


BUICK

MASTER

PARTS BOOK

BODY SECTION

MODELS 1940 TO 1972 INCLUSIVE




EFFECTIVE FEBRUARY, 1972

BUICK

MASTER PARTS BOOK BODY SECTION

MODELS 1 940 TO 1 972 INCLUSIVE



EFFECTIVE MAY, 1972
COMPLETE REPRINT

(NOTE PRICE CHANGE INCLUDED THRU PRCN 72-5)

CHASSIS SECTION

	Group No.
CHASSIS ALPHABETICAL INDEX..	—
ACCESSORY SECTION.	—
MODEL CHARTS.	
TRIM CHARTS.	
PAINT CHARTS.	
ENGINE—CLUTCH.	0.000
COOLING—OILING.	1.000
ELECTRICAL.	2.000
FUEL—EXHAUST.	3.000
TRANSMISSION—BRAKE CONTROL	4.000
BRAKE OPERATING—REAR AXLE.	5.000
FRONT SUSPENSION—STEERING. .	6.000
SPRINGS—SHOCKS—BUMPER. . .	7.000
SHEET METAL—HEATER PART ...	8.000
STANDARD PARTS.	8.900
AIR CONDITIONING- INSTRUMENTS.	9.000

BODY SECTION

	Group No.
BODY ALPHABETICAL INDEX ...	—
MODEL CHARTS.	
TRIM CHARTS.	
PAINT CHARTS.	
DOOR—HARDWARE—GLASS..	10.000
REAR QTR. HARDWARE- SEAT PART.	11.000
BODY MOULDINGS— SHEET METAL.	12.000
BODY WIRING- FOLDING TOP.	13.000
HEADLINING—SEAT TRIM	14.000
TRIM—CARPET—YD. GOODS..	15.000

ILLUSTRATION SECTION

	Page No.
CHASSIS ILLUSTRATION INDEX..	1-5
ABBREVIATIONS.	1-29
MODEL INFORMATION.	1-18
BODY ILLUSTRATION INDEX ...	B,
TRIM INFORMATION.	
EXTERIOR PAINT INFORMATION	B.20
REPAIR KITS.	

I N T R O D U C T I O N

This MASTER PARTS BOOK has been carefully compiled to cover Service Parts available on all models to 1972, inclusive.

The Buick standard grouping system is followed throughout this book, and for convenience in locating, the various GROUP SECTIONS are listed in combination with an index feature on the title page. All parts are listed in GROUP NUMBER sequence except parts used at two or more places in the car. Parts not listed in group sequence have the group number enclosed in parentheses.

To assist in the rapid location of service parts, reference should be made to the Illustrations shown in the Illustration Catalog, indicating the Group Number under which these parts are listed. These illustrations and line drawings may not show the exact part required, but are for identification purposes only.

The ALPHABETICAL INDEX immediately precedes the Group Section, showing the correct group number when the part name is known. Each individual part is listed by noun, i.e., "Rod, connecting."

In addition directly preceding the alphabetical index is a listing of the chassis groups contained in this catalog and the major contents of each group. This will aid in selecting the correct major group. Further, at the beginning of each group will be an index of the major parts within a group showing the group of this major part and other associated groups for related parts.

NOTE: The "List Prices" shown are suggested prices only for sales to consumers.

Parts for which suggested list prices were not available prior to catalog printing date will not be noted in the price column.

Please note on exchange items:

If the defective part is not returned, refer to the Price Schedule and add the exchange allowance to the Suggested List Price.

As the demand for parts diminishes and no sales are recorded, these part numbers will be discontinued from service and removed from the catalog at the next printing. Reference should be made to the Dealer Parts & Accessories Price Schedule for recent discontinued or superseded part numbers.

Right Hand and Left Hand parts are so designated from the driver's position when seated in the car.

This catalog will be published bi-monthly, complete. New or revised illustrations and general information pages will be mailed to dealers subscribing to the Parts Catalog service as they are made available.

ALPHABETICAL INDEX

A

ACCUMULATOR, ACCUMULATOR BODY.	4.121
ACTUATOR BAR, HORN BLOWING.	2.830
ACTUATOR, BRAKE ADJUSTER.	5.103
ACTUATOR, DIRECTIONAL SIGNAL SWITCH.	2.895
ACTUATOR, ELECTRIC DOOR LOCKS.	10.485
ACTUATOR, FOLDING TOP.	14.475
ACTUATOR, FRONT SEAT ADJUSTER.	1.561
ACTUATOR, HEATER 8. A.C.	9.798
ACTUATOR, PARKING BRAKE WARNING LIGHT.	4.589
ACTUATOR, SEAT BACK LOCKS.	11.390
ACTUATOR, TRANSMISSION PARKING LOCK.	4.290
ACTUATOR, TRANSMISSION PARKING BRAKE.	4.290
ACTUATOR, TRANSMISSION PARK LOCK.	4.290
ACTUATOR, VACUUM DOOR LOCKS.	10.485
ACTUATOR, VACUUM TRUNK RELEASE.	12.243
ADAPTER, AIR CONDITIONING HEATER DUCT.	9.784
ADAPTER, AIR CONDITIONING COMPRESSOR.	9.171
ADAPTER, ANTENNA MOUNTING.	9.622
ADAPTER, AUTOMATIC LEVEL CONTROL HEIGHT VALVE.	7.455
ADAPTER, AUTOMATIC LEVEL CONTROL COMPRESSOR.	7.465
ADAPTER, CRANKCASE VENTILATION.	1.745
ADAPTER, EXHAUST MANIFOLD HEAT.	3.265
ADAPTER, FUEL TANK.	3.003
ADAPTER, HEATED AIR.	3.602
ADAPTER, HEATER 8i A.C.	9.798
ADAPTER, HEATER 8i DEFROSTER.	9.779
ADAPTER, HYDROVAC POWER BRAKE.	4.957
ADAPTER, LUGGAGE CARRIER.	12.815
ADAPTER, OIL PAN GAUGE ROD.	1.516
ADAPTER, RADIATOR.	1.272
ADAPTER, REAR WINDOW DEFROSTER.	9.778
ADAPTER, SPEEDO., DRIVEN GEAR.	4.329
ADAPTER, SPEEDOMETER DRIVEN GEAR.	4.329
ADAPTER, SPEEDOMETER DRIVEN GEAR.	4.329
ADAPTER, SPEEDOMETER DRIVEN GEAR.	4.329
ADAPTER, SPEEDOMETER DRIVEN GEAR.	4.329
ADAPTER, SPEEDOMETER DRIVEN GEAR.	4.329
ADAPTER, STEERING GEAR OIL PUMP.	6.606
ADAPTER, STEERING SHAFT.	6.521
ADAPTER, TISSUE DISPENSER.	8.891
ADAPTER, TRANSMISSION CONTROL SHAFT.	4.027
ADAPTER, TRANSMISSION REAR BEARING.	4.317
ADJUSTER, FRONT SEAT (ELECTRIC).	1.561
ADJUSTER, FRONT SEAT (MANUAL).	11.561
ADJUSTER, STEERING GEAR LASH.	6.822
ADJUSTER, STEERING GEAR WORM THRUST BEARING.	6.830
AIRATOR, CARBURETOR.	3.820
AIR CLEANER AND SILENCER.	3.402
AIR INLET PACKAGE, AIR CLEANER COLD.	3.417
AMMETER.	2.515
AMPLIFIER, AIR CONDITIONING CONTROL.	9.275
AMPLIFIER, CRUISE MASTER.	3.887
AMPLIFIER, TWILIGHT SENTINEL.	2.485
ANCHOR, LOW AND REVERSE BRAKE.	4.251
ANCHOR, PARKING BRAKE CABLE TO REAR AXLE BACKING PLATE.	4.785
ANTENNA, RADIO.	9.645
APPLIQUE, INSTRUMENT PANEL.	10.252
APPLIQUE, ROCKER PANEL MOLDING.	8.304
ARMATURE, GENERATOR.	2.279
ARMATURE, REAR QUARTER ELECTRIC WINDOW.	11.041
ARMATURE, STARTER MOTOR.	2.043
ARMATURE, TAILGATE WIPER MOTOR.	1.255
ARMATURE, WINDOW ELECTRIC MOTOR.	10.783
ARMATURE, WIPER MOTOR.	10.150
ARM, AUTOMATIC TEMPERATURE CONTROL	

PROGRAMMER (GRP. CHANGED TO 9.275).	9.280
ARM, CARBURETOR PUMP.	3.845
ARM, CARBURETOR THROTTLE SHAFT.	3.759
ARM, GENERATOR BRUSH.	2.291
ARM, HEADLAMP PIVOT.	2.726
ARM (INCLUDES BUSHING), REAR SUSPENSION CONTROL.	5.382
ARM, INSTRUMENT CLUSTER.	9.746
ARMREST, FRONT DOOR.	14.686
ARMREST, FRONT SEAT BACK CENTER.	1.374
ARMREST REAR DOOR.	14.762
ARMREST, REAR DOOR.	14.686
ARMREST, REAR QUARTER.	15.108
ARMREST, REAR SEAT BACK CENTER.	15.039
ARM 8i SHAFT, UPPER CONTROL ARM.	6.164
ARM 8i SHAFT, UPPER CONTROL ARM.	6.178
ARM, STEERING GEAR PITMAN.	6.859
ARM, STEERING IDLER.	6.895
ARM, STEERING IDLER.	6.231
ARM, STEERING KNUCKLE LOWER CONTROL.	6.168
ARM, STEERING KNUCKLE.	6.103
ARM, TAILGATE WIPER.	11.257
ARM, VALVE ROCKER.	0.333
ARM, WINDSHIELD WIPER GEAR BOX.	10.151
ARM, WINDSHIELD WIPER.	10.147
ASPIRATOR 8. SHIELD, AIR CONDITIONING CONTROL.	9.275
AUTOMATIC LEVEL CONTROL HEIGHT VALVE PARTS.	7.476
AUTOMATIC TRANSMISSION (NEW).	4.003
AUTOMATIC TRANSMISSION (NEW).	4.003

B

BACK, PASSENGER AND DRIVERS SEATS (LESS TRIM COVER).	11.373
BACK, REAR SEAT LESS TRIM.	11.628
BACK, 3RD. SEAT BACK.	11.628
BAFFLE, AIR CONDITIONING HEATER DUCT.	9.784
BAFFLE, CARBURETOR FLOAT BOWL.	3.740
BAFFLE, CARBURETOR FUEL BOWL.	3.745
BAFFLE, ENGINE OIL PAN.	1.430
BAFFLE, FRONT END PANEL.	1.274
BAFFLE, FRONT FENDER INNER SKIRT.	8.153
BAFFLE, FRONT FENDER SKIRT.	8.155
BAFFLE, FRT. SPOILER.	7.833
BAFFLE, FUEL FILLER PIPE.	3.015
BAFFLE, HEATER 8i DEFROSTER.	9.779
BAFFLE, HOOD.	8.010
BAFFLE, RADIATOR FAN.	1.277
BAFFLE, RADIATOR GRILLE LOWER.	7.833
BAFFLE, RADIATOR.	1.272
BAFFLE, STARTER MOTOR SOLENOID.	2.100
BAFFLE, VALVE ROCKER ARM OIL.	0.354
BAG, FOLDING TOP COMPARTMENT.	15.027
BAG, FOLDING TOP DUST BOOT RETAINING.	13.450
BAIL, FUEL FILTER.	3.903
BALANCER, HARMONIC.	0.659
BALL, A.C. AND INSTRUMENT PANEL VENTS.	9.260
BALL, CARBURETOR PUMP DISCHARGE (ROCHESTER).	3.825
BALL, CARBURETOR PUMP INLET CHECK.	3.826
BALL, CLUTCH EQUALIZER.	0.851
BALL, COMPRESSOR CLUTCH.	9.188
BALL JOINT, STEERING KNUCKLE UPPER CONTROL ARM.	6.178
BALL JOINT, STEERING KNUCKLE LOWER CONTROL ARM.	6.169
BALL JOINT, UPPER CONTROL ARM.	6.164
BALL KIT, STEERING GEAR RECIRCULATING.	6.844
BALL, STEERING SHAFT WORM 8. NUT.	6.844

BALL STUD, STEERING KNUCKLE UPPER CONTROL ARM	6.178	BEARING, CONVERTER STATOR THRUST NEEDLE	4.118
BALL STUD 81 SWIVEL, CRUISE MASTER	3.885	BEARING, CONVERTER SUN GEAR	4.125
BALL, TRAILER HITCH	7.068	BEARING, CONVERTER SUN GEAR	4.125
BALL, TRANSMISSION GEAR SHIFTER YOKE POPPET	4.311	BEARING, CRANKSHAFT-CENTER	0.101
BALL, TRANSMISSION GEAR SHIFTER YOKE POPPET	4.311	BEARING, CRANKSHAFT (CENTER).	0.101
BALL, UNIVERSAL JOINT TORQUE	5.564	BEARING, CRANKSHAFT FRONT (INTERMEDIATE).	0.099
BALL, VALVE BODY	4.265	BEARING, CRANKSHAFT (MAIN).	0.096
BALL, VALVE ROCKER ARM	0.429	BEARING, CRANKSHAFT MAIN	0.096
BAND, INTERMEDIATE OVERRUN BRAKE	4.251	BEARING, CRANKSHAFT (REAR).	0.106
BAND, LOW AND REVERSE BRAKE	4.251	BEARING, CRANKSHAFT REAR (INTERMEDIATE).	0.103
BAND, LOW & REVERSE BRAKE	4.251	BEARING, DELCOTRON (SLIP RING END)	2.298
BAND, LOW 8i REVERSE BRAKE	4.251	BEARING, DIFFERENTIAL	5.536
BAR AND BUSHING, TRACK BAR	5.415	BEARING, DIRECT CLUTCH DRUM TO FORWARD CLUTCH HOUSING	4.164
BAR COMBINATION, STOP, TAIL & DIRECTIONAL SIGNAL LAMP (ORNAMENT).	2.680	BEARING, DISTRIBUTOR SHAFT PILOT.	2.375
BAR, CONTROL RELEASE	4.008	BEARING, FRONT WHEEL INNER BEARING	6.318
BAR, CONTROL RELEASE	4.008	BEARING, FRONT WHEEL INNER (COMPLETE)	6.31 1
BAR, DOOR ARM REST	10.777	BEARING, FRONT WHEEL—OUTER (COMPLETE).	6.313
BAR, FRONT BUMPER BACK	7.836	BEARING, GENERATOR DRIVE END	2.298
BAR, FRONT BUMPER GUARD ANCHOR	7.838	BEARING, GOVERNOR	4.267
BAR, FRONT BUMPER UPPER	7.831	BEARING, GOVERNOR	4.267
BAR, FRONT FENDER TIE	8.155	BEARING, GOVERNOR	4.267
BAR, HORN (WOOD WHEEL).	2.830	BEARING KIT, PLANET	4.176
BAR, INSTRUMENT PANEL TIE	10.230	BEARING KIT, THRUST WASHER AND NEEDLE	4.004
BAR, RADIATOR GRILLE	1.266	BEARING, LEVER 8i HUB TO ENGINE BLOCK	0.851
BAR, REAR BUMPER BACK	7.836	BEARING, LOW SUN GEAR NEEDLE THRUST.	4.176
BAR, REAR CROSS	12.986	BEARING, MAIN DRIVE GEAR BALL (REAR)	4.408
BAR, SIDE SKYLIGHT & QUARTER WINDOW DIVISION	12.957	BEARING, MAIN SHAFT REAR	4.408
BASE, BATTERY	2.333	BEARING, OUTPUT RING GEAR	4.176
BASE, BUMPER JACK	8.820	BEARING, POWER BRAKE CYLINDER POWER PISTON	4.924
BASE, CIGAR LIGHTER	9.709	BEARING & RACE, INTERNAL GEAR TO OUTPUT SHAFT.	4.187
BASE, FRONT DOOR ARM REST	14.686	BEARING 8L RACE, SUN GEAR	4.159
BASE, FRONT DOOR VENTILATOR	10.664	BEARING, REAR AXLE DRIVE PINION (REAR).	5.484
BASE, FRONT FENDER TOP ORNAMENT	8.147	BEARING, REAR AXLE DRIVE PINION (FRONT)	5.447
BASE, FRONT SEAT ADJUSTER SWITCH	1 1.558	BEARING, REAR WHEEL	5.855
BASE PLATE, AIR CONDITIONING CONTROL	9.279	BEARING 8i RETAINER, PROPELLER SHAFT	5.436
BASE, RAD. GRILLE ORNAMENT	1.303	BEARING & RETAINER, PROPELLER SHAFT (Grp. Changed to 5.436 Eff. 7-1-71).	5.441
BASE, RADIO ANTENNA	9.647	BEARING, REVERSE IDLER GEAR	4.437
BASE, REAR DOOR ARMREST (PAINT TO MATCH AS REQ.).	14.762	BEARING, REVERSE SUN GEAR	4.178
BASE, REAR DOOR ASH TRAY MOUNTING	12.045	BEARINGS, CONNECTING ROD.	0.616
BASE, REAR QUARTER	15.108	BEARING SET, (COMPLETE) CRANKSHAFT MAIN	0.094
BASE, REAR SEAT LIGHTER	12.006	BEARING, STEERING GEAR HOUSING SIDE	6.807
BBL.) ENGINE	3.725	BEARING, STEERING GEAR HOUSING END COVER	6.826
BBL.) ENGINE	3.725	BEARING, STEERING GEAR OIL PUMP SHAFT	6.615
BEAM, SPOTLAMP	9.773	BEARING, STEERING GEAR PITMAN SHAFT	6.786
BEARING, ACCELERATOR LEVER	3.454	BEARING, STEERING GEAR SHAFT COUPLING	6.525
BEARING, A.C. COMPRESSOR	9.172	BEARING, STEERING SHAFT	6.521
BEARING & ADAPTER, CLUTCH PILOT (IN END OF CRANKSHAFT).	0.649	BEARING, STEERING SHAFT WORM THRUST	6.835
BEARING, AIR INJECTOR REACTOR PUMP	3.665	BEARING, STEERING TIE ROD BALL SEAT	6.241
BEARING, AUXILIARY VALVE (CRUISE MASTER).	4.265	BEARING, TILT TYPE STEERING SHAFT	6.521
BEARING, (BETWEEN REAR PUMP 8i PARKING WHEEL RATCHET).	4.290	BEARING, TORQUE TUBE	5.506
BEARING, BRAKE HIGH AND LOW	4.169	BEARING, TRANSMISSION COUNTER GEAR	4.422
BEARING, BRAKE PEDAL TO DASH	4.634	BEARING, TRANSMISSION CONTROL SHAFT	4.030
BEARING, CAMSHAFT (CENTER).	0.546	BEARING, TRANSMISSION CONTROL LEVER	4.008
BEARING, CAMSHAFT (FRONT CENTER).	0.543	BEARING, TRANSMISSION COUNTER GEAR	4.422
BEARING, CAMSHAFT (FRONT).	0.539	BEARING, TRANSMISSION CLUTCH GEAR	4.355
BEARING, CAMSHAFT (REAR CENTER).	0.546	BEARING, TRANSMISSION MAIN SHAFT PILOT	4.352
BEARING, CAMSHAFT (REAR).	0.549	BEARING, TRANSMISSION MAIN DRIVE GEAR BALL (FRONT).	4.355
BEARING, (CAMSHAFT THRUST).	0.533	BEARING, TRANSMISSION MAIN SHAFT PILOT	4.352
BEARING, CLUTCH EQUALIZER BALL STUD	0.851	BEARING, TRANSMISSION MAIN DRIVE OR CLUTCH GEAR	4.355
BEARING, CLUTCH PEDAL	0.831	BEARING, TRANSMISSION NEEDLE	4.398
BEARING, CLUTCH PILOT (IN END OF CRANKSHAFT).	0.649	BEARING, TRANSMISSION, PLANET CARRIER TO TRANSMISSION CASE NEEDLE	4.176
BEARING, CLUTCH RELEASE (INCLUDES SLEEVE).	0.799	BEARING, TRANSMISSION REAR	4.408
BEARING, COMPRESSOR CLUTCH PULLEY	9.181		
BEARING, CONTROL SHAFT	4.027		
BEARING, CONVERTER PUMP	4.115		
BEARING, CONVERTER STATOR	4.117		

BEARING, TRANSMISSION REAR	4.408	BOLT, CONVERTER	4.226
BEARING, TRANSMISSION REAR	4.408	BOLT, CRANKSHAFT BEARING CAPS.	0.056
BEARING, TRANSMISSION REAR BEARING RETAINER	4.352	BOLT, CYLINDER HEAD.	0.293
BEARING, TRANSMISSION REVERSE IDLER GEAR.	4.431	BOLT, DIFFERENTIAL BEARING CAP TO CARRIER	5.506
BEARING, TRANSMISSION REAR.	4.408	BOLT, DIFFERENTIAL CASE.	5.510
BEARING, TURBINE	4.127	BOLT, DIFFERENTIAL RING GEAR TO CASE.	5.531
BELLCRANK, THROTTLE RELAY.	3.463	BOLT, DOOR LOCK STRIKER.	10.570
BELLOWS, ACCELERATOR PEDAL ROD.	3.469	BOLT, EXHAUST PIPE TO EXHAUST MANIFOLD	3.613
BELLOWS, CLUTCH PEDAL ROD.	0.829	BOLT, FILLISTER HEAD.	8.907
BELLOWS, POWER BRAKE BELLOWS.	4.922	BOLT, FLYWHEEL TO CRANKSHAFT LOCKING	0.669
BELLOWS, WINDSHIELD WASHER.	10.153	BOLT, FOLDING TOP.	14.155
BELT, AIR CONDITIONING COMPRESSOR (6 CYLINDER).	1.066	BOLT, FRONT DOOR HINGE	10.463
BELT, AIR CONDITIONING COMPRESSOR (5 CYLINDER).	1.066	BOLT, FRONT & REAR WHEEL HUB.	5.8 12
BELT, AIR INJECTION REACTOR PUMP	1.066	BOLT, GAS TANK TO UNDERBODY.	3.023
BELT, AIR RIDE COMPRESSOR & DRIVE	1.066	BOLT, GENERATOR THROUGH.	2.316
BELT, FAN 8i DELCOTRON.	1.066	BOLT, HARMONIC BALANCER	0.662
BELT, STEERING GEAR OIL PUMP.	1.066	BOLT, HEXAGON HEAD BODY.	9.008
BEZEL, BACK-UP LAMP.	2.697	BOLT, HEXAGON HEAD.	8.900
BEZEL, COMBINATION STOP, TAIL 8i DIRECTION SIGNAL	2.680	BOLT, HOOD HINGE.	8.014
BEZEL COMBINATION, STOP, TAIL TURN & BACK-UP LAMP.	2.681	BOLT, HOOD LATCH RELEASE LEVER	8.037
BEZEL, CONSOLE MEDALLION.	9.750	BOLT, INTAKE MANIFOLD TO CYLINDER HEAD.	3.275
BEZEL, CORNERING LAMP.	2.586	BOLT & NUT, BATTERY TERMINAL	2.343
BEZEL, FRONT PARKING AND TURN SIGNAL LAMP.	2.586	BOLT, OIL PUMP TO CASE	4.226
BEZEL, HEADLAMP.	2.728	BOLT, PROPELLER SHAFT.	5.441
BEZEL, SPEEDOMETER & GAUGE.	9.761	BOLT, PROPELLER SHAFT TO COMPANION FLANGE.	5.586
BINDING, FOLDING TOP.	15.534	BOLT, RADIATOR FAN.	1.064
BLADE, AIR DEFLECTOR (TAILGATE WINDOW).	12.180	BOLT, REAR AXLE CONTROL ARM.	5.383
BLADE, TAIL GATE WIPER.	11.252	BOLT, REAR BUMPER LAMP.	2.679
BLADE, WINDSHIELD WIPER.	10.146	BOLT, REAR DOOR HINGE.	10.463
BLOCK, FUSE.	2.483	BOLT, REAR LEAF SPRING	7.516
BLOWER & AIR INLET, HEATER 8i DEFROSTER.	9.779	BOLT, REAR SEAT SPEAKER.	9.665
BLOWER, FORCED AIR VENTILATION.	9.790	BOLT, REAR SPRING SHACKLE.	7.529
BLOWER, REAR WINDOW DEFROSTER.	9.778	BOLT, SEAT BELTS AND SHOULDER STRAPS	14.875
BODY AND GEAR, TRANSMISSION REAR OIL PUMP.	4.200	BOLT, SHOCK ABSORBER.	7.347
BODY, AUTOMATIC TEMPERATURE CONTROL	9.276	BOLT, SPARE WHEEL RETAINING.	7.632
BODY, CARBURETOR AUXILIARY THROTTLE	3.758	BOLT, STARTER MOTOR THROUGH.	2.077
BODY, CARBURETOR THROTTLE	3.729	BOLT, STEERING GEAR SHAFT COUPLING	6.525
BODY CLOTH MATERIAL	15.500	BOLT, STEERING GEAR TO FRAME.	6.509
BODY, CONSOLE.	4.015	BOLT, STEERING KNUCKLE LOWER CONTROL ARM	6.169
BODY, CONSOLE.	4.015	BOLT, STEERING KNUCKLE LOWER CONTROL ARM	6.172
BODY, LONG CONSOLE.	10.240	BOLT, STEERING KNUCKLE.	6.106
BODY, MINI CONSOLE.	10.240	BOLT, TAILGATE WINDOW GUIDE	12.195
BODY, OIL PUMP.	4.224	BOLT, TORQUE TUBE.	5.505
BODY, POWER BRAKE MASTER CYLINDER	4.904	BOLT, TORQUE TUBE.	5.508
BODY, RADIATOR.	1.266	BOLT, TRACK BAR.	5.418
BODY, STEERING GEAR OIL PUMP.	6.635	BOLT, TRANSMISSION MAIN DRIVE GEAR BEARING.	4.356
BODY, TRANSMISSION OIL PUMP BODY	4.224	BOLT, TRANSMISSION MAIN DRIVE GEAR BEARING.	4.356
BODY, TRANSMISSION OIL PUMP BODY	4.224	BOLT, UPPER CONTROL ARM	6.178
BODY, TRANSMISSION STATOR CONTROL VALVE.	4.122	BOLT, VALVE LIFTER COVER TO CYLINDER CRANKCASE.	0.446
BODY, TRANSMISSION VALVE.	4.265	BOLT, VALVE ROCKER ARM COVER TO CYLINDER HEAD.	0.413
BODY, VALVE BODY.	4.265	BOLT, WATER OUTLET TO INTAKE MANIFOLD.	1.154
BODY, VALVE BODY.	4.265	BOLT, WINDOW GLASS TO CAM.	10.745
BODY, WIRING HARNESS IGNITION SWITCH CONNECTOR.	2.530	BOOT, CALIPER	4.670
BOLT, AIR CLEANER HOLD DOWN.	3.403	BOOT, CARBURETOR PUMP.	3.838
BOLT AND NUT, CONNECTING ROD.	0.623	BOOT, CARBURETOR PUMP (ROCHESTER)	3.843
BOLT, BATTERY HOLD DOWN	2.334	BOOT, CLUTCH RELEASE YOKE	0.797
BOLT, BRAKE REACTION ROD.	6.171	BOOT, DELCOTRON TERMINAL	2.258
BOLT, BUMPER	7.874	BOOT & FASTENERS, FOLDING TOP.	13.450
BOLT, CAMSHAFT SPROCKET.	0.738	BOOT, FRONT 8i REAR SEAT BELT ANCHOR- INNER.	14.875
BOLT, CARBURETOR TO INTAKE MANIFOLD.	3.275	BOOT, MASTER CYLINDER.	4.659
BOLT, CARRIAGE.	8.903	BOOT & RETAINER, FLOOR PAN TRANSMISSION.	4.015
BOLT 8i CLAMP, EXHAUST SYSTEM	3.708	BOOT, SPARK PLUG	2.258
BOLT, CLUTCH COVER TO FLYWHEEL.	0.862	BOOT, STARTER MOTOR GEAR SHIFT LEVER	2.108
BOLT, CLUTCH PRESSURE PLATE RETRACTING SPRING.	0.864	BOOT, TORQUE BALL	5.565
		BOOT, TRANSMISSION CONTROL LEVER	4.015

BOOT, VACUUM CONTROL	2.414	BRACKET, DETENT VALVE ACTUATOR (Grp. Changed to 4.275)	4.278
BOOT, WHEEL BRAKE CYLINDER	4.670	BRACKET, DETENT VALVE CONTROL	4.275
BOW, FOLDING SUN ROOF BOW.	12.952	BRACKET, DISCHARGE MUFFLER MOUNTING	9.242
BOW, FOLDING TOP—CENTER	14.215	BRACKET, DISTRIBUTOR	2.393
BOW, FOLDING TOP—FRONT	14.130	BRACKET, DOWNSHIFT SWITCH MOUNTING	4.060
BOW, FOLDING TOP REAR	14.340	BRACKET, ENGINE MOUNTING FRAME	0.029
BOWL, CARBURETOR FLOAT.	3.734	BRACKET, EQUALIZER	4.040
BOWL	6.518	BRACKET, EQUALIZER	4.040
BOWL, CONTROL LEVER	4.010	BRACKET, EVAPORATOR MOUNTING	9.21 1
BOWL, FUEL FILTER	3.890	BRACKET, FAST IDLE ADJUSTMENT.	3.481
BOWL SHROUD, CONTROL LEVER	4.010	BRACKET, FENDER TO WHEELHOUSE	8.162
BOWL, TRANSMISSION CONTROL LEVER.	4.010	BRACKET, FRAME TO BODY MOUNTING	7.330
BOWL, TRANSMISSION CONTROL LEVER.	4.010	BRACKET, FREEZE PROTECTION AND EXPANSION VALVE	9.213
BOW , ROOF.	12.952	BRACKET, FRONT AND REAR BUMPER MOUNTING	7.869
BOW & SUPPORT, ROOF.	12.952	BRACKET, FRONT BUMPER	7.828
BOX, FRONT DOOR HINGE (LOWER).	10.454	BRACKET, FRONT BUMPER GUARD.	7.829
BOX, FRONT DOOR HINGE (UPPER).	10.450	BRACKET, FRONT BUMPER MOUNTING	7.838
BOX, INSTRUMENT PANEL COMPARTMENT	10.260	BRACKET, FRONT DISC BRAKE.	5.001
BOX, REAR COMPARTMENT LID HINGE	12.184	BRACKET, FRONT DOOR WINDOW ELECTRIC	10.783
BRACE, AIR CONDITIONING COMPRESSOR.	9.171	BRACKET, FRONT END PANEL	1.267
BRACE, AIR INJECTION REACTOR PUMP	3.655	BRACKET, FRONT FENDER SKIRT.	8.155
BRACE, BODY LOCK PILLAR TO WHEELHOUSE	12.684	BRACKET, FRONT STABILIZER SHAFT.	7.242
BRACE, BODY LOCK PILLAR TO FLOOR PAN	12.684	BRACKET, FUEL FILTER MOUNTING.	3.890
BRACE, BODY LOCK PILLAR TO RAIL	12.684	BRACKET, GAS TANK FILLER DOOR HINGE.	8.209
BRACE, CENTER PILLAR.	12.491	BRACKET, GENERATOR MOUNTING.	2.277
BRACE, DASH TO CHASSIS.	12.650	BRACKET, HEATER 8t A.C.	9.798
BRACE, DASH TO FENDER SKIRT.	8.155	BRACKET, HEATER 8t DEFROSTER.	9.779
BRACE, FOLDING TOP COMPARTMENT TO FLOOR	12.768	BRACKET, HOT GAS VALVE DISCHARGE	9.225
BRACE, FOLDING TOP COMPARTMENT.	12.989	BRACKET, IDLE CONTROL	3.440
BRACE, FRONT BODY HINGE PILLAR	12.659	BRACKET, IGNITION COIL	2.183
BRACE, FRONT BUMPER	7.836	BRACKET, INSTRUMENT PANEL	9.740
BRACE, FRONT FENDER TIE.	8.155	BRACKET, JACK STOWAGE.	8.820
BRACE, FRT. SPOILER.	7.833	BRACKET & LEVER, HOOD LATCH RELEASE	8.075
BRACE, GENERATOR ADJUSTING.	2.317	BRACKET, MANUAL MIRROR (OUTSIDE).	10.185
BRACE, RADIATOR SUPPORT.	1.271	BRACKET, PARK 8t TURN SIGNAL LAMP.	2.587
BRACE, REAR BUMPER	7.836	BRACKET PKG., HEADLAMP BODY.	2.736
BRACE, REAR BUMPER	7.838	BRACKET, PRESSURE METERING.	4.690
BRACE , REAR COMPARTMENT GUTTER.	12.996	BRACKET, PROPELLER SHAFT (Grp. Changed to 5.598 Eff. 5-1-71).	5.441
BRACE, STEERING GEAR OIL PUMP BRACKET	6.606	BRACKET, PROPELLER SHAFT.	5.598
BRACE , WHEELHOUSE PANEL	12.944	BRACKET, RAD. GRILLE ORNAMENT.	1.303
BRACKET, AIR CONDITIONING LINES & HOSES	9.242	BRACKET, RADIATOR FAN	1.277
BRACKET, AIR DEFLECTOR (TAILGATE WINDOW).	12.180	BRACKET, RADIATOR GRILLE	1.267
BRACKET, AIR INJECTION REACTOR PUMP	3.655	BRACKET, RADIATOR	1.270
BRACKET, AIR INJECTOR REACTOR VALVE	3.670	BRACKET, RADIO.	9.650
BRACKET, ANTENNA MOUNTING	9.622	BRACKET, REAR AXLE CONTROL ARM TO BODY FRAME	5.380
BRACKET, AUTO. LEVEL CONTROL SPRING PAD.	7.477	BRACKET, REAR BUMPER MOUNTING	7.838
BRACKET, AUTO LEVEL CONTROL COMPRESSOR	7.452	BRACKET, REAR DOOR WINDOW (ELECTRIC)	10.791
BRACKET, AUTOMATIC LEVEL CONTROL	7.345	BRACKET, REAR LAMP TO BUMPER	2.662
BRACKET, BACK-UP LAMP.	2.698	BRACKET, REAR SHOCK ABSORBER MOUNTING	7.357
BRACKET, BRAKE HOSE	4.681	BRACKET, RECEIVER AND DEHYDRATOR	9.195
BRACKET, BRAKE PEDAL MOUNTING.	4.634	BRACKET, REVERBERATOR	9.665
BRACKET, BRAKE REACTION	6.171	BRACKET, SHIFT EQUALIZER	4.040
BRACKET, CARBURETOR IDLE CONTROL SOLENOID.	3.444	BRACKET, SHIFT EQUALIZER	4.040
BRACKET, CARBURETOR VACUUM BREAK	3.765	BRACKET, SPARK PLUG WIRE (FASTENS TO ROCKER ARM COVER).	2.251
BRACKET, CENTER WINDSHIELD WIPER TRANSMISSION	10.159	BRACKET, STEERING COLUMN SUPPORT.	6.760
BRACKET, CENTER WINDSHIELD WIPER TRANSMISSION	10.160	BRACKET, STEERING GEAR OIL PUMP	6.606
BRACKET, CLUTCH EQUALIZER	0.852	BRACKET, STEERING KNUCKLE UPPER & LOWER CONTROL ARM	6.177
BRACKET, CLUTCH PEDAL	0.833	BRACKET, STOP LIGHT.	2.447
BRACKET, CLUTCH PEDAL RETURN SPRING	0.846	BRACKET, THROTTLE CABLE.	3.454
BRACKET, COMPRESSOR MOUNTING.	9.171	BRACKET, THROTTLE OPERATING.	3.453
BRACKET, CONTROL LEVER SHAFT.	4 010	BRACKET, THROTTLE RETURN SPRING	3.459
BRACKET, CRANKING MOTOR MOUNTING	2.077	BRACKET, TRACK BAR	5.418
BRACKET, CRUISE MASTER POWER UNIT	3.885	BRACKET, TRANSMISSION CONTROL	4.047
BRACKET, CRUISE RELEASE SWITCH.	3.885	BRACKET, TRANSMISSION CONTROL	4.047
BRACKET, DASH POT.	3.444	BRACKET, TRANSMISSION CONTROL SWITCH MOUNTING.	4.060
BRACKET, DELCOTRON DIODE RECTIFIER MOUNTING	2.319	BRACKET, TRANSMISSION CONTROL LEVER	4.037
BRACKET, DELCOTRON MOUNTING.	2.277	BRACKET, TRANSMISSION CONTROL SHAFT	4.030
		BRACKET, TRANSMISSION CONTROL SWITCH MOUNTING	4.060

BRACKET, TRANSMISSION CONTROL LEVER	4.037	BUSHING, DISTRIBUTOR TERMINAL SCREW	
BRACKET, TRANSMISSION CONTROL	4.047	INSULATING	2.401
BRACKET, TRANSMISSION MOUNTING		BUSHING, DOOR HINGE	10.464
THRUST	4.083	BUSHING, EXHAUST MANIFOLD VALVE	
BRACKET, TRANSMISSION PARK LOCK	4.290	SHAFT	3.647
BRACKET, TRANSMISSION PARKING BRAKE	4.290	BUSHING, FOLDING TOP	14.160
BRACKET, TRANSMISSION SHIFT EQUALIZER	4.046	BUSHING, FRONT STABILIZER SHAFT	7.243
BRACKET, TRANSMISSION SHIFT EQUALIZER	4.040	BUSHING, GENERATOR COMMUNTATOR END	
BRACKET, TRANSMISSION SUPPORT	4.083	FRAME	2.298
BRACKET, TRANSMISSION SHIFT LEVER	4.004	BUSHING, HILL BRAKE	4.180
BRACKET, TRANSMISSION SHIFT EQUALIZER	4.046	BUSHING, HOOD LATCH RELEASE ROD	8.077
BRACKET, TRANSMISSION SUPPORT	4.083	BUSHING, HORN BLOWING CONTACT	2.819
BRACKET, TRANSMISSION SHIFT EQUALIZER	4.040	BUSHING, INSTRUMENT CLUSTER	9.746
BRACKET, TRANSMISSION SHIFT EQUALIZER	4.046	BUSHING KIT	4.005
BRACKET, TRANS. SHIFT EQUALIZER	4.040	BUSHING, OIL PUMP	4.226
BRACKET, VACUUM BREAK CONTROL	3.444	BUSHING, PARKING BRAKE CABLE	4.785
BRACKET, VALVE ROCKER ARM SHAFT	0.349	BUSHING, REAR AXLE STRUT ROD TO STRUT	
BRACKET, WINDSHIELD WASHER	10.154	ROD BRACKET	5.384
BRACKET, WINDSHIELD WIPER MOTOR	10.152	BUSHING, REAR AXLE	5.381
BRAKE PEDAL	4.625	BUSHING, REAR LEAF SPRING	7.504
BRAKE SHOE & LINING SET (METALLIC)	5.017	BUSHING, REAR VIEW MIRROR (INSIDE)	10.186
BREATHER CAP, TRANSMISSION CASE	4.104	BUSHING, REVERSE RING GEAR	4.190
BREATHER, CRANKCASE VENTILATION	1.758	BUSHINGS, CONVERTER	4.126
BREATHER PACKAGE, AIR CLEANER	3.410	BUSHING, SHIFT EQUALIZER	4.040
BREATHER PIPE, TRANS. VENT	4.104	BUSHING, SHOCK ABSORBER	7.347
BREATHER, TRANSMISSION VENT PIPE	4.104	BUSHING & SLEEVE, TRANSMISSION SHIFT	
BREATHER, TRANSMISSION CASE	4.104	LEVER	4.037
BRUSH & HOLDER, GENERATOR	2.285	BUSHING & SLEEVE, TRANSMISSION SHIFT	
BRUSH, STARTER MOTOR	2.051	LEVER	4.037
BRUSH, TAILGATE WIPER MOTOR	11.255	BUSHING & SLEEVE, TRANSMISSION SHIFT	
BRUSH, WIPER MOTOR	10.150	LEVER	4.037
BUCKET SEAT, COMPLETE (LESS TRIM)	1 4.896	BUSHING & SLEEVE, TRANSMISSION SHIFT	
BUFFER, PARKING BRAKE CABLE	4.784	LEVER	4.037
BULBS, LAMP	8.991	BUSHING & SLEEVE, TRANSMISSION SHIFT	
BUMPER, ASH TRAY	9.766	LEVER	4.037
BUMPER, BACK DOOR	12.270	BUSHING, STABILIZER TO SHAFT & LWR.	
BUMPER, BEARING HOUSING	6.515	CONTROL ARM	7.388
BUMPER, CLUTCH PEDAL	0.833	BUSHING, STARTER MOTOR DRIVE END	2.083
BUMPER, DOOR	10.587	BUSHING, STATOR SHAFT	4.161
BUMPER, DOOR WINDOW	10.716	BUSHING, STEERING GEAR PITMAN SHAFT	6.786
BUMPER, FRONT DOOR WINDOW GLASS AT		BUSHING, STEERING KNUCKLE LOWER	
VENT	10.670	CONTROL ARM	6.169
BUMPER, GAS TANK FILLER DOOR	8.210	BUSHING, SUN GEAR TO OUTPUT SHAFT	4.176
BUMPER, HEATER & DEFROSTER	9.779	BUSHING, THROTTLE OPERATING LEVER	3.454
BUMPER, HOOD	8.024	BUSHING, THROTTLE OPERATING LEVER	3.425
BUMPER, INSTRUMENT CLUSTER DIAL	9.761	BUSHING, TRACK BAR (RADIUS ROD	
BUMPER, INSTRUMENT PANEL		BUSHING)	5.417
COMPARTMENT DOOR	10.263	BUSHING, TRANSMISSION CONTROL LEVER	4.037
BUMPER, LICENSE PLATE	7.807	BUSHING, TRANSMISSION CONTROL LEVER	
BUMPER, REAR AXLE	5.395	PIVOT SHAFT	4.037
BUMPER, REAR BUMPER END PLATE		BUSHING, TRANSMISSION CONTROL LEVER	4.037
SUPPORT	7.838	BUSHING, TRANSMISSION CONTROL LEVER	
BUMPER, REAR COMPARTMENT LID	12.212	(CONSOLE SHIFT)	4.006
BUMPER, REAR DOOR WINDOW	10.768	BUSHING, TRANSMISSION CONTROL LEVER	4.037
BUMPER, REAR FACE PLATE	7.865	BUSHING, TRANSMISSION CASE	4.104
BUMPER, REAR FLOOR FILLER PANEL	12.977	BUSHING, TRANSMISSION CONTROL LEVER	4.037
BUMPER, REAR SEAT CENTER ARMREST	1 1.649	BUSHING, TRANSMISSION CASE	4.104
BUMPER (RUBBER) HOOD	8.037	BUSHING, TRANSMISSION CONTROL LEVER	4.037
BUMPER, SEAT CUSHIONS & BACKS	1 1.381	BUSHING, TRANSMISSION CONTROL LEVER	
BUMPER, STEERING KNUCKLE CONTROL		CABLE	4.008
ARM	6.176	BUSHING, TRANSMISSION CASE	4.104
BUMPER, STEERING TIE ROD	6.244	BUSHING, TRANSMISSION CONTROL LEVER	4.037
BUMPER, TAILGATE	12.212	BUSHING, TRANSMISSION CASE EXTENSION	4.319
BURR, WINDSHIELD WIPER MOTOR	10.157	BUSHING, TRANSMISSION DIRECT CLUTCH	4.169
BUS BAR, WIRING	13.090T	BUSHING, TRANSMISSION EXTENSION	4.319
BUSHING, AUTOMATIC LEVEL CONTROL		BUSHING, TRANSMISSION EQUALIZER	4.042
COMPRESSOR	7.452	BUSHING, TRANSMISSION EXTENSION	4.319
BUSHING, BRAKE PEDAL	4.626	BUSHING, TRANSMISSION EXTENSION	4.319
BUSHING, BRAKE REACTION ROD	6.171	BUSHING, TRANSMISSION EXTENSION	4.319
BUSHING, CASE TO OUTPUT SHAFT	4.104	BUSHING, TRANSMISSION EQUALIZER	4.046
BUSHING, CLUTCH & BRAKE PEDAL	0.833	BUSHING, TRANSMISSION EXTENSION	4.319
BUSHING, CLUTCH EQUALIZER OPERATING	0.851	BUSHING, TRANSMISSION INPUT SHAFT	4.123
BUSHING, CLUTCH LOW SUN	4.162	BUSHING, TRANSMISSION OIL PUMP	4.224
BUSHING, CLUTCH RELEASE	0.795	BUSHING, TRANSMISSION OUTPUT SHAFT	4.176
BUSHING, CONVERTER	4.126	BUSHING, TRANSMISSION OUTPUT SHAFT	4.176
BUSHING, CONVERTER STATOR	4.117	BUSHING, TRANSMISSION OIL PUMP	4.226
BUSHING, CONVERTER SUN GEAR	4.125	BUSHING, TRANSMISSION OIL PUMP BODY	4.224
BUSHING, DISTRIBUTOR SHAFT	2.363	BUSHING, TRANSMISSION OUTPUT SHAFT	4.176

BUSHING, TRANSMISSION PLANET..	4.175	CABLE, PARKING BRAKE.	4.779
BUSHING, TRANSMISSION REAR BEARING		CABLE, REAR BRAKE.	4.779
RETAINER.	4.319	CABLE, REAR SEAT SPEAKER.	9.665
BUSHING, TRANSMISSION REAR BEARING		CABLE, RECLINING SEAT BACK.	11.377
RETAINER.	4.319	CABLE, SEAT BACK STOP.	11.381
BUSHING, TRANSMISSION REVERSE IDLER		CABLE SET, IGNITION.	2.239
GEAR.	4.431	CABLE, SPEEDOMETER DRIVE.	4.342
BUSHING, TRANSMISSION SUPPORT.	4.085	CABLE, SPEEDOMETER.	4.342
BUSHING, TRANSMISSION SUPPORT.	4.085	CABLE, SPEEDOMETER.	4.342
BUSHING, TRANSMISSION SHIFT EQUALIZER	4.040	CABLE, SPEEDOMETER.	4.342
BUSHING, TRANSMISSION SHIFT..	4.040	CABLE, SPEEDOMETER.	4.342
BUSHING, TRANSMISSION SHIFT..	4.040	CABLE, SPEEDOMETER.	4.342
BUSHING, TRANSMISSION STATOR SHAFT	4.226	CABLE, SPEEDOMETER.	4.342
BUSHING, TRANSMISSION.	4.162	CABLE, SUN ROOF.	14.090
BUSHING, TRANSMISSION SHIFT EQUALIZER	4.046	CABLE, TAILGATE.	12.242
BUSHING, TRANSMISSION SHIFT..	4.040	CABLE, TAILGATE WINDOW REGULATOR	
BUSHING, TRANSMISSION SUPPORT.	4.085	MOTOR.	12.195
BUSHING, TUBE 8t PIPE FITTINGS.	8.963	CABLE, TAILGATE WINDOW..	12.180
BUSHING, UPPER CONTROL ARM.	6.178	CABLE, TERMINAL BLOCK TO STARTER	
BUSHING, UPPER CONTROL ARM.	6.164	(POS.).	2.342
BUSHING 8t VALVE, MODULATION BOOSTER	4.265	CABLE, THROTTLE OPERATING.	3.453
BUSHING 8t VALVE PKG., MODULATOR		CABLE, THROTTLE OPERATING.	3.430
REGULATOR BOOSTER.	4.216	CABLE, TRANSMISSION CONTROL REVERSE	
BUTTON, CRUISE MASTER.	3.883	RELEASE.	4.006
BUTTON, FRONT DOOR VENTILATOR.	10.664	CABLE, TRANSMISSION CONTROL	4.047
BUTTON, FRONT SEAT ADJUSTER SWITCH	11.568	CABLE, TRANSMISSION CONTROL	4.047
BUTTON, FRONT SEAT BACK MAP POCKET	14.810	CABLE, TRANSMISSION CONTROL	4.047
BUTTON, HORN BLOWING.	2.830	CABLE, TRANSMISSION DETENT VALVE	
BUTTON, INTERIOR TRIM	14.804	CONTROL	4.050
BUTTON, REAR DOOR WINDOW ELECTRIC		CALIPER, DISC BRAKES.	4.665
SWITCH.	10.791	CAM, AIR CONDITIONING CONTROL	9.275
BUTTON, REAR QUARTER ELECTRIC		CAM, BACK DOOR & TAILGATE-INNER PANEL	12.180
WINDOW..	11.041	CAM, CARBURETOR FAST IDLE.	3.766
BUTTON & SHAFT, DOOR HANDLE PUSH		CAM, DIRECTIONAL SIGNAL CANCELLING	2.896
BUTTON.	10.529	CAM, DISTRIBUTOR.	2.381
BUTTON, TIMING CHAIN CAMSHAFT		CAM, DOOR INNER PANEL	10.792
THRUST..	0.206	CAM, FRONT DOOR WINDOW LOWER SASH	
BUTTON, TRANSMISSION CONTROL LEVER		CHANNEL	10.687
(CONSOLE SHIFT).	4.006	CAM, GASOLINE GAUGE (TANK UNIT).	3.107
BUTTON, WINDSHIELD WIPER & WASHER		CAM, INTERMEDIATE OVERRUN CLUTCH.	4.167
CONTROL	10.164	CAM, REAR AXLE UPPER CONTROL ARM	5.382
BUZZER, SEAT BELT LATCH INDICATOR	9.765	CAM, REAR DOOR WINDOW GUIDE.	10.792
BUZZER, SEAT BELT WARNING SYSTEM	14.875	CAM, REAR DOOR WINDOW LOWER SASH	
BUZZER, SPEEDOMETER SAFETY..	9.762	CHANNEL	10.748
BUZZER, SPEED SAFETY..	1.800	CAM, REAR QUARTER WINDOW LOWER	
B).	5.017	SASH CHANNEL	1.1007
		CAMSHAFT..	0.519
		CAMSHAFT..	0.519
		CAM 8t SUPPORT, HEATER 8t DEFROSTER	9.779
		CAM, TAIL GATE LOCK	12.249
		CAM, TAILGATE WINDOW..	12.180
		CAM, TRANSMISSION DETENT..	4.311
		CAM, TRANSMISSION DETENT..	4.311
		CAM, TRANSMISSION DETENT..	4.311
		CAM, WINDSHIELD WASHER	10.153
		CAM, WINDSHIELD WIPER ARM.	10.147
		CANISTER, LIQUID VAPOR.	3.130
		CAPACITOR, CRUISE MASTER	3.885
		CAPACITOR, DELCOTRON.	2.319
		CAP, BUMPER FILLER (FRONT & REAR).	7.831
		CAP, CENTER PILLAR TRIM (PAINT TO	
		MATCH AS REQUIRED).	14.730
		CAP, COMPRESSOR THROTTLE VALVE.	9.198
		CAP, CRANKCASE OIL FILLER.	1.758
		CAP, CRANKSHAFT CENTER BEARING.	0.100
		CAP, CRANKSHAFT FRONT INTERMEDIATE	
		BEARING.	0.098
		CAP, CRANKSHAFT MAIN BEARING.	0.095
		CAP, CRANKSHAFT REAR BEARING.	0.105
		CAP, CRANKSHAFT REAR INTERMEDIATE	
		BEARING.	0.102
		CAP, DISTRIBUTOR.	2.367
		CAP, DOOR LOCK PILLAR WEATHERSTRIP	10.694
		CAP, DOOR SAFETY LOCK	10.552
		CAP, DOOR WINDOW GLASS BEARING.	10.685
		CAP, FILLER—FRONT AND REAR BUMPER	7.838
		CAP, FRONT BUMPER END PLATE.	7.832
		CAP, GASOLINE TANK FILLER.	3.028

C

CAP , HEADLINING WIRE	12.954	CASE, TRANSMISSION	4.103
CAP, HOOD EXTENSION	8.037	CASE, TRANSMISSION	4.103
CAP, HORN BLOWING	2.830	CASE, TRANSMISSION	4.103
CAP, HUB GREASE RETAINER	6.330	CASE, TRANSMISSION	4.103
CAP, HUB.	5.858	CASE, WIPER MOTOR	10.150
CAP, HYDRAULIC BRAKE MASTER CYLINDER RESERVOIR	4.651	CAST ALUMINUM WHEEL COVER.	5.858
CAP & LENS, HORN BLOWING	2.830	CASTING, WIRE WHEEL COVER	5.871
CAP, LOW BAND ADJUSTER	4.253	CATCH, FOLDING TOP CENTER RAIL	14.310
CAP, OIL PRESSURE VALVE	1.609	CATCH, SPARE TIRE COVER	12.579
CAP, RADIATOR PRESSURE	1.203	CENTER PILLAR	12.491
CAP, REAR BODY LOCK PILLAR FINISHING (PAINT TO MATCH)	14.731	CHAIN, TIMING	0.724
CAP, REAR COMPARTMENT LID LOCK	12.249	CHANNEL, BACK WINDOW GLASS	11.207
CAP, REAR FLOOR COMPARTMENT LOCK.	12.977	CHANNEL, DOOR WINDOW CAM <i>Si</i> GLASS RUN	10.687
CAP, REAR QUARTER WINDOW.	11.021	CHANNEL FILLER, REAR QUARTER WINDOW —LOWER.	11.007
CAP, REAR VIEW MIRROR SUPPORT.	10.187	CHANNEL, FRONT DOOR VENT DIVISION	10.688
CAP, RESERVOIR	1.203	CHANNEL, FRONT DOOR VENTILATOR GLASS	10.655
CAP, STEERING GEAR OIL PUMP RESERVOIR	6.635	CHANNEL, FRONT DOOR WINDOW GLASS RUN—FRONT.	10.688
CAPSULE, TILT TYPE STEERING SHAFT.	6.521	CHANNEL, FRONT DOOR WINDOW UPPER SASH	10.685
CAP, VALVE SPRING	0.309	CHANNEL, FRONT DOOR WINDOW LOWER SASH	10.685
CAP, WATER PUMP COVER	1.070	CHANNEL, FRONT DOOR WINDOW GLASS RUN	10.701
CAP, WOOD STEERING WHEEL	6.513	CHANNEL, REAR DOOR WINDOW GLASS RUN.	10.759
CARBURETOR	3.725	CHANNEL, REAR DOOR WINDOW SASH.	10.747
CARBURETOR & PARTS.	3.725	CHANNEL, REAR DOOR WINDOW.	10.763
CARBURETOR & PARTS.	3.725	CHANNEL, REAR QUARTER STATIONARY WINDOW GLASS.	1 1.008
CARBURETOR & PARTS.	3.725	CHANNEL, REAR QUARTER WINDOW	11.021
CARBURETOR 8i PARTS.	3.725	CHANNEL, REAR QUARTER WINDOW SASH- UPPER	11.005
CARBURETOR & PARTS.	3.725	CHANNEL & SCALP, FRONT DOOR VENTILATOR DIVISION	10.688
CARBURETOR 8i PARTS.	3.725	CHANNEL, TAILGATE WINDOW GUIDE SIDE	12.195
CARPET, DOORS AND SHROUDS.	15.512	CHANNEL, TAILGATE WINDOW 8i BACK DOOR WINDOW.	12.180
CARPET, FOLDING 3RD SEAT WELL	15.320	CHANNEL, WINDSHIELD GLASS (RUBBER)	10.092
CARPET, FRONT FLOOR.	15.286	CHECK, CARBURETOR PUMP INTAKE BALL	3.862
CARPET, LOAD FLOOR (ROLL)	15.512	CHECK, CARBURETOR PUMP INLET CHECK	3.826
CARPET, LOAD FLOOR TO TAILGATE PANEL.	15.320	CHILD SEAT PARTS.	14.870
CARPET, LUGGAGE COMPARTMENT PANEL COVER	15.320	CHOKE, CARBURETOR THERMOSTAT.	3.750
CARPET, REAR FLOOR AT KICK-UP.	15.320	CHOKE, IN INTAKE MANIFOLD.	3.603
CARPET, REAR FLOOR	15.306	CHOKE PISTON, LINKAGE AND HOUSING CARBURETOR (CARTER).	3.750
CARPET, REAR FLOOR FILLER PANEL	15.320	CIRCUIT BOARD, AIR CONDITIONING CONTROL	9.270
CARPET RETAINER	15.300	CIRCUIT BREAKER	13.095
CARPET, TAILGATE INNER COVER PANEL.	15.320	CLAMP, AIR CONDITIONING HOSES & LINES	9.242
CARPET, TRUNK LINING.	15.512	CLAMP, BACK—UP LAMP.	2.698
CARPET, 2ND SEAT BACK OUTER PANEL.	15.320	CLAMP, BATTERY HOLD DOWN	2.335
CARPET, 2ND SEAT PAN.	15.320	CLAMP, CONTROL WIRES.	9.798
CARPET, 3RD SEAT BACK PANEL	15.320	CLAMP, CORNERING LAMP LENS	2.594
CARPET, 3RD SEAT CUSHION & BACK PANEL	15.320	CLAMP, CRUISE MASTER	3.880
CARRIER, CONVERTER	4.126	CLAMP, DISTRIBUTOR TO ENGINE FRONT COVER MANIFOLD.	3.273
CARRIER, CONVERTER PLANET.	4.1 17	CLAMP, EVAPORATOR THERMOSTATIC EXPANSION	9.213
CARRIER, FRONT LICENSE PLATE.	7.800	CLAMP, FREEZE PROTECTION AND EXPANSION VALVE.	9.213
CARRIER, INFANT SAFETY.	14.870	CLAMP, FUEL LINE	3.162
CARRIER, LICENSE PLATE	7.800	CLAMP, GENERATOR COOLING AIR.	2.274
CARRIER PINION PACKAGE	4.175	CLAMP, HEATER 8i A.C.	9.798
CARRIER, PINION & PLANETARY GEAR SET	4.175	CLAMP, HEATER.	8.854
CARRIER, TRANSMISSION OUTPUT.	4.175	CLAMP, HOSE	8.948
CARRIER, TRANSMISSION REACTION PLANET.	4.175	CLAMP, HOSE	1.166
CARTRIDGE, HORN (WOOD WHEEL).	2.830	CLAMP, HOSE	9.787
CASE & BOLT, INSTRUMENT PANEL COMPARTMENT DOOR LOCK	10.266	CLAMP, IGNITION DISTRIBUTOR MOUNTING	2.363
CASE & BRACKET, STEREO TAPE PLAYER	9.670	CLAMP, INTAKE 8i EXHAUST MANIFOLD	3.273
CASE & BUSHING, TRANSMISSION	4.103	CLAMP, JACK STOWAGE.	8.820
CASE, CONSOLE MEDALLION	9.750	CLAMP KIT, STEERING COLUMN JACKET.	6.525
CASE & CUTOFF, BLOWER & AIR INLET.	8.857	CLAMP, OIL COOLER	4.128
CASE, DIFFERENTIAL (LESS GEARS).	5.510	CLAMP, OIL COOLER	4.128
CASE, DOOR SAFETY LOCK	10.552	CLAMP, OIL COOLER	4.129
CASE, EVAPORATOR	9.211	CLAMP, P.O.A. VALVE	9.214
CASE, EVAPORATOR MOTOR.	9.216		
CASE, FORCED AIR VENTILATION.	9.790		
CASE, HEATER & DEFROSTER	9.779		
CASE, HEATER.	8.854		
CASE, INSTRUMENT CLUSTER.	9.746		
CASE, REAR COMPARTMENT LID LOCK	12.249		
CASE, REAR FLOOR COMPARTMENT LOCK.	12.977		
CASE, REAR WINDOW DEFROSTER.	9.778		
CASE, TAIL GATE LOCK	12.249		
CASE, TRANSMISSION	4.103		

CLAMP, PROPELLER SHAFT TO COMPANION	
FLANGE	5.586
CLAMP, PROPELLER SHAFT TO COMPANION	
FLANGE (Grp. Changed to 5.586 Eff.	
7-1-71)	5.546
CLAMP, REAR SPRING	7.518
CLAMP, SPARK CONTROL SOLENOID	3.405
CLAMP, STEERING COLUMN HOUSING	6.760
CLAMP, STEERING GEAR OIL RETURN LINE	6.671
CLAMP, STEERING SHAFT WORM BALL	
RETURN GUIDE	6.843
CLAMP, STEERING TIE ROD ADJUSTER	6.234
CLAMP, SUCTION PIPE	9.225
CLAMP, THERMOSTATIC EXPANSION VALVE	9.214
CLAMP, TRANSMISSION CONTROL ROD	4.037
CLAMP, TRANSMISSION OIL FILLER PIPE	4.132
CLAMP, TRANSMISSION SHIFT ROD	4.037
CLAMP, TRANSMISSION SHIFT ROD	4.037
CLAMP, TRANSMISSION SHIFT ROD	4.037
CLAMP, TRANSMISSION SHIFT ROD	4.037
CLAMP, TRANSMISSION SHIFT ROD	4.037
CLAMP, TRANSMISSION SHIFT ROD	4.037
CLAMP, TRANSMISSION SHIFT ROD	4.037
CLAMP, WIRING HARNESS	2.480
CLEVIS, MASTER CYLINDER STOP PUSH ROD	4.662
CLEVIS, THROTTLE OPERATING ROD	3.425
CLEVIS, TRANSMISSION SHIFT ROD	4.037
CLEVIS, TRANSMISSION SHIFT ROD	4.037
CLEVIS, TRANSMISSION SHIFT ROD	4.037
CLEVIS	8.946
CLIP, AUTO CHOKE	3.603
CLIP, BACK BODY OPENING	12.180
CLIP, BACK WINDOW GLASS	13.395
CLIP, BACK WINDOW LOWER GARNISH	
MOLDING	11.128
CLIP, BACK WINDOW REVEAL MOLDING	1 1.209
CLIP, BELT REVEAL MOLDINGS	12.118
CLIP, CARBURETOR CHOKE ROD	
(ROCHESTER)	3.752
CLIP, CARBURETOR PUMP (ROCHESTER)	3.843
CLIP, CIGAR LIGHTER	9.712
CLIP, CRUISE MASTER SWITCH	3.887
CLIP, DOOR LOCKING ROD	10.565
CLIP, FOLDING SUN ROOF BOW	12.952
CLIP, FOLDING TOP BOW BINDING END	13.342
CLIP, FRONT DOOR MOLDINGS, (REFER TO	
GROUP 12.1 18).	12.1 12
CLIP, FRONT DOOR OUTER PANEL MOLDING	12.1 18
CLIP, FRONT DOOR WINDOW REVEAL	
MOLDING	10.708
CLIP, FRONT FENDER MOLDING	8.147
CLIP, FRONT FENDER SKIRT	8.154
CLIP, FRONT FENDER TO BUMPER SEAL	8.177
CLIP, FRT. FDR. TO FRT. BPR. SEAL	7.133
CLIP, FUEL LINE	3.162
CLIP, FUSE	2.483
CLIP, HEADLINING WIRE	12.954
CLIP, HEATER & A.C.	9.798
CLIP, HEATER HOSE	8.847
CLIP, HOOD MONOGRAM AND EMBLEM	8.006
CLIP, HOOD MOULDING	8.056
CLIP, HUB CAP 8s WHEEL COVER	5.864
CLIP, INSTRUMENT PANEL	9.740
CLIP, PARKING BRAKE CABLE	4.785
CLIP, PARKING BRAKE LEVER	5.158
CLIP, RADIATOR HOSE TO UPPER TIE BAR	1.159
CLIP, RADIATOR OVERFLOW HOSE	1.240
CLIP, REAR BODY SIDE TRIM PANEL	8.215
CLIP, REAR BUMPER LAMP	2.679
CLIP, REAR COMPARTMENT LID MOLDING	
AND NAME PLATE	12.183
CLIP, REAR DOOR MOLDING	8.214
CLIP, REAR DOOR OUTER PANEL MOLDING	
(Refer to Group 12.1 18).	12.114
CLIP, REAR DOOR OUTER PANEL MOLDING	
(REFER TO GROUP 12.1 18).	12.114
CLIP, REAR DOOR OUTER PANEL MOLDING	12.118
CLIP, REAR DOOR WINDOW ELECTRIC	
SWITCH	10.791
CLIP, REAR END PANEL MOLDING	12.183
CLIP, REAR FENDER NAME	8.204
CLIP, REAR QUARTER MOLDING	12.118
CLIP, REAR QUARTER NAME PLATE	12.118
CLIP, REAR QUARTER PANEL MOLDING	8.214
CLIP, REAR QUARTER WINDOW REVEAL	
MOLDING	11.032
CLIP, REAR QUARTER WINDOW REGULATOR	1 1.041
CLIP, REAR SEAT BACK	12.958
CLIP, ROCKER PANEL MOLDING	8.309
CLIP, ROOF PANEL TRIM	13.260
CLIPS & ATTACHING PARTS, REAR QUARTER	
MOLDING 8s ORNAMENTS (REFER TO	
GROUP 12.1 18).	12.1 16
CLIPS, DOOR OUTER PANEL MOLDINGS	8.132
CLIP, SPEEDO DRIVING WORM RETAINING	4.345
CLIP, SPEEDOMETER DRIVE GEAR	4.345
CLIP, SPEEDOMETER DRIVING WORM	4.345
CLIP, SPEEDOMETER DRIVING WORM	
RETAINER	4.345
CLIP, SUN ROOF OUTER COVER RETAINING	13.269
CLIP, TACHOMETER VENT HOSE	2.765
CLIP, TAILGATE OUTER PANEL MOLDING	12.183
CLIP, TAIL GATE WINDOW REGULATOR	
HANDLE	12.195
CLIP, THROTTLE OPERATING ROD END	
SPRING	3.425
CLIP, TRANSMISSION BOOT	4.017
CLIP, TRIM PAD	14.683
CLIP, WINDSHIELD REVEAL MOLDING	10.096
CLIP, WIRING HARNESS	2.559
CLOCK, INSTRUMENT PANEL	9.772
CLOTHES ROD	15.388
CLOTH, HEADLINING	15.500
CLUTCH, COMPLETE	0.858
CLUTCH, FAN DRIVEN	1.050
CLUTCH HUB, REACTOR GEAR	4.161
CLUTCH HUB, REACTOR GEAR	4.164
CLUTCH, INTERMEDIATE OVERRUN CLUTCH	4.167
CLUTCH PLATE	4.163
CLUTCH PLATE	4.163
CLUTCH, TAIL GATE OUTER HANDLE	
CYLINDER	12.195
CLUTCH, TRANSMISSION INTERMEDIATE	
OVERRUN (Grp. Changed to 4.167).	4.164
CLUTCH, TRANSMISSION LOW & REVERSE	4.180
CLUTCH, TRANSMISSION SYNCHRONIZING	4.380
CLUTCH, TRANSMISSION SYNCHRONIZING	4.380
CLUTCH, TRANSMISSION SYNCHRONIZING	4.380
COAT HOOK	15.388
COCK, RADIATOR DRAIN	1.229
COCK, RADIATOR DRAIN	8.951
COIL & HOUSING, CLUTCH ACTUATING	9.186
COIL, IGNITION	2.170
COIL SET, GENERATOR FIELD	2.310
COIL, STARTER MOTOR FIELD	2.049
COIL, STARTER MOTOR SHUNT	2.049
COLD AIR INLET, AIR CLEANER	3.417
COLLAR, GENERATOR DRIVE END	2.307
COLLAR, STARTER MOTOR ARMATURE	2.063
COLLECTOR, EXHAUST MANIFOLD HEAT	3.602
COLLECTOR, FRONT WHEEL STATIC	6.331
COLLECTOR, STATIC	9.663
COLUMN, STEERING	6.518
COMPARTMENT, SHORT CONSOLE	10.240
COMPASS	8.873
COMPENSATOR, CARBURETOR IDLE	3.820
COMPRESSOR, AIR CONDITIONING	9.170
COMPRESSOR, AUTOMATIC LEVEL CONTROL	7.455
CONDENSER, AIR CONDITIONING	9.190
CONDENSER, DISTRIBUTOR	2.393
CONDENSER, MAX-TRAC	4.720
CONDUIT, FRONT DOOR ELECTRIC	10.778
CONDUIT, HYDRAULIC BRAKE	4.685
CONNECTING ROD BEARINGS	0.616
CONNECTOR, AIR CLEANER	3.440
CONNECTOR, AIR CONDITIONING WIRING	9.281
CONNECTOR, BACK—UP LAMP WIRING	2.698

CONNECTOR BODY, INSTRUMENT PANEL	
WIRING HARNESS	2.483
CONNECTOR, BODY WIRING	13.100
CONNECTOR, CONVERTER REACTOR SHAFT	4.226
CONNECTOR, EMISSION CONTROL HOSE	3.415
CONNECTOR, FUEL & VACUUM PUMP	3.901
CONNECTOR, HEADLAMP BODY	2.530
CONNECTOR, HEATER & A.C.	9.798
CONNECTOR, HEATER & DEFROSTER	9.779
CONNECTOR, HORN BLOWING	2.830
CONNECTOR, HORN	2.819
CONNECTOR, MODULATOR	4.205
CONNECTOR, MODULATOR	4.205
CONNECTOR, OIL COOLER	4.128
CONNECTOR, OIL FILTER	1.855
CONNECTOR, PARKING BRAKE CABLE	4.765
CONNECTOR, RADIO	9.650
CONNECTOR, STEERING GEAR OIL PRESSURE HOSE	6.673
CONNECTOR, TRANSMISSION REAR BEARING	4.317
CONNECTOR, TUBE & PIPE FITTINGS	8.963
CONNECTOR, VAPOR RETURN OUTLET AT STRAINER HOSE	3.890
CONNECTOR, WINDSHIELD WASHER	10.155
CONNECTOR, WIRING HARNESS	2.480
CONNECTOR, WIRING HARNESS	2.530
CONSOLE, MINI CONSOLE	10.240
CONSOLE, SHORT CONSOLE	10.240
CONTACT AND PUSH ROD, CRANKING MOTOR SOLENOID SWITCH	2.102
CONTACT, HORN	2.819
CONTACTS, AUTOMATIC TEMPERATURE CONTROL PROGRAMMER (GRP. CHANGED TO 9.275)	9.280
CONTACT, STARTER MOTOR SOLENOID SWITCH TERMINAL	2.102
CONTAINER, MINI CONSOLE	10.240
CONTROL, AIR CONDITIONING	9.273
CONTROL, BACK DOOR LOCK	12.242
CONTROL, CARBURETOR IDLE SPEED-UP	3.820
CONTROL, CARBURETOR VACUUM BREAK	3.765
CONTROL, CRUISE MASTER POWER UNIT	3.885
CONTROL, DOOR LOCK REMOTE	10.500
CONTROL, HEATER 8. A.C.	9.798
CONTROL, HEATER AND DEFROSTER	9.779
CONTROL, HEATER	8.849
CONTROL, PARKING BRAKE	4.591
CONTROL, RECLINING SEAT BACK	1.1377
CONTROL, REMOTE CONTROL MIRROR	10.185
CONTROL, SEAT BACK LOCKS	11.390
CONTROL, TAILGATE	12.242
CONTROL, VACUUM BREAK	3.755
CONTROL, WINDSHIELD WIPER MOTOR	10.163
CONVERTER PUMP, AUTOMATIC TRANSMISSION	4.1 15
CONVERTER PUMP, AUTOMATIC TRANSMISSION	4.1 15
CONVERTER, TRANSMISSION (COMPLETE)	4.1 15
CONVERTER, TRANSMISSION (COMPLETE)	4.115
CONVERTER, TRANSMISSION (COMPLETE)	4.115
COOLER, OIL	4.128
CORD, ELECTRIC HEATER	1.150
CORD, HEATER & A.C.	9.798
CORE, COMPRESSOR BODY VALVE- EVAPORATOR GAGE CONNECTOR	9.212
CORE, COMPRESSOR BODY VALVE EVAPORATOR	9.177
CORE, COMPRESSOR THROTTLING VALVE	9.198
CORE, EVAPORATOR (INCLUDES PIPES)	9.210
CORE & FITTING, HEATER	8.854
COUNTERSHAFT, CLUTCH CONTROL	0.852
COUNTERSHAFT, TRANSMISSION	4.428
COUNTERSHAFT, TRANSMISSION	4.428
COUNTERSHAFT, TRANSMISSION	4.428
COUNTERSHAFT, TRANSMISSION	4.428
COUPLING, STEERING GEAR SHAFT	6.525
COURTESY LAMP	2.774
COVER, AIR CLEANER & SILENCER	3.410
COVER, AIR INJECTOR REACTOR PUMP	3.660
COVER, ANTENNA ACCESS HOLE	8.153
COVER, BACK OF FRONT BACK INSERT	14.810
COVER, BACK OF REAR SEAT BACK	15.000
COVER, BACK-UP LAMP OPENING	2.698
COVER, BELL HOUSING	4.118
COVER, BELL HOUSING	4.118
COVER, BODY LOCK PILLAR-ABOVE BELT (PAINT TO MATCH AS REQ.)	14.731
COVER, BRAKE ADJUSTING HOLE	5.117
COVER, BRAKE BAND ADJUSTING	4.127
COVER, CARBURETOR IDLE	3.820
COVER, CARBURETOR THERMOSTAT (ROCHESTER)	3.750
COVER, CARBURETOR THERMOSTAT (STROMBERG)	3.750
COVER, CENTER PILLAR TRIM (PAINT TO MATCH AS REQUIRED)	14.730
COVER, COMBINATION STOP, TAIL & DIRECTIONAL SIGNAL AND BACK-UP LAMP LICENSE	2.680
COVER, CONVERTER PUMP	4.115
COVER, COWL SIDE DUCT AIR OUTLET	9.789
COVER, DIRECTIONAL SIGNAL SWITCH	2.906
COVER, DOOR ARM REST	10.777
COVER, DOOR ARMREST FINISHING	14.686
COVER, FLOOR PAN	12.980
COVER, FOLDING SUN ROOF BOW	12.952
COVER, FOLDING TOP COMPARTMENT	12.989
COVER, FOLDING TOP ROOF (LESS BACK GLASS)	13.347
COVER, FOLDING TOP	14.482
COVER, FOLDING 2ND SEAT	11.620
COVER, FOLDING 3RD SEAT	1.1620
COVER, FRONT DOOR ARM REST	14.686
COVER, FRONT DOOR HINGE	10.469
COVER, FRONT DOOR INNER PANEL ACCESS HOLE	10.587
COVER, FRONT PUMP	4.225
COVER, FRONT SEAT ADJUSTER TRACK	11.573
COVER, FRONT SEAT ADJUSTER TRANSMISSION	1.1556
COVER, FRONT SEAT BACK ARM REST TRIM PANEL (PAINT TO MATCH AS REQ.)	14.900
COVER, FRONT SEAT BACK HEADRESTRAINT	14.924
COVER, FRONT SEAT BACK OUTER PANEL	1.1358
COVER, FRONT SEAT BACK OUTER HINGE ARM	11.375
COVER, FRONT SEAT BOTTOM FRAME CENTER HINGE ARM	11.375
COVER, FRONT SEAT BOTTOM INNER HINGE SUPPORT	11.375
COVER, FRONT SEAT CENTER COMPARTMENT LID	10.240
COVER, FRONT SEAT SHOULDER STRAP ANCHOR-BUCKLE SIDE	14.875
COVER, FUEL & VACUUM PUMP	3.901
COVER, HEADLAMP FILLER	2.726
COVER, HEATER & A.C.	9.798
COVER, HEATER AND DEFROSTER	9.779
COVER, HYDRAULIC BRAKE MASTER CYLINDER RESERVOIR	4.651
COVER, INSTRUMENT PANEL	9.740
COVER, INSTRUMENT PANEL RADIO FILLER	10.256
COVER, INSTRUMENT PANEL	14.655
COVER, INTAKE MANIFOLD	3.265
COVER, INTERMEDIATE CLUTCH ACCUMULATOR	4.228
COVER, OIL FILTER	1.837
COVER, OIL PUMP BODY	1.723
COVER, OIL PUMP	4.224
COVER & PLATE, CLUTCH PRESSURE	0.859
COVER, PUSH ROD	0.439
COVER, REAR AXLE HOUSING	5.398
COVER, REAR COMPARTMENT SHELF TRIM FINISH	15.011
COVER, REAR COMPARTMENT PAN HOLE	12.981
COVER, REAR COMPARTMENT LID LOCK	

CYLINDER	12.182
COVER, REAR DOOR ARM REST.	14.762
COVER, REAR DOOR ARMREST.	14.686
COVER, REAR DOOR WINDOW.	10.791
COVER, REAR FLOOR FILLER PANEL SUPPORT.	12.977
COVER, REAR QUARTER INNER PANEL ACCESS HOLE.	12.944
COVER, REAR SEAT BACK TRIM.	15.000
COVER, REAR SEAT CENTER ARM REST.	15.040
COVER, REAR WHEEL HOUSE OPENING.	12.940
COVER, ROCKER PANEL DRAIN HOLE.	12.934
COVER, ROOF PANEL INNER ACCESS HOLE.	12.812
COVER, SHORT CONSOLE.	10.240
COVER, SPARE WHEEL.	7.629
COVER, STEERING COLUMN AT DASH.	6.758
COVER, STEERING COLUMN HOUSING.	6.760
COVER, STEERING GEAR HOUSING SIDE.	6.807
COVER, STEERING TIE ROD 8 1/2 IDLER ARM DUST.	6.231
COVER, STEERING TIE ROD.	6.242
COVER, STEERING WHEEL LOWER.	6.512
COVER, TAIL GATE ACCESS.	12.195
COVER, TAILGATE HINGE.	12.242
COVER, TAILGATE INNER PANEL AT HANDLE.	12.242
COVER, TAILGATE LINKAGE.	12.242
COVER, THROTTLE CONTROL CABLE TO DASH.	3.454
COVER, TIMING CHAIN.	0.206
COVER, TRANSMISSION CASE.	4.105
COVER, TRANSMISSION CASE.	4.105
COVER, TRANSMISSION CASE.	4.105
COVER, TRANSMISSION GOVERNOR.	4.256
COVER, TRANSMISSION GOVERNOR.	4.256
COVER, TRANSMISSION OIL PUMP.	4.224
COVER, TRANSMISSION SERVO.	4.228
COVER, TRANSMISSION TO BLOCK.	4.105
COVER (TRIM), SUN ROOF-OUTER.	13.250
COVER, UPPER PANEL ACCESS HOLE.	12.804
COVER, VALVE ROCKER ARM.	0.386
COVER & VENTILATOR, VALVE LIFTER.	0.439
COVER, WATER TEMPERATURE CONTROL VALVE.	9.795
COVER, WHEEL.	5.858
COVER, WINDSHIELD WASHER.	10.153
COVER, WINDSHIELD WASHER.	10.154
COVER, WINDSHIELD WIPER GEARBOX.	10.151
COVER 2ND SEAT BELT PROTECTOR.	14.875
COVER, 3rd SEAT BACK.	15.060
COVER, 3rd SEAT CUSHION.	15.070
CO, WINDSHIELD WIPER AND WASHER.	10.153
CRANKCASE, CYLINDER (INCLUDES PISTON, RINGS & PINS & MAIN CRANKSHAFT BEARINGS).	0.033
CRANKSHAFT.	0.646
CRANK, SUN ROOF.	14.570
CUP, COMMUTATOR END OIL.	2.301
CUP, HYDRAULIC BRAKE MASTER CYLINDER.	4.654
CUP, RECEIVER.	2.819
CUP, STEERING GEAR WORM THRUST BEARING.	6.835
CUP, WHEEL CYLINDER PISTON.	4.667
CURTAIN AND GLASS, FOLDING TOP BACK.	13.389
CURTAIN, FRONT SEAT BACK CENTER ARM REST.	14.900
CURTAIN, REAR SEAT CENTER ARM REST.	15.040
CUSHION, FRONT BUMPER.	7.828
CUSHION, FRONT BUMPER GUARD.	7.829
CUSHION, FRONT & REAR BUMPER (FACE PLATE).	7.828
CUSHION FRONT SEAT (LESS TRIM COVER AND SEAT ADJUSTER).	11.419
CUSHION, INSULATOR MOUNTING (CRUISE MASTER).	3.885
CUSHION, REAR PUMP DRIVE.	4.191
CUSHION, REAR SEAT LESS TRIM.	11.610
CYLINDER, AIR CONDITIONING COMPRESSOR.	9.170

CYLINDER, BACK DOOR LOCK.	12.242
CYLINDER, COAST CLUTCH.	4.181
CYLINDER, CONSOLE LID.	10.242
CYLINDER, DOOR SAFETY LOCK.	10.550
CYLINDER, FORWARD CLUTCH.	4.183
CYLINDER, HYDRAULIC BRAKE MASTER.	4.650
CYLINDER, HYDRAULIC CRUISE MASTER.	3.885
CYLINDER, HYDRAULIC WINDOW LIFT.	10.791
CYLINDER, IGNITION LOCK (UNCODED).	2.188
CYLINDER, INSTRUMENT PANEL COMPARTMENT DOOR LOCK.	10.266
CYLINDER, LIFT GATE.	1 2.248
CYLINDER, POWER BRAKES.	4.901
CYLINDER, REAR COMPARTMENT LID LOCK.	12.248
CYLINDER, REAR FLOOR COMPARTMENT LOCK.	12.977
CYLINDER, TAILGATE.	12.242
CYLINDER, TAILGATE.	12.248
CYLINDER, WHEEL BRAKE.	4.665

D

DAMPER, TIMING CHAIN.	0.724
DASH POT.	3.440
DECAL, REAR QUARTER BELT.	12.1 16L
DECAL, REAR QUARTER (BODY SIDE BELOW BELT).	12.1 16L
DECAL, REAR SPOILER.	12.181
DECAL, ROOF PANEL.	12.812
DEFLECTOR, DOOR INNER PANEL.	10.355
DEFLECTOR, FRONT FENDER SKIRT.	8.154
DEFLECTOR, REAR AXLE PINION FLANGE.	5.545
DEFLECTOR, REAR BUMPER GRAVEL.	7.834
DEFLECTOR, REAR QUARTER INNER PANEL.	12.941
DEFLECTOR, TAIL GATE (OR BACK DOOR).	12.269
DELCOTRON, (REBUILT).	2.275
DIAL, GAS GAUGE & SHIFT INDICATOR.	9.741
DIAL, GAS GAUGE.	3.108
DIAL, SHIFT INDICATOR.	4.020
DIAL, SHIFT INDICATOR.	4.020
DIAPHRAGM, AUTOMATIC LEVEL CONTROL COMPRESSOR.	7.460
DIAPHRAGM, COMPRESSOR THROTTLING VALVE.	9.198
DIAPHRAGM, CRUISE MASTER POWER UNIT.	3.885
DIAPHRAGM, FUEL PUMP PULSATOR.	3.910
DIAPHRAGM, HEATER AND DEFROSTER.	9.779
DIAPHRAGM, HYDRAULIC BRAKE MASTER CYLINDER RESERVOIR.	4.651
DIAPHRAGM MOTOR, AIR CLEANER.	3.415
DIAPHRAGM & PLATE, TEMPERATURE INDICATOR VACUUM SWITCH.	1.150
DIAPHRAGM, POWER BRAKE CYLINDER.	4.922
DIAPHRAGM, POWER BRAKE CYLINDER POWER PISTON.	4.922
DIAPHRAGM, VACUUM.	9.277
DIAPHRAGM, VACUUM.	8.850
DIAPHRAGM, VACUUM.	9.280
DIAPHRAGM, VACUUM.	9.281
DISC, A.C. COMPRESSOR.	9.172
DISC, DIFFERENTIAL SIDE.	5.511
DISC, FRICTION.	5.511
DISC, POWER BRAKE CYLINDER POWER PISTON REACTION.	4.934
DISTRIBUTOR, IGNITION.	2.361
DISTRIBUTOR SWITCH, BRAKE PIPE.	4.874
DISTRIBUTOR, VACUUM.	9.755
DOG, CARBURETOR THROTTLE.	3.762
DOG, FRONT SEAT ADJUSTER TRANSMISSION CLUTCH.	11.556
DOME, FUEL LINE AIR DOME.	3.163
DOOR, AIR OUTLET (DASH & COWL).	9.789
DOOR, CONSOLE LID.	10.242
DOOR, FRONT (LESS PAINT, TRIM, GLASS &	

HARDWARE)	10.351
DOOR, FRONT PARKING & TURN SIGNAL LAMP	2.586
DOOR, GAS TANK FILLER NECK OPENING	12.945
DOOR, GAS TANK FILLER	8.208
DOOR, HEADLAMP	2.728
DOOR, INSTRUMENT PANEL ACCESS	10.230
DOOR, INSTRUMENT PANEL COMPARTMENT (PAINT TO MATCH AS REQD.)	10.261
DOOR, LONG CONSOLE	10.240
DOOR, RADIATOR	1.266
DOOR, REAR (LESS GLASS & HARDWARE)	10.373
DOWEL, FLYWHEEL HOUSING UPPER TO CRANKCASE	0.685
DRIVE GEAR, STARTER MOTOR	2.086
DRIVE LINK & BELL CRANK, WINDSHIELD WIPER TRANSMISSION	10.159
DRIVER, TAILGATE WINDOW REGULATOR	12.242
DRUM, BRAKE HIGH AND LOW	4.169
DRUM & BUSHING, CLUTCH DRUM	4.169
DRUM, FRONT WHEEL BRAKE	5.809
DRUM, REAR BRAKE	5.809
DRUM, TRANSMISSION DIRECT CLUTCH	4.169
DUCT, A.C. AND INSTRUMENT PANEL VENTS	9.260
DUCT, AIR CONDITIONING DISTRIBUTION	9.779
DUCT, AIR CONDITIONING	9.262
DUCT, BLOWER INLET VALVE HOUSING	9.215
DUCT, BLOWER TO EVAPORATOR	9.786
DUCT, EVAPORATOR	9.211
DUCT, HEATER AND DEFROSTER	9.779
DUCT, REAR WINDOW DEFROSTER	9.778
DUCT, UPPER LEVEL VENTS	9.786

E

ECCENTRIC, FUEL PUMP	3.935
ELASTIC, FRONT SEAT BACK MAP POCKET	14.810
ELBOW, SENSOR TO CARBURETOR	3.417
ELBOW, SUN ROOF	12.957
ELBOW, TUBE & PIPE FITTINGS	8.963
ELEMENT, AIR CLEANER	3.410
ELEMENT AND KNOB, CENTER PILLAR CIGAR LIGHTER	12.052
ELEMENT, CIGAR LIGHTER	12.007
ELEMENT, CIGAR LIGHTER	9.709
ELEMENT, FUEL FILTER	3.890
ELEMENT, OIL FILTER REPLACEMENT	1.836
ELEMENT, WINDSHIELD WIPER BLADE	10.146
EMBLEM, AIR CLEANER	3.402
EMBLEM, COMBINATION STOP, TAIL AND DIRECTIONAL SIGNAL LAMP	2.682
EMBLEM, DOOR TRIM FINISHING	14.691
EMBLEM, FRONT SEAT BACK CENTER ARMREST	1.1374
EMBLEM, HOOD FRONT ORNAMENT	8.005
EMBLEM, REAR BUMPER	7.832
EMBLEM, REAR COMPARTMENT LID	12.182
EMBLEM, REAR COMPARTMENT LID LOCK CYLINDER	12.249
EMBLEM, REAR DOOR TRIM FINISHING	14.764
EMBLEM, REAR END PANEL	12.182
EMBLEM, ROOF PANEL ORNAMENT	12.812
EMBLEM, TAILGATE	12.182
EMBLEM, WIRE WHEEL COVER	5.871
ENGINE (BASIC)	0.033
EQUALIZER, BACK DRIVE	4.070
EQUALIZER, CLUTCH RELEASE	0.852
EQUALIZER, PARKING BRAKE CABLE	4.765
EQUALIZER, TRANSMISSION SHIFT	4.046
EQUALIZER, TRANSMISSION SHIFT	4.046
EQUALIZER, TRANSMISSION SHIFT	4.046
EQUALIZER, TRANSMISSION SHIFT	4.046
EQUALIZER, TRANSMISSION SHIFT	4.046
EQUALIZER, TRANSMISSION SHIFT	4.046

EQUALIZER, TRANSMISSION SHIFT	4.046
EQUALIZER, TRANS. SHIFT EQUALIZER	4.040
ESCUTCHEON, BACK DOOR WINDOW REGULATOR	12.242
ESCUTCHEON, BACK WINDOW REVEAL MOLDING	1.1209
ESCUTCHEON, BACK WINDOW LOWER CORNER FINISHING (PAINT TO MATCH AS REQD.)	1.1133
ESCUTCHEON, CENTER PILLAR CIGAR LIGHTER	12.052
ESCUTCHEON, CIGAR LIGHTER	9.713
ESCUTCHEON, DOOR ARM REST	14.686
ESCUTCHEON, FRONT DOOR PULL	14.691
ESCUTCHEON, FRONT DOOR VENTILATOR	10.664
ESCUTCHEON, FRONT SEAT ADJUSTER SWITCH	11.558
ESCUTCHEON, FRONT SEAT ADJUSTER AUXILIARY LOCKING	11.589
ESCUTCHEON, FRONT SEAT BACK LIGHTER	12.007
ESCUTCHEON, FRONT SEAT HEAD RESTRAINT	1.1376
ESCUTCHEON, HEADLAMP SWITCH	2.486
ESCUTCHEON, IGNITION SWITCH	2.189
ESCUTCHEON, INSTRUMENT PANEL COMPARTMENT LOCK	10.267
ESCUTCHEON, RADIO CONTROL	9.649
ESCUTCHEON, REAR DOOR PULL	14.764
ESCUTCHEON, REAR DOOR WINDOW ELECTRIC SWITCH	10.791
ESCUTCHEON, REAR DOOR WINDOW REVEAL MOLDING	11.031
ESCUTCHEON, REAR QUARTER WINDOW GARNISH MOLDING	11.133
ESCUTCHEON, REAR SEAT ASH TRAY (CHROME)	1.2048
ESCUTCHEON, ROOF DRIP MOLDING	12.075
ESCUTCHEON, SUN ROOF	14.570
ESCUTCHEON, TAIL GATE WINDOW REGULATOR HANDLE	12.195
ESCUTCHEON, WINDOW CORNER TRIM	14.651
ESCUTCHEON, WINDSHIELD WIPER & WASHER SWITCH	10.166
ESCUTCHEON, WINDSHIELD WIPER TRANSMISSION	10.160
ESCUTCHEON, WINDSHIELD PILLAR	10.093
ESCUTCHEON, 2ND SEAT BACK	14.818
EXTENSION & ATTACHING PARTS, FRONT FENDER WHEEL OPENING MOLDING	8.147
EXTENSION & BUSHING, TRANSMISSION	4.317
EXTENSION & BUSHING, TRANSMISSION	4.317
EXTENSION, CENTER PILLAR	12.491
EXTENSION, CLUTCH PEDAL OVER CENTER SPRING	0.846
EXTENSION, COMPARTMENT PAN FILLER	12.981
EXTENSION, EXHAUST PIPE	3.609
EXTENSION, FOLDING TOP HINGE ANCHOR (Grp. Changed to 14.310 Eff. 1-1-71)	13.395
EXTENSION, FOLDING TOP HINGE ANCHOR	14.310
EXTENSION, FRONT END PANEL	1.272
EXTENSION, FRONT FENDER INNER SKIRT	8.153
EXTENSION, FRONT FENDER FRONT	8.131
EXTENSION, FUEL TANK	3.003
EXTENSION, RADIATOR	1.266
EXTENSION, RADIATOR GRILLE	1.266
EXTENSION, RADIATOR	1.272
EXTENSION, REAR BODY LOCK PILLAR	12.942
EXTENSION, REAR COMPARTMENT GUTTER	12.996
EXTENSION, REAR COMPARTMENT SHELF PANEL	12.971
EXTENSION, REAR COMPARTMENT	12.981
EXTENSION, REAR QUARTER TRIM	15.100
EXTENSION, REAR QUARTER OUTER AT TAIL LAMP	12.940
EXTENSION, REAR QUARTER INNER PANEL	12.941
EXTENSION, ROCKER PANEL	12.934
EXTENSION, ROOF OUTER RAIL	12.957

EXTENSION, SPARE TIRE COVER.	12.579
EXTENSION, SUN ROOF.	12.957
EXTENSION, TAILPIPE.	3.705
EXTENSION, TRANSMISSION.	4.317
EXTENSION, TRANSMISSION.	4.317
EXTENSION, TRANSMISSION.	4.317
EXTENSION, TRANSMISSION CASE.	4.317
EXTENSION UNIT, FRAME SIDE MEMBER.	7.009
EXTENSION, VALVE STEM.	5.875
EYE, BATTERY CAP.	2.345
EYELET, HORN CONTACT.	2.819

F

FABRIC, FOLDING TOP MATERIAL.	15.490
FABRIC, ROOF COVER MATERIAL.	15.490
FABRIC, WELL LINING.	15.530
FACE, TRANSMISSION SHIFT CONTROL.	4.020
FACE, TRANSMISSION SHIFT CONTROL.	4.020
FADER CONTROL, RADIO SPEAKER (LESS STEREO).	9.649
FAN, AIR INJECTOR REACTOR PUMP.	3.665
FAN BLADES.	1.064
FAN, BLOWER MOTOR.	8.857
FAN, CUSTOM AIR CONDITIONING.	9.216
FAN, EVAPORATOR MOTOR BLOWER.	9.216
FAN, FORCED AIR VENTILATION.	9.790
FAN, GENERATOR (DELCO TRON).	2.274
FAN, REAR WINDOW DEFROSTER.	9.778
FASTENER, CENTER PILLAR FOUNDATION.	14.732
FASTENER, DOOR WINDOW GLASS BEARING.	10.685
FASTENER, FOLDING TOP DUST BOOT.	13.384
FASTENER, FRONT SEAT ADJUSTER TRACK.	1.573
FASTENER, REAR QUARTER TRIM.	15.100
FASTENERS, DOOR & BODY WEATHERSTRIP.	10.695
FASTENER, SIDE ROOF RAIL WEATHERSTRIP.	10.721
FASTENER, WINDOW GLASS TO CAM.	10.745
FELT SEAL, REAR BRAKE CABLES TO BACKING PLATE.	4.784
FENDER, FRONT.	8.130
FERRULE, DOOR LOCKING ROD KNOB.	10.560
FILLER, BACK WINDOW LOWER CORNER.	12.964
FILLER, BODY LOCK PILLAR AT BELT.	12.942
FILLER, CENTER PILLAR.	12.491
FILLER, COWL.	12.804
FILLER, DOOR UPPER FRONT CORNER.	14.691
FILLER, FOLDING TOP COMPARTMENT SIDE PANEL.	12.768
FILLER, FRONT BUMPER.	7.833
FILLER, FRONT DOOR REVEAL MOLDING.	10.710
FILLER, FRONT DOOR WINDOW.	10.685
FILLER, FRONT FENDER.	8.131
FILLER, FUEL TANK.	3.003
FILLER, GAS TANK DOOR OPENING.	8.208
FILLER, HEADLAMP DOOR.	2.728
FILLER, INSTRUMENT PANEL.	9.740
FILLER, QTR. INNER TRIM PANEL.	12.941
FILLER, REAR BUMPER.	7.833
FILLER, REAR BUMPER TO BODY.	7.834
FILLER, REAR COMPARTMENT.	12.981
FILLER, REAR CROSS.	12.986
FILLER, REAR END PANEL.	12.966
FILLER, REAR QUARTER OUTER PANEL REAR LOWER CORNER.	12.940
FILLER, REAR QUARTER PANEL.	12.944
FILLER, REAR QUARTER WINDOW—LOWER REAR CORNER.	12.941
FILLER, REAR SEAT BACK TO QUARTER PANEL.	11.629
FILLER, ROCKER PANEL.	12.932
FILLER, SPARE TIRE COVER.	12.579
FILLER, TAILGATE PANEL (RUBBER).	12.195
FILLER, WHEELHOUSE PANEL EXTENSION.	8.154
FILTER, AUTOMATIC LEVEL CONTROL AIR	

COMPRESSOR.	7.447
FILTER, CARBURETOR CHOKE HOUSING (ROCHESTER).	3.750
FILTER, CARBURETOR FUEL INLET.	3.740
FILTER, FRONT PARKING & TURN SIGNAL LAMP.	2.589
FILTER, FUEL.	3.890
FILTER, GAS GAUGE (TANK UNIT).	3.110
FILTER, HEATER & A.C..	9.798
FILTER, INSTRUMENT CLUSTER.	9.744
FILTER, OIL.	1.835
FILTER, POWER BRAKE CYLINDER.	4.913
FILTER, STEERING GEAR OIL PUMP RESERVOIR.	6.635
FILTER, TACHOMETER VENT.	3.440
FILTER, TAILGATE VENT.	12.180
FILTER, TRANSMISSION OIL SUCTION.	4.197
FIRE EXTINGUISHER.	9.990
FITTING, BRAKE LINE.	4.686
FITTING, CARBURETOR FUEL INLET.	3.740
FITTING, CARBURETOR TO DISTRIBUTOR VACUUM.	2.420
FITTING, CRANKCASE VENTILATION.	1.745
FITTING, INTAKE MANIFOLD.	3.278
FITTING, INTAKE MANIFOLD CHOKE.	3.545
FITTINGS, LUBRICATION.	8.984
FITTING, SPEEDOMETER DRIVEN GEAR.	4.338
FITTING, SPEEDOMETER DRIVEN GEAR.	4.338
FITTING, SPEEDOMETER DRIVEN GEAR.	4.338
FITTINGS, POWER BRAKE CYLINDER.	4.931
FITTING, STEERING GEAR OIL PRESSURE HOSE.	6.673
FITTING, STEERING KNUCKLE SUPPORT LOWER CONTROL ARM.	6.174
FITTING, STEERING KNUCKLE TIE ROD.	6.230
FITTING, STEERING KNUCKLE UPPER CONTROL ARM.	6.178
FITTING, TRANSMISSION OIL COOLER LINE TO RADIATOR ELBOW.	1.229
FITTING, WATER PUMP COVER.	1.070
FLAG, HIGHWAY EMERGENCY KIT.	8.821
FLANGE, EXHAUST PIPE.	3.610
FLANGE, FRONT COMPANION.	5.555
FLANGE, FRONT COMPANION (Grp. Changed to 5.555 Eff. 7-1-71).	5.548
FLANGE, REAR AXLE PINION.	5.545
FLANGE, STEERING GEAR SHAFT.	6.525
FLAP, REAR SEAT ARM REST REAR LOWER.	15.040
FLARE, HIGHWAY EMERGENCY KIT.	8.821
FLASHER, DIRECTIONAL SIGNAL.	2.892
FLOAT, CARBURETOR.	3.745
FLUID, HYDRAULIC BRAKE.	4.683
FLYWHEEL AND RING GEAR, ENGINE.	0.666
FM.	9.650
FOLDING TOP (COMPLETE.	13.346
FOLDING TOP HYDRAULIC PUMP PARTS.	14.482
FOLDING TOP (LESS TRIM).	13.365
FORK, REVERSE SHIFTER.	4.304
FOUNDATION, REAR COMPARTMENT.	15.222
FOUNDATION, REAR SEAT BACK.	11.628
FOUNDATION & TRIM, REAR COMPARTMENT SHELF.	15.024
FRAME, BACK WINDOW.	1.208
FRAME, FOLDING 2ND SEAT BACK.	11.628
FRAME, FRONT DOOR VENTILATOR.	10.656
FRAME, GENERATOR COMMUTATOR END.	2.297
FRAME, GENERATOR DRIVE END.	2.305
FRAME, HEADLAMP.	2.728
FRAME, LICENSE PLATE.	7.800
FRAME.	7.003
FRAME, RADIATOR GRILLE.	1.267
FRAME, SKYLIGHT.	12.809
FRAME & SPRING, FRONT SEAT BACK.	1.373
FRAME & SPRING, FRONT SEAT CUSHION.	1.419
FRAME & SPRING, REAR (2ND) SEAT BACK.	11.628
FRAME & SPRING, REAR (2nd) SEAT CUSHION.	11.610
FRAME & SPRING 3RD. SEAT BACK.	11.628

FRAME, STARTER MOTOR COMMUTATOR	
END.	2.067
FRAME, SUN ROOF.	12.809
FRAME, WINDSHIELD.	12.807
FREON, A.C. MAINTENANCE ITEMS.	9.282
FRONT DOOR ELECTRIC WINDOW PARTS (LISTED ALPHABETICALLY).	10.777
FUSE, CIGAR LIGHTER.	9.7 12
FUSE, ELECTRICAL.	8.965
FUSE, REAR SEAT LIGHTER.	12.008
FUSIBLE LINK, REPAIR PACKAGE.	2.480

G

GAS, A.C. MAINTENANCE ITEMS.	9.282
GASKET, ACCUMULATOR BODY.	4.122
GASKET, ACCUMULATOR.	4.122
GASKET, ACCUMULATOR BODY.	4.121
GASKET, ACCUMULATOR.	4.122
GASKET, ACCUMULATOR BODY.	4.121
GASKET, ACCUMULATOR BODY.	4.122
GASKET, AIR CLEANER.	3.406
GASKET, AUTOMATIC LEVEL CONTROL COMPRESSOR.	7.457
GASKET, BACK-UP LAMP.	2.697
GASKET, BEARING RETAINER DRIVE GEAR OR CLUTCH GEAR.	4.358
GASKET, BETWEEN AIR CLEANER & CARBURETOR.	3.403
GASKET, BODY LOCK PILLAR PRESSURE RELIEF.	12.942
GASKET, BRAKE BACKING PLATE.	5.002
GASKET, BRAKE BAND ADJUSTING.	4.127
GASKET, CARBURETOR AIR HORN.	3.738
GASKET, CARBURETOR (CARTER).	3.814
GASKET, CARBURETOR COMPENSATOR IDLE (ROCHESTER).	3.820
GASKET, CARBURETOR FUEL INLET.	3.740
GASKET, CARBURETOR IDLE.	3.820
GASKET, CARBURETOR NEEDLE & SEAT (ROCHESTER).	3.858
GASKET, CARBURETOR PISTON HOUSING.	3.750
GASKET, CARBURETOR POWER VALVE (ROCHESTER).	3.858
GASKET, CARBURETOR PUMP (CARTER).	3.844
GASKET, CARBURETOR THERMOSTAT VALVE.	3.750
GASKET, CARBURETOR THROTTLE BODY.	3.735
GASKET, CARBURETOR TO INTAKE MANIFOLD.	3.726
GASKET, CARBURETOR VENTURI CLUSTER (ROCHESTER).	3.790
GASKET, CARBURETOR VENTURI CLUSTER (CARTER).	3.790
GASKET, CLUTCH ACTUATING.	9.1 86
GASKET, CLUTCH GEAR BEARING RETAINER.	4.358
GASKET, CLUTCH GEAR BEARING.	4.358
GASKET, CLUTCH RELEASE BEARING.	0.805
GASKET COMBINATION, STOP, TAIL & DIRECTION SIGNAL LAMP MOUNTING.	2.660
GASKET, COMBINATION STOP, TAIL AND DIRECTION SIGNAL LAMP LENS.	2.684
GASKET, COMPRESSOR DISCHARGE LINE.	9.225
GASKET, COMPRESSOR SHELL CHARGING.	9.177
GASKET, CONSOLE MEDALLION.	9.749
GASKET, CONVERTER PUMP.	4.115
GASKET, CORNERING LAMP LENS.	2.590
GASKET, CORNERING LAMP & SIDE MARKER LAMP.	2.596
GASKET, CRANKCASE FRONT END COVER.	0.207
GASKET, CYLINDER HEAD.	0.289
GASKET, DIFFERENTIAL CARRIER TO REAR AXLE HOUSING.	5.508
GASKET, DOOR LOCK.	12.249
GASKET, DOOR OUTSIDE HANDLE.	10.537

GASKET, ENGINE OIL PAN.	1.429
GASKET, EVAPORATOR.	9.21 1
GASKET, EVAPORATOR MOTOR MOUNTING.	9.216
GASKET, EXHAUST MANIFOLD.	3.601
GASKET, EXHAUST MANIFOLD HEAT CONTROL.	3.647
GASKET, EXHAUST MANIFOLD TO INTAKE MANIFOLD.	3.272
GASKET, EXHAUST PIPE.	3.611
GASKET, FRONT DOOR LOCK CYLINDER.	10.552
GASKET, FRONT LIGHT MONITOR HOUSING.	2.584
GASKET, FRONT PARKING & TURN SIGNAL LAMP LENS.	2.590
GASKET, FRONT PUMP.	4.225
GASKET, FRONT WHEEL HUB.	6.308
GASKET, FUEL FILTER.	3.890
GASKET, FUEL PUMP.	3.904
GASKET, GASOLINE GAUGE (TANK UNIT).	3.1 12
GASKET, GENERATOR BALL BEARING INSIDE RETAINER.	2.307
GASKET, HEATER & A.C.	9.798
GASKET, HEATER AND DEFROSTER.	9.779
GASKET, HEATER CONTROL.	8.866
GASKET, HEATER.	8.845
GASKET, HORN BLOWING.	2.830
GASKET, HOT GAS BY-PASS VALVE.	9.198
GASKET, HYDRAULIC BRAKE MASTER CYLINDER RESERVOIR.	4.651
GASKET, HYDROVAC POWER BRAKE.	4.957
GASKET, INSTRUMENT CLUSTER.	9.749
GASKET, INSTRUMENT PANEL MAIN WIRING HARNESS FUSE PANEL.	2.483
GASKET, INTAKE MANIFOLD.	3.270
GASKET, INTAKE MANIFOLD.	3.270
GASKET KIT, TRANSMISSION.	4.005
GASKET, LUGGAGE CARRIER.	12.815
GASKET, OIL FILTER.	1.844
GASKET, OIL PAN DRAIN PLUG.	1.456
GASKET, OIL PUMP BODY.	1.655
GASKET, OIL PUMP COVER.	1.724
GASKET, OIL PUMP.	1.657
GASKET, OIL PUMP TO CASE.	4.226
GASKET, O-RING EVAPORATOR.	9.214
GASKET, PLENUM BLOWER MOUNTING.	9.216
GASKET, POWER BRAKE CYLINDER AIR CLEANER.	4.913
GASKET, POWER BRAKE MASTER CYLINDER.	4.648
GASKET, PUSH ROD COVER.	0.443
GASKET, RADIATOR THERMOSTAT HOUSING.	1.252
GASKET, REAR AXLE FILLER PLUG.	5.400
GASKET, REAR AXLE HOUSING COVER.	5.399
GASKET, REAR AXLE HOUSING END.	5.819
GASKET, REAR COMPARTMENT LID LOCK CYLINDER.	12.247
GASKET, REAR COMPARTMENT LID LOCK CYLINDER.	12.249
GASKET, REAR LICENSE LAMP.	2.707
GASKET, REAR PUMP.	4.201
GASKET, REAR QUARTER CROWN MOLDINGS.	12.1 16G
GASKET, REAR QUARTER EXTENSION-AT TAIL LAMP.	12.943
GASKET, REAR VIEW MIRROR (OUTSIDE).	10.186
GASKET, REAR WHEEL BEARING (GRP. CHANGED TO 5.819).	5.855
GASKET, REAR WHEEL BEARING.	5.819
GASKET, REAR WINDOW DEFROSTER.	9.778
GASKET, RECIRCULATING AIR.	9.789
GASKET, REVERSE CLUTCH PISTON.	4.188
GASKET & SEAL KIT, TRANSMISSION.	4.005
GASKET, SEAL & SNAP RING COMPLETE OVERHAUL KIT.	4.005
GASKET, SEAL & SNAP RING COMPLETE OVERHAUL KIT.	4.005
GASKET, SEAL & SNAP RING COMPLETE OVERHAUL KIT.	4.005
GASKET, SEAL & SNAP RING COMPLETE OVERHAUL KIT.	4.005
GASKET, SERVO BODY SPACER.	4.247
GASKET SET, CARBURETOR-TO MODEL	

GENERATOR (DELCOTRON)	2.275
GENUINE LEATHER	15.504
GLASS, BACK DOOR WINDOW AND TAILGATE	12.180
GLASS, BACK WINDOW	11.204
GLASS, FRONT DOOR VENTILATOR	10.658
GLASS, FRONT DOOR WINDOW	10.681
GLASS, MANUAL MIRROR (OUTSIDE)	10.185
GLASS, REAR DOOR WINDOW	10.741
GLASS, REAR QUARTER VENTILATOR	1 1.01 1
GLASS, REAR QUARTER WINDOW	11.011
GLASS, REAR VIEW MIRROR (OUTSIDE)	10.186
GLASS, REMOTE CONTROL MIRROR	10.185
GLASS, SKYLIGHT	12.81 1
GLASS, WINDSHIELD (SAFETY)	10.027
GOVERNOR & PARTS, TRANSMISSION	4.256
GOVERNOR, TRANSMISSION GOVERNOR	4.256
GOVERNOR, TRANSMISSION (COMPLETE)	4.256
GRILLE, AUTOMATIC TEMPERATURE CONTROL SENSOR	9.275
GRILLE & CLIP, REAR QUARTER ORNAMENTAL	12.1 16K
GRILLE, COWL DUCT PANEL AIR	9.789
GRILLE, COWL TOP VENT	12.800
GRILLE, FRONT BUMPER (GRP. CHANGED TO 1.266 EFF. 9-1-71)	7.828
GRILLE, FRONT BUMPER—LOWER	1.266
GRILLE, FRONT FENDER PARKING AND TURN SIGNAL LAMP	2.586
GRILLE, INSTRUMENT PANEL RADIO	9.655
GRILLE, RADIATOR	1.266
GRILLE, REAR COMPARTMENT FRONT PANEL	12.971
GRILLE, REAR DEFROSTER	9.778
GRILLE, REAR SEAT SPEAKER	9.665
GROMMET, COLUMN TOE PLATE	6.758
GROMMET, CRANKCASE VENTILATION	1.745
GROMMET, DISTRIBUTOR	2.400
GROMMET, DISTRIBUTOR	2.401
GROMMET, FRONT FLOOR CARPET, AT DIMMER SWITCH	15.300
GROMMET, FRONT SHOCK ABSORBER	7.348
GROMMET, FUEL TANK	3.008
GROMMET, HEATER AND AIR CONDITIONING	9.798
GROMMET, RADIO ANTENNA	9.647
GROMMET, REAR DOOR WINDOW (ELECTRIC)	10.791
GROMMET, REAR QUARTER	1 2.940
GROMMET, REAR QUARTER WINDOW	1 1.033
GROMMET (RUBBER)	9.775
GROMMET, SPARK PLUG WIRE	2.251
GROMMET, STABILIZER LINK	7.244
GROMMET, STARTER MOTOR FIELD FRAME	2.102
GROMMET, SUNSHADE ROD (ANTI—RATTLE)	10.224
GROMMET, SUNSHADE	10.219
GROMMET, TRANSMISSION SHIFT RODS	4.037
GROMMET, WIRING HARNESS	13.090S
GROMMET, WIRING HARNESS	2.480
GUARD, COMBINATION STOP, TAIL & DIRECTIONAL SIGNAL AND BACK-UP LAMP LICENSE	2.680
GUARD, FRONT BUMPER	7.828
GUARD, GAS TANK DOOR	8.210
GUARD, HOOD LATCH RELEASE	8.029
GUARD, RADIATOR FAN	1.277
GUARD, REAR BUMPER LICENSE PLATE	7.807
GUARD, REAR BUMPER	7.828
GUARD, REAR COMPARTMENT LID LOCK	1 2.249
GUIDE, CARBURETOR PUMP DISCHARGE (ROCHESTER)	3.825
GUIDE, FOLDING TOP FRONT ROOF RAIL	14.090
GUIDE, FOLDING 3RD SEAT CUSHION	15.034
GUIDE, FRONT DOOR WINDOW	10.685
GUIDE, FRONT SEAT HEAD RESTRAINT	1 1.376
GUIDEMATIC PARTS	2.459
GUIDE PACKAGE, SUN ROOF	14.090
GUIDE, PARKING BRAKE CABLE	4.785
GUIDE, REAR QUARTER WINDOW	11.040
GUIDE, STEERING SHAFT BALL RETURN GUIDE	6.842
GUIDE, SUN ROOF	12.957
GUIDE, SUN ROOF	14.090
GUIDE, TAILGATE WINDOW	12.180
GUIDE, VALVE STEM	0.283
GUTTER, BACK WINDOW LOWER CORNER	12.964
GUTTER, FOLDING TOP REAR QUARTER GUTTER DRAIN	10.997
GUTTER, FRONT DOOR VENT DRAIN	10.655
GUTTER, REAR COMPARTMENT LID	12.996

H

HANDLE , DOOR LOCK INSIDE REMOTE CONTROL	10.512
HANDLE, DOOR OUTSIDE	10.527
HANDLE, DOOR WINDOW, REGULATOR	10.797
HANDLE, FOLDING 2ND SEAT	11.620
HANDLE, FOLDING 3RD SEAT	11.620
HANDLE, FRONT DOOR PULL	14.691
HANDLE, FRONT DOOR VENTILATOR	10.664
HANDLE, FRONT SEAT ADJUSTER	11.588
HANDLE, HOOD LATCH RELEASE	8.075
HANDLE, LUGGAGE COMPARTMENT COVER	12.975
HANDLE, LUGGAGE COMPARTMENT COVER	12.977
HANDLE, PARKING BRAKE LEVER RELEASE	4.592
HANDLE, REAR DOOR PULL	14.764
HANDLE, REAR QUARTER WINDOW REGULATOR	11.044
HANDLE, REMOTE CONTROL MIRROR	10.185
HANDLE, SPARE TIRE COVER OR 3RD SEAT PANEL	12.977
HANDLE, SUN ROOF	14.570
HANDLE, TAIL GATE AND BACK DOOR AND LIFT GATE	12.246
HANDLE, TAILGATE	12.242
HANDLE, TAILGATE OUTER PANEL GRIP	12.242
HANDLE, TRANSMISSION CONTROL	4.006
HANDLE, TRANSMISSION CONTROL LEVER	4.006
HANGER, MUFFLER (REFER TO GRP. 3.710)	3.704
HANGER, TAILPIPE	3.706
HARNESS, A.C. WIRING	2.480
HARNESS, BACK—UP LAMP WIRING	2.698
HARNESS, BODY WIRING	13.090A
HARNESS, CARBURETOR THROTTLE CONTROL	2.480
HARNESS, CENTER CONSOLE WIRING	2.480
HARNESS, CHASSIS WIRING	2.480
HARNESS, CIGAR LIGHTER WIRING (ALSO LISTED UNDER POWER WINDOW WIRING)	13.090B
HARNESS, CONVERTIBLE TOP WIRING	13.090C
HARNESS, CORNERING LAMPS WIRING (ENGINE COMPARTMENT)	2.587
HARNESS, CRUISE MASTER WIRING	2.480
HARNESS, DOME & COURTESY LAMP	13.090D
HARNESS, DOOR JAMB WIRING (ALSO LISTED UNDER CIGAR LIGHTER WIRING)	13.090E
HARNESS, ELECTRIC DOOR LOCK WIRING	13.090U
HARNESS, ELECTRIC SEAT BACK LOCK WIRING	13.090V
HARNESS, ELECTRIC TRUNK RELEASE WIRING	13.090W
HARNESS, ENGINE COMPARTMENT WIRING	2.480
HARNESS, HEADLAMP EXTENSION	2.480
HARNESS, HEATER & A.C. BLOWER	8.852
HARNESS, HEATER CONTROL	8.852
HARNESS, INSTRUMENT PANEL AND ACCESSORY WIRING	2.480
HARNESS, MAX-TRAC SENSOR	4.720
HARNESS, POWER SEAT WIRING	13.090F
HARNESS, POWER TAILGATE	13.090K
HARNESS, POWER WINDOW WIRING	13.090L
HARNESS, REAR ANTENNA WIRING	9.665
HARNESS, REAR BUMPER LAMP WIRING	2.480

HARNES, REAR BUMPER LAMP WIRING	13.090H	HOSE, RECEIVER TO EVAPORATOR	9.242
HARNES, REAR COMPARTMENT LAMP		HOSE, RECEIVER TO EVAPORATOR	9.233
WIRING	13.090G	HOSE, RUBBER	8.962
HARNES, REAR DEFROSTER	9.778	HOSE, SHROUD PANEL DRAIN	10.997
HARNES, REAR SEAT SPEAKER-		HOSE, STEERING GEAR OIL PRESSURE LINE	6.670
DEFROSTER—ANTENNA WIRING	13.090I	HOSE, STEERING GEAR OIL RETURN LINE	6.67 1
HARNES, SUN ROOF	13.090X	HOSE, THERMO BY-PASS	1.097
HARNES, SWITCH, RELAY, WIRING SEAT		HOSE, VACUUM MODULATOR	4.205
BELT WARNING	13.090Y	HOSE, VACUUM MODULATOR	4.205
HARNES, TACHOMETER	2.480	HOSE, VACUUM MOUPLATOR	4.205
HARNES, TAILGATE & CONVERTIBLE TOP	2.480	HOSE, VACUUM TRUNK RELEASE	12.243
HARNES, TAILGATE WINDOW WIRING		HOUSING, AUTOMATIC LEVEL CONTROL	7.455
(ALSO LISTED UNDER BODY WIRING).	13.090J	HOUSING, BACK-UP LAMP	2.697
HARNES, TAPE PLAYER WIRING	2.480	HOUSING & BASE, SEAT BELT WARNING	
HARNES, TRAILER WIRING	7.068	LAMP	2.580
HARNES, TRAILER WIRING (CAR SECTION).	13.090R	HOUSING, CARBURETOR CHOKE	
HARNES, TRANSMISSION JUMPER (SEAT		THERMOSTAT (ROCHESTER).	3.750
BELT WARNING)	2.480	HOUSING, CARBURETOR PUMP (CARTER)	3.844
HEAD, COMPRESSOR	9.174	HOUSING, CARBURETOR WATER JACKET	
HEAD, CYLINDER	0.269	(ROCHESTER).	3.750
HEADER, Sun Roof	12.810	HOUSING, COAST CLUTCH	4.181
HEADLAMP ACTUATOR MOTOR PARTS	2.760	HOUSING & COIL, CARBURETOR	
HEADLAMP	2.725	THERMOSTAT (CARTER).	3.750
HEADLINING, LESS LISTING WIRE	14.640	HOUSING, COMBINATION STOP, TAIL &	
HEADLINING PANEL	14.640	DIRECTION SIGNAL	2.680
HEADLINING, SUN ROOF	14.640	HOUSING, CONTROL LEVER	4.010
HEAD RESTRAINT, FRONT SEAT BACK	14.924	HOUSING, CONVERTER CLUTCH	4.115
HEATER & AIR CONDITIONING PARTS LIST	9.169	HOUSING, CONVERTER PUMP	4.115
HEATER WATER HOSE (FORMED).	8.846	HOUSING, CONVERTER PUMP	4.115
HEATER WATER HOSE (ROLL)	8.846	HOUSING, CORNERING LAMP	2.586
HEIGHT CONTROL VALVE, AUTOMATIC		HOUSING, COVER, FLYWHEEL (LOWER).	0.679
LEVEL CONTROL	7.475	HOUSING, CRUISE MASTER	3.885
HINGE, CONSOLE LID	10.242	HOUSING, CRUISE MASTER	9.761
HINGE, FOLDING TOP	14.310	HOUSING, DIRECTIONAL SIGNAL SWITCH	2.906
HINGE, FRONT DOOR HINGE (LOWER).	10.454	HOUSING, DISTRIBUTOR	2.362
HINGE, FRONT DOOR HINGE (UPPER).	10.450	HOUSING, FLYWHEEL (UPPER).	0.683
HINGE, GAS TANK FILLER DOOR	8.209	HOUSING, FORWARD CLUTCH	4.169
HINGE, HOOD	8.015	HOUSING, FRONT LIGHT MONITOR	2.583
HINGE, INSTRUMENT PANEL,		HOUSING, FRONT PARKING & TURN SIGNAL	
COMPARTMENT DOOR	10.262	LAMP	2.586
HINGE, LUGGAGE COMPARTMENT COVER	12.977	HOUSING, HEADLAMP MOUNTING	2.726
HINGE, REAR DOOR (LOWER).	10.460	HOUSING, INSTRUMENT PANEL	9.743
HINGE, REAR DOOR (UPPER).	10.456	HOUSING, INSTRUMENT PANEL	9.740
HINGE, RECLINING SEAT BACK	1 1.377	HOUSING, LICENSE PLATE	7.800
HINGE, TAIL GATE OR BACK DOOR	12.184	HOUSING & LINK, WINDSHIELD WIPER	
HOLDER, GENERATOR BRUSH	2.291	TRANSMISSION	10.159
HOLDER, STARTER MOTOR BRUSH	2.052	HOUSING, OIL PUMP	1.657
HOOD	8.000	HOUSING & PLUG, CARBURETOR PISTON	
HOOD, IGNITION LOCK	2.198	(CARTER).	3.750
HOOK, CLUTCH PEDAL RETURN SPRING	0.846	HOUSING, POWER BRAKE CYLINDER	4.906
HOOK, FOLDING TOP FRONT ROOF RAIL	14.080	HOUSING & RACE, DIRECT CLUTCH	4.169
HOOK, FRONT SEAT SHOULDER STRAPS	14.875	HOUSING, RADIATOR THERMOSTAT	1.251
HORN, CARBURETOR AIR	3.730	HOUSING, REAR AXLE HOUSING	5.387
HORNS	2.810	HOUSING, REVERSE CLUTCH PISTON	4.188
HOSE, AIR	9.786	HOUSING, SIGNAL SWITCH	6.521
HOSE, AIR INJECTOR REACTOR	3.675	HOUSING, STARTER MOTOR DRIVE	2.085
HOSE, AIR	9.260	HOUSING, STEERING COLUMN	6.518
HOSE, AUTO CHOKE	3.603	HOUSING, STEERING GEAR OIL PUMP	6.608
HOSE, AUTOMATIC CHOKE HEAT PIPE	3.545	HOUSING, STEERING GEAR	6.803
HOSE, BRAKE	4.680	HOUSING & STUDS, INSTRUMENT CLUSTER	9.746
HOSE, CARBURETOR TO DISTRIBUTOR		HOUSING, SUN ROOF MOTOR	14.555
VACUUM	2.410	HOUSING, TAILGATE	12.981
HOSE, COMPRESSOR SUCTION	9.238	HOUSING, TAILGATE WINDOW REGULATOR	12.242
HOSE, CRANKCASE VENTILATION	1.762	HOUSING, TRANSMISSION CONTROL LEVER	4.010
HOSE, FUEL LINE (RUBBER).	3.158	HOUSING, TRANSMISSION CONTROL LEVER	4.010
HOSE, FUEL PUMP TO CARBURETOR	3.201	HOUSING, TRANSMISSION CONTROL LEVER	4.010
HOSE, FUEL TANK	3.003	HOUSING, TRANSMISSION CONTROL LEVER	4.010
HOSE, GENERATOR COOLING AIR	2.274	HOUSING, TRANSMISSION FORWARD	
HOSE & GROMMET	9.795	CLUTCH	4.169
HOSE, HOT GAS VALVE DISCHARGE	9.225	HOUSING, TRANSMISSION SHIFT INDICATOR	4.020
HOSE, HYDRAULIC PUMP	14.472	HOUSING & VALVE, AIR CONDITIONING	9.262
HOSE, INTAKE MANIFOLD CHOKE	3.545	HOUSING, WINDSHIELD WASHER	10.156
HOSE, OIL COOLER	4.129	HUB, CHROME WHEEL (GRP. CHANGED TO	
HOSE, PIPE SPARK CONTROL	2.420	5.871 EFF. 1-1-72).	5.858
HOSE, POWER BRAKE CYLINDER	4.931	HUB, CHROME WHEEL	5.87 1
HOSE, RADIATOR INLET (UPPER).	1.159	HUB, DIRECT CLUTCH	4.164
HOSE, RADIATOR OUTLET (LOWER).	1.173	HUB 8i DRUM, FRONT WHEEL BRAKE	5.809
HOSE, REAR COMPARTMENT PAN	12.981		

HUB, FRONT WHEEL	6.307
HUB, POWER BRAKE BELLOWS	4.904
HUB, POWER BRAKE BELLOWS.	4.922
HUB, RALLYE STEERING WHEEL	6.512
HUB, REVERSE CLUTCH.	4.189
HUB, TRANSMISSION FORWARD CLUTCH	4.164
HUB, WHEEL COVER (GRP. CHANGED TO 5.871 EFF. 1-1-72).	5.858
HUB, WHEEL COVER	5.871
HUB, WHEEL TRIM	5.871
HUB, WIRE WHEEL COVER	5.871
HUB, WOOD STEERING WHEEL	6.513

I

IMITATION LEATHER	15.506
INCLUDES BOWS).	13.346
INDEX FOR BODY WIRING HARNESS.	13.090
INDEX FOR REAR QUARTER MOLDING.	12.1 16
INDEX.	9.169
INDICATOR, TRANSMISSION SHIFT CONTROL	4.020
INDICATOR, TRANSMISSION SHIFT CONTROL	4.020
INDICATOR, TRANSMISSION SHIFT CONTROL	4.020
INDICATOR, TRANSMISSION SHIFT.. . . .	4.020
INFLATOR, SPARE TIRE.	5.880
INLET, POWER BRAKE BELLOWS.	4.906
INSERT, BRAKE MASTER CYLINDER TUBE	4.661
INSERT, CARBURETOR FLOAT.. . . .	3.734
INSERT, DASH.	15.280
INSERT, HEATER & A.C.	9.798
INSERT, MASTER CYLINDER.	4.657
INSERT, RAD. GRILLE ORNAMENT.. . . .	1.303
INSERT, ROOF PANEL ORNAMENT.. . . .	12.812
INSERT, SIDE ROOF RAIL WEATHERSTRIP	10.721
INSTALLATION PACKAGE, POWER BRAKES	4.901
INSTRUMENT CLUSTER TELL	9.750
INSULATION, EVAPORATOR BULB (Grp. Changed to 9.213 Eff. 5-1-71).	9.211
INSULATION, EVAPORATOR BULB.	9.213
INSULATOR, ACCELERATOR PEDAL LEVER BEARING.	3.454
INSULATOR, AIR CONDITIONING LINES & HOSES.	9.242
INSULATOR, AUTOMATIC CHOKE HEAT PIPE	3.545
INSULATOR, BODY MOUNTING.	9.011
INSULATOR, CLUTCH PEDAL STOP.	0.833
INSULATOR, DASH.	15.280
INSULATOR, FREEZE PROTECTION AND EXPANSION VALVE	9.213
INSULATOR, FRONT BUMPER.	7.838
INSULATOR, FRONT FLOOR CARPET.. . . .	15.286
INSULATOR, FRONT SPRING	7.420
INSULATOR, GASOLINE TANK	3.022
INSULATOR, HORN BLOWING CONTACT	2.819
INSULATOR, HORN CONTACT.. . . .	2.819
INSULATOR, HOT GAS BY-PASS VALVE	9.198
INSULATOR, LUGGAGE CARRIER.	12.815
INSULATOR, PROPELLER SHAFT.. . . .	5.598
INSULATOR, RADIATOR.	1.270
INSULATOR, REAR SPRING.	7.545
INSULATOR, SHIFT EQUALIZER LEVER.	4.042
INSULATOR, STARTER MOTOR SHUNT.	2.049
INSULATOR, STARTER MOTOR FIELD.	2.049
INSULATOR, SUCTION HOSE OR DISCHARGE LINE	9.225
INSULATOR, THROTTLE VALVE.	9.212
INSULATOR, TRANSMISSION SELECTOR CONTROL	4.045
INSULATOR, TRANSMISSION SHIFT ROD	4.037
INSULATOR, TRANSMISSION SHIFT.. . . .	4.046
INSULATOR, TRANSMISSION EQUALIZER.	4.042
INTERLOCK, TRANSMISSION SHIFTER INTERLOCK	4.307

J

JACK, AUTO..	8.820
JACKET, STEERING GEAR COLUMN	6.518
JACKSCREW, FRONT SEAT ADJUSTER	11.561
JAR, WINDSHIELD WASHER.	10.154
JET, CARBURETOR MAIN METERING (CARTER).	3.792
JET, CARBURETOR MAIN METERING (ROCHESTER).	3.792
JOINT, LOWER CONTROL ARM BALL	6.174
JUMPER, NEUTRAL SAFETY & BACK-UP LAMP.	4.054
JUMPER, NEUTRAL SAFETY SWITCH	4.054
JUMPER, NEUTRAL SAFETY SWITCH	4.054
JUNCTION BLOCK, CRUISE MASTER	3.887
JUNCTION, BRAKE LINE	4.686

K

KEY, COMPRESSOR CLUTCH.	9.188
KEY (IGNITION, DOOR, GLOVE COMPARTMENT & REAR COMPARTMENT).	2.187
KEY, REAR PUMP DRIVE	4.191
KEY, SPRING TANSMISSION SYNCHRONIZING.	4.384
KEY, VALVE SPRING CAP.	0.310
KEY, WOODRUFF.. . . .	0.729
KEY, WOODRUFF.. . . .	8.960
KIT, AIR CONDITIONING COMPRESSOR	9.170
KIT, AIR VALVE SPRING &CAM	3.766
KIT, BACK WINDOW INSTALLATION.	1 1.204
KIT (BUSHING & SLEEVE) TRANSMISSION SHIFT LEVER.	4.037
KIT, CARBURETOR AIR VALVE (ROCHESTER).	3.757
KIT, CARBURETOR CHOKE MODIFICATION	3.750
KIT, CARBURETOR COMPENSATOR IDLE (ROCHESTER).	3.820
KIT, CARBURETOR IDLE VENT (ROCHESTER).	3.852
KIT, COMPRESSOR HEAD GASKET & VALVE	7.460
KIT, CONVERTER PLANET PINION.	4.125
KIT, DIRECTIONAL SIGNAL SWITCH CONTACT SPRING.	2.896
KIT, EXHAUST EMISSION CONTROL	2.408
KIT, FORWARD CLUTCH	4.183
KIT, FREE WHEEL	4.181
KIT, FRONT DOOR SAFETY LOCK REPAIR	10.550
KIT, FRONT STABILIZER REPAIR.	7.240
KIT, FUEL LINE AIR DOME	3.163
KIT, GASKET, SNAP RINGS & RETAINERS.	4.005
KIT, HEIGHT CONTROL VALVE (AIR RIDE).	7.475
KIT, INTERMEDIATE TIE ROD REPAIR.	6.240
KIT, LOCK REPAIR-TAIL GATE AND REAR COMPARTMENT LID.	12.248
KIT, NEUTRAL CLUTCH.	4.170
KIT, OCTANE ADJUSTMENT.. . . .	2.408
KIT, OIL PAN DRAIN PLUG & GASKET.	1.453
KIT, OIL PUMP OVERHAUL	1.652
KIT, OIL PUMP RELIEF VALVE	1.609
KIT, PISTON HOUSING REPAIR	4.667
KIT, PISTON HOUSING REPAIR (Grp. changed to 4.667 Eff. 5-1-71).	4.665
KIT, PLANET.. . . .	4.176
KIT, POSITIVE CRANKCASE VENTILATION INSTALLATION.	1.745
KIT, POWER STEERING GEAR MASTER SEAL.	6.507
KIT, POWER STEERING GEAR INSTALLATION	6.508
KIT, REACTOR GEAR.	4.161
KIT, REAR AXLE FILLER PLUG.	5.400
KIT, REAR STABILIZER BAR	7.241

KIT, REAR WHEEL BEARING (GRP. CHANGED TO 5.819)	5.855
KIT, REAR WHEEL BEARING.	5.819
KIT, SHIFTER CONTROL	4.040
KIT, SHIFTER UNIT CONVERSION.	4.004
KIT, SHIFTER UNIT CONVERSION	4.004
KIT, SIGHT GLASS.	9.202
KIT, STEEL BALL (PINION TO SHAFT).	4.174
KIT, STEERING GEAR OIL PUMP SEAL	6.609
KIT, STEERING GEAR OIL PUMP ROTOR VANE	6.610
KIT, STEERING GEAR PITMAN SHAFT.	6.855
KIT, STEERING GEAR THRUST BEARING.	6.835
KIT, STEERING GEAR VALVE	6.552
KIT, STEERING SHAFT BALL RETURN GUIDE.	6.842
KIT, STEERING SHAFT REPAIR.	6.524
KIT, TORQUE BALL RETAINER SHIM.	5.560
KIT, TORQUE TUBE	5.505
KIT, TRANSMISSION GASKETS.	4.005
KIT, TRANSMISSION GASKETS.	4.005
KIT, TRANSMISSION GASKET AND SEALS	4.005
KIT, TRANSMISSION GASKETS.	4.005
KIT, TRANSMISSION GASKET & SEALS.	4.005
KIT, TRANSMISSION GASKETS.	4.005
KIT, TRANSMISSION OIL PUMP.	4.224
KIT, TRANSMISSION RETAINER RINGS, SEALS AND SNAP RINGS.	4.005
KIT, TRANSMISSION SEAL	4.005
KIT, TRANSMISSION SEAL	4.005
KIT, TRANSMISSION SEAL	4.005
KIT, TRANSMISSION SEAL	4.005
KIT, TRANSMISSION SEAL	4.005
KIT, TRANSMISSION SHIFT ROD.	4.037
KIT, WINDSHIELD AND BACK WINDOW INSTALLATION.	10.027
KIT, 3T to 2T CONVERSION PARTS.	4.005
KNOB, A.C. AND INSTRUMENT PANEL VENTS	9.260
KNOB, ANTENNA SWITCH	9.612
KNOB, BACK DOOR AND TAIL GATE WINDOW SWITCH.	12.195
KNOB, CIGAR LIGHTER.	9.709
KNOB, CLOCK RESET.	9.772
KNOB, COURTESY AND MAP LIGHT.	2.773
KNOB, DIRECTIONAL SIGNAL SWITCH CONTROL	2.897
KNOB, DOOR INSIDE LOCKING ROD.	10.559
KNOB, FRONT SEAT ADJUSTER.	11.588
KNOB & HANDLE, TAILGATE WINDOW REGULATOR.	12.246
KNOB, HEADLAMP SWITCH.	2.486
KNOB, HEATER & A.C.	9.798
KNOB, HEATER CONTROL.	8.852
KNOB, INSTRUMENT PANEL CRUISE MASTER	3.885
KNOB & NUT, AIR CLEANER & SILENCER COVER.	3.403
KNOB, RADIO CONTROL	9.649
KNOB, REAR DEFROSTER.	9.778
KNOB, REVERBERATOR.	9.665
KNOB, SAFETY BUZZER.	9.762
KNOB, SEAT BACK LOCKS.	11.390
KNOB, SPEEDOMETER TRIP RESET.	9.761
KNOB, STEREO TAPE PLAYER	9.670
KNOB, TAILGATE WIPER.	11.253
KNOB, TRANSMISSION CONTROL LEVER	4.006
KNOB, TRANSMISSION CONTROL	4.006
KNOB, TRANSMISSION CONTROL	4.006
KNOB, TRANSMISSION CONTROL LEVER	4.006
KNOB, TRANSMISSION CONTROL LEVER	4.006
KNOB, TRANSMISSION CONTROL LEVER	4.006
KNOB, TRANSMISSION CONTROL LEVER	4.006
KNOB, TWILIGHT SENTINEL	2.485
KNOB, WINDSHIELD WIPER 8t WASHER CONTROL	10.164
KNOB 8t WIRE, COWL DUCT PANEL AIR CONTROL	9.787
KNUCKLE, STEERING.	6.020

L

LABELS, VEHICLE INFORMATIVE AND CAUTIONARY.	8.800
LABEL, VALVE ROCKER ARM COVER	0.386
LACE, BACK WINDOW TRIM FINISH.	14.650
LACE, FOLDING TOP DUST BOOT RETAINING	13.450
LACE, FRONT SKYLIGHT FINISH.	14.650
LACE, PINCHWELD.	15.534
LACE, REAR CROSS BAR FINISH.	14.650
LACE, REAR QUARTER WINDOW FINISHING	14.650
LACE, ROOF INNER SIDE MOLDING FINISH.	14.650
LACE, ROOF RAIL PINCHWELD.	14.650
LACE, SIDE ROOF RAIL TRIM FINISH.	14.650
LACE, SIDE SKYLIGHT FINISH	14.650
LACE, TAILGATE OPENING TOP FINISH	14.650
LACE, WINDSHIELD UPPER TRIM FINISH	14.650
LACING, COWL HOOD LEDGE	12.801
LAMP, BACK-UP LAMP.	2.697
LAMP, COMBINATION STOP, TAIL & DIRECTION SIGNAL	2.679
LAMP, CORNERING LAMP.	2.585
LAMP, COURTESY LAMP.	2.776
LAMP, FRONT PARKING AND DIRECTIONAL SIGNAL	2.585
LAMP, LONG CONSOLE.	10.240
LAMP, LUGGAGE COMPARTMENT.	9.988
LAMP, REAR LICENSE	2.700
LAMP, SIDE MARKER (FRONT).	2.575
LAMP, SIDE MARKER (REAR).	2.575
LATCH, CONSOLE LID.	10.242
LATCH, FRONT SEAT CENTER COMPARTMENT LID.	10.242
LATCH, HOOD	8.080
LATCH, HOOD UPPER.	8.083
LATCH, SUN ROOF.	14.570
LEAD, DISTRIBUTOR	2.400
LEAD, STARTER MOTOR BRUSH GROUND	2.055
LENS, ACCESSORY SWITCH ILLUMINATION	10.252
LENS, AIR CONDITIONING CONTROL	9.279
LENS, BACK-UP LAMP.	2.697
LENS, COMBINATION STOP, TAIL & DIRECTION SIGNAL LAMP HOUSING REFLEX	2.689
LENS, COMBINATION STOP, TAIL 8< DIRECTION SIGNAL LAMP.	2.682
LENS, CORNERING LAMP.	2.585
LENS, DOME LAMP.	1 1.928
LENS, ENGAGEMENT (CRUISE MASTER).	3.885
LENS, FRONT LIGHT MONITOR.	2.583
LENS, FRONT PARKING & TURN SIGNAL LAMP.	2.589
LENS, HEATER 8t A.C.	9.798
LENS, HEATER CONTROL	8.852
LENS, INSTRUMENT CLUSTER.	9.748
LENS, INSTRUMENT PANEL	9.740
LENS, MAP LAMP.	2.774
LENS, REAR LICENSE LAMP.	2.709
LENS, REAR QUARTER COURTESY LAMP	1 1.928
LENS, SEAT BELT WARNING LAMP.	2.583
LENS, TAIL LAMP.	2.682
LENS, TRANSMISSION INDICATOR.	4.020
LENS, TRANSMISSION SHIFT INDICATOR.	4.020
LENS, TRANSMISSION SHIFT INDICATOR.	4.020
LENS, TRANSMISSION SHIFT INDICATOR.	4.020
LENS, TRANSMISSION SHIFT.	4.020
LENS, TRANSMISSION SHIFT INDICATOR.	4.020
LETTERS, BACK DOOR & TAIL GATE.	12.182
LETTERS, HOOD NAME iBUICKi.	8 005
LETTERS, REAR COMPARTMENT LID.	12.182
LETTERS, REAR QUARTER NAME.	12.1 16J
LETTERS.	12.116
LEVER, ACCELERATOR PEDAL	3.454
LEVER, AIR CONDITIONING IDLE SPEED-UP	3.453
LEVER, AIR CONDITIONING.	9.273

LEVER AND COLLAR, CHOKE (ROCHESTER)	3.752	LEVER, TRANSMISSION RANGE SELECTOR (OUTER).	4.045
LEVER AND LINK, CHOKE PISTON (ROCHESTER).	3.752	LEVER, TRANSMISSION SELECTOR CONTROL	4.045
LEVER AND LINK, CHOKE PISTON (CARTER)	3.752	LEVER, TRANSMISSION SHIFT INDICATOR	4.020
LEVER AND SCREW, CHOKE (CARTER).	3.752	LEVER, TRANSMISSION SHIFT INDICATOR	4.020
LEVER AND SHAFT, CHOKE (CARTER).	3.752	LEVER, TRANSMISSION SHIFT..	4.046
LEVER AND SHAFT, CHOKE (ROCHESTER)	3.752	LEVER, TRANSMISSION SHIFT INDICATOR	4.020
LEVER AND SLEEVE, TRANSMISSION CONTROL IDLER	4.046	LEVER, TRANSMISSION SHIFT..	4.045
LEVER, BACK-UP LAMP.	2.698	LEVER, TRANSMISSION SHIFT IDLER.	4.040
LEVER 8t BUSHING, CLUTCH CONTROL COUNTERSHAFT..	0.852	LEVER, TRANSMISSION SHIFT..	4.045
LEVER, CARBURETOR CAM CONTACT.	3.766	LEVER, TRANSMISSION SHIFT EQUALIZER.	4.040
LEVER, CARBURETOR CAM TRIP.	3.752	LEVER, TRANSMISSION SHIFT..	4.045
LEVER, CARBURETOR CHOKE SHAFT (CARTER).	3.752	LEVER, TRANSMISSION SHIFT..	4.315
LEVER, CARBURETOR CHOKE (ROCHESTER)	3.752	LEVER, TRANSMISSION SHIFT..	4.046
LEVER, CARBURETOR THROTTLE ACTUATING	3.820	LEVER, TRANSMISSION THROTTLE CONTROL AND RANGE FINDER	4.275
LEVER, CARBURETOR THROTTLE.	3.762	LEVER, TRANSMISSION THROTTLE CONTROL AND RANGE SELECTOR	4.275
LEVER, CLUTCH EQUALIZER (OPERATING)	0.852	LEVER, TRANS. PARK LOCK 8t RANGE SELECTOR.	4.279
LEVER, CLUTCH RELEASE	0.854	LEVER, 2ND 8t 3RD SHIFT—EQUALIZER PIVOT..	4.314
LEVER, DETENT VALVE ACTUATOR.	4.279	LID, ASH TRAY (REAR DOOR & REAR QUARTER ARMREST).	12.045
LEVER, DIRECTIONAL SIGNAL SWITCH CONTROL	2.897	LID, REAR COMPARTMENT..	12.181
LEVER, DIRECTIONAL SIGNAL ACTUATOR	2.897	LIFTER, VALVE.	0.459
LEVER, FORWARD CLUTCH	4.183	LIFT, FOLDING TOP HYDRAULIC.	14.481
LEVER, GOVERNOR	4.267	LIFT, FOLDING TOP HYDRAULIC.	14.475
LEVER, HEATER 8. A.C..	9.798	LIFT, MANUAL FOLDING TOP.	14.481
LEVER, HEATER CONTROL	8.852	LIGHT, INSTRUMENT PANEL COMPARTMENT	10.275
LEVER 8t HUB, CLUTCH CONTROL COUNTERSHAFT..	0.852	LIMITER, AIR CONDITIONING CUT OFF SWITCH.	2.5 10
LEVER KIT, CARBURETOR THROTTLE.	3.759	LIMITER, AIR CONDITIONING CUT OFF SWITCH	9.172
LEVER, LINK AND SHAFT, CHOKE PISTON (CARTER).	3.752	LINER, WINDSHIELD WIPER ARM	10.147
LEVER, LOW 8. REVERSE BRAKE BAND.	4.253	LINING, FOLDING TOP.	15.530
LEVER, NEUTRAL SAFETY AND BACK-UP LAMP.	4.054	LINING, FOLDING TOP SIDE PAD.	13.349
LEVER, NEUTRAL SAFETY AND BACK-UP LAMP.	4.054	LINKAGE, TRANSMISSION SHIFT ROD.	4.037
LEVER, NEUTRAL SAFETY AND BACK-UP LAMP.	4.054	LINK, AUTOMATIC LEVEL CONTROL	7.345
LEVER, NEUTRAL SAFETY & BACK-UP LAMP.	4.054	LINK, BACK WINDOW GLASS	13.395
LEVER, OUTSIDE MANUAL	4.045		5.105
LEVER, OUTSIDE MANUAL	4.045	LINK, CARBURETOR PUMP (CARTER).	3.843
LEVER, PARKING BRAKE CABLE.	4.785	LINK, CRUISE MASTER.	3.885
LEVER, PARKING BRAKE.	4.591	LINK, DOOR LOCK REMOTE CONTROL	10.506
LEVER, PARKING BRAKE.	5.149	LINK, FOLDING TOP SIDE ROOF RAIL CONTROL	14.140
LEVER, PARKLOCK & RANGE SELECTOR.	4.278	LINK, FOLDING 2ND SEAT.	11.620
LEVER PAWL, PARKING LOCK APPLY.	4.294	LINK, FOLDING 3RD SEAT.	11.620
LEVER 8t PIN, TRANSMISSION PARKING BRAKE INSIDE DETENT..	4.279	LINK, FRONT STABILIZER.	7.240
LEVER, POWER BRAKE CYLINDER POWER PISTON REACTION.	4.934	LINK, HEADLAMP VISOR ACTUATOR.	2.755
LEVER & SHAFT, TEMPERATURE CONTROL	8.852	LINK, HEATER & A.C.	9.798
LEVER 8t SHAFT, TEMPERATURE CONTROL	9.786	LINK, HEATER AND A.C.	8.858
LEVER 8t SHAFT, TRANSMISSION SHIFT	4.302	LINK, HEATER AND DEFROSTER.	9.779
LEVER, STARTER MOTOR GEAR SHIFT.	2.108	LINK, OVERCENTER SPRING ACTUATOR	0.833
LEVER, STATOR CONTROL OPERATING.	4.052	LINK, PROPELLER SHAFT..	5.555
LEVER, STEERING COLUMN LOCK	4.040	LINK, RANGE SELECTOR.	4.275
LEVER, STEERING COLUMN LOCK	4.040	LINK, REAR SEAT CENTER ARM REST.	1 1.651
LEVER, TEMPERATURE CONTROL	9.278	LINK, SHOCK ABSORBER REAR	7.355
LEVER, THROTTLE OPERATING.	3.454	LINK, STARTER MOTOR GEAR SH-I FT LEVER	2.113
LEVER, THROTTLE OPERATING.	3.453	LINK, TAILGATE TORQUE ROD MOUNTING	12.187
LEVER, THROTTLE VALVE CONTROL	4.052	LINK, TAILGATE WIPER	11.257
LEVER, TRANSMISSION CONTROL	4.006	LINK, TRANS. IDLER	4.035
LEVER, TRANSMISSION CONTROL	4.006	LINK, TRANSMISSION CONTROL SWITCH MOUNTING.	4.060
LEVER, TRANSMISSION CONTROL	4.006	LINK, TRANSMISSION CONTROL SWITCH MOUNTING.	4.060
LEVER, TRANSMISSION CONTROL	4.006	LINK, TRANSMISSION IDLER	4.035
LEVER, TRANSMISSION CONTROL	4.006	LINK, TRANSMISSION SHIFT INC ICATOR	4.020
LEVER, TRANSMISSION CONTROL	4.030	LINK, TRANSMISSION SHIFT INL ICATOR	4.020
LEVER, TRANSMISSION CONTROL	4.006	LINK, TRANSMISSION SHIFT INC ICATOR	4.020
LEVER, TRANSMISSION CONTROL	4.006	LINK, TRANSMISSION SHIFT.	4.035
LEVER, TRANSMISSION CONTROL	4.006	LINK, WHEEL BRAKE CYLINDER TO BRAKE SHOE.	4.675
LEVER, TRANSMISSION CONTROL SHAFT	4.030	LITTER BASKET.	8.891
LEVER, TRANSMISSION DETENT.	4.032	LITTER CONTAINER, COWL SIDE	14.630
LEVER, TRANSMISSION RANGE SELECTOR (OUTER).	4.045	LOAD MEMBER, JACK	8.820
		LOCK, BACK DOOR 8t TAIL GATE	12.242
		LOCK, CLUTCH GEAR BEARING	4.356

LOCK, FOLDING TOP FRONT ROOF RAIL.	14.080	WHEEL OPENING COVER.	12.1 16 I
LOCK, FRONTDOOR.	10.470	MOLDING & ATTACHING PARTS, REAR	
LOCKNUT, PROPELLER SHAFT.	5.443	WHEEL OPENING OUTER PANEL.	12.1 16H
LOCK, REAR AXLE SHAFT.	5.422	MOLDING 8< ATTACHING PARTS PACKAGE,	
LOCK, REAR COMPARTMENT LID.	12.242	REAR QUARTER PANEL.	12.116F
LOCK, REAR DOOR.	10.473	MOLDING & ATTACHING PARTS PACKAGE,	
LOCK, SEAT BACK LOCKS.	11.390	REAR END PANEL.	12.182
LOCK, TAILGATE.	12.242	MOLDING & ATTACHING PARTS, REAR	
LOCK, TAILGATE.	12.248	COMPARTMENT LID.	12.182
LOCK, TRANSMISSION REAR BEARING.	4.412	MOLDING & ATTACHING PARTS, REAR	
LOCK, TRANSMISSION REAR BEARING.	4.412	COMPARTMENT LID WINDSPLIT.	12.182
LOCK, TRANSMISSION REAR BEARING.	4.412	MOLDING & ATTACHING PARTS, REAR DOOR	
LOCK, TRANSMISSION REAR BEARING.	4.412	OUTER PANEL.	12.1 14
LOCKWASHER, PROPELLER SHAFT CENTER		MOLDING & ATTACHING PARTS PACKAGE,	
BEARING.	5.601	TAILGATE OUTER PANEL.	12.182
LOGIC BOX, MAX-TRAC.	4.720	MOLDING & ATTACHING PARTS PACKAGE,	
LUBRICANT.	4.683	FRONT DOOR OUTER PANEL.	12.112
LUBRICANT, REAR AXLE.	5.535	MOLDING 8< ATTACHING PARTS, REAR	
LUGGAGE CARRIER & COVER.	12.815	COMPARTMENT FRONT PANEL	

M

MAIN SHAFT 8< PLUG.	4.172	MOLDING, BACK BODY OPENING.	12.180
MAINTENANCE ACCESSORIES.	8.800	MOLDING, BACK DOOR.	12.180
MANIFOLD AND PIPES, AIR INJECTOR		MOLDING, BACK DOOR WINDOW GARNISH.	12.182
REACTOR AIR FEED.	3.675	MOLDING, BACK WINDOW GARNISH.	1 1.120
MANIFOLD, EXHAUST.	3.601	MOLDING, BACK WINDOW REVEAL.	11.208
MANIFOLD, HEATER AND DEFROSTER.	9.779	MOLDING, CENTER PILLAR.	12.113
MANIFOLD, INTAKE.	3.265	MOLDING, CENTER PILLAR TRIM (PAINT TO	
MANIFOLD, STEERING GEAR OIL PUMP		MATCH TRIM AS REQ.).	14.730
RESERVOIR.	6.635	MOLDING & CLIP PACKAGE, HOOD.	8.005
MANIFOLD, WATER.	1.251	MOLDING, DOOR ARMREST.	14.688
MAP LAMP, SUNSHADE SUPPORT.	10.219	MOLDING, DOOR EDGE GUARD.	10.352
MAST, RADIO ANTENNA.	9.647	MOLDING, FRONT DOOR TRIM FINISHING.	14.691
MATERIAL, TRUNK LINING.	15.330	MOLDING, FRONT DOOR WINDOW REVEAL.	10.707
MAT, FLOOR FILLER PANEL.	15.311	MOLDING, FRONT DOOR WINDOW SCALP.	10.707
MAT, FRONT FLOOR (INCL. R & L).	15.292	MOLDING, FRONT FENDER.	8.147
MAT, FRONT FLOOR (OVERALL).	15.292	MOLDING, FRONT SEAT.	14.818
MAT, FRONT FLOOR (RUBBER).	15.286	MOLDING, FRONT SEAT.	14.823
MAT, LOAD FLOOR TO TAILGATE PANEL.	15.31 1	MOLDING, GAS TANK FILLER EDGE GUARD.	12.1 1 6A
MAT, LUGGAGE COMPARTMENT PANEL		MOLDING, HOOD FRONT ORNAMENT.	8.005
COVER.	15.31 1	MOLDING, INSTRUMENT PANEL.	10.252
MAT, REAR COMPARTMENT FLOOR.	15.222	MOLDING, INSTRUMENT PANEL.	9.740
MAT, REAR COMPARTMENT LOAD FLOOR		MOLDING, RADIATOR GRILLE.	1.266
(RUBBER).	15.311	MOLDING, RADIATOR GRILLE.	1.268
MAT, REAR COMPARTMENT PAN.	15.311	MOLDING, REAR BODY LOCK PILLAR FINISH	
MAT, REAR FLOOR (OVERALL).	15.292	(ABOVE BELT).	10.721
MAT, REAR FLOOR (R. & L).	15.292	MOLDING, REAR BODY LOCK PILLAR	
MAT, REAR FLOOR (RUBBER).	15.306	WEATHERSTRIP RETAINER AND REVEAL.	10.721
MAT, TAILGATE INNER COVER PANEL.	15.31 1	MOLDING, REAR COMPARTMENT LID.	12.182
MAT, TRUNK (RUBBER).	15.294	MOLDING, REAR COMPARTMENT FRONT	
MAT, 2ND SEAT BACK OUTER PANEL.	15.31 1	PANEL.	12.971
MAT, 3RD SEAT BACK PANEL.	15.311	MOLDING, REAR COMPARTMENT.	12.580
MAT, 3RD SEAT CUSHION PANEL.	15.311	MOLDING, REAR DOOR TRIM FINISHING.	14.764
MEDALLION, CAST ALUMINUM WHEEL		MOLDING, REAR DOOR WINDOW.	10.772
COVER.	5.871	MOLDING, REAR END BELT REVEAL.	12.121
MEDALLION, CONSOLETTA SHIFT PATTERN.	4.015	MOLDING, REAR END BELT REVEAL.	12.1 16D
MEDALLION, CONSOLETTA SHIFT PATTERN.	4.015	MOLDING, REAR END PANEL.	12.182
MEDALLION, WHEEL COVER (GRP. CHANGED		MOLDING, REAR END PANEL.	12.182
TO 5.871 EFF. 1-1-72).	5.859	MOLDING, REAR FENDER LOUVER.	8.204
MEDALLION, WHEEL COVER.	5.871	MOLDING, REAR FLOOR & SEAT PANEL	
MEMBER, FRONT BUMPER FRAME CROSS.	7.009	FINISHING.	12.976
MEMBER, FRONT SPRING CROSS.	7.010	MOLDING, REAR QUARTER ARMREST.	15.108
MEMBER, REAR BUMPER FRAME CROSS.	7.014	MOLDING, REAR QUARTER BELT REVEAL.	12.1 16C
MEMBER, TRACK BAR.	5.415	MOLDING, REAR QUARTER BELT FINISHING.	11.119
MIRROR, INSIDE REAR VIEW.	10.187	MOLDING, REAR QUARTER PINCHWELD	
MIRROR, REAR VIEW (INSIDE).	10.185	FINISHING.	12.1 16E
MIRROR, REAR VIEW (OUTSIDE).	10.185	MOLDING, REAR QUARTER TRIM PAD.	15.108
MIRROR, SUN VISOR VANITY.	10.195	MOLDING, REAR QUARTER TRIM FINISHING.	15.101
MIRROR, TRAILER TOWING.	10.185	MOLDING, REAR QUARTER WINDOW	
MODULATOR, TRANSMISSION VACUUM.	4.205	GARNISH (PAINT TO MATCH AS REQ.).	11.119
MODULATOR, TRANSMISSION VACUUM.	4.205	MOLDING, REAR QUARTER WINDOW SCALP.	1 1.031
MODULATOR, TRANSMISSION VACUUM.	4.205	MOLDING, REAR QUARTER WINDOW REVEAL.	1 1.031
MOLDING AND ATTACHING PARTS, REAR		MOLDING, ROCKER PANEL.	8.304
		MOLDING, ROOF DRIP (PAINT TO MATCH).	12.075

MOLDING, ROOF PANEL COVER FINISHING	12.075	NAME PLATE, REAR END PANEL	12.182
MOLDING, ROOF PANEL FINISH	14.651	NAME PLATE, REAR QUARTER NAME	12.1 16J
MOLDING, ROOF PANEL SIDE	12.075	NAMEPLATE, TAILGATE	12.182
MOLDING, SIDE ROOF RAIL	10.721	NEEDLE AND SEAT, CARBURETOR	
MOLDING, SIDE ROOF RAIL (PAINT TO		(ROCHESTER)	3.814
MATCH AS REQD.)	14.651	NEEDLE, CARBURETOR CHECK VALVE	
MOLDING, SKYLIGHT GARNISH MOLDING	11.130	(CARTER)	3.825
MOLDING, SKYLIGHT REVEAL	12.812	NEEDLE, CARBURETOR IDLE ADJUSTING	
MOLDING, Sun Roof.	12.810	(ROCHESTER)	3.822
MOLDING, TAILGATE INNER	12.180	NEEDLE & DIAPHRAGM,CARBURETOR	
MOLDING, TAILGATE OUTER PANEL	12.180	FLOAT (ROCHESTER)	3.814
MOLDING, TAILGATE WINDOW.	12.182	NEEDLE & SEAT, CARBURETOR (CARTER).	3.814
MOLDING, VINYL CAR SIDE (ADHESIVE		NIPPLE, HEATER CONTROL	8.866
BACKED)	12.112	NIPPLE, INSULATING IGNITION WIRE.	2.258
MOLDING, WINDSHIELD GARNISH.	10.051	NOZZLE, TIMING GEAR OIL	0.748
MOLDING, WINDSHIELD HEADER.	10.093	NOZZLE, WINDSHIELD WASHER.	10.156
MOLDING, WINDSHIELD PILLAR	10.093	NUT, ANTENNA	9.618
MOLDING, WINDSHIELD PILLAR DRIP.	12.075	NUT, ANTENNA SWITCH MOUNTING.	9.599
MOLDING, WINDSHIELD REVEAL	10.093	NUT, AUTOMATIC CHOKE HEAT PIPE TO	
MONOGRAM, AIR CLEANER	3.402	CARBURETOR	3.602
MONOGRAM & ATTACHING PARTS		NUT, BRAKE REACTION ROD..	6.171
PACKAGE, HOOD.	8.055	NUT, BRAKE SHOE ADJUSTING SCREW.	5.1 1 1
MONOGRAM & ATTACHING PARTS,		NUT, BUMPER.	7.874
RADIATOR GRILLE	1.303	NUT, CONNECTING ROD BOLT.	0.626
MONOGRAM, FRONT FENDER SIDE.	8.147	NUT, DELUXE WHEEL COVER (GRP.	
MONOGRAM, INSTRUMENT PANEL	9.740	CHANGED TO 5.871 EFF. 1-1-72).	5.858
MONOGRAM, INSTRUMENT PANEL	10.254	NUT, DIFFERENTIAL ADJUSTING.	5.539
MONOGRAM, INSTRUMENT PANEL	10.256	NUT, DIRECTIONAL SIGNAL 8i PARKING	
MONOGRAMS, REAR QUARTER NAME.	12.1 16J	LAMP TO BUMPER FACE PLATE.	2.587
MOTOR, AUTO. TEMP. CONTROL		NUT, EXHAUST PIPE TO EXHAUST	
PROGRAMMER	9.270	MANIFOLD.	3.613
MOTOR, ENGINE STARTING (COMPLETE)	2.041	NUT, FOLDING TOP.	14.157
MOTOR, EVAPORATOR BLOWER	8.855	NUT, FRONT FENDER	8.139
MOTOR, EVAPORATOR BLOWER (GRP.		NUT, FRONT FENDER SKIRT..	8.154
CHANGED TO 8.855).	9.215	NUT, GAS TANK TO UNDERBODY..	3.023
MOTOR, FOLDING TOP HYDRAULIC.	14.481	NUT, GENERATOR ARMATURE DRIVE END	
MOTOR, FOLDING TOP.	14.482	SHAFT..	2.280
MOTOR, FORCED AIR VENTILATION.	9.790	NUT, HEADLAMP BEAM ADJUSTING.	2.737
MOTOR, FRONT DOOR WINDOW ELECTRIC	10.783	NUT, HEADLAMP BODY..	2.736
MOTOR, FRONT SEAT ADJUSTER.	11.556	NUT, HEADLAMP DOOR.	2.729
MOTOR, HEATER & DEFROSTER & AIR		NUT, HEADLAMP MOUNTING.	2.729
CONDITIONING.	8.855	NUT, HOOD MONOGRAM AND EMBLEM.	8.006
MOTOR, RADIO ANTENNA	9.647	NUT, HOOD MOULDING.	8.056
MOTOR, REAR DEFROSTER	9.778	NUT, IGNITION LOCK RETAINING.	2.198
MOTOR, REAR DOOR WINDOW (ELECTRIC).	10.791	NUT, INVERTED FLARE	8.963
MOTOR, REAR QUARTER ELECTRIC WINDOW 1	1.041	NUT, PINION FLANGE	5.595
MOTOR, SUN ROOF.	14.550	NUT, RADIO TO INSTRUMENT PANEL	9.667
MOTOR, TAIL GATE REGULATOR - ELECTRIC.	12.195	NUT, REAR AXLE CONTROL ARM	5.483
MOTOR, TAILGATE WIPER.	11.254	NUT, REAR AXLE DRIVE PINION LOCK	5.595
MOTOR, WINDSHIELD WIPER	10.150	NUT, REAR AXLE PINION BEARING.	5.445
MOULDING COMBINATION, STOP, TAIL AND		NUT, REAR AXLE UPPER CONTROL ARM	7.395
DIRECTIONAL SIGNAL LAMP.	2.680	NUT, REAR BUMPER LAMP.	2.679
MOUNT, BODY SILL	9.023	NUT, REAR LEAF SPRING.	7.248
MOUNT, ENGINE	0.027	NUT, REAR LICENSE PLATE.	7.809
MOUNT, FRONT SUSPENSION	7.010	NUT, REAR QUARTER MOLDING.	12.118
MOUNT, TRANSMISSION.	4.081	NUT, REAR QUARTER NAME PLATE	12.118
MOUNT, TRANSMISSION.	4.081	NUTS, CHECK	8.916
MOUNT, TRANSMISSION.	4.081	NUTS, HEXAGON	8.915
MOUNT, TRANSMISSION.	4.081	NUTS, HEXAGON LOCK	8.917
MOUNT, TRANSMISSION.	4.081	NUT, SHOCK ABSORBER.	7.347
MOUNT, TRANSMISSION.	4.081	NUT, STABILIZER LINK	7.238
MOUNT, TRANSMISSION.	4.081	NUT, STAMPED (LOCK).	8.921
MOUNT, TRANSMISSION.	4.081	NUT, STEERING GEAR PITMAN ARM	6.861
MUFFLER, AIR INJECTION REACTOR PUMP	3.672	NUT, STEERING GEAR WORM BEARING.	6.832
MUFFLER, EXHAUST SYSTEM.	3.701	NUT, STEERING KNUCKLE.	6.106
MUFFLER, HOT GAS VALVE DISCHARGE	9.225	NUT, STEERING KNUCKLE LOWER CONTROL	
MULTIPLEX, AM-FM STEREO ADAPTER.	9.650	ARM	6.172
		NUT, STEERING KNUCKLE LOWER CONTROL	
		ARM.	6.169
		NUT, STEERING KNUCKLE SPINDLE	6.022
		NUT, STEERING KNUCKLE SUPPORT LOWER	
		CONTROL ARM.	6.174
		NUT, STEERING OIL PUMP DRIVEN PULLEY	
		TO PUMP.	6.655
		NUT, STEERING SHAFT WORM BALL	6.841
		NUT, TORQUE TUBE.	5.505
		NUT, TRANSMISSION CONTROL INDICATOR.	4.022
		NUT, TRANSMISSION SHIFT ROD..	4.037

N

NAIL, ROOF PANEL TRIM	13.260
NAME PLATE	12.1 16
NAME PLATE, REAR BUMPER	7.832
NAMEPLATE, REAR COMPARTMENT LID	12.182

NUT, TRANSMISSION SHIFT LEVER.	4.030	PACKAGE, GUIDEMATIC.	2.459
NUT, VALVE ROCKER ARM.	0.429	PACKAGE, HEADLAMP MOUNTING.	2.726
NUT, WHEEL TO HUB (FRONT & REAR)	5.813	PACKAGE, HIGHWAY EMERGENCY.	8.821
NUT, WINDOW GLASS TO CAM.	10.745	PACKAGE, HORN CABLE 8i TERMINAL	2.859
NUT, WINDSHIELD WIPER MOTOR.	10.163	PACKAGE, LOWER CONTROL ARM SHAFT	6.170
NUT, WINDSHIELD WIPER TRANSMISSION.	10.160	PACKAGE, LUGGAGE COMPARTMENT LIGHT	9.988
NUT, WING.	8.920	PACKAGE, POSITIVE TRACTION	

O

ODOMETER.	9.761	DIFFERENTIAL (INCL. CASE).	5.510
OIL, A.C. MAINTENANCE ITEMS.	9.282	PACKAGE, REAR DOOR SAFETY LOCK	10.559
OIL, AUTOMATIC TRANSMISSION.	4.101	PACKAGE, REAR DOOR WINDOW (ELECTRIC)	10.791
OIL, AUTOMATIC TRANSMISSION.	4.101	PACKAGE, REAR SEAT SPEAKER.	9.665
OIL, AUTOMATIC TRANSMISSION.	4.101	PACKAGE, REAR WINDOW DEFROSTER.	9.778
OIL, FOR BUICK AUTOMATIC TRANSMISSION	4.101	PACKAGE, SPRINGS & ATTACHING PARTS	5.026
OIL, FOR BUICK AUTOMATIC TRANSMISSION	4.101	PACKAGE, TILT TYPE STEERING WHEEL	
OIL, FOR BUICK AUTOMATIC TRANSMISSION	4.101	CONVERSION.	6.518
ORDINATOR, WINDSHIELD WIPER AND		PACKAGE, TRANSMISSION OIL SUCTION	4.197
WASHER.	10.153	PACKAGE, TRANSMISSION REVERSE &	
0 RING, COMPRESSOR HEAD.	9.172	MODULATOR BOOSTER VALVE.	4.216
0 RING, HEIGHT CONTROL VALVE (AIR RIDE)	7.476	PACKAGE, TRANSMISSION SNAP RING.	4.005
0 RING, STEERING GEAR OIL PUMP		PACKAGE, TRUNK RELEASE.	12.243
PRESSURE.	6.612	PACKAGE, TWILIGHT SENTINEL	2.485
ORNAMENT 8i ATTACHING PARTS, HOOD		PACKAGE, UNIVERSAL JOINT TORQUE BALL	
TOP VENT.	8.054	AND RETAINER.	5.564
ORNAMENT 8i ATTACHING PARTS, FRONT		PACKAGE, UPPER CONTROL ARM.	6.178
BUMPER.	7.832	PACKAGE, WINDSHIELD WIPER	
ORNAMENT, DELUXE WHEEL COVER (GRP.		TRANSMISSION.	10.160
CHANGED TO 5.871 EFF. 1-1-72).	5.858	PACKING, CARBURETOR CHOKE SUCTION	
ORNAMENT, DELUXE WHEEL COVER.	5.871	TUBE.	3.750
ORNAMENT, FRONT FENDER SIDE.	8.147	PACKING, CRANKCASE OIL SHEDDER (IN	
ORNAMENT, HOOD FRONT ORNAMENT.	8.005	TIMING CHAIN COVER).	0.213
ORNAMENT, REAR BUMPER (BACK-UP LAMP		PACKING, CRANKSHAFT BEARING CAP OIL	0.137
OPENING).	2.697	PAD, ANTENNA MOUNTING.	9.622
OUTER PANEL, WHEELHOUSE.	12.944	PAD, BRAKE AND CLUTCH PEDAL	4.630
OUTLET, A.C. AND INSTRUMENT PANEL		PAD, COWL TRIM (PAINT TO MATCH TRIM IF	
VENTS.	9.260	NECESSARY).	14.630
OUTLET, AIR CONDITIONING.	9.262	PAD, DOOR LOCK HANDLE.	10.515
OUTLET, AIR DUCT (COWL & DASH).	9.789	PAD, FRONT SEAT ADJUSTER.	11.556
OUTLET, CYLINDER WATER.	1.153	PAD, FRONT SEAT BACK CENTER ARM REST	
OUTLET, HEATER & A.C..	9.798	(RUBBER).	14.900
OUTLET, HEATER AIR DISTRIBUTOR-		PAD, FRONT SEAT BACK CENTER ARMREST	
CENTER.	9.789	TRIM PANEL.	14.900
OUTLET, HEATER 8i DEFROSTER.	9.779	PAD, FRONT SEAT BACK REAR UPPER PANEL	14.810
OUTLET, HEATER DISCHARGE.	9.784	PAD, FRONT SEAT BACK (RUBBER).	14.802

P

PACKAGE, AIR DEFLECTOR.	12.180	PAD, FRONT SEAT CUSHION (RUBBER).	14.890
PACKAGE, AUTO LEVEL CONTROL	7.345	PAD, FRONT SEAT HEADRESTRAINT.	14.924
PACKAGE, BEARING CLEARANCE CHECKING		PAD, HOOD INSULATOR.	8.021
GAUGES.	0.093	PAD, MANUAL MIRROR (OUTSIDE).	10.185
PACKAGE, BOWDEN WIRE REPAIR.	9.787	PAD, PARKING BRAKE LEVER PEDAL	4.630
PACKAGE, CARBURETOR STEP-UP ROD AND		PAD, QUARTER ARMREST FINISHING.	15.108
JET (CARTER).	3.858	PAD, REAR BUMPER BRACKET.	7.838
PACKAGE, COMPRESSOR BODY SHAFT SEAL	9.175	PAD, REAR BUMPER.	7.875
PACKAGE, CORNERING LAMP.	2.585	PAD, REAR DOOR ARM REST.	14.762
PACKAGE, COURTESY LAMP.	2.774	PAD, REAR SEAT BACK (RUBBER).	15.002
PACKAGE, CRUISE MASTER	3.885	PAD, REAR SEAT CENTER ARM REST	
PACKAGE, DELCOTRON DIODE RECTIFIER	2.319	(RUBBER).	15.042
PACKAGE, DIFFERENTIAL GEARS, PINIONS		PAD, REAR SEAT CUSHION.	15.036
AND THRUST WASHERS.	5.527	PAD, REAR VIEW MIRROR (OUTSIDE).	10.186
PACKAGE, DOOR EDGE GUARD.	10.352	PAD, SHORT CONSOLE.	10.240
PACKAGE, ENGINE BLOCK HEATER	1.150	PAD, SUN ROOF.	14.640
PACKAGE, FRONT DOOR WINDOW ELECTRIC	10.783	PAD, TRANSMISSION MOUNTING THRUST.	4.083
PACKAGE, FRONT LIGHT MONITOR-		PAD, TRANSMISSION MOUNTING THRUST.	4.083
HEADLAMP & L TURN SIGNAL MONITOR.	2.580	PAD, TRANSMISSION SUPPORT.	4.081
PACKAGE, FRONT 8< REAR BUMPER GUARD	7.828	PAD, 3RD SEAT CUSHION.	15.244
PACKAGE, GLOVE BOX 8i ASH TRAY LIGHT	10.275	PANEL, BACK BODY OPENING.	12.968
		PANEL, BACK WINDOW—INNER.	12.964
		PANEL, COWL AND DASH.	12.803
		PANEL, COWL & DASH.	12.804
		PANEL, FOLDING TOP COMPARTMENT	12.989
		PANEL, FRONT BODY HINGE PILLAR.	12.486
		PANEL, FRONT BODY HINGE PILLAR.	12.840
		PANEL, FRONT BUMPER FACE PLATE.	7.831
		PANEL, FRONT DOOR INNER.	12.894
		PANEL, FRONT DOOR OUTER.	12.895
		PANEL, FRONT DOOR TRIM FINISHING	14.691
		PANEL, FRONT FENDER TIE.	8.155
		PANEL, FRONT FENDER TRIM.	8.147
		PANEL, FRONT SEAT BACK CENTER	
		ARMREST.	1 1.374

PANEL, FRONT SEAT BACK	11.358	PAWL, TRANSMISSION PARK LOCK	4.294
PANEL, FRONT SEAT HEAD RESTRAINT.	1 1.376	PAWL, TRANSMISSION PARKING BRAKE	4.294
PANEL, FRONT SEAT SIDE	11.362	PEDAL, ACCELERATOR	3.451
PANEL, FRONT WHEELHOUSE	8.153	PEDAL, CLUTCH	0.830
PANEL, GRILLE HEADER (FRONT END).	1.263	PHOTOCELL, TWILIGHT SENTINEL	2.485
PANEL, HEATER & DEFROSTER	9.779	PIN, BRAKE SHOE HOLD DOWN SPRING	5.041
PANEL, HOOD LOWER LATCH MOUNTING	8.081	PIN, CALIPER	4.666
PANEL, INSTRUMENT PANEL	9.740	PIN, CARBURETOR FLOAT.	3.747
PANEL, INSTRUMENT.	10.230	PIN, CHOKE PISTON (CARTER).	3.752
PANEL, LICENSE PLATE	7.800	PIN, CHOKE PISTON (ROCHESTER).	3.752
PANEL, LONG CONSOLE	10.240	PINCHWELD LACE	15.520
PANEL, LUGGAGE COMPARTMENT.	12.975	PIN, CLEVIS.	8.942
PANEL, QUARTER ARMREST FINISHING.	15.108	PIN, CLUTCH EQUALIZER	0.854
PANEL, RADIATOR GRILLE LOWER (TRIM)	1.287	PIN, CLUTCH RELEASE ROD.	0.793
PANEL, RADIATOR.	1.266	PIN, COMPRESSOR.	9.174
PANEL, RADIATOR UPPER MOUNTING.	1.270	PIN, CONTROL LEVER PIVOT.	4.008
PANEL, REAR BODY LOCK PILLAR.	12.942	PIN, CONVERTER	4.126
PANEL, REAR BUMPER FILLER.	7.834	PIN, COTTER	8.938
PANEL, REAR BUMPER	7.833	PIN, COUNTERSHAFT SPRING (CARTER).	3.843
PANEL, REAR BUMPER TRIM.	7.832	PIN, CYLINDER HEAD.	0.253
PANEL, REAR COMPARTMENT FLOOR AT KICK-UP.	12.975	PIN, DIFFERENTIAL SIDE PINION SHAFT LOCK	5.5 18
PANEL, REAR COMPARTMENT SHELF DUCT	12.971	PIN, DIRECTIONAL SIGNAL CANCELLING	2.896
PANEL, REAR COMPARTMENT SIDE PAN COVER	12.975	PIN, DISTRIBUTOR GEAR	2.379
PANEL, REAR COMPARTMENT (FRONT).	12.971	PIN, DOOR HINGE	10.466
PANEL, REAR COMPARTMENT SHELF (PAINT TO MATCH AS REQUIRED).	15.024	PIN, GOVERNOR.	4.267
PANEL, REAR DOOR OUTER	12.913	PIN, GROOVED SPRING.	8.940
PANEL, REAR DOOR TRIM FINISHING.	14.764	PIN, HEATER & A.C.	9.798
PANEL, REAR END	12.966	PIN, HYDROVAC POWER BRAKE VALVE PUSH ROD.	4.926
PANEL, REAR FLOOR FILLER.	12.975	PINION AND PLANETARY GEAR.	4.175
PANEL, REAR FLOOR TO TAILGATE FILLER (FOLLOWER BOARD).	12.975	PINION & GEAR, REAR QUARTER WINDOW ELECTRIC MOTOR GEAR.	11.04 1
PANEL, REAR LICENSE FILLER.	7.807	PIN, MASTER CYLINDER STOP PUSH ROD	4.662
PANEL, REAR QUARTER—ABOVE BELT	15.100	PIN, OIL PUMP.	4.226
PANEL, REAR QUARTER ARM REST.	12.989	PIN, OIL PUMP STATOR VALVE (Grp. Changed to 4.122).	4.235
PANEL, REAR QUARTER INNER FINISHING	15.101	PIN, OVERCENTER SPRING ACTUATOR.	0.833
PANEL, REAR QUARTER SIDE—OUTER (LESS WHEELHOUSE).	12.940	PIN, PARKING BRAKE LEVER	5.158
PANEL, REAR QUARTER SIDE—INNER	12.941	PIN, PISTON	0.636
PANEL, REAR QUARTER SIDE OUTER EXTENSION.	12.940	PIN, PROPELLER SHAFT COUPLING (Grp. Changed to 5.457 Eff. 7-1-7 1).	5.546
PANEL, REAR QUARTER SIDE EXTENSION	12.941	PIN, PROPELLER SHAFT COUPLING.	5.457
PANEL, REAR QUARTER TRIM FINISHING	15.101	PIN, REAR COMPARTMENT LID HINGE.	12.186
PANEL, REAR QUARTER UPPER (ABOVE BELT).	14.645	PIN, REAR DOOR WINDOW ELECTRIC SWITCH	10.791
PANEL, REAR SEAT BACK & AUXILIARY FLOOR.	12.975	PIN, REAR DOOR WINDOW SASH	10.747
PANEL, REAR SEAT BACK—CENTER	11.649	PIN, REAR QUARTER WINDOW LOWER SASH CHANNEL	1 1.007
PANEL, REAR SEAT BACK SHELF.	12.97 1	PIN, REVERSE IDLER SHAFT LOCK	4.435
PANEL, REAR SEAT CENTER ARMREST.	1 1.649	PIN, REVERSE IDLER SHAFT LOCK.	4.435
PANEL, REAR SEAT CUSHION—CENTER.	1 1.649	PIN, STARTER MOTOR BRUSH.	2.052
PANEL, REAR WHEEL HOUSE OPENING.	12.940	PIN, STARTER MOTOR GEAR SHIFT LEVER TO SOLENOID.	2.108
PANEL, ROOF (LESS DRIP MOLDINGS).	12.810	PIN, STARTER MOTOR PLUNGER TO GEAR SHIFT LEVER	2.108
PANEL, SPARE TIRE COVER	12.579	PIN, STEERING GEAR OIL PUMP.	6.608
PANEL & SPRING, REAR SEAT BACK CENTER ARM REST.	1 1.649	PIN, STEERING GEAR SHAFT COUPLING.	6.525
PANEL, Sun Roof.	12.810	PIN, STEERING KNUCKLE UPPER SUPPORT PIVOT.	6.178
PANEL, TAIL GATE AND BACK DOOR INNER COVER	12.195	PIN, STRAIGHT.	8.939
PANEL, TAILGATE—OUTER	12.179	PIN, SUN ROOF.	14.090
PANEL, WHEELHOUSE	12.944	PIN, TAILGATE OUTER HANDLE DRIVEN HINGE	12.195
PANEL, 3RD SEAT.	12.975	PIN, TRANSMISSION CONTROL LEVER	4.008
PAN, ENGINE OIL	1.426	PIN, TRANSMISSION CONTROL LEVER	4.008
PAN, REAR COMPARTMENT.	12.981	PIN, TRANSMISSION CONTROL LEVER	4.008
PAN, TRANSMISSION CASE OIL	4.195	PIN, TRANSMISSION CONTROL SWITCH	4.277
PAN, TRANSMISSION CONVERTER COVER	4.1 15	PIN, TRANSMISSION CONTROL LEVER.	4.008
PAN, TRANSMISSION CONVERTER COVER	0.679	PIN, TRANSMISSION CONTROL LEVER.	4.008
PAN, TRANSMISSION OIL	4.195	PIN, TRANSMISSION CONTROL SHAFT INTERLOCK	4.307
PAN, TRANSMISSION OIL	4.195	PIN, TRANSMISSION CONTROL LEVER.	4.008
PAN, TRANSMISSION OIL	4.195	PIN, TRANSMISSION DETENT.	4.311
PAWL, DOOR LOCK	12.249	PIN, TRANSMISSION GEAR SHIFT INTERLOCK ROD.	4.307
PAWL, FRONT DOOR LOCK CYLINDER	10.55 1	PIN, TRANSMISSION INTERLOCK SHIFT.	4.307
PAWL, PARKING LOCK	4.294	PIN, TRANSMISSION INTERLOCK SHIFT.	4.307
PAWL, PARKING LOCK	4.294		
PAWL, TAIL GATE OUTER HANDLE CYLINDER	12.195		

PIN, TRANSMISSION OIL PUMP.	4.224	PISTON, REVERSE SERVO.	4.241
PIN, TRANSMISSION REAR BAND APPLY	4.241	PISTON RINGS.	0.643
PIN, TRANSMISSION SHIFT ROD.	4.037	PISTON ROD, TRANSMISSION	
PIN, TRANSMISSION SHIFT ROD.	4.037	INTERMEDIATE SERVO.	4.228
PIN, TRANSMISSION STATOR CONTROL		PISTON, TRANSMISSION CLUTCH.	4.166
VALVE	4.122	PISTON, TRANSMISSION DIRECT CLUTCH	
PIPE, AIR INJECTOR REACTOR.	3.675	ACCUMULATOR.	4.228
PIPE, AUTOMATIC CHOKE HEAT.	3.545	PISTON, TRANSMISSION FORWARD CLUTCH	4.166
PIPE, BRAKE CYLINDER TO DISTRIBUTOR	4.685	PISTON, TRANSMISSION INTERMEDIATE	
PIPE, CONDENSER (GRP. CHANGE TO 9.227		CLUTCH.	4.166
EFF. 9-1-7 1).	9.192	PISTON, WHEEL BRAKE CYLINDER.	4.668
PIPE, CONDENSER TO MUFFLER.	9.226	PIVOT, BRAKE ADJUSTER.	5.103
PIPE, CRANKCASE VENTILATOR.	1.762	PIVOT, TRANSMISSION EQUALIZER.	4.042
PIPE, DISC BRAKES.	4.685	PLANET CARRIER & OUTPUT SHAFT.	4.175
PIPE, ENGINE OIL PUMP.	1.656	PLASTIC MOLDING, WINDSHIELD UPPER	
PIPE, EVAPORATOR EMISSION SYSTEM.	3.163	TRIM FINISHING (See Group 14.650 Lacc,	
PIPE, EXHAUST—FRONT.	3.609	windshield upper trim finishing).	10.051
PIPE, EXHAUST—REAR (REFER TO GRP.		PLATE AND ATTACHING PARTS, REAR DOOR	
3.7 10).	3.609	NAME.	12.114
PIPE, FUEL FILTER TO CARBURETOR.	3.201	PLATE &L ATTACHING PARTS, TAILGATE	12.180
PIPE, FUEL PUMP TO CARBURETOR.	3.201	PLATE, AUXILIARY VALVE (CRUISE MASTER)	4.265
PIPE, FUEL TANK	3.003	PLATE, BACK DOOR ELECTRIC WINDOW	
PIPE, GASOLINE FEED.	3.158	CONTACT.	12.195
PIPE, HEATED AIR.	3.603	PLATE, BACK DOOR & TAILGATE—INNER	
PIPE, HEATED AIR.	3.602	PANEL	12.180
PIPE, OIL COOLER.	4.129	PLATE, BACKING.	5.001
PIPE, OIL COOLER.	4.128	PLATE, BACK WINDOW GLASS.	13.395
PIPE, OIL COOLER.	4.128	PLATE, BAFFLE (CARTER).	3.750
PIPE, OIL COOLER.	4.128	PLATE, BAFFLE (ROCHESTER).	3.750
PIPE, POWER BRAKE CYLINDER.	4.931	PLATE &L BRACKET, FORCED AIR	
PIPE, RECEIVER TO CONDENSER.	9.227	VENTILATION.	9.790
PIPE, RECEIVER TO EVAPORATOR.	9.233	PLATE, BRAKE PEDAL COVER.	4.630
PIPE, TRANSMISSION GOVERNOR.	4.248	PLATE, BRAKE SHOE GUIDE.	5.045
PIPE, TRANSMISSION OIL FILLER PIPE.	4.133	PLATE, CARBURETOR STEP—UP (CARTER)	3.858
PIPE, TRANSMISSION OIL FILLER.	4.133	PLATE, CARBURETOR TO INTAKE MANIFOLD	3.726
PIPE, TRANSMISSION OIL FILLER PIPE.	4.132	PLATE, CENTER PILLAR TO ROOF RAIL	
PIPE, TRANSMISSION OIL FILLER PIPE.	4.132	FINISH.	14.651
PIPE, TRANSMISSION OIL INTAKE.	4.197	PLATE, CLUTCH DRIVEN.	0.886
PIPE, TRANSMISSION OIL SUCTION.	4.197	PLATE, CLUTCH PEDAL RETURN SPRING	0.846
PIPE, TRANSMISSION VENT.	4.104	PLATE, CLUTCH PRESSURE.	0.863
PIPE, TRANSMISSION VENT PIPE.	4.104	PLATE, CLUTCH SYNCHRONIZER.	4.384
PIPE, VACUUM MODULATOR.	4.205	PLATE, CLUTCH SYNCHRONIZER.	4.384
PIPE, VACUUM MODULATOR.	4.205	PLATE, COAST CLUTCH.	4.181
PIPE, VACUUM MOUDLATOR.	4.205	PLATE, COMPRESSOR CLUTCH.	9.188
PISTON, A.C. COMPRESSOR.	9.172	PLATE, COMPRESSOR DISCHARGE VALVE	9.172
PISTON AND LINK, CARBURETOR PUMP	3.838	PLATE, CONTROL LEVER.	4.010
PISTON AND PIN, CARBURETOR		PLATE, CONTROL LEVER SHAFT INTERLOCK.	4.027
VACUUMETER (CARTER).	3.858	PLATE, CONTROL LEVER SHAFT.	4.027
PISTON, AUTOMATIC LEVEL CONTROL.	7.455	PLATE, CONVERTER CLUTCH.	4.115
PISTON, AUXILIARY VALVE (CRUISE		PLATE, CORNERING LAMP 8i SIDE MARKER	
MASTER).	4.265	LAMP.	2.596
PISTON, CALIPER.	4.668	PLATE, COURTESY LAMP SWITCH ON BACK	
PISTON, CARBURETOR CHOKE (ROCHESTER)	3.752	ROOF PILLAR.	11.938
PISTON, CARBURETOR CHOKE (CARTER).	3.752	PLATE, COWL	12.804
PISTON, CARBURETOR POWER VALVE		PLATE, DIFFERENTIAL SIDE.	5.511
(ROCHESTER).	3.858	PLATE, DIRECT CLUTCH.	4.163
PISTON, CARBURETOR STEP—UP (CARTER)	3.858	PLATE, DIRECTIONAL SIGNAL SWITCH.	2.896
PISTON, COAST CLUTCH.	4.181	PLATE, DIRECTIONAL SIGNAL SWITCH	
PISTON, CONVERTER CLUTCH.	4.115	LEVER.	2.910
PISTON, CONVERTER STATOR.	4.117	PLATE, DISTRIBUTOR BREAKER.	2.385
PISTON, DIRECT CLUTCH.	4.166	PLATE, DISTRIBUTOR WEIGHT HOLD DOWN.	2.390
PISTON, FORWARD CLUTCH.	4.183	PLATE, DOME LAMP SWITCH.	11.938
PISTON, FRONT.	4.228	PLATE, DOOR ARM REST.	14.688
PISTON, HIGH CLUTCH.	4.166	PLATE, DOOR ARM REST OR PULL HANDLE	14.690
PISTON, HIGH CLUTCH.	4.166	PLATE, DOOR LOCK INSIDE REMOTE	
PISTON, HYDRAULIC BRAKE MASTER		CONTROL	10.512
CYLINDER.	4.653	PLATE, DOOR LOCK STRIKER.	10.57 1
PISTON, INTERMEDIATE CLUTCH		PLATE, DOOR REMOTE CONTROL COVER.	14.688
ACCUMULATOR.	4.228	PLATE, DOOR WEDGE.	10.584
PISTON, LOW SERVO.	4.228	PLATE, DOOR WINDOW REGULATOR	
PISTON 8i PIN.	0.629	HANDLE.	10.797
PISTON & PIN.	0.629	PLATE, EVAPORATOR MOTOR MOUNTING	9.216
PISTON. POWER BRAKE CYLINDER POWER		PLATE, EXHAUST MANIFOLD.	3.604
PISTON REACTION.	4.934	PLATE, FENDER SKIRT.	8.153
PISTON, POWER BRAKE.	4.922	PLATE, FLOOR PAN FILLER AT LOCK PILLAR.	12.980
PISTON, REVERSE CLUTCH.	4.166	PLATE, FOLDING TOP HINGE ANCHOR.	14.310
PISTON, REVERSE CLUTCH.	4.189	PLATE, FOLDING TOP HINGE ANCHOR (Grp.	
PISTON, REVERSE SERVO ACCUMULATOR.	4.241	Changed to 14.310 Eff. 11-1-7 1).	13.395

PLATE, FOLDING 2ND SEAT BACK CATCH STRIKER	12.944	PLATE, TAIL GATE WIPER MOTOR MOUNTING	1 1.258
PLATE, FORWARD CLUTCH	4.183	PLATE, TAIL LAMP MOUNTING	12.943
PLATE, FORWARD CLUTCH	4.163	PLATE, TORQUE TUBE	5.506
PLATE, FORWARD CLUTCH	4.183	PLATE, TRANSMISSION CONTROL LOCK	6.514
PLATE, FORWARD & DIRECT CLUTCH	4.163	PLATE, TRANSMISSION CONTROL LEVER STOP	2.895
PLATE, FRONT BUMPER FACE	7.831	PLATE, TRANSMISSION CONTROL LEVER	4.008
PLATE, FRONT DOOR SILL	11.175	PLATE, TRANSMISSION CONTROL	4.030
PLATE, FRONT DOOR VENTILATOR	10.660	PLATE, TRANSMISSION CONTROL STOP	4.004
PLATE, FRONT DOOR VENTILATOR	10.664	PLATE, TRANSMISSION CONTROL SHAFT	4.004
PLATE, FRONT DOOR WINDOW LOWER SASH CHANNEL GUIDE	10.728	PLATE, TRANSMISSION CONTROL SHIFT LEVER	4.017
PLATE, FRONT DOOR WINDOW FRAME CHANNEL GUIDE	10.728	PLATE, TRANSMISSION CONTROL SHIFT LEVER	4.017
PLATE, FRONT SEAT ADJUSTER	11.588	PLATE, TRANSMISSION CONSOLE SHIFT	4.020
PLATE, FRONT SEAT BOTTOM FRAME CENTER HINGE ARM	11.375	PLATE, TRANSMISSION CONTROL LEVER	4.037
PLATE, FRONT SEAT CENTER HINGE ARM	1 1.375	PLATE, TRANSMISSION IDLER & COUNTER SHAFT LOCK	4.435
PLATE, GENERATOR BALL BEARING INSIDE RETAINER	2.307	PLATE, TRANSMISSION INTERMEDIATE CLUTCH	4.163
PLATE, HEADLAMP FILLER	2.726	PLATE, TRANSMISSION PLANET PIN SHAFT LOCK	4.176
PLATE, HEATER & A.C.	9.798	PLATE, VALVE BODY	4.265
PLATE, HEATER MOTOR MOUNTING	8.856	PLATE, VALVE BODY	4.265
PLATE, HOOD LATCH	8.083	PLATE, VALVE BODY, POWER BRAKE CYLINDER	4.922
PLATE, HORN BLOWING	2.830	PLATE, VALVE BODY	4.265
PLATE, HORN	2.819	PLATE, VEHICLE IDENTIFICATION	10.252
PLATE, IGNITION COIL MOUNTING	2.183	PLATE, VEHICLE IDENTIFICATION (Grp. Changed to 10.252)	14.655
PLATE, INSTRUMENT PANEL RADIO FILLER	10.256	PLATE, WHEELHOUSE TO QUARTER PANEL BAFFLE	12.944
PLATE, INSTRUMENT PANEL COMPARTMENT DOOR	10.262	PLATE, WINDOW REGULATOR HANDLE BEARING	10.515
PLATE, INSTRUMENT PANEL	10.252	PLUG, BUMPER FILLER (FRONT & REAR)	7.831
PLATE, INSTRUMENT PANEL CONSOLE	9.740	PLUG, BUTTON	8.973
PLATE, INSTRUMENT PANEL	9.740	PLUG, CAMSHAFT REAR BEARING CAP	0.553
PLATE, INTERMEDIATE CLUTCH	4.163	PLUG, CARBURETOR AIR HORN & CHOKE HOUSING (ROCHESTER)	3.750
PLATE, LEAF SPRING ANCHOR	7.518	PLUG, CARBURETOR	3.775
PLATE, LIFT OR TAIL GATE OR BACK DOOR	12.237	PLUG, CLOCK LENS	9.772
PLATE, LIGHT AND WINDSHIELD WASHER SWITCH	2.486	PLUG, CONVERTER PUMP	4.115
PLATE, LONG CONSOLE	10.240	PLUG, CONVERTER PUMP	4.115
PLATE, LOW 8: REVERSE CLUTCH	4.163	PLUG, CONVERTER PUMP	4.115
PLATE, MASTER BRAKE CYLINDER	4.656	PLUG, CYLINDER CRANKCASE	0.034
PLATE, PARKING BRAKE CABLE	4.765	PLUG, CYLINDER HEAD	0.253
PLATE, POWER BRAKE CYLINDER POWER PISTON REACTION	4.934	PLUG, EXPANSION	8.970
PLATE, PROPELLER SHAFT TO COMPANION FLANGE	5.586	PLUG, FLYWHEEL HOUSING DUST	0.686
PLATE, REAR BUMPER FACE	7.831	PLUG, FRONT DOOR INNER PANEL SEALING	10.587
PLATE, REAR COMPARTMENT LID LOCK	12.237	PLUG, FRONT DOOR VENTILATOR REGULATOR	10.661
PLATE, REAR DOOR (LOWER)	10.460	PLUG, INTAKE MANIFOLD	3.265
PLATE, REAR DOOR LOWER SASH CHANNEL	10.747	PLUG, OIL PRESSURE REGULATOR HOLE	1.531
PLATE, REAR DOOR SILL	11.179	PLUG, PIPE	8.971
PLATE, REAR DOOR WINDOW WEDGE	10.769	PLUG, PROPELLER SHAFT	5.441
PLATE, REAR PUMP	4.201	PLUG, REAR AXLE FILLER PLUG	5.400
PLATE, REAR QUARTER WINDOW	11.040	PLUG, REAR DOOR ARMREST BASE (PAINT TO MATCH AS REQ.)	14.762
PLATE, REAR QUARTER WINDOW REGULATOR	11.044	PLUG, REVERSE CLUTCH PISTON	4.188
PLATE, REAR QUARTER WINDOW	11.012	PLUG, RUBBER	12.980
PLATE, REAR SEAT CENTER ARM REST HANGER	1 1.651	PLUG, STEERING GEAR HOUSING END	6.824
PLATE, REAR SHOCK ABSORBER	7.370	PLUG, STEERING GEAR HOUSING	6.806
PLATE, REVERSE CLUTCH	4.189	PLUG, STEERING GEAR RACK PISTON	6.579
PLATE, REVERSE CLUTCH	4.189	PLUG, STEERING KNUCKLE TIE ROD	6.230
PLATE, REVERSE CLUTCH PRESSURE	4.163	PLUG, STEERING TIE ROD	6.244
PLATE, SEAT BELTS AND SHOULDER STRAPS	14.875	PLUG, STEERING TIE ROD	6.243
PLATE, STARTER MOTOR CENTER BEARING (WITH BUSHING)	2.082	PLUG, TAILGATE WIRING HOLE	12.195
PLATE, STEERING COLUMN SHIFT STOP	4.027	PLUG, TIE ROD END	6.881
PLATE, STEERING GEAR OIL PUMP END	6.609	PLUG, TORQUE TUBE	5.508
PLATE, STEERING GEAR OIL PUMP THRUST	6.612	PLUG, TRANSMISSION	4.103
PLATE, STEERING GEAR OIL PUMP PRESSURE	6.612	PLUG, TRANSMISSION	4.103
PLATE, STEERING GEAR OIL PUMP RESERVOIR	6.635	PLUG, TRANSMISSION	4.103
PLATE, STEREO ADAPTER TRIM	9.655	PLUG, TRANSMISSION	4.103
PLATE, SUN ROOF MOTOR	14.555	PLUG, TRIM PAD	14.683
PLATE, TAIL GATE AND BACK DOOR STRIKER ADJUSTING	12.242	PLUG, VALVE ROCKER ARM SHAFT	0.356
		PLUNGER AND ROD, CARBURETOR PUMP (CARTER)	3.838

PLUNGER, CARBURETOR PUMP (ROCHESTER)	3.838	RAIL, FOLDING TOP SIDE ROOF iCENTER & REAR	14.170
PLUNGER, FRONT SEAT ADJUSTER		RAIL, FOLDING TOP SIDE ROOF iFRONT	14.100
TRANSMISSION CLUTCH	11.556	RAIL, FRONT CROSS	7.009
PLUNGER, LOWER STEERING SHAFT	4.030	RAIL, REAR QUARTER BELT	12.428
PLUNGER, LOWER STEERING SHAFT	4.030	RAIL, SIDE ROOF—INNER	12.957
PLUNGER, REAR DOOR SAFETY LOCK	10.559	RAIL, SIDE ROOF - OUTER	12.956
PLUNGER, STARTER MOTOR GEAR SHIFT LEVER	2.113	RAIL, SUN ROOF	12.957
POCKET, GAS TANK FILLER NECK	12.945	REAR AXLE (COMPLETE)	5.386
POCKET, REAR COMPARTMENT SPARE TIRE	12.981	RECEIVER AND DEHYDRATOR	9.195
POCKET, TAIL LAMP OPENING	12.943	RECEIVER, ASH TRAY	9.766
POINT SET, DISTRIBUTOR	2.384	RECEIVER, ASH TRAY (REAR DOOR si REAR QUARTER ARMREST)	12.045
POPPET, VACUUM POWER CYLINDER	4.928	REFLECTOR, DOME si SIDE ROOF RAIL LAMP	1.927
POPPET, VALVE BODY	4.218	REFLECTOR, DOOR ARM REST	14.686
POWER UNIT, CRUISE MASTER	3.885	REFLECTOR, REAR QUARTER COURTESY LAMP	1.927
PRINTED CIRCUIT, INSTRUMENT CLUSTER	9.744	REGULATOR, AUTOMATIC LEVEL CONTROL COMPRESSOR	7.460
PRISM, ACCESSORY SWITCH ILLUMINATION	10.252	REGULATOR, FRONT DOOR VENTILATOR	10.661
PROGRAMMER, AIR CONDITIONING CONTROL	9.275	REGULATOR, FRONT DOOR WINDOW (MANUAL)	10.783
PROTECTOR, CRUISE MASTER WIRING	3.887	REGULATOR, FRONT DOOR WINDOW (ELECTRIC)	10.783
PROTECTOR, DIRECTIONAL SIGNAL SWITCH	2.906	REGULATOR, HEATER si A.C.	9.798
PROTECTOR, FRONT SEAT BELT TRIM	14.875	REGULATOR HINGE PIN, TAILGATE LIFT ARM	12.184
PROTECTOR, SHOULDER STRAP	14.875	REGULATOR (LESS MOTOR), REAR QUARTER WINDOW (ELECTRIC)	11.041
PULLEY, AIR INJECTION REACTOR PUMP	3.650	REGULATOR si MOTOR, FRONT DOOR VENTILATOR	10.661
PULLEY 8i BRACKET, CRUISE RELEASE	3.885	REGULATOR, REAR DOOR WINDOW (ELECTRIC)	10.791
PULLEY, COMPRESSOR CLUTCH	9.180	REGULATOR, REAR DOOR WINDOW (MANUAL)	10.791
PULLEY, FAN DRIVEN	1.062	REGULATOR, REAR QUARTER WINDOW (MANUAL)	1.041
PULLEY, FAN DRIVING	0.659	REGULATOR, TAIL GATE AND BACK DOOR WINDOW	12.195
PULLEY 8i FAN, GENERATOR	2.274	REGULATOR, VOLTAGE 8i CURRENT CONTROL	2.500
PULLEY, FRONT SEAT ADJUSTER TRANSMISSION	1.556	REINFORCEMENT, ACCELERATOR ROD	3.452
PULLEY, GENERATOR	2.274	REINFORCEMENT, BACK BODY OPENING	12.968
PULLEY, PARKING BRAKE CABLE	4.785	REINFORCEMENT, BODY HINGE PILLAR TO ROCKER PANEL	12.659
PULLEY, STEERING GEAR OIL PUMP DRIVEN	6.655	REINFORCEMENT, BRAKE PEDAL TO DASH	4.634
PUMP, AIR INJECTOR REACTOR PUMP	3.660	REINFORCEMENT, COMPARTMENT PAN FILLER	12.981
PUMP, CARBURETOR (ROCHESTER)	3.838	REINFORCEMENT, FAN DRIVING PULLEY	0.660
PUMP si COVER, OIL	1.652	REINFORCEMENT, FENDER SKIRT	8.153
PUMP si COVER, TAILGATE WINDOW WASHER	11.260	REINFORCEMENT, FRONT BODY HINGE PILLAR	12.659
PUMP & FILTER, FUEL GAUGE (TANK UNIT)	3.107	REINFORCEMENT, FRONT BODY PILLAR TO DUCT	12.659
PUMP, FUEL	3.900	REINFORCEMENT, FRONT DOOR TRIM AT VENT SWITCH	10.664
PUMP, OIL PUMP	4.224	REINFORCEMENT, GAS TANK FILLER NECK OPENING	12.945
PUMP, STEERING GEAR OIL	6.605	REINFORCEMENT, REAR BODY LOCK PILLAR	12.942
PUMP, TRANSMISSION OIL	4.224	REINFORCEMENT, REAR COMPARTMENT PAN FRONT AT GAS TANK	12.981
PUMP, TRANSMISSION OIL PUMP	4.224	REINFORCEMENT, REAR COMPARTMENT SHELF DUCT	12.971
PUMP, TRANSMISSION OIL PUMP	4.224	REINFORCEMENT, REAR COMPARTMENT PANEL	12.971
PUMP, WATER (INCLUDED COVER GASKET)	1.069	REINFORCEMENT, REAR COMPARTMENT LID OPENING—UPPER CORNER	12.940
PUMP, WINDSHIELD WASHER	10.153	REINFORCEMENT, REAR CROSS	12.986
		REINFORCEMENT, REAR DOOR WINDOW (ELECTRIC)	10.791
		REINFORCEMENT, REAR QUARTER OUTER PANEL	12.940
		REINFORCEMENT, REAR QUARTER PANEL AT BELT	12.944
		REINFORCEMENT, ROCKER PANEL	12.934
		REINFORCEMENT, SHROUD PANEL AT HOOD STOP	12.804
		REINFORCEMENT, WHEELHOUSE PANEL	12.944
		RELAY, AIR CONDITIONING WIRING	9.281

R

RACE, A.C. COMPRESSOR	9.172
RACE AND ROLLER, REAR AXLE DRIVE PINION (REAR)	5.484
RACE, (BETWEEN REAR PUMP & PARKING WHEEL RATCHET)	4.290
RACE, CONVERTER PUMP	4.115
RACE, DIFFERENTIAL	5.536
RACE, FREE WHEEL	4.181
RACE, FRONT WHEEL BEARING (INNER)	6.316
RACE, REAR AXLE ROLLER BEARING OUTER (REAR)	5.447
RACE 8i ROLLER, DIFFERENTIAL	5.536
RACE, TILT TYPE STEERING SHAFT	6.521
RACE, TRANSMISSION INTERMEDIATE CLUTCH	4.168
RACE, TRANSMISSION	4.176
RACE, TRANSMISSION OVERRUN CLUTCH	4.168
RACK, PISTON 8; NUT, STEERING GEAR POWER CYLINDER	6.586
RACK, ROOF TOP CARRIER	12.815
RADIATOR	12.19
RADIO (AM)	9.650
RAIL, FOLDING TOP FRONT ROOF	14.050

RELAY, AUTO. TEMP. CONTROL PROGRAMMER	9.270	RETAINER, CONSOLETTA GEARSHIFT AND BODY.	4.015
RELAY, BLOWER MOTOR	9.277	RETAINER, CONSOLETTA GEAR SHIFT AND BODY.	4.015
RELAY, CRUISE MASTER	3.887	RETAINER, DOOR BINDING STRIP TO INNER PANEL	14.683
RELAY, ELECTRIC.	2.510	RETAINER, DOOR HANDLE PUSH BUTTON	10.529
RELAY, ELECTRIC.	13.095	RETAINER, DOOR LOCK STRIKER.	10.571
RELAY, HEADLAMP VISOR ACTUATOR.	2.755	RETAINER, EVAPORATOR DOOR.	9.264
RELAY, HEATER & A.C.	9.798	RETAINER & FELT, DELCOTRON (SLIP RING END).	2.298
RELAY, HEATER & WINDOW DEFOGGER	9.778	RETAINER, FOLDING TOP DUST BOOT.	13.384
RELAY, HORN.	2.815	RETAINER, FRONT BODY PILLAR ELECTRIC CONDUIT.	10.778
RELAY, HYDRAULIC CRUISE MASTER.	3.885	RETAINER, FRONT DOOR LOCK CYLINDER	10.551
RELAY & JUNCTION BLOCK, HORN.	2.815	RETAINER, FRONT DOOR LOCK PAWL	10.551
RELAY, STARTER MOTOR SOLENOID SWITCH	2.127	RETAINER, FRONT DOOR WINDOW GLASS RUN	10.703
RELAY, SUN ROOF.	13.095	RETAINER, FRONT FENDER SIDE MOLDING.	8.133
RELAY, TAILGATE WIPER.	11.253	RETAINER, FRONT SEAT ADJUSTER AUXILIARY LOCKING.	1.589
RELAY, WIPER MOTOR.	10.150	RETAINER, FRONT SEAT ADJUSTER TO SEAT SUPPORT.	11.561
REPAIR KIT, AUTO. BRAKE ADJUSTER	5.103	RETAINER, FRONT SEAT ADJUSTER.	11.581
REPAIR KIT, CRUISE MASTER.	3.885	RETAINER, FRONT SEAT BACK TRIM.	1.368
REPAIR KIT, FRONT BRAKE WHEEL CALIPER.	4.667	RETAINER, FRONT SEAT CENTER HINGE ARM	1.375
REPAIR KIT, FUEL PUMP DIAPHRAGM.	3.925	RETAINER, GENERATOR DRIVE END.	2.307
REPAIR KIT, FUEL PUMP.	3.925	RETAINER, HEATER & A.C.	9.798
REPAIR KIT, HYDRAULIC BRAKE WHEEL CYLINDER	4.665	RETAINER, INSTRUMENT PANEL COMPARTMENT DOOR KNOB	10.267
REPAIR KIT, HYDRAULIC BRAKE MASTER CYLINDER	4.649	RETAINER, INTERMEDIATE OVERRUN CLUTCH	4.167
REPAIR KIT, POWER BRAKE CYLINDER OVERHAUL	4.898	RETAINER, INTERMEDIATE CLUTCH ACCUMULATOR	4.228
REPAIR KIT, PROPELLER SHAFT.	5.548	RETAINER, INTERMEDIATE CLUTCH RETURN	4.164
REPAIR KIT, PROPELLER SHAFT (Grp. Changed to 5.548 Eff. 1-1-71).	5.442	RETAINER, LIGHT SWITCH & ESCUTCHEON	2.486
REPAIR KIT, REAR SPRING SHACKLE	7.523	RETAINER, LOCK CYLINDER.	10.267
REPAIR KITS.	3.725	RETAINER, LOW SERVO.	4.233
REPAIR KIT, STRG. COL. TILT TYPE (INCL. JACKET).	6.518	RETAINER, MASTER BRAKE CYLINDER	4.656
REPAIR KIT, TRANSMISSION OVERHAUL	4.005	RETAINER, MASTER CYLINDER STOP PUSH ROD.	4.662
REPAIR KIT, TRANSMISSION OVERHAUL	4.005	RETAINER, MOLDING TO RADIATOR GRILLE	8.133
REPAIR KIT TRANS. OVERHAUL	4.005	RETAINER, PARKING BRAKE CABLE.	4.785
REPAIR PACKAGE, HOT GAS BY-PASS VALVE.	9.198	RETAINER, POWER BRAKE CYLINDER	4.910
RESERVOIR, HYDRAULIC PUMP.	14.486	RETAINER, POWER BRAKE CYLINDER FLOATING CONTROL	4.935
RESERVOIR, RADIATOR COOLANT.	1.219	RETAINER, POWER BRAKE CYLINDER SUPPORT.	4.911
RESERVOIR, STEERING GEAR OIL PUMP.	6.635	RETAINER, REAR AXLE SHAFT BEARING-INNER.	5.816
RESISTANCE UNIT, COIL	2.173	RETAINER, REAR AXLE SHAFT BEARING-OUTER.	5.816
RESISTOR, AIR CONDITIONING BLOWER	9.275	RETAINER, REAR COMPARTMENT LID LOCK CYLINDER	12.249
RESISTOR, HEATER 8i DEFROSTER.	9.779	RETAINER, REAR DOOR WINDOW ELECTRIC SWITCH	10.791
RESISTOR, HEATER.	8.855	RETAINER, REAR FLOOR FILLER PANEL	12.977
RESISTOR, RADIO.	9.650	RETAINER, REAR PISTON SPRING.	4.247
RESONATOR, EXHAUST SYSTEM (REFER TO GRP. 3.710).	3.702	RETAINER, REAR QUARTER TRIM.	15.100
REST, REAR SEAT CENTER ARM (LESS TRIM)	1.649	RETAINER, REAR SEAT LIGHTER.	12.006
RESTRICTOR, FUEL TANK VENT.	3.163	RETAINER, REAR VIEW MIRROR (OUTSIDE).	10.186
RESTRICTOR, HEATER & A.C.	9.798	RETAINER, REAR WHEEL BEARING RETAINING (GRP. CHANGED TO 5.816 EFF. 3-1-71).	5.855
RETAINER, A.C. AND INSTRUMENT PANEL VENTS.	9.260	RETAINER, ROCKER PANEL MOLDING.	8.309
RETAINER & APPLIQUE, INSTRUMENT CLUSTER.	9.750	RETAINER, ROOF PANEL FINISH	14.651
RETAINER, BACK BODY PILLAR FINISH LACE	14.651	RETAINER, ROOF PANEL TRIM	13.260
RETAINER, BACK WINDOW TRIM.	11.120	RETAINER & SEAL, CLUTCH GEAR BEARING	4.356
RETAINER, BODY MOUNTING.	9.011	RETAINER & SEAL PACKAGE, INPUT SHAFT REAR BEARING.	4.356
RETAINER, BRACE TO SHIFT UNIT.	4.027	RETAINER, SEAT BELT STOWAGE.	14.875
RETAINER, BRACE TO SHIFT UNIT.	4.027	RETAINER, SHOCK ABSORBER.	7.245
RETAINER, BUCKET SEAT BACK TO BOTTOM FRAME.	14.823	RETAINER, SHOULDER STRAP.	14.875
RETAINER, BUSHING	6.163	RETAINER, SIDE ROOF RAIL TRIM	14.651
RETAINER, CARBURETOR FILTER (ROCHESTER).	3.750	RETAINER, SIDE ROOF RAIL WEATHERSTRIP	10.721
RETAINER, CARBURETOR POWER PISTON (ROCHESTER).	3.858	RETAINER, SKYLIGHT TRIM.	14.651
RETAINER, CARBURETOR PUMP INLET.	3.841	RETAINER, SPARE WHEEL	7.629
RETAINER, CENTER PILLAR WEATHER STRIP	10.730	RETAINER, SPARK PLUG WIRE (FASTENS TO	
RETAINER, CLOCK SPRING PLATE.	9.772		
RETAINER, CLUSTER LENS.	9.747		
RETAINER, CLUTCH EQUALIZER.	0.854		
RETAINER, CLUTCH GEAR BEARING.	4.356		
RETAINER, CLUTCH PEDAL ROD.	0.829		
RETAINER, COIL HOUSING COVER (CARTER).	3.750		
RETAINER, COIL HOUSING COVER (ROCHESTER).	3.750		

ROCKER ARM COVER)	2.251	RING, CLUTCH SYNCHRONIZER	4.383
RETAINER, SPEEDOMETER DRIVEN GEAR.	4.338	RING, CLUTCH SYNCHRONIZER	4.383
RETAINER, SPEEDOMETER DRIVEN GEAR.	4.338	RING, COMPRESSOR CLUTCH	9.188
RETAINER, SPEEDOMETER DRIVEN GEAR.	4.338	RING, COMPRESSOR CLUTCH PULLEY.	9.181
RETAINER, SPEEDOMETER DRIVE GEAR.	4.345	RING, DIFFERENTIAL SIDE.	5.511
RETAINER, SPEEDOMETER DRIVEN GEAR.	4.338	RING, DIRECT CLUTCH ACCUMULATOR	
RETAINER, SPEEDOMETER DRIVEN GEAR.	4.338	PISTON RETURN.	4.229
RETAINER, SPEEDOMETER DRIVE GEAR.	4.338	RING, DIRECT CLUTCH.	4.164
RETAINER, STABILIZER LINK & SHOCK		RING, DIRECTIONAL SIGNAL SWITCH	
ABSORBER.	7.389	ACTUATOR POST PIVOT.	2.895
RETAINER, STEERING COLUMN OPENING		RING, DOOR HANDLE PUSH BUTTON.	10.529
COVER.	6.758	RING, EXHAUST PIPE TO MANIFOLD.	3.61 1
RETAINER, STEERING COLUMN OPENING		RING, FLYWHEEL	0.673
COVER.	6.758	RING, FORWARD CLUTCH.	4.183
RETAINER, STEERING SHAFT WORM THRUST	6.835	RING, FRONT SEAT ADJUSTER	
RETAINER, STEERING SHAFT.	6.525	TRANSMISSION.	1 1.556
RETAINER, STEERING SHAFT.	6.521	RING, FRONT SERVO PISTON OIL SEAL	4.229
RETAINER, SUNSHADE.	10.219	RING, GEAR (CRANKING).	0.673
RETAINER, TAILGATE WINDOW REGULATOR	12.242	RING, HEADLAMP MOUNTING	2.726
RETAINER, THROTTLE CABLE.	3.425	RING, HEADLAMP SEALED BEAM RETAINER.	2.731
RETAINER, TORQUE BALL	5.560	RING, IGNITION LOCK (UNCODED).	2.188
RETAINER, TRANSMISSION SHIFTER		RING KIT, TRANSMISSION	4.005
INTERLOCK	4.307	RING, LOW SERVO.	4.233
RETAINER, TRANSMISSION MAIN DRIVE		RING, MASTER BRAKE CYLINDER.	4.656
GEAR BEARING.	4.376	RING, OIL PAN GAUGE ROD.	1.516
RETAINER, TRANSMISSION MAIN DRIVE		RING, PISTON (PRODUCTION TYPE).	0.643
GEAR BEARING.	4.353	RING, PLANET.	4.176
RETAINER, TRANSMISSION FIRST AND		RING, POWER BRAKE BELLOWS.	4.922
REVERSE GEAR.	4.416	RING, POWER BRAKE CYLINDER POWER	
RETAINER, TRANSMISSION SUPPORT TO		PISTON LOCK.	4.935
FRAME.	7.01 1	RING, POWER BRAKE CYLINDER POWER	
RETAINER, TRANSMISSION SHIFT ROD.	4.037	PISTON	4.924
RETAINER, TRANSMISSION PARKING LOCK		RING, PROPELLER SHAFT.	5.442
RATCHET.	4.290	RING, PROPELLER SHAFT.	5.441
RETAINER, TRANSMISSION SHIFT CONTROL	4.020	RING, RAD. GRILLE ORNAMENT.	1.303
RETAINER, TRANSMISSION REAR BEARING	4.317	RING, REACTOR GEAR.	4.162
RETAINER, TRANSMISSION EQUALIZER	4.042	RING, REAR AXLE SHAFT BEARING—INNER	5.816
RETAINER, TRANSMISSION SHIFT CONTROL	4.020	RING, REAR COMPARTMENT LID.	12.182
RETAINER, TRANSMISSION CONTROL.	4.015	RING, REAR END PANEL.	12.182
RETAINER, TRANSMISSION MAIN DRIVE		RING, REAR PISTON SPRING.	4.247
GEAR BEARING.	4.353	RING, REAR QUARTER WINDOW REGULATOR 1	1.041
RETAINER, TRANSMISSION MAIN DRIVE		RING, REAR WHEEL BEARING RETAINING	
GEAR OR CLUTCH GEAR.	4.353	(GRP. CHANGED TO 5.816 EFF. 3-1-71)	5.855
RETAINER, TRANSMISSION MAIN DRIVE		RING, REVERSE CLUTCH.	4.164
GEAR BEARING.	4.356	RING, REVERSE CLUTCH	4.189
RETAINER, TRANSMISSION CONTROL LEVER		RING, REVERSE IDLER GEAR RETAINER.	4.435
CABLE.	4.008	RING, REVERSE IDLER SHAFT LOCK	4.435
RETAINER, TRANSMISSION CONTROL	4.015	RING, REVERSE PLANET SHAFT RETAINING	4.191
RETAINER, WINDOW TRIM (WINDSHIELD		RING, REVERSE SERVO PISTON	4.242
AND BACK WINDOW).	14.651	RING, ROOF PANEL ORNAMENT.	12.812
RETAINER, WINDSHIELD LOWER CORNER		RING SET (CHROME) COMPLETE ENGINE	0.643
SEALING.	10.096	RING SET (FOR ONE COMPLETE ENGINE)	0.643
RETAINER, WINDSHIELD PILLAR		RING SET (PRODUCTION TYPE) FOR ONE	
WEATHERSTRIP.	10.093	PISTON	0.643
RETAINER, WINDSHIELD PILLAR		RING, SHIFT TUBE RETAINER.	4.027
WEATHERSTRIP (Refer to Group 10.093).	10.694	RING, SHIFT TUBE RETAINER	4.027
RETAINING RINGS 8i SPRINGS.	8.934	RING, SHIFT TUBE RETAINING.	4.027
RETAINING RING, WINDSHIELD WIPER		RING, SPEEDO DRIVEN GEAR	4.338
TRANSMISSION.	10.160	RING, SPEEDO DRIVEN GEAR.	4.338
RETAINING SPRING, CARBURETOR.	3.752	RING, SPEEDO DRIVEN GEAR.	4.338
RETRACTOR, SEAT BELT.	14.875	RING, SPEEDOMETER DRIVE GEAR TO SHAFT	4.345
RIM, DOME LAMP.	11.928	RINGS, PISTON (CHROME).	0.643
RING, ACCUMULATOR PISTON CONTROL		RING, SPRING TRANSMISSION	
VALVE OIL SEAL.	4.229	SYNCHRONIZING	4.384
RING, ADAPTER SEAL RETAINING.	4.106	RING, STARTER MOTOR ARMATURE.	2.063
RING, ADAPTER SEAL RETAINING.	4.106	RING, STARTER MOTOR GEAR SHIFT.	2.108
RING, AUTOMATIC LEVEL CONTROL		RING, STARTER MOTOR GEAR SHIFT LEVER	2.108
COMPRESSOR.	7.457	RING, STEERING GEAR ADJUSTER.	6.840
RING, (BETWEEN PARKING WHEEL RATCHET		RING, STEERING GEAR HOUSING.	6.806
8i SPEEDO DRIVING GEAR).	4.290	RING, STEERING GEAR HOUSING END.	6.824
RING, BRAKE BACKING PLATE.	5.002	RING, STEERING GEAR OIL PUMP END.	6.609
RING, CAMSHAFT RETAINING SNAP (REAR)	0.554	RING, STEERING GEAR OIL PUMP.	6.611
RING, CARRIER 8i OUTPUT SHAFT.	4.176	RING, STEERING GEAR OIL PUMP BEARING	
RING CLAMP, EXHAUST SYSTEM.	3.708	RETAINER.	6.616
RING, CLUTCH.	4.164	RING, STEERING GEAR PITMAN SHAFT SEAL	
RING, CLUTCH.	4.164	RETAINING.	6.856
RING, CLUTCH GEAR BEARING LOCATING	4.376	RING, STEERING GEAR RACK PISTON.	6.579
		RING, STEERING SHAFT.	6.525

RING, STEERING SHAFT.	6.521	ROD, ELECTRIC DOOR LOCKS.	10.485
RING, TAIL GATE OUTER HANDLE CYLINDER	12.195	ROD, FRONT DOOR HINGE TORQUE	10.454
RING, TILT TYPE STEERING SHAFT.. . . .	6.521	ROD, FRONT SEAT ADJUSTER AUXILIARY	
RING, TORQUE BALL	5.560	LOCKING	11.589
RING, TRANSMISSION BLOCKING RING TO		ROD 8i HANDLE, PARK BRAKE RELEASE.	4.594
SHAFT..	4.397	ROD, HOOD LATCH.	8.080
RING, TRANSMISSION CLUTCH PRESSURE		ROD, HOOD LATCH LEVER.	8.029
PLATE TO DRUM.	4.167	ROD, HOOD LATCH RELEASE	8.075
RING, TRANSMISSION CLUTCH.	4.164	ROD, MASTER BRAKE CYLINDER PUSH.	4.658
RING, TRANSMISSION CONTROL SHAFT	4.032	ROD, OIL PAN GAUGE ROD.	1.516
RING, TRANSMISSION CONTROL SHAFT	4.027	ROD, PARKING BRAKE CABLE	4.785
RING, TRANSMISSION CONTROL SHAFT	4.030	ROD, PARKING BRAKE INTERMEDIATE LEVER	4.765
RING, TRANSMISSION CONTROL SHAFT	4.030	ROD 8i PLUNGER, POWER BRAKE CYLINDER	
RING, TRANSMISSION CONTROL SHAFT	4.032	VALVE	4.918
RING, TRANSMISSION DRIVE GEAR AND		ROD, POWER BRAKE CYLINDER.	4.924
REAR BEARING (SNAP).	4.376	ROD 8i RACK, STEERING COLUMN LOCK	2.195
RING, TRANSMISSION DRIVE GEAR & REAR		ROD, SEAT BACK LOCKS.	11.390
BEARING.	4.412	ROD, SHIFT LEVER TO EQUALIZER.	4.035
RING, TRANSMISSION FORWARD CLUTCH.	4.164	ROD, SPARE WHEEL RETAINING.	7.632
RING, TRANSMISSION INPUT SHAFT.. . . .	4.123	ROD, STATOR CONTROL OPERATING.	4.052
RING, TRANSMISSION MAIN DRIVE GEAR	4.376	ROD, STEERING KNUCKLE INTERMEDIATE	6.870
RING, TRANSMISSION MAIN SHAFT REAR		ROD, SWITCH ACTUATOR.	2.195
RETAINER	4.397	ROD, TAILGATE	12.242
RING, TRANSMISSION MAIN DRIVE GEAR		ROD, THROTTLE OPERATING.	3.430
BEARING (FRONT).	4.376	ROD, THROTTLE VALVE CONTROL	4.052
RING, TRANSMISSION MAIN DRIVE GEAR		ROD, TRANSMISSION CONTROL	4.035
BEARING (REAR).	4.412	ROD, TRANSMISSION OIL FILLER PIPE (OIL	
RING, TRANSMISSION MAIN SHAFT.. . . .	4.397	GAUGE).	4.133
RING, TRANSMISSION OIL SEAL	4.162	ROD, TRANSMISSION OIL FILLER PIPE (OIL	
RING, TRANSMISSION OUTPUT SHAFT.	4.175	GAUGE).	4.133
RING, TRANSMISSION OUTPUT.. . . .	4.175	ROD, TRANSMISSION OIL FILLER PIPE (OIL	
RING, TRANSMISSION OVERRUN CLUTCH	4.168	GAUGE).	4.133
RING, TRANSMISSION PARKING BRAKE.	4.290	ROD, TRANSMISSION OIL FILLER TUBE (OIL	
RING, TRANSMISSION PRESSURE		GAUGE).	4.133
REGULATOR.	4.216	ROD, TRANSMISSION OIL FILLER PIPE (OIL	
RING, TRANSMISSION PUMP COVER.	4.169	GAUGE).	4.133
RING, TRANSMISSION REAR BEARING.	4.412	ROD, TRANSMISSION OIL FILLER PIPE (OIL	
RING, TRANSMISSION REAR BEARING.	4.412	GAUGE).	4.133
RING, TRANSMISSION SHIFTER YOKE.	4.312	ROD, TRANSMISSION SERVO.	4.228
RING, TRANSMISSION SYNCHRONIZING	4.383	ROD, TRANSMISSION SHIFT.	4.035
RING (TRANS. SHIFT TUBE RETAINER) PLATE	4.027	ROD, TRANSMISSION SHIFT.. . . .	4.035
RING, TRANS. 1ST GEAR RETAINING SNAP.	4.419	ROD, TRANSMISSION SHIFT.. . . .	4.035
RING, TRANS. 1ST GEAR RETAINING SNAP.	4.419	ROD, TRANSMISSION SHIFT.. . . .	4.035
RING, TURBINE AND SUN GEAR.	4.127	ROD, TRANSMISSION SHIFT.. . . .	4.035
RING, WATER MANIFOLD..	1.252	ROD, TRANSMISSION SHIFT.. . . .	4.035
RING, WHEEL TRIM	5.871	ROD, TRANSMISSION SHIFT.. . . .	4.035
RING, WHEEL TRIM (GRP. CHANGED TO		ROD, VACUUM BREAK	3.755
5.871 EFF. 3-1-71).	5.858	ROD, VACUUM POWER CYLINDER.	4.928
RIVET, BRAKE DRUM TO FRONT WHEEL HUB		ROD, VALVE PUSH	0.426
PILOT..	6.308	ROD, VALVE PUSH.	0.426
RIVET, BRAKE LINING.	5.019	ROLLER BEARING, TRANSMISSION COUNTER	
RIVET, DIFFERENTIAL RING GEAR TO CASE	5.531	GEAR.	4.422
RIVET, FRONT DOOR WINDOW GLASS AT		ROLLER BEARING, TRANSMISSION MAIN	
VENT.	10.670	SHAFT..	4.352
RIVET, HORN BLOWING.	2.830	ROLLER, DIRECTIONAL SIGNAL SWITCH	2.910
RIVETS.	8.967	ROLLER, FREE WHEEL	4.181
ROCKER PANEL	12.934	ROLLER 8i INNER RACE, FRONT WHEEL	
ROD, BACK-UP LAMP.	2.698	OUTER BEARING.	6.319
ROD, BACK WINDOW GLASS.	13.395	ROLLER, PLANET..	4.176
ROD St BALL STUD, STEERING KNUCKLE TIE	6.230	ROLLER, REAR DOOR WINDOW.. . . .	10.763
ROD, BRAKE REACTION.	6.171	ROLLER, REAR DOOR WINDOW SASH.	10.747
ROD, CARBURETOR AIR VALVE (ROCHESTER)	3.757	ROLLER, REAR QUARTER WINDOW LOWER	
ROD, CARBURETOR CHOKE CONNECTOR.	3.752	SASH CHANNEL	1 1.007
ROD, CARBURETOR CHOKE (ROCHESTER)	3.752	ROLLER 8i SPRING, TRANSMISSION MAIN	
ROD, CARBURETOR FAST IDLE CONNECTOR.	3.768	DETENT.	4.293
ROD, CARBURETOR METERING (ROCHESTER)	3.806	ROLLER, TAILGATE WINDOW.. . . .	12.180
ROD, CARBURETOR PUMP (CARTER).	3.843	ROLLER, THROTTLE OPERATING.	3.454
ROD, CARBURETOR PUMP (ROCHESTER)	3.843	ROLLER, TRANSMISSION LOW CLUTCH.	4.180
ROD, CARBURETOR STEP-UP (CARTER)	3.858	ROLLER, TRANSMISSION SHIFTER YOKE	4.312
ROD, CARBURETOR THROTTLE.	3.762	ROTOR, DISTRIBUTOR	2.382
ROD, CARBURETOR VACUUM BREAK	3.765	ROTOR, GENERATOR.	2.279
ROD, CLUTCH OPERATING (PUSH).	0.854	ROTOR 8i SLEEVE, STEERING GEAR OIL	
ROD, CLUTCH RELEASE.	0.787	PUMP.	6.610
ROD, CLUTCH RELEASE YOKE OPERATING	0.795	ROTOR, TRANSMISSION OIL PUMP.	4.224
ROD, CONNECTING (LESS BEARING).	0.603		
ROD, DIRECTIONAL SIGNAL ACTUATOR.	2.897		
ROD, DOOR INSIDE LOCKING TO LOCK	10.563		
ROD, DOOR LOCK REMOTE CONTROL	10.506		

S

SCALP, FRONT DOOR VENT DIVISION		SCREWS, SHEET METAL AND TAPPING.	8.977
CHANNEL	10.689	SCREW, STARTER MOTOR.	2.05 1
SCALP, ROOF DRIP MOLDING (CHROME)	12.075	SCREW, STARTER MOTOR POLE.	2.077
SCREEN, CARBURETOR PUMP INLET.	3.841	SCREW, SUN ROOF MOTOR.	14.560
SCREEN, COMPRESSOR EXPANSION VALVE		SCREW, SUNSHADE SUPPORT.	10.225
FILTER	9.214	SCREW, TAILGATE OUTER HANDLE DRIVEN	
SCREEN, COWL TOP VENT.	12.800	HINGE	12.195
SCREEN, OIL PMPIFV.	1.656	SCREW, TAIL GATE WIPER MOTOR	
SCREEN, OIL PUMS PRESSURE	4.105	MOUNTING	1 1.258
SCREEN, RADIATOR GRILLE	1.267	SCREW, THERMOSTAT VALVE (CARTER)	3.820
SCREEN, REAR COMPARTMENT FRONT		SCREW, TRANSMISSION CONTROL	
PANEL	12.971	INDICATOR TO CONTROL SHAFT.	4.022
SCREEN, TRANSMISSION GOVERNOR	4.256	SCREW, TRANSMISSION CONTROL	
SCREEN, TRANSMISSION GOVERNOR	4.248	INDICATOR TO CONTROL SHAFT.	4.022
SCREEN, TRANSMISSION OIL PAN	4.197	SCREW, TRANSMISSION GEAR SHIFTER	
SCREEN, TRANSMISSION OIL SUCTION	4.197	YOKE TO SHAFT.	4.312
SCREEN, TRANSMISSION OUTPUT SHAFT	4.175	SCREW, TRANSMISSION SHIFTER	
SCREW AND WASHER, CARBURETOR AIR		INTERLOCK	4.302
HORN	3.730	SCREW, TRANSMISSION SHIFTER FORK	4.312
SCREW, BOWL PLATE TO BOWL	4.012	SCREW, TRANSMISSION SHIFTER	
SCREW, BOWL PLATE TO BOWL	4.012	INTERLOCK	4.302
SCREW, BRAKE SHOE ADJUSTING.	5.110	SCREW, VACUUM BREAK	3.755
SCREW, CARBURETOR CHOKE	3.751	SCREW, VALVE ROCKER ARM COVER TO	
SCREW, CARBURETOR CHOKE HOUSING		CYLINDER HEAD.	0.413
(ROCHESTER).	3.750	SCREW, VENTURI CLUSTER ATTACHING	
SCREW, CARBURETOR COMPENSATOR IDLE		(GRP. CHANGED TO 3.790 EFF. 1-1-7 1)	3.786
(ROCHESTER).	3.820	SCREW, VENTURI CLUSTER ATTACHING	3.790
SCREW, CARBURETOR FAST IDLE.	3.766	SCREW 8< WASHER, PISTON HOUSING	
SCREW, CARBURETOR IDLE ADJUSTMENT		(CARTER).	3.750
(CARTER).	3.822	SCREW, WATER JACKET TO THERMOSTAT	
SCREW, CARBURETOR IDLE STOP.	3.761	COVER (ROCHESTER).	3.750
SCREW, CARBURETOR THROTTLE BODY	3.741	SCREW, WINDSHIELD GARNISH MOLDING	10.056
SCREW, CARBURETOR THROTTLE		SCREW, WINDSHIELD WIPER	
ADJUSTING.	3.761	TRANSMISSION.	10.160
SCREW, COMBINATION STOP, TAIL &		SEAL, ACCUMULATOR.	4.122
SIGNAL LAMP.	2.688	SEAL, ACCUMULATOR.	4.122
SCREW, COMPRESSOR SHELL CHARGING	9.177	SEAL ACCUMULATOR PISTON COVER	4.229
SCREW, CONTROL SHAFT.	4.027	SEAL, ACCUMULATOR.	4.122
SCREW, CORNERING LAMP LENS.	2.594	SEAL, AIR INJECTOR REACTOR AIR	
SCREW, DELUXE WHEEL COVER (GRP.		DISTRIBUTOR.	3.680
CHANGED TO 5.871 EFF. 1-1-72).	5.858	SEAL, AUTOMATIC LEVEL CONTROL	
SCREW, DISTRIBUTOR POINT SET		COMPRESSOR.	7.457
ATTACHING.	2.387	SEAL, BALL STUD TO EQUALIZER	0.851
SCREW, DOOR LOCK STRIKER.	10.570	SEAL, BODY TO BUMPER.	12.966
SCREW, FAST IDLE CAM	3.767	SEAL, CALIPER.	4.667
SCREW, FOLDING TOP.	14.155	SEAL, CLUTCH GEAR BEARING RETAINER	4.358
SCREW, FRONT DOOR VENTILATOR.	10.670	SEAL, CLUTCH OIL	4.123
SCREW, FRONT FENDER SKIRT.	8.154	SEAL, CLUTCH PEDAL ROD.	0.829
SCREW, FRONT PARKING AND DIRECTIONAL		SEAL, CLUTCH PISTON OIL	4.166
SIGNAL LAMP LENS.	2.588	SEAL, CLUTCH PISTON OIL	4.167
SCREW, FRONT PARKING 8< TURN SIGNAL		SEAL, COAST CLUTCH.	4.181
LAMP LENS.	2.587	SEAL, CONSOLETTA GEAR SHIFT AND BODY	4.015
SCREW, HARMONIC BALANCER.	0.662	SEAL, CONSOLETTA GEARSHIFT AND BODY	4.01 5
SCREW, HEADLAMP BEAM ADJUSTING.	2.737	SEAL, CONVERTER PUMP.	4.115
SCREW, HEADLAMP MOUNTING RING.	2.736	SEAL, CONVERTER PUMP.	4.115
SCREW, HOOD HINGE.	8.014	SEAL, CONVERTER PUMP.	4.115
SCREW, HOSE TO CALIPER.	4.671	SEAL, CRANKSHAFT BEARING CAP OIL	0.137
SCREW.	8.908	SEAL, DASH TO FRONT FENDER.	8.154
SCREW, INSTRUMENT PANEL		SEAL, DIRECT CLUTCH ACCUMULATOR	
COMPARTMENT DOOR KNOB.	10.267	PISTON.	4.229
SCREW, INTAKE MANIFOLD TO CYLINDER		SEALED BEAM UNIT, HEADLAMP.	2.727
HEAD.	3.275	SEAL, EVAPORATOR.	9.211
SCREW & LOCKWASHER, FUEL PUMP.	3.901	SEAL, FORWARD CLUTCH	4.183
SCREW & LOCK WASHER, OIL PAN TO CASE	1.428	SEAL, FORWARD CLUTCH.	4.183
SCREW & LOCK WASHER, SHROUD.	6.760	SEAL, FRONT BUMPER.	7.833
SCREW & LOCK WASHER.	8.906	SEAL, FRONT BUMPER TO HOOD.	8.010
SCREW, LOW BAND ADJUSTER.	4.253	SEAL, FRONT DOOR VENT SWITCH DUST	10.664
SCREW, OIL PUMP COVER.	1.723	SEAL, FRONT FENDER SKIRT.	8.154
SCREW, PAN HEAD.	8.913	SEAL, FRONT WHEEL HUB OIL	6.326
SCREW, REAR COMPARTMENT HINGE TO LID	12.184	SEAL, FUEL TANK	3.008
SCREW, REAR QUARTER MOLDING.	12.118	SEAL, HEATER 8< A.C.	9.798
SCREW, REAR VIEW MIRROR (INSIDE).	10.186	SEAL, HEATER 8< DEFROSTER.	9.779
SCREW, SPEEDOMETER MOUNTING.	9.762	SEAL, HEATER	8.854
SCREWS, SET.	8.975	SEAL, HILL BRAKE.	4.180
		SEAL, HYDRAULIC BRAKE MASTER	
		CYLINDER.	4.654
		SEALING STRIP, COMPARTMENT FRONT	
		PANEL	12.971

SEALING STRIP, COMPARTMENT FRONT PANEL (GRP. CHANGED TO 12.971 EFF. 3-1-71).	12.981	SEAL, STEERING KNUCKLE SUPPORT LOWER CONTROL ARM	6.166
SEALING STRIP, REAR END PANEL TO BUMPER.	7.833	SEAL, STEERING KNUCKLE TIE ROD (GRP. CHANGED TO 6.898 EFF. 9-1-71).	6.230
SEAL, INTAKE MANIFOLD.	3.270	SEAL, STEERING KNUCKLE UPPER CONTROL ARM	6.178
SEAL, INTERMEDIATE CLUTCH ACCUMULATOR PISTON.	4.242	SEAL, STEERING SHAFT.	6.519
SEAL, INTERMEDIATE ROD.	6.898	SEAL, STEERING TIE ROD.	6.242
SEAL KIT, REVERSE CLUTCH	4.166	SEAL, Sun Roof.	12.810
SEAL KIT, STEERING GEAR ADJUSTER.	6.840	SEAL, THROTTLE CABLE.	3.425
SEAL KIT, STEERING GEAR HOUSING END COVER.	6.825	SEAL, TIMING CHAIN COVER.	0.213
SEAL, LINKAGE TO SHIELD.	4.015	SEAL, TORQUE TUBE & UNIVERSAL JOINT.	5.560
SEAL, LOW AND REVERSE SERVO PISTON	4.233	SEAL, TRANSMISSION CLUTCH GEAR OR MAIN DRIVE GEAR.	4.354
SEAL, LOW SERVO PISTON OIL	4.227	SEAL, TRANSMISSION CONTROL SHAFT	4.027
SEAL, LOW SERVO PISTON OIL	4.229	SEAL, TRANSMISSION CONTROL	4.015
SEAL, MODULATOR	4.205	SEAL, TRANSMISSION CONTROL LEVER	4.015
SEAL, MODULATOR	4.205	SEAL, TRANSMISSION CONTROL	4.015
SEAL, OIL PUMP CONTROL	6.612	SEAL, TRANSMISSION CONTROL	4.047
SEAL, OIL PUMP.	4.226	SEAL, TRANSMISSION EXTENSION & CASE	4.318
SEAL, OUTPUT SHAFT TO EXT.	4.318	SEAL, TRANSMISSION INPUT SHAFT.	4.123
SEAL PACKAGE, TRANSMISSION CLUTCH	4.166	SEAL, TRANSMISSION INPUT SHAFT.	4.123
SEAL, PARKING LOCK 8(RANGE SELECTOR SHAFT OIL	4.275	SEAL, TRANSMISSION INTERMEDIATE SERVO PISTON.	4.229
SEAL, POWER BRAKE CYLINDER.	4.910	SEAL, TRANSMISSION MAIN SHAFT BEARING.	4.318
SEAL, POWER BRAKE CYLINDER.	4.910	SEAL, TRANSMISSION MAIN DRIVE GEAR BEARING OIL	4.318
SEAL, PRESSURE REGULATOR.	4.266	SEAL, TRANSMISSION MAIN DRIVE GEAR OR CLUTCH GEAR.	4.354
SEAL, PROPELLER SHAFT.	5.443	SEAL, TRANSMISSION MAIN SHAFT BEARING.	4.318
SEAL, PROPELLER SHAFT.	5.442	SEAL, TRANSMISSION MAIN DRIVE GEAR OIL	4.354
SEAL, RANGE SELECTOR.	4.275	SEAL, TRANSMISSION OIL FILLER	4.133
SEAL, REAR AXLE HOUSING COVER.	5.399	SEAL, TRANSMISSION OIL FILLER PIPE	4.132
SEAL, REAR AXLE PINION BEARING.	5.445	SEAL, TRANSMISSION OIL FILLER PIPE	4.133
SEAL, REAR AXLE PINION BEARING.	5.469	SEAL, TRANSMISSION OIL PAN.	4.196
SEAL, REAR AXLE SHAFT BEARING OIL	5.822	SEAL, TRANSMISSION OIL PUMP BODY.	4.224
SEAL, REAR BEARING RETAINER TO PLANET CARRIER 8(OUTPUT SHAFT.	4.318	SEAL, TRANSMISSION OIL PUMP.	4.224
SEAL, REAR BUMPER GRAVEL	7.834	SEAL, TRANSMISSION OIL PUMP.	4.226
SEAL, REAR PROP. SHAFT BALL STUD SUPPORT.	5.446	SEAL, TRANSMISSION OIL PUMP.	4.224
SEAL, REAR WHEEL BEARING (GRP. CHANGED TO 5.819).	5.855	SEAL, TRANSMISSION OIL PUMP.	4.226
SEAL, REAR WHEEL HOUSE OPENING.	12.940	SEAL, TRANSMISSION OIL SUCTION.	4.197
SEAL, REVERSE CLUTCH.	4.189	SEAL, TRANSMISSION OIL SUCTION.	4.197
SEAL, REVERSE SERVO PISTON	4.242	SEAL, TRANSMISSION OUTPUT SHAFT	4.318
SEAL, SELECTOR LEVER SHAFT OIL	4.313	SEAL, TRANSMISSION OUTPUT SHAFT.	4.318
SEAL, SHIFTER SHAFT OIL	4.460	SEAL, TRANSMISSION REAR BEARING RETAINER.	4.318
SEAL, SPEEDO DRIVEN GEAR	4.338	SEAL, TRANSMISSION REAR BEARING RETAINER TO CASE	4.318
SEAL, SPEEDO DRIVEN GEAR	4.338	SEAL, TRANSMISSION REAR BEARING.	4.318
SEAL, SPEEDO DRIVEN GEAR	4.338	SEAL, TRANSMISSION SHIFTER SHAFT OIL	4.313
SEAL, SPEEDO DRIVEN GEAR	4.338	SEAL, TRANSMISSION SHIFTER SHAFT OIL	4.313
SEAL, SPEEDO DRIVEN GEAR	4.338	SEAL, TRANSMISSION SHIFTER SHAFT OIL	4.313
SEAL, SPEEDO DRIVEN GEAR	4.338	SEAL, VACUUM MODULATOR.	4.205
SEAL, SPEEDO DRIVEN GEAR	4.338	SEAL, VALVE BODY PRESSURE REGULATOR.	4.273
SEAL, STEERING COLUMN JACKET.	6.519	SEAL, VALVE BODY PRESSURE REGULATOR.	4.269
SEAL, STEERING COLUMN OPENING COVER.	6.758	SEAL, VALVE BODY PRESSURE REGULATOR.	4.273
SEAL, STEERING GEAR HOUSING.	6.806	SEAL, VALVE STEM	0.308
SEAL, STEERING GEAR HOUSING SIDE COVER.	6.809	SEAT BELT, INCLUDES BELTS FOR (1) PERSON (PAINTED BUCKLE)-(STANDARD)	14.875
SEAL, STEERING GEAR HOUSING END PLUG.	6.825	SEAT BELTS, INCLUDES BELTS FOR (1) PERSON (DELUXE).	14.875
SEAL, STEERING GEAR OIL PUMP PRESSURE PRESSURE LINE.	6.674	SEAT, BRAKE MASTER CYLINDER TUBE.	4.661
SEAL, STEERING GEAR OIL PUMP DRIVE SHAFT.	6.617	SEAT, CLUTCH.	4.164
SEAL, STEERING GEAR OIL PUMP RESERVOIR	6.635	SEAT, CLUTCH.	4.164
SEAL, STEERING GEAR PITMAN	6.859	SEAT, CLUTCH EQUALIZER BALL	0.793
SEAL, STEERING GEAR PITMAN SHAFT.	6.855	SEAT, INTERMEDIATE SERVO PISTON	4.233
SEAL, STEERING GEAR POWER CYLINDER	6.584	SEAT, LUBRICATION OIL PRESSURE REGULATOR.	4.216
SEAL, STEERING GEAR RACK PISTON.	6.579	SEAT, OIL COOLER BY-PASS.	4.216
SEAL, STEERING GEAR VALVE.	6.552	SEAT, REAR SPRING.	7.545
SEAL, STEERING IDLER ARM BUSHING.	6.898	SEAT, REVERSE CLUTCH.	4.164
SEAL, STEERING IDLER ARM.	6.231	SEAT, STEERING SHAFT UPPER BEARING.	6.521
SEAL, STEERING KNUCKLE LOWER CONTROL ARM.	6.169	SEAT, TILT TYPE STEERING SHAFT.	6.521
		SEAT, TRANSMISSION CLUTCH	4.164
		SEAT, TRANSMISSION OIL COOLER BY-PASS	4.216

SEELITE, CENTRAL LIGHT SOURCE	2.580	(GRP. CHANGED TO 4.309 EFF. 1-1-72)	4.301
SELECTOR, HEATER & DEFROSTER	9.779	SHAFT, TRANSMISSION INPUT.	4.351
SENSOR, AUTOMATIC TEMPERATURE CONTROL	9.276	SHAFT, TRANSMISSION INPUT.	4.351
SENSOR, AUTO. TEMP. CONTROL PROGRAMMER	9.270	SHAFT, TRANSMISSION INPUT SHAFT.	4.123
SENSOR, MAX-TRAC.	4.710	SHAFT, TRANSMISSION MAIN.	4.403
SENSOR, MAX-TRAC SPEEDO DRIVEN GEAR.	4.337	SHAFT, TRANSMISSION MAIN DRIVE.	4.403
SENSOR, SPEEDO DRIVEN GEAR	4.337	SHAFT, TRANSMISSION MAIN DRIVE.	4.403
SEPARATOR, LIQUID VAPOR.	3.120	SHAFT, TRANSMISSION OUTPUT SHAFT	4.175
SHACKLE, REAR LEAF SPRING.	7.523	SHAFT, TRANSMISSION OUTPUT.	4.175
SHAFT, AIR CONDITIONING COMPRESSOR.	9.170	SHAFT, TRANSMISSION OUTPUT.	4.175
SHAFT AND LEVER, CARBURETOR PUMP OPERATING (ROCHESTER)	3.842	SHAFT, TRANSMISSION PARKING BRAKE.	4.294
SHAFT AND LEVER, CHOKE (ROCHESTER)	3.752	SHAFT, TRANSMISSION PARK LOCK	4.294
SHAFT AND LEVER, PISTON HOUSING CHOKE (CARTER).	3.752	SHAFT, TRANSMISSION PLANET PINION	4.175
SHAFT AND LEVER, TRANSMISSION GEAR SELECTOR LEVER (INNER).	4.302	SHAFT, TRANSMISSION PLANET.	4.175
SHAFT.	4.309	SHAFT, TRANSMISSION REVERSE IDLER	4.433
SHAFT, BRAKE PEDAL TO DASH	4.634	SHAFT, TRANSMISSION REVERSE IDLER	4.433
SHAFT, CHOKE (ROCHESTER).	3.752	SHAFT, TRANSMISSION SUN GEAR.	4.161
SHAFT, CLUTCH RELEASE.	0.795	SHAFT, TRANS. REVERSE IDLER GEAR.	4.433
SHAFT, DIFFERENTIAL SIDE PINION.	5.517	SHAFT VALVE AND WEIGHT, CARBURETOR THROTTLE (CARTER).	3.759
SHAFT, DISTRIBUTOR.	2.372	SHAFT, VALVE OPERATING CROSS.	4.270
SHAFT & DRIVE ARM, SAFETY BUZZER.	9.762	SHAFT, VALVE ROCKER ARM	0.353
SHAFT & FLANGE, CONVERTER.	4.226	SHAFT, WINDSHIELD WIPER GEAR BOX.	10.151
SHAFT, FOLDING TOP.	1 4.482	SHEAVE, PARKING BRAKE CABLE.	4.785
SHAFT, FRONT DOOR VENTILATOR GLASS CHANNEL	10.657	SHEDDER, CRANKCASE OIL (IN TIMING CHAIN COVER).	0.21 1
SHAFT, FRONT SEAT ADJUSTER TRANSMISSION CLUTCH.	11.556	SHELL, AIR CONDITIONING COMPRESSOR	9.170
SHAFT, FRONT STABILIZER.	7.24 1	SHELL & STUD, POWER BRAKE CYLINDER	4.906
SHAFT & GEAR, FRONT DOOR VENTILATOR REGULATOR.	10.661	SHELL, TRANSMISSION SUN GEAR	4.175
SHAFT, HEATER & A.C..	9.798	SHIELD, BRAKE SPLASH.	4.710
SHAFT & LEVER, AIR CONDITIONING.	9.786	SHIELD, CARBURETOR IDLE VENT (ROCHESTER).	3.852
SHAFT & LEVER, CARBURETOR THROTTLE (CARTER).	3.759	SHIELD, CIGAR LIGHTER LIGHT.	9.712
SHAFT & LEVER, DEFROSTER VALVE.	9.786	SHIELD, CIRCUIT BREAKER.	2.393
SHAFT & LEVER, DEFROSTER VALVE (Grp. Changed to 9.786 Eff. 9-1-71).	8.852	SHIELD, COMPRESSOR.	9.226
SHAFT & LEVER, HEATER & DEFROSTER	9.779	SHIELD, DIRECTIONAL SIGNAL SWITCH.	2.906
SHAFT & LEVER, TRANSMISSION GEAR SHIFTER.	4.309	SHIELD, ENGINE MOUNT.	0.027
SHAFT, LOW & REVERSE BRAKE BAND.	4.253	SHIELD, EXHAUST MANIFOLD.	3.602
SHAFT, PARKING BRAKE MANUAL	4.275	SHIELD, FUEL TANK	3.015
SHAFT, PARKING LOCK	4.294	SHIELD, GAS FEED TUBING.	3.163
SHAFT & PLATE, TRANSMISSION.	4.309	SHIELD, GASOLINE TANK	3.022
SHAFT, PROPELLER (Grp. Changed to 5.544 Eff. 1 1-1-71).	5.441	SHIELD, NEUTRAL SAFETY AND BACK-UP LAMP.	4.054
SHAFT, PROPELLER.	5.544	SHIELD, POWER UNIT (GRP. CHANGED TO 9.735 EFF. 5-1-71).	9.743
SHAFT, RANGE SELECTOR	4.275	SHIELD, POWER UNIT.	9.735
SHAFT, REAR AXLE.	5.420	SHIELD, PROPELLER SHAFT CENTER BEARING.	5.601
SHAFT, REAR COMPARTMENT LID LOCK CYLINDER	12.252	SHIELD, REAR DOOR SAFETY LOCK.	10.559
SHAFT, REAR STABILIZER BAR.	7.241	SHIELD, TRANSMISSION SHIFT OPENING.	4.006
SHAFT, SAFETY BUZZER RESET.	9.761	SHIELD, VALVE STEM.	0.308
SHAFT & SEAL, AIR VALVE	9.210	SHIFTER, TRANSMISSION.	4.006
SHAFT, SPEEDOMETER TRIP RESET.	9.761	SHIFT UNIT, TRANSMISSION CONTROL (COMPLETE).	4.004
SHAFT, STARTER MOTOR GEAR SHIFT LEVER	2.108	SHIFT UNIT, TRANSMISSION CONTROL	4.004
SHAFT, STEERING COLUMN LOCK	2.195	SHIM, (BETWEEN PARKING WHEEL RATCHET & SPEEDO DRIVING GEAR).	4.290
SHAFT, STEERING GEAR.	6.524	SHIM, CONDENSER MOUNTING.	9.192
SHAFT, STEERING GEAR OIL PUMP DRIVE	6.614	SHIM, DIFFERENTIAL ADJUSTING.	5.537
SHAFT, STEERING GEAR PITMAN	6.850	SHIM, FRONT FENDER TO BODY.	8.143
SHAFT, TAILGATE WIPER.	11.257	SHIM, FRONT SPRING.	7.425
SHAFT, THROTTLE OPERATING.	3.454	SHIM, HOOD HINGE & FENDER ALIGNING	8.014
SHAFT, TRANSMISSION CONTROL	4.025	SHIM, HOT GAS BY-PASS VALVE.	9.198
SHAFT, TRANSMISSION CONTROL	4.025	SHIM PACKAGE, COMPRESSOR CLUTCH	9.175
SHAFT, TRANSMISSION CONTROL	4.025	SHIM PACKAGE, DIFFERENTIAL BEARING ADJUSTER.	5.537
SHAFT, TRANSMISSION CONTROL	4.025	SHIM PACKAGE, STEERING GEAR LASH ADJUSTER.	6.828
SHAFT, TRANSMISSION DETENT.	4.311	SHIM, POWER BRAKE CYLINDER	4.910
SHAFT, TRANSMISSION FRONT TURBINE.	4.123	SHIM, RADIATOR.	1.270
SHAFT, TRANSMISSION GEAR SHIFTER.	4.309	SHIM, REAR AXLE CONTROL ARM TO BODY FRAME	5.380
SHAFT, TRANSMISSION GEAR SHIFTER	4.309	SHIM, REAR AXLE PINION.	5.460
SHAFT, TRANSMISSION GEAR SELECTOR	4.309	SHIM, REAR CROSS MEMBER.	6.163
SHAFT, TRANSMISSION GEAR SELECTOR	4.309	SHIM, THROTTLE VALVE.	9.212
		SHIM, TORQUE BALL RETAINER SHIM.	5.560
		SHIM, TRANSMISSION MOUNTING PAD.	4.085
		SHIM, TRANSMISSION SUPPORT.	4.085

SHIM, TRANSMISSION SUPPORT..	4.085	DIRECTION SIGNAL LAMP.	2.694
SHIM, TRANSMISSION SUPPORT..	4.085	SOCKET, CORNERING LAMP & SIDE MARKER	
SHIM, TRANSMISSION SUPPORT..	4.085	LAMP.	2.596
SHIM, UPPER CONTROL ARM.	6.178	SOCKET, DOME & SIDE ROOF RAIL LAMP.	1 1.927
SHOCK ABSORBER, FRONT.	7.345	SOCKET, INSTRUMENT CLUSTER LAMP.	9.765
SHOCK ABSORBER, REAR.	7.345	SOCKET, REAR QUARTER COURTESY LAMP.	1 1.927
SHOCK ABSORBER (SUPERLIFT), AUTOMATIC		SOCKET & WIRE, PARK & TURN SIGNAL	2.596
OR MANUAL FILL	7.345	SOLENOID, FRONT SEAT ADJUSTER	
SHOE, AIR INJECTOR REACTOR PUMP.	3.665	TRANSMISSION.	1 1.556
SHOE, FRONT SEAT ADJUSTER.	11.561	SOLENOID, IDLE CONTROL	3.440
SHOE, STARTER MOTOR POLE.	2.077	SOLENOID, MAX-TRAC.	4.720
SHROUD, CONTROL LEVER.	4.010	SOLENOID, SEAT BACK LOCKS.	11.390
SHROUD GEAR SHIFT LEVER (REFER TO GRP.		SOLENOID, SPARK CONTROL	2.408
4.010).	6.518	SOLENOID, TRANSMISSION STATOR	
SHROUD, HORN BLOWING.	2.830	CONTROL	4.122
SHROUD, RADIATOR FAN.	1.277	SONOMATIC & STEREO).	9.650
SHROUD, TRANSMISSION CONTROL LEVER	4.010	SPACER, AIR CONDITIONING UNITS	
SHROUD, TRANSMISSION CONTROL LEVER	4.010	MOUNTING.	9.778
SILENCER, FOLDING TOP LINING.	13.347	SPACER, AIR CONDITIONING COMPRESSOR	9.171
SILENCER, POWER BRAKE.	4.913	SPACER, ANTENNA MOUNTING.	9.622
SKI RACK & LUGGAGE ADJUSTER PARTS	12.815	SPACER, BACK WINDOW REVEAL MOLDING.	1 1.209
SKI RACK & LUGGAGE CARRIER.	12.815	SPACER, BETWEEN CARBURETOR & AIR	
SKIRT, FRONT FENDER.	8.153	CLEANER.	3.407
SLEEVE, ACCELERATOR CONTROL LEVER		SPACER, COMPARTMENT LID NAME PLATE	12.183
STUD.	3.463	SPACER, COMPRESSOR CLUTCH PULLEY.	9.181
SLEEVE, ADAPTER SEAL RETAINING.	4.106	SPACER, DOOR LOCK STRIKER.	10.57 1
SLEEVE, ADAPTER SEAL RETAINING.	4.106	SPACER, DOOR WEDGE.	10.584
SLEEVE AND LEVER, VALVE OPERATING		SPACER, DOOR WINDOW.	10.716
CROSS.	4.270	SPACER, ENGINE BRACKET.	0.002
SLEEVE, CLOCK RESET.	9.772	SPACER, FOLDING TOP LIFT GUIDE.	14.475
SLEEVE, CONTROL LEVER SHAFT.	4.027	*SPACER, FRONT BUMPER.	7.838
SLEEVE, DOOR HINGE.	10.464	SPACER, FRONT STABILIZER.	7.240
SLEEVE, GOVERNOR.	4.267	SPACER, HOT GAS BY-PASS VALVE.	9.198
SLEEVE, IGNITION LOCK (UNCODED).	2.188	SPACER, TOW SUN GEAR NEEDLE THRUST	4 176
SLEEVE, INSTRUMENT PANEL TELL-TALE.	9.748	SPACER, OIL COOLER.	4.129
SLEEVE, LOWER STEERING SHAFT.	4.030	SPACER, OIL COOLER.	4.128
SLEEVE & PIPE, TRANSMISSION VENT.	4.104	SPACER, OIL COOLER.	4.128
SLEEVE, PROPELLER SHAFT.	5.442	SPACER, OIL PUMP COVER.	1.723
SLEEVE, RADIATOR OUTLET HOSE.	1.160	SPACER, RADIATOR FAN.	1.064
SLEEVE, (RUBBER) BUMPER JACK.	8.820	SPACER, REACTOR GEAR.	4.161
SLEEVE, SEALED BEAM HEADLAMP.	2.584	SPACER, REAR AXLE BUMPER.	5.394
SLEEVE 8i SEAL, SPEEDO DRIVEN GEAR.	4.338	SPACER, REAR AXLE DRIVE PINION (REAR).	5.484
SLEEVE, SPEEDOMETER DRIVEN GEAR.	4.338	SPACER, REAR AXLE PINION BEARING	
SLEEVE, SPEEDOMETER DRIVEN GEAR.	4.338	(PRE-LOAD)	5.453
SLEEVE, SPEEDOMETER DRIVEN GEAR.	4.338	SPACER, REAR DOOR SAFETY LOCK.	10.559
SLEEVE, SPEEDOMETER DRIVEN GEAR.	4.338	SPACER, REAR FACE PLATE.	7.865
SLEEVE, THROTTLE OPERATING LEVER.	3.454	SPACER, REAR QUARTER WINDOW REVEAL	
SLEEVE, TRANSMISSION CONTROL	4.032	MOLDING.	11.032
SLEEVE, TRANSMISSION INTERLOCK SHIFT	4.307	SPACER, SEAT BELTS AND SHOULDER	
SLEEVE, TRANSMISSION INTERLOCK SHIFT	4.307	STRAPS.	14.875
SLEEVE, TRANSMISSION OUTPUT SHAFT	4.318	SPACER, SHOCK ABSORBER LOWER	
SLEEVE, TRANSMISSION PRESSURE		BRACKET.	7.347
REGULATOR.	4.216	SPACER, STEERING TIE ROD.	6.243
SLEEVE, TRANSMISSION 1ST GEAR.	4.419	SPACER, TAIL GATE HINGE ON BODY.	12.184
SLEEVE, VALVE BODY.	4.265	SPACER, TAILGATE HINGE ON BODY.	12.195
SLEEVE, VALVE BODY.	4.218	SPACER, TAILGATE WINDOW GUIDE.	12.195
SLIDE, CONTROL RELEASE.	4.008	SPACER, TRANS. COUNTERSHAFT BEARING.	4.426
SLIDE, CONTROL RELEASE.	4.008	SPACER, TRANSMISSION COUNTERSHAFT	
SLIDE, TRANSMISSION SHIFT INDICATOR	4.020	GEAR BEARING.	4.423
SLINGER, CLUTCH GEAR BEARING.	4.374	*SPACER, TRANSMISSION CONTROL SHAFT	4.032
SLINGER, CLUTCH GEAR BEARING OIL	4.374	SPACER, TRANSMISSION CONTROL LEVER	4.008
SLINGER, CRANKSHAFT OIL	0.648	SPACER, TRANSMISSION CONTROL LEVER	4.008
SLINGER, DELCOTRON DRIVE END GREASE	2.307	SPACER, TRANSMISSION CONTROL LEVER	4.008
SLINGER, PROPELLER SHAFT CENTER		SPACER, TRANSMISSION CONTROL LEVER	4.008
BEARING.	5.601	SPACER, TRANSMISSION CONTROL LEVER	4.008
SLINGER, TRANSMISSION MAIN DRIVE GEAR		SPACER, TRANSMISSION MAIN SHAFT.	4.397
BEARING OIL.	4.374	SPACER, TRANSMISSION PRESSURE	
SLIPPER, TRANSMISSION OIL PUMP.	4.224	REGULATOR.	4.216
SNAP RING, DIRECT CLUTCH.	4.167	SPACER, TRANSMISSION PRESSURE	
SNAP RING, INTERMEDIATE CLUTCH.	4.164	MODULATOR	4.216
SNAP RING, U-JOINT YOKE.	5.586	SPACER, WASHER, TRANSMISSION	
SOCKET & BOOT, FRONT PARKING LAMP.	2.587	COUNTERSHAFT GEAR BEARING.	4.423
SOCKET, BRAKE SHOE ADJUSTING SCREW	5.1 1 1	SPACER, WINDSHIELD GLASS.	10.027
SOCKET & CABLE, INSTRUMENT PANEL		SPACER, WINDSHIELD GLASS.	10.096
COMPARTMENT.	10.275	SPACER, WINDSHIELD WIPER	
SOCKET COMBINATION, STOP, TAIL &		TRANSMISSION.	10.160
DIRECTIONAL SIGNAL LAMP.	2.596	SPACE, SEAT ADJUSTER TO FLOOR.	11.582
SOCKET, COMBINATION STOP, TAIL 8i		SPARK PLUGS.	2.2 70

SPEAKER, INSTRUMENT PANEL RADIO	9.650	SPRING, DOOR WINDOW REGULATOR	
SPEAKER, REAR SEAT SPEAKER	9.665	HANDLE	10.806
SPEEDOMETER	9.761	SPRING, DOOR WINDOW REGULATOR	
SPHERE, CENTERING.	6.514	HANDLE	10.797
SPINNER, CAST ALUMINUM WHEEL COVER	5.871	SPRING, EVAPORATOR MOTOR	8.857
SPINNER, WHEEL COVER (GRP. CHANGED TO		SPRING, EXHAUST MANIFOLD THERMOSTAT	3.640
5.871 EFF. 1-1-72).	5.858	SPRING, EXHAUST MANIFOLD VALVE STOP.	3.641
SPINNER, WHEEL COVER	5.871	SPRING, EXHAUST MANIFOLD HEAT TRAP.	3.641
SPOILER, FRT. SPOILER	7.833	SPRING &L EXPANDER, WHEEL CYLINDER	
SPOILER, REAR SPOILER	12.181	PISTON	4.669
SPOKE, WIRE WHEEL COVER	5.871	SPRING, FOLDING TOP LOCK HANDLE	14.080
SPRAG, CONVERTER SUN GEAR	4.125	SPRING, FOLDING 2ND SEAT.	11.620
SPRAG, CONVERTER SUN GEAR	4.125	SPRING, FORWARD CLUTCH	4.183
SPRAG, FREE WHEEL	4.181	SPRING, FREE WHEEL	4.181
SPRAG, INTERMEDIATE CLUTCH	4.167	SPRING, FRONT CHASSIS.	7.412
SPRAG, TRANSMISSION LOW CLUTCH.	4.180	SPRING, FRONT DOOR HINGE.	10.455
SPRING, ACCELERATOR PEDAL TENSION	3.459	SPRING, FRONT DOOR REGULATOR HANDLE	
SPRING, AIR CLEANER & SILENCER	3.415	ESCUTCHEON	10.666
SPRING, AIR INJECTOR REACTOR PUMP	3.665	SPRING, FRONT DOOR VENT HANDLE	10.665
SPRING AND CLIP, CARBURETOR FLOAT	3.747	SPRING, FRONT DOOR VENTILATOR.	10.660
SPRING AND CUP, BRAKE SHOE HOLD		SPRING, FRONT SEAT ADJUSTER	
DOWN	5.042	TRANSMISSION CLUTCH	11.556
SPRING, ASH TRAY.	9.766	SPRING, FRONT SEAT ADJUSTER.	11.581
SPRING, BRAKE ADJUSTER	5.107	SPRING, FRONT SERVO AND ACCUMULATOR	
SPRING, BRAKE PEDAL RETURN.	4.639	PISTON	4.233
SPRING, BRAKE SHOE HOLD DOWN.	5.043	SPRING, GAS TANK FILLER DOOR HINGE	8.209
SPRING, BRAKE SHOE	5.026	SPRING, GENERATOR BRUSH	2.286
SPRING, BUMPER JACK RETAINER.	8.820	SPRING, GOVERNOR	4.267
SPRING, CALIPER PISTON	4.669	SPRING, HEADLAMP BODY.	2.736
SPRING, CARB. IDLE ADJUST.	3.823	SPRING, HEATER & A.C.	9.798
SPRING, CARBURETOR FAST IDLE CAM-		SPRING, HEATER & DEFROSTER.	9.779
SCREW.	3.767	SPRING, HOOD HINGE.	8.013
SPRING, CARBURETOR FAST IDLE.	3.766	SPRING, HOOD LATCH	8.083
SPRING, CARBURETOR METERING ROD		SPRING, HORN CONTROL	2.819
(ROCHESTER).	3.810	SPRING, INSTRUMENT PANEL	
SPRING, CARBURETOR METERING ROD		COMPARTMENT DOOR	10.268
(CARTER).	3.810	SPRING, INTERMEDIATE CLUTCH	
SPRING, CARBURETOR POWER PISTON		ACCUMULATOR PISTON.	4.233
(ROCHESTER).	3.859	SPRING, INTERMEDIATE CLUTCH RETURN	4.164
SPRING, CARBURETOR PUMP DISCHARGE		SPRING, INTERMEDIATE SERVO PISTON (Grp.	
(ROCHESTER).	3.825	Changed to 4.233).	4.216
SPRING, CARBURETOR PUMP INLET.	3.841	SPRING, INTERMEDIATE SERVO PISTON	4.233
SPRING, CARBURETOR PUMP RETURN		SPRING, INTERMEDIATE TIE ROD AT PITMAN	
(ROCHESTER).	3.841	ARM	6.255
SPRING, CARBURETOR PUMP (CARTER).	3.838	SPRING, LOW SERVO PISTON	4.233
SPRING, CARBURETOR THROTTLE	3.763	SPRING, LUBRICATION OIL PRESSURE	
SPRING, CARBURETOR THROTTLE		REGULATOR	4.216
ADJUSTING.	3.761	SPRING, MASTER CYLINDER.	4.655
SPRING, CARBURETOR THROTTLE.	3.762	SPRING, OIL COOLER BY-PASS.	4.216
SPRING, CARBURETOR VACUUM PISTON		SPRING, OIL FILTER BY-PASS.	1.837
(CARTER).	3.859	SPRING, OIL PRESSURE REGULATOR	4.216
SPRING, CLUTCH	4.164	SPRING, OIL PUMP CONTROL	6.612
SPRING, CLUTCH	4.164	SPRING, OIL PUMP RELIEF VALVE.	1.609
SPRING, CLUTCH PEDAL RETURN.	0.844	SPRING, OIL PUMP RELIEF VALVE.	1.609
SPRING, CLUTCH RELEASE.	0.793	SPRING, OUTSIDE AIR	9.786
SPRING, CLUTCH SYNCHRONIZER	4.413	SPRING & PANEL, FRONT SEAT BACK	
SPRING, CLUTCH SYNCHRONIZER.	4.413	CENTER ARM REST (REFER TO GROUP	
SPRING, COMPRESSOR CLUTCH.	9.188	1 1.374)	10.240
SPRING, COMPRESSOR THROTTLING VALVE	9.198	SPRING &L PANEL, FRONT SEAT BACK	
SPRING, CONTROL LEVER PIVOT.	4.008	CENTER ARMREST.	11.374
SPRING, CONTROL LEVER SHAFT.	4.027	SPRING, PARKING BRAKE IDLER LEVER.	4.760
SPRING &L DAMPER, VALVE.	0.303	SPRING, PARKING BRAKE PAWL & TENSION	4.295
SPRING, DELCOTRON.	2.319	SPRING, PARKING BRAKE RELEASE	4.597
SPRING DETENT.	4.027	SPRING, PARKING BRAKE STRUT TO BRAKE	
SPRING, DIRECT CLUTCH ACCUMULATOR		SHOE IN REAR BRAKE ASSEMBLY.	5.151
PISTON	4.233	SPRING, PARKING LOCK APPLY.	4.295
SPRING, DIRECT CLUTCH	4.164	SPRING, PARKING LOCK PAWL	
SPRING, DIRECTIONAL SIGNAL SWITCH		DISENGAGING.	4.295
ACTUATOR CANCELLING.	2.896	SPRING, PARK LOCK PAWL DESENGAGING	4.295
SPRING, DIRECTIONAL SIGNAL ACTUATOR	2.897	SPRING, POWER BRAKE CYLINDER	
SPRING, DIRECTIONAL SIGNAL SWITCH		FLOATING CONTROL	4.935
DETENT.	2.910	SPRING, POWER BRAKE CYLINDER.	4.924
SPRING, DISTRIBUTOR AUTOMATIC		SPRING, POWER BRAKE CYLINDER POWER	
ADVANCE WEIGHT.	2.389	PISTON.	4.924
SPRING, DISTRIBUTOR BREAKER.	2.385	SPRING, POWER BRAKE CYLINDER AIR	
SPRING, DOOR HANDLE PUSH BUTTON.	10.529	VALVE.	4.918
SPRING, DOOR INSIDE HANDLE RETAINING	10.513	SPRING, REAR ACCUMULATOR.	4.246
SPRING, DOOR LOCK	10.474	SPRING, REAR CHASSIS.	7.503

SPRING, REAR COMPARTMENT LID LOCK				SPRING WASHER, FOLDING TOP..	14.162
CYLINDER	12.249			SPRING, WINDSHIELD WIPER ARM	10.147
SPRING, REAR DOOR (LOWER)	10.460			SPRING, 1ST & 2ND ACCUMULATOR VALVE	
SPRING, REAR FLOOR FILLER PANEL	12.977			—PRIMARY.	4.246
SPRING, REAR PISTON	4.246			SPRING, 3RD SEAT CUSHION.	11.610
SPRING, REAR QUARTER WINDOW				SPROCKET, CAMSHAFT.	0.736
REGULATOR.	11.044			SPROCKET, CRANKSHAFT.	0.728
SPRING, REAR SEAT ASH TRAY.	12.050			STANDPIPE, FUEL	3.120
SPRING, RELIEF VALVE	4.216			STATOR, CONVERTER	4.116
SPRING, REVERSE CLUTCH	4.164			STATOR, CONVERTER STATOR	4.117
SPRING, SEALED BEAM UNIT.	2.737			STATOR, GENERATOR (DELCO TRON).	2.3 10
SPRING, SEAT BACK LOCKS	11.390			STEEL BALL	8.899
SPRING, SEAT BACK STOP.	11.381			STEERING GEAR ANTI, LOCK PARTS.	6.500
SPRING, SHIFT LEVER POPPET.	4.311			STEREOTAPE PLAYER.	9.670
SPRING, SHIFT TUBE RETURN.	4.008			STIFFNER, REAR QUARTER PANEL	12.940
SPRING, SIDE ROOF RAIL WEATHERSTRIP	10.721			STOP, DOOR HANDLE PUSH BUTTON	10.529
SPRING, STARTER MOTOR BRUSH	2.053			STOP, DOOR WINDOW.	10.7 16
SPRING, STARTER MOTOR GEAR SHIFT.	2.108			STOP, EXHAUST MANIFOLD THERMOSTAT	3.640
SPRING, STARTER MOTOR GEAR SHIFT				STOP, FOLDING TOP REAR RAIL	14.310
PLUNGER RETURN.	2.108			STOP, FRONT DOOR VENTILATOR.	10.660
SPRING, STEERING COLUMN SHAFT—UPPER	6.521			STOP, FRONT DOOR WINDOW.	10.685
SPRING, STEERING GEAR OIL PUMP				STOP, INSTRUMENT PANEL COMPARTMENT	
PRESSURE.	6.612			DOOR.	10.268
SPRING, STEERING GEAR VALVE.	6.552			STOP, REAR DOOR WINDOW.	10.768
SPRING, STEERING SHAFT.	6.521			STOP, REAR QUARTER WINDOW.	11.012
SPRING, STEERING SHAFT UPPER BEARING	6.521			STOP, TAIL GATE.	12.203
SPRING, STEERING TIE ROD.	6.242			STOP, VALVE BODY PRESSURE REGULATOR	4.273
SPRING, STEERING TIE ROD.	6.876			STOP, VALVE DEFROSTER DOOR.	8.858
SPRING, STEERING WHEEL HORN BLOWING				STOVE, CARBURETOR AIR HEAT.	3.417
CONTACT.	2.820			STRAINER, CARBURETOR FUEL INLET.	3.740
SPRING, TAIL GATE LOCK	12.249			STRAINER, GAS GAUGE (TANK UNIT).	3.1 10
SPRING, TAILGATE WINDOW LIFT.	12.195			STRAINER, TRANSMISSION OIL SUCTION	4.197
SPRING, THROTTLE RETURN.	3.459			STRAINER, TRANSMISSION OIL SUCTION	4.197
SPRING, TIMING CHAIN.	0.724			STRAINER, TRANSMISSION OIL SUCTION	4.197
SPRING, TRANSMISSION CLUTCH	4.164			STRAP, BATTERY GROUND (NEGATIVE).	2.341
SPRING, TRANSMISSION CONTROL LEVER				STRAP, BATTERY HOLD DOWN	2.335
HOUSING.	4.008			STRAP, ENGINE GROUND.	2.341
SPRING, TRANSMISSION CONTROL LEVER.	4.008			STRAP, FRONT DOOR HINGE (LOWER).	10.454
SPRING, TRANSMISSION CONTROL LEVER				STRAP, FRONT DOOR HINGE (UPPER).	10.450
(CONSOLE SHIFT).	4.006			STRAP, FRONT DOOR PULL	14.691
SPRING, TRANSMISSION CONTROL LEVER.	4.008			STRAP, GASOLINE TANK	3.022
SPRING, TRANSMISSION CONTROL LEVER.	4.008			STRAP & LINK, REAR COMPARTMENT LID	
SPRING, TRANSMISSION CONTROL LEVER.	4.008			HINGE	12.187
SPRING, TRANSMISSION CONTROL LEVER.	4.008			STRAP, LUGGAGE CARRIER	12.815
SPRING, TRANSMISSION CONTROL LEVER.	4.008			STRAP, RADIO SPEAKER	9.650
SPRING, TRANSMISSION CONTROL SHAFT.	4.032			STRAP, REAR DOOR PULL	14.764
SPRING, TRANSMISSION CONTROL LEVER.	4.008			STRAP, SEAT SHOULDER DELUXE—CHROME	
SPRING, TRANSMISSION DETENT.	4.311			BUCKLES (INCLUDES ATTACHING	
SPRING, TRANSMISSION DETENT.	4.311			PARTS).	14.875
SPRING, TRANSMISSION DETENT.	4.293			STRAP, SEAT SHOULDER, STANDARD-	
SPRING, TRANSMISSION EQUALIZER	4.042			PAINTED BUCKLE (INCLUDES	
SPRING, TRANSMISSION EQUALIZER.	4.042			ATTACHING PARTS).	14.875
SPRING, TRANSMISSION EQUALIZER.	4.042			STRAP, TAILGATE HINGE	12.187
SPRING, TRANSMISSION FORWARD CLUTCH	4.164			STRAP, TAIL GATE OR BACK DOOR	12.184
SPRING, TRANSMISSION GEAR SHIFTER				STRAP, WIRING HARNESS	2.480
YOKE POPPET.	4.31 1			STRAP, WIRING.	13.090T
SPRING, TRANSMISSION MAIN DRIVE GEAR.	4.361			STRIKER, CONSOLE LID.	10.242
SPRING, TRANSMISSION OIL COOLER				STRIKER, DOOR LOCK	10.569
BY-PASS.	4.216			STRIKER, FOLDING 2ND SEAT.	11.620
SPRING, TRANSMISSION OIL PUMP.	4.226			STRIKER, FOLDING 3RD SEAT.	11.620
SPRING, TRANSMISSION RANGE SELECTOR				STRIKER, INSTRUMENT PANEL	
LEVER	4.042			COMPARTMENT DOOR.	10.268
SPRING, TRANSMISSION SHIFTER				STRIKER, LIFT OR TAIL GATE OR BACK	
INTERLOCK	4.31 1			DOOR.	12.237
SPRING, TRANSMISSION SHIFTER.	4.311			STRIKER, REAR COMPARTMENT LID LOCK	12.237
SPRING, TRANSMISSION SHIFT LEVER				STRIKER, SEAT BACK LOCKS.	11.390
POPPET.	4.311			STRIKER, TAIL GATE OR BACK DOOR	12.184
SPRING, TRANSMISSION STATOR CONTROL.	4.122			STRIP, BODY LOCK PILLAR — UPPER	
SPRING, TRANSMISSION SYNCHRONIZER	4.413			CORNER.	11.015
SPRING, TRANSMISSION SYNCHRONIZING.	4.384			STRIP, BOTTOM DRAIN HOLE	10.694
SPRING, TRANSMISSION SYNCHRONIZING				STRIP, COWL VENT GRILLE SEALING	12.800
DETENTION.	4.413			STRIP, FOLDING TOP BOW CENTER.	14.215
SPRING, VALVE BODY.	4.265			STRIP, FOLDING TOP BOW REAR.	14.170
SPRING, VALVE BODY PRESSURE				STRIP, FRONT DOOR INNER GLASS RUN	10.7 10
REGULATOR.	4.269			STRIP, FRONT DOOR LOCK PILLAR SEALING.	10.694
SPRING, VALVE BODY.	4.218			STRIP, FRONT DOOR WINDOW SEALING	10.652
SPRING, VALVE ROCKER ARM SHAFT.	0.376			STRIP, REAR DOOR WINDOW GLASS RUN	10.774
SPRING, VALVE.	0.303			STRIP, REAR QUARTER LOWER SASH	

CHANNEL (GRP. CHANGED TO 1 1.007) . . . 1	1.031	SUPPORT, FRONT DOOR VENTILATOR	10.669
STRIP, REAR QUARTER WINDOW GLASS		SUPPORT, FRONT DOOR WINDOW GLASS	
RUN OUTER	11.015	RUN CHANNEL	10.690
STRIP, STEERING GEAR HORN GROUND.	2.859	SUPPORT, FRONT FENDER	8.141
STRIP, STEERING GEAR HORN GROUND.	6.525	SUPPORT, FRONT FENDER TIE	8.155
STRIP, TAIL GATE ACCESS.	12.195	SUPPORT, FRONT LICENSE PLATE.	7.800
STRIP, TAILGATE (OR BACK DOOR).	12.269	SUPPORT, FRONT SEAT ADJUSTER.	1 1.556
STRIP, TAILGATE WINDOW OPENING AT		SUPPORT, FRONT SEAT ADJUSTER TRACK.	1 1.573
BELT.	12.180	SUPPORT, FRONT SEAT ADJUSTER MOTOR	1 1.556
STRIP, WINDSHIELD GARNISH MOLDING	10.051	SUPPORT, FRONT SEAT BACK PANEL	1 1.368
STRUT KIT, PARKING BRAKE.	5.149	SUPPORT, FRONT SEAT BACK LIGHTER	
STRUT, LOW BAND ANCHOR.	4.251	ESCUTCHEON	11.373
STRUT, LOW BRAKE BAND.	4.252	SUPPORT, FRONT SEAT BOTTOM SWITCH.	1 1.558
STRUT, LOW BRAKE BAND.	4.252	SUPPORT, FRONT SEAT CENTER ARM REST	1 1.374
STRUT, LOW & REVERSE BRAKE BAND.	4.253	SUPPORT, FRONT STABILIZER.	7.242
STRUT, PARKING BRAKE.	5.150	SUPPORT, FUEL TANK	3.015
STUD, ACCELERATOR PEDAL	3.452	SUPPORT, HEADLAMP HOUSING.	2.726
STUD, AIR CLEANER HOLD DOWN.	3.403	SUPPORT, HEADLINING LISTING WIRE.	12.954
STUD, CARBURETOR TO INTAKE MANIFOLD.	3.275	SUPPORT, HEATER 8i A.C..	9.798
STUD, CARBURETOR TO INTAKE MANIFOLD.	3.288	SUPPORT, HOOD LATCH.	8.080
STUD, CLUTCH EQUALIZER.	0.851	SUPPORT, INSTRUMENT PANEL	10.230
STUD, CLUTCH RELEASE FORK BALL	0.796	SUPPORT, LOW & REVERSE CLUTCH.	4.162
STUD, CLUTCH TO HUB.	1.050	SUPPORT, LUGGAGE COMPARTMENT COVER	12.977
STUD, CYLINDER HEAD.	0.293	SUPPORT PACKAGE, PARK BRAKE RELEASE	
STUD, DIRECTIONAL SIGNAL SWITCH		HANDLE	4.606
ACTUATOR POST PIVOT.	2.895	SUPPORT, PARKING BRAKE CABLE.	4.785
STUD, DISTRIBUTOR.	2.400	SUPPORT, PARK & TURN SIGNAL LAMP.	2.587
STUD, EXHAUST PIPE TO EXHAUST		SUPPORT, PROPELLER SHAFT.	5.598
MANIFOLD.	3.613	SUPPORT, PROPELLER SHAFT (Grp. Changed	
STUD, FRONT DOOR VENTILATOR.	10.670	to 5.598 Eff. 5-1-71).	5.441
STUD, FRONT & REAR WHEEL HUB.	5.812	SUPPORT & RACE, TRANSMISSION.	4.162
STUD, INTAKE & EXHAUST MANIFOLD.	3.288	SUPPORT, RADIATOR	12.70
STUD, REAR DOOR WINDOW GUIDE.	10.765	SUPPORT, RADIATOR GRILLE.	1.267
STUD, STARTER MOTOR GEAR SHIFT LEVER	2.108	SUPPORT, RADIATOR INLET HOSE.	1.159
STUD, STARTER MOTOR SOLENOID SWITCH		SUPPORT, RADIO.	9.650
TERMINAL	2.102	SUPPORT, REAR BUMPER END PLATE.	7.838
STUD, STEERING GEAR OIL PUMP.	6.606	SUPPORT, REAR BUMPER.	7.836
STUD, STEERING KNUCKLE LOWER		SUPPORT, REAR COMPARTMENT SHELF	
CONTROL ARM.	6.169	DUCT.	12.971
STUD, TRANSMISSION-SHIFTER INTERLOCK.	4.307	SUPPORT, REAR COMPARTMENT LID HINGE.	12.184
STUD, VALVE PUSH ROD ADJUSTING BALL	0.429	SUPPORT, REAR DOOR WINDOW GUIDE	10.765
STUD, VALVE ROCKER ARM	0.429	SUPPORT, REAR FENDER GRAVEL	
STUD.	8.981	DEFLECTOR.	12.966
SUNSHADE, FRONT SKYLIGHT.	10.205	SUPPORT, REAR QUARTER INNER PANEL.	12.941
SUNSHADE (TRIMMED).	10.203	SUPPORT, REAR QUARTER WINDOW.	1 1.040
SUPERLIFT REAR SHOCK ABSORBER		SUPPORT, REAR VIEW MIRROR (INSIDE)	10.187
PACKAGE (INCLUDES RIGHT & LEFT		SUPPORT, REAR WHEEL HOUSE OPENING	12.940
REAR SHOCK & INSTALLATION PARTS)	7.345	SUPPORT, RECEIVER AND DEHYDRATOR	9.195
SUPPORT, ACCELERATOR ROD.	3.452	SUPPORT & SHAFT, TRANSMISSION	
SUPPORT AND BRACKET, TRANSMISSION		CONTROL	4.004
CONTROL UNIT.	4.037	SUPPORT, SHIFT LEVER BRACKET TO	
SUPPORT AND HUB, CONVERTER	4.126	TRANSMISSION.	4.030
SUPPORT, BACK WINDOW FRAME SIDE	11.209	SUPPORT, SHIFT LEVER BRACKET TO	
SUPPORT, BACK WINDOW REVEAL MOLDING 1	1.209	TRANSMISSION.	4.030
SUPPORT, BATTERY.	2.333	SUPPORT, SPARE TIRE ANCHOR	12.981
SUPPORT 8i BRACKET, TRANSMISSION		SUPPORT, STEREO TAPE PLAYER.	9.670
CONTROL UNIT.	4.004	SUPPORT, SUNSHADE	10.219
SUPPORT & BRACKET, TRANSMISSION		SUPPORT, TAIL GATE	1 2.203
CONTROL UNIT.	4.004	SUPPORT, TAILGATE MOTOR ON	
SUPPORT & BUSHING, STEERING GEAR		WHEELHOUSE.	12.944
CONNECTING ROD IDLER ARM.	6.231	SUPPORT, TAILGATE WINDOW MOTOR	
SUPPORT, CARBURETOR MAIN WELL		MOUNTING.	12.968
(ROCHESTER).	3.794	SUPPORT, TAILGATE WINDOW.	12.180
SUPPORT, CLUTCH RELEASE BEARING.	0.805	SUPPORT, TAIL LAMP.	12.943
SUPPORT, COMPARTMENT SHELF FINISH		SUPPORT, TRANSMISSION.	4.081
PANEL	12.971	SUPPORT, TRANSMISSION.	4.081
SUPPORT, CONDENSER MOUNTING.	9.192	SUPPORT, TRANSMISSION.	4.081
SUPPORT, CONTROL LEVER SHAFT.	4.010	SUPPORT, TRANSMISSION.	4.081
SUPPORT, DELCOTRON MOUNTING.	2.277	SUPPORT, TRANSMISSION.	4.081
SUPPORT, DIFFERENTIAL BEARING.	5.537	SUPPORT, TRANSMISSION.	4.081
SUPPORT, DOME LAMP.	12.953	SUPPORT, TRANSMISSION.	4.081
SUPPORT, DOOR WINDOW.	10.7 16	SUPPORT, VALVE BODY.	4.265
SUPPORT, FAST IDLE ADJUSTMENT.	3.481	SUPPORT, WINDSHIELD GLASS.	10.027
SUPPORT, FOLDING TOP FRONT BOW.	14.140	SUPPORT, 3RD SEAT CUSHION.	12.977
SUPPORT, FOLDING 3RD SEAT.	11.620	SWITCH, BACK BODY HEADER COURTESY	
SUPPORT, FREEZE PROTECTION AND		LAMP.	1 1.935
EXPANSION VALVE.	9.213	SWITCH, BACK-UP LAMP.	2.698
SUPPORT, FRONT BUMPER	7.836	SWITCH, BLOWER (AIR CONDITIONING).	9.275

SPRING, REAR COMPARTMENT LID LOCK		
CYLINDER	12.249	
SPRING, REAR DOOR (LOWER)	10.460	
SPRING, REAR FLOOR FILLER PANEL	12.977	
SPRING, REAR PISTON	4.246	
SPRING, REAR QUARTER WINDOW		
REGULATOR	11.044	
SPRING, REAR SEAT ASH TRAY	12.050	
SPRING, RELIEF VALVE	4.216	
SPRING, REVERSE CLUTCH	4.164	
SPRING, SEALED BEAM UNIT	2.737	
SPRING, SEAT BACK LOCKS	11.390	
SPRING, SEAT BACK STOP	11.381	
SPRING, SHIFT LEVER POPPET	4.311	
SPRING, SHIFT TUBE RETURN	4.008	
SPRING, SIDE ROOF RAIL WEATHERSTRIP	10.721	
SPRING, STARTER MOTOR BRUSH	2.053	
SPRING, STARTER MOTOR GEAR SHIFT	2.108	
SPRING, STARTER MOTOR GEAR SHIFT		
PLUNGER RETURN	2.108	
SPRING, STEERING COLUMN SHAFT—UPPER	6.521	
SPRING, STEERING GEAR OIL PUMP		
PRESSURE	6.612	
SPRING, STEERING GEAR VALVE	6.552	
SPRING, STEERING SHAFT	6.521	
SPRING, STEERING SHAFT UPPER BEARING	6.521	
SPRING, STEERING TIE ROD	6.242	
SPRING, STEERING TIE ROD	6.876	
SPRING, STEERING WHEEL HORN BLOWING		
CONTACT	2.820	
SPRING, TAIL GATE LOCK	12.249	
SPRING, TAILGATE WINDOW LIFT	12.195	
SPRING, THROTTLE RETURN	3.459	
SPRING, TIMING CHAIN	0.724	
SPRING, TRANSMISSION CLUTCH	4.164	
SPRING, TRANSMISSION CONTROL LEVER		
HOUSING	4.008	
SPRING, TRANSMISSION CONTROL LEVER	4.008	
SPRING, TRANSMISSION CONTROL LEVER		
(CONSOLE SHIFT)	4.006	
SPRING, TRANSMISSION CONTROL LEVER	4.008	
SPRING, TRANSMISSION CONTROL LEVER	4.008	
SPRING, TRANSMISSION CONTROL LEVER	4.008	
SPRING, TRANSMISSION CONTROL LEVER	4.008	
SPRING, TRANSMISSION CONTROL LEVER	4.008	
SPRING, TRANSMISSION CONTROL SHAFT	4.032	
SPRING, TRANSMISSION CONTROL LEVER	4.008	
SPRING, TRANSMISSION DETENT	4.311	
SPRING, TRANSMISSION DETENT	4.311	
SPRING, TRANSMISSION DETENT	4.293	
SPRING, TRANSMISSION EQUALIZER	4.042	
SPRING, TRANSMISSION EQUALIZER	4.042	
SPRING, TRANSMISSION EQUALIZER	4.042	
SPRING, TRANSMISSION FORWARD CLUTCH	4.164	
SPRING, TRANSMISSION GEAR SHIFTER		
YOKE POPPET	4.31 1	
SPRING, TRANSMISSION MAIN DRIVE GEAR	4.361	
SPRING, TRANSMISSION OIL COOLER		
BY-PASS	4.216	
SPRING, TRANSMISSION OIL PUMP	4.226	
SPRING, TRANSMISSION RANGE SELECTOR		
LEVER	4.042	
SPRING, TRANSMISSION SHIFTER		
INTERLOCK	4.31 1	
SPRING, TRANSMISSION SHIFTER	4.311	
SPRING, TRANSMISSION SHIFT LEVER		
POPPET	4.311	
SPRING, TRANSMISSION STATOR CONTROL	4.122	
SPRING, TRANSMISSION SYNCHRONIZER	4.413	
SPRING, TRANSMISSION SYNCHRONIZING	4.384	
SPRING, TRANSMISSION SYNCHRONIZING		
DETENTION	4.413	
SPRING, VALVE BODY	4.265	
SPRING, VALVE BODY PRESSURE		
REGULATOR	4.269	
SPRING, VALVE BODY	4.218	
SPRING, VALVE ROCKER ARM SHAFT	0.376	
SPRING, VALVE	0.303	
SPRING WASHER, FOLDING TOP	14.162	
SPRING, WINDSHIELD WIPER ARM	10.147	
SPRING, 1ST & 2ND ACCUMULATOR VALVE		
—PRIMARY	4.246	
SPRING, 3RD SEAT CUSHION	11.610	
SPROCKET, CAMSHAFT	0.736	
SPROCKET, CRANKSHAFT	0.728	
STANDPIPE, FUEL	3.120	
STATOR, CONVERTER	4.116	
STATOR, CONVERTER STATOR	4.117	
STATOR, GENERATOR (DELCOTRON)	2.3 10	
STEEL BALL	8.899	
STEERING GEAR ANTI, LOCK PARTS	6.500	
STEREOTAPE PLAYER	9.670	
STIFFNER, REAR QUARTER PANEL	12.940	
STOP, DOOR HANDLE PUSH BUTTON	10.529	
STOP, DOOR WINDOW	10.7 16	
STOP, EXHAUST MANIFOLD THERMOSTAT	3.640	
STOP, FOLDING TOP REAR RAIL	14.310	
STOP, FRONT DOOR VENTILATOR	10.660	
STOP, FRONT DOOR WINDOW	10.685	
STOP, INSTRUMENT PANEL COMPARTMENT		
DOOR	10.268	
STOP, REAR DOOR WINDOW	10.768	
STOP, REAR QUARTER WINDOW	11.012	
STOP, TAIL GATE	12.203	
STOP, VALVE BODY PRESSURE REGULATOR	4.273	
STOP, VALVE DEFROSTER DOOR	8.858	
STOVE, CARBURETOR AIR HEAT	3.4 17	
STRAINER, CARBURETOR FUEL INLET	3.740	
STRAINER, GAS GAUGE (TANK UNIT)	3.1 10	
STRAINER, TRANSMISSION OIL SUCTION	4.197	
STRAINER, TRANSMISSION OIL SUCTION	4.197	
STRAINER, TRANSMISSION OIL SUCTION	4.197	
STRAP, BATTERY GROUND (NEGATIVE)	2.341	
STRAP, BATTERY HOLD DOWN	2.335	
STRAP, ENGINE GROUND	2.341	
STRAP, FRONT DOOR HINGE (LOWER)	10.454	
STRAP, FRONT DOOR HINGE (UPPER)	10.450	
STRAP, FRONT DOOR PULL	14.691	
STRAP, GASOLINE TANK	3.022	
STRAP & LINK, REAR COMPARTMENT LID		
HINGE	12.187	
STRAP, LUGGAGE CARRIER	12.815	
STRAP, RADIO SPEAKER	9.650	
STRAP, REAR DOOR PULL	14.764	
STRAP, SEAT SHOULDER DELUXE—CHROME		
BUCKLES (INCLUDES ATTACHING		
PARTS)	14.875	
STRAP, SEAT SHOULDER, STANDARD-		
PAINTED BUCKLE (INCLUDES		
ATTACHING PARTS)	14.875	
STRAP, TAILGATE HINGE	12.187	
STRAP, TAIL GATE OR BACK DOOR	12.184	
STRAP, WIRING HARNESS	2.480	
STRAP, WIRING	13.090T	
STRIKER, CONSOLE LID	10.242	
STRIKER, DOOR LOCK	10.569	
STRIKER, FOLDING 2ND SEAT	11.620	
STRIKER, FOLDING 3RD SEAT	11.620	
STRIKER, INSTRUMENT PANEL		
COMPARTMENT DOOR	10.268	
STRIKER, LIFT OR TAIL GATE OR BACK		
DOOR	12.237	
STRIKER, REAR COMPARTMENT LID LOCK	12.237	
STRIKER, SEAT BACK LOCKS	11.390	
STRIKER, TAIL GATE OR BACK DOOR	12.184	
STRIP, BODY LOCK PILLAR — UPPER		
CORNER	1 1.015	
STRIP, BOTTOM DRAIN HOLE	10.694	
STRIP, COWL VENT GRILLE SEALING	12.800	
STRIP, FOLDING TOP BOW CENTER	14.215	
STRIP, FOLDING TOP BOW REAR	14.170	
STRIP, FRONT DOOR INNER GLASS RUN	10.710	
STRIP, FRONT DOOR LOCK PILLAR SEALING	10.694	
STRIP, FRONT DOOR WINDOW SEALING	10.652	
STRIP, REAR DOOR WINDOW GLASS RUN	10.774	
STRIP, REAR QUARTER LOWER SASH		

CHANNEL (GRP. CHANGED TO 11.007)	11.031	SUPPORT, FRONT DOOR VENTILATOR	10.669
STRIP, REAR QUARTER WINDOW GLASS		SUPPORT, FRONT DOOR WINDOW GLASS	
RUNOUTER	11.015	RUN CHANNEL	10.690
STRIP, STEERING GEAR HORN GROUND	2.859	SUPPORT, FRONT FENDER	8.141
STRIP, STEERING GEAR HORN GROUND	6.525	SUPPORT, FRONT FENDER TIE	8.155
STRIP, TAIL GATE ACCESS	12.195	SUPPORT, FRONT LICENSE PLATE	7.800
STRIP, TAILGATE (OR BACK DOOR)	12.269	SUPPORT, FRONT SEAT ADJUSTER	1.1556
STRIP, TAILGATE WINDOW OPENING AT		SUPPORT, FRONT SEAT ADJUSTER TRACK	1.1573
BELT	12.180	SUPPORT, FRONT SEAT ADJUSTER MOTOR	1.1556
STRIP, WINDSHIELD GARNISH MOLDING	10.051	SUPPORT, FRONT SEAT BACK PANEL	1.1368
STRUT KIT, PARKING BRAKE	5.149	SUPPORT, FRONT SEAT BACK LIGHTER	
STRUT, LOW BAND ANCHOR	4.251	ESCUTCHEON	11.373
STRUT, LOW BRAKE BAND	4.252	SUPPORT, FRONT SEAT BOTTOM SWITCH	1.1558
STRUT, LOW BRAKE BAND	4.252	SUPPORT, FRONT SEAT CENTER ARM REST	1.1374
STRUT, LOW & REVERSE BRAKE BAND	4.253	SUPPORT, FRONT STABILIZER	7.242
STRUT, PARKING BRAKE	5.150	SUPPORT, FUEL TANK	3.015
STUD, ACCELERATOR PEDAL	3.452	SUPPORT, HEADLAMP HOUSING	2.726
STUD, AIR CLEANER HOLD DOWN	3.403	SUPPORT, HEADLINING LISTING WIRE	12.954
STUD, CARBURETOR TO INTAKE MANIFOLD	3.275	SUPPORT, HEATER & A.C.	9.798
STUD, CARBURETOR TO INTAKE MANIFOLD	3.288	SUPPORT, HOOD LATCH	8.080
STUD, CLUTCH EQUALIZER	0.851	SUPPORT, INSTRUMENT PANEL	10.230
STUD, CLUTCH RELEASE FORK BALL	0.796	SUPPORT, LOW & REVERSE CLUTCH	4.162
STUD, CLUTCH TO HUB	1.050	SUPPORT, LUGGAGE COMPARTMENT COVER	12.977
STUD, CYLINDER HEAD	0.293	SUPPORT PACKAGE, PARK BRAKE RELEASE	
STUD, DIRECTIONAL SIGNAL SWITCH		HANDLE	4.606
ACTUATOR POST PIVOT	2.895	SUPPORT, PARKING BRAKE CABLE	4.785
STUD, DISTRIBUTOR	2.400	SUPPORT, PARK & TURN SIGNAL LAMP	2.587
STUD, EXHAUST PIPE TO EXHAUST		SUPPORT, PROPELLER SHAFT	5.598
MANIFOLD	3.613	SUPPORT, PROPELLER SHAFT (Grp. Changed	
STUD, FRONT DOOR VENTILATOR	10.670	to 5.598 Eff. 5-1-71)	5.441
STUD, FRONT & REAR WHEEL HUB	5.812	SUPPORT & RACE, TRANSMISSION	4.162
STUD, INTAKE & EXHAUST MANIFOLD	3.288	SUPPORT, RADIATOR	1.270
STUD, REAR DOOR WINDOW GUIDE	10.765	SUPPORT, RADIATOR GRILLE	1.267
STUD, STARTER MOTOR GEAR SHIFT LEVER	2.108	SUPPORT, RADIATOR INLET HOSE	1.159
STUD, STARTER MOTOR SOLENOID SWITCH		SUPPORT, RADIO	9.650
TERMINAL	2.102	SUPPORT, REAR BUMPER END PLATE	7.838
STUD, STEERING GEAR OIL PUMP	6.606	SUPPORT, REAR BUMPER	7.836
STUD, STEERING KNUCKLE LOWER		SUPPORT, REAR COMPARTMENT SHELF	
CONTROL ARM	6.169	DUCT	12.971
STUD, TRANSMISSION SHIFTER INTERLOCK	4.307	SUPPORT, REAR COMPARTMENT LID HINGE	12.184
STUD, VALVE PUSH ROD ADJUSTING BALL	0.429	SUPPORT, REAR DOOR WINDOW GUIDE	10.765
STUD, VALVE ROCKER ARM	0.429	SUPPORT, REAR FENDER GRAVEL	
STUD	8.981	DEFLECTOR	12.966
SUNSHADE, FRONT SKYLIGHT	10.205	SUPPORT, REAR QUARTER INNER PANEL	12.941
SUNSHADE (TRIMMED)	10.203	SUPPORT, REAR QUARTER WINDOW	1.1040
SUPERLIFT REAR SHOCK ABSORBER		SUPPORT, REAR VIEW MIRROR (INSIDE)	10.187
PACKAGE (INCLUDES RIGHT & LEFT		SUPPORT, REAR WHEEL HOUSE OPENING	12.940
REAR SHOCK & INSTALLATION PARTS)	7.345	SUPPORT, RECEIVER AND DEHYDRATOR	9.195
SUPPORT, ACCELERATOR ROD	3.452	SUPPORT & SHAFT, TRANSMISSION	
SUPPORT AND BRACKET, TRANSMISSION		CONTROL	4.004
CONTROLUNIT	4.037	SUPPORT, SHIFT LEVER BRACKET TO	
SUPPORT AND HUB, CONVERTER	4.126	TRANSMISSION	4.030
SUPPORT, BACK WINDOW FRAME SIDE	11.209	SUPPORT, SHIFT LEVER BRACKET TO	
SUPPORT, BACK WINDOW REVEAL MOLDING	1.209	TRANSMISSION	4.030
SUPPORT, BATTERY	2.333	SUPPORT, SPARE TIRE ANCHOR	12.981
SUPPORT & BRACKET, TRANSMISSION		SUPPORT, STEREO TAPE PLAYER	9.670
CONTROLUNIT	4.004	SUPPORT, SUNSHADE	10.219
SUPPORT & BRACKET, TRANSMISSION		SUPPORT, TAIL GATE	12.203
CONTROLUNIT	4.004	SUPPORT, TAILGATE MOTOR ON	
SUPPORT 81 BUSHING, STEERING GEAR		WHEELHOUSE	12.944
CONNECTING ROD IDLER ARM	6.231	SUPPORT, TAILGATE WINDOW MOTOR	
SUPPORT, CARBURETOR MAIN WELL		MOUNTING	12.968
(ROCHESTER)	3.794	SUPPORT, TAILGATE WINDOW	12.180
SUPPORT, CLUTCH RELEASE BEARING	0.805	SUPPORT, TAIL LAMP	12.943
SUPPORT, COMPARTMENT SHELF FINISH		SUPPORT, TRANSMISSION	4.081
PANEL	12.971	SUPPORT, TRANSMISSION	4.081
SUPPORT, CONDENSER MOUNTING	9.192	SUPPORT, TRANSMISSION	4.081
SUPPORT, CONTROL LEVER SHAFT	4.010	SUPPORT, TRANSMISSION	4.081
SUPPORT, DELCOTRON MOUNTING	2.277	SUPPORT, TRANSMISSION	4.081
SUPPORT, DIFFERENTIAL BEARING	5.537	SUPPORT, TRANSMISSION	4.081
SUPPORT, DOME LAMP	12.953	SUPPORT, TRANSMISSION	4.081
SUPPORT, DOOR WINDOW	10.716	SUPPORT, VALVE BODY	4.265
SUPPORT, FAST IDLE ADJUSTMENT	3.481	SUPPORT, WINDSHIELD GLASS	10.027
SUPPORT, FOLDINGTOP FRONT BOW	14.140	SUPPORT, 3RD SEAT CUSHION	12.977
SUPPORT, FOLDING 3RD SEAT	11.620	SWITCH, BACK BODY HEADER COURTESY	
SUPPORT, FREEZE PROTECTION AND		LAMP	1.1935
EXPANSIONVALVE	9.213	SWITCH, BACK-UP LAMP	2.698
SUPPORT, FRONT BUMPER	7.836	SWITCH, BLOWER (AIR CONDITIONING)	9.275

SWITCH & CABLE, TRANSMISSION CONTROL	4.057
SWITCH & CABLE, TRANSMISSION CONTROL	4.057
SWITCH, CARBURETOR STARTER VACUUM	3.541
SWITCH, CLUTCH START.	4.054
SWITCH, CLUTCH START.	4.054
SWITCH, CLUTCH START.	4.054
SWITCH, CONV. TOP	14.483
SWITCH, COURTESY AND MAP LIGHT.	2.773
SWITCH, COURTESY LAMP.	2.776
SWITCH, CRUISE MASTER.	3.883
SWITCH, CRUISE MASTER SWITCH.	3.887
SWITCH, DIRECTIONAL SIGNAL	2.895
SWITCH, DOME 8i COURTESY LAMP.	11.935
SWITCH, DOOR JAMB.	11.950
SWITCH, ELECTRIC ANTENNA	9.598
SWITCH, ELECTRIC DOOR LOCKS	10.485
SWITCH, ENGAGEMENT (CRUISE MASTER).	3.885
SWITCH, FRONT DOOR VENTILATOR.	10.664
SWITCH, FRONT SEAT ADJUSTER.	11.558
SWITCH, HEADLAMP DIMMER.	2.459
SWITCH, HEADLAMP.	2.485
SWITCH, HEATER 8. A.C. BLOWER.	8.852
SWITCH, HEATER 8. A.C.	9.798
SWITCH, HEATER CONTROL	8.852
SWITCH, HEATER & WINDOW DEFOGGER	9.778
SWITCH, HORN	2.819
SWITCH, HYDRAULIC CRUISE MASTER.	3.885
SWITCH, IGNITION.	2.188
SWITCH, IGNITION WARNING BUZZER.	2.195
SWITCH, INSTRUMENT PANEL COMPARTMENT LIGHT.	10.275
SWITCH KIT, COMPRESSOR SUPER HEAT (Grp. Changed to 9.172).	9.174
SWITCH, MAX-TRAC	4.710
SWITCH, NEUTRAL SAFETY AND BACK-UP LAMP.	4.054
SWITCH, NEUTRAL SAFETY AND BACK-UP LAMP.	4.054
SWITCH, NEUTRAL SAFETY AND BACK-UP LAMP.	4.054
SWITCH, NEUTRAL SAFETY 8i BACK-UP LAMP.	4.054
SWITCH, NEUTRAL SAFETY & BACK-UP.	4.054
SWITCH, NEUTRAL SAFETY 8i BACK-UP LAMP.	4.054
SWITCH, OIL PRESSURE	1.800
SWITCH, PARKING BRAKE WARNING LIGHT.	4.589
SWITCH, POWER TAIL GATE	12.249
SWITCH, REAR DEFROSTER.	9.778
SWITCH, REAR DOOR WINDOW.	10.791
SWITCH, REAR QUARTER ELECTRIC WINDOW.	11.041
SWITCH, REVERBERATOR	9.665
SWITCH, SEAT BELT WARNING SYSTEM	14.875
SWITCH, SPARK CONTROL	2.408
SWITCH, SPOTLAMP.	9.773
SWITCH, STARTER MOTOR SOLENOID.	2.100
SWITCH, STOP LIGHT.	2.447
SWITCH, SUN ROOF OPERATING.	14.565
SWITCH, TAILGATE LOCK RELEASE.	12.195
SWITCH, TAIL GATE WINDOW JAMB.	12.195
SWITCH, TAILGATE WINDOW CONTROL (ON DASH).	12.249
SWITCH, TAILGATE WIPER.	11.253
SWITCH, THERMOSTATIC VACUUM (DISTRIBUTOR. ADVANCE).	2.410
SWITCH, THERMOSTATIC VACUUM (DISTRIBUTOR ADVANCE).	1.246
SWITCH, TRANSMISSION CONTROL SPARK	4.075
SWITCH, TRANSMISSION CONTROL SLOW IDLE.	3.440
SWITCH, TRANSMISSION CONTROL SPARK	4.075
SWITCH, TRANSMISSION CONTROL SPARK	4.075
SWITCH, TRANSMISSION CONTROL SPARK	4.075
SWITCH, TRANSMISSION CONTROL SPARK	4.075
SWITCH, TRANSMISSION DOWNSHIFT.	4.057
SWITCH, TRANSMISSION OIL PRESSURE.	4.075
SWITCH & TUBING, CRUISE RELEASE.	3.885

SWITCH, WATER TEMPERATURE.	1.150
SWITCH, WINDSHIELD WIPER MOTOR	10.163
SWIVEL, CLUTCH RELEASE ROD.	0.787
SWIVEL, GRP. 0.793 CHANGED TO GRP. 0.787 EFF. 1-1-72.	0.793
SWIVEL, TRANSMISSION SHIFT ROD.	4.037
SWIVEL, TRANSMISSION SHIFT ROD.	4.037
SWIVEL, TRANSMISSION SHIFT ROD.	4.037
SWIVEL, TRANSMISSION SHIFT ROD.	4.037
SWIVEL, TRANSMISSION SHIFT ROD.	4.037
SWIVEL, TRANSMISSION SHIFT ROD.	4.037
SYNCHRONIZER, TRANSMISSION	4.380

T

TACHOMETER	9.750
TAILGATE (DOOR).	12.179
TAILPIPE, EXHAUST SYSTEM.	3.705
TALE AND FIGURE FACE PARTS.	9.750
TANK, FUEL TANK VENT.	3.163
TANK, GASOLINE.	3.001
TANK, HEATER 8i A.C.	9.798
TANK, POWER BRAKE VACUUM	4.902
TANK, VACUUM DOOR LOCKS.	10.485
TANK, VACUUM TRUNK RELEASE	12.243
TEE, AIR INJECTOR REACTOR AIR DISTRIBUTOR.	3.680
TEE, BRAKE LINE	4.686
TEE, HEATER 8. A.C.	9.798
TEE, POWER BRAKE VACUUM HOSE.	4.740
TEE, TUBE 8i PIPE FITTINGS.	8.963
TERMINAL BOARD.	9.747
TERMINAL BOARD, TAIL GATE WIPER MOTOR.	11.256
TERMINAL PACKAGE, DELCOTRON	2.313
TERMINAL SENSOR, AIR CLEANER.	3.415
TERMINAL, WIRING HARNESS	2.530
THEFT, LOCK PARTS.	6.500
THERMOSTAT, EXHAUST MANIFOLD VALVE.	3.640
THERMOSTAT, RADIATOR	1.246
THERMO, TEMPERATURE	1.148
TIE ROD END.	6.233
TILT TYPE STEERING WHEEL PARTS (ALPHABETICALLY).	6.514
TISSUE DISPENSER	8.891
TO MODEL YEAR 1967 (REFER TO CHARTS FOLLOWING GRP. 3.725).	3.725
TORQUE ROD, REAR COMPARTMENT LID.	12.187
TORQUE ROD, TAIL GATE OR BACK DOOR	12.187
TRAFFIC HAZARD FLASHER PARTS.	2.575
TRAILER HITCH (LESS BALL).	7.068
TRANSDUCER, AUTO. TEMP. CONTROL PROGRAMMER.	9.270
TRANSDUCER, CRUISE MASTER.	3.885
TRANSFER, DOORS—REAR QUARTER- TAILGATE.	10.354
TRANSFER, FRONT FENDER.	8.147
TRANSFER, GAS TANK FILLER DOOR.	12.945
TRANSFER TAPE DECAL, FRONT DOOR.	12.112
TRANSFER TAPE, REAR QUARTER.	12.116
TRANSFER, WOOD GRAIN.	8.132
TRANSMISSION (COMPLETE).	4.003
TRANSMISSION COMPLETE.	4.003
TRANSMISSION (COMPLETE).	4.003
TRANSMISSION, CONVENTIONAL TYPE.	4.003
TRANSMISSION, FRONT SEAT ADJUSTER	11.556
TRANSMISSION SHIFTER	4.309
TRANSMISSION, WINDSHIELD WIPER.	10.159
TRAY, ASH TRAY.	9.766
TRAY, ASH TRAY (REAR DOOR & REAR QUARTER ARMREST).	12.045
TRIGGER, CONTROL RELEASE.	4.008
TRIGGER, CONTROL RELEASE	4.008
TRIM, BACK WINDOW LOWER CORNER.	14.645

TRIM COVER, FRONT SEAT CUSHION COVER	14.880
TRIM, FOLDING TOP COMPARTMENT SIDE	
TRIM PANEL	15.108
TRIM, FOLDING TOP COMPARTMENT SIDE	
TRIM PANEL	15.100
TRIM, FRONT DOOR INSERT..	14.685
TRIM, FRONT DOOR LOWER PAD & COVER	
ARMREST..	14.686
TRIM, FRONT SEAT BACK COVER	14.800
TRIM (INSERT) FRONT DOOR TRIM	14.685
TRIM (INSERT) REAR DOOR UPPER TRIM PAD	14.760
TRIM (INSERT) REAR QUARTER TRIM PAD	15.100
TRIM PAD COVER, FRONT SEAT CENTER	
ARMREST..	14.900
TRIM PAD, FRONT DOOR ARM REST..	14.686
TRIM PAD, FRONT DOOR TRIM	14.685
TRIM PAD, REAR DOOR ARMREST..	14.686
TRIM PAD, REAR DOOR TRIM	14.760
TRIM, REAR COMPARTMENT..	15.222
TRIM, REAR DOOR ARM REST..	14.762
TRIM, REAR DOOR LOWER PAD COVER	
A/REST..	14.762
TRIM, REAR QUARTER ARMREST..	15.108
TRIM, REAR QUARTER ARM REST..	15.100
TRIM, REAR QUARTER, BELOW BELT..	15.100
TRIM, REAR QUARTER—UPPER ABOVE BELT	15.100
TRIM, REAR QUARTER UPPER ABOVE BELT	14.645
TRIM, REAR SEAT CUSHION COVER	15.035
TRIM, ROOF PANEL COVERING	13.250
TRIM, SPARE TIRE COVER PANEL	15.100
TRIMSTICK, REAR BELT RAIL	12.946
TRIMSTICK, REAR QUARTER INNER PANEL..	12.941
TRIM, WHEELHOUSE COVER PANEL	15.099
TRIM, 3RD SEAT WELL SIDE	15.311
TRIPLE TURBINE TRANSMISSION OUTPUT	
SHAFT PARTS	4.175
TRUNNION, THROTTLE OPERATING ROD	3.430
TRUNNION, TRANSMISSION CONTROL	4.047
TRUNNION, TRANSMISSION CONTROL	4.047
TRUNNION, TRANSMISSION CONTROL	4.047
TUBE, AC BLEED	9.220
TUBE, CALIPER	4.666
TUBE, COLUMN FILLER	6.518
TUBE, CRANKCASE VENT BREATHER	1.762
TUBE, CRUISE MASTER	3.880
TUBE, EVAPORATOR CASE DRAIN	9.211
TUBE, EVAPORATOR MOTOR COOLING	9.218
TUBE, HEATED AIR	3.602
TUBE, OIL FILLER	4.133
TUBE, SHIFT	4.025
TUBE, STEERING GEAR VALVE TO HEAD END	
OF CYLINDER	6.678
TUBE, STEERING TIE ROD ADJUSTER	6.232
TUBE, SUN ROOF	12.809
TUBE, TRANSMISSION CONTROL LEVER	
CABLE	4.008
TUBE, TRANSMISSION SHIFT (STEERING	
COLUMN)	4.025
TUBE, TRANSMISSION SHIFT..	4.025
TUBE, TRANSMISSION SHIFT..	4.025
TUBE, TRANSMISSION SHIFT..	4.025
TUBE, WHEEL BRAKE CYLINDER	4.671
TUBE, WIPER SWITCH COVER	2.580
TUBING, AUTOMATIC LEVEL CONTROL	
SUPPLY	7.346
TUBING..	8.964
TUBING, FUEL LINE (Refer to Grp. 8.964)	3.158
TUBING, HYDRAULIC BRAKE	4.685
TUBING, SUPERLIFT SHOCK ABSORBER	7.346
TURBINE & SHAFT, CONVERTER	4.126
TURN BUCKLE, STATOR CONTROL	
OPERATING	4.052
TURNBUCKLE, THROTTLE OPERATING ROD	3.430
TURN BUCKLE, THROTTLE VALVE CONTROL	4.052

U

UNIT, ELECTRIC THERMOSTAT GAUGE	1.150
UNIT, VACUUM TRUNK RELEASE	12.243
UNIVERSAL JOINT..	5.548
UPPER	14.685

V

VACUUM CONTROL, DISTRIBUTOR	2.410
VACUUM HOSE HARNESS, AUTO. AIR LIFT	
SHOCKS	7.346
VACUUM HOSE, HEATER AND AIR	
CONDITIONING	9 798
VALANCE, REAR SEAT BACK	15.011
VALVE, AIR CONDITIONING	9.786
VALVE, AIR CONDITIONING CONTROL	9.270
VALVE, AIR DIVERTER	3.670
VALVE, AIR INJECTOR REACTOR	3.670
VALVE, AIR OUTLET (DASH & COWL)	9.789
VALVE, AUTOMATIC LEVEL CONTROL	7.345
VALVE, AUTOMATIC LEVEL CONTROL	
COMPRESSOR	7.460
VALVE, AUXILIARY VALVE (CRUISE MASTER)	4.265
VALVE, BODY LOCK PILLAR PRESSURE	
RELIEF	12.942
VALVE, BRAKE MASTER CYLINDER BLEEDER	4.650
VALVE, CARBURETOR CHOKE	3.751
VALVE, CARBURETOR IDLE VENT	
(ROCHESTER)	3.852
VALVE, CARBURETOR POWER VALVE	
(ROCHESTER)	3.858
VALVE, CARBURETOR THROTTLE (CARTER)	3.758
VALVE, COMPRESSOR BODY PRESSURE	
RELIEF	9 178
VALVE, COMPRESSOR HEAD	9 172
VALVE, COMPRESSOR SUCTION REED	9.172
VALVE, CRUISE RELEASE	3.883
VALVE, EVAPORATOR THERMOSTATIC	
EXPANSION	9.213
VALVE, EXHAUST GAS RECIRCULATION	3.670
VALVE, EXHAUST	0.297
VALVE, EXHAUST MANIFOLD HEAT	
CONTROL	3.640
VALVE, FRESH AIR INTAKE (COWL SIDE)	9.784
VALVE, GOVERNOR	4.267
VALVE, HEATER & A.C.	9.798
VALVE, HEATER AND A.C.	8.858
VALVE, HEATER WATER TEMPERATURE	
CONTROL	9 795
VALVE, HOT GAS BY-PASS	9.198
VALVE, INTAKE	0.296
VALVE, LIQUID VAPOR	3.130
VALVE, LUBRICATION OIL PRESSURE	
REGULATOR	4.216
VALVE, MASTER CYLINDER	4.657
VALVE, OIL COOLER BY-PASS	4.216
VALVE, OIL FILTER BY-PASS	1.837
VALVE, OIL PRESSURE REGULATOR	4.265
VALVE, OIL PRESSURE REGULATOR	4.216
VALVE, OIL PUMP RELIEF VALVE	1.609
VALVE, OIL PUMP STATOR (Grp. changed to	
4.122)	4.224
VALVE, OIL PUMP STATOR	4.122
VALVE, PACKAGE, OIL COOLER BY-PASS	4.216
VALVE, POSITIVE CRANKCASE VENTILATION	1.745
VALVE, POWER BRAKE AIR	4.918
VALVE, POWER BRAKE CYLINDER AIR	4.658
VALVE, POWER BRAKE CYLINDER FLOATING	
CONTROL	4.935
VALVE, POWER BRAKE VACUUM CHECK	4.955

VALVE, PRESSURE METERING	4.690	DRUM).	4.169
VALVE & SEAL, AIR.	9.782	WASHER, GEAR THRUST.	4.419
VALVE 1K SEAL, BLOWER.	8.857	WASHER, GENERATOR ARMATURE DRIVE	
VALVE 8i SEAL, DIVERTER.	9.786	END SHAFT.	2.280
VALVE & SEAL, HEATER & DEFROSTER.	9.779	WASHER, GENERATOR DRIVE END.	2.307
VALVE, SELECT AIR CONDITIONING		WASHER, GENERATOR DRIVE END SPACER	2.307
CONTROL	9.280	WASHER, HARMONIC BALANCER.	0.662
VALVE, STEERING GEAR OIL FLOW CONTROL	6.624	WASHER, HEATER & A.C.	9.798
VALVE, STEERING GEAR	6.550	WASHER, HIGH CLUTCH.	4.166
VALVE, SUCTION THROTTLING.	9.198	WASHER, HIGH CLUTCH.	4.166
VALVE, THROTTLE BODY.	3.729	WASHER, HOLD-DOWN BOLT.	2.335
VALVE, TRANSMISSION COAST DOWN SHIFT		WASHER, IDLER ARM SUPPORT TO FRAME	6.897
TIMING.	4.234	WASHER, MASTER CYLINDER	4.657
VALVE, TRANSMISSION DOWNSHIFT TIMING	4.265	WASHER & NEEDLE BEARING KIT.	4.004
VALVE, TRANSMISSION MANUAL	4.275	WASHER, OUTPUT RING GEAR.	4.176
VALVE, TRANSMISSION OIL PUMP.	4.226	WASHER, PARKING BRAKE LEVER.	5.158
VALVE, TRANSMISSION OIL COOLER		WASHER, PINION FLANGE	5.595
BY-PASS.	4.216	WASHER, PLANET.	4.176
VALVE, TRANSMISSION STATOR CONTROL	4.122	WASHER, PROPELLER SHAFT.	5.443
VALVE, TRANSMISSION VALVE BODY.	4.265	WASHER, REACTOR GEAR	4.161
VALVE, TRANSMISSION VALVE BODY.	4.265	WASHER, REAR AXLE PINION BEARING.	5.445
VALVE, VACUUM DOOR LOCKS.	10.485	WASHER, REAR DOOR INNER LOCKING.	10.556
VALVE, VACUUM MODULATOR.	4.205	WASHER, REAR QUARTER MOLDING.	12.118
VALVE, VACUUM MODULATOR.	4.205	WASHER, REAR QUARTER WINDOW	
VALVE, VACUUM MOUDLATOR	4.205	REGULATOR HANDLE.	11.044
VALVE, VALVE BODY PRESSURE REGULATOR	4.269	WASHER, REAR SPRING CLAMP (GRP.	
VALVE, VALVE BODY PRESSURE REGULATOR	4.273	CHANGED TO 7.518 EFF. 3-1-71).	7.531
VALVE, WHEEL BRAKE CYLINDER BLEEDER	4.666	WASHER, REAR SPRING CLAMP.	7.518
VANE, AIR INJECTOR REACTOR PUMP.	3.665	WASHER, REVERSE IDLER GEAR THRUST	
VENT., HOOD AIR INLET.	8.054	(FRONT).	4.437
VENTILATOR, FRONT DOOR (LESS GLASS)	10.650	WASHER, REVERSE SUN GEAR.	4.178
VENT, REAR AXLE HOUSING.	5.387	WASHER, SELECTOR LEVER SHAFT OIL.	4.313
VENTURI CLUSTER, CARBURETOR (CARTER).	3.786	WASHERS, FLAT.	8.929
VENTURI CLUSTER, CARBURETOR		WASHER, SLAVE VALVE.	9.279
(ROCHESTER).	3.786	WASHERS, LOCK	8.931
VISOR, HEADLAMP.	2.770	WASHER, SPEEDOMETER	4.342
		WASHER, SPRING WAVE	8.928
		WASHER, STABILIZER LINK 8i SHOCK	
		ABSORBER.	7.389
		WASHER, STARTER MOTOR.	2.108
		WASHER, STARTER MOTOR SOLENOID	
		SWITCH COVER.	2.102
		WASHER, STARTER MOTOR THRUST.	2.063
		WASHER, STEERING GEAR TO FRAME.	6.509
		WASHER, STEERING KNUCKLE SPINDLE NUT	6.321
		WASHER, STEERING KNUCKLE.	6.106
		WASHER, STEERING SHAFT.	4.012
		WASHER, STEERING SHAFT.	4.012
		WASHER, STEERING SHAFT UPPER.	4.012
		WASHER, STEERING SHAFT UPPER.	4.012
		WASHER, STEERING SHAFT UPPER.	4.012
		WASHER, STEERING SHAFT.	4.012
		WASHER, STEERING TIE ROD.	6.243
		WASHERS, TOOTH LOCK	8.932
		WASHER, TACHOMETER HOSE CONNECTOR	7.397
		WASHER, THROTTLE LEVER TO SHAFT.	4.278
		WASHER, TRACK BAR.	5.418
		WASHER, TRANSMISSION COUNTER GEAR	
		BEARING.	4.423
		WASHER, TRANSMISSION COUNTERSHAFT	
		THRUST (Grp. Changed to 4.423).	4.442
		WASHER, TRANSMISSION CONTROL SHAFT.	4.032
		WASHER, TRANSMISSION CONTROL	
		HOUSING.	4.012
		WASHER, TRANSMISSION CONTROL LEVER	4.008
		WASHER, TRANSMISSION CONTROL LEVER	
		HOUSING.	4.012
		WASHER, TRANSMISSION CONTROL ROD	4.037
		WASHER, TRANSMISSION CONTROL LEVER	
		HOUSING.	4.012
		WASHER, TRANSMISSION CONTROL LEVER	
		HOUSING.	4.008
		WASHER, TRANSMISSION CONTROL LEVER	4.008
		WASHER/TRANSMISSION COUNTERSHAFT	4.423
		WASHER, TRANSMISSION CONTROL LEVER	
		HOUSING.	4.012
		WASHER, TRANSMISSION DIRECT CLUTCH	4.169
		WASHER, TRANSMISSION GEAR THRUST	4.419

W

WASHER, ANTENNA	9.618
WASHER, BACK DOOR WINDOW	
REGULATOR	12.242
WASHER, BRAKE REACTION ROD.	6.171
WASHER, CAMSHAFT SPROCKET TO	
CAMSHAFT.	0.738
WASHER, CARBURETOR THROTTLE	
ADJUSTING.	3.761
WASHER, CARRIER 8< OUTPUT SHAFT.	4.176
WASHER, CLUTCH EQUALIZER.	0.854
WASHER, CLUTCH PEDAL TO	
COUNTERSHAFT.	0.846
WASHER, COMPRESSOR CLUTCH.	9.181
WASHER, CONTROL SHAFT.	4.027
WASHER, COUNTER GEAR THRUST.	4.423
WASHER, DIFFERENTIAL BEVEL SIDE GEAR	
THRUST.	5.543
WASHER, DIFFERENTIAL SIDE PINION	
SPHERICAL THRUST.	5.542
WASHER, DIRECTIONAL SIGNAL SWITCH	
ACTUATOR POST PIVOT.	2.895
WASHER, DISTRIBUTOR & OIL PUMP GEAR	1.649
WASHER, DISTRIBUTOR.	2.374
WASHER, DOOR LOCKING ROD.	10.565
WASHER, DOOR WINDOW REGULATOR.	10.797
WASHER, FREE WHEEL	4.181
WASHER, FRONT DOOR VENT AT	
REGULATOR SPINDLE.	10.665
WASHER, FRONT DOOR VENTILATOR	10.660
WASHER, FRONT DOOR WINDOW GLASS	
RUN CHANNEL	10.701
WASHER, FRONT DOOR WINDOW	
REGULATOR SPINDLE.	10.517
WASHER, FRONT TURBINE SHAFT THRUST	
(BETWEEN COVER 8< FORWARD CLUTCH	

WASHER, TRANSMISSION MAIN DRIVE GEAR BEARING	4.376	PILLAR	14.665
WASHER, TRANSMISSION MAIN DRIVE GEAR BEARING	4.376	WINDLACE	15.520
WASHER, TRANSMISSION MAIN DRIVE GEAR	4.361	WINDLACE, REAR BODY LOCK PILLAR	14.790
WASHER, TRANSMISSION RANGE SELECTOR LEVER	4.042	WING NUT, JACK HOLD-DOWN	8.820
WASHER, TRANSMISSION RANGE SELECTOR LEVER	4.042	WINGNUT, SPARE WHEEL CLAMPING	7.633
WASHER, TRANSMISSION REVERSE IDLER GEAR THRUST	4.437	WIRE, AIR CONDITIONING COLD CONTROL	9.798
WASHER, TRANSMISSION REVERSE IDLER GEAR THRUST	4.437	WIRE, AIR FLOW CONTROL	9.798
WASHER, TRANSMISSION SECOND SPEED GEAR	4.398	WIRE AND SOCKET, COURTESY LAMP	2.776
WASHER, TRANSMISSION SELECTOR ROD	4.037	WIRE, BRAKE WARNING LIGHT	4.587
WASHER, TRANSMISSION SHIFT ROD	4.037	WIRE, DEFROSTER CONTROL	9.798
WASHER, TRANSMISSION SHIFTER YOKE	4.312	WIRE, DETENT VALVE CONTROL	4.275
WASHER, TRANSMISSION SHIFT RODS	4.037	WIRE, DIRECTIONAL SIGNAL ACTUATOR	2.897
WASHER, TRANSMISSION SHIFT ROD	4.037	WIRE, DIRECTIONAL SIGNAL SWITCH	2.906
WASHER, TRANSMISSION SHIFT ROD	4.008	WIRE, DISTRIBUTOR TO COIL	2.171
WASHER, TURBINE AND SUN GEAR	4.127	WIRE, EVAPORATOR MOTOR GROUND	9.215
WASHER, VALVE ROCKER ARM SHAFT	0.373	WIRE, FRONT SEAT ADJUSTER AUXILIARY LOCKING	11.589
WASHER, WAVE	4.012	WIRE, GAS GAUGE TANK UNIT	2.480
WASHER, WHEEL BRAKE HOSE 8i PIPE FITTING	4.67 1	WIRE, GAS GAUGE (TANK UNIT)	3.108
WASHER, WINDSHIELD WIPER TRANSMISSION	10.160	WIRE, HEADLINING LISTING SUPPORT	12.955
WEATHERSTRIP, CENTER PILLAR	10.721	WIRE, HEATER TEMPERATURE CONTROL	9.798
WEATHERSTRIP, DRIP MOLDING ROOF (REAR SCALP)	12.075	WIRE, HYDRAULIC BRAKE MASTER CYLINDER RESERVOIR	4.651
WEATHERSTRIP, FOLDING TOP SIDE ROOF REAR RAIL	14.260	WIRE, IGNITION FEED JUMPER	13.090N
WEATHERSTRIP, FOLDING TOP COMPARTMENT SIDE PANEL	13.352	WIRE, RANCO TO BLOWER SWITCH (GRP. CHANGED TO 9.275 EFF. 3-1-71)	9.276
WEATHERSTRIP, FOLDING TOP SIDE ROOF RAIL	14.120	WIRE, RANCO TO BLOWER SWITCH	9.275
WEATHERSTRIP, FRONT DOOR	10.694	WIRE, REAR HEAT CONTROL	9.798
WEATHERSTRIP, FRONT DOOR HINGE PILLAR AND BODY LOCK PILLAR	10.694	WIRE, REAR MIRROR MAP LAMP	13.090P
WEATHERSTRIP, FRONT DOOR VENT DIVISION CHANNEL	10.652	WIRE, SELECTOR VALVE CONTROL	9.798
WEATHERSTRIP, FRONT DOOR WINDOW OUTER GLASS RUN	10.710	WIRE, SPARK PLUG	2.240
WEATHERSTRIP, FRONT DOOR VENTILATOR	10.652	WIRE & SWITCH, HEATER & DEFROSTER	9.779
WEATHERSTRIP, FRONT ROOF RAIL	14.060	WIRE, TRANSMISSION CONTROL DIAL	4.020
WEATHERSTRIP, REAR COMPARTMENT LID GUTTER	12.269	WIRE, VENTILATOR CONTROL	9.798
WEATHERSTRIP, REAR DOOR WINDOW FRAME	10.764	WIRE, WATER VALVE CONTROL	9.798
WEATHERSTRIP, REAR DOOR AND BODY	10.694	WIRE WHEEL COVER	5.858
WEATHERSTRIP, REAR QUARTER WINDOW FRAME (FRONT—VERTICAL)	1 1.015	WIRING, AIR CONDITIONING WIRING	9.281
WEATHERSTRIP, REAR QUARTER WINDOW GLASS RUN INNER	1 1.015	WIRING, DELCOTRON—CABLE 8i HOOD, SEALITE	2.480
WEATHERSTRIP, SIDE ROOF RAIL	10.721	WIRING HARNESS, HEATER AND AIR CONDITIONING	9.798
WEATHERSTRIP, SIDE ROOF CENTER RAIL	14.190	WIRING, HEADLAMP	2.750
WEATHERSTRIP, Sun Roof	12.810	WIRING, REAR COMPARTMENT LID LOCK	12.243
WEATHERSTRIP, TAILGATE (OR BACK DOOR)	12.269	WIRING, REAR SEAT SPEAKER	9.656
WEATHERSTRIP, WINDSHIELD PILLAR	10.694	WRENCH, WHEEL AND JACK HANDLE	8.821
WEIGHT AND RETAINER, GOVERNOR	4.267		
WEIGHT AND RETAINER, GOVERNOR	4.267		
WEIGHT, BRAKE DRUM BALANCE	5.810		
WEIGHT, CONVERTER PUMP	4.115		
WEIGHT, CONVERTER PUMP	4.115		
WEIGHT, DISTRIBUTOR AUTOMATIC ADVANCE	2.388		
WEIGHT, WHEEL BALANCE	5.805		
WHEEL, CHROME	5.803		
WHEEL, STEEL	5.803		
WHEEL, STEERING	6.513		
WHEEL, TRANSMISSION PARKING LOCK RATCHET	4.290		
WICK, DISTRIBUTOR	2.364		
WICK	8.927		
WINDLACE, BODY LOCK PILLAR	14.735		
WINDLACE, CENTER PILLAR	14.730		
WINDLACE, DOOR OPENING AND HINGE			

Y

YOKE, BRAKE HOSE	4.681
YOKE, CLUTCH RELEASE	0.795
YOKE, FRONT PROPELLER SHAFT LINK	5.555
YOKE, TRANSMISSION SHIFTER	4.303
YOKE, TRANSMISSION SHIFTER	4.303
YOKE, TRANSMISSION SHIFTER	4.303
YOKE, TRANSMISSION SHIFTER	4.303

Z

ZIPPER, FOLDING TOP BACK CURTAIN	13.392
--	--------

T A L O G A B B R E V I A T I O N

A.I.R.	Air Injection Reactor	ENG.	Engine	PACK.	Packing
AC.	Air Conditioning	ESCN.	Escutcheon	PASS.	Passenger
ACCEL.	Accelerator	EVAP.	Evaporator	PKG.	Package
ADJ.	Adjustable or Adjusting	EXC.	Except	POS.	Positive
ALT.	Altitude	EXCH.	Exchange	PNL.	Panel
ANT.	Antenna	EXH.	Exhaust	PCV.	Positive Crank case Ventilation
APPROX.	Approximate	EXPAN.	Expansion	PROP.	Propeller
A.R.	Air Ride	EXT.	Extension	PB.	Power Brakes
AR.	As Required	FDR.	Fender	PS.	Power Steering
ASSM.	Assembled or Assembles	FILL.	Fillister	PRESS.	Pressure
ASSY.	Assembly	FLWHL.	Flywheel	QT.	Quart
ATCH.	Attaching	FLEX.	Flexible	QTR.	Quarter
AUTO.	Automatic	FLR.	Floor	R.H.	Right Hand
AT.	Automatic Transmission	FLG.	Flange	RAD.	Radiator
AUX.	Auxiliary	FLDG.	Folding	REACT.	Reaction
BBL.	Barrel	FRT.	Front	RR.	Rear
BKT.	Bucket	F/WELL.	Fenderwell	RD.	Round
BLK.	Black	GARN.	Garnish	REG.	Regular
BRG.	Bearing	GEN.	Generator	REPL.	Replacement
BRK.	Brake	GR.	Gear	RET.	Retainer
BRKT.	Bracket	GSKT.	Gasket	RET.	Retainer
BPR.	Bumper	HC.	High Compression	RKR.	Rocker
BSHG.	Bushing	HP.	High Performance	REINF.	Reinforcement
BTRY.	Battery	HDL.	Handle	REQ.	Required
CBL.	Cable	H.D.	Heavy Duty	SECT.	Section
C/SHAFT.	Camshaft	HD.	Head	SGL.	Single
CARB.	Carburetor or Carburetion	HEX.	Hexagon	SHK/ABS.	Shock Absorber
CHG.	Change	H/RST.	Head Restraint	SIG.	Signal
CHNL.	Channel	HT.	Hardtop	SLTD.	Slotted
CLPR.	Caliper	HTR.	Heater	SPKR.	Speaker
CL.	Clutch	HDLP.	Headlamp	SPEEDO.	Spedometer
CK/C.	Crankcase	HORIZ.	Horizontal	SPG.	Spring
CK/SHAFT.	Crankshaft	HSG.	Housing	SQ.	Square
CMBR.	Cross Member	HYD.	Hydraulic	S.T.	Super Turbine
COL.	Column	ID.	Inside Diameter	STAB.	Stabilizer
COMB.	Combination	IGN.	Ignition	STD.	Standard
COMPT.	Compartment	IMIT.	Imitation	STRG.	Steering
COMPR.	Compression	INCL.	Includes	SUPT.	Support
CONDSR.	Condenser	INSTL.	Installing or Instal led	SUSP.	Suspension
CCNN.	Connecting	INSTR.	Instrument	SYNCHRO.	Synchronizing
CCNV.	Convertible	INS.	Insulator	T.	Trim
C/PLR.	Center Pillar	INT.	Intake	TACH.	Tachometer
CPLG.	Coupling	INTER.	Intermediate	TERM.	Terminal
C/SUNK.	Countersunk	JT.	Joint	TEMP.	Temperature
CT.	Conventional Transmission	L.H.	Left Hand	T.H.	Turbo Hydra-Matic
CTR.	Center	LOC.	Location	THD.	Thread
CVR.	Cover	LWR.	Lower	THERM.	Thermostat
CYL.	Cylinder	LUB.	Lubrication	TRANS.	Transmission
DBL.	Double	MAN.	Manual	TURB.	Turbine
DEFOG.	Defogger	MATL.	Material	2T.	Twin Turbine
DEFR.	Defroster	MECH.	Mechanical	3T.	Triple Turbine
DETACH.	Detachable	MED.	Medium	UNIV.	Universal
DIAPH.	Diaphragm	MBR.	Member	UPR.	Upper
DIA.	Diameter	MFLD.	Manifold	U.S.	Undersize
DIFF.	Differential	MLDG.	Molding	VAC.	Vacuum
DIR.	Direction	MODIF.	Modification	VENT.	Ventilator
DISCH.	Discharge	MTG.	Mounting	VERT.	Vertical
DISTR.	Distributor	MTR.	Motor	W.	With
DIV.	Division	MTR. Rod.	Metering Rod	WOUT.	Without
DR.	Door	NEC.	Necessary	WPUMP.	Water Pump
EFF.	Effective	NEG.	Negative	WB.	Wheel base
ELEC.	Electric	ND.	New Departure	WGT.	Weight
EMB.	Emblem	NL.	Not Listed	WHL.	Wheel
		NO.	Number	WHLHSE.	Wheel house
		OPR.	Operating	WIND.	Window
		ORN.	Ornament	W/S.	Windshield
		OD.	Outside Diameter	W/STRIP.	Weatherstrip
		OS.	Oversize		

MODEL, STYLE, TRIM COMBINATION AND SERIAL NUMBER INFORMATION PLATES

Information appearing on the name plate gives style number, body number, trim combination number and paint number. All information on this name plate should be included in correspondence and orders.

BUICK DIV. GENERAL MOTORS CORP.
 MODEL YEAR- _____2. FLINT, mich+gan
 TRIM NUMBER - **STYLE** 62-469 **BODY** FB-15_____ - BODY NUMBER
 MODEL SERIES - **-TRIM** 411k[T] **PAINT** FF_____ .COLOR COMBINATION
 ACC.B - P - BODY TYPE
 ^ THIS CAR FINISHED WITH ^
 (J) 0&M*e.0fcfe*0*ACRYLIC LACQUER (J)
 BODY BY FISHER

BUICK
61 065490

3

- FRAME OR SERIAL NO.
- ASSEMBLY PLANT
- MODEL YEAR (1 = 1962)
- BODY STYLE

VEHICLE IDENTIFICATION PLATE (ON LEFT SIDE OF INSTRUMENT PANEL)

BUICK PRODUCING PLANTS

<u>B. O. P. PLANTS</u>	<u>CODE</u>	<u>CHEVROLET PLANTS</u>	<u>CODE</u>
Fremont, Calif.	Z	Kansas City, Missouri	K
Kansas City, Kansas	X	^mmo!-^ * * *	*
Atlanta, Ga.	D	* * * * * d . * * *	y
South Gate, Calif.	C		
Wilmington, Del.	Y	* * * * * * * * * * * * * *	"

VEHICLE IDENTIFICATION NUMBER										
SAMPLE	4	5	j	4	6	i	7	9	1	H
								i	1	
										6-Digit Sequential Number
	Mfg. Code		Model					Yr.	Alph Mfg. Pit. Code	

Series Identification Chart		
Name	Series Code Na.	
	6 Cyl.	8 Cyl.
Special Deluxe	33	34
Skylark	35	.
Skylark Custom	.	44
Skylark Gran Sport	.	46
Le Sabre	.	52
Le Sabre Custom	.	54
Wildcat	.	64
Wildcat Custom	.	66
Electra 225	.	82
Electra 225 Custom	.	84
Riviera	.	94

Body Style Code No.	
2 Dr. Coupe	27
4 Dr. Station Wagon-2 Seat	35-36
2 Dr. Hardtop Coupe	37
4 Dr. Hardtop	39
2 Dr. Hardtop Coupe	57-87
4 Dr. Station Wagon-2 Seat	56
4 Dr. Station Wac;3n-2 Seat	66
2 Dr. Convertible	67
4 Dr. Sedan	69

This format is used by all General Motors Car Divisions. Manufacturer codes are assigned as follows:

- Chevrolet - 1, Pontiac - 2, Oldsmobile - 3, Buick - 4,
- Cadillac - 5, and Canada - 6.

MODEL CHART

YEAR	MODEL	TYPE OF BODY	FISHER NO.	WHEELBASE	ENGINE & SERIAL NO.
CENTURY SERIES 8 CYLINDER 4 1/8" BORE X 3.4" STROKE AND START AT 54.45 S.A.E. H.P.					
1958	61		584669	122"	E1-001001 FLINT, G
1958	63		584639	122"	E2-001001 SOUTH GATE, BC
1958	66C		5B4667X	122"	E3-001001 LINDEN, BL
1958	66R		584637	122"	E4-001001 KANSAS CITY, BK
1958	69		584682	122"	E5-001001 WILMINGTON, BW
					E6-001001 ATLANTA, BA
SUPER SERIES 8 CYLINDER 4 1/8" B X 3.4" STROKE E7-001001 FRAMINGHAM, BF 54.45 S.A.E. H.P. E8-001001 ARLINGTON, BT					
1958	53	RIVIERA SEDAN	584539	127.5"
1958	56R	RIVIERA COUPE.	584537	127.5"	_____
ROADMASTER - 8 CYLINDER 4 1/8" BORE X 3.4" STROKE 54.45 S.A.E. H.P.					
1958	75C	CONVERTIBLE.	584767X	127.5"	_____
1958	75	RIVIERA SEDAN.	584739X	127.5"
1958	75R	RIVIERA COUPE.	584737X	127.5"	_____
LIMITED SERIES - 8 CYLINDER 4 1/8" BORE X 3.4" STROKE 54.45 S.A. E. H.P.					
1958	750	RIVIERA SEDAN	584839X	127 5"
1958	756	CONVERTIBLE.	584867X	127.5"	
1958	755	RIVIERA COUPE.	584837X	127.5"	
LE SABRE - 8 CYLINDER 4.125" BORE X 3.4" STROKE 54.45 S.A.E. H.P.					
1959	4419	4-DOOR SEDAN		123"	
1959	4439	4-DOOR HARDTOP. _____		123"	
1959	4437	2-DOOR HARDTOP. _____		123"	
1959	4467	2-DOOR CONVERTIBLE		123"	
1959	4411	2-DOOR SEDAN		123"	1959 ENGINE AND FRAME
INVICTA 8 CYLINDER 4.1875" BORE X 3.640" STROKE 56.11 S.A.E. H.P. NUMBER ARE THE SAME AND START AT:					
1959	4619	4-DOOR SEDAN		123"	FI-001001 FLINT, G
1959	4639	4-DOOR HARDTOP.		123"	F2-001001 SOUTH GATE, BC
1959	4637	2-DOOR HARDTOP.		123"	F3-001001 LINDEN, BL
1959	4667	2-DOOR CONVERTIBLE.		123"	F4-001001 KANSAS CITY, BK
1959	4635	4-DOOR ESTATE WAGON.		123"	F5-001001 WILMINGTON, BW
ELECTRA - 8 CYLINDER 4.1875" BORE X 3.640" STROKE 56.11 S.A.E. H.P. F6-001001 ATLANTA, BA					
					F7-001001 FRAMINGHAM, BF
					F8-001001 ARLINGTON, BT
1959	4719	4-DOOR SEDAN		126.3"	
1959	4739	4-DOOR HARDTOP.		126.3"	
1959	4737	2-DOOR HARDTOP.		126.3"	
ELECTRA *525"- 8 CYLINDER 4.1875" BORE X 3.640" STROKE 56 11 S.A.E. H.P.					
1959	4829	4-DOOR RIVIERA SEDAN		126.3"	
1959	4839	4-DOOR HARDTOP.		126.3"	
1959	4867	2-DOOR CONVERTIBLE		126.3"	
LE SABRE • 8 CYLINDER 4.125" BORE X 3.4" STROKE 54.45 S.A.E. H.P.					
1960	4419	•DOOR SEDAN		123"	
1960	4439	•DOOR HARDTOP.		123"	
1960	4437	•DOOR HARDTOP.		123"	
1960	4411	•DOOR SEDAN		123"	
1960	4467	•DOOR CONVERTIBLE		123"	1960 ENGINE AND FRAME
1960	4435	•DOOR ESTATE WAGON (2 SEATS).		123"	NUMBER ARE THE SAME
1960	4445	•DOOR ESTATE WAGON (3 SEATS).		123"	AND START AT:
INVICTA 8 CYLINDER 4.1875" BORE X 3.640" STROKE 56.11 S.A.E. H.P. G1-001001 FLINT, G					
					G2-001001 SOUTH GATE, BC
1960	4619	DOOR SEDAN		123"	G3-001001 LINDEN, BL
1960	4639	•DOOR HARDTOP.		123"	G4-001001 KANSAS CITY, BK
1960	4637	•DOOR HARDTOP.		123"	G5-001001 WILMINGTON, BW
1960	4667	•DOOR CONVERTIBLE.		123"	G6-001001 ATLANTA, BA
1960	4667	•DOOR CONVERTIBLE.		123"	G7-001001 FRAMINGHAM, BF
1960	4635	•DOOR ESTATE WAGON (2 SEATS).		123"	G8-001001 ARLINGTON, BT
1960	4645	•DOOR ESTATE WAGON 13 SEATS).		123"	
ELECTRA 8 CYLINDER 4.1875" BORE X 3.640" STROKE 56.11 S.A.E. H.P.					
1960	4719	•DOOR SEDAN		126.3"	
1960	4739	•DOOR HARDTOP.		126.3"	
1960	4737	•DOOR HARDTOP.		126.3"	

MODEL CHART

YEAR	MODEL	TYPE OF BODY	FISHER NO.	WHEELBASE	ENGINE & SERIAL NO.
	ELECTRA				S.A.E. H.P.
1960	4829	4-DOOR RIVIERA SEDAN.		126.3"	
1960	4839	4-DOOR HARDTOP.		126.3"	
1960	4867	2-DOOR CONVERTIBLE...		126.3"	
	SPECIAL SERIES - 8 CYLINDER 3.5" BORE X 2.8" STROKE				39.2 S.A.E. H.P.
1961	4019	4-DOOR SEDAN		112"	
1961	4027	2-DOOR COUPE		112"	1961 ENGINE & SERIAL
1961	4035	4-DOOR STATION WAGON (2 SEATS)		112"	NUMBER ARE THE SAME
1961	4045	4-DOOR STATION WAGON (3 SEATS)		112"	STARTING AT:
1961	4119	DELUX 4-DOOR SEDAN		112"	4000-4100-4300
1961	4135	DELUX 4-DOOR STATION WAGON (2 SEATS)		112"	H1-501001 FLINT, FB
1961	4317	SKYLARK 2-DOOR COUPE		112"	H2-501001 SOUTH GATE, BC
	LE SABRE 8 CYLINDER 4.125" BORE X 3.4" STROKE				54.45 S.A.E. H.P.
1961	4411	2-DOOR SEDAN		123"	
1961	4435	4-DOOR ESTATE WAGON (2 SEATS)		123"	
1961	4437	2-DOOR HARDTOP.		123"	4400-4600-4800
1961	4439	4-DOOR HARDTOP.		123"	H1-001001 FLINT, FB
1961	4445	4-DOOR ESTATE WAGON (3 SEATS)		123"	H2-001001 SOUTH GATE, BC
1961	4467	2-DOOR CONVERTIBLE		123"	H3-001001 LINDEN, BL
1961	4469	4-DOOR SEDAN		123"	H4-001001 KANSAS CITY, BK
	INVICTA - 8 CYLINDER 4.1875" BORE X 3.640" STROKE				56.11 S.A.E. H.P.
1961	4637	2-DOOR HARDTOP.		123"	H5-001001 WILMINGTON, BW
1961	4639	4-DOOR HARDTOP.		123"	H6-001001 ATLANTA, BA
1961	4667	2-DOOR CONVERTIBLE.		123"	H7-001001 FRAMINGHAM, BF
	ELECTRA				3.11 S.A.E. H.P.
1961	4719	4-DOOR SEDAN...		126"	
1961	4737	2-DOOR HARDTOP.		126"	
1961	4739	4-DOOR HARDTOP.		126"	
	ELECTRA 8 CYLINDER 4.1875" BORE X 3.640" STROKE				56.11 S.A.E. H.P.
1961	4829	4-DOOR HARDTOP....		126"	
1961	4867	2-DOOR CONVERTIBLE.		126"	
	SPECIAL 625" BORE X 3.2" STROKE				31.54 S.A.E. H.P.
	8 CYLINDER 5" BORE X 2.8" STROKE				39.2 S.A.E. H.P.
1962	4019	4-DOOR SEDAN		112"	1962 ENGINE & SERIAL
1962	4027	2-DOOR COUPE		112"	NUMBER ARE THE SAME
1962	4035	4-DOOR STATION WAGON (2 SEATS)		112"	STARTING AT:
1962	4045	4-DOOR STATION WAGON (3 SEATS)		112"	4000-4100-4300
1962	4067	2-DOOR CONVERTIBLE		112"	11-501001 FLINT, FB
1962	4119	DELUX 4-DOOR SEDAN		112"	12-501001 SOUTH GATE, BC
1962	4135	DELUX 4-DOOR STATION WAGON (2 SEATS)		112"	13-501001 KANSAS CITY, BK
1962	4167	DELUX CONVERTIBLE.		112"	
1962	4347	2-DOOR SKYLARK HARDTOP.		112"	
1962	4367	2-DOOR SKYLARK CONVERTIBLE.		112"	
	LE SABRE: - 8 CYLINDER 4.1875" BORE X 3.640" STROKE				56.11 S.A.E. H.P.
1962	4411	2-DOOR SEDAN		123"	4400-4600-4800
1962	4439	4-DOOR HARDTOP.		123"	11-001001 FLINT, FB
1962	4447	2-DOOR HARDTOP.		123"	12-001001 SOUTH GATE, BC
1962	4469	4-DOOR SEDAN		123"	13-001001 LINDEN, BL
	INVICTA - 8 CYLINDER 4.1875" BORE X 3.640" STROKE				56.11 S.A.E. H.P.
1962	4635	4-DOOR ESTATE WAGON (2 SEATS)		123"	14-001001 KANSAS CITY, BK
1962	4639	4-DOOR HARDTOP.		123"	15-001001 WILMINGTON, BW
1962	4645	4-DOOR ESTATE WAGON (3 SEATS)		123"	16-001001 ATLANTA, BA
1962	4647	2-DOOR HARDTOP.		123"	17-001001 FRAMINGHAM, BF
1962	4667	2-DOOR CONVERTIBLE		123"	18-001001 ARLINGTON, BT
	ELECTRA				H.P.
1962	4819	4-DOOR SEDAN.		126"	
1962	4829	4-DOOR PILLARLESS (6 WIND.)		126"	
1962	4839	4-DOOR HARDTOP.		126"	
1962	4847	2-DOOR HARDTOP.		126"	
1962	4867	2-DOOR CONVERTIBLE		126"	

MODEL CHART—1963

MODEL TYPE OF BODY

Special		
4019	4 Door Sedan	(Sfd.)
4027	2 Door Sedan	(Std.)
4035	4 Door Estate Wagon (2 Seats)	(Std.)
4045	4 Door- Estate Wagon (3 Seats)	(Std.)
4067	2 Door Convertible	(Std.)
4119	4 Door Sedan	(Dlx.)
4135	4 Door Estate Wagon (2 Seats)	(Dlx.)
Skylark		
4347	2 Door Coupe	(Dlx.)
4367	2 Door Convertible	(Dlx.)

1963 Special Models start at the following serial numbers:

ENGINE & FRAME NO	LOCATION	BODY NO.	PREFIX
J1-501001	Flint	FB	
J2-501001	South Gate	BC	
J3-501001	Kansas City	BK	

Le Sabre		
4411	2 Door Sedan	
4435	4 Door Estate Wagon (2 Seats)	
4439	4 Door Hardtop	
4445	4 Door Estate Wagon (3 Seats)	
4447	2 Door Hardtop	
4467	2 Door Convertible	
4469	4 Door Sedan	

Invicta		
4635	4 Door Estate Wagon (2 Seats)	

Wildcat		
4639	4 Daor Hardtop	
4647	2 Door Coupe	
4667	2 Door Convertible	

Riviera		
4747	2 Door Sports Coupe	

Electra "225"		
4819	4 Door Sedan	
4829	4 Door Riviera Sedan	
4839	4 Door Hardtop	
4847	2 Door Hardtop	
4867	2 Door Convertible	

1963 Models start at the following serial numbers:

ENGINE & FRAME NO.	LOCATION	BODY NO.
J1-001001	Flint	FB
J2-001001	South Gate	BC
J3-001001	Linden	BL
J4-001001	Kansas City	BK
J5-001001	Wilmington	BW
J6-001001	Atlanta	BA
J7-001001	Framingham	BF
J8-001001	Arlington	BT

1964 MODEL IDENTIFICATION DATA

Model & Body Style	Wheel Base	Cyl.	Bore & Stroke	Piston Disp. (Cu. In.)	Taxable H.P.	Weight	Air Cleaner Identification	Eng. Code
SPECIAL SERIES AND SKYLARK SERIES								
4027 2 Dr. Coupe	115"	V6	3.750 x 3.40	225	33.748	2983	Fireball V-6	KH
4035 4 Dr. Sta. Wag. (2 Seat)	115"	V6	3.750 x 3.40	225	33.748	3258	Fireball V-6	KH
4067 2 Dr. Convertible	115"	V6	3.750 x 3.40	225	33.748	3099	Fireball V-6	KH
4069 4 Dr. Sedan	115"	V6	3.750 x 3.40	225	33.748	3000	Fireball V-6	KH
4127 2 Dr. Coupe (Deluxe)	115"	V6	3.750 x 3.40	225	33.748	2998	Fireball V-6	KH
4135 4 Dr. Sta. Wag. (2 Seat-Deluxe)	115"	V6	3.750 x 3.40	225	33.748	3277	Fireball V-6	KH
4169 4 Dr. Sedan (Deluxe)	115"	V6	3.750 x 3.40	225	33.748	3018	Fireball V-6	KH
4337 2 Dr. Skylark Sport Coupd	115"	V6	3.750 x 3.40	225	33.748	3049	Fireball V-6	KH
4367 2 Dr. Skylark Convertible	115"	V6	3.750 x 3.40	225	33.748	3169	Fireball V-6	KH
4369 4 Dr. Skylark Sedan	115"	V6	3.750 x 3.40	225	33.748	3062	Fireball V-6	KH
4027 2 Dr. Coupe	115"	V8	3.750 x 3.40	300	45.00	2999	Wildcat 310 (2BBL) or Wildcat 355 (4BBL)	KL
4035 4 Dr. Sta. Wag. (2 Seat)	115"	V8	3.750 x 3.40	300	45.00	3274		
4067 2 Dr. Convertible	115"	V8	3.750 x 3.40	300	45.00	3115		
4069 4 Dr. Sedan	115"	V8	3.750 x 3.40	300	45.00	3016		
4127 2 Dr. Coupe (Deluxe)	115"	V8	3.750 x 3.40	300	45.00	3014		
4135 4 Dr. Sta. Wag. (2 Seat-Deluxe)	115"	V8	3.750 x 3.40	300	45.00	3293		KP
4169 4 Dr. Sedan (Deluxe)	115"	V8	3.750 x 3.40	300	45.00	3034		
4255 4 Dr. Skylark Spt. Wg. (2 Seat)	120"	V8	3.750 x 3.40	300	45.00	3557		
4265 4 Dr. Skylark Spt. Wg. (3 Seat)	120"	V8	3.750 x 3.40	300	45.00	3689		
4337 2 Dr. Skylark Sport Coupe	115"	V8	3.750 x 3.40	300	45.00	3065		
4355 4 Dr. Sky. Cust. Spt. Wg. (2 St.)	120"	V8	3.750 x 3.40	300	45.00	3595		
4365 4 Dr. Sky. Cust. Spt. Wg. (3 St.)	120"	V8	3.750 x 3.40	300	45.00	3727		
4367 2 Dr. Skylark Convertible	115"	V8	3.750 x 3.40	300	45.00	3185		
4369 4 Dr. Skylark Sedan	115"	V8	3.750 x 3.40	300	45.00	3078		
LE SABRE SERIES								
4439 4 Dr. Hardtop	123"	V8	3.750 x 3.40	300	45.00	3730	Wildcat 310 (2BBL)	KL
4447 2 Dr. Sport Coupe	123"	V8	3.750 x 3.40	300	45.00	3629		
4467 2 Dr. Convertible	123"	V8	3.750 x 3.40	300	45.00	3787	Wildcat 355 (4BBL)	KP
4469 4 Dr. Sedan	123"	V8	3.750 x 3.40	300	45.00	3693		
4635 4 Dr. Estate Wagon (2 Seat)	123"	V8	4.1875 x 3.64	401	56.11	4352	Wildcat 445 (4BBL)	KT
4645 4 Dr. Estate Wagon (3 Seat)	123"	V8	4.1875 x 3.64	401	56.11	4362		
WILDCAT SERIES								
4639 4 Dr. Hardtop	123"	V8	4.1875 x 3.64	401*	56.11	4058	Wildcat 445	KT
4647 2 Dr. Sport Coupe	123"	V8	4.1875 x 3.64	401*	56.11	4003	Wildcat 445	KT
4667 2 Dr. Convertible	123"	V8	4.1875 x 3.64	401*	56.11	4076	Wildcat 445	KT
4669 4 Dr. Sedan	123"	V8	4.1875 x 3.64	401*	56.11	4021	Wildcat 445	KT
ELECTRA 225 SERIES								
4819 4 Dr. Sedan	126"	V8	4.1875 x 3.64	401*	56.11	4212	Wildcat 445	KT
4829 4 Dr. Sedan (Pillarless)	126"	V8	4.1875 x 3.64	401*	56.11	4238	Wildcat 445	KT
4839 4 Dr. Hardtop	126"	V8	4.1875 x 3.64	401*	56.11	4229	Wildcat 445	KT
4847 2 Dr. Sport Coupe	126"	V8	4.1875 x 3.64	401*	56.11	4149	Wildcat 445	KT
4867 2 Dr. Convertible	126"	V8	4.1875 x 3.64	401*	56.11	4280	Wildcat 445	KT
RIVIERA SERIES								
4747 2 Dr. Riviera Sport Coupe	117"	V8	4.3125 x 3.64	425**	59.51	3951	Wildcat 465	KW

* 425 Eng. (1-4BBL) or 425 Eng. (2-4BBL) Optional.

** 425 Eng. (2-4BBL) Optional.

1964 Models start at the following seria numbers:

ENGINE & FRAME NO.	LOCATION	BODY NO. PREFIX
K1-001001	Flint	FB
K2-001001	South Gate	BC
K3-001001	Fremont	BF
K4-001001	Kansas City, Kansas	BK
K5-001001	Wilmington	BW
K6-001001	Atlanta	BA
K7-001001	Baltimore	BA
K8-001001	Kansas City, Mo.	KC

NOTE

CATALOGUING MODEL DESIGNATION

PLEASE NOTE: The car model tag, or identification plate, will have the numeral "4" as a prefix to the series and body style. For cataloguing purposes this numeral "4" denoting Buick has been deleted and only the four numerals for series and body style are used.

For example: A 2-door coupe V-6 service part could be listed:

3327		the part is peculiar only to that model
3300		peculiar to all Special V-6
33-3400	-	common to Special V-6 and V-8
3000	-	common to Special and Special Deluxe
Special	-	common to all Special
Skylark	-	common to all Skylark

SERIES	COMPA-		MODEL		V6	V8			
	RABLE	1965							
	1964	BODY STYLE							
	MODELS								
SPECIAL	4027	2-Door Coupe			3327	3427			
	4035	4-Door, 2-Seat Station Wagon			3335	3435			
	4067	2-Door Convertible			3367	3467	!>33-3400		
	4069	4-Door Sedan			3369	3469		>3000	SPECIAL
SPECIAL (De luxe)	4135	4-Door, 2-Seat Station Wagon			3535	3635			
	4169	4-Door Sedan			3569	3669		35-3600	
SKYLARK	4255	4-Door, 2-Seat Sportwagon				4255			
	4265	4-Door, 3-Seat Sportwagon				4265	! _4200		
	4337	2-Door Coupe			4327	4427			
	4367	2-Door Hardtop			4337	4437			
	4367	2-Door Convertible			4367	4467	M3-4400	4000	SKYLARK'
	4369	4-Door Sedan			4369	4469			
SKYLARK (Custom)	4355	4-Door, 2-Seat Sportwagon				4455			
	4365	4-Door, 3-Seat Sportwagon				4465		4400	
LE SABRE	4339	2-Door Hardtop				5237			
		4-Door Hardtop				5239		5200	
		4-Door Sedan				5269			
LE SABRE (Custom)	4437	2-Door Hardtop				5437			55000
	4439	4-Door Hardtop				5439)LE SABRE
	4467	2-Door Convertible				5467		5400	
	4469	4-Door Sedan				5469			
WILDCAT		2-Door Hardtop				6237			
		4-Door Hardtop				6239		6200	
		4-Door Sedan				6269			
WILDCAT (Deluxe)	4647	2-Door Hardtop				6437			
	4639	4-Door Hardtop				6439			
	4667	2-Door Convertible				6467	6400	>6000	/WILDCAT '
	4669	4-Door Sedan				6469			
WILDCAT (Custom)		2-Door Hardtop				6337			
		4-Door Hardtop				6639		6600	
		2-Door Convertible				6667			
ELECTRA		2-Door Hardtop				8237			
		4-Door Hardtop				8239		8200	
	4819	4-Door Sedan				8269			
ELECTRA (Custom)	4847	2-Door Hardtop				8437			<u>8000</u>
	4839	4-Door Hardtop				8439			ELECTRA > C
	4867	2-Door Hardtop				8467	8400		
		4-Door Sedan				8469			
RIVIERA	4747	2-Door Hardtop				9447		[9000	[RIVIERA j E

BUICK MOTOR DIVISION
GENERAL MOTORS CORPORATION
FLINT, MICHIGAN

1965 MODEL IDENTIFICATION DATA

MODEL & BODY STYLE	CYL.	WHEEL BASE	BORE & STROKE	PISTON DISP. (CU. IN.)	TAXABLE H. P.	TIRE SIZE	WEIGHT	AIR CLEANER IDENTIFICATION	ENGINE CODE
SPECIAL									
43327 2 Dr. Coupe	V6	115"	3.750 x 3.400	225	33.748	6.95" x 14"	2977	None	LH
43335 4 Dr. Sta. Wag. (2 Seat)	V6	115"	3.750 x 3.400	225	33.748	7.35" x 14"	3258		
43367 2 Dr. Convertible	V6	115"	3.750 x 3.400	225	33.748	6.95" x 14"	3087		
43369 4 Dr. Sedan	V6	115"	3.750 x 3.400	225	33.748	6.95" x 14"	3010		
43427 2 Dr. Coupe	V8	115"	3.750 x 3.400	300	45.0	7.35" x 14"	3080	WILDCAT	LL OR LP
43435 4 Dr. Sta. Wag. (2 Seat)	V8	115"	3.750 x 3.400	300	45.0	7.35" x 14"	3353	"310"	
43467 2 Dr. Convertible	V8	115"	3.750 x 3.400	300	45.0	7.35" x 14"	3197		
43469 4 Dr. Sedan	V8	115"	3.750 x 3.400	300	45.0	7.35" x 14"	3117		
SPECIAL DELUXE									
43535 4 Dr. Sta. Wag. (2 Seat)	V6	115"	3.750 x 3.400	225	33.748	7.35" x 14"	3260	None	LH
43569 4 Dr. Sedan	V6	115"	3.750 x 3.400	225	33.748	6.95" x 14"	3016		
43635 4 Dr. Sta. Wag. (2 Seat)	V8	115"	3.750 x 3.400	300	45.0	7.35" x 14"	3369	WILDCAT	LL OR LP
43669 4 Dr. Sedan	V8	115"	3.750 x 3.400	300	45.0	7.35" x 14"	3143	"310"	
SKYLARK									
44327 2 Dr. Coupe	V6	115"	3.750 x 3.400	225	33.748	6.95" x 14"	3035	None	LH
44337 2 Dr. Sport Coupe	V6	115"	3.750 x 3.400	225	33.748	6.95" x 14"	3057		
44367 2 Dr. Convertible	V6	115"	3.750 x 3.400	225	33.748	6.95" x 14"	3149		
44369 4 Dr. Sedan	V6	115"	3.750 x 3.400	225	33.748	6.95" x 14"	3086		
44427 2 Dr. Coupe	V8	115"	3.750 x 3.400	300	45.0	7.35" x 14"	3146	WILDCAT	LL OR LP
44437 2 Dr. Sport Coupe	V8	115"	3.750 x 3.400	300	45.0	7.35" x 14"	3198	**310"	
44467 2 Dr. Convertible	V8	115"	3.750 x 3.400	300	45.0	7.35" x 14"	3294		
44469 4 Dr. Sedan	V8	115"	3.750 x 3.400	300	45.0	7.35" x 14"	3194		
GRAN SPORT									
44427 2 Dr. Coupe	V8	115"	4.1875 x 3.640	400	56.11	7.75" x 14"	3394	WILDCAT	LR
44437 2 Dr. Sport Coupe	V8	115"	4.1875 x 3.640	400	56.11	7.75" x 14"	3407	**445"	
44467 2 Dr. Convertible	V8	115"	4.1875 x 3.640	400	56.11	7.75" x 14"	3449		
SPORTWAGON									
44255 4 Dr. Sta. Wag. (2 Seat)	V8	120"	3.750 x 3.400	300	45.0	7.75" x 14"	3642	WILDCAT	LL OR LP
44265 4 Dr. Sta. Wag. (3 Seat)	V8	120"	3.750 x 3.400	300	45.0	7.75" x 14"	3750	**310"	
44455 4 Dr. Cust. Sta. Wag. (2 Seat)	V8	120"	3.750 x 3.400	300	45.0	7.75" x 14"	3690		
44465 4 Dr. Cust. Sta. Woo. (3 Seat)	V8	120"	3.750 x 3.400	300	45.0	7.75" x 14"	3802		
LESABRE									
45237 2 Dr. Sport Coupe	V8	123"	3.750 x 3.400	300	45.0	8.15" x 15"	3753	WILDCAT	LL OR LP
45239 4 Dr. Hardtop Sedan	V8	123"	3.750 x 3.400	300	45.0	8.15" x 15"	3809	**310" 2BBL	
45269 4 Dr. Sedan	V8	123"	3.750 x 3.400	300	45.0	8.15" x 15"	3788	WILDCAT	"355" 4BBL
LESABRE CUSTOM									
45437 2 Dr. Sport Coupe	V8	123"	3.750 x 3.400	300	45.0	8.15" x 15"	3724	WILDCAT	LL OR LP
45439 4 Dr. Hardtop Sedan	V8	123"	3.750 x 3.400	300	45.0	8.15" x 15"	3811	**310" 2BBL	
45467 2 Dr. Convertible	V8	123"	3.750 x 3.400	300	45.0	8.15" x 15"	3812	WILDCAT	
45469 4 Dr. Sedan	V8	123"	3.750 x 3.400	300	45.0	8.15" x 15"	3777	"355" 4BBL	
WILDCAT									
46237 2 Dr. Sport Coupe	V8	126"	4.1875 x 3.640	401*	56.11	8.45" x 15"	3988	WILDCAT	LT
4623* 4 Dr. Hardtop Sedan	V8	126"	4.1875 x 3.640	401**	56.11	8.45" x 15"	4089	"445"	
46269 4 Dr. Sedan	V8	126"	4.1875 x 3.640	401**	56.11	8.45" x 15"	4058		
WILDCAT DELUXE									
46437 2 Dr. Sport Coupe	V8	126"	4.1875 x 3.640	401**	56.11	8.45" x 15"	4014	WILDCAT	LT
46439 4 Dr. Hardtop Sedan	V8	126"	4.1875 x 3.640	401**	56.11	8.45" x 15"	4075	"445"	
46467 2 Dr. Convertible	V8	126"	4.1875 x 3.640	401**	56.11	8.45" x 15"	4069		
46469 4 Dr. Sedan	V8	126"	4.1875 x 3.640	401**	56.11	8.45" x 15"	4046		
WILDCAT CUSTOM									
46637 2 Dr. Sport Coupe	V8	126"	4.1875 x 3.640	401*	56.11	8.45" x 15"	4047	WILDCAT	LT
46639 4 Dr. Hardtop Sedan	V8	126"	4.1875 x 3.640	401**	56.11	8.45" x 15"	4160	"445"	
46667 2 Dr. Convertible	V8	126"	4.1875 x 3.640	401**	56.11	8.45" x 15"	4087		
ELECTRA 225									
48237 2 Dr. Sport Coupe	V8	126"	4.1875 x 3.640	401*	56.11	8.75" x 15"	4208	WILDCAT	LT
48239 4 Dr. Hardtop Sedan	V8	126"	4.1875 x 3.640	401*	56.11	8.75" x 15"	4284	"445"	
48269 4 Dr. Sedan	V8	126"	4.1875 x 3.640	401**	56.11	8.75" x 15"	4261		
ELECTRA 225 CUSTOM									
48437 2 Dr. Sport Coupe	V8	126"	4.1875 x 3.640	401*	56.11	8.75" x 15"	4228	WILDCAT	LT
48439 4 Dr. Hardtop Sedan	V8	126"	4.1875 x 3.640	401*	56.11	8.75" x 15"	4344	"445"	
48467 2 Dr. Convertible	V8	126"	4.1875 x 3.640	401*	56.11	8.75" x 15"	4325		
48469 4 Dr. Sedan	V8	126"	4.1875 x 3.640	401*	56.11	8.75" x 15"	4292		
RIVIERA									
49447 2 Dr. Riviera Sport Coupe	V8	117"	4.1875 x 3.640	401*	56.11	8.45" x 15"	4036	WILDCAT	LT
								"445"	

* THESE MODELS ALSO AVAILABLE IN GRAN SPORT OPTION WITH 400 CU. IN. ENG. (WILDCAT "445") CODE LR

** THESE MODELS ALSO AVAILABLE WITH 425 CU. IN. ENG. (WILDCAT **465" 4BBL - SUPER WILDCAT 2-4BBL) CODE LW OR LX

1966 MODEL IDENTIFICATION DATA

MODEL & BODY STYLE	CATALOGUING MODEL DESIGNATION	CYL.	WHL. BASE	PISTON DISPL. (CU. IN.)	AIR CLEANER IDENTIFICATION	ENGINE CODE	TAX - ABLE H. P.	WEIGHT	BORE & STROKE		
SPECIAL											
43307 2 Dr. Coupe	3307J	V-6	115"	225	NONE	MH	33.748	3009	3.750 x 3.400		
43335 4 Dr. Wagon (2-Seat)	3335J >3300										3296
43367 2 Dr. Conv.	3367J										3092
43369 4 Dr. Sedan	3369J										3046
43407 2 Dr. Coupe	3407J	V-8	115"	300*	WILDCAT 310	ML	45.0	3091	3.750 x 3.400		
43435 4 Dr. Wagon (2-Seat)	3435J >3400										3399
43467 2 Dr. Conv.	3467J										3223
43469 4 Dr. Sedan	3469J										3148
SPECIAL DELUXE											
43507 2 Dr. Coupe	3507J	V-6	115"	225	NONE	MH	33.748	3009	3.750 x 3.400		
43517 2 Dr. Hardtop	3517J										3038
43535 4 Dr. Wagon (2-Seat)	3535J >3500										3299
43569 4 Dr. Sedan	3569J										3045
43607 2 Dr. Coupe	3607J	V-8	115"	300*	WILDCAT 310	ML	45.0	3122	3.750 x 3.400		
43617 2 Dr. Hardtop	3617J >3600										3142
43635 4 Dr. Wagon (2-Seat)	3635J										3427
43669 4 Dr. Sedan	3669J										3156
SKYLARK											
44307 2 Dr. Coupe	4307J	V-6	115"	225	NONE	MH	33.748	3034	3.750 x 3.400		
44317 2 Dr. Hardtop	4317J >4300										3069
44339 4 Dr. Hardtop	4339J										3172
44367 2 Dr. Conv.	4367J										3158
44407 2 Dr. Coupe	4407J	V-8	115"	300*	WILDCAT 310	ML	45.0	3145	3.750 x 3.400		
44417 2 Dr. Hardtop	4417J >4400										3152
44439 4 Dr. Hardtop	4439J										3285
44467 2 Dr. Conv.	4467J										3259
SPORTWAGON											
44255 4 Dr. Wagon (2-Seat)	4255J	V-8	120"	340	WILDCAT 350 (2-BBL.) WILDCAT 375 (4-BBL.)	MA	45.0	3713	3.750 x 3.850		
44265 4 Dr. Wagon (3-Seat)	4265J >4400										3811
44455 4 Dr. Wagon (2-Seat)	4455J										3720
44465 4 Dr. Wagon (3-Seat)	4465J										3844
SKYLARK GRAN SPORT											
44607 2 Dr. Coupe	4607J	V-8	115"	400**	WILDCAT 445	MR	56.11	3479	4.1875 x 3.640		
44617 2 Dr. Hardtop	4617J >4600										3428
44667 2 Dr. Conv.	4667J										3532
LE SABRE											
45237 2 Dr. Hardtop	5237J	V-8	123"	340	WILDCAT 350 (2-BBL.) WILDCAT 375 (4-BBL.)	MA	45.0	3751	3.750 x 3.850		
45239 4 Dr. Hardtop	5239J >5200										3828
45269 4 Dr. Sedan	5269J										3796
LE SABRE CUSTOM											
45437 2 Dr. Hardtop	5437J	V-8	123"	340	WILDCAT 350 (2-BBL.) WILDCAT 375 (4-BBL.)	MA	45.0	3746	3.750 x 3.850		
45439 4 Dr. Hardtop	5439J >5400										3824
45467 2 Dr. Conv.	5467J										3833
45469 4 Dr. Sedan	5469J						3788				
WILDCAT											
46437 2 Dr. Hardtop	6437J	V-8	126"	401**	WILDCAT 445	MT	56.11	4003	4.1875 x 3.640		
46439 4 Dr. Hardtop	6439J >6400										4108
46467 2 Dr. Conv.	6467J										4065
46469 4 Dr. Sedan	6469J										4070
WILDCAT CUSTOM											
46637 2 Dr. Hardtop	6637J	V-8	126"	401**	WILDCAT 445	MT	56.11	4018	4.1875 x 3.640		
46639 4 Dr. Hardtop	6639J >6600										4176
46667 2 Dr. Conv.	6667J										4079
ELECTRA 225											
48237 2 Dr. Hardtop	8237J	V-8	126"	401**	WILDCAT 445	MT	56.11	4176	4.1875 x 3.640		
48239 4 Dr. Hardtop	8239J >8200										4271
48269 4 Dr. Sedan	8269J										4255
ELECTRA 225 CUSTOM											
48437 2 Dr. Hardtop	8437J	V-8	126"	401**	WILDCAT 445	MT	56.11	4230	4.1875 x 3.640		
48439 4 Dr. Hardtop	8439J >8400										4323
48467 2 Dr. Conv.	8467J										4298
48469 4 Dr. Sedan	8469J										4292
RIVIERA											
49487 2 Dr. Hardtop	9487J > 900cT>	V-8	119"	425	WILDCAT 465	MW	59.51	4180	4.3125 x 3.640		

Please Note: The car model tag, or identification plate, will have the numeral "4" as a prefix to the series and body style. For cataloguing purposes this numeral "4" denoting Buick has been deleted and only the four numerals for series and body style are used.

For example: A 2-door coupe V-6 service part could be listed:

- 3307 - If the part is peculiar only to that model
- 3300 - If peculiar to all Special V-6
- 33-3400 - If common to Special V-6 and V-8
- 3000 - If common to Special and Special Deluxe

* 340 CU. IN. ENGINE OPTIONAL (WILDCAT 350 - WILDCAT 375)

** 425 CU. IN.

1967 MODEL IDENTIFICATION DATA

Model & Body Style	Cataloguing Model Designation	C Y L	Whl. Base	Piston Displ. (cu. in.)	Valve Arm Cover Identification	Rocker Cover	Engine Code	Tax-able H.P.	Weight	Bore & Stroke
SPECIAL										
3307 2-Dr. Coupe	3307	6	115	225			NH			
3335 4-Dr. 2 Seat Wagon	3335	6	115	225	None		NH	33.748		3.750 x 3.400
3369 4-Dr. Sedan	3369	6	115	225			NH			
3407 2-Dr. Coupe	3407	8	115	300	300-2		NL			3.750 x 3.400
3417 2-Dr. Hardtop	3417	8	115	340	340-4		NB			3.750 X 3.850
3435 4 Dr. 2 Seat Wagon	3435	8	115	300	300-2		NL	45.0		3.750 X 3.400
3469 4 Dr. Sedan	3469	8	115	300	300-2		NL			
	3000 Special									
SPECIAL DELUXE										
3517 2-Dr. Hardtop	3517	6	115	225			NH			
3535 4-Dr. 2 Seat Wagon	3535	6	115	225	None		NH	33.748		3.750 x 3.400
3569 4-Dr. Sedan	3569	6	115	225			NH			
3617 2-Dr. Hardtop	3617	8	115	300			NL			
3635 4-Dr. 2 Seat Wagon	3635	8	115	300	300-2		NL	45.0		3.750 x 3.400
3669 4-Dr. Sedan	3669	8	115	300			NL			
SKYLARK										
4307 2-Dr. Coupe	4307	6	115	225			NH			
4317 2-Dr. Hardtop	4317	6	115	225			NH			
4339 4-Dr. Hardtop	4339	6	115	225	None		NH	33.748		3.750 x 3.400
4367 2-Dr. Conv.	4367	6	115	225			NH			
4407 2-Dr. Coupe	4407	8	115	300	300-2		NL	45.0		3.750 x 3.400
4417 2-Dr. Hardtop	4417	8	115	300	340-2		NL	45.0		3.750 x 3.850
4439 4-Dr. Hardtop	4439	8	115	340			NA			3373
4467 2-Dr. Conv.	4467	8	115	300	340-4		NL	45.0		3.750 x 3.850
4469 4-Dr. Sedan	4469	8	115	340	340-2					3324
	4000 Skylark									
SPORT WAGONS										
4855 4-Dr. 2 Seat Wagon	4855	8	120	340			NA			3772
4865 4-Dr. 2 Seat Wagon	4865	8	120	340	340-2		or	45.0		3876
4455 4-Dr. 2 Seat Wagon	4455	8	120	340	340-2		NB			3772
4465 4-Dr. 3 Seat Wagon	4465	8	120	340						3876
SKYLARK GRAN SPORT										
4607 2-Dr. Coupe	4607	8	115	400			NR			3439
4617 2-Dr. Hardtop	4617	8	115	400	400-4		NR			3500
4667 2-Dr. Conv.	4667	8	115	400			NR			3505
	4600] Skylark J Gran sport /									
LE SABRE										
5287 2-Dr. Hardtop	5287	8	123	340	340-2		NA			3819
5239 4-Dr. Hardtop	5239	8	123	340	340-4		or	45.0		3878
5269 4-Dr. Sedan	5269	8	123	340			NB			3847
	5200'									
LE SABRE CUSTOM										
5487 2-Dr. Hardtop	5487	8	123	340			NA			3853
5439 4-Dr. Hardtop	5439	8	123	340	340-2			45.0		3873
5467 2-Dr. Conv.	5467	8	123	340	340-4		or	45.0		3890
5469 4-Dr. Sedan	5469	8	123	340			NB			3855
	5000-1e Sabre \									
5400,										
WILDCAT										
6487 2-Dr. Hardtop	6487	8	126	430			ND			4021
6439 4-Dr. Hardtop	6439	8	126	430	430-4		ND	51.91		4069
6467 2-Dr. Conv.	6467	8	126	430			ND			4067
6469 4-Dr. Sedan	6469	8	126	430			ND			4008
	6400									
WILDCAT CUSTOM										
6687 2-Dr. Hardtop	6687	8	126	430			ND			4055
6639 4-Dr. Hardtop	6639	8	126	430	430-4		ND	51.91		4119
6667 2-Dr. Conv.	6667	8	126	430			ND			4046
	'6600									
ELECTRA 225										
8257 2-Dr. Hardtop	8257	8	126	430			ND			4197
8239 4-Dr. Hardtop	8239	8	126	430	430-4		ND	51.91		4293
8269 4-Dr. Sedan	8269	8	126	430			ND			4246
	.8200									
ELECTRA 225 CUSTOM										
8457 2-Dr. Hardtop	8457	8	126	430			ND			4242
8439 4-Dr. Hardtop	8439	8	126	430	430-4		ND	51.91		4336
8467 2-Dr. Conv.	8467	8	126	430			ND			4304
8469 4-Dr. Sedan	8469	8	126	430			ND			4312
	8400									
RIVIERA										
9487 2-Dr. Hardtop	9487	8	119	430	430-4		ND	51.91		4189
	9000-Riviera-E									4.1875 X 3.90

NOTE: The car model tag or identification plate will have the numeral "4" as a prefix to the series and body style. For cataloguing purposes this numeral "4" denoting Buick has been deleted and only the four numerals for series and body style are used.

EXAMPLE: A 2 Door Coupe V-6 service part could be listed:

- 3307 - If the part is peculiar only to that model
- 3300 - If peculiar to all Special V-6
- 63-3400 - If common to Special V-6 and V-8
- 3000 - If common to Special and Special Deluxe

1968 MODEL IDENTIFICATION DATA

Model & Body Style	Cataloguing Model Designation	C Y L	Whl. Base	Piston Displ. (Cu. In.)	Valve Arm Cover Identification	Eng. Code	Tax-able H.P.	Weight	Bore & Stroke
SPECIAL DLX.									
3327 2-Dr. Coupe	3327 J	L-6	112	250			36.0	3125	3.875 x 3.530
3369 4-Dr. Sedan	3369 Special \	L-6	116	250			36.0	3217	3.875 x 3.530
3435 4-Dr. 2-Seat Wgn.	3435 J	V-8	116	350	350-2	PO	46.2	3670	3.800 x 3.500
SKYLARK									
3537 2-Dr. H.T.	3537 \	L-6	112	250	-	-	36.0	3194	3.875 x 3.530
3569 4-Dr. Sedan	3569 \	L-6	116	250			36.0	3282	3.875 x 3.530
SKYLARK CUST.									
4437 2-Dr. H.T.	4437	V-8	112	350	350-2	PO	46.2	3344	3.800 x 3.500
4467 2-Dr. Conv.	4467	V-8	112	350	or	or	46.2	3394	ar
4439 4-Dr. H.T.	4439 \ Skylark \	V-8	116	350	350-4	PP	46.2	3413	3.800 x 3.850
4469 4-Dr. Sedan \ 30-4000	V-8	116	350			46.2	3377	
SPORTWAGON'S									
4455 4-Dr. 2-Seat Wgn.	4455	V-8	121	350	350-2	PO	46.2	3975	3.800 x 3.500
4465 4-Dr. 3-Seat Wgn.	4465	V-8	121	or	or	or	46.2	4118	ar
4855 4-Dr. 2-Seat Wgn.	4855*	V-8	121	400option	350-4	PP	46.2	3975	3.800 x 3.8500
4865 4-Dr. 3-Seat Wgn.	4865*	V-8	121		or 400-4		46.2	4118	4.040 x 3.900
GS 350									
343 7 2-Dr. H.T.	3437 -	V-8	112	350	350-4	PP	46.2	3375	3.800 x 3.850
GS 400									
463 7 2-Dr. H.T.	GS 350	V-8	112	400	400-4	PP	48.8	3514	4.040 x 3.900
4667 2-Dr. Conv.	4667 ' ' ' ' ' /	V-8	112	400	400-4	PP	48.8	3547	
LE SABRE									
5287 2-Dr. H.T.	5287 j	V-8	123	350	350-2	PO	46.2	3923	3.800 x 3.500
5239 4-Dr. H.T.	5239 . 5200	V-8	123	350	or	or	46.2	3980	or
5269 4-Dr. Sedan	5269)	V-8	123	350	350-4	PP	46.2	3946	3/800 x 3.850
LE SABRE CUSTOM	>5000 1								
5487 2-Dr. H.T.	5487 i	V-8	123	350	350-2	PO	46.2	3922	3.800 x 3.500
5439 4-Dr. H.T. 5400 J 1	V-8	123	or	or	or	46.2	4007	or
5467 2-Dr. Conv.	5467 (V-8	123	430option	350-4	PP	46.2	3966	3.800 x 3.850
5469 4-Dr. Sedan	5469)	V-8	123		or 430-4	PD	46.2	3950	4.1875 x 3.900
	\ "B"						56.1	4125	
WILDCAT									
6487 2-Dr. H.T.	6487 i	V-8	126	430	430-4	PD	56.1	4125	4.1875 x 3.900
6439 4-Dr. H.T.	6439 6400 j j	V-8	126	430	430-4	PD	56.1	4171	4.1875 x 3.900
6469 4-Dr. Sedan	6469)	V-8	126	430	430-4	PD	56.1	4107	4.1875 x 3.900
WILDCAT CUSTOM	>6000 /								
6687 2-Dr. H.T.	6687	V-8	126	430	430-4	PD	56.1	4134	4.1875 x 3.900
6639 4-Dr. H.T.	6639 6600 J	V-8	126	430	430-4	PD	56.1	4253	4.1875 x 3.900
6667 2-Dr. Conv.	6667 1	V-8	126	430	430-4	PD	56.1	4122	4.1875 x 3.900
ELECTRA									
8257 2-Dr. H.T.	8257 j	V-8	126	430	430-4	PD	56.1	4180	4.1875 x 3.900
8239 4-Dr. H.T.	8239 8200 \	V-8	126	430	430-4	PD	56.1	4270	4.1875 x 3.900
8269 4-Dr. Sedan	8269 j	V-8	126	430	430-4	PD	56.1	4253	4.1875 x 3.900
	[8000								
ELECTRA CUSTOM									
8457 2-Dr. H.T.	8457, ' ' ' ' ' /	V-8	126	430	430-4	PD	56.1	4223	4.1875 x 3.900
8439 4-Dr. H.T.	8439 (V-8	126	430	430-4	PD	56.1	4314	4.1875 x 3.900
8467 2-Dr. Conv.	8467, 8400)	V-8	126	430	430-4	PD	56.1	4285	4.1875 x 3.900
8469 4-Dr. Sedan	8469*	V-8	126	430	430-4	PD	56.1	4307	4.1875 x 3.900
RIVIERA									
9487 2-Dr. H.T.	9487 -• 9000 or "E"	V-8	119	430	430-4	PD	56.1	4222	4.1875 x 3.900

*Models Listed As 4855-65 Are Models 4455-65 with Wood grain Applique Option

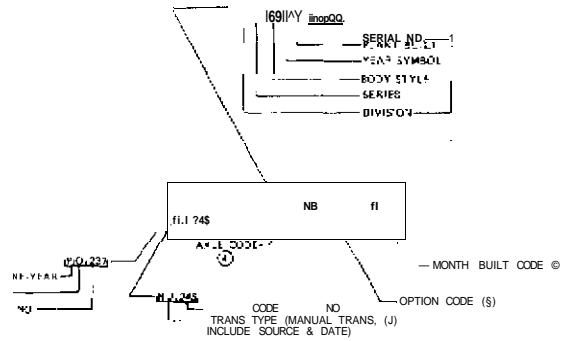
1968 VEHICLE IDENTIFICATION ENGINE - TRANSMISSION & REAR AXLE CHART

©

OPTION IDENTIFICATION

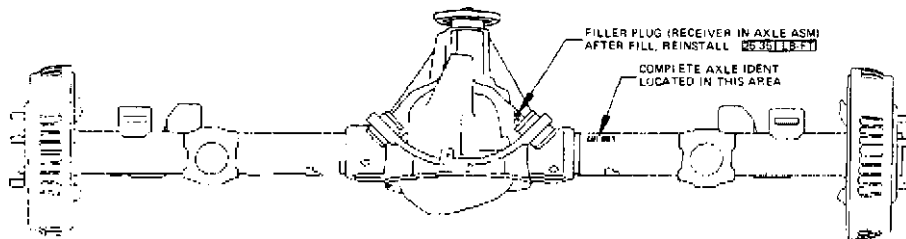
FEBRUARY

POWER BRAKES _____
 AIR CONDITIONING _____
 DUAL EXHAUST _____
 RADIO-SONOMATIC _____
 RADIO-AM-FM-STEREO _____
 RADIO-AM-FM _____
 POWER WINDOWS _____
 POWER STEERING _____
 CLIMATE CONTROL _____
 CRUISE CONTROL _____



1968 MODELS	ENGINE	TRANSMISSION	AXLE ASSEMBLY RATIO USAGE										TRAILER OPTION			
			STANDARD			ECONOMY			PERFORMANCE				NO. 1		NO. 2	
			CODE	RATIO	REG. CODE	LIMITED SLIP CODE	RATIO	REG. CODE	POSTRACT CODE	RATIO	REG. CODE	POSTRACT CODE	RATIO	POSTRACT CODE	RATIO	POSTRACT CODE
43327-69 13527-69	250 L-6	SA 3 Speed Manual	QP	3.23	LC	LP							3.91*	OZ	3.42	00
		SE 2 Sp. Auto A/C	LC	2.93	LB	LU				3.42	OH	00				
		SD 2 Sp. Auto	LC	2.93	LB	LU				3.23	LC	LP	3.91*	CE	3.42	00
44437-39-67-69 43327-69 43537-69	350 V-8	P0 3 Speed Manual	RJ	2.93	LB	IW									3.23	LP
		P0 2 Sp. Auto(2BB1)	HE	2.5fi	LK	LT									2.73	LO
43437 43d 35	350 V-8	P0 Z Sp.Auto(2BB1AC)	ME	2.73	LL	LD	2.56	LK	LT	3.23	LC	LP	3.91*	CE		
		PP 2 Sp.Auto(4BBL)	ME													
		P0 3 Speed Manual	RJ	3.23	LC	LP				3.42	OH	00			3.64	ON
44855-65 44855-65	400 V-8	P0 2 Speed Auto	ME	2.93	LB	LW	2.73	LL	LO	3.23	LC	LP	3.21*	OZ	3.64	ON
		P0 3 Speed Manual	RJ	3.23	LC	LP										
44855-65 44637-67	400 V-8	P0 2 Speed Auto	MH	3.23	MG	HT	2.93	MA	MK	3.42	MK	MD	3.91*	MZ	3.64	MY
		PR 3 Speed Auto	BW													
		PP 3 Speed Manual	RJ	3.42	OH	00				3.64		OW				
45287-39-69 45487-39-67-69	350 V-8	PR 4 Speed Manual	HE	2.93	OE	OX				3.42	OH	00	3.91*	OZ	3.64	ON
		PR 3 Speed Auto	BW													
		P0 3 Speed Manual	RJ	3.23	NB	NT										
46487-39-69 46687-39-69	400 V-8	P0 Z Speed Auto	ME	2.93	NJ	NK	2.73	NK	ND	3.23	NB	NT	3.64		3.42	UN
		PP 3 Speed Auto	BU													
46487-39-69 46687-39-69	400 V-8	P0 3 Speed Manual	DB	3.07	PG	PV	2.78	PL	PO	3.42		PW				
		P0 3 Speed Auto	BT							3.23	PH					
		P0 3 Speed Auto	BT	2.73	FL	PC	2.56	FB	PN	3.23	PH	PR	3.91*	PX	3.07	PV
48257-39-69 484 S 7-39-69	400 V-8	P0 3 Speed Auto	BT	3.07	PJ	PM				3.42		PY				
		P0 3 Speed Auto	BT	3.23						3.23	PE		3.91*	PZ		
494B7 GS				3.42		PY										

*NOT AVAILABLE WITH AIR CONDITIONING



1969 MODEL IDENTIFICATION DATA

Model & Body Style	Cataloguing Model Designation			c Y L	Whl. Base	Pist. Displ. (Cu. In.)	Air Cleaner Identification	Eng. Code	Tax-able H.P.	Weight	Bare & Stroke
SPECIAL DLX. 3327 2-Dr. Coupe 3369 4-Dr. Sedan 3435 2-Seat Wgn. 3436 2-Seat Wgn.	3327 3369 3435 3436	Special		L-6	112	250			36.00	3126	3.875 x 3.530
	L-6			116	250			36.00	3182	3.875 x 3.530	
				V-8	116	350	350-2	RO	46.2	3736	3.800 x 3.500
				V-8	116	350	350-2	RO	46.2	3783	3.800 x 3.500
SKYLARK 3537 2-Dr. H.T. 3569 4-Dr. Sedan	3537 3569			L-6	112	250				3179	3.875 x 3.530
				L-6	116	250				3209	3.875 x 3.530
SKYLARK CUST. 4437 2-Dr. H.T. 4467 2-Dr. Conv. 4439 4-Dr. H.T. 4469 4-Dr. Sedan	4437 4467 4439 4469	Skylark	30-4000 or ...	V-8	112	350	350-2	RO	46.2	3341	3.800 x 3.500
				V-8	112	350	or	or	or	3477	or
				V-8	116	350	350-4	RP	52.23	3398	3.800 x 3.850
				V-8	116	350	350-4	RP	52.23	3397	3.800 x 3.850
SPORT WAGONS 4456 2-Seat Wgn. 4466 3-Seat Wgn.	4456 4466			V-8	121	350	350-2 or 350-4	RO RP RR	46.2 or 52.23	4106	3.800 x 3.850
				V-8	121	400	or	RR	52.23	4231	4.040 x 3.900
GS 350 3437 2-Dr. H.T.	3437	GS-350		V-8	112	350	350-4	RP	46.2	3406	3.800 x 3.850
GS 400 4637 2-Dr. H.T. 4667 2-Dr. Conv.	4637 4667	GS-400		V-8	112	400	400-4	RR	52.23	3549	4.040 x 3.900
				V-8	112	400	400-4	RR	52.23	3594	4.040 x 3.900
LeSABRE 5237 2-Dr. H.T. 5239 4-Dr. H.T. 5269 4-Dr. Sedan	5237 5239 5269	> 5000		V-8	123	350	350-2	RO	46.2	3936	3.800 x 3.500
				V-8	123	350	or	or	or	3983	or
				V-8	123	350	350-4	RP	52.23	3966	3.800 x 3.850
LeSABRE CUST. 5437 2-Dr. H.T. 5439 4-Dr. H.T. 5467 2-Dr. Conv. 5649 4-Dr. Sedan	5437 5439 5467 5469	5400		V-8	123	350	350-2	RO	46.2	4018	3.800 x 3.500
				V-8	123	or	or	or	or	4073	or
				V-8	123	430 option	350-4	RD	52.23	3958	3.800 x 3.850
				V-8	123	430-4	430-4	RD	56.1	3941	4.1875"x 3.900
WILDCAT 6437 2-Dr. H.T. 6439 4-Dr. H.T. 6469 4-Dr. Sedan	6437 6439 6469	> 6000		V-8	123	430	430-4	RD	56.1	3926	4.1875 x 3.900
				V-8	123	430	430-4	RD	56.1	4204	4.1875 x 3.900
				V-8	123	430	430-4	RD	56.1	4102	4.1875 x 3.900
WILDCAT CUST. 6637 2-Dr. H.T. 6639 4-Dr. H.T. 6667 2-Dr. Conv.	6637 6639 6667	6600		V-8	123	430	430-4	RD	56.1	4134	4.1875 x 3.900
				V-8	123	430	430-4	RD	56.1	4220	4.1875 x 3.900
				V-8	123	430	430-4	RD	56.1	4152	4.1875 x 3.900
ELECTRA 8257 2-Dr. H.T. 8239 4-Dr. H.T. 8269 4-Dr. Sedan	8257 8239	8200	8000 or ...	V-8	126	430	430-4	RD	56.1	4294	4.1875 x 3.900
				V-8	126	430	430-4	RD	56.1	4203	4.1875 x 3.900
				V-8	126	430	430-4	RD	56.1	4238	4.1875 x 3.900
ELECTRA CUST. 8457 2-Dr. H.T. 8439 4-Dr. H.T. 8467 2-Dr. Conv. 8469 4-Dr. Sedan	8457 8439 8467 8469	8400		V-8	126	430	430-4	RD	56.1	4328	4.1875 x 3.900
				V-8	126	430	430-4	RD	56.1	4222	4.1875 x 3.900
				V-8	126	430	430-4	RD	56.1	4309	4.1875 x 3.900
				V-8	126	430	430-4	RD	56.1	4281	4.1875 x 3.900
RIVIERA 9487 2-Dr. H.T.	9487-9000	or "E"		V-8	119	430	430-4	RD	56.)	4199	4.1875 x 3.900

©

©

OPTION IDENTIFICATION

- POWER BRAKES
- AIR CONDITIONING
- DUAL EXHAUST
- RADIO-SEMIAUTOMATIC
- RADIO AM-FM STEREO
- RADIO AM-FM
- POWER WINDOWS
- POWER STEERING
- CLIMATE CONTROL
- CRUISE CONTROL

- SERIAL (VO-1)
- PLANT BUILT**
- YEAR
- BODY STYLE, L ©

452699H 100000

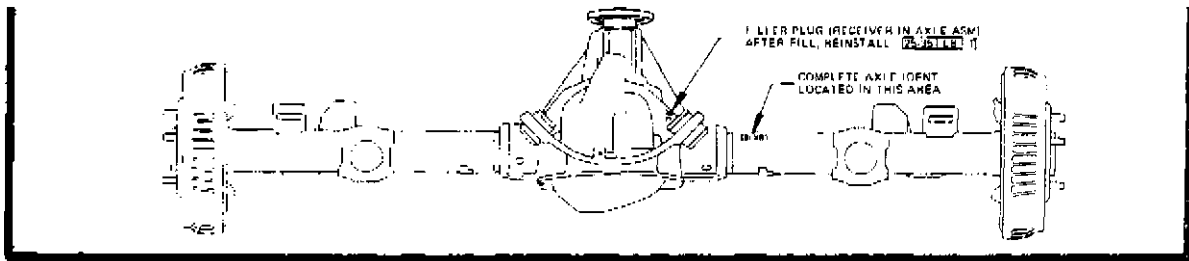
(RA237) V**
 ENGINE YEAR | i A.
 TYPE | f

MONTH BUILT CODE (?)

OPTION CODE (e)

AJ246
 1 C-CODE NO
 - TRANS TYPE (MANUAL TRANS ©
 INCLUDE SOURCE & DATE)

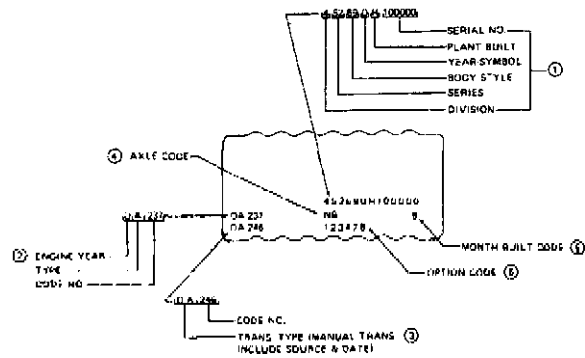
1969 MODELS	ENGINE	TRANSMISSION		AXLE ASSEMBLY RATIO USAGE													
				STANDARD			ECONOMY			PERFORMANCE							
				CODE	CODE	RATIO	REGULAR CODE	LIMITED SLIP CODE	RATIO	REGULAR CODE	LIMITED SLIP CODE	RATIO	REGULAR CODE	LIMITED SLIP CODE			
43327-69 43527-69	250 L-6	LA-LE	3 Speed Manual	QP	3.23	LC	LP										
		ME	ST-300 A/C	LC							3.42		00				
		HA	ST-300					2.93	LB	LW			3.23		LP		
43327-69 43537-69 45437-69 67-69	350 V-8	RO	3 Speed Karma I	RJ	2.93	LB	LU										
		RO	ST-300-TH350 2BBL		2.56	LK	LT										
		RO	Same & W/ A.C.	JH	2.73	LL	LD				3.23		LP				
		RP	ST-300-TH350 4BBL					2.56	LK	LT							
43437	350 V-8	RO	3 Speed Manual	RJOB	3.23	LC	LP										
		RP	4 Speed Manual	XD							3.42		00				
		RP	ST-300	JH													
43435-36	350 V-8	RO	3 Speed Manual	RJ	3.23	LC	LP										
		RO	ST-300	JH	2.93	LB	LW	2.73	LL	LD	3.23		LP				
44456-66 LESS ORSC BRKS.	350 V-8	RO	3 Speed Manual	RJ	3.23	MG	HT										
		RO	TH-350	JJ				2.93	MA	MK	3.42		MO				
		FR	TH-400	BU													
4.44W-66 WITH DISC BRKS.	400 V-8	RO	3 Speed Manual	RJ	3.23	MJ	MP	2.93	ME	MH	3.42		MS				
		RO	TH-350	JJ													
		RR	TH-400	EW													
44637-67	400 V-8	Rf	3 Speed Manual	DB	3.42	OH	00					3.64	ON				
		BR	4 Speed Manual	XD													
		RO	TH-400	BB	2.93	LB	LU					3.42	00				
45237-39-69 45437-39- 67-69	350 V-8	RO	3 Speed Manual	DA	3.23	NB	NT										
		RO	ST-300	MG	2.93	NJ	NK	2.73	NK	NO	3.23		NT				
		RP	TH-400	BU													
46437-39-69 46437-39-69	350 V-8	RO	J Speed Manual	DA	3.07	PG	PV					2.78	PL	PO	3.23		PR
		RO	TH-400	BC	2.76	PL	PO	2.56	PB	PN					3.23		PR
48257-39-69 48457-39- 67-69	430	RO	TH-400	BC	2.76	PL	PO	2.56	PB	PN					3.23		PR
		RO	TH-400	BC	3.07	PJ	PM								3.42		PT
49467	430	RO	TH-400	BT											3.23		
*55487 SS					3.42		PI										



1970 MODEL IDENTIFICATION DATA

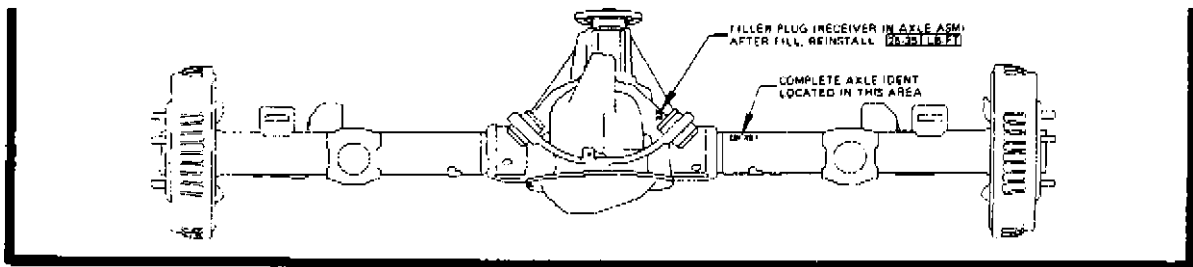
Model & Body Style	Cataloguing Model Designation	C Y L	Whl. Base	Pist. Displ. (Cu. In.)	Air Cleaner Ident.	Eng. Code	Tax- able H.P.	Bore & Stroke		
SKYLARK 3327 2-Dr. Coupe 3369 4-Dr. Sedan 3537 2-Dr. H.T. 3569 4-Dr. Sedan	3327 3369 3537 3569 J	30-4000	• 33-3500	L-6 L-6 L-6 or V-8	112 116 112 116	250 250 250 or 350	350-2 350-4	SO	36.0 36.0 46.2 46.2	3.875 x 3.530 3.875 x 3.530 3.800 x 3.850 3.800 x 3.850
SKYLARK CUSTOM 4437 2-Dr. H.T. 4467 2-Dr. Conv. 4439 4-Dr. H.T. 4469 4-Dr. Sedan	4437 4467 4439 4469 }			• 4400	V-8 V-8 V-8 V-8	112 112 116 116	350 350 350 350	350-2 or 350-4	SO or SB	46.2 or 52.23
GS 3437 2-Dr. H.T.	3437			V-8	112	350	350-4	SP	52.23	
GS 455 4637 2-Dr. H.T. 4667 2-Dr. Conv.	4637 4667		• 4600	V-8 V-8	112 112	455 455	455-4 455-4	SR or SS	59.5 59.5	4.3125 x 3.900 4.3125 x 3.900
SPORT WAGON 3435 4-Dr. Wgn. 3436 4-Dr. Wgn.	3435 3436			V-8 V-8	116 116	350 350	350-2 or 350-4	SO or SB	46.2 or 52.23	3.800 x 3.850 3.800 x 3.850
LeSABRE 5237 2-Dr. H.T. 5239 4-Dr. H.T. 5269 4-Dr. Sedan	5237 5239 5269		> 5200 \	V-8 V-8 V-8	123 123 123	350 350 350	350-2 or 350-4	SO or SP	46.2 or 52.23	3.800 x 3.850 3.800 x 3.850 3.800 x 3.850
LeSABRE CUSTOM 5437 2 Dr. H.T. 5439 4-Dr. H.T. 5467 2-Dr. Conv. 5469 4-Dr. Sedan	5437 5439 5467 5469		> 5000 \	V-8 V-8 V-8 V-8	123 123 123 123	350 350 350 350	350-2 or 350-4	SO or SP	46.2 or 52.23	3.800 x 3.850 3.800 x 3.850 3.800 x 3.850 3.800 x 3.850
LeSABRE 455 6437 2-Dr. H.T. 6439 4-Dr. H.T. 6469 4-Dr. Sedan	6437 6439 6469		> 5400 1	V-8 V-8 V-8	123 123 123	455 455 455	455-4 455-4 455-4	SR or SF	59.5 59.5 59.5	4.3125 x 3.900 4.3125 x 3.900 4.3125 x 3.900
ESTATE WAGON 6036 2-Seat Wgn. 6046 3-Seat Wgn.	6036 6046		> 6000 /	V-8 V-8	123 123	455 455	455-4 455-4	SR or SF	59.5 59.5	4.3125 x 3.900 4.3125 x 3.900
WILDCAT 6637 2 Dr. H.T. 6639 4-Dr. H.T. 6667 2-Dr. Conv.	6637 6639 6667 }		6600/	V-8 V-8 V-8	123 123 123	455 455 455	455-4 455-4 455-4	SR or SF	59.5 59.5 59.5	4.3125 x 3.900 4.3125 x 3.900 4.3125 x 3.900
ELECTRA 8257 2-Dr. H.T. 8239 4-Dr. H.T. 8269 4-Dr. Sedan	8257 8239 8269 }		8200	V-8 V-8 V-8	126 126 126	455 455 455	455-4 455-4 455-4	SR or SF	59.5 59.5 59.5	4.3125 x 3.900 4.3125 x 3.900 4.3125 x 3.900
ELECTRA CUSTOM 8457 2-Dr. H.T. 8439 4-Dr. H.T. 8467 2-Dr. Conv. 8469 4-Dr. Sedan	8457 8439 8467 8469 }		[8000) or	V-8 V-8 V-8 V-8	126 126 126 126	455 455 455 455	455-4 455-4 455-4 455-4	SR or SF	59.5 59.5 59.5 59.5	4.3125 x 3.900 4.3125 x 3.900 4.3125 x 3.900 4.3125 x 3.900
RIVIERA 9487 2-Dr. H.T.	9487		9000 or' E"	V-8	119	455	455-4	SR or SF	59.5	4.3125 x 3.900

CHART			
PRODUCTION MONTH IDENTIFICATION		OPTION IDENTIFICATION	
MONTH	CODE LETTER	OPTION	CODE NO.
JANUARY	1	POWER BRAKES	1
FEBRUARY	2	AIR CONDITIONING	2
MARCH	3	DUAL EXHAUST	3
APRIL	4	RADIO - SONORATIC	4
MAY	5	RADIO - AM/FM STEREO	5
JUNE	6	RADIO - AM/FM	6
JULY	7	POWER WINDOWS	7
AUGUST	8	POWER STEERING	8
SEPTEMBER	9	CLIMATE CONTROL	9
OCTOBER	0	CRUISE CONTROL	0
NOVEMBER	N		
DECEMBER	D		



1970	ENGINE	TRANSMISSION	AXLE ASSEMBLY RATIO USAGE												TRAILER OPTION				
			STANDARD			ECONOMY			PERFORMANCE			NO. 1		NO. 2		STANDARD			
			CODE	RATIO	LIMITED SLIP CODE	RATIO	REGULAR CODE	LIMITED SLIP CODE	RATIO	REGULAR CODE	LIMITED SLIP CODE	RATIO	LIMITED SLIP CODE	RATIO	LIMITED SLIP CODE	RATIO	CODE		
43327-69	250	SA 3 Speed Manual	FR	3.23	LC	LP													
43537-69	L-6	THM-350	JE	2.93	LB	LW													
4 332 7-69		CA 3 Speed Manual	RT	2.93	LB	LW													
43537-69	350	CC THM-350 (2BBL)	JH	2.56	LK	LT													
44337-67	V-8	CE THM-350 (4BBL)	JR	2.73	LL	LC	2.56	LK	LT										
43437	350	OA 3 Speed Manual	RT																
	V-8	OL 4 Speed Manual	KA	3.23	LC	LP													
		CC THM-350 (4BBL)	JR																
43435-36	350	OA 3 Speed Manual	RT	3.23	LC	LP													
	V-8	CC THM-350	JR	2.93	LB	LW	2.73	LL	LO	3.23									
44837-67		OA 3 Speed Manual	RT	3.42	OH	OO													
		OL 4 Speed Manual	KA	3.42	OH	OO													
		PC THM-400	BA	2.93	LB	LW													
		FA 3 Speed Manual	FM																
		FE 4 Speed Manual	KA	3.02		OO													
		PC THM-400	BA																
44837-67		FE 3 Speed Manual	RM	3.64		ON													
		FA 4 Speed Manual	KA																
		PF THM-400	BB	3.42		OO													
45237-39-69	350	CA 3 Speed Manual	DA	3.23	N6	NT													
45437-39-69	V-8	CC THM-350 (2BBL)	JJ	2.93	KJ		2.73	NK	ND	3.23									
46036-46		DE THM-350 (4BBL)	JJ	2.93	KJ		2.73	NK	ND	3.23									
46437-39-69		FE 3 Speed Manual	af	2.78	FA	PT													
46637-39-69		FA THM-400	BC	2.78	PG	PV													
48257-39-69	485	FA THM-400	BC	2.78	PG	PV	2.78	PL	PO	3.23									
48457-39-69	V-8	RA THM-400	BC	2.56	re	FN													
49487		FE 3 Speed Manual	af	3.07	PJ	PM													
49487GS		FG THM-400		3.42		PY													

*NOT AVAILABLE WITH AIR CONDITIONING



1971 MODEL IDENTIFICATION DATA

Model and Body Style	Cataloging Model Designation	Cyl.	Whl. Base	Piston Displ. (Cu. In.)	Air Cleaner Ident.	Taxable H.P.	Weight (Std. Equip.)	Bore and Stroke
Skylark								
3327 - 2 Dr. Coupe	3327	L-6	112	250			3144	
3327 - 2 Dr. HT.	3337 > 3300 \	L-6	112	250			3163	
3369 - 4 Dr. Sedan	3369	L-6	116	250			3216	
Skylark Custom								
4437 - 2 Dr. HT.	4437	V-8	112	350	350-2	46.2	3391	3.800 x 3.850
4467 - Conv.	4467 , 4400 \	V-8	112	350	350-2	46.2	3431	3.800 x 3.850
4439 - 4 Dr. HT.	4439	V-8	116	350	350-2	46.2	3547	3.800 x 3.850
4469 - 4 Dr. Sedan	4469	V-8	116	350	350-2	46.2	3455	3.800 x 3.850
								30-4000 or "A"
GS.								
3437 - 2 Dr. HT.	3437	V-8	112	350	350-4	46.2	3461	3.800 x 3.850
								or
3467 - Conv.	3467	V-8	112	455	455-4	59.5	3497	4.3125 x 3.900
) 3400							
Sportwagon								
3436 - 2 Seat Wgn.	3436	V-8	116	350	350-2 or 350-4	46.2	3920	3.800 x 3.850
LeSabre								
5257 - 2 Dr. HT.	5257	V-8	124	350	350-2	46.2	4049	3.800 x 3.850
5239 - 4 Dr. HT.	5239 > 5200 \	V-8	124	350	or	46.2	4109	3.800 x 3.850
5269 - 4 Dr. Sedan	5269	V-8	124	350	350-4	46.2	4078	3.800 x 3.850
LeSabre Custom								
								5000 \
5457 - 2 Dr. HT.	5457	V-8	124	350		46.2	4095	3.800 x 3.850
5467 - Conv.	5467	V-8	124	or	350-2	46.2	4086	3.800 x 3.850
5439 - 4 Dr. HT.	5439 > 5400)	V-8	124	455option	or	46.2	4147	3.800 x 3.850
5469 - 4 Dr. Sedan	5469	V-8	124		350-4 or 455-4	59.5	4107	3.800 x 3.850
								4.3125 x 3.900
								\ "B"
Estate Wagon								
6035 - 2-Seat Wgn.	6035	V-8	127	455	455-4	59.5	4906	4.3125 x 3.900
6045 - 3-Seat Wgn.	6045	V-8	127	455	455-4	59.5	4965	4.3125 x 3.900
								> 6000 \
Centurion								
6647 - 2 Dr. HT.	6657 ! 6000 /	V-8	124	455	455-4	59.5	4195	4.3125 x 3.900
6667 - Conv.	6667	V-8	124	455	455-4	59.5	4227	4.3125 x 3.900
6639 - 4 Dr. HT.	6639 j> 6600	V-8	124	455	455-4	59.5	4307	4.3125 x 3.900
Electra								
8237 - 2 Dr. HT.	8237 / 8200 \	V-8	127	455	455-4	59.5	4345	4.3125 x 3.900
8239 - 4 Dr. HT.	8239	V-8	127	455	455-4	59.5	4381	4.3125 x 3.900
								8000 or "C"
Electra Custom								
8437 - 2 Dr. HT.	8437 / 8400 /	V-8	127	455	455-4	59.5	4359	4.3125 x 3.900
8439 - 4 Dr. HT.	8439	V-8	127	455	455-4	59.5	4421	4.3125 x 3.900
Riviera								
9487 - 2 Dr. HT.	9487 9000 or "E"	V-8	122	455	455-4	59.5	4325	4.3125 x 3.900

1971 VEHICLE IDENTIFICATION ENGINE - TRANSMISSION & REAR AXLE CHART

©

©

OPTION IDENTIFICATION

- POWER BRAKES
- AIR CONDITIONING
- DUAL EXHAUST
- RADIO-SONOMATIC
- RADIO-AM-FM-STEREO
- RADIO-AM-FM
- POWER WINDOWS
- POWER STEERING
- CLIMATE CONTROL
- TAPE PLAYER

SEPTEMBER

DECEMBER

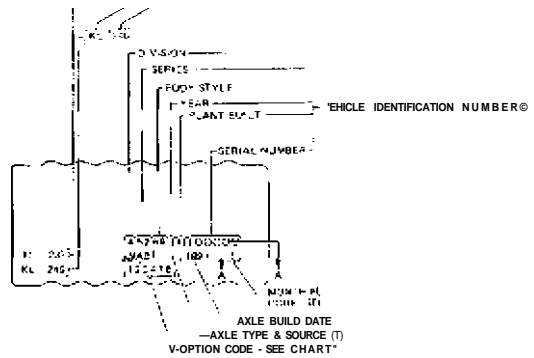
pENGINE-YEAR®

-TYPE

1 - CODE NUMBER

1 - TRANSMISSION TYPE (5)

1 - CODE NUMBER



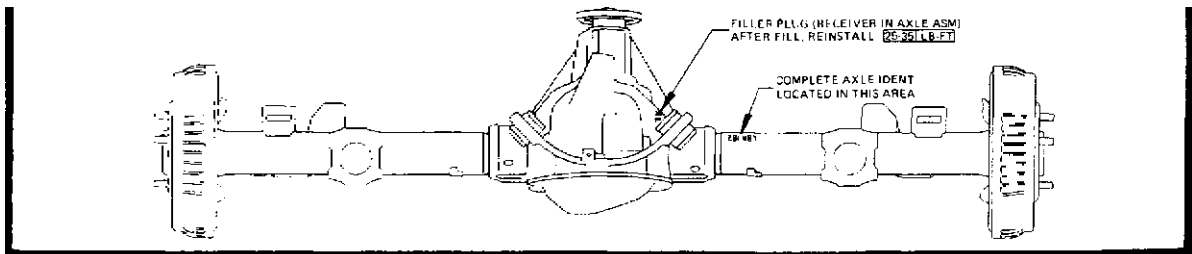
©

®

®

©

1971 MODELS	ENGINE		TRANSMISSION		AXLE ASSEMBLY RATIO USAGE									
	CODE		CODE		STANDARD		ECONOMY			PERFORMANCE				
					RATIO	REGULAR CODE	LIMITED SLIP CODE	RATIO	REGULAR CODE	LIMITED SLIP CODE	RATIO	REGULAR CODE	LIMITED SLIP CODE	
13327 43337 43369	250 L-6	DF	3 Speed Manual	R3	3.08	LAB	LSB							
		EA	THM-350	JE	3.08	LAB	LSB				3.42	LHB	LUB	
43317 43337 43369 44437 44439 44469 44467	350	TO	3 Speed Manual	RA	3.08	LAB	LSB							
		TO	2 BBL. THM-350	LA	2.56	LKB	LTB				3.08	LAB	LSB	
		TD	4 BBL. THM-350	MA	2.73	LLB	LOB	2.56	LKB	LTB				
43437-67	350	TB	3 S 4 Sp. Man.	RAWY	3.08	LAB	LSS				3.42	LHB	LWB	
		TO	THM-350	MA										
43136	350	TD-TB	3 Speed Manual	RA	3.08	LAB	LSB							
		TO-TB	THM-350	MA				2.73	LLB	LOB	3.42	LHB	LWB	
43437-67	455	TR	4 Speed Manual	UY	3.42	LHB	LWB				3.42	LHB	LUB	
		TR	THM-400	BA	3.08	LAB	LSB							
	155 GSK	TR	4 Speed Manual	UY	3.42		LWB							
		TR	THM-400	BA	3.42									
455 Stg. 1	TS	4 Speed Manual	UY	3.42		LWB								
	TS	THM-400	BB											
Le Sabre	350	TC	THM-350	KL	3.08	NAB	WB	2.73	NKB	NLB	3.42	NHB	NSB	
						NAC	NPC		NKC	NLC		NHC	NLC	
						NAD	NPD		NKD	NLD		NHD	NLD	
TO	3 Speed Manual	*A	3.42	N-B	NSB						NHB	NSB		
Le Sabre	455	TR	THM-400	BC	2.9J	QJO	QJO				3.42	QTO	QAO	
Es. Wagon	455	TR	THM-400	BC	2.93	QBO	QJO				3.42	QHO	QMO	
		TR	3 Speed Manual	DA	3.42	QHO	QJO							
Centurion	155	TR-TA	THM-400	BT	2.93	qio	QJO				3.4E	QTO	QAO	
		TR	3 Speed Manual	*A	3.42	QTO	QAO							
Electra	455	TR	THM-400	BT	2.73	QPQ	QSO				2.93	QIO	QJO	
Riviera	155	TR	THM-400	BT	2.93	QIO	QJO				3.42	QTO	QAO	
Riviera GS		TA		BT	3.42		QAO							

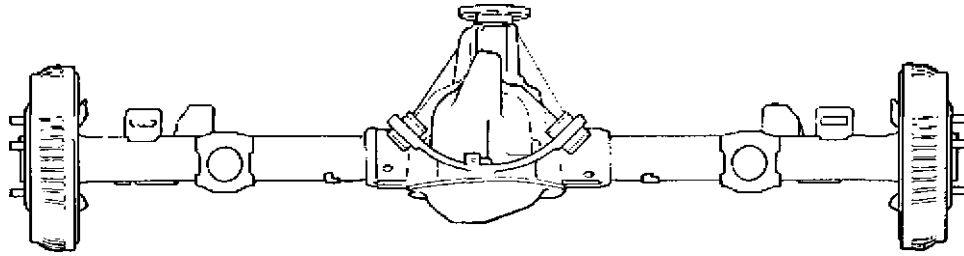


1972 MODEL IDENTIFICATION DATA

Sales Model & Body Style	Cataloguing Designation	Vehicle Ident. Number	Air Cleaner Ident.	Piston Displ. (Cu. In.)	Cyl.	Whl. Base (Inches)
Skylark						
3327 - 2 Dr. Coupe	3327	4D27	350-2	350	V-8	112
3337 - 2 Dr. HT.	3337	4D37	or	350	V-8	112
3369 - 4 Dr. Sedan	3369	4D69	350-4	350	V-8	116
Skylark Custom						
4437 - 2 Dr. HT.	4437	4H37	350-2	350	V-8	112
4467 - 2 Dr. Conv.	4467	4H67	or	350	V-8	112
4439 - 4 Dr. HT.	4439	4H39	350-4	350	V-8	116
4469 - 4 Dr. Sedan	4469	4H69		350	V-8	116
		30-4000 or "A"				
GS						
3437 - 2 Dr. HT.	3437	4G37	350-4	350*	V-8	112
			or			
3467 - 2 Dr. Conv.	3467	4G67	455-4	350*	V-8	112
Sportwagon						
3436 - 2-Seat Wgn.	3436	4F36	350-2	350	V-8	116
		or 350-4				
LeSabre						
5257 - 2 Dr. HT.	5257	4L57	350-2	350*	V-8	124
			or			
5239 - 4 Dr. HT.	5239) 5200	4L39	350-4	350*	V-8	124
			or			
5269 - 4 Dr. Sedan	5269	4L69	455-4	350*	V-8	124
		5000 \				
LeSabre Custom						
5457 - 2 Dr. HT.	5457	4N57	350-2	350*	V-8	124
			or			
5467 - 2 Dr. Conv.	5467	4N67	350-4	350*	V-8	• 124
			or			
5439 - 4 Dr. HT.	5439	4N39	455-4	350*	V-8	124
5469 - 4 Dr. Sedan	5469	"B" 4N69		350*	V-8	124
Estate Wagon						
6035 - 2-Seat Wgn.	6035	4R35	455-4	455	V-8	127
6045 - 3-Seat Wgn.	6045	4R45	455-4	455	V-8	127
Centurion						
		6000				
6647 - 2 Dr. HT.	6647	4P47	455-4	455	V-8	124
6667 - 2 Dr. Conv.	6667	4P67	455-4	455	V-8	124
6639 - 4 Dr. HT.	6639	4P39	455-4	455	V-8	124
Electra						
8237 - 2 Dr. HT.	8237	4U37	455-4	455	V-8	127
8239 - 4 Dr. HT.	8239	4U39	455-4	455	V-8	127
		8000 or "C"				
Electra Custom						
8437 - 2 Dr. HT.	8437	4V37	455-4	455	V-8	127
8439 - 4 Dr. HT.	8439	4V39	455-4	455	V-8	127
		8400				
Riviera						
9487 - 2 Dr. HT	9487	4Y87	455-4	455		122
		9000 or "E"				

*455 Eng. Available (Optional)

1972 VEHICLE IDENTIFICATION ENGINE-TRANSMISSION 4 REAR AXLE CHART



MODELS	ENG- INE	TRANSMISSION	AXLE ASSEMBLY RATIO USAGE									
			STANDARD			ECONOMY			PERFORMANCE			
			RATIO	REGULAR CODE	LIMITED SLIP CODE	RATIO	(G95) REG CODE	(G96) LTD. SLIP CODE	RATIO	(G92) REG CODE	(G91) LTD. SLIP CODE	
4D27 4D37 4D69 4H37 4H39 4H69 4H67	350	3-SPEED MANUAL	3.08	LA	LS							
		2 BBL THM 350	2.56	LK	LT							
		4 BBL THM 350	2.73	LL	LO	2.56	LK	LT	3.08	LA	LS	
		3 & 4 SPEED MANUAL -THM 350	3.08	LA	LS				3.42	LH	LW	
4F36	350	3-SPEED MANUAL	3.08	LA	LS							
		-THM 350				2.73	LL	LO	3.42	LH	LW	
4G37	455	4-SPEED MANUAL	3.42	LH	LW							
		THM-400	3.08	LA	LS				3.42	LH	LW	
4G67	GSX	4-SP MAN & THM 400	3.42		LW							
		Stage 1 -THM 400	3.42		LW							
BL - BN	350	THM-350	3.08	NAB	NP	2.73	NK	3.42	NHB	NSB		
				NAC	NP		NK					
BL - BN	455	THM-400	2.93	QI	OJ			3.42	QT	OA		
BR	455	THM-400	2.93	QE	QL			3.42	QH	QM		
BP	455	THM-400	2.93	QI	OJ			3.42	QT	OA		
CT-CV	455	THM-400	2.73	QP	QS			2.93	QI	CU		
EY RIVIERA GS	455	THM-400	2.93	QI	OJ			3.42	QT	OA		
			3.42		OA							
LE SABRE OR CEN- TURION	350	THM 350	2.93	QW	QY							
	455	THM 400										

1961 INTERIOR TRIM COLORS AND CODES

MODELS	MATERIAL	GREEN	BLUE	GRAY	FAWN	LIGHT SADDLE	TUR-QUOISE	RED	MAROON	BLACK 4 RED	BLACK	CREAM
4019	CLOTH & VINYL	001	011	021	031							
4027	CLOTH & VINYL	001	011	021	031							
4035	VINYL	005	015	025	035			065				
4045	VINYL	005	015	025	035			065				
4119	CLOTH & VINYL	101	111	121	131		151			181		
4135	VINYL	105	115	125	135		155	165				
4317	CLOTH & VINYL		113	123	133							
*4317	CLOTH 8. VINYL		117	127	137							
4411	CLOTH 8. VINYL	401	411	421	431					481		
4435	VINYL	405	415		435		455	465				
4435	CLOTH & VINYL	406	416		436		456	466				
*4435	LEATHER & VINYL					443						
4437	CLOTH & VINYL	401	411	421	431					481		
4439	CLOTH & VINYL	401	411	421	431					481		
4445	VINYL	405	415		435		455	465				
4467	VINYL	400	410		430			460				490
4469	CLOTH & VINYL	401	411	421	431					481		
4637	CLOTH & VINYL	601	611	621	631		651		661			
*4637	VINYL		617		637				667			
4639	CLOTH 1 VINYL	601	611	621	631		651		661			
4639	LEATHER 4 VINYL					643		663			683	
4667	VINYL	600	610		630		650	660				690
4719	CLOTH & VINYL	702	712	722	732		752		762			
4737	CLOTH 4 VINYL	702	712	722	732		752		762			
4739	CLOTH 4 VINYL	702	712	722	732		752		762			
4829	CLOTH & VINYL	801	811	821	831		851					
4867	LEATHER 4 VINYL		810	820	830		850	860				
4867	LEATHER 4 VINYL		B19	829	839			869				

* Denotes Bucket-Type Front Seat'.

1962 INTERIOR TRIM COLORS AND CODES

MODELS	MATERIAL	GREEN	BLUE	SILVER	WHITE	FAWN	GOLD	AQUA	ROSE	RED	BLACK	SADDLE	
4019	CLOTH 4 VINYL	001	011	021		031							
	VINYL		024										
4027	CLOTH & VINYL	001	011	021		031							
4035	VINYL		015	025		035				075			
4045	VINYL		015	025		035				075			
	VINYL		010			030				070			
* 4067	VINYL									079-BX400*			
4119	CLOTH & VINYL	101	111	121		131			161				
4135	VINYL	105	115	125		135				175			
4347	CLOTH 4 VINYL		113	123		133-138*	143		163				
	VINYL		118		126					178	188		
4367	* VINYL		117		127					177	187	197	
4411	CLOTH & VINYL		411	421		431					484		
	VINYL												
4439	CLOTH & VINYL		411	421		431		451	461				
4447	CLOTH 4 VINYL		411	421		431		451	461				
4469	CLOTH 4 VINYL		411	421		431		451	461				
	VINYL										484		
	VINYL	605	615			635		655		675			
4635	CLOTH 4 VINYL		616			636				676			
* 4635	VINYL	603	613			633		653		673			
4639	CLOTH & VINYL	602	611	622		631		651	661				
	*LEATHER 4 VINYL		612			632				677	687	697	
4645	VINYL	605	615			635		655		675			
* 4645	VINYL	603	613			633		653		673			
4647	VINYL		618		628	638				678			
4667	VINYL		614			634	644	654	664	674			
	VINYL				624	639				679			
4819	CLOTH 4 VINYL	803	813	823		833							
4829	CLOTH 4 VINYL	801	811	821		831							
4839	CLOTH 4 VINYL	802	812	822		832	842		862				
4847	CLOTH 4 VINYL	803	813	823		833							
*4847	LEATHER 4 VINYL					826				878		898	
						Code U7 — Power Windows — Required with these Trims							
4867	LEATHER 4 VINYL		810				840		860	870	880	890	
*4867	LEATHER 4 VINYL		819							879		899	

*Denotes Bucket-Type Front Seats

*BX-400 Red Trim 4167 - Use Seat Trim Parts 4167 Trim 179 - Side Panel Parts 4067 Trim 079

* Denotes Bucket Seats
 § Power Windows (U7) Required
 with these Custom Trims

Denotes Police Option

1963 INTERIOR TRIM COLORS & CODES

Models	Materials	Aqua	Black	Blue	Red	Red and Black	Rose	Sandle-wood	Saddle	Silver	White
4019	CLOTH & VINYL	051		011		071		031			
	VINYL		085	016	076			036			
4027	CLOTH & VINYL	051		011		071		031			
	VINYL				079*			039*			
4035	VINYL	055	085	015	075079*			035039*			
4045	VINYL	055	085	015	075			035			
4067	VINYL		080	010	070-079*			030-039*			
4119	CLOTH & VINYL	151		111		171	161	131			
4135	VINYL	155	185	115	175			135	195		
4347	CLOTH & VINYL	157*		117*			167*	137*			
	VINYL		188*		178*				198*		148*
4367	VINYL		189*	119*	179*			139*	199*		149*
4411	CLOTH & VINYL	451		411	471			431			
4435-4445	VINYL	455	485	415	475			435	495		
4439-4447	CLOTH & VINYL	452		412		472	462	432			
	VINYL			416	476			436			
4467	VINYL			410	470479*		460	430-439*	490		
4469	CLOTH & VINYL	451		411		471	461	431			
4469	VINYL		Black & Silver Trim 484								
4635	CLOTH & VINYL			615			665	635			
	VINYL		687*		677*			637*	697*		
4639	VINYL		681-688*		671-678*			631-638*	691-698*		
4647-4667	VINYL		689*	619*	679*				699*		649*
4747	CLOTH & VINYL		787*	717*				737*			
	LEATHER & VINYL		788*	718*	778*				798*	728*	748*
	VINYL			716*				736*		726*	
4819	CLOTH & VINYL	851		811				831		821	
4829	CLOTH & VINYL	851-85(5\$		811-816g				831-836g		821-826g	
4839	CLOTH & VINYL	851-856?		8U-816g				831-836g		821-826g	
	LEATHER & VINYL		888* @		878* @				898* @		
4847	CLOTH & VINYL	851		811				831		821	
	LEATHER & VINYL		888* @		878* @				898* @		
4867	LEATHER & VINYL		880889*	810	870-879*			830	899*		849*

1964 INTERIOR TRIM COLORS & CODES

POLICE OPT.

Models	Materials	Black	Blue	Fawn	Green	Maroon	Red	Saddle	Stiver	White
4027	CLOTH & VINYL		901	003					002	
4035	VINYL	028	021				027	029		
4067	VINYL	028	021	023			027-087*			084*
4069	CLOTH & VINYL	092#	001	003					002	
	VINYL		011	013						
4127	CLOTH & VINYL		101	103	100				102	
	VINYL						197*			194*
4135	VINYL	128	121				127	129		
4169	CLOTH & VINYL		101	103	100				102	
	VINYL		111	113		117				
4255-4265	VINYL	028	021				027	029		
4337	CLOTH & VINYL		131	133						
	VINYL	158*	151*		150*		157°	159*		154*
4355	VINYL		171		170	177		179		174-184
4365	VINYL		171		170	177		179		174
4367	VINYL	168*	141		160*		147-167*	169*		164*
4369	CLOTH & VINYL		131	133	130	137				
	VINYL	148						149		
4439	CLOTH & VINYL		401-411	403-413	400	417			402	
	VINYL		421	423		427				
4447	CLOTH & VINYL		401	403	400					
	VINYL		421-471*	423-473*		427-477*				
4467	VINYL	448	441	443			447-487*	489*		484*
4469	CLOTH & VINYL		401-411	403-413	400	417			402	
4635-4645	CLOTH & VINYL		461	463		467				
	VINYL	438	431	433		437		439		
4639	CLOTH & VINYL		401-411	403-413	400	417			402	
	VINYL	688-658*	421	423		427	687	689-659*		
4647	CLOTH & VINYL		401	403	400					
	VINYL	698*	421	423-473*		427-477*	697*	699*		694*
			471*-691*							
4667	VINYL	448-698*	441- 691*	443			447	489*-699*		484*-694*
							487*-697*			
4669	CLOTH & VINYL		401-411	403-413	400	417			402	
4747	CLOTH & VINYL		611*	613*	610*					
	VINYL	608*-628*	601*-621*	603*			607*	629*	602*	624*
4819	CLOTH & VINYL		631	633	630				632	
4829-4839	CLOTH & VINYL		631-641	633-643	630-640				632-642	
4847	CLOTH & VINYL		631	633					632	
	LEATHER & VINYL	678					677	679		
4867	LEATHER & VINYL	668-678*	661				667-677*	669-679*		674*

1965 INTERIOR TRIM COLORS AND CODES

Models	Materials	Aqua	Black	Blue	Fawn	Gray	Green	Ivory	Red	Saddle	Silver
33-3427	CLOTH & VINYL			001	003						002
33-3435	VINYL			021			020		027	029	
33-3467	VINYL		028-088*	021				024	027-087*	029	
33-3469	CLOTH & VINYL			001	003						002
	VINYL		118	111						119	
35-3635	VINYL			121			120		127	129	
35-3669	CLOTH & VINYL	106		101	103		100				
	VINYL		118	111						119	
4200	VINYL			021			020		027	029	
43-4427	CLOTH & VINYL		108	101	103						
	VI NYL		198*	191*					197*	199*	
43-4437	CLOTH & VINYL		138-188	131	133						
	VINYL			151*				154*	157*	159*	
43-4467	VINYL		148-158*	141				154*	147-157*	159*	
43-4469	CLOTH & VINYL	136	138	131	133		130				
	VINYL		148							149	
4455-65	VINYL			171			140		147	149	
5237-39-69	CLOTH & VINYL			401	403		400				402
5437	VINYL		428-478*	421					427	429	
5439	CLOTH & VINYL	416	418	411	413						
	VI NYL			421						429	
5467	VINYL		448-488*	441					447-487*	449	
5469	CLOTH & VINYL		418	411	413						
	VINYL			421						429	
6237-39-69	CLOTH & VINYL			401	403		400				402
6437	VINYL		428-478*	421					427	429	
6439	CLOTH & VINYL	416	418	411	413						
	VINYL			421						429	
6467	VINYL		448-488*	441					447-487*	449	
6469	CLOTH & VINYL	416	418	411	413						
	VINYL			421						429	
6637	VINYL		658-678*	671*				674*		679*	
6639	VINYL		658	651			654-674*		657	659	
6667	VINYL		658-678*	671*				674*	677*	679*	
8237-39-69	CLOTH & VINYL	636		631	633		654-674*				632
8437	VINYL		698				690			699	
8439	CLOTH & VINYL			641	643	642	640				
	VI NYL		698							699	
8467	VINYL		698-688*	691				694	697	699-689*	
8469	CLOTH & VINYL			641	643	642	640				
9447	CLOTH & VINYL		618*	611*	613*		610*				
	VINYL		608*-628	601*			620*	624*		609-629*	

*Denotes Bucket Seats

1966 INTERIOR TRIM COLORS AND CODES

Models	Material	Aqua	Black	Blue	Light Fawn	Fawn	Green	Plum	Red	Saddle	Slate	White	Bronze
33-3407	CLOTH & VINYL		108										
	VINYL		118	111	113								
33-3435	VINYL			111	113				117				
33-3467	VINYL		118	111	113				117				
33-3469	CLOTH & VINYL		108	101		103							
	VINYL	126	128	121									
35-3607	VINYL	166#	138-168#	131 -161#	133-163#				167#				
35-3617	VINYL	166#	138-168#	131 -161#	133-163#				167#				
35-3635	VINYL		138	131					137	139			
35-3669	CLOTH & VINYL	146		141		143							
	VINYL	126	128	121									
43-4407	CLOTH & VINYL		188	181		183							
	VINYL	166#	168#-198*	161#-191*	1630-193*				167#				
43-4417	CLOTH & VINYL		188	181		183							
	VINYL	166#	168K-198*	161#-191*	163#-193*				167#				
43-4467	VINYL		168#-198*	161K-191*	193*				167#-197*				
	VINYL		185		182								
43-4439	CLOTH & VINYL	156#		151#		153#	150#						
	VINYL		168S	161#	163#								
4255-65	VINYL			131	133				137				
4455-65	VINYL		17*	171			170		177	179			
4607-17	VINYL	166#	168#-198*	161#-191*	163#-193*				167#				
4667	VINYL		168#-198*	161#-191*	193*				167#-197*				
5200	CLOTH & VINYL		408	401		403	400						
5437	VINYL	426	428-478*	421					427	429			
5439	CLOTH & VINYL	416		411		413			417				
	VINYL		428	421									
5467	VINYL		428-478*	421	423				427				
5469	CLOTH & VINYL	416		411		413			417				
	VINYL		428	421									
6437	VINYL	426	428-478*	421					427	429			
6439	CLOTH & VINYL	416		411		413			417				
	VINYL		428	421									
6467	VINYL		428-478*	421	423				427				
6469	CLOTH & VINYL	416		411		413			417				
	VINYL		428	421									
6637	VINYL		458S-498*	451#	453#-493*								
6639	VINYL	456#	458#	451#	453#								
6667	VINYL		458#-498*	451#	493*				457H				
8200	CLOTH & VINYL	636	678	631		633	630				632		
8437	VINYL		698#		693#				697H				
8439	CLOTH & VINYL			641		643	640				642		
	VINYL		698U		693#				697#				
8467	VINYL		698#-688*	691#	693#-683*				697#				
8469	CLOTH & VINYL		698#	641		643	640				642		
9487	VINYL BENCH		608S	601S	603S								
	VINYL BUCKET	656*C	658*C-668*S	651*C	653*C-663*S								
	CLOTH & VINYL STRATO BENCH		628C	621C				627C					
	VINYL STRATO BENCH		618C	611C			610C				614C	617C	

DENOTES NOTCH SEATS

* DENOTES BUCKET SEATS

C DENOTES CUST. TRIM

S DENOTES STANDARD TRIM

1967 INTERIOR TRIM COLORS AND CODES

Models	Material	Aqua	Black	Blue	Lt. Fawn	Green	Saddle	Maroon	Plum	Red	Ivory
33-3407	Cloth & Vinyl		108				103				
	Vinyl		118 -138c	111 -131c	114 -134c						
33-3435	Vinyl			111	114					117	
33-3469	Cloth & Vinyl		108	101			103				
	Vinyl		138	131	134						
35-3617	Cloth & Vinyl		188	181			183				
	Vinyl	166#	138 -168#	131 -161#	134 -164#						
35-3635	Vinyl		138	131			133				
35-3669	Cloth & Vinyl	146	148	141			143				
	Vinyl		138	131	134						
43-4407	Cloth & Vinyl		188	181			183				
	Vinyl	166#	168# -198*	161#-191*	164# -194*						
43-4417	Cloth & Vinyl		188	181			183				
	Vinyl	166#	168# -198*	161#-191*	164# -194*						
43-4439	Cloth & Vinyl		158#	151#			153#	157#			
	Vinyl		168#	161#	164#						
43-4467	Cloth & Vinyl		185		184						
	Vinyl		168# -198*	161#-191*			163#			167#-197*	
4455-65	Vinyl		178	171		170	173			177	
4855-65	Vinyl		178	171		170	173			177	
4607-17	Vinyl	196*	185# -198*	191*	184# -194*		193*				
4667	Vinyl		185# -198*	191*	184#		193*			197*	
5200	Cloth & Vinyl		408	401		400	403				
5487	Cloth & Vinyl			411			413				
	Vinyl	426	428 -478*	421			423				
5439	Cloth & Vinyl	416		411			413	417			
	Vinyl		428	421			423				
5467	Vinyl		428	421			423			427	
5469	Cloth & Vinyl	416		411			413	417			
	Vinyl		428	421			423				
6487	Cloth & Vinyl			411			413				
	Vinyl	426	428 -478*	421			423				
6439	Cloth & Vinyl	416		411			413	417			
	Vinyl		428	421			423				
6467	Vinyl		428	421			423			427	
6469	Cloth & Vinyl	416		411			413	417			
	Vinyl		428	421			423				
6687	Vinyl	456#	458# -498*	451#	454#						
6639	Vinyl	456#	458#	451#	454#						
6667	Vinyl		458# -498*	451#	454#					457#	
8200	Cloth & Vinyl	636	638	631			633				
	Vinyl		678		674						
8457-67	Vinyl		698# -688*	691#	694#		693#			697#	
8439-69	Cloth & Vinyl		648	641	644	640		647			
	Vinyl		698# -695c	691#	694#		693#				
9487	Vinyl Bench				604s						
	Vinyl Bucket	656*c	668#s-658*c	651*c	664#s-		653*t				
	Cloth & Vinyl Strato Bench		628c		624c						
	Vinyl Strato Bench		618#			610c			619#c		612ifc

- Denotes Notch Seats
 * - Denotes Bucket Seats
 c - Denotes Custom Trim
 s - Denotes Standard Trim

1968 INTERIOR TRIM CODES

Models	Material	Black	Teal (Blue)	Green (PLATINUM)	Buckskin	Gold (Champagne)	Maroon	Parchment	Red	White (Ivory)
3327	Cloth & Vinyl	108				103				
	Vinyl	198	191					194		
3369	Cloth & Vinyl	108	101			103				
3435	Vinyl		U I		113			114		
3437	Vinyl	118 -178*	111 -171*	170*	173*			114		172*
3537	Vinyl	118 -168'	111 -161'	160*				114		162*
3569	Cloth & Vinyl	128	121	120		123				
	Vinyl	118	111					114		
4.437	Cloth & Vinyl	138	131							
	Vinyl	168'-178*	161#-171*	160#-170*	173*	133				162'-172*
4467	Vinyl	158 -178*	161 #-171*	160*	163*				167*	152 -172*
4439	Cloth & Vinyl		141*	140*		143*	147*			
	Vinyl	168*								162'
4469	Cloth & Vinyl	138	131			133	137			
	Vinyl	158								
4455-65-4855-65	Vinyl	188	181	180	183				187	
4637	Vinyl	158 -178*	171*	170*	173*					152 -172*
4667	Vinyl	158 -178*	171*							152 -172*
5239-69-87	Cloth & Vinyl	408	401	400		403	407			
5487-6487	Cloth & Vinyl		411			413				
	Vinyl	428 -478*	421	420	423					
5439-6439	Cloth & Vinyl		411	410		413	417			
	Vinyl	428	421		423					
5467	Vinyl	428	421		423				427	
5469-6469	Cloth & Vinyl		411	410		413	417			
	Vinyl	428	421		423					
6687	Vinyl	458*-498*	451'	450*						452'
6639	Cloth & Vinyl	468'	461*							
	Vinyl	498*	451*	450#						452'
6667	Vinyl	458#-498*	451'						457*	452*
8239-57	Cloth & Vinyl	608	601			603				
	Vinyl	618						614		
8269	Cloth & Vinyl	608	601			603				
8439	Cloth & Vinyl	628 -658	621 -651	620		654	627			
	Vinyl	638*-668	631'		633'					
8457	Vinyl	638'	631*		633*				637'	
8467	Vinyl	638'-648*	631'		633'				637*	
8469	Cloth & Vinyl	628	621	620			627			
	Vinyl	638'	631'		633*					
9487	Vinyl Bench	675						672		
	Vinyl Bkt.	698 -678	691	690	693			674		
	Cloth & Vinyl Strata Bench	685				684				
	Vinyl Strato Bench	688		680	683					682

•Bucket Seats
* Notch Seats

1969 INTERIOR TRIM CODES

Models	Material	Black	Blue	Buckskin (Med. Fawn)	Burgandy (Red)	Green	Gold	Parchment (Sandlewood)	Pearl White
3327	Cloth & Vinyl	108		103					
	Vinyl	118	111					114	
3435-36	Vinyl		121	126					125
3369	Cloth & Vinyl	108	101	103					
	Vinyl	128	121					124	
3437	Vinyl	128-188*	121-188*	186*				124	185*
3537	Vinyl	128-178*	121-171*	176*		170*		124	175'
3569	Cloth & Vinyl	138	131	133		130			
	Vinyl	128	121					124	
4437	Cloth & Vinyl	148	141	143					
	Vinyl	178*-188*	171*-181*	176*-186*		170*			175*-185*
4439	Cloth & Vinyl		151*	153*	157*	150*			
	Vinyl	178'		176*					175*
4467	Vinyl	168-178*-188*	171*	176*	187*			164	185*
4469	Cloth & Vinyl		141	143	147	140			
	Vinyl	168		166					
4456-66	Vinyl		191	196	197	190			195
4637	Vinyl	168-188*		186*				164	185*
4667	Vinyl	168-188*			187*			164	185*
5200	Cloth & Vinyl	408	401	403	407	400			
5437-6437	Cloth & Vinyl		411	413		410			
	Vinyl	428-438*	421	426					425
5439-6439	Cloth & Vinyl		411	413		400			
	Vinyl	428	421	426		410			425
5469-6469	Cloth & Vinyl		411	413		410			
	Vinyl	428	421	426					425
5467	Vinyl	428	421	426	427				
6637	Vinyl	458*-478*	451*	453*					455*
6639	Cloth & Vinyl	468*						464*	
	Vinyl	458*	451*	453*					455*
6667	Vinyl	458*							
8200	Cloth & Vinyl	608	601	603					
	Vinyl	618						614	
8457	Cloth & Vinyl	648*	641*					644*	
	Vinyl	638*	631*	633*		630*			
8439	Cloth & Vinyl	628-648*	621-641*			620		624-644*	
	Vinyl	638*-639*-658*	631*-632*	633*-636*					
8467	Vinyl	638*	631*	633*-636*	637*				
8469	Cloth & Vinyl	628	621			620		624	
	Vinyl	638*-639*	631*-632*	633*-636*					
9000	Cloth & Vinyl	678*						674*	
	Vinyl (Bench)	669-688*	691*	686*	687*	680*		666*	685*
	Vinyl Bucket	668-698					692*	664*-694	

*Bucket Seats
*Notch Back Seats

1970 INTERIOR TRIM CODES

Models	Material	Black	Blue	Sandal-wood	Green	Pearl White	Red	Saddle	Burnished Saddle
3327	Cloth & Vinyl	108		104					
	Vinyl	118	111	114					
3369	Cloth & Vinyl	108	101	104					
	Vinyl	128	121	124					
3537	Vinyl	128-178*	121	124	170*	175*		176*	179*
3569	Cloth & Vinyl	138		134	130				
	Vinyl	128	121	124					
4437	Cloth & Vinyl	148	141	144					
	Vinyl	178*-188*	181*		170*	175*-185*		176*	179*-189*
4439	Cloth & Vinyl	148	141	144	140				
	Vinyl	178*			170*			176*	179*
4467	Vinyl	158-188*		154		175*-185*			179*-189*
4469	Cloth & Vinyl	148	141	144	140				
	Vinyl	158							159
3435-36	Vinyl		121	124					129
3437	Vinyl	128-178*-188*	121-181*	124	170*	175*-185*		176*	179*-189*
4637	Vinyl	128-178*-188*	121-181*	124	170*	175*-185*		176	179*-189*
4667	Vinyl	158-188*		154		175*-185*			179*-189*
5200	Cloth & Vinyl	408	401	404	400				
5437-39-69	Cloth & Vinyl		411	414	410				
6437-39	Vinyl	428	421		420			426	
5467	Vinyl	428	421				427	426	
6036-46	Vinyl		441-451*	444-454*	440-450*				449-459*
6637	Vinyl	468*-478*			460*	465*		466*	
6639	Cloth & Vinyl	438*		434*					
	Vinyl	468*			460*	465*	466*		
6667	Vinyl	468*				465*			
8200	Cloth & Vinyl	488	481	484					
	Vinyl	498		494					
8457	Vinyl	618*-628*-638*	631*	614*-624*-634*					619*-629*-649*
8439-69	Cloth & Vinyl	608-637	601-632	604-635	600				
	Vinyl	618*-628* 638-648*	631*	614*-624*-634*					619*-629*-639*
8467	Vinyl	618*		614*			617*		619*
9487	Cloth & Vinyl	678*		674*					679*
	Vinyl (Bench)	688*	681*	654-684*	650-680*			686*	659
	Vinyl Bucket	668*-698*				695*		666*	699*

*Bucket Seats

* Notch Back or 60-40 Seat

1971 TRIM COMBINATIONS

Models	Cloth Bench				Cloth Notch Back				Vinyl Bench					Vinyl Notch Back					Viny Buckets						
	Green	Blue	Sandalwood	Black	Green	Blue	Sandalwood	Black	Green	Blue	Sandalwood	Black	Saddle	Green	Blue	Sandalwood	Black	Rosewood	Pearl White	Saddle	800	Sandalwood	Rosewood	Pearl White	Saddle
3327	110	111	114					100		104	108														
3337	110	111	114					100		104	108			150		154	158				156				
3369	110	111	114					100		104	108														
4437	140	141	144											150		154	158				156	168		165	166
4439	140	141	144											150		154	158				156				
4467											134	138		150					155	156					
4469	140	141	144								134	138													
3436								100	101	104															
3437								100		104	108			150		154	158				156	168		165	166
3467											134	138		150					155	156					
5257	400	401	404	408								418	416												
5239	400	401	404	408								418	416												
5269	400	401	404	408								418	416												
5457	420	421	424					430		434	438	436													
5439	420	421	424					430		434	438	436													
5467											434	438	436												
5469	420	421	424					430		434	438	436													
6035								440	441	444		446	450								456				
6045								440	441	444		446	450			454					456				
6647														460		464	468				466				
6639						462	463							460		464	468				466				
6667															461		468		465	466					
8237	480	481	484								494	498													
8239	480	481	484								494	498													
8437 Custom					610	611	614							620		624	628	627							
8439 Custom	600	601	604	608										620		624	628	627							
8437 Limited					640	641	644										642								
8439 Limited	630	631	632	633	640	641	644					648					642								
9487					670	671	674	678			654	658		680		684	688			686	668 698	664	697	695	

* Denotes 60-40 Seat

1972 TRIM COMBINATIONS

M o d e l s	Cloth Bench				Cloth Notch Back					V inyl Bench					Viny Notch Back					Viny 1 Buckets						
	Green	Blue	Covert	Black	Green	Blue	Covert	Saddle	Black	Green	Blue	Covert	6 S	Saddle	Black	Green	Covert Green	Covert	White	Saddle	Black	Covert	White	Saddle	Tan Black	Black
3327	110	111	114						100				106	108												
3337	110	111	114						100				106	108		133		135	136	138		135			137	138
3369	110	111	114						100				106	108						136	138					
4437	140	141	144													133		135	136	138		135			137	138
4439	140	141	144													130			136	138						
4467																130		135	136	138						
4469	140	141	144																136	138						
3436									100	101	104		106													
3437									100				106	108		133		135	136	138		135			137	138
3467																130		135	136	138						
5257	400	401	404	408									416	418												
5239	400	401	404	408									416	418												
5269	400	401	404	408									416	418												
5457	420	421	424						430		434		436	438												
5439	420	421	424						430		434		436	438												
5467												435	436	438												
5469	420	421	424						430		434		436	438												
6035									440	441	444		446		450				456							
6045									440	441	444		446		450		454		456							
6647							464								470		474		476	478						
6639							464	468							470		474		476	478						
6667															470			475	476	478						
8237	480	481	434								494		498													
8239	480	481	484								494		498													
8437																										
Custom					600	601	604								620		624		626	628						
8439																										
Custom	600	601	604	608											620		624		626	628						
8437									630	631	634								646							
Limited																										
8439									630	631	634								646							
Limited	630	631	634	638	630	631	634																			
9487					670	671	674	676				654		658	680		684		684	688	654	685	686		658	688

* Denotes 60-40 Seat

1963 COLOR COMBINATION CHART

EXTERIOR COLORS >

CODE	LUCITE COLOR	LUCITE NUMBER
A	Regal Black	885-94341
C	Arctic White	868-93774
D	Silver Cloud	867-95991
E	Spruce Green	867-96219
F	Marlin Blue	867-95999
J	Willow Mist	867-95996
N	Burgundy	867-96377
P	Teal Mist	867-95997
Q	Twilight Aqua	867-95998
R	Desert Sand	868-95186
S	Bronze Mist	867-96217
T	Fawn Mist	867-95995
V	Granada Red	868-95896
W	Diplomat Blue	867-96220
x	Rose - Mist	867-95992

1964 COLOR COMBINATION CHART

A	Regal Black	868-96459
C	Arctic White	868-93774
D	Silver Cloud	867-95991
F	Marlin Blue	867-95999
H	Wedgewood Blue	868-96881
J	Surf Green	867-96882
K	Sunburst Yellow	868-96863
L	Claret Mist	4600 LM
N	Coral Mist	867-96884
P	Teal Mist	867-95997
R	Desert Beige	868-96809
S	Bronze Mist	867-96217
T	Tawny Mist	867-96810
V	Granada Red	868-95896
W	Diplomat Blue	867-96220

1965 Color Combination Chart

CODE	EXTERIOR COLORS	
	LUCITE COLOR	LUCITE NUMBER
A	Black C/O	868-96459
C	White C/O	868-93774
D	Blue	867-97219
E	Dark Blue	867-97220
H	Green	867-97223
J	Dark Green	867-97224
K	Turquoise	867-97217
L	Dark Turquoise	867-97218
N	Maroon	867-97213
R	Red	868-97540
S	Saddle	867-97215
T	Fawn	867-97216
V	Beige	868-96261
Y	Yellow	868-96908
Z	Silver C/O	867-95991

C/O DENOTES - CARRY-OVER FROM 1964

1966 Color Combination Chart

CODE	EXTERIOR COLORS	
	LUCITE COLOR	LUCITE NUMBER
A	Regal Black C/O	868-96459
B	Gunmetal	867-97211
C	Artie White C/O	868-93774
D	Astro Blue C/O	867-97219
E	Midnight Blue C/O	867-97220
F	Blue Mist	867-97589
G	Gold	867-97841
H	Seafoam Green C/O	867-97223
J	Verde Green C/O	867-97224
K	Turquoise Mist C/O	867-97217
L	Shadow Turquoise	867-97561
M	Riviera Red	867-97592
N	Burgundy Mist C/O	867-97213
R	Flame Red C/O	868-97540
S	Champagne	867-97692
T	Saddle Mist	867-97591
U	Plum	868-97843
V	Shell Beige C/O	867-96261
w	Silver Mist	867-97593
X	Riviera White	868-97686
Y	Cream	868-97594
z	Riviera Silver Green	867-97842

C/O DENOTES - CARRY-OVER FROM 1965

1967 COLOR COMBINATION CHART

Code	EXTERIOR COLORS				
	Lucite Color	Du Pont Number	Ditzler Number (DDL)	Touch-Up Tubes Part No.	Spray Cans Part No.
A	Regal Black c/o	942-96459	9300	1050267	1050335
B	Riviera Turquoise	867-98415	43664		
C	Arctic White c/o	868-93774	8259	1050266	1050334
D	Sapphire Blue	867-98142	13349	1050572	1050607
E	Midnight Blue	943-98143	13346	1050574	1050609
F	Blue Mist	867-98755	13364	1050462	1050479
G	Gold Mist	867-98370	22818	1050587	1050622
H	Green Mist	867-98140	43651	1050573	1050608
J	Verde Green	867-98356	43653		
K	Aquamarine	867-98141	43661	1050575	1050610
L	Shadow Turquoise	867-98268	43659		1050617
N	Burgundy Mist c/o	867-97213	50700	1050280	1050348
P	Platinum Mist	867-98267	32603	1050577	
R	Apple Red	868-98138	71583	1050579	1050614
S	Champagne Mist	867-98369	22813	1050580	1050615
T	Ivory	868-98139	81578	1050576	1050611
U	Riviera Plum c/o	868-97843	50722	1050469	1050486
V	Riviera Charcoal	867-98266	32604		
W	Riviera Fawn	867-98414	22821		
X	Riviera Red	867-98413	71585		
z	Riviera Gold	867-98412	43665		

1968 COLOR COMBINATION CHART

Code	EXTERIOR COLORS				
	Lucite Color	DuPont Number	Ditzler Number	Touch-Up Tubes Part No.	Spray Cans Part No.
A	Regal Black C/O	942-96459	9300	1050267	1050335
B	Midnight Teal	867-99187	13515		
C	Arctic White C/O	868-93774	8259	1050266	1050334
D	Blue Mist	867-98845	13512	1050707	1050696
E	Deep Blue Metallic	943-98878	13513	1050706	1050695
F	Teal Blue Mist	867-98880	13514	1050711	1050700
G	Ivory Gold Mist	867-98847	22942	1050709	1050698
K	Aqua Mist	867-98879	13517	1050708	1050697
L	Med. Teal Blue Mist	867-98881	13516	1050712	1050701
M	Burnished Saddle	867-99206	22967	1050717	
N	Maroon Metallic	867-99228	50775	1050705	1050694
P	Tarpon Green Mist	867-98876	43774	1050704	1050693
R	Scarlet Red	868-99130	71634	1050735	1050734
S	Olive Gold Metallic	867-99253	43794	1050719	
T	Desert Beige	868-98846	81617	1050710	1050699
V	Charcoal Metallic	867-98875	43773	1050703	1050692
W	Silver Beige Mist	867-99189	22962		
X	Buckskin	868-99287	22983		
Y	Cameo Cream	868-96908	81500	1050276	1050344
Z	Inca Silver Mist	867-98923	8596		

C/O Carry Over

1969 COLOR COMBINATION CHART

F i C s o h d e e r	a e s	EXTERIOR COLORS				
		Lucite Color	Dupont Number	Ditzler Number (DDL)	Touch-up Tubes Part No.	Spray Cans Part No.
10	A	Regal Black	926-96459	9300	1050267	1050335
40	Y	Cameo Yellow	926-96908	81500	1050276	1050344
50	C	Polar White	926-99642	2058	1050929	1050930
51	E	Twilight Blue	927-99339	2075	1050901	1050886
52	R	Signal Red	926-99331	2076	1050892	1050877
53	D	Crystal Blue	927-99338	2077	1050900	1050885
55	K	Turquoisemist	927-99337	2078	1050899	1050884
57	M	Verde Green	927-99410	2079	1050898	1050883
59	H	Limegreen	927-99335	2080	1050897	1050882
61	B	Burnished Brown	927-99334	2081	1050896	1050881
63	S	Champagnemist	927-98369	22813	1050895	1050880
65	G	Trumpet Gold	927-99333	2082	1050894	1050879
67	N	Burgundy Mist	927-97213	50700	1050893	(050878
69	P	Silver Mist	927-99480	2059	1050891	1050876
75	J	Embassy Gold	927-99358	2085	1050904	
77	Z	Antique Gold	927-99500	2086	1050902	
80	F	Azure Blue	926-99595	2096	1050918	
81	V	Sunset Silver	927-99596	2097	1050916	
82	T	Olive Beige	926-99597	2088	1050920	
83	L	Deep Gray Mist	927-99594	32526	1050917	
85	W	Copper Mist	927-97693	22663	1050919	

1970 COLOR COMBINATION CHART

	Fisher C O D E	EXTERIOR COLORS				
		Paint Color	Dupont Number	Ditzler Number (DDL)	Touch-Up Tubes Part No.	Spray Cans Part No.
C	10	GLACIER WHITE	926-97686	8631	1051097	1051079
p	14	SILVER MIST	927-99480	2059	1050891	1050876
L	16	TEAL MIST GRAY	927-99942	2161	1051162	1051166
A	19	REGAL BLACK	926-96459	9300	1050267	1050335
F	20	AZURE BLUE	926-99922	2162	1051109	1051091
D	25	GULF STREAM BLUE	927-99750	2165	1051105	1051087
B	26	STRATOMIST BLUE	927-AF017	2213	1051111	1051093
E	28	DIPLOMAT BLUE	927-99752	2166	1051106	1051088
K	34	AQUA MIST	927-99731	2168	1051107	1051089
H	45	SEA MIST GREEN	927-99750	2171	1051103	1051085
T	46	EMERALD MIST	927-99943	2172	1051163	1051167
M	48	SHERWOOD GREEN	927-99728	2173	1051104	1051086
Y	50	BAMBOO CREAM	926-99749	2175	1051102	1051084
G	55	CORNET GOLD	927-99748	2178	1051100	1051082
Z	58	HARVEST GOLD	927-99729	2179	1051101	1051083
W	61	SANDPIPER BEIGE	926-99944	2181	1051164	1051168
S	63	DESERT GOLD	927-99921	2183	1051108	1051090
J	68	BURNISHED SADDLE	927-99206	2233	1050717	1050716
Q	-	SATURN YELLOW	926-AF232	-	-	-
R	75	FIRE RED	926-99730	2189	1051098	1051080
X	74	TITIAN RED		71642	1050772	1051187
V	76	SUNSET SAGE	927-9994 1	2190	1051161	1051165
N	78	MISTY BURGUNDY	92 7-97213	50700	1050893	1050898

1971 COLOR COMBINATION CHART

Sales Code	Fisher Code	EXTERIOR COLORS				
		Lucite Color	Dupont Number	Ditzler Number (DDL)	Touch-Up Tubes Part Number	Spray Cans Part Number
C	11	Artie White	926-99642	2058	1050929	1050930
	13	Platinum Mist	927-AF112	2327	1051266	1051243
L	16	Tealmist Gray	927-99942	2161	1051162	1051166
A	19	Regal Black	926-96459	9300	1050267	1050335
D	24	Cascade Blue	927-AF156	2328	1051261	1051238
B	26	Stratomist Blue	927-AF017	2213	1051111	1051093
E	29	Nocturne Blue	927-AF157	2330	1051262	1051239
1	39	Twilight Turquoise	927-AF177	2331	1051269	1051246
Z	41	Silver Fern	927-AF174	2332	1051277	1051254
K	42	Willowmist Green	927-AF169	2333	1051264	1051241
H	43	Lime Mist	927-99846	2334	1051273	1051250
M	49	Verdemist Green	927-AF159	2337	1051263	1051240
Y	50	Bamboo Cream	926-99749	2175	1051102	1051084
O	53	Cortez Gold	927-AF175	2339	1051270	1051247
G	55	Cornet Gold	927-99748	2178	1051100	1051082
W	61	Sandpiper Beige	926-99944	2181	1051164	1051168
T	62	Bittersweet Mist	927-AF171	2340	1051271	1051248
S	65	Copper Mist	927-AF185	2343	1051281	1051258
U	67	Burnished Cinnamon	927-99768	2315	1051027	1051030
J	68	Deep Chestnut	927-AF176	2344	1051276	1051253
F	70	Pearl Beige	927-AF138	2346	1051279	1051256
V	73	Sunset Mist	927-AF184	2347	1051280	1051257
X	74	Vintage Red	927-AF162	2348	1051275	1051252
R	75	Fire Red	926-99730	2189	1051098	1051080
N	78	Rosewood	927-AF170	2350	1051265	1051242
					1051287 Display Pkg.	1051292 Display Pkg.

1972 COLOR COMBINATION CHART

Sales Code	Fisher Code	EXTERIOR COLORS				
		Lucite Color	Dupont Number	Ditzler Number (DDL)	Touch-Up Tubes Part Number	Spray Cans Part Number
C	11	Arctic White	926-99642	2058	1050929	1050930
V	14	Silver Mist	927-AF394	2429	1051455	1051436
W	18	Charcoal Mist	927-AF395	2430	1051456	1051437
A	19	Regal Black	926-96459	9300	1050267	1050335
D	21	Crystal Blue	927-AF467	2431	1051468	1051449
T	24	Cascade Blue	927-AF156	2328	1051261	1051238
B	26	Stratomist Blue	927-AF017	2213	1051111	1051093
E	28	Royal Blue	927-99752	2166	1051106	1051088
H	36	Heritage Green	927-AF568	2433	1051473	1051454
F	43	Seamist Green	927-AF396	2435	1051457	1051438
G	45	Emerald Mist	927-99943	2172	1051163	1051167
1	48	Hunter Green	927-AF397	2439	1051458	1051439
J	50	Sandalwood	926-AF399	2441	1051459	1051440
Q	53	Cortez Gold	927-AF175	2339	1051270	1051247
S	54	Champagne Gold	927-AF400	2442	1051460	1051441
Y	56	Sunburst Yellow	926-AF472	2444	1051471	1051452
U	57	Antique Gold	927-AF466	2445	1051467	1051448
L	62	Sierra Tan	926-AF569	2447	1051472	1051453
M	63	Burnished Copper	927-AF402	2448	1051462	1051443
Z	65	Flame Orange	927-AF403	2450	1051463	1051444
K	67	Deep Chestnut	927-AF176	2344	1051276	1051253
N	69	Nutmeg	927-AF414	2452	1051466	1051447
X	73	Vintage Red	927-AF162	2348	1051275	1051252
R	75	Fire Red	926-99730	2189	1051098	1051080
P	77	Burnished Bronze	927-AF413	2454	1051465	1051446
					1051476 Display Pkg.	1051477 Display Pkg.

BUICK BODY MAIN GROUP 10.000 SUB-GROUP SEQUENCE

Group 10.000		Page
10.027	Windshield Glass	
10.051-10.096	Moulding, Windshield	
10.092	Channel, Windshield Glass	
10.146	Blade, Windshield Wiper	
10.147-10.157	Windshield Wiper and Parts	
10.159	Transmission, Windshield Wiper	
10.163	Control, Windshield Wiper Motor	
10.185-10.186	Mirror, Rear View & Parts	
10.187	Support, Rear View Mirror	
10.203	Sunshade	
10.230	Instrument Panel	
10.240-10.242	Floor Console Parts	
10.256	Monogram, Instrument Panel	
10.261	Door, Instrument Panel Compartment	
10.266	Cylinder, Instrument Panel Compartment Door	
10.351	Door, Front	
10.352	Moulding, Door Edge Guard	
10.373	Door, Rear	
10.450	Hinge, Front Door	
10.456	Hinge Rear Door	
10.470	Lock, Front Door	
10.473	Lock, Rear Door	
10.485	Vacuum and Electric Door Lock Parts	
10.500	Control, Door Lock Remote	
10.512	Handle, Door Lock Remote Control	
10.527	Handle, Door Outside	
10.550-10.553	Door Safety Lock Parts	
10.559	Knob, Door Inside Locking Rod	
10.569	Striker, Door Lock	
10.587	Bumper, Door	
10.650	Ventilator, Front Door	
10.652	Weatherstrip, Front Door Ventilator	

BUICK BODY MAIN GROUP 10.000 (Continued)

Group 10.000		Page
10.655	Channel, Front Door Ventilator	
10.656	Frame, Front Door Ventilator	
10.658	Glass, Front Door Ventilator	
10.661	Regulator-Motor, Front Door Ventilator	
10.664	Switch-Base-Button, Front Door Vent	
10.681	Glass Front Door Window	
10.685	Channel, Front Door Window Lower Sash	
10.687	Cam, Front Door Window Lower Sash Channel	
10.688	Channel, Front Door Vent Division	
10.689	Channel, Front Door Window Upper Sash	
10.694	Weatherstrip, Front Door Hinge Pillar	
10.694	Weatherstrip, Rear Door & Body	
10.701	Channel, Front Door Window Glass Run	
10.707	Moulding, Front Door Window	
10.710	Weatherstrip, Front Door Window Outer Glass Run	
10.721	Weatherstrip, Side Roof Rail	
10.721	Moulding, Side Roof Rail	
10.741	Glass, Rear Door Window	
10.747	Channel, Rear Door Window Sash	
10.748	Cam, Rear Door Window Lower Sash Channel	
10.759	Channel, Rear Door Window Glass Run	
10.769	Plate, Rear Door Window Wedge	
10.772	Moulding, Rear Door Window	
10.774	Strip, Rear Door Window Glass Run	
10.777	Electric Window Parts, Front Door	
10.783	Regulator, Front Door Window	
10.783	Motor, Front Door Electric Window	
10.791	Regulator, Rear Door Window	
10.791	Electric Window Parts, Rear Door	
10.792	Cam, Door Inner Panel	
10.797	Handle, Door Window Regulator	

10.027 GLASS, WINDSHIELD (SAFETY)			
64-65	Special-Skylark	7584394	85.10
65-68	50-60-8000 exc. (4 Dr. Sedans)	7584478	1 14.65
65-68	50-60-8000 (4 Dr. Sedan)	7584398	122.45 GLASS (clear) .
66-67	30-4000 (2 Drs.)	4539495	89.45 GLASS (clear) .
66-67	30-4000 (4 Dr.)	7584394	85.10 GLASS (clear) .
66-69	9487	4511937	127.10 GLASS (clear) .
68-69	30-4000 (2 Drs.) exc. Conv.	7711315	97.30 GLASS (clear) .
68-69	30-4000 (4 Drs.)	9869857	107.95 GLASS (clear)
68-69	44-4667	9869858	100.80 GLASS (clear)
69	50-60-8000 exc. 4 Dr. Sedan	7790809	1 1 1.80 GLASS (clear) .
69	50-60-8000 (4 Dr. Sedan)	7790807	1 19.40 GLASS (clear)
70-72	All A (4 Drs.)	9869851	129.55 GLASS (clear)
70-72	All A 2 Drs. exc. Conv.	9864151	1 17.60 GLASS (clear)
70-72	All A (Conv.)	9869854	122.70 GLASS (clear)
70	All B-C exc. Wagon & 4 Dr. Sedans	9808842	133.05
70	All B-C [4 Dr. Sedans & Wagon)	9808841	140.45 GLASS (clear)
70	All E	9808839	148.85 GLASS (clear)
71-73	All B/Conv.	9804349	154.80 GLASS (clear) (w/mirror supt.)
71-73	All B (2 & 4 Dr. HT.)	9820288	167.60 GLASS (clear) (w/mirror supt.)
71-73	All B (4 Dr. Sedans & Wgns.)	9804087	170.65 GLASS (clear) (w/mirror supt.)
71-72	All C (4 Dr.)	9804348	174.75 GLASS (clear) (w/mirror supt.)
71-73	All C (2 Drs.)	9804087	170.65 GLASS (clear) w/mirror supt.
71-73	All E	9820288	167.60 GLASS (clear) w/mirror supt.
61	44-46-4867	4803662	132.15 GLASS (tinted)
64-65	Special-Skylark exc. Sportwagons	7584395	100.65 GLASS (tinted)
64-67	Sportwagons	7584396	100.65 GLASS (tinted)
65-68	50-60-8000 (4 Dr. Sedan)	7584399	145.35
65-68	50-60-8000 exc. 4 Dr. Sedan	7584479	136.05 GLASS (tinted)
66-67	30-4000 (2 Drs.)	4539496	105.50 GLASS (tinted)
66-67	30-4000 (4 Dr.) exc. Sportwagon	7584395	100.65 GLASS (tinted)
66-69	9487	4511938	149.90 GLASS (tinted)
68-69	30-4000 (2 Drs.) exc. Conv.	7711316	1 18.90 GLASS (tinted)
68-69	3369-3435-3569-4439-4469	7711314	128.00 GLASS (tinted)
68-69	4000 Wagons	7739072	128.00 GLASS (tinted)
68-69	44-4667	7711318	1 19.40 GLASS (tinted)
69	3436	7711314	128.00 GLASS (tinted)
69	5269-5469-6469-8269-8469	7790808	142.15
69	50-60-8000 exc. 4 Dr. Sedans	7790810	132.95 GLASS (tinted)
79	30-4000 (4 Drs.)	8780308	138.05 GLASS (tinted)
70-72	All A 2 Drs. exc. Conv.	9864152	134.00 GLASS (tinted)
70-72	All A/Conv.	9869855	139.40 GLASS (tinted)
70	All B-C (4 Dr. Sedan & Wagon)	8780458	160.75
70	All B-C exc. Wagons & 4 Dr. Sedans	8780460	152.00 GLASS (tinted)
70	All E	9808840	169.40 GLASS (tinted)
71-72	All A (4 Dr.)	9869852	137.85 GLASS (tinted)
71-73	All B/Conv.	9820328	177.05 GLASS (tinted) (w/mirror supt.)
71-73	All B (2 & 4 Dr. HT.)	9820289	192.45 GLASS (tinted) (w/mirror supt.)
71-73	All B (4 Dr. Sedans & Wagons)	9820327	196.30 GLASS (tinted) (w/mirror supt.)
71-73	All C (4 Dr.)	9820326	201.15 GLASS (tinted) (w/mirror supt.)
71-73	All C (2 Dr.)	9820327	196.30 GLASS (tinted) (w/mirror supt.)
71-73	All E	9820289	192.45 GLASS (tinted) (w/mirror supt.)

10.027 KIT WINDSHIELD AND BACK WINDOW INSTALLATION

65-72	All	4226000	AR	8.20	CAULKING, adhesive kit w/s . . .
64-72	All as Req.	4226001	AR	10.00	PRIMER, painted surface (1 pt.)

10.027 SPACER—SUPPORT. WINDSHIELD GLASS

64	4255-65-4355-65.	4410043	AR	.10	SPACER, adhesive installation.....
61-72	All	.4459429	AR	.15	SPACER (flat) also used 1 1.01 1-1 1.204-12.81 1
66	All exc. 9000-Wagons	4410043	3	.10	SPACER (used 11.204).....
66-67	9000	.4537404	2	^3	SPACER, glass supt.....
67-70	All	.4534314	AR	.15	SPACER, glass.....
64-70	All as Req	.4404196	AR	.10	SPACER (rectangle) emergency fAa" thick-rubber)— (11.204)
64-70	All	.4871330	AR	^0	SPACER 34".44" x 1) rectangle ("a" thick) ..
68-69	948 7	.8746476	2	.36	SPACER glass support.....
71-72	All	.7694478	1	.25	SPACER adhesive caulked glass ("Vie" x %")
71	All B/Wgn.	.9831753	1	.30	SPACER adhesive caulked glass ("Vie" x "Vie") ..
71-72	All C (2 Dr.)	.9842329	AR	20	SPACER adhesive caulked glass ("Vie" x "Vie") ..
68-71	All A	.7726193	2	.15	SUPPORT, glass.....
70	All E	.9816983	2	.41	SUPPORT, w/shield glass.....
71-73	All B-&E.	.9613102	2	.25	SUPPORT, w/shield glass lwr.

10.051 MOLDING, WINDSHIELD GARNISH

65-67	50-62-6400 (2 & 4 Dr. H.T.)	4490184	RH	11.50	MOLDING, side (painted)
65-67	50-62-6400 (2 & 4 Dr. H.T.)	.4490185	LH	1 1.50	MOLDING, side (painted)
65-66	52-54-62-6469.	4490242	RH	9.05	MOLDING, side (painted)
65-66	52-54-62-6469	4490243	LH	9.05	MOLDING, side (painted)
65-67	54-64-66-8467.	.7639872	RH	21.10	MOLDING, side.....
65-66	6637-39-8237-39-8439				
	6637-39-8237-39-8439	4470778	RH	15.30	MOLDING, side
65-66	39				
	8269	.4470779	LH	15.30	MOLDING, side.....
65-67	8269	.7660164	RH	11.15	MOLDING, side (painted)
65-67	8269	.7660165	LH	11.15	MOLDING, side (painted)
65-67	8469	.4470782	RH	18.10	MOLDING, side.....
65-67	8469	.4470783	LH	18.10	MOLDING, side.....
65-66	6637-39-8237-39-8437	4478902	RH	5.25	MOLDING, upr.
65-66	6637-39-8237-39-8437	.7698304	LH	5.25	MOLDING, upr.
65-66	5237-39-5437-39-6237				
	39-6437-39	.4490333	LH	3.08	MOLDING, upr. (painted)
65-66	52-54-62-64-8269	.4490364	RH	2.36	MOLDING, upr. (painted)
65-66	52-54-62-64-8269	.4490365	LH	2.36	MOLDING, upr. (painted)
65-67	54-64-66-8467.	4483511	RH	22.95	MOLDING, upr.....
65-67	54-64-66-8467.	4483512	LH	22.95	MOLDING, upr.....
	8469	7698307	RH	6.60	MOLDING, upper.....
65-67	8469	7698308	LH	6.60	MOLDING, upper.....
66	9487.	4542750	RH	7.85	MOLDING, upr. (chrome)
66	9487.	4542751	LH	7.85	MOLDING, upr. (chrome)
66-67	9000 Bright Mldg	4542752	RH	21.75	MOLDING, side (chrome)
66-67	9000 Bright Mldg	4542753	LH	21.75	MOLDING, side (chrome)
66	9487.	4545770	RH	5.35	MOLDING, upr. (painted)
66	9487.	4545771	LH	5.35	MOLDING, upr. (painted)
66-67	9487.	4545786	RH	12.00	MOLDING, side (painted)
66-67	9487.	4545787	LH	12.00	MOLDING, side (painted)
67	5239-87-5439-87-6439				
	87.	7698438	RH	2.46	MOLDING, upr. (painted)
67	5239-87-5439-87-6439				
	87.	7698439	LH	2.46	MOLDING, upr. (painted)
67	52-54-64-8269	.7698376	RH	2.36	MOLDING, upr. (painted)
67	52-54-64-8269	.7698377	LH	2.36	MOLDING, upr. (painted)
67	52-54-6469.	.7660092	RH	9.05	MOLDING, side (painted)
67	52-54-6469.	.7660093	LH	9.05	MOLDING, side (painted)
67	66-8000 (2 & 4 Dr. Ht.)	7698303	RH	5.25	MOLDING, upr.....
67	66-8000 (2 & 4 Dr. Ht.)	7698304	LH	5.25	MOLDING, upr.....
67	6600-8239-57-8439-57	4470778	RH	15.30	MOLDING, side.....
67	6600-8239-57-8439-57	4470779	LH	15.30	MOLDING, side.....
67	9000 Bright Mldg	7704563	RH	6.95	MOLDING, upr. (chrome)
67	9000 Bright Mldg	7704564	LH	6.95	MOLDING, upr. (chrome)
67	9487.	7704565	RH	4.87	MOLDING, upr. (painted)
67	9487.	7704566	LH	4.87	MOLDING, upr. (painted)
68-72	30-4000 Conv.	7742776	RH	13.20	MOLDING, upper.....
68-72	30-4000 Conv.	7742777	LH	13 20	MOLDING, upper.....
68	30-4000 (4 Drs.)	7735280	RH	15.30	MOLDING, side (black) ..
68	30-4000 (4 Drs.)	7735281	LH	15.30	MOLDING, side (black) ..
68	3327.	.7735264	RH	15.30	MOLDING, side (black) ..
68	3327.	.7735265	LH	15.30	MOLDING, side (black) ..
68	34-35-44-4637.	.7735246	RH	15.30	MOLDING, side (black) ..
68	34-35-44-4637.	.7735247	LH	15.30	MOLDING, side (black) ..

68	4439	7733813	RH	15.30	MOLDING	de (black).
68	4439	7733814	LH	15.30	MOLDING	de (black).
68	44-4667	7735103	RH	15.30	MOLDING	de (black).
68	44-4667	7735104	LH	15.30	MOLDING	de (black).
68	30-4000 Wagons	7743568	RH	15.30	MOLDING	de (buckskin)
68	30-4000 Wagons	7743569	LH	15.30	MOLDING	de (buckskin)
68	34-35-44-4637	7747548	RH	15.30	MOLDING	de (buckskin)
68	34-35-44-4637	7747549	LH	15.30	MOLDING	de (buckskin)
68	4439	8712194	RH	15.30	MOLDING	de (buckskin)
68	4439	8712195	LH	15.30	MOLDING	de (buckskin)
68	4467	7747730	RH	15.30	MOLDING	de (buckskin)
68	4467	7747731	LH	15.30	MOLDING	de (buckskin)
68	3327	7735276	RH	15.30	MOLDING	** (gold).
68	3327	7735277	LH	15.30	MOLDING	** (gold).
68	33-35-4469	7735290	RH	15.30	MOLDING	'I' (gold).
68	33-35-4469	7735291	LH	15.30	MOLDING	(gold).
68	4439	7733822	RH	15.30	MOLDING	de
68	4439	7733823	LH	15.30	MOLDING	de
68	4437	7735257	RH	15.30	MOLDING	'e
68	4437	7735258	LH	15.30	MOLDING	'e
68	3569-4455-65-4800	7735292	RH	15.30	MOLDING	(green).
68	3569-4455-65-4800	7735293	LH	15.30	MOLDING	(green).
68	34-35-44-4637	7735262	RH	15.30	MOLDING	(green).
68	34-35-44-4637	7735263	LH	15.30	MOLDING	(green).
68	4439	7733824	RH	15.30	MOLDING	(green).
68	4439	7733825	LH	15.30	MOLDING	(green).
68	4467	7747728	RH	15.30	MOLDING	de
68	4467	7747729	LH	15.30	MOLDING	(green).
68	3327	7739682	RH	15.30	MOLDING	(parchment)
68	3327	7739683	LH	15.30	MOLDING	(parchment)
68	3369-3435-3569	7739658	RH	15.30	MOLDING	(parchment)
68	3369-3435-3569	7739659	LH	15.30	MOLDING	d. [parchment]
68	4439	7743740	RH	15.30	MOLDING	(maroon)
68	4439	7743741	LH	15.30	MOLDING	(maroon)
68	4469	7743566	RH	15.30	MOLDING	(maroon)
68	4469	7743567	LH	15.30	MOLDING	[maroon]
68	34-3537	7739648	RH	15.30	MOLDING	(parchment)
68	34-3537	7739649	LH	15.30	MOLDING	(parchment)
68	4455-65-4855-65	7739652	RH	15.30	MOLDING	de (red).
68	4455-65-4855-65	7739653	LH	15.30	MOLDING	de [red].
68	44-4667	7739632	RH	15.30	MOLDING	de red).
68	44-4667	7739633	LH	15.30	MOLDING	de red).
68	3327	7739680	RH	15.30	MOLDING	de [teal].
68	3327	7739681	LH	15.30	MOLDING	de [teal].
68	34-35-44-4637	7739646	RH	15.30	MOLDING	de [teal].
68	34-35-44-4637	7739647	LH	15.30	MOLDING	** [teal].
68	4439	7739664	RH	15.30	MOLDING	** [teal].
68	4439	7739665	LH	15.30	MOLDING	(teal).
68	30-4000 (4 Drs.) exc.					
	4439	7739656	RH	15.30	MOLDING	iiide (teal).
68	30-4000 (4 Drs.) exc.					
	4439	7739657	LH	15.30	MOLDING	de [teal].
68	44-4667	7739636	RH	15.30	MOLDING	de teal).
68	44-4667	7739637	LH	15.30	MOLDING	de [teal].
68	34-35-44-4637	7743726	RH	15.30	MOLDING	de white).
68	34-35-44-4637	7743727	LH	15.30	MOLDING	de [white].
68	4439	7743734	RH	15.30	MOLDING	de [white].
68	4439	7743735	LH	15.30	MOLDING	de [white].
68	4469	8712192	RH	15.30	MOLDING	** [white].
68	4469	8712193	LH	15.30	MOLDING	** [white].
68	52-54-6469	7731174	RH	15.30	MOLDING	** black).
68	52-54-6469	7731175	LH	15.30	MOLDING	** [black).
68	54-66-8467	7731080	RH	15.30	MOLDING	** black).
68	54-66-8467	7731081	LH	15.30	MOLDING	** black).
68	8469	7752824	RH	15.30	MOLDING	** buckskin).
68	8469	7752825	LH	15.30	MOLDING	** buckskin).
68	54-8467	7752710	RH	15.30	MOLDING	** buckskin).
68	54-8467	7752711	LH	15.30	MOLDING	** buckskin).
68	54-6469	7752764	RH	15.30	MOLDING	** buckskin).
68	54-6469	7752765	LH	15.30	MOLDING	** buckskin).
68	52-54-6469	7731186	RH	15.30	MOLDING	de
68	52-54-6469	7731187	LH	15.30	MOLDING	de
68	8269	7752820	RH	15.30	MOLDING	de
68	8269	7752821	LH	15.30	MOLDING	de
68	52-54-6469	7731188	RH	15.30	MOLDING	de
68	52-54-6469	7731189	LH	15.30	MOLDING	de
68	8469	7752822	RH	15.30	MOLDING	de
68	8469	7752823	LH	15.30	MOLDING	green).

68	52-54-6469	.7731 182	RH	15.30	MOLDING, side (maroon)
68	52-54-6469	.7731 183	LH	15.30	MOLDING, side (maroon) . . .
68	8469	.7752818	RH	15.30	MOLDING, side (maroon) . . .
68	8469	.7752819	LH	15.30	MOLDING, side (maroon) . . .
68	8269	.8712448	RH	15.30	MOLDING, side (parchment)
68	8269	.8712449	LH	15.30	MOLDING, side (parchment)
68	54-66-8467	.7731082	RH	15.30	MOLDING, side (red)
68	54-66-8467	.7731083	LH	15.30	MOLDING side (red)
68	5269	.7731178	RH	15.30	MOLDING, side (teal).
68	5269	.7731179	LH	15.30	MOLDING, side (teal).
68	54-6469	.7752760	RH	15.30	MOLDING, side (teal).
68	54-6469	.7752761	LH	15.30	MOLDING, side (teal).
68	54-66-8467	.7752706	RH	15.30	MOLDING, side (teal).
68	54-66-8467	.7752707	LH	15.30	MOLDING, side (teal).
68	82-8469	.7752816	RH	15.30	MOLDING, side (teal) .
68	82-8469	.7752817	LH	15.30	MOLDING, side (teal) .
NOTE 1968 50-60-8000 1st Type-Metal Garnish Midg., 2nd Type-Imitaion Leather Covered Garnish Midg.					
68	50-60-8000 Ht.-1st Type	.7796326	RH	12.15	MOLDING, side (painted)
68	50-60-8000 Ht.-1st Type	.7796327	LH	12.15	MOLDING, side (painted)
68	50-60-8000 Ht.-2nd Type	.8710018	RH	15.30	MOLDING, side (black)
68	50-60-8000 Ht.-2nd Type	.8710019	LH	15.30	MOLDING, side (black)
68	50-60-8000 Ht.-2nd Type	.8710922	RH	15.30	MOLDING, side (buckskin) . . .
68	50-60-8000 Ht.-2nd Type	.7752789	LH	15.30	MOLDING, side (buckskin) . . .
68	50-60-8000 Ht.-2nd Type	.7731168	RH	12.20	MOLDING, side (med. gold) . . .
68	50-60-8000 Ht.-2nd Type	.7731169	LH	12.20	MOLDING, side (med. gold) . . .
68	50-60-8000 Ht.-2nd Type	.7752786	RH	15.30	MOLDING, side (lt. gold)
68	50-60-8000 Ht.-2nd Type	.8710875	LH	15.30	MOLDING, side (lt. gold)
68	50-60-8000 Ht.-2nd Type	.7731170	RH	12.20	MOLDING, side (med. green) . . .
68	50-60-8000 Ht.-2nd Type	.8710877	LH	15.30	MOLDING, side (med. green) . . .
68	50-60-8000 Ht.-2nd Type	.7731166	RH	12.15	MOLDING, side (maroon)
68	50-60-8000 Ht.-2nd Type	.7731167	LH	12.15	MOLDING, side (maroon)
68	50-60-8000 Ht.-2nd Type	.8710878	RH	15.30	MOLDING, side (parchment) . . .
68	50-60-8000 Ht.-2nd Type	.8710879	LH	15.30	MOLDING, side (parchment) . . .
68	50-60-8000 Ht. 2nd Type	.8710884	RH	15.30	MOLDING, side (dk. red)
68	50-60-8000 Ht.-2nd Type	.8710885	LH	15.30	MOLDING, side (dk. red)
68	50-60-8000 Ht.-2nd Type	.8710880	RH	15.30	MOLDING, side (med. teal)
68	50-60-8000 Ht.-2nd Type	.7731163	LH	12.20	MOLDING, side (med. teal)
68	50-60-8000 Ht.-2nd Type	.8710886	RH	15.30	MOLDING, side (dk. teal)
68	50-60-8000 Ht.-2nd Type	.8710887	LH	15.30	MOLDING, side (dk. teal)
68	52-54-64-82-8469	.7756780	RH	2.36	MOLDING, upr. (painted)
68	52-54-64-82-8469	.7756781	LH	2.36	MOLDING, upr. (painted)
68	54-66-8467	.7756716	RH	15.30	MOLDING, upr. (painted)
68	54-66-8467	.7756717	LH	15.30	MOLDING, upr. (painted)
68	50-60-8000 Ht	.7796276	RH	2.36	MOLDING, upr. (painted)
68	50-60-8000 Ht	.7796277	LH	2.36	MOLDING, upr. (painted)
68	82-8469	.7752814	RH	15.30	MOLDING, side (black)
68	82-8469	.7752815	LH	15.30	MOLDING, side (black)
NOTE 1968 9000 1st Type-Padding					
68	9000 1st Type	.7740154	RH	21.75	MOLDING, side (black)
68	9000 1st Type	.7740155	LH	21.75	MOLDING, side (black)
68	9000 2nd Type	.8731 160	RH	21.75	MOLDING, side (black)
68	9000 2nd Type	.8731 161	LH	21.75	MOLDING, side (black)
68	9000 1st Type	.7747833	RH	21.75	MOLDING, side (green)
68	9000 2nd Type	.8731 176	RH	21.75	MOLDING, side (green)
68	9000	.8731 177	1	21.75	MOLDING, side (green)
68	9000	.8731 180	RH	21.75	MOLDING, side (buckskin)
68	9000	.8731 181	LH	21.75	MOLDING, side (buckskin)
68	9000	.8731 181	LH	21.75	MOLDING, side (buckskin) (when used to replace 3/8" pad also order 873 1 1 80)
68	9000 1st Type	.7747850	RH	21.75	MOLDING, side (gold)
68	9000 2nd Type	.8731 172	RH	21.75	MOLDING, side (gold)
68	9000	.8731 173	LH	21.75	MOLDING, side (gold) (when used to replace 3/8" pad also order 8731 172)
68	9000	.8731 162	RH	21.75	MOLDING, side (ivory)
68	9000 1st Type	.7747847	LH	21.75	MOLDING, side (ivory)
68	9000 2nd type	.8731 163	LH	21.75	MOLDING, side (ivory)
68	9000	.8731 174	RH	21.75	MOLDING, side (parchment) (when used to replace 3/8" pad also order 8731 175)
68	9000 1st Type	.7740163	LH	21.75	MOLDING, side (parchment)
68	9000 2nd Type	.8731 175	LH	21.75	MOLDING, side (parchment)
68	9000 1st Type	.7747848	RH	21.75	MOLDING, side (teal)
68	9000 1st Type	.7747849	LH	21.75	MOLDING, side (teal)
68	9000 2nd Type	.8731 168	RH	21.75	MOLDING, side (teal)
68	9000 2nd Type	.8731 169	LH	21.75	MOLDING, side (teal)
ed Plasti 2nd Type painted.					
68	69 9487	.7746692	RH	4.31	MOLDING, upper (painted) .
68	69 9487	.7746693	LH	4.31	MOLDING, upper (painted) .
69	3327	.7735264	RH	15.30	MOLDING side (T-108-1 18)

69	3327	7735265	LH	15.30	MOLDING, side		
69	3369-3569	7735280	RH	15.30	MOLDING, side		
69	3369-3569	7735281	LH	15.30	MOLDING, side		
69	4439	7733813	RH	15.30	MOLDING, side		
69	4439	7733814	LH	15.30	MOLDING, side		
69	3369-3435-3436-3569						
	4456-4466-4469	8734027	RH	15.30	MOLDING, side		
69	3369-3435-3436-3569						
	4456-4466-4469	8734028	LH	15.30	MOLDING, side		
69	3369-3569	8734038	RH	15.30	MOLDING, side	124)	
69	3369-3569	8734039	LH	15.30	MOLDING, side		
69	3369-3435-3436-3569						
	4456-4466-4469	8734042	RH	15.30	MOLDING, side		
69	3369-3435-3436-3569						
	4456-4466-4469	8734043	LH	15.30	MOLDING, side		
69	3327	8736018	RH	15.30	MOLDING, side		
69	3327	8736019	LH	15.30	MOLDING, side		
69	3327	8736026	RH	15.30	MOLDING, side		
69	3327	8736027	LH	15.30	MOLDING, side		
69	3327	8736028	RH	15.30	MOLDING, side		
69	3327	8736029	LH	15.30	MOLDING, side	(T-103)	
69	3435-36-4456-66	8754706	RH	15.30	MOLDING, side		
69	3435-36-4456-66	8754707	LH	15.30	MOLDING, side		
69	3437-3537-4437-4637						
	1st Type	8736038	RH	15.30	MOLDING, side		
69	3437-3537-4437-4637						
	1st Type	8736039	LH	15.30	MOLDING, side		
69	3437-3537-4637	1st					
	Type	8736050	RH	15.30	MOLDING, side		
69	3437-3537-4637	1st					
	Type	8736051	LH	15.30	MOLDING, side		
69	3437-3537-4437-4637						
	1st Type	8736030	RH	15.30	MOLDING, side		
69	3437-3537-4437-4637						
	1st Type	8736031	LH	15.30	MOLDING, side	-128-148-168-178-188)	
69	34-35-44-4637	1st Type	8736052	RH	15.30	MOLDING, side	-143-176-186)
69	3569-4456-66-69	8734040	RH	15.30	MOLDING, side	-130-140-190)	
69	3569-4456-66-69	8734041	LH	15.30	MOLDING, side	-130-140-190)	
69	34-35-44-4637	1st Type	8736053	RH	15.30	MOLDING, side	-143-176-186)
69	4456-4466-4469	8734023	LH	15.30	MOLDING, side	-147-197)	
69	4456-4466-4469	8734024	LH	15.30	MOLDING, side	-147-197)	
69	4439	8740178	RH	15.30	MOLDING, side	-150)	
69	4439	8740179	LH	15.30	MOLDING, side	-150)	
69	4439	8736556	RH	15.30	MOLDING, side	-151)	
69	4439	8736557	LH	15.30	MOLDING, side	-151)	
69	4439	8736570	RH	15.30	MOLDING, side	-153-176)	
69	4439	8736571	LH	15.30	MOLDING, side	-153-176)	
69	4439	8736552	RH	15.30	MOLDING, side	-157)	
69	4439	8736553	LH	15.30	MOLDING, side	-157)	
69	4467-4667	8736066	RH	15.30	MOLDING, side	-176)	
69	4467-4667	8736067	LH	15.30	MOLDING, side	-176)	
69	4467-4667	8736054	RH	15.30	MOLDING, side	-164-168-178-185-188)	
69	4467-4667	8736055	LH	15.30	MOLDING, side	-164-168-178-185-188)	
69	3537-4437	1st Type	8765626	RH	15.30	MOLDING, side	-170)
69	3537-4437	1st Type	8765627	LH	15.30	MOLDING, side	-170)
69	4467-4667	8736062	RH	15.30	MOLDING, side	-171)	
69	4467-4667	8736063	LH	15.30	MOLDING, side	-171)	
69	4439	8736568	RH	15.30	MOLDING, side	-175)	
69	4439	8736569	LH	15.30	MOLDING, side	-175)	
69	3437-3537-4437-4637						
	1st Type	8736032	RH	15.30	MOLDING, side		
69	3437-3537-4437-4637						
	1st Type	8736033	LH	15.30	MOLDING, side		
69	30-4000 (2-Dr H.T.)	2nd					
	Type	8767256	RH	9.05	MOLDING, side		
69	30-4000 (2-Dr. H.T.)	2nd					
	T	8767257	LH	9.05	MOLDING, side		
69	44-4667	8736056	RH	15.30	MOLDING, side		
69	44-4667	8736057	LH	15.30	MOLDING, side		
69	5269-4569-6469	8751718	RH	19.85	MOLDING, side		
69	5269-5469-6469	8751749	LH	19.85	MOLDING, side		
69	50-60-8000 (2 & 4 Dr.						
	H.T.)	8751437	RH	19.85	MOLDING, side		
69	50-60-8000 (2 & 4 Dr.						
	HTO	8751605	LH	19.85	MOLDING, side	641).	

69	50-60-8000 (2 & 4 Dr. H.T.)8751444	RH	19.85	MOLDING, side (T-403-4 1 3-426-453-603-633-636)
69	50-60-8000 (2 & 4 Dr. H.T.)8751611	LH	19.85	MOLDING, side (T-403-4 1 3-426-453-603-633-636)
69	5237-39.8751434	RH	19.85	MOLDING, side (T-407)
69	5237-39.8751603	LH	19.85	MOLDING, side (T-407)
69	5269.8751709	RH	19.85	MOLDING, side (T-407)
69	5269.8751747	LH	19.85	MOLDING, side (T-407)
69-70	54-66-8467.8751214	RH	5.50	MOLDING, upr.
69-70	54-66-8467.8751215	LH	5.50	MOLDING, upr.
69	50-60-8000 (2 & 4 Dr. H.T.)8751433	RH	19.85	MOLDING, side (T-408-428-438-458-468-478-608-618-628-638-639-648-658)
69	50-60-8000 (2 & 4 Dr. H.T.)8751602	LH	19.85	MOLDING, side (T-408-428-438-458-468-478-608-618-628-638-639-648-658)
69	5269-5469-6469.8751708	RH	19.85	MOLDING, side (T-408 428)
69	5269-5469-6469.8751746	LH	19.85	MOLDING, side (T-408 428)
69	5467-8467.8751735	RH	19.85	MOLDING, side (T-421-631)
69	5467-8467.8751768	LH	19.85	MOLDING, side (T-421-631)
69	5437-39-6437-39-6637- 39.8751435	RH	19.85	MOLDING, side (T-425-455)
69	5437-39-6437-39-6637- 39.8756605	LH	19.85	MOLDING, side (T-425-455)
69	5469-6469.8751710	RH	19.85	MOLDING, side (T-425)
69	5469-6469.8756604	LH	19.85	MOLDING, side (T-425)
69	5467-8467.8751737	RH	19.85	MOLDING, side (T-426-633)
69	5467-8467.8751769	LH	19.85	MOLDING, side (T-426-633)
69	5467-8467.8751733	RH	19.85	MOLDING, side (T-427-637)
69	5467-8467.8751766	LH	19.85	MOLDING, side (T-427-637)
69	5467-6667-8467.8751732	RH	19.85	MOLDING, side (T-428-455-458-638)
69	5467-6667-8467.8751765	LH	19.85	MOLDING, side (T-428-455-458-638)
69	5237-39-5437-39-6437- 39-8439-57.8751443	RH	19.85	MOLDING, side (T-400-4 1 0-620-630)
69	5237-39-5437-39-6437- 39-8439-57.8751610	LH	19.85	MOLDING, side (T-400-4 10-620-630)
69	5269-5469-6469.8751715	RH	19.85	MOLDING, side (T-400-401)
69	5269-5469-6469.8751753	LH	19.85	MOLDING, side (T-400-401)
69	5269-5469-6469.8751716	RH	19.85	MOLDING, side (T-403-4 13-426)
69	5269-5469-6469.8751754	LH	19.85	MOLDING, side (T-403-4 13-426)
69	6639-8239-57-8439-578751442	RH	19.85	MOLDING, side (T-464-61 4-624-644)
69	6639-8239-57-8439-578751609	LH	19.85	MOLDING, side (T-464-6 14-624-644)
69-70	50-60-8000 exc. Conv. & 8439-57.8751168	RH	2.15	MOLDING, upr. (paint to match)
69-70	50-60-8000 exc. Conv. & 8439-57.8751169	LH	2.15	MOLDING, upr. (paint to match)
69	8439-57 w/soft hdng.8751168	RH	2.15	MOLDING, upr. (paint to match)
69	8439-57 w/softhdng.8751169	LH	2.15	MOLDING, upr. (paint to match)
69	8439-57 w/hard hdng.8768996	RH	3.28	MOLDING, upr. (paint to match)
69	8439-57 w/hard hdng.8768997	LH	2.77	MOLDING, upr. (paint to match)
69	8239-57.8751439	RH	19.85	MOLDING, side (T-601)
69	8239-57.8751607	LH	19.85	MOLDING, side (T-601)
69	8269.8751810	RH	19.85	MOLDING, side (T-601)
69	8269.8751811	LH	19.85	MOLDING, side (T-601)
69	82-8469.8751804	RH	19.85	MOLDING, side (T-608-6 18-628-638-639)
69	82-8469.8751805	LH	19.85	MOLDING, side (T-608-6 18-628-638-639)
69	82-8469.8751814	RH	19.85	MOLDING, side (T-614-624)
69	82-8469.8751815	LH	19.85	MOLDING, side (T-61 4-624)
69	82-8469.8751818	RH	19.85	MOLDING, side (T-603-633-636)
69	82-8469.8751819	LH	19.85	MOLDING, side (T-603-633-636)
69	8469.8751816	RH	19.85	MOLDING, side (T-620)
69	8469.8751817	LH	19.85	MOLDING, side (T-620)
69	8469.8751808	RH	19.85	MOLDING, side (T-621-631-632)
69	8469.8751809	LH	19.85	MOLDING, side (T-621-631-632)
69	9487.8736894	RH	15.30	MOLDING, side (T-664-666-674-694)
69	9487.8736895	LH	15.30	MOLDING, side (T-664-666-674-694)
69	9000.8736882	RH	15.30	MOLDING, side (T-668-669-678-688-698)
69	9000.8736883	LH	15.30	MOLDING, side (T-668-669-678-688-698)
69	9487.8736896	RH	15.30	MOLDING, side (T-680)
69	9487.8736897	LH	15.30	MOLDING, side (T-680)
69	9487.8754662	RH	15.30	MOLDING, side (T 685)
69	9487.8754663	LH	15.30	MOLDING, side (T-685)
69	9487.8736898	RH	15.30	MOLDING, side (T 686)
69	9487.8736899	LH	15.30	MOLDING, side (T-686)
69	9487.8736884	RH	15.30	MOLDING, side (T-687)
69	9487.8736885	LH	15.30	MOLDING, side (T-687)
69	9487.8736888	RH	15.30	MOLDING, side (T-691)
69	9487.8736889	LH	15.30	MOLDING, side (T-691)

69	9487	8736886	RH	15.30	MOLDING	side	(T-692)
69	9487	8736887	LH	15.30	MOLDING	side	(T-692)
70-72	3327	8767276	RH	9.05	MOLDING	side	(paint to match)
70-72	3327	8767277	LH	9.05	MOLDING	side	(paint to match)
70-72	3369-3435-36-3569-4469	8767268	RH	9.05	MOLDING	side	(paint to match)
70-72	3369-3435-36-3569-4469	8767269	LH	9.05	MOLDING	side	(paint to match)
70-72	30-4000 (2 Dr. H.T.)	8767256	RH	9.05	MOLDING	side	(paint to match)
70-72	30-4000 (2 Dr. H.T.)	8767257	LH	9.05	MOLDING	side	(paint to match)
70-72	4439	8767272	RH	9.05	MOLDING	side	(paint to match)
70-72	4439	8767273	LH	9.05	MOLDING	side	(paint to match)
70	4467-4667	8806156	RH	15.30	MOLDING	side	(T-1 54)
70	4467-4667	8806157	LH	15.30	MOLDING	side	(T-1 54)
70	4467-4667	8736054	RH	15.30	MOLDING	side	(T-158-175-185-188)
70	4467-4667	8736055	LH	15.30	MOLDING	side	(T-158-175-185-188)
70	4467-4667	8806152	RH	15.30	MOLDING	side	(T-179-189)
70	4467-4667	8806153	LH	15.30	MOLDING	side	(T-1 79-1 89)
70	5269-5469-6036-46-6469	8767238	RH	12.20	MOLDING	side	(paint to match)
70	5269-5469-6039-46-6469	8767240	LH	12.20	MOLDING	side	(paint to match)
70	50-6000 (2 & 4 Dr. H.T.)	8767241	RH	1 1.70	MOLDING	side	(paint to match)
70	50-6000 (2 & 4 Dr. H.T.)	8767243	LH	1 1.70	MOLDING	side	(paint to match)
70	5467	8798429	RH	19.85	MOLDING	side	(T-421)
70	5467	8798423	LH	19.85	MOLDING	side	(T-421)
70	5467	8798431	RH	19.85	MOLDING	side	(T-426)
70	5467	8798425	LH	19.85	MOLDING	side	(T 426)
70	5467-8467	8798422	LH	19.85	MOLDING	side	(T-427-617)
70	5467-8467	8798428	RH	19.85	MOLDING	side	(T-427-617)
70	54-66-8467	8751732	RH	19.85	MOLDING	side	(T 428-465-468 618)
70	54-66-8467	8751765	LH	19.85	MOLDING	side	(T-428 465-468-618)
70	8269	8790774	RH	19.85	MOLDING	side	(T 481)
70	8269	8790775	LH	19.85	MOLDING	side	(T-481)
70	8239-8257	8806140	RH	19.85	MOLDING	side	(T-4 81)
70	8239-8257	8806134	LH	19.85	MOLDING	side	(T-481)
70	8269-8469	8790842	RH	19.85	MOLDING	side	(T-484-604-614-624)
70	8269-8469	8790843	LH	19.85	MOLDING	side	(T-484-604-614-624)
70	8239-8257-8439-8457	8806143	RH	19.85	MOLDING	side	(T-484-494-604-61 4-624-634-635)
70	8239-8257-8439-8457	8806137	LH	19.85	MOLDING	side	(T-484-494-604-614-624-634-635)
70	82-8469	8751804	RH	19.85	MOLDING	side	(T-488-608-618-628)
70	82-8469	8751805	LH	19.85	MOLDING	side	(T-488-608-6 18-628)
70	8239-57-8439-57	8751433	RH	19.85	MOLDING	side	(T-488-498-608-618-628-637-638-648)
70	8239-57-8439-57	8751602	LH	19.85	MOLDING	side	(T-488-498-608-6 1 8-628-637-638-648)
70	8439-57	8768996	RH	3 2.8	MOLDING	upr.	paint to match
70	8439-57	8768997	LH	2 7.7	MOLDING	upr.	paint to match
70	8439	8806139	RH	19.85	MOLDING	side	(T-600)
70	8439	8806133	LH	19.85	MOLDING	side	(T-600)
70	8469	8790772	RH	19.85	MOLDING	side	(T-600)
70	8469	8790773	LH	19.85	MOLDING	side	(T-600)
70	8469	8790838	RH	19.85	MOLDING	side	(T-601)
70	8469	8790839	LH	19.85	MOLDING	side	(T-601)
70	8439-8457	8806141	RH	19.85	MOLDING	side	(1-60 1-63 1-632)
70	8439-8457	8806135	LH	19.85	MOLDING	side	(T-601-631-632)
70	8467	8806254	RH	19.85	MOLDING	side	(T-614)
70	8467	9805728	LH	19.85	MOLDING	side	(T-614)
70	8467	8798424	LH	19.85	MOLDING	side	(T-619)
70	8467	8798430	RH	19.85	MOLDING	side	(T-619)
70	8439-8457	8806142	RH	19.85	MOLDING	side	(T-6 19-629-639-649)
70	8439-8457	8806136	LH	19.85	MOLDING	side	(T-6 19-629-639-649)
70	8469	8790840	RH	19.85	MOLDING	side	(T-6 19-629)
70	8469	8790841	LH	19.85	MOLDING	side	(T-619-629)
70	9487	8790756	RH	15.30	MOLDING	side	(T-650-680)
70	9487	8790757	LH	15.30	MOLDING	side	(T-650-680)
70	9487	8790768	RH	15.30	MOLDING	side	(T-654-674-684)
70	9487	8790769	LH	15.30	MOLDING	side	(T-654-674-684)
70	9487	8790762	RH	15.30	MOLDING	side	(T-659-679-699)
70	9487	8790763	LH	15.30	MOLDING	side	(T-659-679-699)
70	9487	8790764	RH	15.30	MOLDING	side	(T 666-686)
70	9487	8790765	LH	15.30	MOLDING	side	(T-666-686)
70	9487	8736882	RH	15.30	MOLDING	side	(T-668-678-688-698)
70	9487	8736883	LH	15.30	MOLDING	side	(T-668-678-688-698)
70	9487	8790760	RH	15.30	MOLDING	side	(T-681)
70	9487	8790761	LH	15.30	MOLDING	side	(T-681)
70	9487	8790766	RH	15.30	MOLDING	side	(T-695)
70	9487	8790767	LH	15.30	MOLDING	side	(T 695)

70	9487	9806628	RH	5.85	MOLDING, upr. (paint to match)
70	9487	9806629	LH	5.85	MOLDING, upr. (paint to match)
71	3467-4467	9845532	RH	15.30	MOLDING, side (T-1 34)
71	3467-4467	9845533	LH	15.30	MOLDING, side(T-134)
71	3467-4467	8736054	RH	15.30	MOLDING, side (T-138-155)
71	3467-4467	8736055	LH	15.30	MOLDING, side (T-138-155)
71	3467-4467	9845536	RH	15.30	MOLDING, side (T-1 50)
71	3467-4467	9845537	LH	15.30	MOLDING, side (T-1 50)
71	3467-4467	9845526	RH	15.30	MOLDING, side (T-15 6)
71	3467-4467	9845527	LH	15.30	MOLDING, side (T-1 56)
71-72	54-6667	9725523	1	22.65	MOLDING, upr. (painted)
71-72	5467-6667	9829792	RH	15.30	MOLDING, side
71-72	5467-6667	9829793	LH	15.30	MOLDING, side
71	5269-5469-6035-45	9832151	RH	15.30	MOLDING, side
71	5269-5469-6035-45	9832152	LH	15.30	MOLDING, side
71-72	5269-5469-6035-45-8000	9860772	1	5.40	MOLDING, upr. (painted)
71-72	5239-5257-5439-57-6639-47-9000	9860851	1	5.40	MOLDING, upr. (painted)
71-72	5239-57-5439-57-6639-47-9000	9828582	RH	12.30	MOLDING, side
71-72	5239-57-5439-57-6639-47-9000	9828583	LH	12.30	MOLDING, side
71-72	82-8439	9829370	RH	15.30	MOLDING, side
71-72	82-8439	9829371	LH	15.30	MOLDING, side
71-72	8000 (2 Dr. H.T.)	9833022	RH	15.30	MOLDING, side
71-72	8000 (2 Dr. H.T.)	9833023	LH	12.30	MOLDING, side
72	34-4467	9896750	RH	15.30	MOLDING, side (T-130)
72	34-4467	9896751	LH	15.30	MOLDING, side (T-130)
72	3467-4467	9896746	RH	15.30	MOLDING, side (T-136)
72	3467-4467	9896747	LH	15.30	MOLDING, side (T-1 36)
72	34-4467	9896744	RH	15.30	MOLDING, side (T-135-138)
72	34-4467	9896745	LH	15.30	MOLDING, side (T-135-138)
72	5269-5469-6035-45	9899418	RH	12.30	MOLDING, side
72	5269-5469-6035 45	9899419	LH	12.30	MOLDING, side
NOTE Screws listed in group 10.056					
65	5237-39-5437-39-6237-39-6437-39-6637-39-8437-39-69	7616573	6	.30	SPACER, side garn. mldg. anti-squeak
66	5237-39-5437-39-67-6437-39-67-6600-8000	7616573	2	.30	SPACER, side garn. mldg.-anti-squeak
67	5239-87-5439-67-87-6439-67-87-6600-8000	7616573	6	.30	SPACER, side garn. mldg.-anti-squeak
67-68	50-60-800- exc. Conv.	7696299	6	.10	SILENCER, garnish mldg.
68	50-60-8000 exc. 50-6000 4 Dr. Sedans (2nd Type)	7616573	2	.30	SPACER, side garn. mldg.
66-70	50-60-8000 Conv.	4565591	2	.15	BUMPER, upper garnish mldg.—(10.587)
67	50-60-8000	4565591	2	.15	BUMPER, upr. garn. mldg.—(10.587)

(*) 1st type cars having "Rubber Glass Channel"

C) 2nd cars not having "Rubber Glass Channel".

10.051 PLASTIC MOLDING, WINDSHIELD UPPER TRIM FINISHING (See Group 14.650 Lace, windshield upper trim finishing)

10.051 STRIP, WINDSHIELD GARNISH MOLDING

65-66	52-54-62-6469	4537298	RH	.51	STRIP, finish (blue)
65-66	52-54-62-6469	4537299	LH	.51	STRIP, finish (blue)
65-66	52-6269	4537300	RH	.51	STRIP, finish (green)
65-66	52-6269	4537301	LH	.51	STRIP, finish (green)
65-66	52-54-6469	4537294	RH	.51	STRIP, finish (black)
65-66	52-54-6469	4537295	LH	.51	STRIP, finish (black)
66	54-6469	4537304	RH	.67	STRIP, finish (turquoise)
66	54-6469	4537305	LH	.67	STRIP, finish (turquoise)
66	52-54-6469	7630646	RH	.51	STRIP, finish (fawn)
66	52-54-6469	7630647	LH	.51	STRIP, finish (fawn)
66	54-6469	7630648	RH	.51	STRIP, finish (red)
66	54-6469	7630649	LH	.51	STRIP, finish (red)

10.056 SCREW, WINDSHIELD GARNISH MOLDING

All	All as Req	9414769	AR	.10	SCREW (No. 10-16 x 1%)—(8.977)
All	All as Req	9416819	AR	.15	SCREW (No. 8-18 x 1 V ₈) (8.977)
All	All as Req	9420689	AR	.10	SCREW (No. 8-18 x 1 %)—(8.977)
All	All as Req	9414752	AR	.10	SCREW (No. 8-18 x V ₈)—(8.977)
All	All as Req	4403686	AR	.10	SCREW (No. 8-18 x 7/16")—(1 0.252)
All	All as Req	9414754	AR	.10	SCREW (No. 8-18 x 1/8") — (8.977) ..

All	All as Req	9415944	AR	.10	SCREW (No. 8-18 x %")—(8.977)
All	All as Req	9415475	AR	.05	SCREW (No. 8-18 x 2/a")—(8.977)
68	30-4000	7696194	AR	.10	SCREW, side garnish mldg
68	5467-6667-8467	7716099	2	.10	SCREW, side garnish mldg. (No. 8-1 8 x 7/6")
68-69	50-60-8000	7729249	AR	.10	SCREW, side garnish mldg. (less shoulder type screw) (8—18 x 1"A")
68	50-60-8000 H.T.	7799749	2	.10	SCREW, side garnish mldg. (shoulder type screw) (8-18 x 1/,")
68	9000	9422334	2	.10	SCREW (pan Hd. A" long)
68	9000	4760767	2	.05	SCREW (oval Hd. w/washer V" long)
68-69	3435-3569-4439-69	7696194	AR	.10	SCREW, side garnish moulding
65	54-64-66-8467	4508458	2	.10	CLIP, upr. garn. mldg. spacer
68	50-60-8000 2 8< 4 Dr. H.T.	7799573	2	.15	
61-62	40-41-4300	4869381		13.95	CHANNEL, cars with w/s reveal mldg.
61	44-46-47-4800 exc. Conv.	4813438		14.60	CHANNEL
62	4019-27-35-45 1st Type	4814949		16.50	CHANNEL, cars with rubber glass chnl.
62	4411-39-69-4635-39-45-4819-29	4813438		14.60	CHANNEL
63	4019-27-35-45	4814949		16.50	CHANNEL
63	4067-4367	4869381		13.95	CHANNEL
63-64	4411-35-45-69-4635-45-69-4819-29	4858476		13.70	CHANNEL
63-64	4447-4647-4839-47	4858477		14.05	CHANNEL
63-64	10.093	RETAINER, WINDSHIELD PILLAR WEATHERSTRIP			
65-66	50-60-8000 (2 & 4 Dr. H.T.)	4465107	RH	2.72	RETAINER
65-66	50-60-8000 (2 & 4 Dr. H.T.)	4465108	LH	2.72	RETAINER
65-66	50-60-8000 (2 & 4 Dr. H.T.)	4465109	2	.46	RETAINER, upr. corner
65-68	50-60-8000 Conv	4465110	RH	3.28	RETAINER
65-68	50-60-8000 Conv.	4465111	LH	3.28	RETAINER
65-66	8000 (4 Dr. Sedan)	4472096	RH	4.15	RETAINER
65-66	8000 (4 Dr. Sedan)	4472097	LH	4.15	RETAINER
66-67	30-4000 H.T.	4541989	2	.82	RETAINER, upr. corner
66-67	30-4000 (2 Dr. H.T.)	4542774	RH	1.79	RETAINER
66-67	30-4000 (2 Dr. H.T.)	4542775	LH	1.79	RETAINER
66-67	30-4000 Conv.	4542804	RH	1.74	RETAINER
66-67	30-4000 Conv.	4542805	LH	1.74	RETAINER
66-67	4000 (4 Dr. H.T.)	4541995	RH	1.74	RETAINER
66-67	4000 (4 Dr. H.T.)	4541996	LH	1.74	RETAINER
67-68	50-6000 H.T.	7641930	RH	.82	RETAINER, upr. corner
67-68		7641931	LH	.82	RETAINER, upr. corner
67-68		7641930	RH	.82	RETAINER, upr. corner
67-68		7641931	LH	.82	RETAINER, upr. corner
67-68	50-60-8000 H.T.	7643433	RH	3.08	RETAINER
67-68	50-60-8000 H.T.	7643434	LH	3.08	RETAINER
67-68	8000 4 Dr. Sedan	7647343	RH	4.4 1	RETAINER
67-68	8000 4 Dr. Sedan	7647344	LH	4.41	RETAINER
68	4000 (2 Dr. H.T.)	7717804	RH	2.41	RETAINER
68	4000 (2 Dr. H.T.)	7717805	LH	2.46	RETAINER
68	4000 Conv.	7724605	RH	3.02	RETAINER
68	4000 Conv.	7724606	LH	3.02	RETAINER
69-72	30-4000 2 Dr. H.T.	8714570	RH	2.00	RETAINER
69-72	30-4000 2 Dr. H.T.	8714571	LH	2.00	RETAINER
69-70	30-40-50-60-8000 H.T.	9842875	2	2.72	RETAINER, upper (incl. nylon guide)
69-70	30-40-50-60-8000 H.T.	8704194	2	.56	REPAIR KIT, frt. dr. opening upr. corner plastic (part of 8723875)
68-72	4439	7657094	2	1.18	RETAINER
68-72	4439	7717802	RH	2.36	RETAINER
68-72	4439	7717803	LH	2.36	RETAINER
69-72	30-4000 Conv	8716152	RH	3.02	RETAINER
69-72	30-4000 Conv	8716153	LH	3.02	RETAINER
69-70	5237-39-5437-39-6437-39-6637-39-8239-57-8439-57	8713144	RH	3.18	RETAINER
69-70	5237-39-5437-39-6437-39-6637-39-7239-57-8439-57	8713145	LH	3.18	RETAINER
69-70	5467-6667-8467	8713861	RH	3.49	RETAINER
69-70	5467-6667-8467	8713862	LH	3.49	RETAINER
69-70	8269-8469	8713146	RH	4.46	RETAINER
69-70	8269-8469	8713147	LH	4.46	RETAINER

71-72	3337-3437-4437	9842875	2	2.72	RETAINER, upr. corner w/strip (incls. nylon guide)
71-72	All B (Conv.) . . .	9836515	RH	4.66	RETAINER,
71-72	All B (Conv.) . . .	9836516	LH	4.66	RETAINER,
71-73	All B (2 or 4 Dr. H.T.)	9829690	RH	2.26	RETAINER, upr. corner w/s .
71-73	All B (2 or 4 Dr. H.T.)	9829691	LH	2.26	RETAINER, upr. corner w/s
71-72	All B-C-E (2 & 4 Dr. H.T.)	9827196	RH	4.66	RETAINER
71-72	All B-C-E (2 & 4 Dr. H.T.)	9827197	LH	4.66	RETAINER
71-73	All C-E	9829690	RH	2.26	RETAINER, corner w/s .
71-73	All C-E	9829691	LH	2.26	RETAINER, corner w/s .

10.093 MOLDING, WINDSHIELD PILLAR

63-64	4447-4647	4875848	RH	10.85	MOLDING, pillar w/strip ret. & reveal
63-64	4447-469	4875849	LH	10.85	MOLDING, pillar w/strip ret. & reveal
64	-----	4456265	RH	7.95	MOLDING, finishing
64	4127-35-69-4200 Roof Drip Mldgs., 4135-69- 4355-65-69	7626294	RH	6.30	MOLDING, finishing .
64	4 127-35-69-4200 Roof Drip Mldgs., 4135-69- 4355-65-69	7626295	LH	6.30	MOLDING, finishing . .
64-65	4337-4437	7626296	RH	8.35	MOLDING, finishing . .
64-65	4337-4437	7626297	LH	8.35	MOLDING, finishing . .
65	33-34-43-4467	4456265	RH	7.95	MOLDING, finishing . .
65	54-64-66-8467	7584207	RH	18.55	MOLDING, finishing . .
65	54-64-66-8467	7584208	LH	18.55	MOLDING, finishing . .
65	35-36-4200 Roof Drip Mldg., 4327-55-65-69- 4427-55-65-69	7626294	RH	6.30	MOLDING, finishing . .
65	35-36-4200 Roof Drip Mldg., 4327-55-65-69- 4427-55-65-69	7626295	LH	6.30	MOLDING, finishing . .
66	35-3607 Roof Drip Mldg & Soft Roof Trim, 43- 44-4607	4543088	RH	6.80	MOLDING, finishing .
66	35-3607 Roof Drip Mldg & Soft Roof Trim, 43- 44-4607	4543089	LH	6.80	MOLDING, finishing .
66-67	30-4000 (2 Dr. H.T.)	4543090	RH	6.65	MOLDING, finishing .
66-67	30-4000 (2 Dr. H.T.)	4543091	LH	6.65	MOLDING, finishing .
66-67	30-4000 Conv.	4543092	RH	8.20	MOLDING, finishing .
66-67	30-4000 Conv.	4543093	LH	8.20	MOLDING, finishing .
66-67	4000 (4 Dr. H.T.)	7626296	RH	8.35	MOLDING, finishing .
66 67	4000 (4 Dr. H.T.)	7626297	LH	8.35	MOLDING, finishing .
66	3535-69-3635-69-4200 Roof Drip Mldgs., 4455-65	7626294	RH	6.30	MOLDING, finishing
66	3535-69-3635-69-4200 Roof Drip Mldgs., 4455-65	7626295	LH	6.30	MOLDING, finishing
66-67	50-60-8000 Conv.	7600994	RH	16.95	MOLDING, finishing
66-67	50-60-8000 Conv.	7600995	LH	16.95	MOLDING, finishing
67	33-3407 Roof Drip Mldgl- &/or Soft Roof Trim 43-44-4607	4543088	RH	6.80	MOLDING, finishing .
67	33-3407 Roof Drip Mldgl- &/or Soft Roof Trim 43-44-4607	4543089	LH	6.80	MOLDING, finishing .
67	3335-69-3435-69-3535- 69-3635-69 Roof Drip Mldgs., 4455-65-69- 4855-65	7626294	RH	6.30	MOLDING, finishing .
67	3335-69-3 435-69-3535- 69-3635-69 Roof Drip Mldgs., 4455-65-69- 4855-65	7626295	LH	6.30	MOLDING, finishing
68	54-66-8467	7758553	RH	20.00	MOLDING, finishing
68	54-66-8467	7758554	LH	20.00	MOLDING, finishing
71-72	54-6667	9828330	RH	13.40	MOLDING, pillar finishing
71-72	54-6667	9828331	LH	13.40	MOLDING, pillar finishing

10.093 ESCUTCHEON, WINDSHIELD PILLAR

61-62	441 1-35-37-45-69-4635- 45 less Bright Opt	4818632		.25	ESCUTCHEON, pillar & roof drip mldg.
63-64	441 1 - 35-45-69-4669	4818632		.25	ESCUTCHEON, pillar & roof drip mldg.
64	4635-45 less Roof Drip Mldg.	4818632		.25	ESCUTCHEON, pillar & roof drip mldg. frt. & rr. (snap-on)

1 0.093 MOLDING, WINDSHIELD HEADER

65-67	50-60-8000 Conv.	7584209	1	17.35	MOLDING
66-67	30-4000 Conv. . . .	4542516	RH	6.15	MOLDING, side
66-67	30-4000 Conv. . . .	4542517	LH	6.15	MOLDING, side
66-67	30-4000 Conv. . . .	4542518	1	15.55	MOLDING, ctr. . .
68-70	54-66-8467.	8784489	1	24.10	MOLDING
71-72		9828270	RH	20.10	MOLDING
71-72		9828271	LH	20.10	MOLDING

WINDSHIELD REVE>

61	4019-27-35-45-41 19-35-4317.	4803715	1	6.65	MOLDING, upr
61	4411-35-37-39-45-69-4635-37-39-45-4719-37-39-4819-29.	4807561	1	10.55	MOLDING, upr.
61-62	44-46-47-4800.	4807939	LH	5.70	MOLDING, lwr.
61-62	40-41-4300 1st Type	4803757	RH	4.72	MOLDING, side (**)
61-62	40-4 1-4300 1st Type	4803758	LH	4.72	MOLDING, side (*)
62	40-41-4300 1st Type	4803715	1	6.65	MOLDING, upr. (*)
62	4019-27-35-45-41 19-35-4347 2nd Type	4846102	RH	3.33	MOLDING, side (*)
62	4019-27-35-45-41 19-35-4347 2nd Type	4846103	LH	3.33	MOLDING, side (*)
62	4019-27-35-45-41 19-35-4347 2nd Type	4846098	RH	4.41	MOLDING, upr.
62	4019-27-35-45-41 19-35-4347 2nd Type	4846099	LH	3.69	MOLDING, upr.
62	4019-27-35-45-41 19-35-4347 2nd Type	4846100	1	5.75	MOLDING, lwr.
63	40-4 1-4300 exc. Conv.	4846098	RH	4.41	MOLDING, upr.
63	40-4 1-4300 exc. Conv.	4846099	LH	3.69	MOLDING, upr.
63	40-4 1-4300 exc. Conv.	4846100	1	5.75	MOLDING, lwr.
63	40-41-4300 exc. Conv.	4846102	RH	3.33	MOLDING, side
63	40-4 1-4300 exc. Conv.	4846103	LH	3.33	MOLDING, side
63	4067-4367.	4803715	1	6.65	MOLDING, upr.
63	4067-4367.	4803757	RH	4.72	MOLDING, side
63	4067-4367.	4803758	LH	4.72	MOLDING, side
63-64	441 1-35-45-69-4635-45-69-4819-29.	4807561	1	10.55	MOLDING, upr.
63-64	441 1-35-45-69-4635-45-69-4819-29-39-47.	4873368	RH	7.20	MOLDING, lwr
63-64	441 1-35-45-69-4635-45-69-4819-29-39-47.	4873369	LH	7.20	MOLDING, lwr.
63-64	441 1-35-45-69-4635-45-69-4819-29.	4873364	RH	5.55	MOLDING, side
63-64	441 1-35-45-69-4635-45-69-4819-29.	4873365	LH	5.55	MOLDING, side
63-64	4439-4639.	4873418	1	10.80	MOLDING, upr.
63-64	4439-4639.	4873370	RH	7.35	MOLDING, lwr.
63-64	4439-4639.	4873371	LH	7.35	MOLDING, lwr.
63-64	4439-4639.	4873252	RH	5.75	MOLDING, side
63-64	4439-4639.	4873253	LH	5.75	MOLDING, side
63-64	4447-4647.	4873358	RH	1 1.30	MOLDING, side
63-64	4447-4647.	4873359	LH	1 1.30	MOLDING, side
62-64	4447-4647-4839-47.	4838489	1	10.55	MOLDING, upr.
63-64	4447-67-4647-67-4867	4458514	RH	7.20	MOLDING, lwr.
63-64	4447-67-4647-67-4867	4458515	LH	7.20	MOLDING, lwr.
63-65	Riviera	4874347	RH	6.00	MOLDING, lwr.
63-65	Riviera	4874348	LH	6.00	MOLDING, lwr.
63-65	Riviera	4874349	1	5.02	MOLDING, upr.
63-65	Riviera	4874350	RH	7.50	MOLDING, side
63-65	Riviera	4874351	LH	7.50	MOLDING, side
63-64	4839-47.	4874352	RH	4.36	MOLDING, side
63-64	4839-47.	4874353	LH	4.36	MOLDING, side
64-65	Special-Skylark	4430500	RH	4.66	MOLDING, side (stainless steel)
64-65	Special-Skylark	4430501	LH	4.66	MOLDING, side (stainless steel)
64-65	Special-Skylark	4430502	RH	5.70	MOLDING, upr. (stainless steel) .
64-65	Special-Skylark	4430503	LH	5.15	MOLDING, upr. (stainless steel) .
64-65	Special-Skylark	4430558	1	4.66	MOLDING, lwr. (stainless steel) .
65	30-4000 (4 Dr. Sedan) Flint Built Cars Only	4493000	1	4.51	MOLDING, lwr. (alum.)
65	30-4000 (4 Dr. Sedan) Flint Built Cars Only	4492995	1	3.59	MOLDING, side (alum.)
65	30-4000 (4 Dr. Sedan) Flint Built Cars Only	4492996	1	3.59	MOLDING, side (alum.)
65	30-4000 (4 Dr. Sedan) Flint Built Cars Only	4492998	RH	5.30	MOLDING, upr. (alum.)

65	30-4000 (4 Or. Sedan)			4.66	MOLDING, upr. (alum.)
	Flint Built Cars Ohioy ...	4492999	LH	3.18	MOLDING, side
65-67	52-54-62-64-82-8469 ...	7685034	RH	3.18	MOLDING, side
65-67	52-54-62-64-82-8469 ...	7685035	LH		
65-67	50-60-8000 exc. (4 Dr. Sedans)	7685038	RH	3.18	MOLDING, side
65-67	50-60-8000 exc. (4 Dr. Sedans)	7685039	LH	3.18	MOLDING, side
65-68	50-60-8000 exc. (4 Dr. Sedans)	4467604	1	3.74	MOLDING, upr.
65-67	54-64-66-8467...	4474570	RH	9.25	MOLDING, lwr.
65-67	54-64-66-8467...	4474571	LH	8.75	MOLDING, lwr.
65-67	50-60-8000 exc. Conv.	4467228	RH	6.55	MOLDING, lwr.
65-67	50-60-8000 exc. Conv.	4467229	LH	6.55	MOLDING, lwr.
65-68	52-54-62-64-82-8469 ...	4467600	1	3.74	MOLDING, upr.
66-67	30-4000 (2 Drs.)	4541648	RH	5.15	MOLDING, upr.
66-67	30-4000 (2 Drs.)	4541649	LH	5.15	MOLDING, upr.
66-67	30-4000 (2 Drs.)	4541650	RH	4.66	MOLDING, side
66-67	30-4000 (2 Drs.)	4541651	LH	4.66	MOLDING, side
66-67	30-4000 (2 Drs.)	4430558	1	4.66	MOLDING, lwr.
66-67	30-4000 (4 Drs.)	4430500	RH	4.66	MOLDING, side (stainless steel)
66-67	30-4000 (4 Drs.)	4430501	LH	4.66	MOLDING, side (stainless steel)
66-67	30-4000 (4 Drs.)	4430502	RH	5.70	MOLDING, upr. stainless steel
66-67	30-4000 (4 Drs.)	4430503	LH	5.15	MOLDING, upr. stainless steel
66-67	30-4000 (4 Drs.)	4492995	RH	3.59	MOLDING, side (alum.)
66-67	30-4000 (4 Drs.)	4492996	LH	3.59	MOLDING, side (alum.)
66-67	30-4000 (4 Drs.)	4492998	RH	5.30	MOLDING, upr. (alum.)
66-67	30-4000 (4 Drs.)	4492999	LH	4 66	MOLDING, upr. (alum.)
66-67	30-4000 (4 Drs.)	4493000	1	4.5 1	MOLDING, lwr. (alum.)
67	30-4000 (4 Drs.)	4430558	1	4.66	MOLDING, lwr. (stainless steel)
66-67	9487...	4530923	RH	5.02	MOLDING, upr.
66-67	9487...	4530924	LH	5.02	MOLDING, upr.
66-67	9487...	4531681	RH	4.4 1	MOLDING, side
66-67	9487...	4531682	LH	4.4 1	MOLDING, side
66-67	9487...	4532713	1	5.02	MOLDING, lwr.
68	30-4000 Depressed Park Wipers	7731088	1	18.55	MOLDING, lower
68-72	30-4000 less Depress Park Wipers	7737629	1	15.60	MOLDING, lwr.
68-72	30-4000 (2 Drs.) exc. Conv.	7725634	RH	4.56	MOLDING, side
68-72	30-4000 (2 Drs.) exc. Conv.	7725635	LH	4.56	MOLDING, side
68-72	30-4000 (4 Drs.)	7725632	RH	4.56	MOLDING, side
68-72	30-4000 (4 Drs.)	7725633	LH	4.56	MOLDING, side
68-72	30-4000 (4 Drs.)	7726032	1	5.60	MOLDING, upr.
68-72	30-4000 2 Drs. exc. Conv.	7726034	1	5.60	MOLDING, upper
68-72	30-4000 Conv.	7726036	1	5.60	MOLDING, upper
68-72	30-4000 Conv.	7728954	RH	15.60	MOLDING, side
68-72	30-4000 Conv.	7728955	LH	15.60	MOLDING, side
68	54-66-8467...	8738878	1	22.40	MOLDING, lwr.
68	54-66-8467...	7795713	RH	4.61	MOLDING, lwr. corner
68	54-66-8467...	7795714	LH	4.61	MOLDING, lwr. corner
68	50-60-8000 exc. Conv.	8738877	1	21.20	MOLDING, lwr.
68	50-60-8000 exc. (4 Dr. Sedans)	7684973	RH	4.4 1	MOLDING, side
68	50-60-8000 exc. (4 Dr. Sedans)	7684974	LH	4.4 1	MOLDING, side
68	52-54-64-82-8469...	7684971	RH	4.41	MOLDING, side
68	52-54-64-82-8469...	7684972	LH	4.4 1	MOLDING, side
68-70	9487...	8761739	1	24.60	MOLDING, lwr.
68-70	9000...	7730690	RH	5.15	MOLDING, side
68-70	9000...	7730691	LH	5.15	MOLDING, side
66-70	9487...	4530923	RH	5.02	MOLDING, upper
66-70	9487...	4530924	LH	5.02	MOLDING, upper
69-72	30-4000 Recess Park Wipers	7731088	1	18.55	MOLDING, lwr.
69-70	50-60-8000 (2 & 4 Dr. H.T.)	8712722	RH	3.28	MOLDING, side
69-70	50-60-8000 (2 & 4 Dr. H.T.)	8712723	LH	3.28	MOLDING, side
69-70	50-60-8000...	8712542	1		
69-70	50-60-8000 exc. 4 Dr. Sedans & Wagons	8711813	1	17.90	MOLDING, lower
69-70	50-60-8000 (4 Dr. Sedans & Wagons)	8711812	1	3.59	MOLDING, upper
				3.59	MOLDING, upper

69-70	50-60-8000 (4 Dr. Sedans & Wagons)	8712720	RH	3.28	MOLDING, side .
69-70	50-60-8000 (4 Dr. Sedans & Wagons)	8712721	LH	3.28	MOLDING, side .
69-70	5467-6667-8467	8715890	RH	23.45	MOLDING, side .
69-70	5467-6667-8467	8715891	LH	23.45	MOLDING, side .
71-72	54-6667	9828443	1	5.75	MOLDING, upr. .
71-72	54-6667	9829266	RH	5.75	MOLDING, side .
71-72	54-6667	9829267	LH	5.75	MOLDING, side .
71-72	5467-6667	9875745	1		MOLDING, lwr. .
71-72	5269-5469-6035-45- 8237-39-8437-39	9826574	1	3.74	MOLDING, upr. .
71-72	50-60-80-9000 exc. Conv.	9826851	1	18.75	MOLDING, lwr. .
71-72	5239-57-5439-57-6639- 47-9487	9832866	1	3.74	MOLDING, upr. .
71-72	5239-5 7-5439-57-6639- 47-9000	9833778	RH	3.43	MOLDING, upr.
71-72	5239-5 7-5439-57-6639- 47-9000	9833779	LH	3.43	
71-72	5269-5469-6035-45- 8000	9833780	RH	3.43	MOLDING, upr.
71-72	5269-5469-6035-45- 8000	9833781	LH	3.43	
71-72	5200-5439-57-69-6035- 45-6639-6647-8237- 8437-9487	9833856	RH	3.74	MOLDING, side
71-72	5200-5439-5 7-69-6035- 45-6639-6647-8237- 8437-9487		LH	3.74	MOLDING, side
71-72	8000 (4 Dr. H.T.)		RH	3.74	MOLDING, side
71-72	8000 (4 Dr. H.T.)		LH	3.74	MOLDING, side
NOTE 1st Type Cars with Rubber Glass Channel 2nd Type Cars without Rubber Glass Channel.					
10.096 CLIP, WINDSHIELD REVEAL MOLDING					
59-60	Conv.	4759766	4	15	CLIP, upr.
59-60	All exc. Conv.	4815949	7	20	CLIP, upr.
60	441 1-19-35-45-4619-35- 45-47 19-4829 2nd Type	4876634	AR	.15	CLIP, upr.
61	44-46-47-4800 exc.	4876634	9	15	CLIP, upr.
61	44-46-47-4800 exc.	4876634	AR	15	CLIP, upr.
61	44-4600-4737-39-4867	4818437	8	15	CLIP, lwr.
61	44-4600-4737-39-4867	4818438	2	.15	CLIP, lwr.
61-62	441 1-35-37-45-69-4635- 37-47 19-37-39-48 19- 39-47	4876634	8	.15	CLIP, side ctr.
61-64	4467-4667-4867	4759766	4	.15	CLIP, upr
62	441 1-39-69-4635-45- 48 19-28-39	4876634	9	.15	CLIP, upr. reveal mldg.
62	4019-27-35-45-41 19-35- 4347 2nd Type cars not having rubber glass	4871329	24	.10	CLIP, w/s lwr. & side-upr. reveal mldg. (also used 1 1.209)
62	4019-27-35-45-41 19-35- 4347 Rubber Glass Chnl not used	4895601	AR	.30	CLIP, reveal mldg. (emer. use)
62	44 46-4800	4818438	2	.15	CLIP, lwr. reveal mldg.-side
62	44-46-4800	4818437	8	.15	CLIP, lwr. reveal-ctr.
62	4447-4635-45-47	4815949	2	.20	CLIP, upr. reveal mldg.—(1 1.209)
62	4635-45-4839-47	4815949	2	.20	CLIP, side mldg.—(1 1.209)
63	4019-27-35-45	4871329	AR	.10	CLIP, w/s lwr. & side-upr. reveal mldg. (also used 1 1.209)
63	4019-27-35-45-4119-35- 4347	4895601	AR	.30	CLIP (emer. use) .
63	441 1-35-39-45-69-4635- 39-4819-29-39-4847	4876634	9	.15	CLIP, upr.
63-64	44-46-4800	4878672	RH	.15	CLIP, lwr. mldg.-side
63-64	44-46-4800	4878673	LH	.15	CLIP, lwr. mldg.-side
63-64	44-46-4800	4878288	10	.15	CLIP, lwr. reveal-mldg.-ctr.
63	4447-4647	4815949	9	.20	CLIP, upr. reveal mldg.—(1 1.209) .
63-65	Riviera	4877297	AR	.15	CLIP, reveal mldg. (usage 1 1.209)
63-65	4877083	7	.15	CLIP, w/s lwr. ctr. reveal mldg.
63	4747	4895602	AR	.15	CLIP (emer. use)

63	441 1-35-39-45-4635-39-								
	4819-29-39-47..	4876634	8	.15	CLIP, side.....				
64	40-41-42-4300.....	8736590	AR	.10	CLIP, w/s reveal mldgs.....				
64	40-41-42-4300.....	9891400	AR	.05	CLIP, reveal mldg.-emer. (also used 1 1.032-1 1.209-				
					12.812).....				
64	40-41-42-43-4700.....	4895602	AR	.15	CLIP, reveal mldg.....				
64	4439-69-4635-39-45-69-								
	4819-29-39-47..	4876634	15	.15	CLIP, side & upr. reveal mldg.....				
64	4447-4647 Soft Trim								
	Roof.....	481 5949	2	.20	CLIP, w/s upr.-reveal mldg.—(1 1.209).....				
64	47 47.....	8736590	8	.10	CLIP, w/s upr. reveal mldg.....				
65-66	30-4000.....	9891400	3	.05	CLIP, upr.-lwr. & side reveal mldg. emer.....				
65	4000 Gran Sport w/Soft								
	Roof Trim.....	8736586	AR	.10	CLIP, w/s upr. reveal mldg. end.....				
65-67	30-4000.....	8736590	AR	.10	CLIP, upr.-lwr.-side.....				
65	All exc. 30-4000.....	8736590	AR	.10	CLIP, w/s upr. reveal mldg.-screw on type.....				
65	50-60-8000.....	8736590	AR	.10	CLIP, w/s side reveal mldg. screw on type.....				
65	50-60-8000.....	7589681	1	.15	CLIP, w/s lwr. side reveal mldg.....				
65	50-60-8000.....	7589682	1	.15	CLIP, w/s lwr. side reveal mldg.....				
65-67	50-60-8000.....	4488989	9	.10	CLIP, lwr. ctr. reveal mldg.....				
65	Riviera.....	4895602	1	.15	CLIP, w/s reveal mldg.-emer.—(Also used 1 1.032-				
					1 1.209-12.812).....				
65	All exc. 9447 & 50-60-								
	8000 Conv.....	8736586	6	.10	CLIP, w/s side reveal mldg.....				
65-66	All exc. 50-60-8000								
	Conv.....	8736586	AR	.10	CLIP, w/s upr. reveal mldg.....				
65-66	30-4000.....	8736586	7	.10	CLIP, lwr. reveal mldg.....				
66	3369-3469-3569-3669-								
	4339-4439-50-60-80-								
	9000.....	8736586	AR	.10	CLIP, back wind, upr.-lwr. & side reveal mldg. (also				
					used 1 1.209-1 1.032-12.812).....				
66	50-60 8000.....	9891400	AR	.05	CLIP, reveal mldg.-emer.....				
66	50-60-8000.....	8736590	AR	.10	CLIP, w/s upr. & side reveal mldg.....				
66	All exc. 50-60-8000								
	Conv.....	8736586	AR	.10	CLIP, upr. reveal mldg.....				
66	50-60-8000 exc. Conv.....	8736586	8	.10	CLIP, side reveal mldg.....				
66	50-60-8000 1st Type.....	7589681	RH	.15	CLIP, lwr. reveal mldg.....				
66	50-60-8000 1st Type.....	7589682	LH	.15	CLIP, lwr. reveal mldg.....				
66	9000.....	9891400	AR	.05	CLIP, upr. & side reveal mldg.-emer.....				
66-67	9487.....	4538428	7	.15	CLIP, lwr. reveal mldg.....				
67	All.....	9891400	AR	.05	CLIP, reveal mldg.....				
67	3417 Soft Roof Trim.....	8736586	8	.10	CLIP, w/s upr. reveal mldg.....				
67	4469 Soft Roof Trim 1st								
	Type (Use with								
	stainless stell mldg.).....	8736586	8	.10	CLIP, upr. reveal mldg.....				
67	All exc. Conv.....	8736586	AR	.10	CLIP, upr. reveal mldg.....				
67	30-4000 (4-Drs.) 1st								
	Type (Stainless Steel).....	8736586	7	.10	CLIP, w/s lwr. reveal mldg.....				
67	30-4000.....	8736586	2	.10	CLIP, side reveal mldg.-lwr.....				
67	50-60-800 exc. Conv.....	8736586	2	.10	CLIP, upr reveal mldg.-end				
67	50-60-80-9000 exc.								
	Conv.....	8736586	AR	.10	CLIP, w/s upr. reveal mldg.....				
67	50-60-80-9000 exc.								
	Conv. & 8269.....	8736586	2	.10	CLIP, w/s side reveal mldg				
67	30-4000 (4-Drs.) 2nd								
	Type (used on Alum.								
	Mldg.).....	8736591	AR	.10	CLIP, w/s lwr. reveal mldg.....				
67-68	50-60-8000 Conv.....	8736590	AR	.10	CLIP, side & upr.....				
67	50-60-8000 Soft Roof								
	Trim.....	8736590	AR	.10	CLIP, upr.-roof cvr. & end.....				
67	8287.....	8736586	8	.10	CLIP, side.....				
67	9000.....	8736586	16	.10	CLIP, side & upr.....				
68-69	30-4000.....	4880689	2	.15	CLIP, lower reveal mldg.....				
69-72	30-4000 exc. Conv.....	8736585	AR	.15	CLIP, w/s reveal mldg. (also used 11.032-11.209-				
					12.812).....				
68	30-4000 Soft Roof Trim.....	8736591	19	.10	CLIP, w/s reveal mldg. (also used 1 1.209).....				
68-69	44-4667.....	8736586	7	.10	CLIP, upper reveal mldg.....				
68	50-60-80-9000.....	9891400	AR	.05	CLIP, reveal mldg.....				
68-70	50-60-8000.....	8736590	AR	.10	CLIP, w/s reveal mldg.....				
68	50-60-8000 Soft Roof								
	Trim.....	8736591	AR	.10	CLIP, upr. & side reveal mldg.....				
68	50 60-8000.....	8736590	4	.10	CLIP, upr. reveal mldg. end & roof cvr.....				
68	50-60-8000 exc. Conv.....								
	Soft Roof Trim.....	8736586	AR	.10	CLIP, upr. reveal end.....				
68	50-60-80-9000 exc.								
	Conv.....	8736586	AR	.10	CLIP, w/s reveal mldg.....				
68-70	9000.....	8736590	2	.10	CLIP, w/s side reveal mldg.-lower.....				
68	9000.....	8736586	6	.10	CLIP, w/s side-upr.....				

68	9000 Soft Roof Trim8736591	14	.10	CLIP, w/s upr.
68-71	9000 Soft Roof Trim8736591	8	.10	CLIP, w/s side-upr.
68	9000 Soft Roof Trim8736586	AR	.10	CLIP, w/s reveal mldg.
69-71	All9891400	AR	.05	CLIP, w/s reveal mldg. (emer.) screw on type
69	3327-3437- 3537-69- 4437-39-69-4637 Soft Roof Trim8736590	AR	.10	CLIP, w/s reveal mldg. (emer.)
69	50-60-8000 exc. Conv.8736585	AR	.15	CLIP, w/s reveal mldg. upper side & upper end
69-71	50-60-8000 exc. Conv.- Soft Roof Trim8736591	AR	.10	CLIP, upper & side reveal mldg.
69-71	30-4000 exc. Wagons & Conv.-Soft Roof Trim8736591	AR	.10	CLIP, reveal mldg. (also used 1 1.209)
69-70	90008736586	AR	.10	CLIP, side reveal mldg.-upper (also used 11.209)
69-70	All Soft Roof Trim8736590	AR	.10	CLIP, w/s reveal mldg. upper roof cover.
72	3327-37-69-3436-37- 4437-39-69.9606232	4	.15	CLIP, reveal mldg. w/s upr. otr.
72	50-60-80-9000 exc. Conv.9895598	7	.05	CLIP, reveal mldg. w/s upper.
72	50-60-80-9000 exc. Conv.9895598	4	.05	CLIP, reveal mldg. w/s upper corner.
72	All9891400	AR	.05	CLIP, reveal mldg. w/s (also used 1 1.032-1 1.208)
69-70	9487.4531604	AR	.10	SPACER, side reveal mldg. anti-squeak (also used 11.209)
69-70	5467-6667-8467.8736590	AR	.10	CLIP, upper (emer.) (also used 1 1.032-1 1.209- 12.812)
70	5437-8467.8736588	5	.10	CLIP, reveal mldg. w/s upr.—(1 1.032)
71-72	30-4000 Soft Roof Trim8717859	11	.10	CLIP, w/s reveal mldg. upr. & corner—(1 1.209)
71	30-4000.8736588	AR	.10	CLIP, w/shield reveal mldg. (emer.)—(1 1.032)
71	3327-3337-3437-4437- 4469 Soft Roof Trim8736591	AR	.10	CLIP, emer. reveal mldg. w/shield (also used 1 1.209)
71	3467-4467.8736591	AR	.10	CLIP, reveal mldg. w/shield
71	3327-3337-3437-4437- 4469 Soft Roof Trim8736590	AR	.10	CLIP, reveal mldg. w/shield upr. & emer.
71-72	All B-C-E.8736590	AR	.10	CLIP, w/s reveal mldg. (before glass)
71-72	All B-C-E Soft Roof.9854717	AR	.10	CLIP, reveal mldg. w/shield upr. corner.
71	All B-C-E.8736585	7	.15	CLIP, reveal mldg. w/shield-upr.
71-72	All B-C-E exc Conv.9851875	6	.10	CLIP, side reveal mldg.
71-72	All B (Conv.)8736589	12	.20	CLIP, w/s reveal mldg. (also used 1 1.032-1 1.209)
72	All E (Short Vinyl Roof)9854717	AR	.10	CLIP, reveal mldg. w/shield upr. & corner.
73	All A.9891400	AR	.05	CLIP, w/s reveal mldg. (emer.)
73	All A.9895598	AR	.05	CLIP, w/s reveal mldg.-upr. (also used 1 1.209)
71-72	30-4000 exc. Conv.8784767	2	.10	SPACER, w/shield reveal side mldg. (anti-rattle)
59-60	All exc. Conv. 1st Type on 1960 Models.3752642	6	.10	NUT, upr. reveal clip—(8.147)
63-64	4467-4667-4867.9419761	4	.10	NUT, upr. reveal mldg. clip—(8.921)
64	40-41-42-4300.451 1999	7	.10	SPACER, anti-squeak (also used 1 1.208)
65	30-4000.451 1999	7	.10	SPACER, w/s reveal mldg. anti-squeak (also used 1 1.208)
65-66	50-60-8000.4531604	3	.10	SPACER, upr. reveal mldg. (anti-squeak) also used 1 1.209)
65-66	50-60-8000.4531604	4	.10	SPACER, side reveal mldg. (anti-squeak)
66	30-4000.4531604	7	.10	SPACER, reveal mldg. (anti-rattle)
66-67	50-60-80-9000.7637458	AR	.10	SPACER, lwr. reveal mldg.-anti-squeak
66	50-60-80-9000.7637458	AR	.10	SPACER, lwr. reveal mldg. (anti-squeak)
66-67	9487.4531604	AR	.10	SPACER, side upr. & side reveal mldg.-anti-squeak (also used 1 1.209-1 1.03 1)
67	30-4000 (4 Drs.) 1st Type (Stainless Steel)4531604	7	.10	SPACER, reveal mldg.-anti-squeak (also used 1 1.207)
67	30-4000 (4-Drs.) 2nd Type.451 1999	AR	.10	SPACER, w/s reveal mldg. anti-squeak (alum)
67	50-60-8000.4531604	AR	.10	SPACER, upr. & side reveal mldg. anti-squeak
68	30-4000 exc. Conv.7748859	2	.15	SPACER, side reveal mldg. (anti-squeak)—(1 1.209)
68	30-4000.7748859	2	.15	SPACER, upr. reveal mldg. (anti-squeak)—(1 1.209)
68	50-60-80-9000.4531604	AR	.10	SPACER, upr. & side reveal mldg.-anti-squeak
65-66	50-60-8000.4531604	3	.10	SPACER, upr. reveal mldg. (anti-squeak)
65-60	50-60-8000.4531604	4	.10	SPACER, side reveal mldg. (anti-squeak)
66	30-4000.4531604	7	.10	SPACER, reveal mldg. (anti-rattle)
66-67	50-60-80-9000.7637458	AR	.10	SPACER, lwr. reveal mldg.-anti-squeak
66	50-60-80-9000.7637458	AR	.10	SPACER, lwr. reveal mldg. (anti-squeak)
67	30-4000 (4 Drs.) 1st Type (Stainless Steel)4531604	7	.10	SPACER, reveal mldg.-anti-squeak
67	30-4000 (4-Drs.) 2nd Type.451 1999	AR	.10	SPACER, w/s reveal mldg. anti-squeak (alum)
67	50-60-8000.4531604	AR	.10	SPACER, upr. & side reveal mldg. anti-squeak
68	30-4000 exc. Conv.7748859	2	.15	SPACER, side reveal mldg. (anti-squeak)—(1 1.209)
68	30-4000.7748859	2	.15	SPACER, upr. reveal mldg. (anti-squeak)—(1 1.209)

68	50-60-80-90004531604	AR	.10	SPACER, upr. & side reveal mldg.-anti-squeak
69-70	50-60-80-9000 exc. Wagons.7727699	AR	.10	SPACER, upr. & side—(1 1.032) .
69	9000.8776699	RH	.15	SPACER, w/s lwr. reveal mldg. .
70	30-4000-5237-5437- 6000.8773646	AR	^0	SPACE, w/s reveal mldg. (anti-squeak)—(1 1.209)
71	All B-C-E.9831755	AR	20	SPACER, w/shield upr. reveal mldg. (anti-squeak)- (15.100).
71-73	All B-C-E.9833550	4	.10	SPACER, side reveal mldg.-(anti-squeak).
	10.096				RETAINER, WINDSHIELD LOWER CORNER SEALING
65-67	50-60-8000.7594132	2	.10	RETAINER.
	10.096				SPACER, WINDSHIELD GLASS
62	4019-27-35-45-41 19-35- 47.4459429	3	.15	SPACER, w/s glass-upr.—(10.028)
63-64	4747.4877156	2	.10	SPACER (also used 1 1.209).
	10.146				BLADE, WINDSHIELD WIPER
49	50-70.	1162176	2	2.05	BLADE.
50-53	All.	1162176	2	2.05	BLADE.
54-56	All.	1362725	2	2.51	BLADE.
57-58	All.	3941970	2	2.61	BLADE (Trico) (also used 1 1.252)
59-60	All.	3941969	2	2.92	BLADE (Trico) (15").
63-64	40-41-42-4300.	3941969	2	2 92	BLADE (Trico) (15").
61-63	44-46-47-4800 Overlap Wipers exc. 1963- 4700.	380708	2	4.51	BLADE (Trico) (17'/*")
61-63	40-41-43-44-4600 less w/s Washer on 44- 4600.	3941969	2	2 92	BLADE (Trico) 15"
63-64	44-4600 Non-Overlap	3941969	2	2.92	BLADE (Trico) 15"
63-65	Riviera.	1481285	2	5.25	BLADE.
64	44-46-4800.	380708	2	4.51	BLADE (Trico) (17'/.
65	30-4000.	3941969	2	2.92	BLADE (Trico) (15")
65	50-6000 less w/s	3941969	2	2 92	BLADE (Trico) (15")
65	50-60-8000.	380708	2	4.51	BLADE (Trico) (17'/8")
66-67	30-4000.	3899508	2	3.49	BLADE (Trico) (15")
66-67	50-60-80-9000 Dual Speed.	380708	2	4.51	BLADE (Trico) (17'/.")
68-71	All A.	3913614	2	3.49	BLADE (Trico) (15'/*" long)
68-72	All A.	3980353	2	3.69	BLADE (Anco) (16-1/6" long)
68-70	50-60-80-9000.	1385688	2	4.77	BLADE (Anco).
71-72	All B-C-E.9860146	2	4.72	BLADE (Anco).
68 72	All B-C-E	9606259	2	3.84	BLADE (Trico) 18"
72-73	All A	8798505	2	2.70	BLADE.
73	All	9860146	2	4.72	BLADE (Anco)
	10.146				ELEMENT, WINDSHIELD WIPER
63-67	Special-Skylark-G.S.	3819074	AR	2.26	ELEMENT (Trico) (15").
63-66	LeSabre-Wildcat less w/s Washer (overlap type)	3819074	AR	2.26	ELEMENT (Trico) (15").
63-67	All exc. Special-Skylark- G.S.	9606262	AR	2.82	ELEMENT (Trico) (18") Replaces 543488 721
67	50-6000 less Overlap Type.	3819074	AR	2.26	ELEMENT (Trico) (15").
68-72	30-4000.	3980354	AR	2.46	ELEMENT (16") use with Anco wipers only.
68-72	30-4000.	3965940	AR	1.90	ELEMENT (use with Trico wipers only).
68-70	50-60-80-9000.	385287	2	2.87	ELEMENT (Anco) (18").
68-72	50-60-80-9000.	9606262	2	2.82	ELEMENT (Trico) (18") (replaces 9870381 1/72)
71-72	50-60-80-9000.	9870382	2	2.82	ELEMENT (Anco).
73	All.	9870382	2	2.82	ELEMENT (Anco).
	10.147				ARM, WINDSHIELD WIPER
57-58	All Cam-O-Matic.	1178100	RH	4 51	ARM.
57-58	All Cam-O-Matic.	1178101	LH	4.51	ARM.
59-60	All Cam-O-Matic.	1188874	RH	6.95	ARM.
59-60	All Cam-O-Matic.	1188875	LH	6.95	ARM.
61	40-4100 1st Type.	581458	RH	3.49	ARM (**).
61	40-4100 1st Type.	581459	LH	3.49	ARM (*).
61	40-4100 2nd Type, 4300	1348804	RH	4 20	ARM C).
61	40-4100 2nd Type, 4300	1348805	LH	4.20	ARM (*).
61	44-46-47-4800 2nd Type	1164334	RH	7.65	ARM (overlap) w/s washer
61	44-46-47-4800 2nd Type	1164335	LH	7.65	ARM (overlap) w/s washer
62-63	40-41-4300.	1348804	RH	4.20	ARM.
62-63	40-41-4300.	1348805	LH	4.20	ARM.
62	44-46-4800.	1164334	RH	7.65	ARM, over-lap w/s washer

62	44-46-4800	1164335	LH	7.65	ARM, over-lap w/s washer
63-64	44-46-4800 (Overlap Type)	1357212	RH	7.65	ARM
63-64	44-46-4800 (Overlap Type)	1357213	LH	7.65	ARM
63	4700	1357528	RH	7.95	ARM
64	40-4 1-42-4300	3887573	2	3.49	ARM
64-65	Riviera	1365225	LH	8.20	ARM
65-66	50-60-8000 exc. 4 Dr. Sedan (w/s Washers)	1370690	RH	7.40	ARM
65-66	50-60-8000 exc. 4 Dr. Sedan (w/s Washers)	1370691	LH	7.40	ARM
65-66	50-60-8000 4 Dr. Sedan (w/s Washers)	1370692	RH	7.40	ARM
65-66	50-60-8000 4 Dr. Sedan (w/s Washers)	1370693	LH	7.40	ARM
65-66	30-4000	3887573	2	3.49	ARM
66	9000	1378216	RH	6.75	ARM
66	9000	389737	LH	5.55	ARM
67	30-4000	393832	2	3.84	ARM
67	50-60-8000	1381844	RH	6.70	ARM
67	50-60-8000	1381845	LH	6.70	ARM
67	9000	397708	RH	5.85	ARM
67	9000	389737	LH	5.55	ARM
68-70	3437-3500-4000	3913612	RH	5.15	ARM
68-70	3300-3435 Depressed Park	3913612	RH	5.15	ARM
68-70	3300-3435-3436 less Depressed Park	3913611	2	5.15	ARM
68-70	3437-3500-4000	3913613	LH	5.15	ARM & ROD
68-70	3300-3435 Depressed Park	3913613	LH	5.15	ARM & ROD
68-70	50-60-8000	1231666	RH	6.20	ARM
68-70	50-60-8000	1387081	LH	6.55	ARM
68-70	50-60-8000	1231667	LH	7.65	ARM
68-70	9000	1231668	RH	15.40	ARM
68-70	9000	1231669	LH	7.65	ARM
71-72	30-4000 less Depressed Park	3913611	2	5.15	ARM
71-72	30-4000 Depressed Park	3913612	RH	5.15	ARM
71-72	30-4000 Depressed Park	3913613	LH	5.15	ARM
71-72	50-60-80-9000	9823333	RH	7.35	ARM (Trico)
71	50-60-80-9000 exc. Conv.	9823334	LH	8.95	ARM (Trico)
71	5467-6667	9823335	LH	8.95	ARM (Trico)
71	50-60-80-9000 exc. Conv.	9891689	RH	7.45	ARM (Anco)
71	50-60-80-9000 exc. Conv.	9860148	LH	7.45	ARM (Anco)
	NOTE 1972 All B-C-E 1st Type has compression wire 2nd Type has extensio				
72	All B-C-E exc. Conv. (1st Type)	9891689	RH	7.45	ARM (Anco)
72	All B-C-E (1st Type)	9891690	RH	7.15	ARM (Trico)
72	All B-C-E exc. Conv. (1st Type)	9860148	LH	7.45	ARM (Anco)
72	All B-C-E exc. Conv. (1st Type)	9823334	LH	8.95	ARM (Trico)
72	All B/Conv. (1st Type)	9823335	LH	8.95	ARM (Trico)
72-73	All B-C-E (2nd Type-on 1972)	9612991	RH	7.35	ARM
72-73	All B-C-E exc. Conv. (2nd Type-on 1972)	9612992	LH	8.95	ARM
72-73	All B/Conv. (2nd Type-on 1972)	9612993	LH	8.95	ARM
68	30-4000 Depressed Park	3937059	1	.30	CLIP, articulating arm lock
68-72	50-60-80-9000	1387312	1	.51	CLIP, articulating arm lock
	10.147 CAM - LINER, WINDSHIELD WIPER ARM				
59-60	All Cam-O-Matic	4762202	RH	1.33	CAM
59-60	All Cam-O-Matic	4762203	LH	1.24	CAM
57-58	All Cam-O-Matic	1468717	2	.77	LINER
59-60	All Cam-O-Matic	1472783	2	.82	LINER
	(*) Flint H-1016205, Arl. H-8005185, Atla H-6007189, K C. 4 Wilm. H-5005616.				
	10.150 MOTOR, WINDSHIELD WIPER				
54	40-60-100 Up to Body	4637263	1	13.80	MOTOR, less aux. drive

54	40-60-100 2nd Type Cars Where Mtr. Mounts to Cowl at Approx. 20 De- grees Clockwise angle to Hood Ledge Lacing	4649022		13.90	MOTOR, less aux. drive
54	50-70	4637263		13.80	MOTOR, less aux. drive
55	40-60	4649022		13.90	MOTOR, less aux. drive
55	50	4637263		13.80	MOTOR, less aux. drive
57	All (Dual Speed)	4716696		18.30	MOTOR, less aux. drive
58	40-50-60 (Dual Speed)	4716696		18.30	MOTOR, less aux. drive
59-60	All (Sgl. Speed)	4907734		36.60	MOTOR .
59-62	44-46-47-4800 (Dual Speed)	5044453	1	47.55	MOTOR
61	40-41-43-44-4600 (Sgl. Speed) less w/s Washer on 44-4600	4907734	1	36.60	MOTOR.
62	44-4600 (Sgl. Speed) less w/s Washers	4909955	1	35.50	MOTOR.
62	40-4 1-4300 (Dual Speed) w/s Washer	4911418		39.60	MOTOR .
62-63	40-41-4300 Sgl. Speed	4911432		36.40	MOTOR .
63	40-41-4300 (Dual Speed)	4911418		39.60	MOTOR
63-64	44-4600 (Sgl. Speed) less w/s Washers	4911541		33.20	MOTOR
63-64	44-46-47-4800 (Dual Speed)	4911877		47.55	MOTOR .
64-65	Special-Skylark (Sgl. Speed)	4911945		36.40	MOTOR
64-67	Special-Skylark-G.S. Dual Speed	4911476	1	39.60	MOTOR .
65	50-6000 (Sgl. Speed)	4915285	1	34.55	MOTOR .
65	All exc. 30-4000 (Dual Speed)	4916037		43.80	MOTOR
66	50-60-80-9000	4916037		43.80	MOTOR
67	50-60-80-9000	4917634		43.80	MOTOR .
68-70	30-4000 Depressed Park	4939586		43.50	MOTOR .
68-72	30-4000 less Depressed Park	4918442	1	39.60	MOTOR.
68-72	All B-C-E	4918342	V	43.80	MOTOR
71-72	30-4000 Depressed Park Demand Type Wipers (Auto-"Off")	4939675	//1	43.50	
71-72	30-4000 Depress Park less Demand Type Wipers		1	43.50	
71-72	50-60-80-9000 Demand (Auto-"Of:")		1	40.80	
10.150 ARMATURE — CASE —BFRUUSm—RR ELAY, WIPER MOTOR					
61-62	44-46-47-4800 (Dual Speed)	4909890	1	12.30	ARMATURE
62-67	Special-Skylark-G.S. (Dual Speed)	4910164	1	14.50	ARMATURE
63-65	Special-Skylark (Sgl. Speed)	4909915	1	1 1.30	ARMATURE
63-64	44-46-47-4 800 (Dual Speed)	4909890	1	12.30	ARMATURE
65	50-6000 (Sgl. Speed)	4910164	1	14.50	ARMATURE
66-67	50-60-80-9000 (Dual Speed)	4915878	1	12.30	ARMATURE
68-72	30-4000 Depressed Park	4917182	1	10.45	ARMATURE
68-72	30-4000 less Depressed Park	4910164	1	14.50	ARMATURE
68-72	50-60-80-9000	4918640	1	12.30	ARMATURE
61	40-41-4300	7002117	1	.05	BALL, mtr. thrust—(3.825)
62-64	44-46-47-4800	7002117	1	.05	BALL, mtr. thrust—(3.825)
65-67	50-60-80-9000 (Dual Speed)	7002117	1	.05	BALL, mtr. thrust—(3.825)
68-69	All Depressed Park	7002117	1	.05	BALL, motor thrust—(3.825)
59-61	All (Dual Speed)	4907157	1	.10	BOLT, mtr. case to body
62	40-41-4300 (Dual Speed)	4907157	2	.10	BOLT, mtr. tie
62	40-41-43-4 4-4600 (Sgl. Speed)	4903428	2	.05	BOLT, mtr. tie
63-65	All exc. Special-Skylark (Dual Speed)	4907157	2	.10	BOLT, mtr. case to body
63-65	Special-Skylark (Sgl. Speed)	4903428	2	.05	BOLT, mtr. tie

63-65	LeSabre-Wildcat (Sgl. Speed)	49071 57	AR	.10	BOLT, mtr. tie.....
64-65	Special-Skylark (Dual Speed)	49071 57	AR	.10	BOLT, mtr. tie.....
68-72	30-4000 Depressed Park	4903428	2	.05	BOLT, motor tie.....
65-72	50-60-80-9000 (Dual Speed)	49071 57	AR	.10	BOLT, motor tie.....
68-72	30-4000 less Depressed Park	49071 57	AR	.10	BOLT, motor tie.....
59-68	All as Req.	4904212	AR	.05	BOLT, motor tie.....
59-61	40-41-43-44-4600 (Sgl. Speed)	49051 89	2	.50	BRACKET, mtr. brush holder—(10.783)
62	40-41-43-44-4600 (exc. Dual Speed on 44-4600)	491 1003	AR	.92	BRUSH, mtr.
62	40-4 1-43-44-4600 (exc. Dual Speed on 44-4600)	4910516	AR	1.08	BRUSH, serv. pkg. w/swiper mtr.....
59-62	All (Dual Speed)	4904640	2	.50	BRUSH, mtr.
63-67	Special-Skylark-G.S.	4910516	AR	1.08	BRUSH, service pkg.....
63-65	All exc. Special (Dual Speed)	4904640	2	.50	BRUSH, wiper mtr.....
63-64	40-41-43-44-4600 (Sgl. & Dual Speed)	491 1003	AR	.92	HOLDER, brush-w/s wiper mtr. (also used 1 1.255) ..
64-65	LeSabre-Wildcat (Sgl. Speed)	4910516	AR	1.08	BRUSH, serv. pkg.-wiper mtr.....
66-67	50-60-80-9000 (Dual Speed)	4915872	1	.50	BRUSH, mtr.
68-72	30-4000 less Depressed Park	4910516	AR	1.08	BRUSH, service package.....
68-72	30-4000 Depressed Park	4916269	1	2.16	BRUSH HOLDER & CIRCUIT BREAKER
68-72	All Depressed Park	4915872	1	.50	BRUSH.....
68-72	50-60 80-9000	4918718	1	2.16	BRUSH HOLDER & CIRCUIT BREAKER.....
69	3300-3435-3436 less Depressed Park	6297313	1	2.31	CABLE, wiper motor jumper.....
63-64	44-46-47-4800 (Dual Speed)	491 1994	1	8.40	CASE & BRUSH, mtr.....
66-67	50-60-80-9000 (Dual Speed)	491 6264	1	13.85	CASE & FIELD.....
68-72	30-4000 Depressed Park	4916258	1	12.85	CASE & FIELD.....
6872	50-60-80-9000	491881 0	1	13.85	CASE & FIELD.....
59-65	All As Req.	4903696	1	.05	DISC, mtr. thrust.....
63-67	50-60-80-9000 Dual Speed	4903696	1	.05	DISC, thrust rubber.....
68-72	All Depressed Park	4903696	1	.05	DISC, w/s wiper motor thrust (rubber).....
62-65	All As Req.	491 0424	1	1.31	END CAP.....
63-67	Special-Skylark-GS	491 0424	1	1.31	END CAP.....
68-72	30-4000 Less Depressed Park	491 0424	1	1.31	END CAP.....
62	40-41-43-44-4600 (Sgl. Speed)	4910299	1	1 1.05	FRAME & FIELD, mtr.....
62-67	Special-Skylark-G.S. (Dual Speed)	4910291	1	14.45	FRAME & FIELD, w/s wiper mtr.....
63-65	Special-Skylark (Sgl. Speed)	4910299	1	1 1.05	FRAME & FIELD, w/s wiper mtr.....
68-72	30-4000 less Depressed Park	491 0291	1	14.45	FRAME & FIELD.....
62	All (Dual Speed)	4910888	1		GEAR, washer drive.....
59-62	44-4600 (Sgl. Speed)	4905817		.33	GROMMET & SPACER, mtr.....
65-67	50-60-80-9000 (Dual Speed)	4914625	1	.29	GROMMET & GROUND STRAP
66-67	50-60-80-9000 (Dual Speed)	4916000	1	.10	GROMMET, mtr. case.....
68-72	ALL Depressed Park	4914625	1	.29	GROMMET & GROUND STRAP.....
68-72	All Depressed Park	4916000	1	.10	GROMMET & GROUND STRAP.....
68	30-4000 Depressed Park	6295451	1	3.59	GROMMET, mtr. case.....
65-67	30-4000	491 1003	AR	.92	HARNES.....
65	50-6000 (Sgl. Speed)	491 1003	AR	.92	HOLDER, brush.....
66-67	50-60-80-9000 (Dual Speed)	4916268	1	2.16	HOLDER, brush-wiper mtr.....
68-72	30-4000 less Depressed Park	491 1003	AR	.92	BRUSH HOLDER & CIRCUIT BREAKER.....
59-72	All.	9413553	AR	.05	NUT, crank arm (VI— 28) (8.9 1 7).....
66-67	50-60-80-9000 (Dual Speed)	120613	1		NUT, jam-mtr. end play screw—(8.9 16).....
68-72	All Depressed Park	120613	1		NUT, jamb-w/s wiper motor end playscrew—(8.916)
59-61	All.....	5092145	1	.05	PLATE, mtr. thrust.....

62-64	44-46-47-4800 (Dual Speed)	5092145	1	.05	PLATE, w/s wiper mtr. thrust (alsoused 1 1.255)
65-67	50-60-80-9000 (Dual Speed)	5092145	1	.05	PLATE, mtr. thrust(used in 2.760)
68-72	All Depressed Park.	5092145	1	.05	PLATE, w/s wiper motor thrust
62	40-4 1-43-44-4600 (exc. Dual Speed on 44-4600)	4909914	AR	.05	PLUG, thrust-armature shaft
63-64	40-41-43-44-4600 (Sgl. & Dual Speed)	4909914	AR	.05	PLUG, thrust-armature shaft
65-67	30-4000	4909914	AR	.05	PLUG, thrust-Armature shaft
65	50-6000 (Sgl. Speed)	4909914	AR	.05	PLUG, thrust-armature shaft
68-72	30-4000 less Depressed Park.	4909914	AR	.05	PLUG, thrust-armature shaft
65	All Dual Speed exc. Special-Skylark	4916254	1	9.55	PACKAGE, relay repair
59-64	44-46-47-4800 (Dual Speed)	4904339	1	6.70	RELAY, mtr. control (gmpd 10.163)1
65-67	50-60-80-9000 (Dual Speed)	4939546	1	5.20	RELAY, mtr.
68-72	All depressed Park.	4919641	1	5.20	RELAY
63-64	44-46-47-4800 (Dual Speed)	4911283	1	.33	RESISTOR, mtr.
63	40-41-4300	5093346	1		RING, ret. on w/s wiper trans. (1 1.257)
59	All (Dual Speed)	4906744	1	.10	SCREW, armature end play adj
60-61	All	4906744	1	.10	SCREW, armature end play adj
63-67	LeSabre-Wildcat-Electra-Riviera (Dual Speed)	4906744	1	.10	SCREW, armature end play adjmt. (also used 2.760)
68-72	All Depressed Park.	4906744	1	.10	SCREW, armature end play adjustment
66-67	50-60-80-9000 (Dual Speed)	4915593	1	05	SCREW, relay
68-72	All w/Depressed Park	4915593	1	.05	SCREW, relay
59-61	40-41-43-44-4600 (Sgl. Speed)	4905194	1	.05	SPACER, washer mtr.
59-64	44-46-47-4800 (Dual Speed)	5023552	1	.05	SPRING, mtr. brush
59-63	44-46-47-4800 (Dual Speed)	5023552	AR	.05	SPRING, mtr. brush
65-67	50-60-80-9000 (Dual Speed)	4900364	AR	.05	SPRING, mtr.brush
68-72	All Depressed Park.	4900364	AR	.05	SPRING, wiper motor brush
59-60	44-4600	4913805	AR	.16	SPRING, mtr. brush
61	40-41-43-44-4600 (Single Speed)	4913805	AR	.16	SPRING, brush
62	40-41-43-44-4600	4913805	AR	.16	SPRING, brush
63-65	50-6000 (Single Speed)	4913805	AR	.16	SPRING, brush wiper mtr.
63-67	Special-Skylark-G.S.	4913805	AR	.16	SPRING, brush (also used 2.760)
65	9000	4913805	AR	.16	SPRING, brush (usage 2.760)
68-71	30-4000 Less Depressed Park.	4913805	AR	.16	SPRING, brush
64-67	Special-Skylark-G.S. (Dual Speed)	4915686	1	.29	STRAP, ground
68-72	30-4000 less Depressed Park.	4918094	1	.29	STRAP, ground
59-62	44-46-47-4800 Dual Speed	4904355	1	2 10	TERMINAL BOARD
63-64	44-46-47-4800 Dual Speed	4914257	1	.59	TERMINAL BOARD
60-61	40-41-43-44-4600 Single Speed	4906709	1	1.58	TERMINAL BOARD
63	All (Single Speed)	4910350	1	2.04	TERMINAL BOARD
62-65	30-40-50-6000 (Single Speed)	4910350	1	2.04	TERMINAL BOARD
62-67	Special-Skylark-G.S. Dual Speed	4910515	1	2.04	TERMINAL BOARD
68-72	30-4000 Less Depressed Park.	4910515	1	2.88	TERMINAL BOARD
68-72	50-60-80-9000	4916862	1	2.88	TERMINAL BOARD
65-67	50-60-80-9000 Dual Speed	4914620	1	.59	TERMINAL BOARD (used w/service motor 4918342)
68-72	All Depressed Park.	4914620	1	.59	TERMINAL BOARD
71-72	All Depressed Park.	4939106	1	3 93	TERMINAL BOARD
59	All	5093788	1	.05	WASHER, mtr. felt
60	All (Dual Speed)	5093788	1	.05	WASHER, mtr. felt
61	All	5093788	1	.05	WASHER, mtr. felt
62	44-46-4800	5093788	1	.05	WASHER, mtr. felt

63-67	LeSabre-Wildcat-Electra-Riviera (Dual Speed)	5093788	1	.05	WASHER, felt(also used 2.760).....
68-72	All Depressed Park.	5093788	1	.05	WASHER, felt.....
62	40-4 1-43-44-4600 exc. Dual Speed on 44-4600.	4910039	2	.05	WASHER, spg.....
63	40-41-43-44-4600 Sgl. & Dual Speed	4910039	2	.05	WASHER, spg.....
64-67	Special-Skylark-G.S.	4910039	AR		
64-65	LeSabre-Wildcat Sgl. Speed.	4910039	AR	.05	WASHER, spg.....
68-72	30-4000 Less Depressed Park.	4910039	AR	.05	WASHER, spg.....
62	40-4 1-43-44-4600 exc. Dual Speed on 44-4600.	4910513	1	.05	WASHER, spg.....
63	40-4 1-43-44-4600 Single & Dual Speed	4910513	1	.05	WASHER, thrust ball mtr.....
64-67	Special-Skylark-G.S.	4910513	1		
64-65	LeSabre-Wildcat (Sgl. Speed).	4910513	1	.05	WASHER, thrust ball mtr.....
68-72	30-4000 Less Depressed Park.	4910513	1	.05	WASHER, thrust ball mtr.....
	NOTE. Refer to Groups 11.251 thru 10.151				
	ARM — COVER — GE		AR	.05	WASHER, thrust ball mtr.....
					for T/Gate Wiper and Washer Parts
					WINDSHIELD WIPER GEAR BOX
64-67	Special-Skylark-G.S. (Dual Speed).	4912779	1	1.08	ARM.....
63-64	44-46-47-4800 (Dual Speed).	491 1869	1	1.01	ARM, crank.....
65	50-6000 (Sgl. Speed)_____	4914912	1	.97	ARM, crank.....
65-67	50-60-8000 (Dual Speed)	4915271	1	1.08	ARM.....
66	Riviera (Dual Speed).	4915741	1	1 08	ARM.....
67	Riviera	4917931	1	1.08	ARM.....
68-69	30-4000 less Depressed Park.	4918096	1	1.08	ARM.....
68-69	30-4000 Depressed Park	4918179	1	1.08	ARM.....
68-70	50-60-8000.	4918279	1	1.08	ARM.....
68-70	9000.	4918321	1	1.08	ARM.....
70-72	30-4000 Depressed Park	4939135	1	1.08	ARM, crank.....
70-72	30-4000 less Depressed Park.	4939137	1	1.08	ARM, crank.....
71-72	All Depressed Park.	4939468	1	1.28	ARM, crank.....
63-64	40-41-43-44-4600.	4918233	1	.24	CAM, rotor w/s washer (10.153).....
65	30-4000.	4918233	1	.24	CAM, rotor w/s washer—(10.153).....
63-64	40-41-43-44-4600 (Sgl. Speed).	4909948	AR	.05	CAP, w/s wiper gr. box.....
63-65	All exc. Special-Skylark (Dual Speed).	4911260	1	.29	CAP, seal-wiper mtr.....
65	30-40-5000 (Sgl. Speed)	4909948	AR	.05	CAP, protector (drive shaft) w/s washer gr. box_____
66-67	50-60-8000.	491 1260	1	.29	CAP, seal.....
68-70	30-4000 less Depressed Park.	4909948	AR	.05	CAP, protector.....
68	All Depressed Park.	4917478	1	.29	CAP, seal.....
69	All Depressed Park 1st Type.	4917478	1	.29	CAP, seal (use with 4918638 or 4918176 gear & shaft).....
69	All Depressed Park 2nd Type.	4919826	1	.29	CAP, seal (use with 4939091 or 4919833 gear & shaft).....
70-72	All Depressed Park.	4919826	1	.29	CAP, seal.....
63-64	4435-45-4635-45.	2977253	1	.10	CONNECTOR, w/s wiper frt. to instr. panel harness ext. in eng. compt.—(2.530).....
64-67	Special-Skylark-G.S. (Dual Speed).	4912095	1	8.35	COVER, gr. train pkg.....
67	50-60-80-9000.	4917777	1	.92	COVER, mtr. gr. box.....
68-72	All Depressed Park.	4918437	1	.92	COVER, gear box.....
68-72	30-4000 less Depressed Park.	4918441	1	8.35	COVER, gear train package.....
59-64	44-46-47-4800 (Dual Speed).	4904768	1	.05	"E" RING, mtr. latch & follower ret.....
62	40-41-43-44-4600 (Sgl. Speed).	4910140	1	.43	GEAR, inter. & pinion.....
62-67	Special-Skylark-G.S. (Dual Speed).	4909941	1	.43	GEAR & PINION, gr. box.....
63-65	Special-Skylark (Sgl. Speed).	4910140	1	.43	GEAR & PINION, inter-wiper gr. box.....

63-65	LeSabre-Wildcat (Sgl. Speed)	4909941	1	.43	GEAR & PINION, gr. box
68-72	30-4000 less Depressed Park	4909941	1	.43	GEAR & PINION
60-61	40-41-43-44-4600 (Sgl. Speed)	4906716	1	3.60	GEAR & SHAFT, mtr.
61-64	44-46-47-4800 (Dual Speed)	4908837	AR	3.60	GEAR & SHAFT, gr. box
62	40-41-4300 (Dual Speed)	4910244	1	2.04	GEAR & SHAFT, gr. box
62	44-4600 (Dual Speed)	4910198	1	2.04	GEAR & SHAFT
62-63	40-41-4300 (Sgl. Speed)	4910198	1	2.04	GEAR & SHAFT, gr. box
63	40-41-43-44-4600 (Dual & Sgl. Speed)	4910244	1	2.04	GEAR & SHAFT, gr. box
64-65	Special-Skylark (Sgl. Speed)	4910139	1	2.04	GEAR & SHAFT, gr. box
64-67	Special-Skylark-G.S. (Dual Speed)	4909942	1	2.04	GEAR & SHAFT, gr. box
64-65	LeSabre-Wildcat (Sgl. Speed)	4910244	1	2.04	GEAR & SHAFT, gr. box
65-67	50-60-80-9000 (Dual Speed)	4916212	1	3.60	GEAR & SHAFT, gr. box
68-72	30-4000 less Depressed Park	4909942	1	2.04	GEAR & SHAFT
68	30-4000 Depressed Park	4918176	1	3.60	GEAR & SHAFT
69	30-4000 Depressed Park 1st Type	4918176	1	3.60	GEAR & SHAFT (blue identification)
69	30-4000 Depressed Park 2nd Type	4919833	1	3.60	GEAR & SHAFT (green identification)
68	50-60-80-9000	4918638	1	3.60	GEAR & SHAFT
69	50-60-80-9000 1st Type	4918638	1	3.60	GEAR & SHAFT (No. 49 1 8638-molded into gear)
69	50-60-80-9000 2nd Type	4919832	1	3.60	GEAR & SHAFT (No. 493909 1-molded into gear)
70-72	30-4000 Depressed Park	4919833	1	3.60	GEAR & SHAFT, gear box
70-72	50-60-80-9000	4919832	1	3.60	GEAR & SHAFT, gear box
61-64	44-46-47-4800 (Dual Speed)	4906602	1	1.31	KIT, stop arm repair
59-64	44-46-47-4800 (Dual Speed)	4904333	1	.81	LATCH & FOLLOWER, mtr.
59-64	44-46-47-4800 (Dual Speed)	4904819	1	1.08	DRIVE, pawl
59-64	44-46-47-4800 (Dual Speed)	4904322	1	.50	PAWL, mtr. lock
65-67	50-60-80-9000 (Dual Speed)	4914592	1	.20	PAWL, drive
65-67	50-60-80-9000 (Dual Speed)	4917885	1	.24	PAWL, lock
68-72	All Depressed Park	4918079	1	.24	PAWL, lock
68-72	All Depressed Park	4914592	1	.20	PAWL, drive
59-61	All (Dual Speed)	4904998	1	.05	RING, end play washer ret.
59	44-4600 Cam-O-Matic	4904998	1	.05	RING, ret. (also used 1 1.255-1 1.257)
62	40-41-43-44-4600 (exc. Dual Speed on 44-4600)	4910142	AR	.05	RING, ret. (gr. & shaft)w/s washer gr. box
63	40-41-43-44-4600 (Sgl. & Dual Speed)	4910142	AR	.05	RING, ret. (gr. & shaft) w/s washer gr. box
63-67	LeSabre-Wildcat-Electra-Riviera (Dual Speed)	4911264	1	.05	RING, ret. (gr. & shaft) gr. box
64-67	Special-Skylark-G.S.	4910142	AR	.05	RING, ret (gr. & shaft) gr. box
64-65	LeSabre-Wildcat (Sgl. Speed)	4910142	AR	.05	RING, ret. (gr. & shaft) w/s washer gr. box
68-72	30-4000 less Depressed Park	4910142	AR	.05	RING, retainer (gear & shaft) gearbox
68-70	All Depressed Park	4911264	1	.05	RING, retainer (gear & shaft) gear box
59	All Cam-O-Matic (Dual Speed)	4906021	1	.33	SEAL, drive shaft end
59	44-4600 (Dual Speed)	4906021	1	.33	SEAL, drive shaft end
62-65	LeSabre-Wildcat (Sgl. Speed)	4914394	1	.20	SEAL CAP, wiper box
64	40-41-4300 w/s washer	4914394	AR	.20	SEAL CAP, w/s wiper gr. box
65-67	Special-Skylark-G.S.	4914394	1	.20	SEAL CAP, gr. box
68-72	30-4000 less Depressed Park	4914394	AR	.20	SEAL CAP
59	All Cam-O-Matic	4907481	1	3.60	SHAFT, drive with gr. (also use 1-4908658)
59	44-4600 1st Type (Dual Speed)	4907481	1	3.60	SHAFT, drive with gr. (also use 1-4908658)
60	All	4907481	1	3.60	SHAFT, drive with gr. (also use 1-4908658)
63-64	44-46-47-4800 (Dual Speed)	4911261	1	1.58	SHAFT & DRIVE PLATE

65-67	50-60-80-9000 (Dual Speed)	4914589		1.31	SHAFT & DRIVE PLATE
68-72	All Depressed Park.	4960192		1.31	SHAFT & RING PKG.
63-65	All exc. Special-Skylark (Dual Speed)	491 1259		.10	SHIELD, cap-wiper mtr.
66-67	50-60-8000	491 1259		.10	SHIELD, cap-wiper mtr.
68	All Depressed Park.	4918265		.10	SHIELD, cap.
69	All Depressed Park 1st Type.	4918265		.10	SHIELD, cap (use with 4918638 or 4918176 gear & shaft)
69	All Depressed Park 2nd Type.	4919828		.10	SHIELD, cap (use with 493909 1 or 49 19833 gear & shaft)
70-72	All Depressed Park.	4919828		.10	SHIELD, cap.
60-62	44-46-47-4800 (Dual Speed)	4905819	AR	.33	SPACER & GROMMET
59-61	44-46-47-4800 (Dual Speed)	4904307		.05	SPACER, mtr. drive shaft end shield
63	44-4600 (Sgl. Speed)	4910180		.20	SPACER & GROMMET.
65-67	50-60-80-9000 (Dual Speed)	4904307		.05	SPACER, mtr. driveshaft end shield
68-72	All Depressed Park.	4904307		.05	SPACER, drive shaft end shield.
59-64	44-46-47-4800 (Dual Speed)	4904325		.10	SPRING, mtr. lock & drive pawl tension
59-63	44-46-47-4800 (Dual Speed)	4904325		.10	SPRING, mtr. lock & drive pawl tension
65-67	50-60-80-9000 (Dual Speed)	4914596		.10	SPRING, mtr. lock & drive pawl tension
68-72	All Depressed Park.	4914596		.10	SPRING, lock & drive pawl tension
62	40-41-43-44-4600 (exc. Dual Speed on 44-4600)	4909940	AR	.05	WASHER,
62	40-4 1-43-44-4600 (exc. Dual Speed on 44-4600)	4910343	AR	.05	WASHER,
62-63	40-41-43-44-4600 (Sgl. & Dual Speed)	491 0199	1	.05	WASHER,
63	40-41-43-44-4600 (Sgl. & Dual Speed)	4909940	AR	.05	WASHER,
63	40-41-43-44-4600 (Sgl. & Dual Speed)	491 0343	AR	.05	WASHER,
63-67	LeSabre-Wildcat-Electra-Riviera (Dual Speed)	491 1262	1	.05	WASHER,
64-67	Special-Skylark-G.S.	4909940	AR	.05	WASHER,
64-67	Special-Skylark-G.S.	4910199	1	.05	WASHER,
64-65	LeSabre-Wildcat (Sgl. Speed)	4909940	AR	.05	WASHER,
64-67	Special-Skylark-G.S.	4910343	AR	.05	WASHER,
64-65	LeSabre-Wildcat (Sgl. Speed)	4910343	AR	.05	WASHER,
64-65	LeSabre-Wildcat (Sgl. Speed)	4910199	1	.05	WASHER,
68-72	30-4000 less depressed park.	4909940	AR	.05	WASHER,
68-72	30-4000 less Depressed Park.	49101 99	1	.05	WASHER,
68-72	30-4000 less Depressed Park.	4910343	AR	.05	WASHER,
68-72	All Depressed Park.	4911262	1	.05	WASHER,
NOTE 1959-4400-4600 1st Type change points F-1039280 FL., F-2007992 S.G., F-301 1 123 LIN., F-4012285 K.C, F-5010234 WIL, F-6011534 ATL, F-7006278 FRA., F-8010117 ARL.					
10.152 GASKET, WINDSHIELD WIPER MOTOR TO COWL					
59-63	All	542675		.15	GASKET, upr.
64-69	All exc. Special-Skylark-G.S.	542675		.15	GASKET, to cowl panel-upr.
64-67	Special-Skylark-G.S.	3840795		.25	GASKET.
68-69	30-4000 Depressed Park	3918294		.51	GASKET, bracket to cowl
68-69	33-3400 less Depressed Park.	3914792		.25	GASKET.
68-71	30-4000 Depressed Park	542675		.15	GASKET, wiper mtr.
70	All Depressed Park	542675		.15	GASKET, wiper mtr.
70	3000 Non-Depressed Park	3980378		.20	GASKET, wiper mtr.
71-73	30-4000 Depressed Park	9832955		.25	GASKET, w/s wiper mtr. to pnl.
71-73	50-60-80-9000	9832955		.25	GASKET, w/shield wiper mtr. to adapter plate
72	3300-3436	3980378		.20	GASKET, w/s wiper mtr.
63	44-46-47-4800	3824124		.10	SCREW & LOCK WASHER, motor to cowl

64-68	All	3824124		.10	SCREW, mtr. to cowl
71-73	All B-C-E.	3824124		.10	SCREW, wiper mtr. to cowl
	10.152	BRACKET, WINDSHIELD WIPER	MOTOR		
68-69	30-4000 Depressed Park	3913663	1	1.59	BRACKET.....
70	3300-3435-36 Less				
	Depressed Park.	.3963325	1	1.49	BRACKET.....
72	3327-37-69-3436	.3963325	1	1.49	BRACKET.....
	10.153	COORDINATOR, WINDSHIELD WIPER AND WASHER			
58	All1468320	1	2.46	CO-ORDINATOR, wiper mtr. washer
	10.153	BELLOWS - - CAM - COVER - PUMP, WINDSHIELD WASHER			
60-62	All SgL	4914074	AR	66	BELLOWS PACKAGE, washer pump
63	All Dual Speed-				
	Depressed Park.	4912243	AR	.33	BELLOWS PACKAGE, washer pump & ret.
63-67	Special-Skylark-G.S.	4914074	AR	.66	BELLOWS PACKAGE
68	30-4000 less Depressed				
	Park.	4914074	AR	66	BELLOWS PACKAGE
64-66	All Dual Speed-				
	Depressed Park.4913726	AR	.66	BELLOWS PACKAGE.....
67	50-60-80-90004913726	AR	.66	BELLOWS PACKAGE.....
59-61	All Sgl. Speed	4906931		.32	CAM, rotor-washer pump.....
	40-41-43-44-4600.	4918233		.24	CAM, rotor-w/s washer (also used 10.150)
	40-41-42-43-44-4600				
	Dual4918233		.24	CAM, rotor-w/s washer.....
63	All Depressed Park.4906931		.32	CAM, rotor-washer pump
64	All Depressed Park	4913475		.33	CAM, rotor w/s washer pump
65-67	30-4000 (Dual Speed)	4918233		.24	CAM, rotor.....
65-66	All Depressed Park	4914683		.33	CAM, rotor.....
67	50-60-80-9000	4917747		.33	CAM, rotor.....
68	30-4000 less Depressed				
	Park.	4918233		.24	CAM, pump drive
68-72	All Depressed Park	4918071		.33	CAM, washer pump
68	30-4000 less Depressed				
	Park.	4918793		.20	CAM FOLLOWER PACKAGE
69-72	30-4000 less Depressed				
	Park.	4918982		.33	CAM, pump drive
71-72	All Depressed Park	4919947		.33	CAM, washer
63-67	Special-Skylark-G.S.	4910949		.66	COVER, upr.
63-67	Special-Skylark-G.S.	4911944		.59	COVER, lwr.
65-66	All Depressed Park	4914682		.24	COVER.....
67	50-60-80-9000	4917505		.24	COVER.....
68	30-4000 less Depressed				
	Park.	4911944		.59	COVER, lwr. washer pump
68	30-4000 less Depressed				
	Park.	4910949		.66	COVER, upr. washer pump
68-72	All Depressed Park	4918070		.24	COVER, washer pump
69-72	30-4000 less Depressed				
	Park.	4919052	1	.43	COVER washer pump
		4919914	1	.24	COVER washer pump
71	All Depressed Park	4913551	AR	.05	DOG, spg washer pump
62	40-41-43-44-46-4800	4913551	1	.05	DOG, spg washer pump
63	40-41-4300	4913551	1	.05	DOG, spg ratchet whl.
64-67	Special-Skylark-G.S.	4913248	1	.05	DOG, spg ratchet whl.
64-66	All Depressed Park	4913248	1	.05	DOG, spg ratchet whl.
67	50-60-80-9000	4918069	1	.05	DOG SPRING, washer pump
68-72	All Depressed Park				
68	30-4000 less Depressed				
	Park.	4913551	1	.05	DOG, spg. ratchet whl.
69-72	30-4000 less Depressed				
	Park.	4918975	1	.05	DOG SPRING, ratchet wheel-washer pump
68-72	All Depressed Park	4918320	1	.10	GASKET, washer pump.....
All	All		AR	4.98	HOSE, w/s washer (use bulk hose grp. 8.962)
61	All	4909133	AR	4.98	MAGNET & RELAY, washer pump ter. board
69-71	30-4000 less Depressed				
	Park.	4919822	1	3.01	PACKAGE, magnet & coil-w/s washer pump (incl. pawl spring, magnet).....
63-67	Special-Skylark-G.S.	4910123	1	.10	PAWL, armature.....
62	40-41-43-44-46-4800	4910123	AR	.10	PAWL, armature-washer pump.....
60-61	All4914935	1	.16	PAWL, ratchet-washer pump.....
68	30-4000 less Depressed				
	Park.	4910123		.10	PAWL, armature
63-66	All Dual Speed-				
	Depressed Park.4914935		.16	PAWL & SPRING PACKAGE.....
67	50-60-80-90004914935		.16	PAWL & SPRING PACKAGE.....
68-72	All Depressed Park.4918446		.16	PAWL & SPRING PACKAGE, washer pump
68-72	All Depressed Park.4918445		3.60	PISTON, washer pump.....

69-72	30-4000 less Depressed Park	4918790		3.60	PISTON, washer pump
63-64	40-41-4 2-43-44-4600	491 1444		.80	PLATE, washer mtg.
65	50-6000	491 1444		.80	PLATE, mtg.-w/s washer.
69-70	30-4000 less Depressed Park	4918971		.16	PLUNGER, washer pump
57-58	All	1181697		6.45	PUMP & COVER
59	44-4600	4909335		15.30	PUMP & COVER (incl. cvr., mtr., pump, press., switch, & circuit brkr.-use when 980009 has been instl.)
59-61	All	490911 1		16.60	PUMP
62	44-46-4800 Dual	49091 1 1		16.60	PUMP
62	40-4 1-4300 Dual or Sgl.	491 1524		15.30	PUMP
62	44-46-4800 Sgl.	491 1524	AR	15.30	PUMP
63-67	Special-Skylark-G.S.	4919332		15.30	PUMP
63-65	LeSabre-Wildcat Sgl. Speed	4919332		15.30	PUMP
63	44-46-47-4800 Dual	4914510		16.60	PUMP
64	All Dual Speed Depressed Park	4914510		16.60	PUMP
65-66	All Dual Speed- Depressed Park	4914680		15.30	PUMP
67	50-60-80-9000	4917714		15.30	PUMP
68	33-3400 less Depressed Park	4919332		15.30	PUMP
68-72	All Depressed Park	4918180		15.30	PUMP
69-72	30-4000 less Depressed Park	4919332		15.30	PUMP
71-72	50-60-80-9000 Depress Park Demand Type Wiper	4939190		22.05	PUMP
65-66	All Depressed Park	4913247		.16	RATCHET
67	50-60-80-9000	4913247		.16	RATCHET
68	30-4000 less Depressed Park	4918794		.20	RATCHET WHEEL PACKAGE
69-72	30-4000 less Depressed Park	4918962		.16	RATCHET
68-72	All Depressed Park	4939314		.20	RATCHET & SPRING, washer pump (also use 4913242 ring on 1968-69 models)
71-72	All Depressed Park	4919946		.10	RATCHET, spring
71-72	All Depressed Park	4919971	1	.16	RATCHET, whl.
71-72	All Depressed Park	4919948	1	3.92	RELAY
59-62	All	4908486	AR	.05	RING, rotor
60-61	All	9416094	AR	.10	RING, pawl
63	All-Dual Speed-	4908486	1	.05	RING, rotor
63-66	All Dual Speed- Depressed Park	9416094	AR	.10	RING, pawl
67					
64-66	All Dual Speed- Depressed Park	4913242	1	.05	RING, rotor
	50-60-80-9000	4913242	1	.05	RING, rotor
**	All Depressed Park	4913242	1	.05	RING, rotor
**	All Depressed Park	9416094	AR	.10	4939314 only).
**	All	9416094	AR	.10	RING, pawl ret. washer pump-(8-934).
**	30-4000	4910976	2	.20	SCREW, w/s washer to mtg. plate
69-72	50-6000 Sgl. Speed	4910976	2	.20	SCREW, w/s washer to mtg. plate
65	Special-Skylark-G.S.	4910976	AR	.20	SCREW, w/s washer to mtg. plate
65	30-4000 less Depressed Park	4910976	AR	.20	SCREW, w/s washer to mtg. plate
67					
68	30-4000 less Depressed Park	4910635	1	.05	SCREW, washer pump terminal board
69	30-4000 Depressed Park	4910184	AR	.05	SCREW, washer to mounting plate
70-72	30-4000	4910184	AR	.05	SCREW, washer to mtg. plate
71-72	All Depressed Park	4914358	1	.05	SCREW, dog spring
71-72	All Depressed Park	4919960	1	.05	SCREW, switch mtg.
69-72	30-4000 less Depressed Park	4918983	1	.10	SEAL, dust-wiper mtr.
66-70	9000	393762	1	.16	SHIELD, wiper motor water
60-63	44-46-47-4800 (Dual Speed)	4905819	AR	.33	SPACER & GROMMET, w/s wiper
64	All (Sgl. & Dual Speed)	4910180	1	.20	SPACER & GROMMET
65-67	30-4000	4910180	1	.20	SPACER & GROMMET, gr. box
65	50-6000 (Sgl. Speed) 30-4000 less Depressed Park	4910180	1	.20	SPACER & GROMMET, wiper gr. box
68-72	All Depressed Park	4910180	1	.20	SPACER & GROMMET
68-72	All Depressed Park	4911142	2	.33	SPACER & GROMMET

63-67	LeSabre-Wildcat-Electra- Riviera (Dual Speed) ...	4911142	2	.33	SPACER & GROMMET.
62	40-41-43-44-46-4800 ...	4910108	AR	.10	SPRING, cam follower.
62	All	4910124	AR	.05	SPRING, washer pump pawl
63-67	Special-Skylark-G.S.	4910108	1	.10	SPRING, cam follower.
63-67	Special-Skylark-G.S.	4910124	1	.05	SPRING, pump pawl.
66-67	50-60-80-9000	4913249	AR	.05	SPRING, latch out
68	30-4000 less Depressed Park	4910124		.05	SPRING, pump pawl
69-70	30-4000 less Depressed Park	4918974	1	.10	SPRING, washer pump plunger
69-72	30-4000 less Depressed Park	4918963	1	.10	SPRING, ratchet washer pump.
68-70	9000	1385029	2	.15	STRAP (used 2.480).
71-72	All Depressed Park	4919972	1	3.60	SWITCH
61	All	4909133		4.98	TERMINAL BOARD PACKAGE, w/s washer pump (magnet & relay).
62-64	40-41-42-4300	4916802		2.91	TERMINAL BOARD PACKAGE, washer pump
62	44-46-4800	4916802	1	2.91	TERMINAL BOARD PACKAGE, washer pump.
63	40-41-42-4300	4916802	AR	2.91	TERMINAL BOARD PACKAGE
62	40-41-43-44-46-4800	4916802	1	2.91	TERMINAL BOARD PACKAGE
65-67	30-4000	4916802	1	2.91	TERMINAL BOARD PACKAGE
64-66	All Dual Speed- Depressed Park	4913725	AR	2.16	TERMINAL BOARD PACKAGE
67	50-60-80-9000	4913725	AR	2.16	TERMINAL BOARD PACKAGE
68-72	All Depressed Park	4918444	1	2.16	TERMINAL BOARD PACKAGE
68	30-4000 less Depressed Park	4916802	1	2.91	TERMINAL BOARD
68-72	30-4000 less Depressed Park	4910917	1	.10	TERMINAL SEAL
59-67	All As Req	4914357	1	3.01	VALVE PACKAGE, w/s washer pump-angle body
67-68	50-60-8000	4914356	1	2.75	VALVE PACKAGE, straight tail pipe
68	30-4000 Depressed Park	4914356	1	2.75	VALVE PACKAGE, straight tail pipe
68-72	30-4000 less Depressed Park	4914357		3.01	VALVE PACKAGE, w/s washer pump-angle body
68	9000	4914357		3.01	VALVE PACKAGE, angle body.
69-72	All Depressed Park	4914356		2.7 5	VALVE PACKAGE, straight t-pipe
63	40-41-43-44-4600	4910927		.05	WASHER, felt-w/s washer unit
64-65	LeSabre-Wildcat	4910927		.05	WASHER, felt-w/s washer unit
10.154 BRACKET — COVER — JAR, WIND					
65	50-60-8000	1370949		1.44	BRACKET.
66	30-4000 2nd Type	548935		.92	BRACKET, jar
67	30-4000	548935		.92	BRACKET, jar
70	30-4000 (Evap. Emission Control)	548935		.92	BRACKET, jar
71-72	30-4000	548935		.92	BRACKET, jar.
71-72	50-60-80-9000	1236159		.97	BRACKET, jar.
64-65	Special-Skylark	389778		.51	CAP.
63-66	LeSabre-Wildcat-Electra- Riviera	1231266		.15	COVER
67-72	All	1231266		.15	COVER
NOTE 1st type, outlet hose at bottom of jar, 2nd type, outlet hose at top of jar.					
66	30-4000 2nd Type	1231266		.15	COVER
64	4000-4100-4200-4300	4801268		.10	FASTENER, w/s jar cvr. to jar—(12.269).
65-72	50-60-80-9000	3986821		.25	FILTER, washer jar hose water.
66	30-4000 2nd Type	3986821		.25	FILTER, washer jar hose water.
68-71	30-4000	3986821		.25	FILTER, washer jar hose water.
73	All	3986821		.25	FILTER, washer jar hose
57-58	All	1175771		1.08	JAR, w/s washer glass.
59-62	All	3760336		1.86	JAR, plastic.
61-62	All	1349788		4.51	JAR & COVER.
63	40-41-4300	3840083		1.58	JAR (also use 1-548935 brkt, 1-1231266 cvr. & 1- 3760369).
63-64	44-46-47-4800	1234301		1.74	JAR.
64-65	Special-Skylark	3840083		1.58	JAR.
65	50-60-8000 1st Type, (Located on Frt. End Sheet Metal Baffle)	3840083	1	1.58	
65	50-60-8000 2nd Type (on L. Frt. Fdr. WhlHse. Panel).	387335		2.26	JAR.
65-70	9000	1234301		1.74	JAR.
66	30-4000	3840083		1.58	JAR (when using on cars with outlet at bottom of jar also use 1-1231266 cvr., 3760369 filter & 1- 548935 brk.).
66-67	50-60-8000	387335		2.26	JAR.
67	30-4000	3840083		1.58	JAR.

68-70	All exc. 9000	.1385660		1.69	JAR
70	30-4000 (Evap. Emission Control)	3840083		1.58	JAR
71-72	30-4000	3840083		1.58	JAR
71-72	50-60-80-9000	.1236158		1.59	JAR
10.155 CONNECTOR, WINDSHIELD WASHER					
41-56	All	3847085		.77	CONNECTOR, T(large)—(9.798)
56	All	3866868		.20	CONNECTOR, T(A" x V" x V/2")—(9.1 96)
55	70	1168896		.36	CONNECTOR, T-between vac. line hose 8t washer control outlet hose
56	All	1173015	1	.30	CONNECTOR, hose [V" x V/2" x V/2" T) between washer water hose
57	All	1366285	1	.15	CONNECTOR, hose straight control to bottle hose (used in 9.798)
61	44-46-47-4800 exc.				
	4435-45	1168896	1	.36	CONNECTOR (also used in 12.243)
67	30-4000 exc. Wagons				
	A.C.	1173015	1	.30	CONNECTOR, hose(A" x V/2" x V4")used in 12.243
68	30-4000	1173015	1	.30	CONNECTOR (used 12.243)
64-68	Special-Skylark-G.S.	3829994	3	.10	CLIP, w/s washer hose (also used 10.156)
10.156 HOUSING—NOZZLE, WINDSHIELD WASHER					
63-65	Riviera	1355257		.77	HOUSING
54-60	All	3718638		.51	NOZZLE
61-62	40-41-4300	579890		.72	NOZZLE
61-62	44-46-47-4800	1164688		.25	NOZZLE
63	40-4 1-4300	579890		.72	NOZZLE
63-64	44-46-4800	1355108		.46	NOZZLE
64-67	Special-Skylark-G.S.	3840766		.51	NOZZLE
63-65	Riviera	1164688		.25	NOZZLE
65	50-60-8000	1369227		.67	NOZZLE
66-67	50-60-80-9000	1377273		.67	NOZZLE
68-72	30-4000	1237591		.67	NOZZLE
68	50-60-8000	1385774	RH	.87	NOZZLE
68	50-60-8000	1385775	LH	.87	NOZZLE
68-69	9000	1385776	RH	1.69	NOZZLE
68-69	9000	1234799	LH	1.44	NOZZLE
69	50-60-8000	1230508	RH	.62	NOZZLE
69	50-60-8000	1230509	LH	.62	NOZZLE
70	50-60-8000	1234724	2	.67	NOZZLE
70	9000	1234798	RH	1.44	NOZZLE
70	9000	1234799	LH	1.44	NOZZLE
71-72	All B-C-E	1236160	2	.67	NOZZLE
61-62	44-46-47-4800	9416794	2	.10	NUT, washer hsg. & nozzle to shroud top vent. grl.—(8.921)
63-65	Riviera	9416794		.10	NUT, w/s washer hsg. & nozzle to cowl top vent. grl.—(8.921)
64-68	Special-Skylark-G.S.	3829994		.10	CLIP (10.155)
66-67	50-60-80-9000	1378395		.10	CLIP (used in 12.800)
66	All	3866868		.20	TEE CONNECTOR (A" x A" x V/2")—(9.281)
67-68	50-60-80-9000	9414752		.10	SCREW, nozzle to vent grl.—(8.977)
10.157 BURR, WINDSHIELD WIPER MOTOR					
49	50-70	4552992	2	.30	BURR, wiper driving
50	All	4552992	2	.30	BURR, wiper driving
51-53	50-70	4552992	2	.30	BURR, wiper driving
10.159 TRANSMISSION, WINDSHIELD WIPER					
54-56	40-60-100 less Cam-O-Matic	4642262	LH	6.55	TRANSMISSION
58	40-60	4726976	LH	8.25	TRANSMISSION
58	40-60 Cam-O-Matic	4726974	LH	8.25	TRANSMISSION
58	50-70-700 Cam-O-Matic	4726969	RH	8.25	TRANSMISSION
58	50-70-700 Cam-O-Matic	4726973	LH	8.25	TRANSMISSION
59-60	441 1-19-35-45-4619-35-45-47 19-4829 (Cam-O-Matic)	4759123	RH	20.05	TRANSMISSION
59-60	441 1-19-35-45-4619-35-45-47 19-4829 (Cam-O-Matic)	4759124	LH	14.20	TRANSMISSION
59-60	44-46-47-4800 H.T. & Conv. (Cam-O-Matic)	4759119	RH	18.45	TRANSMISSION
59-60	44-46-47-4800 H.T. & Conv. (Cam-O-Matic)	4759120	LH	14.20	TRANSMISSION
61-63	40-41-4300	4912445	RH	6.85	TRANSMISSION
61-63	40-41-4300 (1st Type on 1963)	4910690	LH	5.65	TRANSMISSION

61-62	44-4600	4908161	RH	7.60	TRANSMISSION (non overlap) omit on w/s washer
61-62	44-4600	4908162	LH	6.75	TRANSMISSION (non overlap) omit on w/s washer
61-62	44-46-47-4800	4909098	RH	11.05	TRANSMISSION (overlap) washer jobs
61-62	44-46-47-4800	4909099	LH	10.20	TRANSMISSION (overlap) washer jobs
10.159 HOUSING & LINK, WINDSHIELD WIPER TRANSMISSION					
61-63	40-41-4300	4912445	RH	6.85	HOUSING & LINK
63	40-41-4300 2nd Type . . .	4912728	LH	6.50	HOUSING & LINK
63-64	44-46-4800 (Sgl. 8i Dual Speed)	4911855	RH	6.65	HOUSING & LINK
63-64	44-46-4800 (Sgl. 8i Dual Speed)	4911859	LH	7.05	HOUSING & LINK
63-65	Riviera	4911892	RH	7.25	HOUSING & LINK
63-65	Riviera	4911894	LH	7.05	HOUSING & LINK
64-67	Special-Skylark-G.S.	4913654	RH	6.85	HOUSING & LINK
64-67	Special-Skylark-G.S.	4913655	LH	6.30	HOUSING & LINK
65-67	50-60-8000	4915358	RH	6.65	HOUSING & LINK
65-67	50-60-8000	4915357	LH	7.05	HOUSING & LINK
66-67	9000	4917901	RH	8.65	HOUSING & LINK
66-67	9000	4917900	LH	7.05	HOUSING & LINK
68-72	30-4000	4918758	RH	6.85	HOUSING & LINK
68-72	30-4000 less Depressed Park	4918620	LH	6.30	HOUSING & LINK
68-72	30-4000 Depressed Park	4918624	LH	6.30	HOUSING & LINK
68	50-60-8000	4918614	RH	6.90	HOUSING & LINK
68	50-60-8000	4918616	LH	7.25	HOUSING & LINK
68-70	9000	4918630	RH	8.65	HOUSING & LINK
68-70	9000	4918632	LH	7.05	HOUSING & LINK
69-70	50-60-8000	4919298	RH	6.90	HOUSING & LINK
69-70	50-60-8000	4919300	LH	7.25	HOUSING & LINK
71-72	50-60-80-9000	4939674	RH	8.00	HOUSING & LINK
71	50-60-80-9000	4939676	LH	8.10	HOUSING & LINK
72	50-60-80-9000 A.C.	4960490	LH	8.10	HOUSING & LINK
72	50-60-80-9000 less A.C.	4939676	LH	8.10	HOUSING & LINK
10.159 DRIVE LINK & BELL CRANK, WINDSHIELD WIPER TRANSMISSION					
61-62	40-41-4300	4908822	AR	1.44	LINK, mtr. drive w/s wiper trans.
63-64	44-4600 (Sgl. Speed)	4912421		8.15	DRIVE LINK, bell crank & brkt.
63-64	44-46-4800 (Dual Speed)	4913827		10.15	DRIVE LINK, bell crank & brkt.
63-65	Riviera	4912394		8.45	DRIVE LINK, bell crank & brkt.
65-67	50-60-8000	4915359		9.35	DRIVE LINK, bell crank & brkt.
65-66	50-60-8000	4915360		6.30	DRIVE LINK & BELL CRANK
65-70	50-60-8000	3860105		.10	PLUG
10.159 BRACKET, CENTER WINDSHIELD WIPER TRANSMISSION					
63-64	44-46-4800 (Sgl. 8i Dual Speed)	4912430		1.58	BRACKET, ctr. trans
10.160 ESCUTCHEON—NUT—SPACER—SCREW—WASHER, WINDSHIELD WIPER TRANSMISSION					
64-65	Riviera	1355006	RH	.41	ESCUTCHEON
64-65	Riviera	1355007	LH	.41	ESCUTCHEON
54	All 1st Type (use with Flat Escn.)	4636163	2	.30	NUT, trans, escn. spanner
57-58	All	4636163	2	.30	NUT, trans, to escn
59-60	All Cam-O-Matic	4759144	2	.30	NUT, trans, to escn
59-60	All exc. 40-4 1-4300	4759143	AR	.30	NUT, trans, to cam & escn
61-62	44-46-47-4800	4759143	2	.30	NUT, escn. to cowl 8i trans
63-65	Riviera	4759143	2	.30	NUT, w/s wiper trans
59-62	All	4766184	1	.05	RETAINER
63	40-4 1-4300 1st Type	4766184	1	.05	RETAINER
63	44-46-47-4800	4912427	1	.10	RETAINER (Delco Trans.)
64	All (Sgl. & Dual Speed)	4912427	1	.10	RETAINER (Delco Trans.) (GMPD 10.160)
64-67	Special-Skylark-G.S.	4905636	1	.05	RETAINER, hsg. 8i link to ctr. drive (also used 2 755)
64	4635-45	4766184	1	.05	RETAINER (used 1 1.257)
65	30-40-9000 (Sgl. 8i Dual Speed)	4912427	1	.10	RETAINER
66-68	30-4000	4912427	1	.10	RETAINER, drive link to mtr.
64-67	Special-Skylark-G.S.	4906868	AR	.05	WASHER, link to ctr. drive spg.-wavey (also used 2.755)
59-60	All	9411499	AR	.05	SCREW, mtr. & trans, to cowl—(8.908)
61-63	40-41-4300	9411499	3	.05	SCREW, mtr. to cowl panel—(8.908)
61-62	44-46-47-4800	9411499	6	.05	SCREW, wiper trans, to cowl—(8.908)
61-62	44-46-47-4800	9411499	4	.05	SCREW, wiper mtr. to cowl—(8.908)
64-68	All	3933052	AR	.10	SCREW & WASHER
69-70	30-40-9000	3933052	AR	.10	SCREW & WASHER

10.160 PACKAGE—RETAINING RING, WINDSHIELD WIPER TRANSMISSION					
59-62	All (Dual Speed)	4906066	AR	1.14	PACKAGE, contains 5 washers, 3-ret. rings, 1-seal cvr.
63	40-41-4300 1st Type	4906066	AR	1.14	PACKAGE, ret. ring
63-64	44-46-47-4800	4912459	AR	.24	PACKAGE, ret. ring
63-65	Riviera	4912459	AR	.24	PACKAGE, ret. ring
10.160 BRACKET, CENTER WINDSHIELD WIPER TRANSMISSION					
63-64	44-46-4800 (Sgl. & Dual Speed)	4912430	1	1.58	BRACKET, ctr. trans.
10.163 CONTROL—SWITCH—NUT, WINDSHIELD WIPER MOTOR					
56	All Cam-O-Matic	4674611		4.87	CONTROL
57-58	All	4698904		5.50	CONTROL
59	All W/S Washer	1993543		2.41	SWITCH
60	All	1998726		2.45	SWITCH
60	44-4600 without W/S Washers	1998727		1.74	SWITCH
60	44-4600	1998739		2.41	SWITCH, use when dealer instld washer pkg. was instl
61-62	40-41-4300 Sgl. Speed less W/S Washer	1998727		1.74	SWITCH
61-62	40-4 1-4300 Dual Speed-W/S Washer Jobs	1993557		2.53	SWITCH
61-62	40-41-4300	1998739		2.41	SWITCH, use on dealer instl. w/s washer pkg.
61-62	44-4600 Sgl. Speed	1993541		2.39	SWITCH, use with dealer instl. washer pkg.
61-64	44-4600 Sgl. Speed less W/S Washer	1993441		2.18	SWITCH
61-62	44-46-47-4800 Dual Speed	1993543		2.41	SWITCH
63	40-41-4300 (Sgl. Speed)	1993441		2.18	SWITCH, less washer
63	40-41-43-44-4 600 (Sgl. Speed)	1993608		1.79	SWITCH, with washer (also used 1 1.253)
63	40-41-4300 (Dual Speed)	1993527		2.49	SWITCH
64	40-41-42-4300 (Sgl. Speed) with Washer	1993633		2.77	SWITCH
64-65	Special-Skylark (Sgl. Speed) less Washer	1993634		1.74	SWITCH
64	40-41-42-4300 (Dual Speed)	1993632		3.42	SWITCH
63-64	44-46-47-4800 (Dual Speed)	1993607		2.39	SWITCH
65	30-4000 (Dual Speed) with Washer	1993305		3.42	SWITCH
65	50-6000 (Sgl. Speed) less Washer	1993692		6.20	SWITCH
65	50-6000 (Sgl. Speed) with Washer	1993698		7.85	SWITCH
65	50-60-8000 (Dual Speed)	1993694		7.85	SWITCH
65	9000 (Dual Speed)	1993304		2.45	SWITCH
66	30-4000	1993632		3.42	SWITCH
66	50-60-8000 (Dual Speed w/Washers)	1993344		3.39	SWITCH
66-67	9000	1375212		7.40	SWITCH 8t KNOB
67	30-4000	1993372		2.39	SWITCH
67	50-60-8000	1993371		2.39	SWITCH
68	30-4000 Depressed Park	1385058		7.20	SWITCH
68	33-3400 less Depressed Park	1383812		6.80	SWITCH
68	50-60-80-9000	1383812		6.80	SWITCH
69	3300-3435-36 less Depressed Park	1231088		6.35	SWITCH
69	30-40-9000 Depressed Park	1231089		6.15	SWITCH
69	50-60-8000	1231089		4.05	SWITCH
70-72	30-4000	1387049		3.74	SWITCH, wiper
70	50-60-8000	1993463		4.50	SWITCH, wiper & washer
70	9000	1994108		6.15	SWITCH
71-72	50-60-80-9000 less Finger Tip Wiper Control	1235261		4.61	SWITCH & LENS (dash mtd.)
71-72	All Finger Tip Wiper Control				SWITCH, part of trans, control lever grp. 4.006
70-72	3300-3435-3436 Non-Depressed Park Wipers	8903611		2.97	CABLE, wiper switch jpr—(2.480)
65-66	30-4000	2962965		.14	CONNECTOR, wiper switch
65	50-60-8000	2965077	AR	.22	CONNECTOR, w/s washer (usage 2.530)

59	All	.533012	.20	NUT, wiper control—(10.1 66)—
61-62	44-46-47-4800	533012	.20	NUT, w/s wiper switch—(10.1 66)
63	4435-45-4635 (T/Gate Wiper Opt.)	533012	.20	NUT, switch to instr. panel—(10.166)
65	50-60-8000	.1373174	.10	CLIP, w/s wiper switch to instr. panel
65	Riviera	.1364791	.20	PLATE, switch ground—(2.486)
66	Riviera	.13821 19	4.61	PLATE, switch cvr.
67	Riviera	.13821 19	4.61	PLATE, w/s wiper & washer switch cvr.
67	Riviera	.13821 14	.25	RETAINER, w/s wiper switch plate—(9.740)
67	Riviera	.138211 6	.10	CLIP, seelite wire to wiper switch cvr. plate ret. (12.016)
67	Riviera	.6291862	1.38	TUBE, wiper switch to instr. cluster (16" long)—(2.580)
69	50-60-8000	1231915	2.77	LENS, wiper switch
70	50-60-8000	1233739	1.69	LENS, wiper switch

10.164 KNOB — BUTTON, WINDSHIELD WIPER & WASHER CONTROL

60	44-4600 less W/S Washer	1192612	.41	KNOB
61-62	40-41-4300 less W/S Washer	1192612	.41	KNOB
61-62	44-46-47-4800 W/S Washer	1348064	.56	KNOB (7 1/2")
63	40-4 1-4300 (Dual Speed)	1355903	.62	KNOB
63	40-41-43-44-4600 less W/S Washer	1365623	.77	KNOB (also used 9.778)
63-64	44-46-47-4800 (Dual Speed)	1365624	.77	KNOB
64	40-41-42-4300 less W/S Washer	1396328	1.08	KNOB (incl. screw)
64	40-41-42-4300 with W/S Washer	1396329	1.23	KNOB (incl. screw)
64	44-4600 (Sgl. Speed)	1365623	.77	KNOB
64	4635-45	1348064	.56	KNOB, t/gate wiper (usage 1 1.253)
65	30-4000 with Washer	1396633	.97	KNOB (incl. screw)
65	50-60-8000	1396607	1.74	KNOB & SCREW PACKAGE (9.798)
65	9000	1396634	1.08	KNOB (incl. screw)
66	All W/S Washer	1376896	.92	KNOB
67	All exc. 9000	1379845	.92	KNOB
70	50-60-8000	1234960	.46	KNOB
59	All (Dual Speed)	533396	.20	BUTTON
60-62	All	1192616	.25	BUTTON
63	40-41-4300	1355598	.36	BUTTON
63-64	44-4600 (Dual Speed)	1355598	.36	BUTTON
63-64	47-4800	1355598	.36	BUTTON
64	4635-45	1192616	.25	BUTTON (usage 1 1.260)
65	9000	1355598	.36	BUTTON
57 58	All	4735832	.92	LEVER & KNOB
59	All	427721	.15	SCREW, knob to wiper switch—(8.975)

10.166 ESCUTCHEON, WINDSHIELD WIPER & WASHER SWITCH

65		1370851	.92	<u>ESCUTCHEON (2.486)</u>
66	30-4000	1376901	.77	<u>ESCUTCHEON</u>
66	50-60-8000	1376885	.82	ESCUTCHEON
67		1379716	.77	ESCUTCHEON
67	50-60-8000	1379719	.82	ESCUTCHEON
59	All	533012	.20	<u>NUT, wiper control (also used 10.163 - 1 1.253)</u>
61-62	44-46-47-4800	533012	.20	
63	4435-45-65 (T/Gate Wiper)	533012	.20	

10.185 MIRROR, REAR VIEW (INSIDE)

59-68	All	3633013	7.95	MIRROR
69-71	All	.916904	8.45	MIRROR, safety glareproof (1 2")
69-70	All	.981533	12.05	MIRROR & MAP LAMP
71-72	30-4000	.981533	12.05	MIRROR & MAP LAMP
71-72	50-60-80-9000	.911620	8.95	MIRROR & ARM
72	30-4000	.916904	8.45	MIRROR, safety glareproof (12")
69-70	All	.8721832	1.90	WIRE (jumper) mirror lamp (at fuse block)—(13.090)
69-70	All	2965271	.07	TERMINAL, mirror 8i map lamp wiring
69-72	All	.5961798	3.43	LAMP (body & switch)

10.185 MIRROR, REAR VIEW (OUTSIDE)

61-67	All	981257	AR	5.40	MIRROR, outside
64-67	All	981016	LH	12.60	MIRROR, remote control
68	All	981299	LH	15.90	MIRROR, remote control
69	All exc. 9000	981483	LH	15.90	MIRROR, remote control
69	9000	981299	LH	15.90	MIRROR, remote control

68-69	All	981424	RH	6 90	MIRROR, outside
68-69	All	981425	LH	6 90	MIRROR, outside
70	All	981638	RH	7 70	MIRROR, outside
70	All	981639	LH	7 70	MIRROR, outside
70	All exc. 9000	981727	LH	18 20	MIRROR, outside
70	All 9000	981641	LH	17 45	MIRROR, outside
70	GSX	9822422	RH	6 25	MIRROR (sport) (paint to match) (also use 1-9827788 gskt., 1-9831859 ret., 1-9428077 screw 8. 2-9420772 rivet)
71-72	30-4000	981725	RH	8 45	MIRROR, manual
71-72	30-4000	981757	LH	8 30	MIRROR, manual
71-72	30-4000	981727	LH	18 20	MIRROR, remote control
71-72	30-4000	981771	RH	1 180	MIRROR, outside (sport) paint to match
71-72	30-4000	981770	LH	17 15	MIRROR, outside-remote control (sport) paint to match
71-72	50-60-80-9000	981724	RH	9 50	MIRROR, manual
71-72	50-60-80-9000	981726	LH	19 75	MIRROR, remote control
71-72	5000-6000 (use rt. side w/out remote lt.)	981723	AR	8 30	MIRROR, man. (R. or L.)
70	GSX	9822423	LH	15 50	MIRROR (sport) remote control paint to match (also use 1-9827788 gskt., 2-9419322 screw, 1-9814442 ret., 1-9428077 screw, 1-1387797 esc, 1-9805683 ret., 2-9414754 screw 8i 1-3927448 ret.)
71	3337-3437-3467 (Sport Mirror)	9822422	RH	6 25	MIRROR, outside rr. view custom
71	3337-4437-67-3437-3467 (Sport Mirror)	9865801	LH	15 30	MIRROR, outside rr. view remote control - NOTE - When installing it is necessary to use - 1-9428077 screw, 2-9419322 screw, 1-1387801 escn., 2-9414754 screw, 1-9814442 retainer, 1-9827788 gasket, 1-9805683 retainer, 1-3927448 retainer ..
72	3337-3437-67-4437-67 Sport Mirror	9822422	RH	6 25	MIRROR, outside rr. view (custom) also use - 1 - 9827788 gasket, 1 - 9831859 retainer, 1 - 9428077 screw, 2 - 9420772 rivet
72	3337-3437-67-4437-67 Sport Mirror	9865801	LH	15 30	MIRROR, outside rr. view remote control. Also use 1-9428077 screw, 1-9814442 retainer, 2-9419322 screw, 1-9827788 gasket, 1-1387801 escn., 1-9805683 retainer, 2-9414754 screw, 1-3927448 retainer
10.185 GLASS—CONTROL—HANDLE, REMOTE CONTROL MIRROR					
62-64	All	.1354028		10.70	MIRROR 8i CABLE
68-69	All	.1387373		2.97	GLASS & PAD
70-71	All	9817000		2.92	GLASS, outside mirror repair
62-63	All	.1359607		3.13	CONTROL (handle 8i plate)
64	All	.1366193		3.90	CONTROL
63-64	All	.541134		.46	BRACKET, mirror to fdr.—(10.186)
68-69	All	.1384437		.56	BRACKET, mtg
62-63	All	.1354030		.82	ESCUTCHEON, control—(10.186)
65-66	All	.1380769		4.00	ESCUTCHEON, actuator—(10.186)
67	All exc. 9000	.1380769		4.00	ESCUTCHEON, actuator—(10.1 86)
69-70	All exc. 9000	.1387801		2.67	ESCUTCHEON, actuator
69-70	9000	.1386371		2.36	ESCUTCHEON, actuator—(10.186)
71-72	30-4000	.1387801		2.67	ESCUTCHEON, actuator
65	All	.1376624		1.18	HANDLE
66-67	All	.1376989		1.74	HANDLE (10.186)
68-69	All	.1383872		1.03	KNOB (10.186)
All	All		AH		PAD, mtg. (refer to grp. 10.186)
68-69	All	.1385779	1	.15	RING
68	All	9414756	2	.10	SCREW, escn
70	All w/Remote Control Mirror	9419322	2	.10	SCREW, mirror to reinf—(8.977)
71	30-4000-€035-45		AR	.20	SCREW, rr. view mirror to retainer—(10.1 86)
71-72	3327-6035-45	9419322	2	.10	SCREW, frt. dr. outside mirror retainer to reinf.—(8.977)
71	3437-3467 Remote Control or Custom Mirror	9878590	1	.20	SCREW, frt. dr. outside rr. view mirror control (L)
72	All	9428077	AR	.15	SCREW, outside rr. view mirror to retainer
63-64	44-46-4800	.4841194	AR	.10	FASTENER, water def. control—(10.694)
10.185 GLASS—BRACKET—PAD, MANUAL MIRROR (OUTSIDE)					
70-72	All	9817000	2	2.92	GLASS, mirror repair
63-64	4829	.1381256	1	.41	GASKET, base
64-65	All Conv.	.1381256	1	.41	GASKET, base

66-67	All	.1381256	1	.41	GASKET, base . . .
66	All	.1396948	1	2.67	KIT, mirror repair .
64-66	All	.1164619	1	.62	BRACKET, mtg. .
67	All	.1371744	1	.62	BRACKET, mtg.
68-69	All	1386605	LH	.51	BRACKET, mtg.
68-69	All	1386604	RH	.51	BRACKET, mtg.
68-69	30-4000	1384443	LH	.25	PAD
68	50-60-8000	1384680	RH	.25	PAD
68	50-60-8000	1384681	LH	.25	PAD
68-69	30-4000	1384442	RH	.25	PAD
69	50-60-8000	1387862	RH	.41	PAD
69	9000	1384682	RH	.41	PAD
70	All	8799134	1	.30	RETAINER, outside rr. view mirror
71-72	30-4000	8799134	2	.30	RETAINER, outside rr. view mirror (R & L) man
70-72	All	9428077	1	.15	SCREW, frt. door outside mirror to retainer—(8.909)

10.185 MIRROR, TOWING

60-70	All	981651	AR	12.80	MIRROR, trailer towing (fdr. mtg.) ..
71-72	30-4000	981651	AR	12.80	MIRROR, trailer towing (fdr. mtg.) .
71-72	50-60-80-9000	981765	AR	12.80	MIRROR, trailer towing (hood mtg.) .

10.186 BUSHING—SCREW, REAR VIEW MIRROR (INSIDE)

57-71	All	.565801	1	.10	BUSHING
72	30-4000	.565801	1	.10	BUSHING
53-71	All	.565842	1	.10	SCREW
63	4467-4667-4867	.9414769	1	.10	SCREW, supt- (8.977)
64	4067-4367-4439-47-69- 4635-39-45-47-69- 4747-4819-29-39-47	.9414756	1	.10	SCREW (8.977)
64	4127-4200-4355-65	.9414752	3	.10	SCREW, supt—(8.977)
64	4639-47 W/S Garn. Mldg	.9414756	6	.10	SCREW, supt. to body—(8.977) .
64	4467-4667-4867	.9420689	1	.10	SCREW, supt—(8.977)
64	4747	.9414754	1	.10	SCREW, supt—(8.977)
65-66	Special-Skylark Conv. & Riviera	.9414756	AR	.10	SCREW, supt--(8.977)
65	50-60-8000 exc. Conv.	.9416819	1	.15	SCREW, supt- (8.977)
66-67	30-4000	.9414752	AR	.10	SCREW, supt- (8.977)
65	50-60-8000 Conv.	.9414754	1	.10	SCREW, supt- (8.977)
66	54-64-66-8467-9000	.9414754	3	.10	SCREW, supt- (8.977)
66	50-60-8000	.9416819	1	.15	SCREW, supt- (8.977)
67	30-4000 exc. Conv.	.7717644	3	.10	SCREW, supt
67	9000	.9414756	2	.10	SCREW, supt-rr—(8.977)
67	Sportwagons	.9414752	AR	.10	SCREW, supt—(8.977)
67-71	All as Req	.9418792	AR	.15	SCREW, supt. (No. 8-18 x %")- (8.977)
72	30-4000	.565842	1	.10	SCREW
69	All Remote Control Mirror	.3849842	2	.10	NUT (J-shaped)

10.186 GLASS—GASKET—PAD—RETAINER, REAR VIEW MIRROR (OUTSIDE)

71	3437-67	.9606231	1	3.05	GLASS, outside remote control mirror.
72	3337-3437-67-4437-67 w/Custom Mirror	.9606231	1	3.05	GLASS, outside remote control mirror
70-72	30-4000 Remote Mirror	.9825296	AR	.25	GASKET, outside rr. view mirror mtg. ; .. L)
70	30-4000	.9825294	LH	.25	GASKET, outside rr. view mirror mtc.
70-71	3437-4637-GSX	.9827788	2	.25	GASKET, outside rr. view mirror-spoi;
70	50-60-8000	.9803946	RH	.15	GASKET, outside rr view mirror mtg
70	50-60-8000	.9825294	LH	.25	GASKET, outside rr view mirror mtg
70	9000	.9825297	RH	.22	GASKET, outside rr view mirror mtg
71-72	30-4000	.9844014	LH	.22	GASKET, outside rr. view mirror
71-72	3337-3437-67-4437-67	.9827788	2	.25	GASKET, outside rr view mirror (sport mirror)
71-72	50-60-8000	.9829666	AR	.20	GASKET outside rr. view mirror (R. or L)
71-73	All E	.9829671	AR	.25	GASKET outside rr. view mirror (R. or L)
73	All B-C exc. Wagon	.9829666	1	.20	GASKET, outside rr. view mirror l(R.)
63-65	Riviera	.540175	1	.51	PAD, mtg. (remote control)
65	All exc. 9000	.1372092	1	.92	PAD, mtg. (remote control)
66	All	.1372092	1	.92	PAD, mtg. (remote control)
67	All exc. 9000	.1372092	1	.92	PAD, mtg. (remote control)
68-69	30-4000	.1384443	1	.25	PAD, mtg. (remote control)
68	50-60-8000	.1384681	1	.25	PAD, mtg. (remote control)
70	9000	.9825295	LH	.22	GASKET, outside rr. view mirror mtg.
70	All Remote Control Mirror	.9805683	1	.20	RETAINER, rr. view remote control mirror escn.
70	All exc. 9000 Remote Control Mirror	.3927448	1	.15	RETAINER, rr. view mirror remote control cbl. .
71-72	All Remote Control Mirror	.3927448	1	.15	RETAINER, rr. view mirror remote control cbl.
71-72	30-4000	.9805683	1	.20	RETAINER, rr. view remote control mirror escn.

71-72	3337-3437-67-4437-67	9831859	RH	1.03	RETAINER, frt. door outside rr. view mirror side
71-72	3337-3437-67-4437-67	9814442	LH	.82	RETAINER, frt. outside rr. view mirror.....
71-72	All exc. 80-9000	9826886	RH	.41	RETAINER, outside rr. view mirror.....
71	50-60-80-9000	9826886	LH	.41	RETAINER, outside rear view mirror.....
71-72	50-60-80-9000	9847197	RH	.41	RETAINER, outside rr. view mirror (manual)
63-64	All	5411134	1	.46	BRACKET, mirror to fdr. (also used 10.185)
62-63	All	1354030	1	.82	ESCUTCHEON, control (also used 10.185)....
65-66	All	1380769	1	4.00	ESCUTCHEON, actuator (also used 10.185)
67	All exc. 9000	1380769	1	4.00	ESCUTCHEON, actuator.....
71-72	All A	1387797	1	2.05	ESCUTCHEON, outside rr. view mirror remote ..
71-73	All B-C-E	9874500	1	2.36	ESCUTCHEON, outside rr. view mirror remote ..
66-67	All	1376989	1	1.74	HANDLE (used 10.185).....
68-69	All	1383872	1	1.03	KNOB (used 10.185).....
72	3337-3437-67-4437-67	9866562	1	.55	KNOB, outside rr. view mirror remote
71-73	All B-C-E	9837099	1	1.00	KNOB, outside rr. view mirror remote
70-72	3337-3437-3467-4437-				
	67-4637	9420772	2	.15	RIVET, outside rr. view mirror (R).....
72	3437-67-6035-45	9420772	2	.15	RIVET, outside rr. view mirror (R).....
70	4637-GSX	9831859	1	1.03	RETAINER, outside rr. view mirror (R).....
70-71	3337-3437-67-4637-				
	GSX	9814442	1	.82	RETAINER, outside rr. view mirror (L).....
71-73	All B-C-E	9876485	LH	.25	CLIP, mirror cbl.
72	3337-3437-67-4437-67				
	w/Remote Control or				
	Custom Mirror	9878590	1	.20	SCREW, rr. view mirror (L)
72	3337-4437-67 w/Remote				
	Control or Custom				
	Mirror	9878590	1	.20	SCREW, mirror to retainer (R) (also used 10.185)
72	50-60-80-9000	9878590	AR	.20	SCREW, outside rr. view mirror.....
72	30-4000	9878590	1	.20	SCREW, outside rr. view mirror to retainer.....
10.187 SUPPORT, REAR VIEW MIRROR (INSIDE)					
61	40-41-4300	4821773	1	3.79	SUPPORT.....
61	47 19-37-39-4829	4830361	1	3.95	SUPPORT.....
62	40-41-4300 exc. Conv.	4821773	1	3.79	SUPPORT (cars with rubber class chnl.).....
62	4447-4647-4839-47	4830361	1	3.95	SUPPORT.....
63	4019-27-35-45	4821773	1	3.79	SUPPORT.....
63	4019-27-35-45	4405909	1	3.79	SUPPORT (jobs with w/s reveal mldg.).....
63	41 19-35-4347	4405909	1	3.79	SUPPORT.....
63	441 1-35-45-47-69-4635-				
	47-4819-29-39-47	4885839	1	6.20	SUPPORT.....
63-64	4439-4639	4877182	1	5.02	SUPPORT.....
63-65	Riviera	4877459	1	4.10	SUPPORT.....
64	40-41-42-4300	441 1672	1	5.45	SUPPORT.....
64	4447-69-4635-45-47-69-				
	4819-29-39-47	4885839	1	6.20	SUPPORT.....
65-66	30-4000 exc. Conv.	441 1672	1	5.45	SUPPORT.....
65-66	50-6000-8237-8437 exc.				
	Conv.	4506694	1	5.95	SUPPORT.....
65-66	50-60-8000 Conv.	4477480	1	5.75	SUPPORT.....
65-66	8239-69-8439-69	4482131	1	5.75	SUPPORT.....
66	30-4000 Conv.	4548218	1	5.35	SUPPORT.....
66	9000	4538168	1	5.50	SUPPORT.....
67	30-4000 exc. Conv.	7729442	1	5.85	SUPPORT, less cap.....
67	43-44-4667	7729448	1	5.85	SUPPORT, less cap.....
67	54-64-66-8467	7729447	1	5.85	SUPPORT, less cap.....
67	50-6000 exc. Conv.	9711718	1	5.70	SUPPORT, less cap.....
67	8000 exc. Conv.	9711718	1	5.70	SUPPORT, less cap.....
67	9000	971 1719	1	6.75	SUPPORT.....
68	8200-8439-57-69	8752692	1	5.95	SUPPORT, less cap.....
68-70	30-4000 (4 Drs.) exc.				
	Wagons	8752693	1	6.1 5	SUPPORT, less cap.....
68-72	30-4000 Conv.	7740301	1	6.30	SUPPORT, less cap.....
68-72	30-4000 Wagons	8711847	1	6.1 5	SUPPORT, less cap.....
68	50-6000 exc. Conv.	871 1847	1	6.15	SUPPORT, less cap.....
68-70	54-66-8467	7740298	1	6.15	SUPPORT, less cap.....
68-70	3327-3437-3537-4437-				
	4637-9487	8752692	1	5.95	SUPPORT, less cap.....
69-70	5239-69-5439-69-6439-				
	69-6639-6036-46	8719551	1	5.95	SUPPORT.....
69-70	5237-5437-6437-6637	8754752	1	5.95	SUPPORT.....
69-70	8239-57-69-8439-57-69	8754752	1	5 95	SUPPORT.....
69-70	3327-3437-3537-4437-				
	4637-9487 Inside				
	Mirror & Front Compt.				
	Lamp	8767382	1	7 10	SUPPORT

69-72	3435-3436-4456-4466	Inside Mirror & Frt. Compt. Lamp.	8767379	1	7.10	SUPPORT
69	3369-3569-4439-4469	Inside Mirror & Frt. Compt. Lamp.	8767383		7.55	SUPPORT
69-72	3467-4467-4667	Inside Mirror & Frt. Compt. Lamp.	8767377	1	7.10	SUPPORT
69-70	5239-69-5439-69-6036- 6046-6439-69-6639	Inside Mirror & Frt. Compt. Lamp.	8767376		6.95	SUPPORT
69-70	5467-6667-8467	Inside Mirror & Frt. Compt. Lamp.	8767378	1	7.10	SUPPORT
69-70	5237-5437-6437-6637- 8200-8439-57-69	Inside Mirror & Frt. Compt. Lamp.	8767381		7.50	SUPPORT
70	3369-3569-4439-69	Inside Mirror & Frt. Compt. Lamp.	8767382	1	7.10	SUPPORT.
70	3369-3569-4439-69	exc. Wagons & 30-4000 Conv.	8752692	1	5.95	SUPPORT, less cap
71-72	30-4000 exc. Wagons & Conv.		8752692	1	5.95	SUPPORT (less cap)
71-72	30-4000 exc. Wagons & Conv. Inside Mirror & Frt. Compt. Lamp.		8767382	1	7.10	SUPPORT.
71-72	50-60-80-9000.		9831062	1	.82	SUPPORT (cemented to w/shield)
73	All.		9831062	1	.82	SUPPORT (cemented to w/shield)
69-72	All.		5961839	AR	.20	GROMMET, mirror & map lamp .

10.187 MIRROR, INSIDE REAR VIEW

72	All A.	911581	1	9.15	MIRROR.
72	All B-C-E.	911620	1	8.95	MIRROR & ARM
73	All.	911620	1	8.95	MIRROR & ARM

10.187 CAP, REAR VIEW MIRROR SUPPORT

67	1st Type-Cap Attached by Three Screws, 2nd Type Attached by One Screw.				
67	30-4000 exc. 33-3435 & Conv.	7729480		1.08	CAP (black)
67	30-4000 exc. Conv.-2nd Type.	7729488		1.13	CAP (blue) . .
67	44-4865 1st Type.	9712044		1.18	CAP (green) .
67	44-4865 2nd Type.	7729487		1.13	CAP (green) .
67	43-44-4667.	7729512		1.85	CAP (grey) .
67	3307-69-3407-69-3535- 69-3635-69-4000 exc. Conv.	7729486		1.13	CAP (gold) . . .
67	43-4439 1st Type.	9712046		1.18	CAP (maroon)
67	4439-69 2nd Type.	7729489		1.13	CAP (maroon)
67	3335-3435-3569-3669- 4455-4855 1st Type . .	9712039		1.18	CAP (red)
67	3335-3435-3569-3669- 4455-4855 2nd Type . .	7729482		1.13	CAP (red)
67	35 17-69-3617-69-4307- 17-4407-17-4600-17 1st Type.	9712041		1.18	CAP (turquoise)
67	3517-69-3617-4307-17- 4407-17-4607-17 2nd Type.	7729484		1.13	CAP (turquoise) ..
67	4607-17 1st Type.	9712038		1.18	CAP (yellow)
67	4607-17 2nd Type	7729481		1.13	CAP (yellow)
67	50-60-8000 Conv.	7729511		1.85	CAP (grey)
67	50-60-8000 exc. Conv. . .	9712047		1.13	CAP (black)
67	50-60-8000 exc. Conv. . .	9712052		1.69	CAP (blue)
67	5200-8439-69.	9712010		1.18	CAP (green)
67	50-64-8000 exc. Conv. . .	9712051		1.13	CAP (gold)
67	54-60-8200 exc. Conv. . .	9712050		1.13	CAP (turquoise) ..
67	9000.	9711942		1.18	CAP (black)
67	9000.	9711948		1.18	CAP (blue)
67	9000.	9711947		1.18	CAP (green)
67	9000.	9711952		1.18	CAP (gold)
67	9000.	9711949		1.18	CAP (parchment)

67	9000..	971 1957	1.17	CAP (plum)
67	9000..	971 1946	1.17	CAP (turquoise)
67	9000..	9711943	1.18	CAP (white)
68-69	30-4000 exc. Conv.	7767284	1.49	CAP (black)
68	3300-4437-39-55-65- 4637-4800..	7767290	1.18	CAP (teal)
68	3000..	7767293		
68	3400-3537-4437-39-55- 65-4637-4800.	7767295	1.18	CAP (parchment)
68	3400-4437-39-55-65- 4637-4800.	7767294	1.18	CAP (buckskin)
68	4000 Wagons	7767286	1.18	CAP (green)
68	3437-3537-4437-39-69- 4637..	7767285	1.17	CAP (red)
68	4439-69.	7767288	1.17	CAP (white)
68	44-4667.	776731 1	1.18	CAP (maroon)
68	4467.	776731 7	2.26	CAP (black)
68	4467.	776731 8	2.31	CAP (green)
68	50-60-8000 exc. Conv.	7767922	2.31	CAP (buckskin)
68	5200-5439-69-6439-69- 8439-69.	7767931	1.08	CAP (black)
68	54-64-8400 exc. Conv.	7767939	1.18	CAP (maroon)
68	54-8467.	7768395	1.18	CAP (buckskin)
68	54-66-8467.	7768389	2.31	CAP (buckskin)
68	8000 exc. Conv.	7767936	2.26	CAP (black)
68	8457.	7767925	1.49	CAP (parchment)
68	9000.	7762087	1.18	CAP (red)
68	9000..	7762101	1.18	CAP (black)
68	9000.	7762099	1.18	CAP (buckskin)
68	9000.	7762098	1.17	CAP (green)
68	9000.	7762095	1.17	CAP (parchment)
68	9000..	7762088	1.18	CAP (teal)
69	30-4000.	8752193	1.18	CAP (white)
69	3327-69-3437-3537-69- 4637..	8752192	1.38	CAP (T-103-126-133-143-153-166-176-186-196)
69	3400-4437-39-56-66- 4637..	8752187	1.38	CAP (T-1 14-124-164)
69	4467.	8751944	1.38	CAP (T-125-175-185-195)
68-70	44-4667.	776731 1	2.46	CAP (T-176) fawn
69	5000-6400-8400 exc. Conv.	8752004	2.26	CAP (black)
69	50-60-8000 exc. Conv.	8752002	1.44	CAP (T-400-4 10-620-630)
69	50-60-8000 exc. Conv.	8751999	1.44	CAP (T-401-41 1-421-451-601-621-631-632-641)
69	5467-8467.	8760166	2.05	CAP (T-403-4 13-426-453-603-633-636)
69	5467-8467..	8760165	2.31	CAP (T-421 631)
68-69	54-66-8467.	7768389	2.31	CAP (T-426 633)
69	50-60-8000 exc. Conv.	8751988	2.26	CAP (black)
69	6639-8200-8439-57-69	8751998	2.05	CAP (black)
69	9487.	8751972	2.05	CAP (T-464-6 14-624-644)
69	9487.	8751976	2.05	CAP (T-664-666-674-694) Sandlewood
69	9487.	8754692	2.05	CAP (T-680) dark green
69	9487.	8751973	2.05	CAP (T-685)
69	9487.	8751964	2.05	CAP (T-686) fawn
69	9487.	8751975	2.05	CAP (T-687) red
69	9487..	8751966	2.05	CAP (T-691) teal
68-70	9487.	7762087	2.05	CAP (T-692)
70-71	30-4000 exc. Conv. & Wagons.	7767284	1.18	CAP (black)
70	3369-3435-36-37-3537- 69-4637..	9801416	1.49	CAP (black)
70	3327-69-3435-36-37- 3569-4437-39-69- 4637..	9801420	1.59	CAP (T-101-1 11-121)
70	3435-3436-3437-3537- 4437-4439-4469-4637	9801418	1.59	CAP (T-104-1 14-124-134-144)
70	34-3537-69-4437-39-69- 4637..	9801414	1.59	CAP (T-1 29-1 59-1 79-1 89)
70	3437-4437-4439-4469- 4637..	9801417	1.59	CAP (T-130-140-170)
70	4467-4667.	8809946	1.59	CAP (T-1 4 1-181)
70	3437-3537-4437-4637..	9801817	2.56	CAP (T-154)
70	34-35-4437-39-4637.	9801419	1.54	CAP (T-1 75-1 85)
70	4467-4667.	8809944	1.59	CAP (T-1 76)
70	50-60-8000 exc. Conv.	9801725	2.61	CAP (T-179-189)
70	5237-5239-5269-6036- 6046-8239-8257-8269	9801729	1.54	CAP (T-400-4 10-420-440-450-460-600)
70	50-60-8000 exc. Conv.	9801734	1.54	CAP (T-401-41 1-451-481)
70	50-60-8000 exc. Conv.	9801734	1.54	CAP (T-404-414-434-444-454-484-494-604-614- 624-634-635)

70	50-60-8000 exc. Conv. 6000 Wagons	8751988		•M, CAP (T-408-428-438-468-478-488-498-608-618-628-637-638-648).
70	5437-5439-5469-6437- 6439-6469-8439- 8457-84699801730	^ . .	CAP (T-41 1-421-601-631-632).
70	54679801705	2.56	CAP (T-421).
70	54679801707	2.56	CAP (T-426).
70	5437-5439-5469-6437- 6439-6469-6637-6639	9801732	1.54	CAP (T-426-466).
70	54-84679801704	2.56	CAP (T-427-617).
70	54-66-84677768389	2 .	CAP (T-428-465-468-618).
70	6036-6046-8439-8457- 8469	9801731	1.54	CAP (T-449-459-619-629-639-649).
70	6637-66399801733	1.54	CAP (T-465).
70	84679801708	2.56	CAP (T-614).
70	84679801706	2.56	CAP (T-619).
70	94879801710	1.90	CAP (T-650-680).
70	94879801718	1.90	CAP (T-654-674-684).
70	94879801715	1.90	CAP (T-659-679-699).
70	94879801716	1.90	CAP (T-666-686).
70	94879801714	1.90	CAP (T-681).
70	94879801717	1.90	CAP (T 695).
71	30-4000 exc. Conv.9844160	1.64	CAP (T-100-1 10-140-150).
71-72	3327-37-69-3436-4437- 39-699844158	1.64	CAP (T-101-1 11-141).
71	30-40009870109	1.33	CAP, rr. view mirror supt. (T-104-1 14-144-154).
71	3300-3437-4437-397767284	1.49	CAP, rr. view mirror supt. (T-108-1 35-137-1 38-1 58-165-168).
71-72	3467-44679844154	2.67	CAP, rr. view mirror supt. (T-134).
	3467-44677767311	2.26	CAP, rr. view mirror supt. (black) (T-1 35-138-1 55) ..
71	3467-44679844156	2.67	CAP (T-1 50).
71-72	3467-44679844151	2.67	CAP (136 156).
71	33-3437-4437-399844157	1.64	CAP (T-156-166).
71-72	30-40009896001	1.64	CAP (T-100-1 10-130-133-140).
71	3327-37-69-3436-4437- 39-699896003	1.64	CAP (T-104-1 14-134-144).
72	3327-37-69-3436-37- 4437-39-699844157	1.64	CAP (T-106-136).
72	3467-44679895739	2.67	CAP (T-130).
69-72	All5961836	1.13	LENS, inside mirror & map lamp.
	10.195 MIRROR, SUN VISOR VANITY			
All	All981825	1	MIRROR, adhesive backed.
69	All9785408	2	FASTENER, mirror to visor.
	10.203 SUNSHADE (TRIMMED)			
62	4019-27-35-454359567	5.15	SUNSHADE, (T-01 1-015).
62	4019-27-35-454369784	4.97	SUNSHADE, (T-02 1-024-075) use with white hdIng.
62	4019-27-35-454359568	5.15	SUNSHADE, (T-031-032-035).
62	41 19-35-474395798	6.75	SUNSHADE, (T-1 1 1-1 13-1 15-118).
62	4119-35-474395806	6.55	SUNSHADE, (T-121-123-125-188).
62	41 19-35-43474361337	5.65	SUNSHADE, (T-131-133-135-138).
63	4019-27-35-454395794	5.60	SUNSHADE, (T-05 1-055).
63	4019-27-35-454395795	5.60	SUNSHADE (T-07 1-075-076-079-085).
63	41 19-35-43474395798	6.75	SUNSHADE, (T-1 11-115-116-117).
63	4135-43474395806	6.55	SUNSHADE, (T-185-188).
64	4439-46394429760	6.65	SUNSHADE, (T-401-41 1-421).
66	30-4000 exc. Conv.7631516	8.20	SUNSHADE, (T-1 13-133-139-163-179-193).
66	30-4000 exc. Conv.7631519	8.20	SUNSHADE, (T-137-167-177).
66	3307-69-3407-697631469	8.20	SUNSHADE, (T-108).
66	30-4000 exc. Conv.7631515	8.20	SUNSHADE, (T-1 1 1-1 21-131-1 4 1-1 51-161-17 1-1 81-191).
66	33-34-43-44-46677631354	2	8.20 SUNSHADE, (T-1 17-167-197).
66	30-4000 Exc. Conv. and 33-34357631517	8.20	SUNSHADE, (T-1 18-128-138-168-178-188-198)
66-67	30-4000 Conv.7630473	7.95	SUNSHADE, (T-1 18-168-185-193-198).
66	30-40007631518	8.20	SUNSHADE, (T-126-146-156-166).
66	30-40007631520	8.20	SUNSHADE, (T-143-153-183).
66	4339-65-4439-657631521	8.20	SUNSHADE, (T-1 50-1 70).
66	50-6400 Exc. Conv.7631399	7.60	SUNSHADE, (T-408 428 478).
66	5200-5439-69-6439-69	.7631398	7.60	SUNSHADE, (T-403-4 13).
66	6637-397631503	14 40	SUNSHADE, (T-451).
66	6637-39-8439-697631505	14.40	SUNSHADE, (T-458-498-642-698).
66	6637-39-84377631504	14.40	SUNSHADE, (T 453-493 693).
66	66397631506	13.95	SUNSHADE, (T-456).
66	66-84677618422	8.50	SUNSHADE, (T-451 691).
66	82377631509	1090	SUNSHADE, (T-630).

66	8237. . . .	7631510	2	10.90	SUNSHADE, (T-631).
66	8237. . . .	7631511	2	10.90	SUNSHADE, (T-632).
66	8237. . . .	7631512	2	10.90	SUNSHADE, (T-633).
66	8237. . . .	7631513	2	10.90	SUNSHADE, (T-636).
66	8239-69.	7631497	2	10.90	SUNSHADE, (T-630).
66	8239-69.	7631498	2	10.90	SUNSHADE, (T-631).
66	8239-69.	7631499	2	10.90	SUNSHADE, (T-632).
66	8239-69.	7631500	2	11.30	SUNSHADE, (T-633).
66	8239-69.	7631501	2	11.30	SUNSHADE, (T-636).
66	8239. . . .	7636113	2	1 1.30	SUNSHADE, (T 678).
66	8437. . . .	7631796	2	14.40	SUNSHADE, (T-698).
66	8437. . . .	7631507	2	13.95	SUNSHADE, (T-697).
66	8439-69.	7630464	2	14.40	SUNSHADE, (T-640).
66	8439-69.	7630465	2	14.40	SUNSHADE, (T-641).
66	8439-69.	7631504	2	14.40	SUNSHADE, (T-643-693-697) .
66	8467. . . .	7631379	2	8.50	SUNSHADE, (T-697).
		e in Line	Pattern	Holes, 2nd	
66	9000 1st Type. . . .	7631613	2	10.70	SUNSHADE, (T-60 1-62 1-65 1).
66	9000 2nd Type. . . .	7633349	2	9.85	SUNSHADE, (T-60 1-61 1-621-651).
66	9000 1st Type. . . .	7631609	2	10.15	SUNSHADE, (T-603-653).
66	9000 2nd Type. . . .	7633345	2	10.15	SUNSHADE, (T-603-653-663).
66	9000 1st Type. . . .	7631614	2	10.70	SUNSHADE, (T-608-6 18-628-658-668) .
66	9000 2nd Type. . . .	7633350	2	10.15	SUNSHADE, (T-608-6 18-628-658-668) .
66	9000 1st Type. . . .	7631615	2	10.15	SUNSHADE, (T-6 10).
66	9000 2nd Type. . . .	7633351	2	9.85	SUNSHADE, (T-6 10).
66	9000 1st Type. . . .	7631616	2	10.15	SUNSHADE, (T-6 14).
66	9000 2nd Type. . . .	7633352	2	9.85	SUNSHADE, (T-6 1 4).
66	9000	7633347	2	10.65	SUNSHADE, (T-6 17).
66	9000 1st Type. . . .	7631619	2	10.15	SUNSHADE, (T 627).
66	9000 2nd Type. . . .	7633354	2	9.85	SUNSHADE, (T-627).
66	9000 1st Type. . . .	7631617	2	10.70	SUNSHADE, (T 656).
66	9000 2nd Type. . . .	7633353	2	9.85	SUNSHADE, (T-656).
67	3307-35-3407-35.	7646643	2	8.65	SUNSHADE, (T-1 14).
67	3307-69-3407-17-69	7683438	2	8.65	SUNSHADE, (T-108-1 18).
67	30-4000	7676397	2	8.65	SUNSHADE, (T-1 3 1-1 4 1 -1 5 1-1 8 1).
67	30-4000	7683439	2	8.65	SUNSHADE, (T-1 33-1 34-1 64-1 73-1 94).
67	30-4000 exc. Wagons	7676399	2	8.65	SUNSHADE, (T-1 38-1 48-158-1 68-1 85-1 88-1 98)
67	3307-69-3407-69	7673793	2	8.40	SUNSHADE, (T-103).
67	35-3669.	7676398	2	8.65	SUNSHADE, (T-1 46).
67	3517-3617-4300-4400				
	Exc. Conv.	7683440	2	8.65	SUNSHADE, (T-16 1-1 7 1-19 1).
67	3517-3617-4307-17-				
	4407-17.	7683441	2	8.65	SUNSHADE, (T 166-196).
67	3535-3635-4455-65-				
	4855-65.	7683442	2	8.65	SUNSHADE, (T-1 38-1 78-184).
67	3569-3669-4307-17-39-				
	4407-17-39-69.	7688706	2	8.40	SUNSHADE, (T-1 43-1 53-1 83).
67	4000 Conv.	7655525	2	10.15	SUNSHADE, (T-16 1 -1 9 1).
67	4339-4439-69	7683444	2	8.65	SUNSHADE, (T-157-187).
67	4367-4467.	7697382	2	10.15	SUNSHADE, (T-1 63).
67	43-44-4667.	7676390	2	10.15	SUNSHADE, (T-1 84).
67	44-4865.	7683445	2	8.40	SUNSHADE, (T 170).
67	44-4855.	7676405	2	8.65	SUNSHADE, (T-177).
67	4607-17.	7708688	2	8.65	SUNSHADE, (T-1 93).
67	5200.	7692776	2	10.85	SUNSHADE, (T-400).
67	5200.	7692777	2	10.85	SUNSHADE, (T-401).
67	5000-6487.	7692778	2	10.55	SUNSHADE, (T-403-4 13).
67	5200-5439-69-87-6439-				
	69-87.	7615217	2	7.35	SUNSHADE, (T-408-428-478).
67	5439-69-87-6439-69-87	7692779	2	10.85	SUNSHADE, (T-41 1-421).
67	5439-69-87-6439-69-87	7692780	2	10.85	SUNSHADE (T-41 6-426).
67	54-64-8467.	7706828	2	11.35	SUNSHADE (T-423-693).
67	5439-69-87-6439-69-87	7692782	2	10.85	SUNSHADE (T 423).
67	5439-69-6439-69	7692781	2	10.85	SUNSHADE (T-41 7).
67	54-64-66-8467.	7706362	2	8.20	SUNSHADE (T-428-458-498-688-698).
67	54-64-66-8467.	7706369	2	11.70	SUNSHADE (T-42 1-45 1-691).
67	6600	7692788	2	12.30	SUNSHADE (T-458 498).
67	6639-87-8469	7692785	2	12.30	SUNSHADE (T-45 1-64 "691).
67	6639-87-8469	7692786	2	12.30	SUNSHADE (T-454-693).
67	6639-87.	7692787	2	1 1.90	SUNSHADE (T-456).
67	6667.	7706830	2	11.35	SUNSHADE (T-454).
67	8239-57.	7697360	1	11.40	SUNSHADE (T-674).
67	8239-57-69.	7636113	2	11.30	SUNSHADE (T-638-678).
		! - cloth visors, 2nd type foa			, 3rd type - p
67	8200 1st Type.	7695276	2	1 1.90	SUNSHADE (T-631).
67	8200 1st Type.	7695277	2	1 1.90	SUNSHADE (T-633).
67	8200 1st Type.	7695278	2	1 1.90	SUNSHADE (T-636).
67	8200 1st Type.	7695279	2	1 1.90	SUNSHADE (T-638)

67	8439-57 1st Type..7692785		12.30	SUNSHADE (T-641-691]
67	8439 2nd Type..7720643		13.35	SUNSHADE (T-641-691)
67	8439-57 3rd Type..7757253		12.65	SUNSHADE (T-641-691]
67	8439-57 1st Type..7692786		12.30	SUNSHADE (T-644-693-694)
67	8439-57 2nd Type..7720646		13.35	SUNSHADE (T-644-693-694)
67	8439-57 3rd Type..7697360		1 1.40	SUNSHADE (T-644-693-694)
67	8439-57 1st Type..7692788		12.30	SUNSHADE (T-645-648-695-698)
67	8439-57 2nd Type..7720645		13.35	SUNSHADE (T-645-648-695-698)
67	8439-57 3rd Type..7636113		11.30	SUNSHADE (T-645-648-695-698)
67	8439 1st Type..7692789		1 1.90	SUNSHADE (T-640)
67	8439 2nd Type..7720642		12.90	SUNSHADE (T-640)
67	8439 3rd Type..7757247		12.65	SUNSHADE (T-640)
67	8439 1st Type..7692791		1 1.90	SUNSHADE (T-647)
67	8439 2nd Type..7720644		12.90	SUNSHADE (T-647)
67	8439 3rd Type..7716116		12.65	SUNSHADE (T-647)
67	8457 1st Type..7706795		1 1.60	SUNSHADE (T-697)
67	8457 2nd Type..7720647		12.90	SUNSHADE (T-697)
67	8457 3rd Type..7757266		1 1.60	SUNSHADE (T-697)
67	8469..7692789		11.90	SUNSHADE (T-640)
67	8469..7692791		11.40	SUNSHADE (T-647)
67	9000..7691833		10.95	SUNSHADE (T-604-624-653-664)
67	9000..7633342		10.95	SUNSHADE (T-608-618-628-658-668)
67	9000..7691837		9.85	SUNSHADE (T-610)
67	9000..7633352		10.95	SUNSHADE (T-612)
67	9000..7691836		10.95	SUNSHADE (T-619)
67	9000..7691838		10.95	SUNSHADE (-651)
67	9000..7691835		10.95	SUNSHADE (T 656)
68	3300..7769005		9.05	SUNSHADE (T 101-191)
68	30-4000..8748001		9.65	SUNSHADE (T-1 1 1-12 1-13 1-14 1-16 1-17 1-18 1)
68	30-4000 exc. Conv.7769008		9.05	SUNSHADE (T-1 13-163-173-183)
68	3369-3400-3500.7769009		9.05	SUNSHADE (T-1 14)
68	30-4000..7769010		9.05	SUNSHADE (T-1 1 8-1 28-1 38-1 58-1 68-178-1 88)
68	3437-3500-4437-39-55~				
	65-4637-4800.7769011	2	9.05	SUNSHADE (T-1 20-1 40-1 60-1 70-1 80)
68	3569-4437-39-69..7769013	2	9.05	SUNSHADE (T-1 23-133-143)
68	4439-69.7769014	2	9.05	SUNSHADE (T-1 37 147)
68	3437-3537-4437-39-69~				
	4637.7769012	2	9.05	SUNSHADE (T-1 52-1 62-172)
68	4467.7772867	2	10.95	SUNSHADE (T-1 60)
68	4467.7772869	2	10.95	SUNSHADE (T-1 63)
68	4000 Wagons.7769015	2	9.05	SUNSHADE (T-1 87)
68	3327..7769006	2	9.05	SUNSHADE (T-194)
68	50-6400 exc. 5467.7772631	2	10.95	SUNSHADE (T-400-410-420)
68	50-6400 exc. 5467.7736936	2	8.95	SUNSHADE (T-403-4 13)
68	5200-5439-69-6439-697772648	2	10.95	SUNSHADE (T-407-417)
68	50-6400 exc. Conv.7637874	2	8.20	SUNSHADE (T-408-428-478)
68	54-6400 exc. 5467.7772649	2	10.95	SUNSHADE (T-41 1-421)
68	54-6400 exc. 5467.7772650	2	10.95	SUNSHADE (T 423)
68	54-8467.7772851	2	10.95	SUNSHADE (T 423 633)
68	54-66-8467.7706362	2	8.20	SUNSHADE (T-428-452-458-498-638-648)
68	6639-87-8439-69.7772675	2	12.50	SUNSHADE (T-450-620)
68	6600-8439-57-69..7772751	2	12.50	SUNSHADE (T-45 1-46 1-621-63 1)
68	6639-87-8439-57-69.7778714	2	12.90	SUNSHADE (T-452-458-468-498-628-638-658-668)
68	8200..7772663	2	1 1.90	SUNSHADE (T-601)
68	8200..7733399	2	9.15	SUNSHADE (T-603)
68	8200..7636113	2	11.30	SUNSHADE (T-608-6 18)
68	8239-57-69..7766384	2	1 1.90	SUNSHADE (T-614)
68	8439-69.7772752	2	12.50	SUNSHADE (T-627)
68	8469.7692788	2	12.30	SUNSHADE (T-628-638)
68	8439-57-69.7772753	2	12.50	SUNSHADE (T-633)
68	8457.7706795	2	11.60	SUNSHADE (T-637)
68	9000..7766091	2	10.95	SUNSHADE (T-672-674)
68	8439..7789251	-2	12.50	SUNSHADE (T-654)
68	9000..7633342	2	10.95	SUNSHADE (T-675-678-685-688-698)
68	9000..7766095	2	10.95	SUNSHADE (-680-690)
68	9000..7766096	2	10.95	SUNSHADE (T-682)
68	9000..7766092	2	10.95	SUNSHADE (T-683-693)
68	9000..7766097	2	10.95	SUNSHADE (T-684)
68	9000..7766098	2	10.95	SUNSHADE (T-691)
69	3300..8743230	2	7.10	SUNSHADE (T-101-1 1 1)
69	3300..8748009	2	9.10	SUNSHADE (T-103)
69	3300..8743228	2	7.10	SUNSHADE (T-108-1 18)
69	3327.8743232	2	7.10	SUNSHADE (T-1 14)
69	30-4000 exc. Conv.8748001	2	9.65	SUNSHADE (T-1 21 -1 3 1-1 4 1-1 5 1-1 7 1 -1 8 1-19 1)
69	3369-3437-3537-69~				
	4637.8748002	2	9.65	SUNSHADE (T-124-164)
69	30-4000 exc. Conv.8748007	2	9.65	SUNSHADE (T-1 25-1 75-1 85-1 95)
69	30-4000..8748004	2	9.65	SUNSHADE (T-1 26-1 33-143-1 53-1 66-1 76-1 86-1 96)

69	30-4000 exc. Conv.	8748003	9.65	SUNSHADE	T-128-138-148-168-178-188)
69	3500-4437-39-56-66-69	8748005	9.65	SUNSHADE	T-130-140-150-170-190)
69	4439-56-66-69	8748008	9.65	SUNSHADE	T-147-157-197)
69	4467-4667	8765296	8.95	SUNSHADE	T-164-168-178-185-188)
69	4467	8765302	11.40	SUNSHADE	T-176)
69	52-54-6437	8766130	12.25	SUNSHADE	T400-410)
69	5239-69-5439-69-6439- 69	8774808	12.25	SUNSHADE	T-400-4 10)
69	52-54-6437	8774859	12.25	SUNSHADE	T-401-41 1-421)
69	5239-69-5439-69-6439- 69	8774803	12.25	SUNSHADE	T-401-41 1-421)
69	52-54-6437	8774867	12.25	SUNSHADE	T-401-41 1-421)
69	5239-69-5439-69-6439- 69	8774807	12.25	SUNSHADE	(T 403-413-426)
69	5237	8774860	12.25	SUNSHADE	T-403-4 13-426)
69	5239-69	8774809	12.25	SUNSHADE	T-407)
69	5239-69-5439-69-6439- 69	8774787	9.55	SUNSHADE	T-408-428)
69	52-54-6437	8774852	9.35	SUNSHADE	T-408-428-438)
69	5467-8467	8765335	11.60	SUNSHADE	T-42 1-631)
69	5437-6437	8774873	12.25	SUNSHADE	T-425)
69	5439-69-6439-69	8774810	12.25	SUNSHADE	T-425)
69	5467-8467	8765338	11.60	SUNSHADE	T-426-633)
69-70	54-66-8467	8765332	9.55	SUNSHADE	T-428-455-458-465-468-6 18-638)
69	6637-8239-57	8774869	12.90	SUNSHADE	T-453-603)
69	6639-8269	8774811	13.00	SUNSHADE	T-453-603)
69	6637	8774863	9.55	SUNSHADE	T-455)
69	6639	8774800	13.00	SUNSHADE	T-45 5)
69	6639-8269	8774793	9.55	SUNSHADE	T-458-468-608-618)
69	6637-8239-57	8774862	9.35	SUNSHADE	T-458-478-608-618)
69	6639-8269	8774812	13.00	SUNSHADE	T-464-614)
69	8269	8774792	8.95	SUNSHADE	T-601)
69	8239-57	8766132	12.90	SUNSHADE	T-614)
69	8469	8774906	14.95	SUNSHADE	T-620)
69	8439-57	8774898	14.10	SUNSHADE	T-620-630) (use with cloth or panel hdng.)
69	8439-8457	9816313	2	SUNSHADE	T-620-630) use with coated fabric headlining
69	8439-57	8774895	14.10	SUNSHADE	T-621-631-632-641)
69	8469	8765381	14.10	SUNSHADE	T-621-631-632)
69	8469	8774905	14.95	SUNSHADE	T-624)
69	8439-57	8774897	14.95	SUNSHADE	T-624-644)
69-70	8439-57	8774893	14.10	SUNSHADE	T-608-618-628-637-638-639-648-65 8)
69	8469	8774901	14.10	SUNSHADE	T-608-6 18-628-638-639)
69	8439-57	8774899	14.95	SUNSHADE	T-633-636)
69	8469	8774907	14.10	SUNSHADE	T 633-636)
69	9487	8765391	14.95	SUNSHADE	T-664-666-674-694)
69	9487	8765387	1 1.40	SUNSHADE	T-668-669-678-688-698)
69	9487	8772350	11.40	SUNSHADE	T-680)
69	9487	8757769	1 1.40	SUNSHADE	T 685)
69	9487	8765392	10.70	SUNSHADE	T-686)
69	9487	8765393	1 1.40	SUNSHADE	T-687)
69	9487	8765389	1 1.40	SUNSHADE	T-691)
69	9487	8765390	11.40	SUNSHADE	T-692)
70	30-4000	8802577	11.40	SUNSHADE	1-101-1 1 1-121)
70	30-4000	8802578	7.35	SUNSHADE	T-104-1 14-124-134-144)
70	30-4000 exc. Wagons	8802576	7.35	SUNSHADE	T-108-1 18-128-138-148-158-178-188)
70	30-4000 exc. Conv.	8806986	7.35	SUNSHADE	T-108-1 18-128-138-148-158-178-188)
70	30-4000	8802583	8.60	SUNSHADE	T-129-159-179-189)
70	30-4000	8806984	7.35	SUNSHADE	T-130-140-170)
70	4467-4667	8765296	8.60	SUNSHADE	T-141-181)
70	34-35-4437-4637	8806985	8.95	SUNSHADE	T-154-158-175-185-188)
70	30-4000	8802579	8.60	SUNSHADE	T-175-185)
70	4467-4667	8806987	7.35	SUNSHADE	T-1 76)
70	52-54-6437	8809351	10.70	SUNSHADE	T-179-189)
70	5239-69	8806515	1 1.95	SUNSHADE	T-400-4 10-420)
70	5239-5439-69-6439-69	8806517	8.95	SUNSHADE	T 401)
70	6036-46-6439-69-6639- 8469	8806523	8.95	SUNSHADE	T-400-4 10-420)
70	6036-46-8269	8806520	9.95	SUNSHADE	T-440-450-460-600)
70	5237	8809348	9.95	SUNSHADE	T-441-451-481)
70	52-54-6437	8809354	11.55	SUNSHADE	T-401)
70	52-54-6437	8809354	11.55	SUNSHADE	T-404-414)
70	52-5439-69-6439-69	9802059	1 1.55	SUNSHADE	T-404-414)
70	52-54-6439-69	8806514	8.95	SUNSHADE	T-408-428)
70	52-54-6437	8809352	11.55	SUNSHADE	T-408-428)
70	54-6437	9802118	10.85	SUNSHADE	T-41 1-421)
70	54-6439-69	9804351	11.55	SUNSHADE	T-41 1-421)
70	5467	9802445	10.85	SUNSHADE	T-421)

70	54-6439-69	8806518	2	8.95	SUNSHADE (T-426)
70	5467	8806534	2	9.95	SUNSHADE (T-426)
70	54-6437	9803213	2	10.85	SUNSHADE (T-426)
70	54-8467	8806536	2	9.95	SUNSHADE (T-427-617)
70	6036-46-6639-8269-				
	8469	9804410	2	12.10	SUNSHADE (T-434-444-454-484-604-614-624)
70	6639-8269-8469	8806519	2	9.95	SUNSHADE (T-438-468-488-608-618-628)
70	6036-46-8469	9802065	2	12.10	SUNSHADE (T-449-459-619-629)
70	6637	8806529	2	9.95	SUNSHADE (T-460)
70	6637	9803250	2	12.20	SUNSHADE (T-465)
70	6639	9804409	2	12.10	SUNSHADE (T-465)
70	6639	8806521	2	9.95	SUNSHADE (T-466)
70	6637	8806527	2	9.95	SUNSHADE (T-466)
70	6637-8239-57	8806525	2	9.95	SUNSHADE (T-468-478-488-498)
70	8239-57	8806526	2	9.95	SUNSHADE (T-481)
70	8239-57	8806533	2	10.15	SUNSHADE (T-484-494)
70	8439	8809684	2	13.25	SUNSHADE (T-600)
70	8469	8809355	2	12.10	SUNSHADE (T-601)
70	8439-57	8809685	2	13.25	SUNSHADE (T-601-631-632)
70	8439-57	8809686	2	13.25	SUNSHADE (T-604-614-624-634-635)
70	8467	8809356	2	10.85	SUNSHADE (T-614)
70	8467	9802448	2	10.85	SUNSHADE (T-619)
70	8439-57	8809687	2	13.25	SUNSHADE (T-619-629-639-649)
70	9487	9802522	2	10.70	SUNSHADE (T-650-680)
70	9487	9802627	2	10.70	SUNSHADE (T-654-674-684)
70	9487	9802523	2	10.70	SUNSHADE (T-659-679-699)
70	9487	9802629	2	10.70	SUNSHADE (T-666-686)
70	9487	9816227	2	1 1.40	SUNSHADE (T-668-678-688-698)
70	9487	9802628	2	10.70	SUNSHADE (T-681)
70	9487	9802521	2	10.70	SUNSHADE (T-695)
71	30-4000 (exc. Conv.)	9868665	2	9.90	SUNSHADE (T-100-1 10-140-150)
71	30-4000	9868653	2	9.35	SUNSHADE (T-101-1 1 1-141)
71	30-4000 exc. Conv.	9868655	2	9.35	SUNSHADE (T-104-1 14-1 34-1 44-1 54)
71	30-4000 exc. Conv.	9868652	2	9.35	SUNSHADE (T-108-138-158-168)
71	3467-4467	9868695	2	1 1.90	SUNSHADE (T-134)
71	3467-4467	9868688	2	1 1.90	SUNSHADE (T-138-155)
71	3467-4467	9868696	2	1 1.90	SUNSHADE (T-150)
71	3337-3437-4437-39	9868656	2	9.35	SUNSHADE (T-156-166)
71	3467-4467	9868689	2	1 1.90	SUNSHADE (T-156)
71	33-3437-4437	9868663	2	9.90	SUNSHADE (T-165)
71	5000 exc. Conv.	9855753	2	13.45	SUNSHADE (T-400-420-430)
71	5000 exc. Conv.	9853293	2	12.65	SUNSHADE (T-401-421)
71	5000 exc. Conv.	9853294	2	12.65	SUNSHADE (T-404-424-434)
71	5000 exc. Conv.	9853291	2	12.65	SUNSHADE (T-408-418-438)
71	5000 exc. Conv.	9855754	2	13.45	SUNSHADE (T-416-436)
71	5467	9855752	2	14.05	SUNSHADE (T-434)
71	54-6667	9855751	2	14.05	SUNSHADE (T-436-466)
71	54-6667	9854154	2	13.25	SUNSHADE (T-438-465-468)
71	6035-45-6639-47-8000-				
	9000	9855755	2	14.05	SUNSHADE (T-440-450-460-480-600-610-620-630-640-670-680)
71	6035-45-8000-9000	9853299		13.25	SUNSHADE (T-44 1-481-60 1-61 1-63 1-64 1-67 1)
71	6035-45-6639-47-8000-				
	9000	9855756		13.25	SUNSHADE (T-444-454-462-464-484-494-604-614-624-632-644-654-664-674-684)
71	6035-45-6639-47-9000	9855757		13.25	SUNSHADE (T-446-456-466-686)
71	6667	9854156		13.25	SUNSHADE (T-461)
71	6639-47-8000-9000	9853297		13.25	SUNSHADE (T-463-468-498-608-628-633-642-648-658-668-678-688)
71	8400-9000	9853300	2	14.05	SUNSHADE (T-627-697)
71	9487	9854152	2	14.05	SUNSHADE (T-695)
72	30-4000 exc. Conv.	9890894	2	9.35	SUNSHADE (T-100-1 10-130-133-1 40)
72	30-4000 exc. Conv.	9868653	2	9.35	SUNSHADE (T-101-1 1 1-1 4 1)
72	30-4000 exc. Conv.	9890869	2	9.35	SUNSHADE (T-104-1 14-134-144)
72	30-4000 exc. Conv.	9868656	2	9.35	SUNSHADE (T-106-136)
72	30-4000 exc. Conv.	9868652	2	9.35	SUNSHADE (T-108-135-137-138)
72	3467-4467	9893805	2	13.25	SUNSHADE (T-130)
72	3467-4467	9868688	2	1 1.90	SUNSHADE (T-135-138)
72	3467-4467	9868689	2	11.90	SUNSHADE (T-136-156)
72	5000 exc. Conv.	9893843	1	13.25	SUNSHADE (T-400-420-430)
72	5000 exc. Conv.	9853293	2	12.65	SUNSHADE (T-401-421)
72	5000 exc. Conv.	9893844	2	13.25	SUNSHADE (T-404-424-434)
72	5000 exc. Conv.	9853291	2	12.65	SUNSHADE (T-408-418-438)
72	5000 exc. Conv.	9855754	2	13.45	SUNSHADE (T-416-436)
72	5467-6667	9854154	2	13.25	SUNSHADE (T-435-438-475-478)
72	54-6667	9855751	2	14.05	SUNSHADE (T-436-466-476)
72	60-80-9000 exc. Conv.	9893845	2	13.25	SUNSHADE (T-440-450-470-480-600-620-630-670-680)

72	6035-45-80-9000	9853299	2	13.25	SUNSHADE (T-44 1-48 1-601-63 1-671)
72	60-80-9000	9893846	2	14.05	SUNSHADE (T-444-454-464-474-484-494-604-624-634-654-674-684)
72	60-80-9000	9855757	2	13.25	SUNSHADE (T-446-456-476-626-646-676-686)
72	60-80-9000	9853297	2	13.25	SUNSHADE (T-468-478-498-608-628-638-658-685-688)
72	6667	9606285	2	13.25	SUNSHADE (T-470)
66	4200	7625339	2	7.60	SUNSHADE (T 131)
66	4200	7625320	2	7.35	SUNSHADE (T 137)
66	4200	7630181	2	7.35	SUNSHADE (T 133)
66	4455-65	7630031	2	10.00	SUNSHADE IT 171)
66	4455-65	7625662	2	9.85	SUNSHADE (T 177)
66	4455-65	7625663	2	10.15	SUNSHADE (T 178)
66	4455-65	7628987	2	10.15	SUNSHADE (T 179)
66	4465	7629309	2	9.85	SUNSHADE (T 170)
67	4455-65-4855-65	7683446	2	1 1.05	SUNSHADE (T 138-178)
67	4455-65-4855-65	7683447	2	10.70	SUNSHADE (T 171)
67	44-4865	7683449	2	10.70	SUNSHADE (T 170)
67	4455-65-4855-65	7695004	2	10.70	SUNSHADE(T 173)
67	44-4855	7683448	2	10.70	SUNSHADE (T- 177)
68	4000 Wagons	7776224	2	10.95	SUNSHADE IT- 180)
68	4000 Wagons	7776225	2	10.95	SUNSHADE (T-181)
68	4000 Wagons	7776226	2	10.95	SUNSHADE (T 183)
68	4000 Wagons	7776227	2	10.95	SUNSHADE (T 187)
68	4000 Wagons	8709367	2	10.95	SUNSHADE IT- 188)
69	4456-66	8748010	2	1 1.75	SUNSHADE (T 190)
69	4456-66	8748011	2	1 1.75	SUNSHADE (T-191)
69	4456-4466	8755587	2	1 1.75	SUNSHADE IT- 195)
69	4456-66	8748012	2	1 1.75	SUNSHADE IT- 196)
69	4456-66	8748013	2	1 1.75	SUNSHADE (T 197)
10.219 SUPPORT — GROMMET — RETAI					
56-58	40-60 exc. Conv.	4650306	2	2.87	SUPPORT
56-60	All exc. Conv.	4752911	2	2.82	SUPPORT
61-62	All exc. Conv. & Wildcat	4790579	RH	2.82	SUPPORT
61-62	All exc. Conv. & Wildcat	4790580	LH	2.82	
62	Wildcat	4752911	2	2.82	SUPPORT
63	4019-27-35-45-41 19-35-				
	4347	4790579	RH	2.82	
63	4019-27-35-45-41 19-35-				
	4347	4790580	LH	2.82	SUPPORT, sunshade.
63	441 1-39-47-69-4819-29-				
	39-47 1st Type	4790579	RH	2.82	SUPPORT, sunshade.
63	441 1-39-47-69-4819-29-				
	39-47 1st Type	4790580	LH	2.82	
63	441 1-39-47-69-4819-29-				
	39-47 2nd Type, 4435-				
	45-4635-39-47	4752911	2	2.82	SUPPORT
63	4747	4753407	2	4.00	SUPPORT
64	4027-35-55-65-69-4127-				
	35-69-4337-55-65-69	7790753	2	2.77	SUPPORT, sunshade (w/s & skylight)
64	4067-4367	4523877	RH	7.20	SUPPORT, sunshade & striker
64	4067-4367	4523878	LH	7.20	SUPPORT, sunshade & striker
64	4439-47-69-4635-39-45-				
	47-69-4819-29-39-47	4444155	2	2.77	SUPPORT, sunshade
64	4747 2nd Type (Set				
	Screw in Bottom)	4444155	2	2.77	SUPPORT
65	30-4000 (Conv.)	4523877	RH	7.20	SUPPORT, sunshade & striker
65	30-4000 (Conv.)	4523878	LH	7.20	SUPPORT, sunshade 8i striker
65-67	54-64-66-8467	7602296	RH	10.05	SUPPORT, sunshade 8i striker
65-67	54-64-66-8467	7602297	LH	10.05	SUPPORT, sunshade & striker
65	All exc. 9000 & Conv.	7790753	2	2.77	SUPPORT (w/s & skylight)
65	9000	4444155	2	2.77	SUPPORT
66-67	All exc. Conv.	7790753	2	2.77	SUPPORT, sunshade
66-67	33-34-43-44-4667	4548356	RH	8.75	SUPPORT, sunshade 8i striker
66-67	33-34-43-44-4667	4548357	LH	8.75	SUPPORT, sunshade 8i striker
67	4855-65	7790753	2	2.77	SUPPORT, frt. skylight sunshade
68-69	4000 Wagons	7790753	2	2.77	SUPPORT, frt. skylight
68	All exc. Conv.	7790753	2	2.77	SUPPORT
68-72	30-4000 Conv.	7735476	RH	2.77	SUPPORT
68-72	30-4000 Conv.	7735477	LH	2.82	SUPPORT
68-70	54-66-8467	7758560	RH	10.00	SUPPORT, sunshade & striker
68-70	54-66-8467	7758561	LH	10.00	SUPPORT, sunshade & striker
69-70	30-40-9000 exc. Conv.	7790753	2	2.77	SUPPORT
69-70	5269-5469-6469-6036-				
	46	8726303	RH	2.97	SUPPORT

69-70	5269-5469-6469-6036-4-6	.8726304	LH	2.97	SUPPORT
69-70	5237-39-5437-39-6437-39-6637-39-8239-57-69-8439-57-69	.8726305	RH	2.97	SUPPORT
69-70	5237-39-5437-39-6437-39-6637-39-8239-57-69-8439-57-69	.8726306	LH	2.97	SUPPORT
70-72	30-4000 exc. Conv.	.7790753	2	2.77	SUPPORT, sunshade
71-72	54-6667	.9832958	RH	9.90	SUPPORT, sunshade & striker
71-72	54-6667	.9832959	LH	9.90	SUPPORT, sunshade & striker
71	50-60-80-9000	.9834642	2	2.92	SUPPORT
72	50-60-80-9000 exc. Conv.	.9834642	2	2.92	SUPPORT
73	All A	.9834642	2	2.92	SUPPORT
6' 63	Conv.	.5711137	RH	.36	GROMMET, striker & sunshade supt
61-63	Conv.	.5711138	LH	.46	GROMMET, striker & sunshade supt
64	4467-4667-4867	.5711137	RH	.36	GROMMET, striker & sunshade supt
64	4467-4667-4867	.5711138	LH	.46	GROMMET, striker & sunshade supt
64	4255-65-4355-65	.4459449	1	3.49	RETAINER, skylight sunshade rod
65-66	Sport Wagons	.4459449	1	3.49	RETAINER, skylight sunshade rod
67	Sport Wagons	.7702307	1	3.59	RETAINER, frt. skylight sun rod (black)
67	Sport Wagons	.7702310	1	3.79	RETAINER, frt. skylight sun rod (blue)
67	Sport Wagons	.7708113	1	3.79	RETAINER, frt. skylight sun rod (gold)
67	44-4865	.7702309	1	3.79	RETAINER, frt. skylight sun rod (green)
67	44-4855	.7702308	1	3.79	RETAINER, frt. skylight sun rod (red)
68	4000 Wagons	.7758519	1	4.46	RETAINER, skylight sunshade rod (black)
68	4000 Wagons	.7758525	1	4.46	RETAINER, skylight rod (buckskin)
68	4000 Wagons	.7758524	1	4.46	RETAINER, skylight rod (green)
68	4000 Wagons	.7758520	1	4.46	RETAINER, skylight rod (red)
68	4000 Wagons	.7758522	1	4.61	RETAINER, skylight rod (teal)
69	4456-4466	.8752805	1	4.46	RETAINER, skylight rod (T 190)
69	4456-4466	.8752804	1	4.46	RETAINER, skylight rod (T-1 91)
69	4456-4466	.8754691	1	4.46	RETAINER, skylight rod (T-1 95)
69	4456-4466	.8752803	1	4.46	RETAINER, skylight rod (T-196)
69	4456-4466	.8752801	1	4.46	RETAINER, skylight rod (T-197)
70	50-60-8000	.9814644	2	.51	CLAMP, sunshade pnl. retainer
71-72	54-6667	.9725545	1	2.82	RETAINER, sunshade rod (black)
71-72	54-6667	.9725548	1	2.82	RETAINER, sunshade rod (dk. saddle)
71	6667	.9725550	1	2.97	RETAINER, sunshade rod (dk. blue)
71	5467	.9725552	1	2.97	RETAINER, sunshade rod (dk. beige)
71	50-60-80-9000 exc. Conv.	.9859952	1	10.80	RETAINER, sunshade rod map lamp (T-400-420-430-440-450-460-480-600-610-620-630-640-670-680)
71	50-60-80-9000 exc. Conv.	.9860813	1	1.79	RETAINER, sunshade rod (T-400-420-430-440-450-460-480-600-610-620-630-640-670-680)
71-72	50-6035-6045-80-9000 exc. 5000 Conv.	.9860806	1	1.64	RETAINER, sunshade rod (T-401-42 1-441-48 1-601-61 1-631-641-671)
71	5000-6035-45-8000-9000 exc. Conv.	.9859950	1	10.80	RETAINER, sunshade rod map lamp (T-401-421-441-481-601-611-631-641-671)
71	50-60-80-9000 exc. Conv.	.9859953	1	10.80	RETAINER, sunshade rod map lamp (T-404-424-434-444-45 4-462-464-484-494-604-614-624-632-644-654-664-674-684)
71	50-60-80-9000 exc. Conv.	.9860814	1	1.64	RETAINER, sunshade rod (T-404-424-434-444-454-462-464-484-494-604-614-624-632-644-65 4-664-674-684)
71	50-60-80-9000 exc. Wag. & Conv.	.9859970	1	10.80	RETAINER, sunshade rod map lamp (T-408-418-438-463-468-498-608-628-633-642-648-658-668-678-688-698)
71	50-60-9000 exc. Conv.	.9859949	1	10.80	RETAINER, sunshade rod map lamp (T-416-436-446-456-466-686)
71-72	50-60-9000 exc. Conv.	.9860802	1	1.64	RETAINER, sunshade rod (T-4 1 6-436-446-456-466-476-626-646-676-686)
71	8437-39-9000	.9859951	1	10.80	RETAINER, sunshade rod map lamp (T-627-697)
71	8437-8439-9000	.9860812	1	1.64	RETAINER, sunshade rod (T-627-697)
71-72	50-60-80-9000 exc. Conv. & Wagons	.9860795	1	1.69	RETAINER, sunshade rod (T-408-4 1 8-438-463-468-498-608-628-633-642-658-668-678-688-698)
71	9000	.9859971	1	10.80	RETAINER, sunshade rod map lamp (T-695)
71	9000	.9860797	1	1.64	RETAINER, sunshade rod (T-695)
72	6667	.9891233	1	2.97	RETAINER, sunshade rod (dk. green)

72	50-60-80-9000 exc. Conv.	9897382		10.80	RETAINER, sunshade rod map lamp (T-400-420-430-440-450-470-480-600-620-630-670-680).....
72	50-60-80-9000 exc. Conv.	9897426		1.64	RETAINER, sunshade rod (T-400-420-430-440-450-470-480-600-620-630-670-680).....
72	50-80-9000 exc. Conv.	9859950		10.80	RETAINER, sunshade rod map lamp (T-401-421-481-601-631-671).....
72	50-60-80-9000 exc. Conv.	9897427		1.64	RETAINER, sunshade rod (T-404-424-434-444-454-464-474-484-494-604-624-634-654-674-684)
72	50-60-80-9000 exc. Conv.	9897384		10.80	RETAINER, sunshade rod map lamp (T-404-424-434-444-454-464-474-484-494-604-624-634-654-674-684).....
72	50-60-80-9000 exc. Wag. & Conv.	9859970		10.80	RETAINER, sunshade rod map lamp (T-408-418-438-468-478-498-608-628-638-658-685-688)
72	50-60-80-9000 exc. 5467-6667-8237-39	9859949		10.80	RETAINER, sunshade rod map lamp (T-416-436-446-456-476-626-646-676-686).....
72	6000 Wagons.....	9859950		10.80	RETAINER, sunshade rod map lamp (T-441).....
72	90 00.....	9897424		1.64	RETAINER, sunshade rod (I 685).....
65-69	All.....	4424600		.15	SLEEVE, sunshade support skylight 8i w/s.....
69-70	50-60-8000 exc. Conv. & Wagons.....	8740843	2	.15	SLEEVE, sunshade supt.
70	3000-4437-39-67-69-4637-5467-6667-8467-9000.....	4424600		.15	SLEEVE, sunshade supt.....
71-72	30-4000.....	4424600		.15	SLEEVE, sunshade supt.....
71-72	50-60-80-9000.....	8740843		.15	SLEEVE, sunshade supt.....
73	All A.....	8740843		.15	SLEEVE, sunshade (supt.) (plastic).....
69	50-60-8000 exc. Conv.	8778621		.20	SCREW, sunshade to supt.....
70	50-60-8000 exc. Conv.	9828626		.20	SCREW, sunshade panel retainer clamp to supt.
71-73	All B-C-E.....	9828626		.20	SCREW, sunshade pnl. retainer clamp to supt.

NOTE 1st Type-Length of Sunshade at Rod is 21 Vs"-2nd Type-2278".

SUPPORT					
71-72	10.219 MAP LAMP, SUNSHADE	981734	1	7.70	MAP LAMP (sunshade support)
10.224 GROMMET, SUNSHADE ROD (ANTI-RATTLE)					
57-58	50 70-700.....	4719518		.10	GROMMET
59-60	All.....	4719518		.10	GROMMET
61	44-46-47-4800.....	4719518		.10	GROMMET
62	4067-4167-4367-4439-47-69-4635-39-45-47-67-4839-47-67.....	4719518		.10	GROMMET
63	4067-4367.....	4719518		.10	GROMMET
63-72	All as Req.....	7742764	AR	.10	GROMMET also used 12.195)
10.225 SCREW, SUNSHADE SUPPORT					
59-61	All exc. Conv. & Wildcat	4887070	6	.10	SCREW, to body.....
62-63	All exc. 4639-47 & Conv.	4887070	6	.10	SCREW, to body.....
64-71	All as Req.....	9414752	AR	.10	SCREW (No. 8-18 x V2")-(8.977).....
64-70	All as Req.....	9419834	AR	.10	SCREW (V 20 x y") (8.977).....
64-70	All as Req.....	9414754	AR	.10	SCREW (No. 8-18 x 1/8") oval trim-chrome-(8.977)
67	All as Req.....	9418792	AR	.15	SCREW (No. 8-18 x 1/8") pan head-zinc-(8.977) ..
49-71	All as Req.....	132042	AR	.10	SCREW (No. 10-24 x 14")-(8.907).....
71	50-60-80-9000.....	9898643	1	.15	SCREW (special field fix for loose sunshade).....
68	44-4667.....	7793341	2	.15	WASHER, pivot at garnish mldg.....
70	44-4667.....	7793341	2	.15	WASHER, pivot at garnish mldg.....
10.230 PANEL, INSTRUMENT					
63-64	44-4600 less A.C. 8< Ctsy. Lights.....	1366842	RH	10.05	PANEL, ctr.
63-64	44-46-4800 less A.C. with Ctsy. Lights ..	1366848	RH	11.45	PANEL, ctr.
63-64	44-46-4800 A.C. with Ctsy. Lights.....	1366844	RH	10.05	PANEL, ctr.....
63	4747.....	4883326	RH	6.10	PANEL, end (T-748-787-788).....
63-64	4700 less A.C.....	1367676	RH	11.10	PANEL, ctr.....
63-64	4700 A.C.....	1367666	RH	11.70	PANEL, ctr.....
64	4747.....	4883326	RH	6.10	PANEL, end-paint (T-608-624-628).....
65	9000.....	4883326	RH	6.10	PANEL, end (T-608-618-628).....
65	9000.....	1371138	RH	1 5.50	PANEL, lwr. (black) T-608-6 1 8-628
66	30-4000 less A.C.....	4547944	1	45.55	PANEL.....
66	30-4000 A.C.....	4547945	1	46.45	PANEL.....
66	50-60-8000.....	7606057	1	58.45	PANEL.....

66	9000	.4537441	99.35	PANEL
67	30-4000 less A.C.	<u>.7650330</u>	53.25	PANEL
67	30-4000 A.C.	<u>.7681946</u>	54.90	PANEL
67	50-60-8000	<u>.7641985</u>	65.15	PANEL
67	9000	<u>.7650220</u>	107.75	PANEL
68	30-400Q	<u>.7727714</u>	60.75	PANEL
68	50-60-800Q	<u>.7727705</u>	74.10	PANEL
68	9000	<u>.7724316</u>	78.10	PANEL
69	30-400Q	<u>.8716079</u>	62.40	PANEL
69	9487	<u>.8716519</u>	85.10	PANEL
70-72	30-400Q	<u>.9816956</u>	60.00	PANEL
70	9000	<u>.8798547</u>	79.85	PANEL
71-73	All B-C-E	<u>.1234047</u>	77.70	PANEL, lwr. (black)
64-65	Riviera	<u>.445388</u> AR	.05	NUT, instr. panel compt. box to lwr. tie bar—(8.921)

10.230 SUPPORT, INSTRUMENT PANE

66-67	50-60-8000 A.C.	7600055	LH	1.12	SUPPORT, end...
66-67	9000	4476220	2	1.12	SUPPORT, end-upr.
66-67	9000	4476222	1	1.12	SUPPORT, end-lwr.
66-67	9000	4476223	1	1.12	SUPPORT, end-lwr.
67	30-400Q	7614712	LH	3.43	SUPPORT, end...
67	30-400Q	7614707	RH	2.41	SUPPORT, end...
68-71	30-400Q	8774374	RH	1.13	SUPPORT, end...
68-72	30-400Q	7726589	LH	3.43	SUPPORT, end
68-71	30-400Q	7671426	1	1.44	SUPPORT, center
66-68	50-60-800Q	7767506	RH	.97	SUPPORT,, end
66-68	50-60-800Q	7767507	LH	.97	SUPPORT, end
68	900Q	7685896	RH	1.44	SUPPORT, lwr.
68-70	9487	7763449	LH	1.44	SUPPORT, lower
69-70	50-60-800Q	7793323	RH	2.61	SUPPORT, tie bar end
69-70	50 60 800Q	7793324	LH	2.61	SUPPORT,, tie bar end
69-70	9487	8761932	RH	1.44	SUPPORT, lower
70	6036-6046	8714023	RH	.92	SUPPORT, end
70	6036-6046	8714024	LH	.92	SUPPORT, end
71-73	All B-C-E	1240262	1	1.38	SUPPORT (ctr.)
71-73	All B-C-E	8793152	RH	.62	SUPPORT, end
71-73	All B-C-E	8793153	LH	.62	SUPPORT, end
71-73	All B-C-E	9831603	1	1.13	SUPPORT, instr. pnl. tie bar on duct reinf.
71-73	All B-C-E	9831604	1	2.51	SUPPORT, instr. pnl. cluster on shroud pnl
72	All A	7671424	RH	1.05	SUPPORT (end)
72	All A	9606437	1	1.44	SUPPORT (ctr.)
71-73	All B-C-E	9833899	1	1.90	BRACE, instr. pnl. cluster supt. to strg. supt.
72-73	All E	1235460	1	3.33	BRACKET, instr. pnl. cover support—(9.665)
66-67	900Q	7628242	LH	.51	EXTENSION, supt.-lwr.
69-70	50-60-8000 exc. Wagons	8720932	LH	1.79	EXTENSION, upr.-end side
69-70	50-60-800Q	8720930	RH	1.79	EXTENSION, upr.-end
70	6036-6046	8720931	LH	.92	EXTENSION, upr. end side
64-67	Riviera	445388	2	.05	NUT, spring, fresh air vent (R.) to duct—(8.921)

10.230 TRUMENT PANEL TIE

70	50-60-8000	<u>.1233578</u>	1	8.15	BAR
----	------------	-----------------	---	------	-----

10.230 DOOR, INSTRUMENT PANEL ACCESS

63-65	Riviera	1354500	RH	1.74	DOOR
-------	---------	---------	----	------	------

10.240 COVER, FRONT SEAT CENTER COMPARTMENT LID

61	4637-4867	.1198001		7.50	COVER (styrene-plastic) paint to match trim
62	4635-45-47-67-4847-67	1198001		7.50	COVER (styrene-plastic)
63	4467-4635-4839-47-67				
	2nd Type (Styrene-Plastic)	.1198001		7.50	COVER, paint to match trim

10.240 SPRING & PANEL, FRONT SEAT BACK CENTER ARM REST (REFER TO GROUP 1 1.374)

10.240 CONSOLE—BODY—CONTAINER, MINI CONSOLE

72-73	All w/Mini Console	1238587	1	39.50	CONSOLE (black) (less lock cyl.-case-key)
72-73	All w/Mini Console	1238405	1	7.20	BODY, lwr. (black)
72-73	All w/Mini Console	1238400	1	9.75	BODY, upr. (black)
72-73	All Mini Console	1238594	1	1.13	HANDLE, dr. (10.242)
72-73	All Mini Console	1238595	1	3.10	DOOR (10.242)
72-73	All Mini Console	1240186	RH	.67	TRACK, dr. (10.242)
72-73	All Mini Console	1240187	LH	.67	TRACK, dr. (10.242)
72-73	All w/Mini Console	1240513	1	3.64	BODY, inner
72-73	All w/Mini Console	1238746	1	.60	CONTAINER, litter
72 73	All w/Mini Console	1238592	6	.51	DIVIDER, compt
72-73	All w/Mini Console	1240515	1	1.54	SUPPORT, compt. tissue box
72-73	All Mini Console	1240514	1	.67	REINFORCEMENT, screw to hdl—(10.242)

72-73	All w/Min Console.	9888326	1.40	SUPPORT, fir. pan (bracket) .
72-73	All w/Min Console.	.5961862	.20	NUT, case ret.—(10.267)
72-73	All w/Min Console.	.9796437	.82	CASE, lock cyl.—(10.266) ...
72-73	All w/Min Console.	9796471	.10	LEVER (arm) lock—(10.268) .
72-73	All w/Min Console.	.9882887	1.85	LOCK, lid—(10.266).....
72-73	All w/Mini Console. .	9798315	.10	SCREW (bolt) lock—(10.267)
10.240 COMPARTMENT—CONSOLE—PAD—COVER, SHORT CONSOLE				
64	All1357659	.10	BUMPER.lid—(10.242).....
65	30-4000 (1st Type).1371274	26.75	COMPARTMENT (paint to match).....
65	30-4000 (2nd Type).1360978	24.05	COMPARTMENT, less lid & hinge (black)
65	30-4000 (2nd Type).1360979	24.05	COMPARTMENT, less lid & hinge (med. red)
65	5437-67-6437-67-6637- 67-8467 2nd Type ...	1361013	32.45	COMPARTMENT, box-less lid & hinge (black) paint to match.....
65	6637-67-8467 2nd Type	1361015	32.45	COMPARTMENT, box-less lid & hinge (med. saddle)
66	30-4000.....	.1361196	23.25	COMPARTMENT, box-less lid & hinge (med. blue) ..
66	30-4000.....	.1361197	23.25	COMPARTMENT, box-less lid & hinge (lt. fawn)
66	30-4000.....	.1360978	24.05	COMPARTMENT, box (less lid & hinge) black (paint to match).....
66-72	43-44-46001360979	24.05	COMPARTMENT, box-less lid & hinge (med. red) ..
66	50-60-80-9000.....	.1361013	32.45	COMPARTMENT, box (less lid & hinge) black (paint to match).....
66-70	50-60-80-9000.....	.1361198	30.05	COMPARTMENT, box-less lid & hinge (lt. fawn).....
66	9000.....	.1378001	30.05	COMPARTMENT, box-less lid & hinge (dk. aqua) ...
67	4000.....	1381984	24.90	COMPARTMENT, box-less lid & hinge (dk. blue)
67	4000.....	1381988	24.90	COMPARTMENT, box-less lid & hinge (lt. champagne).....
67	4000.....	1381986	24.90	COMPARTMENT, box-less lid & hinge (dk. turquoise).....
67	4000.....	1381985	24.90	COMPARTMENT, box-less lid & hinge (red).....
67	9000.....	1381981	32.45	COMPARTMENT, box-less lid & hinge (dk. blue)
67	9000.....	1381982	32.45	COMPARTMENT, box-less lid & hinge (med. saddle)
67	9000.....	1381983	32.45	COMPARTMENT, box-less lid & hinge (dk. turquoise).....
68	4000.....	1385682	24.90	COMPARTMENT, box-less lid & hinge (med. buckskin).....
68	4000.....	1384430	24.90	COMPARTMENT, box-less lid & hinge (med. green)
68	4000.....	1384436	24.90	COMPARTMENT, box-less lid & hinge (ivory).....
68	4000.....	1384435	24.90	COMPARTMENT, box-less lid & hinge (med. teal) .
68	9000.....	1384420	32.45	COMPARTMENT box-less lid & hinge (med. green)
68	9000.....	1385681	32.45	COMPARTMENT box-less lid & hinge (parchment)
71-73	All E.1235637	33.95	COMPARTMENT, frt. seat ctr. (black) (paint to match).....
64	40-41-42-4300.1365885		CONSOLE (complete) red.....
64	44-46-4700.1374134		CONSOLE (complete) blue.....
65	30-4000 (2nd Type).1369876	62.00	CONSOLE (complete) black.....
65	30-4000 (2nd Type).1372222	62.00	CONSOLE (complete) med. red.....
65	50-60-8000 (2nd Type)	1374138	78.15	CONSOLE (complete) black.....
65	60-8000 (2nd Type).1374136	78.15	CONSOLE (complete) med. saddle ..
66-67	4000.....	1369876	62.00	CONSOLE (complete) black.....
66	4000.....	1372222	62.00	CONSOLE (complete) med. red.....
66	4000.....	1376927	60.05	CONSOLE (complete) med. blue.....
66	60-8000.....	1376936	78.05	CONSOLE (complete) lt. fawn.....
66	9000.....	1377622	75.10	CONSOLE (complete) dk. blue.....
66	9000.....	1377623	75.10	CONSOLE (complete) dk. aqua.....
66-68	50-60-80-9000.	1374138	78.15	CONSOLE, complete (black).....
67	4000.....	1380325	60.05	CONSOLE (complete) dk. blue.....
67	4000.....	1380326	60.05	CONSOLE (complete) lt. champagne
67	4000.....	1380327	60.05	CONSOLE (complete) red.....
67	4600.....	1381898	60.05	CONSOLE (complete) dk. turquoise
67	4000.....	1381770	60.05	CONSOLE (complete) yellow.....
67	9000.....	1380330	75.10	CONSOLE (complete) lt. champagne
67	9000.....	1381777	75.10	CONSOLE (complete) dk. blue.....
67	9000.....	1369876	62.00	CONSOLE (complete) med. saddle ..
68-69	30-4000.....	1385212	62.00	CONSOLE, complete (black).....
68	30-4000.....	1384429	65.00	CONSOLE, complete (buckskin)....
68	30-4000.....	1384429	65.00	CONSOLE, complete (ivory).....
68	30-4000.....	1384434	65.00	CONSOLE, complete (med. teal) ...
69	50-6000.....	1386248	127.30	CONSOLE, complete.....
69	9000.....	.1374138	78.15	CONSOLE, complete (black).....
69	4000.....	.1230311	75.25	CONSOLE (dk. red).....
69	30-4000.....	.1230312	75.25	CONSOLE (med. blue).....
69	30-4000.....	.1230313	75.25	CONSOLE (parchment).....
	NOTE 1970 1st type spring catch lid, d type push button lid			
70	30-4000 1st Type.....	.1369876	62.00	CONSOLE (complete) black.....
70	30-4000 2nd Type.....	.1234822	70.60	CONSOLE (complete) black.....
70	30-4000 1st Type.....	.1233730	70.60	CONSOLE (complete) dk. brown ...
70	30-4000 2nd Type.....	.1234824	70.60	CONSOLE (complete) dk. brown ..

70	30-4000 1st Type	1233731	1	70^0	CONSOLE (complete) dk. blue
70	30-4000 2nd Type	1234825	1	70^0	CONSOLE (complete) dk. blue
70	30-4000 1st Type	1233729	1	70.60	CONSOLE (complete) ivory
70	6000 1st Type	1386248	1	127.30	CONSOLE (complete) black
70	6000 2nd Type	1234821	1	1 19^0	CONSOLE (complete) black
70	9000 1st Type	1374138	1	78^5	CONSOLE (complete) black
71-72	3437-4437	1234822	1	70^0	CONSOLE, short (complete) black
65	All 1st Type	1371959	1	15^5	PAD, ctr. compt. (black) (paint to match)
65	All 2nd Type	1360986	1	23^5	PAD 8i COVER, ctr. compt. (black)
65	All 2nd Type	1360987	1	23^5	PAD 8i COVER, ctr. compt. (med. red)
65	All 2nd Type	1231180	1	37^0	PAD & COVER, lid (black) paint to match
66-68	All	1360986	1	23.75	PAD & COVER, lid (black)
66	30-4000	1361191	1	17.80	PAD & COVER, lid (med. blue)
66	43-44-4600	1360987	1	23^5	PAD & COVER, lid (med. red-metallic)
66	All	1361193	1	17.80	PAD 8. COVER, lid (lt. fawn)
66	9000	1377999	1	17.80	PAD & COVER, lid (dk. aqua)
66	9000	1378000	1	17.80	PAD & COVER, lid (blue)
67	4000	1381995	1	19.00	PAD & COVER, lid (red)
67	4000-9000	1381999	1	19.00	PAD & COVER, lid (lt champagne) (paint to match)
67	4000	1381996	1	19.00	PAD & COVER (lt. yellow)
67	9000	1381997	1	19.00	PAD & COVER, lid (med. saddle)
68	40-9000	1384425	1	19^0	PAD & COVER, lid (med. buckskin)
68	40-9000	1384431	1	19^0	PAD & COVER, lid (med. green)
68	4000	1384432	1	19^0	PAD & COVER, lid (ivory)
68	4000	1384433	1	19.00	PAD 8. COVER, lid (med. teal)
69-70	30-40-9000	1231180	1	37^0	PAD & COVER (black) (paint to match)
70	All 2nd Type	1234596	1	22.55	PAD, lid (black)
70	30-4000 2nd Type	1234832	1	22.55	PAD, lid (dk. blue)
70	30-40-9000 2nd Type	1234832	1	22^5	PAD, lid (dk. brown)
70	30-40-9000 2nd Type	1236631	1	23.65	PAD, lid (ivory)
70	9000 1st Type	1234971	1	41.80	PAD (med. saddle)
70	9000 2nd Type	1234834	1	22.55	PAD (med. saddle)
70	All 1st Type	1234972	1	41.80	PAD, lid (dk. brown)
70	All 1st Type	1234973	1	41.80	PAD, lid (dk. blue)
71-73	All	1234596	1	22.55	PAD, lid (black) (prime & paint to match)
71	All	1236631	1	23.65	PAD, lid (ivory)
71-72	9000	1236633	1	26.90	PAD, lid (dk. rosewood)
71	9000	1236632	1	26.90	PAD, lid (lt. sandalwood)
72	9000	1240330	1	26.90	PAD, lid (mid-nite covert)
72	9000	9875492	1	1.00	SUPPORT, fir. pan console

NOTE 1965 1st type with raised arm rest, 2nd type less raised arm rest.

10.240 BODY- DOOR — LAMP — PANEL — PLATE , LONG CONSOLE

63-64	4700 ..	1363554	24.20	BODY, natural color (paint to match)
65-66	30-4000	1360994	49.80	BODY (black) (paint to match)
65-66	30-4000	1360996	49.80	BODY (med. red)
65-68	6000 ..	1360973	58.20	BODY (black)
66	4000 ..	1377012	49.95	BODY (med. blue)
66	4000 ..	1360996	49.80	BODY (med. red)
66-68	9000 ..	1373514	28.50	BODY (black) paint to match
67	4000 ..	1380380	51.45	BODY (black)
67	4000 ..	1380381	49.80	BODY (dk. blue)
67	4000 ..	1380382	49.80	BODY (red)

NOTE 1968 30-4000 1st type, Door hinge with 6 attaching holes, 2nd type, door hinge with 7 attaching holes.

68	30-4000	1230382	18.40	BODY (black)
68	30-4000 1st Type	1383971	1 8.55	BODY (med. buckskin)
68	30-4000 2nd Type	1230384	18.40	BODY (med. buckskin)
68	30-4000 1st Type	1383972	18.55	BODY (dk. green)
68	30-4000 2nd Type	1230385	18.40	BODY (dk. green)
68	30-4000 1st Type	1383970	18.55	BODY (teal)
66	30-4000 2nd Type	1230383	18.40	BODY (teal)
69	30-4000	1230335	18.40	BODY (dark red)
69	30-4000	1230336	18.40	BODY (dark sandalwood)
69	30-4000	1230337	18.40	BODY (dark blue)
69	30-4000	1230382	18.40	BODY (black)
69	6000	1232437	21.90	BODY (black)
69	9000 1st Type (Storage Compt. Dr. Hinge with 6 Slots)	1387537	62.75	BODY (black) paint to match
69	9000 2nd Type (Storage Compt. Dr. Hinge with 4 Slots & 2 Weld Screws)	1231703	69.70	BODY (black) paint to match
70-72	30-4000	1232243	17.25	BODY (paint to match)
70	6000	1232244	20.55	BODY (paint to match)
70	9000	1231703	69.70	BODY paint to match
71-72	9000	1236338	30.50	BODY, console (black) (paint to match)

64-65	Riviera1362738	1	1.08	BODY, litter.
68	30-40001384513	18	.15	BOLT, special mldg. to console
69-71	30-40-60001384513	18	.15	BOLT, special moulding to console
66-68	90001374358	1	1.23	BOX, litter.
69-70	90001387076	1	1.85	BOX, litter.
66-68	90001374353	1	.10	BRACKET, glove box 8t ash tray dr. hinge
63-64	47001352754	1	.10	BUMPER, floor console trim plate ash receiver dr.— (9.766).
63-65	Riviera	1356542	2	.10	BUMPER, frt. trim opening at console glove box dr. — (10.242).
65	9000	1356542	2	.10	BUMPER, floor console rr. trim plate—(10.242).
69-70	9000	1386908	2	.30	BUMPER (rubber) console body to storage compartment door—(10.242).
70-72	30-40-60001356542	1	.10	BUMPER, storage compt. door—(10.242).
69	600Q1384011	2	1.18	CAP, console body moulding
68-73	All A1384011	2	1.18	CAP, console body mldg.
71-73	All E1234930	2	.15	CLIP, console hsg. retaining
63-64	470Q1355125		3.18	DOOR, glove box (vinyl).
65	90001371105		6.70	DOOR, glove box (veneer).
66-68	900Q1374957		12.50	DOOR, glove box
66-68	90001374958		16.10	DOOR, litter box
69-70	900Q1387664		8.65	DOOR, console litter compartment
68-69	30-40001383987		4.72	EMBLEM, console body trim plate
69	600Q1383987		4.72	EMBLEM, console body trim plate
66-68	900Q1374357		5.02	EXTENSION, trim plate
65-68	600Q1360977		32.45	FRAME, console body finish
63-65	Riviera1355124		1.23	HINGE, glove box dr.
71-73	All E1234874		9.25	HOUSING, console body-upr. (black) (paint to match)
70-73	All A-B (Long Console)	1232305		4.56	INSERT, console trim plate
63-65	Riviera1354233		2.26	LAMP, ctsy.-rr. (square).
65-67	30-40 60001369870		1.33	LAMP, ctsy.-rr.
64-68	Wildcat1366326		1.85	LAMP, console ctsy.
68-69	30-40001384033		2.51	LAMP, console ctsy.
68	600Q1369870		1.33	LAMP, rr. ctsy.
69	600Q1384033		2.51	LAMP, console courtesy.
71-73	All E1234928		2.36	LAMP, console courtesy-rr. (black).
62	Wildcat4765600		.92	LENS, ctsy. light (1 1.928).
63	4647-674765600		.92	LENS, floor console-rr.—(1 1.928).
64-65	Riviera4765600	2	.92	LENS, ctsy. lamp-side (1 1.928).
69-70	9000	1387544	1	1.74	LENS, console courtesy lamp
66-68	9000	1374342	RH	8.50	MOLDING, console trim
66-68	9000	1374343	LH	8.50	MOLDING, console trim
68-73	All A	1384914	RH	6.25	MOLDING, body side.
68-72	All A	1384915	LH	6.25	MOLDING, body side.
69	6000	1384914	RH	6.25	MOLDING, body side.
69	6000	1384915	LH	6.25	MOLDING, body side.
71-73	All E1235897	1	14.25	PAD, console hsg. trim plate (black) incl. shift ind. lens
71	9000		1	14.25	PAD, console hsg. trim plate (med. beige) (incl. shift ind. lens).
71	9000		1	14.25	PAD, console hsg. trim plate (rosewood) (incl. shift ind. lens).
72	9000		1	14.25	PAD, console housing trim plate comp. (dk. saddle) (incl. shift ind. lens).
72	9000	1239849	1	14.25	PAD, console hsg. trim plate (mid-nite covert) (incl. shift indicator lens).
66-67	900Q9414525	2	.10	PIN, litter box dr. to trim plate
66-68	900Q1374960	1	1.03	PIN, glove box & ash tray dr. hinge
69-70	900Q1387065	1	.82	PIN, litter box door hinge
63	4639-47-67 4-Speed	1358189	1	7.10	PLATE, console body trim
64	470Q1368531	1	17.45	PLATE, frt. trim (veneer) when using as replmt. for plate "less notch" also use 1-9.784-1368534 dr. & hinge
65-66	30-40001360998	1	51.45	PLATE, frt.
65-68	600Q1360969	1	9.55	PLATE, trash receptacle finish
65	900Q1370364	1	12.90	PLATE, rr. trim-complete.
66-68	900Q1373515	1	30.10	PLATE, console trim
67	400Q1380385	1	55.00	PLATE, console-frt
68-73	All A1384797	1	.15	PLATE, reinf.
68-69	30-40001384023	1	16.00	PLATE, body trim
69	600Q1384023	1	16.00	PLATE, console body trim
69 70	All1384797	1	.15	PLATE, console reinforcement
69-70	900Q1387666	1	16.05	PLATE 8t APPLIQUE, console trim
70	30-40 60001232245	1	12.65	PLATE, body trim
70-72	All A-B1232252	1	7.10	PLATE, body mtg
71-72	All A1238096	1	12.55	PLATE, console body trim
71-73	All E1234921	1	16.05	PLATE, console hsg. trim
63-64	470Q1356631	1	1.64	RECEIVER, ash-rr.

65	900Q	.1368561	1	.92	RECEIVER, ash-rr.
65-68	600Q	.1360970	1	3.08	RECEPTACLE, trash
62	Wildcat	4765599	1	3.02	REFLECTOR, ctsy. light—(1 1.927)
65-68	600Q	.1360962	1	2.87	REINFORCEMENT, console at storage compt
69-70	900Q	.1387064	2	.46	RETAINER, litter box door hinge pin
71-73	All E	.1234929	1	.30	RETAINER, console hsg.-frt.
63	4639-47-67-4700	4765599	2	3.02	RIM & REFLECTOR, floor console-rr.—(1 1.927)
63-65	Riviera	4765599	AR	3.02	RIM & REFLECTOR, ctsy. light-side—(1 1.927)
65	900Q	9414754	2	.10	SCREW, frt. trim plate to body-lwr. loc—(10.225)
65-68	600Q	1360971		.30	SPRING, trash receptacle hinge
66-68	900Q	1374349		.51	SPRING, litter box dr.
69-70	900Q	1387930		.51	SPRING, litter box door hinge
72	30-400Q	7759549		1.00	SUPPORT, fir. pnl. console-frt.
72	30-400Q	4541040		2.90	SUPPORT, fir. pnl. console-rr.
72	900Q	8793485		2.75	SUPPORT, fir. pnl. console

10.242 DOOR — HINGE — CYLINDER — LATCH — STRIKER, CONSOLE LID

NOTE: For Mini Console parts refer to Group 10.240.

63	4635-39-47-67	.4569867		15	BUMPER, console storage compt. lid—(10.587)
65	1st Type Short Console	1357659		10	BUMPER, lid frt (1 1.422)
65-67	30-4000 Long Console	1361005		10	BUMPER, compt. lid
71-73	All E (Long Console)	.1378945		10	BUMPER, storage compt. dr. hinge—(10.263)
63-65	Riviera	.1356542		10	BUMPER, frt. trim opening at console glove box dr. (also used 10.240)
65	Riviera	.1356542		10	BUMPER, floor console rr. trim plate (also used 10.240)
70-73	All A-B (Long Console)	1356542		10	BUMPER, storage compt. door (also used 10.240)
69-70	9000 Long Console	.1386908		30	BUMPER (rubber) console body to storage compt. dr. (also used 10.240)
64	4639-47-67 Long Console	.1366325	2	.41	BUSHING, storage compt. lid
65	All 2nd Type-Short Console	.1360991	2	.10	BUSHING, compt. hinge
65-68	6000 Long Console	.1360965	AR	.20	BUSHING, lid hinge
65-68	6000 Long Console	.1366325	2	.41	BUSHING, storage compt. lid
66-71	All Short Console	.1360991	2	.10	BUSHING, hinge
66-68	9000 Long Console	.1366325	AR	.41	BUSHING, litter box dr. 8i glove box dr. lock
72-73	All E (Short Console)	1360991	2	.10	BUSHING, hinge
65-67	30-4000 Long Console	1380873		1.08	CASE & BOLT, lid lock—(1 0.266)
65-67	9000 Long Console	.1380871		1.44	CASE & BOLT, console lock (also used 10.266)
66	50-60-8000 Long Console	.1380873		1.08	CASE & BOLT, console lid—(10.266)
72-73	All Short	9796437		.82	CASE, storage compt. dr. lock cyl.—(10.266)
65	30-400Q	4566764		1.13	CYLINDER (10.266)
66	50-60-8000	4566764		1.13	CYLINDER, console lid lock—(10.266)
65-66	9000	4818080		1.13	CYLINDER, console lock—(10.266)
67	30-400Q	.7645831		1.18	CYLINDER (uncoded)—(10.266)
67	9000 Long Console	7645833		1.13	CYLINDER, console lock—(10.266)
68	9000 Long Console	7743436		1.38	CYLINDER, lock (uncoded)—(1 0.266)
68	30-4000 Long Console	1230390		4.6 1	DOOR, storage (dk. green)
68-69	30-4000 Long Console	1230387		4.77	DOOR, storage (black) paint to match
68	30-4000 Long Console	1230389		4.77	DOOR, storage (med. buckskin)
68	30-4000 Long Console	1230388		4.77	DOOR, storage (teal)
69	6000 Long Console	.1230387		4.77	DOOR, storage (black) paint to match
69-70	9000 Long Console	.1387546		1 2.00	DOOR, storage (black) paint to match
69	30-4000 Long Console	1230339		4.61	DOOR, storage (dark sandalwood)
69	30-4000 Long Console	1230340		4.61	DOOR, storage (dark blue)
70	30-40-6000 Long Console	.1232870		19.60	DOOR, storage compt. (black)
		1233723		19.1 5	DOOR, storage compt. (dk. blue)
70	30-4000 Long Console	1233724		19.15	DOOR, storage compt. (dk. brown)
70	30-4000 Long Console	.1236659		1 1.85	DOOR, storage compt. (dk. rosewood)
71	9000 Long Console	.1234875		1 1.85	DOOR, storage compt. (black) paint to match
71-73	All E (Long Console)	.1236658		1 1.85	DOOR, storage compt. (med. beige)
71	9000 Long Console	.1238102		19.00	DOOR, storage compt. (black) (paint to match)
71-73	All A (Long Console)	.1238595		3.10	DOOR, compt. (also listed 10.240)
72-73	All w/Mini Console	.1239846		1 1.85	DOOR, storage compartment (mid-nite covert)
72	9000 Long Console	.1238594		1.13	HANDLE, frt. seat ctr. compt. dr. (also used 10.240)
72-73	All w/Mini Console	.1371984		4.92	HINGE, ctr. compt. lid
64	40-41-4300 Short	1371985		6.85	HINGE, compt. lid
64	44-46-47-4800 Short	1371984		4 92	HINGE
65-72	30-4000 Short Console				
65-67	30-4000 exc. G.S. Long Console	.1361000		4.10	HINGE, lid
65-70	50-60-80-9000 Short Console	.1371985		6.85	HINGE
		1230301		2.92	HINGE, storage lid
68-69	30-4000 Long Console	.1230301		2.92	HINGE, storage
69	6000 Long Console				

69	9000 Long Console-1st Type (Hinge has 6 Slots)	.1387545	1	231	HINGE
69	9000 Long Console-2nd Type (Hinge has 4 Slots & 2 Weld Screws)	.1231749	1	2.87	HINGE
70-73	All A-B (Long Console)	.1232877	1	2.51	HINGE, compt. door
71-73	All E (Short Console)	.1371985	1	6.85	HINGE, ctr. compt. lid
71	60-9000 Long Console	.1239284	1	2.51	HINGE, console storage compt
62-63	4600	.1355029	1	1.44	LATCH
65-70	All Short Console	.1371988	1	.51	LATCH
64	Wildcat Long Console	.1366327	2	2.82	LATCH, storage compt. lid
66-68	9000 Long Console	.1366327	1	2.82	LATCH, storage compt. lid
65-69	6000 Long Console	.1366327	1	2.82	LATCH, storage compt. lid
68-69	30-4000 Long Console	.1366327	1	2.82	LATCH, storage compartment lid
69	9000 Long Console	.1386874	1	2.77	LATCH
70-73	All Long Console	.1386874	1	2.77	LATCH, storage compt. dr
70	All Short Console-2nd Type	.1234842	1	1.74	LATCH, lid
71-73	All Short Console	.1234842	1	1.74	LATCH, lid
72-73	All Short Console	.9796471	1	.10	LEVER, lock (10.268)
64	All Short Console	.1371982	1	8.95	LID, compt. box (paint to match)
65	1st Type Short Console	.1371982	1	8.95	LID, compt. box (paint to match)
65	All Short Console-2nd Type	.1361023	1	24.35	LID (black) (paint to match)
65	All Short Console 2nd Type	.1361024	1	23.60	LID (med. red) metallic
66-69	All Short Console	.1361023	1	24.35	LID (black) paint to match
66	4000 Short Console	.1361024	1	23.60	LID (med. red) metallic
70	All Short Console-2nd Type	.1234597	1	18.90	LID (black) (paint to match)
70	All Short Console (1st Type)	.1361023	1	24.35	LID (black) (paint to match)
71-73	All Short Console	.1234597	1	18.90	LID (paint to match) (black)
72-73	All Short Console	.9882887	1	1.85	LOCK, compt. lid (10.266)
72-73	All Short Console	.5961862	1	.20	NUT, compt. dr. lock cyl. case—(10.266)
65	All 2nd Type Short Console	.1360990	1	.62	PIN, lid hinge
66-71	All Short Console	.1360990	1	.62	PIN, lid hinge
68	6000 Long Console	.1386138	1	.15	PIN, lid hinge
72-73	All E (Short Console)	.1360990	1	.62	PIN, lid hinge
65	All 2nd Type Short Console	.1360983	1	8.80	PLATE, compt. cvr
65-67	30-4000 Long Console	.1360999	1	26.10	PLATE, compt. lid
65-68	6000 Long Console	.1360966	AR	13.55	PLATE, compt. lid
66-71	All Short Console	.1360983	1	8.80	PLATE, compartment cover
72-73	All E (Short Console)	.1360983	1	8.80	PLATE, compt. cvr
69-70	9000 Long Console	.1230099	1	1.44	PLUG, button (chrome plate) console lock escutcheon
65-67	Skylark-G.S. Long Console	.4599106	1	.20	RETAINER, console lid lock—(10.267)
65-68	6000 Long Console	.1360963	AR	.10	RETAINER, lid bshg
68	6000 Long Console	.1386139	1	.10	RETAINER, lid hinge pin
72-73	All w/Mini Console	.1240514	1	.67	REINFORCEMENT, compt. dr. (screws to bottom of hdl.) (also used 10.240)
72-73	All Short & Mini Console	.9798315	1	.10	SCREW, compt. dr. lock lvr. to cyl.—(10.267)
65-68	6000 Long Console	.1360964	AR	.36	SPRING, lid
64	All Short Console	.1371989	1	.97	STRIKER, console cvr
64	4639-47-67 Long Console	.1230310	1	.92	STRIKER, storage compt. lid
65	1st Type Short Console	.1371989	1	.97	STRIKER, console cvr
65	2nd Type-Short Console	.1360992	1	.62	STRIKER, compt. lid
65-67	30-4000 Long Console	.1361004	1	.62	STRIKER, compt. lid
65-69	6000 Long Console	.1230310	AR	.92	STRIKER, storage compt. lid
66-70	All Short Console	.1360992	1	.62	STRIKER, compartment lid
66-67	9000 Long Console	.1230310	1	.92	STRIKER, console storage compt. lid
68-69	30-4000 Long Console	.1230310	1	.92	STRIKER, lid
69	9000 Long Console	.1386869	1	.56	STRIKER
70	All Short Console-2nd Type	.1234574	1	1.33	STRIKER, lid
70-73	All Long Console	.1234081	1	.51	STRIKER, compt. door
71-73	All Short Console	.1234574	1	1.33	STRIKER, lid
72-73	All w/Mini Console	.1240186	RH	.67	TRACK, compt. door (also used 10.240)
72-73	All w/Mini Console	.1240187	LH	.67	TRACK, compt. dr. (also used 10.240)
	NOTE 1st Type with Raised Arm Rest, 2nd ie less Raised Arm Rest.				

10.242 BUMPER, FRONT SEAT CENTER COMPARTMENT LID	
63	4467-4635-4839-47-67 1357659 2 .10 BUMPER, lid-frt.....
10.252 APPLIQUE--PLATE--MOLDING,	
NOTE For model years not listed refer to Grp. 9.740.	
68	<u>6000</u> 1383047 1 12.15 APPLIQUE, cove mldg.-outer.
68	<u>60-9000</u> 1385848 1.23 APPLIQUE, cove mldg.-inner.
68	<u>8000</u> 1385847 1.90 APPLIQUE, cove mldg.-inner.
68	<u>8000</u> 1383048 1 1.60 APPLIQUE, cove mldg.-outer.
68	<u>9000</u> 1383096 18.55 APPLIQUE, cove mldg.-outer.
68	<u>50-60-80-9000</u> 1383511 1.44 APPLIQUE, hsg.-ctr.....
68	<u>50-60-80-9000</u> 1383512 RH 1.44 APPLIQUE, hsg.....
68	<u>50-60-80-9000</u> 1383513 LH 8.65 APPLIQUE, hsg.....
68	<u>50-60-80-9000 Rr. Wind.</u> Def. less Radio..... 1384153 LH 2.61 APPLIQUE, accessory switch opening cvr. plate
69	<u>50-60-8000</u> 1386738 1 1.28 APPLIQUE, hsg. ctr.....
69	<u>9000</u> 1230407 LH 15.20 APPLIQUE, hsg.....
69	<u>9000</u> 1230408 1 4.77 APPLIQUE, hsg.-ctr.....
69	<u>9000 Rr. Wind. Def. less</u> Pwr. Ant..... 1384153 LH 2.61 APPLIQUE, accessory switch opening cvr. plate....
69-70	<u>9000</u> 1387652 1 2.56 APPLIQUE, cvr.-inner.....
69	<u>9000</u> 1387653 1 9.30 APPLIQUE, cvr.-outer.....
69	<u>9000</u> 1230406 RH 3.02 APPLIQUE, hsg.....
69	<u>50-60-8000</u> 1386346 RH 1.49 APPLIQUE (letters selector).....
70-71	<u>44-4600</u> 1232394 1 1.69 APPLIQUE (has opening for cigar lighter).....
70-71	<u>44-4600</u> 1232395 1 2.97 APPLIQUE (has opening for headlamp 8t w/shield wiper switch).....
70	<u>44-4600</u> 1233230 1 .82 APPLIQUE, radio filler plate (for radio selector knob)
70	<u>44-4600</u> 1233231 1 .82 APPLIQUE, radio filler plate.....
70	<u>50-60-8000</u> 1231628 1 1.95 APPLIQUE (has opening for radio selector knob)....
70	<u>50-60-8000</u> 1233777 1 2.26 APPLIQUE (has letter "Hi, Lo, Off, Fasten Seat Belts & Volume").....
70	<u>9000</u> 1234458 1 1.95 APPLIQUE (right of radio opening).....
70	<u>9000</u> 1234459 1 4.36 APPLIQUE (left of strg. column).....
70	<u>9000</u> 1234460 1 2.82 APPLIQUE (right of strg. column) ctr.....
71	<u>3437-67 Wood Grain</u> Instr. Pnl..... 1232394 RH 1.69 APPLIQUE, instr. pnl. hsg. (has opening for cigar lighter).....
71	<u>3437-3467 Wood Grain</u> Instr. Panel..... 1232395 LH 2.97 APPLIQUE, instr. pnl. hsg. (has opening for headlamp 8t w/shield wiper switch).....
71 72	<u>3437-3467-4400</u> 1233230 RH .82 APPLIQUE, radio filler plate (for radio selector knob)
71 72	<u>3437-3467-4400</u> 1233231 LH .82 APPLIQUE, radio filler plate.....
71-72	<u>9000</u> 1235456 1 3.33 APPLIQUE, instr. pnl. hsg. trim plate (rt. lwr.) (4 holes).....
71-72	<u>9000</u> 1235446 1 3.59 APPLIQUE, instr. pnl. hsg. trim plate (R. upr.) (1 hole).....
71-72	<u>9000</u> 1235447 1 3.59 APPLIQUE, instr. pnl. hsg. trim plate (L. upr.) (1 hole).....
71-72	<u>9000</u> 1235448 1 3.33 APPLIQUE, instr. pnl. hsg. trim plate (rt. lwr.) (3 holes).....
71-72	<u>9000</u> 1235449 1 3.33 APPLIQUE, instr. pnl. hsg. trim plate (lt. lwr.) (2 holes).....
72	<u>3437-67-4400 w/Wood</u> Grain Instr. Panel.... 1232394 RH 1.69 APPLIQUE, instr. pnl. hsg. (has opening for cigar lighter).....
72	<u>3437-67-4400 w/Wood</u> Grain Instr. Panel.... 1232395 LH 2.97 APPLIQUE, instr. pnl. hsg. (has opening for headlamp fk w/shield wiper switch).....
70-71	<u>30-4000</u> 1232753 1 2.00 PLATE, incl. green indicator lens (letters "Accessory").....
70-71	<u>30-4000</u> 1232755 1 2.00 PLATE, incl. green ind. lens (letter "Rear Defrost")...
70-71	<u>30-4000</u> 1232757 1 2.00 PLATE, incl. green ind. lens (letter "Accessory" tk rear defrost).....
70-71	<u>30-4000</u> 1232759 1 1.79 PLATE, incl. green ind. lens.....
70-71	<u>30-4000</u> 1232763 1 1.33 PLATE, less green ind. lens (letters "Accessory 8i Rear Defrost").....
70-71	<u>30-4000</u> 1232922 1 1.03 PLATE, less green ind. lens (Buick Trishield).....
70-71	<u>30-4000</u> 1232764 1 1.33 PLATE, less green ind. lens (letter "Rear Defrost")....
70-71	<u>30-4000</u> 1232921 1 1.33 PLATE, less green ind. lens (letters "Accessory")
70	<u>50-60-8000</u> 1232792 1 3.28 PLATE (letters "Off-Rear On") 1 switch opening....
70	<u>50-6000 Conv.</u> 1234464 1 4.10 PLATE (letters "Dn, Top, Lo, RR Def., Hi").....
70	<u>6036-46</u> 1234465 1 4.10 PLATE (letter "T/gate, Lo, Rr., Def., Hi").....
70	<u>6036-46</u> 1234466 1 2.87 PLATE (letters "T/gate").....
70	<u>9000</u> 1233520 1 2.10 PLATE (letters "Off, On, Courtesy").....
70	<u>9000</u> 1233521 1 3.28 PLATE (letters "Off, On, Courtesy, Cruise").....
70	<u>9000</u> 1233523 1 1.95 PLATE (letters "Rear Def., Hi, Lo").....

70	90001233525		1.95	PLATE (letters "Rear Def. On")
71-72	5467-66671237824		1.49	PLATE letter "top" on plate
71-72	5467-66671237825		2.05	PLATE, letters "rr. defog. & top" on plate
71-72	6000 Wagon1237826		1.49	PLATE, letters "rr. wdo." on plate
71-72	6000 Wagons less Elec. Tail Gate1237827	1	2.05	PLATE, letter "rr.-defog. & rr.-wdo." on plate
71-72	6000 Wagons Elec. Tail Gate1238555	1	1.69	PLATE, letters "Tail Gate-rr. wdo." on plate
71-72	50-60-8000 Htd. Back Glass1236679	1	1.49	PLATE, accessory switch (letters "rr. defog.")
71-72	50-60-80-9000 exc. Conv. & Wagons1235328	1	1.45	PLATE, accessory switch (rr. defogger) (1 hole)
71-73	All B-C-E Cruise Master & Speed Alert1235338	1	1.49	PLATE, cruise master & speed alert
71-72	All B-C-E Cruise Master less Speed Alert1235340	1	1.49	PLATE, cruise master instr. pnl
71	50-60-80-9000 Rr. Wind. Defogger1235341	1	1.49	PLATE, accessory switch (letters rr. defog.) (2 holes)
71-72	All B-C-E Speed Alert less Cruise Master1235343	1	.72	PLATE, trim instr. pnl
71-72	50-60-8000 w/Cruise Master or Speed Alert or A.C.1235344	RH	5.25	PLATE, instr. pnl. hsg. trim.
71-72	50-60-8000 A.C. less Cruise Master or Speed Alert1235346	RH	5.25	PLATE, instr. pnl. hsg. trim.
71-72	50-60-8000 A.C. & Rr. Wind. Defogg. & Heated Back Glass1235347	LH		PLATE, instr. panel housing trim
71-72	50-60-8000 exc. Rr. Wind. Defogger & Heated Back Glass1235348	LH		PLATE, instr. panel hsg. trim
71-72	50-60-8000 less Conv. & Wag. less Rr. Wind. Defogger less Man. or Auto. A.C.1236077	LH	6.10	nstr. pnl. hsg. trim
71-72	50-6000 Conv. less Man. or Auto. A.C.1236079	LH	6.10	nstr. pnl. hsg. trim
71-72	50-66-8000 w/Rr. Wind. Defogger less Man. or Auto. A.C.1236079	LH	6.10	nstr. pnl. hsg. trim
71	50-60-8000 less Cruise Master or Speed Alert or Man. or Auto. A.C.1236079	RH	5.25	nstr. pnl. hsg. trim
71-72	50-60-8000 w/Cruise Master or Speed Alert less Man. or Auto. A.C.1236079	RH	5.25	nstr. pnl. hsg. trim
71-72	9000 w/Man. or Auto. A.C. less Speed Alert or Cruise Control1235442	RH	1 1.20	nstr. pnl. hsg. trim
71-72	9000 w/Man. or Auto. A.C. less Rr. Wind. Defogger1235443	LH	12.45	nstr. pnl. hsg. trim
71-72	9000 A.C. w/Speed Alert or Cruise Master1235452	RH	1 1.20	nstr. pnl. hsg. trim
71-72	9000 w/A.C. & Rr. Wind. Defogger1235453	LH	12.45	nstr. pnl. hsg. trim
71-72	9000 less Rr. Wind. Defogger or Man. or Auto. A.C.1236061	LH	13.85	nstr. pnl. hsg. trim
71-72	9000 less Man. or Auto. A.C.1236075	LH	13.85	nstr. pnl. hsg. trim
71-72	9000 less Cruise Master or Speed Alert or Man. or Auto. A.C.1236076	RH	13.85	nstr. pnl. hsg. trim
71-72	9000 w/Speed Alert or Cruise Master less Man. or Auto. A.C.1236078	RH	13.85	nstr. pnl. hsg. trim
70	90001233047		32.00	
71-72	5200-5400-6035-6045 less Man. & Auto. A.C.1234461	1	9.95	
71-72	5200-5400-6035-6045 w/Auto. or Manual A.C.1234473	1	9.45	MOLDING, cove (incl. applique & emblem)
71-72	6600 less Man. or Auto. A.C.1237389		9.75	
71-72	6600 w/Man. or Auto. A.C.1237391		9.75	MOLDING, cove (incl. applique & emblem)

71-72	8000 less Man. or Auto. A.C.1237388	1	9.75	MOLDING, cove (incl. applique & emblem).
71-72	8000 w/Man. or Auto. A.C.1237390	1	9.75	MOLDING, cove (incl. applique & emblem).
72	3436 w/Cruise Control Pwr. T/Gate, T.H. 350, less Rr. Window Defogger.1232753	1	2.00	PLATE (letters accessory & one switch opening at top of plate) (incl. green indicator lens).
72	3467-4467 w/Cruise Control, A.T. less Rr. wind, defogger.1232753	1	2.00	PLATE (letters accessory & one switch opening at top of plate) (incl. green indicator lens).
72	3300-4437-4439-4469 w/Cruise Control 8t Rr. Wind. Defogger.1232755	1	2.00	PLATE (letter rr. defrost & one switch opening at bottom of plate) (incl. 1-green indicator lens).
72	3436-37 w/Cruise Control, Rr. Wind. Defogger, less Pwr. T/Gate.1232755	1	2.00	PLATE (letter rr. defrost & one switch opening at bottom of plate) (incl. 1-green indicator lens).
72	3467-4467 w/Cruise Control 8i Rr. Wind. Defogger.1232757	1	2.00	PLATE (letters accessory & one switch opening at top, letters rr. defrost & one switch opening at bottom of plate) (incl. green indicator lens).
72	3436 w/Cruise Control, Rr. Wind. Defogger, Pwr. T/Gate.1232757	1	2.00	PLATE (letters accessory & one switch opening at top, letters rr. defrost & one switch opening at bottom of plate) (incl. green indicator lens).
72	3300 w/Cruise Control less Rr. Wind. Defogger.1232759	1	1.79	PLATE, incl. green indicator lens).
72	3436-37 w/Cruise Control less Rr. Wind. Defogger & Pwr. T/Gate.1232759	1	1.79	PLATE (incl. green indicator lens).
72	3436 w/Rr. Wind. Defogger Pwr. T/Gate less Cruise Control_____	.1232763	1	1.33	PLATE (letters accessory & one switch at top of plate & letters rr. defrost & one switch opng. at bottom of plate) (less green indicator lens).
72	3467-4467 w/Rr. Wind. Defogger less Cruise Control.1232763	1	1.33	PLATE (letters accessory & one switch at top of plate & letters rr. defrost & one switch opng. at bottom of plate) (less green indicator lens).
72	3300 w/Cruise Control less Rr. Wind. Defogger.1232764	1	1.33	PLATE (letters rr. defrost & one switch opening at bottom of plate) (less green indicator lens).
72	4437-39-69 w/Cruise Control less Rr. Wind. Defogger.1232764	1	1.33	PLATE (letters rr. defrost & one switch opening at bottom of plate) (less green indicator lens).
72	3436-37 w/Cruise Control Rr. Wind. Defogger, Pwr. T/Gate .	.1232764	1	1.33	PLATE (letters rr. defrost & one switch opening at bottom of plate).
72	3467-4467 less Cruise Control 8t Rr. Wind. Defogger.1232921	1	1.33	PLATE (letters accessory & one switch opening at top of plate) (less green indicator lens).
72	3436 w/Power T/Gate less Cruise Control & Rr. Wind. Defogger.1232921	1	1.33	PLATE (letters accessory & one switch opening at top of plate) (less green indicator lens).
72	3000-4437-39-69 less Cruise Control & Rr. Wind. Defogger.1232922	1	1.03	PLATE (accessory switch opening cover) (less green indicator lens).
72	3436-37 less Power T/Gate, Cruise Control, Rr. Wind. Defogger.1232922	1	1.03	PLATE, accessory switch opening cover (less green indicator lens).
72	9000 (Sun Roof).1237825	1	2.05	PLATE, "top & rr. defog" on plate.

72	9000 (Sun Roof)	1237824	1	1.49	PLATE, "top" on plate
71-72	50-60-8000 less A.C.	1235393	1	3.33	APPLIQUE, instr. pnl. cover mldg. (22 1/2" long)
71-72	50-60-8000 w/A.C.	1235392	1	2.97	APPLIQUE, instr. pnl. cover mldg. (16V long)
65-67	50-60-8000 Conv.	4403686	AR	.10	SCREW (used 10.051-10.694)

10.252 PRISM—LENS, ACCESSORY SWITCH ILLUMINATION

71-73	All B-C-E	.1237353		77	PRISM, light switch illumination (lights)
71-72	All B-C-E	.1237352		77	PRISM, switch illumination (wiper)
71-73	All B-C-E	.1237343		77	PRISM, accessory switch lettering (rr. defog)
71	All B-C-E w/Heated Rr. Wind. Defogger	.1232794	1	.5 1	LENS, seelite ind. (snaps into hole on acc. switch cvr. trim plate—(2.580))

10.252 PLATE, VEHICLE IDENTIFICATION

68-70	All	.1385541	1	.36	PLATE (paint to match)
71-72	All A	.1385541	1	.36	PLATE (paint to match)

10.254 MONOGRAM—EMBLEM, INSTRUMENT PANEL

70-72	30-4000	.1233184		2.15	MONOGRAM (Buick)
70-72	GSX	.1235771		1.49	EMBLEM (GSX by Buick)
70	50-6400	.12351 14		1.03	MONOGRAM (LeSabre)
70	6036-46	.1234337		1.08	MONOGRAM (Estate Wagon)
70	6600	.1232969		.67	MONOGRAM (Wildcat)
70	8000	.1232970		.67	MONOGRAM (Electra 225)
70	8000	.1235115		1.08	MONOGRAM (Limited)
71-72	All B	.1237393		1.79	EMBLEM, instr. pnl. cove mldg. (tri-shield)
71-72	All B	.1237394		1.85	EMBLEM, instr. pnl. cove mldg. (centurion)
71-72	All C	.1237392		2.56	EMBLEM, instr. pnl. cove mldg. (crest)
71-73	All E	9752524		1.85	PLATE (Riviera) instr. panel

NOTE For models prior to 1970 refer to Grp. 10.256.

10.256 MONOGRAM, INSTRUMENT PANEL

64	4700	.1366847		1.54	MONOGRAM, "Riviera"
65	9000	.1372265		2.20	MONOGRAM "Riviera" by Buick)
65	9000 Gran-Sport	.1372748		4.51	MONOGRAM, "Gran-Sport"
66-67	Skylark exc. Wagons	1376304		2.15	MONOGRAM, "Skylark"
66-67	SportWagons	.1376305		2.31	MONOGRAM, "Sport Wagon"
66	5000	.1375898		1.95	MONOGRAM, "LeSabre"
66	6000 exc. G.S.	.1375897		1.95	MONOGRAM, "Wildcat"
66	6000 G.S.	.1376983		3.33	MONOGRAM, "Wildcat" 'Gran Sport'
66	8000	.1375896		1.95	MONOGRAM, "Electra"
66-67	9000 (Std. Trims less G.S.)	.1376923		3.38	MONOGRAM
66-67	9000 (Cust. Trims)	.1374441		8.95	MONOGRAM
66	9000 G.S.	.1377390		1 1.20	MONOGRAM
67	Skylark G.S.	.1381564		3.38	MONOGRAM, "Gran Sport"
67	5000	.1380778		2.26	MONOGRAM, "LeSabre"
67	6000	.1380779		1.74	MONOGRAM, "Wildcat"
67	8000	.1380780		1.95	MONOGRAM, "Electra"
68	5000	1384492		1.23	MONOGRAM, "LeSabre"
68	6000	1384493		1.23	MONOGRAM, "Wildcat"
68	8000	1384494		1.23	MONOGRAM, "Electra"
68-69	9000	1384495		1.69	MONOGRAM, "Riviera"
69	5000	1386840		1.18	MONOGRAM, "LeSabre"
69	6000	1386841		1.33	MONOGRAM, "Wildcat"
69	8000	1386842		1.33	MONOGRAM, "Electra"
69	8000	1386837		1.38	MONOGRAM, "Limited"

NOTE For Model years after 1969 refer to Group 10.254.

66	4000 exc. 4600	.1376351		2.15	EMBLEM, tri-shield
66	4600	.1376352		1.90	EMBLEM, "Gran Sport"
66	50-60-8000	.1374271		2.56	EMBLEM, tri-shield
67	30-4000	.1376351		2.15	EMBLEM, tri-shield
67	50-60-8000	.1380947		2.61	MEDALLION, tri-shield assm. to instr. panel hsg.
65	4000 exc. Wagons	.4490789		1.03	PLATE, "Skylark"
64	42-4300	.4821786	2	.05	CLIP, Skylark name plate
65	4000 exc. Wagons	.4821786	3	.05	CLIP, instr. panel name "Skylark"
62	44-46-4800	.9416704	2	.05	SCREW, instr. panel monogram to radio spkr. grl.- (8.977)

10.256 PLATE—COVER, INSTRUMENT PANEL RADIO FILLER

70	44-4600	1234270	1	7.60	PLATE (1 switch opening)
70-71	3300-3437-3500 less Wood Grain Instr. Pnl.	1234272	1	7.60	PLATE (1 switch opening)
71	3437-67-4400 Wood Grain Instr. Pnl.	1234270	1	7.60	PLATE, instr. panel radio filler (top of plate)
72	3467-4400 w/Forced Air Ventilation	.1234270	1	7.60	PLATE, 1-switch opening in top of plate

72	3437 w/Forced Air Vent. less Wood Grain Instru- ment Panel1234270	7.60	PLATE, 1-switch opening in top of plate
72	3300 w/Forced Air Vent. 1234272	7.60	PLATE, 1-switch opening in top of plate
72	3437 w/Forced Air Vent. less Wood Grain Instr. Panel1234272	7.60	PLATE, 1-switch opening in top of plate.
69	50-60-8000 Less Radio1386830	6.05	COVER, radio opening
70	50-60-8000 Less Radio1235209	6.75	COVER, radio opening
71-72	50-60-8000 less Radio1235744	6.70	COVER, radio opening
71-72	9000 less Radio1235745	6.70	COVER, radio opng

10.260 BOX, INSTRUMENT PANEL COMPARTMENT

61-63	40-41-4300 less A.C.1359933	1	1.64	BOX (also use on vac. trunk release).
63	44-46-48001362498	1	2.26	BOX
63	4700 less A.C.1362498	1	2.26	BOX
64-65	Special-Skylark less A.C.1368708	1	1.23	BOX
64-65	Special-Skylark A.C.1368599	1	1.33	BOX
64	44-46-48001372031	1	1.54	BOX
64-65	Riviera less A.C.1372031	1	1.54	BOX
65	9000 A.C.1372033	1	5 20	BOX
66-67	30-4000 less A.C.1376510	1	3.59	BOX
66-67	30-4000 Cust. A.C.1378599	1	1.95	BOX
66-67	30-4000 A.C.1376511	1	3.23	BOX
65	50-60-8000 less Vac. Release Lock.1369277	1	7.90	BODY.
65	50-60-8000 Vac. Trunk Release Lock.1370067	1	8.50	BODY.
66-67	50-60-8000 less Auto. A.C.1376960	1	5.85	BODY.
66	8000 Auto. A.C.1376961	1		BODY.
66-67	90001375262	1		BODY.
67	50-60-80-9000 Auto. A.C.1376961	1	4 82	BODY.
68-69	30-4000 A.C.1383754	1	1.54	BODY.
68-69	30-4000 less A.C.1383755	1	1.54	BODY.
68	50-60-8000 less Auto. A.C.1383736	1	3.90	BODY
68-70	9000 A.C.1383736	1	3 90	BODY
68	50-60-8000 Auto. A.C.1383737	1	3.90	BODY
68-70	9000 less A.C.1383737	1	3.90	BODY
69-70	50-60-80001387821	1	6.05	BODY
70-72	30-4000 less A.C.1232063	1	2.05	BODY
70-72	30-4000 A.C.1232064	1	2.36	BODY
71-73	All B-C-E1238374	1	5.95	BODY
61	40-41-43001164933	7	.10	CLIP, glove box (9.798)
63-64	44-46-47-48003683934	2		NUT, glove box to instr. ctr. panel at ends—(9.766)
64	44-46-47-48001368989	1	.62	REINFORCEMENT, glove box
65	90001368989	1	.62	REINFORCEMENT, glove box
66-67	30-40001376494	1	1.33	RETAINER
66-67	50-60-80001377491	1	.51	RETAINER
69-70	50-60-80001386825	1	.77	SHELF

10.261 DOOR, INSTRUMENT PANEL COMPARTMENT (PAINT TO MATCH AS REQD.)

63-64	44-46-47-48001366242	5.25	DOOR, less trim panel .
64	46-48001366491	11.80	DOOR (incl. trim panel).
65	4000 exc. Wagons4482941	7.05	DOOR
65	50-60-8000 less Instr. Panel Roll Pad1367855	7.30	DOOR
65	52-54-6200 Safety Pad1370287	28.85	DOOR (med. fawn) T-403-4 13 .
65	6439-69 Safety Pad1370287	28.85	DOOR (med. fawn) T-413
65	8000 exc. Conv. Safety Pad1370287	28.85	DOOR (med. fawn) T-633-643 .
65	54-64-66-8400 Safety Pad1370279	24.20	DOOR (black)
65	6639-8437 Safety Pad1370282		
65	52-54-62-6400 Safety Pad1370285	23.35	DOOR (dk. green) T-650-690..
65	8000 exc. Conv. Safety Pad1370285	24.20	DOOR (med. blue) T-401-41 1-421.
65	90001366242	24.20	DOOR (med. blue) T-63 1-641 .
65	90001370915	5.25	DOOR (less trim panel)
66-67	30-40004541889	10.20	DOOR (incl. trim panel)
68-69	30-40008 712 619	7.40	DOOR (paint to match)
68	50-60-80-90008798541	8.05	DOOR (paint to match)
69-70	50-60-80009749541	13.35	DOOR (paint to match)
		18.00	DOOR (black)

69	50-60-8000	9750474	1	18.00	DOOR (dark blue) T-401-41 1-421-451-601-621-631-632-641
69	50-60-8000	9750475		18.00	DOOR (dark green) T-400-4 10-620-630
69	50-60-8000	9750473		18.00	DOOR (dark red) T-407-427-637
69	50-60-8000	9750477		18.00	DOOR (dark sandalwood) T-403-4 13-426-453-464-603-624-633-636-644
69-70	9000	8798541		13.35	DOOR (paint to match)
70-72	30-4000	8781075		8.20	DOOR (paint to match)
70	50-60-8000	9751723		18.75	DOOR (dk. blue)
70	50-60-8000	9751727		18.70	DOOR (dk. brown) (T-449-459-6 1 9-629-639-649)
70	50-60-8000	9751722		18.70	DOOR (dk. green)
70	50-60-8000	9751726		18.70	DOOR (dk. saddle) (T-426-466)
70	50-60-8000	9751724		18.70	DOOR (dk. sandlewood) (T-404-4 14-434-444-454-484-494-604-614-624-634-635)
70	50-60-8000	9751725		18.70	DOOR (dk. red)
71-73	All B-C-E	1235250		13.15	DOOR (black) (paint to match)
66-67	50-60-8000	1376116		11.15	PANEL, compt. dr.
66-67	9000	1374368		11.15	PANEL, compt. dr.
65	50-60-8000 less Instr.				
	Panel Roll Pad	1368757		7.20	INSERT, compt. dr.
63	44-46-47-4800	3683934			NUT, box to instr. ctr. panel at ends—(9.766)
10.262 HINGE, INSTRUMENT PANEL, COMPARTMENT DOOR					
65	50-60-8000	1368061	1	.87	HINGE
66-67	30-4000	4545258	1	4.00	HINGE
66-67	50-60-8000	1377895	1	3.90	HINGE (paint to match)
66-67	9000	1374346	1	1.38	HINGE
68	50-60-80-9000	7752526	1	2.15	HINGE
69-70	50-60-8000	1230400	1	2.05	HINGE
69	9000	7752526	1	2.15	HINGE
70	9487	9808786	1	2.46	HINGE
71-73	All B-C-E	1235251	1	2.05	HINGE, lwr. half
10.262 PLATE, INSTRUMENT PANEL COMPARTMENT DOOR					
66	5000	1374525		8.75	PLATE
66	60-8000	1374525		8.75	PLATE
67	6000	1380495		12.20	PLATE
67	50-60-8000	1374525		8.75	PLATE
66	6000	1377552		3.23	PANEL, compt. dr. (alum.) apply with epoxy glue or contact cement
66	8000	1377553	1	3.33	PANEL, compt. dr. (wood veneer) apply with epoxy glue or contact cement
67	8000 1st Type (Simulated Chrome Bead)	1377553	1	3.33	PANEL, compt. dr. (wood veneer) applied with epoxy glue or contact cement
67	8000 2nd Type (Argent Silver Painted Bead)	1382582		7.20	PANEL, compt. dr. (wood veneer) applied with epoxy glue or contact cement
67	6000	1380496		2.92	APPLIQUE, compt. dr. (aluminum)
10.263 BUMPER, INSTRUMENT PANEL COMPARTMENT DOOR					
50-62	All	4566397	1	.10	BUMPER, dr. stop
54-55	All	4565671	2	.15	BUMPER, dr. stop—(10.587)
59	All 2nd Type	4701947	2	.10	BUMPER, dr.—(10.587)
60	All	4565415	2	.20	BUMPER, dr.—(10.587)
61	44-46-47-4800	4833860	2	.15	BUMPER
61-63	40-41-4300	4128599	2	.10	BUMPER
62	44-46-4800	4833860	2	.15	BUMPER
63	40-41-4300	4566397	1	.10	BUMPER, dr. stop
63-64	44-46-47-4800	1372147	2	.05	BUMPER, instr. panel compt.
64-65	Special-Skylark	4833860	2	.15	BUMPER
65	50-6000	1179850	2	.10	BUMPER (rubber)—(7.807)
65	9000	1372147	2	.05	BUMPER
66-67	30-4000	4128599	2	.10	BUMPER
66-67	50-60-8000	1377184	1	.15	BUMPER, glove box opening at lwr. edge
66-67	50-60-8000	1378945	2	.10	BUMPER, glove box dr. to instr. panel hsg. (also used 1.266-10.242)
66-67	9000	4833860		.15	BUMPER
68-72	30-4000	4833860		.15	BUMPER
68	50-60-80-9000	4128599		.10	BUMPER
69-70	50-60-8000	8713324		.15	BUMPER
69-70	9000	4128599		.10	BUMPER
71-73	All B-C-E	1378635	AR	.10	BUMPER
65	50-60-8000	1368066	2	1.03	STOP, compt. dr.
66-67	9000	1375066	RH	.46	STOP, compt. dr.
69-70	50-60-8000	9428181	1	.10	NUT, instrument panel compartment door-stop to door (9.760)

10.266 CASE & BOLT—CYLINDER, INSTRUMENT PANEL COMPARTMENT DOOR LOCK

54-56	All	3820889	1.08	CASE & BOLT
59	All exc. K.C.	4757908	.97	CASE & BOLT
60	All	4783772	1.03	CASE & BOLT
61-62	44-46-47-4800	4817829	1.59	CASE & BOLT
61-63	40-41-4300	3820889	1.08	CASE & BOLT
63-64	44-46-47-4800	1380871	1.44	CASE & BOLT (10.242)
64	40-41-42-4300	4416739	2.41	CASE & BOLT
65-67	30-4000	1380873	1.08	CASE & BOLT (also used 10.242)
65	50-60-8000	3929235	1.03	CASE & BOLT
65	9000	1380871	1.44	CASE & BOLT (10.24 2)
66-67	50-60-8000	1382085	1.08	CASE & BOLT
66-67	9000	1380870	1.23	CASE & BOLT
68	50-60-8000	7734872	2.26	CASE & BOLT
69	30-4000	7734872	2.26	CASE & BOLT
69	50-60-8000	1387489	1.69	CASE & ROTOR
70	All exc. 9000	1387489	1.69	CASE & ROTOR
70	9000	7734872	2.26	CASE & BOLT
71-73	All	1387489	1.69	CASE & ROTOR
72-73	All Short & Mini Console	9796437	.82	CASE (used 10.242-10.240)
72-73	All Short & Mini Console	9882887	1.85	LOCK (used 10.242-10.240)
40-56	All	4566764	1.13	CYLINDER (10.266)
59-60	All	4709555	1.13	CYLINDER
61-63	44-46-47-4800	4818080	1.13	CYLINDER (also used 10.242)
61-63	40-41-4300	4566764	1.13	CYLINDER (10.266)
64	All	4818080	1.13	CYLINDER
65-66	30-4000	4566764	1.13	CYLINDER (10.266)
65	50 60-8000	4709555	1.13	CYLINDER
66	50-60-8000	4566764	1.13	CYLINDER (10.266)
65-66	9000	4709555	1.18	CYLINDER
67	30-40-50-60-8000	7645831	1.13	CYLINDER (also used 10.242)
67	9000	7645835	1.13	CYLINDER
67	9000 Long Console	7645833	3.33	CYLINDER, console lock (used 10.242)
68	30-4000	7734302	3.33	CYLINDER
68	50-60-80-9000	7734304	1.38	CYLINDER
68	9000 Long Console	7743436	2.36	CYLINDER, console lock (used 10.242)
69	30-4000	8717642	2.46	CYLINDER (uncoded)
69	50-60-80-9000	8717900	3.18	CYLINDER (uncoded)
70	30-4000	8786152	3.18	CYLINDER (uncoded)
70	50-60-80-9000	8786150	2.41	CYLINDER (uncoded)
71	All	9844845	3.33	CYLINDER (uncoded)
72	All	7734302		CYLINDER (uncoded)
All	All			KEY (Refer to grp. 2.187)
64	40-41-4300	4416740	.20	WASHER, lock escn. (also used 10.267)

10.267 ESCUTCHEON, INSTRUMENT PANEL COMPARTMENT LOCK

64	40-41-42-4300	4416741	.51	ESCUTCHEON
63-64		1356651	.30	
65	50-60-8000	1368064	.51	
65	9000	1356651	.30	
68	All	3922831	.30	ESCUTCHEON
69-70	30-40-9000	3922831	.30	ESCUTCHEON
69-70	50-60-8000	1387527	.20	ESCUTCHEON
71	All	3922831	.30	
72	All	1387527	.20	
73	All	3922831	.30	
64	40-41-4300	4416740	.20	WASHER, lock escn. (10.266)

10.267 RETAINER, LOCK CYLINDER

56	All	4131049	.25	
59	All exc. K.C.	4767835	.41	
61-63	40-41-4300	4131049	.25	
65	30-4000	4599106	.20	RETAINER

10.267 SCREW—RETAINER, INSTRUMENT PANEL COMPARTMENT DOOR KNOB

63	40-41-4300	4777618	.10	SCREW
65-67	30-4000 Long Console	4599106	.20	RETAINER, console lid lock (used in 10.240)
72-73	All w/Short Console 8i Mini Console	5961862	.20	NUT, storage compt. door lock cyl. case (also used 10.242-10.240)
72-73	All w/Short Console & Mini Console	9798315	.10	SCREW, storage compt. door lock lvr. to cyl. (also used 10.242-10.240)

10.268 STRIKER—STOP—SPRING, INSTRUMENT PANEL COMPARTMENT DOOR

56	All	4626627	1	.25	STRIKER
----	-----	---------	---	-----	---------

60	All	4809494		.46	STRIKER.
61-62	44-46-47-4800	4817249		.36	STRIKER.
61-63	40-41-4300	4805074		.20	STRIKER.
63-64	44-46-47-4800	1362179		.36	STRIKER.
64	40-4 1-42-4300	4411669		.36	STRIKER.
65	30-4000	4479224		.15	STRIKER.
65	50-60-8000	1368065		.25	STRIKER.
66-67	30-4000	4805074		.20	STRIKER.
66-67	50-60-8000	1376367		.15	STRIKER.
66-67	9000	1374292		.46	STRIKER.
65-68	9000 Long Console	1362179		.36	STRIKER.
68-69	30-4000	7737851		.82	STRIKER.
68	50-60-8000	7794364		.46	STRIKER.
69-70	50-60-8000	1387382		.46	STRIKER.
68-70	9000	7794364		.46	STRIKER.
70-72	All A	8783199		.46	STRIKER.
71-73	All B-C-E	8783199		.46	STRIKER
66-67	50-60-8000	1377102	RH	.62	STOP, compt. dr.
69-70	50-60-8000	1230308	RH	.92	STOP.....
69-70	50-60-8000	1230309	LH	.92	STOP.....
68	All	8712085	1	.15	BUMPER, dr. stop.....
69	30-40-9000	8712085	1	.15	BUMPER, stop.....
70	9000	8712085	1	.15	BUMPER, dr. stop.....
63-64	44-46-47-4800	1354984	RH	.10	SPRING.....
63-64	44-46-47-4800	1354985	LH	.10	SPRING.....
65	9000	1354984	RH	.10	SPRING.....
65	9000	1354985	LH	.10	SPRING.....
66-67	9000	1375435	AR	.15	SPACER, compt. dr. striker.....
65-67	30-4000	4440369		.20	GROMMET, compt. dr. stop.....
70-72	30-4000	4440369		.20	GROMMET, dr. stop.....
72-73	All Short & Mini Console	9796471		.10	LEVER, short console lock (also used 10.242-10.240).....

1 0.275 SWITCH, INSTRUMENT PANEL COMPARTMENT

61-65	Special-Skylark	3859328		.56	SWITCH
63-64	44-46-47-4800	1365802		1.74	SWITCH
65	50-60-8000	1369327		1.33	SWITCH
67	9000	1365802		1.74	SWITCH
66-67	All exc. 9000	3859328		.56	SWITCH & SOCKET
66-67	9000	1376286		1.49	SWITCH
68-72	All	3859328		.56	SWITCH & SOCKET
65	9000	2984516		1.23	SOCKET, glove box

1 0.275 LIGHT, INSTRUMENT PANEL COMPARTMENT

64	44-46-47-4800	1363235		.82	LIGHT (incl. lens & bezel)
65	9000	1363235		.82	LIGHT (incl. lens & bezel)

1 0.275 SOCKET & CABLE, INSTRUMENT PANEL COMPARTMENT

63	44-46-47-4800	1362026	1	1.90	SOCKET & CABLE.....
61	4100	2965785	1	.15	CLIP, instr. panel compt. & ash tray light—(2.483)
62	4300	29657-85		.15	CLIP, instr. panel compt. & ash tray light—(2.483)

1 0.275 PACKAGE, GLOVE BOX & ASH TRAY LIGHT

65-72	3000	981397	1	2.00	PACKAGE....
-------	------	--------	---	------	-------------

10.351 DOOR, FRONT (LESS PAINT, TRIM, GLASS & HARDWARE)

61-62	4019-35-45-41 19-35	4886460	RH	104.80	DOOR
61-62	4027-4317	4886450	RH	1 18.40	DOOR
63	4019-35-45-41 19-35	4865561	LH	104.80	DOOR
63	4067-4347-67	4865549	LH	91.92	DOOR
63		4419955	LH	143.63	DOOR
63	4829-39	4859313	LH	129.65	DOOR
63	4700				Note. inner
64-65	Special-Skylark 2 Dr. Coupe	4492516	RH	123.50	DOOR
64-65	Special-Skylark 2 Dr. Coupe	4492517	LH	123.50	DOOR
64-65	Special-Skylark (4 Dr.)	4492526	RH	121.45	DOOR
64-65	Special-Skylark (4 Dr.)	4492527	LH	121.45	DOOR
64	4439-4639	4416762	RH	105.86	DOOR
64	4439-4639	4416763	LH	105.86	DOOR
64	4447-67-4647-67-4847-67	4416695	LH	1 1 2.75	DOOR, dealer to weld wind. bpr. supt.
64	4469-4635-45-69	4416750	RH	126.03	DOOR.....
64	4469-4635-45-69	4416751	LH	133.58	DOOR.....
64	4829-39	4416768	RH	102.46	DOOR.....

64-65	Special-Skylark (2 Dr. Ht. & Conv.)	4492518	RH	103.00	DOOR
64-65	Special-Skylark (2 Dr. Ht. & Conv.)	4492519	LH	103.00	DOOR
65	50-60-8000 (2 Dr.)	4488754	RH	133.75	DOOR
65	50-60-8000 (2 Dr.)	4488755	LH	133.75	DOOR
65	50-60-8000 (4 Dr. Ht.)	4488784	RH	118.40	DOOR
65	50-60-8000 (4 Dr. Ht.)	4488785	LH	118.40	DOOR
65-66	50-6000 (4 Dr. Sedan)	7587260	RH	139.90	DOOR
65-66	50-6000 (4 Dr. Sedan)	7587261	LH	139.90	DOOR
65	8000 (4 Dr. Sedan)	4488788	RH	115.30	DOOR
65	8000 (4 Dr. sedan)	4488789	LH	115.30	DOOR
66-67	30-4000 (2 Dr. Coupe)	7661590	RH	123.50	DOOR
66-67	30-4000 (2 Dr. Coupe)	7661591	LH	123.50	DOOR
66-67	30-4000 G.S. (2 Dr. Ht. & Conv.)	7661592	RH	1 18.40	DOOR
66-67	30-4000 G.S. (2 Dr. Ht. & Conv.)	7661593	LH	1 18.40	DOOR
66-67	4000 (4 Dr. Ht.)	7657702	RH	107.10	DOOR
66-67	4000 (4 Dr. Ht.)	7657703	LH	107.10	DOOR
66-67	30-4000 G.S. (4 Dr. exc. 43-4439)	7661602	RH	121.45	DOOR
66-67	30-4000 G.S. (4 Dr. exc. 43-4439)	7661603	LH	121.45	DOOR
66	50-60-8000 (2 Dr.)	7587240	RH	146.05	DOOR
66	50-60-8000 (2 Dr.)	7587241	LH	146.05	DOOR
66	50-60-8000 (4 Dr. Ht.)	7587258	RH	118.40	DOOR
66	50-60-8000 (4 Dr. Ht.)	7587259	LH	118.40	DOOR
66	8000 (4 Dr. Sedan)	7587262	RH	1 17.35	DOOR
66	8000 (4 Dr. Sedan)	7587263	LH	117.35	DOOR
66	9000	4542054	RH	164.50	DOOR
66	9000	4542055	LH	164.50	DOOR
67	8000 (4 Dr. Sedan)	7660408	RH	127.60	DOOR
67	8000 (4 Dr. Sedan)	7660409	LH	127.60	DOOR
67	9000 1st Type	4542054	RH	164.50	DOOR (hinge holes are 1/8" — 18 thread) .
67	9000 1st Type	4542055	LH	164.50	DOOR (hinge holes are 1/8" — 18 thread) .
67	9000 2nd Type	7664040	RH	164.50	DOOR (hinge holes are 3/16" — 16 thread) .
67	9000 2nd Type	7664041	LH	164.50	DOOR (hinge holes are 3/16" — 16 thread) .
67	50-60-8000 (2 Drs.)	7660402	RH	146.05	DOOR
67	50-60-8000 (2 Drs.)	7660403	LH	146.05	DOOR
67	50-60-8000 (4 Dr. Ht.)	7660404	RH	127.60	DOOR
67	50-60-8000 (4 Dr. Ht.)	7660405	LH	127.60	DOOR
67	50-6000 (4 Dr. Sedan)	7660406	RH	139.90	DOOR
67	50-6000 (4 Dr. Sedan)	7660407	LH	139.90	DOOR
68-69	30-4000 (4 Dr.) exc. 4439	8731440	RH	121.45	DOOR
68-69	30-4000 (4-Dr.) exc. 4439	8741183	LH	121.45	DOOR
68-69	3327	8716922	RH	123.50	DOOR
68-69	3327	8716923	LH	123.50	DOOR
68	30-4000 (2 Dr. H.T. & Conv.)	8731572	RH	123.50	DOOR
68	30-4000 (2-Dr. H.T. & Conv.)	8731573	LH	123.50	DOOR
68	4439	8731442	RH	111.20	DOOR
68	4439	8731443	LH	111.20	DOOR
68	50-60-8000 (2 Drs.)	7748908	RH	146.05	DOOR
68	50-60-8000 (2 Drs.)	7748909	LH	146.05	DOOR
68	50-60-8000 (4 Drs. Ht.)	7748950	RH	136.85	DOOR
68	50-60-8000 (4 Drs. Ht.)	7748951	LH	136.85	DOOR
68	52-54-6469	7748954	RH	139.90	DOOR
68	52-54-6469	7748955	LH	139.90	DOOR
68	82-8469	7748958	RH	135.80	DOOR
68	82-8469	7748959	LH	135.80	DOOR
68	9000	8732066	RH	174.75	DOOR
68	9000	8732067	LH	174.75	DOOR
69	3437-3537-4437-67-4637-67	8716924	RH	123.50	DOOR
69	3437-3537-4437-67-3637-67	8716925	LH	123.50	DOOR
69	4439	8773734	RH	111.20	DOOR
69	4439	8741253	LH	111.20	DOOR
69	50-60-8000 (2 Drs.)	8728794	RH	156.30	DOOR
69	50-60-8000 (2 Drs.)	8728795	LH	156.30	DOOR
69	50-60-8000 (4 Dr. H.T.)	9803464	RH	150.15	DOOR
69	50-60-8000 (4 Dr. H.T.)	8728909	LH	150.15	DOOR
69	5269-5469-6469	9803466	RH	150.15	DOOR
69	5269-5469-6469	8728913	LH	150.15	DOOR

69	8269-8469	9803468	RH	163.50	DOOR
69	8269-8469	8728919	LH	145.25	DOOR
69	9487	8732066	RH	174.75	DOOR
69	9487	8732067	LH	174.75	DOOR
70-71	3327	9873309	RH	148.65	DOOR
70	3327	8809765	LH	133.75	DOOR
70-71	30-4000 (2 Dr. H.T. & Conv.)	9861036	RH	133.75	DOOR
70-71	30-4000 (2 Dr. H.T. & Conv.)	9841023	LH	133.75	DOOR
70-71	30-4000 4 Drs. exc.	9873319	RH	125.55	DOOR
70	4439	8809799	LH	131.70	DOOR
70	4439	8809800	RH	126.60	DOOR
70-72	4439	9844670	LH	131.70	DOOR
70-72	50-60-8000 (2 Drs.)	9803436	RH	156.30	DOOR
70	50-60-8000 (2 Drs.)	9803437	LH	156.30	DOOR
70	50-60-8000 (4 Dr. H.T.)	9803464	RH	150.15	DOOR
70	50-60-8000 (4 Dr. H.T.)	9803465	LH	150.15	DOOR
70	52-5469-6036-46-6469	9803466	RH	150.15	DOOR
70	52-5469-6036-46-6469	9803467	LH	150.15	DOOR
70	82-8469	9803468	RH	163.50	DOOR
70	82-8469	9803469	LH	163.50	DOOR
70	9000 w/Body Side Mldg.	9828314	RH	174.75	DOOR
70	9000 w/Body Side Mldg.	9828315	LH	174.75	DOOR
70	9000 less Body Side Mldg.	9828314	RH	174.75	DOOR
70	9000 less Body Side Mldg.	9828315	LH	174.75	DOOR
71	3327	9844666	LH	133.75	DOOR
71-72	3369-3436-4469	9844668	LH	131.70	DOOR
71	5239-5439-6639-8239-8439	9854822	RH	150 15	DOOR
71	5239-5439-6639-8239-8439	9854823	LH	150.15	DOOR
71	9000	9874622	RH	184.45	DOOR
71	9000	9874623	LH	184.45	DOOR
72	3327	9888144	RH	148.65	DOOR
72	3327	9888145	LH	133.75	DOOR
72	3337-3437-67-4437-67	9888210	RH	133.75	DOOR
72	3337-3437-67-4437-67	9888211	LH	133.75	DOOR
72	3369-3436-4469	9873319	RH	125.55	DOOR
71-72	5269-5469-6035-45	9884266	RH	150.15	DOOR
71-72	5269-5469-6035-45	9884267	LH	150.15	DOOR
72	50-60-8000 (4 Dr. Ht.)	9884268	RH	150.15	DOOR
72	50-60-8000 (4 Dr. Ht.)	9884269	LH	150.15	DOOR
71-72	50-60-8000 (2 Drs.)	9615312	RH	156.30	DOOR
71-72	50-60-8000 (2 Drs.)	9615313	LH	156.30	DOOR
72	9000	9884328	RH	174.75	DOOR
72	9000	9884329	LH	174.75	DOOR

10.351 BAR, FRONT DOOR OUTER PANEL REINFORCEMENT

72	All A (2 Drs.)	9888112	RH		BAR (reinforcement)
72	All A (2 Drs.)	9888113	LH		BAR (reinforcement)
72	All A (4 Drs.)	8781151	RH		BAR (reinforcement)
72	All A (4 Drs.)	8781152	LH		BAR (reinforcement)
72	All B-C-E (2 Drs.)	9816010	2		BAR (reinforcement)
72	All B-C (4 Drs.)	9816011	2		BAR (reinforcement)

10.352 MOLDING, DOOR EDGE GUARD

61-62	441 1-37-47-67-4637-47-67-4737-4847-67	.1164630	RH	4.00	MOLDING, frt. dr.
61-62	441 1-37-47-67-4637-47-67-4737-4847-67	.1164631	LH	4.00	MOLDING, frt. dr.
61-62	4435-39-45-69-4635-39-45-4719-39-4819-29-39	.1164632	RH	4.00	MOLDING, frt. dr.
61-62	4435-39-45-69-4635-39-45-4719-39-4819-29-39	1164633	LH	4.00	MOLDING, frt. dr.
61-62	4435-39-45-69-4635-39-45-4719-39-4819-29-39	1164634	RH	4.00	MOLDING, rr. dr.
61-62	4435-39-45-69-4635-39-45-4719-39-4819-29-39	1164635	LH	4.00	MOLDING, rr. dr.
63	4019-35-45-4100	1357714	RH	4.00	MOLDING, frt. dr.

63	4027-67-4300	1357718	RH	4.00	MOLDING
63	4027-67-4300	1357719	LH	4.00	MOLDING
63-64	44-46-4800 (2 Drs.)	1357720	RH	4.00	MOLDING
63-64	44-46-4800 (2 Drs.)	1357721	LH	4.00	MOLDING
63-64	44-46-4800 (4 Drs.)	1357722	RH	4.00	MOLDING, frt. dr.
63-64	44-46-4800 (4 Drs.)	1357723	LH	4.00	MOLDING, frt. dr.
63-64	44-46-4800 (4 Drs.)	1357724	RH	4.00	MOLDING, rr. dr.
63-64	44-46-4800 (4 Drs.)	1357725	LH	4.00	MOLDING, rr. dr.
63-65	Riviera	1357726	RH	4.00	MOLDING
63-65	Riviera	1357727	LH	4.00	MOLDING
64-65	Special-Skylark (2 Drs.)	1364390	RH	4.36	MOLDING
64-65	Special-Skylark (2 Drs.)	1364391	LH	4.36	MOLDING
64-65	Special-Skylark (4 Dr.)	1364392	RH	4.36	MOLDING, frt. dr.
64-65	Special-Skylark (4 Dr.)	1364393	LH	4.36	MOLDING, frt. dr.
64-65	Special-Skylark (4 Dr.)	1364388	RH	4.36	MOLDING, rr. dr.
64-65	Special-Skylark (4 Dr.)	1364389	LH	4.36	MOLDING, rr. dr.
65-66	50-60-8000 (2 Dr.)	7619608	RH	3.79	MOLDING, frt. dr.
65-66	50-60-8000 (2 Dr.)	7619609	LH	3.79	MOLDING, frt. dr.
65-66	50-60-8000(4 Drs.)	7619612	RH	3.79	MOLDING, rr. dr.
65-66	50-60-8000 (4 Drs.)	7619613	LH	3.79	MOLDING, rr. dr.
65-66	50-60-8000(4 Drs.)	7619610	RH	3.79	MOLDING, frt. dr.
65-66	50-60-8000 (4 Drs.)	7619611	LH	3.79	MOLDING, frt. dr.
65-66	8000 (4 Drs.)	7619614	RH	3.79	MOLDING, rr. _____
65-66	8000 (4 Drs.)	7619615	LH	3.79	MOLDING, rr. _____
66	30-4000 (2 Drs.)	7619620	RH	3.79	MOLDING, frt. dr.
66	30-4000 (2 Drs.)	7619621	LH	3.79	MOLDING, frt. dr.
66	30-4000 (4 Dr.)	7619618	RH	3.79	MOLDING, frt. dr.
66	30-4000 (4 Dr.)	7619619	LH	3.79	MOLDING, frt. dr.
66	30-4000(4 Dr.)	7619622	RH	3.79	MOLDING, rr. dr.
66	30-4000 (4 Dr.)	7619623	LH	3.79	MOLDING, rr. dr.
66	9000	7619616	RH	3.79	MOLDING, frt. dr.
66	9000	7619617	LH	2.87	MOLDING, frt. dr.
67	30-4000 (4 Dr.)	7690634	RH	2.87	MOLDING, frt. dr.
67	30-4000 (4 Dr.)	7690635	LH	2.87	MOLDING, frt. dr.
67	30-4000 (2 Drs.)	7690630	RH	2.87	MOLDING, frt. dr.
67	30-4000 (2 Drs.)	7690631	LH	2.87	MOLDING, frt. dr.
67	30-4000 (4 Dr.)	7690636	RH	2.87	MOLDING, rr. dr.
67	30-4000 (4 Dr.)	7690637	LH	2.87	MOLDING, rr. dr.
67-68	50-60-8000 (2 Drs.)	7690632	RH	2.87	MOLDING, frt. _____
67-68	50-60-8000 (2 Drs.)	7690633	LH	2.87	MOLDING, frt. _____
67-68	50-60-8000 (4 Drs.)	7690638	RH	2.87	MOLDING, frt. _____
67-68	50-60-8000 (4 Drs.)	7690639	LH	2.87	MOLDING, frt. _____
67-68	50-60-8000 (4 Drs.)	7690640	RH	2.87	MOLDING, rr. _____
67-69	9487	7690628	LH	2.87	MOLDING, front.
67-69	9487	7690629	RH	2.87	MOLDING, front.
68-69	30-4000 (2 Drs.)	7732316	LH	2.87	MOLDING, frt. _____
68-69	30-4000 (2 Drs.)	7732317	RH	2.87	MOLDING, frt. _____
68-69	30-4000 (4 Drs.)	7732318	LH	2.87	MOLDING, frt. _____
68-69	30-4000 (4 Drs.)	7732319	RH	2.87	MOLDING, frt. _____
68-69	30-4000 (4 Drs.)	7732320	LH	2.87	MOLDING, rr. _____
68-69	30-4000 (4 Drs.)	7732321	RH	2.87	MOLDING, rr. _____
69	4456-66 Body Side Whl.				
	Opening Mldg.	8776276	RH	2.67	MOLDING, rr. _____
69	4456-66 Body Side Whl.				
	Opening Mldg.	8776277	LH	2.67	MOLDING, rr. _____
69-70	50-60-8000 (4 Drs.)	8722351	RH	2.77	MOLDING, front.
69-70	50-60-8000 (4 Drs.)	8722352	LH	2.77	MOLDING, front.
69-70	50-60-8000 (2 Drs.)	8722353	RH	2.77	MOLDING, front.
69-70	50-60-8000 (2 Drs.)	8722354	LH	2.77	MOLDING, front.
69-70	5239-69-5439-69-6439-				
	69-6639-6036-46 less				
	Wood Grain.	8722355	RH	2.61	MOLDING, rear.
69-70	5239-69-5439-69-6439-				
	69-6639-6036-46 less				
	Wood Grain.	8722356	LH	2.61	MOLDING, rear. _____
69-70	8239-69-8439-69.	8722357	RH	2.77	MOLDING, rear. _____
69-70	8239-69-8439-69.	8722358	LH	2.77	MOLDING, rear. _____
70-72	30-4000 2 Drs.	9803691	RH	2.82	MOLDING, frt. _____
70-72	30-4000 2 Drs.	9803692	LH	2.82	MOLDING, frt. _____
70-72	30-4000 4 Drs.	9803693	RH	2.82	MOLDING, frt. _____
70-72	30-4000 4 Drs.	9803694	LH	2.82	MOLDING, frt. _____
70-72	30-4000 4 Drs.	9803695	RH	2.61	MOLDING, rr. (23" long)
70-72	30-4000 4 Drs.	9803696	LH	2.61	MOLDING, rr. (23" long)
70	30-4000 4 Dr.	9614098	RH	2.61	MOLDING, rr. (12" long)
70	30-4000 4 Dr.	9614099	LH	2.61	MOLDING, rr. (12" long)
70	9000 Body Side Mldgs.	7690628	RH	2.87	MOLDING, frt. _____
70	9000 Body Side Mldgs.	7690629	LH	2.87	MOLDING, frt. _____

70	9000 less Body Side Mldgs.	9831562	RH	2.75	MOLDING, frt
70	9000 less Body Side Mldgs.	9831563	LH	2.75	
71-73	All B-C (4 Drs.)	9834782	RH	2.87	MOLDING, frt. dr
71-73	All B-C (4 Drs.)	9834783	LH	2.87	MOLDING, frt. dr
71-73	All B-C (2 Drs.)	9834784	RH	2.87	MOLDING, frt. dr
71-73	All B-C (2 Drs.)	9834785	LH	2.87	MOLDING, frt. dr
71-73	All B/Wgns	9834780	RH	2.87	MOLDING, rr. dr
71-73	All B/Wgns	9834781	LH	2.87	MOLDING, rr. dr
71-73	All B (4 Drs.) exc. Wgns.	9834776	RH	2.87	MOLDING, rr. dr
71-73	All B (4 Drs.) exc. Wgns.	9834777	LH	2.87	MOLDING, rr. dr
71-73	All C (4 Drs.)	9834778	RH	2.87	MOLDING, rr. dr
71-73	All C (4 Drs.)	9834779	LH	2.87	MOLDING, rr. dr
71-73	All E.	9834786	RH	2.87	MOLDING, frt. dr
71-73	All E.	9834787	LH	2.87	MOLDING, frt. dr.
10.352 PACKAGE, DOOR EDGE GUARD					
67-70	9000.	981232		4.87	PACKAGE dr. edge guard
69-70	8000 (4 Drs.)	981485		8.45	PACKAGE, dr. edge guard
70-72	30-4000 (2 Drs.)	981635		4.87	PACKAGE, dr. edge guard
70	30-4000 (4 Drs.)	981808		8.45	PACKAGE dr. edge guard 12" long)
70-72	30-4000 (4 Drs.)	981636		8.45	PACKAGE, dr. edge guard (23"
71-72	5000-6000 (4 Dr.) exc. Wagons.	981707		8.45	PACKAGE, dr. edge guard
71-72	6600 Wagons exc. Wood Grained	981708		8.45	PACKAGE, dr. edge guard
71-72	50-60-8000 (2 Dr.)	981706		4.87	PACKAGE, dr. edge guard
71-72	8000 (4 Dr.)	981709		8.45	PACKAGE, dr. edge guard
71-72	9000.	981710		4.87	PACKAGE. dr. edge guard
10.354 TRANSFER, DOORS—REAR QUARTER—TAILGATE					
NOTE. For model 34 1 7 front door transfers refer to group 1 2.1 12					
NOTE. For model 34 17 rear quarter transfers refer to group 12.1 16					
NOTE: For separate pieces no longer listed it will be necessary to order roll of transfer and cut as reqd.					
67	All Wagons	325006	AR	27.15	TRANSFER (82")—(8.132).
68-69	All Wagons.	1240339	AR	26.90	TRANSFER (82")—(8.132).
70-71	All Wagons	1240340	AR	26.90	TRANSFER (82")—(8.132).
72	All Wagons	231373	AR	27.15	TRANSFER (8.132).
10.355 DEFLECTOR, DOOR INNER PANEL					
57-73	All as Req.	4780514	AR	.67	DEFLECTOR, water (size 25" x 45" paper) trim to fit (also used 12.941)
65-67	50-60-8000 (4 Dr.) with Vac. Dr. Locks	4456220	1	.67	DEFLECTOR, t/gate inner panel water.
65	50-60-8000 (4 Dr.) with Vac. Dr. Locks	4499082	RH	1.64	DEFLECTOR, frt. dr. inner water-at lock
65	50-60-8000 (4 Dr.) with Vac. Dr. Locks	4499083	LH	1.64	DEFLECTOR, frt. dr. inner water at-lock ..
65	6637-67 Vac. Dr. Locks	4540030	RH	5.50	DEFLECTOR, frt. dr. inner water at lock ..
65	6637-67 Vac. Dr. Locks	4540031	LH	5.50	DEFLECTOR, frt. dr. inner water at lock . .
66-67	43-4439 Elec. Winds.	7589478	2	.56	DEFLECTOR, rr. dr. inner water at switch
66	5239-69-5439-69-6439- 69-8439-69 Vac. Dr. Locks	4540030	RH	5.50	DEFLECTOR, frt. dr. inner water-at lock
66	5239-69-5439-69-6439- 69-8439-69 Vac. Dr. Locks	4540031	LH	5.50	DEFLECTOR, frt. dr. inner water-at lock
66	6639-8239-69 Vac. Dr. Locks	4499082	RH	1.64	DEFLECTOR, frt. dr. inner water-at lock
66	6639-8239-69 Vac. Dr. Locks	4499083	LH	1.64	DEFLECTOR, frt. dr. inner water at-lock
66	50-60-8000 (2-Drs.)	7622466	RH	4.92	DEFLECTOR, frt. dr. inner water-at lock . .
66	50-60-8000 (2-Drs.)	7622467	LH	4.92	DEFLECTOR, frt dr. inner water-at lock . .
66	9487 Vac. Dr. Locks-less Deluxe A/Rests	7622406	RH	4.15	DEFLECTOR, frt. dr. inner water at lock
66	9487 Vac. Dr. Locks-less Deluxe A/Rests	7622407	LH	4.15	DEFLECTOR, frt. dr. inner water at lock
66	9487 Deluxe A/Rests	4541832	RH	2.36	DEFLECTOR, dr. panel water-at A/Rest
66	9487 Deluxe A/Rests	4541833	LH	2.36	DEFLECTOR, dr. panel water-at A/Rest
66-67	9000 Deluxe A/Rests	4541834	2	2.36	DEFLECTOR, dr. panel water at access hole . .
66-70	9487	4547659	2	2.36	DEFLECTOR, quarter inner water at regulator
67	50-60-8000 (4-Drs.)	4540030	RH	5.50	DEFLECTOR, frt. dr. inner water at lock
67	50-60-8000 (4-Drs.)	4540031	LH	5.50	DEFLECTOR, frt. dr. inner water at lock
67 69	50-60-8000 (2-Drs.) Vacuum Door Locks	7656553	RH	.77	DEFLECTOR, door inner water at lock
67-69	50-60-8000 (2-Drs.) Vacuum Door Locks	7656554	LH	.77	DEFLECTOR, door inner water at lock

67	6639-8439-69 Vac. Dr. Locks	7664853	RH	.77	DEFLECTOR, frt. dr. inner water at lock
67	6639-8439-69 Vac. Dr. Locks	7664854	LH	.77	DEFLECTOR, frt. dr. inner water at lock
67	9000 Deluxe A/Rests	7651826	RH	.70	DEFLECTOR, dr. panel water at A/Rest.
67	9000 Deluxe A/Rests	7651827	LH	.70	DEFLECTOR, dr. panel water at A/Rest.
68	50-60-8000 (4-Drs.)	7664853	RH	.77	DEFLECTOR, frt. dr. inner water at lock
68	50-60-8000 (4-Drs.)	7664854	LH	.77	DEFLECTOR, frt. dr. inner water at lock
68	30-4000 Wagons	7739964	1	.30	DEFLECTOR, T/Gate inner panel water.
68	8400 PWR. Winds	7725976	2	.25	DEFLECTOR, frt. dr. air at remote hdl.
68-70	8439-69 Power Window	7725976	2	.25	DEFLECTOR, rear door air at remote handle .
68-70	9000	7725976	2	.25	DEFLECTOR, front door air at remote handle .
69-70	3327-3369-3435-3436- 3437-3537-3569- 4437-39-56-66-67-69- 4637-67-5239-69 Vacuum Door Locks	7795988	RH	.67	DEFLECTOR, front door inner water at power
69-70	3327-3369-3435-3436- 3437-3537-3569- 4437-39-56-66-67-69- 4637-67-5239-69 Vacuum Door Locks	7795989	LH	.72	DEFLECTOR, front door inner water at power
69	5439-69-6439-69-6639- 8239-69-8439-69 Vacuum Door Locks	8753080	RH	.77	DEFLECTOR, front door inner water at power
69	5439-69-6439-69-6639- 8239-69-8439-69 Vacuum Door Locks	8753081	LH	.77	DEFLECTOR, front door inner water at power
69-70	3435	7739964	1	.30	
69-72	3436-4456-4466	8742226	1	.36	DEFLECTOR, T/Gate inner panel-water.
69-70	8467	7725976	2	.25	DEFLECTOR, frt. dr. air at remote hdl.
70-72	30-4000 Elec. Dr. Lock	7795988	RH	.67	DEFLECTOR, frt. dr. inner water at pwr. lock
70-72	30-4000 Elec. Dr. Lock	7795989	LH	.72	DEFLECTOR, frt. dr. inner water at pwr. lock
70	52-5437-67-6437 6637- 67-8257 Elec. Door Locks	9801772	RH	1.90	DEFLECTOR, frt. door inner panel water
70	52-5437-67-6437-6637- 67-8257 Elec. Door Locks	9801773	LH	1.90	
70	54-64-8439-69 Elec. Door Locks.	9801828	RH	1.23	
70	54-64-8439-69 Elec. Door Locks.	9801829	LH	1.23	
70	52-8239-69 Elec. Door Locks	9801832	2	1.08	
70	6036-6046	8742159	1	.33	

10.373 DOOR, REAR (LESS GLASS & HARDWARE)

63-64	4439-4639	4416780	RH	121.45	DOOR
63-64	4439-4639	4416781	LH	121.45	DOOR
63-64	4469-4669	4416774	RH	139.90	DOOR
63-64	4469-4669	4416775	LH	139.90	DOOR
64-65	Special Wagons	4492540	RH	121.45	DOOR
64-65	Special Wagons	4492541	LH	121.45	DOOR
64	4069-4169-4369	4492542	RH	121.45	DOOR
64	4069-4169-4369	4492543	LH	121.45	DOOR
64-65	Sport Wagons	4492546	RH	121.45	DOOR
64-65	Sport Wagons	4492547	LH	121.45	DOOR
64	4819	4416793	LH	153.25	DOOR
64	4839	4416804	RH	1 16.70	DOOR
65	30-4000 (4-Dr. Sedan)	4492542	RH	121.45	DOOR
65	30-4000 (4-Dr. Sedan)	4492543	LH	121.45	DOOR
65-66	50-6000 (4-Dr. H.T.)	7584494	RH	121.45	DOOR
65-66	50-6000 (4-Dr. H.T.)	7584495	LH	121.45	DOOR
65-66	50-6000 (4-Dr. Sedans)	7584496	RH	139.90	DOOR
65-66	50-6000 (4-Dr. Sedans)	7584497	LH	139.90	DOOR
65-66	8000 (4-Dr. H.T.)	7587288	RH	139.90	DOOR
65-66	8000 (4-Dr. H.T.)	7587289	LH	139.90	DOOR
65-66	8000 (4-Dr. Sedan)	7587290	RH	139.90	DOOR
65-66	8000 (4-Dr. Sedan)	7587291	LH	139.90	DOOR
66-67	Special Wagons	7661616	RH	121.45	DOOR
66-67	Special Wagons	7661617	LH	121.45	DOOR
66-67	30-4000 (4-Dr. Sedans)	7661618	RH	121.45	DOOR
66-67	30-4000 (4-Dr. Sedans)	7661619	LH	121.45	DOOR
66-67	Sport Wagons	7657710	RH	121.45	DOOR
66-67	Sport Wagons	7657711	LH	121.45	DOOR
66 67	4000 (4-Dr. H.T.)	7657706	RH	121.45	DOOR
66	4000 (4-Dr. H.T.)	7580455	LH	107.10	DOOR

67	4000 (4-Dr. H.T.)	7657707	LH	121.45	DOOR .
67	50-6000 (4-Dr. H.T.)	7660430	RH	121.45	DOOR .
67	50-6000 (4-Dr. H.T.)	7660431	LH	121.45	DOOR .
67	50-6000 (4 Dr. Sedans)	7660432	RH	139.90	DOOR .
67	50-6000 (4 Dr. Sedans)	7660433	LH	139.90	DOOR .
67	8000 (4-Dr. H.T.)	7660434	RH	149.15	DOOR .
67	8000 (4-Dr. H.T.)	7660435	LH	149.15	DOOR .
67	8000 (4-Dr. Sedan)	7660436	RH	149.15	DOOR .
67	8000 (4-Dr. Sedan)	7660437	LH	149.15	DOOR .
68	34358731830	RH	121.45	DOOR .
68	34358731831	LH	121.45	DOOR .
68-69	4000 Wagons8720626	RH	121.45	DOOR .
68-69	4000 Wagons8720627	LH	121.45	DOOR .
68	44398731834	RH	121.45	DOOR .
68	44398745043	LH	121.45	DOOR .
68	52-54-6469	7752386	RH	139.90	DOOR .
68	52-54-6469	7752387	LH	139.90	DOOR .
68	52-54-64-6639	7752384	RH	121.45	DOOR .
68	52-54-64-6639	7752385	LH	121.45	DOOR .
68	82-8439	7752392	RH	153.25	DOOR .
68	82-8439	7752393	LH	153.25	DOOR .
68	82-8469	7752394	RH	153.25	DOOR .
68	82-8469	7752395	LH	153.25	DOOR .
68	82-84698736272	RH	121.45	DOOR .
68-69	3369-3569-44698736273	LH	121.45	DOOR .
68-69	3369-3569-44698731830	RH	121.45	DOOR .
69	3435-34368731831	LH	121.45	DOOR .
69	3435-34368745042	RH	121.45	DOOR .
69	44398745043	LH	121.45	DOOR .
69	44398731284	RH	163.50	DOOR .
69	8239-84398731285	LH	163.50	DOOR .
69	8239-8439	9803746	RH	163.50	DOOR .
69-70	8269-8469	9803747	LH	163.50	DOOR .
69-70	8269-8469	9803984	RH	131.70	DOOR .
70-71	33 35 4469	9803985	LH	131.70	DOOR .
70-71	33-35-4469	9873560	RH	132.75	DOOR .
70-72	3435-36	9873561	LH	132.75	DOOR .
70-72	3435-36	9803982	RH	131.70	DOOR .
70-72	4439	9803983	LH	131.70	DOOR .
70-72	4439	9803742	RH	DOOR .	
69-70	52-54-6469	9803743	LH	150.15	DOOR .
69-70	52-54-6469	9803738	RH	150.15	DOOR .
69-70	52-54-64-6639	9803739	LH	150.15	DOOR .
69-70	52-54-64-6639	9803740	RH	150.15	DOOR .
70	6036-46	9803741	LH	150.15	DOOR .
70	6036-46	9803744	RH	150.15	DOOR .
70	82-8439	9803745	LH	163.50	DOOR .
70	82-8439	9884386	RH	163.50	DOOR .
71-72	All B (4 Dr. H.T.)	9884387	LH	150.15	DOOR .
71-72	All B (4 Dr. H.T.)	9856128	RH	150.15	DOOR .
71	All B (4 Dr. Sedan)	9856129	LH	150.15	DOOR .
71	All B (4 Dr. Sedan)	9884384	RH	150.15	DOOR .
71-72	All B/Wgn	9884385	LH	150.15	DOOR .
71-72	All B/Wgn	9884390	RH	150.15	DOOR .
71-72	All C (4 Dr.)	9884391	LH	163.50	DOOR .
71-72	All C (4 Dr.)	9873558	RH	163.50	DOOR .
72	3369-4469	9873559	LH	163.50	DOOR .
72	3369-4469	9884388	RH	132.75	DOOR .
72	All B (4 Dr. Sedan)	9884389	LH	150.15	DOOR .
72	All B (4 Dr. Sedan)			150.15	

10.373 BAR, REAR DOOR OUTER PANEL REINFORCEMENT

72	All A (4 Drs.)8781 153	RH		BAR (reinforcement)
72	All A (4 Drs.)8781 154	LH		BAR (reinforcement)
72	All B (4 Drs.) exc. Wagon	9816013	RH		BAR (reinforcement)
72	All B (4 Drs.) exc. Wagon	9816014	LH		BAR (reinforcement)
72	All B/Wgn. & C (4 Dr.)	9816015	RH		BAR (reinforcement)
73	All B/Wgn. & C (4 Dr.)	9816016	LH		BAR (reinforcement)

10.450 BOX — HINGE — STRAP, FRONT DOOR HINGE (UPPER)

61-63	40-41-4300	4307220	4	3.28	BOX & SPRING, upr. & lwr.
61-64	44-46-4800 Exc. 4747	4309528	2	2.15	BOX. _____
63-65	Riviera	5715888	2	2.20	BOX. _____
65-66	50-60-8000	5719425	2	2.05	BOX. _____
66	9000	9704816	2	2.20	BOX. _____
67-68	50-60-8000	9710342	2	2.05	BOX. _____
67	9487 1st Type	9704816	2	2.20	BOX, hinge holes are 1/16-18 thread
67	9487 2nd Type	9710350	2	2.41	BOX, hinge holes are 1/16-16 thread
68-70	9000	9710350	2	2.41	BOX. _____

64-65	Special-Skylark	.4409743	2	8 50	HINGE
66-67	30-4000	.7642529	2	9.10	HINGE
68-72	30-4000	.7722170	2	7.95	HINGE
69-70	50-60-8000	.8720943	RH	10.10	HINGE
69-70	50-60-8000	.8720944	LH	10.10	HINGE
71-73	All B-C-E	.9868457	RH	1 1.20	HINGE
71-73	All B-C-E	.9868458	LH	11.20	HINGE
59-60	All	.4301 370	RH	6.25	STRAP
59-60	All	.4301371	LH	6.10	STRAP
61-63	40-41-4300	.571 1 580	4	5.30	STRAP, upr. & lwr.
61-64	44-46-4800	.4307840	2	6.20	STRAP
63	Riviera 2nd Type (After Body 36458)	.5718087	2	7.75	STRAP
64-65	Riviera	.5718087	2	7.7 5	STRAP
65-66	50-60-8000	.5719426	2	6.00	STRAP
66	9000	.9704799	2	10.85	STRAP
67	50-60-8000	.971 2246	RH	6.65	STRAP
67	50-60-8000	.9714726	LH	6.65	STRAP
67	9487 1st Type	.9704799	2	10.85	STRAP, hinge holes are 5/16—18 thread
68-70	9000	.9710700	RH	8.00	STRAP
68-70	9000	.9710701	LH	8.00	STRAP
68	50-60-8000	.9714726	2	6.65	STRAP, upr. hinge

10.454 BOX—HINGE—STRAP, FRONT DOOR HINGE (LOWER)

59-60	All	.4301376	2	4 92	BOX 8. SPRING
61-64	44-46-47-4800 Exc. 4747	.4309530	RH	6.30	BOX
61-64	44-46-47-4800 Exc. 4747	.4309531	LH	6.30	BOX
63-65	Riviera	.5715884	RH	5.70	BOX
63-65	Riviera	.5715885	LH	5.70	BOX
65-66	50-60-8000	.571 9594	RH	4.10	BOX
65-66	50-60-8000	.5719595	LH	4.10	BOX
66	9000	.9704810	RH	6 30	BOX
66	9000	.970481 1	LH	6 30	BOX
67	50-60-8000	.9709314	RH	4.00	BOX
67	50-60-8000	.9709315	LH	4.00	BOX
67	9000 1st Type	.9704810	RH	6.30	BOX, hinge holes are y_{16} -1 8 thread.
67	9000 1st Type	.970481 1	LH	6.30	BOX, hinge holes are y_{16} -1 8 thread.
67	9000 2nd Type	.971 0764	RH	4.92	BOX, hinge holes are y_{16} -1 6 thread.
67	9000 2nd Type	.9710765	LH	4.92	BOX, hinge holes are y_{16} -1 6 thread.
68	50-60-8000	.97130B6	RH	3 74	BOX
68	50-60-8000	.9713087	LH	3.74	BOX
68-70	9000	.9710764	RH	4.92	BOX
68-70	9000	.9710765	LH	4.92	BOX
64-65	Special-Skylark	.4506971	RH	10.55	HINGE
64-65	Special-Skylark	.4506972	LH	10.55	HINGE
66-67	30-4000	.7663424	RH	9.85	HINGE
66-67	30-4000	.7663425	LH	9.85	HINGE
68-72	All A	.7722087	RH	10.85	HINGE
68-72	All A	.7722088	LH	10.85	HINGE
69-72	All B-C	.981 6926	2	9.55	HINGE
71-73	All E	.981 6926	2	9.55	HINGE
59-60	All	.4301 369	2	5 60	STRAP
61-64	44-46-47-4800 Exc. 4747	.571 1928	RH	7.20	STRAP
61-64	44-46-47-4800 Exc. 4747	.571 1929	LH	7.20	STRAP
63	4747 1st Type (Built Prior to 4-15-63)	.5714649	LH	9.35	STRAP
67	4747 (Built after 4-15-63)	.5718090	RH	9.35	STRAP
67	4747 (Built after 4-15-63)	.5718091	LH	9.35	STRAP
64-65	Riviera	.5718090	RH	9.35	STRAP
64-65	Riviera	.5718091	LH	9.35	STRAP
65-66	50-60-8000	.5719598	RH	7.05	STRAP
65-66	50-60-8000	.5719599	LH	7.05	STRAP
66	9000	.9704814	RH	12.10	STRAP
66	9000	.9704815	LH	12.10	STRAP
67	50-60-8000	.9709318	RH	7.30	STRAP
67	50-60-8000	.9709319	LH	7 30	STRAP
67	9000 1st Type	.9704814	RH	12.10	STRAP
67	9000 1st Type	.9704815	LH	12.10	STRAP
67	9000 2nd Type	.9710760	RH	7.70	STRAP
67	9000 2nd Type	.9710761	LH	7.70	STRAP
68	50-60-8000	.9713090	RH	6.85	STRAP
68	50-60-8000	.9713091	LH	6 85	STRAP

68-70	9000.	9710760	RH	7.70	STRAP
68-70	9000.	9710761	LH	7.70	STRAP
10.454 RO NT DOOR HINGE TORQUE					
66	Riviera	7684992	RH	4.36	ROD
67	9000 1st Type. .	7684992	2	4.36	ROD hinge holes are V ₁₆ -18 thread
67	9000 2nd Type.	7698561	RH	4.36	ROD, hinge holes are %-16 thread
67	9000 2nd Type.	7698562	LH	4.36	ROD, hinge holes are %-16 thread
68-70	9000.	7698561	RH	4.36	ROD, hinge torque
68-70	9000.	7698562	LH	4.36	ROD, hinge torque
66-70		7693141	2	.30	RETAINER, hinge torque rod

*ONT DOOR HINGE

51-53		4156601	8	.41	SPRING, hold open
54-56	All exc.	4156601	8	.41	SPRING, hold open
57-60		4156601	8	.41	SPRING, hold open
61-63	40-41-4300 ...	4307223	2	.41	SPRING, frt. dr. upr. hinge-upr.
61-63	40-41-4300 ...	4307222	2	.41	SPRING, frt. dr. upr. hinge-lwr.
61-64	44-46-47-4800	4309544	2	.67	SPRING, frt. dr. lwr. hinge_____
64	40-41-42-4300	5717829	2	.41	SPRING, frt. dr. lwr. hinge.
65-67	30-4000	9704190	2	.97	SPRING
65-66	50-60-8000	5719561	2	.97	SPRING
64-65	Riviera	4309544	2	.67	SPRING, lwr.
66-70	9487	9704805	2	1.03	SPRING
67-68	50-60-8000	9709320	2	.97	SPRING
68-72	30-4000	9712668	2	.92	SPRING

10.456 HINGE, REAR DOOR (UPPER)

61-64	4435-45-69-4635-45-69- 4719-4819	4806163	RH	8.30	HINGE
61-64	4435-45-69-4635-45-69- 4719-4819	4806164	LH	8.30	HINGE
63	4019-35-45-41 19-35 ...	4875042	RH	4.20	HINGE
64-66	Special-Skylark Exc. 4 Dr. H.T.	4411023	RH	8.70	HINGE
64-66	Special-Skylark Exc. 4Dr. H.T.	7663427	LH	8.70	HINGE
65-66	50-6000 (4-Dr. Sedan) ...	4467884	RH	9.95	HINGE
65-66	50-6000 (4-Dr. Sedan) ...	7642813	LH	1 1.60	HINGE
65-66	50-6000 (4-Dr. H.T.)	4493110	RH	1 1.60	HINGE
65-66	50-6000 (4-Dr. H.T.)	4493111	LH	1 1.60	HINGE
65-66	8000 (4-Dr.)	4493110	RH	1 1.60	HINGE
65-66	8000 (4-Dr.)	4493111	LH	1 1.60	HINGE
66-67	4000 (4-Dr. H.T.)	7663429	LH	10.05	HINGE
67	30-4000 (4-Drs.) Exc. 43- 4439	7663426	RH	8.90	HINGE
67	30-4000 (4-Drs.) Exc. 43- 4439	7663427	LH	8.70	HINGE
67	5 2-5 4-6469	7642812	RH	1 1.60	HINGE
67	52-54-6469	7642813	LH	1 1.60	HINGE
67-68	5 2-5 4-64-66-8239-8269- 8439-8469	7642814	RH	1 1.60	HINGE
67-68	52-54-64-66-8239-8269- 8439-8469	7642815	LH	1 1.60	HINGE
68-72	30-4000 (4-Drs.) Exc. 4439	7722173	RH	8.50	HINGE
68-72	30-4000 (4-Drs.) Exc. 4439	7722174	LH	8.50	HINGE
68-72	4439	7722171	RH	9.85	HINGE
68-72	4439	7722172	LH	9.85	HINGE
68-70	52-54-6469-6036-46	7722180	RH	10.80	HINGE
68-70	52-54-6469-6036-46	7722181	LH	10.80	HINGE
69-70	5239-5439-6439-6639- 8239-69-8439-69	8719901	RH	11.10	HINGE
69-70	5239-5439-6439-6639- 8239-69-8439-69	8719902	LH	11.10	HINGE
71-73	All B-C (4 Dr.)	9825392	RH	8.95	HINGE
71-73	All B-C (4 Dr.)	9825393	LH	8.95	HINGE

10.460 HINGE — PLATE — SPRING REAR DOOR (LOWER)

61-64	4435-45-69-4635-4 5-69- 4719-4819	4806326	RH	13.50	HINGE, lwr
61-64	4435-45-69-4635-45-69- 4719-4819	4806327	LH	13.50	HINGE, lwr
61-62	4439-4639-4739-4829- 39	4870173	RH	13.95	HINGE, lwr
61-62	4439-4639-4739-4829- 39	4870174	LH	13.95	HINGE, lwr.

63	4019-35-45-41 19-35	4880960	RH	1	1.60	HINGE
63	4019-35-45-41 19-35	4880961	LH	1	1.60	HINGE
61-62	4019-35-45-41 19-35	4803696	RH	1	1.60	HINGE, lwr.....
63-64	4439-4639	4870173	RH	13.95		HINGE
63-64	4439-4639	4870174	LH	13.95		HINGE
63-64	4639-4829-39	4895766	RH	12.40		HINGE, (jobs with jamb switch)
63-64	4639-4829-39	4895767	LH	12.40		HINGE, (jobs with jamb switch)
64-66	Special-Skylark (4-Dr. Sedan)	7663431	RH	12.30		HINGE
64-66	Special-Skylark (4-Dr. Sedan)	7663432	LH	12.30		HINGE
65	50-60-8000 (4-Dr.) ..	7664860	RH	14.40		HINGE
65	50-60-8000 (4 Drs.)	7664861	LH	14.40		HINGE
67	30-4000 (4-Drs.) Exc. 43- 4439	7663431	RH	12.30		HINGE
67	30-4000 (4-Drs.) Exc. 43- 4439	7663432	LH	12.30		HINGE
66-67	43-4439-50-60-8000 (4- Drs.)	7664860	RH	14.40		HINGE
66-67	43-4439-50-60-8000 (4- Drs.)	7664861	LH	14.40		HINGE
68-72	30-4000 (4-Drs.)	7722175	RH	15.90		HINGE
68-72	30-4000 (4-Drs.)	7722176	LH	15.90		HINGE
68	50-60-8000 (4-Drs.)	7722182	RH	15.90		HINGE
68	50-60-8000 (4-Drs.)	7722183	LH	15.90		HINGE
69-70	50-60-8000 (4 Dr.)	8720773	RH	15.25		HINGE
69-70	50-60-8000 (4 Dr.)	8720774	LH	15.25		HINGE
71-73	All B-C (4 Drs.)	9881998	RH	16.05		HINGE
71-73	All B-C (4 Drs.)	9881999	LH	16.05		HINGE
65-67	50-60-8000 (4-Drs.)	5719290	RH	1.64		LINK
65-67	50-60-8000 (4-Drs.)	5719291	LH	1.64		LINK
66-67	4339-4439	5719290	RH	1.64		LINK
66-67	4339-4439	5719291	LH	1.64		LINK
62-64	4469-4669-48 19	5713010	2	.36		SPRING, hook end.....
64-67	Special-Skylark (4-Dr. Exc. 4 Dr. H.T.)	5717451	2	.36		SPRING
65-67	50-60-8000 (4-Drs.)	5719297	2	.77		SPRING
66-67	4339-4439	5719297	2	.77		SPRING
68-70	50-60-8000 (4-Drs.)	9713331	2	.92		SPRING
71-73	All B-C (4 Dr.)	9828342	2	.51		SPRING
10.463 BOLT, FRONT DOOR HINGE						
57-58	All	4770011	AR	.15		BOLT, lwr. hinge to dr.....
59-60	All	4770011	12	.15		BOLT, frt. dr. hinge to dr.....
59-60	All	4714804	10	.15		BOLT, hinge to dr.....
61	All	4770011	12	.15		BOLT, hinge to dr.....
62-63	All	4849263	16	.15		BOLT, hinge to body.....
63	4747 1st Type	4849263	6	.15		BOLT, upr. hinge to dr.....
64	40-41-42-4300	7667647	12	.15		BOLT, hinge to dr.....
64-66	LeSabre-Wildcat-Electra- Riviera.....	4405449	12	.15		BOLT, frt. dr. hinge (1 "A" long).....
65-67	30-4000	7667647	12	.15		BOLT, hinge to dr.....
67	50-60 8000	4405449	12	.15		BOLT, hingeto dr. (VA").....
67	50 60 8000	7668482	28	.15		BOLT, hinge to dr. & body.....
67	9000 1st Type	4405449	12	.15		BOLT, hinge to body-"A,-18 thread bolt.....
67	9000 2nd Type	7668482	28	.15		BOLT, hinge to dr. & body-%-16 bolt thread size
68	30-4000	4405449	24	.15		BOLT, upr. & lwr hinge to dr. & body.....
68	50-60-80-9000	7668482	28	.15		BOLT, hinge to dr. & body.....
69-72	50-60-8000	4405449	4	.15		BOLT, front door hinge to door outer upper & lower (1W)
69-73	All A	4405449	6	.15		BOLT, front door upper & lower hinge to door 8i body (1'A")
69-72	50-60-8000	4405449	24	.15		BOLT, front door upper & lower hinge to body & door (1'A") (also used 1 1.561).....
69-70	9000	7668482	AR	.15		BOLT, front door upper & lower hinge to door 8i body & body (also used 12.184).....
69-72	All	4405445	AR	.15		SCREW (used 1 1.561-12.184).....
64-67	Special-Skylark-G.S. .	4405450	12	.15		SCREW, hinge to body.....
64-65	50-60-80-9000	4405445	16	.15		SCREW, hinge to body (also used 12.184) (1 " long)
66	50-60-8000	4405445	AR	.15		SCREW, hinge to body (also used 12.134) (1 " long)
67	30-4000	7640995	6	.15		SCREW, upr. hinge to dr.....
67	9000 1st Type	4405445	28	.15		SCREW, hinge to dr. & body-"A,-18 thread bolt (also used 12.184).....
69-70	50-60-8000	8746511	2	.15		SCREW, frt. dr. lwr. & upr. hinge to dr. inner (also used 1 1.561).....
68	50-60-80-9000	8750274	AR	.41		SPACER, frt. dr. upr. & lwr. hinge to dr. & body.....
68-72	30-4000	8750275	AR	.20		SPACER, front & rr. dr. upper & lower hinge to door & body (1'A" O.D. x V V I.D.).....

69-70	9487	8750274	AR	41	SPACER, front door upper & lower hinge to door & body O.D. x " / »" I.D.)
71-72					
71-72	50-60-8000 4 Drs.	7667647	AR	.15	BOLT, rr. dr. lwr. hinge to dr.
	50-60-80-9000	8750275	AR	.20	SPACER, front door upper & lower hinge to door & body
	1 0.463 BOLT, REAR DOOR HINGE				
57	40-60-75	4714801	AR	.15	BOLT, hinge to dr. upr. & lwr.
59-61	All	4714801	AR	.15	BOLT, hinge to dr.-upr. & lwr.
61	4035-45-4135	4714804	AR	.15	BOLT (also used 12.184)
	4435-39-45-69-4639-				
61	4719-39-4829	4714802	6		BOLT, hinge to body-lwr.
	4439-69-4635-39-45-				
62	4819-29-39	4849340	6	.15	BOLT, hinge to body-lwr.
63	44-46-4800	4849340	AR	.15	BOLT, lwr. hinge to body
64	All As Req	4405444	AR	.15	BOLT, cross recess flat head with locker washer (1/8"-18 x 1/4")
64	All As Req	4405451	AR	.15	BOLT, cross recess flat head with lock washer (1/8"-18 x 1/4")
64-72	All as Req	7667647	AR	.15	BOLT, cross recess flat head with lock washer (1/8"-18 x 1/4") (also used 1 1.56 1-1 21 84)
65-67	All as Req	4532721	AR	.15	BOLT, cross recess flat head with lock washer (1/8"-18 x 1/4")
73	All A	4405449	AR	.15	BOLT, rdr. upr. & lwr. hinge (1'A" long)
69-72	50-60-8000 (4 Drs.)	4405449	8	15	BOLT, rear door lower hinge to door (V^" long)
68-70	30-4000 (4 Dr.)	7640995	6	15	SCREW, upr. hinge to dr.
68	30-4000 (4 Dr.)	7640995	6	.15	SCREW, lwr. hinge to body
	30-4000 (4 Drs.) & 5269-				
	5469-6469	7640995	6	.15	SCREW, upr. hinge to body
68	30-4000 (4 Drs.)	8750774	AR	.20	SCREW, rr. dr. upr. hinge to dr. (emer.)
68	5239-69-8439-69	8750774	AR	.20	SCREW, upr. hinge to body (emer.)
68-70	50 60 8000 (4 Drs.)	7640995	6	.15	SCREW, rear door lower hinge to body & door
69-70	50 60 8000	8746511	2	.15	SCREW, lower & upper hinge to door inner (also used 1 1.561) (1/8"-18 x 1/4")
69-70	5239-8439-69	8750774	AR	.20	SCREW, upper hinge to body (emer.) (also used 12.184)
69-70	30-40-50-6000 (4 Drs.)	7640995	AR	.15	SCREW, rear door upper 8i lower hinge
71	50-60-8000 4 Drs.	8750774	AR	.20	SCREW, rr. dr. lwr. hinge to dr.
69-72	All exc. 9000	8750275	AR	.20	SPACER, rear door upper & L lower hinge to door & body
	3369-3436-4439-69	8750774	AR	.20	SCREW, rr. dr. lwr. hinge to dr.
72	1 0.464 BUSHING—SLEEVE, DOOR HINGE				
67-73	All	4110660	AR	.15	BUSHING (oil less type)
60-61	An	4803169	AR	41	SLEEVE, hinge bolt insert (also used 12.284)
	10.466 PIN, DOOR HINGE				
42-53	All	9715083	AR	.46	PIN, frt. dr. lwr. hinge (1/32" x 3%)
49-62	All exc. 40-41-4300	9715083	2	.46	PIN, rr. dr. hinge-upr.
59-63	All	5719209	4	.46	PIN, frt. dr. hinge-upr. 8i lwr.
61-63	4019-35-45-41 19-35	5716449	4	.25	PIN, rr. dr. hinge-upr. & lwr.
63-64	4439-69-6439-4819-29-				
	39	9715083	2	.46	PIN, rr. dr. upr. hinge
63	4439-4639-4829-39	4155196	4	.15	PIN, rr. dr. lwr. hinge link (short)
63	4469 4819	571 1704	4	.15	PIN, rr. dr. lwr. hinge link (short)
63-64	4469-4669-4819	5715839	4	.15	PIN, rr. lwr. hinge link (long)
64-66	Special-Skylark	5716449	AR	.25	PIN, frt. & rr. dr. upr. hinge
64	4035-69-4135-69-4369	5716449	2	.25	PIN, rr. dr. upr. hinge
64	4439-4639-4829-39	4155196	4	.15	PIN, rr. dr. lwr. hinge link (short)
64	4469-4669-4819	571 1704	4	.15	PIN, rr. dr.-lwr. hinge link (short)
64-66	LeSabre-Wildcat-Electra-Riviera	5719209	4	.46	PIN, frt. dr. hinge-upr. 8i lwr.
65-67	50-60-8000 4 Drs.	5716449	2	.25	PIN, rr. dr. lwr. hinge
65-67	50-60-8000 4 Drs.	5719296	4	.20	PIN, dr. lwr. hinge link
64-70	50-60-8000 4 Drs.	9715083	2	.46	PIN, rr. dr. upr. hinge
66-67	4339-4439	5719296	2	.20	PIN, rr. dr. lwr. hinge link
67	30-4000	970B740	2	.46	PIN, frt. dr. upr. hinge
67	30-4000 (4 Drs.)	5716449	2	.25	PIN, rr. dr. upr. hinge
67	43-4439	5716449	2	.25	PIN, rr. dr. lwr. hinge
67-68	50-60-8000	9715454	2	.30	PIN, frt. dr.-upr.
67	50-60-8000	5719209	2	.46	PIN, frt. dr. lwr. hinge
67	9000 1st Type	5719209	4	.46	PIN, frt. dr. lwr. & upr. hinge-hinge holes are 1/8"-18 thread
67	9000 2nd Type	9710702	4	.46	PIN, frt. dr. upr. & lwr. hinge-hinge holes are 1/8"-16 thread
68-72	All A	9712804	2	.46	PIN, front door-upper
68-72	All A (4 Drs.)	9715522	2	.46	PIN, rear door-upper
68-72	All A (4 Drs.)	97141 19	2	.30	PIN, rear door-lower
68	All B-C	9710702	2	.46	PIN, frt. dr. lwr.

68-73	All B-C (4 Drs.)	9712826	2	Λ0	PIN, rear door-lower.
68-70	All E.	9710702	4	46	PIN, frt. dr.-upr. & lwr.
69-72	All B-C.	9712804	4	Λ6	PIN, front door-upper & lower.
71-73	All B-C (4 Drs.)	9712804	2	.46	PIN, rr. dr.-upr.
72-73	All E.	9712804	2	Λ6	PIN, frt. dr. upr. & lwr. hinge
1 0.469 COVER, FRONT DOOR HINGE					
63-65	Riviera	1355195	LH	1.90	COVER.
65	50-60-8000	1372098	RH	1.28	COVER (paint to <u>match trim</u>).
65	50-60-8000	1372099	LH	1.28	COVER (paint to <u>match trim</u>).
66-67	8000	1372098	RH	1.28	COVER (paint to <u>match</u>).
66-67	8000	1372099	LH	1.28	COVER (paint to <u>match</u>).
66	9000	1377782	RH	2.46	COVER (paint to <u>match</u>).
67	8000	1381110	RH	1.03	COVER (paint to <u>match</u>).
67	8000	1381111	LH	1.03	COVER (paint to <u>match</u>).
67-68	9000	1382892	RH	2.20	COVER (paint to <u>match</u>).
67-68	9000	1382893	LH	2.20	COVER (paint to <u>match</u>).
68	8000	1384534	RH	1.03	COVER (paint to <u>match</u>).
68	8000	1384535	LH	1.03	COVER (paint to <u>match</u>).
1 0.470 LOCK, FRONT DOOR					
56	4 1-46R-46C-48-66R-66C-				
	49-69	4664955	LH	12.75	LOCK
**	52-56R-56C-72-76R-76C	4664966	LH	***	LOCK.
	43-49D-63-69-53-73-				
** ** *	73A-75-750	4689433	RH	12.75	LOCK
	43-49D-63-69-53-73-				
57-58	73A-75-750	4689434	LH	12.75	LOCK
	4435-37-47-67-69-4637-				
61	67-4719-37-4867,				
	4411 1st Type.	4807150	RH	12 75	LOCK, for hook in type vert, lock rod.
61	4435-37-47-67-69-4637-				
	67-47 19-37-4867,				
	4411 1st Type.	4807151	LH	12 75	LOCK, for hook in type vert, lock rod
61	4411 2nd Type.	4830915	LH	12.75	LOCK
61	4439-4639-4739-4829.	4869085	LH	12.75	LOCK
61-62	40-41-4300.	4803908	RH	12.75	LOCK
61-62	40-41-4300.	4803909	LH	12.75	LOCK
62	441 1.	4830915	LH	12.75	LOCK
62	4439-4639-4829-39.	4869085	LH	12.75	LOCK, when using this lock on 1961 or early 1962 cars, it will be nec. to use new rods & 4755827 clip
62	4447-69-4635-45-47-67-				
	4819-47-67.	4807150	RH	12.75	LOCK, for hook in type vert, lock rod
62	4447-69-4635-45-47-67-				
	4819-47-67.	48071 51	LH	12.7 5	LOCK, for hook in type vert, lock rod
63	40-41-4300.	7670396	RH	12.75	LOCK
63	40-4 1-4300.	7670397	LH	12.75	LOCK
63	441 1.	9705190	RH	12.75	LOCK
63	4411.	9705191	LH	12.75	LOCK
63-64	4435-45-47-67-69-4635-				
	45-47-67-69-4819-47-				
	67.	4885702	RH	12.75	LOCK.
63-64	4435-45-47-67-69-4635-				
	45-47-67-69-4819-47-				
	67.	4885703	LH	12.75	LOCK
63-64	4439-4639-4829-39.	4885704	RH	12.75	LOCK
63-64	4439-4639-4829-39.	4885705	LH	12.75	LOCK
63-65	Riviera	4885706	RH	14.50	LOCK
64-65	Special-Skylark.	4545370	RH	1 1.70	LOCK (replaced 4474285 1/72).
64-65	Special-Skylark.	4545371	LH	1 1.70	LOCK
65-66	50-60-8000 (2-Dr.).	4548368	RH	12.75	LOCK
65-66	50-60-8000 (2-Dr.).	4548369	LH	12.75	LOCK
65	50-60-8000 (4-Dr.).	7635367	RH	11.70	LOCK
65	50-60-8000 (4-Dr.).	7635368	LH	11.70	LOCK
66	30-4000 (2-Dr.).	4545370	RH	1 1.70	LOCK
66	30-4000 (2-Dr.).	4545371	LH	1 1.70	LOCK
66	4000 (4-Dr. H.T.).	4541114	RH	13.70	LOCK
66	4000 (4-Dr. H.T.).	4541 11 5	LH	13.70	LOCK
66	50-60-8000 (4-Dr.).	4541114	RH	13.70	LOCK
66	50-60-8000 (4-Dr.).	4541115	LH	13.70	LOCK
66	30-4000 (4-Dr.) exc. 43-				
	4439.	4548368	RH	12.75	LOCK
66	30-4000 (4-Dr.) exc. 43-				
	4439.	4548369	RH	12.75	LOCK
66	9000.	7617456	RH	13.50	LOCK
66	9000.	7617457	LH	13.50	LOCK

66	9000 Dr.-Rr. Remote Control	7639682	RH	15.70	LOCK (with clip on rod) ..
66	9000 Dr.-Rr. Remote Control	7639683	LH	15.70	LOCK (with clip on rod) ..
67	30-4000 (2-Dr.)	7642078	RH	1	1.70 LOCK
67	30-4000 (2-Dr.)	7730539	LH	1	1.70 LOCK
67	30-4000 (4-Dr.) exc. 43-4439	7730528	RH	16.00	LOCK
67	30-4000 (4-Dr.) exc. 43-4439	7730529	LH	16.00	LOCK
67	43-4439	7730532	RH	17.25	LOCK
67	43-4439	7730533	LH	17.25	LOCK
67	50-60-8000 (2-Dr.)	7730474	RH	12.75	LOCK
67	50-60-8000 (2-Dr.)	7730475	LH	12.75	LOCK
67	50-60-8000 (4-Dr.)	7730536	RH	12.75	LOCK
67	50-60-8000 (4-Dr.)	7730537	LH	12.75	LOCK
67	9000	7730544	RH	16.95	LOCK
67	9000 Remote Control	7730546	RH	18.55	LOCK
67	9000 Remote Control	7730547	LH	18.55	LOCK
68	All (2-Dr.) exc. 9000	7730078	RH	12.75	LOCK
68	All (2-Dr.) exc. 9000	7730079	LH	12.75	LOCK
68	All (4-Dr.)	7740486	RH	12.75	LOCK
68	All (4-Dr.)	7740487	LH	12.75	LOCK
68-70	9487	8800013	RH	12.45	LOCK
68-70	9487	3800014	LH	12.45	LOCK
69-70	30-40-50-60-8000 (2-Dr.)	8800004	RH	12.20	LOCK
69	30-40-50-60-8000 (2-Dr.)	8800005	LH	12.20	LOCK
69-70	All (4 Drs.)	8800007	RH	12.20	LOCK
69	All (4-Dr.)	8800008	LH	12.20	LOCK
70	30-40-50-60-8000 (2-Dr.)	8800006	LH	12.75	LOCK
70	All 4 Drs	8800009	RH	12.75	LOCK
71-72	All A (2 Drs.)	9829704	LH	12.75	LOCK
71-72	All A (2 Drs.)	9829705	RH	12.75	LOCK
71-72	All A (4 Drs.)	9829702	RH	12.75	LOCK
71-72	All A (4 Drs.)	9829703	LH	12.75	LOCK
71-73	All B-C-E (2 Drs.)	9827985	RH	13.85	LOCK
71-73	All B-C-E (2 Drs.)	9827986	LH	14.65	LOCK
71-73	All B-C-E (4 Drs.)	9827990	RH	14.65	LOCK
71-73	All B-C-E (4 Drs.)	9827991	LH	14.65	LOCK
1 0.473 LOCK, REAR DOOR					
61-62	4019-35-45-4 119-35	4818634	RH	12.75	LOCK
61-62	4019-35-45-41 19-35	4818635	LH	12.75	LOCK
63	4019-35-45-4 119-35	7670398	RH	12.75	LOCK
63	4019-35-45-4119-35	7670399	LH	12.75	LOCK
63-64	4435-39-45-69-4635-39-45-69-4819-29-39	4885716	RH	12.75	LOCK
63-64	4435-39-45-69-4635-39-45-69-4819-29-39	4885717	LH	12.75	LOCK
64	40-41-42-4300 (4-Dr.)	7730540	RH	12.75	LOCK
64	40-41-42-4300 (4-Dr.)	4467565	LH	12.75	LOCK
65-67	All (4-Dr.)	7730540	RH	12.75	LOCK
65-67	All (4-Dr.)	7730541	LH	12.75	LOCK
68	All (4-Dr.)	8700038	RH	16.70	LOCK 4
68	All (4-Dr.)	8700039	LH	16.70	LOCK i
68-70	All (4 Drs.)	8800010	RH	12.75	LOCK
68-70	All (4-Dr.)	8800011	LH	12.20	LOCK
71-72	All A (4 Drs.)	9829708	RH	13.60	LOCK
71-72	All A (4 Drs.)	9829709	LH	13.60	LOCK
71-72	All B-C (4 Drs.)	9827994	RH	14.65	LOCK
71-72	All B-C (4 Drs.)	9827995	LH	14.65	LOCK
1 0.474 SPRING, DOOR LOCK					
61	4019-35-45-41 19-35-4435-39-45-69-4639-4719-39-4829	4307702	RH	.20	SPRING, rr. dr. lock over ctr.
61	441 1-35-37-47-67-69-4637-67-4719-37-4867	4158734	LH	.25	SPRING, frt. dr. lock over ctr.
62-63	4019-35-45-41 19-35-4439-69-4639-4819-29-39	4307702	RH	.20	SPRING, rr. dr. lock over ctr.
61-63	40-41-4300	5714014	RH	.20	SPRING, frt. dr. lock over ctr.
61-63	40-41-4300	5714015	LH	.20	SPRING, frt. dr. lock over ctr.
61-63	40-41-4300	4305234	RH	.20	SPRING, dr. lock hook lvr. return
61-63	40-41-4300	4305235	LH	.20	SPRING, dr. lock hook lvr. return
62	441 1-47-69-4647-67-4819-47-67	4158734	LH	.25	SPRING, frt. dr. lock over ctr.

63	40-41-4300	5716521	AR	.20	SPRING, dr. lock cam return
63-64	441 1-47-67-69-4647-67-				
	69-4819-47-67.	4158734	RH	.25	SPRING, frt. dr. lock over ctr.
64	4439-69-4639-69-4819-				
	29-39.	4307702	RH	.20	SPRING, rr. dr. lock over ctr.
64	40-41-42-4300.	9712743	RH	.20	SPRING, frt. dr. lock over ctr.
64	40-41-42-4300.	9886516	LH	.20	SPRING, frt. dr. lock over ctr.
64-66	Special-Skylark-G.S.	9712734	RH	.20	SPRING, frt. dr. lock push button return
64-66	Special-Skylark-G.S.	9712735	LH	.20	SPRING, frt. dr. lock push button return
64	40-41-42-4300 (4-Dr.)	9712751	LH	.20	SPRING, rr. dr. lock-over ctr.
64	40-41-42-4300 (4-Dr.)	9712750	RH	.20	SPRING, rr. dr. lock-over ctr.
64	40-41-4 2-4300 (4-Dr.)	9712745	2	.20	SPRING, rr. dr. lock push button return
65	All exc. 9000.	9886517	RH	.20	SPRING, frt. dr. lock-over ctr.
65	All exc. 9000.	9886516	LH	.20	SPRING, frt. dr. lock-over ctr.
65-67	50-60-8000 (2-Dr.)	9712734	RH	.20	SPRING, frt. dr. lock push button return
65-67	50-60-8000 (2-Dr.)	9712735	LH	.20	SPRING, frt. dr. lock push button return
65-67	All (4-Dr.)	9712745	2	.20	SPRING, rr. dr. lock push button return
65-67	All (4-Dr.)	9712751	LH	.20	SPRING, rr. dr. lock-over ctr.
65-67	All (4-Dr.)	9712750	RH	.20	SPRING, rr. dr. lock over ctr.
65-66	50-60-8000 (4-Dr.)	9886517	RH	.20	SPRING, frt. dr. lock-over ctr.
65-66	50-60-8000 (4-Dr.)	9886516	LH	.20	SPRING, frt. dr. lock-over ctr.
65-66	50-60-8000 (4-Dr.)	9703924	RH	.20	SPRING, frt. dr. lock push button return
65-66	50-60-8000 (4-Dr.)	9703925	LH	.20	SPRING, frt. dr. lock push button return
66	4000 (4-Dr. H.T.)	9886516	RH	.20	SPRING, frt. dr. lock over ctr.
66	4000 (4-Dr. H.T.)	9886517	LH	.20	SPRING, frt. dr. lock over ctr.
66	30-4000-9000 exc. 4-Dr.				
	H.T.	9886517	RH	.20	SPRING, frt. dr. lock-over ctr.
66	30-4000-9000 exc. 4-Dr.				
	H.T.	9886516	LH	.20	SPRING, frt. dr. lock-over ctr.
66	50-60-8000 (2-Dr.)	9886517	RH	.20	SPRING, frt. dr. lock over ctr.
66	50-60-8000 (2-Dr.)	9886516	LH	.20	SPRING, frt. dr. lock-over ctr.
66	4000 (4-Dr. H.T.)	9703924	RH	.20	SPRING, frt. dr. lock push button return
66	4000 (4-Dr. H.T.)	9703925	LH	.20	SPRING, frt. dr. lock push button return
67	30-4000-9000 exc. 43-				
	4439.	9886517	RH	.20	SPRING, frt. dr. lock over ctr.
67	30-4000-9000 exc. 43-				
	4439.	9886516	LH	.20	SPRING, frt. dr. lock over ctr.
67	4000 (4-Dr. H.T.)	9886516	RH	.20	SPRING, frt. dr. lock over ctr.
67	4000 (4-Dr. H.T.)	9886517	LH	.20	SPRING, frt. dr. lock over ctr.
67	30-4000-9000 exc. 43-				
	4439.	9712734	RH	.20	SPRING, frt. dr. lock push button return
67	30-4000-9000 exc. 43-				
	4439.	9712735	LH	.20	SPRING, frt. dr. lock push button return
67	50-60-8000 (2-Dr.)	9712734	RH	.20	SPRING, frt. dr. lock push button return.
67	50-60-8000 (2-Dr.)	9712735	LH	.20	SPRING, frt. dr. lock push button return_____
67	All 4-Dr. exc. 3000.	9724184	RH	.25	SPRING, frt. dr. lock push button return_____
67	All 4-Dr. exc. 3000.	9724185	LH	.25	SPRING, frt. dr. lock push button return
67	50-60-8000 (2-Dr.)	9886517	RH	.20	SPRING, frt. dr. lock over ctr.
67	50-60-8000 (2-Dr.)	9886516	LH	.20	SPRING, frt. dr. lock over ctr.
67	50-60-8000 (4-Dr.)	9886516	RH	.20	SPRING, frt. dr. lock over ctr.
67	50-60-8000 (4-Dr.)	9886,517	LH	.20	SPRING, frt. dr. lock over ctr.
67	50-60-8000 (4-Dr.)	9703924	RH	.20	SPRING, frt. dr. lock push button return_____
67	50-60-8000 (4-Dr.)	9703925	LH	.20	SPRING, frt. dr. lock push button return
68-70	30-40-9000 (2-Dr.)	9886516	LH	.20	SPRING, frt. dr. lock over ctr.
68-70	50-60-8000 (4-Dr.)	9886516	LH	.20	SPRING, frt. dr. lock over ctr.
68-70	50-60-8000 (2-Dr.)	9886516	RH	.20	SPRING, frt. dr. lock over ctr.
68-70	30-4000 (4-Dr.)	9886516	RH	.20	SPRING, frt. dr. lock over ctr.
68-69	30-4000 (4-Dr.)	9886517	LH	.20	SPRING, frt. dr. lock over ctr.
68-69	30-40-9000 (2-Dr.)	9886517	RH	.20	SPRING, frt. dr. lock over ctr.
68-69	50-60-8000 (2-Dr.)	9886517	LH	.20	SPRING, frt. dr. lock over ctr.
68-69	50-60-8000 (4-Dr.)	9886517	RH	.20	SPRING, frt. dr. lock over ctr.
68-70	All (2-Dr.)	9712734	RH	.20	SPRING, front door lock push button return
68-70	All (2-Dr.)	9712735	LH	.20	SPRING, front door lock push button return
68-72	All (4-Dr.)	9724184	RH	.25	SPRING, front door lock push button return
68-72	All (4-Dr.)	9724185	LH	.25	SPRING, front door lock push button return
68-70	All (4-Dr.)	9712002	2	.20	SPRING, rear door lock.
71	30-4000 2 Drs.	9886517	RH	.20	SPRING, frt. door lock over-ctr.
71	30-4000 4 Drs.	9886517	LH	.20	SPRING, frt. door lock over ctr.
71-72	30-4000 (4 Drs.)	9712002	2	.20	SPRING, rr. door lock push button return
71	30-4000 2 Drs.	9886516	LH	.20	SPRING, frt. door lock over ctr.
71-72	30-4000 (2 Drs.)	9720760	RH	.25	SPRING, frt. dr. lock push button return
71-72	30-4000 (2 Drs.)	9720761	LH	.20	SPRING, frt. dr. lock push button return
71-72	50-60-80-9000.	9827950	2	.20	SPRING, frt. door lock push button return
71	50-60-80-9000.	9886514	RH	.15	SPRING, frt. door lock over ctr.
71	50-60-8000 4 Drs.	9886514	RH	.15	SPRING, rr. door lock over ctr.
71	50-60-80-9000.	9886515	LH	.15	SPRING, frt. door lock over ctr.
71	50-60-8000 4 Drs.	9886515	LH	.15	SPRING, rr. door lock over ctr.
71	50-60-80-9000.	9827960	2	.25	SPRING, frt. & rr. door lock fork return_____

72	30-4000 (2 Drs.)	.9886517	RH	.20	SPRING, frt. dr. lock over center.
71-72	30-4000 (2 Drs.)	.9886516	LH	.20	SPRING, frt. dr. lock over center.
71-72	30-4000 (4 Drs.)	.9886516	RH	.20	SPRING, frt. dr. lock over center.
72	30-4000 (4 Drs.)	.9886517	LH	.20	SPRING, frt. dr. lock over center.
72	All B-C-E	.9886514	RH	.15	SPRING, frt. dr. lock over center.
72	All B-C-E	.9886515	LH	.15	SPRING, frt. dr. lock over center.
72-73	All B-C (4 Drs.)	.9886515	RH	.15	SPRING, rr. door lock over center.
72-73	All B-C (4 Drs.)	.9886514	LH	.15	SPRING, rr. door lock over center.
71-72	All B-C-E	.9827961	2	.10	PIN, frt. door lock push button return spring
71-73	All B-C (4 Drs.)	.9827982	2	.15	PIN, rr. door lock push button
50-55	All	.4591016	AR	.10	SCREW, lock to dr. fcg.
63-69	All	.8714746	AR	.10	SCREW, door lock to inner panel
70-73	All	.8788000	AR	.15	SCREW, dr. lock to inner panel (also used 12.1 84)
64-69	All Wagons	.4234830	AR	.10	CLIP, used 12.242
61-63	40-41-4300	.571 1576	2	.15	CLIP, frt. dr. lock spring
62	All exc. 4027-67-4167-				
	4300	.5712678	AR	.15	CLIP, dr. lock spring
63	4019-35-45-41 19-35-				
	4439-69-4639-4819-				
	29-39	.5712678	4	.15	CLIP, rr. dr. lock spring (also used 12.242)
63	4411-39-47-67-69-4639-				
	47-67-4747-4800	.5712678	AR	.15	CLIP, frt. dr. lock spring
63	4439-4639-4829-39	.5712678	2	.15	CLIP, frt. dr. lock spring
64	4439-4639-4829-39	.5712678	2	.15	CLIP, frt. dr. locking lvr. spg.
65-73	All	.5712678	AR	.15	CLIP, dr. lock spg. (also used 8.080-12.242-12.180)

(R — TANK — VALVE , V/

67	1st Type. Asm. to Door Lock, 2nd Type. Asm. to Door Lock Pillar,				
62-64	4819-29-39	.4477190	RH	10.95	ACTUATOR, brkt. & link, rr. dr.
62-64	4819-29-39	.4477191	LH	1 1.55	ACTUATOR, brkt. & link, rr. dr.
65-66	50-60-8000	.4490804	RH	12.10	ACTUATOR, frt. dr.
65-66	50-60-8000	.4490805	LH	12.10	ACTUATOR, frt. dr.
65	50-60-8000 (4-Dr.)	.4491293	RH	14.65	ACTUATOR, rr. dr.
65	50-60-8000 (4-Dr.)	.4491294	LH	14.65	ACTUATOR, rr. dr.
66	50-60-8000	.7615024	RH	14.65	ACTUATOR, rr. dr.
66	50-60-8000	.7615025	LH	14.65	ACTUATOR, rr. dr.
66	9000	.4537234	RH	12.20	ACTUATOR.
66	9000	.4537235	LH	12.20	ACTUATOR.
67	50-60-8000 (2-Dr.) 1st Type	.7660301	RH	7.35	ACTUATOR.
67	50-60-8000 (2-Dr.) 1st Type	.7660302	LH	7.35	ACTUATOR
67	50-60-8000 (4-Dr.) 1st Type	.7700863	RH	7.35	ACTUATOR, frt. dr.
67	50-60-8000 (4-Dr.) 1st Type	.7700864	LH	7.35	ACTUATOR, frt. dr.
67	50-60-8000 (4-Dr.) 1st Type	.7645520	RH	7.90	ACTUATOR, rr. dr.
67	50-60-8000 (4-Dr.) 1st Type	.7645521	LH	7.90	ACTUATOR, rr. dr.
67	9000 1st Type	.7660304	LH	12.10	ACTUATOR
67	50-60-80-9000 (2-Dr.) 2nd Type	.7731 146	RH	7.35	ACTUATOR, frt. dr.
67	50-60-80-9000 (2-Dr.) 2nd Type	.7731 147	LH	7.35	ACTUATOR, frt. dr.
67	50-60-8000 (4-Dr.) 2nd Type	.8730957	RH	13.35	ACTUATOR, frt. dr.
67	50-60-8000 (4-Dr.) 2nd Type	.8730958	LH	13.35	ACTUATOR, frt. dr.
68	50-60-8000 (4-Dr.)	.7731226	RH	7.35	ACTUATOR, rr. dr.
68	50-60-8000 (4-Dr.)	.7731227	LH	7.35	ACTUATOR, rr. dr.
68-69	3327-3437-3537-4437-67-4600	.8730955	RH	13.35	ACTUATOR, front door
68-69	3327-3437-3537-4437-67-4600	.8730956	LH	13.35	ACTUATOR, front door.
69	3369-3435-3436-3569-4439-4456-4466-4469i	.8730957	RH	13.35	ACTUATOR, front door
69	3369-3435-3436-3569-4439-4456-4466-4469i	.8730958	LH	13.35	ACTUATOR, front door.
69	3369-3435-3436-3569-4439-4469	.8730960	RH	13.35	ACTUATOR, rear door
69	3369-3435-3436-3569-4439-4469	.8730961	LH	13.35	ACTUATOR, rear door
68-69	4000 Wagons	.8730962	RH	13.35	ACTUATOR, rear door
68-69	4000 Wagons	.8730963	LH	13.35	ACTUATOR, rear door

67	50-60-8000 (4-Dr.) 2nd Type	7731226	RH	7.35	ACTUATOR, rr. dr.
67	50-60-8000 (4-Dr.) 2nd Type	7731227	LH	7.35	ACTUATOR, rr. dr.
68-69	9000	7731146	RH	7.35	ACTUATOR.
68-69	9000	7731147	LH	7.35	ACTUATOR.
68	50-60-8000 (2 Drs.)	7731146	RH	7.35	ACTUATOR.
68	50-60-8000 (2 Drs.)	7731147	LH	7.35	ACTUATOR.
68	50-60-8000 (4-Dr.)	8730957	RH	13.35	ACTUATOR, frt. dr.
68	50-60-8000 (4-Dr.)	8730958	LH	13.35	ACTUATOR, frt. dr.
69	50-60-8000 2 Drs.	8730926	RH	12.40	ACTUATOR, front door.
69	50-60-8000 2 Drs.	8730927	LH	12.40	ACTUATOR, front door .
69	50-60-8000 4 Drs.	8731008	RH	12.65	ACTUATOR, front door .
69	50-60-8000 4 Drs.	8731009	LH	12.65	ACTUATOR, front door .
69	50-60-8000	8738433	RH	12.40	ACTUATOR, rear door .
69	50-60-8000	8738434	LH	12.40	ACTUATOR, rear door .
NOTE Refer to Group 8.962 for Required Hose					
62-64	4819-29-39	4787540	2	.15	REINFORCEMENT, lock valve trim pad
65-67	50-60-8000	4787540	2	.15	REINFORCEMENT, frt. dr. lock valve trim pad
66-67	9000 less Deluxe A/Rest	4787540	2	.15	REINFORCEMENT, frt. dr. lock valve trim pad
69	30-40-50-60-8000	7793751	2	.15	REINFORCEMENT, front door valve trim pad
68-69	8439-67-69 less Elec. Window.	7793751	2	.15	REINFORCEMENT, frt. door lock valve pad
68-69	9000 less Deluxe A/Rest	7793751	2	.15	REINFORCEMENT, front door lock valve trim pad
62-64	4819-29-39	4787541	2	.20	RETAINER, vac. control valve
65-66	50-60-8000	4787541	2	.20	RETAINER, vac. control valve
67	50-60-8000 exc. 82- 8457.	4787541	2	.20	RETAINER, frt. dr. vac. lock control valve
66-67	9000 less Deluxe A/Rest	4787541	2	.20	RETAINER, vac. control valve
68-69	8439-57-69 less Elec. Wind	4787541	AR	.20	RETAINER, frt. dr. vac. lock control valve
69	30-40-50-60-8000	4787541		.20	RETAINER, front door control valve
69	30-4000 (4-Dr.)	9422975		.05	RING, rr. dr. vac. lock hose-rr. harness . . .
65	50-60-8000	1365347		7.40	TANK & BRACKET.
66	All	1375192		5.40	TANK & BRACKET.
67-68	50 60-8000	1365347		7.40	TANK & BRACKET.
67	9000	1377172		6.80	TANK & BRACKET, vac. dr. locks
69	50-60-8000	1361373		9.30	TANK & BRACKET.
69	30-4000	1365347		7.40	TANK & BRACKET, vac. dr. lock .
63	4819-29-39	4827534		9.60	VALVE (under instr. panel)
65-66	50-60-8000	4827534		9.60	VALVE, (under instr. panel)
62-64	4829-39	4871142	RH	4.31	VALVE
62-64	4829-39	4871143	LH	4.31	VALVE
65-66	50-60-8000	4871142	RH	4.31	VALVE
65-66	50-60-8000	4871143	LH	4.31	VALVE
69	9487 Deluxe A/Rests	4882616		7.30	VALVE
66-68	9000	4882616		7.30	VALVE
66	9000	7595255		11.85	VALVE, (under instr. panel)
67-69	50-60-8000 (4-Dr.)	7690326		9.85	VALVE, (under instr. panel)
67-69	50-60-80-9000 (2-Dr.)	7595255		1 1.85	VALVE, (under instr. panel)
67	8457.	4464426	RH	7.30	VALVE
67	8457.	4464427	LH	7.30	VALVE
67	50-60-8000 exc. 8457	4871142	RH	4.31	VALVE
67	50-60-8000 exc. 8457	4871143	LH	4.31	VALVE
68	9000 less Deluxe A/Rest	4871142	RH	4.31	VALVE
68	9000 less Deluxe A/Rest	4871143	LH	4.31	VALVE
68-69	30-4000-5000-6487- 6667-87-8239-69.	4871142	RH	4.31	VALVE, frt. dr. vac.
68-69	6639-8257.	4871142	LH	4.31	VALVE, frt. dr.
68-69	30-4000	4871143	LH	4.31	VALVE, frt. dr.
68-69	6639-8257.	4871143	RH	4.31	VALVE, frt. dr.
68-69	5000-6667-87-8239-69	4871143	LH	4.31	VALVE
68	8439-69 less Pwr. Wind.	4464427	RH	7.30	VALVE
67-68	8457 less Pwr. Wind.	4464427	LH	7.30	VALVE
68	8439-69	4464426	LH	7.30	VALVE
68	8457 less Pwr. Wind.	4464426	RH	7.30	VALVE
68	8400 Pwr. Wind	7752685	RH	7.75	VALVE
68	8400 Pwr. Wind	7752686	LH	7.75	VALVE
69	30-4000 (2-Dr.)	8775903		20.80	VALVE, frt. dr.
69	30-4000 (4-Dr.)	8775904		20 80	VALVE, frt. dr.
69	50-60-8000	8761265		20.80	VALVE, frt. dr.
69	50-60-8000	396436		1.85	VALVE, vacuum check
69	8400 Pwr. Wind	7752685		7.75	VALVE, frt. dr.
1 0.485 ACTUATOR — SWITCH — ROD, ELECTRIC DOOR LOCKS					
70-72	All A (2 Drs.)8790968	RH	18.40	ACTUATOR, frt. dr. (solenoid)
70-72	All A (2 Drs.)8790969	LH	18.40	ACTUATOR, frt. dr. (solenoid)
70-72	All A (4 Drs.)8790970	RH	18.40	ACTUATOR, frt. dr. (solenoid)

70-72	All A (4 Drs.)	8790971	LH	18^0	ACTUATOR, frt. dr. (solenoid)
70-72	All A (4 Drs.)	8790972	RH	18^0	ACTUATOR, rr. dr. (solenoid)
70-72	All A (4 Drs.)	8790973	LH	18^0	ACTUATOR, rr. dr. (solenoid)
70	All B-C (4 Drs.)	8791126	RH	18^0	ACTUATOR, frt. dr. (solenoid)
70	All B-C (4 Drs.)	8791127	LH	18.40	ACTUATOR, frt. dr. (solenoid)
70-72	All B-C-E (2 Drs.)	8791128	RH	18.40	ACTUATOR, frt. dr. (solenoid)
70-72	All B-C-E (2 Drs.)	8791129	LH	18.40	ACTUATOR, frt. dr. (solenoid)
70	All B-C (4 Drs.)	8791130	RH	18^0	ACTUATOR, rr. dr. (solenoid)
70	All B-C (4 Drs.)	8791131	LH	18.40	ACTUATOR, rr. dr. (solenoid)
71-73	All B-C (4 Dr.)	9836224	RH	1925	ACTUATOR, frt. dr.
71-73	All B-C (4 Dr.)	9836225	LH	1925	ACTUATOR, frt. dr.
71-73	All B-C (4 Dr.)	9835516	RH	19.25	ACTUATOR, rr. dr.
71-73	All B-C (4 Dr.)	9835517	LH	1925	ACTUATOR, rr. dr.
70	All B-C (2 Drs.)	8744107	2	.72	PLATE, frt. dr. switch protector (also used 10.777)
70	All B (4 Drs.)	8743790	2	1.79	PLATE, frt. dr. switch protector (also used 10.777)
70	All A-B-C	8799901	2	.25	REINFORCEMENT, frt. dr. switch on trim pad
71-73	All	8799901	2	.25	REINFORCEMENT, frt. dr. lock switch on trim pad (also used 10.777-10.79 1-1 1.04 1)
70-73	All A (2 Drs.)	8791976	RH	25	ROD, frt. dr. actuator to lock
70-73	All A (2 Drs.)	8791977	LH	^0	ROD, frt. dr. actuator to lock
70-73	All A (4 Drs.)	8797645	RH	25	ROD, frt. dr. actuator to lock
70-73	All A (4 Drs.)	8797646	LH	25	ROD, frt. dr. actuator to lock
70	30-40-50-60-8200	8792174	2	8.20	SWITCH & ESCUTCHEON, frt. dr. lock control
70	8439-57 less Pwr.				
	Winds	8792174	2	8^0	SWITCH & ESCUTCHEON, frt. dr.
70	9487 less Deluxe A/Rest	8792174	2	8^0	SWITCH & ESCUTCHEON, frt. dr.
70	8400-9000	8729366	2	8^5	SWITCH & ESCUTCHEON, frt. dr.
70	9000 Elec. Wind. & Deluxe A/Rest	8788056	2	12J5	SWITCH & ESCUTCHEON, frt. dr.
71	30-40-50-60-8200	9825444	2	9.10	SWITCH & ESCUTCHEON, frt. door (on trim pad)
71	8400-9000 less Deluxe A/Rest	9825444	2	9.10	SWITCH & ESCUTCHEON, frt. door (on trim pad)
71-72	8437-39-9000 Deluxe A/Rest	9834020	2	9.10	SWITCH & ESCUTCHEON, frt. door (in a/rest)
72	All	9825444	2	9.10	SWITCH & ESCUTCHEON, frt. dr. (on trim pad)
70-71	All 2 Drs.	9722397	4	.10	CLIP, frt. door switch ret.
72	All	9722397	4	.10	CLIP, frt. dr. switch retr. (also used 10.777-10.791-1 1.041)
1 0.500 CONTROL DOOR LOCK REMOTE					
54-56	40-60-100	4747675	LH	2.82	CONTROL, frt.
57-58	40-60 exc. 41-49-61	4747675	LH	2.82	CONTROL, frt.
59	441 1-37-67-4637-47	481 0042	RH	3.02	CONTROL, frt.
59	4411-37-67-4637-47	4810043	LH	2.97	CONTROL, frt.
59	4419-35-39-4619-35-39	4756030	LH	2.97	CONTROL, frt.
60-61	441 1	4810042	RH	3.02	CONTROL, frt.
60-61	441 1	4810043	LH	2.97	CONTROL, frt.
60	4435-45-4635-45	4756030	LH	2.97	CONTROL, frt.
60	4437-67, 4637-67 Std. Trim	4407865	LH	2.97	CONTROL, frt.
61	4435-37-45-67-69-4637-67-4719-37-4867	4407865	LH	2.97	CONTROL, frt.
61	4439-4639-4739-4829	4407863	LH	2.92	CONTROL, frt.
61	4435-39-45-69-4639-4719-39-4829	4810360	RH	2.92	CONTROL, frt.
61	4435-39-45-69-4639-4719-39-4829	4810361	LH	2.92	CONTROL, rr.
61-63	4300	4834043	RH	6.00	CONTROL, rr.
62-63	4411-34-45-67-69	4810042	RH	3.02	CONTROL, frt. dr.
62-63	4411-34-45-67-69	4810043	LH	2.97	CONTROL, frt. dr.
62	4635-39-45	4810360	RH	2.92	CONTROL, frt. dr.
62	4635-39-45	4810361	LH	2.92	CONTROL, rr.
62	4635-45-47-67-4819-47-67 Deluxe A/Rests	4407865	LH	2.97	CONTROL, frt.
62	4639-4829-39	4407863	LH	2.92	CONTROL, frt.
63	4439-4639-4829-39	4407863	LH	2.92	CONTROL, frt. dr.
63	4447-67-4635-47-67-4819-47-67	4407865	LH	2.97	CONTROL, frt. dr.
63	4439-4635-39	4810360	RH	2.92	CONTROL, rr. dr.
63	4439-4635 39	4810361	LH	2.92	CONTROL, rr. dr.
63-65	Riviera	4407861	LH	2.20	CONTROL, frt. dr. frt.
63-65	Riviera Rr. Remote Control	4407861	RH	2.20	CONTROL, frt. dr. rr.
64	40-41-4200	4410758	RH	3.02	CONTROL, frt. 8. rr. dr.
64	40-41-4200	4410759	LH	2.97	CONTROL, frt. 8! rr. dr.
64	4300	4410761	LH	1.95	CONTROL, frt. & rr. dr.
64	4447-69-4635-45-47-69	4810042	RH	3.02	CONTROL, frt. dr.
64	4447-69-4635-45-47-69	4810043	LH	2.97	CONTROL, frt. dr.

64	4467-4667-4819-47-67	4407865	LH	2.97	CONTROL, frt. dr.
64	4639 (Remote Control Hdl.-Paddle Type)	4407863	LH	2.92	CONTROL, frt. dr.
64	4639 (Remote Control Hdl.-Paddle Type)	4810360	RH	2.92	CONTROL, rr. dr. .
64	4639 (Remote Control Hdl.-Paddle Type)	4810361	LH	2.92	CONTROL, rr. dr. .
64	4647-69 (Remote Control Hdl.-Paddle Type)	4407865	LH	2.97	CONTROL, frt. dr.
64	4829-39	4407863	LH	2.92	CONTROL, frt. dr.
65	30-4200-43-4427	4410758	RH	3.02	CONTROL, frt. &
65	30-4200-43-4427	4410759	LH	2.97	CONTROL, frt. Bi
65	43-4400 exc. 4327-4427	4410761	LH	1.95	CONTROL, frt. &
65-66	50-6000 exc. Conv.	4469683	RH	2.97	CONTROL, frt. dr.
65-66	50-6000 exc. Conv.	4469684	LH	2.97	CONTROL, frt. dr.
65	52-54-62-6400 (4-Dr.)	4469683	RH	2.97	CONTROL, rr. dr. .
65	52-54-62-6400 (4-Dr.)	4469684	LH	2.97	CONTROL, rr. <u>dr. .</u>
65	5467-6467	4470343	LH	3.02	CONTROL, frt. dr.
65	66-8000	4536376	RH	2.20	CONTROL, frt. dr.
65	6637-69-6400-8000	4536377	LH	2.20	CONTROL, frt. dr.
65	6639-8200-8439-69	4536376	RH	2.20	CONTROL, rr. <u>_____</u>
65	6639-8200-8439-69	4536377	LH	2.20	CONTROL, rr. <u>dr. .</u>
66-67	3507-17-3607-17 Interior Ornamental Remote Control Hdl.	7630936	RH	2.51	CONTROL, dr. lock remote
66-67	3507-17-3607-17 Interior Ornamental Remote Control Hdl.	7630937	LH	2.51	CONTROL, dr. lock remote
66-67	43-44-4600 (2-Dr.)	7630936	RH	2.51	CONTROL
66-67	43-44-4600 (2-Dr.)	7630937	LH	2.51	CONTROL
66-67	4455-65-4855-65	7630934	RH	2.46	CONTROL
66-67	4455-65-4855-65	7630935	LH	2.46	CONTROL
66-67	3000	4410758	RH	3.02	CONTROL, frt. Bi rr. dr. lock remote
66-67	3000	4410759	LH	2.97	CONTROL, frt. Bi rr. dr. lock remote
66-67	4339-4439-5467-6467- 9000	4505857	RH	3.02	CONTROL, dr. lock remote
66-67	4339-4439-5467-6467- 9000	4505858	LH	2.97	CONTROL, dr. lock remote
66-67	66-8000	4536376	RH	2.20	CONTROL, dr. lock remote
66-67	66-8000	4536377	LH	2.20	CONTROL, dr. lock remote
66-67	9487 Dr.-Rr. Remote Control	4540963	RH	2.5 1	CONTROL, frt. dr. lock remote-frt. . .
66-67	9487 Dr.-Rr. Remote Control	4540964	LH	2.51	CONTROL, frt. dr. lock remote-frt. . .
66-67	9487 Dr.-Rr. Remote Control	4540963	RH	2.51	CONTROL, frt. dr. lock remote-rr. . .
66-67	9487 Dr.-Rr. Remote Control	4540964	LH	2.51	CONTROL, frt. dr. lock remote-rr. . .
67	5200	4469683	RH	2.97	CONTROL, dr. lock <u>remote</u>
67	5200	4469684	LH	2.97	CONTROL, dr. lock <u>remote</u>
67	5439-69-87-6439-69-87	4536376	RH	2.20	CONTROL, dr. lock <u>remote</u>
67	5439-69-87-6439-69-87	4536377	LH	2.20	CONTROL, dr. lock <u>remote</u>
68	3369 Deluxe A/Rest	8789690	RH	2.97	CONTROL, frt. & rr. _____
68	3369 Deluxe A/Rest	8789691	LH	2.97	CONTROL, frt. & rr. _____
67	3437 less Bkt. Seats	8789690	RH	2.97	CONTROL
67	3437 less Bkt. Seats	8789691	LH	2.97	CONTROL
68	3437-4400-4600 exc. Wagons	8789688	RH	2.97	CONTROL
68	3437-4400-4600 exc. Wagons	8789689	LH	3.02	CONTROL
68	3327-69-5200-8200- 8439-57-69	8789690	RH	2.97	CONTROL, frt. & rr. _____
68	3327-69-5200-8200- 8439-57-69	8789691	LH	2.97	CONTROL, frt. Bi rr. dr. lock remote
68	All Wagons	8789690	RH	2.97	CONTROL, frt. Bi rr. _____
68	All Wagons	8789691	LH	2.97	CONTROL, frt. Bi rr. _____
68	3537 Notch Seat	8789688	RH	2.97	CONTROL
68	3537 Notch Seat	8789689	LH	3.02	CONTROL
68	3537-5400-6400	8789690	RH	2.97	CONTROL, frt. & rr. _____
68	3537-5400-6400	8789691	LH	2.97	CONTROL, frt. & rr. _____
68	6600	8789688	RH	2.97	CONTROL
68	6600	8789689	LH	3.02	CONTROL
68	8400-9000 Pwr. Winds.	8726277	RH	2.82	CONTROL
68	8400-9000 Pwr. Winds.	8726278	LH	2.87	CONTROL
69	3369-3435-36-37-67- 3500-4456-66-67-69- 8200	8789690	RH	2 97	CONTROL, frt. & rr. dr. lock remote

69	3369-3435-36-37-67-35- 00-4456-66-67-69-820- 0	8789691	LH	2.97	CONTROL, frt. & rr. dr. lock remote .
69-70	30-5200	8789692	RH	3.08	CONTROL (frt. & rr. dr. lock remote)
69-70	30-5200	8789693	LH	3.08	CONTROL (frt. <i>Si</i> rr. dr. lock remote)
69-70	5400-6400-6637-39-69- 8439-57-69	8789688	RH	2.97	CONTROL, frt. & rr. dr. lock remote .
69-70	5400-6400-6637-39-69- 8439-57-69	8789689	LH	3.02	CONTROL, frt. & rr. dr. lock remote .
69-71	3337-69-3437-3537 Deluxe A/Rest	8789690	RH	2.97	CONTROL, door.....
69-71	3337-69-3437-3537	8789691	LH	2.97	CONTROL, door.....
68-70	8400-9000 Power	8726277	RH	2.82	CONTROL, door.....
68-70	8400-9000 Power Window	8726278	LH	2.87	CONTROL, door.....
70	4456-66-67-69-8200	8789690	RH	2.97	CONTROL, frt. & rr. dr.....
70	4456-66-67-69-8200	8789691	LH	2.97	CONTROL, frt. & rr. dr.....
70	6036-46	8789692	RH	3.08	CONTROL, frt. <i>Si</i> rr. dr. lock remote.....
70	6036-46	8789693	LH	3.08	CONTROL, frt. & rr. dr. lock remote.....
71-72	3467-4400	8789690	RH	2.97	CONTROL, frt. & rr. dr. lock remote.....
71-72	3467-4400	8789691	LH	2.97	CONTROL, frt. & rr. dr. lock remote.....
71-72	3327-37-3436-37	8789692	RH	3.08	CONTROL, frt. & rr. dr. lock remote.....
71-72	3327-37-69-3436-37	8789693	LH	3.08	CONTROL, frt. & rr. dr. lock remote.....
72	3369 Custom Dr. Trim	8789690	RH	2.97	CONTROL, frt. dr. lock remote.....
72	3369 Custom Dr. Trim	8789691	LH	2.97	CONTROL, frt. dr. lock remote.....
68	8400-9000 Pwr. Wind.	8726361	AR	.10	SILENCER, remote control dr. spg.....
69	8439-8467	8726361	2	.10	SILENCER, front door lock remote control to inner panel.....
69	8439-69 Pwr. Wind	8726361	2	.10	SILENCER, rear door lock remote control to inner panel.....
68	8400-9000 Pwr. Winds.	8726276	AR	.36	SPRING, dr. remote control.....
68	9000 Pwr. Wind	8728943	AR	.56	SPRING, frt. dr. (identify by yellow paint).....
69	9000 Pwr. Wind	8726276	AR	.36	SPRING, door remote control.....
69-70	8400 Pwr. Wind	8728943	AR	.56	SPRING, front <i>Si</i> rear door lock remote control to panel.....
69-70	9000	8728943	2	.56	SPRING, front door lock remote control to panel . .
65-71	All	7591000	AR	.10	WASHER (used 10.512-10.517).....
1 0.506 ROD — LINK, DOOR LO					
64	4027-67-4127-4337-67	4418917	2	.46	ROD, frt. dr. lock remote control to lock
64-67	Sportwagons	4429134	RH	.40	ROD, rr. dr. lock remote control to lock .
64-67	Sportwagons	4429135	LH	.40	ROD, rr. dr. lock remote control to lock
65-66	Special-Skylark-G.S. (2- Or.)	4418917	2	.46	ROD, frt. dr. lock remote control to lock .
65-66	50-60-8000 (2-Dr.)	4477160	2	.46	ROD, frt. dr. lock remote control to lock .
65-66	50-60-8000 (4-Dr.)	4472624	RH	.46	ROD, rr. dr. lock remote control to lock .
65-66	50-60-8000 (4-Dr.)	4472625	LH	.46	ROD, rr. dr. lock remote control to lock .
66	3335-69-3435-69-3535- 69-3635-69	7590856	RH	.46	ROD, rr. dr. lock remote control to lock
66	3335-69-3435-69-3535- 69-3635-69	7590857	LH	.46	ROD, rr. dr. lock remote control to lock
66 67	43-4439	7584110	RH	.46	ROD, rr. dr. lock remote control to lock
66-67	43-4439	7584111	LH	.46	ROD, rr. dr. lock remote control to lock
66	9000 Dr. Rr. Remote Control 1st Type (less Groove for Clip on Lock End)	4540244	2	.28	ROD, rr. remote control to lock
66	9000 Dr.-Rr. Remote Control (2nd Type-with Groove on Lock End)	7639684	2	.30	ROD, rr. remote control to lock
66	9000	4540247	RH	.62	ROD, frt. dr. lock remote control to lock
66	9000	4540248	LH	.62	ROD, frt. dr. lock remote control to lock
66	9000 Dr. Rr. Remote Control	4540247	RH	.62	ROD, dr. lock frt. remote control to lock
66	9000 Dr. Rr. Remote Control	4540248	LH	.62	ROD, dr. lock frt. remote control to lock
67	30-4000 (2-Dr.)	7656078	RH	.41	ROD, frt. dr. lock remote control to lock .
67	30-4000 (2-Dr.)	7656079	LH	.41	ROD, frt. dr. lock remote control to lock
67	30-4000 (4-Dr.) exc. 43- 4439	7656080	RH	.41	ROD, frt. dr. lock remote control to lock .
67	30-4000 (4-Dr.) exc. 43- 4439	7656081	LH	.41	ROD, frt. dr. lock remote control to lock .
67	3335-69-3435-69-3535- 69-3635-69-4469	7590856	RH	.46	ROD, rr. dr. lock remote control to lock .
67	3335-69-3435-69-3535- 69-3635-69-4469	7590857	LH	.46	ROD, rr. dr. lock remote control to lock

REMOTE CONTROL

67	43-4439	.7642083	RH	.40	ROD, frt. dr. lock remote control to lock
67	43-4439	.7642084	LH	.43	ROD, frt. dr. lock remote control to lock
67	50-60-8000 (2 Dr.)	.7656820	RH	.41	ROD, frt. dr. lock remote control to lock
67	50-60-8000 (2 Dr.)	.7656821	LH	.41	ROD, frt. dr. lock remote control to lock
67	50-60-8000 (4 Dr.)	.7656442	RH	.41	ROD, frt. dr. lock remote control to lock
67	50-60-8000 (4 Dr.)	.7656443	LH	.41	ROD, frt. dr. lock remote control to lock
67	50-60-8000 (4 Dr.)	.7653512	RH	.56	ROD, rr. dr. lock remote control to lock.
67	50-60-8000 (4 Dr.)	.7653513	LH	.56	ROD, rr. dr. lock remote control to lock.
67	9000 Dr. Rr. Remote Control	.7642158	RH	.56	ROD, dr. lock frt. remote control to lock
67	9000 Dr. Rr. Remote Control	.7642159	LH	.56	ROD, dr. lock frt. remote control to lock
67	9000 Dr. Rr. Remote Control	.7642158	RH	.56	ROD, frt. dr. lock remote control to lock
67	9000 Dr. Rr. Remote Control	.7642159	LH	.56	ROD, frt. dr. lock remote control to lock
67	9000 Dr. Rr. Remote Control	.7657427	2	.41	ROD, dr. lock rr. remote control to lock
68	30-4000 (2-Dr.)	.7726920	RH	.30	ROD, frt. dr. lock remote control to lock
68	30-4000 (2-Dr.)	.7798487	LH	.62	ROD, frt. dr. lock remote control to lock
68	30-4000 (4-Dr.)	.7798488	RH	.41	ROD, frt. dr. lock remote control to lock
68	30-4000 (4-Dr.)	.7798489	LH	.62	ROD, frt. dr. lock remote control to lock
68	4000 Wagons	.7798496	RH	.56	ROD, rr. dr. lock remote control to lock
68-69	4000 Wagons	.7732354	LH	.56	ROD, rr. dr. lock remote control to lock
68-72	3369-3435-3569-4439-69	.7798494	RH	.62	ROD, rr. dr. lock remote control to lock
68-72	3369-3435-3569-4439-69	.7798495	LH	.77	ROD, rr. dr. lock remote control lock . . .
68	50-60-8000 (2-Dr.)	.7798492	RH	.56	ROD, frt. dr. lock remote control to lock
68	50-60-8000 (2-Dr.)	.7798493	LH	.82	ROD, frt. dr. lock remote control to lock
68	50-60-8000 (4-Dr.)	.7798490	RH	.41	ROD, frt. dr. lock remote control to lock
68	50-60-8000 (4-Dr.)	.7798491	LH	.62	ROD, frt. dr. lock remote control to lock
68	50-60-8000 (4 Dr.) Early Prod. Jobs	.7729230	RH	.56	ROD, rr. dr. lock remote control to lock
68	50-60-8000 (4 Dr.) Early Prod. Jobs	.7729231	LH	.56	ROD, rr. dr. lock remote control to lock
68	50-60-8000 (4 Dr.) Late Prod. Jobs	.7798500	RH	.56	ROD, rr. dr. lock remote control to lock
68	50-60-8000 (4 Dr.) Late Prod. Jobs	.7798501	LH	.56	ROD, rr. dr. lock remote control to lock
68-70	9000	.7759448	RH	.56	ROD, frt. dr. lock remote control to lock
68-70	9000	.7759449	LH	.56	ROD, frt. dr. lock remote control to lock
69-72	3327	.7726920	RH	.30	ROD, frt. dr. lock remote control to lock
69-72	3327	.7798487	LH	.62	ROD, frt. dr. lock remote control to lock
69	3436-4456-4466	.7798488	RH	.41	ROD, front door lock remote control to lock
69	3436-4456-4466	.7798489	LH	.62	ROD, front door lock remote control to lock
69	4456-66	.7798496	RH	.56	ROD, rr. dr. lock remote control to lock
69	4456-66	.7798497	LH	.87	ROD, rr. dr. lock remote control to lock
69	3437-3537-4437-67-4637-4667	.8728860	RH	.56	ROD, front door lock remote control to lock
69	3437-3537-4437-67-4637-4667	.8728861	LH	.56	ROD, front door lock remote control to lock
69-70	50-60-8000 (2-Dr.)	.8723628	RH	.51	ROD, front door lock remote control to lock
69-70	50-60-8000 (2-Dr.)	.8723629	LH	.51	ROD, front door lock remote control to lock
69-70	50-60-8000 4-Dr.)	.8727922	RH	.51	ROD, front door lock remote control to lock
69-70	50-60-8000 (4-Dr.)	.8727923	LH	.51	ROD, front door lock remote control to lock
69-70	8000 (4-Dr.)	.8724151	RH	.56	ROD, rear door lock remote control to lock .
69-70	50-6000 (4-Dr.)	.8746497	RH	.41	ROD, rr. dr. lock remote control to lock
69-70	50-6000 (4-Dr.)	.8746498	LH	.62	ROD, rr. dr. lock remote control to lock
69-70	8000 (4-Dr.)	.8724152	LH	.56	ROD, rear door lock remote control to lock .
70-72	30-4000 4 Drs.	.7798488	RH	.41	ROD, frt. dr. lock remote control to lock
70-72	30-4000 4 Drs.	.7798489	LH	.62	ROD, frt. dr. lock remote control to lock
70-72	30-4000 2 Drs. exc. 3327	.8791978	RH	.56	ROD, frt. door lock remote control to lock . .
70-72	30-4000 2 Drs. exc. 3327	.8791979	LH	.56	ROD, frt. door lock remote control to lock . .
	NOTE 197 1 50-60-80-9000 1st Type Rod h s 90 Degree Bend, 2nd Type has "S" shaped Bend.				
71	5239-69-5439-69-6639 1st Type	.9876538	RH	.92	ROD, rr. dr. lock remote control to lock . . .
71	5239-69-5439-69-6639 1st Type	.9876539	LH	.92	ROD, rr. dr. lock remote control to lock . . .
71	6035-45-8239-8439 1st Type	.9836915	RH	.82	ROD, rr. dr. lock remote control to lock . . .
71	6035-45-8239-8439 1st Type	.9836916	LH	.82	ROD, rr. dr. lock remote control to lock . . .
71	5239-69-5439-69-6035-45-6639-8239-8439 1st Type	.9836917	RH	.56	ROD, frt. door lock remote control to lock

71	50-60-80-9000 2 Drs. 1st Type.....	9837037	RH	.56	ROD, frt. door locking remote control to lock.....
71	50-60-80-9000 2 Drs. 1st Type.....	9837038	LH	.56	ROD, frt. door locking remote control to lock.....
71	5239-69-5439-69-6639 2nd Type.....	9876538	RH	.92	ROD, rr. dr. lock remote control to lock.....
71	5239-69-5439-69-6639 2nd Type.....	9876539	LH	.92	ROD, rr. dr. lock remote control to lock.....
71	6035-45-8239-8439 2nd Type.....	9876540	RH	.92	ROD, rr. dr. lock remote control to lock.....
71	6035-45-8239-8439 2nd Type.....	9876541	LH	.92	ROD, rr. dr. lock remote control to lock.....
71	50-60-8000 (4 Drs.) 2nd Type.....	9876542	RH	.72	ROD, frt. dr. lock remote control to lock.....
71	50-60-8000 (4 Drs.)	9876543	LH	.72	ROD, frt. dr. lock remote control to lock.....
71	50-60-80-9000 (2 Dr.) 2nd Type.....	9876544	RH	.62	ROD, frt. dr. lock remote control to lock.....
- 71	50-60-80-9000 (2 Dr.) 2nd Type.....	9876545	LH	.62	ROD, frt. dr. lock remote control to lock.....
72-73	All B-C-E (2 Drs.)	9876544	RH	.62	ROD, frt. dr. lock remote control to lock.....
72-73	All B-C-E (2-Dr.)	9876545	LH	.62	ROD, frt. dr. lock remote control to lock.....
72-73	All B-C (4-Dr.)	9876542	RH	.72	ROD, frt. door lock remote control to lock.....
72-73	All B-C (4-Dr.)	9876543	LH	.72	ROD, frt. dr. lock remote control to lock.....
72-73	All B (4-Dr.) exc. Wgn.	9876538	RH	.92	ROD, rr. dr. lock remote control to lock.....
72-73	All B (4-Dr. exc. Wgn.)	9876539	LH	.92	ROD, rr. dr. lock remote control to lock.....
72-73	All B/Wgn. & C (4-Dr.)	9876540	RH	.92	ROD, rr. dr. lock remote control to lock.....
72-73	All B/Wgn. & C (4-Dr.)	9876541	LH	.92	ROD, rr. dr. lock remote control to lock.....
61	4027-4317	4833669	2	2.05	LINK, frt.....
62-63	4027-67-4167-4347-67	4833669	2	2.05	LINK, frt.....
56-58	All	461 5576	1	.20	COVER, rr. dr. conn, locking rod—(12.934).....
62	4367-4647	4803018	6	.06	SCREW, frt. dr. lock remote control to panel—(10.792).....
63	All	4803018	AR	.06	SCREW, dr. lock to panel—(10.792).....
64-71	All as Req	4405526	AR	.10	SCREW 1/2" — 20 x 3/8" — 3/16" dia. washer—(1 2.1 80).....
68-70	All as Req	7704513	AR	.10	SCREW (1/2" — 20 x 1/2") — (10.792).....

10.51 2 HANDLE — PLATE, DOOR LOCK INSIDE REMOTE CONTROL

54-58	40-60-100	4631206	AR	2.36	HANDLE, dr. lock control.....
59	4411-19-35-37-39-67	4760518	AR	1.59	HANDLE, dr.....
59	4619-35-37-39-67	4753532	AR	2.26	HANDLE, dr. lock control.....
60	All exc. 44 11	4787463	RH	3.28	HANDLE, dr.....
60	All exc. 44 11	4787464	LH	3.28	HANDLE, dr.....
60	44 1 1	4760518	AR	1.59	HANDLE, dr.....
61	4019-27-35-45	4631206	AR	2.36	HANDLE, dr.....
61	4 1 19-35	4753532	AR	2.26	HANDLE, frt. & rr. dr. lock remote control.....
61	4317-4435-37-39-67-69	4787463	RH	3.28	HANDLE, dr. lock inside remote control.....
61	4317-4435-37-39-67-69	4787464	LH	3.28	HANDLE, dr. lock inside remote control.....
61	441 1	4760518	AR	1.59	HANDLE, dr. lock inside remote control.....
62	40-4 100	4631206	AR	2.36	HANDLE, dr.....
62	43-46-4800	4787463	RH	3.28	HANDLE, dr. lock inside remote control (Deluxe Type A/Rest).....
62	43-46-4800	4787464	LH	3.28	HANDLE, dr. lock inside remote control (Deluxe Type A/Rest).....
62	4411-39-47-69	4760518	AR	1.59	HANDLE, dr. lock inside remote control.....
63	40-41-4411-35-45-69	4760518	AR	1.59	HANDLE.....
63	4300-4439-47-67-4600	4787463	RH	3.28	HANDLE.....
63	4300-4439-47-67-4600	4787464	LH	3.28	HANDLE.....
63-64	4747	4787464	RH	3.28	HANDLE, dr. rr.....
63-64	4747	4787463	LH	3.28	HANDLE, dr. rr.....
64	40-41-4200-4439-47-69	4760518	AR	1 59	HANDLE.....
64	4300-4467-4647-67	4787463	RH	3.28	HANDLE.....
64	4300-4467-4647-67	4787464	LH	3.28	HANDLE.....
64	4439-47-69-4635-69 Reg. & Remote Control Hdl.	4753532	AR	2.26	HANDLE (paddle type).....
64	4639-47 Reg. & Remote Control Hdl.	4753532	AR	2.26	HANDLE (paddle type).....
64	4639-67 (Remote Control Hdl.)	4787463	RH	3.28	HANDLE (paddle type).....

64	4639-67 (Remote Control Hdl.)	4787464	LH	3.28	HANDLE (paddle type).
65	30-4200-4327-4427.	4468414	AR		
65	4300-4400-5467-6467- 6637-39-67-8237-39- 69-8437-39-67-69- 9447.	4787463	RH	2.26	HANDLE
65	4300-4400-5467-6467- 6637-39-67-8237-39- 69-8437-39-67-69- 9447.	4787464	LH	3.28	HANDLE.
65	52-54-62-6400 exc. Conv.	4468414	AR	3 28	HANDLE.
65	9000 (Rr. Remote Control).	4787463	RH		
65	9000 (Rr. Remote Control).	4787464	LH	2.26	HANDLE
66	3000-4255-65-5200- 5437-39-69-6437-39- 69.	4468414	AR	3.28	HANDLE, rr.
66	4307-17-39-69-4407-17- 39-55-65-67-4600- 5467-6467-6600-8000	4787463	RH	2.26	HANDLE, dr. lock remote control.
66	4307-17-39-69-4407-17- 39-55-65-67-4600- 5467-6467-6600-8000	4787464	LH	3.28	HANDLE, dr. lock remote control.
66-67	9000.	4787463	RH		
66-67	9000.	4787464	LH	3.28	HANDLE, dr. lock remote control. . . .
66-67	9000 Dr. Rr. Remote Control	4787464	RH	3.28	HANDLE, dr. lock remote control-frt
66-67	9000 Dr. Rr. Remote Control	4787463	LH	3.28	HANDLE, dr. lock remote control-frt
66-67	3507-17-3607-17 Interior Ornamental- Remote Control Hdl.	4787463	RH	3.28	HANDLE, dr. lock remote control-frt
66-67	3507-17-3607-17 Interior Ornamental- Remote Control Hdl.	4787464	LH	3.28	HANDLE, dr. lock remote control. . . .
67	3000-5200.	4468414	AR	2.26	HANDLE, dr. lock remote control. . . .
67	43-44-46-48-54-60-8000	4787463	RH	3.28	HANDLE, dr. lock remote control. . . .
67	43-44-46-48-54-60-8000	4787464	LH	3.28	HANDLE, dr. lock remote control. . . .
68	3369.	7743520	RH	2.26	HANDLE, frt. dr.
68	3369.	7743521	LH	2.26	HANDLE, frt. dr.
68-72	3369.	7743519	2	3.18	HANDLE, rear door.
68-72	3369 Deluxe A/Rest- Front 8i Rear.	7743520	RH	2.26	HANDLE, rear door.
68-72	3369 Deluxe A/Rest- Front & Rear.	7743521	LH	2.26	HANDLE, rear door.
68	30-40-50-60-8200 exc. 3369.	7743520	RH	2.26	HANDLE
68	30-40-50-60-8200 exc. 3369.	7743521	LH	2.26	HANDLE
68	8400 less Pwr. Wind.	7743520	RH	2.26	HANDLE, frt. dr.
68	8400 less Pwr. Wind.	7743521	LH	2.26	HANDLE, frt. dr.
68-70	8400 Power Window_____	7743522	RH	4.82	HANDLE
68-70	8400 Power Window_____	7743523	LH	4.82	HANDLE
68-70	9487.	7743522	RH	4.82	HANDLE
68-70	9487.	7743523	LH	4.82	HANDLE
69-70	All exc. 3369.	7743520	RH	2.26	HANDLE, rear door.
69-70	All exc. 3369.	7743521	LH	2.26	HANDLE, rear door.
69-70	All exc. 9487.	7743520	RH	2.26	HANDLE, frt. door.
69-70	All exc. 9487.	7743521	LH	2.26	HANDLE, frt. door.
71-72	30-4000.	7743520	RH	2.26	HANDLE, frt. dr.
71-72	3436-4439-69.	7743520	RH	2.26	HANDLE, rr. dr.
71-72	30-4000.	7743521	LH	2.26	HANDLE, frt. dr.
71-72	3436-4439-69.	7743521	LH	2.26	HANDLE, rr. dr.
	NOTE 1971 50-60-80-9000 1 st Type, use when Rod has 90 Degree Bend, 2nd Type, use when Rod is "S" shaped.				
71	50-60-80-9000 1st Type	9834752	RH	5.70	HANDLE, frt. & rr. dr.
71	50-60-80-9000 1st Type	9834753	LH		
71	8400-9000 (Pwr. Wind.) 1st Type.	9834762	RH	5.70	HANDLE, frt. & rr. dr.
71	8400-9000 (Pwr. Wind.) 1st Type.	9834763	LH	6.85	HANDLE, frt. & rr. dr.
71	50-60-80-9000 2nd Type	9876548	RH	5.70	HANDLE, frt. & rr dr.
71	50-60-80-9000 2nd Type	9876549	LH	6.05	HANDLE, frt. & rr. dr.
71	8400-9000 (Pwr. Wind.) 2nd Type.	9876550	RH	6.05	HANDLE, frt. & rr. dr.
				6.45	HANDLE, frt. dr.

71	84-9000 (Power Wind.) 2nd Type.....	9876551	LH	6.45	HANDLE, rr. dr. lock remote control .
71	8439 (Power Wind.) 2nd Type.....	9876550	RH	6.45	HANDLE, frt. dr. lock remote control
71	8439 (Pwr. Wind.) 2nd Type.....	9876551	LH	6.45	HANDLE, rr. dr.....
72-73	All B-C-E.....	9882023	RH	5.70	HANDLE, frt. & rr. dr. lock remote control
72-73	All B-C-E.....	9882024	LH	5.70	HANDLE, frt. & rr. dr. lock remote control
72	8400 (Pwr. Wind. & Cust. Trim).....	9882197	RH	6.05	HANDLE, frt. dr. lock remote control
72	8400-9000 (Pwr. Wind. & Cust. Trim).....	9882198	LH	6.05	HANDLE, frt. dr. lock remote control
72	8439 (Pwr. Wind. & Cust. Trim).....	9882197	RH	6.05	HANDLE, rr. dr. lock remote control .
72	8439 (Pwr. Wind. & Cust. Trim).....	9882198	LH	6.05	HANDLE, rr. dr. lock remote control .
72-73	All E (Custom Trim).....	9882197	RH	6.05	HANDLE, frt. dr. lock remote control
72-73	All E (Custom Trim).....	9882198	LH	6.05	HANDLE, frt. dr. lock remote control
71-72	50-60-80-9000.....	9834761	AR	.10	BUMPER, hdl.....
65	54-6467-66-82-8400.....	273156	AR	.05	SCREW, dr. lock remote control hdl.
66	4307-17-39-67-4407-17- 39-55-65-67-5467- 6467-6600-8200-9000	273156	AR	.05	SCREW, dr. lock remote control hdl.—(8.913)
66-67	Riviera Dr. Rr. Remote Control.....	423595		.10	SCREW, dr. lock remote control rr. hdl.—(8.900)
66-67	8400.....	423595		.10	SCREW, dr. lock remote control hdl. (10—24 x 1/2")— (8.900).....
67	3507-17-3607-17-4300- 4400-4600-4800- 5400-6000-8200-9000	273156	AR	.05	SCREW, dr. lock remote control hdl.—(8.913).....
67	Riviera Deluxe A/Rests . . .	423595	2	.10	SCREW, dr. lock remote control frt. hdl.—(8.900)
68-70	8400 Power Window	7740945	AR	.10	SCREW.....
68-70	9487.....	7740945	4	.10	SCREW.....
71	5239-57-5439-57-67- 6035-6600-8000-9000	4405527	6	.10	SCREW, frt. dr. lock remote handle to pnl—(10.792)
56-60	All.....	4078002	AR	.20	SPRING, rr. dr. hdl. (10.666).....
58	40-60.....	4566746	2	.20	SPRING, frt. dr. hdl (10.806).....
61	441 1.....	4078002	2	.20	SPRING, frt. dr. remote control reg. hdl—(1 0.666) ..
61-62	4019-35-4-6-4 1 19-35	4078002	2	.20	SPRING, rr. dr. remote control regulator hdl.— (10.666).....
62	441 1-39-47.....	4078002	2	.20	SPRING, frt. dr. remote control reg. hdl.—(10.666) ..
63	4019-35-45-41 19-35- 4435-45-69.....	4078002		.20	SPRING, rr. dr. reg. (10.666).....
63	441 1-35-45-69-4747. . .	4078002		.20	SPRING, frt. dr. reg. (10.666).....
65	30-4000 Conv.	4078002		.20	SPRING, (usage 10.5 12-10.806).....
65	50-60-8000 (2-Dr.). . .	4078002	AR	20	SPRING, dr. remote control hdl.....
61	4019-35-4 119-35. . . .	4778881	2	10	WASHER, frt. dr. remote control hdl. sealing— (10.664).....
66-71	30-4000.....	7591000	AR	10	WASHER, dr. remote control hdl.—(10 500).....
66-70	All exc. 9000.....	7591000	AR	10	WASHER, front & rear door lock remote control spindle—(10.500).....
10.513 SPRING, DOOR INSIDE HANDLE RETAINING					
40-53	All.....	4090144	AR	.10	SPRING.....
54-58	40-60-100.....	4168122	AR	.10	SPRING.....
54-58	50-70-700.....	4090144	AR	.10	SPRING.....
60-73	All as Req.....	4168122	AR	.10	SPRING (retainer) (also used 10.664-10.783- 10.797-10.806-1 1.044-12.242).....
61	4035-4135 2nd Type, 4045.....	4090144	AR	.10	SPRING, (base metal).....
62-63	4035-45-4135.....	4090144	AR	.10	SPRING, base metal (also used 1 1.044-12.242)
10.515 PLATE, WINDOW REGULATOR HANDLE BEARING					
54-67	All as Req.....	4506696	AR	.15	PLATE, dr. inside hdl. brg. (also used 10.797- 1 1.044-10 661).....
68-73	All as Req.....	7731353	2	.10	PLATE, front & rear door (used 10.664-10.797- 1 1.044).....
10.515 PAD, DOOR LOCK HANDLE					
71-72	50-60-80-9000.....	9862900	2	.41	PAD, frt. & rr. dr. lock remote control handle
71-72	8400-9000 Pwr. Wind.....	9872783		.67	PAD, frt. dr. lock remote control handle.....
71 72	8439 Pwr. Wind.....	9872783		.67	PAD, rr. dr. lock remote control handle.....
10.517 WASHER, FRONT DOOR WINDOW REGULATOR SPINDLE					
64-65	All.....	4460659	1	.10	WASHER (usage 1 1.044).....
65	30-4000.....	7591000	AR	.10	WASHER, dr. remote control hdl. seal--(10.500)
66	30-4000 exc. 4 Dr. Ht. . . .	7591000	AR	.10	WASHER, dr. remote control hdl. seal--(10.500)
66-67	Skylark (4-Dr.).....	4547602	2	.10	WASHER
65-67	Special-Skylark-G.S. (2- Dr.).....	4460659		.10	WASHER (used 1 1.044)

© '1972 BUICK MOTOR DIVISION, GENERAL MOTORS CORPORATION.

10.527 HANDLE, DOOR OUTSIDE

60	All	.9702886	RH	5.02	HANDLE, rr. dr. less button
60	All	.9702887	LH	5.02	HANDLE, rr. dr. less button
61-62	44-46-47-4800	.4307950	RH	6.65	HANDLE, dr. outside less button
61-62	44-46-47-4800	.4307951	LH	6.65	HANDLE, dr. outside less button
61-62	40-41-4300	.4307144	RH	6.45	HANDLE, dr. outside less button
61-62	40-41-4300	.4307145	LH	6.45	HANDLE, dr. outside less button
63	All exc. 4747	.5716870	RH	5.35	HANDLE, less button
63	All exc. 4747	.5716871	LH	5.35	HANDLE, less button
63-64	47 47	.9702886	RH	5.02	HANDLE, less button
63-64	47 47	.9702887	LH	5.02	HANDLE, less button
64	40-41-42-4300	.5719142	RH	5.02	HANDLE, less button
64	40-41-42-4300	.5719143	LH	5.02	HANDLE, less button
64	44-46-4800	.5716870	RH	5.35	HANDLE, less button
64	44-46-4800	.5716871	LH	5.35	HANDLE, less button
65-67	All exc. 9000	.5719142	RH	5.02	HANDLE, frt. & rr. dr. outside-less button
65-67	All exc. 9000	.5719143	LH	5.02	HANDLE, frt. & rr. dr. outside-less button
65	9000	.9702888	RH	5.35	HANDLE, less button
65	9000	.9702889	LH	5.35	HANDLE, less button
66	30-4000 (4 Dr.)	.5716870	RH	5.35	HANDLE, rr. dr.-less button
66	30-4000 (4 Dr.)	.5716871	LH	5.35	HANDLE, rr. dr.-less button
66-70	9487	.761 7454	RH	9.35	HANDLE, front
66-70	9487	.7617455	LH	9.35	HANDLE, front
67	All (4-Dr.)	.5716870	RH	5.35	HANDLE, rr. dr. outside-less button
67	All (4-Dr.)	.5716871	LH	5.35	HANDLE, rr. dr. outside-less button
68-69	30-4000	.9712350	RH	5.25	HANDLE, less button
68-69	30-4000	.9712351	LH	5.25	HANDLE, less button
68	50-60-8000	.5719142	RH	5.02	HANDLE, less button
68	50-60-8000	.5719143	LH	5.02	HANDLE, less button
70	5239-69-5439-69-6439-				
	69-6639	.5719142	RH	5.02	HANDLE, rr. dr. less button
70	5239-69-5439-69-6439-				
	69-6639	.5719143	LH	5.02	HANDLE, rr. dr. less button
69	8239-69-8439-69	.9706522	RH	5.35	HANDLE, rear-less button
69	8239-69-8439-69	.9706523	LH	5.35	HANDLE, rear-less button
69	5239-69-5439-69-6439-				
	69-6639	.9717592	RH	5.15	HANDLE, rear-less button
69	5239-69-5439-69-6439-				
	69-6639	.9717593	LH	5.15	HANDLE, rear-less button
69-70	50-60-8000 exc. 6036-				
	46	.9717592	RH	5.15	HANDLE, front-less button
69-70	50-60-8000 exc. 6036-				
	46	.9717593	LH	5.15	HANDLE, front-less button
70-72	30-4000 (2 Drs.)	.5716870	RH	5.35	HANDLE, frt. dr.-less button
70-72	30-4000 (2 Drs.)	.5716871	LH	5.35	HANDLE, frt. dr.-less button
70-72	30-4000 (4 Drs.)	.9706522	RH	5.35	HANDLE, frt. & rr. dr.-less button
70-72	30-4000 (4 Drs.)	.9706523	LH	5.35	HANDLE, frt. & rr. dr.-less button
70	6036-46	.9717592	RH	5.15	HANDLE, frt. dr.
70	6036-46	.9717593	LH	5.15	HANDLE, frt. dr.
70	6036-46	.5719142	RH	5.02	HANDLE, rr. dr.
70	6036-46	.5719143	LH	5.02	HANDLE, rr. dr.
70	8000 (4 Drs.)	.9706522	RH	5.35	HANDLE, rr. dr.-less button
70	8000 (4 Drs.)	.9706523	LH	5.35	HANDLE, rr. dr.-less button
71-73	All B-C	.9829678	RH	8.50	HANDLE, frt. dr.-less button
71-73	All B-C	.9829679	LH	8.50	HANDLE, frt. dr.-less button
71-73	All B-C (4 Dr.)	.9829680	RH	8.50	HANDLE, rr. dr.-less button
71-73	All B-C (4 Dr.)	.9829681	LH	8.50	HANDLE, rr. dr.-less button
71-73	All E	.9835144	RH	16.30	HANDLE, frt. dr.
71-72	All E	.9835145	LH	16.30	HANDLE, frt. dr.
68	30-4000	.8715708	AR	1 5	GASKET, frt. & rr.
64-65	All exc. Riviera	.4430409	AR	.10	SCREW, dr. outside handle to dr.
66-72	All	.4430409	AR	.10	SCREW, dr. outside hdl. to dr. (also used 12.246)..

10.529 BUTTON & SHAFT - RING, DOOR HANDLE PUSH BUTTON

59	4419-35-39-4619-35-39-				
	4719-39-4829-39	.4301734	2	1.33	BUTTON & SHAFT, frt. dr. hdl. push
60	4419-35-39-45-4619-35-				
	39-45-4719-39-4829-				
	39	.4305341	2	1.33	BUTTON & SHAFT, frt. ..
61	44-46-47-4800	.4307949	2	1.69	BUTTON & SHAFT, frt. dr
61	4435-39-45-69-4639-				
	4719-39-4829	.4307955	2	1.64	BUTTON & SHAFT, rr. ..
61-62	40-41-4300	.4307143	2	1.03	BUTTON & SHAFT, frt. ..
61-62	4019-35-45-4119-35	.4307147	2	1.03	BUTTON & SHAFT, rr. dr.
62	441 1-39-47-69-4635-39-				
	45-47-4667-4819-39-				
	47-67	.4307949	2	1.69	BUTTON & SHAFT, frt. dr.

62	4439-69-4635-39-45-48-						
	19-29-39.	4307955	2	1.64	BUTTON & SHAFT, rr . . .		
63	40-41-43-44-46-4800 . . .	5714776	2	1.13	BUTTON & SHAFT, frt. dr.		
63	4435-39-45-69-4635-39-						
	69-4819-29-39.	5714344	2	1.49	BUTTON & SHAFT, rr. dr.		
63-64	Riviera	5714902	2	2.36	BUTTON & SHAFT, frt. dr.		
63-65	Riviera	5719144	2	3.49	BUTTON 8. SHAFT, frt. dr.		
64	4027-67-4127-4337-67 . . .	5716887	2	1.23	BUTTON & SHAFT, frt. dr.		
64-65	Special-Skylark (4 Dr.) . . .	5716891	2	1.18	BUTTON & SHAFT, frt. dr.		
64	40-41-42-4300 4-Dr. 1st Type-Stop Washer .25" thick at Shaft Hole.	5717100	2	3.18	BUTTON & SHAFT, rr. dr.		
64	40-41-42-4300 4-Dr. 2nd Type-Stop Washer .18" thick at Shaft Hole	5719145	2	3.28	BUTTON & SHAFT, rr. dr.		
64	44-46-4800.	5714776	2	1.13	BUTTON 8. SHAFT, frt. dr.		
64	4439-69-4635-39-45-69-						
	4819-29-39.	5714344	2	1.49	BUTTON & SHAFT, rr. dr.		
65	30-4000 (2-Dr.)	5716887	2	1.23	BUTTON & SHAFT, frt. dr.		
65	30-4000 (4-Dr.)	5719145	2	3.28	BUTTON 8. SHAFT, rr. dr.		
65-66	50-60-8000.	9704699	2	1.38	BUTTON & SHAFT, frt. dr.		
65-66	50-60-8000 (4-Dr.)	9703693	2	3.33	BUTTON & SHAFT, rr. dr.		
66-67	30-4000 (4-Dr.)	9706056	2	3.28	BUTTON & SHAFT, rr. dr.		
66-67	30-4000 (4-Dr.)	9706040	2	1.23	BUTTON & SHAFT, frt. dr.		
66-67	30-4000 (2-Dr.)	9704699	2	1.38	BUTTON 8i SHAFT, frt. dr.		
67-68	50-60-8000 (4-Dr.)	9704699	2	1.38	BUTTON 8. SHAFT, frt. dr.		
67-68	50-60-8000 (2-Dr.)	9709053	2	1.44	BUTTON & SHAFT, frt. dr.		
67	50-60-8000 (4-Dr.)	9709059	2	4.10	BUTTON & SHAFT, rr. dr.		
68-69	30-4000 (2-Dr.)	9715114	2	4.20	BUTTON & SHAFT, front door.		
68-69	30-4000 (4-Dr.)	9715120	2	2.92	BUTTON 8. SHAFT, front door.		
68-69	30-4000 (4-Dr.)	9713378	2	3.64	BUTTON & SHAFT, rear door.		
68	50-60-8000 (4-Dr.)	9713217	2	3 28	BUTTON & SHAFT, rr. dr.		
69-70	50-60-8000.	9717536	2	1.69	BUTTON & SHAFT, front door.		
69	50-6000 (4-Dr.)	9713475	2	3.18	BUTTON & SHAFT, rear door.		
69-70	8000 (4-Dr.)	9717545	2	3.23	BUTTON & SHAFT, rear door.		
70-72	30-4000 2 Drs.	9721648	2	5.25	BUTTON & SHAFT, frt. door.		
70-72	30-4000 (4 Drs.)	9721650	2	4.25	BUTTON & SHAFT, frt. door.		
70-72	30-4000 (4 Drs.)	9706049	2	2.46	BUTTON & SHAFT, rr. door.		
70	50-6000 4 Drs.	9724233	2	3.28	BUTTON 8. SHAFT, rr. dr.		
71-73	All B-C (2 Dr.)	9832526	2	1.38	BUTTON 8i SHAFT, frt. dr.		
71-72	All B-C (4 Dr.)	9832527	2	1.49	BUTTON & SHAFT, frt. dr.		
71-73	All B-C (4-Dr.)	9842134	2	3.28	BUTTON & SHAFT, rr. dr.		
50-58	All	4168356	AR	.20	RING, dr. outside hdl. push (also used 12.242) .		
59-60	All	4156548	AR	.15	RING, push button sealing		
61-62	40-41-4300.	4304972	AR	.1 5	RING, sealing		
61-62	44-46-47-4800.	4156548	AR	.15	RING, sealing		
65-73	All as Req.	4156548	AR	.15	RING, dr. hdl. push button sealing		

10.529 STOP—SPRING—RETAIN I, DOOR HANDLE PUSH BUTTON

59-64	All	4301742	2	.20	SPRING		
65-70	All exc. 9000.	4301742	2	.20	SPRING		
71-72	All A	4301742	2	.20	SPRING		
71-73	All B-C.	9831249	2	.15	SPRING.		
50-56	All	4168353	AR	.15	RETAINER, push button spg. (also used 12.242)		
61	4019-27-45-41 19-35-						
	4317.	4308073	4	.30	RETAINER, button stop.		
62	40-41-4300.	4308073	4	.30	RETAINER, button stop.		
63	40-41-4300.	5716240	AR	.1 5	RETAINER, button stop.		
61-62	40-41-4300.	4308072	4	.51	STOP.		
59-60	All.	4237766	AR	.25	WASHER, dr. push button stop		
61-62	44-46-47-4800.	4307953	AR	.30	WASHER, push button stop		
63	40-41-43-4400-4639-						
	4767-4800.	4237766	AR	.25	WASHER, push button stop		
64	40-41-42-4300 1st Type .25" thick.	4237766	2	.25	WASHER, frt. dr. push button stop		
64	40-41-42-4300 2nd Type .18" thick.	5719092	2	.10	WASHER, frt. dr. push button stop		
64	44-46-47-4800.	4237766	2	.25	WASHER, frt. dr. push button stop		
65-67	All exc. 9000.	5719092	2	.10	WASHER, frt. dr. button stop		
68-71	30-4000.	4237766	2	.25	WASHER, front door handle push button stop		
68	50-60-8000.	5719092	2	.10	WASHER, frt. dr. hdl. push button stop		
69-70	50-60-8000.	4237766	2	.25	WASHER, front door handle push button stop		
70-72	All A (4 Drs.)	5719092	2	.10	WASHER, frt. dr. hdl. push button		
71-73	All B-C.	9829683	2	.10	WASHER, frt. door hdl. push button stop		
72	All A (2 Drs.)	4237766	2	.25	WASHER, dr. hdl. push button stop		
71-73	All E.	9835142	2	.56	BUMPER, door outside hdl.		

10.537 GASKET, DOOR OUTSIDE HANDLE

59-60	All	3764622	4	.20	GASKET, frt. dr. (frt. 8i rr.)
61-62	40-41-4300	4806318	AR	.10	GASKET, frt.
61-62	44-46-47-4800	4813566	AR	.10	GASKET,, frt.
63-67	All exc. Riviera	3772582	AR	.20	GASKET, frt. & rr.
63	4747	4762517	2	.10	GASKET,, frt.
63-65	Riviera	4877002	2	.15	GASKET, rr.
64-65	Riviera	4440456	2	.20	GASKET, frt.
66-70	9487	3764622	4	.20	GASKET, front 8i rear
68-70	30-4000	8715708	AR	.15	GASKET, front & rear
68-70	50-60-8000	3772582	AR	.20	GASKET, frt. & rr.
68-70		7779225	AR	.15	GASKET, rear
70-72	All A	3772582	AR	.20	GASKET, front & rear
71-72	All A (4-Dr.)	7779225	2	.15	GASKET, rr. dr. outside hdl. rr.
71-73	All B-C	9829900	AR	.15	GASKET, frt. & rr. door outside hdl. to panel frt.
71-73	All B-C	9831512	AR	.15	GASKET, frt. & rr. door outside hdl. to pnl. rr. ..
71-73	All E	9835141	AR	.41	GASKET, door outside hdl

10.550 KIT, FRONT DOOR SAFETY LOCK REPAIR

NOTE For Dr. Lock Key Refer to Grp. 2.1 87.

59	44 1 1-37-67-4637-67				
	4737-4867	3764801	AR	1.79	KIT, frt. dr. safety lock repair
60	All (2-Dr. Jobs)	1361114	AR	1.85	KIT, frt. dr. safety lock repair
60	All (4-Dr. Jobs)	3775427	AR	1.79	KIT, frt. dr. safety lock repair
61-64	40-41-42-4300	3888860	AR	1.90	KIT, frt. dr. repair (also used 12.248)
61	441 1-35-37-45-67-69				
	4637-67-47 19-37				
	4867	1361114	AR	1.85	KIT, frt. dr. repair
61	4439-4639-4739-4829	3775427	AR	1.79	KIT, frt. repair
	44 11-47-69-4647-67				
62	4819-49-67	1361114	AR	1.85	KIT, frt. dr. repair
	4439-4635-39-45-4829				
62	39	3775427	AR	1.79	KIT, frt. repair
	441 1-35-45-47-67-69				
63-64	4635-45-47-67-69				
	4819-47-67	1361114	AR	1.85	KIT
63-64	4439-4639-4829-39	3775427	AR	1.79	KIT, lock repair
63-64	4747	3888860	AR	1.90	KIT, lock repair
65	All	3888860	AR	1.90	KIT, lock repair
66	9000	1361114	AR	1.90	KIT (incl. uncoded cyl., case, cap, shutter, detent spring, clip & cyl. cap spring)
66	All exc. 9000	3888860	2	1.90	KIT
67	All exc 9000	3901066	2	1.90	KIT (incl. lock cyl.)
67	9000	1361260	2	2.82	KIT (incl. lock cyl.)
68	All exc 9000	3929566	AR	2.26	KIT (incl. lock cyl.)
68	9000	1394244	AR	2.67	KIT (incl. lock cyl.)
69	9000	1394451	AR	2.36	KIT (incl. lock cylinder)
69	All exc 9000	3961302	AR	2.05	KIT (incl. lock cylinder)
70	All exc 9000	3981843	AR	1.79	KIT
70	9000	1394733	AR	2.67	KIT
71	30-40-9000	3901066	2	1.90	KIT (includes lock cyl.)
71	50-60-8000	3996650	2	1.69	KIT, incl. lock cyl.
72	30-40-9000	3929566	1	2.26	KIT (incl. lock cyl.)
72	50-60-8000	6263178	AR	1.69	KIT (incl. lock cyl.)

10.550 CYLINDER, DOOR SAFETY LOCK

59-60	All 4 Drs	7006466		1.28	CYLINDER & SHAFT, frt., uncoded
60	All 2 Dr. jobs	3736843		1.23	CYLINDER, uncoded
61	40-4 1-4300-44 1 1-35-37				
	45-67-69-4637-67				
	47 19-37-4867	3736843	2	1.23	CYLINDER, frt. uncoded
61-64	4439-4639-4739-4829				
	39	7006466	2	1.28	CYLINDER, frt. uncoded (also used 12.997)
62-63	44 11-47-67-69-4647-67				
	4819-47-67	3736843	2	1.23	CYLINDER, frt. dr. (uncoded)
64	4447-67-69-4647-67-69				
	4819-47-67	3736843	2	1.23	CYLINDER, frt. dr.
61-62	All 2-Dr. Jobs	7015683	1	.25	CLIP, frt. dr. lock cyl.—(10.55 1)
62	4635-45	7006092	AR	.25	CLIP (also used 12.579)

10.551 RETAINER—PAWL, FRONT DOOF

59	4419-35-39-4619-35-39				
	4719-39-4829-39	4755272		.41	RETAINER
60	All (4-Dr. Jobs)	4884405		.41	RETAINER, lock cyl.
61	40-41-4300-4439-4639				
	4829-39	4884405	2	.41	RETAINER (also used 12.242)

62	44 1 1-47-69-4635-45-47-						
	67-4819-47-67.	4888243	2	.41	RETAINER (also used 12.977)		
63	40-4 1-4300-4439-4639-						
	4747-4829-39.	4884405	AR	.41	RETAINER.		
63	441 1-35-45-47-67-69-						
	4635-47-67-4819-47-						
	67.	4879342		.25	RETAINER		
64	40-41-42-4300.	4406509		.25	RETAINER		
64	4439-4639-4747-4829-						
	39.	4884405	2	.41	RETAINER		
64	4447-67-69-4635-45-47-						
	67-69-4819-4 7-67.	4879342	2	.25	RETAINER.		
65-73	All.	4884405	2	.41	RETAINER (also used 12.242-12.249)		
55-56	43-63.	7008064	2	.41	PAWL.		
61	44-46-47-4800 exc.						
	4439-4639-4739-4829	7017589	2	.30	PAWL		
61	4439-4639-4739-4829	7019322	2	.25	PAWL		
62-64	441 1-47-67-69-4647-67-						
	4819-47-67.	7017589	2	.30	PAWL.		
62-64	4439-4639-4829-39	7019322	2	.25	PAWL.		
63	40-41-4300.	7024419	LH	.30	PAWL.		
64-65	Special-Skylark.	7026770	RH	.25	PAWL.		
64-65	Riviera.	7024415	2	.25	PAWL.		
65	50-60-8000 2 Dr.	7029334	RH	.25	PAWL.		
65	50-60-8000 2 Dr.	7029335	LH	.25	PAWL.		
65	50-60-8000 4 Dr.	7028876	RH	.30	PAWL.		
65	50-60-8000 4 Dr.	7028877	LH	.30	PAWL.		
66-69	30-4000 2 Dr.	7031554	RH	.25	PAWL.		
66-69	30-4000 2 Dr.	7031555	LH	.25	PAWL.		
66	50-60-8000.	7029765	RH	.20	PAWL.		
66	50-60-8000.	7029766	LH	.20	PAWL.		
66-70	9000.	7031529	RH	.30	PAWL.		
66-70	9000.	7031530	LH	.30	PAWL.		
67	All 2 Dr. exc. 9000.	7031554	RH	.25	PAWL.		
67	All 2 Dr. exc. 9000.	7031555	LH	.25	PAWL.		
66-67	30-4000 4 Dr.	7029375	4	.25	PAWL.		
67	50-60-8000 4 Dr.	7031753	RH	.20	PAWL.		
67	50-60-8000 4 Dr.	7031754	LH	.20	PAWL.		
67	50-60-8000 4 Dr.	7031554	RH	.25	PAWL.		
68	50-60-8000.	7031555	LH	.25	PAWL.		
68	50-60-8000.	7031753	RH	.20	PAWL.		
70-72	30-4000 (2-Drs.).	7031754	LH	.20	PAWL.		
70-72	30-4000 (2-Drs.).	7029380	RH	.25	PAWL.		
68-72	30-4000 (4-Drs.).	7029381	LH	.25	PAWL.		
68-72	30-4000 (4-Drs.).	7029382	RH	.25	PAWL.		
69-70	50-60-8000.	7029383	LH	.25	PAWL.		
69-70	50-60-8000.	9839205	RH	.46	PAWL.		
71-72	50-60-8000.	9839206	LH	.46	PAWL.		
71-72	50-60-8000.	9837208	RH	.41	PAWL.		
71-72	9000.	9837209	LH	.41	PAWL.		
71-72	9000.	3764809	AR	.20	PAWL.		
59	All 2 Drs.	7015683	2	.25	CLIP. dr. cyl. lock (also used 12.977)		
61-64	40-41-4300.	7015683	2	.25	CLIP.		
63-64	4747.	7015683	2	.25	CLIP.		
65	All.				CLIP, frt. dr. lock cyl.		
	10.551	RETAINER, FRONT	DOOR LOCK	PAWL			
54-56	46-60-100.	7006092	2	.25	RETAINER, lock pawl.		
60	All (4 Drs.).	7006092	2	.25	RETAINER, lock pawl.		
61-64	4439-4639-4729-39.	7006092	2	.25	RETAINER, lock pawl.		
59-64	All as Req'd.	7011819	AR	.10	CLIP, lock case (used 10.552-1 2.977)		
	10.552	CASE—CAP, DOOR SAFETY	LOCK				
59-72	All.	230018		.36	CAP (also used 12.242-12.977)		
54-55	40-60-100.	7006091		.67	CASE, frt. dr. lock.		
56	41-43-46R-46C-48-63-						
	63D-66R-66C.	7006091		.67	CASE, frt. dr. lock		
59-60	All (2-Dr. Jobs).	3918746		.67	CASE, frt. dr. lock		
59-60	All (4-Dr. Jobs).	3924150		.56	CASE, frt. dr. lock		
61	441 1-35-37-45-67-69-						
	4637-67-4719-37-						
	4867.	3918746		.67	CASE, frt.		
61-62	40-41-4300.	3924150		.56	CASE, frt. dr.		
61-62	4439-4649-4739-4829	3924150		.56	CASE, frt. (also used 12.249-12.977)		
	441 1-47-67-69-4647-67-						
62-64	69-4819-47-67.	3918746		.67	CASE, frt. dr.		
	40-41-4300-4439-4639-						
63-64	4747-4829-39.	3924150		.56	CASE, frt. dr.		
65	All.	3924150		.56	CASE, frt. dr. safety lock		

67-70	All		AR		CASE (not serviced separately order lock repair kit from 10.550).....
64	4447-67-69-4647-67-69-				
	4819-47-67.....	.7011819	AR	.10	CLIP, frt. dr. lock case—(10.551).....
	1 0.552	GASKET, FRONT DOOR LOCK CYLINDER			
63-72	All.....	4587931	2	.15	GASKET, front door lock cylinder—(12.249)
	1 0.553	SPRING—TUMBLER, LOCK CYLINDER REPAIR			
36-72	All.	3901067	AR	.92	SPRING UNIT, 144 pieces ..
36-72	All.	.3901061	AR	1.54	TUMBLER UNIT (No. 1) 100 pieces .
36-72	All.	3901062	AR	1.54	TUMBLER UNIT (No. 2) 100 pieces .
36-72	All.	3901063	AR	1.54	TUMBLER UNIT (No. 3) 100 pieces .
36-72	All.	.3901064	AR	1.54	TUMBLER UNIT (No. 4) 100 pieces .
36-72	All.	3901065	AR	1.54	TUMBLER UNIT (No. 5) 100 pieces .
63-72	All.	.601261	AR	.56	RETAINER, tumbler spring (12 pieces)
	1 0.556	WASHER, REAR DOOR INNER LOCKING			
52-60	All.....	4622521	2	.05	WASHER, locking rod lvr. cup
61	4019-35-45-41 19-35-				
	4439-45-69-4639-				
	4739-4829.....	.4622521	2	.05	WASHER, locking rod to panel.....
61	4719.....	.4622521	2	.05	WASHER, inner lock rod.....
62-64	All 4 Dr.....	.4622521	2	.05	WASHER, inner locking to lock rod.....
65-66	30-4000 4 Dr.....	.4622521	2	.05	WASHER, inner locking to lock rod.....
65-67	50-60-8000 (4 Dr.) ..	.6284005	2	.05	WASHER, inner locking to lock rod.....
68-72	All 4 Dr.....	.6284005	2	.05	WASHER, inner locking to lock rod.....
71-72	All (4 Drs.) ..	.9419602	2	.10	WASHER, inside locking to lock rod....
73	All B-C (4 Drs.) ..	.6284005	2	.05	WASHER, rr. dr. inner locking to lock rod
73	All A (4 Drs.) ..	.9419602	2	.10	WASHER, inside locking to lock rod....
64-73	All.....	.4405522	AR	.10	SCREW (used 10.565) ..
	1 0.559	KNOB, DOOR INSIDE LOCKING ROD			
	NOTE	For colored knobs no longer listed use chrome knobs in quantities required.			
53-56	All.....	4604766	AR	.30	KNOB (black).....
57	All exc. 75-75R ..	4604766	AR	.30	KNOB (black).....
58	40-60.....	4604766	AR	.30	KNOB (black).....
59	44-4600.....	8740200	AR	.25	KNOB (chrome).....
59	4435-67-4637-67	4767775	AR	.30	KNOB (red).....
59	4829-39-67.....	4759791	AR	1.08	KNOB (chrome).....
60	44-4600.....	4767775	AR	.30	KNOB (red).....
60		4759791	AR	1.08	KNOB (chrome).....
61	4035-41 19-35.....	4824972	2	.30	KNOB, rr. dr.....
61	4045-44 1 1-37-39-67-69				
	4667.....	4824972	2	.30	KNOB, rr. dr. ..
61		7591127	4	.30	KNOB (white) .
61	4637 ..	4824997	AR	.30	KNOB (garnet) .
61	4637-67	4824996	2	.30	KNOB (fawn) ..
61		4860513	4	.30	KNOB (saddle)
62	4019-35-45-41 19-35-				
	441 1-39-47-69-4639-				
	4819-39-47.....	4449498	AR	.30	KNOB (silver)
62	4019-41 19-35-4635-39-				
	45-4819-39-47.....	4860503	AR	.30	KNOB (green)
62	41 19-35-39-47-69-4639-				
	67-39.....	4860509	AR	.30	KNOB (pink)
62	4439-47-69-4635-39-45-				
	67.....	4450636	AR	.30	KNOB (aqua).....
62	4639.....	4860513	AR	.30	KNOB (saddle) ..
62	4639-67-4839.....	4860505	AR	.30	KNOB (gold).....
62-63	4647-67.....	7591127	2	.30	KNOB (white).....
63	4019-35-45-4 1 19-35	4450636	2	.30	KNOB, rr. dr. (aqua)
63	4119.....	4860509	2	.30	KNOB, rr. dr. (pink) .
63	4135-4435-45-67-4635-				
	39-47-67.....	4450642	2	.30	KNOB, rr. dr. (saddle)
63	441 1-35-39-4 5-47-69-				
		4450636	AR	.30	KNOB (aqua)
63	4439-47-67-69-4635	4860509	AR	.30	KNOB (pink)
63	4747-4819-29-39-47	4449498	AR	.30	KNOB (silver) ..
64	All as req.....	4450641	AR	.30	KNOB (dk. blue)
64	All as req.....	4450644	AR	.30	KNOB (fawn) ..
64	All as req.....	4455234	AR	.30	KNOB (garnet) .
64	All as req.....	4450642	AR	.30	KNOB (saddle) .
64	All as req.....	4449498	AR	.30	KNOB (silver) ..
64-65		7591127	AR	.30	KNOB (white) .
65		7610454	2	.30	KNOB (dk. blue)
65	All as req.	7610451	AR	.30	KNOB (fawn) ..
65	All as req.	4503808	AR	.30	KNOB (gray) ..

65	All as req.	4503823	AR	.30	KNOB (silver)
66	6639.	7591145	4	.30	KNOB (turquoise)
66	All as req.	7591143	AR	.30	KNOB (slate).
67	3300-3400-3517-69-				
	3617.	7665339	AR	.30	KNOB (fawn)
67	3535-3635-4455-65-				
	4855-65-5400-6400	7690913	AR	.30	KNOB (saddle).
67	4465-4865.	7665336	4	.30	KNOB (green).
67	44-4855-54-6467.	7665322	4	.30	KNOB (dk. red).
67	5239-69-87.	7665328	AR	.30	KNOB (green).
67	5439-69-8.7-6439-69-87	7665333	AR	.30	KNOB (turquoise).
68	All as req.	7799353	AR	.30	KNOB (black).
68	All as req.	7799370	AR	.30	KNOB (buckskin).
68	All as req.	7799366	AR	.30	KNOB (gold).
68	All as req.	7759035	AR	.30	KNOB (maroon).
68	All as req.	7759040	AR	.25	KNOB (parchment).
68	All as req.	7799356	AR	.30	KNOB (red).
68	All as req.	7759037	AR	.25	KNOB (teal).
68	All as req.	7799354	AR	.30	KNOB (white).
68-70	All as req.	8740200	AR	.25	KNOB (chrome).
59-67	All as req.	7649291	AR	.25	KNOB (chrome).
71-73	All as req.	9813799	AR	.30	KNOB (chrome).
55	43-63.	4664251	4	1.49	HANDLE, dr. inside locking control

NOTE For colored knobs no longer listed, use chrome knobs in quantities required.

1 0.559 PLUNGER—SHIELD—SPACER, REAR DOOR SAFETY LOCK

62-65	All (4-Dr.)	3787091	AR	1.23	PLUNGER
62-65	All (4-Dr.)	3787092	AR	1.23	SHIELD, lock plunger
62-65	All 4-Dr.	3789248	AR	.05	SPACER, plunger shield

1 0.559 PACKAGE, REAR DOOR SAFETY LOCK

71-72	All	981711	1	4.51	PACKAGE, dr. lock
-------	-----	--------	---	------	-------------------

1 0.560 FERRULE, DOOR LOCKING ROD KNOB

60	4719-39-4867.	4806243	AR	.15	FERRULE (chrome plastic)
61-62	4019-35-45-4 1 19-35 ...	7619151	2	.10	FERRULE, rr. (also used 12.242)
61-62	44-46-47-4800	4839529	AR	.15	FERRULE
63	4019-35-45-41 19-35 ...	7619151	2	.10	FERRULE, rr. dr.
63	441 1-35-39-45-47-67-69				
	4600-4700-4800	4839529	AR	.15	FERRULE
64	40-41-4200	7619151	4	.10	FERRULE
64	43-44-46-47-4800	4839529	AR	.15	FERRULE
65	30-4200-43-4427.	7619151	AR	.10	FERRULE
65	43-44-9000	4839529	AR	.15	FERRULE
65	50-60-8000	4474814	AR	.15	FERRULE
66	3000-4200-4307-17-67-				
	4407-17-67-4607.	7619151	2	.10	FERRULE
66-67	50-60-80-9000	7616552	AR	.15	FERRULE
67	3000-4307-17-67-4407-				
	17-67-4600	7619151	2	.10	FERRULE
65-67	4339-4439-55-65-69-				
	4855-65	4839529	AR	.15	FERRULE
68-73	All	7729591	AR	.25	FERRULE

R INSIDE LOCKING 1

64-67	Special-Skylark-G.S. exc.				
	4-Dr. H.T.	4418984	RH	.25	ROD, frt. dr.
64-67	Special-Skylark-G.S. exc.				
	4-Dr. H.T.	4418985	LH	.25	ROD, frt. dr.
63-65	Riviera	4403511	LH	.30	ROD, frt. dr.
64-67	Special-Skylark (4-Dr.)				
	exc. Sportwagons	7771450	RH	1.69	ROD, rr. dr.
64-67	Special-Skylark (4-Dr.)				
	exc. Sportwagons	7771451	LH	1.69	ROD, rr. dr.
64-67	Skylark Sportwagons	4420060	RH	1.59	ROD, rr. dr.
64-67	Skylark Sportwagons	4420061	LH	1.59	ROD, rr. dr.
65-66	50-60-8000 (2-Dr.)	4477494	RH	.20	ROD, frt. dr.
65-66	50-60-8000 (2-Dr.)	4477495	LH	.20	ROD, frt. dr.
65-67	50-60-8000 (4-Dr.)	4470618	RH	.25	ROD, frt. dr.
65-67	50-60-8000 (4-Dr.)	4470619	LH	.25	ROD, frt. dr.
65-66	50-60-8000 (4-Dr. H.T.)	4472548	RH	1.44	ROD, rr. dr.
65-66	50-60-8000 (4-Dr. H.T.)	4472549	LH	1.44	ROD, rr. dr.
65-66	50-60-8000 (4-Dr.				
	Sedans)	4542704	RH	1.95	ROD, rr. dr.
65-66	50-60-8000 (4-Dr.				
	Sedans)	4542705	LH	1.95	ROD, rr. dr.
66 67	4000 (4-Dr. H.T.)	7584121	2	.25	ROD, frt. dr.
66	9000	4540245	RH	.23	ROD

66	9000.....		LH	.30	ROD.
67	50-60-8000 (2-Dr.) exc. 8400.....		RH	.25	ROD, frt. dr.
67	50-60-8000 (2-Dr.) exc. 8400.....		LH	.25	ROD, frt. dr.
67	50-60-8000 (4-Dr.) less Vac. Dr. Locks.....		RH	1.5 4	ROD, rr. dr. .
67	50-60-8000 (4-Dr.) less Vac. Dr. Locks.....		LH	1.54	ROD, rr. dr. .
67	50-60-8000 (4-Dr.) w/Vac. Dr. Locks.....		RH	1.54	ROD, rr. dr. .
67	50-60-8000 (4-Dr.) w/Vac. Dr. Locks.....		LH	1.54	ROD, rr. dr. .
67	8457-67.....		RH	.25	ROD, frt. dr.
67	8457-67.....		LH	.25	ROD, frt. dr.
67	9000.....		RH	4.15	ROD, frt. dr.
67	9000.....		LH	4.15	ROD, frt. dr.
68	30-4000 (2-Dr.).....	7795904	2	.30	ROD, frt. dr.
68	4000 Wagons.....		RH	1.64	ROD, rr. dr. .
68	4000 Wagons.....		LH	1.64	ROD, rr. dr. .
68	3369-3435-3569-4439- 69.....		RH	.25	ROD, frt. dr.
68	3369-3435-3569-4439- 69.....		LH	.25	ROD, frt. dr.
68	50-60-8000 (2-Dr.).....	7730686	2	.25	ROD, frt. dr.
68	50-60-8000 (4-Dr.).....		RH	.25	ROD, frt. dr.
68	50-60-8000 (4-Dr.).....		LH	.25	ROD, frt. dr.
68	50-60-8000 (4-Dr.) less Vac. Dr. Locks.....		RH	1.64	ROD, rr. dr. .
68	50-60-8000 (4-Dr.) less Vac. Dr. Locks.....		LH	1.64	ROD, rr. dr. .
68	50-60-8000 (4-Dr.) Vac. Dr. Locks.....		RH	2.26	ROD, rr. dr. .
68	50-60-8000 (4-Dr.) Vac. Dr. Locks.....		LH	2.26	ROD, rr. dr. .
68-70	9487		RH	3.18	ROD, frt. dr. .
68-70	9487		LH	3.18	ROD, frt. dr. .
NOTE. 1st Type-rear bend its outboard, 2nd type-rear bend in rod points inboard.					
69-72	30-4000 (2 Dr.)	8723822	2	.87	ROD, frt. dr. .
68-72	3369-3435-36-3569- 4439-4469		RH	1.79	ROD, rr. dr. .
68-70	3369-3435-36-3569- 4439-4469		LH	1.74	ROD, rr. dr. .
69-72	3369-3435-3436-3569- 4439-56-66-69		RH	.25	ROD, frt. dr. .
69-72	3369-3435-3436-3569- 4439-56-66-69		LH	.25	ROD, frt. dr. .
69	3369-3435-3436-3569- 4439-69 vacuum door locks.....		RH	1.79	
69	3369-3435-36-3569- 4439-69 Vac. Dr. Locks.....		LH	1.79	ROD, rr. dr.
69	4000 wagons vacuum door locks 1st type. . . .		RH	1.74	ROD, rr. dr.
69	4000 wagons vacuum door locks 1st type		LH	1.74	ROD, rr. dr.
68-69	4000 wagons 1st type ..		RH	1.64	ROD, rr. dr.
68-69	4000 wagons 1st type ..		LH	1.64	ROD, rr. dr.
69	4456-66 (2nd type).....		RH	1.49	ROD, rr. dr.
69	4456-66 (2nd type).....		LH	1.49	ROD, rr. dr.
69	4456-66 vac. dr. locks (2nd type).....		RH	1.90	ROD, rr. dr.
69	4456-66 vac. dr. locks (2nd type).....		LH	1.90	ROD, rr. dr.
69	5239-69-5439-69-6439- 69-6639 1st type		RH	1.74	ROD, rr. dr.
69	5239-69-5439-69-6439- 69-6639 (2nd type)		RH	1.74	ROD, rr. dr.
69-70	5239-69-5439-69-6439- 69-6639.....		LH	1.74	ROD, rr. dr.
69	5239-69-5439-69-6439- 69-6639 vac. door locks.....		RH	1.74	
69	5239-69-5439-69-6439- 69-6639 Vac. Dr. Locks.....		LH	1.74	

69-70	5237-5437-67-6437-663-7-67-8257-8457-67 ...	8723753	2	1.74	ROD, frt. dr.
69-70	5239-5269-5439-5469-6439-6469-6639-8239-69-8439-69. . . .	8724168	RH	.25	ROD, frt. dr.
69-70	5239-5269-5439-5469-6439-6469-6639-8239-69-8439-69. . . .	8724169	LH	.25	ROD, frt
69	8239-69-8439-69 1st type.	8723338	RH	2.46	ROD, rr.
69	8239-69-8439-69 1st type.	8723339	LH	2.46	ROD, rr. dr.
69	8239-69-8439-69 vacuum door locks-1st type.	8723346	RH	2.67	ROD, rr. dr
69	8239-69-8439-69 vacuum door locks-1st type.	8723347	LH	2.67	ROD, rr. dr.
69	8239-69-8439-69 (2nd type).	8769284	RH	2.46	ROD.
69	8239-69-8439-69 (2nd type).	8769285	LH	2.46	ROD.
69	8239-69-8439-69 vac. dr. locks (2nd type)	8769286	RH	2.72	ROD.
69	8239-69-8439-69 vac. dr. locks (2nd type). . . .	8769287	LH	2.72	ROD.
70-72	3369-3435-3436-3569-4439-4469 Elec. Dr. Locks.	8801301	RH	.30	ROD, rr. door lever to actuator .
70-72	3369-3435-3436-3569-4439-4469 Elec. Dr. Locks.	8801302	LH	.30	ROD, rr door lever to actuator
70-72	3369-3435-3436-3569-4439-4469 Elec. Dr. Locks.	9819805	RH	1.79	ROD, rr. dr.
70-72	3369-3435-3436-3569-4439-4469 Elec. Dr. Locks.	9819806	LH	1.79	ROD, rr. dr
70	5237-5437-5467-6437-6637-6667-8257-8457-8467 Elec. Door Locks.	8792210	RH	.97	ROD, frt. door lever to actuator
70	5237-5437-5467-6437-6637-6667-8257-8457-8467 Elec. Door Locks.	8792211	LH	.97	ROD, frt. door lever to actuator
70	5239-69-5439-69-6439-69-6639.	8769276	RH	1.74	ROD, rr. dr.
70	5239-5269-5439-5469-6036-6046-6439-69-6639-8239-8269 Elec. Door Locks	8792212	RH	.4 1	ROD, frt. door lever to actuator
70	5239-5269-5439-5469-6036-6046-6439-69-6639-8239-8269 Elec. Door Locks	8792213	LH	.56	ROD, frt. door lever to actuator
70	5239-69-5439-69-6036-6046-6439-69-6639 Elec. Door Locks	8788103	RH	1.90	ROD, rr. door
70	5239-69-5439-69-6036-6046-6439-69-6639 Elec. Door Locks	8788104	LH	1.90	ROD, rr. door
70	8239-69-8439-69 Elec. Dr. Locks.	8788107	RH	3.84	ROD, rr. door
70	8239-69-8439-69 Elec. Dr. Locks.	8788108	LH	3.84	ROD, rr. door.
70	82-8439-69.	8769284	RH	2.46	ROD, rr. dr.
70	82-8439-69.	8769285	LH	2.46	ROD, rr. dr.
70	9000 Elec. Dr. Locks_____	8738003	2	1.33	ROD, frt. dr. lever to actuator.
71-72	30-4000 4 Drs.	9819804	LH	1.79	ROD, rr. door inside locking to lock
71-73	All B-C-E (2 Drs.) w/Elec. Dr. Locks	9836218	2	.30	ROD, frt. door inside locking lever to actuator .
71-73	All B-C-E (2 Dr.).	9836680	RH	1.90	ROD, frt. door inside locking to lock
71-73	All B-C-E (2 Dr.).	9836681	LH	1.90	ROD, frt. door inside locking to lock
71-73	All B-C (4 Drs.).	9836250	2	.30	ROD, frt. door inside locking lever to actuator
71-73	All B-C (4 Drs.).	9836684	RH	.4 1	ROD, frt. door inside locking to lock
71-73	All B-C (4 Drs.).	9836685	LH	.4 1	ROD, frt. door inside locking to lock
71-73	All B-C (4 Drs.).	9837982	RH	2.00	ROD, rr. door inside locking to actuator.

71-73	All B-C (4 Drs.)	9837983	LH	2.00	ROD, rr. door inside locking to actuator
71 73	All B (4 Dr.) exc. Wgn.	9836328	RH	1.90	ROD, rr. dr. inside locking to lock
71-73	All B (4 Dr.) exc. Wgn.	9836329	LH	1.90	ROD, rr. dr. inside locking to lock
71-73	All B/Wgn. & C (4 Dr.)	9836536	RH	1.90	ROD, rr. dr. inside locking to lock
71-73	All B/Wgn. & C (4 Dr.)	9836537	LH	1.90	ROD, rr. dr. inside locking to lock
61-62	441 1-35-37-45-67-69-4635-37-67-4719-37-47-4819-47-67	7762203	2	.10	
62	4439-4639-4829-39 2nd type	7762203	2	.10	CLIP, frt. dr. inside locking to lock rod—(10.506)
	1 0.565 CLIP—WASHER, DOOR LOCKIN (
56	53-73	4711608	4	.10	CLIP, rr. dr. lock to conn, rod-ctr.
58	53-75-750	4711608	4	.10	CLIP, rr. dr. lock to conn, rod ctr.
58	40-60	4711608	4	.10	CLIP, frt. dr. lock to conn, rod ctr.
58	56R-75C-75R-755-756	4693336	2	.15	CLIP, dr. lock inside locking rod anti-rattle—(12.812)
59	All	4711608	2	.10	CLIP, frt. dr. remote control rod ret.
59	All	7762203	AR	.10	CLIP, lock cyl. to lock rod
59-60	All	7762203	2	.10	CLIP, rr. dr. rod (anti-rattle)
59-61	All exc. 4027-4137	4301446	AR		CLIP, frt. 8i rr. dr. lock spg.
59-62	All	7762203	AR	.10	CLIP, control to lock rod
59-60	All 4-Dr. Jobs	4711608	2	.10	CLIP, rr. dr. inside locking rod
61	4019-35-45-41 19-35-4439	4711608	2	.10	
61	4019-35-45-41 19-35-4435-45-69	4711608	2	.10	
61	441 1-37-67-4637-67-4737-4867	4711608	2	.10	
62	4019-35-45-41 19-35-4439-69-4635-39-45-4819-29-39	4711608	2	.10	
62	44 1 1-47-4647-67-4847-67	4711608	2	.10	
63	4019-35-45-41 19-35-4435-45-39-69-4635-4819-29-39	4711608	AR	.10	12.242)
63	441 1-47-67-4647-67-4847-67	4711608	2	.10	
63	4019-35-45-41 19-35	7762203	AR	.10	
64	4027-67-4127-4337-67-4447-67-4647-67-4847-67	4711608	2	.10	12.242)
64	4035-69-4135-69-4200-4355-65-4439-69-4635-39-45-69-4819-29-39	4711608	2	.10	12.242)
64	4355-65	4711608	2	.10	
64	40-41-42-4300-4447-67-69-4635-45-47-67-69-4819-47-67	7762203	2	.10	CLIP, frt. dr. inner locking to rod
64	4439-4639-4829-39	7762203	2	.10	CLIP, frt. dr. inner locking rod to lock
65-66	9000	7762203	2	.10	CLIP, rr. remote control to rod
64	44-46-4800	7762203	2	.10	CLIP, frt. dr. lock cyl. to lock rod
64-65	All exc. Riviera	7762203	2	.10	CLIP, rr. dr. remote control to lock rod
64-67	All	7762203	2	.10	CLIP, frt. dr. remote control to lock rod
65	All exc. 9000	7762203	2	.10	CLIP, frt. dr. inner locking to lock rod
65-66	30-4000 (2-Dr.)	4711608	2	.10	CLIP, frt. dr. lock remote control rod
65-66	All Wagons	4711608	2	.10	CLIP, rr. dr. inner locking to lock rod (also used 12.242)
65-66	All 2-Dr. exc. 9000	4711608	2	.10	CLIP, frt. dr. lock remote control to panel
65-66	All 4-Dr. exc. Wagons	4711608	2	.10	CLIP, rr. dr. inner locking rod to panel
65-67	50-60-8000 (4-Dr.)	4711608	2	.10	CLIP, frt. dr. lock remote control to panel
66	30-4000 (4-Dr.)	4711608	2	.10	CLIP, rr. dr. inner locking t& rod to panel
66-67	All 4 Dr.	7762203	2	.10	CUP, rr. dr. remote control to lock rod
67	4000 Wagons 50-60-8000 (4-Dr.)	4711608	2	.10	CLIP, rr. dr. lock remote control to panel
66-67	All (2-Dr.)	4711608	2	.10	CLIP, frt. dr. lock remote control to panel
66-67	All (4-Dr.)	4711608	2	.10	CLIP, rr. dr. inner locking rod to panel (used in 12.242)
68-70	30-4000	4711608	2	.10	CLIP, front door lock remote control to panel (also used 12.242)
68-70	4000 wagons 8< 4439	4711608	2	.10	CLIP, rr. door lock remote control to panel
68-70	50-60-8000	7746988	2	.10	CLIP, front door lock remote control to panel
68-70	50-60-8000 (4-Dr.)	7746988	2	.10	CLIP, rr. dr. lock remote control to panel
68	All	7762203	2	.10	CLIP, frt. dr. remote control to lock rod

68	All (4-Dr.)	.7762203	2	.10	CLIP, rr. dr. remote control to lock rod
68	All (4-Drs.) & 9000	.7762203	2	.10	CLIP, frt. dr. inner locking to lock rod
69-70	50-60-8000 (4-Dr. Sedans)	.7746988	2	.10	CLIP, rr. dr. inside locking to lock rod
69-70	3537	.7746988	2	.10	CLIP, front door lock remote control rod
69-70	3437-4437-67-4637-67-5437	.7746988	2	.10	CLIP, front door lock remote control to panel
69-72	30-4000 (4 Drs.)	.7746988	2	.10	CLIP, rear door lock remote control to panel
69-73	All 2 Drs.	.8733856	4	.10	CLIP, front door inside locking rod to panel
69-70	9000	.471 1608	2	.10	CLIP, front door lock remote control rod to panel
69-70	3436	.471 1608	2	.10	CLIP, front & rear door lock rod (also used 12.242)
70	50-60-8000 Elec. Door Locks	.7762203	2	.10	CLIP, frt. dr. lever to actuator
70	All	.7762203	2	.10	CLIP, frt. & rr. dr. remote control to lock rod
71-72	3327-3337-69-3436-37-67-4400 Elec. Dr. Locks	.7762203	2	.10	CLIP, frt. dr. elec. actuator to lock rod
71-72	3327-3337-69-3436-37-67-4400	.7762203	2	.10	CLIP, frt. & rr. dr. remote control to lock rod
71-72	50-60-80-9000 2 Dr.	.7746988	2	.10	CLIP, frt. dr. lock remote control to pnl
71-72	3327-3337-69-3436-37-67-4400	.7746988	2	.10	CLIP, frt. dr. lock remote control rod to panel
71-72	5269-5469-6035-45-6639-82-8439	.7746988	2	.10	CLIP, rr. dr. lock remote control to pnl
71	50-60-80-9000 1st Type	.9815325		.10	CLIP, frt. & rr. dr. lock remote control hdl. (use with rod with 90 deg. bend)
71	50-60-80-9000 2nd Type	.7762203	2	.10	CLIP, frt. & rr. dr. lock remote to lock (use with "S" shaped rod)
72	50-60-80-9000	.7762203	2	.10	CLIP, frt. & rr. dr. remote control to lock rod
73	All A (2 Dr.)	.7746988	2	.10	CLIP, frt. dr. lock remote control rod to pnl
73	All B-C (4 Dr. H.T.)	.7746988	2	.10	CLIP, rr. dr. lock rod to pnl
73	All	.7762203	2	.10	CLIP, frt. dr. lock remote control lock
64-73	All (4 Dr.)	.4405522	AR	.10	SCREW, rr. dr. inner locking to lock rod—(10.556)
1 0.569 STRIKER, DOOR LOCK					
50-53	All	.4664971	RH	4.51	STRIKER
50-53	All	.4664972	LH	4.51	STRIKER
54-55	40-60-100	.4664963	RH	4.61	STRIKER
54-55	40-60-100	.4664964	LH	4.51	STRIKER
54-56	50-70 exc. 53-73	.4664971	RH	4.51	STRIKER
54-56	50-70 exc. 53-73	.4664972	LH	4.51	STRIKER
56	40-53-60-73	.4664963	RH	4.61	STRIKER
56	40-53-60-73	.4664964	LH	4.51	STRIKER
57-60	All thru 1960 1st Type	.4664963	RH	4.61	STRIKER
57-60	All thru 1960 1st Type	.4664964	LH	4.51	STRIKER
60	All 2nd Type	.4802790	RH	4.51	STRIKER
60	All 2nd Type	.4802791	LH	4.51	STRIKER
61	4027-4317	.4802790	RH	4.51	STRIKER, frt.
61	4027-4317	.4802791	LH	4.51	STRIKER, frt.
61	40-4 100	.4802790	RH	4.5 1	STRIKER, rr.
61	40-4100	.4802791	LH	4.51	STRIKER, rr.
61	44-46-47-4800	.4802790	RH	4.51	STRIKER
61	44-46-47-4800	.4802791	LH	4.51	STRIKER
61-62	4019-35-45-4119-35	.627851 1	LH	3.38	STRIKER, frt.
62	4019-35-45-41 19-35	.4802790	RH	4.51	STRIKER, rr.
62	4019-35-45-41 19-35	.4802791	LH	4.51	STRIKER, rr.
62	4027-67-4167-4347-67	.4802790	RH	4.51	STRIKER
62	4027-67-4167-4347-67	.4802791	LH	4.51	STRIKER
62	44-46-4800	.4802790	RH	4.51	STRIKER
62	44-46-4800	.4802791	LH	4.51	STRIKER, frt.
62	44-46-4800	.4841963	RH	4.51	STRIKER, frt.
63	4019-35-45-41 19-35	.4885742	RH	3.49	STRIKER, rr.
63	4019-35-45-4119-35	.4885743	LH	3.28	STRIKER, frt. dr.
63	4019-35-45-4119-35-4435-39-45-69-4635-39-4819-29-39	.4885740	RH	4.61	STRIKER, frt. dr.
63	4019-35-45-41 19-35-4435-39-45-69-4635-39-4819-29-39	.4885741	LH	4.61	STRIKER, rr. dr.
63	4027-4347-44-46-4800	.4885740	RH	4.61	STRIKER, frt. dr.
63	4027-4347-44-46-4800	.4885741	LH	4.61	STRIKER, frt. dr.
63	4067-4367-4747	.4418915	RH	5.45	STRIKER, frt. dr.
63	4067-4367-4747	.4418916	LH	5.45	STRIKER, frt. dr.
64	40-41-4300	.4472299	AR	1.59	STRIKER, dr. lock
64	44-46-47-4800	.4418915	RH	5.45	STRIKER, dr. lock
64	44-46-47-4800	.4418916	LH	5.45	STRIKER, dr. lock
65	All exc. 9000	.4472299	AR	1.59	STRIKER
65	9000	.4418915	RH	5.45	STRIKER

65	9000	4418916	LH	5.45	STRIKER
66-68	All	4472299	AR	1.59	STRIKER, dr. lock
69-70	AM	8770193	AR	1.64	STRIKER, frt. & rr.
71-72	30-4000	8770193	AR	1.64	STRIKER, frt. & rr. door
71-72	50-60-80-9000	9815751	AR	2.26	STRIKER, frt. & rr. door
73	All A.	9815751	AR	2.26	STRIKER, frt. & rr. dr.

1 0.570 BOLT — SCREW, DOOR LOCK STI

50-53	All	4587325	4	.10	
54-61	All	4676731	AR	.15	
54-56	50-70	4587325	4	.10	
62	4019-35-4 5-4 1 19-35- 4439-69-4635-39-45- 4819-29-39	4892566	AR	.20	12.237)
62	4027-67-4167-4367- 4400-4600-4847-67	4848760	6	.15	12.237) (^" — 18 x 1/2,")
62	4027-67-4167-4347-67- 44-46-4800	4892566	AR	.20	(1/2, <T — 18 x W, .")
62	4439-69-4635-39-45- 4819-39-29	4848760	6	.15	12.237)
63	4019-35-45-41 19-35- 441 1-35-39-45-69- 4635-39-4747-4819- 29 39	4892564	AR	.10	12.242) (1 V lg.)
63	4019-35-45-41 19-35- 441 1-35-39-45-69- 4635-39-4747-4819- 29-39	4892566	AR	.20	12.242
63	4019-35-45-41 19-35- 4439-4639-4819-29- 39	4892566	6	.20	SCREW, rr. dr. lock striker (emer. use)
63	4027-67-4347-67-4447- 67-4647-67-4847-67	4892566	AR	.20	SCREW, striker (emer. use) also used 12.242
63	4439-4639	4892564	6	.10	SCREW, rr. dr. lock striker to pillar (1 V" long)
63	4439-4639	4892566	AR	.20	SCREW, rr. dr. lock striker (emer. use)
64	44-46-4800	4892566	AR	.20	SCREW, dr. lock striker (also used 1 2.242)
64	44-46-47-4800	4892564	6	.10	SCREW, dr. lock striker to pillar
64	44-46-47-4800	4892566	AR	.20	SCREW, dr. lock striker (emer. use)
65	9000	4892566	AR	.20	SCREW, dr. lock striker
65	9000	4892564	6	.10	SCREW, dr. lock striker to pillar

1 0.571 PLATE — SPACER — RETAINER, D

54-56	40-60-100 2nd Type 1954	4649281	AR	.10	PLATE, dr. lock striker adj.-upr.
54-56	40-60-100 2nd Type 1954	4649282	AR	.10	PLATE, dr. lock striker adj.-lwr.
56	53-73	4649281	AR	.10	PLATE, dr. lock striker adj.-upr.
56	53-73	4649282	AR	.10	PLATE, dr. lock striker adj.-lwr.
57-60	All	4649281	AR	.10	PLATE, dr. lock striker adj.-upr.
57-60	All	4649282	AR	.10	PLATE, dr. lock striker adj.-lwr.
61	4019-35-45-41 19-35 ... 4027-4317-44-46-47- 4800	4649281	2	.10	PLATE, rr. striker adj.-upr.
61	4027-4317-44-46-47- 4800	4649281	AR	.10	PLATE, lock striker adj.-upr.
61	4027-4317-44-46-47- 4800	4649282	AR	.10	PLATE, striker adj.-lwr. (also used 12.242)
61-62	4019-35-45-41 19-35 ...	4649282	2	.10	PLATE, rr. striker adj.-lwr. (also used 12.242)
62	4019-35-45-41 19-35 ...	4849938	2	.10	PLATE, striker adj.-upr. (also used 12.242)
62	4027-67-4167-43-44-46- 4800	4849938	AR	.10	PLATE, striker adj.-upr. (also used 12.242)
62	4027-67-4167-4347-67	4649282	AR	.10	PLATE, striker adj.-lwr. (also used 12.242)
62	44-46-4800	4649282	2	.10	PLATE, frt. dr. lock striker adj.-lwr. (also used 12.242)
63	All	4885756	2	.10	PLATE, rr. dr. adj.-upr.
63	All	4885757	2	.10	PLATE, rr. dr. adj.-lwr.
63	4027-67-4347-67-4400- 4600-4700-4800	4885756	2	.10	
63	4027-67-4347-67-4400- 4600-4700-4800	4885757	AR	.10	
63	4027-67-4347-67-4400- 4600-4700-4800	4417720	2	.41	PLATE, frt. dr. lock striker anchor
63	4035-45-4135	4849938	AR	.10	PLATE, dr. lock striker adj.-upr
63	All	4417720	2	.41	PLATE, rr. dr. lock striker anchor

64	4035-69-4135-69-4355- 65-69.....	4465224	2	.30	PLATE, frt. dr. anchor
64	44-46-47-4800.....	4417720	AR	.41	PLATE, anchor.....
64	44-46-47-4800.....	4885756	AR	.10	PLATE, adjr.-upr.....
64	44-46-47-4800.....	4885757	AR	.10	PLATE, adjr.-lwr.....
65	All 2-Dr. exc. 9000.....	4469685	2	.67	PLATE, frt. dr. lock striker anchor.....
65-67	All (4-Dr.).....	4465224	2	.30	PLATE, frt. dr. striker anchor.....
66-72	All (4-Dr.).....	4469685	2	.67	PLATE, rear door lock striker anchor (also used 12.242).....
65	9000.....	4417720	2	.41	PLATE, dr. lock striker anchor.....
65	9000.....	4885756	2	.10	PLATE, dr. lock striker adjr.-upr.....
65	9000.....	4885757	2	.10	PLATE, adjr.-lwr.....
66-72	All (2-Dr.).....	4469685	2	.67	PLATE, front door lock striker anchor.....
68-72	30-4000 (4-Dr.) exc. 4439.....	7721972	2	.77	PLATE, front anchor.....
68-72	4439.....	4465224	2	.30	PLATE, front anchor.....
68-70	50-60-8000 (4-Dr.).....	4465224	2	.30	PLATE, front anchor.....
71-72	50-60-80-9000.....	9825362	AR	.92	PLATE, frt. 8t rr. dr. lock striker anchor
73	All.....	9825362	AR	.92	PLATE, frt. 8i rr. dr. lock striker anchor
55-62	All.....	4670835	RH	.41	SPACER, (W thick).....
62	4439-69-4639-4819-29- 39.....	4842193	LH	.30	SPACER, rr. dr.....
63	4027-67-4347-67-4400- 4600-4700-4800.....	4885750	AR	1.13	SPACER, frt. dr. lock striker (emer. use)
63	4027-67-4347-67-4400- 4600-4700-4800.....	4885748	2	.41	SPACER, frt. dr. lock striker (emer. use)
63	All.....	4885750	AR	1.13	SPACER, rr. dr. lock striker (emer. use)
63	All.....	4885748	2	.41	SPACER, rr. dr. lock striker (emer. use)
64	44-46-47-4800.....	4885750	AR	1.13	SPACER, dr. lock striker (emer. use) ..
64	44-46-47-4800.....	4885748	AR	.41	SPACER, dr. lock striker (emer. use) ..
65	9000.....	4885748	AR	.41	SPACER, rr. (emer. use).....
68	All Conv.....	4537580	AR	.10	SPACER, plate to dr. (emer.).....
68	54-66-8467.....	4537587	AR	.10	SPACER, (emer.).....
64	40-4 1-4300.....	4420063	AR	.10	WASHER, dr. lock striker (.078").....
65	All exc. 9000.....	4469194	1	.67	WASHER, (24).....
65	All exc. 9000.....	4469195	1	.67	WASHER, (*32).....
65	All exc. 9000.....	4469196	AR	.10	WASHER, (*071).....
65	All exc. 9000.....	4469197	1	.15	WASHER, (150).....
65	All exc. 9000.....	4491024	AR	.10	WASHER, (plastic).....
66-71	All.....	4469194	1	.67	WASHER, (24) (also used 12.237).....
66-71	All.....	4469195	1	.67	WASHER, (*32).....
66-72	All.....	4469196	AR	.10	WASHER, (.07 1) also used 1 2.237.....
66-72	All.....	4469197	1	.15	WASHER, (.150) also used 12.237.....
66-67	All.....	4491024	AR	.10	WASHER, (plastic).....
71-73	All B-C-E.....	9827154	AR	.30	WASHER, (V).....
71-73	All B-C-E.....	9827155	AR	.30	WASHER, (IV).....

10.584 PLATE — SPACER, DOOR WEDGE

62-64		4843705	RH	.30	PLATE, frt. dr. side.....
62-64	4067-4 167-4367 ..	4843706	LH	.30	PLATE, frt. dr. side.....
63	4747 Elec. Winds.	4400617	2	.30	PLATE, frt. dr. wedge-male—(10.728)
64	4067-4367.....	4426757	RH	.30	PLATE, dr. wedge-body side.....
64	4067-4367.....	4426758	LH	.30	PLATE, dr. wedge-body side.....
65	All Conv.....	4426757	RH	.30	PLATE, dr. wedge-body side.....
65	All Conv.....	4426758	LH	.30	PLATE, dr. wedge-body side.....
65-67	30-4000 Conv.	4523880	2	.30	PLATE, dr. side.....
65-67	50-60-8000 Conv.	4537549	2	.30	PLATE, dr. side.....
65-67	50-60-8000 Conv.	4538269	2	.30	PLATE, body side
66-67	30-4000 Conv.	4426757	RH	.30	PLATE, body side (used in 4.340).
66-67	30-4000 Conv.	4426758	LH	.30	PLATE, body side (used in 4.340).
68-70	All Conv.....	4537549	2	.30	PLATE, door side.....
68-70	All Conv.....	4538269	2	.30	PLATE, body side.....
71-72	3467-4467.....	4537549	2	.30	PLATE, dr. side.....
71-72	3467-4467.....	4538269	2	.30	PLATE, body side.....
71-73	All B/Conv.....	9826416	AR	.56	PLATE, body side.....
71-73	All B/Conv.....	9826799	2	1.90	PLATE, dr. side.....
65-70	50-60-8000 Conv.	4537587	AR	.10	SPACER, plate (emer.).....
65-67	50-60-8000 Conv.	4537580	2	.10	SPACER, body side.....
65-66	30-4000 Conv.	4523881	1	.10	SPACER, plate to dr. (emer.).....
68-70	All Conv.....	4537580	AR	.10	SPACER, plate to dr.....
69-72	30-4000 Conv.	4537587	AR	.10	SPACER, dr. wedge plate.....
71-72	3467-4467.....	4537580	AR	.10	SPACER, plate to dr.....
71-73	All B/Conv.....	9826417	AR	.10	SPACER, plate to body.....
71-73	All B/Conv.....	9826418	AR	.10	SPACER, plate to door.....

10.587 COVER, FRONT DOOR INNER PANEL ACCESS HOLE

67	50-60-8000 2-Dr.	7645222	2	.41	COVER (12.804).....
----	-----------------------	---------	---	-----	---------------------

10.587		BUMPER, DOOR			
50-56	48-52-72	4574349	AR	.25	BUMPER, frt. & rr. dr. lock pillar-upr. on body.
50-56	50-70	4573914	2	.20	BUMPER, dr. lock pillar-upr. on body.
50-58	50-70	4565463	2	.10	BUMPER, rr. dr. lock pillar-lwr. on dr.—(12.941).
54-56	41-49-61-69	4569867	2	.15	BUMPER, frt. dr. lock pillar-ctr. on body—(8.210)
55-58	40-60 4-Dr.	4603240	AR	.20	BUMPER, frt. dr. lock pillar on dr.—(1 4.760).
56	49-69	4565415	2	.20	BUMPER, rr. dr. trim pad at reg. hdt.
57	40-60 4-Dr.	4565671	AR	.15	BUMPER, rr. dr.-upr. lwr. & lwr. at lock.
57-58	53-73-73A-75-750	4695632	2	.15	BUMPER, rr. dr. lock pillar-upr. on dr.
57-58	41-49-61	4565671	2	.15	BUMPER, dr. hinge pillar-upr. on body.
57-58	All 2-Dr.	4652531	AR	.15	BUMPER, frt. dr. body side-upr. on body.
57-58	All 4-Dr.	4652531	2	.15	BUMPER, rr. dr.-upr. at lock.
57-58	40-60 (4-Dr.)	4565591	AR	.15	BUMPER, rr. dr. lock pillar-upr. & lwr. at lock-lwr. on dr.
57-58	49-49D-69	4564974	2	.20	BUMPER, frt. dr. lock pillar-lwr. body side.
57-58	50-70	4701420	2	.15	BUMPER, frt. dr. lock pillar-upr. on dr.
57-58	53-75-750	4603240	AR	.20	BUMPER, frt. dr. lock pillar on dr.—(14.760).
57-59	All	4701947	2	.10	BUMPER, frt. dr. hinge pillar-upr. on body.
58	40-60 (2-Dr.)	4565591	2	.15	BUMPER, dr. lock pillar-lwr. body side.
59	4419-35-4619-35-47 19	4565591	2	.15	BUMPER, rr. dr. lock pillar-upr. on dr.
59	4-Dr. Sedan fit Wagons	4565591	2	.15	BUMPER, rr. dr. lock pillar body side.
59-60	All 2-Dr.	7635877	4	.20	BUMPER, lock pillar.
59-60	441 1-19-4619-47 19- Wagons	4569867	2	.15	BUMPER, frt. dr. hinge pillar-upr. on body—(8.210)
59-61	4435-39-45-69-4635-39- 45-47 19-39-4819-29- 39	4779600	AR	.20	BUMPER, frt. dr. lock pillar on dr.
59-60	4419-4619-47 19	4565671	2	.15	BUMPER, frt. dr. lock pillar-upr. on body.
59-60	Wagons	4767559	2	.15	BUMPER, rr. seat back outer on whlse. (also used 12.212).
60	4-Dr. Sedan & Wagons	4565591	4	.15	BUMPER, rr. dr. lock pillar-upr. on dr.-lwr. on body
61-62	4019-27-67-41 19-67- 4300	4767559	2	.15	BUMPER, rr. seat back-outer on whlhse (also used 12.212).
61	4027-4317	4701420	4	.15	BUMPER, frt. dr. lock pillar on dr.
61	4035-45-4135	4565671	2	.15	BUMPER, back dr.-upr. on body.
61-63	441 1-37-47-67-4637-47- 67-4737-47-4847-67	7635877	AR	.20	BUMPER, frt. dr. lock pillar on dr.
61-62	4435-45-69-4635-45- 4719-4819	4565591	2	.15	BUMPER, frt. dr. lock pillar-upr. on dr.
61-63	4435-45-69-4635-45- 47 19-4819	4697433	2	.20	BUMPER, frt. dr. lock pillar-upr. on body.
61	4435-45-69-47 19-4829	4565591	2	.15	BUMPER, rr. dr. lock pillar-upr. on dr.
61-65	4435-39-45-69-4635-39- 45-4719-39-4819-29- 39	7635878	2	.20	BUMPER, frt. dr. lock pillar-lwr. on dr.
61-64	4439-4639-4739-4839	4652531	2	.15	BUMPER, rr. dr. lock pillar-upr. on dr.
61-63	4019-35-45-41 19-35	4565671	4	.20	BUMPER, rr. dr. lock pillar on dr. emer. (also used 10.263-8.210-1 1.649).
61-63	4019-35-45-41 19-35	4565415	AR	.20	BUMPER, rr. dr. lock pillar on dr. emer. (also used 10.263-8.210-1 1.649).
61-64	44-46-47-4800	581349	6	.10	BUMPER, frt. dr. hinge cvr.
62	40-41-4300	4701420	4	.15	BUMPER, frt. dr. lock pillar on dr.
62	4411-69-4635-4645- 4819	4569867	2	.15	BUMPER, frt. dr. hinge pillar—(8.210).
62	4035-45-4135	4652531	2	.15	BUMPER, rr. dr. lock pillar-upr. on dr.
63	40-4 1-4300	4701420	2	.15	BUMPER, frt. dr. lock pillar-on dr.
63	4035-45-4135	4652531	2	.15	BUMPER, back dr.-upr. on body.
63-64	4439-4639-4829-39	7635878	2	.20	BUMPER, frt. dr. lock pillar-upr. on dr.
63	441 1-47-67-4647-67- 4847-67	771 9779	2	.20	BUMPER, frt. dr. lock pillar-lwr. on dr.
63	4435-45-69-4635	4565415	2	.20	BUMPER, rr. dr. lock pillar upr. on dr.
63	4439-69-4635-39-4819- 29-39	4779600	2	.20	BUMPER, frt. dr. lock pillar-lwr. dr.
63	4435-39-45-69-4635-39- 4819-29-39	7635878	2	.20	BUMPER,rr. dr. lock pillar-lwr. on dr.
63	4435-45-69-4635-4819	4565591	2	.15	BUMPER, frt. dr. lock pillar-upr. on dr.
63	4819-29	4565591	2	.15	BUMPER, rr. dr. lock pillar-upr. on dr.
64	40-41-42-4300-4819-29	4565591	2	.15	BUMPER, rr. dr. lock pillar-upr. on dr.
64	4027-67-4127-4337-67	7719779	2	.20	BUMPER, frt. dr. lock pillar-upr. & lwr. on dr.
64	4200-4355-65-69	7635877	4	.20	BUMPER, frt. dr. lock pillar-upr. & lwr. on dr.
64	All (4-Dr.)	7635878	2	.20	BUMPER, rr. dr. lock pillar-upr. on dr.
64	4447-67-4647-67-4847- 67	7635877	2	.20	BUMPER, frt. dr. lock pillar-lwr. on dr.
64	4447-67-4647-67-4847- 67	771 9779	2	.20	BUMPER, rr. dr. lock pillar-upr. on dr. (also used 11.1 19-12.941-12.944).
64	4469-4635-45-69	4565415	2		

64	4469-4635-45-69-4819	4565591	2	.15	BUMPER, frt. dr. lock pillar-upr. on dr.
64	4469-4635-45-69-4819	4697433	2	.20	BUMPER, frt. dr. lock pillar-upr. on body—
65-66	30-4000 (2-Dr.)	7719779	4	.20	BUMPER, frt. dr. lock pillar-lwr. & upr. on dr.
65-67	30-4000 4-Dr. exc. 43-4439	7635877	4	.20	BUMPER, frt. dr. lock pillar-upr. & lwr. on dr.
65-67	30-4000 (4-Dr.)	7635878	2	.20	BUMPER, rr. dr. lock pillar-lwr. on dr.
65-67	All Wagons	4573914	1	.20	BUMPER, (used in 12.941)
65-67	30-4000 (4-Dr.)	4565591	2	.15	BUMPER, rr. dr. lock pillar-upr. on dr.
65-68	50-60-8000	4565591	4	.15	BUMPER, frt. dr. lock pillar-upr. & lwr. on dr.
65-66	50-60-8000 4-Dr.	4565591	2	.15	BUMPER, rr. dr. lock pillar-lwr. on dr.
64-65		7635877	4	.20	BUMPER, frt. dr. lock pillar-upr. & lwr. on dr.
65	9000	581349	6	.10	BUMPER frt. dr. hinge cvr.
66	9000 (1st Type) less "Carrot" Type				
		7606249	4	.15	BUMPER, frt. dr. lock pillar on dr.
66	9000 (2nd Type) with 2 "Carrot" Type Fasteners	7639207	4	.30	BUMPER, frt. dr. lock pillar on dr.
67	30-4000 (2-Dr.)	7719779	2	.20	BUMPER, frt. dr. lock pillar-lwr. & upr. on dr.
66-67	4000 (4-Dr. H.T.)	7635877	2	.20	BUMPER, frt. dr. lock pillar on dr.
67-73	All B-C (4-Dr.)	4565591	4	.15	BUMPER, rr. dr. lock pillar-upr. & lwr. on dr.
67	50-60-8000 Conv.	4565591	2	.15	BUMPER, (used in 10.05 1)
67	4339-4439-69	4565591	2	.15	BUMPER, frt dr. lock pillar-upr. on dr.
67-70	50-60-8000 (2-Dr.)	7637192	2	.20	BUMPER, front door lock pillar-upper on door
67-70	9000	7639207	4	.30	BUMPER, front door lock pillar-on door
68-73	All A	4565591	AR	.15	BUMPER, frt. dr. lock pillar upr. & lwr. on dr. (also used 10 051)
68-73	All A (4-Dr.)	4565591	AR	.15	BUMPER, rear door lock pillar-dr. side
68	30-4000 (4-Dr.)	4652531	AR	.15	BUMPER, rr. dr. lock pillar on dr.
68-70	3369-3435-3569-4439-4455-65-69-4855-4865	4652531	AR	.15	BUMPER, front door lock pillar-upper & lower on door
68-72	All Wagons	4573914	1	.20	BUMPER, (used 12.579)
69-70	30-40-50-60-8000	4565591	2	.15	BUMPER, front door lock pillar-upper & lower door side (also used 10.05 1)
69-72	3369-3436-4456-66	4652531	AR	.15	BUMPER, door lock pillar-door side (emer)
69-70	3369-3435-3569-4439-4455-65-69-5239-5439-6439-6639-8239-8439	4652531	AR	.15	BUMPER, rear door lock pillar on door
69-73	All B-C (4-Dr.)	4565592	1	.41	BUMPER, door lock pillar-door side (emer)
71-72	All B-C-E (2-Dr.)	4565591	AR	.15	BUMPER, frt. dr. lock pillar upr. & lwr. on dr. side
71-73	All B/Wgn	9825663	2	.10	BUMPER, frt. dr. lock pillar upr. dr. side
71-73	All B-C (4-Dr. H.T.)	9825663	2	.10	BUMPER, frt. dr. lock pillar upr. dr. side
71 73	All B-C (4-Dr. H.T.)	9883617	4	.15	BUMPER, frt. & rr. dr. lock pillar lwr.-dr. side
73	All B-C (4 Dr.)	4565591	2	.15	BUMPER, frt. dr. lock pillar-lwr. on dr.
	10.587 PLUG, FRONT DOOR INNER PANEL SEALING				
66	9000	4410574	2	.15	PLUG, frt. dr. access hole sealing—(1 2.980) .
63	4747 Elec. Winds. & Frt. Dr. Vents	4410574		.15	PLUG, dr. wind (12.980)
67	50-60-8000 (2-Dr.)	7645222		.41	PLUG, frt. dr. inner panel access hole—(1 2.804).
66-67	9000	4410574		.15	PLUG, frt. dr. access hole sealing—(1 2.980)
70	3369-3435-3436-3569-4469	4802102		1 5	PLUG, rr. door inner panel access hole —(12.980)
	10.650 VENTILATOR, FRONT DOOR (LESS GLASS)				
61-63	40-4 1-4300 exc. Conv.	4406554	RH	28.25	VENTILATOR
63-64	44 1 1-35-69-4635-45-69-4819	4877370	RH	27.05	VENTILATOR
63-64	441 1-35-69-4635-45-69-4819	4877371	LH	27.05	VENTILATOR
63-64	4439-4639	4877382	RH	54.20	VENTILATOR
64-65	Special-Skylark Conv. & 2-Dr. H.T.	4411072	RH	71.15	VENTILATOR
64-65	Special-Skylark Conv. & 2-Dr. H.T.	4411073	LH	71.15	VENTILATOR
64	4747 after Body No. 32810	4472594	RH	65.10	VENTILATOR
64	4747 after Body No. 32810	4472595	LH	65.10	VENTILATOR
64-65	Special-Skylark exc. Conv. & 2-Dr. H.T.	4493026	RH	31.70	VENTILATOR
64-65	Special-Skylark exc. Conv. & 2-Dr. H.T.	4493027	LH	31.70	VENTILATOR
65	50-60-8000 exc. 4-Dr.	4468386	RH	61.95	VENTILATOR

65	50-60-8000 exc. 4-Dr. Sedans	4468387	LH	61.95	VENTILATOR
65-66	50-6000 4-Dr. Sedans	4536268	RH	33.55	VENTILATOR
65-66	50-6000 4-Dr. Sedans	4536269	LH	33.55	VENTILATOR
65-66	8000 (4-Dr. Sedans)	4467826	RH	61.95	VENTILATOR
65	9000	4472594	RH	65.10	VENTILATOR
65	9000	4472595	LH	65.10	VENTILATOR
66-67	30-4000 (2-Dr. Coupe)	9705684	RH	37.15	VENTILATOR
66-67	30-4000 (2-Dr. Coupe)	9705685	LH	37.15	VENTILATOR
66-67	30-4000 (2-Dr. H.T. 8t Conv.)	9706198	RH	65.00	VENTILATOR
66-67	30-4000 (2-Dr. H.T. 8t Conv.)	9706199	LH	65.00	VENTILATOR
66-67	30-4000 (4-Dr.) exc. 43-4439	4493026	RH	31.70	VENTILATOR
66-67	30-4000 (4-Dr.) exc. 43-4439	4493027	LH	31.70	VENTILATOR
66-67	4000 (4-Dr. H.T.)	9705448	RH	64.00	VENTILATOR
66-67	4000 (4-Dr. H.T.)	9705449	LH	66.50	VENTILATOR
66	50-60-8000 Conv.	9707574	RH	64.60	VENTILATOR
66	50-60-8000 Conv.	9707575	LH	64.60	VENTILATOR
66	50-60-8000 (2-Dr. H.T. & 4-Dr. H.T.)	4468386	RH	61.95	VENTILATOR
66	50-60-8000 (2-Dr. H.T. 8t 4-Dr. H.T.)	4468387	LH	61.95	VENTILATOR
67-68	50-60-8000 Conv.	9713334	RH	64.00	VENTILATOR
67-68	50-60-8000 Conv.	9713335	LH	64.00	VENTILATOR
67-68	50-60-8000 (2-Dr. H.T.)	9713340	RH	65.00	VENTILATOR
67-68	50-60-8000 (2-Dr. H.T.)	9713341	LH	65.00	VENTILATOR
67-68	52-54-6469	9708374	RH	32.10	VENTILATOR
67-68	52-54-6469	9708375	LH	32.10	VENTILATOR
67-68	50-60-8000 (4-Dr. H.T.)	9708386	RH	65.00	VENTILATOR
67-68	50-60-8000 (4-Dr. H.T.)	9708387	LH	65.00	VENTILATOR
67-68	82-8469	9712250	RH	63.95	VENTILATOR
67-68	82-8469	9712251	LH	63.95	VENTILATOR
68-72	3327	9712548	RH	30.85	VENTILATOR
68-72	3327	9712549	LH	30.85	VENTILATOR
68	34-35-44-4637	9712502	RH	68.10	VENTILATOR
68	34-35-44-4637	9712503	LH	68.10	VENTILATOR
68-72	30-4000 (4-Dr.) exc. 4439	9712408	RH	30.85	VENTILATOR
68-72	30-4000 (4-Dr.) exc. 4439	9712409	LH	30.85	VENTILATOR
68-72	4439	9712456	RH	67.15	VENTILATOR
68-72	4439	9712457	LH	67.15	VENTILATOR
68	44-4667	9712544	RH	67.15	VENTILATOR
68	44-4667	9712545	LH	67.15	VENTILATOR
	1 0.652 WEATHER STRIP, FRONT DOOR				VENTILATOR
61-63	4019-27-35-45-4119-35-4317-47	4307072	RH	4.4 1	WEATHERSTRIP
61-63	4019-27-35-45-4 1 19-35-4317-47	4307073	LH	4.41	WEATHERSTRIP
63	441 1-69-4819	5714850	RH	3.38	WEATHERSTRIP
63	441 1-69-4819	5714851	LH	3.38	WEATHERSTRIP
63-64	4447-67-4647-67-4829-39-47-67	5715466	RH	4.31	WEATHERSTRIP
63-64	4447-67-4647-67-4829-39-47-67	5715467	LH	4.31	WEATHERSTRIP
63-65	Riviera	5715336	RH	4.61	WEATHERSTRIP
63-65	Riviera	5715337	LH	4.61	WEATHERSTRIP
65-68	50-6000 (4 Dr. Sedan)	9712296	RH	4.92	WEATHERSTRIP
65-68	50-6000 (4 Dr. Sedan)	9712297	LH	4.92	WEATHERSTRIP
64	4067-4337-67	5717171	LH	4.61	WEATHERSTRIP
64	4469-4669-4819	5714850	RH	3.38	WEATHERSTRIP
64	4469-4669-4819	5714851	LH	3.38	WEATHERSTRIP
64-65	Special-Skylark exc. Conv. 8t 2 Dr. Ht	5717252	RH	4.31	WEATHERSTRIP
64-65	Special-Skylark exc. Conv. 8t 2 Dr. Ht	5717253	LH	4.31	WEATHERSTRIP
65	30-4000 Conv. 8< 2 Dr. H T	5717171	LH	4.61	WEATHERSTRIP
65-68	50-60-8000 exc. (4 Dr. Sedans)	5719312	RH	5.35	WEATHERSTRIP
65-68	50-60-8000 exc. (4 Dr. Sedans)	5719313	LH	5.35	WEATHERSTRIP
65-68	82-8469	5719442	RH	6.80	WEATHERSTRIP
65-68	82-8469	5719443	LH	6.80	WEATHERSTRIP

66-67	30-4000 (2 Dr. Coupe)	9706494	RH	5.65	WEATHERSTRIP
66-67	30-4000 (2 Dr. Coupe)			5.65	WEATHERSTRIP
66-67	30-4000 (2 Dr. H.T. & Conv.)	9706495	LH	5.45	WEATHERSTRIP
66-67	30-4000 (2 Dr. H.T. & Conv.)	9706596	RH	5.45	WEATHERSTRIP
66-67	30-4000 (4 Dr. exc. 43-4439)	9706597	LH	4.31	WEATHERSTRIP
66-67	30-4000 (4 Dr. exc. 43-4439)	5717252	RH	4.31	WEATHERSTRIP
66-67	4000 (4 Dr. Ht.)	5717253	LH	5.25	<u>WEATHERSTRIP</u>
66-67	4000 (4 Dr. Ht.)			5.25	WEATHERSTRIP
68-72	30-4000 (4 Drs.) exc. 4439	9705040	RH		
68-72	30-4000 (4 Drs.) exc. 4439	9705041	LH	5.75	WEATHERSTRIP
68-72	3327	9712414	RH	5.75	WEATHERSTRIP
68-72	3327			5.60	<u>WEATHERSTRIP</u>
68-72	3327			5.50	WEATHERSTRIP
68	3437-3537-4437-67-4600	9712554	RH	5.85	WEATHERSTRIP
68	3437-3537-4437-67-				
		9712555	LH	6.00	<u>WEATHERSTRIP</u>
68-72				5.75	<u>WEATHERSTRIP</u>
68-72	4439	9712506	RH	5.75	WEATHERSTRIP

1 0.652 WEATHERSTRIP, FRONT DOOR VENT DIVISION

63-64	4447-67-4647-67-4829-39-47-67	9712460	RH		
		5715408	RH	1.44	WEATHERSTRIP
		9712461	LH		
63-64	4447-67-4647-67-4829-39-47-67	5715409	LH	1.44	<u>WEATHERSTRIP</u>
64-65	Riviera	5715342	RH		<u>WEATHERSTRIP</u>
64-65	Special-Skylark	5717194	RH	1.44	<u>WEATHERSTRIP</u>
64-65	Special-Skylark	5717195	LH	1.44	<u>WEATHERSTRIP</u>
65-68	50-60-8000 exc. 4 Dr. Sedan	5719332	RH	1.33	WEATHERSTRIP
65-68	50-60-8000 exc. 4 Dr. Sedan	5719333	LH	1.33	<u>WEATHERSTRIP</u>
65-68	50-6000 (4 Dr. Sedans)	5719562	RH	1.33	WEATHERSTRIP
65-68	50-6000 (4 Dr. Sedans)	5719563	LH	1.33	<u>WEATHERSTRIP</u>
65-68	8000 (4 Dr. Sedan)	5719454	RH	2.20	<u>WEATHERSTRIP</u>
65-68	8000 (4 Dr. Sedan)	5719455	LH	2.20	<u>WEATHERSTRIP</u>
66-67	30-4000 (2 Dr. Coupe)	9706496	RH	1.90	WEATHERSTRIP
66-67	30-4000 (2 Dr. Coupe)	9706497	LH	1.90	WEATHERSTRIP
66-67	30-4000 (2 Dr. H.T. & Conv.)	9706502	RH	1.13	WEATHERSTRIP
66-67	30-4000 (2 Dr. H.T. & Conv.)	9706503	LH	1.13	WEATHERSTRIP
66-67	30-4000 (4 Dr. Sedan & Wagons)	5717194	RH	1.44	WEATHERSTRIP
66-67	30-4000 (4 Dr. Sedan & Wagons)	5717195	LH	1.44	<u>WEATHERSTRIP</u>
66-67	4000 (4 Dr. H.T.)	9705060	RH	1.33	<u>WEATHERSTRIP</u>
66-67	4000 (4 Dr. H.T.)	9705061	LH	1.33	WEATHERSTRIP
68-72	30-4000 4 Drs. exc. 4439	9712432	RH	1.79	WEATHERSTRIP
68-72	30-4000 4 Drs. exc. 4439	9712433	LH	1.79	<u>WEATHERSTRIP</u>
68-72	3327	9712570	RH	1.79	<u>WEATHERSTRIP</u>
68-72	3327	9712571	LH	1.79	WEATHERSTRIP
68	3437-3537-4437-67-4600	9712524	RH	1.79	WEATHERSTRIP
68	3437-3537-4437-67-4600				
		9712525	LH	1.79	<u>WEATHERSTRIP</u>
68-72	4439	9712478	RH	1.74	<u>WEATHERSTRIP</u>
68-72	4439	9712479	LH	1.74	<u>WEATHERSTRIP</u>

1 0.652 STRIP, FRONT DOOR WINDOW SEALING

64	4027-35-69-4127-35-69				
	4255-65-4355-65-69	4480378	2	1.13	STRIP, glass run sealing-at vent
64	4469-4635-45-69-4819	4480378	2	1.13	STRIP, glass run sealing
64	4469-4635-45-69-4819	4480378	2	1.13	STRIP, glass run sealing-upr. rr.
64	4469-4635-45-69-4819	4480378	2	1.13	STRIP, glass run sealing-at vent
65-66	30-4000 exc. Conv. & 2 Or. H.T.	4496456	2	1.44	STRIP, glass run sealing at vent (also used 1 1.022)
65-66	50-6000 (4 Dr. Sedan)	4496456	2	1.44	STRIP, glass run sealing
67	3300-3400-3535-69-3635-69-4307-4407-				
	55-65-69-4607-4800	4480377	2	1.13	STRIP, glass run sealing-at vent
68	52-54-6469	4480377	2	1.13	STRIP, glass run sealing (also used 1 1.015)

10.655 CHANNEL FRONT DOOR VENTILATOR GLASS

61-63	4019-27-35-45-41 19-35-				
	4317-47.....	4307636	RH	12 50	CHANNEL
61-63	4019-27-35-45-41 19-35-				
	4317-47.....	4307637	LH	1250	CHANNEL
61	441 1-35-45-69-4719.....	571 1 179	LH	9 80	CHANNEL
61-62	4437-39-47-67-4637-39-				
	47-67-4737-39-4829-				
	30-47-67.....	571 1 169	LH	10.65	CHANNEL.....
62	441 1-69-4635-45-4819 ..	5711179	LH	9.80	CHANNEL.....
62-63	40-67-4167-4367.....	5712922	RH	9.70	CHANNEL.....
62-63	40-67-4167-4367.....	5712923	LH	9.70	CHANNEL.....
63	441 1-35-69-4635-4819 ..	5715520	RH	8.00	CHANNEL.....
63	441 1-35-69-4635-4819 ..	5715521	LH	8.00	CHANNEL.....
63-64	4439-4639.....	5715628	RH	9.35	CHANNEL.....
63-64	4439-4639.....	5715629	LH	9.35	CHANNEL.....
63-64	4447-67-4647-67-4829-				
	39-47-67.....	5715436	RH	8.50	CHANNEL.....
63-64	4447-67-4647-67-4829-				
	39-47-67.....	5715437	LH	8.50	CHANNEL.....
63-65	Riviera.....	5715363	LH	10.45	CHANNEL.....
64	40-41-42-4355-65-69 ...	5718112	RH	8.85	CHANNEL.....
64	40-41-42-4355-65-69 ...	5718113	LH	8.85	CHANNEL.....
64	4067-4337-67.....	5717994	RH	9.10	CHANNEL.....
64	4067-4337-67.....	5717995	LH	9.10	CHANNEL.....
64	4469-4635-45-69-4819 ..	5715520	RH	8.00	CHANNEL.....
64	4469-4635-45-69-4819 ..	5715521	LH	8.00	CHANNEL.....
65	30-4000 exc. Convs. & 2				
	Dr. Ht.....	5718112	RH	8.85	CHANNEL.....
65	30-4000 exc. Conv. 8> 2				
	Dr. Ht.....	5718113	LH	8.85	CHANNEL.....
65	30-4000 Conv. 8i 2 Dr				
	Ht.....	5717994	RH	9.10	CHANNEL.....
65	30-4000 Conv. 8. 2 Dr.				
	Ht.....	5717995	LH	9.10	CHANNEL.....
65-66	50-60-8000 exc. 4 Dr.				
	Sedans.....	5719360	RH	12.30	CHANNEL.....
65-66	50-60-8000 exc. 4 Dr.				
	Sedans.....	5719361	LH	12.30	CHANNEL.....
65-66	50-6000 (4 Dr. Sedan) ...	5719584	RH	10.00	CHANNEL.....
65-66	50-6000 (4 Dr. Sedan) ...	5719585	LH	10.00	CHANNEL.....
65-66	8000 (4 Dr. Sedans).....	9705944	RH	12.35	CHANNEL.....
65-66	8000 (4 Dr. Sedans).....	9705945	LH	12.35	CHANNEL.....
66-67	30-4000 (2 Dr. Coupe) ..	9705714	RH	6.80	CHANNEL (less hdl.)
66-67	30-4000 (2 Dr. Coupe) ..	9705715	LH	6.80	CHANNEL (less hdl.)
66-67	30-4000 (2 Dr. H.T. &				
	Conv.).....	9706224	RH	9.10	CHANNEL (less hdl.)
66-67	30-4000 (2 Dr. H.T. &				
	Conv.).....	9706225	LH	9.10	CHANNEL (less hdl.)
66-67	30-4000 Wagons & 4 Dr.				
	Sedans.....	5718112	RH	8.85	CHANNEL.....
66-67	30-4000 Wagons & 4 Dr.				
	Sedans.....	5718113	LH	8.85	CHANNEL.....
66-67	4000 (4 Dr. Ht.).....	9705074	RH	9.35	CHANNEL (less hdl.)
66-67	4000 (4 Dr. Ht.).....	9705075	LH	9.35	CHANNEL (less hdl.)
67-68	50-60-8000 exc. (4 Dr.				
	Sedans).....	5719342	RH	9.85	CHANNEL.....
67-68	50-60-8000 exc. (4 Dr.				
	Sedans).....	5719343	LH	9.85	CHANNEL.....
67-68	52-54-6469.....	9708506	RH	9.10	CHANNEL.....
67-68	52-54-6469.....	9708507	LH	9.10	CHANNEL.....
67-68	82-8469.....	9712260	RH	16.30	CHANNEL.....
67-68	82-8469.....	9712261	LH	16.30	CHANNEL.....
68-72	3327.....	9712578	RH	8.00	CHANNEL.....
68-72	3327.....	9712579	LH	8.30	CHANNEL.....
68-72	30-4000 (4 Drs.) exc.				
	4439.....	9712440	RH	8.30	CHANNEL.....
68-72	30-4000 (4 Drs.) exc.				
	4439.....	9712441	LH	8.30	CHANNEL.....
68	3437-3537-4437-67-				
	4600.....	9712532	RH	9.10	CHANNEL.....
68	3437-3537-4437-67-				
	4600.....	9712533	LH	9.10	CHANNEL.....
68-72	4439.....	9712488	RH	9.10	CHANNEL.....
68-72	4439.....	9712489	LH	9.35	CHANNEL.....

10.655 GUTTER, FRONT DOOR VENT DRAIN						
65-66	50-60-8000 exc. 52-54-					
	62-6469	.5719352	RH	.97		GUTTER
65-66	50-60-8000 exc. 52-54-					
	62-6469	.5719353	LH	.97		GUTTER
65-66	50-6000 (4-Dr. Sedan)	.5719578	RH	.77		GUTTER
65-66	50-6000 (4-Dr. Sedan)	.5719579	LH	.77		GUTTER

10.656 FRAME, FRONT DOOR VENTILATOR						
62-63	4067-4167-4367	.4877177	RH	1 1.20		FRAME
62-63	4067-4167-4367	.4877178	LH	1 1.20		FRAME
62-63	4347	.4877176	LH	1 1.20		FRAME
63-65	Riviera	.5715082	RH	20.20		FRAME
63-65	Riviera	.5715083	LH	20.85		FRAME
64-65	Special-Skylark (2 Dr. Ht. & Conv.)	.5717169	LH	23.45		FRAME
65-66	50-60-8000 (2 Dr. & 4 Dr. Ht.)	.5719310	RH	23.45		FRAME
65-66	50-60-8000 (2 Dr. & 4 Dr. Ht.)	.5719311	LH	24 00		FRAME
65-66	8000 4 Dr. Sedans	.5719440	RH	20.75		FRAME
65-66	8000 4 Dr. Sedans	.5719441	LH	21.45		FRAME
66-67	30-4000 (2-Dr. H.T. & Conv.)	.9706200	RH	21.95		FRAME
66-67	30-4000 (2 Dr. H.T. & Conv.)	.9706201	LH	21.95		FRAME
66-67	4000 (4 Dr. Ht.)	.9705038	RH	21.60		FRAME
66-67	4000 (4 Dr. Ht.)	.9705039	LH	21.60		FRAME
67-68	50-60-8000 (2 & 4 Dr. H.T.)	.9708380	RH	24.20		FRAME
67-68	50-60-8000 (2 & 4 Dr. H.T.)	.9708381	LH	24.20		FRAME
67-68	50-60-8000 Conv.	.9708596	RH	23.80		FRAME
67-68	50-60-8000 Conv.	.9708597	LH	23.80		FRAME
67-68	82-8469	.9708598	RH	25.10		FRAME
67-68	82-8469	.9708599	LH	25.10		FRAME
68	34-35-44-4637	.9712504	RH	23.80		FRAME
68	34-35-44-4637	.9712505	LH	23.80		FRAME
68-72	4439	.9712458	RH	23.40		FRAME
68-72	4439	.9712459	LH	23.40		FRAME
68	44-4667	.9712546	RH	23.40		FRAME
68	44-4667	.9712547	LH	23.40		FRAME
61-72	All as Req.	.9704875	2	.10		RIVET, vent pivot hinge
64	4027-35-69-4127-35-69-					
	4200-4355-65-69	.4627417	2	.10		RIVET, divider to glass ru
65-67	52-64-62-6469	.4627417	2	.10		RIVET, vent, divider to gl
65-67	30-4000	.4627417	2	.10		RIVET, vent. div. to glass

10.657 SHAFT, FRONT DOOR VENTILATOR GLASS CHANN						
63	441 1-69-4819	.5716405	LH	2.00		SHAFT
63-64	4439-47-67-4639-47-67-					
	4829-39-47-67	.5715430	RH	2.00		SHAFT
63-64	4439-47-67-4639-47-67-					
	4829-39-47-67	.5715431	LH	2.00		SHAFT
63-65	Riviera	.5715372	RH	2.05		SHAFT
64	4469-4635-45-69-4819	.5716405	LH	2.00		SHAFT
65-68	50-60-8000 exc. 52-54-					
	62-6469	.9705938	RH	2.00		SHAFT
65-68	50-60-8000 exc. 52-54-					
	62-6469	.9705939	LH	2.00		SHAFT
65-66	50-6000 (4 Dr. Sedan)	.9703752	RH	1.95		SHAFT
65-66	50-6000 (4 Dr. Sedan)	.9703753	LH	1.95		SHAFT
67-68	52-54-6469	.9708500	RH	1.95		SHAFT
67-68	52-54-6469	.9708501	LH	1.85		SHAFT
68-72	30-4000	.9712450	RH	2.15		SHAFT
68-72	30-4000	.9712451	LH	2.15		SHAFT
67-68	50-60-8000	.7743176	RH	.25		REINFORCEMENT, frt. dr. outer panel at vent
67-68	50-60-8000	.7743177	LH	.25		REINFORCEMENT, frt. dr. outer panel at vent
68-72	30-4000	.7723816	RH	.4 1		REINFORCEMENT, frt. dr. outer panel at vent
68-72	30-4000	.7723817	LH	.4 1		REINFORCEMENT, frt. dr. outer panel at vent

10.658 GLASS, FRONT DOOR VENTILATOR						
63-65	Riviera	.4874850	2	9.35		GLASS (clear)
64-65	Special-Skylark	.4409664	RH	10.65		GLASS (clear)
64-65	Special-Skylark	.4409665	LH	10.65		GLASS (clear)
65-68	50-60-8000 exc. (4 Dr. Sedans)	.4462312	RH	10.65		GLASS (clear)

65-68	50-60-8000 exc. (4 Dr. Sedans)	4462313	LH	10.65	GLASS (clear).
65-68	50-6000 (4 Dr. Sedan)	4462308	RH	10.65	GLASS (clear).
65-68	50-6000 (4 Dr. Sedan)	4462309	LH	10.65	GLASS (clear).
65-68	82-8469	4462320	RH	10.65	GLASS (clear).
65-68	82-8469	4462321	LH	10.65	GLASS (clear).
66-67	30-4000 (2 Dr. Coupe)	4537082	RH	10.55	GLASS (clear).
66-67	30-4000 (2 Dr. Coupe)	4537083	LH	10.55	GLASS (clear).
66-67	30-4000 (2 Dr. H.T. 8i Conv.)	4537088	RH	10.55	GLASS (clear).
66-67	30-4000 (2 Dr. H.T. 8. Conv.)	4537089	LH	10.55	GLASS (clear).
66-67	30-4000 (4 Dr.) exc. 43~ 4439.	4409664	RH	10.65	
66-67	30-4000 (4 Dr.) exc. 43~ 4439.	4409665	LH	10.65	GLASS (clear).
66-67	4000 (4 Dr. Ht.)	4537076	RH	10.55	GLASS (clear).
66-67	4000 (4 Dr. Ht.)	4537077	LH	10.55	GLASS (clear).
68-72	3327.	9712586	RH	10.55	GLASS (clear).
68-72	3327.	9712587	LH	10.55	GLASS (clear).
68	3437-3537-4437-67~ 4600.	9712540	RH	10.55	
68	3437-3537-4437-67~ 4600.	9712541	LH	10.55	
68-72	30-4000 (4 Drs.) exc. 4439.	9712452	RH	10.55	GLASS (clear).
68-72	30-4000 (4 Drs.) exc. 4439.	9712453	LH	10.55	GLASS (clear).
68-72	4439.	9712498	RH	10.55	GLASS (clear).
68-72	4439.	9712499	LH	10.55	GLASS (clear).
64-65	Special-Skylark.	4409666	RH	1 1.65	GLASS (tinted).
64-65	Special-Skylark.	4409667	LH	1 1.65	GLASS (tinted).
65-68	50-60-8000 exc. (4 Dr. Sedans)	4462314	RH	1 1.65	GLASS (tinted)
65-68	50-60-8000 exc. (4 Dr. Sedans)	4462315	LH	1 1.65	GLASS (tinted) .
65-68	50-6000 (4 Dr. Sedan)	4462310	RH	1 1.65	GLASS (tinted) .
65-68	50-6000 (4 Dr. Sedan)	4462311	LH	1 1.65	GLASS (tinted) .
65-68	82-8469.	4462322	RH	1 1.65	GLASS (tinted).
65-68	82-8469.	4462323	LH	1 1.65	GLASS (tinted)
66-67	30-4000 (2 Dr. Coupe)	4537084	RH	1 1.65	GLASS (tinted)
66-67	30-4000 (2 Dr. Coupe)	4537085	LH	1 1.65	GLASS (tinted)
66-67	30-4000 (4 Dr.) exc. 43~ 4439.	4409666	RH	1 1.65	GLASS (tinted) .
66-67	30-4000 (4 Dr.) exc. 43~ 4439.	4409667	LH	1 1.65	GLASS (tinted) .
66-67	30-4000 (2 Dr. H.T. 8i Conv.)	4537090	RH	1 1.65	GLASS (tinted)
66-67	30-4000 (2 Dr. H.T. & Conv.)	4537091	LH	1 1.65	GLASS (tinted) .
66-67	4000 (4 Dr. Ht.)	4537078	RH	1 1.65	GLASS (tinted) .
66-67	4000 (4 Dr. Ht.)	4537079	LH	11.65	GLASS(tinted) .
68-72	3327.	9712588	RH	1 1.65	GLASS (tinted)
68-72	3327.	9712589	LH	1 1.65	GLASS (tinted)
68	3437-3537-4437-67~ 4600.	9712542	RH	1 1.65	GLASS (tinted)
68	3437-3537-4437-67~ 4600.	9712543	LH	1 1.65	GLASS (tinted)
68-72	30-4000 (4 Drs.) exc. 4439.	9712454	RH	1 1.65	GLASS (tinted)
68-72	30-4000 (4 Drs.) exc. 4439.	9712455	LH	1 1.65	GLASS (tinted) .
68-72	4439.	9712500	RH	1 1.65	GLASS (tinted)
68-72	4439.	9712501	LH	1 1.65	GLASS (tinted)
	1 0.660 PLATE — SPRING, FRONT DOOR VENTILATOR				
62-67	Special-Skylark.	9705003	2	.15	SPRING, friction unit .
	10.660 STOP — WASHER, FRONT DOOR VENTILATOR				
49-58	All	4162193	2	.10	WASHER.
61-67	Special-Skylark-G.S.	4305287	2	.10	STOP, friction unit
61-67	Special-Skylark-G.S.	4305060	4	.10	WASHER, friction unit
61-67	Special-Skylark-G.S.	4305061	2	.10	WASHER, spg. ret.
61-67	Special-Skylark-G.S.	4305062	2	.10	WASHER, friction unit tab
62	4411-69-4635-45-4819	4877342	2	.10	WASHER, sealing
63	40-41-4300	4305062	2	.10	WASHER, friction unit tab
63	4435-45-4635	4877342	2	.10	WASHER, regulator sealing

65-67	50-60-8000	4877342		.10	WASHER, frt. dr. vent, at regulator spindle (used in 10.797).....
68-69	30-4000	4877342	2	.10	WASHER, front door vent, at regulator spindle.....
	10.661	REGULATOR—REGULATOR			& MOTOR, FRONT DOOR VENTILATOR
59-60	All	4814806	RH	6.30	REGULATOR.....
59-60	All	4814807	LH	6.30	REGULATOR.....
61-62	44-46-47-4800	4808183	RH	6.30	REGULATOR.....
61-62	44-46-47-4800	4808184	LH	6.30	REGULATOR.....
63-64	44-46-4800 ...	4878622	RH	6.30	REGULATOR.....
63-64	44-46-4800 ...	4878623	LH	6.30	REGULATOR.....
63-65	Riviera	4808183	RH	6.30	REGULATOR.....
63-65	Riviera	4808184	LH	6.30	REGULATOR.....
66	54-6400 exc 54-6469	7609586	RH	6.30	REGULATOR.....
66	54-6400 exc 54-6469	7609587	LH	6.30	REGULATOR.....
66	52-54-6469	7609582	RH	6.30	REGULATOR.....
66	52-54-6469	7609583	LH	6.30	REGULATOR.....
66	5237-39-6600-8200	7609580	RH	6.30	REGULATOR
66	5237-39-6600-8200-8439-69	7609581	LH	6.30	REGULATOR
66	8437-67	7609584	RH	6.65	REGULATOR
66	8437-67	7609585	LH	6.65	REGULATOR
61	47 19-37-39-4829-67	4860658	RH	57.55	REGULATOR MOTOR, rect. type
61	47 19-37-39-4829-67	4860659	LH	57.55	REGULATOR MOTOR, rect. type
62	4800	4860658	RH	57.55	REGULATOR MOTOR, rect. type
62	4800	4860659	LH	57.55	REGULATOR MOTOR, rect. type
63-65	Riviera Elec. Winds. & Vents	4860658	RH	57.55	REGULATOR 8. MOTOR
63-65	Riviera Elec. Winds. & Vents	4860659	LH	57.55	REGULATOR MOTOR
63-64	4800	4403535	RH	57.55	REGULATOR MOTOR
63-64	4800	4403536	LH	57.55	REGULATOR MOTOR
65-66	50-60-8000 exc. 52-54-	7609580	RH	6.30	REGULATOR.
65-66	50-60-8000 exc. 52-54-	7609581	LH	6.30	REGULATOR.
65		4474716	RH	6.20	REGULATOR
65		7609583	LH	6.30	REGULATOR.
65	8400	4508690	RH	6.10	REGULATOR.
65	8400	4508691	LH	6.30	REGULATOR.
65-68	8000 Elec. Vents.	4490686	RH	55.95	REGULATOR & MOTOR
65-68	8000 Elec. Vents.	4490687	LH	55.95	REGULATOR 8i MOTOR
66-67		7609582	RH	6.30	REGULATOR.
66-67		7609583	LH	6.30	REGULATOR
67	5239-87-6639-67-87	7609580	RH	6.30	REGULATOR
67	5239-87-6639-67-87	7609581	LH	6.30	REGULATOR.
67	5237-5439-67-87-6439-67-87-8200-8439-69	7609580	RH	6.30	REGULATOR
67	5237-5439-67-87-6439-67-87-8200-8439-69	7609581	LH	6.30	REGULATOR
67-68	8457-67	7609584	RH	6.65	REGULATOR
67-68	8457-67	7609585	LH	6.65	REGULATOR.
68-69	30-4000 exc. 3300	7719731	RH	4.61	REGULATOR.
68-69	30-4000 exc. 3300	7719732	LH	4.61	REGULATOR.
68-69	3300	7771368	RH	6.30	REGULATOR.
68-69	3300	7771369	LH	6.30	REGULATOR.
68	5 2-5 4-6469-8200-8439-69	7609580	RH	6.30	REGULATOR.
68	52-54-6469-8200-8439-	7609581	LH	6.30	REGULATOR.
68	5239-87-5439-67-87-	7609586	RH	6.30	REGULATOR
68	5239-87-5439-67-87-6439-6639-67-87	7609587	LH	6.30	REGULATOR.
70-72		7719731	RH	4.61	REGULATOR.
70-72	30-4000	7719732	LH	4.61	REGULATOR.
	10.661	GEAR	AFT &		GEAR-PLUG, FRONT DOOR VENTILATOR REGULATOR
64-68	Electra-Riviera Elec. Vents	4916132	2	9.40	ARMATURE, reg. mtg. (also used 2.760).....
59-64	All Elec. Vents	4302757	2	.25	BEARING, mtr. worm shaft & gr.....
65	9000 Elec. Vents	4302757	1	.25	BEARING, reg. mtr. worm shaft 8i gr. (also used 2.760).....
62-68	All	4918916	AR	.24	BRUSH vent. mtr. (10.783).....
65-68	80-9000 Elec.	4910468	2	3.96	BRUSH HOLDER, reg. mtr. (also used 2.760)
61-64	47-4800	4308266	RH	2.10	GEAR, regulator mtr. drive.....
61-64	47-4800	4308267	LH	2.10	GEAR, regulator mtr. drive.....

65-68	8000 Elec. Winds. & Vents.	9703448	RH	2.10	GEAR
65-68	8000 Elec. Winds. 8! Vents.	9703449	LH	2.10	GEAR
63-65	Riviera	4308266	RH	2.10	GEAR, mtr. drive
63-65	Riviera	4308267	LH	2.10	GEAR, mtr. drive
60-62	47-4800.	5717793	2	8.95	SHAFT & GEAR, regulator mtr.
63-64	4747-4800 (Elec. Vents.)	5717793	2	8.95	SHAFT 8i GEAR, regulator mtr.
65	9000 pwr. vents.	5717793	2	8.95	SHAFT 8i GEAR, reg. mtr.
65-68	All Elec. Vents.	3632804	2	9.00	SHAFT 8i GEAR (includes bearing)
60-64	All Elec. Vents.	4232319	4	.20	PLUG, mtr. shaft & gr. (also used 2.760)
65	9000 Elec. Vents.	4232319	4	.20	PLUG, mtr. shaft & gr.
53-60	All exc. Estate Wagons	4155278	2	.10	CLIP, regulator spg.
61-63	44-46-47-4800.	4155278	2	.10	CLIP, regulator spg.
64	4400-4639-47-67-69- 4700-4800.	4155278	2	.10	CLIP, tee shaft
65-66	50-60-8000.	9703379	2	.15	CLIP, reg. tee shaft
65	9000.	4155278	2	.10	CLIP, tee shaft
65-68	All exc. 9000.	9703379	2	.15	CLIP, regulator tee shaft
69-72	3327-3369-3435-3436- 3569-4439-4456- 4466-4469.	9703379	2	.15	CLIP, front door vent. regulator tee shaft
63	44-46-4800.	4803018	6	.06	SCREW, reg. to vent (10 792).
64	44-46-4800.	4405526	6	.10	SCREW, regulator to vent—(12.180).
65	50-60-8000.	4405526	6	.10	SCREW, frt. dr. vent. reg. to inner panel—(1 2.180)
65-66	50-60-8000.	4405526	6	.10	SCREW, reg. to inner panel—(12.180)
68-72	All as Req.	4405527	6	.10	SCREW ("A"—20 x "A")—(10.759)
65	80-9000 Elec. Vents	4303965	1	.10	SEAL, reg. mtr. dell (2 760).
65	80-9000 Elec. Vents	4308259	1	.20	WASHER, reg. mtr. thrust—(2.760).
65	9000 Elec. Vents.	4238082	1	.10	WASHER, reg. mtr. Belleville—(2.760).
65	9000 Elec. Vents.	4238083	1	.10	WASHER, reg. mtr. thrust—(2.7 60).
	1 0.664 HANDLE — PLATE, FRONT DOOR VENTILATOR				
59	46-4700.	4775786	2	3.28	HANDLE, regulator.
60-61	44-46-47-4800 exc. 441 1.	4775786	2	3.28	HANDLE, regulator.
62	46-4800.	4775786	2	3.28	HANDLE, regulator.
61-65	Special-Skylark.	4305052	RH	2.05	HANDLE, glass chnl
61-65	Special-Skylark.	4305053	LH	2.05	HANDLE, glass chnl
62	4439-47-69.	4842513	2	3.02	HANDLE, regulator.
63	4435-45-69.	4842513	2	3.02	HANDLE, regulator.
63	4439-47-67-4635-39-47- 67-4747-4800.	4775786	2	3.28	HANDLE, regulator.
64	4439-47-69-4635-39-45- 47-69.	4842513	2	3.02	HANDLE, regulator.
64	4439-47-69-4635-45-47- 69 Reg. & Remote Control Hdl.	4775786	2	3.28	HANDLE, regulator.
64	4467-4667-4747-4800.	4775786	2	3.28	HANDLE, regulator.
65-66	50-60-8000.	4468653	2	3.28	HANDLE, regulator.
66-67	30-4000 exc. Wagons 8< 4-Dr. Sedans.	9706878	RH	1.95	HANDLE, glass chnl
66-67	30-4000 exc. Wagons & t 4-Dr. Sedan.	9706879	LH	1.95	HANDLE, glass chnl
66-67	30-4000 (4-Dr.) exc. 43- 4439.	4305052	RH	2.05	HANDLE, glass chnl
66-67	30-4000 (4 Dr.) exc. 43- 4439.	4305053	LH	2.05	HANDLE, glass chnl
67	50-60-8000.	7680651	2	3.49	HANDLE, regulator (black).
67	50-60-8000.	7690287	2	3.49	HANDLE, regulator (dk. blue)
67	50-60-8400.	7690284	2	3.54	HANDLE, regulator (dk. gold)
67	5200-8439-69.	7690286	2	3.28	HANDLE, regulator (dk. green)
67	5439-69-6439-69-8439- 69.	7690295	2	3.43	HANDLE, regulator (dk. maroon)
67	5400-6400-6639-87- 8200.	7690282	2	3.54	HANDLE, regulator (dk. turquoise)
67	54-64-66-8467-8457.	7690279	2	3.54	HANDLE, regulator (dk. red)
67	6639-67-87-8239-57- 8439.	7690281	2	3.54	HANDLE, regulator (parchment)
68	All as Req.	7752486	AR	3.59	HANDLE (black).
68	All as Req.	7765732	AR	3.95	HANDLE (buckskin).
68	All as Req.	7765728	AR	3.59	HANDLE (gold).
68	All as Req.	7765730	AR	3.59	HANDLE (green).
68	All as Req.	7765729	AR	3.59	HANDLE (parchment).
68	All as Req.	7765716	AR	3.49	HANDLE (red).
68	All As Req.	7765718	AR	3.95	HANDLE (maroon).
68	All as Req.	7765726	AR	3.59	HANDLE (teal).
68	All as Req.	7765714	AR	3.95	HANDLE (white).

69-72	3327-69-3435-36-3569-						
	4439-56-66-69.	.8732960	2				
66-67	30-4000 (2 Drs.) & 43-						
	4439.	.9708629	2	.10	GASKET, glass chnl. hdl.		
66-67	30-4000 (2 Drs.) & 43-						
	4439.	.9708694	2	.10	INSERT, glass chnl. hdl.		
61-65	Special-Skylark.	.941 1599	2				
66-67	30-4000 exc. Wagons &			.15	PIN, vent, glass chnl. hdl.		
66-67	4-Dr. Sedans	.456351	2				
	30-4000 (4 Drs.) exc. 43-			.10	PIN, glass chnl. hdl.—(8.939)		
54-67	4439.	.941 1599	2				
68-73	All as Req.	.4506696	2	.15	PIN, glass chnl. hdl.		
66-67	All as Req.	.7731353	2				
	30-4000 (2 Drs.) & 43-						
39-53	4439.	.9708469	2	10	PLATE, frt. dr. vent, regulator hdl. brg.—(10.5 1 5) ..		
54-58	All	.4090144	2	67	SPACER, glass chnl. hall		
54-58	40-60-100.	.4168122	2	10	SPRING, ret.—(10.513)		
59-63	50-70-700.	.4090144	2	10	SPRING, ret.—(10.513)		
63	All	4168122	2	10	SPRING, ret.—(10.513)		
66							
67	4 0 - 4 1 - 4 3 0 0 4 5 6 6 7 4 6		AR				
	30-4000	9707826	2				
64-65	30-4000 (2 Drs.) & 43-						
64-65	4439.	.9707826	2	1.74	STUD, glass chnl. hdl.		
66-67	Special-Skylark-G.S.	.1361130	RH	3.23	SUPPORT ^ (IK/VCSA ^ ^ ^ ricH.		
66-67	Special-Skylark-G.S.	.1361131	LH	3.23	SUPPORT ^ (IK/VCSA ^ ^ ^ ricH.		
	30-4000 (4 Drs.) exc. 43-						
	4439.	.1361 130	RH	3.23	SUPPORT PACKAGE, lock hdl.		
59-60	30-4000 (4 Drs.) exc. 43-						
	4439.	.4778881	2	.10	WASHER, vent at reg. spindle (also used 10.512-		
66-67	All				12.242).		
67	30-4000 (2 Drs.) & 43-						
	4439.	.9708138	2	.10	WASHER, glass chnl. hdl.		
	50-60-8000.	.4405527	AR	.10	SCREW, vent, regulator to inner panel—(10.759) ..		
59	10.664				SWITCH—ESCUTCHEON, FRONT DOOR VENTILATOR		
60	All exc. 44 1 1 & Estate						
61	Wagons	.4723098	RH	4.15	SWITCH, 1 button—(10.777)		
61	47-4800.	.4723098	RH	4.15	SWITCH, 1 button—(10.777)		
61				4.15	SWITCH, frt. dr. vent 1 button—(10.777).		
62	4719-37-39.	.4804538	RH	4.10	SWITCH, 2 button—(10.777)		
62	4829-67.	.4728670	RH	2.51	SWITCH, 1 button—(10.791)		
62	4819-47.	.4723098	RH	4.15	SWITCH, 1 button—(10.777)		
	4819, 4847 Std. Trim	4804538	LH	4.10	SWITCH, 2 button—(10.777)		
	4829-39, 4847 Bkt.						
63	Seats	.4728670	RH	2.51	SWITCH, 1 button—(10.791)		
63				4.15	SWITCH (1 button)—(10.777)		
63	4747 Deluxe A/rests	.4728670	RH	2.51	SWITCH (1 Button)—(10.791)		
61-62	47 47.	.4804538	1	4.10	SWITCH (2 button)—(10.777)		
63-64	4819-29-39-47-67.	.4728670	RH	2.51	SWITCH (1 button)—(10.791)		
63-64	4719-37-39-4819-47	4432792	LH	7.75	SWITCH 8< ESCUTCHEON (2 button)		
64	4747 (Deluxe A/Rests)	4434584	RH	5.95	SWITCH & ESCUTCHEON (1 button)—(10.777)		
64	4747' Deluxe A/Rest	4432790	1	4.46	SWITCH & ESCUTCHEON (1 button)—(10.777) ..		
64	4819-29-39-47-67 2nd						
65				7.30	SWITCH 8< ESCUTCHEON (1 button)—(10.777)		
65	4800 2nd Type	.4434589	LH				
	8000 (Elec. Winds. 8i			7.50	SWITCH & ESCUTCHEON, 2 button		
65	Vents.)	.4434589	LH				
66-67	9000 Elec. Vents. &			7.50	SWITCH & ESCUTCHEON, 2 button		
	Deluxe A/Rest	.4434584	RH				
66-67	9000 Elec. Vent, less			5.95	SWITCH & ESCUTCHEON 1 button—(10.777)		
	Deluxe A/rest	.4432792	LH				
68	8200 Elec. Winds. 8<			7.75	SWITCH & ESCUTCHEON (2 button)		
68	Vents.	.4434589	LH				
59	8200 Elec Winds 8			7.50	SWITCH & ESCUTCHEON (2 button)		
				7.30	SWITCH & ESCUTCHEON (1 button)—(10.777) ..		
60	8400 Pw\ V. t.	.4434584	RH	5.95	SWITCH & ESCUTCHEON, frt. dr. vent. (1 button)-		
61					(10.777).		
61	8200 Pwr. Vents.	.4432792	LH	7.75	SWITCH & ESCUTCHEON (2 button)		
61	44-46-47-4800 exc.			4.46	SWITCH & ESCUTCHEON, 1 button—(10.777) ...		
	44 1 1 8i Estate Wagons	4432790	RH	4.46	SWITCH & ESCUTCHEON, 1 button—(10.777)		
62				4.46	SWITCH & ESCUTCHEON, 1 button—(10.777)		
				4.46	SWITCH & ESCUTCHEON, 1 button—(10.777)		
				7.50	SWITCH & ESCUTCHEON, 2 button.		
	4829 67.	.4434582	1	7.30	SWITCH & ESCUTCHEON, vent, switch 1 button—		
REV. 5-72				10-101	(10.777).		10.664-10.664
				4.46	SWITCH & ESCUTCHEON, 1 button—(10.777) ...		

62	<u>4829-37-47-67.</u>	4434589	LH	7.50	SWITCH & ESCUTCHEON vent switch 2 button .
62	<u>4829-39-67.</u>	4434582		7.30	SWITCH & ESCUTCHEON vent, switch 1 button- (10.777) .
62	4847.....	4434582		7.30	SWITCH & ESCUTCHEON, vent switch 1 button elec. vent & bkt. seat (10.777).....
63	4747	4432790	RH	4.46	SWITCH & ESCUTCHEON, switch (1 button)— (10.777) .
63	<u>4800.</u>	4434582	RH	7.30	SWITCH & ESCUTCHEON (1 button)—(10.777)
63	<u>4819-29-39-47-67.</u>	4434589	LH	7.50	SWITCH & ESCUTCHEON, 2 button.....
64	<u>4800 Pwr. Winds. & Vents-1st Type....</u>	4434589	1	7.50	SWITCH 8. ESCUTCHEON, vent switch (2 button)
64	<u>4800 (Elec. Winds. & Vents) 1 st Type....</u>	4434582	RH	7.30	SWITCH 8. ESCUTCHEON (1 button)—(10.777) .
59-60	<u>47-4800.....</u>	4725914	4	.15	CLIP, L. only on 1 960—(1 0.777).....
60	<u>47-4800.....</u>	4306804	AR	.10	CLIP (R) (1 1.558).....
61	<u>4700.....</u>	4306804	2	.10	CLIP, frt. dr. vent switch—(1 1.558).....
61	<u>4829-67.....</u>	4302363	4	.25	CLIP, frt. dr. vent, switch—(1 2.249).....
61-62	<u>47-4800.....</u>	4725914	AR	.15	CLIP, frt. dr. vent switch(L)—(1 0.777).....
62	<u>4819-4847.</u>	4306804	2	.10	CLIP, frt. dr. vent switch—(1 1.558).....
62	<u>4847 (Elec. Vent & Bkt. Seat).....</u>	4725914	2	.15	CLIP, frt. dr. vent switch—(10.777).....
63-64	<u>4747.....</u>	4306804	AR	.10	CLIP, frt. dr. vent switch—(1 1.558).....
63	<u>4747 Deluxe A/rests.....</u>	4804760	LH	.10	CLIP, frt. dr. vent switch %" long—(1 0.777)
63	<u>4747 Deluxe A/rests.....</u>	4302363	AR	.25	CLIP, vent, switch (1 2.249).....
63	<u>4800.....</u>	4302363	AR	.25	CLIP, vent, switch (1 2.249).....
64	<u>4747 Elec. Wind & Vents less Deluxe A/rests.....</u>	4306804	LH	.10	CLIP, vent switch—(1 1.5 8 8)
64	<u>47 47 (Opt. A32-Pwr. Winds. & Frt. Dr. Vents & D15-Deluxe A/rests) 1st Type.....</u>	4302363	2	.25	CLIP, frt. dr. vent, switch—(1 2.249)
64	<u>4819-29-39-47 (Opt. A32 Elec. Winds. & Frt. Dr. Vents) 1 st Type.....</u>	4302363	4	.25	
64	<u>4867 (Pwr. Winds. 8i Vents) 1 st Type.....</u>	4302363	4	.25	
65	<u>8000 Conv. (4 or 6-Way Seats).....</u>	4302363	LH	.25	
65	<u>9000 Elec. Seats & Deluxe A/Rest.....</u>	4302363	LH	.25	
59-60	<u>47-4800.....</u>	4757731	LH	.10	RETAINER, switch escn.....
59-60	<u>47-4800.....</u>	4722455	RH	.36	RETAINER, switch escn.—(10.777)
61-63	<u>4700.....</u>	4757731	LH	.10	
61-63	<u>4700.....</u>	4722455	RH	.36	RETAINER, frt. dr. vent switch escn. 1 button- (10.777).....
62	<u>4819-47.....</u>	4757731	1	.10	RETAINER, L. frt. dr. vent switch escn.....
62	<u>4819-47.....</u>	4722455	RH	.36	RETAINER, frt. dr. vent switch escn. 1 button- (10.777)
64-65	<u>Riviera Elect. Vent, less Deluxe A/Rest.....</u>	4757731	LH	.10	
68	<u>8 200 Pwr. Vent.....</u>	4757731	1	.10	RETAINER (L.) frt. dr. vent, switch escn. . .
1 0.664 BASE — BUTTON, FRONT DOOR VENTILATOR					
59-62	<u>47-4800.....</u>	4727292	LH	3.90	BASE. 2 button elec. vent 8i bkt. seat opt.
64	<u>4700 Deluxe A/rest 1st T P P P.....</u>	4728670	RH	2.51	BASE, frt. dr. vent (1 button)—(10.79 1) ..
64	<u>4800 Elec. Winds. 1st T P P P.....</u>	4728670	RH	2.51	BASE, frt. dr. vent (1 button)—(10.79 1) ..
63-64	<u>4800 (Elec. Wind. & Vents) 1 st Type.....</u>	4727292	LH	3.90	BASE (2 button).....
61	<u>4829-67.....</u>	4820422	3	1.08	BUTTON, frt. dr. vent switch (also use 10.777~ 10.791).....
62-64	<u>4800.....</u>	4820422	3	1.08	BUTTON, vent switch (also used 10.777-10.79 1)
63	<u>4747 Deluxe A/rest.....</u>	4820422	RH	1.08	BUTTON, frt. dr. vent switch.....
64	<u>4747 Elec. Winds.....</u>	4820422	RH	1.08	BUTTON, frt. dr. wind, switch.....
59-63	<u>47-4800.....</u>	4238490	AR	.20	PIN, switch button (10.777).....
1 0.664 SEAL, FRONT DOOR VENT SWI					
63-64	<u>4747 Deluxe A/rests</u>	5713937	RH	.41	SEAL, dust (10.777).....
62-64	<u>4800.....</u>	5713937		.41	SEAL, frt. dr. vent switch dust—(10.777)
1 0.664 REINFORCEMENT, FRONT DOOR TRIM AT VENT SWITCH					
59-60	<u>47-4800.....</u>	.4722347	..	.15	REINFORCEMENT, elec. vent—(10 777).....
59-60	<u>47-4800.....</u>	.4722347	..	.15	REINFORCEMENT, elec. vent (GMPD 10 777)
61	<u>4719-37-39.....</u>	.4722347	RH	.15	REINFORCEMENT, trim at vent—(10.777)
62	<u>4635-45-4819-47.....</u>	.4722347	RH	.15	REINFORCEMENT, trim at vent—(10.777)
61	<u>4700.....</u>	.4757868	LH	.15	REINFORCEMENT, trim at vent elec.—(GMPD 10.777).....

63	4747	4722347	RH	.15	REINFORCEMENT, frt. dr. trim at vent—(10.777)
64-65	Riviera	4757868	1	.15	REINFORCEMENT (GMPD 10.777)
68	8200 Pwr. Vent	4757868	LH	.15	REINFORCEMENT, frt. dr. trim at vent switch
68	8200 Pwr. Vent	4722347	RH	.15	REINFORCEMENT, frt. dr. trim at vent switch — (10.777)
1 0.665 WASHER, FRONT DOOR VENT AT REGULATOR SPINDLE					
61-65	Special-Skylark	3696038	2	.05	WASHER, frt. vent, glass chnl. hdl.—(10.824)
66-67	30-4000 (4 Drs.) exc. 43- 4439	3696038	2	.05	WASHER (10.824)
66-67	30-4000 (2 Drs.) & 43- 4439	9428369	2	.10	WASHER (8.928)
1 0.665 SPRING, FRONT DOOR VENT HANDLE					
68-72	30-4000	7747302	2	.20	SPRING
1 0.666 SPRING, FRONT DOOR REGULATOR HANDLE ESCUTCHEON					
40-53	All	4078002	AR	.20	SPRING
54	All exc. 56C-56R-76C- 76R	4078002	AR	.20	SPRING
55-56	40-60	4078002	AR	.20	SPRING
57	All	4078002	AR	.20	SPRING
58	40-60	4566746	2	.20	SPRING (10.806)
58	50-70-700	4078002	AR	.20	SPRING (also used 10.512-10.516-10.806-1 1.044)
61-62	All	4078002	AR	.20	SPRING (also used 10.512-10.664-1 1.042)
64	4439-47-69-4635-39-45- 47-69	4078002	AR	.20	SPRING, dr. remote control hdl. (also used 10.806- 1 1.044)
66	All Conv. exc. 8467	4078002		.20	SPRING (used 10.806-1 1.044)
67	All	4078002		.20	SPRING (used in 10.806-1 1.044)
69-70	5237-69-5400-6000- 8257-8400	4078002	AR	.20	SPRING (emer.) (also used 10.806)
69-72	30-4000	4078002	2	.20	SPRING, frt. dr. (also used 10.806)
1 0.669 SUPPORT, FRONT DOOR VENTILATOR					
65	3327-35-69-3427-35-69- 3500-4200-4327-69- 4427-55-65-69	5717258	RH	.41	SUPPORT, vent upr. pivot
65	3327-35-69-3427-35-69- 3500-4200-4327-69- 4427-55-65-69	5717259	LH	.41	SUPPORT, vent upr. pivot
65-68	52-54-62-6469	5719550	RH	.92	SUPPORT
65-68	52-54-62-6469	5719551	LH	.92	SUPPORT
66-67	30-4000 (4 Drs.) exc. 43- 4439	5717258	RH	.41	SUPPORT
66-67	30-4000 (4 Drs.) exc. 43- 4439	5717259	LH	.41	SUPPORT
68-72	30-4000	9712420	RH	.41	SUPPORT
68-72	30-4000	9712421	LH	.41	SUPPORT
1 0.670 SCREW — STUD, FRONT DOOR VENTILATOR					
63-65	Riviera	4409791		.10	SCREW, vent to inner panel-rr. (also used 1 1.044)
64-66	LeSabre-Wildcat-Electra	7684925		.15	SCREW, regulator to tee shaft
66-67	33-34-43-44-4607			.10	SCREW, dr. vent to inner panel-upr—(8.977)
66	30-4000 exc. 2 Dr. Coupe	9419372		.10	SCREW, vent to inner panel at belt—(8.977)
67	3335-69-3435-69-3517- 35-69-3617-35-69- 4417-39-55-65-69- 4600-4855-65	9419372	1	.10	SCREW, dr. vent to inner panel at belt—(8.977)
67	50-60-8000	7684925	2	.15	SCREW, regulator to T shaft
68	30-4000 exc. 3327	7711877	AR	.15	SCREW, vent, to inner panel [V,"—20 x %]—
68	3327	7711877	2	.15	SCREW, vent, to filler [V,"—20 x %]
68	All exc. 9000	4406206	2	.15	SCREW, regulator to T-shaft (V,"—20 x 1)
69-71	3327-69-3435-36-3569- 4439-56-66-69	7711877	AR	.15	SCREW, vent, to filler ("A"—20 x 1/a") (also used 1 1.007)
72	3327-69-3436-4439-69 3327-69-3435-36-3569	7679150	AR	.15	SCREW, frt. dr. vent to filler (also used 1 1.040)
69-70	4439-56-66-69 4437-39-67-4637-39-67	4406206	2	.15	SCREW, regulator to T-shaft
59-60	4737-39-4829-39-67 4437-39-67-4637-39-67	4780083	2	.15	STUD, to inner panel
61	4737-39-4867	4780083	2	.15	STUD, to inner panel
59-62	All	4405500	AR	.15	STUD, to inner panel-lwr—(10.686)
62	4439-47-4639-47-67 4829-39-47-67	4780083		.15	STUD, to inner panel
63	40-41-4300	4405500		.15	STUD, vent to inner panel-lwr

63	441 1-35-45-67-4635-48-					
	19	4405501	2	1 5	STUD, vent to inner panel-lwr.	
63-64	4439-47-67-4639-47-67-					
	4829-39-47-67	4405501		.15	STUD, vent to inner panel	
63-65		4868577		.15	STUD, vent, to inner panel-upr—(GMPD 10.670)	
64	4067-4337-67	4868577		.15	STUD, frt. dr. vent to inner panel-frt. lwr. (also used 1 1.040)	
64	4469-4635-45-69-4819	4405501	2	.15	STUD, vent to inner panel-lwr.	
65-66	30-4000 Conv. 8t 2 Dr. H.T.	4868577	2	.15	STUD, vent to inner panel frt. lwr.—(also used 1 1.044)	
65-66	30-4000 H.T. & Conv. .	4537354	2	.15	STUD, dr. vent, fo inner panel 8i rr. lwr.	
66	30-4000 (2 Dr. Coupe)	4537354	2	.15	STUD, dr. vent, to inner panel-lwr. (also used 10.686)	
66-67	30-4000 4 Drs.	4537354	2	.15	STUD, dr. vent to inner panel-lwr.	
All	All as Reg	4405500	AR	.15	STUD (used 10.792-10.765-1 1.040-10.687)	
64-70		4405502	AR	.10	STUD (used 10.765-1 1.040)	
65	52-54-62-6469.	4405501	2	.15	STUD, vent, to inner panel-lwr.	
65	50-60-8000.....	4405501	AR	.15	STUD, frt. dr. vent to hinge pillar panel (also used 10.701)	
65-67	50-60-8000 exc. 52-54-					
	62-6469	7602989	4	.51	STUD, frt. dr. vent, to hinge pillar panel	
66-67	3517-3617-4317-39-67-					
	4417-39-67-4617-67 ..	7661399		.30	STUD, vent, to inner panel frt. lwr.	
66-67	33-34-35-36-43-44-4607	7602989		.5 1	STUD, dr. vent, to inner panel-lwr. (used in 10.748)	
66-67	3367-3417-67-3517-					
	3617-4317-39-67-					
	4417-39-67-4617-67 ..	7602989		.51	STUD, dr. vent, to inner panel-lwr. rr.	
66-68	52-54-6469	4405501		.1 5	STUD, vent, to hinge pillar panel ...	
67	3517-3617-4317-39-67-					
	4417-39-67-4617-67 ..	7602989	2	.5 1	STUD, frt. dr. wind, glass run chnl. lwr.	
67	30-4000 (2 Dr. Coupe) ..	7602989	2	.51	STUD, dr. wind, glass chnl. ret	
67	All	4868577	AR	.15	STUD (used in 1 1.044-10.701-10.765)	
68	30-4000	7730793	2	.41	STUD, vent, to inner panel	
68	3437-3537-4437-39-67-					
	4600	7602989		.51	STUD, vent, to hinge pillar panel .	
68	5239-87-5439-67-87-					
	6439-87-6600-8000 ..	7602989		.51	STUD, vent, to hinge pillar panel .	
69-72	3327-69-3435-3436-					
	3569-4439-56-66-69 ..	7730793		.41	STUD, vent, to inner panel	
69-72	4439	7602989		.51	STUD, vent, to hinge reinforcement upper	
69-70	All	4868577		.15	STUD (used 1 1.044)	
63	4747 ..	4405524		.10	NUT, vent, to inner panel-lwr.—(10.686) . .	
64	4439-47-4639-47-67-					
	4829-39-47-67.	4407502		.15	NUT, vent to inner panel-upr.	
64-65	Riviera	4406620		.46	NUT, to inner panel-upr.	
65-66	50-60-8000 exc. 52-5 4-					
	62-6469	4407502		.15	NUT, vent, to inner panel-upr. (also used 1 1.040)	
67-68	50-60-8000 exc. 52-54-					
	6469	4407502		.15	NUT, vent to hinge pillar panel	
10.670 BUMPER—RIVET. FRONT DOOR WINDOW GLASS AT VENT						
55-56	43-63	4156638	2	.77	BUMPER, frt. dr. wind. glass-on vent	
63-64	4439-4639	5715608	RH	.77	BUMPER, frt. dr. wind. glass at vent	
63-64	4439-4639	5715609	LH	.82	BUMPER, frt. dr. wind. glass at vent	
61-62	4437-39-47-4639-37-47-					
	4737-39-4829-39-47 ..	4308642	2	.77	BUMPER, frt. dr. wind. glass-on vent	
63-64	4447-4647	5717672	RH	.82	BUMPER, frt. dr. wind. glass at vent	
63-64	4447-4647	5717673	LH	.82	BUMPER, frt. dr. wind. glass at vent	
63-64	4829-39-47	5717672	RH	.82	BUMPER, frt. dr. wind. glass at vent	
63-64	4 829-39-47	5717673	LH	.82	BUMPER, frt. dr. wind. glass at vent	
63	4067-4367	5713137	2	.10	RIVET, bpr.	
10.681 GLASS, FRONT DOOR WINDOW						
63-65	Riviera	4469077	2	15. 60	GLASS (clear)	
64-67	Special-Skylark (4 Dr. exc. 4 Dr. H.T.)	4405024	RH	18.15	GLASS (clear)	
64-67	Special-Skylark (4 Dr. exc. 4 Dr. H.T.)	4405025	LH	18.15	GLASS (clear)	
64	4027-4127	4405115	RH	21 28	GLASS (clear)	
64	4027-4127	4405116	LH	23 .80	GLASS (clear)	
65	30-4000 (2 Dr. Coupe) ..	4405115	RH	21 .28	GLASS (clear)	
65	30-4000 (2 Dr. Coupe) ..	4405116	LH	23 .80	GLASS (clear)	
65-68	50-6000 (4 Dr. Sedan) ...	4463432	RH	-17 .95	GLASS (clear)	
65-68	50-6000 (4 Dr. Sedan) ...	4463433	LH	17 .95	GLASS (clear)	
65	50-6000 Conv.	4542375	LH	35 .05	GLASS (clear)	
65	50-60-8000 (4 Dr. HT.) ..	4463416	RH	21 .10	GLASS (clear)	
65	50-60-8000 (4 Dr. HT.) ..	4463417	LH	21 .10	GLASS (clear)	

65	8000 (2 Dr.)	4542375	LH	35.05	GLASS (clear)
65	8000 (4 Dr. Sedan)	4463412	RH	22.20	GLASS (clear)
65	8000 (4 Dr. Sedan)	4463413	LH	16.00	GLASS (clear) ..
66-67	30-4000-G.S. (2 Dr.				
		4541628	RH	24.35	GLASS (clear) . .
66-67	30-4000-G.S. (2 Dr.				
		4541629	LH	22.38	GLASS (clear) ..
66-67	30-4000-G.S. (2 Dr. H.T.				
	8t Conv.)	4541594	RH	26.55	GLASS (clear) ..
66-67	30-4000-G.S. (2 Dr. H.T.				
	& Conv.)	4541595	LH	26.55	GLASS (clear) . .
66-67	4000 (4 Dr. H.T.)	4540914	RH	24.65	GLASS (clear) ..
66-67	4000 (4 Dr. H.T.)	4540915	LH	24.65	GLASS (clear) ..
66	8000 (4 Dr. Sedan)	4548176	RH	28.42	GLASS (clear) ..
66	8000 (4 Dr. Sedan)	4548177	LH	28.42	GLASS (clear) ..
66-70	9487	4528537	RH	41.30	GLASS (clear) . .
66-70	9487	4528538	LH	41.30	GLASS (clear) ..
67-68	52-54-64-6687	7641906	RH	27.30	GLASS (clear) . .
67-68	52-54-64-6687	7641907	LH	27.30	GLASS (clear) . .
67-68	50-60-8000 Conv.	7641914	RH	28.05	GLASS (clear) ..
67-68	50-60-8000 Conv.	7641915	LH	28.05	GLASS (clear) ..
67-68	52-54-64-66-82-8439	4463416	RH	21.10	GLASS (clear) ..
67-68	52-54-64-66-82-8439	4463417	LH	21.10	GLASS (clear) . .
67-68	82-8457	7641922	RH	28.05	GLASS (clear) . .
67-68	82-8457	7641923	LH	28.05	GLASS (clear) . .
67-68	82-8469	4463412	RH	22.20	GLASS (clear) ..
67-68	82-8469	4463413	LH	16.00	GLASS (clear) ..
68-72	3327	7723055	RH	18.35	GLASS (clear) ..
68-72	3327	7723056	LH	18.35	GLASS (clear) ..
68	3437-3537-4437-67-				
	4600	7723063	RH	22.85	GLASS (clear) ..
68	3437-3537-4437-67-				
	4600	7723064	LH	22.85	GLASS (clear) . .
68-72	30-4000 (4 Drs.) exc.				
	4439	7721907	RH	13.25	GLASS (clear) ..
68-72	30-4000 (4 Drs.) exc.				
	4439	7721908	LH	13.25	GLASS (clear) ..
68-72	4439	7722117	RH	16.30	GLASS (clear) ..
68-72	4439	7722118	LH	16.30	GLASS (clear) ..
69	3437-3537-4437-67-				
	4637-67	8713451	RH	36.10	GLASS (clear) . .
69	3437-3537-4437-67-				
	4637-67	8713452	LH	36.10	GLASS (clear) ..
69	5237-5437-67-6437-				
	6637-6667	8712134	RH	37.60	GLASS (clear) ..
69	5237-5437-67-6437-				
	6637-6667	8712135	LH	37.60	GLASS (clear) ..
69-70	5239-5439-6439-6639-				
	8239-8439	8712510	RH	32.70	GLASS (clear) ..
69-70	5239-5439-6439-6639-				
	8239-8439	8712511	LH	32.70	GLASS (clear) ..
69-70	5269-5469-6469-6036-				
	46	8712780	RH	25.90	GLASS (clear) ..
69-70	5269-54 69-64 69-6036-				
	46	8712781	LH	25.90	GLASS (clear) . .
69	8257-8457	8712138	RH	37.60	GLASS (clear) . .
69	8257-8457	8712139	LH	37.60	GLASS (clear) ..
69-70	8269-8469	8784526	RH	32.60	GLASS (clear) ..
69-70	8269-8469	8784527	LH	32.60	GLASS (clear) ..
70	34-35-4437-67-4637-67	9822326	RH	32.30	GLASS (clear) . .
70	34-35-4437-67-4637-67	9822327	LH	32.30	GLASS (clear) ..
70	52-5437-67-64-6637-				
	6667-8467	8780406	RH	33.75	GLASS (clear) .
70	52-5437-67-64-6637-				
	6667-8467	8780407	LH	33.75	GLASS (clear) . .
70	82-8457	8780410	RH	33.75	GLASS (clear) ..
70	82-8457	8780411	LH	33.75	GLASS (clear) ..
71-72	3337-3437-3467-4437-				
	67	9822326	RH	32.30	GLASS (clear) ..
71-72	3337-3437-3467-4437-				
	67	9822327	LH	32.30	GLASS (clear) . .
71-73	All B (2-Dr. H.T.)	9805628	RH	35.60	GLASS (clear) .
71-73	All B (2-Dr. H.T.)	9805629	LH	35.60	GLASS (clear) .
71-73	All B/Conv.	9805630	RH	37.15	GLASS (clear) . .
71-73	All B/Conv.	9805631	LH	37.15	GLASS (clear) .
71	All B (4-Dr. H.T.)	9805626	RH	30.25	GLASS (clear) .
71	All B (4 Dr. H.T.)	9805627	LH	30.25	GLASS (clear) .

71-73	All B (4 Dr. Sedan & Wagon)	9805622	RH	23.85	GLASS (clear)
71-73	All B (4 Dr. Sedan & Wagon)	9805623	LH	23.85	GLASS (clear)
71-73	All C (2 Dr.)	9805624	RH	37.95	GLASS (clear)
71-73	All C (2 Dr.)	9805625	LH	37.95	GLASS (clear)
71	All C (4 Dr.)	9616358	RH	30.50	GLASS (clear)
71	All C (4 Dr.)	9805633	LH	31.25	GLASS (clear)
71-72	All E	9824422	RH	36.65	GLASS (clear)
71-72	All E	9824423	LH	36.65	GLASS (clear)
72-73	All B (4 Dr. H.T.)	9616350	RH	30.25	GLASS (clear)
72-73	All B (4 Dr. H.T.)	9616351	LH	30.25	GLASS (clear)
72-73	All C (4 Dr.)	9616358	RH	30.50	GLASS (clear)
72-73	All C (4 Dr.)	9616359	LH	30.50	GLASS (clear)
63	4747	4882516	RH	24.70	GLASS, filler & chnl.-tinted
63	4747	4469078	LH	17.85	GLASS, less filler & chnl.-tinted
64-67	Special-Skylark (4 Dr.) exc. (4 Dr. H.T.)	4405026	RH	19.75	GLASS (tinted)
64-67	Special-Skylark (4 Dr.) exc. (4 Dr. H.T.)	4405027	LH	19.75	GLASS (tinted)
64	4027-4127	4405117	RH	23.31	GLASS (tinted)
64	4027-4127	4405118	LH	26.05	GLASS (tinted)
64	4469-4635-45-69	4874962	2	9.60	GLASS (tinted)
64	4747 1st Type up to Body No. 32810	4882516	RH	24.70	GLASS, filler & chnl.-tinted
64	4747 1st Type up to Body No. 32810	4469078	LH	17.85	GLASS, less chnl. & filler-tinted
64	4747 2nd Type-Bolt on Type Glass after Body No. 32811	4469078	2	17.85	GLASS, less chnl. & filler-tinted
65	30-4000 (2 Dr. Coupe)	4405117	RH	23.31	GLASS (tinted)
65	30-4000 (2 Dr. Coupe)	4405118	LH	26.05	GLASS (tinted)
65-68	50-6000 (4 Dr. Sedan)	4463434	RH	19.80	GLASS (tinted)
65-68	50-6000 (4 Dr. Sedan)	4463435	LH	19.80	GLASS (tinted)
65	50-60-8000 (4 Dr. H.T.)	4463418	RH	23.20	GLASS (tinted)
65	50-60-8000 (4 Dr. H.T.)	4463419	LH	23.20	GLASS (tinted)
65	8000 (4 Dr. Sedan)	4463414	RH	24.40	GLASS (tinted)
65	8000 (4 Dr. Sedan)	4463415	LH	24.40	GLASS (tinted)
65	9000	4469078	2	17.85	GLASS (tinted) less chnl. & filler
66-67	30-4000-G.S. (2 Dr. Coupe)	4541630	RH	26.55	GLASS (tinted)
66-67	30-4000-G.S. (2 Dr. Coupe)	4541631	LH	24.43	GLASS (tinted)
66-67	30-4000-G.S. (2 Dr. H.T. & Conv.)	4541596	RH	29.10	GLASS (tinted)
66-67	30-4000-G.S. (2 Dr. H.T. & Conv.)	4541597	LH	29.10	GLASS (tinted)
66-67	4000 (4 Dr. H.T.)	4540916	RH	24.03	GLASS (tinted)
66-67	4000 (4 Dr. H.T.)	4540917	LH	26.85	GLASS (tinted)
66	8000 (4 Dr. Sedan)	4548178	RH	30.63	GLASS (tinted)
66	8000 (4 Dr. Sedan)	4548179	LH	33.30	GLASS (tinted)
66-70	9487	4528540	RH	44.80	GLASS (tinted)
66-70	9487	4528541	LH	44.80	GLASS (tinted)
67-68	52-54-64-6687	7641908	RH	30.10	GLASS (tinted)
67-68	52-54-64-6687	7641909	LH	30.10	GLASS (tinted)
67-68	50-60-8000 Conv.	7641916	RH	30.85	GLASS (tinted)
67-68	50-60-8000 Conv.	7641917	LH	30.85	GLASS (tinted)
67-68	52-54-64-66-82-8439	4463418	RH	23.20	GLASS (tinted)
67-68	52-54-64-66-82-8439	4463419	LH	23.20	GLASS (tinted)
67-68	82-8457	7641924	RH	30.85	GLASS (tinted)
67-68	82-8457	7641925	LH	30.85	GLASS (tinted)
67-68	82-8469	4463414	RH	24.40	GLASS (tinted)
67-68	82-8469	4463415	LH	24.40	GLASS (tinted)
68-72	3327	7723057	RH	20.10	GLASS (tinted)
68-72	3327	7723058	LH	20.10	GLASS (tinted)
68	3437-3537-4437-67-4600	7723065	RH	25.20	GLASS (tinted)
68	3437-3537-4437-67-4600	7723066	LH	25.20	GLASS (tinted)
68-72	30-4000 (4 Drs.) exc. 4439	7721910	RH	14.55	GLASS (tinted)
68-72	30-4000 (4 Drs.) exc. 4439	7721911	LH	14.55	GLASS (tinted)
68-72	4439	7722120	RH	17.75	GLASS (tinted)
68-72	4439	7722121	LH	17.75	GLASS (tinted)
69	3437-3537-4437-67-4637-4667	8713453	RH	39.35	GLASS (tinted)

69	3437-3537-4437-67-463-								
	7-4667.	LH	39.35						
69	5237-5437-67-6437-								
	6637-67-8467.	RH	41.00						
69	5237-5437-67-6437-								
	6637-67-8467.	LH	41.00						
69-70	5239-5439-6439-6639-								
	8239-8439.	RH	35.60						
69-70	5239-5439-6439-6639-								
	8239-8439.	LH	35.60						
69-70	5269-5469-6469-6036-								
	46.	RH	28.40						
69-70	5269-5469-6469-6036-								
	46.	LH	28.40						
69-70	8269-8469.	RH	35.35						
69-70	8269-8469.	LH	35.35						
69	8257-8457.	RH	41.00						
69	8257-8457. 8712141	LH	41.00						
70-72	30-4000 2 Dr. H.T. &								
	Conv.	RH	35.00						
70-72	30-4000 2 Dr. H.T. 8.								
	Conv.	LH	35.00						
70	5237-5437-67-6437-								
	6637-67-8467.	RH	36.60	GLASS (tinted) ..					
70	5237-5437-67-6437-								
	6637-67-8467.	LH	36.60						
70	82-8457.	LH	36.60	GLASS (tinted) ..					
70	82-8457.	RH	36.60	GLASS (tinted) ..					
71-73	All B (2 Dr. H.T.).	RH	38.95	GLASS (tinted) ..					
71-73	All B (2 Dr. H.T.).	LH	38.95	GLASS (tinted) ..					
71-73	All B/Conv.	RH	40.25	GLASS (tinted) ..					
		LH	40.25	GLASS (tinted) ..					
71 73	All B/Conv.	RH	32.80	GLASS (tinted) ..					
71	All B (4 Dr. H.T.)	RH	32.80	GLASS (tinted) ..					
71	All B (4 Dr. H.T.) 9824381	LH	32.80	GLASS (tinted) ..					
71-73	All B (4 Dr. Sedan 8.								
	Wagon).	RH	26.15	GLASS (tinted) ..					
71-73	All B (4 Dr. Sedan &								
	Wagon). 9824377	LH	26.15	GLASS (tinted) ..					
71-73	All (2 Dr.) 9824378	RH	41.25	GLASS (tinted) ..					
71-73	All (2 Dr.) 9824379	LH	41.25	GLASS (tinted) ..					
71	All (4 Dr.) 9616360	RH	34.10	GLASS (tinted) ..					
71	All (4 Dr.) 9824387	LH	34.10	GLASS (tinted) ..					
71-72	All 9824424	RH	40.00	GLASS (tinted) ..					
71-72	All 9824425	LH	40.00	GLASS (tinted) ..					
72-73	All B (4 Dr. H.T.). 9616352	RH	32.00	GLASS (tinted) ..					
72-73	All B (4 Dr. H.T.). 9616353	LH	32.00	GLASS (tinted) ..					
72-73	All C (4 Dr.) 9616360	RH	34.10	GLASS (tinted) ..					
72-73	All C (4 Dr.) 9616361	LH	34.10	GLASS (tinted) ..					
65	50-60-8000 (2 Dr.) 7694483	2	.72	STRIP, glass anti-					(-10.774)
	10.685 CHANNEL, FRONT DOOR WINDOW LOWER SASH								
59 60	<u>4411</u> 4754393	RH	3.02	CHANNEL, lwr. sash					
59 60	<u>4411</u> 4754394	LH	3.02	CHANNEL, lwr. sash					
59-60	4419-35-45-4619-35-45-. 4773909	2	2.87	CHANNEL, lwr. sash					
59 60	4437-67-4637-67-4737-								
	<u>4867</u> 4754725	RH	6.65	CHANNEL, lwr. sash					
59 60	4437-67-4637-67-4737-								
	<u>4867</u> 4754726	LH	6.65	CHANNEL, lwr. sash					
59-60	4439-4639. 4756002	RH	6.65	CHANNEL, lwr. sash					
59-60	4439-4639. 4756003	LH	6.65	CHANNEL, lwr. sash					
59-60	4739-4829-39. 4756120	RH	7.35	CHANNEL, lwr. sash					
59-60	4739-4829-39. 4756121	LH	7.35	CHANNEL, lwr. sash					
61	4019-35-45-41 19-35								
	Chrome Plated 4835632	LH	3.33	CHANNEL, lwr. sash					
61	<u>4411</u> 4835664	RH	5.40	CHANNEL, lwr. sash					
61	<u>4411</u> 4835665	LH	5.40	CHANNEL, lwr. sash					
61	4435-45-69-4719. 4835666	RH	5.40	CHANNEL, lwr. sash					
61	4435-45-69-4719. 4835667	LH	5.40	CHANNEL, lwr. sash					
61	4437-4637-4737. 4437507	RH	9.35	CHANNEL, lwr. sash					
61	4437-4637-4737. 4437508	LH	9.35	CHANNEL, lwr. sash					
61	4439-4639-4739-4829 .. 4403734	RH	7.10	CHANNEL, lwr. sash					
61	4439-4639-4739-4829 .. 4403735	LH	7.10	CHANNEL, lwr. sash					
61-64	4467-4667-4867. 4437510	RH	9.35	CHANNEL, lwr. sash					
61-64	4467-4667-4867. 4437511	LH	9.35	CHANNEL, lwr. sash					
62-63	4067-4167-4367. 4403722	RH	6.00	CHANNEL, lwr. sash					
62-63	4067-4167-4367. 4403723	LH	6.00	CHANNEL, lwr. sash					
62-63	4347. 4403725	LH	6.45						
62.63	<u>4411</u> 4437505	RH	2.67	CHANNEL, lwr. sash					

62-63	441 1.	4437506	LH	2.67	CHANNEL, lwr. sash
62	4439-4639-4829-39	4403734	RH	7.10	CHANNEL, lwr. sash
62	4439-4639-4829-39	4403735	LH	7.10	CHANNEL, lwr. sash
62-64	4435-45-69-4635-45-69-				
	4819.	4437516	RH	2.72	CHANNEL
62-64	4435-45-69-4635-45-69-				
	4819.	4437517	LH	2.72	CHANNEL
62-63	4027.	4870538	RH	2.31	CHANNEL
62-63	4027.	4870539	LH	2.31	CHANNEL
62-64	4447-4647-4847.	4437507	RH	9.35	CHANNEL, lwr. sash
62-64	4447-4647-4847.	4437508	LH	9.35	CHANNEL, lwr. sash
63-64	4439-4639.	4437518	RH	8.05	CHANNEL, lwr. sash
63-64	4439-4639.	4437519	LH	8.05	CHANNEL, lwr. sash
63	4829-39.	4403734	RH	7.10	CHANNEL
63	4829-39.	4403735	LH	7.10	CHANNEL
64-65	Special-Skylark (2 Dr. Coupe).	4408430	RH	2.97	CHANNEL, lwr. sash
64-65	Special-Skylark (2 Dr. Coupe).	4408431	LH	2.97	CHANNEL, lwr. sash
64-67	Special-Skylark (4 Drs.) Man. Winds, exc. 43-	4439	1	1.74	CHANNEL, lwr. sash
64-67	Special-Skylark (4 Drs.) Elec. Winds, exc. 43-	4439	2	1.69	CHANNEL, lwr. sash
63-65	Riviera.	4469010	RH	2.46	CHANNEL, lwr. sash-frt.
63-65	Riviera.	4469011	LH	2.46	CHANNEL, lwr. sash-frt.
63-65	Riviera.	4469012	RH	10.85	CHANNEL, lwr. sash-rr.
63-65	Riviera.	4469013	LH	10.85	CHANNEL, lwr. sash-rr.
64	4839.	4437522	RH	8.10	CHANNEL, lwr. sash
64	4867.	4437512	RH	8.90	CHANNEL, lwr. sash
64	4867.	4437513	LH	8.90	CHANNEL, lwr. sash
65	50-60-8000 (2 Dr.).	4540354	RH	6.60	CHANNEL, lwr. sash
65	50-60-8000 (2 Dr.).	4540355	LH	6.60	CHANNEL, lwr. sash
65	All (4 Dr. H.T.).	4540357	LH	5.95	CHANNEL, lwr. sash
65-66	50-6000 (4 Dr. Sedan)	4536357	LH	3.79	CHANNEL, lwr. sash
65	8000 (4 Dr. Sedan).	4488520	RH	6.80	CHANNEL, lwr. sash
66-67	30-4000-G.S. (2 Or. Coupe).	7580915	RH	2.77	CHANNEL, lwr. sash
66-67	30-4000-G.S. (2 Dr. Coupe).	7580916	LH	2.77	CHANNEL, lwr. sash
66-67	30-4000-G.S. (2 Dr. H.T. 8i Conv.).	7580920	RH	8.50	CHANNEL, lwr. sash
66-67	30-4000-G.S. (2 Dr. H.T. 8(Conv.)).	7580921	LH	8.50	CHANNEL, lwr. sash
66-67	4000 (4 Dr. H.T.).	4547746	RH	4.61	CHANNEL, lwr. sash
66-67	4000 (4 Dr. H.T.).	4547747	LH	4.61	CHANNEL, lwr. sash
66	50-60-8000 (2 Drs.).	7635318	RH	6.60	CHANNEL, lwr. sash
66	50-60-8000 (2 Drs.).	7635319	LH	6.60	CHANNEL, lwr. sash
66	50-60-8000 (4 Dr. H.T.)	7583984	RH	5.65	CHANNEL, lwr. sash
66	50-60-8000 (4 Dr. H.T.)	7583985	LH	5.95	CHANNEL, lwr. sash
66	8000 (4 Dr. Sedan).	7583986	RH	8.00	CHANNEL, lwr. sash
66	8000 (4 Dr. Sedan).	7583987	LH	8.00	CHANNEL, lwr. sash
66-70	9487.	7622540	RH	21.10	CHANNEL, lower sash-front
66-70	9487.	7622541	LH	21.10	CHANNEL, lower sash-front
66	9000 1st Type.	7617484	RH	16.50	CHANNEL (with roller) lwr. sash-rr.
66	9000 1st Type.	7617485	LH	16.50	CHANNEL (with roller) lwr. sash-rr.
66	9000 2nd Type.	7655810	RH	13.10	CHANNEL (less roller) lwr. sash-rr
66	9000 2nd Type.	7655811	LH	13.10	CHANNEL (less roller) lwr. sash-rr
67-68	50-60-8000 (2 Drs.).	7734657	RH	6.15	CHANNEL, lwr. sash
67-68	50-60-8000 (2 Drs.).	7734658	LH	6.15	CHANNEL, lwr. sash
67-68	52-54-64-66-82-8439	7684955	RH	6.00	CHANNEL, lwr. sash
67-68	52-54-64-66-82-8439	7684956	LH	6.00	CHANNEL, lwr. sash
67-68	52-54-6469.	7663134	RH	3.84	CHANNEL, lwr. sash
67-68	52-54-6469.	7663135	LH	3.84	CHANNEL, lwr. sash
67-68	82-8469.	7684957	RH	7.90	CHANNEL, lwr. sash
67-68	82-8469.	7684958	LH	7.90	CHANNEL, lwr. sash
67-70	9487.	7655810	RH	13.10	CHANNEL, lower sash-rear.
67-70	9487.	7655811	LH	13.10	CHANNEL, lower sash-rear.
68-72	3327.	7730017	2	2.72	CHANNEL, lower sash
68	3437-3537-4437-67-				
	4600.	7730798	RH	4.92	CHANNEL, lwr. sash
68	3437-3537-4437-67-				
	4600.	7730799	LH	4.92	CHANNEL, lwr. sash
68-72	30-4000 (4 Drs.) exc.				
	4439.	7726603	RH	1.74	CHANNEL, lower sash
68-72	30-4000 (4 Drs.) exc.				
	4439.	7726604	LH	1.74	CHANNEL, lower sash

68-72	4439.	8760220	RH	5.55	CHANNEL, lwr. sash
68-72	4439.	8760221	LH	5.60	CHANNEL, lwr. sash
	10.685	CHANNEL, FRONT DOOR WINDOW UPPER SASH			
61-62		4825923	LH	14.20	CHANNEL, upr. sash
63-64		4438174	2	19.65	CHANNEL, upr. sash
64		4438175	2	15.25	CHANNEL, upr. sash
	10.685	FILLER—SI TOP—GUIDE, FRONT			
61	4019-35-41 19 3rd Type	4418510	4	.72	
					1 1.1 1.007)
61	4027-45-4317 2nd Type	4418510	2	.72	
62	4019-35-45-41 19-35-				
	441 1-69-4635-45-	4418510	4	.72	
					11.007)
62	4027-4317	4418510	2	.72	
63	4019-27-35-45-4100-				
	4411-35-45-4635-				
	4819	4418510	AR	.72	FILLER, lwr. sash chnl
64	4469-4635-45-69-4819	4418510	4	.72	FILLER, dr. wind.-lwr. sash chnl
63-65	Riviera	4469080	2	.25	FILLER, lwr. sash chnl.-rr.
63-65	Riviera	4469079	2	.10	FILLER, lwr. sash chnl.-frt
65-66	50-6000 (4 Dr. Sedan)	4469110	AR	.72	FILLER, lwr. sash chnl. (also used 10.747)
66-67	Special-Skylark (4 Dr. Sedans & Wagons)	7580381	1	.72	
66-70	9487	4538132	2	.41	FILLER, door window lower sash channel-rear.
66-70	9487	4538129	2	.41	FILLER, door window lower sash channel-front
67	3307-3407-17-3517-				
	3617-4000 exc.				
	Wagons	7702605	2	.56	FILLER, lwr. sash chnl
67-68	50-60-8000 (2 Drs.)	7648626	2	.41	FILLER, sash chnl.-outer-lwr.
67-68	50-60-8000 (2 Drs.)	7729550	RH	.72	FILLER, frt. dr. sash chnl. outer-upr.
67-68	50-60-8000 (2 Drs.)	7729551	LH	.72	FILLER, sash chnl.-outer-upr.
67	52-54-64-66-8239-8269-				
	8439-8469	7685413	2	.41	FILLER, sash chnl.-outer-lwr.
67	52-54-64-66-8239-8269-				
	8439-8469	7685442	RH	.72	FILLER, sash chnl.-outer-upr.
67	52-54-64-66-8239-8269-				
	8439-8469	7685443	LH	.72	FILLER, sash chnl.-outer-upr.
67-68	52-54-6469	7647683	4	.72	FILLER, lwr. sash chnl
67	50-60-8000 (4 Dr. Sedan)	7647683	4	.72	FILLER, lwr. sash chnl
68	30-4000	8712670	2	.51	FILLER, frt. dr. wind. lwr. sash chnl
	30-4000	8712670	2	.51	FILLER, front & rear door window lower sash channel
68-69	5239-5439-6439-6639-				
	8239-69-8439-69	7787224	RH	1.13	FILLER, frt. dr. sash chnl.-outer-lwr.
68	5239-5439-6439-6639-				
	8239-69-8439-69	7787225	LH	1.13	FILLER, frt. dr. sash chnl.-outer-lwr.
	3327-69-3435-36-3569-				
70-71	4469	8712670	4	.51	FILLER, frt. & rr. dr. wind. lwr. sash chnl.
	3337-3437-67-3537-				
70-72	4437-4467-4637-4667	8781660	4	.15	FILLER, frt. dr. wind, up stop retainer plate
69-70	50-60-8000	8732273	4	1.03	PLATE, front door window guide-front & rear—(10.728)
	3337-3437-67-3537-				
70-72	4437-4467-4600	9832189	2	.41	PLATE, frt. dr. wind. upr. stop retainer frt
	3337-3437-67-3537-				
70-72	4437-4467-4637-4667	9812528	2	.25	PLATE, frt. dr. wind, up stop retainer on glass
	3437-3537-4437-67-				
70	4637-67-5237-5437-				
	67-6437-6637-67-				
	8257-8457-67	8788763	2	4.46	GUIDE, frt. door wind. lwr. sash lwr.
70	3437-3435-3537-4437-				
	67-4600-5237-5437-				
	67-6437-6637-6667-				
	8257-8457-67	8789918	2	5.60	GUIDE, frt. door wind. lwr. sash-upr.
71-72	3337-3437-67-4437-67	8788763	2	4.46	GUIDE, frt. door wind. lwr. sash lwr.
71	3337-3437-67-4437-67	8789918	2	5.60	GUIDE, frt. dr. wind. lwr. sash-upr.
71-73	All B-C-E (2 Drs.)	9886668	2	5.55	GUIDE, frt. dr. wind
72	3337-3437-67-4437-67	9891847	2	5.60	GUIDE, frt. dr. wind. lwr. sash upr.
72-73	All B-C (4 Drs.)	9614715	2	1.25	GUIDE, frt. dr. wind. stab, pin
72-73	All B-C-E (2 Drs.)	9614710	RH	1.25	PIN, frt. dr. wind. stab, guide
72-73	All B-C-E (2 Drs.)	9614711	LH	1.25	PIN, frt. dr. wind. stab, guide
72-73	All B-C (4 Drs.)	9614712	RH	1.25	PIN, frt. dr. wind. stab, guide
72-73	All B-C (4 Drs.)	9614713	LH	1.25	PIN, frt. dr. wind. stab, guide
63-65	Riviera	4305694	2	.25	ROLLER, lwr. sash chnl.—(10.763)

66	9000	7640704	AR	.67	ROLLER, lwr. sash chnl. upr.—(10.747)
67-70	9000	971 1820	4	.30	ROLLER, door window front 8< rear sash channel-lower (10.747)
68	3437-4437-67-4600	971 1820	2	.30	ROLLER, frt. dr. wind. lwr. sash chnl.—(10.747)
68-72	4439	971 3250	2	1.08	ROLLER, front door window-lower sash channel
69	3437-3537-4437-67-4637-4667	7765583	2	1.08	ROLLER, front door window guide-front—(10.747)
69	3437-3537-4437-67-4637-4667	9813312	2	1.08	ROLLER, front door window guide-rear
69-70	5269-5469-6036-46-6469	9813199	2	.67	ROLLER, frt. dr. wind, guide rr.—(10.747)
68-72	4439	9813312	2	1.08	ROLLER, rr. dr. wind, guide-frt. (used 10.792-10.747)
71-72	5269-5469-6035-45	981 3200	2	.67	ROLLER, frt. dr. wind, guide-rr
67	5467-6467-6667-8257-8457-8467	7667153	6	.10	BUSHING (used 1 1.01 1)
68-70	All	4491087	AR	.10	BUSHING ("/" I.D. x 1Vi" O.D.)—(1 1.007)
71-72	3337-3437-67-4437-67-5257-5457-67-6647-67-8237-8437-9000	9804150	AR	.1 1	BUSHING, frt. dr. wind. lwr. sash guide plate—(11.007)
71-72	3337-3437-67-4437-67-5257-5457-5467-6647-67-8237-8437-9000	9804150	AR	.11	BUSHING, frt. dr. frame up stop to glass—(1 1.007)
71-72	5239-5439-6035-45-6639-8239-8439	9804150	4	.1 1	BUSHING, frt. dr. wind. reg. cam to glass
63-64	4747	4534340	AR	.25	BOLT, glass to lwr. chnl
65	30-4000 Conv. & H.T.	4534340	6	.25	BOLT, frt. dr. wind, glass to sash chnl. (also used 10.747)
65	All exc. Special & 52-54-62-64-6669	4534340	6	.25	BOLT, glass to chnl-lwr
65	9000	4469106	8	.30	BOLT, glass to lwr. chnl
66	50-60-8000 exc. 4 Dr. Sedans	4534340	AR	.25	BOLT, wind, glass to lwr. chnl. (also used 1 1.007-10.747)
66	5237-39-5437-39-67-6437-39-67-6637-39-67-8237-39-69-8437-39-67-9487	7614967	4	.25	BOLT, wind, glass to lwr. chnl
66	9000	4534340	12	.25	BOLT, frt. dr. wind, glass to lwr. chnl
67	50-60-8000 exc. 52-54-6469	4534340	AR	.25	BOLT, glass to sash chnl. (used in 10.747-1 1.007)
67-68	9487	7614967	4	.25	BOLT, frt. dr. wind, glass to lwr. chnl. (also used 1 1.01 1)
68	30-4000 (2 Dr. H.T. & Conv.)	7775159	2	.15	BOLT, frt. dr. wind, glass to lwr. chnl
68-72	4439	7775159	2	.1 5	BOLT, frt. dr. glass to lwr. chnl-rt
68-72	4439	7775159	2	.15	BOLT, front door glass to lower channel front
68	52-54-64-6687	4469106	2	.30	BOLT (used 1 1.044)
68	50-60-8000 exc. 52-54-6469	4534340	AR	.25	BOLT, frt. dr. wind, glass to sash chnl. (also used 10.792)
69	3437-3537-4437-39-67-4637-67	7775159	2	.15	BOLT, front window idler cam to glass-rear
69	3437-3537-4437-67-4637-67	7775159	2	.15	BOLT, front door glass to lower channel-front (also used 10.792-1 1.01 1)
69	5237-5437-67-6437-6637-67-8257-8457-67	7699334	2	.20	BOLT, front door glass idler cam—(10.792)
69-70	3437-3537-4437-67-4637-67	8712549	4	.20	BOLT, frt. door window glass to cam—(10.792)
69-70	50-60-8000	8712549	4	.20	BOLT, front 8i rear door regulator cam to glass—(10.792)
67-70	9000	4534340	12	.25	BOLT, front door window glass to lower sash
63-64	4747	4469108	8	.20	SPACER, wind, glass—(10.747)
65	All exc. Special & 52-54-62-64-6669	4469108	AR	.20	SPACER, wind, glass—(10.747)
66	50-60-80-9000 exc. 4 Dr. Sedans	4469108	12	.20	SPACER, frt. dr. wind, glass—(10.747)
67	5239-87-5439-67-87-6439-67-87-6639-67-87-8000-9000	4469108	12	.20	SPACER, frt. dr. wind, glass—(10.747)
68	5239-87-5439-67-87-6439-87-6600-8000	7759546	AR	.10	SPACER, frt. dr. wind, glass (also used 10.792-1 1.01 1)

69	3437-3537-4437-67-463- 7-67-50-60-8000.	7759546	4	. 1 0	SPACER, front door window regulator cam to glass (also used 10.792-1 1.01 1)
71	4439.	7759546	4	.10	SPACER, frt. dr. wind, glass to lwr. sash
66-67	30-4000-G.S. (2 Dr. Coupe).	4537354	2	.15	STUD, dr. wind, glass run chnl. ret—(10.686).
63-64	4747.	4533795	AR	.20	NUT, glass to sash chnl
64	4747 2nd Type.	4469109	6	.25	NUT, glass to lwr. chnl. ("").
64	4067-4337-67 2nd Type	4469109	6	.25	NUT, dr. wind, glass to lwr. chnl
65	All exc. 4 Dr. Sedan & Special	4469109	AR	.25	NUT, dr. wind, glass to lwr. chnl
66	50-60-80-9000-exc. 4 Dr. Sedans.	4469109	12	.25	NUT, wind, glass to sash chnl. (also used 10.747- 1 1.007)
67	50-60-80-9000 exc. 52- 54-6469.	4469109	AR	.25	NUT, glass to sash chnl. (used 10.747-11.012).
68	5239-87-5439-67-87- 6439-87-6639-67-87- 80-9000.	4533795	AR	.20	NUT, frt. dr. wind, glass to lwr. sash chnl. (also used 10.792-1 1.01 1)
68-73	All	4491088	AR	.15	NUT, 1/16" I.D. x 1'A" O.D. (10.792).
71-72	5239-5439-5469-6035- 45-6639-8239-8439	9832387	4	.15	NUT, frt. dr. glass reg. cam to glass (also used 10.745-10.792-10.728)
72	3337.	9832387	4	.15	NUT, frt. dr. wind. lwr. sash upr. guide
73	All A.	9832387	AR	.15	NUT, frt. dr. wind. reg. cam to glass (also used 10.527)
68-69	3437.	7582188	2	. 1 5	WASHER, front door window glass to lower channel —(1 1.007)
69	35-44-4600 (2 Drs.).	7582188	AR	. 1 5	WASHER, front door window guide-rear roller to glass (1 1.007)
68-73	All	4491086	AR	.15	WASHER (1/8" oval I.D. x 1'A" O.D. x thick)— (11.007)
69-70	5239-5439-6439-6639- 8239-8269-8439-8469	8740675	AR	.10	WASHER, front & rear door window guide front & rear roller to glass—(10.747)
69-70	5269-5469-6469-6036- 46.	8714748	4	.10	WASHER, glass run channel-lower—(10.759)
69-71	30-40-50-60-8000 (H.T. & Conv.).	8731399	6	.10	WASHER, frt. dr. wind, glass to cam (also use 1 1.007-10.792) (1 'A" dia. nylon)
70-73	All as Req.	7734899	AR	.10	WASHER (also used 1 1.007) (1'A" dia. nylon)
70	5237-5437-67-6437- 6637-67-8257-8457- 8467.	4405526	4	.10	SCREW, frt. dr. wind. lwr. sash lwr. guide—(10.792)
71	5269-5469-6035-45	8731 399	AR	.10	WASHER, frt. wind, guide rr. roller to glass
71	5239-5439-6639-8239- 8439.	8740675	2	.10	WASHER, frt. dr. wind, glass guide roller to glass— (10.747)
70-72	4439.	9431806	4	.10	SCREW, frt. door wind. lwr. sash chnl. cam—(8.977)
70-72	All as Req.	9820349	AR	.15	SCREW ('A"—20 x 1V,") also used 10.747.

10.685 CAP—FASTENER, DOOR WINDOW GLASS BEARING

68	4439.	7698790	4	.20	CAP, rr. dr. wind, glass brg. fastener.
69-70	30-40-50-6000 (H.T. & Conv.).	8737225	AR	. 1 5	CAP, front & rear door window glass bearing fastener.
69-70	8000.	8737225	AR	.1 5	CAP, front & rear door window glass bearing fastener.
69	30-40-50-6000 (H.T. & Conv.).	9833748	4	.15	FASTENER, front & rear door window glass bearing (also used 10.745)
69-70	8467.	9833748	4	.15	FASTENER, front door window glass bearing
70	5237-39-5437-39-67- 6437-39-6637-39-67- 8239-57-69-8439-57- 69.	9833748	4	.15	FASTENER, frt. dr. wind, glass bearing
70	3437-3537-4437-4439- 4467-4637-4667.	7698788		.25	FASTENER, rr. dr. wind, glass bearing
71	3437-4437-4467.	7698788		.25	FASTENER, frt. dr. wnd. glass bearing
71-72	4439.	7698788		.25	FASTENER, rr. dr. wind, glass bearing-upr.
71-73	All B-C-E (2 Dr.).	9874347		.20	FASTENER, frt. dr. wind, glass brg
71	50-60-8000 (4 Dr. H.T.)	9833748		.15	FASTENER, frt. & rr. dr. wind, glass bearing
71	All 2 Drs. exc. 3327.	9833748		.15	FASTENER, frt. dr. wind, glass bearing
72	3337-3467.	9833748		.15	FASTENER, frt. dr. wind, glass bearing
72	3337-3437-3467-4437- 4467.	7698788	4	.25	FASTENER, frt. dr. wind, glass bearing

10.687 CAM, FRONT DOOR WINDOW LOWER SASH CHANNEL					
61-62	441 1-69	.4892659	2	.92	CAM .
61-63	4435-69-45-4635-45-				
	4719-4819	.4809996	2	.67	CAM.....
63	441 1	.4892659	2	.92	CAM (10.748).....
63-65	Riviera	.4876540	2	.82	CAM.....
66-70	9487	.7622269	2	.92	CAM.....
68	3437-3537-4600	.7730796	RH	5.95	CAM, rr.....
68	3437-3537-4600	.7730797	LH	5.95	CAM, rr.....
68	34-35-4437-67-4600	.7730072	2	.72	CAM, lwr.—(10.748).....
68-72	4439	.7734324	RH	6.15	CAM, guide-rr.....
68-72	4439	.7734325	LH	6.15	CAM, guide-rr.....
68-72	4439	.7734890	2	.72	CAM, lwr. sash chnl.....
68	34-35-4437-39-67-4600	.7723813	RH	1.23	SUPPORT, frt. dr. wind, guide cam lwr.—(10.728)
68	34-35-4437-39-67-4600	.7723814	LH	1.03	SUPPORT, frt. dr. wind, guide cam lwr.—(10.728)
69-70	4439	.7723813	RH	1.23	SUPPORT, frt. dr. wind, guide cam-lwr.....
69-70	4439	.7723814	LH	1.03	SUPPORT, frt. dr. wind, guide cam-lwr.....
62-63	44-46-4800	.4409392	4	.10	SCREW, cam (also used 10.748).....
64	4747	.4405526	4	.10	SCREW, lwr. sash chnl. cam—(12.180).....
65	All	.4409392	4	.10	SCREW (usage 10.748-1 1.007).....
66-67	9000	.4409392	8	.10	SCREW, lwr. sash chnl. cam (used 10.748).....
68	3437-3537-4437-67-				
	4600	.7739298	4	.15	SCREW, frt. wind, guide rr. cam to panel ('A"—20 x %").....
68	4439	.7739298	4	.15	SCREW, frt. wind, guide rr. cam to panel-upr.....
68	52-54-6469	.7739298	2	.15	SCREW, frt. dr. wind, glass run chnl.-lwr. (V--20 x V).....
68	All	.4409392	4	.10	SCREW (used 10.748).....
69	4439-9487	.4409392	AR	.10	SCREW, front door window lower sash channel cam (also used 10.748).....
70-71	All (2 Drs.) exc. 9000	4405526	4	.10	SCREW, frt. dr. wind, lower sash-lwr. guide—(12.180).....
67-72	All As Req.	4405527	AR	.10	SCREW ('A"—20 x Vi") 1'dia. washer—(10.759)
66-67	9000	4405501	2	.15	STUD, dr. wind, guide rr. cam-lwr. (10.670).....
66-67	9000	4405500	4	.15	STUD, frt. dr. wind, guide cam lwr.—(10.670).....
66-67	9000	4405500	2	.15	STUD, dr. wind, guide rr. cam-ctr.—(10.670).....
66-67	9000	4405524	8	.10	NUT, frt. dr. wind, guide cam-lwr.—(1 1.040).....

10.687 CHANNEL, DOOR WINDOW CAM & GLASS RUN					
63	4747	4879040	RH	6.05	CHANNEL (also used 1
63	4747	4879041	LH	6.20	
64	4747 1st Type	4879040	RH	6.05	CHANNEL
64	4747 1st Type	4879041	LH	6.20	CHANNEL
64	4747 2nd Type-Bolt-on Type Wind. Glass	4469008	RH	7.90	
64	4747 2nd Type-Bolt-on Type Wind. Glass	4469009	LH	7.90	
65	Riviera	4469008	RH	7.90	
65	Riviera	4469009	LH	7.90	
64	4747	4405526	2	.10	
69	3437-3 537-4437-4467-4637 4667	7786680	RH	2.00	
69	3437-3 537-4437-4467-4637 4667	7786681	LH	2.00	
69	5237-5 437-67-6437-6637 67-8257-8457-67	8717409	2	1.74	SUPPORT, guide front
69-70	5239-5 439-6439-6639-8239 8269-8439-8469	8743786	RH	1.13	SUPPORT, guide rear
69-70	5239-5 439-6439-6639-8239 8269-8439-8469	8743787	LH	1.13	SUPPORT, guide rear c
64-65	Riviera	4405524	2	.10	NUT, cam & glass run 1 1.040).....

10.688 CHANNEL & SCALP, FRONT D(
64-65	Special-Skylark exc. Conv. & H.T.	5717260	RH	4.46	CHANNEL & SCALPS
64-65	Special-Skylark exc. Conv. & H.T.	5717261	LH	4.46	CHANNEL & SCALPS
64-65	Special-Skylark Conv. & H.T.	5717182	RH	4.92	CHANNEL & SCALPS
64-65	Special-Skylark Conv. & H.T.	5717183	LH	4.92	CHANNEL & SCALPS
65-66	50-60-8000 exc. 4 Dr. Sedan	5719324	RH	6.05	CHANNEL 8. SCALPS
65-66	50-60-8000 exc. 4 Dr. Sedan	5719325	LH	6.05	CHANNEL & SCALPS

65-66	50-6000 4 Dr. Sedan	5719552	RH	6.20	CHANNEL & SCALPS
65-66	50-6000 4 Dr. Sedan	5719553	LH	6.05	CHANNEL & SCALPS
65-66	8000 (4 Dr. Sedan)	5719446	RH	6.80	CHANNEL & SCALPS
65-66	8000 (4 Dr. Sedan)	5719447	LH	6.80	CHANNEL & SCALPS
66-67	30-4000 (2 Dr. Coupe)	9705700	RH	8.65	CHANNEL & SCALPS
66-67	30-4000 (2 Dr. Coupe)	9705701	LH	8.65	CHANNEL & SCALPS
66-67	30-4000 (2 Dr. Ht. 8. Conv.)	9706210	RH	7.05	
66-67	30-4000 (2 Dr. Ht. 8t Conv.)	9706211	LH	7.05	
66-67	30-4000 (4 Dr. exc. 4 Dr. H.T.)	5717260	RH	4.46	CHANNEL & SCALPS (10.688)
66-67	30-4000 (4 Dr. exc. 4 Dr. HT.)	5717261	LH	4.46	CHANNEL & SCALPS (10.688)
66-67	4000 (4 Dr. H.T.)	9705050	RH	6.95	CHANNEL 8. SCALPS (10.688)
66-67	4000 (4 Dr. H.T.)	9705051	LH	6.95	CHANNEL 8. SCALPS (10.688)
67	50-60-8000 (2 Drs.) 2nd Type	9713342	RH	7.70	CHANNEL 8. SCALPS
67	50-60-8000 (2 Drs.) 2nd Type	9713343	LH	7.70	CHANNEL & SCALPS
67-68	50-60-8000 (4 Dr. H.T.)	9710316	RH	5.65	CHANNEL 8. SCALPS
67-68	50-60-8000 (4 Dr. H.T.)	9710317	LH	5.65	CHANNEL & SCALPS
67-68	52-54-6469	9710306	RH	5.65	CHANNEL & SCALPS
67-68	52-54-6469	9710307	LH	5.65	CHANNEL & SCALPS
67	50-60-8000 (2 Drs.) 1st Type	9710316	RH	5.65	CHANNEL 8. SCALPS
67	50-60-8000 (2 Drs.) 1st Type	9710317	LH	5.65	CHANNEL SCALPS
67-68	82-8469	9710332	RH	6.35	CHANNEL SCALPS
67-68	82-8469	9710333	LH	6.35	CHANNEL SCALPS
68-72	3327	9712562	RH	5.35	CHANNEL SCALPS
68-72	3327	9712563	LH	5.35	CHANNEL SCALPS
68	3437-3537-4437-67-4600	9712516	RH	6.75	CHANNEL & SCALPS
68	3437-3537-4437-67-4600	9712517	LH	6.75	CHANNEL 8i SCALPS
68-72	30-4000 (4 Drs.) exc. 4439	9712424	RH	5.35	CHANNEL & SCALPS
68-72	30-4000 (4 Drs.) exc. 4439	9712425	LH	5.35	CHANNEL & SCALPS
68	4439	9712470	RH	6.60	CHANNEL 8, SCALPS
68	4439	9712471	LH	6.60	CHANNEL & SCALPS
68	50-60-8000 (2 Drs.)	9713342	RH	7.70	CHANNEL & SCALPS
68	50-60-8000 (2 Drs.)	9713343	LH	7.70	CHANNEL & SCALPS
69	4439 1st Type	9712470	RH	6.60	CHANNEL & SCALPS
69	4439 1st Type	9712471	LH	6.60	CHANNEL & SCALPS
69	4439 2nd Type	9722966	RH	6.90	CHANNEL & SCALPS
69	4439 2nd Type	9722967	LH	6.90	CHANNEL & SCALPS
70-72	4439	9722966	RH	6.90	CHANNEL & SCALP
70-72	4439	9722967	LH	6.90	CHANNEL & SCALP
67	30-4000	9708517	AR	.10	RIVET, vent. division chnl. to supt.
67	30-4000 (2 Dr. Coupe)	9708520	2	.10	RIVET, vent. division chnl. to supt.
68	3300-3435-3569-4455-65-69-4855-65	9708517	4	.10	RIVET, vent. div. chnl. to supt.
68	3437-3537-4437-39-67-4600	9712836	4	.10	RIVET, vent. div. chnl. to supt.
69-72	4439	9712836	4	.10	RIVET, vent, division channel to support
69-72	3300-3435-3436-3569-4456-4466-4469	9708517	4	.10	RIVET, vent, division channel to support
68-72	3300-3435-3436-3569-4456-4466-4469	9708154	2	.10	

NOTE 1st Type 2-piece glass run channel \times vn. piece glass run channel.

1 0.688 CHANNEL, FRONT DOOR VENT DIVISION

63-64	4447-67-4647-67-4829-39-47-67	5716077	LH	6.20	CHANNEL, rubber ret. 8t div.
63	4747	5716072	RH	6.10	CHANNEL, rubber ret. 8i div.
63	4747	5716073	LH	6.10	CHANNEL, rubber ret. 8i div.
64	4747 1st Type	5716072	RH	6.10	CHANNEL, rubber ret. 8i div.
64	4747 1st Type	5716073	LH	6.10	CHANNEL, rubber ret. 8t div.
64	4747 2nd Type (Bolt on Glass)	9702516	RH	6.95	CHANNEL, rubber ret. 8i div.
64	4747 2nd Type (Bolt on Glass)	9702517	LH	6.95	CHANNEL, rubber ret. 8i div.
65	9000	9702516	RH	6.95	CHANNEL, rubber ret. 8i div.
65	9000	9702517	LH	6.95	CHANNEL, rubber ret. & div.
65-66	30-4000	4231489	AR	.10	RIVET, vent. div. chnl. to supt.

10.688 CHANNEL FRONT DOOR WINDOW GLASS RUN—FRONT

61-63	4019-27-35-4 5-41 19-35-4317	4305027	.97	CHANNEL, lwr. frt.
61-63	4019-27-35-4 5-4 1 19-35-43 17	.5718659	LH	2.46 CHANNEL, upr. frt.
61-62	4437-39-4637-39-4737-39-4829-39-47	5711373	1.59	CHANNEL, upr. frt.
63-64	4439-4639	5715604	3.64	CHANNEL, frt. . . .
63	4829	5716512	2.97	CHANNEL, frt. . . .
64-65	Special-Skylark Conv. & H.T.	.5717179	4.31	CHANNEL, frt. . . .
64	4447-67-4647-67-4829-39-47-67	5716512	2.97	CHANNEL, frt. . . .
65	30-4000 exc. Conv. & H.T.	.5717239	1.13	CHANNEL, frt. lwr.
65	50-60-8000 exc. 4 Dr. Sedan	9711381	4.66	CHANNEL, frt. (34" long)
65-68	50-6000 4 Dr. Sedans	5719560	2.92	CHANNEL, frt.
65-67	8000 4 Dr. Sedans		5.30	CHANNEL, frt.
66	50-60-8000 (2 & 4 Dr. H.T.)	.971 1384	4.66	CHANNEL, frt.
66-67	30-4000-G.S. (2 Dr. Coupe)	9711381	2.10	CHANNEL, frt.
66-67	30-4000-G.S. (2 Dr. H.T. & Conv.)	.9705708	4.20	CHANNEL, frt upr. & lwr.
66-67	30-4000 4 Dr. exc. 4 Dr. H.T.	5717239	2	1.13 CHANNEL, frt. lwr.
66-67	4000 (4 Dr. H.T.)	9711386	2	4.31 CHANNEL, frt.
67	50-60-8000 (2 Dr. H.T.)	9711381	2	4.66 CHANNEL, frt.
66-68	50-60-8000 Conv.	9713424	RH	3.49 CHANNEL, frt upr.
66-68	50-60-8000 Conv.	9713425	LH	3.49 CHANNEL, frt. upr.
66-68	50-60-8000 (2 Drs.)	9713486	RH	3.54 CHANNEL, frt. lwr.
66-68	50-60-8000 (2 Drs.)	9713487	LH	3.49 CHANNEL, frt. lwr.
67-68	50-60-8000 2 Dr. H.T.	9713347	2	3.49 CHANNEL, frt. upr.
67-68	50-60-8000 (4 Dr. H.T.)	9711381	2	4.66 CHANNEL, frt.
68	3437-3537-4437-67-4600	9712986	RH	3.49 CHANNEL, frt. upr.
68	3437-3537-4437-67-4600	9712987	LH	3.49 CHANNEL, frt. upr.
68-72	3327	9713038	RH	3.33 CHANNEL, frt. _____
68-72	3327	9713039	LH	3.18 CHANNEL, frt. _____
68-70	30-4000 (4 Dr.) exc. 4439	.9713034	RH	3.54 CHANNEL, frt.
68-70	30-4000 (4 Dr.) exc. 4439	.9713039	LH	3.18 CHANNEL, frt.
68	4439	.9712482	RH	4.20 CHANNEL, frt. upr.
68	4439	.9712483	LH	4.20 CHANNEL, frt. upr.
68	3437-3537-4437-39-67-4600	.9713647	2	4.41 CHANNEL, frt. lwr.
69	4439 1st Type	.9712482	RH	4.20 CHANNEL, frt. upr. (2 pc. chnl.)
69	4439 1st Type	.9712483	LH	4 20 CHANNEL, frt. upr. (2 pc. chnl.)
69	4439 1st Type	.9713647	2	4.41 CHANNEL, frt. lwr. (2 pc. chnl.)
69	4439 2nd Type	.9722972	RH	4.56 CHANNEL,
69	4439 2nd Type	.9722973	LH	4.56 CHANNEL,
70-72	4439	.9722972	RH	4.56 CHANNEL,
70-72	4439	.9722973	LH	4.56 CHANNEL,
71	3369-3436-4469	.9713038	RH	3.33 CHANNEL,
71	3369-3436-4469	.9713039	LH	3.18 CHANNEL,

10.689 SCALP, FRONT DOOR VENT DIVISION CHANNEL

63-65	Riviera	.5715353	LH	1.08 SCALP, outer.
-------	---------	----------	----	----------------------------

10.694 RETAINER, WINDSHIELD PILLAR WEATHERSTRIP (Refer to Group 10.093)

10.694 WEATHERSTRIP, FRONT DOOR

60	4437-67-4637-67-4737-4867	4801932	RH	18.85 WEATHERSTRIP, frt. dr.
61-63	4019-35-45-41 19-35	4803201	RH	13.45 WEATHERSTRIP.
61-63	4019-35-45-41 19-35	4803202	LH	13.45 WEATHERSTRIP.
61-63	4027-4317	4832370	RH	14.45 WEATHERSTRIP, frt
61-63	4027-4317	4832371	LH	14.45 WEATHERSTRIP, frt dr
61-62	4435-45-69-4635-45	4810744	RH	15.45 WEATHERSTRIP, frt dr
61-62	4435-45-69-4635-45	4810745	LH	16.10 WEATHERSTRIP, frt. dr
61-62	4437-47-67-4637-47-67-4737-4847-67	4813452	RH	17.95 WEATHERSTRIP, frt dr
61-62	4437-47-67-4637-47-67-4737-4847-67	4813453	LH	17.95 WEATHERSTRIP, frt. dr

61-62	4439-4639-4739-4829-3-				
	9	4810485	RH	15.55	WEATHERSTRIP, frt. dr.
61-62	4439-4639-4739-4829-				
	39	4810486	LH	1 5.55	WEATHERSTRIP, frt. dr.
62-63	4067-4 167-4347-67.	4853038	RH	12.75	WEATHERSTRIP, frt. dr.
62-63	4067-4 167-4347-67.	4853039	LH	12.75	WEATHERSTRIP, frt. dr.
63	44 1 1.	4477550	RH	14.80	WEATHERSTRIP.
63	44 11.	4477551	LH	15.05	WEATHERSTRIP.
63-64	4435-45-69-4635-45-69	4477552	RH	16.85	WEATHERSTRIP.
63-64	4435-45-69-4635-45-69	4477553	LH	16.85	WEATHERSTRIP.
63-64	4439-4639-4829-39.	4405568	LH	16.40	WEATHERSTRIP.
63-64	4447-67-4647-67-4847-				
	67.	4474550	RH	17.75	WEATHERSTRIP.
63-64	4447-67-4647-67-4847-				
	67.	4474551	LH	17.75	WEATHERSTRIP.
63-65	Riviera.	4877404	RH	9.60	WEATHERSTRIP.
63-65	Riviera.	4877405	LH	9.60	WEATHERSTRIP.
63-64	4819.	4477554	RH	13.10	WEATHERSTRIP.
64-65	Special-Skylark (4 Dr.)	4892624	RH	15.90	WEATHERSTRIP.
64-65	Special-Skylark (4 Dr.)	4892625	LH	15.90	WEATHERSTRIP.
64-65	Special-Skylark (2 Dr. Coupe).	4892623	LH	15.90	WEATHERSTRIP.
64-65	Special-Skylark Conv. & Ht.	4894905	RH	15.90	WEATHERSTRIP.
64-65	Special-Skylark Conv. & Ht.	4894906	LH	15.90	WEATHERSTRIP.
65-66	50-6000 (4 Dr. Sedan)	4455940	RH	16.85	WEATHERSTRIP.
65-66	50-6000 (4 Dr. Sedan)	4455941	LH	16.85	WEATHERSTRIP.
65-66	50-60-8000 (2 Drs.)	4456006	RH	16.30	WEATHERSTRIP.
65-66	50-60-8000 (2 Drs.)	4456007	LH	16.30	WEATHERSTRIP.
65-66	50-60-8000 (4 Dr. Ht.)	7622279	LH	15.05	WEATHERSTRIP.
65-66	50-60-8000 (4 Dr. Ht.)	7622278	RH	14.65	WEATHERSTRIP.
65-66	8000 (4 Dr. Sedan)	4474500	RH	12.75	WEATHERSTRIP.
65-66	8000 (4 Dr. Sedan)	4474501	LH	12.75	WEATHERSTRIP.
66-67	30-4000 (2 Dr. Coupe)	4540804	RH	13.20	WEATHERSTRIP.
66-67	30-4000 (2 Dr. Coupe)	4540805	LH	13 20	WEATHERSTRIP.
66-67	30-4000 (2 Dr. H.T. & Conv.)	4540544	RH	13.20	WEATHERSTRIP.
66-67	30-4000 (2 Dr. H.T. & Conv.)	4540545	LH	13.20	WEATHERSTRIP.
66-67	30-4000 (4 Dr. exc. 4 Dr. Ht.)	4540546	RH	14.85	WEATHERSTRIP.
66-67	30-4000 (4 Dr. exc. 4 Dr. Ht.)	4540547	LH	14.85	WEATHERSTRIP.
66	4000 (4 Dr. Ht.)	4540542	RH	14 85	WEATHERSTRIP.
66	4000 (4 Dr. Ht.)	4540543	LH	14.85	WEATHERSTRIP.
66-70	9000.	7779558	RH	16.15	WEATHERSTRIP.
66-70	9000.	7779559	LH	16.15	WEATHERSTRIP.
67	4339-4439.	4540542	RH	14.85	WEATHERSTRIP.
67	4339-4439.	4540543	LH	14.85	WEATHERSTRIP.
67-68	50-60-8000 (2 Drs.)	7648132	RH	16.85	WEATHERSTRIP.
67-68	50-60-8000 (2 Drs.)	7648133	LH	16.85	WEATHERSTRIP.
67-68	52-54-64-66-82-8439	7670344	RH	15.05	WEATHERSTRIP.
67-68	52-54-64-66-82-8439	7670345	LH	15.05	WEATHERSTRIP.
67-68	52-54-6469.	7670346	RH	16.20	WEATHERSTRIP.
67-68	52-54-6469.	7670347	LH	16.20	WEATHERSTRIP.
67-68	82-8469.	7690646	RH	12.80	WEATHERSTRIP.
67-68	82-8469.	7690647	LH	12.80	WEATHERSTRIP.
68	30-4000 (2 Dr. Ht. & Conv.)	7717754	RH	15.20	WEATHERSTRIP.
68	30-4000 (2 Dr. Ht. & Conv.)	7717755	LH	15 20	WEATHERSTRIP.
68-72	30-4000 (4 Drs.) exc. 4439.	7717764	RH	15.20	WEATHERSTRIP.
68-72	30-4000 (4 Drs.) exc. 4439.	7717765	LH	15.20	WEATHERSTRIP.
68-72	3327.	7717766	RH	15.20	WEATHERSTRIP.
68-72	3327.	7717767	LH	15.20	WEATHERSTRIP.
68-72	4439.	7717752	RH	15.55	WEATHERSTRIP.
68-72	4439.	7717753	LH	15.55	WEATHERSTRIP.
69-70	5239-5439-6439-6639-				
	8239-8439.	8781 160	RH	15.65	WEATHERSTRIP.
69-70	5239-5439-6439-6639-				
	8239-8439.	8781 161	LH	15.25	WEATHERSTRIP.
69-70	5237-5437-5467-6437-				
	6637-6667-8257-				
	8457-8467.	8781 162	RH	17.30	WEATHERSTRIP.

69-70	5237-5437-5467-6437-6 637-6667-8257-8457- 8467.	8781 163	LH	17.30	WEATHERSTRIP .
69-72	30-4000 (2 Dr. H.T. 8t Conv.)	8781 164	RH	15.45	WEATHERSTRIP .
69-72	30-4000 (2 Dr. H.T. & Conv.)	8781 165	LH	15.45	WEATHERSTRIP .
69-70	8269-8469.	8781 166	RH	16.70	WEATHERSTRIP .
69-70	8269-8469.	8781 167	LH	16.70	WEATHERSTRIP .
69-70	5269-5469-6469-6036- 46.	8712358	RH	15.55	WEATHERSTRIP .
69-70	5269-5469-6469-6036- 465.	8712359	LH	15.55	WEATHERSTRIP.
71-72	52-5469-6035-45.	9824870	RH	17.35	WEATHERSTRIP.
71-72	52-5469-6035-45.	9824871	LH	17.35	WEATHERSTRIP.
71 72	50-60-8000 (2 Drs.)	9824514	RH	20.65	WEATHERSTRIP.
71-72	50-60-8000 (2 Drs.)	9824515	LH	20.65	WEATHERSTRIP.
71-72	50-60-8000 (4 Dr. H.T.)	9824512	RH	21.75	WEATHERSTRIP.
71-72	50-60-8000 (4 Dr. H.T.)	9824513	LH	21.75	WEATHERSTRIP.
71-72	9000.	9824984	RH	20.65	WEATHERSTRIP.
71-72	9000.	9824985	LH	20.65	WEATHERSTRIP.
70	6036-46.	4531757	2	1.74	SEALING STRIP, frt. dr. bottom-auxiliary.
71-73	All B-C (4 Drs.)	9890834	2	1.74	SEALING STRIP, frt. dr. bottom aux.
71-73	All B-C-E (2 Drs.)	9890835	2	2.05	SEALING STRIP, frt. dr. bottom aux.
71	50-60-80-9000.	9609344	2	.20	STABILIZER STRIP, frt. door wind, glass guide
71	50-60-80-9000.	4403686	AR	.10	SCREW, stabilizer strip frt. dr. wind, glass guide
63-65	All.	4876498	AR	.10	FASTENER (used 10.695-10.755-12.269-14.102)
63	All.	4770719	AR	.10	PLUG.dr. w/strip atch. hole (also used 10.755- 12.269).

10.694 WEATHERSTRIP, FRONT DOOR HINGE PILLAR AND BODY LOCK PILLAR

59-60	All.	4758392	RH	1.95	WEATHERSTRIP, hinge pillar aux.
59-60	All.	4758393	LH	1.95	WEATHERSTRIP, hinge pillar aux.
62-63	<u>4067-4167-4367.</u>	4844971	RH	12.20	WEATHERSTRIP.
62-63	<u>4067-4167-4367.</u>	4844972	LH	12.20	WEATHERSTRIP.
63-64	<u>4467-4667-4867.</u>	4872334	RH	9.95	WEATHERSTRIP.
63-64	<u>4467-4667-4867.</u>	4872335	LH	9.95	WEATHERSTRIP.
64-65	<u>Special-Skylark Conv.</u>	4409036	RH	9.55	WEATHERSTRIP.
65	<u>50-60-8000 Conv.</u>	7590326	RH	9.10	WEATHERSTRIP, w/s pillar.
65	<u>50-60-8000 Conv.</u>	7590327	LH	9.10	WEATHERSTRIP, w/s pillar.
66-67	<u>30-4000.</u>	7616692	RH	15.05	WEATHERSTRIP.
66-67	<u>30-4000.</u>	7616693	LH	15 05	WEATHERSTRIP.
66-67	<u>54-64-66-8467.</u>	7602728	RH	9.10	WEATHERSTRIP.
66-67	<u>54-64-66-8467.</u>	7602729	LH	9.10	WEATHERSTRIP.
63-64	<u>4067-4367-4467-4667- 4867.</u>	4841 194	AR	.10	FASTENER, w/s pillar—(10.695) .

NOTE For retainers refer to grp. 10.093

10.694 WEATHERSTRIP, REAR DOOR AND BODY

61-64	<u>4435-45-4635-45.</u>	4897262	RH	15.90	WEATHERSTRIP, rr. dr.
61-64	<u>4435-45-4635-45.</u>	4897263	LH	15.90	WEATHERSTRIP, rr. dr.
61-63	<u>4719-4819.</u>	4897266	RH	13.50	WEATHERSTRIP, rr. dr.
61-63	<u>4019-41 19.</u>	48031 93	RH	17.00	WEATHERSTRIP.
61-63	<u>4019-41 19.</u>	4803194	LH	17.00	WEATHERSTRIP.
61-63	<u>4035-45-4135.</u>	4803195	RH	17.20	WEATHERSTRIP.
61-63	<u>4035-45-4135.</u>	4803196	LH	16.65	WEATHERSTRIP.
61-64	<u>4439-4639.</u>	4897259	LH	15.25	WEATHERSTRIP, rr. dr.
61-62	<u>4469.</u>	4897260	RH	15.90	WEATHERSTRIP, rr. dr.
61-62	<u>4469.</u>	4897261	LH	15.90	WEATHERSTRIP, rr. dr.
62	<u>4839.</u>	4897254	RH	12.30	WEATHERSTRIP, rr. dr.
63-64	<u>4469-4669.</u>	4897260	RH	15.90	WEATHERSTRIP, rr. dr.
63-64	<u>4469-4669.</u>	4897261	LH	15.90	WEATHERSTRIP, rr. dr.
63	4829 2nd Type Plastic "Nail".	4897257	LH	12.30	WEATHERSTRIP, rr. dr.
63	<u>4839.</u>	4897254	RH	12.30	WEATHERSTRIP.
64	<u>4035-4135.</u>	4406603	RH	13.90	WEATHERSTRIP, rr. dr.
64	<u>4035-4135.</u>	4406604	LH	13.90	WEATHERSTRIP, rr. dr.
64-65	<u>Sportwagons.</u>	4409354	RH	15.00	WEATHERSTRIP, rr. dr.
64-65	<u>Sportwagons.</u>	4409355	LH	15.00	WEATHERSTRIP, rr. dr.
64	<u>4819.</u>	4897266	RH	13.50	WEATHERSTRIP, rr. dr.
64	<u>4829.</u>	4897256	RH	13.50	WEATHERSTRIP, rr. dr.
64	<u>4829.</u>	4897257	LH	12.30	WEATHERSTRIP, rr. dr.
64	<u>4839.</u>	4897254	RH	12.30	WEATHERSTRIP, rr. dr.
65	30-4000 4 Dr. Sedan	4895422	RH	13.70	WEATHERSTRIP.
65	30-4000 4 Dr. Sedan	4895423	LH	13.70	WEATHERSTRIP.
65	<u>3000 Wagons.</u>	4406603	RH	13.90	WEATHERSTRIP.
65	<u>3000 Wagons.</u>	4406604	LH	13.90	WEATHERSTRIP.
65-66	50-6000 (4 Dr. Sedan)	4467720	RH	15.60	WEATHERSTRIP.

65-66	50-6000 (4 Dr. Sedan) ...	4467721	LH	15.60	WEATHERSTRIP.....
65-66	50-6000 (4 Dr. H.T.)	4469150	RH	13.90	WEATHERSTRIP.....
65-66	50-6000 (4 Dr. H.T.)	4469151	LH	13.90	WEATHERSTRIP.....
65-66	8000 (4 Dr. H.T.)	4469152	RH	13.90	WEATHERSTRIP.....
65-66	8000 (4 Dr. H.T.)	4469153	LH	13.90	WEATHERSTRIP.....
65-66	8000 (4 Dr. Sedan)	4469158	RH	13.65	WEATHERSTRIP.....
65-66	8000 (4 Dr. Sedan)	4469159	LH	13.65	WEATHERSTRIP.....
66-68	52-54-64-66-828439	4468458	RH	.41	STRIP, hinge pillar sealing
66-68	52-54-64-66-82-8439	4468459	LH	.41	STRIP, hinge pillar sealing
66-67	Special Wagons	4540808	RH	14.30	WEATHERSTRIP.....
66-67	Special Wagons	4540809	LH	14.30	WEATHERSTRIP.....
66	3000 (4 Dr. Sedan)	4540806	RH	14.85	WEATHERSTRIP.....
66	3000 (4 Dr. Sedan)	4540807	LH	14.85	WEATHERSTRIP.....
66-67	Sportwagons	4540810	RH	15.05	WEATHERSTRIP.....
66-67	Sportwagons	4540811	LH	15.05	WEATHERSTRIP.....
66-67	4000 (4 Dr. H.T.)	4540538	RH	8.20	WEATHERSTRIP.....
66-67	4000 (4 Dr. H.T.)	4540539	LH	8.20	WEATHERSTRIP.....
66-67	4000 (4 Dr. H.T.)	7603163	RH	1.13	STRIP, hinge pillar sealing
66-67	4000 (4 Dr. H.T.)	7603164	LH	1.13	STRIP, hinge pillar sealing
66-68	9487	7639570	2	.67	STRIP, frt. body hinge pillar sealing
67	33-34-35-36-4469	4540806	RH	14.85	WEATHERSTRIP.....
67	33-34-35-36-4469	4540807	LH	14.85	WEATHERSTRIP.....
67-68	52-54-64-6639	7640864	RH	13.90	WEATHERSTRIP.....
67-68	52-54-64-6639	7640865	LH	13.90	WEATHERSTRIP.....
67-68	52-54-6469	7642115	RH	20.10	WEATHERSTRIP.....
67-68	52-54-6469	7642116	LH	20.10	WEATHERSTRIP.....
67-68	82-8439	7640880	RH	13.90	WEATHERSTRIP.....
67-68	82-8439	7640881	LH	13.90	WEATHERSTRIP.....
67-68	82-8469	7640866	RH	14.40	WEATHERSTRIP.....
67-68	82-8469	7640867	LH	14.40	WEATHERSTRIP.....
68-72	33-35-4469	9801982	RH	15.20	WEATHERSTRIP.....
68-72	33-35-4469	9801983	LH	15.20	WEATHERSTRIP.....
68-72	3435-3436	9801984	RH	14.35	WEATHERSTRIP, rr dr
68-72	3435-3436	9801985	LH	14.35	WEATHERSTRIP, dr.
68-69	4000 Wagons	7717776	RH	17.50	WEATHERSTRIP
68-69	4000 Wagons	7717777	LH	17.50	WEATHERSTRIP
68-72	4439	7717758	RH	2.26	WEATHERSTRIP, hinge pillar at belt
68-72	4439	7717759	LH	2.26	WEATHERSTRIP, hinge pillar at belt
68-69	4439	7717762	RH	9.15	WEATHERSTRIP
68-69	4439	7717763	LH	9.15	WEATHERSTRIP
69-70	5239-5439-6439-6639	7794282	RH	14.55	WEATHERSTRIP
69-70	5239-5439-6439-6639	7794283	LH	14.55	WEATHERSTRIP
69-70	5269-5469-6469	9818326	RH	16.55	WEATHERSTRIP
69-70	5269-5469-6469	9818327	LH	16.55	WEATHERSTRIP
69-70	8239-8439	7794284	RH	15.20	WEATHERSTRIP
69-70	8239-8439	9818323	LH	15.20	WEATHERSTRIP
69-70	8269-8469	7796526	RH	15.20	WEATHERSTRIP
69-70	8269-8469	7796527	LH	15.20	WEATHERSTRIP
68-72	30-4000 (2 Dr. H.T. & Conv.)	7790754	RH	1.33	STRIP, body lock pillar upper corner seal
68-72	30-4000 (2 Dr. H.T. & Conv.)	7790755	LH	1.33	STRIP, body lock pillar upper corner seal
69-70	5239-5439-6439-6639-8239-8439	8721490	RH	1.74	SEALING STRIP.....
69-70	5239-5439-6439-6639-8239-8439	8721491	LH	1.74	SEALING STRIP.....
69-70	52-54-6469-6036-46	8727969	2	.97	STRIP, frnt. door window frame glass run—(1 1.015)
70	6036-6046	8717696	RH	15.70	WEATHERSTRIP, rr. dr.....
70	6036-6046	9818329	LH	16.55	WEATHERSTRIP, rr. dr.....
70	6036-46	4531758	RH	1.03	SEALING STRIP, rr. dr. bottom auxiliary.....
70	6036-46	4531759	LH	1.03	SEALING STRIP, rr. dr. bottom auxiliary.....
70-72	4439	8775921	RH	10.05	WEATHERSTRIP, rr. dr.....
70-72	4439	8775922	LH	10.05	WEATHERSTRIP, rr. dr.....
71-72	5239-5439-6639	9824516	RH	20.65	WEATHERSTRIP, rr. dr.....
71-72	5239-5439-6639	9824517	LH	20.65	WEATHERSTRIP, rr. dr.....
71-72	52-5469	9824872	RH	19.25	WEATHERSTRIP, rr. door.....
71-72	52-5469	9824873	LH	19.25	WEATHERSTRIP, rr. door.....
71-72	6035-45	9824874	RH	19.25	WEATHERSTRIP, rr. door.....
71-72	6035-45	9824875	LH	19.25	WEATHERSTRIP, rr. door.....
71-72	82-8439	9824956	RH	19.50	WEATHERSTRIP, rr. dr.....
71-72	82-8439	9824957	LH	19.50	WEATHERSTRIP, rr. dr.....
70	9487	7639570	2	.67	STRIP, hinge pillar sealing
71-73	All B (4 Dr.) exc. Wgn.	9890836	2	.41	SEALING STRIP, rr. dr. bottom aux.....
71 73	All B/Wgn. & C (4 Dr.)	9890837	2	1.03	SEALING STRIP, rr. dr. bottom aux.....
	10.694 WEATHER STRIP, WINDSHIELD				
68	44-4667	7726960	RH	14.65	WEATHERSTRIP.
68	44-4667	7726961	LH	14.65	WEATHERSTRIP.

68	5 4-66-8467.....	7602728	RH	9.10	WEATHERSTRIP
68	54-66-8467.....	7602729	LH	9.10	WEATHERSTRIP
69-72	34-44-4667.....	9823138	RH	14.90	WEATHERSTRIP
69-72	34-44-4667.....	9823139	LH	15.65	WEATHERSTRIP
69-70	5467-6667-8467.....	8723726	RH	10.90	WEATHERSTRIP
69-70	5467-6667-8467.....	8723727	LH	10.90	WEATHERSTRIP
71-73	All B/Conv.....	9835058	RH	20.65	WEATHERSTRIP
71-73	All B/Conv.....	9835059	LH	20.65	WEATHERSTRIP
70	30-4000 (2 Dr. H.T. &				
		9818498	2	.56	SEALING STRIP, at belt
		9818500	2	.56	SEALING STRIP, at belt
70	4439.....	9818496	RH	.56	SEALING STRIP, at belt
70	50-60-8000 exc. Wagons	9818497	LH	.56	SEALING STRIP, at belt
70	50-60-8000 exc. Wagons	9818494	2	.41	SEALING STRIP, at belt
70	900Q.....				
	1 0.694	STRIP, BOTTOM DRAIN HOLE			
59-61	All exc. 40-41-4300	4779422	AR	.15	SEALING STRIP, dr. bottom
					12.269-12.981).....
62-73	All as Req	4489247	AR	^	STRIP (also used 12.195-12.269-12.944).
68-69	All Wagon	4770719	2	.10	PLUG (used 12.203).....
	10.694	CAP, DOOR LOCK PILLAR WEATHERSTRIP			
66-67	9000	7590054	RH	.51	CAP (black).....
66-67	9000	7590055	LH	.51	CAP (black).....
66	9000	7590060	RH	.51	CAP (blue) T-601.....
66	9000	7590061	LH	.51	CAP (blue) T-601.....
66	9000	7590070	RH	.51	CAP (blue) T-61 1-65 1.
66	9000	7590071	LH	.51	CAP (blue) T-61 1-651.
66	9000	7590068	RH	.51	CAP (blue) T-621.....
66	9000	7590069	LH	.51	CAP (blue) T-621.....
66	9000	7642878	RH	.51	CAP (bronze).....
66	9000	7642879	LH	.51	CAP (bronze).....
66	9000	7590056	RH	.51	CAP (white).....
66	9000	7590057	LH	.51	CAP (white).....
66	9000	7590058	RH	.51	CAP (white).....
66	9000	7590059	LH	.51	CAP (white).....
66	9000	7590078	RH	.51	CAP (green).....
66	9000	7590079	LH	.51	CAP (green).....
66	9000	7590062	RH	.51	CAP (plum).....
66	9000	7590063	LH	.51	CAP (plum).....
66	9000	7590072	RH	.51	CAP (turquoise).....
66	9000	7590073	LH	.51	CAP (turquoise).....
67	9000	7658256	RH	.51	CAP (blue).....
67	9000	7658257	LH	.51	CAP (blue).....
67	9000	7663223	RH	.51	CAP (fawn).....
67	9000	7663224	LH	.51	CAP (fawn).....
67	9000	7658260	RH	.51	CAP (green).....
67	9000	7658261	LH	.51	CAP (green).....
67	9487	7674648	RH	.51	CAP (plum).....
67	9487	7674649	LH	.51	CAP (plum).....
67	9487	7699110	RH	.51	CAP (saddle).....
67	9487	7699111	LH	.51	CAP (saddle).....
67	9000	7658258	RH	.51	CAP (turquoise).....
67	9000	7658259	LH	.51	CAP (turquoise).....
67-68	9000	7642860	RH	.51	CAP (white).....
67-68	9000	7642861	LH	.51	CAP (white).....
68-70	9487	7642884	RH	.51	CAP (black).....
68-70	9487.....	7642885	LH	.51	CAP (black).....
68	9000	7748032	RH	.51	CAP (buckskin).....
68	9000	7748033	LH	.51	CAP (buckskin).....
68	9000	7748024	RH	.51	CAP (gold).....
68	9000	7748025	LH	.51	CAP (gold).....
68	9000	7748028	RH	.51	CAP (green).....
68	9000	7748029	LH	.51	CAP (green).....
68	9000	7748026	RH	.51	CAP (parchment).....
68	9000	7748027	LH	.51	CAP (parchment).....
68	9000	7746108	RH	.51	CAP (teal).....
68	9000	7746109	LH	.51	CAP (teal).....
69	9487	8733500	RH	.51	CAP (T-664-666-674-694)
69	9487	8733501	LH	.51	CAP (T-664-666-674-694)
69	9487	8733502	RH	.51	CAP (T-680).....
69	9487	8733503	LH	.51	CAP (T-680).....
69	9487	8733504	RH	.51	CAP (T-686).....
69	9487	8733505	LH	.51	CAP (T-686).....
69	9487	8754651	RH	.51	CAP (T-685).....
69	9487	8754652	LH	.51	CAP (T-685).....
69	9487	8733484	RH	.51	CAP (T-692).....
69	9487	8733485	LH	.51	CAP (T-692).....

69	9487.	.8733492	RH	.51	CAP (T-691)
69	9487.	.8733493	LH	.51	CAP (T-691)
70	9487.	.8788372	RH	.50	CAP (T-650-680)
70	9487.	.8788373	LH	.50	CAP (T-650-680)
70	9487.	.8788384	RH	.50	CAP (T-654-674-684)
70	9487.	.8788385	LH	.51	CAP (T-654-674-684)
70	9487.	.8788382	RH	.50	CAP (T-659-679-699)
70	9487	8788383	LH	.50	CAP (T-659-679-699)
70	9487	8789338	RH	.50	CAP (T-668-686)
70	9487	8789339	LH	.50	CAP (T-668-686)
70	9487.	.8789336	RH	.50	CAP (T-681)
70	9487	8789337	LH	.50	CAP (T-681)
70	9487.	.8789340	RH	.51	CAP (T-695)
70	9487	8789341	LH	.50	CAP (T-695)

1 0.694 STRIP, FRONT DOOR LOCK PILLAR SEALING

61-64	4439-4639-4739-4829-39.	.48291 28	2	.25	STRIP
10.695 FASTENERS, DOOR & BODY WEATHERSTRIP					
54-56	All4653672	AR	.10	FASTENER, used with cement-on type w/strip
54-62	All exc. 40-41-43004653672	AR	.10	FASTENER, dr. w/strip (cement on type) also used 7.838-10.694-10.695-10.722-12.269-13.384-14.635-14.691
59-60	4439-4639-4739-4829-394653672	AR	.10	FASTENER, used with cement-on typew/strip
61-67	All as Req4841194	AR	.10	FASTENER, 1/8" serrated nail type-rd. hd. (black) for V, " hole (used 10.185-10.722-10.755-1 1.573-12.269-13.384-15.222)
62-73	All as Req4876498	AR	.10	FASTENER, w/s f/2") white plastic oblong hd.) for V, " hole
61-62	<u>4469</u>4801268	2	10	FASTENER, rr. dr. lock pillar sealing strip (12.269)
61-62	4439-4639-4739-48294801268	4	10	FASTENER, rr. dr. w/strip (12.269)
61-62	4439-4639-4739-4829-394801268	8	10	FASTENER, lock pillar sealing strip(12.269)
64	4439-4639-4829-394653672	2	10	FASTENER, frt. dr. lock pillar upr. w/strip
67-73	All as Req8731909	AR	10	FASTENER, w/s (black plastic-rd. hd.) also used 10.721-1 1.573-12.269
55-60	All4665930	AR	10	CLIP, ret. w/strip on dr. (also used 10.744-10.755-10.791)
61-62	<u>44-46-47-4800</u>4665930	AR	10	CLIP, ret. w/strip (also used 10.791)
55-56	52-724665930	2	10	CLIP, at hinge pillar
59-60	4419-35-39-4619-35-39-4719-39-4829-394665930	2	.10	CLIP, at hinge pillar
63	4435-39-45-69-4635-39-4819-29-394770719	AR	.10	PLUG, rr. dr. w/strip atch. hole(10.694)

10.701 CHANNEL, FRONT DOOR WINDOW GLASS RUN

NOTE Glass run channel-front (refer to Group 10.688).

54-56	41-41D-48-48D-52-61-72-72R4209768	AR	3.59	CHANNEL (55" long) also used 10.759-1 1.021)
59		.4760685	2	5.95	CHANNEL
61-62	4435-45-69-4635-454836283	RH	8.70	CHANNEL
61-62	4435-45-69-4635-454836284	LH	8.45	CHANNEL
61-64	4437-47-67-4637-47-67-4737-4847-674833534	RH	5.50	CHANNEL
61-64	4439-4639-4739-4829-394833537	LH	5.40	CHANNEL
61-63	4019-35-45-41 19-354868607	2	2.41	CHANNEL
62-63	40274868604	2	2.87	CHANNEL
62-63	4067-4167-4347-674837895	LH	6.00	CHANNEL
63-65		.5717300	2	4.00	CHANNEL, frt.
72		.7726559	2	1.60	CHANNEL, rr. dr. wind, glass run—(10.701)
63	47474879040	RH	6.05	CHANNEL, cam & glass run (10.687)
63	47474879041	LH	6.20	CHANNEL, cam 8t glass run (10.687)
64-65	Special-Skylark exc. Conv. & Ht4439775	2	3.33	CHANNEL (also used 10.759) cut to fit (85" long)
64-65	Special-Skylark Conv. 8t Ht4406329	LH	5.02	CHANNEL
65	50-60-8000 (2 Dr.)4470551	RH	5.02	CHANNEL, lwr
65	50-60-8000 (2 Dr.)4470552	LH	5.02	CHANNEL, lwr
65-68	50-6000 (4 Dr. Sedans)4470528	RH	12.70	CHANNEL
65-68	50-6000 (4 Dr. Sedans)4470529	LH	12.70	CHANNEL
65	50-60-8000 (4 Dr. Ht.)7584486	RH	4.92	CHANNEL, rr.
65	50-60-8000 (4 Dr. Ht.)7584487	LH	4.92	CHANNEL, rr.
65	8000 (4 Dr. Sedan)7584486	RH	4.92	CHANNEL, rr.
65	8000 (4 Dr. Sedan)7584487	LH	4.92	CHANNEL, rr.

66	3335-69-3435-69-3635- 69-4200-4307-4407-5- 5-65.4439775	AR	3.33	CHANNEL, above belt (cutto fit 85" long) also used 10.759
66-67	30-4000-G.S. (2 Dr. Coupe).7639680	RH	3.59	CHANNEL .
66-67	30-4000-G.S. (2 Dr. Coupe).7639681	LH	3.59	CHANNEL .
66-67	30-4000-G.S. (2 Dr. Ht. & Conv.).7582388	RH	4.66	CHANNEL .
66-67	30-4000-G.S. (2 Dr. Ht. & Conv.).7582389	LH	4.56	CHANNEL .
66-67	4000 (4 Dr. Ht.).7581972	LH	4.66	CHANNEL .
66	50-60-8000 (2 Drs.).7680678	RH	7.45	CHANNEL .
66	50-60-8000 (2 Drs.).7680679	LH	7.95	CHANNEL .
66	50-6000 (4 Dr. Ht.).7680676	RH	7.45	CHANNEL .
66	50-6000 (4 Dr. Ht.).7680677	LH	8.10	CHANNEL .
66	8000 (4 Dr.).7680676	RH	7.45	CHANNEL .
66	8000 (4 Dr.).7680677	LH	8.10	CHANNEL .
67	3335-69-3435-69-3535- 69-3635-69-4455-65- 69-4855-65.4439775	AR	3.33	CHANNEL (alsoused 10.759)
69-70	5269-5469-6469-6036- 46.8761782	RH	13.10	CHANNEL, upper.
69-70	5269-5469-6469-6036- 46.8761783	LH	13.10	CHANNEL, upper.
69-70	5269-5469-6469-6036- 46.8761784	RH	7.20	CHANNEL, lower.
69-70	5269-5469-6469-6036- 46.8761785	LH	7.20	CHANNEL, lower.
68-71	3300-3435-36-3569- 4456-66-69.7726570	2	1.64	CHANNEL, frt. (also used 10.759).
71-72	5269-5469-6035-45.98271.13	2	2.67	CHANNEL.
72	3327-69-3436-4469.7726559	2	1.60	CHANNEL, frt. dr. wind, glass run (also used 10.759).
61	4437-39-67-4637-39-67- 4737-39-4829-67.4849928	2	.4 1	SCREW & WASHER, glass runchnl.-lwr.
61-63	4437-39-47-67-4637-39- 47-67-4737-39-4829- 39-47-67.4822426	AR	.10	SCREW, glassrun chnl.-upr. (also used 12.180) ..
62	4067-4167-4347.4822429	2	.1 5	SCREW, frt. body dr. body wind, glass run chnl.— (11.041).
62-64	4067-4167-4347-67- 4439-47-67-4639-47- 67-4829-39-47-67.4849928		.4 1	SCREW & WASHER, glass run chnl.-lwr.
63	4067-4347-67.4822429		.15	SCREW, frt. dr. wind, glass run chnl.-upr— (1 1.041)
64	4067-4337-67-4439-47- 67-4639-47-67-4829- 39-47-67.4822426	2	.10	SCREW, frt. dr.wind glass run chnl.-upr. (also used 12.180).
65	30-4000 exc. 2 Dr. Coupe.8714747		.15	SCREW, frt. dr. wind, glass run chnl.-upr.
65	30-4000 Conv. & Ht.4849928		.4 1	SCREW, frt. dr. wind, glass run chnl.-lwr.
65	50-60-8000 4 Dr. Ht.4849928		.4 1	SCREW, frt. dr. wind, glass run chnl.-lwr.
65	8000 4 Dr. Sedan4849928		.4 1	SCREW, frt. dr. wind, glass run chnl.-lwr.
66	30-4000-52-54-6469 exc. 2 Dr. Sedans8714747	2	.15	SCREW, glass run chnl.-upr.
67	3517-3617-4317-39-67- 4417-39-67-4617-67- 5269-5469-64698714747		.15	SCREW, upr.
67	30-4000 (4 Drs.).8714747		.15	SCREW, rr. ret.
68-70	52-54-6469.8714747		.15	SCREW, glass chnl.-upr.
69	5269-5469-64698714747		.15	SCREW, frt. dr. wind, glass run chnl.-lwr. (also used 10.759).
63	4435-45-4635.4405524		.10	NUT, vent, to inner panel-lwr.—(1 1.040).
63	4747.4405524		.10	NUT, cam & glass run chnl.—(1 1.040).
65	50-60-8000 (2 Drs.).4405501		.15	STUD, glass run chnl. (10.670).
66	30-4000 2 Dr. Conv. & H.T.7602989		.51	STUD, wind, glass run chnl.-lwr.(10.670)
66-67	52-54-6469.4868577		.15	STUD, frt. dr. wind, glass run chlwr. (10.670).
	10.701	WASHER, FRONT	DOOR WINDOW	GLASS RUN CHANNEL	
63	4067-4347-67.4784653	2	.10	WASHER, chnl. upr.
63	4435-45-69-4635-48194784653		.10	WASHER, chnl. to supt. (also used 2.180).
65	52-54-62-6469.8714748		.10	WASHER, upr.

66	3367-3467-3517-3617-4-									
	339-67-4439-67-4617-									
	67-5269-5469-6469	..	8714748	2	.10	WASHER, chnl. upr.				
67	3517-3617-4317-39-67-									
	4417-39-67-4617-67-									
	5269-5469-6469.	8714748	2	.10	WASHER, chnl. upr.				
69-70	5269-5469-6469-6036-									
	46.	8714748	AR	.10	WASHER, chnl. lwr. 8i upr. (also used 10.759-				12.180).....
10.703 RETAINER, FRONT DOOR WINDOW GLASS RUN										
64-66	Special-Skylark 4 Drs.									
	exc. 4 Dr. H.T.	7661362	RH	1.33	RETAINER, lwr. rr.				
64-66	Special-Skylark 4 Drs.									
	exc. 4 Dr. H.T.	7661363	LH	1.33	RETAINER, lwr. rr.				
66-67	30-4000 (2 Dr. Coupe)	..	7583376	RH	4.92	RETAINER.				
66-67	30-4000 (2 Dr. Coupe)	..	7583377	LH	4.92	RETAINER.				
67	30-4000 (4 Drs.) exc. 43-									
	4439.	7661362	RH	1.33	RETAINER, lwr. rr.				
67	30-4000 (4 Drs.) exc. 43-									
	4439.	7661363	LH	1.33	RETAINER, lwr. rr.				
10.707 MOLDING, FRONT DOOR WINDOW REVEAL										
61-62	4737-4847-67.	4879152	RH	8.70	MOLDING, reveal				
61-62	4737-4847-67.	4879153	LH	8.90	MOLDING, reveal				
61-63	4019-35-45-4119-35.	..	4838159	LH		MOLDING, belt reveal				
61-64	4719-4819.	4877746	RH	7.70	MOLDING, reveal				
61-64	4719-4819.	4877747	LH	7.70	MOLDING, reveal				
63-64	4647-67-4847-67.	4879152	RH	8.70	MOLDING, reveal				
63-64	4647-67-4847-67.	4879153	LH	8.90	MOLDING, reveal				
63-64	4647-67-4829-39-47-67	..	4875752	RH	5.65	MOLDING, reveal-at vent				
63-64	4647-67-4829-39-47-67	..	4875753	LH	5.65	MOLDING, reveal-at vent				
63-65	Riviera	4874880	RH	9.05	MOLDING, reveal				
63-65	Riviera	4874881	LH	9.05	MOLDING, reveal				
63-65	Riviera	4877007	RH	7.20	MOLDING, reveal-at vent				
63-65	Riviera	4877008	LH	6.65	MOLDING, reveal-at vent				
63-64	4819.	4875488	RH	5.50	MOLDING, reveal-at vent				
64	4337.	4453602	RH	10.45	MOLDING, belt reveal				
64	4337.	4453603	LH	10.45	MOLDING, belt reveal				
64	4367.	4453604	RH	11.85	MOLDING, belt reveal				
64	4367 Belt Reveal Mldgs.	4453605	LH	1.85	MOLDING, belt reveal				
64	4135-69-4200.	4409818	RH	4.31	MOLDING, frame upr. scalp.				
64	4135-69-4200.	4409819	LH	4.31	MOLDING, frame upr. scalp.				
64	4355-65-69.	4410818	RH	9.05	MOLDING, reveal				
64	4355-65-69.	4410819	LH	9.05	MOLDING, reveal				
64	4669.	4875488	RH	5.50	MOLDING, reveal-at vent				
64	4669.	4877746	RH	7.70	MOLDING, dr. wind, reveal				
64	4669.	4877747	LH	7.70	MOLDING, dr. wind, reveal				
65	43-4427.	4410816	RH	9.25	MOLDING				
65	43-4427.	4410817	LH	9.25	MOLDING				
65	43-4437.	4453602	RH	10.45	MOLDING, frt. dr. wind, reveal				
65	43-4437.	4453603	LH	10.45	MOLDING, frt. dr. wind, wind, reveal				
65	4355-65-69-4455-65-69									
	Belt Reveal Mldgs	4410818	RH	9.05	MOLDING, frt. dr. wind, reveal				
65	4355-65-69-4455-65-69									
	Belt Reveal Mldgs	4410819	LH	9.05	MOLDING, frt. dr. wind, reveal				
65	43-4467 Belt Reveal									
	Mldgs.	4453604	RH	11.85	MOLDING, frt. dr. wind, reveal				
65	43-4467 Belt Reveal									
	Mldgs.	4453605	LH	11.85	MOLDING,				
65	52-54-6237 Belt Reveal									
	Mldg. 64-66-82-8400									
	(2 Drs.)	4477120	RH	8.75	MOLDING, reveal				
65	52-54-6237 Belt Reveal									
	Mldg. 64-66-82-8400									
	(2 Drs.)	4477121	LH	8.75	MOLDING, reveal				
65	52-54-6237 Belt Reveal									
	Mldg. 64-66-8000 exc.									
	6469.	7653451	RH	7.05	MOLDING, at vent.				
65	52-54-6237 Belt Reveal									
	Mldg. 64-66-8000 exc.									
	6469.	7653452	LH	7.05	MOLDING, at vent.				
65	6237-39.	7653453	RH	7.60	MOLDING, reveal-at vent.				
65	6237-39.	7653454	LH	6.40	MOLDING, reveal-at vent.				
65	6269.	4536160	RH	7.60	MOLDING, reveal-at vent.				
65	6269.	7653458	LH	7.60	MOLDING.				
65-66	6469 Belt Reveal Mldgs.	4477115	RH	7.60	MOLDING.				
65-66	6469 Belt Reveal Mldgs.	4477116	LH						

65-66	6469 Belt Reveal Mldgs.	4536158	RH	5.75	MOLDING, at vent.
65-66	6469 Belt Reveal Mldgs.	4536159	LH	5.75	MOLDING, at vent.
65	64-66-82-8439	44771 17	RH	7.85	MOLDING, reveal
65	82-8469	44771 22	RH	9.85	MOLDING, reveal
66	43-44-4607 Belt Reveal Mldgs.	7580768	RH	14.80	MOLDING
66	43-44-4607 Belt Reveal Mldgs.	7580769	LH	14.80	MOLDING
66-67	34-35-36-43-44-4617 Belt Reveal Mldgs.	7580770	RH	13.90	MOLDING
66-67	34-35-36-43-44-4617 Belt Reveal Mldgs.	7580771	LH	13.90	MOLDING
66-67	43-44-4667 Belt Reveal Mldgs.	7582451	RH	17.10	MOLDING
66-67	43-4439 Belt Reveal Mldgs.	7580766	RH	14.45	MOLDING
66-67	43-4439 Belt Reveal Mldgs.	7580767	LH	14.45	MOLDING
66	4455-65 Belt Reveal Mldgs.	7580764	RH	12.80	MOLDING
66	4455-65 Belt Reveal Mldgs.	7580765	LH	12.80	MOLDING
66	52-5437 Belt Reveal Mldgs., 60-8000 (2 Drs.)	7586936	RH	10.95	MOLDING
66	52-5437 Belt Reveal Mldgs., 60-8000 (2 Drs.)	7586937	LH	10.95	MOLDING
66	52-54-64-66-82-8439	7684077	RH	12.60	MOLDING
66	52-54-64-66-82-8439	7684078	LH	12.60	MOLDING
66	5237-39-5437-39 Belt Reveal Mldgs., 60-8000 exc. 6469	7653451	RH	7.05	MOLDING, at vent.
66	5237-39-5437-39 Belt Reveal Mldgs., 60-8000 exc. 6469	7653452	LH	7.05	MOLDING, at vent.
66	6469	4536160	RH	6.40	MOLDING, at vent.
66	6469	7653458	LH	7.60	MOLDING, at vent.
66	82-8469	7586938	RH	12.80	MOLDING
66	82-8469	7586939	LH	12.80	MOLDING
66-67	9000	7779562	RH	20.30	MOLDING
66-67	9000	7779563	LH	20.30	MOLDING
67	33-34-43-44-4607 Belt Reveal Mldgs.	7580768	RH	14.80	MOLDING
67	33-34-43-44-4607 Belt Reveal Mldgs.	7580769	LH		
67	3335-69-3435-69-3535-69-3635-69-4455-65-69-4855-65 Belt Reveal Mldg.	7580764	RH	14.80	MOLDING
67	3335-69-4335-69-3535-69-3635-69-4455-65-69-4855-65 Belt Reveal Mldg.	7580765	LH	12.80	MOLDING
67-68	52-5487 Belt Reveal Mldgs.	7646822	RH	12.80	MOLDING
67-68	52-5487 Belt Reveal Mldgs.	7646823	LH	10.95	MOLDING
67-68	6467-87-6667-87-8257-8457-67	7646822	RH	10.95	MOLDING
67-68	6467-87-6667-87-8257-8457-67	7646823	LH	10.95	MOLDING
67-68	52-54-64-66 82-8439	7684077	RH	10.95	MOLDING
67-68	52-54-64-66-82-8439	7684078	LH	10.95	MOLDING
67-68	5239-87-5439-87 Belt Reveal Mldgs.	7653451	RH	12.60	MOLDING
67-68	5239-87-5439-87 Belt Reveal Mldgs.	7653452	LH	12.60	MOLDING
67	6439-67-87-6600-8000	7653451	RH	7.05	MOLDING, at vent.
67	6439-67-87-6600-8000	7653452	LH	7.05	MOLDING, at vent.
67-68	6469	7653457	RH	7.05	MOLDING, at vent.
67-68	6469	7653458	LH	7.60	MOLDING, at vent.
67-68	52-54-6469 Belt Reveal Mldgs.	447711 5	RH	7.60	MOLDING
67-68	52-54-6469 Belt Reveal Mldgs.	447711 6	LH	7.60	MOLDING
67-68	52-54-6469 Belt Reveal Mldgs.	7653455	RH	7.85	MOLDING, at vent.

67-68	52-54-6469 Belt Reveal	7653456	LH	7.85	MOLDING,
67-68	82-8469	7684080	RH	12.60	MOLDING
67-68	82-8469	7684081	LH	12.60	MOLDING
68-69	3327 Belt Reveal	7723051	RH	14.95	MOLDING
68-69	3327 Belt Reveal	7723052	LH	14.95	MOLDING
68	3369-3435-3569-4455~ 65-69-4800 Belt Reveal Mldgs	7721924	RH	14.05	MOLDING
68	3369-3435-3569-4455~ 65-69-4800 Belt	7721925	LH	14.05	MOLDING
68	34-35-44-4637 Belt Reveal Mldgs	7722984	RH	15.30	MOLDING
68	34-35-44-4637 Belt	7722985	LH	15.30	MOLDING
68-69	4 439 Belt Reveal	7721926	RH	14.55	MOLDING
68-69	4439 Belt Reveal	7721927	LH	14.55	MOLDING
68	44-4667 Belt Reveal Mldg.	7723053	RH	16.95	MOLDING
68	44-4667 Belt Reveal Mldg.	7723054	LH	16.95	MOLDING
68	6439-87-6639-67-87~ 8000	7653451	RH	7.05	MOLDING,
68	6439-87-6639-67-87~ 8000	7653452	LH	7.05	MOLDING,
68-69	9487	7779562	RH	20.30	MOLDING
68-69	9487	7779563	LH	20.30	MOLDING
69	3369-3435-3436-3569~ 4456-4466-4469 Belt Reveal Moulding	7721924	RH	14.05	MOLDING
69	3369-3435-3436-3569~ 4456-4466-4469 Belt Reveal Moulding	7721925	LH	14.05	MOLDING
69	3437-3537-4437-4637 Belt Reveal Moulding ..	8724404	RH	16.60	MOLDING
69	3437-3537-4437-4637 Belt Reveal Moulding ..	8724405	LH	16.60	MOLDING
69	4467-4667 Belt Reveal Moulding	8724404	RH	16.60	MOLDING
69	4467-4667 Belt Reveal Moulding	8724405	LH	16.60	MOLDING
69	5237-5437 Belt Reveal	8717001	RH	18.75	MOLDING
69	5237-5437 Belt Reveal	8717002	LH	18.75	MOLDING
69-70	6437-6637-67-8257~ 8457-67	8717001	RH	18.75	MOLDING
69-70	6437-6637-67-8257~ 8457-67	8717002	LH	18.75	MOLDING
69	5239-5439-6439-6639~ 8239-8439	8723038	RH	17.35	MOLDING
69	5239-5439-6439-6639~ 8239-8439	8723039	LH	17.35	MOLDING
69	5269-5469-6469 Belt Reveal Moulding Soft Roof or 2/Tone Paint ..	8723040	RH	17.35	MOLDING
69	5269-5469-6469 Belt Reveal Moulding Soft Roof or 2/Tone Paint ..	8723041	LH	17.35	MOLDING
69-70	8269-8469	8723046	RH	13.60	MOLDING
69-70	8269-8469	8723047	LH	13.60	MOLDING
70	5437-6437 Belt Reveal Mldgs	8717001	RH	18.75	MOLDING
70	5437-6437 Belt Reveal Mldgs	8717002	LH	18.75	MOLDING
70	5439 Belt Reveal Mldg., 64-66-82-8439	8723038	RH	17.35	MOLDING
70	5439 Belt Reveal Mldg., 64-66-82-8439	8723039	LH	17.35	MOLDING
70	5469-6469 Belt Reveal Mldg. & Soft Roof Trim or 2 Tone Paint	8723040	RH	17.35	MOLDING

70	5469-6469 Belt Reveal Mldg. & Soft Roof Trim or 2-Tone Paint8723041 LH	17.35	MOLDING
70	6036-46 Belt Reveal Mldg.8723040 RH	17.35	MOLDING
70	6036-46 Belt Reveal Mldg.8723041 LH	17.35	MOLDING
70	9000.7779560 RH	15.05	MOLDING
70	9000.7779561 LH	15.05	MOLDING
70	5467.8717001 RH	18.75	MOLDING
70	5467.8717002 LH	18.75	MOLDING
71	5457-67 Belt Reveal Mldg., 6647-67-8237- 8437.9832390 RH	12.20	MOLDING
71	5457-67 Belt Reveal Mldg., 6647-67-8237- 8437.9832391 LH	12.20	MOLDING
71	5439 Belt Reveal Mldg., 6639-8239-8439.9832392 RH	12.20	MOLDING
71	5439 Belt Reveal Mldg., 6639-8239-8439.9832393 LH	12.20	MOLDING
71-72	5000-6035-45.9840360 RH	5.15	MOLDING, reveal outer pnl. belt (approx. 7 1/4" lg.) ...
71-72	5000-6035-45.9840361 LH	5.15	MOLDING, reveal outer pnl. belt (approx. 7 1/4" lg.) ... *
71-72	5469-6035-45 Belt Reveal Mldg.9609738 RH	12.20	MOLDING
71-72	5469-6035-45 Belt Reveal Mldg.9609739 LH	12.20	MOLDING
71-72	9000.9888930 RH	26.90	MOLDING
71-72	9000.9888931 LH	26.90	MOLDING
72	5457-67 Belt Reveal Mldg., 6647-67-8237- 8437.9609740 RH	12.20	MOLDING
72	5457-67 Belt Reveal Mldg., 6647-67-8237- 8437.9609741 LH	12.20	MOLDING
72	5439 Belt Reveal Mldg., 6639-8239-8439.9609742 RH	12.20	MOLDING
72	5439 Belt Reveal Mldg., 6639-8239-8439.9609743 LH	12.20	MOLDING
10.707 MOLDING, FRONT DOOR WINDOW SCALP				
61-64	4435-45-69-4635-45.4810642 RH	3.43	MOLDING, rr. vert. scalp ...
61-64	4435-45-69-4635-45.4810643 LH	3.43	MOLDING, rr. vert. scalp ...
63-64	4435-45-69-4635-45-69.4876160 RH	9.05	MOLDING, frame upr. scalp
63-64	4435-45-69-4635-45-69.4876161 LH	9.05	MOLDING, frame upr. scalp
64	4127 Side Wind. Reveal Mldg.4409816 RH	4.61	MOLDING, frame upr. scalp
64	4127 Side Wind. Reveal Mldg.4409817 LH	4.61	MOLDING, frame upr. scalp
64	4127 Side Wind. Reveal Mldg.4464153 RH	2.67	MOLDING, vert. rr. scalp ..
64	4127-4135-69-4200- 4355-65-69.4411952 RH	3.49	MOLDING, frame-frt. scalp
64	4127-4135-69-4200- 4355-65-69.4411953 LH	3.49	MOLDING, frame-frt. scalp
64	4255-65 Side Wind. Reveal Mldg. 4355-654464155 RH	2.05	MOLDING, vert. rr. scalp ..
64	4255-65 Side Wind. Reveal Mldg. 4355-654464156 LH	2.05	MOLDING, vert. rr. scalp ..
64	4355-65-69.4409818 RH	4.31	MOLDING, frame upr. scalp
64	4355-65-69.4409819 LH	4.31	MOLDING, frame upr. scalp
64	4355-65-69 Belt Reveal Mldg. Opt.4410818 RH	9.05	MOLDING
64	4355-65-69 Belt Reveal Mldg. Opt.4410819 LH	9.05	MOLDING
65	43-4427.4409816 RH	4.61	MOLDING, frame-upr. scalp
65	43-4427.4409817 LH	4.61	MOLDING, frame-upr. scalp
65	35-36-4200 Side Wind. Reveal Mldg. 4369- 4455-65-69.4409818 RH	4.31	MOLDING, frame upr. scalp
65	35-36-4200 Side Wind. Reveal Mldg. 4369- 4455-65-69.4409819 LH	4.31	MOLDING, frame upr. scalp
65	43-4427.4464153 RH	2.67	MOLDING, vert.-rr. scalp ..
65	35-36-4200 Side Wind. Reveal Mldg. 4327-69- 4427-55-65-69.4411952 RH	3.49	MOLDING, frame-frt scalp

65	35-36-4200 Side Wind. Reveal Mldg. 4327-69-					
	4427-55-65-69-	441 1953	LH	3.49	MOLDING, frame-frt. scalp	...
65	35-36-4200 Side Wind. Reveal Mldg. 4369-					
	4455-65-69.	4464155	RH	2.05	MOLDING, vert.-rr. scalp.	
65	35-36-4200 Side Wind. Reveal Mldg. 4369-					
	4455-65-69.	4464156	LH	2.05	MOLDING, vert.-rr. scalp.	
66-70	52-54-6469-6036-46 Side Window Reveal					
	Moulding.	4482060	RH	4.10	MOLDING, vert.-rear scalp	_____
66-70	52-54-6469-6036-46 Side Window Reveal					
	Moulding.	4482061	LH	4.10	MOLDING, vert.-rear scalp	_____
65-68	52-54-6469 Side Wind. Reveal Mldgs.	4482778	RH	3.84	MOLDING, frame-frt. scalp	...
65-68	52-54-6469 Side Wind. Reveal Mldgs.	4482779	LH	3.84	MOLDING, frame-frt. scalp	...
66-70	52-54-6469-6036-46 Side Window Reveal					
	Moulding.	7629776	**	3.84	MOLDING, frame-upper scalp	
66-70	52-54-6469-6036-46 Side Window Reveal					
	Moulding.	7629777	LH	3.84	MOLDING, frame-upper scalp	
			RH	3.08	MOLDING, vert. rr. scalp	
66-67	35-36-43-44-4607-	4544920	LH	3.08	MOLDING, vert. rr. scalp	
66-67	35-36-43-44-4607-	4544921	RH	4.31	MOLDING, frame-upr. scalp ..	
66-67	35-36-43-44-4607-	4547218	LH	4.31	MOLDING, frame-upr. scalp ..	
66-67	35-36-43-44-4607-	4547219	RH	5.25	MOLDING, frame-frt. scalp	...
66-67	35-36-43-44-4607-	4547690	LH	5.25	MOLDING, frame-frt. scalp	...
66-67	35-36-43-44-4607-	4547691	LH	5.25	MOLDING, frame-frt. scalp	...
66	3535-69-3635-69-4255-					
	65 Side Wind. Reveal					
	Mldgs., 4455-65.	7582953	RH	3.54	MOLDING, frame-upr.	
66	3535-69-3635-69-4255-					
	65 Side Wind. Reveal					
	Mldgs., 4455-65.	7582954	LH	3.54	MOLDING, frame-upr.	
66	3535-69-3635-69-4255-					
	65-4455-65.	441 1952	RH	3.49	MOLDING, frame-frt. .	
66	3535-69-3635-69-4255-					
	65-4455-65.	441 1953	LH	3.49	MOLDING, frame-frt..	
66	3535-69-4200-Side Wind. Reveal Mldg.	4464155	RH	2.05	MOLDING, vert.-rr....	
66	3535-69-4200-Side Wind. Reveal Mldgs., ..	4464156	LH	2.05	MOLDING, vert.-rr. . . .	
67	33-3407 Side Wind. Reveal Mldg.	4544920	RH	3.08	MOLDING, vert. rr. scalp	
67	33-3407 Side Wind. Reveal Mldg.	4544921	LH	3.08	MOLDING, vert. rr. scalp	
67	33-3407 Side Wind. Reveal Mldg.	4547218	RH	4.31	MOLDING, frame-upr. scalp ..	
67	33-3407 Side Wind. Reveal Mldg.	4547219	LH	4.31	MOLDING, frame-upr. scalp ..	
67	33-3407 Side Wind. Reveal Mldg.	4547690	RH	5.25	MOLDING, frame-frt. scalp	...
67	33-3407 Side Wind. Reveal Mldg.	4547691	LH	5.25	MOLDING, frame-frt. scalp	...
67	3335-69-3435-3535-69-					
	3635-69-3635 Side					
	Wind. Reveal Mldgs.,					
	4455-65-69-4800.	7582953	RH	3.54	MOLDING, frame-upr. scalp	...
67	3335-69-3435-69-3535-					
	69-3635-69 Side					
	Wind. Reveal Mldgs.,					
	4455-65-69-4800.	7582954	LH	3.54	MOLDING, frame-upr. scalp ..	
67	3335-69-3435-69-3535-					
	69-3635-69-4455-65-					
	69-4800.	4411952	RH	3.49	MOLDING, frame-frt. scalp	...
67	3335-69-3435-69-3535-					
	69-3635-69-4455-65-					
	69-4800.	4411953	LH.	3.49	MOLDING, frame-frt. scalp	...
67	3000 (4-Dr.) Reveal Mldgs., 4455-65-69-					
	4800.	4464155	RH	2.05	MOLDING, vert.-rr. scalp.	
67	3000 (4-Dr.) Reveal Mldgs., 4455-65-69-					
	4800.	4464156	LH	2.05	MOLDING, vert.-rr. scalp.	

66-72	3327 Side Wind. Reveal							
	Mldg	7730851	RH	4.51				
66-72	3327 Side Wind. Reveal							
	Mldg	7730852	LH	4.51				
68-72	3327 Side ind. Reveal							
	Mldg	7729385	RH	2.26				
68-72	3327 Side Wind. Reveal							
	Mldg	7729386	LH	2.26				
68-72	3327 Side Wind. Reveal							
	Mldg	7727174	RH	4.66				
68-72	3327 Side Wind. Reveal							
	Mldg			4.66				
68-72	3369-3435-3436-3569	7727175	LH					
	Side Wind. Reveal							
	Mldg			3.95			MOLDING, frame-front scalp	
68-72	3369-3435-3436-3569	7727232	RH					
	Side Wind. Reveal							
	Mldg	7727233	LH	3.95				
68	4455-65-69-4800	7727232	RH	3.95				
68	4455-65-69-4800	7727233	LH	3.95				
68	3369-3435-3569-4455-							
	65-69-4800 Side							
	Wind. Reveal Mldg	7728606	RH	3.49			MOLDING, frame-upr. scalp	
68	3369-3435-3569-4455-							
	65-69-4800 Side							
	Wind. Reveal Mldg	7728607	LH	3.49			MOLDING, frame-upr. scalp	
68	3369-3435-3469-4455-							
	65-69-4800 Side							
	Wind. Reveal Mldg	7728720	RH	2.05			MOLDING, vert.-rr. scalp	
68	3369-3435-3569-4455-							
	65-69-4800 Side							
	Wind. Reveal Mldg	7728721	LH	2.05				
69-70	4456-4466-4469	7727232	RH	3.95				
69-70	4456-4466-4469	7727233	LH	3.95				
69-72	3369-3435-3436-3569							
	Side Window Reveal							
	Moulding	7728606	RH	3.49			MOLDING, frame-upper scalp	
69-72	3369-3435-3436-3569							
	Side Window Reveal							
	Moulding	7728607	LH	3.49			MOLDING, frame-upper scalp	
69-72	4456-4466-4469	7728606	RH	3.49			MOLDING, frame-upr. scalp . .	
69-72	4456-4466-4469	7728607	LH	3.49			MOLDING, frame-upr. scalp . .	
69-72	3369-3435-3436-3569							
	Side Window Reveal							
	Moulding	7728720	RH	2.05			MOLDING, vert.-rear scalp	
69-72	3369-3435-3436-3569							
	Side Window Reveal							
	Moulding	7728721	LH	2.05			MOLDING, vert.-rear scalp	
69-72	4456-4466-4469	7728720	RH	2.05			MOLDING, vert.-rear scalp	
69-72	4456-4466-4469	7728721	LH	2.05			MOLDING, vert.-rear scalp	
69-70	5269-5469-6036-46-							
	6469 Side Window							
	Reveal Moulding	8719370	RH	3.69			MOLDING, frame-front scalp	
69-70	5269-5469-6036-46-							
	6469 Side Window							
	Reveal Moulding	8719371	LH	3.69			MOLDING, frame-front scalp	
71-72	5269-5469-6035-45	9841126	RH	5.85			MOLDING, scalp wind, frame frt	
71-72	5269-5469-6035-45	9841127	LH	5.85			MOLDING, scalp wind, frame frt	
71-72	5269-5469-6035-45	9841128	RH	3.69			MOLDING, scalp wind, frame-rr. vertical	
71-72	5269-5469-6035-45	9841129	LH	3.69			MOLDING, scalp wind, frame-rr. vertical	
71-72	5269-5469-6035-45	9841130	RH	4.66			MOLDING, scalp wind, frame-upr.	
71-72	5269-5469-6035-45	9841131	LH	4.66			MOLDING, scalp wind, frame-upr.	
	1 0.708	CLIP, FRONT DOOR WINDOW REVEAL MOLDING						
67	3335-69-3417-35-69-							
	3500-3600-4000 Belt							
	Reveal Mldgs.	7634589	2	.36			CLIP	
70	9487	4539699	6	.20			CLIP, frt	
	50-60-8000	9828420	AR	.10			CLIP, frt. dr. wind, reveal mldg.-ctr. (also used	
							10.772)	
71-72	50-60-8000	9835259	AR	.25			CLIP, frt. dr. outer pnl. reveal mldg. (also used	
							10.772)	
71-72	50-60-8000	9828420	AR	.10			CLIP, frt. dr. wind, reveal mldg. frt. 8i center . . .	
72	10.710	WEATHERSTRIP, FRONT DOOR WINDOW OUTER GLASS RUN						
50	56C-56R-59-75R-76C-							
	76R-79.	4102157		2.41			WEATHERSTRIP, 3/8" x 35/4" w/chrome beads	
51-53	All.	4102157		2.41			WEATHERSTRIP, 3/8" x 35/4" w/chrome beads	

54	41D-46C-46R-48D-56C-5- 6R-66C-66R-72R-76RX- 100	4102157	2.41	WEATHERSTRIP, ' / «" x 35%" w/chrome beads
54-56	49-52-69	4102157	2.41	WEATHERSTRIP, ' /, »" x 35' /, " w/chrome beads (also used 10.701-10.722-10.774-1 1.084-1 1.086-11.101-11.118)
55	61	4102157	2.41	WEATHERSTRIP, ' /, «" x 35' / «" w/chrome beads
55-56	41-48-72	4102157	2.41	WEATHERSTRIP, ' /, »" x 35'A" w/chrome beads
61-62	4437-47-67-4637-47-67	4859118	4.41	STRIP
61-62	4439-4639	4859113	3.13	STRIP
61-62	4439-4639	4859114	3.23	STRIP
62-63	4067	4843747	3.69	STRIP
62-63	4067	4843748	3.69	STRIP
62	4847-67	5718053	2.77	STRIP
63	4435-45-69-4635	4404595	2.92	STRIP, outer
63	4439	4404604	3.23	STRIP
63	4447-67	4404592	4.41	STRIP
63-64	4647-67-4847-67	5718053	2.77	STRIP (incl. riveted-on guide plate)
64	4027	4408356	3.18	STRIP
64	4027	4408357	3.18	STRIP
64	4035-69	4408360	2.72	STRIP
64	4035-69	4408361	2.72	STRIP
64-65	Special-Skylark (2-Dr. H.T. & Conv.)	4453600	3.69	STRIP
64-65	Special-Skylark (2-Dr. H.T. & Conv.)	4453601	4.00	STRIP
64	4127	4408358	3.95	STRIP
64	4127	4408359	3.95	STRIP
64	4135-69-4200-4355-65- 69	4408362	3.13	STRIP
64	4135-69-4200-4355-65- 69	4408363	3.13	STRIP
64	4437-67 Belt Reveal Mldg.	5718952	3.28	STRIP
64	4437-67 Belt Reveal Mldg.	5718953	3.28	STRIP
64	4439-4639	4404604	3.23	STRIP
64	4447-67-4647-67	4404592	4.41	STRIP
64	4469-4635-45-69	4404595	2.92	STRIP
64	4669 Belt Reveal Mldg.	5714908	2.05	STRIP
65	33-3427	4408356	3.18	STRIP
65	33-3427	4408357	3.18	STRIP
65	43-4427	4408358	3.95	STRIP
65	43-4427	4408359	3.95	STRIP
65	3335-69-3435-69	4408360	2.72	STRIP
65	3335-69-3435-69	4408361	2.72	STRIP
65	All Special 4-Dr. exc. 3335-69-3435-69	4408362	3.13	STRIP
65	All Special 4-Dr. exc. 3335-69-3435-69	4408363	3.13	STRIP
65	4337-67-4437-67 Belt Reveal Mldg.	5718952	3.28	STRIP
65	4337-67-4437-67 Belt Reveal Mldg.	5718953	3.28	STRIP
65	43-4427 Belt Reveal Mldgs.	5717616	1.95	STRIP
65	43-4427 Belt Reveal Mldgs.	5717617	1.95	STRIP
65	52-54-6237 Belt Reveal Mldgs., 6000-8000	7622312	.30	STRIP, reveal mldg. at vent
65	52-54-6237 Belt Reveal Mldgs., 6000-8000	7622313	.30	STRIP, reveal mldg. at vent
65	52-54-6237 Belt Reveal Mldg., 64-66-8000 (2- Dr.)	9706920	2.67	STRIP
65	52-54-6237 Belt Reveal Mldg., 64-66-8000 (2- Dr.)	9706921	2.67	STRIP
65	52-5439	4500753	4.31	STRIP, outer-at belt
65	52-5439	4500754	4.31	STRIP, outer-at belt
65	52-5437-5467	4500757	4.31	STRIP, outer-at belt
65-66	52-5469	4500755	2.15	STRIP, outer-at belt
65-66	52-5469	4500756	2.15	STRIP, outer at belt
65-66	50-60-8000 exc. 52-54- 62-6469	4541699	.15	STRIP, outer anti-rattle
65	6237	4471436	4.56	STRIP, outer-at belt
65	6237	4471437	4.56	STRIP, outer-at belt
65	6239	4471440	3.90	STRIP, outer-at belt

65	6239	4471441	LH	3.90	STRIP, outer-at belt
65	6269	4471442	RH	2.97	STRIP, outer-at belt
65	6269	4471443	LH	2.97	STRIP, outer-at belt
65-66	6469 Belt Reveal Mldgs.	9702849	LH	2.10	STRIP, outer
65	64-66-82-8439	9706942	RH	2.26	STRIP, outer glass run
65	64-66-82-8439	9706943	LH	2.26	STRIP, outer glass run
65	82-8469	9702840	RH	3.02	STRIP, outer, outer glass run
65	82-8469	9702841	LH	3.02	STRIP, outer glass run
66-67	30-4000 (2-Dr. Coupe)	7580392	RH	4.05	STRIP, outer-at belt
66-67	30-4000 (2-Dr. Coupe)	7580393	LH	4.05	STRIP, outer-at belt
66-67	3335-69-3435-69	7580168	RH	2.67	STRIP, outer at belt
66-67	3335-69-3435-69	7580169	LH	2.67	STRIP, outer at belt
66	3535-69-3635-69-4255				
	65-4455-65	7580170	RH	2.61	STRIP, outer-at belt
66	3535-69-3635-69-4255				
	65-4455-65	7580171	LH	2.61	STRIP, outer-at belt
66	3367-3467-3517-4317				
	67-4417-67-4617-67	7645818	RH	4.15	STRIP, outer-at belt
66	3367-3467-3517-3617				
	4317-67-4417-67				
	4617-67	7645818	RH	4.15	STRIP, outer-at belt
66	3367-3467-3517-3617				
	4317-67-4417-67				
	4617-67	7645819	RH	4.15	STRIP, outer-at belt
66	43-4407-4607 Belt				
	Reveal Mldg.	9706668	RH	4.05	STRIP
66	43-4407-4607 Belt				
	Reveal Mldg.	9706669	LH	4.05	STRIP
66-67	3417-3517-3617-4317				
	67-4417-67-4617 Belt				
	Reveal Mldg.	9706672	RH	4.05	STRIP, outer glass run
66-67	3417-3517-3617-4317				
	67-4417-67-4617 Belt				
	Reveal Mldg.	9706673	LH	4.05	STRIP, outer glass runlass run
66-67	43-4439 Belt Reveal				
	Mldgs.	9706642	RH	4.05	STRIP, outer glass run
66-67	43-4439 Belt Reveal				
	Mldgs.	9706643	LH	4.05	STRIP, outer glass run
66-67	43-4439	7580388	RH	3.90	STRIP, outer at belt
66-67	43-4439	7580389	LH	3.90	STRIP, outer at belt
66	4455-65 Belt Reveal				
	Mldgs.	9706646	RH	3.90	STRIP, outer at belt
66	4455-65 Belt Reveal				
	Mldgs.	9706647	LH	2.10	STRIP
66	52-5437 Belt Reveal				
	Mldgs., 6437-67-6637				
	67-8237-8437-67	9706946	RH	5.85	STRIP, outer
66	52-5437 Belt Reveal				
	Mldgs., 6437-67-6637				
	67-8237-8437-67	9706947	LH	5.70	STRIP, outer
66	52-5439	4548338	RH	4.61	STRIP, outer-at belt
66	52-5439	4548339	LH	4.61	STRIP, outer-at belt
66	52-5437-6467	4548336	RH	5.02	STRIP, outer-at belt
66	52-5437-6467	4548337	LH	5.02	STRIP, outer-at belt
65	6237-39	7622312	RH	.30	STRIP, reveal mldg. at vent
65	6237-39	7622313	LH	.30	STRIP, reveal mldg. at vent
66	5237-39-5437-39 Belt				
	Reveal Mldgs., 6437				
	39-67-6600-8000	7622312	RH	.30	STRIP, reveal mldg. at vent
66	5237-39-5437-39 Belt				
	Reveal Mldgs., 6437				
	39-67-6600-8000	7622313	LH	.30	STRIP, reveal mldg. at vent
66	6469	4471442	RH	2.97	STRIP, outer-at belt
66	6469	4471443	LH	2.97	STRIP, outer-at belt
66	52-54-64-66-82-8439				
	Belt Reveal Mldg.	9706950	RH	5.70	STRIP
66	52-54-64-66-82-8439				
	Belt Reveal Mldg.	9706951	LH	5.70	STRIP
66	82-8469	9706948	RH	7.45	STRIP, outer
66	82-8469	9706949	LH	7.45	STRIP, outer
66-67	9487	9706012	RH	4.41	STRIP, wind, outer glass run
66-67	9487	9706013	LH	4.41	STRIP, wind, outer glass run
66-67	9487	7660878	2	1.18	STRIP, anti-rattle at belt (also used 10.721)
67	3535-69-3635-69-4455				
	65-69-4855-65	7580170	RH	2.61	STRIP, outer at belt
67	3535-69-3635-69-4455				
	65-69-4855-65	7580171	LH	2.61	STRIP, outer at belt

67	33-34-43-4407-4607 Belt				
	Reveal Mldgs.9706668	RH	4.05	STRIP, outer glass run
67	33-34-43-4407-4607				
	Belt Reveal Mldgs.9706669	LH	4.05	STRIP, outer glass run
67	4317-67-4417-67-4617-				
	67.7645818	RH	4.15	STRIP, outer at belt ..
67	4317-67-4417-67-4617-				
	67.7645819	LH	4.15	STRIP, outer at belt ..
67	3335-69-3435-69-3535-				
	69-3635-69-4455-65-				
	69-4855-65 Belt				
	Reveal Mldgs.9706646	RH	2.10	STRIP, outer glass run
67	3335-69-3435-69-3535-				
	69-3635-69-4455-65-				
	69-4855-65 Belt				
	Reveal Mldgs.9706647	LH	2.10	STRIP, outer glass run
67-68	5287-5467-87.7645968	RH	4.77	STRIP, outer at belt . .
67-68	5287-5467-87.7645969	LH	4.77	STRIP, outer at belt . .
67-68	52-5487 Belt Reveal				
	Mldgs.9709036	RH	4.61	STRIP, outer glass run
67-68	52-5487 Belt Reveal				
	Mldgs.9709037	LH	4.61	STRIP, outer glass run
67	6467-87-6667-87-8257-				
	8457-67.9709036	RH	4.61	STRIP, outer glass run
67	6467-87-6667-87-8257-				
	8457-67.9709037	LH	4.61	STRIP, outer glass run
67-68	52-5439.7656057	RH	4.31	STRIP, outer at belt . .
67-68	52-5439.7656058	LH	4.31	strip, outer at belt_____
67-68	52-54-64-66-82-84399711208	RH	4.77	STRIP, outer glass run
67-68	52-54-64-66-82-84399711209	LH	4.77	STRIP, outer glass run
67-68	5239-87-5439-87 Belt				
	Reveal Mldgs.7622312	RH	.30	STRIP, mldg.-at vent. . .
67-68	5239-87-5439-87 Belt				
	Reveal Mldgs.7622313	LH	.30	STRIP, mldg.-at vent. . .
67	60-8200 exc. 6469.7622312	RH	.30	STRIP, reveal mldg. at vent
67	60-8200 exc. 6469.7622313	LH	.30	STRIP, reveal mldg. at vent.
67-68	52-5469.7656051	RH	2.97	STRIP, outer at belt . .
67-68	52-5469.7656052	LH	2.97	STRIP, outer at belt . .
67-68	52-54-6469 Belt Reveal				
	Mldgs.9702849	LH	2.10	STRIP, outer glass run
67-68	6469.7656053	RH	2.92	STRIP, outer at belt . .
67-68	6469.7656054	LH	2.92	STRIP, outer at belt . .
67-68	82-8469.971 1216	RH	4.77	STRIP, outer glass run
67-68	82-8469.971 1217	LH	4.77	STRIP, outer glass run
68-69	3327 Belt Reveal Mldgs. . .	.9713010	RH	4.31	STRIP, outer glass run
68-69	3327 Belt Reveal Mldgs. . .	.9713011	LH	4.31	STRIP, outer glass run
68-72	30-4000 (4-Drs.) exc.				
	4439.7726818	RH	2.05	STRIP, outer at belt . . .
68-72	30-4000 (4-Drs.) exc.				
	4439.7726819	LH	2.05	STRIP, outer at belt . . .
68	3437-3537-4437-67-				
	4600 Belt Reveal				
	Mldgs.9713014	RH	4.41	STRIP, outer glass run
68	3437-3537-4437-67-				
	4600 Belt Reveal				
	Mldgs.9713015	LH	4.41	STRIP, outer glass run
68-69	30-4000 (4 Dr.) exc.				
	4439 Belt Reveal				
	Mldgs.9712934	RH	3.69	STRIP, outer glass run
68-69	30-4000 (4 Dr.) exc.				
	4439 Belt Reveal				
	Mldgs.9712935	LH	3.69	STRIP, outer glass run
68	3437-3537-4437-67-				
	4600.7726810	RH	3.84	STRIP, outer at belt ..
68	3437-3537-4437-67-				
	4600.7726811	LH	3.84	STRIP, outer at belt ..
68-72	4439.7783448	RH	3.84	STRIP, outer at belt . . .
68-72	4439.7783449	LH	3.84	STRIP, outer at belt . . .
68-69	4439 Belt Reveal Mldgs. . .	.9715682	RH	4.15	STRIP, outer glass run
68-69	4439 Belt Reveal Mldgs. . .	.9715682	LH	4.15	STRIP, outer glass run
68-69	9487.9716256	RH	6.55	STRIP, outer glass run
68-69	9487.9716257	LH	6.55	STRIP, outer glass run
68	6487-6667-87-8257-679709036	RH	4.61	STRIP, outer glass run
68	6487-6667-87-8257-679709037	LH	4.61	STRIP, outer glass run
68	9000.9716256	RH	6.55	STRIP, outer glass run
68	9000.9716257	LH	6.55	STRIP, outer glass run
68-72	3327 less Belt Reveal				
	Mldg.8769440	RH	3.84	STRIP, outer at belt . . .

68-72	3327 less Belt Reveal				
	Mldg.8769441	LH	3.84	STRIP, outer at belt
69	3437-3537-4437-67				
	4637-67.8723391	RH	3.69	STRIP, outer at belt
69	3437-3537-4437-67				
	4637-67.8723392	LH	3.69	STRIP, outer at belt
69	3437-3537-4437-67				
	4637-67 Belt Reveal				
	Mldgs.9718148	RH	5.15	STRIP, outer glass run
69	3437-3537-4437-67				
	4637-67 Belt Reveal				
	Mldgs.9718149	LH	5.15	STRIP, outer glass run
69-70	5237-5437 Belt Reveal				
	Mldgs.9717864	RH	4.92	STRIP, outer glass run
69-70	5237-5437 Belt Reveal				
	Mldgs.9717865	LH	4.92	STRIP, outer glass run
69-70	6437-6637-67-8257				
	8457-67.9717864	RH	4.92	STRIP, outer glass run
69-70	6437-6637-67-8257				
	8457-67.9717865	LH	4.92	STRIP, outer glass run
70	5467.9717864	RH	4.92	STRIP, outer glass run
70	5467.9717865	LH	4.92	STRIP, outer glass run
69	5237-5437-67.8719330	RH	3.95	STRIP, outer at belt
69	5237-5437-67.8719331	LH	3.95	STRIP, outer at belt
69	5239-5439.8726298	RH	4.36	STRIP, outer at belt
69	5239-5439.8726299	LH	4.36	STRIP, outer at belt
69	5439-6439 Belt Reveal				
	Mldgs.9717874	RH	4.77	STRIP, outer glass run
69	5439-6439 Belt Reveal				
	Mldgs.9717875	LH	4.77	STRIP, outer glass run
69-70	6439-6639-8239-8439				
		.9717874	RH	4.77	STRIP, outer glass run
69-70	6439-6639-8239-8439				
		.9717875	LH	4.77	STRIP, outer glass run
69	5269-5469-6469.8721492	RH	2.82	STRIP, outer at belt
69	5269-5469-6469.8721493	LH	2.82	STRIP, outer at belt
69	5269-5469-6469-6036				
	46 Belt Reveal Mldgs.9717878	RH	4.82	STRIP, outer glass run
69	5269-5469-6469-6036				
	46 Belt Reveal Mldgs.9717879	LH	4.82	STRIP, outer glass run
69-70	8269-8469.9717876	RH	4.92	STRIP, outer glass run
69-70	8269-8469.9717877	LH	4.92	STRIP, outer glass run
	(*) Black Bead- 2nd Type, Bright Bead				
70-72	30-4000 (2 Dr. H.T. 8i				
	Conv.).8807626	RH	4.36	STRIP, outer at belt
70-72	30-4000 (2 Dr. H.T. &				
	Conv.).8807627	LH	4.36	STRIP, outer at belt
70	5239-69-5469-6036				
	6046-6469.8807630	RH	3.90	STRIP, outer at belt
70	5239-69-5469-6036				
	6046-6469.8807631	LH	3.90	STRIP, outer at belt
70	5237-5437-5467-6437.8807632	RH	4.36	STRIP, outer at belt
70	5237-5437-5467-6437.8807633	LH	4.36	STRIP, outer at belt
70	5239-5439-6439.8807634	RH	4.92	STRIP, outer at belt
70	5239-5439-6439.8807635	LH	4.92	STRIP, outer at belt
70	5437-6437 Belt Reveal				
	Mldg.9717864	RH	4.92	STRIP, outer glass run
70	5437-6437 Belt Reveal				
	Mldg.9717865	LH	4.92	STRIP, outer glass run
70	5439 Belt Reveal Mldg.9717874	RH	4.77	STRIP, outer glass run
70	5439 Belt Reveal Mldg.9717875	LH	4.77	STRIP, outer glass run
70	5469-6469-6036-46 Belt				
	Reveal Mldg.9717878	RH	4.82	STRIP, outer glass run
70	5469-6469-6036-46 Belt				
	Reveal Mldg.9717879	LH	4.82	STRIP, outer glass run
70	9487.9716252	RH	7.60	STRIP, outer glass run
70	9487.9716253	LH	7.60	STRIP, outer glass run
71	5257-5457-67.9829952	RH	6.25	STRIP, outer at belt
71	5257-5457-67.9829953	LH	6.25	STRIP, outer at belt
71	5269-5469-6035-45.9829956	RH	4.10	STRIP, outer at belt
71	5269-5469-6035-45.9829957	LH	4.10	STRIP, outer at belt
71	5239-5439.9829958	RH	5.60	STRIP, outer at belt
71	5239-5439.9829959	LH	5.60	STRIP, outer at belt
71	5439 Belt Reveal Mldg.9829960	RH	3.38	STRIP, outer at belt
71	5439 Belt Reveal Mldg.9829961	LH	3.38	STRIP, outer at belt
71	5469-6035-45 Belt				
	Reveal Mldgs.9829962	RH	3.08	STRIP, outer at belt
71	5469-6035-45 Belt				
	Reveal Mldgs.9829963	LH	3.08	STRIP, outer at belt

71	5457-67 Belt Reveal Mldg.	9829954	RH	4	10	STRIP,	
71	5457-67 Belt Reveal Mldg.	9829955	LH	4	10	STRIP,	
71	60-8000 (2 Drs.)	9829954	RH	4	10	STRIP,	
71	60-8000 2 Drs.	9829955	LH	4	10	STRIP,	
71	66-82-8439	9829960	RH	3	38	STRIP,	
71	66-82-8439	9829961	LH	3	38	STRIP,	
71	9487	9832110	RH	5	50	STRIP,	outer glass run
71	9487	9832111	LH	5	50	STRIP,	outer glass run
72	5000 (2 Drs.)	9611812	RH	6	25	STRIP,	
72	5000 (2 Drs.)	9611813	LH	6	25	STRIP,	
72	5457-67 Belt Reveal Mldgs., 6647-67-8237- 8437	9611814	RH	6	25	STRIP,	
72	5457-67 Belt Reveal Mldgs., 6647-67-8237- 8437	9611815	LH	6	25	STRIP,	
72	52-5439	9611806	RH	5	60	STRIP,	
72	52-5439	9611807	LH	5	60	STRIP,	
72	5469-6035-45 Belt Reveal Mldgs.	9611810	RH	3	08	STRIP,	
72	5469-6035-45 Belt	9611811	LH	3	08	STRIP,	
72-73	All B (Wgn. & 4 Dr. Sedan)	9611804	RH	4	10	STRIP,	
72-73	All B (Wgn. & 4 Dr. Sedan)	9611805	LH	4	10	STRIP,	
72	5439 Belt Reveal Mldgs., 66-82-8439	9611808	RH	3	38	STRIP,	
72	5439 Belt Reveal Mldgs., 66-82-8439	9611809	LH	3	38	STRIP,	
72-73	All E	9612464	RH	5	50	STRIP,	outer glass run
72-73	All E	9612465	LH	5	50	STRIP,	outer glass run
10.710 STRIP, FRONT DOOR INNER GLASS RUN							
54	52-72R	4102157	2	2.41		STRIP,	inner glass run
54	43-52-63-72	4102157	2	2.41		STRIP,	inner glass run
56	43-53-63-72	4102157	2	2.41		STRIP,	inner glass run
61	4027-4317	4835639	2	2.15		STRIP,	frt. dr. wind, inner glass run
62-63	4027	4834693	2	2.15		STRIP	
62-63	4067-4167-4347-67	4835639	2	2.15		STRIP	
64	4027-4127	4460393	RH	2.36		STRIP,	wind, glass run-inner.
64	4027-4127	4460394	LH	2.36		STRIP,	wind, glass run-inner.
64	4067	4460400	RH	2.36		STRIP,	wind, glass run-inner.
64	4067	4460401	LH	2.36		STRIP,	wind, glass run-inner.
64	4355-65-69	4411374	RH	.97		STRIP,	wind, glass run-inner.
65	33-34-43-4427	4405916	2	2.15		STRIP,	glass run-inner.
65	33-3467	4407831	RH	2.46		STRIP,	glass run-inner.
65	33-3467	4407832	LH	2.46		STRIP,	glass run-inner.
65	30-4200 (4 Drs.)	4405918	2	1.95		STRIP,	glass run-inner.
65	4369-4455-65-69	4411374	RH	.97		STRIP,	glass run-inner.
65	4369-4455-65-69	7694483	2	.72		STRIP,	inner-anti-rattle-(10.774)
65-66	50-60-8000 (4 Dr. Ht.)	7694483	2	.72		STRIP,	inner-anti-rattle
66	35-36-43-4407 1st Type	7590351	RH	3.84		STRIP,	inner-at belt
66	35-36-43-4407 1st Type	7590352	LH	3.84		STRIP,	inner-at belt
66	30-4000 2 Drs.-2nd Type	7617628	RH	4.00		STRIP,	inner-at belt
66	30-4000 2 Drs.-2nd Type	7617629	LH	4.00		STRIP,	inner-at belt
66	3335-69-3435-69-3535- 69-3635-69-4200	7581296	2	3.08		STRIP,	
66	3367-3467-3517-3617- 4317-67-4417-67- 4617-67 1st Type	7617626	RH	3.84		STRIP,	
66	3367-3467-3517-3617- 4317-67-4417-67-467 1st Type	7617627	LH	3.84		STRIP,	
66	3367-3467-3517-3617- 4317-67-4417-67- 4617-67	7617628	RH	4.00		STRIP,	
66	3367-3467-3517-3617- 4317-67-4417-67- 4617-67	7617629	LH	4.00		STRIP,	nner-at belt
66	43-4439 1st Type	7609560	RH	1.95		STRIP,	nner-at belt
66	43-4439 1st Type	7609561	LH	1.95		STRIP,	nner-at belt
66	43-4439 2nd Type	7609557	RH	2.26		STRIP,	nner-at belt
66	43-4439 2nd Type	7609558	LH	2.26		STRIP,	nner-at belt
66	4455-65 1st Type	7582071	2	1.18		STRIP,	nner-at belt
66	4455-65 2nd Type	7582068	2	1.08		STRIP,	nner-at belt

66	50-60-8000 (2 Drs.)	.7606543	RH	4.92	STRIP, inner at belt
66	50-60-8000 (2 Drs.)	.7606544	LH	4.92	STRIP, inner at belt
66-68	52-54-64-66-82-8439	.7755887	RH	3.74	STRIP, inner at belt
66-68	52-54-64-66-82-8439	.7755888	LH	3.69	STRIP, inner at belt
66	82-8469	.7606547	RH	5.55	STRIP, inner-at belt
66	82-8469	.7606548	LH	5.55	STRIP, inner-at belt
66-70	9487	.7789049	2	4.31	STRIP, inner-at belt
67	30-4000 (2 Drs.)	.7672606	RH	4.56	STRIP, inner at belt
67	30-4000 (2 Drs.)	.7672607	LH	4.56	STRIP, inner at belt
67	3335-69-3435-69-3535				
	69-3635-69	.7581296	2	3.08	STRIP, inner at belt
67	43-4439	.7609557	RH	2.26	STRIP, inner at belt
67	43-4439	.7609558	LH	2.26	STRIP, inner at belt
67	4469-4455-65-4800	.7582068	2	1.08	STRIP, inner at belt
67-68	50-60-8000 (2 Drs.)	.7799177	LH	4.10	STRIP, inner at belt
67-68	50-60-8000 (2 Drs.)	.7799176	RH	4.20	STRIP, inner at belt
67-68	52-54-6469	.771 1206	RH	2.77	STRIP, inner at belt
67-68	52-54-6469	.771 1207	LH	2.77	STRIP, inner at belt
67	82-8469	.7755890	RH	4.61	STRIP, inner at belt
67	82-8469	.7755891	LH	4.61	STRIP, inner at belt
68-72	332 7	.7759714	RH	2.26	STRIP, inner at belt
68-72	332 7	.7759715	LH	2.26	STRIP, inner at belt
68	33-35-4469-4439	.7759716	RH	1.79	STRIP, inner at belt
68	33-35-4469-4439	.7759717	LH	1.79	STRIP, inner at belt
68	4000 Wagons	.7759716	RH	1.79	STRIP, inner at belt
68	4000 Wagons	.7759717	LH	1.79	STRIP, inner at belt
	34-35-44-4637-4467				
68	4667	.7759720	RH	2.36	STRIP, inner at belt
	34-35-44-4637-4467				
68	4667	.7759721	LH	2.36	STRIP, inner at belt
	5239-5439-6439-6639				
68	8239-69-8439-69	.7694483		.72	STRIP, frt. dr. glass inner (anti-rattle) (10.774)
	3337-3437-67-3537				
69-72	4437-67-4637-67	.8765653		2.15	STRIP, inner at belt
	3369-3435-3436-3569				
69-72	4439-66-69	.7759716	RH	1.79	STRIP, inner at belt
	3369-3435-3436-3569				
69-72	4439-66-69	.7759717	LH	1.79	STRIP, inner at belt
	3337-3437-67-3537				
69-72	4437-67-4637-67	.8784487		1.13	STRIP (anti-rattle) frt
	5237-5437-67-6437				
69-70	6637-67-8257-8457				
	67	.8717601		1.79	STRIP, inner at belt
69-70	5239-5439-6439-6639				
	8239-8439	.8771669		3.69	STRIP, inner at belt
69-70	5269-5469-6469-6036				
	46	.8791 149	2	2.72	STRIP, inner at belt
69-70	8269-8469	.8715744	RH	3.18	STRIP, inner at belt
69-70	8269-8469	.8715745	LH	3.18	STRIP, inner at belt
69-70	50-60-8000	.9818406	AR	1.69	STRIP, anti-rattle
71-73	All B (4 Dr. Sedan)	.9829751	2	3.38	STRIP, inner at belt
71-73	All B-C (2 Drs.)	.9829753	2	4.10	STRIP, inner at belt
71-73	All B-C (4 Dr. H.T.)	.9829752	2	3.38	STRIP, inner at belt
71-73	All E	.9847210	RH	3.59	STRIP, inner at belt
71-73	All E	.9847211	LH	3.59	STRIP, inner at belt
69-72	3337-3437-67-3537				
	4437-67-4637-67	.8720595	2	.20	STUD, frt. dr. wind. rr. strip (anti-rattle)
70-71	4439	.8784487	4	1.13	STRIP, frt. door wind, anti-rattle (frt. 8i rr.)
	10.710	FILLER, FRONT DOOR REVEAL MOLDING			
69-70	50-60-8000 Belt Reveal				
	Mldg. exc. 4 Dr.				
	Sedans 8i Wagons	.8719795	RH	1.44	FILLER
69-70	50-60-8000 Belt Reveal				
	Mldg. exc. 4 Dr.				
	Sedans & Wagons	.8719796	LH	1.44	FILLER
	10.716	BUMPER — SPACER — SUPPORT — STOP , DOOR WINDOW			
41-50	All exc. Conv.	.4131052	AR	.15	BUMPER, dr. & qtr. wind, stop
51 53	41-41D-46S-48D-51-56R-				
	56S-59-76MR-79	.4131052	AR	.15	BUMPER, dr. 8i qtr. windstop
52-58	43-45R-46C-46R-53-56C-				
	56R-63-66C-66R-72-				
	73-75-75R-76C	.4782199	AR	.15	BUMPER, frt. & rr. dr.
54-58	41-48-48D-49-52-61-69-				
	71-72	.41 31052	AR	.15	BUMPER, dr. & qtr. wind stop (alsoused 10.728-
					10.791-1 1.012-1 1.013-12.212)
58	53-75-750	.4701420		.15	BUMPER, rr. dr.-rr. (10.587)

59-60	4419-35-45-4619-35-45-				
	4719..	.8785295	2	.20	BUMPER, rr. dr.
59-62	All	.4782199	AR		
61	4019-27-35-45-41 19-35-			.15	BUMPER, frt. dr. wind, stop
	4317..	.4131052	AR		
62	4435-45-69-4635-45-			.15	BUMPER, dr. wind, stop
	4719-4819..	.8785295	2		
61-64	4439-4639..	.4131052	2	.20	BUMPER, rr. dr. wind, stop (also used 12.212)
63-65	Riviera..	.4888512	2	.15	BUMPER, rr. dr. wind, stop
65	50-60-8000..	.4542970	AR	.10	BUMPER, frt. dr. wind, stop—(10.783)
66-68	30-4000..	.4542970	AR	.15	BUMPER, dr. wind, stop (also used 10.768)
66-67	Skylark (4 Dr. Ht.)	.9848458	4	.15	BUMPER, dr. wind, stop (also used 10.786)
66-68	50-60-8000..	.7656148	2	.46	BUMPER (used 10.768)
66-70	50-60-8000 (2 Drs.) Elec.			.15	BUMPER, frt. dr. wind, stop
	Winds..	.4888512	2	.10	BUMPER, frt. dr. wind, elec. mtr. & regulator— (10.783)
69-71	Wagons..	.8785295	1	.20	BUMPER (used 12.212)
66-70	9487..	.7599001	2	.15	BUMPER, front door window stop
69-70	52-54-6469-6036-46	.7656148	2	.15	BUMPER, frt. dr. wind, stop
70	30-40-50-60-8000 (2 Dr.				
	H.T. & Conv.)	.9810036	4	.25	BUMPER, frt. door wind, stop
71-72	3337-3437-67-4437-67	.9810036	AR	.25	BUMPER, frt. dr. wind, stop-rr
71-73	All B-C-E..	.9810036	AR	.25	BUMPER, frt. dr. wind, stop
71-72	5239-5439-6639-8239-			.46	BUMPER, rr. door wind, stop on channel and anti- rattle (used 10.768)
	8439..	.9848458	AR		
58	53-75-750..	.4603240	2	.20	SPACER, rr. dr.-rr. (1 4.760)
61	4437-39-67-4637-39-67-				
	4737-39-4829-67..	.4818081	2	.30	STOP, rr.
61-64	4437-39-47-67-4637-39-				
	47-67-4737-39-4829-				
	39-47-67..	.4833799	2	.30	STOP, dr. wind.-frt
62-63	4067-4167-4337-47-67	.4838019	2	.30	STOP, frt. dr. wind.
62	4439-47-4639-47-67-				
	4829-39-47..	.4818081	2	.30	STOP, rr.
63-64	4439-47-67-4639-47-67-				
	4829-39-47-67..	.4818081	2	.30	STOP, frt. dr. wind.-rr.
64	4067-4337-67..	.4838019	2	.30	STOP, frt. dr. wind.-frt.
65	30-4000 Conv. & Ht.	.4838019	2	.30	STOP, frt. dr. wind.-frt.
65	50-60-8000 exc. 4 Dr.				
	Sedans..	.4470225	2	.30	STOP, frt. dr. wind.-frt.
65	50-60-8000 exc. 4 Dr.				
	Sedans..	.4470226	2	.30	STOP, frt. dr. wind.-rr.
66	3367-3467-3517-3617-				
	4317-39-67-4417-39-				
	67-4617-67..	.4482848	2	.25	STOP, frt. dr. wind. (1 1.012)
66-67	30-4000 (2 Dr. & Conv.)	.7620490	2	.25	STOP, frt. dr. wind.-upr.-rr.
66-67	4000 (4 Dr. Ht.)	.7620491	2	.41	STOP, frt. dr. wind, upr.-rr.
66	50-60-8000 exc. 5 2-54-				
	6469..	.7583990	2	.67	STOP, wind.-rr.
66-68	50-60-8000 exc. 5269-				
	5469-6469..	.4470225	2	.30	STOP, frt. dr. wind.-frt
66	9487..	.7595942	RH	2.31	STOP, wind, reg.-down
66	9487..	.7595943	LH	2.31	STOP, wind, reg.-down
66-68	9000..	.4541046	2	.30	STOP, dr. wind. lwr. sash chnl.-frt.
67-68	52-54-64-66-8239-69-				
	8439-69..	.7656447	2	.67	STOP, rr. dr. window stop (also used 10.768)
68-70	9487..	.7617464	RH	.56	STOP, door window lower sash channel-rear
68-70	9487..	.7617465	LH	.56	STOP, door window lower sash channel-rear
66-70	9487..	.7595944	2	1.33	STOP, front door window regulator-up.
67	3417-35 17-3617-4317-				
	39-67-4417-39-67-				
	4617-67..	.4482848	2	.25	STOP, frt. dr. wind.(1 1.012)
67-68	50-60-8000 exc. 5 2-5 4-				
	6469..	.4470226	2	.30	STOP, frt. dr. wind.-rr.
68	3437-3537-4437-39-67-				
	4600..	.7720238	2	.92	STOP, frt. dr. wind.-frt.-upr.
68	3437-3537-4437-39-67-				
	4600..	.7720257	2	.30	STOP, frt. dr. wind.-upr.-rr. (also used 10.768)
69-72	4439..	.7720238	2	.92	STOP, front door window-front upper.
69-70	All exc. 9000..	.8753026	2		
69	5237-5437-67-6437-			.41	STOP, front door window-front (also used 10.768)
	6637-8257-8457-67	.8768481	2		
69	5239-5439-6439-6639-			.77	STOP, front door window rear upper on support
	8239-8269-8439-8469	.8722349	2		
68-69	4439..	.8768481	2	.41	STOP, front door window-rear upper (also used 10.768)
				.77	STOP (used 10.768)

70-72	3337-3437-67-3537-443-					
	7-4467-4600.	9812756	2	.25	STOP, frt. door wind, upr-rr. on glass	
70-72	3337-3437-67-3537-					
	4437-67-4637-67.	8768471	4			
70	523,7-39-5437-39-67-			.41	STOP, frt. dr. wind. upr. on glass.	
	6437-39-6637-39-67-					
	8257-8457-67.	9809568	4			
70	5237-5437-67-6437-			.67	STOP, frt. 8t rr. dr. wind. upr. on panel.	
	6637-67-8257-8457-					
	67.	9822309	2			
70	5239-5439-6439-6639-			.92	STOP, frt. door wind. upr. on glass	
	8239-8269-8439-8469	9812617	2			
70	9487.	4541046	2	.40	STOP, frt. door wind, rr-upr. (also used 10.768).	
70	5237-5437-5467-6437-			.30	STOP, dr. wind. lwr. sash chnl-frt.	
	6637-6667-8257-					
	8457-8467.	9822309	2	.92	STOP, frt. dr. wind. rr. upr. on glass	
71-72	4439.	8753026	2	.41	STOP, frt. door wind, upr-rr.	
71-72	4439.	8753026	2	.41	STOP, rr. dr. wind, frt-upr. (also used 12.195).	
71-72	5239-5439-6639-8239-					
	8439.	8768481	2	.77	STOP, rr. dr. wind. rr. upr. on reinf.	
71-72	50-60-80-9000 (2 Drs.)	9822309	2	.92	STOP, frt. door wind. upr. on glass.	
71	52-5457-67-6647-67-82-					
	8437-9487.	9822309	2	.92	STOP, frt. door wind. rr. up-on glass	
71	50-60-80-9000 (2 Drs.)	9827117	2	1.33	STOP, frt. dr. wind, up on pnl. frt.	
71-73	All B-C (4 Dr. H.T.).	9833767	2	.92	STOP, frt. dr. wind. rr. up on pnl. (also used 10.768)	
71-73	All B-C (4 Dr. H.T.).	9847589	2	.92	STOP, frt. dr. wind, frt up on pnl.	
72	50-60-80-9000 (2 Drs.)	9827117	4	1 33	STOP, frt. dr. wind, up on pnl. frt & rr.	
69	3437-3537-4437-67-					
	4637-67.	8719700	2	.62	STRIP, front door window-front-upper.	
61	4019-27-35-45-41 19-35-					
	4317.	4542061	2	.72	SUPPORT, frt. dr. wind, bpr.	
62-63	4019-27-35-45-4100	4542061	2	.72	SUPPORT, frt. dr. wind, bpr.	
64	4027-35-69-4100-4200-					
	4355-65-69.	4542061	2	.72	SUPPORT, frt. dr. wind, bpr.	
64	4067-4337-67 2nd Type	4542061	2	.72	SUPPORT, frt. dr. wind, bpr.	
65	Special-Skylark exc.					
	3367-3467-4337-67-					
	4437-67.	4542061	2	.72	SUPPORT, frt. dr. wind.bpr.	
65	3367-3467-4337-67-			.72	SUPPORT, frt. dr. wind, bpr.	
	4437-67.	4542061	2			
66-67	30-4000.	4542061	2	.72	SUPPORT, frt. dr. wind, bpr.	
68	3327-69-3435-3569-					
	4469-4000.	4542061	2	.72	SUPPORT, frt. dr. wind, bpr.	
69-72	3327-69-3435-36-3569-					
	4456-66-69.	4542061	2	.72	SUPPORT, front door window bumper.	
70-72	3337-3437-67-3537-					
	4437-67-4600.	9815294	2	1.33	SUPPORT, frt. door wind, bumper-frt	
70	3437-3537-4437-67-					
	4600.	9816787	2	.72	SUPPORT, frt. dr. wind., bumper-rr.—(10.728).	
70	5237-5437-5467-6437-					
	6637-6667-8257-					
	8457-8467.	9816787	2	1.90	SUPPORT, frt. door wind, bpr.	
71-73	All B-C-E (2 Drs.)	9839673	4	3.33	SUPPORT, frt. dr. wind, bpr.	
71-73	All B-C (4 Drs.)	9832942	2	.15	CAP, frt. dr. wind, up stop on pnl. (also used	
71-73	Ali B-C (4 Dr. H.T.).	9835954	2		10.768).	
64-65	Special-Skylark.	4405526	2			
69	3437-3537-4437-67-			.10	SCREW, frt. door bpr. supt. to inner panel—(1 2.1 80)	
	4637-67.	8768476	2	.15	SCREW, frt. wind. upr. rr. stop to cam	
10.721 WEATHERSTRIP, SIDE ROOF RAIL						
57	43-49D-63-69.	4695783	RH	10.20	WEATHERSTRIP.	
57	43-49D-63-69.	4695784	LH	10.20	WEATHERSTRIP.	
58	49D-69.	4695783	RH	10.20	WEATHERSTRIP.	
58	49D-69.	4695784	LH	10.20	WEATHERSTRIP.	
59	4437-4637-4737.	4783153	RH	18.75	WEATHERSTRIP.	
59	4437-4637-4737.	4783154	LH	18.75	WEATHERSTRIP.	
59	4439-4639.	4782170	RH	25.30	WEATHERSTRIP.	
59	4439-4639.	4783150	LH	24.65	WEATHERSTRIP.	
59-60	4829.	4784208	RH	20.80	WEATHERSTRIP.	
59-60	4739-4839.	4783151	RH	30.75	WEATHERSTRIP (when using on 1959 models it will be necessary to drill holes in w/strip for clips)	
59	4739-4839.	4783152	LH	30.75	WEATHERSTRIP.	
60	4439-4639 exc. Flint Built Cars.	4783150	LH	24.65	WEATHERSTRIP.	

60	4439-4639 IstTypeupto Body 4360 on 4439 Flint & Body 2140 on 4639 Flint	4783150	LH	24.65	WEATHERSTRIP
60	4437-4637-4737	4783153	RH	18.75	WEATHERSTRIP
60	4437-4637-4737	4783154	LH	18.75	WEATHERSTRIP
60	4739-4839	4783151	RH	30.75	WEATHERSTRIP
60	4739-4839	4783152	LH	30.75	WEATHERSTRIP
61	4437-4637-4737	4844996	RH	17.50	WEATHERSTRIP
61	4437-4637-4737	4844997	LH	17.50	WEATHERSTRIP
61	4739	4845183	RH	25.90	WEATHERSTRIP
61	4739	4845184	LH	25.90	WEATHERSTRIP
61-62	4439-4639	4845002	RH	24.65	WEATHERSTRIP
61-62	4439-4639	4845003	LH	24.65	WEATHERSTRIP
61-62	4829	4844994	RH	22.70	WEATHERSTRIP
61-62	4829	4844995	LH	22.70	WEATHERSTRIP
62	4447-4647	4852927	RH	17.50	WEATHERSTRIP
62	4447-4647	4852928	LH	17.50	WEATHERSTRIP
62	4839	4838080	RH	25.70	WEATHERSTRIP
62	4839	4838081	LH	26.55	WEATHERSTRIP
62	4847	4852407	LH	23.60	WEATHERSTRIP
62-63	4347	4852365	RH	17.20	WEATHERSTRIP
62-63	4347	4852366	LH	17.80	WEATHERSTRIP
63-64	4439-4639	4872348	RH	24.65	WEATHERSTRIP
63-64	4439-4639	4872349	LH	24.65	WEATHERSTRIP
63-64	4447-4647	4871258	RH	17.50	WEATHERSTRIP
63-64	4447-4647	4871259	LH	17.50	WEATHERSTRIP
63-65	Riviera	4875232	RH	21.80	WEATHERSTRIP
63-65	Riviera	4875233	LH	21.80	WEATHERSTRIP
63-64	4829	4872330	RH	22.70	WEATHERSTRIP
63-64	4829	4872331	LH	22.70	WEATHERSTRIP
63-64	4839	4872354	RH	26.40	WEATHERSTRIP
63-64	4839	4872355	LH	26.40	WEATHERSTRIP
63-64	4847	4872350	RH	20.85	WEATHERSTRIP
63-64	4847	4872351	LH	20.85	WEATHERSTRIP
64-65	Skylark (2 Dr. Ht.)	4409034	RH	20.30	WEATHERSTRIP
64-65	Skylark (2 Dr. Ht.)	4409035	LH	21.10	WEATHERSTRIP
65-66	50-6000 (4 Dr. Ht.)	7647768	RH	28.95	WEATHERSTRIP
65-66	50-6000 (4 Dr. Ht.)	7647769	LH	28.95	WEATHERSTRIP
65-66	8000 (4 Dr. Ht.)	7647772	RH	28.40	WEATHERSTRIP
65-66	8000 (4 Dr. Ht.)	7647773	LH	28.40	WEATHERSTRIP
65-66	50-60-8000 (2 Dr. Ht.)	7627682	RH	20.75	WEATHERSTRIP
65-66	50-60-8000 (2 Dr. Ht.)	7627683	LH	20.75	WEATHERSTRIP
65-66	82-8469	7628160	RH	17.50	WEATHERSTRIP
65-66	82-8469	7628161	LH	17.50	WEATHERSTRIP
65-66	82-8469	7725500	RH	23.95	WEATHERSTRIP, rr
65-66	82-8469	7647757	LH	22.20	WEATHERSTRIP, rr
66-67	30-4000 (2 Dr. H.T.)	7725458	RH	20.70	WEATHERSTRIP
66-67	30-4000 (2 Dr. H.T.)	7725459	LH	20.70	WEATHERSTRIP
66-67	4000 (4 Dr. Ht.)	7725452	RH	24.75	WEATHERSTRIP
66-67	4000 (4 Dr. Ht.)	7725453	LH	24.75	WEATHERSTRIP
66-68	9487	7646017	RH	33.25	WEATHERSTRIP
66-68	9487	7646018	LH	33.25	WEATHERSTRIP
66-69	9000	7725494	RH	61.40	WEATHERSTRIP, complete (incl. qtr. wind, glass run chnl.) (also used 11.021)
66-69	9000	7725495	LH	61.40	WEATHERSTRIP, complete (incl. qtr. wind, glass run chnl.) (also used 11.021)
67-68	52-54-64-6687	7725478	RH	24.55	WEATHERSTRIP
67-68	52-54-64-6687	7725479	LH	24.55	WEATHERSTRIP
67-68	52-54-64-6639	7725486	RH	32.00	WEATHERSTRIP
67-68	52-54-64-6639	7725487	LH	32.00	WEATHERSTRIP
67-68	82-8457	7725470	RH	25.00	WEATHERSTRIP
67-68	82-8457	7725471	LH	25.00	WEATHERSTRIP
67-68	82-8439	7725474	RH	31.00	WEATHERSTRIP
67-68	82-8439	7725475	LH	31.00	WEATHERSTRIP
67-68	82-8469	7725496	RH	20.15	WEATHERSTRIP, frt
67-68	82-8469	7725497	LH	20.15	WEATHERSTRIP, frt
67-68	82-8469	7725500	RH	23.95	WEATHERSTRIP, rr
67-68	82-8469	7725501	LH	23.95	WEATHERSTRIP, rr
68	34-35-44-4637	7717782	RH	22.70	WEATHERSTRIP
68	34-35-44-4637	7717783	LH	22.70	WEATHERSTRIP
68-69	4439	7717778	RH	24.65	WEATHERSTRIP
68-69	4439	7717779	LH	24.65	WEATHERSTRIP
69	3437-3537-4437-4637	8723734	RH	22.65	WEATHERSTRIP
69	3437-3537-4437-4637	8723735	LH	22.65	WEATHERSTRIP
69	5237-5437-6437-6637	8723715	LH	21.30	WEATHERSTRIP
69	8257-8457	8723720	RH	21.30	WEATHERSTRIP
69	8257-8457	8723721	LH	21.30	WEATHERSTRIP

69	8269-8469	.8723724	RH	19.05	WEATHERSTRIP, front
69	8269-8469	.8723725	LH	19.05	WEATHERSTRIP, front
69-70	8269-8469	.7796574	RH	21.70	WEATHERSTRIP, rear
69-70	8269-8469	.7796575	LH	21.70	WEATHERSTRIP, rear
69-70	8239-8439	.9823140	RH	28.80	WEATHERSTRIP
69	8239-8439	.9812633	LH	30.55	WEATHERSTRIP
69	9487	.7698882	RH	32.80	WEATHERSTRIP
69	9487	.7698883	LH	32.80	WEATHERSTRIP
70-72	3337-3437-3537-4437-4637	.9823126	RH	20 00	WEATHERSTRIP
70-72	3337-3437-3537-4437-4637	.9823127	LH	20.00	WEATHERSTRIP
70-72	4439	.9875976	RH	24.60	WEATHERSTRIP
70-72	4439	.9875977	LH	24.60	WEATHERSTRIP
70	9000	.8780033	LH	66.85	WEATHERSTRIP (incl. qtr. wind, glass run chnl.) (also used 1 1.021)
70	9000	8780032	RH	66.85	WEATHERSTRIP (incl. qtr. wind, glass run chnl.) (also used 1 1.021)
69-70	50-6000 (4 Dr. H.T.)	.9812630	RH	28.60	WEATHERSTRIP
69-70	50-6000 (4 Dr. H.T.)	.9812631	LH	28.60	WEATHERSTRIP
69-70	50-6000 (2 Dr. H.T.)	.9812636	RH	20.40	WEATHERSTRIP
70	50-6000 (2 Dr. H.T.)	.9812637	LH	20.40	WEATHERSTRIP
70	8239-8439	.9812633	LH	30.55	WEATHERSTRIP
70	8257-8457	.9823142	RH	16.70	WEATHERSTRIP
70	8257-8457	.9823143	LH	16.70	WEATHERSTRIP
70	8269-8469	.9812646	RH	18.10	WEATHERSTRIP, frt
70	8269-8469	.9812647	LH	18.10	WEATHERSTRIP, frt
71-72	5257-5457-6647	.9825062	RH	12.80	WEATHERSTRIP
71-72	5257-5457-6647	.9825063	LH	12.80	WEATHERSTRIP
71-72	5239-5439-6639	.9825052	RH	28.65	WEATHERSTRIP
71-72	5239-5439-6639	.9825053	LH	28.65	WEATHERSTRIP
71-72	82-8437	.9839023	LH	1 1.50	WEATHERSTRIP
71-72	82-8437	.9839022	RH	11.50	WEATHERSTRIP
71-72	8239-8439	.9825070	RH-**	32.05	WEATHERSTRIP
71-72	8239-8439	.9825071	LH	32.05	WEATHERSTRIP
71-72	9487	.9825060	RH	12.80	WEATHERSTRIP
71-72	9487	.9825061	LH	12.80	WEATHERSTRIP
67	3417-3517-3617-4317-39-4417-39-4617-5239-87-5439-87-6439-87-6639-87-8200-8439-57-69	.7647553		1.59	STRIP, roof rail w/strip ret. sealing
66-67	9000	7660878		1^8	STRIP, dr. wind, anti-rattle at belt—(10.7 10)
68	4439-5239-87-5439-87-6439-87-6639-87-8200-8439-57-69	.7647553		1.59	STRIP, roof rail w/strip ret. sealing
68-69	9487	8784487		1.13	STRIP, door window (anti-rattle) at belt—(10.7 10)
68	4439	7660878		1.18	STRIP, frt. dr. wind, anti-rattle
69	4439	7660878		1.18	STRIP, rear door window (anti-rattle) front & rear
69	All (2 8. 4 Dr. Ht.)	.4536042		1.64	SEALING STRIP, side roof rail w/strip retainer
10.721 MOLDING, SIDE ROOF RAIL					
62-64	4447-4647	.4852925	RH	9.00	MOLDING, w/strip ret. 8(reveal
62-64	4447-4647	.4852926	LH	8.45	MOLDING, w/strip ret. & reveal
10.721 WEATHERSTRIP, CENTER PILLAR					
65-66	82-8469	.4537016	RH	3.43	WEATHERSTRIP, frt.-above belt ..
65-66	82-8469	.4537017	LH	3.43	WEATHERSTRIP, frt.-above belt ..
65-70	82-8469	.7699031	RH	2.97	WEATHERSTRIP, rear-above belt .
65-70	82-8469	.7699032	LH	2.97	WEATHERSTRIP, rear-above belt .
67-70	82-8469	.7699056	RH	2.97	WEATHERSTRIP, front-above belt
67-70	82-8469	.7699057	LH	2.97	WEATHERSTRIP, front-above belt
10.721 FASTENER — SPRING — INSERT — RETAINER, SIDE ROOF RAIL WEATHERSTRIP					
59	4437-39-4637-39-4737-39-4829-39	4653672	4	.10	FASTENER, to hinge pillar—(10.695)
61	4437-39-4637-39-4737-39-4829	4801268	2	.10	FASTENER, side roof rail w/strip—(1 2.269)
62	4347-4439	4801268	2	.10	FASTENER, side roof rail w/strip—(1 2.269)
61-67	All as Req	4841194	AR	.10	FASTENER, 3/8" serrated nail type-rd. hd. (black)-(10.694)
67-72	All as req	8731909	AR	.10	FASTENER, w/s (black plastic)—(10.695)
63-65	Riviera	4876172	RH	6.70	RETAINER, side roof rail w/strip
63-65	Riviera	4876173	LH	6 70	RETAINER, side roof rail w/strip
65-66	50-6000 (2 Dr. H.T.)	7649382	RH	6.75	RETAINER
65-66	50-6000 (2 Dr. H.T.)	7649383	LH	6.75	RETAINER
65	50-6000 4 Dr. H.T.	7649386	RH	10.75	RETAINER

65	50-6000 4 Dr. HT..	.7613467	LH	10.75	RETAINER
65	8000 2 Dr. HT..	.7649392	RH	10.75	RETAINER
65	8000 2 Dr. HT..	.4470535	LH	7.50	RETAINER
65	8000 4 Dr. HT..	.7649394	RH	10.75	RETAINER
65-66	8000 4 Dr. Sedan	.4534304	RH	4.41	RETAINER, frt
65-66	8000 4 Dr. Sedan	.4534305	LH	4.41	RETAINER, frt
65	8000 4 Dr. Sedan	.4534306	RH	6.60	RETAINER, fr
65	8000 4 Dr. Sedan	.7613475	LH	7.85	RETAINER, fr
66	30-4000 (2 Dr. HT.)	.7649434	RH	8.70	RETAINER
66	30-4000 (2 Dr. HT.)	.7649435	LH	8.70	RETAINER
66	50-6000 (4 Dr. HT.)	.7649386	RH	10.75	RETAINER
66	50-6000 (4 Dr. HT.) 1st type	.7613467	LH	10.75	RETAINER
66	50-6000 (4 Dr. HT.) 2nd type	.7649387	LH	10.75	RETAINER
66	8000 (2 Dr. HT.)	.7649392	RH	10.75	RETAINER
66	8000 (2 Dr. H.T) 2nd Type	.7649393	LH	10.7 5	RETAINER
66	8000 (2 Dr. HT.) 1st type	.4470535	LH	7.50	RETAINER
66	8000 4 Dr. HT. (1st type)	.7613471	LH	10.75	RETAINER
66	8000 4 Dr. H.T.	.7649394	RH	10.75	RETAINER
66	8000 4 Dr. HT. (2nd type)	.7649395	LH	10.75	RETAINER
66	82-8469 (1st type)	.7613474	RH	7.85	RETAINER, fr
66	82-8469 (1st type)	.7613475	LH	7.85	RETAINER, fr
66	82-8469 (2nd type)	.7649426	RH	7.50	RETAINER, fr
66	82-8469 (2nd type)	.7649427	LH	7.50	RETAINER, fr
66	9000 (1st type)	.7616772	RH	8.85	RETAINER
66	9000 (1st type)	.7616773	LH	8.85	RETAINER
66	9487 2nd type	.7652962	RH	8.85	RETAINER
66	9487 2nd type	.7652963	LH	8.85	RETAINER
NOTE. 1966 1sttype-with loose retainer clips, 2nd type-riveted component retainers					
67	30-4000 (2 Dr. H.T. exc. Conv.)	.7674312	RH	8.70	RETAINER
67	30-4000 (2 Dr. H.T. exc. Conv.)	.7674313	LH	8.70	RETAINER
67	4000 (4 Dr. HT.)	.7674314	RH	8.30	RETAINER
67	4000 (4 Dr. HT.)	.7674315	LH	8.30	RETAINER
67-68	50-60-8000..	.7715849	2	.20	RETAINER, frt
67-68	52-54-64-6687..	.8725987	RH	10.75	RETAINER
67-68	52-54-64-6687..	.8725988	LH	10.75	RETAINER
67-68	52-54-64-6639..	.7645516	RH	12.40	RETAINER
67-68	52-54-64-6639..	.7645517	LH	12.40	RETAINER
67-68	82-8457..	.7647236	RH	12.05	RETAINER
67-68	82-8457..	.7647237	LH	12.05	RETAINER
67-68	82-8439..	.7647230	RH	12.40	RETAINER
67-68	82-8439..	.7647231	LH	12.40	RETAINER
67-70	82-8469..	.7647345	RH	6.45	RETAINER, front
67-70	82-8469..	.7647346	LH	6.45	RETAINER, front
67-68	82-8469..	.7647347	RH	9.85	RETAINER, fr
67-68	82-8469..	.7647348	LH	9.85	RETAINER, fr
67-70	9487..	.7652962	RH	8.85	RETAINER
67-70	9487..	.7652963	LH	8.85	RETAINER
68-69	3437-3537-4437-4637..	.8752972	RH	9.45	RETAINER
68-69	3437-3537-4437-4637..	.8752973	LH	9.45	RETAINER
68-69	4439..	.8769530	RH	9.10	RETAINER
68-69	4439..	.8769531	LH	9.10	RETAINER
69-70	5239-5439-6439-6639..	.8711920	RH	8.25	RETAINER
69-70	5239-5439-6439-6639..	.8711921	LH	9.40	RETAINER
69-70	5237-5437-6437-6637..	.8713582	RH	9.40	RETAINER
69-70	5237-5437-6437-6637..	.8713583	LH	9.40	RETAINER
69-70	8239-8439..	.871 1822	RH	12.80	RETAINER
69-70	8239-8439..	.871 1823	LH	12.80	RETAINER
69-70	8257-8457..	.871 1824	RH	9.40	RETAINER
69-70	8257-8457..	.871 1825	LH	9.40	RETAINER
69-70	8269-8469..	.871 1820	RH	9.55	RETAINER, rear
69-70	8269-8469..	.8711821	LH	9.55	RETAINER, rear
70	34-35-44-4637..	.9820152	RH	8.20	RETAINER
70	34-35-44-4637..	.9820153	LH	8.20	RETAINER
70-72	4439..	.8782295	RH	9.50	RETAINER
70-72	4439..	.8782296	LH	9.50	RETAINER
71-72	3337-3437-4437..	.9820152	RH	8.20	RETAINER
71-72	3337-3437-4437..	.9820153	LH	8.20	RETAINER
71-72	52-5457-6647..	.9827188	RH	6.40	RETAINER
71-72	52-5457-6647..	.9827189	LH	6.40	RETAINER
71-72	52-54-6639..	.9826796	RH	7.70	RETAINER
71-72	52-54-6639..	.9826797	LH	7.70	RETAINER
71-72	82-8437..	.9827186	LH	5.15	RETAINER

71-72	82-8437	9827187	LH	5.15	RETAINER
71-72	82-8439	9827178	RH	8.00	RETAINER
71-72	82-8439	9827179	LH	8.00	RETAINER
71-72	9000	9827180	RH	5.15	RETAINER
71-72	9000	9827181	LH	5.15	RETAINER
66	5237-5437-6437-6637- 8237-69-8437-69 (1st type)	.7630770		.20	CLIP, side roof rail ret.
66	50-60-8000 4 Dr. HT. (1st type)	.7630770		.20	CLIP, side roof rail ret.-frt.
66	50-60-8000 4 Dr. HT. (1st type)	.7630771		.20	CLIP, side roof rail ret.-rr.
10.721 MOLDING, REAR BODY LOCK PILLAR FINISH (ABOVE BELT)					
65-66	8000 4 Dr. HT.	.4537434	RH	3.49	MOLDING
65 36	8000 4 Dr. HT.	.4537435	LH	3.49	MOLDING
65-66	8000 4 Dr. Sedans	.4537436	RH	4.20	MOLDING
65-66	8000 4 Dr. Sedans	.4537437	LH	4.20	MOLDING
67-68	82-8469	.7652616	RH	4.51	MOLDING
67-68	82-8469	.7652617	LH	4.51	MOLDING
69	33-35-4469	.8732882	RH	1.23	MOLDING (painted)
69	33-35-4469	.8732883	LH	1.23	MOLDING (painted)
70-72	3369-3569-4469	.8769315	RH	1.23	MOLDING (painted)
70-72	3369-3569-4469	.8769316	LH	1.23	MOLDING (painted)
70	6036-6046	.7749245	RH	4.61	MOLDING
70	6036-6046	.7749246	LH	4.61	MOLDING
71	6035-45	.9857142	RH	4.10	MOLDING (T-440-450)
71	6035-45	.9857143	LH	4.10	MOLDING (T-440-450)
71	6035-45	.9857133	LH	3.80	MOLDING (T-441)
71	6035-45	.9857144	RH	4.10	MOLDING (T-444-454)
71	6035-45	.9857145	LH	4.10	MOLDING (T-444-454)
71	6035-45	.9857126	RH	4.10	MOLDING (black) prime & paint to match
71	6035-45	.9857127	LH	4.10	MOLDING (black) prime 8i paint to match
72	5269-5469	.9601024	RH	5.40	MOLDING (painted)
72	5269-5469	.9601025	LH	5.40	MOLDING (painted)
72	6035-6045	.9607354	RH	4.61	MOLDING (black) prime 8i paint to match
72	6035-45	.9607355	LH	4.61	MOLDING (black) prime 8i paint to match
10.728 PLATE, FRONT DOOR WINDOW FRAME CHANNEL GUIDE					
10.728 PLATE, FRONT DOOR WINDOW LOWER SASH CHANNEL GUIDE					
66-67	30-4000 2 Dr. H.T. 8i Conv.)	7581973	RH	2.46	PLATE
66-67	4000 (4 Dr. HT.)	4547748	RH	2.46	PLATE
66-67	4000 (4 Dr. HT.)	4547749	LH	2.46	PLATE
66	5237-5437-67-6437-67- 6637-67-8237-8437- 67	7680686	2	1.23	PLATE, lwr. rr. corner brg.
66	5239-5439-6439-6639- 8239-69-8439-69	7680687	2	1.23	PLATE, lwr. corner brg.
67-68	50-60-8000 (2 Drs.)	7682222	RH	3.90	PLATE, rr. (replaces both 1 or 2 roller design)
67-68	50-60-8000 (2 Drs.)	7682223	LH	3.90	PLATE, rr. (replaces both 1 or 2 roller design)
67-68	52-54-64-66-82-8439-82 8469	7682226	RH	3.49	PLATE, rr
67-68	52-54-64-66-82-8439-82 8469	7682227	LH	3.49	PLATE, rr
69-70	50-60-8000	8732273	4	1.03	PLATE, frt. dr. wind, guide-frt. 8i rr. (also used 10.685)
6972	30-4000 2 Dr. exc. 3327 3437-3537-4437-67- 4600	8718075	2	1.08	PLATE, front 8i rear (dr. wind, guide)
70	3437-3537-4437-67- 4600	9822151	RH	3.95	PLATE, frt. door wind. lwr. sash guide
70	3437-3537-4437-67- 4600	9822152	LH	3.95	PLATE, frt. door wind. lwr. sash guide
70	50-60-8000 (2 Drs.)	9822151	RH	3.95	PLATE, frt. door wind. lwr. sash guide
70	50-60-8000 (2 Drs.)	9822152	LH	3.95	PLATE, frt. door wind. lwr. sash guide
71-72	3337-3437-67-4437-67	9822151	RH	3.95	PLATE, frt. door wind. lwr. sash guide
71-72	3337-3437-67-4437-67	9822152	LH	3.95	PLATE, frt. door wind. lwr. sash guide
71	50-60-80-9000 (2 Drs.)	9831783	RH	5.55	PLATE, frt. door wind. lwr. sash guide
71	50-60-80-9000 (2 Drs.)	9831784	LH	5.55	PLATE, frt. door wind. lwr. sash guide
71-73	All B-C-E (2 Dr.)	9867781	2	2.05	PLATE, frt. dr. wind, glass stabilizer
71	50-60-80-9000	9609344	2	.20	STABILIZER STRIP, frt. dr. wind, guide—(10.694)
72-73	All B-C-E (2 Drs.)	9614716	RH	5.55	PLATE, frt. dr. wind. lwr. sash guide
72-73	All B-C-E (2 Drs.)	9614717	LH	5.55	PLATE, frt. dr. wind. lwr. sash guide
70	5237-5437-67-6437- 6637-67-8257-8457- 8467	8789940	2	6.95	
70-72	3337-3437-67-3537- 4437-4467-4600	8789941	2	5.50	

71	50-60-80-9000 (2 Drs.)	9886668	2	5.55	TUBE, guide.....
68	30-4000 2 Drs.	7723813	RH	1.23	SUPPORT, frt. dr. wind, guide cam-lwr. (also used 10.687).....
68	30-4000 2 Drs.	7723814	LH	1.03	SUPPORT, frt. dr. wind, guide cam-lwr. (also used 10.687).....
69-71	4439	7723813	RH	1.23	SUPPORT, frt. dr. wind, guide cam-lwr.....
69-71	4439	7723814	LH	1.03	SUPPORT, frt. dr. wind, guide cam-lwr.....
69	All ...	8717409	AR	1.74	SUPPORT, front door window guide front cam (also used 10.687).....
69-70	5239-5439-6439-6639-8239-69-8439-69 ...	8743786	RH	1.13	SUPPORT, front door window guide rear cam-upper (also used 10.687).....
69-70	5239-5439-6439-6639-8239-69-8439-69	8743787	LH	1.13	SUPPORT, front door window guide rear cam-upper (also used 10.687).....
70	All 2 Drs. exc. 9487.	9816787	4	.72	SUPPORT, frt. door wind, bumper (also used 10.7 16).....
71-72	3337-3437-67-4437-67	9816787	2	.72	SUPPORT frt. door wind, bumper-rr.....
71-73	All B-C (4 Drs.)	9838193	RH	1.13	SUPPORT frt. dr. wind, guide rr. cam
71-73	All B-C (4 Drs.)	9838194	LH	1.13	SUPPORT frt. dr. wind, guide rr. cam
72	4439.....	7723813	RH	1.23	SUPPORT frt. dr. wind, guide cam lwr.....
72	4439.....	7723814	LH	1.03	SUPPORT frt. dr. wind, guide cam lwr.....
66	9000 (1st type).....	7595659	4	.56	CLIP, frt. dr. wind, guide.....
64-73	All as Req'd	4405526	8	.10	SCREW ('A"—20 x V ") (Vi" dia. washer)—(1 2.180) .
70	50-60-8000 (2 Dr. H.T. & Conv.)	9822273	2	.15	WASHER, frt. door wind, guide tube
70-72	30-4000 2 Drs. exc. 3327.....	9822273	2	.15	WASHER, frt. door wind, guide tube.....
72	3337.....	9832387	2	.15	NUT, frt. dr. wind, guide tube inner pnl.—(10.685)
72	50-60-80-9000 (2 Dr.) ..	9627950	2		NUT, frt. dr. wind, guide tube inner pnl.—(10.685)

1 0.730 RETAINER CENTER PILLAR WVE

65-66	82-8439	4533710	RH	3.6S	RETAINER, frt.-upr.
65-66	82-8439	4533711	LH	3.69	RETAINER, frt.-upr.
65-66	82-8469	4533711	RH	3.69	RETAINER, rr.-upr.
65-66	82-8469	4533710	LH	3.69	RETAINER, rr.-upr.
67-68	82-8469	7650326	RH	3.84	RETAINER, frt.-upr.
67-68	82-8469	7650327	LH	3.84	RETAINER, frt.-upr.
67-70	82-8469	7650327	RH	3.84	RETAINER, rr.-upr.
67-70	82-8469	7650326	LH	3.84	RETAINER, rr.-upr.
69-70	82-8469	8804296	RH	3.69	RETAINER, frt. upr.
69-70	82-8469	8804297	LH	3.69	RETAINER, frt. upr.

1 0.741 GLASS, REAR DOOR WINDOW

64	4035-4135	4405043	LH	28.60	GLASS (clear)
64	4069-4169-4369	4405038	RH	28.60	GLASS (clear)
64	4069-4169-4369	4405039	LH	26.30	GLASS (clear)
65	30-4000 (4 Dr. Sedan)	4405038	RH	28.60	GLASS (clear)
65	30-4000 (4 Dr. Sedan)	4405039	LH	26.30	GLASS (clear)
65	3000 Wagons	4405043	LH	28.60	GLASS (clear)
65-66	50-6000 (4 Dr. HT.) ..	4463834	RH	29.12	GLASS (clear)
65-66	50-6000 (4 Dr. HT.) ..	4463835	LH	29.15	GLASS (clear)
65-66	50-6000 (4 Dr. Sedan)	4463886	RH	26.33	GLASS (clear)
65-66	50-6000 (4 Dr. Sedan)	4463887	LH	28.60	GLASS (clear)
65-66	8000 (4 Dr. HT.)	4463838	RH	33.30	GLASS (clear)
65-66	8000 (4 Dr. HT.)	4463839	LH	30.63	GLASS (clear)
65-66	8000 (4 Dr. Sedan) ..	4464164	RH	29.75	GLASS (clear)
65-66	8000 (4 Dr. Sedan) ..	4464165	LH	29.75	GLASS (clear)
66-67	Special Wagons	4540556	RH	20.83	GLASS (clear)
66-67	Special Wagons	4540557	LH	20.83	GLASS (clear)
66-67	Sportwagons	4540974	RH	24.43	GLASS (clear)
66-67	Sportwagons	4540975	LH	26.55	GLASS (clear)
66-67	Sportwagons	4540975	RH	23.25	GLASS (clear)
66	3000 (4 Dr. Sedans) ..	4540550	LH	20.83	GLASS (clear)
66	3000 (4 Dr. Sedans) ..	4540551	RH	25.02	GLASS (clear)
66-67	4000 (4 Dr. HT.)	4541118	LH	28.05	GLASS (clear)
66-67	4000 (4 Dr. HT.)	4541119	RH	23.25	GLASS (clear)
67	33-34-35-36-4469	4540550	LH	20.83	GLASS (clear)
67	33-34-35-36-4469	4540551	RH	14.45	GLASS (clear)
67-68	52-54-64-6639	7642710	LH	14.45	GLASS (clear)
67-68	52-54-64-6639	7642711	RH	20.70	GLASS (clear)
67-68	52-54-6469	7640978	LH	20.70	GLASS (clear)
67-68	5254-6469	7640979	RH	16.77	GLASS (clear)
67-68	82-8439	7641852	LH	16.77	GLASS (clear)
67-68	82-8439	7641853	RH		GLASS (clear)
67-68	82-8469	7641802	LH	18.15	GLASS (clear)
67-68	82-8469	7641803	RH	25.95	GLASS (clear)
68	3435	7722153	LH	17.25	GLASS (clear)
68	3435	7722154	LH	17.25	GLASS (clear)

68-72	33-35-4469	7722238	RH	17.25	GLASS (clear)
68-72	33-35-4469	7722239	LH	17.25	GLASS (clear)
68-69	4000 Wagons	7722778	RH	16.60	GLASS (clear)
68-69	4000 Wagons	7722779	LH	16.60	GLASS (clear)
68-69	4439	7722278	RH	28.05	GLASS (clear) ..
68-69	4439	7722279	LH	28.05	GLASS (clear) ..
69	3435-36	7722153	RH	17.25	GLASS (clear) ..
69	3435-36	7722154	LH	17.25	GLASS (clear) ..
69-70	5239-5439-6439-6639	8746516	RH	28.40	GLASS (clear) ..
69-70	5239-5439-6439-6639	8746517	LH	28.40	GLASS (clear) ..
69-70	5269-5469-6469	7799558	RH	20.80	GLASS (clear) ..
69-70	5269-5469-6469	7799559	LH	20.80	GLASS (clear) ..
69-70	8239-8439	8746520	RH	29.90	GLASS (clear) ..
69-70	8239-8439	8746521	LH	29.90	GLASS (clear) ..
69-70	8269-8469	7798816	RH	30.25	GLASS (clear) ..
69-70	8469-8469	7798817	LH	30.25	GLASS (clear) ..
70-72	All A/Wgn	8776296	RH	16.60	GLASS (clear) ..
70-72	All A/Wgn	8776297	LH	16.60	GLASS (clear) ..
70-72	All A (4 Dr. H.T.)	8776028	RH	26.20	GLASS (clear) ..
70-72	All A (4 Dr. H.T.)	8776029	LH	26.20	GLASS (clear) ..
70	All B/Wgn	7799553	RH	20.80	GLASS, clear ..
70	All B/Wgn	7799554	LH	20.80	GLASS, clear ..
71-73	All B (4 Dr. H.T.)	9805640	RH	22.05	GLASS (clear) ..
71-73	All B (4 Dr. H.T.)	9805641	LH	22.05	GLASS (clear) ..
71-73	All B (4 Dr. Sedan)	9805638	RH	20.00	GLASS (clear) ..
71-73	All B (4 Dr. Sedan)	9805639	LH	20.00	GLASS (clear) ..
71-73	All B/Wgn	9805636	RH	22.55	GLASS (clear) ..
71-73	All B/Wgn	9805637	LH	22.55	GLASS (clear) ..
71-73	All C (4 Dr.)	9805642	RH	26.40	GLASS (clear) ..
71-73	All C (4 Dr.)	9805643	LH	26.40	GLASS (clear) ..
64-65	Special-Skylark (4 Dr. Sedan)	4405041	LH	30.85	GLASS (tinted) ..
65-66	50-6000 (4 Dr. HT.)	4463836	RH	34.20	GLASS (tinted) ..
65-66	50-6000 (4 Dr. HT.)	4463837	LH	31.47	GLASS (tinted) ..
65-66	50-6000 (4 Dr. Sedan)	4463888	RH	28.43	GLASS (tinted) ..
65-66	50-6000 (4 Dr. Sedan)	4463889	LH	30.85	GLASS (tinted) ..
65-66	8000 (4 Dr. HT.)	4463840	RH	33.17	GLASS (tinted) ..
65-66	8000 (4 Dr. HT.)	4463841	LH	36.05	GLASS (tinted) ..
65-66	8000 (4 Dr. Sedan)	4464166	RH	29.82	GLASS (tinted) ..
65-66	8000 (4 Dr. Sedan)	4464167	LH	29.82	GLASS (tinted) ..
66-67	3000 Wagons	4540558	RH	22.82	GLASS (tinted) ..
66-67	3000 Wagons	4540559	LH	22.82	GLASS (tinted) ..
66-67	Sportwagons	4540976	RH	29.10	GLASS (tinted) ..
66-67	Sportwagons	4540977	LH	26.77	GLASS (tinted) ..
66	3000 (4 Dr. Sedan)	4540552	RH	22.82	GLASS (tinted) ..
66	3000 (4 Dr. Sedan)	4540553	LH	25.45	GLASS (tinted) ..
66-67	4000 (4 Dr. HT.)	4541120	RH	27.17	GLASS (tinted) ..
66-67	4000 (4 Dr. HT.)	4541121	LH	30.40	GLASS (tinted) ..
67	33-34-35-36-4469	4540552	RH	22.82	GLASS (tinted) ..
67	33-34-35-36-4469	4540553	LH	25.45	GLASS (tinted) ..
67-68	52-54-64-6639	7642712	RH	15.75	GLASS (tinted) ..
67-68	52-54-64-6639	7642713	LH	15.75	GLASS (tinted) ..
67-68	52-54-6469	7640980	RH	15.87	GLASS (tinted) ..
67-68	52-54-6469	7640981	LH	15.87	GLASS (tinted) ..
67-68	82-8439	7641854	RH	26.15	GLASS (tinted) ..
67-68	82-8439	7641855	LH	18.20	GLASS (tinted) ..
67-68	82-8469	7641804	RH	19.73	GLASS (tinted) ..
67-68	82-8469	7641805	LH	28.55	GLASS (tinted) ..
68	3435	7722155	RH	18.95	GLASS (tinted) ..
68	3435	7722156	LH	18.95	GLASS (tinted) ..
68-72	33-35-4469	7722240	RH	18.95	GLASS (tinted) ..
68-72	33-35-4469	7722241	LH	18.95	GLASS (tinted) ..
68-69	4000 Wagons	7722924	RH	23.85	GLASS (tinted) ..
68-69	4000 Wagons	7722925	LH	23.85	GLASS (tinted) ..
68-69	4439	7722280	RH	30.55	GLASS (tinted) ..
68-69	4439	7722281	LH	30.55	GLASS (tinted) ..
69	3435-36	7722155	RH	18.95	GLASS (tinted) ..
69	3435-36	7722156	LH	18.95	GLASS (tinted) ..
69-70	5239-5439-6439-6639	8746518	RH	30.80	GLASS (tinted) ..
69-70	5239-5439-6439-6639	8746519	LH	30.80	GLASS (tinted) ..
69-70	5269-5469-6469	7799560	RH	22.70	GLASS (tinted) ..
69-70	5269-5469-6469	7799561	LH	22.70	GLASS (tinted) ..
69-70	8239-8439	8746522	RH	32.55	GLASS (tinted) ..
69-70	8239-8439	8746523	LH	32.55	GLASS (tinted) ..
69-70	8269-8469	7798818	RH	33.00	GLASS (tinted) ..
69-70	8269-8469	7798819	LH	33.00	GLASS (tinted) ..
70-72	All A/Wgn	8776298	RH	18.10	GLASS (tinted) ..
70-72	All A/Wgn	8776299	LH	18.10	GLASS (tinted) ..

70-72		8776030	RH	28.40	GLASS	nted)
70-72	All A (4 Dr H.T.)	8776031	LH	28.40	GLASS	nted)
70	All B/Wgn.	7799555	RH	22.70	GLASS	nted)
70	All B/Wgn	7799556	LH	22.70	GLASS,	nted .
71-73	All B (4 Dr Sedan)	9824394	RH	21.80	GLASS	nted)
71-73	All B (4 Dr Sedan)	9824395	LH	21.80	GLASS	nted)
71-73	All B (4 Dr H.T.) ...	9824396	RH	24.10	GLASS	nted)
71-73	All B (4 Dr H.T.) ...	9824397	LH	24.10	GLASS	nted)
71-73	All B/Wgn.	9824404	RH	24.60	GLASS	nted)
71-73	All B/Wgn.	9824405	LH	24.60	GLASS	nted)
71-73	All C (4 Dr.)	9824398	RH	28.70	GLASS	nted)
71-73	All C (4 Dr.)	9824399	LH	28.70	GLASS	nted)

— NUT — BOLT, WWIINDOW GLASS T

69	4439-5239-5439-6439- 6639-8239-69-8439- 69.....	9833748	1	.15	FASTENER, rear door window glass bearing- (10.685).....
69-70	4439.....	9833748	1	.15	
70	3437-3537-4437-4439- 4467-4637-4667	7698788	4	.25	
69	5269-5469-6469.....	7659791	4	.20	
71-72	4439.....	8731399	2	.10	(10.685)

10.747 CHANNEL, REAR DOOR WINDC

61	4019-35-45-4119-35 chrome plated.....	4835635	RH	3.28	CHANNEL, sash-lwr
61	4019-35-45-4119-35 chrome plated.....	4835636	LH	3.28	CHANNEL, sash-lwr.....
61	4435-4445-4469.....	4835668	RH	4.61	CHANNEL, sash-lwr.....
61	4435-4445-4469.....	4835669	LH	4.61	CHANNEL, sash lwr.....
62	4469.....	4880799	LH	2.36	CHANNEL, sash-lwr.....
62	4635-45.....	4835668	RH	4.61	CHANNEL, sash-lwr.....
62	4635-45.....	4835669	LH	4.61	CHANNEL, sash-lwr.....
63	4435-45-69-4635.....	4880799	LH	2.36	CHANNEL, lwr. sash.....
63-64	4439-4639.....	4403719	2		CHANNEL, upr—(10.763)
64	4035-69-4135-69-4369.....	4409980	RH	2.82	CHANNEL, lwr. sash.....
64	4635-45.....	4880799	LH	2.36	CHANNEL, lwr.....
65	30-4000 4-Dr exc. Sportwagons.....	4409980	RH	2.82	CHANNEL, lwr. sash ..
65-66	50-6000 4-Dr. H.T.....	4482672	RH	17.20	CHANNEL, lwr.....
65-66	50-6000 4-Dr. H.T.....	4482673	LH	17.20	CHANNEL, lwr.....
65-66	50-6000 4-Dr. Sedan.....	4482834	RH	2.72	CHANNEL, lwr.....
65-66	50-6000 4-Dr. Sedan.....	4482835	LH	2.72	CHANNEL, lwr.....
65-66	50-60-8000 (4-Dr. H.T.) ..	7632206	RH	4.72	CHANNEL, frt. sash
65-66	50-60-8000 (4-Dr. H.T.) ..	7632207	LH	4.72	CHANNEL, frt. sash
65-66	8000 4-Dr. Sedans.....	4488511	RH	16.15	CHANNEL, ...
65-66	8000 4-Dr. Sedans.....	4488512	LH	16.15	CHANNEL, ...
65-66	8000 4 Dr. HT.....	4482825	RH	17.45	CHANNEL, ...
65-66	8000 4 Dr. HT.....	4482826	LH	17.45	CHANNEL, ...
66-67	3000 (4 Drs.).....	4547740	RH	4.36	CHANNEL, ...
66-67	3000 (4 Drs.).....	4547741	LH	4.36	CHANNEL, ...
66-67	4000 (4 Dr. HT.).....	7632204	RH	5.15	CHANNEL, ...
66-67	4000 (4 Dr. HT.).....	7632205	LH	5.15	CHANNEL, ...
66-67	4000 (4 Dr. HT.).....	7633258	RH	7.70	CHANNEL, ...
66-67	4000 (4 Dr. HT.).....	7581430	RH	8.30	CHANNEL, ...
66-67	4000 (4 Dr. HT.).....	7581431	LH	8.30	CHANNEL, ...
66-67	Sportwagons.....	7581841	RH	6.55	CHANNEL, lwr
66-67	Sportwagons.....	7581842	LH	6.55	CHANNEL, ...
67	4000 (4 Dr. Sedan).....	4547740	RH	4.36	CHANNEL, 1
67	4000 (4 Dr. Sedan).....	4547741	LH	4.36	CHANNEL, 1
67-68	52-54-64-6639.....	7715222	RH	20.30	CHANNEL, 1
67-68	52-54-64-6639.....	7715223	LH	20.30	CHANNEL, ...
67-68	52-54-6469.....	7653722	RH	3.54	CHANNEL, ...
67-68	50-60-8000 (4 Dr. HT.) ..	7653126	RH	4.72	CHANNEL, ...
67-68	50-60-8000 (4 Dr. HT.) ..	7653127	LH	4.72	CHANNEL, ...
67-68	82-8469.....	7655816	RH	19.75	CHANNEL, ...
67-68	82-8469.....	7655817	LH	19.75	CHANNEL, ...
67-68	82-8439.....	7657301	RH	20.30	CHANNEL, ...
67-68	82-8439.....	7715221	LH	20.30	CHANNEL, ...
68-72	3369-3435-3569-4469..	8712671	2	3.43	CHANNEL, ...
68	4439.....	7728567	RH	5.80	CHANNEL, ...
68	4439.....	7728568	LH	5.65	CHANNEL, frt.....
68	4000 Wagons.....	8712672	2	3.79	CHANNEL, lwr.....
69-72	3436.....	8712671	2	3.43	CHANNEL, lwr.....
69	4456-4466.....	8712672	2	3.79	CHANNEL, lwr.....
69-72	4439.....	8734088	RH	5.80	CHANNEL, frt.....

69-72	4439		.8734089	LH	5.80	CHANNEL, frt
69-70	50-60-8000 (4 Dr. H.T.)		8720801	RH	4.56	CHANNEL, frt
69-70	50-60-8000 (4 Dr. H.T.)		8720802	LH	4.56	CHANNEL, frt
71-73	All B (4 Dr. H.T.)		.9829768	RH	10.25	CHANNEL, frt. sash
71-73	All B (4 Dr. H.T.)		.9829769	LH	10.25	CHANNEL, frt. sash
71-73	All C (4 Dr. H.T.)		.9829770	RH	1 1.55	CHANNEL, frt. sash
71-73	All C (4 Dr. H.T.)		.9829771	LH	1 1.55	CHANNEL, frt sash
65-66	50-6000 (4 Dr. Sedans)		4469110	AR	.72	FILLER, dr. wind. lwr. sash chnl.—(10.685)
65-66	50-6000 4 Dr. HT.		4517447	2	.87	FILLER, lwr.-outer.
65-66	8000 4 Dr. HT.		4517445	2	.87	FILLER, lwr.-outer.
65-66	8000 4 Dr. Sedans		4517440	RH	.82	FILLER, upr.-outer.
65-66	8000 4 Dr. Sedans		4517441	LH	.82	FILLER, upr.-outer.
65-66	8000 4 Dr. Sedans		4517449	2	.87	FILLER lwr.-outer.
66-67	30-4000 (4 Dr. exc. 43-					
	4439		.7580381		.72	FILLER, lwr. sash chnl.- -(10.685)
67-68	52-54-64-6639		.7661492		.51	FILLER, lwr.-outer
67-68	82-8439		.7661491		.56	FILLER, lwr.-outer
67	50-60-8000 (4 Dr. exc.					
	52-54-6469)		.7715218	RH	.46	FILLER, upr. outer
67	50-60-8000 (4 Dr. exc.					
	52-54-6469)		.7715219	LH	.46	FILLER, upr. outer
67-68	82-8469		.7661493	2	.56	FILLER, lwr.-outer
68	8000 (4 Drs.)		.7715218	RH	.46	FILLER, upr.-outer
68	8000 (4 Drs.)		.7715219	LH	.46	FILLER, upr.-outer
10.747 PLATE REAR DOOR LOWER SASH CHANNEL						
67-68	50-60-8000 (4 Dr. HT.)		7649801	RH	1.03	PLATE, guide-frt
67-68	50-60-8000 (4 Dr. HT.)		7649802	LH	1.03	PLATE, guide-frt
68-72	4439		.7728412	4	1.08	PLATE, guide front & rear
71-73	All B-C (4 Dr. H.T.)		9839943	RH	8.70	PLATE, lwr. sash
71-73	All B-C (4 Dr. H.T.)		9839944	LH	8.70	PLATE, lwr. sash
71-72	50-60-8000 (4 Dr. H.T.)		9804150	6	.1 1	BUSHING, rr. dr. wind. lwr. sash plate—(1 1.007)
10.747 PIN-ROLLER, REAR DOOR WINDOW SASH						
65	50-60-8000 4 Dr. HT.		9704300		.67	PIN, lwr. sash roller—(1 1.007).
65	8000 4 Dr. Sedan		9704300		.67	PIN, lwr. sash roller—(1 1.007).
59-60	4829		4308132		.30	ROLLER, rr. dr. wind. lwr. frame nylon ("M" O.D.)—(10.763).
59-60	4829		4305694	4	.25	ROLLER, lwr. frame nylon ("M" O.D.)—(10.763)
61-64	4439-4639-4739-4829-					
	39		4308132	2	.30	ROLLER, lwr. frame-frt—(10.763).
61-64	4439-4639-4739-4829-					
	39		4305694	AR	.25	ROLLER, rr. dr. wind. lwr. frame-rr.—(10.763)
65-66	52-54-62-64-66-8239-					
	8269-8439-8469		7640704		.67	ROLLER, lwr. sash-frt. cam (also used 10.685)
65-66	52-54-62-64-66-8239-					
	8269-8439-8469		9711820		.30	ROLLER, lwr. sash chnl.
66-67	4000 (4 Dr. HT.)		9711820		.30	ROLLER, lwr. frt. sash-lwr.
66-67	4000 (4 Dr. HT.)		7640704		.67	ROLLER, lwr. sash-rr. chnl.
66-67	4000 (4 Dr. HT.)		7640704		.67	ROLLER, lwr. frt.-sash-upr.
66	9000		9704300		.67	ROLLER, lwr. sash-lwr.—(1 1.007).
67-70	9000		9711820		.30	ROLLER, door window front & rear sash channel lower (also used 10.685).
67-68	52-54-64-66-8239-8269-					
	8439-8469		9711820		.30	ROLLER, rr. dr. lwr. sash-upr.-frt. (also used 10.685)
67-68	52-54-64-66-8239-8269-					
	8439-69		7640704		.67	ROLLER, rr. dr. lwr. sash-lwr. rr. (also used 10.685)
68-69	4439		9813312		1.08	ROLLER, guide-front (10.685).
68-72	4439		7765583		1.08	ROLLER, guide-rr. (also used 10.685).
69-70	5239-69-5439-69-6439-					
	69-6639-8239-69-					
	8439-69		.9813199		.67	ROLLER, guide-front—(10.792)
69-70	5239-5439-6439-6639-					
	8239-8269-8439-69		8733933		2.56	ROLLER, rr. dr. wind, guide-rr—(10.792)
71-73	All B-C (4 Dr. H.T.)		9828175		.51	ROLLER, lwr. sash plate
71-73	All B-C (4 Dr. H.T.)		9837242		.51	ROLLER, lwr. sash plate-upr.
69-70	5239-5439-6439-6639-					
	8239-69-8439-69		8740675	AR	.10	WASHER, front & rear guide-front & rear roller to glass (also used 10.685).
66	5239-5439-6439-6639-					
	8239-69-8439-69		4534340	6	.25	BOLT, rr. dr. wind, glass to sash chnl.—(10.685)
66	43-4439		4534340	8	.25	BOLT, rr. dr. wind, glass to lwr. chnl.—(10.685)
67	4000 (4-Dr. H.T.)		4534340	8	.25	BOLT, rr. dr. wind, glass to sash chnl.—(10.685)
67	50-60-8000 (4-Drs.)		4534340	6	.25	BOLT, rr. dr. wind, glass to sash chnl.—(10.685)
65	50-60-8000 4-Dr. H.T.		4469108	6	.20	SPACER, rr. dr. wind also used 10.685-10.747-1 1.007-1 1.041).
65	8000 4-Dr. Sedan		4469108	6	.20	SPACER, rr. dr. wind, glass

66	4339-4439-5239-5439-6-								
	439-6639-8239-69-84-								
	39-69.....	4469108	8	.20	SPACER, rr. dr. wind, glass				
67	43-4439-52-54-64-66-			.20	SPACER, rr. dr. wind, glass.....				
	8239-8269-8439-69	4469108		.15	NUT, rr. dr. lwr. sash chnl. sliding				
66-67	4000 (4-Dr. H.T.)	.9707299							
66-67	4339-4439-5239-5439-								
	6439-6639-8239-69-								
	8439-69.....	4469109	AR	.25	NUT, glass to sash chnl.—(10.685)				
71-73	All B-C (4 Dr. H.T.)	.9839949	2	.51	BUSHING, sash plate roller.....				
71	5239-5439-6639-8239-								
	8439.....	124847		.10	NUT, jamb (for 9839949 bushing)—(8.9 16)				
73	All B (4 Dr.) exc. H.T.	.9820349		.15	SCREW, wind glass to cam—(10.685).....				
	1 0.748	CAM, REAR DOOR WINDOW			LOWER SASH CHANNEL				
61-63	4019-35-45-4119-35.....	3856002	2	62	CAM.....				
63	4469.....	4892659	2	92	CAM (also used 10.687)				
65-68	52-54-62-6469.....	3856002	2	62	CAM.....				
65-66	8000 4 Dr. Sedan.....	4478909	2	72	CAM.....				
65-66	50-60-8000 4-Dr. H.T.....	4478908	2	67	CAM.....				
66-67	4000 (4-Dr. H.T.).....	4547830	2	67	CAM.....				
67	50-60-8000 (4-Dr. H.T.)								
	Pwr. Winds.....	4478910	2	67	CAM				
67-68	82-8469.....	7661014	2	82	CAM				
68-72	3369-3435-3436-3569-								
	4469.....	7730072	2	72	CAM (also used 10.687)				
68-69	4439.....	7735194	RH	72	CAM.....				
68-69	4439.....	7735195	LH	72	CAM.....				
68	52-54-64-66-82-8439.....	4478910	2	67	CAM.....				
70-72	4439.....	9713963	2	82	CAM.....				
68-70	All.....	4491087	AR	10	BUSHING (1/32" I.D. x 1/8" O.D.)—(1 1.007)				
68-73	All.....	4491088	AR	15	NUT (1/8" I.D. x 1/2" O.D.) —(10.792).....				
62-64	4019-35-45-41 19-35-								
	4469-4635-45-4819.....	4409392	4	10	SCREW (10.687).....				
65-67	50-60-8000 (4-Drs.).....	4409392	4	10	SCREW, rr. dr. lwr. sash chnl. cam—(10.687)				
66-67	4000 (4-Dr. H.T.).....	4409392	4	10	SCREW, lwr. sash chnl. cam—(10.687).....				
68-72	3369-3435-3436-3569-								
	4469.....	4409392		10	SCREW, rear door lower sash channel cam—(10.687).....				
64	4439-4639-4829-39.....	4405500		15	STUD, rr. dr. wind, guide-frt. & rr. cam.—(10.670)				
66-67	Skylark (4-Dr. H.T.).....	7602989		51	STUD, rr. dr. wind, guide-frt. & rr. cam.—(10.670)				
66	52-54-64-66-8239-69-								
	8439-69.....	4405500		15	STUD, rr. dr. wind, guide cam.—lwr.—(10.670)				
68-69	4439.....	7582188	4	15	WASHER, rear door rear guide cam to glass—(11.007).....				
68-69	4439.....	7582188	2	15	WASHER, rear door window guide-front roller to glass (1 1.007).....				
68-73	All.....	4491086	AR	15	WASHER (1/8" oval I.D. x 1/8" O.D. x 1/8" thick)—(1 1.007).....				
	1 0.759	CHANNEL, REAR DOOR WINDC							
55-56	41-52-61-72.....	4209768	AR	3 59	CHANNEL, (55" long)—(10.701).....				
64-67	Special-Skylark (4-Dr.)								
	exc. 4-Dr. H.T.....	4439775	AR	3 33	CHANNEL, (cut to fit-85" long)—(10.701)				
65-66	50-6000 4-Dr. Sedan.....	4470522	RH	16 10	CHANNEL.....				
65-66	50-6000 4-Dr. Sedan.....	4470523	LH	16 10	CHANNEL.....				
67-68	52-54-6469.....	7639932	RH	15 70	CHANNEL.....				
67-68	52-54-6469.....	7639933	LH	15 70	CHANNEL.....				
68-71	30-4000 exc. 4 Dr. H.T.....	7726570	2	1 64	CHANNEL (10.701)				
69-70	5269-5469-6469.....	8719880	RH	12 40	CHANNEL.....				
69-70	5269-5469-6469.....	8719881	LH	12 40	CHANNEL.....				
70	6036-6046.....	8719882	RH	12 40	CHANNEL.....				
70	6036-6046.....	8719883	LH	12 40	CHANNEL.....				
71-72	52-5469.....	9827114	2	3 08	CHANNEL.....				
71-72	6035-45.....	9827115	2	3 08	CHANNEL.....				
69	3435-3436.....	7733770	RH	3 54	glass run channel				
69	3435-3436.....	7733771	LH	3 54	glass run channel				
68-72	33-35-4469.....	7733811	RH	3 54	RETAINER, glass run channel				
68-72	33-35-4469.....	7733812	LH	3 54	RETAINER, glass run channel				
68-69	4000 Wagons.....	7730466	RH	4 82	RETAINER, glass run channel				
68-69	4000 Wagons.....	7730467	LH	4 82	RETAINER, glass run channel				
70-72	All A/Wgn.....	8768873	RH	3 84	RETAINER, glass run.....				
70-72	All A/Wgn.....	8768874	LH	3 84	RETAINER, glass run.....				
71-73	All B (4 Dr. Sedan 8i								
	Wgn.).....	9828376	RH	4 25	glass run chnl. ...				
71-73	All B (4 Dr. Sedan 8<								
	Wgn.).....	9828377	LH	4.25	glass run channel				

67-72	All as Req'd.	4405527	AR	.10	SCREW (used 10.512-10.661-10.664-10.687-10.792-10.768) (V—20 x Vz") 1" dia. washer.
69	5269-5469-6469-6036-46.	8714747	2	1 5	SCREW, front &t rear door glass run channel to panel (10.701).
69-72	52-54-6469.	8714747		.15	SCREW, rr. dr. wind, glass run chnl. (used 10.701)
72	52-5469-6035-45.	8714747		.15	SCREW, rr. door glass run channel-lwr. retainer. . .
65-68	52-54-62-6469.	4808440		.10	WASHER, glass run chnl.-frt.—(12.1 12).
69-70	5269-5469-6469-6036-46.	8714748	AR	.10	WASHER, rear window glass run channel—(10.701)
	10.763	CHANNEL—ROLLER, RE	DOOR	WINDOW	
70	5269-5469-6036-46-6469 w/Remote Control Mirror.	4614452	2	.1 5	CLIP, frt. dr. wind, frame frt. reinf.
61-64	4439-4639-4739-4829-39.	4308132	2	.30	ROLLER, rr. wind. lwr. frame-frt. (also used 10.747)
61-64	4439-4639-4739-4829-39.	4305694	AR	.25	ROLLER, lwr. frame frt. (also used 10.685-10.747-1 1.007-12.242).
	10.764	WEATHERSTRIP, REAR DOOR	WINDOW	FRAME	
56	53-73.	4671363	LH	3.38	WEATHERSTRIP.
61-64	4469-4669.	4477472	RH	12.20	CHANNEL.
61-64	4469-4669.	4477473	LH	12.70	CHANNEL.
57	43-49D-63-69.	4699771	RH	4.72	WEATHERSTRIP, frt.
57	43-49D-63-69.	4699772	LH	4.72	WEATHERSTRIP, frt.
57	53-73A-75.	4699773	RH	4.20	WEATHERSTRIP, frt.
57	53-73A-75.	4699774	LH	4.20	WEATHERSTRIP, frt.
58	53-75-750.	4735055	RH	3.08	WEATHERSTRIP.
58	53-75-750.	4735056	LH	3.08	WEATHERSTRIP.
59	4439-4639-4739-4839.	4758463	RH	2.77	WEATHERSTRIP, vert.
59	4439-4639-4739-4839.	4758464	LH	2.77	WEATHERSTRIP, vert.
59-60	4829.	4758461	RH	2.10	WEATHERSTRIP, vert.
59-60	4829.	4758462	LH	2.10	WEATHERSTRIP, vert.
60	4439-4639 1st Type-Body 4360 on 4439 & Body 2140 on 4639.	4758463	RH	2.77	WEATHERSTRIP, vert.
60	4439-4639 1st Type-Body 4360 on 4439 & Body 2140 on 4639.	4758464	LH	2.77	WEATHERSTRIP, vert.
60	4739-4839.	4758463	RH	2.77	WEATHERSTRIP, vert.
60	4739-4839.	4758464	LH	2.77	WEATHERSTRIP, vert.
61-62	4439-4639.	4810274	RH	2.20	WEATHERSTRIP, vert.
61-62	4439-4639.	4810275	LH	2.20	WEATHERSTRIP, vert.
61-64	4829.	4810276	RH	2.10	WEATHERSTRIP.
61-64	4829.	4810277	LH	2.10	WEATHERSTRIP.
62-64	4839.	4838994	RH	2.00	WEATHERSTRIP.
62-64	4839.	4838995	LH	2.00	WEATHERSTRIP.
63-64	4439-4639.	4873296	RH	1.74	WEATHERSTRIP.
63-64	4439-4639.	4873297	LH	1.74	WEATHERSTRIP.
65	All (4-Dr. H.T.).	4468988	RH	2.31	WEATHERSTRIP.
65	All (4-Dr. H.T.).	4468989	LH	2.31	WEATHERSTRIP.
66-67	4000 (4-Dr. H.T.).	7639530	RH	2.51	WEATHERSTRIP.
66-67	4000 (4-Dr. H.T.).	7639531	LH	2.51	WEATHERSTRIP.
66	50-60-8000 (4 Dr. H.T.)	4468988	RH	2.31	WEATHERSTRIP.
66	50-60-8000 (4 Dr. H.T.)	4468989	LH	2 31	WEATHERSTRIP.
67-70	50-60-8000 (4-Dr. H.T.)	8734078	RH	2.20	WEATHERSTRIP.
67-70	50-60-8000 (4-Dr. H.T.)	8734079	LH	2.20	WEATHERSTRIP.
68-72	4439.	7717806	2	2.31	WEATHERSTRIP.
71-73	All B (4 Dr. H.T.).	9829426	RH	4.10	WEATHERSTRIP, frt. sash chnl
71-73	All B (4 Dr. H.T.).	9829427	LH	4.10	WEATHERSTRIP, frt. sash chnl
71-73	All C (4 Dr. H.T.).	9829428	RH	4.10	WEATHERSTRIP, frt. sash chnl
71-73	All C (4 Dr. H.T.).	9829429	LH-	4.10	WEATHERSTRIP, frt. sash chnl
	10.765	SUPPORT	REAR DOOR	WINDOW	GUIDE
67-68	50-60-8000 (4-Dr. H.T.)	7656826	2	.67	SUPPORT, rr. cam.
67-68	8000 (4-Dr. Sedan).	7656827	RH	2.26	SUPPORT, rr. cam.
67-68	8000 (4-Dr. Sedan).	7656828	LH	2.26	SUPPORT, rr. cam.
68-72	4439.	7787304	RH	1.64	SUPPORT, guide front cam-upper.
68-72	4439.	7787305	LH	1.64	SUPPORT, guide front cam-upper.
69-70	5239-5439-6439-6639-8239-69-8439-69.	8719869	2	1.64	SUPPORT, guide front cam-upper.
71-72	All B-C (4 Dr. H.T.)	9838192	2	1.13	SUPPORT, rr. door wind, guide cam
59-64	4439-4639-4739-4829-39.	4405500	4	.15	STUD, lwr. (10.670).
64	4829-39.	4405502	2	.10	STUD, guide frame cam-ctr.—(10.670)

65	52-54-62-64-6639-8239-									
	<u>69-8439-69</u>	4405500	4	.15	STUD, rr. dr. wind, guide cam-lwr.—(10.670)					
65-68	50-6000 (4-Dr. Sedan)	4405502	2	.10	STUD, glass run chnl.-frt—(10.670)					
66-68	<u>All</u>	4868577	AR	.15	STUD (used 10.701-10.765-11.040)					
67	50-6000 (2-Drs.) & 8467	4405502	4	.10	STUD (10.670)					
69-70	<u>9487</u>	4405502	AR	.10	STUD, rr. (emer.) (1 0.670)					
65-66	52-54-62-64-66-8239-									
	<u>8269-8439-69</u>	8785295		.20	BUMPER, rr. dr. wind, guide-rr. cam—(10.7 16) .					
69	All exc. 9000	8781350		.15	SCREW, frt. & rr. wind, guide cam-frt. & rr (also used 10.792)					
70	4439-5239-5439-6439-									
	6639-8239-69-8439-									
	<u>69</u>	8781350	4	.15	SCREW, rr. dr. wind, guide frt. cam upr. supt.					
70	5 239-5 439-6439-6639-									
	8239-69-8439-69	8781350		.15	SCREW, rr. dr. wind, guide rr. cam to reinf.					
71-72	4439	8781350		.15	SCREW, rr. dr. wind, guide rr. cam inner upper (also used 1 1.04 1)					

10.768 BUMPER--STOP, REAR DOOR WINDOW

61-62	4739-4829-39	4782199	2	.15	BUMPER, rr. dr. wind, stop—(10.7 1 6)
63	4439-4639	4131052	2	.15	BUMPER (10.7 16)
66	30-4000	4542970	AR	.15	BUMPER, stop (10.716)
66	5269-5469-6469	4542970	AR	.15	BUMPER, stop (10.716)
66-67	Skylark (4-Dr. H.T.)	9848458	4	.46	BUMPER, wind, glass-frt. & rr.—(10.716)
66-68	52-54-6469	4542970	AR	.15	BUMPER, wind, stop—(10.7 1 6)
71-73	All B-C (4 Dr. H.T.)	9848458	AR	.46	BUMPER, rr. dr. wind, stop on chnl. (anti-rattle)- (10.716)
66-67	4000 (4-Dr. H.T.)	4549913	2	.62	STOP, frt.
66-67	4000 (4-Dr. H.T.)	4549914	2	.62	STOP, rr.
67-68	50-60-8000 (4-Drs.) exc. 52-54-6469	7656447	2	.67	STOP, frt. (10.716)
68-69	4439	8768481	2	.77	STOP, rear door window-rear—(10.7 1 6)
68	4000 (4-Dr. H.T.)	7720257	2	.30	STOP, frt.-upr. (10.7 16)
69-70	3437-3537-4437-39-67-				
	4600-5239-5439-				
	6439-6639-8239-8439	8753026		.41	STOP, upper front—(10.716)
69-70	5239-5439-6439-6639-				
	8239-69-8439-69	8753026		.41	STOP, rear-upper—(10.7 16) .
69	8269-8469	8722349		.41	STOP, front-upper—(10.716) .
70-72	4439	8778942		.77	STOP,
71-73	All B-C (4 Dr. H.T.)	9833767		.92	STOP, rr. dr. wind. frt. up. on supt.—(10.7 1 6)
71	All B-C (4 Dr. H.T.)	9835954		.15	STOP, rr. dr. wind, up stop on pnl.—(10.7 1 6) .
70	8269-8469	9B12617		.40	STOP, frt. upr (10.7 16)
71-73	All B-C (4 Dr. H.T.)	8768481		.77	STOP, rr. dr. wind. rr. upr. on reinf.—(10.7 1 6)
67	50-60-8000 4-Drs. exc. 52-54-6469	7699001		.15	NUT, upr. stop to chnl.
67	50-60-8000 (4-Drs) 52-54-6469	7653059	2	.10	NUT, used as stop
71-72	All B-C (4 Dr. H.T.)	8731399	2	.10	WASHER, rr. dr. frt. stud to glass—(10.685)
71-72	All B-C (4 Dr. H.T.)	4405527	AR	.10	SCREW, frt. & rr. dr. wind, stop—(10.759) .
71-72	All B-C (4 Dr. H.T.)	9843417	2	.25	STUD, rr. dr. wind. frt. on glass
71-72	All C (4 Dr. H.T.)	9843417	2	.25	STUD, rr. dr. wind. rr. on glass
71-73	All B-C (4 Dr. H.T.)	9835954	2	.15	CAP, rr. dr. wind, up stop on pnl.—(10.716) .

10.772 MOLDING — ESCUTCHEON, REAR DOOR WINDOW

61-63	4435-45-69-4635-45	4810618	LH	3.23	MOLDING, vert, scalp-frt
61-63	<u>4469</u>	4810624	RH	7.45	MOLDING, frame upr. scalp (incl. rr.)
61-63	<u>4469</u>	4810625	LH	7.45	MOLDING, frame upr. scalp (incl. rr.)
64	4135	4410813	LH	4.15	MOLDING, frame-upr. scalp
64	4135-4200-4355-65	4410598	RH	4.15	MOLDING, wind, frame-rr. scalp
64	4135-4200-4355-65	4410599	LH	4.15	MOLDING, wind, frame-rr. scalp
64	4135-69-4369	4411510	RH	8.35	MOLDING, reveal
64	4135-69-4369	4411511	LH	8.35	MOLDING, reveal
64	<u>4169-4369</u>	4410580	RH	4.15	MOLDING, wind, frame-rr. scalp
64	<u>4169-4369</u>	4410581	LH	4.15	MOLDING, wind, frame-rr. scalp
64	<u>4169-4369</u>	4410810	RH	4.15	MOLDING, frame-upr. scalp
64	<u>4169-4369</u>	4410811	LH	4.15	MOLDING, frame-upr. scalp
64	4200-4355-65 (Side Wind. Reveal Mldg.)	4410813	LH	4.15	
64	4255-65 Side Wind. Reveal Mldg. 4355-65	7603376	RH	2.05	
64	4255-65 Side Wind. Reveal Mldg. 4355-65	7603377	LH	2.05	
64	4355-65 (Belt Reveal Mldg.)	4411513	LH	8.60	
64	4469-4635-45-69 Side Wind. Reveal Mldg	4810618	LH	3.23	

64	4469-4669 (Side Wind. Reveal Mldg.)	4810624	RH	7.45	MOLDING, wind, frame-upr. scalp
64	4469-4669 (Side Wind. Reveal Mldg.)	4810625	LH	7.45	MOLDING, wind, frame-upr. scalp
64	4669 Belt Reveal Mldg.	4838143	LH	9.65	MOLDING, reveal
65	34-3635 Side Wind. Reveal Mldg.	4410813	LH	4.15	MOLDING, frame-upr. scalp
65	35-3669 Side Wind. Reveal Mldg., 43-4469	4410580	RH	4.15	MOLDING, frame rr. scalp
65	35-3669 Side Wind. Reveal Mldg., 43-4469	4410581	LH	4.15	MOLDING, frame rr. scalp
65	35-3635-4200 Side Wind. Reveal Mldg., 4455-65.	4410598	RH	4.15	MOLDING, frame-rr. scalp
65	35-3635-4200 Side Wind. Reveal Mldg., 4455-65.	4410599	LH	4.15	MOLDING, frame-rr. scalp
65	35-3669 Side Wind. Reveal Mldg., 43-4469	4410810	RH	4.15	MOLDING, frame-upr. scalp
65	35-3669 Side Wind. Reveal Mldg., 43-4469	4410811	LH	4.15	MOLDING, frame-upr. scalp
65	35-36-4200 Side Wind. Reveal Mldg., 4369-	7603376	RH	2.05	MOLDING, vert.-frt. scalp
65	35-36-4200 Side Wind. Reveal Mldg., 4369-	7603377	LH	2.05	MOLDING, vert.-frt. scalp
65	4200 Side Wind. Reveal Mldg., 4455-65.	4410812	RH		MOLDING, frame-upr. scalp
65	4200 Side Wind. Reveal Mldg., 4455-65.	4410813	LH	4.15	MOLDING, frame-upr. scalp
65	43-4469 Belt Reveal Mldgs.	4411510	RH	8.35	MOLDING, reveal
65	43-4469 Belt Reveal Mldgs.	4411511	LH	8.35	MOLDING, reveal
65	4355-65-4455-65 Belt Reveal Mldgs.	4411513	LH	8.60	MOLDING, reveal
65-66	52-54-62-6469 Side Wind. Reveal Mldgs.	7646876	RH	5.40	MOLDING, vert. frt. scalp
65-66	52-54-62-6469 Side Wind. Reveal Mldgs.	7646877	LH	5.40	MOLDING, vert. frt. scalp
65-66	52-54-62-6469 Side Wind. Reveal Mldgs.	4495103	RH	7.95	MOLDING, frame-upr. scalp
65-66	52-54-62-6469 Side Wind. Reveal Mldgs.	4495104	LH	7.95	MOLDING, frame-upr. scalp
65	64-6639.	4469640	RH	12.55	MOLDING, reveal
65	64-6639.	4469641	LH	12.55	MOLDING, reveal
65-66	6469 Belt Reveal Mldgs.	4469644	RH	12.80	MOLDING, reveal
65-66	6469 Belt Reveal Mldgs.	4469645	LH	12.80	MOLDING, reveal
65-66	82-8439.	4469638	RH	12.55	MOLDING, reveal
65-66	82-8439.	4469639	LH	12.55	MOLDING, reveal
65-66	82-8469.	4469636	RH	13.50	MOLDING, reveal
65-66	82-8469.	4469637	LH	13.50	MOLDING, reveal
66	35-3636 Side Wind. Reveal Mldgs.	7582958	LH	3.43	MOLDING, frame-upr. scalp
66	3535-69-3635-69-4200- Side Wind. Reveal Mldg.-4455-65.	7603376	RH	2.05	MOLDING, vert frt. scalp
66	3535-69-3635-69-4200- Side Wind. Reveal Mldg.-4455-65.	7603377	LH	2.05	MOLDING, vert. frt. scalp
66	35-3669 Side Wind. Reveal Mldgs.	4545382	RH	7.40	MOLDING, frame-rr. scalp
66	35-3669 Side Wind. Reveal Mldgs.	4545383	LH	7.40	MOLDING, frame-rr. scalp
66	4255-65 Side Wind. Reveal Mldgs.-4455-65	7582955	RH	4.00	MOLDING, frame-upr. scalp
66	4255-65 Side Wind. Reveal Mldgs.-4455-65	7582956	LH	4.00	MOLDING, frame-upr. scalp
66	4255-65 Side Wind. Reveal Mldgs.-4455-65	4545614	RH	5.02	MOLDING, frame-rr. scalp
66	4255-65 Side Wind. Reveal Mldgs.-4455-65	4545615	LH	5.02	MOLDING, frame-rr. scalp
66	4455-65 Side Wind. Reveal Mldgs.	7580823	RH	19.15	MOLDING, reveal
66	4455-65 Side Wind. Reveal Mldgs.	7580824	LH	19.15	MOLDING, reveal

66-67	43-4439 Side Wind. Reveal Mldgs.	.7581963	RH	20.65	MOLDING, reveal
66-67	43-4439 Side Wind. Reveal Mlgs.	.7581964	LH	20.65	MOLDING, reveal
66	52-54-64-6639	.4469640	RH	12.55	MOLDING, reveal
66	52-54-64-6639	.4469641	LH	12.55	MOLDING, reveal
67	33-34-35-3635 Side Wind. Reveal Mldgs.	.7582958	LH	3.43	MOLDING, frame-upr. scalp
67	33-34-35-3669 Side Wind. Reveal Mldgs., 4469.	.4545382	RH	7.40	MOLDING, frame-rr. scalp
67	33-34-35-3669 Side Wind. Reveal Mldgs., 4469.	.4545383	LH	7.40	MOLDING, frame-rr. scalp
67	3335-69-3435-69-3535-69-3635-69-4469 Belt Reveal Mldg.	.7581965	RH	21.00	MOLDING, reveal
67	3335-69-3435-69-3535-69-3635-69-4469 Belt Reveal Mldg.	.7581966	LH	21.00	MOLDING, reveal
67	3335-69-3435-69-3535-69-3635-69 Side Wind. Reveal Mldgs., 4455-65-69-4800.	.7603376	RH	2.05	MOLDING, vert. frt. scalp.
67	4455-65-69-4800	.7603377	LH	2.05	MOLDING, vert. frt. scalp.
67	4455-65-4855-65	.4545614	RH	5.02	MOLDING, frame-rr. scalp
67	4455-65-4855-65	.4545615	LH	5.02	MOLDING, frame-rr. scalp
67	4455-65-4855-65 Side Wind. Reveal Mldg.	.7580823	RH	19.15	MOLDING, reveal
67	4455-65-4855-65 Side Wind. Reveal Mldg.	.7580824	LH	19.15	MOLDING, reveal
67	4455-65-4855-65	.7582955	RH	4.00	MOLDING, frame-upr. scalp
67	4455-65-4855-65	.7582956	LH	4.00	MOLDING, frame-upr. scalp
67-68	52-5439 Belt Reveal Mldgs., 64-6639	.7644532	RH	16.00	MOLDING, reveal
67-68	52-5439 Belt Reveal Mldgs., 64-6639	.7644533	LH	16.00	MOLDING, reveal
67-68	52-54-6469 Belt Reveal Mldgs.	.7644534	RH	18.85	MOLDING, reveal
67-68	52-54-6469 Belt Reveal Mldgs.	.7644535	LH	18.85	MOLDING, reveal
67-70	52-54-6469-6036-46 Side Window Reveal Moulding	.7646876	RH	5.40	MOLDING, vert.-front scalp
67-70	52-54-6469-6036-45 Side Window Reveal Moulding	.7646877	LH	5.40	MOLDING, vert.-front scalp
67-68	52-54-6469 Side Window Reveal Mldgs.	.7648196	RH	8.50	MOLDING, frame-upr. scalp
67-68	52-54-6469 Side Window Reveal Mldgs.	.7648197	LH	8.50	MOLDING, frame-upr. scalp
67-68	82-8439	.7644528	RH	16.00	MOLDING, reveal
67-68	82-8439	.7644529	LH	16.00	MOLDING, reveal
67-68	82-8469	.7644530	RH	17.25	MOLDING, reveal
67-68	82-8469	.7644531	LH	17.25	MOLDING, reveal
68-69	33-35-4469 Side Window Reveal Moulding	.9801754	RH	7.65	MOLDING, frame-rear scalp
68-69	33-35-4469 Side Window Reveal Moulding	.9801755	LH	7.65	MOLDING, frame-rear scalp
68-72	3369-3435-3436-3569 Side Reveal Moulding	.7728801	RH	2.05	MOLDING, vert.-front scalp
68-72	3369-3435-3436-3569 Side Reveal Mldg.	.7728802	LH	2.05	MOLDING, vert.-front scalp
68	3369-3435-3569 Belt Reveal Mldg.	.77231 28	RH	19.90	MOLDING, reveal
68	3369-3435-3569 Belt Reveal Mldg.	.77231 29	LH	19.90	MOLDING, reveal
68-69	3435-3436 Side Reveal Mldg.	.7731 142	RH	7.40	MOLDING, frame-upper scalp
68-69	3435-3436 Side Reveal Mldg.	.7731 143	LH	7.05	MOLDING, frame-upper scalp

68-69	3369-3569-4439-69 Soft Roof Trim or 2-Tone Paint7787317	RH	6.80	MOLDING, rr. dr. belt reveal-rr.
68-69	3369-3569-4439-69 Soft Roof Trim or 2-Tone Paint7787318	LH	6.80	MOLDING, rr. dr. belt reveal-rr.
68-69	4439 Belt Reveal Mldg.7723132	RH	19.90	MOLDING, reveal
68-69	4439 Belt Reveal Mldg.7723133	LH	19.90	MOLDING, reveal
68-69	4000 Wagons Belt Reveal Mldg.7724458	RH	20.35	MOLDING, reveal
68-69	4000 Wagons Belt Reveal Mldg.7724459	LH	20.35	MOLDING, reveal
68-69	4000 Wagons7731378	RH	9.85	MOLDING, frame-upper scalp
68-69	4000 Wagons7731379	LH	9.85	MOLDING, frame-upper scalp
69	3369-3435-3436-3569- 4469 Belt Reveal Mldg.7723128	RH	19.90	MOLDING, reveal
69	3369-3435-3436-3569- 4469 Belt Reveal Mldg.7723129	LH	19.90	MOLDING, reveal
69-72	4456-4466-4469.7728801	RH	2.05	MOLDING, vert.-front scalp.
69-72	4456-4466-4469.7728802	LH	2.05	MOLDING, vert.-front scalp.
69	5239-5439-6439-6639 Belt Reveal Mldg.8715322	RH	1 1.45	MOLDING, reveal
69	5239-5439-6439-6639 Belt Reveal Mldg.8715323	LH	1 1.45	MOLDING, reveal
69-70	5239-5439-6439-6639 Soft Roof Trim or 2- Tone Paint8731678	RH	6.85	MOLDING, reveal outer panel belt
69-70	5239-5439-6439-6639 Soft Roof Trim or 2- Tone Paint8731679	LH	6.85	MOLDING, reveal outer panel belt
69-70	5269-5469-6469 Side Window Reveal Mldg.7646845	RH	7.40	MOLDING, frame-upper scalp
69-70	5269-5469-6469 Side Window Reveal Mldg.7646846	LH	7.40	MOLDING, frame-upper scalp
69	5269-5469-6469 Belt Reveal Mldg.8715324	RH	19.70	MOLDING, reveal
69	5269-5469-6469 Belt Reveal Mldg.8715325	LH	19.70	MOLDING, reveal
69-70	8239-8439.8715314	RH	19.65	MOLDING, reveal
69-70	8239-8439.8715315	LH	19.65	MOLDING, reveal
69-70	8269-8469.8715316	RH	20.10	MOLDING, reveal
69-70	8269-8469.8715317	LH	20.10	MOLDING, reveal
70-71	3569-4439-4469 Body Side Mldg., 2-Tone Paint or Soft Roof Trim8801246	RH	7.90	MOLDING, reveal
70-71	3569-4439-4469 Body Side Mldg., 2-Tone Paint or Soft Roof Trim8801247	LH	7.90	MOLDING, reveal
70-72	3369 2-Tone Paint-Body Side Mldg.8801246	RH	7.90	MOLDING, reveal
70-72	3369 2-Tone Paint 8c Body Side Mldg.8801247	LH	7.90	MOLDING, reveal
70-72	33-35-4469 2-Tone Paint or Soft Roof Trim less Body Side Mldg.8787354	RH	7.90	MOLDING, reveal outer panel belt
70-72	33-35-4469 2-Tone Paint or Soft Roof Trim less Body Side Mldg.8787355	LH	7.90	MOLDING, reveal outer panel belt
70-72	3435-3436 Side Wind. Reveal Mldg.8788051	RH	8.60	MOLDING, upr. scalp.
70-72	3435-3436 Side Wind. Reveal Mldg.8788052	LH	8.60	MOLDING, upr.
70-72	3369-3569-4469 Side Window Reveal Mldg.8789901	RH	7.70	MOLDING, scalp-rr.
70-72	3369-3569-4469 Side Window Reveal Mldg.8789902	LH	7.70	MOLDING, scalp-rr.
70	4439 Soft Roof Trim or 2-Tone Paint less Body Side Mldgs.8801244	RH	7.60	MOLDING, panel belt reveal
70	4439 Soft Roof Trim or 2-Tone Paint less Body Side Mldgs.8801245	LH	7.60	MOLDING, outer panel belt reveal
70	5439-6439-6639 Belt Reveal Mldg.8715322	RH	11.45	MOLDING, reveal
70	5439-6439-6639 Belt Reveal Mldg.8715323	LH	1 1.45	MOLDING, reveal.

70	5469-6469 Belt Reveal Mldg 8715325	LH	19.70	MOLDING, reveal
70	5469-6469 Belt Reveal Mldg 8715324	RH	19.70	MOLDING, reveal
70	6036-6046 Side Wind. Reveal Mldg 7648198	RH	5.40	MOLDING, vert.-rr. scalp
70	6036-6046 Side Wind. Reveal Mldg 7648199	LH	5.40	MOLDING, vert.-rr. scalp
70	6036-6046 Side Wind. Reveal Mldg 7663380	RH	3.38	MOLDING, wind, frame-upr.
70	6036-6046 Side Wind. Reveal Mldg 7663381	LH	3.38	MOLDING, wind, frame-upr.
70	6036-6046 Belt Reveal Mldg 8806212	RH	18.45	MOLDING, reveal (incl. rr. corner escn.).
70	6036-6046 Belt Reveal Mldg 8806213	LH	18.45	MOLDING, reveal (incl. rr. corner escn.).
71-72	5239 Soft Roof Trim or 2-Tone Paint 9841301	RH	3.84	MOLDING, reveal outer pnl. belt
71-72	5239 Soft Roof Trim or 2-Tone Paint 9841302	LH	3.84	MOLDING, reveal outer pnl. belt
71-72	5439 Soft Roof Trim or 2-Tone Paint less Belt Reveal Mldg 9841301	RH	3.84	MOLDING, reveal outer pnl. belt
71-72	5439 Soft Roof Trim or 2-Tone Paint less Belt Reveal Mldg 9841302	LH	3^4	MOLDING, reveal outer pnl. belt
71-72	5439-6639 Belt Reveal Mldg. Soft Roof Trim or 2-Tone Paint 9841303	RH	3^4	MOLDING, reveal outer pnl. belt
71-72	5439-6639 Belt Reveal Mldg. Soft Roof Trim or 2-Tone Paint 9841304	LH	3.84	MOLDING, reveal outer pnl. belt
71-72	5439 Belt Reveal Mldg., 6639 9833728	RH	9.25	MOLDING, reveal
71-72	5439 Belt Reveal Mldg., 6639 9833729	LH	9.25	MOLDING, reveal
71-72	5269-5469 Soft Roof Trim or 2-Tone Paint. 9839017	RH	3.84	MOLDING, reveal outer pnl. belt
71-72	5269-5469 Soft Roof Trim or 2-Tone Paint. 9839018	LH	3.84	MOLDING, reveal outer pnl. belt
71-72	5469 Belt Reveal Mldg. 9833730	RH	9.25	MOLDING, reveal
71-72	5469 Belt Reveal Mldg. 9833731	LH	9.25	MOLDING, reveal
71-72	5269-5469 9841136	RH	4.87	MOLDING, scalp wind, frame-upr.
71-72	5269-5469 9841137	LH	4.87	MOLDING, scalp wind, frame-upr.
71-72	5269-5469 9841140	RH	4.87	MOLDING, scalp wind, frame-rr. vertical. .
71-72	5269-5469 9841141	LH	4.87	MOLDING, scalp wind, frame-rr. vertical. .
71-72	5269-5469-6035-6045.. . . . 9841132	RH	3.08	MOLDING, scalp wind, frame frt. vertical.
71-72	5269-5469-6035-6045.. . . . 9841133	LH	3.08	MOLDING, scalp wind, frame frt. vertical.
71-72	6035-45 9841138	RH	3.84	MOLDING, scalp wind, frame-upr.
71-72	6035-45 9841139	LH	3.84	MOLDING, scalp wind, frame-upr.
71-72	6035-45 9841134	RH	4.87	MOLDING, scalp wind, frame-rr. vert
71-72	6035-45 9841135	LH	4.87	MOLDING, scalp wind, frame-rr. vert
71-72	6035-45 Belt Reveal Mldg 9833734	RH	9.25	MOLDING, reveal
71-72	6035-45 Belt Reveal Mldg 9833735	LH	9.25	MOLDING, reveal
71-72	8239-8439 9833732	RH	9.85	MOLDING, reveal
71-72	8239-8439 9833733	LH	9.85	MOLDING, reveal
71-72	8239-8439 2-Tone Paint 9841730	RH	4.87	MOLDING, reveal outer pnl. belt
71-72	8239-8439 2-Tone Paint 9841731	LH	4.87	MOLDING, reveal outer pnl. belt
71	82-8439 Soft Roof Trim 9859882	RH	6.15	MOLDING, reveal outer pnl. belt (painted).
71	82-8439 Soft Roof Trim 9859883	LH	6.15	MOLDING, reveal outer pnl. belt (painted).
72	8239-8439 Soft Roof Trim 9610522	RH	6^5	MOLDING, reveal rr. dr. outer pnl. belt (painted)
72	8239-8439 Soft Roof Trim 9610523	LH	6.15	MOLDING, reveal rr. dr. outer pnl. belt (painted)
71-72	50-60-8000 9828420	AR	10.774	CLIP, rr. dr. wind, reveal mldg. frt—(10.708)
72	6035-45-8239-8439 9835259	2	25	CLIP, rr. dr. wind, reveal mldg. rr.—(10.708).
10.774 STRIP, REAR DOOR WINDOW GLASS RUN				
62	4439-4639 4404610	RH	4.31	STRIP, chnl.-outer.
62	4439-4639 4404611	LH	4.31	STRIP, chnl.-outer.
63	4439 4404610	RH	4.31	STRIP, outer.
63	4439 4404611	LH	4.31	STRIP, outer.
64	4135-69-4369 4408370	2	3.43	STRIP, outer.
65	4455-65 4411373	2	1.08	STRIP, inner.
64	4439-4639 4404610	RH	4.31	STRIP, glass run chnl.-outer.
64	4439-4639 4404611	LH	4.31	STRIP, glass run chnl.-outer.

65	3535-69-3 635-69-43-44-					
	69.	4408370	2	3.43	STRIP, outer.	
64	4355-65.	4411373	2	1.08	STRIP, inner.	
65-66	52-54-6239.	4472372	RH	2.61	STRIP, outer-at belt.	
65-66	52-54-6239.	4472373	LH	2.61	STRIP, outer-at belt.	
65-66	52-54-62-64-6639.	4503768	RH	3.49	STRIP, inner-at belt.	
65-66	52-54-62-64-6639.	4503769	LH	3.49	STRIP, inner-at belt.	
65-66	52-54-62-64-6639.	7694483	2	.72	STRIP, glass-inner (anti-rattle) also used 10.710	
65	52-54-6269.	4472370	RH	2.61	STRIP, outer-at belt.	
65	52-54-6269.	4472371	LH	2.5 1	STRIP, outer-at belt.	
65-66	52-54-62-6469.	4501996	RH	2.10	STRIP, inner-at belt.	
65-66	52-54-62-6469.	4501997	LH	2.05	STRIP, inner-at belt.	
65	64-6639.	9704060	RH	3.95	STRIP, outer.	
65	64-6639.	9704061	LH	3.95	STRIP, outer.	
65-66	6469 Belt Reveal Mldgs.	9702998	RH	3.02	STRIP, outer.	
65-66	6469 Belt Reveal Mldgs.	9702999	LH	3.02	STRIP, outer.	
65-66	82-8439.	9704056	RH	3.79	STRIP, outer.	
65-66	82-8439.	9704057	LH	3.79	STRIP, outer.	
65-66	82-8439.	4503762	RH	3.49	STRIP, inner-at belt.	
65-66	82-8439.	4503763	LH	3.49	STRIP, inner-at belt.	
65-66	82-8469.	4517427	2	1.38	STRIP, glass (anti-rattle).	
65-66	82-8469.	9704054	RH	4.4 1	STRIP, outer.	
65-66	82-8469.	9704055	LH	4.41	STRIP, outer.	
65-66	82-8469.	4503766	RH	3.49	STRIP, inner-at belt.	
65-66	82-8469.	4503767	LH	3.49	STRIP, inner-at belt.	
66-67	Special (4 Drs.).	4542310	RH	3.23	STRIP, inner at belt.	
66-67	Special (4 Drs.).	4542311	LH	3.23	STRIP, inner at belt.	
66-67	3335-69-3435-69.	4542077	RH	2.31	STRIP, outer at belt.	
66-67	3335-69-3435-69.	4542078	LH	2.31	STRIP, outer at belt.	
66	3535-69-3635-69.	4542082	RH	3.49	STRIP, outer-at belt.	
66	3535-69-3635-69.	4542083	LH	3.49	STRIP, outer-at belt.	
	NOTE. 1st Type-Black Bead, 2nd Type-Bright			4.66		
66	4200 1st Type.	4542068	RH	4.66	STRIP, inner-at belt.	
66	4200 1st Type.	4542069	LH	3.90	STRIP, inner-at belt.	
66	4200 2nd Type.	7636862	RH	3.90	STRIP, inner-at belt.	
66	4200 2nd Type.	7636863	LH	1.95	STRIP, inner-at belt.	
66	4455-65 1st Type.	7581310	RH	1.95	STRIP, inner-at belt.	
66	4455-65 1st Type.	7581311	LH	1.95	STRIP, inner-at belt.	
66	4455-65 2nd Type.	4542070	RH	1.95	STRIP, inner-at belt.	
66	4455-65 2nd Type.	4542071	LH	1.95	STRIP, inner-at belt.	
66	4455-65 Belt Reveal Mldgs.	9706712	RH	2.20	STRIP, outer.	
66	4455-65 Belt Reveal Mldgs.	9706713	LH	2.20	STRIP, outer.	
66-67	Sportwagons.	4541922	RH	3.59	STRIP, outer at belt.	
66-67	Sportwagons.	4541923	LH	3.59	STRIP, outer at belt.	
66-67	4000 (4 Dr. Ht.) Belt Reveal Mldgs.	9706822	RH	5.85	STRIP, outer glass run.	
66-67	4000 (4 Dr. Ht.) Belt Reveal Mldgs.	9706823	LH	5.85	STRIP, outer glass run.	
66	43-4439 1st Type.	7590372	RH	2.92	STRIP, inner-at belt.	
66	43-4439 1st Type.	7590373	LH	2.92	STRIP, inner-at belt.	
66	43-4439 2nd Type.	7636866	RH	3.38	STRIP, inner-at belt.	
66	43-4439 2nd Type.	7636867	LH	3.38	STRIP, inner-at belt.	
66-67	Skylark (4 Dr. Ht.).	7581145	RH	4.25	STRIP, outer at belt.	
66-67	Skylark (4 Dr. Ht.).	7581146	LH	4.25	STRIP, outer at belt.	
66	52-54-6469.	4472370	RH	2.61	STRIP, outer-at belt.	
66	52-54-6469.	4472371	LH	2.51	STRIP, outer-at belt.	
66	52-5439 Belt Reveal Mldg., 64-6639.	9704060	RH	3.95	STRIP, outer.	
66	52-5439 Belt Reveal Mldg., 64-6639.	9704061	LH	3.95	STRIP, outer.	
67	3535-69-3635-69-4469.	4542082	RH	3.49	STRIP, outer at belt.	
67	3535-69-3635-69-4469.	4542083	LH	3.49	STRIP, outer at belt.	
67	3335-69-3435-69-3535-69-3635-69-4469 Belt Reveal Mldgs.	9706840	RH	5.75	STRIP, outer glass run.	
67	3335-69-3435-69-3535-69-3635-69-4469 Belt Reveal Mldgs.	9706841	LH	5.75	STRIP, outer glass run.	
67	Skylark (4 Dr. Sedan).	7722352	RH	1.85	STRIP, inner at belt.	
67	Skylark (4 Dr. Sedan).	7722353	LH	1.85	STRIP, inner at belt.	
67	Skylark (4 Dr. Ht.).	7636866	RH	3.38	STRIP, inner at belt.	
67	Skylark (4 Dr. Ht.).	7636867	LH	3.38	STRIP, inner at belt.	
67	Sportwagons.	4542070	RH	1.95	STRIP, inner at belt.	
67	Sportwagons.	4542071	LH	1.95	STRIP, inner at belt.	
67	Sportwagons.	9706712	RH	2.20	STRIP, outer glass run.	
67	sportwagons.	9706713	LH	2.20	STRIP, outer glass run.	

67-68	<u>52-5439</u>	7645354	RH	3.49	
67-68	<u>52-5439</u>	7645355	LH	3.49	
67-68	<u>52-54-64-6639</u>	7645368	RH	4.36	
67-68	<u>52-5 4-64-6639</u>	7645369	LH	4.36	
67-68	<u>52-5439 Belt Reveal</u> <u>Mldgs., 64-6639</u>	9708874	RH	4.66	
67-68	<u>52-5439 Belt Reveal</u> <u>Mldgs., 64-6639</u>	9708875	LH	4.66	
67-68	<u>52-54-6469</u>	7645436	RH	2.82	
67-68	<u>52-54-6469</u>	7645437	LH	2.82	
67-68	<u>52-54-6469</u>	7645352	RH	2.82	
67-68	<u>52-54-64-69</u>	7645353	LH	2.82	
67-68	<u>52-54-6469 Belt Reveal</u> <u>Mldgs.</u>	9708882	RH	4.05	
67-68	<u>52-54-6469 Belt Reveal</u> <u>Mldgs.</u>	9708883	LH	4.05	
67-68	<u>5239-5439-6439-6639-</u> <u>8239-69-8439-69</u>	7694483	2	.72	STRIP, inner (anti-rattle) also used 10.710-10.696
67-68	<u>82-8439</u>	7755895	RH	3.43	
67-68	<u>82-8439</u>	7755896	LH	3.28	
67-68	<u>82-8439</u>	9708858	RH	4.51	
67-68	<u>82-8439</u>	9708859	LH	4.51	
67-68	<u>82-8469</u>	7645370	RH	3.49	
67-68	<u>82-8469</u>	7645371	LH	3.49	
67-68	<u>82-8469</u>	9708866	LH	5.15	
67-68	<u>82-8469</u>	9708867	RH	5.15	
68	<u>3300-3435-3569 Belt</u> <u>Reveal Mldg.</u>	9712960	RH	4.31	
68	<u>3300-3435-3569 Belt</u> <u>Reveal Mldg.</u>	9712961	LH	4.31	
68	<u>3369-3435-3569</u>	7724845	RH	2.82	
68	<u>3369-3435-3569</u>	7724846	LH	2.77	
68	<u>3369-3435-3569</u>	7724426	RH	2.15	
68	<u>3369-3435-3569</u>	7724427	LH	2.15	
68-69	<u>4439 Belt Reveal Mldg.</u>	9715684	RH	4.66	
68-69	<u>4439 Belt Reveal Mldg.</u>	9715685	LH	4.66	
68-69	<u>4439</u>	7724847	RH	2.82	
68-69	<u>4439</u>	7724848	LH	2.82	
68-69	<u>4439</u>	7770748	RH	2.87	
68-69	<u>4 439</u>	7770749	LH	2.87	
68-69	<u>4000 Wagons Belt</u> <u>Reveal Mldg.</u>	9712968	RH	4.4 1	
68-69	<u>4000 Wagons Belt</u> <u>Reveal Mldg.</u>	9712969	LH	4.41	
68-69	<u>4000 Wagons</u>	7727270	RH	4.20	
68-69	<u>4000 Wagons</u>	7727271	LH	4.20	
68	<u>4000 Wagons</u>	7724432	RH	3.38	
68	<u>4000 Wagons</u>	7724433	LH	3.38	
69	<u>3369-3435-3436-3569-</u> <u>4469 Belt Reveal</u> <u>Mldg.</u>	9712960	RH	4.31	
69	<u>3369-3435-3436-3569-</u> <u>4469 Belt Reveal</u> <u>Mldg.</u>	9712961	LH	4.31	
69	<u>3369-3435-3436-3569-</u> <u>4469</u>	7724845	RH	2.82	
69	<u>3369-3435-3436-3569-</u> <u>4469</u>	7724846	LH	2.77	
69	<u>3369-3435-3436-3569-</u> <u>4469</u>	7724426	RH	2.15	
69	<u>3369-3435-3436-3569-</u> <u>4469</u>	7724427	LH	2.15	
69	<u>5239-5439</u>	8714146	RH	3.13	
69	<u>5239-5439</u>	8714147	LH	3.13	
69-70	<u>5239-5439-6439-6639</u>	8783130	RH	3.54	
69-70	<u>5239-5439-6439-6639</u>	8783131	LH	3.54	
69	<u>5239-5439 Belt Reveal</u> <u>Mldg., 6439-6639</u>	9718936	RH	4.37	
69	<u>5239-5439 Belt Reveal</u> <u>Mldg., 6439-6639</u>	9718937	LH	4.37	
69	<u>5269-5469-6469</u>	8714148	RH	2.67	
69	<u>5269-5469-6469</u>	8714149	LH	2.67	
69-70	<u>5269-5469-6469-6036-</u> <u>46</u>	8715268	RH	2.97	
69-70	<u>5269-5469-6469-6036-</u> <u>46</u>	8715269	LH	2.97	
69	<u>5269-5469-6469 Belt</u> <u>Reveal Mldg.</u>	9717496	RH	4.51	

69	5269-5469-6469 Belt Reveal Mldg.	.9717497	LH	4.51	STRIP, outer glass run
69-70	8239-8439	.9718880	RH	5.80	STRIP, outer glass run
69-70	8239-8439	.9718881	LH	5.80	STRIP, outer glass run
69-70	8239-8439	.8783132	RH	5.25	STRIP, inner at belt ...
69-70	8239-8439	.8783133	LH	5.25	STRIP, inner at belt ...
69-70	8269-8469	.9717502	RH	5.15	STRIP, outer glass run
69-70	8269-8469	.9717503	LH	5.15	STRIP, outer glass run
69-70	8269-8469	.8715364	RH	3.90	STRIP, inner at belt ...
69-70	8269-8469	.8715365	LH	3.90	STRIP, inner at belt ...
70-72	3369-3435-36-3569-4469	.8780328	RH	2.36	STRIP, at belt ...
70-72	3369-3435-36-3569-4469	.8780329	LH	2.36	STRIP, at belt ...
70-72	3369-3435-36-3569-4469	.8779846	RH	3.08	STRIP, outer at belt ...
70-72	3369-3435-36-3569-4469	.8779847	LH	3.08	STRIP, outer at belt ...
70-72	4439	.8779848	RH	3.08	STRIP, outer at belt ...
70-72	4439	.8779849	LH	3.08	STRIP, outer at belt ...
70-72	4439	.8780326	RH	3.18	STRIP, at belt ...
70-72	4439	.8780327	LH	3.18	STRIP, at belt ...
70	5239-5439-6439	.8807638	RH	3.54	STRIP, outer at belt ...
70	5239-5439-6439	.8807639	LH	3.54	STRIP, outer at belt ...
70	5269-5469-6036-6046-6469	.8807636	RH	3.08	STRIP, outer-at belt ...
70	5269-5469-6036-6046-6469	.8807637	LH	3.08	STRIP, outer-at belt ...
70	5469-6036-6046-6469 Belt Reveal Mldg.	.9717496	RH	4.5 1	STRIP, outer glass run
70	5469-6036-6046-6469 Belt Reveal Mldg.	.9717497	LH	4.5 1	STRIP, outer glass run
70	5439-6439-6639 Belt Reveal Mldg.	.9718936	RH	4.37	STRIP, outer glass run
70	5439-6439-6639 Belt Reveal Mldg.	.9718937	LH	4.37	STRIP, outer glass run
71-73	All B (4 Dr. Sedan)	.9829756	RH	4.05	STRIP, inner at belt ...
71-73	All B (4 Dr. Sedan)	.9829757	LH	4.05	STRIP, inner at belt ...
71	5269-5469	.9829966	RH	4.25	STRIP, outer at belt ...
71	5269-5469	.9829967	LH	4.25	STRIP, outer at belt ...
71	5469 Belt Reveal Mldgs.	.9829970	RH	4.05	STRIP, outer at belt ...
71	5469 Belt Reveal Mldgs.	.9829971	LH	4.05	STRIP, outer at belt ...
71-73	All B (4 Dr. H.T.)	.9829758	RH	4.25	STRIP, inner at belt ...
71-73	All B (4 Dr. H.T.)	.9829759	LH	4.25	STRIP, inner at belt ...
71	5239-5439	.9829968	RH	4.97	STRIP, outer at belt ...
71	5239-5439	.9829969	LH	4.97	STRIP, outer at belt ...
71	5439 Belt Reveal Mldgs., 6639	.9829972	RH	4.05	STRIP, outer at belt ..
71	5439 Belt Reveal Mldgs., 6639	.9829973	LH	4.05	STRIP, outer at belt ..
71	6035-45	.9829976	RH	4.25	STRIP, outer at belt ..
71	6035-45	.9829977	LH	4.25	STRIP, outer at belt ..
71	6035-45 Belt Reveal Mldg.	.9829978	RH	4.05	STRIP, outer at belt ..
71	6035-45 Belt Reveal Mldg.	.9829979	LH	4.05	STRIP, outer at belt ..
71-73	All C (4 Dr.)	.9829760	RH	4.05	STRIP, inner at belt ..
71-73	All C (4 Dr.)	.9829761	LH	4.05	STRIP, inner at belt ..
71	82-8439	.9829974	RH	4.05	STRIP, outer at belt ..
71	82-8439	.9829975	LH	4.05	STRIP, outer at belt ..
72-73	All B (4 Dr. H.T.) less belt mldg.	.9611820	RH	4.97	STRIP, outer-at belt ..
72-73	All B (4 Dr. H.T.) less belt mldg.	.9611821	LH	4.97	STRIP, outer-at belt ..
72-73	All B (4 Dr. Sedan)	.9611816	RH	4.25	STRIP, outer-at belt ..
72-73	All B (4 Dr. Sedan)	.9611817	LH	4.25	STRIP, outer-at belt ..
72-73	All B (4 Dr. Sedan) Belt Reveal Mldgs.	.9611818	RH	4.05	STRIP, outer-at belt ..
72-73	All B (4 Dr. Sedan) Belt Reveal Mldgs.	.9611819	LH	4 05	STRIP, outer-at belt ..
72-73	All B (4 Dr. H.T.) Belt Reveal Mldgs.	.9611822	RH	4.05	STRIP, outer-at belt ...
72-73	All B (4 Dr. H.T.) Belt Reveal Mldgs.	.9611823	LH	4.05	STRIP, outer-at belt ..
72-73	All B/Wgn.	.9611834	RH	4.05	STRIP, outer-at belt ..
72-73	All B/Wgn.	.9611835	LH	4.05	STRIP, outer-at belt ..
72-73	All B/Wgn. Belt Reveal Mldgs.	.9611836	RH	4.05	STRIP, outer-at belt ..

72-73	All B/Wgn. Belt Reveal	9611837	LH	4.05	STRIP, outer-at belt
72-73	All C (4 Di	9611832	RH	4.05	STRIP, outer-at belt
72-73	All C (4 D	9611833	LH	4.05	STRIP, outer-at belt
	10.777		OR	ELECTRIC WIND	
61	4829-4867 1st Type use with Esc. 4309268 ...	4309268	LH	8.55	BASE, switch (4 button)
61	4829-67 2nd Type, req. on Cars Having Esc. 5712824-Part Number is Case on Part	5712825	LH	8.80	BASE, switch (4 button)
62-63	4819-29-39-47-67.	5712825	LH	8.80	BASE, switch (4 Button)
62	4839-Four Pwr. Wind. . .	4309378	RH	13.10	BASE, switch mtg.
62	4839-Four Pwr. Wind. . .	4309379	LH	13.50	BASE, switch mtg.
62	4839-Elec. Wind. & Vents.	4309380	RH	13.10	BASE, switch mtg.
62	4839-Elec. Wind. & Vents.	4309381	LH	13.50	BASE, switch mtg.
63-64	4747 (Elec. Winds. & Deluxe A/Rests) 1st Type.	5712825	LH	8.80	BASE, switch (4 button)
63-64	48 19-29-39-47 (Pwr. Winds, less Vents)	4309378	RH	13.10	BASE, switch mtg.
63-64	4819-29-39-47 (Pwr. Winds, less Vents)	4309379	LH	13.50	BASE, switch mtg.
63-64	4819-29-39-47 (Pwr. Winds. & Vents).	4309380	RH	13.10	BASE, switch mtg.
63-64	4819-29-39-47 (Pwr. Winds. 8i Vents).	4309381	LH	13.50	BASE, switch mtg.
64	4819-29-39-47-67 1st Type.	5712825	LH	8.80	BASE, switch (4 button)
65	8237-39-69-8437-39-69 Pwr. Wind, less Vent .	4309378	RH	13.10	BASE, switch mtg.
65	8237-39-69-8437-39-69 Pwr. Wind, less Vent. .	4309379	LH	13.50	BASE, switch mtg.
65	8237-39-69-8437-39-69	4309380	RH	13.10	BASE, switch mtg.
65	8237-39-69-8437-39-69	4309381	LH	13.50	BASE, switch mtg.
66-67	8200 Elec. Winds, less Vents.	4309378	RH	13.10	BASE, switch mtg.
66-67	8200 Elec. Winds, less Vents.	4309379	LH	13.50	BASE, switch mtg.
66-67	8200 Elec. Wind. & Vents.	4309380	RH	13.10	BASE, switch mtg.
66-67	8200 Elec. Wind. 8i Vents.	4309381	LH	13.50	BASE, switch mtg.
66	8467.	7589966	RH	3.08	BASE, switch mtg. (blue).
66	8467.	7589967	LH	3.08	BASE, switch mtg. (blue).
66-67	8400 Elec. Winds.	7589956	RH	3.08	BASE, switch mtg. (black) also used 12.045.
66-67	8400 Elec. Winds.	7589957	LH	3.08	BASE, switch mtg. (black) also used 12.045.
66	8437-39-67 Elec. Winds.	7589958	RH	3.08	BASE, switch mtg. (light fawn) also used 12.045.
66	8437-39-67 Elec. Winds.	7589959	LH	3.08	BASE, switch mtg. (light fawn) also used 12.045.
66	8437-39-67 Elec. Winds.	7589960	RH	3.08	BASE, switch mtg. (red) also used 12.045.
66	8437-39-67 Elec. Winds.	7589961	LH	3.08	BASE, switch mtg. (red) also used 12.045.
66	8439-69 Elec. Winds	7589962	RH	3.08	BASE, switch mtg. (green) also used 12.045.
66	8439-69 Elec. Winds	7589963	LH	3.08	BASE, switch mtg. (green) also used 12.045.
66	8439-69 Elec. Winds	7589964	RH	3.08	BASE, switch mtg. (blue) also used 12.045.
66	8439-69 Elec. Winds	7589965	LH	3.08	BASE, switch mtg. (blue) also used 12.045.
66	8439-69 Elec. Winds	7589968	RH	3.08	BASE, switch mtg. (slate) also used 12.045.
66	8439-69 Elec. Winds	7589969	LH	3.08	BASE, switch mtg. (slate) also used 12.045.
66	8439-69 Elec. Winds	7589970	RH	3.08	BASE, switch mtg. (med. fawn) also used 12.045.
66	8439-69 Elec. Winds	7589971	LH	3.08	BASE, switch mtg. (med. fawn) also used 12.045.
67	8400 Elec. Winds. . .	7657134	RH	3.59	BASE, switch mtg. (dk. blue) also used 12.045.
67	8400 Elec. Winds. . .	7657135	LH	3.59	BASE, switch mtg. (dk. blue) also used 12.045.
67	8439 Elec. Winds. . .	7663295	RH	3.59	BASE, switch mtg. (lt. fawn) also used 12.045.
67	8439 Elec. Winds. . .	7663296	LH	3.59	BASE, switch mtg. (lt. fawn) also used 12.045.
67	8439-69 Elec. Winds	7657138	RH	3.59	BASE, switch mtg. (green) also used 12.045.
67	8439-69 Elec. Winds	7657139	LH	3.59	BASE, switch mtg. (green) also used 12.045.
67	8439-67 Elec. Winds	7657130	RH	3.59	BASE, switch mtg. (maroon) also used 12.045.
67	8439-67 Elec. Winds	7657131	LH	3.59	BASE, switch mtg. (maroon) also used 12.045.
67	8457-67 Elec. Winds	7589960	RH	3.08	BASE, switch mtg. (red).
67	8457-67 Elec. Winds	7589961	LH	3.08	BASE, switch mtg. (red).
67	8400.	7699520	RH	3.59	BASE, switch mtg. (saddle) also used 12.045.
67	8400.	7699521	LH	3.59	BASE, switch mtg. (saddle) also used 12.045.
66-70	50-60-8000 (2 Drs.)	4888512	2	.10	BUMPER, frt. dr. w. ind. mtr. & regulator—(10.7 1 6) .
61-62	4829-39-47-67 (Bkt Se Opt. on 4847).	4820422	5	1.08	BUTTON, switch--(10.664)
63	4747 Deluxe A/Rests	4820422	5	1.08	BUTTON, switch--(10.664)

63	4800.....	4820422	5	1.08	BUTTON, switch—(10.664)
64	4747 (Elec. Winds, less Vents. & Deluxe A/Rests) 1st Type.....	4820422	2	1.08	BUTTON, frt. dr. wind, switch—(10.664)....
64	4800 (Elec. Winds.) 1st Type.....	4820422	5	1.08	BUTTON, frt. dr. wind, switch—(10.664)
54-57	All.....	4154886	AR	.20	CLIP, wind, switch ret.....
58-59	All.....	4725914	2	.15	CLIP, switch ret.....
60	All.....	4306804	RH	.10	CLIP, switch ret.—(1 1.558).....
60	All.....	4804760	LH	.10	CLIP, switch ret.....
60	All.....	4725914	LH	.15	CLIP, switch ret.....
61	4437-39-67-69-4637-39-67-4719-37-39.....	4804760	LH	.10	CLIP, switch.....
61	4829-67.....	4306804	2	.25	CLIP, frt. dr. wind, switch—(1 1.558).....
61	4829-4867 Bkt. Seats ..	4302363	4	.25	CLIP, frt. dr. wind, switch—(12.249).....
61-62	All.....	4306804	RH	.10	CLIP, switch (1 1.558).....
61-62	All.....	4725914	2	.15	CLIP, frt. dr. wind, switch (also used 10.664)
62	4167-4347-67-44-4600-4819-47.....	4804760	LH	.10	CLIP, switch.....
62	4829-39-47-67.....	4306804	2	.10	CLIP, frt. dr. wind, switch—(11.558).....
62	4829-39-47-67 Bkt. Seats.....	4302363	4	.25	CLIP, frt. dr. wind, switch—(12.249).....
63	4347-67-4439-47-67-69-4639-47-67-4747-4800.....	4725914	AR	.15	CLIP, switch (/, 6" long).....
63	4347-67-4439-47-67-69-4639-47-67-4747.....	4306804	AR	.10	CLIP, switch (R.) (1 1.558).....
63	4347-67-4439-47-67-69-4639-47-67-4747.....	4804760	LH	.10	CLIP, frt. dr. vent switch 1/2" long (also used 10.664)
63	4747 Deluxe A/Rests.....	4302363	4	.25	CLIP, switch (12.249).....
63	4747 Deluxe A/Rests.....	4306804	LH	.10	CLIP, switch (1 1.558).....
63	4819-29-39 47.....	4306804	LH	.10	CLIP, switch (1 1.558).....
63	4867.....	4306804	2	.10	CLIP, switch (1 1.558).....
63	4819-29-39-47.....	4302363	4	.25	CLIP, switch (12.249).....
63	4867.....	4302363	4	.25	CLIP, switch (12.249).....
64	4819-29-39-47-67 1st Type.....	4725914	LH	.15	CLIP, frt. dr. vent switch.....
64	4867 1st Type.....	4302363	4	.25	CLIP, frt. dr. wind, switch—(12.249).....
64	4747-4800 1st Type.....	4306804	2	.10	CLIP, frt. dr. wind, switch—(1 1.558).....
64	4747 (Elec. Winds. & Vents. & Deluxe Frt. & Rr. A/Rest).....	4804760	LH	.10	CLIP, frt. dr. vent switch %" long.....
64	4747 (Deluxe A/Rest) 1st Type.....	4302363	4	.25	CLIP, frt. dr. wind, switch—(1 2.249).....
64	4819-29-39-47 (Elec. Wind.) 1st Type.....	4302363	4	.25	CLIP, frt. dr. wind, switch—(12.249).....
65	9447 Elec. Vents & Deluxe A/Rest.....	4804760	LH	.10	CLIP, vent, switch.....
71	3369-6647 Pwr. Wind.....	9722397	4	.10	CLIP, switch ret. (10.485).....
72	All Pwr. Wind.....	9722397	AR	.10	CLIP, frt. dr. wind, switch ret. (R & L)—(10.485) ..
NOTE Refer to group 13.100 for connectors.					
63	4435-45-4347-67.....	4725793	RH	.15	COVER, frt. dr. elec. switch protector (also used 10.791-1 1.041).....
61	4829-67.....	4434582	1	7.30	SWITCH 8i ESCUTCHEON, frt. dr. wind, switch-1 button (also used 10.664 10.791).....
62	4167-43-44-4600-4819-47.....	4432790	RH	4.46	ESCUTCHEON, switch-1 button.....
62	4829-39-47-67.....	4434582	1	7.30	SWITCH 8i ESCUTCHEON, frt. dr. wind, switch-1 button.....
63	4800.....	4434582	RH	7.30	SWITCH 8. ESCUTCHEON (1 button).....
64	4800 1st Type.....	4434582	RH	7.30	SWITCH & ESCUTCHEON, frt. dr. wind, switch-1 button.....
58-60	All.....	4238490	2	.20	PIN, switch button.....
61-62	All.....	4238490	2	.20	PIN, wind, switch button.....
63	4347-67.....	4238490	LH	.20	PIN, switch button.....
63	4347-67-4439-47-67-69-4639-47-67-4747-4800.....	4238490	RH	.20	PIN, wind, switch button (also used 10,664-1 1.041-10.791-1 1.558).....
63	4439-47-67-69-4639-47-67-4747.....	4238490	LH	.20	PIN, switch button.....
64	4747 1st Type.....	4238490	RH	.20	PIN.....
64	4819-29-39-47 1st Type.....	4238490	LH	.20	PIN.....
64	4867 1st Type.....	4238490	RH	.20	PIN.....
65	8237-39-69-8437-39-69 Elec. Wind. exc. Vents ..	4490801	2	1.12	PLATE, mtg. base anchor.....
66	8237-39-69 Elec. Winds. less Vents.....	4490801	2	1.12	PLATE, switch mtg. base anchor.....

67	8239-8257-8269 Elec.	4490801	2	1.12	PLATE, switch mtg. base anchor
	5439-5469-6439-6469- 6639 Vacuum Door	8743790	2	1.79	PLATE, frt. dr. vac. switch protector—(10.485)
	5237-5437-5467-6437- 6637-6667-8257 Vacuum Door Locks	8744107	2	.72	PLATE, frt. dr. vac. switch protector—(10.485)
69-70	8457-8467 Vacuum Door Locks less Elec.	8744107	2	.72	PLATE, frt. dr. vac. switch protector—(10.485)
69-70	50-60-8000 Elec.	8743791	2	.25	PLATE, front door wiring protector
59-65	All as Req.	4722347	RH	.15	REINFORCEMENT, trim at wind, switch (also used 10.664-10.791-1 1.041)
59-65	All as Req.	4722740	LH	.4 1	REINFORCEMENT, trim at wind, switch
65-66	35-36-4 1-42-43-44-46- 50-6000 Pwr. Wind.	4722347	RH	.1 5	REINFORCEMENT, frt. dr. trim at wind, switch (also used 10.791-1 1.04 1)
66	30-40-50-6000 Pwr. Winds	4722740	LH	.4 1	REINFORCEMENT, trim at wind, switch
66-67	9000 Elec. Winds, less Deluxe A/Rests	4722347	RH	.15	REINFORCEMENT, trim at wind, switch
66-67	9000 Elec. Winds, less Deluxe A/Rests	4722740	LH	.4 1	REINFORCEMENT, trim at wind, switch
67	35-36-40-50-6000 Elec. Winds	4722347	RH	.15	REINFORCEMENT, trim at wind, switch (also used 10.791-1 1.041)
67	35-36-40-50-6000	4722740	LH	.4 1	REINFORCEMENT, trim at wind, switch
68-70	All exc. 8400	4722347	RH	.15	REINFORCEMENT, trim at wind, switch (also used 10.664 10.791 1 1.041)
68	All exc. 8400	4722740	LH	.4 1	REINFORCEMENT, trim at wind, switch
68-69	9000 Pwr. Wind, less Deluxe A/Rest	4722347	RH	.1 5	REINFORCEMENT, trim at wind, switch
69	3400-3500-4000-5000- 6000-8200 Elec. Window	4722740	LH	.41	REINFORCEMENT, front door trim pad window switch
69	9000 Elec. Window less Deluxe A/Rest	4722740	LH	.4 1	REINFORCEMENT, front door trim pad window switch
70		9813989	AR	.15	REINFORCEMENT, trim at wind, switch (1-button)
70		9813987	LH	.4 1	REINFORCEMENT, frt. dr. trim wind, switch
71-72	All as Req.	8799901	RH	.25	REINFORCEMENT, frt. dr. wind, switch—(10.485)
71-72	30-40-50-60-8200 Pwr. Wind	9826809	LH	2.05	REINFORCEMENT, frt. dr. wind, switch
71-72	9000 less Deluxe A/Rest	9826809	LH	2.05	REINFORCEMENT, frt. wind, switch
59-69		771 1 130	AR	.30	RETAINER, wind, switch escn. (4 button)
59-68		4722455	AR	.36	RETAINER, wind, switch escn.-1 button (R.)— (10.791)
69	All exc. 8400-9000	4722455	RH	.36	RETAINER, front door window switch escutcheon 1 button (also used 10.791-10.664-1 1.041)
70		9813988	1	.25	RETAINER, wind, switch escn. (4 button)
70	All as Req.	9813990	1	.15	RETAINER, switch escn. (1 button)
64-65	Riviera Elec. Wind. 8< Deluxe A/Rest	9826575	10	.10	SCREW, mtg. base to fndtn—(14.686)
62	4829-39-47 Bkt. Seats	5713937	1	.41	SEAL, frt. dr. wind, switch dust
63	4747 Deluxe A/Rests	5713937	1	.41	SEAL, switch dust (also used 10.664-10.791- 11.041-1 1.558)
63	4819-29-39-47	5713937	RH	.4 1	SEAL, switch dust
63	4867	5713937	RH	.4 1	SEAL, switch dust
64	4747 (Elec. Winds. & Vents-Deluxe A/Rest)	5713937	RH	.41	SEAL, frt. dr. wind, switch dust
64	4819-29-39-47 (Elec. Winds.) 1st Type	5713937	1	.41	SEAL, frt. dr. wind, switch dust
64	4867 1st Type	5713937	RH	.41	SEAL, frt. dr. wind, switch dust
66-67	8439-69 Elec. Winds.	7628044	2	.41	SUPPORT, switch mtg. base—(14.691)
54-57	All Elec. Wind.	46341 19	LH	4.35	SWITCH, frt. dr. wind.-4 button
57	75-75R	4634122	2	4.15	SWITCH, rr. dr. (1-button) (used 10.791-11.04 1)
58	75-750	4432790	AR	4.46	SWITCH 8t ESCN. (1 button)
58-60	All	4723098	RH	4.15	SWITCH, 1 button
58-60	All	4723099	LH	8.85	SWITCH, 4 button
59-60	All exc. 44 1 1	4432790	AR	4.46	SWITCH & ESCN. (1 button)
61	4437-39-67-69-4637-39- 67-4737-39	4432790	AR	4.46	SWITCH 8t ESCN. (1 button)
61	44-46-4700	4723098	RH	4.15	SWITCH, 1 button
61	All exc. 4800	4723099	LH	8.85	SWITCH, 4 button

61	4829 67.	4434585	LH	15.40	SWITCH & ESCUTCHEON, 4 button
61	4829-67 1st Type-use with Escn. 4309263	4309268	LH	8.55	SWITCH (base) 4 button
61	4829-67 2nd Type-use with Escn. 5712824	5712825	LH	8.80	SWITCH (base) 4 button
62	4829-39-47-67.	5712825	LH	8.80	SWITCH (base) 4 button
62	4829-39-47-67.	4434585	LH	15.40	SWITCH 8t ESCUTCHEON, 4 button
61	4829-67.	4728670	RH	2.51	SWITCH, frt. dr. wind.-1 button—(10.791)
62	41-43-44-4600-4819- 4847 Std. Trims	4723098	RH	4.15	SWITCH, 1 button (also used 10.664-10.791- 1 1.041)
62	44-4600-4819-47 Std. Trim on 4847.	4723099	LH	8.85	SWITCH, 4 button
62	4829-39-47-67 (Bkt. Seats on 4847).	4728670	RH	2.51	SWITCH, frt. dr. wind.-1 button—(10.791)
63	4347-43-44-4600-4747	4723098	RH	4.15	SWITCH (1 button)
63	4347-67-4435-39-45-47- 67-69-4635-39-47-67- 4747.	4723099	LH	8.85	SWITCH, frt. dr. wind. (4 button)
63	4819-29-39-47-67.	4434585	LH	1 5.40	SWITCH & ESCUTCHEON (4 button)
63	4747 Deluxe A/Rests	4728670	RH	2.51	SWITCH (1 button) (10.791)
63-64	4747 Deluxe A/Rest (1 st Type).	4434583	AR	6.25	SWITCH & ESCN. (1 button)
63	4819-29-39-47-67.	4728670	RH	2.51	SWITCH (1 button) (10.791)
63-64	4747 Elec. Wind. & Deluxe A/Rest	4434586	LH	15.40	SWITCH 8i ESCUTCHEON (4 button)
64	41-42-43-44-4600.	4432790	RH	4.46	SWITCH & ESCUTCHEON (1 button) (also used 10.664-10.791-1 1.041)
64	4027-67-4 127-35-69-42- 43-44-4600.	4432791	LH	8 75	SWITCH & ESCUTCHEON (4 button)
64	4747 Elec. Wind. & Deluxe A/Rest-2nd Type.	4434583	RH	6.25	SWITCH 8. ESCUTCHEON (1 button)
64	4747 less Deluxe A/Rest	4432790	RH	4.46	SWITCH 8L ESCUTCHEON (1 button)
64	4747 less Deluxe A/Rest	4432791	LH	8 75	SWITCH 8n ESCUTCHEON (4 button)
64	4819-29-39-47-67 2nd Type.	4434582	RH	7 30	SWITCH 8i ESCUTCHEON (1 button)
64	4819-29-39-47-67.	4434585	LH	15.40	SWITCH 8. ESCUTCHEON (4 button)
65-66	35-36-40-50-6000 Elec. Winds.	4432790	RH	4.46	SWITCH & ESCUTCHEON, wind. (1 button)
65	9447 Elec. Vents, less Deluxe A/Rest	4432790	RH	4.46	SWITCH & ESCUTCHEON (1 button)
65-66	9447 Elec. Wind, less Deluxe A/Rest	4432790	RH	4.46	SWITCH & ESCUTCHEON (1 button)
65	35-36-42-43-44-52-54- 62-64-6600 Elec. Winds.	4432791	LH	8.75	SWITCH & ESCUTCHEON (4 button)
65-66	9447 Elec. Wind, less Deluxe A/Rest	4432791	LH	8 75	SWITCH 8. ESCUTCHEON (4 button)
65	82-8400 Elec. Winds.	4434582	RH	7.30	SWITCH 8i ESCUTCHEON (1 button)
65	82-8400 Elec. Winds. 8< Vents.	4434582	RH	7.30	SWITCH & ESCUTCHEON, vent (1 button)
65	82-8400 Elec. Winds.	4434585	LH	15.40	SWITCH 8. ESCUTCHEON (4 button)
64-68	Riviera	4422098	2	8 20	SWITCH & ESCUTCHEON (used 1 1.041)
66-67	8400 Elec. Wind. & Vent.	4490124	RH	9.70	SWITCH, wind. & vent (2 button)
66-67	8000 Elec. Wind. & Vent.	4490179	LH	21.35	SWITCH, wind. 8i vent (6 button)
66-67	8400 Elec. Wind, less Elec. Vents.	4434584	RH	5.95	SWITCH &. ESCUTCHEON (1 button)
66-67	9000 Elec. Wind. & Deluxe A/Rest Frt. & Rr. less Elec. Vents	4434584	RH	5.95	SWITCH 8i ESCUTCHEON (1 button)
66	35-36-40-50-6000 Elec. Winds.	4432791	LH	8.75	SWITCH 8. ESCUTCHEON, wind. (4 button)
66-67	8200 Elec. Winds, less Vents.	4434582	RH	7.30	SWITCH &. ESCUTCHEON (1 button) (also used 10.664)
66-67	8200 Elec. Winds.	4434585	LH	15.40	SWITCH &. ESCUTCHEON (4 button)
66-67	8400 Elec. Winds, less Vents.	4434586	LH	15.40	SWITCH &. ESCUTCHEON (4 button)
66-67	9000 Elec. Wind. & Deluxe A/Rest-Frt. & Rr. less Elec. Vents	4434586	LH	15.40	SWITCH 8i ESCUTCHEON (4 button)
66-68	9000 less Deluxe A/Rest	4432791	LH	8.75	SWITCH Si ESCUTCHEON (4 button)
66-67	8400-9000.	4434584	1	5.95	SWITCH 8i ESCUTCHEON (also used 10.791)
67	35-36-40-50-6000 Pwr. Winds.	4432791	1	8.75	SWITCH & ESCUTCHEON (4 button)
67	35-36-40-50-6000 Elec. Winds.	4432790	RH	4 46	SWITCH 8. ESCUTCHEON (1 button)

67-68	9000 less Deluxe A/Rest	4432790	RH	4.46	SWITCH & ESCUTCHEON (1 button),.....
67-69	9000 Elec. Wind, less Deluxe A/Rest.....	4432791	LH	8.75	SWITCH & ESCUTCHEON (4 button),.....
68	30-40-50-60-8200.....	4432790	RH	4.46	SWITCH 8. ESCUTCHEON (1 button),.....
68	8400.....	7736107	LH****	21.95	SWITCH, wind. & vent (6 button).....
68	30-40-50-60-8200.....	4432791	LH—	8.75	SWITCH 8. ESCUTCHEON (4 button),.....
68	84-9000.....	7735894	LH	16.30	SWITCH 8. ESCUTCHEON (4 button),.....
68-70	8439-57-67-69 Power Window.....	4434583	RH	6.25	SWITCH 8. ESCUTCHEON, 1 button (also used 10.791),.....
68	9000.....	4434584	RH	5.95	SWITCH 8. ESCUTCHEON (1 button) (also used 10.664-10.791),.....
69	8400 Elec. Window 1st Type.....	7735894	LH	16.30	SWITCH 8< ESCUTCHEON, frt. dr. wind. (4 button) .
69	9000 Elec. Window & Deluxe A/Rest 1st Type	7735894	LH	16.30	SWITCH 8. ESCUTCHEON, frt. dr. wind. (4 button) .
69-70	9000 Elec. Window & Deluxe A/Rest.....	4434584	RH	5.95	SWITCH 8i ESCUTCHEON, front door window (1 button).....
69	9000.....	4422098	1	8.20	SWITCH & ESCUTCHEON (used 11 041).....
69-70	9000 Elec. Window less Deluxe A/Rest.....	4432790	RH	4.46	SWITCH, front door escutcheon (1 button) (also used 10.791-1 1.04 1),.....
69-70	30-40-50-60-8200 Elec. Window.....	4432790	AR	4.46	SWITCH, front door-outer window escutcheon (1 button),.....
69	9487 Elec. Window less Deluxe A/Rest 1st Type	4432791	LH	8.75	SWITCH 8. ESCUTCHEON (4 button).....
69	All exc. 9000 1st Type . .	4432791	LH	8.75	SWITCH 8. ESCUTCHEON (4 button),.....
69	8400 Elec. Wind. 2nd Type.....	8795461	LH	19.85	SWITCH 8< ESCUTCHEON, frt. dr. wind. (4 button) .
69	9000 Elec. Wind. & Deluxe A/Rest.....	8795461	LH	19.85	SWITCH 8. ESCUTCHEON, frt. dr. wind. (4 button) .
69	All exc. 9000 (2nd Type)	8795462	LH	9.15	SWITCH & ESCUTCHEON, frt. dr. wind. (4 button) .
69	9000 Elec. Wind, less Deluxe A/Rest (2nd Type).....	8795462	LH	9.15	SWITCH 8. ESCUTCHEON (4 button).....
70-72	8400 Elec. Winds.....	8795461	LH —	19.85	SWITCH 8t ESCUTCHEON (4 button).....
70-72	Riveria Elec. Wind. & Deluxe a/rest.....	8795461	LH	19.85	SWITCH 8t ESCUTCHEON (4 button),.....
70	All exc. 8400-9000	8795462	LH	9.15	SWITCH 8. ESCUTCHEON (4 button),.....
70	9000 Elec. Wind, less Deluxe.....	8795462	LH—	9.15	SWITCH 8. ESCUTCHEON (4 button).....
71-72	30-40-50-60-8200.....	9825442	RH	5.45	SWITCH 8. ESCUTCHEON, (1-button) (also used 10.791-1 1.041),.....
71	30-40-50-60-8000.....	9825443	LH	13.95	SWITCH 8. ESCUTCHEON (4 button),.....
71-72	9000 Pwr. Wind, less Deluxe A/Rest.....	9825442	RH	5.45	SWITCH 8< ESCUTCHEON (1 button),.....
71-72	8437-39-9000 Pwr. Wind.....	4434584	RH	5.95	SWITCH 8. ESCUTCHEON (1 button),.....
71-72	9000 Deluxe A/Rest	4434584	RH	5.95	SWITCH & ESCUTCHEON (1 button),.....
71	8437-9487 Pwr. Wind. . .	8801338	2	10.45	SWITCH 8. ESCUTCHEON (used 1 1.041)
72	30-4000 Elec. Wind	9825443	LH	13.95	SWITCH 8. ESCUTCHEON (4 button),.....
72	50-60-80-9000.....	9825443	LH	13.95	SWITCH & ESCUTCHEON (4 button),.....
NOTE 1st Type less Retaining Pin & INut in Switch, 2i Type with Retaining Pin & Nut in Switch.					
1 0.777 COVER—BAR, DOOR ARM RES					
62	4829-47-67 Bkt. Seats . .	5713147	LH	20.90	COVER, frt. dr. rest-less switch
63	4829-39-47 Elec. Wind. . .	5713147	LH	20.90	COVER, frt. dr. a/rest deluxe . .
63	4867.....	5713147	LH	20.90	COVER, frt. dr. a/rest.....
64	4867.....	5713147	LH	20.90	COVER, frt. dr. rest less switch
63-65	Riviera Pwr. Winds., 4- Way Bkt. Seats, Deluxe A/Rest less Vents.....	5715557	LH	9.95	COVER, switch mtg. base.....
65	8000 Pwr. Winds, exc. Conv.....	4500428	RH	1.33	COVER, switch mtg. base (also used 12.045)
65	8000 Pwr. Wind. exc. Conv.....	7657331	LH	1.54	COVER, switch mtg. base.....
65	8467.....	5713147	LH	20.90	COVER, a/rest-less switch
66	8200 Elec. Winds.....	4500428	RH	1.33	COVER, rest switch mtg. base.....
66	8200 Elec. Winds.....	7657331	LH	1.54	COVER, rest switch mtg. base.....
66-67	9487 Elec. Winds. & Deluxe A/Rests less Vac. Dr. Locks.....	9708044	RH	20.45	COVER, less switch
66-67	8000 Elec. Wind, less Vents.....	9707063	RH	15.10	COVER, less switch
66-67	8000 Elec. Winds. & Vents.....	9707064	RH	15.10	COVER, less switch

66	8437-39-69 Elec. Wind.- (less Vents & 4 or 6-Way Seats)	9707065	LH	15.10	COVER, rest-less switch
66	8437-39-69 Elec. Wind. 8i Vents, less Pwr. Seats	9707066	LH	15.10	COVER, rest-less switch
66-67	8467 Elec. Wind. 8. Vent	9707068	LH	15.10	COVER, less switch
66	8400 Elec. Winds. 8. Vents. 8i 4 or 6-Way Seats	9707068	LH	15.10	COVER, rest-less switch
66	8000 Elec. Wind. & Pwr. Seats (less Vents)	9707067	LH	15.10	COVER, rest-less switch
66-67	9487 Elec. Winds. & Vac. Dr. Locks & Deluxe A/Rests	9708045	RH	20.45	COVER, less switch
66-67	9000 Elec. Winds. & Deluxe A/Rests less Elec. Seats &/or Vac. Dr. Locks	9708046	LH	20.45	COVER, less switch
66-67	9487 Elec. Winds. & Vac. Dr. Locks & Deluxe A/Rests less Pwr. Seats	9708047	LH	20.45	COVER, less switch
66-67	9487 Elec. Winds. & Pwr. Seats & Deluxe A/Rests less Vac. Dr. Locks	9708048	LH	20.45	COVER, less switch
66-67	9487 Elec. Winds. & Seats 8i Vac. Dr. Locks & Deluxe A/Rests	9708049	LH	20.45	COVER, less switch
66-67	9487 Deluxe A/Rests & Vac. Dr. Locks less Elec. Winds.	7622257	RH	14.30	COVER, (chrome)
66-67	9487 Deluxe A/Rests & Vac. Dr. Locks less Elec. Winds.	7622258	LH	14.30	COVER (chrome)
66-67	9487 Deluxe A/Rests less Elec. Winds. 8i/or Vac. Dr. Locks	7622255	RH	14.30	COVER (chrome)
66-67	9487 Deluxe A/Rests less Elec. Winds.-Seats & Vac. Dr.	7622256	LH	14.30	COVER (chrome)
66-67	9487 Deluxe A/Rests & Pwr. Seats less Elec. Winds. &/or Vac. Dr. Locks	7622259	LH	14.30	COVER (chrome)
66-67	9487 Pwr. Seats & Vac. Dr. Locks & Deluxe A/Rests less Elec. Winds.	7622260	LH	14.30	COVER (chrome)
67	8439-69 Elec. Winds.	9709648	RH	18.35	COVER (used 12.145)
67	8439-69 Elec. Winds.	9709649	LH	18.35	COVER (used 12.145)
67	8239-57-69 Elec. Winds.	7657330	RH	1.54	COVER, switch mtg. base
67	8239-57-69 Elec. Winds.	7657331	LH	1.54	COVER, switch mtg. base
67	8439-57-69 Elec. Wind. less Vents 8. \$ OR " Way Seats	9707065	LH	15.10	COVER, less switch
67	8439-57-69 Elec. Wind. 8i Vents less Pwr. Seats	9707066	LH	15.10	COVER, less switch
67	8457-69 Elec. Wind, less Vents	9707067	LH	15.10	COVER, less switch
67	8439 Elec. Wind. & 4 or 6-Way Seats less Elec. Vents	9707067	LH	15.10	COVER, less switch
67	8467	9707067	LH	15.10	COVER, less switch
67	8457-69 Elec. Wind. & Vents 8i 4 or 6-Way Seats	9707068	LH	15.10	COVER, less switch
67	8439 Elec. Winds. 8. Vents. & Pwr. Seats	9707068	LH	15.10	COVER, less switch
68	30-4000 (4 Drs.) Pwr. Wind	7728608	2	.30	COVER, rr. dr. elec. switch protector
68-70	8400 Power Window less Power Vents. & Vacuum Door Locks	9715398	RH	12.15	COVER, less switch

68	8439-57-69 Pwr. Wind. & vac. Dr. Locks less Pwr. Vents. & Seats9715400	LH	12.15	COVER, less switch
68	8400 Pwr. Wind. & Vac. Dr. Locks less Pwr. Vents.9715401	RH	12.15	COVER, less switch
68	8400 Pwr. Wind. & Seats less Pwr. Vents & Vac. Dr. Locks.971 5402	LH	11.80	COVER, less switch
68	8400 Pwr. Winds., Seats & Vac. Dr. Locks less Pwr. Vents9715403	LH	1 1.80	COVER, less switch
68	8400 Pwr. Winds., & Vents, less Vac. Dr. Locks.9715404	RH	12.15	COVER, less switch
68	8400 Pwr. Winds., Vents. 8t Vac. Dr. Locks.9715405	RH	12.15	COVER, less switch
68	8400 Pwr. Winds., Vents 8i Seats less Vac. Dr. Locks.9715406	LH	11.80	COVER, less switch
68	8400 Pwr. Winds., Vents Seats & Vac. Dr. Locks	.9715407	LH	11.80	COVER, less switch
68	8439-57-69 Pwr. Winds. & Vents, less Vac. Dr. Locks or Pwr. Seats9715408	LH	12.15	COVER, less switch
68	8439-57-69 Pwr. Winds. Vents. & Vac. Dr. Locks less Pwr. Seats9715409	LH	12.15	COVER, less switch
68-70	8439-69 Elec. Windows9715734	1	21.35	COVER (used 10.791)
68-70	8439-69 Elec. Winds.9715735	1	21.35	COVER (used 10.791)
68	9487 Pwr. Winds, less Vac. Dr. Locks.9715174	RH	21.35	COVER (used 10.791)
68-70	9487 Pwr. Winds, less Vac. Dr. Locks.9715178	LH	14.60	COVER, less switch
68	9487 Pwr. Winds. & Vac. Dr. Locks.9715176	RH	14.60	COVER, less switch
68	9487 Pwr. Winds. & Vac. Dr. Locks.9715180	LH	14.60	COVER, less switch
69	8439-57-69 Elec. Window & 4 or 6-Way Seats less Vac. Door Locks.9715402	LH	11.80	COVER, less switch
70	8439-57-69 Elect. Wind. & 4 or 6-Way Seats9715402	1	11.80	COVER, less switch
69-70	84679715402	LH	11.80	COVER, less switch
69-70	8439-57-69 Elec. Window & 4 or 6-Way Seats & Electric or Vac. Dr. Locks.9715403	LH	11.80	COVER, less switch
69-70	8467 with Elec. or Vac. Dr. Locks.9715403	LH	11.80	COVER, less switch
69-70	8439-57-69 Elec. Window & Elec. or Vac. Dr. Locks less 4 or 6-Way Seat.9715400	LH	12.15	COVER, less switch
69-70	9487 Vac. Door Locks & Deluxe A/Rest less Elec. Wind.9721002	RH	20.80	COVER, less valve
69-70	9487 Vac. Door Locks & Deluxe A/Rest less Elec. Wind.9721003	LH	20.80	COVER, less valve
69-70	8439-57-67 Elec. Window & Elec. or Vac. Dr. Locks.9715401	RH	12.15	COVER, less switch
69-70	9487 Elec. Wind. & Vac. Dr. Locks & Deluxe A/Rest9715176	RH	14.60	COVER, frt. door rest-less switch
69-70	9487 Elec. Wind. & Vac. Dr. Locks & Deluxe A/Rest.9715180	LH	14.60	COVER, frt. door rest-less switch
69	94879715174	RH	14.60	COVER, frt. door rest-less switch
69	9487 Vac. Door Locks & Deluxed.9721002	RH	20.80	COVER, less valve
69	9487 Vac. Door Locks & Deluxed.9721003	LH	20.80	COVER, less valve

69	3435-3436-3569-4439-4-								
	456-66 Power Window	7728608	2	.30	COVER, rear door inner panel-electric switch protector				
71-72	8437-39 Pwr. Wind.	.9832847	RH	12.05	COVER, less switch				
71-72	8437-39 Pwr. Wind. & Split Seat or 6-Way Bench	.9832833	LH	12.05	COVER, less switch				
71-72	9000 Pwr. Wind. & L 6-Way Bench or 4-Way Bkts. & Deluxe A/Rest	.9832833	LH	12.05	COVER, less switch				
71-72	8437-39 Pwr. Wind. 6-Way Bench	.9832827	LH	12.05	COVER, less switch				
71-72	9000 Pwr. Wind. Deluxe A/Rest-less 6-Way Bench or 4-Way Bkt.	.9832827	LH	12.05	COVER, less switch				
71-72	9000 Deluxe A/Rest	.9832847	RH	12.05	COVER, less switch				
71-72	8437-9000	.9862763	RH	18.40	COVER (used 1 1.041)				
71-72	8437-9000	.9862764	LH	18.40	COVER (used 1 1.041)				
61-65	Electra (Pwr. Wind. & Vents.)	.4309271	LH	2.83	BAR, switch base divider				
66-67	8200 Elec. Winds. & Vents.	.4309271	LH	2.83	BAR, switch base divider				
66-67	50-60-8000 (2 Drs.) Elec. Winds.	.4888512	2	.10	BUMPER, elec. mtr. & reg.—(1 0.783)				
	10.778 CONDUIT, FRONT DOOR ELECTRIC								
63-64	4819-29-39 Vac. Dr. Lock	.4877934	RH	1.38	CONDUIT, frt. dr. elec.				
63-64	48 19-29-39 Vac. Dr. Lock	.4877935	LH	1.44	CONDUIT, frt. dr. elec.				
65	50-60-8000 Vac. Dr. Locks-less Elec. Winds.	.4479837	2	2.46	CONDUIT, vac. hose				
65	52-54-62-64-66-8239-8269 Vac. Dr. Locks-less Elec. Wind	.4479840	RH	1.59	CONDUIT, ctr. pillar vac. hose				
65	52-54-62-64-66-8239-8269 Vac. Dr. Locks-less Elec. Wind	.4479841	LH	1.59	CONDUIT, ctr. pillar vac. hose				
65	52-54-62-64-66-82-8439-8269-8469	.4479840	RH	1.59	CONDUIT, ctr. pillar-elec.				
65	52-54-62-64-66-82-8439-8269-8469	.4479841	LH	1.59	CONDUIT, ctr. pillar-elec.				
65	52-54-62-6469 Vac. Dr. Locks-less Pwr. Winds.	.4481699	2	.77	CONDUIT, ctr. pillar vac. hose				
65	50-60-8000 Elec Winds.	.4479837	2	2.46	CONDUIT				
65	52-54-62-6469 Elec. Wind	.4481699	2	.77	CONDUIT, ctr. pillar				
66	50-60-80-9000 Vac. Dr. Locks less Elec. Winds.	.4479837	RH	2.46	CONDUIT, vac. hose				
66	50-60-8400 Elec. Winds.	.4479837	2	2.46	CONDUIT, frt. dr. elec.				
66	52-54-6469	.4481699	2	2.46	CONDUIT, frt. dr. elec.				
66	9487 (4 or 6-Way Astro Bench or 4-Way Bkt. Seats 8i/or Vac. Dr. Locks less Pwr. Winds.)	.4479837	LH	2.46	CONDUIT, elec. & vac. hose				
66-68	52-54-6469 Vac. Dr. Locks less Pwr. Wind.	.4481699	1	.77	CONDUIT, ctr. pillar vac. hose				
65-68	52-54-62-64-66-8239-8269 Vac. Dr. Locks less Pwr. Winds.	.4479840	RH	1.59	CONDUIT, ctr. pillar vac. hose				
65-68	52-54-62-64-66-8239-8269 Vac. Dr. Locks less Pwr. Winds.	.4479841	LH	1.59	CONDUIT, ctr. pillar vac. hose				
65-68	52-54-62-64-66-82-8439-8269-8469 Pwr. Winds.	.4479840	RH	1.59	CONDUIT, ctr. pillar-elec.				
65-68	52-54-62-64-66-82-8439-8269-8469 Pwr. Winds.	.4479841	LH	1.59	CONDUIT, ctr. pillar-elec.				
67-68	50-60-8000 Pwr. Winds.	.4479837	2	2.46	CONDUIT, frt. dr. vac. hose				
67	8000 Pwr. Wind. 8. Vents.	.4479837	2	2.46	CONDUIT, frt. dr. vac. hose				
67-68	50-60-8000 Vac. Dr. Locks less Pwr. Wind.	.4479837	2	2.46	CONDUIT, frt. dr. vac. hose				
67-69	9000 Vacuum Door Locks less Elec. Wind.	.4479837	RH	2.46	CONDUIT, frt. dr. vac. hose				
				2.46	CONDUIT, frt. dr. vac. hose				

67	9000 (4 or 6-Way Seats) or 4-Way Bkts. Deluxe A/Rest &/or Vac. Dr. Locks less Elec. Winds.	4479837	LH	2.46	CONDUIT, frt. dr. elec. & A.C. hose
67	52-54-6469 Pwr. Winds.	4481699	2	.77	CONDUIT, ctr. pillar-elec.
69	3369-3435-3436-3569- 4456-66-69 Elec. Wind	.8729450	2	2.46	CONDUIT, center pillar.
69	30-4000 Vac. Dr. Locks	.8730959	2	3.13	CONDUIT, frt. dr. vac. hose.
69-72	4439 Elec. Window	.8731000	2	2.56	CONDUIT, center pillar.
69	50-60-8000 (4 Drs.) Elec. Wind	.8734066	2	1.38	CONDUIT, center pillar.
69-70	50-60-8000	.8718000	2	3.28	CONDUIT, front door-elec.
69	9000 Power Seats & Deluxe A/Rest-Front & Rear 8i/or Vacuum Door Locks & Elec. Wind	.4479837	1	2.46	CONDUIT, frt. door elec. & vac. hose
70	30-4000 Elec. Dr. Locks & Elec. Wind	.8730959	2	3.13	CONDUIT, front door elec.
70-72	4439 Elec. Dr. Lock less Elec. Wind	.8731000	2	2.56	CONDUIT, ctr. pillar elec.
70	6036-46 Elec. Wind	.8734066	2	1.38	CONDUIT, ctr. pillar elec.
70	5239-69-5439-69-6439- 6639-8239-69-8439- 69 Elec. Wind. & Elec. Dr. Lock	.8734066	2	1.38	CONDUIT, ctr. pillar elec.
70	9000 Elec. Dr. Locks less Pwr. Wind	.4479837	2	2.46	CONDUIT (elec.)
70-72	All A	.8729450	2	2.46	CONDUIT, ctr. pillar elec.
71-72	All A (Elec. Wind.)	.8730959	2	3.13	CONDUIT, frt. dr. elec. wiring
71-72	All A (Elec. Dr. Locks) less Elec. Wind	.8730959	2	3.13	CONDUIT, frt. dr. elec. wiring
71-73	All B-C (4 Dr. H.T.)	.8905129	RH	1.69	CONDUIT, wiring protector on rkr. pnl. side.
71-73	All B-C (4 Dr. H.T.)	.8905128	LH	1.69	CONDUIT, wiring protector on rkr. pnl. side.
71-73	All B	.8905095	RH	2.51	CONDUIT, wiring protector on rkr. pnl. side.
71-73	All B	.8905094	LH	2.51	CONDUIT, wiring protector on side of rkr. pnl.
71-73	All B-C (4 Dr.) Elec. Wind	.9837508	2	1.69	CONDUIT, rr. dr. elec. wiring
71-73	All B-C-E Elec. Dr. Lock or Pwr. Wind	.9837507	2	2.51	CONDUIT, frt. dr. elec. wiring
71-73	All C (2 Dr.)	.8905127	RH	2.51	CONDUIT, wiring protector on rkr. pnl. side.
71-73	All C (2 Dr.)	.8905126	LH	2.51	CONDUIT, wiring protector on side of rkr. pnl.
71-73	All E	.8905097	RH	2.51	CONDUIT, wiring protector on rkr. pnl. side.
71-73	All E	.8905096	LH	2.51	CONDUIT, wiring protector on side of rkr. pnl.
66-70	9487	.4482139	2	.56	PLUG, front door hinge pillar conduit hole
67	4469-4855-65-82-8469	.4729219	2	.10	PLUG, conduit hole in ctr. pillar (also used 1 1.041)
67-68	82-8469	.4729219	2	.10	PLUG, conduit hole in rr. dr. pillar.
68	8239-69-8439-69	.4729219	2	.10	PLUG, ctr. pillar conduit hole (also used 1 1.041)
68-70	9000	.4729219	2	.10	PLUG, rear quarter inner lower panel
69-70	8239-69-8439-69	.8760446	2	.15	PLUG, conduit hole-rr. dr. hinge pillar 8i ctr. pillar elec. conduit hole
71-73	All C (4 Dr.)	.8760446	2	.15	PLUG, ctr. pillar elec. conduit hole.
1 0.783 REGULATOR, FRONT DOOR WINDOW (MANUAL)					
59-60	4419-35-45-4619-35-45	.4752446	LH	12.75	REGULATOR
59-60	4411-37-67-4637-67- 4737	.4751313	LH	12.45	REGULATOR
59-60	4439-4639	.4752443	RH	15.15	REGULATOR
59-60	4439-4639	.4752444	LH	15.15	REGULATOR
59-60	4719-39-4829-39	.4755283	LH	13.45	REGULATOR
61-63	4019-35-45-4119-35	.4803353	RH	10.35	REGULATOR
61-63	4019-35-45-4119-35	.4803354	LH	10.35	REGULATOR
61-63	4027-67-4167-4317-47- 67	.4833976	RH	14.75	REGULATOR
61-63	4027-67-4167-4317-47- 67	.4833977	LH	14.75	REGULATOR
61-64	4435-45-69-4635-45-69- 47 19-4819	.4812814	RH	12.75	REGULATOR
61-64	4435-45-69-4635-45-69- 4719-4819	.4812815	LH	12.75	REGULATOR
61-63	441 1	.4807292	RH	15.60	REGULATOR
61-63	441 1	.4807293	LH	15.60	REGULATOR
61-64	4437-47-67-4637-47-67- 4737-4847	.4807294	RH	15.15	REGULATOR
61-64	4437-47-67-4637-47-67- 4737-4847	.4807295	LH	15.15	REGULATOR
				15.15	REGULATOR

61-64	4439-4639-4739-4829-3-9	4808370	RH	15.15	REGULATOR
61-64	4439-4639-4739-4829-39	4808371	LH	15.15	REGULATOR
63-65	Riviera	4880965	RH	14.00	REGULATOR
63-65		4880966	LH	14.45	REGULATOR
64-65	Special-Skylark (2 Dr.				
		4407846	RH	15.60	REGULATOR
64-65	Special-Skylark (2 Dr. Coupe)	4407847	LH	15.15	REGULATOR
64-65	Special-Skylark Conv. &L Ht	4407848	RH	15.60	REGULATOR
64-65	Special-Skylark Conv. & Ht	4407849	LH	15.15	REGULATOR
64-67	Special-Skylark (4 Dr.) exc. 43-4439	4408604	RH	10.90	REGULATOR
64-67	Special-Skylark (4 Dr.) exc. 43-4439	4408605	LH	10.65	REGULATOR
65	50-60-8000 (4-Dr.) exc. 8439-69	7609592	RH	14.15	REGULATOR
65	50-60-8000 (4-Dr.) exc. 8439-69	7609593	LH	14.15	REGULATOR
65	50-60-8000 (2-Dr.) exc. 8437	7609588	RH	15.80	REGULATOR
65	50-60-8000 (2-Dr.) exc. 8437	7609589	LH	15.80	REGULATOR
65	8439-69	4540458	LH	14.85	REGULATOR
65	8437	4540460	RH	16.10	REGULATOR
65	8437	4540461	LH	16.55	REGULATOR
66-67	30-4000 (2-Dr.)	4541854	RH	15.15	REGULATOR
66-67	30-4000 (2-Dr.)	4541855	LH	15.15	REGULATOR
66-67	4000 (4-Dr. H.T.)	7635910	RH	15.60	REGULATOR
66-67	4000 (4-Dr. H.T.)	7635911	LH	15.15	REGULATOR
66	50-60-8000 (2-Dr.) exc. 6637-67-8467	7609588	RH	15.80	REGULATOR
66	50-60-8000 (2-Dr.) exc. 6637-67-8467	7609589	LH	15.80	REGULATOR
66	50-60-8000 (4 Drs.) exc. 6639	7609592	RH	14.15	REGULATOR
66	50-60-8000 (4 Drs.) exc. 6639	7609593	LH	14.15	REGULATOR
66	6637-67	7609590	RH	16.10	REGULATOR
66	6637-67	7609591	LH	16.10	REGULATOR
66	6639	7609594	RH	15.95	REGULATOR
66	6639	7609595	LH	15.95	REGULATOR
66-70	9487	7599190	RH	26.85	REGULATOR
66-70	9487	7599191	LH	26.85	REGULATOR
66-70	9487 Deluxe A/Rest less Power Windows	7642466	RH	28.00	REGULATOR
66-70	9487 Deluxe A/Rest less Power Windows	7642467	LH	28.85	REGULATOR
67-68	50-60-8000 (2-Dr.)	7658110	RH	15.15	REGULATOR
67-68	50-60-8000 (2-Dr.)	7658111	LH	15.15	REGULATOR
67	6667-87-8257	7658112	RH	15.60	REGULATOR
67	6667-87-8257	7658113	LH	15.15	REGULATOR
67	50-60-8000 (4-Dr.) exc. 6639-8239-69	7702352	RH	13.00	REGULATOR
67	50-60-8000 (4-Dr.) exc. 6639-8239-69	7702353	LH	12.75	REGULATOR
67	6639-8239-69	7702354	RH	13.00	REGULATOR
67	6639-8239-69	7702355	LH	12.75	REGULATOR
68-72	3327	7726276	RH	14.30	REGULATOR
68-72	3327	7726277	LH	14.30	REGULATOR
68	30-4000 (2-Dr.) exc. 3327	7726501	RH	14.30	REGULATOR
68	30-4000 (2-Dr.) exc. 3327	7776502	LH	14.30	REGULATOR
68	30-4000 (4-Dr.) exc. 4439	7724356	RH	10.90	REGULATOR
68	30-4000 (4-Dr.) exc. 4439	7724357	LH	10.90	REGULATOR
68-72	4439	7724362	RH	14.30	REGULATOR
68-72	4439	7724363	LH	14.30	REGULATOR
68	50-60-8000 (4-Dr.)	7746422	RH	12.50	REGULATOR
68	50-60-8000 (4-Dr.)	7746423	LH	12.50	REGULATOR
69-72	3369-3435-36-3569-4456-66-69	7724356	RH	10.90	REGULATOR

69-72	3369-3435-36-3569-445-				
	6-66-69.7724357	LH	10.90	REGULATOR.
69	3437-3537-4437-67-				
	4600.8730923	RH	19.65	REGULATOR.
69	3437-3537-4437-67-				
	4600.8730924	LH	19.65	REGULATOR
69	52-5 4-64-6637-54-6667-				
	82-8457.8760744	RH	19.65	REGULATOR.
69	52-54-64-6637-54-6667-				
	82-8457.8760745	LH	19.65	REGULATOR
69-70	5239-69-5439-69-6036-				
	46-6439-69-6639-				
	8239-69-8439-69.8721008	RH	12.85	REGULATOR
69-70	5239-69-5 439-69-6036-				
	46-6439-69-6639-				
	8239-69-8439-69.8721009	LH	12.85	REGULATOR.
70-72	3337-3437-67-3537-				
	4437-67-4600.8789924	RH	19.75	REGULATOR
70-72	3337-3437-67-3537-				
	4437-67-4600.8789925	LH	19.75	REGULATOR
70	5237-5437-67-6437-				
	6637-67-8257-84578789936	RH	19.75	REGULATOR
70	5237-5437-67-6437-				
	6637-67-8257-84578789937	LH	19.75	REGULATOR.
71-73	All B-C-E (2 Drs.)9828153	RH	16.35	REGULATOR.
71-73	All B-C-E (2 Drs.)9828154	LH	16.35	REGULATOR.
71-73	50-60-8000 (4 Drs.)9891205	RH	19.65	REGULATOR.
71-73	50-60-8000 (4 Drs.)9891206	LH	19.75	REGULATOR.
68	All exc. 4700.4405526	AR	.10	SCREW, regulator to inner panel—(12.1 80).
67	All.4405526	AR	.10	SCREW, regulator to inner panel—(12.180).
69	9487.4405526	8	.10	SCREW, front door window regulator to inner panel—(12.195).

10.783 REGULATOR, FRONT DOOR WINDOW (ELECTRIC)

61-64	4437-47-67-4637-47-67-				
	4737-4847-67.5718764	RH	25.15	REGULATOR, less mtr
63-65	Riviera5714810	RH	23.20	REGULATOR, less mtr
63-65	Riviera5714811	LH	23.20	REGULATOR, less mtr
64-67	Special-Skylark (4-Dr.)				
	exc. 43-4439.5716920	RH	23.10	REGULATOR, less mtr
64-67	Special-Skylark (4-Dr.)				
	exc. 43-4439.5716921	LH	23.10	REGULATOR, less mtr
65-66	50-60-8000 (2-Drs.) Elec.				
	Wind. exc. Vents.9707762	RH	23.45	REGULATOR, less mtr
65-66	50-60-8000 (2-Drs.) Elec.				
	Wind. exc. Vents.9707763	LH	23.45	REGULATOR, less mtr
65-66	50-6000 (4-Dr. Sedan)				
	Elec. Wind. exc. Vents.9706848	RH	23.10	REGULATOR, less mtr
65-66	50-6000 (4-Dr. Sedan)				
	Elec. Wind. exc. Vents.9706849	LH	23.10	REGULATOR, less mtr
65-67	50-60-8000 (4-Dr.) exc.				
	52-54-64-6669.9705750	RH	23.45	REGULATOR, less mtr
65-67	50-60-8000 (4-Dr.) exc.				
	52-54-64-6669.9705751	LH	23.45	REGULATOR, less mtr
66-67	30-4000 (2-Drs.)9705736	RH	23.10	REGULATOR, less mtr
66-67	30-4000 (2-Drs.)9705737	LH	23.10	REGULATOR, less mtr.
66	9487 Elec. Winds. 1st				
	Type (Prod. Mtr.				
	Stamped 5045413)9716588	RH	43.35	REGULATOR, less mtr.
66-67	4000 (4-Dr. H.T.)9705856	RH	23.10	REGULATOR, less mtr.
66-67	4000 (4-Dr. H.T.)9705857	LH	23.10	REGULATOR, less mtr. .
66-67	9000.9716589	LH	41.35	REGULATOR, less mtr.
66-67	9000.9716588	RH	43.35	REGULATOR, less mtr.
67	50-6000 (4-Dr. Sedans)9711798	RH	25.15	REGULATOR, less mtr.
67	50-6000 (4-Dr. Sedans)9711799	LH	25.15	REGULATOR, less mtr.
67-68	50-60-8000 (2-Drs.)9709212	RH	25.55	REGULATOR, less mtr.
67-68	50-60-8000 (2-Drs.)9709213	LH	25.55	REGULATOR, less mtr.
68	4000 (2-Drs.)9713084	RH	23.10	REGULATOR, less mtr.
68	4000 (2-Drs.)9713085	LH	23.10	REGULATOR, less mtr.
68-72	30-4000 (4-Drs.) exc.				
	4439.9716738	RH	23.10	REGULATOR, less mtr.
68-72	30-4000 (4-Drs.) exc.				
	4439.9716739	LH	23.10	REGULATOR, less mtr.
68	4000 (4-Dr. H.T.)9712906	RH	23.10	REGULATOR, less mtr.
68	4000 (4-Dr. H.T.)9712907	LH	23.10	REGULATOR, less mtr.
68	50-6000 (4-Dr. Sedan)9714918	RH	23.10	REGULATOR, less mtr.
68	50-6000 (4-Dr. Sedan)9714919	LH	23.10	REGULATOR, less mtr.
68	50-6000 (4-Dr. H.T.)9714926	RH	24.05	REGULATOR, less mtr.

68	50-6000 (4-Dr. H.T.)	9714927	LH	23.45	REGULATOR, less mtr
68	8000 (4-Drs.)	9714926	RH	24.05	REGULATOR, less
68	8000 (4-Drs.)	9714927	LH	23.45	REGULATOR, less
68-70	9487 Elec. Wind, less Vents	9716588	RH	43.35	REGULATOR, less mtr
68-70	9487 Elec. Wind, less Vents	9716589	LH	41.35	REGULATOR, less mtr
68	9000 less Pwr. Vent	9716588	RH	43.35	REGULATOR, less
68	9000 less Pwr. Vent	9716589	LH	41.35	REGULATOR, less
69	3437-3537-4437-67- 4637-67	9717698	RH	24.90	REGULATOR, less
69	3437-3537-4437-67- 4637-67	9717699	LH	24.90	REGULATOR, less
69-72	4439	9712906	RH	23.10	REGULATOR, less
69-72	4439	9712907	LH	23.10	REGULATOR, less
69	5237-5437-67-6437- 6637-67-8257-8457- 67	9717672	RH	28.40	REGULATOR, less mtr.
69	5237-5437-67-6437- 6637-67-8257-8457- 67	9717673	LH	28.40	REGULATOR, less mtr.
69-70	50-60-8000 (4 Drs.)	9721856	RH	25.40	REGULATOR, less mtr.
69-70	50-60-8000 (4 Drs.)	9721857	LH	25.40	REGULATOR, less mtr.
70-72	3337-3437-67-3537- 4437-4467-4600 Elec Wind	9721898	RH	28.40	REGULATOR (less mtr.)
70-72	3337-3437-67-3537- 4437-4467-4600 Elec Wind	9721899	LH	28.40	REGULATOR (less mtr.)
70	5237-5437-67-6637-67- 8257-8457-67	9829790	RH	30.20	REGULATOR (less mtr.)
70	5237-5437-67-6637-67- 8257-8457-67	9829791	LH	30.20	REGULATOR (less mtr.)
71-72	3327	9713046	RH	23.10	REGULATOR (less mtr.)
71-72	3327	9713047	LH	23.10	REGULATOR (less mtr.)
71-73	All B-C-E (2 Drs.)	9831930	RH	31.50	REGULATOR (less mtr.)
71-73	All B-C-E (2 Drs.)	9831931	LH	31.50	REGULATOR (less mtr.)
71-72	50-60-8000 (4 Drs.)	9878604	RH	33.00	REGULATOR (less mtr.)
71-72	50-60-8000 (4 Drs.)	9878605	LH	33.00	REGULATOR (less mtr.)
65	All Elec. Winds, exc. Vents	5096732	AR	.33	SCREW, dr. wind. elec. 12.195)
65-73	All as Req.	4405526	AR	.10	SCREW (V4"-20 x V ")
63-70	All	4888512	AR	.10	BUMPER (used 10.716
1 0.783 ARMATURE. WINDOW ELECTRIC MOTOR					
64-65	All	4909702	AR	14.25	ARMATURE (also used
65	50-60-80-9000 exc. 52- 54-62-6469	4909699	1	13.25	ARMATURE, elec. mtr.
66	All 4-Dr. H.T. 8< 8269- 8469-9000	4909699	AR	13.25	ARMATURE
67-68	30-4000 exc. 43-4439	4909702	2	14.25	ARMATURE (also used
67-68	50-6000 (4-Dr. Sedan)	4909702	2	14.25	ARMATURE
67	4000 (4-Dr. H.T.)	4909699	2	13.25	ARMATURE (also used
67	50-60-80-9000 exc. 52- 54-6469	4909699	2	13.25	ARMATURE
68	5239-87-5439-67-87- 6439-87-6600-8200- 8467-69-9000	4909699	AR	13.25	ARMATURE (also used
59-68	All	4918916	AR	.24	BRUSH (used 10.661-1
64-68	All Elec. Winds	4917191	AR	4.03	BRUSH HOLDER, mtr. (12.195)
66	9487 Elec. Winds. 1st Type (Prod. Mtr. Stamped 50454 13- 414)	9707159	1	1.32	GUIDE, sector
66	3507-17-3607-17-4600 Elec. Winds	5098080	AR	.10	PLUG, armature thrust (also used 2.760-1 1.041- 12.195)
66-68	All	4916378	2	.10	RING, mtr. armature (also used 10.791-1 1.041- 12.195)
64-68	All Elec. Winds	5096732	AR	.33	SCREW, elec. mtr. (also used 2.760-10.791-1 1.04 1- 12.195)
66	3507-17-3607-17-4600 Elec. Winds	5097480	AR	.05	WASHER, armature plug (also used 2.760-1 1.041- 12.195)
67-68	All	5097480	AR	.05	WASHER, mtr. armature plug (also used 10.791- 1 1.041-12.195)
67-68	All	5098080	AR	.10	PLUG, mtr. armature thrust (also used 10.791- 1 1.041 12.195)

© 1972 BUICK MOTOR DIVISION, GENERAL MOTORS CORPORATION

1 0.783 MOTOR—PACKAGE—BRACKET, FRONT DOOR WINDOW ELECTRIC

54-64	All	5045589	RH	37.50	MOTOR
54-64	All	5045590	LH	37.50	MOTOR
65	30-4000	5045589	RH	37.50	MOTOR
65	30-4000	5045590	LH	37.50	MOTOR
66	35-36-4200-4307-17↵ 4407-17	5045589	RH	37.50	MOTOR
66	35-36-4200-4207-17↵ 4407-17	5045590	LH	37.50	MOTOR
66-67	43-4439	5045587	RH	35.35	MOTOR
66-67	43-4439	5045588	LH	35.35	MOTOR
65-67	50-60-8000 exc. 52-54↵ 6469	5045587	RH	35.35	MOTOR
65-67	50-60-8000 exc. 52-54↵ 6469	5045588	LH	35.35	MOTOR
66	50-60-80-9000 exc. 52↵ 54-62-6469	5045587	RH	35.35	MOTOR
66	50-60-80-9000 exc. 52↵ 54-62-6469	5045588	LH	35.35	MOTOR
66	9000 1st Type	4916521	RH	33.10	MOTOR (stamped 5045413-414)
66	9000 1st Type	4916522	LH	33.10	MOTOR (stamped 5045413-414)
66	9000 2nd Type	5045587	RH	35.35	MOTOR (stamped 5045238-239)
66	9000 2nd Type	5045588	LH	35.35	MOTOR (stamped 5045238-239)
67	35-36-40-9000 exc. 43↵ 4439	5045589	RH	37.50	MOTOR
67	35-36-40-9000 exc. 43↵ 4439	5045590	LH	37.50	MOTOR
67	9000	5045587	RH	35.35	MOTOR
67	9000	5045588	LH	35.35	MOTOR
68	3435-3569-4469-5269↵ 5469-6469	5045589	RH	37.50	MOTOR
68	3435-3569-4469-5269↵ 5469-6469	5045590	LH	37.50	MOTOR
68	34-35-4437-67	5045589	RH	37.50	MOTOR
68	34-35-4437-67	5045590	LH	37.50	MOTOR
68	34-35-4000 (4-Drs.)	5045589	RH	37.50	MOTOR
68	34-35-4000 (4-Drs.)	5045590	LH	37.50	MOTOR
68	5239-87-5439-67-87↵ 6439-87-6600-8000↵ 9000	5045587	RH	35.35	MOTOR
68	5239-87-5439-67-87↵ 6439-87-6600-8000↵ 9000	5045588	LH	35.35	MOTOR
69-70	3437-3537-4437-67↵ 4600-5000-6000↵ 8000-9000	5045587	RH	35.35	MOTOR (also used 10.791-11.04 1)
69-70	3437-3537-4437-67↵ 4600-5000-6000↵ 8000-9000	5045588	LH	35.35	MOTOR (also used 10.7 19-1 1.041)
69-70	3435-36-3569-4439-5 6↵ 66-69	5045589	RH	37.50	MOTOR (also used 10.791-1 1.041)
69-70	3435-36-35 69-4439-56↵ 66-69	5045590	LH	37.50	MOTOR (also used 10.791-11.041)
71-72	All 2 Drs. exc. 3327	5045587	RH	35.35	MOTOR
71-72	All 2 Drs. exc. 3327	5045588	LH	35.35	MOTOR
71-72	3327	5045589	RH	37.50	MOTOR
71-72	3327	5045590	LH	37.50	MOTOR
71-72	3369-3436-4439-69	5045589	RH	37.50	MOTOR
71-72	3369-3436-4439-69	5045590	LH	37.50	MOTOR
71-72	50-60-8000 (4 Drs.)	5045588	RH	35.35	MOTOR
71-72	50-60-8000 (4 Drs.)	5045587	LH	35.35	MOTOR
73	All A	5045588	RH	35.35	MOTOR
73	All A	5045587	LH	35.35	MOTOR
54-68	All exc. Mtrs. 5045585↵ 586-587-588-589-590	4900085	AR	5.40	PINION & GEAR PACKAGE, repair (also used 10.791-1 1.041)
54-64	All exc. Conv. (use with Motor 5045585-586↵ 587-588-589-590)	4919192	AR	5.40	PINION & GEAR PACKAGE, frt. dr. and qtr. window (12 teeth) also use 10.791-1 1.041
65-67	30-4000 exc. Conv. (use with Motor 5045585↵ 586-587-588-589-590)	4919192	AR	5.40	PINION & GEAR PACKAGE, frt. dr. and qtr. window (12 teeth)

65-67	50-60-80-9000 (use with Motor 5045585-586-587-588-589-590)	4919192	AR	5.40	PINION & GEAR PACKAGE, frt. dr. and qtr. window (12 teeth).....
68	All (use with Motor 5045585-586-587-588-589-590)	4919192	AR	5.40	PINION & GEAR PACKAGE, frt. dr. and qtr. window (12 teeth).....
69-73	All Elec. Windows	4919192	AR	5.40	PINION & GEAR PACKAGE, frt. dr. and qtr. window (12 teeth).....
60-68	-AJJ_____	4904212	2	.05	BRACKET, mtr. brush holder (also used 2.760-10.150-10.791-1 1.041-12.195).....
66-67	<u>9000</u>	4916380	AR	.10	BOLT (used 2.760).....
10.791 CYLINDER, HYDRAULIC WINDOW LIFT					
50-52	52X-72X-72RX.	4598888	2		CYLINDER, hyd. lift—(10.776)
53	52X-72RX.	4615803	2		CYLINDER, hyd. lift—(10.776)
10.791 REGULATOR, REAR DOOR WINDOW (MANUAL)					
64	4035-69-4135-69-4369	4409975	RH	13.65	REGULATOR
64	4035-69-4135-69-4369	4409976	LH	13.65	REGULATOR
64-67	<u>Sportwagons</u>	4410742	RH	12.95	REGULATOR
64-67	<u>Sportwagons</u>	4410743	LH	12.95	REGULATOR
65-66	3335-69-3435-69-3535-69-3635-69-4369-4469.	4409975	RH	13.65	REGULATOR
65-66	3335-69-3435-69-3535-69-3635-69-4369-4469.	4409976	LH	13.65	REGULATOR
65	50-6000 4-Dr. Sedan_____	4474922	RH	1 1.80	REGULATOR
65	50-6000 4-Dr. Sedan_____	4474923	LH	1 1.80	REGULATOR
65	52-54-62-64-66-8239	4475827	RH	12.95	REGULATOR
65	52-54-62-64-66-8239	4475828	LH	12.95	REGULATOR
66-67	4000 (4-Dr. H.T.)	4547670	RH	13.15	REGULATOR
66-67	4000 (4-Dr. H.T.)	4547671	LH	13.15	REGULATOR
66	52-54-6469	7642596	RH	12.10	REGULATOR
66	52-54-6469	7642597	LH	12.50	REGULATOR
66	52-54-64-66-82-8439	7622522	RH	12.95	REGULATOR
66	52-54-64-66-82-8439	7622523	LH	12.55	REGULATOR
66	8269-8469	7622524	RH	12.55	REGULATOR
66	8269-8469	7622525	LH	12.55	REGULATOR
67	3335-69-3435-69-3535-69-3635-69-4469	4409975	RH	13.65	REGULATOR
67	3335-69-3435-69-3535-69-3635-69-4469	4409976	LH	13.65	REGULATOR
67	50-6000 (4-Dr. Sedan)	7694290	RH	1 1.30	REGULATOR
67	50-6000 (4-Dr. Sedan)	7694291	LH	1 1.30	REGULATOR
67	50-60-8000 (4-Dr. H.T.) exc. 6639	7681593	RH	1 1.60	REGULATOR
67	50-60-8000 (4-Dr. H.T.) exc. 6639	7681594	LH	1 1.50	REGULATOR
67	6639	7681593	RH	1 1.60	REGULATOR
67	6639	7681594	LH	1 1.50	REGULATOR
67	8000 (4-Dr. Sedan)	7685120	RH	15.70	REGULATOR
67	8000 (4-Dr. Sedan)	7685121	LH	15.70	REGULATOR
68	52-54-6439	7725371	RH	1 1.65	REGULATOR
68	52-54-6439	7725372	LH	1 1.30	REGULATOR
68	52-54-6469	7777248	RH	13.70	REGULATOR
68	52-54-6469	7777249	LH	13.70	REGULATOR
68	6639	7681593	RH	1 1.60	REGULATOR
68	6639	7681594	LH	1 1.50	REGULATOR
68	82-8439	7681593	RH	1 1.60	REGULATOR
68	82-8439	7681594	LH	1 1.50	REGULATOR
68	82-8469	7777252	RH	14.20	REGULATOR
68	82-8469	7777253	LH	14.20	REGULATOR
68-72	3369-3435-3436-35 69-4469.	7726955	RH	13.65	REGULATOR
68-72	3369-3435-3436-3569-4469	7726956	LH	13.65	REGULATOR
68-69	4000 Wagons	7730910	RH	14 05	REGULATOR
68-69	4000 Wagons	7730911	LH	14.05	REGULATOR
68-72	4439	7726267	RH	13.65	REGULATOR
68-72	4439	7726268	LH	13.65	REGULATOR
69	5239-5439-6439-6639	8727506	RH	13.70	REGULATOR
69	5239-5439-6439-6639	8727507	LH	13.70	REGULATOR
69-70	5269-5469-6469-6036-46.	8722374	RH	1 1.70	REGULATOR

69-70	5 269-5 469-6469-6036-4-				
	6	.8722375	LH	11.70	REGULATOR
69	8439	.8727508	RH	14.55	REGULATOR
69	8439	.8727509	LH	14.55	REGULATOR
69	8269	.8727514	RH	14.55	REGULATOR
69	8269	.8727515	LH	14.55	REGULATOR
69	8469	.8727512	RH	14.75	REGULATOR
69	8469	.8727513	LH	14.75	REGULATOR
70	5239-5439-6439-6639-				
	8239-8439	.8798352	RH	15.15	REGULATOR
70	5239-5439-6439-6639-				
	8239-8439	.8798353	LH	15.15	REGULATOR
70	8269-8469	.8798360	RH	13.85	REGULATOR
70	8269-8469	.8798361	LH	13.85	REGULATOR
71-73	All B (4 Dr. Sedan & Wagon)	.9832580	RH	14.90	REGULATOR
71-73	All B (4 Dr. Sedan & Wagon)	.9832581	LH	14.90	REGULATOR
71	52-54-8439	.9878610	RH	14.90	REGULATOR
71	52-54-8439	.9878611	LH	14.90	REGULATOR
71-72	6639	.9615884	RH		REGULATOR
71-72	6639	.9615885	LH		REGULATOR
72	5239-5439-8239-8439	.9878614	RH	15.95	REGULATOR
72	5239-5439-8239-8439	.9878615	LH	15.95	REGULATOR
66-73	All as Req	.4405526	AR	.10	SCREW ('A"—20 x '1/16" >"/," dia. washer)—(12.180)
68-70	30-4000 (4-Drs.)	.7704513	8	.10	SCREW, rr. dr. wind. reg. to inner panel—(10.792)
69-70	5269-5469-6469	.7704513	8	.10	SCREW, rr. dr. wind. reg. to inner panel—(10.792)

10.791 REGULATOR, REAR DOOR WIN

64-67	Sportwagons	.5717060	RH	21.05	REGULATOR, less mtr.
64-67	Sportwagons	.5717061	LH	21.05	REGULATOR, less mtr.
64-65	Special-Skylark (4-Dr.)				
	exc. Sportwagons	.5717006	RH	24.00	REGULATOR, less mtr.
64-65	Special-Skylark (4-Dr.)				
	exc. Sport Wagons	.5717007	LH	24.00	REGULATOR, less mtr.
65-66	52-54-62-64-66-82-8439	.9707778	RH	27.05	REGULATOR, less mtr.
65-66	52-54-62-64-66-82-8439	.9707779	LH	27.05	REGULATOR, less mtr.
65	8000 (4-Dr. Sedan)	.9703391	LH	25.95	REGULATOR, less mtr.
65-66	82-8469	.9707798	RH	27.45	REGULATOR, less mtr.
66	3535-69-3635-69	.5717006	RH	24.00	REGULATOR, less mtr.
66	3535-69-3635-69	.5717007	LH	24.00	REGULATOR, less mtr.
66-67	4000 (4-Dr. H.T.)	.9706088	RH	24.00	REGULATOR, less mtr.
66-67	4000 (4-Dr. H.T.)	.9706089	LH	24.00	REGULATOR, less mtr.
66	82-8469	.9707799	LH	26.65	REGULATOR, less mtr.
67	3535-69-3635-69-4469	.5717006	RH	24.00	REGULATOR, less mtr.
67	3535-69-3635-69-4469	.5717007	LH	24.00	REGULATOR, less mtr.
67 68	50-6000 (4-Dr. Sedan)	.9711530	RH	24.00	REGULATOR, less mtr.
67-68	50-6000 (4-Dr. Sedan)	.9711531	LH	24.00	REGULATOR, less mtr.
67-68	50-60-8000 (4-Dr. H.T.)	.9710506	RH	24.00	REGULATOR, less mtr.
67-68	50-60-8000 (4-Dr. H.T.)	.9710507	LH	24.00	REGULATOR, less mtr.
67-68	8000 (4-Dr. Sedan)	.9710000	RH	30.70	REGULATOR, less mtr.
67-68	8000 (4-Dr. Sedan)	.9710001	LH	30.70	REGULATOR, less mtr.
68	3435-3569-4469	.9713104	RH	24.00	REGULATOR, less mtr.
68	3435-3569-4469	.9713105	LH	24.00	REGULATOR, less mtr.
69	3435-3436-3569-4469	.9713104	RH	24.00	REGULATOR, less mtr.
69	3435-3436-3569-4469	.9713105	LH	24.00	REGULATOR, less mtr.
68-72	4439	.9713118	RH	24.00	REGULATOR, less mtr.
68-72	4439	.9713119	LH	24.00	REGULATOR, less mtr.
68-69	4000 Wagons	.9713562	RH	26.00	REGULATOR, less mtr.
68-69	4000 Wagons	.9713563	LH	26.00	REGULATOR, less mtr.
69-70	5239-5439-6439-6639-				
	8239-8439	.9718084	RH	23.35	REGULATOR, less mtr.
69-70	5239-5439-6439-6639-				
	8239-8439	.9718085	LH	23.35	REGULATOR, less mtr.
69-70	5269-5469-6469-6036-				
	46	.9717724	RH	24.85	REGULATOR, less mtr.
69-70	5269-5469-6469-6036-				
	46	.9717725	LH	24.85	REGULATOR, less mtr.
69-70	8269-8469	.9718090	RH	28.35	REGULATOR, less mtr.
69-70	8269-8469	.9718091	LH	28.35	REGULATOR, less mtr.
70-72	3435 3436-3569-4469	.9723058	RH	25.65	REGULATOR, less mtr.
70-72	3435-3436-3569-4469	.9723059	LH	25.65	REGULATOR, less mtr.
71-73	All B (4 Dr. Sedan & Wagon)	.9832990	RH	22.90	REGULATOR (less mtr.)
71-73	All B (4 Dr. Sedan & Wagon)	.9832991	LH	22.90	REGULATOR (less mtr.)
71-73	All B-C (4 Dr. H.T.)	.9834698	RH	22.05	REGULATOR (less mtr.)
71-73	All B-C (4 Dr. H.T.)	.9834699	LH	22.05	REGULATOR (less mtr.)

10.791		MOTOR — PACKAGE — BRACKET, REAR DOOR WINDOW (ELECTRIC)		
54-64	All	5045589	RH	37.50 MOTOR (10.783)
54-64	All	5045590	LH	37.50 MOTOR (10.783)
65	30-4000	5045589	RH	37.50 MOTOR (10.783)
65	30-4000	5045590	LH	37.50 MOTOR (10.783)
65	50-60-8000 (4-Drs.) exc.			
	52-54-62-6469	5045587	RH	35.35 MOTOR (10.783)
65	50-60-8000 (4-Drs.) exc.			
	52-54-62-6469	5045588	LH	35.35 MOTOR (10.783)
65	50-60-8000 (4-Drs.) exc.			
	52-54-62-6469	5045587	RH	35.35 MOTOR (10.783)
65	50-60-8000 (4-Drs.) exc.			
	52-54-62-6469	5045588	LH	35.35 MOTOR (10.783)
65-67	52-54-62-6469	5045589	RH	37.50 MOTOR (10.783)
65-67	52-54-62-6469	5045590	LH	37.50 MOTOR (10.783)
65-67	43-4439	5045587	RH	35.35 MOTOR (10.783)
65-67	43-4439	5045588	LH	35.35 MOTOR (10.783)
65-67	35-36-4200	5045589	RH	37.50 MOTOR (10.783)
65-67	35-36-4200	5045590	LH	37.50 MOTOR (10.783)
66-67	50-60-8000 (4-Drs.) exc.			
	52-54-6469	5045587	RH	35.35 MOTOR (10.783)
66-67	50-60-8000 (4-Drs.) exc.			
	52-54-6469	5045588	LH	35.35 MOTOR (10.783)
67	35-36-40-9000 exc. 43-			
	4437	5045589	RH	37.50 MOTOR (10.783)
67	35-36-40-9000 exc. 43-			
	4437	5045590	LH	37.50 MOTOR (10.783)
68	4000 Wagons	5045590	RH	37.50 MOTOR (10.783)
68	4000 Wagons	5045589	LH	37.50 MOTOR (10.783)
68	4439	5045587	RH	35.35 MOTOR (10.783)
68	4439	5045588	LH	35.35 MOTOR (10.783)
68	3435-3569-4469-5269-			
	5469-6469	5045589	RH	37.50 MOTOR (10.783)
68	3435-3569-4469-5269-			
	5469-6469	5045590	LH	37.50 MOTOR (10.783)
68	5 239-5439-6439-6639-			
	8239-69-8439-69	5045587	RH	35.35 MOTOR (10.783)
68	5239-5439-6439-6639-			
	8239-69-8439-69	5045588	LH	35.35 MOTOR (10.783)
69-70	3435-36-3569-4439-56-			
	66-69-5269-5469-			
	6469	5045589	RH	37.50 MOTOR (10.783)
69-70	3435-36-3569-4439-56-			
	66-69-5269-5469-			
	6469	5045590	LH	37.50 MOTOR (10.783)
69-70	4439-5239-5439-6439-			
	6639-8239-69-8439-			
	69	5045587	RH	35.35 MOTOR (10.783)
69-70	4439-5239-5439-6439-			
	6639-8239-69-8439-			
	69	5045588	LH	35.35 MOTOR (10.783)
71-72	All Pwr. Winds, exc.			
	3369-3436-4469	5045587	RH	37.50 MOTOR (10.783)
71-72	All Pwr. Wind. exc. 3369-			
	3436-4469	5045588	LH	35.35 MOTOR (10.783)
71-72	3369-3436-4469			37.50 MOTOR (10.783)
71-72	3369-3436-4469			37.50 MOTOR (10.783)
64-66	All Elec. Winds			1425 ARMATURE, mtr—(10.783)
67-68	30-4000 exc. 43-4439			1425 ARMATURE, mtr—(10.783)
67-68	4000 (4-Dr. H.T.)			13.25 ARMATURE, mtr—(10.783)
67-68	50-6000 (4-Dr. Sedan)	4909702	AR	14.25 ARMATURE, mtr—(10.783)
67-68	50-60-8000 exc. 5 2-5 4-			
	6469	4909699	AR	13.25 ARMATURE, mtr—(10.783)
59-68	All	4918916	AR	.24 BRUSH, mtr—(10.783)
64-68	All	4917191	AR	4.03 BRUSH HOLDER, mtr—(10.783)
61-68	All	4904212	AR	.05 BRACKET, brush holder—(10.783)
54-68	All exc. Mtrs. 5045585-			
	586-587-588-589-590	4900085	AR	5.40 PINION & GEAR PACKAGE, repair—(10.783)
54-68	All exc. Conv. (Use with			
	Motor 5045585-586-			
	587-588-589-590)	4919192	AR	5.40 PINION & GEAR PACKAGE (12 teeth)—(10.783)
65-67	30-4000 exc. Conv. (Use			
	with Motor 5045585-			
	586-587-588-589-590)	4919192	AR	5.40 PINION 8t GEAR PACKAGE (12 teeth)—(10.783)
65-67	50-60-80-9000 (Use with			
	Motor 5045585-586-			
	587-588-589-590)	4919192	AR	5.40 PINION & GEAR PACKAGE (1 2 teeth)—(10.783)

68	All (Use with Motor 5045585-586-587-588 -589-590).	4919192	AR	5.40	PINION 8. GEAR PACKAGE (12 teeth)—(10.783)
69-73	All Elec. Windows	491 9192	AR	5.40	PINION 8. GEAR PACKAGE (12 teeth)—(10.783)
66-68	All	4916378	2	.10	RING, armature (10.783).
67-68	All	5098080	AR	.18	PLUG, armature thrust—(10.783).
64-68	All Elec. Winds.	5096732	AR	.33	SCREW, mtr (10.783).
67-68	All	5097480	**	.33	WASHER, armature plug—(10.783).
10.791 SWITCH — COVER, REAR DOOR WINDOW					
57	75-75R.	4634122	2	4.15	SWITCH, rr. dr. 8< qtr. wind. elec. reg.—(1 0.777)
58	41-43-53-61-63.	4728670	2	2.51	SWITCH (1 button).
58	75-750.	4432790	2	4.46	SWITCH 8i ESCUTCHEON (1 button)—(10.777)
59-60	All exc. 441 1.	4432790	2	4.46	SWITCH 8t ESCUTCHEON (1 button)—(10.777)
61-63	4439-69-4639-4719-39- 4819-39-29.	4432790		4.46	SWITCH & ESCUTCHEON (1 button)—(10.777)
59-63	4419-35-39-45-69-4619- 35-39-45-4719-39- 4819-29-39.	4723098		4.15	SWITCH (1 button) also used 10.777.
61-62	4829.	4728670		2.51	SWITCH (1 button) also used 10.663-10.777- 1 1.041-1 1.558.
63	4829-39 Deluxe A/rest	4728670		2.51	SWITCH (1 button).
64	4747-4819-29-39-47 (Deluxe A/rests) 1st Type	4728670	RH	2.51	SWITCH, 1 button.
64	4867 1st Type	4728670	RH	2.51	SWITCH, frt. dr. wind, switch-1 button.
64-66	All (4-Drs.)	4432790	2	4.46	SWITCH & ESCUTCHEON, rr. dr. wind. (1 button)— (10.777).
67	8439-69 Elec. Wind.	4434584	**	5.95	SWITCH 8i ESCUTCHEON, rr. dr. wind. 1 button— (10.777).
67-70	30-40-50-60-8200 (4- Drs.)	4432790		4.46	SWITCH 8i ESCUTCHEON (1 button)—(10.777)
68-70	8439-69 Elec. Window	4434583		6.25	SWITCH 8i ESCUTCHEON, rear door window (1 button) (10.777).
71-72	All 4 Dr. exc. 8439.	9825442		5.45	SWITCH 8i ESCUTCHEON, 1-button—(10.777)
71-72	8439 Pwr. Wind	4434584		5.95	SWITCH 8i ESCUTCHEON (1 button)-(10.777)
72	3369-3436-4439-69 Pwr. Wind	9898052	2	4.35	SWITCH 8i ESCUTCHEON (1 button)-(10.777).
58	4 1-43-49-49D-53-61-63- 69-75-750.	4725793		.15	COVER, rr. dr. elec. switch protector—(10.777)
61	4435-39-45-69-4639 4435-39-45-69-4635-39	4725793		.15	COVER, rr. dr. elec. switch protector—(10.777)
62-63	45-4819-29-39 4035-69-4135-69-4200-	4725793	2	.15	COVER, rr. dr. elec. switch protector—(10.777).
64	4355-65-69-4439-69- 4635-39-45-69-4819- 29-39.	4725793		.15	COVER, rr. dr. elec. switch protector—(10.777).
65-67	30-4000 (4-Drs.) Elec. Winds.	4725793		.15	COVER, switch protector (also used 11.041)
68-70	8439-69 Elec. Window	9715734	RH	21.35	COVER, rear door rest less switch—(10.777)
68-70	8439-69 Elec. Window	9715735	LH	21.35	COVER, rear door rest less switch—(10.777)
67-70	8457-67 Elec. Window	472B670	2	2.51	BASE (1 button) used 1 1.04 1.
63	4829-39 Deluxe A/rest	5713937	2	.41	SEAL, rr. dr. wind, switch dust—(10.777)
10.791 BUTTON — CLIP — ESCUTCHEON - -PIN — RETAINER, REAR DOOR WINDOW ELECTRIC SWITCH					
61-62	4829.	4820422	2	1.08	BUTTON, wind, switch—(10.664)
63	4829 Deluxe A/rests	4820422	2	1.08	BUTTON, switch—(10.664).
58	All	2965104	AR	.11	CONNECTOR, switch—(2.530)
61	4435-39-45-69-4639- 4719-39-4829.	2965104	LH	.1 1	CONNECTOR, wind, switch—(2.530).
62	4439-69-4600-4800	2965104	LH	.1 1	CONNECTOR, wind, switch—(2.530)
58-63	All as Req	4238490	2	^0	PIN, switch button—(10.777).
68-70	30-40-50-60-8200 (4-Dr.) Elec. Windows	4722347	2	.15	REINFORCEMENT, rear door trim at window switch — (10.777).
71-72	All 4 Drs. exc. 8439	8799901	2	.25	REINFORCEMENT, rr. dr. trim pad at wind, switch— (10.485).
58	75-750.	4722455	2	.36	RETAINER, switch escn. (1 button)—(10.777).
59-60	All exc. 441 1.	4722455	2	.36	RETAINER, switch escn. (1 button)—(10.777).
61	All	4722455	2	.36	RETAINER, switch escn. (1 button)—(10.777).
62-67	All as Req	4722455	2	.36	RETAINER, switch escn. (1 button)—(10.777).
69	All exc. 8400.	4722455	2	.36	RETAINER, switch escutcheon (button)—(10.777)
57	53-73-73A-75.	4154886	AR	.20	CLIP, switch ret. (10.777).
58	53-75-750.	4725914	4	.15	CLIP, switch ret. (10.777).
59	All	4725914	4	.15	CLIP, switch ret. (10.777).
60	All	4306804	4	.10	CLIP, switch ret. (1 1.558).
61	4439-69-4639-4719-39	4306804	4	.10	CLIP, wind, switch—(1 1.558).

61-62	4829	4302363	4	.25	CLIP, wind, switch (1 2.249)
62	4439-69-4639-67-4819-				
	39	4306804	4	.10	CLIP, wind, switch—(1 1.558)
63	4469-4639-4819-29-39	4306804	4	.10	CLIP (1 1.558)
63	4829-39 Deluxe A/rests	4302363	4	.25	CLIP (12.249)
72	All Pwr. Winds	.9722397	AR	.10	CLIP, rr. dr. wind, switch ret (R & L)—(10.485)
	10.791	GROMMET — REINFORCEMENT			REAR DOOR WINDOW (ELECTRIC)
59-60	All	.4778697	2	.23	GROMMET, hinge pillar conduit
59-67	All as Req.	.4722347	2	.15	REINFORCEMENT, trim at wind, switch—(10.777)
61-63	4439-4639-4739-4829-				
	39	.4751839	2	.10	PLUG, rr. dr. pillar conduit hole—(1 2.980)
	10.792	CAM, DOOR INNER PANEL			
56	53-73	.4667911	2	.41	CAM, frt
57	56R-56C-75R-76A-76R-				
	76C	.4698278	2	.82	CAM, frt
57-58	41-49-61	.4667911	2	.41	CAM, rr
58	56R-75R-75C-755-756	.4698278	2	.82	CAM, frt
59-60	4439-4639	.4715899	2	1.23	CAM, frt
61-63	4019-35-45-4119-35-				
	4435-39-45-69-4635-				
	39-45-4719-4819	.4803484	2	.77	CAM, rr. (also used 12.180)
61	4027-4317	.4667911	2	.41	CAM, frt
61	441 1-37-67-4637-67-				
	4737-4867	.4698278	2	.82	CAM, frt
61	4739-4829	.4722599	2	.72	CAM, rr. (also used 12.180)
61-64	4439-4639	.4812813	2	.77	CAM, rr
62	4027-67-4167-4347-67	.4667911	2	.41	CAM, frt
62	4167-4347-67	.4722599	2	.72	CAM, frt (also used 12.180)
62-64	4411-47-67-4647-67-				
	4847-67	.4698278	2	.82	CAM, frt dr
62-64	4829-39 Elec. Wind.	.4722599	2	.72	CAM, rr. dr. (also used 12.180)
63	4027-67-4347-67	.4667911	2	.41	CAM, frt. dr.
63	4347-67 Elec. Wind.	.4722599	2	.72	CAM, rr. dr. (also used 12.180)
63-64	4439-4639 Elec. Wind.	.4803484	2	.77	
64-65	Special-Skylark Conv. & (2-Dr. Ht.)	.4722599	2	.72	CAM, frt. dr.
64-67	Special-Skylark (4-Dr.) Elec. Winds, exc. 43-				
	4439	.4459521	2	.77	CAM, frt. dr. (12.180)
64-67	Sportwagons	.4449593	RH	1.03	CAM, rr dr
64-67	Sportwagons	.4449594	LH	1.03	CAM, rr. dr.
64-65	Special-Skylark (2-Dr. Coupe)	.4698278	2	.82	CAM, frt. dr.
64	4469-4635-45-69-4819	.4803484	2	.77	CAM, rr. dr.
65-68	50-60-8000 (2-Drs.)	.4812813	2	.77	CAM, frt. dr.
65-67	50-60-8000 (4-Drs.)	.7637426	RH	.97	CAM, frt. dr.
65-67	50-60-8000 (4-Drs.)	.7637427	LH	.97	CAM, rr.
65-66	50-60-8000 (4-Drs.)	.4474321	2	.82	CAM, rr. dr. (12.180)
65-67	30-4000 4-Drs.	.4459521	2	.77	CAM, frt. dr.
66-67	Skylark (4-Dr. Ht.)	.4715899	2	1.23	CAM, rr. dr.
66-67	Skylark (4-Dr. Ht.)	.4547829	2	.77	CAM, rr.-guide-frt
66	43-4439 Elec. Winds.	.7633262	RH	6.45	CAM, rr.-guide-frt
66	43-4439 Elec. Winds.	.7633263	LH	6.45	CAM, front door
66-70	9487	.4539510	2	.87	CAM, front door-guide front
66-70	9487	.4540254	RH	9.35	CAM, front door-guide front
66-70	9487	.4540255	LH	9.35	CAM, frt.-guide-rr.
66	9487 1st Type	.7617462	RH	12.05	CAM, frt.-guide-rr.
66	9487 1st Type	.7617463	LH	12.05	CAM, frt. dr. wind, guide-rr.
66	9487 2nd Type	.8758772	RH	12.25	CAM, frt. dr. wind, guide-rr.
66	9487 2nd Type	.8758773	LH	12.15	CAM, frt. dr.
66-67	30-4000 (2-Drs.)	.4698278	2	.82	CAM, rr. dr. guide-frt
66-67	Skylark (4-Dr. Ht.)	.7633262	RH	6.45	CAM, rr. dr. guide-frt
66-67	Skylark (4-Dr. Ht.)	.7633263	LH	6.45	CAM, frt. dr. guide rr.
67	50-6000 4-Dr. H.T.	.7682224	RH	6.25	CAM, frt. dr. guide rr.
67	50-6000 4-Dr. H.T.	.7682225	LH	6.70	CAM, frt dr. guide-rr.
68	50-6000 (4-Dr. Ht.)	.7791364	RH	9.45	CAM, frt. dr. guide-rr.
68	50-6000 (4-Dr. Ht.)	.7791365	LH	9.45	CAM, frt. dr. guide-rr.
67	50-60-8000 (2-Drs.)	.7732246	RH	6.20	CAM, frt. dr. guide-rr.
67	50-60-8000 (2-Drs.)	.7732247	LH	6.20	CAM, frt. dr. guide-rr.
67-70	5239-69-5439-69-6036-				
	46-6439-69-6639-				
	8239-69-8439-69	.7688956	2	.72	CAM, rear door
67-68	50-60-8000 (4-Dr. Ht.)	.7708187	RH	7.05	CAM, rr. dr. guide-rr.
67-68	50-60-8000 (4-Dr. Ht.)	.7708188	LH	7.05	CAM, rr. dr. guide-rr.
67-68	50-60-8000 (4-Dr. Ht.)	.7708185	RH	7.90	CAM, rr. dr. guide-frt
67-68	50-60-8000 (4-Dr. Ht.)	.7708186	LH	8.05	CAM, rr. dr. guide-frt

67	8000 (4-Dr.)	7682224	RH	6.25	CAM, frt. dr. guide-rr.
67	8000 (4-Dr.)	7682225	LH	6.70	CAM, frt. dr. guide-rr.
67	8000 (4-Dr. Sedan)	7664236	RH	10.95	CAM, rr. dr. guide-frt.
67	8000 (4-Dr. Sedan)	7664237	LH	10.95	CAM, rr. dr. guide-frt.
67-68	8000 (4-Dr. Sedan)	7708193	LH	10.55	CAM, rr. dr. guide-rr.
67-68	8000 (4 Dr. Sedan)	7708192	RH	10.55	CAM, rr. dr. guide-rr.
67-70	9487	8758772	RH	12.25	CAM, front door-guide rear
67-70	9487	8758773	LH	12.15	CAM, front door-guide rear
68	30-4000 (2-Drs.)	7746617	2	.77	CAM, frt. dr.
68-72	3369-3435-3569-4439-4469	4803484	2	.77	CAM, rear door.
68	30-4000 (4-Dr.) Pwr. Winds	6279352	2	.56	CAM, frt. dr.
68-69	4000 Wagons	4715899	2	1.23	CAM, rear door.
68-72	4439	7723823	2	.77	CAM, rear door rear guide
68-72	4439	7787306	RH	7.30	CAM, rear guide front
68-72	4439	7787307	LH	7.30	CAM, rear guide front
68-72	4439	8786041	RH	7.65	CAM, rear door-guide rear
68-72	4439	8786042	LH	7.65	CAM, rear door-guide rear
68	50-60-8000 (2-Drs.)	7791366	RH	9.45	CAM, frt. dr. guide-rr.
68	50-60-8000 (2-Drs.)	7791367	LH	9.45	CAM, frt. dr. guide-rr.
68	50-60-8000 (4-Drs.)	8712983	RH	.77	CAM, frt. dr.
68	50-60-8000 (4-Drs.)	8712984	LH	.77	CAM, frt. dr.
68	8000 (4-Drs.)	7791364	RH	9.45	CAM, frt. dr. guide-rr.
68	8000 (4-Drs.)	7791365	LH	9.45	CAM, frt. dr. guide-rr.
68	8000 (4-Dr. Sedan)	7708190	RH	10.55	CAM, rr. dr. guide-frt.
68	8000 (4-Dr. Sedan)	7708191	LH	10.55	CAM, rr. dr. guide-frt.
69-72	3327	7746617	2	.77	CAM, front door.
69-72	3436	4803484	2	.77	CAM, rear door.
69-72	3369-3435-3436-3569-4456-66-69 Elec. Window	6279352	2	.56	CAM, front door
69-71	4439	6279352	2	.56	CAM, front door
69	3437-3537-4437-67-4637-67	7723823	2	.77	CAM, front door idler
69	3437-3537-4437-67-4637-67	8722459	2	1.69	CAM, front door (manual)
69	3437-3537-4437-67-4637-67	8722460	RH	6.00	CAM, front door-guide front
69	3437-3537-4437-67-4637-67	8722461	LH	6.00	CAM, front door-guide front
69	3437-3537-4437-67-4637-67	8722462	RH	6.00	CAM, front door-guide rear
69	3437-3537-4437-67-4637-67	8722463	LH	6.00	CAM, front door-guide rear
69	3437-3537-4437-67-4637-67 Elec. Window	8722464	RH	4.05	CAM, front door.
69	3437-3537-4437-67-4637-67 Elec. Window	8722465	LH	4.05	CAM, front door.
69	3437-3537-4437-4467-4637-4667	4474320	2	.77	CAM, front door.
69-70	5239-5439-6439-6639-8239-8269-8439-8469	8727812	2	2.40	CAM, front door.
69-70	5239-5439-6439-6639-8239-8439	8730913	RH	7.80	CAM, rear door-guide front
69-70	5239-5439-6439-6639-8239-8439	8730914	LH	7.80	CAM, rear door-guide front
69-70	5239-5439-6439-6639-8239-8439	8730915	RH	7.25	CAM, rear door-guide rear
69-70	5239-5439-6439-6639-8239-8439	8730916	LH	7.25	CAM, rear door-guide rear
69	5237-5437-67-6437-6637-67-8257-8457-67	8722466	RH	8.40	CAM, front door-guide front
69	5237-5437-67-6437-6637-67-8257-8457-67	8722467	LH	8.40	CAM, front door-guide front
69	5237-5437-67-6437-6637-67-8257-8457-67	8722468	RH	9.05	CAM, front door-guide rear
69	5237-5437-67-6437-6637-67-8257-8457-67	8722469	LH	9.05	CAM, front door-guide rear
69	5237-5437-67-6437-6637-67-8257-8457-67	8722470	2	1.13	CAM, front door glass idler
69-70	5239-5439-6439-5639-8239-8439	8727298	2	1.44	CAM, rear door regulator

69-70	5239-5439-6439-6639-8-239-8439	.8727813	BH	8.55	CAM, front door-guide front
69-70	5239-5439-6439-6639-8239-8439	.8727814	LH	8.55	CAM, front door-guide front
69	5239-5439-6439-6639-8239-8439	.9812618	RH	6.00	CAM, front door-guide rear
69	5239-5439-6439-6639-8239-8439	.8727819	LH	9.30	CAM, front door-guide rear
69-70	5269-5469-6469-6036-46	.8723893	RH	2.56	CAM, front door regulator
69-70	5269-5469-6469-6036-46	.8723894	LH	2.56	CAM, front door regulator
69-70	5269-5469-6469-6036-46	.8723891	RH	9.30	CAM, front door-guide rear
69-70	5269-5469-6469-6036-46	.8723892	LH	9.30	CAM, front door-guide rear
69-70	5269-5469-6469-6036-46	.8732249	1	1.49	CAM, rear door regulator
69	50-60-8000 (2-Drs.)	.7655989	2	2.05	CAM, front door regulator
69-70	5239-69-5439-69-6036-46-6439-69-6639-8239-69-8439-69	.7688956	2	72	CAM, front door
69	50-60-8000 (2 Drs.)	.7598801	RH	1.55	CAM, front door
69	50-60-8000 (2 Drs.)	.7598802	LH	1.55	CAM, front door
69	8269-8469	.8730917	RH	9.25	CAM, rear door-guide front
69	8269-8469	.8730918	LH	9.25	CAM, rear door-guide front
69-70	8269-8469	.8730920	RH	10.30	CAM, rear door-guide rear
69-70	8269-8469	.8730921	LH	10.30	CAM, rear door-guide rear
69-70	8269-8469	.8727815	RH	8.40	CAM, front door-guide front
69-70	8269-8469	.8727816	LH	8.40	CAM, front door-guide front
69	8269-8469	.8727820	RH	6.95	CAM, front door-guide rear
69	8269-8469	.8727821	LH	6.95	CAM, front door-guide rear
69-70	8269-8469	.8727299	2	1.74	CAM, rear door regulator
70	5239-5439-6439-6639-8239-8439	.9812618	RH	6.00	CAM, frt. dr. wind, guide-rr
70	5239-5439-6439-6639-8239-8439	.9812619	LH	6.15	CAM, frt. dr. wind, guide-rr
70	8269-8469	.9812620	RH	6.55	CAM, frt. door wind, guide-rr
70	8269-8469	.9812621	LH	6.55	CAM, frt. door wind, guide-rr
70	8269-8469	.9812622	RH	8.60	CAM, rr. door wind, guide-frt
70	8269-8469	.9812623	LH	8.60	CAM, rr. door wind, guide-frt
71-73	All B-C (4 Dr.)	.4722599	2	.72	CAM, frt. door inner panel
71-73	All B (4 Dr. Sedans & Wgns.)	.9832592	2	3.49	CAM, rr. dr. wind, glass reg
71-73	All B (4 Dr. Sedans 8< Wgns.)	.9832595	2	.62	CAM, rr. dr. inner panel
71-73	All B (4 Dr. Sedans & Wgns.)	.9835713	RH	2.92	CAM, frt. door wind, glass reg. (manual)
71-73	All B (4 Dr. Sedans 8> Wgns.)	.9835714	LH	2.92	CAM, frt. door wind, glass reg. (manual)
71-73	All B (4 Dr. Sedans & Wgns.)	.9835716	RH	9.45	CAM, frt. door wind, guide
71-73	All B (4 Dr. Sedans & Wgns.)	.9835717	LH	9.45	CAM, frt. door wind, guide
71-73	All B (4 Dr. Sedans 8i Wgns.)	.9839818	RH	3.49	CAM, frt. door wind, glass reg. (elec.)
71-73	All B (4 Dr. Sedans & Wgns.)	.9839819	LH	3.49	CAM, frt. door wind, glass reg. (elec.)
71-73	All B-C (4 Dr. H.T.)	.9836416	RH	8.15	CAM, frt. door wind, guide rr
71-73	All B-C (4 Dr. H.T.)	.9836417	LH	8.15	CAM, frt. door wind, guide rr
71-73	All B-C (4 Dr. H.T.)	.9836418	RH	8.15	CAM, frt. door wind, guide frt
71-73	All B-C (4 Dr. H.T.)	.9836419	LH	8.15	CAM, frt. door wind, guide frt
71-73	All B-C (4 Dr. H.T.)	.9836828	RH	3.49	CAM, frt. door wind, glass reg
71-73	All B-C (4 Dr. H.T.)	.9836829	LH	3.49	CAM, frt. door wind, glass reg
71-73	All B-C (4 Dr. H.T.)	.9838176	RH	13.35	CAM, rr. door wind, guide
71-73	All B-C (4 Dr. H.T.)	.9838177	LH	13.35	CAM, rr. door wind, guide
73	All A	.4803484	2	.77	CAM, frt. dr. inner pnl
66-70	9487	.7600669	2	.20	PLATE, front door guide-rear cam
69	3437-3537-4437-67-3600	.9813312	2	1.08	ROLLER, frt. dr. wind, guide-(10.685)
69	5237-5437-67-6437-6637 67-8257-8457-67	.8727914	2	.87	ROLLER, front door-guide rear
69-70	5239-5439-6439-6639-8239-8269-8439-8469	8733933	2	2.56	ROLLER, front door-guide front
69-70	5239-5439-6439-6639-8239-8269-8439-8469	8733933	2	2.56	ROLLER, rear door-guide rear

69-70	5239-69-5439-69-6036- 46-6439-69-6639-823- 9-69-8439-69	9813199	2	.67	ROLLER, rr. dr. guide frt.
69	5237-5437-67-6437- 6637-67-8257-8457- 67	9813200	2	.67	ROLLER, front door-guide front—(10.685)
69-70	5239-5439-6439-6639- 8239-69-8439-69	9813200	2	.67	ROLLER, front door-guide rear—(10.685)
69	5269-5469-6469	9813199	2	.67	ROLLER, frt. dr. wind, guide-rr. (also used 10.685-10.747)
69	5269-5469-6469	9813200	2	.67	ROLLER, frt. dr. wind, guide-rr. (also used 10.685-10.747)
70-71	4439	9813312	2	1.08	ROLLER, rr. dr. wind, guide-frt.—(10.685)
71-73	All B-C (4 Dr. H.T.)	9836835	2	3.49	ROLLER, frt. dr. wind, glass guide-frt.
71-73	All B-C (4 Dr. H.T.)	9607012	2	2.56	ROLLER, frt. dr. wind, glass guide rr.
62-63	All	4803018	AR	.06	SCREW (used 10.506-10.661-12.242)
71-72	All B-C (4 Drs.)	9804150	AR	.11	BUSHING, frt. dr. wind, guide rr. roller to glass—(1 1.007)
71-72	All B-C (4 Dr. H.T.)	9804150	2	.11	BUSHING, frt. dr. glass guide frt. roller—(1 1.007)
71-72	All B-C (4 Dr. H.T.)	9804150	AR	.11	BUSHING, frt. dr. wind, frt. roller to glass—(1 1.007)
71-72	All B/Wgn.	9804150	AR	.11	BUSHING, frt. dr. reg. cam to glass—(1 1.007)
71-72	All B (4 Dr. Sedan & Wgn.)	9804150	4	.11	BUSHING, rr. dr. wind, glass to cam—(1 1.007)
71-72	All B-C (4 Dr. H.T.)	9804150	2	.11	BUSHING, rr. dr. frt. stud to glass—(1 1.007)
71-72	All C (4 Dr. H.T.)	9804150	2	.11	BUSHING, rr. dr. rr. stud to glass—(1 1.007)
64-73	All as Req	4405526	AR	.10	SCREW (1/2"—20 x%) ("A" dia. washer)—(1 2.1 80)
67-73	All as Req	4405527	AR	.10	SCREW (1/2"—20 x%) (1" dia. washer)—(10.759)
67-68	52-54-64-66-8239-8269- 8439-8469	4409791	2	.10	SCREW, rr. dr. wind, guide-frt. cam lwr. (also used)
68-70	All as Req	7739300	AR	.10	SCREW (1/2"—20 x Vz") (1/2" dia. washer)
69-70	All	7704513	AR	.10	SCREW (used 10.791-10.506)
69-70	All as Req	8717700	AR	.10	SCREW (1/2"—20 x Vz") (1/2" dia. washer)
69-70	All as Req	8781350	4	.15	SCREW (1/2"—20 x "A") (1/2" dia. washer)—(10.765)
71	6035-45	9883004	2	.15	SCREW, frt. dr. wind, guide rr. cam to pnl—(10.512)
66-67	9000	4405500	2	.15	STUD, wind, guide rr. cam-ctr—(10.670)
66-70	9000	4405500	4	.15	STUD, wind, guide cam-lwr.—(10.670)
67-69	9000	4405500	4	.15	STUD, wind, guide rr. cam-lwr.—(10.670)
67	50-60-8000 (2 Dr.)	7732248	2	1.08	STUD, wind, guide-rr. cam-lwr.
68-72	4439	7660876	4	.30	STUD, rear door front guide cam to glass
68	50-60-8000 (2 Drs.)	7732248	2	1.08	STUD, dr. wind, guide-rr. cam-lwr.
69	3437-3537-4437-67- 4637-67	7660876	2	.30	STUD, front idler cam to glass-front
69-70	5269-5469-6469-6036- 46	8719784	2	.30	STUD, front-rear guide cam to panel
69	5237-5437-67-6437- 6637-67-8257-8457- 67	8721100	2	.15	STUD, front door glass idler cam-front
67	50-60-8000 (2 Drs.)	7711527	2	.10	BUMPER, frt. dr. wind, guide rr. cam
67	52-54-64-66-8239-69- 8439-69	7711527	2	.10	BUMPER, wind, guide frt. & rr.
68-70	4439	7711527	4	.10	BUMPER, rear door guide-front 8i rear cam
67-70	52-54-64-66-82-8439-82- 8469	7711527	2	.10	BUMPER, rear door guide-rear cam
68-70	52-5 4-64-66-82-8439-82- 8469	7711527	2	.10	BUMPER, rear door guide-rear cam
69	3437-3537-4437-67- 4637-67	8773643	4	.10	BUMPER, rr. dr. wind, guide-frt. & rr. cam
69	3437-3537-4437-4467- 4637-4667	8800416	2	.10	BUMPER, front door window guide cam, front &
69-70	50-60-8000 exc. conv.	7711527	2	.10	BUMPER, frt. dr. wind, rr. cam
70-72	4439	8791701	2	.10	BUMPER, front door guide cam-front & rear
68	52-54-64-66-8239-69- 8439-69	7759546	6	.10	BUMPER, rr. dr. wind, guide frt. 8t rr. cam
69	5239-69-5439-69-6439- 69-6639-8239-69- 8439-69	7759546	4	.10	SPACER, rr. dr. wind, glass to sash chnl.—(10.685)
69	5239-5439-5269-5469- 6439-6469-6639- 8239-69-8439-69	7759546	4	.10	SPACER, front door window regulator cam to glass—(10.685)
71	4439	7759546	4	.10	SPACER, rear door window glass to cam
68-72	4439	7775159	4	.15	SPACER, rr. dr. wind, guide cam to glass—(10.685)
69	3437-3537-4437-4637	8712549	4	.20	BOLT, rear door rear guide cam to glass—(10.685)
69	52-54-6469	7659791	4	.20	BOLT, frt. door window glass to cam
69	52-54-6469	7659791	4	.20	BOLT, rr. dr. wind, glass to cam (also used 10.745) (>/= 20 x %)
69-70	3437-3537-4437-67- 4637-67	8712549	4	.20	BOLT, frt. door window glass to cam (also 10.685)

70	30-4000 (2 Drs. exc. 3327).....	8712549	4	.20	BOLT, frt. dr. wind. up. stop ret. plate.....
69-70	50-60-8000.....	8712549	4	.20	BOLT, front & rear door regulator cam to glass (also used 10.685).....
69	5237-5437-67-6437- 6637-67-8257-8457- 67.....	7699334	2	.20	BOLT, front door glass idler cam (also used 10.685)
69	9000.....	4534340	12	.25	BOLT, front door glass to lower sash—(10.685)
70	52-5437-67-64-6637-67- 82-8457-67.....	8712549	4	.20	BOLT, frt. dr. wind, up stop to glass
70	3437-3537-4437-4467- 4637-4667.....	8712549	4	.20	BOLT, frt. dr. wind, up stop retainer plate.....
66-73	All as Req.....	4491088	AR	.15	NUT (A" I.D. x r/2" O.D.) also used 1 1.007-1 1.01 1- 10.685-10.748.....
68	52-54-64-66-8239-69- 8439-69.....	4533795	6	.20	NUT, rr. dr. wind, glass to sash chnl.—(10.685)
69	34-35-4437-4467-4637- 4667-52-64-66-8239- 69-8439-69.....	8727550	2	.25	NUT, rr. dr. roller guide cam.....
69	8239-8269.....	9832387	4	.15	NUT, rear regulator cam to glass—(10.685)
71-72	5269-5469-6035-45	9832387	4	.15	NUT, rr. dr. wind, glass to cam—(10.685).....
69	30-4000 (2 Drs.).....	4491085	AR	.10	WASHER, front idler cam to glass-front & rear .
69	4439.....	4491085	2	.10	WASHER, rear door guide front roller to glass .
69	5239-5439-6439-6639- 8239-69-8439-69.....	4491085	2	.10	WASHER, front door guide front roller to glass
69	4439.....	4491085	2	.10	WASHER, rear door guide front roller to glass .
69-70	30-40-50-60-8000 (2 Dr. H.T. 8. Conv.).....	8731399	4	.10	WASHER, front dr. glass to cam (1V ₂ " dia. nylon)— (10.685).....
69-71	5239-5439-6439-6639- 8239-69-8439-69.....	8731399		.10	WASHER, rr. dr. window guide front roller to glass (T.V dia. nylon) (10.685).....
69-70	50-60-8000.....	8731399		.10	WASHER, frt. dr. window regulator cam to glass (1 V ₂ " dia. nylon).....
69-70	50-60-8000 (2 Drs.).....	8731399		.10	WASHER, frt. door window guide frt. roller to glass (1 V ₂ " dia. nylon).....
69	5237-5437-67-6437- 6637-67-8257-8457- 67.....	4491085	4	.10	WASHER, front door glass idler to cam (also used 1 1.041).....
69-70	5269-5439-5469-6439- 6469-6639-8239- 8269-8439-8469.....	8731399	4	.10	WASHER, rear door glass to cam
71	5239-5439-6639-8239- 8439.....	8740675	2	.10	WASHER, frt. door wind. frt. wind, to glass— (10.747).....
66-73		4491086	AR	.15	WASHER (A" I.D. x 1VA" O.D. x 1A>2"—steel)- (11.007).....

10.792 CAM, REAR DOOR WINDOW GUIDE

65 66	50-60-8000 4 Dr. HT.	4490981	RH	8.30	CAM, frt
65-66	50-60-8000 4 Dr. HT.	4490982	LH	8.30	CAM, frt
65-66	50-60-8000 4 Dr. HT.	7600966	RH	10.25	CAM, rr
65-66	50-60-8000 4 Dr. HT.	7600967	LH	10.25	CAM, rr
65-66	8000 4 Dr. Sedan_____	4493847	RH	8.15	CAM, frt
65-66	8000 4 Dr. Sedan_____	4493848	LH	8.15	CAM, frt
65-66		4487980	RH	8.70	CAM, rr
65-66	8000 4 Dr. Sedan_____	4487981	LH	8.70	CAM, rr.

10.797 HANDLE — WASHER, DOOR WINDOW REGULATOR

59	4619-35-37-39-67-4719- 37-39-4829-39.....	4753531	AR	2.97	HANDLE (also used on 1 1.044)
60	All exc. 441 1-4867.....	4753531	AR	2.97	HANDLE (also used on 1 1.044)
61	41 19-35-43 17-4435-37- 39-45-67-69-4637-39- 67-4719-37-39.....	4753531	AR	2.97	HANDLE, frt. & rr. (also used 1 1.044)
62-63	41 19-35-67-4435-45-39- 47-69.....	4758823	AR	3.02	HANDLE (also used 1 1.044)
63	4000-441 1.....	4882559	AR	3.18	HANDLE (also used 1 1.044)
62	4300-4600-4819-39-47 .	4753531	AR	2.97	HANDLE, frt. & rr.....
63	4347-67-4439-47-67- 4635-39-47-67-4747- 4819-29-39-47.....	4753531	2	2.97	HANDLE (also used 1 1.044)
64	4027-35-67-69-4200 . . .	4882559	AR	3.18	HANDLE (also used 1 1.044)
64	4127-35-69 4439-47-69- 4635-39-45-47-69.....	4758823	AR	3.02	HANDLE (solid casting).....
64	43-44-46-47-4800.....	4753531	AR	2.97	HANDLE (elongated slot in hdl.] (also used 1 1.044)

64	4639-4829-39 (Regulator 8t Remote Control Hdl. Int. Orn. less Elec. Winds.)	4776989	2	4.87	HANDLE, rr. dr.
65	33-34-4200!	4472076	4	3.64	HANDLE, frt. & rr.
65	All exc. 33-34-42-8400	4468651	4	2.97	HANDLE, frt. & rr.
65	6639	4495037	2	3.49	HANDLE, rr. dr. (also used 1 1.044).
65	8439-69	4468651	2	2.97	HANDLE, rr. dr.
65	8437-39-69	4495037	2	3.49	HANDLE, frt. dr.
66	35-36-43-44-46-50-60				
	80-9000 exc. 6600	4468651	AR	2.97	HANDLE (also used 1 1.044).
66	3000-4255-65	4472076	4	3.64	HANDLE (also used 1 1.044).
67	4000 Wagons	7680653	2	3.64	HANDLE, frt. dr. (black) also used 1 1.044
67	3417-40-50-6000-8239				
	57-69-8439-57-69				
	9487 exc. 4000				
	Wagons	7680653	AR	3.64	HANDLE, frt. & rr. dr. (black)
66	6600	4495037	AR	3.49	HANDLE (also used 1 1.041).
67	4455-65-4855-65	7680655	2	3.95	HANDLE, rr. dr. (black)
67	4455-65-4855-65	7689424	2	3.95	HANDLE, rr. dr. (blue)
67	4000 Wagons	7689676	2	3.38	HANDLE, frt. dr. (blue) also used 1 1.044
67	30-40-50-60-8000 exc.				
	4455-65-4855-65				
	8467	7689676	AR	3.38	HANDLE, frt & rr. dr. (blue)
67	6600	7689660	2	3.49	HANDLE (blue) also used 1 1.044
67	44-4867	7689423	2	3.95	HANDLE, rr. dr. (green)
67	4465-4865	7689675	2	3.95	HANDLE, frt. dr. (green) also used 1 1.044
67	5200-8439-69-9000	7689675	AR	3.95	HANDLE, frt. 8< rr. dr. (green)
67	4467-4600	7689667	2	3.02	HANDLE (yellow) also used 1 1.044
67	4455-65-4855-65-9000	7689673	2	3.38	HANDLE, frt. dr. (gold) also used 1 1.044
67	3307-69-3407-69-3535				
	69-3635-69-4307-17				
	39-67-4407-17-39-67				
	69-5000-6439-67-69				
	8200-8400	7689673	AR	3.38	HANDLE, frt. & rr. dr. (gold)
67	4339-4439-5439-69				
	6439-69-8439-69	7689 680	AR	3.38	HANDLE, frt. & rr. dr. (maroon)
67	3300-3400-3500-3617				
	4307-17-67-4407-17				
	67-4607-17-8239-57				
	8439-9000	7689670	AR	3.38	HANDLE, frt. & rr. dr (parchment) also used 11.044
67	3335-3435-4367-4467				
	4667-5467-6467-8457	7689668	AR	3.64	HANDLE, frt. & rr. dr. (red) also used 1 1.044
67	4455-4855	7689668	2	3.64	HANDLE, frt. dr. (red)
67	44-4855	7695575	2	3.79	HANDLE, rr. dr. (red)
67	3517-69-3617-69-4307				
	17-4407-17-4607-17				
	5439-69-87-6439-69				
	87-8239-57-69-9000	7689671	AR	3.38	HANDLE, frt. & rr. dr. (turquoise) also used 1 1.044
67	9487	7689681	2	3.38	HANDLE (plum) also used 1 1.044
67	9487	7689666	2	3.64	HANDLE (white) also used 1 1.044
67	4455-65-4855-65	7695576	2	3.79	HANDLE, rr. dr. (gold)
67	6600	7680654	AR	3.64	HANDLE, frt. & rr. dr. (black) also used 1 1.044
67	8257	7689657	2	3.49	HANDLE (used 1 1.044)
67	6639-87	7689655	AR	3.64	HANDLE, frt. & L rr. dr. (turquoise) also used 1 1.044
67	6600	7689654	AR	3.64	HANDLE, frt. 8(rr. dr. (parchment) also used 1 1.044
67	6667	7689653	2	3.64	HANDLE (red) also used 1 1.044
68	All as Req	8723755	AR	4.87	HANDLE (black) also used 1 1.044
68	All exc. 9000	7767328	AR	4.41	HANDLE (buckskin) also used 1 1.044
68	9000	8723762	AR	4.61	HANDLE (buckskin) also used 1 1.044
68	All as Req	7767325	AR	3.64	HANDLE (gold) also used 1 1.044
68	All exc. 9000	7767327	AR	3.64	HANDLE (green) also used 1 1.044
68	9000	8723761	AR	4.61	HANDLE (green) also used 1 1.044
68	All as Req	7767321	AR	4.41	HANDLE (maroon) also used 1 1.044
68	All exc. 9000	7767326	AR	3.64	HANDLE (parchment) also used 1 1.044
68	9000	8723760	AR	4.61	HANDLE (parchment) also used 1 1.044
68	All as Req	7767319	AR	3.64	HANDLE (red) also used 1 1.044
68	All exc. 9000	7767323	AR	3.64	HANDLE (teal) also used 1 1.044
68	9000	8723759	AR	4.61	HANDLE (teal) also used 1 1.044
68	All exc. 9000	7767333	AR	4.00	HANDLE (white) also used 1 1.044
68	9000	8723756	AR	4.61	HANDLE (white) also used 1 1.044
69-70	All exc. 8439-8469-9487	8732961	AR	3.49	HANDLE, front & rear (also used 1 1.044)
69-70	8439-8469-9487	8732962	AR	4.36	HANDLE, front & rear (also used 1 1.044)
71-72	30-4000	8732961	AR	3.49	HANDLE, frt. & rr. (also used 1 1.044)
71-72	50-60-80-9000	8732962	AR	4.36	HANDLE, frt. & rr. (also used 1 1.044)
73	All	8732962	AR	4.36	HANDLE, frt. & rr. (also used 1 1.044)

10.797 PLATE — SPRING, DOOR WINDOW REGULATOR HANDLE					
54-67	All As Reqd.....	4506696	AR	.15	PLATE, frt. & rr. hdl.—(10.5 15)
68-73	All as Reqd.....	7731353	2	.10	PLATE, front & rear door—(10.5 1 5) .
51-53	All.....	4090144	AR	.10	SPRING, ret.-rr.—(10.513)
54-57	50-70.....	4090144	AR	.10	SPRING ret.-rr.—(10.513)
54-58	40-60.....	4168122	2	.10	SPRING ret.-frt.—(10.513)
55	61.....	4168122	2	.10	SPRING ret.-rr.—(10.513)
55-58	41-43-63.....	4168122	2	.10	SPRING ret.-rr.—(10.513)
56	52-53-56R-72.....	4566746	AR	.20	SPRING regulator hdl—(10.806)
56	63D.....	4168122	2	.10	SPRING, rot.-n. (10.513)
57-58	40-50-60 exc. 66C	4566746	AR	.20	SPRING, regulator hdl.—(10.806)
57-58	61.....	4168122	2	.10	SPRING, rot.-n. (10.513)
58	53-56R.....	4090144	AR	.10	SPRING, ret.-rr.—(10.513)
59-60	All.....	4168122	2	.10	SPRING, ret.-frt. & rr.—(10.5 13) .
61	4019-35-45-41 19-35-4439-69-4639-47 19-39.....	4168122	2	.10	SPRING, rr. hdl. ret.—(10.5 1 3) .
61-62	All.....	4168122	2	.10	SPRING, frt. hdl. ret—(10.5 13)
62	4019-35-45-4135-4439-69-4639-4819-39-29	4168122	2	.10	SPRING, rr. hdl. ret (10.5 13)
63	All 4 Drs.....	4168122	2	.10	SPRING, rr. dr. reg. hdl. ret.—(10.5 13)
63	All.....	4168122	2	.10	SPRING, frt. dr. wind. reg. hdl. ret. spg—(10.5 1 3)
66-67	30-4000.....	4877342	2	.10	WASHER, rr. dr. wind. reg. at spindle—(10.660) .
10.806 SPRING, DOOR WINDOW REGL					
50-63	All exc. 62-63 Spec.	4566746	AR	.20	SPRING, (also used on 10.5 1 2-10.666-10.797-1 1.041-1 1.044-1 1.047)
64	All exc. 4700-4867.....	4566746	AR	.20	SPRING, dr. wind, regulator hdl
64	44-46-4800.....	4566746	2	.20	SPRING, frt. dr. vent reg. hdl
64-65	Riviera.....	4078002	2	.20	SPRING, frt. dr. wind. reg. hdl.—(1 0.666)
65	30-4000 exc. 43-4437	4566746	AR	.20	PSRING, dr. wind, hdl
65-67	50-60-8000 (4 Drs.)	4566746	2	.20	SPRING, rr. dr. wind, hdl
66-67	30-40-9000.....	4566746	AR	.20	SPRING, frt. dr. wind. reg. hdl.
69	5239-8239 69.....	4566746	2	.20	SPRING, frt. dr. wind. reg. hdl.
69-70	3369-3435-36-3569-4439-4456-4666-69 ..	4078002	2	.20	SPRING, rr dr. wind. ^ hdl.—(10.666)
70	5237-39-8239-69.....	4566746	2	.20	SPRING, frt. dr. wind. .g hdl
70	6437 Pol. Car less Pwr. Wind.....	4566746	2	.20	SPRING, frt. dr. wind. reg. hdl
66	30-4000 (4 Drs.)	4078002	2	.20	SPRING, rr. dr. wind. reg. hdl.—(10.666)
67	30-4000 (4 Drs.) exc. 43-4439.....	4078002	2	.20	SPRING, rr. dr. reg. hdl.—(1 0.666)
71-72	3369-3436-4439-69.....	4078002	AR	.20	SPRING, rr. dr. wind. reg. hdl.—(10.666)
10.997 GUTTER, FOLDING TOP REAR QUARTER GUTTER DRAIN					
NOTE For rr. compartment lid gutter refer to 12.996 group.					
67-70	All B-C/Conv.	8712595	1	9.65	GUTTER
68-69	All A/Conv.	7721859	1	10.85	GUTTER
70-72	All A/Conv.	9817850	1	1 1.20	GUTTER
71-73	All B/Conv.	9876074	1	4.10	ROD, gutter retainer.
71-73	All B/Conv.	9877276	AR	.25	CLIP, gutter rod & brace
10.997 HOSE, SHROUD PANEL DRAIN					
71	50-60-80-9000	9839210	2	1.59	HOSE (drain tube) (9.789)
72	50-60-82-9000	9609899	2	1.54	VALVE, ctr. duct pnl. drain (replaces drain hose)-(9.798)
73	All	9609899		1.54	VALVE, ctr. duct pnl. drain—(9.789)

BUICK BODY MAIN GROUP 11.000 SUB-GROUP SEQUENCE

Group 11.000		Page
11.005-11.007	Channel, Rear Quarter Window	
11.011	Glass, Rear Quarter Window	
11.015	Channel, Rear Quarter Stationary Window Glass	
11.015	Weatherstrip, Rear Quarter Window Frame	
11.015	Weatherstrip, Rear Quarter Window Outer Glass Run	
11.021	Channel, Rear Quarter Window	
11.031	Moulding, Rear Quarter Window	
11.040	Guide, Rear Quarter Window	
11.041	Regulator & Parts, Rear Quarter Window	
11.044	Handle, Rear Quarter Window Regulator	
11.052	Hinge, Rear Quarter Window	
11.119	Moulding, Rear Quarter Belt	
17.779	Moulding, Rear Quarter Window Garnish	
11.120	Moulding, Back Window Garnish	
11.133	Escutcheon, Back Window Lower Corner Finishing	
11.175	Plate, Front Door Sill	
11.179	Plate, Rear Door Sill	
11.204	Glass, Back Window	
11.207	Channel, Back Window Glass	
11.208	Moulding, Back Window Reveal	
11.253-11.260	Tail Gate Wiper Parts	
11.358	Panel, Front Seat Back	
11.362	Panel, Front Seat	
11.373	Frame & Spring, Front Seat Back	
11.377	Reclining Seat Parts	
11.381	Bumper, Seat Cushions & Backs	
11.390	Front Seat Back Locking Part	
11.419	Frame & Spring Front Seat	
11.556	Motor, Front Seat Adjuster	

BUICK BODY MAIN GROUP 11.000 (Continued)

Group 11.000		Page
11.556	Transmission, Front Seat Adjuster	
11.558	Switch & Parts, Front Seat Adjuster	
11.561	Adjuster, Front Seat	
11.573	Cover - Fastener, Front Seat Adjuster Track	
11.581	Spring, Front Seat Adjuster	
11.588	Handle, Front Seat Adjuster	
11.610	Frame & Spring, Rear Seat	
11.620	Folding 2nd Seat Parts	
11.620	Folding 3rd Seat Parts	
11.628	Frame & Spring, Rear (2nd) Seat Back	
11.629-11.649	Panel - Filler, Rear Seat Back	
11.651	Plate, Rear Seat Center Arm Rest Hanger	
11.927	Reflector, Rear Quarter Courtesy Lamp	
11.927	Reflector, Dome Lamp	
11.928	Lens, Dome & Courtesy Lamp	
11.950	Switch, Door Jamb	

11.007		CHANNEL FILLER,		REAR QUARTER		WINDOW—LOWER	
59-60	4867.	4301696	RH	22.40	CHANNEL, lwr. & frt.		
59-60	4867.	4301697	LH	22.40	CHANNEL, lwr. & frt.		
61-63	4867.	4472112	RH	24.50	CHANNEL, lwr. & frt.		
64-65	Special (2 Dr. Coupe)	4416723	RH	2.87	CHANNEL, frt. sash		
64-65	Special (2 Dr. Coupe)	4416724	LH	2.92	CHANNEL, frt. sash		
64-65	Special 2 Dr. Coupe.	4417002	RH	3.49	CHANNEL, lwr. sash		
64-65	Special 2 Dr. Coupe.	4417003	LH	3.49	CHANNEL, lwr. sash		
64-65	Special-Skylark Conv.	4496436	RH	5.30	CHANNEL, frt. sash		
64-65	Special-Skylark Conv.	4496437	LH	5.30	CHANNEL, frt. sash		
64-65	Special-Skylark Conv.	4508742	RH	22.40	CHANNEL, lwr. sash		
64-65	Skylark (2 Dr. HT.)	4496438	RH	5.30	CHANNEL, frt. sash		
64-65	Skylark (2 Dr. HT.)	4496439	LH	5.30	CHANNEL, frt. sash		
64	4337.	4514278	RH	24.75	CHANNEL, lwr. sash		
62-64	4447-4647.	4429142	RH	28.75	CHANNEL, lwr. & frt.		
62-64	4447-4647.	4429143	LH	28.75	CHANNEL, lwr. & frt.		
64	4867.	4472112	RH	24.50	CHANNEL, lwr. & frt.		
64	4867.	4472113	LH		CHANNEL, lwr. & frt.		
65	4337-4437.	4508746	RH	24.75	CHANNEL, lwr. sash		
65	4337-4437.	4508747	LH	24.75	CHANNEL, lwr. sash		
65-66	50-6000 (2 Dr. HT.)	4490658	RH	12.90	CHANNEL, lwr. sash		
65-66	50-6000 (2 Dr. HT.)	4490659	LH	12.90	CHANNEL, lwr. sash		
65-66	50-6000 Conv.	4490666	RH	9.75	CHANNEL, lwr. sash		
65-66	8000 (2 Dr. HT.)	4490656	RH	9.95	CHANNEL, lwr. sash		
65-66	8000 (2 Dr. HT.)	4490657	LH	9.95	CHANNEL, lwr. sash		
65-66	8000 Conv.	4490668	RH	10.55	CHANNEL, lwr. sash		
65-66	8000 Conv.	4490669	LH	10.55	CHANNEL, lwr. sash		
66-72	30-4000 (2 Dr. Coupe)	7693010	RH	2.97	CHANNEL, frt. sash		
66-72	30-4000 (2 Dr. Coupe)	7693011	LH	2.97	CHANNEL, frt. sash		
66-67	30-4000 (2 Dr. HT. & Conv.)	7632212	RH	10.50	CHANNEL, frt. sash.		
66-67	30-4000 (2 Dr. HT. & Conv.)	7632213	LH	10.50	CHANNEL, frt. sash.		
65-66	50-60-8000 (2 Drs.)	7632214	RH	9.25	CHANNEL, frt. sash.		
65-66	50-60-8000 (2 Drs.)	7632215	LH	9.25	CHANNEL, frt. sash.		
66-70	9000.	7632216	RH	11.50	CHANNEL, frt.		
66-70	9000.	7632217	LH	11.50	CHANNEL, frt.		
67-68	50-6000 (2 Dr. HT.)	7664944	RH	11.45	CHANNEL, lwr.		
67-68	50-6000 (2 Dr. HT.)	7664945	LH	11.45	CHANNEL, lwr.		
67-68	50-6000 (2 Dr. HT.)	7646853	RH	11.45	CHANNEL, frt.		
67-68	50-6000 (2 Dr. HT.)	7646854	LH	11.45	CHANNEL, frt.		
67-68	50-6000 Conv.	7656805	RH	11.30	CHANNEL, frt.		
67-68	50-6000 Conv.	7656806	LH	11.45	CHANNEL, frt.		
67-68	8000 (2 Drs.)	7656805	RH	11.30	CHANNEL, frt.		
67-68	8000 (2 Drs.)	7656806	LH	11.45	CHANNEL, frt.		
68-72	30-4000 2 Drs. exc. 3327.	7798692	RH	4.00	CHANNEL, lwr.		
68-72	30-4000 2 Drs. exc. 3327.	7798693	LH	4.00	CHANNEL, lwr.		
68	G.S. 350-Skylark-G.S. 400.	7763301	RH	7.40	CHANNEL, frt.		
68	G.S. 350-Skylark-G.S. 400.	7763302	LH	7.40	CHANNEL, frt.		
69-70	All 2 Dr. exc. 9000.	8734082	RH	10.95	CHANNEL, frt. sash		
69-70	All 2 Dr. exc. 9000.	8734083	LH	10.95	CHANNEL, frt. sash		
69-70	50-60-8000 (2 Drs.)	8731301	RH	7.10	CHANNEL, lwr.		
69-70	50-60-8000 (2 Drs.)	8731302	LH	7.10	CHANNEL, lwr.		
71-72	3337-3437-67-4437-67	8734082	RH	10.95	CHANNEL, frt. sash		
71-72	3337-3437-67-4437-67	8734083	LH	10.95	CHANNEL, frt. sash		
71-73	All B (2 Drs.)	9832046	RH	12.25	CHANNEL, frt. sash		
71-73	All B (2 Drs.)	9832047	LH	12.25	CHANNEL, frt. sash		
71-73	All C (2 Drs.)	9837045	RH	13.10	CHANNEL, frt. sash		
71-73	All C (2 Drs.)	9837046	LH	13.10	CHANNEL, frt. sash		
71-73	All E.	9832048	RH	12.25	CHANNEL, frt. sash		
71-73	All E.	9832049	LH	12.25	CHANNEL, frt. sash		
70-71	9000.	8731399	2	.10	WASHER, qtr. wind, glass to reg. (T/i" dia. nylon)—(10.685).		
70-71	50-60-8000 (2 Dr.)	8731399	2	.10	WASHER, qtr. wind, guide lwr. roller—(10.685).		
70-71	3437-3537-4437-67-4600.	8731399	2	.10	WASHER, qtr. wind, guide lwr. roller (T/i" dia. nylon) (10.685).		
71-72	All.	7734899	AR	.10	WASHER, guide lwr. filler & roller to glass (1 1/2" dia. nylon) (10.685).		
62	4027-4317.	4418510	2	.72	FILLER, lwr. sash chnl.—(10.685).		
63	All.	4418510	2	7.2	FILLER, lwr. sash chnl.—(10.685).		
65-66	52-54-62-64-6637.	7584112	2	.56	FILLER, sash chnl.-lwr.		
65-66	82-8437-8467.	7584114	2	.67	FILLER, sash chnl.-lwr.		

65-66	8467.....	7584283	2	.85	FILLER, lwr. sash chnl-upr.
66-67	30-4000 (2 Dr. HT.)	7585488	2	.25	FILLER, lwr. sash chnl. cam
66-67	30-4000 Conv.....	7590858	2	.25	FILLER, lwr. sash chnl. cam
67-68	50-6000 (2 Dr. HT.)	7653288	RH	2.87	FILLER, sash chnl-upr.
67-68	50-6000 (2 Dr. HT.)	7653289	LH	2.87	FILLER, sash chnl-upr.
67-68	50-6000 (2 Dr. HT.)	7668631	2	.56	FILLER, sash chnl-lwr.
67-68	50-6000 Conv.....	7670156	RH	.77	FILLER, lwr. sash-outer....
67-68	50-6000 Conv.....	7670157	LH	.77	FILLER, lwr. sash-outer.
67-68	50-6000 Conv.....	7669869	2	.30	FILLER, sash inner cam....
67-68	8000 (2 Drs.).....	7669869	2	.30	FILLER, sash inner cam....
67-68	8000 (2 Dr. HT.).....	7670154	RH	1.69	FILLER, lwr. sash-outer
67-68	8000 (2 Dr. HT.).....	7670155	LH	1.69	FILLER, lwr. sash-outer
67-68	8000 Conv.....	7670158	RH	1.69	FILLER, lwr. sash-outer
67-68	8000 Conv.....	7670159	LH	1.69	FILLER, lwr. sash-outer
68-72	30-4000 2 Drs. exc. 3327.....	7723457	2	.25	FILLER, lower sash channel
69-70	50-60-8000 (2 Drs.)	8719721	2	.25	FILLER, lower sash channel
71-73	All B-C (2 Drs.).....	9839703	2	.25	FILLER, lwr. sash plate....
71-73	All E.....	9839704	2	.25	FILLER, lwr. sash plate....
71-73	All B-C (2 Dr. H.T.)	9831112	RH	5.45	PLATE, lwr. sash guide....
71-73	All B-C (2 Dr. H.T.)	9831113	LH	5.45	PLATE, lwr. sash guide....
71-73	All B/Conv.....	9831114	RH	7.10	PLATE, lwr. sash guide....
71-73	All B/Conv.....	9831115	LH	7.10	PLATE, lwr. sash guide....
71-73	All E.....	9839176	RH	6.80	PLATE, lwr. sash guide....
71-73	All E.....	9839177	LH	6.80	PLATE, lwr. sash guide....

11.007 CAM — RO ILLER — PIN, REAR QUI
CHANNEL

65-66	50-60-8000 (2 Drs.)	4479004	2	.56	CAM.....
66-67	30-4000 Conv.....	7581988	RH	1.90	CAM.....
66-67	30-4000 Conv.....	7581989	LH	1.90	CAM.....
66-67	30-4000 (2 Dr. HT.)	7591095	RH	2.10	CAM.....
66-67	30-4000 (2 Dr. HT.)	7591096	LH	2.10	CAM.....
66-70	9000.....	7589405	2	2.56	CAM, lift arm
67-68	50-6000 Conv.....	7675210	RH	2.31	CAM.....
67-68	50-6000 Conv.....	7675211	LH	2.31	CAM.....
67-68	8000 (2 Drs.).....	7675210	RH	2.31	CAM.....
67-68	8000 (2 Drs.).....	7675211	LH	2.31	CAM.....
61		4813888	6	.20	ROLLER lwr. sash chnl.....
61-62	4411.....	4305694	4	.25	ROLLER lwr. sash chnl.—(10.763)
62-63	4347.....	4305694	4	.25	ROLLER lwr. sash chnl.—(10.763)
62-64	4447-4647-4847.....	4813888	6	.20	ROLLER
64-65	Special Conv. & HT.....	5718697	6	.30	ROLLER
63-65	Riviera.....	4305694	6	.25	ROLLER 10.763).
65-66	50-60-8000 (2 Drs.)	9704300	6	.67	ROLLER 8t PIN (also used 10.747).
66-67	30-4000 (2 Dr. HT. 8i Conv.).....	4491089	6	.25	ROLLER, wind, guide.....
66-70	9000.....	7594039	4	1.23	ROLLER, lift arm.....
66-70	9000.....	4540212	4	.82	ROLLER, window guide.....
67-68	50-6000 (2 Dr. HT.)	9710087	6	.67	ROLLER, lwr. sash chnl.....
67-68	50-6000 Conv.....	7583902	6	.46	ROLLER, wind, guide.....
67-68	8000 (2 Drs.).....	7583902	6	.46	ROLLER, wind, guide.....
68-72	30-4000 2 Drs. exc. 3327.....	9709291	2	.15	ROLLER, sash chnl.-frt.
69-70	50-60-8000 (2 Drs.)	8731349	2	.56	ROLLER, guide-lower..
68-72	3337-3437-67-3537- 4437-67-4600.....	7794097	2	.30	ROLLER, wind, guide lwr.....
71-73	All B-C-E (2 Drs.).....	9831696	2	.56	ROLLER, qtr. wind, guide lwr.....
69	All (2 Drs.).....	8767802	2	.46	SPRING, sash chnl.-frt. roller.....
68-69	30-4000 (2 Drs.).....	8767802	2	.46	SPRING, sash chnl.-frt. roller.....
66-71	All.....	4491087	AR	.10	BUSHING (used 10.685-10.748-1 1.01 1)
71-72	30-4000 (2 Dr. H.T. & Conv.).....	9804150	AR	.11	BUSHING, lwr. sash frt. roller
73	All B-C-E (2 Drs.).....	9804150	AR	.11	BUSHING (lwr. sash to glass [also used 10.685- 10.747-10.792-1 1.011]).....
65-66	50-60-8000 (2 Drs.)	4534340	6	.25	BOLT, rr. qtr. wind, glass to lwr. chnl.—(10.685)
67-68	52-54-64-6687.....	7614967	6	.25	BOLT, lwr. chnl. (10.685).....
68	30-4000 (2 Drs.).....	7667128	2	.10	BOLT, lwr. sash to glass.....
69-70	30-4000 2 Dr.).....	7775159	2	.15	BOLT, lwr. sash to glass—(10.685).....
69-70	50-60-8000 (2 Drs.)	8731759	4	.10	BOLT, guide upper support.....
69	5237-5437-67-6437- 6637-67-8257-8457- 67.....	7667128	AR	.10	BOLT, lower sash to glass.....
70	50-60-8000 (2 Drs.)	7775159	4	.15	BOLT, lwr. sash to glass—(10.685)
71-73	All B-C-E (2 Dr.)..... 3437-3557-4437-67- 4600.....	7775159	4	.15	BOLT, lwr. sash guide plate—(10.685) .
67-70	4600.....	7791597		.25	PIN, sash chnl.-frt. roller ('/«"—20 x 1") .
71-72	3337-3437-67-4437-67	7791597		.25	PIN, sash chnl. frame roller ('/,"—20 x 1"

65-66	50-60-8000 (2 Drs.)	4469109	6	.25	NUT, rr. qtr. wind. glass to lwr. chnl. — (1 0.685)
66-73	All	4491088	AR	.15	NUT (Vie" I.D. x 1V" O.D.)—(1 0.792)
67	3417	4405524	1	.10	NUT, wind, guide to panel—(1 0.686)
68	52-54-64-668 7	4533795		.20	NUT, lwr. chnl. — (10.685)
68	52-54-64-668 7	4533795		.20	NUT, upr. filler-rr.—(1 0.685)
64	4067-4337-67-4447				
	4647-484 7	4409392		.10	SCREW, cam—(1 0.687)
65	30-4000 (Conv. & H.T.)	4409392		.10	SCREW, cam—(1 0.687)
65-66	50-60-8000 (2 Drs.)	4409392		.10	SCREW, rr. qtr. wind. lwr. sash chnl. cam—(1 0.687)
69-72	3327	7763443		.41	SCREW, glass to reg.
70	50-60-8000 Conv.	4409791		.10	SCREW, wind, guide to upr. support—(1 0.670)
71	50-60-80-9000 (2 Drs.)	7711877		.15	SCREW, qtr. wind, guide lwr. supt. to inner pnl. (1/2" — 20 x 7/8")—(10.670)
66-70	All	7582188	AR	.15	WASHER, 1/2" I.D. x 1 1/2" x 3/4" V'-rubber (also use 10.685) — (10.748)
66-67	35-36-43-44-4617	7631339	2	.15	WASHER, wind, guide roller
67	3307-3407-17-4307				
	4407-460 7	7631339	2	.15	WASHER, wind, glass to reg.
67	43-44-466 7	7631339	2	.15	WASHER, wind, guide roller
68	30-4000 (2 Drs.)	7647276	2	.15	WASHER, guide-lwr. roller
66-73	All	4491086	AR	.15	WASHER (1/2" oval I.D. x W O.D. x 1/32") steel (also used 10.748-10.685)
69	34-35-44-46-50-60-8000 (2 Drs.)	7647276	2	.15	WASHER, guide lower roller
70	9000	7734899	2	.10	WASHER, wind, guide roller to glass (1 V dia. nylon)—(1 0.685)
11.011 GLASS, REAR QUARTER WINDOW					
64-65	Special-Skylark (2 Dr. Coupe)	4409849	LH	19.40	GLASS (clear)
64-65	Sportwagons	4412792	LH	48.20	GLASS (clear)
64	4337	4409852	RH	22.50	GLASS (clear)
64	4337	4409853	LH	22.50	GLASS (clear)
65	4337-443 7	4409852	RH	22.50	GLASS (clear)
65	4337-443 7	4409853	LH	22.50	GLASS (clear)
65-66	52-54-62-64-663 7	4470438	RH	25.50	GLASS (clear)
65-66	52-54-62-64-663 7	4470439	LH	25.50	GLASS (clear)
65-66	54-64-666 7	4462910	RH	20.13	GLASS (clear)
65-66	54-64-666 7	4462911	LH	22.55	GLASS (clear)
65-66	82-843 7	4470454	RH	24.37	GLASS (clear)
65-66	82-843 7	4470455	LH	24.37	GLASS (clear)
65-66	846 7	4462906	LH	24.37	GLASS (clear)
66-67	30-4000 (2 Dr. Coupe)	4540886	RH	18.80	GLASS (clear)
66-67	30-4000 (2 Dr. Coupe)	4540887	LH	17.27	GLASS (clear)
66-67	30-4000 Conv.	4539476	RH	21.60	GLASS (clear)
66-67	30-4000 Conv.	4539477	LH	19.30	GLASS (clear)
66-67	3000 Wagons	4536735	RH	38.45	GLASS (clear)
66-67	3000 Wagons	4536736	LH	38.45	GLASS (clear)
66-67	30-4000 (2 Dr. HT.)	4540580	RH	25.40	GLASS (clear)
66-67	30-4000 (2 Dr. HT.)	4540581	LH	25.40	GLASS (clear)
66-67	4000 Wagons	4536863	RH	40.50	GLASS (clear)
66-67	4000 Wagons	4536864	LH	37.25	GLASS (clear)
66-70	9000	4529344	RH	12.50	GLASS (clear)
66-70	9000	4529345	LH	12.50	GLASS (clear)
67-68	50-6000 Conv.	7639622	RH	21.55	GLASS (clear)
67-68	50-6000 Conv.	7639623	LH	21.55	GLASS (clear)
67-68	50-6000 (2 Dr. HT.)	7639960	RH	27.30	GLASS (clear)
67-68	50-6000 (2 Dr. HT.)	7639961	LH	27.30	GLASS (clear)
67-68	8000 Conv.	7639630	RH	17.75	GLASS (clear)
67-68	8000 Conv.	7639631	LH	24.35	GLASS (clear)
67-68	8000 (2 Dr. HT.)	7639638	RH	13.75	GLASS (clear)
68-69	8000 (2 Dr. HT.)	7639639	LH	19.10	GLASS (clear)
68-69	3000 (2 Dr. Coupe)	7719710	RH	10.90	GLASS (clear)
68-72	3000 (2 Dr. Coupe)	7719711	LH	10.90	GLASS (clear)
68-72	3000 Wagons	7722251	RH	31.00	GLASS (clear)
68-69	3000 Wagons	7722252	LH	31.00	GLASS (clear)
68-69	4000 Wagons	7737636	RH	26.50	GLASS (clear)
68-69	4000 Wagons	7737637	LH	26.50	GLASS (clear)
68-69	30-4000 (2 Dr. HT.)	7763320	RH	21.40	GLASS (clear)
68-72	30-4000 (2 Dr. HT.)	7763321	LH	21.40	GLASS (clear)
68-72	34-44-4667	7763324	RH	15.05	GLASS (clear)
69-70	34-44-4667	7763325	LH	15.05	GLASS (clear)
69-70	50-6000 (2 Dr. HT.)	8746536	RH	21.40	GLASS (clear)
69-70	50-6000 (2 Dr. HT.)	8746537	LH	21.40	GLASS (clear)
69-70	50-6000 Conv.	8746540	RH	19.75	GLASS (clear)
69-70	50-6000 Conv.	8746541	LH	19.75	GLASS (clear)
69-70	8000 Conv.	8746544	RH	20.45	GLASS (clear)
	8000 Conv.	8746545	LH	20.45	GLASS (clear)

69-70	8000 (2 Dr. HT.)	.8746548	RH	17.80	GLASS (clear)
69-70	8000 (2 Dr. HT.)	.8746549	LH	17.80	GLASS (clear)
70-72	332 7	.878041 8	RH	9.00	GLASS (clear)
70-72	332 7	.8780419	LH	9.00	GLASS (clear)
70-72	30-4000 (2 Dr. H.T.)	.8781 140	RH	17.10	GLASS (clear)
70-72	30-4000 (2 Dr. H.T.)	.8781 141	LH	17.10	GLASS (clear)
70	6036-46	.4463408	RH	31.30	GLASS (clear)
70	6036-46	.4463409	LH	31.30	GLASS (clear)
71-73	All B (2 Dr. HT.)	.9824658	RH	14.45	GLASS (clear)
71-73	All B (2 Dr. HT.)	.9824659	LH	14.45	GLASS (clear)
71-73	All B/Conv.	.9805614	RH	17.95	GLASS (clear)
71-73	All B/Conv.	.9805615	LH	17.95	GLASS (clear)
71-73	All B/Wgn.	.9816868	RH	47.90	GLASS (clear)
71-73	All B/Wgn.	.9816869	LH	47.90	GLASS (clear)
71-73	All C (2 Dr.)	.9805610	RH	20.25	GLASS (clear)
71-73	All C (2 Dr.)	.980561 1	LH	20.25	GLASS (clear)
71-73	All E	.9805616	RH	17.15	GLASS (clear)
71-73	All E	.9805617	LH	17.15	GLASS (clear)
63-65	Riviera	.4882522	RH	21.65	GLASS, filler & chnl. (tinted)
63-65	Riviera	.4882523	LH	21.65	GLASS, filler & chnl. (tinted)
64-65	Special-Skylark (2 Dr. Coupe)	.4409850	RH	19.20	GLASS (tinted)
64-65	Sportwagons	.4412793	RH	52.30	GLASS (tinted)
64	4337	.4409854	RH	24.20	GLASS (tinted)
65	4337-4437	.4409854	RH	24.20	GLASS (tinted)
65-66	52-54-62-64-6637	.4470440	RH	26.90	GLASS (tinted)
65-66	52-54-62-64-6637	.4470441	LH	25.35	GLASS (tinted)
65-66	82-8437	.4470456	RH	26.29	GLASS (tinted)
65-66	82-8437	.4470457	LH	49.30	GLASS (tinted)
65-66	8467	.4462907	RH	28.55	GLASS (tinted)
65-66	8467	.4462908	LH	28.55	GLASS (tinted)
66-67	3000 Wagons	.4536737	RH	37.83	GLASS (tinted)
66-67	3000 Wagons	.4536738	LH	37.83	GLASS (tinted)
66-67	30-4000 Conv.	.4539478	RH	23.25	GLASS (tinted)
66-67	30-4000 Conv.	.4539479	LH	23.25	GLASS (tinted)
66-67	30-4000 (2 Dr. Coupe)	.4540888	RH	20.35	GLASS (tinted)
66-67	30-4000 (2 Dr. Coupe)	.4540889	LH	20.35	GLASS (tinted)
66-67	30-4000 (2 Dr. HT.)	.4540582	RH	27.70	GLASS (tinted)
66-67	30-4000 (2 Dr. HT.)	.4540583	LH	27.70	GLASS (tinted)
66-67	4000 Wagons	.4536865	RH	44.55	GLASS (tinted)
66-67	4000 Wagons	.4536866	LH	41.02	GLASS (tinted)
66-70	9000	.4529346	RH	15.65	GLASS (tinted)
66-70	9000	.4529347	LH	15.65	GLASS (tinted)
67-68	50-6000 Conv.	.7639626	RH	21.17	GLASS (tinted)
67-68	50-6000 Conv.	.7639627	LH	21.17	GLASS (tinted)
67-68	50-6000 (2 Dr. HT.)	.7639964	RH	30.10	GLASS (tinted)
67-68	50-6000 (2 Dr. HT.)	.7639965	LH	30.10	GLASS (tinted)
67-68	8000 (2 Dr. HT.)	.7639642	RH	21.00	GLASS (tinted)
67-68	8000 (2 Dr. HT.)	.7639643	LH	21.00	GLASS (tinted)
67-68	8000 Conv.	.7639634	RH	26.75	GLASS (tinted)
67-68	8000 Conv.	.7639635	LH	26.75	GLASS (tinted)
68-69	3000 (2 Dr. Coupe)	.7719712	RH	11.80	GLASS (tinted)
68-69	3000 (2 Dr. Coupe)	.771971 3	LH	11.80	GLASS (tinted)
68-72	3000 Wagons	.7722253	RH	34.20	GLASS (tinted)
68-72	3000 Wagons	.7722254	LH	34.20	GLASS (tinted)
68-69	30-4000 (2 Dr. HT.)	.7763322	RH	23.40	GLASS (tinted)
68-69	30-4000 (2 Dr. HT.)	.7763323	LH	23.40	GLASS (tinted)
68-69	4000 Wagons	.7737638	RH	29.05	GLASS (tinted)
68-69	4000 Wagons	.7737639	LH	29.05	GLASS (tinted)
68-72	34-44-4667	.7763326	RH	16.40	GLASS (tinted)
68-72	34-44-4667	.7763327	LH	16.40	GLASS (tinted)
69-70	50-6000 (2 Dr. HT.)	.8746538	RH	23.40	GLASS (tinted)
69-70	50-6000 (2 Dr. HT.)	.8746539	LH	23.40	GLASS (tinted)
69-70	50-6000 Conv.	.8746542	RH	21.45	GLASS (tinted)
69-70	50-6000 Conv.	.8746543	LH	21.45	GLASS (tinted)
69-70	8000 (2 Dr. HT.)	.8746550	RH	19.40	GLASS (tinted)
69-70	8000 (2 Dr. HT.)	.8746551	LH	19.40	GLASS (tinted)
69-70	8000 Conv.	.8746546	RH	24.20	GLASS (tinted)
69-70	8000 Conv.	.8746547	LH	24.20	GLASS (tinted)
70-72	3327	.8780420	RH	10.80	GLASS (tinted)
70-72	3327	.8780421	LH	10.80	GLASS (tinted)
70-72	30-4000 (2 Dr. HT.)	.8781 142	RH	18.45	GLASS (tinted)
70-72	30-4000 (2 Dr. HT.)	.8781 143	LH	18.45	GLASS (tinted)
70	6036-46	.4463410	RH	34.50	GLASS (tinted)
70	6036-46	.4463411	LH	34.50	GLASS (tinted)
71-73	All B (2 Dr. HT.)	.9824660	RH	15.75	GLASS (tinted)
71-73	All B (2 Dr. HT.)	.9824661	LH	15.75	GLASS (tinted)
71-73	All B/Conv.	.9824662	RH	19.75	GLASS (tinted)

71-73	All B/Conv.	9824627	LH	19.75	GLASS (tinted)
71-73	All B/Wgn.	9820082	RH	52.30	GLASS (tinted)
71-73	All B/Wgn.	9820083	LH	52.30	GLASS (tinted)
71-73	All C (2 Dr.)	9824812	RH	22.30	GLASS (tinted)
71-73	All C (2 Dr.)	9824813	LH	22.30	GLASS (tinted)
71-73	All E	<u>9824814</u>	RH	18.70	GLASS (tinted)
71-73	All E	<u>9824815</u>	LH	18.70	GLASS (tinted)
65-66	50-60-8000 (2 Drs.)	<u>.4469108</u>	6	.20	SPACER wind glass—(10.747)
65-72	All	<u>.4459429</u>	AR	.15	SPACER, wind glass (flat)—(10.027)
67	50-6000 (2 Dr. HT.)	<u>.4469108</u>	AR	.20	SPACER, wind glass—(10.747)
68	50-6000 (2 Dr. HT.)	<u>.7759546</u>	AR	.10	SPACER, wind glass—(10.685)
71	332 7.	<u>.7759546</u>	2	.10	SPACER, glass to reg.—(10.685)
71	3437-4437-67.	<u>.7759546</u>	2	.10	SPACER lwr. sash to glass—(10.685)
71-72	30-4000 (2 Drs.)	<u>7775159</u>	2	.15	BOLT, lwr sash to glass—(10.685)
67-72	All	<u>.4491088</u>	AR	.15	NUT (W' I.D. x VA" O.D.)—(10.792)
67	50-6000 (2 Dr. HT.)	<u>.4469109</u>	6	.25	NUT, wind, glass to lwr. chnl.—(10.685)
67	50-6000 (2 Dr. HT.)	<u>.4469109</u>	2	.25	NUT, wind, glass to upr. filler-rr.—(10.685)
66-70	All	<u>.4491087</u>	AR	.10	8USHING ("Aa" ID. x 1"A" O.D.)—(1 1.007)
67-68	50-6000 Conv.	<u>.7667153</u>	6	.10	8USHING, wind, guide to roller—(10.685)
67-68	8000 (2 Dr.)	<u>.7667153</u>	6	.10	BUSHING, wind, guide to roller—(10.685)
71-73	All (2 Dr.)	<u>9804150</u>	AR	.11	8USHING, guide lwr. roller to glass—(1 1.007)

d is listed in Group 10.027, 1 1.204, spacers in Group 10.028.

11.011 GLASS. R AR QUARTER VENTILATOR					
59-60	4435-45-4635-45	4760451	2		GLASS (clear)
11.012 STOP — PL TE, REAR QUARTER WINDOW					
61	4437-4637-4737.	4839530		.15	STOP, lwr.
62-64	4447-4647-4847.	4839530		.15	STOP, lwr.
64	4067-4337-67-4447- 4647-4747-4847.	4463725		.41	STOP, upr.
65	30-4000 Conv. & HT.	4482848		.25	STOP, upr.
65 66	50-60-8000 (2 Dr.)	4478942		.15	STOP, lwr.
65-67	50-60-8000	4482848		.25	STOP, upr.
65	9000	4463725		.41	STOP.
66	3367-3467-3517-3617- 4317-67-4417-67- 4617-67.	4482848	2	.25	STOP, upr.
66-70	<u>9000</u>	4537597	2	.51	STOP, upper
67	30-4000 (2 Dr. HT. & Conv.)	7652012	2	.10	STOP, lwr.
67	30-4000 (2 Dr. HT & Conv.)	4482848	2	.25	STOP, upr. (also used 10.716)
67	50-60-8000 (2 Drs.)	7667093	2	.15	STOP, lwr.
67	50-60-8000 (4 Dr. HT.)	4478942	1	.15	STOP, lwr.
68-72	<u>30-4000 (2 Drs.)</u>	7727099	2	.46	STOP, lower.
68-72	33-34-35-44-4637	7727247	2	.46	STOP, upper-rear.
68	44-4667	7730069	2	.46	STOP, upr.-rr.
68-72	34-44-4667.	7793500	2	.43	STOP, upper-front
68	50-6000 (2 Dr. HT.)	4478942	2	.15	STOP, lwr.
68	<u>50-6000 Conv.</u>	7667093	2	.15	STOP, lwr.
68	8000 (2 Drs.)	7667093	2	.15	STOP, lwr.
68-70	9000	7696298	4	.46	STOP (upr. at rr. guide & lwr. at frt. guide)
68-70	9000	7696298	4	.46	STOP, lower at front & rear guide
68	<u>All 2 Dr. HT. & Conv</u>	4482848	2	.25	STOP, upr.
69-72	34-44-4667.	7730069	2	.46	STOP, upper-rear.
69-70	50-60-8000 (2 Drs.)	8727817	2	.46	STOP, upper-rear.
69-70	<u>50-60-8000 (2 Drs.)</u>	8731760	RH	.46	STOP, upper-front
69-70	<u>50-60-8000 (2 Drs.)</u>	8731761	LH	.46	STOP, upper-front
69-70	50-60-8000 (2 Dr. HT.)	8748961	2	.46	STOP, lower.
69-70	<u>50-60-8000 Conv.</u>	8776005	2	.51	STOP, lower.
69-72	3337-3437-3537-4437- 4637.	4482848	2	.25	STOP, upper-front
71-73	All B (2 Dr. H.T.)	9847540	2	.46	STOP, upr.-rr.
71-73	All B/Conv. less Pwr. Wind	9840249	2	.46	STOP, lwr.
71-72	50-60-8000 (2 Drs.) (Exc. <u>5257-5457-6647</u>)	9840363	2	.46	STOP, upr.-rr.
71-73	<u>All B-C-E (2 Drs.)</u>	9840764	2	.46	STOP, upr. frt
71-72	All B-C-E (2 Dr. HT.) less <u>Pwr. Wind</u>	9840765	2	.46	STOP, lwr.
71-72	All B-C-E (2 Drs.) Pwr. <u>Wind</u>	9841341	RH	.46	STOP, lwr.
71-72	All B-C-E (2 Drs.) Pwr. <u>Wind</u>	9841342	LH	.46	STOP, lwr.
71-72	All E	9842408	RH	.46	STOP, upr.-rr.
71-72	All E	9842409	LH	.46	STOP, upr.-rr.
66	4000	7582826	AR	.25	CLIP (used 12.1 18)

66-70	9000	7589406	2	2.82	BUMPER, lower-stop
66-67	9000	7652012	2	.10	NUT, qtr. wind. upr. 8i lwr. (used as stop)
66	3367-3467-3517-3617-				
	4317-67-4417-67-				
	4617-67	7652012	2	.10	NUT, qtr. wind.-lwr. (used as stop)
67	3517-3617-4317-67-				
	4417-67-4617-67	7652012	4	.10	NUT, lwr. 8i upr. (used as stop)
64	4467-4667-4867 2nd				
	type	179117	2	.15	SCREW, lwr. sash chnl. stop—(8.975)
11.015 WEATHERSTRIP, REAR QUARTER WINDOW GLASS RUN INNER					
61-64	4867	4814581	2	1.85	WEATHERSTRIP
62-64	4847	4846227	LH	1.74	WEATHERSTRIP
63-65	Riviera	4877184	RH	3.02	WEATHERSTRIP
63-65	Riviera	4877185	LH	3.02	WEATHERSTRIP
64	4127	4460790	2	1.90	WEATHERSTRIP
64	4337	4522385	RH	1.64	WEATHERSTRIP
64	4337	4522386	LH	1.64	WEATHERSTRIP
64	4367	4461113	2	1.33	WEATHERSTRIP
65	3000 (2 Dr. Coupe)	4415855	2	1.49	STRIP
65	43-4437	4522385	RH	1.64	STRIP
65	43-4437	4522386	LH	1.64	STRIP
65	43-4467	4461113	2	1.33	STRIP
65-66	50-6000 (2 Dr. H.T.)	4508176	RH	3.18	STRIP, inner
65-66	50-6000 (2 Dr. H.T.)	4508177	LH	3.18	STRIP, inner
65-66	8000 (2 Dr. H.T.)	4508178	RH	3.08	STRIP, inner
65-66	8000 (2 Dr. H.T.)	4508179	LH	3.08	STRIP, inner
65-66	8000 Conv.	4508180	RH	3.18	STRIP, inner
65-66	8000 Conv.	4508181	LH	3	STRIP, inner
66	30-4000 Conv.	7591150	RH	2 82	STRIP, inner (black bead)
66	30-4000 Conv.	7591150	LH	2	STRIP, inner (black bead)
66-67	30-4000 Conv.	7591082	RH		STRIP, inner (chrome bead)
66-67	30-4000 Conv.	7591083	LH	3 08	STRIP, inner (chrome bead)
66	30-4000 (2 Dr. Coupe)	7592446	RH	3	STRIP, inner (black bead)
66	30-4000 (2 Dr. Coupe)	7592447	LH	3 18	STRIP, inner (black bead)
66-67	30-4000 (2 Dr. Coupe)	7592442	RH	3 18	STRIP, inner (chrome bead)
66-67	30-4000 (2 Dr. Coupe)	7592443	LH	3 08	STRIP, inner (chrome bead)
66	30-4000 (2 Dr. H.T.)	7601626	RH	3 08	STRIP, inner (black bead)
66	30-4000 (2 Dr. H.T.)	7601627	LH	3 18	STRIP, inner (black bead)
66-67	30-4000 (2 Dr. H.T.)	7592444	RH	3 18	STRIP, inner (chrome bead)
66 67	30-4000 (2 Dr. H.T.)	7592445	LH	3 18	STRIP, inner (chrome bead)
6670	9000	8717497	RH	2.92	STRIP, inner
66-68	9000	7595831	LH	4 05	STRIP, inner
67-68	50-6000 (2 Dr. H.T.)	8715182	RH	4 05	STRIP, inner
67-68	50-6000 (2 Dr. H.T.)	8715183	LH	2^7	STRIP, inner
67	6000 Conv.	8715178	RH	2^7	STRIP, inner
67	6000 Conv.	8715179	LH	4 00	STRIP, inner
67-68	8000 (2 Dr. H.T.)	8715098	RH	4^0	STRIP, inner
67-68	8000 (2 Dr. H.T.)	7663141	LH	4^2	STRIP, inner
67-68	8000 Conv.	7658058	RH	4.72	STRIP, inner
67-68	8000 Conv.	7658059	LH	1.13	STRIP, inner
68	3327	4480377	2	2.97	STRIP, frt. & rr. sealing—(10.652)
68-69	3000 (2 Dr. Coupe)	7726078	RH	2.97	STRIP, inner
68-69	3000 (2 Dr. Coupe)	7726079	LH	3.54	STRIP, inner
68-69	30-4000 (2 Dr. H.T.)	7726076	RH	3.54	STRIP, inner
68-69	30-4000 (2 Dr. H.T.)	7726077	LH	2.36	STRIP, inner
68-69	4000 Conv.	7726207	RH	2.36	STRIP, inner
68-69	4000 Conv.	7726208	LH	2.77	STRIP, inner
68	50-6000 Conv.	8715178	RH	2.57	STRIP, inner
68	50-6000 Conv.	8715179	LH	.97	STRIP, inner
69	3000 (2 Dr. Coupe)	8727969	4	2.56	STRIP, front & rear (also used 10.694)
69-70	50-6000 (2 Dr. HT.)	8754508	RH	2.56	STRIP (12 1/2" long x 1" wide)
69-70	50-6000 (2 Dr. HT.)	8754509	LH	2.72	STRIP (12 1/2" long x 1" wide)
69-70	8000 (2 Dr. HT.)	8754502	RH	2.72	STRIP
69-70	8000 (2 Dr. HT.)	8754503	LH	3.18	STRIP
69-70	50-6000 (2 Dr. H.T.)	8716592	RH	3.18	STRIP, nner
69-70	50-6000 (2 Dr. H.T.)	8716593	LH	3.18	STRIP, nner
69-70	50-6000 Conv.	8721415	RH	3.18	STRIP, nner
69-70	50-6000 Conv.	8721416	LH	4.05	STRIP, nner
69-70	8000 Conv.	8720645	RH	3.18	STRIP, nner
69-70	8000 Conv.	8720646	LH	3.18	STRIP, nner
69-70	8000 (2 Dr. H.T.)	8727622	RH	3.18	STRIP, nner
69-70	8000 (2 Dr. H.T.)	8727623	LH	3.18	STRIP, inner
69-70	9000	8717497	RH	3.18	STRIP, nner
69-70	9000	8717498	LH	3.18	STRIP, nner
70-72	3327	4486341	2	.25	STRIP, frt
70-72	3327	4486342	2	.36	STRIP, rr
70-72	3327	9808512	RH	2.36	STRIP, vertical-inner

7072	3327	9808513	LH	2.36	STRIP, vertical-inner
70-72	3327	8781731	RH	2.15	STRIP, inner
70-72	3327	8781732	LH	2.15	STRIP, inner
70-72	30-4000 (2 Dr. H.T.)	9808514	RH	1.90	STRIP, vert, inner
70-72	30-4000 (2 Dr. HT.)	9808515	LH	1.90	STRIP, vert, inner
70-72	30-4000 (2 Dr. H.T.)	8781733	RH	2.36	STRIP, inner
70-72	30-4000 (2 Dr. H.T.)	8781734	LH	2.36	STRIP, inner
70-72	30-4000 Conv.	7726205	RH	2.67	STRIP, inner
70-72	30-4000 Conv.	7726206	LH	2.77	STRIP, inner
70	9487	7585410	2	.25	STRIP
71-73	All B (2 Dr. H.T.)	9831682	RH	3.59	STRIP, inner at belt
71-73	All B (2 Dr. H.T.)	9831683	LH	3.59	STRIP, inner at belt
71-73	All B/Conv.	9838415	RH	3.18	STRIP, inner at belt
71-73	All B/Conv.	9838416	LH	3.18	STRIP, inner at belt
71-73	All C (2 Dr.)	9839654	RH	6.30	STRIP, inner at belt
71-73	All C (2 Dr.)	9839655	LH	6.30	STRIP, inner at belt
71-72	9000	9837040	RH	6.30	STRIP, inner at belt
71-72	9000	9837041	LH	6.30	STRIP, inner at belt
71-73	All B/Conv.	9829188	RH	4.87	SUPPORT, nner sealing strip at belt
71-73	All B/Conv.	9829189	LH	4.87	SUPPORT, nner sealing strip at belt
71	5257-5457-6647	9875376	RH	5.95	SUPPORT, nner sealing strip at belt
71	5257-5457-6647	9875377	LH	5.95	SUPPORT, nner sealing strip at belt
71	8237-8437	9875386	RH	5.95	SUPPORT, nner sealing strip at belt
71	8237-8437	9875387	LH	5.95	SUPPORT, nner sealing strip at belt
71	9487	9875372	RH	8.75	SUPPORT, nner sealing strip at belt
71	9487	9875373	LH	8.75	SUPPORT, nner sealing strip at belt
72-73	All B (2 Dr. H.T.)	9833895	RH	5.95	SUPPORT, nner sealing strip at belt
72-73	All B (2 Dr. HT.)	9833896	LH	5.95	SUPPORT, nner sealing strip at belt
72-73	All C (2 Dr.)	9837603	RH	5.95	SUPPORT, nner sealing strip at belt
72 73	All C (2 Dr.)	9837604	LH	5.95	SUPPORT, nner sealing strip at belt
72 73	All E	9838048	RH	8.75	SUPPORT, nner sealing strip at belt
72-73	All E	9838049	LH	8.75	SUPPORT, nner sealing strip at belt
11.01 5 STRIP, REAR QUARTER					RUN OUTER
62	4447-4647	4404614	RH	3.23	WEATHERSTRIP
62	4447-4647	4404615	LH	3.23	WEATHERSTRIP
63	4447	4404614	RH	3.23	STRIP, glass run-outer
63	4447	4404615	LH	3.23	STRIP, glass run-outer
63-65	Riviera	5714446	RH	1.54	STRIP
63-65	Riviera	5714447	LH	1.59	STRIP
63	4647	5718070	RH	2.67	STRIP (incl. riveted-on guide plate)
63	4847	5718073	LH	2.67	STRIP (incl. riveted-on guide plate)
64	4027-4127	4480378	4	1.13	STRIP, glass run sealing-frt. & rr.—(10.652)
64	4027	4415840	RH	2.05	STRIP
64	4027	4415841	LH	2.05	STRIP
64-65	Special-Skylark Conv.	4482530	RH	3.84	STRIP
64	4127	4415838	RH	2.61	STRIP
64	4 127	4415839	LH	2.61	STRIP
64	4337	4482532	RH	3.90	STRIP
64	4337	4482533	LH	3.90	STRIP
64	4337 Belt Reveal Mldg.	5718050	RH	2.82	STRIP
64	4337 Belt Reveal Mldg.	5718051	LH	2.82	STRIP
64	4367 Belt Reveal Mldg.	5718078	RH	2.61	STRIP
64	4367 Belt Reveal Mldg.	5718079	LH	2.61	STRIP
64	4447-4647	4404614	RH	3.23	STRIP
64	4447-4647	4404615	LH	3.23	STRIP
64	4647 Belt Reveal Mldg.	5718070	RH	2.67	STRIP
64	4847	5718073	LH	2.67	STRIP
65	33-3427	4496456	4	1.44	STRIP, glass run-frt. & rr. sealing- ⁽¹⁰⁻⁶⁵²⁾
65	33-3427	4415840	RH	2.05	STRIP
65	33-3427	4415841	LH	2.05	STRIP
65	43-4427 Belt Reveal Mldg.	5718032	RH	1.59	STRIP
65	43-4427 Belt Reveal Mldg.	5718033	LH	1.59	STRIP
65	43-4427	4415838	RH	2.61	STRIP
65	43-4427	4415839	LH	2.61	STRIP
65	43-4437	4482532	RH	3.90	STRIP
65	43-4437	4482533	LH	3.90	STRIP
65	43-4437 Belt Reveal Mldg.	5718050	RH	2.82	STRIP
65	43-4437 Belt Reveal Mldg.	5718051	LH	2.82	STRIP
65	43-4467 Belt Reveal Mldg.	5718078	RH	2.61	STRIP
65	43-4467 Belt Reveal Mldg.	5718079	LH	2.61	STRIP
65-66	52-54-6237	4530910	RH	6.00	STRIP, outer

65-66	52-54-6237	4530911	RH	6.00	STRIP, outer
65	50-6000 (2 Dr. H.T.) Belt				
	Reveal Mldgs.	.9704372	RH	4.41	STRIP
65	50-6000 (2 Dr. H.T.) Belt				
	Reveal Mldgs.	.9704373	LH	4.41	STRIP
65-66	5467	4484830	RH	3.02	STRIP, outer
65-66	64-6637	.9704372	RH	4.41	STRIP
65-66	64-6637	.9704373	LH	4.41	STRIP
65-66	8000 (2 Dr. H.T.)	.9704374	RH	4.31	STRIP
65-66	8000 (2 Dr. H.T.)	.9704375	LH	4.31	STRIP
65-66	8467	.9703136	RH	5.20	STRIP
65-66	8467	.9703137	LH	5.20	STRIP
66-67	30-4000 (2 Dr. Coupe)	7582805	RH	3.18	STRIP, outer
66-67	30-4000 (2 Dr. Coupe)	7582806	LH	3.18	STRIP, outer
66-67	30-4000 (Conv.)	7580845	RH	2.92	STRIP, outer
66-67	30-4000 (Conv.)	7580846	LH	2.92	STRIP, outer
66-67	30-4000 (2 Dr. H.T.)	7582807	RH	3.59	STRIP, outer
66-67	30-4000 (2 Dr. H.T.)	7582808	LH	3.59	STRIP, outer
66	43-44-4607 Belt Reveal				
	Mldgs.	.9706616	RH	5.25	STRIP
66	43-44-4607 Belt Reveal				
	Mldgs.	.9706617	LH	5.25	STRIP
66	52-5437 Belt Reveal				
	Mldgs.	.9704372	RH	4.41	STRIP
66	52-5437 Belt Reveal				
	Mldgs.	.9704373	LH	4.41	STRIP
67	33-34-43-44-4607 Belt				
	Reveal Mldg.	.9706616	RH	5.25	STRIP
67	33-34-43-44-4607 Belt				
	Reveal Mldg.	.9706617	LH	5.25	STRIP
66-67	30-4000 (2 Dr. HT.) Belt				
	Reveal Mldg.	.9706618	RH	4.66	STRIP
66-67	30-4000 (2 Dr. HT.) Belt				
	Reveal Mldg.	.9706619	LH	4.66	STRIP
66-67	4000 Conv. Belt Reveal				
	Mldgs.	.9706528	RH	2.72	STRIP
66-67	4000 Conv. Belt Reveal				
	Mldgs.	.9706529	LH	2.72	STRIP
67-68	5000 Conv.	7657787	RH	2.77	STRIP, outer
67-68	5000 Conv.	7657788	LH	2.87	STRIP, outer
67-68	5000 (2 Dr. H.T.)	7655832	RH	4.56	STRIP, outer
67-68	5000 (2 Dr. H.T.)	7655833	LH	4.56	STRIP, outer
67-68	50-6000 (2 Dr. HT.) Belt				
	Reveal Mldgs.	.9709168	RH	5.90	STRIP
67-68	50-6000 (2 Dr. HT.) Belt				
	Reveal Mldgs.	.9709169	LH	5.90	STRIP
67-68	6000 Conv.	.9708754	RH	5.40	STRIP
67-68	6000 Conv.	.9708755	LH	5.40	STRIP
67-68	8000 (2 Dr. HT.)	.9709144	RH	5.70	STRIP
67-68	8000 (2 Dr. HT.)	.9709145	LH	5.70	STRIP
67-68	8000 Conv.	.9708984	RH	6.95	STRIP
67-68	8000 Conv.	.9708985	LH	6.95	STRIP
66-67	9000	.9708300	RH	3.90	STRIP
66-67	9000	.9708301	LH	3.90	STRIP
68-69	30-4000 (2 Dr. Coupe)	7726048	RH	3.23	STRIP, outer
68-69	30-4000 (2 Dr. Coupe)	7726049	LH	3.23	STRIP, outer
68-69	3327 Belt Reveal				
	Molding.	.9713054	RH	4.00	STRIP
68-69	3327 Belt Reveal				
	Molding.	.9713055	LH	4.00	STRIP
68	30-4000 (2 Dr. H.T.)	7726046	RH	4.15	STRIP, outer
68	30-4000 (2 Dr. H.T.)	7726047	LH	4.15	STRIP, outer
68	34-35-44-4637 Belt				
	Reveal Mldgs.	.9713168	RH	5.70	STRIP
68	34-35-44-4637 Belt				
	Reveal Mldgs.	.9713169	LH	5.70	STRIP
68	4000 Conv.	.7725570	RH	3.23	STRIP, outer
68	4000 Conv.	.7725571	LH	3.23	STRIP, outer
68	44-4667 Belt Reveal				
	Mldgs.	.9714316	RH	5.15	STRIP
68	44-4667 Belt Reveal				
	Mldgs.	.9714317	LH	5.15	STRIP
68-70	9000	.9716260	RH	4.82	STRIP
68-70	9000	.9716261	LH	4.82	STRIP
69	30-4000 (2 Dr. H.T.)	8730936	RH	4.05	STRIP, outer
69	30-4000 (2 Dr. H.T.)	8730937	LH	4.05	STRIP, outer
69	3437-3537-4437-4637				
	Belt Reveal Molding	.9718708	RH	5.15	STRIP

69	3437-3537-4437-4637				
	Belt Reveal Molding ...	9718709	LH	5.15	STRIP.....
69	4000 Conv.	8736472	RH		
69	4467-4667 Belt Reveal			3.69	STRIP, outer.....
	Molding.	9718940	RH		
69	4467-4667 Belt Reveal			5.30	STRIP.....
	Molding.	9718941	LH		
69	5000 (2 Dr. H.T.).	8717041	RH	5.30	STRIP.....
69	5000 (2 Dr. H.T.).	8717042	LH	3.18	STRIP, outer.....
69-70	50-6000 (2 Dr. HT.).	8754504	RH	3.18	STRIP, outer.....
69-70	50-6000 (2 Dr. HT.).	8754505	LH	2.26	STRIP (12'/" long x 1'/" wide).....
69	50-6000 (2 Dr. H.T.) Belt			2.26	STRIP (12'/" long x 1'/" wide).....
	Reveal Molding.	9717904	RH		
69	50-6000 (2 Dr. H.T.) Belt			5.30	STRIP.....
	Reveal Molding.	9717905	LH		
69	5000 (Conv.).	8722836	RH	3.18	STRIP, outer.....
69	5000 (Conv.).	8808233	LH	3.59	STRIP, outer.....
69-70	6667.....	9719302	RH	4.87	STRIP.....
69-70	6667.....	9719303	LH	4.87	STRIP.....
69-70	8000 (2 Dr. H.T.).	8713388	RH	16.85	SCALP (incl. outer sealing strip)—(1 2.075)
69-70	8000 (2 Dr. H.T.).	8713389	LH	16.85	SCALP (incl. outer sealing strip).....
69-70	8000 (2 Dr. HT.).	9718354	RH	4.82	STRIP (at belt).....
69-70	8000 (2 Dr. HT.).	9718355	LH	4.82	STRIP (at belt).....
69-70	8000 Conv.	9719216	RH	5.30	STRIP.....
69-70	8000 Conv.	9719217	LH	5.30	STRIP.....
70-72	3327.....	8791827	RH	2.26	STRIP, outer.....
70-72	3327.....	8791828	LH	2.26	STRIP, outer.....
70-72	30-4000 (2 Dr. H.T.).	8790317	RH	4.41	STRIP, outer.....
70-72	30-4000 (2 Dr. H.T.).	8790318	LH	4.41	STRIP, outer.....
70-72	30-4000 (Conv.).	8807640	RH	4.20	STRIP, outer.....
70-72	30-4000 (Conv.).	8807641	LH	4.20	STRIP, outer.....
70	52-54-6437.....	8807652	RH	3.43	STRIP, outer.....
70	52-54-6437.....	8807653	LH	3.43	STRIP, outer.....
70	5437 Belt Reveal Mldg.,				
	64-6637.....	9717904	RH	5.30	STRIP, outer.....
70	5437 Belt Reveal Mldg.,				
	64-6637.....	9717905	LH	5.30	STRIP, outer.....
70	5467.....	8808232	RH	3.59	STRIP, outer.....
70	5467.....	8808233	LH	3.59	STRIP, outer.....
71-72	6647.....	9842298	RH	3.08	SEALING STRIP, qtr. wind, outer at belt ...
71-72	6647.....	9842299	LH	3 08	SEALING STRIP, qtr wind, outer at belt ...
71-72	52-5457.....	9829827	RH	3.59	STRIP, outer at belt.....
71-72	52-5457.....	9829828	LH	3.59	STRIP, outer at belt.....
71-72	5467.....	9838420	RH	3.33	STRIP, outer at belt.....
71-72	5467.....	9838421	LH	3.33	STRIP, outer at belt.....
71-72	5467-6667 Belt Reveal				
	Mldg.	9837582	RH	5.30	STRIP, outer at glass run.....
71-72	5467-6667 Belt Reveal				
	Mldg.	9837583	LH	5.30	STRIP, outer glass run.....
71-73	All C (2 Dr.).	9876314	RH	7.30	STRIP, outer.....
71-73	All C (2 Dr.).	9876315	LH	7.80	STRIP, outer.....
71-73	All E.....	9837550	RH	5.30	STRIP, outer.....
71-73	All E.....	9837551	LH	5.30	STRIP, outer.....
72	5457 (Belt Reveal Mldg.)	9842298	RH	3.08	STRIP, outer at belt.....
72	5457 (Belt Reveal Mldg.)	9842299	LH	3.08	STRIP, outer at belt.....
11.015 WEATHERSTRIP, REAR QUARTER WINDOW FRAME (FRONT— VERTICAL)					
54-56	46R-46C-66R-66C-100 ..	4636188	RH	4.20	WEATHERSTRIP.....
54-56	46R-46C-66R-66C-100 ..	4636189	LH	4.20	WEATHERSTRIP.....
57-58	46R-66R.....	4695205	RH	2.05	WEATHERSTRIP.....
57-58	46R-66R.....	4695206	LH	2.15	WEATHERSTRIP.....
59-60	4437-4637.....	4757052	RH	3.90	WEATHERSTRIP.....
59-60	4437-4637.....	4757053	LH	3.90	WEATHERSTRIP.....
59-60	4467-4667.....	4762954	RH	3.90	WEATHERSTRIP.....
59-60	4467-4667.....	4762955	LH	3.90	WEATHERSTRIP.....
59-60	4737.....	4757054	RH	1.85	WEATHERSTRIP.....
59-60	4737.....	4757055	LH	1.85	WEATHERSTRIP.....
61	4437-4637-4737.....	4813406	RH	3.90	WEATHERSTRIP.....
61	4437-4637-4737.....	4813407	LH	3.90	WEATHERSTRIP.....
61-64	4467-4667.....	4813921	RH	3.90	WEATHERSTRIP.....
61-64	4467-4667.....	4813922	LH	3.90	WEATHERSTRIP.....
61-64	4867.....	4813923	RH	2.92	WEATHERSTRIP.....
61-64	4867.....	4813924	LH	2.82	WEATHERSTRIP.....
62-63	4067-4167-4367.....	4846552	RH	1.74	WEATHERSTRIP.....
62-63	4347.....	4840030	RH	1.90	WEATHERSTRIP.....
62-63	4347.....	4840031	LH	1.90	WEATHERSTRIP.....
62-64	4447-4647.....	4838890	RH	3.90	WEATHERSTRIP.....

62-64	4447-4647	4838891	LH	3.90	WEATHERSTRIP
62-64	4847	4845678	RH	1.64	WEATHERSTRIP
62-64	4847	4845679	LH	1.64	WEATHERSTRIP
63-65	Riviera	4407840	RH	1.69	WEATHERSTRIP
63-65	Riviera	4407841	LH	1.74	WEATHERSTRIP
64-65	Special-Skylark Conv.	4407842	RH	1.74	WEATHERSTRIP
64-65	Special-Skylark Conv.	4407843	LH	1.74	WEATHERSTRIP
64-65	Skylark (2-Dr. H.T.)	4407840	RH	1.69	WEATHERSTRIP
64-65	Skylark (2-Dr. H.T.)	4407841	LH	1.74	WEATHERSTRIP
65-66	50-6000 (2-Dr. H.T.)	4468994	RH	2.56	WEATHERSTRIP, vert.
65-66	50-6000 (2-Dr. H.T.)	4468995	LH	2.56	WEATHERSTRIP, vert.
65-66	50-6000 Conv.	4468992	RH	2.56	WEATHERSTRIP, vert.
65-66	50-6000 Conv.	4468993	LH	2.56	WEATHERSTRIP, vert.
65-66	8000 (2-Dr.)	4468998	RH	1.95	WEATHERSTRIP, vert.
65-66	8000 (2-Dr.)	4468999	LH	1.95	WEATHERSTRIP, vert.
66-67	30-4000 (2-Dr. H.T. 8. Conv.)	4542975	RH	2.92	WEATHERSTRIP, vert.
66-67	30-4000 (2-Dr. H.T. 8. Conv.)	4542976	LH	2.92	WEATHERSTRIP, vert.
66-70	900Q	4531668	RH	2.41	WEATHERSTRIP, vert.
66-70	900Q	4531669	LH	2.41	WEATHERSTRIP, vert.
67-68	50-6000 (2-Dr. H.T.)	7645156	RH	3.08	WEATHERSTRIP, vert.
67-68	50-6000 (2-Dr. H.T.)	7645157	LH	3.08	WEATHERSTRIP, vert.
67-68	50-6000 Conv.	7645158	RH	2.97	WEATHERSTRIP, vert.
67-68	50-6000 Conv.	7645159	LH	2.97	WEATHERSTRIP, vert.
67-68	8000 (2-Dr. H.T.)	7645162	RH	3.59	WEATHERSTRIP, vert.
67-68	8000 (2-Dr. H.T.)	7645163	LH	3.59	WEATHERSTRIP, vert.
67-68	8000 Conv.	7645160	RH	3.59	WEATHERSTRIP, vert.
67-68	8000 Conv.	7645161	LH	3.59	WEATHERSTRIP, vert.
68-72	30-4000 2 Drs. e> 3327	8734084	RH	2.41	WEATHERSTRIP, vert.
68-72	30-4000 2 Drs. e> 3327	8734085	LH	2.41	WEATHERSTRIP, vert.
69-70	50-6000 (2-Dr.)	7794353	RH	2.97	WEATHERSTRIP, vert.
69-70	50-6000 (2-Dr.)	7794354	LH	2.97	WEATHERSTRIP, vert.
69-70	8000 Conv.	7794353	RH	2.97	WEATHERSTRIP, vert.
69-70	8000 Conv.	7794354	LH	2.97	WEATHERSTRIP, vert.
69-70	8000 (2-Dr. H.T.)	7794370	RH	3.18	WEATHERSTRIP, vert.
69-70	8000 (2-Dr. H.T.)	7794371	LH	3.18	WEATHERSTRIP, vert.
71-73	All B (2 Drs.)	9829540	RH	3.90	WEATHERSTRIP
71-73	All B (2 Drs.)	9829541	LH	3.90	WEATHERSTRIP
71-73	All C (2 Drs.)	9829544	RH	4.15	WEATHERSTRIP
71-73	All C (2 Drs.)	9829545	LH	4.15	WEATHERSTRIP
71-73		9829542	RH	4.15	WEATHERSTRIP
71-73		9829543	LH	4.15	WEATHERSTRIP

11.015 STRIP, BODY LOCK PILLAR — UPPER CORNER

64-65	Special-Skylark Conv. & H.T.	4438214	LH	.46	STRIP
65-66	50-60-8000 (2-Dr.)	7648774	RH	1.64	STRIP
65-66	50-60-8000 (2-Dr.)	7648775	LH	1.59	STRIP
66-67	30-4000 (2-Dr. H.T. 8. Conv.)	7581998	RH	.62	STRIP
66-67	30-4000 (2-Dr. H.T. & Conv.)	7581999	LH	.62	STRIP
66-70	900Q	4536835	RH	1.33	STRIP
66-70	900Q	4536836	LH	1.33	STRIP
66-70	900Q	7642976	RH	.87	STRIP, aux. sealing
66-70	900Q	7642977	LH	.87	STRIP, aux. sealing
67	50-6000 (2-Dr. H.T.)	7647958	RH	1.64	STRIP
67	50-6000 (2-Dr. H.T.)	7647959	LH	1.64	STRIP
67	50-6000 Conv.	7648096	RH	2.51	STRIP
67	50-6000 Conv.	7648097	LH	2.51	STRIP
67	8000 (2-Dr. H.T. 8. Conv.)	7648096	RH	2.51	STRIP
67	8000 (2-Dr. H.T. 8. Conv.)	7648097	LH	2.51	STRIP
68	50-60-8000 (2-Dr.)	7648096	RH	2.51	STRIP
68	50-60-8000 (2-Dr.)	7648097	LH	2.51	STRIP
69-70	50-60-8000 (2-Drs.)	8753074	RH	2.41	STRIP
69-70	50-60-8000 (2-Drs.)	8753075	LH	2.41	STRIP
71	50-60-80-9000 2-Drs.	9883426	RH	2.87	STRIP, upr.-rr. corner
71	50-60-80-9000 2-Drs.	9883427	LH	2.87	STRIP, upr.-rr. corner
72-73	All B-C (2 Drs.)	9883426	RH	2.87	STRIP, upr. rr. corner
72-73	All B-C (2 Drs.)	9883427	LH	2.87	STRIP, upr. rr. corner
71-73	All E	9621476	RH		STRIP, upr. rr. corner
71-73	All E	9621477	LH		STRIP, upr. rr. corner

11.021		CHANNEL--CAP, REAR		QUARTER WINDOW	
57	48	4209768	1	3.59	CHANNEL (10.701)
64	4027-4127	4528438	RH	9.95	CHANNEL, fr.
64	4027-4127	4528439	LH	9.95	CHANNEL, fr.
64-65	Special-Skylark (2-Dr. Coupe)	4543162	2	3.64	CHANNEL, frt.
65	33-34-43-4427	4505822	RH	6.80	CHANNEL, fr.
65	33-34-43-4427	4505823	LH	6.80	CHANNEL, fr.
66-67	30-4000 (2-Dr. Coupe)	7582170	RH	3.69	CHANNEL, frt.
66-67	30-4000 (2-Dr. Coupe)	7582171	LH	3.69	CHANNEL, frt.
66-67	30-4000 (2-Dr. Coupe)	7583542	RH	7.60	CHANNEL, fr.
66-67	30-4000 (2-Dr. Coupe)	7583543	LH	7.60	CHANNEL, fr.
66-69	9000	7725494	RH	61.40	CHANNEL, side roof rail w/strip—(10.721)
66-69	9000	7725495	LH	61.40	CHANNEL, side roof rail w/strip—(10.721)
68-69	3327	7729455	RH	7.60	CHANNEL, fr.
68-69	3327	7729456	LH	7.60	CHANNEL, fr.
68-72	3327	7743262	2	1.74	CHANNEL, front
70-72	3327	8787318	RH	7.10	CHANNEL, fr.
70-72	3327	8787319	LH	7.10	CHANNEL, fr.
70	9000	8780032	RH	66.85	CHANNEL, side roof rail w/strip—(10.721)
70	9000	8780033	LH	66.85	CHANNEL, side roof rail w/strip—(10.721)
66-70	9000	4538274	2	.10	CLIP

11.031		MOLDING, REAR		QUARTER WI	
62-63	4347	4840001	LH		MOLDING, lwr.
62-64	4847	4846871	LH	8.80	MOLDING
63-64	4647 Belt Reveal Mldg.	4839298	RH	10.05	MOLDING
63-64	4647 Belt Reveal Mldg.	4839299	LH	10.05	MOLDING
63-64	4747	4874082	RH	7.85	MOLDING, lwr.
63-64	4747	4874083	LH	7.85	MOLDING, lwr.
64	4027-4127	4410657	RH	1.90	MOLDING, frt. (painted)
64-65	Special Wagons	4411622	RH	4.25	MOLDING, lwr. (painted)
64-67	Special Wagons	4410932	RH	4.25	MOLDING, upr. (painted)
64-67	Special Wagons	4410933	LH	4.25	MOLDING, upr. (painted)
64	4127	4411686	RH	7.95	MOLDING, upr. (chrome)
64	4127	4496258	LH	8.20	MOLDING, upr. (chrome)
64	4127	4464162	RH	3.02	MOLDING, frt (chrome)
64	4127	4464163	LH	3.02	MOLDING, frt. (chrome)
64	4135	4430490	RH	6.70	MOLDING, lwr. (chrome)
64-67	Special Wagons	4430492	RH	6.90	MOLDING, upr. (chrome)
64-67	Special Wagons	4430493	LH	6.65	MOLDING, upr. (chrome)
64-65	Sportwagons	4430411	RH	9.35	MOLDING, lwr.
64-65	Sportwagons	4430412	LH	9.35	MOLDING, lwr.
64-67	Sportwagons	4481633	RH	6.65	MOLDING fr.
64-67	Sportwagons	4481634	LH	6.65	MOLDING fr.
64-67	Sportwagons	4428335	RH	7.30	MOLDING upr.
64-67	Sportwagons	4428336	LH	7.30	MOLDING upr.
64	4337	4482524	RH	10.95	MOLDING, lwr.
64	4337	4482525	LH	10.95	MOLDING lwr.
64	4367	4483674	RH	9.35	MOLDING
64	4367	4483675	LH	9.35	MOLDING
65	33-3427	4410657	RH	1.90	MOLDING frt.
65	35-3635	4430490	RH	6.70	MOLDING lwr. (chrome)
65	43-4427	4464162	RH	3.02	MOLDING frt. (painted)
65	43-4427	4464163	LH	3.02	MOLDING frt. (painted)
65	43-4427	4496257	RH	8.20	MOLDING upr. (chrome)
65	43-4427	4496258	LH	8.20	MOLDING, upr. (chrome)
65	43-4427	4413675	RH	9.60	MOLDING, lwr. (chrome)
65	43-4427	4413676	LH	9.60	MOLDING, lwr. (chrome)
65	43-4437	4482524	RH	10.95	MOLDING, lwr. (chrome)
65	43-4437	4482525	LH	10.95	MOLDING, lwr. (chrome)
65	43-4467	4483674	RH	9.35	MOLDING (chrome)
65	43-4467	4483675	LH	9.35	MOLDING (chrome)
65-66	52-54-6237-64-6637	4482554	RH	10.95	MOLDING (chrome)
65-66	52-54-6237-64-6637	4482555	LH	10.95	MOLDING (chrome)
65-66	64-6667	4474939	LH	8.80	MOLDING
65-66	82-8437	4482556	RH	10.95	MOLDING
65-66	82-8437	4482557	LH	10.95	MOLDING
65-66	8467	4482066	RH	13.45	MOLDING
65-66	8467	4482067	LH	13.45	MOLDING
65	9000	4874082	RH	7.85	MOLDING, lwr.
65	9000	4874083	LH	7.85	MOLDING, lwr.
66-67	3000 (2-Dr. Coupe)	7581318	RH	4.00	MOLDING, frt. (painted)
66-67	3000 (2-Dr. Coupe)	7581319	LH	4.00	MOLDING, frt. (painted)
66-67	3000 (2-Dr. Coupe)	4548406	RH	6.35	MOLDING, upr. (painted)
66-67	3000 (2-Dr. Coupe)	4548407	LH	6.35	MOLDING, upr. (painted)
66-67	3000 Wagons	4541765	RH	4.25	MOLDING, lwr. (painted)

66-67	3000 Wagons	4541766	LH	4.25	MOLDING, lwr. (painted)
66-67	3000 Wagons	4541767	RH	6.95	MOLDING, lwr. (chrome)
66-67	3000 Wagons	4541768	LH	6.95	MOLDING, lwr. (chrome)
66-67	30-4000 (2-Dr. Coupe)	7581320	RH	4.00	MOLDING, frt. (chrome)
66-67	30-4000 (2-Dr. Coupe)	7581321	LH	4.00	MOLDING, frt. (chrome)
66-67	30-4000 (2 Dr. Coupe)	4548436	RH	11.30	MOLDING, upr. (chrome)
66-67	30-4000 (2 Dr. Coupe)	4548437	LH	1 1.30	MOLDING, upr. (chrome)
66-67	4000 Wagons	4542304	RH	9.35	MOLDING, lwr.
66-67	4000 Wagons	4542305	LH	9.35	MOLDING, lwr.
66	43-44-4607	7580595	RH	15.20	MOLDING, lwr. (chrome)
66	43-44-4607	7580596	LH	15.20	MOLDING, lwr. (chrome)
66	43-44-4617	7580593	RH	15.20	MOLDING, lwr. (chrome)
66	43-44-4617	7580594	LH	15.20	MOLDING, lwr. (chrome)
66-67	4000 Conv.	4541660	RH	13.45	MOLDING
66-67	4000 Conv.	4541661	LH	13.45	MOLDING
66-67	9000	7779566	RH	14.95	MOLDING
66-67	9000	7779567	LH	14.95	MOLDING
67	33-34-43-44-4607	7580595	RH	15.20	MOLDING, lwr. (chrome)
67	33-34-43-44-4607	7580596	LH	15.20	MOLDING, lwr. (chrome)
67	30-4000 (2-Dr. H.T.)	7580593	RH	15.20	MOLDING, lwr. (painted)
67	30-4000 (2-Dr. H.T.)	7580594	LH	15.20	MOLDING, lwr. (painted)
67-68	52-54-64-6687	7649270	RH	17.05	MOLDING (chrome)
67-68	52-54-64-6687	7649271	LH	17.05	MOLDING (chrome)
67-68	64-6667	7645838	RH	14.00	MOLDING
67-68	64-6667	7645839	LH	14.00	MOLDING
67-68	82-8457	7649455	RH	17.50	MOLDING
67-68	82-8457	7649456	LH	17.50	MOLDING
67-68	8467	7646960	RH	14.25	MOLDING
67-68	8467	7646961	LH	14.25	MOLDING
68-72	3327	7723876	RH	3.38	MOLDING, frt. (painted)
68-72	3327	7723877	LH	3.38	MOLDING, frt. (painted)
68-69	3327	7725576	RH	8.50	MOLDING, upr. (painted)
68-69	3327	7725577	LH	8.50	MOLDING, upr. (painted)
68-69	3327	7725590	RH	13.10	MOLDING, upr. (chrome)
68-69	3327	7725591	LH	13.10	MOLDING, upr. (chrome)
68-69	3327	7724493	RH	14.85	MOLDING, lwr. (chrome)
68-69	3327	7724494	LH	14.85	MOLDING, lwr. (chrome)
68-72	3327	7723878	RH	3.79	MOLDING, frt. (chrome)
68-72	3327	7723879	LH	3.79	MOLDING, frt. (chrome)
68	3327-3437-3537-4437-				
	4637 Soft Roof Trim or				
	Two-Tone Paint	1394294	RH	10.75	MOLDING & ATTACHING PARTS, rr.
68	3327-3437-3537-4437-				
	4637 Soft Roof Trim or				
	Two-Tone Paint	1394295	LH	10.7 5	MOLDING & ATTACHING PARTS, rr.
68-72	3000 Wagons	7724460	RH	6.50	MOLDING, upr. (painted)
68-72	3000 Wagons	7724461	LH	6.50	MOLDING, upr. (painted)
68-72	3000 Wagons	7724128	RH	4.77	MOLDING, lwr. (painted)
68-72	3000 Wagons	7724129	LH	4.77	MOLDING, lwr. (painted)
68-72	3000 Wagons	7724462	RH	8.20	MOLDING, upr. (chrome)
68-72	3000 Wagons	7724463	LH	6.75	MOLDING, upr. (chrome)
68-72	3000 Wagons	7724130	RH	6.75	MOLDING, lwr (chrome)
68-72	3000 Wagons	7724131	LH	6.75	MOLDING, lwr. (chrome)
68	3437-3537-4437-4637	7724491	RH	16.10	MOLDING, lwr. (chrome)
68	3437-3537-4437-4637	7724492	LH	16.10	MOLDING, lwr. (chrome)
68	44-4667	7724136	RH	14.00	MOLDING (chrome)
68	44-4667	7724137	LH	14.00	MOLDING (chrome)
68-69	4000 Wagons	7737632	RH	7.40	MOLDING, lwr.
68-69	4000 Wagons	7737633	LH	7.40	MOLDING, lwr.
68-69	4000 Wagons	7737832	RH	9.10	MOLDING, rr.
68-69	4000 Wagons	7737833	LH	9.10	MOLDING, rr.
68-69	4000 Wagons	7739033	RH	6.95	MOLDING, upr.
68-69	4000 Wagons	7739034	LH	6.95	MOLDING, upr.
68-69	4000 Wagons	7765271	RH	10.90	MOLDING, frt
68-69	4000 Wagons	7765272	LH	10.90	MOLDING, frt
68-69	9487	7779566	RH	14.95	MOLDING
68-69	9487	7779567	LH	14.95	MOLDING
69	3437-3537-4437-4637	8731770	RH	14.80	MOLDING, lwr. (chrome)
69	3437-3537-4437-4637	8731771	LH	14.80	MOLDING, lwr. (chrome)
69	4467-4667	8736576	RH	12.90	MOLDING (chrome)
69	4467-4667	8736577	LH	12.90	MOLDING (chrome)
69	5237-5437-6437-6637	8722430	RH	18.70	MOLDING (chrome)
69	5237-5437-6437-6637	8722431	LH	18.70	MOLDING (chrome)
69-70	6667	8722003	RH	14.70	MOLDING
69-70	6667	8722004	LH	14.70	MOLDING
69-70	8467	8722432	RH	16.40	MOLDING
69-70	8467	8722433	LH	16.40	MOLDING
69-70	8257-8457	8726342	RH	21.10	MOLDING

69-70	8257-8457	.8726343	LH	21.10	MOLDING
70-72	332 7	.8781 198	RH	5.80	MOLDING, upr. (painted)
70-72	332 7	.8781 199	LH	5.80	MOLDING, upr. (painted)
70-72	332 7	.8781230	RH	8.85	MOLDING, upr. (chrome)
70-72	332 7	.8781231	LH	8.85	MOLDING, upr. (chrome)
70	5437-6437-6637	.8722430	RH	18.70	MOLDING (chrome)
70	5437-6437-6637	.8722431	LH	18.70	MOLDING (chrome)
70	6036-6046	.7639392	RH	7.30	MOLDING, lwr.
70	6036-6046	.7639393	LH	7.30	MOLDING, lwr.
70	6036-6046	.7639450	RH	8.40	MOLDING, upr.
70	6036-6046	.7639451	LH	8.40	MOLDING, upr.
70	9487	.8797647	RH	13.90	MOLDING
70	9487	.8797648	LH	13.90	MOLDING
71-72	5457 Belt Reveal Mldg., 6647	.9841735	RH	13.85	MOLDING (incl. escutcheon)
71-72	5457 Belt Reveal Mldg., 6647	.9841736	LH	13.85	MOLDING (incl. escutcheon)
71-72	5467-6667	.9837578	RH	22.50	MOLDING
71-72	5467-6667	.9837579	LH	22.50	MOLDING
71-72	6035-45	.9831594	RH	7.10	MOLDING, frt.
71-72	6035-45	.9831595	LH	7.10	MOLDING, frt.
71-72	6035-45	.9831586	RH	7.10	MOLDING, lwr.
71-72	6035-45	.9831587	LH	7.10	MOLDING, lwr.
71-72	6035-45	.9831590	RH	6.40	MOLDING, upr.
71-72	6035-45	.9831591	LH	6.40	MOLDING, upr.
71-72	8000 2 Dr. H.T.	.9835290	RH	13.60	MOLDING (incl. escutcheon)
71-72	8000 2 Dr. H.T.	.9835291	LH	13.60	MOLDING (incl. escutcheon)
71-72	9000	.9831510	RH	14.30	MOLDING
71-72	9000	.9831511	LH	14.30	MOLDING
68-69	4000 Wagons	.7739800	RH	1.90	STRIP, quarter window upper cV side skylight finish
68-69	4000 Wagons	.7739801	LH	1.90	STRIP, quarter window upper cV side skylight finish

11.031 ESCUTCHEON. REAR QUARTER WINDOW REVEAL MOLDING

64-67	Special Wagons Side Wind. Reveal Mldgs.	.4430413	RH	1.59	ESCUTCHEON, upr. frt. & lwr. rr.
64-67	Special Wagons Side Wind. Reveal Mldgs.	.4430414	LH	1.59	ESCUTCHEON, upr. frt. & lwr. rr.
64-67	Special Wagons	.4407692	RH	1.03	ESCUTCHEON, upr. frt. & lwr. rr.
64-67	Special Wagons	.4407693	LH	1.03	ESCUTCHEON, upr. frt. & lwr. rr.
65-66	52-54-6237 Belt Reveal Mldgs., 64-6637	.4485672	RH	4.20	ESCUTCHEON, lwr. rr. reveal mldg.
65-66	52-54-6237 Belt Reveal Mldgs., 64-6637	.4485673	LH	4.20	ESCUTCHEON, lwr. rr. reveal mldg.
65-66	82-8437	.4481 760	RH	3.79	ESCUTCHEON, lwr. rr. reveal mldg.
65-66	82-8437	.4481761	LH	3.79	ESCUTCHEON, lwr. rr. reveal mldg.
67-68	52-54-64-6687 Belt Reveal Mldgs.	.7715788	RH	7.30	ESCUTCHEON
67-68	52-54-65-6687 Belt Reveal Mldgs.	.7715789	LH	7.30	ESCUTCHEON
68	3435	.7726550	RH	2.36	ESCUTCHEON, upr.-frt. (painted)
68	3435	.7726551	LH	2.36	ESCUTCHEON, upr.-frt. (painted)
68	3435	.8726840	RH	3.59	ESCUTCHEON, upr.-frt. (chrome)
68	3435	.8726841	LH	3.59	ESCUTCHEON, upr.-frt. (chrome)
69-72	3000 Wagons	.8726837	RH	2.41	ESCUTCHEON, upr.-frt. (painted)
69-72	3000 Wagons	.8726838	LH	2.41	ESCUTCHEON, upr.-frt. (painted)
69-72	3000 Wagons	.8726840	RH	3.59	ESCUTCHEON, upr. frt. (chrome)
69-72	3000 Wagons	.8726841	LH	3.59	ESCUTCHEON, upr. frt. (chrome)
70	6036-6046	.8717537	2	2.41	ESCUTCHEON, rr.
71-72	6035-45	.9831280	RH	10.00	ESCUTCHEON, upr.-rr.
71-72	6035-45	.9831281	LH	10.00	ESCUTCHEON, upr.-rr.

NOTE Refer to 1 1.032 for clips.
11.031 STRIP, REAR QUARTER LOWER SASH CHANNEL {GRP. CHANGED TO 11.007}

11.032 CLIP—SPACER, REAR QUARTER WINDOW REVEAL MOLDING

61-63	4019-27-35-45-41 19-35- 4317	.6278594	AR	.10	CLIP, upr. & frt.
64-65	Special 2 Dr. Coupe	.4418717	6	.05	CLIP, upr.
64	4027-4127	.4487906	6	.10	CLIP, frt.
64	4200-4355-65	.4430400	6	.25	CLIP, rr.
64	4035-4135-4200-4355- 65	.4895602	AR	15	CLIP, upr. 8t lwr. (emer.)—(10.096)
64	40-4 1-42-4300 Wagons	.9891400	AR	.05	CLIP (10.096)
65	3000 2 Dr. Coupe	.4487906	6	.10	CLIP, frt.
65-67	3000 Wagons	.8736590	AR	.10	CLIP, upr. & lwr—(10.096)
65-67	All Wagons	.9891400	AR	.05	CLIP, upr. & lwr. (emer.)—(10.096)
65-67	All Wagons	.8736590	AR	.10	CLIP, upr. & lwr—(10.096)

65-67	4000 Wagons	8736590	2	.10	CLIP, lwr. frt (10.096)
65	4000 Wagons	8736586	12	.10	CLIP, upr.-frt. & rr.
65	4000 Wagons	8736586	16	.10	CLIP, lwr.-ctr. & rr.
65-67	4000 Wagons	4480383	6	.20	CLIP, rr.
66-67	30-4000 (2 Dr. Coupe)	4549993	6	.15	CLIP, frt.
66	All Wagons	8736586	AR	.10	CLIP, upr.-ctr. (10.096)
66	All Wagons	8736586	AR	.10	CLIP, lwr.-ctr (10.096)
66-67	4000 Wagons	8736586	18	.10	CLIP, lwr (10.096)
67	3000 Wagons	8736586	AR	.10	CLIP, lwr. & upr.-ctr—(10.096)
67	4000 Wagons	8736586	10	.10	CLIP, upr.-rr—(10.096)
68-72	3327	4549993	6	.15	CLIP, frt.
68-70	All Wagons	9891400	AR	.05	CLIP (emer.) (10.096)
68	3435	8736588	4	.10	CLIP, lwr.-upr. frt.
68	3435	8736588	2	.10	CLIP, upr.-frt.
68	3435	8736587	6	.10	CLIP, upr.-rr.
68	All Wagons	7741144	4	.10	CLIP, lwr.-rr. (anode)—(1 1.209)
68	All Wagons	8736585	AR	.15	CLIP (11.209)
68	Sportwagons	8736585	12	.15	CLIP, upr.
69	3000 Wagons	8736587	6	.10	CLIP, upr. rr. mldg.
69	3435-3436	8736588	2	.10	CLIP, lwr. reveal-lwr. rr. (also used 1 1.03 1)—(10.096)
69	3436	8736588	2	.10	CLIP, lwr. mldg. upr. frt.
69	3436	8736588	4	.10	CLIP, reveal mldg. lwr. upr.
69	3435	8736588	4	.10	CLIP, lwr. mldg. upr. frt.
69	4000 Wagons	8736588	6	.10	CLIP, mldg. rr.
67-71	3000 Wagons	8736590	AR	.10	CLIP, mldg. (emer.)—(10.096)
67-70	All Wagons	9891400	1	.05	CLIP, mldg. (emer.)—(10.096)
69	3435-3436-4456-66	8736585	AR	.15	CLIP, mldg. (10.096)
69	Sportwagons	8736590	1	.10	CLIP, mldg. (emer.)—(10.096)
68	3435	8736587	AR	.10	CLIP, (used 11.031)
70-72	3435-3436	8736585	2	.15	CLIP, lwr. frame lwr—(10.096)
70	6036-46	8736586	AR	.10	CLIP, upr. & lwr. ctr—(10.096)
70	6036-46	8736588	AR	.10	CLIP, reveal mldg.
71	3436	8736588	AR	.10	CLIP, reveal mldg. (also used 11.209)
71-72	3436	8736590	AR	.10	CLIP, reveal mldg. qtr. wind. upr. & lwr.-frt. & rr.—(10.096)
71	30-40-5000	9891400	AR	.05	CLIP, reveal mldg.-qtr. wind.—(10.096)
71	6035-45	9854717	AR	.10	CLIP, reveal qtr. window—(10.096)
71-72	6035-45	8717859	2	.10	CLIP, reveal mldg. qtr. wind, frt.-upr.—(1 1.209)
71-72	6035-45	8736589	AR	.20	CLIP, reveal mldg.-before glass
71-72	All Wagons	9891400	AR	.05	CLIP, rr. qtr. reveal mldg.—(10.096)
73	All A/Wgn.	9891400	AR	.05	CLIP, rr. qtr. reveal mldg.—(10.096)
68-70	30-4000 Wagons	7727699	20	.10	SPACER, mldg. (anti-squeak) also used 10.096-12.812
70	6036-46	4531604	10	.10	SPACER, upr. & lwr. (anti-squeak)—(10.096)
65-67	All Wagons	4470388	AR	.06	SPACER, upr. & lwr (12.812)
68-72	3435-36	8726836	2	.15	SPACER, upr. frt.
71-72	3436	7727699	10	.10	SPACER, lwr reveal mldg.
71-73	All B/Wgn.	9831755	AR	.20	SPACER, qtr. wind, reveal mldg. (anti-squeak)—(15.100)
69	All exc 8400-9000	4722455	2	.36	RETAINER, rear quarter window switch escutcheon—(12.977)
66	82-8439	4518946	AR	.77	RETAINER (used 12.1 18)
65-71	All as Req	4492963	AR	.10	SCREW (No. 4-24 x %)—(12.1 18)
68-71	3435-36	8726835	2	.15	SCREW, upr. frt.
71	5257-5457-6647	9826568	RH	10.75	GUIDE
71	5257-5457-6647	9826569	LH	10.75	GUIDE
71	54-6667	9827516	RH	11.20	GUIDE
71	54-6667	9827517	LH	11.20	GUIDE
71	82-8437	9833744	RH	10.75	GUIDE
71	82-8437	9833745	LH	10.75	GUIDE
71	900Q	9833234	RH	11.45	GUIDE
71	900Q	9833235	LH	11.45	GUIDE
1 1.033 GROMMET, REAR QUARTER WINDOW					
65	4327-37-4427-37 Elec. Winds	4529659	2	.20	GROMMET, rr. qtr. wind, wiring—(13.090)
66	3507-17-3607-17-4307-17-4407-17-4607-17-9487 Elec. Wind	4529659	2	.20	GROMMET (13.090)
67-68	All (2 Drs.) Pwr. Wind	4529659	2	.20	GROMMET (13.090)
69-71	30-4000	4529659	2	.20	GROMMET, on quarter inner panel—(13.090)
11.040 GUIDE—SUPPORT, REAR QUARTER WINDOW					
63-65	Riviera	4877410	RH	6.20	GUIDE, frt.
63-65	Riviera	4877411	LH	6.20	GUIDE, frt.
63-65	Riviera	4877356	RH	1.54	GUIDE, rr.
64-65	SkyLark (2 Dr. Ht.)	4421813	RH	10.25	GUIDE, frt.

64-65	Skylark (2 Dr. Ht.)	.4421814	LH	10.25	GUIDE, frt .
65-66	52-54-62-64-6637	.4495212	RH	10.25	GUIDE, frt .
65-66	52-54-62-64-6637	.4495213	LH	10.25	GUIDE, frt
65-66	54-64-6667-8237-8437				
	8467	.4495350	RH	7.50	GUIDE, frt
65-66	54-64-6667-8237-8437				
	8467	.4495351	LH	7.50	GUIDE, frt . .
65-66	52-54-62-64-6637	.4495214	RH	2.41	GUIDE, rr. . . .
65-66	52-54-62-64-6637	.4495215	LH	2.4 1	GUIDE, rr_____
65-66	54-64-66-8467	.4510016	RH	2.97	GUIDE, rr_____
65-66	82-8437	.4500624	RH	3.43	GUIDE, rr_____
65-66	82-8437	.4500625	LH	3.43	GUIDE, rr_____
66-67	30-4000 Conv.	.7585413	RH	7.30	GUIDE, frt . . .
66-67	30-4000 Conv.	.7585414	LH	7.30	GUIDE, frt . . .
66-67	30-4000 Conv.	.7663890	RH	3.28	GUIDE, rr_____
66-67	30-4000 Conv.	.7663891	LH	3.28	GUIDE, rr_____
66-67	30-4000 (2 Dr. Ht.)	.7587638	RH	10.05	GUIDE, frt . . .
66-67	30-4000 (2 Dr. Ht.)	.7587639	LH	10.05	GUIDE, frt . . .
66-67	30-4000 (2 Dr. Ht.)	.7587640	RH	3.08	GUIDE, rr_____
66-67	30-4000 (2 Dr. Ht.)	.7587641	LH	3.08	GUIDE, rr_____
66-70	9000	.4541770	RH	6.75	GUIDE, front .
66-70	9000	.4541771	LH	6.75	GUIDE, front .
66-70	9000	.4541776	RH	6.20	GUIDE, rr. . . .
66-70	9000	.4541777	LH	6.20	GUIDE, rr_____
67-68	50-6000 (2 Dr. Ht.)	.7668774	RH	10.65	GUIDE, frt . . .
67-68	50-6000 (2 Dr. Ht.)	.7668775	LH	10.65	GUIDE, frt . . .
67-68	50-6000 (2 Dr. Ht.)	.7668851	RH	3.18	GUIDE, rr_____
67-68	50-6000 (2 Dr. Ht.)	.7668852	LH	3.18	GUIDE, rr_____
67-68	50-6000 Conv.	.7668768	RH	7.50	GUIDE, frt . . .
67-68	50-6000 Conv.	.7668769	LH	7.50	GUIDE, frt . . .
67-68	50-6000 Conv.	.7668772	RH	2.87	GUIDE, rr. . . .
67-68	50-6000 Conv.	.7668773	LH	2.87	GUIDE, rr. . . .
67-68	8000 (2 Drs.)	.7668768	RH	7.50	GUIDE, frt . . .
67-68	8000 (2 Drs.)	.7668769	LH	7.50	GUIDE, frt . . .
67-68	8000 (2 Dr. Ht.)	.7668770	RH	4.05	GUIDE, rr_____
67-68	8000 (2 Dr. Ht.)	.7668771	LH	4.05	GUIDE, rr_____
68-72	30-4000 2 Dr. H.T.	.7725671	RH	4.92	GUIDE
68-72	30-4000 2 Dr. H.T.	.7725672	LH	4.92	GUIDE
68-72	30-4000 Conv.	.7727172	RH	9.45	GUIDE
68-72	30-4000 Conv.	.7727173	LH	9.45	GUIDE
69-70	50-60-8000 (2 Drs.)	.8721474	RH	9.00	GUIDE
69-70	50-60-8000 (2 Drs.)	.8721475	LH	9.00	GUIDE
71-73	All B (2 Dr. HT.)	.9826568	RH	10.75	GUIDE
71-73	All B (2 Dr. HT.)	.9826569	LH	10.75	GUIDE
71-73	All B/Conv.	.9827516	RH	11.20	GUIDE
71-73	All B/Conv.	.9827517	LH	11.20	GUIDE
71-73	All C (2 Dr.)	.9833744	RH	10.75	GUIDE
71-73	All C (2 Dr.)	.9833745	LH	10.75	GUIDE
71-73	All E	.9833234	RH	11.45	GUIDE
71-73	All E	.9833235	LH	11.45	GUIDE
68-72	3337-3437-67-3537				
	4437-67-4600	.7771408	2	1.54	SUPPORT, <u>guide-lower</u>
68-72	30-4000 (2 Dr. HT.)	.7737834	RH	1.59	SUPPORT, <u>guide-upper</u>
68-72	30-4000 (2 Dr. HT.)	.7737835	LH	1.59	SUPPORT, <u>guide-upper</u>
69-70	50-60-8000 Conv.	.8776204	RH	1.54	SUPPORT, <u>guide-upr</u>
69-70	50-60-8000 Conv.	.8776205	LH	1.64	SUPPORT, <u>guide-upr</u>
69-70	50-60-8000 (2 Drs.)	.8732018	RH	1.64	SUPPORT, <u>guide-lwr</u>
69-70	50-60-8000 (2 Drs.)	.8732019	LH	1.64	SUPPORT, <u>guide-lwr</u>
69-70	50-60-8000 (2 Dr. Ht.)	.8731528	RH	1.64	SUPPORT, <u>guide-upr</u>
69-70	50-60-8000 (2 Dr. Ht.)	.8731529	LH	1.64	SUPPORT, <u>guide-upr</u>
71-73	All B-C (2 Drs.)	.9837442	RH	1.03	SUPPORT, <u>guide-upr</u>
71-73	All B-C (2 Drs.)	.9837443	LH	1.03	SUPPORT, <u>guide-upr</u>
71-73	All B-E (2 Dr. H.T.)	.9874328	RH	1.59	SUPPORT, <u>guide-lwr</u>
71-73	All B-E (2 Dr. H.T.)	.9874329	LH	1.59	SUPPORT, <u>guide-lwr</u>
71-73	All B/Conv.	.9838068	RH	1.54	SUPPORT, <u>guide-lwr</u>
71-73	All B/Conv.	.9838069	LH	1.54	SUPPORT, <u>guide-lwr</u>
71-73	All C (2 Dr.)	.9838068	RH	1.54	SUPPORT, <u>guide-lwr</u>
71-73	All C (2 Dr.)	.9838069	LH	1.54	SUPPORT, <u>guide-lwr</u>
71-72	All E	.9838071	RH	1.03	SUPPORT, <u>guide-upr</u>
71-72	All E	.9838072	LH	1.03	SUPPORT, <u>guide-upr</u>
64	4027-4127	.4405502	2	.10	STUD, rr. qtr. wind, <u>guide-upr</u> —(10.670)
64	4067-4367	.4405500	4	.15	STUD, frt. <u>guide-lwr</u> —(10.670)
64-66	Special-Skylark-Conv.	.4868577	AR	.15	STUD, frt. <u>Si</u> rr. <u>guide-upr</u> . (10.670)
64	4067-4367	.4868577	2	.15	STUD, rr. <u>guide-lwr</u> —(10.670)
64-65	4337	.4868577	8	.15	STUD, <u>guide-frt</u> —(10.670)
64	4447-4647-4747-4847	.4406615	AR	.15	STUD, frt. <u>guide-upr</u> . <u>Si</u> <u>lwr</u>
65	30-4000 Conv.	.4405500	4	.15	STUD, frt. <u>guide-lwr</u> —(10.670)
65	30-4000 Conv.	.4868577	2	.15	STUD, rr. <u>guide</u> —(10.670)

65	50-60-8000 (2 Drs.)	4868577	8	.15	STUD. frt. guide-upr.—(10.670)
65-66	50-60-8000 (2 Drs.)	4537326	4	.15	STUD. frt. guide-lwr.
65-66	50-60-8000 (2 Drs.)	4405502	2	.10	STUD, rr. guide—(10.670)
65	9000	4406615	10	.15	STUD, frt. guide-upr. 8i lwr.
66	9000	4868577	8	.15	STUD, frt. guide—(10.670)
66-67	30-4000 Conv.	4868577	6	.15	STUD, frt. 8t rr. guide-lwr.—(10.670)
66-68	9000	4868577	AR	.15	STUD, frt. guide—(10.670)
66-67	30-4000 (2 Dr. Ht.)	4868577	8	.15	STUD frt. guide—(10.670)
67-68	50-6000 Conv.	7670999	8	.15	STUD, frt. guide.
67-68	50-6000 (2 Dr. Ht.)	7670999	4	.15	STUD, guide-lwr.
67-68	8000 (2 Drs.)	7670999	4	.15	STUD, frt. guide-lwr.
67	5467-6467-6667-8257-8457-67	4868577	4	.15	STUD, frt. guide-upr.—(10.670)
67-68	50-60-80-9000 (2 Drs.)	4405502	4	.10	STUD, rr. guide—(10.765)
69	All	4868577	4	.15	STUD, front guide to inner panel—(10.670)
72-73	All B-C-E (2 Dr.)	9621540	2	.15	STUD, guide (lwr.) supt. inner.
69-70	50-60-8000 Conv.	8737257	4	.20	BOLT, guide to upper support
61	4467-4667-4867.	4822429	2	.15	SCREW, guide—(also used 12.180-10.701)
69	50-60-8000 (2 Dr. Ht.)	4409791	4	.10	SCREW, guide to upr. support—(10.792) ..
71-72	8237-8437.	4405526	4	.10	SCREW, guide to upr. supt.—(1 2.1 80)
71-72	3467-5467-6667-8237-8437-9000	8781350	2	.15	SCREW, qtr. wind, to lwr. supt.—(10.765)
72	All B-C (2 Dr.)	7679150	2	.15	SCREW, guide lwr. supt.—(10.670)
73	All B-C-E (2 Dr.)	7679150	2	.15	SCREW, guide lwr. supt. inner—(10.670)
63	4747.	4405524	10	.10	NUT, frt. guide—(also used 10.687-10.701-8209)
72	9000	4407502	2	.15	NUT, guide (lwr.) supt. inner.
61	44-46-47-4800	4820477	AR	.10	CLIP, trim binding strip—(10.357)
69	9000	4491085	2	.10	WASHER, guide roller to glass (10.792)
70	30-40-50-60-8000 (2 Drs.)	8731399	2	.10	WASHER, guide lwr. roller

(") 1961 1st 8t 2nd Type (Refer to footnote Group 1 1.007)

11.041 REGULATOR, REAR QUARTER WINDOW (MANUAL)

61-64	4467-4667.	4806794	RH	11.05	REGULATOR
61-64	4467-4667.	4806795	LH	11.05	REGULATOR.
64-65	Special-Skylark (2 Dr. Coupe).	4516916	RH	9.95	REGULATOR
64-65	Special-Skylark (2 Dr. Coupe).	4516917	LH	9.95	REGULATOR.
64-65	Skylark (2 Dr. H.T.)	4420091	LH	10.40	REGULATOR.
65	50-60-8000 (2 Dr.)	4486027	RH	10.15	REGULATOR
65	50-60-8000 (2 Dr.)	4486028	LH	10.15	REGULATOR
66-67	30-4000 Conv.	4549900	RH	10.30	REGULATOR
66-67	30-4000 Conv.	4549901	LH	10.70	REGULATOR.
66-67	30-4000 (2 Dr. Coupe)	7580580	RH	10.50	REGULATOR
66-67	30-4000 (2 Dr. Coupe)	7580581	LH	10.50	REGULATOR
66-67	30-4000 (2 Dr. Ht.)	7580584	RH	10.15	REGULATOR
66-67	30-4000 (2 Dr. Ht.)	7580585	LH	10.15	REGULATOR.
66	50-60-8200 (2 Drs.)	4486027	RH	10.15	REGULATOR
66	50-60-8200 (2 Drs.)	4486028	LH	10.15	REGULATOR.
66	8437.	7643284	RH	10.80	REGULATOR
66	8437.	7643285	LH	10.80	REGULATOR
66-70	9000.	7589401	RH	18.40	REGULATOR
66-70	9000.	7589402	LH	18.40	REGULATOR
67	50-6000 (2 Dr. Ht.)	7668441	RH	10.30	REGULATOR
67	50-6000 (2 Dr. Ht.)	7668442	LH	10.30	REGULATOR
67	50-6000 Conv.	7668445	RH	9.55	REGULATOR
67	50-6000 Conv.	7668446	LH	9.55	REGULATOR.
67	8257.	7668445	RH	9.55	REGULATOR
67	8257.	7668446	LH	9.55	REGULATOR.
67	8457.	7681597	RH	10.00	REGULATOR.
67	8457.	7681598	LH	10.00	REGULATOR
67	8457.	7681598	RH	10.00	REGULATOR
68-72	3327.	7727570	LH	10.00	REGULATOR
68-72	3327.	7727571	LH	10.00	REGULATOR
68-72	30-4000 2 Drs. exc. 3327.	9614135	RH	10.05	REGULATOR
68-72	30-4000 2 Drs. exc. 3327.	9614136	LH	10.05	REGULATOR
68	52-6687.	7668441	RH	10.30	REGULATOR.
68	52-6687.	7668442	LH	10.30	REGULATOR
68	54-6487.	7785178	RH	13.35	REGULATOR
68	54-6487.	7785179	LH	13.35	REGULATOR
68	54-6667-8257.	7777452	RH	10.00	REGULATOR
68	54-6667-8257.	7777453	LH	10.00	REGULATOR
68	8457.	7783458	RH	9.30	REGULATOR
68	8457.	7783459	LH	9.30	REGULATOR
69-70	5237-6637-67.	8731305	RH	10.00	REGULATOR
69-70	5237-6637-67.	8731306	LH	10.00	REGULATOR

69-70	5437-67-6437-8457	8768090	RH	10.15	REGULATOR.
69-70	5437-67-6437-8457	8768091	LH	10.15	REGULATOR.
69-70	8257.....	.8768088	RH	10.15	REGULATOR.
69-70	8257.....	.8768089	LH	10.15	REGULATOR.
71-73	All B-C (2 Drs.).....	.9871633	RH	12.25	REGULATOR.
71-73	All B-C (2 Dr.).....	.9871634	LH	12.25	REGULATOR.
71-73	All E.....	.9835572	RH	14.10	REGULATOR.
71-73	All E.....	.9835573	LH	14.10	REGULATOR.

11.041 REGULATOR (LESS MOTOR), REAR QUARTER WINDOW (ELECTRIC)

65-66	50-60-8000 (2 Drs.).....	9707808	RH	20.30	REGULATOR
65-66	50-60-8000 (2 Drs.).....	9707809	LH	19.55	REGULATOR
66-67	30-4000 (2 Dr. Coupe) ..	9706346	RH	26.80	REGULATOR
66-67	30-4000 (2 Dr. Coupe) ..	9706347	LH	26.80	REGULATOR
66-67	30-4000 (2 Dr. Ht.).....	9706356	RH	21.80	REGULATOR
66-67	30-4000 (2 Dr. Ht.).....	9706357	LH	21.80	REGULATOR
66-70	9000.....	9717382	RH	25.65	REGULATOR
66-70	9000.....	9717383	LH	25.65	REGULATOR
66-67	4000 Conv.....	9706278	RH	21.80	REGULATOR
66-67	4000 Conv.....	9706279	LH	21.80	REGULATOR
67-68	50-6000 Conv.....	9710480	RH	18.75	REGULATOR
67-68	50-6000 Conv.....	9710481	LH	18.75	REGULATOR
67-68	8000 (2 Dr.).....	9710480	RH	18.75	REGULATOR
67-68	8000 (2 Dr.).....	9710481	LH	18.75	REGULATOR
68-72	30-4000 2 Dr. exc. 3327	9713498	RH	22.90	REGULATOR
68-72	30-4000 2 Drs. exc.				
	3327.....	9713499	LH	22.90	REGULATOR
67-68	50-6000 (2 Dr. Ht.).....	9710460	RH	18.75	REGULATOR
67-68	50-6000 (2 Dr. Ht.).....	9710461	LH	18.75	REGULATOR
69-70	50-60-8000 (2 Drs.).....	9718068	RH	22.40	REGULATOR
69-70	50-60-8000 (2 Drs.).....	9718069	LH	22.40	REGULATOR
71-72	3327.....	9713236	RH	21.30	REGULATOR
71-72	3327.....	9713237	LH	21.30	REGULATOR
71-73	All B (2-Drs.).....	9835566	RH	24.10	REGULATOR
71-73	All B (2-Drs.).....	9835567	LH	24.10	REGULATOR
71-73	All C (2 Dr.).....	9835560	RH	24.10	REGULATOR
71-73	All C (2 Dr.).....	9835561	LH	24.10	REGULATOR
71-73	All E.....	9835196	RH	25.80	REGULATOR
71-73	All E.....	9835197	LH	25.80	REGULATOR

11.041 CLIP, REAR QUARTER WINDOW' REGULATOR

65-72	30-4000 (2 Dr. Coupe) ..	4542715	2	.10	CLIP.....
-------	--------------------------	---------	---	-----	-----------

11.041 RING, REAR QUARTER WINDOW REGULATOR

63-66	All as Req	9418771	AR	10	RING (8 934).....
-------	------------	---------	----	----	-------------------

11.041 ARMATURE - BUTTON - MOTOR - SWITCH, REAR QUARTER ELECTRIC WINDOW

64-66	All.....	4909702	1	14.25	ARMATURE, mtr- (10.783)
67-68	30-4000 (2 Drs.).....	4909702	2	14.25	ARMATURE, mtr- (10.783)
67-68	5467-6467-6667-8257- 8457-67.....	4909702	2	14.25	ARMATURE, mtr-(1 0.783).....
67-68	52-54-64-6687-9000	4909699	2	13.25	ARMATURE, mtr-(1 0.783).....
67-70	8457-67.....	4728670	2	2.51	BASE, a/rest ash tray (1 button)-(10.79 1)
59-67	All.....	4904212	AR	.05	BRACKET, mtr. brush holder-(1 0.783) ...
59-68	All.....	4918916	AR	.24	BRUSH (10.783).....
64-68	All.....	4917191	1	4.03	BRUSH HOLDER, mtr- (10.783).....
58	76C-75R-755-756.....	4730257	2	1.03	BUTTON, a/rest switch.....
59-62	4847-67.....	4730257	2	1.03	BUTTON, a/rest switch.....
63-70	Electra (2 Drs.).....	4730257	2	1.03	BUTTON, ash tray switch.....
55-57	2 Dr.....	4154886	AR	.20	CLIP, ret. (10.777).....
58-60	2 Dr.....	4725914	4	.15	CLIP, ret. (10.777).....
60-62	2 Drs.....	4306804	4	.10	CLIP, switch (1 1.558).....
60-65	Electra Conv.....	4306804	4	.10	CLIP, ash tray switch-(1 1.558).....
64	4747 (Deluxe A/Rest) 1st Type.....	4302363	4	.25	CLIP, switch-(12.249).....
65	8437.....	4306804	4	.10	CLIP, ash tray switch-(1 1.558).....
66-69	8437-57-67.....	4306804	4	.10	CLIP, ash tray switch-(1 1.558).....
71	3300-6647.....	9722397	4	.10	CLIP, qtr. wind, switch ret.-(10.485)
71	9000 Pwr. Wind, less Deluxe Arm Rest.....	9722397	4	.10	CLIP, qtr. wind, switch ret.-(10.485)
72	All Pwr. Wind.....	9722397	AR	.10	CLIP, switch ret. (R & L)-(10.485) ...
61-62	44-46-4800.....	2965104	LH	.11	CONNECTOR, switch-(1 0.79 1).....
59-62	4437-4447-4637.....	4725793	2	.15	COVER, switch protector-(10.777) ..
63-64	4027-4127-4337-47- 4447-4647.....	4725793	2	.15	COVER, switch protector-(10.777)
65-67	30-4000 2 Drs. exc. Conv.....	4725793	2	.15	COVER, switch protector-(10.777)

68-69	44-4667	4725793	2	.15	COVER, switch protector—(10.777)
71-72	8437	9862763	RH	18.40	COVER, a/rest finish (less switch & receiver)—(10.777)
71-72	8437	9862764	LH	18.40	COVER, a/rest finish (less switch & receiver)—(10.777)
71-72	9000 Deluxe A/Rest	9862763	RH	18.40	COVER, a/rest finish, (less switch & receiver)—(10.777)
71-72	9000 Deluxe A/Rest	9862764	LH	18.40	COVER, a/rest finish (less switch & receiver)—(10.777)
54-64	All Conv.	5045595	RH	37.50	MOTOR
54-64	All Conv.	5045596	LH	37.50	MOTOR
65-67	30-4000 Conv.	5045595	RH	37.50	MOTOR
65-67	30-4000 Conv.	5045596	LH	37.50	MOTOR
54-64	All exc. Conv.	5045589	RH	37.50	MOTOR (10.783)
54-64	All exc. Conv.	5045590	LH	37.50	MOTOR (10.783)
65-66	50-60-8000 (2 Drs.)	5045589	RH	37.50	MOTOR (10.783)
65-66	50-60-8000 (2 Drs.)	5045590	LH	37.50	MOTOR (10.783)
65-67	30-4000 (2 Drs.) exc. Conv.	5045589	RH	37.50	MOTOR (10.783)
65-67	30-4000 (2 Drs.) exc. Conv.	5045590	LH	37.50	MOTOR (10.783)
67-68	52-54-6667-8237-57-67-8457-67	5045589	RH	37.50	MOTOR (10.783)
67-68	52-54-6667-8237-57-67-8457-67	5045590	LH	37.50	MOTOR (10.783)
67-68	52-54-64-6687	5045587	RH	35.35	MOTOR (10.783)
67-68	52-54-64-6687	5045588	LH	35.35	MOTOR (10.783)
67-72	9000	5045588	RH	35.35	MOTOR (10.783)
67-72	9000	5045587	LH	35.35	MOTOR (10.783)
68-70	30-4000 (2 Drs.)	5045589	RH	37.50	MOTOR (10.783)
68-70	30-4000 (2 Drs.)	5045590	LH	37.50	MOTOR (10.783)
69-70	50-60-8000 (2 Drs.)	5045587	RH	35.35	MOTOR (10.783)
69-70	50-60-8000 (2 Drs.)	5045588	LH	35.35	MOTOR (10.783)
71-72	50-6000 (2 Drs.)	5045587	RH	35.35	MOTOR (10.783)
71-72	50-6000 (2 Drs.)	5045588	LH	35.35	MOTOR (10.783)
71-72	8237-8437	5045587	LH	35.35	MOTOR (10.783)
71-72	8237-8437	5045588	RH	35.35	MOTOR (10.783)
71-72	3337-3437-67-4437-67	5045587	RH	35.35	MOTOR (10.783)
71-72	3337-3437-67-4437-67	5045588	LH	35.35	MOTOR (10.783)
71-72	3327	5045589	RH	37.50	MOTOR
71-72	3327	5045590	LH	37.50	MOTOR
58-67	All as Req.	4238490	AR	.20	PIN, switch button (10.777)
67-70	8457-67	4238490	2	.20	PIN, ash tray switch button—(10.777)
57-63	All Conv.	4232451	2	1.03	PLATE & BUSHING, regulator sector
64	4467-4667-4867	4232451	2	1.03	PLATE & BUSHING, regulator sector
64	4367	571 8404	2	.82	PLATE & BUSHING, sector—(12.195)
65-67	4367-4467-4667	571 8404	2	.82	PLATE & BUSHING, reg. sector—(1 2.1 95)
66	3507-17-3607-17-4600	5098080	AR	.10	PLUG, mtr. armature thrust—(10.783)
67-68	All	5098080	AR	.10	PLUG, mtr. armature thrust—(10.783)
67-68	82-8457	4729219	2	.10	PLUG, wire harness holes—(10.778)
59	2 Dr.	4722347	2	.15	REINFORCEMENT, trim at wind, switch (4 pwr. winds.) (10.777)
61-70	All as Req.	4722347	2	.15	REINFORCEMENT, wind, switch—(10.777)
71-72	30-40-50-60-82-9000 (2 Drs.) (Pwr. Wind.)	8799901	2	.25	REINFORCEMENT, qtr. trim pad at wind, switch—(10.485)
59-67	All as Req.	4722455	2	.36	RETAINER, switch escn.—(10.777)
66-68	All	4916378	AR	.10	RING, mtr. armature (10.783)
68	8257-9487	4722455	2	.36	RETAINER, rr. qtr. wind, switch escn.—(1 2.977)
64-68	All	5096732	2	.33	SCREW, mtr. (10.783)
62-68	All (2 Drs.)	5713937	2	.41	SEAL, ash tray switch (10.777)
67-70	8457-67	5713937	2	.41	SEAL, arm ash tray switch—(10.777)
57	75R	4634122	2	4.15	SWITCH (10.777)
58	2 Dr.	4728670	2	2.51	SWITCH (1 button)—(10.791)
59-62	2 Dr.	4723098	2	4.15	SWITCH (1 button)—(10.777)
59-60	2 Drs.	4432790	2	4.46	SWITCH 8t ESCUTCHEON (1 button)—(10.777)
59-62	4867	4728670	2	2.51	SWITCH (1 button) rr. qtr. ash tray—(10.791)
61	4437-67-4637-67-4737	4432790	2	4.46	SWITCH & ESCUTCHEON (1 button)—(10.777)
62	4167-4347-4447-4647-4847	4432790	2	4.46	SWITCH & ESCUTCHEON (1 button)—(10.777)
63	4747	4422098	2	8.20	SWITCH & ESCUTCHEON (10.777)
63	4347-67	4432790	2	4.46	SWITCH & ESCUTCHEON (1 button)—(10.777)
63-64	47 47 Deluxe A/Rest	4728670	2	2.51	SWITCH (1 button) (10.791)
63-67	Electra (2 Drs.)	4728670	2	2.51	SWITCH, rr. qtr. arm ash tray (1 button)—(10.791)
64	4127-4337-67-4447-67-4647-67	4432790	2	4.46	SWITCH & ESCUTCHEON (1 button)—(10.777)
64	4847 Cigar Lighter	4432790	2	4.46	SWITCH & ESCUTCHEON (1 button)—(10.777)
64-70	Rivien Deluxe A/Rests	4422098	2	8.20	SWITCH & ESCUTCHEON (1 button)—(10.777)

64-70	Riviera less Deluxe A/Rest	4432790	4.46	SWITCH & ESCUTCHEON (1 button)- (10.777)
65-70	30-40-50-60-8200 . . .	4432790	4.46	SWITCH & ESCUTCHEON (1 button)- (10.777)
71-72	3300-3437-67-4437-67- 5257-5457-67-6657- 67-8237.	9825442	2	5.45 SWITCH & ESCUTCHEON (1-button).
71-72	9487 less Deluxe A/Rest	9825442	2	5.45 SWITCH & ESCUTCHEON (1-button).
71-72	8437-9487.	8801338	2	10.45 SWITCH & ESCUTCHEON (1-button)—(10.777)
66	3507-17-3607-17-4600 .	5097480	AR	.05 WASHER, mtr. armature plug—(10.783).
67-68	All	5097480	AR	.05 WASHER, mtr. armature plug—(10.783).

11.041 PINION & GEAR, REAR QUARTER WINDOW ELECTRIC MOTOR GEAR

56-64	Conv. (exc. Motors 5045595-596).	5099592	2	8.00 PINION & GEAR PACKAGE (24 teeth).
65-67	Skylark-G.S. Conv. (exc. 5045595-596).	5099592	2	8.00 PINION & GEAR PACKAGE (24 teeth).
56-64	Conv. (use with Motor 5045595-596).	4919193	2	8.00 PINION 8. GEAR PACKAGE (24 teeth).
65-67	Skylark-G.S. Conv. (use with Motors 5045595- 596).	4919193	2	8.00 PINION 8. GEAR PACKAGE (24 teeth).
54-64	All exc. Conv. (exc. Motor 5045585-586-587- 588-589-590).	4900085	AR	5.40 PINION & GEAR PACKAGE (12 teeth)—(10.783)
65-67	30-4000 exc. Conv. (exc. Motors 5045585-586- 587-588-589-590)	4900085	AR	5.40 PINION 8. GEAR PACKAGE (12 teeth)—(10.783)
65-67	50-60-80-9000 (exc. Motors 5045585-586- 587-588-589-590)	4900085	AR	5.40 PINION 8i GEAR PACKAGE (12 teeth)—(10.783)
68	All (exc. mtr. 5045585- 586-587-588-590)	4900085	AR	5.40 PINION 8. GEAR PACKAGE (12 teeth)—(10.783)
54-64	All exc. Conv.	4919192	AR	5.40 PINION & GEAR PACKAGE (12 teeth) use with motor 5045585-6-7-8-9-90—(10.783).
65-67	30-4000 exc. Conv.	4919192	AR	5.40 PINION 8. GEAR PACKAGE (12 teeth) use with 5045585-6-7-8-9-90) — (10.783).
65-67	50-60-80-9000.	4919192	AR	5 40 PINION 8. GEAR PACKAGE (12 teeth) (use with motor 5045585-6-7-8-9-90)—(10.783).
68	All	4919192	AR	5.40 PINION 8. GEAR PACKAGE (12 teeth) use with motor 5045585-6-7-8-9-90)—(10.783).
69-73	All	4919192	AR	5.40 PINION 8. GEAR PACKAGE (12 teeth)—(10.783)

11.044 HANDLE — PLATE — SPRING , REAR QUARTER WINDOW REGULATOR

59-60	4637-67-4737.	4753531	2	2.97 HANDLE 10.797)
60	4437-67.	4753531	2	2.97 HANDLE 10.797)
60-62	4027 67 441 1.	4790631	2	HANDLE 10.797)
62	4167-4447.	4758823	2	3.02 HANDLE 10.797)
62	4347-67-4647-67-4847 .	4753531	2	2.97 HANDLE 10.797)
63	4347-67-4447-4647-67- 4747-4847.	4753531	2	2.97 HANDLE 10.797)
64	4027-4067.	4882559	2	3.18 HANDLE 10.797)
64	4127-4447-4647.	4758823	2	3.02 HANDLE 10.797)
64	4337-67-4467-4667- 4747-4847.	4753531	2	2.97 HANDLE 10.797)
64	4447-4647 (Regulator & Remote Control).	4753531	2	2.97 HANDLE 10.797)
65-66	33-3400 (2 Drs.)	4472076	2	3.64 HANDLE 10.797)
65	50-60-80-9000 exc. 82- 8437.	4468651	2	2.97 HANDLE 10.797)
65	4327-67-4427-67.	4468651	2	2.97 HANDLE 10.797)
65	43-44-82-8437.	4495037	2	3.49 HANDLE 10.797)
66	3507-3607-4307-67- 4407-67-4600-9487	4468651	2	2.97 HANDLE 10.797) .
66	50-6000 (2 Drs.)	4468651	2	2.97 HANDLE 10.797) .
66	3517-3617-4317-4417- 4617-8237-8437	4495037	2	3.49 HANDLE 10.797)
67	All exc. 6667-87-8252- 8457.	7680653	2	3.64 HANDLE black)—(10.797)
67	All exc. 6667-87-8257- 8457.	7689676	2	3.38 HANDLE blue)—(10.797)
67	All exc. 6687-8257.	7689671	2	3.38 HANDLE turquoise)—(10.797)
67	All exc. 82-8457.	7689673	2	3.38 HANDLE gold)—(10.797)
67	4467-4600.	7689667	2	3.02 HANDLE yellow)—(10.797) .
67	8257-8457.	7689657	2	3.49 HANDLE gold)—(10.797)
67	3307-3407-35 17-36 17- 4307-17-67-4407-17- 67-4607-17-9487.	7689670	2	3.38 HANDLE parchment)—(10.797
67	43-44-46-54-6467.	7689668	2	3.64 HANDLE red)—(10.797).

67	5287-9487	7689675	2	3.95	HANDLE (green)—(10.797)
67	6667-87-8257	7689654	2	3.64	HANDLE (parchment)—(10.797)
67	6687-8257	7689655	2	3.64	HANDLE (turquoise)—(10.797)
67	6667-8457	7689653	2	3.64	HANDLE (red)—(10.797)
67	6667-87-8257-8457	7680654	2	3.64	HANDLE (black)—(10.797)
67	6667-87-8257-8457	7689660	2	3.49	HANDLE (blue)—(10.797)
67	9487	7689681	1	3.38	HANDLE (plum)—(10.797)
67	9487	7689666	2	3.64	HANDLE (white)—(10.797)
68	All as Req	8723755	2	4.87	HANDLE (black)—(10.797)
68	All exc. 9000	7767328	AR	4.41	HANDLE (buckskin)—(10.797)
68	9000	8723762	AR	4.61	HANDLE (buckskin)—(10.797)
68	All as Req	7767325	2	3.64	HANDLE (gold)—(10.797)
68	All exc. 9000	7767327	AR	3.64	HANDLE (green)—(10.797)
68	9000	8723761	AR	4.61	HANDLE (green)—(10.797)
68	All as Req	7767321	2	4.41	HANDLE (maroon)—(10.797)
68	All exc. 9000	7767326	AR	3.64	HANDLE (parchment)—(10.797)
68	9000	8723760	AR	4.61	HANDLE (parchment)—(10.797)
68	All as Req	7767319	2	3.64	HANDLE (red)—(10.797)
68	All exc. 9000	7767323	AR	3.64	HANDLE (teal)—(10.797)
68	9000	8723759	AR	4.61	HANDLE (teal)—(10.797)
68	All exc. 9000	7767333	AR	4.00	HANDLE (white)—(10.797)
68	9000	8723756	AR	4.61	HANDLE (white)—(10.797)
69-70	All	8732961	2	3.49	HANDLE (10.797)
71-72	All A	8732961	2	3.49	HANDLE (10.797)
71-73	All B-C-E (2 Drs.)	8732962	2	4.36	HANDLE (10.797)
54-67	All as Req	4506696	AR	.15	PLATE, regulator hdl—(10.512)
68-73	All	7731353	2	.10	PLATE, handle bearing—(10.5 1 5)
51-53	All exc. 59-76R	4090144	2	.10	SPRING, hdl. ret—(10.513)
54-55	50-70	4090144	2	.10	SPRING, hdl. ret—(10.513)
54-58	40-60 Elec. Wind	4168122	2	.10	SPRING, hdl. ret—(10.513)
56-58	56R Man	4090144	2	.20	SPRING, hdl. ret—(10.513)
59-60	441 1 Man	4566746	2	.20	SPRING, hdl. ret—(10.806)
59-60	4437-67-4637-67-4737	4078002	2	.20	SPRING, hdl. ret—(10.666)
61	4317-441 1-37-67-4637-				
	67-4737	4168122		.10	SPRING, regulator hdl. ret
61	4467-4667	4078002		.20	SPRING, regulator hdl.—(10.666)
61-62	44 1 1	4566746		.20	SPRING, regulator hdl.—(10.806)
62	441 1-47-4647-4847	4566746		.20	SPRING, regulator hdl— (10.806)
62	4447-4847 all Conv.	4078002		.20	SPRING, regulator hdl.—(10.666)
63	All 2 Drs	4168122		.10	SPRING, reg. hdl. ret—(10.513)
63	4067-4367-4447-67-				
	4647-67-4847	4078002		.20	SPRING, reg. hdl- (10.666)
63	441 1	4566746		.20	SPRING, reg. hdl- (10.806)
64	4027-67-4127-4337-67-				
	4447-67-4647-67-				
	4847	4078002		.20	SPRING, hdl.—(10.666)
65	4000 Conv. & Ht	4168122		.10	SPRING, hdl. ret—(10.513)
65	30-4000	4078002		.20	SPRING, regulator hdl.—(10.666)
65	LeSabre-Wildcat-Electra				
	2 Drs. exc. 8467	4078002		.20	SPRING, regulator hdl.—(10.666)
66	All Conv. exc. 8467	4078002		.20	SPRING, regulator hdl.—(10.666)
66-67	Skylark-G.S. (2 Drs.)	4168122		.10	SPRING (10.666)
67	Skylark G.S.	4078002		.20	SPRING, reg. hdl. ret—(10.5 13)
69-73	All	4168122		.10	SPRING, reg. hdl.—(10.666)
66-70	9000	4868577		.15	SPRING, reg. hdl.—(10.5 1 3)
65-66	50-60-8000 (2 Drs.)	4868577		.15	STUD, frt. guide—(10.670)
68	54-6667-82-8457-67	4868577		.15	STUD, frt. guide-upr.—(10.670)
68	52-54-64-6687	4469106		.30	STUD, frt. guide-upr.—(10.670)
					BOLT, upr. filler-rr.—(10.685)
	11.044	WASHER, REAR QUARTER WINDOW REGULATOR HANDLE			
64	4027-4127-4337-4447-				
	4647	4460659	2	.10	WASHER, reg. spindle—(10.5 1 7)...
65-67	30-4000 (2 Drs.)	4460659	2	.10	WASHER, reg. spindle—(10.5 17)...
67	50-6000 Conv.	4460659	2	.10	WASHER, reg. spindle—(10.5 17)...
68	3327	4460659	2	.10	WASHER, regulator hdl.—(10.5 17)...
	11.119	rvioi-rjm^REAR QUARTER WINDOW GARNISH (PAINT TO MATCH AS REQD.)			
64-65	Special-Skylark Wagons	4409380	RH	4.41	MOLDING, lwr. frt
64-67	Special-Skylark Wagons	4411352	RH	4.41	MOLDING, lwr.-rr.
64-67	Special-Skylark Wagons	4412839	RH	.87	MOLDING, lwr. rr. ext
64-67	Special Wagons	4409379	LH	4.41	MOLDING, lwr. rr.
64-67	Sportwagons	4429203	LH	1.85	MOLDING, lwr. rr.
64-67	Sportwagons	4429211	LH	10.55	MOLDING, lwr. rr.
66-67	All Wagons	4540102	RH	2.41	MOLDING, lwr.-frt
66-67	All Wagons	4540103	LH	2.41	MOLDING, lwr.-frt
68-70	3327	7791326	RH	1.90	MOLDING, frt. (paint to match) vertical
68-70	3327	7791327	LH	1.90	MOLDING, frt. (paint to match) vertical

68	3327	7740780	RH	2.05	MOLDING	frt. (T-1 94) .
68	3327	7740781	LH	2.10	MOLDING	frt. (T-1 94) .
68	3000 Wagons	7723686	RH	4.82	MOLDING	lwr.-frt
68	3000 Wagons	7723687	LH	4.82	MOLDING	lwr.-frt
68-72	3000 Wagons	7723396	RH	4.82	MOLDING	lwr. rr.
68-72	3000 Wagons	7723690	LH	4.61	MOLDING	lwr. rr.
68-72	30-4000 Wagons	7671796	RH	2.15	MOLDING	lwr. ext.
68-69	Sportwagons	7729206	RH	6.65	MOLDING	lwr. rr.
68	Sportwagons	7729558	RH	6.05	MOLDING	lwr.-frt.
68	Sportwagons	7729559	LH	6.05	MOLDING	lwr. frt.
66-69	Sportwagons	7739024	RH	7.50	MOLDING	upper
68-69	Sportwagons	7730336	LH	6.95	MOLDING	lower rear
68-69	Sportwagons	7739025	LH	7.50	MOLDING	upper.
68-69	Sportwagons	7740496	RH	2.20	MOLDING	rear.
68-69	Sportwagons	7740497	LH	2.20	MOLDING	rear.
69-72	3000 Wagons	.8760898	RH	4.61	MOLDING	lower front
69-72	3000 Wagons	.8760899	LH	4.61	MOLDING	lower front
69	Sportwagons	.8760894	RH	6.20	MOLDING	lower front
69	Sportwagons	8760895	LH	6.20	MOLDING	lower front
70	6036-6046	.7746564	RH	8.15	MOLDING	upr.
70	6036-6046	.8751493	RH	8.15	MOLDING	upr.
70	6036-6046	.8751502	RH	4.31	MOLDING	lwr. rr.
70	6036-6046	8751511	RH	5.45	MOLDING	frt.
70	6036-6046	.8751520	LH	6.15	MO' DING	lwr.
71	3327	9856168	RH	2.15	MOLDING	frt. (T-100-1 10)
71	3327	9856170	LH	2.15	MOLDING	frt. (T-104-1 14)
71	3327	9856171	LH	2.15	MOLDING	frt. (T-104-1 14)
71	3327	.9856163	RH	2.15	MOLDING	frt. (T-1 11)
71-72	6035-45	.9857146	RH	14.10	MOLDING	lwr.-rr. (painted)
71-72	6035-45	9857156	LH	6.95	MOLDING	lwr.-rr. corner (painted)
71-72	6035-45	9857166	LH	5.90	MOLDING	lwr.-rr. corner (painted)
71-72	6035-45	9857176	RH	8 85	MOLDING	lwr. (painted)
71-72	6035-45	9857186	RH	6.35	FOLDING	lwr.-frt. (painted)
71-72	6035-45	9857196	LH	3.79	MOLDING	upr. (painted)
71-72	6035-45	.9857197	RH	3.79	MOLDING	upr. (painted)
71-72	3327	.7740762	LH		MOLDING	frt. (black) prime & paint to match
71 72	3327	.7740763	LH	2.10	MOLDING	frt. (black) prime & paint to match
64	40-41-42-4300 Wagons	4569867		.15	BUMPER	lwr. rr. garn. mldg.—(8.2 10)
64	4035-4135-4355-65	4565415		.20	BUMPER	lwr. rr. garn. mldg.—(10.587)
65-66	All Wagons	4569867		.15	BUMPER	lwr.-rr. garn. mldg.—(8.2 10)
66-67	All Wagons	4569867		.15	BUMPER	spare tire cover at garnish mldg.—(8.210)
68	All Wagons	4569867		.15	BUMPER	spare tire cvr. to garn mldg.—(8.210)
68-69	Sportwagons	4569867		.15	BUMPER	spare tire cover at garnish mldg.—(8.2 10)
70-71	3435-3436	4569867		.15	BUMPER	spare tire cvr. at garnish mldg.—(8.977)
64	Special Wagons	9416819	AR	.15	SCREW	rr. qtr. wind. lwr. garn. mldg.—(8.977)
65-67	Sportwagons	.9414752	1	.10	SCREW (L)	rr. garnish mldg. to panel—(8.977)
65-67	Sportwagons	9414752	1	.10	SCREW (R)	rr. garnish mldg. to ext.—(8.977)
65-67	Sportwagons	9414752	2	.10	SCREW	rr. garnish mldg. to rail—(8.977)
65-67	All Wagons	9416819	AR	.15	SCREW	lwr. frt. garnish mldg.—(8.977)
6567	All Wagons	9416819	AR	.15	SCREW	escn. (L) (8.977)
65-67	All Wagons	9416819	AR	.15	SCREW	lwr. frt. & rr. garn. mldg.—(8.977)

11.119 MOLDING, REAR QUARTER BELT FINISHING

66-68	9000	4542866	RH	6.45	MOLDING	(chrome)
66-68	9000	4542867	LH	6.45	MOLDING	(chrome)
68-69	9000	.7747690	RH	4.31	MOLDING	(painted)
68-69	9000	.7747691	LH	4.31	MOLDING	(painted)
66-67	9000 Std. Trim	4545834	RH	4.41	MOLDING	(painted)
66-67	9000 Std. Trim	4545835	LH	4.41	MOLDING	(painted)

11.120 MOLDING, BACK WINDOW GARNISH

NOTE Rear Window Garnish Trim (For Special & Skylark Models Refer to Grp. 14.650 lace)

NOTE For some models not listed a separate lwr. garnish mldg. is not used. It is part of Grp. 12.971 panel, rr. compt. frt. (paint to match trim).

62-64	441 1-69-4669	4856577	LH	4.61	MOLDING	side (painted)
64	4439-4639	4414060	1		MOLDING	upr. (painted)
	NOTE. 3000-4000-5269-6269	refer to Group	14.650		Lace	
65	52-54-62-6437	4489464	RH	7.65	MOLDING	(painted)
65	52-54-62-6437	4489465	LH	7.65	MOLDING	(painted)
65	52-54-62-6439	4490010	RH	7.95	MOLDING	upr. & side (painted)
65	52-54-62-6439	4490011	LH	6.55	MOLDING	upr. & side (painted)
65-66	54-6469	4489434	LH	9.35	MOLDING	upr. & side (painted)
65-66	54-6469	4489435	LH	8.20	MOLDING	upr. 8t side (painted)
65-66	6637	4482515	RH	7.80	MOLDING
65-66	6637	4482516	LH	7.80	MOLDING
65-66	6639	4472122	RH	8.15	MOLDING	upr. 8i side
65-66	8269	4489486	RH	7.10	MOLDING	upr. 8i side (painted)
65-66	82 69	4489487	LH	6.45	MOLDING	upr. & side (painted)

65-66	82-8437	4477502	RH	8.05	MOLDING, side
65-66	82-8437	4477503	LH	8.05	MOLDING, side
65-66	82-8437	4477504	1	9.40	MOLDING, upr.
65-66	82-8439	4477632	RH	10.35	MOLDING, lwr.
65-66	82-8439	4477633	LH	9.95	MOLDING, lwr.
65-66	82-8439	4478958	RH	10.35	MOLDING, upr. & side
65-66	82-8439	4478959	LH	9.75	MOLDING, upr. & side
65-66	8469	7698324	RH	11.10	MOLDING, upr. & side
65-66	8469	7698325	LH	10.25	MOLDING, upr. & side
66	52-54-6437	4489464	RH	7.65	MOLDING (painted)
66	52-54-6437	4489465	LH	7.65	MOLDING (painted)
66	52-54-6439	4490010	RH	7.95	MOLDING, upr. & side (painted)
66	52-54-6439	4490011	LH	6.55	MOLDING, upr. & side (painted)
66-68	9487	4543182	RH	7.95	MOLDING, upr. (chrome)
66-68	9487	4543183	LH	7.95	MOLDING, upr. (chrome)
66-67	9000	4545798	RH	7.10	MOLDING, side (painted)
66-67	9000	4545799	LH	7.10	MOLDING, side (painted)
66-67	9000	4545814	RH	6.55	MOLDING, upr. (painted)
66-67	9000	4545815	LH	6.55	MOLDING, upr. (painted)
66-68	9000	4541937	RH	9.30	MOLDING, side (chrome)
66-68	9000	4541938	LH	9.30	MOLDING, side (chrome)
67-68	50-6000 (2 Dr. HT.)	7656153	1	6.30	MOLDING, lwr. (painted)
67	50-6000 (2 Dr. HT.) exc.				
	6687	7698509	1	8.80	MOLDING, upr. (painted)
67	50-6000 (2 Dr. HT.) exc.				
	6687	7698662	RH	9.30	MOLDING, side (painted)
67	50-6000 (2 Dr. HT.) exc.				
	6687	7698663	LH	9.30	MOLDING, side (painted)
67-68	6687	7698267	RH	9.35	MOLDING, side
67-68	6687	7698268	LH	9.35	MOLDING, side
67-68	6687	7696951	1	8.30	MOLDING, upr.
67	50-6000 (4 Dr. HT.) exc.				
	6639	7698496		8.00	MOLDING, upr. (painted)
67	50-6000 (4 Dr. HT.) exc.				
	6639	7698638	RH	7.10	MOLDING, side (painted)
67	50-6000 (4 Dr. HT.) exc.				
	6639	7698639	LH	7.10	MOLDING, side (painted)
67-68	6639	7698309	1	8.30	MOLDING, upr.
67-68	6639	7698313	RH	7.80	MOLDING, side
67-68	6639	7698314	LH	7.80	MOLDING, side
67	54-6469	7698688	RH	10.90	MOLDING, upr. & side (painted)
67	54-6469	7698689	LH	9.85	MOLDING, upr. & side (painted)
67-68	8000 (2 & 4 Dr. HT.)	7698322	RH	6.60	MOLDING, side
67-68	8000 (2 & 4 Dr. HT.)	7698323	LH	6.60	MOLDING, side
67-68	8000 (2 & 4 Dr. HT.)	7698320	RH	11.95	MOLDING, upr.
67-68	8000 (2 & 4 Dr. HT.)	7698321	LH	11.80	MOLDING, upr.
67-68	8000 (2 & 4 Dr. HT.)	7646800	1	10.65	MOLDING, lwr.
67	8269	7698708	RH	8.00	MOLDING, upr. & side (painted)
67	8269	7698709	LH	7.10	MOLDING, upr. & side (painted)
67-68	8469	7698324	RH	11.10	MOLDING, upr. & side
65-68	8469	7698325	LH	10.25	MOLDING, upr. & side
68	5469-6469	7756332	RH	10.90	MOLDING, upr. & side (painted)
68	5469-6469	7756333	LH	9.85	MOLDING, upr. & side (painted)
68	50-6000 (2 Dr. HT.) exc.				
	6687	7754510	RH	9.25	MOLDING, side (painted)
68	50-6000 (2 Dr. HT.) exc.				
	6687	7754511	LH	9.25	MOLDING, side (painted)
68	50-6000 (2 Dr. HT.) exc.				
	6687	7754302		8.75	MOLDING, upr. (painted)
68	50-6000 (4 Dr. HT.) exc.				
	6639	7754342		7.50	MOLDING, upr. (painted)
68	50-6000 (4 Dr. HT.) exc.				
	6639	7754315	RH	6.45	MOLDING, side (painted)
68	50-6000 (4 Dr. HT.) exc.				
	6639	7754316	LH	6.45	MOLDING, side (painted)
68	8269	7748144	RH	10.25	MOLDING, upr. & side (painted)
68	8269	7748145	LH	10.25	MOLDING, upr. & side (painted)
68	9487	7741076	RH	7.10	MOLDING, side (painted)
68	9487	7741077	LH	7.10	MOLDING, side (painted)
68-69	9487	7741090	RH	6.55	MOLDING, upper (painted)
68-69	9487	7741091	LH	6.55	MOLDING, upper (painted)
69-70	52-54-64-6637	8748858	1	8.25	MOLDING, upper (painted)
69-70	52-54-64-6637	8770262	RH	8.70	MOLDING, side
69-70	52-54-64-6637	8770263	LH	8.70	MOLDING, side
69-70	52-54-64-6639	8748871	1	8.45	MOLDING, upper (painted)
69-70	52-54-64-6639	8748887	2	6.50	MOLDING, side (painted)
69	52-54-6469	8748684	RH	14.70	MOLDING, upper 8i side (painted)
69	52-54-6469	8748685	LH	13.65	MOLDING, upper & side (painted)

69-70	82-8469	8748694	RH	8.25	MOLDING, lower & side (painted)
69-70	82-8469	8748695	LH	9.40	MOLDING, lower & side (painted)
69-70	82-8469	8748726	RH	9.65	MOLDING, upper (painted)
69-70	82-8469	8748727	LH	9.65	MOLDING, upper (painted)
69-70	8239-57-8439-57	8748768	RH	5.25	MOLDING, side
69-70	8238-57-8439-57	8748769	LH	5.25	MOLDING, side
69-70	8239-57	8748800	RH	8.20	MOLDING, upper (painted)
69-70	8239-57	8748801	LH	8.20	MOLDING, upper (painted)
69	8439-57 (Soft Headlining)	8748801	LH	8.20	MOLDING, upper (painted)
69	8439-57 (Soft Headlining)	8748800	RH	8.20	MOLDING, upper (painted)
69-70	8239-57-8439-57	8748642	1	8.70	MOLDING, lower (painted)
69	8439-57 (Hard Headlining)	8751912	RH	7.05	MOLDING, upper (painted)
69	8439-57 (Hard Headlining)	8751913	LH	7.05	MOLDING, upper (painted)
69	g487	8748128	RH	7.10	MOLDING, side (paint to match)
69	9487	8748129	LH	7.10	MOLDING, side (paint to match)
70	5469-6469	8748684	RH	7.10	MOLDING, side (paint to match)
70	5269-5469-6469 Heated Back Wind	8783952	RH	14.70	MOLDING, upr. 8i side (painted)
70	5269 Heated Back Wind	8748685	LH	14.25	MOLDING, upr. & side (paint to match)
70	8239-57-8439-57 Heated Back Wind	8787258	RH	13.65	MOLDING, upr. 8t side (paint to match)
70	8239-57-8439-57 Heated Back Wind	8787259	LH	5.85	MOLDING, upr. 8i side (paint to match)
70	82-8469 Heated Back Wind	8787268	RH	5.85	MOLDING, upr. 8t side (paint to match)
70	82-8469 Heated Back Wind	8787269	LH	8.90	MOLDING, lwr. 8t side (paint to match)
70	5469-6469	8748685	LH	8.90	MOLDING, lwr. 8t side (paint to match)
70	8439-57	8751912	RH	13.65	MOLDING, upr. 8i side (painted)
70	8439-57	8751913	LH	7.05	MOLDING, upr. (painted)
70	9487	8789802	RH	7.05	MOLDING, upr. (painted)
70	9487	8789803	LH	5.75	MOLDING, side (paint to match)
70	9487	8789830	RH	5.75	MOLDING, side (paint to match)
70	9487	8789831	LH	5.60	MOLDING, upr. (paint to match)
70	9487	8789831	LH	5.60	MOLDING, upr. (paint to match)
71-72	5239-5439-6639	9855302	RH	8.45	MOLDING, upr. 8i side (painted)
71-72	5239-5439-6639	9855303	LH	8.45	MOLDING, upr. & side (painted)
71-72	5269-5469	9858626	RH	3.59	MOLDING, upr. & side (painted)
71-72	5269-5469	9858627	LH	3.59	MOLDING, upr. & side (painted)
71-72	5269-5469	9858642	RH	2.26	MOLDING, lwr. corner side (painted)
71-72	5269-5469	9858643	LH	2.26	MOLDING, lwr. corner side (painted)
71-72	5239-5439-6639	9858658	RH	7.30	MOLDING, lwr. corner side (painted)
71-72	5239-5439-6639	9858659	LH	7.30	MOLDING, lwr. corner side (painted)
71-72	5257-5457	9858688	RH	7.30	MOLDING, side (painted)
71-72	5257-5457	9858689	LH	7.30	MOLDING, side (painted)
71-72	5257-5457	9858740	1	7 30	MOLDING, upr (painted)
71-72	6647	9846660	1	4.72	MOLDING, upr. (painted)
71-72	6647	9880440	RH	7.30	MOLDING, side (painted)
71-72	6647	9880441	LH	7.30	MOLDING, side (painted)
71-72	8000	9859127	1	6.35	MOLDING, upr. (painted)
71-72	8000	9859802	2	3.59	MOLDING, side (painted)
71-72	8000 Heated Back Wind	9859810	2	3.59	MOLDING, side (painted)
71-72	9487	9858808	RH	11.75	MOLDING, upr.-side (painted)
71-72	9487	9858809	LH	11.75	MOLDING, upr.-side (painted)
71-72	9487 Elec. Back Wind				
70	Defogger	8741483	2	1.49	INSULATOR, side mldg
70	52-54-64-6637 Heated Back Wind	8769431	2	1.79	INSULATOR, side mldg
70	52-54-64-6639 Heated Back Wind	8770153	2	1.79	INSULATOR, side mldg
70	52-54-6469 Heated Back Wind	8783557	2	1.74	INSULATOR, side mldg
70	82-8469 Heated Back Wind	8786206	2	1.54	INSULATOR, side mldg
70	8239-57-8439-57 Heated Back Wind	8786217	2	1.54	INSULATOR, side mldg
71-72	52-5469 Heated Back Glass	9852274	RH	.72	INSULATOR
71-72	52-5469 Heated Back Glass	9852275	LH	.72	INSULATOR
71-72	52-54-6639 Heated Back Glass	9850421	RH	.72	INSULATOR
71-72	52-54-6639 Heated Back Glass	9850422	LH	.72	INSULATOR

71-72	52-5457	Heated Back Glass	9865812	RH	1.54	INSULATOR, side mldg.
71-72	52-5457	Heated Back Glass	9865813	LH	1.54	INSULATOR, side mldg.
71-72	6647	Heated Back Glass	9865816	2	1.54	INSULATOR, side mldg.
71-72	8000	Heated Back Glass	9850420	2	1.54	INSULATOR, side mldg.
11.120 RETAINER, BACK WINDOW TRIM						
65-66	52-6269		4427888	RH	1.28	RETAINER, side
65-66	52-6269		4427889	LH	1.28	RETAINER, side
65-67	52-6269		7762559	1	2.67	RETAINER upr.
67-68	5269		7635844	RH	1.79	RETAINER side (also used 1 4.65 1)
67-68	5269		7635845	LH	1.79	RETAINER side (also used 1 4.65 1)
68	5269		7762559	1	2.67	RETAINER upr. (also used 1 4.65 1)
67-68	8000 (2 8. 4 Dr. HT.)		7648049	5	.10	SUPPORT, lwr. mldg
6C	52-54-64-6637		9416819	1 1	.15	SCREW (8.977)
66	5469-6469-8237-69-8437-69		9416819	AR	.15	SCREW, upr. 8. side—(8.977)
66-67	9487		9414756	AR	.10	SCREW, upr. & side—(8.977)
67	50-60-8000 (2 & 4 Dr. HT.)		9416819	AR	.15	SCREW, side—(8.977)
67	54-64-82-8469		9416819	AR	.15	SCREW, upr. 8i side—(8.977)
67	8239-57-8439-57		9416819	10	.15	SCREW, lwr. 8. upr.—(8.977)
67	52-54-64-6687		9416819	5	.15	SCREW, upr.—(8.977)
67-68	50-60-8000 exc. 5269 &		7696299	AR	.10	SILENCER (10.051)
71	6647 1st type		9845330	8	.15	CLIP, upr. garnish mldg. to pnl. (use with clip on mldg.)
11.128 CLIP, BACK WINDOW LOWER GARNISH MOLDING						
67-68	52-54 64 6687		7660066	5	.10	CLIP
11.130 MOLDING, SKYLIGHT GARNISH MOLDING						
64-67			4436847	RH	6.50	MOLDING, side-frt
64-67	Sportswagon		4436848	LH	6.50	MOLDING, side-frt
64-67	Sportswagon		4428332	RH	5.20	MOLDING, upr. & side-lwr.
64-67	Sportswagon		4428333	LH	5.35	MOLDING, upr. 8i side-lwr.
64-67	Sportswagon		4432194	RH	6.15	MOLDING, side-rr.
64-67	Sportswagon		4432195	LH	6.15	MOLDING, side-rr.
68-69	Sportswagon		7741607	RH	9.40	MOLDING, frt-side rear.
68-69	Sportswagon		7741608	LH	9.40	MOLDING, frt-side rear.
68-69	Sportswagon		7743412	RH	4.15	MOLDING, side-rear.
68 69	Sportswagon		7743413	LH	4.15	MOLDING, side-rear.
64-67	Sportswagon		8736590	2	.10	CLIP, side rr.—(1 1.209)
65-67			9414752	10	.10	SCREW, upr. 8. side-lwr.—(10.225)
65-67	Sportswagon		9414752	6	.10	SCREW, side frt—(8.977)
11.133 ESCUTCHEON, BACK WINDOW LOWER CORNER FINISHING (PAINT TO MATCH AS REQD.)						
NOTE. For models not listed refer to Group 14.651						
65	50-6000 2 Dr. HT.		4500974	RH	2.87	ESCUTCHEON
65	50-6000 2 Dr. HT.		4500975	LH	2.87	ESCUTCHEON
65-66	50-6000 (4 Dr. HT.)		4501646	RH	2.72	ESCUTCHEON
65-66	54-6469		4501782	RH	3.95	ESCUTCHEON, lwr. corner garn. mldg.
65-66	54-6469		4501783	LH	3.95	ESCUTCHEON, lwr. corner garn. mldg.
65-66	82-8437		4501618	RH	4.41	ESCUTCHEON, lwr. corner garn. mldg.
65-66	82-8437		4501619	LH	4.41	ESCUTCHEON, lwr. corner garn. mldg.
65-68	8269-8469		4501683	RH	4.41	ESCUTCHEON, lwr.
65-68	8269-8469		4501684	LH	4.41	ESCUTCHEON, lwr.
66	52-54-64-6637		4500974	RH	2.87	ESCUTCHEON, garn. mldg.
66	52-54-64-6637		4500975	LH	2.87	ESCUTCHEON, garn. mldg.
67	5239-87-5439-6439-87		7655886	2	.36	ESCUTCHEON, upr. (black)
67	52-54-6439		7656404	RH	.46	ESCUTCHEON, lwr. (black)
67	52-54-6439		7656405	LH	.46	ESCUTCHEON, lwr. (black)
67	5239		7656412	RH	.46	ESCUTCHEON, lwr. (blue)
67	5239		7656413	LH	.46	ESCUTCHEON, lwr. (blue)
67	54-6439		7656416	RH	.46	ESCUTCHEON, lwr. (blue)
67	54-6439		7656417	LH	.46	ESCUTCHEON, lwr. (blue)
67	5239-87		7655892	2	.36	ESCUTCHEON, upr. (blue)
67	5439-87-6439-87		7655894	2	.36	ESCUTCHEON, upr. (blue)
67	5239-87		7664315	2	.35	ESCUTCHEON, upr. (green)
67	5239		7664915	RH	.56	ESCUTCHEON, lwr. (green)
67	5239		7664916	LH	.56	ESCUTCHEON, lwr. (green)
67	52-54-6439		7656410	RH	.46	ESCUTCHEON, lwr. (gold)
67	52-54-6439		7656411	LH	.46	ESCUTCHEON, lwr. (gold)
67	5239-87-5487-6487		7655890	2	.36	ESCUTCHEON, upr. (gold)
67	54-6439		7660566	2	.46	ESCUTCHEON, upr. (maroon)
67	54-6439		7660626	RH	.46	ESCUTCHEON, lwr. (maroon)

67	54-6439	7660627	LH	.46	ESCUTCHEON, lwr. (maroon) . .
67	54-6439	7689292	RH	.46	ESCUTCHEON, lwr. (saddle)....
67	54-6439	7689293	LH	.46	ESCUTCHEON, lwr. (saddle) ...
67	5439-87-6439-87	7689288	2	.38	ESCUTCHEON, upr. (saddle) ...
67	54-6439	7656422	RH	.46	ESCUTCHEON, lwr. (turquoise)
67	54-6439	7656423	LH	.46	ESCUTCHEON,, lwr. (turquoise)
67	5239-5487-6439-87	7660553	2	.38	ESCUTCHEON, upr. (turquoise)
67	6639-87	8760458	2	.36	ESCUTCHEON, upr.
67	54-6469	7661466	RH	.46	ESCUTCHEON, lwr. (black)
67	54-6469	7661467	LH	.46	ESCUTCHEON, lwr. (black)
67	54-6469	7689290	RH	.46	ESCUTCHEON,, lwr. (saddle) ...
67	54-6469	7689291	LH	.46	ESCUTCHEON, lwr. (saddle) ...
67	54-6469	7661468	RH	.46	ESCUTCHEON, lwr. (maroon) ..
67	54-6469	7661469	LH	.46	ESCUTCHEON, lwr. (maroon) . .
67	54-6469	7661470	RH	.46	ESCUTCHEON, lwr. (gold)
67	54-6469	7661471	LH	.46	ESCUTCHEON, lwr. (gold)
67	54-6469	7661472	RH	.46	ESCUTCHEON, lwr. (blue)
67	54-6469	7661473	LH	.46	ESCUTCHEON, lwr. (blue)
67	54-6469	7661474	RH	.46	ESCUTCHEON, lwr. (turquoise)
67	54-6469	7661475	LH	.46	ESCUTCHEON, lwr. (turquoise)
67-68	8239-57-8439-57	7648334	RH	.82	ESCUTCHEON, lwr.
67-68	8239-57-8439-57	7648335	LH	.82	ESCUTCHEON, lwr.
68	5239-87-5439-87-6439-87	7655886	2	.36	ESCUTCHEON,upr .
68	52-54-64-6639	7656402	RH	.56	ESCUTCHEON,lwr. .
68	52-54-64-6639	7656403	LH	.56	ESCUTCHEON, lwr.
68	54-6469	7756320	RH	.56	ESCUTCHEON, lwr.
68	54-6469	7756321	LH	.56	ESCUTCHEON, lwr.
68	6639-87	8760458	2	.36	ESCUTCHEON, upr.
68-72	30-4000 exc. Wagons & Conv.	7743374	RH	1.08	ESCUTCHEON, lace (paint to match)
68-72	30-4000 exc Wagons & Conv.	7743375	LH	1.08	ESCUTCHEON, lace (paint to match)
69-70	52-54-6469	8748676	RH	.92	ESCUTCHEON
69-70	52-54-6469	8748677	LH	.92	ESCUTCHEON
69	5269	8748676	RH	.92	ESCUTCHEON, lwr.
69	5269	8748677	LH	.92	ESCUTCHEON, lwr.
69	52-64-6639	8748784	RH	.56	ESCUTCHEON
69	52-64-6639	8748785	LH	.56	ESCUTCHEON
69	52-64-6637	8748842	RH	.36	ESCUTCHEON
69	52-64-6637	8748843	LH	.36	ESCUTCHEON
69	8239-57-8439-57	8748634	2	.36	ESCUTCHEON
69-70	5239-5439-6439-6639	8760458	2	.36	ESCUTCHEON, upper corner
70	8239-8257	8760458	2	.36	ESCUTCHEON, upper corner
70	5269 Heated Back Wind.	8748676	RH	.92	ESCUTCHEON, lwr.
70	5269 Heated Back Wind.	8748677	LH	.92	ESCUTCHEON, lwr.
70	5239-5439-6439-6639	8748784	RH	.56	ESCUTCHEON, lwr.
70	5239-5439-6439-6639	8748785	LH	.56	ESCUTCHEON, lwr.
70	5237-5437-6437-6637	8748842	RH	.36	ESCUTCHEON, lwr.
70	5237-5437-6437-6637	8748843	LH	.36	ESCUTCHEON, lwr.
70	8239-57-8439-57	8760458	2	.36	ESCUTCHEON, lwr.
70	9487	8790742	RH	3.33	ESCUTCHEON, lwr.
70	9487	8790743	LH	3.33	ESCUTCHEON, lwr.
71-72	5257-5457	9858708	RH	4.97	ESCUTCHEON, lwr. corner (painted)
71-72	5257-5457	9858709	LH	4.97	ESCUTCHEON, lwr. corner (painted)
71-72	6647	9862986	RH	1.18	ESCUTCHEON, lwr. corner (painted)
71-72	6647	9862987	LH	1.18	ESCUTCHEON, lwr. corner (painted)
71-72	8000	9859144	RH	3.38	ESCUTCHEON, lwr. corner (painted)
71-72	8000	9859145	LH	3.38	ESCUTCHEON, lwr. corner (painted)
71-72	8000	9859158	RH	1.90	ESCUTCHEON, upr. corner (painted)
71-72	8000	9859159	LH	1.90	ESCUTCHEON, upr. corner (painted)
	11.133	ESCUTCHEON, REAR QUARTE			WINDOW GARNISH MOLDING
64-67	Special-Skylark Wagons	4409932	LH	1.18	ESCUTCHEON
	11.175	PLATE, FRONT DOOR SILL			
59-69	441 1-37-67-4637-67-4737-4867	4754349	2	5.40	PLATE
61-62	4027-67-4 167-4317-47-67	4833795	LH	3.54	PLATE
61-64	44-46-47-4800 (4 Dr.) exc. Wagons	4808634	RH	4.46	PLATE
61-64	44-46-47-4800 (4 Dr.) exc. Wagons	4808635	LH	4.25	PLATE
61-64	44-46-47-4800 (2 Drs.)	4808694	RH	5.20	PLATE
61-64	44-46-47-4800 (2 Drs.)	4808695	LH	5.20	PLATE
63	4027-67-4347-67	4833795	LH	3.54	PLATE

64-67	Special-Skylark-G.S. (2 Drs.)	4531243	2	4.82	PLATE
64-67	Special-Skylark (4 Dr.)	4531244	2	4.15	PLATE
65-70	50-60-8000 (2 Drs.)	4474766	RH	5.20	PLATE
65-70	50-60-8000 (2 Drs.)	4474767	LH	5.20	PLATE
65-70	50-60-8000 (4 Drs.)	4474850	RH	4.25	PLATE
65-70	50-60-8000 (4 Drs.)	4474851	LH	4.25	PLATE
65	9000	4808694	RH	5.20	PLATE
65	9000	4808695	LH	5.20	PLATE
66-70	9000	4534222	2	4.46	PLATE
68-72	All A (2 Drs.)	7753966	RH	4.66	PLATE
68-72	All A (2 Drs.)	7753967	LH	4.66	PLATE
68-72	All A (4 Drs.)	7725701	2	4.72	PLATE
71-73	All B-C-E (2 Dr.)	9873980	2	3.59	PLATE
71-73	All B-C (4 Drs.)	9873984	2	3.33	PLATE

11.179 PLATE, REAR DOOR SILL

61-64	4435-39-45-69-4635-39-45-69	4809746	RH	3.84	PLATE
61-64	4435-39-45-69-4635-39-45-69	4809747	LH	3.79	PLATE
61-64	4719-39-4819-29-39	4809748	RH	1.79	PLATE
64-67	Special-Skylark exc. Sportwagons	4531245	2	3.64	PLATE
64-67	Sportwagons	4531246	2	2.51	PLATE
65-70	50-60-8000 (4 Drs.)	4474856	RH	3.64	PLATE
65-70	50-60-8000 (4 Drs.)	4474857	LH	3.64	PLATE
68-72	30-4000 (4 Drs.) exc. 4000 Wagons	7725700	2	3.49	PLATE
68-69	Sportwagons	7726574	2	2.56	PLATE
71-73	All B (4 Dr.) exc. Wgn.	9873978	2	1.54	PLATE
71-73	All B/Wgn. & C (4 Dr.)	9873976	2	3.59	PLATE

11.204 GLASS, BACK WINDOW

65-66	82-8437	4452348	77.32	GLASS (clear)
65-66	82-8439	4452294	48.35	GLASS (clear)
65-68	8000 (4 Dr. Sedan)	4459846	45.15	GLASS (clear)
66	33-34-35-3669	4532769	5 1.53	GLASS (clear)
66-67	30-4000 (2 Dr.) exc.	4535459	20.25	GLASS (clear)
66-67	4439	4533703	48.90	GLASS (clear)
66-68	9000	4528453	46.45	GLASS (clear)
67	33-34-35-36-4469	4532769	51.53	GLASS (clear)
67-68	50-6000 (2 Dr. HT.)	7631145	59.50	GLASS (clear)
67-68	50-6000 (4 Dr. HT.)	7635892	63.00	GLASS (clear)
67-68	50-6000 (4 Dr. Sedan)	7635888	63.65	GLASS (clear)
67-68	8000 (2 & 4 Dr. HT.)	7634822	37.78	GLASS (clear)
68-72	30-4000 exc. Conv.	7695846	44.25	GLASS (clear)
69-70	50-6000 (2 Dr. HT.)	7794128	44.70	GLASS (clear)
69-70	50-6000 (4 Dr. Sedan)	7786766	55.30	GLASS (clear)
69-70	50-6000 (4 Dr. HT.)	7786764	70.80	GLASS (clear)
69-70	8000 (2 & 4 Dr. HT.)	7793149	44.95	GLASS (clear)
69-70	8000 (4 Dr. Sedan)	7793619	37.83	GLASS (clear)
69	9000 less Elec. Back Window Defogger	4528453	46.45	GLASS (clear)
70	9000	8772040	56.10	GLASS (clear)
71-73	All B (4 Dr. HT.) less Heated Back Wind	9804076	75.35	GLASS (clear)
71-72	5239-5439-6639 Heated Back Wind	9851317	120.45	
71-72	5257-5457 less Heated Back Wind	9804077	68.40	GLASS (clear)
71-72	5257-5457 Heated Back Wind	9851303	1 12.75	
71-73	All B (4 Dr. Sedan) less Heated Back Wind	9804078	66.90	GLASS (clear)
71-72	5269-5469 Heated Back Wind	9851318	1 1 1.20	
71-72	6647 less Head Back Wind	9851469	59.20	GLASS (clear)
71-72	6647 Heated Back Wind	9857947	102.50	
71-73	All C less Heated Back Wind	9805601	54.05	GLASS (clear)
71-73	All C Heated Back Wind	9851301	97.10	
71-73	All E	9805605	77.65	GLASS (clear)
65-66	82-8437	4452349	83.95	GLASS (tinted)
65-66	82-8439	4452295	54.75	GLASS (tinted)
65-68	8000 (4 Dr. Sedan)	4459847	62.65	GLASS (tinted)

66	33-34-35-3669	4532770		59.40	GLASS (tinted)
66-67	30-4000 (2 Dr.) exc. Conv.	4535460		23.75	GLASS (tinted) .
66-67	4439	4533704		51.53	GLASS (tinted) .
66-68	9000 less Heated Back Window	4528454		56.75	GLASS (tinted) .
67	33-34-35-36-4469	4532770		59.40	GLASS (tinted) .
67-68	50-6000 (2 Dr. HT.)	7631146		70.00	GLASS (tinted) .
67-68	50-6000 (4 Dr. HT.)	7635893		69.15	GLASS (tinted) .
67-68	50-6000 (4 Dr. Sedan)	7635889		69.85	GLASS (tinted) .
67-68	8000 (2 8i 4 Dr. HT.)	7634823		52.65	GLASS (tinted) .
68-72	30-4000 exc. Conv.	7695848		47.90	GLASS (tinted) .
69-70	50-6000 (2 Dr. H.T.) less Heated Back Glass	7794129		48.75	GLASS (tinted) .
69-70	50-6000 (4 Dr. H.T.) less Heated Back Glass	7786765		76.75	GLASS (tinted) .
69-70	50-6000 (4 Dr. Sedan) less Heated Back Glass	7786767		60.15	GLASS (tinted) .
69-70	8000 (2 8i 4 Dr. H.T.) less Heated Back Glass	7793150		48.70	GLASS (tinted) .
69-70	8000 (4 Dr. Sedan) less Heated Back Glass	7793620		42.90	GLASS (tinted) .
70	50-6000 (2 Dr. H.T.) Heated Back Glass	9816645		82.10	GLASS (tinted) .
70	50-6000 (4 Dr. Sedan) Heated Back Glass	9816646		86.78	GLASS (tinted) .
70	50-6000 (4 Dr. H.T.) Heated Back Glass	9816647		108.65	GLASS (tinted) .
70	8000 (2 8i 4 Dr. H.T.) Heated Back Glass	9816648		81.75	GLASS (tinted) .
70	8000 (4 Dr. Sedan) Heated Back Glass	9816649		76.40	GLASS (tinted) .
68-69	9000 Heated Back Window	8741481		91.18	GLASS .
69	9000 less Heated Back Window	4528454		56.75	GLASS (tinted) .
70	9000 less Heated Back glass	8772041		65.05	GLASS (tinted) .
70	9000 Heated Back Glass 5257-5457 less Heated Back Glass	8772042		100.40	GLASS (tinted) .
71-72	All B (4 Dr. Sedan) less Heated Back Glass	9817509		74.55	GLASS (tinted) .
71-73	All B (4 Dr. HT.) less Heated Back Glass	9817535		72.80	GLASS (tinted) .
71-73	6647 less Heated Back Glass	9818126		80.70	GLASS (tinted) .
71-72	All C less Heated Back Wind	9851470		64.05	GLASS (tinted) .
71-73	All E less Heated Back Wind	9819275		58.70	GLASS (tinted) .
71-73	4747	4877156	2	84.05	GLASS (tinted) .
63	4747	4459429	AR	.10	SPACER, back wind, glass—(10.096) .
63-64	4355-65	4404196	4	.15	SPACER, back wind, instl.—(10.027) .
64	All	4459429	AR	.15	SPACER, back wind-rubber—(10.027)
65-72	All exc. Wagons 8t 82- 8439	4410043	3	.10	SPACER, wind, installation—(10.027) .
65	50-60-800Q	4404196	AR	.10	SPACER, back wind, adhesive instl. lwr.—(10.027)
66	All exc. 9000 & Wagons 4410043	4410043	3	.10	SPACER, back wind-rectangle—(10.027)
66	50-60-800Q	4404196	4	.10	SPACER, back wind, adhesive instl—(10.027)
					SPACER, back wind, side-rectangle—(10.027) —
	11.204 KIT. BACK WINDOW INSTALLATION				
65-71	An	4226000	AR	8.20	KIT, caulking 8(adhesive-window installation- (10.027) .
72	30-40-50-66-80-9000 exc. Conv.8707000	AR	8.20	KIT, caulking, back window adhesive (urethane) (incl. adhesive-wire-primer-nozzle-cap)
	11.207 CHANNEL, BACK WINDOW GLASS				
61	4019481 2888		16.55	CHANNEL
62-63	4019 (Rr. Wind. Reveal Mldg.)4812888		16.55	CHANNEL
62-64	44 11-69-46694890274		17.95	CHANNEL
62-64	4839-474845109		11.60	CHANNEL
63-64	4439-46394877006		16.85	CHANNEL

1 1.208 MOLDING, BACK WINDOW REVEAL

62	4019	4803712	LH		MOLDING, side
62-64	441 1-69-4669	4841990	RH	6.25	MOLDING, upr.
62-64	441 1-69-4669	4841991	LH	6.25	MOLDING, upr.
62-64	4839-47	4877075	RH	5.55	MOLDING, side
62-64	4839-47	4877076	LH	5.40	MOLDING, side
62-64	441 1-69-4669	4841992	RH	7.35	MOLDING, lwr.
62-64	441 1-69-4669	4841993	LH	7.35	MOLDING, lwr.
62-64	4447-4647	4838509	LH	6.65	MOLDING, upr.
62-64	4839-47	4841206	1	4.51	MOLDING, upr.
63	4019	4803712	LH		MOLDING, side
63-64	4439-4639	4873708	RH	3.74	MOLDING, side
63-64	4439-4639	4873709	LH	3.74	MOLDING, side
63-64	4439-4639	4876025	1	5.95	MOLDING, upr.
63-64	4439-4639	4876024	1	7.35	MOLDING, lwr.
63	4747	4437398	RH	5.15	MOLDING, upr.
63	4747	4874933	LH	4.51	MOLDING, upr.
64-65	Special-Skylark (2-Dr.)	4430552	RH	5.85	MOLDING, upr.
64-65	Special-Skylark (2-Dr.)	4430553	LH	5.85	MOLDING, upr.
64-65	Special-Skylark (2-Dr.)	4430544	RH	3.95	MOLDING, side
64-65	Special-Skylark (2-Dr.)	4430545	LH	3.95	MOLDING, side
64-65	Special-Skylark (2-Dr.)	4430549	1	4.15	MOLDING, lwr.
64-65	Special-Skylark 4-Dr. Sedans (exc. 1964-4369)	4430542	RH	6.30	MOLDING, upr.
64-65	Special-Skylark 4-Dr. Sedans (exc. 1964-4369)	4430543	LH	5.45	MOLDING, upr.
64-65	Special-Skylark 4-Dr. Sedans (exc. 1964-4369)	4430540	RH	5.75	MOLDING, lwr. side
64-65	Special-Skylark 4-Dr. Sedans (1964-4369)	4430541	LH	5.15	MOLDING, lwr. side
64-65	Riviera	4437398	RH	5.15	MOLDING, upr.
64-65	Riviera	4437399	LH	5.15	MOLDING, upr.
63-65	Riviera	4437401	LH	3.74	MOLDING, lwr.
65	50-6000 (2-Dr. H.T.)	4478769	1	3.74	MOLDING, upr.
65	50-6000 (2-Dr. H.T.)	4478793	RH	4.72	MOLDING, lwr.
65	50-6000 (2-Dr. H.T.)	4478794	LH	4.72	MOLDING, lwr.
65	50-6000 (2-Dr. H.T.)	4478990	RH	4.31	MOLDING, lwr.
65	50-6000 (2-Dr. H.T.)	4478991	LH	4.31	MOLDING, lwr.
65	50-6000 (4-Dr. H.T.)	4478962	1	3.90	MOLDING, lwr.
65	50-6000 (4-Dr. H.T.)	4479104	RH	4.77	MOLDING, lwr.
65	50-6000 (4-Dr. H.T.)	4479105	LH	4.77	MOLDING, lwr.
65	50-6000 (4-Dr. H.T.)	4479106	RH	4.41	MOLDING, lwr.
65	50-6000 (4-Dr. H.T.)	4479107	LH	4.41	MOLDING, lwr.
65	50-6000 (4-Dr.) Sedan	4481668	1	3.74	MOLDING, lwr.
65	50-6000 (4-Dr.) Sedan	4481975	RH	4.77	MOLDING, lwr.
65	50-6000 (4-Dr.) Sedan	4481976	LH	4.77	MOLDING, lwr.
65	50-6000 (4-Dr.) Sedan	4537486	RH	3.59	MOLDING, lwr.
65	50-6000 (4-Dr.) Sedan	4537487	LH	3.59	MOLDING, lwr.
65-66	8208437	4470660	1	5.15	MOLDING, lwr.
65-66	82-8437	4470658	1	5.70	MOLDING, lwr.
65-66	82-8437	4475870	RH	5.15	MOLDING, lwr.
65-66	82-8437	4475871	LH	5.15	MOLDING, lwr.
65-66	82-8439	4481593	1	4.41	MOLDING, lwr.
65-66	82-8439	4481664	RH	5.90	MOLDING, lwr.
65-66	82-8439	4481665	LH	5.02	MOLDING, lwr.
65-66	82-8439	4537490	RH	4.66	MOLDING, lwr.
65-66	82-8439	4537491	LH	4.66	MOLDING, lwr.
65-68	82-8469	4537496	RH	4.92	MOLDING, lwr.
65-68	82-8469	4537497	LH	4.92	MOLDING, lwr.
65-68	82-8469	4481728	RH	5.90	MOLDING, lwr.
65-68	82-8469	4481729	LH	5.02	MOLDING, lwr.
65-68	82-8469	4481732	1	4.61	MOLDING, lwr.
66-67	30-4000 (2-Dr.) exc. Conv.	7580180	RH	6.85	MOLDING, upr.
66-67	30-4000 (2-Dr.) exc. Conv.	7580181	LH	6.85	MOLDING, upr.
66-67	30-4000 (2-Dr.) exc. Conv.	7581670	RH	6.65	MOLDING, lwr.
66-67	30-4000 (2-Dr.) exc. Conv.	7581671	LH	6.65	MOLDING, lwr.
66-67	33-34-35-36-4469	4543010	RH	6.35	MOLDING, upr. 8i side
66-67	33-34-35-36-4469	4543011	LH	6.65	MOLDING, upr. & side
66-67	33-34-35-36-4469	4543025	RH	6.65	MOLDING, lwr.
66-67	33-34-35-36-4469	4543026	LH	6.10	MOLDING, lwr.

66-67	43-4439	4541890	1	4.41	MOLDING, upr. . . .
66-67	43-4439	4542269	1	6.95	MOLDING, lwr. . . .
66-67	43-4439	4542270	RH	6.10	MOLDING, side . . .
66-67	43-4439	4542271	LH	6.10	MOLDING, side . . .
66	52-54-64-6637	4478769	1	3.74	MOLDING, upr. . . .
66	52-54-64-6637	4478793	RH	4.72	MOLDING, lwr. . . .
66	52-54-64-6637	4478794	LH	4.72	MOLDING, lwr. . . .
66	52-54-64-6639	4478962	1	3.90	MOLDING, upr. . . .
66	52-54-64-6639	4479104	RH	4.77	MOLDING, lwr. . . .
66	52-54-64-6639	4479105	LH	4.77	MOLDING, lwr. . . .
66	52-54-64-6637	4478990	RH	4.31	MOLDING, side . . .
66	52-54-64-6637	4478991	LH	4.31	MOLDING, side . . .
66	52-54-64-6639	4479106	RH	4.41	MOLDING, side . . .
66	52-54-64-6639	4479107	LH	4.41	MOLDING, side . . .
66	52-54-6469	4481668	1	3.74	MOLDING, upr. . . .
66	52-54-6469	4481975	RH	4.77	MOLDING, lwr. . . .
66	52-54-6469	4481976	LH	4.77	MOLDING, lwr. . . .
66	52-54-6469	4537486	RH	3.59	MOLDING, side . . .
66	52-54-6469	4537487	LH	3.59	MOLDING, side . . .
66-69	9000	8775878	RH	5.80	MOLDING, upper..
66-69	9000	8775879	LH	5.15	MOLDING, upper..
66-69	9000	8775880	RH	5.15	MOLDING, side . . .
66-69	9000	8775881	LH	5.15	MOLDING, side . . .
66-69	9000	8775883	1	5.70	MOLDING, lower. .
67-68	50-6000 (4-Dr. H.T.)	7648026	1	3.84	MOLDING, upr. . . .
67-68	50-6000 (4-Dr. H.T.)	7649794	RH	4.31	MOLDING, side . . .
67-68	50-6000 (4-Dr. H.T.)	7649795	LH	4.31	MOLDING, side . . .
67-68	50-6000 (4-Dr. H.T.)	7648030	RH	4.77	MOLDING, lwr. . . .
67-68	50-6000 (4-Dr. H.T.)	7648031	LH	4.77	MOLDING, lwr. . . .
67-68	50-6000 (2-Dr. H.T.)	7660862	1	7.70	MOLDING, lwr. . . .
67-68	50-6000 (2-Dr. H.T.)	7646717	RH	4.77	MOLDING, upr. . . .
67-68	50-6000 (2-Dr. H.T.)	7646718	LH	4.77	MOLDING, upr. . . .
67-68	50-6000 (2-Dr. H.T.)	7647558	RH	4.31	MOLDING, side . . .
67-68	50-6000 (2-Dr. H.T.)	7647559	LH	4.31	MOLDING, side . . .
67-68	50-6000 (4-Dr. Sedan)	7646796	RH	4.77	MOLDING, lwr. . . .
67-68	50-6000 (4-Dr. Sedan)	7646797	LH	4.77	MOLDING, lwr. . . .
67-68	50-6000 (4-Dr. Sedan)	7648027	RH	4.77	MOLDING, upr. & side .
67-68	50-6000 (4-Dr. Sedan)	7648028	LH	4.77	MOLDING, upr & side .
67-68	8000 (2 8t 4 Dr. H.T.)	7649450	1	5.35	MOLDING, upr. . . .
67-68	8000 (2 8t 4-Dr. H.T.)	7649460	RH	5.35	MOLDING, lwr. . . .
67-68	8000 (2 8t 4 Dr. H.T.)	7649461	LH	5.35	MOLDING, lwr. . . .
67-68	8000 (2 & 4-Dr. H.T.)	7649796	RH	5.35	MOLDING, side
67-68	8000 (2 8t 4-Dr. H.T.)	7649797	LH	5.35	MOLDING, side
68-70	30-4000 exc. Conv. & Wagons	7723863	RH	7.50	MOLDING, upper 8i side
68-70	30-4000 exc. Conv. 8i Wagons	7723864	LH	7.00	MOLDING, upper & side
68-72	30-4000 exc. Conv. 8i Wagons	7725542	RH	5.70	MOLDING, lower. . .
68-72	30-4000 exc. Conv. 8t Wagons	7725543	LH	5.65	MOLDING, lower. . .
69-70	50-6000 (4-Dr. H.T.)	8775834	1	5.15	MOLDING, upper..
69-70	50-6000 (4-Dr. Sedan)	8775837	RH	5.15	MOLDING, lower. . .
69-70	50-6000 (4-Dr. Sedan)	8775838	LH	5.15	MOLDING, lower. . .
69-70	50-6000 (4-Dr. Sedan)	8775840	RH	5.15	MOLDING, upper & side
69-70	50-6000 (4-Dr. Sedan)	8775841	LH	5.15	MOLDING, upper 8i side
69-70	50-6000 (4-Dr. H.T.)	8775832	RH	5.1 5	MOLDING, lower 8i side
69-70	50-6000 (4-Dr. H.T.)	8775833	LH	5.15	MOLDING, lower & side
69	50-6000 (2-Dr. H.T.) 1st Type	8715763	RH	7.40	MOLDING, lower. . .
69	50-6000 (2-Dr. H.T.) 2nd Type	9811304	RH	7.90	MOLDING, lwr. . . .
69	50-6000 (2 Dr. H.T.)	9811305	LH	7.90	MOLDING, lwr. . . .
	NOTE 1st Type straight cut-off on outer end, 2nd Typ				rounded at outer ends.
69-70	50-6000 (2-Dr. H.T.)	8715868	RH	5.40	MOLDING, side
69-70	50-6000 (2-Dr. H.T.)	8715869	LH	5.40	MOLDING, side
69-70	50-6000 (2-Dr. H.T.)	8715509	1	4.61	MOLDING, upper..
69-70	8000 (2 8t 4-Dr. H.T.)	8717595	1	6.50	MOLDING, upper..
69-70	8000 (2 8t 4-Dr. H.T.)	8719367	RH	6.40	MOLDING, side
69-70	8000 (2 8i 4-Dr. H.T.)	8719368	LH	6.40	MOLDING, side
69-70	8000 (2 8t 4-Dr. H.T.)	8719534	RH	7.35	MOLDING, lower. . .
69-70	8000 (2 & 4-Dr. H.T.)	8719535	LH	6.50	MOLDING, lower. . .
69-70	82-8469	8713390	RH	5.45	MOLDING, upper..
69-70	82-8469	8713391	LH	4.82	MOLDING, upper. .
69-70	82-8469	8713394	RH	7.50	MOLDING, lower & side
69-70	82-8469	8713395	LH	6.85	MOLDING, lower & side
70	52-54-64-6637	9811304	RH	7.90	MOLDING, lwr. . . .
70	52-54-64-6637	9811305	LH	7.90	MOLDING, lwr. . . .

70	9000	8780614	RH	5.45	MOLDING, upr.
70	9000	8780615	LH	4.82	MOLDING, upr.
70	9000	8782502	RH	8.60	MOLDING, lwr. 8i side
70	9000	8782503	LH	7.95	MOLDING, lwr. 8i side
71-72	5257-5457-6647	9827688	RH	6.55	MOLDING, upr.
71-72	5257-5457-6647	9827689	LH	6.55	MOLDING, upr.
71-72	5257-5457-6647	9827690	1	6.55	MOLDING, lwr.
71-72	5257-5457-6647	9827691	RH	5.35	MOLDING, side
71-72	5257-5457-6647	9827692	LH	5.35	MOLDING, side
71-73	All B (4 Dr. H.T.)	9825970	RH	4.46	MOLDING, side
71-73	All B (4 Dr. H.T.)	9825971	LH	4.46	MOLDING, side
71-73	All B (4 Dr. H.T.)	9825969	1	1.18	MOLDING, upr.
71-72	All B (4 Dr. H.T.)	9850410	RH	8.05	MOLDING, reveal back wind. lwr. side corner
71-72	All B (4 Dr. H.T.)	9850411	LH	8.05	MOLDING, reveal back wind. lwr. side corner
71-73	All B (4 Dr. Sedan)	9826000	1	5.35	MOLDING, upr.
71-73	All B (4 Dr. Sedan)	9826001	RH	4.46	MOLDING, side
71-73	All B (4 Dr. Sedan)	9826002	LH	4.46	MOLDING, side
71-73	All C	9825992	1	5.90	MOLDING, upr.
71-73	All C	9825995	RH	5.90	MOLDING, side
71-73	All C	9825996	LH	5.90	MOLDING, side
71-73	All C	9825997	RH	6.05	MOLDING, lwr.
71-73	All C	9825998	LH	5.90	MOLDING, lwr.
71	82-8437-39 Soft Roof Trim	9848354	1	9.50	MOLDING, lwr. (painted)
71	82-8437-39 Soft Roof Trim	9848360	1	7.40	MOLDING, upr. (painted)
71	82-8437-39 Soft Roof Trim	9848376	2	6.05	MOLDING, side (painted) R. & L.
71-72	9000	9829743	RH	9.50	MOLDING, upr.
71-72	9000	9829744	LH	8.80	MOLDING, upr.
71-72	9000	9829745	RH	9.50	MOLDING, side
71-72	9000	9829746	LH	9.50	MOLDING, side
71-72	9000	9829747	RH	11.10	MOLDING, lwr.
71-72	9000	9829748	LH	11.10	MOLDING, lwr.
71-72	5269-5469	9850412	RH	8.05	MOLDING, lwr. & side corner
71-72	5269-5469	9850413	LH	7.35	MOLDING, side corner
71	6647	9859972	1	8.95	MOLDING, lwr. (painted)
71	6647	9861046	1	8.65	MOLDING, upr. (painted)
71	6647	9861266	2	5.75	MOLDING, side (painted)
72	3300-3437-4437-39-69	7723863	RH	7.50	MOLDING, upr. 8< side
72	3300-3437-4437-39-69	7723864	LH	7.00	MOLDING, upr & side
72	6647	9610517	1	8.65	MOLDING, upr. (painted)
72	6647	9610744	2	5.90	MOLDING, side (painted)
72	6647	9610749	1	8.45	MOLDING, lwr. (painted)
58	40-50-60-70	4644959	2	.10	NUT (10.096)
60	All exc. Wagons	4644959	2	.10	NUT (10.096)

11.208 FRAME, BACK WINDOW

71	6647 1st type	9849009	1	54.85	FRAME, back wind, (use with clip on mldgs.) (also used 12.964)
71	6647 2nd type	9880358	1	55.85	FRAME, back window (use with screw on mldg.) (also used 1 2.964)
72	6647	9880358	1	55.85	FRAME, back window

11.209 SPACER, BACK WINDOW REVEAL MOLDING

64	40-41-42-4300	451 1999	6	.10	SPACER, (anti-squeak)—(10.096)
65	30-4000 exc. Conv. & Wagons	451 1999	AR	.10	SPACER (anti-squeak)—(10.096)
65-66	50-60-8000 exc. Conv.	4531604	AR	.10	SPACER (anti-squeak)—(10.096)
66	30-40-9000 exc. Conv. 8i Wagons	4531604	AR	.10	SPACER (anti-squeak)—(10.096)
67	30-4000 8269-8469-9000 exc. Conv. 8i Wagons	4531604	AR	.10	SPACER (anti-squeak)—(10.096)
67	5239-69-87-5439-69-87-6439-69-87-6639-87-8239-8439	7660796	AR	.10	SPACER (anti-squeak)
67-68	52-54-64-6687	7725412	8	.10	SPACER (anti-squeak)
68	30-4000 (2-Dr.) exc. Conv.	7759672	2	.10	SPACER (anti-squeak)
68	30-4000 exc. Conv. 8. Wagons	7748859	2	.10	SPACER (anti-squeak)
68	3369-3569-4439-69	7748859	2	.15	SPACER, upr. & lwr. (anti-squeak)
68	5200-5439-69 87-6400-6639-87-8239-57-8439-57-9000	7660796	AR	.10	SPACER, mldg. (anti-squeak) ...
68	50-60-80-9000	4531604	6	.10	SPACER (anti-squeak)—(10.096)
69	52-54-64-6639	7748859	2	.15	SPACER, upr. (anti-squeak)

69-70	5237-5437-6437-6637..	8729134	AR	.15	SPACER.....
69-70	8269-8469-9000..	4531604	AR	.10	SPACER (anti-squeak)—(10.096)
69-70	5239-69-5439-69-6439- 69-6639-8239-57- 8439-57..	7660796	AR	.10	SPACER (anti-squeak).....
69	52-54-64-6637..	8773646	1	.30	SPACER, upr. (anti-squeak) (also used 10.096)
69	52-54-64-6637..	8773647	1	.15	SPACER, lwr. (anti-squeak).....
70	30-4000-5237-5437- 6000..	8773646	AR	.30	SPACER, back wind, reveal mldg. (anti-squeak)
71-72	5239-69-5439-69-6639- 9000..	9842717	AR	.10	SPACER, side (anti-squeak).....
71	6647..	9845747	4	.05	SPACER, lwr. reveal mldg. (anti-squeak).....
71-72	8000..	9876473	4	.05	SPACER, lwr. (anti-squeak).....
63	4347..	4874211	4	.05	WASHER, lwr. mldg.—(12.116).....
	11.209	CLIP, BACK WINDOW	R	AL	MOLDING
54-56	52-72..	4815949	AR	.20	CLIP.....
57-58	40-50-70..	4815949	AR	.20	CLIP.....
59-60	4411-19-37-4619-37- 4719-37-4829..	4815949	AR	.20	CLIP, upr.....
61	4317-4437-39-4637-39- 4719-37-4829..	4815949	AR	.20	CLIP, upr.....
61	4437-4637-4737..	4815949	AR	.20	CLIP, lwr.-inner (also used 12.121).....
61	4439..	4841885	2	.15	CLIP, lwr.....
61	4439-4639-4737..	4815949	AR	.20	CLIP, side (also used 12.121).....
61	4439-4639..	4841885	2	.15	CLIP, side-upr.....
61	4439-4639-4719-4829..	4815949	AR	.20	CLIP, lwr. mldg.....
61	4639..	4815455	7	.10	CLIP, lwr.....
61	4739..	4845393	AR	.10	CLIP, lwr.-inner & side.....
61-63	41 19..	4815949	AR	.20	CLIP, lwr. & upr. side.....
61-63	41 19..	4815279	2	.10	CLIP, lwr.-outer.....
62	4347-4439-4447-4639..	4815949	AR	.20	CLIP, upr.....
62-63	441 1-69..	4845393	AR	.10	CLIP, upr. & lwr.....
62	441 1 69..	4841885	2	.15	CLIP, upr.-outer.....
62	4437-39-4637-39-4737- 4819-39-47..	4815949	AR	.20	CLIP, lwr.....
62	4439..	4841885	2	.15	CLIP, side-lwr. & upr.....
62	4639..	4841885	2	.15	CLIP, side-upr.....
62	4439-4639-4839-4837..	4815949	AR	.20	CLIP, side.....
62	4447-4647..	4815949	8	.20	CLIP, lwr. ctr. & upr.....
62	4447-4639-4647..	4815455	7	.10	CLIP, lwr.....
62	4635-45..	4815949	2	.20	CLIP, upr.....
62	4819-29-39-47..	4815949	4	.20	CLIP, side.....
62-63	4347 Soft T. Roof..	4815279	4	.10	CLIP, upr.....
63	4439-4639-4819-29-39- 47..	4815949	AR	.20	CLIP, lwr. (also used 10.096-12.121).....
63	4819-29-39-47..	4815949	4	.20	CLIP, side.....
63	4347-4447-4647-4819- 29-39-47..	4815949	AR	.20	CLIP, upr.....
63	4347..	4845393	2	.10	CLIP, ends.....
63	4347 Soft Trim Roof	4815949	12	.20	CLIP, upr.....
63	441 1-69..	4815279	2	.10	CLIP, lwr.-inner.....
63-64	4439-4639..	4815949	4	.20	CLIP, side-lwr.....
63-64	4439-4639..	4815949	9	.20	CLIP, upr.-inner.....
63-64	4447-4647..	4815949	6	.20	CLIP, lwr. ctr.-inner.....
63-64	4447-4647..	4815455	6	.10	CLIP, lwr. ctr.-outer.....
64-65	Riviera..	4877297	AR	.15	CLIP, upr. & lwr. (screw on type)—(10.096) ...
63	4747..	4895602	AR	.15	CLIP (emer. use) (10.096).....
63	4819-29..	4815949	2	.20	CLIP, upr.-outer.....
63	4819-29..	4815949	2	.20	CLIP, side-lwr.....
63-64	4819-29..	4815949	4	.20	CLIP, side-upr.....
63-64	4819-29..	4815949	6	.20	CLIP, upr.-inner.....
64	40-41-43-4700..	4895602	AR	.15	CLIP (emer. use)—(10.096).....
64	4027-4337..	8736590	22	.10	CLIP (10.096).....
64	4027-69-4127-69-4337..	8736590	AR	.10	CLIP, upr.—(10.096).....
64	4027-4127-4337..	8736590	8	.10	CLIP, lwr. (10.096).....
64	4027-69-4135-69-4337- 69..	9891400	AR	.05	CLIP, emer. (10.096).....
64	4069-4 169-4369..	8736590	22	.10	CLIP, upr. & lwr. side—(10.096).....
64	4369..	4469127	7	.51	CLIP, upr.....
64	4439-4639..	4876634	4	.15	CLIP, side (10.096).....
64	4439-4639-4819-29..	4815949	7	.20	CLIP, lwr.....
64	4447-4647..	4815949	12	.20	CLIP.....
64	4839-47..	4815949	24	.20	CLIP.....
64	4469-4669..	4815279	2	.10	CLIP, lwr.....
64	4469-4669..	4845393	14	.10	CLIP, lwr.-outer.....
64	4469-4669..	4845393	9	.10	CLIP, upr.....

65-66	30-4000 exc. Conv. & Wagons.	8736590	AR	.10	CLIP, upr. & lwr.—(10.096)
65-66	33-34-43-4400 (2-Dr.)	8736590	6	.10	CLIP, side—(10.096)
65	30-4000 exc. Wagons & Conv.	9891400	2	.05	CLIP, upr. 8. lwr. (emer.)—(10.096)
65	30-4000 2-Dr. exc. Conv.	9891400	1	.05	CLIP, side (emer.)—(10.096)
65	All exc. Wagons & Conv.	8736586	AR	.10	CLIP, upr. & lwr.—(10.096)
65	33-34-43-4427-43-4437- 50-60-8000 exc. Conv.	8736586	AR	.10	CLIP, side—(10.096)
65	50-60-8000 exc. Convs.	8736590	AR	.10	CLIP, side-upr. & lwr.—(10.096)
65	9000	4895602	1	.15	CLIP (emer.) (10.096)
66	33-34-35-3669-4339- 4439	8736590	AR	.10	CLIP, upr. lwr. 8t side—(10.096)
66-67	30-4000 (2-Dr.) exc. Conv.	7634583	18	.10	CLIP, upr. 8. lwr.
66	33-34-43-4469-43-4439	9891400	AR	.05	CLIP (emer.) (10.096)
66	3369-3469-3569-3669- 4339-4439-50-60-80- 9000	8736586	AR	.10	CLIP, upr.-lwr. & side—(10.096)
66	3307-3407-3507-17- 3607-17-4307-17- 4407-17-4607-4617	7635394	20	.10	CLIP, (emer.)
66	5239-5439-8269-8469 Soft Roof Trim	8736588	6	.10	CLIP, side lwr. & upr. end—(1 1.032)
66	50-60-8000 exc. Conv.	8736590	AR	.10	CLIP, upr.-lwr. & side (emer.)—(10.096)
66	50-60-8000 exc. conv.	9891400	AR	.05	CLIP (emer.) (10.096)
66	9000	9891400	AR	.05	CLIP, side-upr. 8t lwr. (emer.)—(10.096)
67	All 4-Dr. exc. Wagons	9891400	AR	.05	CLIP (emer.) (10.096)
67	30-4000 (4-Dr.) exc. Wgn.	8736586	AR	.10	CLIP, upr. & side—(10.096)
67	30-40-50-6000 (4-Dr.) exc. Wagons.	8736586	AR	.10	CLIP, lwr. (10.096)
67	50-60-80-9000	8736586	AR	.10	CLIP (10.096)
68	50-60-8000 exc. Conv.	8736586	AR	.10	CLIP (10.096)
67	30-4000 exc. Wagons 8i Conv., 5239-69-5439- 69-6439-69-6639- 8239-57-69-8439-57- 69	7741144	4	.10	CLIP (anode)
68	All	7741144	AR	.10	CLIP (used 1 1.032-12.812)
68	4000 Wagons	8736588	AR	.10	CLIP (used 1 1.032)
68	30-4000-9487 Soft Roof Trim	8736586	AR	.10	CLIP (10.096)
68	52-54-6469 Soft Roof Trim	8736586	AR	.10	CLIP, upr. & side—(10.096)
68	5269-5469-6469-8269- 8469-9000 Soft Roof Trim	8736586	AR	.10	CLIP, lwr—(10.096)
68	30-4000 Soft Roof Trim	8736591	24	.10	CLIP (10.096)
68	52-54-64-66-8239-8257- 8439-57 Soft Roof Trim	8736591	8	.10	CLIP, lwr. (10.096)
68	50-60-80-9000 Soft Roof Trim exc. 52-54-6460	8736591	AR	.10	CLIP, upr. 8t side—(10.096)
68	50-60-8000 exc. Conv.	8736590	AR	.10	CLIP (10.096)
68-70	50-60-80-9000 exc. Conv.	4471409	AR	.10	CLIP (emer.)—(10.096)
68-72	3300-3400-3569-4437- 39-69-4637	8736585	AR	.15	CLIP (10.096)
69-70	30-4000 (2-Dr.) Soft Roof Trim	8736591	24	.10	CLIP (10.096)
69-70	30-4000 (4-Dr.) exc. Wagons	4471409	AR	.10	CLIP, upr. side—(10.096)
69-70	3369-3569-4439-69 Soft Roof Trim	8736591	AR	.10	CLIP, upr. & lwr—(10.096)
69	All exc. Conv. & Wagons & Riviera	8736585	AR	.15	CLIP (10.096)
69-70	50-60-8000	8736591	22	.10	CLIP (10.096)
69-70	50-60-80-9000 exc. 52- 54-69 Soft Roof Trim	8736591	AR	.10	CLIP, upr. & side—(10.096)
69-70	5237-5437-6437-6637	8736590	AR	.10	CLIP (10.096)
69-70	5237-5437-6437-6637	8717859	22	.10	CLIP (also used 10.096-1 1.032)
69-70	8239-57-8439-57	8736590	AR	.10	CLIP (emer.) (10.096)
69-70	9000	8736586	AR	.10	CLIP upper, lower & side—(10.096)
70	5239-69-5439-69-6036- 46-6439-69-6639- 8200-8400 (Soft Roof Trim)	8736585	AR	.15	CLIP (10.096)

71	3369 Soft Roof Trim	8717859	21	.10	CLIP, reveal mldg.—(1 1.209)
71	All	4471409	AR		CLIP, reveal mldg. (emer.)—(10.096)
71-72	3369-4439-4469	7628343	1	.05	CLIP, reveal mldg.
71-72	3327-37-3437-4437	7639528	1	.15	CLIP, reveal mldg. (upr.)
71	3369 Soft Roof Trim	8717859	AR	.10	CLIP, reveal mldg. (also used 10.096)
71-72	3327-37-69-3437-4437- 39-69	7639528	1	.15	CLIP, reveal mldg. (lwr.) (also used 10.096-1 1.032)
71-72	3369-4439-69	7639528	2	.15	CLIP, reveal mldg. (upr. & side)
71	3300-3437-4437-39-69	8736588	AR	.10	CLIP, reveal mldg. (1 1.032)
71-72	3327-37-69-3437-4437- 39 69	8736590	AR	1 0	CLIP, back wind, (emer.)—(10.096)
71	3327-37-3437-4437-39- 69 Soft Roof Trim	8736591	AR	.10	CLIP, reveal mldg.—(10.096)
71	6035-45-6647	9842466	AR	.15	CLIP, reveal mldg., upr. & lwr.
71-73	All B-C exc. Wgns. & Conv.	8736589	AR	.20	CLIP, reveal mldg.-before glass—(10.096)
71-72	5000-6639 exc. Conv.	8717859	AR	.10	CLIP, reveal mldg. back wind
71-72	All C-E	8717859	AR	.10	CLIP, reveal mldg. upr.-lwr. & side
72	All exc. Wag. & Conv.	9891400	AR	.05	CLIP, b/w reveal mldg.—(10.096)
72	6647	9861347	6	.20	CLIP, reveal mldg. side to pnl
71-72	6647	9842466	AR	.15	CLIP, back wind, reveal mldg.-lwr.-upr.-side
73	All B-C-E exc. Conv. & Wagon	9891400	AR	.05	CLIP, back wind, reveal mldg.—(10.096)
73	All A exc. Wagon	9895598	AR	.05	CLIP, back wind, reveal mldg.—(10.096)
66-71	All as Req.	4492963	AR	.10	SCREW, clip (anode) (No. 4—24 x 2.1 1 8)
60	All exc. Wagons	4644959	AR	.10	NUT, side (10.096)
64	4369	9419761	7	.10	NUT, upr. (8.921)
1 1.209 SUPPORT, BACK WINDOW REVEAL MOLDING					
67-68	52-54-64-6687	7686348	5	.15	SUPPORT, lwr. mldg.
1 1.209 ESCUTCHEON, BACK WINDOW REVEAL MOLDING					
65-66	82-8437	4477500	2	2.15	ESCUTCHEON, lwr. corner
66-67	Skylark (4-Dr. H.T.)	7653745	RH	6.65	ESCUTCHEON, lwr. corner
66-67	Skylark (4-Dr. H.T.)	7653746	LH	6.65	ESCUTCHEON, lwr. corner
66-67	Skylark (4-Dr. H.T.) Soft Roof Trim or Two-Tone Paint	7653747	RH	8.55	ESCUTCHEON, lwr. corner
66-67	Skylark (4 Dr. H.T.) Soft Roof Trim or Two Tone Paint	7653748	LH	9.25	ESCUTCHEON, lwr. corner
69-70	50-6000 (4-Dr. H.T.)	8775836	2	1.13	ESCUTCHEON, upr. corner
69-70	50-6000 (4-Dr. H.T.)	8775835	1	1.08	ESCUTCHEON, lwr. center
71	6647	9861436	RH	3.08	ESCUTCHEON, upr. corner (painted)
71	6647	9861437	LH	3.08	ESCUTCHEON, upr. corner (painted)
71	6647	9862690	RH	3.08	ESCUTCHEON, lwr. corner (painted)
71	6647	9862691	LH	3.08	ESCUTCHEON, lwr. corner (painted)
71	8000 Soft Roof Trim	9847826	RH	3.08	ESCUTCHEON, lwr. corner (painted)
71	8000 Soft Roof Trim	9847827	LH	3.08	ESCUTCHEON, lwr. corner (painted)
71	8000 Soft Roof Trim	9847892	2	3.08	ESCUTCHEON, upr. corner (painted)
72	6647	9610722	RH	3.08	ESCUTCHEON, lwr. corner (painted)
72	6647	9610723	LH	3.08	ESCUTCHEON, lwr. corner (painted)
72	6647	9610732	RH	3.08	ESCUTCHEON, upr. corner (painted)
72	6647	9610733	LH	3.08	ESCUTCHEON, upr. corner (painted)
11.209 SUPPORT, BACK WINDOW FRAME SIDE					
71-72	6647	9840482	RH	1.13	SUPPORT
71-72	6647	9840483	LH	1.13	SUPPORT
1 1.252 BLADE, TAIL GATE WIPER					
63-64	4435-45-4635-45	3941970	1	2.61	BLADE (13")—(10.146)
11.253 KNOB — RELAY — SWITCH, TAILGATE WIPER					
63-64	4435-45-4635-45	2977253	1	.10	CONNECTOR, t/gate wiper harness to w/s harness — (2.530)
63-64		1348064	1	.56	KNOB (iy «" long)—(10.164)
64	4635-45	533012	1	.20	NUT, wiper switch—(10.163)
63-64	4435-45-4635-45	1362276	2	3.05	RELAY, mounts on rr. qtr. lwr. panel
63-64		1993608	1	1.79	SWITCH, t/gate wiper—(10.163)
11.255 BRUSH—RING—SPRING, TAILGATE WIPER MOTOR					
63 64	4435-45-4635-4570021 17	1	.05	BALL, thrust—(3.825)
63	4435-45-46354904212	AR	.05	BRACKET, mtr. brush—(10.1 50)
63-64	4435-45-4635-4549051 89	2	.50	BRUSH (10.150)
64	4635-45491 1003	AR	.92	BRUSH HOLDER (10.150)
63-64	4435-45-4635-454903696	1	^5	DISC, mtr. thrust—(10.150)
63-64	4435-45-4635-454904998	1	^5	RING, mtr. end play washer ret— ;i0.150)
63-64	4435-45-4635-455092145	1	^5	PLATE, mtr. thrust—(10.150)

63-64	4435-45-4635-45	4906744	1	.10	SCREW, armature end plate adj. (10.150)
63-64	4435-45-4635	4913805	AR	.16	SPRING, brush—(10.150)
63-64	4435-45-4635-45	4905194	1	.05	WASHER, spacer mtr.—(10.1 50)
11.256 TERMINAL BOARD, TAIL GATE					
63-64	4435-45-4635-45	4906709	1	1.58	TERMINAL BOARD (10.150)
1 1.358 PANEL, FRONT SEAT BACK					
61	4435-39-4637-39-67-				
	4719-37-39-4829-67				
	less Bkt. Seats	4887910	RH		PANEL, side outer (T-406-4 1 6-436-456-466 on 1961 4435)
65-67	50-60-8000 (4 Drs. exc. 6639)	4425267	1	2.67	PANEL, upr. trim ..
65-66	52-5437-5467-62-6437-6467-8237	7687393	RH	1.69	PANEL, upr. trim ..
65-66	52-5437-5467-62-6437-6467-8237	7687394	LH	1.69	PANEL, upr. trim ..
65-66	6637-39-67-8437-67	4425352	2	3.13	PANEL, upr. trim ..
65	8439 Split Frt. Seat Back	4425352	2	3.13	PANEL, upr. trim ..
65-66	6600-8237-8437-67	4425392	2	1.49	PANEL, side-inner .
65	8439 Frt. Seat Back Split	4425392	2	1.49	PANEL, side-inner .
65-66	66-82-8400	4467810	RH	5.40	PANEL, side-outer .
65-66	66-82-8400	4467811	LH	5.40	PANEL, side-outer
66	8439-69 Split Frt. Seat Back	4425352	2	3.13	PANEL, upr. trim .
66-68	8439-69 Split Frt. Seat Back	4425392	2	1.49	PANEL, side-inner. . . .
66	9487 Bench Seat	4526940	RH	1.85	PANEL, lwr. corner trim
66	9487 Bench Seat	4526941	LH	1.85	PANEL, lwr. corner trim
66	9000 Strato Bench	4539457	2	13.10	PANEL, frt. seat back . . .
66	9000 Frt Seat Back Insert Mldg	4539457	2	13.10	PANEL, driver & pass, seat back
66	All Bkt. Seats	4476032	2	8.95	PANEL, driver 8i pass, seat back
67	3307-3407-17-3517-3617-4307-17-39-67-4407-17-39-67-4600	7661303	RH	1.33	PANEL, frame lwr. corner trim
67	3307-3407-17-3517-3617-4307-17-39-67-4407-17-39-67-4600	7661304	LH	1.33	PANEL, frame lwr. corner trim
67	All Bkt. Seats	7719444	1	9.40	PANEL, seat back
67	5487-6487-6667-87-8467-9000 Bkt. Seats	7719445	1	9.40	PANEL, driver seat back
67	5287-5467-87-6467-87-7	7687393	RH	1.69	PANEL, upr. trim
67	5287-5 467-87-6467-87-8257	7687394	LH	1.69	PANEL, upr. trim
67	5287-5467-87-6467-87	7661228	RH	1.64	PANEL, lwr. corner trim
67	5287-5467-87-6467-87	7661229	LH	1.64	PANEL, lwr. corner trim
67	6639-67-87-8457-67	7687395	2	2.97	PANEL, upr. trim
67	8439-69 Split Frt. Seat Back	7687395	2	2.97	PANEL, upr. trim
67	6600-8239-69-8439-69	4467810	RH	5.40	PANEL, side-outer.
67	6600-8239-69-8439-69	4467811	LH	5.40	PANEL, side-outer.
67-68	6639-67-87-8457-67	4425392	2	1.49	PANEL, side-inner.
67	8257-8457-67	7661264	RH	8.20	PANEL, side outer.
67	8257-8457-67	7661265	LH	8.20	PANEL, side outer.
67	9487 Split Bench Seat	7661226	RH	1.74	PANEL, lwr. corner trim
67	9487 Split Bench Seat	7661227	LH	1.74	PANEL, lwr. corner trim
67	9487 Strato Bench	7719442	RH	13.85	PANEL .
67	9487 Strato Bench	7719443	LH	13.85	PANEL
67	9487	7719442	1	13.85	PANEL, pass, seat back .
67	9487	7719443	1	13.85	PANEL, drivers seat back
68-72	3327-37-3437-67-3537-4437-39-67-4600	7661303	RH	1.33	PANEL, lower corner trim
68-72	3327-37-3437-67-3537-4437-39-67-4600	7661304	LH	1.33	PANEL, lower corner trim
68	All Bkts	7745580		8.65	PANEL, pass. (T-178-478-498-648-678)
68	All Bkts	7745581		8.65	PANEL, driver (T-178-478-498-648-678)
68	30-4000 Bkts	7745594		8.65	PANEL, pass. (T-17 1)
68	30-4000 Bkts	7745595		8.65	PANEL, driver (T-171)
68	30-4000 Bkts	7745685		8.65	PANEL, driver (T-1 70)
68	30-4000 Bkts	7745584		10.55	PANEL, pass. (T-1 72)
68	30-4000 Bkts	7745585		10.55	PANEL, driver (T-1 72)
68	30-4000 Bkts	7745590		10.55	PANEL, pass. (T-1 73)
68	30-4000 Bkts	7745591		10.55	PANEL, driver (T-1 73)
68	5287-5467-87-6487	7707685	RH	1.79	PANEL, lwr. corner trim
68	5287-5467-87-6487	7707686	LH	1.79	PANEL, lwr. corner trim

68	6667-87	7729214	RH	5.30	PANEL, side-outer
68	6667-87	7729215	LH	5.30	PANEL, side-outer
68-70	6639-8239-69-8439-69	7767480	RH	7.30	PANEL, side-outer
68-70	6639-8239-69-8439-69	7767481	LH	7.30	PANEL, side-outer
68-70	8439-69 Elec. Window	7729214	RH	5.30	PANEL, side outer
68-70	8439-69 Elec. Window	7729215	LH	5.30	PANEL, side outer
68	8439-69 less Pwr. Wind.	7767480	RH	7.30	PANEL, side-outer
68	8439-69 less Pwr. Wind.	7767481	LH	7.30	PANEL, side-outer
68-70	8257-8457-67	7729216	RH	7.95	PANEL, side-outer
68-70	8257-8457-67	7729217	LH	7.95	PANEL, side-outer
68-70	9000 Bench Seat	7661226	RH	1.74	PANEL, lower corner trim
68-70	9000 Bench Seat	7661227	LH	1.74	PANEL, lower corner trim
68	9487	7745682	1	8.65	PANEL, pass. (T-674)
68	9487	7745683	1	8.65	PANEL, driver (T-674)
68	9487	7745744	1	10.25	PANEL, pass. (T-680-690)
68	9487	7745745	1	10.25	PANEL, driver (T-680-690)
68	9487	7745672	1	10.25	PANEL, pass. (T-682)
68	9487	7745673	1	10.25	PANEL, driver (T-682)
68	9487	7745702	1	10.25	PANEL, pass. (T-683-693)
68	9487	7745703	1	10.25	PANEL, driver (T-683-693)
68	9487	7745674	1	10.25	PANEL, pass. (T-684)
68	9487	7745675	1	10.25	PANEL, driver (T-684)
68	9487	7745688	1	10.55	PANEL, pass. (T-685-688-698)
68	9487	7745689	1	10.55	PANEL, driver (T-685-688-698)
68	9487	7783622	1	10.25	PANEL, pass. (T-691)
68	9487	7783623	1	10.25	PANEL, driver (T-691)
69	34-44-4637	8744621	2	8.65	PANEL (T-181)
69	34-44-4637 Reclining Bucket	8745064	1	10.25	PANEL (T-181)
69	34-44-4637 Reclining Bucket	8745065	1	10.25	PANEL (T-181)
69	3437-4437-67-4600 Reclining Bucket	8745074	RH	10.25	PANEL (T-185)
69	34-44-4637	8754698	2	10.25	PANEL (T-186)
69	34-44-4637 Reclining Bucket	8756101	RH	10.25	PANEL (T-186)
69	3437-4437-67-4600	8744972	2	8.65	PANEL (T-185)
69	3437-4437-67-4600 Reclining Bucket	8745075	LH	10.25	PANEL (T-185)
69	34-44-4637 Reclining Bucket	8756102	LH	10.25	PANEL (T-186)
69	44-4667	8744618	2	10.25	PANEL (T-187)
69	44-4667 Reclining Bucket	8744834	RH	10.25	PANEL (T-187)
69	44-4667 Reclining Bucket	8744835	LH	10.25	PANEL (T-187)
69	All Reclining Bkt.	7793824	RH	10.25	PANEL (T-188-438-478-668)
69	All Reclining Bkt.	7793825	LH	10.25	PANEL (T-188-438-478-668)
69	3437-4437-67-4600-5437-6437-6637-9000	8744617	2	8.45	PANEL (T-188-438-478-668)
69	9487	8744971	2	10.25	PANEL (T-664)
69	9487 Reclining Bucket	8745072	2	10.25	PANEL (T-664)
69	9487 Reclining Strato	8745073	RH	10.25	PANEL (T-664)
69	9487 Reclining Strato Seat	8744826	RH	10.25	PANEL (-674-694)
69	9487 Reclining Strato Seat	8744827	LH	10.25	PANEL (T-674-694)
69	9487	8744810	2	10.25	PANEL (T-674-694)
69	9000 Reclining Strato Seat	7793856	RH	10.25	PANEL (T-678-688-698)
69	9000 Reclining Strato Seat	7793857	LH	10.25	PANEL (T-678-688-698)
69	9487	8744804	2	10.25	PANEL (T-678-688-698)
69	9487 Reclining Strato Seat	8744828	2	10.25	PANEL (T-678-688-698)
69	9487 Reclining Strato Seat	8744829	RH	10.25	PANEL (T-680)
69	9487	8744811	LH	10.25	PANEL (T-680)
69	9487	8754656	2	10.25	PANEL (T-680)
69	9487 Reclining Bench	8754657	2	10.25	PANEL (T-685)
69	9487 Reclining Bench	8754658	2	10.25	PANEL (T-685)
69	9487 Reclining Strato Bench	8744830	RH	10.25	PANEL (T-685)
69	9487 Reclining Strato Bench	8744831	LH	10.25	PANEL (T-686)
69	9487	8744812	2	10.25	PANEL (T-686)
69	9487 Reclining Strato Bench	8744816	RH	10.25	PANEL (-687)

69	9487 Reclining Strato Bench	8744817	LH	10.25	PANEL (T-687)
69	9487	8744805	2	10.25	PANEL (T-687)
69	9487 Reclining Bucket	8744820	RH	10.25	PANEL (T-691)
69	9487 Reclining Bucket	8744821	LH	10.25	PANEL (T-691)
69	9487	8744807	2	10.25	PANEL (T-691)
69-70	5237-5437-67-6437	7707685	RH	1.79	PANEL, lower corner trim
69-70	5237-5437-67-6437	7707686	LH	1.79	PANEL, lower corner trim
69-70	6637-67	7729214	LH	5.30	PANEL, pass, side outer
69-70	6637-67	7729215	LH	5.30	PANEL, drivers side-outer
69-70	8437-57 Split Front Seat or Split Notch Back	4425392	2	1.49	PANEL, side-inner
69-70	6637-39-67-8457-67	4425392	2	1.49	PANEL, side-inner
69	9000	8744806	2	10.25	PANEL, seat back (T-692)
69	9000 Reclining Bkt	8744818	1	10.25	PANEL, pass, seat back (T-692)
69	9000 Reclining Bkt	8744819	1	10.25	PANEL, driver seat back (T-692)
70	3437-4437-4637	8790464	2	10.00	PANEL, pass. & driver (T-181)
70	3437-4437-67-4600-5437-6437-6637-9000	8744617	2	8.45	PANEL (black) prime & paint to match
70	3437-4437-4467-4637-4667	8790465	2	10.00	PANEL, pass. & driver (T-189)
70	6036-6046 Split Notch Back	4425392	2	1.49	PANEL, pass. & dr. side-inner
70	8257-8457-8467 Frt. Seat Back Lock Elec.	7729214	1	5.30	PANEL, pass, side-outer
70	6036-6046 Notch Back Seat	7729214	1	5.30	PANEL, pass, side outer
70	8257-8457-8467 Frt. Seat Back Lock Elec.	7729215	1	5.30	PANEL, driver side outer
70	6036-6046 Notch Back Seat	7729215	1	5.30	PANEL, driver side outer
70	9487	8790466	2	8.95	PANEL, pass. & driver (T-666)
69-72	9000	8744804	2	10.25	PANEL, pass. & driver (black) prime & paint to match
70	9487	8788245	2	10.00	PANEL, pass. & driver (T-679-699)
70	9487	8788240	2	10.00	PANEL, pass. & driver (T-680)
70	9487	8789345	2	10.00	PANEL, pass. & driver (T-681)
70	9487	8788246	2	10.00	PANEL, pass. & driver (T-674-684)
70	9487	8789346	2	10.00	PANEL, pass. & driver (T-686)
70-71	9487	8789347	2	10.00	PANEL, pass. & driver (T-695)
71-72	3337-3437-4437-9000	8744617	2	8.45	PANEL, pass. & driver frt. seat back (black) prime & paint to match
71-72	6035-45-6639-47-67-8437 (Notch Back Seats)	9823122	2	1.23	PANEL, pass. & driver seat back inner-trim
71-72	8439 (60/40)	9823122	2	1.23	PANEL, pass. & driver seat back inner-trim
71-72	6647-67-82-8437	9826378	1	10.85	PANEL, pass, seat back side outer trim
71-73	All E (Bench Seat)	9826378	RH	10.85	PANEL, frt. seat back side outer trim
71-72	6647-67-82-8437	9826379	1	10.85	PANEL, driver seat back side outer trim
71-73	All E (Bench Seat)	9826379	LH	10.85	PANEL, frt. seat back side outer trim
71-72	6639-8239-8439	9826382	RH	10.75	PANEL, pass, seat back side outer trim
71-72	8439 Pwr. Wind	9826382	RH	10.75	PANEL, pass, seat back side outer trim
71-72	6667-47-8237-8437 Elec. Dr.	9826382	1	10.75	PANEL, pass, seat back side outer trim
71-72	9000 Bench Seat & Elec Door Lock	9826382	1	10.75	PANEL,
71-72	6035-45 Split Notch Bk.	9826382	RH	10.75	PANEL,
71-72	6035-45-6639-8439 Split Notch Back	9826383	LH	10.75	PANEL,
71-72	8439 Pwr. Wind	9826383	LH	10.75	PANEL,
71-72	6667-47-8237-8437 Elec. Dr. Lock	9826383	1	10.75	PANEL,
71-72	9000 Bench Seat & Elec Door Lock	9826383	1	10.75	PANEL, driver seat back side outer trim
71-72	8439 less cust. seat	9851072	RH	20.25	PANEL, pass, seat back side outer trim
71-72	8439 less cust. seat	9851073	LH	20.25	PANEL, driver seat back side outer trim
71	9487	9849553	2	9.90	PANEL, pass. & driver seat back (T-671)
71	9487	9849556	2	9.90	PANEL, pass. & driver seat back (T-674-684)
71	9487	9849554	2	9.90	PANEL, pass. & driver seat back (T-697)
72	All (60/40 Seat)	9823122	2	1.23	PANEL, pass. & dr. seat back inner-trim
72	All (60/40 Seat)	9842190	1	32.05	PANEL, pass, seat back
72	All (60/40 Seat)	9842191	1	32.05	PANEL, driver seat back
NOTE. Refer to group 14.823 for bucket seat mouldings.					
1 1.358 COVER, FRONT SEAT BACK OUTER PANEL					
67-70	6600-8257-8457-67	7661236	RH	1.74	COVER lwr. inner
67-70	6600-8257-8457-67	7661237	LH	1.74	COVER, lwr. inner
67-70	8439-69 Split Front Seat	7661236	RH	1.74	COVER, lwr. inner

67-70	8439-69 Split Front Seat	7661237	LH	1.74	COVER, lwr. inner
70	6046 Notch Back Seat				
	Split	7661236	RH	1.74	COVER, lwr. inner
70	6046 Split Notch Back	7661237	LH	1.74	COVER, lwr.-inner
1 1.362 PANEL, FRONT SEAT SIDE					
NOTE: If desired color of panel is not listed use black					
65	54-6467	4467801	RH	4.82	PANEL
65	54-6467	4467802	LH	4.82	PANEL
65-67	54-6467 (4-Way)	4467803	LH	4.61	PANEL
65-67	54-6467 (6-Way)	4467804	LH	4.61	PANEL
65	6600-8200	4467796	RH	5.45	PANEL
65	6600-8200	4467797	LH	5.45	PANEL
65	66-8000 (4-Way) exc.				
	8467	4467799	LH	5.20	
65	66-8000 (6-Way) exc.				
	8467	4467800	LH	5.35	PANEL
66	All (4-Way Bkt.)	4504535	LH	9.15	PANEL, drivers seat
66	All Bkt. Seats	4504534	RH	9.15	PANEL, pass. & driver seat side
66	54-6467-9000 Bench				
	Seat	4467801	RH	4.82	PANEL
66	54-6467-9000 Bench				
	Seat	4467802	LH	4.82	PANEL
66-67	6600-8200	4467797	LH	5.45	PANEL
66	66-8000	4467796	RH	5.45	PANEL
66-70	6600-8200 (4-Way)	4467799	LH	5.20	PANEL
66-68	6600-8200 (6-Way)	4467800	LH	5.35	PANEL
66	8437-39-69 (4-Way) less				
	Elec. Wind	4467799	LH	5.20	PANEL
66	8437-39-69 Elec. Winds.				
	& Seats or less Pwr.				
	Seats	4467797	LH	5.45	PANEL
66	8437-39-69 (6-Way) less				
	Elec. Winds	4467800	LH	5.35	PANEL
66-68	9000 (4-Way) less Strato				
	Bench	4467803	LH	4.61	PANEL
66-68	9000 (6-Way) less Strato				
	Bench	4467804	LH	4.61	PANEL
66-67	9000 Strato Bench	4504534	RH	9.15	PANEL
66-67	9000 Strato Bench	4504535	LH	9.15	PANEL, driver & pass
67	All Bkt. Seats	4504534	RH	9.15	PANEL, pass. & driver seat side
67	All Bkt. Seats	4504535	LH	9.15	PANEL, driver & pass, seat side
67	All (4-Way) Bkt Seats	4504535	LH	9.15	PANEL, drivers seat
67	54-6467	4467801	RH	4.82	PANEL
67	54-6467	4467802	LH	4.82	PANEL
67	8439-57-69 Elec. Winds.				
	& Seats or less Pwr.				
	Seats	4467797	LH	5.45	PANEL
67	8467	4467797	LH	5.45	PANEL
67-70	8439-57-69 (4-Way) less				
	Pwr. Wind	4467799	LH	5.20	PANEL
67-68	8439-57-69 (6-Way) less				
	Pwr. Winds	4467800	LH	5.35	PANEL
67	8200	4467796	RH	5.45	PANEL
67	8400 Elec. Wind. & Seat	4467796	RH	5.45	PANEL
67-70	9487 Split Bench	4467801	RH	4.82	PANEL
67-70	9487 Split Bench less				
	Power	4467802	LH	4.82	PANEL
68	30-4000 Bkts.	7743470		3.74	PANEL, pass, seat-outer (T-172)
68	30-4000 Bkts.	7743471		3.74	PANEL, pass, seat-inner (T-1 72)
68	30-4000 Bkts.	7743470		3.74	PANEL, drivers seat-inner (T-1 72)
68	30-4000 Bkts.	7743471		3.74	PANEL, drivers seat-outer (T-1 72)
68	30-40-9000 Bkts.	7741030		3.49	PANEL, pass, seat-outer (T-1 73-693)
68	30-40-9000 Bkts.	7741031		3.49	PANEL, pass, seat-inner (T-173-693)
68	30-40-9000 Bkts.	7741030		3.49	PANEL, driver seat-inner (T-1 73-693)
68	30-40-9000 Bkts.	7741031		3.49	PANEL, drivers seat-outer (T-173-693)
68	All Bkts.	7741004		2.77	PANEL, 698) pass, seat-outer (T-1 78-478-498-648-678-
68	All Bkts.	7741005		2.77	PANEL, 698) pass. seat-inner (T-178-478-498-648-678-
68	All Bkts.	7741004		2.77	PANEL, 698) driver seat-inner (T-1 78-478-498-648-678-
68	All Bkts.	7741005		2.77	PANEL, 698) driver seat-outer (T-1 78-478-498-648-678-
69	34-44-4637	8745102		3.74	PANEL, driver seat-inner (T-1 86)
69	34-44-4637	8745102		3.74	PANEL, pass, seat-outer (T-1 86)
69	34-44-4637	8745103		3.74	PANEL, driver seat-outer (T-1 86)
69	34-44-4637	8745103		3.74	PANEL, pass, seat-inner (T-1 86)

69	44-4667..	8745078		3.74	PANEL, pass.-outer (T-187) .
69	44-4667..	8745078		3.74	PANEL, driver inner (T-187)
	3437-4437-67-4600~				
69-70	5437-6437-6639-9000	7793910		2.97	PANEL, driver seat-inner (T-1 88-438-478-668-698) .
	3437-4437-67-4600~				
69-70	5437-6437-6639-9000	7793910		2.97	PANEL, pass, seat-outer (T-188-438-478-668-698) .
	3437-4437-67-4600~				
69-70	5437-6437-6637-9000	7793911		2.97	PANEL, driver seat-outer (T-188-438-478-668-698)
	3437-4437-67-4600~				
69-70	5437-6437-6637-9000	7793911		2.97	PANEL, pass, seat-inner (T-188-438-478-668-698) .
	5467..	4467801	RH	4.82	PANEL
68-70	5467..	4467802	LH	4.82	PANEL
68-70	5467 (4-Way)..	4467803	LH	4.61	PANEL
68-70	5467 (6-Way)..	4467804	LH	4.61	PANEL
68-70	NOTE For models not shown refer to grp. 1 . .368.				
69-70	8400 (60-40) less 6-Way	4467796	RH	5.45	PANEL, pass, seat side outer seat
68-70	6600-8200-8467..	4467797	LH	5.45	PANEL
68-70	8439-57-69 Pwr. Wind. & (4 or 6-Way Pwr. Seat).....	4467797	LH	5.45	PANEL
68-70	8457 (60-40) Pwr. Wind.	4467797	LH	5.45	PANEL
68	9000..	7743470	RH	3.74	PANEL (T-682).....
68	9000..	7743471	LH	3.74	PANEL (T-682).....
68	9000..	7741030	RH	3.49	PANEL (T-683).....
68	9000..	7741031	"	3.49	PANEL (T-683).....
68	9487..	7747438	"	3.74	PANEL (T-684).....
68	9487..	7747439	"	3.74	PANEL (T-684).....
68	9000..	7741004	"	2.77	PANEL (T-685-688).....
68	9000..	7741005	"	2.77	PANEL (T-685-688).....
69	9000..	8745078	"	3.7 4	PANEL, frt. side (T-687).....
68	9000..	7783624	"	3.74	PANEL, pass, side-outer (T-69 1)
68	9000..	7783624	"	3.74	PANEL, drivers side-inner (T-69 1).....
68	9000..	7783625	1	3.74	PANEL, drivers side-outer (T-691).....
68	9000..	7783625	"	3.74	PANEL, pass, side-inner (T-69 1)
69	44-4667..	8745079	LH	3.74	PANEL, pass, inner (T-187).....
69	44-4667..	8745079	1	3.7 4	PANEL, driver-outer (T-187).....
69-70	6600-8000..	4467796	RH	5.45	PANEL
69-70	6637-39-67-8239-57-69 (6-Way Seats).....	4467800	LH	5.35	PANEL
69-70	8439-8457 (60-40) less 6-Way Elec. Driver Seat 60-40.....	4467796	RH	5.45	PANEL
69-70	8439-57-69 Split Front Seat less Pwr. Window	4467798	LH	5.20	PANEL
69-70	8439-69 (6-Way Seat) less Pwr. Window. . . .	4467800	LH	5.35	PANEL
69-70	8439-69 (6-Way Seat) & Split Front Seat less Pwr. Window.....	4467800	LH	5.35	PANEL
69-70	8457 (6-Way) 60-40 (less Pwr. Wind.) . . .	4467800	LH	5.35	PANEL
69-70	8400 (6-Way) 60-40 . . .	8744771	RH	5.95	PANEL, pass, seat-outer.
69	9000..	8745096	1	3.74	PANEL, driver seat-inner (T-664-674-694).....
69	9000..	8745097	1	3.74	PANEL, pass, seat-inner (T-664-674-694)
69	9000..	8745097	1	3.74	PANEL, driver seat-outer (T-664-674-694).....
69	9000..	8745096	RH	3.74	PANEL (T-674).....
69	9000..	8745097	LH	3.74	PANEL (T-674).....
69-70	9000..	7793910	RH	2.97	PANEL (T-678-688).....
69-70	9000..	7793911	LH	2.97	PANEL (T-678-688).....
69	9487..	8745098	RH	3.74	PANEL (T-680).....
69	9487..	8745099	LH	3.74	PANEL (T-680).....
69	9000..	8745102	"	3.74	PANEL (T-686).....
69	9000..	8745103	"	3.74	PANEL (T-686).....
69	9000..	8745079	"	3.74	PANEL, frt. side (T-687).....
69	9000..	8745084	"	3.74	PANEL, drivers side-inner (T-692).....
69	9000..	8745084	"	3.74	PANEL, pass, side-outer (T-692).....
69	9000..	8745085	"	3.74	PANEL, drivers seat-outer (T-692).....
69	9000..	8745085	"	3.74	PANEL, pass, seat-inner (T-692).....
69	9000..	8745096	"	3.74	PANEL, pass, seat-outer (T-694-664-674).....
69-70	9487 (4-Way Bench Seat).....	4467803	LH	4.61	PANEL
69-70	9487 (6-Way Bench Seat).....	4467804	LH	4.61	PANEL
70	3437-4437-4637..	8798114	1	3.43	PANEL, pass, side-outer (T-1 8 1).....
70	3437-4437-4637..	8798115	1	3.43	PANEL, pass, side-inner (T-1 81).....
70	3437-4437-4637..	8798114	1	3.43	PANEL, driver side-inner (T-181).....
70	3437-4437-4637..	8798115	1	3.43	PANEL, driver side-outer (T-181).....

70	3437-4437-67-4600-948-								
	<u>7</u>	8798118	1	3.43	PANEL, pass, side-outer (T-1 89-699).....				
	3437-4437-67-4600-								
	<u>9487</u>	8798119	1	3.43	PANEL, pass, side-inner (T-1 89-699).....				
	3437-4437-67-4600-								
	<u>9487</u>	8798118	1	3.43	PANEL, driver-side-inner (T-1 89-699).....				
70	3437-4437-67-4600-								
	<u>9487</u>	8798119	1	3.43	PANEL, driver side-outer (T-1 89-699).....				
70	3437-4437-67-4600-								
	<u>9487</u>	8798122	1	3.23	PANEL, driver side-inner (T-1 85-695).....				
70	3437-4437-67-4600-								
	<u>9487</u>	7793911	1	2.97	PANEL, driver side-outer (black) prime 8t paint to match.....				
70	3437-4437-67-4 600-								
	<u>9487</u>	8798122	1	3.23	PANEL, pass, side-outer (T-1 85-695).....				
70	3437-4437-67-4600-								
	<u>9487</u>	7793911	1	2.97	PANEL, pass, side-inner (black) prime 8t paint to match.....				
70	<u>6036-46 Notch Seat</u>	4467796	RH	5.45	PANEL, side.....				
70	<u>6036-46 Notch Seat</u>	4467797	LH	5.45	PANEL, side.....				
70	6036-46 Notch Back								
	Seat 8< 4-Way Seat	4467799	LH	5.20	PANEL, side.....				
70	6036-46 Notch Back								
	Seat & 6-Way Seat	4467800	LH	5.35	PANEL, side.....				
70	<u>9000</u>	8798120	1	3.23	PANEL, pass, side-outer (T-666).....				
70	<u>9000</u>	8798120	1	3.23	PANEL, driver side-inner (T-666).....				
70	<u>9000</u>	8798121	1	3.23	PANEL, pass, side-inner (T-666).....				
70	<u>9000</u>	8798121	1	3.23	PANEL, driver side-outer (T-666).....				
70	<u>9000</u>	8798118	RH	3.43	PANEL, side (T-679).....				
70	<u>9000</u>	8798119	LH	3.43	PANEL, side (T-679).....				
70	<u>9000</u>	8798105	LH	3.23	PANEL, side (T-680).....				
70	<u>9000</u>	8798114	RH	3.43	PANEL, side (T-681).....				
70	<u>9000</u>	8798115	LH	3.43	PANEL, side (T-681).....				
70	<u>9000</u>	7793910	RH	2.97	PANEL, side (black) prime 8< paint to match.....				
70	<u>9000</u>	7793911	LH	2.97	PANEL, side (black) prime 8< paint to match.....				
70	<u>9000</u>	8798120	RH	3.23	PANEL, side (T-686).....				
70	<u>9000</u>	8798121	LH	3.23	PANEL, side (T-686).....				
71-72	3337-3437-4437.....	7793910		2.97	PANEL, pass, seat side outer (black) prime 8< paint to match.....				
71-72	3337-3437-4437.....	7793910		2.97	PANEL, driver seat side inner (black) prime & paint to match.....				
71-72	3337-3437-4437.....	7793911		2.97	PANEL, pass, seat side inner (black) prime 8< paint to match.....				
71-72	3337-3437-4437.....	7793911		2.97	PANEL, driver seat side outer (black) prime & paint to match.....				
71	<u>3337-3437-4437</u>	8798122	1	3.23	PANEL, driver seat side inner (T-1 65).....				
71	<u>3337-3437-4437</u>	8798122	1	3.23	PANEL, pass, seat side outer (T-1 65).....				
71-72	6639-47-67-8237-39	9826133	RH	10.25	PANEL, frt. seat side				
71-72	<u>8437-49 Pwr. Wind</u>	9826133	RH	10.25	PANEL, frt. seat side				
71-72	<u>9000 Bench Seat</u>	9826133	RH	10.25	PANEL, frt. seat side				
71-72	6035-45 Notch Back	9826133	RH	10.25	PANEL, frt. seat side				
71-72	6035-45 Notch Back less								
	<u>6-Way Seat</u>	9826134	LH	10.25	PANEL, frt. seat side				
71-72	6639-47-67-82-8437-39	9826134	LH	10.25	PANEL, frt. seat side				
71-72	8400 (Pwr. Wind.) 60/40								
	<u>Seat</u>	9826134	LH	10.25	PANEL, frt. seat side				
71-73	All E Bench (less 4 8i 6								
	<u>Way</u>).....	9826134	LH	10.25	PANEL, frt. seat side				
71-72	6035-45 Notch Back 8< 6								
	<u>Way Pwr. Seat</u>	9826137	LH	10.25	PANEL, frt. seat side				
71-72	6639-47-67-82-8437-39								
	<u>4 & 6 Way Pwr. Seat</u> ..	9826137	LH	10.25	PANEL, frt. seat side				
71-72	8437-49 (4 & 6-Way								
	<u>Pwr. Seat less Pwr.</u>								
	<u>Wind</u>).....	9826137	LH	10.25	PANEL, frt. seat side				
71-72	8437-49 (6-Way Pass.								
	<u>Seat) 60-40 Seat</u>	9826136	1	9.90	PANEL, pass, seat side.....				
71-72	9000 (6-Way Bench)	9826137	LH	10.25	PANEL, frt. seat side (L).....				
71-72	9000.....	9851526	2	3.38	PANEL, pass, seat side (black) prime 8< paint to match.....				
71-72	<u>9000</u>	9851526	RH	3.38	PANEL, frt. seat side (black) prime & paint to match ..				
71-72	<u>9000</u>	9851527	2	3.38	PANEL, driver seat side (black) prime & paint to match.....				
71-72	<u>9000</u>	9851527	LH	3.38	PANEL, frt. seat side (black) prime 8< paint to match ..				
71	<u>9000</u>	9851528	2	3.38	PANEL, pass, seat side (T-695).....				
71	<u>9000</u>	9851529	2	3.38	PANEL, driver seat side (T-695).....				
71	<u>9487</u>	9851530	RH	3.38	PANEL, frt. seat side (T-686).....				
71	<u>9487</u>	9851531	LH	3.38	PANEL, frt. seat side (T-686).....				

71	9487	9851532	RH	3.38	PANEL, frt. seat side (T-67 1)
71	9487	9851533	LH	3.38	PANEL, frt. seat side (T-67 1)
71	9487	9851534	2	3.38	PANEL, pass, seat side (T-697)
71	9487	9851535	2	3.38	PANEL, driver seat side (T-697)
71	9487	9851536	RH	3.38	PANEL, frt. seat side (T-670-680)
71	9487	9851537	LH	3.38	PANEL, frt. seat side (T-670-680)
71	9000	9851538	RH	3.38	PANEL, frt. seat side (T-674-684)
71	9000	9851538	2	3.38	PANEL, pass, seat side (T-664)
71	9000	9851539	LH	3.38	PANEL, frt. seat side (T-67 4-684)
71	9000	9851539	2	3.38	PANEL, driver seat side (T-664)
71	30-4000 (2 Dr. H.T.)	9857235	1	3.49	PANEL, driver seat side inner (T-1 66)
71	30-4000 (2 Dr. H.T.)	9857235	1	3.49	PANEL, pass, seat side outer (T-1 66)
72	9000 (6-Way) Pass. Seat 60/40	9826136	1	9.90	PANEL, SCREW
55	50-70	4664885	AR	.10	SCREW
56	49-52-53-69-72-73	4664885	AR	.10	SCREW
	All	4664885	AR	.10	SCREW
62-63					htr. du SCREW
64		4664885	AR	.10	SCREW
64	44-46-4800	4664885	2	.10	SCREW pillar..
64	30-4000 (2 Dr. H.T.)	9857234	1		PANEL,
71					I23 for bucket seat moldings.

I, FRONT SEAT BACK

59	4667-4737-4867	4757694	RH	.20	RETAINER, outer trim-lwr.
59	4667-4737-4867	4757695	LH	.20	RETAINER, outer trim-lwr.
60-61	4637-67-4737-4867	4757694	RH	.20	RETAINER, outer trim-lwr.
60-61	4637-67-4737-4867	4757695	LH	.20	RETAINER, outer trim-lwr.
62-64	4847-67	4757694	RH	.20	RETAINER, outer trim-lwr.
62 64	4847-67	4757695	LH	.20	RETAINER, outer trim-lwr.
65 66	6600-8237-8437-67	4757694	RH	.20	RETAINER, outer trim lwr.
65-66	6600-8237-8437-67	4757695	LH	.20	RETAINER, outer trim lwr.
65	8439 Split Frt. Seat Back	4757694	RH	.20	RETAINER, outer trim-lwr.
65	8439 Split Frt. Seat Back	4757695	LH	.20	RETAINER, outer trim-lwr.
65	66-82-8437-6639-66- 8467	7661230	2	1.38	RETAINER, inner
65	8439 Split Frt. Seat Back	7661230	2	1.38	RETAINER, inner
66	6637-39-67-8237-8437- 67	7661230	2	1.38	RETAINER, inner.
66-68	8439-69 Split Frt. Seat	7661230	2	1.38	RETAINER, inner trim
66	8439-69 Split Frt. Seat Back	4757694	RH	.20	RETAINER, outer trim lwr.
66	8439-69 Split Frt. Seat Back	4757695	LH	.20	RETAINER, outer trim lwr.
67-70	6600-8257-8457-67	4757694	RH	.20	RETAINER, outer trim-lwr.
67-70	6600-8257-8457-67	4757695	LH	.20	RETAINER, outer trim-lwr.
67-70	8439-69 Split Front Seat	4757694	RH	.20	RETAINER, outer trim-lwr.
67 70	8439-69 Split Front Seat	4757695	LH	.20	RETAINER, outer trim-lwr.
67-70	6600-8457-67	7661230	2	1.38	RETAINER, inner.
69-70	8439-69 Notch Back or (60/40)	7661230	AR	1.38	RETAINER, inner
69-70	8439-69 (60-40)	8748955	1	3.02	RETAINER, driver seat back frame side bar
70	6046 Notch Back	4757694	RH	.20	RETAINER, outer trim-lwr.
70	6046 Notch Back	4757695	LH	.20	RETAINER, outer trim-lwr.
70	6046 Notch Back	7661230	2	1.38	RETAINER, trim-inner
69	8439-57 Notch Back or (60-40)	7661230	1	1.38	RETAINER, pass, seat back frame side bar
71	9000 Bench Seat	9803645	2	.51	RETAINER, pass. fcV driver seat back frame bar-inner
71-72	6035-45 Split Notch Seat Back	9803645	2	.51	RETAINER, inner
71-72	8439 (60/40)	9803645	2	.51	RETAINER, inner
71-72	8439	9803654	1	1.23	RETAINER, frt. seat back trim at ctr. a/rest
72	All (60/40 Seat)	9803645	2	.51	RETAINER, pass. fcV driver seat back frame bar-trim inner

1 1.368 SUPPORT, FRONT SEAT BACK

64	4369	4849846	4	.41	SUPPORT, side panel-side mldg.
65	5467-6467-6600-8000	4425296	RH	.30	SUPPORT, side panel-rr.
65	5467-6467-6600-8000	4425297	LH	.30	SUPPORT, side panel-rr.
65-66	5467-6467	4425302	RH	.30	SUPPORT, side panel-rr.
65-66	5467-6467	4425303	LH	.30	SUPPORT, side panel-rr.
65-66	6637-39-67-8000	4425296	RH	.30	SUPPORT, side panel-rr.
65-66	6637-39-67-8000	4425297	LH	.30	SUPPORT, side panel-rr.
66	All Bkt. Seats less Reclining Seat	4476102	RH	.20	SUPPORT, pass. & driver seat side panel

66	All Bkt. Seats	4476103	LH	.20	SUPPORT, pass. &t driver seat side panel-rr.
66-70	9000 Bench Seat	4425302	RH	.30	SUPPORT, side panel-rr.
66	All Bkt. Seats less				
	Headrest	4504538	2	.10	SUPPORT, driver & pass.-upr.
66	All Reclining Bkt	7583566	RH	2.46	SUPPORT, pass.-rr.
66	9000 Strato Bench less				
	Headrest	4504538	4	.10	SUPPORT, upr.
66	9000 Reclining Strato				
	Bench	7583566	RH	2.46	SUPPORT, reclining back side panel-rr.
66-70	9000 Bench Seat	4425303	LH	.30	SUPPORT, side panel-rr.
66	9000 Strato Bench less				
	Reclining	4476102	RH	.20	SUPPORT, side panel-rr.
66	9000 Strato Bench.	4476103	LH	.20	SUPPORT, side panel-rr.
66-67	All Bkt. Seats less				
	Reclining Seats.	4476102	RH	.20	SUPPORT, side panel-rr.
66-67	9000 Strato Bench Seat				
	less Reclining Seat_____	4476102	RH	.20	SUPPORT, pass. 8i driver seat side panel-rr_____
66-67	All Bkt. Seats	4476103	LH	.20	SUPPORT, rr.
66-67	9000 Strato Bench.	4476103	LH	.20	SUPPORT, pass. 8i driver seat side panel-rr.
67-68	6639-67-87-8239-57-69~				
	8439-57-67-69.. . . .	4425296	RH	.20	SUPPORT, rr.
67-68	6639-67-87-8239-57-69~				
	8439-57-67-69.. . . .	4425297	LH	.30	SUPPORT, side panel-rr.
67	All Bkt. Seats less				
	Headrest	4504538	2	.30	SUPPORT, side panel-rr.
66-67	9000 Strato Bench less				
	Headrest	4504538	4	.10	SUPPORT, driver 8i pass, seat back panel-upr.
66-68	9000 Bench Seat	4425302	RH	.10	SUPPORT, frt. seat back panel-upr.
66-68	9000 Bench Seat	4425303	LH	.30	SUPPORT, side panel-rr.
65-67	54-6467.	4425302	RH	.30	SUPPORT, side panel-rr.
65-67	54 6467.	4425303	LH	.30	SUPPORT, rr.
67	All Reclining Bkt	7583566	RH	.30	SUPPORT, rr.
66-67	9000 Reclining Strato				
	Bench	7583566	RH	2.46	SUPPORT, pass, seat side panel-rr.
68-69	3537 Notch Back Seat ..	7690339	4	2.46	SUPPORT, frt. seat reclining back side panel-rr.
68-69	4437-39-67-4600.. . . .	7690339	4	1.08	SUPPORT, side outer molding.
68-70	4469.	4849846	4	1.08	SUPPORT, side outer molding.
68-70	4469.	4850412	2	.41	SUPPORT, side molding-upper.
68	All Bkt. Seat	7737868	4	1.74	SUPPORT, side molding-lower.
68	All Reclining Bkt	7737869	1	.20	SUPPORT, upr.
68-70	All Bkt. Seat	7737871	1	2.31	SUPPORT, pass, seat side panel-rr. outer.
68-70	All Bkt. Seats	7737871	1	.30	SUPPORT, driver seat side panel-rear-inner
68-70	All Bkt. Seats	7737872	1	.30	SUPPORT, pass, seat side panel-rear-outer
68-70	All Bkt. Seats.	7737872	1	.20	SUPPORT, driver seat side panel-rear-outer
68-69	5467.	4425302	RH	.20	SUPPORT, pass, seat side panel-rear-inner
68-69	5467.	4425303	LH	.30	SUPPORT, side panel-rear.
68-70	9000 Strato Bench.	7737871	RH	.30	SUPPORT, side panel-rear.
68-70	9000 Strato Bench.	7737872	LH	.30	SUPPORT, side panel-rear.
68-69	9000 Reclining Strato				
	Bench.	7737869	1	2.31	SUPPORT, pass, seat side panel-rear outer
69	3437-4437-67-4600-54~				
	64-6637 Reclining				
	Bucket	7737869	1	2.3 1	SUPPORT, pass, seat side panel-rear outer
69-70	6046-6600-8200-8400..	4425296	RH	.30	SUPPORT, side panel -rear.
69-70	6046-6600-8200-8400..	4425297	LH	.30	SUPPORT, side panel-rear.
70-72	30-4000 2 Drs. Notch				
	Back Seat.	7690339	4	1.08	SUPPORT, pass. 8t driver seat back frame side
70	4437-67.	7690339	4	1.08	SUPPORT, side outer mldg.
70	4439 Notch Back.	7690339	4	1.08	SUPPORT, side outer mldg.
70	6036-46 Notch Back_____	4425296	RH	.30	SUPPORT, side panel rr.
70	6036-46 Notch Back_____	4425297	LH	.30	SUPPORT, side panel rr.
70	6467 Bench Seat	4425302	RH	.30	SUPPORT, side panel-rr.
70	6467 Bench Seat	4425303	LH	.30	SUPPORT, side panel-rr.
71-72	3369-4439-69.	4849846	4	.41	SUPPORT, side mldg.-upr.
71-72	3369-4439-69.	4850412	2	1.74	SUPPORT, side mldg.-lwr.
71-72	All Bkt. Seats.	7737871	1	.30	SUPPORT, rr. inner 8t outer.
71	9000 Strato Bench.	7737871	RH	.30	SUPPORT, side pnl.-rr.
71-72	All Bkt. Seat	7737872	1	.20	SUPPORT, side pnl. rr. inner 8t outer.
71	9000 Strato Bench.	7737872	LH	.20	SUPPORT, side pnl.-rr.
71-72	6035-45-6600-8000				
	Notch Back.	9803611	RH	.30	SUPPORT, side pnl.-rr.
71-72	9000	9803611	RH	30	SUPPORT, side pnl.-rr.
71-72	6035-45-6600-8000				
	Notch Back.	9803612	LH	.30	SUPPORT, side pnl.-rr.
71-72	9000.	9803612	LH	.30	SUPPORT, side pnl.-rr.
71-72	6035-45 Notch Back	9827636	RH	.36	SUPPORT, pass, seat back outer trim pnl.
71-72	50-66-80-9000 exc.				
	5469.	9827636	RH	.36	SUPPORT, pass, seat back outer trim pnl.

71-72	6035-45 Notch Back_____	9827637	LH	.36	SUPPORT, driver seat back outer trim pnl.
71-72	50-66-80-9000 exc.				
	5469.....	9827637	LH	.36	
71-72	6035-45 Notch Back_____	9827640	2	.41	
71-72	6639-47-67-8237-8437~				
	39-9000.....	9827640		.41	
71-72	6035-45-6639-8439				
	60/40 or Notch Back ..	9862746		4.00	
71-72	6035-45-6639-8439				
	60/40 or Notch Back ..	9862747		4.00	
71-72	All (60/40 Seat).....	9803611	RH	.30	
71-72	All (60/40 Seat).....	9803612	LH	.30	
71-72	All (60/40 Seat).....	9827640	2	.41	
67-70	6639-8439-69 Notch				
	Back or Split Front				
	Seat.....	7678226	RH	1.95	PLATE, stationary back anchor-lower
67-70	6639-8439-69 Notch				
	Back Seat or Split Seat	7678227	LH	1.95	
68-70	6639.....	7723172	RH	2.26	
68-70	6639.....	7723173	LH	2.26	
68-70	8439-69 Notch Back or				
	60/40 Seat.....	7723172	RH	2.26	
68-70	8439-69 Notch Back or				
	60/40 Seat.....	7723173	LH	2.26	
70	6036-46 Notch Back				
	Seat.....	7723172	RH	2.26	
70	6036-46 Notch Back				
	Seat.....	7723173	LH	2.26	
66-68	9000 Strato Bench.....	4536369	6	.10	
66 68	All Bkt. Seats.....	4536369	12	.10	

11.373 FRAME & SPRING, FRONT SEAT BACK

65	52-54-62-6437 2nd Type (Exposed Plastic Hinge Arm Covers).....	7636134	RH	69.45	FRAME & SPRING (back)
65	52-54-62-6437 2nd Type (Exposed Plastic Hinge Arm Covers).....	7636135	LH	69.45	FRAME & SPRING (back)
65	8467 Bkt. Seats.....	4518536	LH		FRAME 8. SPRING.....
66	4000 Reclining Bkts.....	7589624	RH	50.25	FRAME 8t SPRING.....
66	9487 Bench Seat.....	4534320	RH	56.80	FRAME & SPRING.....
66	9487 Strato Bench less Reclining Seat.....	7580322	RH	53 50	FRAME 8. SPRING .
66	9487 Strato Bench.....	7580323	LH	5 1.90	FRAME 8> SPRING
66	9487 Reclining Strato Bench Seat.....	7589726	RH	58.45	FRAME 8i SPRING

NOTE. For models not listed refer to group 1 1.373 back, frt. seat less trim.

1 1.373 BACK, PASSENGER AND DRIVERS SEATS (LESS TRIM COVER)

64	4027-67-4127-4337-67 ..	7633422	RH	65.40	BACK
64	4027-67-4127.....	7633423	LH	65.40	BACK
65	30-4000 (2 Drs.).....	7633422	RH	65.40	BACK
65	30-4000 (2 Drs.).....	7633423	LH	65.40	BACK
64-65	30-4000 (4 Drs.).....	7621864	1	83.35	BACK
66	30-4000 (4 Drs.) with Headrest less 43-4439	7621864	1	83.35	BACK
66	30-4000 (4 Drs.) exc. 43- 4439.....	7621865	1	65.40	BACK
66	3307-67-3407-67-3507~ 17-3607-17-4307-17~ 67-4407-17-67 Headrest-less Strato Seat or Split Seat.....	7633422	RH	65.40	BACK
66	3307-67-3407-67-3507~ 17-3607-17-4307-17~ 67-4407-17-67 Headrest-less Strato Seat or Split Seat.....	7633423	LH	65.40	BACK
66	4000 Reclining Bkt. Seat with Headrest.....	7618297	RH	69.45	BACK
66	43-4439 Headrest less Astro Seat.....	7646138	RH	78.40	BACK
66	43-4439 Headrest less Astro Seat.....	7646139	LH	81.90	BACK
66	43-4439.....	7646139	LH	81.90	BACK
66	5437-67-6437-67 Bkt. ...	7617921	2	75.25	BACK
66	5437-67-6437-67 Reclining Bkt.....	7617920	RH	101.55	BACK

66	5237-5437-67-6437-67- 8237.....	7636134	RH	69.45	BACK
66	5237-5437-67-6437-67- 8237.....	7636135	LH	69.45	
65-66	6637-67-8437-67.....	7636136	RH	69.45	
65-66	6637-67-8437-67.....	7636137	LH	69.45	
66	6637-67 Bkt.....	7617926	RH	76.95	
66	6637-67 Reclining Bkt. . .	7617925	RH	107.00	
65-66	6639-8439-69 Split Frt. Seat.....	7636138	RH	73.50	
65 66	6639-8439-69 Split Frt. Seat.....	7636139	LH	73.50	
66	6637-67 Bkt.....	7617928	LH	76.95	
65-66	8439-69.....	7636142	1	1 18.60	BACK
66	8467 Bkt.....	7617931	RH	73.50	
66	8467 Reclining Bkt. with Headrest.....	7617930	RH	101.55	
66	8467 Bkt.....	7617933	LH	73.50	
66	9000 Bkt. Seats less Reclining.....	7636399	2	78.10	BACK
66	9487 Reclining Bkt.	7636398	RH	1 18.60	
66	9487 Bench Seat	7636508	RH	69.45	
66	9487 Bench Seat	7636509	LH	69.45	
67	3307-3407-1 7 w/Headrest Conv. Seat	7716576	RH	81.00	BACK .
67	3307-3407-17 w/Headrest Conv. Seat	7716577	LH	81.00	
67	3517-3617-4307-17-67- 4407-17-67-4600 w/Headrest Conv. Seat	7716578	RH	89.70	BACK
67	3517-3617-4307-17-67- 4407-17-67-4600 w/Headrest Conv. Seat	7716579	LH	89.70	BACK
67	35-3617-43-4407-17-67 w/Head rest-Co nv. Notch Seat.....	7716580	RH	89.70	BACK
67	35-3617-43-4407-17-67 w/Head rest-Con v. Notch Seat.....	7716581	LH	89.70	BACK
67	3335-69-3435-69-3535- 69-3635-69-4455-65- 69-4800 w/Headrest Conv. Seat.....	7716574	1	100.65	BACK .
67	4000 Bkt. Seat w/Headrest.....	7716589	RH	111.10	BACK
67	4000 Bkt. Seat w/Headrest.....	7716588	LH	111.10	
67	4000 Reclining Bkt. Seat	7716591	RH	135.40	BACK
67	43-4439.....	7716774	RH	86.80	BACK
67	43-4439.....	7716775	LH	86.80	BACK
67	5439-69-6439.....	7716609	1	127.30	
67	54-6467.....	7716612	RH	86.80	
67	54-6467.....	7716613	LH	86.80	BACK
67	54-6487 Bkt. Seat with Headrest.....	7720990	RH	111.10	BACK
67	54-6487 Bkt. Seat with Headrest.....	7720988	LH	111.10	
67	52-54-6487.....	7716610	RH	87.05	BACK
67	52-54-6487.....	7716611	LH	87.05	BACK
67	54-6487 Reclining Bkt. Seat with Headrest	7720992	RH	123.80	
67	6667-87 Bkt. Seat with Headrest.....	7720991	RH	96.05	
67	6667-87 Bkt. Seat with Headrest.....	7720989	LH	1 14.55	BACK.
67	6667-87 Reclining Bkt. Seat with Headrest	7720993	RH	130.80	
67	6667-87-8457-67.....	7716620	RH	93.75	
67	6667-87-8457-67.....	7716621	LH	93.75	BACK
67	6639-8439-69 Split Frt. Seat.....	7716620	RH	93.75	
67	6639-8439-69 Split Frt. Seat.....	7716621	LH	93.75	
67	8239-69.....	7716614	1	1 18.05	
67	8439-69 Bench Seat-Std.	7716615	1	140.00	
67	8439 Bench Seat-Cust. Trims.....	7716619	1	140.00	

67	8467 Bkt. Seats	7716629	RH	114.55	BACK
67	8467 Bkt. Seats	7716628	LH	114.55	BACK
67	8467 Reclining Bkt. Seat	7716631	RH	124.95	BACK
67	9487	7716670	RH	105.30	BACK
67	9487	7716671	LH	105.30	BACK
67	9487 Reclining Strato Bench	7716673	RH	148.10	BACK
67	9487 Strato Seat	7716675	RH	123.80	BACK
67	9487 Strato Bench	7716677	LH	123.80	BACK
67	9487 Bkt. Seat	7716695	RH	128.45	BACK
67	9487 Bkt. Seats	7716694	LH	128.45	BACK
67	9487 Reclining Bkt. Seat	7716702	RH	167.80	BACK
68	30-4000 (4 Dr.) Conv. Seat exc. 4439	9862980	1	47.15	FRAME (also use 1969 headrest)
68	3327-3437-3537-4437- 67-4600 Regular Bench Seat	7788684	RH	97.80	BACK
68	3327-3437-3537-4437- 67-4600 Regular Bench Seat	7788685	LH	97.80	BACK
68	3437-4437-67-4600 Strato Seats	7788699	RH	116.30	BACK
68	3437-4437-67-4600 Strato Seat	7788701	LH	116.30	BACK
68	3437-4437-67-4600 Reclining Bkt.	7788700	RH	164.85	BACK
68	3537-4437-67 Notch Back Seat	7788688	RH	107.30	BACK
68	3537-4437-67 Notch BackSeat	7788689	LH	107.30	BACK
68	4439 Conv. Seat	7788690	RH	115.10	BACK
68	4439 Conv. Seat	7788691	LH	115.10	BACK
68	52-54-6487	7788730	RH	94.60	BACK
68	52-54-6487	7788731	LH	94.60	BACK
68	5467-8257	7788732	RH	107.30	BACK
68	5467-8257	7788733	LH	107.30	BACK
68	5487-6487-6667-87- 8467 Bkt. Seats	7788749	RH	115.70	BACK
68	5487-6487-6667-87- 8467 Bkt. Seats	7788754	LH	115.70	BACK
68	5487-6487-6667-87- 8467 Reclining Bkt.	7788750	RH	164.85	BACK
68	6639-67-87 Conv. Seat	7788736	RH	98.65	BACK
68	6639-67-87 Conv. Seat	7788739	LH	104.15	BACK
68	8439	7748790	1	150.40	BACK
68	8400 Conv. Seat	7788738	RH	104.15	BACK
68	8400 Conv. Seat	7788739	LH	104.15	BACK
68	8439-69 Conv. Seat	7788734	1	163.75	BACK
68	8439 Conv. Seat	7788735	1	163.75	BACK (standard)
68	9000 Conv. Seat	7788788	RH	105.30	BACK (custom)
68	9000 Conv. Seat	7788789	LH	105.30	BACK
68	9000 Reclining Bkt	7788821	RH	174.45	BACK
68	9000 Reclining Bkt	7788822	RH	174.45	BACK (std.)
68	9000 Strato Seat	7788819	RH	129.30	BACK (custom)
68	9000 Strato Seat	7788820	RH	129.30	BACK (std.)
68	9000 Strato Seat	7788823	LH	129.30	BACK (custom)
68	9000 Strato Seat	7788824	LH	129.30	BACK (std.)
68	9000 Strato Seat	7788792	RH	123.80	BACK (custom)
68	9000 Strato Seat	7788793	LH	123.80	BACK
68	9000 Reclining Strato Bench	7788794	RH	176.75	BACK
69	3327-3437-3537-4437- 67-4637-67	9812322	RH	73.05	BACK
69	3327-3437-3537-4437- 67-4637-67	8777261	LH	85.65	BACK
69	3369-3435-3436-3569- 4456-4466-4469	9862980	1	47.15	FRAME
69	3437-4437-67-4637-67 Bkt. Seat-less Reclining	9812292	2	101.05	BACK
69	3437-4437-4467-4637- 4667 Reclining Bkt. Seat	8777224	RH	189.80	BACK
69	3537-4437-4467 Split Notch Back Seat	8777233	RH	87.95	BACK
69	3537-4437-4467 Split Notch Back Seat	8777234	LH	87.95	BACK
69	4437-67-4637-67 Reel. Bkt. Seat	8777202	LH	139.40	BACK

69	4439.....	8777237	RH	103.60	BACK
69	4439.....	8777238	LH	103.60	BACK
69	5237-5437-6437.....	8777266	RH	102.50	BACK
69	5237-5437-6437.....	9812313	LH	69.45	BACK
69	5239-69-5439-69-6439- 69.....	9812495	1	84.55	BACK
69	5467.....	8777270	RH	109.60	BACK
69	5467.....	8777271	LH	109.60	BACK
69	5437-6437-6637 Reel. Bkt. Seats.....	8777286	RH	156.20	BACK
69	5437-6437-6637 Bkt. Seat less Reclining	8777403	2	128.45	BACK
69	5437-6437-6637 Reel. Bkt. Seat.....	8777405	LH	179.40	BACK
69	6639.....	9812388	RH	83.15	BACK
69	6639.....	9812391	LH	86.40	BACK
69	6637-67.....	9812392	RH	89.90	BACK
69	6637-67.....	8777243	LH	1 11.35	BACK
69	8239-69.....	8777413	1	155.10	BACK
69-70	8257.....	8777422	RH	109.60	BACK
69-70	8257.....	8777423	LH	109.60	BACK
69	8457.....	8777420	RH	135.10	BACK
69	8457.....	8777421	LH	135.10	BACK
69	8439-69.....	8777169	1	155.10	BACK
69	8457-67.....	9812396	RH	108.90	BACK
69	8457-67.....	9812397	LH	108.90	BACK
69	8439-69 Split Notch Back Seat.....	8777418	RH	120.90	BACK
69	8439 (60-40) (Custom) ..	8777248	RH	124.95	BACK
69	8439 (60-40) (Custom) ..	9812282	LH	1 17.05	BACK
69	8469 (60-40).....	8777248	RH	124.95	BACK
69	8469 (60-40).....	9812282	LH	1 17.05	BACK
69	9487 Reclining Bkt. Seat	8777404	LH	144.65	BACK
69	9487.....	8777402	2	111.10	BACK
69	9487 Reclining Bkt. Seat	8777126	RH	161.45	BACK
69	9487 Bench Seat.....	8777217	RH	109.95	BACK
69	9487 Reclining Bench Seat.....	8777127	RH	161.45	BACK
69	9487 Bench Seat.....	8777218	LH	109.95	BACK
69	9487 Strato Bench less Reclining.....	8777228	RH	125 80	BACK
69	9487 Strato Bench less Reclining.....	8777229	LH	125.80	BACK
69	9487 Reclining Strato	8777203	LH	144.65	BACK
70	3327-3437-3537-4437- 67-4600.....	9812322	RH	73.05	BACK
70	3327-3437-3537-4437- 67-4600.....	9816999	LH	41.50	BACK
70	3437-3537-4437-67- 4600 Notch Back Seat	9812324	RH	79.60	BACK
70	3437-3537-4437-67- 4600 Notch Back Seat	9812325	LH	79.60	BACK
70	3369-3435-36-3569- 4439-69.....	9862980	1	47.15	FRAMI
70	3437-4437-67-4 600- 9487 Strato Bkt. Seat ..	9812292	2	101.05	BACK
70	4439 Notch Back Seat ..	9812376	RH	83.15	BACK
70	4439 Notch Back Seat ..	9812377	LH	83.15	BACK
70	5237-5437-6437.....	9812312	RH	69.45	BACK
70	5237-5437-6437.....	9812313	LH	69.45	BACK
70	5239-69-5439-69-6036- 46-6439-69-8239-69 ..	9812495	1	84.55	BACK
70	5467.....	9812314	RH	86.90	BACK
70	5467.....	9812315	LH	86.90	BACK
70	6036-46 Notch Back Seat.....	9812388	RH	83.15	BACK
70	6036-46 Notch Back Seat.....	9812389	LH	83.15	BACK
70	6639 Custom Seat.....	9812388	RH	83.15	BACK
70	6639 Custom Seat.....	9812389	LH	83.15	BACK
70	6639 Notch Back Seat ..	9812390	RH	86.40	BACK
70	6639 Notch Back Seat ..	9812391	LH	86.40	BACK
70	6637-67 Notch Back Seat.....	9812392	RH	89.90	BACK
70	6637-67 Notch Back Seat.....	9812393	LH	89.90	BACK
70	6637 Strato Bkt. Seat ..	9812293	2	131.45	BACK

70	8439-69 Bench Seat....	9812497		134.75	BACK.
70	8439 Custom Seat less				
	60-40.....	9812500	1	229.25	BACK .
70	8439 60-40 Seat (Std.) .	9812281	RH	117.05	BACK.
70	8439 60-40 Seat (Std.) .	9812282	LH	117.05	BACK.
70	8439-69 Notch Back				
	Seat	9812394	RH	82.35	BACK .
70	8469 60-40 Seat	9812281	RH	1 17.05	BACK
70	8469 60-40 Seat	9812282	LH	1 17.05	BACK
70	8457-67 Notch Back				
	Seat	9812396	RH	108.90	BACK
70	8457-67 Notch Back				
	Seat	9812397	LH	108.90	BACK .
70	8457 60-40 Seat (Cust.)	9812400	RH	149.95	BACK .
70	8457 60-40 Seat (Cust.)	9812401	LH	149.95	BACK .
70	8457 60-40 Seat (Std.) .	9812286	RH	132.30	BACK .
70	8457 60-40 Seat (Std.) .	9812287	LH	132.30	BACK .
70	9000 Bkt. (Custom).....	9812294	2	96.95	BACK .
70	9000 Strato Bench.	9812308	RH	103.20	BACK .
70	9000 Strato Bench.	9812309	LH	103.20	BACK
70	9000 Bench Seat	9812318	RH	93.45	BACK
70	9000 Bench Seat	9812319	LH	93.45	BACK .
71-72	3337-3437-4437 Bkt.				
	Seat	9865958		81.75	BACK.
71-72	3327-37-3437-67-4437-				
	67.....	9816999	RH	41.50	FRAME, less springs
71-72	3327-37-3437-67-4437-				
	67.....	9816998	LH	41.50	FRAME, less springs
71-72	3369-3436-4439-69	9862980		47.15	FRAME, seat back . .
71-72	50-6000-8000 4 Drs	9842188		43.55	PANEL.....
71-72	6035-45-6600-8437				
	Split Notch Back.	9842190		32 05	PANEL, pass.
71-72	6035-45-6600-8437				
	Split Notch Back.	9842191		32.05	PANEL, driver.....
71-72	8439 60-40 Seat	9842190		32.05	PANEL, pass.....
71-72	8439 60-40 Seat	9842191		32.05	PANEL, driver.....
71-72	50-8200 (2 Drs.)	9842198		43.55	PANEL, pass.....
71-72	50-8200 (2 Drs.)	9842199		43.55	PANEL, driver.....
71-72	9000 (Bench Seat).	9842198		43.55	PANEL, pass.....
71-72	9000 (Bench Seat).	9842199		43.55	PANEL, driver.....
71-72	9000.....	9817573		58.50	FRAME, frt. seat back . .
71	9000 Strato Bench.	9817572		63.55	FRAME, driver seat back
71	9000 Strato Bench.	9817571		63.55	FRAME, pass, seat back .
	11.373	SUPPORT, FRONT SEAT	BACK	LIGHTER	ESCUTCHEON
61	4639-4719-39 Cust. Trim				
	Trim Opt. on 4639	4841518		2.15	SUPPORT
62	4639-4819-39.....	4841518		215	SUPPORT
63	4639-4819-29-39.....	4841518		215	SUPPORT
64	4639 Cigar Lighter less				
	Bkt. Seats	4841518		2 15	SUPPORT
65-67	8239-69.....	4841518		2.15	SUPPORT
	11.374	SUPPORT, FRONT SEAT	CENTER	ARM	REST
61-62	4639-4829.....	4841972		10.30	SUPPORT
63	4639-4829-39.....	4841972		10.30	SUPPORT
64	4639 Frt. Seat Ctr.				
	A/Rest	4841972		10.30	SUPPORT
64	4829-39 Cust. Trims	4841972		10.30	SUPPORT
65-66	6600-8437-67.....	4465270		14.10	SUPPORT
65	8439 Split Frt. Seat	4465270		14.10	SUPPORT,
65-70	8439-69.....	4841972		10.30	SUPPORT
66-67	43-4439-4600.....	4465270		14.10	SUPPORT
66-67	3507-17-3607-17-4307-				
	17-67-4407-17-67-				
	8439-69 Split Seat ...	4465270		14.10	SUPPORT
66-67	9487Strato Bench.....	7722445		12.30	SUPPORT
67	8457-67.....	4465270		14.10	SUPPORT
68	3537-4437-39-67-6600-				
	8400 Split Seat.....	7722443		14.40	SUPPORT
68-71	9487 Split Seat.....	7722445		12.30	SUPPORT
69	3537-4437-39-67-6637-				
	39-67-8457-67 Split				
	Seat.....	7722443		14.40	SUPPORT
69-70	8439-69 Notch Back				
	Seats	7722443		14.40	SUPPORT
69-70	8457 (60-40 Seat)	8782192		26.95	SUPPORT

69-70	8439-69 6-Way Bench Seat	8782192	2695	SUPPORT
70	34-3537-4437-39-4467-4637-67-6036-6046 Notch Back Seat	7722443	14.40	SUPPORT
70	6637-39-67-8457-67.	7722443	14.40	SUPPORT
71-72	3337-3437-67-4437-39-67.	7722443	14.40	SUPPORT
71	60-8000 (Notch Back Seat).	9878434	15.10	SUPPORT
71-72	8439.	9829418	13.85	SUPPORT
71-73	All B-C-E (60/40 Seat)	9829417	16.65	SUPPORT
72	6000-8400 Notch Back Seat	9878434	15.10	SUPPORT.
72	6035-45-6600-8400.	9815543	.15	RETAINER, frt. seat ctr. a/rest pnl. trim
1 1.374 SPRING & PANEL, FRONT SEAT BACK CENTER ARMREST				
65	6600-8437-67.	7773923	23.05	SPRING 8. PANEL
65	8439 Split Frt. Seat	7773923	23.05	SPRING & PANEL
65-66	8439-69.	4521508	18.05	SPRING & PANEL
66	3507-17-3607-17-4307-17-39-67-4407-17-39-67-4600 Split Frt. Seat	7590808	20.75	SPRING 8. PANEL
66	6600-8400.	7773923	23.05	SPRING & PANEL
66-67	9487 Strato Bench	4538400	20.30	SPRING & PANEL
67	3517-3617-4307-17-39-67-4407-17-39-67.	7590808	20.75	SPRING & PANEL
67	6600-8457-67.	7773923	23.05	SPRING 8. PANEL
66-67	8439-69 Split Frt. Seat	7773923	23.05	SPRING & PANEL
65-67	8439-69.	4521508	18.05	SPRING & PANEL
68	3537-4437-39-67.	7774019	21.60	SPRING & PANEL
68-69	66-8400.	7773923	23.05	SPRING & PANEL
68-70	8439-69.	8726492	21.45	SPRING 8. PANEL
69	3537-4437-39-69.	7774019	21.60	SPRING & PANEL
69	8457 Custom Frt. Seat	7774019	21.60	SPRING 8. PANEL
69	8439 60-40 8< Custom Frt. Seat.	7774019	21.60	SPRING 8. PANEL
69	8439 60-40 Seat less Custom Seat.	7773923	23.05	SPRING & PANEL
69	8439 Notch Back Seat	7773923	23.05	SPRING & PANEL
1 1.374 PANEL, FRONT SEAT BACK CENTER ARMREST				
68	3537-4437-39-67-8439-69 Split Frt. Seat	7707756	2.41	PANEL .
68	6639-67-87-8457-67.	7707756	2.41	PANEL .
68-71	9487 Strato Bench	7707660	3.08	PANEL .
69-70	All Notch Back Seat	7707756	2.41	PANEL .
69	8457 Split Frt. Seat 60-40.	8714553	10.00	PANEL .
70	8400 (60-40).	8714553	10.00	PANEL .
71	3337-3437-67-4437-39-67.	9852232	2.56	PANEL (T-1 50)
71	3337-3437-4437-39	9852233	2.56	PANEL (T-1 54)
71	3467-4467.		2.56	PANEL (T-1 55)
71	3337-3437-67-4437-39-67.	9852227	2.56	PANEL (T-1 56)
71-72	3337-3437-67-4437-39-67.	9852228	2.56	PANEL (black) prime & paint to match
71	6035-45-6639-47-8437-39.	9852226	2.51	PANEL (T-450-460-610-620).
71	6045-6639-47-8437-39.	9856288	2.51	PANEL (T-454-462-464-614-624).
71	6035-45-6639-47-67	9856279	2.51	PANEL (T-456-466).
71	6667-8437.	9856283	2.51	PANEL (T-461-61 1).
71-72	6639-47-67-8437-39	9856274	2.51	PANEL (black) prime 8i paint to match
71	6667.	9856276	2.51	PANEL (T-465).
71	8437-39.	9856299	2.56	PANEL (T-641).
71-72	8400 (60-40).	9856290	2.56	PANEL (black) prime 8< paint to match
71	8400.	9856304	2.56	PANEL (T-640).
71	8400.	9856305	2.56	PANEL (T-644).
71	8437-39.	9856287	2.51	PANEL (T-627).
1 1.374 ARMREST, FRONT SEAT BACK CENTER				
68-71	9000 Strato Bench.	8726502	1 21.80	ARMREST, (less cvr.)
70-72	All A (Notch Back).	8782100	1 22.60	ARMREST (less cvr.)
70	6036-6046-6639-6637 6667-8457-67-69	8782059	22.60	ARMREST (less cvr.)

70	8439 Split Frt. Seat 60-40 or Split Notch Back Seat less Custom Frt. Seat . . .	8782059	1	22.60	ARMREST (less cvr.)
70	8439-57 Custom Frt. Seat & Split Frt. Seat 60-40	8808250	1	23.25	ARMREST (less cvr.)
70	8439 Custom Frt. Seat less Split Frt. Seat 60- 40	8808249	1	23.25	ARMREST (less cvr.)
71-72	All B-C (Notch Back).				
71-72	8437-39 Custom Frt. Seat	9828430	1	19.85	ARMREST (less cvr.)
72-73	All E (60/40 Seat).	9826789		19.40	ARMREST (less cvr.) . .
	1 1.374 EMBLEM, FRONT SEAT BACK OUTER HINGE ARM RESTAINER (REVERSE)				
67	9487 Cust. Trims.	7647107	1	1.95	EMBLEM
67	9487 Cust. Trims.	7648679	1	.46	RETAINER, emb.
	11.375 COVER, FRONT SEAT BACK OUTER HINGE ARM				
65	54-6437 2nd Type.7581 162	RH	.03	COVER (paint to match).
65	54-6437) 2nd Type.7581 163	LH	.03	COVER (paint to match).
65	54-6467 2nd Type.4491312	RH	.87	COVER (black) (paint to match)
65	54-6467 2nd Type.4491313	LH	.87	COVER (black) (paint to match)
65	54-6467 2nd Type.4491316	RH	.87	COVER (blue).
65	54-6467 2nd Type.4491317	LH	.87	COVER (blue).
65	54-6437 2nd Type.452901 2	RH	.92	COVER (black).
65	54-6437 2nd Type	452901 3	LH	.92	COVER (black).
66	30-4000	7594247	RH	.56	COVER (red).
66	30-4000	7594248	LH	.56	COVER (red).
66	30-4000	7594278	RH	.62	COVER (med. fawn).
66	30-4000	7594279	LH	.62	COVER (med. fawn).
66	43-4439	4521866	RH	.56	COVER (green).
66	43-4439	4521867	LH	.56	COVER (green).
66	52-54-6437.	452901 2	RH	.92	COVER (black).
66	52-54-6437.452901 3	LH	.92	COVER (black).
66	54-6437.7581 162	RH	.03	COVER (saddle).
66	54-6437.7581 163	LH	.03	COVER (sadd).
66	54-6467.450061 2	RH	.72	COVER (red)
66	54-6467.450061 3	LH	.72	COVER (red)
66	54-6467.4491312	RH	.87	COVER (black).
66	54-6467.4491313	LH	.87	COVER (black).
66	54-6467.4491316	RH	.87	COVER (blue).
66	54-6467.4491317	LH	.87	COVER (blue.
66	5467-6467.7583524	RH	.08	COVER (fawn).
66	5467-6467.7583525	LH	.08	COVER (fawn).
66	5237.7596452	RH	.92	COVER (fawn).
66	5237.7596453	LH	.92	COVER (fawn).
66	9000 Bench Seat.7583524	RH	.08	COVER (fawn).
66	9000 Bench Seat.	7583525	LH	.08	COVER (fawn).
66-68	9487 Bench Seat4491312	RH	.87	COVER (black).
66-68	9487 Bench Seat.4491313	LH	.87	COVER (black).
66-67	54-6467	4491312	RH	.87	COVER (black).
66-67	54-6467	4491313	LH	.87	COVER (black).
67	30-4000	7667276	RH	.67	COVER (black).
67	30-4000	7667277	LH	.67	COVER (black).
67	30-4000	7667290	RH	.46	COVER (dk. blue).
67	30-4000	7667291	LH	.46	COVER (dk. blue).
67	30-4000	7667298	RH	.46	COVER (fawn).
67	30-4000	7667299	LH	.46	COVER (fawn).
67	30-4000	7667294	RH	.46	COVER (turquoise).
67	30-4000	7667295	LH	.46	COVER (turquoise).
67	43-4467	7687450	RH	.46	COVER (saddle).
67	43-4467	7687451	LH	.46	COVER (saddle).
67-68	52-54-6487.7663190	RH	.92	COVER (black).
67-68	52-54-6487.7663191	LH	.92	COVER (black).
67	54-6487.7663208	RH	.92	COVER (blue).
67	54-6487.7663213	LH	.92	COVER (paint to match)
67	5287.7663206	RH	.92	COVER (green).
67	5287.7663207	LH	.92	COVER (green).
67	54-6487	7689298	RH	.92	COVER (saddle).
67	54-6487	7689299	LH	.92	COVER (saddle).
67	54-6487	7663212	RH	.92	COVER (turquoise).
67	54-6487	7663213	LH	.92	COVER (turquoise).
67	54-6467	7664556	RH	.92	COVER (blue)
67	54-6467	7664557	LH	.92	COVER (blue)
67	54-6467	7664552	RH	.92	COVER (gold).
67	54-6467	7664553	LH	.92	COVER (gold).
67	54-6467	7664550	RH	.92	COVER (red)

67	54-6467	7664551	LH	.92	COVER (red)
67	9487 Bench Seat	7664564	RH	.92	COVER (fawn)
67	9487 Bench Seat	4491313	LH	.87	COVER (fawn) (paint to match)
68	34-3537	7667276	RH	.67	COVER (black)
68	34-3537	7667277	LH	.67	COVER (black)
68	5467	4491312	RH	.87	COVER (black)
68	5467	4491313	LH	.87	COVER (black)
68	5467	7746670	RH	.92	COVER (buckskin)
68	5467	7746671	LH	.92	COVER (buckskin)
68	54-6487	7753322	RH	.92	COVER (buckskin) T 423
68	54-6487	7753323	LH	.92	COVER (buckskin) T-423
68	52-54-6487	7753320	RH	.97	COVER (green) T-400-420
68	52-54-6487	7753321	LH	.97	COVER (green) T-400-420
68	5287	7753274	RH	.92	COVER (maroon) T-407
68	5287	7753275	LH	.92	COVER (maroon) T-407
68	5467	7664550	RH	.92	COVER (red)
68	5467	7664551	LH	.92	COVER (red)
68	5287	7753269	LH	.97	COVER (teal) T-401
68	5467	7783682	RH	.92	COVER (teal)
68	5467	7783683	LH	.92	COVER (teal)
68	54-6487	7753270	RH	.92	COVER (teal) T-41 1-421
68	54-6487	7753271	LH	.92	COVER (teal) T-41 1-421
68	9487	7746668	RH	.92	COVER (parchment)
68	9487	7746669	LH	.92	COVER (parchment)
69	3327-3437-3537	7667276	RH	.67	COVER (black)
69	3327-3437-3537	7667277	LH	.67	COVER (black)
69	3327	8765637	RH	.46	COVER (T-103)
69	3327	8765638	LH	.46	COVER (T-103)
69	3327-3437-3537	8742260	RH	.46	COVER (T-114-124)
69	3327-3437-3537	8742261	LH	.46	COVER (T-1 14-1 24)
69	5237-5437-6437	8746320	RH	.92	COVER (T-400-410)
69	5237-5437-6437	8746321	LH	.92	COVER (T-400-410)
69	5237-5437-6437	8746324	RH	.92	COVER (T-403-413-426)
69	5237-5437-6437	8746325	LH	.92	COVER (T-403-413-426)
69	5237	8746304	RH	.92	COVER (T-407)
69	5237	8746305	LH	.92	COVER (T-407)
69-70	52-54-6437	7663190	RH	.92	COVER (T-408-428)
69-70	52-54-6437	7663191	LH	.92	COVER (T-408-428)
69	8439-57-69	8746742	RH	.46	COVER (T-632-641)
69	8439-57-69	8746746	1	.46	COVER (T 636)
69-70	8439-57-69	8746733	1	.46	COVER (T628-638-639-648-658)
69	8439-57	8746744	1	.46	COVER (T 644)
69-70	5467-9487	4491312	RH	.87	COVER (black) paint to match
69-70	5467-9487	4491313	LH	.87	COVER (black) paint to match
70	3327-3437-3537-4637	7667276	RH	.67	COVER, black (prime & paint to match)
70	3327-3437-3537-4637	7667277	LH	.67	COVER, black (prime & paint to match)
70	52-54-6437	8803962	RH	1.03	COVER (T-400-410-420)
70	52-54-6437	8803963	LH	1.03	COVER (T-400-410-420)
70	5237	8803968	RH	1.03	COVER (T-401)
70	5237	8803969	LH	1.03	COVER (T-401)
70	5437-6437	8803970	RH	1.03	COVER (T-41 1-421)
70	5437-6437	8803971	LH	1.03	COVER (T-41 1-421)
70	5237-5437-6437	8803976	RH	1.08	COVER (T-401-414)
70	5237-5437-6437	8803977	LH	1.08	COVER (T-401-414)
70	54-6437	8803974	RH	1.03	COVER (T-426)
70	54-6437	8803975	LH	1.03	COVER (T-426)
70	8439-8457-8469	8797848	LH	.41	COVER (T-624-634)
70	8439-57-69	8797846	LH	.41	COVER (T-629-649)
70	8439-8457	8797844	LH	.41	COVER (T-631)
71	3327-3337-3437	7667276	RH	.67	COVER (black) prime & paint to match
71	3327-3337-3437	7667277	LH	.67	COVER (black) prime & paint to match
71	3327-37-3437	9859766	RH	.72	COVER (T-100-1 10)
71	3327-37-3437	9859767	LH	.72	COVER (T-100-1 10)
71	5257-5457	9852270	LH	.72	COVER (T-400-420-430)
71	5257-5457	9852271	RH	.51	COVER (T-400-420-430)
71-72	5257-5457-67	9852254	RH	.72	COVER (black) prime & paint to match
71-72	5257-5457-67	9852255	LH	.72	COVER (black) prime 8t paint to match
72	3327-37-3437-67-4467	7667276	RH	.67	COVER (black) prime & paint to match
72	3327-33-3437-67-4467	7667277	LH	.67	COVER (black) prime & paint to match
69-72	30-40-50-6000 (2 Drs.)	7719698	2	.05	FASTENER, arm cover
65	4000 (2 Drs.)	4511902	2	.15	FASTENER, hinge arm cvr
65	52-54-62-6437 2nd Type	4511902	2	.15	FASTENER, hinge arm cvr
66	30-4000	4511902	2	.15	FASTENER, frt. seat back outer hinge arm cvr
67	30-4000	7719698	2	.05	FASTENER, arm cvr
67-68	5287-5487-6487	7670169	2	.15	FASTENER, arm cvr
68	3537	7719698	2	.05	FASTENER, arm cvr

NOTE. 2nd type with exposed plastic hinge arm cover

11.375 COVER—PLATE, FRONT SEAT BOTTOM FRAME CENTER HINGE ARM					
71-72	Ali A (Split Notch Back)	9878883	RH	.51	COVER (black) paint to match
71-72	All A (Split Notch Back)	9878884	LH	.51	COVER (black) paint to match
71-72	5257-5457-67-8237-				
	9000	9854682	1	.30	COVER (black) prime Ci paint to match
71	3327-3337-3437-4437	9859775	1	.30	PLATE (T-100-1 10-140)
71	3327-37-3437-4437-67	7637004	1	.25	PLATE (T-104-1 14-134-144)
71	3327-37-4437	7637004	1	.25	PLATE, trt. seat bottom frame ctr. hinge arm (T-1 1 1-141)

1 1.375 COVER, FRONT SEAT BOTTOM					
71	6035-45-6639-47-8437-				
	39	9854766	RH	.30	COVER (T-450-460-610-620-640)
71	6035-45-6639-47-8437-				
	39	9854662	LH	.30	COVER (T-450-460-610-620)
71	6045-6639-47-8437-39	9854767	RH	.30	COVER (T-454-462-464-614-624-644)
71	6045-6639-47-8437-39	9854663	LH	.30	COVER (T-452-462-464-61 4-624)
71	6000	9854757	RH	.30	COVER (T-456-466)
71	6035-45-6639-47-67	9854653	LH	.30	COVER (T-456-466)
71	6667-8437-39	9854761	RH	.30	COVER (T-461-61 1-641)
71	6667-8437	9854657	LH	.30	COVER (T-461-61 1)
71-72	6639-47-67-8437-39	9854751	RH	.30	COVER (black) prime 8i paint to match
71-72	6639-47-67-8437-39	9854648	LH	.30	COVER (black) prime 8i paint to match
71	6667	9854753	RH	.30	COVER (T-465)
71	8437-39	9854765	RH	.30	COVER (T-627)
71	8437-39	9854661	LH	.30	COVER (T-627)
71	8400	9852656	LH	.30	COVER (T-640)
71	8400	9852651	LH	.30	COVER (T 641)
71-72	8400 (60-40)	9852642	LH	.30	COVER (black) prime SL paint to match
71	8400	9852642	LH	.30	COVER (black) prime SL paint to match

1 1.375 PLATE—RETAINER, FRONT SEAT CENTER HINGE ARM					
65	3367-3467-4327-37-67-				
	4427-37-67	7637004		.25	PLATE (black) ..
65	5437-67-6437-67	7637004		.25	PLATE (black) ..
65-66	5437-67-6437-67	4533776		.30	PLATE (red)
65	5437-67-6437-67	7636995		.30	PLATE (saddle)
66-68	30-4000 (2 Drs.)	7637004		.25	PLATE (black) ..
66	52-8237	7583534		.30	PLATE (fawn) ..
66	5237-5437-67-6437-67	7637004		.25	PLATE (black) ..
66	54-6437	7636995		.30	PLATE (saddle)
66	8237	7583533		.30	PLATE (slate) ..
66-68	9000 Bench Seat	7637004		.25	PLATE (black) ..
67	30-4000 (2 Dr.)	7656882		.30	PLATE (fawn) ..
67	5287-5467-87-6467-87-				
	8257	7637004		.25	PLATE (black)
67	5287	7667441		.30	PLATE (green)
67	54-6487	7667446		.30	PLATE (turquoise) ..
67	54-6467	7667443		.30	PLATE (dk. blue) ..
67	5467-87-6467-87	7689409		.30	PLATE (saddle)
67	54-6467	7667435		.30	PLATE (red)
67	8257	7667450		.30	PLATE (fawn)
67	9487 Bench Seats	7667450		.30	PLATE (fawn)
68	5467-87-6487	7746778		.28	PLATE (buckskin) ..
67-68	5287-5467-8257	7637004		.25	PLATE (black)
68	5287	7746647		.28	PLATE (maroon)
68	5467	7667435		.30	PLATE (red)
68	5467-87-6487-8257	7783687		.29	PLATE (teal)
69	3327-4437	8742497		.30	PLATE (T-103-1 43)
69	3327-3437-3537-4437-				
	4467-4637-4667	7637004		.25	PLATE (T-108-1 18-128-148-168)
69	3327-3437-3537-4467-				
	4600	8732146		.30	PLATE (T-1 14-124-164)
69	5237-5437-6437	8751537		.30	PLATE (T-400-4 10)
69	5237-5437-67-6437-				
	8257	8751539		.30	PLATE (T-403-4 13-426-603)
69	5237-5467	8751529		.30	PLATE (T-407-427)
69	5237-5437-67-6437-				
	8257-9487	7637004		.25	PLATE (black)
69	8257-9487	8751536		.30	PLATE (T-614-666)
70	3327-3437-3537-4437-				
	67-4637-67-5237-				
	5437-67-6437-8257-				
	9000	7637004		.25	PLATE (black) (prime SL paint to match)
70	9487	8806083		.25	PLATE (T 659)
71-72	3327-3337-3437-67-				
	4467	7637004		.25	PLATE (black) prime 8i paint to match

57	73-73A-75-75R-76A	4630023	2	.05	RETAINER, frame outer hinge arm (also used 1 1.556-1 1.561-1 1.620).....
58-72	All as Req.	4495047	AR	.10	RETAINER, (1 1/8" O.D.).....
61-72	All as Req.	7622311	AR	.36	RETAINER (1 1/2" O.D.) cup type-chrome.....
	1 1.376	PANEL — GUIDE — ESCUTCHEON, FRONT SEAT HEAD RESTRAINT			
66	All less Strato Seat exc.				
	8439-69	4547692	2	9.00	PANEL.....
66	8439-69 less Strato Seat				
	or Split Seat	4547692	2	9.00	PANEL.....
67	All Conventional Seats	7699054	2	9.00	PANEL.....
68	All Conventional Seats...	7738379	2	9.25	PANEL.....
69	All Bench Seats exc.				
	9000	8769166	2	.62	PANEL, finishing (fawn).....
69	Bench Seats exc. 9000	8769165	2	.62	PANEL, finishing (green).....
69	All Bench Seats.	8769164	2	.62	PANEL, front restraint finishing (sandalwood).....
69	All Bench Seats exc.				
	9000	8769154	2	.62	PANEL, finishing (red).....
69	3300-3400-3537-69-				
	4437-39-56-66-67-69-				
	5000-6400-6637-39-				
	8400	8769159	2	.56	PANEL, finish (T-101-1 1 1-1 21-1 3 1-1 4 1-1 5 1-1 7 1-1 191-401-41 1-421-451-621-631-632-641).....
69-70	All	9843289	2	.62	PANEL, finishing, paint to match.....
69	3435-36-3537-4437-39-				
	56-66-5437-39-69-				
	6437-39-69-6637-39-				
	69	8769155	2	.56	PANEL, finishing (T-125-1 75-195-425-455).....
69	8200	8769161	2	.56	PANEL, finishing (T-601).....
70	5467-8467	8801894	2	.56	PANEL, finishing (T 427 6 17).....
71-72	30 4000	9843289	2	.62	PANEL, finish (paint to match).....
71-72	50-60-80-9000	9847061	2	.62	PANEL (painted).....
66-67	All (Strato Seat).	7583396	RH	4.05	GUIDE, supt.....
66-67	All (Strato Seat).	7583397	LH	4.15	GUIDE, supt.....
66	50-6000 less Strato Seat	8768735	2	9.10	GUIDE, supt.....
66-67	6600-8437-67 less				
	Strato Seat	7642572	2	9.85	GUIDE, supt.....
66-67	8439-69 Split Seat	7642572	2	9.85	GUIDE, supt.....
66-67	8200-9000 Bench Seat	7653227	2	14.95	GUIDE, supt.....
66-67	8439-69 less Strato or				
	Split Seat	7653227	2	14.95	GUIDE, supt.....
67	50-6400 less Strato Seat	8768735	2	9.10	GUIDE, supt.....
68	30-40-50-64-82-8439-69-				
	9000 Conventional				
	Seats	7723847	2	9.45	GUIDE, supt.....
68	6639-67-87-8457-67				
	Conventional Seats	7725791	2	10.15	GUIDE, supt.....
68	8439-69 Split Seat	7725791	2	10.15	GUIDE, supt.....
69	5437-39-67-69-6437-39-				
	69-8239-57-69-8439-				
	68-9487 Conv. Seat	7723847	2	9.45	GUIDE, support.....
66-67	All (Strato Seat).	7593398	4	4.51	ESCUTCHEON, panel supt.....
66-67	All Bench Seat	7642729	2	1.03	ESCUTCHEON, panel supt.....
66	9487 Reclining Strato				
	Bench	7583398	4	.72	ESCUTCHEON, panel supt.....
68	All Conventional Seats	7787349	2	1.03	ESCUTCHEON, supt.....
68	All Strato Seats.	7793978	RH	.15	ESCUTCHEON, headrest supt.....
68	All Strato Seats	7793979	LH	.15	ESCUTCHEON, headrest supt.....
68	34-44-4637-9000 Strato				
	Seat	7794026	RH	.30	ESCUTCHEON, finish (buckskin).....
68	34-44-4637-9000 Strato				
	Seat	7794027	LH	.30	ESCUTCHEON, finish (buckskin).....
68	34-44-46-9000 Strato				
	Seat	7794014	RH	.15	ESCUTCHEON, finish (green).....
68	34-44-46-9000 Strato				
	Seat	7794015	LH	.15	ESCUTCHEON, finish (green).....
68	34-4437-67-4600-9000				
	Strato Seat	7793980	RH	.16	ESCUTCHEON, finish (ivory).....
68	34-4437-67-4600-9000				
	Strato Seat	7793981	LH	.15	ESCUTCHEON, finish (ivory).....
68	34-4437-67-4600 Strato				
	Seat	7793996	RH	.15	ESCUTCHEON, finish (teal).....
68	34-4437-67-4600 Strato				
	Seat	7793997	LH	.15	ESCUTCHEON, finish (teal).....
68	9000 Strato Seat	7794010	RH	.30	ESCUTCHEON, finish (gold).....
68	9000 Strato Seat	7794011	LH	.30	ESCUTCHEON, finish (gold).....
68	9000 Strato Seat	7794030	RH	.15	ESCUTCHEON, finish (parchment).....
68	9000 Strato Seat	7794031	LH	.15	ESCUTCHEON, finish (parchment).....

68	9000 Strato Seat	7794032	RH	.25	ESCUTCHEON, finish (teal)
68	9000 Strato Seat	7794033	LH	.25	ESCUTCHEON, finish (teal)
69	All exc. Bkt. Seats	8756591	2	.51	ESCUTCHEON, headrest support
69	All Bkt. Seats	8756593	4	.36	ESCUTCHEON, headrest, support
70-71	All Bkt. Seats	8785952	2	1.18	ESCUTCHEON, supt.
70	All exc. Bkt. Seats 1st Type	8785953	2	1.28	ESCUTCHEON, supt. (chrome)
70	All exc. Bkt. Seats 2nd Type	9851153	2	1.38	ESCUTCHEON, supt. (black-paint to match)
71-72	30-4000	9851153	2	1.38	ESCUTCHEON (paint to match)
71-72	50-60-8000	9859922	2	1.38	ESCUTCHEON
71-72	9000 Bench Seat	9859922	2	1.38	ESCUTCHEON
71-72	9000	8785951	4	1.63	ESCUTCHEON
72	3337-3437-4437 Bkt. Seats	8785952	4	1.18	ESCUTCHEON, supt.
68-69	All Conv. Seats	8732425	2	.97	PLATE, seat back headrest support cover.
69	All exc. Bkt. Seats	8783128	AR	.51	FILLER, frt. seat headrest (used when headrest is removed)
69	All	8732474	4	.10	FASTENER, headrest, finishing panel
69-70	All	8756603	2	.72	ROLLER, headrest, panel support guide
68	All (Strato Seat)	7724373	LH	.62	RETAINER, headrest supt. escn
68	All (Strato Seat)	7752289	RH	2.05	RETAINER, headrest supt. escn
68	All Conventional Seats	7739549	2	2.46	RETAINER, headrest supt. escn
69	All	8785236	2	2.51	RETAINER & LOCK, headrest, panel
69	All Bucket Seats	8785232	2	2.51	RETAINER & LOCK, headrest, escutcheon (RH)
69	All Bucket Seats	8785233	2	2.51	RETAINER & LOCK, headrest, escutcheon (LH)
70-71	All Bkt. Seats	8785958	4	.25	RETAINER, supt. escn
70-72	All exc. Bkt. Seats	8785959	2	.25	RETAINER, supt. escn
71-72	9000	8785957	4	1.36	RETAINER, supt. escn
72	3337-3437-4437 Bkt. Seats	8785958	4	.25	RETAINER, supt. escn
68	All Conventional Seats	7725792	2	3.13	EXTENSION, headrest supt. guide
66	All Strato Seats	7583393	4	.10	SPRING, stop
66	All Strato Seat	7699275	4	.46	SPRING, supt. ret.
66-67	All less Strato Seats	7717828	2	.10	SPRING, headrest panel support
67	4307-17-67-4407-17-67- 4600-9000	7699275	4	.46	SPRING, supt. ret.
67	All (Strato Seat)	7583393	4	.10	SPRING, headrest stop
68	All (Strato Seat)	7722926	4	.10	SPRING, headrest stop
71-72	3327-3337-69-3436-37- 3467-4437-39-67	9825150	2	.10	SPRING, panel supt. guide
71-72	50-60-80-9000	9818575	2	.15	SPRING, pnl. supt. guide
66-67	All Strato Seats	7583392	4	.41	TUBE, support guide
68	All Strato Seats	7731116	4	1.03	TUBE, headrest supt. guide
69	All Bkt. Seats	8733916	4	.62	TUBE, support guide
69	All exc. 6637-39-8457- 67	8732421	3	.46	TUBE, support guide
69	6637-39-67-8457-67	8754428	2	.82	TUBE, support guide
69	8439-69 Split Notch Back or (60-40)	8754428	2	.82	TUBE, support guide
70	All Bkt. Seats	8788200	4	.46	TUBE, supt. guide
70	All exc. 6600-8457-67	9873802	2	.62	TUBE, supt. guide
70	6036-46-6600-8000 Notch Back or 60-40	8785964	2	.77	TUBE, supt. guide
71-72	30-4000 exc. Bkt. Seats	9873802	2	.62	TUBE, supt. guide
71-72	3337-3437-4437, Bkt. Seat	8788200	4	.46	TUBE, supt. guide
71-72	50-60-80-9000	9867649	2	.51	TUBE, support
71	9487	8785962	4	1.47	TUBE, supt. guide
72	9487	8726275	4	1.47	TUBE, supt. guide

1 1.377 CABLE—CONTROL—HINGE, RECLINING SEAT BACK

66-69	All	7587462	7.20	CABLE, back control
67-69	All	7587460	2.20	CONTROL, pass.
66-69	All	7620864	.62	GROMMET (used as guide) (also used 1 1.390)
66-69	All	7587466	1.08	GUIDE, back control cable
66-69	All	7587458	4.31	HANDLE, back control
66	All (Bkt. Seat)	7638194	9.55	HINGE, pass-inner
66	All (Bkt. Seat)	7638196	13.65	HINGE, pass. (R.)
66	9000 Bench	7638196	13.65	HINGE (R.)
66	9487 Bench	7638192	8.70	HINGE (R.) frt. seat-inner
67	All Bkt.	7711170	31.55	HINGE, pass-inner
67	9487 Bench	7711168	30.35	HINGE, frt. inner (R.)
67	All Bkts	7687377	14.85	HINGE, pass. (R.)
67	9487 Bench	7687377	14.85	HINGE, frt. (R.)
68	All	7787021	14.80	HINGE, back outer
68	9000 Bench	7779981	28.50	HINGE, back-inner
68	All Bkt. Seats	7779983	29.50	HINGE, back-inner

68	All Bkts.	7779983		29.50	HINGE
68	9000 Bench	7779981		28.50	HINGE
69		8715605		14.80	HINGE, back-outer
69	All Bkt. Seats .	8715722		29.50	HINGE, back-inner lock
69	9000 Bench . . .	8715723		28.50	HINGE, back-inner lock
66-69	All	456299		.15	PIN, back position unit to seat—(8.939)
66-69	All	9418771		.10	RING, back control (8 934)
66-69	All	4422699		.10	SCREW, control handle (8-32 x W"—(12.242)
66-69	All	7587465		8.10	SUPPORT, back control
67-68	All	7582812		33.50	UNIT, back position
68-69	All Bkt.	7582812		33.50	UNIT, back position
68-69	All	7594225		.05	WASHER, control
66-68	9000 Bench	7620865		.51	WASHER, back cbl. trim
68-69	All	7620865		.51	WASHER (used as guide) (also used 1 1.390)
69	All	7594225	AR	.05	WASHER, back control 8i control handle
71-72	8437 (60/40)	7620864	2	.62	GROMMET (used 11.390)
71-72	50-60-80-9000 (2 Drs.)	9834824	2	.15	SCREW (used 1 1.390)

11.381 BUMPER, SEAT CUSHIONS & BACKS

59-60	44 1 1-37-67-4637-67-				
	4737-4867	4756065	4	.25	BUMPER, back frame side 8i ctr.
59-62	Wagons	4587944	2	.10	BUMPER, rr. floor filler panel on floor- (1 1.620)
61-62	4027-4067-4167-4317-				
	67	4406843	2	.25	BUMPER, frt. seat back frame
61-62	4027-67-4317-47	4406843	2	.25	BUMPER, frt. seat back frame side
61	4317	4406843	4	.25	BUMPER, pass. 8i driver seat back frame
61	44 1 1-37-67-4637-67-				
	4737-4867	4805700	4	.41	BUMPER, frt. seat back frame-side 8i ctr.
61-62	4035-45-4135	4565671	6	.15	BUMPER, fldg. 2nd seat back on whlhse—(10.587)
62-63	All Bkt. Seats	4406843	4	.25	BUMPER, pass. & drivers seat back frame
62 63	44 1 1-47-67-4847-67	4805700	4	.41	BUMPER, frt. seat cush. frame
63	4027-67	4406843	4	.25	BUMPER, frt. seat cush. frame
63	4347-67-4647-67-4747	4406843	2	.25	BUMPER, pass. 8i drivers seat cush. frame
64	4067-4127-43-44-46-47	4406843	4	.25	BUMPER, drivers & pass, seat back frame
64	4067-4 127-43-44-46-4 7-				
	4800 Bkt. Seats	4406843	4	.25	BUMPER, drivers & pass, seat back frame
64	4035-4 135-4200	4868380	LH	.15	BUMPER, fldg. 2nd seat back on whlhse
64	4265-4365	4880572	2	.10	BUMPER, 3rd seat back supt. on pan (also used 8 210)
64	42-4365	4114321	AR	.25	BUMPER, rr. floor panel at kick-up & rr. fir. filler panel (12 212)
64	4447-67-4647-67-4847-				
	67	4805700	4	.4 1	BUMPER, frt. seat back frame side & ctr.
65-66	30-4000 (2 Drs.) 8. 43-				
	4439	4406843	4	.25	BUMPER, frt. seat back frame
65	All Bkt. Seats	4406843	4	.25	BUMPER, drivers & pass, seat back frame
65-66	33-34-35-3635-42-4455	4868380	LH	.15	BUMPER, fldg. 2nd seat back-on whlhse
65-66	42-4465	4880572	2	.10	BUMPER, 3rd seat back supt. on pan
67	44-4865	4880572	2	.10	BUMPER, 3rd seat back supt. on pan
66	30-40-9000 Strato Bkt. Seats	7587040	RH	.25	BUMPER, pass, seat back frame
65	5237-5437-67-6237-				
	6437-67-6637-39-67-				
	8237-8437-39-67	7712536		.20	BUMPER frt. seat back fram-side & ctr.
66	4000 Bkt. Seats	4406843		.25	BUMPER drivers seat back frame
66	40-50-60-8000 Bkt. Seat less Reclining Seats	7632064		.15	BUMPER, pass, seat back outer insert
66	50-60-8000 Reclining Strato Bkt. Seats	7587040		.25	BUMPER, pass, seat back frame-outer
66	50-60-80-9000 Bkt. Seats	7712536	2	.20	BUMPER, driver seat back frame
66	All Bkt. Seats	7712536	2	.20	BUMPER, pass, seat back frame-inner 8i outer
66	9000 Strato Bench less Reclining Seat	7632064	1	.15	BUMPER, frt. seat back outer insert
66	9487 Strato Bench	7587040	RH	.25	BUMPER, frt. seat back frame outer
66	50-60-80-9000 (2 Drs.)	7712536	4	.20	BUMPER, frt. seat back frame-side & ctr.
66	8439-69-9000 Split Frt. Seat Back	7712536	4	.20	BUMPER, frt. seat back frame-side 8i ctr.
66	9487 Strato Bkt. Seat	7712536	AR	.20	BUMPER, seat back frame
66	9487 Strato Bench Seat	7712536	2	.20	BUMPER, frt. seat back frame-outer
6771	30-4000 (2 Drs.)	4406843	2	.25	BUMPER, frt. seat back frame-inner
67	All Bkt. Seats	7712536	2	.20	BUMPER, driver seat back frame-inner
67	50-60-80-9000 (2 Drs.) Bench Seats	7712536	2	.20	BUMPER, frt. seat back frame-ctr.
67-68	43-4439	7712537	4	.25	BUMPER, frt. seat back frame
67-68	66-8439 Split Frt. Seat	7712537	4	.25	BUMPER, frt. seat back frame-side & ctr.
67-69	All Bkt. Seats less Reclining	7712536		.20	BUMPER, pass. & driver seat back frame-inner

67	9487 Strato Bench	7712536	LH	.20	BUMPER, frt. seat back frame-inner & outer
67	9000 Strato Bench less Reclining	7712536	RH	.20	BUMPER, frt. seat back frame-inner.
66	9487 Strato Bench Seat	7712536	2	.20	BUMPER, frt. seat back frame-inner.
67	33-34-35-3635-44-4855	4868380	LH	.15	BUMPER, fldg. 2nd seat back on whlhse.
67	50-60-8000 Bkt. less Reclining	7587040	1	.25	BUMPER, pass, seat back frame-outer
68-69	All Reclining Seats	7712536		.20	BUMPER, pass, seat back frame-outer
68-69	9000 Reclining Strato Bench	7712536		.20	BUMPER, pass, seat back frame-outer.
68-69	50-60-8000 (2 Drs.)	7712536		.20	BUMPER, pass. 8i driver seat back frame-inner.
68-72	30-4000 Wagons	4868380		.15	BUMPER, 2nd seat back on whlhse.
69	4466	4880572		.10	BUMPER, folding 3rd seat back support (also used 8.210).
69	4439	7712537	4	.25	BUMPER, front seat back frame-inner.
69	30-40-50-6000 Reclining Bkt. Seats	7712536		.20	BUMPER, drivers seat back frame-inner.
69-72	6639 Split Front Seat	7712537		.25	BUMPER, front seat back frame-inner & . outer
69-72	8439-69 Notch Back or 60-40	7712537		.25	BUMPER, front seat back frame-inner & outer
69-72	30-40-50-6000 Bkt. Seats less Reclining	7712537		.25	BUMPER, pass. & driver seat back frame-inner 8; outer.
69-72	9000	7712537		.25	BUMPER, pass. & driver seat back frame-inner & outer.
7072	4439 Notch Back	7712537		.25	BUMPER, frt. frame-inner 8i outer.
70	6036-6046 Notch Back	7712537		.25	BUMPER, pass. &* driver back frame-inner.
71	3327-37-3437-67-4437- 67.	7712537		.25	BUMPER, frt. seat back frame (inner).
71-72	6035-45 Notch Back	7712537		.25	BUMPER, pass. 8i driver seat back frame (inner)
72	All 2 Drs.	7712536		.20	BUMPER, frt. seat bottom frame (outer).
69-72	3435-36-4456	8761591		.15	CAP, fldg. 2nd seat back link supt. frt.
70	6036-46	8761591		.15	CAP, fldg. 2nd seat back link supt. frt.
71-72	6035	8761591		.15	CAP, fldg. 2nd seat back link supt. frt.
	11.381 SPACER, SEAT BACK STOP CABLE				
63.65	Riviera	7674659	1	10	SPACER, pass, seat back cbl. to ext. (also used 1 1.928).
63-65	Riviera	4860758	1	.10	WASHER, pass, seat cbl. to side bar (also used 12.815).
	11.390 ACTUATOR — CONTROL -- LOCK — KNOB , SEAT BACK LOCKS				
70-72	6637-47 Elec. Frt. Seat Back Lock & Bkt. Seats less Reclining	9817754	2	41.60	ACTUATOR, pass & driver
70-72	9487 Elec. Frt. Seat Back Lock less Bench Seat or Reclining Strato Bench or Reclining Strato Bkt.	9817754	2	41.60	ACTUATOR, pass. & driver
70	6437-6637-9487 Elec. Frt. Seat Back Locks less Strato Bkt. Seats ..	9829732	RH	19.20	ACTUATOR, lock elec.
70	5237-5437-5467-6667- 8257-8457-8467 Elec. Frt. Seat Back Lock. . . .	9829732	RH	19.20	ACTUATOR, lock elec.
70	6437-6637-9487 Elec. Frt. Seat Back Locks less Strato Bkt. Seats ..	9829733	LH	19.20	ACTUATOR, lock elec.
70	5237-5437-5467-6667- 8257-8457-8467 Elec. Frt. Seat Back Lock. . . .	9829733	LH	19.20	ACTUATOR, lock elec.
69-72	30-40-50-6000 Bucket Seat less Reclining	8734070		2.87	BUTTON, pass. & driver seat back lock-push
69-72	9487.	8734070		2.87	BUTTON, pass. 8i driver seat back lock-push
67-70	All as Req.	9716582	AR	.10	CLIP, lock spring
67-68	All Bkt. Seats less Reclining	7666705		2.36	CONTROL, pass, lock
67-69	All Reclining Seats	7666702		9.50	CONTROL, reclining seat lock
67	9487.	7666705		2.36	CONTROL, pass, lock
67	9487 Strato Bench Seat less Reclining Seat.	7666705	RH	2.36	CONTROL, frt. lock
67	5487-6487-6667-87- 8467-9487 Bkt. Seats	7666706	1	2.26	CONTROL, driver seat back lock
67	9487 Bench Seat	7666706	LH	2.26	CONTROL, frt. seat back lock
67-69	9487 Reclining Strato Bench	7666702	1	9.50	CONTROL, front seat reclining back lock
67-70	8257-8457-67.	7661257	RH	3.38	CONTROL

67-70	8257-8457-67.	.7661258	LH	3.38	CONTROL
67-69	9487 Split Bench.	.7661257	RH	3.38	CONTROL
67-69	9487 Split Bench.	.7661258	LH	3.38	CONTROL
68-69	All Bkt. Seats	.7666706	1	2.26	CONTROL, driver lock
69	9000 Reclining Seats	.7666706	1	2.26	CONTROL, driver seat back lock
70	9487 Bench Seat less Elec. Frt. Seat Back Lock.	.7661257	RH	3.38	CONTROL
70	9487 Bench Seat less Elec. Frt. Seat Back Lock.	.7661258	LH	3.38	CONTROL
71-72	50-60-80-9000 (2 Drs.)	.9873860	RH	3.79	CONTROL, seat back lock
71-72	50-60-80-9000 (2 Drs.)	.9873861	LH	3.79	CONTROL, seat back lock
71-72	6035-45 Split Notch Seat	.9873860	RH	3.79	CONTROL, seat back lock
71-72	6035-45 Split Notch Seat	.9873861	LH	3.79	CONTROL, seat back lock
67-70	30-40-50-6000 (2 Drs.)	.9826034	2	1.49	ESCUTCHEON, lock hdl
67	All Bkt. Seats.	.7672525	1	1.23	ESCUTCHEON, driver & pass, lock knob
67	9487 Strato Bench.	.7672525	2	1.23	ESCUTCHEON, lock knob
67	9487 Split Frt. Seat	.7661248	2	1.28	ESCUTCHEON, lock knob
68	All Bkt. Seats.	.7740343	RH	1.23	ESCUTCHEON, lock knob
68	All Bkt. Seats.	.7740344	LH	1.23	ESCUTCHEON, lock knob
68-70	9000 Bench Seat	.7661248	2	1.28	ESCUTCHEON, lock knob
69	All Bucket Seats exc. 6667-8467 Reclining Seats.	.7740343	RH	1.23	ESCUTCHEON, pass, seat back lock knob
69	All Bucket Seats exc. 6667-8467 Reclining Seats.	.7740344	LH	1.23	ESCUTCHEON, drivers seat back lock knob
70	8257-8457-8467 Elec. Frt Seat Back Lock	.9826034	2	1.49	ESCUTCHEON, pass. & driver seat back lock handle
70	9000 Bench Seat & Elec. Frt. Seat Back Lock	.9826034	2	1.49	ESCUTCHEON, pass. 8< driver seat back lock handle
70	9000 Bench Seat, less Elec. Seat Back Locks	.7661248	2	1.28	ESCUTCHEON, pass. 8i driver seat back lock knob
71-72	3327-37-3437-67-4437- 4467.	.9826034	2	1.49	ESCUTCHEON, lock handle
71-72	5000.	.9827606	2	1.49	ESCUTCHEON, lock handle
67	8257-8457.	.7661249	2	.10	FERRULE, lock knob
67	All Bkt. Seats.	.7661249	2	.10	FERRULE, driver 8i pass, lock knob
68-70	8257-8457-67-9000 Bench Seat	.7661249	2	.10	FERRULE, front seat back lock knob
68	All Bkt. Seats.	.8712746	2	.10	FERRULE, lock knob
69	All Reclining Seat	.8712746	1	.10	FERRULE, pass. 8t driver seat back lock knob
70	9000 Bench Seats less Elec. Seat Back Lock	.7661249	2	.10	FERRULE, pass. 8i driver seat back lock knob
67-70	30-40-50-6000 (2 Drs.)	.9825855	RH	.36	HANDLE, back lock
67-70	30-40-50-6000 (2 Drs.)	.9825856	LH	.36	HANDLE, back lock
70	50-6000 2 Dr. Elec. Seat Lock.	.9829404	RH	2.87	HANDLE, back lock
70	50-6000 2 Dr. Elec. Seat Lock.	.9829405	LH	2.87	HANDLE, back lock
70	30-40-50-6000 (2 Drs.)	.9825855	RH	.36	HANDLE, back lock
70	8257-8457-8467 Elec. Frt. Seat Back Lock	.9829404	RH	2.87	HANDLE, back lock
70	9487 Bench Seat 8i Elec. Frt. Seat Back Lock	.9829404	RH	2.87	HANDLE, back lock
70	8257-8457-8467 Elec. Frt. Seat Back Lock	.9829405	LH	2.87	HANDLE, back lock
70	9487 Bench Seat 8i Elec. Frt. Seat Back Lock	.9829405	LH	2.87	HANDLE, back lock
71-72	3327-37-3437-67-4437- 4467.	.9825855	RH	.36	HANDLE
71-72	3327-37-3437-67-4437- 4467.	.9825856	LH	.36	HANDLE
71	50-60-80-9000 2 Dr.	.9867729	2	.36	HANDLE
71-72	5000 2 Drs.	.9830864	RH	5.07	HANDLE (painted)
71-72	5000 2 Drs.	.9830865	LH	1.54	HANDLE, pass, seat back lock
71-72	60-8000 (2 Drs.)	.9830864	RH	1.54	HANDLE, driver seat back lock (also used 1 1.620)
71-72	60-8000 (2 Drs.)	.9830865	LH	1.54	HANDLE, pass, seat back lock
71-72	9000 Bench Seat less Elec. Dr. Lock.	.9830864	RH	1.54	HANDLE, driver seat back lock
71-72	9000 Bench Seat less Elec. Dr. Lock.	.9830865	LH	1.54	HANDLE, pass, seat back lock
72	50-60-8000 2 Drs.	.9867729	2	5.07	HANDLE (painted)
72	9000 Bench 8< 60/40 Seat	.9867729	2	5.07	HANDLE (painted)

67	All Bkt. Seats less Reclin- ing Seat771091 0		21.40	HINGE, pass, back outer lock & striker (R.)
67	All Bkt. Seats771091 1		19.25	HINGE, driver back outer lock & striker (L.)
67	9000 Strato Bench less Reclining Seat771091 0		21.40	HINGE, frt. back outer lock & striker (R.)
67	9000771091 1		19.25	HINGE, frt. back outer lock & striker (L.)
67-68	All Bkt. Seats less Reclining & Headrest	7793472	RH	21.05	HINGE
67-68	All Bkt. Seats less Reclining & Headrest	7793473	LH	21.05	HINGE
68	All Bkt. Seats w/Headrest less Reclining Seats8734090	RH	21.65	HINGE
68	All Bkt. Seats w/Headrest less Reclining Seats8734091	LH	21.65	HINGE
69	3437-4437-67-4600- 5437-6437-6637-9000 Strato Seats8715725		26.10	HINGE, driver seat back outer lock
67-72	30-4000 (2 Drs.)7661259		1.33	KNOB, lock hdl.
67-70	8257-8457-67 Conv. Bench Seat7712052	2	2.15	KNOB, front seat back lock rod push button (red color code)
67-70	All Bkt. Seats7712051		1.13	KNOB, lock rod push button
67-68	9000 Bench Seats7712051		1.13	KNOB, lock rod push button
67-69	9487 Bench Seat7712053		2.05	KNOB, front seat back lock rod push button (green color code)
67-70	8257-8457-67-9000 Conv. Bench Seat7712054	2	2.05	KNOB, front seat back lock rod push button (yellow color code)
67-70	8257-8457-67 Conv. Bench Seat7712055	2	2.05	KNOB, front seat back lock rod push button (black color code)
67-70	50-6000 2 Drs.7661259	2	1.33	KNOB, lock hdl.
70	8257-8457-8467 Elec. Frt. Seat Back Lock7661259	2	1.33	KNOB, lock hdl.
70	9000 Bench Seat & Elec. Frt. Seat Back Lock7661259	2	1.33	KNOB, lock hdl.
70	9487 Bench Seat less Elec. Frt. Seat Back Lock7712054	2	2.05	KNOB, lock rod push button (w/yellow color code)
70	9487 Bench Seat less Elec. Frt. Seat Back Lock7712053	2	2.05	KNOB, lock rod push button (w/green color code)
72	50-60-8000 (2 Drs.) Elec. Seat Back Lock9725569	2		KNOB, lock (painted)
72	9000 Bench or 60/40 Seat Elec. Seat Back Lock9725569	2		KNOB, lock (painted)
67	All Reclining Seats7666701	RH	8.80	LOCK
67-69	30-40-50-60-8000 (2 Dr.)	.8761646	RH	8.55	LOCK
67-69	30-40-50-60-8000 (2 Dr.)	.7661252	LH	8.30	LOCK
67	9000 Split Frt. Seat8761646	RH	8.55	LOCK
67	9000 Split Frt. Seat7661252	LH	8.30	LOCK
67	5487-6487-6667-87- 8467 Bkt. Seats7666703	RH	7.35	LOCK
67	9487 Strato Bench less Reclining7666703	RH	7.35	LOCK
67	94877666703	RH	7.35	LOCK
67	4000 Bkt. Seat less Reclining7666703	RH	7.35	LOCK
67	40-50-60-8000 Bkt. Seats7666704	LH	7.35	LOCK
67	94877666704	LH	7.35	LOCK
68-69	All Reclining Seats9716194	RH	7.35	LOCK
68	All Bkt. Seats9716581	LH	8.65	LOCK
68	30-40-50-60-8000 Bkt. Seat less Reclining9716580	RH	7.60	LOCK
68	90009716580	RH	7.60	LOCK
68-69	9000 Bench Seat8761646	RH	8.55	LOCK
68	9000 Bench Seat7661252	LH	8.30	LOCK
68-70	9000 Bench7661 252	1	8.30	LOCK, front seat back
69-70	30-40-50-60-8000 (2 Dr.)	.7661252	LH	8.30	LOCK
69	All Bkt. Seats9716581	LH	7.60	LOCK
69	30-40-6000 Bkt. less Reclining8734069	2	9.05	LOCK, pass. & driver seat back-center (incl. strap)
69	9487 less Reclining8734069	2	9.05	LOCK, pass. & driver seat back-center (incl. strap)

70	30-40-50-60-8000 (2 Drs.)	9806794		9 05	LOCK.
70	9487 Bench Seat	9806794		9 05	LOCK.
70	30-40-50-60-8000 (2 Drs.)	9806795		9 05.	LOCK,
70	9487 Bench Seat	9806795		9 05	LOCK,
70	6437-6637 less Strato Bkt. Seats	9806796		10 70	LOCK, pass, seat back (elec.)
70	5237-5437-5467-6667- 8257-8457-8467	9806796		10 70	LOCK, pass, seat back (elec.)
70	9487 Bench Seat	9806796		10 70	LOCK, pass, seat back (elec.)
70	6437-6637 less Strato Bkt. Seats	9806797		10 70	LOCK, driver seat back (elec.)
70	5237-5437-5467-6637- 8257-8457-8467	9806797		10 70	LOCK, driver seat back (elec.)
70	9487 Bench Seat	9806797		10 70	LOCK, driver seat back (elec.)
70	3437-4437-67-4600- 5437-9000	9817755	2	12 60	LOCK, pass. &t driver seat back-ctr.
70-71	6637-47 Bkt. Seat less Reclining	9817755	2	12 60	LOCK, pass. &t driver seat back-ctr.
71-72	3337-3437-4437 Bkt. Seat	9817755	2	12 60	LOCK, pass. &t driver seat back-ctr.
71-72	9487	9817755	2	12 60	LOCK, pass. &t driver seat back-ctr.
71-72	3327-37-3437-67-4437- 4467	9806794	1	9 05	LOCK,
71-72	3327-37-3437-67-4437- 4467	9806795	1	9 05	LOCK, driver seat back
71-72	50-60-80-9000 (2 Drs.)	9836518	RH	40 95	LOCK, pass seat back (elec.)
71-72	50-60-80-9000 (2 Drs.)	9836519	LH	40 95	LOCK, driver seat back (elec.)
71	50-60-80-9000 2 Drs.	9836520	1	5 40	LOCK, pass seat back (manual)
71	50-60-80-9000 2 Drs.	9836521	1	5 40	LOCK, driver seat back (manual)
72	50-66-8200 2 Drs.	9836520	1	5 40	LOCK, pass. seat back (manual)
72	50-66-8200 2 Drs.	9836521	1	5 40	LOCK, driver seat back (manual)
72	8437 (60/40)	9836520	1	5 40	LOCK, pass. seat back (manual)
72	8437 (60/40)	9836521	1	5 40	LOCK, driver seat back (manual)
72-73	All E (60/40 or 40/40 Seat)	9836520	1	5 40	LOCK, pass, seat back (manua
72-73	All E (60/40 or 40/40 Seat)	9836521	1	5 40	LOCK,
NOTE For models with Elec. Seat lock refer to actuator in Grp. 1 1.390.					
67	All Bkt. Seats	7699326		.15	RETAINER, seat back panel trim at lock knob
67-70	9487 Bench Seat	7699327		.82	RETAINER, seat back panel trim at lock knob
67-70	8257-8457-67	7699328		.82	RETAINER, seat back panel trim at lock knob
67	9000 Strato. Bench	7699326		.15	RETAINER, seat back panel trim at lock knob
68	All Bkt. Seats	7737854		.15	RETAINER, trim at lock knob
69	9000 Reclining Bench Seat	7737854		.15	RETAINER, seat back trim panel at lock knob
69	All Reclining Bkts	7737854		.15	RETAINER, seat back trim panel at lock knob
70	9487 Bench Seat less Elec. Frt. Seat Back Lock	7699327	2	.82	RETAINER, seat panel trim at lock knob
11.390 ROD — SOLENOID — SPRING --STRIKER. SEAT BACK LOCKS					
67	9487 Bench Seat (1st Type)	9809030	RH	.77	ROD, locking (10 1/8" long)
67	9487 Bench Seat (1st Type)	7661256	LH	.67	ROD, locking (10 V long)
67	9000 Bench Seat (2nd Type)	7715951	RH	.87	ROD, locking (10" long)
67	9000 Bench Seat (2nd Type)	7715952	RH	.87	ROD, locking (10" long)
67	All Bkt. Seats	7674307	LH	.30	ROD, locking
67	9000 Strato Bench	7674307	LH	.30	ROD, locking
67	All Bkt. Seats less Reclining	7674306	RH	.30	ROD, locking
67	9000 Strato Bench Seat less Reclining Seat	7674306	RH	.30	ROD, locking
68-69	9000 Conventional Bench Seat	7715951	RH	.87	ROD, locking (10" long)
68-69	9000 Conventional Bench Seat	7715952	LH	.87	ROD, locking (10" long)
68-70	8257-8457-67	9809030	RH	.77	ROD, locking
68-70	8257-8457-67	7661256	LH	.67	ROD, locking (10V long)
68	All Bkt. less Reclining	7771322	RH	.67	ROD
68	All Bkt. less Reclining	7771323	LH	.67	ROD
67-69	All Reclining Seats	7674308	RH	.62	ROD, locking
69	9000	7771322	RH	.67	ROD, locking

69	3437-4437-67-4637-67-						
	6637-67 Bucket Seats						
	less Reclining.7771322	RH	.67	ROD.		
69	9000 Reclining Bench	7771323	LH	.67	ROD, *		
69	All Bucket Seats.7771323	LH	.67	ROD,		
70	9487 Bench Seat less						
	Elec. Frt. Seat Back						
	Lock.9809028	RH	.77	ROD,		
70	9487 Bench Seat less						
	Elec. Frt. Seat Back						
	Lock.9809029	LH	.77	ROD,		
71-72	5257-5457-6647-67-						
	8237-8437-9000.	9605892		.77	ROD, pass, seat back locking includes nylon retainer		
71-72	5257-5457-6647-67-						
	8237-8437-9000.	9605893		.77	ROD, dr. seat back locking includes nylon retainer . .		
70	6637 Elec. Frt. Seat Back						
	Locks 8. Strato Seat	9722039	2	19.30	SOLENOID, pass. 8i driver.		
70-72	9487 Elec. Frt. Seat Back						
	Lock9722039	2	19.30	SOLENOID, pass & driver.		
70	5237-5437-5467-6667-						
	8257-8457-8467 Elec.						
	Frt. Seat Back Lock	9829734	RH	21.70	SOLENOID, lock actuator.		
70	6437-6637-9487 Bench						
	Seat 8i Elec. Frt. Seat						
	Back Lock9829734	RH	21.70	SOLENOID, lock actuator.		
70	5237-5437-5467-6667-						
	8257-8457-8467 Elec.						
	Frt. Seat Back Lock9829735	LH	21.70	SOLENOID, lock actuator.		
70	6437-6637-9487 Bench						
	Seat & Elec. Frt. Seat						
	Back Lock9829735	LH	2 1.70	SOLENOID, lock actuator.		
71-72	5257-5457-67-6647-						
	6667-8237-8437-9000						
	Elec. Seat Back9836674	RH	21.25	SOLENOID, pass, seat back lock.		
71-72	5257-5457-67-6647-						
	6667-82-8437-9000						
	Elec. Seat Back9836675	LH	21.25	SOLENOID, driver seat back lock.		
67-70	All (2 Drs.) Bench Seat . . .	9710444	RH	.25	SPRING, lock bolt.		
67-70	All (2 Drs.) Bench Seat . . .	9710445	LH	.25	SPRING, lock bolt.		
67-69	All (2 Drs.) Bench Seat . . .	9710448	RH	.15	SPRING, lock detent.		
67-69	All (2 Drs.) Bench Seat . . .	9710449	LH	.15	SPRING, lock detent.		
67	All Bkt. Seats less						
	Reclining.9710530	RH	.25	SPRING, seat back lock bolt.		
67	9000 Strato Bench less						
	Reclining.9710530	RH	.25	SPRING, frt. seat back lock bolt.		
67-68	All Reclining Seats9710531	RH	.25	SPRING, lock bolt.		
67-68	All Reclining Seats9710533	RH	.10	SPRING, lock detent.		
67	All Bkt. Seats9710531	LH	.25	SPRING, seat back lock bolt.		
67	9000 Strato Bench.9710531	LH	.25	SPRING, frt. seat back lock bolt.		
67	All Bkt. Seats less						
	Reclining Seats.9710532	RH	.10	SPRING, seat back lock detent.		
67	9000 Strato Bench less						
	Reclining Seat9710532	RH	.10	SPRING, frt. seat back lock detent.		
67	All Bkt. Seats9710533	LH	.10	SPRING, seat back lock detent.		
68-70	All Bkt. Seats.9716573	LH	.41	SPRING, lock bolt.		
68-69	All Bkt. Seats.9716571	LH	.4 1	SPRING, lock detent.		
68	All Bkt. Seats less						
	Reclining.9716570	RH	.36	SPRING, lock detent.		
68	All Bkt. Seats less						
	Reclining9716572	RH	.41	SPRING, lock bolt.		
69	9000 Strato Bench9716571	RH	.41	SPRING, back lock.		
69	All Bkt. Seats.9716571	RH	.41	SPRING, lock detent.		
69	All Reclining Seats9716573	RH	.41	SPRING, lock bolt.		
70	All (2 Drs.) Bench Seat . . .	9723854	RH	.15	SPRING, lock detent.		
70	All (2 Drs.) Bench Seat . . .	9723855	LH	.15	SPRING, lock Detent.		
71-72	30-4000 (2 Drs.) Bench						
	Seat9723855	1	.15	SPRING, driver seat back lock detent		
71-72	30-4000 (2 Drs.) Bench						
	Seat9710444	RH	.25	SPRING, frt. seat back lock bolt.		
71-72	30-4000 (2 Drs.) Bench						
	Seat9710445	LH	.25	SPRING, frt. seat back lock bolt.		
71-72	30-4000 (2 Drs.) Bench						
	Seat9723854	1	.15	SPRING, pass, seat back lock detent.		
71	50-60-80-9000 (2 Drs.) . . .	9836668	2	.25	SPRING, frt. seat back actuator lock (manual)		
71-72	50-60-80-9000 (2 Drs.) . . .	9888790	2	.30	SPRING, frt. seat back actuator lock (electric)		
72	50-60-9000 2 Dr. Elec.						
	Seat Back Locks	9888790	2	.30	SPRING, frt. seat back actuator lock.		
72	50-66-8200 2 Drs.	9836668	1	.25	SPRING, frt. seat back actuator lock (manual)		

72	8437 (60/40)	9836668	2	.25	SPRING, frt. seat back actuator lock (manual)
72	9000 (60/40) less Elec. Seat Back Lock	9836668	2	.25	SPRING, frt. seat back actuator lock (manual)
67-72	30-4000 (2-Drs.)	7666998	RH	2.36	STRIKER, lock .
67-72	30-4000 (2-Drs.)	7666999	LH	2.36	STRIKER, lock .
67	9000 Strato Bench	9716324	LH	2.36	STRIKER, lock .
67	9487 Split Frt. Seat	7661253	2	2.26	STRIKER, lock .
67-70	50-60-8000 (2-Drs.)	7661253	2	2.26	STRIKER, lock .
68-70	9000 Bench Seat	7661253	2	2.26	STRIKER, lock .
67-68	All Bkt. Seats less Reclining	9716324	2	2.36	STRIKER, lock
68	All Reclining Seats	9716324	RH	2.36	STRIKER, lock
69	All Reclining Seats	9718762	RH	3.13	STRIKER, lock
71-72	50-60-8000 (2 Dr.)	9848534	2	.92	STRIKER, frt. seat back lock outer
71-72	9000 Bench Seat	9848534	2	.92	STRIKER, frt. seat back lock outer
67-69	All Reclining Seats	7674692	RH	1.64	SUPPORT, lock control
67	Special-Skylark-LeSabre- Wildcat (2-Drs.)	7661271		.30	SUPPORT, lock hdl. escn
67	9487	7674690		.10	SUPPORT, driver & pass, lock control
68	All (2-Drs.)	7661271		.30	SUPPORT, lock hdl. escn
67-68	All Bkt. less Reclining	7674690		.10	SUPPORT, driver & pass, lock control
69-72	30-4000 (2 Drs.)	7661271		.30	SUPPORT, lock handle escutcheon ...
69	3437-4437-67-4637- 4667-6637-9487	7674690	LH	.10	SUPPORT, lock control
69-70	50-6000 (2 Drs.)	7661271	2	.30	SUPPORT, lock handle escn.
70	8257-8457-8467 Frt. Seat Back Elec. Lock	7661271	2	.30	SUPPORT, lock hdl. escn.
70	9487 Bench Seat w/Seat Back Elec. Lock	7661271	2	.30	SUPPORT, lock hdl. escn
71-72	50-60-8000 2 Dr.	9848535	2	.10	WASHER, frt. seat back lock outer striker
71-72	9000 Bench Seat	9848535	2	.10	WASHER, frt. seat back lock outer striker (also used 1 1.620)
71-72	9000	7620864	2	.62	GROMMET, seat cush.-used as guide—(1 1.377)
71-72	9000	7620865	2	.51	WASHER, seat cush.-used as guide—(1 1.377)
71-72	All B-C-E 2 Drs.)	9834824	2	.15	SCREW, lock hdl. to spindle—(1 1.377)

11.419 FRAME & SPRING, FRONT SEAT CUSHION

64	40-41-42-4300 (4-Drs.)	4526464	-1	74.20	FRAME & SPRING .
65	30-4000 (4-Drs.)	4526464	1	74.20	FRAME & SPRING
65-66	6637 67 8437-67	4465688	1	106.35	FRAME 8. SPRING .
65	52-54-62-6437 1st Type (Concealed Hinge Arms)	4465686	1	99.35	FRAME 8. SPRING
65	52-54-62-6437 2nd Type (Exposed Plastic Hinge Arm Cvr.)	4465684	1	99.35	FRAME 8> SPRING .
65-66	54-6467-8237	4465686	1	99.35	FRAME 8. SPRING .
65-66	6639	4511444	1	88.80	FRAME 8i SPRING .
65	8439 Split Frt Seat Back	4511444	1	88.80	FRAME 8> SPRING .
66	30-4000 (4-Drs.) exc. 43- 4439	4526464	1	74.20	FRAME 8. SPRING
66	52-54-6437	4465684	1	99.35	FRAME 8> SPRING
66	8439-69 Split Frt. Seat	4511444	1	88.80	FRAME 8t SPRING
66	9487 Strato Bench	4541538	1	162.45	FRAME 8. SPRING
66	9487	4465686	1	99.35	FRAME 8. SPRING
71-72	3337 Bkt. Seats	9846237	2	76.80	FRAME 8. SPRING
71-72	5237-5457-67-8237	9870602	1	80.45	FRAME 8i SPRING
71-72	50-60-8000 (4 Drs.)	9870601	1	57.65	FRAME 8t SPRING
71	9000 Bench Seat	9870602	1	80.45	FRAME 8i SPRING
71-72	9000	9835126	1	45.00	FRAME
72	All (60/40 Seat)	9870605	1		FRAME 8i SPRING, pass .
72	All (60/40 Seat)	9870606	1	66.95	FRAME 8. SPRING, driver
56-72	All	4562491	AR	.10	CLIP, frt. cush. helical tie wire

11.419 CUSHION FRONT SEAT (LESS TRIM COVER AND SEAT ADJUSTER)

65-66	50-60-8000 (4-Drs.) exc. 6639	7636133		105.25	CUSHION
66	30-4000 exc. 43-4439	7621824		78.95	CUSHION
66	4000 Reclining Bkt. Seat	7618295		82.35	CUSHION, pass
66	4307-17-67-4407-17-67- 4600	7618296		77.10	CUSHION, driver
66	43-4439	7621823		122.60	CUSHION
66	5437-67-6437-67 Reclining Strato Bkt.	7617913		81.70	CUSHION, pass
66	5437-67-6437-67	7617914		74.95	CUSHION, pass. & driver
66	6637-67 Reclining Bkt.	7617915		77.10	CUSHION, pass
66	9487	7636396		96.55	CUSHION, pass

66	9487	7636397	1	82.95	CUSHION, driver
66	6637-67	7617916	2	74.95	CUSHION, driver 8i pass.
66	8467 Reclining Bkt. Seat	7617917	1	82.35	CUSHION, pass
66	8467	7617918	2	74.95	CUSHION, pass. 8i driver
67	30-4000 (2-Drs.)	7716571	1	120.35	CUSHION
67	30-4000 (4-Drs.) exc. 43-				
	4439	7716572		101.55	CUSHION
67	3517-3617-4307-17-39-				
	67-4407-17-39-67				
	Split Frt. Seat	7716573		120.35	CUSHION
67	4000 Bkt. Seats	7716586		89.20	CUSHION, driver 8i pass.
67	4000 Reclining Bkt. Seat	7716590		107.75	CUSHION, pass
67	50-64-8000 (4-Drs.)	7716604		117.60	CUSHION
67	52-54-6487	7716605		126.40	CUSHION
67	54-64-8257	7716606		120.35	CUSHION
67	50-60-8000 Bkt. Seats	7716627		84.20	CUSHION, pass
67	50-60-8000 Bkt. Seats	7716626		84.20	CUSHION, driver
67	50-60-8000 Reclining				
	Bkt. Seat	7716630		97.80	CUSHION, pass
67	6667-87-8457-67	7716607		129.95	CUSHION
67	6639-8439-69 Split Seat	7716608		128.75	CUSHION
67	8439 Cust. Trims.	7716618		120.15	CUSHION
67	9487	7716666		133.55	CUSHION
67	9487 Strato Bench	7716667		217.80	CUSHION
67	9487 Bkt. Seats	7716688		95.35	CUSHION, driver
67	9487 Bkt. Seats (less				
	Reclining)	7716689		95.35	CUSHION, pass
67	9487 Reclining Bkt. Seat	7716699		111.40	CUSHION, pass
68	30-4000 (4-Drs.) exc.				
	4439	7788680		110.50	CUSHION
68	3327-34-35-4437-67	7788679		128.75	CUSHION
68	30-4000 (Bkt.)	7788696		92.00	CUSHION, pass & driver
68	30-4000 Reclining Bkt.	7788697		118.05	CUSHION, pass
68	3537-4437-39-67 Notch				
	Back Seat	8777193		125.80	CUSHION
68	50-64-8000 (4-Drs.)	9812261		109.45	CUSHION
68	52-54-6487	7788723		129.05	CUSHION
68	5467-8257	7788724		122.40	CUSHION
68	54-6487-6667-87-8467	7788747		92.00	CUSHION, pass. & driver
68	54-6487-6667-87-8467				
	Reclining Bkt.	7788748	1	18.05	CUSHION, pass
68	6639-66-67-87-8439-57-				
	67-69 Notch Back Seat	7788725		136.55	CUSHION
68	9000 (Std. Trim)	7788813		93.15	CUSHION, pass. & driver
68	9000 (Custom Trim)	7788814		95.50	CUSHION, driver & pass
68	9000	7788782		136.20	CUSHION
68	9000 Strato Seat	7788783		220.45	CUSHION
68	9487 Reclining Bkts	7788815		119.20	CUSHION, pass, (std.)
68	9487 Reclining Skts	7788816		121.50	CUSHION, pass, (custom)
69	3327-3437-3537-4437-				
	67-4637-67	8777193		125.80	CUSHION
69-70	3369-3435-36-3569-				
	4456-66-69	9812278		64.85	CUSHION
69	3437-4437-67-4637-67				
	Bkt. Seat	8777210	2	97.15	CUSHION, pass & driver
69	3437-4437-67-4637-67				
	Reclining Bkt. Seat	8777280		119.75	CUSHION, pass
69	4439	8777401		128.15	CUSHION
69	3537-4437-67 Notch				
	Back Seat	8777195		131.90	CUSHION
69	5237-5437-6437	8777174			
69	5437-6437-6637 Reel.			127.00	CUSHION
	Bkt. Seats	8777281			
69	5437-6437-6637 Bkt.			130.20	CUSHION, pass
	Seats less Reclining	8777288	2		
69	5467-8257-9487 Bench			1 19.20	CUSHION, pass. 8i drivers
	Seat	8777178		125.80	CUSHION
69-70	8439-69 Split Notch				
	Back Seat	9812258			
69	8439-69 (60-40)	8777206		132.85	CUSHION
69	8439-69 (60-40)	9812272		166.05	CUSHION, driver
69	8457(60-40)	8777415		203.70	CUSHION, pass
69	8457 (60-40)	8777424		172.40	CUSHION, driver
69	9487 Reclining Bkt. Seat	8777287		221.00	CUSHION, pass
69	9487 Reclining Strato			130.20	CUSHION, pass
	Bench Seat	8777400		186.30	CUSHION
69	9487	8777212		1 19.20	CUSHION, pass. & driver
69-70	9487 Strato Bench	9812259		170.05	CUSHION

70	3437-3537-4437-4439-4- 467-4637-4667 Split Notch Back Frt. Seat . .	9812277	1	133..65	CUSHION
70	3327-34-35-4437-4637- 4667.....	9812274	1	72..70	CUSHION
70	30-4000 Bkt. Seat.....	9812264	2	59..70	CUSHION
70	5237-5437-6437.....	9812252	1	111..10	CUSHION
69-70	5239-5269-5439-5469- 6036-6046-6439- 6469-8239-8269- 8439-8469.....	9812261	1	109 .45	CUSHION
69-70	6637-39-67-8457-67. . . .	9812258	1	132 .85	CUSHION
70	6637-9487 Strato Bkt. Seat.....	9812269	2	83 .15	CUSHION
70	5467-9487 Bench Seat..	9812254	1	118..20	CUSHION
70	6036-6046 Split Notch Back Frt. Seat.....	9812257	1	144..80	CUSHION
70	All (60/40).....	9812271	1	159 .20	CUSHION, driver
70	All (60/40).....	9812272	1	203..70	CUSHION, pass.
70	8257.....	9812255	1	121 .15	CUSHION.....
71-72	30-4000 Bkt. Seat.....	9865953	2	81 .75	CUSHION
71-72	3327-37-3437-67-4437- 67 Bench Seat.....	9865955	1	128. 15	CUSHION
71-72	3369-3436-4439-69 Bench Seat.....	9865954	1	68. 15	CUSHION
71-72	3337-3437-67-4437-39- 67 (Notch Back).....	9865956	1	132. 25	CUSHION
1 1.556 MOTOR, FRONT SEAT ADJUSTER					
60	4867 2nd Type less Assist Spg.....	4939191		34.40	MOTOR, horiz.
61	44-46-47-4800 2nd Type, Shunt Wound (Part No. Stamped on Mtr.) 4-Way Seats	5045244	1	34.45	MOTOR, horiz. & vert.
61	4800.....	4939191	1	34.40	MOTOR, horiz
61	4829-67.....	4939191	1	34.40	MOTOR, horiz. adjr. . .
62	44-46-4800 (4 & 6-way Seats).....	5045244		34.45	MOTOR, horiz. & vert.
62	4829-67.....	4939191		34.40	MOTOR, horiz
62	4847-67.....	5045321		33.50	MOTOR.....
63	All (4-Way) Bkt. Seats . . .	5045373		33.50	MOTOR, horiz. & vert.
63	4439-47-67-4639-4819- 29-39-47-67 4-way Seats.....	5045244	1	34.45	MOTOR, horiz. & vert.
63	4439-47-67-69-4639- 4819-29-39-47-67 6- way Seats.....	5045244		34.45	MOTOR, horiz. & L vert.
63	4829-39 (2-way Seats) ..	4939191		34.40	MOTOR, horiz
63-64	4800 Bkt. Seats.....	5045321		33.50	MOTOR.....
63-64	4867.....	4939191		34.40	MOTOR, horiz.....
64	4067-4127-4300 4-way Bkt. Seat.....	5045385		34.45	MOTOR.....
64	40-41-42-4300 4-Way . . .	5045385		34.45	MOTOR, horiz. & vert.
64	44-46-4800 4-Way Seats 1 st Type (Identify by No. 5045244 Stamped on Old Motor).....	5045244	1	34.45	MOTOR, horiz. & vert.
64	44-46-4800 2nd Type 4- Way Seats (Identify by No. 5045384 Stamped on Old Motor).....	4939298	1	37.75	MOTOR, horiz. & vert.
64-65	LeSabre-Wildcat-Electra (6-Way Seats).....	4939194	1	34.45	MOTOR, horiz. 8i vert.
64	4447-67-4639-47-67- 4747-4847-67 4-Way Bkt. Seat.....	5045373	1	33.50	MOTOR, horiz. & vert.
65	All 2 Drs. exc. 82-8437 (4-Way Bkt. Seats).....	5045385		34.45	MOTOR.....
65-69	8467.....	4939191		34.40	MOTOR, horiz.....
65-68	8467 (2-Way Bkt.).....	5045321		33.50	MOTOR.....
65	9000 (4-Way Bkt.).....	5045373		33.50	MOTOR, horiz. & vert.
65-68	All (4-Way Bench).....	4939298		37.75	MOTOR, horiz. 8i vert.
66-69	All (4-Way Bkt.).....	4939203		34.45	MOTOR, horiz. 8i vert.
66-69	All (6-Way).....	4939194		34.45	MOTOR, horiz. & vert.
69	All (4-Way) 1st Type (Part No. Stamped on Mtr.).....	4939298	1	37.75	MOTOR, horiz. & vert.

69	All (4-Way) 2nd Type (Part No. Stamped on Motor)	4939194		34.45	MOTOR, horiz. & vert.
69	All (60/40) less 6-Way	4939186		35.50	MOTOR
69-73	All B-C-E (6-Way) 60/40 or 40/40	4939204		35.15	MOTOR, horiz. & vert.
69-73	All 4 or 6-way Bench	4939194		34.45	MOTOR, horiz. 8i vert.
69-72	34-4437-67-4637-67-6637-9487 4-Way Bkt. (Service Mtr. for Old Mtr. Marked 5045617)	4939203		34.45	MOTOR.
70	8400 (60-40) less 6-Way Pwr. (Service Mtr. for Old Mtr. Marked 5045614)	4939186	1	35.50	MOTOR.
70	8467 Service Mtr. for Old Motor Marked 5045615	4939191		34.40	MOTOR
71	3337 (4-Way Bkt.)	4939203		34.45	MOTOR
71-73	All B-C (60-40) less 6-Way	9825015	LH	41.50	MOTOR.
11.556 SOLENOID, FRONT SEAT ADJUSTER TRANSMISSION					
60-64	All (4-Way)	4306547		10.40	SOLENOID
60	All 1 Mtr. (6-Way)	4306495		13.15	SOLENOID
61-63	44-46-47-4800 (6-Way)	4306495		13.15	SOLENOID
65-72	30-4000 (4-Way)	5719228		10.30	SOLENOID
64-65	Special-Skylark 2 Drs. (4-Way Bkt.)	9724476		10.95	SOLENOID
65	50-60-8000 (4-Way Bkt.)	5719228		10.30	SOLENOID
65-70	50-60-8000 (4-Way Bench)	4306547		10.40	SOLENOID
65-70	9000 (4-Way Bench)	4306547		10.40	SOLENOID
65	9000 (4-Way Bkt.)	4306547		10.40	SOLENOID
64-72	All (6-Way Bench)	5717845		13.20	SOLENOID
69-72		9718499		16.75	SOLENOID
66-72	All 4-Way Bkt. Seats	9724476		10.95	SOLENOID
11.556 TRANSMISSION—PAD—SUPPORT, FRONT SEAT ADJUSTER					
61	44-46-47-4800 2nd Type, Used with Mtr. 5045243 (4-Way)	9707157		30.25	TRANSMISSION
61-63	All (6-Way)	4810748		35.10	TRANSMISSION
64	44-46-47-4800 (4-Way Bkt.)	9707157		30.25	TRANSMISSION
62-64	All (4-Way)	9707157		30.25	TRANSMISSION
65	5437-67-6437-67-6637-67-8467 (4-Way Bkts.)	9707135		28.50	TRANSMISSION
65	50-60-80-9000 (4-Way)	9707157		30.25	TRANSMISSION
65-72	30-4000 (4-Way Seats)	9707135		28.50	TRANSMISSION
66-69	All (4-Way Bkt. Seats)	9705313		29.95	TRANSMISSION
64-72	All (6-Way Bench Seats)	9707156		34.50	TRANSMISSION (when using on models prior to 1966 also use 9707155 coupling)
66-70	50-60-80-9000 (4-Way Bench)	9707157		30.25	TRANSMISSION
69-72	All (60-40) 6-Way	9718584		49.45	TRANSMISSION
70-72	All (4-Way Bkt.)	9724475		31.80	TRANSMISSION, driver horiz. & vert.
60-72	All	5711115	AR	.36	PAD, trans, supt. (rubber)
64-68	Special-Skylark-G.S. (4-Way)	5717512		1.64	SUPPORT, trans.
64	44-46-4800 2nd Type 4-Way Seats	5717512		1.64	SUPPORT, trans.
64	44-46-4800 6-Way Seats	5717512		1.64	SUPPORT, trans.
65	50-60-8000 (4 or 6-Way Seats)	5717512		1.64	SUPPORT, trans.
66	All 4-Way Bkt.	9721866		6.50	SUPPORT, trans.
66-68	50-60-80-9000 (4 or 6-Way Bench)	9707584		6.95	SUPPORT, trans.
67	9000 (4 or 6-Way Strato Bench)	5717512		1.64	SUPPORT, trans.
67	All (4-Way Bkt.) exc. 9000	9721866		6.50	SUPPORT, trans.
67-68	9487 (4-Way Bkt.)	9710771		6.40	SUPPORT, trans.
68-69	All (4-Way Bkts.)	9721866		6.50	SUPPORT, trans.
63-72	All Power Seats	5714673		.10	SCREW, trans, supt.
69-70	8400 (60-40) 6-Way	9717769		.15	SCREW, trans, supt.

11.556		SUPPORT, FRONT SEAT ADJUSTER MOTOR			
61-62	4829-67	4307947		1.49	SUPPORT, horiz adjr. mtr.
63	4829-39 (2-Way Seats)	4307947		1.49	SUPPORT, horiz adjr. mtr.
63-68	Electra Conv.	4307947		1.49	SUPPORT, horiz adjr. mtr.
66-68	8467 (2-Way Seats)	9705733		3.69	SUPPORT
69-70	8400 (60-40) (6-Way)	9717762		4.92	SUPPORT driver adjuster trans. & motor
69-70	8400 (6-Way) 60-40	9717763		5.80	SUPPORT pass, adjuster trans, motor ...
69	30-4000 4-Way (1st Type)	5717512		1.64	SUPPORT, adjr. trans
69	3400-3500-4 400-4 600 4-Way 2nd Type	.9721868		2.82	SUPPORT, adjr. trans. & mtr.
69	50-60-80-9000 (4 or 6-Way Bench) 1st Type	9707584		6.95	SUPPORT, trans.
69	50-60-80-9000 (4 or 6-Way Bench) 2nd Type	9721866		6.50	SUPPORT, trans. 8i mtr.
69	8467 1st Type	4307947		1.49	SUPPORT, horiz. adjr. mtr.
69	8467 2nd Type	9721874		2.56	SUPPORT, horiz. adjr. mtr.
69	8400 (60-40) less 6-Way (1st Type)	9717654		2.61	SUPPORT, driver adjr. mtr.
69	8400 (60-40) less 6-Way (2nd Type)	9721878		3.13	SUPPORT, driver adjr. mtr.
69	9487 4-Way Bkt. (1st Type)	9710771	1	6.40	SUPPORT, adjr. trans, mtr.
69	9487 4-Way Bkt. (2nd Type)	9721865		5.80	SUPPORT, adjr. trans, mtr.
69	9000 4-Way Strato Bench (1st Type)	.5717512	1	1.64	SUPPORT, adjr. trans
69	9000 4-Way Strato Bench (2nd Type)	9721868	1	2.82	SUPPORT, adjr. trans. & mtr.
NOTE 1st Type to accommodate standard machine thread screw, 2nd type support to accommodate self-threading screw.					
70-71	30-40-6000 4-Way Bkt.	9721864	1	6.35	SUPPORT, driver adjr. trans, mtr.
72	NOTE: 1st type has 2 cables (1 green & 1 black). 2nd type has 3 cables (1 green & 2 black)				
72	All w/4-Way Bkts. (1st Type)	.9721864		6.35	SUPPORT, driver seat advr. trans, mtr.
72	All w/4-Way Bkts. (2nd Type)	.9605377		6.20	SUPPORT, driver seat advr. trans, mtr.
70	50-60-80-9000 (4 or 6-Way Bench)	.9721866		6.50	SUPPORT, adjr. trans. 8i mtr.
70	8467	9721874		2.56	SUPPORT, horiz. adjr. mtr.
70	8400 (60-40) less 6-Way	9721878		3.13	SUPPORT, driver adj. mtr.
70	9000 4-Way Bkt	.9721865		5.80	SUPPORT, driver adj. trans, mtr.
70-71	30-4000 4-Way Elec	.9721868		2.82	SUPPORT, adjr. trans. & mtr.
70-71	9487 4-Way Strato Bench Seat	9721868		2.82	SUPPORT, adjr. trans. & mtr.
71-72	3337-9000 4-Way Bkt.	9721864		6.35	SUPPORT, driver seat adjr. trans mtr.
71-72	30-4000 4-Way	9721868		2.82	SUPPORT, seat adj. trans. & mtr.
71-72	All 6-Way (60-40)	9819227		6.30	SUPPORT, frt. seat adj. trans. 8i mtr
71-73	All B-C (60-40)	9825016		1.08	SUPPORT, driver seat adjr. mtr.
71-73	All (6-Way)	.9839015		2.00	SUPPORT, seat adj. trans, mtr.
70	All	9717769	2	.15	SCREW, frt. seat adjr. supt. to mtr.
71-73	All	9721847	AR	.10	SCREW, frt. seat adj. supt. to mtr.

11.556		GEAR & CLUTCH, FRONT SEAT ADJUSTER TRANSMISSION			
61-73	All (4 or 6-Way Seats)	5711128	AR	.97	GEAR, horiz. & vert.
61-73	All (6-Way Seats)	5711129	1	.67	GEAR, rr. vert.
66-72	All (4-Way Bkt. Seats)	9705328	1	3.23	GEAR, driving
66-73	All (6 Way Bench)	.9707154	1	.97	GEAR, driving
69	8439-57-69 (6-Way Split Front Seat)	5711129	1	.67	GEAR, horiz. 8i vert.
69-72	All (60-40) 6-Way	9718264	1	5.55	GEAR, driving
69-72	All (60-40) 6-Way	9718265	1	.82	GEAR, idler
61-67	All as Required	4307436	AR	.15	WASHER, driving gr. thrust.
68-72	All (4-Way Bucket Seat)	4307436	1	.15	WASHER, driving gr. thrust.

11.556		SHAFT—DOG—PLUNGER—SPRING, FRONT SEAT ADJUSTER TRANSMISSION CLUTCH			
60-73	All Pwr. Seats as Required	5711693	AR	1.13	SHAFT.
61-73	All Pwr. Seats as Required	5711 126	AR	.25	DOG. shaft
60-73	All as Required	4306361	AR		
61-73	All Pwr. Seats as Required	5711127	AR	1.08	PLUNGER, shaft.
60-73	All Pwr. Seats as Required	4306371	AR	.10	SPRING, shaft
				.10	WASHER, shaft

	1 1.556	PULLEY—COVER—RING, FRONT SEAT ADJUSTER TRANSMISSION			
66-72	All (4-Way Bucket)	9705348	.56		PULLEY, transmission at transmission
66-72	All (4-Way Buckets)	9705349	.56		PULLEY, transmission at motor.....
66-72	All (4-Way Buckets)	9705350	1.32		RIDGE Rupture (rubber).....
	11.558	SWITCH, FRONT SEAT ADJUSTER			
59	4467-4667-4867	4728670	2.5 1		SWITCH, frt. seat adjr.—(10.79 1)
60	4637-4667-4867	4728670	2.51		SWITCH, frt. seat adjr.—(10.791)
61	4637 Bkt. Seats	4728670	2.51		SWITCH, frt. seat adjr.—(10.79 1)
61	4829-67	571 1067	2.97		SWITCH, on a/rest.....
62	4447-4667 Bkt. Seats	4728670	2.51		SWITCH, frt. seat adjr.— (10.791).....
62-64	4829-47-67	5714008	3.02		SWITCH, on (L.) a/rest.....
62-63	4829-47-67	4434593	1 1.80		SWITCH & ESCUTCHEON, frt. seat switch on (L.) a/rest .
63-64	4867	4434593	1 1.80		SWITCH & ESCUTCHEON, seat switch on (L.) a/rest .
64	4867 Bkt. Seats less 4-Way Pwr. Drivers	4434593	1 1.80		SWITCH ESCUTCHEON, driver seat adj.
65	8467	4434593	11.80		SWITCH ESCUTCHEON, frt. seat adjr. . .
65	8467 Bkt. Seat less 4-Way Seat	4434593	1 1.80		SWITCH ESCUTCHEON, driver (L.) seat .
66-67	8467	7602271	1 1.90		SWITCH ESCUTCHEON.....
68-70	8467	7740201	1 1.55		SWITCH ESCUTCHEON, on (L.) arm-rest
69-71	All C (60/40 Seat) less 6-Way Driver Seat or Elec. Wind	7612120	6.65		SWITCH 8. ESCUTCHEON, driver seat side panel
	11.558	BASE—BUTTON—ESCUTCHEON			FRONT SEAT ADJUSTER SWITCH
60-66	All (6-Way)	4305679	4.82		BAR & HORIZONTAL BUTTON, switch.....
67-72	All (6-Way Bench)	9711696	3.74		BAR & HORIZONTAL BUTTON, adjuster switch
69-72	All B-C (6-Way) 60/40	9711696	3.74		BAR & HORIZONTAL BUTTON, pass. 8. driver adjuster switch.....
71-73	All E (6-Way) or Deluxe A/Rest	9711696	3.74		BAR & HORIZONTAL BUTTON, switch
59-60	All (6-Way)	4303431	4.46		BASE, switch.....
60-66	All 1 Mtr. (6-Way)	9711651	5.60		BASE, switch.....
60-72	All (4-Way)	4306608	5.15		BASE, adjr. switch.....
61-72	All (6-Way)	9711654	10.40		BASE, switch (on a/rest).....
67-72	All (6-Way Seat)	9711651	5.60		BASE, adjuster switch (in seat).....
59-62	44-46-4800 (Bkt. Seats)	4305852	1.49		BUTTON, switch.....
63	4829-39-47-67	4305852	1.49		BUTTON, switch on (L.) a/rest.....
64	4867 1st Type	4305852	1.49		BUTTON, switch on (L.) a/rest.....
64	4867 Bkt. Seats less 4-Way Drivers Bkt.-1st	4305852	1 1.49		BUTTON, switch on (L.) a/rest
60-72	All (4-Way)	4309920	1 1.44		BUTTON, switch.....
59-73	All (6-Way)	4303440	2 .51		BUTTON, switch vert.....
59-73	All (6-Way)	4303439	2 .87		CAP, switch vert, button.....
56-58	All (6-Way Seats)	4717648	4 .20		CLIP, side panel switch (also used 10.79 11 1.033)
59-73	All as Req.	4306804	AR .10		CLIP, switch to escn. (copper-short) also used 10.664-10.791-1 1.041.....
61-64	Electra-Riviera	4302363	AR .25		CLIP, switch to escn. (green-long)—(12.249).....
					NOTE. Refer to group 13.100 for connectors
60-64	All (6-Way Seats)	9870917	3.69		ESCUTCHEON, frt. seat side panel switch
61-70	All (4-Way Seats)	4309919	2.56		ESCUTCHEON, frt. seat side panel switch
64	4439-47-67-69-4647-69-69 (6-Way Seats)	4305819	2.51		ESCUTCHEON, side panel switch
64	4639 (6-Way) Panel Side 8i Back	4305819	2.5 1		ESCUTCHEON,side panel switch
65-66	52-54-62-6400 exc. Conv. (6-Way Seats)	4305819	2.51		ESCUTCHEON, side panel switch
65	5467-6467-6637-39-67-8237-39-69-8437-39-69 (6-Way)	9870917	3.69		ESCUTCHEON, frt. seat side panel switch
66	5467-6467-6600-8200 8400 (4-Way) & Elec.	9870917	3.69		ESCUTCHEON, side panel switch.....
66-67	Winds	5716132	6.20		ESCUTCHEON, side switch on (L.) a/rest . . .
66-67	8400 (6-Way) eV Elec. Winds	5716016	6.40		ESCUTCHEON, switch on (L.) a/rest.....
66	8437-39-69 (6-Way) less Elec. Winds.)	9870917	3.69		ESCUTCHEON, side panel switch.....
66-70	9000 (6-Way) less Strato-Bench	9870917	3.69		ESCUTCHEON, front seat side panel switch
66-67	9000 (6-Way Strato Bench)	5716016	6.40		ESCUTCHEON, switch on (L.) a/rest
66-67	9487 (4-Way)	5716132	6.20		ESCUTCHEON, seat switch on (L.) a/rest
66-67					

67-70	5200-5439-69-87-6036- 46-6439-69-87 (6-Way Seats).....	4305819	1	2.51	ESCUTCHEON, side panel switch
..	5467-6467-6600-8200 (6-Way).....	9870917	1	3.69	ESCUTCHEON, side panel switch
67-70	8439-57-69 (6-Way) less Elec. Window.....	9870917	1	3.69	ESCUTCHEON, front seat side panel switch
68-70	5467-6600-8200 (6- Way).....	9870917	1	3.69	ESCUTCHEON, front seat side panel switch .
68	8000 (6-Way) & Pwr. Wind.....	9714312	1	7.40	ESCUTCHEON, switch on (L.) a/rest
68	8000 (4-Way) 8i Pwr. Wind.....	9714313	1	7.40	ESCUTCHEON, switch on (L.) a/rest
69-72	8400 Elec. Window & (6- Way).....	9714312	1	7.40	ESCUTCHEON, seat switch on (LH) armrest .
69-72	8400 6-Way Driver Seat (60-40 Seat).....	9714312	1	7.40	ESCUTCHEON, seat switch on (L.) a/rest ..
69-70	8400 Elec. Window & (4- Way).....	9714313	1	7.40	ESCUTCHEON, seat switch on (L.) armrest ..
69-70	8439-69 (6-Way) Split Front Seat less Elec. Window.....	9870917	1	3.69	ESCUTCHEON, front seat side panel switch .
69-70	8457 (6-Way) 60-40 less Elec. Window.....	9870917	1	3.69	ESCUTCHEON, driver seat side panel switch
69-72	All (6-Way) 60-40.....	9717027	1	5.50	ESCUTCHEON, pass, seat side panel switch
70	6036 6-Way Split Notch Back.....	9870917	1	3.69	ESCUTCHEON, seat side panel switch
71-72	All (4-Way Bkt.).....	4309919	1	2.56	ESCUTCHEON, driver outer pnl. switch
71-72	5000-6035-45 6-Way Seat exc. 5467.....	4305819	1	2.51	ESCUTCHEON, side pnl. switch
71	5467-6600-80-9000 (6- Way).....	9870917	1	3.69	ESCUTCHEON, side pnl. switch
71-72	9000 Pwr. Wind., Deluxe A/Rest 8< 4-Way Seat ..	9714313	1	7.40	ESCUTCHEON, switch on (L) a/rest
71-73	All E (6-Way).....	9714312	1	7.40	ESCUTCHEON, switch on (L.) A/Rest
72	60-80-9000.....	9870917	1	3.69	ESCUTCHEON, frt. seat side pnl. switch
59-73	All Pwr. Seats as Req. . . .	4303438	AR	.10	PIN, switch vert, button
59-60	4467-4667 Bkt. Seats . . .	4238490	1	.20	PIN, switch vert, button—(10.777).....
60	4637-4867 Bkt. Seats . . .	4238490	1	.20	PIN, switch vert, button—(10.777).....
61	4829-67.....	4238490	1	.20	PIN, frt. seat adjr. switch button—(10.777) . .
62	4447-4667-4829-47-67 . .	4238490	1	.20	PIN, frt. seat adjr. switch button—(10.777) . .
63	4829-39-47 Deluxe A/Rests.....	4238490	1	.20	PIN, adj. switch button—(10.777).....
63	4839 Bkt. Seats & Deluxe A/Rests.....	4238490	1	.20	PIN, frt. seat adjr. switch button—(10.777) ..
63	4867.....	4238490	1	.20	PIN, adj. switch button—(10.777).....
62-70	Electra-Riviera (4-Way) ..	5713936	LH	.92	SEAL, switch dust
62-72	Electra-Riviera (6-Way) ..	5713935	1	.72	SEAL, switch dust
71-72	9000 4-Way & Deluxe A/Rest.....	5713936	LH	.92	SEAL, switch dust
62-64	4829-39-47-67 Deluxe A/Rest (2-Way).....	5713937	LH	.41	SEAL, switch dust—(10.777).....
65	5237-39-69-5437-39-69 (4-Way).....	4425404	LH	4.00	SUPPORT, seat side panel escn. 8i switch . .
65	62-6400 exc. 6467 (4 or 6-Way).....	4425404	LH	4.00	SUPPORT, seat side panel escn. & switch . .
65	5237-39-69-5437-39-69 (6-Way).....	4425405	LH	2.15	SUPPORT, seat side panel escn. & switch . .
65	62-6400 exc. 6467 (4 or 6-Way).....	4425405	LH	2.15	SUPPORT, seat side panel escn. 8i switch . .
65	5467-6467-6600-8000 (4 or 6-Way).....	4425424	LH	2.97	SUPPORT, seat side panel escn. & switch ..
66	50-6000 exc. Conv. (4- Way).....	4425404	LH	4.00	SUPPORT, seat side panel escn. 8i switch . .
66	50-6000 exc. Conv. (6- Way).....	4425405	LH	2.15	SUPPORT, seat side panel escn. & switch ..
66	5467-6467-6600 (4 or 6- Way).....	4425424	LH	2.97	SUPPORT, seat side panel escn 8t switch . . .
66	8437-39-69 (4 or 6-Way) less Elec. Winds.....	4425424	1	2.97	SUPPORT, seat side panel escn. & switch . . .
66	8437-39-69 (4 or 6-Way) less Elec. Winds.....	4425424	1	2.97	SUPPORT, seat side panel escn. & switch ..
66-68	9000 (4 or 6-Way) less Bkt. Seats or Strato Bench.....	4425424	LH	2.97	SUPPORT, side panel escn. & switch
67	5000 exc. Conv. & 6439- 87 (4-Way).....	4425404	LH	4.00	SUPPORT, side panel escn. & switch

67-70	5200-5437-39-69-6400 (6-Way)	4425405	LH	2.15	
67	5467-6467-6600-8200- 8439-57 (4 or 6-Way)	4425424	LH	2.97	
68-70	5200-5437-39-69-6400 (4-Way Bench)	4425404	LH	4.00	
68	5467-6600-8200 (4 or 6- Way)	4425424	LH	2.97	
68	8439-57-69 (4 or 6-Way) less Pwr. Wind	4425424	LH	2.97	
69-70	5467-6437-39-67-8239- 57-69-8467 (4 or 6- Way)	7793680	1	1.38	
69-70	8439-69 (4 or 6-Way) less Elec. Window & Split Front Seat	7793680	1	1.38	SUPPORT, pass 8t driver seat side trim panel at
69-70	8439-69 (4 or 6-Way) less Split Front Seat	7793680	1	1.38	SUPPORT, side trim panel at switch.
69-70	8457 (6-Way) Driver Seat 60-40 less Elec. Window	7793680	1	1.38	SUPPORT, side trim panel at switch
69-70	9000 (4 or 6-Way) less Strato-Bench	7793680	1	1.38	SUPPORT, side trim panel at switch
69	8439-69 Split Front Seat less Power Window	4425424	LH	2.97	SUPPORT, seat side panel escutcheon switch
69	8457 (60-40) less Elec. Window	4425424	LH	2.97	SUPPORT, driver seat side panel escn. 8i switch
70	6046	4425405	1	2.15	
70	6046 4-Way Notch Back	4425404	1	4.00	SUPPORT, side escn. 8i switch
70	6036-6046 Notch Back Seat	7793680	1	1.38	SUPPORT, side pnl. escn. 8i switch SUPPORT, seat side pnl. trim
71-72	54 67-6600-8000-9000 (4 or 6-Way Bench)	9803620	LH	1.44	SUPPORT, seat side pnl. trim at switch
71-72	6035-45 6-Way Split Notch Back Seat	9803620	LH	1.44	SUPPORT, seat side pnl. trim at switch
71-72	8400 (6-Way Pass. 60- 40)	9803620	RH	1.44	SUPPORT, seat side pnl. trim at switch
71-72	5000 (4 or 6-Way)	9803653	1	1.44	SUPPORT, seat side escn. 8t switch
71-72	6035 (4 or 6-Way)	9803653	1	1.44	SUPPORT, seat side escn. & switch
71-72	6045 (4 or 6-Way) less Split Notch Back	9803653	1	1 44	SUPPORT, seat side escn. 8i switch
72	9000 6-Way Split 60/40 Pass. Side	9803620	RH	1.44	SUPPORT, pass, seat side panel trim at switch
	11.558				SUPPORT, FRONT SEAT BOTTO M SWITCH
67-72	30-4000 (4-Way Seats)	7667875	LH	2.97	SUPPORT, front seat bottom switch
	11.561				ADJUSTER, FRONT SEAT (MAN JAL)
61-63	4400-4600-4719-37-39- 4819-29-37-39-47.	4810033	RH	10.20	ADJUSTER, frt. seat-man
61-63	4400-4600-4719-37-39- 4819-29-37-39-47	4810035	LH	12.10	ADJUSTER, frt. seat-man.
62-64	44-46-4800 Bkt. Seats	4401730	RH	1 1.30	ADJUSTER, pass, seat-man.
64-66	Special-Skylark-G.S	4411994	RH	15.85	ADJUSTER
64	40-41-4300 Bkt. Seats	4417896	2	8.70	ADJUSTER, pass. 8i driver seat
64	40-4 1-4300 Bkt. Seats	4417897	RH	15.20	ADJUSTER, pass, seat
64	40-41-42-4300	7628330	LH	14.90	ADJUSTER
63-64	Riviera	4876973	RH	7.50	ADJUSTER, drivers seat
63-65	Riviera	4876971	LH	8.10	ADJUSTER, drivers seat
63-65	Riviera	4876970	RH	7.85	ADJUSTER, pass, seat
64	44-46-4800	4810033	RH	10.20	ADJUSTER
65	30-4000 Bkt. Seats	7628330	LH	14.90	ADJUSTER, drivers seat-man. plastic knob
65-66	30-4000	7628330	LH	14.90	ADJUSTER, plastic knob
64	44-46-4800	4810035	LH	12.10	ADJUSTER
65	30-4000 Bkt. Seats	4417896	LH	8.70	ADJUSTER, pass seat
65	30-4000 Bkt. Seats	4417896	RH	8.70	ADJUSTER, drivers seat
65	50-6000 Bkt. Seats	4471364	RH	15.20	ADJUSTER, driver seat
65	50-60-8000 exc. 8467	7636704	RH	17.45	ADJUSTER
65-66	50-60-8000 exc. 8467	7779436	LH	15.85	ADJUSTER
66	4000 Bkt. Seats	4547729	RH	1 1.35	ADJUSTER, pass, seat-man.
66	4000 Bkt. Seats	4547728	LH	1 1.35	ADJUSTER, drivers seat-man
66-67	4000 Bkt. Seats	4547730	RH	8.25	ADJUSTER, driver
66-67	4000 Bkt. Seats	4547730	LH	8.25	ADJUSTER, pass
66	50-6000 (2 Dr.) Bkt. Seats	7659780	RH	15.05	ADJUSTER, drivers seat-man.
66	50-6000 (2 Dr.) Bkt. Seats	4541733	LH	17.90	ADJUSTER, drivers seat-man.

66	50-60-8000 Bkt. Seats ..	8768008	RH	17.45	ADJUSTER, pass, seat-man
66	50-6000 (2 Dr.) Bkt. Seats	7659782	LH	13.35	ADJUSTER, pass, seat-man
66	50-60-80-9000 exc. 8467	7636704	RH	17.45	ADJUSTER
66	9487	4541730	LH	12.55	ADJUSTER, frt. seat-man
66	9000 Bench Seats	7779436	LH	15.85	ADJUSTER
66	9487 Bkt. Seats	4541732	RH	12.35	ADJUSTER, pass, seat-man
66	9487 Bkt. Seats	4540304	RH	9.65	ADJUSTER, drivers seat-man
66	9487 Bkt. Seats	4541731	LH	12.60	ADJUSTER, drivers seat-man
66	9487 Bkt. Seats	4540305	LH	9.65	ADJUSTER, pass, seat-man
67	30-4000 1st Type	7659761	RH	15.20	ADJUSTER (with stop screw-in upr. chnl.)
67	30-4000 1st Type	7659762	LH	15.20	ADJUSTER (with stop screw-in upr. chnl.)
67	30-4000 2nd Type	7712007	RH	15.55	ADJUSTER (less stop screw in upr. chnl.)
67	30-4000 2nd Type	7779428	LH	13.85	ADJUSTER (less stop screw in upr. chnl.) (also use 1-7778975 knob)
67	4000 Bkt. Seats	8768007	RH	14.25	ADJUSTER
67	4000 Bkt. Seats	7779417	LH	13.85	ADJUSTER
67-68	50-60-8000 Bkt. Seats ..	7659782	1	13.35	ADJUSTER, pass, inner
67-68	50-60-8000 Bkt. Seats ..	8768008	1	17.45	ADJUSTER, pass
67-68	50-6000 Bkt. Seats	7779415	1	16.95	ADJUSTER, drivers-outer (manual)
67-68	50-6000 Bkt. Seats	7659780	1	15.05	ADJUSTER, driver-inner (manual)
67-70	5000-6400-8200-8439- 69	7659790	RH	18.15	ADJUSTER
67	5000-6400-8200-8439- 69	8768006	LH	17.05	ADJUSTER
67	6600-8457 Split Seat	7686425	RH	16.60	ADJUSTER
67	6600-8457 Split Seat	7779436	LH	15.85	ADJUSTER
67-70	9000 Bench Seat	7659790	RH	18.15	ADJUSTER
67-68	9000 Bench Seat	8768006	LH	17.05	ADJUSTER
67	9000 Strato Bench	7686425	RH	16.60	ADJUSTER
67	9000 Strato Bench	7659768	LH	15.70	ADJUSTER
67	9000 Bkt. Seats	7659772	RH	14.45	ADJUSTER
67	9000 Bkt. Seats	7779425	LH	13.35	ADJUSTER, drivers
67	9000	7659771	LH	10.55	ADJUSTER, pass
67-70	9487	7659769	RH	10.55	ADJUSTER, driver
68-72	30-4000 Bench Seat	7712007	RH	15.55	ADJUSTER
68-72	30-4000 Bench Seat	7779428	LH	13.85	ADJUSTER
68-71	30-4000 Bucket Seats	7779417	1	13.85	ADJUSTER, drivers-outer
68-71	30-4000 Bkt. Seats	8768007	1	14.25	ADJUSTER, pass-outer
68-71	30-4000 Bucket Seats	4547730	2	8.25	ADJUSTER, driver & pass-inner
68	50-64-8200-8439-69	8768006	LH	17.05	ADJUSTER
68	6600-8457	7779435	RH	14.55	ADJUSTER
68-69	8439-69 Split Seat	7779435	RH	14.55	ADJUSTER
68	6600-8457	7779436	LH	15.85	ADJUSTER
68	8439-69 Split Seat	7779436	LH	15.85	ADJUSTER
68-69	9487 Strato Bench	7779435	RH	14.55	ADJUSTER
68	9000 Strato Bkt	7659771	1	10.55	ADJUSTER, pass-inner
68-69	9487 Strato Bench	7779424	LH	15.05	ADJUSTER
68-70	9487 Bucket Seats	7779425	1	13.35	ADJUSTER, drivers-outer
68	9487	7779426	1	13.35	ADJUSTER, pass-outer
69-70	54-64 6637 Bkt. Seats ..	8768008	1	17.45	ADJUSTER, pass-outer
69-70	54-64-6637 Bkt. Seats ..	7779415	1	16.95	ADJUSTER, drivers-outer
69-70	54-64-6637 Bkt. Seats ..	7659782	1	13.35	ADJUSTER, pass, inner
69-70	54-64-6637 Bkt. Seats ..	7659780	1	15.05	ADJUSTER, driver-inner
69	6637-39-67-8457	7779435	RH	14.55	ADJUSTER
69	5000-6400-8200-8439- 69	8768006	LH	17.05	ADJUSTER
69	6600-8439-57-69 (Split Seat)	8768005	LH	16.60	ADJUSTER
69	8457 (60-40)	8730941	1	23.30	ADJUSTER, pass, seat-outer
69-70	8439-8469 Split Seat	7779440	1	14.80	ADJUSTER, pass-outer
69-70	8439-69 (60-40)	8730943	1	15.85	ADJUSTER, pass-inner
69-70	9487 Bucket Seats	7659771	LH	10.55	ADJUSTER, pass
69-70	9487	8768009	1	13.55	ADJUSTER, pass-outer
69-70	9000 Bench Seat	8768006	LH	17.05	ADJUSTER
69	8457 (60-40)	8768232	1	15.85	ADJUSTER, pass-inner
70	5000-6036-6046-6400- 6600-8200-8439-69- 57	8768006	LH	17.05	ADJUSTER
70	6036-46-8439-69 Split Seat	7659790	RH	18.15	ADJUSTER
70	6637-39-67-8457	7659790	RH	18.15	ADJUSTER
70	6036-46 Notch Back Seat	8768006	LH	17.05	ADJUSTER
70	9000 Strato Bench	7659790	RH	18.15	ADJUSTER
70	9000 Strato Bench	9826850	LH	15.40	ADJUSTER
70	8457 (60-40)	8730943	1	15.85	ADJUSTER, pass, inner

70	8457 (60-40)	7779440	1	14.80	ADJUSTER, pass, outer.
71	30-4000 Bench Seat	9818158	RH	17.20	ADJUSTER (field fix for relocating adjusters)
71	30-4000 Bench Seat	9818159	LH	20.90	ADJUSTER (field fix for relocating adjusters)
71	All (60-40) (1st Type)	9845576	1	16.20	ADJUSTER, pass, outer.
71	All (60-40) (1st Type)	9845577	1	15.40	ADJUSTER, pass, inner.
71	All (60-40) (1st Type)	9845605	RH	15.40	ADJUSTER, driver (less jackscrew & gearnut)
71	All (60-40) (1st Type)	9845606	LH	15.40	ADJUSTER, driver (less jackscrew & gearnut)
71	50-60-80-9000 Bench Seat (1st Type)	9845578	RH	14.00	ADJUSTER
71	50-60-80-9000 Bench Seat (1st Type)	9845579	LH	15.10	ADJUSTER
71	All (60-40) (2nd Type)	9623767	1	14.75	ADJUSTER, pass, outer.
71	All (60-40) (2nd Type)	9889739	1	14.35	ADJUSTER, pass, inner.
71	All (60-40) (2nd Type)	9889930	RH	15.40	ADJUSTER, driver (less jackscrew & gearnut)
71	All (60-40) (2nd Type)	9889931	LH	15.40	ADJUSTER, driver (less jackscrew & gearnut)
71	50-60-80-9000 Bench Seat (2nd Type)	9623764	RH	14.50	ADJUSTER
71	50-60-80-9000 Bench Seat (2nd Type)	9623765	LH	15.25	ADJUSTER
	NOTE: 197 1 - 1st type top frt. hole in adjuster "round"				
71	9000 Strato Bench	9828267	RH	12.85	ADJUSTER
71	9487	9824851	1	17.00	ADJUSTER, pass, outer.
71	9487	9824852	1	1 7.00	ADJUSTER, driver outer.
71	9487	9824853	2	1 13.5	ADJUSTER, pass. & driver inner.
71	9000 Strato Bench	9824854	LH	17.50	ADJUSTER
	NOTE: 1972 - 1st type has lock bar without arm, 2nd type has lock bar w/arm.				
72	50-60-8000	9623764	RH	14.50	ADJUSTER
72	50-60-8000	9623765	LH	15.25	ADJUSTER
72-73	All B-C-E (60/40 or 40/40)	9623767	RH	14.75	ADJUSTER, pass-outer.
72-73	All B-C-E (60/40 or 40/40)	9889739	RH	14.35	ADJUSTER, pass-inner.
72	9000 Bench Seat	9623764	RH	14.50	ADJUSTER
72	9000 Bench Seat	9623765	LH	15.25	ADJUSTER
72-73	All B-C (60/40)	9889930	RH	1 5.40	ADJUSTER, driver seat less jackscrew 8i gear nut.
72-73	All B-C (60/40)	9889931	LH	15.40	ADJUSTER, driver seat less jackscrew & gearnut
72	30-4000 Bkt. Seats (1st Type)	7779417	1	13.85	ADJUSTER, driver outer.
72	30-4000 Bkt. Seats (2nd Type)	9895589	1	13.85	ADJUSTER, driver outer.
72	30-4000 Bkt. Seats (1st Type)	4547730	2	8.25	ADJUSTER, pass. & driver inner.
72	30-4000 Bkt. Seats (2nd Type)	9895587	1	8.25	ADJUSTER, pass, inner.
72	30-4000 Bkt. Seats (2nd Type)	9895588	1	8.25	ADJUSTER, driver inner.
72	30-4000 Bkt. Seats (1st Type)	8768007	1	14.25	ADJUSTER, pass, outer..
72	30-4000 Bkt. Seats (2nd Type)	9895586	1	14.25	ADJUSTER, pass, outer..
72	9487 Bkt. Seat	9606028	1	17.00	ADJUSTER, pass, (outer).
72	9487 Bkt. Seat	9606029	1	14.85	ADJUSTER, pass, inner..
72	9487 Bkt. Seat	9606030	1	1 7.00	ADJUSTER, driver outer.
72	9487 Bkt. Seat	9606031	1	14.85	ADJUSTER, driver inner.
72-73	All E (60/40)	9889742	1	14.85	ADJUSTER, driver inner.
	11.561 ADJUSTER, FRONT SEAT (ELEC				
62-63	4800 Bkt. Seats	4852499	LH	25.10	ADJUSTER, drivers seat-horiz.
63-64	44-46-4800 (4-Way Seat)	4881387	LH	40.70	ADJUSTER, frt. seat
63-64	44-46-4800 (4-Way Seat)	4444102	LH	50.60	ADJUSTER, drivers seat
63-65	Riviera (4-Way Seats)	4879719	RH	1 4.80	ADJUSTER, drivers seat
64-72	Special-Skylark-G.S. (4-Way Seats)	7659728	RH	38.85	ADJUSTER
64-72	Special-Skylark-G.S. (4-Way Seats)	7659729	LH	38.85	ADJUSTER
64	44-46-4800 (6-Way Seat)	5718996	RH	21.00	ADJUSTER, less actuator 8i gearnut.
64	44-46-4800 (6-Way Seat)	5718997	LH	21.00	ADJUSTER, less actuator 8i gearnut.
64	4867 Bkt. Seats less 4-Way Drivers Bkt.	4852499	LH	25.10	ADJUSTER, drivers seat horiz.
65	50-60-8000 (4-Way Seat)	4477536	RH	42.35	ADJUSTER
65	50-60-8000 (4-Way Seat)	4477537	LH	39.55	ADJUSTER
65	50-60-8000 (6-Way Seat)	7659722	RH	65.25	ADJUSTER, horiz. & vert.
65	50-60-8000 (6-Way Seat)	4468349	LH	56.15	ADJUSTERhoriz. & vert.
65-66	All (6-Way Seat)	9703262	RH	22.35	ADJUSTER, less actuator & gearnut.
65	66 All (6-Way Seat)	9703263	LH	22.35	ADJUSTER, less actuator & gearnut.
65-66	8467	4475878	RH	23.35	ADJUSTER, horiz.
65-66	8467	4475879	LH	23.35	ADJUSTER, horiz.
65-66	8467	5719960	2	13.35	ADJUSTER, less jackscrew & gearnut.

65	8467 Bkt. Seats (2 Way)	4852499	LH	25.10	ADJUSTER, driver seat-horiz.....
65	9447 (4-Way Bkt. Seats)	4483627	LH	46.75	ADJUSTER, drivers seat.....
66	4000 (4-Way Bkt.).....	7659745	LH	46.70	ADJUSTER, drivers seat.....
66	4000 (4-Way Bkt. Seat) 2nd Type.....	7659746	1	21.30	ADJUSTER, drivers seat-inner.....
66	5437-67-6437-67-6637~ 67-8467 (4-Way Bkt.)	7659717	1	38.50	ADJUSTER, drivers seat-outer.....
66	5437-67-6437-67-6637~ 67-8467 (4-Way Bkt.) 2nd Type.....	7779228	1	17.85	ADJUSTER, drivers seat-inner
66	50-60-80-9000 (4-Way Seats).....	4477536	RH	42.35	ADJUSTER.
66	50-60-80-9000 (4-Way Seats).....	4477537	LH	39.55	ADJUSTER.
66	All (6-Way Seats).....	7659722	RH	65.25	ADJUSTER, horiz. and vert.
66	All (6-Way Seats).....	4468349	LH	56.15	ADJUSTER, horiz. and vert.
66	8467 Bkt. (2 Way).....	4542010	RH	10.75	ADJUSTER, drivers seat . . .
66	8467 Bkt. (2 Way).....	4542009	LH	29.20	ADJUSTER, drivers seat
66	9487 (4-Way Bkt.) 2nd Type.....	4540021	RH	23.35	ADJUSTER, drivers seat .
66-70	Riviera (4-Way Bkt.).....	7659731	LH	55.10	ADJUSTER, drivers
	NOTE. 1966-1stType with Assist Spring, 2nd Type-less Assist Spring.				
67	Skylark-G S.-Riviera (4- Way Bkts.).....	7659732	1	26.55	ADJUSTER, driver-inner .
67-72	30-4000 (4-Way Bkts.) . . .	7659745	1	46.70	ADJUSTER, drivers-outer
67-72	30-4000 (4-Way Bkts.) . . .	7659746	1	21.30	ADJUSTER, drivers-inner
67-70	50-60-80-9000 (4-Way) . . .	7659733	RH	5 1.15	ADJUSTER .
67-70	50-60-80-9000 (4-Way) . . .	7659734	LH	51.15	ADJUSTER .
67	5487-64-6687-66-8467 (4-Way Bkt.).....	7779228	1	17.85	ADJUSTER, driver-inner.....
67-68	50-60-8000 (4-Way Bkt.)	7659717	1	38.50	ADJUSTER, drivers-outer.....
67-70	All (6-Way).....	7659722	RH	65.25	ADJUSTER.
67-70	All (6-Way).....	7659723	LH	65.25	ADJUSTER.
67-70	All (6-Way).....	9711374	RH	37.10	ADJUSTER, less actuator and gearnut
67-70	All (6-Way).....	9711375	LH	37.10	ADJUSTER, less actuator and gearnut
	NOTE. 1967 Electra Conv., 1 st Type-Rubber Stop System, 2nd Type-Plastic Stop System.				
67	Electra Conv. 2nd Type . . .	7717654	RH	28.20	ADJUSTER, horiz.....
67	Electra Conv. 2nd Type . . .	7717655	LH	28.20	ADJUSTER, horiz.....
67	Electra Conv. 1st Type . . .	7659741	RH	28.20	ADJUSTER, horiz.....
67	Electra Conv. 1st Type . . .	7659742	LH	28.20	ADJUSTER, horiz.....
67	Electra Conv. Bkt. Seats (less 4-Way Seat)	7659737		30.95	ADJUSTER, drivers-outer
67	Electra Conv. Bkt. Seat (less 4-Way Seat) 2nd Type.....	7717656		30.95	ADJUSTER, drivers-outer.....
67-70	8467.....	9710118		17.80	ADJUSTER, seat less jackscrew and gearnut
67-68	8467 (2-Way Seat)	7659738		1 1.65	ADJUSTER, driver-inner.....
68	54-6487-6667-87-8467 (4-Way Bkt.).....	7779228		17.85	ADJUSTER, driver-inner.....
68-70	8467.....	7717654		28.20	ADJUSTER, horiz.....
68-70	8467.....	7717655		28.20	ADJUSTER, horiz.....
68	8467 (2-Way Bkt.).....	7717656		30.95	ADJUSTER, drivers-outer. . . .
68-70	9487 (4-Way Bkt.).....	7779229		24.30	ADJUSTER, driver seat-inner .
69-70	54-64-6637 (4-Way Bkt.)	7659717		38.50	ADJUSTER, drivers seat-outer
69-70	54-64-6637 (4-Way Bkt.)	7779228		17.85	ADJUSTER, driver seat-inner .
69-70	8439-69 (6-Way) Split Seat (60-40).....	9719778		38.50	ADJUSTER, pass, seat inner-less actuator and gearnut...
69-70	8439-8469 (6-Way) 60~ 40.....	9722137		39.00	ADJUSTER, pass, seat outer actuator and gearnut
69-70	8400 (2-Way) 60-40. . . .	8732001		26.35	ADJUSTER, driver seat-outer.....
69-70	8400 (2-Way) 60-40. . . .	8732002		16.00	ADJUSTER, driver seat-inner.....
69-70	8400 (6-Way) 60-40. . . .	8732068		64.80	ADJUSTER, driver seat-outer.....
69-70	8400 (6-Way) 60-40. . . .	8732069		61.90	ADJUSTER, driver seat-inner.....
69-70	8400 (6-Way) 60-40. . . .	9719081		37.60	ADJUSTER, driver seat outer less actuator and gearnut.....
69-70	8400 (6-Way) 60-40. . . .	9719082		36.75	ADJUSTER, driver seat inner less gearnuts.....
69	8439-8469 (6-Way) 60~ 40.....	8732072		64.80	ADJUSTER, pass, seat-outer.....
69-70	8439-69 (6-Way) (60-40)	8748626		65.40	ADJUSTER, pass, seat-inner.....
69-70	8400 (60-40) less 6-Way	9710118		17.80	ADJUSTER, driver outer less jackscrew and gearnut
69	8457 (6-Way) 60-40. . . .	9721081		38.65	ADJUSTER, pass, seat inner-less actuator and gearnut.....
69	8457 (6-Way) 60-40. . . .	8732070		65.10	ADJUSTER, pass, seat-outer.....
69-70	8457 (6-Way) 60-40. . . .	9722137		39.00	ADJUSTER, pass, seat-outer (less actuator and gearnut).....
69	8467 (6-Way) 60-40. . . .	8768233		65.85	ADJUSTER, pass-inner.....
70	8457 (6-Way) 60-40. . . .	9719778		38.50	ADJUSTER, pass, inner less actuator & gearnut

70	8400 (6-Way) 60-40.87881 00	1	66.10	ADJUSTER, pass, outer.
70	8457 (6-Way) 60-40.8748626	1		
71	All (6-Way) Reg. Bench (1st Type).9819051	RH	65.40	ADJUSTER, pass, inner.
71	All (6-Way) Reg. Bench (1st Type).9819052	LH	68.95	ADJUSTER.
71	All (6-Way) Reg. Bench (1st Type).9819193	RH	68.95	ADJUSTER.
71	AM (6-Way) Reg. Bench (1st Type).9819194	LH	21.00	ADJUSTER, less actuator & gearnut.
71	All (6-Way) Reg. Bench (2nd Type).9899612	RH	21.00	ADJUSTER, less actuator & gearnut.
71	All (6-Way) Reg. Bench (2nd Type).9899613	LH	68.95	ADJUSTER.
71	All (6-Way) Reg. Bench (2nd Type).9899980	RH	68.95	ADJUSTER.
71	All (6-Way) Reg. Bench (2nd Type).9899981	LH	22.50	ADJUSTER, less actuator & gearnut.
71	All 6-Way (60-40) (1st Type).9819660	1	22.50	ADJUSTER, less actuator 8i gearnut.
71	All 6-Way (60-40) (1st Type).9819661	1	17.50	ADJUSTER, driver outer (less actuator 8i gearnut)
71	All (6-Way) 60-40 (1st Type).9819660	1	22.50	ADJUSTER, driver inner (less actuator & gearnut)
71	All (6-Way) 60-40 (1st Type).9819661	1	17.50	ADJUSTER, pass, outer (less actuator 8i gearnut)
71	All (60-40) (6-Way) (1st Type).9819069	1	22.50	ADJUSTER, pass, inner (less actuator & gearnut)
71	All (60-40) (6-Way) (1st Type).9819069	1	74.55	ADJUSTER, pass-inner.
71	All (60-40) (6-Way) (1st Type).9819068	1	74.55	ADJUSTER, driver-outer.
71	All (60-40) (6-Way) (1st Type).9819068	1	77.05	ADJUSTER, pass, outer.
71	All (60-40) (2-Way) (1st Type).9845581	1	77.05	ADJUSTER, driver inner.
71	All (60-40) (2-Way) (1st Type).9845582	1	13.45	ADJUSTER, driver inner.
71	All (6-Way) (60-40) (2nd Type).9899983	1	30.20	ADJUSTER, driver outer.
71	All (6-Way) (60-40) (2nd Type).9899982	1	22.50	ADJUSTER, driver outer less actuator & gearnut
71	All (6-Way) (60-40) (2nd Type).9899982	1	22.50	ADJUSTER, driver inner less actuator 8i gearnut
71	All (6-Way) (60-40) (2nd Type).9899982	1	22.50	ADJUSTER, pass, outer less actuator 8i gearnut
71	All (6-Way) (60-40) (2nd Type).9899983	1	22.50	ADJUSTER, pass, inner less actuator 8i gearnut
71	All (6-Way) (60-40) (2nd Type).9899615	1	74.55	ADJUSTER, pass, inner.
71	All (6-Way) (60-40) (2nd Type).9899615	1	74.55	ADJUSTER, driver outer.
71	All (6-Way) (60-40) (2nd Type).9899614	1	77.05	ADJUSTER, pass, outer.
71	All (6-Way) (60-40) (2nd Type).9899614	1	77.05	ADJUSTER, driver inner.
71	All (2-Way) (60-40) (2nd Type).9889745	1	30.20	ADJUSTER, driver inner.
71	All (2-Way) (60-40) (2nd Type).9889746	1	30.20	ADJUSTER, driver outer.
71	NOTE - 1st Type - top front hole in adjuster - 9000 6-Way Strato Bench7659724	RH		"round". 2nd Type top front hole in adjuster - "rectangular".
71	9000 6-Way Strato Bench7659725	LH	62.60	ADJUSTER.
71	9000 6-Way Strato Bench971 1376	RH	62.60	ADJUSTER.
71	9000 6-Way Strato Bench971 1377	LH	33.60	ADJUSTER (less actuator & gearnut).
	NOTE: 1972 - 1st type has 2 cables (1 green 8L 1 black) - 2nd type has 3 cables (1 green 8i 2 black)		33.60	ADJUSTER (less actuator 8i gearnut)
71-72	9000 (4-Way Bkt.)9826108	1	57.05	ADJUSTER, driver-outer.
71	9000 (4-Way Bkt.)9826107	1	24.95	ADJUSTER, driver-inner.
72	9000 (4-Way Bkt.) 1st Type.9826107	1	24.95	ADJUSTER, driver inner.
72	9000 (4-Way Bkt.) 2nd Type.9605360	1	24.95	ADJUSTER, driver inner.
72	30-4000 (4-Way Bkt.) 1st Type.7659746	1	21.30	ADJUSTER, driver inner.
72	30-4000 (4-Way Bkt.) 2nd Type.9605358	1	21.30	ADJUSTER, driver inner.

72-73	All B-C-E (6-Way) Bench	9899612	RH	68.95	ADJUSTER, frt. seat
72-73	All B-C-E (6-Way) Bench	9899613	LH	68.95	ADJUSTER, frt. seat
72-73	All B-C (60/40)	9889745		30.20	ADJUSTER, driver inner (2-way elec.)
72-73	All B-C (60/40)	9889746		30.20	ADJUSTER, driver outer (2-Way elec.)
72-73	All B-C-E (6-Way) Bench	9899980	RH	22.50	ADJUSTER, seat less actuator & gearnut
72-73	All B-C-E (6-Way) Bench	9899981	LH	22.50	ADJUSTER, seat less actuator & gearnut
72-73	All B-C-E (60/40 or 40/40) 6 Way	9899983		22.50	ADJUSTER, driver-outer (less actuator 8i gearnut)
72-73	All B-C-E (60/40 or 40/40) 6 Way	9899982		22.50	ADJUSTER, driver-inner (less actuator 8i gearnut)
72-73	All B-C-E (60/40 or 40/40) 6 Way	9899982		22.50	ADJUSTER, pass.-outer (less actuator 8i gearnut)
72-73	All B-C-E (60/40 or 40/40) 6 Way	9899983		22.50	ADJUSTER, pass.-inner (less actuator 8i gearnut)
72-73	All B-C-E (60/40 or 40/40) 6 Way	9899615		74.55	ADJUSTER, pass.-inner
72-73	All B-C-E (60/40 or 40/40) 6 Way	9899615		74.55	ADJUSTER, driver-outer
72-73	All B-C-E (60/40 or 40/40) 6 Way	9899614		77.05	ADJUSTER, pass.-outer
72-73	All B-C-E (60/40 or 40/40) 6 Way	9899614		77.05	ADJUSTER, driver-inner
11.561 ACTUATOR = t — CABLE — GEARNU — SHOE — JACKSCREW, FRONT SEAT ADJUSTER					
60-62	44-46-47-4800 (4 or 6-Way) One Mtr.	5712218	2	8.95	ACTUATOR, horiz. (must also use screw 5712220)
63	44-46-47-4800 (4 or 6-Way)	5712218	2	8.95	ACTUATOR, frt. seat adj.-horiz
63-65	All (4-Way Bkt.)	5712218	LH	8.95	ACTUATOR, drivers seat adjr.
64	All (4-Way)	5712218	2	8.95	ACTUATOR, adj.-horiz
64-66	All (6 Way)	5717490	2	8.95	ACTUATOR, horiz
65-66	30-4000 (4-Way)	5712218	2	8.95	ACTUATOR, horiz
65	50-60-8000 (4 or 6-Way)	5717490	2	8.95	ACTUATOR, horiz
66	50-60-80-9000 (4-Way Bkt.)	5712218	LH	8.95	ACTUATOR, drivers seat adjr.
68	60-8000 (4-Way Bkts.)	5712218	LH	8.95	ACTUATOR, drivers
67-70	50-60-80-9000 (4 or 6-Way)	9710651	2	1 1.65	ACTUATOR, front seat adjuster-horiz
67-72	All (4-Way Bkts.)	9721549	1	9.85	ACTUATOR, drivers seat outer adjr.
69-71	30-4000 (4-Way)	9721549	2	9.85	ACTUATOR, horiz
72	30-40-9000 (4-Way Bkt.) 2nd Type	9721549	1	9.85	ACTUATOR, driver seat inner (1 green 8i 2 black)
69-70	8439-8469 (6-Way) Split Front Seat	9710651	1	1 1.65	ACTUATOR, driver and pass, seat-inner and outer adjuster-horiz
69-70	8457 (6-Way) 60-40	9710651	2	1 1.65	ACTUATOR, pass, outer adjuster-horiz
69-70	8457 (6-Way) 60-40	9710651	1	1 1.65	ACTUATOR, drivers outer adjuster horiz
69-70	All (6-Way) Pwr. Driver Seat 60-40	9721106	1	16.15	ACTUATOR, driver seat outer adjr. horiz
71-73	All (6-Way Bench)	9819063	2	9.65	ACTUATOR, seat adj. horizontal
71-73	All B-C-E (6-Way) 60/40 or 40/40	9819063	AR	9.65	ACTUATOR, driver & pass, seat adj. horizontal
71	9000 (6-Way Bench)	9710651	2	1 1.65	ACTUATOR, seat adj. horiz
62-68	All as req.	8746511	AR	.15	SCREW, seat adjr. (1/16" — 18 x 1"A) — (10.463)
69-73	All as req.	192347	AR	.10	BOLT, seat adjr. (1/2" — 18 x 1) — (8.900)
69	All 6 Way (60-40)	8752655	8	.20	BOLT, seat adj. outer to floor
69-73	All as Req.	4405445	AR	.15	BOLT, seat adjuster to floor pan 1" long — (10.643)
71	3437-4437 Bkt. Seats	7667647	2	.15	BOLT, anchor outer — (10.463)
71	9000	4405449	2	.15	BOLT, seat adjr. (1 y 4") — (10.463)
59	All (6-Way or Bkt. Seats)	4304554	AR	.30	BUMPER, jackscrew
60	4637-4667-4867 (6-Way or Bkt. Seats)	4304554	AR	.30	BUMPER, jackscrew
61-67	Electra	4304554	AR	.30	BUMPER, jackscrew
61-63	44-46-47-4800 (4 or 6-Way Seats)	4308988	RH	12.65	CABLE, frt. vert. (36" yellow)
62	4847-67 Bkt. Seats	4856472	1	2.87	CABLE, drivers seat adjr. — (1 0/16")
63	All (4-Way Bkt.)	5715280	LH	4.77	CABLE, vert. (1 1/2" — blue)
63	All (4-Way Bkt.)	5715283	LH	5.02	CABLE, horiz. (1 2 1/2" — black)
63-64	44-46-4800 (4-Way)	5715453	LH	4.97	CABLE, vert.
63	4439-47-67-69-4639-4800 (4-Way)	5716186	LH	5.02	CABLE, horiz.
61-63	4829-39 (2-Way)	4809448	RH	7.50	CABLE, horiz.
61-63	4829-39 (2-Way)	4809449	LH	4.56	CABLE, horiz.
63	4839-47-67 (Bkt. Seats)	4856472	1	2.87	CABLE, drivers seat adjr.
64	40-41-42-4300 (4-Way)	5717525	LH	5.50	CABLE, horiz. (1 1/2" — black)
64	44-46-4800 (4-Way)	4308988	RH	12.65	CABLE, vert. (36" — yellow)
64	44-46-4800 (4-Way)	5716186	LH	5.02	CABLE, horiz.

64	44-46-4800 (6-Way)	9704525	RH	12.30	CABLE, rr. vert. (39 %"-blue)
64	44-46-4800 (6-Way)	5717590	LH	5.70	CABLE, rr. vert. (14 %"-blue)
64	44-46-4800 (6-Way)	5717593	LH	5.70	CABLE, frt. vert. (10 %"-yellow)
64	44-46-4800 (6-Way)	5717596	LH	5.70	CABLE, horiz. (1 1 %"-black)
61-64	4867	4809448	RH	7.50	CABLE, horiz
61-64	4867	4809449	LH	4.56	CABLE, adjr.-horiz
65-67	50-60-8000 (4-Way)	5716186	LH	5.02	CABLE, horiz
64	44-46-47-4800 (4-Way Bkt.)	5715280	LH	4.77	CABLE, vert. (1 1 %"-blue)
64	44-46-47-4800 (4-Way Bkt.)	5715283	LH	5.02	CABLE, horiz. (1 2 %"-black)
64	4867 Bkt. Seats less 4-Way Drivers Seat	4856472	1	2.87	CABLE, drivers seat adjuster (10 %"-)
65-72	30-4000 (4-Way)	9704944	LH	5.25	CABLE, vert. (1 1"-green)
65-72	30-4000 (4-Way)	9704947	LH	5.25	CABLE,horiz. (12 V-black)
65-72	30-4000 (4-Way)	9704941	RH	6.55	CABLE, horiz. (32 %"-black)
65-72	30-4000 (4-Way)	9704938	RH	7.60	CABLE, vert. (32 %"-green)
65-70	50-60-8000 (4-Way)	5719606	RH	12.95	CABLE, horiz
65-67	50-60-8000 (4-Way)	9704517	LH	7.20	CABLE, trans, to adjr.-vert
65-70	All (6-Way)	5719616	RH	7.90	CABLE, horiz
65-70	50-60-8000 (6-Way)	5719610	RH	7.90	CABLE, rear-vert
65-70	All (6-Way)	5719613	RH	7.90	CABLE, vert.-frt
65-70	50-60-8000 (4-Way)	5719610	RH	7.90	CABLE, ve-t
65-70	8467	4809449	LH	4.56	CABLE, horiz
65-70	8467	4479132	RH	6.80	CABLE, horiz. (32"-black)
65	8467 Bkt. Seats less 4-Way Seat	4856472	1	2.87	CABLE, drivers seat adjr.
65	9447 (4-Way Bkt.)	5715280	LH	4.77	CABLE, frt. trans, to adjr.-vert. (1 1 W-black)
65	9447 (4-Way Bkt.)	5715283	LH	5.02	CABLE, trans, to adjr.-horiz. (12 "A/-black)
66-72	All (4-Way Bkts.)	9705344	LH	4.92	CABLE, horiz (1 2V-black)
66-72	All (4-Way Bkts.)	9708188	LH	4.41	CABLE, vert. (10"-green)
65-70	All (6-Way)	5717590	LH	5.70	CABLE, rr. vert. (14 %" blue)
65-70	All (6-Way Bench)	5717593	LH	5.70	CABLE, front-vert. (10"/64"-yellow)
65-66	All (6-Way Bench)	5717596	LH	5.70	CABLE, horiz. (1 1 V"-black)
68-70	50-60-80-9000 (4-Way Bench)	5716186	LH	5.02	CABLE, horiz
66-68	8467 Bkt. Seats less 4-Way	4542626	1	3.69	CABLE, drivers seat adjr. drive (8V)
66-70	9000 (4-Way Bench)	5719606	RH	12.95	CABLE,horiz
66-70	9000 (4-Way Strato Bench)	9704941	RH	6.55	CABLE,horiz. (32 %"-black)
66-70	9487 (4-Way Strato Bench)	9706312	RH	8.35	CABLE, vert. (36"/32"-orange)
66-70	9000 (4-Way Bench)	5719610	RH	7.90	CABLE, vert
66-70	9000 (6-Way Bench)	5719610	RH	7.90	CABLE, rear-vert
66-71	9487 (6-Way Strato Bench)	9705013	RH	7.90	CABLE, rear-vert. (35"/32"-orange)
66-71	9487 (6-Way Strato Bench)	9705020	RH	6.90	CABLE, front-vert. (3 1 %"-yellow)
66-70	9487 (4-Way Strato Bench Seats)	5717596	LH	5.70	CABLE, rr.-vert. (14 %"-blue)
66-71	9487 (6-Way Strato Bench)	9705023	RH	5.70	CABLE,horiz (11 VV-black)
67-70	All (6-Way)	5717525	LH	6.90	CABLE, horiz. (32 %"-black)
68	All (6-Way)	5719610	1	5.50	CABLE,horiz. (1 1"-black)
68-70	50-60-80-9000 (4-Way Seats)	9704517	LH	7.90	CABLE, rr.-vert
69-70	8400 60-40 (less 6-Way)	8780220	1	7.20	CABLE, vert
69-70	8400 (6-Way) 60-40	9717772	RH	5.35	CABLE, driver seat adjuster (8"/32"-black)
69-70	8400 (6-Way) 60-40	9717775	RH	5.95	CABLE, driver seat rear (vert.)
69-70	8400 (6-Way) 60-40	9717777	LH	5.75	CABLE, driver seat front (vert.)
69-70	8400 (6-Way) 60-40	9717780	LH	6.20	CABLE, driver seat rear (vert.)
69-70	8400 (6-Way) 60-40	9717783	LH	5.75	CABLE, driver seat front (vert.)
69-70	8400 (6-Way) 60-40	9717788	RH	5.95	CABLE, driver seat horiz
69-70	8400 (6-Way) 60-40	9717791	RH	6.00	CABLE, pass, seat rear-vert
69-70	8400 (6-Way) 60-40	9717794	RH	5.80	CABLE, pass, seat front-vert
69-70	8400 (6-Way) 60-40	9717797	LH	5.80	CABLE, pass, seat-horiz
69-70	8400 (6-Way) (60-40)	9717800	LH	6.25	CABLE, pass, seat rear-vert
69-70	8400 (6-Way) (60-40)	9717803	RH	5.80	CABLE, pass, seat front vert
71	9000 6-Way (Reg. Bench)	5717525	1	6.00	CABLE, driver seat rear-vert
71-73	All (6-Way)	9827248	1	5.50	CABLE, adjr. trans, to left adj. horiz. (11 " black)
71-73	All (6-Way)	9827249	1	8.45	CABLE, trans, to rt. adj. rr. vert. (38"/32" lg.-blue)
71-73	All (6-Way)	9827250	1	8.45	CABLE, trans, to rt. adj. frt. vert. (3 2V lg.-red)
71-73	All (6-Way)	9827262	1	8.45	CABLE, trans, to rt. adj. horizontal (35V lg.-black)
71-73	All (6-Way)	9827263	1	5.60	CABLE, trans, to lt. adj. rr. vert. (15% " lg.-blue)
71-73	All (6-Way)	9827263	1	6.75	CABLE, trans, to lt. adj. frt. vert. (11 " lg.-red)

71-73	All (6-Way)	9827264	1	6.75	CABLE, trans, to lt. adj. horizontal (10%" lg.-black)
71-73	All B-C-E (6-Way) 60/40 or 40/40.	9847534	1	6.05	black)
71-73	All B-C (60/40).	9825001	2	4.92	CABLE, driver horizontal (3%"-black).
71-73	All B-C-E (6-Way) 60/40 or 40/40.	9819872	2	7.25	CABLE, driver 8t pass, trans, rt. rr. vertical (12") (blue).
71-73	All B-C-E (6-Way) 60/40 or 40/40.	9819873	1	6.05	CABLE, pass. 8i driver trans, rt. frt. vertical (2y2" lg.)
71-73	All B-C-E (6-Way) 60/40 or 40/40.	9819873	1	6.05	
71-73	All B-C-E (6-Way) 60/40 or 40/40.	9819874	1	7.25	CABLE, pass. & driver trans, left rr. vertical (13" lg.- green).
71-73	All B-C-E (6-Way) 60/40 or 40/40.	9819875	1	6 50	CABLE, pass. 8i driver trans, left frt. vertical (7"/i«" ig.
71-72	6-Way Strato Bench.		LH		CABLE, trans, to adjr. rr. vert. (14"A" lg.-blue).
71	9000 (6-Way).	5717593	LH	5.70	CABLE, trans, to adjr. frt.-vert. (10'y«" lg.-yellow)——
	NOTE: 1972 - 1st type has 2 cables (1 green 1 bla				
72	30-40-9000 (4-Way Bkt. Seats) 1st Type.	9708188	1	4.41	CABLE, trans, to adjr. vertical-left (10" green).
72	30-40-9000 (4-Way Bkt. Seats) 2nd Type.	9605368	1	7.10	CABLE, trans, to advr. vertical-left.
72	3337-3437-4437-9487 (4-Way Bkt. Seats) (2nd Type).	9605374	1	6.20	CABLE, trans, to left adjr. horizontal
65-66	8467 (4 or 6-Way Seats)	4302363	LH		
60-62	44-46-47-4800 (6-Way Seats).	2973436	AR	.25	CLIP, adjr. switch on A-Rest—(10.664).
61-65	All (4 or 6-Way Seats) as Req.	5711116	1	110	CONNECTOR.
66-73	All (4-or 6-Way Bench Seats).	9707155	2	1.69	COUPLING, mtr. to trans, drive.
60-63	All 1 Mtr. (6-Way Seats)	9710114	2	1.64	COUPLING, motor to transmission drive
59-64	All (2-Way).	9710114	AR	10.05	GEARNUT, frt. vert, jackscrew.
60	All 1 Mtr. (6-Way).	5711117	2	10.05	GEARNUT, adjr. jackscrew.
61-63	44-46-47-4800 (6-Way Seats).	5711117	2	7.90	GEARNUT, adjr. jackscrew rr. vert.
63-65	All (4-Way Bkt).	5716130	1	7.90	GEARNUT, rr. vert, jackscrew.
63	4439-47-67-69-4639- 4800 (4-Way).	5716130	2	8.40	GEARNUT, drivers side outer adjr. jackscrew
64	All (4-Way) exc. 4700	5716130	2	8.40	GEARNUT, frt. seat adjr. jackscrew.
64-70	All (6-Way).	5719134	RH	8.40	GEARNUT, frt. seat adjr. jackscrew.
64-70	All (6-Way Seats).	5719135	LH	13.00	GEARNUT, frt. vert.
64-70	LeSabre-Wildcat-Electra- Riviera (4 or 6-Way)	9703410	RH	13.00	GEARNUT, frt. vert.
64-70	LeSabre-Wildcat-Electra- Riviera (4 or 6-Way)	9703411	LH	13.00	GEARNUT, rr. vert
65-72	30-4000 (4-Way).	5716130	AR		
66	All exc. 9000 (4-Way Bkt.) 1st Type.	5716130	1	8.40	GEARNUT, seat adjr. jackscrew.
66	All exc. 9000 (4-Way Bkt.) 2nd Type.	9708526	1	8.40	GEARNUT, drivers outer adjr. jackscrew.
66-72	All (4-Way Bkt).	9708526	1	10.45	GEARNUT, drivers outer adj. jackscrew.
65-70	8467.	9710114	1	10.45	GEARNUT, drivers outer adjr. jack-screw.
69-70	8400 (6-Way) 60-40.	9718551	RH	10.05	GEARNUT, jackscrew.
69-71	8400 (60-40 less 6-Way)	9710114	1	20.10	GEARNUT, driver seat rear vert.
69-70	8457 (6-Way) 60-40.	9703411	2	10.05	GEARNUT, driver outer adjuster jackscrew
71-73	All (6-Way) Bench	9840790	RH	13.00	GEARNUT, driver <i>fk</i> pass, seat-rear vert
71-73	All B-C-E (6-Way) 60/40 or 40/40.	9840790	RH	14.10	GEARNUT, frt. vert.
71-73	All (6-Way) Bench.	9840791	LH	14.10	GEARNUT, driver & pass. frt. vert.
71-73	All B-C-E (6-Way) 60/40 or 40/40.	9840791	LH	14.10	GEARNUT, frt. vert.
71-73	All (6-Way) Bench.	9840792	RH	14.10	GEARNUT, driver & pass. frt. vert.
71-73	All (6-Way) Bench.	9840793	LH	14.10	GEARNUT, rr. vert.
71-73	All B-C-E (6-Way) 60/40 or 40/40.	9840793	AR	14.10	GEARNUT, driver & pass, left adj. rr. vert
71-73	All B-C-E (6-Way) 60/40 or 40/40.	9840794	1	20.05	GEARNUT, pass. & driver right adj. rr. vertical
71-72	9000 6-Way Seats	9703410	RH	13.00	GEARNUT, rr. vert.
71	9000 6-Way Seats	9703411	LH	13.00	GEARNUT, rr. vert.
71	9000 (6-Way Strato Bench Seats).	5719134	RH	13.00	GEARNUT, frt. vert.
71	9000 (6-Way Strato Bench Seats).	5719135	LH	13.00	GEARNUT, frt. vert.

72-73	All B-C (60/40 less 6-Way).....	9710114	2	10.05	GEARNUT, drivers seat adj. jackscrew
59-72	Electra.....	4304724	AR	.15	GROMMET, seat adjr. (rubber).....
73	All B-C (60/40) less 6-Way.....	4304724	4	.15	GROMMET, seat adjr. (rubber).....
62-63	4839-47-67 Bkt. Seats ..	5713927	LH	1.49	GUARD, drivers seat adjr. finger.....
64-66	Electra Conv. Bkt. Seat less (4-Way Drivers) ...	5713927	LH	1.49	GUARD, drivers seat adjr.....
59-63	All (6-Way Seats).....	4303410	2	4.92	JACKSCREW, vert.....
59-66	Electra Conv.....	4304722	RH	4.4 1	JACKSCREW.....
59-66	Electra Conv.....	4304723	LH	4.4 1	JACKSCREW.....
61-64	4829-39-67.....	4304722	RH	4.4 1	JACKSCREW, frt. seat adjr.....
61-64	4829-39-67.....	4304723	LH	4.4 1	JACKSCREW, frt. seat adjr.....
61-63	4637-4839-47-67 Bkt. Seats	4304722	RH	4.4 1	JACKSCREW, seat adjr.....
61-63	4637-4839-47-67 Bkt. Seats	4304723	LH	4.4 1	JACKSCREW, seat adjr.....
63	All (4-Way Bkt.).....	9721482	LH	5.55	JACKSCREW, drivers seat adjr.....
63	4839-47-67 Bkt. Seats ..	4304722	LH	4.4 1	JACKSCREW, drivers seat adjr.....
65-66	8467 Bkt. Seat (2-Way) ..	4304722	LH	4.4 1	JACKSCREW, drivers seat adjr.....
63-64	All (4-Way) exc. 4700 ...	9721482	RH	5.55	JACKSCREW, frt. seat adjr.....
63-64	All (4-Way) exc. 4700 ...	5716269	LH	2.20	JACKSCREW, frt. seat adjr.....
65-72	30-4000 (4-Way).....	5716269	LH	2.20	JACKSCREW.....
65-68	30-4000 (4-Way).....	9721482	RH	5.55	JACKSCREW.....
66	4000 (4-Way Bkt.) 2nd Type.....	9721484	1	5.55	JACKSCREW, drivers outer seat adjr.
67-72	30-4000 (4-Way Bkt.) ...	9721484	1	5.55	JACKSCREW, drivers-outer.....
66-68	50-60-80-9000 (4-Way Bkts.).....	9708525	1	2.92	JACKSCREW, drivers-outer.....
67	8467 1st Type.....	4304722	RH	4.4 1	JACKSCREW.....
67	8467 1st Type.....	4304723	LH	4.4 1	JACKSCREW.....
67	8467 Bkt. Seats less 4-Way Seat (1st Type) ...	4304722	LH	4.4 1	JACKSCREW, drivers.....
67	8467 2nd Type.....	9712336	RH	7.65	JACKSCREW, frt. seat adjr.....
67	8467 Bkt. Seats less 4-Way (2nd Type).....	9712336	LH	7.65	JACKSCREW, drivers seat adjr.....
67	8467 2nd Type.....	9712337	LH	6.40	JACKSCREW, frt. seat adjr.....
68-70	8467.....	9712336	RH	7.65	JACKSCREW.....
68	8467 (2-Way Bkt.).....	9712336	LH	7.65	JACKSCREW, drivers.....
68-70	8467.....	9712337	LH	6.40	JACKSCREW.....
69-72	30-4000 (4-Way).....	9721482	RH	5.55	JACKSCREW.....
69-70	8400 (60-40 less 6-Way)	9712336	LH	7.65	JACKSCREW.....
69-70	5437-6437-6637-9487 (4-Way Bkt.).....	9708525	1	2.92	JACKSCREW, drivers-outer.....
69	8439-69 (less 6-Way 60-40).....	9712336	LH	7.65	JACKSCREW, driver.....
71-73	All B-C (60/40) less 6-Way.....	9819833	2	6.00	JACKSCREW, driver seat adjr.....
71-72	9000 (4-Way Bkt.).....	9708525	1	2.92	JACKSCREW, drs. outer seat adjr.
64	44-46-4800 6-Way Seats 2nd Type-Gearnut Spg. on Top Side of Top Plate.....	9703412	4	.10	NUT, frt. seat adjr. gearnut.....
66-73	All (4 or 6-Way Seats)	9703412	AR	.10	NUT, gearnut.....
67	8467 2nd Type.....	9703412	AR	.10	NUT, frt. seat adjr. jackscrew.....
67	8467 Bkt. Seat less 4-Way (2nd Type).....	9703412	LH	.10	NUT, drivers adjr. jackscrew.....
68-70	8467.....	9703412	AR	.10	NUT, adjuster jackscrew.....
68	8467 (2-Way Bkts.).....	9703412	2	.10	NUT, drivers outer adjr. jackscrew
59-60	4867.....	4304730	2	.10	PIN, gearnut stop.....
61	4829-67.....	4304730	2	.10	PIN, gearnut stop.....
61	4829-47-67 Bkt. Seats ..	4304730	2	.10	PIN, gearnut stop.....
63-66	All (4-Way Bkt.).....	5716501	1	.20	PIN, drivers outer adjr. top plate rr.
63-66	All (4-Way Bkt.).....	5715157	LH	.15	PIN, drivers seat adjr. to plate frt. .
63	4439-47-67-69-4639-4847-67 4-Way Seats ..	5715157	2	.15	PIN, frt. seat adjr. top plate-frt....
63	4439-47-67-69-4639-4819-29-39-47-67 4-Way Seats	5716501	2	.20	PIN, frt. seat adjr. top plate-rr. . .
63	4829-39 (2-Way).....	4304730	2	.10	PIN, gearnut stop.....
63-64	4867.....	4304730	2	.10	PIN, gearnut stop.....
64	All 4-Way Seats exc. 4747.....	5715157	2	.15	PIN, adjr. top plate-frt.....
64	All 4-Way Seats exc. 4747.....	5716501	2	.20	PIN, top plate-rr.....
64	4867 Bkt. Seats less 4-Way Bkt. Seats	4304730	1	.10	PIN, drivers L. Adjr. gearnut stop.
65-72	30-4000 (4-Way).....	5716501	2	.20	PIN, top plate-rear.....

65-72	30-4000 (4-Way)	5715157	2	.15	PIN, top plate-front
65-70	8467	4304730	2	.10	PIN, gearnut stop
65-68	8467 (2-Way Bkt.)	4304730	LH	.10	PIN, drivers gearnut stop
67-72	All (4-Way Bkt.)	9712177	LH	.56	PIN, drivers top plate
69-73	All B-C (60/40) less 6-Way	4304730	1	.10	PIN, driver outer gearnut stop
64	40-41-42-4300 (4-Way)	5717692	1	.36	PLATE, adjr. cbl. atch
64	4067-4127-4337-67(4-Way Bkt.)	5717692	1	.36	PLATE, adjr. cbl. atch
64	44-46-4800 (6-Way)	5717588	2	.36	PLATE, cbl. atch
65-72	30-4000 (4-Way)	5717692	2	.36	PLATE, cbl. atch
65	All (4-Way Bkt.)	5717692	1	.36	PLATE, adjr. cbl. atch
65	50-60-8000 (6-Way)	5717588	2	.36	PLATE, adjr. cbl. atch
66-73	All (6-Way Seat)	5717588	2	.36	PLATE, cable attaching
71	9000	9607898	RH	.36	PLATE, frt. seat adj. anchor
71	9000	9607899	LH	.36	PLATE, frt. seat adj. anchor
72	9000 6-Way Split 60-40	9718303	2	.87	PLATE, pass. & driver seat adjr. cable attaching
59-60	4867	9409611	2	.05	RETAINER, gearnut stop pin—(8.921)
61-70	All as Req.	9409611	AR	.05	RETAINER, drivers seat adjrs. gearnut stop pin—(8.921)
71-73	All B-C (60/40)	9409611	2	.05	RETAINER, dr. seat adj. gearnut stop pin
69-73	All B-C-E (6-Way) (60/40 or 40/40)	9718303	2	.87	PLATE, adjuster cable attaching
64-72	All (4-Way)	5715154	AR	.10	RIVET, jackscrew
59-60	4867 (Bkt. Seats)	5712558	4	.41	SCREW, adj. gearnut
61	4637-4867 (Bkt. Seats)	5712558	LH	.4 1	SCREW, drivers seat adjr. gearnut
61-62	4829-67	5712558	4	.4 1	SCREW, gearnut
62	4847-67 (Bkt. Seats)	5712558	LH	.41	SCREW, drivers seat adjr. gearnut
63-72	All (4-Way)	5715155	AR	.30	SCREW, drivers adjr. gearnut
63-72	All (4-Way)	5712220	AR	.10	SCREW, drivers seat adjr. actuator
63	4829-39 (2-Way)	5712558	4	.4 1	SCREW, gearnut
63	4839-47-67 Bkt. Seats	5712558	LH	.41	SCREW, drivers seat adjr. gearnut
63-68	Electra Conv.	5712558	4	.4 1	SCREW, gearnut
64	44-46-4800 (6-Way)	5717499	4	.10	SCREW, horiz. actuator
64	44-46-4800 (6-Way)	9415189	8	.15	SCREW, adjr. gearnut—(8.977)
64	4867 Bkt. Seats less 4-Way Drivers Bkt.	5712558	2	.41	SCREW, drivers seat adjr. gearnut
65	50-60-8000 (4 or 6-Way)	5717499	4	.10	SCREW, horiz. actuator
65-66	50-60-8000 (4 or 6-Way)	9415189	AR	1 5	SCREW, frt. seat adj. gearnut—(8.977)
65-68	8467 (2-Way Bkts.)	5712558	LH	.41	SCREW, drivers adjr. gearnut
65-70	8467	5712558	4	1 5	SCREW, gearnut
66	9487 (4 or 6-Way)	9415189	AR	.10	SCREW, frt. seat adjr. gearnut—(8.977)
66	50-60-80-9000 (4 or 6-Way)	5717499	4	.10	SCREW, seat adjr.-horiz. actuator
67-72	50-60-80-9000 (4 or 6-Way)	9710624	AR	.10	SCREW, adjr. gearnut
73	All (6-Way)	9710624	AR	.10	SCREW, adjr. gearnut
67-70	50-60-80-9000 (4 or 6-Way)	9711796	4	.10	SCREW, horiz. actuator
69-70	8439-69 (6-Way) (60-40)	9711796	2	.10	SCREW, driver & pass.—inner 8i outer horiz. actuator
69-70	8457 (6-Way) 60-40	9711796	4	.10	SCREW, pass. seat adjuster horiz. actuator
71-73	All (6-Way)	9711796	AR	.10	SCREW, horiz. actuator
71	9000	9827693	AR	.25	SCREW, adj. to fir. pan
71-72	9000 exc. (6-Way)	8741222	AR	.20	SCREW, frt. seat adjr. to floor pan—(1 1.237)
73	All B-C (60/40) less 6-Way	5712558	4	.41	SCREW, driver seat adj. gearnut
59-60	4867	4303109	8	.10	SHOE (plastic)
61	4637-4867 (Bkt. Seats)	4303109	LH	.10	SHOE, driver seat adjr.—plastic
61-62	4829-67	4303109	8	.10	SHOE (plastic)
62	4867 (Bkt. Seats)	4303109	4	.10	SHOE, driver seat adjr.—plastic
60-66	All (4 or 6-Way)	4307433	AR	.15	SHOE, adjr. lwr. chnl
63-72	All (4-Way Bkt.)	5716601	3	.15	SHOE, driver seat inner adjuster lower channel
63-68	All (4-Way Bkt.)	4307433	AR	.15	SHOE, adjr. lwr. chnl
63	4829-39 (2-Way)	4303109	8	.10	SHOE
63	4839-47-67 Bkt. Seats	4303109	4	.10	SHOE, drivers seat
63-66	Electra Conv.	4303109	8	.10	SHOE (plastic)
64-66	Electra Conv. Bkt. Seat less (4-Way)	4303109	AR	.10	SHOE, drivers seat adjr. (plastic)
65	All exc. 9447 (4-Way)	4307433	8	.15	SHOE, adjr. lwr. chnl
65	50-60-8000 (6-Way)	4307433	8	.15	SHOE, adjr. lwr. chnl
66	50-60-80-9000 (4 or 6-Way Seats)	5716601	4	.15	SHOE, seat adjr. lwr. chnl—ctr.
66	8467 Bkt. Seats less (4-Way)	9704384	RH	.08	SHOE, driver seat adjr. lwr. chnl
67-71	30-4000 (4-Way)	4307433	8	.15	SHOE, seat adjuster lower channel
67-72	50-60-80-9000 (4 or 6-Way)	9710619	8	.20	SHOE, lower channel

67-68	8467 (2-Way Bkts.)	9710123	4	.20	SHOE, drivers—outer adjr. (plastic)
67	52-54-64-6687-84-8467	4307433	8	.15	SHOE, seat adjr. lwr. chnl
67	6667-87-8467	4307433	4	.15	SHOE, drivers seat adjr.—outer lwr. chnl
67-70	8467	9710123	8	.20	SHOE, adjr. (plastic)
67-68	8467 (2-Way Bkt)	9710135	4	.20	SHOE, drivers—inner—lwr. chnl
67-72	All (4-Way Bkt.)	9710895	1	.25	SHOE, driver—outer lwr. chnl.—ctr.
67-72	30-4000 (4-Way Seat)	9710895	2	.25	SHOE, seat adjuster lower channel—center
69-70	All (60-40 less 6-Way)	9710123	4	.20	SHOE, driver—outer (plastic)
69-70	8400 (6-Way) 60-40	9716646	3	.92	SHOE, driver seat inner adjuster lower channel
69-70	8400 (60-40 less 6-Way)	9710135	4	.20	SHOE, driver seat inner lower channel
69-72	All (4-Way Bkt.)	4307433	5	.15	SHOE, driver seat inner & outer adjuster—lower channel
72	All (4 Way) Bkts	5716601	AR	.15	SHOE, driver seat inner adj. lwr. chnl
72	All (4 Way) Bkts	9710895	AR	.25	SHOE, drive seat outer adj. lwr. chnl
71-73	All B-C (60/40)	9710123	8	.20	SHOE, driver seat adj. (plastic)
73	All (6-Way)	9710619	AR	.20	SHOE, seat adjr.—lwr. chnl
63-65	All as Req.	4403070	AR	.30	SPACER, adjr.
67	8467 2nd Type	9712339	1	.53	SPACER, adjr. jackscrew—frt. (plastic)
67	8467 Bkt. Seats less 4-Way (2nd Type)	9712339	LH	.53	SPACER, driver adjr. jackscrew frt. (plastic)
67	8467 2nd Type	9712340	RH	.40	SPACER, frt. seat adjr. jackscrew—rr.
67	8467 Bkt. Seats less 4-Way (2nd Type)	9712340	LH	.40	SPACER, driver adjr. jackscrew rr.
67	8467 2nd Type	9712341	1	.56	SPACER, adjr. jackscrew—frt. (plastic)
67	8467 Bkt. Seats less 4-Way (2nd Type)	9712341	LH	.56	SPACER, driver adjr. jackscrew frt.
68	8467	9712339	1	.53	SPACER, jackscrew, frt. (plastic)
68	8467 (2-Way Bkts.)	9712339	LH	.53	SPACER, driver jackscrew—frt.
68-70	8467	9712340	RH	.40	SPACER, jackscrew—rear.
68	8467 (2-Way Bkts.)	9712340	LH	.40	SPACER, driver jackscrew—rr.
68-70	8467	9712339	1	.53	SPACER, jackscrew—front (plastic)
68	8467 (2-Way Bkt.)	9712341	LH	.56	SPACER, driver jackscrew—frt.
68-70	8467	9712341	2	.56	SPACER, jackscrew—front (plastic)
69-70	8400 (60-40 less 6-Way)	9712339	LH	.53	SPACER, driver jackscrew—front
69-70	8400 (60-40 less 6-Way)	9712340	LH	.40	SPACER, driver jackscrew—rear.
69-70	8400 (60-40 less 6-Way)	9712341	LH	.56	SPACER, driver jackscrew—front
71-73	All B-C (60/40)	9712339	2	.53	SPACER, driver adj. jackscrew frt. (plastic)
71-73	All B-C (60/40)	9712341	2	.56	SPACER, driver adj. jackscrew—frt. (plastic)
64	44-46-4800 (6-Way)	5717500	RH	.10	SPRING, horiz. actuator
64	44-46-4800 (6-Way)	5717501	LH	.10	SPRING, horiz. actuator
64	44-46-4800 (6-Way) 1st Type-Spg. on Underside of Top Plate	5717849	2	.10	SPRING, gearnut
64	44-46-4800 (6-Way) 2nd Type-Spg. on Top Side to Top Plate	9715450	2	.15	SPRING, frt. gearnut
65	50-60-8000 (4 or 6-Way)	9715450	AR	.15	SPRING
65	50-60-8000 (4 or 6-Way)	5717500	RH	.15	SPRING
65	50-60-8000 (4 or 6-Way)	5717501	LH	.10	SPRING, horiz. actuator
66-70	50-60-80-9000 (4 or 6-Way)	9715450	AR	.10	SPRING, horiz. actuator
66	50-60-80-9000 (4 or 6-Way)	5717500	RH	.15	SPRING, gearnut
66	50-60-80-9000 (4 or 6-Way)	5717501	LH	.10	SPRING, seat adjr.—horiz. actuator
69-70	8439-69 (6-Way) 60-40	9715450	4	.10	SPRING, seat adjr.—horiz. actuator
71-73	All (6-Way)	9715450	AR	.15	SPRING, driver & pass, inner gearnut
69-70	8457 (6-Way) 60-40	9715450	4	.15	SPRING, gearnut
72	NOTE: 1972-1st Type has lock bar without arm				.15	SPRING, driver & pass, seat-adjr. gearnut
72	30-4000 Bkt. Seats (1st Type)	9711040	1	.56	SPRING, pass, outer seat adj. lock bar
72	30-4000 Bkt. Seats (2nd Type)	9826897	1	.56	SPRING, pass, outer seat adj. lock bar
72	30-4000 Bkt. Seats (2nd Type)	9711041	1	.46	SPRING, frt. seat inner adj. lock bar
63-67	All (4-Way Bkt.)	9703412	LH	.10	STOP, driver adjr. jackscrew—frt.
63	4439-47-67-69-4639-4800 4-Way Seats	9703412	1	.10	STOP, seat adjr. jackscrew—frt.
64	All 4-Way Seats exc. 4700	9703412	1	.10	STOP, seat adjr. jackscrew—frt.
65-68	30-4000 (4-Way)	9703412	RH	.10	STOP, seat adjuster jackscrew—front
65-66	Electra Conv.	5717893	2	.38	STOP, frt. seat adjr. gearnut
66	8467 Bkt. Seats less 4-Way)	5717893	LH	.38	STOP, drivers adjr.—gearnut—frt.
67	8467 Bkt. Seats less 4-Way Seats (1st Type)	5717893	LH	.38	STOP, drivers adjr. gearnut—frt.
67	8467 1st Type	5717893	2	.38	STOP, adjr. gearnut
67	8467 2nd Type	9712338	2	.73	STOP, frt. seat adjr. gearnut

67	8467 Bkt. Seats less 4-Way (2nd Type)9712338	1	.73	STOP, driver adjr. gearnut frt
68-70	8467.971 2338	2	.73	STOP, gearnut
68	8467 (2-Way Bkts.)971 2338	LH	.73	STOP, driver gearnut—frt
68-69	All (4-Way Bkt.)9703412	1	.10	STOP, driver outer adjuster jackscrew—front.
69-70	8400 (60-40 less 6-Way)	.971 2338	LH	.73	STOP, driver adjustergearnut—front
71-73	All B-C (60/40)9712338	2	.73	STOP, driver seat adj. gearnut-frt
63-68	All (4-Way Bkt.)4307433	AR	.15	SHOE adjr. lwr. chnl
66-67	All (4-Way Bkt.)4540022	1	5.30	TUBE, drivers seat adjr. torque
68-72	All (4-Way Bkt.)4540022	1	5.30	TUBE, drivers seat adjuster torque
59-60	4867.4304726	2	.05	WASHER, gearnut stop—frt
59-60	4867.4304725	2	.10	WASHER, gearnut stop—rr.
61-63	4637-4800 (Bkt. Seats) ..	.4304726	1	.05	WASHER, drivers seat adjr. gearnut stop—
61-63	4637-4800 (Bkt. Seats) ..	.4304725	LH	.10	WASHER, drivers adjr. gearnut stop
61	4829-67.4304725	2	.10	WASHER, frt. seat adjr. GEARNUT STOP—rr .
69	8457 (6-Way Elec.) Driver Seat 60-40.971 1796	2	.10	SCREW, horiz. actuator
69	8400 (60-40 less 6-Way)	.5712558	2	.41	SCREW, drivers outer gearnut
61-62	4829-67.4304726	2	.05	WASHER, frt. seat adjr. gearnut stop—frt
63	4829-39 (2-Way).4304726	2	.05	WASHER, gearnut stop—frt
63	4829-39 (2-Way).4304725	2	.10	WASHER, gearnut stop—rr.
63-66	Electra Conv.4304726	2	.05	WASHER, gearnut stop—frt
63-66	Electra Conv.4304725	2	.10	WASHER, gearnut stop—rr.
64	44-46-4800 (6-Way).5717485	4	.30	WASHER, gearnut
65	50-60-8000 (4 or 6-Way)	.5717485	AR	.30	WASHER, adjr. gearnut
65-70	8467.4304725	AR	.10	WASHER, gearnut stop
66	50-60-80-9000 (4 or 6-Way)5717485	AR	.30	WASHER, frt. seat adjr. gearnut
67-72	50-60-80-9000 (4 or 6-Way)9710650	AR	.25	WASHER, gearnut
69-72	8400 Split Front Seat less 6-Way.4304725	LH	.10	WASHER, driver gearnut stop
73	All (6-Way)9710650	AR	.25	WASHER, gearnut
73	All B-C (60/40) less 6-Way.4304725	2	.10	WASHER, driver gearnut stop
1 1.573 COVER — FASTENER — SUPPORT FRONT SEAT ADJUSTER TRACK					
63	4467-4635-39 Bkt. Seats less 4-Way.4404959	1	.36	COVER, outer seat adjr.
63	4467-4635-39-4839-47-67 Bkt. Seats4404959	1	.36	COVER, outer seat adjr.
63	4647-67-4747.4404959	1	.36	COVER, pass, seat adjr.
64	40-4 1-42-4300 4-Way4479216	2	.46	COVER, adjr. track—lwr.
64	40-41-4300 4-Way Bkt. Seat4479216	2	.46	COVER, drivers seat adjr. track—lwr.
64	44-46-4800 6-Way Seats	.4464905	2	.20	COVER, carpet ret. at seat adjr.
64	4447-67-4639-47-67-4847 Bkt. Seat less 4-Way Pwr. Bkt. Seat	.4404959	1	.36	COVER, drivers outer seat adjr.
64	4447-67-4639-47-67-4847-67 Bkt. Seats4404959	1	.36	COVER, pass, seat adjr.
64	4447-67-4639-47-67-4747-4847-67 4-Way Bkt. Seat4442894	LH	.77	COVER, drivers seat adjr. track—upr.
64	4447-67-4639-47-67-4747-4847-67 (4-Way Bkt. Seat)4442897	LH	.82	COVER, drivers seat adjr. track—lwr.
64	4747.4404959	2	.36	COVER, drivers & pass, outer seat adjr.
65-72	30-4000 (4-Way).4479216	2	.46	COVER, track—lwr.
65-66	30-4000 (4-Way Seats)7715652	RH	1.03	COVER, outer—upr.
65-68	30-4000 (4-Way)7715653	2	1.03	COVER, outer—upr.
65	50-60-8000 (4 or 6-Way)	.4464905	2	.20	COVER, carpet ret. at seat adjr.
65	50-60-8000 (4 or 6-Way)	.4480414	LH	.87	COVER, seat adjr. track—upr.
65-68	50-60-8000 (4 or 6-Way)	.4480420	RH	.92	COVER, seat adjr. track—lwr.
65-66	50-60-8000 (4 or 6-Way)	.4480421	LH	.92	COVER, seat adjr. track—lwr.
65	9447.4404959	1	.36	COVER, seat adjr. track—lwr.
65	9447 (4-Way Bkt. Seat)4480373	RH	1.69	COVER, driver & pass, outer seat adjr.
66-67	4000 (4-Way Bkt.)4548383	RH	1.23	COVER, driver seat adjr. track—upr.
66-67	4000 (4-WayBkt.)4548384	LH	1.23	COVER, driver seat track—upr.
66-67	4000 (4-Way Bkt.)4550263	2	.51	COVER, driver seat track—upr.
66-68	50-60-80-9000 (4-Way Bkt.)7580188	LH	1.03	COVER, driver seat track—lwr.
66-67	50-60-80-9000 (4-Way Drivers Bkt.)4548232	RH	.51	COVER, pass, seat adjr.—rr.
66-67	50-60-80-9000 (4 or 6-Way)4464905	2	.20	COVER, carpet ret. at seat adjr.
66-67	9487 (4-Way Bkt.)7580046	RH	1.28	COVER, driver seat track—upr.
66-72	9487 (4-Way Bkt.)7580036	RH	1.28	COVER, driver track—lower.

66-72	9487 (4-Way Bkt.)7580184	LH			
66	50-60-8000 (4 or 6-Way)	4480414	LH	.56	COVER, pass, track—rear.	
66	9487 (4 or 6-Way) exc.			.87	COVER, upr.	
	Strato Type Seats	4480414	LH	.87	COVER, upr.	
66-71	9487 (4 or 6-Way).	4480420	RH	.92	COVER, track lwr.	
66-71	9487 (4 or 6-Way).	4480421	LH	.92	COVER, track lwr.	
66-71	9487 (4 or 6-Way Strato Bench).7580196	RH	1.03	COVER, track—upper.	
66-71	9487 (4 or 6-Way Strato Bench).7580197	LH	1.03	COVER, track—upper.	
67	30-4000 (4-Way) 2nd Type7715652	RH	1.03	COVER, outer-upr. (less fasteners & Supt.)	
67	30-4000 (4-Way) 2nd Type7715653	LH	1.03	COVER, outer—urp. (less fasteners & supt.)	
66-67	All (4-Way Bkt.).	4547932	LH	.87	COVER, switch protector.	
66-68	50-60-8000 (4-Way Bkts.).7580037	RH	.77	COVER, inner—lwr.	
66-68	50-60-8000 (4-Way Bkt.)	7580186	LH	.56	COVER, pass, seat—rr.	
67-68	50-60-80-9000 (4 or 6- Way).8726287	RH	1.33	COVER, track lwr.	
67-68	50-60-80-9000 (4 or 6- Way).7657263	LH	1.08	COVER, track lwr.	
67-70	50-60-80-9000 (4 or 6- Way Bench Seat).7657267	2	.62	COVER, track—upr.—rear.	
67-68	8467 (2-Way Bkt.).9710325	1	1.36	COVER, drivers—outer adjr.	
68-72	30-4000 (4-Way).7715652	RH	1.03	COVER, track lwr.	
68-72	30-4000 (4-Way).7715653	LH	1.03	COVER, track lwr.	
68-72	30-4000 (4-Way Bkt.)	4548383	RH	1.03	COVER, track lwr.	
68-72	30-4000 (4-Way Bkt.)	4548384	LH	1.23	COVER, driver track—upper.	
68-72	30-4000 (4-Way Bkt.)	4550263	2	1.23	COVER, driver track—upper.	
68	All (4-Way Bkts.) exc.			.51	COVER, driver track inner—outer—lower	
	9000.	4547932	LH	.87	COVER, switch protector.	
68-70	9000 (4 or 6-Way Seat)	4547932	LH	.87	COVER, switch protector.	
68	50-60-80-9000 (4-Way Bkt.).7723433	1	1.59	COVER, driver track—outer—upr.	
68	9000 (4 or 6-Way).7723436	1	1.59	COVER, driver track—inner—upr.	
68	50-60-8000 (4-Way Bkt.)	4548232	1	.51	COVER, pass. adjr.—outer—rr.	
68-72	9487 (4-Way Bkt.).	4548232	RH	.51	COVER, pass, adjr.—rr.	
68	50-60-80-9000 (4 or 6- Way).	4464905	2	.20	COVER, carpet ret. at seat adjr.	
69-70	3437-4437-67-4600- 5437-6437-6637 (4- Way Bucket).	4547932	LH	.87	COVER, switch protector.	
69-70	54-64-6637 (4-Way Bkt.)	7580037	1	.77	COVER, driver track—inner lower.	
69-70	54-64-6637 (4-Way Bkt.)	7580186	LH	.56	COVER, pass.—rear.	
69-72	54-64-6637-9487 (4- Way Bkt. Seat).7580188	LH	1.03	COVER, driver track—lower.	
69-70	50-60-80-9000 (4-Way Bkt. Seat).	4548232	1	.51	COVER, pass, seat—outer—rear.	
69-70	8439-57-69 (6-Way) (60- 40).	4548232	1	.51	COVER, pass, seatadjuster track outer rear.	
69-70	8439-57-67 6-Way Driver Seat (60-40)	8780113	1	2.05	COVER, seat adjr. track inner—lwr.	
69-70	50-60-80-9000 (4 or 6- Way).	4464905	AR	.20	COVER, carpet retainer at seat adjr.	
69-72	54-64-6637-9487 (4- Way Bkt.).7723433	1	1.59	COVER, driver track—outer upper.	
69-72	54-64-6637-9487 (4- Way Bkt.).7723436	1	1.59	COVER, driver track inner—upper.	
69-70	8439-8469 (6-Way) 60- 40.7657267	AR	.62	COVER, track—inner & outer—upper.	
69	8439-69 (6-Way) 60-40	8726288	1	1.33	COVER, driver track—outer—lower.	
69-70	8439-57-69 (6-Way) 60- 40.	8726283	2	.62	COVER, pass, track—inner lower.	
69-70	50-60-80-9000 (4 or 6- Way Bench).	8726287	RH	1.33	COVER, seat adjr. track—lwr.	
69-70	50-60-80-9000 (4 or 6- Way Bench).	8726288	LH	1.33	COVER, seat adjr. track—lwr.	
69	8439-69 (4 or 6-Way) less Split Front Seat	8726287	RH	1.33	COVER, seat adjr. track—lwr.	
69	8439-69 (4 or 6-Way) less Split Front Seat	8726288	LH	1.33	COVER, seat adjr. track—lwr.	
69	8439-69 (6-Way) (60-40)	8726287	1	1.33	COVER, seat adjr. track—lwr.	
69-70	8439-57-69 (6-Way Driver 60-40 less Pass.)	4548229	1	.51	COVER, pass, seat track-outer-lower.	
70	8400 (6-Way) 60-40.	8726287	RH	1.33	COVER, pass, seat adjuster inner rr. 6-way elec. 60- 40.	
70	8400 (6-Way) 60-40.	8726288	1	1.33	COVER, pass. adj. track-lwr.	
				1.33	COVER, driver adj. track upr.	

71	50-60-80-9000	4464905	2	.20	COVER, carpet ret. at seat adjr.
71	9000 (6-Way Strato Bench).	4464905	2	.20	COVER, carpet ret. at seat adjr.
71-72	All (4-Way Bkt.).	9819134	1		
71-72	9000 (4 or 6-Way Strato Bench).	9819134	1	1.28	COVER, driver seat adjr. switch protector.
71-72	8437-39 6-Way Pwr. (Pass. 60-40).	9832760	1	1.28	COVER, frt. seat adjuster switch protector.
71-72	50-60-8000 (6-Way).	9832760	RH	1.08	COVER, pass, seat outer adj. track lwr.
71-72	8437-39 (6-Way) (Pass. 60-40).	9832762	2	1.08	COVER, frt. seat adj. track lwr.
71-72	8437-39 (6-Way) 60-40	9877271	RH	1.08	COVER, pass, seat outer adj. track lwr.
71-72	50-60-8000 (6-Way).	9832762	LH	1.08	COVER, pass, seat inner adj. track lwr.
71-72	8437-39 (6-Way) Driver 60-40.	9832764	1	1.08	COVER, frt. seat adj. track lwr.
71-72	6-Way Pwr. Split Pass. & Driver 60-40.	9832766	2	.54	COVER, driver seat-inner adj. track lwr.
71-72	50-60-80-9000 (6-Way Bench).	9832766	2	.54	COVER, seat adj. track upr.
71-72	8437-39 (6-Way) Driver (60-40).	9837548	1	.51	COVER, frt. seat adj. track-upr.
71-72	9000 6-Way Seat less Strato Bench.	9832760	RH	1.08	COVER, pass, seat adj. track inner & outer-rr.
71-72	9000 6-Way Seat less Strato Bench.	9832762	LH	1.08	COVER, frt. seat adj. track lwr.
72	3467-4467 (4-Way).	7715652	RH	1.03	COVER, seat adjr. track-otr-upr.
72	3467-4467 (4-Way).	7715653	LH	1.03	COVER, seat adjr. track-otr-upr.
72	3337-3437-4437-9000 (4-Way Bkt.).	9610098	1	.51	COVER, driver seat adj. trans, cable
72	9000 (6-Way) 60-40.	9832764	1	1.08	COVER, driver seat-inner adj. track-lwr.
72	9000 (6-Way) 60-40.	9837548	1	.5 1	COVER, pass, seat adj. track-inner & outer-rr.
72	9000 (6-Way) 60-40.	9877271	1	1.08	COVER, pass, seat inner adjuster track-lwr.
64	4447-67-4639-47-67	4841 194	2	.10	FASTENER, drivers seat (L) cvr.—(10.694).
64	4447-67-4639-47-67-4847-67.	4841 194	2	.10	FASTENERS, pass seat (R) cvr—(10.694).
64	4747.	4841 194	4	.10	FASTENER, drivers & pass, seat adjr. outer cvr—(10 694).
65	Riviera	4841 194	2	.10	FASTENER, driver & pass, seat adj. outer cvr—(10 694).
63-67	All as Required	4897085	AR	.10	FASTENER, seat track cover (also used 14.900).
68-72	All as Required.	8731909	AR	.10	FASTENER, seat adj. cvr. black plastic (rd. hd.)—(10 695).
61-63	44-46-47-4800 (4 or 6-Way) exc. Riviera	4434935	2	.30	SUPPORT, track upr. cvr.-frt.
61-63	44-46-47-4800 (4 or 6-Way) exc. Riviera	4434935	2	.30	SUPPORT, track upr. cvr.-rr.
64-67	Special-Skylark (4-Way)	4432015	RH	.5 1	SUPPORT, track upr. cvr.-frt.
64-67	Special-Skylark (4-Way)	4432016	LH	.5 1	SUPPORT, track upr. cvr.-frt.
64	44-46-4800 (6-Way).	4434935	4	.30	SUPPORT, track upr. cvr.
65	50-60-8000 (4-Way).	4434935	4	.30	SUPPORT, track upr. cvr.
66-72	30-4000 (4-Way Bkt)	4539563	RH	.92	SUPPORT, track upr. inner cvr. frt.
66-72	30-4000 (4-Way Bkt.)	4539564	LH	.93	SUPPORT, track upr. inner cvr. frt.
66-72	30-4000 (4-Way Bkt.)	4539565	2	1.03	SUPPORT, track upr. cvr.-rr.
66-67	50-60-80-9000 (4-Way Bkt.).	4539562	2	.36	SUPPORT, upr. cvr.-rr.
66-67	50-60-80-9000 (4-Way Bkt.).	4540286	RH	.36	SUPPORT, upr.-inner cvr.-frt.
66-67	50-60-80-9000 (4-Way Bkt. Seat).	4540287	LH	.36	SUPPORT, upr.-outer cvr.-frt.
66	50-60-80-9000 (4 or 6-Way).	4434935	4	.30	SUPPORT, track upr. cvr.
66-72	50-60-80-9000 (4-Way Bkts.).	87801 15	2	.62	SUPPORT, track-lwr. cvr.-frt.
67-71	9000 (4 or 6-Way Strato Bench).	4434935	4	.30	SUPPORT, track upr. cvr.
69	8439-57-69 (6-Way) Driver (60-40).	87801 15	2	.62	SUPPORT, seat adjr. track lower cover-front
11.581 SPRING, FRONT SEAT USTER (MANUAL)					
61	4317 (Bkt. Seats).	4305350	1	.10	SPRING, pass. (R.) seat adjr. lock bar.
61	4317-4637 (Bkt. Seats)	4813043	10	.46	SPRING, pass, seat adjr. assist
61	441 1-37-39-67-69-4637-39-67-47 19-37-39.	4309104	RH	.15	SPRING, lock bar.
61	441 1-37-39-67-69-4637-39-67-4719-37-39.	4309105	LH.	.15	SPRING, lock bar.
61	441 1-35-37-39-45-67-69-4637-39-67-4719-37-39-4867.	4813043	AR	.46	SPRING, adjr. assist

61-62	40-41-4300 exc. 4367	..	4305350	2	.10	SPRING, lock bar.....
61-62	All (Bkt. Seats).....		4813043	2	.46	SPRING, drivers & pass, seat adjr. assist.....
61-62	4317-47 (Bkt. Seats)		4305350	1	.10	SPRING, drivers (L.) seat adjr. lock bar ...
62	4067-4167.....		9703151	1	.20	SPRING, (R.) frt. seat adjr. lock bar.....
62	4067-4167-4367 (Bkt. Seats).....		4854893	1	.20	SPRING, drivers seat adjr. assist.....
62	4347-4647-67-4847-67 (Bkt. Seats).....		4305350	1	.10	SPRING, pass. (R.) seat adjr. lock bar
62	441 1-39-47-69-4635-39-45-67-4819-39-47-67		4813043	AR	.46	SPRING, adjr. assist.....
62	44 11-39-47-69-4639-67-4819-39-47.....		4309104	RH	.15	SPRING, lock bar.....
62	441 1-39-47-69-4639-67-4819-39-47.....		4309105	LH	.15	SPRING, lock bar.....
63	40-41-4300-4467-4639-47-67-4747-4839-47-67.....		4305350	2	.10	SPRING, lock bar.....
63	4027-35-4467-4639 Bkt. Seats.....		4305350	1	.10	SPRING, drivers (L.) adjr. lock bar.....
63	4067.....		4854893	1	.20	SPRING, frt. seat adjr. assist.....
63	4067 Bkt. Seats.....		4854893	1	.20	SPRING, drivers seat adjr. assist.....
63	4067 Bkt. Seats.....		4305350	1	.10	SPRING, pass. (R.) adjr. lock bar.....
63	4347-67-4639-47-67-4747.....		4305350	1	.10	SPRING, drivers (L.) adjr. lock bar.....
63	4347-67-4647-67-4747.....		4305350	1	.10	SPRING, pass. (R.) adjr. lock bar.....
63	4411-35-39-45-47-67-69-4635-39-4819-29-39 ..		4813043	AR	.46	SPRING, frt. seat adjr. assist.....
63	4027-35-67-4467-4639-4839-47-67 Bkt. Seats		4305350	1	.10	SPRING, pass. (R.) adjr. lock bar.....
63	4467-4635-4839-47-67 Bkt. Seats.....		4813043	AR	.46	SPRING, drivers or pass, seat assist.....
63	4400-4639-4819-29-39-47.....		4309104	RH	.15	SPRING, lock bar.....
63	4400-4639-4819-29-39-47.....		4309105	LH	.15	SPRING, lock bar.....
63	4647-67-4747.....		4813043	AR	.46	SPRING, drivers or pass, seat assist.....
64	40-41-42-4300.....		4854893	2	.20	SPRING, frt. seat adjr. assist.....
64	40-41-42-4300.....		9703151	2	.20	SPRING, frt. seat adjr. lock bar.....
64	40-41-4300 Bkt. Seats ..		4854893	1	.20	SPRING, pass, seat adjr. assist.....
64	40-41-4300 Bkt. Seats ..		5714724	1	.20	SPRING, pass, seat adjr. outer lock bar.....
64	40-41-4300 Bkt. Seats ..		4854893	1	.20	SPRING, drivers seat adjr. assist.....
65-66	30-4000.....		9703151	1	.20	SPRING, frt. seat adjr. lock bar.....
64	4127-4337-67 Bkt. Seats		9703151	1	.20	SPRING, driver seat adjr. outer lock bar.....
64	44-4600-4819-29-39-47.....		4309104	RH	.15	SPRING, adjr. lock bar.....
64	44-4600-4819-29-39-47.....		4309105	LH	.15	SPRING, adjr. lock bar.....
64	44-4600-4747-4829-39-47.....		4813043	2	.46	SPRING, seat adjr. assist.....
64	4447-67-4639-47-67-4847 Man. Bkt. Seats ..		4813043	1	.46	SPRING, drivers seat adjr. assist.....
64	4447-67-4639-47-67-4847-67 Bkt. Seats ..		4813043	1	.46	SPRING, pass, seat adjr. assist.....
64	4447-67-4639-47-67-4847 Man. Bkt. Seats ..		4305350	1	.10	SPRING, drivers seat adjr. outer lock bar.....
64	4447-67-4639-47-67-4847-67 Bkt. Seat ..		4305350	1	.10	SPRING, pass, seat adjr. outer lock bar.....
64	4747.....		4813043	2	.46	SPRING, drivers 8c pass, seat adjr. assist.....
64	4747.....		4305350	2	.10	SPRING, drivers 8c pass, seat adjr. outer lock bar ...
65	30-4000 (4 Drs.) 8i 33-34-43-4427.....		4854893	2	.20	SPRING, frt. seat adjr. assist.....
65	30-4000 (2 Drs.) exc. 33-3427 Bkt. Seats.....		4854893	1	.20	SPRING, pass, seat adjr. assist.....
65	30-4000 (2 Drs.) exc. 33-3427 Bkt. Seats ..		4854893	1	.20	SPRING, driver seat adjr. assist.....
65	All Bkt. Seats ..		5714724	1	.20	SPRING, pass. (R.) seat adjr. lock bar.....
65	50-6000 Man. Bkt. Seats		5714724	1	.20	SPRING, drivers (L.) seat adjr. lock bar.....
65	30-4000 Man. Bkt. Seats		9703151	1	.20	SPRING, drivers (L.) seat adjr. lock bar.....
65-71	50-60-8000 exc. 8467 ..		4813043	AR	.46	SPRING, seat adjuster assist.....
65	50-60-80-9000 Man. Bkts.....		4813043	AR	.46	SPRING, driver 8c pass, seat adjr. assist.....
65	50-60-8000 exc. 8467 ..		9702572	2	.41	SPRING, frt. seat adjr. lock bar.....
65	9447.....		4305350	1	.10	SPRING, drivers (L.) seat adjr. lock bar.....
65	9447.....		4305350	1	.10	SPRING, pass. (R.) seat adjr. lock bar.....
66-72	30-4000.....		4854893	2	.20	SPRING, assist.....
66	30-4000.....		7599398	2	.46	SPRING, assist.....
66	4307-17-67-4407-17-67-4600 Man. Bkt.		9708196	1	.41	SPRING, drivers seat adjr. lock bar.....
66	4600 Man. Bkt.		9708196	1	.46	SPRING, drivers 8i pass, seat adjr. assist.....
66-72	All Man. Bkt. Seats (Seat) ..		7599398	2	.46	SPRING, pass. 8i driver adjr. assist.....

66-72	50-60-80-9000 Man. Bkt. Seats	7599381	2	.46	SPRING, drivers & pass, seat adjr. assist
66	50-60-80-9000 exc. 8467	9702572	2	.41	SPRING,
66	9487 Strato Bench	9702572	2	.41	SPRING,
66	9487 Man. Bkts	9702572	1	.41	SPRING,
66-71	9000 Bench or Strato Bench	4813043	2	.46	SPRING,
67-68	30-4000	9711038	1	.56	
67	30-40-50-60-8200-8439-57-69	9711041	AR	.46	SPRING,
67	4000 (Man. Bkt. Seats)	9711040	1	.56	SPRING,
67-68	8439-69 Split Seat	9711041	2	.46	SPRING,
67-70	9000 Manual Bench or Strato Bench	9711041	2	.46	SPRING,
67	9000	9711040	1	.56	SPRING,
68-72	All Bucket Seats	9711040	1	.56	SPRING,
68-70	30-40-50-60-8000 exc. 8467	9711041	1	.46	SPRING,
69-72	8400 Split Seat 60-40	4813043	2	.46	SPRING,
69-70	8439-69 (60-40)	9711041	1	.46	SPRING,
69-70	8439-69 Notch Back Seat	9711041	2	.46	SPRING,
69-70	5000-6000-8200-8439-57-69	9720458	1	.56	SPRING,
69-70	8439-69 Notch Back Seat	9720458	1	.56	SPRING,
69-70	8400 (60-40)	9720458	1	.56	SPRING,
69-70	8457 (60-40)	9711041	1	.46	SPRING,
69-72	9000 Manual Bench Seat	9720458	RH	.56	SPRING,
71-72	50-60-80-9000	9711041	LH	.46	SPRING,
71-72	8437-39 (6-Way) Driver 60-40	9711041	RH	.46	SPRING,
71-72	30-4000	9711041	2	.46	SPRING,
71-72	9000 Strato Bench	9711041	LH	.46	SPRING,
71-72	50-60-80-9000	9720458	RH	.56	SPRING,
71-72	8437-39 (6-Way) Driver 60-40	9720458	RH	.56	SPRING,
72	9000	9711038	1	.56	SPRING,
72	9000 Bkt. Seat	9826897	1	.56	SPRING,

11.582 SPACER, SEAT ADJUSTER TO FLOOR

71	9000 Bench Seat9824940	4	.51	SPACER
----	---------------------------	----------	---	-----	--------

11.588 HANDLE—KNOB—PLATE, FRONT SEAT ADJUSTER (MANUAL)

61-62	4317-474837047		2.36	HANDLE
62-63	41 19-354837047		2.36	HANDLE
61-64	All Bkt. Seats	4837047		2.36	HANDLE, drivers & pass, seat adjr.
65	9447	4837047		2.36	HANDLE, driver seat adjr.
65	9447	4837047		2.36	HANDLE, pass, seat adjr.
53-56	50-70	4591925		1.54	KNOB
57-58	40-50-60 exc. 56C-66C- Horiz	4591925		1.54	KNOB
59-60	All Man. Seats exc. 4867	4591925		1.54	KNOB
61	4637-4867 Bkt. Seats	4591925		1.54	KNOB, pass. seat adjr.
61-62	44-46-47-4800 exc. 1961 Bkt. Seats	4810435		1.49	KNOB.
63	4400-4635-39-4819-29-39-47	4810435	1	1.49	KNOB
64	40-41-42-4300	4413116	AR	1.79	KNOB, frt. seat adjr.
64	44-46-4800	4810435	1	1.49	KNOB, frt. seat adjr.
65	30-4000	4536136	1	1.54	KNOB, frt. seat adjr. (2"/n" lg. x 'A" wide-ribbed)
65	All Bkt. Seats4536136	2	1.54	KNOB, pass. & driver seat adjr.
65	50-60-8000 exc. 8467 1st Type (Straight Lock Bar-Push Rearward)	4536136		1.54	KNOB, frt. seat adjr.
65	50-60-8000 exc. 8467 2nd Type (Curved Lock Bar-Pull Forward)4413116	1	1 79	KNOB, frt. seat adjr. (1 1"/n" lg. x 1"/n" wide)
66	30-4000 1st Type4536136	1	1.54	KNOB (die cast)
66	30-4000 2nd Type7628329	1	.41	KNOB (plastic)
66	All Man. Bkt. Seats4537004	2	1.79	KNOB, drivers & pass, seat adjr.
66	50-60-8000 exc. 8467 50-60-80-9000 Bench	4413116	1	1.79	KNOB
67	All	7665300	AR	.46	KNOB, frt. seat adjr.
68-70	All as Req	7778975	AR	.67	KNOB (chrome)
70-73	All as Req9834636	AR	.51	KNOB (black) (paint to match)

11.589 ROD-ESCUTCHEON-RETAINER-WIRE. FRONT SEAT ADJUSTER
AUXILIARY LOCKING (MANUAL)

60-64	44-46-47-4800	4802098	.10	RETAINER, locking wire
64	40-41-42-4300	4415868	.10	RETAINER, locking wire
64	44-46-4800	4802098	.10	RETAINER, aux. locking wire
65-72	30-4000	4415868	.10	RETAINER, aux. locking wire
65-72	50-60-8000 exc. 8467	4486075	.10	RETAINER, aux. locking wire
66-73	All E (Bench Seat)	4486075	.10	RETAINER, aux. locking wire
73	All Bench Seat	4486075	.10	RETAINER, aux. locking wire
62-64	44-46-4800	4814693	.41	WIRE
64	4000-4 1 27-35-69-4200-4300	8745292	.36	WIRE, aux. locking
65-66	30-4000	8745292	.36	WIRE, seat adjr. aux. locking
65	50-60-8000 exc. 8467			
	2nd Type (Curved Lock Bar-Pull Forward)	8745292	.36	WIRE, seat adjr. aux. locking
66-67	50-60-8000 exc. 8467	8745292	.36	WIRE, aux. locking
66-68	9487 (Man. Bench Seat)	8745292	.36	WIRE, aux. locking
66-72	9487 Manual Strato Bench	4543290	.41	WIRE, aux. locking
67-72	30-4000	7689748	.41	WIRE, aux. locking
68-70	50-60-80 9000	8745292	.36	WIRE, aux. locking
69-70	8439-69 (60-40)	8732437	.36	WIRE, pass. seat aux lock
71-72	50-60-80-9000	9831549	.41	WIRE, aux. locking
71-72	All (60-40)	9831550	.36	WIRE, pass. aux. locking
72	33-34-4437 w/Bkt. Seat (2nd Type)	9621399	1 .40	WIRE, pass. adjr. aux. linkage (w/arm on loc
72	3337-3437-4437 Bkt. Seat (2nd Type)	9607335	.41	WIRE, driver seat aux. locking (with arm on
72	3467-4467 Bench or Split Notch Back	7689748	.41	WIRE, aux. locking
72	9000 Bkt. Seat (Manual)	9607335	.41	WIRE, aux. locking (pass. & driver)

11.610 FRAME & SPRING, REAR (2nd) SEAT CUSHION

64	4027-4127	7583218	48.90	FRAME SPRING
64	4035-4135	4407065	51.30	FRAME SPRING
64	4067-4367	7583224	43.65	FRAME SPRING
64	4069-4169-4369	4407066	51.30	FRAME SPRING
64	4135 Split 2nd Seat	4448866	79.75	FRAME SPRING
64	4255-4355	7650933	69.45	FRAME SPRING
64	4255-4355 Split 2nd Seat	7695797	92.85	FRAME SPRING
64	4337	7716595	70.55	FRAME SPRING
65	3327-3427-4327-4427	7583218	48.90	FRAME SPRING
65-66	33-34-35-3635	4407065	51.30	FRAME SPRING
65-66	33-34-35-36-43-4469	4407066	51.30	FRAME SPRING
65-66	35-3635 Split 2nd Seat	4448866	79.75	FRAME 8. SPRING
65-66	42-4455	7650933	69.45	FRAME 8. SPRING
65-66	42-4455 Split 2nd Seat	7695797	92.85	FRAME 8. SPRING
65	42-4465 2nd Type	4541422	RH 73.70	FRAME & SPRING
65	42-4465 2nd Type	4541423	LH 90.65	FRAME & SPRING
	NOTE: 1965 1st type-rr. floor filler panel 1 8 ¹ / ₈ " wide, 2nd type-panel 17 ¹ / ₂ " w			
65	43-4437	7716595	1 70.55	FRAME 8. SPRING
65	52-54-62-6469	7636153	1 85.35	FRAME 8> SPRING
65	5237-5437-67-6237-6437-67-6637-67	7788755	1 96.35	FRAME 8" SPRING
65-66	82-8437-8467	7636154	1 62.85	FRAME 8< SPRING
65-66	82-8469	4465597	1 78.10	FRAME 8< SPRING
66	33-3407	7583218	1 48.90	FRAME 8< SPRING
65-66	33-34-43-44-4667	7583224	1 43.65	FRAME 8. SPRING
66	4339-4439	4407066	1 51.30	FRAME & SPRING
66	3507-17-3607-17 Deluxe A/Rests	7716595	1 70 55	FRAME 8< SPRING
66	4307-17-4407-17-4607-17	7716595	1 70.55	FRAME SPRING
66	42-4465	4541422	RH 73.70	FRAME SPRING
66	42-4465	4541423	LH 90.65	FRAME SPRING
66	52-54-6469	7636153	1 85.35	FRAME 8. SPRING
66	5237-5437-67-6437-67-6637-67	7788755	1 96.35	FRAME & SPRING
66-67	9487 Std. Trims	4532673	1 56.20	FRAME 8> SPRING
66	9487 Cust. Trims	7716707	1 101.85	FRAME 8. SPRING
67	33-34-35-3635	7583212	1 45.20	SPRING 8. FRAME
67	35-3635 Divided Rr. Seat	7583216	1 77.05	SPRING & FRAME
67	44-4855 Divided Rr. Seat	7695797	1 92.85	FRAME 8. SPRING
67	4465-4865	4541422	RH 73.70	FRAME 8. SPRING
67	4465-4865	4541423	LH 90.65	FRAME 8. SPRING

NOTE: For models not listed refer to group 1 1.610 "Cushion, Rear Seat (less Trim)"

11.610 SPRING, 3RD SEAT CUSHION			
64-69	Sportwagons (3 Seat) . . . 7716603 1	54.40	FRAME &
11.610 CUSHION, REAR SEAT LESS TRIM			
65-66	52-54-62-64-6639 7636152	81.60	CUSHION
66	30-4000 Conv. 7621852	59.05	CUSHION
66	3307-3407-3507-17- 3607-17 Rr. Seat Rubber Cush. Pad (Std. Trims) 7621851	70.55	CUSHION
66	33-34-35-3669-4339- 4439 7621853	60.75	CUSHION
66	3507-17-3607-17 Rr. Seat Rubber Cush. Pad (Cust. Trims) 7621854	70.55	CUSHION
66	4307-17-4407-17-4607- 17 7621855	59.05	CUSHION
67	3307-3407-17-35 17- 3617 7716594	75.25	CUSHION
67	35-3617 Deluxe A/Rests 7716595	70.55	CUSHION
67	4307-17-4407-17-4067- 17 7716595	70.55	CUSHION
67	33-34-35-3669-4339- 4439-69 7716593	72.90	CUSHION
67	43-44-4667 7716592	71.75	CUSHION
67	52-54-6469 7788756	92.00	CUSHION
67	5239-5439 7716634	93.75	CUSHION
67	5287-5467-87-6467-87- 6667-87 7788755	96.35	CUSHION
67	6639 7716635	94.85	CUSHION
67	82-8439 7716636	98.35	CUSHION
67	82-8469 7716637	92.55	CUSHION
67	8257-8439-57 7716638	94.85	CUSHION
67	9487 Std. Trims 7716706	81.00	CUSHION
66-67	9487 Cust. Trims 7716707	101.85	CUSHION
68-69	3327-3437-3537 9812342	70.10	CUSHION
68	3369-3569-4439-69 8777345	79.25	CUSHION
68	3435 7788710	91.45	CUSHION, 2nd Seat
68	4455 4855 8711383	91.45	CUSHION, 2nd Seat
68	3435 Split 2nd Seat. 7788711	1 18.35	CUSHION, 2nd Seat
68-69	3437-3537-4437-4637 Deluxe A/Rest 9812340	75.25	CUSHION
68	44-4667 7788702	76.65	CUSHION
68	44-4865 7788712	103.85	CUSHION, 2nd seat (1/3rd)
68	44-4865 7788713	141.45	CUSHION, 2nd seat (2/3rd)
68	44 4865 7788719	72.30	CUSHION, 3rd seat
68	5287-5467-87-6487- 6667-87 7788755	96.35	CUSHION
68	50-6000 (4 Drs.) 7788756	92.00	CUSHION
68	82-8439 7788759	103.60	CUSHION
68	8257-8457-67 7788761	101.55	CUSHION
68	9000 7788833	87.40	CUSHION (std.)
68	9000 7788834	107.30	CUSHION (custom)
69	3369-3569-4439-69 8777345	79.25	CUSHION
69	4456 8777383	85.65	CUSHION
69	3435-36 8777381	85.65	CUSHION
69	3435-3436-4456 Split 2nd Seat 8777384	105.60	CUSHION
69	4466 8777386	97.50	CUSHION (1/3 section)
69	4467-4667 8777353	80.70	CUSHION
69	4466 8777388	133.05	CUSHION (2/3 section)
69	4466 8777395	66.85	CUSHION, 3rd seat
69-70	5269-5469-6469-8269- 8469 9812345	86.90	CUSHION
69-70	5239-5439-6439-6639 9812346	86.90	CUSHION
69-70	5237-5437-67-6437- 6637-67-8257-8457- 67 9812353	86.90	CUSHION
69-70	8239-8439 9812348	100.25	CUSHION
69-70	9487 9812335	103.45	CUSHION
70	3327 9812342	70.10	CUSHION
70-71	3369-3569-4439-4469 9865988	64.50	CUSHION
70	3435-3436 9812331	81.00	CUSHION, fldg. 2nd seat
70	3437-3537-4437-4637 9812340	75.25	CUSHION
70	4467-4667 9812344	73.35	CUSHION
70	6036-46 9812354	76.10	CUSHION, fldg. 2nd seat
70	6046 9812357	79.85	CUSHION, fldg. 3rd seat

70	6036-6046 Split 2nd Seat								
	Back	9812355	1	1	16.55	CUSHION, fldg. 2nd seat			
70	8439 Custom Rr. Seat.	9812349	1		103.80	CUSHION			
70	8457 Custom Rr. Seat	9812356	1		97.25	CUSHION			
71	3327	9865986	1		67.15	CUSHION			
71-72	3337-3437-4437	9606478	1		64.50	CUSHION			
71	3467-4467	9865987	1		64.50	CUSHION			
71	3436	9866002	1		80.20	CUSHION, fldg. 2nd seat			
71	5257-5457-67-6647-								
	6667-8237-8437	9865990	1		74.55	CUSHION			
71	5239-69-5439-69-6639	9865991	1		86.10	CUSHION			
71	6035	9866007	1		84.65	CUSHION, fldg. 2nd seat			
71	6045	9866010	1		79.90	CUSHION, 1/3 section . .			
71	6045	9866011	1	1	15.30	CUSHION, 2/3 section . .			
71-72	8239-8439	9606485	1		86.10	CUSHION			
71-72	9000	9606487	1		98.35	CUSHION			
72	3327	9606481	1		67.15	CUSHION			
72	3467-4467	9606479	1		59.20	CUSHION			
72	3369-4439-69	9606480	1		62.80	CUSHION			
72	3436	9606490	1		57.30	CUSHION, fldg. 2nd seat			
72	5257-5457-67-6647-67	9606482	1		76.10	CUSHION			
72	5239-69-5439-69-6639	9606484	1		70.10	CUSHION			
72	All B/Wgn. (2-Seat)	9606489	1		76.10	CUSHION, fldg. 2nd seat			
72	All B/Wgn. (3-Seat)	9606492	1		64.50	CUSHION, fldg. 2nd 2/3			
72	All B/Wgn. (3-Seat)	9606491	1		61.25	CUSHION, fldg. 2nd 1/3			
72-73	All B/Wgn. (3-Seat)	9823900	1		14.85	FRAME, folding 3rd seat cushion			
72	All C (2 Dr.)	9606483	1		74.55	CUSHION			
11.620 COVER — HANDLE — LINK — STRIKER — SPRING, FOLDING 2ND SEAT									
64-69	Special-Skylark Wagons								
	Split 2nd Seat	4829139	AR		.30	BOLT, 2nd seat link to back			
64-69	Sportwagons (3 Seat)	4463087	2		.77	BOLT, cush. rr. link-outer			
64-67	Sportwagons (3 Seat)	4463088	AR		.62	BOLT, 2nd seat cush.-rr. link			
65-69	Sportwagons (3 Seat)	7614761	2		.67	BOLT, 2nd cush. rr. link-inner-upr.			
70	3435-36 Split 2nd Seat	4829139	4		.30	BOLT, link to back			
70	6036-46 Split 2nd Seat	4829139	4		.30	BOLT, back inner link			
61-63	4035-45-4135	4767527	2		.15	BUMPER, back-on whlhse			
64	4035-4 135-4200	7731448	RH		.30	BUMPER, 2nd seat back on whlhse—(1 1.381)			
64	4135-4200 Split Seat	7731448	LH		.30	BUMPER, 2nd seat back on whlhse—(1 1.381)			
64-69	Sportwagons (3 Seat)	4721222	LH		.10	BUMPER, cush. frame-inner—(1 2.2 1 2)			
64-69	Sportwagons (3 Seat)	4459100	2		.62	BUMPER, back ret			
64-69	Sportwagons (3 Seat)	4452529	AR		.20	BUMPER, back-rr. inner link			
65-66	All Wagons exc. Split Seat	7731448	2		.30	BUMPER, 2nd seat back on whlhse. (R. 8i L)			
67	Wagons	4767527	2		.15	BUMPER, 2nd seat back on whlhse			
70-73	All B/Wgns	4587944	AR		.10	BUMPER, seat back on compt. frt. pan (also used 12.212-12.975-1 1.381)			
68-70	3435-36-4456 Split 2nd Seat	7726729	1		.15	BUMPER, 2nd 'A seat back lock			
68-70	3435-36-4456	7726729	1		.15	BUMPER, 2nd seat back on striker (R)			
70	3435-36 Split 2nd Seat	7726729	1		.15	BUMPER, 2nd Vs seat back lock on striker			
71-73	All B/Wgns. (2-Seat)	4721222	AR		.10	BUMPER, 2nd seat supt.—(1 2.2 12)			
71-72	All (2-Seat Wgn.)	7726729	RH		.15	BUMPER, 2nd seat back link on striker			
71-72	All B/Wgn. (2-Seat)	9841451	LH		.15	BUMPER, 2nd seat back lock side			
71-73	All B/Wgns. (3-Seat)	4767527	1		.15	BUMPER, 1/3 seat back on whlhse			
71	All B/Wgn. (3-Seat)	4879757	2		.15	BUMPER, 1/3 seat back link			
71-73	All B/Wgn. (3-Seat)	4880572	2		.10	BUMPER, 2nd seat back outer panel—(12.945)			
72-73	All B/Wgn. (3-Seat)	4871093	1		.20	BUMPER (2nd 'A seat cushion-outer)—(1 2.1 8 1)			
64-69	Special-Skylark Wagons								
	Split Seat	4829140	4		.15	BUSHING, link to back			
64-67	Sportwagons (3-Seat)	4463086	4		.10	BUSHING, cush. rr. link-inner & outer			
68	44-4865	4463086	2		.10	BUSHING, 2nd seat link-outer			
69	4466	4463086	2		.10	BUSHING, cushion-rear link-outer			
68-69	Sportwagons (3-Seat)	4463084	1		.15	BUSHING, back locking rod			
68	4000 Wagons	7771082	4		.15	BUSHING, rr. link-inner & i outer			
69	4466	7771082	2		.15	BUSHING, cushion rear link-inner			
70	3435-36 Split Seat	4829140	4		.15	BUSHING, link to back			
70	All B/Wgn	4829140	4		.15	BUSHING, back inner link			
72	All B/Wgn. (2-Seat)	4721222	2		.10	BUMPER, 2nd seat back supt.—(12.212)			
72	All B/Wgn. (3-Seat)	4871093	1		.20	BUMPER, 2nd V, seat cushion—(1 2.1 8 1)			
65-66	35-3635 Split 2nd Seat								
	Back	4485881	LH		2.51	COVER, 2nd seat back ret. supt. (saddle)			
65	42-4455	4485800	LH		1.08	COVER, 2nd seat back ret. supt. (blue)			
65	42-4455	4485814	RH		.87	COVER, 2nd seat back ret. supt. (saddle)			
65	42-4455	4485807	LH		1.08	COVER, 2nd seat back ret. supt. (saddle)			
65	42-4455 Split 2nd Seat								
	Back	4485802	LH		1.08	COVER, 2nd seat back ret. supt. (saddle)			
65	42-4455	4485805	LH		1.08	COVER, 2nd seat back ret. supt. (blue)			

65	42-4465..	4485723	RH	2.46	COVER, 2nd seat outer link (blue).
65	42-4465.	4485724	LH	2.46	COVER, 2nd seat outer link (blue).
65	42-4465.	4485725	RH	2.46	COVER, 2nd seat outer link (green).
65	42-4465.	4485726	LH	2.46	COVER, 2nd seat outer link (green).
65	42-4465.	4485727	RH	2.46	COVER, 2nd seat outer link (saddle).
65	42-4465.	4485728	LH	2.46	COVER, 2nd seat outer link (saddle).
65	42-4465..	4485732	RH	2.46	COVER, 2nd seat outer link (red).
65	42-4465.	4485733	LH	2.46	COVER, 2nd seat outer link (red).
66	35-3635..	4485774	RH	.67	COVER, 2nd seat back ret. supt. (black)——
66	35-3635.	4485843	LH	.46	COVER, 2nd seat back bpr. supt. (black)
66	35-3635 Split 2nd Seat				
	Back	7623302	LH	2.51	COVER, 2nd seat back ret. supt. (blue)
66	35-3635 Split 2nd Seat .	4485854	LH	2.56	COVER, 2nd seat back ret. supt. (black)——
66	35-3635 Split 2nd Seat .	7594899	LH	2.5 1	COVER, 2nd seat back ret. supt. (red). . . .
66	4255..	7594834	RH	1.13	COVER, 2nd seat back ret. supt. (fawn)——
66	4255.	7594839	LH	1.13	COVER, 2nd seat back ret. supt. (fawn)——
66	4255 Split 2nd Seat. . . .	7594846	LH	1.13	COVER, 2nd seat back ret. supt. (fawn)
66	42-4455..	7623294	RH	1.13	COVER, 2nd seat back ret. supt. (blue)
66	42-4455.	7623295	LH	1.13	COVER, 2nd seat back ret. supt. (blue)
66	42-4455 Split 2nd Seat				
	Back	7623296	LH	1.13	COVER, 2nd seat back ret. supt. (blue)
66	42-4455.	7599156	RH	1.13	COVER, 2nd seat back ret. supt. (red). . . .
66	42-4455.	7594841	LH	1.13	COVER, 2nd seat back ret. supt. (red). . . .
66	42-4455 Split 2nd Seat .	7594848	1	1.13	COVER, 2nd seat back ret. supt. (red). . . .
66	4265.	7594878	RH	2.26	COVER, 2nd seat outer link (fawn).
66	4265.	7594879	LH	2.46	COVER, 2nd seat outer link (fawn).
66	4455 Split 2nd Seat. . . .	4485754	LH	1.18	COVER, 2nd seat back ret. supt. (black)——
66	42-4465.	4485723	RH	2.46	COVER, 2nd seat outer link (blue).
66	42-4465..	4485724	LH	2.46	COVER, 2nd seat outer link (blue).
66	42-4465.	4485732	RH	2.46	COVER, 2nd seat outer link (red).
66	42-4465.	4485733	LH	2.46	COVER, 2nd seat outer link (red).
66	4455.	4485764	RH	1.18	COVER, 2nd seat back ret. supt. (black)
66	4455.	4485744	LH	1.18	COVER, 2nd seat back ret. supt. (black)——
66	4455.	4485814	RH	.87	COVER, 2nd seat back ret. supt. (saddle) . .
66	4455.	4485807	LH	1.08	COVER, 2nd seat back ret. supt. (saddle) . .
66	4455 Split Seat	4485802	LH	1.08	COVER, 2nd seat back ret. supt. (saddle) . .
66	4465.	4485676	RH	2.46	COVER, 2nd seat outer link (black).
66	4465..	4485677	LH	2.46	COVER, 2nd seat outer link (black).
66	4465.	4485725	RH	2.46	COVER, 2nd seat outer link (green).
66	4465..	4485726	LH	2.46	COVER, 2nd seat outer link (green).
66	4465.	4485727	RH	2.46	COVER, 2nd seat outer link (saddle).
66	4465..	4485728	LH	2.46	COVER, 2nd seat outer link (saddle).
67	44-4865..	4485676	RH	2.46	COVER, 2nd seat outer link (black).
67	44-4865.	4485677	LH	2.46	COVER, 2nd seat outer link (black).
67	44-4855.	4485744	LH	1.18	COVER, 2nd seat back bumper supt. (black)
66-67	35-3635.	4485843	LH	.46	COVER, 2nd seat back bpr. supt. (black) . . .
67	44-4865.	7649934	RH	2.05	COVER, 2nd seat outer link (gold).
67	44-4865.	7649935	LH	2.05	COVER, 2nd seat outer link (gold).
67	33-34-35-3635.	7652130	LH	.50	COVER, 2nd seat back bpr. supt. (blue)
67	33-3435.	7652134	LH	.50	COVER, 2nd seat back bpr. supt. (red). . . .
67	33-3435.	7652135	1	.56	COVER, 2nd seat back bpr. supt. (fawn) . . .
67	44-4855.	7652163	1	1.23	COVER, 2nd seat back bpr. supt. (red). . . .
67	44-4865.	7667180	RH	2.05	COVER, 2nd seat outer link (green).
67	44-4865.	7667181	LH	2.05	COVER, 2nd seat outer link (green).
67	44-4865.	7675082	RH	2.05	COVER, 2nd seat outer link (dk. blue).
67	44-4865.	7675083	LH	2.05	COVER, 2nd seat outer link (dk. blue).
67	44-4855.	7675634	LH	1.23	COVER, 2nd seat back bpr. supt. (blue)——
67	All Wagons exc. 44-4865	7677648	RH	2.87	COVER, 2nd seat back anchor plate.
67	35-3635-44-4855 Split				
	2nd Seat	7677661	LH	5.35	COVER, 1/3 section seat back anchor.
67	33-34-35-3635-4455-				
	4855.	7716100	AR	.15	COVER, seat back lock.
67	44-4855.	7687569	LH	1.23	COVER, 2nd seat back ret. supt. (saddle) . .
67	35-3635.	7687575	LH	.56	COVER, 2nd seat back bpr. supt. (saddle) . .
68	44-4865.	7765182	RH	1.95	COVER, outer link (buckskin).
68	44-4865.	7765183	LH	1.95	COVER, outer link (buckskin).
68	44-4865.	7765180	RH	1.95	COVER, outer link (green).
68	44-4865.	7765181	LH	1.95	COVER, outer link (green).
68	44-4865.	7765176	RH	1.95	COVER, outer link (teal).
68	44-4865.	7765177	LH	1.95	COVER, outer link (teal).
68	All Wagons	7716100	AR	.15	COVER, back lock.
68	3435-4455-4855 Split				
	Seat	7756268	LH	4.92	COVER, back lock supt.
68	3435.	7756360	1	.56	COVER, back bumper supt. (buckskin). . . .
68	44-4855.	7756367	1	.92	COVER, back bumper supt. (buckskin). . . .
68	44-4855.	7756366	1	.92	COVER, back bumper supt. (green).
68	3435.	7756359	1	.56	COVER, back bpr. supt. (parchment).
68	44-4855.	7756362	1	.92	COVER, back bpr. supt. (red).

68	3435	7756354	1	.56	COVER, back bpr. supt. (teal)
68	44-4855	7756364	1	.92	COVER, back bpr. supt. (teal)
68	44-4865	7765172	RH	1.95	COVER, seat-outer link
68	44-4865	7765173	LH	1.95	COVER, seat-outer link
68	4465-4865	7765170	RH	1.95	COVER, outer link (black)
68	4465-4865	7765171	LH	1.95	COVER, outer link (black)
68	4455-65	7756361	LH	.92	COVER, back bpr. supt. (black)
69-71	3435-3436	7716100	AR	.15	COVER, seat back lock
70	All B/Wgn	7716100	AR	.15	COVER, seat back lock
69	3435-3436-4456	Split			
	Seat	7756268	1	4.92	COVER, 2/3 seat back lock support
69	3435-36	8725788	LH	.67	COVER, back bumper support (T-1 21)
69	3435-36	8754703	LH	.82	COVER, back bumper support (T-1 25)
69	3435-36	8742201	LH	.62	COVER, back bumper support (T-1 26)
69	4456	8745820	LH	.92	COVER, back bumper support (T-1 90)
69	4466	8745934	RH	1.95	COVER, outer link (T-1 90)
69	4466	8745935	LH	1.95	COVER, outer link (T-1 90)
69	4466	8726058	RH	1.95	COVER, outer link (T-1 91)
69	4466	8726059	LH	1.95	COVER, outer link (T-1 91)
69	4466	8754730	RH	1.95	COVER, outer link (T-195)
69	4466	8754731	LH	1.95	COVER, outer link (T-195)
69	4456	8754718	LH	.92	COVER, back bumper support (T-195)
69	4466	8745937	LH	1.95	COVER, outer link (T-1 96)
69	4466	8745936	LH	1.95	COVER, outer link (T-1 96)
69	4456	8745821	LH	.92	COVER, back bumper support (T-1 96)
69	4466	8726054	RH	1.95	COVER, outer link (T-197)
69	4466	8726055	LH	1.95	COVER, outer link (T-1 97)
69	4456	8725814	LH	.92	COVER, back bumper support (T-197)
69	4456	8725816	LH	.92	COVER, back bumper support (T-197)
70	3435-36	8800186	LH	.56	COVER, seat back bpr. supt. (T-1 21)
70	3435-36	8800189	LH	.56	COVER, seat back bpr. supt. (T-1 24)
70	3435-36	8800187	LH	.56	COVER, seat back bpr. supt. (T-1 29)
70	All B/Wgn	8800277	LH	.56	COVER, seat back bpr. supt. (T-440-450)
70	All B/Wgn	8800278	LH	.56	COVER, seat back bpr. supt. (T-44 1-45 1)
70	All B/Wgn	8800282	LH	.56	COVER, seat back bpr. supt. (T-444-454)
70	All B/Wgn	8800280	LH	.56	COVER, seat back bpr. supt. (T-449-459)
70	All Wagons	7756268	1	4.92	COVER, 2/3 seat back anchor plate
71	All Wagons	7756268	1	4.92	COVER, 1/3 seat back lock supt.
71	3436	9854773	LH	.62	COVER, seat back bpr. supt. (T-100)
71	3436	9854769	LH	.62	COVER, seat back bpr. supt. (T-101)
71-73	All B/Wgn. (2-Seat)	9834770	RH	.25	COVER, seat back lock side
71-73	All B/Wgn. (3-Seat)	9834770	RH	.25	COVER, fldg. 1/3 seat back lock side
71-73	All B/Wgn. (2-Seat)	9834770	1	.25	COVER, 2/3 seat back lock
71-73	All B/Wgn	9835519	2	1.79	COVER, seat back lock striker
71-72	All A/Wgn	7756351	LH	.55	COVER, 2nd seat back bumper (black) prime & paint to match
72-73	All A/Wgn	9834770	RH	.25	COVER, 2nd seat back lock
69	4466	4472383	3	..	ESCUTCHEON, rear floor filler panel link
6469	Sportwagons (3-Seat)	4472383	2	..	ESCUTCHEON, seat back panel link
64-68	Sportwagons (3-Seat)	4472383	3	..	ESCUTCHEON, rr. floor filler panel link
67-69	All Wagons (2 Seat)	7689719	RH	10	FASTENER, 2nd seat back lock cvr. to lock
67-68	All Wagons Split Seat	7689719	LH	10	FASTENER, back lock cvr. to lock
69	3435 Split Seat	7689719	LH	10	FASTENER, 1/3 seat back lock cover
70	3435-36 Split Seat	7689719	2	10	FASTENER, 1/3 seat back lock cover
70	3435-36-6036-46	Split			
	Seat	7689719	1	10	FASTENER, 2/3 seat back lock cover
70	3435-36-6036-46	7689719	1	..	FASTENER, back lock cvr. to lock (RH)
71-73	All Wgn. (2-Seat)	7689719	RH	10	FASTENER, 2nd seat back lock cvr. to lock
71-73	All B/Wgn. (3-Seat)	7689719	1	10	FASTENER, 2nd 1/3, 8i V, seat back cvr.
67-69	All Wagons	7681728	RH	113	HANDLE, 2nd seat back lock
67-68	35-3635-4455-4855				
	Divided Rr. Seat	7681 728	LH	113	HANDLE, 2nd seat back lock
67	44-4865	76901 70	1	1^4	HANDLE, 2/3 section seat back locking
68	44-4865	7771678	LH	1^5	HANDLE, back locking
69	3435-3436-4456	Split			
	Seat	7681728	LH	..	HANDLE, 1/3 seat back lock
69	4466	7771677	1	174	HANDLE, 2/3 seat back locking (paint to match)
70	3435-36 Split Seat	7681 728	LH	1^3	HANDLE, 1/3 seat back lock
70	All Wagons	7681 728	RH	..	HANDLE, back lock
70	All B/Wgn	7681 728	LH	..	HANDLE, 2/3 seat back lock
71-73	All A/Wgn	7681728	RH	113	HANDLE, 2nd seat back lock
71-72	All B/Wgn. (2-Seat)	7681728	RH	113	HANDLE, 2nd seat back lock
71-72	All B/Wgn. (3-Seat)	7681728	2	..	HANDLE, 2nd 1/3 8< 2/3 seat back lock
71	All B/Wgn. (3-Seat)	9830865	LH	^..	HANDLE, 2nd seat back lock—(1 1.390)
64-69	Sportwagons (3-Seat)	4460700	2	149	KNOB, 2nd seat link lock hdl
65-66	3535-3635-4255-4455-				
	Split 2nd Seat	7642719	LH	.72	KNOB
72-73	All B/Wgn. (3-Seat)	9887354	1	3 23	LATCH, 2nd 1/3 seat back

65-66	42-4455	4485886	RH	1	1.55	LINK, 2nd seat back mtg. supt
65-66	42-4455	4485887	LH	11.55	LINK, 2nd seat back mtg. supt	
	NOTE: 1st Type filler panel1 - 1 8'/8" wide, : Type fille panel 17y2" wide					
65	42-4465 2nd Type	4542541	RH	16.25	LINK, 2nd seat back-rr-inner	
65	42-4465 2nd Type	4542552	LH	16.25	LINK, 2nd seat back-rr-inner	
65	42-4465 2nd Type	4542505	RH	19.05	LINK, 2nd seat back-outer-rr	
65	42-4465 2nd Type	4542530	LH	19.05	LINK, 2nd seat back-outer-rr	
65	42-4465 2nd Type	4542483	RH	14.55	LINK, 2nd seat cush.-frt	
65	42-4465 2nd Type	7677373	LH	13.15	LINK, 2nd seat cush.-frt-outer	
65	42-4465 2nd Type	4542453	RH	19.05	LINK, 2nd seat cush. rr	
65	42-4465 2nd Type	7614776	LH	23.75	LINK, 2nd seat cush.-rr	
65	42-4465 2nd Type	4542563	LH	10.65	LINK, 2nd seat cush.-frt-inner	
66	42-4465	4542483	RH	14.55	LINK, 2nd seat cush.-frt	
66	42-4465	4542453	RH	19.05	LINK, 2nd seat cush.-rr	
66	42-4465	7614776	LH	23.75	LINK, 2nd seat cush.-rr	
66	42-4465	7677373	LH	13.15	LINK, 2nd seat cush.-frt outer	
66	42-4465	4542505	RH	19.05	LINK, 2nd seat back-outer rr	
66	42-4465	4542530	LH	19.05	LINK, 2nd seat back-outer rr	
66	42-4465	4542541	RH	16.25	LINK, 2nd seat back-rr inner	
66	42-4465	4542552	LH	16.25	LINK, 2nd seat back-rr inner	
66	42-4465	4542563	LH	10.65	LINK, 2nd seat cush.-frt inner	
67	44-4865	4542505	RH	19.05	LINK, 2nd seat back-outer rr	
67	33-34-35-3635	7681132	RH	9.55	LINK, 2nd seat back mtg. supt	
67	33-34-35-3635	7681133	LH	9.55	LINK, 2nd seat back mtg. supt	
67	44-4855	7681148	RH	12.25	LINK, 2nd seat back mtg. supt	
67	44-4855	7681149	LH	12.25	LINK, 2nd seat back mtg. supt	
67	44-4865	7716005	RH	17.55	LINK, 2nd seat cush.-rr	
67	44-4865	7678033	RH	13.15	LINK, 2nd seat cush.-frt	
67	44-4865	7677373	LH	13.15	LINK, 2nd seat cush.-frt-outer	
67	44-4865	7675087	RH	14.35	LINK, 2nd seat back-rr-inner	
67	44-4865	7676050	LH	9.40	LINK, 2nd seat cush.-frt-inner	
67	35-3635-44-4855					
	Divided Rr. Seat	7664141	1	19.25	LINK, 2nd seat back inner supt	
67	4465-4865	7685580	1	32.10	LINK, 2/3 section seat cush.-rr	
67	44-4865	7685592	1	15.60	LINK, 2/3 section seat back-rr inner	
67	44-4865	7685603	1	14.55	LINK, 2/3 section seat back-outer rr	
68	3435	9848460	RH	12.40	LINK, seat mtg. supt	
68	3435	9848461	LH	12.40	LINK, seat mtg. supt	
68	3435-4455-4855	7770997	1	18.45	LINK, striker-inner supt	
68	44-4865	7748626	RH	35.90	LINK, seat cushion rr	
68	44-4865	7748634	LH	19.90	LINK, back-outer rr	
68	44-4865	8722308	LH	18.45	LINK, back-inner rr	
68	44-4855	7748661	RH	10.40	LINK, seat mtg. supt	
68	44-4855	7748662	LH	10.40	LINK, seat mtg. supt	
68	44-4865	8786308	RH	1 4.35	LINK, seat cushion frt	
68	44-4865	7748684	LH	14.10	LINK, seat cushion frt-outer	
68	44-4865	7748692	LH	10.35	LINK, seat cushion frt-inner	
68	44-4865	7748601	RH	21.60	LINK, seat cushion rr	
68	44-4865	7748609	RH	15.90	LINK, seat back inner rr	
68	44-4865	7748617	RH	18.25	LINK, back-outer rr	
69-70	3435-3436	9848460	RH	12.40	LINK, seat mounting support	
69-70	3435-3436	9848461	LH	12.40	LINK, seat mounting support	
69	4466	8786308	1	14.35	LINK, 1/3 seat cushion-frt	
69	4466	7748601	1	21.60	LINK, 1/3 seat cushion-rear	
69	3435-36-4456	8758355	1	18.75	LINK, seat back inner support (paint to match)	
69	4466	7748609	1	15.90	LINK, 1/3 seat back inner-rear	
69	4466	7748617	1	18.25	LINK, 1/3 seat back outer-rear	
69	4466	8761653	1	35.90	LINK, 2/3 seat cushion-rear	
69	4466	8786301	1	14.10	LINK, 2/3 seat cushion frt-outer	
69	4466	7748634	1	19.90	LINK, 2/3 seat back outer-rear	
69	4466	8722308	1	18.45	LINK, 2/3 seat back inner-rear	
69	4456	7748661	RH	10.40	LINK, seat mounting support	
69	4456	7748662	LH	10.40	LINK, seat mounting support	
69	4466	7748692	1	10.35	LINK, 2/3 seat cushion-front inner	
70	3435-36 Split 2nd Seat	9808403	1	19.50	LINK, 2nd seat back inner-supt. (painted)	
70	All B/Wgn. (Split Seat)	7783380	1	13.55	LINK, seat back-inner	
70	All B/Wgn	7783506	RH	1 1.50	LINK, seat mtg. supt. (painted)	
70	All B/Wgn	7783507	LH	1 1.50	LINK, seat mtg. supt. (painted)	
71-72	3436	9848460	RH	12.40	LINK, 2nd seat back mtg. supplement (painted to match)	
71 72	3436	9848461	LH	12.40	LINK, 2nd seat back mtg. supplement (painted to match)	
71	All B/Wgn. (2-Seat)	9854602	RH	11.45	LINK, 2nd seat mtg. supt. (painted)	
71	All B/Wgn. (2-Seat)	9854603	LH	1 1.45	LINK, 2nd seat mtg. supt. (painted)	
71	All B/Wgn. (3-Seat)	9854562	1	12.40	LINK, 2nd 2/3 seat back outer (painted)	
71-73	All B/Wgn. (3-Seat)	9854592	1	9.05	LINK, 2nd 1/3 seat back frt. (painted)	
71	All B/Wgn. (3-Seat)	9856172	1	25.85	LINK, 2nd 1/3 seat back inner (painted)	
71	All B/Wgn. (3-Seat)	9880490	1	23.85	LINK, 2nd 2/3 seat back inner (painted)	

71	All B/Wgn. (3-Seat) 1st Type (No Torq. Rod)	9870836	1	18.40	LINK, 2nd V3 st. back ort. (painted) (incl. hd.)
71	All B/Wgn. (3-Seat) 2nd type (For Models with Torq. Rod).	9875633	1	18.40	LINK, 2nd V, seat back outer (painted) (incl. hd.)_____
72-73	All B/Wgn. (2-Seat).	9895148	RH	1 1.45	LINK, 2nd seat mtg. support (painted).
72-73	All B/Wgn. (2-Seat).	9895149	LH	1 1.45	LINK, 2nd seat mtg. support (painted).
72-73	All B/Wgn. (3-Seat).	9604947	1	18.40	LINK, 2nd 1/3 back-outer-lwr.-paint to match
72-73	All B/Wgn. (3-Seat).	9895158	1		LINK, 2nd 2/3 seat back-outer (painted).
72-73	All B/Wgn. (3-Seat).	9895251	1	24.45	LINK, 2nd 2/3 seat back-inner (painted).
72-73	All B/Wgn. (3-Seat).	9895256	1	25.85	LINK, 2nd 1/3 seat back-inner (painted).
72-73	All B/Wgn. (3-Seat).	9895261	1	18.40	LINK, 2nd 1/3 seat back-outer (painted).
67-69	All Wagons (2 Seat).	7794216	RH	4.4 1	LOCK, seat back
67-69	All Wagons (2 Seat) Split Seat	7794217	LH	6.35	LOCK, seat back
70	All Wagons (Split Seat)	7794217	RH	6.35	LOCK, 2nd seat back
70	All Wagons.	7794216	RH	4.41	LOCK, 2nd seat back
71	All A/Wgn.	7794216	RH	4.4 1	LOCK, 2nd seat back
71	All B/Wgn. (2-Seat).	9886956	RH	5.45	LOCK, 2nd seat back
71-73	All B/Wgn. (3-Seat).	9839824	LH	5.45	LOCK, 2nd 2/3 seat back
72	All Wgn. (2-Seat).	9886956	RH	5.45	LOCK, 2nd seat back
71-72	All B/Wgn. (3-Seat).	9886956	RH	5.45	LOCK, 2nd 1/3 seat back
67	44-4855 Split 2nd Seat	7682133	LH	2.51	PLATE, 2nd seat back (catch striker)—(1 2.944).
70	All B/Wgn. (Split Seat)	7668459	1	3.02	PLATE, 2/3 seat back—(1 2.944).
71	All B/Wgn. (3-Seat).	9845353	1	1.33	PLATE, 2nd 1/3 seat outer link striker.
61-64	4435-45-4635-45.	1197865	2	.97	RETAINER, back latch
64	4035-4135-4255.	4429267	RH	.62	RETAINER, 2nd seat back striker (black) paint to match
64	4135-4255-4355 Split 2nd Seat	4429267	LH	.62	RETAINER, 2nd seat back striker (black) paint to match
65	35-3635-42-4455.	4493881	2	.82	RETAINER, 2nd seat back striker (green).
65-66	33-34-35-3635-42-4455.	4493882	2	1.08	RETAINER, 2nd seat back striker (blue R. or L.
65-66	33-34-35-3635-42-4455.	4497123	2	1.13	RETAINER, seat back striker (red) R. or L.
66	35-3635-4455.	4523939	2	.82	RETAINER, seat back striker (black) R. or L.
67-69	All Wagons (2 Seat).	7715684	RH	.97	RETAINER, seat back lock
67-69	All Wagons (2 Seat) Split 2nd Seat	7715685	LH	1.08	RETAINER, seat back lock
70	All Wagons.	7715684	RH	.97	RETAINER, 2nd seat back lock
70	All B/Wgn. (Split Seat)	7715685	LH	1.08	RETAINER, 2nd seat back lock
71-73	All A/Wgn.	7715684	RH	.97	RETAINER, fldg. 2nd seat back lock
71-73	All B/Wgn. (2-Seat).	7715684	RH	.97	RETAINER, fldg. 2nd seat back lock
71-73	All B/Wgn. (3-Seat).	7715685	LH	1.08	RETAINER, fldg. 2nd 2/3 seat back lock
71	All B/Wgn. (2-Seat).	9613252	2	.77	RETAINER, 2nd seat cushion frame side outer.
71	All B/Wgn. (3-Seat).	9613252	1	.7 7	RETAINER, 2nd 2/3 seat cushion side outer.
72-73	All B/Wgn. (2-Seat).	9613250	RH	.77	RETAINER, 2nd seat cushion frame side outer.
72-73	All B/Wgn.	9613252	LH	.77	RETAINER, 2nd seat cushion frame side outer.
67-69	Sportwagons (3-Seat)_____	7686396	1	3.38	ROD, fig. 2nd seat back locking outer.
68	44-4865.	7767516	LH	2.56	ROD, backing locking-inner.
69	4466.	8722298	1	2.82	ROD, 2/3 seat back locking-inner.
71	All B/Wgn. (3-Seat).	9870396	1	2.20	ROD, fldg. 2nd 1/3 seat back inner torque
71	All B/Wgn. (3-Seat).	9870396	1	2.20	ROD, 2nd 1/3 seat back outer torque.
72-73	All B/Wgn. (3-Seat).	9892002	1	2.20	ROD, 2nd 1/3 seat back inner torque
68-69	4465-66-4865.	7759458	1	.97	SCREW, 2nd 1/3 seat back inner link to cushion
68-69	4465-66-4865.	7759459	1	.97	SCREW, 2nd 2/3 seat back inner link to cushion
68-69	4465-66-4865.	7759460	1	.97	SCREW, 2nd 2/3 seat back outer link to cushion
68-69	4465-66-4865.	8778544	1	1.95	SCREW, 2nd 2/3 seat back rr. inner link
68-69	4465-66-4865.	8778701	1	1.95	SCREW, 2nd 2/3 seat back rr. outer link
72	All B/Wgn. (3-Seat).	9880353	1	.30	SCREW, fldg. 2nd 1/3 seat inner link
65-66	42-4465.	7657777	RH	.41	SPRING, 2nd seat back outer-rr. link
65-66	42-4465.	7657778	LH	.41	SPRING, 2nd seat back outer-rr. link
67	4465.	7686399	1	.56	SPRING, 2nd seat back locking rod-outer hdl
67	44-4865.	7657777	1	.56	SPRING, 1/3 section seat back outer-rr. link
68	44-4865.	7686399	1	.56	SPRING, back locking rod outer hdl
69	4466.	7686399	1	.56	SPRING, back locking rod-outer handle
67	44-4865.	7686398	1	1.03	STOP, fldg. 2nd seat back-inner.
68	44-4865.	7785363	1	.41	STOP, 2/3 seat back-inner.
71-73	All B/Wgn. (3-Seat).	9845650	1	.41	STOP, fldg. 2nd 1/3 seat back filler.
71-73	All B/Wgn. (3-Seat).	9845650	1	.46	STOP, fldg. 2nd 2/3 seat back filler.
72-73	All B/Wgn. (3-Seat).	9888551	1		STOP, 2nd 1/3 seat back latch
67	33-34-35-3635 Split 2nd Seat	7681 160	LH	2.00	STRIKER, 2nd seat back lock
67	33-34-35-3635 less Split 2nd Seat	7681 160	RH	2.00	STRIKER, 2nd seat back lock
67	4455-4855 Divided Rr. Seat	7682082	LH	3.7 4	STRIKER, 2nd seat back lock
67	4455-4855.	7682082	RH	3.74	STRIKER, 2nd seat back lock
68	3435.	7681730	RH	2.61	STRIKER,lock

68	3335 Split Seat	7681731	LH	2.00	STRIKER.lock
68	44-4855	7746348	RH	4.15	STRIKER, lock
68	44-4855 Split Seat	7746349	LH	4.15	STRIKER.lock
69	3435-3436	7681730	RH	2.61	STRIKER, back lock
69	3435-3436 Split Seat	7681731	LH	2.00	STRIKER, back lock
69	4456	7746348	RH	4.15	STRIKER, back lock
69	4456 Split Seat	7746349	LH	4.15	STRIKER, back lock
70	All Wagons	7681730	RH	2.61	STRIKER, back lock
70	All Wagons (Split Seat)	7681731	LH	2.00	STRIKER, back lock
71-72	3436	7681730	RH	2.61	STRIKER, seat back lock
71-72	All B/Wgn.	9839275	AR	4.00	STRIKER, seat back lock
73	All B/Wgn. (2-Seat).	9839275	AR	4.00	STRIKER, seat back lock
58-60	Wagons.	1183163	AR	.10	WASHERS, outer pins & rr. seats & link
61	4435-45.	1183163	2	.10	WASHER, hinge post outer pin
62	4635-45.	1183163	2	.10	WASHER, hinge post outer pin (also used 12.184)
59-60	Wagons.	1184212	AR	.10	WASHER SPRING, rr. & 3rd seat back link & supt.
61-62	4435-45-4635-45.	1184212	AR	.10	WASHER, spg.-rr. 8t 3rd seat back link & supt.
63	4435-45-4645.	1183163	2	.10	WASHER, hinge pin
63	4435-45-4635.	1183163	2	.10	WASHER, 2nd seat back-outer pivot brkt.
64	Special Wagons Split 2nd Seat	4722812	AR	.10	WASHER, fldg. 2nd seat link to back
64	4635-45.	1183163	2	.10	WASHER, back-outer pivot brkt. (also used 12.184)
65	35-3635-42-4455 Split 2nd Seat	4722812	4	.10	WASHER, 2nd seat link to back
66	33-34-35-3635-4255- 4465 Split 2nd Seat.	4722812	4	.10	WASHER, 2nd seat link to back
67	35-3635-4455-4855 Split 2nd Seat	4722812	4	.10	WASHER, 2nd seat link to back
68	3435-4455-4855 Split Seat	4722812	4	.10	WASHER, link to back
69	3435-3436-4456 Split Seat	4722812	4	.10	WASHER, link to back
70	All Wagons (Split Seat)	4722812	4	.10	WASHER, 2nd seat back inner supt. & link
	11.620 COVER — HANDLE — LINK — STRIKER — SUPPORT, FOLDING 3RD SEAT				
64-68	Sportwagon (3 Seat)	4880572	2	.10	BUMPER, 3rd seat back supt. on pan—(12.945)
64-69	Sportwagons (3 Seat)	4587944	4	.10	BUMPER, seat back on seat
64-69	Sportwagons (3 Seat)	4687558	1	.15	BUMPER, cush. supt.-ride position—(12.2 1 2)
68-69	Sportwagons (3-Seat)	4569867	1	.15	BUMPER, link on support—(8.210)
70	All B/Wgn. (3-Seat).	4587944	2	.10	BUMPER, seat back link
70	All B/Wgn. (3-Seat).	4872948	AR	.10	BUMPER, seat cushion ride pass.—(12.212)
71-73	All B/Wgn. (3-Seat).	9833989	2	.25	BUMPER, seat back filler.
71-73	All B/Wgn. (3-Seat).	7726729	1	.15	BUMPER, seat back filler (L.)
72	All B/Wgn. (3-Seat).	4767527	1	.15	BUMPER, seat back filler (L.)
71	All B/Wgn. (3-Seat).	4880572	4	.10	BUMPER, seat backfiller pnl
71-73	All B/Wgn. (3-Seat).	4587944	4	.10	BUMPER, seat back filler pnl. frt
71-72	All B/Wgn. (3-Seat).	4569867	2	.15	BUMPER, seat back pnl. frt.—(1 2.945)
72	All B/Wgn. (3-Seat).	9623092	4	.10	BUMPER, seat back filler pnl. frt
64-67	Sportwagons (3-Seat)	4495968	2	.25	BUSHING, fldg. 3rd seat back hinge pin
67	Sportwagons (3-Seat)	4463084	2	.15	BUSHING, 3rd. seat back locking rod
68-69	Sportwagon (3-Seat).	4499189	1	.10	BUSHING, cush. supt (L.)
68	Sportwagons (3-Seat)	4654306	1	.10	BUSHING, link striker (1 4.1 60)
68-69	Sportwagon (3-Seat)	7740302	2	.10	BUSHING, seat back hinge pin
68	All B/Wgn. (3-Seat).	4463084	1	.15	BUSHING, seat back locking rod
70	All B/Wgn. (3-Seat).	8721269	2	.10	BUSHING, 3rd seat back link to seat back (also used 12.977)
71-73	All B/Wgn. (3-Seat).	4499189	2	.10	BUSHING, fldg. 3rd seat back
71-73	All B/Wgn. (3-Seat).	7740302	2	.10	BUSHING, seat back hinge pin
71-73	All B/Wgn. (3-Seat).	9828449	2	1.49	CATCH, seat back filler pnl
68-69	Sportwagons (3-Seat)	7793586	1	1.33	COVER, 3rd seat back lock
70	All B/Wgn. (3-Seat).	8721004	RH	.56	COVER, seat back lock protector T-440-450
70	All B/Wgn. (3-Seat).	8800227	RH	.56	COVER, seat back lock protector T-44 1-451
70	All B/Wgn. (3-Seat).	9805747	1	.56	COVER, seat back lock protector (T-444-454)
70	All B/Wgn. (3-Seat).	8800229	1	.56	COVER, seat back lock protector (T-449-459)
64-69	Sportwagons (3-Seat)	4472383	1	.82	ESCUTCHEON, seat back panel link
70	All B/Wgn. (3-Seat).	8800191	1	1.74	HANDLE, fig. fir. 8t 3rd seat back & cushion (T-440-450) (1 2.975)
70	All B/Wgn. (3-Seat).	8800194	1	1.59	HANDLE, fldg. fir. 8t 3rd seat cushion & back panel (T-44 1-451) (12.975)
70	All B/Wgn. (3-Seat).	9B05749	1	1.59	HANDLE, fldg. fir. 8t 3rd seat back (T-444-454)—(12.975)
70	All B/Wgn. (3-Seat).	B800197	1	1.59	HANDLE, fldg. fir. & 3rd seat back 8t cushion panel (T-449-459) (12.975)
65-66	Sportwagon (3-Seat).	4486000	RH	6.10	LINK, back
65-66	Sportwagon (3-Seat).	4486001	LH	1.69	LINK, back
67	Sportwagon (3-Seat).	7678036	RH	6.25	LINK, back
67	Sportwagon (3-Seat).	7678037	LH	1.69	LINK, back
68-69	Sportwagons (3-Seat)	7748701	LH	3.08	LINK, seat back side

70	All B/Wgn. (3-Seat)	8740830	RH	9.15	LINK, seat back (painted)
70	All B/Wgn. (3-Seat)	7783522	LH	8.70	LINK, seat back (painted)
71-73	All B/Wgn. (3-Seat)	9862995	1	2.36	LINK, 3rd seat back pnl. ret. (painted)
71-73	All B/Wgn. (3-Seat)	9837610	RH	1.23	LINK, 3rd seat back frt
71	All B/Wgn. (3-Seat)	9837611	LH	1.23	LINK, 3rd seat back frt
71-73	All B/Wgn. (3-Seat)	9852658	RH	1.33	LINK, 3rd seat back (painted)
71-73	All B/Wgn. (3-Seat)	9852659	LH	1.33	LINK, 3rd seat back (painted)
72-73	All B/Wgn. (3-Seat)	9896759	LH	1.23	LINK, 3rd seat back frt
68-69	Sportwagons (3-Seat)	8712268	RH	7.80	LOCK, seat back
70	All B/Wgn. (3-Seat)	8713774	1	9.35	LOCK, seat back
71-73	All B/Wgn. (3-Seat)	9838073	1	4.56	LOCK, seat back
64-66	Sportwagon (3-Seat)	4415759	AR	.46	RETAINER, back hinge pin
68-69	Sportwagons (3-Seat)	7723096	2	.41	RETAINER, seat back hinge pin
71-73	All B/Wgn. (3-Seat)	9825182	LH	1.18	RETAINER, back hinge pin
71-73	All B/Wgn. (3-Seat)	9872761	RH	6.00	RETAINER, back hinge pin
71-73	All B/Wgn. (3-Seat)	9827918	RH	1.44	RETAINER, filler pnl. fir. catch
71-73	All B/Wgn. (3-Seat)	9827919	LH	1.44	RETAINER, filler pnl. fir. catch
64	Sportwagon (3-Seat)	4536298	6	.15	SCREW, cush. & back link & supt.
65-67	Sportwagon (3-Seat)	4536298	3	.15	SCREW, 3rd seat back link
70	All B/Wgn. (3-Seat)	8727559	2	.30	SCREW, 3rd seat back supt. to link
70	All B/Wgn. (3-Seat)	8727559	2	.30	SCREW, 3rd seat back link to seat back (also used 12.977)
71-73	All B/Wgn. (3-Seat)	9837612	2		SCREW, 3rd seat back link
71-73	All B/Wgn. (3-Seat)	9874700	1	1.03	SPRING, fldg. 3rd seat bottom cushion assist
71-72	All B/Wgn. (3-Seat)	9869868	1	.25	STOP, 3rd seat cushion
68	Sportwagon (3-Seat)	7740910	1	2.36	STRIKER, seat back lock
69	Sportwagon (3-Seat)	7794200	1	2.05	STRIKER, lock
71-72	All B/Wagon (3-Seat)	9850757	1	.82	STRIKER, 3rd seat back lock
64-67	Sportwagon (3-Seat)	4431739	1	16.70	SUPPORT, cushion
68	Sportwagon (3-Seat)	7756493	RH	12.00	SUPPORT, back on bar
68	Sportwagon (3-Seat)	7735884	LH	13.80	SUPPORT, back on bar
68	Sportwagon (3-Seat)	7743048	1	22.10	SUPPORT, seat cushion
69		8727618	RH	12.60	SUPPORT, on bar
69		8727619	LH	15.10	SUPPORT, on bar
69	Sportwagon (3-Seat)	7743048	1	22.10	SUPPORT, cushion
71-73	All B/Wgn. (3-Seat)	9837870	RH	18.40	SUPPORT, 3rd seat back on bar
71-73	All B/Wgn. (3-Seat)	9846071	1	15.50	SUPPORT, 3rd seat back on bar
71-73	All B/Wgn. (3-Seat)	9847591	1	18.40	SUPPORT, 3rd seat cushion
68-69	Sportwagons (3-Seat)	9715903	2	.72	WASHER, seat back lock striker
71-72	All B/Wgn. (3-Seat)	9848535	1	.10	WASHER, seat back striker—(1 1.390)

11.628 FFJAME & SPRING, REAR (2ND) SEAT BACK

64	4069-4169-4369	4405991	1		FRAME 8. SPRING
64	4265-4365	4415660	RH	42.45	FRAME 8. SPRING
64	4265-4365	4415661	LH	42.45	FRAME 8. SPRING
65-66	33-34-43-44-4667	4528706	1	40.70	FRAME & SPRING
65-66	42-4465	4415660	RH	42.45	FRAME & SPRING
65-66	42-4465	4415661	LH	42.45	FRAME & SPRING
65	54-6467	4506134	1		FRAME &L SPRING
65-66	8239	4465503	1	81.40	FRAME 8. SPRING
65	8437	4511459	1		FRAME 8. SPRING
65	8439	4511461	1		FRAME & SPRING
65	8467	4506147	1		FRAME &L SPRING
65	8469	4511458	1	79.75	FRAME 8. SPRING
66	9487 Std. Trim	4532674	1	86.30	FRAME & SPRING
67	3335-3435-3535-3635- 4455-4855	7668279	1	56.50	FRAME 8. SPRING
67	3535-3635-4455-4855 Split 2nd Seat	7668280	RH	41.50	FRAME & SPRING
67	3535-3635-4455-4855 Split 2nd Seat	7668281	LH	36.05	FRAME & SPRING
67	4465-4865	7704670	LH	50.35	FRAME & SPRING

NOTE. For models not listed see group 1 1.628 "Back Rear Seat-Less Trim"

1 1.628 BACK, REAR SEAT LESS TRIM

64	4027-4 127	7621856		58.45	BACK
64-65	4337-4437	7716596		71.75	BACK
65	33-34-43-4427	7621856		58.45	BACK
65	52-54-62-6437	7636157		79.85	BACK
65-67	6639	7788764		125.80	BACK
65-67	5 239-69-5439-69-6239- 69-6439-69	7716639		77.55	FRAME 8> SPRING
66	52-54-6437	7636157		79.85	BACK
66	3307-3407-3507-17- 3607-17	7621856	1	58.45	BACK
65-66	33-34-35-3669-4339- 4439	7621858		47.70	BACK

66	3507-17-3607	Cust.			
	Trims		7716596	1	71.75
66	4307-17-4407-17-4607-				BACK .
	17		7716596		71.75
66	54-6467		7636159		88.50
65-66	6637		7636160		104.15
65-66	6667		7636161		107.30
65-66	8237		7636164		109.95
66	8439		7636168		104.15
66	8467		7636165		107.30
66	8469		7636169		104.15
67	35-3617 Deluxe A/Rests		7716596		7 1.75
67	4307-17-4407-17-4607-				BACK .
	17		7716596		71.75
67	3307-3407-17-3517-				BACK .
	3617		7716597		71.75
67	33-34-35-3669-4339-				BACK .
	4439-69		7716598		68.25
67	43-44-4667		7716599		72.90
67	4465-4865		7736756	RH	48.90
67	52-54-6487		7716640		83.05
67	54-6467		7716649		101.85
67	6667		7716650		130.80
67	6687		7716642		128.45
67	8239		7716643		100.65
67	8257		7716644		82.70
67	8269		7716645		82.70
67	8439		7716647		122.65
67	8439		7736889		225.65
67	8439		7788770		132.80
67	8457		7716646		138.85
67	8467		7716651		133.05
67	8469		771664B		124.95
67	8469		7736891		136.55
67	9487 Std. trims		7716710		135.40
66-67	9487 Cust. Trims		7716711		162.00
68-69	3327-3437-3537		9615771		66.10
68	3369-3569-4439-69		8777302		71.45
68	3435		7788714		73.75
68	3435 Split 2nd Seat		7788716		59.30
68	3435 Split 2nd Seat		7788715		72.05
68	34-35-44-4637 Deluxe				BACK .
	A/Rests		9615771		66.10
68	44-4667		7788707		76.65
68	4455-4855		8711387		66.85
68	4455-4855 Split 2nd				BACK ,
	Seat		8711388		59.85
68	4455-4855 Split 2nd				BACK ,
	Seat		8711389		51.20
68	44-4865		7788717		54.95
68	44-4865		7788718		80.40
68	5239-69-5439-69-6439-				BACK .
	69		7788762		81.00
68	52-54-6487		7788763		92.00
68	5467		7788772		1 1 1.65
68	6639		7788764		125.80
68	6667		7788773		139.40
68	6687		7788765		137.70
68	8239		7788766		109.35
68	8257-8457		7788767		92.00
68	8439		7788770		132.80
68	8439		7736889		225.65
68	8467		7788774		140.90
68	8469		7788771		142.30
68	9000		7788837		159.70
68	9000		7788838		169.25
69	3437-3537 Deluxe				BACK .
	A/Rest 4437-4637		9615771		66.10
69	3369-3569-4439-69		8777302		71.45
69	3435-3436		8777373		80.70
69	3435-3436-4456 Split				BACK ,
	2nd Seat		8777377		48.60
69	3435-3436-4456 Split				BACK ,
	2nd Seat		8777378		65.95
69	4456		8777376		90.25
69	4466		8777368		52.05
69	4466		8777370		77.25
69	4467-4667		9865998		66.10

69-70	5237-5437-6437-8257	9812429	90.70	
69-70	5239-69-5439-69-6439-			
	69.....	9812425	71.65	BACK
69	5467.....	8777324	1 18.35	BACK
69	6637.....	8777311	149.55	BACK
69		9812406	108.90	BACK
69		8777316	90.55	BACK
69	8439 Custom Trim.	8777329	129.05	BACK
69	6637-8457.....	9814998	109.45	BACK
69		8800159	3.28	BACK
69		8777318	1 15.10	BACK
69		8777310	1 18.35	BACK
69	9487.....	9812403	138.25	BACK
70	3327.....	9812443	61.50	BACK
70	3437-3537-4437-4637	9615771	66.10	BACK
70	3435-3436 Split 2nd Seat Back.....	9812438	42.65	BACK, fldg. 2nd 1/3 seat
70	3435-3436 Split 2nd Seat Back.....	9812439	59.25	BACK, fldg. 2nd 2/3 seat
70-72	3435-36.....	9812440	62.45	BACK, fldg. 2nd seat
70-72	33-3569-4439-69.....	9812441	66.85	BACK
70	4467-4667.....	9865988	64.50	BACK
70	5467.....	9812405	97.25	BACK
70	6667.....	9812406	108.90	BACK
70	6637.....	9812428	108.90	BACK
70	6639.....	9812420	1 13.85	BACK (T-434-438)
70	6639 Custom Rr. Seat	9812421	127.10	BACK
70	6036-6046 Split 2nd Seat.....	9812410	53.80	BACK, fldg. 2nd 1/3
70	6036-6046 Split 2nd Seat Back.....	9812411	71.70	BACK, fldg. 2nd 2/3 seat
70		9812413	122.80	BACK, fldg. 2nd seat
70	8269.....	9812414	76.90	BACK
70	87.39.....	9812416	95.65	BACK
70	8439 Custom Rr. Seat	9814999	253.70	BACK
70		9812417	1 14.90	BACK
70	8457 Custom Rr. Seat		230.90	BACK
70	8457 less Custom Rr. Seat.....	9814997	109.45	BACK
70	8467.....	9814998	1 13.55	BACK
70	8469.....	9812407	1 14.65	BACK
71	3327.....	9812422	70.10	BACK
71-72	3337-3437-4437.....	9865999	66.10	BACK
71	3467-4467.....	9615771	66.10	BACK
72	3467-4467.....	9865998	66.10	BACK
72	3327.....	9615772	70.10	BACK
71-72		9615773		NOTE - Refer to 15.002 for Pad, Rear Seat Back

1 1.628 FRAME, FOLDING 2ND SEAT BACK				
71-73	All B/Wgn. (2-Seat).....	9828518	1 22.80	FRAME, fldg. 2nd seat back
71-73	All B/Wgn. (3-Seat).....	9887269	1 18.95	FRAME, fldg. 2nd 1/3 seat back
71-73	All B/Wgn. (3-Seat) ..	9828520	1 18.95	FRAME, fldg. 2nd 2/3 seat back
11.628 FRAME & SPRING 3RD. SEAT				
64-66	Sportwagon (3-Seat)....	4412494	1 35.25	FRAME & SPRING
11.628 BACK, 3RD. SEAT BACK				
67	Sportwagon (3-Seat)....	7736751	1 46.85	BACK
68	Sportwagon (3-Seat) 1st Type.....	7788720	1 50.65	BACK, 3rd seat (less retainers on back pnl.)
68	Sportwagon (3-Seat) 2nd Type.....	8719111	1 50.65	BACK, 3rd seat (4 retainer on back pnl.)
69	Sportwagons (3-Seat)	8777392	1 56.70	BACK, (3rd. seat).....
70	All B/Wgn. (3-Seat) Std. Seat.....	9812445	1 75.55	BACK. fldg. 3rd seat
70	All B/Wgn. (3-Seat) Cust. Seat.....	9812446	1 93.45	BACK. fldg. 3rd seat
1 1.628 FOUNDATION, REAR SEAT BACK				
71-72	5239-69-5439-69.....	9887242	14.40	FOUNDATION (formed).....
71-73	All B (2 Dr.).....	9887209	10.00	FOUNDATION (formed).....
71-72	All B/Wgn. (3-Seat) ..	9842058	7.75	FOUNDATION, fldg. 3rd St. back
71-72	6639.....	9887243	13.85	FOUNDATION (formed).....
71-73	All C (4 Dr.).....	9887244	13.85	FOUNDATION (formed).....
71	All C (2 Dr.).....	9837119	10.00	FOUNDATION (formed).....
71	All E.....	9842000	12.95	FOUNDATION (formed).....
72-73	All C (2 Dr.).....	9887210	14.05	FOUNDATION (formed).....
72-73	All E.....	9887214	13.85	FOUNDATION (formed).....
71	60-8000.....	9815543	.15	RETAINER (used 15.040).....

11.629 FILLER, REAR SE		BACK TO QUARTER PANEL	
NOTE: If correct color is not listed,		black and prime and paint to match.	
64-66	82-8437.....4427646	RH	1.23 FILLER
65-66	82-8437.....4427647		
67	3517-3617-4307-17~	LH	1.23 FILLER
	4407-17.....7651858		
67	3517-3617-4307-17~	RH	2.67 FILLER (med. blue) ...
	4407-17.....7651859		
67	3517-3617-4307-17~	LH	2.67 FILLER (med. blue)
	4407-17-4607-17.....7651874		
67	3517-3617-4307-17~	RH	2.67 FILLER (fawn).....
	4407-17-4607-17.....7651875		
67	3517-3617-4307-17~	LH	2.67 FILLER (fawn).....
	4407-17.....7651856		
67	3517-3617-4307-17~	RH	2.67 FILLER(gold).....
	4407-17.....7651857		
67	3517-3617-4307-17~	LH	2.67 FILLER (gold).....
	4407-17-4607-17.....7651864		
67	3517-3617-4307-17~	RH	2.67 FILLER (turquoise)....
	4407-17-4607-17.....7651865		
67	4607-17.....7651854	LH	2.67 FILLER (truquoise)....
67	4607-17.....7651855	RH	2.97 FILLER (yellow).....
67	54-64-6687.....7657412	LH	2.97 FILLER (yellow).....
67	54-64-6687.....7657413	RH	2.31 FILLER (dk. blue)....
67	5287.....7664441	LH	2.31 FILLER (dk. blue)....
67	5287.....7664442	RH	2.31 FILLER (green).....
67	54-6487.....7689412	LH	2.31 FILLER (green).....
67	54-6487.....7689413	RH	2.31 FILLER (saddle).....
67	54-64-6687.....7657418	LH	2.31 FILLER (saddle).....
67	54-64-6687.....7657419	RH	2.31 FILLER (turquoise)....
67	6687.....7657455	LH	2.31 FILLER(turquoise)....
67	6687.....7657456	RH	2.31 FILLER (fawn).....
67-68	82-8457.....4427646	LH	2.31 FILLER (fawn).....
67-68	82-8457.....4427647	RH	1.23 FILLER
67	3517-3617-4307-17~	LH	1.23 FILLER
	4407-17-4607-17.....7651862		
67	3517-3617-4307-17~	RH	2.67 FILLER (dk. blue)....
	4407-17-4607-17.....7651863		
66-67	3507-17-3607-17-4307~	LH	2.67 FILLER (dk. blue)....
	17-4407-17-4607-17..7593938		
66-67	3507-17-3607-17-4307~	RH	2.77 FILLER (black).....
	17-4407-17-4607-17..7593939		
66	3507-17-3607-17-4307~	LH	2.77 FILLER (black).....
	17-4407-17-4607-17..7593942		
66	3507-17-3607-17-4307~	RH	2.77 FILLER (blue).....
	17-4407-17-4607-17..7593943		
66	3507-17-3607-17-4307~	LH	2.77 FILLER (blue).....
	17-4407-17.....7593978		
66	3507-17-3607-17-4307~	RH	2.77 FILLER (med. fawn)....
	17-4407-17.....7593979		
66	3507-17-3607-17-4307~	LH	2.77 FILLER (med. fawn)....
	17-4407-17-4607-17..7593940		
66	3507-17-3607-17-4307~	RH	2.77 FILLER (lt. fawn)....
	17-4407-17-4607-17..7593941		
66	3507-17-3607-17-4307~	LH	2.77 FILLER (lt. fawn)....
	17-4407-17-4607-17..7593948		
66	3507-17-3607-17-4307~	RH	2.77 FILLER (red).....
	17-4407-17-4607-17..7593949		
66	3507-17-3607-17-4307~	LH	2.77 FILLER (red).....
	17-4407-17-4607-17..7593944		
66	3507-17-3607-17-4307~	RH	2.77 FILLER (turquoise)....
	17-4407-17-4607-17..7593945		
66	6637.....7599168	RH	2.77 FILLER (dk. blue)....
66	6637.....7599169	LH	2.77 FILLER (dk. blue)....
68	34-35-44-4637.....7743490	RH	2.31 FILLER (green).....
68	34-35-44-4637.....7743491	LH	2.31 FILLER (green).....
68	4437.....7740734	RH	2.31 FILLER (gold).....
68	4437.....7740735	LH	2.31 FILLER (gold).....
63	34-35-44-4637.....7740732	RH	2.31 FILLER (teal).....
68	34-35-44-4637.....7740733	LH	2.31 FILLER (teal).....
68	34-35-44-4637.....7743486	RH	2.31 FILLER (white).....
68	34-35-44-4637.....7743487	LH	2.31 FILLER (white).....
68	34-35-44-4637.....7755935	RH	2.31 FILLER (med. buckskin)
68	34-35-44-4637.....7755936	LH	2.31 FILLER (med. buckskin)
68	54-6487.....7753400	RH	2.31 FILLER (buckskin)....
68	54-6487.....7753401	LH	2.31 FILLER (buckskin)....
68	5287.....7753390	RH	2.31 FILLER (maroon)....

68	5287	7753391	LH	2.31	FILLER (maroon)
68	54-64-6687	7753386	RH	2.31	FILLER (teal)
68	54-64-6687	7753401	LH	2.31	FILLER (teal)
68	6687	7753376	RH	2.31	FILLER (white) ..
68	6687	7753377	LH	2.31	FILLER (white) ..
69	3437-3537 Deluxe				
	A/Rest	7672116		1.64	FILLER
69	3437-3537 Deluxe				
	A/Rest	7672117	LH	1.64	FILLER
69-70	4437-4637-67	7672116	RH	1.64	FILLER
69-70	4437-4637-67	7672117	LH	1 64	FILLER
69	5237-5437-6437	8741652	RH	1.28	FILLER (T-400-4 10)
69	5237-5437-6437	8741653	LH	1.28	FILLER (T-400-410)
69	52-54-64-6637	8741640	RH	1.28	FILLER (T-401-41 1-421-451)
69	52-54-64-6637	8741641	LH	1.28	FILLER (T-401-41 1-421-451)
69	52-54-64-6637	8741656	RH	1.28	FILLER (T-403-4 13-426-453)
69	52-54-64-6637	8741657	LH	1.28	FILLER (T-403-4 13-426-453)
69	5237	8741634	RH	1.28	FILLER (T-407)
69	5237	8741635	LH	1.28	FILLER (T-407)
69	52-54-64-6637	8741632	RH	1.74	FILLER (T-408-428-438-458-478)
69	52-54-64-6637	8741633	LH	1.74	FILLER (T-408-428-438-458-478)
69-70	8257-8457	7749520	RH	2.31	FILLER
69-70	8257-8457	7749521	LH	2.31	FILLER
70-72	33-34-3537	7672116	RH	1.64	FILLER
70-72	33-34-3537	7672117	LH	1.64	FILLER
70	5237-5437-6437-6637	8802208	RH	1.79	FILLER (T-400-410-420-460)
70	5237-5437-6437-6637	8802209	LH	1.79	FILLER (T-400-4 10-420-460)
70	5237	8802214	RH	1.79	FILLER (T-401)
70	5237	8802215	LH	1.79	FILLER (T-401)
70	5237-5437-6437	8802224	RH	1.79	FILLER (T-404-414)
70	5237-5437 6437	8802225	LH	1.79	FILLER (T-404-414)
70	5237-5437-6437-6637	8741632	RH	1.74	FILLER (T-408-428-468-478)
70	5237-5437-6437-6637	8741633	LH	1.74	FILLER (T-408-428-468-478)
70	5437-6437	8802216	RH	1.79	FILLER (T-41 1-421)
70	5437-6437	8802217	LH	1.79	FILLER (T-41 1-421)
70	5437-6437-6637	8802220	RH	1.79	FILLER (T-426-466)
70	5437-6437-6637	8802221	LH	1.79	FILLER (T-426-466)
70	6637	8802222	RH	1.79	FILLER (T 465)
70	6637	8802223	LH	1.79	FILLER (T 465)
71	5257-5457-6647	9854638	RH	2.15	FILLER (T-400-420-430-460)
71	5257-5457-6647	9854639	LH	2.15	FILLER (T-400-420-430-460)
71	5257-5457	9854631	LH	1.75	FILLER (T-401 121)
71-72	5257-5457-6647	9854622	RH	1.90	FILLER (black) prime 8i paint to match
71-72	5257-5457-6647	9854623	LH	1.90	FILLER (black) prime 8i paint to match
71	5467	9856206	RH	2.26	FILLER (T-434)
71	5467	9856207	LH	2.26	FILLER (T-434)
71-72	50-6000 Conv.	9855968	RH	2.26	FILLER (black) prime & paint to match
71 72	50-6000 Conv.	9855969	LH	2.26	FILLER (black) prime & paint to match
71	6667	9856200	RH	2.10	FILLER (T-461)
71	6667	9856201	LH	2.10	FILLER (T-461)
71	6667	9855970	RH	2.10	FILLER (T 465)
71	6667	9855971	LH	2.10	FILLER (T 465)
71-73	All C (2 Dr.)	8793942	RH	2.92	FILLER (paint to match)
71-73	All C (2 Dr.)	8793943	LH	2.92	FILLER (paint to match)
71-73	54-6667	9829811	LH	2.92	SUPPORT, filler
71-73	54-6667	9829810	RH	2.92	SUPPORT, filler

NOTE: If correct color is not listed, use black and prime and paint to match.

11.649 PANEL & SPRING, REAR SEAT BACK CENTER ARM REST

68	6639-8239-8439-69	7783172		20.81	SPRING & PANEL
69	8439 Custom Rear Seat	8760035		20.65	SPRING & PANEL

11.649 PANEL, REAR SEAT BACK—CENTER

65	Riviera	4476400	1	2.36	PANEL (black)
65	Riviera Rr. Seat A/Rest	4476406		2.36	PANEL (black)
	1 1.649	REST, REAR SEAT CENTER ARM			(LESS TRIM)
69-70	6639-8469	8726494	1	22.17	REST
69-70	8239-8439	8726496	1	24.15	REST
70	8439 Custom Rr. Seat	8808251	1	22.60	ARMREST

11.651 LINK, REAR SEAT CENTER ARM REST

67-70	6639-8239-8439-69	7656463	RH	12.95	LINK
67-70	6639-8239-8439-69	7656464	LH	12.95	LINK
71-72	6639-8239-8439	9829715	RH	9.10	LINK
71-72	6639-8239-8439	9829716	LH	9.10	LINK

11.927 REFLECTOR—SOCKET, REAR QUARTER COURTESY LAMP

54-56	46C-66C-1004636293	2	2.10	REFLECTOR, rr. qtr. a/rest lamp
57	46C-66C-76C4636293	2	2.10	REFLECTOR, rr. qtr. a/rest lamp
58	46C-66C-75C-7564636293	2	2.10	REFLECTOR, rr. qtr. a/rest lamp.
59-61	4467-4667-48674636293	2	2.10	REFLECTOR, rr. qtr. a/rest lamp.
61	46394650248	2	4.36	REFLECTOR, qtr. ctsy. lamp
62	4167-4367-4667-48674636293	2	2.10	REFLECTOR, rr. qtr. a/rest lamp.
62	43474650248	2	4.36	REFLECTOR, qtr. ctsy lamp
62	4639-47-4839-47 2nd Type4650248	2	4.36	REFLECTOR, qtr. ctsy. lamp
64	4337-4639-47-4839-474650248	2	4.36	REFLECTOR, rr. qtr. corner lamp
63-64	4367-4467-4667-48674636293	2	2.10	REFLECTOR, rr. qtr. a/rest lamp
63-64	47474765599	2	3.02	REFLECTOR, corner lamp (also used 14.686-10.240)
65-67	4367-4467-46674636293	2	2.10	REFLECTOR, rr. qtr. a/rest lamp
65	4337-4437-6637-39- 8237-39-69-8437-39- 694650248		4.36	REFLECTOR, rr. qtr. corner lamp
65-70	50-60-8000 Conv.4482878		3.79	REFLECTOR, qtr. a/rest lamp ...
66	3507-17-3607-17-4307- 17-4407-17-4607-17- 6637-39-8200-8437- 39-69-90007602719	2	3.43	REFLECTOR, qtr. lamp.
66-67	3000-4339-4439 exc. Conv.4409950		2.92	REFLECTOR (used 1 1.928)
64-67	4000 Wagons4834026		1.54	REFLECTOR (used 1 1.928)
66-67	4000 Wagons4542062		6.30	REFLECTOR, back body opening hd. ctsy lamp
66	43-44074650248		4.36	REFLECTOR (used 1 1.928)
67	3517 3617-4307-17- 4407-17-4607-17- 6639-6687-8239-57- 8439-57-94877602719		3.43	REFLECTOR, rr. qtr. corner lamp
68	34-35-44-46377731 135		3.38	REFLECTOR
68	3000-4439-55-65-69- 48007731 129		2.87	REFLECTOR (used 1 1.928)
65-72	30-4000 Conv.4636293		2.10	REFLECTOR, qtr. a/rest lamp
68	4000 Wagons7731 131		2.92	REFLECTOR, back body opening hd. ctsy lamp ..
68	6639-87-8200-8439-57- 69-90007602719		3.43	REFLECTOR, rr. qtr. corner lamp
69	3437-3537-4437-46378732781		3.28	REFLECTOR, quarter corner lamp
69	4456-44668732781		3.28	REFLECTOR, back body opening header courtesy lamp
69	6637-39-8239-57-69- 8439-57-69-90008732783		2.20	REFLECTOR, rr. quarter corner lamp
71-72	3327-3437-44378732783		2.20	REFLECTOR, rr. qtr. corner lamp
71-72	5467-66679838327		7.30	REFLECTOR, qtr. a/rest ctsy
71-72	6639-6647-80009835738		2.26	REFLECTOR, qtr. courtesy lamp
71-72	90009840831		7.45	REFLECTOR & BEZEL, qtr. corner lamp (chrome)
61	43174765599		3.02	RIM & REFLECTOR, rr. qtr. ctsy. lamp
62	4347-4639-4839-474765599		3.02	RIM & REFLECTOR, rr. qtr. ctsy. lamp
63	47004765599		3.02	RIM & REFLECTOR, rr. qtr. corner lamp
65	94474765599		3.02	RIM 8L REFLECTOR, rr. qtr. corner lamp
61	43174234956		1.49	SOCKET, rr. qtr. corner lamp
62	4639-47-4839-474234956		1.49	SOCKET, rr. qtr. corner lamp
63-64	47474234956		1.49	SOCKET, rr. qtr. corner lamp
65	Riviera4234956		1.49	SOCKET, rr. qtr. corner lamp
66	3507-17-3607-17-4307- 17-4407-17-4607-17- 6637-39-8200-8437- 69-90004234956	2	1.49	SOCKET, rr. qtr. corner lamp
67	35 17-3617-4307-17- 4407-17-4607-17- 6639-87-8200-8439- 57-69-94874234956		1.49	SOCKET, rr. qtr. corner lamp
68	66-80-9000 exc. Conv.4234956		1.49	SOCKET, rr. qtr. corner lamp
68	All Conv.5289524		.36	SOCKET, rr. qtr. a/rest ctsy. lamp—(2.694)
71	8237-39-8437-39-90009704563		.56	CLIP, qtr. cornering lamp reflector bulb
72	90009704563		.56	CLIP, qtr. cornering lamp reflector bulb

1 1.927 REFLECTOR—SOCKET, DOME & SIDE ROOF RAIL LAMP

59	4411-19-35-37-39-4619- 35-37-39-47194238053	1	3.38	REFLECTOR & SOCKET, dome lamp.
61	441 1-35-37-39-45-69- 4637-39-47194238053	1	3.38	REFLECTOR & SOCKET, dome lamp (for use with round bulb)
62	4411-39-47-69-4635-39- 45-4819-39-474238053		3.38	REFLECTOR & SOCKET, dome lamp.

63	4019-27-35-45-41 19-35-					
	44 1 1-35-39-45-47-69-					
	4635-4819.....	4238053	1	3.38	REFLECTOR & SOCKET, dome lamp	
61	441 1-37-39-69-4637-39-					
	4719 2nd Type-for					
	Fuse Type Bulb.....	4843424	1	.92	REFLECTOR.....	
64	4027-35-69-4127-35-69-					
	4369.....	4409950	1	2.92	REFLECTOR, dome lamp.....	
64-67	Sportwagons.....	4834026	1	1.54	REFLECTOR, dome lamp—(1 1.922).....	
64	4439-47-69-4635-39-45-					
	47-69-4819.....	4238053	1	3.38	REFLECTOR & SOCKET, dome lamp.....	
64	4200-4355-65.....	4542062	1			
65	52-54-62-6400 exc.			6.30	REFLECTOR, back body opening hd. ctsy lamp ..	
	Conv.....	4487890	1			
66-67	3000-4339-4439-69 exc.			1.59	REFLECTOR & SOCKET, dome lamp.....	
	Conv.....	4409950	1			
66-68	50-6400 exc. Conv.....	4487890	1	2.92	REFLECTOR, dome lamp.....	
66	43-4407.....	4650248	1	1.59	REFLECTOR & SOCKET, dome lamp.....	
68	30-4439-55-65-69-4800. 7731129		1	4.36	REFLECTOR, dome lamp.....	
65	41-4200-4455-65.....	4542062	1	2.87	REFLECTOR, dome lamp.....	
69-70	30-40-50-6000 exc.			6.30	REFLECTOR, back body opening hd. ctsy. lamp ..	
	4000 Wagons.....	8732778	1	2.82	REFLECTOR, dome lamp.....	
69	4000 Wagons.....	7731129	1	2.87	REFLECTOR, dome lamp.....	
70	3437-3537-4437-4637-					
	6637-39-8239-57-69-					
	8439-57-69-9487.....	8732783	2	2.20	REFLECTOR.....	
70	6036-6046.....	8788109	1	6.45	REFLECTOR, back body opening header courtesy lamp.....	
71-72	3327-37-69-3436-37-					
	4439-69.....	8732779	1	2.56	REFLECTOR, dome lamp.....	
71-72	5000 exc. Conv.....	8732779	1	2.56	REFLECTOR, dome lamp.....	
71-72	6035-45.....	8732779	2	2.56	REFLECTOR, dome lamp frt. 8< rr.....	
55	63-72-76R.....	4234956	2	1.49	SOCKET, side roof rail lamp.....	
56	72-73-76R.....	4234956	2	1.49	SOCKET, side roof rail lamp.....	
57	73-73A-75-75R-76A-76R 4234956		2	1.49	SOCKET, side roof rail lamp.....	
58	75-75R-750-755.....	4234956	2	1.49	SOCKET, side roof rail lamp.....	
59	4737-39-4829-39.....	4234956	2	1.49	SOCKET, side roof rail lamp.....	
60	4635-4737-39-4829-39 ..	4234956	2	1.49	SOCKET, side roof rail lamp.....	
61	4737-39-4829.....	4234956	2	1.49	SOCKET, side roof rail lamp.....	
	1 1.928	LENS — RIM, DOME LAMP				
50 56	AIL.....	4168051	1	.92	LENS.....	
57-60	AIL.....	5711725	1	.97	LENS, dome.....	
61-62	4019-27-35-45-4119-35. 4817415		1	1.74	LENS, dome.....	
61-62	44-46-47-4819.....	5711725	1	.97	LENS, dome lamp (less bulb)	
63	4019-27-35-45-41 19-35-					
	44 1 1-35-39-45-47-69-					
	4635-4819.....	5711725	1	.97	LENS, dome.....	
64	4027-35-4127-35-69-					
	4369.....	4817415	1	1.74	LENS, dome lamp.....	
64-67	4000 Wagons.....	4825459	1	3.69	LENS & RIM, dome lamp ..	
64	4439-47-69-4635-39-45-					
	47-69-4819.....	5711725	1	.97	LENS, dome lamp-less bulb	
65	33-3427-33-34-35-3637-					
	33-34-35-36-43-4469-					
	43-4427.....	4817415	1	1.74	LENS, dome lamp	
65-68	50-6400 exc. Conv.....	5711725	1	.97	LENS, dome lamp	
66-67	3307-35-69-3407-17-35-					
	69-3507-17-35-69-					
	3607-17-35-69-4339-					
	4439-69.....	4817415	1	1.74	LENS, dome lamp.....	
67	Sportwagons.....	4304082	1	1.08	LENS, back body opening hd. ctsy. lamp	
68	30-4000.....	7731128	1	.92	LENS.....	
68	4000 Wagons.....	7731130	1	.77	LENS, body opening hd. ctsy. lamp.....	
69	4000 Wagons.....	7731128	1	.92	LENS, dome lamp.....	
69-70	30-40-50-6000 exc.					
	4000 Wagons.....	8732776	1	.87	LENS, dome lamp.....	
71-72	3327-37-69-3436-37-					
	4439-69.....	8732777	1	.72	LENS, dome lamp.....	
71-72	5000 exc. Conv.....	8732777	1	.72	LENS, dome lamp.....	
71-72	6035 45.....	8732777	2	.72	LENS, dome lamp frt. & rr.....	
57-58	41-43-46R-48-61-63-					
	66R-53-56R.....	4233080	1	1.69	RIM.....	
59-60	4411-19-35-37-39-45-					
	4619-35-37-39-45-					
	3719.....	4156597	1	1.33	RIM, dome lamp	
61	441 1-37-39-69-4637-39-					
	4719.....	4156597	1	1.33	RIM, dome lamp	

62	44 1 1-39-47-69-4635-39-				
	45-4819	4156597		1.33	RIM, dome lamp
63	4019-27-35-45-41 19-35-				
	441 1-35-39-45-47-69-				
	4635-4819	4156597		1.33	RIM, dome lamp
64	4439-47-69-4635-39-45-				
	47-69-4819	4156597		1.33	RIM, dome lamp
65-68	50-6400 exc. Conv.	4156597		1.33	RIM, dome lamp

11.928 LENS, REAR QUARTER COURTESY LAMP

54-66	All Conv.	4482877		.56	LENS, rr. qtr. a/rest lamp
65-67	43-44-4 6-54-64-66-84 67	4482877		.56	LENS, rr. qtr. a/rest lamp
61	4317	4765600		.92	LENS, rr. qtr. ctsy. lamp (also used 10.240)
61	4639	4605664		.92	LENS, rr. qtr. ctsy. lamp
62	4639-47-4839-47 1st				
	Type	4765600	2	.92	LENS (for use with die cast type lamp) . .
62	4639-47-4839 2nd Type	4605664	2	.92	LENS, rr. qtr. ctsy. lamp
62	4347-4847	4605664	2	.92	LENS, rr. qtr. ctsy. lamp
63	4347-4639-47-4839-47	4605664	2	.92	LENS, rr. qtr. lamp
63-65	Riviera	4765600	2	.92	LENS, rr. qtr. corner lamp
64	4337-4639-47-4839-47	4605664	2	.92	LENS
64-66		4304082	1	1.08	LENS, back body opening hd. ctsy. lamp
65	4337-4437-6637-39-				
	8237-39-8437-39-				
	8469	4605664	2	.92	
66	4307-17-4407-17	4765600	2	.92	LENS, rr. qtr. ctsy. lamp .
66	6637-39-8237-39-69-				
	8437-39-69-9487	4765600	2	.92	LENS, rr. qtr. corner lamp
67	3517-3617-4307-17-				
	4407-17-4607-17-				
	6639-87-8200-8439-				
	57-69-9487	4765600	2	.92	LENS (14.686)
68	34-35-44-4637	7731134	2	.72	LENS
68	60-80-9000 exc. Conv.	4765600	2	.92	LENS, rr. qtr. corner lamp .
68	4600-5467-6667-8467	4482877	2	.56	LENS, rr. qtr. a/rest lamp .
69	3437-3537-4437-4456-				
	4466-4637	8732780	2	.56	LENS
69-70	4467-4667-5467-6667-				
	8467	4482877	2	.56	LENS, armrest lamp
69	6637-6639-8257-8269-				
	8439-8457-8469-9487	8732782	2	.46	
69	4456-66	8732780	1	.56	LENS, back body opening hd. ctsy. lamp
70	34-35-44-4637-6637-39-				
	8239-57-69-8439-57-				
	69-9487 1st Type	8732782	2	.46	of lens) .
70	34-35-44-4637-6637-39-				
	8239-57-69-8439-57-				
	69-9487	8770219	1	.46	LENS, qtr. corner lamp (with circular ridges on face of lens)
70	6036-6046	8796923	1	.97	LENS, back body opening header courtesy lamp . . .
71-72	3337-3437-4437-6639-				
	6647-8000	8770219	2	.46	LENS, qtr. corner lamp
71-72	3467-4467	4482877	2	.56	LENS, rr. qtr. a/rest lamp
71-72	5467-6667	9838326	2	.72	LENS, qtr. a/rest courtesy lamp
71	9000	9840830	2	.35	LENS, qtr. corner lamp
64	4200-4355-65	4479139	1	.51	GASKET, back body opening ctsy. lamp reflector. . .
65	43-44-54-64-66-8467	5289524	2	.36	SOCKET, rr. qtr. a/rest lamp—(2.694)
65	Sportwagons with Roof				
	Rail 8< T/Gate Lamp	4479139	1	.51	GASKET, back body opening ctsy. lamp refl.
66-67	Sportwagons Rr. Compt.				
	Ctsy. Lamps	4479139	1	.51	GASKET, back body opening ctsy. lamp reflector.
70	8457	7674659	2	.10	SPACER, qtr. a/rest light—(1 1.381)

1 1.935 SWITCH, BACK BODY HEADER

68-69	Sportwagons	4432159	RH	1.28	SWITCH
-------	-----------------------	---------	----	------	--------

1 1.935 SWITCH, DOME & COURTESY LAMP

48-53	All	4162151		1.18	SWITCH, dome lamp
54	52-72R	4162151		1.18	SWITCH, dome lamp
55-56	52	4162151		1.18	SWITCH, dome lamp
59	4867	4610313		.67	SWITCH, rr. qtr. a/rest lamp
65-67	Sportwagons	9705814		2.41	SWITCH, back body opening header ctsy. lamp
71-73	All B/Wgns	8751802	LH	1.18	SWITCH, rr. dome lamp inner-qtr.

1 1.938 PLATE, COURTESY LAMP SWITCH ON BACK ROOF PILLAR

68-69	Sportwagons	7779207	1	1.95	PLATE
-------	-----------------------	---------	---	------	-----------------

1 1.938		PLATE, DOME LAMP SWITCH			
46-57	<u>50-70</u>	4002769	1	1.33	PLATE
58	<u>75C-756</u>	4002769	1	1.33	PLATE
71-72	6035-45.....	7779207	1	1.95	PLATE
11.950		SWITCH, DOOR JAMB			
57-58	<u>All</u>	4709878	AR	1.13	SWITCH, frt. dr.
58	<u>63</u>	4709878	AR	1.13	SWITCH, rr. dr.
59	<u>4619-35-39-47 19-39</u> <u>4829-39</u>	4709878	AR	1.13	SWITCH, rr. dr.
59-60	<u>All</u>	4709879	2	1.64	SWITCH, frt.
60	<u>4635-37-67-4867 Bkt.</u>	4813136	2	2.00	SWITCH, frt. dr.
60	<u>4619-39-47 19-39-4329</u> <u>39</u>	4709878	AR	1.13	SWITCH, rr. dr.
61-63	<u>All</u>	4813136	AR	2.00	SWITCH, rr. dr.
61	<u>4639-4739-4829</u>	4838889	2	2.20	SWITCH, rr.
62	<u>4639-4829-39</u>	4838889	2	2.20	SWITCH, rr.
64	<u>44-46-47-4800</u>	4813136	AR	2.00	SWITCH, rr.
63-64	<u>4435-45-4635-45-4819</u>	4889278	2	.70	SWITCH, rr. dr.
63-64	<u>4639-4829-39</u>	4895768	2	1.23	SWITCH, rr. dr.
65	<u>9000</u>	4813136	2	2.00	SWITCH, rr. dr.
64-67	<u>Special-Skylark</u>	4891633	2	1.08	SWITCH, dr.
64-67	4813136	2	2.00	SWITCH, dr.
65	<u>50-60-8000</u>	390413	2	.82	SWITCH, rr. dr.
66-67	<u>50-60-80-9000</u>	391307	2	1.03	SWITCH, frt. dr.
65-69	<u>6639-8239-69-8439-69</u>	4891633	2	1.08	SWITCH, dr. jamb.
68-70	<u>All</u>	4891633	RH	1.08	SWITCH, rr. dr. jamb
68-70	<u>All</u>	391307	LH	1.03	SWITCH, rr. dr. jamb
69	<u>4456-4466</u>	4891633	2	1.08	SWITCH, rear door jamb
70	<u>All</u>	391307	2	1.03	SWITCH, dr. jamb.
70	<u>6036-6046-66-82-8439</u>	4891633	2	1.08	SWITCH, rr. dr. jamb.
70	<u>5237-5437-67-6437</u> <u>6637-67-8257-8457</u> <u>67-9000 Elec. Seat</u> <u>Back Locks</u>	9847950	2	1.05	SWITCH, frt. dr. (also use 1-7235968 nut).....
71-72	<u>All A</u>	391307	2	1.03	SWITCH, dr. jamb.
71	<u>3327-3369</u>	4891633	1	1.08	SWITCH, door jamb.
71-72	<u>3400-4400</u>	4891633	1	1.08	SWITCH, door jamb (R. side only).....
71-73	<u>All B-C-E</u>	9839085	RH	.62	SWITCH, frt. dr. jamb.
71-73	<u>All B-C-E</u>	9839084	LH	.62	SWITCH, frt. door jamb.
71-72	<u>60-8000 (4 Drs.)</u>	9839085	2	.62	SWITCH, rr. dr. jamb.
71-72	<u>All B-C-E (2 Dr.) Elec.</u> <u>Seat Back Lock</u>	9847950	2	1.05	SWITCH, frt. door jamb.
63	<u>4019-27-35-45-67</u>	4744981	2	.10	PLUG, frt. body hinge pillar at switch hole—(12.980)
61-62	<u>41-4300</u>	1342207	4	.10	CLIP, frt. dr. jam switch wire harness—(9.665).....
63	<u>4 1-4300</u>	3954218	4	.20	CLIP, dr. jamb switch cbl. to main harness to dash mat (9.766).....
63-65	<u>Riviera</u>	4877889	2	.30	STRIKER, frt. dr.
70	<u>All B-C-E (2 Drs.)</u>	9420171	1	.05	NUT, switch to plr. (emer.).....
70	<u>All B-C-E (2 Drs.) Elec.</u> <u>Seat Back Locks</u>	7235968	AR	.10	NUT, switch (emer.) (9.649).....

BUICK BODY MAIN GROUP 12.000 SUB-GROUP SEQUENCE

Group 12.000		Page
12.006	Rear Seat Lighter	
12.045	Tray, Rear Seat Ash	
12.075	Moulding, Roof Drip	
12.112	Moulding, Front Door Outer Panel	
12.114	Moulding, Rear Door Outer Panel	
12.116	Moulding, Rear Quarter Panel	
12.116	Monogram, Rear Quarter	
12.116	Grille, Rear Quarter Ornamental	
12.118	Clips-Screws-Nut, Moulding Attaching	
12.179	Tail Gate	
12.180	Glass, Tail Gate	
12.180	Moulding, Back Door (Special Wagon)	
12.180	Moulding, Back Door Opening	
12.181	Lid, Rear Compartment	
12.182	Letters, Rear Compartment Lid	
12.182	Moulding, Rear Compartment End Panel	
12.182	Moulding, Tail Gate	
12.184	Hinge, Lift Gate, Tail Gate or Back Door	
12.187	Torque Rod, Rear Compartment Lid	
12.195	Motor, Tail Gate Regulator	
12.195	Switch, Tail Gate Window Control	
12.195	Regulator, Tail Gate	
12.195	Panel, Tail Gate	
12.212	Bumper, Rear Compartment Lid & Tail Gate	
12.237	Striker, Rear Compartment Lid Lock	
12.242	Lock, Rear Compartment Lid	
12.242	Lock, Tail Gate	
12.242	Regulator Parts Tail Gate Window	
12.243	Vacuum Trunk Lid Release Parts	
12.246	Handle, Back Door	
12.248	Repair Kit, Rear Compartment Lid Lock	
12.248	Repair Kit, Tail Gate & Lift Gate Lock	
12.269	Weatherstrip, Tail Gate	
12.269	Weatherstrip, Rear Compartment Lid	
12.486	Panel, Front Body Hinge Pillar	
12.491	Center Pillar	
12.579	Panel, Spare Tire or 3rd Seat Cover	

BUICK BODY MAIN GROUP 12.000 (Continued)

Group 12.000		Page
12.650	Brace, Dash Panel to Chassis	
12.659	Reinforcement Front Body Pillar to Duct	
12.659	Brace, Dash Body Hinge Pillar	
12.684	Brace, Body Lock Pillar to Floor Pan (and Wheelhouse)	
12.800	Grille - Screen, Cowl Top Vent	
12.804	Panel, Cowl	
12.805	Pan, Toe	
12.807	Frame, Windshield	
12.810	Panel, Roof (Less Drip Mouldings)	
12.812	Moulding - Emblem, Roof Panel	
12.812	Moulding, Skylight Reveal	
12.815	Roof Top Carrier Parts	
12.895	Panel, Front Door	
12.913	Panel, Rear Door	
12.934	Rocker Panel	
12.940	Panel, Rear Quarter Side - Outer	
12.941	Panel, Rear Quarter Side - Inner	
12.942	Panel, Rear Body Lock Pillar	
12.943	Pocket, Tail Lamp Opening	
12.944	Panel, Wheelhouse	
12.952	Bow, Roof	
12.955	Wire, Headlining Listing Support	
12.956-12.957	Rail, Side Roof	
12.964	Gutter, Back Window Lower Corner	
12.964	Panel, Back Window	
12.966	Panel, Rear End	
12.968	Panel, Rear Body Opening	
12.971	Panel, Rear Compartment	
1 2.975	Panels, Station Wagon Floor	
12.977	Hinge, Spare Tire Door	
12.981	Pan, Rear Compartment	
12.981	Extension, Rear Compartment Pan	
12.981	Pocket, Rear Compartment Spare Tire	
12.986	Bar, Rear Cross	
12.989	Panel, Folding Top Compartment	
12.996	Gutter, Rear Compartment	

1 2.006		BASE — RETAINER, REAR SEAT LIGHTER			
56-60	All	4678328	AR	.53	RETAINER, base & fuse (Rochester).....
56-62	All	4678316	AR	4.20	BASE & RETAINER (Casco).....
56-62	All	4678329	AR	.36	RETAINER, pass-a-lite lighter base & fuse (Casco) also used 9.7 12).....
57-58	75-750	4702490	2	3.69	BASE & RETAINER, pass-a-lite.....
61	4639-47 19-4829-67	4678328	AR	.53	RETAINER, base & fuse (Rochester).....
62	4347 1st Type	4678328	AR	.53	RETAINER, base & fuse (Rochester).....
NOTE. 1st type required oin cars having a rr. qtr. arm rest cigar lighter.					
61	4347-4639-4719-39-4829-67	7027910	AR	1.85	CASE & CIRCUIT BREAKER (Rochester)—(9.709)
62	4347 1st Type	7027910	AR	1.85	CASE & CIRCUIT BREAKER (Rochester)—(9.709)
63	4639-4819-29-39	4678316	1	4.20	BASE & RETAINER, seat back lighter (Casco).....
63	4829-39 Deluxe A/Rest	4678316	2	4.20	BASE & RETAINER, rr. dr. a/rest (Casco).....
63-64	4639-4700-4800	4678329	AR	.36	RETAINER, base 8i fuse (Casco).....
63-64	4867	4678316	2	4.20	RETAINER, rr. qtr. a/rest lighter (Casco).....
64	4829-39 DeluxeA/Rests	4845616	RH	16.35	BASE, rr. dr. lighter & ash tray.....
64	4639-4819-29-39	4678316	1	4.20	RETAINER, rr. seat back lighter (Casco).....
64	4829-39 Cust. Trim	4702490	2	3.69	BASE & RETAINER, rr. dr. a/rest.....
65	8439-69	4845616	RH	16.35	BASE, rr. dr. lighter & ash tray.....
64	4829-39-47	4702490	2	3.69	BASE & RETAINER, rr. qtr. a/rest lighter.....
65-66	8439-69	4702490	2	3.69	BASE & RETAINER, rr. dr. a/rest lighter.....
65-66	8239-69	4678316	1	4.20	RETAINER, seat back lighter (also used 12.052) ..
65	8239-69-8437-67	4678329	AR	.36	RETAINER, pass-a-lite lighter.....
65-66	8437-67	4678316	2	4.20	RETAINER, rr. qtr. a/rest lighter.....
66	9487	4702490	1	3.69	BASE & RETAINER, frt. seat ctr. rest lighter.....
66-68	9000 Long Console	538667	1	.20	SHELL, clamp, cigar lighter-rr. ash tray (also used 9.712).....
66	9000	1369337	1	2.61	BASE & FUSE, cigar lighter in console-rr.—(9.709)
67	8239-69	7675659	1	4.00	RETAINER, seat back lighter—(12.052).....
67	8439-69	7675659	2	4.00	RETAINER, rr. dr. a/rest lighter—(1 2.052).....
67-70	8439-69 Power Window	7675659	2	4.00	RETAINER, rear door armrest lighter—(1 2.052) ..
67-70	8457-67	7675659	2	4.00	RETAINER, rear quarter armrest lighter—(12.052) .
67	9000 Strato Bench	7675659	1	4.00	RETAINER, frt seat ctr. a/rest lighter—(1 2.052) . .
68	5239-69-5439-69-6439-69-8239-69 Conv. Seat w/Headrest	7675659	1	4.00	RETAINER, seat back lighter.....
68-69	6639-8239-69-8439-69	7675659	2	4.00	RETAINER, frt. seat back side panel lighter—(12.052).....
68-70	9000 Deluxe Armrest	7675659	2	4.00	RETAINER, rr. qtr. a/rest lighter—(1 2.052)
71-72	All C	9842136	2	4.10	RETAINER, frt. seat back outer trim pnl. lighter—(12.052).....
71-73	All C	9842136	2	4.10	RETAINER, rr. dr. a/rest lighter—(1 2.052).....
71-73	All E Deluxe A/Rest	9842136	2	4.10	RETAINER, qtr. a/rest lighter—(1 2.052).....
, CIGAR LIGHTER					
65-66		1370713	AR	3.38	ELEMENT & KNOB, cigar lighter in ctr. of frt. seat back (9.709).....
65-67		1370713	2	3.38	ELEMENT & KNOB, cigar lighter in rr. qtr. a/rest—(9.709).....
67	8200	1370713	1	3.38	ELEMENT 8. KNOB, ctr. of frt. seat back—(9.709) .
72-73		1370713	2	3.38	ELEMENT 8i KNOB, cigar lighter in rr. dr. arm rest—(9.709).....
NOTE. Refer to group 9.709 for lighter elements.					
12.007		ESCUTCHEON, FRONT SEAT BACK LIGHTER			
59-66	All	4760951	1	1.44	ESCUTCHEON, lighter.....
65-67	8239-69	4760951	1	1.44	ESCUTCHEON, frt. seat back lighter.....
68-70	6639-8239-69-8439-69	7767476	RH	2.26	ESCUTCHEON, seat back side panel lighter.....
68-70	6639-8239-69-8439-69	7767477	LH	2.26	ESCUTCHEON, seat back side panel lighter.....
68-70	6639-8239-69-8439-69	7772952	RH	1.44	SUPPORT, lighter escutcheon.....
68-70	6639-8239-69-8439-69	7772953	LH	1.44	SUPPORT, lighter escutcheon.....
68	5239-69-5439-69-6439-69-8239-69 Conv. Seat w/Headrest	7772952	RH	1.44	SUPPORT, lighter escutcheon
68	5239-69-5439-69-6439-69-8239-69 Conv. Seat w/Headrest	7772953	LH	1.44	SUPPORT, lighter escutcheon
71-72	8439	9849676	2	1.03	
1 2.008		FUSE, REAR SEAT LIGHTER			
50-52	All	1314453	1	.77	FUSE (Casco)—(9.7 12).....
53-57	All	1318535	1	1.03	FUSE (Casco)—(9.7 12).....
57	75	4702491	2	1.54	FUSE, pass-a-lite lighter.....
58	75-750	4702491	2	1.54	FUSE, pass-a-lite lighter.....
59-62	All	1318535	1	1.03	FUSE (Casco)—(9.712).....
63-64	4639-47-4800	1318535	2	1.03	FUSE, rr. seat lighter—(9.7 1 2)

64	4847 Cigar Lighter Opt.	4702491	2	1.54	FUSE, pass-a-lite.....
65	8239-69-8437-67.....	.1318535	AR	1.03	FUSE (9.712).....
65	8239-69-8437-67.....	4702491		1.54	FUSE, pass-a-lite.....
66	8439-69.....	4702491		1.54	FUSE, rr. dr. a/rest lighter.....
66	9000.....	4702491		1.54	FUSE, frt. seat ctr. a/rest lighter.....
66	9000.....	.1350626		1.08	FUSE, cigar lighter in console-rr.-(9.7 1 2)
67	8457-67.....	.1318535		1.03	FUSE, rr. qtr. a/rest lighter-(9.7 12).....

12.045 TRAY—RECEIVER-LID, ASHTRAY (REAR DOOR & REAR QUARTER ARMREST)

59-60	4437-67-4637-67-4737	.4725854	2	2.15	TRAY..
60	4867 2nd Type.....	.4824894	RH	19.75	TRAY..
60	4867 2nd Type.....	.4824895	LH	19.75	TRAY..
61	441 1.....	.4790111	RH	2.15	TRAY..
61	4411.....	.4790112	LH	2.41	TRAY..
61	4437-67-4637-67-4737	.4725854	2	2.15	TRAY..
61-62	4867.....	.4824894	RH	19.75	TRAY..
61-62	4867.....	.4824895	LH	19.75	TRAY..
62	41 19-35-4439-69.....	.4790111	RH	2.15	TRAY..
62	41 19-35-4439-69.....	.4790112	LH	2.41	TRAY..
62	4347 2nd Type.....	.4760397	2		TRAY..
62	All Conv., 4447-4647~				
	4847.....	.4725854	2	2.15	TRAY..
62	4847 Bkt. Seats.....	.4824894	RH	19.75	TRAY..
62	4847 Bkt. Seats.....	.4824895	LH	19.75	TRAY..
63	4019 Deluxe A/Rest,				
	4119-35-4435-45-69..	.4790111	RH	2 15	TRAY..
63	4019 Deluxe A/Rest,				
	4119-35-4435-45-69..	.4790112	LH	2.41	TRAY..
63	4067-4367.....	.4725854	2	2.15	TRAY..
63	4347.....	.4760397	2		TRAY..
63	4439-4635-39.....	.3940479	2	2 15	TRAY..
63	4447-67-4647-67-4847~				
	67.....	.4725854	2	2.15	TRAY..
63	4847-67.....	.4824894	RH	19.75	TRAY..
63	4847-67.....	.4824895	LH	19.75	TRAY..
64	4067-4337-67-4447-67~				
	4647-67-4847.....	.4725854	2	2.15	TRAY..
64	4069-4127-35-69-4439~				
	69-4635-39-45-69.....	.4790111	RH	2.15	TRAY..
64	4069-4127-35-69-4439~				
	69-4635-39-45-69.....	.4790112	LH	2.41	TRAY..
64	4355-65-69.....	.4418223	2	2.15	TRAY..
64	4639 Deluxe A/Rest.....	.3940479	2	2.15	TRAY..
64	4847 Elec. Winds.....	.4824894	RH	19.75	TRAY..
64	4847 Elec. Winds.....	.4824895	LH	19.75	TRAY..
64	4867.....	.4824894	RH	19.75	TRAY..
64	4867.....	.4824895	LH	19.75	TRAY..
65	33-34-43-4467-43-4437	.4725854	2	2.15	TRAY..
65-67	33-3469 Deluxe A/Rests.	.4790111	RH	2.15	TRAY..
65-67	33-3469 Deluxe A/Rests	.4790112	LH	2.41	TRAY..
65	43-4427.....	.4790111	RH	2.15	TRAY..
65	43-4427.....	.4790112	LH	2.41	TRAY..
65-66	35-36-41-4 2-5239-69~				
	5439-69-6239-69~				
	6439-69.....	.4790111	RH	2.15	TRAY..
65-66	35-36-41-42-5239-69~				
	5439-69-6239-69~				
	6439-69.....	.4790112	LH	2.41	TRAY..
65	4355-65-69-4455-65-69.	.4418223	2	2.15	TRAY..
65	50-60-8000 (2 Drs.).....	.4725854	2	2.15	TRAY..
65-66	6639.....	.4467468	RH	2.15	TRAY..
65-66	6639.....	.4467469	LH	2.15	TRAY..
65-66	8437-67 Pwr. Winds.....	.4824894	RH	19.75	TRAY..
65-66	8437-67 Pwr. Winds.....	.4824895	LH	19.75	TRAY..
66	3367-3467-4317-67~				
	4417-67-4600-5237~				
	5437-67-6437-67~				
	6637-67-8237-9487 ..	.4725854	2	2.15	TRAY..
66	3507-17-3607-17-4307~				
	4407 Deluxe A/Rests ..	.4725854	2	2.15	TRAY..
66	4339-55-65-4439-55-65	.4418223			
66-67	9000 Bkt. Seats & Custom Trim & Short Console.....	.1379190			
66-67	9000 Bkt. Seats & Custom Trim & Short Console.....	.1379191	RH	3.64	TRAY (T-651-653-656-658).
			LH	3.64	TRAY (T-651-653-656-658)...

67	33-3407-35-3617	4790111	RH	2.15	TRAY	
67	33-3407-35-3617	4790112	LH	2.41	TRAY	
67	3535-69-3635-69-5239-69	4790111	RH	2.15	TRAY	
67	3535-69-3635-69-5239-69	4790112	LH	2.41	TRAY	
67	4000 (4 Drs.)	4418223		2	2.15	TRAY
67	5439-69-6439-69-6639	4467468	RH	2.15	TRAY	
67	5439-69-6439-69-6639	4467469	LH	2.15	TRAY	
67	50-60-8000 (2 Drs.)	4725854		2	2.15	TRAY
67	3517-3617-4307-17-67-4407-17-67-4600-9487 Deluxe A/Rest	4725854		2	19.75	TRAY
67	8457-67 Elec. Winds.	4824894	RH	19.75	TRAY	
67	8457-67 Elec. Winds.	4824895	LH	3.33	TRAY	
68	34-3537 less Bkt. Seats	9847777		2	2.26	TRAY (2 7/16" x 17 0
68	All (4 Drs.) 2nd Type.	7748808		2	3.33	TRAY (2 V" x 1 " ,")
68	All (4 Drs.) 1st Type.	9847777		2	3.33	TRAY
68	3437-3537-4437-67-4600-9000	9847777		2	1.85	TRAY
68	50-60-8200 (2 Drs.)	7770646		2	22.65	TRAY, with receiver & switch
68-70	8457-67 Power Window	7770846	RH	22.65	TRAY, with receiver & switch	
68-70	8457-67 Power Window	7770847	LH			
69	3437-3537-4437-67-4637-67-9487	9847777		2	3.33	TRAY
69-70	All 4 Drs. exc. Wagons	9847777		2	2.26	TRAY ^ " / J 'x 1 ,m")
69-72	3435-3436-4456-4466	7748808		2	1.85	TRAY
69-70	50-60-8200 (2 Drs.)	7770646		2	3.33	TRAY
70	4467-4667-60-36-46-9000	9847777		2	2 56	TRAY
70-72	3337-3437-67-3537-4437-4637	8795489		2	2.87	TRAY, qtr. ash
71-72	5257-5457-67-6647-67	8801663		2		
71	3369-4439-69-52-39-69-5439-69-6035-45-6639-8239-8439	9847777		2	3.33	TRAY, rr. door ash
72	5000-6035-45-8000 (4 Drs.)	9847777		2	3.33	TRAY, rr. dr. ash
72	3369 Built Up Drs. & Qtrs.	9847777		2	3.33	TRAY, rr. dr. a/rest ash
72	4439-69-6639	9847777		2	5.80	ASH TRAY PACKAGE, incl. parts to install R. & L ash trays on rr. of frt. drs.)
66	9000 (T-65 1-653-656-658)	1361146		1	5.80	ASH TRAY PACKAGE (for cars less ash trays on rr. of frt. drs.)
67	Riviera	1361146		1		
60	4867 2nd Type.	9716924		2	5.02	RECEIVER
61-62	4347-4847 Cust. Trim, 4867	9716924		2	5.02	RECEIVER
61-62	4829	4835925		2	1.54	RECEIVER
62	4347 1st Type.	9716924		2	5.02	RECEIVER
63-64	4829-39 Deluxe A/Rest	4835925		2	1.54	RECEIVER
63-64	4847	9716924		2	5.02	RECEIVER
63	4867	9716924		2	5.02	RECEIVER
65	8439-69	4835925		2	1.54	RECEIVER
65-70	8437-57-67	9716924		2	5.02	RECEIVER
66-68	8439-69	9716924		2	5.02	RECEIVER
66-67	9000 Strato Bench	9716924		1	5.02	RECEIVER, back of frt. seat tray ash
68-70	9487 Deluxe Armrest	9716924	RH	5.02	RECEIVER	
68-70	9487 Deluxe Armrest	9716925	LH	5.02	RECEIVER	
69-70	8439-69 Elec. Window	9716924		2	5.02	RECEIVER
70	8439-69 Pwr. Wind.	9716925	LH	5.02	RECEIVER	
70	8457-67	9716925	LH	5.02	RECEIVER	
71-73	All C-E (2 Dr.)	9716924		2	5.02	RECEIVER, qtr. a/rest ash cvr.
71-72	8439 Pwr. Wind.	9716924		2	5.02	RECEIVER, rr. dr. a/rest ash cvr.
65	8439-69	4500428	RH	1.33	COVER, lighter & tray base-(10.777)	
65	8439-69	7657331	LH	1.54	COVER, lighter & tray base-(10.777)	
66-67	8439-69	9706988	RH	22.40	COVER, ash tray finishing	
66-67	8439-69	9706989	LH	22.40	COVER, ash tray finishing	
67	8439-69 Elec. Winds.	9709648	RH	18.35	COVER, less switch-(10.777)	
67	8439-69 Elec. Winds.	9709649	LH	18.35	COVER, less switch-(10.777)	
71-72	8237-9000	9862766	LH	17.95	COVER, qtr. ash tray finish (less receiver)	
71-72	8237-9000	9862765	RH	17.95	COVER, qtr. ash tray finish (less receiver)	
71-72	8439 Pwr. Wind.	9862762	LH	16.85	COVER, rr. door a/tray finish (less receiver)	
71-72	8439 Pwr. Wind.	9862761	RH	16.85	COVER, rr. door a/tray finish (less receiver)	
71-72	8437	9871601	RH	17.95	COVER, qtr. ash tray finish (less receiver)	
71-72	8437	9871602	LH	17.95	COVER, qtr. ash tray finish (less receiver)	

NOTE For models with pwr. winds, not listed refer to grps. 10.777-10.791-1 1.041 for covers.

61-62	48294309314		79	LID, ash receiver
63	4829-39	Deluxe A/Rest	4309314	2	79	LID, ash receiver
66-67	9000	Bkt. Seats 8i Cust.				
		Trim 8i Short Console	.1379192	RH	.92	BRACKET, rr. seat ash tray (T-65 1-653-656-658)
66-67	9000	Bkt. Seats 8< Cust.				
		Trim 8i Short Console	.1379193	LH	.92	BRACKET, rr. seat ash tray (T-65 1-653-656-658)

NOTE. 1960-4867 R.H. parts FL. Body 4916, L.H. parts FL. Body 5046.
NOTE. 1962-1st Type used on cars with lighter in ash tray of rr. qtr. arm rest. 2nd Type required on cars with no. rr. qtr. arm rest lighter.

12.045 BASE, REAR DOOR ASH TRAY MOUNTING

64-67	8439-69		7589956	RH	3.08	BASE (black)—(10.777) .
64-67	8439-69		7589957	LH	3.08	BASE (black)—(10.777) .
66	8439		7589958	RH	3.08	BASE (fawn)—(10.777)
66	8439		7589959	LH	3.08	BASE (fawn)—(10.777) ..
66	8439		7589960	RH	3.08	BASE (red)—(10.777)
66	8439		7589961	LH	3.08	BASE (red)—(10.777)
66	8439-69		7589964	RH	3.08	BASE (blue)—(10.777)
66	8439-69		7589965	LH	3.08	BASE (blue)—(10.777) ..
66	8439-69		7589970	RH	3.08	BASE (fawn)—(10.777) ..
66	8493-69		7589971	LH	3.08	BASE (fawn)—(10.777) ..
66	8439-69		7589962	RH	3.08	BASE (green)—(10.777) .
66	8439-69		7589963	LH	3.08	BASE (green)—(10.777) .
66	8439	**	7589968	RH	3.08	BASE (slate)—(10.777) ..
66	8439-	**	7589969	LH	3.08	BASE (slate)—(10.777) ..
67	8439	**	7657134	RH	3.59	BASE (blue)—(10.777) ..
67	8439-	**	7657135	LH	3.59	BASE (blue)—(10.777) ..
67	8439		7663295	RH	3.59	BASE (lt. fawn)—(10.777)
67	8439		7663296	LH	3.59	BASE (lt. fawn)—(10.777)
67	8439 69		7657138	RH	3.59	BASE (green)—(10.777) .
67	8439		7657139	LH	3.59	BASE (green)—(10.777) .
67	8439 69		7657130	RH	3.59	BASE (maroon)—(10.777)
67	8439 69		7657131	LH	3.59	BASE (maroon)—(10.777)
67	8439		7699520	RH	3.59	BASE (saddle)—(10.777)
67	8439 69		7699521	LH	3.59	BASE (saddle)—(10.777)

12.048

TRAY

46-62	All	4146967		41	ESCUTCHEON .
60	4867	2nd Type-see				
		Footnote 12.045	.5711028	RH	18.30	ESCUTCHEON & COVER
60	4867	2nd Type-see				
		Footnote 12.045	.571 1029	LH	18.30	ESCUTCHEON & COVER
62	4347	1st Type-see Note				
		12.045	.571241 0	RH	9.35	ESCUTCHEON & COVER
62	4347	1st Type-see Note				
		12.045	.5712411	LH	9.35	ESCUTCHEON & COVER
62	4819-394841808	2	.82	ESCUTCHEON .
61-64	4867571 1028	RH	18.30	ESCUTCHEON & COVER
61-64	4867571 1029	LH	18.30	ESCUTCHEON & COVER
62	48475711028	RH	18.30	ESCUTCHEON & COVER
62	4847571 1029	LH	18.30	ESCUTCHEON & COVER
63-64	4067-4337-67-4447-67-					
		4647-67-4847	.4146967	2	.41	ESCUTCHEON
63-64	4819-29-394841808	2	.82	ESCUTCHEON
63-64	4847	Elec. Winds. Cigar				
		Lighter	.5711028	RH	18.30	ESCUTCHEON & COVER
63-64	4847	Elec. Winds. Cigar				
		Lighter	.571 1029	LH	18.30	ESCUTCHEON & COVER
64	4847	Man. Wind	.571241 0	RH	9.35	ESCUTCHEON & COVER
64	4847	Man. Wind	.5712411	LH	9.35	ESCUTCHEON & COVER
65-66	All (2 Drs.) exc. 43-4427-					
		8467	.4146967	2	.41	ESCUTCHEON
65-67	8239-694841808	2	.82	ESCUTCHEON
65-67	8437-57-67	Pwr. Winds	.5711028	RH	18.30	ESCUTCHEON & COVER
65-67	8437-57-67	Pwr. Winds	.5711029	LH	18.30	ESCUTCHEON & COVER
65-67	8437-57571241 0	RH	9.35	ESCUTCHEON & COVER
65-67	8437-575712411	LH	9.35	ESCUTCHEON & COVER
66-67	9487	Strato Bench	.9706953	1	21.60	ESCUTCHEON 8t COVER, back of frt. seat ash tray
67	35-3617	Deluxe A/Rests	4146967		.41	ESCUTCHEON
67	4307-17-67-4407-17-67-					
		4600-5287-5467-87-				
		6467-87-6667-87-				
		8257-9000	.4146967		.41	ESCUTCHEON
68-70	50-60-8000 (2 Drs.)4146967		.41	ESCUTCHEON
68-70	8457	Elec. Window less				
		Power Vents	.971 5728	RH	19.50	ESCUTCHEON & COVER
68-70	8457	Elec. Window less				
		Power Vents	.9715729	LH	19.50	ESCUTCHEON & COVER

68-70	8467	9715728	RH	19.50	ESCUTCHEON & COVER
68-70	8467	9715729	LH	19.50	ESCUTCHEON & COVER
68-70	8457	9715730			ESCUTCHEON & COVER
68-70	8457	9715731	**	19.50	ESCUTCHEON & COVER
68-70	9487 Deluxe Armrest	9716064	LH	20.00	ESCUTCHEON & LID
68-70	9487 Deluxe Armrest	9716065	RH	20.00	ESCUTCHEON & LID
69-70	50 6000 2 Drs	4146967	LH	20.00	ESCUTCHEON & LID
	12.050				ESCUTCHEON
					SPRING, REAR SEAT ASH TRAY
52-62	All	4088916	2	.10	SPRING, cvr.
59-64	4867	1366838	AR	.20	SPRING, cvr.
59-64	4867	4302795	2	.20	SPRING, switch ret.
62	4347 1st Type (see Note				
	12.045)	1366838	AR	.20	SPRING
61	4411	4783275	2	.10	SPRING
62-63	4847 Cust	4302795	2	.20	SPRING, switch ret.
62-63	4019-41 19-35-441 1-35-				
	45-69	4783275	2	.10	SPRING, cvr.
61-63	4829-39-47	1366838	4	.20	SPRING, escn. 8t cvr.
63-64	4067-4337-67-4447-67-				
	4647-67-4847-67	4088916	2	.10	SPRING, cvr.
64	4069-4 135-69-4355-65-				
	69-4439-69-4635-39-				
	45-39-69	4783275	2	.10	SPRING, cvr.
64-65	Skylark (2 Dr. Coupe)	4783275	2	.10	SPRING, cvr.
63-64	4700	1366838	1	.20	SPRING
64	4847 Elec. Winds	1366838	4	.20	SPRING, escn. 8t cover
64	4829-9 Deluxe A/Rest	1366838	2	.20	SPRING, escn. 8t cvr.
64	4847 Elec. Winds. &				
	Cigar Lighter	4302795	2	.20	SPRING, switch ret.
65	All Conv. & 2 Dr. HT. exc.				
	8437-67	4088916	2	.10	SPRING, cvr.
65	35-36-40-50-6000 (4				
	Drs.)	4783275		.10	SPRING, cvr.
65-70	8437-57-67	1366838		.20	SPRING, escn. & cvr.
65-70	8437-57-67 Pwr. Winds.	4302795		.20	SPRING, switch ret.
65	8439-69	1366838		.20	SPRING, escn. 8t cvr.
66-67	3000 (2 Drs.) exc. Conv.	4783275		.10	SPRING, cvr.
66-67	All (2 Drs.) exc. 8400	4088916		.10	SPRING, cvr.
66 67	8439-69	4304010		.30	SPRING, cvr.
66 67	9487 Strato Bench	9708208		.46	SPRING, back of frt. seat ash tray cvr.
66-72	All (4 Drs.)	4783275		.10	SPRING, cvr.
68	3437-3537-4437-67-				
	4600-9000	4783275		.10	SPRING, cvr.
68	5287-5467-87-6487-				
	6667-87-8257	4088916	2	.10	SPRING, cvr.
68-70	8439-69 Pwr. Windows	9715422	RH	.46	SPRING, cvr.
68-70	8439-9 Pwr. Windows	9715423	LH	.46	SPRING, cvr.
68-70	9487 Deluxe Armrest	9715393	4	.72	SPRING, escutcheon to lid
69-70	3437-3537-4437-67-				
	4637-67-9487	4783275		.10	SPRING, cvr.
69-70	5237-5437-67-6437-				
	6637-67-8257	4088916		.10	SPRING, cvr.
71	8439 Pwr. Wind	9715422		.46	SPRING, rr. dr.
71-72	8439 Pwr. Wind	9715423		.46	SPRING, rr. dr.
71-72	8237-8437-9000	9715423		.46	SPRING, qtr. a/rest.
68 69	34-3537 Deluxe A/Rest	8767367		.41	RETAINER
68	4437-67-4600	8767367		.41	RETAINER
69-70	30-4000 Conv.	8767367		.41	RETAINER, rr. qtr. ash tray
68-70	9487	8767367		.41	RETAINER
	1 2.052				ELEMENT AND KNOB - ESCUTC
65-67	6639	1370713	2	3.38	ELEMENT & KNOB (9.709)
66-67	6639	7619536	RH	4.41	ESCUTCHEON, ctr. pillar cigar lighter
66-67	6639	7619537	LH	4.41	ESCUTCHEON, ctr. pillar cigar lighter
65-66	6639	4678316	2	4.20	RETAINER, ctr. pillar lighter—(1 2.006)
67-70	60-80-9000	7675659	2	4.00	RETAINER (used 12.006)
71-73	All C-E	9842136	2	4.10	RETAINER (used 9.709-12.006)
	12.075				MOLDING, ROOF DRIP (PAINT TO MATCH)
62-63	4027-4347	4868164	RH	3.69	MOLDING
62-63	4027-4347	4868165	LH	3.69	MOLDING
63-65	Riviera	4873881	LH	4.15	MOLDING
64-65	Special-Skylark (2 Drs.				
	exc. Conv.)	4506644	RH	3.28	MOLDING
64-65	Special-Skylark (2 Drs.				
	exc. Conv.)	4409922	LH	3.49	MOLDING
64-65	Special Wagons	4407565	RH	3.18	MOLDING

64-65	Special Wagons	4407566	LH	3.18	MOLDING, rr.
64-65	Special-Skylark (4 Dr. Sedan).	4406341	RH	4.05	MOLDING, frt
64-65	Special-Skylark (4 Dr. Sedan).	4406342	LH	4.20	MOLDING, frt
64-65	Special-Skylark (4 Dr. Sedan).	4431685	RH	3.18	MOLDING, rr.
64-65	Special-Skylark (4 Dr. Sedan).	4431686	LH	3.28	MOLDING, rr.
64-65	Sportwagons	4415818	RH	4.66	MOLDING, frt
64-65	Sportwagons	4415819	LH	4.66	MOLDING, frt
64-65	Sportwagons	4420136	RH	4.46	MOLDING, rr.
64-65	Sportwagons	4420137	LH	4.46	MOLDING, rr.
65-66	52-54-62-64-6637.	4477512	RH	4.92	MOLDING
65-66	52-54-62-64-6637.	4477513	LH	4.92	MOLDING
65-66	52-54-62-64-6639.	4465078	RH	5.02	MOLDING
65-66	52-54-62-6469.	4465114	RH	5.60	MOLDING
65-66	52-54-62-6469.	4465115	LH	5.60	MOLDING
65-66	82-8437.	4465076	RH	6.25	MOLDING
65-66	82-8437.	4465077	LH	6.25	MOLDING
65-66	82-8439.	4465064	RH	5.75	MOLDING
65-66	82-8439.	4465065	LH	5.75	MOLDING
65-66	82-8469.	4465068	RH	5.60	MOLDING
65-66	82-8469.	4465069	LH	5.60	MOLDING
66-67	3000 Wagons	4538270	RH	4.20	MOLDING, frt
66-67	3000 Wagons	4538271	LH	4.20	MOLDING, frt
66-67	3000 Wagons	7636700	RH	6.85	MOLDING, ctr.
66-67	3000 Wagons	7636701	LH	6.85	MOLDING, ctr.
66-67	33-34-35-36-4469.	4540470	RH	3.79	MOLDING, frt
66-67	33-34-35-36-4469.	4540471	LH	3.79	MOLDING, frt
66-67	33-34-35-36-4469.	4540335	RH	2.61	MOLDING, rr.
66-67	33-34-35-36-4469.	4540336	LH	2.61	MOLDING, rr.
66-67	30-4000 (2 Dr. Coupe)	7581152	RH	7.75	MOLDING
66-67	30-4000 (2 Dr. Coupe)	7581153	LH	7.75	MOLDING
66-67	30-4000 (2 Dr. H.T.).	4543285	RH	7.20	MOLDING
66-67	30-4000 (2 Dr. H.T.).	4543286	LH	7.20	MOLDING
66-67	4000 Wagons	4545133	RH	5.65	MOLDING, frt
66-67	4000 Wagons	4545134	LH	5.65	MOLDING, frt
66-67	4000 Wagons	7637418	RH	5.15	MOLDING, rr.
66-67	4000 Wagons	7637419	LH	5.15	MOLDING, rr.
66-67	43-4439.	4540316	RH	3.54	MOLDING, frt
66-67	43-4439.	4540317	LH	3.54	MOLDING, frt
66-69	9487.	4529704	RH	7.50	MOLDING
66-69	9487.	4529705	LH	7.50	MOLDING
66	9487 Soft Roof Trim	7661426	RH	3.23	MOLDING, frt. corner finish
66	9487 Soft Roof Trim	7661427	LH	3.23	MOLDING, frt. corner finish
67-68	52-54-64-6687.	7641876	RH	6.90	MOLDING
67-68	52-54-64-6687.	7641877	LH	6.90	MOLDING
67-68	52-54-6469.	7641880	RH	6.65	MOLDING
67-68	52-54-6469.	7641881	LH	6.65	MOLDING
67-68	52-54-64-6639.	7642022	RH	6.65	MOLDING
67-68	52-54-64-6639.	7642023	LH	6.65	MOLDING
67-68	82-8439.	7642024	RH	6.65	MOLDING
67-68	82-8439.	7642025	LH	6.65	MOLDING
67-68	82-8457.	7642026	RH	6.65	MOLDING
67-68	82-8457.	7642027	LH	6.65	MOLDING
67-68	82-8469.	7644697	RH	5.95	MOLDING
67-68	82-8469.	7644698	LH	5.95	MOLDING
68	30-4000 (2 Drs.) exc. Conv.	7722336	RH	6.90	MOLDING
68	30-4000 (2 Drs.) exc. Conv.	7722337	LH	6.90	MOLDING
68-72	3435-36.	7723071	RH	4.51	MOLDING, frt
68-72	3435-36.	7723072	LH	4.51	MOLDING, frt
68-69	3435-3436.	7723126	RH	4.00	MOLDING, rr.
68-69	3435-3436.	7723127	LH	4.00	MOLDING, rr.
68-69	33-35-4469.	7721938	RH	8.00	MOLDING
68-69	33-35-4469.	7721939	LH	8.00	MOLDING
68-69	4439.	7721940	RH	8.35	MOLDING
68-69	4439.	7721941	LH	8.35	MOLDING
68-69	4000 Wagons	7729201	RH	5.15	MOLDING, upr.-frt
68-69	4000 Wagons	7729202	LH	5.15	MOLDING, upr.-frt
68-69	4000 Wagons	7730244	RH	5.15	MOLDING, upr.-rr.
68-69	4000 Wagons	7730245	LH	5.15	MOLDING, upr.-rr.
69-70	5239-5439-6439-6639.	7799385	RH	5.45	MOLDING
69-70	5239-5439-6439-6639.	7799386	LH	5.45	MOLDING
69-70	5269-5469-6469.	7799387	RH	5.55	MOLDING
69-70	5269-5469-6469.	7799388	LH	5.55	MOLDING

69-70	5237-5437-6437-6637..	8712345	RH	6.25	MOLDING
69-70	5237-5437-6437-6637..	8712346	LH	6.25	MOLDING
69-70	8239-8439.....	8785796	RH	7.30	MOLDING .
69-70	8239-8439.....	7798411	LH	6.70	MOLDING .
69-70	8257-8457.....	7799042	RH	6.05	MOLDING .
69-70	8257-8457.....	7799043	LH	6.05	MOLDING .
69-70	8269-8469.....	7799783	RH	6.05	MOLDING .
69-70	8269-8469.....	7799784	LH	6.05	MOLDING .
70-72	3327-37-3437-3537-				
	4437-4637.....	8778772	RH	6.65	MOLDING.....
70-72	3327-37-3437-3537-				
	4437-4637.....	8778773	LH	6.65	MOLDING.....
70-72	3435-3436.....	8780060	RH	3.28	MOLDING, rear.....
70-72	3435-3436.....	8780061	LH	3.28	MOLDING, rear.....
70-72	3369-3569-4469.....	8776088	RH	7.10	MOLDING.....
70-72	3369-3569-4469.....	8776089	LH	7.10	MOLDING.....
70-72	4439.....	8776090	RH	7.10	MOLDING.....
70-72	4439.....	8776091	LH	7.10	MOLDING.....
70	6036-6046.....	4464440	RH	3.54	MOLDING, frt.....
70	6036-6046.....	4464441	LH	3.54	MOLDING, frt.....
70	6036-6046.....	7639356	RH	1.95	MOLDING, rr.....
70	6036-6046.....	7639357	LH	1.95	MOLDING, rr.....
70	9487.....	8778951	RH	5.45	MOLDING.....
70	9487.....	8778952	LH	5.45	MOLDING.....
68	3435.....	7636829	2	.25	ESCUTCHEON, drip mldg
66	8000.....	4879431	AR	.15	SCREW (used 12.116) ..

12.075 MOLDING, ROOF PANEL SIDE

64-65	Skylark (2 Dr. exc. Conv.)	4422907	RH	5.75	MOLDING, frt.....
64-65	Skylark (2 Dr. exc. Conv.)	4422908	LH	5.95	MOLDING, frt.....
64-65	Skylark (2 Dr. exc. Conv.)	4412748	RH	8.20	MOLDING, side.....
64-65	Skylark (2 Dr. exc. Conv.)	4412749	LH	8.50	MOLDING, side.....
64-65	Skylark (2 Dr. exc. Conv.)	4432000	3	.46	CLIP, roof panel frt. mldg.....
64	4337.....	4491311	2	.30	CLIP, roof panel side mldg.—(12.1 16) ...
64	4337.....	9419763	8	.10	NUT, roof panel side mldg. clip—(12.182)
64	4639.....	9419761	2	.10	NUT, roof panel side mldg. clip—(12.1 6)

12.075 SCALP—ESCUTCHEON, ROOF DRIP MOLDING (CHROME)

61-62	47 19-4819-29.....	4808743	LH	5.55	SCALP,
61-64	4719-4819-29.....	4810903	RH	5.02	SCALP,
61-64	47 19-4819-29.....	4810904	LH	5.02	SCALP,
62-63	4119.....	4841377	RH	6.70	SCALP..
62-63	4119.....	4841378	LH	6.70	SCALP..
62-64	4447-4647.....	4839213	RH	8.15	SCALP..
62-64	4447-4647.....	4839214	LH	8.15	SCALP..
62-64	4839-47.....	4841402	RH	4.10	SCALP,
62-64	4839-47.....	4841403	LH	4.10	SCALP,
63-64	44 11-69-4669.....	4874466	RH	8.30	SCALP..
63-64	44 11-69-4669.....	4874467	LH	8.85	SCALP..
63-64	4439-4639.....	4405000	RH	6.15	SCALP,
63-64	4439-4639.....	4405001	LH	6.55	SCALP,
63-64	4439-4639.....	4453675	RH	5.30	SCALP,
63-64	4439-4639.....	4453676	LH	5.30	SCALP,
63-64	4439-4639.....	4453676	RH	5.65	SCALP,
63-65	Riviera.....	4874166	LH	5.65	SCALP,
63-65	Riviera.....	4874167	RH	3.69	SCALP,
63-65	Riviera.....	4875187	LH	3.69	SCALP,
63-65	Riviera.....	4875188	RH	5.65	SCALP,
63-64	4819-29.....	4874464	LH	5.65	SCALP,
63-64	4819-29.....	4874465	RH	5.15	SCALP,
63-64	4839-47.....	4876541	LH	5.15	SCALP,
63-64	4839-47.....	4876542	RH	7.70	SCALP,
64	4127-4337.....	4456072	LH	7.70	SCALP,
64	4127-4337.....	4456073	RH	4.31	SCALP,
64	4127-4337.....	4456074	LH	4.31	SCALP,
64	4127-4337.....	4456075	RH	3.18	SCALP,
64	4135 Roof Drip Mldg.	4464190	LH	3.18	SCALP,
64	4135 Roof Drip Mldg.	4464191	RH	6.80	SCALP,
64	4169-4369.....	4407872	LH	6.60	SCALP,
64	4169-4369.....	4407873	RH	3.33	SCALP,
64	4169-4369.....	4411225	LH	3.23	SCALP,
64	4169-4369.....	4411226			SCALP,
64-65	Sportwagons Roof Drip Mldgs.....	4456082	RH	5.95	SCALP, frt.
64-65	Sportwagons Roof Drip Mldgs.....	4456083	LH	5.95	SCALP, frt.
64-65	Sportwagons Roof Drip Mldgs.....	4409032	RH	3.23	SCALP, rr.

64-65	Sportwagons Roof Drip				
	Mldgs.	4409033	RH	3.23	SCALP, rr.
65	35-3635 Roof Drip Mldg.	4464190	RH	3.18	SCALP, rr.
65	35-3635 Roof Drip Mldg.	4464191	LH	3.18	SCALP, rr.
65	35-3669 Roof Drip Mldg.	4407872	RH	6.80	SCALP, frt.
65	35-3669 Roof Drip Mldg.	4407873	LH	6.60	SCALP, frt.
65	43-4469.	4407872	RH	6.80	SCALP, frt.
65	43-4469.	4407873	LH	6.60	SCALP, frt.
65	35-3669 Roof Drip Mldg.	4411225	RH	3.33	SCALP, rr
65	35-3669 Roof Drip Mldg.	4411226	LH	3.23	SCALP, rr.
65	43-4469.	4411225	RH	3.33	SCALP, rr.
65	43-4469.	4411226	LH	3.23	SCALP, rr.
65	4327-37-4427-37.	4456072	RH	7.70	SCALP, frt.
65	4327-37-4427-37.	4456073	LH	7.70	SCALP, frt.
65	4327-37-4427-37.	4456074	RH	4.31	SCALP, rr
65	4327-37-4427-37.	4456075	LH	4.31	SCALP, rr.
65-66	52-54-6237.	4481694	RH	7.75	SCALP
65-66	52-54-6237.	4481695	LH	7.75	SCALP
65-66	52-54-6237 Belt Reveal				
	Mldg., 64-6637.	4488698	RH	12.05	SCALP
65-66	52-54-6237 Belt Reveal				
	Mldg., 64-6637.	4488699	LH	12.05	SCALP
65-66	52-54-62-64-6639.	4472366	RH	5.70	SCALP, frt.
65-66	52-54-62-64-6639.	4472367	LH	5.70	SCALP, frt.
65-66	52-54-62-64-6639.	4472652	RH	4.15	SCALP, rr.
65-66	52-54-62-64-6639.	4472653	LH	3.90	SCALP, rr.
65-66	52-54-62-6469 Roof Drip				
	Mldg.	4474390	RH	7.20	SCALP
65-66	52-54-62-6469 Roof Drip				
	Mldg.	4474391	LH	7.20	SCALP
65-66	82-8437.	4468442	RH	5.75	SCALP, frt.
65-66	82-8437.	4468443	LH	5.95	SCALP, frt.
65-66	82-8437.	4485542	RH	7.30	SCALP, rr.
65-66	82-8437.	4485543	LH	7.30	SCALP, rr.
65-66	82-8439.	4479112	RH	5.65	SCALP, frt.
65-66	82-8439.	4479113	LH	5.65	SCALP, frt.
65-66	82-8439.	4479790	RH	4.15	SCALP, rr.
65-66	82-8439.	4479791	LH	4.15	SCALP, rr.
65-66	82-8469.	4477111	RH	8.30	SCALP
65-66	82-8469.	4477112	LH	8.30	SCALP
66-70	9487.	4531610	RH	12.00	SCALP
66-70	9487.	4531611	LH	12.00	SCALP
66	30-4000 (2-Drs.) exc.				
	Conv.	4547733	RH	10.65	SCALP
66	30-4000 (2-Drs.) exc.				
	Conv.	4547734	LH	10.65	SCALP
66	35-3635 Roof Drip Mldg.	4541195	RH	6.25	SCALP, rr.
66	35-3635 Roof Drip Mldg.	4541196	LH	6.25	SCALP, rr.
66	35-3669 Roof Drip Mldg.	4541638	RH	7.85	SCALP
66	35-3669 Roof Drip Mldg.	4541639	LH	7.60	SCALP
66	35-3635-4255-65 Roof				
	Drip Mldg., 4455-65	4456082	RH	5.95	SCALP, frt.
66	35-3635-4255-65 Roof				
	Drip Mldg., 4455-65	4456083	LH	5.95	SCALP, frt.
66	4200 Roof Drip Mldg.,				
	4455-65.	4540593	RH	3.28	SCALP, rr.
66	4200 Roof Drip Mldg.,				
	4455-65.	4540594	LH	3.28	SCALP, rr.
66-67	43-4439.	4540945	RH	7.20	SCALP, frt.
66-67	43-4439.	4540946	LH	7.35	SCALP, frt.
66-67	43-4439.	4541084	RH	3.69	SCALP, rr.
66-67	43-4439.	4541085	LH	3.69	SCALP, rr.
67	30-4000 (2-Drs.) exc.				
	Conv.	4547733	RH	10.65	SCALP
67	30-4000 (2-Drs.) exc.				
	Conv.	4547734	LH	10.65	SCALP
67	3000 Wagons Drip				
	Mldgs., 4000 Wagons	4456082	RH	5.95	SCALP, frt.
67	3000 Wagons Drip				
	Mldgs., 4000 Wagons	4456083	LH	5.95	SCALP, frt.
67	3000 Wagons Roof Drip				
	Mldgs.	4541195	RH	6.25	SCALP, rr.
67	3000 Wagons Roof Drip				
	Mldgs.	4541196	LH	6.25	SCALP, rr.
67	33-34-35-36-4469 Roof				
	Drip Mldg.	4541638	RH	7.85	SCALP
67	33-34-35-36-4469 Roof				
	Drip Mldg.	4541639	LH	7.60	SCALP.

67	4000 Wagons	4540593	RH	3.28	SCALP, rr
67	4000 Wagons	4540594	LH	3.28	SCALP, rr
67-68	52-54-64-6639	7647433	RH	8.20	SCALP
67-68	52-54-64-6639	7647434	LH	8.20	SCALP
67-68	52-54-6469	7648330	RH	8.20	SCALP
67-68	52-54-6469	7648331	LH	8.20	SCALP
67-68	52-54-64-6687	7650010	RH	12.10	SCALP
67-68	52-54-64-6687	7650011	LH	12.10	SCALP
67-68	82-8439	7648332	RH	6.65	SCALP, rr
67-68	82-8439	7648333	LH	6.65	SCALP, rr
67-68	82-8439	7648682	RH	6.65	SCALP, frt
67-68	82-8439	7648683	LH	6.65	SCALP, frt
67-68	82-8457	7648684	RH	6.65	SCALP, frt
67-68	82-8457	7648685	LH	6.65	SCALP, frt
67	8000 (2-Dr. H.T.)	7649792	RH	7.60	SCALP, rr
67	8000 (2-Dr. H.T.)	7649793	LH	7.60	SCALP, rr
67-68	82-8469	7648686	RH	9.10	SCALP
67-68	82-8469	7648687	LH	9.10	SCALP
68-69	3327 Roof Drip Mldgs. less Soft Roof Trim	7723590	RH	5.65	SCALP
68-69	3327 Roof Drip Mldgs. less Soft Roof Trim	7723591	LH	5.65	SCALP
68	3437-3537-4437-4637	7723590	RH	5.65	SCALP
68	3437-3537-4437-4637	7723591	LH	5.65	SCALP
68	3327-3437-3537-4437- 4637 Soft Roof Trim	7753600	RH	5.65	SCALP
68	3327-3437-3537-4437- 4637 Soft Roof Trim	7753601	LH	5.65	SCALP
68	3435 Roof Drip Mldg.	7723762	RH	6.45	SCALP
68	3435 Roof Drip Mldg.	7723763	LH	6.45	SCALP
68	33-35-4469 Roof Drip Mldgs.	7721950	RH	8.45	SCALP
68	33-35-4469 Roof Drip Mldgs.	7721951	LH	8.45	SCALP
68-72	4439 Soft Roof Trim	8741070	RH	8.95	SCALP, frt
68-71	4439 Soft Roof Trim	8741071	LH	8.95	SCALP, frt
68	4439 Soft Roof Trim	7753606	RH	3.23	SCALP, rr
68	4439 Soft Roof Trim	7753607	LH	3.23	SCALP, rr
68	4439	7721944	RH	3.84	SCALP, frt
68	4439	7721945	LH	3.84	SCALP, frt
68-69	4000 Wagons	7731017	RH	6.15	SCALP
68-69	4000 Wagons	7731018	LH	6.15	SCALP
68	4439	7753330	RH	3.33	SCALP, rr
68	4439	7753331	LH	3.33	SCALP, rr
68	82-8457	7777366	RH	7.60	SCALP, rr
68	82-8457	7777367	LH	7.60	SCALP, rr
69	3327-3437-3537-4437- 4637	7723590	RH	5.65	SCALP
69	3327-3437-3537-4437- 4637	7723591	LH	5.65	SCALP
69	3327-3437-3537-4437- 4637 Soft Roof Trim	8737246	RH	5.45	SCALP
69	3327-3437-3537-4437- 4637 Soft Roof Trim	8737247	LH	5.45	SCALP
69-72	3435-3436 Roof Drip Mldg.	7723762	RH	6.45	SCALP
69-72	3435-3436 Roof Drip Mldg.	7723763	LH	6.45	SCALP
69	3369-3569-4469 Roof Drip Mldg. & Soft Roof Trim	7721950	RH	8.45	SCALP
69	3369-3569-4469 Roof Drip Mldg. & Soft Roof Trim	7721951	LH	8.45	SCALP
69-72	4439	8741070	RH	8.95	SCALP, frt
69-72	4439	8741071	LH	8.95	SCALP, frt
69	4439	8736851	RH	4.87	SCALP, rr
69	4439	8736852	LH	4.87	SCALP, rr
69-70	5239-5439-6439-6639	8711796	RH	4.82	SCALP, frt
69-70	5239-5439-6439-6639	8711797	LH	4.82	SCALP, frt
69-70	5239-5439-6439-6639	8712888	RH	5.20	SCALP, rr. (also used 11.015)
69-70	5239-5439-6439-6639	8712889	LH	5.20	SCALP, rr. (also used 11.015)
69-70	5237-5437-6437-6637	8713318	RH	13.75	SCALP
69-70	5237-5437-6437-6637	8713319	LH	13.75	SCALP
69-70	5269-5469-6469 Roof Drip Mldg.	8729164	RH	9.05	SCALP
69-70	5269-5469-6469 Roof Drip Mldg.	8729165	LH	9.05	SCALP

69-70	8239-8439	.871 3382	RH	6.05	SCALP, frt
69-70	8239-8439	.8713383	LH	6.05	SCALP, frt
69-70	8239-8439	.8713386	RH	7.65	SCALP, rr
69-70	8239-8439	.8713387	LH	7.65	SCALP, rr
69-70	8257-8457	.8713384	RH	6.45	SCALP, frt
69-70	8257-8457	.8713385	LH	6.45	SCALP, frt
69-70	8257-8457	.8713388	RH	16.85	SCALP, rr. (incl. outer sealing strip)
69-70	8257-8457	.8713389	LH	16.85	SCALP, rr. (incl. outer sealing strip)
69-70	8269-8469	.8713376	RH	6.05	SCALP, frt
69-70	8269-8469	.8713377	LH	6.05	SCALP, frt
69-70	8269-8469	.8715734	RH	12.55	SCALP, rr
69-70	8269-8469	.8715735	LH	12.55	SCALP, rr
70-72	3327 Roof Drip Mldg.	8782460	RH	7.30	SCALP
70-72	3327 Roof Drip Mldg.	8782461	LH	7.30	SCALP
70-72	3337-3437-3537-4437-4637	.8782460	RH	7.30	SCALP
70-72	3337-3437-3537-4437-4637	.8782461	LH	7.30	SCALP
70-71	3327-37-3437-3537-4437-4637 Soft Roof Trim	.8782460	RH	7.30	SCALP
70-71	3327-37-3437-3537-4437-4637 Soft Roof Trim	.8782461	LH	7.30	SCALP
70-72	3369-3569 Roof Drip Mldg. 8i Soft Roof Trim, 4469	.7721950	RH	8.45	SCALP
70-72	3369-3569 Roof Drip Mldg. & Soft Roof Trim, 4469	.7721951	LH	8.45	SCALP
70-72	4439	.8776697	RH	10.60	SCALP
70-72	4439	.8776698	LH	10.60	SCALP
70	6036-46 Roof Drip Mldg.	8751788	RH	9.65	SCALP, frt
70	6036-46 Roof Drip Mldg.	8751789	LH	9.65	SCALP, frt
70	6036-46 Roof Drip Mldg.	8751790	RH	5.30	SCALP, rr
70	6036-46 Roof Drip Mldg.	8751791	LH	5.30	SCALP, rr
71-72	52-54-6639	.9828264	RH	13.35	MOLDING (chrome)
71-72	52-54-6639	.9828265	LH	13.35	MOLDING (chrome)
71-72	52-5469	.9828280	RH	9.50	MOLDING (chrome) frt
71-72	52-5469	.9828281	LH	9.50	MOLDING (chrome) frt
71-72	52-5469	.9831182	RH	5.07	MOLDING (chrome) rr
71-72	52-5469	.9831183	LH	5.07	MOLDING (chrome) rr
71-72	52-5457-6647	.9827506	RH	14.25	MOLDING (chrome)
71-72	52-5457-6647	.9827507	LH	14.25	MOLDING (chrome)
71-72	6035-45	.9829884	RH	11.00	MOLDING (chrome) frt
71-72	6035-45	.9829885	LH	11.00	MOLDING (chrome) frt
71-72	6035-45	.9829880	RH	5.90	MOLDING (chrome) rr
71-72	6035-45	.9829881	LH	5.90	MOLDING (chrome) rr
71-72	82-8439	.9829830	RH	12.05	MOLDING (chrome) frt
71-72	82-8439	.9829831	LH	12.05	MOLDING (chrome) frt
71-72	82-8439	.9828147	RH	8.25	MOLDING (chrome) rr
71-72	82-8439	.9828148	LH	8.25	MOLDING (chrome) rr
71-72	82-8437	.9829834	RH	12.05	MOLDING (chrome) frt
71-72	82-8437	.9829835	LH	12.05	MOLDING (chrome) frt
71-72	82-8437	.9876312	RH	7.70	MOLDING (chrome) rr
71-72	82-8437	.9876313	LH	7.70	MOLDING (chrome) rr
71-72	9000	.9832537	RH	15.05	MOLDING (chrome)
71-72	9000	.9832538	LH	15.05	MOLDING (chrome)
64	4027-4127	.4413677	2	.36	ESCUTCHEON, roof drip mldg
64-65	Special (4 Dr. Sedan)	.4407299	2	.55	ESCUTCHEON, roof drip mldg
64	4255-65	.7636829	2	.25	ESCUTCHEON, roof drip mldg
64	4127-4337	.4456067	2	.77	ESCUTCHEON, scalp mldg
64	4135-4200-4355-65	.4456068	2	1.03	ESCUTCHEON, scalp mldg
64	4169-4369	.4456066	2	.82	ESCUTCHEON, scalp mldg
65	33-3427	.4413677	2	.36	ESCUTCHEON, roof drip mldg
65	35-3669 Roof Drip Mldg.	.4456066	2	.82	ESCUTCHEON, scalp mldg
65	35-3635-41-4200 Roof Drip Mldg.	.4456068	2	1.03	ESCUTCHEON, scalp mldg
65	4155-65-4255-65	.7636829	2	.25	ESCUTCHEON, roof drip mldg
65	43-4469	.4456066	2	.82	ESCUTCHEON, roof drip scalp mldg
65	4355-65-4455-65	.4456068	2	1.03	ESCUTCHEON, scalp mldg
65	4327-37-4427-37	.4456067	2	.77	ESCUTCHEON, scalp mldg
68-69	3435	.7636829	2	.25	ESCUTCHEON, drip moulding
66	33-34-35-3669-4200	.7636829	2	.25	ESCUTCHEON, drip mldg
66	35-3635 Roof Drip Mldg.	.4541692	2	.72	ESCUTCHEON, drip mldg. scalp
66-67	43-4439	.4545260	2	.82	ESCUTCHEON, roof drip mldg. scalp
66	4255-65 Roof Drip Mldg., 4455-65	.4456068	2	1.03	ESCUTCHEON, drip scalp mldg

67	33-34-35-36697636829	2	.25	ESCUTCHEON, roof drip mldg
67	33-34-35-3635 Roof Drip Mldg.4541 692	2	.72	ESCUTCHEON, roof drip mldg. scalp
67	4455-654456068	2	1.03	ESCUTCHEON, roof drip scalp mldg.
68-71	3327-37-3437-3500- 4437-39-69-4637 Soft Roof Trim7661072	RH	1.23	ESCUTCHEON, drip mldg. scalp
68-71	3327-37-3437-3500- 4437-39-69-4637 Soft Roof Trim7661073	LH	1.23	ESCUTCHEON, drip mldg. scalp.
68-71	3327-3337 Roof Drip Mldg.7661 072	RH	1.23	ESCUTCHEON, scalp mldg.
68-71	3327-3337 Roof Drip Mldg.7661073	LH	1.23	ESCUTCHEON, scalp mldg.
68	30-4000 exc. 3327.7661 072	RH	1.23	ESCUTCHEON, scalp mldg.
68	30-4000 exc. 3327.7661073	LH	1.23	ESCUTCHEON, scalp mldg.
68	3300-3435-35697664482	2	.4 1	ESCUTCHEON, drip mldg.
69	34364407290	2	.25	ESCUTCHEON, drip mldg.
69-71	3327-69-3435-36-35697664482	2	.41	ESCUTCHEON, drip mldg.
69-71	3569 Roof Drip Mldg. less Soft Trim7661072	RH	1.23	ESCUTCHEON, mldg. scalp.
69-71	3569 Roof Drip Mldg. less Soft Trim7661073	LH	1.23	ESCUTCHEON, mldg. scalp.
69-71	30-4000 exc. 3569.7661072	RH	1.23	ESCUTCHEON, mldg. scalp.
69-71	30-4000 exc. 35697661073	LH	1.23	ESCUTCHEON, mldg. scalp.
70-71	3435-364407290	2	.25	ESCUTCHEON
70	6036-464474379	2	.25	ESCUTCHEON
72	3436 Roof Drip Mldg. less Soft Trim7661072	RH	1.23	ESCUTCHEON, w/s pillar drip mldg. scalp
72	3369 Roof Drip Mldg. & Soft Trim7661 072	1	1.23	ESCUTCHEON, scalp mldg.
72	3436 Roof Drip Mldg. less Soft Trim7661073	LH	1.23	ESCUTCHEON, w/s pillar drip mldg. scalp
72	3369 Roof Drip Mldg. & Soft Trim7661073	1	1.23	ESCUTCHEON, scalp mldg.
72	3337-3437-4437-39-697661072	RH	1.23	ESCUTCHEON, w/s pillar drip mldg. scalp
72	3337-3437-4437-39-697661073	LH	1.23	ESCUTCHEON, w/s pillar drip mldg. scalp
72	3327-3369-34367664482	2	.41	ESCUTCHEON, w/shield pillar drip mldg. .
69	50-6000 exc. Conv.8745168	2	.15	RETAINER, mldg. scalp.
70	52-54-6469 Roof Drip Mldg. less Soft Roof Trim8745168	2	.15	RETAINER, mldg. scalp.
65	4327-37-4427-37.451 0031	AR	. 15	CLIP, frt. & side mldg.
69	52-54-6469 Roof Drip Mldg.8732670	2	.10	CLIP, roof drip mldg.-rr-(1 3.260) . . .
65	4000 Wagons.9419763	4	.10	NUT, rr. reveal mldg. clip-(12.1 82) .
65	4327-37-4427-37.9419763	AR	.10	NUT, frt. 8< side mldg. clip-(1 2.1 82)
65	4327-37-4427-37.4492963	AR	. 10	SCREW, side 8i frt. mldg-(1 2.1 1 8)
12.075 MOLDING, WINDSHIELD PILLAR DRIP					
65-66	82-84697670130	RH	12.50	MOLDING.
65-66	82-8469.7636805	LH	1 1.70	MOLDING
65-68	52-54-62697685042	RH	4.66	MOLDING, paint to match
65-68	52-54-6269.7685043	LH	4.66	MOLDING, paint to match
65-68	52-54-62-6469 (4 Dr. Sedan).7685044	RH	7.10	MOLDING, bright finish.
65-68	52-54-62-6469 (4 Dr. Sedan).7685045	LH	6.60	MOLDING, bright finish.
67-68	6000 Pol. Car.7685042	RH	4.66	MOLDING
67-68	6000 Pol. Car.7685043	LH	4.66	MOLDING.
65-68	50-60-8000 (2 & 4 Dr. H.T.)76701 28	RH	4.82	MOLDING
65-68	50-60-8000 (2 8i 4 Dr. H.T.)7670129	LH	4.82	MOLDING.
67-68	8000 (4 Dr. Sedan).7670130	RH	12.50	MOLDING
67-68	8000 (4 Dr. Sedan)7670131	LH	12.50	MOLDING
66-70	9487.4534206	RH	13.15	MOLDING
66-70	9487.4534207	RH	13.15	MOLDING
68-72	3327.7723668	LH	5.35	MOLDING
68-72	3327.7723669	LH	5.35	MOLDING
68-72	30-4000 2 Dr. H.T.7723670	RH	5.45	MOLDING.
68-72	30-4000 2 Dr. H.T.7723671	LH	5.45	MOLDING.
68-72	30-4000 (4 Drs.) exc. 4439.7723664	RH	5.55	MOLDING.
68-72	30-4000 (4 Drs.) exc. 4439.7723665	LH	5 55	MOLDING
68-72	44397723666	RH	5 07	MOLDING
68-72	44397723667	LH	5.07	MOLDING

69-70	50-60-8000 (2 & 4 Dr. HT.)	8784778	RH	6.55	MOLDING
69-70	50-60-8000 (2 & 4 Dr. H.T.)	8784779	LH	6.55	MOLDING
69-70	5269-5469-6469-6036- 46	8784776	RH	6.85	MOLDING
69-70	5269-5469-6469-6036- 46	8784777	LH	6.85	MOLDING
69-70	8269-8469	8714240	RH	7.55	MOLDING
69-70	8269-8469	8784781	LH	6.75	MOLDING
63-64	44 1 1-35-45-69-4635-45- 69-4819-29-39-47	4873352	RH	4.36	SCALP
63-64	44 1 1-35-45-69-4635-45- 69-4819-29-39-47	4873353	LH	4.66	SCALP
63-64	4439-4639	4405014	RH	4.92	SCALP
63-64	4439-4639	4405015	LH	5.30	SCALP
68	3327-3537 Roof Drip Mldg. less Soft Roof Trim	7726067	RH	2.10	SCALP
68	3327-3537 Roof Drip Mldg. less Soft Roof Trim	7726068	LH	2.10	SCALP
68	34-35-4437-4600	7726067	RH	2.10	SCALP
68	34-35-4437-4600	7726068	LH	2.10	SCALP
68	30-4000 (4 Drs.) exc. 4439 Roof Drip Mldg.	7726065	RH	1.90	SCALP
68	30-4000 (4 Drs.) exc. 4439 Roof Drip Mldg.	7726066	LH	1.90	SCALP
68-71	3569-4439-69 Soft Roof Trim	7726065	RH	1.90	SCALP
68-71	3569-4439-69 Soft Roof Trim	7726066	LH	1.90	SCALP
68-71	30-4000 (2 Drs.) exc. Conv.-Soft Roof Trim	7726067	RH	2.10	SCALP
68-71	30-4000 (2 Drs.) exc. Conv.-Soft Roof Trim	7726068	LH	2.10	SCALP
69-72	3327-37-3437-3537- 4437-4637	7726067	RH	2.10	SCALP
69-72	3327-37-3437-3537- 4437-4637	7726068	LH	2.10	SCALP
69-72	3369-3435-3436 Roof Drip Mldg.	7726065	RH	1.90	SCALP
69-72	3369-3435-3436 Roof Drip Mldg.	7726066	LH	1.90	SCALP
69-70	3569 Roof Drip Mldg. less Soft Roof Trim	7726065	RH	1.90	SCALP
69-70	3569 Roof Drip Mldg. less Soft Roof Trim	7726066	LH	1.90	SCALP
69-72	4439-45-66-69	7726065	RH	1.90	SCALP
69-72	4439-45-66-69	7726065	RH	1.90	SCALP
69-70	50-60-8000 (2 & 4 Dr. HT.)	7726066	LH	8.80	SCALP
69-70	50-60-8000 (2 & 4 Dr. HT.)	8784784	RH	8.80	SCALP
69-70	5269-5469-6036-46- 6469 Roof Drip Mldg.	8784785	LH	8.80	SCALP
69-70	5269-5469-6036-46- 6469 Roof Drip Mldg.	8784782	RH	8.80	SCALP
69-70	8269-8469	8784783	LH	8.80	SCALP
69-70	8269-8469	8719412	RH	1 1.30	SCALP
69-70	8269-8469	8784787	LH	8.95	SCALP
12.075 MOLDING, ROOF PANEL COVER FINISHING					
68-69	33-3569-4439-69 Soft Roof Trim or Two-Tone Paint	7774620	RH	10.00	MOLDING, roof panel cover finishing at back wind.
68-69	33-3569-4439-69 Soft Roof Trim or Two-Tone Paint	7774621	LH	10.00	MOLDING, roof panel cover finishing at back wind.
69-70	8000 Soft Roof Trim	8758644	1	18.15	MOLDING, front (painted)
69-70	52-8457 Soft Roof Trim		RH	19.30	MOLDING, side (paint)
69-70	82-8457 Soft Roof Trim		LH	19.30	MOLDING, side (paint)
69-70	82-8469 Soft Roof Trim		RH	20.55	MOLDING, side (paint)
69-70	82-8469 Soft Roof Trim		LH	20.55	MOLDING, side (paint)
69-70	8239-57-8439-57 Soft Roof Trim	8758628	RH	1 1.35	MOLDING, front corner (painted)
69-70	8239-57-8439-57 Soft Roof Trim		LH	1 1.35	MOLDING, front corner (painted)
69-70	82-8469 Soft Roof Trim		RH	12.20	MOLDING, front corner (paint)

69-70	82-8469	Soft Roof Trim	8758637	LH	12.20	MOLDING, front corner (paint).....
69-70	82-8439	Soft Roof Trim	8758776	RH	24.10	MOLDING, side front (paint).....
69-70	82-8439	Soft Roof Trim	8758777	LH	24.10	MOLDING, side front (paint).....
69-70	82-8439	Soft Roof Trim	8789776	2	1 1.35	MOLDING, roof panel cover (painted)
70	9000	Soft Roof Trim	7725596	RH	4.46	MOLDING, frt. corner (painted).....
70	9000	Soft Roof Trim	7725597	•LH	4.46	MOLDING, frt. corner (painted).....
72	3337	(Short Vinyl Roof or 2 Tone Paint)	9613630	RH	5.95	MOLDING (painted)
72	3337	(Short Vinyl Roof or 2 Tone Paint)	9613631	LH	5.95	MOLDING (painted).....
72	4437	(Halo Mldgs.)	9613224	RH	8.00	MOLDING, side.....
72	4437	(Halo Mldgs.)	9613225	LH	8.00	MOLDING, side.....
72	All E	(Short Vinyl Roof)	9647502	"		MOLDING, roof pnl. cvr.-side (paint to match)
72	All E	(Short Vinyl Roof)	9647503	"		MOLDING, roof pnl. cvr.-side (paint to match)
72	All E	(Short Vinyl Roof)	9647516	'		MOLDING, roof pnl. cvr.-ctr. (paint to match)
64	4337		4436803	AR	.53	NUT, frt. 8i side mldg.....
68	33-3569-4439-69	Two-Tone Paint or Soft Roof Trim	4492963	AR	^0	SCREW, roof panel finish mldg.—(12.1 16)
68	33-3569-4439-69	Two-Tone Paint	7587044	18	^0	CLIP, roof panel cvr. mldg.—(12.1 18) . . .
68	3569-4439-69	Soft Roof Trim	7731589	AR	.10	CLIP, roof panel cvr. mldg.—(12.1 18).....
69	8000		7731589	AR	.10	CLIP, roof panel cover frt. 8i side mldg.—(12.080)
72	3337		8806263	2	15	CLIP, roof pnl. cvr. mldg.-end—(12.1 18).....
69-70	8239-8439	w/Soft Roof Trim	9720423	2	7.25	ESCUTCHEON, roof panel mldg. cover side rr. (painted).....
69-70	8269-8469	Soft Roof	8758604		10.65	ESCUTCHEON, roof cvr. at qtr. pnl. (painted) .
69-70	8257-8457	Soft Roof Trim	8758608		10.65	ESCUTCHEON, roof cvr. at qtr. pnl. (painted) .
	12.075	WEATHERSTRIP, DRIP MOLDING				ROOF (REAR SCALP)
69-70	82-8457		9719782	RH	3.59	WEATHERSTRIP.....
69 70	82-8457		9719783	LH	3.59	WEATHERSTRIP.....
	12.112	TRANSFER TAPE DECAL, FRONT DOOR				
67	3417		7743263	RH	7.35	TAPE (red strip).....
67	3417		7743264	LH	7.35	TAPE (red strip).....
68	3437-4600		7779409	2	6.65	TAPE (black).....
68	3437-4600		7779419	2	6.65	TAPE (red).....
68	3437-4600		7779656	2	6.65	TAPE (white).....
72	3337		1240704	RH	2.75	DECAL (black-stripe)
72	3337		1241684	RH	2.75	DECAL (dk. brown-stripe)
72	3337		1241685	LH	2.75	DECAL (dk. brown-stripe)
72	3337		1240705	LH	2.75	DECAL (black-stripe)——
72	3337		1240716	RH	2.75	DECAL (covert-stripe)....
72	3337		1240717	LH	2.75	DECAL (covert-stripe)....
72	3337		1240712	RH	2.75	DECAL (green-stripe) ...
72	3337		1240713	LH	2.75	DECAL (green-stripe)....
72	3337		1240720	RH	2.75	DECAL (tan-stripe).....
72	3337		1240721	LH	2.75	DECAL (tan-stripe).....
72	3337		1240708	RH	2.75	DECAL (white-stripe)——
72	3337		1240709	LH	2.75	DECAL (white-stripe)
		door decal			2 piece, rgl	
72	All E.		1242480	RH		DECAL (black)
72	All E.		1242481	LH		DECAL, frt. (black) .
72	All E.		1242509	LH		DECAL, rr. (black) . .
72	All E.		1242490	RH		DECAL (blue)
72	All E.		1242491	LH		DECAL, frt. (blue) . .
72	AH E.		1242519	LH		DECAL, rr. (blue) ...
72	All E.		1242488	RH		DECAL (brown)
72	All E.		1242489	LH		DECAL, frt. (brown)
72	All E.		1242517	LH		DECAL, rr. (brown) .
72	All E.		1242486	RH		DECAL (covert).....
72	All E.		1242487	LH		DECAL, frt. (covert) .
72	All E.		1242515	LH		DECAL, rr. (covert) .
72	All E.		1242484	RH		DECAL (green)
72	All E.		1242485	LH		DECAL, frt. (green) .
72	All E.		1242513	LH		DECAL, rr. (green) . .
72	All E.		1242492	RH		DECAL (pewter)——
72	All E.		1242493	LH		DECAL, frt. (pewter)
72	All E.		1242521	LH		DECAL, rr. (pewter) .
72	All E.		1242482	RH		DECAL (white)
72	All E.		1242483	LH		DECAL, frt. (white) .
72	AH E.		1242511	LH		DECAL, rr. (white) . .

12.112		MOLDING, VINYL CAR SIDE (ADHESIVE BACKED)			
71-72	ALL	981817	AR	24.95	MOLDING (incl. 38 ft. mldg. 8i 4 spear ends) black—(8.132)
71-72	ALL	981820	AR	24.95	MOLDING (incl. 38 ft. mldg. 8i 4 spear ends) blue—(8.132)
71-72	ALL	981819	AR	24.95	MOLDING (incl. 38 ft. mldg. & 4 spear ends) green—(8.132)
71-72	ALL	981818	AR	24.95	MOLDING (incl. 38 ft. mldg. & 4 spear ends) tan—(8.132)
71-72	ALL	981821	AR	24.95	MOLDING (incl. 38 ft. mldg. 8i 4 spear ends) silver—(8.132)
71-72	ALL	1241191	4		MOLDING (spear end) black (part of 981817)
71-72	ALL	1241194	4		MOLDING (spear end) blue (part of 98 1 820)
71-72	ALL	1241192	4		MOLDING (spear end) green (part of 981819)
71-72	ALL	1241193	4		MOLDING (spear end) tan (part of 98 1 8 1 8)
71-72	ALL	1241195	4		MOLDING (spear end) silver (part of 981821)

12.112		MOLDING & ATTACHING PART PANEL			
60	44-4600 (4 Drs.)	1360309	LH	5.25	MOLDING & ATCH. PARTS, peak
60	441 1-37-67-4637-67-4737-4867	1360312	.2	6.15	MOLDING & ATCH. PARTS, lwr.
60	4419-35-39-45-4619-35-39-45	1360314	2	5.15	MOLDING & ATCH. PARTS, lwr.
60	47 19-39-4829-39	1360313	2	5.75	MOLDING & ATCH. PARTS, lwr. side
61	4019-35-45-41 19-39	1360074	2	2.56	MOLDING & ATCH. PARTS, peak
61	4435-39-45-69-4639-47 19-39-4829	1360091	2	4.00	MOLDING & ATCH. PARTS, peak
61	4637-67	1360105	2	5.45	MOLDING & ATCH. PARTS, lwr.
61	4639	1360106	2	5.85	MOLDING & ATCH. PARTS, lwr.
62	4019-35-45-41 19-35	1360164	RH	4.41	MOLDING & ATCH. PARTS, lwr.
62	4019-35-45-41 19-35	1360165	LH	4.41	MOLDING & ATCH. PARTS, lwr.
62	4027-67-4167	1360166	RH	4.72	MOLDING & ATCH. PARTS, lwr.
62	4027-67-4167	1360167	LH	4.72	MOLDING & ATCH. PARTS, lwr.
62	4639	1360168	RH	5.45	MOLDING & ATCH. PARTS, lwr.
62	4639	1360169	LH	5.45	MOLDING & ATCH. PARTS, lwr.
63	4019-35-45 Body Side Mldg., 41 19-35	1396118	RH	4.41	MOLDING & ATCH. PARTS, lwr.
63	4019-35-45 Body Side Mldg., 41 19-35	1396119	LH	4.41	MOLDING & ATCH. PARTS, lwr.
63	4027-67-4347-67	1396116	2	5.45	MOLDING & ATCH. PARTS, lwr.
63	441 1-47-67 Body Side Mldgs.	1396154	RH	8.80	MOLDING & ATCH. PARTS, lwr.
63	441 1-47-67 Body Side Mldgs.	1396155	LH	8.80	MOLDING & ATCH. PARTS, lwr.
63	4435-39-45-69 Body Side Mldgs., 4635-39	1396156	RH	8.55	MOLDING & ATCH. PARTS, lwr.
63	4435-39-45-69 Body Side Mldgs., 4635-39	1396157	LH	8.55	MOLDING & ATCH. PARTS, lwr.
63	4639-47-67	1396158	RH	6.45	MOLDING & ATCH. PARTS, insert
63	4639-47-67	1396159	LH	6.45	MOLDING & ATCH. PARTS, insert
63	4639-47-67	1396152	RH	5.07	MOLDING & ATCH. PARTS, upr.
63	4639-47-67	1396153	LH	5.07	MOLDING & ATCH. PARTS, upr.
63	4647-67	1396154	RH	8.80	MOLDING & ATCH. PARTS, lwr.
63	4647-67	1396155	LH	8.80	MOLDING & ATCH. PARTS, lwr.
64	4027-67 Body Side Mldgs., 4127	1365400	2	6.40	MOLDING ATCH. PARTS, lwr.
64	4035-69-4135-69	1365401	2	4.66	MOLDING ATCH. PARTS, lwr.
64	4337-67	1365396	RH	13.50	MOLDING ATCH. PARTS, lwr.
64	4337-67	1365397	LH	13.50	MOLDING ATCH. PARTS, lwr.
64	4200-4355-65-69	1365414	RH	12.45	MOLDING ATCH. PARTS, lwr.
64	4200-4355-65-69	1365415	LH	12.45	MOLDING ATCH. PARTS, lwr.
64	4439-69-4635-45 Body Side Mldg.	1360462	RH	12.45	MOLDING & ATCH. PARTS, lwr.
64	4439-69-4635-45 Body Side Mldg.	1360463	LH	12.45	MOLDING ATCH. PARTS, lwr.
64	4447-67	1360461	2	13.00	MOLDING ATCH. PARTS
64	4639-69	1360468	RH	24.25	MOLDING ATCH. PARTS, lwr.
64	4639-69	1360469	LH	24.25	MOLDING ATCH. PARTS, lwr.
64	4647-67	1360459	RH	26.90	MOLDING ATCH. PARTS, lwr.
64	4647-67	1360460	LH	26.90	MOLDING ATCH. PARTS, lwr.
63-65	Riviera	1396177	2	6.45	MOLDING ATCH. PARTS, lwr.
64	4819-29-39	1360466	RH	24.25	MOLDING ATCH. PARTS, lwr.
64	4819 29 39	1360467	LH	24.25	MOLDING ATCH. PARTS, lwr.
64	4847-67	1360464	RH	33.70	MOLDING ATCH. PARTS, lwr.
64	4847-67	1360465	LH	33.70	MOLDING ATCH. PARTS, lwr.
65	30-4000 2 Drs.	1365625	2	9.00	MOLDING ATCH. PARTS, lwr.

65	3335-69-3435-69-3500- 3600-4369-4469	1365626	2	7.95	MOLDING & ATCH. PARTS,	frt. lwr.
65	4000 Wagons	1365414	RH	12.45	MOLDING 8. ATCH. PARTS,	lwr.
65	4000 Wagons	1365415	LH	12.45	MOLDING 8. ATCH. PARTS,	lwr.
65	50-6000 2 Drs.	1365650	RH	9.00	MOLDING 8. ATCH. PARTS,	lwr.
65	50-6000 2 Drs.	1365651	LH	9.00	MOLDING St ATCH. PARTS,	lwr.
65	50-6000 4 Drs.	1365656	RH	7.30	MOLDING St ATCH. PARTS,	frt. lwr.
65	50-6000 4 Drs.	1365657	LH	7.30	MOLDING 8< ATCH. PARTS,	frt. lwr.
65	8237-8437-67.	1365646	RH	33 35	MOLDING 8> ATCH. PARTS,	lwr.
65	8237-8437-67.	1365647	LH	33.35	MOLDING St ATCH. PARTS,	lwr.
65	8239-69-8439-69	1365654	RH	25.30	MOLDING St ATCH. PARTS,	frt lwr.
65	8239-69-8439-69	1365655	LH	25.30	MOLDING St ATCH. PARTS,	frt. lwr.
66	4307-17-67-4407-17-67- 4600	4226852	RH	12.80	MOLDING St ATCH. PARTS,	lwr.
66	4307-17-67-4407-17-67- 4600	4226853	LH	12.80	MOLDING St ATCH. PARTS,	lwr.
66	43-4439	4226854	RH	1 1.55	MOLDING 8i ATCH. PARTS,	lwr.
66	43-4439	4226855	LH	1 1.55	MOLDING St ATCH. PARTS,	lwr.
66	4000 Wagons	4226914	RH	10.95	MOLDING St ATCH. PARTS,	lwr.
66	4000 Wagons	4226915	LH	10.95	MOLDING St ATCH. PARTS,	lwr.
66	5237.	1365650	RH	9.00	MOLDING St ATCH. PARTS,	lwr.
66	5237.	1365651	LH	9.00	MOLDING St ATCH. PARTS,	lwr.
66	5237 Body Side Midg., 5437-67.	4226942	RH	13.45	MOLDING St ATCH. PARTS,	lwr. (black).
66	5237 Body Side Midg., 5437-67.	4226943	LH	13.45	MOLDING St ATCH. PARTS,	lwr. (black).
66	5239-69	1365656	RH	7.30	MOLDING & ATCH. PARTS,	lwr.
66	5239-69	1365657	LH	7.30	MOLDING St ATCH. PARTS,	lwr.
66	5239-69 Body Side Midg., 5439-69	4226946	2	12.20	MOLDING 8i ATCH. PARTS,	lwr. (black).
66	6439-69-6639	4226948	2	12.20	MOLDING 8i ATCH. PARTS,	lwr. (black & red).
66	6437-67-6637-67.	4226944	RH	14.15	MOLDING 8i ATCH. PARTS,	lwr. (black St red).
66	6437-67-6637-67.	4226945	LH	14.15	MOLDING 8i ATCH. PARTS,	lwr. (black St red).
66	8237-8437-67.	4226920	RH	35.25	MOLDING St ATCH. PARTS,	lwr.
66	8237-8437-67.	4226921	LH	35.25	MOLDING & ATCH. PARTS,	lwr.
66	8239-69-8439-69	4226922	RH	26.85	MOLDING St ATCH. PARTS,	lwr.
66	8239-69-8439-69	4226923	LH	26.85	MOLDING St ATCH. PARTS,	lwr.
66	9000	4229424	2	14.95	MOLDING St ATCH. PARTS,	lwr.
67	3000 (4 Drs.)	4229705	2	9.85	MOLDING St ATCH. PARTS,	lwr.
67	3000 (2 Drs.)	4229704	2	10.95	MOLDING 8i ATCH. PARTS,	lwr. frt.
67	3000 (2 Drs.)	4229698	2	6.90	MOLDING 8i ATCH. PARTS,	lwr.-rr.
67	4000 (2 Drs.)	4229702	RH	16.20	MOLDING St ATCH. PARTS,	lwr.
67	4000 (2 Drs.)	4229703	LH	16.20	MOLDING St ATCH. PARTS,	lwr.
67	4000 (4 Drs. exc. Wagon)	4229700	RH	15.60	MOLDING St ATCH. PARTS,	lwr.
67	4000 (4 Drs. exc. Wagon)	4229701	LH	15.60	MOLDING St ATCH. PARTS,	lwr.
67	4855-65.	4229692	RH	8 50	MOLDING 8. ATCH. PARTS,	lwr. transfer finish
67	4855-65.	4229693	LH	8.50	MOLDING 8i ATCH. PARTS,	lwr transfer finish
67	4855-65.	4229694	RH	6.60	MOLDING 8i ATCH. PARTS,	upr.-transfer finish
67	4855-65.	4229695	LH	6.60	MOLDING & ATCH. PARTS,	upr.-transfer finish
67	9000	4229424	2	14.95	MOLDING St ATCH. PARTS,	lwr.
68	3000 (2 Dr. Coupe)	7795256	RH	10.95	MOLDING St ATCH. PARTS,	peak
68	3000 (2 Dr. Coupe)	7795257	LH	10 95	MOLDING St ATCH. PARTS,	peak
68	3000 (4 Drs.)	7795258	RH	9.85	MOLDING St ATCH. PARTS,	peak
68	3000 (4 Drs.)	7795259	LH	9.85	MOLDING 8i ATCH. PARTS,	peak
68-69	3537.	7795252	RH	10.40	MOLDING 8i ATCH. PARTS,	
68-69	3537.	7795253	LH	10.40	MOLDING St ATCH. PARTS,	
68	3569.	7795254	RH	9.10	MOLDING St ATCH. PARTS,	lwr.
68	3569.	7795255	LH	9.10	MOLDING St ATCH. PARTS,	lwr.
68	4439-69.	7795260	RH	12.00	MOLDING 8i ATCH. PARTS,	lwr.
68	4439-69.	7795261	LH	12.00	MOLDING St ATCH. PARTS,	lwr.
68	4437-67.	7795262	RH	13.70	MOLDING St ATCH. PARTS,	lwr.
68	4437-67.	7795263	LH	13.70	MOLDING St ATCH. PARTS,	upr.
68	4455-65 Body Side Midg	7795360	RH	1 1.30	MOLDING St ATCH. PARTS,	upr.
68	4455-65 Body Side Midg	7795361	LH	11.30	MOLDING St ATCH. PARTS,	transfer lwr. finish
68	4855-65.	7795356	RH	7.55	MOLDING 8i ATCH. PARTS,	transfer lwr. finish
68	4855-65.	7795357	LH	7.55	MOLDING St ATCH. PARTS,	transfer upr. finish
68	4855-65.	7795360	RH	11.30	MOLDING St ATCH. PARTS,	transfer upr. finish
68	4855-65.	7795361	LH	11.30	MOLDING 8. ATCH. PARTS,	transfer upr. finish
68-69	9000	7795250	RH	27.90	MOLDING St ATCH. PARTS,	lwr.
68-69	9000	7795251	LH	27.90	MOLDING 8. ATCH. PARTS,	lwr.
68-69	9000	7795358	RH	18.35	MOLDING St ATCH. PARTS,	upr.
68-69	9000	7795359	LH	18.35	MOLDING & ATCH. PARTS,	upr.
69	3435-3436-4456-66	7795258	RH	9.85	MOLDING St ATCH. PARTS,	peak
69	3435-3436-4456-66.	7795259	LH	9.85	MOLDING St ATCH. PARTS,	peak

69	4437-67..	7795252	RH	10.40	MOLDING & ATCH. PARTS, lwr. . .
69	4437-67.	7795253	LH	10.40	MOLDING & ATCH. PARTS, lwr. .
69	3569-4439-4469.	7795254	RH	9.10	MOLDING & ATCH. PARTS, lwr. . .
69	3569-4439-4469.	7795255	LH	9.10	MOLDING & ATCH. PARTS, lwr. . .
69	4456-66.	8701121	RH	9.35	MOLDING & ATCH. PARTS, lwr. . .
69	4456-66.	8701122	LH	9.35	MOLDING & ATCH. PARTS, lwr. . .
69-70	50-60-8000 (4 Drs.)	8701169	2	10.75	MOLDING & ATCH. PARTS (black)
69-70	50-60-8000 (2 Drs.)	8701170	2	13.35	MOLDING & ATCH. PARTS (black)
69	8239-69-8439-69.	8701113	RH	12.95	MOLDING & ATCH. PARTS, lwr.
69	8239-69-8439-69.	8701114	LH	12.95	MOLDING & ATCH. PARTS, lwr . . .
69	8257-8457-67..	8701111	RH	14.10	MOLDING & ATCH. PARTS, lwr . . .
69	8257-8457-67..	8701112	LH	14.10	MOLDING & ATCH. PARTS, lwr. . .
70-72	3327-37-3437-67-3537- 4437-4637 (Body Side Mldg.)	8702623	RH	7.35	MOLDING & ATCH. PARTS, peak
70-72	3327-37-3437-67-3537- 4437-4637 (Body Side Mldg.)	8702624	LH	7.35	MOLDING & ATCH. PARTS, peak
70-72	3369-3569-4439-4469 (Body Side Mldg.)	8702625	RH	8.45	MOLDING & ATCH. PARTS, peak
70-72	3369-3569-4439-4469 (Body Side Mldg.)	8702626	LH	8.45	MOLDING & ATCH. PARTS, peak
70	30-4000 (2 Drs.)	8702676	RH	12.20	MOLDING & ATCH. PARTS, lwr. (black).
70	30-4000 (2 Drs.)	8702677	LH	12.20	MOLDING & ATCH. PARTS, lwr. (black).
70	30-4000 (2 Drs.)	8702680	RH	1 1.90	MOLDING & ATCH. PARTS (dk. blue).
70	30-4000 (2 Drs.)	8702681	LH	1 1.90	MOLDING & ATCH. PARTS (dk. blue).
70	30-4000 (2 Drs.)	8702678	RH	1 1.90	MOLDING & ATCH. PARTS (dk. green).
70	30-4000 (2 Drs.)	8702679	LH	1 1.90	MOLDING & ATCH. PARTS (dk. green).
70	30-4000 (2 Drs.)	8702682	RH	1 1.90	MOLDING & ATCH. PARTS (dk. green).
70	30-4000 (2 Drs.)	8702683	LH	1 1.90	MOLDING & ATCH. PARTS (dk. green).
70	30-4000 (4 Drs.)	8702666	RH	9.25	MOLDING & ATCH. PARTS (black).
70	30-4000 (4 Drs.)	8702667	LH	9.25	MOLDING & ATCH. PARTS (black).
70	30-4000 (4 Drs.)	8702670	RH	9.25	MOLDING & ATCH. PARTS (dk. blue).
70	30-4000 (4 Drs.)	8702671	LH	9.00	MOLDING & ATCH. PARTS (dk. blue).
70	30-4000 (4 Drs.)	8702668	RH	9.25	MOLDING & ATCH. PARTS (dk. green).
70	30-4000 (4 Drs.)	8702669	LH	9.25	MOLDING & ATCH. PARTS (dk. green).
70	30-4000 (4 Drs.)	8702672	RH	9.00	MOLDING & ATCH. PARTS (dk. gold).
70	30-4000 (4 Drs.)	8702673	LH	9.00	MOLDING & ATCH. PARTS (dk. gold).
70	50-60-8000 (2-Drs.)	8703004	2	12.40	MOLDING & ATCH. PARTS (dk. green).
70	50-60-8000 (2-Drs.)	8703005	2	12.40	MOLDING & ATCH. PARTS (dk. blue).
70	50-60-8000 (2-Drs.)	8703006	2	12.40	MOLDING & ATCH. PARTS (dk. gold).
70	50-60-8000 (2-Drs.)	8703007	2	12.40	MOLDING & ATCH. PARTS (lt. saddle).
70	50-60-8000 (4-Drs.)	8703008	2	10.00	MOLDING & ATCH. PARTS (dk. green).
70	50-60-8000 (4-Drs.)	8703009	2	10.00	MOLDING & ATCH. PARTS (dk. blue).
70	50-60-8000 (4-Drs.)	8703010	2	10.00	MOLDING & ATCH. PARTS (dk gold).
70	50-60-8000 (4-Drs.)	8703011	2	10.00	MOLDING & ATCH. PARTS (lt. saddle).
70	6036-46 (Wood Grain)	8702646	1	8.40	MOLDING & ATCH. PARTS, upr.
70	6036-46 (Wood Grain)	8702647	LH	8.40	MOLDING & ATCH. PARTS, upr.
70	6036-46 (Wood Grain)	8702648	RH	15.20	MOLDING & ATCH. PARTS, lwr.
70	6036-46 (Wood Grain)	8702649	LH	15.20	MOLDING & ATCH. PARTS, lwr.
70	9000.	8701429	RH	29.90	MOLDING & ATCH. PARTS, lwr. (paint to match) . . .
70	9000.	8701430	LH	29.90	MOLDING & ATCH. PARTS, lwr. (paint to match) . . .
71-72	3327-37-3437-4437-67 Body Side Mldg.	8705580	RH	12.55	MOLDING & ATCH. PARTS, lwr.
71-72	3327-37-3437-4437-67 Body Side Mldg.	8705581	LH	12.55	MOLDING & ATCH. PARTS, lwr.
71-72	3369-3436-4439-69 Body Side Mldg.	8705582	LH	8.70	MOLDING & ATCH. PARTS, lwr.
71-72	3369-3436-4439-69 Body Side Mldg.	8705583	RH	8.70	MOLDING & ATCH. PARTS, lwr.
71-72	50-6000 2 Drs.	8705400	2	12.80	MOLDING & ATCH. PARTS, lwr.
71-72	5239-69-5439-69-6035- 45-6639 Body Side Mldg.	8704695	2	1 1.20	MOLDING & ATCH. PARTS, lwr.
71	6035-45 Wood Grain	8704706	RH	1 5.65	MOLDING & ATCH. PARTS, transfer upr. frt.
71	6035-45 Wood Grain	8704707	LH	15.65	MOLDING & ATCH. PARTS, transfer upr. frt.
71	6035-45 Wood Grain	8704708	RH	16.35	MOLDING & ATCH. PARTS, transfer-lwr.
71	6035-45 Wood Grain	8704709	LH	1 6.35	MOLDING «• ATCH. PARTS, transfer-lwr . . .
71	6035-45 Wood Grain	8704723	RH	3.33	MOLDING 8. ATCH. PARTS, upr. rr. transfer
71	6035-45 Wood Grain	8704724	LH	3.33	MOLDING & ATCH. PARTS, upr. rr. transfer
71-72	82-8437 Body Side Mldg.	8704736	2	12.80	MOLDING & ATCH. PARTS, lwr.
71-72	82-8439 Body Side Mldg.	8704745	2	1 1.20	MOLDING & ATCH. PARTS, lwr.
72	6035-45 Wood Grain	8705750	RH	15.65	MOLDING & ATCH. PARTS, transfer upr frt.
72	6035-45 Wood Grain	8705751	LH	15.65	MOLDING & ATCH. PARTS, transfer upr. frt.
72	6035-45 Wood Grain	8705759	RH	3.33	MOLDING & ATCH. PARTS, transfer upr. rr.
72	6035-45 Wood Grain	8705760	LH	3.33	MOLDING & ATCH. PARTS, transfer upr. rr.

72	6035-45 Wood Grain		RH	16.35	MOLDING &	
72	6035-45 Wood Grain		LH	16.35	MOLDING &	
72	50-66-8000 (2 Drs.)					
	w/Wide Rkr. Pnl. Mldg.		RH		MOLDING &	
72	50-66-8000 (2 Drs.)					
	w/Wide Rkr. Pnl. Mldg.		LH		MOLDING &	
72	50-60-8000 (4 Drs.)					
	w/Wide Rkr. Pnl. Mldg.		RH		MOLDING &	
72	50-60-8000 (4 Drs.)					
	w/Wide Rkr. Pnl. Mldg.		LH		MOLDING &	
72	9000 w/Wide Rkr. Pnl.					
	Mldg.	8705820	RH		MOLDING &	
72	9000 w/Wide Rkr. Pnl.					
	Mldg.	8705821	LH		MOLDING	ATCH. PARTS, lwr.
72	9000 Body Side Mldg.	8705669	RH	14.85	MOLDING	ATCH. PARTS, lower (black)
72	9000 Body Side Mldg.	8705670	LH	14.85	MOLDING	ATCH. PARTS, lower (black)
72	9000	8705389	RH	12.80	MOLDING	ATCH. PARTS, lwr. (covert)
72	9000	8705390	LH	12.80	MOLDING	ATCH. PARTS, lwr. (covert)
72	9000	8705391	RH	12.80	MOLDING	ATCH. PARTS, lwr. (med. blue)
72	9000	8705392	LH	12.80	MOLDING	ATCH. PARTS, lwr. (med. blue)
72	9000	8705835	RH	12.80	MOLDING	ATCH. PARTS, lwr. (silver blue)
72	9000	8705836	LH	12.80	MOLDING	ATCH. PARTS, lwr. (silver blue)
72	9000	8705393	RH	12.80	MOLDING	ATCH. PARTS, lwr. (green)
72	9000	8705394	LH	12.80	MOLDING	ATCH. PARTS, lwr. (green)
72	9000	8705395	RH	12.80	MOLDING	ATCH. PARTS, lwr. (pewter)
72	9000	8705396	LH	12.80	MOLDING	ATCH. PARTS, lwr. (pewter)

NOTE Standard size sheet metal screws 8i nuts are not included with moldings. Attachng clips are included

12.112 CLIP, FRONT DOOR MOLDINGS, (REFER TO GROUP 12.118)

12.113 MOLDING, CENTER PILLAR

64	4255-65 Side Wind.					
	Reveal Mldg., 4355-65	4424798	RH	5.45	MOLDING,	scalp
64	4255-65 Side Wind.					
	Reveal Mldg., 4355-65			5.45	MOLDING,	scalp
65	35-36-41-4200 Side	4424799	LH			
	Wind. Reveal Mldg.,					
	4400			5.45	MOLDING,	scalp
65	35-36-4 1-4200 Side	4424798	RH			
	Wind. Reveal Mldg.,					
	4400			5.45	MOLDING,	scalp
66	3535-69-3635-69-4255	4424799	LH			
	65 Side Wind. Reveal					
	Mldg., 4455-65			5.45	MOLDING,	scalp
66	3535-69-3635-69-4255	4424798	RH			
	65 Side Wind. Reveal					
	Mldg., 4455-65			5.45	MOLDING,	scalp
67	3335-69-3435-69-3535	4424799	LH			
	69-3635-69 Reveal					
	Mldg., 4455-65-69					
	4855-65	4424798	RH	5.45	MOLDING	
67	3335-69-3435-69-3535					
	69-3635-69 Reveal					
	Mldg., 4455-65-69					
	4855-65	4424799	LH	5.45	MOLDING	
68	3369-3435-3569 Side					
	Wind. Reveal Mldg.	7728722	RH	4.82	MOLDING	
68	3369-3435-3569 Side					
	Wind. Reveal Mldg.	7728723	LH	4.82	MOLDING	
68	4455-65-69-4800	7728722	RH	4.82	MOLDING	
68	4455-65-69-4800	7728723	LH	4.82	MOLDING	
65-70	82-8469	4493805	RH	6.65	MOLDING,	****
65-70	82-8469	4493806	LH	6.65	MOLDING,	****
69-72	3369-3435-3436-3569					
	Side Wind. Reveal					
	Mldg., 4456-66-69	7728722	RH	4.82	MOLDING	
69-72	3369-3435-3436-3569					
	Side Wind. Reveal					
	Mldg., 4456-66-69	7728723	LH	4.82	MOLDING

12.114 PLATE AND ATTACHING PART, REAR DOOR NAME

66	3000 (4 Drs.)	4226888	2	1.54	PLATE & ATCH. PARTS.	"Special - -(12.1 16)
66	3000 (4 Drs.)	9419763	6	.10	NUT, name atch.	(8.921).....

CLIP, REAR DOOR OUTER PANEL MOLDING (REFER TO GROUP 12.118)

12.114 MOLDING & ATTACHING PARTS, REAR DOOR OUTER PANEL

60	44 19-35-39-45-4619-35-					
	39-45-4719-39-4829-					
	39.....	.1360317	2	5.15	MOLDING & ATCH. PARTS, side-lwr.	
61	4435-39-45-69-4639..	.1360092	2	5.07	MOLDING 8. ATCH. PARTS, peak	
61	4639.....	.1360109	2	5.07	MOLDING 8. ATCH. PARTS, lwr.	
62	4019-35-45-41 19-35 ..	.1360174	RH	3 59	MOLDING 8. ATCH. PARTS, lwr	
62	4439-69-4635-45.....	.1360155	2	7.10	MOLDING 8. ATCH. PARTS, lwr.	
62	4639.....	.1360176	RH	5.45	MOLDING 8t ATCH. PARTS, lwr.	
62	4639.....	.1360177	LH	5 45	MOLDING 8t ATCH. PARTS, lwr.	
63	4019-35-45-4119-35 ..	.1396120	RH	5.07	MOLDING 8. ATCH. PARTS, lwr.	
63	4019-35-45-41 19-35 ..	.1396121	LH	5.07	MOLDING 8. ATCH. PARTS, lwr.	
63	4435-39-45-69.....	.1396146	2	5 07	MOLDING 8. ATCH. PARTS, lwr.	
63	4435-39-45-69 Body					
	Side Mldg. Opt., 4635-					
	39.....	.1396160	RH	7 80	MOLDING 8. ATCH. PARTS, lwr.	
63	4435-39-45-69 Body					
	Side Mldg. Opt., 4635-					
	39.....	.1396161	LH	7.80	MOLDING & ATCH. PARTS, lwr	
64	4035-69-4135-69.....	.1365402	2	4.97	MOLDING 8t ATCH. PARTS, lwr.	
64	4369.....	.1365416	RH	12.40	MOLDING 8. ATCH. PARTS, lwr.	
64	4369.....	.1365417	LH	12.40	MOLDING 8. ATCH. PARTS, lwr.	
64	4255-65-4355-65.....	.1365484	RH	12.80	MOLDING 8. ATCH. PARTS, lwr	
64	4255-65-4355-65.....	.1365485	LH			
64	4439-69-4635-45 Short			12.80	MOLDING 8i ATCH. PARTS, lwr.	
	Length Side Mldg.....	.1360452	2			
64	4439-69-4635-45 Body			5.25	MOLDING 8i ATCH. PARTS, lwr	
	Side Mldg.....	.1360457	RH			
64	4439-69-4635-45 Body			12.45	MOLDING 8t ATCH. PARTS, lwr	
	Side Mldg.....	.1360458	LH	12.45	MOLDING 8t ATCH. PARTS, lwr	
64	4639-69.....	.1360453	RH	22.85	MOLDING 8. ATCH. PARTS, lwr	
64	4639-69.....	.1360454	LH	22.85	MOLDING & ATCH. PARTS, lwr.	
64	4819-29-39.....	.1360455	RH	23.45	MOLDING & ATCH. PARTS, lwr	
64	4819-29-39.....	.1360456	LH	23.45	MOLDING 8i ATCH. PARTS, lwr	
65	3335-69-3435-69-3535-					
	69-3635-69-4369-					
	4469.....	.1365627	2	7.95	MOLDING 8. ATCH. PARTS, lwr ..	
65	4000 Wagons.....	.1365484	RH	12.80	MOLDING 8i ATCH. PARTS, lwr. . .	
65	4000 Wagons.....	.1365485	LH	12.80	MOLDING 8t ATCH. PARTS, lwr ..	
65-66	5239-69 less Body Side					
	Mldg.....	.1365652	RH	9 00	MOLDING 8. ATCH. PARTS, lwr.	
65-66	5239-69 less Body Side					
	Mldg.....	.1365653	LH	9.00	MOLDING 8t ATCH. PARTS, lwr. . .	
65	5000 (4 Drs.) Body Side					
	Mldgs., 6000 (4 Drs.) ..	.1365648	RH	6.60	MOLDING 8t ATCH. PARTS, lwr. . .	
65	5000 (4 Drs.) Body Side					
	Mldgs, 6000 (4 Drs.) ..	.1365649	LH	6.60	MOLDING 8. ATCH. PARTS, lwr ..	
65	8239-69-8439-69.....	.1365644	RH	24.00	MOLDING 8. ATCH. PARTS, lwr. . .	
65	8239-69-8439-69.....	.1365645	LH	24.00	MOLDING 8. ATCH. PARTS, lwr. . .	
65-66	82-8439-82-8469.....	.1365642	RH	6.90	MOLDING 8. ATCH. PARTS, crown	
65-66	82-8439-82-8469.....	.1365643	LH	6.90	MOLDING 8. ATCH. PARTS, crown	
66	3335-69-3435-69 Body					
	Side Mldg., 3535-69-					
	3635-69.....	.4226878	2	5.20	MOLDING 8t ATCH. PARTS, lwr.....	
66	4000 Wagons.....	.4226916	RH	10.45	MOLDING 8. ATCH. PARTS, lwr.....	
66	4000 Wagons.....	.4226917	LH	10.45	MOLDING 8t ATCH. PARTS, lwr.....	
66	43-4439.....	.4226856	RH	9.95	MOLDING 8< ATCH. PARTS, lwr.....	
66	43-4439.....	.4226857	LH	9.95	MOLDING 8. ATCH. PARTS, lwr.....	
66	5239-69 Body Side					
	Mldg., 5439-69.....	.4226950	RH	10.75	MOLDING 8. ATCH. PARTS, lwr. (black).....	
66	5239-69 Body Side					
	Mldg., 5439-69.....	.4226951	LH	10.75	MOLDING 8. ATCH. PARTS, lwr. (black).....	
66	6439-69-6639.....	.4226952	RH	1 1.05	MOLDING 8. ATCH. PARTS, lwr. (black & red).	
66	6439-69-6639.....	.4226953	LH	1 1.05	MOLDING 8. ATCH. PARTS, lwr. (black & red).	
66	8239-69-8439-69.....	.4226924	RH	25.70	MOLDING 8. ATCH. PARTS, lwr.....	
66	8239-69-8439-69.....	.4226925	LH	25.70	MOLDING & ATCH. PARTS, lwr.....	
67	3000 (4 Drs.).....	.4229699	2	8.95	MOLDING 8. ATCH. PARTS, lwr.....	
67	4000 (4 Dr.) exc.					
	Wagons.....	.4229696	RH	12.70	MOLDING 8t ATCH. PARTS, lwr.....	
67	4000 (4 Dr.) exc.					
	Wagons.....	.4229697	LH	12.70	MOLDING 8t ATCH. PARTS, lwr.....	
67	4855-65.....	.4229688	RH	8.40	MOLDING 8. ATCH. PARTS, lwr-transfer finish	
67	4855-65.....	.4229689	LH	8.40	MOLDING 8. ATCH. PARTS, lwr-transfer finish	
67	4855-65.....	.4229690	RH	6.65	MOLDING 8> ATCH. PARTS, upr-transfer finish	
67	4855-65.....	.4229691	LH	6.65	MOLDING 8. ATCH. PARTS, upr-transfer finish	
67-68	8239-69-8439-69.....	.4229440	RH	15.60	MOLDING 8. ATCH. PARTS, crown.....	
67-68	8239-69-8439-69.....	.4229441	LH	15.60	MOLDING 8. ATCH. PARTS, crown.....	

68	<u>3569</u>	7795264	RH	8.40	MOLDING	8. ATCH. PARTS, lwr.....
68	<u>3569</u>	7795265	LH	8.40	MOLDING	8i ATCH. PARTS, lwr.....
68	<u>3369-3435</u>	7795266	RH	14.00	MOLDING	& ATCH. PARTS, peak.....
68	<u>3369-3435</u>	7795267	LH	14.00	MOLDING	& ATCH. PARTS, peak.....
68	<u>4439-69</u>	7795268	RH	11.15	MOLDING	8. ATCH. PARTS, lwr.....
68	<u>4439-69</u>	7795269	LH	11.15	MOLDING	8. ATCH. PARTS, lwr.....
68	<u>4455-65 Body Side</u> <u>Mldg.</u>	7795364	RH	1 1.50	MOLDING	& ATCH. PARTS, upr.....
68	<u>4455-65 Body Side</u> <u>Mldg.</u>	7795365	LH	1 1.50	MOLDING	& ATCH. PARTS, upr.....
68	<u>4855-65</u>	7795362	RH	7.40	MOLDING	& ATCH. PARTS, transfer lwr. finish
68	<u>4855-65</u>	7795363	LH	7.40	MOLDING	8. ATCH. PARTS, transfer lwr. finish
68	<u>4855-65</u>	7795364	RH	1 1.50	MOLDING	& ATCH. PARTS, transfer upr. finish
68	<u>4855-65</u>	7795365	LH	1 1.50	MOLDING	Si ATCH. PARTS, transfer upr. finish
69	<u>3369 Body Side Mldg.</u> ..	8701120	2	9.15	MOLDING	8. ATCH. PARTS, lwr.....
69	<u>3435-36</u>	7795266	RH	14.00	MOLDING	8i ATCH. PARTS, peak.....
69	<u>3435-36</u>	7795267	LH	14.00	MOLDING	8. ATCH. PARTS, peak.....
69	<u>3569-4439-69</u>	7795264	RH	8.40	MOLDING	8. ATCH. PARTS, lwr.....
69	<u>3569-4439-69</u>	7795265	LH	8.40	MOLDING	8. ATCH. PARTS, lwr.....
69	<u>4456-66</u>	8701357	RH	11.10	MOLDING	8. ATCH. PARTS, upr.....
69	<u>4456-66</u>	8701358	LH	11.10	MOLDING	8t ATCH. PARTS, upr.....
69	<u>4456-66 Body Side</u> <u>Mldg.</u>	8701080	RH	1 1.30	MOLDING	& ATCH. PARTS, lwr.....
69	<u>4456-66 Body Side</u> <u>Mldg.</u>	8701081	LH	1 1.30	MOLDING	8t ATCH. PARTS, lwr.....
69	<u>50-6000 (4 Drs.) Body</u> <u>Side Mldg. (1st Type-</u> <u>Mldg. Spear Cut End)</u> ..	8701172	2	7 90	MOLDING	8L ATCH. PARTS, lwr
69	<u>50-6000 (4 Drs.) Body</u> <u>Side Mldg. (2nd Type-</u> <u>Mldg. Square Cut End)</u>	8700365	2	9.35	MOLDING	& ATCH. PARTS, lwr. (26" long).....
69-70	<u>8000 (4 Drs.) Body Side</u> <u>Moulding</u>	8701171	2	10.70	MOLDING	& ATCH. PARTS (black).....
69	<u>8239-69-8439-69</u>	8701115	RH	12.25	MOLDING	Si ATCH. PARTS, lwr.....
69	<u>8239-69-8439-69</u>	8701116	LH	12.25	MOLDING	8. ATCH. PARTS, lwr.....
70-72	<u>3369-3569-4439-4469</u> <u>(Body Side Mldg.)</u>	8702627	RH	13.90	MOLDING	Si ATCH. PARTS, peak.....
70-72	<u>3369-3569-4439-4469</u> <u>(Body Side Mldg.)</u>	8702628	LH	13.90	MOLDING	8t ATCH. PARTS, peak.....
70	<u>30-4000 4 Drs. 2nd Type</u>	8704061	2	9.70	MOLDING	8. ATCH. PARTS, lwr (black).....
70	<u>30-4000 4 Drs. 2nd Type</u>	8704062	2	9.70	MOLDING	8i ATCH. PARTS, lwr (dk. green).....
70	<u>30-4000 4 Drs. 2nd Type</u>	8704063	2	9.70	MOLDING	8< ATCH. PARTS, lwr. (dk. blue).....
70	<u>30-4000 4 Drs. 2nd Type</u>	8704064	2	9.70	MOLDING	Si ATCH. PARTS, lwr. (dk. gold).....
	NOTE 1970 30-4000 4 Drs. 1st Type - square cut at rr. end, 2nd Type spear shaped at rr. end.					
70	<u>30-4000 4 Drs. 1st Type</u>	8702686	RH	9.70	MOLDING	8. ATCH. PARTS, lwr. (black).....
70	<u>30-4000 4 Drs. 1st Type</u>	8702687	LH	9.70	MOLDING	Si ATCH. PARTS, lwr (black).....
70	<u>30-4000 4 Drs. 1st Type</u>	8702688	RH	9.45	MOLDING	Si ATCH. PARTS (dk. green).....
70	<u>30-4000 4 Drs. 1st Type</u>	8702689	LH	9.45	MOLDING	8. ATCH. PARTS (dk. green).....
70	<u>30-4000 4 Drs. 1st Type</u>	8702690	RH	9.45	MOLDING	& ATCH. PARTS (dk. blue).....
70	<u>30-4000 4 Drs. 1st Type</u>	8702691	LH	9.45	MOLDING	Si ATCH. PARTS (dk. blue).....
70	<u>30-4000 4 Drs. 1st Type</u>	8702692	RH	9.45	MOLDING	Si ATCH. PARTS (dk. gold).....
70	<u>30-4000 4 Drs. 1st Type</u>	8702693	LH	9.45	MOLDING	Si ATCH. PARTS (dk. gold).....
70	<u>50-6000 (4-Drs.)</u>	8700365	2	9.35	MOLDING	8. ATCH. PARTS (black).....
70	<u>50-6000 (4-Drs.)</u>	8703016	2	9.35	MOLDING	& ATCH. PARTS (dk. green).....
70	<u>50-6000 (4-Drs.)</u>	8703017	2	9.35	MOLDING	8. ATCH. PARTS (dk. blue).....
70	<u>50-6000 (4-Drs.)</u>	8703018	2	9.35	MOLDING	Si ATCH. PARTS (dk. gold).....
70	<u>50-6000 (4-Drs.)</u>	8703019	2	9.35	MOLDING	Si ATCH. PARTS (lt. saddle).....
70	<u>6036-46 (Wood Grain)</u> ..	8702644	RH	1 1.70	MOLDING	8i ATCH. PARTS, transfer upr. finishing
70	<u>6036-46 (Wood Grain)</u> ..	8702645	LH	1 1.70	MOLDING	8i ATCH. PARTS, transfer upr. finishing
70	<u>6036-46 (Wood Grain)</u> ..	8702650	RH	6.85	MOLDING	Si ATCH. PARTS, lwr.....
70	<u>6036-46 (Wood Grain)</u> ..	8702651	LH	6.85	MOLDING	8. ATCH. PARTS, lwr.....
70	<u>8000 (4-Drs.)</u>	8703012	2	9.95	MOLDING	8. ATCH. PARTS (dk. green).....
70	<u>8000 (4-Drs.)</u>	8703013	2	9.95	MOLDING	& ATCH. PARTS (dk. blue).....
70	<u>8000 (4-Drs.)</u>	8703014	2	9.95	MOLDING	Si ATCH. PARTS (dk. gold).....
70	<u>8000 (4-Drs.)</u>	8703015	2	9.95	MOLDING	8. ATCH. PARTS (lt. saddle).....
71	<u>3369-3436-4439-69</u> <u>Body Side Mldg.-1st</u> <u>Type (23" Long)</u>	8705579	2	9.00	MOLDING	& ATCH. PARTS, lwr.....
71-72	<u>3369-3436-4439-69</u>	8704430	2	9.25	MOLDING	8> ATCH. PARTS, lwr.....
71-72	<u>5239-69-5439-69-6639</u> <u>Body Side Mldg.</u>	8704696	2	13.60	MOLDING	& ATCH. PARTS, lwr.....
71-72	<u>6035-45 Body Side</u> <u>Mldg.</u>	8704696	2	13.60	MOLDING	& ATCH. PARTS, lwr.....
71-72	<u>6035-45 Wood Grain</u>	8705756	2	15.30	MOLDING	& ATCH. PARTS, transfer-lwr.....
71	<u>6035-45 Wood Grain</u>	8704710	RH	16.90	MOLDING	& ATCH. PARTS, transfer-upr.....
71	<u>6035-45 Wood Grain</u>	8704711	LH	16.90	MOLDING	& ATCH. PARTS, transfer-upr.....
71-72	<u>82-8439 Body Side</u> <u>Mldg.</u>	8704744	2	10.75	MOLDING	8. ATCH. PARTS, lwr.....

72	6035-45 Wood Grain	8705754	RH	16.90	MOLDING & ATCH. PARTS, transfer upr.
72	6035-45 Wood Grain	8705755	LH	16.90	MOLDING & ATCH. PARTS, transfer upr.
72	6035-45-8239-8439				
	w/Wide Rkr. Pnl. Mldg.	8705828	RH		MOLDING & ATCH. PARTS, lwr.....
72	6035-45-8239-8439				
	w/Wide Rkr. Pnl. Mldg.	8705829	LH		MOLDING & ATCH. PARTS, lwr.....
72	5239-69-5439-69-6639				
	w/Wide Rkr. Pnl. Mldg.	8705824	RH		MOLDING & ATCH. PARTS, lwr.....
72	5239-69-5 439-69-6639				
	w/Wide Rkr. Pnl. Mldg.	8705825	LH		MOLDING & ATCH. PARTS, lwr.....

12.114 CLIP, REAR DOOR OUTER PANEL MOLDING (Refer to Group 12.118)

12.116 INDEX FOR REAR QUARTER MOLDING—LETTERS—NAME PLATE

- 12.1 16 -A MOLDING, GAS TANK FILLER EDGE GUARD
- 12.1 16 - B TRANSFER TAPE, REAR QUARTER
- 12.1 16 -C MOLDING, REAR QUARTER BELT REVEAL
- 12.1 16 - D MOLDING, REAR END BELT REVEAL
- 12.1 16 - E MOLDING, REAR QUARTER PINCHWELD FINISHING
- 12.1 16 - F MOLDING, REAR QUARTER PANEL
- 12.1 16 - G GASKET, REAR QUARTER CROWN MOLDING
- 12.1 16 - H MOLDING, REAR WHEEL OPENING
- 12.1 16 - I MOLDING, REAR WHEEL OPENING COVER
- 12.1 16 -J NAME PLATE—LETTERS—MONOGRAMS, REAR QUARTER NAME
- 12.1 16 - K GRILLE, REAR QUARTER ORNAMENTAL

12.116L DECAL, REAR QUARTER BELT

12.116A MOLDING, GAS TANK FILLER EDGE GUARD

67	4800.....	7696056		4.72	MOLDING
68	All Wagons	7795481		7.20	MOLDING & ATCH. PARTS.....
68	3435.....	7795371		7.70	MOLDING & ATCH. PARTS, filler dr. peak
69	3436.....	7795481		7.20	MOLDING & ATCH. PARTS.....
69	4456-66.....	8701356		7.20	MOLDING & ATCH. PARTS.....
69	3435-36-4456-66.....	7795371		7.70	MOLDING & ATCH. PARTS, filler dr. peak
71	6035-6045.....	9864794		5.07	MOLDING, dr. edge guard.....

12.116 CLIPS & ATTACHING PARTS, REAR QUARTER MOLDING & ORNAMENTS (REFER TO GROUP 12.118)

1 2.116B TRANSFER TAPE, REAR QUARTER

67	3417.....	7743265	RH	4.31	TAPE, body side (red strip)
67	3417.....	7743266	LH	4.31	TAPE, body side (red strip)
67	3417.....	7743267	RH	5 85	TAPE, rr. gtr. (red strip)
67	3417.....	7743268	LH	5.85	TAPE, rr. gtr. (red strip)
68	3437-4600.....	7779657	2	3.54	TAPE (black).....
68	3437-4600.....	7779658	2	3.54	TAPE (red).....
68	3437-4600.....	7779659		3.54	TAPE (white).....

12.116C MOLDING, REAR QUARTER BELT REVEAL

62-64	4839-47.....	4841556	RH	7.80	MOLDING
62-64	4839-47.....	4841557	LH	7.80	MOLDING
63-64	4439 Two-Tone Paint ...	4880690	RH	5.60	MOLDING
63-64	4439 Two-Tone Paint ...	4880691	LH	5.60	MOLDING
63-65	Riviera.....	4884383	RH	5.25	MOLDING
63-65	Riviera.....	4884384	LH	5.25	MOLDING
64	4027-4127 Two-Tone Paint.....	4446210	RH	8.70	MOLDING
64	4027-4127 Two-Tone Paint.....	4446211	LH	8.70	MOLDING
64	4069-4169 Two-Tone Paint.....	4449585	RH	13.45	MOLDING
64	4069-4169 Two-Tone Paint.....	4449586	LH	13.45	MOLDING
64	4639 Two-Tone Paint or Soft Roof Trim less Roof Side Mldg.....	4880690	RH	5.60	MOLDING
64	4639 Two-Tone Paint or Soft Roof Trim less Roof Side Mldg.....	4880691	LH	5.60	MOLDING
65	33-3427 (Two-Tone Paint).....	4446210	RH	8.70	MOLDING
65	33-34 27 (Two-Tone Paint).....	4446211	LH	8.70	MOLDING
65	33-34-35-36-43-4469 (Two-Tone Paint).....	4449585	RH	13.45	MOLDING
65	33-34-35-36-43-4469 (Two-Tone Paint).....	4449586	LH	13.45	MOLDING

65	4327-37-4427-37 Belt					
	Reveal Mldgs.	4446210	RH	8 70	MOLDING	
65	4327-37-4427-37 Belt					
	Reveal Mldgs.	4446211	LH	8.70	MOLDING	
65	5000 4 Dr. H.T. (Two-Tone Paint).	4490948	RH	14.15	MOLDING	
65	5000 4 Dr. H.T. (Two-Tone Paint).	4490949	LH	14.15	MOLDING	
65-66	52-54-62-6469 (Two-Tone Paint).	4496276	RH	7 60	MOLDING	
65-66	52-54-62-6469 (Two-Tone Paint).	4496277	LH	7.60	MOLDING	
65	6000 4 Dr. H.T. (Two-Tone Paint or Soft Roof Trim).	4490948	RH	14.15	MOLDING	
65	6000 4 Dr. H.T. (Two-Tone Paint or Soft Roof Trim).	4490949	LH	14.15	MOLDING	
65-66	82-8437 (Two-Tone Paint or Soft Roof Trim).	4516907	RH	13.15	MOLDING	
65-66	82-8437 (Two-Tone Paint or Soft Roof Trim).	4516908	LH	13.15	MOLDING	
65	82-8469 (Two-Tone Paint).	4488985	RH	9.95	MOLDING	
65	82-8469 (Two-Tone Paint).	4488986	LH	9.95	MOLDING	
65-66	52-54-62-64-6637 (Two-Tone Paint or Soft Roof Trim).	4516923	RH	8.80	MOLDING	
65-66	52-54-62-64-6637 (Two-Tone Paint or Soft Roof Trim).	4516924	LH	8.00	MOLDING	
65-66	82-8439 (Two-Tone Paint or Soft Roof Trim).	4490946	RH	10.95	MOLDING	
65-66	82-8439 (Two-Tone Paint or Soft Roof Trim).	4490947	LH	10.95	MOLDING	
65	9447 Soft Roof Trim	7614728	RH	8.60	MOLDING	
65	9447 Soft Roof Trim	7614729	LH	8.60	MOLDING	
66	33-3407 (Two-Tone Paint).	1394022	RH	14.80	MOLDING & ATCH. PARTS, inner	
66	33-3407 (Two-Tone Paint).	1394023	LH	14.80	MOLDING & ATCH. PARTS, inner	
66	4307-17-4407-17.	1394022	RH	14.80	MOLDING 8i ATCH. PARTS, inner	
66	4307-17-4407-17.	1394023	LH	14.80	MOLDING & ATCH. PARTS, inner	
66	3507-17-3607-17-4607-17 (Two-Tone Paint or Soft Roof Trim).	1394022	RH	14.80	MOLDING 8i ATCH. PARTS, inner	
66	3507-17-3607-17-4607-17 (Two-Tone Paint or Soft Roof Trim).	1394023	LH	14.80	MOLDING 8i ATCH. PARTS, inner	
66-67	30-4000 (2 Dr.) exc. Conv.-Two-Tone Paint or Soft Roof Trim.	1394024	RH	8.80	MOLDING 8i ATCH. PARTS, outer	
66-67	30-4000 (2 Dr.) exc. Conv.-Two-Tone Paint or Soft Roof Trim.	1394025	LH	8.80	MOLDING & ATCH. PARTS, outer	
66-67	33-34-35-36-4469 2-Tone Paint	1394026	RH	8.10	MOLDING	
66-67	33-34-35-36-4469 2-Tone Paint	1394027	LH	8.10	MOLDING	
66-67	4000 (4 Dr. H.T.) 2-Tone Paint or Soft Roof Trim	1394028	RH	10.45	MOLDING	
66-67	4000 (4 Dr. H.T.) 2-Tone Paint or Soft Roof Trim	1394029	LH	10.45	MOLDING	
66	52-54-64-6639 (Two-Tone Paint or Soft Roof Trim).	4490948	RH	14.15	MOLDING	
66	52-54-64-6639 (Two-Tone Paint or Soft Roof Trim).	4490949	LH	14.15	MOLDING	
66	82-8469 (Two-Tone Paint or Soft Roof Trim).	4488985	RH	9.95	MOLDING	
66	82-8469 (Two-Tone Paint or Soft Roof Trim).	4488986	LH	9.95	MOLDING	
66-69	9000 Soft Roof Trim	1394042	RH	13.75	MOLDING	
66-69	9000 Soft Roof Trim	1394043	LH	13.75	MOLDING	

67	30-4000 (2-Drs.) Two-Tone Paint or Soft Roof Trim	1394022	RH	14.80	MOLDING, inner reveal
67	30-4000 (2-Drs.) Two-Tone Paint or Soft Roof Trim	1394023	LH	14.80	MOLDING, inner reveal
67-68	52-54-64-6639 Soft Roof Trim or Two-Tone Paint	1394030	RH	10.6b	MOLDING
67-68	52-54-64-6639 Soft Roof Trim or Two-Tone Paint	1394031	LH	10.65	MOLDING
67-68	52-54-6469 Two-Tone Paint or Soft Roof Trim	1394032	RH	10.65	MOLDING
67-68	52-54-6469 Two-Tone Paint or Soft Roof Trim	1394033	LH	10.65	MOLDING
67-68	5287-5487-6487-6687 Soft Roof Trim or Two-Tone Paint	1394034	RH	9.85	MOLDING
67-68	5287-5487-6487-6687 Soft Roof Trim or Two-Tone Paint	1394035	LH	9.85	MOLDING
67-68	82-8439 Soft Roof Trim or Two-Tone Paint	1394036	RH	1 1.50	MOLDING
67-68	82-8439 Soft Roof Trim or Two-Tone Paint	1394037	LH	1 1.50	MOLDING
67-68	82-8469 Soft Roof Trim or Two-Tone Paint	1394038	RH	16.55	MOLDING
67-68	82-8469 Soft Roof Trim or Two-Tone Paint	1394039	LH	16.55	MOLDING
67-68	82-8457 Soft Roof Trim or Two-Tone Paint	1394040	RH	11.10	MOLDING
67-68	82-8457 Soft Roof Trim or Two-Tone Paint	1394041	LH	11.10	MOLDING
68	3327-3437-3537-4437-4637 Soft Roof Trim or Two-Tone Paint	1394296	RH	8.50	MOLDING, frt
68	3327-3437-3537-4437-4637 Soft Roof Trim or Two-Tone Paint	1394297	LH	8.50	MOLDING, frt
68	3435 Two-Tone Paint	7742490	RH	7.20	MOLDING, body lock pillar.
68	3435 Two-Tone Paint	7742491	LH	7.20	MOLDING, body lock pillar.
68-69	3369-3569-4439-69 Soft Roof Trim or 2-Tone Paint	7774622	RH	14.85	MOLDING
68-69	3369-3569-4439-69 Soft Roof Trim or 2-Tone Paint	7774623	LH	14.85	MOLDING
68	3327-3437-3537-4437-4637 Soft Roof Trim or Two-Tone Paint	1394298	RH	9.25	MOLDING, rr.
68	3327-3437-3537-4437-4637 Soft Roof Trim or Two-Tone Paint	1394299	LH	9.25	MOLDING, rr.
68	4439 Soft Roof Trim or Two-Tone Paint	7774622	RH	14.85	MOLDING
68	4439 Soft Roof Trim or Two-Tone Paint	7774623	LH	14.85	MOLDING
68-69	4000 Wagons (2-Tone Paint).	7742492	RH	7.20	MOLDING, body lock pillar.
68-69	4000 Wagons (2-Tone Paint).	7742493	LH	7.20	MOLDING, body lock pillar.
69	3435-36 (2-Tone Paint)	7742490	RH	7.20	MOLDING, body lock pillar.
69	3435-36 (2-Tone Paint)	7742491	LH	7.20	MOLDING, body lock pillar.
69	3327-34-35-44-4637 Soft Roof Trim or 2-Tone Paint	1394488	RH	7.20	MOLDING, body lock pillar.
69	3327-34-35-44-4637 Soft Roof Trim or 2-Tone Paint	1394489	LH	14.80	MOLDING & ATCH. PARTS.
69	52-54-64-6637 Soft Roof Trim w/Qtr. Wind. Belt Reveal Mldg.	1394530	RH	1 4.80	MOLDING & ATCH. PARTS
69	52-54-64-6637 Soft Roof Trim w/Qtr. Wind. Belt Reveal Mldg.	1394531	LH	7.90	MOLDING & ATCH. PARTS, qtr. (less escn.)
70	54-64 6637 2 Tone Paint or Soft Roof Trim w/Qtr. Wind. Belt Reveal Mldg.	1394530	RH	7.90	MOLDING & ATCH. PARTS, qtr. (less escn.)
				7.90	MOLDING & ATCH. PARTS, qtr. (less escn.)

70	54-64-6637 2 Tone Paint or Soft Roof Trim w/Qtr. Wind. Belt Reveal Mldg.1394531	LH	7.90	MOLDING & ATCH. PARTS, qtr. (less escn.).
69-70	5237-5437-6437 Soft Roof Trim or 2 Tone Paint less Qtr. Wind. Belt Reveal Mldg.1394484	RH	14.35	MOLDING & ATCH. PARTS, qtr (incl. escn.)
69-70	5237-5437-6437 Soft Roof Trim or 2 Tone Paint less Qtr. Wind. Belt Reveal Mldg.1394485	LH	14.35	MOLDING & ATCH. PARTS, qtr. (incl. escn.)
69-70	52-54-6469 Soft Roof Trim or 2-Tone Paint...	1394490	RH	14.60	MOLDING & ATCH. PARTS.....
69-70	52-54-6469 Soft Roof Trim or 2-Tone Paint. . .	1394491	LH	14.60	MOLDING & ATCH. PARTS.....
69-70	52-54-64-6639 Soft Roof Trim or 2-Tone Paint. . .	1394492	RH	14.35	MOLDING & ATCH. PARTS.....
69-70	52-54-64-6639 Soft Roof Trim or 2-Tone Paint... .	1394493	LH	14.35	MOLDING & ATCH. PARTS.....
69-70	82-8457 (2-Tone Paint) ..	1394476	RH	8.20	MOLDING & ATCH. PARTS.....
69-70	82-8457 (2-Tone Paint) ..	1394477	LH	8.20	MOLDING & ATCH. PARTS.....
69-70	82-8469 (2-Tone Paint) ..	1394486	RH	14.80	MOLDING & ATCH. PARTS.....
69-70	82-8469 (2-Tone Paint) ..	1394487	LH	14.80	MOLDING & ATCH. PARTS.....
69-70	82-8439 (2-Tone Paint) ..	1394494	RH	7.65	MOLDING & ATCH. PARTS.....
69-70	82-8439 (2-Tone Paint) ..	1394495	LH	7.65	MOLDING & ATCH. PARTS.....
69-70	82-8439 Soft Roof Trim .	1394502	RH	14.80	MOLDING & ATCH. PARTS, qtr. (paint to match)
69-70	82-8439 Soft Roof Trim .	1394503	LH	14.80	MOLDING & ATCH. PARTS, qtr. (paint to match)
69-70	82-8457 Soft Roof Trim .	1394504	RH	15.15	MOLDING & ATCH. PARTS, qtr. (paint to match)
69-70	82-8457 Soft Roof Trim .	1394505	LH	15.15	MOLDING & ATCH. PARTS, qtr. (paint to match)
69-70	82-8469 Soft Roof Trim .	1394506	RH	25.20	MOLDING & ATCH. PARTS, qtr. (paint to match)
69-70	82-8469 Soft Roof Trim .	1394507	LH	25.20	MOLDING & ATCH. PARTS, qtr. (paint to match)
70-71	3327-37-3437-3537~ 4437-4637 Soft Roof Trim or Two-Tone Paint	8795297	RH	8.30	MOLDING, frt.....
70-71	3327-37-3437-3537~ 4437-4637 Soft Roof Trim or Two-Tone Paint	8795298	LH	8.30	MOLDING, frt.....
70-71	3327-37-3437-3537~ 4437-4637 Soft Roof Trim or 2-Tone Paint. . .	8797332	RH	9.75	MOLDING, rr.....
70-71	3327-37-3437-3537~ 4437-4637 Soft Roof Trim or 2-Tone Paint... .	8797333	LH	9.75	MOLDING, rr.....
70-72	3435-3436 2-Tone Paint	8799601	RH	9.75	MOLDING, rr.....
70-72	3435-3436 2-Tone Paint	8799602	LH	7.25	MOLDING, body lock pillar.....
70-72	3369-3569-4439-4469 Soft Roof Trim or 2- Tone Paint.	8781174	RH	9.55	MOLDING, body lock pillar.....
70-72	3369-3569-4439-4469 Soft Roof Trim or 2- Tone Paint.	8781175	LH	9.55	MOLDING, rr.....
70-72	3369-3569-4439-4469 Soft Roof Trim or 2- Tone Paint.	8781843	RH	7.85	MOLDING, rr.....
70-72	3369-3569-4439-4469 Soft Roof Trim or 2- Tone Paint.	8781844	LH	7.85	MOLDING, frt.....
70	5237-5437 Belt Reveal Mldg. & Soft Roof Trim	1394530	RH	7.90	MOLDING, frt.....
70	6437-6637 Soft Roof Trim or 2-Tone Paint. . .	1394530	RH	7.90	MOLDING & ATCH. PARTS.....
70	5237-5437 Belt Reveal Mldg. & Soft Roof Trim	1394531	LH	7.90	MOLDING & ATCH. PARTS.....
70	6437-6637 Soft Roof Trim or 2-Tone Paint. . .	1394531	LH	7.90	MOLDING & ATCH. PARTS.....
70	9000 Soft Roof Trim	9809402	RH	8.60	MOLDING & ATCH. PARTS.....
70	9000 Soft Roof Trim	9809403	LH	8.60	MOLDING, painted.....
71-72	52-5457.....	1394902	RH	8.20	MOLDING, painted.....
71-72	52-5457.....	1394903	LH	8.20	MOLDING & ATCH. PARTS, frt.....
71-72	52-5457.....	1394904	RH	6.90	MOLDING & ATCH. PARTS, frt
71-72	52-5457.....	1394905	LH	6.90	MOLDING & ATCH. PARTS, rr.....
71-72	52-5469.....	1394906	RH	10.75	MOLDING & ATCH. PARTS, rr.....
71-72	52-5469.....	1394907	LH	10.75	MOLDING & ATCH. PARTS.....
71-72	52-54-6639.....	1394908	RH	16.15	MOLDING & ATCH. PARTS.....
71-72	52-54-6639.....	1394909	LH	16.15	MOLDING & ATCH. PARTS.....
71-72	6647.....	1394912	RH	9.15	MOLDING & ATCH. PARTS.....
71-72	6647.....	1394913	LH	9.15	MOLDING & ATCH. PARTS, frt (painted) MOLDING & ATCH. PARTS, frt. (painted)

71-72	6647		.1394914	RH	7.95	MOLDING	ATCH. PARTS, rr. (painted)
71-72	6647		.1394915	LH	7.95	MOLDING	ATCH. PARTS, rr. (painted)
71-72	6035-45	Soft Roof Trim or Two-Tone Paint	.9845997	RH	4.36	MOLDING,	body lock plr.
71-72	6035-45	Soft Roof Trim or Two-Tone Paint	.9845998	LH	4.36	MOLDING,	body lock plr.....
71-72	82-8437		.1394916	RH	16 15	MOLDING 8.	ATCH. PARTS.....
71-72	82-8437		.1394917	LH	16 15	MOLDING 8.	ATCH. PARTS.....
71-72	82-8437		.1394918	RH	16.15	MOLDING 8i	ATCH. PARTS (painted)
71-72	82-8437		.1394919	LH	16 15	MOLDING &	ATCH. PARTS (painted)
71-72	82-8439		.1394920	RH	13.85	MOLDING 8.	ATCH. PARTS.....
71-72	82-8439		.1394921	LH	13.85	MOLDING 8.	ATCH. PARTS.....
71-72	82-8439		.1394922	RH	13.85	MOLDING 8.	ATCH. PARTS (painted)
71-72	82-8439		.1394923	LH	13.85	MOLDING 8.	ATCH. PARTS (painted)
71-72	9000	Soft Roof Trim	1394930	2	4.36	MOLDING
72	3327-37-3437-4437	Soft Roof Trim or 2-Tone Paint	.9616532	RH	5.95	MOLDING,	frt.
72	3327-37-3437-4437	Soft Roof Trim or 2-Tone Paint	.9616533	LH	5.95	MOLDING,	frt.
72	3327-37-3437-4437	Soft Roof Trim or 2-Tone Paint	.9616530	RH	8.50	MOLDING,	rr
72	3327-37-3437-4437	Soft Roof Trim or 2-Tone Paint	.9616531	LH	8.50	MOLDING,	rr.....
72	4437	w/Halo Mldgs	.9613222	RH	8.30	MOLDING,	frt.....
72	4437	w/Halo Mldgs	.9613223	LH	8.30	MOLDING,	frt.....
72	6647		.9610793	RH	9.15	MOLDING	(painted) ..
72	6647		.9610794	LH	9.15	MOLDING,	frt. (painted)
72	6647		.9610814	RH	7.95	MOLDING,	rr. (painted)
72	6647		.9610815	LH	7.95	MOLDING,	rr. (painted)
72	8237-8437	Soft Roof Trim	.9610797	RH	16.15	MOLDING	(painted) ..
72	8237-8437	Soft Roof Trim	.9610798	LH	16.15	MOLDING	(painted) ..
72	8239-8439	Soft Roof Trim	.9610802	RH	1 3.85	MOLDING	(painted) ..
72	8239-8439	Soft Roof Trim	.9610803	LH	13.85	MOLDING	(painted) ..
72	9000	Soft Roof Trim	9610806	2	4.36	MOLDING	(painted) ..
69	3327-34-35-44-4637	Soft Roof Trim or 2- Tone Paint	.1394480	RH	8.80	ESCUTCHEON 8i	ATCH. PARTS, rear
69	3327-34-35-44-4637	Soft Roof Trim or 2- Tone Paint	.1394481	LH	8 80	ESCUTCHEON 8.	ATCH. PARTS, rear
69-70	52-54-64-6637	Soft Roof Trim or 2-Tone Paint	.1394482	RH	9 05	ESCUTCHEON &	ATCH.PARTS
69-70	52-54-64-6637	Soft Roof Trim or 2-Tone Paint	.1394483	LH	9.05	ESCUTCHEON &	ATCH. PARTS .

NOTE For clips refer to group 12.118

12.116D MOLDING, REAR END BELT REVEAL

64	4027-4127	Two-Tone Paint	.4445624	1	5.85	MOLDING,	rr end belt.
65	33-3427	(Two-Tone Paint)	.4445624	1	5.85	MOLDING,	rr. end <u>belt.</u>
64-65	4327-37-4427-37		.4420103	RH	6.65	MOLDING,	rr. end <u>belt.</u>
64-65	4327-37-4427-37		.4420104	LH	6.65	MOLDING,	rr. end belt.
65	4327-37-4427-37	Belt Reveal Mldgs	.4445624	1	5.85	MOLDING,	rr. end belt.
65-66	82-8437	(Two-Tone Paint or Soft Roof Trim)	.4516909	1	7.50	MOLDING,	rr end
65-66	82-8439	(Two-Tone Paint or Soft Roof Trim)	.4496167	1	6.35	MOLDING,	rr. end _____
65	9447	Soft Roof Trim	.7614620	RH	7.65	MOLDING,	rr. end
65	9447	Soft Roof Trim	.7614621	LH	7.65	MOLDING,	rr. end <u>belt cvr. side.</u>
65	9447	Soft Roof Trim	.7614727	1	10.65	MOLDING,	rr. end belt cvr. finish-ctr.
65-66	52-54-64-6639-82-8469	(Two-Tone Paint or Soft Roof Trim)	.4488800		5.85	MOLDING,	rr. end _____
64	4027-4127	Two-Tone Paint	.4817162		.20	CLIP,	rr. end belt mldg.....
64	4337		.4837358		.20	CLIP,	rr. end belt mldg. corner—(12.1 16)
65	4327-37-4427-37		.4491311		.30	CLIP,	rr. end belt mldg.....
64	4337		.4436803		.53	NUT,	rr. end belt mldg.....

12.116E MOLDING, REAR QUARTER PINCHWELD FINISHING

61-64	4467-4667.....	4819550	RH	24.15	MOLDING .
61-64	4467-4667.....	4819551	LH	23.30	MOLDING .
62-63	4067.....	4844340	RH	25.55	MOLDING .
62-63	4067.....	4844341	LH	25.55	MOLDING .
64	4367 Belt Reveal Mldg. .	4407518	RH	13.15	MOLDING .
64	4367 Belt Reveal Mldg. .	4407519	LH	13.15	MOLDING .
65	43-4467 Belt Reveal Mldgs.	4526890	RH	12.80	MOLDING .
65	43-4467 Belt Reveal Mldgs.	4526891	LH	12.80	MOLDING .
65	33-34-43-4467.....	3871676	RH	13.65	MOLDING .
65-66	5467.....	4467570	RH	19.13	MOLDING, at belt
65-66	5467.....	4467571	LH	19.57	MOLDING, at belt
66-67	30-4000 Conv.....	4541662	RH	25.70	MOLDING .
66-67	30-4000 Conv.....	4541663	LH	23.75	MOLDING .
66-67	4000 Conv. Belt Reveal Mldgs.	4541666	RH	23.05	
66-67	4000 Conv. Belt Reveal Mldgs.	4541667	LH	21.15	MOLDING .
67-68	5467.....	3917770	RH	25.30	MOLDING (incl. attach, parts) .
67-68	5467.....	3917769	LH	25.30	MOLDING (incl. attach, parts) .
67-68	66-8467.....	7698286	RH	30.55	MOLDING .
67-68	66-8467.....	7698287	LH	28.00	MOLDING .
68-70	44-4667.....	3940526	RH	18.90	MOLDING (incl. attaching parts)
68-70	44-4667.....	3940525	LH	17.85	MOLDING (incl. attaching parts)
68	44-4667 Belt Reveal Mldg.	7724378	RH	24.10	MOLDING .
68	44-4667 Belt Reveal Mldg.	7724379	LH	21.90	
69	44-4667 Belt Reveal Mldg.	8726872	RH	34.40	
69	44-4667 Belt Reveal Mldg.	8726873	LH	32.70	MOLDING .
69-70	5467.....	8713064	RH	31.15	MOLDING .
69-70	5467.....	8713065	LH	29.80	MOLDING .
69-70	6667.....	8713066	RH	29.65	MOLDING .
69-70	6667.....	8713067	LH	28.15	MOLDING .
69-70	8467.....	8713267	RH	29.65	MOLDING .
69-70	8467.....	8713268	LH	28.15	MOLDING .
71-72	3467-4467.....	8726848	RH	39.50	MOLDING .
71-72	3467-4467.....	8726849	LH	37.70	MOLDING .
71	5467.....	9831888	RH	28.20	MOLDING .
71	5467.....	9831889	LH	28.20	MOLDING .
71	5467 Belt Reveal Mldg.; 6667.....	9876918	RH	24.45	MOLDING .
71	5467 Belt Reveal Mldg.; 6667.....	9876919	1	24.45	MOLDING .
72	5467.....	9876916	RH	28.20	MOLDING .
72	5467.....	9876917	LH	28.20	MOLDING .
72	5467 (Belt Reveal Mldg.)	9876918	RH	24.45	MOLDING .
72	5467 (Belt Reveal Molding).....	9876919	LH	24.45	MOLDING .
72	6667.....	9876918	RH	24.45	MOLDING .
72	6667.....	9876919	LH	24.45	MOLDING .

NOTE Refer to group 12.1 1 8 for clips

12.116F MOLDING & ATTACHING PARTS PACKAGE, REAR QUARTER PANEL

59	All.....	1360391	2	6.55	MOLDING & ATCH. PARTS, side lwr. rr.
59	All exc. Wagons.....	1360406	RH	8.80	MOLDING & ATCH. PARTS, rr.
59	All exc. Wagons.....	1360407	LH	8.80	MOLDING & ATCH. PARTS, rr.
60	All exc. 4435-4635.....	1360349	RH	8.65	MOLDING & ATCH. PARTS, rr. of rr. qtr. peak-upr.
60	All exc. 4435-4635.....	1360350	LH	8.65	MOLDING & ATCH. PARTS, rr. of rr. qtr. peak-upr.
60	4737-4867.....	1360332	2	1 1.55	MOLDING & ATCH. PARTS, lwr.
60	441 1-37-67-4637-67	1360353	2	10.60	MOLDING & ATCH. PARTS, lwr.
60	4419-35-39-45-4619-35- 39-45-4719-39.....	1360333	2	7.95	MOLDING & ATCH. PARTS, lwr. .
60	4829-39.....	1360334	2	8.80	MOLDING & ATCH. PARTS, lwr. .
61	4019-4 1 19.....	1360076	RH	5.45	MOLDING & CLIPS, peak,
61	4019-4 1 19.....	1360077	LH	5.45	MOLDING & CLIPS, peak,
61	441 1-37-67-4637-67. . . .	1360094	RH	9.95	MOLDING & ATCH. PARTS, peak
61	441 1-37-67-4637-67. . . .	1360095	LH	9.95	MOLDING & ATCH. PARTS, peak
61	441 1-37-39-67-69.....	4808716	RH	2.15	MOLDING, rr-upr.
61	441 1-37-39-67-69.....	4808717	LH	2.15	MOLDING, rr-upr.
61	4637-67.....	1360107	RH	1 1.70	MOLDING & CLIPS, lwr.
61	4637-67.....	1360266	LH	1 1.70	MOLDING & CLIPS, lwr.
61	4639.....	1360108	RH	10.65	MOLDING & CLIPS,

61	4639	1360267	LH	10.65	MOLDING	8. CLIPS, lwr.
61	4637-39-67-47 19-37-39	4808718	RH	3.95	MOLDING	rr-upr.
61	4637-39-67-47 19-37-39	4808719	LH	3.95	MOLDING	rr-upr.
61	4439-69-4639	1360096	RH	8.80	MOLDING	8. ATCH. PARTS, peak
61	4439-69-4639	1360097	LH	8.80	MOLDING	8. ATCH. PARTS, peak
61	4719-39-4829	1360101	LH	8.80	MOLDING	8. ATCH. PARTS, peak
61-62	4027-67-4167	1360180	RH	3.13	MOLDING	8. ATCH. PARTS, at t/lamp
61-62	4317-47-67	1360182	RH	10.25	MOLDING	8. ATCH. PARTS, at t/lamp
61-62	4317 47-67	1360183	LH	10.25	MOLDING	8. ATCH. PARTS, at t/lamp
62	4019-35-45-41 19-35	1360184	RH	4 66	MOLDING	8. ATCH. PARTS, lwr.
62	4019-35-45-41 19-35	1360185	LH	4.66	MOLDING	8. ATCH. PARTS, lwr.
62	4027-67-4167	1360186	RH	3.23	MOLDING	8. CLIPS, frt.
62	4027-67-4 167	1360187	LH	3.23	MOLDING	8. CLIPS, frt.
62	4027-67-4167	1360188	RH	8.55	MOLDING	8. ATCH. PARTS, lwr-rr.
62	4027-67-4167	1360189	LH	8.55	MOLDING	8. ATCH. PARTS, lwr-rr.
62	4411-47-4647-67	1360190	2	18.65	MOLDING	8. ATCH. PARTS, lwr.
62	4439-69	1360191	2	16.90	MOLDING	8. ATCH. PARTS, lwr.
62	4635-45	1360192	2	19.35	MOLDING	8i ATCH. PARTS, lwr.
62	4639	1360193	2	7.10	MOLDING	8. ATCH. PARTS, lwr.
62	Wildcat	1360195	LH	10.25	MOLDING	8. CLIPS, lwr.
62	4819-29-39	1360202	RH	9.65	MOLDING	8. ATCH. PARTS, lwr.
62	4819-29-39	1360203	LH	9.65	MOLDING	8. ATCH. PARTS, lwr.
62	4847-67	1360204	RH	10.65	MOLDING	8. ATCH. PARTS, lwr.
62	4847-67	1360205	LH	10.65	MOLDING	8. ATCH. PARTS, lwr.
63	401 9	1396124	RH	8.80	MOLDING	8. CLIP, lwr.
63	401 9	1396125	LH	8.80	MOLDING	8. CLIP, lwr.
63	4019-27-67 Painted	1396136	RH	4.66	MOLDING	8. CLIP, at t/lamp
63	4019-27-67 Painted	1396137	LH	4 66	MOLDING	8. CLIP, at t/lamp
63	4019-27-67 Rr. Body Mldg, 41 19-4347-67	1396138	RH	7.80	MOLDING	8i CLIP, at tail lamp (chrome)
63	4019-27-67 Rr. Body Mldg., 41 19-4347-67	1396139	LH	7.80	MOLDING	8i CLIP, at tail lamp (chrome)
63	4035-45	1396126	RH	8.80	MOLDING	8. CLIP PACKAGE, lwr.
63	4035-45	1396127	LH	8 80	MOLDING	8. CLIP PACKAGE, lwr.
63	4027-67 (Bright Mldg.)	1396248	RH	9.95	MOLDING	8. CLIP PACKAGE, lwr.
63	4027-67 (Bright Mldg.)	1396249	LH	9 95	MOLDING	8i CLIP PACKAGE, lwr.
63	4119	1396124	RH	8.80	MOLDING	8. CLIP, lwr.
63	4119	1396125	LH	8.80	MOLDING	8. CLIP, lwr.
63	4135	1396126	RH	8.80	MOLDING	8. CLIP, lwr.
63	4135	1396127	LH	8.80	MOLDING	8. CLIP, lwr.
63	4347-67	1396122	RH	6.45	MOLDING	8. CLIP PACKAGE, lwr-frt.
63	4347-67	1396123	LH	6.45	MOLDING	8. CLIP PACKAGE, lwr-frt.
63	4347-67	1396128	RH	7.80	MOLDING	8. CLIP, lwr-rr.
63	4347-67	1396129	LH	7 80	MOLDING	8. CLIP, lwr-rr.
63	441 1-47-67	1396147	2	11.00	MOLDING	8. CLIP, lwr.
63	44 1 1-47-67 Full Length Mldg	1396164	RH	11.40	MOLDING	8. CLIP, lwr.
63	441 1-47-67 Full Length Mldg	1396165	LH	1 1 40	MOLDING	& CLIP, lwr.
63	4435-39-45-69 Std. Side Mldgs	1396145	2	5.85	MOLDING	8. CLIP, lwr.
63	4435-39-45-69 With Full Body Side Mldg	1396162	RH	12.45	MOLDING	8. CLIP, lwr.
63	4435-39-45-69 With Full Body Side Mldg	1396163	LH	12 45	MOLDING	8. CLIP, lwr.
63	4635-39	1396162	RH	12.45	MOLDING	8. CLIP, lwr.
63	4635-39	1396163	LH	12.45	MOLDING	8. CLIP, lwr.
63	4647-67	1396164	RH	11.40	MOLDING	8. CLIP, lwr.
63	4647-67	1396165	LH	11.40	MOLDING	8. CLIP, lwr.
63	4747	1396182	RH	5.07	MOLDING	& CLIP, lwr-rr.
63	4747	1396183	LH	5.07	MOLDING	8. CLIP, lwr-rr.
63	4800	1396198	2	11.40	MOLDING	8. NUT, rr. of rr. qtr.
63	4819-29-39	1396186	RH	35.05	MOLDING	8i CLIP, crown
63	4819-29-39	1396187	LH	35.05	MOLDING	8i CLIP, crown
63	4847-67	1396185	2	47.15	MOLDING	8i CLIP, crown
64	4027-67-4127	1365407	2	14.50	MOLDING	& ATCH. PARTS, lwr.
64	4035-4 135	1365413	2	10.25	MOLDING	8t ATCH. PARTS, lwr.
64	4069 Body Side Mldg.	1365406	2	10.25	MOLDING	8. ATCH. PARTS, lwr.
64	4169	1365406	2	10.25	MOLDING	8. ATCH. PARTS, lwr.
64	4255-65-4355-65	1365486	RH	20.90	MOLDING	& ATCH. PARTS, lwr.
64	4255-65-4355-65	1365487	LH	20.90	MOLDING	8. ATCH. PARTS, lwr.
64	4337-67	1365409	RH	22.85	MOLDING	8. ATCH. PARTS, lwr.
64	4337-67	1365410	LH	22.85	MOLDING	8i ATCH. PARTS, lwr.
64	4369	1365418	RH	19.60	MOLDING	8. ATCH. PARTS, lwr.
64	4369	1365419	LH	19.60	MOLDING	8. ATCH. PARTS, lwr.
64	4439-69-4635-45	1360499	2	7 65	MOLDING	8. ATCH. PARTS, lwr.
64	4439-69-4635-45 Body Side Mldg	1365379	RH	16.15	MOLDING	& ATCH. PARTS, lwr.

64	4439-69-4635-45 Body								
	Side Mldg	1365380	LH	16.15	MOLDING	8.	ATCH. PARTS, lwr. . . .		
64	4447-67	1365383	2	13.45	MOLDING	8i	ATCH. PARTS, lwr. . . .		
64	4447-67 Body Side								
	Mldg	1365381	RH	21.15	MOLDING	8.	ATCH. PARTS, lwr. . . .		
64	4447-67 Body Side								
	Mldg	1365382	LH	21.15	MOLDING	8.	ATCH. PARTS, lwr. . . .		
64	4635-45	1365469	LH	10.10	MOLDING	8i	ATCH. PARTS, lwr. frt.		
64	4635-45	1365470	LH	9.00	MOLDING	8i	ATCH. PARTS, lwr. ctr		
64	4635-45	1365471	LH	9.00	MOLDING	8t	ATCH. PARTS, lwr. rr.		
63-65	Riviera	1396178	2	3.23	MOLDING	8t	CLIP, lwr.-frt.		
63-65	Riviera	1396182	RH	5.07	MOLDING	8<	CLIP, lwr.-rr.		
63-65	Riviera	1396183	LH	5.07	MOLDING	8.	CLIP, lwr.-rr.		
64	4819-29-39	1360483	RH	38.35	MOLDING	8<	ATCH. PARTS, crown		
64	4819-29-39	1360484	LH	38.35	MOLDING	8i	ATCH. PARTS, crown		
64	4847-67	1360495	2	47.80	MOLDING	8i	ATCH. PARTS, crown		
65	33-3427-33-3467-4327- 37-67-4427-37-67								
	Body Side Mldg	1365674	2	20.05	MOLDING	8.	ATCH. PARTS, lwr.		
65	33-34-35-3669-4369- 4469 Body Side Mldg.	1365675	2	15.45	MOLDING	8i	ATCH. PARTS, lwr.		
65	33-34-35-3635 Body								
	Side Mldg	1365676	2	15.45	MOLDING	8i	ATCH. PARTS, lwr.		
65	Sportwagons	1365486	RH	20.90	MOLDING	8.	ATCH. PARTS, lwr.		
65	Sportwagons	1365487	LH	20.90	MOLDING	8.	ATCH. PARTS, lwr.		
65	50-6000	1365658	RH	8.05	MOLDING	8.	ATCH. PARTS, rr. of rr. qtr panel at tail lamp		
65	50-6000	1365659	LH	8.05	MOLDING	&	ATCH. PARTS, rr. of rr. qtr. panel at tail lamp		
65	8000	4227349	2	6.35	MOLDING	~8>	ATCH. PARTS, rr. of rr. qtr. crown		
65	8000 (2-Dr.)	4226867	2	40.40	MOLDING	&	ATCH. PARTS, crown		
65	8000 (4 Drs.)	1365666	RH	33.35	MOLDING	&	ATCH. PARTS, crown		
65	8000 (4 Drs.)	1365667	LH	33.35	MOLDING	&	ATCH. PARTS, crown		
66	33-3435 Body Side								
	Mldgs. 35-3635	4226879	1	4.00	MOLDING	8>	ATCH. PARTS, gas tank filler dr.		
66	33-3435 Body Side								
	Mldg., 35-3635	4226875	LH	4.00	MOLDING	8.	ATCH. PARTS, rr lwr. frt		
66	33-3407-33-3467 Body								
	Side Mldgs., 35-3607- 35-3617	4226873	2	14.95	MOLDING	&	ATCH. PARTS, lwr.		
66	33-3469 Body Side								
	Mldgs, 35-3669	4226874	2	8.20	MOLDING	&	ATCH. PARTS, lwr.		
66	35-36-4000 exc. Wagons	4226862	RH	7.60	MOLDING	&	ATCH. PARTS, rr. of rr. qtr		
66	35-36-4000 exc. Wagons	4226863	LH	7.60	MOLDING	&	ATCH. PARTS, rr. of rr. qtr		
66	50-6000	4226886	RH	8.55	MOLDING	8.	ATCH. PARTS, rr. of rr. qtr		
66	50-6000	4226887	LH	8.55	MOLDING	8>	ATCH. PARTS, rr. of rr. qtr		
66	8239-69-8439-69	4226870	RH	35.25	MOLDING	8>	ATCH. PARTS, rr.		
66	8239-69-8439-69	4226871	LH	35.25	MOLDING	8>	ATCH. PARTS, rr. crown		
66	8000	4227349	2	6.35	MOLDING	&	ATCH. PARTS, rr. of rr. qtr. crown		
66	8000	4226880	RH	5.55	MOLDING	&	ATCH. PARTS, rr. of rr. qtr. lwr.		
66	8000	4226881	LH	5.55	MOLDING	&	ATCH. PARTS, rr. of rr. qtr. lwr.		
66	8000	4226882	RH	3.95	MOLDING	8.	ATCH. PARTS, rr. of rr. qtr. upr.		
66	8000	4226883	LH	3.95	MOLDING	8.	ATCH. PARTS, rr. of rr. qtr. upr.		
66	82-8437-8467	4226867	2	40.40	MOLDING	8.	ATCH. PARTS, crown		
66	9000	4229686	RH	20.30	MOLDING	&	ATCH. PARTS, rr. of rr. qtr		
66	9000	4229687	LH	20.30	MOLDING	8>	ATCH. PARTS, rr. of rr. qtr		
66	33-3435 Body Side								
	Mldg., 35-3635	4226876	RH	8.10	MOLDING	8>	ATCH. PARTS, lwr.		
66	33-3435 Body Side								
	Mldg., 35-3635	4226877	LH	6.60	MOLDING	8>	ATCH. PARTS, lwr.		
67	3000 (2 Drs.) exc. Conv. .	4229828	2	18.00	MOLDING	&	ATCH. PARTS, lwr.		
67	All Wagons exc. 4855-65	4229858	2	4.20	MOLDING	&	ATCH. PARTS, gas tank filler dr. edge guard		
67	3000 Wagons	4229824	LH	13.70	MOLDING	8i	ATCH. PARTS, lwr.-rr.		
67	3000 Wagons	4229825	1	7.05	MOLDING	8i	ATCH. PARTS, gas tank filler dr.		
67	3000 Wagons	4229826	1	7.05	MOLDING	8i	ATCH. PARTS, lwr.-frt.		
67	3000 Wagons	4229827	RH	18.00	MOLDING	8.	ATCH. PARTS, lwr.		
67	3000 (4 Dr. Sedan)	4229827	2	18.00	MOLDING	&	ATCH. PARTS, lwr.		
67	30-4000 exc. Wagons	4229781	RH	7.90	MOLDING	8.	ATCH. PARTS, rr. of rr. qtr.		
67	30-4000 exc. Wagons	4229782	LH	7.90	MOLDING	8i	ATCH. PARTS, rr. of rr. qtr.		
67	4000 (2 Drs.) exc. G.S.	4229838	2	11.05	MOLDING	8.	ATCH. PARTS, frt		
67	4000 (4 Dr. H.T.)	4229836	RH	6.15	MOLDING	8i	ATCH. PARTS, frt		
67	4000 (4 Dr. H.T.)	4229837	LH	6.15	MOLDING	8.	ATCH. PARTS, frt		
67	4855-65	4229859	2	4.20	MOLDING	8.	ATCH. PARTS, gas tank filler dr. edge guard		
67	4855-65	4229863	RH	1 1.55	MOLDING	8i	ATCH. PARTS, transfer-vert. rr. finish		
67	4855-65	4229864	LH	1 1.55	MOLDING	8i	ATCH. PARTS, transfer-vert. rr. finish		

67	4855-65	4229869	1	4.6	1	MOLDING & ATCH. PARTS, gas tank filler dr. transfer finish
67	4855-65	4229870	LH	5.15		MOLDING 8. ATCH. PARTS, transfer frt. finish
67	4855-65	4229871	RH	4.4	1	MOLDING 8. ATCH. PARTS, transfer-vert. frt. finish
67	4855-65	4229872	LH	4.4	1	MOLDING 8. ATCH. PARTS, transfer-vert. frt. finish
67	4855-65	4229867	RH	6.20		MOLDING & ATCH. PARTS, transfer finishing
67	4855-65	4229868	LH	5.02		MOLDING 8. ATCH. PARTS, transfer rr. finish
67	8000 1st Type up to Body7H915001	4229939	RH	6.75		MOLDING 8! ATCH. PARTS, rr of rr. qtr.
67	8000 2nd Type after Body7H915001	4229937	RH	6.75		MOLDING & ATCH. PARTS, rr. of rr. qtr.
67	8000	4229938	LH	6.7	5	MOLDING & ATCH. PARTS, rr. of rr. qtr. lwr. finishing
67	8000	4229404	2	.82		MOLDING & ATCH. PARTS, rr. of rr. qtr. crown
67	8000	4229405	2	10.15		MOLDING 8. ATCH. PARTS, rr. of rr. qtr. crown
67-68	8257-8457-8467	4229408	2	54.60		MOLDING 8. ATCH. PARTS, rr. of rr. qtr. crown
67-68	8239-69-8439-69	4229409	RH	48.90		MOLDING 8. ATCH. PARTS, crown
67-68	8239-69-8439-69	4229410	LH	48.90		MOLDING 8. ATCH. PARTS, crown
67	9000	4229686	RH	20.30		MOLDING 8i ATCH. PARTS, crown
67	9000	4229687	LH	20.30		MOLDING 8. ATCH. PARTS, rr. of rr. qtr.
68	3327 Body side Mldg. & Soft Roof Trim	7792910	RH	9.95		MOLDING & ATCH. PARTS, rr. peak
68	3327 Body side Mldg. & Soft Roof Trim	7792911	LH	9.95		MOLDING 8i ATCH. PARTS, rr. peak
68	3327 Body Side Mldg. less Soft Roof Trim	7792908	RH	10.90		MOLDING 8i ATCH. PARTS, frt. peak
68	3327 Body Side Mldg. less Soft Roof Trim	7792909	LH	10.90		MOLDING 8. ATCH. PARTS, frt. peak
68	3327 Body Side Mldg. less Soft Roof Trim	7792906	RH	5.07		MOLDING 8. ATCH. PARTS, rr. peak
68	3327 Body Side Mldg. less Soft Roof Trim	7792907	LH	5	07	MOLDING 8. ATCH. PARTS, rr. peak
68	3369	7795299	RH	17	30	MOLDING 8< ATCH. PARTS, peak
68	3369	7795300	LH	17.30		MOLDING 8t ATCH. PARTS, peak
68	3435	7795370	RH	17.80		MOLDING 8i ATCH. PARTS, peak
68	3435	7795301	LH			MOLDING 8. ATCH. PARTS, peak-frt
68	3435	7795302	LH			MOLDING 8. ATCH. PARTS, peak-rr
68	4455-65 Body Side Mldg.	7795368	RH	12	20	MOLDING & ATCH. PARTS, rr-vert
68	4455-65 Body Side Mldg.	7795369	LH	12.20		MOLDING 8i ATCH. PARTS, rr-vert
68	4855-65	7795366	RH	5.15		MOLDING & ATCH. PARTS, transfer frt. finish
68	4855-65	7795367	LH	5.15		MOLDING 8i ATCH. PARTS, transfer frt. finish
68	4855-65	7795368	RH	12.20		MOLDING 8. ATCH. PARTS, transfer rr. vert. finish
68	4855-65	7795369	LH	12.20		MOLDING 8. ATCH. PARTS, transfer rr. vert. finish
68	8000	7795288	RH	4.46		MOLDING 8t ATCH. PARTS, rr. of rr. qtr.-inner
68	8000	7795289	LH	4.46		MOLDING 8. ATCH. PARTS, rr. of rr. qtr.-inner
68	8000	7795290	RH	3.43		MOLDING 8. ATCH. PARTS, rr. of rr. qtr.-outer
68	8000	7795291	LH	3.43		MOLDING 8. ATCH. PARTS, rr. of rr. qtr.-outer
68	8000	7795374	2	9.95		MOLDING 8. ATCH. PARTS, rr. of rr. qtr. crown
69	3327 Body Side Mldg.	8701118	2	8.05		MOLDING 8t ATCH. PARTS, lower
**	3369 Body Side Mldg.	8701119	2	9.50		MOLDING & ATCH. PARTS, lower
**	3435-36	7795370	RH	17.80		MOLDING & ATCH. PARTS, peak
**	3435-36-4456-66	7795301	LH	10.65		MOLDING 8t ATCH. PARTS, rear qtr. peak-front
**	3435-36	7795302	LH	10.65		MOLDING 8t ATCH. PARTS, peak
**	3327-3437-3537-69-4437-39-67-69-4637					
69	67	8701033	RH	5.15		MOLDING 8. ATCH. PARTS, rear of rear quarter
69	3327-3437-3537-69-4437-39-67-69-4637					
69	67	8701034	LH	5.15		MOLDING 8. ATCH. PARTS, rear of rear quarter
69	4456-66	8701352	RH	12.95		MOLDING 8. ATCH. PARTS, upper side
69	4456-66	8701353	LH	12.95		MOLDING 8t ATCH. PARTS, upper side
69	4456-66	8701354	RH	10.25		MOLDING 8t ATCH. PARTS, rear-vert
69	4456-66	8701355	LH	10.25		MOLDING 8t ATCH. PARTS, rear-vert
69	4456-66	8701057	RH	7.40		MOLDING 8i ATCH. PARTS, transfer front finish
69	4456-66	8701058	LH	7.40		MOLDING & ATCH. PARTS, transfer front finish
69	50-6000 (2 Drs.) Body Side Mldgs. (1st Type-Mldg. Spear Cut End)	8701173	2	7.90		MOLDING 8i ATCH. PARTS, rr.-lower-1 1" long
69	50-6000 (2 Drs.) Body Side Mldgs. (2nd Type-Mldg. Square Cut End)	8700359	2	7.95		MOLDING 8t ATCH. PARTS, rr.-lower-1 5" long

69	50-6000 (This Mldg. extends over Whl. opening to end of Car and is approx. 58" long)	8700360	RH	22.20	MOLDING 8i ATCH. PARTS, rr. qtr. outer panel (black)
69	50-6000 (This Mldg. extends over Whl. opening to end of Car and is approx. 58" long)	8700361	LH	22.20	MOLDING 8i ATCH. PARTS, rr. qtr. outer panel (black)
69	6000	8700985	RH	13.65	MOLDING 8i ATCH. PARTS, rear
69	6000	8700986	LH	13.65	MOLDING 8i ATCH. PARTS, rear
69-70	8000	8700974	RH	4.56	MOLDING & ATCH. PARTS, rear
69-70	8000	8700975	LH	4.56	MOLDING & ATCH. PARTS, rear
69-70	8000 (2 Drs.) Body Side Mldg.	8701 174	2	22.80	MOLDING 8i ATCH. PARTS, lower (black)
69-70	8000 (4 Drs.) Body Side Mldg.	8701 175	2	18.80	MOLDING & ATCH. PARTS, lower (black)
70-72	30-4000 2 Drs. exc. Conv. Body Side Peak Mldg.	8702664	RH	7 95	MOLDING 8i ATCH. PARTS, peak
70-72	30-4000 2 Drs. exc. Conv. Body Side Peak Mldg.	8702665	LH	7.95	MOLDING 8i ATCH. PARTS, peak
70	3437-3500-4400-4600	8702566	RH	5.25	MOLDING ATCH. PARTS, rr. of rr. qtr.
70	3437-3500-4400-4600	8702567	LH	5.25	MOLDING 8i ATCH. PARTS, rr. of rr. qtr.
70	50-6000 (2-Drs.)	8700359	2	7 95	MOLDING & ATCH. PARTS, lwr. frt. (black)
70	50-6000 (2-Drs.)	8703021	2	7.85	MOLDING 8. ATCH. PARTS, lwr. frt. (dk. blue)
70	50-6000 (2-Drs.)	8703020	2	7.85	MOLDING 8i ATCH. PARTS, lwr. frt. (dk. green)
70	50-6000 (2-Drs.)	8703022	2	7.85	MOLDING 8L ATCH. PARTS, lwr. frt. (dk. gold)
70	50-6000 (2-Drs.)	8703023	2	7.85	MOLDING 8i ATCH. PARTS, lwr. frt. (lt. saddle)
70	50-6000 (2-Drs.)	8702883	RH	22.30	MOLDING 8L ATCH. PARTS, lwr. rr. (black)
70	50-6000 (2-Drs.)	8702884	LH	22 30	MOLDING 8t ATCH. PARTS, lwr. rr. (black)
70	50-6000 (2-Drs.)	8703032	RH	22.30	MOLDING 8. ATCH. PARTS, lwr. rr. (dk. green)
70	50-6000 (2-Drs.)	8703033	LH	22.30	MOLDING 8. ATCH. PARTS, lwr. rr. (dk. green)
70	50-6000 (2-Drs.)	8703034	RH	22.30	MOLDING 8i ATCH. PARTS, lwr. rr. (dk. blue)
70	50-6000 (2-Drs.)	8703035	LH	22.30	MOLDING 8i ATCH. PARTS, lwr. rr. (dk. blue)
70	50-6000 (2-Drs.)	8703036	RH	22.30	MOLDING 8i ATCH. PARTS, lwr. rr. (dk. gold)
70	50-6000 (2-Drs.)	8703037	LH	22 30	MOLDING & ATCH. PARTS, lwr. rr. (dk. gold)
70	50-6000 (2-Drs.)	8703038	RH	22.30	MOLDING 8. ATCH. PARTS, lwr. rr. (lt. saddle)
70	50-6000 (2-Drs.)	8703039	LH	22.30	MOLDING 8i ATCH. PARTS, lwr. rr. (lt. saddle)
70	50-6000 (4-Drs.) exc. 6036-46	8702883	RH	22.30	MOLDING & ATCH. PARTS, lwr. (black)
70	50-6000 (4-Drs.) exc. 6036-46	8702884	LH	22.30	MOLDING 8i ATCH. PARTS, lwr. (black)
70	50-6000 (4-Drs.) exc. 6036-46	8703032	RH	22.30	MOLDING 8i ATCH. PARTS, lwr. (dk. green)
70	50-6000 (4-Drs.) exc. 6036-46	8703033	LH	22.30	MOLDING 8i ATCH. PARTS, lwr. (dk. green)
70	50-6000 (4-Drs.) exc. 6036-46	8703034	RH	22 30	MOLDING & ATCH. PARTS, lwr. (dk. blue)
70	50-6000 (4-Drs.) exc. 6036-46	8703035	LH	22.30	MOLDING 8i ATCH. PARTS, lwr. (dk. blue)
70	50-6000 (4-Drs.) exc. 6036-46	8703036	RH	22.30	MOLDING 8i ATCH. PARTS, lwr. (dk. gold)
70	50-6000 (4-Drs.) exc. 6036-46	8703037	LH	22.30	MOLDING & ATCH. PARTS, lwr. (dk. gold)
70	50-6000 (4-Drs.) exc. 6036-46	8703038	RH	22.30	MOLDING 8i ATCH. PARTS, lwr. (lt. saddle)
70	50-6000 (4-Drs.) exc. 6036-46	8703039	LH	22.30	MOLDING & ATCH. PARTS, lwr. (lt. saddle)
70	54-64-6600	8702421	RH	7.05	MOLDING 8i ATCH. PARTS, rr. of rr. qtr.
70	54-64-6600	8702422	LH	7.05	MOLDING 8i ATCH. PARTS, rr. of rr. qtr.
70	6036-46	8702775	RH	20.95	MOLDING & ATCH. PARTS (black)
70	6036-46	8702776	LH	20.95	MOLDING 8. ATCH. PARTS (black)
70	6036-46	8703040	RH	20.95	MOLDING 8L ATCH. PARTS (dk. green)
70	6036-46	8704029	LH	20.95	MOLDING 8L ATCH. PARTS (dk. green)
70	6036-46	8704030	RH	20.95	MOLDING 8L ATCH. PARTS (dk. blue)
70	6036-46	8704031	LH	20.95	MOLDING 8i ATCH. PARTS (dk. blue)
70	6036-46	8704032	RH	20.95	MOLDING &L ATCH. PARTS (dk. gold)
70	6036-46	8704033	LH	20.95	MOLDING 8. ATCH. PARTS (dk. gold)
70	6036-46	8704034	RH	20.95	MOLDING 8i ATCH. PARTS (lt. saddle)
70	6036-46	8704035	LH	20.95	MOLDING 8i ATCH. PARTS (lt. saddle)
70	6036-46 (Wood Grain)	8702773	RH	8.70	MOLDING 8i ATCH. PARTS, upr.
70	6036-4 6 (Wood Grain)	8702774	LH	8.70	MOLDING 8i ATCH. PARTS, upr.
70	6036-46 (Wood Grain)	8702777	RH	4 36	MOLDING 8i ATCH. PARTS, frt.
70	6036-46 (Wood Grain)	8702778	LH	4.36	MOLDING 8. ATCH. PARTS, frt.

70	6036-46 (Wood Grain) . . .	8702779	RH	6.40	MOLDING & ATCH. PARTS, vert.-rr.
70	6036-46 (Wood Grain) . . .	8702780	LH	6.40	MOLDING & ATCH. PARTS, vert.-rr.
70	<u>8000 (2-Drs.)</u>	<u>8703024</u>	2	20.40	MOLDING & ATCH. PARTS (dk. green).
70	<u>8000 (2-Drs.)</u>	<u>8703025</u>	2	20.40	MOLDING & ATCH. PARTS (dk. blue).
70	<u>8000 (2-Drs.)</u>	<u>8703026</u>	2	20.40	MOLDING & ATCH. PARTS (dk. gold).
70	<u>8000 (2-Drs.)</u>	<u>8703027</u>	2	20.40	MOLDING & ATCH. PARTS (lt. saddle).
70	<u>8000 (4-Drs.)</u>	<u>8703029</u>	2	16.85	MOLDING 8. ATCH. PARTS (dk. blue).
70	<u>8000 (4-Drs.)</u>	<u>8703028</u>	2	16.85	MOLDING 8. ATCH. PARTS (dk. green).
70	<u>8000 (4-Drs.)</u>	<u>8703030</u>	2	16.85	MOLDING & ATCH. PARTS (dk. gold).
70	<u>8000 (4-Drs.)</u>	<u>8703031</u>	2	16.85	MOLDING 8. ATCH. PARTS (lt. saddle).
70	9000.	8702489	RH	38.70	MOLDING 8. ATCH. PARTS (above whlhse.) paint to match
70	9000.	8702490	LH	38.70	MOLDING & ATCH. PARTS (above whlhse.) paint to match
70	<u>9000 (rr. End Orn.)</u>	<u>8702942</u>	RH	7.20	MOLDING & ATCH. PARTS, rr. of rr. qtr.
70	<u>9000 (rr. End Orn.)</u>	<u>8702943</u>	LH	7.20	MOLDING & ATCH. PARTS, rr. of rr. qtr.
71-72	3437-67-4437-39-67-69 . . .	8702566	RH	5.25	MOLDING & ATCH. PARTS, rr. of rr. qtr.
71-72	3437-67-4437-39-67-69 . . .	8702567	LH	5.25	MOLDING 8i ATCH. PARTS, rr. of rr. qtr.
71-72	5400-6600 Rr. End				
	<u>Mldg.</u>	<u>8704700</u>	RH	5.07	MOLDING 8. ATCH.
71-72	5400-6600 Rr. End				
	<u>Mldg.</u>	<u>8704701</u>	LH	5.07	MOLDING & ATCH. PARTS, rr of rr. qtr.
71	6035-45 Wood Grain	8704713	RH	9.75	MOLDING & ATCH. PARTS, rr. transfer-vertical
71	6035-45 Wood Grain	8704714	LH	9.75	MOLDING & ATCH. PARTS, transfer-vertical
71	6035-45 Wood Grain	8705742	RH	25.35	MOLDING & ATCH. PARTS, transfer-upr.
71	6035-45 Wood Grain	8704716	LH	25.35	MOLDING 8i ATCH. PARTS, transfer-upr.
71	6035-45 Wood Grain	8704726	RH	6.10	MOLDING & ATCH. PARTS, rr. qtr. transfer-lwr.
71	6035-45 Wood Grain	8704727	LH	6.10	MOLDING 8. ATCH. PARTS, rr. of rr qtr. transfer-lwr.
71	6035-45 Wood Grain	8704728	RH	6.10	MOLDING & ATCH. PARTS, rr. of rr. qtr transfer-upr.
71	6035-45 Wood Grain	8704729	LH	6.10	MOLDING 8i ATCH. PARTS, rr. of rr. qtr. transfer-upr.
71	6035-45	8704730	RH	7.95	MOLDING 8i ATCH. PARTS, rr. of rr. qtr. transfer-vertical.
71	6035-45	8704731	LH	7.95	MOLDING & ATCH. PARTS, rr. of rr. qtr. transfer-vertical.
72	6035-45 Wood Grain	8705505	RH	15.25	MOLDING 8. ATCH. PARTS, transfer frt.
72	6035-45 Wood Grain	8705506	LH	15.25	MOLDING 8. ATCH. PARTS, transfer frt.
71	6035-45 Wood Grain	8705464	RH	4.05	MOLDING 8i ATCH. PARTS, transfer frt.
71	6035-45 Wood Grain	8705465	LH	4.05	MOLDING 8i ATCH. PARTS, transfer frt.
72	6035-45 Wood Grain	8705757	RH	9.75	MOLDING 8i ATCH. PARTS, rr. qtr. transfer vert.
72	6035-45 Wood Grain	8705758	LH	9.75	MOLDING 8i ATCH. PARTS, rr. qtr. transfer vert.
72	6035-45 Wood Grain	8705740	RH	6.10	MOLDING & ATCH. PARTS, rr. of rr. qtr transfer-upr.
72	6035-45 Wood Grain	8705741	LH	6.10	MOLDING 8i ATCH. PARTS, rr. of rr. qtr. transfer-upr.
72	6035-45 Wood Grain	8705742	RH	25.35	MOLDING & ATCH. PARTS, rr. qtr. transfer upr.
72	6035-45 Wood Grain	8705743	LH	25.35	MOLDING & ATCH. PARTS, rr. qtr. transfer upr.
72	6035-45 Wood Grain	8705744	RH	6.10	MOLDING & ATCH. PARTS, rr. of rr. qtr. transfer-lwr.
72	6035-45 Wood Grain	8705745	LH	6.10	MOLDING 8i ATCH. PARTS, rr. of rr. qtr. transfer-lwr.
72	6035-45 Wood Grain	8705746	RH	7.95	MOLDING 8. ATCH. PARTS, rr. or rr. qtr. transfer vert
72	6035-45 Wood Grain	8705747	LH	7.95	MOLDING 8i ATCH. PARTS, rr. of rr. qtr. transfer vert
71-72	<u>8000</u>	<u>8704740</u>	RH	6.90	MOLDING 8i ATCH. PARTS, rr. of rr. qtr.
71-72	<u>8000</u>	<u>8704741</u>	LH	6.90	MOLDING 8i ATCH. PARTS, rr. of rr. qtr.
71-72	82-8437 Body Side				
	<u>Mldg.</u>	<u>8704737</u>	2	17.95	MOLDING & ATCH. PARTS, lwr.
71-72	82-8439 Body Side				
	<u>Mldg.</u>	<u>8704743</u>	2	14.85	MOLDING & ATCH. PARTS, lwr.
71	9000	8705595	RH	4.87	MOLDING & ATCH. PARTS, rr. of rr. qtr.
71	9000	8705596	LH	4.87	MOLDING & ATCH. PARTS, rr. of rr. qtr.
72	9000 Body Side Mldg.	8705671	RH	22.05	MOLDING & ATCH. PARTS, lower (black).
72	9000 Body Side Mldg.	8705672	LH	22.05	MOLDING & ATCH. PARTS, lower (black).
72	9000	8705381	RH	22.05	MOLDING 8i ATCH. PARTS, lwr. (lt. covert).
72	9000	8705382	LH	22.05	MOLDING & ATCH. PARTS, lwr. (lt. covert).
72	9000	8705383	RH	22.05	MOLDING 8i ATCH. PARTS, lwr. (med. blue)
72	9000	8705384	LH	22.05	MOLDING 8i ATCH. PARTS, lwr. (med. blue)
72	9000	8705833	RH	22.05	MOLDING & ATCH. PARTS, lwr. (silver blue)
72	9000	8705834	LH	22.05	MOLDING & ATCH. PARTS, lwr. (silver blue)
72	9000	8705385	RH	22.05	MOLDING & ATCH. PARTS, lwr. (med. green)
72	9000	8705386	LH	22.05	MOLDING & ATCH. PARTS, lwr. (med. green)
72	9000	8705387	RH	22.05	MOLDING & ATCH. PARTS, lwr. (lt. pewter).
72	9000	8705388	LH	22.05	MOLDING & ATCH. PARTS, lwr. (lt. pewter).

NOTE: 1972 9000 1st Type stud $\frac{1}{8}$ " from top of mldg. in body position, 2nd Type stud in 1"A from top of mldg.

72	9000 (1st Type)	8705595	RH	4.87	MOLDING 8. ATCH. PARTS (rr. of rr. qtr.)
72	9000 (1st Type)	8705596	LH	4.87	MOLDING 8. ATCH. PARTS (rr. of rr. qtr.)
72	9000 (2nd Type)	8705831	RH		MOLDING 8i ATCH. PARTS (rr. of rr. qtr.)
72	9000 (2nd Type)	8705832	LH		MOLDING 8i ATCH. PARTS (rr. of rr. qtr.)

NOTE 1969 Standard Size sheet metal screws & nuts are not included with molding. Attaching clips are included with moldings.

12.116G GASKET, REAR QUARTER CROWN MOLDINGS

66		7639915	2	.92	GASKET, rr. qtr. crown mldg.-frt
67-68	8257-8457-67	7664496	2	.30	GASKET, crown mldg.-frt
67-68	8257-8457-67	7664497	2	1.18	GASKET, crown mldg.-rr
67-68	8239-69-8439-69	7664498	2	.97	GASKET, crown mldg.

12.116H MOLDING & ATTACHING PANEL

60	46-47-4800	1360328	RH	16.40	MOLDING 8i ATCH. PARTS, rr. whl. opening
60	46-47-4800	1360329	LH	16.40	MOLDING 8i ATCH. PARTS, rr. whl. opening
61	47 19-37-39-4829-67	1360112	RH	5.07	MOLDING 8r SCREWS, whl. opening-frt
61	4719-37-39-4829-67	1360120	RH	17.25	MOLDING & ATCH. PARTS, whl. opening-rr
61	4719-37-39-4829-67	1360121	LH	17.25	MOLDING 8t ATCH. PARTS, whl. opening-rr
61-62	4317-47-67	1360084	RH	12.05	MOLDING 8, SCREW, whl. opening
61-62	4317-47-67	1360085	LH	12.05	MOLDING 8, SCREW, whl. opening
61-62	44-4600 exc. Wildcat	1360110	RH	5.07	MOLDING 8, SCREW, whl. opening frt
61-62	44-4600 exc. Wildcat	1360111	LH	5.07	MOLDING 8, SCREW, whl. opening frt
61	4829-67	1365459	RH	6.55	MOLDING, " of whl. opening finishing
62	Wildcat	4880542	RH	17.05	MOLDING,, whl. opening
62	Wildcat	4880543	LH	17.05	MOLDING,, whl. opening
62	4800, Wildcat	1360196	RH	5.45	MOLDING 8i NUTS, whl. opening-frt
62	4800, Wildcat	1360197	LH	5.45	MOLDING 8i NUTS, whl. opening-frt
62	4800	1360198	RH	1 1.75	MOLDING & NUTS, whl. opening
62	4800	1360199	LH	1 1.75	MOLDING 8i NUTS, whl. opening
62	4800	1360200	RH	16.20	MOLDING 8i ATCH. PARTS, rr. of whl. opening (paint to match)
62	4800	1360201	LH	16.20	MOLDING 8i ATCH. PARTS, rr. of whl. opening (paint to match)
63	4347-67	1396130	RH	12.05	MOLDING & CLIP PACKAGE, rr whl. opening
63	4347-67	1396131	LH	12.05	MOLDING 8i CLIP PACKAGE, rr. whl. opening
63	44 1 1-35-39-45 47-69-4635	1396148	RH	5.85	MOLDING 8. SCREW PACKAGE, rr whl. opening frt.
63	441 1-35-39-45-47-69-4635	1396149	LH	5.85	MOLDING & SCREW PACKAGE, rr. whl. opening-frt
63	4639-47-67	1396246	RH	10.65	MOLDING 8i SCREW, whl. opening
63	4639-47-67	1396247	LH	10.65	MOLDING 8i SCREW, whl. opening
63	4639-47-67-4800	1396168	RH	5.85	MOLDING 8. SCREW PACKAGE, rr whl. opening-frt
63	4639-47-67-4800	1396169	LH	5.85	MOLDING 8i SCREW PACKAGE, rr. whl. opening-frt
63	4800 ..	1396192	RH	10.65	MOLDING 8. SCREW PACKAGE, whl. opening
63	4800 ..	1396193	LH	10.65	MOLDING 8. SCREW PACKAGE, whl. opening
63	4819-29-39-47-67	1396194	RH	22.80	MOLDING 8i SCREW PACKAGE, whl. opening
63	4819-29-39-47-67	1396195	LH	22.80	MOLDING 8. CLIP PACKAGE, rr. of whl. opening
63-64	4747 ..	1396180	RH	10.65	MOLDING & CLIP PACKAGE, rr. of whl. opening
63-64	4747 ..	1396181	LH	10.65	MOLDING 8. SCREW PACKAGE
64	4255-65- 4355-65	1365411	RH	13.85	MOLDING 8. SCREW PACKAGE
64	4255-65- 4355-65	1365412	LH	13.85	MOLDING 8. ATCH. PARTS
64	4337-67-69	1365704	RH	12.80	MOLDING 8. ATCH. PARTS
64	4337-67-69	1365705	LH	12.80	MOLDING 8r ATCH. PARTS
64	4439-47- 67-69-4635-45	1365388	RH	12.80	MOLDING & ATCH. PARTS
64	4439-47- 67-69-4635-45	1365389	LH	12.80	MOLDING & ATCH. PARTS
64	4439-47- 67-69-4635-45	1396148	RH	5.85	MOLDING 8. ATCH. PARTS
64	4439-47- 67-69-4635-45	1396149	LH	5.85	MOLDING 8. SCREW PACKAGE, frt.
64	4639-69	1365384	RH	7.40	MOLDING 8. SCREW PACKAGE, frt.
64	4639-69	1365385	LH	7.40	MOLDING 8> ATCH. PARTS
64	4639-47 67-69	1365390	RH	11.10	MOLDING & ATCH. PARTS
64	4639-47- 67-69	1365391	LH	11.10	MOLDING 8, ATCH. PARTS
64	4639-47- 67-69	1365392	RH	26.70	MOLDING 8. ATCH. PARTS
64	4639-47- 67-69	1365393	LH	26.70	MOLDING 8. ATCH. PARTS, rr. of whl. opening
64	4647-67	1365386	RH	23.30	MOLDING 8. ATCH. PARTS, rr. of whl. opening
64	4647-67	1365387	LH	23.30	MOLDING & ATCH. PARTS, frt. of whl opening
64	4847-67	1360496	RH	26.85	MOLDING 8. ATCH. PARTS, frt. of whl opening
64	4847-67	1360497	LH	26.85	MOLDING 8. ATCH. PARTS, frt. of whl opening
64	4800 ..	1360493	RH	24.30	MOLDING 8. ATCH. PARTS, frt. of whl opening
64	4800 ..	1360494	LH	24.30	MOLDING 8. ATCH. PARTS, rr. of whl. opening , 8i ATCH. PARTS, rr. of whl. opening

65	4327-37-67-69-4427-37-67-691365704	RH	12.80	MOLDING & ATCH.	PARTS
65	4327-37-67-69-4427-37-67-691365705	LH	12.80	MOLDING & ATCH.	PARTS . .
65	Sportwagons1365411	RH	13.85	MOLDING & ATCH.	PARTS.
65	Sportwagons1365412	LH	13.85	MOLDING & ATCH.	PARTS.
65-66	52371365660	RH	8.35	MOLDING & ATCH.	PARTS, frt
65-66	52371365661	LH	8.35	MOLDING & ATCH.	PARTS, frt
65	50-6000 (2-Drs.)1365662	RH	4.66	MOLDING & ATCH.	PARTS, frt. of whl. opening
65	50-6000 (2-Drs.)1365663	LH	4.66	MOLDING & ATCH.	PARTS, frt. of whl. opening
65	50-6000 (2-Drs.)1365670	RH	18.55	MOLDING & ATCH.	PARTS.
65	50-6000 (2-Drs.)1365671	LH	18.55	MOLDING & ATCH.	PARTS.
65	80001365668	RH	23.45	MOLDING & ATCH.	PARTS, rr. of whl. opening
65	80001365669	LH	23.45	MOLDING & ATCH.	PARTS, rr. of whl. opening
65	50-6000 (2-Drs.)1365682	RH	8.25	MOLDING & ATCH.	PARTS, rr. of whl. opening
65	50-60001365683	LH	8.25	MOLDING & ATCH.	PARTS, rr. of whl. opening
65	50-6000 (4-Drs.)1365672	RH	18.30	MOLDING & ATCH.	PARTS.
65	50-6000 (4-Drs.)1365673	LH	18.30	MOLDING & ATCH.	PARTS.
65	8000 (2-Drs.)1365684	RH	19.90	MOLDING & ATCH.	PARTS, frt. of whl. opening
65	8000 (2-Drs.)1365685	LH	19.90	MOLDING & ATCH.	PARTS, frt. of whl. opening
65	90001396180	RH	10.65	MOLDING & SCREW PACKAGE	
65	90001396181	LH	10.65	MOLDING & SCREW PACKAGE	
66	43-4407-43-4417-43-4467-46004226858	RH	11.20	MOLDING & ATCH.	PARTS, frt
66	43-4407-43-4417-43-4467-46004226859	LH	11.20	MOLDING & ATCH.	PARTS, frt
66	4000 exc. Wagons4226889	RH	11.05	MOLDING & ATCH.	PARTS, rr. .
66	4000 exc. Wagons4226890	LH	11.05	MOLDING & ATCH.	PARTS, rr. .
66	4000 exc. Wagons4226868	RH	14.15	MOLDING & ATCH.	PARTS
66	4000 exc. Wagons4226869	LH	14.15	MOLDING & ATCH.	PARTS
66	4000 Wagons4226904	RH	14.05	MOLDING & ATCH.	PARTS.
66	4000 Wagons4226905	LH	14.05	MOLDING & ATCH.	PARTS.
66	4000 Wagons4226926	RH	2.56	MOLDING & ATCH.	PARTS, frt
66	4000 Wagons4226927	LH	2.56	MOLDING & ATCH.	PARTS, frt
66	4000 Wagons4226906	RH	24.40	MOLDING & ATCH.	PARTS, rr.
66	4000 Wagons4226907	LH	24.40	MOLDING & ATCH.	PARTS, rr.
66	43-44394226928	RH	3.59	MOLDING & ATCH.	PARTS, frt
66	43-44394226929	LH	3.59	MOLDING & ATCH.	PARTS, frt
66	5200 Body Side Mldg.-54004226938	RH	12.15	MOLDING & ATCH.	PARTS, rr. (black) .
66	5200 Body Side Mldg.-54004226939	LH	12.15	MOLDING & ATCH.	PARTS, rr. (black) .
66	5237-5437-674226930	RH	8.60	MOLDING & ATCH.	PARTS, frt. (black)
66	5237-5437-674226931	LH	8.60	MOLDING & ATCH.	PARTS, frt. (black)
66	5239-69 Body Side Mldg., 5439-694226934	RH	6.45	MOLDING & ATCH.	PARTS, frt. (black)
66	5239-69 Body Side Mldg., 5439-694226935	LH	6.45	MOLDING & ATCH.	PARTS, frt (black)
66	50-60004226884	RH	15.30	MOLDING & ATCH.	PARTS
66	50-60004226885	LH	15.30	MOLDING & ATCH.	PARTS.
66	60004226940	RH	12.15	MOLDING & ATCH.	PARTS, rr. (black & red) . .
66	60004226941	LH	12.15	MOLDING & ATCH.	PARTS, rr. (black & red) . . .
66	6439-69-66394226936	RH	6.45	MOLDING & ATCH.	PARTS, frt. (black & red) ..
66	6439-69-66394226937	LH	6.45	MOLDING & ATCH.	PARTS, frt. (black & red) ..
66	8237-8437-674226910	RH	21.25	MOLDING & ATCH.	PARTS, frt
66	8237-8437-674226911	LH	21.25	MOLDING & ATCH.	PARTS, frt
66	80004226912	Rh)	26.85	MOLDING & ATCH.	PARTS, rr.
66	80004226913	LH	26.85	MOLDING & ATCH.	PARTS, rr.
66	90004226846	RH	16.30	MOLDING & ATCH.	PARTS.
66	90004226847	LH	16.30	MOLDING & ATCH.	PARTS.
66	90004226850	RH	6.35	MOLDING & ATCH.	PARTS, frt
66	90004226851	LH	6.35	MOLDING & ATCH.	PARTS, frt
67	3307-3407-3517-69-3617-69-46004229834	RH	21.10	MOLDING & ATCH.	PARTS.
67	3307-3407-3517-69-3617-69-46004229835	LH	21.10	MOLDING & ATCH.	PARTS.
67	3535-3635-4455-65-4855-654229865	RH	21.30	MOLDING & ATCH.	PARTS.
67	3535-3635-4455-65-4855-654229866	LH	21.30	MOLDING & ATCH.	PARTS.
67	4000 Wagons4229861	RH	17.50	MOLDING & ATCH.	PARTS, rr-lwr. . . .
67	4000 Wagons4229862	LH	17.50	MOLDING & ATCH.	PARTS, rr-lwr. . . .
67	400.0 exc. G.S. & Wagons4229830	RH	16.65	MOLDING & ATCH.	PARTS, rr lwr. . . .
67	4000 exc. G.S. 8c Wagons4229831	LH	16.65	MOLDING & ATCH.	PARTS, rr.
67	50004229422	RH	18.25	MOLDING & ATCH.	PARTS, rr.
67	50004229423	LH	18.25	MOLDING & ATCH.	PARTS.

66	6437-67-6637-67	4226932	RH	9.25	MOLDING & ATCH.	PARTS, frt. (black SL red)
66	6437-67-6637-67	4226933	LH	9.25	MOLDING & ATCH.	PARTS, frt. (black & red)
67	50-6000	4229420	RH	7.80	MOLDING & ATCH.	PARTS, rr.
67	50-6000	4229421	LH	7.80	MOLDING & ATCH.	PARTS, rr.
67	8000	4229406	RH	20.80	MOLDING & ATCH.	PARTS, rr.
67	8000	4229407	LH	20.80	MOLDING & ATCH.	PARTS, rr.
66-67	9000	4226846	RH	16.30	MOLDING SL ATCH.	PARTS
66-67	9000	4226847	LH	16.30	MOLDING SL ATCH.	PARTS
66-67	9000	4226850	RH	6.35	MOLDING SL ATCH.	PARTS, frt.
66-67	9000	4226851	LH	6.35	MOLDING SL ATCH.	PARTS, frt.
68	3437-3537	7795310	RH	8.00	MOLDING SL ATCH.	PARTS, frt.
68	3437-3537	7795311	LH	8.00	MOLDING SL ATCH.	PARTS, frt.
68	3437-3537-69	7795324	RH	8.25	MOLDING & ATCH.	PARTS, rr.
68	3437-3537-69	7795325	LH	8.25	MOLDING & ATCH.	PARTS, rr.
68	3300-3437-3537-3569- 4637-67	7795312	RH	23.85	MOLDING & ATCH.	PARTS
68	3300-3437-3537-3569- 4637-67	7795313	LH	23.85	MOLDING SL ATCH.	PARTS
68	3435-4455-65-4855-65	7795314	RH	22.85	MOLDING SL ATCH.	PARTS
68	3435-4455-65-4855-65	7795315	LH	22.85	MOLDING SL ATCH.	PARTS
68	3437-3537-69 w/Body Side Mldgs.	7795316	RH	12.15	MOLDING SL ATCH.	PARTS
68	3437-3537-69 w/Body Side Mldgs.	7795317	LH	12.15	MOLDING SL ATCH.	PARTS
68-69	3569	7795306	RH	4.20	MOLDING SL ATCH.	PARTS, frt.
68-69	3569	7795307	LH	4.20	MOLDING SL ATCH.	PARTS, frt.
68	4437-67	7795308	RH	10.65	MOLDING SL ATCH.	PARTS, front
68	4437-67	7795309	LH	10.65	MOLDING SL ATCH.	PARTS, front
68	4439-69	7795304	RH	2.97	MOLDING SL ATCH.	PARTS, frt.
68	4439-69	7795305	LH	2.97	MOLDING SL ATCH.	PARTS, frt.
68-69	4437-39-67-69	7795323	2	10.95	MOLDING SL ATCH.	PARTS, rear.
68	4455-65	7795303	2	9.10	MOLDING SL ATCH.	PARTS, rr.
68	4455-65 Body Side Mldg.	7795372	RH	4.20	MOLDING SL ATCH.	PARTS, frt. of rr. whl. opening-upr.
68	4455-65 Body Side Mldg.	7795373	LH	4.20	MOLDING SL ATCH.	PARTS, frt. of rr. whl. opening-upr.
68	4455-65 Body Side Mldg.	7795375	RH	8.35	MOLDING 8i ATCH.	PARTS, rr of rr. whl. opening mldg.-upr.
68	4455-5 Body Side Mldg.	7795376	LH	8.35	MOLDING SL ATCH.	PARTS, rr. of rr. whl. opening mldg.-upr.
68	4855-65	7795303	2	9.10	MOLDING 8i ATCH.	PARTS, rr.-rr. whl. opening transfer-lwr.
68	4855-65	7795372	RH	4.20	MOLDING & ATCH.	PARTS, frt. of whl. opening transfer-upr. finish.
68	4855-65	7795373	LH	4.20	MOLDING 8i ATCH.	PARTS, frt. of whl. opening transfer-upr. finish.
68	4855-65	7795375	RH	8.35	MOLDING 8. ATCH.	PARTS, rr. of whl. opening transfer-upr. finish.
68	4855-65	7795376	LH	8.35	MOLDING & ATCH.	PARTS, rr. of whl. opening transfer-upr. finish.
68	5000	7795327	RH	17.15	MOLDING 8i ATCH.	PARTS, rr. wheel opening
68	5000	7795328	LH	17.15	MOLDING SL ATCH.	PARTS, rr. wheel opening
68	5000	7795329	RH	4.72	MOLDING SL ATCH.	PARTS, frt. corner.
68	5000	7795330	LH	4.72	MOLDING & ATCH.	PARTS, frt. corner.
68	5000	7795331	RH	4.56	MOLDING & ATCH.	PARTS, rr. corner.
68	5000	7795332	LH	4.56	MOLDING 8. ATCH.	PARTS, rr. corner.
68	5000	7795332	LH	10.35	MOLDING SL ATCH.	PARTS, rr.
68	5000	7795318	RH	10.35	MOLDING SL ATCH.	PARTS, rr.
68	5000	7795319	LH	10.95	MOLDING 8! ATCH.	PARTS, rr.
68	6000	7795295	RH	10.95	MOLDING 8t ATCH.	PARTS, rr.
68	6000	7795296	LH	28.60	MOLDING SL ATCH.	PARTS, rr.
68	8000	7795503	RH	28.60	MOLDING SL ATCH.	PARTS, rr.
68	8000	7795504	LH	10.55	MOLDING 8t ATCH.	PARTS, front-upper.
68-69	9000	7795270	RH	10.55	MOLDING SL ATCH.	PARTS, front-upper.
68-69	9000	7795271	LH	1 8.75	MOLDING & ATCH.	PARTS
68-69	9000	7795272	RH	18.75	MOLDING & ATCH.	PARTS
68-69	9000	7795273	LH	14.00	MOLDING Si ATCH.	PARTS, rear-lower.
68-69	9000	7795277	RH	14.00	MOLDING 8. ATCH.	PARTS, rear-lower.
68-69	9000	7795278	LH	12.60	MOLDING 8. ATCH.	PARTS, rear-upper.
68-69	9000	7795279	RH	12.60	MOLDING SL ATCH.	PARTS, rear-upper.
68-69	9000	7795280	LH	10.85	MOLDING & ATCH.	PARTS, front-lower.
68-69	9000	7795292	RH	10.85	MOLDING SL ATCH.	PARTS, front-lower.
68-69	9000	7795293	LH			
69	3327-69-3437-3537-69- 4437-39-67-69 less Body Side Mldgs.	8701049	RH	19.70	MOLDING 8. ATCH.	PARTS, ctr.

69	3327-69-3437-3537-69-								
	4437-39-67-69	less							
	Body Side Mldg.		.8701050	LH	19.70	MOLDING 8. ATCH. PARTS, ctr.			
69	All Wagons		.8701140	RH	17.10	MOLDING 8t ATCH. PARTS			
69			.8701141	LH	17.10	MOLDING 8t ATCH. PARTS			
69	3537-4437-67		.7795310	RH	8.00	MOLDING 8t ATCH. PARTS, front			
69	3537-4437-67		.7795311	LH	8.00	MOLDING 8t ATCH. PARTS, front			
69	3537-69-4437-39-67-69								
	with Body Side Mldgs.		.7795316	RH	12 15	MOLDING 8. ATCH. PARTS, ctr.			
69	3537-69-4437-39-67-69								
	with Body Side Mldgs.		.7795317	LH	12.15	MOLDING & ATCH. PARTS, ctr.			
69	3537-69-4437-39-67-69		.7795324	RH	8.25	MOLDING 8i ATCH. PARTS, rear			
69	3537-69-4437-39-67-69		.7795325	LH	8.25	MOLDING & ATCH. PARTS, rear			
69	4439-69		.7795306	RH	4.20	MOLDING 8t ATCH. PARTS, front			
69	4439-69		.7795307	LH	4.20	MOLDING & ATCH. PARTS, front			
69	4456-66		.8701123	RH	8.15	MOLDING & ATCH. PARTS, rear-lower			
69	4456-66		.8701124	LH	8.15	MOLDING 8t ATCH. PARTS, rear-lower			
69	4456-66		.8701125	RH	4.20	MOLDING & ATCH. PARTS, front			
69	4456-66		.8701126	LH	4.20	MOLDING 8t ATCH. PARTS, front			
69	50 6000		.8700960	RH	16.90	MOLDING 8i ATCH. PARTS, rr. of rr. whl. opening			
69	50-6000		.8700961	LH	1 6.90	MOLDING & ATCH. PARTS, rr. of rr. whl. opening			
69-70	50 6000		.8700958	RH	17.60	MOLDING 8. ATCH. PARTS			
69-70	50-6000		.8700959	LH	1 7.60	MOLDING 8t ATCH. PARTS			
69-70	8000		.8700965	RH	19.35	MOLDING 8t ATCH. PARTS, rear			
69-70	8000		.8700966	LH	19.35	MOLDING 8i ATCH. PARTS, rear			
69	8257-8457-67		.8701117	2	8.95	MOLDING 8t ATCH. PARTS, front-lower			
70	30-4000 (2-Drs.) 1st								
	Type		.8702696	RH	9.35	MOLDING & ATCH. PARTS, frt. of whl. opening (black)			
70	30-4000 (2-Drs.) 1st								
	Type		.8702697	LH	9.35	MOLDING 8i ATCH. PARTS, frt. of whl. opening (black)			
70	30-4000 (2-Drs.) 2nd								
	Type		.8704057	2	10.00	MOLDING 8t ATCH. PARTS, frt. of whl. opening (black)			
70	30-4000 exc. 3435-36		.8702706	RH	9.45	MOLDING 8t ATCH. PARTS, rr. of whl. opening (black)			
70	30-4000 exc. 3435-36		.8702707	LH	9.45	MOLDING 8i ATCH. PARTS, rr. of whl. opening (black)			
70	30-4000 (4-Drs.)		.8702726	RH	5.20	MOLDING 8< ATCH. PARTS, frt. of whl. opening (black)			
70	30-4000 (4-Drs.)		.8702727	LH	5.20	MOLDING 8t ATCH. PARTS, frt. of whl. opening (black)			
70	3435-36		.8702716	RH	8.70	MOLDING 8t ATCH. PARTS, rr. of whl. opening (black)			
70	3435-36		.8702717	LH	8.70	MOLDING 8t ATCH. PARTS, rr. of whl. opening (black)			
70	30-4000 (2-Drs.) 1st								
	Type		.8702698	RH	9.15	MOLDING 8t ATCH. PARTS, frt. of whl. opening (dk. green)			
70	30-4000 (2-Drs.) 1st								
	Type		.8702699	LH	9.15	MOLDING 8i ATCH. PARTS, frt. of whl. opening (dk. green)			
70	30-4000 exc. 3435-36		.8702708	RH	9.20	MOLDING 8. ATCH. PARTS, rr. of whl. opening (dk. green)			
70	30-4000 (2-Drs.) 2nd								
	Type		.8704058	2	10.00	MOLDING 8t ATCH. PARTS, frt. of whl. opening (green)			
70	30-4000 exc. 3435-36		.8702709	LH	9.20	MOLDING 8< ATCH. PARTS, rr. of whl. opening (dk. green)			
70	30-4000 (4-Drs.)		.8702728	RH	5.20	MOLDING & ATCH. PARTS, frt. of whl. opening (dk. green)			
70	30-4000 (4-Drs.)		.8702729	LH	5.20	MOLDING 8t ATCH. PARTS, frt. of whl. opening (dk. green)			
70	3435-36		.8702718	RH	8.50	MOLDING 8t ATCH. PARTS, rr. of whl. opening (dk. green)			
70	3435-36		.8702719	LH	8.50	MOLDING 8t ATCH. PARTS, rr. of whl. opening (dk. green)			
70	30-4000 (2-Drs.) 1st								
	Type		.8702700	RH	9.15	MOLDING 8. ATCH. PARTS, frt. of whl. opening (dk. blue)			
70	30-4000 (2-Drs.) 1st								
	Type		.8702701	LH	9.15	MOLDING 8t ATCH. PARTS, frt. of whl. opening (dk. blue)			
70	30-4000 (2-Drs.) 2nd								
	Type		.8704059	2	10.00	MOLDING 8t ATCH. PARTS, frt. of whl. opening (blue)			

70	30-4000 exc. 3435-36 ..	8702710	RH	9.20	MOLDING & ATCH. PARTS, rr. of whl. opening (dk. blue).....
70	30-4000 exc. 3435-36 ..	8702711	LH	9.20	MOLDING & ATCH. PARTS, rr. of whl. opening (dk. blue).....
70	30-4000 (4-Drs.)	8702730	RH	5.20	MOLDING & ATCH. PARTS, frt. of whl. opening (dk. blue).....
70	30-4000 (4-Drs.)	8702731	LH	5 20	MOLDING St ATCH. PARTS, frt. of whl. opening (dk. blue).....
70	3435-36.	8702720	RH	8.50	MOLDING 8< ATCH. PARTS, rr. of whl. opening (dk. blue).....
70	3435 36	8702721	LH	8.50	MOLDING St ATCH. PARTS, rr. of whl. opening (dk. blue).....
70	30-4000 (2-Drs.) 1st Type	8702702	RH	9.15	MOLDING & ATCH. PARTS, frt. of whl. opening (dk. gold).....
70	30-4000 (2-Drs.) 1st Type	8702703	LH	9.15	MOLDING 8< ATCH. PARTS, frt. of whl. opening (dk. gold).....
70	30-4000 (2-Drs.) 2nd Type	8704060	2	10.00	MOLDING & ATCH. PARTS, frt. of whl opening (gold).....
70	30-4000 exc. 3435-36 ..	8702712	RH	9.20	MOLDING & ATCH. PARTS, rr. of whl. opening (dk. gold).....
70	30-4000 exc. 3435-36 ..	8702713	LH	9.20	MOLDING & ATCH. PARTS, rr. of whl. opening (dk. gold).....
70	30-4000 (4-Drs.)	8702732	RH	5.20	MOLDING & ATCH. PARTS, frt. of whl. opening (dk. gold).....
70	30-4000 (4-Drs.)	8702733	LH	5 20	MOLDING & ATCH. PARTS, frt of whl. opening (dk. gold).....
70	3435-36	8702722	RH	8.50	MOLDING 8< ATCH. PARTS, rr. of whl. opening (dk. gold).....
70	3435-36.	8702723	LH	8.50	MOLDING 8i ATCH. PARTS, rr. of whl. opening
70	NOTE 1970 30-4000 1st Type Square Cut at rr. end, 2nd Type Spear Shape at rr. end.				
70	3435-36	8702653	RH	14.95	MOLDING S&t ATCH. PARTS, whl. opening
70	3435-36	8702654	LH	14.95	MOLDING & ATCH. PARTS, whl. opening
70-72	30-4000 exc. 3435-36 ..	8702656	RH	14.45	MOLDING & ATCH. PARTS, whl. opening
70-72	30-4000 exc. 3435-36 ..	8702657	LH	14.45	MOLDING 8< ATCH. PARTS, whl. opening
70-72	4400.	8702658	RH	14.65	MOLDING S&t ATCH. PARTS, rr. of whl. opening
70-72	4400.	8702659	LH	14.65	MOLDING S&t ATCH. PARTS, rr. of whl. opening
70	50-64-6600.	8702881	RH	13.90	MOLDING S&t ATCH. PARTS, rr. of whl. opening
70	50-64-6600.	8702882	LH	13.90	MOLDING 88 ATCH. PARTS, rr. of whl. opening
70	6036-46	8702782	RH	7.95	MOLDING 88 ATCH. PARTS, whl. opening
70	6036-46	8702783	LH	7.95	MOLDING 88 ATCH. PARTS, whl. opening
70	6036-46	8702784	RH	9.80	MOLDING 88< ATCH. PARTS, rr. of whl. opening
70	6036-46	8702785	LH	9.80	MOLDING & ATCH. PARTS, rr of whl opening
70	9000.	8702491	RH	8.70	MOLD & ^{A T C H} PARTS, rr. of whl. opening
70	9000	8702492	LH	8.70	MOLD & ^{A T C H} PARTS, rr. of whl. opening
71-72	3327-37-3437-67-4437- 67 Body Side Mldg.	8704343	2	6.40	8. ATCH PARTS, frt. of whl. opening
71-72	3436 Rr. Whl. Opening Mldg	8702653	RH	14.95	8. ATCH PARTS, whl. opening
71-72	3436 Rr. Whl. Opening Mldg	8702654	LH	14.95	& ATCH
71-72	5000-6600.	8704426	RH	10.75	& ATCH.
71-72	5000-6600.	8704427	LH	10.75	& ATCH
71-72	50-6000	8704428	RH	16.35	8. ATCH
71-72	50-6000.	8704429	LH	16.35	8. ATCH whl. opening
71-72	5257-5457-67-6647-67	8704430	2	9.25	8. ATCH f whl. opening- upr.
71-72	6035-45 Rr. End Mldg.	8704704	RH	1 1.20	MOLDING St ATCH. PARTS, rr. of whl. opening-lwr.
71-72	6035-45 Rr. End Mldg.	8704705	LH	1 1.20	MOLDING & ATCH. PARTS, rr. of whl. opening-lwr.
71	6035-45 Wood Grain	8704721	RH	4.05	MOLDING 8i ATCH. PARTS, transfer finishing frt. of whl. opng.....
71	6035-45 Wood Grain	8704722	LH	4.05	MOLDING 8i ATCH. PARTS, transfer finishing frt. of whl. opening.....
71	6035-45 Wood Grain	8704717	RH	16.35	MOLDING 8< ATCH. PARTS, rr. of whl. opening trans.....
71	6035-45 Wood Grain	8704718	LH	16.35	MOLDING & ATCH. PARTS, rr. of whl. opening transfer.....
71-72	6035-45 Whl. Opening Mldg	8704719	RH	14.30	MOLDING 8i ATCH. PARTS, whl. opening transfer
71-72	6035-45 Whl. Opening Mldg	8704720	LH	14.30	MOLDING St ATCH. PARTS, whl. opening transfer
71-72	8000	8704734	RH	13.25	MOLDING 8i ATCH. PARTS, rr. of whl. opening
71-72	8000	8704735	LH	13.25	MOLDING & ATCH. PARTS, rr. of whl. opening
71-72	9000	8705397	RH	17.35	MOLDING & ATCH. PARTS, whl. opening
71 72	9000	8705398	LH	17.35	MOLDING St ATCH. PARTS, whl. opening

72	6035-45 Wood Grain	8705761	RH	4.05	MOLDING & ATCH. PARTS, frt. of whl. opening transfer.....
72	6035-45 Wood Grain	8705762	LH	4.05	MOLDING & ATCH. PARTS, frt. of whl. opening transfer.....
72	6035-45 Wood Grain	8705748	RH	16.35	MOLDING & ATCH. PARTS, rr. of whl. opening transfer.....
72	6035-45 Wood Grain	8705749	LH	16.35	MOLDING & ATCH. PARTS, rr of whl. opening transfer.....
72	9000 Wide Rkr. Pnl. Mldg.....	.8705839	RH		MOLDING & ATCH. PARTS, rr. of whl. opening
72	9000 Wide Rkr. Pnl. Mldg.....	.8705840	LH		MOLDING & ATCH. PARTS, rr. of whl. opening

12.116 I MOLDING AND ATTACHING PARTS, REAR WHEEL OPENING COVER

64	4800.....	.1365456	RH	9.70	MOLDING & ATCH. PARTS.
64	4800.....	.1365457	LH	9.70	MOLDING & ATCH. PARTS.
65	8000.....	.1365694	RH	16.30	MOLDING & ATCH. PARTS.
65	8000.....	.1365695	LH	16.30	MOLDING & ATCH. PARTS.
66	8000.....	.1361080	RH	18.85	MOLDING & ATCH. PARTS.
66	8000.....	.1361081	LH	18.85	MOLDING & ATCH. PARTS.
67	4000 exc. G.S. & Wagons.....	.4229832	RH	14.35	MOLDING & ATCH. PARTS.
67	4000 exc. G.S. & Wagons.....	.4229833	LH	14.35	& ATCH. PARTS...
67	6000.....	.4229981	RH	5.25	& ATCH. PARTS, frt
67	6000.....	.4229982	LH	5.25	& ATCH. PARTS, frt
67	6000.....	.4229985	RH	1.49	& ATCH. PARTS, rr.
67	6000.....	.4229986	LH	1.49	& ATCH. PARTS, rr.
67	8000.....	.4229981	RH	5.25	& ATCH. PARTS, frt
67	8000.....	.4229982	LH	5.25	& ATCH. PARTS, frt
67	8000.....	.4229983	RH	2.36	& ATCH. PARTS, rr.
67	8000.....	.4229984	LH	2.36	& ATCH. PARTS, rr.
67	60-8000.....	.4229993	RH	4.61	MOLDING, cover gravel deflector at frt. of cover
67	60-8000.....	.4229994	LH	4.61	MOLDING, cover gravel deflector at frt. of cover
68-69	4437-39-67-69	.7795321	RH	1 1.05	MOLDING & ATCH. PARTS.....
68-69	4437-39-67-69	.7795322	LH	1 1.05	MOLDING & ATCH. PARTS.....
68	6000.....	.7795377	RH	17.30	MOLDING & ATCH. PARTS.....
68	6000.....	.7795378	LH	17.30	MOLDING & ATCH. PARTS.....
68	8000.....	.7795379	RH	20.70	MOLDING & ATCH. PARTS.....
68	8000.....	.7795380	LH	20.70	MOLDING & ATCH. PARTS.....
69	8000.....	.8700993	RH	19.55	MOLDING & ATCH. PARTS.....
69	8000.....	.8700994	LH	19.55	MOLDING & ATCH. PARTS.....
70	8000.....	.8702428	RH	17.25	MOLDING & ATCH. PARTS.....
70	8000.....	.8702429	LH	17.25	MOLDING & ATCH. PARTS.....
70	9000.....	.8702487	RH	18.15	MOLDING & ATCH. PARTS.....
70	9000.....	.8702488	LH	18.15	MOLDING & ATCH. PARTS.....
71	8000.....	.8704738	RH	19.20	MOLDING & ATCH. PARTS.....
71	8000.....	.8704739	LH	19.20	MOLDING & ATCH. PARTS.....
71	8000.....	.1240522	1	6.65	KIT, rr. whl. opening cover stone shield (incl. mldgs.-nuts 8< template).....
71-72	8000.....	.9605350	RH	3.08	MOLDING, rr. whl. opening cover-frt. stone shield ..
71-72	8000.....	.9605351	LH	3.08	MOLDING, rr. whl. opening cover-frt. stone shield ..
72	8000 (Narrow Rkr. Pnl. Mldg.).....	.8703705	RH	19.20	MOLDING & ATCH. PARTS.
72	8000 (Narrow Rkr. Pnl. Mldg.).....	.8703706	LH	19.20	MOLDING & ATCH. PARTS.
72	8000 (Wide Rkr. Pnl. Mldg.).....	.8705841	RH		MOLDING & ATCH. PARTS.
72	8000 (Wide Rkr. Pnl. Mldg.).....	.8705842	LH		MOLDING & ATCH. PARTS.....
72	8000.....	.8705843	RH		MOLDING & ATCH. PARTS (frt.).....
72	8000.....	.8705844	RH		MOLDING & ATCH. PARTS (frt.).....

NOTE 1969 Standard size sheet metal screws 8< nuts are not included with molding. Attaching clips are included with moldings.

12.116 J NAME PLATE — LETTERS — MONOGRAMS, REAR QUARTER NAME

62	4800.....	.1360206	2	2.77	PACKAGE, letters 8< clips "Electra 225".....
62	4800.....	.4853069	4	.30	LETTER "E".....
62	4800.....	.4853070	2	.30	LETTER "L".....
62	4800.....	.4853071	2	.30	LETTER "C".....
62	4800.....	.4853073	2	.30	LETTER "R".....
62	4800.....	.4853074	2	.30	LETTER "A".....
62	4800.....	.4853075	4	.30	LETTER "2".....
62	4800.....	.4853076	2	.30	LETTER "5".....
62	4800.....	.4889279	20	.20	CLIP, name plate—(12.1 82).....
63	40-4100..	.1396134	2	2.05	PLATE & NUT PACKAGE, name "Special"
63	4635.....	.1360146	2	4.00	MONOGRAM (INVICTA) & ATCH. PARTS, rr qtr. panel—(8.147).....

64	4367..	.1365465	RH	.97	EMBLEM 8. ATCH. PARTS (12 812)
64	4367..	.1365466	LH	.97	EMBLEM 8. ATCH. PARTS (12.812)
63	4400..	.1396172	2	2.77	PLATE 8t NUT PACKAGE, name "LeSabre"
63	4639-47-67..	.4226957	1	3.23	PLATE 8i NUT PACKAGE, name "Wildcat"
63	4667 Wildcat1360208		2.51	ORNAMENT, insert 8i ring 8i attaching parts package, rr. qtr—(12.81 2)
63	4667 Wildcat1360209	LH	2.82	ORNAMENT, insert 8i ring 8< attaching parts package, rr. qtr.—(1 2.81 2)
63	4635..	.1351281	2	1.23	BASE, monogram to rr. qtr. panel—(8.147)
63	48 0 0 1st Type Red Insert1396199	2	7.20	PLATE 8< NUT PACKAGE, name "Electra 225" ..
63	4800 2nd Type Black Insert1396327	1	7.20	PLATE & NUT PACKAGE, name "Electra 225" ...
64	40-4 1001365462	2	1.69	PLATE 8i ATCH. PARTS, "Special"
64	4200-4355-65-671365464	2	1.74	PLATE & ATCH. PARTS, "Skylark"
64	4255-65-4355-65-671365465	RH	.97	EMBLEM & ATCH. PARTS (12.812)
64	4255-65-4355-65-671365466	LH	.97	EMBLEM 8. ATCH. PARTS (12.812)
64	4639-47-67-691396175	2	3.23	PLATE 8. NUT PACKAGE, "Wildcat"—(12.1 82) ..
64	4439-47-67-69-4635-451360498	2	2.15	PLATE & ATCH. PARTS, "LeSabre"
64	4667..	.1365614	RH	5 55	ORNAMENT & ATCH. PARTS
64	4667..	.1365615	LH	5 55	ORNAMENT 8t ATCH. PARTS
64	4800 1st Type-Blade Type Stud1360485	4	.56	PLATE 8i ATCH. PARTS, letter "E"
64	4800 1st Type-Blade Type Stud1360486	2	.56	PLATE & ATCH. PARTS, letter "L"
64	4800 1st Type-Blade Type Stud1360487	2	.56	PLATE & ATCH. PARTS, letter "C"
64	4800 1st Type-Blade Type Stud1360488	2	.56	PLATE & ATCH. PARTS, letter "T"
64	4800 1st Type-Blade Type Stud1360489	2	.56	PLATE & ATCH. PARTS, letter "R"
64	4800 1st Type-Blade Type STud1360490	2	.56	PLATE & ATCH. PARTS, letter "A"
64	4800 1st Type-Blade Type Stud1360491	4	.56	PLATE & ATCH. PARTS, numeral "2"
64	4800 1st Type-Blade Type Stud1360492	2	.56	PLATE 8i ATCH. PARTS, numeral "5"
64	4800 2nd Type-Round Stud1365476	4	.72	PLATE 8< NUT, letter "E"
64	4800 2nd Type-Round Stud1365477	2	.72	PLATE & NUT, letter "L"
64	4800 2nd Type-Round Stud1365478	2	.72	PLATE 8t NUT, letter "C"
64	4800 2nd Type-Round Stud1365479	2	.72	PLATE & NUT, letter "T"
64	4800 2nd Type-Round Stud1365480	2	.72	PLATE & NUT, letter "R"
64	4800 2nd Type-Round Stud1365481	2	.72	PLATE 8i NUT, letter "A"
64	4800 2nd Type-Round Stud1365482	4	.72	PLATE & NUT, figure "2"
64	4800 2nd Type-Round Stud1365483	2	.72	PLATE 8. NUT, figure "5"
65	33-34001365462	2	1.69	PLATE S/ ATCH. PARTS, "Special" (also used 8.147)
65-66	Sportwagons1365736	2	2.87	PLATE 8. ATCH. PARTS, "Sportwagon" (also used 12.182)
65	43-4467..	.1365464	2	1.74	PLATE & ATCH. PARTS, "Skylark"
65	4467 Gran Sport1365756	2	5.15	PLATE 8t ATCH. PARTS, "Gran Sport" (also used 12.182-12.812)
65-66	5000 T.H. 4004229860	2	2.20	MONOGRAM 8i ATCH. PARTS (400)
65	5237-39-69-5437-39-67~ 691365698	RH	2.77	PLATE 8i ATCH. PARTS, "LeSabre"
65	5237-39-69-5437-39-67~ 691365699	LH	2.77	PLATE & ATCH. PARTS, "LeSabre"
65	6000..	.1365719	1	2.15	PLATE 8. ATCH. PARTS, "Wildcat"—(1 2.1 82)
65	8000..	.1365476	4	.72	PLATE S/ ATCH. PARTS, letter "E"
65	8000..	.1365477	2	.72	PLATE 8. ATCH. PARTS, letter "L"
65	8000..	.1365478	2	.72	PLATE & ATCH. PARTS, letter "C"
65	8000..	.1365479	2	.72	PLATE 8i ATCH. PARTS, letter "T"
65	8000..	.1365480	2	.72	PLATE 8t ATCH. PARTS, letter "R"
65	8000..	.1365481	2	.72	PLATE 8t ATCH. PARTS, letter "A"
65	8000..	.1365482	4	.72	PLATE 8i ATCH. PARTS, figure "2"
65	8000..	.1365483	2	.72	PLATE 8t ATCH. PARTS, figure "5"
66	3000..	.4226888	2	1.54	PLATE & ATCH. PARTS, "Special" (also used 12.1 14)
66	43-4407-43-4417-43~ 4439-43-4467-46001365464	2	1.74	PLATE & ATCH. PARTS, Skylark"

66	43-4407-43-44 17-43-44-39-43-4467.....	4227370	RH	2.00	EMBLEM 8t ATCH. PARTS.....
66	43-4407-43-4417-43-4439-43-4467.....	4227371	LH	2.00	EMBLEM & ATCH. PARTS.....
66	5000.....	4226958	2	2.15	PLATE 8. ATCH. PARTS, "LeSabre".....
66	6000.....	4226957	2	3.23	PLATE 8. ATCH. PARTS, "Wildcat".....
66	6000.....	4227382	2	.82	PLATE & ATCH. PARTS, letter "W"—(12.182) ..
66	6000.....	4227383	2	.82	PLATE 8i ATCH. PARTS, letter "I"—(12.182) ..
66	6000.....	4227384	2	.82	PLATE 8L ATCH. PARTS, letter "L"—(1 2.182)
66	6000.....	4227389	2	.77	PLATE & ATCH PARTS, letter "D".....
66	6000.....	4227386	2	.82	PLATE & ATCH PARTS, letter "C"—(12.182).....
66	6000.....	4227387	2	.82	PLATE 8. ATCH PARTS, letter "A"—(12.182).....
66	6000.....	4227388	2	.82	PLATE & ATCH. PARTS, letter "T"—(12.182).....
66	8000.....	4226963	2	1.64	PLATE & ATCH. PARTS, "Electra".....
66	8000.....	4226964	4	.67	PLATE & ATCH. PARTS (figure 2) also used 12.182
66	8000.....	4226965	2	.67	PLATE & ATCH. PARTS (figure 5) also used 12.182
67	3307-69-3407-69.....	4229822	2	3.23	PLATE 8> ATCH. PARTS, "Special".....
67	33-3435.....	4226888	2	1.54	PLATE 8> ATCH. PARTS, "Special" (also used 8.147)
67	4000 Wagons	1365736	RH	2.87	PLATE 8. ATCH. PARTS, "Sportwagon" also used 12.182
67	4000 exc. Wagons & G.S.....	4229823	2	3.02	PLATE 8i ATCH. PARTS, "Skylark"
67	4000.....	4229820	2	4.20	PLATE 8i ATCH. PARTS, "400"
67	3417.....	4229996	1	5.85	PLATE 8. ATCH. PARTS, '340'
67	3307-3407-4600.....	4229821	2	3.79	PLATE & ATCH. PARTS, GS" also used 12.812)
65-68	4000 Wagons 8< 5000 (T.H. 400).....	4229860	2	2.20	MONOGRAM 8. ATCH. PARTS, "400".....
66	4600-6637-67 G.S.....	4227163	2	2.46	MONOGRAM 8. ATCH. PARTS, "Gran Sport (also used 12.182).....
67	5000.....	4229419	2	3.64	PLATE 8i ATCH. PARTS, "LeSabre".....
67	6000.....	4229411		.67	LETTER "W" 8t ATCH. PARTS.....
67	6000.....	4229412		.67	LETTER "I" 8. ATCH. PARTS.....
67	6000.....	4229413		.67	LETTER "L" 8. ATCH. PARTS.....
67	6000.....	4229414		.67	LETTER "D" & ATCH. PARTS.....
67	6000.....	4229415		.67	LETTER "C" & ATCH. PARTS.....
67	6000.....	4229416		.67	LETTER "A" & ATCH. PARTS.....
67	6000.....	4229417		.67	LETTER "T" & ATCH. PARTS.....
68	6000.....	7795281	2	.67	LETTER "W" 8i ATCH. PARTS.....
68	6000.....	7795285	2	.67	LETTER "I" 8> ATCH. PARTS
68	6000.....	7795286	2	.67	LETTER "L" & ATCH. PARTS ..
68	6000.....	7795282	2	.67	LETTER "D" 8. ATCH. PARTS ..
68	6000.....	7795283	2	.67	LETTER "C" 8. ATCH. PARTS ..
68	6000.....	7795284	2	.67	LETTER "A" & ATCH. PARTS ..
68	6000.....	7795287	2	.67	LETTER "T" & ATCH. PARTS ..
67-68	8000.....	7650310	2	2.15	PLATE, rr. qtr. name "Electra" ..
67-68	8000.....	4229531	1	1.59	PLATE "225" 8. ATCH. PARTS 12.182)
68-69	332 7.....	8700058	2	2.87	PLATE 8. ATCH. PARTS, "California".....
68	332 7.....	4229821	2	3.79	PLATE & ATCH. PARTS, "G.S." (also used 12.182-12.812).....
68	3327-69.....	7795320	2	3.90	PLATE 8i ATCH. PARTS, "Special"
68	3435.....	7745218	2	4.31	PLATE, "Special".....
68-69	3327-69-3435.....	7795333	2	2.61	PLATE, "Deluxe".....
68-70	3537-69-4437-39-67-69	9823099	2	2.72	PLATE 8i ATCH. PARTS, "Skylark"
68	4455-65-4855-65.....	7741148	2	5.15	PLATE, "Sportwagon".....
68	4437-39-67-69.....	7795575	1	1.49	PLATE & ATCH. PARTS, "Custom".....
68	5000.....	7795294	2	2.46	PLATE 8. ATCH. PARTS, "LeSabre".....
69	3327-3437-4637-67 ..	4229821	2	3.79	PLATE 8t ATCH. PARTS, "G.S." (also used 12.812)
69	3327-69.....	8701084	2	1.90	PLATE 8. ATCH. PARTS, "Special".....
69	3435-36.....	7745218	2	4.31	PLATE, rr. fdr. name "Special" ..
69	4000 Wagons.....	8717044	2	2.36	PLATE, "400".....
69	4456-66.....	7741148	2	5.15	PLATE, "Sportwagon".....
69	5000-6469 Pol. Car	8701044	2	2.05	PLATE & ATCH. PARTS, "LeSabre"
69	8000.....	4229531	2	1.59	PLATE, "225"—(12.182) ..
70	3300-3435.....	9823099		2.72	PLATE 8. ATCH. PARTS, "Skylark"
70-72	3435-36.....	7741148		5.15	PLATE, "Sportwagon".....
70	4437-39-67-69-5437-39-67-69.....	9823098	2	2.00	PLATE 8i ATCH. PARTS, "Custom"
70-72	GSX.....	1235887	2	3.90	DECAL, "GSX".....
70	50-6400.....	8701044	2	2.05	PLATE & ATCH. PARTS, "LeSabre"
70	6036-46.....	8798698	2	2.15	PLATE, "Estate".....
70	6036-46.....	8798699	2	2.15	PLATE, "Wagon".....
70	6400.....	8704036	2	3.18	PLATE & ATCH. PARTS, "455".....
70	8000.....	9843826	2	1.44	PLATE 8. ATCH. PARTS, "225"—(12.182)
70	8000.....	8702431	2	1.79	PLATE & ATCH. PARTS, "Electra".....
70	8000.....	9843827	2	4.36	PLATE, "Limited"—(12.182)
71-72	3327-37-69-4437-39-67-69.....	9823099		2.72	PLATE, "Skylark"

71-72	4400	9823098	1	2.00	PLATE & ATCH. PARTS, "Custom"		
72	3337-69	1394200	2	1.90	PLATE & ATCH. PARTS, rr. qtr. "350"		
	12.116K	GRILLE & CLIP, REAR QUARTER				ORNAMENTAL		
63-64	4747	1396179	2	4.92	GRILLE & CLIP, rr. qtr. orn-upr.		
63-64	4747	1396184	2	4.92	GRILLE 8t CLIP, rr. qtr. orn-lwr.		
63-64	4747	4877036	18	.15	CLIP, rr. qtr. orn. upr. grl.		
64	4747	4877036	18	.15	CLIP, rr. qtr. orn-lwr. grl.		
		EAR QUARTER (BODY SIDE BELOW BELT)						
72			1240706	RH	6.25	DECAL (black-stripe).....		
72			1240707	LH	6.25	DECAL (black-stripe).....		
72	3337		1241686	RH	6.25	DECAL (dk. brown-stripe).....		
72			1241687	LH	6.25	DECAL (dk. brown-stripe).....		
72			1240718	RH	6.25	DECAL (covert-stripe).....		
72	3337		1240719	LH	6.25	DECAL (covert-stripe).....		
72			1240714	RH	6.25	DECAL (green-stripe).....		
72			1240715	LH	6.25	DECAL (green-stripe).....		
72			1240722	RH	6.25	DECAL (tan-stripe).....		
72			1240723	LH	6.25	DECAL (tan-stripe).....		
72			1240710	RH	6.25	DECAL (white-stripe).....		
72			1240711	LH	6.25	DECAL (white-stripe).....		
72	All E.					DECAL (refer to grp. 1 2.8 1 2 roof & rr. qtr. decal).		
	12.118	CLIP, FRONT DOOR OUTER PANEL MOLDING						
59	4829-39-67	4872468	4	.10	CLIP, lwr. mldg.-rr.		
60	44-46-47-4800	4787120	AR	.10	CLIP, lwr. mldg.-ctr.		
60	44-46-47-4800	4784028	AR	.15	CLIP, lwr. mldg.-rr.		
60	4829-39-67	4787120	AR	.10	CLIP, lwr. insert mldg.		
61	40-4100	4786416	10	.10	CLIP, peak mldg.		
61	441 1-37-67-4637-67	4737-4867	4816119	4	.10	CLIP, peak mldg. frt. & rr.
61	441 1-37-67-4637-67	4737-4867	4786416	8	.10	CLIP, peak mldg.-ctr.
61	4435-39-45-69-4639	4719-39-4829	4816119	4	.10	CLIP, peak mldg. frt. & rr.
61	4435-39-45-69-4639	4719-39-4829	4786416		.10	CLIP, peak mldg. ctr.
61	4637-67	4409860	AR	.10	CLIP, lwr. mldg.-ctr.		
61-62	4639	4409860	AR	.10	CLIP, lwr. mldg.-ctr.		
62	4019-35-45-41 19-35	4403445	AR	.10	CLIP, lwr. mldg.		
62	4027-67-4167	4403445	AR	.10	CLIP, lwr. mldg.		
62	4639	4846208	4	.20	CLIP, lwr. mldg.-frt. & rr.		
62	4819-29-39	4409860	AR	.10	CLIP, lwr. mldg.-ctr.		
62	4819-29-39	4846208	4	.20	CLIP, lwr. mldg.-frt. & rr.		
62	4847-67, Wildcat	4409860	AR	.10	CLIP, lwr. mldg.-ctr.		
62	4847-67, Wildcat	4846208	4	.20	CLIP, lwr. mldg.-frt. & rr.		
61	4639	4409860	6	.10	CLIP, lwr. mldg.-ctr.		
63	4000	4458521	AR	.15	CLIP, lwr. mldg.-frt. & rr.		
63	41 19-35-4347-67	4458521	4	.15	CLIP, lwr. mldg.-frt. & rr.		
63	41 19-35-4347-67	4403445	AR	.10	CLIP, lwr. mldg.-ctr.		
63	44-4600 exc. 4467	4879481	4	.10	CLIP, lwr. mldg.-frt. 8; rr.		
63	441 1-47-67	4759597	2	.15	CLIP, lwr. mldg.-ctr.		
63	4435-39-45-69-4635	4759597	8	.15	CLIP, lwr. mldg.		
63	4639-47-67	4759597	AR	.15	CLIP, lwr. mldg.		
63	4639-47-67	4811939	2	.30	CLIP, upr. mldg.-frt.—(12.183)		
63-64	4747	4405110		.15	CLIP, lwr. mldg.-frt. & rr.		
63-64	4747	4403445		.10	CLIP, lwr. mldg.-ctr.		
64	4027-35-67-69 Body Side Mldg.	4886720		.10	CLIP, lwr. mldg.-frt. & rr.		
64	4027-35-67-69 Body Side Mldg., 4127-35	69	4409860	AR	.10	CLIP, lwr. mldg.-ctr.
64	42-4300	4482010	4	.51	CLIP, lwr. mldg.-frt. 8; rr.		
64	42-4300	4418691		.15	CLIP, frt. dr. outer lwr. mldg.-ctr.		
64	4439-47-67-69-4635-45 Body Side Mldg.	4418682		.51	CLIP, lwr. mldg. frt. & rr.		
64	4439-47-67-69-4635 Body Side Mldg.	4418693	AR	.51	CLIP, frt. dr. outer lwr. mldg.-ctr. ..		
64	4635-39-45-47-67-69	4819-29-39-47 67	4877401	10	.10	CLIP, frt. dr. outer panel lwr. mldg.
65	3327-67-3427-67 Body Side Mldg. 4327-37	67-4427-37-67	4451193	AR	.15	CLIP, lwr. mldg.-ctr.
65	3000 Body Side Mldg.	4489217	4	.10	CLIP, lwr. mldg.-frt. & rr.		

65	3335-69-3435-69-3500~ 3600-4327-37-69-442- 7-37-69 Body Side Mldg4534215	6	.15	CLIP, frt. dr. outer lwr. mldg.-ctr.
65	33-3467 Body Side Mldg4490159	4	.10	CLIP, lwr. mldg.-frt. & rr.
65	Sportwagons4418691	6	.15	CLIP, frt. dr. outer lwr. mldg.-ctr.
65	Sportwagons4482010	4	.5 1	CLIP, frt. dr. outer panel lwr. mldg.-frt. 8i rr.
65	43-44694534215	6	.15	CLIP, lwr. mldg.-ctr.
65	50-60004489206	AR	.15	CLIP, lwr. mldg.-ctr.
65	50-60004490125	4	.15	CLIP, lwr. mldg.-frt. 8i rr.
65	94474403445	8	.10	CLIP, lwr. mldg.-ctr.
65	3507-17-69-3607-17-69- 4307-17-39-67-4407~ 17-39-67-46004462027	4	.25	CLIP, lwr. mldg.-frt. 8> rr.
66	3507-17-3607-17-69~ 4307-17-39-67-4407~ 17-39-67-46004846208	6	.20	CLIP, (used 12.183).
66	40004541 198	AR	.15	CLIP, lwr. mldg.-ctr.
66	40004541 199	4	.25	CLIP, lwr. mldg.-frt. 8< rr.
66	52004489206	8	.15	CLIP, lwr. mldg.-ctr.
66	54697602964	4	.25	CLIP, lwr. mldg.-rr.
66	5200 Body Side Mldg . 54-6000 exc. 54697602964	4	.25	CLIP, lwr. mldg.-frt. & rr.
66	50-60007602966	AR	.15	CLIP, lwr. mldg.-ctr.
66	52004490125	4	.15	CLIP, lwr. mldg.-frt. 8< rr.
66	94874540923	8	.15	CLIP, lwr. mldg.-ctr.
66	9484541 171	4	.15	CLIP, lwr. mldg.-frt. & rr.
63-65	Riviera4890162	AR	.10	NUT, lwr. mldg.-frt. clip
63-65	Riviera4404912	AR	.30	NUT, lwr. mldg.-rr. clip—(12.895).
65-66	80009419766	AR	.10	NUT, lwr. mldg. (8.921).
65-71	All as Req.4492963	AR	.10	SCREW, frt. dr. lwr. mldg. (4-24 x %) (also used 11.209).
64	4639-47-67-694880645	4	.10	WASHER, lwr. mldg.-frt. & rr.
65	8000441 1710	AR	.05	WASHER, lwr. mldg.
66	50-6000441 1710	AR	.05	WASHER, lwr. mldg. (also used 12.183).
67	33-3407 Body Side Frt. Fdr. Mldg7661013	AR	.10	CLIP, frt. dr. outer lwr. frt. 8i rr. mldg.-frt. & rr.
67	35-36174876993	2	.15	CLIP, frt. dr. outer lwr. rr. mldg. frt
67	33-3407 Body Side Mldg7767523	4	.10	CLIP, frt. dr. outer lwr. frt. 8i rr. mldg.-frt. & rr.
67	3335-69-3435-69-3517~ 35-69-3617-35-697767523	AR	.10	CLIP, frt. & rr. dr. outer panel lwr. mldg.-frt. & rr.
67	3000 (4-Drs.)4876993	AR	.10	CLIP, frt. & rr. dr. outer panel lwr. mldg.-frt. & rr.
67	35-36174876993	AR	.1 5	CLIP, frt. & rr. dr. outer lwr. mldg.-ctr.
67	4307-17-39-67-4407-17~ 39-67-697667608	2	.15	CLIP, frt. dr. outer lwr. frt. mldg.-rr.
67	4855-654490167	4	.41	CLIP, frt. dr. outer panel lwr. mldg.-frt. & rr.
67	4855-654403445	16	.10	CLIP, frt. & rr. dr. upr. transfer mldg.-frt. & rr.— (12.182).
66-67	94874541 171	4	.15	CLIP, frt. 8i rr. dr. upr. transfer mldg.-ctr.
67	94877681 737	12	.36	CLIP, frt. dr. outer panel lwr. mldg.-frt. & rr.
68	3300-3435 Body Side Mldg4492962	10	.10	CLIP, frt. dr. peak mldg.-ctr.
68	3435 Body Side Mldg.8727925	4	.20	CLIP, frt. dr. peak mldg.-frt. & rr.
68	3500-4437-67-69-46374457495	AR	.10	CLIP, frt. dr. lwr. mldg.-ctr.
68	3500-4437-39-67-697767523	4	.10	CLIP, frt. dr. lwr. mldg. frt. & rr.
68	44394462016	AR	.10	CLIP, frt. 8i rr. dr. lwr. mldg. ctr.
68	4455-65 Body Side Mldg4457495	AR	.10	CLIP, frt. & rr. dr. mldg.-ctr.
68	4455-65 Body Side Mldg7767523	4	.10	CLIP, frt. 8< rr. dr. mldg.-frt
68	4455-65 Body Side Mldg7767523	4	.10	CLIP, frt. 8i rr. dr. mldg.-rr.
68	48004457495	AR	.10	CLIP, frt. & rr. door upr. mldg. ctr.
68	48007767523	8	.10	CLIP, frt. & rr. dr. upr. transfer mldg.
68-69	90007735109	2	.15	CLIP, frt. dr. outer upper mldg.-center.
68	94877737949	4	.25	CLIP, frt. dr. outer panel-upr. mldg.-rr.
69	3537-3569-4437-4439~ 4467-44697767523	2	.10	CLIP, frt. dr. outer panel mldg.-lwr. rr.
69	3537-3569-4437-4439~ 4467-44697767523	2	.10	CLIP, frt. dr. outer panel mldg.-lwr. frt.
69	3435-3436 Body Side molding4492962	8	.10	CLIP, frt. dr. outer panel peak mldg.-center.
69	3435-3436 Body Side Mldg8727925	2	.20	CLIP, frt. dr. peak mldg.-outer panel-front 8i rear
69	4456-4466 Body Side Mldg8727925	AR	.20	CLIP, frt. dr. mldg.-upr. & lwr.-front & rear.

69	4000 Wagons-Body Side							
	Mldg.8727925	4	.20	CLIP, frt. dr. outer panel mldg.-upr.-frt. 8i rr.			
69	4456-4466 Body Side							
	Mldg.8727925	AR	.20	CLIP, frt. dr. finish mldg.-upper 8i lwr. transfer-frt. 8i			
					rr.			
69	4456-4466 Body Side							
	Mldg.4492962	AR	.10	CLIP, frt. dr. outer panel mldg.-lwr. ctr.			
69	4456-4466 Body Side							
	Mldg.4492962	16	.10	CLIP, frt. dr. finsih mldg.-upr. 8i lwr. transfer-center . .			
69	50-60-8000 Body Side							
	Mldg.7587044	AR	.10	CLIP, frt. dr. mldg.-upper & lower.			
69	8000.7661357	AR	.10	CLIP, frt. dr. outer panel mldg.-lower center—			
					(12.183).			
69	9487.7737949	4	.25	CLIP, frt. dr. outer panel upper mldg.-front 8i rear . . .			
69-70	50-60-8000 Body Side							
	Mldg.9818102	AR	.30	CLIP, outer panel mldg.-frt. door lower-front 8i rear ..			
69	8000.8727925	2	.20	CLIP, frt. dr. mldg.-upper frt.			
69	50-6000.8727925	2	.20	CLIP, frt. dr. mldg. lower frt.			
69	8000.8732443	AR	.30	CLIP, outer panel mldg.-frt. door lower-front 8i rear . .			
70	30-4000.8727925	AR	.20	CLIP, frt. dr. mldg.			
70-72	30-4000 4 Drs. Body							
	Side Mldg.7731589	AR	.10	CLIP, frt. dr. lwr. mldg.-frt.			
70	6036-46 (Wood Grain) . .	.7731589	AR	.10	CLIP, frt. dr. transfer mldg.			
70-72	3327-37-69-3437-3500~							
	4437-39-69-4637.4492962	AR	.10	CLIP, frt. dr. peak mldg.			
70-72	3327-37-3437-3537~							
	4437-4637 Body Side							
	Upr. Mldg. Peak.9819983	2	.4 1	CLIP, peak mldg.-frt.			
70	3369-3435-36-3569~							
	4439-69 Body Side							
	Mldg.9818102	2	.30	CLIP, frt. dr. mldg.-frt. lwr.			
70	6036-46 Body Side							
	Mldg.9818102	AR	.30	CLIP, frt. dr. mldg.-frt.			
70	6036-46 Wood Grain9818102	2	.30	CLIP, frt. dr. mldg. upr. transfer-frt.			
70	9000.4458529	12	.10	CLIP, dr. mldg.-lwr.			
71-72	3369-4439-4469 Body							
	Side Mldg.8727925	2	.20	CLIP, peak mldg. frt. dr.-rr.			
71-72	30-40-50-60-8000 Body							
	Side Mldg.8727925	2	.20	CLIP, frt. dr. lwr.-rr.			
71	6639-6647-67 Body Side							
	Mldg.8741258	2	.36	CLIP, frt. door lwr. frt.			
71-72	6647-67-8237-8437							
	Body Side Mldg.7731589	AR	.10	CLIP, lwr.-ctr.			
71-72	5000-6035-45-6600~							
	8000 Body Side Mldg.8799350	AR	.10	CLIP, lwr.-ctr.			
71-72	6600 Body Side Mldg. . .	.8799350	AR	.10	CLIP, lwr.-frt.			
71	5000-6035-45-6639~							
	8000 Body Side Mldg.9818102	2	.30	CLIP, lwr.-frt.			
71	6035-45 Body Side							
	Mldg.7767523	AR	.10	CLIP, finishing mldg. frt. 8i upr.			
71-72	6035-45 Wood Grain_____	.4457495	AR	.10	CLIP, frt. dr. outer pnl. transfer mldg. . .			
71-72	6035-45 Wood Grain7742182	2	.10	CLIP, finish mldg. frt. dr. outer pnl. upr.			
72	3327.7584569	2	.20	CLIP, frt. dr. peak rr.			
72	30-4000 Body Side							
	Mldg.7731589	AR	.10	CLIP, mldg. frt. dr. lwr. frt. 8i rr.			
72	3327-37-3437-67-4437~							
	67-5000-6000-8000~							
	9000.8727925	2	.20	CLIP, outer pnl. mldg. frt. dr. lwr.-rr.			
72	5400-6035-45-6600~							
	8000-9000.9829639	AR	.36	CLIP, outer pnl. mldg.-lwr. frt.			
72	5200 Wide Rkr. Pnl.							
	Mldgs.9829639	AR	.36	CLIP, outer pnl. mldg.-lwr. frt. 8i rr.			
72	5400-6035-45-6600~							
	8000-9000.9829639	AR	.36	CLIP, outer pnl. mldg.-lwr.-rr.			
72	5200 Wide Rkr. Pnl.							
	Mldgs.9828248	AR	.15	CLIP, outer pnl. mldg. lwr.-ctr.			
72	5400-6035-45-6600~							
	8000-9000 Wide Rkr.							
	Pnl. Mldg.9828248	AR	.15	CLIP, outer pnl. mldg. lwr.-ctr.			
72	6035-45 Wood Grain9600857	2	.15	CLIP, frt. dr. transfer lwr.-rr. mldg. . . .			
72	9000.7669079	AR	.10	CLIP, mldg.-frt. dr. lwr. frt.			
72	50-60-8000 Body Side							
	Mldg.7669079	AR	.10	CLIP, mldg.-frt. dr. outer pnl.-lwr. frt.			
72	6035-45 Wood Grain7669079	AR	.10	CLIP, mldg.-frt. dr. pnl. transfer-upr. frt.			
72	9000.9838109	12	.10	CLIP, frt. dr. outer pnl. lwr. mldg.			
72	9000.4492962	AR	.10	CLIP, outer pnl. mldg. frt. dr. lwr.			

12.118 CLIP, REAR DOOR OUTER PANEL MOLDING

59	4419-35-39-4619-35-39-								
	4719-39-4829-39.	4672958	2	.10	CLIP, lwr. mldg.-frt—(8.204)				
60	4419-35-39-45-4619-35-								
	39-45-4719-39-4829-								
	39.	4784028	2	.15	CLIP, lwr. mldg.-rr.				
61	4019-35-45.	4831843	2	.15	CLIP, peak mldg.-frt.				
61	41 19-35.	4689929	2		CLIP, peak mldg.-frt.—(12.812).				
61	4019-35-45-41 19-35	4786416	4	.10	CLIP, peak mldg.-ctr.				
61	4019-35-45-41 19-35	4644959	2	.10	NUT, peak mldg.-frt. clip.				
61	4435-39-45-69-4639	4831843	2	.15	CLIP, peak mldg.-frt.				
61	4435-39-45-69-4639	4786416	6	.10	CLIP, peak mldg.-ctr.				
61	4435-39-45-69-4639	4816119	2	.10	CLIP, peak mldg.-rr.				
61	4435-39-45-69-4639	4644959	2	.10	NUT, peak mldg.-frt. clip.				
61	4639.	4831843	2	.15	CLIP, lwr. mldg.-frt.				
62	4639.	4409860	6	.10	CLIP, lwr. mldg.-ctr.				
61	4639.	4644959	4	.10	NUT, lwr. mldg.-frt. & rr. clip.				
61	4719-39-4829	4831843	2	.15	CLIP, peak mldg.-frt.				
61	4719-39-4829	4786416	6	.10	CLIP, peak mldg.-ctr.				
61	4719-39-4829	4816119	2	.10	CLIP, peak mldg.-rr.				
61	4719-39-4829	4644959	2	.10	NUT, peak mldg.-frt. clip.				
62	4019-35-45-41 19-35	4831843	2	.15	CLIP, lwr. mldg.-frt.				
62	4019-35-45-41 19-35	4403445	4	.10	CLIP, lwr. mldg.				
62	4019-35-45-4 1 19-35	4644959	2	.10	NUT, frt. lwr. mldg. clip.				
62	4439-69-4635-45.	4872468	4	.10	CLIP, lwr. mldg.				
62	4639.	4825955	2	.15	CLIP, lwr. mldg.-frt.				
62	4819-29-39.	4409860	6	.10	CLIP, lwr. mldg.-ctr.				
62	4639.	4846208	2	.20	CLIP, lwr. mldg.-rr.				
62	4639.	4644959	2	.10	NUT, lwr. mldg.-frt. clip.				
62	4819-29-39.	4831843	2	.15	CLIP, lwr. mldg.-frt.				
62	4819-29-39.	4846208	2	.20	CLIP, lwr. mldg.-rr.				
62	4819-29-39.	4644959	2	.10	NUT, lwr. mldg.-frt. clip.				
63	4019-35-45.	4458521	AR	.15	CLIP, lwr. mldg.-rr.				
63	4119-35.	4403445	AR	.10	CLIP, lwr. mldg.-frt.				
63	4 1 19-35.	4458521	2	.15	CLIP, lwr. mldg.-rr.				
63	4435-4635.	4886720	2	.10	CLIP, rr. dr. outer panel lwr. mldg.-rr.				
63	4435-39-45-69.	4894059	4	.15	CLIP, outer lwr. mldg.-ctr.				
63	4435-39-45-69.	4886297	2	.30	CLIP, lwr. mldg.-frt.				
63	4435-39-45-69.	4759597	6	.15	CLIP, lwr. mldg.-ctr.				
63	4439-69-4639.	4879481	2	.10	CLIP, lwr. mldg.-rr.				
63	4635 39.	4534215	6	.15	CLIP, outer lwr. mldg.-ctr.				
63	4635-39.	4886297	2	.30	CLIP, lwr. mldg.-frt.				
63	4435-45.	4837002	2	.10	NUT, lwr. mldg.-rr.				
63	4435-39-45-69.	4644959	2	.10	NUT, lwr. mldg.-frt. clip.				
63	4439-69.	4837002	2	.10	NUT, lwr. mldg.-rr.				
63	4635-39.	4644959	2	.10	NUT, lwr. mldg.-frt. clip.				
64	4035-69.	4409860	6	.10	CLIP, lwr. mldg.-ctr.				
64	4035-69 Body Side								
	Mldg.	4886720	4	.10	CLIP, lwr. mldg.-frt. & rr.				
64	4127-35-69.	4886720	4	.10	CLIP, lwr. mldg.-frt. & rr.				
64	4135-69.	4409860	6	.10	CLIP, lwr. mldg.-ctr.				
64	4200-4355-65-69.	4482010	4	.5 1	CLIP, lwr. mldg.-frt. & rr.				
64	4200-4355-65-69.	4418691	6	.15	CLIP, lwr. mldg.-ctr.				
64	4355-65-69.	4420151	2	.51	CLIP, frt.				
64	4439-69-4635-45.	4440303	4	.10	CLIP, lwr. mldg.-frt.				
64	4439-69-4635-45.	4879481	2	.10	CLIP, lwr. mldg.-rr.				
64	4439-69-4635-45 Body								
	Side Mldg.	4420176	2	.72	CLIP, lwr. mldg.-frt.				
64	4439-69-4635-45 Body								
	Side Mldg.	4418693	AR	.5 1	CLIP, lwr. mldg.-ctr.				
64	4439-69-4635-45 Body								
	Side Mldg.	4418682	2	.5 1	CLIP, lwr. mldg.-rr.				
64	4639-69-4819-29-39.	4877401	8	.10	CLIP, lwr. mldg.				
64	4819-29-39.	4877401	18	.10	CLIP, crown mldg.				
65	3000 (4-Drs.) Body Side								
	Mldg, 43-4469.	4489217	4	.10	CLIP, lwr. mldg.-frt. & rr.				
65	3000 (4-Drs.) Body Side								
	Mldg.	4534215	AR	.15	CLIP, outer lwr. mldg.-ctr.				
65	Sportwagons.	4482010	AR	.51	CLIP, rr. dr. outer panel lwr. mldg.-frt. & rr.				
65	Sportwagons.	4420151	2	.51	CLIP, rr. dr. outer panel lwr. mldg.-frt.				
65	43-4469.	4534215	6	.1 5	CLIP, lwr. mldg.-ctr.				
65	Sportwagons.	4418691	6	.1 5	CLIP, lwr. mldg.-ctr.				
65	5239-69 Whl. Opening								
	Mldg.	4490125	2	.15	CLIP, lwr. mldg.-rr.				
65	5439-69-6239-69-6439-								
	69.	4490125	2	.15	CLIP, lwr. mldg.-rr.				
65	50-6000 (4-Drs.).	4489206	6	.15	CLIP, rr. dr. outer lwr. mldg.-ctr.				

65	50-6000 (4-Drs.)	4490143	2	.25	CLIP, rr. lwr. mldg.-frt.
65-66	5239-69	4498464	2		
66	3335-69-3435-69-3535-			.25	CLIP, lwr. mldg.-rr.
	69-3635-69	4817162	2		
66	3335-69-3435-69-3535-			.20	CLIP, lwr. mldg.-frt.
	3635	4837349	2		
66	3335-69-3435-69-3535-			.20	CLIP, lwr. mldg.-frt.
	3635 Body Side Mldg.	4489216	2		
66	3335-69-3435-69-3535-			.15	CLIP, lwr. mldg.-rr.
	3635	4409860	2	.10	CLIP, lwr. mldg.-ctr.
66	4000 (4-Drs.)	4541199	4	.25	CLIP, lwr. mldg.-frt. & rr.
66	4000 (4-Drs.)	4541198	AR	.15	CLIP, lwr. mldg.-ctr.
66	50-6000 (4-Drs.)	7602966	6	.15	CLIP, lwr. mldg.-ctr.
66	5239	4490143	2	.25	CLIP, lwr. mldg.-frt.
66	5239-69	4489206	6	.15	CLIP, lwr. mldg.-ctr.
66	5239-69 Body Side Mldg., 5439-69-6439-				
	69-6639	7602964	2	.25	CLIP, lwr. mldg.-rr.
66	50-6000 (4-Drs.)	7602965	2	.41	CLIP, lwr. mldg.-frt.
64	4439-69	9419763	2	.10	NUT, lwr. mldg.-frt. clip (12.182)
64	4635-45 Body Side Mldg.	4644959	2	.10	NUT, lwr. mldg.-frt. clip
65	Sportwagons	4837002	2	.10	NUT, rr. dr. outer lwr. mldg. frt. clip
65	52-54-62-64-6600 (4-Drs.)	4889446	2	.10	NUT, rr. dr. outer lwr. mldg.-frt. clip
65	8000 (4-Drs.)	9419766	4	.10	NUT, rr. dr. outer panel lwr. mldg. rr.—(8.921)
65-66	8000 (4-Drs.)	4528486	4	.08	NUT, crown mldg.
65	8000 (4-Drs.)	9419763	4	.10	NUT, rr. dr. outer panel crown mldg.—(12.182)
66	3335-69-3435-69-3535-				
	69-3635-69	4837002	2	.10	NUT, lwr. mldg. frt. clip
66	8000 (4-Drs.)	9419766	4	.10	NUT, lwr. mldg. (8.921)
65-66	8000 (4-Drs.)	7585511	2	.20	SCREW, crown mldg.
64	4639-69	4880645	4	.10	WASHER, lwr. mldg.-frt. 8i rr.
65-66	8000 (4-Drs.)	4411710	AR	.05	WASHER, lwr. mldg. (also used 12.940)
67	3000 (4-Drs.)	4876993	2	.15	CLIP, rr. dr. outer lwr. mldg.-ctr.-frt.
67	3000 (4-Drs.)	4424679	2	.10	CLIP, rr. dr. outer lwr. mldg.-ctr. of ctr.
67	4469	7667608	2	.41	CLIP, rr. dr. outer panel lwr. mldg.-frt. & rr.
67	4339-4439-69	7667275	4	.25	CLIP, rr. dr. outer panel lwr. mldg.-ctr.
65-67	8239-69-8439-69	4528486	AR	.08	NUT, rr. dr. outer panel crown mldg.
67	8239-69-8439-69	4880645	2	.10	WASHER, rr. dr. outer panel crown mldg.
65-72	All	4492963	AR	.10	SCREW (4-24 x %) also used 1 1.209-12.183-12.812-1 1.035
68-69	3435-3436 Body Side Mldg.	4492962	AR	.10	CLIP, rear fdr. rear peak mldg.-frt. 8i rr. (L.H.)
68-69	3435-3436 Body Side Mldg.	4492962	AR	.10	CLIP, rr. fdr. peak mldg.-front 8i rear (R.H.)
68	3369-3435 Body Side Mldg.	8727925	2	.20	CLIP, rr. dr. peak mldg.-rr.
68	35-4469	4457495	6	.10	CLIP, rr. door lwr. mldg. ctr.
68	3569-4439-69	7767523	4	.10	CLIP, rr. dr. lwr. mldg.
68	4439	4462016	AR	.10	CLIP, frt. 8i rr. dr. lwr. mldg.-ctr.
68	4455-65 Body Side Mldg.	4457495	AR	.10	CLIP, frt. 8i rr. dr. mldg.-ctr.
68	4800	4457495	AR	.10	CLIP, frt. & rr. dr. upr. mldg.-ctr.
68	4455-65 Body Side Mldg.	7767523	4	.10	CLIP, frt. & rr. dr. mldg.-frt. 8i rr.
68	4800	7767523	AR	.10	CLIP, frt. 8< rr. dr. upr. transfer mldg.
69	3369-50-60-8000 (4 Dr.) Body Side Mldg.	8727925	2	.20	CLIP, outer panel mldg.-rear door.
69	3369-3435 Body Side Mldg.	4492962	2	.10	CLIP, rear door outer panel peak mldg.-lower-center
69	3369 Body Side Mldg.	4837349	2	.20	CLIP, rear door outer panel mldg.-lower-front
68-69	3435	7743510	2		
69	3435-3436 Body Side Mldg.	4492962	8	.10	CLIP, rr. fdr. name plate "Deluxe"
69	3435-3436 Body Side Mldg.	8727925	2	.10	CLIP, rr. dr. peak mldg.-ctr.
69	4456-4466 Body Side Mldg.	4492962	AR	.20	CLIP, rr. dr. peak mldg.-rear
69	4456-4466 Body Side Mldg.	4492962	AR	.10	CLIP, rr. dr. outer panel-upper-center
69	4456-4466 Body Side Mldg.	4492962	8	.10	CLIP, rr. dr. finish mldg.-upr. 8i lower transfer-center
69	8239-69-8439-69	7661357	6	.10	CLIP, rear door finish mldg. transfer upr.-ctr.
69	3537-3569-4437-39-67-			.10	CLIP, rear door outer panel mldg.-lower center—(12.183)
	69	7767523	2		
69	3537-69-4437-39-67-69	7767523	2	.10	CLIP, rr. dr. outer panel mldg.-lwr.-rr.
				.10	CLIP, rr. dr. outer panel mldg.-lwr.-front

69	4456-66 Body Side Mldg.	8727925	AR	.20	CLIP, rr. dr. outer panel mldg.-upper & lower - front & rear.....
69	4456-66 Body Side Mldg.....	8727925	AR	.20	CLIP, rr. dr. finsih mldg.-upr. 8i lwr. transfer-front & rear.....
69	4456-66 Body Side Mldg.....	4492962	AR	.10	CLIP, rr. dr. outer panel mldg.-lwr.-center .
69	50-60-8000 Body Side Mldg.....	7587044	AR	.10	CLIP, front dr. mldg.-upr. & lwr.....
69-70	50-60-8000 Body Side Mldg.....	9818102	AR	.30	CLIP, outer panel mldg. rear door lower-front & rear.
69	8000.....	8732443	AR	.30	CLIP, rr. dr. lwr. mldg. frt. & rr.
70	3369-3569-4439-69.....	7584569	AR	.20	CLIP, rr. dr. peak mldg.-rr.
70-72	3369-3569-4439-69.....	4492962	8	10	CLIP, rr. dr. peak mldg.-frt.....
70-72	30-4000.....	4492962	AR	10	CLIP, rr. dr. peak mldg.....
70	30-4000.....	8727925	AR	20	CLIP, rr. dr. mldg.....
70	6036-46 (Wood Grain).....	7584569	2	20	CLIP, rr. dr. upr. trim ctr.-rr. ..
70	6036-46 (Wood Grain).....	7731589	AR	10	CLIP, rr. dr. transfer finishing
70	3369-3435-36-3569-4439-69 Body Side Mldgs.....	9818102	AR	.30	CLIP, outer panel mldg. rr. dr. lwr.....
71	3369-3436-4439-69.....	8741258	2	.36	CLIP, lwr. frt.....
70	6036-46 Wood Grain.....	9818102	2	.30	CLIP, outer panel rr. dr. mldg. upr. transfer frt.
70	6036-46 Body Side Mldg.....	9818102	AR	.30	CLIP, outer panel mldg. rr. dr.-frt.
71-72	3369-4439-69 Body Side Mldg.....	7584569	2	.20	CLIP, peak mldg.-rr.....
71	5000-6035-45-6639-8000 Body Side Mldg.....	9818102	2	.30	CLIP, lwr. frt.....
71-72	5 239-69-5439-69-6035-45-6639 Body Side Mldg.....	7731589	AR	.10	CLIP, rr. dr. lwr.-rr.....
71-72	8239-8439 Body Side Mldg.....	7731589	AR	.10	CLIP, rr. dr. lwr.-ctr.....
71	6035-45 Body Side Mldg.....	7767523	AR	.10	CLIP, rr. dr. finishing mldg. frt. & upr.
71-72	5239-69-5439-69-6035-45-6639 Body Side Mldg.....	8799350	AR	.10	CLIP, lwr.-rr.....
71-72	6035-45 Wood Grain.....	7742182	4	.10	CLIP, finish mldg. lwr. & upr.....
71-72	6035-45.....	4457495	AR	.10	CLIP, finish mldg. rr. dr. outer pnl. transfer
71-72	8000 Body Side Mldg.....	8727925	2	.20	CLIP, lwr.-rr.....
72	30-4000 Body Side Mldg.....	7731589	AR	.10	CLIP, rr. dr. outer pnl. mldg. lwr. frt. & rr.
72	3369-3436-4439-69.....	7669079	AR	.10	CLIP, rr. dr. lwr. frt. mldg.....
72	50-60-8000 Body Side Mldg.....	7669079	AR	.10	CLIP, mldg. rr. dr. outer pnl.-lwr. frt.
72	5239-69-5439-69-603 5-45-8000 Wide Rkr. Pnl. Mldg.....	9828248	AR	.15	CLIP, rr. dr. lwr. ctr.
72	5239-69 Wide Rkr. Pnl. Mldg.....	9829639	AR	.36	CLIP, rr. dr. lwr.-frt. 8. rr.
72	5439-69-6035-45-6639-8239-8439.....	9829639	AR	.36	CLIP, rr. dr. lwr.-rr.
72	5439-69-6035-45-6639-8239-8439 Wide Rkr. Pnl. Mldg.....	9829639	AR	.36	CLIP, rr. dr.-lwr.....
72	6035-45 Wood Grain.....	7669079	AR	.10	CLIP, mldg. rr. dr. pnl. transfer-upr. frt.
72	6035-45 Wood Grain.....	9600857	2	.15	CLIP, rr. dr. upr. transfer rr. mldg.....
72	6035-45 Wood Grain.....	9600857	2	.15	CLIP, rr. dr. transfer lwr. rr. mldg.....

12.118 CLIP, BELT REVEAL MOLDINGS

61-62	4317-47.....	4867689	8	.15	CLIP, belt reveal.....
61-62	4467-4667-4867.....	4819695	6	.10	CLIP, pinchweld finish mldg.-rr.
61-62	4467-4667-4867.....	4819694	6	.10	CLIP, pinchweld finish mldg.-frt.
62	4067-4167-4367.....	4848926	12	.15	CLIP, pinchweld finish mldg.-rr.
62	4067-4167-4367.....	4848925	6	.15	CLIP, pinchweld finish mldg.-frt.
62-63	441 1-69.....	4876565	AR	.15	CLIP
62-63	4839-47.....	4880560	1	.15	CLIP, frt.....
62-64	4839-47.....	4815949	AR	.20	CLIP, rr. (11.209).....
63	4067-4367.....	4848926	12	.15	CLIP pinchweld finish mldg.-rr.
63	4067-4367.....	4848925	6	.15	CLIP pinchweld finish mldg.-frt.
63	4439 Two-Tone Paint.....	4843565	2	.10	CLIP frt. clip.....
63-64	4467-4667-4867.....	4819694	6	.10	CLIP pinchweld finishing mldg.-frt.
63-64	4467-4667-4867.....	4819695	6	.10	CLIP pinchweld finishing mldg.-rr.
63	4839-47.....	4880560	1	.15	CLIP% belt reveal mldg.-frt.....
63-64	4439 Two-Tone Paint.....	4411673	2	.30	CLIP, frt.....

63-64	4439 Two-Tone Paint . . .	4876565	4	.15	CLIP, rr.
63-64	4439 Two Tone Paint or Soft Trim Roof	4876565	4	.15	CLIP.
63-64	4747.	4871712	6	.10	CLIP, belt reveal mldg. ret.
63 64	4839-47.	4880560	1	.15	CLIP, belt reveal mldg.-frt.
64	4027-4127.	4440304	8	.10	CLIP, belt reveal-frt.
64	4027-4127 Two-Tone Paint.	4817162	2	.20	CLIP, rr. qtr. belt reveal mldg.-rr.
64	4069-4169-4369.	4440304	8	.10	CLIP, belt reveal.
64	4067-4367.	4457412	2	.25	CLIP, pinchweld mldg.-rr.
64	4067 4367.	4413975	10	.15	CLIP, rr. qtr. pinchweld mldg. side (also used 12.182).
64	4337.	4491311	2	.30	CLIP, roof panel side mldg. (used in 12.075).
64	4469-4669 Roof Drip Mldg.	4876565	4	.15	CLIP.
64	4447-4647.	4402136	2	.15	CLIP, frt.
64	4447-4647.	4402137	2	.15	CLIP, ctr.
64	4447-4647.	4402138	2	.15	CLIP, rr.
65	33-3427 (Two Tone Paint).	4440304	8	.10	CLIP, rr. qtr. belt reveal mldg.-frt.
65	33-3427 (Two-Tone Paint).	4817162	1	.20	CLIP, rr. end belt mldg.
65	33-3427 (Two-Tone Paint).	4817162	2	.20	CLIP, rr. qtr. belt reveal mldg.-rr.
65	33-34-35-36-43-4469 . . .	4440304	8	.10	CLIP, rr. qtr. belt reveal mldg.
65	33-34-43-4467.	4413975	10	.15	CLIP, pinchweld mldg. side (also used 1 2.1 82)
65	4327-37-4427-37 Belt Reveal Mldgs.	4440304	8	.10	CLIP, rr. qtr. belt reveal mldg.-frt.
65	4327-37-4427-37.	9419763	2	.10	NUT, rr. qtr. belt reveal mldg.-rr. clip—(8.921
65	52-54-62-64-66-82-8437 (Two-Tone Paint or Soft Roof Trim).	4817162	AR	.20	CLIP, rr. qtr. belt reveal mldg.-frt. & rr.
65	4327-37-4427-37.	4817162	2	.20	CLIP, rr. qtr. belt reveal mldg.-frt.
65	52-5439 (Two-Tone Paint).	7584569	AR	.20	CLIP, rr. qtr. belt reveal mldg.-frt.
65	4327-37-4427-37.	4817162	7	.20	CLIP, rr. end belt mldg.
65	52-54-62-64-66-82-849 (Two-Tone Paint).	4817162	2	.20	CLIP, rr. qtr. belt reveal mldg.-rr.
65	5237-5437-6237-39- 6437-39-6637-39- 8239-8439 Two-Tone Paint or Soft Roof Trim	7584569	6	.20	CLIP, rr. qtr. belt reveal mldg.
65	52-54-62-64-66-8239- 8269-8439-8469 Two- Tone Paint.	4817162	8	.20	CLIP, rr. end belt reveal mldg.
65	62-64-6639 (Two-Tone Paint or Soft Roof Trim).	4817162	6	.20	CLIP, rr. end belt reveal mldg.
65-66	82-8437.	7584569	2	.20	CLIP, reveal mldg.-ctr.
65	82-8437 Two Tone Paint or Soft Roof Trim	4817162	AR	.20	CLIP, rr. qtr. belt reveal mldg.-frt. & rr. (also used 12.182)
65	6239-6437-39-6637-39- 8239-8439 (Two-Tone Paint or Soft Roof Trim).	7584569	AR	.20	CLIP, rr. qtr. belt reveal mldg.-frt
65	9000.	4817162	7	.20	CLIP, rr. end belt cvr. side mldg. .
65	9000.	4871712	6	.10	CLIP, rr. qtr. belt reveal mldg.
66	3307-3407-3507-17- 3607-17-4307-17- 4407-17-4617 (Two- Tone Paint or Soft Roof Trim).	7617597	8	.56	CLIP, inner reveal mldg.-frt.
66	3307-3407-3507-17- 3607-17-4307-17- 4407-17-4617 (Two- Tone Paint or Soft Roof Trim).	7617597	8	.56	CLIP, outer reveal mldg.
66	33-34-35-3669 (Two- Tone Paint).	7606503	2	.15	CLIP, reveal mldg.-rr.
66	3307-3407-3507-17- 3607-17 (Two-Tone Paint).	4817162	4	.20	CLIP, inner reveal mldg.
66	4307-17-4407-17-4607- 17 (Two-Tone Paint or Soft Roof Trim).	4817162	4	.20	CLIP, inner reveal mldg.

66	52-54-64-82-8469 (Two-Tone Paint or Soft Roof Trim)7584569	AR	.20	CLIP, reveal mldg. (also used 12.182).
66	33-34-43-4469-43-4439-5239-5439 (Soft Roof Trim or Two-Tone Paint)7584569	AR	.20	CLIP, reveal mldg.-frt
66	64-66-82-8439 (Two-Tone Paint or Soft Roof Trim)7584569	AR	.20	CLIP, reveal mldg.-frt
66	5237-39-5437-39-6437-39-6637-39-8237-39-69-8437-39-694500953	AR	.25	CLIP, rr. qtr. belt reveal mldg.-rr.
66	5239-5439-6439-6639-8237-39-69-8437-39-694500953	AR	.25	CLIP, rr. end belt reveal mldg
66	43-4439 (Soft Roof Trim or Two-Tone Paint) _____	4817162	1	.20	CLIP, rr. qtr. belt reveal mldg.-rr.
66	9487 Soft Roof Trim _____	7731589	8	.10	CLIP, reveal mldg.-frt
66	9000 Soft Roof Trim _____	4817162	1	.20	CLIP, belt inner reveal mldg
66	82374500953	2	.25	CLIP, rr. qtr. belt reveal mldg.-frt
66-67	33-34-43-44-46677584999	16	.15	CLIP, pinchweld, mldg
66	54-64-66-84674499326	16	.15	CLIP, pinchweld mldg. at belt
67-68	50-60-8000 Conv.7672609	AR	.15	CLIP, qtr. pinchweld finish mldg
67	30-4000 (2 Drs.) Soft Roof Trim or Two-Tone Paint exc. Conv.4500953	6	.25	CLIP, inner mldg
67	33-34-35-36-4469 2-Tone Paint7584569	4	.20	CLIP, frt
66-67	33-34-35-36-4469 2-Tone Paint7606503	2	.15	CLIP, rr.
67	43-4439 G.S. Two-Tone Paint or Soft Roof Trim	4817162	AR	.20	CLIP, inner mldg
67-68	5239-69-5439-69-6439-69-6639 Two-Tone Paint or Soft Roof Trim	7669865	2	.10	CLIP, rr. qtr. belt reveal mldg.-rr.
67	50-6000 (2 Dr. H.T.) Two-Tone Paint or Soft Roof Trim7669079	2	.10	CLIP, rr.
67	52-54-6469 (2-Tone Paint or Soft Roof Trim	7587044	6	.10	CLIP, frt
67	5239-5439-6439-8200-8439-57-69 Soft Roof Trim7731589	AR	.10	CLIP, frt
67	5287-5487-6487-6687-8239-57-8439-577731589	AR	.10	CLIP, rr.
67	8000 (2 Tone Paint)7587044	AR	.10	CLIP, frt
67	8000 (2 & 4 Dr. H.T.) 2-Tone Paint or Soft Roof Trim7587044	7	.10	CLIP, frt
67	8000 (2 & 4-Dr. H.T.) 2-Tone Paint or Soft Roof Trim4817162	2	.10	CLIP, frt
67	8239-57-8439-577669079	2	.20	CLIP, ctr.
67	82-84697669079	2	.10	CLIP, rr.
67	9000 Soft Roof Trim7669079	2	.10	CLIP, rr. (also used 12.971)
67-70	9000 Soft Roof Trim7731589	5	.10	CLIP, compt.-frt. plate grille mldg.-ctr.
67-69	9000 Soft Roof Trim4500953	2	.10	CLIP, rr. (used 12.971)
68	3327-3437-3537-4437-4637 2-Tone Paint or Soft Roof Trim7584569	4	.20	CLIP, back body pillar belt reveal mldg
68	3435 Two-Tone Paint7584569	2	.15	CLIP
68-69	44-46677742626	8	.10	CLIP, body lock pillar belt reveal mldg
68	All Wagons Two-Tone Paint4888347	2	.10	CLIP, qtr. belt-frt. 8i rr. end belt outer reveal mldg.
69-70	3369-3569-4439-69 Soft Roof Trim & 2-Tone Paint7669079	2	.10	CLIP, rr. end belt reveal mldg
69	3369-3569-4439-69 (2-Tone Paint)7587044	7	.10	CLIP, rr. qtr. belt reveal mldg.-rr.
68	3300-3437-3500-4437-39-69-4637-5287-5487-6487-6687 Soft Roof Trim or Two-Tone Paint7669079	2	.10	CLIP, rr. qtr. belt reveal mldg.-ctr.
68	82-8469 Two-Tone Paint or Soft Roof Trim7669079	2	.10	CLIP, rr. qtr. belt reveal mldg.-ctr.

68	82-8439 Two-Tone Paint					
	or Soft Roof Trim	7669079	2	.10	CLIP, rr. qtr. belt reveal mldg.—(12.971)	
68-69	3327-3437-35377729766	2	.25	CLIP, rear quarter belt trim support	
68-70	3327-3437-3537-69-					
	4437-39-69-4637-					
	5239-87-5439-87-					
	6439-87-6639-87-					
	8239-57-8439-57-					
	9000 Soft Roof Trim	7731589	AR	.10	CLIP, rear quarter belt reveal mldg.-front	
68-70	3569-4439-69 Soft Roof					
	Trim	7731589	AR	.10	CLIP, roof panel cover mldg	
68-70	3327-3437-3537-4437-					
	4637 Soft Roof Trim	7731589	AR	.10	CLIP, rear end belt reveal mldg. center	
69-70	3369-3569-4439-69-52-					
	54-64-6637 Soft Roof					
	Trim & 2-Tone Paint	7731589	8	.10	CLIP, qtr. belt reveal-front	
68-70	8239-57-8439-57 Soft					
	Roof Trim	7731589	AR	.10	CLIP, rear quarter belt reveal mldg.-rear	
68-70	8269-8469 Soft Roof					
	Trim	7731589	AR	.10	CLIP, rear quarter belt reveal mldg. (also used	
					12.971)	
68	3369-3569-4439-69 (2-					
	Tone Paint)7587044	18	.10	CLIP, roof panel cover mldg	
68	30-4000 Two-Tone Paint					
	exc. Wagons 8i Conv.7587044	AR	.10	CLIP, rr. qtr. belt reveal mldg.-frt	
68	5239-87-5439-87-6439-					
	87-6639-8239-57-					
	8439-57 Two-Tone					
	Paint7587044	AR	.10	CLIP, frt. (also used 12.183)	
69-70	8000 Soft Roof Trim or					
	2-Tone Paint4518711	AR	.25	CLIP, qtr. belt rr. 8i rr. end belt reveal mldg.	
68	52-54-6469 Two-Tone					
	Paint or Soft Roof Trim7587044	6	.10	CLIP, frt.	
68	8239-57-69-8439-57-69					
	2 Tone Paint7587044	AR	.10	CLIP	
68	30-4000 (2-Drs.) exc.					
	3437 8< Conv. Two-					
	Tone Paint7587044	AR	.10	CLIP, rr. end belt reveal mldg.-ctr.	
68	All4462016	AR			
69	3327-3437-3537-4437-					
	4637-5237-39-69-					
	5437-39-69-6437-39-					
	69-6637-39-8000 (2-					
	Tone Paint)7587044	AR	.10	CLIP (also used 12.180)	
69	3369-3569-4439-4469-					
	5237-39-69-5437-39-					
	5469-6437-39-6469-					
	6637-39-8257-8457					
	(2-Tone Paint)7587044	8			
69	6469 Body Side Mldg.7587044	14			
69	80007587044	AR			
69	8239-57-69-8469 Soft					
	Roof Trim7669866	1	o	CLIP, quarter belt reveal mldg. front	
69	30-4000 Wagons (2-					
	Tone Paint)7584569	2	*	CLIP,	
69-70	33-3569-4439-69 Soft					
	Roof Trim7731589	AR		CLIP, quarter belt reveal mldg. front & rear	
69	3327-3437-3537-4437-					
	4637 Soft Roof Trim or					
	(2-Tone Paint)7584569	4	20	CLIP, reveal mldg. back body pillar belt	
69	8257-8457 (2-Tone Paint					
	& Soft Roof Trim7669079	2	10	CLIP, qtr. belt ctr. & rr. end belt reveal mldg	
69-70	3327-3437-3537-4437-					
	4637-5237-39-69-					
	5437-39-69-6437-					
	6439-69-6637-39-					
	8269-8469-9000 (2-					
	Tone Paint) or Soft					
	Roof Trim7669079	2	10	CLIP, reveal mldg. quarter-belt rear	
69-70	5239-69-5439-69-6439-					
	69-6639-8269-8469					
	(2-Tone Paint) or Soft					
	Roof Trim7669079	4	10	CLIP, reveal mldg.-rear end belt end	
69	44-4667-6467-6667-					
	84677742626	8	15	CLIP, quarter pinchweld mldg. at belt	
69-70	8239-57-69-8439-57-69.	.7731589	9	10	CLIP, roof panel cover front mldg	
69-70	8239-57-8457 Soft Roof					
	Trim7731589	8	10	CLIP, rear end belt reveal mldg. center	

69-70	5237-5437-6437-6637								
	Soft Roof Trim7731589	11	.10	CLIP, rr. end belt reveal mldg				
69	3436-4456-66 (2-Tone								
	Paint4888347	2	.10	CLIP, body lock pillar belt reveal mldg				
69	5237-54374888347	2	.10	CLIP, roof panel cvr. side mldg. frt. & rr. & rr. qtr.				
	belt reveal mldg.-frt								
69-70	80007731589	AR	.10	CLIP, roof panel cvr. frt. 8t side mldg				
69-70	8000 Soft Roof Trim8781254	AR	.15	CLIP (used 12.183)				
64	All7648808	AR	.15	CLIP(used 12.183)				
70	3435-36 2-Tone Paint4888347	2	.10	CLIP, body lock pillar belt reveal mldg				
70	4439 (2-Tone Paint)7587044	10	.10	CLIP, qtr. belt reveal mldg. frt.-ctr.				
70	3435-36 (2-Tone Paint)7584569	2	.20	CLIP, reveal mldg. back body pillar				
70	6036-46 (2-Tpne Paint or								
	Soft Roof Trim)8806263	4	.15	CLIP, back body pillar reveal mldg				
70	9000 Soft Roof Trim7657449	8	.15	CLIP, qtr. belt reveal mldg.-frt				
70	9000 Soft Roof Trim7657449	7	.15	CLIP, rr. end belt reveal mldg				
70	90007669079	2	.10	CLIP, reveal mldg. qtr. belt bolt				
71-72	3436 Two Tone Paint4888347	2	.10	CLIP, body lock pillar reveal mldg				
71-72	34367584569	2	.20	CLIP, back body pillar reveal mldg				
71-72	3327-3337 Soft Roof								
	Trim or 2-Tone Paint... .	.9806533	2	.41	CLIP, rr. end belt-end				
71-72	30-4000-5257-5457 Soft								
	Roof Trim or 2-Tone								
	Paint7731589	AR	.10	CLIP, rr. end belt-ctr.				
71-72	3327-37-69-3437-4437-								
	39-699806533	AR	.4 1	CLIP, rr. end belt end				
71	3327-37-69-3437-44379806533	2	.41	CLIP, reveal mldg.-rr.				
71-72	44399806533	2	.41	CLIP, reveal mldg.-frt				
71-72	3300-3437-4437-39-69-								
	6639-47 Two Tone								
	Paint or Soft Roof Trim7731589	AR	.10	CLIP, frt. reveal mldg-frt				
71	3300-3437-4437-39-69-								
	5257-5457 Soft Roof								
	Trim or Two Tone								
	Paint7731589	AR	.10	CLIP, rr. end reveal mldg. belt-ctr.				
71-72	52-5457 Two Tone Paint								
	or Soft Roof Trim7731589	AR	.10	CLIP, qtr. belt reveal mldg.-frt				
71	52-5457 Two Tone Paint								
	or Soft Roof Trim7669079	AR	.10	CLIP, qtr. belt reveal mldg. frt.-bolt				
71	52-5457 Two Tone Paint								
	or Soft Roof Trim7669079	AR	.10	CLIP, rr. end belt-end				
71	52-54-6639 Two Tone								
	Paint or Soft Roof Trim7669079	AR	.10	CLIP, qtr. belt reveal mldg.-ctr.				
71-72	52-54-66398799350	AR	.10	CLIP, qtr. belt reveal mldg. frt. & rr.				
71	52-5469 Two Tone Paint								
	or Soft Roof Trim7669079	AR	.10	CLIP, qtr. belt reveal mldg.-rr.				
71-72	5000-6035-45-8000								
	Body Side Mldg.8799350	AR	.10	CLIP, rr. end belt-ctr.				
71-72	5269-5469-8000 Two								
	Tone Paint or Soft Roof								
	Trim8799350	AR	.10	CLIP, qtr. belt mldg.-frt				
71-72	5269-5469-8239-8439 2								
	Tone Paint or Soft Roof								
	Trim8799350	AR	.10	CLIP, qtr. belt mldg. ctr.-rr.				
71	66477669079	AR	.10	CLIP, rr. end belt-end				
71-72	66477731589	AR	.10	CLIP, rr. end belt-ctr.				
71-72	6647 Body Side Mldg.8799350	8	.10	CLIP, qtr. belt reveal mldg				
71-72	6647 Body Side Mldg.8799350	6	.10	CLIP, reveal mldg. rr. end				
71-72	6035-45 2 Tone Paint or								
	Soft Roof Trim8799350	AR	.10	CLIP, body lock pillar belt				
71-72	8000 2 Tone Paint or								
	Soft Roof Trim8799350	AR	.10	CLIP, rr. end belt				
71	82-84377669079	AR	.10	CLIP, rr. qtr. belt-rr. bolt				
71-72	9000 Soft Roof Trim8806263	2	.15	CLIP, qtr. belt mldg				
72	3337 w/Short Vinyl Top8799350	8	.10	CLIP, roof pnl. cover finish mldg				
72	3327-37-69-3437-4437-								
	39-69 Soft Roof or 2-								
	Tone Paint7731589	AR	.10	CLIP, rr. end reveal mldg. belt ctr.				
72	3327-37-69-3437-4437-								
	39-69 2 Tone Paint or								
	Soft Roof.7669079	AR	.10	CLIP, rr. end belt reveal mldg				
72	4437 (2 Tone Paint or								
	Soft Roof Trim)7669079	AR	.10	CLIP, reveal frt. mldg. qtr. belt-rr.				
72	5257-5457 2 Tone Paint								
	or Soft Roof.7669079	AR	.10	CLIP, rr. end belt mldg.-end				
72	5239 Soft Roof Trim &								
	Two Tone Paint7669079	AR	.10	CLIP, reveal mldg. qtr.belt center.				

72	5269-5469 Soft Roof Trim & Two Tone Paint	7669079	AR	.10	CLIP, reveal mldg. qtr. belt rr. side (R.)
72	5257-5457	7669079	AR	.10	CLIP, reveal frt. mldg. qtr. belt-rr.
72	5237-8437 Soft Roof Trim 8i Two Tone Paint	7669079	AR	.10	CLIP, reveal mldg. qtr. belt rr. bolt
72	8000 Soft Trim or 2 Tone Paint	7669079	AR	.10	CLIP, reveal mldg. qtr. belt rr.
55	43-63	4644959	AR	.10	NUT,
64	4027-4127	9419763	2	.10	NUT, belt reveal mldg. rr. clip—(12.182)
64	4839-47	9419761	6	.10	NUT, belt reveal mldg.-frt. clip—(8.921) .
63-64	4439 Spec. Two Tone Paint	4843565	2	.10	NUT, rr. qtr. belt reveal mldg.-frt. clip
64	4447-4647	9419763	6	.10	NUT, belt reveal mldg.-frt.-ctr.-rr. clips—(12.182) .
65	33-34-35-3627 (Two Tone Paint)	9419763	2	.10	NUT, rr. qtr. belt reveal mldg.-rr. clip—(12.182) ..
65	52-54-62-64-66-82-8 439 (Two Tone Paint)	9419763	2	.10	NUT, rr. qtr. belt reveal mldg.-rr. clip—(12.182) ..
65	52-5 4-62-64-66-82-843 7 (Two Tone Paint or Soft Roof Trim)	9419763	AR	.10	NUT, rr. qtr. belt reveal mldg.-frt. & rr. clip—(12.182)
66	3307-3407-3507-17-3607-17 (Two-Tone Paint)	9419763	4	.10	NUT, inner reveal mldg. clip—(8.921)
66	4307-17-4407-17-4607-17 (Two-Tone Paint or Soft Roof Trim)	9419763	4	.10	NUT, inner reveal mldg. clip—(8.92 1)
66	43-4439-52-5439-82-8469 (Soft Roof Trim or Two-Tone Paint)	9419763	6	.10	NUT, reveal mldg.-rr. clip—(8.921)
66	52-5439-82-8469	9419763	6	.10	NUT, rr. end belt reveal mldg. clip—(8.921)
66	9000 (Soft Roof Trim)	9419763	6	.10	NUT, reveal mldg. (8.921)
67	3307-3407-17 2-Tone Paint or Soft Roof Trim	9419763	6	.10	NUT, inner reveal mldg. clip—(8.921)
67	50-6000 2 Dr. H.T. 2-Tone Paint or Soft Roof Trim	9419763	2	.10	NUT, rr. clip—(8.921)
67-68	Electra (2 & 4-Dr. H.T.) 2-Tone Paint or Soft Roof Trim	9419763	6	.10	NUT, ctr clip (8.921)
67-68	82-8469 Two-Tone Paint or Soft Roof Trim	9419763	6	.10	NUT, rr. qtr. belt reveal mldg. clip—(8.921)
68	3369-3437-52-54-64-6687 2-Tone Paint or Soft Roof Trim	9419763	2	.10	NUT, rr. qtr. belt reveal mldg. rr. clip—(8.921)
65	50-60-8000 4 Drs. (2 Drs.) Two-Tone Paint or Soft Roof Trim	4510010	2	.10	NUT, rr. qtr. belt reveal mldg. rr. clip—(8.921)
65	LeSabre-Wildcat-Electra (2-Drs.) Two-Tone Paint or Soft Roof Trim	4518946	4	.15	RETAINER, rr. qtr. belt reveal mldg.
66-67	30-4000 (2 Dr. exc. Conv.) Soft Roof Trim & 2 Tone Paint	7617597	8	.77	RETAINER, rr. qtr. belt reveal mldg.—(1 1.032)
66	52-54-62-64-66-82-8 437 (Two-Tone Paint or Soft Roof Trim)	4518946	AR	.56	RETAINER, outer frt. 8i rr.
66	82-8437 Two-Tone Paint or Soft Roof Trim	4518946	2	.77	RETAINER, reveal mldg—(1 1.032)
66	52-54-6469 (Two-Tone Paint)	4510010	2	.77	RETAINER, rr. qtr. belt reveal mldg. frt.—(1 1.032)
66	52-54-64-66-82-8439-82-8469 (Two-Tone Paint or Soft Roof Trim)	4510010	AR	.15	RETAINER, reveal mldg
63	4839-47	9419761	6	.10	NUT, belt reveal mldg. frt. clip—(8.921)
59	4437-39-67-4637-39-67-4737-39-4829-39-67	9415944	2	.10	SCREW, w/s side garn. mldg.—(8.977)
59	441 1-19-35-37-39-67-4619-35-37-39-69-4719-37-39-4829-39-67	9415944	4	.10	SCREW, frt. dr. wind, reveal mldg.-rr.—(8.977)
60	All Wagons	9415944	4	.10	SCREW, frt. dr. wind, reveal mldg. rr.—(8.977)
66	4455-65	4879431	AR	.15	SCREW (used 12.180)
63	4347	487421	1	.05	WASHER, belt reveal mldg.-rr. (also used 1 1.208)
65-72	ALL	4492963	AR	.10	SCREW (No. 4-24 x %)
12.118 CLIP—NUT, REAR QUARTER NAME PLATE					
64	4800 1st Type	4889279	20	.20	CLIP, rr. qtr. name plate (Electra 225) (12.182)
63	4667	9419761	10	.10	NUT, rr. qtr. panel ring to panel—(8.92 1)

63	441 1-35-39-45-47-67-69- 4639-47-67-4800	9419761	AR	.10	NUT, rr. qtr. name plate—(8.921).....
64	40-4100	9420202	8	.10	NUT, rr. qtr. name plate (Special)—(1 2.1 82).....
64	4200-4367	9420202	4	.10	NUT, rr. qtr. emb. (12.182).....
64	4200-4367	9420202	8	.10	NUT, rr. qtr. name plate (Skylark)—(1 2.182).....
64	4400	9419761	8	.10	NUT, rr. qtr. name plate—(8.921).....
64	4600	9419761	12	.10	NUT, rr. qtr. name plate (Invicta)—(8.92 1).....
64	4668	9419761	2	.10	NUT, rr. qtr. name plate (Wildcat)—(8.92 1).....
64	4800	9420202	32	.10	NUT, plate (Electra 225)—(8.921).....
65	33-3400-43-4467	9420202	8	.10	NUT, rr. fdr. name plate (8.921).....
65	Sportwagons	9420202	10	.10	NUT, rr. qtr name plate—(8.921).....
65-66	5000	9420202	AR	.10	NUT, rr. qtr. name plate "LeSabre"—(8.921).....
65	Wildcat	9419763	6	.10	NUT, rr. qtr. name plate "Wildcat"—(8.92 1).....
65	6000	9421827	6	.10	NUT, rr. qtr. name plate "Wildcat"—(8.92 1).....
65-66	82-8400	9419761	32	.10	NUT, qtr. name plate "Electra 225"—(8.92 1)
66	3307-67-69-3407-67-69- 3507-17-3607-17	4528566	6	.10	NUT, rr. qtr. name plate "Special".....
66	33-3435	9419763	6	.10	NUT, rr. qtr. name plate "Special"—(8.92 1).....
66	43-4400 exc. Wagons	9420202	6	.10	NUT, rr. fdr. emb. (8.921).....
66	4000 exc. Wagons	9420202	8	.10	NUT, rr. qtr. name plate "Skylark"—(8.92 1).....
66	4600	7583360	6	.10	NUT, rr. qtr. monogram (Gran Sport).....
66	6000	7583360	12	.10	NUT, rr. qtr. name plate "Wildcat" (script).....
66	6000	9419761	28	.10	NUT, rr. qtr. name plate "Wildcat" block letters— (8.921).....
66	Sportwagons	9419761	10	.10	NUT, rr. qtr. name plate "Sportwagon"—(8.92 1)
67	5000 (T.H. 400)	9420202	4	.10	NUT, monogram to rr. qtr. panel—(8.921).....
66	5000 S.T. 400	1376063	2	.10	CLIP, 400 monogram rr.—(4.015).....
67	4000 Wagons	4531636	2	.15	CLIP, qtr. outer panel monogram "400".....
68	3435	7743510	AR	.10	CLIP, rr. qtr. name plate "Special".....
68	3435	7743510	2	.10	CLIP, rr. qtr. name plate "Deluxe".....
68	4000 Wagons	7743510	AR	.10	CLIP, rr. qtr. name plate "Sportwagon".....
68-69	4000 Wagons	7743510	4	.10	CLIP, rr. qtr. monogram "400".....
68-70	8000	7743510	AR	.10	CLIP, rr. fdr. name "Electra 225".....
69-70	5437-6437-6637	7743510	1	.10	CLIP, roof ext. panel emblem.....
69-70	3435-3436	7743510	1	.10	CLIP, rr. qtr. name plate.....
69	All	8736600	AR	.10	CLIP, barrel-name plate—(12.183).....
70	6036-46	7743510	AR	.10	CLIP, name plate.....
70	6036-46	8736600	4	.10	CLIP, rr. qtr. name plate (barrel type).....
71-72	3436	7743510	AR	.10	CLIP, rr. qtr. pnl. name plate (also used 12.182- 12.812).....
71-72	3327-69-4400	9875547	AR	.10	CLIP, name plate (also used 12.182-12.812) ...
12.118 CLIP — NUT — SCREW — WASHER, REAR QUARTER MOLDING					
57	53-73-73A-75	520414	2	.10	CLIP, bead mldg.-at belt—(8.204).....
59	All exc. Wagons	3844790	2	.20	CLIP, lwr. mldg.-rr. (frt. clips).....
59	All	4689929	2		CLIP, lwr. mldg.-rr. (rr. clips)—(1 2.8 1 2).....
59	All	4644959	AR	.10	NUT, whlhse. opening mldg.....
59	44 1 1-37-67-4637-67	3844790	AR	.20	CLIP, lwr. mldg.-frt.....
59	4419-35-39-4619-35-39- 4719-39-4829-39	3844790	8	.20	CLIP, lwr. mldg.-frt.....
59	4411-19-35-37-39-67	4644959	AR	.10	NUT, whlhse. opening mldg.....
60	All exc. Wagons	4644959	AR	.10	NUT, rr. peak mldg.....
60	4435-45-4635-45	4644959	AR	.10	NUT, rr. peak mldg.-upr.....
60	4435-45-4635-45	4644959	AR	.10	NUT, ext. rr. peak mldg.-lwr.....
61	All exc. 4027-4317	4786416	AR	.10	CLIP, peak mldg. (also used 12.262).....
61	4637-39-67	4817162	AR	.20	CLIP, lwr. mldg.-rr.....
61	44-46-47-4800	4831843	AR	.15	CLIP, rr. of rr. qtr.-upr. mldg.....
61	4637-39-67	4409860	AR	.10	CLIP, lwr. mldg.-frt.....
61-62	4027-67-4167-4317-47	4674953	2	.10	WASHER, rr. qtr. at tail lamp mldg.....
62	40-4100	4403445	AR	.10	CLIP, lwr. mldg.-frt.....
62	4019-35-45-41 19-35	4837349	2	.20	CLIP, lwr. mldg.-rr.....
62	4027-67-4167	4403445	10	.10	CLIP, lwr. rr. mldg.-frt.....
62	441 1-47-4647-67	4872468	AR	.10	CLIP, lwr. mldg.....
62	4439-69-4635-45	4872468	AR	.10	CLIP, lwr. mldg.....
62	4639-4800	4409860	AR	.10	CLIP, lwr. mldg.-frt.....
62	4639-4800	4837358	AR	.20	CLIP, lwr. mldg.-rr.....
62	Wildcat	4894059	2	.15	CLIP,lwr. mldg.....
62	Wildcat	4837349	2	.20	CLIP, lwr. mldg.-rr.....
62	40-4100	4843565	AR	.10	NUT, lwr. mldg.....
62	441 1-3 9-47-69-4635-45- 4647-67	4889446	8	.10	NUT, lwr. mldg.....
62	4639-4800	4837002	AR	.10	NUT, lwr. mldg.-rr clip.....
62	441 1-47-4635-45-67	4889529	8	.05	WASHER, lwr. mldg.-rr.....
63	4000	4404877	AR	.20	CLIP, lwr. mldg.-rr.....
63	4000	9419763	4	.10	NUT, rr. lwr. mldg. rr. clip.....
63	4019-27-67-41 19-4347- 67	4886679	4	.15	CLIP, rr. qtr. mldg. at rr. lamp.....

63	4019-27-67-4 1 19-4347~			.10	NUT, mldg. at rr. lamp clip.....
	67.....	4837002	4	.10	NUT, rr. qtr. lwr. frt. mldg. rr. clip.....
63	4300.....	9419763	2	.10	CLIP, lwr. mldg.-frt.....
63	4 119-35-4347-67.....	4403445	AR	.10	CLIP, lwr. mldg.-rr.....
63	4 119-35.....	4817162	4	.20	NUT, rr. qtr. lwr. mldg.-rr. clip.....
63	4 119.....	4837002	4	.10	NUT, rr. qtr. lwr. mldg. rr. clip.....
63	40-4 100.....	9419763	4	.10	NUT, lwr. rr. mldg. (also used 12.182).....
63	4347-67.....	4877816	4	.10	CLIP, lwr. mldg.-rr.....
63	4400.....	4837358	2	.20	CLIP, lwr. mldg.-rr.....
63	4400.....	4886297	2	.30	NUT, lwr. mldg.-rr. clip.....
63	4 400.....	4644959	2	.10	CLIP, lwr. mldg.....
63	441 1-47-67.....	4759597	8	.15	CLIP, lwr. mldg.-ctr.....
63	441 1-47-67.....	4409860	14	.10	CLIP, rr. qtr. lwr. mldg.-ctr. frt.....
63	4 4 1 1 -47-67.....	4894059	6	.15	CLIP, lwr. mldg.....
63	4411-47-67.....	4534215	14	.15	NUT, rr. qtr. lwr. mldg.-rr. clipT".....
63	4411-39-47-67-69.....	4837002	2	.10	NUT, rr. qtr. lwr. mldg.-rr. clip.....
63	4435-45.....	4837002	2	.10	CLIP, lwr. mldg.-frt.....
63	4435-45.....	4837002	2	.15	CLIP, lwr. mldg.-frt.....
63	4435-39-45-69.....	4534215	16	.15	CLIP, lwr. mldg.-frt.....
63	4435-39-45-69-4635-39~				
	47-67.....	4534215	AR	.15	CLIP, lwr. mldg.-rr.....
63	4435-45-39-69.....	4409860	16	.10	CLIP, lwr. mldg.-rr.....
63	4635-39-47-67.....	4886297	2	.30	NUT, lwr. mldg.-rr. clip.....
63	4635-39-47-67.....	4644959	2	.10	CLIP, rr. qtr.-lwr. mldg.-frt.....
63	4747.....	4403445	8	.10	CLIP, rr. qtr.-lwr. mldg.-rr.....
63	4747.....	4403445	10	.10	CLIP, crown mldg.....
63	4819-29-39-47-67.....	4877401	AR	.10	NUT, rr. qtr. crown mldg.—(8.921).....
63	4800.....	9419766	10	.10	NUT, rr. qtr. (Special" name plate—(8.921) ..
63	40-4 100.....	9419761	8	.10	CLIP, rr. of whl. opening mldg.....
63	4819-29-39-47-67.....	4877401	10	.15	SCREW, rr. whl. opening mldg.....
63	43-44-46-47-4800.....	4879431	AR	.05	WASHER, rr. of whl. opening mldg.....
63	4800.....	4874211	10	.10	NUT, rr. of rr. qtr. mldg.—(8.921).....
63	4800.....	9419766	4	.20	CLIP, lwr. mldg.-rr.....
64	4027-35-67 Body Side				
	Mldg, 4135-69.....	4837349	AR	.10	CLIP, lwr. mldg.-frt.....
64	4027-35-67-69-4127-35~				
	69.....	4409860	AR	.30	CLIP, rr. qtr. lwr. mldg.....
64	4069-4169 w/Body Side				
	Mldgs.....	4411673	2	.20	CLIP, lwr. mldg.-rr (also used 12.183).....
64	4 127-35-69.....	4837349	2	.15	CLIP, rr. qtr. lwr. mldg.-rr. ctr.....
64	42-4300.....	4418691	AR	.15	CLIP, rr. qtr. lwr. mldg.-rr.....
64	42-4300.....	4420151	2	.72	CLIP, lwr. mldg.-rr.....
64	42-4300.....	4886679	2	.10	CLIP, lwr. mldg.-frt.....
64	4439-47-67-69 Body				
	Side Mldg.....	4420176	2	.30	CLIP, rr. qtr. lwr. mldg.-frt.....
64	4439-69.....	4462016	16	.20	CLIP, rr. qtr. lwr. mldg.-rr. (also used 12.182)
64	4439-69 Body Side				
	Mldg.....	4418681	16	.10	CLIP, lwr. mldg.-frt.....
64	4439-47-67-69-4635-45	4837358	2	.30	CLIP, rr. qtr. lwr. mldg.-rr.....
64	4447-67-4635-45.....	4462016	14	.20	CLIP, lwr. mldg.-frt.....
64	4447-67 Body Side				
	Mldg.....	4418681	14	.51	CLIP, lwr. mldg.-frt.....
64	4447-67 Body Side				
	Mldg.....	4418693	10	.51	CLIP, lwr. frt. mldg.-frt. (L.).....
64	4635-45 Body Side				
	Mldg.....	4418693	8	.5 1	CLIP, lwr. rr. mldg.-ctr. (L.).....
64	4635-45 Body side Mldg.	4418693	5	.72	CLIP, lwr. frt. mldg.-rr. (L.).....
64	4635-45 Body Side				
	Mldg.....	4418693	1	.10	CLIP, outer panel mldg. (also used 12.182) ..
64	4635-45.....	4462016	14	.72	CLIP, lwr. frt. mldg.-rr. (L.).....
64	4635-45 Body Side				
	Mldg.....	4420176	1	.72	CLIP, lwr. rr. mldg.-frt. (L.).....
64	4635-45 Body Side				
	Mldg.....	4420176	1	.72	CLIP, lwr. rr. mldg.-rr. (L.).....
64	4635-45.....	4837358	2	.72	CLIP, lwr. mldg.-rr. (R.).....
64	4635-39-45-47-67-69~				
	4819-29-39-47-67.....	4877401	8	.20	CLIP, frt. of whl. opening mldg.....
64	4647-67-4847-67.....	4877401	6	.10	CLIP, frt. of whl. opening mldg.....
64	4747.....	4403445	18	.10	CLIP, lwr. mldg.-frt. 8i rr.....
64	4819-29-39.....	4877401	12	.10	CLIP, rr. qtr. crown mldg.....
64	4847-67.....	4877401	18	.10	CLIP, rr. qtr. crown mldg.....
64	4000 Body Side Mldg. ..	4837002	2	.10	NUT, mldg. rr. clip.....
64	4127-69-4200-4635-45	4837002	4	.10	NUT, lwr. mldg.-rr. clip.....

64	4069-4169 Body Side					
	Mldg.	4843565	2	.10	NUT, lwr. mldg.-rr.	
64	42-4300.	4837002	2	.10	NUT, lwr. mldg. rr.-ctr. clip	
63-64	4439 Two Tone Paint	4843565	2	.10	NUT (usage 12.121).	
64	4439-47-67-69.	9419763	2	.10	NUT, lwr. mldg.-rr. clip—(8.921)	
64	4439-47-67-69-4639-47-					
	67-69.	4801719	6	.1 5	NUT, outer ext. at tail lamp	
64	4635-45 Body Mldg.	4644959	1	.10	NUT, lwr. frt. mldg. rr. clip(L) . . .	
64	4635-45 Body Mldg.	4644959	1	.10	NUT, lwr. rr. mldg.-frt. clip(L) . . .	
64	4635-45 Body Mldg.	4644959	1	.10	NUT, lwr. frt. mldg.rr. clip(R). . . .	
64	4635-45.	4644959	1	.10	NUT, lwr. rr. mldg.-rr. clip(L)	
64	4300-4439-47-67-69-					
	4635-39-45-47-67-69					
	Whl. Opening Mldg.	4879431	10	.15	SCREW, rr. whl. opening mldg.	
64	4400-4635-39-45-69	4879431	4	.15	SCREW, rr. whl. opening-frt. mldg.	
64	42-43-4700.	4879431	AR	.15	SCREW, rr. whl. opening mldg.	
64	4647-67.	4879431	4	.15	SCREW, frt. of rr. whl. opening mldg.	
64	4829.	9414752	4	.10	SCREW, rr. qtr. wind. frt. garn. mldg.—(10.225).	
64	40-41-42-4300.	4817285	AR	.10	WASHER, outer panel-lwr. mldg. (also used 12.182)	
64	4639-47-67-69-4800.	4416715	8	.10	WASHER, rr. of rr. whl. opening mldg.—(1 2.1 83)	
64	4647-67-4847-67.	4874211	6	.05	WASHER, frt. of rr. whl. opening mldg.	
64	4819-29-39-47-67.	4889529	12	.05	WASHER, lwr. mldg.-rr.	
65	3000 Body Side Mldg.	4424679	2	.10	CLIP, rr. qtr. lwr. mldg.-rr.	
65	3000 exc. Conv. 8t 33-					
	3427 with Body Side					
	Mldg.	4534215	AR	.15	CLIP, lwr. mldg. frt.	
65	50-6000 (2 Drs.)	4886679	2	.15	CLIP, lwr. mldg.-rr.	
65	50-6000 (2-Drs.)	4489206	AR	.15	CLIP, frt. of whl. opening mldg.-rr.	
65	50-6000 (4 Drs.) Whl.					
	Opening Mldg.	4489206	AR	.15	CLIP, rr. of whl. opening mldg.-frt.	
65	5439-69.	4489206	2	.15	CLIP, rr. whl. opening mldg.	
65-66	5237.	4489206	2	.15	CLIP, frt. of whl. opening mldg.-ctr.	
65	5237 Whl. Opening					
	Mldg.	4490729	4	.30	CLIP, whl. opening mldg. jt.-frt. & rr.	
65	5437-67-6237-6437-67-					
	6637-67.	4490729	2	.30	CLIP, whl. opening mldg. jt.-frt.	
65	54-6000 Whl. Opening					
	Mldg.	4490729	2	.30	CLIP, whl. opening mldg. jt.-rr.	
65	5237-5437-67 6237-					
	6437-67-6637-67.	4490143	2	.25	CLIP, frt. of whl. opening mldg.-frt.	
65	5237.	4490143	2	.25	CLIP, frt. of whl. opening mldg.-rr.	
65	50-6000 Whl. Opening					
	Mldg.	4490143	2	.25	CLIP, rr. of whl. opening mldg.-rr.	
65	54-6000.	4490143	2	.25	CLIP, rr. of whl. opening mldg.-rr.	
65	5200 Body Side 8t Frt.					
	Fdr. Mldgs.	4490143	2	.25	CLIP, rr. of whl. opening mldg.-rr.	
65-66	8000.	7587539	AR	.30	CLIP, rr. of rr. qtr. crown mldg.	
65	8237-8437-67.	4877401	AR	.10	CLIP, outer panel crown mldg.	
65	9447.	4403445	18	.10	CLIP, rr. qtr. lwr. mldg.-frt. 8i rr.	
65	33-3400 Body Side					
	Mldg.	4528566	2	.10	NUT, rr. qtr. lwr. mldg.-rr. clip.	
65	4300 Ext. Orn.	4889446	2	.10	NUT, whl. opening mldg. jt.-rr. clip.	
65	Sportwagons.	4837002	2	.10	NUT, rr. qtr. lwr. mldg.	
65	Sportwagons.	4837002	2	.10	NUT, rr. qtr. lwr. mldg.-rr. ctr. clip.	
65	Sportwagons.	4837002	2	.10	NUT, rr. qtr. lwr. mldg.-rr. clip.	
65	52-54-62-64-6600(2					
	Drs.)	4528566	2	.10	NUT, rr. qtr. lwr. mldg.-rr clip.	
65	52-54-62-64-6600(2-					
	Drs.)	4889446	2	.10	NUT, frt. of whl. opening mldg.-frt. clip.	
65	5237.	4889446	2	.10	NUT, frt. of whl. opening mldg.-rr. clip.	
65	5237-54-62-64-6600	4889446	2	.10	NUT, whl. opening mldg. jt.-rr. clip.	
65	52-5437-5467-62-64-					
	6637-64-6667.	4889446	2	.10	NUT, whl. opening mldg. jt.-frt. clip.	
65	50-6000.	4889446	2	.10	NUT, rr. of whl. opening mldg.-rr. clip.	
65	8237-8437-67.	9419766	6	.10	NUT, rr. whl. opening-frt. mldg.—(8.921).	
65	8237-39-69-8437-39-67-					
	69.	9419766	10	.10	NUT, rr. of rr. whl. opening mldg.—(8.921).	
65-66	8000.	9419766	AR	.10	NUT, rr. qtr. crown mldg.—(8.921).	
65	82-8400.	9419761	AR	.10	NUT(8.921).	
65-71	All.	4492963	AR	.10	SCREW (No. 4-24 x %).	
65	4200-5237-39-69 Whl.					
	Opening Mldg.	4879431	AR	.15	SCREW, rr. whl. opening mldg.	
65	43-44-54-62-64-66-9000	4879431	AR	.15	SCREW, rr. whl. opening mldg.	
65-66	50-6000.	4496465	6	.10	SCREW, rr. of rr. qtr. mldg. to ext—(12.183).	
65	Sportwagons.	4817285	2	.10	WASHER, outer panel lwr. mldg.	
65	82-8400.	4401600	10	.10	WASHER, rr. of rr. whl. opening mldg.—(1 2.1 83)	
65	82-8437-8467.	4401600	6	.10	WASHER, rr. whl. opening-frt. mldg—(1 2.1 83).	
65	82-8400.	4817285	AR	.10	WASHER (usage 12.182).	

65	8237-8437-67.4817285	6	.10	WASHER, rr. qtr. crown mldg.-frt.
65	8237-8437-67.4889529	20	.05	WASHER, rr. qtr. crown mldg.-rr.
65	8239-69-8439-69.4889529	20	.05	WASHER, rr. qtr. crown mldg. . .
66	33-34-35-3635 Body				
	Side Mldg.4489216	2	.15	CLIP, gas tank filler dr. mldg. (L.)
66	3307-67-3407-67-3507-				
	17-3607-17 Body Side				
	Mldgs.7587044	14	.10	CLIP, lwr. mldg.-ctr.
66	3307-67-69-3407-67-69-				
	3569-3669 Body Side				
	Mldgs.4837349	2	.20	CLIP, lwr. mldg.-rr.
66	43-44-4600 (2 Drs.).7582826	2	.25	CLIP, frt. of whl. opening mldg.-ctr—(1 1.012)
66	43-44-4600 (2-Drs.).4541198	AR	.15	CLIP, frt. of whl. opening lwr. mldg.-ctr., frt. & rr.
66	4200-4339-4439-55-654843808	2	.05	CLIP, frt. of whl. opening lwr. mldg.-frt.
66	33-34-35-3669.4409860	14	.10	CLIP, lwr. mldg.-frt.
66	33-34-35-3635.4409860	7	.10	CLIP, lwr. frt. mldg.-frt. & rr. (L.).
66	3307-67-3407-67 Body				
	Side Mldg.4837349	2	.20	CLIP, lwr. mldg.-frt.
66	33-34-35-3635.4837349	2	.20	CLIP, lwr. mldg.-rr.
66	3507-17-3607-17.4837349	2	.20	CLIP, lwr. mldg.-frt. & rr.
66	33-34-35-3635.4409860	7	.10	CLIP, lwr. mldg.(R.).
66	33-34-35-3635.4490429	2	.15	CLIP, lwr. frt. mldg.-rr. (L.).
66	4000 exc. Eagons4839023	8	.25	CLIP, rr. of whl. opening mldg.
66	Sportwagons.4421810	6	.10	CLIP, frt. of whl. opening-frt. 8i rr.
66	5237.4490143	2	.25	CLIP, frt. of whl. opening-frt. 8L rr.
66	50-6000 (2 Drs.).7602966	2	.15	CLIP, frt. of whl. opening mldg.-ctr.
66	50-6000 (2-Drs.).7602965	4	.41	CLIP, frt. of whl. opening mldg.-frt. & rr.
66	50-6000.7602965	8	.41	CLIP, rr. of whl. opening mldg.
66	8237-39-69-8437-39-67-				
	69.4877401	10	.10	CLIP, crown mldg.
66-70	8000.4877401	AR	.10	CLIP, rear of wheel opening mldg.
66-68	8000.4877401	AR	.10	CLIP, rr. of whl. opening mldg.
66	4255-65-4455-65.4879431	10	.15	SCREW, rr. of rr. whl. opening mldg.
66	4000 Wagons.4879431	5	.15	SCREW, rr. of rr. whl. opening mldg. (R.).
66	4000.4879431	5	.15	SCREW, rr. whl. opening mldg.(L.).
66	5237-39-69-5437-39-67-				
	69-6437-39-67-69-				
	6637-39-67.4879431	16	.15	SCREW, rr. whl. opening mldg.
66	50-6000.4879431	2	.15	SCREW, rr. of rr. whl. opening mldg.
66	50-6000 (4-Drs.).4879431	2	.15	SCREW, frt. of rr. whl. opening mldg
66	8000.4879431	4	.15	SCREW, rr. of rr. qtr. lwr. mldg
66	8000.4879431	2	.15	SCREW, rr. of rr. qtr. crown mldg.
66	8000.4500614	2	.13	SCREW, rr. qtr. crown mldg.
66	9000.4879431	2	.15	SCREW, rr. of rr. qtr. mldg.
66	9000.4879431	12	.15	SCREW, rr. whl. opening mldg.
66	3307-67-3407-67-3507-				
	17 Body Side Mldg.4837002	2	.10	NUT, lwr. mldg. frt. clip.
66	3307-67-69-3407-67-69-				
	3507-17-69-3607-17-				
	69.4837002	2	.10	NUT, lwr. mldg. rr. clip.
66	3307-67-69-3407-67-69-				
	3569-3669-4600.4837002	12	.10	NUT, rr. end outer upr. & lwr. mldg clip.
66	33-34-35-36354837002	1	.10	NUT, lwr. mldg. rr. clip (R.).
66	33-34-35-36354837002	1	.10	NUT, lwr. rr. mldg. rr. clip (L.).
66	4307-17-67-4407-17-67.4837002	4	.10	NUT, frt. of whl. opening mldg.-ctr. clip.
66	4200-4339-4439-55-654528566	2	.10	NUT, frt. of rr. whl. opening mldg.
66	4600.4837002	4	.10	NUT, frt. of whl. opening mldg.-frt. & rr.
66	50-6000 (2-Drs.).4889446	4	.10	NUT, frt. of whl. opening mldg.-frt. & rr. clip.
66	50-6000.4889446	AR	.10	NUT, rr. of whl. opening mldg. clip.
66	8000.4877816	4	.10	NUT, rr. of rr. whl. opening mldg.
66	Electra.9419763	4	.10	NUT, rr. of rr. qtr. upr. mldg.—(1 2.8 1 2).
66	8237-8437-67-9000.9419766	AR	.10	NUT, frt. or rr. whl. opening mldg.—(8.921).
66	8000.9419763	2	.10	NUT, rr. of qtr. crwon mldg. clip—(8.921).
66	9000.9419766	6	.10	NUT, rr. of rr. qtr. mldg. (8.921).
66	4000 Wagons.4452339	4	.05	WASHER, frt. of rr. whl. opening mldg.—(1 2.1 80)
66	43-4439.4452339	4	.05	WASHER, frt. of whl. opening-lwr. mldg.—(1 2.1 80)
66	8000.4452339	4	.05	WASHER, rr. of rr. qtr. upr. mldg.—(12.180).
66	8237-8437-67.487421 1	6	.05	WASHER, frt. of rr. whl. opening mldg.
66	8000.487421 1	4	.05	WASHER, rr. of rr. whl. opening mldg.
66	8237-8437-67.4889529	4	.05	WASHER, rr. qtr. crown mldg.-ctr.
66	8237-8437-67.4889529	20	.05	WASHER, rr. qtr. crown mldg.-rr.
66	8239-69-8439-69.4889529	20	.05	WASHER, rr. qtr. crown mldg.
66	9487.4485659	4	.05	WASHER, frt. of rr. whl. opening mldg.
66	9487.4485659	6	.05	WASHER, rr. of rr. qtr. mldg.
67	3000.451871 1	4	.25	CLIP, rr. qtr. lwr. mldg.-rr.
67	33-3407 Body Side &				
	Frt. Fdr. Mldg.766101 3	AR	.10	CLIP, rr. qtr. lwr. mldg.-frt. & ctr. rr.
67	3307-3407-3517-3617.4518711	2	.25	CLIP, rr. qtr. lwr. mldg.-ctr.-frt.

67	33-34-35-3635	7767523	2	10	CLIP, gas tank filler dr. mldg.
67	33-34-35-3635	4876993	AR	^5	CLIP, rr. qtr. lwr. frt. & rr. mldg. (L.)
67	33-34-35-3635	4876993	7	15	CLIP, rr. qtr. lwr. mldg. (R.)
67	3369-3469-3517-35-69-			^5	CLIP, rr. qtr. lwr. mldg.-frt.
	3617-35-69	4876993	AR	15	CLIP, rr. qtr. lwr. mldg.-ctr.-rr.
67	35-3617	4876993	18	^1	CLIP, rr. of rr. whl. opening mldg. rr.
67	43-4400 exc. Wagons	7667609	2	51	CLIP, frt. of rr. whl. opening mldg.-ctr.
67	43-4400 exc. Wagons	7667609	2	25	CLIP, frt. of whl. opening mldg.-frt. & rr.
67	4307-17-67-4407-17-67	7667275	8	25	CLIP, frt. dr. outer panel lwr. mldg.-ctr.
67	43-4400 exc. Wagons	7667275	AR	05	CLIP, frt. of rr. whl. opening mldg.
67	4339-4439-69	4845320	2	20	CLIP, rr. of whl. opening mldg.-lwr.
67	4000 Wagons	7584788	6	10	CLIP, rr. qtr. transfer finish mldg.
67	4855-65	4403445	18	..	CLIP, rr. qtr. rr. vert. transfer mldg. (also used
67-68	4855-65	7584569	6	12.182)	
67	4855-65	4848478		20	CLIP, gas tank dr. transfer mldg.
67	43-4400 exc. Wagons	4877401		10	CLIP, rr. of rr. whl. opening mldg.
67	30-4000 Body Rr. Mldg.	9419763		..	NUT, rr. of rr. fdr. mldg (8.92 1).
67	4307-17-39-67-4407-17-			20	NUT, rr. of rr. fdr. mldg-(1 2.940).
	39-67-9000	7616775		10	NUT, rr. of rr. whl. opening mldg.-(8.92 1).
67	4469-8000	9419766		10	NUT, rr. of rr. qtr. crown mldg-(8.92 1).
67	8000	9422265		..	NUT, rr. of rr. fdr. mldg. (8.921).
66-67	9000	9419766		^3	SCREW, rr. of rr. whl. opening mldg.
67	50-6000	4510025		15	SCREW, rr. whl. opening mldg.
67	3300-3400-3500-3600-			15	SCREW, rr. of rr. qtr. mldg.
	5200 Whl. Opening			15	SCREW, rr. whl. opening mldg.
	Mldg.	4879431	AR	15	SCREW, rr. whl. opening mldg.
67	8000	4879431	4	15	SCREW, rr. of rr. qtr. mldg.
67	4455-65-4600-4800-			15	SCREW, rr. whl. opening mldg.
	5400	4879431	AR	15	SCREW, rr. whl. opening mldg.
66-67	9000	4879431	12	15	SCREW, rr. whl. opening mldg.
67	4000 Wagons	4879431	6	15	SCREW, rr. of rr. whl. opening lwr. mldg.
67	8000	4879431	8	15	SCREW, rr. of rr. whl. opening mldg.
67	8000	4879431	2	15	SCREW, rr. qtr. crown mldg.
67	8000	4879431	2	15	SCREW, rr. of rr. qtr. crown mldg.
67	8000	4446130	AR	..	SCREW (used 12.183).
66-67	9487	4485659	6	05	WASHER, rr. of rr. qtr. mldg.
66-67	9487	4485659	4	05	WASHER, frt. of rr. whl. opening mldg.
68	3300 Body Side Mldg.	4492962	AR	10	CLIP, rr. fdr. peak mldg. frt.
68	3369 Body Side Mldg.	4837349	4	20	CLIP, rr. qtr. peak mldg.-rr.
68	3435 Body Side Mldg.	4837349	1	20	CLIP, rr. qtr. peak mldg.-ctr.
68	3435 Body Side Mldg.	8727925	2	20	CLIP, gas tank filler dr. mldg.
68	3435 Body Side Mldg.	4492962	AR	10	CLIP, rr. fdr. peak mldg.-frt. & rr. (R.)
68	3435 Body Side Mldg.	4492962	6	10	CLIP, rr. fdr. frt. peak mldg.(L)
68	3435 Body Side Mldg.	4492962	AR	10	CLIP, rr. fdr. rr. peak mldg. frt.8< rr. (L.)
68	3500-4437-67-69	4457495	8	10	CLIP, rr. of whl. opening mldg.
68-70	3537-4437-4467	451871 1	2	25	CLIP, front of wheel opening mldg.-front.
68-70	3537-4437-67	451871 1	2	25	CLIP, front of wheel opening mldg.-rear.
68-69	4439	446201 6	14	10	CLIP, front & rear door-lower mldg.-center.
68	3537-4437-67	4457495	2	10	CLIP, frt. of whl. opening mldg.-rr.
68-69	3537-69-4437-39-67-69	4518711	AR	25	CLIP, rear of wheel opening mldg.-center.
68	4437-39-67-69	451871 1	8	25	CLIP, rr. whl. opening cvr. mldg.
68-69	4439	4462016	AR	10	CLIP, rear of wheel opening mldg.-front 8i rear.
68	4455-65	77561 14	2	56	CLIP, rr. of whl. opening mldg. ctr.
68	4455-65 Body Side			27	CLIP, rr. vert. mldg.-upr.
	Mldg.	7775824	2	20	CLIP, rr. qtr. rr. vert. mldg.-lwr.
68	4455-65 Body Side			10	CLIP, rr. of whl. opening-upr. mldg.
	Mldg.	4457495	8	10	CLIP, rr. of whl. opening mldg.
68	4455-65	4492962	10	10	CLIP, rr. of whl.-upr. transfer mldg.
68	4800	4457495	8	10	CLIP, rr. of whl. lwr. transfer mldg.
68	4800	4492962	10	10	CLIP, frt. of whl. opening mldg.
68	4800	7775824	2	27	CLIP, fdr. rr. vert. transfer mldg. upr.
68	4855-65	77561 14	2	56	CLIP, rr. of whl. opening lwr. transfer mldg.
68-69	9000	7735109	6	15	CLIP, rear of wheel opening mldg. upper-front
68-69	9000	7735109	2	15	CLIP, front of wheel opening mldg.-upper center
				(R.H.)	
68	9000	7735109	6	15	CLIP, rr. of whl. opening mldg.-upr.-frt.
68	9000	7735109	2	15	CLIP, frt. of whl. opening mldg.-upr.-ctr. (R.)
68	9487	7737950	4	30	CLIP, frt. of whl. opening mldg.
68-69	9000	7737950	4	30	CLIP, front of wheel opening mldg. upper-front &
				rear.	
68-69	9000	7737950	4	30	CLIP, rear of wheel opening mldg. upper-front 8i rear
69	3327 Body Side Mldg.	4837349	4	20	CLIP, rear quarter mldg.-lower front & rear.
69	3327 Body Side Mldg.	4492962	14	10	CLIP, rr. qtr. mldg.-lwr. ctr.
69	3327-3427-3537-69-			10	CLIP, outer panel mldg.-rear of rear quarter.
	4437-39-69-4637-67	4888347	AR		

69	3327-3437-3537-69-443- 7-39-67-69-4637-67	8729132	2	.20	RETAINER, rear of rear quarter outer panel mldg.
69	3369 Body Side Mldg.	4492962	14	.10	CLIP, rr. qtr. outer panel mldg. lower-front
69	3537-3569-4437-4467- 4469	4457495	AR	.10	CLIP, rear of wheel opening mldg.-front 8i rear
69	3435-3436 Body Side Mldg.	4837349	AR	.20	CLIP, rear quarter rear peak mldg.-rear
69	4456-4466 Body Side Mldg.	4888347	2	.10	CLIP, rear quarter outer panel mldg.-vert
69	4456-4466 Body Side Mldg.	4492962	AR	.10	CLIP, rr. qtr. outer panel mldg. upper-front (R.H.)
69	4456-4466 Body Side Mldg.	4492962	AR	.10	CLIP, rr. qtr. outer panel mldg.-upper-front & rear (L.H.)
69	4466 Body Side Mldg.	4492962	AR	.10	CLIP, rr. qtr. peak mldg.-frt. 8i rr. (R.H.)
69	4456-4466 Body Side Mldg.	4837349	1	.20	CLIP, rr. qtr. upr. mldg.-rr.
69	4456-4466 Body Side Mldg.	4837349	1	.20	CLIP, lwr. mldg. rr. of wheel opening-ctr. (R.H.)
69	50-6000 Rkr. Panel Mldg.	7731482	8	.15	CLIP, outer panel mldg.-rear of wheel opening
69-71	50-60-8000 Body Side Mldg. exc. Wagons	9818102	2	.30	CLIP, rear quarter lower mldg.-front
69-70	8000 Body Side Mldg.	9818102	2	.30	CLIP, outer panel mldg.-rear fender upper-rear
69	50-60-8000 Body Side Mldg.	7587044	AR	.10	CLIP, rear quarter outer panel mldg.-upper 8i lower
69	3537-3569-4437-4467- 4469	4457495	AR	.10	CLIP, front 8i rear door outer panel mldg.-front 8i rear lower center
69	3537-4437-4469	4457495	2	.10	CLIP, front of wheel opening mldg.-center
69	4439	4462016	2	.10	CLIP, outer panel mldg.-front (L.H.) wheel opening
69	3436-4456-4466	4403445	8	.10	CLIP (used 12.180)
69	3435-3436-4456-4466 Body Side Mldg.	8727925	2	.20	CLIP, gas tank filler dr. mldg.
69	4456 Body Side Mldg.	4492962	4	.10	CLIP, peak mldg. rr. qtr.-front SL rr. (R.H.)
69	4456-4466 Body Side Mldg.	4492962	AR	.10	CLIP, outer panel mldg. rear of wheel opening (L.H.)
69	4456-4466 Body Side Mldg.	4492962	AR	.10	CLIP, lwr. mldg. rr. of wheel opening-rear (R.H. & L.H.)
69-70	50-60-8000 Body Side Mldg.	7731589	AR	.10	CLIP, outer panel mldg.-front SL rear door-lower
69	8257-69-8469 Soft Roof Trim	7669866	2	.10	CLIP, roof panel cover side mldg.-ctr.
69	8257-8457-67	8748155	AR	.25	CLIP, frt. of whl. opening-lower mldg.-front SL rear <i>Str</i> ctr.
69	8000	8727925	4	.20	CLIP, outer panel mldg.-compt. lid side
69	8000	8727925	4	.20	CLIP, compt. lid side mldg.
69	8257-8457-67	8729146	4	.41	CLIP, frt. of whl. opening mldg.-lwr.
69-70	5239-5439-6439-6639 Soft Roof Trim	7731589	9	.10	CLIP, qtr. belt reveal mldg.
69-70	8239-8439 Soft Roof Trim	7731589	6	.10	CLIP, roof cover side mldg.-lower
69-70	8000 Soft Roof Trim	7731589	4	.10	CLIP, qtr. belt frt. reveal mldg.
69	30-4000 Body Side Mldg.	4457495	AR	.10	CLIP, outer panel mldg.
70	30-4000 2-Drs. (1st Type)	7756114	2	.56	CLIP, frt. of whl. opening mldg.-rr. (use with 1st type mldg.)
70	3327-3437-3537-4437- 67-4637-67 Body Side Mldg. (2nd Type)	9806533	2	.41	CLIP, frt. of whl. opening mldg.-rr.
70-72	4400-5000-6000-8000	7731482	AR	.15	CLIP, rr. of whl. opening mldg.
70	3327-3437-3537-4437- 67-4637-67	7584569	AR	.20	CLIP, rr. qtr. wind, peak mldg.
70	30-4000 (4 Drs.)	9806533	2	.41	CLIP, frt. of whl. opening mldg.
70	30-4000	8727925	AR	.20	CLIP, rr. qtr. mldgs.
70	50-6000	7584569	4	.20	CLIP, rr. qtr. lwr. mldg.-frt.
70	6036-46	4888347	4	.10	CLIP, rr. qtr. vert.-mldg.
70	6036-46 (Wood Grain)	9818102	1	.30	CLIP, rr.-qtr. upr. trim finish mldg.-ctr. (R.H.)
70	9000	8792232	2	.56	CLIP, rr. of whl. opening mldg.-frt.
70	9487	4401685	8	.10	CLIP, rr. of whl. opening mldg.-rr.
71-72	3327-37-3437-67-4437- 67	7584569	AR	.20	CLIP, qtr. wind, peak
71-72	5257-5457-67-6647 Body Side Mldgs.	8799350	AR	.10	CLIP, frt. of whl. opening
71-72	6035-45	7732342	10	.15	CLIP, rr. of wheel opening
71-72	6035-45	8736600	2	.10	CLIP, finishing mldg. frt. of w/opening transfer

71-72	6045-6035	Body Side							
	-Mldg		4888347	.10				CLIP, fin. mldg. rr. of rr. qtr.	
71-72	6035-45	Body Side							
	Mldg		4888347	4	.10			CLIP, fin. mldg. rr. qtr.	
71-72	6035-45	Wood Grain	7742182	1	.10			CLIP, finish mldg. rr. qtr. transfer-upr. ctr. (RH)	
71-72	6035-45		4457495	AR	.10			CLIP, finish mldg. rr. whl. opening outer (also used 12.180)	
71-72	8237-39-8437	Body Side							
	Mldg		8799350	AR	.10			CLIP, mldg. lwr.-frt.	
71	72	8439	Body Side Mldg.	8799350	AR	.10		CLIP, rr. qtr. lwr.-frt.	
71	72			7731589	AR	.10		CLIP, outer pnl. mldg. rr. qtr. lwr. frt.	
71		8000		7734872	AR	2.26			
70		9487		4458529	8	.10			
72		8000	Body Side Mldg.	7669079	AR	.10		CLIP, mldg. rr. qtr. outer pnl. lwr. rr.	
72		6035-45	Wood Grain	7669079	AR	.10		CLIP, mldg. rr. qtr. pnl. transfer upper center.	
72		9000		9838109	AR	.10		CLIP, rr. qtr. lwr. mldg.	
72		9000		7731482	8	.15		CLIP, rr. of whl. opening mldg.	
72		9000		4492962	AR	.10		CLIP, rr. qtr. mldg.-lwr. ctr.	
66				4500771	14	.10		WASHER (used 2.679)	
65-72	All		4492963			.10		SCREW, No. 4-24 x V.	

12.179 MOLDING, REAR END BELT REVEAL

68-69	3327-3437-3537-4437-4637	Soft Roof or (2-Tone Paint)	1394300	1	12.40			MOLDING 8. ATCH. PARTS	
69-70	5237-5437-6437-6637	Soft Roof Trim or (2-Tone Paint)	8717225	1	7.80			MOLDING	
69-70	5269-5469-6469	Soft Roof Trim or (2-Tone Paint)	8727424	1	7.05			MOLDING	
69-70	82-8439-57	(2-Tone Paint)	1394479	1	9.50			MOLDING 8t ATCH. PARTS	
69-70	5239-5439-6439-6639	Soft Roof Trim or 2-Tone Paint	8728771		7.80			MOLDING	
69-70	82-8469	(2-Tone Paint)	1394475		11.50			MOLDING 8i ATCH. PARTS	
69-70	82-8469	Soft Roof Trim	1394508		20.90			MOLDING 8i ATCH. PARTS	
69-70	82-8439-57	Soft Roof Trim	1394509	1	19.80			MOLDING 8. ATCH. PARTS	
70-71	3327-37-3369-3437-3537-3569-4437-39-69-4637	Soft Roof Trim or 2-Tone Paint	8780249		10.75			MOLDING	
70	9000	Soft Roof Trim	9809457		12.85			MOLDING (painted)	
71-72	52-5457		1394901		10.75			MOLDING 8i ATCH. PARTS	
71-72	6647		1394910		12.05			MOLDING 8t ATCH. PARTS (painted)	
71-72	8000		1394924		14.10			MOLDING 8t ATCH. PARTS (chrome)	
71-72	8000		1394925		14.10			MOLDING 8t ATCH. PARTS (painted)	
72	3327-37-3437-4437	Soft Roof Trim or 2-Tone Paint	9616517	1	9.50			MOLDING	
72	3369-4439-69	Soft Roof Trim or 2-Tone Paint	8780249		10.75			MOLDING	
72	52-5457		1394910		12.05			MOLDING 8t ATCH. PARTS (painted)	
72	6647		9610826		12.05			MOLDING (painted)	
72	8000	Soft Roof Trim	9610828		14.10			MOLDING (painted)	

12.179 TAILGATE (DOOR)

NOTE. For transfers refer to Group 10.354.

61-62	4035-45-4135	Dropping	4888653		150.35			TAILGATE	
63	4035-45-4135		4888653		150.35			TAILGATE	
64-67	Special-Skylark Wagons		7663064		133.65			TAILGATE	
68	All Wagons		7790927		147.30			TAILGATE	
69-70	All A (1-Way Gate)		9801988		148.55			TAILGATE 1-way gate)	
69-72	All A/Wgns. (2-Way Gate)		9801989		190.70			TAILGATE (2-way gate)	
70	All B/Wgn		8781370		186.85			TAILGATE	
71	All B/Wgn		9867750		99.95			TAILGATE	
72-73	All B/Wgn		9604470		99.95			TAIL GATE	

12.179 PANEL, TAILGATE - OUTER

61-63	4035-45-4 135	Dropping							
	Wind		4888655	1	58.85			PANEL	
64-67	Special-Skylark Wagons		7663065	i	72.05			PANEL	
68	All Wagons		7687328	1	69.00			PANEL	
69-72	All A/Wgn. (2-Way Gate)		9801991	1	55.40			PANEL (2 way t/gate)	

69-70	All A/Wgn. (1-Way Gate)	9801990	1	46.05	PANEL (1-way t/gate).
70	All B/Wgn.	8781379	1	58.20	
71	All B/Wgn.	8793037	1	22.05	
72-73	All B/Wgns.	9603300	1	22.05	
71	All B/Wgn.	9883011	3	1.23	VALVE, inner pnl. drain hole—(1 2.1 8 1).
71	All B/Wgn.	9893403	2	.46	FILTER, t/gate vent, (sponge rubber)—(1 2.1 80).
12.180 GLASS, BACK DOOR WINDOW AND TAILGATE					
64-67	Special-Skylark Wagons	4405583	1	44.35	GLASS (clear)
64-67	Special-Skylark Wagons	4405584	1	48.90	GLASS (tinted)
68-72	All A/Wgn.	7698862	1	33.45	GLASS (clear)
68-72	All A/Wgn.	7698864	1	36.60	GLASS (tinted)
70	All B/Wgn.	8723099	1	41.20	GLASS (clear)
70	All B/Wgn.	8723100	1	44.85	GLASS (tinted)
71-73	All B/Wgns.	9809570	1	48.70	GLASS (clear)
71-73	All B/Wgns.	9820160	1	52.55	GLASS (tinted)
72-73	All B/Wgns. (elec. heated)	9870121	1	90.95	GLASS
63-64	4435-45-4635-45	4892768	1	1.23	CLIP, glass anti-rattle
64-65	4135-4200-4355-65	4413996	1	1.08	CLIP, glass anti-rattle
65-67		4413996	1	1.08	CLIP, glass anti-rattle
68	All Wagons.	7729600	1	1.08	CLIP, glass (anti-rattle)
69-70	All A/Wgn. (1-Way Gate)	7729600	1	1.08	CLIP (anti-rattle)
70-72	All A/Wgn. (2-Way Gate)	8712453	1	1.33	CLIP, t/gate wind, glass anti-rattle
70	All B/Wgn.	8712453	1	1.33	CLIP, t/gate wind, glass (anti-rattle)
12.180 CHANNEL TAILGATE WINDOW & BACK DOOR WINDOW					
59	4435-4635	4803130	1	11.55	CHANNEL, wind. lwr. sash
61-62	4035-45-4135 2nd Type	4875208	1	7.35	CHANNEL, upr. sash (M)
61	4435-45	4842244	1	16.70	CHANNEL, lwr. sash
61-62	4435-45-4635-45	4846199	**	4.41	CHANNEL, glass run-side
62	4635-45	4873209	1	16.35	CHANNEL, lwr. sash
63	4035-45-4135	4875208	1	7.35	CHANNEL, upr. sash
63-64	4435-45-4635-45	4360654	1	18.50	CHANNEL 8. EXTENSION, lwr. sash
63-64	4435-45-4635-45	4892771	RH	22.90	CHANNEL, glass run-upr.
63 64	4435-45-4635-45	4892772	LM	22.90	CHANNEL, glass run-upr.
63-64	4435-45-4635-45	4892775	RH	4.25	CHANNEL, glass run-side
63-64	4435-45-4635-45	4892776	LH	4.25	CHANNEL, glass run-side
63-64	4435-45-4635-45 less T/Gate Wiper	4892765	1	15.20	CHANNEL, lwr sash
64-67	Special-Skylark Wagons	4414146	1	10.40	CHANNEL, lwr sash
64-65	Special-Skylark Wagons	4479246	1	4.92	CHANNEL, glass run-on body
64	Special-Skylark Wagons	4415754	RH	4.55	CHANNEL, glass run-side
64	Special-Skylark Wagons	4415755	LH	4.55	CHANNEL, glass run-side
65-67	All Wagons.	4499042	RH	4.55	CHANNEL, glass run side
65-67	All Wagons.	4499043	LH	4.55	CHANNEL, glass run side
66-67	All Wagons.	4545159	1	4.72	CHANNEL, glass run-on body
68	All Wagons.	7728357	RH	4.55	CHANNEL, glass run side
68	All Wagons.	7728358	LH	4.55	CHANNEL, glass run side
68-72	All A/Wgn.	7731788	1	11.35	CHANNEL, lower sash
68-72	All A/Wgn.	7791187	1	4.25	CHANNEL, glass run on body
69-72	All A/Wgn.	8732497	RH	4.51	CHANNEL, glass run side
69-72	All A/Wgn.	8732498	LH	4.51	CHANNEL, glass run side
70	All B/Wgn.	8719519	LH	4.51	CHANNEL, glass run side
70	All B/Wgn.	8719518	**	4.56	CHANNEL, glass run side
70	All B/Wgn.	8732271	1	4.56	CHANNEL, glass run on body
70	All B/Wgn.	4489212	1	1.41	CHANNEL, lwr. sash
71-73	All B/Wgn.	9835842	RH	1.71	CHANNEL, guide side
71-73	All B/Wgn.	9835850	LH	1.71	CHANNEL, guide side—(1 2.1 95)
71-73	All B/Wgn.	9840383	1	5.45	CHANNEL, upr. sash
65-67	All Wagons.	4499046	1	4.51	STRIP, glass run-inner
68	All Wagons.	7725519	1	4.51	STRIP, inner-at belt
68-70	All A/Wgn.	9713688	1	2.81	STRIP, outer glass run
69-72	All A/Wgn. (2-Way Gate)	8731951	1	4.51	STRIP, inner at belt
69-70	All A/Wgn. (2-Way Gate)	7725519	1	3.95	STRIP, inner at belt
70	6036-6046	9702521	1	2.77	STRIP, outer glass run
70	6036-6046	8731952	1	4.51	STRIP, inner at belt
71-73	All B/Wgn.	9831028	RH	4.61	STRIP, t/gate wind, inner side filler
71-72	All B/Wgn.	9831029	LH	1.71	STRIP, t/gate wind, inner side filler
72	All A/Wgn. (2-Way T/gate)	9713688	1	4.87	STRIP, outer glass run
59-60	4435-45-4635-45	4609684	1	.15	BUMPER, tailgate wind, stop
64	4635-45	4653672	2	.10	FASTENER, glass run channel—(10.695)
64-67	Special-Skylark Wagons	4545156	**	2.67	RETAINER, glass run chnl
64-67	Special-Skylark Wagons	4545157	**	2.67	RETAINER, glass run chnl
68-72	All A/Wgn.	7724622	**	2.92	RETAINER, glass run chnl
68-72	All A/Wgn.	8753172	**	2.61	RETAINER, glass run channel
70	All B/Wgn.	8712773	**	2.92	RETAINER, glass chnl. on body

70	All B/Wgn	8712774	LH	2.92	RETAINER, glass chnl. body.
69-70	All Wagons	8746496	1	.36	PLUG, inner panel extension.
71-72	All A/Wgn	8746496	1	.36	PLUG, inner pnl. extension.
61-64	4435-45-4635-45	4822429	2	.15	SCREW, glass run side chnl. lwr.—(1 1.040)
62-64	4435-45-4635-45	4822426	2	.10	SCREW, glass run chnl.-side—(10.701)
64	4635-45	9418790	8	.10	SCREW, t/gate inner panel access, hole cvr. to inner panel (8.977)
64-67	All Wagons	4822429	4	.15	SCREW, glass run side chnl.-lwr.—(1 1 040)
63	4435-45-4635	4784653	2	.10	WASHER, glass run side chnl.-lwr.—(10.703)
63	4435-45-4635	4808440	2	.10	WASHER, glass run chnl. to panel—(1 2.1 82)
64-67	Special-Skylark Wagons	4784653	4	.10	WASHER, t/gate glass run side channel—(10.703)
71-72	All A/Wgn	8714748	2	.10	WASHER, t/gate wind, glass run side channel—(10.701)

) 1st type parts used on stationary back dr. wind. jobs. 2nd type parts on dropping wind. jobs. 3rd type parts on two piece glass run chnl.

12.180 CAM — PLATE, BACK DOOR & TAILGATE-INNER PANEL

59	4435-4635	4766348	RH	1.38	CAM, lwr. sash chnl.
59	4435-4635	4766349	LH	1 38	CAM, lwr. sash chnl.
61	4035-4 135 2nd Type, 4045 Pwr. Wind.	4803484	1	.77	CAM, back dr. inner panel—(10.792) (*)
61	4035-4135 2nd Type, 4045	4722599		.72	CAM, back dr. inner panel—(10.792) (*)
62-63	4035-45-4 135 Pwr. Wind	4803484		.77	CAM, back dr. inner panel—(10.792)
62-63	4035-45-4135	4722599		.72	CAM, back dr. inner panel—(10.792)
61-62	4435-45-4635-45	4459521		.77	CAM, lwr. sash chnl.
63-64	4435-45-4635-45	4459520		1.23	CAM, lwr. sash chnl.
64-67	Special-Skylark Wagons	4459521		.77	CAM, t/gate wind. lwr. sash
68-72	All A/Wgn	4459521		.77	CAM, t/gate wind. lwr. sash
70	All Wagons	4459521		.77	CAM, lower sash channel (also used 10.792)
61	4035-45-4 135 2nd Type	4838038		5.95	PLATE, inner panel cam mtg. (*)
62-63	4035-45-4135	4838038		5.95	PLATE, cam mtg.

12.180 SUPPORT - ROLLER — GUIDE — C> KBLE — CAM, TAILGATE WINDOW

71-73	AM B/Wgn	9833766	LH	.77	SUPPORT, t/gate roller.
71-73	All B/Wgn	9840402	RH	1.54	ROLLER, t/gate wind, guide-lwr.
71-73	All B/Wgn	9840404	RH	6.65	ROLLER, t/gate wind, guide-upr.
71-73	All B/Wgn	9840391	LH	3.08	ROLLER, t/gate wind, guide-lwr.
71-73	All B/Wgn	9840398	LH	3.33	ROLLER, t/gate wind, guide-upr.
71 73	All B/Wgn	9865416	RH	3.59	ROLLER 8i LINK, t/gate wind, guide-lwr.
71-73	All B/Wgn	9837311	1	7.70	GUIDE, t/gate (elec.)
72-73	All B/Wgn. (Man. T/gate)	9614864	RH	42.55	CAM, t/gate wind, guide
71-73	All B/Wgn	9840364	LH	12.80	CAM, t/gate wind, guide
71-73	All B/Wgn. (Pwr. T/gate)	9840373	RH	42.55	CAM, t/gate wind, guide
71-73	All B/Wgn	9865425	1	4.36	STOP, t/gate wind
71-73	All B/Wgn	5712678	2	.15	CLIP, stop cbl. spg — (10.474)
71-73	All B/Wgn	9865432	1	.15	SPRING, t/gate wind, stop
72-73	All B/Wgn	9614861	1	.50	SPRING, adjuster t/gate wind, stop
71-73	All B/Wgn	9865433	1	1.79	CABLE, t/gate wind, stop
71-73	All B/Wgn	9842147	RH	13.75	CABLE, t/gate wind, guide cam drive.
71-73	All B/Wgn	9851309	RH	14.30	CONDUIT, t/gate wind, guide cam
71	All B/Wgn	9846628	1	.46	COVER, t/gate hsg. drain hole dust

12.180 MOLDING, BACK DOOR

61	4035-4135 1st Type	4805675	1	3.95	MOLDING, wind. lwr. reveal (*)
61-62	4035-45-4135 2nd Type	4835070	1	8.25	MOLDING, wind. upr. reveal
61	4035-4 135 2nd Type, 4045	4403753	1	8.55	MOLDING, wind. lwr. reveal
61-63	4035-45-4135	4805B96	1	8.60	MOLDING, outer panel pinchweld
62-63	4035-45-4135	4403753	1	8.55	MOLDING, back dr. wind. lwr. reveal
63	4035-45-4135	4835070	1	8.25	MOLDING, back dr. wind. upr. reveal

12.180 MOLDING, TAILGATE OUTER Pi

64	4200-4355-65	4411968		15.25	MOLDING (reveal) at belt
65-66	4200 Body Mldgs	4411968		15.25	MOLDING (reveal) at belt
65-66	4455-65	4411968		15.25	MOLDING (reveal) at belt
67	4000 Wagons	4227339		19.70	MOLDING & ATCH. PARTS, at belt
68-72	All A/Wgn	7729590		19.70	MOLDING (reveal) at belt
68	All Wagons (2 Tone Paint)	7739796	1	21.95	MOLDING (reveal) at belt
68	3435-4455-65	7795335	RH	10.40	MOLDING 8. ATCH. PARTS, outer pnl.-side
68	3435-4455-65	7795336	LH	10.40	MOLDING & ATCH. PARTS, outer pnl.-side
68	3435-4455-65	7795337	2	12.15	MOLDING & ATCH. PARTS, outer pnl.-ctr. & lwr.
68	4855-65	7795335	RH	10.40	MOLDING & ATCH. PARTS, outer pnl. transfer finishing-side
68	4855-65	7795336	LH	10.40	MOLDING 8t ATCH. PARTS, outer pnl. transfer finishing-side

68	4855-65	7795337	2	12.15	MOLDING 8t ATCH. PARTS, outer pnl. transfer finishing-upr. & lwr.
69-72	3435-36-4456-66 (2 Tone Paint)	7739796	1	21.95	MOLDING (reveal) at belt
69	All Wagons-Rear Body Mldg	8700978	RH	9.55	MOLDING & ATCH. PARTS, side
69	All Wagons-Rear Body Mldg	8700979	LH	9.55	MOLDING 8i ATCH. PARTS, side
69	All Wagons-Body Side Mldg	8701096	2	10.20	MOLDING 8. ATCH. PARTS, upper & lower
70	6036-46	8715619	1	16.00	MOLDING (reveal) at belt
70	6036-46 Soft Roof Trim or 2-Tone Paint	8700999	1	8.30	MOLDING 8i ATCH. PARTS, panel finishing
70	6036-46 Exterior Orn.-Rr. End	8702786	1	14.75	MOLDING 8. ATCH. PARTS, upr.
70	6036-46 Exterior Orn.-Rr. End	8702787	1	14.75	MOLDING & ATCH. PARTS, lwr.
71	All B/Wgn	8704725	2	15.10	MOLDING 8L ATCH. PARTS, t/gate-upr. & lwr
72	All B/Wgn	8705763	2	15.10	MOLDING 8i ATCH. PARTS, t/gate (upr. 8, lwr.)
71-72	All B/Wgn. (Man. T/gate)	9829195	2	12.30	MOLDING (reveal) at belt
71-72	All B/Wgn. (Elec. T/gate)	9848528	1	28.20	MOLDING (reveal) at belt
69	All A/Wgn	4403445	8	.10	CLIP, outer panel moulding-upper 8i lower-(12.1 12)
70	All B/Wgn. (Soft Roof Trim 2-Tone Paint)	4457495	6	.10	CLIP, finishing mldg. t/gate ctr.-(12.1 18)
71-72	All B/Wgn. (Wood Grain)	4457495	9	.10	CLIP, finish mldg. t/gate transfer upr-(12.1 18)
12.180 MOLDING, TAILGATE INNER					
70	6036-46 Load Fir. Carpet	8741255	RH	2.87	MOLDING, upr. side finishing
70	6036-46 Load Fir. Carpet	8770097	LH	3.84	MOLDING, upr. side finishing
70	6036-46 Load Fir. Carpet	8740818	1	4.00	MOLDING, upr. ctr. finishing
70	6036-46 Load Fir. Carpet	8741351	RH	2.92	MOLDING, side finishing
70	6036-46 Load Fir. Carpet	8741352	LH	2.92	MOLDING, side finishing
70	6036-46 Load Fir. Carpet	8741359	RH	4.82	MOLDING, upr. side at handle
70	6036-46 Load Fir. Carpet	4497066	1	7.65	MOLDING, lwr. finishing
70	6036-46 Less Load Fir. Carpet	7770596	1	6.00	MOLDING, lwr. finishing
12.180 STRIP, TAILGATE WINDOW OP					
64	40-41-42-4300 Wagons	9704211	1	3.49	STRIP, t/gate wind, reveal mldg.
65-67	All Wagons	9704211	1	3.49	STRIP, wind, reveal mldg
1 2.180 FILTER, TAILGATE VENT.					
71	All B/Wgn	9893403	2	.46	FILTER (sponge rubber) also used 12.179
12.180 MOLDING - CLIP, BACK BODY OPENING					
61-63	4035-45-4135	4806206	LH	3.28	MOLDING, side upr. finish
64-67	Sportwagons	4432208	RH	2.31	MOLDING, back body pillar outer panel finishing
64-67	Sportwagons	4432209	LH	2.31	MOLDING, back body pillar outer panel finishing
64-65	Special Wagons	4408983	LH	2.92	MOLDING, back body pillar outer panel finishing
64-67	Special-Skylark Wagons	7649781	1	19.70	MOLDING, reveal-upr.
68-72	3435-36 (2-Tone Paint)	7739788	RH	10.95	MOLDING, back body pillar belt reveal
68-72	3435-36 (2-Tone Paint)	7739789	LH	10.95	MOLDING, back body pillar belt reveal
68-72	3435-36	7727132	RH	14.25	MOLDING, side reveal
68-72	3435-36	7727133	LH	13.95	MOLDING, side reveal
68-72	All A/Wgn	7725782	1	6.20	MOLDING, upper reveal
68-69	4000 Wagons (2-Tone Paint)	7740140	RH	11.15	MOLDING, back body pillar belt reveal
68-69	4000 Wagons (2-Tone Paint)	7740141	LH	11.15	MOLDING, back body pillar belt reveal
68-69	4000 Wagons	7731140	RH	15.65	MOLDING, side reveal
68-69	4000 Wagons	7731141	LH	15.65	MOLDING, side reveal
69-72	All A/Wgn	8744859	RH	.87	MOLDING, back body pillar side finishing (plastic)
69	All Wagons	8744860	LH	.87	MOLDING, back body pillar side finishing (plastic)
70-72	All A/Wgn	8784000	LH	.87	MOLDING, back body side pillar finishing (plastic)
70	All B/Wgn	8736672	RH	12.80	MOLDING, back body opening side reveal
70	All B/Wgn	8736673	LH	12.80	MOLDING, back body opening side reveal
70	All B/Wgn	8744857	RH	.87	MOLDING, back body pillar side finish (plastic)
70	All B/Wgn	8744858	LH	.87	MOLDING, back body pillar side finishing (plastic)
70	All B/Wgn. (Soft Roof Trim or 2-Tone Paint)	3962898	RH	10.20	MOLDING 8. ATCH. PARTS, back body pillar belt reveal
70	All B/Wgn. (Soft Roof Trim or 2-Tone Paint)	3962899	LH	10.20	MOLDING & ATCH. PARTS, back body pillar belt reveal
70	All B/Wgn	4468416	1	4.92	MOLDING, reveal back body opening-upr.
71-72	All B/Wgn	9857216	1	8.05	MOLDING, finish back body opening upr. (painted)
71	All B/Wgn	9859918	RH	8.50	MOLDING, finish back body pillar (T-440-450)
71	All B/Wgn	9859919	LH	8.50	MOLDING, finish back body pillar (T-440-450)

71	All B/Wgn.	9859920	RH	8.50	MOLDING, finish back body pillar (T-444-454)
71	All B/Wgn.	9859921	LH	8.50	MOLDING, finish back body pillar (T-444-454)
71-72	All B/Wgn.	9859902	RH	7.95	MOLDING, finish back body pillar black (prime 8t paint to match)
71-72	All B/Wgn.	9859903	LH	7.95	MOLDING, finish back body pillar (black) (prime & paint to match)
71-72	All B/Wgn.	9829621	RH	8.05	MOLDING, reveal back body opening side
71-72	All B/Wgn.	9829622	LH	8.05	MOLDING, reveal back body opening side
70-72	All B/Wgn.	9888343	1	8.15	MOLDING, back body opening reveal upr.
71-73	All B/Wgn.	9607311	2	1.54	RETAINER, body pillar side finish mldg.
70	All B/Wgn.	7746520	RH	.77	ESCUTCHEON, finish back body pillar upr. (painted)
70	All B/Wgn.	7746521	LH	.77	ESCUTCHEON, finish back body pillar upr. (painted)
68-70	All A/Wgn.	8718059	AR	.15	CLIP, reveal moulding side-upper
68-70	All A/Wgn.	8718059	4	.15	CLIP, upper reveal moulding
68-70	All A/Wgn.	8718058	2	.15	CLIP, reveal moulding side-lower
68	All Wagons.	8712673	6	.25	CLIP, lwr.
68	3435	7600028	4	.10	CLIP, t/gate name plate "Buick"
68	All A/Wgn.	4462016	12	.10	CLIP, t/gate upr. & lwr. mldg.-ctr.—(12.1 16)
71-72	All A/Wgn.	8718058	2	.15	CLIP, reveal mldg. t/gate wind, opening
71-72	All A/Wgn.	8718059	2	.15	CLIP, mldg. t/gate wind, opening side upr.
71-72	All A/Wgn.	8718059	4	.15	CLIP, reveal mldg. t/gate wind, opening upr.
71-72	All B/Wgn.	9827897	2	.15	CLIP, reveal mldg. back body opening side
64	40-41-42-4300	4422670	1	.05	WASHER, t/gate outer panel-upr. mldg.
64	4035-4 135	4485531	2	.10	WASHER, back body pillar outer mldg.
64	4200-4355-65	4452339	5	.05	WASHER, t/gate outer mldg. at belt
65	30-4000	4422670	1	.05	WASHER, outer panel-upr. mldg.
65	33-34-35-3635	4485531	2	.10	WASHER, back body pillar outer finish mldg.
65-67	Sportwagons	4452339	5	.05	WASHER, t/gate outer at belt mldg. (also used 12.183-12.116-12.182)
	4200 Rr. Body Mldg.,				
66	4455-65	4879431	3	.15	SCREW, outer panel-ctr. mldg— (12.1 18)
64-73	All as Req'd	4405526	AR	.10	SCREW (used 10.661-10.687-10.728-10.7 16-10.783-10.7 92-12.195-1 1.041-10.242)
	12.180	PLATE & ATTACHING PARTS.	TAILGATE		
68-69	Sportwagon	7795338		3.49	PLATE & ATCH. PARTS. "Sportwagon"—(12.182)
70	All A/Wgn.	8702788		5.02	EMBLEM 8t ATCH. PARTS (Tri-Shield)
71-72	All Wagons	9832531		1.28	PLATE (letter "B")
71-72	All Wagons	9832532		1.28	PLATE (letter "U")
71-72	All Wagons	9832533		1.28	PLATE (letter "I")
71-72	All Wagons	9832534		1.28	PLATE (letter "C")
71-72	All Wagons	9832535		1.28	PLATE (letter "K")
	12.180	BLADE—BRACKET.	AIR DEFLECTOR (TAILGATE WINDOW)		
70	All B/Wgn.	3981937	1	21.95	BLADE, air deflector
69	All A/Wgn.	1235846	RH	4.51	BRACKET, mtg
69	All A/Wgn.	1235847	LH	4.51	BRACKET, mtg
71-72	All A/Wgn.	325177	AR	3.25	BRACKET, mtg
70	All B/Wgn.	3981936	2	3.23	BRACKET, deflector mtg
69-70	All Wagons	9428175	AR	.15	SCREW, deflector to roof (V—2 0 x IV.)—(8.908)
70	All Wagons	3950713	2	.15	GASKET, brkt
71-72	All A/Wgn.	3950713	3	.15	GASKET, air deflector brkt
70	All B/Wgn.	325164	RH	.95	GASKET, deflector to roof.
70	All B/Wgn.	325163	LH	.95	GASKET, deflector to roof.
70	All Wagons	528846	4	.20	NUT, deflector
	12.180	PACKAGE,	AIR DEFLECTOR		
69-72	3000 Wagons	981625	1	20.45	PACKAGE,
	12.181	LID,	REAR COMPARTMENT		
63	4019-27-67-41 19-4300	4877430	1	14.55	LID
63	4400-4639-47-67-4800	4401200		123.25	LID
64	4027-67-69-4127-69	4487894		1 14.55	LID
64	4337-67-69	4545609		1 14.55	LID
64	4439-47-67-69	4401200		123.25	LID
64	4639-47-67-69	4411942		123.25	LID
63-65	4747	4444121		1 13.50	LID
64	4819-29-39-47-67	4411943		134.55	LID
65	3000	4487894		1 14.55	LID
65	4000	4545609		1 14.55	LID
65	52-54-62-64-6637	4531240		106.10	LID
65	5239-69-5439-67-69-6239-69-6439-67-69-6639-67	4531241		123.25	LID
65	8000	4531242		122.00	LID
66	30-4000	4523791		1 13.50	LID
66	5239-69-5439-67-69	7640730		123.25	LID
66	5237-5437-6437-6637	7640729		106.10	LID

66	6439-67-69-6639-67	7639389	123.25	LID (when using as replacement for lid with scroll type lettering also order block type letters)
66	8000	4529568	122.00	LID
66-67	9487	4492459	106.10	LID
67	30-4000	7620532	1 1 1.20	LID
67-68	52-5487	7728804	106.10	LID
67-68	5239-69-5439-67-69	7728803	123.25	LID
67-68	64-6687	7729319	106.10	LID (when using as replacement for 1967 use 1968 letters)
67-68	6439-67-69-6639-67	7729320	1 1 6.85	LID (when using as replacement for 1 967 use 1 968 letters)
67-68	8000	7728805	122.00	LID
68-69	30-4000	7731926	90.70	LID
69	5000	7775734	106.10	LID
69	6000	8720518	106.10	LID
69-70	8000	8801702	1 17.60	LID
70-72	30-4000	8761214	108.15	LID
70	50-6000	8780812	101.50	LID
68-70	9000	9804251	129.65	LID
71	All B	9803411	126.60	LID
71	All C	9803414	147.85	LID
71	All E	9803417	160.15	LID
72-73	All B	9891991	123.75	LID
72	All C	9891992	134.55	LID
72	All E	9609514	134.55	LID
71	All B-C-E	9883011	4 1.23	VALVE, inner pnl. drain hole (also used 12.179)_____
71	All B-C	410754	2 .62	FILTER, trunk lid vent, (sponge rubber-round)
63	4747	4871093	AR .20	BUMPER, lid supt. (also used 12.977-1 1.620)
67-68	50-6000	4410574	2 .15	PLUG, compt. lid access hole (12.980)

NOTE Rear Compartment Lid Lock Parts see Groups 12.248-12.249.

12.181 SPOILER—DECAL, REAR SPOILER

NOTE When replacing 1970 model spoiler 1235717 with 1971 model spoiler 1237533 it will be necessary to use 1 ea. rod 8790659 8i 8790660. Part No. 1237533 can be identified by two "V" dia. vent. holes on underside of the part.

70 72	GSX	.1237533	63.05	SPOILER
70 72	GSX	.1236066	1.13	DECAL
70	GSX	9843145	.62	GASKET, spoiler to lid_____
70	GSX	9866601	6.10	REINFORCEMENT, spoiler

12.182 MOLDING & ATTACHING PARTS, REAR COMPARTMENT LID WINDSPLIT

68	3437-4637-67	7795381	1 4.00	MOLDING & ATCH. PARTS .
68	3327-3537-69-4437-39-67-69	7795382	2 12.55	

12.182 MOLDING, REAR COMPARTMENT

60	All exc.	1360354	8.05	MOLDING & ATCH. PARTS, outer panel
61		4806156	3.43	MOLDING, upr.
61	4119	4806157	3.43	MOLDING, lwr.
61	441 1-37-39-67-69	4808720	4.20	MOLDING
61	46-47-4800	4808721	7.95	MOLDING
61-62	4317-47-67	4836785	27.85	MOLDING (incl emb.)
62	4119	4856549	5.45	MOLDING, upr.
62	4119	4856550	5.45	MOLDING, lwr.
62	4167	4837471	4.31	MOLDING, upr.
62	4167	4837472	4.20	MOLDING, lwr.
62	4800	4838885	7.20	MOLDING, ctr.
58	70	520414	AR .10	CLIP, lwr. mldg. ext. to rr. qtr. panel (8.204)
62	4829-67	4837349	2 .20	CLIP, compt. lid outer mldg.-rr. (12.262)
62	4800	4837349	2 .20	CLIP, rr. compt. lid ctr. mldg. (12.262)
56	70	4646559	2 .15	NUT, mldg. (8.132)
57	73-73A-76C-76R	4644959	AR .10	NUT, mldg. (10.096)
60	All exc. wagons	4644959	AR .10	NUT, mldg. (10.096)
71	5000-6600	9847478	.82	PLATE, letter "B"
71	5000-6600	9847479	.82	PLATE, letter "U"
71	5000-6600	9847480	.82	PLATE, letter "I"
71	5000-6600	9847481	.82	PLATE, letter "C"
71	5000-6600	9847482	.82	PLATE, letter "K"
61		9419761	3 .10	NUT, rr. compt. lid outer upr. mldg. (8.921) .
62	40-41-	9419761	10 .10	NUT, rr. compt. lid outer upr. mldg. (8.921) .
62	4800	4843565	2 .10	NUT, rr. compt. lid ctr. mldg. (12.116)
63		4877816	6 .10	NUT, mldg. (12.1 16)
63		4770719	AR .10	PLUG, mldg. protector (10.694)

12.182 MOLDING & ATTACHING PARTS, REAR COMPARTMENT LID

63	4019-27-67	1396115	1 4.66	MOLDING, lid outer panel (incl. clips & screws)
----	----------------------	---------	--------	---

63	4019-27-67 Body RR.								
	Mldg., 41 19-4347-67 . . .	1396143		7.85	MOLDING, lid outer panel (incl. clips & screws) .				
65	50-6000	1365635		20.30	MOLDING 8i ATCH. PARTS, rr. compt. lid outer panel . .				
65	800Q	1365665		19.70	MOLDING 8. ATCH. PARTS, rr. compt. lid				
66	35-36-4000 exc. Conv. . . .	4226848	RH	3.33	MOLDING 8. ATCH. PARTS, side				
66	35-36-4000 exc. Conv. . . .	4226849	LH	3.33	MOLDING 8. ATCH. PARTS, side				
66	35-36-4000 exc. Wagons	4226860		8.15	MOLDING 8. ATCH. PARTS, ctr.				
66	50-6000	4226865		23.45	MOLDING 8. ATCH. PARTS.				
66	800Q	4226864		8.85	MOLDING 8L ATCH. PARTS.				
66-67	900Q	4226866		20.05	MOLDING 8. ATCH. PARTS.				
67	33-3407	4229438		44.80	MOLDING 8. ATCH. PARTS (G.S.).				
67	3307-69-3407-69	4229786		24.80	MOLDING 8. ATCH. PARTS.				
67	33-3417	4229995		43.35	MOLDING 8. ATCH. PARTS.				
67	35 17-69-36 17-69	4229783		35.80	MOLDING 8. ATCH. PARTS.				
67	4307-17-39-67-4407-17-39-67-69	4229785		40.90	MOLDING ATCH. PARTS.				
67	460Q	4229784		43.45	MOLDING ATCH. PARTS.				
67	800Q	4229533		14.65	MOLDING ATCH. PARTS.				
68	G.S. 350	7795353		1 1.65	MOLDING ATCH. PARTS, emb. "G.S. 350"				
68	G.S. 400	7795347		12.05	MOLDING ATCH. PARTS, emb. "G.S. 400"				
69	3327-3437-4637-67	8700977		24.30	MOLDING ATCH. PARTS, compartment lid				
69	3537-69-4437-39-67-69	8700976		24.30	MOLDING ATCH. PARTS.				
69	600Q	8701001		27.40	MOLDING ATCH. PARTS.				
69-70	800Q	8700973		5.70	MOLDING ATCH. PARTS, side				
69-70	800Q	8700962		7.60	MOLDING ATCH. PARTS, center.				
70	3437-3537-69-4437-39-67-69-4637-67 Exterior Orn. Rr. End	8702568		7.50	MOLDING 8. ATCH. PARTS.				
71	3467	8702568		7.50	MOLDING 8. ATCH. PARTS.				
70	5400-6400-6600 Rr. End Exterior Orn.	8702420		10.05	MOLDING 8. ATCH. PARTS.				
70	9487 Rr. End Orn.	8702944		13.75	MOLDING 8. ATCH. PARTS				
71	5439	9837743		14.10	MOLDING, lid ctr. (R. 8< L).				
71	5457-67-69-6600	9837743		14.10	MOLDING, lid ctr.				
71-72	800Q	8704742		21.45	MOLDING 8. ATCH. PARTS, lid				
71-72	900Q	8705402	RH	8.70	MOLDING 8. ATCH. PARTS, lid				
71-72	900Q	8705403	LH	8.70	MOLDING 8. ATCH. PARTS, lid				
72	3437-67 Exterior Orn. Rr. End	8702568	1	7.50	MOLDING 8. ATCH. PARTS				
72	4437-39-67-69	8702568	1	7.50	MOLDING 8< ATCH. PARTS.				
72	5400-6600	9837743	2	14.10	MOLDING, ctr.				
71-72	54-660Q	9892532	RH	5.15	MOLDING, side.				
71-72	54-660Q	9892533	LH	5.15	MOLDING, side.				
12.182 EMBLEM — RING — NAMEPLATE									
61	All exc. 4317 8< Wagons	1164770		2.97	EMBLEM, rr. compt. lid orn.				
62	4019-27-67-41 19-67	1360223		2.97	EMBLEM 8. ATCH. PARTS, outer panel				
62	4400-4639-47-67-4800	5712265		4.64	EMBLEM (12.249).				
61	All exc. 4317 8< Wagons	1164771		1.13	RING, rr. compt. lid orn.				
56	40-50-60 exc. 49-69	4646559		.15	NUT, orn. insert (8.132).				
63	480Q	4403543		3.59	PLATE, rr. lid emb. 8t lock cyl. backing.				
64	44-460Q	4413118		3.90	PLATE, emb. & lock cyl. backing.				
64	470Q	1365488		1.90	PLATE 8. ATCH. PARTS, "Riviera".				
65	43-440Q	1365437		2.15	PLATE 8. ATCH. PARTS, "Skylark".				
65	400Q Gran Sport	1365757		5.30	PLATE 8i ATCH. PARTS, "Gran Sport".				
65	600Q	1365719		2.15	PLATE 8. ATCH. PARTS, "Wildcat" (also used 12.1 16).				
66	600Q	4226969		4.00	PLATE 8. ATCH. PARTS, "Wildcat".				
66	6637-67 G.S.	4227163		2.46	MONOGRAM 8. ATCH. PARTS, "Gran Sport"—(12.1 16).				
66	800Q	4226998		1.59	PLATE 8. ATCH. PARTS, "Electra".				
66	800Q	4226964		.67	PLATE 8. ATCH. PARTS, "Figure 2"—(12.1 16).				
66	800Q	4226965		.67	PLATE 8. ATCH. PARTS, "Figure 5"—(12.1 16).				
66-67	900Q	4226956		2.15	PLATE 8. ATCH. PARTS, end panel "Riviera".				
66-67	900Q	4227381		2.67	EMBLEM 8. ATCH. PARTS ("by Buick").				
67	50-600Q	4229878		3.74	EMBLEM 8. ATCH. PARTS (Tri-Shield).				
67-68	800Q	4229532		2.97	PLATE 8. ATCH. PARTS, "Electra".				
67-68	800Q	4229531		1.59	PLATE 8. ATCH. PARTS, "225" (also used 12.1 16)				
68	3327	4229821		3.79	PLATE 8. ATCH. PARTS, "G.S."—(12.1 16).				
68	3327-69-3435	7795333		2.61	PLATE, "Deluxe".				
68-70	3537-69-4437-39-67-69	7737697		3.69	PLATE, "Skylark".				
68-69	4437-39-67-69	7753324		1.90	PLATE, "Custom".				
68	4455-65-4855-65	7795338		3.49	PLATE, "Sportwagon".				
68	50-600Q	7795354		4.56	"TRI-SHIELD" EMBLEM 8. ATCH. PARTS				
68-69	900Q	8700033		5.25	PLATE, "Riviera by Buick"				
69	800Q	8752337		2.77	NAME PLATE				
69	50-600Q	8701025		3.23	EMBLEM 8< ATCH. PARTS				

69	6000	8727913	1	2.87	PLATE, "Wildcat".....
69	8000	4229531	2	1.59	PLATE, "225" (used 12.116).....
70	3437-4637-4667	8809872		4.36	PLATE, "GS".....
70	4437-4439-4467-4469	8790967		1.90	PLATE, "Custom".....
70	6637-6639-6647-6667	9836772		2.72	PLATE, "Wildcat".....
70	3327-69-5000-6400	8804099		2.10	PLATE, "Buick".....
70	8000	8790892		2.00	PLATE, "Electra".....
70	8000	9843826		1.44	PLATE, "225" (also used 12.1 16).....
70	8439-8457	9843827		4.36	PLATE, "Limited" (also used 12.116).....
70	9487	8727650		1.85	PLATE, "Buick".....
70	9487	8791137		2.82	PLATE, "Riviera".....
71	3327-3337-3369-4400	8804099		2.10	PLATE, "Buick".....
71	3437-67	9870875		2.15	PLATE (by Buick).....
71-73	All A (G.S.)	9870588		4.36	PLATE, "GS".....
71	6600	9858900		3.13	PLATE (Centurion).....
71-72	5000	9837997		2.10	EMBLEM (Tri-Shield).....
71	8000	9852374		2.92	PLATE (Electra 225 by Buick).....
71	8437-39	9852375		2.82	PLATE (Electra Limited).....
71-72	9487	9875824		2.67	PLATE (Riviera).....
72	5000	9896760		2.10	PLATE, compt. (Buick).....
72	6600	9896864		3.13	PLATE (Centurion).....
64	4337-67-69	4889279	4	.20	CLIP, rr. compt. lid name (Skylark).....
64	4747	4889279	6	.20	CLIP, rr. compt. lid name (Riviera) also used 12.1 16-12.812.....
65	43-4427-43-4437-43-4467-43-4469	4889279	3	.20	CLIP,
65	4327-37-4427-37	4846869	4	.54	CLIP,
66	6000	4846869	3	.54	CLIP,
67-68	8000	4889279	3	.20	CLIP,
68-70	3537-69-4437-39-67-69	7743510	AR	.10	CLIP,
69-70	6437-39-69-6637-39-67	7743510	1	.10	CLIP,
70	4400-6437-39-8000-9000	7743510	AR	.10	CLIP,
71	30-40-8000	7743510	AR	.10	CLIP,
71-72	3437-67-5000-6600-8000-9000	9875547	AR	.10	CLIP, name plate—(12.118).
71 72	5000	9875547	AR	.10	CLIP,
72	8400	7743510	AR	.10	CLIP,
66	9000	9419761	2	.10	NUT,
66	9487	9419761	4	.10	NUT,
66-67	9487	7638419	1	4.1	SPAC
12.182 LETTERS, REAR COMPARTMENT LID					
60	All exc. Wagons	4790505		.41	LETTER "B".....
60	All exc. Wagons	4790506		.41	LETTER "U".....
60	All exc. Wagons	4790507		.41	LETTER "I".....
60	All exc. Wagons	4790508		.41	LETTER "C".....
60	All exc. Wagons	4790509		.41	LETTER "K".....
61	4019-27-4119	.1360226		.67	LETTER "I" 8> NUT.....
61	4019-27-41 19	.1360227		.67	LETTER "C" 8> NUT.....
61	4019-27-41 19	.1360228		.67	LETTER "K" 8i NUT.....
61	4317	.1360052		.72	LETTER "B" SL ATCH. PARTS (8.005).
61	4317	.1360053		.72	LETTER "U" SL ATCH. PARTS (8.005).
61	4317	.1360054		.72	LETTER "I" SL ATCH. PARTS (8.005).
61	4317	.1360055		.72	LETTER "C" & ATCH. PARTS (8.005).
61	4317	.1360056		.72	LETTER "K" 8. ATCH. PARTS (8.005).
62	40-41-4300	.1360052		.72	LETTER "B" 8i ATCH. PARTS (8.005).
62	40-41-4300	.1360053		.72	LETTER "U" 8t ATCH. PARTS (8.005).
62	40-41-4300	.1360054		.72	LETTER "I" SL ATCH. PARTS (8.005).
62	40 41-4300	.1360055		.72	LETTER "C" SL ATCH. PARTS (8.005).
62	40-41-4300	.1360056		.72	LETTER "K" 8. ATCH. PARTS (8.005).
62	4400-4639-47-67-4800	1360234		.62	LETTER "B" 8> NUT.....
62	4400-4639-47-67-4800	1360235		.62	LETTER "U" 8t NUT.....
62	4400-4639-47-67-4800	1360236		.62	LETTER "I" 8> NUT.....
62	4400-4639-47-67-4800	1360237		.62	LETTER "C" 8t NUT.....
62	4400-4639-47-67-4800	1360238		.62	LETTER "K" 8. NUT.....
63	40-4 1-43-44-46-4800	1360424		.92	LETTER "B" 8> ATCH. PARTS.....
63	40-41-43-44-46-4800	1360425		.92	LETTER "U" 8i ATCH. PARTS.....
63	40-41-4300	.1360427		.77	LETTER "I" & ATCH. PARTS.....
63	44-46-4800	.1360426		.77	LETTER "I" 8> ATCH PARTS.....
63	40-41-43-44-46-4800	1360429		.92	LETTER "C" & ATCH. PARTS.....
63	40-41-43-44-46-4800	1360430		.92	LETTER "K" & ATCH. PARTS.....
63	4747	.1360431		.77	LETTER "B" 8> ATCH PARTS.....
63	4747	.1360432		.77	LETTER "U" & ATCH PARTS.....
63	4747	.1360433		.77	LETTER "I" 8i ATCH. PARTS.....
63	4747	.1360434		.77	LETTER "C" BL ATCH. PARTS.....
63	4747	.1360435		.77	LETTER "K" 8> ATCH. PARTS.....
64	40-41-4400	.1360424		.92	LETTER "B" PACKAGE.....

64	40-41-4400..	1360425	.92	LETTER "U" PACKAGE.....
64	40-41-4400..	1360426	.77	LETTER "I" PACKAGE.....
64	40-41-4400..	1360429	.92	LETTER "C" PACKAGE.....
64	40-41-4400..	1360430	.92	LETTER "K" PACKAGE.....
64	4600..	4227382	.82	LETTER "W" 8i ATCH. PARTS.....
64	4600..	1360477	.67	LETTER "I" & ATCH. PARTS.....
64	4600..	1360478	.67	LETTER "L" 8t ATCH. PARTS.....
64	4600..	1360479	.67	LETTER "D" 8. ATCH. PARTS.....
64	4600..	1360480	.67	LETTER "C" & ATCH. PARTS.....
64	4600..	1360481	.67	LETTER "A" 8t ATCH. PARTS.....
64	4600..	1360482	.67	LETTER "T" 8i ATCH. PARTS.....
65	3327-67-3427-67-3527~			
	69-3627-69..	1360424	.92	LETTER "B" PACKAGE.....
65	3327-67-3427-67-3527~			
	69-3627-69..	1360425	.92	LETTER "U" PACKAGE.....
65	3327-67-3427-67-3527~			
	69-3627-69..	1360426	.77	LETTER "I" PACKAGE.....
65	3327-67-3427-67-3527~			
	69-3627-69..	1360429	.92	LETTER "C" PACKAGE.....
65	3327-67-3427-67-3527~			
	69-3627-69-8000..	1360430	.92	LETTER "K" PACKAGE.....
65	8000..	1360057	.62	LETTER "B" PACKAGE (8.005).....
65	8000..	1360058	.62	LETTER "U" PACKAGE (8.005).....
65	8000..	1365709	.72	LETTER "I" PACKAGE.....
65	8000..	1365718	.72	LETTER "C" PACKAGE.....
66-67	30-4000 exc. Wagons ...	4226899	.62	LETTER "B" 8. ATCH. PARTS.....
66-67	30-4000 exc. Wagons ...	4226900	.62	LETTER "U" 8< ATCH. PARTS.....
66	30-4000 exc. Wagons ...	4226901	.62	LETTER "I" 8i ATCH. PARTS.....
67	30-4000 exc. Wagons ...	4229787	.62	LETTER "I" & ATCH. PARTS.....
66-67	30-4000 exc. Wagons ...	4226902	.62	LETTER "C" 8t ATCH. PARTS.....
66-67	30-4000 exc. Wagons ...	4226903	.62	LETTER "K" 8. ATCH. PARTS.....
66	5000..	4226894	.62	LETTER "B" 8< ATCH. PARTS.....
66	5000..	4226895	.62	LETTER "U" 8i ATCH. PARTS.....
66	5000..	4226970	.56	LETTER "I" 8t ATCH. PARTS.....
66	5000..	4226897	.62	LETTER "C" 8> ATCH. PARTS.....
66	5000..	4226898	.62	LETTER "K" 8. ATCH. PARTS.....
66	6000..	4227382	.82	LETTER "W" 8i ATCH. PARTS (also used 1 2.1 1 6)
66	6000..	4227383	.82	LETTER "I" 8< ATCH. PARTS (also used 12.1 16)
66	6000..	4227384	.82	LETTER "L" & ATCH. PARTS (also used 12.1 16)
66	6000..	4227385	.82	LETTER "D" & ATCH. PARTS (also used 12.116)
66	6000..	4227386	.82	LETTER "C" 8< ATCH. PARTS (also used 12.1 16)
66	6000..	4227387	.82	LETTER "A" 8< ATCH. PARTS (also used 12.1 16)
66	6000..	4227388	.82	LETTER "T" 8< ATCH. PARTS (also used 12 116)
67-69	5000..	4229886	.77	LETTER "B" & ATCH. PARTS.....
67-69	5000..	4229887	.77	LETTER "U" & ATCH. PARTS.....
67-69	5000..	4229888	.77	LETTER "I" 8i ATCH. PARTS.....
67-69	5000..	4229889	.77	LETTER "C" 8t ATCH. PARTS.....
67-69	5000..	4229890	.77	LETTER "K" 8i ATCH. PARTS.....
67	6000..	4229879	.56	LETTER "W" 8> ATCH. PARTS.....
67	6000..	4229880	.56	LETTER "I" 8t ATCH. PARTS.....
67	6000..	4229881	.56	LETTER "L" 8. ATCH. PARTS.....
67	6000..	4229882	.56	LETTER "D" 8i ATCH. PARTS.....
67	6000..	4229883	.56	LETTER "C" & ATCH. PARTS.....
67	6000..	4229884	.56	LETTER "A" 8. ATCH. PARTS.....
67	6000..	4229885	.56	LETTER "T" 8. ATCH. PARTS.....
68-69	3300-3500-4400..	7795339	.87	LETTER "B" &, ATCH. PARTS.....
68-69	3300-3500-4400..	7795340	.87	LETTER "U" 8. ATCH. PARTS.....
68-69	3300-3500-4400..	7795341	.87	LETTER "I" & ATCH. PARTS.....
68-69	3300-3500-4400..	7795342	.87	LETTER "C" 8. ATCH. PARTS.....
68-69	3300-3500-4400..	7795343	.87	LETTER "K" 8. ATCH. PARTS.....
68	6000..	7795348	.77	LETTER "W" 8. ATCH. PARTS.....
68	6000..	7795344	.77	LETTER "I" 8. ATCH. PARTS.....
68	6000..	7795345	.77	LETTER "L" 8. ATCH. PARTS.....
68	6000..	7795349	.77	LETTER "D" & ATCH. PARTS.....
68	6000..	7795350	.77	LETTER "C" 8i ATCH. PARTS.....
68	6000..	7795351	.77	LETTER "A" 8. ATCH. PARTS.....
68	6000..	7795346	.77	LETTER "T" & ATCH. PARTS.....
69	6469 (Pol. Car)..	4229886	.77	LETTER "B" 8. ATCH. PARTS.....
69	6469 (Pol. Car)..	4229887	.77	LETTER "U" 8. ATCH. PARTS.....
69	6469 (Pol. Car)..	4229888	.77	LETTER "I" 8. ATCH. PARTS.....
69	6469 (Pol. Car)..	4229889	.77	LETTER "C" & ATCH. PARTS.....
69	6469 (Pol. Car)..	4229890	.77	LETTER "K" 8> ATCH. PARTS.....
56	70..	520414	.10	CLIP, monogram letters to rr. compt. lid—(8.304)
63	40-41-43-4700..	4889279	.20	CLIP, letter "I" plate.....
63	40-41-43-44-46-4800 ...	7600028	.10	CLIP, rr. compt. lid name plate—(12.183).....
63	4747..	7600028	.10	CLIP, rr. compt. lid "B-U-I-C-K" plate—(1 2.1 83) ...
63	40-41-4300..	7600028	.10	CLIP, rr. compt. lid "B-U-I-C-K"—(12.183).....
64	4027-67-69-4 169..	7600028	.10	CLIP, rr. compt. lid "B-U-I-C-K" plate—(1 2.1 83) ...

64	4439-47-67-69	7600028	10	.10	CLIP, rr. compt. lid name plate—(12.183)
65	33-34-35-3600	7600028	10	.10	CLIP, compt. lid name plate "Buick"—(12.183)
69-70	600a	7743510	1	.10	CLIP, compt. lid name plate—(12.18)
61	All exc. Wagons	9419761	AR	.10	NUT, rr. compt. lid name plate—(8.921)
65	82-8400	9419761	9	.10	NUT, compt. lid name plate "Buick"—(8.921)
65	50-60-8000	9419763	4	.10	NUT, rr. compt. lid-outer panel mldg.—(8.921)
65	62-64-6600	9419763	3	.10	NUT, compt. lid name plate "Wildcat"—(8.921)
66	30-40-5000	9419761	9	.10	NUT, compt. lid name plate "Buick"—(8.921)
66	6000	9419761	14	.10	NUT, lid name plate "Wildcat" block letters—(8.921)
54	100	4817285	AR	.10	WASHER, monogram letters—(12.116)
55	70	4817285	AR	.10	WASHER, monogram letters—(12.116)
66-68	52-54-6469	4808440	2	.10	WASHER (used 10.759)
12.182 NAME PLATE, REAR END PANEL					
63	4639-47-67-69	1396175	2	3.23	PLATE & NUT PACKAGE, rr. end panel mldg. "Wildcat" (also used 12.116)
65	9000 G.S. 1st Type (3" long x 1 V, " high)	1365742		2.05	PLATE & ATCH. PARTS (Gran Sport)—(8.147)
65	9000 G.S. 2nd Type (5 7/8" long x 1 Vis" high)	1365756		5.15	PLATE & ATCH. PARTS (Gran Sport)—(12.116)
65	9000	4226956		2.15	PLATE & ATCH. PARTS. "Riviera"
66	4600	4226966		3.95	PLATE & ATCH. PARTS, rr. end "Gran Sport"
65	9447 2nd Type (Plate Attached with Studs & Nuts)	9419761	AR	.10	NUT, rr. end name plate
66	4600	9419763	2	.10	NUT, rr. end name plate "Gran Sport"—(8.921)
63	4639-47-67	9419761	5	.10	NUT, rr. end mldg. "Wildcat" plate—(8.921)
65	9447 1st Type	4889279	6	.20	CLIP, rr. end name plate "Riviera"—(12.183)
12.182 MOLDING, REAR END PANEL					
61	44-46-47-4800	4814843	LH	5.65	MOLDING, rr. end panel side
63	4639-47-67	4894104	RH	40	MOLDING, insert
63	4639-47-67	4894105	LH	40	MOLDING, insert
63	44-46-4800	9419763	AR	10	NUT, rr. end panel mldg.—(8.921)
63	4639-47-67	9420202	12	10	NUT, rr. end upr. & lwr. mldg. clip—(8.921)
63	4647-67	9419761	4	10	NUT, rr. end panel ctr. mldg.—(8.921)
12.182 MOLDING—RING—EMBLEM, REAR END PANEL					
63	4019-27-67-41 19	4876529		2.05	MOLDING, ring
63	4019-27-67-41 19-4300	1349458		2.20	INSERT, emb (1303)
63	4019-27-67-41 19-4300	4876990		3.13	EMBLEM, rr. end panel (less insert)
63	4400-4639-47-67-4800	4879529		3.23	MOLDING, ring
64	4400	1360420		4.56	MOLDING & ATCH. PARTS, ring
64	40-41-4300	1360421		7.00	EMBLEM & ATCH. PARTS, rr. end panel tri-shield
64	4819-29-39-47-67	4416718		6.70	RING, mldg
64	4819-29-39-47-67	4416701		4.92	PLATE, ring-backing
63	4019-4400-4639-47-67	9419761		.10	NUT, rr. end panel ring mldg.—(8.921)
64	40-41-4300	9419761		.10	NUT, rr. end panel tri-shield emb.—(8.921)
12.182 MOLDING & ATTACHING PARTS PACKAGE, REAR END PANEL					
63	4300	1396135	1	24.30	MOLDING & insert-less e
63	4400	1396150	RH	5.85	MOLDING &
63	4400	1396151	LH	5.85	MOLDING &
63	4639-47-67	1396174	4	4.36	MOLDING &
63	4639-47-67	1396170	RH	3.59	MOLDING &
63	4639-47-67	1396171	LH	3.59	MOLDING &
63	4639-47-67	1396173	2	2.87	MOLDING &
63	4800	1396196	RH	16.70	MOLDING &
63	4800	1396197	LH	16.70	MOLDING &
64	40-41-4300	1365408	1	3.02	MOLDING &
64	40-41-4300	1365394	1	9.05	MOLDING &
64	40-41-4300	1365398	RH	13.20	MOLDING &
64	40-41-4300	1365399	LH	13.20	MOLDING &
64	4337-67-69	1365403	1	33.95	MOLDING &
64	4439-47-67-69	1360471	2	9.45	MOLDING &
64	4439-47-67-69	1360472	RH	5.15	MOLDING &
64	4439-47-67-69	1360473	LH	5.15	MOLDING 8.
64	4639-47-67-69	1365475	1	36.45	MOLDING 8.
64	4819-29-39-47-67	1360470	1	59.65	MOLDING 8.
65	3327-67-69-3427-67-69	1365679	1	41.10	MOLDING 8.
65	33-3427-33-3467-33-3469	1365680	1	12.90	MOLDING 8. emb
65	5000	1365738	RH	13.45	MOLDING 8i
65	5000	1365739	LH	13.45	MOLDING 8i

65	4327-37-67-69-4427-37-67-69.	1365681	1	13.90	MOLDING 8i ATCH. PARTS, outer panel ring & emb.
65	6000	1365678	1	42.25	MOLDING 8i ATCH. PARTS
66	43-4400 exc. Wagons	4226861	1	41.25	MOLDING & ATCH. PARTS
66	30-4600 exc. Wagons	4226918	1	14.40	MOLDING, upr.
66	30-4600 exc. Wagons	4226919	1	14.80	MOLDING 8> ATCH. PARTS, lwr.
66	5000	4226872	1	31.65	MOLDING 8. ATCH. PARTS
66	6000	4226893	1	47.70	MOLDING & ATCH. PARTS
67	8000	7659834	1	18.55	MOLDING, lwr. finishing
67	8000	7669860	2	19.15	MOLDING upr. & ctr. finishing
67	8000	7669862	2	5.35	MOLDING, side finishing
67	8000	4229941	1	65.25	PANEL & ATCH. PARTS, rr. end panel-outer (die cast) . . .
68	8000	7795352	1	13.20	MOLDING & ATCH. PARTS
71-72	6639-47-67	9840667	RH	13.35	MOLDING, finishing rr. end pnl. to t/lamp .
71-72	6639-47-67	9840668	LH	13.35	MOLDING finishing rr. end pnl. to t/lamp .
64	4027-67-69 Body Rr.				
	Mldg	9419763	2	.10	NUT, rr. end upr. 8i lwr. mldg. end clip—(8.921)
64	4027-67-69 Body Rr.				
	Mldg	9419763	2	.10	NUT, rr. end lwr. mldg.-ctr. inner—(8.921),
64	4027-4 127 Two-Tone				
	Paint	9419763	2	.10	NUT, rr end belt mldg. clip—(8.921)
64	4127-69-4337-67-69	9419763	2	.10	NUT, rr. end lwr. mldg.-ctr. inner—(8.921)
64	40-41-4300	9419761	3	.10	NUT, rr. end panel ring mldg.—(8.921)
64	4337	9419763	2	.10	NUT, rr. end belt mldg. corn clip—(8.921)
64	4337	9419763	7	.10	NUT, rr. end belt mldg. clip—(8.921)
64	4800	9419766	12	.10	NUT, rr. end panel mldg.—(8.92 1)
65	33-34-35-3627 (Two Tone Paint) 4327-37-44-27-37	9419763	7	.10	NUT, rr. end belt mldg. clip—(8.92 1).
65	52-54-62-64-6639-8237-39-69-8437-39-69	9419763	AR	.10	NUT, rr. end belt reveal mldg clip—(8.921)
65	3327-67-69-3427-67-69-4337-27-67-69-4427-37-67-69	9419766	3	.10	NUT, rr. end panel ring 8i emb. mldg.—(8.921)
64	4027-67-69-4127-69-4337-67-69 Body Rr.				
	Mldgs	4837358	1	.20	CLIP, rr. end lwr. mldg.-ctr. inner—(1 2.1 1 6)
64	4439-47-67-69	4837358	6	.20	CLIP, rr. end rSuter panel-ctr. mldg.—(12.1 16)
65	4327-37-4427-37	4491311	7	.30	CLIP, rr. end belt mldg.—(12.1 16)
65	82-8437 (Two Tone Paint or Soft Roof Trim)	4817162	2	.20	CLIP, rr. end belt reveal mldg.-frt—(1 2.1 16)
68	8000	7748850	8	.30	CLIP, rr end panel mldg
12.182 MOLDING, BACK DOOR WINDC					
62-63	4035-45-4135	4856110	1	7.95	MOLDING, lwr.
61-62	4035-45-4135-4435-45	4889279	10	.20	CLIP, name plate to panel—(1 2.1 83).
(*) 1st Type cars have stationary back dr. wind. 2nd c Type cars have dropping glass back dr. wind.					
12.182 MOLDING, TAILGATE WINDOW					
62-64	4435-45-4635-45	4861599	1	1 1.90	MOLDING, t/gate belt finishing
63-64	4435-45-4635-45	4892764	1	15.50	MOLDING, wind, reveal-lwr.
64-67	Special Wagons	4430494	RH	8.55	MOLDING, opening side reveal
64-67	Special Wagons	4430495	LH	8.55	MOLDING, opening side reveal
64-67	Special Wagons	4430498	1	6.45	MOLDING, opening upr. reveal
64-67	Sportswagons	4430496	RH	16.25	MOLDING, opening side reveal
64-67	Sportswagons	4430497	LH	16.25	MOLDING, opening side reveal
64-67	Sportswagons	4430499	1	6.30	MOLDING, opening-upr. reveal
68-69	Wagons		AR		MOLDING (refer to 12.180).
64-67	Special-Skylark Wagons	4461684	2	.10	CLIP, side reveal mldg
64-67	Special-Skylark Wagons	4412822	6	.25	CLIP, t/gate wind, reveal mldg
64-67	Sportswagons	4544639	3	.25	CLIP, opening upr. reveal mldg
64-67	Sportswagons Body Rr.				
	Mldg	9419763	AR	.10	NUT, t/gate outer at belt mldg.—(8.921)
65	33-3435-4200 Rr. Body				
	Mldg	9419766	6	.10	NUT, t/gate outer panel upr. mldg.—(8.921).
63-64	4435-45-4635-45	4808440	2	.10	WASHER, t/gate wind, glass run side chnl. to panel
12.182 MOLDING & ATTACHING PARI					
62	4635-45	1360239	1	15.75	"BUICK" MOLDING & ATCH. PARTS, t/gate
63-64	4435-45-4635-45	1365472	RH	3.74	MOLDING, rr. end lwr.-on body
63-64	4435-45-4635-45	1365473	LH	3.90	MOLDING, rr. end lwr.-on body
63-64	4435-45-4635-45	1365474	1	12.90	MOLDING, rr. end lwr. on gate
64-65	Special-Skylark Wagons	1365467	1	18.95	MOLDING & ATCH. PARTS, upr.
64-65	Special-Skylark Wagons	1365468	1	8.80	MOLDING 8. ATCH. PARTS, lwr.
66	4000 Wagons	4226891	1	22.55	MOLDING 8. ATCH. PARTS, ctr.

66-67	A/I Wagons	4462016	8.40	MOLDING 8. ATCH. PARTS, upr. 8ilwr.
64	Special Wagons	7584569 AR	10	CLIP, lwr. mldg.—(12.1 16).
66-67	All Wagons	4490167 4	20	CLIP, upr. 8t lwr. mldg. ctr.—(12.1 18).
66-67	All Wagons		10	CLIP, upr. 8t lwr. mldg. end (also used 12.1 18)

12.182 LETTERS, BACK DOOR & TAIL GATE

63	4035-45-4135.1360424	.92	LETTER "B" 8i ATCH. PARTS.
63	4035-45-4135.	1360425	.92	LETTER "U" 8i ATCH. PARTS.
63	4035-45-4135.	1360428	.77	LETTER "I" 8i ATCH. PARTS.
63	4035-45-4135.	1360429	.92	LETTER "C" 8. ATCH. PARTS
63	4035-45-4 135.	1360430	.92	LETTER "K" 8i ATCH. PARTS.
63	4435-45-4635.1360424	.92	LETTER "B" 8i ATCH. PARTS.
63	4435-45-4635.1360425	.92	LETTER "U" 8i ATCH. PARTS.
63	4435-45-4635.1360426	.77	LETTER "I" 8t ATCH. PARTS.
63	4435-45-4635.	1360429	.92	LETTER "C" 8i ATCH. PARTS.
63	4435-45-4635.1360430	.92	LETTER "K" 8i ATCH. PARTS.
64	All Wagons1360424	.92	LETTER "B" PACKAGE, t/gate name
64	All Wagons	1360425	.92	LETTER "U" PACKAGE, t/gate name
64	Special-Skylark Wagons	1360427	.77	LETTER "I" t/gate name
64	4635-45.	1360426	.77	LETTER "I" t/gate name
64	All Wagons	1360429	.92	LETTER "C" t/gate name
64	All Wagons	1360430	.92	LETTER "K" PACKAGE, t/gate name
65	All Wagons1360424	.92	LETTER "B" PACKAGE, t/gate name
65	All Wagons1360425	.92	LETTER "U" PACKAGE, t/gate name
65	All Wagons	1360428	.77	LETTER "I" PACKAGE, t/gate
65	All Wagons	1360429	.92	LETTER "C" PACKAGE, t/gate name
65	All Wagons	1360430	.92	LETTER "K" PACKAGE, t/gate name
66-70	All Wagons	4226894	.62	LETTER "B" 8i ATCH. PARTS.
66-70	All Wagons	4226895	.62	LETTER "U" 8t ATCH. PARTS.
66-70	All Wagons	4226896	.62	***** & ATCH. PARTS
66-70	All Wagons	4226897	.62	LETTER "C" 8. ATCH. PARTS.
66-70	All Wagons	4226898	.62	LETTER "K" 8i ATCH. PARTS.
62	4635-45.	9419761 3	.10	NUT, t/gate name plate 8t ring orn.—(8.92 1).
63	4035-45-4135.	7600028 10	.10	NUT, back dr. outer panel "Buick" plate—(8.92 1)
63	4035-45.	7600028 10	.10	CLIP, back dr. outer panel name plate—(12.183)
64	Special-Skylark Wagons	9419761 6	.10	NUT, t/gate outer panel name plate—(8.92 1)
64	Special-Skylark Wagons	7600028 10	.10	CLIP, t/gate outer panel name plate—(12.1 83)
66	All Wagons	9419761 5	.10	NUT, t/gate name plate "Buick"—(8.92 1).
65	All Wagons	9419761 6	.10	NUT, t/gate outer panel name plate—(8.92 1)
65	35-3635-4455-65.	9419766 6	.10	NUT, t/gate outer panel upr. mldg.—(8.921).
65-67	All Wagons	7600028 4	.10	CLIP, name plate—(12.183).

12.182 EMBLEM—NAMEPLATE, TAILGATE

62	4635-45.	1164770 1	2.97	EMBLEM, t/gate orn.
62	4635-45.	1164771 1	1.13	RING, t/gate orn.
65-67	4000 Wagons	1365736 1	2.87	NAME PLATE 8i ATCH. PARTS, "Sportwagon"—(12.1 16).
68-69	4000 Wagons	7795338 1	3.49	PLATE 8< ATCH. PARTS (12 180).
69	3435-36.	7795333 2	2.61	PLATE, "Deluxe".
65-67	4000 Wagons	9419761 5	.10	NUT, t/gate name plate "Sportwagon"—(8.92 1)

12.182 COVER, REAR COMPARTMENT LID LOCK CYLINDER

71.72	9000.9836238 1	1.03	COVER, lock cyl. access hole
-------	---------------	------------	------	--

12.183 CLIP, REAR COMPARTMENT LID MOLDING AND NAME PLATE

61	41 19.481 1939 2	.30	CLIP, lwr. mldg.-outer.
61	4119.481 1938 AR	.15	CLIP, upr. &t lwr. mldg.-ctr.
61	44-46-47-4800.4815593 2	.20	CLIP, upr. mldg.
62	4119.4860565 6	.20	CLIP, upr. mldg.
62	4167.481 1938 6	.15	CLIP, upr. mldg.-ctr.
63-68	All7600028 AR	.10	CLIP (used 12.182).
65	9000.4889279 2	.20	CLIP (used 12.182-12.812-12.116)
66	3569-3669-4307-17-39- 67-4407-17-39-67.4846208 6	.20	CLIP, ctr.-mldg. (12.1 12).
66	800Q.4866009 8	.15	CLIP, outer panel mldg.
68	30-4000.4404877 AR	.20	CLIP, lid windsplit mldg.
68	30-4000 Rr. Body Mldg.7587044 AR	.10	CLIP, lid windsplit mldg.—(12.1 16).
68	3327.4817162 4	.20	CLIP, lid windsplit mldg.—(12.1 1 8).
69	All8736600 AR	.10	CLIP, barrel-name plate (also used 1 2.1 16-1 2.8 1 2)
70-72	3437-67-3537-3569- 4437-39-67-69-4637- 4667.4760521 15	.15	CLIP, outer panel mldg.
70	6400 Rear End Pnl. on Deck Lid Orn.4825958 15	.15	CLIP, outer pnl. mldg.
70	6637-39-67.4825958 15	.15	CLIP, outer pnl. mldg.
70	9487 Exterior Rr. End Orn.8736600 2	.10	CLIP, rr. of rr. qtr. panel mldg.
70 72	3435-3436.8784960 AR	.15	CLIP, t/gate name plate.

70	6000 Wagons	7600028	4	.10	CLIP, t/gate name plate
70	6637-39-67	8736600	4	.10	CLIP, outer panel name plate
71	3437-67-6639-47-67	8736600	AR	.10	CLIP, compt. lid outer pnl. name plate
71	3437-6639-47-67-9000	9875547	1	.10	CLIP, compt. lid outer pnl. name—(12.1 18)
65	6000	9421827	3	.10	NUT, name plate "Wildcat"—(8.92 1)
65	8000	9421827	4	.10	NUT, mldg (8 921)
65	82-8400	9419763	4	.10	NUT, outer panel mldg—(12.1 16)
66	50-6000	9420622	12	.15	NUT, lid outer panel mldg—(8.92 1)
66	35-36-43-44-4600	9421827	4	.10	NUT, lid side mldg—(8.92 1)
67	30-4000	7715409	10	.13	NUT, outer panel mldg
67	8000	9419766	16	.10	NUT, rr. end panel mldg—(8.921)
67	8000	4879431	10	.15	SCREW, outer panel mldg—(1 2.1 18)
64	4639-47-67-69-4800	4416715	AR	.10	WASHER (used 12.1 16)
65	82-8400	4817285	8	.10	WASHER, outer panel mldg—(12.1 16)
66-67	35-36-4000	4452339	AR	.05	WASHER, side mldg—(12.180)
66	50-6000	4452339	12	.05	WASHER, outer panel mldg—(12.180)
67	30-4000	4452339	10	.05	WASHER, outer panel mldg—(12.180)
67	30-4000	4485531	4	.10	WASHER, outer panel mldg-ctr
66-67	9487	4544642	2	.13	SPACER, mldg-ctr
68	3300-3437-3500-4437-				
	39-67-69-4600	4492963	AR	.10	SCREW, windsplit mldg. (No. 4-24 x %' -(12.1
67-68	50-6000	4691643	4	.30	BUMPER, tail lamp filler to tail lamp

12.183 CLIP, REAR END PANEL MOLDING

61	44-46-47-4800	4811938	1	.15	CLIP, side mldg. snap-on
64	4027-67-69 Body Mldg.	7648808	4	.15	CLIP, outer upr & lwr. mldg. end—(12.1 18)
64	4067-4367	4413975	13	.15	CLIP, pinchweld finishing mldg—(1 2.1 16)
64	4127-69-4337-67-69	7648808	4	.15	CLIP, outer upr. 8i lwr. mldg. end—(12.1 18)
64	4400	4837349	12	.20	CLIP, outer panel-upr. & lwr. mldg—(12.1 16)
66	330 7-67-69-340 7-67-69				
	Rr. Body Mldgs	7587616	6	.36	CLIP, upr. mldg
66	3507-17-69-3607-17-69-				
	4 600	7587616	6	.36	CLIP, upr. mldg.
66	3000-4600 Rr. Body				
	Mldgs	7587617	6	.30	CLIP, lwr. mldg
64	41-43-4400	4837002	AR	.10	NUT, upr. ctr. & lwr. clip—(12.1 16)
65	3327-67-69-3427-67-69				
	Rr. Body Mldg	4529316	6	.10	NUT, mldg
65	3569-3669-5000-6000	4529316	6	.10	NUT, mldg
65	9447	9419766	5	.10	NUT, -frt. panel mldg—12.1 16)
66	50-6000	9419766	4	.10	NUT, panel mldg.-outer—(8.92 1)
66	50-6000	4529316	4	.10	NUT, mldg-ctr
66	43-4400	4529316	6	.10	NUT, mldg
65-66	50-6000	4496465	6	.10	SCREW (used 12.1 16)
64	4027-67-69 Body Rr.				
	Mldg	4769990	10	.05	WASHER, side mldg
64	4337-67-69	4769990	6	.05	WASHER, ctr. mldg
64	4439-47-67-69	4817285	12	.10	WASHER, outer panel mldg. clip—(1 2.1 16)
65	3569-3669-6000	4401600	6	.10	WASHER, panel mldg. (also used 12.1 16)
65	332 7-6 7-69-342 7-6 7-69-				
	4327-37-67-69-4427-				
	37-67-69	4401600	3	.10	WASHER, panel ring & emb. mldg.
65	3327-67-69-3427-67-69				
	Rr. Body Mldg	4401600	6	.10	WASHER, mldg. (also used 12.1 16)
66	4307-17-39-67-4407-17-				
	39-67	4401600	6	.10	WASHER, mldg
66	50-6000	4411710	4	.05	WASHER, mldg—(12.1 12)

12.183 SPACER, COMPARTMENT LID I\

68-69	9487	7791351	1	.51	SPACER, plate "Riviera"
69	8000	7661357	AR	.10	CLIP (used 12.1 18)

12.183 CLIP, TAILGATE OUTER PANEL

68-70	All Wagons	8712673	6	.25	CLIP, lower reveal mldg
69	All A/Wgn	4403445	8	.10	CLIP, upper 8i lower—(12.1 12)
69	All A/Wgn	7600028	4	.10	CLIP
70	All B/Wgn	8796902	2	.62	CLIP, outer pnl. upr. & lwr mldg. end
70	All B/Wgn. (Exterior Orn.				
	Rr. End)	7737942	6	.15	CLIP, outer panel upr.-8(lwr. mldg. . .
70	All B/Wgn. (Soft Roof				
	Trim or 2-Tone Paint)	7661130	2	.20	CLIP, end finishing mldg
71-72	All A/Wgn	8712673	6	.25	CLIP, lwr. reveal mldg
71	AM B/Wgn. (Wood Grain)	4457495	9	.10	CLIP, fin. mldg. t/gate outer pnl.—(12.1 18)

12.184 BOX, REAR COMPARTMENT LID HINGE

61	44-46-4800 exc. Conv.	5712256	RH	5.65	BOX
61	44-46-4800 exc. Conv.	5712257	LH	5.65	BOX

62	4400-4639-47-4800 exc 4867.....	5712256	RH	5.65	BOX
62	4400-4639-47-4800 exc 4867.....	5712257	LH	5.65	BOX .
62-63	4067-4 1 67-4367.....	4876063	RH	6.00	HING
62-63	4067-4167-4367.....	4876064	LH	6.00	HING
63-65	Riviera.....	5715486	RH	5.07	BOX .
63-65	Riviera.....	5715487	LH	5.07	BOX
65-66	50-6000 (4-Drs.).....	9711414	RH	5.45	BOX .
65	50-6000 (4-Drs.).....	5719911	LH	5.35	BOX .
65	8000 exc. Conv.....	9711414	RH	5.45	BOX..
65	8000 exc. Conv.....	5719911	LH	5.35	BOX .
65-66	52-54-62-64-6637.....	9702536	RH	5.35	BOX .
66	50-6000 (4-Drs.).....	9711415	LH	5.45	BOX .
66	8000 exc. Conv.....	9711414	RH	5.45	BOX .
66	8000 exc. Conv.....	9711415	LH	5.45	BOX..
66	9487 1st Type.....	9705148	RH	1.79	BOX
66	9487 1st Type.....	9705149	LH	1.79	BOX
66	9487 2nd Type.....	9708404	RH	2.67	BOX
66	9487 2nd Type.....	9708405	LH	2.67	BOX
67-68	5239-69-5439-67-69- 6439-67-69-6639-67- 8239-57-69-8439-57- 69.....	9711414	RH	5.45	BOX
67-68	5239-69-5439-67-69- 6439-67-69-6639-67- 8239-57-69-8439-57- 69.....	9711415	LH	5.45	BOX
67-68	50-6000 (2 Dr. H.T.)	9710012	RH	5.35	BOX
67 68	50-6000 (2 Dr. H.T.)	9710013	LH	5.35	BOX
67-68	8000 Conv.....	9704118	RH		BOX
67-68	9487.....	9708404	RH	2.67	BOX
67-68	9487.....	9708405	LH	2.67	BOX
69-70	50-60-8000.....	9717640	RH	5.35	BOX
69-70	50-60-8000.....	9717641	LH	5.25	BOX
69	9487 1st Type (has Torque Rod Bushing) ..	9708404	RH	2.67	BOX
69	9487 1st Type (has Torque Rod Bushing) ..	9708405	LH	2.67	BOX
69	9487 2nd Type (No Torque Rod Bushing) ..	9721020	RH	2.67	BOX
69	9487 2nd Type (No Torque Rod Bushing) ..	9721021	LH	2.67	BOX
70	9487.....	9721020	RH	2.67	BOX
70	9487.....	9721021	LH	2.67	BOX
71-73	All B-C.....	9832632	RH	6.40	BOX
71-73	All B-C.....	9832633	LH	6.40	BOX
71-73	All E.....	9832750	RH	8.15	BOX
71-73	All E.....	9832751	LH	8.15	BOX
66-70	9000.....	9718435	AR	.56	BUM hinge box (also used 1 2.2 1 2)
12.184 SCREW, REAR COMPARTMENT HINGE TO LID					
60	All exc. Wagons.....	4803169	AR	.41	SLEEVE, hinge bolt insert—(10.464)
61	All.....	4803169	AR	.41	SLEEVE, hinge bolt insert—(10.464)
64	All exc. Wagons.....	4406838	4	.10	SCREW.....
65	9000.....	4406838	4	.10	SCREW.....
65-72	All exc. Wagons & E.....	4405445	4	.15	SCREW (1 " long)—(10.463).....
73	All A.....	4405445	AR	.15	SCREW (10.463).....
66-70	9487.....	453951 1 2		.20	SCREW.....
12.184 SPACER, TAIL GATE HINGE ON BODY					
64-67	Special-Skylark Wagons.....	4518730	AR	.25	SPACER.
68-70	Wagons.....				SPACER (refer to 12.195)
12.184 HINGE—STRAP—STRIKER, TAIL GATE OR BACK DOOR					
61-64	4435-45-4635-45.....	1198615	RH	4.05	HINGE, t/gate on body.....
61-64	4435-45-4635-45.....	1198616	LH	4.05	HINGE, t/gate on body.....
62	4635-45.....	1198266	RH	9.30	HINGE, on gate.....
62	4635-45.....	1198267	LH	9.30	HINGE, on gate.....
63-64	4435-45-4635-45.....	1360551	RH	5.55	HINGE, t/gate on gate.....
63 64	4435-45-4635-45.....	1360552	LH	5^5	HINGE, t/gate on gate.....
69-72	All A/Wgn.....	8767052	LH	54.00	HINGE.....
70	All B/Wgn.....	8767053	LH	52.80	HINGE, lwr. side.....
70	All B/Wgn.....	8742332	LH	20.50	STRIKER 8i HINGE, upr. body side.....
63	4035-45-4 135.....	4848765	6		BOLT, back dr. hinge to dr.—(10.463)....
62-64	4435-45-4635-45.....	1198268	8	.15	BOLT 8. LOCK WASHER, hinge to t/gate
61	4035-45-4135.....	4714804	6		BOLT, back dr. hinge to dr.—(10.463)
64-67	Special-Skylark Wagons ..	4409370	12	15	BOLT, hinge to body 8; gate.....

64	4635-45	4405449	6	.15	BOLT, t/gate hinge to body—(10.463)
68	All Wagons	7740374	1	.51	BOLT, supt. to body
68	All Wagons	7740373	1	.41	BOLT, supt. to gate
68	All Wagons	4534205	6	.15	BOLT, hinge to body & gate (also used 10.463)
68-69	All Wagons	7785359	6	.15	BOLT, hinge to gate
69-70	3435	7740374	1	.51	BOLT, support to body
69-70	3435	7740373	1	.41	BOLT, support to gate
69-70	3435	7668482	6	.15	BOLT, tailgate hinge to body—(10.463)
69-70	3436-4456-4466-6036-46	4477169	AR	.30	BOLT, to anchor plate & to rear cross bar
69-70	3436-4456-4466	4534205	6	.15	BOLT, to body (also used 10.463)
69-72	3436-4456-66-6035-45	7667647	LH	.15	BOLT, upper hinge gate side—(10.463)
69-72	3436-4456-4466	8761949	1	.25	BOLT, hinge to anchor plate
69-70	3436-4456-4466-6036-46	8761950		.56	BOLT, support to lower hinge on gate
69-70	3436-4456-4466-6036-46	8772279	LH	.67	BOLT, support to upper hinge on body
70	3435	7785359	6	.15	BOLT, hinge to gate (also used 14.155)
71	All A/Wgn	4477169	AR	.30	BOLT, lwr. hinge to anchor plate & to rr. cross bar
71-72	All A/Wgn	8772279	1	.67	BOLT, upr. hinge striker on body (LH)
71-72	All A/Wgn	8761950	1	.56	BOLT, supt. to lwr. hinge
72	All A/Wgn	8761949	4	.25	BOLT, t/gate lwr. hinge torr. cross bar
60-62	All Wagons	1184404	4	.41	BUSHING
63-64	4435-45-4635-45	1360553	4	.46	BUSHING, hinge
70	All B/Wgn	8788000	3	.15	SCREW, side lock to panel—(10.474)
71-72	All A/Wgn	8788000	3	.15	SCREW, upr. lock to pnl. (R.)—(10.474)
68	All Wagons	9713026	RH	8.60	STRAP, gate side
68	All Wagons	9719827	LH	10.90	STRAP, gate side
68	All Wagons	9712976	RH	6.45	STRAP, body side
68	All Wagons	9712977	LH	6.45	STRAP, body side
69-70	3435	9712976	RH	6.45	STRAP, body side
69-70	3435	9712977	LH	6.45	STRAP, body side
69-70	3435	9713026	RH	8.60	STRAP, gate side
69	3435	9719827	LH	10.90	STRAP, gate side
64-68	Special-Skylark Wagons	9724315	2	.20	BUSHING
69-70	3435	9724315	2	.20	BUSHING
69-72	3436-4456-4466	8742334	LH	20.50	STRIKER, body side
60	All Wagons	1184634	2	.56	PIN
61-64	4435-45-4635-45	1197934	2	.72	PIN
64-67	Special-Skylark Wagons	5712852	2	.15	PIN
68	All Wagons	9712980	2	.15	PIN
69-70	3435	9712980	2	.15	PIN
64-67	Special-Skylark Wagons	4464284	2	.15	ESCUTCHEON (u-shape-rubber)
61-64	4435-45-4635-45	1183163	2	.10	WASHER, hinge pin (1 1.620)
69-70	3436-4456-66-6036-46	8745810	LH	.20	NUT, upper hinge lock to gate
69-70	3436-4456-66-6036-46	8745810	LH	.20	NUT, lower hinge to gate
71-72	All A/Wgn	8745810	2	.20	NUT, lwr. hinge to gate (L.)
71-72	All A/Wgn	8745810	2	.20	NUT, upr. hinge lock to gate (L.) (also used 14.157)
12.184 SUPPORT, REAR COMPARTMENT					
66-67	30-4000 exc. Wagons	9706256	RH	2.77	SUPPORT
66-67	30-4000 exc. Wagons	9706257	LH	2.77	SUPPORT
68-72	30-4000 exc. Wagons & Conv.	9706256	RH	2.77	
6872	30-4000 exc. Wagons & Conv.	9706257	LH	2.77	SUPPORT
68-70	44-4667	9714074	RH	6.00	SUPPORT
71-72	3467-4467	9723614	RH	6.20	SUPPORT
68-72	3467-4467	9723615	LH	6.20	SUPPORT
12.184 REGULATOR HINGE PIN, TAILGATE LIFT ARM					
71-73	All B/Wgn. (Pwr. T/Gate)	9871776	1	37.40	REGULATOR, t/gate lift arm hinge (elec.)
71-73	All B/Wgn.	9871778	LH	33.30	HINGE, t/gate lift arm side
71-73	All B/Wgn.	9839659	1	.36	PIN, t/gate hinge torque rod retainer
71-73	All B/Wgn.	9846890	3	.15	SCREW, t/gate lift arm hinge longtd
71-73	All B/Wgn. (Pwr. T/Gate)	9846890	2	.15	SCREW, t/gate lift arm hinge reg
71-72	All B/Wgn.	9886781	1	.36	BUMPER, t/gate reg. lift arm hinge (elec.)
71-73	All B/Wgn.	9886781	LH	.36	BUMPER, t/gate lift arm side hinge
71-73	All B/Wgn. (Pwr. T/Gate)	7667647	3	.15	BOLT, tailgate lift arm hinge—(10.463)
12.186 PIN, REAR COMPARTMENT LID HINGE					
57	53-73A-75-76A	9707593		.20	PIN
57-58	4 1-43-46R-48-56R-6 1-63-66R-75R-755	9707593		.20	PIN
59-62	All	9707593		.20	PIN
63	4019-27-4 119-4347	9707593		.20	PIN
64	4027-67-69-4127-69-4337-67-69	9707580		.30	PIN

63-64	4 400-4 639-47-67-69-47-				
	00-4800	9707593	2	.20	PIN
65-67	30-4000	9707580	2	.30	PIN
65	50-60-80-9000	9707593	2	.20	PIN
66-72	50-60-8000 exc. Wagons	9707593	2	.20	PIN
66-70	9487	9705150	2	.20	PIN
68	3437-4400-4600	9707580	2	.30	PIN
68	3327-69-3537-69	9707593	2	.20	PIN
69	3327-69-3537-69	9707580	2	.30	PIN
70-72	30-4000 exc. Wagons	9707580	2	.30	PIN
71-72	9000	9707593	2	.20	PIN
73	All	9707593	2	.20	PIN

12.187 TORQUE ROD, REAR COMPARTMENT LID

64-65	Special-Skylark	4498441	RH	4.20	ROD, torque
64-65	Special-Skylark	4498442	LH	4.20	ROD, torque
65	50-6000 (2-Dr. H.T.)	4496402	LH	2.87	ROD, torque
65	50-60-8000 Conv.	4490999	RH	4.05	ROD, torque
65	50-6000 (4-Dr.)	4490134	RH	4.46	ROD, torque
65	8000 exc. Conv.	4490134	RH	4.46	ROD, torque
66	30-4000	7587203	RH	4.51	ROD
66	30-4000	7587202	LH	3.23	ROD
66	52-54-64-6637	7590013	RH	4.20	ROD
66	54-64-66-8467	7594003	RH	5.20	ROD
66	5239-69-5439-69-6439- 69-6639-8200-8437- 39-69	7587669	LH	5.60	ROD
66-70	9487	4542366	RH	4.10	ROD
66-70	9487	4542367	LH	4.10	ROD
67	3307-67-69-3407 67-69	7587205	RH	3.90	ROD
67	3417-3500-3600-4000	7667098	RH	3.90	ROD
67	30-4000	7587204	LH	4.20	ROD
67	52-54-64-6687	7668453	RH	3.69	ROD
67	52-54-64-6687	7668452	LH	3.33	ROD
67	5239-69-5439-67-69- 6439-67-69-6639-67- 8239-57-69-8439-57- 69	7668455	RH	3.23	ROD
67	8000 exc. Conv.	7668456	LH	5.20	ROD
67-68	8467	7667095	LH	4.51	ROD
68-69	30-4000 exc. Conv.	7754538	RH	4.51	ROD
68	30-4000 exc. Conv.	7754537	LH	4.72	ROD
68-69	44-4667	7765581	RH	4.51	ROD
68	44-4667	7765580	LH	4.72	ROD
68	52-54-64-6687	7754543	RH	4.20	ROD
68	52-54-64-6687	7754546	LH	5.02	ROD
68	5239-69-5439-67-69- 6439-69-6639-67- 8200-8439-67-57	7752926	RH	5.02	ROD
68	5239-69-5439-67-69- 6439-69-6639-67	7752927	LH	4.20	ROD
68	8200-8439-57-69	7752929	LH	5.75	ROD
69	30-4000 exc. Conv	8733944	LH	4.05	ROD
69	44-4667	7765576	LH	3.64	ROD
69-70	50-6000	8743759	RH	4.51	ROD
69-70	50-6000	8743760	LH	4.51	ROD
69-70	8467	8746778	RH	5.15	ROD
69-70	8467	8746779	LH	5.15	ROD
69-70	8239-57-69-8439-57-69	8743765	RH	4.82	ROD
69-70	8239-57-69-8439-57-69	8743766	LH	4.82	ROD
70-72	3327-37-69-3437-3537- 69-4437-39-69-4637 exc. GSX	7754534	RH	3.64	ROD
70-72	3327-37-69-3437-3537- 69-4437-39-69-4637 exc. GSX	7754535	LH	3.64	ROD
70-72	30-4000 Conv.	7725940	RH	3.64	ROD
70-72	30-4000 Conv.	7765578	LH	3.64	ROD
70-72	GSX	8790659	RH	4.66	ROD
70-72	GSX	8790660	LH	4.51	ROD
71-72	50-6600	9838042	RH	4.36	ROD
71-72	50-6600	9841103	LH	4.92	ROD
71-72	8000	9870860	RH	6.05	ROD
71-72	8000	9841105	LH	6.05	ROD
71-72	9000	9875263	RH	5.75	ROD
71-72	9000	9875264	LH	5.75	ROD
66	9487 1st Type (Square Type Bottom Surface)	7619734	2	.78	BUSHING,

66	9487 2nd Type (Wedge Shaped Bottom Surface)7642619	2	.67	BUSHING, rod
67	94877642619	2	.67	BUSHING, torque rod
69	9487 1st Type7642619	2	.67	BUSHING, rod

12.187 TORQUE ROD, TAIL GATE OR BACK DOOR

61	4035-45-4135 2nd Type	4835100	RH	5.65	ROD
61	4035-45-4135 2nd Type	4835101	LH	5.65	ROD (*)
61-64	4435-45-4635-45	1197882	RH	3.49	ROD
61-64	4435-45-4635-45	1197883	LH	3.49	ROD
62-63	4035-45-4135	4835100	RH	5.65	ROD
62-63	4035-45-4135	4835101	LH	5.65	ROD
65-67	All Wagons	4412922		4.15	ROD
68	All Wagons	8737491		5.40	ROD
69-70	3435	8737491		5.40	ROD
69	3436-4456-66 1st Type	8778477		10.45	ROD
69	3436-4456-66 2nd Type	8780611		1 1.20	ROD
70-72	All A/Wgn. (2-Way T/Gate)	8780611		1 1.20	ROD, torque
	All B/Wgn	8780610		1 1.90	ROD, torque
70	All B/Wgn	9861249		7.70	ROD, torque
71-73	All B/Wgn	9835830		30.25	TUBE, synchro, torque
71-72	All B/Wgn	9835835		2.82	ROLLER, torque tube
71-72	Special-Skylark Wagons	4472636	LH	1.49	PLATE, torque rod brg
64-67	All Wagons	4490952	1	2.36	PLATE, rod brg
68	3435	4490952	RH	2.36	PLATE, bearing
69-70	Special-Skylark Wagons	4412849	LH	1.33	RETAINER, rod-on body
64-67	All Wagons	4479774	RH	1.44	RETAINER, rod on body
68	3436-4456-66	8780036	RH	.62	RETAINER, rod lower
69	3436-4456-4466	8723087	LH	2.00	RETAINER, rod lower
70	3436-4456-66-6036-46	8723087	1	2.00	RETAINER, rod-lower-center
69-70	3435	4479774	RH	1.44	RETAINER, rod on body
69-70	3436-4456-66	8723087	2	2.00	RETAINER, rod lower
69	3436-4456-66	8732610	1	2.00	RETAINER, link to tailgate
69-70	All B/Wgn	8789401	RH	.62	RETAINER, torque rod lwr
70	All B/Wgn	8790440	LH	1.59	RETAINER, torque rod lwr
70	All A/Wgn	8723087	LH	2.00	RETAINER, rod lwr
71-72	All A/Wgn	8723087	1	2.00	RETAINER, rod lwr-ctr
71-72	All A/Wgn	8780036	RH	.62	RETAINER, torque rod lwr
71-72	All A/Wgn	8732610	1	2.00	RETAINER, torque rod link on t/gate
71-72	All B/Wgn	9837198	1	2.15	RETAINER, hinge torque rod
71-73	ionary Back Dr Wind.-2nd Type Used on Dropping Wind.				

12.187 LINK, TAIL GATE TORQUE ROD MOUNTING

69-70	3436-4456-66-6036-46	9719299	AR	.25	GROMMET, hinge rod link
71-72	3436	9719299	1	.25	GROMMET, t/gate hinge torque rod link
	NOTE 1st Type includes Grommet, 2nd Type less Grommet.				
69	3436-4456-66 1st Type	8744104	1	4.41	LINK, rod
69	3436-4456-66 2nd Type	8780612	1	4.56	LINK, rod
70	3436	8744104	1	4.41	LINK, rod
70	All B/Wgn	8780613	1	4.66	LINK, rod
71-72	All A/Wgn	8780612	1	4.56	LINK, rod
71-73	All B/Wgn	9835839	LH	2.56	ROLLER, t/gate shaft
71-72	All B/Wgn	9851450	2	.51	BOLT, t/gate syn. link to support
69	3436-4456-66	9431559	AR	.15	SCREW, link retainer-(8.900)
70	All B/Wgn	8768035	2	.15	SCREW, link retainer

12.187 STRAP & LINK, REAR COMPARTMENT LID HINGE

61-63	4019-27-41 19-4317-47	4307816	2	4.56	STRAP (incl. link)
61-62	44-46-47-4800 exc.				
	Conv.	5718274	2	5.02	STRAP
61-62	4467-4667-4867	5717544	2	7.55	STRAP
63-64	4411-39-47-69-4639-47-69-4819-29-39-47	5718270	2	5.02	STRAP
63-64	4467-4667-4867	5718282	2	5.55	STRAP
63-65	Riviera	5717538	2	5.70	STRAP & LINK
64-65	Special-Skylark	5717153	2	3.08	STRAP
65-66	50-6000 (2 Dr. Ht)	9707446	2	3.95	STRAP & LINK
65-66	50-60-8000 Conv.	9708167	2	3.69	STRAP & LINK
65-67	50-6000 (4 Dr.)	9721855	2	2.67	STRAP & LINK
65-68	8000 exc. Conv.	9721855	2	2.67	STRAP & LINK
66-67	30-4000	9706258	RH	3.95	STRAP & LINK
66-67	30-4000	9706259	LH	3.95	STRAP & LINK
66-70	9487	9705144	RH	7.20	STRAP & ROLLER
66-70	9487	9705145	LH	7.20	STRAP & ROLLER
67	52-54-64-6687	9710020	2	3 95	STRAP & LINK
67-68	8467	9708167	2	3.69	STRAP & LINK

68-72	30-4000 exc. Conv.	9722033	2	4.20	STRAP & LINK
68-72	30-4000 Conv.	9720628	2	4.51	STRAP & LINK
68	52-54-64-6687.	9715312	2	4.41	STRAP & LINK
68	50-6000 exc. (2 Dr. Ht.)	9721855	2	2.67	STRAP & LINK
69-70	50-60-8000.	9721855	2	2.67	STRAP 8t LINK
71-73	All B.	9856330	2	4.05	STRAP & LINK
71-73	All C.	9832628	2	4.05	STRAP & LINK
71-73	All E.	9832754	RH	8.15	STRAP 8. LINK
71-73	All E.	9877425	LH	8.70	STRAP 8. LINK
64-65	Special-Skylark	4510020	2	.72	ROLLER..

12.187 STRAP, TAILGATE HINGE

64-67	Special-Skylark Wagons .	5717018	RH	3.28	STRAP, gate side.
64-67	Special-Skylark Wagons .	5717019	LH	3.28	STRAP, gate side.
64-67	Special-Skylark Wagons .	5717022	RH	4.10	STRAP, body side.
64-67	Special-Skylark Wagons .	5717023	LH	4.10	STRAP, body side.
68-72	All Wagons		AR		STRAP, tailgate (refer to 12.184)

12.195 SPACER, TAILGATE HINGE ON BODY

68	All Wagons	7671704	AR	.30	SPACER .
69	3436-4456-66.	8776037	AR	.77	SPACER (.012)
69	3466-4456-4466.	8806279	AR	1.28	SPACER (.016)
69-70	3436-4456-66-6036-46	8723094	AR	.97	SPACER (.019)
69-70	3436-4456-66-6036-46	8723093	AR	1.08	SPACER (.022)
69-70	3436-4456-66-6036-46	8723091	AR	1.33	SPACER (.028)
69-70	3436-4456-66-6036-46	8723092	AR	1.49	SPACER (.031)
69-70	3435.	7671704	AR	.30	SPACER .
69-70	3436-4456-4466-6036-46.	8723170	AR	2.36	SPACER, upper hinge on body (025)
70	3436-6036-6046.	8776037	AR	.77	SPACER (.012)
70	3436-6036-46.	8806279	AR	1.28	SPACER (.016)
71-72	All A/Wgn.	8776037	AR	.77	SPACER (.012)
71-72	All A/Wgn.	8806279	AR	1.28	SPACER.
71-72	All A/Wgn.	8723094	AR	.97	SPACER (.019)
71-72	All A/Wgn.	8723093	AR	1.08	SPACER (.022)
71	All A/Wgn.	8723170	AR	2.36	SPACER, upr. hinge on body (.025) . .
71-72	All A/Wgn.	8723091	AR	1.33	SPACER (.028)
71-72	All A/Wgn.	8723092	AR	1.49	SPACER (.031)
72	All A/Wgn.	8723090	AR	3.18	SPACER (.025)

12.195 REGULATOR, TAIL GATE AND BACK DOOR WINDOW

59	4435-4635.	4797194	1	20.50	REGULATOR (man.)
61	4435.	4817233	1	26.90	REGULATOR (man.)
61-63	4035-45-4135.	4835079	1	12.90	REGULATOR, man.
61-63	4035-45-4135.	5711517	1	24.40	REGULATOR, elec. (less mtr.)
62	4635.	4840094	1	26.90	REGULATOR (man.)
62-63	4435-45-4635-45.	5717085	1	32.15	REGULATOR, elec. (less mtr.)
64	Special-Skylark Wagons .	4456294	1	30.35	REGULATOR (man.)
64-67	All Wagons.	5717085	1	32.15	REGULATOR, elec (less mtr.)
65-67	All Wagons.	4489213	1	26.55	REGULATOR (man.)
68-70	All Wagons.	9718129	1	29.95	REGULATOR, elec. (less mtr.)
68-72	All A/Wgn.	8727911	1	24.20	REGULATOR (man.)
70	All B/Wgn. (2-Seat).	8736259	1	24.20	REGULATOR, manual.
71-72	All A/Wgn. (Elec. T/Gate)	9718129	1	29.95	REGULATOR (less mtr.)
71-73	All B/Wgn.	9837138	1	25.85	REGULATOR (elec.)
68	All Wagons Pwr. T/Gate .	9713781	1	6.45	ESCUTCHEON, lock cyl.
	All A/Wgn. (Elec. Tail-				
69-72	Gate).	8734103	1	4.05	ESCUTCHEON, lock cylinder . . .
	All Wagons Pwr. T/Gate .	7729378	1	.10	GASKET, lock cyl. escn.
68	All Wagons exc. 6046 . . .	7729379	1	.10	GASKET, regulator outer handle
68-70	All A/Wgn. (Pwr. T/Gate				
69-72	Wind.)	8741256	1	.10	GASKET, lock cylinder escutcheon
70	All B/Wgn. (Pwr. T/Gate)	8742230	1	.10	GASKET, lock cyl. escn.
71-72	All A/Wgn.	7729379	1	.10	GASKET, reg. outer handle.
62-70	All Wagons.	4158246	2	.25	PIN, regulator roller.
71-72	All A/Wgn.	4158246	2	.25	PIN, reg. roller.
64-67	All Wagons.	5718404	1	.82	PLATE & BUSHING, regulator sector (also used 1 1.041).
62-70		4158245	2	.10	ROLLER, wind. reg. to upr. chnl.
71-72		4158245	2	.10	ROLLER, wind. reg. to upr. chnl.
64-73	All Wagons	4405526	4	.10	SCREW, regulator to plate—(1 2.1 80)
71-73		4406866	AR	.10	SCREW, wind. reg. & mtr. to pnl.—(1 2.237)

12.195 MOTOR, TAIL GATE REGULATOR - ELECTRIC

61-63	4035-45-4135.	4909660	1	39.00	MOTOR.
61-63	4435-45-4635-45.	4908612		39.20	MOTOR
64-68	All Wagons.	5045611		40.80	MOTOR
69-70	3435.	5045611		40.80	MOTOR

69-70	3436-4456-66	5045610	1	37.50	MOTOR
71-72	All A/Wgn	5045610	1	37.50	MOTOR
70	All B/Wgn	5045609	1	40.55	MOTOR
71-73	All B/Wgn. (Pwr. T/Gate)	9815876	1	38.10	MOTOR, t/gate (elec.)
71-73	All B/Wgn	9815882	1	32.30	MOTOR, wind, reg
59-63	4435-45-4635-45	4905338	1	6.15	PINION & GEAR PACKAGE
64-69	All Wagons (Use With Mtrs. 5045610- 5045611)	4919851	1	5.40	PINION 8c GEAR PACKAGE
64-69	All Wagons exc. Mtrs. 5045610-5045611	4913821	1	5.85	PINION & GEAR PACKAGE
70-72	All A/Wgn	4919851	1	5.40	PINION & GEAR PACKAGE
70	All B/Wgn. (3-Seat)	4919192	AR	5.40	PINION 8c GEAR PKG. (10.783)
64-67	All Wagons	4909702	1	14.25	ARMATURE (10.783)
64-67	All Wagons	4917191	1	4.03	BRUSH HOLDER (10.783)
64-68	All Wagons	5096732	1	.33	SCREW (10.783)
62-68	Special-Skylark Wagons	4904212	2	.05	BRACKET, brush holder-(10.783)
66-68	All Wagons	4916378	1	.10	RING, armature (10.783)
67-68	All Wagons	5097480	AR	.05	WASHER, armature plug (10.783)
67-68	All Wagons	5098080	AR	.10	PLUG, armature thrust (10.783)
66-67	All	1348721	1	.46	NUT (used 9.778)
12.195 PIN-SCR N, TAILGATE OUTER					
64-70	All Wagons exc. 6046	5717887	1	.20	PIN
71-72	All A/Wgn	5717887	1	.20	PIN
64-70	All Wagons exc. 6046	9427302	2	.05	SCREW, driver pin retainer
71-72	All A/Wgn	9427302	2	.05	SCREW, driver pin ret
12.195 PAWL - CLUTCH -RING, TAIL GATE OUTER HANDLE CYLINDER					
64-70	AM Wagons exc. 6046	5713268		.67	PAWL
71-72	All A/Wgn	5713268		.67	PAWL
64	40-41-42-4300 Wagons	5715942		1.54	CLUTCH
65-70	All Wagons exc. 6046	9702916		1.23	CLUTCH
71-72	All A/Wgn	9702916		1.23	CLUTCH
64-70	All Wagons exc. 6046	5713276		.15	RING, cyl. retainer
71-72	All A/Wgn	5713276		.15	RING, cyl. ret
64-70	All Wagons exc. 6046	5713278		.15	RETAINER
71-72	All A/Wgn	5713278		.15	RETAINER
64-70	All Wagons exc. 6046	4303911		.15	SPRING, cyl. pawl
71-72	All A/Wgn	4303911		.15	SPRING, cyl. pawl
64-70	All Wagons exc. 6046	5713274		.15	WASHER, cylinder spring
71-72	All A/Wgn	5713274		.15	WASHER, cyl spg
12.195 SWITCH, TAIL GATE WINDOW JAMB					
61-63	4035-45-4 135	1348723	1	2.41	SWITCH (use 14.483-12.249)
64	Special-Skylark Wagons	4823445	RH	2.56	SWITCH, wind, jamb
65-68	All Wagons	4493796	RH	3 18	SWITCH, jamb
69-70	3435 w/Elec. T/Gate Window	4493796	LH	3.18	SWITCH, wind, jamb
69-70	All Wagons (Pwr. T/Gate)	8741367	1	.30	RETAINER, switch lock cylinder
71-72	All A/Wgn. (Pwr. T/Gate Wind.)	8741367	1	.30	RETAINER, switch lock cyl.
(*) For dash mtd. wind, switch refer to 12.249.					
67	All Wagons	1379714	1	.92	ESCUTCHEON, switch (9.740)
64	Special-Skylark Wagons	7742764	1	.10	GROMMET, t/gate wind, jamb switch 10.224)
61-65	Special-Skylark Wagons	1348721	AR	.46	NUT, switch ret. (also used 12.249-14 483)
68-69	Wagons Power Tailgate	6457438	2	.21	NUT, switch in instrument panel housing(3.885)
71-72	All A/Wgn	9808347	1	.15	NUT, wind, wiring connector to switch
71-73	All B/Wgn	9808347	1	.15	NUT, wind, wiring connector to switch
12.195 SWITCH, TAILGATE LOCK RELEASE					
71-72	All B/Wgn.			12.80	SWITCH, lock release (elec.) wind, guide
71	All B/Wgn.	9842553		12.80	SWITCH, lock release elec. wind
72	All B/Wgn				SWITCH (complete switch not available, order 1 each of component parts listed below)
72-73	All B/Wgn.	9608039		3.54	ESCUTCHEON, lock release (man.)
72-73	All B/Wgn.	9608038		3.64	KNOB, lock release (man.)
72-73	All B/Wgn.	9621559		1.90	PAWL, switch (man.)
72-73	All B/Wgn.	9608046		2.41	PLATE SWITCH, t/gate lock release (man. switch)
72	All B/Wgn.	.971 9381		.62	PIN, adjuster (man.)
72-73	All B/Wgn.	.9608043		.25	RETAINER, lock & switch
72-73	All B/Wgn.	9433303		.15	RING, ret. lock release (man.)
72-73	All B/Wgn.	9608040		.51	RING, seal outer pnl. to lock release
72-73	All B/Wgn.	.9608041		.41	RING, switch to lock cyl
72-73	All B/Wgn.	9608042		.62	SPRING, knob return (man.)

12.195 ESCUTCHEON — CLIP, TAIL GATE WINDOW REGULATOR HANDLE						
64	40-4 1-42-4300 Wagons	9703347	1	6.25	ESCUTCHEON, outer handle.	
65-67	All Wagons	9703347	1	6.25	ESCUTCHEON, outer handle.	
68-70	All Wagons exc. 6046	9713785	1	6.75	ESCUTCHEON, outer handle.	
71-72	All A/Wgn.	9713785	1	6.75	<u>ESCUTCHEON, outer hdl</u>	
65-70	All Wagons exc. 6046	5716615	2	.41	CLIP, knob.	
71-72	All A/Wgn.	5716615	2	.41	<u>CLIP, knob.</u>	
12.195 PLUG, TAILGATE WIRING HOLE						
66-70	All Wagons exc. 6046	7628069	1	.10	PLUG	
71-72	All A/Wgn.	7628069	1	.10	PLUG	
12.195 KNOB, BACK DOOR AND TAIL GATE WINDOW SWITCH						
60		1192976	1	.39	<u>KNOB, wind, control switch (9.649)</u>	
63		1396466	1	.62	<u>KNOB (9.798).</u>	
64	Special-Skylark Wagons	1363435	1	1.57	<u>KNOB (9.649).</u>	
65	All Wagons	1370815	1	.87	<u>KNOB (9.649).</u>	
66	All Wagons	1376892	AR	.82	KNOB, control (9.649).	
67		1379700	1	.92	KNOB (9.649).	
12.195 PLATE, BACK DOOR ELECTRIC WINDOW CONTACT						
61-63	4035-45-4135	4872297	2	2.61	PLATE, on dr. 8i body	
1 2.195 COVER - STRIP, TAIL GATE ACCESS						
67	All Wagons	7646779	2	1.90	COVER	
68	All Wagons	7712094	2	2.10	COVER	
	All A/Wgn. (1-Way					
69-70	T/Gate)	7712094	2	2.10	COVER	
	All B/Wgn.	8717579	LH	.87	COVER, inner panel extension seal	
70	All A/Wgn. (2-Way					
69-72	T/Gate)	8723152	2	2.31	COVER, inner panel	
70	All B/Wgn.	7750030	RH	2.05	COVER, inner panel access hold	
70	All B/Wgn.	7785100	LH	1.74	COVER, inner panel access hole	
72	All A/Wgn. (2-Way					
	T/Gate)	8717579	LH	.87	COVER, inner panel extension seal	
71	All B/Wgn. (1st Type)	9829550	2	2.31	COVER, hsg. access hole	
71	All B/Wgn. (2nd Type)	9874669	2	2.31	COVER, hsg. access hole	
72-73	All B/Wgn.	9874669	2	2.31	COVER, housing access hole	
61	4435-45	4779422	2	.15	STRIP, bottom drain hole sealing (12.269)	
64	Special-Skylark Wagons	4489247	2	.15	STRIP, t/gate bottom drain hole (10.694)	
62-64	4435-45-4635-45	4489247	2	.15	STRIP, t/gate bottom drain hole (10.694)	
64-67	Sport Wagons	4420083	4	1.95	STRIP	
68-69	Sport Wagons Load					
	Floor Carpet	7734470		2.20	STRIP, tailgate skid	
72	All A/Wgn. (Load Floor					
	Carpet)	7734470	3	2.20	STRIP, tailgate skid	
70	All B/Wgn.	8744881	RH			
69	Sportwagon (Load Floor			.41	STRIP, inner panel at handle	
	Carpet)	8741944				
72	All A/Wgn. (Load Floor			1.49	STRIP, tailgate skid	
	Carpet)	8741944	1			
69-72	All A/Wgn. (2-Way			1.49	STRIP, tailgate skid	
	T/Gate)	8744881	RH	.41	SEALING STRIP, inner-panel-at handle	
71-73	All B/Wgn.	9838200	1	18.10	STRIP, bpr. filler on body	
71-73	All B/Wgn.	9600156	1	6.65	STRIP, t/gate to bumper filler on gate	
71-73	All B/Wgn.	9600154	RH	.92	STRIP, t/gate to body filler on gate	
71-73	All B/Wgn.	9600155	LH	.92	STRIP, t/gate to body filler on gate	
	NOTE Tailgate w/strips also listed in	12.269				
71	All B/Wgn.	9829419	2	7.7	GASKET, t/gate hsg. access hole cvr.	
12.195 GASKET, TAILGATE HOUSING						
71	All B/Wgn. (1st Type)	9839603	1	2.31	GASKET, t/gate upr. to lwr. hsg.	
71	All B/Wgn. (2nd Type)	9874671	1	2.31	GASKET, t/gate upr. to lwr. hsg.	
71	All B/Wgn.	9839772	RH	.87	GASKET, t/gate hsg. to pillar	
71	All B/Wgn.	9839773	LH	.87	GASKET, t/gate hsg. to pillar	
72-73	All B/Wgn.	9874671	1	2.31	GASKET, t/gate upr. to lwr. hsg.	
12.195 SPACER — BOLT, TAILGATE WINDOW GUIDE						
71-73		9836071	AR	.10	SPACER, t/gate wind, guide upr. & lwr. roller to glass	
71-72		9836072	2	.30	BOLT, t/gate wind, guide lwr. roller to glass (R.)	
71-72	All B/Wgn.	9836072	AR	.30	BOLT, t/gate wind, guide upr. 8< lwr. roller to glass (R- & L)	
71	All B/Wgn.	9846540	4	.15	NUT, t/gate wind, guide lwr. roller to glass	
72	All B/Wgn.	9846540	4	.15	NUT, t/gate wind, guide upr. & lwr. roller to glass	
71-73		9836070	AR	.10	WASHER, t/gate wind, guide upr. 8; lwr. roller to glass	
71-73	All B/Wgn.	8753026	2	.41	STOP, t/gate wind. lwr.—(10.7 1 6)	

	12.195	SPRING, TAILGATE WINDOW LIFT						
71-73	All B/Wgn.	9840386	1	5.65	SPRING, t/gate wind, lift			
	12.195	CABLE, TAILGATE WINDOW REGULATOR MOTOR						
71-73	All B/Wgn.	9838928	1	2.82	CABLE, t/gate wind, reg mtr.			
71-73	All B/Wgn.	9869621	1	.92	CONDUIT, t/gate wind.			
	12.195	CHANNEL, TAILGATE WINDOW GUIDE SIDE						
71-73	All B/Wgn.	9835850	LH	11.55	CHANNEL (also used 1 2.1 80)			
	12.195	PANEL, TAIL GATE AND BACK DOOR INNER COVER						
61	4035-45-4135 with Dropping Wind. Glass .	4835060		13.55	PANEL, **** inner cvr.			
62-63	4035-45-4135.	4835060		13.55	PANEL, **** inner cvr.			
64	40-41-4200.	4428372		29.20	PANEL (black)			
64	4355-65.	4405474		10.80	PANEL			
65	All Wagons.	4482424		23.05	PANEL (blue).			
65-67	4455-65-4855-65.	4405474		10.80	PANEL			
66-67	35-3635.	4528982		23.05	PANEL (black)			
66	4255-65.	4428372		29.20	PANEL (black)			
66	4200.	7623274		31.25	PANEL (blue)			
67	33-34-35-3635.	7647955		23.05	PANEL (blue)			
67	33-3435.	7652113		31.25	PANEL (fawn)			
67	33-3435.	7647957		23.05	PANEL (red)			
67	35-3635.	7687522		31.25	PANEL (saddle)			
68	3435.	7787256		32.40	PANEL (buckskin)			
68	3435.	7787197		32.40	PANEL (parchment)			
68	3435.	7787180		32.40	PANEL (teal)			
68	4000 Wagons.	8727367		19.25	PANEL			
69-70	All A/Wgn. (1-Way T/Gate).	8727367		19.25	PANEL.			
69-70	All A/Wgn. (2-Way T/Gate).	8723159		17.30	PANEL.			
69	Sportwagon (Load Fir. Carpet).	8741 169		17.30	PANEL.			
70	All B/Wgn.	7750058		19.50	PANEL			
70	All B/Wgn. (Load Fir. Carpet).	7750059		17.25	PANEL.			
71-72	All A/Wgn.	8786274		17.20	PANEL.			
71	All B/Wgn.	8793048		18.40	PANEL.			
72-73	All B/Wgn.	9603275		18.40	PANEL.			
62-64	44-4600 Wagons.	5713404		3.08	RETAINER, inner panel cvr.-lwr.			
	12.195	FILLER, TAILGATE PANEL (RUBBER)						
69-72	All A/Wgn. (2-Way T/Gate).	8780403	1	6.70	FILLER, bottom of tailgate to rear bumper (57" long)			
	12.203	SUPPORT-STOP, TAIL GATE						
64-67	Special-Skylark Wagons .	4434936	RH	10.25	SUPPORT.			
64-67	Special-Skylark Wagons .	4434937	LH	10.25	SUPPORT.			
68	All Wagons.	7732272	2	2.87	SUPPORT, cbl. type			
69-70	All A/Wgn. (1-Way T/Gate).	7732272	2	2.87	SUPPORT, cable type			
69-72	All A/Wgn. (2-Way T/Gate).	8767060	1	3.69	SUPPORT, cable type (black 1 4"/n" long) .			
70	All B/Wgn.	8767061	1	3.69	SUPPORT, cable type (gray - 15%" long)..			
68	All Wagons.	7736132	RH	.41	SPRING, supt. assist.			
68	All Wagons.	7736133	LH	.41	SPRING, supt. assist.			
69-70	All A/Wgn. (1-Way T/Gate).	7736132	RH	.41	SPRING, support assist.			
69-70	All A/Wgn. (1-Way T/Gate).	7736133	LH	.41	SPRING, support assist.			
69-71	All Wagons exc. (1-Way T/Gate).	8716171	1	.30	SPRING, support assist.			
72	All A/Wgn.	8716171	1	.30	SPRING, supt. assist.			
68-70	30-4000 Wagons.	4770719	2	.10	PLUG, tailgate support assist spring (10.694)			
64-68	Special-Skylark Wagons .	4439627	12	.15	SCREW, t/gate supt.			
	12.212	BUMPER, TAILGATE						
5758	49-49D-69.	4564974	2	.20	BUMPER, t/gate supt-upr-(10.587)-----			
59	4435-4635.	4749999	2	.20	BUMPER, t/gate on body.			
59-63	4435-45-4635-45.	9718435	2	.56	BUMPER, t/gate lock striker.			
61-63	4035-45-4135.	4687558	1	.15	BUMPER, back dr. wind, stop.			
61-64	4435-45-4635-45.	8785295	2	.20	BUMPER, t/gate wind.-on gate-(10.7 1 6)			
61-63	4435-45-4635-45.	4730767	2	.20	BUMPER, t/gate on body.			
64-67	Special-Skylark Wagons	8785295	2	.20	BUMPER, t/gate wind.-stop (10.716)-----			
64-66	All Wagons.	4730767	2	.20	BUMPER, supt. on gate.			

64-69	All Wagons	7740806	AR	.15	BUMPER, lock striker
64	All Wagons	9718435	2	.56	BUMPER, lock striker (emer.)
64	42-43-4600 Wagons	4730767	2	.20	BUMPER, supt. on body
65-67	All Wagons	4730767	4	.20	BUMPER, t/gate support on gate & body
65-67	All	9718435	1	.56	BUMPER, lock striker (also used 12.184)
68-72	All A/Wgn	8785295	2	.20	BUMPER (t/gate wind.)—(10.7 1 6)
68-69	All A/Wgn	7747339	AR	.20	BUMPER, lock striker (emer.)
69	All A/Wgn	4687558	2	.15	BUMPER (used 1 1.620-12.975)
70	All A/Wgn. (1-Way T/Gate)	7740806	2	.15	BUMPER, lock striker
70	All A/Wgn. (1-Way T/Gate)	7747339	AR	.20	BUMPER, lock striker (emer.)
71-73	All B/Wgn. (Pwr. T/Gate)	9874442	LH	.25	STOP, t/gate upr.
72-73	All B/Wgn. (Pwr. T/Gate)	9617249	RH	.25	STOP, t/gate upr.
72-73	All B/Wgn. (Man. T/Gate)	9874442	LH	.25	STOP, t/gate upr.
71	All B/Wgn. (Man. T/Gate)	9862994	LH	.25	STOP, t/gate upr.
59-60		4609684	1	.15	STOP. bpr. (12.180)

12.212 BUMPER, REAR COMPARTMENT 1

41-48	All	4114321	2	.25	BUMPER, rr. compt. lid (also used 12.975)
49	40	4114321	2	.25	BUMPER, rr. compt. lid
50	All	4587944	2	.10	BUMPER, rr. compt. lid supt. (body side)—(1 1.620)
51-54	All	4595786	2	.15	BUMPER, rr. compt. lid supt. (body side)
55-56	50-70	4595786	2	.15	BUMPER, rr. compt. lid supt. (body side)
57	56C-76C	4114321	2	.25	BUMPER, rr. compt. lid
57-60	All	4721222	2	.10	BUMPER, rr. compt. lid supt. (1" dia.)
58	76C-756	4114321	2	.25	BUMPER, rr. compt. lid
61 62	4019-27-67-41 19-67-4347	4767559	2	.15	BUMPER, on lid (10.587)
61-63	44-46-47-4800	4721222	2	.10	BUMPER, on lid
62-63	40-41-4300	4721222	2	.10	BUMPER, on lid (emer. use)
63	4067-4167-4367	4688529	2	.46	BUMPER, on lid-frt
63	4747	4767559	AR	.15	BUMPER, on lid (emer.)
63-72		4595786	2	.15	BUMPER, on lid
64-67	All	4721222	1	.10	BUMPER, lid on lid 1" dia. (also used 1 1.620-12.975)
65	50-60-80-9000	4767559	AR	.15	BUMPER, rr. compr. lid-on lid (emer.)
66	50-60-8000	4767559	AR	.15	BUMPER, on lid (emer.)
66-69	9000	9718435	1	.56	BUMPER (12.184)
67	9000	4595786	2	.15	BUMPER, on lid
67	34 17-5000-6000-8000	4767559	1	.15	BUMPER, on lid (emer.)
68-70	30-4000	7724826	AR	.20	BUMPER, lid on lid (emer.) (1/2" dia.)
68	9000	4721222	2	.10	BUMPER, lid on lid (1" dia.)
68-70	50-6000	4721222	2	.10	BUMPER, rear compartment lid on lid (1" dia.)
68	All exc. 9000	4767559	AR	.15	BUMPER, rr. compt. lid-on lid (emer.)
68-69	80-9000	4872948	AR	.10	BUMPER, lid on lid
69-71	30-40-8000	4767559	2	.15	BUMPER, rear compartment lid-on lid side
69-70	8000	7724826	1	.20	BUMPER, lid on lid (emer.) (1/2" dia.)
69-70	9000	4721222	2	.10	BUMPER, rear compartment lid on lid side (1" dia)
69-70	50-60-9000	4595786	1	.15	BUMPER, lid on lid side (emer.)
70-73	All	4872948	AR	.10	BUMPER, rr. compt. lid (also used 1 1.620 & 12.975)
70-73	All	7724826	1	.20	BUMPER, lid on lid (emer.)
71-72	9000	4767559	2	.15	BUMPER, lid-on lid side
72-73	All	4767559	AR	.15	BUMPER, lid on lid side (also used 12.977)
67-69	50-6000	4410574	2	.15	PLUG (12.980)
69	80-9000	4805842	2	.15	PLUG, drain hole (1 2.804)

12.237 STRIKER - PLATE, REAR COMPA

59-60	All	4784253		1.44	STRIKER
61	All	4813720		2.46	STRIKER
62-69	All	7771161		2.31	STRIKER
70	30-4000 1st Type	7771161		2.31	STRIKER (W sq.)
70	50-60-80-9000	7771161		2.31	STRIKER
70	30-4000 2nd Type	9801751		1.38	STRIKER (2 1/2" x 1 1/2")
71	6035-45 Man. Gate	9833688		2.67	STRIKER
71-72	All	9801751		1.38	STRIKER
73	All A	9801751		1.38	STRIKER
59-60	All	4753882		.36	PLATE, lock striker ret.
63	4019-27-67-41 19-4300	4863875		3.38	PLATE, lid lock anchor
63	4400-4639-47-67-4800	4461174		5.95	PLATE, lid lock striker anchor
63-64	4747	4483510		6.05	PLATE, lid lock striker anchor
64	40-41-4300	4459813		6.80	PLATE, lid lock striker anchor
64	4800	4461174		5.95	PLATE, anchor
64	44-4600	4464390		6.05	PLATE, striker anchor
65	30-4000	4459813		6.80	PLATE, anchor

65	50-6000	4536373		7.55	PLATE, s
65	9000	4483510		6.05	PLATE,
66	30-4000	7622324		6.25	PLATE, I
66	50-6000	7622329		4.61	PLATE, I
66-67	9487	4476352		4.61	PLATE,
67	30-4000	7660727		3.64	PLATE,
67	8000	7593614		3.90	PLATE,
67-68	50-6000	7771162		4.97	PLATE,
68	8000	7684348		3.90	PLATE,
68-70	9487	7730066		4.97	PLATE,
68-69	30-4000	8768852		3.59	PLATE,
69-70	50-6000	7749879		3.08	PLATE,
69-70	8000	7749878		3.90	PLATE,
70-72	30-4000	9844996		2.82	PLATE,
71-72	5000-6600	8794416		3.84	PLATE,
71-72	8000	8794417		2.56	PLATE,
71-72	9000	8794258		5.25	PLATE,
64-73	All	4406866	AR	.10	SCREW,
12.237 STRIKER PLATE LIFT OR TAIL GATE OR BACK DOOR					
59-68	All Wagons exc. 1961- 1963-4035-45-4135	7741698	RH	2.87	STRIKER, t/gate lock
59-68	All Wagons exc. 1961- 1963-4035-45-4135 & 1964 4635-45	4754470	LH	2.87	STRIKER, t/gate lock
69-70	3435	7741698	RH	2.87	STRIKER
69-70	3435	4754470	LH	2.87	STRIKER
69	3436-4456-66-6036-46	8733097	RH	1.44	STRIKER, lwr.
69	3436-4456-66-6036-46	9813034	RH	1.38	STRIKER, upper
61-63	4035-45-4135	4803962	1	4.51	STRIKER
70	All Wagon	9813034	RH	1.38	STRIKER, upr. side
71-72	3436	8733097	RH	1.44	STRIKER, lwr. side
71-72	3436	9813034	RH	1.38	STRIKER, upr. side
71	All B/Wgn. (Man. Gate)	9889232	RH	2.82	STRIKER
71	All B/Wgn. (Pwr. T/Gate)	9889232	RH	2.82	STRIKER, lock
72	All B/Wgn	9607290	RH	1.28	STRIKER
71-73	All A/Wgn	9888920	1	1.54	GUIDE, lock striker (lwr.)
59	4435-4635	4676574	6		SCREW, t/gate lock striker (10.570)
61	4035-45-4135	4676731	AR	.15	SCREW, striker (emer. use) (10.570)
61	4035-45-4135	4676574	3		SCREW, striker (10.570)
62	4035-45-4135	4848760	3	.15	SCREW, lock striker (10.570)
62	4035-45-4135	4892566	AR	.20	SCREW, lock striker (10.570)
69	3435	4892566	6	.20	SCREW, t/gate lock striker—(10.570)
71-72	All A/Wgn	8741222	3	.20	SCREW, striker lwr. supt.
71-72	All B/Wgn	4406866	1	.10	SCREW, striker to pnl
59-62	All Wagons	4800021	AR	.20	SPACER, striker to anchor plate
61	4035-45-4135	4842193	AR	.30	SPACER, lock striker (emer. use)
62	4035-45-4135	4842193	AR	.30	SPACER, striker (emer. use)(10.57 1)
63	4035-45-4135	4842193	AR	.30	SPACER, striker (emer.) (10.57 1)
63	4435-45-4635	4800021	AR	.20	SPACER, striker to t/gate (emer.)
64-68	All Wagons	4800021	1	.20	SPACER, striker (emer.)
69-70	All A/Wgn. (1-Way T/gate)	4800021	AR	.20	SPACER, tailgate lock striker (emer.)
70-72	All A/Wgn. (2-Way T/gate)	9815850	RH	1.90	SPACER, t/gate lwr. lock
70	All B/Wgn	8737249	RH	.41	NUT, striker to mounting plate
69-72	All A/Wgn. (2-Way T/gate)	8737249	RH	.41	NUT, striker to mtg. plate
71-73	All B/Wgn	9849429	1	.51	NUT, striker to panel
69-73	All A/Wgn	4469196	AR	.10	WASHER, striker .071" (10.571)
69-73	All A/Wgn	4469197	AR	.15	WASHER, striker .150" (10.57 1)
69	All A/Wgn. (2-Way T/gate)	8737248	RH	.15	WASHER, striker-lower
69	All A/Wgn. (2-Way T/gate)	8733049	RH	6.40	PLATE, lock anchor
69-72	All A/Wgn. (2-Way T/gate)	4469685	RH	.67	PLATE, striker anchor-upr.—(10.57 1)
69-70	All A/Wgn. (1-Way T/gate)	4649282	2	.10	PLATE, striker adj.-lwr.—(2" lg.)—(10.57 1)
70	All B/Wgn	8734092	RH	6.40	PLATE, lock anchor
70-71	All A/Wgn. (2-Way T/gate)	9815883	RH	6.75	PLATE, lock anchor-lwr.
72	All A/Wgn	9609515	RH	6.75	PLATE, lower lock anchor
73	All A/Wgn	7721972	1	.77	PLATE, lock striker anchor
69-72	All A/Wgn. (2-Way T/gate)	8731954	RH	11.65	SUPPORT, striker-lwr.
70	All B/Wgn	8761738	RH	14.30	SUPPORT, lock striker-lwr.
70	All Wagons (2-Way T/gate)	8741222	AR	.20	SCREW, lwr. supt.

12.242 LOCK, BACK DOOR & TAIL GATE					
54-56	49-69	4611198	1	13.15	LOCK, ctr.
59-63	4435-45-4635-45	4480359	LH	6.75	LOCK_____
61-63	4035-4135	4804069	1	7.60	LOCK_____
61-63	4045	4831138	1	9.65	LOCK_____
64-67	All Wagons	4480358	RH	6.75	LOCK.....
64-67	All Wagons	4480359	LH	6.7 5	LOCK_____
68-70	All Wagons	7733777	RH	6.85	LOCK.....
68-70	All Wagons	7733778	LH	6.85	LOCK_____
70	All Wagons (Pwr. T/gate)				
	2-Way Gate	8804715	RH	27.15	LOCK, upr.....
70	All B/Wgn	8742338	RH	21.65	LOCK, lwr.....
70	All B/Wgn	8742317	LH	24.50	LOCK & HINGE, upr. gate side.
70-72	All A/Wgn. Pwr. T/gate	8804715	RH	27.15	LOCK, upr.....
71	All A/Wgn	8742335	RH	23.35	LOCK, upr. (manual).....
71	All B/Wgn	9833002	RH	12.80	LOCK (elec.).....
72	All B/Wgn	9610583	RH	15.30	LOCK (elec.) t/gate side.....
12.242 LOCK, REAR COMPARTMENT LID					
50	41-50-70	4671282		7.65	LOCK.....
51-55	50-70	4671282		7.65	LOCK.....
59-62	All	4753019		6.45	LOCK.....
63-64	40-41-4300-4747	4753019		6.45	LOCK.....
63-64	44-46-4800	7727096		6.75	LOCK.....
65-70	All	4753019		6.45	LOCK.....
69-70	All	1230695		18.15	LOCK (electric).
70	50-60-8000 (Factory Installed)	7660686		13.95	LOCK (electric)..
71-72	30-4000	4753019		6.45	LOCK.....
71-72	All B-C-E exc. Wagons			6.05	LOCK.....
71-72	30-4000 Elec. Trunk Release (Dir. Installed)	9849686		18.15	LOCK (elec.).....
73	All A	1230695		6.05	LOCK.....
64-73	All	9849686	AR	.10	SCREW, lock to reinf.—(1 2.237).
		4406866			
12.242 CYLINDER — CONTROL, BACK DOOR LOCK					
61	4045	4301446	2		CLIP, back dr. lock spg. (10.506).....
62	4045	7762203	1	.10	CLIP, back dr. remote control to lock rod—(10.565)
63	4045	5712678	2	.15	CLIP, lock spg. (10.474).....
63	4045	7762203	1	.10	CLIP, remote control to lock rod—(10.565).....
61-63	4045	4835074	1	3.02	CONTROL, lock remote.....
61-63	4035-45-4135	3935070	1	4.05	CYLINDER, back dr.....
61-63	4045	4839360	1	1.85	ESCUICHEON, remote control hdl.....
61-62	4045	7619151	1	.10	FERRULE, rr. (10.560).....
63	4035-45-4135	3993593	1	.92	PIN, back wind. reg. lwr. cam roller (10.747).....
61-63	4035-45-4135	4884405	1	.41	RETAINER, lock cyl. (10.551).....
62-63	4035-45-4135	4305694	AR	.25	ROLLER, back dr. wind. reg. to lwr. cam—(10.763)
63	4035-45-4135	4892564	3	.10	SCREW, back dr. lock striker (10.570).....
63	4035-45-4135	4892566	AR	.20	SCREW, back dr. lock striker (emer.) (10.570).....
61-62	4045	4090144	1	.10	SPRING, back dr. lock remote control hdl. ret. (10.513).....
61-62	4045	4307703	1		SPRING, back dr. lock over ctr. (10.474).....
63	4045	4090144	1	.10	SPRING, lock remote control hdl. ret. (base metal) (10.513).....
61	4045	4778881	1	.10	WASHER, back dr. remote control hdl. sealing (10.664).....
12.242 CONTROL — HANDLE — CABLE — ROD — LOCK — CYLINDER, TAILGATE					
70	All B/Wgn	9718489	RH	.10	BUMPER, inside handle.
70-72	All A/Wgn. (2-Way T/gate)	.9718489	RH	.10	BUMPER, inside handle.
69-72	All A/Wgn. (2-Way T/gate)	.9721471	RH	1.13	CABLE, inside handle.....
70	All B/Wgn	9721470	RH	1.13	CABLE, inside handle.....
63	4435-45-4635	4711608	2	.10	CLIP, remote control to lock rod (10.565).....
64-68	All Wagons	4455192	2	.10	CLIP, control to lock rod.....
64-67	All Wagons	4711608	2	.10	CLIP, remote controllocking rod (10.565).....
64-68	All Wagons	4234830	2	.10	CLIP, lock remote control—(10.474).....
68-69	All Wagons	4711608	2	.10	CLIP, tailgate lock remote control to panel (10.565)
69-70	All A/Wgn. (1-Way T/gate)	4234830	2	.10	CLIP, tailgate lock remote control—(10.474).....
69	All A/Wgn. (2-Way T/gate)	5712678		.15	CLIP, tailgate lock remote control handle—(10.474)
69	All A/Wgn. (2-Way T/gate)	5712678	2	.15	CLIP, tailgate remote control to upper rod—(10.474)
69	All A/Wgn. (2-Way T/gate)	5712678	RH	.15	CLIP, tailgate inside handle cable spring—(10.474)

70	All A/Wgn. (1-Way T/gate)	.4455192	2	.10	CLIP, t/gate remote control to lock rod
70-72	All Wagons	.5712678	AR	.15	CLIP, t/gate remote control to upr. rod—(10.474)
70	All B/Wgn.	.5712678	RH	.15	CLIP, t/gate inside handle cable spring—(10.474)
71-72	All A/Wgn.	.5712678	1	.15	CLIP, lock remote control handle—(10.474)
71-72	All A/Wgn.	.5712678	1	.15	CLIP, inside handle cable spg. (R.)—(10.474)
71-73	All B/Wgn.	.5712678	2	.15	CLIP, wind, stop cable spg.—(10.474)
71	All B/Wgn.	.9845059	1	.25	CLIP, t/gate lock-elec. (RH)
72	All B/Wgn.	.9610585	1	.20	CLIP, t/gate lock-elec. (RH)
59-64	44-4600 Wagons	.4810190	1	9.70	CONTROL, lock remote
64-67	Special-Skylark Wagons	.4413719	1	4.77	CONTROL, lock remote
68	All Wagons	.7740807	1	5.40	CONTROL, lock remote
69-70	All A/Wgn. (1-Way T/gate)	.7740807		5.40	CONTROL, lock remote
69-70	All Wagons (2-Way T/gate)	.8731348	1	7.80	CONTROL, lock remote
71-72	All A/Wgn.	.8731348	1	7.80	CONTROL, lock remote
72	All B/Wgn.	.328758	1	7.00	CYLINDER, tailgate lock (man.)
69-72	All A/Wgn. (2-Way T/gate)	.8732951	RH	2.36	COVER, lower lock
69-70	All Wagons (2-Way T/gate)	.8767726	1	.56	COVER, upr. lock
70	All B/Wgn.	.8732954	RH	1.59	COVER, lock side
71-72	All A/Wgn.	.8767726	1	.56	COVER, upr. hinge lock
64-68	Special-Skylark Wagons	.4409003		.20	ESCUTCHEON, remote control hdl
69-70	All A/Wgn. (1-Way T/gate)	.4409003		.20	ESCUTCHEON, remote control handle
72-73	All B/Wgn. (Elec. T/gate)	.9610128		1.54	ESCUTCHEON, t/gate lock 8i release switch
64-67	Special-Skylark Wagons	.4418529		.10	GASKET, reg. outer hdl
72-73	All B/Wgn. (Pwr. T/gate)	.9610129		.10	GASKET, t/gate lock & release switch escutcheon
64-68	Special-Skylark Wagons	.4411638		1.23	HANDLE, inside remote control
69-70	All A/Wgn. (1-Way T/gate)	.4411638		1.23	HANDLE, inside remote control
69-72	All A/Wgn. (2-Way T/gate)	.8736690	RH	12.30	HANDLE, inside-side
69-70	All Wagon (2-Way T/gate)	.4495180	1	5.85	HANDLE, lock remote control
70	All B/Wgn.	.8736691	RH	11.95	HANDLE, inside-side
71-72	All A/Wgn.	.4495180	1	5.85	HANDLE, lock remote control
68	All Wagons	.7740809	2	.25	LINK, remote control to lock
69-70	All A/Wgn. (1-Way T/gate)	.7740809	2	.25	LINK, remote control to lock
69-72	All A/Wgn. (2-Way T/gate)	.8742333	LH	25.10	LOCK, hinge upper gate side
69-72	All Wagon (2-Way T/gate)	.8742335	RH	23.35	LOCK, upper side-manual
69	All A/Wgn. (2-Way T/gate) Elec. T/gate	.8804715		27.15	LOCK-upper side
69-72	All A/Wgn. (2-Way T/gate)	.8742337	RH	21.65	LOCK, lower side
69-70	All Wagons (2-Way T/gate)	.8741423	RH	.15	PLUG, upper lock
69-70	All Wagons (2-Way T/gate)	.8743753	RH	.15	PLUG, lower lock
71-72	All A/Wgn.	.8741423		.15	PLUG, upr. right lock
71-72	All A/Wgn.	.8743753		.15	PLUG, lwr. right lock
57-58	49-49D-69	.4168353		.15	RETAINER, outside hdl. push button—(10.529)
63	4435-45-4635	.5713260		.41	RETAINER, lock cyl. & switch to panel
64	Special-Skylark Wagons-T/Gate Wind	.5713260		.41	RETAINER, wind, lock cyl.
65-66	All Wagons	.5713260		.41	RETAINER, wind, lock cyl.
67	4855-65 Pwr. T/Gate Wind	.5713260		.41	RETAINER, t/gate wind, lock cylinder
68	All Wagons Pwr. T/Gate	.5713260		.41	RETAINER, lock cyl.
72-73	All B/Wgn. (Elec. T/gate)	.9610100		.20	RETAINER, t/gate lock 8i switch/elec.
72-73	All B/Wgn.	.9610130		.20	RETAINER, t/gate lock regulator switch assembly (manual)
57-58	49-49D-69	.4168356	1	.20	RING, outside hdl. push button sealing—(10.529)
69-70	3436-4456-66-6036-46	.9718488	RH	.15	RIVET, inside handle cable
71-72	All A/Wgn.	.9718488	RH	.15	RIVET, inside handle cable
64-67	Special-Skylark Wagons	.4411379	2	.41	ROD, remote control to lock
69-72	All A/Wgn. (2-Way T/gate)	.8742340		1.33	ROD, lock remote control handle
69-72	All A/Wgn. (2-Way T/gate)	.8742342		3.43	ROD GUIDE, lock blackout
69-72	All A/Wgn. (2-Way T/gate)	.8742344		1.90	ROD, upper to lower lock connector

69-72	All A/Wgn. (2-Way T/gate)	8732913	RH	.97	ROD, lock remote control to lock
69-72	All A/Wgn. (2-Way T/gate)	8732914	LH	2.31	ROD, lock remote control
70	All B/Wgn	8732949	LH	2.31	ROD, lock remote control
70	All B/Wgn	8732950	RH	.97	ROD, lock remote control to lock
70	All B/Wgn	8742339	1	1.33	ROD, lock remote control handle
70	All B/Wgn	8742341	1	3.43	ROD, lock blockout
70	All B/Wgn	8742343	1	1.90	ROD, upr. to lwr. lock connector
63	4435-45-4635	4892566	6	.20	SCREW, t/gate lock striker to body—(10.570)
64	4635-45	8714746	12	.10	SCREW, t/gate lock to inner panel—(10.474)
64-68	Special-Skylark Wagons	4422699	1	.10	SCREW, remote control hdl. (8-32 x V")
64-68	All Wagons	4892566	6	.20	SCREW, lock striker—(10.570)
69-70	All A/Wgn. (1-Way T/gate)	4892566	6	.20	SCREW, lock striker—(10.570)
69-70	All A/Wgn. (1-Way T/gate)	4422699	1	.10	SCREW, tailgate remote control handle (used 1 1.377)
69-70	All 2 Way T/Gate	8736417	AR	.15	SCREW, inside handle to inner panel
69-70	All Wagon (2-Way T/gate)	9718487	1	.20	SCREW, lock remote control
70	All Wagons	4405526	2	.10	SCREW, t/gate lock remote control (1/16"-20 x 1/6")-(12.195)
70	All B/Wgn	9420152	3	.05	SCREW, t/gate lock cvr. to t/gate—(8.977)
71-72	All A/Wgn	8782501	2	.15	SCREW, t/gate inside handle to inner panel (R.)
71-72	All A/Wgn	8782501	2	.15	SCREW, t/gate lock remote control hdl
71-72	All A/Wgn	9718487	1	.20	SCREW, lock remote control
57-58	49-49D-69	4158163	1	.15	SPRING, t/gate push button lock
64-67	Special-Skylark Wagons	5718576	1	.10	SPRING, lock remote control
64-67	Special-Skylark Wagons	4301722	RH	.15	SPRING, lock hook lvr.
64-67	Special-Skylark Wagons	4301723	LH	.15	SPRING, lock hook lvr.
68	All Wagons	9714952	RH	.25	SPRING, lock hook lvr.
68	All Wagons	9714953	LH	.25	SPRING, lock hook lvr.
69-70	All A/Wgn. (1-Way T/gate)	9714952	RH	.25	SPRING, lock hook lever
69-70	All A/Wgn. (1-Way T/gate)	9714953	LH	.25	SPRING, lock hook lever
69	All A/Wgn. (2-Way T/gate) Pwr. T/gate Wind	9721538	RH	3.02	SWITCH, lock side-upper
70	All Wagons (2-Way T/gate) Pwr. T/gate Wind	9722797	RH	3.23	SWITCH, lock-upr.
71-72	All A/Wgn. (Pwr. T/gate Wind.)	9722797	RH	3.23	SWITCH, elec. lock-upr.
69	All A/Wgn. (2-Way T/gate) Elec. T/gate (1st Type)	8728629	1	3.43	WIRING HARNESS, cut out switch jumper—(13.090)
69	All A/Wgn. (2-Way T/gate) Elec. T/gate (2nd Type)	8728600	1	3.18	WIRING HARNESS, cut out switch jumper—(13.090)
70	All Wagons (2-Way T/gate)	8728600	1	3.18	HARNESS, cutout switch jumper—(13.090)
71	All A/Wgn	8728600	1	3.18	HARNESS, wind, cutout switch jumper—(13.090)
12.242 IL GATE AND BACK					
59-60	All Wagons	4649281	2	.10	PLATE, striker adjr.-upr.—(10.57 1)
59-60	All Wagons	4649282	2	.10	PLATE, striker adjr.-lwr—(10.57 1)
61	4435-45	4649281	2	.10	PLATE, t/gate lock striker adjr.-upr—(10.57 1)
61-63	4435-45-4635-45	4649282	2	.10	PLATE, lock striker adjr.-lwr—(1 0.57 1)
62-68	All Wagons	4849938	2	.10	PLATE, striker adjr.-upr.—(10.57 1)
64-68	All Wagons	4649282	2	.10	PLATE, striker adjr.-lwr—(10.57 1)
70	All A/Wgn. (1-Way T/gate)	4849938	2	.10	PLATE, lock striker adjr. upper
12.242 HOUSING — PIN, TAILGATE WINDOW REGULATOR					
60-62	4435-45-4635-45	4306077		.15	CLIP, regulator hdl. (man.)
59-61	44-4600 Wagons	4303899		5.70	HOUSING, regulator hdl. (man.)
59-61	44-4600 Wagons	4303901		.15	PIN, regulator hdl. (man.)
59-61	44-4600 Wagons	4303900		.25	SHOE, regulator hdl. (man.)
59-61	44-4600 Wagons	4303913		.10	SPRING, ret., regulator hdl. (man.)
59-61	44-4600 Wagons	4304716		.15	SPRING WASHER, regulator hdl. (man.)
59-61	44-4600 Wagons	4303912		.15	WASHER, regulator hdl. (man.)

12.242 ESCUTCHEON — WASHER, BACK DOOR WINDOW REGULATOR					
61-63	4035-45-4135	4839360		1.85	ESCUTCHEON, regulator hdl.
61	4035-4135 2nd Type				
	4045	4090144		.10	SPRING, regulator hdl. ret.—(10.5 13)
62-63	4035-45-4135	4090144		.10	SPRING, regulator hdl. ret.—(10.5 1 3)
63	4435-45-4635	4803018		.06	SCREW, reg. to plate—(10.792)
12.242 DRIVER TAILGATE WINDOW REGULATOR					
64	Special-Skylark Wagons				
	1 st Type	9703582	1	7.25	DRIVER, regulator outer hdl.
64	Special-Skylark Wagons				
	2nd Type Jobs Built				
	After 4-1-64	9703346		5.95	DRIVER, regulator outer hdl.
65-70	All Wagons exc. 6046	9703346		5.95	DRIVER
71-72	All A/Wgn	9703346		5.95	DRIVE, reg.-outer hdl
12.242 COVER, TAILGATE HINGE					
71-72	All B/Wgn	9832925	1	4.61	COVER, hinge torque rod
71-73	All B/Wgn	9842415	RH	1.44	COVER, hinge torque rod end
71-73	All B/Wgn	9842416	LH	1.90	COVER, hinge torque rod end
12.242 COVER, TAILGATE LINKAGE					
71-73	All B/Wgn	9864797	LH	4.61	COVER, t/gate linkage .
12.242 COVER, TAILGATE INNER PANEL AT HANDLE					
71-73	All B/Wgn	9867800	1	1.44	COVER, inner pnl. at handle.
12.242 HANDLE, TAILGATE OUTER PANEL GRIP					
71-73	All B/Wgn	9868310	1	7.95	HANDLE, outer pnl. grip
12.243 ACTUATOR—HOSE—TANK—SWITCH—UNIT, TRUNK RELEASE					
64	44-46-47-4800	1364895	1	7.10	ACTUATOR, in glove box
65	9000	1364895	1	7.10	ACTUATOR, in glove box
71	50-60-80-9000	9849487	1	3.59	ACTUATOR, lid lock release—(12.249)
61	44-4 6-47-4800	1185159	AR	.10	CLAMP —(9.242)
61	44-46-47-4800	1168896	1	.36	CONNECTOR, dist. hose to carb. to vac. hose—(8.798)
65	50-60-8000 Vac. Trunk Release & Vac. Dr. Locks	1371225		.20	CONNECTOR, hose
68	50-60-80-9000	1371225		.20	CONNECTOR, hose
68-69	30-4000	1173015		.30	CONNECTOR, vacuum tank to check valve (1/4 x 1/4 x 1/2" (10.15b)
	50-60-80-9000	1370769		7.40	CONTROL VALVE, complete-in glove box
65	50-60-80-9000	1378545		6.15	CONTROL VALVE, complete (in glove box) (switch)
66-68	50-60-80-9000	1230518		5.50	CONTROL VALVE, complete (in glove box)
69	50-60-80-9000	1371225		.20	CONNECTOR
66	40-41-4300	4403780		1.64	COUPLING, vac. lock
63	44-46-47-4800	1347497		.15	GROMMET, hose thru compt. pan—(9.775)
61-62	9000	1371225		.20	CONNECTOR
67	All	545660		.20	GUARD, release switch
71-73	All	1371385		.15	GROMMET, vacuum hoses thru dash
66-69	All	1178805	AR	4.36	HOSE (rubber 1/2" x 50 ft. roll)—(8.962)
63-64	30-4000	1178805	AR	4.36	HOSE (1/2" I.D. x 50 ft. roll)—(8.962)
65	50-60-80-9000	7656059	1	3.33	HOSE, switch to lock
66-67	50-60-8000 Vac. Dr. Locks & Vac. Trunk Release	7781392		2.02	HOSE, vac. switch to lock valve—(12.249)
68	9000	7770389		1.7 4	HOSE, vac. release switch—(12.249)
68-69	9000	7656059		3.33	HOSE, compt. lid vacuum release switch to lock
69	5467-6667	7656059		3.33	HOSE, compt. lid vacuum release switch to lock—(12.249)
70	30-40-50-6000	1371225		.20	CONNECTOR
66-70	50-60-80-9000	588233		.25	NUT, control to upper tie bar
66	50-60-80-9000 less Auto. Trunk Release	432469		.10	PLUG, vac. trunk release opening—(8.973)
67	50-60-8000	432469		.10	PLUG, button-vac. trunk release opening—(8.973)
70	9000 less Elec. Trunk Release	1233817		.10	PLUG, for vacuum trunk release switch hole
71	50-60-80-9000	9881 899		10.75	SOLENOID, lid lock
72	50-60-80-9000	9808558		10.75	SOLENOID, lid lock
73	All A-B-C	9808558		10.75	SOLENOID, lid lock
70-73	All	1232784		2.15	SWITCH, deck lid release (in glove box) elec.
65-67	50-60-80-9000	385075		3.79	TANK 8> BRACKET
66	30-4000	385075		3.79	TANK 8> BRACKET
68-69	50-60-8000 less Vacuum Door Locks	385075		3 79	TANK 8. BRACKET

66-67	50-60-80-9000 (Vac Op- tion).....	577432		.41	TEE CONNECTOR (plastic) ..
65-68	50-60-8000.....	4896337		1.08	TEE CONNECTOR (die cast).
66-67	9000.....	391779		1.13	TEE CONNECTOR (die cast).
68-69	50-60-80-9000.....	577432		.41	TEE, connector (plastic)....
68-71	All.....	9784580		.51	TEE (used 3.278) 3/way (1/16" x 7/16" "/*" ends)
63-64	44-46-4800.....	4883082		5.85	UNIT, vac. release-lid lock-in trunk
63-65	Riviera.....	4886689		5.85	UNIT, vac. release-lid lock-in trunk
64	40 4 4300.....	4417709		5.55	UNIT, vac. release-lid lock-in trunk
65	30-4000.....	4417709		5.55	UNIT, vac. release-lid lock-in trunk
65	50-60-8000.....	4490080		5.85	UNIT, vac. release lid lock-in trunk
66	30-4000.....	4482923		10.70	UNIT, lid lock (in trunk)
66-68	50-60-8000.....	4547284		5.85	UNIT, pwr.....
66-69	9000.....	4845199		18.65	UNIT, power.....
69	50-60-8000.....	7722159		10.65	UNIT .

1 2.243 WIRING, REAR COMPARTMENT LID LOCK

69-70	All Elec. Trunk Release ..	1230697	1	11.50	WIRING ...
71-72	30-4000.....	1230697			WIRING

1 2.243 PACKAGE, TRUNK RELEASE

69-70	All.....	981491	1	12.25	PACKAGE, trunk release
71-72	3000-4000.....	981491	1	12.25	PACKAGE, trunk release
72	All B-C-E.....	981802	1	12.25	PACKAGE, trunk release

1 2.246 HANDLE, TAIL GATE AND BACK DOOR AND LIFT GATE

61-63	4 135.....	4844527	1	2.67	HANDLE, wind. reg. (chrome) ..
61-64	4435-45-4635-45.....	4813047	1	6.60	HANDLE, inside remote control

1 2.246 KNOB & HANDLE, TAILGATE W

64	Special-Skylark Wagons 2nd Type Jobs Built After 4-1-64.....	9703344	1	4.92	HANDLE & KNOB, outer.....
64	Special-Skylark Wagons	9703582	1	7.25	HANDLE & DRIVER, t/gate wind, regulator-outer
65-70	All Wagons exc. 6046 ..	9703344	1	4.92	HANDLE & KNOB, outer.....
71-72	All A/Wgn.....	9703344	1	4.92	HANDLE & KNOB, outer.....

1 2.247 GASKET, REAR COIMP'AFRTIMEENJT

67	All.....	4471426		.10	GASKET .
67	All exc. 9000.....	7715477		.10	GASKET, retainer .
68-69	30-4000.....	7734766		.10	GASKET, retainer .
68	50-60-8000.....	7746680		.10	GASKET, ret.....
68	30-4000 exc. 4439	4471426		.10	GASKET .
68	50-60-80-9000.....	4471426		.10	GASKET .
69	50-6000.....	7746680		.10	GASKET, retainer.....
69	8000.....	8761726		.20	GASKET, emblem.....
69-71	All.....	4471426		.10	GASKET, cyl.....
71-72	30 4000.....	7746680		.10	GASKET, cyl. ret.....
71	8237-8437-39.....	9869168		.10	GASKET, cyl. emblem.....
71-73	All B-C-E.....	9869467		.15	GASKET, retainer.....
71-72	All E.....	9869469		.41	GASKET, cyl. access, hole
71-72	All B/Wgn.....	6278529		.10	GASKET (used 12.977) ...
73	All A.....	7715477		.10	GASKET, lock cyl. ret. ...

1 2.248 CYLINDER,, LIFT GATE

54-56	49-69.....	3692500	1	1.79	CYLINDER, lift gate locking hdl
-------	------------	---------	---	------	---------------------------------

1 2.248 CYLINDER—LOCK. TAILGATE

64-66	Special-Skylark Wagons	3794445		1.13	CYLINDER, man. (uncoded).....
67	All Wagons.....	3910567		1.13	CYLINDER, manual (uncoded).....
71	All A/Wgn.....	3910567		1.13	CYLINDER (man.) (uncoded).....
59-68	All Wagons.....	9714770		6.20	LOCK (elec.) coded-incl. key.....
69-70	All Wagons.....	3996651		7.10	LOCK & SWITCH (wind, control) (elec.) coded (incl. key).....
69	All Wagons.....	3961300		1.03	LOCK, manual (uncoded).....
69	All Wagons.....	3931614		1.13	LOCK, manual (uncoded).....
70	All Wagons.....	3981846		1.33	LOCK, man. (uncoded).....
71-72	All A/Wgn. (Elec. T/gate)	3996651		7.10	LOCK (coded) (electric).....
72	All A/Wgn.....	3931614		1.13	LOCK (manual) uncoded.....
71-72	All B/Wgn.....	6272120		3.23	LOCK, electric t/gate (coded) key.....

1 2.248 CYLINDER REAR COMPARTME

51	40.....	1097868	1	1.23	CYLINDER, rr. compt. lid lock (uncoded)
52-54	All exc. Wagons.....	1097868		1.23	CYLINDER, rr. compt. lid lock (uncoded)
62	44-46-4800.....	1360262		1.90	CYLINDER, rr. compt. lid (uncoded)
63	4019-27-67-41 19-4347- 67 Remote Control Lock.....	4403781	1	4.00	CYLINDER

63-64	44-46-4800.	.1360003		1.64	CYLINDER (uncoded)
65	9000.1360003		1.64	CYLINDER (uncoded)
12.248 KIT, LOCK REPAIR—TAIL GATE AND REAR COMPARTMENT LID					
55-58	All exc. Wagons	3888861	1	1.79	KIT, rr. compt. lid lock serv.
59-60	All exc. Wagons	3764803	AR	2.00	KIT, rr. compt. lock repair (incl. cy. (uncoded), case cap, lock cyl. cap, & cyl. cap spg.)
59-61	44-46-47-4800	3764805		2.41	KIT, lift gate lock cyl. serv. (man.) incl. uncoded cyl., cap detent plunger, cap detent plunger cap, lock bolt spg
61	All exc. Wagons . . .	3888861		1.79	KIT, rr. compt. lock repair.
61-62	4035-45-4135	3888860		1.90	KIT, back dr. safety lock repair—(10.550)
62-66	Special-Skylark exc. Wagons	3888861	AR	1.79	KIT, lock repair (incl. uncoded cyl., case cap, cap spgs., cyl. cap 8i instruction sheet)
60 32	44-4600 Wagons	1389514	AR	.41	PACKAGE, switch conn, body-body cvr. & screw . . .
63-64	4747.	1365721	1	3.13	KIT, rr. compt. lock repair (for vac. trunk release cut shaft to required length)
65	50-60-8000.1365725	AR	3.44	KIT, rr. compt. lock repair
66	All	3888861		1.79	KIT, lid lock
67	All exc. 9000.	3910570		2.31	PACKAGE, compt. lid lock
67	9000.	3990959		3.54	PACKAGE, compt. lid lock
68	All exc. 9000.	3931615		2.20	KIT, lock cyl.
68	9000.	3931616		2.10	KIT, lock cyl.
69	30-40-50-6000.	3961303		2.00	KIT, lock cylinder.
69	8000-9000.	3961304		2.00	KIT, lock cylinder.
70	30-40-50-6000.	3981844		1.79	KIT, lid lock cyl.
70	80-9000.	3990959		3.54	KIT, lid lock cyl.
71	All exc. 9000.	3910570		2.31	PACKAGE, lid lock
71-72	9000.1394929		4.05	LOCK (coded) rr. comp. less shaft & return spring . .
72	All exc. 9000.3931615		2.20	KIT, lock cyl.
62	44-46-4800.	4412816		.25	COVER, lid lock 8i escn. assm. dust.

NOTE. See group 10.533 for tumblers, springs, and retainers.

12.249 CASE—CAP, REAR COMPARTMENT LID LOCK

55	All	7015899		30	CASE
56		7015899		.30	CASE
57-58	All	7015899		.30	CASE
61		7013234		.46	CASE
62		7013234		.46	CASE
59-60		7013235		.41	CASE
63-65		7015899		.30	CASE
63-64	4747	7013234		.46	CASE
66		7013234		.46	CASE
66		7015899		30	CASE
59-70		230018		.36	CAP,

12.249 EMBLEM, REAR COMPARTMENT LID LOCK CYLINDER

62	4400-4639-47-67-4800	5712265		4.64	EMBLEM (also used 12.182)
62	44-46-4800.	5712262		5.30	ESCUTCHEON.
63	4400-4639-47-67-4800	1365727		10.75	EMBLEM (incl. escn. & case) . .
63	4400-4639-47-67-4800	5716563		7.15	EMBLEM 8i SHAFT (less escn.)
64	44-4600.	4434951		5.90	EMBLEM.
64	44-4600.	5719087		4.72	ESCUTCHEON
64	4 800.	4429202		6.20	EMBLEM.
65	9000.	4434951		5.90	EMBLEM.
64	4800.	5718312		6.25	ESCUTCHEON.
65	9000.	9703430		7.25	ESCUTCHEON
69	3327 Exterior Rr. End Ornament	9718998		8.25	ESCUTCHEON, emblem
69	3437-4637-4667.	9718998		8.25	ESCUTCHEON, emblem
69	8000.	9721672		3.87	ESCUTCHEON
69	3327 Exterior Rr. End Ornament	9718997		8.25	EMBLEM.
69	3437-4637-4667.	9718997		8.25	EMBLEM.
69	8000.	9721673		6.55	EMBLEM (when using to replace 97 1 8070 with V," dia. pivot shaft on jobs built up to Jan. 15, 1969 also order 1-12.249-97 21672 escn. & 1-12.249-9721674 spring).
71-72	All C.	9869167	1	1.54	EMBLEM, lock cylinder.
71-72	All E	9832951	1	8.95	EMBLEM, lock cyl.
71	8000	9875547	2	.10	CLIP, compt. lid lock cyl. emblem—(12.1 18)
62	44-46-4800	4847517	1	.15	GASKET, lock emb.
63	44-46-4800	4403542	1	.15	GASKET, lock emb. & cyl.
64	40-4 1-43-4700.	4471426	1	.10	GASKET
65	9000	4490452	1	.25	GASKET, lid emb. & lock cyl.
64	44-4600 2nd Type	4812778	2	.15	NUT, cyl. & emb.
62	44-4639-47-67-4800	5712418	1	.15	SPRING, lock cyl. emb.

63-64	44-46-4800.....	.5715314	1	.15	SPRING, cyl. emb.....
65	9000.....	.5715314	1	.15	SPRING, cyl. emb.....
69	8000 (1st Type)...	.5712418	1	.15	SPRING, cyl. emb. (use with dia. emblem pivot)
69	8000 (2nd Type)...	.9721674	1	.46	SPRING, cyl. emb. (use with dia. emb. pivot)

12.249 SPRING—RETAINER—GASKET, REAR COMPARTMENT LID LOCK
CYLINDER

55-58	All.....	4587931		15	GASKET.....
61	All.....	4471426		10	GASKET.....
62	40-41-4300.....	4471426		10	GASKET.....
62	44-46-4800.....	4861714		10	GASKET, cyl. ret.....
63	40-4 1-43-4700.....	4471426		10	GASKET.....
64	44-4 600.....	4428354		20	GASKET, compt. lid lock emb. & cyl.
65	30-4000.....	4471426		10	GASKET.....
65	50-6000.....	4493793		15	GASKET.....
65	8000.....	4493794		15	GASKET.....
66	30-40-50-60-80-9000	4471426		10	GASKET.....
66	50-60-8000.....	4848783		10	GASKET, cyl. ret.....
NOTE. For model years after 1966, refe to group 12.247 for gasket					
61	44-46-47-4800.....	4829234		25	RETAINER.....
61-62	40-41-4300.....	4830533		36	RETAINER.....
62	44-46-4800.....	4845930		36	RETAINER.....
63	40-41-4300.....	4880470		36	RETAINER.....
63	44-46-4800.....	4409738		36	RETAINER.....
63-64	4747.....	4897246		36	RETAINER, lock cyl.....
64	40-41-4300.....	4464751		83	RETAINER, lock cyl.....
64	4-4-4 600 (1st Type).....	4422986		46	RETAINER, lock cyl.....
65	30-4000.....	4464751		83	RETAINER, lock cyl.....
66	30-4000 1st Type (Attached to R. Side of Lock Striker Anchor Plate).....	4514338		.46	RETAINER, lock cyl.....
66	30-4000 2nd Type (Attached to L. Side of Lock Striker Anchor Plate).....	4545497		.25	RETAINER, lock cyl.....
66	50-6000.....	4544734		.54	RETAINER, lock cyl.....
66	8000.....	7669859		.64	RETAINER, lock cyl.....
66-70	9487.....	4539404		.88	RETAINER.....
67	30-4000.....	7638229		.46	RETAINER.....
67-68	50-6000.....	7647099		.30	RETAINER.....
67-68	8000.....	7663222		.64	RETAINER.....
68	30-4000.....	8714043		.46	RETAINER.....
69	30-4000.....	8731010		.41	RETAINER.....
69-70	50-6000.....	8721488		.46	RETAINER.....
69-70	8000.....	8729359		1.20	RETAINER.....
70-72	All A.....	7731804		.20	RETAINER.....
71-73	All E.....	9840248		.30	RETAINER, lock cyl.....
71-73	All B.....	9896865		.97	RETAINER, lock cyl.....
69	8000.....	9428577		.15	RIVET, rr. compt. lock cyl.....
62	44-46-4800.....	5712264		.20	SPRING, lock cyl. shaft.....
50-72	All.....	7001087	AR	.25	SPRING, lock cyl. coil.....
63	44-46-4800.....	5712264		.20	SPRING, shaft.....
64	44-46-4800.....	5712264		.20	SPRING, lock cyl. shaft.....
65	9000.....	5712264		.20	SPRING, lock cyl. shaft.....
69	3327 Exterior Rr. End Ornament.....	9719601		.77	SPRING, emblem.....
69	3437-4637-4667.....	9719601		.77	SPRING, emblem.....
69	8000.....	9721674		.46	SPRING, emblem.....
68	8000.....	5712418		.15	SPRING (emblem).....
68-69	50-60-8000.....	7781392		2.02	HOSE (used 12.243).....
68	9000.....	7770389		1.74	HOSE (used 12.243).....
69	5467-6667.....	7656059		3.33	HOSE—(12.249).....

12.249 GUARD, REAR COMPARTMENT LID LOCK

65	9000.....	4488959	1	.93	GUARD_____
----	-----------	---------	---	-----	------------

12.249 PAWL—GASKET, DOOR LOCK

61-63	4035-45-4135.....	7017747	1	.15	PAWL, back dr. lock.....
59-60	All.....	4587931	2	.15	GASKET, frt. dr. lock cyl. (also used 10.550-12-249-12.270).....
61 63	4035-45-4135.....	4587931	1	.15	GASKET, back dr. lock cyl. (also used 10.550).....
63-65	All.....	4587931	2	.15	GASKET, frt. dr. lock cyl. (also used 1 2.579).....

12.249 CASE—CAM—SPRING, TAIL GATE LOCK

59-61	44-4600 Wagons.....	4303910	1	.56	BOLT.....
59-61	44-4600 Wagons.....	4306078		.36	CASE, less cyl.)
61-62	4035-45-4135.....	3924150		.56	CASE, back dr.--(10^52)

63	4035-45-4135	701 9770	1	.65	CASE, back dr. lock
64	4255-65-4355-65	701 9770	1	.65	CASE, floor compt. lock
61-67	As Req.	4302363	AR	.25	CLIP, used in-10.664-10.777-10.791-1 1.041-1 1.55E
65-68	All Wagons (Elec. Tailgate Window)	571 5830	1	.15	CLIP, lock cylinder switch
64	Special-Skylark Wagons Elec. T/Gate Winds	5717432	1	7.20	ESCUTCHEON, lock cyl.
65-67	All Wagons	5717432	1	7.20	
64	Special-Skylark Wagons Elec. T/Gate Winds	4418528	1	.10	GASKET, lock cyl. escn.—(gmpd 12.195)
65-66	All Wagons	4418528	1	.10	GASKET, lock cyl. escn.
67	All	4587931	2	.15	GASKET (used 10.552)-1 2.975)
67	All Wagons (Pwr. T/Gate)	4418528	1	.10	GASKET, lock cyl. escn.
68-70	30-4000 Wagons Power Tailgate Window	4587931	1	.15	GASKET, tailgate window lock cylinder (also used 10.552-12.975)
71-73	All B/Wgn. (Pwr. T/gate Wind.)	4587931		.15	GASKET, lock cylinder
73	All A/Wgn.	4471426		.10	GASKET, lock cyl.
61-62	4035-45-4135	1 192976		.39	KNOB, wind, switch (9.649)
62	4635-45-4667-4867	1350297		.77	KNOB (2 773)
67	All Wagons	1379700		.92	KNOB (9.649)
61-62	4035-45-4135	1348721		.46	NUT, switch to instr. panel—(1 2.195)
62	4635-45	541237		.10	NUT, switch to accessory mtg. panel—(8.006)
65	All Wagons	1348721		.46	NUT, t/gate wind, switch to instr. panel—(12.195)
61	4035-45-4135	7017747		.15	PAWL
68-69	44-4600 Wagons	7013370		.10	PIN, detent plunger (man.)
64	4035-4135 Elec. T/Gate Wind	5713260	1	.41	RETAINER, lock cyl—(12.242)
71-72	All B/Wgn.	4884405	1	.41	RETAINER, t/gate lock cylinder- (10.551)
59-61	44-4600 Wagons	701 3869	1	.10	SPRING, detent plunger (man.)
12.249 SWITCH, TAILGATE WINDOW CONTROL (ON DASH)					
65	4435-4635	4761829	1	3.18	SWITCH (on dash)—(14.483)
66		1192621	1	2.51	SWITCH (on dash) (14.483)
61-63	4035-45-4 135	1348723	1	2.41	SWITCH (on dash) (12.195)
61	4435 45	1 164822	1	2.46	SWITCH (on dash) (14.483)
62	4635-45	1350487	1	3.69	SWITCH (on dash) (14.483)
63-64	4435-45-4635-45	1358960	1	2.46	SWITCH (on dash) (14.483)
64-65	Special-Skylark Wagons	1363757	1	2.94	SWITCH (also used 14.483) (on dash)
66-67	All Wagons	1375929	1	3.25	SWITCH (also used 14.483) (on dash)
68	All Wagons	1383459	1	2.72	SWITCH (elec.) also used 9.598-14.483 (on dash)
69-72	All A/Wgn.	1231085	1	2.46	SWITCH (elec.) also used 9.598-14.483 (on dash)
70	All B/Wgn. (Pwr. T/gate)	1386690	1	3.90	SWITCH (elec.) (on dash)—(9.598)
71-72	All B/Wgn.	1235265	1	3.84	SWITCH (on dash)—(14.483)
12.249 SWITCH, POWER TAIL GATE					
71-73	All B/Wgn. Pwr. T/gate less Rr. Wind. Defogger	1238546	1	3.90	SWITCH, pwr. t/gate (on dash)
12.252 SHAFT, REAR COMPARTMENT LID LOCK CYLINDER					
54-63	All exc. Wagons	3788294	AR	.25	SHAFT, lock cyl.
63	4400-4639-47-67-4800	5715315	1	.25	SHAFT
63	44-46-4800	5716189	1	.46	SHAFT, remote control vac. lock
63-64	Riviera Vac. Trunk Release		AR		SHAFT (use rr. compt. lock repair kit)
64	4400-4639-47-67-69	5717329	1	.30	SHAFT, remote control vac. lock
64	40 41 4300	5717087	1	.46	SHAFT
64	44 4600	571 7328	1	.62	SHAFT
64	4800	3788294	1	.25	SHAFT
64		5718338	1	.36	SHAFT, remote control vac. lock
65	30-4000	5717087	1	.46	SHAFT
65	50-60-8000	9702786	1	.46	SHAFT
65	9000	9703432	1	.51	SHAFT
65	9000	9703433	1	.51	SHAFT, with remote control compt. lid lock
66	30 40 50 60 8000	9732480	1	.56	SHAFT
66-70	9487	4539442	1	.51	SHAFT
66-69	9487 Vacuum Trunk Release	4539443	1	.51	SHAFT
67	30-4000	9703577	1	.41	SHAFT
67-68	50-6000	4539443	1	.51	SHAFT
67-68	8000	5717329	1	.30	SHAFT
68 71	30 4000	9718580	1	.25	SHAFT
69 70	50 6000	8732480	1	.56	SHAFT
69 71	8000	8732480	1	.56	SHAFT
71	50-6000	9833250	1	.30	SHAFT
71-72	9000	9831 194	1	.41	SHAFT

72	30-4000	.3788294		.25	SHAFT
72	50-60-8000	.9833250		.30	SHAFT
62	44-46-4800	.534597		1.64	COUPLING, assm. in keyway hole of latch assy.
64	40-41-4300	.534597		1.64	COUPLING, lid release
65	30-4000 Vac. Trunk				
	Release	.534597		164	COUPLING
65	50-60-800 Vac. Trunk				
	Release	.4484709		4.31	COUPLING
66	50-6000 Vac. Trunk				
	Release	.7581070		1.44	COUPLING
66-68	8000 Vac. Trunk Release				
		.7581312		1.69	COUPLING
67-68	50-6000 Vac. Trunk				
	Release	.7675764		1.95	COUPLING (2V" long)
68	30-4000 Vacuum Trunk				
	Release	.7581312		1.69	COUPLING
69	50-6000 Vacuum Trunk				
	Release	.7581 070		1.44	COUPLING (2" long)
69	8000 Vacuum Trunk				
	Release	.8732485		2.00	COUPLING

12.269 DEFLECTOR, TAIL GATE (OR BACK DOOR)

61-63	4435-45-4635-45	.4819727	1	.77	DEFLECTOR, t/gate inner panel-water.
64	All Wagons	.4819727	1	.77	DEFLECTOR, water—(gmpd 12.195)...

12.269 WEATHERSTRIP, REAR COMPARTMENT LID GUTTER

63-65	9447	.4878339	1	6.20	WEATHERSTRIP
64-65	Special-Skylark	.4484836	1	10.35	WEATHERSTRIP
66-68	30-4000	.9825829	AR	.82	WEATHERSTRIP (25 ft. roll)
57-68	All as Req	.9825830	1	.87	WEATHERSTRIP, gutter (part No. cur. 1 ft.-priced per ft.-supplied in 25 ft. roll)

NOTE Lengths required by model & inches (use 9825830-25 ft. roll-priced per foot).

57-58	755-756	.9825830	AR	.87	WEATHERSTRIP (220 inches)..
59-60	All	.9825830	AR	.87	WEATHERSTRIP (210 inches).
61-63	40-4 1-4300	.9825830	AR	.87	WEATHERSTRIP (159 inches).
61-63	44-46-4800	.9825830	AR	.87	WEATHERSTRIP (198 inches)..
64	44-46-4800	.9825830	AR	.87	WEATHERSTRIP (208 inches)..
65	52-54-62-64-6637	.9825830	AR	.87	WEATHERSTRIP (173 inches)..
65	50-60-8000 exc. 50-				
	6000 (2 Dr. H.T.)	.9825830	AR	.87	WEATHERSTRIP (184 inches)..
65	50-60-8000 exc. 50-				
	6000 (2 Dr. H.T.)	.9825830	AR	.87	WEATHERSTRIP (190inches)..
66-68	50-6000 (2 Dr. H.T.)	.9825830	AR	.87	WEATHERSTRIP (174 inches)..
66-67	9000	.9825830	AR	.87	WEATHERSTRIP (142 inches) .
67-68	50-6000 exc. 2 Dr. H.T.	.9825830	AR	.87	WEATHERSTRIP) 182 inches)..
67	8000	.9825830	AR	.87	WEATHERSTRIP (194 inches).
68	8000	.9825830	AR	.87	WEATHERSTRIP (190 inches).
69	9000	.9825830	AR	.87	WEATHERSTRIP (142 inches)..
69-70	All Exc. 9000	.9825829	AR	.82	WEATHERSTRIP (25 ft. roll)...
70	9487	.9825830	AR	.87	WEATHERSTRIP (25 ft. roll)...
71-72	All	.9825829	AR	.82	WEATHERSTRIP (25 ft. roll)...
72-73	All A	.9825829	AR	.82	WEATHERSTRIP (25 ft. roll)...

12.269 WEATHERSTRIP — STRIP, TAILGATE (OR BACK DOOR)

61-64	4435-45-4635-45	.4401283	1	15.20	WEATHERSTRIP, t/gate
64-67	Special-Skylark Wagons	.4472703	RH	5.65	WEATHERSTRIP, t/gate opening
64-67	Special-Skylark Wagons	.4472704	LH	5.65	WEATHERSTRIP, t/gate opening
68	All Wagons	.7730980	RH	6.00	WEATHERSTRIP
68	All Wagons	.7730981	LH	6.00	WEATHERSTRIP
69-70	All A/Wgn	.8797133	RH	6.15	WEATHERSTRIP
69-70	All A/Wgn	.8797134	LH	6.15	WEATHERSTRIP
70	All B/Wgn	.8797137	RH	7.30	WEATHERSTRIP, t/gate opening
70	All B/Wgn	.87971 38	LH	7.30	WEATHERSTRIP, t/gate opening
71-72	All A/Wgn	.9873310	RH	6.40	WEATHERSTRIP, t/gate opening
71-72	All A/Wgn	.987331 1	LH	6.40	WEATHERSTRIP, t/gate opening
71-73	All B/Wgn	.9874953	RH	30.50	WEATHERSTRIP, t/gate opening
71-73	All B/Wgn	.9874954	LH	30.50	WEATHERSTRIP, t/gate opening
71-73	All B/Wgn	.9825980	1	8.45	WEATHERSTRIP, t/gate at belt
59-61	4435-45-4635-45	.4779422	1	.15	STRIP, bottom drain hole sealing—(10.694).
61	4035-45-4135 2nd Type				
	Dropping Wind, Jobs	.4401801	1	2.05	STRIP, back dr. wind, glass run-outer.
61	4035-45-4135 Dropping				
	Glass Wind	.4835096	2	.18	STRIP, back dr. bottom drain hole....
61	4035-45-4135 Dropping				
	Wind	.4835091	1	1.13	STRIP, back dr. inner cv/r. panel sealing
62-63	4035-45-4135	.4401801	1	2.05	STRIP, back dr. wind, glass run-outer...
62-63	4035-45-4135	.4835096	2	.18	STRIP, back dr. bottom drain hole.....
62-63	4035-45-4135	.4835091	1	1.13	STRIP, back dr. inner cur. panel sealing .

64	Special-Skylark Wagons	4472129	1	4.56	STRIP, wind, glass run-inner.....
64	Special-Skylark Wagons				STRIP, outer glass run (included with reveal mldg-grp.12.182).....
65-72	Ail.....	4489247	2	.15	STRIP, tailgate bottom drain hole—(10.695).....
60-63	4435-45-4635-45.....	4810116	AR	.10	FASTENER, bottom drain hole seal—(10.695).....
61	4035-4135 2nd Type, 4045.....	4810116	4	.10	FASTENER, back dr. bottom drain strip—(10.695) ..
61-63	4435-45-4635-45.....	4653672	2	.10	FASTENER, t/gate opening sealing strip—(10.695) ..
61-64	4435-45-4635-45.....	4653672	4	.10	FASTENER, t/gate w/strip—(10.695).....
62-63	4035-45-4135.....	4810116	AR	.10	FASTENER, back dr. bottom drain strip—(10.695) ..
62	4635.....	4801268	4	.10	FASTENER, t/gate w/strip.....
62	4635-45.....	4801268	2	.10	FASTENER, t/gate opening sealing strip (also used 10.695).....
63-64	4435-45-4635-45.....	4876498	AR	.10	FASTENER, t/gate w/strip (plastic nail type—(10.695).....
64-67	Special-Skylark Wagons ..	4841194	AR	.10	FASTENER, opening w/strip—(10.695).....
68-72	All as Req.....	8731909	AR	.10	FASTENER, w/s (black-plastic)—(10.695).....
61-63	4035-45-4135.....	4770719	AR	.10	PLUG, back dr. w/strip atch. hole—(10.694).....
59-63	4435-45-4635-45.....	4770719	AR	.10	PLUG, atch. hole (10.694).....
64	Special-Skylark Wagons 2nd Type.....	4472700	1	.10	PLUG, t/gate opening w/strip-ctr.....
65-66	All Wagons.....	4472700	1	.10	PLUG, opening w/strip-ctr.....
69	3435.....	4770719	2	.10	PIUG (10.694).....
64-67	Special-Skylark Wagons ..	4474274	1	1.64	RETAINER, lwr.....
68	All Wagons.....	7671715	1	2.41	RETAINER, w/strip lwr-ctr.....
68	All Wagons.....	7702964	RH	1 23	RETAINER, w/strip lwr. corner.....
68	All Wagons.....	7702965	LH	1.23	RETAINER, w/strip lwr. corner.....
69-70	All A/Wgn. (1-Way T/gate).....	8774172	LH	1.49	RETAINER
69-70	All A/Wgn. (1-Way T/gate).....	7671715	1	2 41	RETAINER, w/strip lower center ..
69-70	All A/Wgn. (1-Way T/gate).....	7702964	RH	1.23	RETAINER, w/strip, lower corner ..
69-72	All A/Wgn. (2-Way T/gate).....	8774173	LH	1.49	RETAINER, w/strip-lower corner ..
69-70	All Wagons (2-Way T/gate).....	8754522	RH	1.49	RETAINER, w/strip lower corner ..
69-70	All Wagons (2-Way T/gate).....	8754523	LH	1.49	RETAINER, w/strip lower corner ..
69-72	All A/Wgn. (2-Way T/gate).....	8723157	1	2.51	RETAINER, w/strip lwr. corner.....
70	All B/Wgn.....	7750060	1	2.51	RETAINER, weatherstrip-lwr.....
71-72	All A/Wgn.....	8754522	RH	1.49	RETAINER, w/strip lwr. corner.....
71-73	All B/Wgn.....	8793102	1	5.65	RETAINER, gate opening w/strip on cross bar (lwr.)
71-72	All B/Wgn.....	9875536	1	6.40	RETAINER, w/strip at belt.....
71-73	All B/Wgn.....	9817510	RH	2.82	F ^ ^ ^ ^ t/gate opening side w/strip lwr.....
71-72	All B/Wgn.....	9817511	LH	2.82	F ^ ^ ^ ^ t/gate opening side w/strip lwr.....
71-72	All B/Wgn.....	9874957	RH	2.00	F ^ T T M I M F i F ^ back body opening w/strip upr.....
71-73	All B/Wgn.....	9874958	LH	2.00	F ^ T T M I M F i F ^ back body opening w/strip upr.....
71-73	All B/Wgn.....	9828534	2	1.54	F ^ ^ ^ ^ back body opening w/strip side.....
72-73	All B/Wgn.....	9605421	1	3.84	***** tailgate weatherstrip on cross bar (upr.)

12.270 BUMPER, BACK DOOR

61-63	4035-45-4135.....	4845111	2	.10	BUMPER (lwr. panel on body)
63	4035-45-4135.....	4845111		.10	BUMPER, lwr. panel-on dr. ...

12.428 RAIL, REAR QUARTER BELT

68	All Wagons ..	8760884	LH	10.25
69	3435.....	8760884	LH	10.25	RAIL, quarter belt side
70-72	All A/Wgn.....	8760884	LH	10.25
70	All B/Wgn.....	8717690	LH	

12.486 PANEL, FRONT BODY HINGE PILLAR

NOTE Referenced Parts Incl. Inner 8t		Outer w/s Side		Frames	
65-66	8000 (4-Dr. Sedan)	7639433	RH	50.00	PANEL
66	33-34-35-36-43-44-4607	7650304	RH	49.35	PANEL--(12.840)
66	33-34-35-36-43-44-4607	7650305	LH	49.35	PANEL--(12.840)
66	33-34-43-44-4667.....	7650308	RH	48.65	PANEL--(12.840)
66	33-34-43-44-4667.....	7650309	LH	48.65	PANEL--(12.840)
66	35-36-43-44-4617.....	7650306	RH	50.60	PANEL--(12.840)
66	35-36-43-44-4617.....	7650307	LH	50.60	PANEL--(12.840)
66	30-4000 (4-Drs.) exc. 43-4439.....	7650300	RH	48.65	PANEL--(12.840)
66	30-4000 (4-Drs.) exc. 43-4439.....	7650301	LH	48.65	PANEL--(12.840)
66	43-4439.....	7650302	RH	48.65	PANEL--(12.840)
66	43-4439.....	7650303	LH	48.65	PANEL--(12.840)
66	9487	4540152	RH	76.45	PANEL

66 9487..... 4 5 4 0 15 3 LH 76.45 PANEL.
 NOTE. For model years after 1966, refer to group 1 2.840

12.491 CENTER PILLAR

64-67	Special-Skylark (4-Dr.) exc. 4-Dr. H.T.....	4405383	RH	41.60	PILLAR
64-67	Special-Skylark (4 Dr.) exc. 4 Dr. H.T.....	4405384	LH	42.65	PILLAR
65-67	50-6000 (4 Dr. Sedan) ..	4463244	RH	60.25	PILLAR
65-67	50-6000 (4-Dr. Sedan) ..	4463245	LH	61.75	PILLAR
65-67	50-6000 (4-Dr. H.T.)	4536388	RH	44.45	PILLAR
65-67	50-6000 (4-Dr. H.T.)	4536389	LH	48.70	PILLAR
65-67	8000 (4-Dr. H.T.)	4536390	RH	46.75	PILLAR
65-67	8000 (4-Dr. H.T.)	4536391	LH	46.75	PILLAR
65-67	8000 (4-Dr. Sedan)	7695965	RH	59.60	PILLAR
65-67	8000 (4-Dr. Sedan)	7695966	LH	61.95	PILLAR
66-67	43-4439.....	4538350	RH	38.35	PILLAR
66-67	43-4439.....	4538351	LH	38.35	PILLAR
68-69	4439.....	8745213	RH	40.90	PILLAR
68-70	52-54-6469-6036-46	7775336	RH	64.85	PILLAR
68-70	52-54-6469-6036-46....	7775337	LH	64.85	PILLAR
68	8000 (4-Dr. H.T.)	7729594	RH	36.45	PILLAR
68-70	8000 (4-Dr. Sedan)	8761542	RH	67.40	PILLAR
68-70	8000 (4-Dr. Sedan)	8761543	LH	67.40	PILLAR
68-70	5239-5439-6439-6639..	8761578	RH	58.25	PILLAR
68-70	5239-5439-6439-6639..	8761579	LH	58.25	PILLAR
69-70	8239-8439.....	8761580	RH	45.15	PILLAR
68-70	8239-8439.....	8761581	LH	45.15	PILLAR
68-69	3369-3435-36-3569- 4456-66-69.....	8771790	RH	43.80	PILLAR
68-69	3369-3435-36-3569- 4456-66-69.....	8771791	LH	43.80	PILLAR
70-72	3369-3435-36-35-4469 ..	8784862	RH	45.25	PILLAR
70-72	3369-3435-36-35-4469 ..	8784863	LH	45.25	PILLAR
70-72	4439.....	8784860	RH	42.25	PILLAR
68-72	4439.....	8784861	LH	42.25	PILLAR
71-73	All B (4 Dr. H.T.)	9825151	RH	54.85	PILLAR
71-73	All B (4 Dr. H.T.)	9825152	LH	54.85	PILLAR
71-73	All B (4 Drs. exc. H.T.) ..	9827051	RH	61.00	PILLAR
71-73	All B (4 Drs. exc. H.T.) ..	9827052	LH	61.00	PILLAR
71-73	All C (4 Dr. H.T.)	9825161	RH	58.70	PILLAR
71-73	All C (4 Dr. H.T.)	9825162	LH	58.70	PILLAR
69-70	50-60-8000 (4-Dr. H.T.) ..	9820123	RH	4.20	REINFORCEMENT.....
69-70	50-60-8000 (4-Dr. H.T.) ..	9820124	LH	4.20	REINFORCEMENT.....
70-71	4439.....	9605407	RH	2.56	REINFORCEMENT (12.986)
70-71	4439.....	8768479	LH	2.20	REINFORCEMENT.....
69	3369-3435-36-3569- 4456-66-69 (2nd Type) ..	8770251	RH	.87	EXTENSION, ctr. pillar
69	3369-3435-36-3569- 4456-66-69 (2nd Type) ..	8770252	LH	.87	EXTENSION, ctr. pillar
70-72	3369-3435-3436-3569- 4469.....	8770251	RH	.87	EXTENSION, inner panel
70-72	3369-3435-3436-3569- 4469.....	8770252	LH	.87	EXTENSION, inner panel ..
61-62	4019-35-45-4 1 1 9-35....	4804861	2	.10	PLUG, ctr. pillar access hole

FILLER — EXTENSION, I

65-68	50-60-8000 (4-Dr. H.T.) ..	4536788	RH	4.25	BRACE, lwr.....
65-68	50-60-8000 (4-Dr. H.T.) ..	4536789	LH	4.00	BRACE, lwr.....
66-67	43-4439.....	4532687	RH	4.77	BRACE, lwr.....
66-67	43-4439.....	4532688	LH	4.77	BRACE, lwr.....
68-69	4439.....	7671212	RH	3.84	BRACE, lower.....
68-69	4439.....	7671213	LH	3.84	BRACE, lower.....
69-70	50-60-8000 (4-Dr. H.T.) ..	9820125	RH	4.77	BRACE, lower.....
69-70	50-60-8000 (4-Dr. H.T.) ..	9820126	LH	4.77	BRACE, lower.....
70-72	4439.....	8769042	RH	4.41	BRACE, ctr. pillar to fir. pan lwr.
70-72	4439.....	8769043	LH	4.41	BRACE, ctr. pillar to fir. pan lwr.
71-73	All B-C (4 Dr. H.T.)	8794764	RH	11.00	BRACE, to fir. pan lwr.....
71-73	All B-C (4 Dr. H.T.)	8794765	LH	11.00	BRACE, to fir. pan lwr.....
61-62	44-46-47-4800 (4-Drs.) ..	4804864	RH	1.90	FILLER, outer panel-lwr.....
64-66	All as Req.....	4463775	2	.67	PLATE, access hole cvr.....
66-67	3535-69-3635-69-4455- 65 Elec. Winds.....	4463775	2	.67	PLATE.....
67	4469-4855-65.....	4463775	2	.67	PLATE.....
71-73	All B (4 Drs. exc. H.T.) ..	9605954	RH	1.79	EXTENSION, ctr. pillar inner panel to roof
71-73	All B (4 Drs. exc. H.T.) ..	9605955	LH	1.79	EXTENSION, ctr. pillar inner panel to roof

12.579 PANEL—FILLER—EXTENSION—CATCH, SPARE TIRE COVER

68-72	All A/Wgn.	.9809916		15.50	PANEL
70	All B/Wgn8723777		1 1.40	PANEL
71	All B/Wgn9873789		32.30	PANEL, paint to match
72	All B/Wgn. (2-Seat)9865384		1 1.80	PANEL (black) prime & paint to match
72	All B/Wgn. (3-Seat)9873670		15.90	PANEL
65-70	All Wagons4528445		1.49	PLATE, panel catch
71-72	All A/Wgn4528445		1.49	PLATE, pnl. catch
64-66	All Wagons7661559		1.08	CATCH, spare tire cvr. panel
67	All Wagons7661572		.97	CATCH
68-70	All Wagons9852188		1.18	CATCH (painted).....
69	All Wagons8725748		1.69	CATCH (T-1 25-195).....
70	60368800213		1.59	CATCH, spare tire cvr. panel (T-450) ..
70	60368800218		1.59	CATCH, spare tire cvr. panel (T-454) ..
70	60368800216		1.59	CATCH, spare tire cvr. panel (T-459) ..
71-72	All A/Wgn9852188		.18	CATCH (painted).....
71-72	All B/Wgn9862601		.45	CATCH (painted).....
62-63	4035-41354869086		.10	CLIP, cvr. panel hold down
65	Sportwagons-Luggage Locker3764809	1	.20	CLIP, luggage compt. lock pawl—(10.550)
65	All Wagons4496306	RH	.82	FILLER, ext. (green) (plastic strip)
66	All Wagons7595862	RH	.82	FILLER, ext. (fawn) (plastic strip).....
66	All Wagons7595860	RH	.82	FILLER, ext. (saddle) (plastic strip).....
66	All Wagons4496306	RH	.82	FILLER, ext. (green) (plastic strip).....
67	All Wagons7675975	RH	.87	FILLER, ext. (blue) (plastic strip).....
67	All Wagons7653406	RH	.87	FILLER, ext. (fawn) (plastic strip).....
67	All Wagons7667580	RH	.87	FILLER, ext. (green) (plastic strip).....
67	All Wagons7653411	RH	.87	FILLER, ext. (red) (plastic strip).....
67	All Wagons7687594	RH	.87	FILLER, ext. (saddle) (plastic strip).....
68	All Wagons7746711	RH	.97	FILLER, ext. (black) (plastic strip).....
68	All Wagons7762519	RH	.87	FILLER, ext. (buckskin) (plastic strip).....
68	All Wagons7762521	RH	.87	FILLER, cvr. ext. (green) (plastic strip).....
68	All Wagons7762520	RH	.87	FILLER, cvr. ext. (parchment) (plastic strip).....
68	All Wagons7762513	RH	.87	FILLER, cvr. ext. (red) (plastic strip).....
68	All Wagons7762518	RH	.87	FILLER, cvr. ext. (teal) (plastic strip).....
69	All Wagons8733611	RH	.97	FILLER, extension (T-126-196) fawn (plastic strip)
69	All Wagons8733608	RH	.97	FILLER, extension (T-197) red (plastic strip).....
70	All Wagons8800237	RH	1.03	FILLER, extension (T-1 2 1-44 1-45 1) (plastic strip)
70	All Wagons8800234	RH	1.03	FILLER, extension (T-124-444-454) (plastic strip)
70	All Wagons8800233	RH	1.03	FILLER, extension (T-129-449-459) (plastic strip)
70	All Wagons8800232	RH	1.03	FILLER, extension (T-440-450) (plastic strip)——
71-72	All A/Wgn7734426	1	.9 7	FILLER, ext. (plastic strip) black (paint to match)
68-72	All A/Wgn8719459	1	2.46	EXTENSION (attach at top of panel).....
70	All B/Wgn4587931	1	2.61	EXTENSION (attach at top of panel).....
65	Sportwagons15	GASKET, luggage compt. lock cyl.—(12.249)...
63-64	4200-4355-65-4435- 4635 Luggage Compt. Lock4781598	2	.41	RETAINER, spare tire or luggage compt. lock cyl.
68-72	All A/Wgn7690342	RH	.92	STRIKER, panel catch
70	All B/Wgn7635494	RH	.77	STRIKER, panel catch
70	All B/Wgn8776007	1	.56	SUPPORT, panel-rr.....
68-70	All Wagons4573914	1	.20	BUMPER, panel support—(10.587).....
70	All B/Wgn4569867	1	.15	BUMPER, spare tire panel upr.—(8.210).....
71-72	All A/Wgn4573914	1	.20	BUMPER, pnl. supt—(10.587).....

12.580 MOLDING, REAR COMPARTMENT

64-67	Special Wagons4426914	1	3.02	MOLDING, fir. panel finishing-frt. .
64-68	Special Wagons4444735	1	4.25	MOLDING, filler panel finishing-rr.
64-69	Sportwagons (3 Seat) ..	.4463873	1	3.02	MOLDING, floor ctr.-at kick-up_____

12.650 BRACE, DASH TO CHASSIS

64-67	Special-Skylark-G.S.	.7635423	LH	9.00	
65-66	<u>50-60-8000</u>	.4470483	LH	21.30	<u>BRACE</u>
65-68	<u>50-60-8000</u>	.4470482	RH	21.30	<u>_____</u>
67-68	<u>50-60-8000</u>	.7654033	LH	20.25	<u>_____</u>
66	<u>9487</u>	.4536958	RH	26.75	<u>_____</u>
67-70	<u>9487</u>	.7711110	RH	26.05	<u>_____</u>
66-70	<u>9487</u>	.4536960	LH	26.75	<u>_____</u>
68	30-4000 ..	.7786969	RH	15.05	<u>_____</u>
68-69	30-4000 ..	.7786970	LH	1 5.05	<u>_____</u>
69	3000-4000 ..	.8760127	RH	20.70	<u>_____</u>
69-70	50-60-8000	.8716270	RH	22.25	<u>_____</u>
69-70	50-60-8000	.8715517	LH	21.85	<u>_____</u>
70-72	30-4000 ..	.8801322	RH	17.30	<u>BRACE</u>
70-72	30-4000 ..	.8801323	LH	17.30	<u>_____</u>
70	50-60-8000	.9817873	LH	21.75	<u>_____</u>
71	All B-C-E ..	.9877266	RH	26.65	<u>_____</u>

71	All B-C-E.	9877267	LH	26.65	BRACE, dash to chassis frame.
71-73	All B-C.1236012	RH	.92	BRACKET, dash to chassis frame brace.
71-73	All B-C.1236013	LH	.82	BRACKET, dash to chassis frame brace.
72-73	All B-C-E.	9611264	RH	26.65	BRACE, dash to chassis frame.
72-73	All B-C-E.	9611265	LH	26.65	BRACE, dash to chassis frame.
71-73	All B-C-E.	9865944	RH	3.33	REINFORCEMENT, dash to chassis frame brace
71-73	All B-C-E.	9865945	LH	3.33	REINFORCEMENT, dash to chassis frame brace
12.659 BODY HINGE PILLAR TO ROCKER PANEL					
65-67	50 60-8000	7699415	RH	5.45	REINFORCEMENT, pillar to rkr.
65-68	50-60-8000	7786772	LH	5.45	REINFORCEMENT, pillar to rkr. panel
66	9000.	4536262	RH	1 1.50	REINFORCEMENT, pillar to rkr.
66	9000.	4536263	LH	1 1.50	REINFORCEMENT, pillar to rkr.
67-70	9487.	7668616	RH	1 1.80	REINFORCEMENT, pillar to rocker
67-70	9487.	7668617	LH	11.80	REINFORCEMENT, pillar to rocker
68	50-60-8000.	7786770	RH	5.45	REINFORCEMENT, pillar to rkr. panel
68-72	30-4000.	8714306	RH	5.45	REINFORCEMENT, pillar to rocker
68-72	30-4000.	8714307	LH	5.45	REINFORCEMENT, pillar to rocker
69-70	50-60-8000.	7793318	RH	6.55	REINFORCEMENT, pillar to rocker
69-70	50-60-8000.	7793319	LH	6.55	REINFORCEMENT, pillar to rocker
12.659 REINFORCEMENT, FRONT BODY HINGE PILLAR					
64-67	Special-Skylark-G.S.	. 4439776	RH	.67	REINFORCEMENT, pillar-at upr. hinge
64-67	Special-Skylark-G.S.	. 4458412	LH	.51	REINFORCEMENT, pillar-at upr hinge
12.659 REINFORCEMENT, FRONT BODY PILLAR TO DUCT					
64-67	Special-Skylark-G.S.	4429207	RH	.46	REINFORCEMENT, pillar to duct
64-67	Special-Skylark-G.S.	4429208	LH	.46	REINFORCEMENT, pillar to duct
12.659 BRACE, FRONT BODY HINGE PILLAR					
66-68	50-60-8000.	7669020	RH	1.74	BRACE, pillar to duct.
66	50-60-8000.	7580775	LH	5.20	BRACE.
66	9000.	4498497	RH	5.20	BRACE.
66	9000.	4498498	LH	5.20	BRACE.
67-68	50-60-8000.	7669155	LH	1.74	BRACE, pillar to duct .
67	9000.	7622772	RH	4.77	BRACE, pillar to duct.
67	9000.	7622773	LH	4.77	BRACE, pillar to duct .
68-70	9487.	7741928	RH	5.15	BRACE, pillar to duct.
68-70	9487.	7741930	LH	5.15	BRACE, pillar to duct.
69	50-60-8000 less A.C.	8737240	RH	14.90	BRACE, pillar to duct .
69	50-60-8000 less A.C.	8737241	LH	13.80	BRACE, pillar to duct.
69	50-60-8000.	8737242	RH	14.90	BRACE, pillar to duct.
69	50-60-8000.	8737243	LH	14.90	BRACE, pillar to duct.
70	50-60-8000 less A.C.	9815258	RH	10.50	BRACE, pillar to duct.
70	50-60-8000 less A.C.	9815259	LH	10.50	BRACE, pillar to duct .
70	50-60-8000 A.C.	9815260	RH	10.50	BRACE, pillar to duct.
70	50-60-8000 A.C.	9815261	LH	10.50	BRACE, pillar to duct.
12.684 BRACE, BODY LOCK PILLAR TO RAIL					
68-72	33278758244	RH	.97	BRACE, pillar to roof rail
68-72	33278758245	LH	.97	BRACE, pillar to roof rail
12.684 BRACE, BODY LOCK PILLAR TO WHEELHOUSE					
65-66	50-6000 2 Dr.	4427350	RH	4.25	BRACE
65-66	50-6000 2 Dr.	4427351	LH	4.25	BRACE
65-66	8000 2 Dr.	4428515	RH	6.55	BRACE
65-66	8000 2 Dr.	4428516	LH	6.55	BRACE
67-68	50-60-8000 (2 Dr.).	7593540	RH	3.69	BRACE, pillar to whlhse.
67-68	50-60-8000 (2 Dr.).	7593541	LH	3.69	* * * * * pillar to whlhse.
69-70	50-6000 (2 Dr.).	7749817	RH	4.31	BRACE
69-70	50-6000 (2 Dr.)	7749818	LH	4.31	BRACE
69-70	8000 (2 Dr.)	7793470	RH	7.65	BRACE
69-70	8000 (2 Dr.)	7793471	LH	7.65	BRACE
71-73	All B (2 Dr.)	B793892	RH	4.87	BRACE
71-73	All B (2 Dr.)	8793893	LH	4.87	BRACE
71-73	All C (2 Dr.)	9815557	RH	4.87	BRACE
71-73	All C (2 Dr.)	9815558	LH	4.87	BRACE
12.684 BRACE, BODY LOCK PILLAR TO FLOOR PAN					
64-67	Special-Skylark-G.S.				
	Conv.	4886022	RH	3.90	BRACE
64-67	Special-Skylark-G.S.				
	Conv.4886023	LH	3.90	BRACE.
65-68	50-60-8000 Conv.	if/w t w w w	RH	7.20	BRACE
65-68	50-60-8000 Conv.	7754007	LH	7.20	BRACE.
68-69	44-4667.7672182	RH	4.05	BRACE, pillar to panel
68-69	44-4667.	7672183	LH	4.05	BRACE, pillar to panel
69-70	50-60-8000 (2 Dr.).8780980	RH	10.15	BRACE, pillar to floor pan

69-70	50-60-8000 (2 Drs.)	8780981	LH	10	80	BRACE, pillar to floor pan
70-72	3327	8781952	RH	9.30		BRACE, pillar to fir. pan
70-72	3327	8781953	LH	9.30		BRACE, pillar to fir. pan
70-72	3337-3437-67-3537-4437-4467-4637-4667	8799606	RH	4	36	BRACE, pillar to fir. pan
70-72	3337-3437-67-3537-4437-4467-4637-4667	8799607	LH	4.36		BRACE, pillar to fir. pan
71-73	All B (2 Drs.)	9829991	RH	9.50		BRACE, pillar to fir. pan
71-73	All B (2 Drs.)	9829992	LH	9.50		BRACE, pillar to fir. pan
71-73	All C (2 Drs.)	9829993	RH	10.75		BRACE, pillar to fir. pan
71-73	All C (2 Drs.)	9829994	LH	10.75		BRACE, pillar to fir. pan
71-73	All E	9868478	RH	10	00	BRACE, pillar to fir. pan
71-73	All E	9868479	LH	10.00		BRACE, pillar to fir. pan
65-68	50-60-8000 Conv.	4464307	RH	2.46		EXTENSION, pillar to fir. pan brace
65-68	50-60-8000 Conv.	4464308	LH	2.46		EXTENSION, pillar to fir. pan brace

12.768 BRACE, FOLDING TOP COMPARTMENT TO FLOOR

66-67	30-4000-G.S. Conv.	4498947	RH	5.35		BRACE, to whlhse. outer
66-67	30-4000-G.S. Conv.	4498948	LH	5.35		BRACE, to whlhse. outer
68-69	44-4667	7771376	RH	4.56		BRACE
68-69	44-4667	7771377	LH	4.56		BRACE

12.768 FILLER, FOLDING TOP COMPARTMENT SIDE PANEL

66-67	30-4000-G.S. Conv.	.7611857	2	.62		FILLER
-------	--------------------	----------	---	-----	--	--------

12.800 GRILLE—SCREEN, COWL TOP VENT

63	40-41-4300	4400657		13.00		GRILLE
63-65	Riviera	4881984		10.45		GRILLE
63-65	Riviera	4881985	RH	9.50		GRILLE, insert
64-67	Special-Skylark-G.S.	4489189		9.30		GRILLE
64	4 4-4 6-4800	4898753		14.50		GRILLE
65-67	50-60-8000	7628039		15.45		GRILLE
66-67	9000	4508748		19.65		GRILLE
64-67	Special-Skylark-G.S.	1363561		2.26		SCREEN
66-67	50-60-8000	1377213		2.05		SCREEN
66-67	9000	1374356		1.85		SCREEN
68-72	30-4000	1383428		2.36		SCREEN (steel)
68-70	9000	1384498		2.26		SCREEN
71-72	50-60-80-9000	9841438		3.95		SCREEN (plastic)
72	30-4000	546426	RH	.41		SCREEN (plastic)
72	30-4000	546425	LH	.41		SCREEN (plastic)
72	30-4000	546427	1	.36		SCREEN (plastic) ctr.
62	44-46-4800	541237	4	.10		NUT, hood top mldg. (shroud section to shroud vent.) (8.006)
66-67	50-60-80-9000	1378395	2	.10		CLIP, screen to grille—(10.156)
68-69	30-4000	1385236	5	.10		CLIP, screen to cowl upper
72	30-4000	1385236	5	.10		CLIP, screen to cowl upr. (for steel screen)

12.800 STRIP, WL VENT GRILLE SE,

64-67	Special-Skylark-G.S.	4415821	2	.20		STRIP
66	50-60-8000	7620454	2	.28		STRIP l cemented to ends of vent, grl.)
66-67	9000	4535439	2	.36		STRIP
67	50-6000	7620454	2	.28		STRIP

12.801 LACING, COWL HOOD LEDGE

65-67	30-4000-G.S.	3819258	1	.92		SEAL
63-64	44-46-4800	1353393	1	.82		LACING
64-66		3819258	1	.92		SEAL
65-67	50-60-8000	1367447	1	2.05		LACING
66-67	9000	1373860	1	1.69		LACING
68	50-60-8000	1386168	1	2.31		LACING
68-70	50-60-8000	1384610	RH	2.05		LACING
68-70	50-60-8000	1384611	LH	2.05		LACING
68-70	9000	1384342	1	2.10		LACING, center
68-70	9000	1385226	RH	2.20		LACING
68-70	9000	1385227	LH	2.20		LACING
69-70	50-60-8000	1230510	1	2.67		LACING, center
71	All B-C-E	9873794	1	5.65		LACE
72-73	All B-C-E	9886375	1	5.65		LACE
71	All B-C-E	480534	14	.10		RETAINER, hood ledge lacing (black plastic 1/4" ig]
68-72	30-4000	3916517	1	2.05		SEAL, panel to upper cowl
61-64	44-46-47-4800	4758423	10	.10		CLIP, lacing to cowl
65	9000	4758423	10	.10		CLIP, lacing to cowl
68-70	30-4000	1387243	15	.10		CLIP, hood seal to cowl (also holds screen)—(8.037)
68-70	50-60-80-9000	1387243	1 1	.10		CLIP, hood lacing to cowl—(8.037)
71	50-60-80-9000	1387243	16	.10		CLIP, hood ledge lacing—(8.037)
60	4400	147462	1	.25		SCREW (8.975)

12.803 PANEL, COWL AND DASH						
65-67	50-60-8000 less A.C.	7641973	1	26.05	PANEL, cowl-upr.	
65-67	50-60-8000 Man. or Auto. A.C.	7641974		27.90	PANEL, cowl-upr.	
65	50-60-8000 less A.C.	7583996		75.95	PANEL, dash	
66	50-60-8000 less A.C.	7583996		75.95	PANEL, dash	
66	50-60-8000 A.C.	7583997		75.95	PANEL, dash.	
66	9000 less A.C.	4540158		98.20	PANEL, dash	
66	9000 A.C.	4540159		94.65	PANEL, dash	
66-67	9000	7618994		31.55	PANEL, cowl-upr.	
67	50-60-8000 less A.C.	7652869		79.55	PANEL, dash	
67	50-60-8000 Man. or Auto. A.C.	7652870		79.55	PANEL, dash	
67	9000 less A.C.	7652334		103.05	PANEL, dash	
67	9000 A.C.	7652335		101.85	PANEL, dash	
12.804 COVER, UPPER PANEL ACCESS HOLE						
65-70	50-60-8000.	7645222	2	.41	COVER	
12.804 FILLER—PLATE, COWL						
61-62	44-46-47-4800	6282592		.15	PLUG.	
63	441 1-47-4647-4847	6282592		.15	PLUG, frt.	
66-73	All E.	6282592		.15	PLUG, front body hinge pillar conduit hole	
69-70	All B-C.	4805842		.15	PLUG, shroud side vent, duct panel (also used 12.212).	
69	All A	4805843		.15	PLUG, frt. body hinge pillar— (12.980)	
12.804 REINFORCEMENT, SHROUD PANEL AT HOOD STOP						
68	50-60-8000.	8712933	RH	2 31	REINFORCEMENT	
68	50-60-8000.	8712934	LH	2.31	REINFORCEMENT	
68-70	9487.	8714117	RH	1.90	REINFORCEMENT	
68-70	9487.	8714118	LH	1.90	REINFORCEMENT	
69-70	50-60-8000.	8750942	RH	2 31	REINFORCEMENT	
69-70	50-60-8000.	8750943	LH	2.31	REINFORCEMENT	
68	3327-69-3435-37-69- 3537-69-4000.	8712764	RH	.23	STOP, hood on shroud panel	
68	3327-69-3435-37-69- 3537-69-4000.	8712765	LH	.23	STOP, hood on s hroud panel	
68	50-60-8000.	8712766	RH	.23	STOP, hood on s hroud panel	
68	50-60-8000.	8712767	LH	.23	STOP, hood on s hroud panel	
68-70	9487.	8714115	RH	.13	STOP, hood on s hroud panel	
68-70	9487.	8714116	LH	.13	STOP, hood on s hroud panel	
69	30-4000.	8737160	RH	.33	STOP, hood on shroud.	
69	30-4000.	8737161	LH	.33	STOP, hood on shroud.	
69-70	50-60-8000.	8731420	RH	.23	STOP, hood on s hroud panel	
69-70	50-60-8000.	8731421	LH	.23	STOP, hood on s hroud panel	
12.804 PANEL, COWL & DASH						
63-64	44-46-47-4800	4885826	RH	10	PANEL, dash-lwr.	
64-67	Special-Skylark-G.S.	7594391	RH	40	PANEL, lwr.-side.	
64-67	Special-Skylark-G.S.	7594392	LH	40	PANEL, lwr.-side.	
65 68	50-60-8000.	7648046	RH	5.55	PANEL, cowl-lwr.	
65 68	50-60-8000.	4424931	LH	5 55	PANEL, cowl-lwr.	
65-67	50-60-8000.	7668970	RH	15 "	PANEL, cowl vent, duct side	
65-67	50-60-8000	7668971	LH	16 15	PANEL, cowl vent, duct side	
65	9000.	4885826	RH	6 10	PANEL, dash-lwr.	
66	30-4000	4547179	1	48.05	PANEL, upr. dash & duct	
66	30-4000	7614704	RH	15 "	PANEL, cowl vent, duct side	
66	30-4000 A.C.	7644912	RH	15 "	PANEL, cowl vent, duct side	
66	30-4000 less A.C.	7614705	RH	15 "	PANEL, cowl vent, duct side	
66	30-4000 A.C.	4547243	1	50 "	PANEL, upr. dash & duct	
66	50-60-8000	7583991	1	26 "	PANEL, cowl vent, duct-ctr.	
66-67	9487.	4540048	RH	9 85	PANEL, cowl-lwr.	
66-67	9487.	4540049	LH	9 85	PANEL, cowl-lwr.	
66	9000.	4540163	1	29 50	PANEL, cowl vent, duct-ctr.	
66	9000.	7599701	RH	20 20	PANEL, cowl vent, duct side	
66	9000.	7599702	LH	20 20	PANEL, cowl vent, duct side	
66	9000.	7657351	1	52 .00	PANEL, upr. dash & duct	
67	30-4000 less A.C.	7657352	1	53 50	PANEL, upr. dash & duct	
67	30-4000 A.C.	7614704	RH	15 15	PANEL, cowl vent, duct side	
67	30-4000 less A.C.	7644912	RH	15 80	PANEL, cowl vent, duct side	
67	30-4000 A.C.	7614705	LH	15 80	PANEL, cowl vent duct side	
67	30-4000.	7648351	1	15 .35	PANEL, cowl vent duct side	
67	50-60-8000	7638422	1	26 90	PANEL, cowl vent duct ctr.	
67	9487.	7785286	1	28 25	PANEL, cowl vent, duct ctr.	
68	30-4000 less A.C.	7785287	1	75 25	PANEL, dash	
68	30-4000 A.C.	7785287	1	75 00	PANEL, dash	
68-69	30-4000.	9845063	1	21	PANEL, upr.	

68	30-4000..	.7738108	1	37.60	PANEL, vent, duct-ctr.
68	30-4000..	.7787025	RH	12.70	PANEL, vent, duct-side
68	30-4000..	.9815243	LH	13.60	PANEL, vent, duct-side
68-71	30-4000..	.9815236	RH	7.95	PANEL, lwr.
68-72	30-4000..	.9815237	LH	7.95	PANEL, shroud-lwr.
68	50-60-8000 less A.C.	.7729859	1	80.70	PANEL, dash
68	50-60-8000 Man. or Auto. A.C.	.7729860	1	78.65	PANEL, dash
68	9000 less A.C.	.8738890	1	117.70	PANEL, dash
68	9000 Man. or Auto. A.C.	.7726581	1	107.00	PANEL, dash
68	50-60-8000 less A.C.	.8740812	1	24.30	PANEL, upr.
68	50-60-8000 Man. or Auto.	.8740813	1	26.45	PANEL, upr.
68	50-60-8000..	.7739354	1	37.75	PANEL, vent, duct-ctr.
68	50-60-8000 Man. or Auto. A.C.	.8717535	RH	16.60	PANEL, shroud vent, duct side
68	50-60-8000 less A.C.	.7701002	RH	16.30	PANEL, vent, duct-side
68	50-60-8000..	.7701004	LH	16.30	PANEL, vent, duct-side
68-70	9487..	.4475997	RH	4.46	PANEL, lower.
68-70	9487..	.4475998	LH	4.46	PANEL, lower.
68-70	9487..	.7724318	1	45.95	PANEL, upper.
68	9000..	.7732286	1	30.10	PANEL, vent, duct-ctr.
67-70	9487..	.7739838	RH	20.55	PANEL, vent, duct side
67-70	9487..	.9808609	LH	22.90	PANEL, vent, duct side
69	30-4000..	.9845063	1	21.00	PANEL, upper.
69	30-4000..	.8716075	1	37.75	PANEL
69-72	3327-69-3435-3436- 3569-4439-4456- 4466-4469..	.9815242	RH	13.60	PANEL, shroud side duct
69-72	3337-3437-67-3537- 4437-4467-4637-4667 A.C.	.9815242	RH	13.60	PANEL, shroud side duct
69-72	3337-3437-67-3537- 4437-4467-4637-4667 A.C.	.9815243	LH	13.60	PANEL, shroud side duct
69-72	3327-69-3435-36-3569- 4439-56-66-69..	.9815243	LH	13.60	PANEL, shroud side duct
69-72	3327-3369-3569-4439- 4469 Instr. Pnl. Vents less A.C.	.9815244	RH	19.50	PANEL, shroud side duct
69-72	3337-3437-67-3537- 4437-4467-4637-4667 less A.C.	.9815244	RH	19.50	PANEL, shroud side duct
69	9487..	.8795445	1	29.55	PANEL, cowl vent, duct-ctr
69-72	3327-3369-3569-4439- 4469 Instr. Pnl. Vents less A.C.	.9815245	LH	19.50	PANEL, shroud side duct
69-72	3337-3437-67-3537- 4437-4467-4600 less A.C.	.9815245	LH	19.50	PANEL, shroud side duct
69-70	50-60-8000 A.C.	.9817239	1	43.05	PANEL, shroud, upr.
69-70	50-60-8000 less A.C.	.8759119	1	43.55	PANEL, shroud, upr.
69	50-60-8000 A.C.	.8776069	RH	19.40	PANEL
69	50-60-8000..	.8716532	1	37.75	PANEL, shroud vent, duct-ctr
69	50-60-8000..	.8776661	RH	16.35	PANEL, shroud vent, duct
69	50-60-8000..	.8776049	LH	16.40	PANEL, shroud vent, duct
69-70	50-60-8000..	.7798853	RH	3.74	PANEL, shroud lower.
69-70	50-60-8000..	.7798855	LH	3.74	PANEL, shroud lower.
69	9487..	.8716169	1	31.45	PANEL, vent, duct ctr.
69	3327-69-3435-36-37- 3537-69-4437-39-56- 66-67-69-4600..	.9845063		21.00	PANEL, <u>upr.</u>
69	30-4000 less A.C.	.8716086		79.75	PANEL, <u>dash</u>
69	30-4000 A.C.	.8716087		79.75	PANEL, <u>dash</u>
69	50-60-8000 less A.C.	.8781232		84.20	PANEL, <u>dash</u>
69	50-60-8000 A.C.	.8781233		84.20	PANEL, <u>dash</u>
69	9487 less A.C.	.8738890		1 17.70	PANEL, <u>dash</u>
69	9487 A.C.	.8738891		1 16.85	PANEL, <u>dash</u>
70	30-4000..	.9816959		17.70	PANEL, <u>shroud-upr.</u>
70-72	30-4000 less A.C.	.8784883		75.00	PANEL, <u>dash</u>
70-72	30-4000 A.C.	.8784884		75.00	PANEL, <u>dash</u>
70	3327-69-3435-3436- 3437-3537-3569- 4437-4439-4467- 4469-4600..	.8784873	1	35.50	PANEL, shroud ctr. duct
70	50-60-8000 less A.C.	.8776661	RH	16.35	PANEL, shroud vent duct
70	50-60-8000..	.8776662	LH	16.35	PANEL, shroud vent duct

70	50-60-8000 Man. or Auto. A.C.	8778457	RH	12.85	PANEL, shroud vent duct
70	50-60-8000	8784495	1	39.25	PANEL, shroud vent duct ctr.
70	50-60-8200-8439 less A.C.	9817238		40.90	PANEL, shroud upr. instr.
70	5000 A.C.	9817875		84.20	PANEL, dash ..
70	5000 less A.C.	9817874		84.20	PANEL, dash ..
70	60-8000 exc. Wagons less A.C.	8781232		84.20	PANEL, dash ..
70	60-8000 exc. 6000 Wagons & 8469 Man. or Auto. A.C.	8781233		84.20	PANEL, dash ..
70	6036-46 less A.C.	8787345		76.30	PANEL, dash ..
70	6036-46 Man. or Auto. A.C.	8787346		77.40	PANEL, dash ..
70	9000	8795445		29.55	PANEL, shroud vent duct ctr.
70	9000 less A.C.	9804048		1 10.80	PANEL, dash ..
70	9000 AC	9804049		1 10.30	PANEL, dash ..
71-72	All A.	9861045		43.55	PANEL, shroud ctr. duct
71	3337-3467.	9815236	RH	7.95	PANEL, shroud-lwr.
71-72	3337-3467.	9815243	LH	13.60	PANEL, shroud side duct
71-72	All A.	9845063		21.00	PANEL, shroud-upr.
71	All B-C-E.	9861624		30.25	PANEL, shroud
71	All B-C-E.	9827055		127.60	PANEL, dash ..
71-73	All B-C-E less A.C.	9890803		107.65	PANEL, shroud vent. ctr. duct
71-73	All B-C-E (A.C.)	9890804		107.65	PANEL, shroud vent. ctr. duct
72	All A.	9815236	RH	7.95	PANEL, shroud lwr.
72-73	All E.	9606094		131.95	PANEL, dash ..
72-73	All B-C.	9606095		127.60	PANEL, dash ..
72-73	All B-C E (A.C.)	9606698		30.25	PANEL, shroud
72-73	All B-C less A.C.	9890802		30.25	PANEL, shroud
71-73	All B-C-E.	9817130	RH	.46	EXTENSION, shroud vent, duct pnl. reinf.
71-73	All B-C-E.	9817131	LH	.67	EXTENSION, shroud vent, duct pnl. reinf.
71	All B-C-E.	9812830	RH	2.56	EXTENSION, shroud pnl.
71	All B-C-E.	9874462	LH	1.28	EXTENSION, shroud pnl.
72-73	All B-C-E.	9613114	RH	2.50	EXTENSION, shroud panel
72-73	All B-C-E.	9888919	LH	1.54	EXTENSION, shroud panel
70-72	All A.	9840658	RH	2.31	REINFORCEMENT, shroud upr. pnl. at hood hinge
70-72	All A.	9840659	LH	2.31	REINFORCEMENT, shroud upr. pnl. at hood hinge
71-73	All B-C-E.	9808550	1	3.33	SUPPORT, strg. column on ctr. duct
71-72	All B-C-E less A.C.	9870124	RH	.05	CLIP, shroud vent, duct outlet dr. ctr.
71-72	All B-C-E less A.C.	9870125	LH	.10	CLIP, shroud vent, duct outlet dr.
71-73	All B-C-E less A.C.	9870651	LH	.20	CLIP, shroud ctr. duct pnl. air outlet
72-73	All B-C-E less A.C.	9884695	RH	.15	CLIP, shroud ctr. duct pnl. outlet
66-70	All E.	7633242	RH	2.20	DEFLECTOR, htr. blower water.
71-73	All B-C-E.	9873621	2	.41	STOP, hood on shroud upr. pnl.
71-72	All B-C-E.	9609899	2	1.54	VALVE, drain ctr. duct pnl. replaces drain hose— (9.789)
73	All	9609899	2	1.54	VALVE, drain-ctr. duct pnl.—(9.789)
WINDSHIELD					
64-65	Special-Skylark exc. Conv.	4886235	RH	7.90	FRAME, outer-side
64-65	Special-Skylark exc. Conv.	4886236	LH	7.90	FRAME, outer-side
64-65	Special-Skylark Conv.	4886240	RH	8.20	FRAME, outer-side
64-65	Special-Skylark Conv.	4886241	LH	8.20	FRAME, outer-side
65-67	50-60-8000 exc. Conv.	7723293	1	15.85	FRAME, inner-upr.
65-67	50-60-8000 Conv.	7584446	1	23.05	FRAME, inner-upr.
66-67	30-4000-G.S. (2 Drs.) exc. Conv.	4535990	RH	8.40	FRAME, outer-side
66-67	30-4000-G.S. (2 Drs.) exc. Conv.	4535991	LH	8.40	FRAME, outer-side
66-67	30-4000-G.S. (2 Dr.) exc. Conv.	7667714	1	10.00	FRAME, inner-upr.
66-67	30-4000-G.S. Conv.	4547177	1	18.05	FRAME, upr.
66-67	30-4000-G.S. Conv.	4538430	RH	8.15	FRAME, outer-side
66-67	30-4000-G.S. Conv.	4538431	LH	8.15	FRAME, outer-side
66-67	30-4000 (4-Dr.)	4886235	RH	7.90	FRAME, outer-side
66-67	30-4000 (4-Dr.)	4886236	LH	7.90	FRAME, outer-side
66-67	9000	7711125		22.30	FRAME, inner-upr.
68	30-4000-G.S. exc. Conv.	7715276		10.60	FRAME, inner-upr.
68-72	30-4000 Conv.	7729552		20.70	FRAME, inner-upper.
68	50-60-8000 exc. Conv.	7729340		16.95	FRAME, inner-upr.
68	50-60-8000 Conv.	7728661		24.40	FRAME, inner-upr.
68	9000	7724311		22.30	FRAME, inner-upr.
69-72	30-4000-G.S. exc. Conv.	8717726		10.85	FRAME, inner-upper.
69-70	50-60-8000 exc. Conv.	8720062		17.75	FRAME, inner-upper.

69-70	50-60-8000 Conv.	7785274		26.15	FRAME, upper.....
69	9000	8713367		23.85	FRAME, inner-upper
70	9487	9806540		22.40	FRAME, inner-upr...
71-73	All B/Conv.....	9837600		28.20	FRAME, upr.....
12.809 FRAME, SKYLIGHT					
64-67	Sportwagons .	4424758	1	17.50	FRAME, frt. skylight-inner-frt.....
64-66	Sportwagons .	4424756	1	1 1.50	FRAME, frt. skylight-inner-fr.....
64-67	Sportwagons	4424760	RH	17.15	FRAME, side skylight-inner.....
64-67	Sportwagons	4424761	LH	17.15	FRAME, side skylight-inner.....
67		7702400	1	1 1.60	FRAME, frt. skylight-inner-rr.....
68-69	Sportwagons	7748555	1	57.85	FRAME.....
68	Sportwagons	7748475	1	20.55	FRAME, inner-frt.....
69	Sportwagons	8740695	1	23.85	FRAME, inner-frt.....
12.809 FRAME—REINFORCEMENT—MEMBER—BRACKET—TUBE, SUN ROOF					
72	3337 (Sun Roof)1241210	1		FRAME.....
72	All (Pwr. Sun Roof)1241352	1		FRAME.....
72	3337 (Sun Roof)1241480	RH		MEMBER, frame side.....
72	3337 (Sun Roof)1241481	LH		MEMBER, frame side.....
72	3337 (Sun Roof)1241477	1		MEMBER, frame cross-frt.....
72	3337 (Sun Roof)1241478	1		MEMBER, frame cross-rr.....
72	3337 (Sun Roof)1241573	1		REINFORCEMENT, rr. frame cross member .
72	3337 (Sun Roof)1241482	1		REINFORCEMENT, frt. frame cross member.
72	3337 (Sun Roof)1241484			BRACKET, corner supt.-frt.....
72	3337 (Sun Roof)1241485	LH		BRACKET, corner supt.-frt.....
72	3337 (Sun Roof)1241486	RH		BRACKET, corner supt.-rr.....
72	3337 (Sun Roof)1241487	LH		BRACKET, corner supt.-rr.....
72	3337 (Sun Roof)1241488	RH		BRACKET, side supt
72	3337 (Sun Roof)1241489	LH		BRACKET, side supt
72	All (Pwr. Sun Roof)1241349	1		TUBE, drain-rr.
72	All (Pwr. Sun Roof)1241351	1		TUBE, drain-frt
12.810 PANEL, ROOF (LESS DRIP MOLDINGS)					
64-65	Special-Skylark (4-Dr. Sedan)4533801		55.65	PANEL . . .
64-67	Sportwagons4527020		68.15	PANEL, rr.
64	4255-65-4355-6544651 22		43.30	PANEL, frt
64-65	All Special-Skylark (2-Dr.)	.4533802		55.65	PANEL . . .
65-66	8000 (2-Dr. H.T.)4427021		70.45	PANEL . . .
65-68	50-6000 (4-Dr. Sedan)7717833		66.10	PANEL . . .
65-66	8000 (4-Dr. H.T.)7596489		70.45	PANEL . . .
65-68	8000 (4-Dr. Sedan)7717839		70.45	PANEL
66-67	30-4000 (2-Drs.) exc.				
	Conv.4534268		55.65	PANEL . . .
66-67	3000 Wagons4528519		89.95	PANEL . . .
66-67	30-4000 (4-Dr. Sedans)4498668		55.65	PANEL
66-67	4000 (4-Dr. H.T.)4500872		55.65	PANEL
65-67	4000 Wagons7596482		43.30	PANEL, frt.
66-67	90007756004		77.15	PANEL . . .
67-68	50-6000 (2-Dr. H.T.)7592993		68.40	PANEL . . .
67-68	50-6000 (4-Dr. H.T.)7592986		68.40	PANEL . . .
67-68	8000 (4-Dr. H.T.)7593023		70.45	PANEL . . .
67-68	8000 (2-Dr. H.T.)7596153		70.45	PANEL . . .
68-72	30-4000 2-Drs. exc.				
	Conv.7790418		55.65	PANEL . . .
68-72	3000 Wagons7790424		89.95	PANEL . . .
68-72	30-4000 (4-Dr. Sedan)7790455		55.90	PANEL
68-72	44397790453		58.90	PANEL
68-69	4000 Wagons8758171		104.15	PANEL
68-69	90007756004		77.15	PANEL . . .
69-70	50-6000 (2-Dr. H.T.)7781446		70.45	PANEL . . .
69-70	50-6000 (4-Dr. Sedan)7749598		67.40	PANEL . . .
69-70	50-6000 (4-Dr. H.T.)7749599		69.65	PANEL . . .
69-70	8000 (2-Dr. H.T.)776871 1		74.30	PANEL . . .
69-70	8000 (4-Dr. Sedan)7749600		74.30	PANEL
69-70	8000 (4-Dr. H.T.)7749601		70.45	PANEL
70	6036-467749154		97.10	PANEL
70	94878735540		77.15	PANEL
71-72	5257-5457-66479813317		118.90	PANEL
71	5269-54699884833		131.95	PANEL . . .
71	5239-5439-66399808578		110.20	PANEL . . .
71-73	All B/Wgns961 1662		233.20	PANEL . . .
71	8239-84399876437		131.95	PANEL . . .
71	8237-84379876438		131.95	PANEL
71	94879808596		131.95	PANEL
72-73	All B (4 Dr. Sedan)9600480		131.95	PANEL . . .
72	All B (4 Dr. H.T.)9615207		110.20	PANEL

72	All	(4 Drs.)	9616617	1	131.95	PANEL
72	All	(2 Drs.)	9616614	1	131.95	PANEL
72-73	All		9876446	1	131.95	PANEL
72-73	All	(4 Dr. H.T.)	9614330	RH	3^2	REINFORCEMENT, roof inner to qtr.
72-73	All	(4 Dr. H.T.)	9614331	LH	3^2	REINFORCEMENT, roof inner to qtr.
72-73	All	(2 Dr.)	9615562	RH	3^2	REINFORCEMENT, roof inner to qtr. inner pnl.
72-73	All	(2 Dr.)	9615563	LH	3^2	REINFORCEMENT, roof inner to qtr. inner pnl.

12.810 PANEL—TRIM- WEATHERSTRIP—SEAL—MOLDING—RAIL, Sun Roof

72	9000 (Sun Roof)	..	1241348			PANEL, sliding sun roof.
72	3337 (Sun Roof)	..	1242091			TRIM, retainer, fldg. sun roof header (dk. green)
72	3337 (Sun Roof)	..	1242092			TRIM, retainer, fldg. sun roof (dk. blue)
72	3337 (Sun Roof)	..	1242093			TRIM, retainer, fldg. sun roof header (lt. covert)
72	3337 (Sun Roof)	..	1242094			TRIM, retainer, fldg. sun roof header (saddle)
72	3337 (Sun Roof)	..	1241239			TRIM, retainer fldg. sun roof header (black)
72	All (Pwr. Sun Roof)		1099441		6.00	WEATHERSTRIP, rr. black (velvet) (44" lg.)
72	All (Pwr. Sun Roof)		1099442		6.00	WEATHERSTRIP, rr. grey (velvet) (44" lg.)
72	All (Pwr. Sun Roof)		1099443		4.36	WEATHERSTRIP, rr. bpr. (rubber) (44" lg.)
72	All (Pwr. Sun Roof)		1099440		1 1.95	WEATHERSTRIP, frame-frt. & sides (grey velvet) (84" lg.)
72	All (Pwr. Sun Roof)		1099439		1 1.95	WEATHERSTRIP, frame-frt. & sides (black velvet) (84" lg.)
72	3337 (Sun Roof)	.	1241213	1		SEAL, fldg. sun roof.
72	All (Pwr. Sun Roof)		1241353	1		SEAL, frame to roof inner (side)
72	All (Pwr. Sun Roof)		1241354	1		SEAL, frame to roof inner (rear)
72	3337 (Sun Roof)	.	1241214	RH		MOLDING, corner.
72	3337 (Sun Roof)	.	1241215	LH		MOLDING, corner.
72	3337 (Sun Roof)	.	1241220	1		MOLDING, roof header.
72	All (Pwr. Sun Roof)		1099458	1	9.25	RAIL, roof-frt.
72	3337 (Sun Roof)	.	1241227	1		RETAINER, roof header trim
72	9000 (Sun Roof)	.	1241347	1		BUMPER, sliding pnl.
72	3337 (Sun Roof)	.	1241513	6		CLIP, trim retainer.

12.811 GLASS, SKYLIGHT

646	Sportwagons	4414020	RH	27.00	GLASS, frt.
64-66	Sportwagons	4414021	LH	27.00	GLASS, frt.
64-66	Sportwagons	4413684	RH	28.45	GLASS, side
64-66	Sportwagons	4413685	LH	28.45	GLASS, side
NOTE. 1967 Sportwagons 1st type Neutral" glass, 2nd type darker "Super Neutral Glass."						
67	Sportwagons	1st Type...	4413684	RH	28.45	GLASS, side
67	Sportwagons	1st Type...	4413685	LH	28.45	GLASS, side
67	Sportwagons	2nd Type ..	7719235	RH	28.40	GLASS, side
67	Sportwagons	2nd Type ..	7719236	LH	28.40	GLASS, side
67	Sportwagons	1st Type...	4414020	RH	27.00	GLASS, frt
67	Sportwagons	1st Type...	4414021	LH	27.00	GLASS, frt
67	Sportwagons	2nd Type ..	7719233	RH	27.00	GLASS, frt
67	Sportwagons	2nd Type ..	7719234	LH	27.00	GLASS, frt
68-69	Sportwagons	7734954	1	60.60	GLASS, front
68-69	Sportwagons	7737947	RH	25.70	GLASS, side
68-69	Sportwagons	7737948	LH	25.70	GLASS, side
NOTE. Caulking kit required is listed n group 10.027 spacers in group 10.027.						

12.812 EMBLEM—INSERT—RING, ROOF PANEL ORNAMENT

61-62	4317-47	1360207	2	4.82	EMBLEM & ATCH PARTS
62-64	Wildcat	1360208	RH	2.51	ORNAMENT, insert 8i ring <i>Ik</i> atch. parts pkg roof panel also used 12.1 16
63-64	4639-47	1360209	2	2.82	ORNAMENT, insert & ring, roof panel (also used 12.1 16)
64	4337-69	1365465	RH	.97	EMBLEM & ATCH. PARTS (also used 12.1 16)
64	4337-69	1365466	LH	.97	EMBLEM 8t ATCH. PARTS (also used 12.116)
64	4337-69	1365463	2	1.59	PLATE & ATCH. PARTS, name "Skylark"
65	4327-37-69-4427-37-69	..	1365463	2	1.59	NAME PLATE & ATCH. PARTS, "Skylark"
65	4427-37 Gran Sport		1365756	2	5.15	PLATE & ATCH. PARTS (Gran Sport)—(1 2.1 1 6)
66	8200-8437-39-69 Soft					
			7602276	2	2.15	EMBLEM
66-69	9487 Soft Roof Trim	1380511	2	3.02	EMBLEM (black)
66-67	9000 Soft Roof Trim	...	13B0512	2	3.02	EMBLEM (white)
67	9000 Soft Roof Trim	...	7715770	2	2.92	EMBLEM (blue)
67	9000 Soft Roof Trim	...	7715771	2	2.92	EMBLEM (green)
67	3417	4229821	2	3.79	PLATE 8c ATCH PARTS "G.S."—(12.116)
67	4307-17-39-4407-17-39-69	1360207	1	4.82	PLATE, name
69	3327	4229821	2	3.79	PLATE & ATCH. PARTS, "G.S."—(12.116)
67-68	8000	7681951	2	1.69	EMBLEM
67-68	8439	7711059	2	5.02	EMBLEM, "Limited"
6B-69	3500-4437-39-69	7759501	2	3.02	EMBLEM
68	9000 Soft Roof Trim	...	7794004	2	2.67	EMBLEM (buckskin)
68	9000 Soft Roof Trim	...	7794002	2	2.67	EMBLEM (covert)

68	9000 Soft Roof Trim	7794003	2	2.67	EMBLEM (parchment)
69	9487 Soft Roof Trim	8757950	2	2.61	EMBLEM (med. fawn)
69	9487 Soft Roof Trim	8757949	2	2.61	EMBLEM (dark fawn)
69	9487 Soft Roof Trim	8761702	2	2.61	EMBLEM (green)
69	9487 Soft Roof Trim	8757951	2	2.61	EMBLEM (maroon)
69	9487 Soft Roof Trim	8757948	2	2.61	EMBLEM (parchment)
69-70	50-6000 Soft Roof Trim	8745200	2	3.54	EMBLEM. "Tri-Shield"
69-70	8239-57-69-8467 Soft Roof Trim less Body Emblem	8727910	2	1.90	
69-70	8457 Soft Roof Trim less Body Emblem	8727910	2	1.90	
69-70	8439 Soft Roof Trim & Body Emblem	8727910	2	1.90	EMBLEM
69	8257-69-8439-57-69	8723852	2	1.90	EMBLEM
69-70	8439-57 Body Emblem 8i Soft Roof Trim	9823097	2	2.97	PLATE, "Limited"
69-70	8439-57 Body Emblem less Soft Roof Trim	8727924	2	3.02	PLATE, "Limited"
70	3500-4437-39-69	9801857	2	2.41	EMBLEM (Tri-Shield)
70	3500-4437-39-69 Soft Roof Trim	9801858	2	2.41	EMBLEM, "Tri-Shield"
70	9487 Soft Roof Trim	8791136	2	2.46	PLATE, "Riviera"
70	9487	9817579	2	2.46	PLATE, "Riviera"
71-72	4437-39-69	9856335	2	1.90	EMBLEM (tri-shield)
71-72	6639-47	9868429	2	3.59	EMBLEM
71-72	8000	9832029	2	2.26	PLATE ("Electra 225")
71-72	8437-39	9859750	2	2.26	PLATE (Limited)
72	3337 (Sun Roof)	1240579	2	3.02	PLATE ("Sun Coupe")
64	4337-69	4889279	8	.20	CLIP, roof panel name plate (Skylark)—(1 2.1 83)
65	4327-37-69-4427-37-69	4889279	8	.20	CLIP, roof panel name plate "Skylark"—(1 2.1 83)
64	4639-47	9419761	6	.10	NUT, roof panel rr. ring to panel—(12.116)
63	4637-47	9419761	6	.10	NUT, roof panel rr. ring to panel—(12.182)
65	4327-37-4427-37	9419763	4	.10	NUT, "Gran Sport" (8.921)
66	8200-8437-39-67-9000 Soft Roof Trim	9419763	4	.10	NUT, emb. (8.921)
67	8439	9419761	6	.10	NUT, name plate "Limited"—(8.921)
67	4307-17-39-4407-17-39-69-8000	9419763	4	.10	NUT, name plate—(8.921)
68	3500-4437-39-69-8000-9000	9419763	4	.10	NUT, emb.—(8.921)
66	6000	4846869	3	.54	CLIP (12.182)
69-70	5 4-6000 Soft Roof Trim	7743510	AR	.10	CLIP, emblem—(12.1 18)
69	All	8736600	AR	.10	CLIP, barrel type-name plate
71-72	4439-37-69-8000	7743510	AR	.10	CLIP, emblem—(12.1 18)
71-72	44-6600	9875547	2	.10	CLIP, emblem
72	3337 (Sun Roof)	1241479	6		CLIP, name plate-barrel type
64-67	Sportwagons	4407394	1	1.28	REINFORCEMENT

12.812 DECAL, ROOF PANEL

72	3337	1240724		3.75	DECAL (black-stripe)
72	3337	1241755		3.75	DECAL (dk. brown-stripe)
72	3337	1240727		3.75	DECAL (covert-stripe)
72	3337	1240726		3.75	DECAL (green-stripe)
72	3337	1240728		3.75	DECAL (tan-stripe)
72	3337	1240725		3.75	DECAL (white-stripe)
72	All E		RH		DECAL, roof 8i rr. qtr. (black)
72	All E		LH		DECAL, roof ti rr. qtr. (black)
72	All E		RH		DECAL, roof 8i rr. qtr. (blue)
72	All E		LH		DECAL, roof St rr. qtr. (blue)
72	All E		RH		DECAL, roof 8t rr. qtr. (covert)
72	All E		LH		DECAL, roof 8i rr. qtr. (covert)
72	All E		RH		DECAL, roof 8i rr. qtr. (green)
72	All E		LH		DECAL, roof 8i rr. qtr. (green)
72	All E		RH		DECAL, roof 8i qtr. (pewter)
72	All E		LH		DECAL, roof 8i qtr. (pewter)
72	All E		RH		DECAL, roof St qtr. (white)
72	All E		LH		DECAL, roof & qtr. (white)

12.812 COVER, ROOF PANEL INNER ACCESS HOLE

71-73	All B/Wgn	9835253	1	67	COVER
-------	-----------	---------	---	----	-------

12.812 MOLDING SKYLIGHT REVEAL

64-67	Sportwagons	4428523	RH	4.92	MOLDING, frt. skylight-frt.-reveal
64-67	Sportwagons	4428524	LH	4.92	MOLDING, frt. skylight-frt.-reveal
64-67	Sportwagons	4428521	RH	6.00	MOLDING, frt. skylight-rr. reveal
64-67	Sportwagons	4428522	LH	6.00	MOLDING, frt. skylight-rr. reveal
64-67	Sportwagons	4430407	RH	5.55	MOLDING, side skylight upr. reveal

64-67 Sportwagons.	4430408	LH	5.70	MOLDING, side skylight upr. reveal
64-67 Sportwagons.	4430405	RH	6.30	MOLDING, side skylight lwr. reveal
64-67 Sportwagons.	4430406	LH	6.10	MOLDING, side skylight lwr. reveal
64-67 Sportwagons.	4430488	RH	3.38	MOLDING, side skylight frt. reveal
64-67 Sportwagons.	4430489	LH	3.38	MOLDING, side skylight frt. reveal
64-67 Sportwagons.	4430416	RH	13.90	MOLDING, side skylight rr. reveal
64-67 Sportwagons.	4430417	LH	13.90	MOLDING, side skylight rr. reveal
64-67 Sportwagons.	4451239	1	3.69	MOLDING, frt. skylight div. outer reveal
64-67 Sportwagons.	4430366	1	1.85	MOLDING, frt. skylight div. inner
64-67 Sportwagons.	4424879	1	4.41	MOLDING, rr. roof panel rr. reveal
68-69 Sportwagons.	7737627	RH	7.05	MOLDING, front skylight front
68-69 Sportwagons.	7737628	LH	7.05	MOLDING, front skylight front
68-69 Sportwagons.	7737630	RH	7.30	MOLDING, side skylight-upper
68-69 Sportwagons.	7737631	LH	7.30	MOLDING, side skylight-upper
68-69 Sportwagons.	7737993	RH	6.90	MOLDING, front skylight-rear
68-69 Sportwagons.	7737994	LH	6.90	MOLDING, front skylight-rear
68-69 SportwagonsL	7739800	RH	1.90	STRIP, quarter upper window Si side skylight finish —(1 1.03 1)
68-69 Sportwagons.	7739801	LH	1.90	STRIP, quarter upper window & side skylight finish —(11031)
64-67 Sportwagonsi.	4451246	1	2.56	ESCUTCHEON, frt. skylight frt. reveal mldg
64-67 Sportwagonsi.	4895602	AR	.15	CLIP, frt. skylight reveal-frt. 8i rr. (emer.)—(10.096)
64-67 Sportwagons.	8736590	AR	.10	CLIP, frt. skylight reveal mldg.-frt. 8i rr.—(1 1.209)
64-67 Sportwagons.	4432216	3	.25	CLIP, frt. skylight outer divided mldg
64-67 Sportwagons.	4418710	4	.30	CLIP, rr. roof panel rr. reveal mldg
64-67 Sportwagonsi.	4418710	2	.30	CLIP, side skylight rr. inner reveal mldg
64-67 Sportwagons.	4465269	2	1.08	CLIP, side skylight rr. outer reveal mldg. upr.
65-67 Sportwagons.	8736590	2	.10	CLIP, side skylight reveal mldg. lwr. frt.—(1 1.209) ..
65-67 Sportwagons.	8736590	AR	.10	CLIP, frt. skylight reveal mldg. rr.—(1 1.209)
65-67 Sportwagons.	8736590	2	.10	CLIP, frt. skylight reveal mldg. lwr. corner—(1 1.209)
65-67 Sportwagonsi.	8736590	2	.10	CLIP, frt. skylight reveal mldg. frt. end—(1 1.209)——
65-66 Sportwagons.	8736586	12	.10	CLIP, frt. skylight reveal mldg.-frt.—(10.096)
65-66 Sportwagons.	8736586	AR	.10	CLIP, side skylight reveal mldg.-upr. 8c lwr.-frt. & rr— (10.096)
65-66 Sportwagons.	9891400	AR	.05	CLIP, frt. skylight reveal mldg. frt. & rr.-emer.— (10.096)
65-66 Sportwagons	9891400	AR	.05	CLIP, side skylight reveal mldg. frt.-upr. 8i lwr.-emer. —(10.096)
65 Sportwagons.	8736590	2	.10	CLIP, side skylight reveal mldg. lwr. frt.—(1 1.209) ..
67-69 Sportwagons.	9891400	AR	.05	CLIP, skylight reveal mldg. (emergency)—(10.096) .
67 Sportwagons.	8736586	AR	.10	CLIP, side skylight reveal mldg. upr. 8c lwr. frt. & rr. —(10.096)
68 Sportwagonsi	8736585	8	.15	CLIP, frt. skylight mldg.-rr.—(1 1.209)
68 Sportwagonsi.	8736585	10	.15	CLIP, side skylight-upr. mldg—(1 1.209)
68 Sportwagons.	7741144	4	.10	CLIP, front skylight-lower rear—(1 1.209)
68 Sportwagonsi	8736591	2	.10	CLIP, end mldg
68-69 SportwagonsL	7731069	12	.10	CLIP, quarter window 8c skylight lower reveal mldg. (snap-on type)
69 Sportwagonsi	8736585	10	.15	CLIP, front skylight-front
69 Sportwagons.	8736590	1	.10	CLIP, front 8c side skylight reveal mldg. (emergency) —(10.096)
69 Sportwagons.	8736585	AR	.15	CLIP, skylight reveal mldg—(10.096)
69 Sportwagonsi.	8736585	AR	.15	CLIP, reveal mldg. skylight—(10.096)
71 4400-6600.	9875547	4	.10	CLIP, roof pnl. emblem 8c tri-shield—(12.080)
71 8000.	9875547	6	.10	CLIP, roof pnl. name plate—(12.080)
71 44-66-8000.	9875547	AR	.10	CLIP, monogram—(1 2.1 1 8)
64-67 Sportwagons.	9419763	2	.10	NUT, side skylight rr. inner 8c outer reveal clip— (8.921)
66-67 Sportwagons.	9419763	AR	.10	NUT, rr. roof panel rr. reveal mldg.—(8.92 1)
64-66 Sportwagons	4470388	AR	.06	SPACER, skylight frt. 8i side reveal mldg
65-67 Sportwagons	4470388	8	.06	SPACER, side skylight upr. 8c lwr. reveal mldg. (also used 1 1.031)
68 Sportwagons.	7727699	21	.10	SPACER (anti-squeak) (1 1.031)
65-67 SportwagonsL	4470388	12	.06	SPACER, frt. skylight frt. 8i rr. reveal mldg
64 Sportwagons.	9414752	AR	.10	SCREW, lwr. 8c frt. garnish mldg—(10.225)
65 Sportwagons.	4492963	AR	.10	SCREW, side skylight mldg.—upr. frt. 8i rr. clip (No. 4-24 x ") (12.1 18)
65 Sportwagons.	4492963	AR	.10	SCREW, side skylight mldg.-lwr. frt. 8c rr. clip (No. 4- 24 x %) (12.118)
65 Sportwagons.	4492963	12	.10	SCREW, frt. skylight reveal mldg. frt. clip—(1 2.1 1 8)
12.815 ADAPTER—GASKET—INSULATOR—STRAP, LUGGAGE CARRIER				
NOTE: For models not listed refer to parts listings by specific model 8c year Grp. 12.815.				
57-66 All Wagons exc. 4255-				
65-4355-65 with				
Permanent Mount Roof				
Top Carrier.	9775527	4	3.38	ADAPTER, tube (oval)

67	All Wagons W/Luggage						
	<u>Rack</u>	9775527	4	3.38	ADAPTER, tube (oval) ski rack . . .		
61-62	<u>All Wagons</u>	3784105	AR	.46	<u>CLIP (longitudinal straps)</u>		
63	4435-45-4635 1st Type	3784105	24	.46	CLIP, cross to longitudinal straps		
57-58	<u>49-49D</u>	528403	6	.20	<u>GASKET, rail supt. (4 holes)</u>		
59	4435-4635 1st Type	528403	6	.20	GASKET, rail supt. (4 holes)		
59-60	<u>All Wagons</u>	3769907	AR	.30	<u>GASKET, rail supt. (2 holes)</u>		
61-63	<u>All Wagons</u>	3769907	AR	.30	<u>GASKET, rail supt. (2 holes)</u>		
64	<u>4635-45</u>	3769907	6	.30	<u>GASKET, rail supt. (2 holes)</u>		
61-62	<u>All Wagons</u>	3866577	8		INSULATOR, strap (longitudinal)		
61-62	<u>All Wagons</u>	3788017	AR	.15	<u>INSULATOR, strap (cross)</u>		
63	<u>4435-45-4635</u>	3866577	8		INSULATOR, strap (longitudinal)		
64	<u>4635-45</u>	3866577	8		INSULATOR, strap (longitudinal)		
63	4435-45-4635 1st Type	3788017	AR	.15	<u>INSULATOR, strap (cross)</u>		
64-67	<u>Special Wagons</u>	3843518	2	1.08	<u>INSULATOR (No. 3) strap</u>		
57-66	All exc. Wagons with Permanent Roof Top Carriers	9775801	6	1.64	INSULATOR, roof luggage carrier & ski rack		
57-65	<u>All</u>	1372148	1	2.56	<u>LOCK CYLINDER, ski rack (uncoded)</u>		
57-63	<u>All Wagons</u>	528846	AR	.20	<u>NUT, carrier to roof (also used 12.180)</u>		
57-66	All exc. Wagons with Permanent Roof Top Carrier	9775802	2	14.35	RAIL END, oval-roof luggage carrier		
57-66	All exc. Wagons with Permanent Roof Top Carrier	9775803	6	6.70	STRAP, longitudinal-roof luggage carrier.		

NOTE. 1st type with box section.

NOTE. Ski rack lock cylinders are available ** ordering direct from Briggs and Stratton Corp., 2711 N. 13th St., Milwaukee, Wis. Specify k^o number as shown on keys to your ski rack lock

12.815 SKI RACK & LUGGAGE ADJUSTER PARTS

57-66	All exc. Wagons with Permanent Roof Top Carriers	9775806	RH	6.95	BASE, luggage carrier & ski rack mtg. roof top		
57-66	All exc. Wagons with Permanent Roof Top Carriers	9775807	LH	6.95	BASE, luggage carrier & ski rack mtg. roof top		
57-62	All exc. Conv.	1355538	4	2.26	CLAMP & STRAP		
64-66	All exc. Wagons with Luggage Rack	9775761		1.23	CLIP, strap 8t hood-ski rack-on roof		
64-66	All exc. Wagons	1368609		1.90	CLIP, longitudinal strap to cross strap on trunk		
57-64	All exc. Wagons with Permanent Roof Top Carriers	9775801		1.64	INSULATOR, roof luggage carrier & ski rack		
64-66	All exc. Wagons	1368607		1.38	INSULATOR, longitudinal strap-on trunk		
64-66	All exc. Wagons	1368647		.92	INSULATOR, strap-with hole-on trunk		
57-70	All exc. Conv.	1372148		2.56	LOCK CYLINDER (uncoded)		
57-66	All exc. Wagons with Permanent Roof Top Carriers	1367879		1.23	PAD, luggage carrier Sf ski rack base		
57-66	All exc. Wagons	1367877		7.90	RAIL, end luggage carrier adapter-trunk lid		
57-66	All exc. Wagons with Permanent Roof Top Carrier	9775805	2	12.15	RAIL, side-ski rack		
57-66	All exc. Wagons	1368648	2	8.45	STANCHION, base (r. rr. Sf l. frt.) ski rack		
57-66	All exc. Conv.	1355694	AR	4.92	STANCHION, top frt. (l. hand) rr. (r. hand) ski rack		
57-66	All exc. Conv.	1355695	AR	4.92	STANCHION, top frt. r. hand) rr. (l. hand) ski rack .		
65-66	All exc. Wagons	1368649	2	8.45	STANCHION, base (r. frt. 8i l. rr.) ski rack		
64-66	All exc. Wagons	1368597		3.95	STRAP, ski rack-on trunk		
64-66	All exc. Wagons with Luggage Rack	9775949		4.5 1	STRAP SL INSULATOR, ski rack-on roof		
65	All Wagons W/Luggage Rack	9781625		3.23	TUBE, ext.-ski rack adapter		
67	All Wagons W/Luggage Rack	9781625		3.23	TUBE, ext.-ski rack adapter		

12.815 RACK, ROOF TOP CARRIER

68-72	3000 Wagons	981531	1	59.05	RACK, roof		
71-72	All B/Wgns. (Dir. Installed)	994158	1	10.00	RACK, roof (dir. installation rack)		

12.815 SKI RACK & LUGGAGE CARRIER

71-72	3436 w/Permanent Roof Top Carrier	981624			SKI RACK		
71-72	All exc. Conv.	988969		61.50	SKI RACK		

12.815 LUGGAGE CARRIER & COVER			
40-72	All w/Drip Mldgs. exc. Conv. & Wagons w/Roof Carrier.981554	38.50 CARRIER 8i CANVAS COVER (roof mtg.)
64-67	Skylark Sportwagon w/Permanent Roof Top Carrier.980909	37.35 LUGGAGE COVER (31" x 46")
68-72	3000 Wagons (with Roof Top Carrier).981559	37.35 LUGGAGE COVER (37" x 46")
71-72	6035-45.981769	42.80 LUGGAGE COVER (40" x 42")

12.815 1 964-67 SPECIAL WAGON LUGGAGE CARRIER			
64-67	Specia Wagons.	3892101	2 2.46 BASE (RH-rr. & LH-frt.) side
64-67	Specia WagonsL.	3892102	2 2.46 BASE (RH-frt. & LH-rr.) side
64-67	Specia WagonsL.	3843511	1 2.15 BASE, ctr. supt.
64-67	Specia WagonsL.	3843512	4 .10 GASKET, side base supt.
64-67	Specia WagonsL.	3834282	1 .15 GASKET, ctr. base supt.
64-67	Specia WagonsL.	3843516	2 1.08 INSULATOR (No. 1-strap)
64-67	Specia WagonsL.	3843517	2 1.08 INSULATOR (No. 2-strap)
64-67	Specia Wagons.	3843518	2 1.08 INSULATOR (No. 3-strap)
64-67	Specia WagonsL.	528846	AR .20 NUT, carrier to roof (VV—20 1 VV)
64-67	Specia Wagons.	3889470	RH 3.79 RAIL, frt.
64-67	Specia Wagons.	3889469	LH 4.00 RAIL, frt.
64-67	Specia Wagons.	1377156	RH 7.05 RAIL, side.
64-67	Specia Wagons.	1377157	LH 7.05 RAIL, side.
64-67	Specia WagonsL.	3891452	1 5.20 RAIL, rr.
64-67	Specia Wagons.	3843513	2 3.59 STRAP (No. 1).
64-67	Specia Wagons.	3843514	2 3.64 STRAP (No. 2).
64-67	Specia Wagons.	3843515	2 3.74 STRAP (No. 3).
64-67	Specia Wagons.	3843519	2 3.90 STRAP (cross).
64-67	Specia Wagons.	589618	1 5.02 SUPPORT, ctr.-frt.
64-67	Specia Wagons.	385124	RH 4.82 SUPPORT, frt.
64-67	Specia Wagons.	385125	LH 4.97 SUPPORT, frt.
64-67	Specia Wagons.	3834274	RH 3 5.4 SUPPORT, rr.
64-67	Specia Wagons.	3834273	LH 3.54 SUPPORT, rr.

12.815 1964-6 SPORTWAGON			
64-67	Sportwagonsi.	3892101	2 2.46 BASE, side (RH-rr. & LH-frt.).
64-67	Sportwagons.	3892102	2 2.46 BASE, side (RH-frt. & LH-rr.).
64-67	Sportwagonsi.	3843511	1 2.15 BASE, ctr. supt.
64-67	Sportwagonsi.	3843512	4 .10 GASKET, side base supt.
64-67	Sportwagonsi.	3834282	1 .15 GASKET, ctr. base supt.
64-67	Sportwagons.	589417	2 1.08 INSULATOR (No. 1-strap)
64-67	Sportwagons.	589418	2 1.18 INSULATOR (No. 2-strap)
64-67	Sportwagons.	589419	2 1.13 INSULATOR (No. 3-strap)
64-67	Sportwagons.	528846	AR .20 NUT, carrier to roof.
64-67	Sportwagons.	1377156	RH 7.05 RAIL, side.
64-67	Sportwagonsi.	1377157	LH 7.05 RAIL, side.
64-67	Sportwagons.	1377158	RH 4.77 RAIL, frt.
64-67	Sportwagons.	1377159	LH 4.77 RAIL, frt.
64-67	Sportwagons.	589410	1 6.65 RAIL, rr.
64-67	SportwagonsL.	589411	2 4.10 STRAP, cross.
64-67	Sportwagonsi.	589414	2 4.20 STRAP (No. 1).
64-67	Sportwagons.	589415	2 4.61 STRAP (No. 2).
64-67	Sportwagons.	589416	2 4.31 STRAP (No. 3).
64-67	Sportwagons.	589618	1 5.02 SUPPORT, ctr.-frt.
64-67	Sportwagons.	385124	RH 4.82 SUPPORT, frt.
64-67	Sportwagons.	385125	LH 4.97 SUPPORT, frt.
64-67	Sportwagons.	3834274	RH 3.54 SUPPORT, rr.
64-67	Sportwagons.	3834273	LH 3.54 SUPPORT, rr.

12.815 1 968-3435 LUGGAGE CARRIER & PARTS			
68	3435.	1387570	RH 7.55 BASE
68	3435.	1387571	LH 7.55 BASE
68	3435.	1387590	AR 5.07 CAP, side rail-end.
68	3435.	3897588	AR .41 CLAMP, extension.
68	3435.	1387589	AR .20 CLAMP, frt. rail.
68	3435.	3907699	AR 2.97 EXTENSION, rr. rail.
68	3435.	1387588	4 .46 GASKET, base.
68	3435.	1387586	6 1.49 INSULATOR, longitudinal strap.
68	3435.	528846	8 .20 NUT, carrier to roof (VV—20 x 1VV).
68	3435.	1387580	1 10.40 RAIL, rr.
68	3435.	3950010	1 9.80 RAIL, frt. (also use 2-3907699 ext., 2-389758 clamp 8i 2-3897590 screw).
68	3435.	1387576	RH 13.90 RAIL, side.
68	3435.	1387577	LH 13.90 RAIL, side.
68	3435.	3897590	AR .10 SCREW, rr. rail ext. to clamp.

68	3435.	9431750	AR		SCREW, base to roof (oval hd.)
68	3435.	9428080	AR	.30	SCREW, supt. to base (oval hd.)
68	3435.	3892100	AR	.10	SCREW, crossmember strap to base
68	3435.	.1387584	6	6.95	STRAP, longitudinal
68	3435.	.1387572	RH	4.92	SUPPORT
68	3435.	.1387573	LH	5.25	SUPPORT
68	3435.	.1387582	2	4.00	STRAP, crossmember

12.815 1968 4455-65 LUGGAGE CARRIER PARTS

68	4455-65.	.1387570	RH	7.55	BASE
68	4455-65.	.1387571	LH	7.55	BASE
68	4455-65.	.1387590	AR	5.07	CAP, side rail-end
68	4455-65.	.3897588	AR	.41	CLAMP, ext.
68	4455-65.	.1387589	AR	.20	CLAMP, frt. rail
68	4455-65.	.3907699	AR	2.97	EXTENSION, rr. rail
68	4455-65.	.1387588	AR	.46	GASKET, base
68	4455-65.	.1387587	AR	1.44	INSULATOR, longitudinal strap
68	4455-65.	.1387574	RH	21.90	RAIL, side
68	4455-65.	.1387575	LH	21.90	RAIL, side
68	4455-65.	.1387581	1	7.75	RAIL, frt. (also use 2-3907699, 2-3897588 & 4-3897590)
68	4455-65.	.1387581	1	7.75	RAIL, rr.
68	4455-65.	3897590	AR	.10	SCREW, rr. rail ext. to clamp
68	4455-65.	9431750	AR		SCREW, roof rack base to roof (oval hd.)
68	4455-65.	9428080	AR	.30	SCREW, roof rack supt. to base (oval hd.)
68	4455-65.	3892100	AR	.10	SCREW, crossmember strap to base (oval hd.)
68	4455-65.	.528846	AR	.20	NUT, carrier to roof ('A"—20 x 1'A")
68	4455-65.	.1387583	2	3.54	STRAP, crossmember
68	4455-65.	.1387585	5	6.35	STRAP, longitudinal
68	4455-65.	.1387572	RH	4.92	SUPPORT
68	4455-65.	.1387573	LH	5.25	SUPPORT

12.815 1969 4456-66 LUGGAGE CARRIER PARTS

69	4456-66.	.1233152	1	4.20	ADAPTER, frt. rail (RH-frt. corner)
69	4456-66.	.1233153	1	4.20	ADAPTER, frt. rail (LH-frt. corner)
69	4456-66.	.1233186	2	6.70	BASE (RH-frt. 8. LH-rr.)
69	4456-66.	.1233187	2	6.70	BASE (RH-frt. & LH-rr.)
69	4456-66.	.1387590	AR	5.07	CAP, side rail-end
69	4456-66.	.3897588	2	.41	CLAMP, extension
69	4456-66.	.3907699	2	2.97	EXTENSION, rr. rail
69	4456-66.	.1233172	2	1.03	GASKET, tie down rail
69	4456-66.	.1233156	4	.40	GASKET, base
69	4456-66.	.1387587	AR	1.44	INSULATOR, longitudinal strap
69	4456-66.	.528846	AR	.20	NUT, platform to roof ('A"—20 x VA")
69	4456-66.	.1387581	1	7.75	RAIL, rr.
69	4456-66.	.1233176	1	7.90	RAIL, frt.
69	4456-66.	.1233155	2	10.40	RAIL, tie down
69	4456-66.	.1232388	RH	21.90	RAIL, side
69	4456-66.	.1232389	LH	21.90	RAIL, side
69	4456-66.	.3897590	2	.10	SCREW, rr. rail ext. to clamp
69	4456-66.	.9431750	AR		SCREW, rack to roof (oval hd.)
69	4456-66.	.9428080	AR	.30	SCREW, supt. to base (oval hd.)
69	4456-66.	.3892100	AR	.10	SCREW, crossmember strap to base
69	4456-66.	.9428175	AR	.15	SCREW, carrier to roof ('A"—20 x 1 %")
69	4456-66.	.1387583	AR	3.54	STRAP, crossmember
69	4456-66.	.1233158	5	4.61	STRAP & END CAP, longitudinal
69	4456-66.	.1233160	2	6.95	SUPPORT (right side)
69	4456-66.	.1233161	2	6.95	SUPPORT (left side)

1969-72 3435-36 LUGGAGE CAF

69-72	3435-36.	.3949271	2	5.07	ADAPTER, frt. rail
69-72	3435-36.	.3897554	1	2.26	BASE, ctr. supt
69-72	3435-36.	.1233186	2	6.70	BASE (RH-frt. 8i LH-rr.)
69-72	3435-36.	.1233187	2	6.70	BASE (LH-frt. 8i RH-rr.)
69-72	3435-36.	.1387590	AR	5.07	CAP, side rail end
69-72	3435-36.	.3897588	AR	.41	CLAMP, rr. rail ext.
69-72	3435-36.	.3907699	AR	2.97	EXTENSION, rr. rail
69-72	3435-36.	.1233171	2	1.18	GASKET, tie down rail
69-72	3435-36.	.1234490	1	.62	GASKET, mtg. brkt. ctr. supt.
69-72	3435-36.	.3907678	1	.20	GASKET, ctr. support
69-72	3435-36.	.1233156	4	.40	GASKET, base
69-72	3435-36.	.1233177	2	1.23	INSULATOR, longitudinal (outer)
69-72	3435-36.	.1233168	2	1.28	INSULATOR, longitudinal (ctr.)
69-72	3435-36.	.1233166	2	1.33	INSULATOR, longitudinal (inner)
69-72	3435-36.	.528846	AR	.20	NUT, carrier to roof ('A"—20 x 1 'A")
69-72	3435-36.	.1387580	1	10.40	RAIL, rr.
69-72	3435-36.	.3950011	2	7.90	RAIL, frt.
69-72	3435-36.	.1233159	2	10.95	RAIL, tie down

69-72	3435-36..	1232390	RH	16.95	RAIL, side.....
69-72	3435-36..	1232391	LH	16.95	RAIL, side.....
69-72	3435-36..	9428175	AR	.15	SCREW, carrier to roof fA"—20 x
69-72	3435-36..	3897590	AR	.10	SCREW, rr. rail ext. to clamp.....
69-72	3435-36..	1387582	AR	4.00	STRAP, crossmember.....
69-72	3435-36..	1233164	2	4.97	STRAP, longitudinal (inner).....
69-72	3435-36..	1233165	2	4.77	STRAP, longitudinal (ctr.).....
69-72	3435-36..	1233167	2	4.56	STRAP, longitudinal (outer).....
69-72	3435-36..	3949268	1	5.25	SUPPORT, ctr.....
69-72	3435-36..	1233160	RH	6.95	SUPPORT.....
69-72	3435-36..	1233161	LH	6.95	SUPPORT.....

12.815 1970 6036-46 LUGGAGE CARRIER PARTS

70	6036-46..	3949271	2	5.07	ADAPTER, frt. rail.....
70	6036-46..	1233186	2	6.70	BASE (RH-frt. & LH-rr.).....
70	6036-46..	1233187	2	6.70	BASE (RH-rr. & LH-frt.).....
70	6036-46..	3897554	2	2.26	BASE, ctr. supt.....
70	6036-46..	1387590	AR	5.07	CAP, side rail-end.....
70	6036-46..	3897588	AR	.41	CLAMP, extension.....
70	6036-46..	3907699	AR	2.97	EXTENSION, rr. rail.....
70	6036-46..	1233156	AR	.40	GASKET, base.....
70	6036-46..	1234490	1	.62	GASKET, mtg. brkt. ctr. supt.....
70	6036-46..	1234492	2	.30	GASKET, tie down roof rail.....
70	6036-46..	3866578	AR		INSULATOR, strap (25 ft. roll).....
70	6036-46..	3949265	2	7.05	RAIL, frt.....
70	6036-46..	3949264	1	7.75	RAIL, rr.....
70	6036-46..	3949269	LH	8.80	RAIL, side.....
70	6036-46..	3949270	RH	8.80	RAIL, side.....
70	6036-46..	1234491	2	10.35	RAIL, tie down.....
70	6036-46..	3897590	AR	.10	SCREW, rr. rail ext. to clamp.....
70	6036-46..	9431750	AR		SCREW, base to roof (oval hd.).....
70	6036-46..	9428080	AR	.30	SCREW, support to base (oval hd.).....
70	6036-46..	9428175	AR	.15	SCREW, carrier to roof ("A"—20 x 1"A).....
70	6036-46..	3880989	2	4.25	STRAP, longitudinal-ctr.....
70	6036-46..	3880990	2	3 69	STRAP, longitudinal-outer.....
70	6036-46..	3880988	2	4.46	STRAP, longitudinal-inner.....
70	6036-46..	3965109	2	4.20	STRAP, crossmember.....
70	6036-46..	3949268	1	5.25	SUPPORT, ctr.....
70	6036-46..	1233160	2	6.95	SUPPORT (right side).....
70	6036-46..	1233161	2	6.95	SUPPORT (left side).....
70	6036-46..	528846	AR	.20	NUT, carrier to roof (sealer type).....

12.815 1971-73 ALL B/WAGONS LUGGAGE CARRIER PARTS (FACTORY INSTALLED)

71-73	All B/Wgn.	9846023	2	.77	GASKET, frt. rail supt. (side).....
71-73	All B/Wgn.	9846474	2	.97	GASKET, rr. rail supt.....
71-73	All B/Wgn.	9851459	2	.51	GASKET, inner skid strip.....
71-73	All B/Wgn.	9845349	1	.77	GASKET, frt. rail supt-ctr.....
71-73	All B/Wgn.	9851460	3	.40	GASKET, ctr. & outer skid strip.....
71-73	All B/Wgn.	528846	AR	.20	NUT ("A"—20 x 1 "A") sealing type.....
71-73	All B/Wgn.	9844801	1	8.70	RAIL, rr.....
71-73	All B/Wgn.	9844848	RH	4.61	RAIL, frt.....
71-73	All B/Wgn.	9844849	LH	4.61	RAIL, frt.....
71-73	All B/Wgn.	9845068	2	8.15	RAIL, side.....
71-73	All B/Wgn.	9428175	AR	.15	SCREW ("A"—20 x 1"A)—(8.908).....
71-73	All B/Wgn.	9839263	2	5.40	STRIP, skid inner (atch. to roof pnl.).....
71-73	All B/Wgn.	9839264	3	5.07	STRIP, skid outer & ctr. (atch. to roof pnl.).....
71-73	All B/Wgn.	9845892	RH	9.50	SUPPORT, rr. rail-side.....
71-73	All B/Wgn.	9845893	LH	9.50	SUPPORT, rr. rail-side.....
71-73	All B/Wgn.	9845958	RH	8.95	SUPPORT, frt. rail-side.....
71-73	All B/Wgn.	9845959	LH	8.95	SUPPORT, frt. rail-side.....
71-73	All B/Wgn.	9845960	1	6.40	SUPPORT, frt. rail-ctr.....
71-72	All B/Wgn.	4860758	10	.10	WASHER, supt. to pnl.—(1 1.38 1).....

12.815 1971-73 ALL B/WAGONS LUGGAGE CARRIER PARTS (DEALER INSTALLED)

71-72	All B/Wgn.	3995176	RH	.97	BRACKET, cross strap.....
71-72	All B/Wgn.	3995175	LH	.97	BRACKET, cross strap.....
71-72	All B/Wgn.	3995156	6	.87	CLIP, outer strap.....
71-73	All B/Wgn.	9846023	2	.77	GASKET, frt. rail supt. (side).....
71-73	All B/Wgn.	9846474	2	.97	GASKET, rr. rail supt.....
71-73	All B/Wgn.	9845349	1	.77	GASKET, frt. rail supt. (ctr.).....
71-72	All B/Wgn.	3995151	3	1.38	INSULATOR (inner).....
71-72	All B/Wgn.	3995152	2	1.03	INSULATOR (outer).....
71-73	All B/Wgn.	528846	10	.20	NUT ("A"—20 x 1"A") sealing type.....
71-73	All B/Wgn.	9844801	1	8.70	RAIL, rr.....
71-73	All B/Wgn.	9844848	RH	4.61	RAIL, frt.....
71-73	All B/Wgn.	9844849	LH	4.61	RAIL, frt.....

71-73	All B/Wgn.	9845068	2	8.15	RAIL, side.....
71-73	All B/Wgn.	9428175	10	.15	SCREW (1/2" x 20 x r/8")—(8.908) . .
71-72	All B/Wgn.	3995154	4	.15	SCREW (#8—18 x %").....
71-72	All B/Wgn.	3995150	3	4.36	STRAP (inner) (atch. to cross strap)
71-72	All B/Wgn.	3995148	RH	4.05	STRAP (outer) (atch. to cross strap)
71-72	All B/Wgn.	3995147	LH	4.05	STRAP (outer) (atch. to cross strap)
71-72	All B/Wgn.	3995149	2	4.61	STRAP, cross.....
71-73	All B/Wgn.	9845892	RH	9.50	SUPPORT, rr. rail side.....
71-73	All B/Wgn.	9845893	LH	9.50	SUPPORT, rr. rail side.....
71-73	All B/Wgn.	9845958	RH	8.95	SUPPORT, frt. rail side.....
71-73	All B/Wgn.	9845959	LH	8.95	SUPPORT, frt. rail side.....
71-73	All B/Wgn.	9845960	1	6.40	SUPPORT, frt. rail ctr.....

12.840 RONT BODY HINGE P

not listed refer group 12.486

66-67	30-4000 (4 Drs.) exc. 43-4439.....	7650300	RH	48.65	PANEL (also used 12.486)
66-67	30-4000 (4 Drs.) exc. 43				
		7650301	LH	48.65	PANEL (also used 12.486)
66-67	43-4439.....	7650302	RH	48.65	PANEL (also used 12.486)
66-67	43-4439.....	7650303	LH	48.65	PANEL (also used 12.486)
66-67	30-4000 Conv.	7650308	RH	48.65	PANEL (also used 12.486)
66-67		7650309	LH	48.65	PANEL (also used 12.486)
66-67	30-4000 (2 Dr. Coupe)	7650304	RH	49.35	PANEL (also used 12.486)
66-67	30-4000 (2 Dr. Coupe)	7650305	LH	49.35	PANEL (also used 12.496)
66-67	30-4000 (2 Dr. H.T.)	7650306	RH	50.60	PANEL.....
66-67	30-4000 (2 Dr. H.T.)	7650307	LH	50.60	PANEL.....
67	50-6000 (4 Dr. Sedan)	7715744	RH	50.55	PANEL.....
67	50-6000 (4 Dr. Sedan)	7715745	LH	51.50	PANEL.....
67	50-60-8000 Conv.....	7715755	LH	50.55	PANEL.....
67	50-60-8000 Conv.....	7715754	RH	50.55	PANEL.....
67	50-60-8000 (2 & 4 Dr. HT.).....	7715746	RH	52.55	PANEL.....
67	50-60-8000 (2 & 4 Dr. HT.).....	7715747	LH	52.55	PANEL.....
67	8000 (4 Dr. Sedan)	7653376	RH	52.40	PANEL.....
67		7715753	LH	52.40	PANEL.....
67	9000	4540152	RH	76.45	PANEL (hinge attach. holes are 1/2", s"—18 thread)
67	9000	4540153	LH	76.45	PANEL (hinge attach. holes are 1/2", s"—18 thread)
67		7711202	LH	68.20	PANEL (hinge attach. holes are ya"—16 thread)
68	3000 (2 Dr. Coupe)	8731862	RH	54.60	PANEL.....
68	3000 (2 Dr. Coupe)	8731863	LH	54.60	PANEL.....
68	30-4000 (2 Dr. H.T.)	8731866	RH	54.60	PANEL.....
68	30-4000 (2 Dr. H.T.)	8731867	LH	54.60	PANEL.....
68	30-4000 (4 Dr.) exc. H.T.	8731864	RH	54.60	PANEL.....
68	30-4000 (4 Dr.) exc. H.T.	8731865	LH	54.60	PANEL.....
68	4000 (4 Dr. H.T.)	8731868	RH	54.60	PANEL.....
68	4000 (4 Dr. H.T.)	8731869	LH	54.60	PANEL.....
68-69		8740730	RH	59.60	PANEL.....
68-69		8740731	LH	59.60	PANEL.....
68	50-6000 (4 Dr. Sedan)	7729867	RH	57.50	PANEL.....
68	50-6000 (4 Dr. Sedan)	7729868	LH	57.50	PANEL.....
68	50-60-8000 (2 8i 4 Dr. H.T.).....	7729870	RH	57.50	PANEL
68	50-60-8000 (2 8i 4 Dr. HT.).....	7729871	LH	57.50	PANEL .
68	50-60-8000 Conv.	7729874	RH	55.25	PANEL .
68	50-60-8000 Conv.	7729875	LH	55.25	PANEL .
68	8000 (4 Dr. Sedan)	7729876	RH	54.35	PANEL .
68	8000 (4 Dr. Sedan)	7729877	LH	54.35	PANEL .
68	9000.....	7795960	RH	74.50	PANEL .
68	9000.....	7795961	LH	74.50	PANEL .
69-72	3327.....	8800614	RH	56.90	PANEL .
69-72		8800615	LH	56.90	PANEL .
69-72	30-4000 4 Drs. exc 4439.....	8800616	RH	56.90	PANEL .
69-72	30-4000 4 Drs. exc. 4439.....	8800617	LH	56.90	PANEL .
69	4000 4 Dr. H.T.	8740724	RH	59.60	PANEL .
69	4000 4 Dr. H.T.	8740725	LH	59.60	PANEL .
69-70	50-6000 (4 Dr. Sedan)	9803876	RH	59.45	PANEL .
69-70	50-6000 (4 Dr. Sedan)	9803877	LH	59.45	PANEL .
69	9000.....	8716502	RH	89.40	PANEL .
69	9000.....	8716503	LH	89.40	PANEL .
69-72	30-4000 (2-Dr. H.T.)	8800618	RH	58.15	PANEL .
69-72	30-4000 (2-Dr. H.T.)	8800619	LH	58.15	PANEL .
70-72	30-4000 Conv.....	8800620	RH	58.15	PANEL .
70-72	30-4000 Conv.....	8800621	LH	58.15	PANEL .

70-72	<u>4439</u>	8800622	RH	58.15	<u>PANEL</u>
70-72	<u>4439</u>	8800623	LH	58.15	<u>PANEL</u>
69-70	<u>5467-6667-8467</u>	9803878	RH	59.45	<u>PANEL</u>
69-70	<u>5467-6667-8467</u>	9815277	LH	59.70	<u>PANEL</u>
69-70	<u>50-60-8000 (2 8< 4 Dr. H.T.)</u>	8779886	RH	59.45	<u>PANEL</u>
69-70	<u>50-60-8000 (2 & 4 Dr. H.T.)</u>	8779887	LH	59.45	<u>PANEL</u>
70	<u>6036-46</u>	9803876	RH	59.45	<u>PANEL</u>
70	<u>6036-46</u>	9803877	LH	59.45	<u>PANEL</u>
69-70		9803882	RH	57.85	<u>PANEL</u>
69-70		9803883	LH	57.85	<u>PANEL</u>
70		9806536	RH	79.85	<u>PANEL</u>
70	<u>9487</u>	9806537	LH	79.85	<u>PANEL</u>
71-73	<u>All B/Conv.</u>	9829310	RH	73.30	<u>PANEL</u>
71-73	<u>All B/Conv.</u>	9829311	LH	73.30	<u>PANEL</u>
71-73	<u>All B (4 Dr. Sedan & Wgns.)</u>	9827058	RH	66.65	<u>PANEL</u>
71-73	<u>All B (4 Dr. Sedan & Wgns.)</u>	9827059	LH	66.65	<u>PANEL</u>
71-73	<u>All B-E (2 8t 4 Dr. H.T.)</u>	9829302	RH	76.35	<u>PANEL</u>
71-73	<u>All B-E (2 8t 4 Dr. H.T.)</u>	9829303	LH	76.35	<u>PANEL</u>
71-73	<u>All C (2 Dr.)</u>	9829306	RH	73.30	<u>PANEL</u>
71-73	<u>All C (2 Dr.)</u>	9829307	LH	73.30	<u>PANEL</u>
71-73	<u>All C (4 Dr. H.T.)</u>	9829308	RH	76.35	<u>PANEL</u>
71-73	<u>All C (4 Dr. H.T.)</u>	9829309	LH	76.35	<u>PANEL</u>
69	<u>50-60-8000</u>	8779680	1	.15	<u>PLUG</u> . . .
1 2.894 PANEL. FRONT DOOR INNER					
63-65	Riviera Rr. Dr. Remote Control 8i Deluxe				
	<u>A/Rest</u>	4485504	LH	130.65	<u>PANEL, in</u>
	NOTE When using on 1963 up to body 36458 also must used 2n 10.450-10.454.				
63-65	Riviera	4871320	AR	.10	<u>BOLT, dr.</u>
1 2.895 PANEL, FRONT DOOR OUTER					
61-62	<u>4019-35-45-41 19-35</u>	4792107	LH	35.35	<u>PANEL</u>
61-62	<u>4027-4317</u>	4847530	RH	35.35	<u>PANEL</u>
61-62	<u>4027-4317</u>	4847531	LH	35.35	<u>PANEL</u>
61-62	<u>4435-45-69-4635-45-4719-4819</u>	4842173	LH	39.45	<u>PANEL</u>
61-62	<u>4437-47-67-4637-47-67-4737-4847-67</u>	4840938	RH	44.60	<u>PANEL</u>
61-62	<u>4437-47-67-4637-47-67-4737-4847-67</u>	4840939	LH	44.60	<u>PANEL</u>
61-62	<u>4439-4639-4739-4839-39</u>	4842434	RH	39.45	<u>PANEL</u>
61-62	<u>4439-4639-4739-4839-39</u>	4842435	LH	39.45	<u>PANEL</u>
62	<u>4067-4167-4347-67</u>	4847532	RH	35.35	<u>PANEL</u>
62	<u>4067-4167-4347-67</u>	4847533	LH	35.35	<u>PANEL</u>
63	<u>4019-35-45-41 19-35</u>	4873070	RH	35.35	<u>PANEL</u>
63	<u>4019-35-45-41 19-35</u>	4873071	LH	35.35	<u>PANEL</u>
63	<u>4027</u>	4873086	RH	41.25	<u>PANEL</u>
63	<u>4027</u>	4873087	LH	41.25	<u>PANEL</u>
63	<u>4067-4347-67</u>	4873088	RH	41.25	<u>PANEL</u>
63	<u>4067-4347-67</u>	4873089	LH	41.25	<u>PANEL</u>
63	<u>4411</u>	4875889	LH	39.20	<u>PANEL</u>
63	<u>4435-45-69-4635-4819</u>	4873540	RH	34.60	<u>PANEL</u>
63	<u>4435-45-69-4635-4819</u>	4873541	LH	34.60	<u>PANEL</u>
63	<u>4439-4639</u>	4886500	RH	34.60	<u>PANEL</u>
63	<u>4439-4639</u>	4886501	LH	34.60	<u>PANEL</u>
63	<u>4447-67-4647-67-4847-67</u>	4873510	RH	39.20	<u>PANEL</u>
63	<u>4447-67-4647-67-4847-67</u>	4873511	LH	39.20	<u>PANEL</u>
64-65	<u>Special-Skylark (2 Dr. Coupe)</u>	4415916	RH	35.35	<u>PANEL</u>
64-65	<u>Special-Skylark (2 Dr. Coupe)</u>	4415917	LH	35.35	<u>PANEL</u>
64-65	<u>Special-Skylark (4 Dr.)</u>	4415936	RH	30.70	<u>PANEL</u>
64-65	<u>Special-Skylark (4 Dr.)</u>	4415937	LH	30.70	<u>PANEL</u>
64-65	<u>Special-Skylark H.T. & Conv.</u>	4415920	RH	35.35	<u>PANEL</u>
64-65	<u>Special-Skylark H.T. 8t Conv.</u>	4415921	LH	35.35	<u>PANEL</u>
64	<u>4439-4639</u>	4416764	RH	35.80	<u>PANEL</u>

64	4439-4639	4416765	LH	35.80	PANEL
64	4447-67-4647-67-4847-67	4416696	RH	39.20	PANEL
64	4447-67-4647-67-4847-67	4416697	LH	39.20	PANEL
64	4469-4635-45-69	4416752	RH	34.60	PANEL
64	4469-4635-45-69	4416753	LH	34.60	PANEL
64	4819	4416758	RH	34.60	PANEL
64	4829-39	4416770	RH	34.60	PANEL
64	4829-39	4416771	LH	34.60	PANEL
65-66	50-60-8000 (4 Dr. H.T.)	4488790	RH	36.85	PANEL
65-66	50-60-8000 (4 Dr. H.T.)	4488791	LH	36.85	PANEL
65-66	50-60-8000 (2 Dr.)	4488756	RH	39.20	PANEL
65-66	50-60-8000 (2 Dr.)	4488757	LH	39.20	PANEL
65-66	50-6000 (4 Dr. Sedan)	4488792	RH	36.85	PANEL
65-66	50-6000 (4 Dr. Sedan)	4488793	LH	36.85	PANEL
65-66	8000 (4 Dr. Sedan)	7586998	RH	34.60	PANEL
65	8000 (4 Dr. Sedan)	4488795	LH	34.60	PANEL
63-65		4518772	RH	52.55	PANEL
63-65	Riviera	4518773	LH	52.55	PANEL
66-67	30-4000 (2 Dr. Coupe)	7580492	RH	35.35	PANEL
66-67	30-4000 (2 Dr. Coupe)	7580493	LH	35.35	PANEL
66-67	30-4000 (2 Dr. H.T. & Conv.)	7580494	RH	35.35	PANEL
66-67	30-4000 (2 Dr. H.T. & Conv.)	7580495	LH	35.35	PANEL
66-67	30-4000 (4 Dr.) exc. 43-4439	4498542	RH	21.80	PANEL
66-67	30-4000 (4 Dr.) exc. 43-4439	4498543	LH	21.80	PANEL
66	4000 (4 Dr. H.T.)	7580502	RH	30.70	PANEL
66	4000 (4 Dr. H.T.)	7580503	LH	30.70	PANEL
66	8000 (4 Dr. Sedan)	7586998	RH	34.60	PANEL
66	8000 (4 Dr. Sedan)	7586999	LH	34.60	PANEL
66-69	9000	7752311	RH	48.45	PANEL
66-69	9000	7752312	LH	48.45	PANEL
67	4000 (4 Dr. H.T.)	7657704	RH	29.20	PANEL
67	4000 (4 Dr. H.T.)	7657705	LH	29.20	PANEL
67-68	50-6000 (4 Dr. Sedan)	7660468	RH	31.50	PANEL
67-68	50-6000 (4 Dr. Sedan)	7752458	LH	27.95	PANEL
67-68	50-60-8000 (4 Dr. H.T.)	7660466	RH	31.50	PANEL
67-68	50-60-8000 (4 Dr. H.T.)	7752457	LH	31.70	PANEL
67-68	50-60-8000 (2 Drs.)	7660464	RH	39.20	PANEL
67-68	50-60-8000 (2 Drs.)	7752456	LH	43.30	PANEL
67-68	8000 (4 Dr. Sedan)	7660470	RH	31.50	PANEL
67-68	8000 (4 Dr. Sedan)	7752459	LH	31.00	PANEL
68-69	3000 2 Dr. Coupe	7742342	RH	33.05	PANEL
68-69	3000 2 Dr. Coupe	7742343	LH	33.05	PANEL
68	30-4000 (2 Dr. H.T. & Conv.)	7742346	RH	34.60	PANEL
68	30-4000 (2 Dr. H.T. & Conv.)	7742347	LH	34.60	PANEL
68-69	30-4000 4 Drs. exc. H.T.	7742382	RH	26.60	PANEL
68-69	30-4000 4 Drs. exc. H.T.	7742383	LH	26.60	PANEL
68-69	4000 (4 Dr. H.T.)	8773732	RH	32.30	PANEL
68-69	4000 (4-Dr. H.T.)	8773733	LH	32.30	PANEL
69	G.S. 350-Skylark-G.S. 400 2 Drs.	8716942	RH	39.20	PANEL
69	G.S. 350-Skylark-G.S. 400 2 Drs.	8716943	LH	39.20	PANEL
69	50-60-8000 2 Drs.	9804329	RH	37.40	PANEL
69	50-60-8000 2 Drs.	9804168	LH	37.40	PANEL
69	50-60-8000 4 Dr. H.T.	9805678	RH	30.50	PANEL
69	50-60-8000 4 Dr. H.T.	8728911	LH	33.30	PANEL
69	50-6000 4 Dr. Sedan	7750196	RH	28.25	PANEL
69	50-6000 4 Dr. Sedan	8728915	LH	28.45	PANEL
69	8000 4 Dr. Sedan	9805651	RH	30.50	PANEL
69	8000 4 Dr. Sedan	8728921	LH	33.30	PANEL
70-72	3327	9844025	LH	35.35	PANEL
70-72	3327	8809772	RH	29.20	PANEL
70-72	30-4000 (2 Dr. H.T. & Conv.)	8809744	RH	34.10	PANEL
70-72	30-4000 (2 Dr. H.T. & Conv.)	9841022	LH	35.35	PANEL
70-72	30-4000 4 Drs. exc. 4439	8809814	RH	25.55	PANEL
70-72	30-4000 4 Drs. exc. 4439	9844667	LH	30.70	PANEL

70-72	4439	8809816	RH	30.00	PANEL
70-72	4439	9844669	LH	30.70	PANEL
70	4439	9844669	LH	30.70	PANEL
	5269-5469-6469-6036-				
70	46	7750196	RH	28.25	PANEL
	5269-5469-6469-6036-				
70	46	9809055	LH	28.20	PANEL
70	50-60-8000 (2 Drs.)	9804329	RH	37.40	PANEL
70	50-60-8000 (2 Drs.)	9804168	LH	37.40	PANEL
70	50-60-8000 (4 Dr. H.T.)	9805678	RH	30.50	PANEL
70	50-60-8000 (4 Dr. H.T.)	9805679	LH	30.50	PANEL
70	8269-8469	9805651	RH	30.50	PANEL
70	8269-8469	9805652	LH	30.50	PANEL
70	9000 Body Side Mldg.	9828313	LH	52.55	PANEL (pierced)
70	9000	9828312	RH	52.55	PANEL (not pierced)
	9000 less Body Side				PANEL (not pierced)
71-72	Mldg.	9828313	LH	52.55	PANEL
71-72	All B-C (2 Drs.)	8794620	RH	39.20	PANEL
71-72	All B-C (2 Drs.)	9852351	LH	39.20	PANEL
71-72	All B-C (4 Drs.)	8794606	RH	34.60	PANEL
71-72	All B-C (4 Drs.)	9854821	LH	34.60	PANEL
71-72	All E.	9874614	RH	49.70	PANEL
64-65	All E.	9874615	LH	49.70	BOLT, dr. outer panel to inner panel (.42" long)
63-65	Riviera	4421829	28	.10	NUT, dr. outer panel to inner panel-frt. & rr. (used-12.1 18)
	Riviera	4404912	AR	.30	
12.913 PANEL, REAR DOOR OUTER					
61	4435-45	4856745	LH		PANEL
61-62	4469	4856758	RH	39.20	PANEL
61-62	4469	4856759	LH	39.20	PANEL
61-62	4739-4839	4861691	LH	42.80	PANEL
61-62	4019-35-45-4 1 19-35	4792122	RH	35.10	PANEL
61-62	4019-35-45-41 19-35	4792123	LH	35.10	PANEL
61-62	4439-4639	4856752	RH	39.20	PANEL
61-62	4719-4819	4873799	LH		PANEL
62	4635-45	4856745	LH		PANEL
63	4019-35-45-4 1 19-35	4873083	LH	24.35	PANEL
63-64	4435-45-4635-45	4416610	RH	35.35	PANEL
63-64	4435-45-4635-45	4416611	LH	35.35	PANEL
63-64	4439-4639	4416782	RH	35.35	PANEL
63-64	4439-4639	4416783	LH	35.35	PANEL
63	4469	4416606	RH	35.35	PANEL
63	4469	4416607	LH	35.35	PANEL
63	4819	4873612	RH	33.75	PANEL
63	4819	4873613	LH	33.75	PANEL
63	4839	4873616	RH	33.75	PANEL
63	4839	4873617	LH	33.75	PANEL
64	4035-69-4135-69-4369	4415942	RH	29.45	PANEL
64	4035-69-4135-69-4369	4415943	LH	29.45	PANEL
64-65	Sportwagons	4455202	RH	31.70	PANEL
64-65	Sportwagons	4455203	LH	31.70	PANEL
64	4469-4669	4416606	RH	35.35	PANEL
64	4469-4669	4416607	LH	35.35	PANEL
64	4819	4898622	RH	35.10	PANEL
64	4819	4898623	LH	35.10	PANEL
64	4829	4416800	RH	36.15	PANEL
64	4839	4416806	RH	35.60	PANEL
64	4839	4416807	LH	35.60	PANEL
65	30-4000 exc.				
	Sportwagons	4415942	RH	29.45	PANEL
65	30-4000 exc.				
	Sportwagons	4415943	LH	29.45	PANEL
65-66	50-6000 (4 Dr. H.T.)	4529644	RH	40.50	PANEL
65-66	50-6000 (4 Dr. H.T.)	4529645	LH	40.50	PANEL
65-66	50-6000 (4 Dr. Sedan)	4529646	RH	38.70	PANEL
65-66	50-6000 (4 Dr. Sedan)	4529647	LH	38.70	PANEL
65-66	8000 (4 Dr. Sedan)	7587012	RH	42.80	PANEL
65-66	8000 (4 Dr. Sedan)	7587013	LH	42.80	PANEL
65-66	8000 (4 Dr. H.T.)	7587010	RH	42.80	PANEL
65-66	8000 (4 Dr. H.T.)	7587011	LH	42.80	PANEL
66-67	3000 (4 Dr.)	4498552	RH	24.35	PANEL
66-67	3000 (4 Dr.)	4498553	LH	24.35	PANEL
66-67	4000 (4 Dr. H.T.)	7657708	RH	29.65	PANEL
66-67	4000 (4 Dr. H.T.)	7657709	LH	29.65	PANEL
66-67	4000 Wagons	7657712	RH	30.70	PANEL
66-67	4000 Wagons	7657713	LH	30.70	PANEL
67	4469	4498552	RH	24.35	PANEL
67	4469	4498553	LH	24.35	PANEL

67-68	50-6000 (4 Dr. H.T.)	.7660482	RH	35.35	PANEL
67-68	50-6000 (4 Dr. H.T.)	.7660483	LH	35.35	PANEL
67-68	50-6000 (4 Dr. Sedan)	.7592602	RH	28.95	PANEL
67-68	50-6000 (4 Dr. Sedan)	.7592603	LH	28.95	PANEL
67-68	8000 (4 Dr. H.T.)	.7660484	RH	36.15	PANEL
67-68	8000 (4 Dr. H.T.)	.7660485	LH	36.15	PANEL
67-68	8000 (4 Dr. Sedan)	.7660486	RH	36.15	PANEL
67-68	8000 (4 Dr. Sedan)	.7660487	LH	36.15	PANEL
68-69	30-4000 4 Drs. exc. H.T. & Sportwagons	.7786880	RH	24.35	PANEL
68-69	30-4000 4 Drs. exc. H.T. & Sportwagons	.7786881	LH	24.35	PANEL
68-69	4000 (4 Dr. H.T.)	.8773740	RH	36.15	PANEL
68-69	4000 (4 Dr. H.T.)	.8773741	LH	36.15	PANEL
68-69	4000 Wagons	.8720596	RH	28.20	PANEL
68-69	4000 Wagons	.8720597	LH	28.20	PANEL
69	50-6000 4 Dr. Sedan	.7750220	RH	25.90	PANEL
69	50-6000 4 Dr. Sedan	.7750221	LH	25.90	PANEL
69-70	50-6000 4 Dr. H.T.	.8731276	RH	33.75	PANEL
69-70	50-6000 4 Dr. H.T.	.8731277	LH	33.75	PANEL
69-70	8000 4 Dr. H.T.	.8731286	RH	34.60	PANEL
69-70	8000 4 Dr. H.T.	.8731287	LH	34.60	PANEL
69-70	8000 4 Dr. Sedan	.8731290	RH	34.60	PANEL
69-70	8000 4 Dr. Sedan	.8731291	LH	34.60	PANEL
70-72	3369-3435-3436-3569- 4469	.8735766	RH	23.30	PANEL
70-72	3369-3435-3436-3569- 4469	.8735767	LH	23.30	PANEL
70-72	4439	.9804000	RH	34.35	PANEL
70-72	4439	.9804001	LH	34.35	PANEL
70	52-5469-6036-46-6469	.7750220	RH	25.90	PANEL
70	52-5469-6036-46-6469	.7750221	LH	25.90	PANEL
71-72	All B (4 Dr. H.T.)	.8794602	RH	35.35	PANEL
71-72	All B (4 Dr. H.T.)	.8794603	LH	35.35	PANEL
71-72	All B (4 Dr. Sedan)	.8794604	RH	35.35	PANEL
71-72	All B (4 Dr. Sedan)	.8794605	LH	35.35	PANEL
71-73	All B/Wgns	.9809335	RH	35.35	PANEL
71-73	All B/Wgns	.9809336	LH	35.35	PANEL
71-73	All C (4 Dr. H.T.)	.8794624	RH	36.15	PANEL
71-73	All C (4 Dr. H.T.)	.8794625	LH	36.15	PANEL
12.932 FILLER, ROCKER PANEL					
65-66	8000 4 Drs.	.4464898	RH	.87	FILLER, rr.
65-66	8000 4 Drs.	.4464899	LH	.87	FILLER, rr.
66-70	9000	.4531562	RH	2.51	FILLER, frt
66-70	9000	.4531563	LH	2.51	FILLER, frt
12.934 ROCKER PANEL					
59-60	4411-37-67-4637-67- 4737-4867	.4748732	RH	20.00	PANEL, outer
61	4867	.4819794	RH	35.60	PANEL, outer
63-64	441 1-47-4647-4747- 4847	.4440338	RH	20.00	PANEL, outer
63-64	441 1-47-4647-4747- 4847	.4440339	LH	20.00	PANEL, outer
63-64	44-4600 (4 Drs.)	.4451197	RH	26.90	PANEL, outer
63-64	44-4600 (4 Drs.)	.4451198	LH	26.90	PANEL, outer
64-67	Special-Skylark G.S. exc. Sportwagons	.4537121	RH	7.70	PANEL, inner
64-67	Special-Skylark G.S. exc. Sportwagons	.4537122	LH	7.70	PANEL, inner
64-67	Special-Skylark exc. Sportwagons	.7595782	RH	17.95	PANEL, outer
64-67	Special-Skylark exc. Sportwagons	.7595783	LH	17.95	PANEL, outer
64-67	Sportwagons	.4537123	RH	7.70	PANEL, inner
64-67	Sportwagons	.4537124	LH	7.70	PANEL, inner
64-67	Sportwagons	.4407425	RH	23.60	PANEL, outer
64-67	Sportwagons	.4407426	LH	23.60	PANEL, outer
65-68	50-6000 (4 Dr.)	.4463860	RH	28.95	PANEL, outer
65-68	50-6000 (4 Dr.)	.4463861	LH	28.95	PANEL, outer
65-68	50-60-8000 (2 Drs.)	.4425077	RH	20.00	PANEL, outer
65-68	50-60-8000 (2 Drs.)	.4425078	LH	20.00	PANEL, outer
65-68	50-60-8000	.4425098	RH	12.05	PANEL, inner
65-68	50-60-8000	.4425099	LH	12.05	PANEL, inner
65-66	8000 (4 Drs.)	.4462010	RH	29.20	PANEL, outer
65-66	8000 (4 Drs.)	.4462011	LH	29.20	PANEL, outer
66	9000	.4440338	RH	20.00	PANEL, outer

65	90004440339	LH	20.00	PANEL, outer.
66-70	90004475976	RH	7.95	PANEL, inner.
66-70	90004475977	LH	7.95	PANEL, inner.
66	90004536254	LH	23.60	PANEL, outer-upr.
66-70	90007682633	RH	23.60	PANEL, outer-lwr.
66-70	90007682634	LH	23.60	PANEL, outer-lwr.
67-68	8000 (4 Drs)7729978	RH	32.30	PANEL, outer.
67-68	8000 (4 Drs)7729979	LH	32.30	PANEL, outer.
67-70	90007668894	RH	23.60	PANEL, outer uppper.
67-70	90007668895	LH	23.60	PANEL, outer upper.
68-72	30-4000 (2 Drs.)7773846	RH	17.95	PANEL, outer.
68-72	30-4000 (2 Drs.)7773847	LH	17.95	PANEL, outer.
68-72	30-4000 (2 Drs.)7704346	RH	7.20	PANEL, inner.
68-72	30-4000 (2 Drs.)7704347	LH	7.20	PANEL, inner.
68-72	30-4000 (4 Dr.) exc.						
	4000 Wagons7704344	RH	7.70	PANEL, inner.
68-72	30-4000 (4 Dr.) exc.						
	4000 Wagons7704345	LH	7.70	PANEL, inner.
68-72	30-4000 (4 Drs.) exc.						
	4000 Wagons7774270	RH	23.60	PANEL, outer.
68-72	30-4000 (4 Drs.) exc.						
	4000 Wagons7774271	LH	23.60	PANEL, outer.
68-69	Sportwagons7773850	RH	23.60	PANEL, outer.
68-69	Sportwagons7773851	LH	23.60	PANEL, outer.
68-69	Sportwagons7672312	RH	11.80	PANEL, inner.
68-69	Sportwagons7672313	LH	11.80	PANEL, inner.
69-70	50-60007777206	RH	11.55	PANEL, inner.
69-70	50-60007777207	LH	11.55	PANEL, inner.
69-70	50-6000 (2 Drs.)7749962	RH	24.60	PANEL, outer.
69-70	50-6000 (2 Drs.)7749963	LH	24.60	PANEL, outer.
69-70	50-6000 (4 Drs.) exc.						
	Wagons8720662	RH	28.95	PANEL, outer.
69-70	50-6000 (4 Drs.) exc.						
	Wagons8720663	LH	28.95	PANEL, outer.
69-70	8000 (2 Drs)8761452	RH	24.60	PANEL, outer.
69-70	8000 (2 Drs)8761453	LH	24.60	PANEL, outer.
69-70	8000 (4 Drs)8784480	RH	27.95	PANEL, outer.
69-70	8000 (4 Drs)8784481	LH	27.95	PANEL, outer.
69-70	80007777208	RH	11.30	PANEL, inner.
69-70	80007777209	LH	11.30	PANEL, inner.
70	6036-468784514	RH	22.05	PANEL, outer.
70	6036-468784515	LH	22.05	PANEL, outer.
71	5257-5457-66479869380	RH	53.80	PANEL
71	5257-5457-66479869381	LH	53.80	PANEL
71	5467-66679869386	RH	63.05	PANEL
71	5467-66679869387	LH	63.05	PANEL
71	6035-60459869394	RH	54.85	PANEL
71	6035-60459869395	LH	54.85	PANEL
71	8239-84399869388	RH	51.20	PANEL
71	8239-84399869389	LH	51.20	PANEL
71	8237-84379869390	RH	51.20	PANEL
71	8239-84379869391	LH	51.20	PANEL
71	90009869382	RH	51.20	PANEL
71	90009869383	LH	51.20	PANEL
72-73	All B/Conv.961 1000	RH	44.10	PANEL
72-73	All B/Conv.961 1001	LH	44.10	PANEL
72-73	All B (2 Dr. H.T.)9610992	RH	38.70	PANEL
72-73	All B (2 Dr. H.T.)9610993	LH	38.70	PANEL
71-73	All B (4 Drs.) exc. Wgn.9611004	RH	40.75	PANEL
71-73	All B (4 Drs.) exc. Wgn.9611005	LH	40.75	PANEL
72-73	All B/Wgn9611105	RH	40.75	PANEL
72-73	All B/Wgn9611106	LH	40.75	PANEL
72-73	All C (4 Dr. H.T.)961 1 042	RH	44.10	PANEL
72-73	All C (4 Dr. H.T.)961 1 043	LH	44.10	PANEL
72-73	All C (2 Dr.)961 1 044	RH	42.05	PANEL
72-73	All C (2 Dr.)9611045	LH	42.05	PANEL
72-73	All E9610996	RH	38.70	PANEL
72-73	All E9610997	LH	38.70	PANEL
	1 2.934	EXTENSION, ROCKER	PANEL				
66-70	90004493120	RH	14.00	EXTENSION, outer-rr.
66-70	90004493121	LH	14.00	EXTENSION, outer-rr.
	1 2.934	COVER, ROCKER	PANEL DRAIN HOLE				
64-70	All as Req4615576	2	.20	COVER, rkr. panel drain hole (rubber) also used 10.506
71-72	All A4615576	2	.20	COVER, rkr. panel drain hole (rubber)
71-73	All B-C-E (2 Drs.)9870205	2	.20	COVER, rkr. inner pnl. drain hole dust (rubber)

12.934 REINFORC

65	8000	(2 Drs.)	4425116	RH	8.70	REINFORCEMENT, outer. . . .
65	8000	(2 Drs.)	4425117	LH	8.70	REINFORCEMENT, outer. . . .
66-67	4000	(4 Dr. H.T.)	7595780	RH	1.64	REINFORCEMENT, outer-frt...
66-67	4000	(4 Dr. H.T.)	7595781	LH	1.64	REINFORCEMENT, outer-frt...
66-67	4000	(4 Dr. H.T.)	4500917	RH	7.60	REINFORCEMENT, outer-rr...
66-67	4000	(4 Dr. H.T.)	4500918	LH	7.60	REINFORCEMENT, outer-rr...
65-68	8000	(4 Dr. H.T.)	4425118	RH	12.05	REINFORCEMENT, outer
65-68	8000	(4 Dr. H.T.)	4425119	LH	12.05	REINFORCEMENT, outer. . . .
66-68	8000	(2 Drs.)	7620495	RH	8.70	REINFORCEMENT, outer
66-68	8000	(2 Drs.)	7620496	LH	8.70	REINFORCEMENT, outer
69-70	8000	(2 Drs.)	8715938	RH	6.75	REINFORCEMENT, outer-frt.
69-70	8000	(2 Drs.)	8715939	LH	6.75	REINFORCEMENT, outer-frt.
69-70	8000	(4 Dr. H.T.)	8715936	RH	12.15	REINFORCEMENT, outer. . . .
69-70	8000	(4 Dr. H.T.)	8715937	LH	12.15	REINFORCEMENT, outer. . . .

12.940 PANEL, REAR QUARTER SIDE — OUTER (LESS WHEELHOUSE)

NOTE: Quarter panels extending to the roof line do not include roof drip moulding or gutter

61-62	4317-4347		.4837478	RH	111.45	PANEL_____
61-62	4317-4347		.4837479	LH	111.45	PANEL_____
61	4437-4637		.4794974	LH	105.40	PANEL_____
61-62	4019-4119		.4791743	RH	63.05	PANEL_____
61-62	4019-4119		.4791744	LH	63.05	PANEL_____
61-62	4035-45-4135		.4791766	LH	58.95	PANEL_____
62	4439-4639		.4860814	RH	81.75	PANEL_____
62	4447-4647		.4860816	RH	115.55	PANEL_____
62	4447-4647		.4860817	LH	115.55	PANEL_____
62	4469		.4823466	RH	85.35	PANEL_____
62	Wildcat		.4860816	RH	115.55	PANEL_____
62	Wildcat		.4860817	LH	115.55	PANEL_____
63	4019-4119		.4863751	RH	76.60	PANEL_____
63	4019-4119		.4863752	LH	76.60	PANEL_____
63	4027		.4863768	RH	111.45	PANEL_____
63	4027		.4863769	LH	111.45	PANEL_____
63	4035-45-4135		.4863782	RH	76.60	PANEL_____
63	4067-4367 1st Type		4877037	RH	108.40	PANEL(-) .
63	4067-4367		.4411861	LH	108.40	PANEL (") .
(*) 4067-27 16 Fl.-424 K.C.-3 1 1 S.G., 4367-4024 Fl.-580 K.C.-743 S.G.						
63	4347		.4863788	RH	111.45	PANEL_____
63	4347		.4863789	LH	111.45	PANEL_____
63	4411		.4413764	RH	102.38	PANEL_____
63-64	4435-45-4635-45		.1360664	RH	87.90	PANEL_____
63-64	4435-45-4635-45		.1360665	LH	87.90	PANEL_____
63	4439-4639		.4413770	RH	73.05	PANEL_____
63	4439-4639		.4413771	LH	73.05	PANEL_____
63	4447		.4413766	RH	121.20	PANEL_____
63	4469		.4413768	RH	76.60	PANEL_____
63	4469		.4413769	LH	76.60	PANEL_____
63	4647		.4887967	RH	121.20	PANEL_____
63	4647		.4887968	LH	121.20	PANEL_____
63	4747		.4417533	RH	129.40	PANEL_____
63	4747		.4417534	LH	129.40	PANEL_____
63	4819-29-39		.4847252	RH	54.60	PANEL_____
63	4819-29-39		.4847253	LH	54.60	PANEL_____
63	4867		.4871000	RH	95.25	PANEL_____
63	4867		.4871001	LH	95.25	PANEL_____
64	4027-4127		.4884110	RH	111.45	PANEL_____
64	4027-4127		.4884111	LH	111.45	PANEL_____
64	4035-4135		.4510106	RH	75.80	PANEL_____
64	4035-4135		.4510107	LH	75.80	PANEL_____
64	4067		.4884185	LH	108.40	PANEL_____
64	4069-4169		.4884027	RH	89.95	PANEL_____
64	4069-4169		.4884028	LH	89.95	PANEL_____
64-65	Skylark Sportwagons		4536208	RH	84.30	PANEL_____
64-65	Skylark Sportwagons		4536209	LH	84.30	PANEL_____
64	4337		.4884142	RH	111.45	PANEL_____
64	4337		.4884143	LH	111.45	PANEL_____
64	4367		.4884186	RH	108.40	PANEL_____
64	4367		.4884187	LH	108.40	PANEL_____
64	4369		.4429298	RH	89.95	PANEL_____
64	4369		.4429299	LH	89.95	PANEL_____
64	4439		.4898784	RH	81.50	PANEL_____
64	4439		.4898785	LH	81.50	PANEL_____
64	4447		.4898786	RH	121.20	PANEL_____
64	4469		.4898780	RH	81.50	PANEL_____
64	4469		.4898781	LH	81.50	PANEL_____
64	4639		.4403756	RH	81.50	PANEL_____

..	4639	4403757	LH	81.50	PANEL
64	4647	4899426	RH	121.20	
..	4,47	4899427	LH	121.20	
64	4667	4899428	RH	1 18.15	
..	4,7	4899429	LH	118.15	
..	466,	4422694	RH	80.20	
64	4,	4422695	LH	80.20	PANEL
64	4747	4417533	RH	129.40	PANEL
64	4747	4417534	LH	129.40	
64	4819-29-39	4463140	RH	60.20	
64	4819-29-39	4463141	LH	60.20	
..	4,47	4463136	LH	134.80	
65	33-34-43-4427	4533868	RH	1 1 1.45	PANEL
65	33-34-43-4427	4533869	LH	1 1 1.45	
65	33-34-35-3635	4510106	RH	75.80	PANEL
65	33-34-35-3635	4510107	LH	75.80	
65	33-34-35-36-43-4469	4510108	RH	89.95	PANEL
65	33-34-35-36-43-4469	4510109	LH	89.95	PANEL
65	33-34-43-4467	4508402	RH	108.40	PANEL
65	33-34-43-4467	4508403	LH	108.40	PANEL
65	43-4437	7583444	RH	1 1 1.45	PANEL
65	43-4437	7583445	LH	1 1 1.45	
65	52-54-62-64-6637	4536284	RH	121.20	PANEL
65	52-54-62-64-6637	4536285	LH	121.20	PANEL
65	52-54-62-64-6639	4536280	RH	95.60	PANEL
65	52-54-62-64-6639	4536281	LH	95.60	PANEL
65	52-54-62-6469	4536282	RH	95.60	PANEL
65	52-54-62-6469	4536283	LH	85.85	PANEL
65	54-64-6667	4427032	RH	1 18.15	PANEL
65	54-64-6667	4427033	LH	1 18.15	PANEL
65	82-8437	4533958	RH	134.80	PANEL
65	82-8437	4533959	LH	134.80	PANEL
65	82-8469	7595608	RH	104.05	PANEL
65	82-8469	7595609	LH	104.05	PANEL
65	82-8439	7595612	RH	104.05	PANEL
65	82-8439	7595613	LH	104.05	PANEL
65	8467	4478744	RH	131.70	
65	4,7	4478745	LH	131.70	PANEL
65		4462592	RH	129.40	PANEL
65	9000	4462593	LH	129.40	
66 67	3000 Wagons	4547937	RH	87.90	PANEL
66-67	3000 Wagons	4547938	LH	87.90	PANEL
66	3000 (4 Dr. Sedan)	4547204	RH	89.95	PANEL
66	3000 (4 Dr. Sedan)	4547205	LH	89.95	
66	30-4000 (2 Dr. Coupe)	4498758	RH	1 1 1.45	
66	30-4000 (2 Dr. Coupe)	4498759	LH	1 1 1.45	PANEL
66	30-4000 (2 Dr. H.T.)	7609694	RH	1 1 1.45	PANEL
66	30-4000 (2 Dr. H.T.)	7609695	LH	1 1 1.45	PANEL
66	30-4000 Conv.	4498786	RH	108.40	PANEL
66	30-4000 Conv.	4498787	LH	108.40	PANEL
66	4000 (4 Dr. H.T.)	7632298	RH	89.95	PANEL
66	4000 (4 Dr. H.T.)	7632299	LH	89.95	PANEL
66-67	Sportwagons exc. 4855-65	7657760	RH	84.30	PANEL
66-67	Sportwagons exc. 4855-				
		7657761	LH	84.30	PANEL
66	50-6000 (2 Dr. H.T.)	4545088	RH	121.20	PANEL
66	50-6000 (2 Dr. H.T.)	4545089	LH	121.20	PANEL
66	50-6000 (4 Dr. H.T.)	4545084	RH	95.60	PANEL
66	50-6000 (4 Dr. H.T.)	4545085	LH	95.60	
66	50-6000 (4 Dr. Sedan)	4545086	RH	95.60	
66	50-6000 (4 Dr. Sedan)	4545087	LH	95.60	
66	50-6000 Conv.	4507578	RH	1 18.15	
66	50-6000 Conv.	4507579	LH	1 18.15	
66	8000 (2 Dr. H.T.)	4507624	RH	134.80	
66	8000 [2 Dr. H.T.)	4507625	LH	134.80	PANEL
66	8000 (4 Dr. H.T.)	4507618	RH	104.05	PANEL
66	8000 (4 Dr. H.T.)	4507619	LH	104.05	PANEL
66	8000 Conv.	4507626	RH	131.70	
66	8000 Conv.	4507627	LH	131.70	
66	8000 (4 Dr. Sedan)	4507620	RH	104.05	PANEL
66	8000 (4 Dr. Sedan)	4507621	LH	104.05	
66-67	9000	7717844	RH	129.40	
66-67	9000	7717845	LH	129.40	
67	33-34-35-36-4469	7698598	RH	89.95	PANEL
67	33-34-35-36-4469	7698599	LH	89.95	
67	30-4000 (2 Dr. H.T.)	7698594	RH	1 1 1.45	
67	30-4000 (2 Dr. H.T.)	7698595	LH	1 1 1.45	

67	30-4000 (2 Dr. Coupe) ..	7723134	RH	111.45	PANEL..
67	30-4000 (2 Dr. Coupe) ..	7723135	LH	111.45	PANEL..
67	30-4000 Conv.	7698596	RH	108.40	PANEL..
67	30-4000 Conv.	7698597	LH	108.40	PANEL..
67	4000 (4 Dr. H.T.) ..	7723162	RH	89.95	PANEL..
67	4000 (4 Dr. H.T.) ..	7723163	LH	89.95	PANEL..
67	4855-65.	7598692	RH	79.20	PANEL..
67	4855-65.	7598693	LH	79.20	PANEL..
67	50-6000 4 Dr. H.T.	7674482	RH	95.60	PANEL..
67	50-6000 4 Dr. H.T.	7674483	LH	95.60	PANEL..
67	50-6000 Conv.	7674484	RH	118.15	PANEL..
67	50-6000 Conv.	7674485	LH	118.15	PANEL..
67	50-6000 (4 Dr. Sedan) ...	7674486	RH	95.60	PANEL..
67	50-6000 (4 Dr. Sedan) ...	7674487	LH	95.60	PANEL..
67	50-6000 (2 Dr. H.T.) ..	7674488	RH	121.20	PANEL..
67	50-6000 (2 Dr. H.T.) ..	7674489	LH	121.20	PANEL..
67	8000 (4 Dr. Sedan) ..	7593105	RH	104.05	PANEL..
67	8000 (4 Dr. Sedan) ..	7593106	LH	104.05	PANEL..
67	8000 (4 Dr. H.T.) ..	7593154	RH	104.05	PANEL..
67	8000 (4 Dr. H.T.) ..	7593155	LH	104.05	PANEL..
67	8000 (2 Dr. H.T.) ..	7593202	RH	134.80	PANEL..
67	8000 (2 Dr. H.T.) ..	7593203	LH	134.80	PANEL..
67	8000 Conv.	7593253	RH	131.70	PANEL..
67	8000 Conv.	7593254	LH	131.70	PANEL..
68	3000 (2 Dr. Coupe) ..	7786791	RH	111.45	PANEL..
68	3000 (2 Dr. Coupe) ..	7786792	LH	111.45	PANEL..
68	30-4000 (4 Dr. Sedan) ...	7786797	RH	89.95	PANEL..
68	30-4000 (4 Dr. Sedan) ...	7786798	LH	89.95	PANEL..
68	30-4000 (2 Dr. H.T.) ..	7786793	RH	111.45	PANEL..
68	30-4000 (2 Dr. H.T.) ..	7786794	LH	111.45	PANEL..
68	30-4000 Conv.	7786795	RH	108.40	PANEL..
68	30-4000 Conv.	7786796	LH	108.40	PANEL..
68	4000 (4 Dr. H.T.) ..	7783122	RH	89.95	PANEL..
68	4000 (4 Dr. H.T.) ..	7783123	LH	89.95	PANEL..
68-69	All Wagons.	7671492	RH	69.20	PANEL..
68-69	All Wagons.	7671493	LH	69.20	PANEL..
68	50-6000 Conv.	7729944	RH	131.70	PANEL..
68	50-6000 Conv.	7729945	LH	131.70	PANEL..
68	50-6000 (4 Dr. H.T.) ..	7729942	RH	95.60	PANEL..
68	50-6000 (4 Dr. H.T.) ..	7729943	LH	95.60	PANEL..
68	50-6000 (4 Dr. Sedan) ...	7729946	RH	95.60	PANEL..
68	50-6000 (4 Dr. Sedan) ...	7729947	LH	95.60	PANEL..
68	50-6000 (2 Dr. H.T.) ..	7729948	RH	131.70	PANEL..
68	50-6000 (2 Dr. H.T.) ..	7729949	LH	131.70	PANEL..
68	8000 (4 Dr. Sedan) ..	7684398	RH	104.05	PANEL..
68	8000 (4 Dr. Sedan) ..	7684399	LH	104.05	PANEL..
68	8000 (4 Dr. H.T.) ..	7684400	RH	104.05	PANEL..
68	8000 (4 Dr. H.T.) ..	7684401	LH	104.05	PANEL..
68	8000 (2 Dr. H.T.) ..	7684402	RH	134.80	PANEL..
68	8000 (2 Dr. H.T.) ..	7684403	LH	134.80	PANEL..
68	8000 Conv.	7684404	RH	135.80	PANEL..
68	8000 Conv.	7684405	LH	135.80	PANEL..
68	9000.	8765516	RH	124.30	PANEL..
68	9000.	8765517	LH	124.30	PANEL..
69	3000 (2 Dr. Coupe) ..	7732215	RH	111.45	PANEL..
69	3000 (2 Dr. Coupe) ..	7732216	LH	111.45	PANEL..
69	30-4000 (2 Dr. H.T.) ..	8768770	RH	111.45	PANEL..
69	30-4000 (2 Dr. H.T.) ..	8768771	LH	111.45	PANEL..
69	30-4000 (4 Dr. Sedan) ...	7732211	RH	89.95	PANEL..
69	30-4000 (4 Dr. Sedan) ...	7732212	LH	89.95	PANEL..
69	4000 (4 Dr. H.T.) ..	8772153	RH	93.55	PANEL..
69	4000 (4 Dr. H.T.) ..	8772154	LH	89.95	PANEL..
69	30-4000 Conv.	8768646	RH	108.40	PANEL..
69	30-4000 Conv.	8768647	LH	108.40	PANEL..
69	50-6000 (2 Dr. H.T.) ..	8788942	RH	127.60	PANEL..
69	50-6000 (2 Dr. H.T.) ..	8788943	LH	127.60	PANEL..
69	50-6000 Conv.	8788944	RH	134.00	PANEL..
69	50-6000 Conv.	8788945	LH	134.00	PANEL..
69	50-6000 (4 Dr. Sedan) ...	8795242	RH	99.70	PANEL..
69	50-6000 (4 Dr. Sedan) ...	8788953	LH	95.60	PANEL..
69	50-6000 (4 Dr. H.T.) ..	8726814	RH	99.70	PANEL..
69	50-6000 (4 Dr. H.T.) ..	8726815	LH	99.70	PANEL..
69	8000 (4 Dr. H.T.) ..	8768120	RH	104.05	PANEL..
69	8000 (4 Dr. H.T.) ..	8768121	LH	104.05	PANEL..
69	8000 (4 Dr. Sedan) ..	8768124	RH	104.05	PANEL..
69	8000 (4 Dr. Sedan) ..	8768125	LH	104.05	PANEL..
69	9000.	7773961	RH	129.40	PANEL..
69	9000.	7773962	LH	129.40	PANEL..

69	8257-8457	8769978	RH	140.45	PANEL.
69	8257-8457	8769979	LH		
69	8467 1st Type (Up to 2, 681 Bods)	8761360	RH	140.45	PANEL.
69	84 67 2nd Type (After 2, 681 Bods)	8769982	RH	140.45	PANEL.
69	8467	8769983	LH	140.45	PANEL.....
70-72	332 7	9815406	RH	140.45	PANEL.....
70-72	332 7	9815407	LH	1 1 1.45	PANEL.....
70-72	30-4000 2 Dr. H.T.	9815408	RH	111.45	PANEL.....
70-72	30-4000 2 Dr. H.T.	9815409	LH	111.45	PANEL.....
70-72	3435-3436	8735576	RH	111.45	PANEL.....
70-72	3435-3436	8735577	LH	80.70	PANEL.....
70-72	3369-3569-4469	8735918	RH	80.70	PANEL.....
70-72	3369-3569-4469	8735919	LH	89.95	PANEL.....
70-72	4439	9868847	RH	89.95	PANEL.....
70-72	4439	9868848	LH	89.95	PANEL.....
70-72	30-4000 Conv.	8735912	RH	89.95	PANEL.....
70-72	30-4000 Conv.	8735913	LH	108.40	PANEL.....
70	5269-5469-6469	8738270	RH	108.40	PANEL.....
70	5269-5469-6469	8738271	LH	95.60	PANEL.....
70	5239-5439-6439-6639	8738274	RH	95.60	PANEL.....
70	5239-5439-6439-6639	8738275	LH	95.60	PANEL.....
70	5237-5437-6437-6637	8738278	RH	95.60	PANEL.....
70	5237-5437-6437-6637	8738279	LH	129.15	PANEL.....
70	5467-6667	8738282	RH	129.15	PANEL.....
70	5467-6667	8738283	LH	129.15	PANEL.....
70	6036-6046	9831772	RH	129.15	PANEL.....
70	6036-6046	9831773	LH	87.90	PANEL.....
70	8269-8469	9821326	RH	87.90	PANEL.....
70	8269-8469	9821327	LH	1 16.85	PANEL.....
70	8239-8439	9821328	RH	1 16.85	PANEL.....
70	8239-8439	9821329	LH	116.85	PANEL.....
70	8239-8439	9821329	RH	1 16.85	PANEL.....
70	8257-8457	9821330	LH	156.85	PANEL.....
70	8257-8457	9821331	RH	156.85	PANEL.....
70	8467	9821332	LH	153.00	PANEL.....
70	8467	9821333	RH	156.85	PANEL.....
70	9000	9832724	LH	129.40	PANEL (use with small or full whl. opening panel) not pierced.....
70	9000	9832725	RH	1 29.40	PANEL (use only with small or full whl. opening panel) not pierced.....
70	9000 less Body Side Mldg	9828360	RH	129.40	PANEL (use only with full whl. opening cvr.).
70	9000 less Body Side Mldg	9828361	LH	129.40	PANEL
71-72	All B/Conv.	9883444	RH	122.00	PANEL
71-72	All B/Conv.	9883445	LH		PANEL
71-72	All B (4 Dr. Sedan)	9875338	RH	95.60	PANEL
71-72	All B (4 Dr. Sedan)	9875339	LH	95.60	PANEL
71-72	All B (4 Dr. H.T.)	9875334	RH	95.60	PANEL
71-72	All B (4 Dr. H.T.)	9875335	LH	95.60	PANEL
71-72	All B (2 Dr. H.T.)	9875342	RH	122.00	PANEL
71-72	All B (2 Dr. H.T.)	9875343	LH	122.00	PANEL
71-73	All B/Wgn	8793562	RH	87 90	PANEL
71-73	All B/Wgn	8793563	LH	87.90	PANEL
71-72	8239-8439	8794168	RH	104.05	PANEL
71-72	8237-8437	9883446	RH	134.80	PANEL
71-72	8237-8437	9883447	LH	134.80	PANEL
71-72	8239-8439	8794169	LH	104.05	PANEL
71-72	9487	8793982	RH	129.40	PANEL
71-72	9487	8793983	LH	129.40	PANEL

NOTE. For transfers refer to group 10.354.

12.940 COVER — PANEL — SEAL — SUPPORT, REAR WHEEL HOUSE OPENING

64	48001	1362576	RH	23.80	COVER.
64	48001	1362577	LH	23.80	COVER.
65	80001	1367620	RH	26.25	COVER.
65	80001	1367621	LH	26.25	COVER.
66	80001	1379954	RH	21.00	COVER.
66	80001	1379955	LH	21.00	COVER.
67	4000 exc. Wagons & G.S.	.7725515	RH	30.95	COVER.
67	4000 exc. Wagons & G.S.	.7725516	LH	30.95	COVER.
67-68	60-8000	.1380442	RH	29.90	COVER.
67-68	60-8000	.1380443	LH	29.90	COVER.
68	4000	7723837	RH	28.90	COVER.
68	4000	7723838	LH	28.90	COVER.

69	8000	8716338	RH	39.45	COVER
69	8000	8716339	LH	39.45	COVER
70	8000	8780670	RH	37.60	COVER
70	8000	8780671	LH	37.60	COVER
70	9487	8778474	RH	43.30	COVER (8" wide)
70	9487	8778475	LH	43.30	COVER (8" wide)
70	9000	1394800	RH	45.35	PANEL 8! ATCH. PARTS (2/2" wide) (wheel opening) incl. mldg. (mini-skirt)
70	9000	1394801	LH	45.35	PANEL & ATCH. PARTS (2/2" wide) (wheel opening) incl. mldg. (mini-skirt)
71	8000	9882910	RH		COVER
71	8000	9882911	LH	33.30	COVER
72-73	All C.	9605356	RH	33.10	COVER
72-73	All C.	9605357	LH	33.10	COVER
64	4800	1363150	RH	1.18	BRACKET, cvr. frt. supt.
64	4800	1363151	LH	1.18	BRACKET, cvr. frt. supt.
64	4800	1363148	RH	1.33	BRACKET, cvr. rr. supt.
64	4800	1363149	LH	1.33	BRACKET, cvr. rr. supt.
65-68	8000	1370422	RH	.67	BRACKET, frt. supt.
65-66	8000	1370423	LH	.67	BRACKET, frt. supt.
65-66	8000	1370418	RH	.97	BRACKET, rr. supt.
65-66	8000	1370419	LH	.97	BRACKET, rr. supt.
70	9487	9832720	RH	1.54	GUIDE, locking rod
70	9487	9832721	LH	1.64	GUIDE, locking rod
71-73	All C.	8794539	2	1.54	GUIDE, locking lvr.
71-73	All C.	9844994	RH	1.54	EXTENSION, rr. supt.
71-73	All C.	9844995	LH	1.54	EXTENSION, rr. supt.
71-73	All C.	9835160	RH	2.31	EXTENSION, frt. supt.
71-73	All C.	9835161	LH	2.31	EXTENSION, frt. supt.
67	4000 exc. Wagons & G.S.	1380028	RH	.87	SUPPORT, frt.
67	4000 exc. Wagons & G.S.	1380029	LH	.87	SUPPORT, frt.
67	4000 exc. Wagons & G.S.	1380026	RH	.97	SUPPORT, rr.
67	4000 exc. Wagons & G.S.	1380027	LH	.97	SUPPORT, rr.
67	4000 exc. Wagons & G.S.	7717475	2	.56	SUPPORT (welded to qtr. ctr. panel)
67-68	60-8000	1379640	RH	1.23	SUPPORT, frt.
67-68	60-8000	1379641	LH	1.23	SUPPORT, frt.
67-68	60-8000	7715232	RH	2.72	SUPPORT, rr.
67-68	60-8000	7715233	LH	2.72	SUPPORT, rr.
67	60-8000	7704359	2	1.18	SUPPORT, ctr. (weld to qtr. panel)
68	4000	7723578	RH	2.46	SUPPORT, rr.
68	4000	7723579	LH	2.46	SUPPORT, rr.
68	4000	7686158	RH	1.44	SUPPORT, frt.
68	4000	7686159	LH	1.44	SUPPORT, frt.
68	40-60-8000	7704359	2	1.18	SUPPORT, ctr. (weld to qtr. panel)
69-70	8000	8719474	RH	1.38	SUPPORT, front.
69-70	8000	8719475	LH	1.38	SUPPORT, front.
69-70	8000	8726484	RH	2.46	SUPPORT, rear (incl. nut)
69-70	8000	8726485	LH	2.46	SUPPORT, rear (incl. nut)
69-70	8000	7749850	2	.92	SUPPORT, cover retainer.
70	9487	8772220	RH	.97	SUPPORT, frt. on body.
70	9487	8772221	LH	.97	SUPPORT, frt. on body.
70	9487	8803651	RH	1.23	SUPPORT, rr.
70	9487	8803652	LH	1.23	SUPPORT, rr.
71-73	All C.	9869174	2	.41	SUPPORT, rr. on body.
71-73	All C.	8794522	2	.36	SUPPORT, frt. on body.
70	9487	9808269	2	.30	STUD, frt. & rr. supt.
69-70	8000	8726486	RH	1.23	EXTENSION, rear support.
69-70	8000	8726487	LH	1.23	EXTENSION, rear support.
68	4000	1361368	2	2.82	PACKAGE, lever repair (incl. lever, bolt & nut)
68	60-8000	1361369	2	2.87	PACKAGE, lever repair (incl. lever, bolt 8! nut)
68	40-60-8000	4829139	2	.30	BOLT, lever (1 1.620)
64-66		1370410	2	1.28	SEAL
67	4000 exc. Wagons & G.S.	7722289	2	1.03	SEAL
67-68	60-8000	7722119	2	1.33	SEAL
68	4000	7733870	2	1.23	SEAL
68	4000	7719677	2	1.44	PLATE, supt. anchor.
66	8000	1196207	4	.15	NUT, brkt. to body (8.921)
67	4000 exc. Wagons & G.S.	7727092	8	.10	NUT, frt. & rr. supt.
67	4000 exc. Wagons & G.S.	1379698	18	.10	CLIP, cvr. seal

12.940 GROMMET, REAR QUARTER						
64-65	Special-Skylark Wagons	4417912	2	.25	GROMMET, rr. qtr. rr. lwr. corner filler	
12.940 PANEL, REAR QUARTER SIDE OUTER EXTENSION						
63	4819-29	.4867685	RH	31.50	PANEL.	
63	4819-29-39	.4867688	LH	29.65	PANEL.	
64-65	Special Wagons	.4405380	RH	10.25	PANEL.	
64-65	Special Wagons	.4405381	LH	1 1.30	PANEL .	
64-65	Skylark Sportwagons	.4411532	RH	1 1.30	PANEL .	
64-65	Skylark Sportwagons	.4411533	LH	1 1.30	PANEL .	
64	4819-29	.4898828	RH	32.35	PANEL	
64	4839	.4898830	RH	30.90	PANEL.	
65	8000	.4446157	RH	9.40	PANEL.	
65	8000	.4446158	LH	9.40	PANEL .	
66-68	3000 Wagons	.7634574	RH	9.95	PANEL .	
66-68	3000 Wagons	.7634575	LH	9.95	PANEL.	
66-67	4000 Wagons	.7640750	RH	10.65	PANEL .	
66-67	4000 Wagons	.7640751	LH	10.65	PANEL .	
66	8000	.4507628	RH	19.35	PANEL .	
66	8000	.4507629	LH	19.35	PANEL .	
66-67	9000	.7704370	RH	9.85	PANEL .	
66-67	9000	.7704371	LH	9.85	PANEL .	
67	8000	.7593231	RH	9.10	PANEL.	
67	8000	.7593232	LH	9.10	PANEL.	
67	8000	.7593232	RH	15.90	PANEL .	
68	All Wagons	.7715914	LH	17.90	PANEL .	
68-69	All Wagons	.8732620	RH	9.85	PANEL .	
68	8000	.7711264	LH	9.85	PANEL	
68	8000	.7711265	RH	8.05	PANEL	
68-69	9000	.7685830	LH	8.05	PANEL .	
68-69	9000	.7685831	RH	17.90	PANEL.	
69	All Wagons	.8746283	RH	15.90	PANEL .	
69	8000	.8769984	LH	15.90	PANEL.	
69	8000	.8769985	LH	15.90	PANEL.	
69	8000 1st Type (Up to 12,993 Bodys)	.7749746	RH	10.25	PANEL.	
69	8000 1st Type (Up to 19,763 Bodys)	.7749747	LH	10.25	PANEL.	
69	8000 2nd Type (After 12,993 Bodys)	.8769984	RH	15 90	PANEL.	
69	8000 2nd Type (After 19,763 Bodys)	.8769985	LH	15.90	PANEL.	
70-72	All A/Wgn	.8735584	RH	10.95	PANEL.	
70 72	All A/Wgn	.8735585	LH	11.85	PANEL.	
70	All B/Wgn. (1st Type)	.8775985	RH	12.80	PANEL	
70	All B/Wgn. (2nd Type)	.9831774	RH	12.20	PANEL (flange after 2	
70	All B/Wgn	.9831775	LH	12.20	PANEL.	
70	All C	.8783197	RH	8.95	PANEL.	
70	All C	.8783198	LH	9.35	PANEL.	
70	All E	.8761475	RH	7.00	PANEL.	
70	All E	.8761476	LH	7.00	PANEL.	
71-73	All B/Wgn.	.9609367	RH	16.90	PANEL.	
71-73	All B/Wgns.	.8793606	LH	1 1.20	PANEL.	
71-73	All C	.8794212	RH	7 70	PANEL.	
71-73	All C	.8794213	LH	7.70	PANEL.	
70	50-6000	.7616775	6	.20	NUT, rr. used 12.943)	
70	9000	.4411710	10	.05	WASHER, rr. qtr. finishing panel	
12.940 REINFORCEMENT, REAR QUARTER OUTER PANEL						
65-68	50-60-8000 (2 Drs.)	.4459842	RH	7.80	REINFORCEMENT, fir. pan to outer panel .	
65-68	50-60-8000 (2 Drs.)	.4459843	LH	7.80	REINFORCEMENT, fir. pan to outer panel .	
66-67	30-4000 Conv.	.4540308	RH	1.59	REINFORCEMENT, at belt	
66-67	30-4000 Co	.4540309	LH	1.59	REINFORCEMENT, at belt	
66-69	9000	.4476262	RH	2.67	REINFORCEMENT, at belt	
66-69	9000	.4476263	LH	2.67	REINFORCEMENT, at belt	
67-68	50-6000 (2 Dr. H.T.)	.7631308	RH	1.49	REINFORCEMENT, frt. at belt	
67-68	50-6000 (2 Dr. H.T.)	.7631309	LH	1.49	REINFORCEMENT, frt. at belt	
67-68	50-6000 (2 Dr. H.T.)	.7636708	RH	.92	REINFORCEMENT, rr. at belt	
67-68	50-6000 (2 Dr. H.T.)	.7636709	LH	.92	REINFORCEMENT, rr. at belt	
67-68	50-6000 Conv.	.7593472	RH	1.85	REINFORCEMENT, at belt	
67-68	50-6000 Co	.7593473	LH	1.85	REINFORCEMENT, at belt	
67-68	50-60-8000 C,nr	.7719704	RH	3 90	REINFORCEMENT, frt. of whl. opening	
67-68	50-60-8000 Conv.	.7719705	LH	3 90	REINFORCEMENT, frt. of whl. opening	
67-68	8000 Conv.	.7593544	RH	3 43	REINFORCEMENT, at belt	
67-68	8000 Conv.	.7593545	LH	3.43	REINFORCEMENT, at belt	

68-69	4000 Conv.	8800394	RH	.97	REINFORCEMENT, quarter window-rear
68-69	4000 Conv.	7715571	LH	.92	REINFORCEMENT, quarter window-rear
69-70	50-6000 (2 Dr. H.T.)	7749484	RH	.92	REINFORCEMENT, at belt
69-70	50-6000 (2 Dr. H.T.)	7749485	LH	.92	REINFORCEMENT, at belt
69-70	50-6000 Conv.	7749070	RH	1.69	REINFORCEMENT, at belt
69 70	50-6000 Conv.	7749071	LH	1.69	REINFORCEMENT, at belt
69-70	8000 Conv.	7749078	RH	2.46	REINFORCEMENT, at belt
69 70	8000 Conv.	7749079	LH	2.46	REINFORCEMENT, at belt
70-72	30-4000 Conv.	8800394	RH	.97	REINFORCEMENT, at qtr. wind
70-72	30-4000 Conv.	8800395	LH	.97	REINFORCEMENT, at qtr. wind
70	9487	8735553	RH	1.79	REINFORCEMENT, at belt
70	9487	8735554	LH	1.79	REINFORCEMENT, at belt
70	8000	8774476	RH	1.18	REINFORCEMENT, outer panel-rr
70	8000	8774477	LH	1.18	REINFORCEMENT, outer panel-rr
70	8000	8774477	RH	7.95	REINFORCEMENT
71-73	All B (2 Dr. H.T.)	9821346	LH	7.95	REINFORCEMENT
71-73	All B (2 Dr. H.T.)	9821347	RH	9.50	REINFORCEMENT, at qtr. wind,
71-73	All C (2 Dr.)	9876310	LH	9.50	REINFORCEMENT, at qtr. wind,
71-73	All C (2 Dr.)	9826571	RH	3.59	REINFORCEMENT, at belt
71-73	All E	8794084	LH	3.59	REINFORCEMENT, at belt
71-73	All E	8794085	LH	3.59	REINFORCEMENT, at belt

12.940 FILLER, REAR QUARTER OUTER PANEL REAR LOWER CORNER

67	All Wagons	7648562	RH	4.56	FILLER (also use 12.944)
66-67	All Wagons	4536239	LH	4.92	FILLER
68-69	All Wagons	9808571	RH	4.46	FILLER
68	All Wagons	7738102	LH	5.25	FILLER
69	All A/Wgn. (1-Way T/gate)	8752446	LH	5.25	FILLER
69	All A/Wgn. (2-Way T/gate)	9808575	LH	5.85	FILLER
70-72	All A/Wgn	9808571	RH	4.46	FILLER
70-72	All A/Wgn	9808575	LH	5.85	FILLER
70	All B/Wgn	9808422	RH	18.95	FILLER, lwr. outer
70	All B/Wgn	8767556	LH	5.50	FILLER, lwr. corner
70	All B/Wgn	8788400	LH	4.41	FILLER, pnl. to back body pillar
70	All B/Wgn	8717836	LH	.87	FILLER, lwr. corner side
71-73	All B/Wgn	8793786	RH	1 1.55	FILLER, pnl. to back body pillar
71-73	All B/Wgn	8793787	LH	1 1.55	FILLER, pnl. to back body pillar

12.940 STIFFNER, REAR QUARTER PANEL

68	All Wagons	7768276	RH	3.59	STIFFNER
70	3369-3569-4439-69	9824933	RH	3.54	STIFFNER, panel to whlhse
70	3369-3569-4439-69	9824934	LH	3.54	STIFFNER, panel to whlhse
70	50-6000 (2-Dr. H.T.)	9825755	RH	2.46	STIFFNER, side roof outer rail to qtr. panel
70	50-6000 (2-Dr. H.T.)	9825756	LH	2.46	STIFFNER, side roof outer rail to qtr. panel
71-72	3369-4439-69	9869430	RH	6.65	STIFFNER, pnl. to whlhse
71-72	3369-4439-69	9869431	LH	6.65	STIFFNER, pnl. to whlhse

12.940 EXTENSION, REAR QUARTER OUTER AT TAIL LAMP

64	4439-47-67-69-4639-47- 67-69	4407563	RH	8.25	EXTENSION
64	4439-47-67-69-4639-47- 67-69	4407564	LH	8.25	EXTENSION
65	50-6000	4472524	RH	8.00	EXTENSION
65	50-6000	4472525	LH	8.00	EXTENSION
66	3507-17-69-3607-17-69- 4307-17-39-67-4407- 17-39-67-4600	4542063	RH	1 1.60	EXTENSION
66	3507-17-69-3607-17-69- 4307-17-39-67-4407- 17-39-67-4600	4542064	LH	1 1.60	EXTENSION
66	3307-67-69-3407-67-69	4541128	RH	1 1.60	EXTENSION
66	3307-67-69-3407-67-69	4541129	LH	1 1.60	EXTENSION
66-67		4545026	RH	6.35	EXTENSION
66-67		4545027	LH	6.35	EXTENSION
66	50-6000	4541047	RH	1 1.00	EXTENSION
66	50-6000	4541048	LH	1 1.00	EXTENSION
67	3307-69-3407-17-69- 4469 rr. Body Mldgs.	7641872	RH	12.25	EXTENSION
67	3307-69-3407-17-69- 4469 rr. Body Mldgs.	7641873	LH	12.25	EXTENSION
67	35-36-4000 exc. Wagons	7641872	RH	12.25	EXTENSION
67	35-36-4000 exc. Wagons	7641873	LH	12.25	EXTENSION
67	3307-69-3407-69 less rr. Body Mldgs.	7641870	RH	12.25	EXTENSION
67	3307-69-3407-69 less Rr. Body Mldgs.	7641871	LH	12.25	EXTENSION
67	50-6000 (2-Dr. H.T.)	7645522	RH	12.45	EXTENSION

67	50-6000 (2-Dr. H.T.)	7645523	LH	12.45	EXTENSION
67	50-6000 (Conv. & 4-Drs.)	7643558	RH	9.50	EXTENSION
67	50-6000 (Conv. & 4-Drs.)	7643559	LH	9.50	EXTENSION
68	50-6000 (2-Dr. H.T.)	7728664	RH	1 1.30	EXTENSION
68	50-6000 (2-Dr. H.T.)	7728665	LH	11.30	EXTENSION
68	50-6000 Conv. & (4-Drs.)	7728662	RH	7.20	EXTENSION
68	50-6000 Conv. & (4-Drs.)	7728663	LH	7.20	EXTENSION
69	<u>5000 (4-Drs.)</u>	7799776	RH	10.25	EXTENSION
69	<u>5000 (4-Drs.)</u>	7799777	LH	10.25	EXTENSION
69	<u>5000 (2-Drs.)</u>	7799778	RH	10.25	EXTENSION
69	<u>5000 (2-Drs.)</u>	7799779	LH	10.25	EXTENSION
69	<u>6000 (2-Drs.)</u>	8717857	RH	11.10	EXTENSION
69	<u>6000 (2-Drs.)</u>	8717858	LH	11.10	EXTENSION
69	<u>6000 (4-Drs.)</u>	8717855	RH	11.10	EXTENSION
69	<u>6000 (4-Drs.)</u>	8717856	LH	11.10	EXTENSION
69	<u>8467</u>	7799656	RH	2.46	EXTENSION
69	<u>8467</u>	7799657	LH	2.46	EXTENSION
70	3537-69 Rr. End Ornamentation Mldgs. . .	8782578	RH	9.75	EXTENSION
70-72	3437-67-4400-4600	8782578	RH	9.75	EXTENSION
70	3537-69 Rr. End Ornamentation Mldgs. . .	8782579	LH	9.75	EXTENSION
70-72	3437-67-4400-4600	8782579	LH	9.75	EXTENSION
70-72	3327-37-69-3437-3467~ <u>3537-69</u>	8772151	RH	9.65	EXTENSION
70-72	3327-37-69-3437-3467~ <u>3537-69</u>	8772152	LH	9.65	EXTENSION
70-72	<u>GSX</u>	8772151	RH	9.65	EXTENSION
70-72	<u>GSX</u>	8772152	LH	9.65	EXTENSION
70	5239-69-5439-69-64 39~ <u>6469-6639</u>	8774501	RH	10.05	EXTENSION
70	5239-69-5439-69-6439~ <u>6469-6639</u>	8774502	LH	10.05	EXTENSION
70	5439-5469-6439-69~ 6639 Rr. End Exterior <u>Ornament</u>	8774503	RH	10.05	EXTENSION
70	5439-5469-6439-69~ 6639 Rr. End Exterior <u>Ornament</u>	8774504	LH	10.05	EXTENSION
70	5237-5437-67-6437~ <u>6637-6667</u>	8774505	RH	10.70	EXTENSION
70	5237-5437-67-6437~ <u>6637-6667</u>	8774506	LH	10.70	EXTENSION
70	5437-5467-6437-6637~ 67 Rr. End Exterior <u>Ornament</u>	8774507	RH	10.70	EXTENSION
70	5437-5467-6437-6637~ 67 Rr. End Exterior <u>Ornament</u>	8774508	LH	10.70	EXTENSION
71	3467 rr. end ornamentation mldg. . . .	8782578	RH	9.75	EXTENSION
71	3467 rr. end ornamentation mldgs. . . .	8782579	LH	9.75	EXTENSION
71-72	52-5457-67-6647-67	9820616	RH	10.50	EXTENSION
71-72	52-5457-67-6647-67	9820617	LH	10.50	EXTENSION
71-72	5457-67-6647-67 rr. end <u>orn</u>	9820618	RH	12.25	EXTENSION
71-72	5457-67-6647-67 rr. end <u>orn</u>	9820619	LH	12.25	EXTENSION
71-72	All B (4 Drs.) exc. Wgn. . . .	9823042	RH	10.75	EXTENSION
71-72	All B (4 Drs.) exc. Wgn. . . .	9823043	LH	10.75	EXTENSION
71-72	5439-69-6639 rr. end <u>orn</u>	9823044	RH	12.80	EXTENSION
71-72	5439-69-6639 rr. end <u>orn</u>	9823045	LH	12.80	EXTENSION
66	30-40-50-6000 exc. Wagons.	7616775	AR	.20	NUT, rr. qtr. outer ext. at tail lamp (also used 2.679)
65	50-6000	9422265	6	.10	NUT, ext. at tail lamp (8.921)
67	50-6000	7616774	6	.11	NUT(12.943)
67	All	7616775	AR	.20	NUT (used 12.181)
71-73	All A exc. Wgns.	9432461	6	.10	NUT, qtr. outer pnl. ext. to pnl.
71	50-6600	9420262	6	.10	NUT, qtr. outer pnl. ext. to pnl.
71	9000	4801719	10	.15	NUT, rr. qtr. finishing panel to rr. qtr. panel— (1 2.1 16)
65-68	50-6000	4501682	AR	.10	WASHER, ext. at tail lamp.

12.940 REINFORCEMENT, REAR COMPARTMENT LID OPENING — UPPER CORNER

65-66		4427682	RH	3.95	REINFORCEMENT
65-66		4427683	LH	3.95	REINFORCEMENT
65-66		4427684	RH	3.38	REINFORCEMENT
65-66		4427685	LH	3.38	REINFORCEMENT
66-67	30-4000 (2-Drs.) exc.				
		4540874	RH	1.23	REINFORCEMENT
66 67	30-4000 (2-Drs.) exc.				
	Conv.	4540875	LH	1.23	REINFORCEMENT
66-67	30-4000 (2-Drs.) exc.				
	Conv.	7622720	RH	1.23	REINFORCEMENT
66-67	30-4000 (2-Drs.) exc.				
	Conv.	7622721	LH	1.23	REINFORCEMENT
66-67	4000 (4-Dr. H.T.)	7635777	RH	1.79	REINFORCEMENT
66-67	4000 (4-Dr. H.T.)	7635778	LH	1.79	REINFORCEMENT
67-68	50-6000 (4-Dr. Sedan)	7593752	RH	1.03	REINFORCEMENT
67-68	50-6000 (4-Dr. Sedan)	7593753	LH	1.03	REINFORCEMENT
67-68	50-6000 (4-Dr. H.T.) . .	7593771	LH	1.74	REINFORCEMENT
68-69	30-4000 (2-Drs.) exc.				
		7739040	RH	1.23	REINFORCEMENT
68-69	30-4000 (2-Drs.) exc.				
	Conv.	8774451	LH	1.23	REINFORCEMENT
68-69	4000 (4-Dr. H.T.)	7671972	RH	1.79	REINFORCEMENT
68-69	4000 (4-Dr. H.T.)	7671973	LH	1.79	REINFORCEMENT
69-70	50-6000 (4-Dr. Sedan)	7749904	RH	1.85	REINFORCEMENT
69-70	50-6000 (4-Dr. Sedan)	7749905	LH	1.85	REINFORCEMENT
69-70	50-6000 (4-Dr. H.T.) ..	7749906	RH	2.15	REINFORCEMENT
69-70	50-6000 (4-Dr. H.T.) . .	7749907	LH	2.15	REINFORCEMENT
70-72	30-4000 2 Drs. exc.				
	Conv.	8735985	RH	1.54	REINFORCEMENT, up., corner .
70-72	30-4000 2 Drs. exc.				
	Conv.	8735986	LH	1.54	REINFORCEMENT, upr. corner .
70	4439	8735988	LH	2.00	REINFORCEMENT, upr. corner .
70	4439	8735987	RH	2.00	REINFORCEMENT, upr. corner .
71-73	All B (4 Dr. Sedan) . . .	8794446	RH	2.00	REINFORCEMENT.
71-73	All B (4 Dr. Sedan) . . .	8794447	LH	2.00	REINFORCEMENT.
71-73	All B (4 Dr. H.T.)	8794470	RH	1.79	REINFORCEMENT.
71-73	All B (4 Dr. H.T.)	8794471	LH	1.79	REINFORCEMENT.
71-72	All E	9817213	RH	10.50	EXTENSION, side at lid opening
71-72	All E	9817214	LH	10.50	EXTENSION, side at lid opening

12.941 PANEL, REAR QUARTER SIDE — INNER

64	4027-4127 See Footnote	4505816	RH	15.50	PANEL
	NOTE: When using for 1964, also repalce rear quarter window glass run rear channel (1 1.021) with part no.4505822.				
64-65	Special-Skylark (4-Dr. Sedan)	4522392	RH	16.50	PANEL
64-65	Special-Skylark (4-Dr. Sedan)	4522393	LH	16.50	PANEL
64	4337	4531514	RH	19.30	PANEL
64	4337	4531515	LH	19.30	PANEL
65	30-4000 (2-Dr. Coupe)	4505816	RH	15.50	PANEL
65	30-4000 (2-Dr. Coupe)	4505817	LH	16.00	PANEL
65	4337-4437	4531514	RH	19.30	PANEL
65	4337-4437	4531515	LH	19.30	PANEL
65-66	50-6000 (2 Dr. H.T.)	4474568	RH	10.30	PANEL, ext. .
65-66	50-6000 (2 Dr. H.T.)	4474569	LH	10.30	PANEL, ext. .
65-66	50-6000 (2 Dr. H.T.)	4469629	LH	21.05	PANEL, lwr.
65-66	50-6000 Conv.	4508432	RH	25.70	PANEL
65-66	50-6000 Conv.	4508433	LH	25.70	PANEL
65-66	8000 (2 Dr. H.T.) . . .	4469626	RH	25.45	PANEL, lwr.
65-66	8000 (2 Dr. H.T.) . . .	4469627	LH	25.45	PANEL, lwr.
65-66	8000 Conv	4508434	RH	25.70	PANEL
65-66	8000 Conv	4508435	LH	25.70	PANEL
66-67	All Wagons	4528532	RH	1.5	PANEL
66-67	All Wagons	4528533	LH	6.40	PANEL
	NOTE: 1st Type-Headlining on rear quarter upper area, 2nd Type-Seperate trim on rear quarter upper area.				
66	30-4000 (2 Dr. H.T.)	7678160	RH	8.45	PANEL, upr.
66	30-4000 (2 Dr. H.T.)	7678161	LH	8.45	PANEL, upr.
66-67	30-4000 Conv.	4536024	RH	16.35	PANEL.
66-67	30-4000 Conv.	4536025	LH	16.3b	PANEL.
66	3000 (4 Dr. Sedans) 1st Type	4536220	RH	18.70	PANEL.
66	3000 (4 Dr. Sedans) 1st Type	4536221	LH	18.70	PANEL.

66	3000 (4 Dr. Sedans) 2nd Type	7677744	RH	19.00	PANEL
66	3000 (4 Dr. Sedans) 2nd Type	7677745	LH	19.00	PANEL
66	30-4000 (2 Dr. H.T.)	7653492	RH	18.95	PANEL, lwr.
66	30-4000 (2 Dr. H.T.)	7653493	LH	18.95	PANEL, lwr.
66-67	30-4000 (2 Dr. Coupe)	7653490	RH	18.40	PANEL, lwr.
66-67	30-4000 (2 Dr. Coupe)	7653491	LH	18.40	PANEL, lwr.
66	9000 1st Type with Reinf.	4539698	LH	21.35	PANEL, lwr.
66	9000	7661006	RH	20.15	PANEL, lwr
66	9000 2nd Type less Reinf.	7781537	LH	18.80	PANEL, lwr.
67	33-34-35-36-4469	7677744	RH	19.00	PANEL
67	33-34-35-36-4469	7677745	LH	19.00	PANEL
67	30-4000 (2 Dr. H.T.)	7678160	RH	8.45	PANEL, upr.
67	30-4000 (2 Dr. H.T.)	7678161	LH	8.45	PANEL, upr.
67	30-4000 (2 Dr. H.T.)	7653492	RH	18.95	PANEL, lwr.
67	30-4000 (2 Dr. H.T.)	7653493	LH	18.95	PANEL, lwr.
67	4000 (4 Dr. H.T.)	7677688	RH	19.20	PANEL
67	4000 (4 Dr. H.T.)	7677689	LH	19.20	PANEL
67-68	50-6000 Conv	7649220	RH	32.20	PANEL
67-68	50-6000 Conv	7649221	LH	32.20	PANEL
67-68	50-6000 (2 Dr. H.T.)	7731790	RH	22.90	PANEL, lwr.
67-68	50-6000 (2 Dr. H.T.)	7731791	LH	22.90	PANEL, lwr.
67-68	8000 (2 Dr. H.T.)	7649210	RH	25.70	PANEL, lwr.
67-68	8000 (2 Dr. H.T.)	7649211	LH	25.70	PANEL, lwr.
67-68	8000 (2 Dr. H.T.)	7593398	RH	4.51	PANEL, ext
67-68	8000 (2 Dr. H.T.)	7593399	LH	4.51	PANEL, ext
67-68	8000 Conv	7649222	RH	30.60	PANEL
67-68	8000 Conv	7649223	LH	30.60	PANEL
67	9000	7661006	RH	20.15	PANEL, lwr.
67	9000	7781537	LH	18.80	PANEL, lwr.
68	All Wagons	7753968	RH	8.85	PANEL
68-72	3327	8776742	RH	24.90	PANEL, lwr.
68-72	3327	8776743	LH	24.90	PANEL, lwr.
68-69	30-4000 (4 Dr. Sedan)	7791288	RH	12.00	PANEL, lower
68-69	30-4000 (4 Dr. Sedan)	7791289	LH	12.70	PANEL, lower
68	30-4000 (2 Dr. H.T.)	8801658	RH	24.35	PANEL, lwr.
68	30-4000 (2 Dr. H.T.)	8801659	LH	24.35	PANEL, lwr.
68-69	30-4000 Conv	8776740	RH	30.65	PANEL
68-69	30-4000 Conv	9816623	LH	30.00	PANEL
68-69	4000 (4 Dr. H.T.)	7791290	RH	12.70	PANEL, lower
68-69	4000 (4 Dr. H.T.)	7791291	LH	12.70	PANEL, lower
68-69	9000	7781536	RH	18.80	PANEL, lower
68-69	9000	7781537	LH	18.80	PANEL, lower
69	All Wagons	8760883	RH	9.55	PANEL, side
69	30-4000 (2 Dr. H.T.)	8776744	RH	24.90	PANEL, lwr.
69	30-4000 (2 Dr. H.T.)	8801659	LH	24.35	PANEL, lwr.
69	50-6000 (2 Dr. H.T.)	8780998	RH	26.85	PANEL, lower
69	50-6000 (2 Dr. H.T.)	8716749	LH	28.60	PANEL, lower
69-70	50-6000 (2 Dr. H.T.)	7799284	RH	4.31	PANEL, extension
69-70	50-6000 (2 Dr. H.T.)	7799285	LH	4.31	PANEL, extension
69-70	50-6000 (4 Dr. H.T.)	8771766	RH	3.33	PANEL, rear.
69-70	50-6000 (4 Dr. H.T.)	8771767	LH	3.33	PANEL, rear.
69-70	50-6000 (4 Dr. Sedan)	8783565	RH	4.10	PANEL, rear.
69-70	50-6000 (4 Dr. Sedan)	7749737	LH	4.36	PANEL, rear.
69	50-6000 Conv	8774441	RH	26.05	PANEL
69	50-6000 Conv	8774442	LH	24.45	PANEL
69-70	8000 (4 Dr. H.T.)	7749790	RH	9.00	PANEL, rear.
69-70	8000 (4 Dr. H.T.)	7749791	LH	9.00	PANEL, rear.
69-70	8000 (4 Dr. Sedan)	8786210	RH	5.35	PANEL, rear.
69-70	8000 (4 Dr. Sedan)	7749793	LH	5.35	PANEL, rear.
69-70	8000 (2 Dr. H.T.)	7794195	RH	9.00	PANEL, upper-rear
69-70	8000 (2 Dr. H.T.)	7794196	LH	9.00	PANEL, upper-rear
69	8000 (2 Dr. H.T.)	8781002	RH	25.25	PANEL, lower
69	8000 (2 Dr. H.T.)	8716753	LH	26.35	PANEL, lower
69	8000 Conv	8716804	RH	40.25	PANEL
69	8000 Conv	8716805	LH	40.25	PANEL
69	9487	8771892	RH	14.30	PANEL
69	9487	8771893	LH	14.30	PANEL
70-72	33-34-3537-44-4637	8801658	RH	24.35	PANEL, lwr.
70-72	33-34-3537-44-4637	8801659	LH	24.35	PANEL, lwr.
70-72	3435-3436	8760883	RH	9.55	PANEL, inner
70-72	33-35-4469	8790380	RH	12.45	PANEL, lwr
70-72	33-35-4469	8790381	LH	11.95	PANEL, lwr
70-72	4439	8790378	RH	11.95	PANEL, lwr.
70-72	4439	8790379	LH	11.95	PANEL, lwr.

70-72	30-4000 Conv.....	9816622	RH	30.00	PANEL	
70-72	30-4000 Conv.....	9816623	LH	30.00	PANEL	
70	52-54-64-6637.....	8780998	RH	26.85	PANEL, lwr.	
70	52-54-64-6637.....	8780999	LH	26.85	PANEL, lwr.	
70	5467-6667.....	9819155	RH	25.35	PANEL	
70	5467-6667.....	9819156	LH	25.35	PANEL	
70	6036-6046.....	7791418	RH	15.90	PANEL	
70	6036-46.....	7799538	LH	31.25	PANEL	
70	6036-46 Split 2nd Seat	7799540	LH	36.20	PANEL	
70	82-8457.....	8781002	RH	25.25	PANEL, lwr.	
70	82-8457.....	8781003	LH	25.25	PANEL, lwr	
70	8467.....	9819297	RH	37.70	PANEL	
70	8467.....	9819298	LH	37.70	PANEL	
70	9000.....	8800822	RH	15.80	PANEL, lwr.	
70	9000.....	8800823	LH	15.80	PANEL, lwr.	
71-73	All B/Conv.....	9831007	RH	32.30	PANEL	
71-73	All B/Conv.....	9831008	LH	32.30	PANEL	
71-73	All B (2 Dr. H.T.).....	9824630	RH	25.55	PANEL, lwr.	
71-73	All B (2 Dr. H.T.).....	9824631	LH	25.55	PANEL, lwr.	
71-73	All C (2 Dr.).....	9824636	RH	25.55	PANEL, lwr.	
71-73	All C (2 Dr.).....	9824637	LH	25.55	PANEL, lwr.	
71-73	All E.....	9824638	RH	25.55	PANEL, lwr	
71-73	All E.....	9824639	LH	25.55	PANEL, lwr.	
66	9487 2nd Type (Part of WhlHse. Panel).....	7614617	RH	4.51	REINFORCE	at belt
66	9487 2nd Type (Part of WhlHse. Panel).....	7614618	LH	4.51	REINFORCE	at belt .
67-70	9000.....	7614617	RH	4.51	REINFORCE	at belt .
67-70	9000.....	7614618	LH	4.51	REINFORCE	at belt
50-58	50-70.....	4565463	2	.10	8UMPER (u	
65-66	All Wagons.....	4573914	AR	.20	BUMPER, in	
64	Special-Skylark Wagons	4565415	1	.20	BUMPER, in	
69	3436-4456-66.....	4771203	1	.10	PLUG, rr. lw	
12.941 FILLER, REAR QUARTER WINDOW — LOWER REAR CORNER						
NOTE. For models not listed refer group 12.944.						
66-67	30-4000 (2-Dr. H.T.).....	4533668	RH	.77	FILLER	
66-67	30-4000 (2-Dr. H.T.).....	4533669	LH	.77	FILLER	
66-67	30-4000 (2-Dr. Coupe) ..	4533672	RH	.97	FILLER	
66-67	30-4000 (2-Dr. Coupe) ..	4533673	LH	.97	FILLER	
67-68	8000 (2 Dr. H.T.).....	7593480	RH	.92	FILLER	
67-68	8000 (2-Dr. H.T.).....	7593481	LH	.92	FILLER	
68-69	3000 (2-Dr. Coupe).....	7710838	RH	.72	FILLER	
68-69	3000 (2-Dr. Coupe).....	7710839	LH	.72	FILLER	
68-69	30-4000 (2 Dr. H.T.).....	7710832	RH	1.38	FILLER	
68-69	30-4000 (2 Dr. H.T.).....	7710833	LH	1.38	FILLER	
70-72	3327-37-34-35-44-4637 .	8801310	RH	.87	FILLER	
70-72	3327-37-34-35-44-4637 .	8801311	LH	.87	FILLER	
12.941 FILLER, QTR. INNER TRIM PANEL						
71-73	All B/Wgn.....	9835619	LH	2.50	FILLER	
12.941 PANEL, REAR QUARTER SIDE EXTENSI						
66	4000 (4-Dr. H.T.).....	4535454	RH	18.70	PANEL	
66	4000 (4-Dr. H.T.).....	4535455	LH	18.70	PANEL	
66	30-4000 (2-Dr. H.T.) 2nd Type.....	7653492	RH	18.95	PANEL.	
66	30-4000 (2-Dr. H.T.) 2nd Type.....	7653493	LH	18.95	PANEL, lwr. .	
65-66	8000 (2-Dr. H.T.).....	4427913	RH	5.85	PANEL, inner	
65-66	8000 (2-Dr. H.T.).....	4427914	LH	5.85	PANEL, inner	
12.941 TRIMSTICK, REAR QUARTER INNER PANEL						
65	8000 (2-Dr. H.T.).....	4497100	2	.56	TRIMSTICK, upr.	
12.941 EXTENSION, REAR QUARTER INNER PANEL						
66-69	9000.....	7614660	RH	2.51		
66-69	9000.....	7614661	LH	2.51	EXTENSION .	
69-70			RH	2.46	EXTENSION .	
69-70	5467-6667-8467	7799657	LH	2.46	EXTENSION .	
70	9487.....	8767797	RH	1.74	EXTENSION, inner upr. pnl	
70	9487.....	8767798	LH	1.74	EXTENSION, inner upr. pnl	
61			AR	.15	STRIP, qtr. panel to underbody sealing—(10.694)	
12.941 SUPPORT, REAR QUARTER INNER PANEL						
64-67	Special-Skylark Wagons .	4432866	LH	.36	SUPPORT, panel trim-frt.	

12.941	DEFLECTOR, REAR QUARTER INNER PANEL				
65	3327-3427-4327-37-				
	4427-37-52-54-62-64				
	66-82-8437.	4780514	2	.67	DEFLECTOR (10 355).
12.941	COVER, REAR QUARTER ACCESS HOLE (REFER TO GRP. 12.944)				
1 2.942	EXTENSION, REAR BODY LOCK PILLAR				
68	3435 1st Type	7720142	RH	1 2.00	EXTENSION, outer-upr. panel . .
68	3435 1st Type	7720143	LH	1 2.00	EXTENSION, outer-upr. panel . .
68	3435 2nd Type	8718007	RH	10.70	EXTENSION, outer-upr. panel . .
68	3435 2nd Type	8718008	LH	10.70	EXTENSION, outer-upr. panel . .
68-69	Sportwagons	7722262	RH	10.75	EXTENSION, outer-upper panel
68-69	Sportwagons	7722263	LH	10.75	EXTENSION, outer-upper panel
69	Special Wagons	8718007	RH	10.70	EXTENSION, outer panel-upper
69	Special Wagons	8718008	LH	10.70	EXTENSION, outer panel-upper
70-72	3435-3436.	8767128	RH	10.85	EXTENSION, outer-upr. panel . .
70-72	3435-3436.	8767129	LH	10.85	EXTENSION, outer-upr. panel
12.942	REINFORCEMENT, REAR BODY				
63-65		4863104	RH	2.77	REINFORCEMENT
64-65	Special-Skylark Conv. . .	4472536	RH	7.50	
64-65	Special-Skylark Conv. . .	4472537	LH	7.50	
64-67	Special-Skylark-G.S. Conv.	4406347	RH	.97	REINFORCEMENT, pillar to pan brace
64-67	Special-Skylark-G.S. Conv.	4406348	LH	.97	REINFORCEMENT, pillar to pan brace
64-65	Special-Skylark (4-Dr. Sedan)	4472267	RH	6.85	REINFORCEMENT .
64-65	Special-Skylark (4-Dr. Sedan)	4472268	LH	6.85	REINFORCEMENT
64-65	4337-4437.	4472534	RH	8.00	REINFORCEMENT
64-65	4337-4437.	4472535	LH	8.00	REINFORCEMENT
65-66	50-6000 (4 Dr. Sedan)	4550426	RH	5.30	REINFORCEMENT, outer
65-66	50-6000 (4 Dr. Sedan)	4550427	LH	5.30	REINFORCEMENT, outer
65-66	50 6000 (4 Dr. H.T.)	4550424	RH	6.20	REINFORCEMENT, outer
65-66	50-6000 (4 Dr. H.T.)	4550425	LH	6.20	REINFORCEMENT, outer
65-66	50-60-8000 (2 Drs.)	4427504	RH	8.25	REINFORCEMENT
65-66	50-60-8000 (2 Drs.)	4427505	LH	8.25	REINFORCEMENT
65-66	50-60-8000 (4 Drs.) . .	4467661	RH	3.13	REINFORCEMENT, lwr. .
65-66	50-60-8000 (4 Drs.) . .	4467662	LH	3.13	REINFORCEMENT, lwr. .
65	8000 (4 Dr. H.T.)	4463226	RH	5.15	REINFORCEMENT, outer
65	8000 (4 Dr. H.T.)	4463227	LH	5.15	REINFORCEMENT, outer
65-66	8000 (4 Dr. Sedan)	4463234	RH	5.85	REINFORCEMENT, outer
65-66	8000 (4 Dr. Sedan)	4550423	LH	6.20	REINFORCEMENT, outer
66	3000 (4 Dr. Sedans) . . .	4498824	RH	5.45	REINFORCEMENT
66	3000 (4 Dr. Sedans) . . .	4498825	LH	5.45	REINFORCEMENT
66-67	30-4000 (2 Dr. H.T.) . . .	4498858	RH	9.00	REINFORCEMENT
66-67	30-4000 (2 Dr. H.T.) . . .	4498859	LH	9.00	REINFORCEMENT
66-67	30-4000 Conv.	4498860	RH	8.70	REINFORCEMENT
66-67	30-4000 Conv.	4498861	LH	8.70	REINFORCEMENT
66	4000 (4 Dr. H.T.)	7675214	RH	8.70	REINFORCEMENT
66	4000 (4 Dr. H.T.)	7675215	LH	8.70	REINFORCEMENT
66	8000 (4 Dr. H.T.)	4550420	RH	5.75	REINFORCEMENT, outer
66	8000 (4 Dr. H.T.)	4550421	LH	5.75	REINFORCEMENT, outer
66-70	9000.	8771854	RH	6.30	REINFORCEMENT
66-70	9000.	8771855	LH	6.30	REINFORCEMENT
67	33-34-35-36-4469.	4498824	RH	5.45	REINFORCEMENT
67	33-34-35-36-4469.	4498825	LH	5.45	REINFORCEMENT
67	4000 (4 Dr. H.T.)	7675214	RH	8.70	REINFORCEMENT
67	4000 (4 Dr. H.T.)	7675215	LH	8.70	REINFORCEMENT
67-68	50-6000 (4 Dr. H.T.) . . .	7593546	RH	5.95	REINFORCEMENT, outer panel
67-68	50-6000 (4 Dr. H.T.) . . .	7593547	LH	5.95	REINFORCEMENT, outer panel
67-68	50-60-8000 (2 Drs.) . . .	7593662	RH	7.90	REINFORCEMENT
67-68	50-60-8000 (2 Drs.) . . .	7593663	LH	7.90	REINFORCEMENT
67-68	50-6000 (4 Dr. Sedan)	7593490	RH	5.95	REINFORCEMENT, outer panel
67-68	50-6000 (4 Dr. Sedan)	7593491	LH	5.95	REINFORCEMENT, outer panel
67-68	50-60-8000 (4 Drs.) . . .	7593470	RH	3.74	REINFORCEMENT, lwr. .
67-68	50-60-8000 (4 Drs.) . . .	7593471	LH	3.74	REINFORCEMENT, lwr. .
67-68	8000 (4 Dr. H.T.)	7593562	RH	6.45	REINFORCEMENT, outer panel
67-68	8000 (4 Dr. H.T.)	7593563	LH	6.45	REINFORCEMENT, outer panel
67-68	8000 (4 Dr. Sedan)	7593485	RH	6.85	REINFORCEMENT, outer panel
67-68	8000 (4 Dr. Sedan)	7593486	LH	6.85	REINFORCEMENT, outer panel
68	30-4000 (2 Drs.)	7672076	RH	25.05	REINFORCEMENT
68	30-4000 (2 Drs.)	7672077	LH	25.05	REINFORCEMENT
68-70	33-3569-4439-69.	7699336	RH	5.45	REINFORCEMENT, at lock striker
68-70	33-3569-4439-69.	7699337	LH	5.45	REINFORCEMENT, at lock striker
68-69		7672200	RH	1.03	to pan brace .

68-69	30-4000 Conv.	7672201	LH	1.03	REINFORCEMENT, to pan brace
69	30-4000 (2 Drs.)	8768752	RH	15.90	REINFORCEMENT
69	30-4000 (2 Drs.)	8768753	LH	15.90	REINFORCEMENT
69-70	50-6000 (2 Dr.)	8722010	RH	3.28	REINFORCEMENT, floor pan at pillar
69-70	50-6000 (2 Dr.)	8722011	LH	3.28	REINFORCEMENT, floor pan at pillar
69-70	50-60-8000 (2 Drs.)	7749512	RH	13.15	REINFORCEMENT
69-70	50-60-8000 (2 Drs.)	7749513	LH	13.15	REINFORCEMENT
69-70	50-6000 (4 Drs.)	7749770	RH	2 51	REINFORCEMENT, lower.
69-70	50-6000 (4 Drs.)	7749771	LH	2.5 1	REINFORCEMENT, lower.
69-70	50-6000 (4 Dr. Sedan)	8726450	RH	4.10	REINFORCEMENT, outer panel
69 70	50-6000 (4 Dr. Sedan)	8726451	LH	4.10	REINFORCEMENT, outer panel
69-70	8000 (2 Drs.)	8722012	RH	4.92	REINFORCEMENT, floor pan at pillar
69-70	8000 (2 Drs.)	8722013	LH	4.92	REINFORCEMENT, floor pan at pillar
69-70	8000 (4 Dr. H.T.)	8726454	RH	9.00	REINFORCEMENT, outer panel
69-70	8000 (4 Dr. H.T.)	8726455	LH	9.00	REINFORCEMENT, outer panel
69-70	8000 (4 Drs.)	7749774	RH	2.87	REINFORCEMENT, lower.
69-70	8000 (4 Drs.)	7749775	LH	2.87	REINFORCEMENT, lower.
69-70	8000 (4 Dr. Sedan)	8726456	RH	8.85	REINFORCEMENT, panel to wheelhouse
69-70	8000 (4 Dr. Sedan)	8726457	LH	8.85	REINFORCEMENT, panel to wheelhouse
70-72	30-4000 2 Drs.	8735452	RH	9.65	REINFORCEMENT, lwr.
70-72	30-4000 2 Drs.	8735453	LH	9.65	REINFORCEMENT, lwr.
70-72	3337-3437-67-3537- 4437-67-4600	7798326	RH	3.28	REINFORCEMENT, fir. pan at pillar
70-72	3337-3437-67-3537- 4437-67-4600	7798327	LH	3.28	REINFORCEMENT, fir. pan at pillar
71-72	3369-4439-4469	7699336	RH	5.45	REINFORCEMENT, plr. at lock striker
71-72	3369-4439-4469	7699337	LH	5.45	REINFORCEMENT, plr. at lock striker
71	50-6000 (2 Drs.)	9871014	RH	15.90	REINFORCEMENT
71	50-6000 (2 Drs.)	9871015	LH	15.90	REINFORCEMENT
71	50-60-8000 (2 Dr.)	9868948	RH	3.33	REINFORCEMENT, fir. pan at body lock pillar,
71	50-60-8000 (2 Dr.)	9868949	LH	3.33	REINFORCEMENT, fir. pan at body lock pillar.
71-73	All B/Wgn	9604928	RH	8.70	REINFORCEMENT, pillar at belt
71-73	All B/Wgn	9604929	LH	8.70	REINFORCEMENT, pillar at belt
71	82-8437	9602926	RH	15.90	REINFORCEMENT
71	82-8437	9871007	LH	15.90	REINFORCEMENT
71	9000	9868950	RH	4.05	REINFORCEMENT, fir. pan at body lock pillar.
71	9000	9868951	LH	4.05	REINFORCEMENT, fir. pan at body lock pillar.
71	9000	9871018	RH	15.90	REINFORCEMENT
71	9000	9871019	LH	15.90	REINFORCEMENT
72-73	All B-C (2 Drs.)	9611006	RH	3 33	REINFORCEMENT, fir. pan at body lock pillar.
72-73	All B-C (2 Drs.)	9611007	LH	3.33	REINFORCEMENT, fir. pan at body lock pillar.
72-73	All B (2 Drs.)	9602952	RH	15.90	REINFORCEMENT, body lock pillar.
72-73	All B (2 Drs.)	9602953	LH	15.90	REINFORCEMENT, body lock pillar.
72-73	All C (2 Dr.)	9602926	RH	15.90	REINFORCEMENT, body lock pillar.
72-73	All C (2 Dr.)	9602927	LH	15.90	REINFORCEMENT, body lock pillar.
72-73	All E	9602956	RH	15.90	REINFORCEMENT, body lock pillar.
72-73	All E	9602957	LH	15.90	REINFORCEMENT, body lock pillar.
72-73	All E	9611008	RH	4.05	REINFORCEMENT, fir. pan at body lock pillar.
72-73	All E	9611009	LH	4.05	REINFORCEMENT, fir. pan at body lock pillar.
	All E 1 2.942 FILLER, BODY LOCK PILLAR AT BELT				
66-67	3000 Wagons	4537547	RH	4.10	FILLER
66-67	3000 Wagons	4537548	LH	4.10	FILLER
66-67	30-4000 (4 Dr. Sedan)	4537193	RH	4.46	FILLER
66-67	30-4000 (4 Dr. Sedan)	4537194	LH	4.46	FILLER
66-67	4000 (4 Dr. H.T.)	4537202	RH	4.46	FILLER
66-67	4000 (4 Dr. H.T.)	4537203	LH	4.46	FILLER
66-67	Sportwagons	4537570	RH	4.10	FILLER
66-67		4537571	LH	4.10	FILLER
	1 2.942 VALVE — GASKET, BODY LOCK PILLAR				
69-72	3327-69-3569-4439- 4469 Instr. Panel Vent. less A.C.	8728739	2	1.44	
69	3437-3537-4437-4467- 4637	8717589	1	1.74	
69	5237-5437-5467-6437- 6637-6667-8257-8457	7728610	1	1.59	VALVE.
69-70	50-60-8000 (4 Drs.)	8717996	RH'-*	1.74	VALVE
69-70	50-60-8000 (4 Drs.)	8717997	LH	1.74	VALVE
69-72	3327-69-3569-4439-69 Instr. Panel Vent.	8756520	2	.25	GASKET, relief valve
69-70	50-60-8000 (4 Drs.)	8756519	1	.25	GASKET, relief valve
70-72	All A (2 Dr.)	8788235	2	1.69	VALVE.
70	50-60-80-9000 (2 Drs.)	7728610	2	1.59	VALVE.
72	50-60-80-9000	8728739	2	1.44	VALVE.
73	All	8728739	2	1.44	VALVE.
72-73	All B-C (4 Drs.)	8756520	2	.25	GASKET, relief valve

12.942 PANEL, REAR BODY LOCK PILLAR

63-66	Riviera	4417966	RH	9.65	PANEL, outer.
63-66	Riviera	4417967	LH	9.65	PANEL, outer.
63-64	4447-4647-4847	4417960	RH	11.60	PANEL, outer.
64-65	Special-Skylark 2 Dr. Coupe	4536202	RH	14.65	PANEL, upr.
64-65	Special-Skylark 2 Dr. Coupe	4536203	LH	14.65	PANEL, upr.
64	4035-4 135	4465241	LH	12.05	PANEL, inner-upr.
64-67	Special-Skylark (4 Dr.) exc. Sportwagon.	4403592	RH	1.79	PANEL, inner-lwr.
64-67	Special-Skylark (4 Dr.) exc. Sportwagon.	4403593	LH	1.79	PANEL, inner-lwr.
64-67	Sportwagons	4464961	RH	5.02	PANEL, inner-lwr.
64-67	Sportwagons	4464962	LH	5.02	PANEL, inner-lwr.
64	4255-65-4355-65	4465338	RH	24.50	PANEL, inner-lwr.
65	3000 Wagons.	4465240	RH	12.05	PANEL, inner-upr.
65	3000 Wagons.	4465241	LH	12.05	PANEL, inner-upr.
65	3000 Wagons.	4472348	RH	15.10	PANEL, inner-upr.
65	3000 Wagons.	4472349	LH	15.10	PANEL, outer-upr.
65	Sportwagons	4501894	RH	27.00	PANEL, outer-upr.
65	Sportwagons	4501895	LH	27.00	PANEL, inner-upr.
65	Sportwagons	4472344	RH	20.35	PANEL, inner-upr.
65	Sportwagons	4472345	LH	20.35	PANEL, outer-upr.
65-66	50-6000 (4 Dr. H.T.).	4470242	RH	18.65	PANEL, outer-upr.
65-66	50-6000 (4 Dr. H.T.).	4470243	LH	18.65	PANEL, inner-lwr.
65	50-6000 (4 Dr. H.T.).	4550406	RH	20.45	PANEL, inner-lwr.
65	50-6000 (4 Dr. H.T.).	4550407	LH	20.45	PANEL, outer-lwr.
65-66	50-6000 (4 Dr. Sedan)	4470240	RH	18.15	PANEL, outer-lwr.
65-66	50-6000 (4 Dr. Sedan)	4470241	LH	18.15	PANEL, inner-lwr.
65-66	50-6000 (4 Dr. Sedans)	4550404	RH	19.70	PANEL, inner-lwr.
65-66	50-6000 (4 Dr. Sedans)	4550405	LH	19.70	PANEL, outer-lwr.
65-66	50-60-8000 (2 Drs.).	4427110	RH	12.00	PANEL, outer-lwr.
65-66	50-60-8000 (2 Drs.).	4427111	LH	12.00	PANEL, outer.
65-66	8000 (4 Dr. H.T.).	7615130	RH	18.95	PANEL, outer.
65-66	8000 (4 Dr. H.T.).	7615131	LH	18.95	PANEL, inner-lwr.
65-66	8000 (4 Dr. H.T.).	4462999	RH	22.45	PANEL, inner-lwr.
65-66	8000 (4 Dr. Sedans).	4470238	RH	18.65	PANEL, outer-lwr.
65-66	8000 (4 Dr. Sedans).	4470239	LH	18.65	PANEL, inner-lwr.
65-66	8000 (4 Dr. Sedans).	4427051	RH	22.45	PANEL, inner-lwr.
66-67	3000 Wagons.	4527098	RH	10.10	PANEL, outer-lwr.
66-67	3000 Wagons.	4527099	LH	10.10	PANEL, inner-upr.
66-67	30-4000 (2 Dr. Coupe)	4540993	RH	18.95	PANEL, inner-upr.
66-67	30-4000 (2 Dr. Coupe)	4540994	LH	18.95	PANEL, upr.
66-67	Sportwagons	4541644	RH	28.05	PANEL, inner-upr.
66-67	Sportwagons	4541645	LH	28.05	PANEL, inner-upr.
66-67	Sportwagons	7653592	RH	21.65	PANEL, outer-upr.
66-67	Sportwagons	4527095	RH	20.45	PANEL, outer-upr.
66	50-6000.	4550406	LH	20.45	PANEL, outer-lwr.
66	50-6000.	4550407	RH	22.10	PANEL, outer-lwr.
67-68	50-6000 (4 Dr. Sedan)	7593198	RH	22.10	PANEL, outer-lwr.
67-68	50-6000 (4 Dr. Sedan)	7593199	LH	17.55	PANEL, outer-lwr.
67	50-6000 (4 Dr. Sedan)	7656332	RH	16.40	PANEL, inner-lwr.
67	50-6000 (4 Dr. Sedan)	7731275	RH	18.55	PANEL, inner-lwr.
67-68	50-6000 (4 Dr. H.T.).	7656330	LH	18.55	PANEL, inner-lwr.
67-68	50-6000 (4 Dr. H.T.).	7656331	RH	22.10	PANEL, inner-lwr.
67-68	50-6000 (4 Dr. H.T.).	7593200	LH	22.10	PANEL, outer-lwr.
67-68	50-6000 (4 Dr. H.T.).	7593201	RH	22.90	PANEL, outer-lwr.
67-68	8000 (4 Dr. H.T.).	7593278	LH	22.90	PANEL, outer-lwr.
67-68	8000 (4 Dr. H.T.).	7593279	RH	18.35	PANEL, outer-lwr.
67-68	8000 (4 Dr. H.T.).	7656334	LH	18.35	PANEL, inner-lwr.
67-68	8000 (4 Dr. H.T.).	7656335	RH	22.90	PANEL, inner-lwr.
67-68	8000 (4 Dr. Sedan).	7593280	LH	22.90	PANEL, outer-lwr.
67-68	8000 (4 Dr. Sedan).	7593281	RH	17.95	PANEL, outer-lwr.
67-68	8000 (4 Dr. Sedan).	7656336	LH	17.95	PANEL, inner-lwr.
67-68	8000 (4 Dr. Sedan).	7656337	RH	17.95	PANEL, inner-lwr.
68	30-4000 (4 Dr.) exc. 4000 Wagons	7779962	RH	1.90	PANEL, inner-lwr.
68	30-4000 (4 Dr) exc. 4000 Wagons	7779963	LH	1.90	PANEL, inner-lwr.
68-69	3000 (2 Dr. Coupe).	7730872	RH	13.60	PANEL, upper.
68-69	3000 (2 Dr. Coupe).	7730873	LH	13.60	PANEL, upper.
68	30-4000 (4 Dr. Sedan)	7787258	RH	15.90	PANEL, outer-lwr.
68	30-4000 (4 Dr. Sedan)	7787259	LH	15.90	PANEL, outer-lwr.
68	4000 (4 Dr. H.T.).	8728737	RH	16.50	PANEL, outer-lwr.
68	4000 (4 Dr. H.T.).	7787261	LH	15.90	PANEL, outer-lwr.

NOTE. 1968 wagons 1st type-coated fabric finishing panel, 2nd type-plastic finishing panel.

68	3435	8760893	LH	15.90	PANEL, inner-upr. ...
68	3435	8719394	RH	14.95	PANEL, inner-upr. ...
68-69	3000 Wagons	8728287	LH	37.00	PANEL, outer.
68	4000 Wagons 1st type	7768078	RH	28.80	PANEL, inner-upr. ...
68	4000 Wagons 1st type	7768079	LH	28.80	PANEL, inner-upr. ...
68	4000 Wagons 2nd type	8719398	RH	28.85	PANEL, inner-upr. ...
68	4000 Wagons 2nd type	8719399	LH	28.85	PANEL, inner-upr. ...
68-69	4000 Wagons	8768886	RH	42.45	PANEL, outer.
68-69	4000 Wagons	8768887	LH	42.45	PANEL, outer.
68	4000 Wagons	7779962	RH	1.90	PANEL, inner-lwr. ...
68	4000 Wagons	7779963	LH	1.90	PANEL, inner-lwr. ...
68	50-6000 (4 Dr. Sedan)	7731274	RH	16.40	PANEL, inner-lwr. ...
68	50-6000 (4 Dr. Sedan)	7731275	LH	16.40	PANEL, inner-lwr. ...
69	30-4000 (4 Dr. Sedan)	8728735	RH	16.50	PANEL, outer lower
69	30-4000 (4 Dr. Sedan)	8728736	LH	16.50	PANEL, outer lower
69-72	30-4000 (4 Drs.)	7779962	RH	1.90	PANEL, inner-lower
69-72	30-4000 (4 Drs.)	7779963	LH	1.90	PANEL, inner-lower
69	4000 (4 Dr. H.T.)	8728737	RH	16.50	PANEL, outer-lower
69	4000 (4 Dr. H.T.)	8728738	LH	16.50	PANEL, outer-lower
69-72	3000 Wagons	8760892	RH	15.90	PANEL, inner-upper
69-72	3000 Wagons	8760893	LH	15.90	PANEL, inner-upper
69	4000 Wagons	8760888	RH	28.20	PANEL, inner-upper
69	4000 Wagons	8760889	LH	28.20	PANEL, inner-upper
69-70	50-6000 (4 Dr. Sedan)	8716346	RH	14.65	PANEL, inner-lower
69-70	50-6000 (4 Dr. Sedan)	8716347	LH	14.65	PANEL, inner-lower
69-70	50-6000 (4 Dr. Sedan)	8716334	RH	22.00	PANEL, outer-lower
69-70	50-6000 (4 Dr. Sedan)	8716335	LH	22.00	PANEL, outer-lower
69-70	50-6000 (4 Dr. H.T.)	8716336	RH	22.00	PANEL, outer-lower
69-70	50-6000 (4 Dr. H.T.)	8716337	LH	22.00	PANEL, outer-lower
69-70	50-6000 (4 Dr. H.T.)	8771880	RH	14.95	PANEL, inner-lower
69-70	50-6000 (4 Dr. H.T.)	8771881	LH	14.95	PANEL, inner-lower
69-70	8000 (4 Dr. H.T.)	8716348	RH	18.75	PANEL, inner-lower
69-70	8000 (4 Dr. H.T.)	8716349	LH	18.75	PANEL, inner-lower
69-70	8000 (4 Dr. H.T.)	8716330	RH	28.50	PANEL, outer-lower
69-70	8000 (4 Dr. H.T.)	8716331	LH	28.50	PANEL, outer-lower
69-70	8000 (4 Dr. Sedan)	8716332	RH	28.50	PANEL, outer-lower
69-70	8000 (4 Dr. Sedan)	8716333	LH	28.50	PANEL, outer-lower
69-70	8000 (4 Dr. Sedan)	8716350	RH	22.15	PANEL, inner-lower
69-70	8000 (4 Dr. Sedan)	8716351	LH	22.15	PANEL, inner-lower
70-72	3327	8768722	RH	13.85	PANEL, upper.
70-72	3327	8768723	LH	13.85	PANEL, upr.
70-72	3435-36	8784042	RH	30.45	PANEL, outer.
70-72	3435-36	8784043	LH	30.45	PANEL, outer.
70	3435-3436	8735946	RH	12.95	PANEL, outer lwr. ...
70	3435-3436	8735947	LH	12.95	PANEL, outer lwr. ...
70-72	3369-3569-4469	8735942	RH	12.95	PANEL, outer lwr. ...
70-72	3369-3569-4469	8735943	LH	12.95	PANEL, outer lwr. ...
70	3369-3569-4469	8765520	RH	9.30	PANEL, outer-upr. ...
70	3369-3569-4469	8765521	LH	9.30	PANEL, outer-upr. ...
70-72	4439	8735944	RH	12.95	PANEL, outer lwr. ...
70-72	4439	8735945	LH	12.95	PANEL, outer lwr. ...
70	4439	8765518	RH	8.05	PANEL, outer-upr. ...
70	4439	8765519	LH	8.05	PANEL, outer-upr. ...
70	5239-69-5439-69-6036- 46-6439-69-6639	7777201	RH	5.25	PANEL, inner-lwr. ...
70	5239-69-5439-69-6036- 46-6439-69-6639	7777202	LH	5.25	PANEL, inner-lwr. ...
70	6036-6046	7749164	RH	10.35	PANEL, outer-upr. ...
70	6036-6046	7749165	LH	10.35	PANEL, outer-upr. ...
70	6036-6046	8756534	RH	15.30	PANEL, inner.
70	6036-6046	8756535	LH	15.30	PANEL, inner.
70	6036-6046	8767563	RH	15.80	PANEL, outer-lwr. ...
70	6036-6046	8767564	LH	15.80	PANEL, outer-lwr. ...
71-72	All B (4 Dr. H.T.)	8794192	RH	1.18	PANEL, outer-upr. ...
71-72	All B (4 Dr. H.T.)	8794193	LH,-	1.18	PANEL, outer-upr. ...
71	5239-5439-6639	9873390	RH	25.10	PANEL, outer-lwr. ...
71-73	All B (4 Dr. H.T.)	9885771	LHr	25.10	PANEL, outer-(lwr.
71	5269-5469	9873393	LH	25.10	PANEL, outer-lwr. ...
71-73	All B/Wgn	9872764	RH	17.95	PANEL, outer lwr. ...
71-73	All B/Wgn	9872765	LH	17.95	PANEL, outer-lwr. ...
71	All C (4 Dr. H.T.)	9885901	RH	30.70	PANEL, outer-lwr. ...
71	All C (4 Dr. H.T.)	9873379	LH	30.70	PANEL, outer-lwr. ...
71-73	All C (4 Dr. H.T.)	8794334	RH	1.28	PANEL, outer-upr. ...
71-73	All C (4 Dr. H.T.)	8794335	LH	1.28	PANEL, outer-upr. ...
71-73	All E	9883468	RH	13.25	PANEL, outer.
71-73	All E	9883469	LH	13.25	PANEL, outer.
72-73	All B (4 Dr. H.T.)	9885770	RH	25.10	PANEL, outer-lwr. ...
71-72	All B (4 Dr. Sedan)	9885772	RH	25.10	PANEL, outer-lwr. ...

72	All B (4 Dr. Sedan).	9885773	LH	25.10	PANEL, outer-lwr.....
72-73	All C (4 Dr. H.T.).	9885901	RH	30.70	PANEL, outer-lwr.....
72-73	All C (4 Dr. H.T.).	9885902	LH	30.70	PANEL, outer-lwr.....
71-73	All B-C-E (2 Drs.).	9836063	2	^6	PLUG, body lock pillar access hole . . .
71-73	All B/Wgn	9872753	LH	6	PLATE, back body pillar lwr. finishing
12.94-3 GASKET, REAR QUARTER EXTENSION—AT TAIL LAMP					
64	4439-4 7-67-69-4639-4 7-				
	67-69.....	4426772	2	.67	GASKET, outer
66	30-4000 exc. Wagons . . .	7630704	2	.36	GASKET.
66	50-6000.....	4543020	RH	.36	GASKET .
66	50-6000.....	4543021	LH	.36	GASKET .
67	30-4000 exc. Wagon	7667835	2	.30	GASKET .
67	50-6000 (2 Dr. H.T.). . . .	7661529		.41	GASKET .
67	50-6000 exc. (2 Dr. H.T.)	7661530		.41	GASKET .
68	50-6000 exc. (2 Dr. H.T.)	7743190		.41	GASKET .
68	50-6000 (2 Dr. H.T.)	7742549		.41	GASKET .
69	50-6000 (2 Drs.).....	8723394		.30	GASKET .
69	50-6000 (4 Dr.).....	8723395		.30	GASKET .
70	30-4000 exc. Wagons ..	8783582		.25	GASKET .
70	52-5437-67-64-6637-67	8783794		.25	GASKET .
70	5239-69-5439-69-6439-				
	69-6639.....	8784583	2	.25	GASKET
71	5239-69-5439-69-6639 . .	9827280	2	.46	GASKET
71	5257-5457-67-6647-67 . .	9827281	2	.41	GASKET
69	8000 1st Type (Filler 8i Bezel are Separate Pieces).....	8717862	RH	1.44	FILLER, bezel to outer panel extension
69	8000 1st Type (Filler 8< Bezel are Separate Pieces).....	8717863	LH	1.44	FILLER, bezel to outer panel extension
66	50-6000.....	7647199	2	.10	PLUG, tail lamp stud protector.....
67-69	50-6000.....	7616774	6	.11	NUT, extension at tail lamp.....
70	50-6000.....	7616775	6	.20	NUT, rr. qtr. outer panel extension to panel
12.943 POCKET, TAIL LAMP OPENING					
63	4400-4635-39-47-4667 . . .	4871348	RH	2.15	POCKET .
63	4400-4635-39-47-4667 . . .	4871349	LH	2.15	POCKET .
64	4439-47-67-69-4639-47-				
	67-69.....	4402096	RH	4.92	POCKET .
64	4439-47-67-69-4639-4 7-				
	67-69.....	4402097	LH	5.02	POCKET.....
64	4635-45.....	4871348	RH	2.15	POCKET.....
64	4635-45.....	4871349	LH	2.15	POCKET.....
64	4819-29-39-47-67.	4462009	2	2.46	POCKET.....
65	4000 exc. Wagons	4482704	LH	9.30	POCKET.....
64	40-41-4300 Wagons	4804861	2	.10	PLUG, tail 8< stop lamp hole—(1 2.94 1).
12.943 SUPPORT, TAIL LAMP					
66-67	All Wagons	7644816	RH	4.82	SUPPORT.....
66 67	All Wagons.	7644817	LH	4.82	SUPPORT.....
70	6036-46 2nd Type	9827105	RH	3.49	SUPPORT (use with 2nd type panels 8i extensions)
70	6036-46 2nd Type.	9827106	LH	3.49	SUPPORT (use with 2nd type panels 8i extensions)
12.943 PLATE, TAIL LAMP MOUNTING					
66	50-6000...	4545656	RH	6.65	PLATE, lwr.....
66	50-6000...	4545657	LH	6.65	PLATE, lwr.....
66	50-6000...	4545654	RH	7.85	PLATE, upr.....
66	50-6000...	4545655	LH	7.85	PLATE, upr.....
70-72	3435-3436	8776301	RH	4.31	PLATE & CLINCH NUT, t/lamp mtg.
70-72	3435-3436	8776302	LH	4.31	PLATE & CLINCH NUT, t/lamp mtg.
71-73	All B/Wgn.	9827780	RH	6.90	PLATE.....
71-73	All B/Wgn.	9827781	LH	6.90	PLATE.....
12.944 BRACE REINFORCEMENT, WHEELHOUSE PANEL					
64	4035-4135.	4453772	RH	2.02	<u>BRACE, inner panel to pan</u>
64	4035-4135.	4453773	LH	2.02	<u>BRACE, inner panel to pan</u>
64-66	Skylark Sportwagons	4449598	RH	3.08	BRACE, whlhse. inner panel to pan
64-66	Skylark Sportwagons	4449599	LH	3.08	BRACE, whlhse. inner panel to pan
65-66	33-34-35-3635.	4453772	RH	2.02	BRACE, whlhse. inner panel to pan
65-66	33-34-35-3635.	4453773	LH	2.02	BRACE, whlhse. inner panel to pan
65-66	50-6000.....	4507512	RH	5.70	<u>BRACE, whlhse. to pan diagonal-rr</u>
65-66	50-6000.....	4507513	LH	5.70	<u>BRACE, whlhse. to pan diagonal-rr</u>
65-69	50-60-80008712259	RH	6.70	BRACE, whlhse. to pan diagonal-frt.
65-68	50-60-80008765443	LH	7.20	BRACE, whlhse. to pan diagonal-frt.
65-66	8000.....	4547802	RH	6.00	<u>BRACE, whlhse. to pan diagonal-rr</u>
65-66	8000.....	4547803	LH	6.00	BRACE, whlhse. to pan diagonal-rr.

66-67	30-4000 exc. Conv. & Wagons	4498873	RH	4.4	1	BRACE, whlhse. to compt.lid gutter
66-67	30-4000 exc. Conv. & Wagons	4498874	LH	4.41		BRACE, whlhse. to compt.lid gutter
66-67	9487	4476344	RH	6.10		BRACE, rr. qtr.-diagonal
66-67	9487	4476345	LH	6.10		BRACE, rr. qtr.-diagonal
66-67	9000	4543190	RH	2.46		BRACE, qtr. outer panel to whlhse. upr.
66-67	9000	4543191	LH	2.46		BRACE, qtr. outer panel to whlhse. upr.
66-68	9000	7787336	RH	2.26		BRACE, outer panel to whlhse.-upr.
66-68	9000	7787337	LH	2.26		BRACE, outer panel to whlhse.-upr.
66-70	9000	7606326	RH	2.67		BRACE, outer panel to wheelhouse-lower
66-70	9000	4529602	LH	2.46		BRACE, outer panel to wheelhouse-lower
67	3000 Wagons	7694162	RH	2.51		BRACE, whlhse. inner panel to pan
67	3000 Wagons	7694163	LH	2.51		BRACE, whlhse. inner panel to pan
67	4000 Wagons	7694164	RH	2.97		BRACE, whlhse. inner panel to pan
67	4000 Wagons	7694165	LH	2.97		BRACE, whlhse. inner panel to pan
67-68	50-6000	7593784	RH	4.92		BRACE, whlhse. to pan diagonal-rr.
67-68	50-6000	7593785	LH	4.92		BRACE, whlhse. to pan diagonal-rr.
67-68	50-6000 Conv.	7640743	RH	4.92		BRACE, fldg. top compt. to whlhse.
67-68	50-6000 Conv.	7640744	LH	4.92		BRACE, fldg. top compt. to whlhse.
67-68	8000	7593786	RH	5.35		BRACE, whlhse. to pan diagonal-rr.
67-68	8000	7593787	LH	5.35		BRACE, whlhse. to pan diagonal-rr.
68-69	30-4000 exc. Conv. & Wagons	7711808	RH	2.15		BRACE, wheelhouse to compartment lid gutter
68-69	30-4000 exc. Conv. & Wagons	7711B09	LH	2.15		BRACE, wheelhouse to compartment lid gutter
68-72	3000 Wagons	7671635	RH	2.05		BRACE, wheelhouse inner panel to pan
68-72	3000 Wagons	7671636	LH	2.05		BRACE, wheelhouse inner panel to pan
68-69	Sportwagons	7671637	RH	2.97		BRACE, wheelhouse inner panel to pan
68-69	Sportwagons	7671638	LH	2.97		BRACE, wheelhouse inner panel to pan
68	9000	7730067	RH	6.65		BRACE, rr. qtr. diagonal
68	9000	7730068	LH	6.65		BRACE, rr. qtr. diagonal
68-70	9000	7787336	RH	2.26		BRACE, outer panel to wheelhouse upper
68-70	9000	7787337	LH	2.26		BRACE, outer panel to wheelhouse upper
69-70	50-6000 Conv.	8712232	RH	8.70		BRACE, fldg. top comp. to whlhse. upper
69-70	50-6000 Conv.	8712233	LH	8.70		BRACE, fldg. top comp. to whlhse. upper
69-70	50-6000	8734029	RH	6.70		BRACE, whlhse. to comp. pan diagonal-frt.
69-70	506000	8765443	LH	7.20		BRACE, whlhse. to pan diagonal-front
69-70	50-60-8000 exc. Wagons	9816696	RH	5.15		BRACE, whlhse. to comp. pan diagonal-rr.
69-70	50-60-8000 exc. Wagons	9816697	LH	5.15		BRACE, whlhse. to comp. pan diagonal-rr.
69-70	8000	7795911	RH	6.70		BRACE, whlhse. to comp. pan diagonal-frt.
69	8000	7795912	LH	6.70		BRACE, whlhse. to comp. pan diagonal-frt.
69-70	8467	8712234	RH	7.65		BRACE, fldg. top comp. to whlhse. upper
69-70	8467	8712235	LH	7.65		BRACE, fldg. top comp. to whlhse. upper
69	9000	8719340	RH	6.05		BRACE, rear-quarter diagonal
69	9000	8719341	LH	6.05		BRACE, rear-quarter diagonal
70-72	3327-37-69-3437-3537-69-4437-39-69-4637	8735976	RH	1.90		BRACE, whlhse. inner to compt. lid gutter
70-72	3327-37-69-3437-3537-69-4437-39-69-4637	8735977	LH	1.90		BRACE, whlhse. inner to compt. lid gutter
70	50-6000	8738268	RH	1.64		BRACE, compt. gutter to rr. end panel
70	50-6000	8738269	LH	1.64		BRACE, compt. gutter to rr. end panel
70	6036-46	4465250	RH	3.59		BRACE, compt. pan to whlhse.
70	6036-6046	8776369	LH	3.23		BRACE, compt. pan to whlhse. side
70	9487	8735555	RH	5.65		BRACE, qtr. diagonal
70	9487	8735556	LH	5.65		BRACE, qtr. diagonal
71-73	All B exc. Conv. & Wgn.	9846513	RH	3.84		BRACE, compt. gutter to whlhse.
71-73	All B exc. Conv. & Wgn.	9846514	LH	3.84		BRACE, compt. gutter to whlhse.
71-73	All C	9846512	2	1.28		BRACE, compt. gutter to whlhse. lwr.
71-73	All C	9846510	RH	3.59		BRACE, compt. gutter to whlhse.-upr.
71-73	All C	9846511	LH	3.59		BRACE, compt. gutter to whlhse.-upr.
71-73	All E	9874672	RH	1.90		BRACE, compt. gutter to whlhse.
71-73	All E	9874673	LH	1.90		BRACE, compt. gutter to whlhse.
67-68	50-6000 (2 Dr.)	7696098	RH	9.15		REINFORCEMENT, whlhse. outer panel
67-68	50-6000 (2 Dr.)	7696099	LH	9.15		REINFORCEMENT, whlhse. outer panel
67-68	8000 Conv.	7696098	RH	9.15		REINFORCEMENT, whlhse. outer panel
67-68	8000 Conv.	7696099	LH	9.15		REINFORCEMENT, whlhse. outer panel
67-68	5467-6467-6667-8257-8457-67	7715988	RH	1.49		STIFFNER, outer panel on diagonalbrace
67-68	5467-6467-6667-8257-8457-67	7715989	LH	1.49		STIFFNER, outer panel on diagonalbrace
69-70	50-6000 Conv.	8713838	RH	1.85		STIFFENER, outer panel on diagonal brace
69-70	50-6000 Conv.	8713839	LH	1.85		STIFFENER, outer panel on diagonal brace
70	82-8439	8760280	RH	1.85		STIFFENER, outer panel on reinforcement.
70	82-8439	8760281	LH	1.85		STIFFENER, outer panel on reinforcement.
70	8000	7749886	RH	1.44		STIFFENER, outer panel on diag. brace
70	8000	7749887	LH	1.44		STIFFENER, outer panel on diag. brace
70	8269-8469	8780748	RH	1.74		STIFFENER, outer panel on reinf.

70	8269-8469	8780749	LH	1.74	STIFFENER, outer panel on reinf. . . .
68	8000 (2 Dr. H.T.)	7638187	RH	2.61	PLATE, whlhse. to qtr. baffle-upr. . . .
68	8000 (2 Dr. H.T.)	7638188	LH	2.61	PLATE, whlhse. to qtr. baffle-upr. . . .
70	9487	8771647	RH	2.15	PLATE, inner panel baffle at muffler
70	9487	8771648	LH	2.15	PLATE, inner panel baffle at muffler
70	6036-6046 Split 2nd				
		7668459	LH	3.02	PLATE, fldg. 2nd 2/3 seat back (used 1 1.620)
	12.944	FILLER, REAR	QUARTER	PANEL	
64 66	Special-Skylark Wagons	7648562	RH	4.56	FILLER, outer panel-rr. lwr. corner—(1 2.940) . . .
64-66	Special-Skylark Wagons	4536239	LH	4.92	FILLER, outer panel-rr. lwr. corner
65	30-4000 (2 Dr. Coupe)	4489192	RH	2.51	FILLER, wind.-lwr. rr. corner
65	30-4000 (2 Dr. Coupe)	4489193	LH	.38	FILLER, wind.-lwr. rr. corner
65-66	8000 (2 Dr. H.T.)	4468666	RH	1.33	FILLER, wind. lwr. rr. corner
65-66	8000 (2 Dr. H.T.)	4468667	LH	1.33	FILLER, wind. lwr. rr. corner
65-66	8000	4479192	RH	.97	FILLER, qtr. outer panel-rr. at whl. opening
65-66	8000	4479193	LH	.97	FILLER, qtr. outer panel-rr. at whl. opening
65-66	8000 (2 Drs.)	4479190	RH	1.74	FILLER, qtr. outer panel-rr. at whl. opening
65-66	8000 (2 Drs.)	4479191	LH	1.74	FILLER, qtr. outer panel-rr. at whl. opening
66	30-4000 (2 Dr. Coupe)	4533672	RH	.97	FILLER, wind.-lwr. rr. corner
66	30-4000 (2 Dr. Coupe)	4533673	LH	.97	FILLER, wind.-lwr. rr. corner
66	30-4000 2 Dr. H.T.	4533668	RH	.77	FILLER, wind.-lwr. rr. corner
66	30-4000 2 Dr. H.T.	4533669	LH	.77	FILLER, wind.-lwr. rr. corner
67	All		AR		FILLER, (refer group 12.941)
62-64	4435-45-4635-45	4489247	1	.15	STRIP, qtr. panel filler to underbody—(10.694)
	12.944	COVER, REAR	QUARTER	INNER	PANEL ACCESS HOLE
61-64	4437-47-4637-47-4737-				
	4847	4794938		130	COVER, rr.
64-67	Special-Skylark-G.S.				
	Conv.	4405472	RH	1.79	COVER
65-68	50-6000 Conv.	4514281	RH	2.61	COVER
65-68	50-6000 Conv.	4514282	LH	2.61	COVER
65-68	8000 Conv.	4514242	RH	3.08	COVER
65-68	8000 Conv.	4514243	LH	3.08	COVER
68-72	30-4000 Conv.	7715910	RH	3.54	COVER
68-72	30-4000 Conv.	7715911	LH	3.54	COVER
69-70	50-6000 Conv.	8776001	RH	5.07	COVER
69 70	50-6000 Conv.	8776002	LH	5.07	COVER
69-70	8000 Conv.	8776003	RH	6.45	COVER
69-70	8000 Conv.	8776004	LH	6.45	COVER
71-73	All B/C exc. Conv.	9827109	AR	.41	COVER, qtr. access hole in sail area—(12.941)
71-73	All B/Conv.	8792947	RH	2.00	COVER, qtr. inner panel access hole—(1 2.94 1) .
71 73	All B/Conv.	8792948	LH	2.00	COVER, qtr. inner panel access hole—(1 2.94 1)
	12.944	PLATE, FOLDING	2ND SEAT	BACK CATCH	STRIKER
67	44-4855 Split 2nd Seat	7682133	LH	2.51	PLATE, also used 1 1.620
	12.944	REINFORCEMENT, REAR	QUARTER	PANEL AT	BELT
65-66	8000 Conv.	4461858	RH	3.38	REINFORCEMENT
65 66	8000 Conv.	4461859	LH	3.38	REINFORCEMENT
	12.944	PLATE, WHEELHOUSE TO	QUARTER	PANEL	BAFFLE
65-66	50-6000 (2 Dr. H.T.)	4490216	RH	6.45	PLATE, upr.
65-66	50-6000 (2 Dr. H.T.)	4490217	RH	6.45	PLATE, upr.
65-66	50-60-8000 Conv.	4427496	RH	2.26	PLATE, upr.
65-66	50-60-8000 Conv.	4427497	LH	2.26	PLATE, upr.
65-66	8000 (2 Dr. H.T.)	4490218	RH	6.75	PLATE, upr.
65-66	8000 (2 Dr. H.T.)	4490219	LH	6.75	PLATE, upr.
66-69	9000	7596384	RH	15.10	PLATE, wheelhouse to quarter panel baffle-inner
66-69	9000	7596385	LH	15.10	PLATE, wheelhouse to quarter panel baffle-inner
66-69	9000	7710773	RH	3.18	PLATE, wheelhouse to quarter panel baffle-outer
66-69	9000	7603476	LH	16.95	PLATE, wheelhouse to quarter panel baffle-outer
66-69	9000	7584222	RH	2.46	PLATE, wheelhouse panel baffle at muffler
66-69	9000	7584223	LH	2.46	PLATE, wheelhouse panel baffle at muffler
67-68	50-6000 (2 Dr. H.T.)	7667767	RH	1.38	PLATE, upr.
67-68	50-6000 (2 Dr. H.T.)	7667768	LH	1.38	PLATE, upr.
67-68	50-60-8000 Conv.	7593506	RH	2.77	PLATE, upr.
67-68	50-60-8000 Conv.	7593507	LH	2.77	PLATE, upr.
68-72	30-4000 Wagons	7722257	1	1.49	EXTENSION, wheelhouse cover panel-rear
70	3435	8754426	RH	4.61	EXTENSION, whlhse. inner panel to back body pillar
70-72	3435	8754427	LH	4.05	EXTENSION, whlhse. inner panel to back body pillar
64		4565415	1	.20	BUMPER, whlhse. cvr. panel—(10.587)
	12.944	PANEL, HEELHOUSE			
64-66	Skylark Sportwagons	4474761	RH	14.60	PANEL, whlhse. cvr.
65-66	50-6000 (2 Dr. H.T.)	7590152	RH	77.75	PANEL
65-66	50-6000 (2 Dr. H.T.)	7614636	LH	77.15	PANEL

65-66	50-6000 Conv.	.7614635	LH	105.15	PANEL
65-66	50-6000 (4 Dr.)	.7590154	RH	58.10	PANEL
65-66	50-6000 (4 Dr.)	.7611999	LH	57.30	PANEL
65-66	8000 (2 Dr. H.T.)	.7612000	LH	74.75	PANEL
65-66	8000 (4 Dr.)	.7590155	RH	60.15	PANEL
65-66	8000 (4 Dr.)	.7612007	LH	58.45	PANEL
66	3000 Wagons.	.7580602	RH	48.55	PANEL
66	3000 Wagons.	.7682128	LH	62.55	PANEL
66-67	Sportwagons.	.7646764	RH	57.30	PANEL
66-67	30-4000 (2 Dr. H.T.)	.7646762	RH	58.85	PANEL
66-67	30-4000 (2 Dr. Coupe)	.7646759	LH	60.05	PANEL
66	33-34-43-44-4667.	.7580612	RH	91.15	PANEL
66	33-34-43-44-4667.	.7580613	LH	93.50	PANEL
66	54-64-6667.	.7590156	RH	121.55	PANEL
66	8467.	.7594155	LH	119.20	PANEL
67	3000 Wagons.	.7681213	RH	9.35	PANEL, whlhse. cvr.
67	3000 Wagons.	.7646768	RH	52.95	PANEL
67	3000 Wagons.	.7682128	LH	62.55	PANEL
66-67	30-4000 (2 Dr. H.T.)	.7646763	LH	60.05	PANEL
66-67	30-4000 (2 Dr. Coupe)	.7646758	RH	58.85	PANEL
67	30-4000 Conv.	.7646754	RH	93.85	PANEL
67	30-4000 Conv.	.7646755	LH	96.10	PANEL
	30-4000 (4 Drs.) exc.				
66-67	Wagons.	.7646756	RH	45.05	PANEL
	30-4000 (4 Dr.) exc.				
66-67	Wagons.	.7646757	LH	46.20	PANEL
	Sportwagons.	.7681214	RH	15.10	PANEL, whlhse. cvr.
67	50-6000 (4 Dr.)	.7779922	RH	59.05	PANEL
67-68	50-6000 (4 Dr.)	.7779923	LH	59.85	PANEL
67-68	50-6000 Conv.	.7779924	RH	141.75	PANEL
67	50-6000 Conv.	.7715867	LH	1 18 40	PANEL
67	50-6000 (2 Dr. H.T.)	.7734386	RH	86.80	PANEL
67	50-6000 (2 Dr. H.T.)	.7734387	LH	86.80	PANEL
67	8000 (2 Dr. H.T.)	.7779928	RH	78.15	PANEL
67-68	8000 (2 Dr. H.T.)	.7779929	LH	77.25	PANEL
67-68	8467.	.7665146	RH	122.15	PANEL
67	8467.	.7783649	LH	132.80	PANEL
67	8000 (4 Drs.)	.7779926	RH	60.15	PANEL
67-68	8000 (4 Drs.)	.7779927	LH	58.80	PANEL
67-68	9000.	.7781540	RH	89.95	PANEL
66-69	9000.	.7781541	LH	89.95	PANEL
66-69	3000 (2 Dr. Coupe).	.7753008	RH	74.05	PANEL
68	3000 (2 Dr. Coupe).	.7753009	LH	74.05	PANEL
68	30-4000 (2 Dr. H.T.)	.7753012	RH	74.05	PANEL
68	30-4000 (2 Dr. H.T.)	.7753013	LH	74.05	PANEL
68	NOTE 1968 wagons 1 st type-coated fabric finishing panel, 2nd type-plastic finishing panel.				
68	3435 1st Type.	.7721928	LH	32.75	PANEL, inner & whlhse. cvr.
68	3435 2nd Type.	.8719500	LH	33.55	PANEL, inner 8i whlhse. cvr.
68	3435 Split 2nd Seat 1st Type.	.7748376	LH	3 1.25	PANEL, inner & whlhse. cvr.
68	3435 Split 2nd Seat 2nd Type.	.8719502	LH	33.85	PANEL, inner & whlhse. cvr.
68	3000 Wagons.	.7753048	LH	122.65	PANEL
68	3000 Wagons Split 2nd Seat.	.7753049	LH	124.95	PANEL
68	3435.	.7753037	RH	96.90	PANEL
68	3435.	.8719481	RH	1 5.90	PANEL, whlhse. cvr.
68	4000 Wagons 1st Type.	.7671751	RH	1 7.30	PANEL, whlhse. cvr.
68	4000 Wagons 2nd Type.	.8719482	RH	18.45	PANEL, whlhse. cvr.
68	Sportwagons.	.8771724	RH	109.95	PANEL
68	44-4855 Split 2nd Seat 1st Type.	.7748377	LH	3 1.25	PANEL, inner whlhse. cvr.
68	44-4855 Split 2nd Seat 2nd Type.	.8719503	LH	32.40	PANEL, inner whlhse. cvr.
68	44-4855 Full 2nd Seat.	.7753050	LH	122.65	PANEL
68	44-4855 Split 2nd Seat.	.7753051	LH	124.95	PANEL
68	44-4865 Full 2nd Seat.	.7753052	LH	122.65	PANEL
68-69	30-4000 4 Drs. exc. Wagons.	.7741710	RH	51.50	PANEL
68-69	30-4000 4 Drs. exc. Wagons.	.7741711	LH	51.50	PANEL
68	44-4855 1st Type.	.7721929	LH	32.75	PANEL, inner & whlhse. cvr.
68	44-4855 2nd Type.	.8719501	LH	33.55	PANEL, inner 8i whlhse. cvr.
68	44-4865 1st Type.	.7793126	LH	32.10	PANEL, inner & whlhse. cvr.
68	44-4865 2nd Type.	.8719504	LH	33.00	PANEL, inner & whlhse. cvr.
68	30-4000 Conv.	.7753020	RH	86.80	PANEL
68	30-4000 Conv.	.7753021	LH	86.80	PANEL
68	50-6000 (2 Dr. H.T.)	.7734386	RH	86.80	PANEL

68	50-6000 (2 Dr. H.T.)	7734387	LH	86.80	
68	50-6000 Conv	7779924	RH	141.75	
68	50-6000 Conv	7779925	LH	141.75	
68	8000 Conv	7783648	RH	132.80	PANEL
68	8000 Conv	7783649	LH	132.80	
69	3327	9808462	RH	72.50	
69	3327	8727571	LH	74.60	PANEL
69	3435-36 Split Seat	8738048	LH	133.35	PANEL
69	3435-36-4456-66	8771724	RH	109.95	PANEL
69	3000 Wagons	8738047	LH	129.85	PANEL
69-72	3000 Wagons	8719481	RH	15.90	
69-72	3000 Wagons	8719498	LH	30.65	
69-70	3000 Wagons Split Seat	8732901	LH	33.85	
69	4456 Split 2nd Seat	8768033	LH	137.70	PANEL
69	4456	8768032	LH	135.40	PANEL
69	4466	8768034	LH	135.40	PANEL
69	Sportwagons	8719482	RH	18.45	
69	4456	8719501	LH	33.55	
69	4456 Split 2nd Seat	8719503	LH	32.40	PANEL, wheelhouse cover
69	4466	8719504	LH	33.00	
69	30-4000 (2 Dr. H.T.)	9808466	RH	74.30	PANEL
69	30-4000 (2 Dr. H.T.)	8719687	LH	79.55	PANEL
69	30-4000 Conv	9808474	RH	93.15	PANEL
69	30-4000 Conv	8746665	LH	93.45	
69	50-6000 (2 Dr. H.T.)	8716766	RH	85.10	PANEL
69	50-6000 (2 Dr. H.T.)	8716767	LH	84.15	
69-70	50-6000 (4 Dr. H.T.)	9812743	RH	62.20	
69-70	50-6000 (4 Dr.)	8744073	LH	61.35	PANEL
69	50-6000 (4 Dr. Sedan)	8716396	RH	62.20	
69-70	50-6000 Conv	8716794	RH	128.15	PANEL
69-70	50-6000 Conv	8716795	LH	127.30	PANEL
69-70	8000 (4 Drs.)	9812742	RH	56.50	
69-70	8000 (4 Drs.)	9816799	LH	59.05	PANEL
69-70	8000 Conv	9812687	RH	125.80	PANEL
69-70	8000 Conv	8716797	LH	124.95	PANEL
69	8000 (2 Dr. H.T.)	8716408	RH	78.10	PANEL
69	8000 (2 Dr. H.T.)	8716409	LH	78.10	PANEL
70-72	3327	8784922	RH	70.10	
70-72	3327	8784923	LH	70.10	PANEL
70-72	3435-36	8785143	RH	103.20	PANEL
70	3435-36 Split 2nd Seat	8785148	LH	125.20	PANEL
70-72	3435-36	8785149	LH	122.00	PANEL
70-72	33-34-35-44-4637	8785101	RH	74.70	
70-72	33-34-35-44-4637	8785102	LH	74.70	PANEL
70-72	33-3569-4439 69	8784194	RH	50.25	PANEL
70-72	33-3569-4439-69	8784195	LH	50.25	
70-72	30-4000 Conv	8785128	RH	93.30	PANEL
70-72	30-4000 Conv	8785129	LH	93.30	PANEL
70	52-54-64-6637	8787224	RH	79.85	PANEL
70	52-54-64-6637	8787225	LH	79.05	PANEL
70	52-54-6469	9812741	RH	58.45	PANEL
70	6036-46	7798845	RH	20.25	
70	6036-46	8780820	RH	112.45	PANEL
70	6036-46	8780824	LH	129.05	
70	6036-46 Split 2nd Seat	8790436	LH	129.05	PANEL
70	82-8457	8787332	RH	73.35	
70	82-8457	8787333	LH	72.25	PANEL
70	9000	8785216	RH	84.75	
70	9000	8785217	LH	84.75	PANEL
71	5239-5439-6639	9837384	RH	107.65	PANEL
71	5239-5439-6639	9837385	LH	107.65	
71	5269-5469	9609840	RH	89.70	PANEL
71	5269-5469	9837387	LH	89.70	
71	5257-5457-6647	9827082	RH	125.55	
71	5257-5457-6647	9827083	LH	125.55	PANEL
71-73	All B/Conv	9827090	RH	117.90	
71-73	All B/Conv	9827091	LH	117.90	
71	6035-45	9836709	RH	132.75	
71	6035-45	9836712	LH	163.50	
71	6035-45	9613299	RH	27.40	
71	6035-45	8793727	LH	17.35	
71	6035-45	9601728	LH	14.60	
71	8239-8439	9837388	RH	117.90	
71	8239 8439	9603021	LH	117.90	
71	8237-8437	9837396	RH	130.70	
71	8237-8437	9837397	LH	130.70	
71	9000	9836722	RH	127.60	PANEL
71	9000	9836723	LH	127.60	PANEL

72-73	All B (2 Dr H.T.)	.9610022	RH	125.55	PANEL, whlhse.
72-73	All B (2 Dr H.T.)	.9610023	LH	125.55	PANEL, whlhse.
72	All B (4 Dr. H.T.)	.9609838	RH	107.65	PANEL, whlhse.
72	All B (4 Dr. H.T.)	.9609839	LH	107.65	PANEL, whlhse.
72-73	All B (4 Dr. Sedan)	.9609840	RH	89.70	PANEL, whlhse.
72-73	All B (4 Dr. Sedan)	.9609841	LH	89.70	PANEL, whlhse.
72 73	All B/Wgn.	.9609847	RH	132.75	PANEL, whlhse.
72-73	All B/Wgn.	.9609851	LH	163.50	PANEL, whlhse.
72	6035 Cust. Trim, 6045	.9613299	RH	27.40	PANEL, whlhse. cvr.
72	6035 Cust Trim, 6045	.8793727	LH	17.35	PANEL, whlhse. cvr.-frt.
72	6035 Cust Trim (1st Type)	.9865391	RH	14.30	PANEL, whlhse. cvr.
72	6035 Std. Trim (1st Type)	.9865851	LH	14.30	
	NOTE 1972 6035 1st Type less seat belt warning sy;				
72	6035 Std. Trim (2nd Type)	.9896727	RH	14.30	
					match
72	6035 Std. Trim	.9601732	LH	12.25	
					match
72	6035 Std. Trim (2nd Type)	.9896722	LH	1 4.30	PANEL, whlhse. cover frt. (black) prime & paint to match
72	6035 Cust. Trim, 6045	.9601728	LH		PANEL, whlhse. cvr. frt.
72-73	All C (2 Dr.)	.9610026	RH	130.70	PANEL, whlhse.
72-73	All C (2 Dr.)	.9610027	LH	130.70	PANEL, whlhse.
72-73	All C (4 Dr.)	.9603020	RH	117.90	PANEL, whlhse.
72-73	All C (4 Dr.)	.9603021	LH	117.90	PANEL, whlhse.
72	All E	.9610032	RH	127.60	PANEL, whlhse.
72	All E	.9610033	LH	127.60	PANEL, whlhse.
	1 2.944 OUTER PANEL, WHEELHOUSE				
64	Special-Skylark exc. Conv.	.4508410	RH	18.15	PANEL, whlhse.-outer
64	4027-69-4127-49-4337-69	.4508412	LH	18.40	PANEL, whlhse.-outer
65	30-4000 exc. Conv.	.4508410	RH	18.15	PANEL, outer.
65	30-4000 exc. Conv. & Wagons	.4508412	LH	18.40	PANEL, outer
65-66	50-6000 exc. Conv.	.7614604	RH	24.00	PANEL, outer
65-66	50-6000 exc. Conv.	.7614605	LH	24.00	PANEL, outer
65-66	50-6000 Conv.	.7614606	RH	24.00	PANEL, outer
65-66	50-6000 Conv.	.7614607	LH	24.00	PANEL, outer
65-66	8000 exc. 8467.	.4427377	RH	24.50	PANEL, outer
65-66	8000 exc. 8467.	.4427378	LH	24.50	PANEL, outer
65-66	8467.	.4427380	RH	24.50	PANEL, outer
65-66	8467.	.4427381	LH	24.50	PANEL, outer
66-67	30-4000 exc. Conv.	.7646025	RH	18.55	PANEL, outer
66-67	30-4000 exc. Conv. or Wagons	.7646674	LH	21.10	PANEL, outer
66-67	30-4000 Conv.	.7646676	RH	18.55	PANEL, outer
66-67	30-4000 Conv.	.7646677	LH	20.45	PANEL, outer
66-67	All Wagons.	.7646675	LH	20.45	PANEL, outer
66-69	9000.	.4475952	RH	24.45	PANEL, outer
66-69	9000.	.4475953	LH	24.45	PANEL, outer
67-68	50-60-8000 exc. Conv.	.7779800	RH	23.05	PANEL, outer
67-68	50-60-8000 exc. Conv.	.7779801	LH	23.05	PANEL, outer
67-68	50-60-8000 Conv.	.7779802	RH	23.05	PANEL, outer
67-68	50-60-8000 Conv.	.7779803	LH	23.05	PANEL, outer
68-69	4000 Conv.	.7671902	RH	22.30	PANEL, outer
68-69	4000 Conv.	.7671903	LH	22.30	PANEL, outer
68-69	30-4000 exc. Wagons & Conv.	.7671900	RH	22.30	PANEL, outer
68-69	30-4000 exc. Wagons & Conv.	.7671901	LH	22 30	PANEL, outer
68-69	All Wagons.	.7707629	RH	22.30	PANEL, outer
68-69	All Wagons.	.7671566	LH	39.00	PANEL, outer
69-70	50-6000 exc. Conv.	.7749722	RH	25.45	PANEL, outer
69-70	50-6000 exc. Conv.	.7749723	LH	25.45	PANEL, outer
69-70	54-6667.	.7749724	RH	25.45	PANEL, outer
69-70	54-6667.	.7749725	LH	25.45	PANEL, outer
69-70	8000 exc. 8467.	.8761364	RH	23.05	PANEL, outer
69-70	8000 exc. 8467.	.8761365	LH	23.05	PANEL, outer
69-70	8467.	.8761598	RH	23.05	PANEL, outer
69-70	8467.	.8761599	LH	23.05	PANEL, outer
70-72	3435-3436	.8735935	RH	21.05	PANEL, outer
70-72	3435-3436	.8735586	LH	34.40	PANEL, outer

70-72	3327-37-69-3437-3537- 69-4437-39-69-4637	8735931	RH	21.05	PANEL, outer
70-72	3327-37-69-3437-3537- 69-4437-39-69-4637	8735932	LH	22.45	PANEL, outer.....
70-72	30-4000 Conv.....	8735933	RH	21.05	PANEL, outer.....
70-72	30-4000 Conv.....	8735934	LH	22.45	PANEL, outer.....
70	6036-6046.....	8767566	RH	21.75	PANEL, outer.....
70	6036-6046.....	8767567	LH	38.20	PANEL, outer.....
70	9487 1st Type.....	8735544	RH	22.80	PANEL, outer (use only with full whl. opening cvr.)
70	9487 1st Type.....	8735545	LH	22.80	PANEL, outer (use only with full whl. opening cvr.)
70	9487 2nd Type.....	9832722	RH	24.20	PANEL, outer (use only with small whl. opening panel).....
70	9487 2nd Type.....	9832723	LH	24.20	PANEL, outer (use only with small whl. opening panel).....
70	9487.....	7710773	RH	3.18	PANEL, to qtr. panel baffle outer.....
70	9487.....	7710774	LH	3.18	PANEL, to qtr. panel baffle outer.....
71	5239-5257-5269-5439- 5457-5469-6639-47	9609794	RH	27.40	PANEL, outer
71	5239-5257-5269-5439- 5457-5469-6639-47	8794207	LH	27.40	PANEL, outer
71-73	All B/Conv.....	8794208	RH	27.40	PANEL, outer
71-73	All B/Conv.....	8794209	LH	27.40	PANEL, outer
71	6035-45.....	8793590	RH	30.25	PANEL, outer
71	6035-45.....	8793596	LH	46.15	PANEL, outer
71	8000.....	9609798	RH	27.40	PANEL, outer
71	8000.....	8794331	LH	27.40	PANEL, outer
71-73	All E.....	8794022	RH	27.40	PANEL, outer
71-73	All E.....	8794023	LH	27.40	PANEL, outer
72-73	All B exc. Conv. SI Wgn.	9609794	RH	27.40	PANEL, outer
72-73	All B exc. Conv. SI Wgn.	9609795	LH	27.40	PANEL, outer
72-73	All B/Wgn.....	9609809	RH	30.25	PANEL, outer
72-73	All B/Wgn.....	9609813	LH	46.15	PANEL, outer
72-73	All C.....	9609798	RH	27.40	PANEL, outer
72-73	All C.....	9609799	LH	27.40	PANEL, outer

1 2.944 SUPPORT, TAILGATE MOTOR ON WHEELHOUSE

71-73	All B/Wgn. (Pwr. T/gate)	9840486	LH	3.02	SUPPORT.....
-------	--------------------------	---------	----	------	--------------

1 2.945 POCKET, GAS TANK FILLER NECK

63-64	4400-4639-47-67-69- 4800.....	4876023		1.69	POCKET.....
66-67	All Wagons.....	4536230		4.92	POCKET.....
68-69	All Wagons.....	7722500		5.15	POCKET.....
70-72	All A/Wgn.....	8775976		3.49	POCKET.....
70	All B/Wgn.....	8776374		4.61	POCKET.....
71-73	All B/Wgn.....	9824917		5.70	POCKET.....
68-70	All Wagons.....	4478989		.51	STRIP, pocket sealing.....
71-73	All B/Wgn.....	9828152		.51	SEALING STRIP, filler pocket
71-72	All A/Wgn.....	4478989		.51	STRIP, pocket sealing.....

1 2.945 DOOR—REINFORCEMENT, GAS TANK FILLER NECK OPENING

67	All Wagons.....	7689765		8.35	DOOR, gas tank filler (used 8.208).....
68-69	All Wagons.....	8784028		10.60	_____
70-72	All A/Wgn.....	8784028		10.60	_____
70	All B/Wgn.....	8784174		10.70	_____
71-73	All B/Wgn.....	9826041		12.95	DOOR.....
71	All exc. Wagons	410259		2.00	DOOR (8.208).....
68-69	All Wagons.....	7671634		3.02	_____
70-72	All A/Wgn.....	8735593		2.82	_____
70	All B/Wgn.....	8767561		2.82	_____
71-73	All B/Wgn.....	8793723		3.54	_____
68-70	All A/Wgn.....	4813235		.15	SPRING, filler dr. hinge (8.209).....
71-73	All Wagons.....	4813235		.15	SPRING, door hinge (8.209).....
65-73	All Wagons.....	4880572	AR	.10	BUMPER, gas tank filler dr. (also used 8.210-1 1.620)

NOTE For Parts not Listed Refer to 8.208 Group

1 2.945 TRANSFER, GAS TANK FILLER DOOR

69	Sportwagons.....	1240339	1	26.90	TRANSFER (10.354)
----	------------------	---------	---	-------	-------------------

1 2.946 TRIMSTICK, REAR BELT RAIL

66-67	30-4000.....	7590292	2	.77	TRIMSTICK, frt.
66-67	30-4000.....	7590252	1	3.69	TRIMSTICK, rr
67-68	50-60-8000 CONV.	7669884	RH	.77	TRIMSTICK, frt.
67-68	50-60-8000 Conv.	7669885	LH	.77	TRIMSTICK, frt.
67-68	50-60-8000 CONV.	7669888	1	3.69	TRIMSTICK, rr.
68	4000 Conv.....	7793107	RH	1.74	TRIMSTICK, frt.
68	4000 CONV.....	7793108	LH	174	TRIMSTICK, frt.

68	4000 CONV.	.7793109	1	3.02	TRIMSTICK.
69-72	30-4000 Conv.	.8746482	1	14.65	TRIMSTICK
69-70	50-60-8000 Conv.	.8746485	1	22.00	TRIMSTICK
71	5467-6667.	.9841444	1	31.25	TRIMSTICK.
72-73	All B/Conv.	.9607021	1	31.25	TRIMSTICK,
69-72	30-4000 Conv.	.8746486	2	.30	SCREW, trimstick to top hinge
69-70	50-60-8000 Conv.	.8746487	2	.30	SCREW, trimstick to top hinge

1 2.952 BOW - BOW & SUPPORT, ROOF

64-67	Special Wagons	.4884281		4.10	BOW (No. 1)
64-67	Special Wagons	.4884282		4.10	BOW (No. 2 8, 4)
64-67	Special Wagons	.4471355		4.36	BOW (No. 3)
64-67	Sportwagons	.4414017		4.41	BOW, aux
64-67	Sportwagons	.4407396		2.61	BOW, rr.
64-67	Special-Skylark (4 Dr.) exc. Wagons	.4414988		4.72	BOW
65-68	50-6000 (2 Dr. H.T.)	.7704611		4.10	BOW, longitudinal .
65-67	50-6000 (2 8i 4 Dr. H.T.)	.4470636		8.00	BOW
65-68	50-6000 (4 Dr. H.T.)	.7704610		4.10	BOW, longitudinal .
65-70	50-6000 (4 Dr. Sedan)	.8780594		5.60	BOW
65-68	50-6000 (4 Dr. Sedan)	.7704609		4.10	BOW, longitudinal .
65-66	8000 2 Dr. H.T. (less Weld Nuts on Side ROOF Rail)	.4474579		8.20	BOW
65	8000 (2 Dr. H.T.)	.4475837		5.50	BOW, longitudinal .
65-66	8000 (2 Dr. H.T.)	.4427223		2.72	BOW, aux
65-66	8000 (4 Dr. H.T.)	.4470636		8.00	BOW (No. 1)
65-66	8000 (4 Dr. H.T.)	.4427420		2.56	BOW, aux
65	8000 4 Dr. H.T.	.4484729		5.50	BOW, longitudinal .
65 67	8000 (4 Dr. Sedan)	.4474612		7.5 5	BOW
65	8000 4 Dr. Sedan	.4484728		5.35	BOW, longitudinal .
66-67	30-4000 (2 Dr.) exc. Conv.	.7704608		4.10	BOW, longitudinal .
66-67	30-4000 (2 Drs.) exc. Conv.	.4549978		4.72	BOW
66	33-3435-3669	.7590783		4.10	BOW, longitudinal .
66	43-4439	.7704607		4.10	80W, longitudinal .
66-67	8000 2 Dr. H.T. (with Weld Nuts on Side Roof Rail)	.7644740		8.20	BOW
66	8437	.4475837		5.50	BOW, longitudinal .
66	8469	.4484728		5.35	BOW, longitudinal .
66	8439	.4484729		5.50	BOW, longitudinal .
66-70	9000	.4476243		5.50	BOW
66-70	9000	.4528518		2 82	BOW, aux
67	33-34-35-36-4469	.7704606		4.10	BOW, longitudinal .
67	50-6000 (4 Dr. H.T.)	.7740685		4.10	BOW
67-68	8239-57	.7593358		3.18	BOW, aux
67-68	8439-57	.7704613		3.55	BOW, longitudinal .
67	8000 (2 & 4 Dr. H.T.)	.7657647		7.70 5.40	BOW
67-68	8469	.7704614		5.40	BOW, longitudinal .
68-69	3000 Wagons	.8745347			BOW (No. 1)
68-72	3000 Wagons	.7671570			BOW (No. 2)
68-72	3000 Wagons	.7671576		4.72	BOW (No. 3-4-5) . .
68	30-4000 (4 Dr.) exc. Wagons	.7671896	1	4.72	BOW, longitudinal .
68-69	30-4000 (2 Drs.) exc. Conv.	.8780592	1	4.77	BOW
68	30-4000 (2 Drs.) exc. Conv.	.7672080	1	4.72	BOW, longitudinal .
68-69	Sportswagon	.7671555	1	6.85	BOW, frt. aux
68	50-6000 (4 Dr. H.T.)	.7740685	1	8.00	BOW
68	50-6000 (2 Dr. H.T.)	.7767505	1	8.00	BOW
68	8000 (2 & 4 Dr. H.T.)	.8719985	1	7.70	BOW
68	8000 (4 Dr. Sedan)	.7740683	1	8.40	BOW
69-72	30-4000 (2 Drs.) exc. Conv.	.8712077	1	5.15	BOW
68-72	30-4000 (4 Drs.) exc. Wagons	.8780593	1	5.60	BOW
69-72	30-4000 (4 Drs.) exc. Wagons	.8713815	1	5.15	BOW, longitudinal .
69-70	50-6000 (2 Dr. H.T. 8i 4 Dr. Sedan)	.7749762	1	4.10	BOW, longitudinal .
69-70	50-6000 (2 Dr. H.T.)	.8780591	1	8.45	BOW
69-70	50-6000 (4 Dr. H.T.)	.8780590	1	8.45	BOW
69-70	50-6000 (4 Dr. H.T.)	.7749756	1	4.10	BOW
69-70	8000 (2 8i 4 Dr. H.T.)	.7749769	1	7.10	BOW, longitudinal .
69-70	8000 (2 & 4 Dr. H.T.)	.7749803	1	4.05	BOW, longitudinal .

69-70	8000 (4 Dr. Sedan) . .	7787364	1	7.10	BOW
69-70	8000 (4 Dr. Sedan) . .	7790704	1	3.90	BOW, longitudinal .
70-72	3435-3436	8780595	1	5.60	BOW (No. 1)
70-72	30-4000 2 Drs. exc. Conv.	<u>8780592</u>	1	4.77	<u>BOW</u>
70	6036-6046	<u>8780596</u>	1	5.60	<u>BOW (No. 1)</u>
70	6036-6046	<u>4427730</u>	1	4.10	<u>BOW (No. 2)</u>
70	6036-6046	<u>4427729</u>	3	4.10	<u>BOW (aux. & No. 3 No. 4)</u>
	12.952 BO VER — CLIP, FOLDING SUN ROOF BOW				
72	3337 (Sun Roof).	<u>.1241221</u>	3		BOW (No. 1-3-5)
72	3337 (Sun Roof).	<u>.1241237</u>	10		BOW (No. 2 & 4) COVER, bow ends ..
72	3337 (Sun Roof)	<u>.1241236</u>	6		CLIP (bow No. 1-3-5)
	12.953 SUPPORT DOME LAMP				
64-67	Sportwagons	4414014	1	1.74	SUPPORT
	12.954 SUPPORT HEADLINING LISTING WIRE				
64-65	Special-Skylark 4 Dr. Sedan	4456094	2	.67	SUPPORT
67	30-40-50-6400 exc. Wagons 8t Conv.	7704600	AR	.10	SUPPORT
67-68	8000 (2 & 4 Dr. H.T.)	7632166	AR	.30	SUPPORT
68	3327-69-3437-3537-69- 4437-39-69-4637- 5000-6400 exc. 5467	7704600	4	.10	SUPPORT
69-70	3327-69-3437-3537-69- 4437-39-69-4637- 5000-6400-6639 exc. 5467	7704600	AR	.10	SUPPORT
69-70	8239-57-69-8439-57-69	7704600	5	.10	SUPPORT
69-70	8000 (2 Dr. H.T.)	7749919	2	.92	SUPPORT
70	50-6000 (4 Drs.) exc. Wagons	9866994	2	.20	SUPPORT No. 5 outer .
71-72	30-4000 exc. Wagons & Conv.	7704600	AR	.10	<u>SUPPORT</u>
71-73	All B/Wgn	9828528	RH	2.36	SUPPORT, hdng. outer
71-73	All B/Wgn	9828529	LH	2.36	SUPPORT, hdng. outer
71-73	All B-C-E exc. Conv.	9866994	AR	.20	SUPPORT
	, HEADLINING WIRE				
61	441 1-69	4412285	2	.15	CLIP, wire No. 6
61	4739	4412285	4	.15	CLIP, wire No. 6 8t 7
61-63	4317-4347	4412285	2	.15	CLIP, hdng. wire No. 5
63-64	4747	4412285	2	.15	CLIP, hdng. wire (No. 6)
64-67	Sportwagons	4412285	2	.15	CLIP (No. 3-4-5-6-7)
65	9000	4412285	2	.15	CLIP, hdng. wire supt. (No. 6)
66-67	9000	4545011	2	.08	CLIP (No. 1-2-4-5)
68	30-4000 exc. Wagons 8t Conv.	8732500		.10	CLIP
68-72	3000 Wagons	4412285		.15	CLIP (No. 5-6-7-8) .
68-72	30-4000 Wagons	7759668		.15	CLIP
68-69	Sportwagons	4412285		.15	CLIP, (No. 3-4-5-6)
68-69	9000	4545011		.08	CLIP
69-70	30-40-50-60-8000 exc. Wagons & Conv. 8t 8439-8457	8732500		.10	CLIP
71-72	3327-37-69-3437-4437- 39-69	8732500		.10	CLIP
	12.955 WIRE, HEADLINING LISTING SUPPORT				
61-63	4027-4300	4476879		.67	WIRE,
63	4839-47	4408843		.67	WIRE,
63-65	Riviera	4881784		.56	WIRE
64	4027-69-4127-69-4337- 69	4476879		.67	WIRE (No. 3) .
64-67	Special Wagons	4417376		.67	WIRE (No. 1-2-3-4-5-7-8).
64-67	Special Wagons	4476879		.67	WIRE (No. 6)
64	4069-4169-4369	4471224		.67	WIRE (No. 1 & 2)
64-67	Sportwagons	4476879		.67	WIRE (No. 1)
64-67	Sportwagons	4417376		.67	WIRE (No. 2)
64-67	Sportwagons	4455414		.51	WIRE (No. 3-4-5-6-7).
64-67	Sportwagons	4455415		.20	WIRE (No. 8)
64	4839 Std. Trim	4408843		.67	WIRE (No. 2)
64	4847 Bench Type Seats	4408843		.67	WIRE (No. 2)
65	30-4000 exc. Wagons . .	4476879		.67	WIRE (No. 3)
65	30-4000 4 Dr. Sedans . .	4471224	2	.67	WIRE (No. 1,2)

65-66	50-6000 (2 Drs.) H.T.	.4489767	1	.67	WIRE [No. 1]
65-66	50-6000 (2 Dr. H.T.)	.4489784	1	.67	WIRE No. 5)
65-66	5200-5437-39-69-6200-				
	6437-39-69-8237-69..	4476879	1	.67	WIRE
65	50-6000 4 Dr. H.T. exc.				
	6639..	.4499674	1		WIRE No. 4)
65-66	52-54-62-6439..	.4499675	1	.59	WIRE (No. 5)
65-68	50-6000 (4 Dr. Sedan)	.4480027	2	.67	WIRE (No. 1-2)
65-68	50-6000 (4 Dr. Sedan)	.4480028	1	.67	WIRE (No. 4)
65-66	8237..	.4493436	1	.92	WIRE (No. 1)
65-66	8237..	.4493437	1	.92	WIRE (No. 2)
65	8237..	.4476879	1	.67	WIRE (No. 3)
65-66	8237..	.4493438	1	.92	WIRE
65-66	8237..	.4493439	1	.92	WIRE (No. 5)
65-66	8239..	.4499672	2	.85	WIRE (No. 1-2)
65-66	8239..	.4480100	1	.67	WIRE
65-66	8239..	.4499673	1	.85	WIRE
65-66	8239..	.4499675	1	.59	WIRE
65-68	8269..	.4476878	2	.92	WIRE (No. 1-2)
65-69	8269..	.4476880	2	.92	WIRE (No. 4-5)
65-68	8269..	.4476881	1	.92	WIRE (No. 6)
66-67	30-4000 (2 Drs.) exc.				
	Conv.	.7594044	2	.67	WIRE (No. 1-2)
66-67	30-4000 (2 Drs.) exc.				
	Conv.	.4476879	1	.67	WIRE
66-67	30-4000 (2 Drs.) exc.				
	Conv.	.7594045	1	.67	WIRE (No. 4)
66-67	30-4000 (2 Drs.) exc.				
	Conv.	.7594046	1	.67	WIRE _____
66	33-34-35-3669..	.4471224	2	.67	WIRE (No. 1-2)
66	33-34-35-3669..	.4548459	2	.65	WIRE (No. 4-5)
66	3307-69-3407-69-3507-				
	17-69-3607-17-69-				
	4307-17-39-4407-17-				
	39-4607-17..	.4476879	1	.67	WIRE No. 3) ..
66-67	4000 (4 Dr. H.T.)	.7582478	2	.67	WIRE No. 1-2)
66-67	4000 (4 Dr. H.T.)	.7582479	1	.67	WIRE No. 4) .
66-67	4000 (4 Dr. H.T.)	.7582480	1	.67	WIRE No. 5)
66-67	4000 (4 Dr. H.T.)	.7582481	1	.67	WIRE No. 6)
66-70	9000..	.4545009	4	.92	WIRE No. 1-2-4-5)
66-70	9000..	.4545010	1	.30	WIRE No. 3)
67	33-34-35-36-4469..	.4471224	2	.67	WIRE No. 1 & 2) .
67	33-34-35-36-4469..	.4476879	1	.67	WIRE No. 3)
67	33-34-35-36-4469..	.4548459	2	.65	WIRE No. 4-5) _____
67	4000 (4 Dr. H.T.)	.4476879	1	.67	WIRE No. 3)
65-68	50-6000 (2 Dr. H.T.)	.4489767	2	.67	WIRE No. 1-2)
67-68	50-6000 exc. Conv.	.4476879	1	.67	WIRE No. 3)
67-68	50-6000 (2 Dr. H.T.)	.4499669	1	.84	WIRE No. 4)
67-68	50-6000 (2 Dr. H.T.)	.7668625	1	.65	WIRE No. 5)
62-70	50-6000 (4 Dr. H.T.)	.7663679	2	.67	WIRE No. 1-2)
67-68	50-6000 (4 Dr. H.T.)	.4499675	1	.59	WIRE No. 4)
67-68	50-6000 (4 Dr. H.T.)	.4489784	1	.67	WIRE No. 5)
67-68	50-6000 (4 Dr. Sedan)	.7687542	1	.65	WIRE No. 5)
67-68	8239-57..	.7682197	1	.92	WIRE No. 1)
67-68	8239-57..	.7682198	1	.92	WIRE No. 2)
67-68	8239-57..	.4476879	1	.67	WIRE No. 3)
67-68	8239-57..	.4493437	1	.92	WIRE No. 4)
67-68	8239-57..	.7682298	1	.92	WIRE No. 6)
67-68	8269..	.4476879	1	.67	WIRE No. 3)
	NOTE 1967-8439-57 3rd Type, Used with Coated Fabric Head Lining				
67	8439-57 3rd Type..	.7682197	1	.92	WIRE No. 1)
67	8439-57 3rd Type..	.7682198	1	.92	WIRE No. 2)
67	8439-57 3rd Type..	.4476879	1	.67	WIRE No. 3)
67	8439-57 3rd Type..	.4493437	1	.92	WIRE No. 4)
67	8439-57 3rd Type..	.7682298	1	.92	WIRE No. 6)
68-72	3435-36..	.7732359	1	.72	WIRE No. 1)
68-72	3435-36..	.7732360	2	.72	WIRE No. 2-3)
68-72	3435-36..	.7765842	1	.70	WIRE No. 4)
68-72	3435-36..	.7765843	1	.70	WIRE No. 5)
68-72	3435-36..	.7765844	1	.70	WIRE No. 6)
68-72	3435-36..	.7765845	1	.70	WIRE No. 7)
68-72	3435-36..	.7765846	1	.70	WIRE No. 8)
68-69	Sportwagons..	.7732359	1	.72	WIRE No. 1)
68-69	Sportwagons..	.7765842	1	.70	WIRE No. 2)
68-69	Sportwagons..	.7765861	4	.56	No. 3-4-5-6)
68-72	30-4000 (4 Dr. exc.				
	Wagons..	.7732359	1	.72	WIRE (No. 1)

68-72	30-4000 (4 Dr.) exc. Wag- ons7732360	1	.72	WIRE	No. 2)
68-72	30-4000 (4 Dr.) exc. Wagons7770745	1	.72	WIRE	No. 3)
68-72	30-4000 (4 Dr.) exc. Wagons7732361	1	.72	WIRE	No. 4)
68 72	30-4000 (4 Dr.) exc. Wagons7732362	1	.72	WIRE	No. 5)
68-72	30-4000 (4 Dr.) exc. Wagons7732363	1	.72	WIRE	No. 6)
68-72	30-4000 (2 Drs.) exc. Conv.7743570	1	.72	WIRE	No. 1)
68-72	30-4000 (2 Drs.) exc. Conv.7732360	1	.72	WIRE	No. 2)
68-72	30-4000 (2 Drs.) exc. Conv.7770745	1	.72	WIRE	No. 3)
68	30-4000 (2 Drs.) exc. Conv.7743571		.72	WIRE	No. 4)
68-69	30-4000 (2 Drs.) exc. Conv.7743572		.72	WIRE	No. 5-6)
69-72	30-4000 (2 Drs.) exc. Conv.8760444		.72	WIRE	No. 4)
69-70	50-6000 (4 Dr. H.T.)8729204		.77	WIRE	No. 3)
69-70	50-6000 (4 Dr. H.T.)8731924		.77	WIRE	No. 4)
69-70	50-6000 (4 Dr. H.T.)8731925		.77	WIRE	No. 5)
69	50-6000 (4 Dr. Sedan)7663679		.67	WIRE	No. 1 2) ..
69-70	50-6000 (4 Dr. Sedan)8729204		.77	WIRE	No. 3)
69-70	50-6000 (4 Dr. Sedan)8729205		.77	WIRE	No. 4)
69-70	50-6000 (4 Dr. Sedan)8729206		.77	WIRE	No. 5)
69-70	50-6000 (2 Dr. H.T.)8751355		.77	WIRE	No. 2-4)
69-70	50-6000 (2 Dr. H.T.)8729204		.77	WIRE	No. 2)
69-70	50-6000 (2 Dr. H.T.)8751356		.77	WIRE	No. 2) ..
69-70	8269-8469.8737658		.77	WIRE	No. 2) ..
69-70	8269-8469.8729204		.77	WIRE	No. 2) ..
69-70	82694476880		.92	WIRE	No. 5) * .
69-70	8269-8469.8737659		.92	WIRE	No. 6)
69-70	8239-8257.8741498		.92	WIRE	No. 1)
69-70	8239-8257.8741499		.92	WIRE	No. 2)
69-70	8239-57.8729204		.77	WIRE	No. 3)
69-70	8239-8257.8741500		.92	WIRE	No. 4)
69-70	8239-8257.8741926		.92	WIRE	No. 5)
69	8239-8257.8741927		.92	WIRE	No. 6)
69	84694476880		.92	WIRE	No. 4)
NOTE 1969, 1st Type-Soft Headlining						
69	8439-57 1st Type.8741498		.92	WIRE	No. 1)
69	8439-57 1st Type.8741499		.92	WIRE	No. 2)
69	8439-57 1st Type.8729204		.77	WIRE	No. 3)
69	8439-57 1st Type.8741500		.92	WIRE	No. 4)
69	8439-57 1st Type.8741926		.92	WIRE	No. 5)
69	8439-57 1st Type.8751355		.77	WIRE	No. 6)
70-72	30-4000 2 Drs. exc. Conv.7743572		.72	WIRE	No. 5)
70	50-6000 (4 Dr. Sedan)7663679		.67	WIRE	No. 1 & 2)
70	8239-8257.8751355		.77	WIRE	No. 6)
70	6036-6046.7663679		.67	WIRE	No. 1)
70	6036-6046.4489767		.67	WIRE	No. 2 & 3)
70	6036-6046.4476879		.67	WIRE	No. 4)
70	6036-6046.4502241		.67	WIRE	No. 5-6-7-8)
70	84694476880		.92	WIRE	No. 4 & 5)
71-72	50-6000 (2 Dr. H.T.)9850821		.30	WIRE	No. 1-2-3-4-5)
71-72	5000 (4 Dr. Sedan)9850823		.30	WIRE	No. 1-2-3-4)
71-72	5000 (4 Dr. Sedan)9850825		.38	WIRE	No. 1-2-3-4)
71-72	50-6000 (4 Dr. H.T.)9850822		.30	WIRE	No. 1-2-3-4)
71-72	50-6000 (4 Dr. H.T.)9850824		.38	WIRE	No. 1-2-3-4)
71-72	6035-45.9850822		.30	WIRE	No. 1-2-3-4)
71-72	6035-45.9850821		.30	WIRE	No. 1-2-3-4)
71-72	6035-45.9850820		.25	WIRE	No. 1-2-3-4)
71-72	8000.9850823		.30	WIRE	No. 5-6-7-8)
71-72	9000.9850822		.30	WIRE	No. 1-2-3-4-5)
71-72	9000.9850822		.30	WIRE	No. 1-2-3-4-5)

12.956 RAIL, SIDE ROOF - OUTER

64-65	Special-Skylark 2 Dr. Coupe4410864	RH	25.10	RAIL, frt.
64-65	Special-Skylark 2 Dr. Coupe4410865	LH	25.10	RAIL, frt.
65	30-4000 2 Dr. Coupe_____	.4506648	RH	6.30	RAIL, rr.
65	30-4000 2 Dr. Coupe_____	.4506649	LH	6.30	RAIL, rr.

64-65	Special-Skylark 4 Dr. Sedan.....	4404382	RH	21.90	RAIL
64-65	Special-Skylark 4 Dr. Sedan.....	4404383	LH	21.90	RAIL
64	Skylark Sportwagons	4417923	RH	29.50	RAIL
65-67	Sportwagons	4547124	LH	33.30	RAIL
65	50-6000 (2-Dr. H.T.).....	7637381	LH	37.60	RAIL
65	50-6000 (4-Dr. H.T.).....	7637386	RH	39.90	RAIL
65	50-6000 (4-Dr. H.T.).....	7643865	LH	40.25	RAIL
65	50-6000 4-Dr. Sedan.....	7647190	RH	43.20	RAIL
65	50-6000 4-Dr. Sedan.....	4468581	LH	44.80	RAIL
65	8000 2-Dr. H.T.....	4463210	RH	43.65	RAIL
65	8000 2-Dr. H.T.....	7605875	LH	42.60	RAIL
65	8000 (4-Dr. H.T.).....	7605880	RH	42.35	RAIL
65	8000 (4-Dr. H.T.).....	7605881	LH	42.35	RAIL
65	8000 4-Dr. Sedan.....	7613568	RH	43.65	RAIL
65	8000 4-Dr. Sedan.....	4467261	LH	44.80	RAIL
66-67	3000 Wagons.....	4541055	RH	25.40	RAIL
66-67	3000 Wagons.....	4541056	LH	25.40	RAIL
66	3000 (4 Dr. Sedan).....	7643856	RH	20.95	RAIL
66	3000 (4 Dr. Sedan).....	7643857	LH	20.95	RAIL
66-67	30-4000 (2 Dr. Coupe) ..	4543144	RH	32.10	RAIL
66-67	30-4000 (2 Dr. Coupe) ..	4543145	LH	32.10	RAIL
66	30-4000 2 Dr. H.T.....	7678158	RH	28.30	RAIL
66	30-4000 2 Dr. H.T.....	7678159	LH	28.30	RAIL
66-67	4000 (4 Dr. H.T.).....	7638915	LH	10.10	RAIL
66	50-6000 (4-Dr. H.T.).....	7643865	LH	40.25	RAIL
66	50-6000 (4-Dr. H.T.) 1st				
	7637386	RH	39.90	RAIL
	NOTE. 1st Type-less weld nuts for shoulder harness, 2nd Type-with weld nuts				
66	50-6000 (2 Dr. H.T.) 1st				
	Type.....	7637381	LH	37.60	RAIL
66	50-6000 (2 Dr. H.T.) 2nd				
	Type.....	7643873	LH	40.25	RAIL
66	50-6000 4 Dr. Sedan 1st				
	4468581	LH	44.80	RAIL
66	8000 2 Dr. H.T. 1st Type	7605874	RH	42.60	RAIL
66	8000 2 Dr. H.T. 1st Type	7605875	LH	42.60	RAIL
66	50-6000 4 Dr. Sedan.....	7647190	RH	43.20	RAIL
66	8000 2 Dr. H.T. 2nd				
	7644705	RH	45.05	RAIL
66	8000 2 Dr. H.T. 2nd				
	7644706	LH	45.05	RAIL
66	8000 (4 Dr. H.T.) 1st				
	Type.....	7605880	RH	42.35	RAIL
66	8000 (4 Dr. H.T.) 1st				
	7605881	LH	42.35	RAIL
66	8000 4 Dr. H.T. 2nd				
	7643874	RH	42.35	RAIL
66	8000 4 Dr. Sedan 1st				
	7613568	RH	43.65	RAIL
66	8000 4 Dr. Sedan 1st				
	4467261	LH	44.80	RAIL
66	8000 4 Dr. Sedan 2nd				
	7647194	RH	46.30	RAIL
66	8000 4 Dr. Sedan 2nd				
	7647195	LH	46.30	RAIL
66	9000 1st Type.....	4539638	RH	60.05	RAIL
66	9000 1st Type.....	4539639	LH	60.05	RAIL
66	9000 2nd Type.....	7644730	RH	60.05	RAIL
66	9000 2nd Type.....	7644731	LH	60.05	RAIL
67	33-34-35-36-4469.....	7643856	RH	20.95	RAIL
67	33-34-35-36-4469.....	7643857	LH	20.95	RAIL
67	30-4000 (2 Dr. H.T.).....	7678158	RH	28.30	RAIL
67	30-4000 (2 Dr. H.T.).....	7678159	LH	28.30	RAIL
67	50-6000 (4 Dr. H.T.).....	7655748	RH	47.25	RAIL
67	50-6000 (4 Dr. H.T.).....	7655749	LH	47.25	RAIL
67-68	50-6000 (2 Dr. H.T.).....	7767544	RH	49.45	RAIL
67-68	50-6000 (2 Dr. H.T.).....	7767545	LH	49.45	RAIL
67	50-6000 (4 Dr. Sedan) ..	7735953	RH	42.70	RAIL
67	50-6000 (4 Dr. Sedan) ...	7765454	LH	44.55	RAIL
67-68	8000 (4 Dr. Sedan).....	7655860	RH	42.25	RAIL
67-68	8000 (4 Dr. Sedan).....	7655861	LH	42.25	RAIL
67	8000 (4 Dr. H.T.).....	7655854	RH	51.65	RAIL
67	8000 (4 Dr. H.T.).....	7655855	LH	51.65	RAIL
67	8000 (2 Dr. H.T.).....	7771240	RH	56.10	RAIL
67	8000 (2 Dr. H.T.).....	7655849	LH	53.75	RAIL
67	9000.....	7724685	RH	66.50	RAIL

67	9000	.7686897	LH	63.65	RAIL
68-72	3000 Wagons	.8771788	RH	46.55	RAIL
68-72	3000 Wagons	.8771789	LH	46.55	RAIL
68	Sportwagons	.8771786	RH	70.90	RAIL
68	Sportwagons	.8771787	LH	70.90	RAIL
68	3000 (2 Dr. Coupe)	.7768338	RH	58.75	RAIL
68	3000 (2 Dr. Coupe)	.7768339	LH	58.75	RAIL
68	30-4000 (2 Dr. H.T.)	.7768340	RH	49.20	RAIL
68	30-4000 (2 Dr. H.T.)	.7768341	LH	49.20	RAIL
68	30-4000 (4 Dr. Sedan)	.7768306	RH	49.20	RAIL
68	30-4000 (4 Dr. Sedan)	.7768307	LH	49.20	RAIL
68-69	4000 (4 Dr. H.T.)	.7768288	RH	50.35	RAIL
68-69	4000 (4 Dr. H.T.)	.7768289	LH	50.35	RAIL
68	50-6000 (4 Dr. Sedan)	.7735953	RH	42.70	RAIL
68	50-6000 (4 Dr. Sedan)	.7765454	LH	44.55	RAIL
68	50-6000 (4 Dr. H.T.)	.7791055	RH	53.50	RAIL
68	50-6000 (4 Dr. H.T.)	.7791056	LH	53.50	RAIL
68	8000 (2 Dr. H.T.)	.7771240	RH	56.10	RAIL
68	8000 (2 Dr. H.T.)	.7771241	LH	56.10	RAIL
68	8000 (4 Dr. H.T.)	.7771244	RH	51.75	RAIL
68	8000 (4 Dr. H.T.)	.7771245	LH	51.75	RAIL
68-69	9000	.7724685	RH	66.50	RAIL
68-69	9000	.7724686	LH	66.50	RAIL
69	3000 (2 Dr. Coupe)	.8752168	RH	61.35	RAIL
69	3000 (2 Dr. Coupe)	.8752169	LH	61.35	RAIL
69	30-4000 (2 Dr. H.T.)	.8771960	RH	55.55	RAIL
69	30-4000 (2 Dr. H.T.)	.8771961	LH	55.55	RAIL
69	30-4000 (4 Dr. Sedan)	.8756110	RH	53.60	RAIL
69	30-4000 (4 Dr. Sedan)	.8756111	LH	53.60	RAIL
69	4456-66	.8768882	RH	70.90	RAIL
69	4456-66	.8771787	LH	70.90	RAIL
69-70	50-6000 (4 Dr. H.T.)	.8760290	RH	46.25	RAIL
69-70	50-6000 (4 Dr. H.T.)	.8760291	LH	46.25	RAIL
69-70	50-6000 (2 Dr. H.T.)	.8791726	RH	50.85	RAIL
69-70	50-6000 (2 Dr. H.T.)	.8791727	LH	54.15	RAIL
69-70	50-6000 (4 Dr. Sedan)	.8768237	RH	43.85	RAIL
69-70	50-6000 (4 Dr. Sedan)	.8768238	LH	43.85	RAIL
69-70	8000 (4 Dr. Sedan)	.8760145	RH	54.40	RAIL
69-70	8000 (4 Dr. Sedan)	.8760146	LH	54.40	RAIL
69-70	8000 (4 Dr. H.T.)	.8760286	RH	63.65	RAIL
69-70	8000 (4 Dr. H.T.)	.8760287	LH	63.65	RAIL
69-70	8000 (2 Dr. H.T.)	.8760288	RH	87.65	RAIL
69-70	8000 (2 Dr. H.T.)	.8760289	LH	87.65	RAIL
68-69	30-4000 (2 Dr.) exc.				
	Conv.	.7754191	RH	1.64	REINFORCEMENT, rail to qtr. panel
68-69	30-4000 (2 Dr.) exc.				
	Conv.	.7754192	LH	1.64	REINFORCEMENT, rail to qtr. panel
70	3327	.9815764	RH	57.50	RAIL
70	3327	.9815765	LH	57.50	RAIL
70	30-4000 2 Dr. H.T.	.9815766	RH	56.15	RAIL
70	30-4000 2 Dr. H.T.	.9815767	LH	56.15	RAIL
70	33-35-4469	.8784887	RH	51.45	RAIL
70	33-35-4469	.8784888	LH	51.45	RAIL
70	4439	.8784885	LH	49.75	RAIL
70	4439	.8784886	LH	49.75	RAIL
70	6036-6046	.8769463	RH	30.95	RAIL
70	6036-6046	.8769464	LH	30.95	RAIL
70	9000	.8785222	RH	70.10	RAIL
70	9000	.8785223	LH	70.10	RAIL
71-72	3327	.9859722	RH	76.00	RAIL
71-72	3327	.9859723	LH	76.00	RAIL
71-72	3337-3437-4437	.9859720	RH	70.35	RAIL
71-72	3337-3437-4437	.9859721	LH	70.35	RAIL
71-72	3369-4469	.9874094	RH	51.50	RAIL
71-72	3369-4469	.9874095	LH	51.50	RAIL
71-72	4439	.9874092	RH	49.70	RAIL
71-72	4439	.9874093	LH	49.70	RAIL
70-72	30-4000 (2 Drs.) (exc.				
	Conv.)	.9825553	RH	1.33	REINFORCEMENT, rail to qtr. panel
70-72	30-4000 (2 Drs. exc.				
	Conv.)	.9825554	LH	1.33	REINFORCEMENT, rail to qtr. panel
	1 2.957	EXTENSION, ROOF OUTER RAI			
66-69	Riviera	.4476272	RH	7.10	EXTENSION, rail to wheelhouse
66-69	Riviera	.4476273	LH	7.10	EXTENSION, rail to wheelhouse

1 2.957 RAIL, SIDE ROOF—INNER

64-65	Special-Skylark 2 Dr. Coupe.....	4478914	RH	7.95	
64-65	Special-Skylark 2 Dr. Coupe.....	4478915	LH	7.95	
64-65	Special-Skylark 2 Dr. Coupe.....	4496253	RH	12.55	
64-65	Special-Skylark 2 Dr. Coupe.....	4496254	LH	12.55	RAIL, rr.
64	4035-4135.....	7681986	RH	13.95	RAIL
64	4035-4135.....	7681987	LH	13.95	RAIL
64-65	Special-Skylark 4 Dr. Sedan.....	7643690	RH	5.75	
64-65	Special-Skylark 4 Dr. Sedan.....	7643691	LH	5.75	RAIL
64-67	Sportwagons.....	4407376	RH	8.45	RAIL, rr.
64-67	Sportwagons.....	4407377	LH	8.45	RAIL, rr.
64	4337.....	4467630	RH	12.05	RAIL, rr.
64	4337.....	4467631	LH	12.05	RAIL, rr.
64	4469-4669.....	4419880	RH	3.72	RAIL, rr.
64	4469-4669.....	4419881	LH	3.95	RAIL, rr.
65-66	3000 Wagons.....	7681986	RH	13.95	RAIL
65-66	3000 Wagons.....	7681987	LH	13.95	RAIL
65	Sportwagons.....	4406898	RH	10.35	RAIL, frt. ..
65	4337-4437.....	4467630	RH	12.05	RAIL, rr. ..
65	4337-4437.....	4467631	LH	12.05	RAIL, rr. ...
65-66	50-6000 (4 Dr. Sedan) ..	7778988	RH	4.92	RAIL
65 66	50-6000 (4 Dr. Sedan) ..	7765431	LH	4.56	RAIL
65	8000 2 Dr. H.T.	4427232	RH	5.50	RAIL
65	8000 2 Dr. H.T.	4427233	LH	5.50	RAIL
65	8000 (4 Dr. H.T.).....	7644736	RH	7.25	RAIL
65	8000 (4 Dr. H.T.).....	4465391	LH	7.25	RAIL
65	8000 (4 Dr. Sedan) .. .	7643784	RH	5.50	RAIL
65	8000 (4 Dr. Sedan) .. .	4427137	LH	5.50	RAIL
66	3000 (4 Dr. Sedan) .. .	7643690	RH	5.75	RAIL
66	3000 (4 Dr. Sedan) .. .	7643691	LH	5.75	RAIL
66	30-4000 (2 Dr. Coupe) .	7655774	RH	25.45	RAIL, rr. ...
66	30-4000 (2 Dr. Coupe) .	7655775	LH	25.45	RAIL, rr.
66	4000 (4 Dr. H.T.).....	7681984	RH	5.75	RAIL
66	4000 (4 Dr. H.T.).....	7681985	LH	5.75	RAIL
NOTE. 1st Type rails less weld nuts, 2nd Type include weld nuts					
66	Sportwagons 1st Type ..	4406898	RH	10.35	RAIL, frt. ...
66	Sportwagons 2nd Type ..	7643704	RH	13.00	RAIL, frt. .
66	Sportwagons	7643705	LH	13.00	RAIL, frt. .
66	8000 2 Dr. H.T. 1st Type	4427232	RH	5.50	RAIL
66	8000 2 Dr. H.T. 1st Type	4427233	LH	5.50	RAIL
66	8000 2 Dr. H.T. 2nd Type.....	7643780	RH	6.65	RAIL
66	8000 2 Dr. H.T. 2nd Type.....	7643781	LH	6.65	RAIL
66	8000 (4 Dr. H.T.) 1st Type.....	4465391	LH	7.25	RAIL
66	8000 4 Dr. H.T.	7644736	RH	7.25	RAIL
66	8000 4 Dr. H.T. 2nd Type.....	7644737	LH	7.25	RAIL
66	8000 (4 Dr. Sedan) .. .	7643784	RH	5.50	RAIL
66	8000 (4 Dr. Sedan) 1st Type.....	4427137	LH	5.50	RAIL
66	8000 (4 Dr. Sedan) 2nd Type (w/Weld Nuts) .. .	7778986	LH	7.25	RAIL
67	3000 Wagons.....	7681986	RH	13.95	RAIL
67	3000 Wagons.....	7681987	LH	13.95	RAIL
67	33-34-35-36-4469	7643690	RH	5.75	RAIL
67	33-34-35-36-4469	7643691	LH	5.75	RAIL
67	30-4000 (2 Dr. Coupe) ..	7682000	RH	25.45	RAIL, rr. ..
67	30-4000 (2 Dr. Coupe) ..	7682001	LH	25.45	RAIL, rr. ..
67	4000 (4 Dr. H.T.).....	7681984	RH	5.75	RAIL
67	4000 (4 Dr. H.T.).....	7681985	LH	5.75	RAIL
67	Sportwagons	7643704	RH	13 00	RAIL, frt. .
67	Sportwagons	7643705	LH	13.00	RAIL, frt. ...
67	506000 (4 Dr. Sedan) .. .	7778988	RH	4.92	RAIL
67	50-6000 (4 Dr. Sedan) .. .	7765431	LH	4.56	RAIL
67	8000 (4 Dr. Sedan) .. .	7643784	RH	5.50	RAIL
67	8000 (4 Dr. Sedan) .. .	7778986	LH	7.25	RAIL
68-70	50-6000 (4 Dr. Sedan) .. .	7778988	RH	4.92	RAIL, side .
68-70	50-6000 (4 Dr. Sedan) .. .	7765431	LH	4.56	RAIL
68	8000 (4 Dr. Sedan) .. .	8715878	RH	7.50	RAIL

68	8000 (4 Dr. Sedan).	7778986	LH	7.25	RAIL
69-70	8000 (4 Dr. Sedan).	8715878	RH	7.50	RAIL, front
69-70	8000 (4 Dr. Sedan).	8715879	LH	7.50	RAIL, front
69-70	5269-5469-6469.	7799056	RH	8.05	RAIL, rr. ..
69-70	5269-5469-6469.	7799057	LH	8.05	RAIL, rr. ..
70	6036-6046.	7723346	RH	14.95	RAIL
70	6036-6046.	7723347	LH	14.95	RAIL
1 2.957 BAR, S SKYLIGHT & QUARTER WINDOW DIVISION					
68-69	Sportwagons	7727234	RH	15.65	<u>BAR</u>
68-69	Sportwagons	7727235	LH	15.65	<u>BAR</u>
1 2.957 RAIL — GUIDE — EXTENSION — ELBOW, SUN ROOF					
72	3337 (Sun Roof)	1241216	RH		<u>RAIL, guide</u>
72	3337 (Sun Roof)	1241217	LH		<u>RAIL, guide</u>
72	All (Pwr. Sun Roof)	1099497	RH	22.80	<u>RAIL, guide</u>
72	All (Pwr. Sun Roof)	1099496	LH	22.80	<u>RAIL, guide</u>
72	All (Pwr. Sun Roof)	1099499	2	6.75	<u>GUIDE, frt. upr. to elbow</u>
72	All (Pwr. Sun Roof)	1099502	2	2.46	<u>GUIDE, frt. lwr. to elbow</u>
72	All (Pwr. Sun Roof)	1099498	LH	6.75	<u>GUIDE, joint rail elbow-upr. to mtr. hsg.</u>
72	3337 (Sun Roof)	1241218	RH		<u>EXTENSION, guide rail</u>
72	3337 (Sun Roof)	1241219	LH		<u>EXTENSION, guide rail</u>
72	All (Pwr. Sun Roof)	1099491	RH	2.61	<u>ELBOW, guide rail (lwr.)</u>
72	All (Pwr. Sun Roof)	1099490	LH	2.61	<u>ELBOW, guide rail (lwr.)</u>
72	All (Pwr. Sun Roof)	1099493	RH	7.05	<u>ELBOW, guide rail (upr.)</u>
72	All (Pwr. Sun Roof)	1099492	LH	7.05	<u>ELBOW, guide rail (upr.)</u>
72	All (Pwr. Sun Roof)	1099480	27	.10	<u>SCREW, guide rail</u>
72	All (Pwr. Sun Roof)	1241346	1		<u>NAIL, drive sliding pnl</u>
72	3337 (Sun Roof)	1241572	2		<u>SPACER, side guide rail</u>
1 2.958 CLIP, REAR SEAT BACK					
59	4619-37-39-4719-37-39- 4829-39.	4760579	6	.10	CLIP, valance
1 2.964 PANEL, BACK WINDOW — INNER					
64-65	Special-Skylark 4 Dr. Sedan.	4400620		7.65	PANEL
65-67	50-6000 (4 Dr. Sedan)	7765860		9.15	PANEL
65-66	8000 (2 Dr. H.T.)	4465387		19.85	PANEL
65-66	8000 (4 Dr. H.T.)	4490921		12.55	PANEL, upr.
65-66	8000 (4 Dr. H.T.)	4468974		4.00	PANEL, lwr.
65-68	8000 (4 Dr. Sedan)	4490922		12.80	PANEL
66 67	30-4000 (2 Drs.) exc. Conv.	7638859		10.65	PANEL
66-67	4000 (4 Dr. H.T.)	7638909		5.25	PANEL
66-70	9000.	4539689		20.20	PANEL
67-68	50-6000 (2 Dr. H.T.)	7657663		10.65	PANEL
67-68	50-6000 (4 Dr. H.T.)	7657651		10.65	PANEL
67-68	8000 (2 & 4 Dr. H.T.)	7657662		13.35	PANEL
68-72	30-4000 (2 Drs.) exc. Conv.	7672056		6.10	PANEL
68-72	30-4000 (4 Drs.) exc. Wagons	7671906		7.75	PANEL
68	50-6000 (4 Dr. Sedan)	7765860		9.15	PANEL
69-70	50-6000 (2 Dr. H.T.)	7749416	1	1.45	PANEL
69-70	50-6000 (4 Dr. H.T.)	7749765	1	1.45	PANEL
69-70	50-6000 (4 Dr. Sedan)	7749759	1	1.45	PANEL
69-70	8000 (2 & 4 Dr. H.T.)	7749801	1	1.70	PANEL
69-70	8000 (4 Dr. Sedan)	7790853		7.10	PANEL, lower.
69-70	8000 (4 Dr. Sedan)	7749802		10.75	PANEL, upper.
69-70	8000 (2 & 4 Dr. H.T.)	7790852		6.95	PANEL, lower.
71	6647 (1st Type)	9849009		54.85	FRAME, back window use with clip on mldgs- (11.208)
71	6647 2nd Type	9880358	1	55.85	FRAME, back wind, (use with screw on mldgs.) (11.208)
12.964 GUTTER — FILLER, BACK WINDOW LOWER CORNER					
64-65	Special-Skylark 2 Dr. exc. Conv.	4408503	RH	.97	<u>FILLER</u>
64-65	Special-Skylark 2 Dr. exc. Conv.	4408504	LH	.97	<u>FILLER</u>
65	30-4000 (4 Dr. Sedan)	4490415	RH	1.54	<u>FILLER</u>
64-65	Special-Skylark 4 Dr. Sedan.	4490416	LH	1.54	<u>FILLER</u>
65-66	8000 (2 Dr. H.T.)	4471553	2	1.74	<u>FILLER</u>
65-66	8000 (4 Dr. H.T.)	4427822	RH	1.33	<u>FILLER</u>
65-66	8000 (4 Dr. H.T.)	4427823	LH	1.33	<u>FILLER</u>
65-68	8000 (4 Dr. Sedan)	4427624	RH	1.85	<u>FILLER</u>

65-68	8000 (4 Dr. Sedan).	7595529	LH	2.20	FILLER
70	9487.	8761477	RH	1.13	FILLER
70	9487.	8761478	LH	1.13	FILLER
1 2.966 SUPPORT, REAR FENDER GRAVEL DEFLECTOR					
64-67	Sportwagons	4411266	LH	1.49	SUPPORT.
12.966 PANEL, REAR END					
NOTE Rear end panels do not include tail lamp pocket. Must order tail lamp opening pocket(Group 12.943) separately					
61-62	40-41-4300	4865163		23.05	PANEL, lwr. (less back-up lamp).
61-62	40-41-4300	4865161		23.05	PANEL, lwr. (with back-up lamp).
61-62	4027-67-4167-4317-47- 67.	4836194		22.05	PANEL, upr.
61-62	4019-41 19.	4839928		22.05	PANEL, upr.
62	4400-4639-4647-67- 4800.	4846218		35.35	PANEL
63	4019-27-67-41 19-4300	4879731		27.15	PANEL
63	4400.	4403470		35.35	PANEL
63	4639-47-67.	4403471		35.35	PANEL
63	4800.	4897296	LH	14.30	PANEL, side
63	4800.	4403472		35.35	PANEL, complete.
63-64	4747.	4876169		37.40	PANEL
64	4027-67-69.	4884046		30.00	PANEL
64	4127-69.	4406352		31.50	PANEL
64	4337-67-69.	4406353		32.05	PANEL
64	4439-47-67-69-4639-47- 67-69.	4461183		35.35	PANEL
64	4819-29-39-47-67.	4417645		26.90	PANEL
64	4819-29-39-47-67.	4462012	RH	6.90	PANEL, side
64	4819-29-39-47-67.	4462013	LH	6.90	PANEL, side
65	3000 exc. Wagons	4490690		27.15	PANEL
65	4000 exc. Wagons	4459738		27.60	PANEL
65	50-6000.	4470296		38.35	PANEL
65	50-6000.	4491018	RH	1.13	PANEL, side-upr.
65	50-6000.	4491019	LH	1.13	PANEL, side-upr.
65	50-6000.	4461177	RH	7.45	PANEL, side-lwr.
65	50-6000.	4461178	LH	7.45	PANEL, side-lwr.
65	8000.	4536938	RH	7.80	PANEL, side
65	8000.	4536939	LH	7.80	PANEL, side
65	8000.	4468569	1	39.20	PANEL, ctr.
65	9000.	7585494	1	37.40	PANEL
66	30-4000 exc. Wagons	4533786	RH	6.65	PANEL, side
66	30-4000 exc. Wagons	4533787	LH	6.65	PANEL, side
66	30-4000 exc. Wagons	4540988	1	27.55	PANEL
66	50-6000 exc. Wagons	7580008	1	35.35	PANEL
66	8000.	7580055	1	34.35	PANEL, ctr.
66	8000.	4507320	RH	7.80	PANEL, side
66	8000.	4507321	LH	7.80	PANEL, side
66-67	9000.	4475941	1	15.65	PANEL, ctr.
66-67	9000.	7699222	RH	8.80	PANEL, side-lwr.
66-67	9000.	7699223	LH	8.80	PANEL, side-lwr.
66	9000.	7614596	RH	2.67	PANEL, side-upr.
66	9000.	7614597	LH	2.67	PANEL, side-upr.
67	30-4000 exc. Wagons	7651919	1	27.60	PANEL
67	50-6000 exc. (2 Dr. H.T.)	7657672	1	36.40	PANEL
67	50-6000 (2 Dr. H.T.).	7657673	1	36.40	PANEL
67	8000.	7593262	RH	9.10	PANEL, side-inner.
67	8000.	7593263	LH	9.10	PANEL, side-inner.
67	8000.	7657674	1	28.45	PANEL, ctr.-inner.
67	9000.	7699123	RH	2.10	PANEL, side-upr.
67	9000.	7699124	LH	2.10	PANEL, side-upr.
68	5000 (2 Dr. H.T.)	7726917	1	41.95	PANEL
68	5000 exc. 2 Dr. H.T.	7726916	1	40.95	PANEL
68	6000 (2 Dr. H.T.)	7726919	1	42.55	PANEL
68	6000 exc. (2 Dr. H.T.)	7726918	1	42.55	PANEL
68	8000.	7684332	1	23.85	PANEL
68-69	9000.	8785221	1	36.65	PANEL, rr. end
68-69	30-4000 exc. Wagons	8768978	RH	1.28	PANEL, side
68-69	30-4000 exc. Wagons	8768979	LH	1.28	PANEL, side
68-69	30-4000 exc. Wagons	8761980	1	16.90	PANEL, center.
69	50-6000.	8716410	1	40.95	PANEL, rr. end
69-70	8000.	8788237	1	34.35	PANEL, center.
69-70	8000.	8784793	RH	7.80	PANEL, side
69-70	8000.	8784794	LH	7.80	PANEL, side
70-72	30-4000 exc. Wagons	8735909	1	16.15	PANEL
70	50-6000 exc. Wagons	8781369	1	32 30	PANEL
70	9000.	8785221	1	36.65	PANEL, rr. end

71-72	50-6600	.8794176	1	27.15	PANEL
71-72	8000	.9813326	RH	1 1.80	PANEL, side
71-72	8000	.9813327	LH	1 1.80	PANEL, side
71-72	8000	.8794199		20.00	PANEL, ctr.
71-72	9000	.8794277		24.10	PANEL
69	50-6000	8767390		2.05	BRACE, rr. end panel to bpr.
70	50-6000 exc. Wagons	8785607		1.90	BRACE, rr. end panel to bpr.
71-73	All B exc. Wgn	.9851300		3.79	BRACE, rr. end pnl. to bpr.
71-73	All C	8732900	2	5.70	SUPPORT, rr. end fndtn. pnl.
68	8000	7715298	RH	4.10	EXTENSION
68	8000	7715299	LH	4.10	EXTENSION
	12.966	FILLER,			PANEL
71-72	50-6600	9889731	RH	18.95	FILLER, pnl to t/lamp
71-72	50-6600	9889732	LH	18.95	FILLER, pnl to t/lamp
71	50-6600	9839941	RH	9.75	FILLER, pnl to bpr. ...
71	50-6600	9839942	LH	9.75	FILLER, pnl to bpr. ...
71-72	8000	8794439	1	5.20	FILLER, pnl to t/lamp
72	5000	9839941	RH	9.75	FILLER, pnl to bpr. ...
72	5000	9839942	LH	9.75	FILLER, pnl to bpr. ...
	12.966	SEAL, BODY TO BUMPER			
71	50-6600-8000	.1238175	2	2.00	SEAL (also used 7.831).
71	9000	.1238174	2	1.79	SEAL (also used 7.831).
	12.968	REINFORCEMENT, BACK BODY OPENING			
64-67	Sportwagons	.4407410	1	8.60	REINFORCEMENT, upr. panel
64-67	Special Wagons	7580802	RH	2.00	REINFORCEMENT, upr. panel-side
64-67	Special Wagons	7580803	LH	2.00	REINFORCEMENT, upr. panel-side
	12.968	PANEL, BACK BODY OPENING			
		NOTE. Paint to match some colors			
62-63	4035-45-4135	.4853237	LH	10.30	PANEL, finish-upr. (silver)
64-67	Sportwagons	.4429116	1	13.10	PANEL, upr. panel-side
64-65	Sportwagons	4482147	LH	76.30	PANEL, back body pillar
66-67	Special Wagons	7638446	RH	45.70	PANEL, pillar
66-67	Special Wagons	7638447	LH	45.70	PANEL, pillar
64-67	Sportwagons	4512192	RH	9.55	PANEL, pillar outer-upr.
64-67	Sportwagons	.4512193	LH	1 1.50	PANEL, pillar outer-upr.
66-67	Sportwagons	.7638448	RH	70.30	PANEL, pillar
66-67	Sportwagons	.7638449	LH	70.30	PANEL, pillar
68	3435	.7728686	LH	52.90	PANEL, pillar
68-69	3435	.8768903	RH	10.95	PANEL, outer-upr.
68-69	3435	.8768904	LH	10.95	PANEL, outer-upr.
69	3435-36	.9815265	1	35.30	PANEL, upr.-ctr. (also use 8783743 ret.)
68	Sportwagons	7671658	RH	13.05	PANEL, pillar outer-upr.
68	Sportwagons	.7671659	LH	13.05	PANEL, pillar outer-upr.
68	Sportwagons	.7728816	RH	70.30	PANEL, pillar
68	Sportwagons	.7728815	LH	70.30	PANEL, pillar
68	Sportwagons	.7730976	1	12.15	PANEL, upr. panel-side
68	All Wagons	.8740614	RH	4.92	PANEL, pillar inner-lwr.
68	All Wagons	.8740615	LH	4.92	PANEL, pillar inner-lwr.
69-70	All A/Wgn. (1-Way T/gate)	.8740614	RH	4.92	PANEL, inner-lower
69	All A/Wgn. (1-Way T/gate)	.8740615	LH	4.92	PANEL, inner-lower
68-69	All A/Wgn. (1-Way T/gate)	.8736676	RH	56.75	PANEL, pillar
69	All A/Wgn. (1-Way T/gate)	.8736677	LH	56.75	PANEL, pillar
70-72	All A/Wgn	.9815265	1	35.30	PANEL, upper-center (also use 8783743 retainer)
70-72	All A/Wgn	.8768903	RH	10.95	PANEL, outer upper
70-72	All A/Wgn	.8768904	LH	10.95	PANEL, outer upper
70-72	3436	.8733860	RH	56.75	PANEL, side
69	3436	.8733861	LH	56.75	PANEL, side
69	All A/Wgn. (2-Way T/gate)	.8727860	RH	4.92	PANEL, inner-lower
69-72	All A/Wgn. (2-Way T/gate)	.8769200	LH	5.20	PANEL, inner-lower
69	4456-66	.8733862	RH	78.80	PANEL, side
69	4456-66	.8785137	LH	91.55	PANEL, side
69	4456-66	.8740693	1	10.90	PANEL, upper
69	4456-66	.8758378	RH	13.65	PANEL, outer-upper
69	4456-66	.8758379	LH	13.65	PANEL, outer-upper
70	All A/Wgn. (1-Way T/gate)	.8769189	LH	4.66	PANEL, inner-lwr.
70	All A/Wgn. (1-Way T/gate)	.8785130	RH	56.75	PANEL

70	All	A/Wgn. (1-Way T/gate)8785131	LH	55.35	PANEL.
70-72	All	A/Wgn. (2-Way T/gate)8785134	RH	58.70	PANEL.
70-72	All	A/Wgn. (2-Way T/gate)8785135	LH	58.70	PANEL
70	All	B/Wgn.7599742	RH	4.31	PANEL, upr. side .
70	All	B/Wgn.7599743	LH	4.31	PANEL, upr. side .
70	All	B/Wgn.7782816	RH	4.92	PANEL, inner lwr.
70	All	B/Wgn.7782817	LH	4.92	PANEL, inner lwr.
70	All	B/Wgn.8769168	RH	8.45	PANEL, outer-upr.
70	All	B/Wgn.8769169	LH	8.45	PANEL, outer-upr.
70	All	B/Wgn.8785624	RH	71.95	PANEL
70	All	B/Wgn.8785625	LH	89.65	PANEL
70	All	B/Wgn.8789239	1	23.35	PANEL, center.
71	All	A/Wgn.8783743	1	2.46	PANEL, upr.-ctr.
71-73	All	B/Wgn.9823338	RH	5.70	PANEL, pillar inner-lwr.
71-73	All	B/Wgn.9823339	LH	5.70	PANEL, pillar inner-lwr.
71	All	B/Wgn.9864312	1	3.59	PANEL, upr. ctr. finish (T-440-450)
71	All	B/Wgn.9864313	1	3.59	PANEL, upr. ctr. finish (T-444-454)
71-73	All	B/Wgn.9864303	1	3.59	PANEL, upr. ctr. (black) prime & t paint to match
71-73	All	B/Wgn.9890100	RH	106.10	PANEL, pillar.
71-73	All	B/Wgn.9890101	LH	106.10	PANEL, pillar.
68-69	All	Sportwagons7730250	1	28.35	REINFORCEMENT, upr. panel
71-73	All	B/Wgn.9873821	RH	3.59	REINFORCEMENT, back body opening upr. corner
71-73	All	B/Wgn.9873822	LH	3.59	REINFORCEMENT, back body opening upr. corner
72	All	6035-45.9883332	RH		REINFORCEMENT, back body pillar upr.-outer (corner)
72	All	6035-45.9883333	LH		REINFORCEMENT, back body pillar upr.-outer (corner)
71 72	All	B/Wgn.9835279	LH	1.90	FILLER, back body to whl. hse. ext
69	All	3435-36.8783743	1	2.46	RETAINER, back body opening upr.-ctr.
70-72	All	A/Wgn.8783743	1	2.46	RETAINER, back body opening upr.-ctr.
71-73	All	B/Wgn.9835279	LH	1.90	FILLER, back body to whlhse. ext
. . . ^ . . . SUPPORT, TAILGATE WINDOW MOTOR MOUNTING						
71 73	All	B/WgrK9865441	1	179	SUPPORT, mtr. mtg. on pnl.
12.971 PANEL, REAR SEAT BACK SHELF						
64-65	All	Special-Skylark (2 Dr. Coupe)4531570	1	23.10	PANEL.
64-65	All	Special-Skylark 4 Dr. Sedan4531569		19.10	PANEL .
65-66	All	50-6000 (2 Dr. H.T.)4427257		21.85	PANEL .
65-66	All	8000 (4 Dr. H.T.)4427334		26.45	PANEL.
66-67	All	30-4000 (4 Dr. Sedan)4498797		22.25	PANEL .
66-67	All	30-4000 (2 Drs. exc. Conv.)4534286		23.35	PANEL .
66-67	All	30-4000 (4 Dr. H.T.)4500887		22.75	PANEL .
66-67	All	9000.7678840		21.40	PANEL .
67-68	All	50-6000 (4 Dr. H.T.)7745069		22.40	PANEL .
67-68	All	50-6000 (2 Dr. H.T.)7593230		21.85	PANEL.
67	All	8000 (4 Dr. Sedan)7653507		24.15	PANEL.
68	All	30-4000 (2 Drs.) exc. Conv.7672028		22.85	PANEL .
68	All	30-4000 (4 Dr.)7671868		22.55	PANEL .
67-68	All	50-6000 (4 Dr. Sedan)7756046		19.85	PANEL .
67-68	All	8000 (2 8i 4 Dr. H.T.)7727200		29.50	PANEL .
68	All	8000 (4 Dr. Sedan)7727207		25.45	PANEL .
68-69	All	90007715326		23.75	PANEL .
69	All	30-4000 (4 Dr.)8732262		22.55	PANEL .
69-70	All	30-4000 (2 Drs.) exc. Conv.8734075		21.85	PANEL .
69-70	All	50-6000 (2 Dr. H.T.)7749375		21.80	PANEL .
69-70	All	8000 (4 Dr. Sedan)7788995		25.45	PANEL .
69-70	All	8000 (2 8i 4 Dr. H.T.)7749753		29.50	PANEL .
70	All	30-4000 (4 Dr.)8799603		21.20	PANEL .
69-70	All	50-6000 (4 Dr. Sedan)9804042		22.05	PANEL .
69-70	All	50-6000 (4 Dr. H.T.)9804043		22.05	PANEL .
70	All	9487.8771857		19.85	PANEL .
71-72	All	A (2 Dr.) exc. Conv.9861285		24.45	PANEL .
71-72	All	A (4 Dr.)9861251		19.50	PANEL .
71-73	All	B (4 Dr. Sedan)9817459		26.65	PANEL
71-73	All	B (2 Dr. H.T.)9824550		27.75	PANEL .
71-73	All	B (4 Dr. H.T.)9824779		26.65	PANEL .
71-73	All	C.8794310		26.65	PANEL .
71-73	All	E.8794281		20.50	PANEL, frt.
71-73	All	E.9837211		12.95	PANEL, rr.

12.971	SEALING STRIP, COMPARTMENT FRONT PANEL			
71-73	All B/Conv.	8760099	4	.15 SEALING STRIP, pnl. to reinf.
12.971	PANEL — REINFORCEMENT — SUPPORT, REAR COMPARTMENT SHELF DUCT			
66-70	Riviera	4529044	1	20.15 PANEL
66-70	Riviera	4528493	1	6.80 REINFORCEMENT, duct panel gutter
66-70	Riviera	7643168	RH	5.85 SUPPORT, lid hinge at duct panel
66-70	Riviera	7643169	LH	5.85 SUPPORT, lid hinge at duct panel
66-70	Riviera	4540953	1	.72 BRACE, shelf panel to duct panel
66	Riviera	7604341	1	9.00 DEFLECTOR, shelf duct panel air
66-67	Riviera	7638828	2	5.30 HOSE, shelf duct panel drain
68-70	Riviera	7644559	1	6.65 HOSE, shelf duct panel drain
66-70	Riviera	4538199	2	1.03 TUBE, shelf duct panel drain
66-67	Riviera	272862	2	.30 CLAMP, shelf duct plate drain hose
66-69	Riviera	4547597	1	.77 STRIP, shelf panel air outlet pressure
12.971	MOLDING, REAR COMPARTMENT FRONT PANEL			
63-64	Riviera	4873285	1	10.20 MOLDING
66-69	Riviera Soft Roof Trim	7661398	1	7.65 MOLDING, grille
66-67	Riviera Soft Roof Trim	7669079	7	.10 CLIP, grl. mldg.—(12.1 18)
67-69	Riviera Soft Roof Trim	4500953	6	.25 CLIP, front plate grille mldg.-outer—(1 2.1 18)
67-69	Riviera Soft Roof Trim	7731589	5	.10 CLIP, front plate grille mldg.-center—(1 2.1 18)
12.971	GRILLE- SCREEN, REAR COMPARTMENT FRONT PANEL			
66-69	Riviera	7719320		20.50 GRILLE
66-69	Riviera Soft Roof Trim	7741663		20.50 GRILLE
70	Riviera	8772255		20.50 GRILLE
66-69	Riviera	7583788		3.18 SCREEN, grille
12.971	MOLDING & ATTACHING PARTS, REAR COMPARTMENT FRONT PANEL WINDSPLIT			
68	3327 (Rr. End. Ornament	7795502		5.25 MOLDING
68	30-4000 exc. G.S.	7795383		4.31 MOLDING & ATTACHING PARTS
68	G.S. 350-G.S. 400	7795502		5.25 MOLDING & ATTACHING PARTS
12.971	SUPPORT, COMPARTMENT SHELF FINISH PANEL			
66-70	Riviera	4476303	3	87 SUPPORT, center
66-70	Riviera	4542466	2	.38 SUPPORT, (screwed on)
66-70	Riviera	7640716	RH	.82 SUPPORT, center side
66-70	Riviera	7640717	LH	.82 SUPPORT, center side
12.971	EXTENSION, REAR COMPARTMENT SHELF PANEL			
64-65	Special-Skylark 2 Dr. exc. Conv.	4406748	RH	6.45 EXTENSION
64-65	Special-Skylark 2 Dr. exc. Conv.	4406749	LH	6.45 EXTENSION
65-66	50-6000 (2 Dr. H.T.)	4471396	RH	8.95 EXTENSION
65-66	50-6000 (2 Dr. H.T.)	4471397	LH	8.95 EXTENSION
65-66	50-6000 (4 Dr. H.T.)	4467250	RH	6.45 EXTENSION
65-66	50-6000 (4 Dr. H.T.)	4467251	LH	6.45 EXTENSION
65-66	50-6000 (4 Dr. Sedan)	4498470	RH	8.10 EXTENSION
65-66	50-6000 (4 Dr. Sedan)	4498471	LH	8.10 EXTENSION
65-66	8000 (2 Dr. H.T.)	4459272	RH	5.55 EXTENSION
65-66	8000 (2 Dr. H.T.)	4459273	LH	5.55 EXTENSION
65	8000 (4 Dr. H.T.)	4449350	RH	4.77 EXTENSION
65	8000 (4 Dr. H.T.)	4449351	LH	4.77 EXTENSION
65-66	8000 (4 Dr. Sedan)	4449352	RH	4.41 EXTENSION
65-66	8000 (4 Dr. Sedan)	4449353	LH	4.41 EXTENSION
66-67	30-4000 (2 Drs.) exc. Conv.	4536010	RH	3.18 EXTENSION
66-67	30-4000 (2 Drs.) exc. Conv.	4536011	LH	3.18 EXTENSION
66-67	4000 (4 Dr. H.T.)	4500896	RH	6.75 EXTENSION
66-67	4000 (4 Dr. H.T.)	4500897	LH	6.75 EXTENSION
66	8000 (4 Dr. H.T.)	7614881	RH	5.15 EXTENSION
66	8000 (4 Dr. H.T.)	7614882	LH	5.15 EXTENSION
66-69	9000	7798463	RH	6.05 EXTENSION
66-69	9000	7798464	LH	6.05 EXTENSION
66-67	30-4000 74" Dr. Sedan	4498864	RH	6.00 EXTENSION
66-67	30-4000 (4 Dr. Sedan)	4498865	LH	6.00 EXTENSION
67-68	50-6000 (4 Dr. Sedan)	7726282	RH	6.95 EXTENSION
67-68	50-6000 (4 Dr. Sedan)	7726283	LH	6.95 EXTENSION
67	50-6000 (4 Dr. H.T.)	7593324	RH	4.66 EXTENSION
67	50-6000 (4 Dr. H.T.)	7593325	LH	4.66 EXTENSION
67	50-6000 (2 Dr. H.T.)	7593416	RH	5.90 EXTENSION
67	50-6000 (2 Dr. H.T.)	7593417	LH	5.90 EXTENSION

67	8000 (2 & 4 Dr. H.T.)	7593500	RH	3.69	EXTENSION
67-68	8000 (2 & 4 Dr. H.T.)	7727227	LH	3.28	EXTENSION
67-68	8000 (4 Dr. Sedan)	7727224	RH	4.51	EXTENSION
67	8000 (4 Dr. Sedan)	7644805	LH	4.51	EXTENSION
68-70	30-4000 (4 Dr.)	7671914	RH	3.69	EXTENSION
68-70	30-4000 (4 Dr.)	7671915	LH	3.69	EXTENSION
68-72	30-4000 (2 Dr.) exc. Conv.	7702930	RH	3.69	EXTENSION
68-72	30-4000 (2 Dr.) exc. Conv.	.8790149	LH	3.49	EXTENSION
68	50-6000 (2 Dr. H.T.)	7723375	RH	5.50	EXTENSION
68	50-6000 (2 Dr. H.T.)	7723376	LH	5.50	EXTENSION
68	50-6000 (4 Dr. H.T.)	7727654	RH	4.15	EXTENSION
68	50-6000 (4 Dr. H.T.)	7727655	LH	4.15	EXTENSION
68	8000 (2 & 4 Dr. H.T.)	7727226	RH	3.28	EXTENSION
68	8000 (4 Dr. Sedan)	7727225	LH	4.51	EXTENSION
69-70	50-6000 (2 Dr. H.T.)	7749418	RH	5.60	EXTENSION
69-70	50-6000 (2 Dr. H.T.)	7749419	LH	5.60	EXTENSION
69-70	50-6000 (4 Dr. Sedan)	8798448	RH	5.30	EXTENSION
69-70	50-6000 (4 Dr. Sedan)	8798449	LH	5.30	EXTENSION
69-70	50-6000 (4 Dr. H.T.)	8798472	RH	5.60	EXTENSION
69-70	50-6000 (4 Dr. H.T.)	8729161	LH	5.60	EXTENSION
69-70	8000 (2 & 4 Dr. H.T.)	7749456	RH	3.64	EXTENSION
69-70	8000 (2 & 4 Dr. H.T.)	7749457	LH	3.64	EXTENSION
69-70	8000 (4 Dr. Sedan)	7749822	RH	4.82	EXTENSION
69-70	8000 (4 Dr. Sedan)	7749823	LH	4.82	EXTENSION
70	9487 ..	8735551	RH	5.25	EXTENSION
70	9487 ..	8735552	LH	5.25	EXTENSION
70	All A (4 Dr.)	8790857	RH	5.20	EXTENSION
71-72	All A (4 Dr.)	8790858	LH	5.20	EXTENSION
67-68	8000 (2 & 4 Dr. H.T.)	7699432	RH	.70	FILLER, frt. panel to shelf ext.
67-68	8000 (2 & 4 Dr. H.T.)	7699433	LH	.70	FILLER, frt. panel to shelf ext.

12.971 REINFORCEMENT, REAR COMPARTMENT PANEL

66-67	30-4000 Conv.	.45271 07	22.10	REINFORCEMENT, frt. panel.
66-70	9000	.7643170	9.50	REINFORCEMENT, rear shelf panel
67 68	50-6000 (2 Dr. H.T.)	.7603469	12.05	REINFORCEMENT, shelf panel
67-68	50-6000 Conv.	.7626389	12.40	REINFORCEMENT, frt. panel
67-68	8000 Conv.	.7626387	11.60	REINFORCEMENT, frt. panel
68-72	30-4000 Conv.	.7672169	12.20	REINFORCEMENT, front panel
69-70	50-6000 Conv.	.7791419	14 20	REINFORCEMENT, front panel
69-70	8000 Conv.	.7787374	15.50	REINFORCEMENT, front panel
71-73	All B/Conv.	.8792900	23.85	REINFORCEMENT, frt. pnl.
71-73	All E	.8794296	20.60	REINFORCEMENT, rr. seat to back wind. pnl.

12.971 PANEL, REAR COMPARTMENT (FRONT)

64-65	Special-Skylark 2 Dr. exc. Conv.	4533977	1	14.35	PANEL, frt
64 65	Special-Skylark 4 Dr. Sedan	4533829		12.80	PANEL, frt
65-66	50-6000 (2 Dr. H.T.)	4533980		15.40	PANEL, frt.
65-66	50-6000 4 Dr. exc. 82- 8439	4533978		13.85	PANEL, frt
65-66	8000 (2 Dr. H.T.)	4533982		17.45	PANEL, frt
66	30-4000 (4 Dr. Sedans)	4498689		12.80	PANEL, frt
66-67	30-4000 (2 Dr.) exc. Conv.	4534280		14.35	PANEL, frt
66-67	30-4000 Conv.	4527106		12.80	PANEL, frt
66-67	30-4000 (4 Dr. H.T.)	4500875		14.35	PANEL, frt
67	33-34-35-36-4469	4498689		12.80	PANEL, frt
67-68	50-6000 Conv.	7599280		13.85	PANEL, frt
67-68	50-6000 (4 Dr. H.T.)	7593030		15.40	PANEL, frt
67-68	8000 (2 & 4 Dr. H.T.)	7593156		17.45	PANEL, frt
67-68	8000 (4 Dr. Sedan)	7638979		15.40	PANEL, frt
67-68	8000 Conv.	7626388		15.40	PANEL, frt
68-72	30-4000 exc. Wagons & Conv.	7671827		12.80	PANEL, frt
68-72	30-4000 Conv.	7672166		12.80	PANEL, frt
68	50-6000 (4 Dr. Sedan)	7593010		13.85	PANEL, frt
69-70	50-6000 (2 Dr. H.T.)	8788936		15.40	PANEL, frt
69-70	50-6000 (4 Dr. H.T.)	8788935		15.40	PANEL, frt
69-70	50-6000 (4 Dr. Sedan)	8788939		13.85	PANEL, frt
69-70	50-6000 Conv.	7790760		13.85	PANEL, frt
69-70	8000 (4 Dr. Sedan)	7749650		15.40	PANEL, frt
69-70	8000 Conv.	7785199		15.40	PANEL, frt
69-70	8000 (2 & 4 Dr. H.T.)	7749651		17.45	PANEL, frt
71-73	All B/Conv.	8792869		13.85	PANEL, frt
71-73	All B (2 Dr. H.T.)	9875346		20.25	PANEL, frt

71-73	All B (4 Dr. Sedan) . . .	9875345		14.85	PANEL, frt.
71-73	All B (4 Dr. H.T.)	9875344		12.80	PANEL, frt.
71-73	All C	8794172		17.45	PANEL, frt.
72	30-4000 exc. Wagons	9890086		1.85	STOP, spare tire on rr. seat back pnl.
	12.975	PANEL, REAR COMPARTMENT FLOOR AT KICK-UP			
64	4035-4135	4459357		1 1.50	PANEL (black)
64	4255	4446285		50.80	PANEL (black)
65-66	4255	4482342		50.25	PANEL (red)
65-66	4265	4482350		48.30	PANEL (red)
65	4265	4482351		48.30	PANEL (blue)
66	35-3635	4459357		1 1.50	PANEL (black)
66	4255	4*46285		50.80	PANEL (black)
66	4265	4482349		50.25	PANEL (black)
66	4255	7623270		50.80	PANEL (blue)
66	4265	7623282		49.20	PANEL (blue)
65-66	4465	4471469		43.65	PANEL, filler at kick-up.
66-67	3535-3635	4459357		11.50	PANEL (black)
67	33-34-35-3635	7647948		10.10	PANEL (blue)
67	33-3435	7652110		10.35	PANEL (fawn)
67	33-3435	7647950		10.10	PANEL (red)
67	35-3635	7687507		10.35	PANEL (saddle)
67-68	44-4865	4471469		43.65	PANEL
68	3435	7790570		11.90	PANEL (buckskin)
68	3435	7790569		11 90	PANEL (parchment)
68	3435	7790565		11.90	PANEL (teal)
68	44-4855	7746825		38.20	PANEL
69-72	3435-3436	7798882		30.65	PANEL
69	4466	4471469		43.65	PANEL
69	4456	7746825		38.20	PANEL, rear floor filler at kickup.
70	All B/Wgn	4522399		12.25	PANEL
71-73	All B/Wgn. (2-Seat)	9827642		23.85	PANEL
65	4000 Wagons	4114321		.25	BUMPER, rr. floor filler panel (12.212)
65-66	4000 Wagons	4587944		.10	BUMPER, rr. floor filler panel at kickup—(1 1.620)
66	42-4465	4114321		.25	BUMPER, rr. floor filler panel (12.212)
66	42-4465	4114321		.25	BUMPER, rr. floor filler panel at kick-up (12.212)
66-68	44-4865	4587944		.10	BUMPER, rr. fir. filler panel at kick-up (1 2.2 1 2)—(1 1.620)
67	44-4865	4114321		.25	BUMPER, filler panel at kick-up (R.) (12.212)
67-68	4466	4114321		.25	BUMPER, rr. fir. filler panel (12.212)
69	4466-4866	4587944		10	BUMPER (1 1.620)
69	4466-4866	4114321		25	BUMPER, rr. floor filler panel—(1 2.2 1 2)
	12.975	PANEL, REAR (2ND) SEAT BACK & AUXILIARY FLOOR			
64	4035-4135-4255	4428397	1	73.20	PANEL (black)
64	4135-4255 Split Seat	4429048	RH	93.95	PANEL (black)
64	4135-4255 Split Seat	4429059	1	76.45	PANEL (black)
64	4265	4472458	RH	53.50	PANEL (black)
64	4265	4472467	LH	63.85	PANEL (black)
64	4355	4404955	1	47.00	PANEL
64	4355 Split 2nd Seat	4411874	RH	62.25	PANEL
64	4355 Split 2nd Seat	4411875	LH	50.25	PANEL
64	4365	4472484	RH	33.85	PANEL
64	4365	4472486	LH	42.60	PANEL
64-66	4455	4404955	1	4 7.00	PANEL
64-66	4455 Split Seat	4411874	RH	62.25	PANEL
64-66	4455 Split Seat	4411875	LH	50.25	PANEL
64-66	4465	4472484	RH	33.85	PANEL
64-66	4465	4472486	LH	42.60	PANEL
65	35-3635-4255 Split Seat	4482154	RH	95.05	PANEL (red)
65	35-3635-4255 Split Seat	4482156	RH	95.05	PANEL (blue)
65	35-3635-4255 Split Seat	4482163	LH	7 8.60	PANEL (red)
65	35-3635-4255 Split Seat	4482165	LH	78.60	PANEL (blue)
65	4265	4482258	RH	52.45	PANEL (red)
65	4265	4482259	RH	52.45	PANEL (blue)
65	4265	4482266	LH	65.00	PANEL (red)
65	4265	4482267	LH	65.00	PANEL (blue)
66	35-3635	4528987	1	80.05	PANEL (black)
66	35-3635	7595287	1	81.40	PANEL (saddle)
66	35-3635 Split Seat	4528942	RH	100.55	PANEL (black)
66	35-3635 Split Seat	4528948	LH	80.05	PANEL (black)
66	35-3635 Split Seat	4528943	RH	100.55	PANEL (blue)
66	35-3635 Split Seat	4528949	LH	80.05	PANEL (blue)
66	35-3635 Split Seat	4528942	RH	100 55	PANEL (saddle)
66	35-3635 Split Seat	4528945	RH	100.55	PANEL (red)
66	35-3635 Split Seat	4528951	LH	80.05	PANEL (red)
66	4255	4428397	1	73.20	PANEL (black)
66	4255	7623264	1	76.45	PANEL (blue)

66	4255 Split 2nd Seat Back	7623265	RH	101.60	
66	4255 Split 2nd Seat				
	Back	7623266	LH	84.15	PANEL (blue)
66	4255 Split Seat	4429048	RH	93.95	PANEL (black)
66	4255 Split Seat	4429059	LH	76.45	PANEL (black)
66	4255 Split Seat	4482154	RH	95.05	PANEL (red)
66	4255 Split Seat	4482163	LH	78.60	PANEL (red)
66	4265	4472458	RH	53.50	PANEL (black)
66		4472467	LH	63.85	PANEL (black)
66	4265	7623278	RH	53.50	PANEL (blue)
66	4265	4482258	RH	52.45	PANEL (red)
66	4265	4482266	LH	65.00	PANEL (red)
67	35-3635	7682415	1	77.50	PANEL (black)
67	35-3635 Split Rr. Seat . .	7682423	RH	1 14.30	PANEL (black)
67	35-3635 Split Rr. Seat . .	7682429	LH	93.15	PANEL (black)
67	33-34-35-3635	7682418	1	77.50	PANEL (blue)
67	35-3635 Split 2nd Seat . .	7682425	RH	1 14.30	PANEL (blue)
67	35-3635 Split 2nd Seat . .	7682431	LH	77.50	PANEL (blue)
67	33-3435	7682420	1	77.50	PANEL (red)
67	35-3635	7696100	1	89.70	PANEL (saddle)
67	35-3635 Split 2nd Seat . .	7696159	RH	1 14.30	PANEL (saddle)
67	35-3635 Split 2nd Seat . .	7696172	LH	93.15	PANEL (saddle)
67	44-4855 Split 2nd Seat . .	7682400	RH	96.50	PANEL
67	44-4855 Split 2nd Seat . .	7682401	LH	77.50	PANEL
67	44-4865	4472484	RH	33.85	PANEL
67	44-4865	7675959	LH	50.35	PANEL
67	44-4855	7682394	1	57.70	PANEL
68	3435	7747688	1	102.40	PANEL (buckskin)
68	3435	7747687	1	102.40	PANEL (parchment)
68	3435	7747682	1	102.40	PANEL (teal)
68	3435 Split Seat	7747509	RH	134.20	PANEL (buckskin)
68	3435 Split Seat	7747565	LH	1 13.10	PANEL (buckskin)
68	3435 Split Seat	7747508	RH	134.20	PANEL (parchment)
68	3435 Split Seat	7747564	LH	1 13.10	PANEL (parchment)
68	3435 Split Seat	7747507	RH	134.20	PANEL (teal)
68	3435 Split Seat	7747563	LH	1 13.10	PANEL (teal)
68		7726190	1	72.05	PANEL
68	44-4855 Split Seat	7740462	RH	1 19.20	PANEL
68	44-4855 Split Seat	7740463	LH	94.00	PANEL
68		7719247	RH	42.85	PANEL
68	44-4865	7719249	LH	53.20	PANEL
69-72	3435-36-4456	7726190	1	72.05	PANEL
69-70	3435-36-4456 Split 2nd				
		7740462	RH	1 19.20	
69 70	3435-36-4456 Split 2nd				
		7740463	LH	94.00	PANEL
69	4466	8715060	RH	50.65	PANEL
69	4466	8715062	LH	53.50	PANEL
70	6036-6046	7717495	1	73.45	PANEL, fldg. 2nd seat back
70	6036-6046 Split 2nd				
		7739062	1	106.20	PANEL, fldg. 2nd 2/3 seat back
70	6036-6046 Split 2nd				
		7739061	1	82.50	PANEL, fldg. 2nd 1/3 seat back
71-73	All B/Wgn. (2-Seat)	9825045	1	96.15	PANEL, fldg. 2nd seat back
71-73	All B/Wgn. (2-Seat)	9847850	1	57.05	PANEL, fldg. 2nd seat back filler
71	All B/Wgn. (3-Seat)	9831067	1	38.60	PANEL, fldg. 2nd 2/3 seat back filler
71	All B/Wgn. (3-Seat)	9828286	1	41.20	PANEL, fldg. 2nd 1/3 seat back
71	All B/Wgn. (3-Seat)	9829375	1	49.45	PANEL, fldg. 2nd 2/3 seat back
71	All B/Wgn. (3-Seat)	9829699	1	29.25	PANEL, fldg. 2nd 1/3 seat back filler
72-73	All B/Wgn. (3-Seat)	9886613	1	41.20	PANEL, fldg. 2nd 1/3 seat back
72-73	All B/Wgn. (3-Seat)	9891067	1	49.45	PANEL, fldg. 2nd 2/3 seat back
	NOTE: 1972 6045 1st Type less depressions for stiffening, 2nd Type with depression for stiffening.				
72	6045 2nd Type	9616399	1	29.25	PANEL, fldg. 2nd 1/3 seat back filler
72	6045 2nd Type	9616408	1	41.25	PANEL, fldg. 2nd 2/3 seat back filler
72	6045 1st Type	9891065	1	29.25	PANEL, fldg. 2nd 1/3 seat back filler
72	6045 1st Type	9891071	1	38.60	PANEL, fldg. 2nd 2/3 seat back filler
	12.975	PANEL, REAR FLOOR FILLER			
64	4035-4135-4255	4426939	1	55.70	PANEL, (black)
64	4 135-4255 Split Seat . .	4429081	RH	54.65	PANEL (black)
64	4135-4255 Split Seat . . .	4429100	LH	40.95	PANEL (black)
64	4355	441 1 176	1	45.35	PANEL
64	4355 Split 2nd Seat	441 1 750	RH	34.15	PANEL
64	4355 Split 2nd Seat	4411751	LH	19.60	PANEL
64-67	4455-4855	441 1 176	1	45.35	PANEL
64-67	4455-4855 Split Seat . .	441 1750	RH	34.15	PANEL
64-67	4455-4855 Split Seat . .	4411751	LH	19.60	PANEL

65	35-3635-4255 Split Seat	4482292	RH	58.45	PANEL (red) ...
65	35-3635-4255 Split Seat	4482294	RH	58.45	PANEL (blue) ..
65	35-3635-4255 Split Seat	4482301	LH	42.60	PANEL (red) ...
65	35-3635-4255 Split Seat	4482303	LH	42.60	PANEL (blue) ..
	NOTE 1st type filler panel 1 8 1/2" wide, 2nd				e filler panel 17 Vi" wide
65	4265 1st Type.	448231 1	RH	49.20	PANEL (red) ...
65	4265 2nd Type.	4542322	RH	60.05	PANEL (red) ...
65	4265 1st Type.	448231 2	RH	49.20	PANEL (blue) ..
65	4265 2nd Type.	4542323	RH	60.05	PANEL (blue) ..
65	4265 1st Type.	448231 9	LH	69.90	PANEL (***)) ...
65	4265 2nd Type.	4542339	LH	78.60	PANEL (***)) ...
65	4265 1st Type.	4482320	LH	69.90	PANEL (****)) ...
65	4265 2nd Type.	4542340	LH	78.60	PANEL (****)) ...
65	4465 1st Type.	4471480	RH	42.85	PANEL, side ...
65	4465 2nd Type.	4542327	RH	42.10	PANEL, side ...
65	4465 1st Type.	4471474	LH	54.65	PANEL, side ...
65	4465 2nd Type.	4542344	LH	57.35	PANEL, side ...
66-67	35-3635.	4528985	1	61.40	PANEL (black) .
66-67	35-3635 Split Rr. Seat.	4528960	LH	45.25	PANEL (black) .
66	35-3635 Split Seat	4528955	RH	59.65	PANEL (blue) ..
66	35-3635 Split Seat	4528961	LH	45.25	PANEL (blue) ..
66	35-3635 Split Seat	7595312	RH	57.35	PANEL (saddle)
66	35-3635 Split Seat	7595316	LH	43.55	PANEL (saddle)
66	35-3635 Split Seat	4528957	RH	59.65	PANEL (red) ...
66	35-3635 Split Seat	4528963	LH	45.25	PANEL (red) ...
66	4255.	4426939	1	55.70	PANEL (black) .
66	4255.	7623267	1	56.20	PANEL (blue) ..
66	4255 Split Seat	4429081	RH	54.65	PANEL (black) .
66	4255 Split Seat	4429100	LH	40.95	PANEL (black) .
66	4255 Split Seat	7623268	RH	57.35	PANEL (blue) ..
66	4255 Split Seat	7623269	LH	43.40	PANEL (blue) ..
66	4255 Split Seat	4482292	RH	58.45	PANEL (red) ...
66	4255 Split Seat	4482301	LH	42.60	PANEL (red) ...
66	4265.	4542321	RH	61.45	PANEL (black) .
66	4265.	4542338	LH	80.30	PANEL (black) .
66	4265.	7623279	RH	59.05	PANEL (blue) ..
66	4265.	7623280	LH	77.05	PANEL (blue) ..
66	4265.	4542322	RH	60.05	PANEL (red) ...
66	4265.	4542339	LH	78.60	PANEL (red) ...
66-67	44-4865.	4542327	RH	42.10	PANEL
66-67	44-4865.	4542344	LH	57.35	PANEL
67	33-34-35-3635.	7647942	1	60.95	PANEL (blue)
67	35-3635 Split 2nd Seat	7649719	RH	63.05	PANEL (blue)
67	35-3635 Split 2nd Seat	7649724	LH	67.00	PANEL (blue)
67	33-3435.	7652107	1	61.90	PANEL (fawn).
67	33-3435.	7647944	1	60.95	PANEL (red)
67	35-3635.	7687498	1	61.90	PANEL (saddle)
67	35-3635 Split 2nd Seat	7687500	RH	63.05	PANEL (saddle)
67	35-3635 Split 2nd Seat	7687503	LH	67.05	PANEL (saddle)
68	3435.	7747666	1	61.90	PANEL (buckskin) .
68	3435 Split Seat	7747669	RH	78.40	PANEL (buckskin) .
68	3435 Split Seat	7747506	LH	58.15	PANEL (buckskin) .
68	3435.	7747665	1	61.90	PANEL (parchment)
68	3435 Split Seat	7747668	RH	78.40	PANEL (parchment)
68	3435 Split Seat	7747505	LH	58.15	PANEL (parchment)
68	3435.	7747660	1	61.90	PANEL (teal)
68	3435 Split Seat	7747667	RH	78.40	PANEL (teal)
68	3435 Split Seat	7747350	LH	58.15	PANEL (teal)
68	44-4855 Split Seat	7742406	RH	40.50	PANEL.
68	44-4855 Split Seat	7742407	LH	25.75	PANEL.
68	44-4855.	7742403	1	46.30	PANEL.
68	44-4865.	7727722	RH	40.50	PANEL.
68	44-4865.	7727724	LH	59.05	PANEL.
69-71	3435-3436-4456.	7742403	1	46.30	PANEL.
69-70	3435-3436-4456 Split				
	2nd Seat	7742406	RH	40.50	PANEL .
69-70	3435-3436-4456 Split				
	2nd Seat	7742407	LH	25.75	PANEL.
69	4466.	7727722	RH	40.50	PANEL.
69	4466.	7727724	LH	59.05	PANEL.
70	6036-6046.	7774182	1	54.80	PANEL.
70	6036-6046 Split 2nd				
	Seat	7774183	RH	31.60	PANEL.
70	6036-6046 Split 2nd				
	Seat	7774184	LH	39.65	PANEL.
72	All A/Wgn.	9888844	1	46.30	PANEL.
68	3435-4455-4855.	4587944	5	.10	BUMPER, rr. floor filler panel—(1 1.620)
67-69	4000 Wagons.	4114321	2	.25	BUMPER (12.212)

69-72	All Wagons	4587944	3	.10	BUMPER, on pa
70	6036-46	4872948	AR	.10	BUMPER, 2nd

		AR	COMPARTMENT	SIDE	PAN	CO
64	4255	4446267	RH	14.20	PANEL (black)	
64	4255	4446258	LH	18.30	PANEL (black)	
64	4265	4500533	RH	12.90	PANEL (black)	
64	4265	4500550	LH	17.80	PANEL (black)	
64	4355	4412980	RH	6.05	PANEL	
64	4355	4412978	LH	8.70	PANEL	
64	4365	4500529	LH	10.60	PANEL	
64-66	4455-4855	4412980	RH	6.05	PANEL	
64-66	4455-4855	4412978	LH	8.70	PANEL	
65-66	4255	4482391	RH	14.20	PANEL (red)	
65	4255	4482392	RH	14.20	PANEL (blue)	
65 66	4255	4482407	LH	18.05	PANEL (red)	
65	4255	4482408	LH	18.05	PANEL (blue)	
65-66	4265	4500542	RH	13.65	PANEL (red)	
65	4265	4500543	RH	13.65	PANEL (blue)	
65-66	4265	4500559	LH	17.80	PANEL (red)	
65	4265	4500560	LH	17.80	PANEL (blue)	
65-67	44-4865	4500527	RH	6.55	PANEL	
65-67	44-4865	4500529	LH	10.60	PANEL	
66	4255	4446267	RH	14.20	PANEL (black)	
66	4255	4446258	LH	18.30	PANEL (black)	
66	4255	7623272	RH	16.95	PANEL (blue)	
66	4255	7623273	LH	21.30	PANEL (blue)	
66	4265	4500533	RH	12.90	PANEL (black)	
66	4265	4500550	LH	17.80	PANEL (black)	
66	4265	7623286	RH	16.65	PANEL (blue)	
66	4265	7623287	LH	21.30	PANEL (blue)	
68	44-4855	7720216	RH	4.92	PANEL	
68	44-4855	7720218	LH	5.85	PANEL	
68	44-4865	7748745	RH	7.55	PANEL	
68	44-4865	7748747	LH	8.25	PANEL	
69	4456	7720216	RH	4.92	PANEL	
69	4456	7720218	LH	5.85	PANEL	
69	4466	7748745	RH	7.55	PANEL	
69	4466	7748747	LH	8.25	PANEL	

		PANEL,	LUGGAGE	COMPARTMENT	
64	4265	4430443	65.55	PANEL, cur. (black)	
64	4355	7599602	45.05	PANEL, cur.	
64	4365	4414049	32.75	PANEL, cur.	
64	4265	4430347	10.90	PANEL, filler (black)	
64	4365	4412983	5.75	PANEL, filler.	
65-67	44-4855	7599602	45.05	PANEL, cur.	
64-67	4465-4865	4414049	32.75	PANEL, cur.	
64-67	4465-4855	4412983	5.75	PANEL, filler.	
65-66	4255	7599583	74.30	PANEL, (red)	
65	4255	7599584	74.30	PANEL (blue)	
65-66	4265	4482383	65.55	PANEL (red)	
65	4265	7599595	66.05	PANEL (blue)	
65-66	4265	4482367	1 1.50	PANEL, filler (red)	
65	4265	4482368	1 1.50	PANEL, filler (blue)	
66	4255	7599582	74.30	PANEL (black)	
66	4255	7623271	74.30	PANEL (blue)	
66	4265	7599593	66.05	PANEL (black)	
66	4265	4430347	10.90	PANEL, filler (black)	
66	4265	7623285	66.05	PANEL (blue)	
66	4265	7623284	13.65	PANEL, filler (blue)	
68	44-4855	7748740	51.75	PANEL, cvr.	
68	44-4865	7767501	51.75	PANEL, cvr.	
68	44-4865	7735875	6.70	PANEL, filler.	
70	All B/Wgn	7735552	52.85	PANEL, luggage compt.-frt.	
70	All B/Wgn	4468691	49.90	PANEL, luggage compt. rr.	
69-70	3435-3436	7798894	54.10	PANEL	
69	4456	7748740	51.75	PANEL, cover.	
69	4466	7767501	5 1.75	PANEL, cover.	
69	4466	7735875	6.70	PANEL, filler.	
71-72	All A/Wgn	7798894	54.10	PANEL	
71-73	All B/Wgn. (2-Seat).	9827646	43.40	PANEL, frt	1
71-73	All B/Wgn. (2-Seat).	9827648	38.60	PANEL, rr.	1
71-73	All B/Wgn. (3-Seat).	9829949	7.90	PANEL, compt. filler.	
71-73	All B/Wgn. (3-Seat).	9851255	43.40	PANEL	
69	All Wagons	4869086	.10	CLIP, panel hold-down	
70	All A/Wgn	4492994	.25	CLIP, hold-down	
71	All Wagons	9874698	.30	CLIP, cvr. panel hold-down	

72-73	All A/Wgns.	9874698	2	.30	CLIP, cvr. pnl. hold-down
71-73	All B/Wgns.	4401699	2	.20	CLIP (lugg. compt. pnl. ret.)—(1 2.977) . . .
68-69	3435-3436	4587944	2	.10	BUMPER, panel cover—(1 1.620)
64-69	Sportswagon	4869086	2	.10	CLIP, compt. panel hold-down
64-68	Sportswagon	4587944	2	.10	BUMPER, luggage compt. cvr—(1 1.620)
64-69	Sport Wagon	4721222	3	.10	BUMPER, cvr. panel supt—(12.21 2)
70-72	All A/Wgn.	4587944	2	.10	BUMPER, cover (1 1.620)
70-71	All B/Wgn.	4687558	2	.15	BUMPER, luggage compt. panel-frt. & rr.
71	All B/Wgn.	4721222	AR	.10	BUMPER, cvr. pnl. supt—(1 2.2 12)

12.975 PANEL, 3RD SEAT

64	4265	4472476		73.20	PANEL (black)
64	4365	4472488		49.20	PANEL
64-66	4465	4472488		49.20	PANEL
65-66	4265	4482358		73.20	PANEL (red)
66	Sportwagons	4472476		73.20	PANEL (black)
65-67	Sportwagons	4472488		49.20	PANEL
68-69	Sportwagons	8720584		86.50	PANEL
70	6046	4468686		54.70	PANEL, 3rd seat cushion
70	6046	7734888		56.50	PANEL, fldg. 3rd seat back
71-73	All B/Wgn. (3-Seat)	9825047		59.75	PANEL, fldg. 3rd seat back
71-73	All B/Wgn. (3-Seat)	9616417		57.05	PANEL, fldg. 3rd seat back filler

12.975 HANDLE, LUGGAGE COMPARTMENT COVER

64-68	Sportswagon.	4887836		1.33	HANDLE (black) (12.977)
67	Sportswagon.	7653192		1.79	HANDLE (dk. blue)
67	Sportswagon.	7667354		1.79	HANDLE (green)
67	Sportswagon.	7689350		1.79	HANDLE (saddle)
67-68	Sportswagon.	7702932		1.79	HANDLE (red)
68	4000 Wagons	7758517		1.79	HANDLE (buckskin)
68	4000 Wagons	7758516		1.79	HANDLE (green)
68	4000 Wagons	7758510		1.79	HANDLE (teal)
69	All Wagons	4887836		1.33	HANDLE (black) (12.977)
69	All Wagons	8758828		2.15	HANDLE (teal) T-12 1-19 1— (12.977)
69	All Wagons	8758836		2.15	HANDLE (fawn) T-1 26-1 96—(1 2.977)
69	4456-66	8758835		2.15	HANDLE (green) T-190
69	4456-4466	8758826		2.15	HANDLE (red) T 197
70	All Wagons	8800194		1.59	HANDLE (T-1 21-44 1-45 1) also used 11.620
70	All Wagons	9805749		1.59	HANDLE (T-1 24-444-454) also used 11.620
70	All Wagons	8800197		1.59	HANDLE (T-1 29-449-459) also used 11.620
70	6036	8800191		1.74	HANDLE (T-440-450) also used 1 1.620
70	6036	4833642		.67	HANDLE
71	6035	4833642		.67	HANDLE, luggage compt. rr. panel closing . . .
72-73	All B/Wgn.	4833642		.67	HANDLE, lugg. compt. rr. pnl. closing

NOTE Handles also listed in grp. 12.977

12.975 PANEL, REAR FLOOR TO TAILGATE FILLER (FOLLOWER BOARD)

68	4000 Wagons	8719675		52.05	PANEL (also use carpet or mat 46 1/2" long) . . .
68	3435	8717088		44.85	PANEL (buckskin)
68	3435	8717089		44.85	PANEL (parchment)
68	3435	8717087		44.85	PANEL (teal)
69-70	3435	8719675		52.05	PANEL
68-70	3435-4455-65	8716722		5.65	PLATE, t/gate filler panel-guide plate on gate (chrome)

12.976 MOLDING, REAR FLOOR & SEAT PANEL FINISHING

64	4355 Split 2nd Seat	4458454	2	1.74	MOLDING,, inner side-frt
64	4355 Split 2nd Seat	4458456	2	1.08	MOLDING,, inner side-rr.
65	4455 Split 2nd Seat	4458454	2	1.74	MOLDING,, inner side-frt
65	4455 Split 2nd Seat	4458456	2	1.08	MOLDING,, inner side-rr.
66-67	35-3635 Split 2nd Seat	4528890	2	1.90	MOLDING,, inner side-frt
66-67	35-3635 Split 2nd Seat	4528891	2	1.23	MOLDING,, inner side-rr.
66-68	44-4855 Split Seat	4458454	2	1.74	MOLDING,, inner side-frt
66-68	44-4855 Split Seat	4458456	2	1.08	MOLDING,, inner side-rr.
68	3435	7752864	1	3.69	MOLDING,, f rt
68	3435 Split Seat	4528890	2	1.90	MOLDING,, inner side frt
68	3435 Split Seat	4528891	2	1.23	MOLDING,, inner side-rr.
68	3435 Split Seat	7727084	2	1.16	MOLDING,, side-inner
68	3435 Split Seat	7727085	2	1.16	MOLDING,, side-inner
69-70	3435-36 4456 Split 2nd Seat	4458454	2	1.74	MOLDING, inner
69-70	3435-36 4456 Split 2nd Seat	4458456	2	1.08	MOLDING, inner
69-70	3435-36-4456 Split 2nd Seat	7727085	2	1.16	MOLDING, inner
70	6036-46 Load Fir. Carpet	4474828	2	1.74	MOLDING, compt. floor side at kick-up . . .
70	6036-46 Split Seat & Load Fir. Carpet	4474828	1	1.74	MOLDING, 2nd 1/3 seat back panel-upr.

70	6036-46 Load Fir. Carpet	4474890	
70	6036 Load Fir. Carpet	4474891	
70	6036 Load Fir. Carpet	4474891	
70	6046 Load Fir. Carpet	4474891	
70	6046 Load Fir. Carpet	4474891	
70	6036 Load Fir. Carpet	4474892	
70	6036 Load Fir. Carpet	4474892	
70	6046 Load Fir. Carpet	4474892	
70	6046 Load Fir. Carpet	4474892	
70	6036 Load Fir. Carpet	4474893	RH
70	6036 Load Fir. Carpet	4474894	LH
70	6036 Load Fir. Carpet	4474893	RH
70	6036 Load Fir. Carpet	4474894	LH
70	6046 Load Fir. Carpet	4474893	RH
70	6046 Load Fir. Carpet	4474894	LH
70	6046 Load Fir. Carpet	4474893	RH
70	6046 Load Fir. Carpet	4474894	LH
70	6036-46 Load Fir. Carpet, less Split Seat	4759254	1
70	6036-46 Load Fir. Carpet	4814685	2
70	6036-46 Split Seat	4827180	2
70	6036-46 Load Fir. Carpet, less Split Seat	4814686	1
70	6036-46 Load Fir. Carpet less Split Seat	4814686	1
70	6036-46 Split Seat & Load Fir. Carpet	4832457	RH
70	6036-46 Split Seat & Load Fir. Carpet	4832459	LH
70	6036-46 Split Seat & Load Fir. Carpet	4833040	RH
70	6036-46 Split Seat & Load Fir. Carpet	4833041	LH
70	6036-46 Split Seat & Load Fir. Carpet	4833042	RH
70	6036-46 Split Seat & Load Fir. Carpet	4833043	LH
70	6036-46 Split Seat	7727087	2
70	6036-46 Load Fir. Carpet less Split Seat	7730460	1
70	6036-46 Load Fir. Carpet	7730772	RH
70	6036-46 Load Fir. Carpet	7730773	LH
70	6036-46 Load Fir. Carpet & Split Seat	7731100	2
70	6046	7770590	1
70	6036-46 Load Fir. Carpet & Split Seat	7731127	1
71-72	All B/Wgn. (2-Seat) Load Fir. Carpet	9832927	1
71-72	All B/Wgn. (2-Seat) Load Fir. Carpet	9832927	1
71-73	All B/Wgn. (2-Seat) Load Fir. Carpet	9832928	2
71-73	All B/Wgn. (2-Seat) Load Fir. Carpet	9832928	1
71-73	All B/Wgn. (2-Seat) Load Fir. Carpet	9832931	1
71-72	All B/Wgn.	9832929	1
71-73	All B/Wgn. (2-Seat) Load Fir. Carpet	9833953	2
71-72	All B/Wgn. (2-Seat) Load Fir. Carpet	9837598	2
71-72	All B/Wgn. (2-Seat) Load Fir. Carpet	9833891	2
71-72	All B/Wgn. (3-Seat) Load Fir. Carpet	9833891	2
71-73	All B/Wgn. (3-Seat) Load Fir. Carpet	9833951	RH
71-73	All B/Wgn. (3-Seat) Load Fir. Carpet	9833952	LH
71-73	All B/Wgn. (3-Seat) Load Fir. Carpet	4759249	1
71-73	All B/Wgn. (3-Seat) Load Fir. Carpet	4759249	1
71-73	All B/Wgn. (3-Seat) Load Fir. Carpet	4832458	2
71-72	All B/Wgn. (3-Seat) Load Fir. Carpet	9832927	1

3.43	MOLDING, compt. fir. at kick-up (frt. & rr.)	—
3.28	MOLDING, luggage compt. rr. panel-rr.
3.28	MOLDING, luggage compt. frt. panel-frt
3.28	MOLDING, 3rd seat cush. panel rr.
3.28	MOLDING, 3rd seat back panel-frt
3.28	MOLDING, luggage compt. frt. panel-rr.
3.28	MOLDING, luggage compt. rr. panel frt
3.28	MOLDING, 3rd seat cush. panel-frt
3.28	MOLDING, 3rd seat back panel-rr.
3.90	MOLDING, luggage compt. rr. panel side
3.90	MOLDING, luggage compt. frt. panel side
3.90	MOLDING, luggage compt. frt. panel side
3.90	MOLDING, 3rd seat cush. panel side
3.90	MOLDING, 3rd seat cush. panel side
3.90	MOLDING, 3rd seat back panel side
3.90	MOLDING, 3rd seat back panel side
2.46	MOLDING, rr. fir. filler panel-rr.
1.33	MOLDING, rr. fir. filler panel-side
1.64	MOLDING, rr. fir. filler panel inner side
2.97	MOLDING, rr. fir. filler panel frt
2.97	MOLDING, 2nd seat back panel lwr.
1.38	MOLDING, 2nd seat back panel-lwr.
2.15	MOLDING, 2nd seat back panel-lwr.
1.44	MOLDING, rr. fir. filler panel-frt. & rr. side
2.20	MOLDING, rr. fir. filler panel-frt. & rr. side
1.23	MOLDING, rr. fir. filler panel inner.
1.23	MOLDING, rr. fir. filler panel inner.
1.08	MOLDING, 2nd seat back side inner.
3.18	MOLDING, 2nd seat back panel upr.
2.97	MOLDING, 2nd seat back side
2.97	MOLDING, 2nd seat back side
2.72	MOLDING, 2nd seat back panel inner.
3.43	MOLDING, rr. compt. pan (painted)
2.72	MOLDING, 2/3 section seat back panel-upr.
3.38	MOLDING, lugg. compt. fir. at kick-up frt
3.38	MOLDING, lugg. compt. frt. & rr. pnl.-frt. & rr.
3.54	MOLDING, 2nd seat back filler pnl.-upr. & lwr.
3.54	MOLDING, 2nd seat back-lwr.
3.69	MOLDING, 2nd seat back-upr.
1.54	MOLDING, 2nd & 3rd seat back filler pnl.
1.95	MOLDING, 2nd seat back panel side
1.54	MOLDING, compt. fir. at kick-up
1.85	MOLDING, lugg. compt. frt. 8i rr. pnl. side
1.85	MOLDING, lugg. compt. pnl. side
2.82	MOLDING, 3rd seat back side-lwr.
2.82	MOLDING, 3rd seat back side-lwr.
1.23	MOLDING, 2/3 seat back pnl.-outer.
1.23	MOLDING, 1/3 seat back pnl.-inner.
1.74	MOLDING, 3rd seat back pnl.-upr. (R. 8i L)
3.38	MOLDING, 3rd seat back pnl.-lwr.

71-72	All B/Wgn. (3-Seat) Load								
	<u>Fir. Carpet</u>	9832928		3.54	MOLDING, 3rd seat back pnl.-upr.				
71-73	All B/Wgn. (3-Seat) Load								
	<u>Fir. Carpet</u>	9832928		3.54	MOLDING, 3rd seat back filler pnl.-upr. & lwr.				
71-73	All B/Wgn. (3-Seat) Load								
	<u>Fir. Carpet</u>	9832926		1.64	MOLDING, 1/3 seat back pnl.-lwr.				
71-73	All B/Wgn. (3-Seat) Load								
	<u>Fir. Carpet</u>	9832926		1.64	MOLDING, 1/3 seat back filler pnl.-lwr.				
71-73	All B/Wgn. (3-Seat) Load								
	<u>Fir. Carpet</u>	9832926		1.64	MOLDING, 1/3 seat back pnl.-outer.				
71-73	All B/Wgn. (3-Seat) Load								
	<u>Fir. Carpet</u>	9832926		1.64	MOLDING, 2/3 seat back filler pnl.-outer.				
71-73	All B/Wgn. (3-Seat) Load								
	<u>Fir. Carpet</u>	9832926		1.64	MOLDING, 1/3 seat back pnl.-upr.				
71-73	All B/Wgn. (3-Seat) Load								
	<u>Fir. Carpet</u>	9832926		1.64	MOLDING, 1/3 seat back filler pnl.-upr.				
71-73	All B/Wgn. (3-Seat) Load								
	<u>Fir. Carpet</u>	9832926		1.64	MOLDING, 1/3 seat back pnl.-inner.				
71-73	All B/Wgn. (3-Seat) Load								
	<u>Fir. Carpet</u>	9832926		1.64	MOLDING, 2/3 seat back pnl.-inner.				
71-73	All B/Wgn. (3-Seat) Load								
	<u>Fir. Carpet</u>	9832930		2.61	MOLDING, 2/3 seat back pnl.-upr. & lwr.				
71-73	All B/Wgn. (3-Seat) Load								
	<u>Fir. Carpet</u>	9832930		2.61	MOLDING, 2/3 seat back filler-lwr.				
73	All B/Wgn. (3-Seat) Load								
	<u>Fir. Carpet</u>	9832927		3.38	MOLDING, 3rd seat back pnl.-lwr.				
73	All B/Wgn. (Load Fir. Carpet)	9832929	2	1.54	MOLDING, 2nd & 3rd seat back filler pnl.				
70	6046 Load Fir. Carpets	7687255	2	2.15	STRIP (skid) folding 3rd seat well				
70	6036-46 Load Fir. Carpet		AR		MOLDING, tailgate inner (refer to group 1 2.1 80)				
70	6036-46 Split Seat	4478778	RH	.36	ESCUTCHEON, 2nd seat back inner lwr. corner				
70	6036-46 Split Seat	4478779	LH	.36	ESCUTCHEON, 2nd seat back inner lwr. corner				
70	6036-46 Load Fir. Carpets	4760486	AR	.67	ESCUTCHEON, 1'A" x 1'1/2" at top				
71-73	All B/Wgns. Load Fir. Carpet	4760486	AR	.67	ESCUTCHEON, fir. & seat back mldgs. (T/4" x 1 VV at top).				

1 2.977 HANDLE, SPARE TIRE

63	4035-4135	4887836	1	1.33	HANDLE (black).
63	4045	4887836	2	1.33	HANDLE, fldg. 3rd. seat cush. & back (black)——
64-69	Sportwagons (3 Seat)	4474326	RH	1.38	HANDLE
64-69	Sportwagons (3 Seat)	4474327	LH	1.38	HANDLE
64-69	Sportwagons (3 Seat)	4459122	2	.87	STRIKER
66 67	44-4865	4536297	LH	.56	SCREW, rr. floor filler panel ret. to fldg. 3rd seat back supt.

12.977 HANDLE, LUGGAGE COMPARTMENT COVER

64	4255-65-435	4887836	1	1.33	HANDLE (black).
65-66	Sportwagons	4887836	1	1.33	HANDLE (black).
66		7599033	1	2.31	HANDLE (blue).
66		7599034	1	2.31	HANDLE (green).
69	All Wagons	8758828	1	2.15	HANDLE (T-121-191) teal (also listed 12.975).
71-72	All A/Wgn.	9858915	1	2.10	HANDLE, lugg. compt. pnl. opening (T-100).
71	All B/Wgn.	9858915	1	2.10	HANDLE, lugg. compt. rr. pnl. opening (T-440-450)
71-72	All A/Wgn.	9858909	1	2.10	HANDLE, lugg. compt. pnl. opening (T-101).
71	All B/Wgn.	9858909	1	2.10	HANDLE, lugg. compt. rr. pnl. opening (T-441).
71-72	All A/Wgn.	9858911	1	1.54	HANDLE, lugg. compt. pnl. opening (T-104).
71	All B/Wgn.	9858911	1	1.54	HANDLE, lugg. compt. rr. pnl. opening (T-444-454)
71-72	All B/Wgn.	9858908	1	1.54	HANDLE, lugg. compt. rr. pnl. opening (T-446-456)
72	All A/Wgn.	9895689	1	1.54	HANDLE, lugg. compt. pnl. opt. (T-100).
72	All A/Wgn.	9895690	1	2.10	HANDLE, lugg. compt. pnl. opg. (T-104).
72	All A/Wgn.	9895689	1	1.54	HANDLE, lugg. compt. rr. pnl. opening (T-106).
72	All B/Wgn.	9858908	1	1.54	HANDLE, lugg. compt, rr. pnl. opg. (T-440-450)——
72	All B/Wgn.	9895689	1	1.54	HANDLE, lugg. compt. rr. pnl. opg. (T-444-454)——
72	All B/Wgn.	9895690	1	2.10	HANDLE, lugg. compt. rr. pnl. opg. (T-444-454)——
72	All B/Wgn.	9895702	1	9.75	HINGE, lugg. compt. cvr. pnl. (T-444).

NOTE Handles also listed grp. 12.975.

12.977 CAP—CASE—CYLINDER, REAR FLOOR COMPARTMENT LOCK

59-72	All	230018		.36	CAP, lock case (10 552).
62-64	4435-45-4635-45.	3924150		.56	CASE (10.552).
64	4200-4355-65.	7019770		.65	CASE (12.248).
65	Sportwagons	1365724		.56	CASE
62-64	4435-45-4635-45.	3764809		.20	CLIP, aux. floor panel lock—(10.55 1)
64-69	Sportwagons	3764809		.20	CLIP, lock panel—(10.55 1).
62-63	4435-45-4635-45.	7006466		1.28	CYLINDER (10.550).
65	Sportwagons	7006466		1.28	CYLINDER (10.550).
65-69	Skylark Wagons	4587931		.15	GASKET, lock cylinder (12.249).

71-72	All B/Wgn	.6278529		.10	GASKET, lock cyl.—(12.247)
64-65	Sportwagons	.584195		2.46	LOCK KIT
66	All Wagons	.1361115		2.15	LOCK KIT
67	All Wagons	.1361261		3.02	LOCK KIT
68	All Wagons	.1394260		2.41	KIT (incl. lock cyl.)
69	All A/Wgn	.1394450		3.02	KIT, lock cylinder
70	All B/Wgn. (2-Seat)	.3981845		1.03	CYLINDER (uncoded)
70	All B/Wgn. (2-Seat)	.8808017		2.61	LOCK (incl. keys)
71	All B/Wgn	.7753509		4.25	LOCK (coded)
72	All B/Wgn	.6258011			LOCK
64-69	Sportwagons	.4471327		.77	PAWL
64-69	Sportwagons	4781598		.41	RETAINER, lock cylinder
67-69	All	.4722455		.36	RETAINER (used 10.777-10.791-1 1.041)
70-73	All B/Wgn	4888243		.41	RETAINER, lock cyl.—(10.551)
70	All B/Wgn	.7011819		.10	CLIP, luggage fir. lock—(10.551)
70-73	All B/Wgn	.7011819		.10	CLIP, lock catch—(10.551)
70-73	All B/Wgn	.4832445		1.03	ESCUTCHEON, lock cyl.
70-73	All B/Wgn	.4837855		.72	CATCH, lock
64-69	Sportwagons	.4469579		2.05	STRIKER, lock
70-73	All B/Wgn	4837852		2.26	STRIKER, lock
71-73	All B/Wgn	.9892751		.05	SPACER, lock striker to pan
12.977 SPRING—RETAINER—BUMPER, REAR FLOOR FILLER PANEL					
64-67	Sportwagon (3 Seat)	4463270	1	.30	SPRING, ret.
68	44-4865	.7735748	1	.30	SPRING, ret.
69	4466	.7735748	1	.30	SPRING, ret.
64	4265-4365	4472514	LH	1.44	RETAINER, up position
65-67	Sportwagon (3 Seat)	4486005	LH	1.44	RETAINER, up position
68	44-4865	.7765163	1	1.44	RETAINER
69	4466	.7765162	LH	1.44	RETAINER, upper position (painted)
64-67	Special-Skylark Wagons	4410984	5	.10	BUMPER, rr. fir. filler panel
12.977 HINGE—LUGGAGE COMPARTMENT COVER					
64-65	Skylark Sportwagons	4413816		4.10	HINGE
66-67	Sportwagons	.7599276		4.61	HINGE
68	44-4855	.7740594		4.51	HINGE
69-70	3435-36	.7798793		3.43	HINGE
69	4456-66	.7740594		4.51	HINGE
71-72	All A/Wgn	.7798793		3.43	HINGE
70	6036	.8800486		9.95	HINGE (T-441)
70	6036	.8800489		9.95	HINGE (T-449-459)
70	6036	.8801381		9.65	HINGE (T-440-450)
70	6036	9805748		9.95	HINGE (T-444-454)
71	6035	.9854675		9.75	HINGE (T-440-450)
71 72	6035	.9854669		9.75	HINGE (T-441)
71	6035	.9854671		9.75	HINGE (T 444)
71-72	6035	.9854668		9.75	HINGE (T-446-456)
71-73	All B/Wgn	.9835271		9.75	HINGE, frt.
72	6035	.9895699			HINGE (T-440-450)
64-69	Sportwagons	4459596	1	.87	SUPPORT
69	3435-36-4466	.4419905	1	.87	SUPPORT
70-73	All A/Wgn	.4419905	1	.87	SUPPORT
70	6036	.7775206	RH	2.61	SUPPORT
70	6036	.7775821	LH	2.87	SUPPORT
71-73	All B/Wgn. (3-Seat)	.4419905	1	.87	SUPPORT
71	6045 1st type.	.9858916	RH	.62	COVER, compt. side pan filler frt. supt. pnl.
NOTE 197 1 6035 1st type, requires tjumper, carpet &					
71-73	All B/Wgn. (3-Seat)	.9601725	1	7.70	SUPPORT, cvr. pnl. hinge
71	6045	.9858917	LH	.62	COVER, compt. side pan filler frt. supt. pnl.
64-68	Sportwagons	4806390	1	.10	CLIP, cvr. supt.
69-70	3435-3436	4806390	1	.10	CLIP, cover support
70-71	6035-6036	4401699	2	.20	CLIP, luggage compt panel retainer
71-73	All B/Wgn	4401699	2	.20	CLIP, panel retainer (also used 12.975)
70	6036	.4467726	RH	2.46	STOP, luggage compt. rr. panel
70	6036	.4467727	LH	2.46	STOP, luggage compt. rr. panel
70	6036	.8721269	2	.10	BUSHING, luggage compt. frt. panel supt.—(1 1.620)
70	6036	.4725264	AR	.10	CAP, luggage compartment panel & 3rd seat panel finish midg. (also used 14.260)
71-73	All B/Wgn. (2-Seat)	4725264	14	.10	CAP, pnl. hinge
70-73	All B/Wgn	4871093	3	.20	BUMPER, luggage compt rr. panel—(12.181)
70	All B/Wgn. (3-Seat)	4871093	3	.20	BUMPER, fldg. 3rd seat cushion fir.—(12.181) position
71-73	All B/Wgn. (2-Seat)	4871093	2	.20	BUMPER, pnl.—(12.181)
72-73	All B/Wgn. (2-Seat)	4767559	4	.15	BUMPER cvr. pnl. on stop—(12.212)
72	All B/Wgn. (3-Seat)	.4871093	2	.20	BUMPER cover pnl.—(12.181)
71-73	All B/Wgn. (3-Seat)	.9861525	RH	2.82	STOP, rr. pnl. at hinge
71-73	All B/Wgn. (3-Seat)	.9874491	LH	2.67	STOP, rr. pnl. at hinge
71-73	All B/Wgn. (2-Seat)	9825674	2	2.82	STOP, rr. pnl. at hinge
71-72	All Wagon	.9869875	1	.10	CLIP, cover supt. retainer

	12.977	CABLE, LUGGAGE COMPARTMENT PANEL LIMIT STOP				
69-72	3435-3436	8731346	LH	1.54	CABLE.....
	12.977	COVER, REAR FLOOR FILLER PANEL SUPPORT				
65-66	42-4465	4485795	RH	3.02	COVER (green) .
65-66	42-4465	4485790	LH	2.97	COVER (green) .
65-66	42-4465	4485794	RH	3.02	COVER (blue) . .
65-66	42-4465	4485789	LH	2.97	COVER (blue) . .
65-66	42-4465	4485798	RH	3.02	COVER (red) . . .
65-66	42-4465	4485793	LH	2.97	COVER (red) . . .
66	4265	7594933	RH	3.59	COVER (fawn) . .
66	4265	7594939	LH	3.59	COVER (fawn) . .
66	4465	4485734	RH	3.08	COVER (black) .
66	4465	4485711	LH	3.08	COVER, (black) .
66	4465	7594938	RH	3.59	COVER (saddle)
66	4465	7594944	LH	3.59	COVER (saddle)
67	44-4865	7687572	RH	3.02	COVER.
67	44-4865	7687573	LH	3.02	COVER.
68	4465-4865	7765185	RH	3.79	COVER.
68	4465-4865	7765192	LH	3.79	COVER.
69	4466	7765184	RH	3.28	COVER.
69	4466	7765191	LH	3.28	COVER.
	12.977	SUPPORT, 3RD SEAT CUSHION				
70	6046	7758732	RH	3.43	SUPPORT, on fir.
70	6046	7758733	LH	3.43	SUPPORT, on fir.
	12.980	COVER, FLOOR PAN				
64	4027-35-67-69-4	127-35-69-4337-67-69 4-Speed	4438249	1	4.20	COVER, floor pan trans.
64	4027-69-4127-69-4337-69 Remote Control Lid Lock and/or Rr. Spkr.	4414997	RH	1.74		
64	4035-4 135	4414997	1	1.74		
64	4067-4367 Remote Control Lid Lock	4414997	RH	1.74	COVER, protector	
65	4427-37-67 Gran Sport C.T. 3-Speed Floor Shift	4438249	1	4.20	COVER, floor pan trans.	
65	3000-4327-37-67-69-4427-37-67-69 C.T. 4-Speed	4438249	1	4.20	COVER, floor pan trans.	
65	3327-69-3427-69-35 69-3669-4327-37-69-4427-37-69 Rr. Seat Spkr.	4414997	RH	1.74		
65-66	6000	4471514	1	9.55		
65	50-60-8000 Vac. Trunk Lid Lock 8i/or Rr. Wind. Def. 8>/or Rr. Seat Spkr. &/or Elec. Ant.	4493804	RH	2.15		
66-67	4600 C.T. 3-Speed Fir. Shift	4438249	1	4.20		
66-67	50-60-8000 exc. Conv. (Vac. Trunk Release 8i/or Pwr. Antenna)	4493804	RH	2.15		
66	54-64-66-8467	4493804	RH	2.15		
66-69	9487 Vacuum Trunk Release	4541760	1	2.26	COVER, floor pan wire protector	
67-69	9000 Vacuum Trunk Release	7631290	RH	.97		
66-68	9000 (4 or 6-Way Seats)	7631290	LH	.97		
67-68	9000 (4-Way Bkt. Seat) Deluxe A/Rests	7631290	LH	.97	COVER, hinge pillar to floor wire protector	
68-69	All C.T. Fir. Shift	4438249	1	4.20		
68	50-60-8000 Vac. Trunk Release 8t Pwr. Ant.	4493804	RH	2.15		
69-70	3327-3437-3537-4437-4637 Pwr. Antenna	7733926	RH	1.74		
69	50-60-8000 Vacuum Trunk Release or Electric Antenna	7685191	RH	2.56		
69	9000 Power Seats-Deluxe Armrest	7631290	RH	.97	COVER, hinge pillar to floor wire protector.	

70	3369-3569-4439-4469										
	Pwr. Antenna.....	4414997	RH	1.74		COVER, wire protector					
70-72	All C.T. Fir. Shift.....	4536068	1	5.02		COVER, fir. pan trans.					
	12.980	PLUG, RUBBER									
50-68	All as Req.....	4124440	AR	.20		PLUG, rubber (1/2" hole).....					
57-69	All as Req.....	4410574	AR	.15		PLUG, access hole or drain hole (also used 10.587- 12.212) (for 1" O.D. holes).....					
57-58	41-43-49-49D-61-63-69	4744981	4	.10		PLUG, rr. dr. lock pillar access hole (also used 1 1.950).....					
57-60	All as req.....	11783651		.15		PLUG, rr. dr. pillar conduit hole.....					
58-73	All as Req.....	4805844	AR	.15		PLUG (1/8" hole) plastic—(12.981).....					
58-67	All as Req.....	4751839	AR	.10		PLUG (1/8" hole).....					
61	4027-43 17.....	3780536	2	.15		PLUG, rr. qtr. inner access hole sealing.....					
62-63	4027-4347-4747.....	6256958	2	.10		PLUG, rr. qtr. inner access hole sealing.....					
63-69	All as Req.....	4805843	AR	1.5		PLUG (1/2" O.D.) (12.804).....					
63-70	44-46-4800.....	4880469	2	1.0		PLUG, cowl upr. panel access hole.....					
64	4669.....	4771203	2	1.0		PLUG (2" hole).....					
64-65	9447.....	6256958	2	1.0		PLUG, dr. jamb switch.....					
64	4447-4647-4847.....	4880469	2	1.0		PLUG, rr. qtr. inner access hole sealing.....					
63-72	All as Req.....	4802102	AR	1.5		PLUG, rr. qtr. inner access hole-frt.....					
65-69	All Wagons.....	4410574	1	1.5		PLUG (1" hole).....					
65-66	50-60-8000.....	1371033	1	.30		PLUG, spare tire pocket drain (also used 10.587- 12.212).....					
65-66	50-60-8000.....	1371032	4	.10		PLUG, rubber (.38" dia.) in dash panel.....					
67	9000.....	4410574	2	.15		PLUG rubber (.20" dia.) in dash panel.....					
67-69	50-60-80-9000 less Htr. . .	1371032	AR	.10		PLUG, front door access hole sealing.....					
67-69	50-6000.....	4410574	2	.15		PLUG (.20" dia.) in dash panel.....					
68-71	30-4000.....	4859119	AR	1.0		PLUG, rr. compt. lid access hole—(12.012).....					
68-69	9000.....	6256958	2	1.0		PLUG (1/2" rubber).....					
70	All exc. 64-6600.....	9815342	2	.92		PLUG, compartment pan to quarter panel filler.....					
70-72	3435-36.....	9815342	1	.92		PLUG, compt. pan to qtr. panel filler.....					
70	30-40-9000.....	9813784	2	1.5		PLUG, spare tire pocket drain hole.....					
70	9000.....	9812865	AR	1.5		PLUG, drain hole on fir. pan.....					
70-72	30-4000.....	9813784	2	1.5		PLUG, whlhse. inner panel access hole.....					
71-73	All exc. Wagons.....	9815342	2	1.2		PLUG, drain hole on fir. pan.....					
71-73	All B/Wgn.....	9815342	1	.92		PLUG, compt. pan to qtr. panel filler.....					
	12.980	PLATE, FLOOR PAN FI									
66-70	Riviera.....	4529616	RH	1.64		PLATE					
66-70	Riviera.....	4529617	LH	1.64		PLATE					
	12.981	PAN, REAR COMPARTMENT									
66-67	3000 Wagons.....	4545489	1	186.30		PAN					
66	30-4000 exc. Wagons	4545488	1	105.15		PAN.					
66	42-4455.....	4545557	1	280.60		PAN.					
66	42-4465.....	7702519	1	334.65		PAN.					
66	50-6000.....	7585317	1	129.45		PAN					
66	8000.....	7585318	1	129.45		PAN					
66-67	9000.....	7707216	1	173.50		PAN					
67	30-4000 exc. Wagons	7651918	1	111.40		PAN					
67	44-4855.....	7702518	1	312.90		PAN					
67	44-4865.....	7702519	1	334.65		PAN					
67	50-6000.....	7652915	1	129.45		PAN					
67	8000.....	7652916	1	129.45		PAN					
68	30-4000 exc. Wagons	8789248	1	111.40		PAN					
68-69	3000 Wagons.....	7790818	1	158.40		PAN					
68	Sportwagons (2 Seat)	9889401	1	300.80		PAN, rr.					
68	Sportwagons (2 Seat)	7747217	1			PAN					
68	Sportwagons (3 Seat)	7762553	1	328.00		PAN, rr.					
68	Sportwagons (3 Seat)	7747218	1	334.65		PAN					
68	50-6000.....	7729857	1	129.45		PAN					
68	8000.....	7729858	1	129.45		PAN					
68	9000.....	7731582	1	118.35		PAN					
69	30-4000 exc. Wagons	8789248	1	111.40		PAN					
69-71	3435-36-4456.....	9889401	1	233.70		PAN, rr.					
69-70	3435.....	9809169	1	175.10		PAN					
69-71	3436.....	5809170	1	179.10		PAN					
69	3436.....	8741877	1	334.65		PAN, rr.					
69	4456.....	8741879	1	334.65		PAN					
69	4466.....	8741880	1	71.00		PAN					
69	4466.....	7762553	1	111.40		PAN, rr.					
69-70	8000.....	9815447	1	217.15		PAN					
69	9000.....	8719344	1	111.10		PAN					
70	30-4000 exc. Wagons	9815369	1	117.35		PAN					
69-70	50-6000 exc. Wagons	9854843	1	193.50		PAN					
70	6036.....	8787338	1			PAN, frt					

70	6046	8787339	227.05	PAN, frt.
70	6036	9815171	48.90	PAN, rr.
70	6046	8720669	55.95	PAN, rr.
70	9000	9816614	217.05	PAN
71-72	30-4000 exc. Wagons	9823916	117.90	PAN
71	50-6000	9869407	137.85	PAN
71	All B/Wgn. (2-Seat)	9885846	169.50	PAN
71	All E	9869409	143.00	PAN
72	All A/Wgn	9612553	175.15	PAN
72	All A/Wgn	9889401	77.10	PAN, rr.
72-73	All B/Wgn. (2-Seat)	9611525	173.75	PAN
71-73	All B/Wgn. (3-Seat)	9611527	178.85	PAN
72	All B exc. Wgn	9611533	134.50	PAN
71-72	All C	9611534	139.50	PAN
72	All E	9611535	139.50	PAN
12^81 REINFORC EMENT, REAR COMP				
68	9000	4523742	2 5.75	REINFORCEMENT
12.981 FILLER—XTENSION, REAR CO				
63	4400-4639-47-67	4898975	LH 12.50	
64-65	Special-Skylark exc. Wagons	4508414	RH 10.15	FILLER, pan to qtr. panel
64-65	Special-Skylark exc. Wagons	4508415	LH 10.15	FILLER, pan to qtr. panel
64-66	Special-Skylark Wagons	4886173	RH 9.55	FILLER, pan to tire pocket
64	4400-4639-47-67-69	4898975	LH 12.50	FILLER, ext. to qtr. panel
65-67	All Wagons	4886173	RH 9.55	FILLER, pan to tire pocket
65	50-6000	4427740	RH 12.55	FILLER, pan to qtr. panel
65	50-6000	4427741	LH 12.55	FILLER, pan to qtr. panel
66	30-4000 exc. Wagons	4498960	RH 1 1.80	FILLER, pan to qtr. panel
66	30-4000 exc. Wagons	4498961	LH 1 1.80	FILLER, pan to qtr. panel
66-67	All Wagons	7648563	LH 14.85	FILLER, pan to qtr. panel
66	50-6000	4507655	RH 12.05	FILLER, pan to qtr. panel
66	50-6000	4507656	LH 12.05	FILLER, pan to qtr. panel
66	8000	4543023	RH 1 1.40	FILLER, pan to qtr. panel
66	8000	4543024	LH 1 1.40	FILLER, pan to qtr. panel
66-67	9000	4532731	RH 10.55	FILLER, pan to qtr. panel
66-67	9000	4532732	LH 10.55	FILLER, pan to qtr. panel
67	30-4000 exc. Wagons	7656430	RH 12.60	FILLER, pan to qtr. panel
67	30-4000 exc. Wagons	7656431	LH 12.60	FILLER, pan to qtr. panel
67	50-6000	7593728	RH 10.70	FILLER, pan to qtr. panel
67	50-6000	7593729	LH 10.70	FILLER, pan to qtr. panel
67	8000	7593754	RH 1 1.40	FILLER, pan to qtr. panel
67	8000	7593755	LH 1 1.40	FILLER, pan to qtr. panel
68-69	30-4000 exc. Wagons	7671963	RH 14.20	FILLER, pan to quarter panel
68 69	30-4000 exc. Wagons	7671964	LH 14.20	FILLER, pan to quarter panel
68	50-6000	7684352	RH 12.70	FILLER, pan to qtr. panel
68	50-6000	7684353	LH 12.70	FILLER, pan to qtr. panel
68	8000	7684354	RH 12.60	FILLER, pan to qtr. panel
68	8000	7684355	LH 12.60	FILLER, pan to qtr. panel
68	9000	7730105	RH 1 1.20	FILLER, pan to qtr. panel
68 69	9000	8719343	LH 5.15	FILLER, pan to qtr. panel
69-72	3435-3436	7793133	LH 1.74	FILLER, pan to spare tire cover
69-72	3435-3436	7793135	RH 1 1.90	FILLER, longitudinal bar support to wheelhouse
69	50-6000	7749912	LH 1 1.90	FILLER, pan to quarter panel
69	50-6000	7749913	RH 1 1.30	FILLER, pan to quarter panel
69	8000	9814160	LH 1 1.90	FILLER, pan to quarter panel
69	8000	8761363	RH 1 1.20	FILLER, pan to quarter panel
69	9000	8719342	RH 12.20	FILLER, pan to quarter panel
70-72	All A exc. Wgn	8736007	LH 12.20	FILLER, pan to qtr. panel
70-72	All A exc. Wgn	8736008	RH 1 1.30	FILLER, pan to qtr. panel
70	50-6000	8738304	LH 1 1.30	FILLER, pan to qtr. panel
70	50-6000	8738305	RH 6.05	FILLER, pan to qtr. panel
70	6036-6046	7740131	RH 5.20	FILLER, to spare tire cvr.
70	6036-6046	7799702	LH 1 1.30	FILLER, pan to qtr. pnl
70	8000	9814160	LH 1 1.30	FILLER, pan to qtr. pnl
70	8000	9814161	RH 9.90	FILLER, pan to qtr. pnl
70	9487	9815068	LH 9.90	FILLER, pan to qtr. panel
70	9487	9815069	RH 14.30	FILLER, pan to qtr. panel
71-72	All B/exc. Wgn	9868863	LH 14.30	FILLER, pan to qtr. pnl
71-72	All B/exc. Wgn	9868864	RH 8.95	FILLER, pan to qtr. pnl
71-73	All B/Wgn. (2-Seat)	8793776	LH 6.75	FILLER, pan to spare tire cvr. pnl.
71-73	All B/Wgn. (3-Seat)	8793780	RH 7.60	FILLER, pan to qtr. inner trim pnl.
71-73	All B/Wgn. (3-Seat)	8793777	LH 6.75	FILLER, pan to spare tire cvr. pnl.
71-73	All B/Wgn. (3-Seat)	8793781	RH 15.65	FILLER, pan to qtr. inner trim pnl.
71-72	All C	9868867	LH 15.65	FILLER, pan to qtr. pnl
71-72	All C	9868868	LH 15.65	FILLER, pan to qtr. pnl

71-72	All E	9868878	RH	15.65	FILLER, pan to qtr. pnl
71-72	All E	9868879	LH	15.65	FILLER, pan to qtr. pnl
70	All B/Wgn.	8719458	RH	9.05	BAR, compt. pan long, inner rr.
71-73	All B/Wgn.	9822187	RH	21.20	BAR, compt. pan longitudinal inner ..
71-73	All B/Wgn.	9829448	RH	9.55	BAR, compt. pan longitudinal outer-rr.
12.981 HOSE, REAR COMPARTMENT PAN					
61-63	4035-45 4135.	4839439	2	.25	HOSE, rr. cross bar drain
64	All Conv.	4839439	2	.25	HOSE, floor pan drain ..
65-67	30-4000 Conv.	4867564	2	.15	HOSE, fir. pan drain
12.981 COVER, REAR COMPARTMENT PAN HOLE					
64-73	All as Required.	4808179	AR	.15	COVER, floor & pan drain hole
69-70	9000.	8767200		2.05	COVER, spare tire pocket drain hole--(12.934)
70	All B/Wgn. (3-Seat) .	9833827		.46	COVER, comp. pan bar access hole .
12.981 POCKET, REAR COMPARTMENT SPARE TIRE					
64-65	All Wagons	4508417		11.15	POCKET
66-67	All Wagons	4498991		10.75	POCKET
68-72	All A/Wgn.	7710984		4.46	POCKET,, frt. .
68-72	All A/Wgn.	7671663	RH	5.85	POCKET, rear
66-70	9000.	7707215		43.95	POCKET
70	All B/Wgn.	8767558		4.61	POCKET,, frt.
70	All B/Wgn.	8767559		9.80	POCKET, rr.
71-73	All B/Wgn.	9834820	RH	9.75	POCKET
71-73	All B/Wgn.	9865442		1.79	SUPPORT, wind. mtr. mtg. on pocket
64	4635-45.	4615576		.20	COVER, spare tire pocket drain hole--(12.934)
60	All Wagons	4779422	2	.15	STRIP, spare tire pocket sealing--(10.694). . . .
12.981 SUPPOR , SPARE TIRE ANCHOR					
64-65	Special-Skylark Wagons	4511908		5.20	SUPPORT.
65-70	50-60-8000.	9825851		.41	PLATE, clamp anchor
66-67	All Wagons.	4536228		3.74	SUPPORT.
67-70	30-4000 exc. Wagons . .	4479198		1.28	SUPPORT, clamp anchor plate
68-70	30-4000 Wagons	7671619		4.00	SUPPORT
69	50-60-8000 exc. Conv.	8741168		1.69	SUPPORT, clamp anchor plate
70	All B/Wgn.	8767778		5.20	SUPPORT
71-72	All A/Wgn.		4.00	SUPPORT
71-73	All B/Wgn.		4.92	SUPPORT
71	5467-6667-9000.	9825851		.41	PLATE, spare tire clamp anchor
72-73	All exc. Wagons.	9825851		.41	PLATE, spare tire clamp anchor
12.981 REINFORCEMENT— •EXTENSION, COMPARTMENT PAN FILLER					
71-73	All B/Wgn. (2-Seat). . .	9825398	RH	2.46	REINFORCEMENT, pan side filler-frt.
71-73	All B/Wgn. (2-Seat) . . .	9825399	LH	2.46	REINFORCEMENT, pan side filler-frt.
71-73	All B/Wgn.	9825630	RH	2.46	REINFORCEMENT, pan side filler-rr. .
71-73	All B/Wgn.	9825631	LH	2.46	REINFORCEMENT, pan side filler-rr. .
71-72	All C.	9828363	RH	3.28	EXTENSION, pan to qtr. pnl. filler. . . .
71-72	All C.	9828364	LH	3.28	EXTENSION, pan to qtr. pnl. filler. . . .
71-72	All B exc. Wgn.	9828476	RH	2.72	EXTENSION, pan to qtr. panel filler . .
71-72	All B exc. Wgn.	9828477	LH	2.72	EXTENSION, pan to qtr. panel filler . .
71-72	All E.	9828568	RH	2.10	EXTENSION, pan to qtr. pnl. filler. . . .
71-72	All E.	9828569	LH	2.10	EXTENSION, pan to qtr. pnl. filler. . . .
12.981 HOUSING, TAILGATE					
NOTE 197 1 B/Wgn. 1st type up to 55,090 bodies, 2nd type after 55,090 bodies					
71	All B/Wgn. (1st Type)	9829450		40.75	HOUSING, lwr.
71	All B/Wgn. (1st Type)	9836059		52.70	HOUSING, upr. .
71	All B/Wgn. (2nd Type)	9874667		38.45	HOUSING, lwr. .
71	All B/Wgn. (2nd Type)	9874976		49.70	HOUSING, upr.
72	All B/Wgn.	9874667		38.45	HOUSING, lower.
72	All B/Wgn.	9874976		49.70	HOUSING, upper.
71-73	All B/Wgns.	1238616		.15	BOLT, t/gate hsg. to panel--(5.586)
71-73	All B/Wgns.	1347774		.10	WASHER, t/gate upr. hsg. to panel .
12.981 SEALING STRIP, COMPARTMENT FRONT PANEL (GRP. CHANGED TO 12.971 EFF. 3-1-71)					
12.986 BAR—FILLER REINFORCEMENT, REAR CROSS					
64-67	Special-Skylark-G.S. exc. Wagons	7678174		16.30	BAR
64-67	Special-Skylark Wagons	4405411		22.15	BAR, frt.
64-67	Special-Skylark Wagons	4479809		16.95	BAR, rr.
65	50-60-8000.	4461959		15.25	BAR, rr.
66	50-60-8000.	4548335		16.40	BAR
66-70	9000.	9809207		25.40	BAR
67-68	50-60-8000.	7731973		17.75	BAR
68	All Wagons	9818292		48.40	BAR, frt

68	All Wagons	.9819181	1	48.40	BAR, rr.
68-72	30-4000 exc. Wagons	9809203	1	16.25	BAR
69-70	All A/Wgn. (1-Way T/gate)	.9819181	1	48.40	BAR, rr. cross-rear
69-70	All A/Wgn. (1-Way T/gate)	.9818292	1	48.40	BAR, front
69-70	50-60-8000	.9854842	1	15.50	BAR, rr. cross
69-72	All A/Wgn. (2-Way Tailgate)	.9819181	1	48.40	BAR, rear
69-72	All A/Wgn. (2-Way Tailgate)	.9818292	1	48.40	BAR, front
70	All B/Wgn.	.8787645	1	30.95	BAR, rr. cross-frt
70	All B/Wgn.	.8788810	1	47.95	BAR, rr. cross-rr
71-73	All B/Wgn.	.8793434	1	12.50	BAR
71	All E.	.9869197	1	18.70	BAR
71-73	All B-C exc. Wagon	.9611258	1	17.30	BAR
72	All E.	.9611260	1	20.85	BAR
68	All Wagons	.9814171	RH	3.41	BAR
68	All Wagons	.9818289	LH	3.79	BAR
69-71	3435-36	.9814171	RH	3.41	FILLER, bar end
69-72	All A/Wgn. (2-Way Tailgate)	.9814172	RH	4.10	FILLER, bar end
69-72	All A/Wgn. (2-Way Tailgate)	.8736518	RH	3.54	FILLER, rear bar
69	All A/Wgn.	.9818289	LH	3.79	FILLER, bar to bumper
69-72	All A/Wgn. (2-Way Tailgate)	.8736519	LH	10.25	FILLER, bar end
69-70	All A/Wgn. (2-Way Tailgate)	.8758774	LH	6.90	FILLER, bar to bumper
70-72	All A/Wgn. (2-Way T/gate)	.9818289	LH	3.79	FILLER, bar to bumper at lower hinge
70	All A/Wgn. (1-Way T/gate)	.9818288	LH	3.38	FILLER, bar end
68-71	All A/Wgn.	.7728419	RH	3.18	FILLER, bar end
69	3435-4456-4466	.8731548	RH	3.54	EXTENSION, bar frt
70-72	All A/Wgn. (2-Way T/gate)	.8731548	RH	3.54	EXTENSION, rr. cross bar frt
70	All B/Wgn.	.8729495	1	3.49	EXTENSION, bar-frt
70	9000	.8758150	1	4.10	EXTENSION, frt. bar upr
66-70	All B/Wgn.	.8784530	RH	10.70	REINFORCEMENT
70	All B/Wgn.	.8784531	LH	11.85	REINFORCEMENT, rr. cross bar-frt
70	4439	.9605407	RH	3.56	REINFORCEMENT, rr. cross bar-frt
72	4439	.9605408	LH	2.56	REINFORCEMENT, fir pan at ctr. plr. (also used 12.491)
69 72	3436-4456-66	.8731407	1	.87	REINFORCEMENT, fir pan at ctr. pnl
70	All B/Wgn.	.8758184	RH	.87	SUPPORT, bar to bumper filler
70	All B/Wgn.	.9805680	LH	.87	COVER, rr. cross bar pinchweld finishing side
70	8239-57-69-8439-57-69	.9809056	1	2.41	COVER, rr. cross bar pinchweld finishing
	12.989	PANEL—COVER, CONVERTIBLE			FOLDING TOP COMPARTMENT
64-67	Special-Skylark-G.S. Conv.	.4542782	RH	6.10	PANEL, side trim-upr
64-67	Special-Skylark-G.S. Conv.	.4542783	LH	6.10	PANEL, side trim-upr
64-67	Special-Skylark-G.S. Conv.	.4407270	RH	8.45	PANEL, side trim-lwr
64-67	Special-Skylark-G.S. Conv.	.4407271	LH	8.45	PANEL, side trim-lwr
65-66	All C.	.4530940	RH	4.92	PANEL, side trim-upr
65-66	All C.	.4530941	LH	4.92	PANEL, side trim-upr
66-67	All A.	.4498932	1	7.95	PANEL, rr.
67-68	All B-C.	.7593539	1	4.61	PANEL, rr.
67	All B.	.7711372	RH	6.45	PANEL, side trim-upr
67	All B.	.7711373	LH	6.45	PANEL, side trim-upr
67	All C.	.7711374	RH	6.80	PANEL, side trim-upr
67	All C.	.7711375	LH	6.80	PANEL, side trim-upr
68-69	All A.	.7773010	RH	10.75	PANEL, side trim-lower
68-69	All A.	.7773011	LH	10.75	PANEL, side trim-lower
68-70	All A.	.7779216	RH	10.05	PANEL, side trim-upper
68-70	All A.	.7779219	LH	8.95	PANEL, side trim-upper
68	All B.	.7738528	RH	8.25	PANEL, side trim-upr
68	All C.	.7738531	RH	10.15	PANEL, side trim-upr
68	All C.	.7738532	LH	10.15	PANEL, side trim-upr
68-72	All A.	.8727188	1	8.35	PANEL, rear
69-70	All B.	.8712737	RH	8.85	PANEL, side trim
68-70	All B.	.8712739	LH	8.85	PANEL, side trim
69-70	All B-C	.7749105	1	5.25	PANEL, rear
69-70	All C.	.8712740	R H	1 1.05	PANEL, side trim

69-70	All	8712741	LH	1	1.05	PANEL, side trim
70	All	8799698	RH	10.85	PANEL, side trim lwr. .	
70	All	8799699	LH	10.85	PANEL, **** trim lwr. .	
71-72	All	9869456	RH	9.50	PANEL, **** trim lwr. .	
71-72	All	9869457	LH	9.50	PANEL, **** trim lwr. .	
71-72	All	7779216	RH	10.05	PANEL, **** trim upr.	
71-72	All	7779217	LH	10.05	PANEL, **** trim upr.	
71-73	All B	8792924	RH	14.05	PANEL, side- upr.	
71-73	All B	8792925	LH	14.05	PANEL, side upr.	
71-73	All B . .	.8792940	1	9.55	PANEL, rr.	
66-67	All A . .	.4543034	RH	1.33	COVER, **** trim panel-upr.	
66-67	All A . .	.4543035	LH	1.33	COVER, **** trim panel-upr. . .	
67-68	All B-C.	.7656138	RH	.41	COVER, **** trim panel-upr. . .	
67-68	All B-C.	.7656139	LH	.41	COVER, **** trim panel-upr. . .	
68-72	All A . .	.771 1945	RH	.97	COVER, **** trim panel-upper	
68-72	All A . .	.771 1946	LH	.97	COVER, **** trim panel-upper	
69-70	All B . .	.7656138	RH	.41	COVER, **** trim panel-upper	
69-70	All B . .	.7656139	LH	.41	COVER, **** trim panel-upper	
69-70	All C . .	.8731 690	RH	.35	COVER, side panel finish	
69-70	All C . .	.8731691	LH	.35	COVER, side panel finish	

NOTE Required when fldg. top rr. qtr. drain hose is not used

12.989 PANEL, REAR QUARTER ARM REST

65-67	All B/Conv.	4511884	RH	8.70	PANEL
65-67	All B/Conv.	4511885	LH	8.70	PANEL
65-67	All C/Conv.	4511882	RH	10.45	PANEL
65-67	All C/Conv.	4511883	LH	10.45	PANEL
68	All B/Conv.	7738512	RH	1 1.05	PANEL
68	All B/Conv.	7738513	LH	1 1.05	PANEL
68	All C/Conv.	7738518	RH	14.30	PANEL
68	All C/Conv.	7738519	LH	14.30	PANEL
69-70	All B/Conv.	7749586	RH	1 1.05	PANEL
69-70	All B/Conv.	7749587	LH	1 1.05	PANEL
69-70	All C/Conv.	7749584	RH	10.25	PANEL
69-70	All C/Conv.	7749585	LH	10.25	PANEL

12.989 BRACE, FOLDING TOP COMPARTMENT

70-72	All A/Conv.	8735728	RH	5.75	BRACE, fldg. top compt. to whlhse. outer
70-72	All A/Conv.	8782473	LH	5.75	BRACE, fldg. top compt. to whlhse. outer
71-73	All B/Conv.	8792982	RH	12.75	BRACE, comp. to whlhse
71-72	All B/Conv.	8792983	LH	12.75	BRACE, comp. to whlhse

12.996 GUTTER, REAR COMPARTMENT LID

NOTE* For folding top gutter refer to 10.997 Group.					
63	4019-27-41 19-4347	4875789	LH		GUTTER, lid-side
	441 1-39-47-69-4639-47			3.79	
63-64	69-4819-29-39-47	4872526	RH		GUTTER, lid side
	441 1-39-47-69-4639-47			3.38	
63-64	69-4819-29-39-47	4872527	LH	3.38	GUTTER, lid side
Special-Skylark exc.					
64-65	Wagons & Conv.	4411398	2	1.44	GUTTER, lid-side
65	50-6000 4 Dr.	4470649	LH	4.51	GUTTER, lid-side
65	8000 exc. Conv.	4470649	LH	4.51	GUTTER, lid-side
66	30-4000 exc. Wagons & Conv.7634810	2	1.44	GUTTER, lid side
66	30-4000 Conv.7642040	2	1.12	GUTTER, lid side
66	52-54-64-6637.	4542460	RH	5.50	GUTTER, lid side
66	52-54-64-6637.	4542461	LH	5.50	GUTTER, lid side
66	50-6000 (4 Drs.)	4542462	RH	5.50	GUTTER, lid side
66	50-6000 (4 Drs.)	4542463	LH	5.50	GUTTER, lid side
66	54-64-6667.	4542464	RH	5.50	GUTTER, lid side
66	54-64-6667.	4542465	LH	5.50	GUTTER, lid side
66	8000 exc. Conv.	4541103	RH	5.65	GUTTER, lid side
66	8000 exc. Conv.	4541104	LH	5.65	GUTTER, lid side
66	8467.	4541105	RH	5.50	GUTTER, lid side
66	8467.	4541106	LH	5.50	GUTTER, lid side
66-67	9000.	4534338	RH	5.02	GUTTER, lid side
66-67	9000.	4534339	LH	5.02	GUTTER, lid side
67	30-4000 exc. Wagons- Conv. & 43-4439.	4411398	2	1.44	GUTTER, lid side
67	30-4000 Conv.	4541197	2	1.38	GUTTER, lid side
67-68	50-6000 Conv.	7638252	RH	4.92	GUTTER, lid side
67-68	50-6000 Conv.	7638253	LH	4.92	GUTTER, lid side
67-68	50-6000 (2 Dr. H.T.)	7638254	RH	5.50	GUTTER, lid side
67-68	50-6000 (2 Dr. H.T.)	7638255	LH	5.50	GUTTER, lid side
67-68	50-6000 (4 Dr.)	7638250	RH	5.07	GUTTER, lid side
67-68	50-6000 (4 Dr.)	7638251	LH	5.07	GUTTER, lid side
67	8000 exc. Conv.	7638246	RH	6.40	GUTTER, lid side

67	8000 exc. Conv.7638247	LH	6.40	GUTTER, lid side.
67	8467.7638248	RH	6.20	GUTTER, lid side
67	8467.7638249	LH	6.20	GUTTER, lid side.
68-69	30-4000 exc. WagOns	7722166	RH	5.50	GUTTER, lid side.
68-69	30-4000 exc. Wagons	7722167	LH	5.50	GUTTER, lid side.
68	8000 exc. Conv.7725930	RH	5.95	GUTTER, lid side
68	8000 exc. Conv.7725931	LH	5.95	GUTTER, lid side
68	8467.7725932	RH	5.75	GUTTER, lid side.
68	8467.7725933	LH	5.75	GUTTER, lid side.
6870	9000.7730107	RH	5.25	GUTTER, lid side.
68-70	9000.7730108	LH	5.25	GUTTER, lid side
69-70	50-6000 exc. Wagons	8715001	RH	6.05	GUTTER, lid side.
69-70	50-6000 exc. Wagons	8715002	LH	6.05	GUTTER, lid side.
69-70	8000.8714947	RH	6.05	GUTTER, lid side
69-70	8000.8714948	LH	6.05	GUTTER, lid side.
70-72	All A exc. Wagons7722162	RH	4.92	GUTTER, lid side.
70-72	All A exc. Wagons7722163	LH	4.92	GUTTER, lid side.
71-73	All B exc. Wagons9825144	RH	6.45	GUTTER, lid side.
71-73	All B exc. Wagons9825145	LH	6.45	GUTTER, lid side.
71-72	All C.9826351	RH	6.25	GUTTER, lid side.
71-72	All C.9826352	LH	6.25	GUTTER, lid side
71-72	All E.9831601	RH	5.70	GUTTER, lid side.
71-72	All E.9831602	LH	5.70	GUTTER, lid side
71-73	All E.98321 33	1	6 25	GUTTER, lid lwr. .

12.996 BRACE - EXTENSION. REAR COMPARTMENT GUTTER

66	30-4000 exc. Wagons	4498894	RH	1.59	8RACE, gutter to compt. pan
66	30-4000 exc. Wagons	4498895	LH	1.59	8RACE, gutter to compt. pan
67	30-4000 exc. Wagons	7598610	RH	1.38	8RACE, gutter to compt. pan
67	30-4000 exc. Wagons	7598611	LH	1.38	BRACE, gutter to compt. pan
68-69	30-4000 exc. Wagons	7671921	RH	1.13	BRACE, gutter to pan
68-69	30-4000 exc. Wagons	7671922	LH	1.13	8RACE, gutter to pan
68	8000.7723342	RH	1.33	BRACE, gutter to pan
68	8000.7723343	LH	1.33	BRACE, gutter to pan
69	50-6000.7799678	RH	1.74	BRACE, gutter to rear end panel. . .
69	50-6000.7799679	LH	1.74	BRACE, gutter to rear end panel
71-73	All B exc. Wgn8794380	RH	2.10	8RACE, compt. gutter to compt. pan
71-73	All B exc. Wgn8794381	LH	2.10	BRACE, compt. gutter to compt. pan

BUICK BODY MAIN GROUP 13.000 SUB-GROUP SEQUENCE

Group 13.000		Page
13.090	Harness, Body Wiring	
13.090	Harness, Cigar Lighter Wiring	
13.090	Harness, Dome & Courtesy Lamp Wiring	
13.090	Harness, Door Jamb Cable & Wiring	
13.090	Harness, Fuse Block Cable	
13.090	Harness, Power Seat Wiring	
13.090	Harness, Rear Compartment Lamp Wiring	
13.090	Harness, Tail Gate & Back Door Window	
13.090	Harness, Power Window Wiring	
13.090	Harness, Windshield Wiper Wiring	
13.095	Circuit Breaker	
13.095	Relay, Electric	
13.100	Connectors, Body Wiring	
13.250	Trim Cover, Roof Panel Covering	
13.347	Cover, Folding Top Roof	
13.349	Lining, Folding Top Side Pad	
13.384	Fastener, Folding Top Dust Boot	
13.389	Curtain and Glass, Folding Top Back	
13.392	Zipper, Back Curtain	
13.450	Bag, Folding Top Dust Boot	
13.450	Boat and Fasteners, Folding Top	

13.090 INDEX FOR BODY WIRING HARNESS

- 13.090 — A HARNESS, BODY WIRING
- 13.090 - B HARNESS, CIGAR LIGHTER WIRING
- 13.090 - C HARNESS, CONVERTIBLE TOP WIRING
- 13.090 — D HARNESS, DOME & COURTESY LAMP WIRING
- 13.090-E HARNESS, DOOR JAMB WIRING
- 1 3.090 - F HARNESS, POWER SEAT WIRING
- 13.090 - G HARNESS, REAR COMPARTMENT LAMP WIRING
- 13.090 - H HARNESS, REAR BUMPER LAMP WIRING
- 13.090 - I HARNESS, REAR SEAT SPEAKER—DEFROSTER—ANTENNA WIRING
- 13.090 - J HARNESS, TAILGATE WINDOW WIRING
- 13.090 — K HARNESS, POWER TAILGATE WIRING
- 13.090 - L HARNESS, POWER WINDOW WIRING
- 13.090 -N WIRE, IGNITION FEED JUMPER
- 13.090-P WIRE, REAR MIRROR MAP LAMP
- 13.090 - R HARNESS, TRAILER WIRING (CAR SECTION)
- 13.090-S GROMMET, WIRING HARNESS
- 13.090-T STRAP—BUS BAR, WIRING
- 13.090 - U HARNESS, ELECTRIC DOOR LOCK WIRING
- 13.090 - V HARNESS, ELECTRIC SEAT BACK LOCK WIRING
- 13.090 - W HARNESS, ELECTRIC TRUNK RELEASE WIRING
- 13.090 — X HARNESS, SUN ROOF WIRING
- 13.090 - Y HARNESS, SEAT BELT WARNING SYSTEM

13.090A HARNESS, BODY WIRING

63-64	4747.....	4889275	16.40	HARNESS,
64	4027-69-4127-69-4337-			
	69.....	4414686	8.80	HARNESS,
64	4027-69-4127-69-4337-			
	69.....	4459290	20.20	HARNESS,
65	3327-69-3427-69-3569-			
	3669-4327-37-69-			
	4427-37-69.....	4466158	6.40	HARNESS,
65	43-4467.....	4466161	15.20	HARNESS,
65	50-62-6400-6637 exc.			
	Conv.....	4466163	12.25	HARNESS, body wiring-frt.
65	50-6000 exc. Conv.....	4466170	20.75	HARNESS, body wiring-rr.
65	8000 exc. 8237-8467 . .	4466166	15.05	HARNESS, body wiring-frt.
65	9000.....	4466308	1 1.20	HARNESS, body wiring-rr.
66-67	30-4000 2 Dr. exc. Conv	4532061	1 1.45	HARNESS, body wiring-frt.
66	30-4000 exc. Wagons &			
	Conv.....	4531866	21.90	HARNESS, body wiring-rr. .
66	33-3467.....	4531868	20.10	HARNESS, body wiring-rr.
66	33-3467.....	4532048	10.10	HARNESS, body wiring-frt.
66	33-3467 Pwr. Top.	4532049	17.15	HARNESS, body wiring-frt.
65-67	33-34-35-3635.....	4532050	23.05	HARNESS, body wiring-frt.
66-67	33-34-35-3635.....	4532175	20.10	HARNESS, body wiring-rr.
66-67	3369-3469-3569-3669-			
	4339-4439-69.....	4532047	10.65	HARNESS, body wiring-frt.
66-67	Sportwagons.....	4532108	29.50	HARNESS, body wiring-frt.
66-67	Sportwagons.....	4532177	19.70	HARNESS, body wiring-rr. .
66	43-44-4667.....	4531869	27.30	HARNESS, body wiring-rr. .
66-67	43-44-4667.....	4532059	22.90	HARNESS, body wiring-frt.
66	5200-5437-39-69-6437-			
	39-69-6637-8237	4532187	18.05	HARNESS,
66	5239-69-5439-69-6439-			
	69 Pwr. Winds.....	4532150	29.50	HARNESS, body frt. & wind, control-rr.
66	50-6000 exc. Conv.....	4532158	23.45	HARNESS, body wiring-rr.....
66-67	52-54-64-66-8200 (2 Dr.			
	H.T.) Elec. Winds	4532151	28.90	HARNESS, body frt. 8: wind, control-rr.
66-67	54-64-6667 Pwr. Winds.	4532152	30.05	HARNESS, body frt. 8: wind, control rr.
66	54-64-6667.....	4531871	30.05	HARNESS, body wiring-rr.....
66	6639-8239-69-8439-69			
	Pwr. Winds.....	4532153	30.20	HARNESS,
66-67	5239-69-5439-69-6439-			
	69 Pwr. Winds.....	4540724	34.70	HARNESS,
66-67	54-64-6667.....	4532188	21.30	HARNESS,
66	6639-8239-69-8437-39-			
	69.....	4532190	18.05	HARNESS,
66	82-8400.....	4531872	30.05	HARNESS,
66	8437 Pwr. Winds.....	4532154	26.75	HARNESS, body frt. 8: wind, control-rr.
66	8467.....	4531873	45.40	HARNESS, body wiring-rr.....
66-67	8467.....	4532155	30.60	HARNESS, body frt. 8i wind, control rr.
66-67	9000 Strato Bench less			
	Pwr. Winds.....	4532160	15.50	HARNESS,
66-67	9487.....	4531840	16.25	HARNESS,
66-67	9487.....	4531841	33.85	HARNESS,

66	9487 Pwr. Winds. 8< Strato Bench	4532161	1	30.60	HARNESS, body 8< qtr. wind, control-frt
67	30-4000 exc. Conv. 8< Wagons	4467179	1	22.50	HARNESS, body wiring-rr.
67	43.44-4667.	4467195	1	27.40	HARNESS, body wiring-rr.
67	5200-5439-69-87-6439- 69-87-6687.	4532187	1	18.05	HARNESS, body wiring-frt
67	50-6000 exc. Conv.	7641710	1	40.25	HARNESS, body wiring-rr.
67	54-64-6667.	7641711	1	49.45	HARNESS, body wiring-rr.
67	6639 (Pwr. Winds.)	7707513	1	16.70	HARNESS, body wiring-frt
67	6639 (Pwr. Winds.)	7707514	1	34.70	HARNESS, body frt. & wind, control-rr.
67	8239-69-8439-69 Pwr. Winds	4540725	1	34.95	HARNESS, body frt. 8i wind, control-rr.
67	8200-8439-57-69.	4532190	1	18.05	HARNESS, body wiring-frt
67	8000 exc. Conv.	7641712	1	33.55	HARNESS, body wiring-rr.
67	8257-8457.	4532154	1	26.75	HARNESS, body frt. & wind, control rr.
67	8467.	7641713	1	52.05	HARNESS, body wiring-rr.
67	9000 Pwr. Winds.	4532161	1	30.60	HARNESS, body & qtr. wind, control frt
68	3327-3437-3537-4437- 4637.	7787076	1	43.95	HARNESS, body wiring
68	3369-3569-4439-69.	7787077	1	43.95	HARNESS, body wiring
68	3435	7720008	1	25.75	HARNESS, body wiring-frt
68	30-4000 Wagons.	7720055	1	27.45	HARNESS, body wiring-rr.
68	4000 Wagons.	7720010	1	32.40	HARNESS, body wiring-frt
68	44-4667.	7787078	1	61.90	HARNESS, body wiring
68	5000.	7719981	1	43.65	HARNESS, body wiring-rr.
68	50-6000 exc. 5467- 6639-67.	7719980	1	28.65	HARNESS, body wiring-frt
68	54-6667.	7719978	1	43.40	HARNESS, body wiring-frt
68	6000.	7720016	1	47.45	HARNESS, body wiring-rr.
68	6639.	7719979	1	35.55	HARNESS, body wiring-frt
68	8257.	7787080	1	46.85	HARNESS, body wiring
68	8000 (4-Drs.)	7787079	1	49.45	HARNESS, body wiring
68	8439-69 Pwr. Wind, less Vents.	7725201	1	73.75	HARNESS, body & rr. dr. wind, control wire.
68	8457.	7787082	1	56.10	HARNESS, body wiring
68	8467.	7787083	1	65.10	HARNESS, body wiring
68	8467.	7725202	1	101.55	HARNESS, body & rr. qtr. wind, control wire.
68	9487.	7787084	1	55.55	HARNESS, body wiring
68	9487 Deluxe A/Rest less Pwr. Wind	7787085	1	63.35	HARNESS, body wiring
68	9000 Pwr. Wind. 8< Deluxe A/Rest	7787100	1	89.10	HARNESS, body 8< rr. qtr. wind, control
69	30-4000 (2-Drs.) exc. Conv.	8721704	1	44.40	HARNESS, body wiring
69	30-4000 (4-Drs.) exc. Wagons	8721705	1	44.55	HARNESS, body wiring
69	3000 Wagons.	8714691	1	26.90	HARNESS, body wiring-frt
69	3000 Wagons.	8714692	1	43.40	HARNESS, body-pwr. t/gate wind, wiring-frt
69	3435.	7720055	1	27.45	HARNESS, body wiring-rear.
69	3435.	8721513	1	26.65	HARNESS, body wiring-rear.
69	3436-4456-66.	8721766	1	29.10	HARNESS, body wiring-rear.
69	4456-66.	8721509	1	32.85	HARNESS, body wiring-front
69	4456-66.	8721510	1	45.85	HARNESS, body & power tailgate window wiring- front
69	44-4667.	7725007	1	61.90	HARNESS, body wiring
69	50-6400 (4-Drs.)	8721529	1	44.85	HARNESS, body wiring
69	54-6667.	8721530	1	61.35	HARNESS, body wiring
69	50-6000 (2-Dr. H.T.).	8721531	1	45.15	HARNESS, body wiring
69	6639.	8721868	1	53.75	HARNESS, body wiring
69	8000.	8721532	1	41.20	HARNESS, body wiring-rear.
69	82-8439.	8721869	1	41.40	HARNESS, body wiring-front
69	82-8469.	8721870	1	41.40	HARNESS, body wiring-front
69	8257.	8714667	1	29.80	HARNESS, body wiring-front
69	8439.	8721787	1	73.95	HARNESS, body 8i rear door window control wiring- front
69	8457.	8714668	1	41.90	HARNESS, body wiring-front
69	8467.	8721580	1	100.35	HARNESS, body-quarter window control wiring
69	8469.	8721788	1	72.45	HARNESS, body 8i rear door window control wiring- front
69	9487.	8721712	1	52.20	HARNESS, body wiring
69	9000 Deluxe Armrest less Elec. Window.	8721713	1	62.30	HARNESS, body wiring
69	9000 Elec. Window with Deluxe A/Rest.	8721714	1	91.75	HARNESS, body wiring
70	3435 Elec. Frt. Seat Back Lock.	8779520	RH	26.10	HARNESS, body wiring-rr.
70	3436.	8779522	1	30.85	HARNESS, body wiring-rr.

70-71	3435-3436	.8779313	28.70	HARNESS,
70-71	3435-3436 Elec. T/Gate			
	Wind	.9826150	41.00	HARNESS,
70	3436 Pwr. T/Gate	.9819190	58.85	HARNESS,
70-71	3327-37-3369-3437-			
	3537-3569-4437-			
	4439-4469-4637	.8779259	42.35	HARNESS, body wiring
70-71	30-4000 Conv.	.8779260	58.30	HARNESS, body wiring
70	5237-5239-5269-5437-			
	5439-5469-6437-			
	6439-6469-6637-			
	8269-8469	.8779267	42.40	HARNESS, body wiring
70	5467-6667	.8779268	59.90	HARNESS, body wiring frt.
70	6036	.8779395	30.20	HARNESS, body wiring-frt.
70	6036 Man. T/Gate	.8779587	31.05	HARNESS, body wiring rr.
70	6036-6046	.8779396	40.05	HARNESS, body & pwr. t/gate wind, wiring-frt.
70	6036-46 Pwr. T/Gate	.8779588	57.95	HARNESS, body & pwr. t/gate wind, wiring
70	6639	.9814580	50.50	HARNESS, body wiring
70	8000	.8779269	38.70	HARNESS, body wiring-rr.
70	8239-69-8439-69	.9814575	38.90	HARNESS, body wiring-frt.
70	8257	.8779262	28.95	HARNESS, body wiring-frt.
70	8257-8457	.8779271	90.20	HARNESS, body 8t qtr. wind, control wiring-frt.
70	8439-69 Pwr. Wind	.8779319	69.55	HARNESS, body 8i rr. dr. wind, control wiring-frt.
70	8457	.8779263	41.45	HARNESS, body wiring-frt.
70	8467	.8779264	96.95	HARNESS, body & qtr. wind, control wiring-frt.
70	9487	.8779272	61.30	HARNESS, body wiring
70	9487 Pwr. Wind	.8779274	92.35	HARNESS, body & qtr. wind, control
71-72	All A/Wgn. (Pwr. T/Gate)	.9861621	55.85	HARNESS, body 8i pwr. t/gate wind, wiring-rr.
71-72	All A/Wgn	.9819189	35.30	HARNESS, body wiring-rr.
71	5257-5457-67-6035-45-			
	6647-67-9000	.9821240	1 25.20	HARNESS,
71	5 239-69-5439-69-6639-			
	8237-39-8437-39	.9821121	26.05	HARNESS,
71-72	All B exc. Wgn	.9866546	60.40	HARNESS,
71-73	All B/Wgn	.9821203	57.85	HARNESS,
71	All C	.9821202	66.85	HARNESS,
71-72	All E	.9866545	64.95	HARNESS,
	NOTE: 1st type less seat belt warning system, 2nd type w/seat belt			
72	All A/Wgn. (1st Type)	.8779313	28.70	HARNESS, body wiring-frt.
72	All A/Wgn. (1st Type)	.9826150	41.00	HARNESS, body & elec. t/g
72	All A/Conv. (1st Type)	.8779260	58.30	HARNESS, body wiring
72	All A (2nd Type) exc.			
	Conv. & Wgn	.8779259	42.35	HARNESS, body wiring.
72	All A/Wgn. (2nd Type)	.9887004	30.70	HARNESS,
72	All A/Wgn. (2nd Type)	.9887018	41.00	HARNESS,
72	All A/Conv. (2nd Type)	.9887013	58.30	HARNESS, body wiring.
72	All A (2nd Type) exc.			
	Conv. & Wgns	.9887012	42.35	HARNESS,
72	5239-69-5439-69-6639			
	(1st Type)	.9821121	26.05	HARNESS,
72	5239-69-5439-69-6639			
	(2nd Type)	.9887044	26.05	HARNESS,
72	5257-5457-67-6035-45-			
	6647-67-9000 (1st			
	Type)	.9821240	1 25.20	HARNESS,
72	5257-5457-67-6035-45-			
	6647-67-9000 (2nd			
	Type)	.9887045	25^0	HARNESS, body wiring-frt.
72	All C (1st Type)	.9821121	26.05	HARNESS, body wiring-frt.
72	All C (2nd Type)	.9887044	26.05	HARNESS, body wiring-frt.
72	All C	.9603268	65.20	HARNESS, body wiring (rr.)
	NOTE. Station wagon body wiring also listed under tail gate window wiring.			

13.090B HARNESS, CIGAR LIGHTER WIRING (ALSO LISTED UNDER POWER WINDOW WIRING)

65-66	8239-69	.4466175	1 5.75	HARNESS cigarette lighter feed & ground
65-66	8437	.4466228	1 12.05	HARNESS, rr. qtr. cigar lighter.
65-66	8439-69	.4466176	2 4.31	HARNESS, rr. dr. cigar lighter.
65	8439-69 Elec. Winds.	.4481869	RH 15.85	HARNESS, rr. dr. wind, control wiring & lighter
65	8439-69 Elec. Winds.	.4481870	LH 15.25	HARNESS, rr. dr. wind, control wiring 8t lighter
66	9487 Strato Frt. Bench			
	Seat	.4531843	1 2.61	HARNESS, frt. seat back cigar lighter
67	6639	.7659981	1 12.25	HARNESS, rr. dr. jamb switch & lighter
67	8239-69	.7659982	1 5.95	HARNESS, cigar lighter feed & ground
66-67	8439-69	.4532181	1 10.00	HARNESS, rr. dr. jamb switch & lighter
67	8439-69	.7659978	2 3.90	HARNESS, rr. dr. cigar lighter.
67	8457	.7659984	1 10.95	HARNESS, rr. qtr. cigar lighter.
67	9487 Strato Bench	.7659983	1 2.87	HARNESS, frt. seat back cigar lighter

68	6639-8439-69 Split Frt. Seat7770405		4.10	HARNESS, frt. seat back pillar cigar lighter
68	6639-8439-697770417		1.64	HARNESS, frt. seat back panel cigar lighter jpr.
69	66398728703		4.46	HARNESS, front seat back pillar cigar lighter . .
69	8439-69 Split Front Seat less Elec. Window.8728703		4.46	HARNESS, front seat back pillar cigar lighter
69	8000 (4-Drs.)8721867		4.56	HARNESS, cigar lighter jumper-in front seat .
69	8439-69 Split Notch Back Seat less Elec. Window7770417		1.64	HARNESS, front seat back panel cigar lighter
70	8439-8469 Split Frt. Seat-less Elec. Wind.	9814582	1	4.25	HARNESS, cigar lighter jumper in driver seat
70	8239-8269-8439-8469	9814582	2	4.25	HARNESS, frt. seat back pillar cigar lighter . .
70	6639	9814582	2	4.25	HARNESS, frt. seat back pillar cigar lighter . .
70	8439-8469 Split Frt. Seat less Elec. Wind.	9814582	AR	4.25	HARNESS, frt. seat back pillar cigar lighter
70	9487 Deluxe A/Rest	8779549	2	2.26	HARNESS, qtr. a/rest cigar lighter jumper
71-72	8439 Pwr. Wind	9821274	2	2.46	HARNESS, rr. dr. cigar lighter jumper
71-72	8439 Pwr. Wind	9821136	2	12.05	HARNESS, rr. door cigar lighter, courtesy & warning lamp
71-72	8437 Pwr. Wind	9821132	2	4.36	HARNESS, qtr. a/rest cigar lighter
71-73	All E Deluxe A/Rest-less Long Console	9821132	LH	4.36	HARNESS, qtr. a/rest cigar lighter wiring
71-73	All E Deluxe A/Rest	9821132	RH	4.36	HARNESS, qtr. a/rest cigar lighter wiring
72	8439 Bench or Notch Back Seat less Power Wind	9821129	2	5.95	HARNESS, frt. seat back side pnl. cigar frt.
72	8439 Bench or Notch Back Seat less Power Wind	9821130	2	3.15	HARNESS, frt. seat back side pnl. cigar rr.
1 3.090C HARNESS, CONVERTIBLE TOP WIRING					
65-67	All A	2989066		2.20	HARNESS, conv. top
66-67	All B-C	6287869		4.82	HARNESS, conv. top
68-69	All A	6295444		5.35	HARNESS, conv. top
68	All B-C	6295452		5.30	HARNESS, conv. top
69	All B-C	6297493		5.80	HARNESS, conv. top
70-72	All A	6299937		7.20	HARNESS, conv. top—(2.4 80)
70	All B-C	6299953		8.10	HARNESS, conv. top—(2.480)
71-73	All B	9891397		22.05	HARNESS, conv. top
13.090D HARNESS, DOME & COURTESY					
64	4027-4127	4532023		2.10	HARNESS, dome lamp wiring
65	43-4437	4466300		3.49	HARNESS, rr. qtr. ctsy. lamp wire .
65-67	30-4000 Wagons	4466356		2.77	HARNESS, dome lamp wiring . . .
65-66	5237-39-5437-39-6237- 39-6437-39	4532093		3.74	HARNESS, dome lamp wiring . .
65-67	4000 Wagons-RR. Compt. Ctsy. Light	4466358		1.90	HARNESS, rr. header ctsy. lamp
65-67	52-54-62-6469	4466177		2.77	HARNESS, dome lamp wiring . .
65	50-60-8000 exc. Conv.	4466219		1.03	HARNESS, rr. compt. lamp feed
65-66	6639	4466236		5.20	HARNESS, rr. qtr. corner lamp . .
65-66	66-82-8437	4466235		5.35	HARNESS, rr. qtr. corner lamp . .
65-66	82-8439	4466178		4.51	HARNESS, rr. qtr. corner lamp . .
65-67	82-8469	4466169		5.65	HARNESS, rr. qtr. corner lamp . .
66	3307-3407-3507-17- 3607-17-4339-4439	4532024		1.90	HARNESS, dome lamp wiring
66-67	33-34-35-36-4469	4532023		2.10	HARNESS, dome lamp wiring
66	3507-17-3607-17-4307- 17-4407-17-4607-17	4466300		3.49	HARNESS, rr. qtr. corner lamp wire
66-67	9000	4531842		6.30	HARNESS, qtr. corner lamp & spkr.
67	3307-3407-3517-3617- 4307-17-39-4407-17- 39	4532024		1.90	HARNESS, dome lamp wiring
67	35 17-3617-4307-17- 4407-17-4607-17	4466300		3.49	HARNESS, rr. qtr. corner lamp wire
67	52-54-6487	7641691		3.69	HARNESS, dome lamp wiring
67	52-54-6439	4532093		3.74	HARNESS, dome lamp wiring
67	6639	4532094		8.00	HARNESS, qtr. corner lamp wiring .
67	6687	4532096		8.40	HARNESS, qtr. corner lamp wiring
67	82-8439	4532095		8.00	HARNESS, qtr. corner lamp wiring
67	82-8457	7641687		8.00	HARNESS, qtr. corner lamp wiring .
68-69	3369-3569-4439-69	8728701		2.87	HARNESS, dome lamp wiring
68	3327-3400-3537-4437- 55-65-4800	7720040		1.90	HARNESS, dome lamp
68	34-35-44-4637	7720041		3.08	HARNESS, rr. qtr. corner lamp . .
68	4000 Wagons	7720057		2.45	HARNESS, rr. header ctsy. lamp

68	50-6000 4 Drs.	7719970	2.56	HARNES, dome lamp
68	52-54-6487.	7719971	2.56	HARNES, dome lamp
68	6639-8200-8439-57-69	7725339	3.90	HARNES, qtr. corner lamp
68	6687.	7719975	3.38	HARNES, qtr. corner lamp
69	3435-36-4456-66.	7720040	1.90	HARNES, dome lamp wiring
72	3327-37-3437-4439.	7720040	1.90	HARNES, dome lamp wiring
69	4456-66.	8721816	2.15	HARNES, rr. header ctsy. lamp wiring
69-70	50-6400 exc. Conv.	8714658	2.26	HARNES, dome lamp
69-72	30-4000 (2 Dr. HT.).	8721539	3.18	HARNES, qtr. corner lamp
69-70	66-8000 exc. Conv.	8721539	3.18	HARNES, qtr. corner lamp
69-71	4439.	8728673	2.10	HARNES, dome lamp
69-70	5 239-69-5439-69-6439- 69.	8728701	2.87	HARNES, dome lamp wiring
69	3327-3437-3537.	8728673	2.10	HARNES, dome lamp wiring
70-71	3369-3569-4469.	8728701	2.87	HARNES, dome lamp wiring
70	6036-6046.	7719911	2.05	HARNES, dome lamp wiring
70	6036-6046.	7770425	2.05	HARNES, dome lamp jumper wiring
70	6036-6046.	8779401	1.95	HARNES, rr. header courtesy lamp wiring
70	6036-6046.	7770424	4.72	HARNES, dome lamp jumper 8i rr. dr. jamb switch
70	9000.	8779546	4.10	HARNES, console courtesy lamp jumper
70-71	3327-3337-3437-3537- 4637.	8728673	2.10	HARNES, dome lamp wiring
71-73	All B/Conv.	9821131	6.00	HARNES, qtr. courtesy lamp wiring
71-72	6639-47-8237-39-8437- 39-9000.	9821156	9.40	HARNES, qtr. corner lamp wiring
71-73	All B/Wgn.	9821277	1 1.95	HARNES, dome lamp wiring (frt. & rr.)
71-73	All E Long Console less Deluxe A/Rest	9821133	6.75	HARNES, console courtesy lamp wiring
71-73	All E Long Console & Deluxe A/Rest	9821134	16.55	HARNES, console courtesy lamp wiring.
72	33-4469.	8728672	2.26	HARNES, dome lamp wiring
72	5000 exc. 5467.	9821 139	4.20	HARNES, dome lamp
1 ^ HARNES, DOOR JAMB WIRING (ALSO LISTED UNDER CIGAR LIGHTER WIRING)				
65	8239-69.	4466226		HARNES, frt. seat back lighter 8i dr. jamb switch jpr.
65	<u>6639-8439-69</u>	<u>4481871</u>		HARNES, rr. dr. jamb switch 8i cigar lighter.
66	<u>6639.</u>	<u>4532199</u>	12.60	HARNES, rr. dr. jamb switch 8i lighter.
66	<u>8439-69.</u>	<u>4532181</u>	10.00	HARNES, rr. dr. jamb switch 8i lighter.
66-67	8239-69.	4466226		HARNES, frt. seat back lighter 8i dr. jamb switch jpr.
68-69	<u>4000 Wagons.</u>	<u>7720052</u>	6.70	HARNES, rr. dr. jamb switch.
71	9000 Deluxe A/Rest 8i/or Long Console less Elec. or Locks & or Pwr. Wind	9821233	18.25	HARNES, door jam switch, cigar lighter
71	50-60-80-9000 Courtesy 8i Warning Lamp Wiring-Ctr.	9821233	18.25	HARNES, door jam switch, cigar lighter
71-72	6035-45-6639-8239.	9821127	1.74	HARNES, rr. dr. jamb switch wiring-rr. . . . with seat belt warning system.
72	50-60-80-9000 (1st Type)	9821233	18.25	HARNES, dr. jam switch cigar lighter courtesy—
72	50-60-80-9000 (2nd Type)	9887033	18.25	HARNES, dr. jamb switch cigar lighter 8i courtesy
1 3.090 F HARNES, POWER SEAT WIRING				
63	4829-39 2-Way Seats & Deluxe A/Rest	4466227	7.90	HARNES, seat adjr. horiz.-switch end
63	4829-39 Deluxe A/Rest	4466387	10.80	HARNES, 6-way seat adjr. feed wire
63-64	4867.	4466227	7.90	HARNES, seat adjr. horiz.-switch end
63-64	4867 (6-Way)	4466387	10.80	HARNES, seat adjr. feed wire
65-67	30-4000 Pwr. Seats	4466205	1.44	HARNES, seat adjr. feed
65	All (4-Way) exc. 30- 4000-8467.	4466204	9.30	HARNES, seat adjr. wiring.
65	All (6-Way) exc. 30- 4000-8467.	4466203	7.05	HARNES, seat adjr. control wire
65-68	8467 Bkt. Seats	4466392	9.40	HARNES, seat adjr. switch feed
65-68	8467 (4-Way Bench)	4466392	9.40	HARNES, seat adjr. switch feed
65-68	8467.	4466227	7.90	HARNES, horiz. seat adjr. switch end
65	8467 (4 or 6-Way)	4466249	5.40	HARNES, mtr., trans., & cl. wiring-mtr. end
65-70	8467.	4466253	2.77	HARNES, horiz. seat adjuster-motor end . .
65	8467 Bkt. Seats less 4- Way.	4466202	9.30	HARNES, horiz. seat adjr. wiring
65-68	8467 (6-Way)	4466387	10.80	HARNES, seat adjr. switch feed
65-67	50-60-8000 Pwr. Seats exc. 8467.	4466205	1.44	HARNES, seat adjr. feed

66	40-50-6000 (4-Way Drivers Bkt.)	4532228	12.05	HARNESS, adjr. control wire
66	50-60-8200 (4-Way).	4466204	9.30	HARNESS, seat adjr. wiring
66	8437-39-69 (4-Way less Elec. Winds.)	4466204	9.30	HARNESS, seat adjr. wiring
66	50-60-8200-9000 (6-Way) less Strato Bench	4466203	7.05	HARNESS, seat adjr. control wire
66	8437-39-69 (6-Way) less Elec. Winds.)	4466203	7.05	HARNESS, seat adjr.-control wire
66	8437-39-69 Elec. Winds. <i>4-Way Seats	4466392	9.40	HARNESS, 4-way seat adjr. switch feed
66-67	8437-39-69 Elec. Winds. <i>(6-Way Seats).	4466387	10.80	HARNESS, seat adjr. switch feed
66-68	8467 (4-Way Bkt.)	4532195	5.80	HARNESS, seat adjr. trans, end (switch in a/rest)
66-68	8400 Elec. Windows 8t (4 or 6-Way).	4466249	5.40	HARNESS, motor, transmission & clutch wiring-motor end .
66	9487 (4-Way) less Strato Bench	4466204	9.30	HARNESS, seat adjr. wiring
66-67	9000 (4-Way Drivers Bkt.) Deluxe A/Rests	4531821	5.80	HARNESS, seat adjr. trans, end-switch in a/rest
66-68	9000 (4-Way Bkts.) less Deluxe A/Rests	4532228	12.05	HARNESS, adjr. control wire
66	9487 (4-Way Bench Seat).	4531857	11.90	HARNESS, adjr. switch end
66	9487 (4-Way Bkt. Seats Deluxe A/Rest).	4531857	11.90	HARNESS, adjr. switch end
66-67	9487 (4 or 6-Way Strato Bench).	4531820	6.30	HARNESS, seat adjr. trans, end wiring-switch in a/rest
66	9487 (6-Way Strato Bench Seat).	4532229	13.95	HARNESS, seat adjr. switch end
66-67	9000 (4 or 6-Way Seat) less Deluxe A/Rests	4466205	1.44	HARNESS, seat adjr. feed
67-68	30-4000 (4-Way).	4532246	8.35	HARNESS, adjuster control wire
67	40-50-6000 (4-Way Bkt.)	4532228	12.05	HARNESS, seat adjr. control wire
67	5000-6000-8239-69-9487 (6-Way Bench)	4466203	7.05	HARNESS, seat adjr. control wire
68-70	8439-57-69 (6-Way) less Power Windows.	4466203	7.05	HARNESS, seat adjuster control wire
67	8437-57-69 (4-Way) less Pwr. Wind.	4466204	9.30	HARNESS, seat adjr. wiring
67-68	8439-57-69 Pwr. Wind. 8i (4-Way).	4466392	9.40	HARNESS, seat adjr. switch feed
6770	8467 (4 or 6-Way).	4466249	5.40	HARNESS, motor, transmission & clutch wiring-motor end
67-68	8467 Bkt. Seat less 4-Way	4466202	9.30	HARNESS, horiz. seat adjr. wiring
67	9487 (4-Way Bkts.) Deluxe A/Rests	4532227	12.90	HARNESS, seat adjr. switch end
67	9487 (4-Way Strato Bench).	4532227	12.90	HARNESS, seat adjr. switch end
67-68	9487 (4-Way Bench)	4466204	9.30	HARNESS, seat adjuster wiring
67	9487 (6-Way Bench)	4532229	13.95	HARNESS, seat adjr. switch end
68	30-4000 (4-Way).	7720099	1.28	HARNESS, pwr. feed
68-69	30-4000 (4-Way).	7720015	1.74	HARNESS, seat adjuster feed
68	All (4-Way Bkt.) exc. 8467.	4532228	12.05	HARNESS, adjuster control wire
68	50-60-8200 Pwr. Wind. & Pwr. Seats	7720085	1.85	HARNESS, seat adjr. feed
68	9000 Pwr. Wind. 8t Pwr. Seat less Deluxe A/Rest	7720085	1.85	HARNESS, seat adjr. feed
68-70	50-60-80-9000 exc. 8439-57-69 (6-Way Bench).	4466203	7.05	HARNESS, seat adjuster control wire
68	8439-57-69 (6-Way Seat) less Pwr. Wind.	4466203	7.05	HARNESS, adjr. control wire
68	50-60-8000 (4-Way Pwr. Seats) exc. 8467.	4466204	9.30	HARNESS, seat adjr. wiring
68	8439-57-67 Pwr. Wind. &L (6-Way Seats).	4466387	10.80	HARNESS, seat adjr. switch feed
68-70	9487 (6-Way Strato Bench).	4532025	8.70	HARNESS, seat adjuster wiring
68-69	9000 Power Seats less Power Windows	7719998	1.61	HARNESS, seat adjuster feed
68	50-60-8000 Pwr. Seats exc. 8467.	7719998	1.61	HARNESS, seat adjr. feed

68	9487 (4-Way)	7720081	12.15	HARNESSES, seat adjr. wiring
69	30-4000 (4-Way Seats) Use with Mtr. 5045384	4532246	8.35	HARNESSES, 4-way seat adjuster control wire
69	30-4000 (4-Way) 8< Pwr. Window.	8721 758	2.15	HARNESSES, pwr. feed
69	3400-3500-4400-4600 2nd Type	8728665	10.05	HARNESSES, 4-way bench seat adjr. control
69	50-60-8000 2nd Type	8728666	1 2.40	HARNESSES, 4-way seat adjr. wiring
69	5200-5439-67-69-6439- 69-6639-67-8200- 8439-57-69 (4 or 6- Way Bench Seat less Elec. Window).	8721770	2.82	HARNESSES, seat adjr. feed
69	5237-6437-6637 4 or 6- Way Bench Seat or Split Frt. Seat 60-40 less Elec. Window.	8721770	2.82	HARNESSES, seat adjr. feed
69	8400 4-Way Elec. Seat less Elec. Window-2nd Type.	8728666	12.40	HARNESSES, 4-way seat adjr. wiring
69	8439-69 6-Way Elec. Dirver Seat 60-40 less Elec. Window.	8721770	2.82	HARNESSES, seat adjr. feed
69-70	8467 Elec. Seat	8721770	2.82	HARNESSES, seat adjr. feed
69	5237-39-69-5437-39-67- 69-6437-39-69-6637- 39-67-8239-57-69 (4- Way Seats) (Use with Mtr. 5045384).	4466204	9.30	HARNESSES, seat adjuster wiring
69	8437-57-69 (4-Way Seat) less Elec. Window (Use with Mtr. 5045384)	4466204	9.30	HARNESSES, seat adjuster wiring
69	8400 Pwr. Wind. 8< 4- Way Power Seats	8721623	16.70	HARNESSES, seat adjuster switch feed wiring
69	8467 (4-Way Bkt.)	8721623	16.70	HARNESSES, seat adjuster switch feed
69	8439-57-69 Elec. Wind. & 6 Way Seats	8721 624	17.95	HARNESSES, seat adjuster switch feed
69	8400 Elec. Window & 4- Way Seat (2nd Type Use with Mtr. 5045388).	8728668	5.80	HARNESSES, at mtr. trans. 8i clutch end
69-70	8400 (60-40) less Pwr. Wind. 8< 6-Way.	8721824	8.05	HARNESSES, drivers horizontal seat adj. wiring
69-70	8400 (60-40) 6-Way less Pwr Wind	8721825	14.45	HARNESSES, driver seat adjr. wiring
69-70	8400 (6-Way Pass. Seat- 60-40).	8721826	15.65	HARNESSES, pass, seat adj. wiring
69	8400 (60-40 Seat) Pwr. Wind, less 6 Way Driver Seat	8721622	10.65	HARNESSES, horiz. seat adj. wiring switch end
69-70	8400 (6-Way Driver Seat) 60-40 8i Elec. Window.	8721835	13.20	HARNESSES, driver seat adj. wiring
69-70	8400 Split Frt. Seat 60- 40 W/Elec. Wind, less 6 Way Driver Seat exc. 8467.	8721858	3.69	HARNESSES, drivers horizontal seat adj. wiring
69-70	8400 (60-40 Seat) 6- Way.	8721865	5.30	HARNESSES, pass. & driver seat adjr. jumper.
69	8467.	8721622	10.65	HARNESSES, horiz. seat adjuster wiring switch end
69	9000 4-Way Bench Seat (2nd Type).	8728666	12.40	HARNESSES, 4-Way seat adjr. wiring
69	9487 4-Way Elec. Strato Bench (2nd Type).	8728667	14.10	HARNESSES, 4-way seat adjr. control wiring
69-72	All (4-Way Bkt.) exc. 8467.	4532228	12.05	HARNESSES, seat adjuster control wire.
69-70	8400 Elec. Wind. & 4- Way Seat (1st Type Use with Mtr. 5045384).	4466249	5.40	HARNESSES, mtr. trans. & cl. wiring-mtr. end
69-70	8400 Elec. Wind. 8< 6- Way Seat	4466249	5.40	HARNESSES, mtr., trans., 8< cl. wiring-mtr. end
69	9487 (4-Way Bench Seat) 1 st Type, Use with Mtr. 5045384.	4466204	9.30	HARNESSES, seat adjr. wiring

69	9487 (4-Way Strato Bench) 1st Type Use with Mtr. 5045384	7720081		1 2.1 5	HARNESS, seat adjuster wiring
70-72	30-4000 4-Way Pwr. Seat less Elec. Wind.	7720015		1.7 4	WIRE, seat adjr. feed
7072	30-4000 (4-Way Bench)	8728665		10.05	HARNESS, seat adjuster control
70	50-60-80-9000 Pwr. Seats less Pwr. Wind.	8779557		3.64	WIRE, seat adjr. feed
70	6036-46	8728666		12.40	HARNESS, 4-way seat adj. wiring
70	50-60-8200	8728666		12.40	HARNESS, 4-way seat adj. wiring
70	8400 4-Way Elec. Seat less Elec. Wind.	8728666		12.40	HARNESS, 4-way seat adj. wiring
70	9000 4-Way Bench Seat	8728666		12.40	HARNESS, 4-way seat adj. wiring
70	8400 Elec. Wind. 8> 4-Way Seats	8728668	1	5.80	HARNESS, at mtr. trans. 8i clutch end
70	8400 w/Pwr. Wind. 8i 4-Way Bkt. Seats	8779438		47.90	HARNESS, seat adj. switch feed wiring
70	8467 4-Way Bkt. Seats	8779438		47.90	HARNESS, bkt. seat adj. switch feed . . .
70	8439-8457-8467-8469 Elec. Wind. & 4-Way Seat	8779438		47.90	HARNESS, frt. door wind. 8< 4-way seat adjr.
70	8400 (60-40) w/Elec. Wind, less 6-Way Elec. Driver Seat exc. 8467	8779437	1	47.00	HARNESS, driver horizontal seat adjr. wiring
70	8400 (60-40) Elec. Wind. less 6-Way Elec. Driver Seat	8779437	LH	47.00	HARNESS, frt. dr. wind 8i horizontal seat adjuster
70	8467	8779437	1	47.00	HARNESS, frt. dr. wind 8i horizontal seat adjr.
70	9487 4-Way Elec. Strato Bench	8728667		14.10	HARNESS, 4-way seat adjr. control wiring
71-72	All B-C (6-Way)	9821150		3.79	HARNESS, seat adjr. feed
71-72	6647-9000 6-Way Bench or 4-Way Bkt. less Deluxe A/Rest	9821150	1	3.79	HARNESS, seat adjr. feed
71 72	8437-39 6-Way Seat less Pwr. Wind	9821150		3.79	HARNESS, seat adjr. feed
71-73	All (6-Way) Bench	9821223		14.55	HARNESS, seat adjr. wiring
71-73	All B-C-E (60-40) 6-Way	9821189		5.65	HARNESS, pass, seat adj. feed
71-73	All C (60-40) less 6-Way Driver Seat	9821222		3.33	HARNESS, driver horizontal seat adj. wiring
71	8437-39 (Pwr. Wind. 8i 6-Way Pwr. Bench Seat)	9879707		8.95	HARNESS, seat adj. wiring
71	All (6-Way) Driver Seat (60-40) (1st Type)	9821226		7.45	HARNESS, seat adj. wiring
71-73	All B-C-E 6-Way Pass. (60-40)	9821290		17.35	HARNESS, seat adj. wiring
72	9000 6-Way Pass. (60-40)	9821290		17.35	HARNESS, seat adj. wiring
71-72	9000 Driver Bkt. Seat (Deluxe A/Rest)	9821285		7.35	HARNESS, dr. seat adj. wiring
71	9000 6-Way Strato Bench	9821294		8.00	HARNESS, 6-way seat adjustable wiring in ssat & switch in a/rest
71	3327-37-69 4-Way Power Seat	4778650		.25	STRAP, frt. seat adj. trans, cbl. wiring
72	9000 6-Way (60-40) Pass. Side	9871121		.10	STRAP, wiring seat adj. trans, cable
73	All	9871121		.10	STRAP, wiring seat adj. trans, cbl

1 3.090G HARNESS, REAR COMPARTMENT LAMP WIRING

64-68	Special-Skylark exc. Wagons	2986021	1	.97	HARNESS, luggage compt. lamp
65-69	30-4000 exc. Wagons	2986021	1	.97	HARNESS, luggage compartment lamp
65-66	50-60-8000 exc. Conv.	4466219	1	1.03	HARNESS, rr. compt. lamp feed
66-67	9487	4531862	1	3.54	HARNESS, rr. compt. 8i license lamp wire
67-68	50-60-8000 exc. 8467	4466219	1	1.03	HARNESS, rr. compt. lamp feed
68-70	9487	7720090	1	2.87	HARNESS, rear compartment lamp
69	50-6000	4466219	1	1.03	HARNESS, rear compartment lamp feed
69-70	8000	8721599	1	5.85	HARNESS, compartment lamp & license lamp wiring
71	50-66-8000 (1st Type)	9821276	1	1.69	HARNESS rr. compt. lamp wiring (use w/metal lamp)
71	50-66-8000 2nd Type	9821168	1	.87	HARNESS, rr. compt. lamp (use w/plastic lamp)
71	9000 1st Type (Loc. on Gutter)	9821168	1	.87	HARNESS, rr. compt. lamp
71	9000 2nd Type (Loc. under Shelf Pnl.)	9877279	1	4.36	HARNESS, rr. compt. lamp
72	All B-C	9821168	1	.87	HARNESS, rr. compt. lamp wiring (mtd. on gutter)

72	All B-C-E	9606854	1	1.69	HARNESS, rr. comp. lamp wiring (mounted on deck lid)
72	All E	9877279	1	4.36	HARNESS, rr. compt. lamp wiring (mtd. on gutter) ..
	1 3.090H	HARNESS, REAR BUMPER LAMP WIRING			
68	30-4000 exc. Wagons	6295443		27.45	HARNESS, rr. bpr. lamp wiring—(2.480)
		6295424		33.35	HARNESS, rr. bpr. lamp wiring—(2.480)
68		6295436		33.05	HARNESS, rr. bpr. lamp wiring—(2.480)
69	50 6000	6297389		40.60	HARNESS, rear bumper lamp wiring—(2.480)
70-72	30-4000 exc. Wagons	6299936		31.55	HARNESS, rr. bpr. lamp wiring—(2.480)
70	9000	6299961		40.05	HARNESS, rr. bpr. lamp wiring—(2.480)
70	50-6000 exc. Wagons	8904075		34.10	HARNESS, rr. bpr. lamp wiring—(2.480)
	1 3.0901	HARNESS, REAR SEAT SPEAKER — DEFROSTER — ANTENNA WIRING			
65-67	50-60-8000 exc. Conv. Rr. Wind. Def. & or Rr. Spkr. less Pwr. Ant.	4466206	1	4.00	HARNESS, rr. seat spkr. 8. def.
65-67	50-60-8000 Conv. Rr. Spkr. less Pwr. Ant.	4466206		4.00	HARNESS, rr. seat spkr. & def.
65-67	50-60-8000	4466217		7.25	HARNESS, rr. spkr., def. & ant.
67	30-4000 exc. Wagons	4532189		6.40	HARNESS, defroster—(9.778) .
65-69	50-60-8000 Pwr. Antenna	2989481	1	3.43	HARNESS, power antenna
68-69	30-4000 Power Antenna	8721949	1	5.95	HARNESS, rear antenna wiring- -(9.665)
68-69	9487 Elec. Back Window Defogger	8721774		14.95	HARNESS, heated back window wiring
70	9487 Heated Back Wind.	8779556		16.70	HARNESS, heated back wind, glass wiring
70-73	All A Rr. Wind. Defogger exc. CONV. 8i Wagons & L Cruise Master.	8904255		16.20	HARNESS, wiring (2.480)
71-73	All B-C exc. Wagons	9821187		5.65	HARNESS, heated back wind, wiring—(9.778)
72-73	All B/Wgn. w/Rr. Elec. Defogger	9866539	1	5.40	HARNESS, heated t/gate wind. wrg. (frt.)
72-73	All B/Wgn. w/Rr. Elec. Defogger	9866540		10.85	HARNESS, heated t/gate wind. wrg. (rr.)
72	All E	9821104		7.90	HARNESS, back wind, defogger wiring—(9.778)
	1 3.090J	HARNESS, TAILGATE WINDOW WIRING (ALSO LISTED UNDER BODY WIRING)			
64	4035-4135	4414840		33.50	HARNESS, t/gate wind. 8< body wire-frt
64	4355-65	4470571		28.90	HARNESS, t/gate wind. & body wiring-frt
65-66	All Wagons	2989067		3.13	HARNESS, pwr. t/gate wind, wiring
65-67	3335-3435-3535-3635	4532052		27.45	HARNESS, t/gate wind. & body wire-frt
65	4000 Wagon	4466347		30.05	HARNESS, t/gate wind. & body wire-frt
66-67	33-34-35-3635	4532176		25.95	HARNESS, t/gate wind. & body wire-rr.
66-67	4000 Wagons	4532178		30.55	HARNESS, t/gate wind. & body wire-rr.
66-67	4000 Wagons	4532109		34.45	HARNESS, t/gate wind. & body wire-frt
67	All Wagons	6291461		8.45	HARNESS, pwr. t/gate wind, wiring
68	3435	7720009		37.80	HARNESS, t/gate wind. & body wire-frt
68	4000 Wagons	7720011		45.50	HARNESS, t/gate wind. 8i body wire-frt
68	All Wagons	7720056		47.45	HARNESS, t/gate wind. & body wire-rr.
68-69	All Wagons	6295445		10.05	HARNESS, pwr. t/gate window wiring
69-70	3435	8721514		47.35	HARNESS, body pwr. t/gate window wiring-rear ..
69-70	3436-4456-66	9805700		56.50	HARNESS, body & i elec. t/gate window wiring-rear
69	3436-4456-4466 (1st Type-2 Wire at Bottom of Switch)	8728629	1	3.43	HARNESS, t/gate window cutout switch jumper (also used 12.242)
69	3436-4456-66 (2nd Type-1 Wire at Bottom of Switch)	8728600	1	3.18	HARNESS, t/gate window cutout switch jumper (also used 12.242)
70-72	3435-36	6299937		7.20	HARNESS, pwr. t/gate wind—(2.480)
70	6000 Wagons	6299953		8.10	HARNESS, pwr. t/gate wind—(2.480)
70	3436-6036-46	8728600		3.18	HARNESS, t/gate wind, cutout switch jumper (also used 12.242)
70	6036 Elec. T/Gate less Elec. Wind	8779400	1	7.40	HARNESS, t/gate wind, instr. panel wiring
70	6046	8779400	1	7.40	HARNESS, t/gate wind, instr. panel wiring
71	3436 Elec. T/gate less Elec. Winds. (1st type)	8779433	1	9.25	HARNESS, t/gate wind, instr. panel (for cars built before 5-1-71)
71	3436 Pwr. T/gate less Pwr. Wind. (2nd type)	9891201	1	9.25	HARNESS, pwr. t/gate wind, instr. panel (for cars built after 5-1-71)
70-72	3435-36 Elec. T/Gate & Elec. Winds	8779434	1	10.35	HARNESS, t/gate wind. & side wind, instr. panel .
71-72	3436 Pwr. T/gate	9861617	1	3.33	HARNESS, pwr. t/gate wind, switch jumper wiring

71-73	All B/Wgn. (Pwr. Wind.)	9821119	1	34.75	HARNESS, pwr. t/gate wind, wiring frt.
71-73	All B/Wgn.	9821164	1	33.00	HARNESS, pwr. t/gate wind, wiring frt.
71	All B/Wgn.	9821165	1	26.10	HARNESS, pwr. t/gate wind, wiring-rr. .
72	3436 Power T/gate less				
	Pwr. Windows.	9891201	1	925	HARNESS, pwr. t/gate wind.
72-73	All B/Wgn.	9609512	1	25 45	HARNESS, pwr. t/gate wind, wiring-rr.
	13.090K HARNESS, POWER TAILGATE WIRING				
71-73	All B/Wgn. (Elec. T/Gate)	8908618	1	22.95	HARNESS, pwr. t/gate—(2.480)
71-73	All B/Wgn. (Elec. T/Gate)	9821260	1	37.20	HARNESS, pwr. t/gate & t/gate wind.
71-73	All B/Wgn. (Pwr. T/Gate)	9866532	1	14.60	HARNESS, pwr. t/gate-frt.
	13.090L HARNESS, POWER WINDOW WIRING				
61	47 19-37-39-4867-29.	4827419	AR	.77	HARNESS, dr. vent jpr. wire req. when using 2nd type (rect.) style regulator & mtr. to replace 1st type (round) regulator & mtr.
63	4447-67-4647-67-474 7-4847-67 2nd Type.	4417661	2	2.00	HARNESS, rr. qtr. wind. jpr. wire-req. when replacing 1st type harness with 2nd type
63	4819-29-39-47-67.	4414736	1	24.60	HARNESS, frt. dr. wind, control wiring
64	4127-4447-67-4647-67-4747-4847 Elec. Winds.	4417661	2	2.00	
64	4819-29-39-47 (less Pwr. Vents).	4414736	1	24.60	
64	4819-29-39-47-67 Elec. Vents.	4417661	2	2.00	HARNESS, rr. qtr. wind. jpr. wire
64	4867.	4414736	1	24.60	HARNESS, frt. dr. wind, control wiring
64	4867.	4417661	1	2.00	HARNESS, rr. qtr. wind. jpr. wire
65-66	35-36-4000	4481898	1	13.65	HARNESS, wind, control wiring-frt.
65-66	3535-69-3635-69-4255-65-4369-4455-65-69	4466279	2	8.05	HARNESS, rr. dr. wind control in dr.
65	4327-37-4427-37.	4466281	2	4.72	HARNESS, rr. qtr. wind, control inner qtr.
65	4327-37-4427-37.	4466286	1	16.00	HARNESS, wind, control wiring-rr.
65	4367-4467.	4466285	2	2.10	HARNESS, elec. wind. jpr. wiring
65	4367-4467.	4466278	1	16.30	HARNESS, wind, control wiring-rr.
65	4367-4467.	4466297	2	4.31	HARNESS, rr. qtr. wind, control in qtr.
65	43-4437-64-66-8467-9447.	4466284	2	2.00	HARNESS, rr. qtr. wind. jpr. wire
65	52-54-62-64-66-8237	4481834	1	14.25	HARNESS, rr. qtr. wind, control wiring
65-68	50-6000	4481835	RH	1 1.05	HARNESS, frt. dr. wind, control wiring
65-66	50-6000	4532192	LH	28.90	HARNESS, frt. dr. wind, control wiring
65-66	50-6000 (4 Dr. Sedans)	7728440	2	10.45	HARNESS, rr. dr. wind, control wiring
65	52-54-62-64-66-8239-8269.	7728436	1	13.50	HARNESS, r. rr. dr. wind, control wire
65-67	54-64-66-8467.	4466186	1	16.20	HARNESS, rr. qtr. wind, control wiring
65	8000 exc. 8467.	4466198	LH	25.95	HARNESS, frt. dr. wind, control wiring
65	8000	4466237	RH	13.65	HARNESS, frt. dr. wind, control wiring
65	8000 (Elec. Vents).	4481879	RH	8.20	HARNESS, frt. dr. vent wiring
65	8000 (Elec. Vents).	4481880	LH	10.25	HARNESS, frt. dr. vent wiring
65	52-54-62-64-66-8239-8269.	7728437	LH	12.65	HARNESS, rr. dr. wind, control wiring
65-67	8437-57.	4481851	1	19.35	HARNESS, rr. qtr. wind, control wiring
65-66	8000 Pwr. Vents	4466284	2	2.00	HARNESS, pwr. vent. jpr. wiring
65-66	8439-69	4481869	RH	15.85	HARNESS, rr. dr. wind, control wiring 8l lighter
65-66	8439-69	4481870	LH	15.25	HARNESS, rr. dr. wind, control wiring & lighter
66-67	35-36-4000	4531992	RH	9.80	HARNESS, frt. dr. wind, control wiring
66-67	35-36-4000	4531993	LH	15.55	HARNESS, frt. dr. wind, control wiring
66-67	3507-17-3607-17-4307-17-4407-17-4607-17	4466281	2	4.72	HARNESS, rr. qtr. wind, control-inner qtr.
66	3507-17-3607-17-4307-17-4407-17-4607-17-5467-6467-6667-8467	4466284	2	2.00	HARNESS, rr. qtr. wind. jpr. wire
66-67	3507-17-3607-17-4307-17-4407-17-4607-17	4466286	1	16.00	HARNESS, wind, control wiring-rr.
66-67	43-4439	4531966	RH	16.90	HARNESS, rr. dr. wind, control wiring
66-67	43-4439	4531973	LH	40.95	HARNESS, rr. dr. wind, control wiring
65-67	43-44-4667.	4466297	2	4.31	HARNESS, rr. qtr. wind, control in qtr.
65-67	43-44-4667.	4466278	1	16.30	HARNESS, wind, control wiring-rr.
65-67	43-44-4667.	4466285	2	2.10	HARNESS, pwr. wind. jpr. wiring
66	30-4000 exc. Wagons &	4532189	1	6.40	WIRE, assm. to rr. wind. def. blower—(9.778)
66	52-54-64-66-8237.	4481834	1	14.25	HARNESS, rr. qtr. wind, control wiring
66	52-54-64-66-8239-8269	7728436	RH	13.50	HARNESS, rr. dr. wind, control wire
66	52-54-64-66-8239-8269	7728437	LH	12.65	HARNESS, rr. dr. wind, control wire
66-67	8200	4466237	RH	13.65	HARNESS, frt. dr. wind, control wiring
66	8200 Elec Vents	4481879	RH	8.20	HARNESS, frt. dr. vent wiring
66	8200 Elec. Vents.	4481880	LH	10.25	HARNESS, frt. dr. vent, wiring

66	8200..	.4532193	LH	15.60	HARNESS, frt. dr. wind, control wiring
66-67	8400 less Elec. Vents	4532198	RH	15.60	HARNESS, rr. dr. wind, control wiring
66-67	8400..	.4532182	RH	20.20	HARNESS, frt. dr. wind. & vent control
66	8400 less Vents.	.4532184	LH	29.40	HARNESS, frt. dr. wind, control wiring
66-68	9487 less Deluxe A/Rests.	.4532194	RH	28.90	HARNESS, frt. dr. wind, control wire . .
66	9487 less Deluxe A/Rests.	.4531844	LH	28.90	HARNESS, frt. dr. wind, control wire . .
66	9487 Deluxe A/Rests	4531846	LH	30.05	HARNESS, frt. dr. wind, control wire . .
66-69	9487 Deluxe A/Rest.	.4531847	RH	16.30	HARNESS, frt. dr. window control wire
66	9487 1st Type less Grommet on Harness	4531849	2	9.00	HARNESS, qtr. wind, control wiring-rr
66	9487 2nd Type (Grommet Part of Harness).	.4532164	1	10.70	HARNESS, qtr. wind, control wiring-rr
67	3535-69-3635-69-4455-			8.05	HARNESS, rr. dr. wind, control in dr. .
	65-69-4855-65..	.4466279	2	1 9.30	HARNESS, wind, control wiring-frt . .
67	35-36-4000..	.7659996	1		
67	3535-69-3635-69-4339-			19.25	HARNESS, wind, control wiring-rr ...
	4439-55-65-69-4800 . .	4540689	1		
67	3517-3617-4307-17-				
	4407-17-4607-17-				
	5467-6467-6667..	.4466284	2	2.00	HARNESS, rr. qtr. wind. jpr. wire
67	52-54-6469..	.7728440	2	10.45	HARNESS, rr. dr. wind, control wiring
67	50-6000..	.7659992	LH	31.85	HARNESS, frt. dr. wind, control wiring
67	52-54-64-6687..	.4532088	1	17.00	HARNESS, rr. qtr. wind, control wiring
67	8000..	.7728448	2	2.15	HARNESS, pwr. vent. jpr. wiring
67	8200 Elec. Vents.	.4532148	RH	22.85	HARNESS, frt. dr. wind. SL vent control
67	8257..	.4481834	1	14.25	HARNESS, rr. qtr. wind, control wiring
67	8200..	.7659994	LH	40.50	HARNESS, frt. dr. wind. 8i vent control
67	8400..	.7659995	LH	37.00	HARNESS, frt. dr. wind. SL vent, control
67	8439-69..	.7659979	RH	17.60	HARNESS, rr. dr. wind, control 8i lighter.
67	8439-69..	.7659980	LH	17.60	HARNESS, rr. dr. wind, control 8i lighter.
67	8000 less Elec. Vents	7659993	LH	33.00	HARNESS, frt. dr. wind, control wiring
67	9000..	.4532164	2	10.70	HARNESS, qtr. wind, control wiring rr.
67	9487 less Deluxe A/Rests.	.4532282	LH	32.10	HARNESS, frt. dr. wind, control wire
67	9487 Deluxe A/Rests	7707516	LH		
67	52-54-62-64-66-8239-			35.10	HARNESS, frt. dr. wind, control wire
	8269..	.7728436	RH		
67	52-54-62-64-66-8239-			13.50	HARNESS, rr. dr. wind, control wire
	8269..	.7728437	LH		
68	30-4000..	.7719960	RH	12.65	HARNESS, rr. dr. wind, control wire
68	3437-3537-4437-67-			14.05	HARNESS, frt. dr. wind, control wire
	4600..	.7719963	1	33.15	HARNESS, rr. qtr. wind control wire
68	30-4000..	.7719961	LH	19.10	HARNESS, frt. dr. wind, control wiring
68	3400-3500-4000..	.8721960	RH	14.95	HARNESS, frt. dr. wind, control wire.
68	5467-6667-8467..	.4466284	2	2.00	HARNESS, rr. qtr. wind. jpr. wire
68	8000..	.4466284	2	2.00	HARNESS, pwr. vent. jpr. wiring
68	3435-35-4469..	.7720048	2	12.80	HARNESS, rr. dr. wind, control wire rr.
68	3435-3569-4439-55-65-				
	69-4800..	.8721797	1	17.90	HARNESS, rr. dr. wind, control wire frt.
68	4439..	.7720047	2	13.00	HARNESS, rr. dr. wind, control wire rr.
68	4000 Wagons.	.7720049	2	19.50	HARNESS, rr. dr. wind, control wire rr.
68	60-60-8200 less Pwr. Vents.	.7719987	LH	31.85	HARNESS, frt. dr. wind, control wiring
68	52-54-64-66-8239-8269.	7719944	RH	13 50	HARNESS, rr. dr. wind, control rr.
68	52-54-64-66-8239-8269 .	7719945	LH	12.60	HARNESS, rr. dr. wind, control rr.
68	52-54-6469..	.7719946	1	10.70	HARNESS, rr. dr. wind, control wire rr.
68	8200..	.4481835	1	1 1.05	HARNESS, frt. dr. wind, control wiring
68	8439-69..	.7783144	RH	17.60	HARNESS, rr. dr. wind, control 8i cigar lighter
68	8439-69..	.7783145	LH	17.60	HARNESS, rr. dr. wind, control & cigar lighter
68	54-6667..	.7719989	1	36.45	HARNESS, rr. qtr. wind, control wire.
68	52-54-64-6687..	.7719990	1	28.85	HARNESS, rr. qtr. wind, control wire.
68	50-60-8000 (4 Drs.) exc. 8439-69..	.7719993	1	21.70	HARNESS, rr. dr. wind, control wire frt.
68	8200..	.7720058	RH	22.85	HARNESS, frt. dr. 8< vent, wiring
68	8257..	.7719991	1	33.55	HARNESS, rr. qtr. wind, control wire.
68	8200..	.7719996	LH	42.10	HARNESS, frt. dr. wind. 8i vent, control
68	8400..	.7719997	LH	42.85	HARNESS, frt. dr. wind. 8i vent, control
68	8439-69..	.7783144	RH	17 60	HARNESS, rr. dr. wind, control & lighter.
68	8439-69..	.7783145	LH	17.60	HARNESS, rr. dr. wind, control 8i lighter.
68	8457..	.7719992	1	34.65	HARNESS, rr. qtr. wind, control wire.
68	8400 less Pwr. Vents	7719988	LH	32.40	HARNESS, frt. dr. wind, control wiring
68	8400 less Pwr. Vents	7787092	RH	1 5.30	HARNESS, frt. dr. wind, control wiring
68	8400 Pwr. Wind. SL Vent	7787093	RH	21.65	HARNESS, frt. dr. wind, control wiring
68	9487 less Deluxe A/Rests.	.7720075	LH	33.00	HARNESS, frt. dr. wind, control wiring

68	9487	7720076	1	34.70	HARNES, rr. qtr. wind, control wire.....
68	9487 Deluxe A/Rests	7720077	LH	34.65	HARNES, frt. dr. wind, control wire.....
69	3435-36-3569-4469	8721962	2	14.95	HARNES, rear door window control wiring-rear ..
69	3435-3436-3569-4439				
	4456	8721960	RH	14.95	HARNES, front door window control wiring
69	3437-3537-4437-4467				
	4637-67	8721556	RH	14.95	HARNES, front door window control wire.....
69	3437-3537-4437-67				
	4600 Pwr. Wind	8728552	LH	32.35	HARNES, frt. dr. wind, control wiring.....
69	3437-3537-4437-67				
	4600	7719963	1	33.15	HARNES, qtr. wind, control wiring.....
69	3435-3436-3569-4439				
	56-66-69	8721797	1	17.90	HARNES, rear door window control wire-front ..
69	3435-3436-3569-4439				
	56-66-69	8728551	LH	26.55	HARNES, frt. dr. wind, control wiring.....
69	4439	8721961	2	14.95	HARNES, rear door window control wiring-rear ..
69	4456-4466	8721963	2	19.70	HARNES, rear door window control wiring-rear ..
69	50-60-8000	8721574	RH	14.60	HARNES, front door window control wire.....
69	50-60-8200	8789388	LH	40.80	HARNES, front door window control wire.....
69	52-54-64-6637	8721780	1	45.30	HARNES, quarter window control wiring.....
69	54-6667	8721781	1	39.20	HARNES, quarter window control wiring.....
69	5239-69-5439-69-6439				
	69-6639-8239-8269	8721789	2	15.20	HARNES, rear door window control wire-rear
69	5239-69-5439-69-6439				
	69-6639-8239-69	8721782	1	25.05	HARNES, rear door window control wiring-front ..
69	8257	8721609	1	45.95	HARNES, quarter window control wiring.....
69	8400	8728555	LH	38.65	HARNES, frt. dr. window control wiring.....
69	8457	8721866	1	95.05	HARNES, body 8i qtr. window control front
69	8439-69 less Pwr. Vents	8721792	1	19.85	HARNES, rear door window & cigarette lighter wiring-rear.....
69	9000 less Deluxe				
	Armrest	7725197	1	36.45	HARNES, quarter window control wire.....
69	9487 less Deluxe A/Rest	8721844	LH	39.10	HARNES, frt. dr. window wiring.....
69	9487 w/Deluxe A/Rest	8721845	LH	41.30	HARNES, dr. window control wiring.....
69	9487 less Deluxe				
	Armrests	4532194	RH	28.90	HARNES, front door window control wire.....
69	9000 Deluxe A/Rest	8728567	LH	40.50	HARNES, frt. dr. wind, control wiring.....
70-71	3327-69-3435-3436				
	3569-4439-4469	8779417	RH	13.95	HARNES, frt. door wind, control wiring.....
70	3327-69-3435-3436				
	3569-4439-4469	8779416	LH	25.85	HARNES, frt. door wind, control wiring.....
70-72	3369-3435-3436-3569				
	4469	8779289	1	21.20	HARNES, rr. dr. wind, control wiring-frt.....
70	3435-3569	8779284	2	15.20	HARNES, rr. dr. wind, control wiring rr.....
70	3327-3337-3435-3437				
	67-3537-4437-4467				
70-71	4637-4667	8779465	1	34.10	HARNES, qtr. wind, control wiring.....
70	3337-3437-67-3537				
	4437-4467-4637-4667	8779350	LH	32.10	HARNES, frt. dr. wind, control wiring.....
70	3337-3437-67-3537				
	4437-4467-4637-4667	8779351	RH	17.35	HARNES, frt. door wind, control wiring.....
70 71	4439	8779282	2	21.70	HARNES, rr. dr. wind, control wiring-frt.....
70-72	4439	8779283	2	15.25	HARNES, rr. dr. wind, control wiring-rr.....
70	5000-6000-8200-8439				
70	8457-8467-69	8779405	RH	17.65	HARNES, frt. door wind, control wiring.....
70	6046	8779406	LH	35.25	HARNES, frt. door wind, control wiring.....
70	6036-46 Elec. Wind, less				
	Elec. T/Gate	8779406	LH	35.25	HARNES, frt. door wind, control wiring.....
70	50-6000-8200	8779406	LH	35.25	HARNES, frt. door wind, control wiring.....
70	5237-5437-6437-6637	8779574	1	48.90	HARNES, qtr. wind, control wiring.....
70	6000 Wagons	8779288	1	22.45	HARNES, rr. dr. wind, control wiring-frt.....
70	5239-69-5439-69-6439				
	69-6639-8239-69	8779288	1	22.45	HARNES, rr. dr. wind, control wiring-frt.....
70	5239-69-5439-69-6036				
	6046-6439-69-6639				
	8239-69	8779423	2	15.40	HARNES, rr. dr. wind, control wiring-rr.....
70	5467-6667	8779573	1	43.25	HARNES, qtr. wind, control wiring.....
70	6046	8779410	LH	41.65	HARNES, frt. door wind, connector wiring.....
70	6036-46 Elec. T/Gate &				
	Elec. Wind	8779410	LH	41.65	HARNES, frt. door wind, connector wiring.....
70	8257	8779584	1	48.90	HARNES, qtr. wind, control wiring.....
70	8439-8469	8779426	2	15.80	HARNES, rr. dr. wind, control & lighter wiring-rr.
70	8439-8457-69 Elec.				
	Wind. 6-Way Bench				
	Seat	8779439	LH	49.15	HARNES, frt. dr. wind. & 6-way seat adjr.....
70	8467 6-Way Bench Seat	8779439	LH	49.15	HARNES, frt. dr. wind. & 6-way seat adjr.....

70	8439-57-69 Pwr. Wind. less Pwr. Seats & 60-40	8779437	LH	47.00	HARNESS, frt. dr. wind, control wiring
70	9487 less Deluxe A/Rest	8779375	RH	15.65	HARNESS, frt. dr. wind, control wiring
70	9487 less Deluxe A/Rest	8779376	LH	34.75	HARNESS, frt. door wind, control wiring
70	9487 Deluxe A/Rest	9814711	LH	37.50	HARNESS, frt. dr. wind, control wiring
70	9487 Deluxe A/Rest	9814712	RH	16.60	HARNESS, frt. door wind, control wiring
71	3327-39-3436-4439-69 Pwr. Wind. (1st type) . .	8779416	LH	25.85	HARNESS, frt. dr. wind, wiring (for cars built before 5-1-71)
71	3337-3437-67-4437-67 (1st Type)	8779350	LH	32.10	HARNESS, frt. dr. wind, wiring (for cars built before 5-1-71)
71	3327-69-3436-4439-69 (2nd Type)	9891202	LH	25.85	HARNESS, frt. dr. wind, wiring (for cars built after 5- 1-71)
71	3337-3437-67-4437-67 (2nd Type)	9891204	LH	32.10	HARNESS, frt. dr. wind, wiring (for cars built after 5- 1-71)
71-72	3369-3469-4469	9874414	2	17.95	HARNESS, rr. dr. wind, control wiring-rr.
71-72	4439	9874413	2	17.70	HARNESS, rr. dr. wind, control wiring-rr.
71	50-60-80-9000 less Elec. Dr. Locks	9821102	1	29.05	HARNESS, pwr. wind, control wiring ctr.
71-72	50-60-80-9000 2 Dr. Pwr. Wind. exc. 8437 ..	9821103	RH	20.65	HARNESS, frt. dr. wind, control wiring
71-73	All E (less Deluxe A/Rest)	9821103	RH	20.65	HARNESS, frt. door wind, control wiring
71-72	50-60-8200 (2 Dr.) exc. 8239	9821105	LH	27.75	HARNESS, frt. dr. wind, wiring switch in trim pad
71 73	All E (less Deluxe A/Rest)	9821105	LH	27.75	HARNESS, frt. dr. wind, wiring switch in trim pad
71	8437 less 4 or 6-Way Pwr. or Split Seat 60- 40	9821106	LH	30.20	
71	9000 Deluxe A/Rest	9821106	LH	30.20	
71-72	8437 (60-40) less 6-Way Pwr.	9821107	LH	42.70	frt. door wind. 8i horizontal seat adj.
71	9000 6-Way Seat 8t Deluxe A/Rest (1st Type)	9821109	1	48.40	frt. door wind. 8t 6-way seat adj.
71	8437 6-Way Seat or Split Driver Seat 60-40 (1st Type)	9821109	1	48.40	frt. door wind. & 6-way seat adj.
71	8437 6-Way Seat or Split Driver Seat 60-40 (2nd Type)	9879705	LH	48.45	
71	9000 6-Way Seat & Deluxe A/Rest (2nd Type)	9879705	LH	48.45	HARNESS, frt. dr. wind. 8e 6-way seat adj.
71-73	All B-C-E (2 Drs.)	9821111	2	18.20	HARNESS, qtr. wind, control wiring
71-73	All B-C (4 Drs.) Pwr. Wind	9821115	2	24.90	HARNESS, rr. dr. wind, control wiring
71-72	9000 4-Way Driver Bkt. Seat (Deluxe A/Rest) ..	9821284	LH	46.90	HARNESS, frt. dr. wind. 8e 4-way seat adj.
71-72	8437	9821295	RH	19.20	HARNESS, frt. door wind, control wiring
71-73	All E (Deluxe A/Rest)	9821295	RH	19.20	HARNESS, frt. door wind, control wiring
71-72	50-60-8000 (4 Dr.) exc. 8439	9821299	RH	18.70	HARNESS, frt. door wind, control wiring
71-72	8439	9821300	RH	18.70	HARNESS, frt. dr. wind, control wiring
71-72	50-60-8000 (4 Dr.) exc. 8439	9866526	LH	25.35	HARNESS, frt. dr. wind, control wiring
71-72	8439 less 6-Way or Split Seat 60-40	9866527	LH	27.60	HARNESS, frt. dr. wind, control wiring switch in a/rest
71-72	8439 Split 60-40 less 6- Way Pwr. Seat	9866528	LH	38.70	HARNESS, frt. dr. wind. & horiz. seat adj.
71	8439 6-Way Seat or Split Driver Seat 60-40 (1st Type)	9866529	LH	45.35	
71	8439 6-Way Seat or Split Driver Seat 60-40 (2nd Type)	9879706	LH	45.35	HARNESS, frt. dr. wind. 8i 6-way seat adj.
72	3327-37-3437-67-4437- 67	8779465	1	34.10	HARNESS, qtr. wind, control wiring
72	3327-69-3436-4439-69 . .	9891202	LH	25.85	HARNESS, frt. dr. wind. cont. wrg
72	3337-3437-67-4437-67 . .	9891204	LH	32.10	HARNESS, frt. dr. wind. cont. wrg
72	3337-3437-67-4437-67 . .	8779351	RH	17.35	HARNESS, frt. dr. wind, control wrg

72	3327-69-3436-4439-69 . 8779417	RH	13.95	HARNES, frt. dr. wind, control wrg.....
72	3369-3436-4469. 9874414	2	17.95	HARNES, wiring rr. dr. wind, control rr.....
72	4439. 9874413	2	17.70	HARNES, wiring rr. dr. wind, control rr.....
72	8439 6-Way Seat or Split Dr. Seat 60-40 9879706	LH	45.35	HARNES, frt. dr. wind. & 6-way seat adj.....
72	8437 Notch Back less 6- Way Pwr. Seat 9821106	LH	30.20	HARNES, frt. dr. wind, control switch in a/rest
72-73	All E Deluxe Trim less 4 or 6-Way Seat 9821106	LH	30.20	HARNES, frt. dr. wind, control switch in a/rest
72	8437-Pwr. Wind. 8i 6- Way Seat or Split Dr. Seat 60-40. 9879705	LH	48.45	HARNES, frt. dr. wind. & 6-way seat adj.....
72	9000 Strato Bench 9879705	LH	48.45	HARNES, frt. dr. wind. 8i 6-way seat adj.....
NOTE: 1st type less seat belt warning system, 2nd type with seat belt warning system.				
72	50-60-80-9000 less Elec. Dr. Locks (1st Type) ... 9821 102	1	29.05	HARNES, pwr. wind, control wiring ctr.....
72	50-60-80-9000 less Elec. Dr. Locks (2nd Type) .. 9887035	1	21.75	HARNES, wiring power wind, control ctr.....
1 3.090 N WIRE, IGNITION FEED JUMPER				
68-70	30-4000 Pwr. Wind 8721680	1	.77	WIRE, ign. feed jumper.....
70	3435-36 Pwr. Wind. & T/gate. 8721680	1	.77	WIRE, ign. feed jumper.....
69	9487 Elec. Back Window Defogger. 8728712	1	17.20	HARNES, heater back wind, wiring.....
69-70	30-40-50-60-8000. 8721680	1	.77	WIRE, ign. feed jumper.....
71	30-4000 Pwr. Wind. (1st Type). 8721680	1	.77	WIRE, ign. feed jumper (black conn.) (built before 2- 1-71).....
71	30-4000 Pwr. Wind. (2nd Type). 9885233	1	.97	WIRE, ign. feed jumper (white conn.) (built after 2-1- 71).....
71	5467-6667-6035-6045.. 9821 101	1	4.72	HARNES, pwr. & ign. feed jumper.....
71	50-60-80-9000 Elec. Dr. Locks or Pwr. Wind, or Pwr. T/Gate or 6-Way Seat 1st Type. 9821101	1	4.72	HARNES, pwr. & ign. feed jumper (black conn.) (built before 2-1-7 1).....
71	5200-5439-57-69-6639- 80-9000 Sun Shade Map Lamp 1st Type ... 9821148	1	4.72	HARNES, ign. feed jumper wiring (black conn.) (built before 2-1-71).....
71	5467-6035-45-6667 (2nd Type). 9885209	1	4.72	WIRE, ign. feed jumper (white conn.) (built after 2-1- 71).....
71	5200-5439-57-69-6639- 47-8200 Pwr. Wind., Elec. Dr. Locks, 6-Way Seat (2nd Type). 9885209	1	4.72	WIRE, ign. feed jumper (white conn.) (built after 2-1- 71).....
71	5200-5439-57-69-6639- 47-8200 less Pwr. Winds., Elec. Dr. Locks, 6-Way Seat (2nd Type) 9885232	1	4.72	WIRE, ign. feed jumper (white conn.) (built after 2-1- 71).....
71	8400 less 60-40 Seat, Elec. Dr. Lock, Pwr. Wind, or 6-Way Seat (2nd Type). 9885232	1	4.72	WIRE, ign. feed jumper (white conn.) (built after 2-1- 71).....
71	8400 60-40 Seat, Pwr. Wind., Elec. Dr. Lock or 6-Way Seat (2nd Type) 9885209	1	4.72	WIRE, ign. feed jumper (white conn.) (built after 2-1- 71).....
71	9000 less Elec. Dr. Locks, Pwr. Wind, or Pwr. Seats (2nd Type) . 9885232	1	4.72	WIRE, ign. feed jumper (white conn.) (built after 2-1- 71).....
71	9000 Elec. Dr. Lock, Pwr. Wind, or Pwr. Seats (2nd Type). 9885209	1	4.72	WIRE, ign. feed jumper (white conn.) (built after 2-1- 71).....
72	30-4000 Power Wind, or T/gate. 9885233	1	.97	WIRE, ign. feed jumper.....
72-73	All B-C-E less Power Options 9885232	1	4 72	HARNES, wiring ignition feed jumper.....
72-73	All B-C-E w/Pwr. Options 9885209	1	4.72	HARNES, wiring pwr. ignition feed jumper.....

1 3.090P WIRE, REAR MIRROR MAP LAMP				
70-71	All Mirror & Frt. Compt. Lamp exc. 197 1 30- 4000.....	8779552	2.36	WIRE, rr. view mirror map lamp inside (at fuse block) also used—(10.185).....
71	30-4000 1st Type (Built Before 2-1-71).....	8779552	2.36	WIRE, rr. view mirror map lamp inside (at fuse block) (black conn.).....
71	30-4000 2nd Type (Built After 2-1-71).....	9885236	1.54	WIRE, inside rr. view mirror map lamp jumper (black) (conn.) (also used 10.185).....
69-70	All	8721832	1.90	HARNES, rr. mirror map lamp jumper (also used 10.185).....
71-73	All B-C-E exc. Conv.	9821244	1.54	HARNES, sunshade supt. map lamp wiring....
72	All A.....	9885236	1.54	WIRE, inside rr. view mirror map lamp jumper....

1 3.090R HARNES, TRAILER WIRING (CAR SECTION)

NOTE For trailer harness (Trailer Section i) refer to 7.068.

64-73	All	.2987124	5.50	HARNES, adapter-trailer section (5 wire) (also used 7.068).....
68	30-40-80-9000 exc. Wagons.....	6296870	18.95	HARNES, trailer wiring (car section).....
69-70	All exc. Wgns. & 8000	6296870	18.95	HARNES, trailer wiring (car section).....
68-72	30-4000 Wagons.....	8902538	17.85	HARNES, trailer wiring (car section) 40" long (5-wire).....
70	3435-3436.....	.8714681	1 1.45	HARNES, trailer wiring (car section) 102V," long
70	6036-46.....	9824345	16.90	HARNES, trailer wiring (car section) 73" long....
69-70	8000.....	8902538	17.85	HARNES, trailer wiring (car section) 40" long....
71-72	3327-3337-69-3437- 3467-4437-4439- 4467-4469.....	6296870	18.95	HARNES, trailer wiring (5-wire).....
71-72	All B-C-E exc. Wgn.	9821248	22.55	HARNES, trailer wiring (car section) (98 1/2," long) (5-wire).....
71-73	All B/Wgns.....	9821286	28.50	HARNES, trailer wiring (car section) (107 1/2," long) (5-wire).....
72	All A exc. Wgn.9618054	17.05	HARNES, wiring (from body to trailer adapter) 7-wire.....
72	All A/Wgn.....	9618055	19.40	HARNES, wiring (from body to trailer adapter) 7-wire.....
72	All B-C-E exc. Wgn.	9618056	20.15	HARNES, wiring (from body to trailer adapter) 7-wire.....
72-73	All B/Wgns.....	9618057	27.95	HARNES, wiring (from body to trailer adapter) 7-wire.....
72	All.....	.9618058	1 1.70	HARNES, wiring trailer auxiliary frt. (from adapter to trailer wiring) 7-wire.....
73	All exc. Wgns.....	9618056	20.15	HARNES, wiring (from body to trailer adapter) (7-wire).....

13.090S GROMMET, WIRING HARNES

65-72	All as Req.4529659	AR	.20	GROMMET (also used 1 1.033)
-------	------------------	----------	----	-----	-----------------------------

13.090T STRAP — BUS BAR, WIRING

All	All.....	.3816659	AR	.25	STRAP, retainer, adj. plastic used for wiring harness cables & vac. hose—(2.559).....
65	30-4000 Pwr. Opts.	2989749	1	.41	BUS BAR.....
65-67	50-60-80-9000 Pwr. Opt	2984880	AR	.46	BUS BAR.....
68-72	All as Req.....	.6294004	AR	.82	BUS BAR.....
68	34-35-4000 Power Window & (4-Way Seats).....	.6294108	1	1.09	CONNECTOR, pwr. feed (3-way)
69	All as Req.....	.6294108	AR	1.09	CONNECTOR, pwr. feed (3-way)

1 3.090U HARNES, ELECTRIC DOOR LOCK WIRING

70-71	30-4000.	.9814452	RH	18.10	HARNES, frt. door elec. lock wiring.....
70-71	30-4000.	.9814451	LH	27.15	HARNES, frt. door elec. lock & seat back lock wiring.....
70-72	3369-3435-36-3569- 4469.....	.8779291	2	379	HARNES, rr. door lock wiring-rr.
70-72	3369-3435-3436-3569- 4439-4469.....	8779595	LH	26.90	HARNES, frt. dr. elec. lock wiring——
70-72	3369-3435-3436-3569- 4439-4469.....	.8779596	RH	15.20	HARNES, frt. dr. elec. lock wiring——
70-72	3369-3435-3436-3569- 4469.....	.9813898	RH	7.35	HARNES, rr. door elec. lock wiring-frt.
70-72	3369-3435-369-3569- 4469.....	.9852127	LH	7.80	HARNES, rr. dr. elec. lock wiring-frt.
70-72	4439.....	.8779290	2	3.28	HARNES, rr. dr. elec. lock wiring-rr.

70-72	4439	8779250	RH	7.55	HARNESS, rr. door elec. lock wiring-frt.....
70-72	4439	9852126	LH	5.45	HARNESS, rr. dr. elec. lock wiring-frt.....
70	50-60-8000 (4 Drs.)	8779293	2	3.54	HARNESS, rr. dr. elec. lock wiring-rr.....
70	50-60-8000 (4 Drs.)	8779598	RH	21.70	HARNESS, frt. door elec. lock wiring.....
70	50-60-8200 (4 Drs.)	8779597	LH	28.00	HARNESS, frt. door elec. lock wiring.....
70	50-60-8000 (2 Drs.) exc. 8467.....	9814459	RH	19.35	HARNESS, frt. door elec. lock & seat back lock wiring.....
70	50-60-8000 (2 Drs.) exc. 8467.....	9814458	LH	28.80	HARNESS, frt. door elec. lock 8t seat back lock wiring.....
70	8439-69 Pwr. Wind.....	8779599	LH	24.25	HARNESS, frt. door elec. lock wiring.....
70	8439-8469 Pwr. Wind. . .	8779600	RH	19.25	HARNESS, frt. dr. elec. lock wiring.....
70	8457-8467 Pwr. Wind. . .	9814460	LH	26.90	HARNESS, frt. door elec. lock 8c seat back lock wiring.....
70	8457-8467 Pwr. Wind. . .	9814467	RH	18.55	HARNESS, frt. dr. elec. lock 8i seat back lock wiring
70	9487 less Deluxe A/Rest	9814465	RH	16.00	HARNESS, frt. door elec. lock 8i seat back lock wiring.....
70	9487 less Deluxe A/Rest	9814466	LH	18.90	HARNESS, frt. door elec. lock 8i seat back lock wiring.....
70	9487 Deluxe A/Rest.....	9814715	RH	16.90	HARNESS, frt. door elec. lock wiring.....
70	9487 Deluxe A/Rest.....	9814716	LH	18.95	HARNESS, frt. door elec. lock control wiring.....
70-72	All	8779572	1	1.64	WIRE, pwr. feed.....
71	6647 Elec. Dr. Locks, Elec. Seat Back Locks less Pwr. Wind.....	9821125	1	38.30	HARNESS, elec. dr. 8t seat back lock wiring ctr. . . .
71	6667 less Pwr. Wind. . . .	9821125	1	38.30	HARNESS, elec. dr. & seat back lock wiring ctr. . . .
71	50-80-9000 less Pwr. Wind.....	9821125	1	38.30	HARNESS, elec. dr. 8i seat back lock wiring ctr. . . .
71	6647 Elec. Dr. Locks 8c Elec. Seat Back Locks 8t Pwr. Wind.....	9821126	1	48.40	HARNESS, dr. 8; seat back lock 8i wind, wiring-ctr.
71	6667 Pwr. Wind.....	9821126	1	48.40	HARNESS, dr. & seat back lock 8i wind, wiring-ctr.
71	50-80-9000 Pwr. Wind. . .	9821126	1	48.40	HARNESS, dr. & seat back lock 8c wind, wiring-ctr.
71-73	All B-C (4 Dr.).....	9821141	2	10.65	HARNESS, frt. dr. elec. lock wiring.....
71	6657.....	9821141	2	10.65	HARNESS, frt. dr. elec. lock wiring.....
71-73	All B-C (4 Dr.).....	9821143	2	9.35	
71	6647-6667 Elec. Dr. Locks less Elec. Seat Locks 8c Pwr. Wind. . . .	9821235	1	31.45	HARNESS, elec. dr. lock wiring-ctr.
71	6639 less Pwr. Wind. . . .	9821235	1	31.45	HARNESS, elec. dr. lock wiring-ctr.
71	50-60-80-9000 exc. 6600 less Pwr. Wind. . .	9821235	1	31.45	HARNESS, elec. dr. lock wiring-ctr.
71	6639 Elec. Dr. Locks & Locks 8c Pwr. Wind. . . .	9821236	1	43.20	
71	6647 Elec. Dr. Locks 8c Pwr. Wind, less Elec. Seat Back Locks	9821236	1	43.20	
71	50-60-80-9000 exc. 6639 Pwr. Wind.....	9821236	1	43.20	HARNESS, elec. dr. lock 8t wind, wiring-ctr.....
71-73	All B-C-E (2 Drs.).....	9821253	1	17.30	HARNESS, frt. dr. elec. lock wiring.....
	NOTE: 1st type less seat belt warning system. 2nd typ				with seat belt warning system.
72	3337.....	9814453	LH	27.55	HARNESS, frt. door lock control & seat back lock wiring.....
72	3337.....	9814454	RH	20.50	HARNESS, frt. dr. lock control 8i seat back lock wiring.....
72	30-4000 exc. 3337	9814451	LH	27.15	HARNESS, frt. dr. elec. lock 8t seat back lock wiring
72	30-4000 exc. 3337	9814452	RH	18.10	HARNESS, frt. dr. elec. lock wiring.....
72	50-60-80-9000 (2 Drs.) Elec. Dr. Locks less Elec. Seat Lock & Pwr. Wind. (2nd Type).....	9821235	1	31.45	
72	50-60-80-9000 (2nd Type).....	9887039	1	38.30	
72	50-60-80-9000 (2nd Type).....	9887038	1	31.45	
72	50-60-80-9000 (2nd Type) less Elec. Seat Lock 8. Wind.....	9887037	1	24.15	
72	50-60-80-9000 (2nd Type) less Elec. Seat Lock.....	9887041	1	29.70	
72	50-60-8000 (4 Drs.) Elec. Dr. Locks less Pwr. Wind.....	9821235	1	31.45	

72	50-60-80-9000 (2 Drs.) Elec. Dr. Locks & Elec. Seat Back Locks & Pwr. Wind. (1st Type)9821 126		48.40	HARNESSES, dr. & seat back lock & wind, wiring-ctr.
72	50-60-80-9000 (2 Drs.) Elec. Dr. Locks 8i Pwr. Winds, less Elec. Seat Locks (1st Type)9821236		43.20	HARNESSES, elec. dr. lock & wind, wiring-ctr.
72	50-60-8000 (4 Drs.) Elec. Drs. & Pwr. Winds. (1st Type)9821236		43.20	HARNESSES, elec. dr. lock & wind, wiring-ctr.
72	9000 Elec. Dr. Locks, Elec. Seat Back Locks less Pwr. Wind. (1st Type)9821 125		38.30	HARNESSES, elec. dr. & st. back lock wiring ctr.
1 3.090V HARNESSES, ELECTRIC SEAT BACK LOCK WIRING					
70	5237-5437-5467-6437- 6637-6667-8257- 8457-84679814468		12.35	
70	5237-5437-5467-6437- 8237-8257-90008779468		5.30	
70	6637 less Strato Bkt. Seat w/Seat Back Lock9814581		3.95	WIRE, seat back lock solenoid
70	6667-8457-679814581		3.95	WIRE, seat back lock solenoid
70	6637 Strato Bkt. Seat9817150		2.56	HARNESSES, seat back lock solenoid
70	9487 less Bench Seat9817150		2.56	HARNESSES, seat back lock solenoid
70	94879814471		9.90	HARNESSES, seat back lock wiring-frt
71-73	All B-C-E (2 Dr.)9821144		6.65	HARNESSES, elec. seat back lock wiring on underbody
71-72	66479821145		4.10	HARNESSES, elec. seat back lock wiring (in seat)
71	50-60-80-9000 2 Dr.9821145		4.10	HARNESSES, elec. seat back lock wiring (instr. pnl.)
71-72	9000 less Bench or Strato Seats9817150		2.56	WIRE, seat back lock solenoid
71-72	9000 (Bench Seat)9821145		4.10	HARNESSES, elec. seat back lock wiring (in seat)
72	50-60-8000 (2 Drs.)9821145		4.10	HARNESSES, elec. seat back lock wiring (instr. pnl.)
73	All B-C-E (2-Dr.)9821145		4.10	HARNESSES, elec. seat back lock wiring (in seat)
1 3.090W HARNESSES, ELECTRIC TRUNK RELEASE WIRING					
70	50-60-80008779337		7 60	WIRE, elec. compt. lid release
70	50-60-8000 Col. Shift6299954		2.63	HARNESSES, deck lid release—(2.480)
70	94878779379		5.15	WIRE, elec. compt. lid release
71	50-60-80-90009866538		3.54	HARNESSES, elec. compt. lid lock release wiring
72-73	All B-C-E exc. Wagon9606852		8^0	HARNESSES, elec. compt. lid lock release
1 3.090X HARNESSES, SUN ROOF					
72	90008910432	1	6.80	HARNESSES, from relays to switch 8i mtr.
1 3.090Y HARNESSES — SWITCH — RELAY, SEAT BELT WARNING SYSTEM					
72	All B-C-E9887046		3.00	HARNESSES, rr. (RH)
72-73	All B-C-E9897249		4.45	HARNESSES, rr. (LH)
72	All A (C.T.)8910571		12.75	HARNESSES, trans. jumper (fuse block to neutral start switch connector)—(2.480)
72	All A9607253	1	5.10	SWITCH (sensor) seat belt warning (in seat)— (14.875)
72	All B-C-E9886876	1	6.25	SWITCH (sensor) seat belt warning (in seat)— (14.875)
72	All A (C.T.)488446		3.15	RELAY, warning isolation—(13.095)
13.095 CIRCUIT BREAKER					
54-58	46C less Pwr. Seats or Winds4622191	1	1.69	BREAKER, circuit (30 amps)
59-60	4467-46674622191	1	1.69	BREAKER, circuit-req. when tilt type seats and/or elec. winds, are not specified (30 amps.)
61	All Pwr. Seats or Winds4753071	AR	2.20	BREAKER, circuit (40 amps.)
62-63	All4849850	AR	2.67	BREAKER, circuit (40 amp.)
64	Special-Skylark Wagons535862	AR	2.56	CIRCUIT BREAKER, pwr. winds. & SEATS
64	4067-4367535862	1	2.56	CIRCUIT BREAKER, pwr. conv. top
64	<u>40-41-42-4300</u>535862	AR	2.56	CIRCUIT BREAKER, pwr. opts.
64	44-46-47-4800 A.C.535862	1	2.56	CIRCUIT BREAKER, A.C. relay feed (also used 9.798)
64	44-46-47-48004849850	1	2.67	BREAKER, circuit (40 amp.)
65-67	<u>All exc. 9000</u>1476675	AR	2.31	CIRCUIT BREAKER, pwr. opts.
65	<u>50-60-80-9000</u>535862	1	2.56	CIRCUIT BREAKER (used 2.760 & 9.798)
65	90004849850	1	2.67	CIRCUIT BREAKER (40 amp.)
66	50-60-80-9000 Man. or Auto. A.C.535862	1	2.56	CIRCUIT BREAKER
68-73	All1476675	AR	2.31	CIRCUIT BREAKER, pwr. opts. (also use 9.778)

66-67	90001374304	1	2.61	CIRCUIT BREAKER, visor mtr. (in fuse block)—(2.755)
70	All Conv. exc. 8467.	4849847	1	2.51	CIRCUIT BREAKER
	1 3.095	RELAY, ELECTRIC				
54-57	All exc. 48.1115841	1	7.45	RELAY, wind, elec—(2.5 10)
60	All 4-Way Seats	4305815	1	5.02	RELAY, frt. seat adjr. actuator.
60	All Tilt Type-2nd Type	4305815	1	5.02	RELAY, frt. seat adjr. actuator.
61	44-46-47-4800 2nd Type	4309118	1	5.65	RELAY, seat adjr. MTR. 4 WAY.
61	44-46-47-4800	5711065	1	4.72	RELAY, seat adjr. mtr. 6-way.
61-62	40-41-4300 V-8 Pol. Opt.	1115841	1	7.45	RELAY, gen. field—(2.510).
62	4439-47-69-4639-67-	4800	1	5.65	RELAY, seat adjr. mtr. 4 WAY.
62	44-46-4800	5711065	1	4.72	RELAY, seat adjr. mtr. 6-way.
62	44-46-4800 less A.C.				
	Gen. or Pol. Opt.1115841	1	7.45	RELAY (2.510).
63	All (4-Way Bkt.)	5715286	1	3.95	RELAY, drivers seat adjr. mtr.
63	4400-4639-4800 (4-Way				
	or 6-Way) Seats	5711065	1	4.72	RELAY, seat adjr. mtr.
64-66	Special-Skylark (4-Way)	5717528	1	4.51	RELAY, seat adjr. mtr.
64	44-46-4800 1st Type (4-	5711065	1	4.72	RELAY, seat adjr. mtr.
64	44-46-4800 2nd Type (4-	5717528	1	4.51	RELAY, seat adjr. mtr.
64	44-46-4800 6-Way Seats	5717528	1	4.51	RELAY, seat adjr. mtr.
64	44-46-47-4800 Pwr. Bkt.	5715286	1	3.95	RELAY, seat adjr. mtr.
	Seat	5715286	1	3.95	RELAY, drivers seat adjr. mtr.
65-72	30-4000 (4-Way)	5717528	1	4.51	RELAY, seat adjuster motor.
65	50-60-8000 (4 or 6-Way)	5717528	1	4.5 1	RELAY, seat adjr. mtr.
65	9000 (4-Way Bkt.)	5715286	1	3.95	RELAY, drivers seat adjr. mtr.
66-72	All (4-Way Bkt.)	9705347	1	4.41	RELAY, drivers seat adjr. mtr.
66-73	All (4 or 6-Way)	5717528	1	4.51	RELAY, seat adjuster motor.
67-70	30-40-9000 Pwr. Wind.	1116990	1	4.62	RELAY (elec.)
67-70	50-60-8000 Pwr. Winds.	4497000	1	4.51	RELAY (elec.)
67-70	30-4000 Wagons (Pwr.				
	T/Gate)1116990	1	4.62	RELAY (elec.)
69-70	8400 (60-40) 6-Way.	9717768	1	5.0	RELAY, driver & pass, seat adjuster motor.
70	6036-46 Elec. T/Gate	4497000	1	4.51	RELAY, elec.
	3435-36 Pwr. Wind, or				
	Pwr. T/gate.7728426	1	4.41	RELAY, elec.
70-72	5237-5437-67-6437-				
	6637-67-8257-8457-				
	8467 Elec. Seat Back	7728426	1	4.41	RELAY, elec.
68-70	9000 Heated Back Glass	1231017	1	20.25	RELAY, time delay—(9.778).
71-72	3000-4437-39-67-69				
	Pwr Wind.	7728426	1	4.41	RELAY, elec.
71-73	All B/Conv.	9875101	1	3.69	RELAY, pwr. fldg. top
71	9000 Elec. Seat Back				
	Locks.	9831949	1	4.56	RELAY, elec.
71	All B-C-E (Pwr. Wind.)	9831949	1	4.56	RELAY, elec.
71-72	All 6-Way (60-40)	9870129	1	5.75	RELAY, frt. seat adjuster motor.
71-73	All B/Wgn. (Elec. T/Gate)	9785034	1	6.40	RELAY, pwr. t/gate—(2.510).
72	All B/Wgn.	9831949	1	4.56	RELAY, elec. t/gate (also used 2.510)
72	All B-C-E (Pwr. Wind.)				
	exc. Wgn.	9831949	1	4.56	RELAY, elec.
72	50-66-80-9000 (2 Dr.)				
	Elec. Dr. Locks Bi Seat				
	Back Locks	9831949	1	4.56	RELAY, elec.
72	30-4000 C.T. w/Seat				
	Belt Warning System	488446	1	3.15	RELAY, seat belt warning isolation (also used
	1 3.095	RELAY, SUN ROOF				13.090Y).
72	9000 (Sun Roof)1372259	2	4.66	RELAY, sliding sun roof.
	13.100	CONNECTOR, BODY WIRING				
60-62	44-46-47-4800	2973430	LH		
61-62	4829-67	8900332	LH	1.13	CONNECTOR, frt. dr. wind, switch
65	50-60-80-9000 Elec.				
	Wind	2973776	AR	.14	CONNECTOR, switch
65	35-36-4000 Elec. Winds	2977045	AR	.11	CONNECTOR, frt. dr. wind, mtr.
65-66	35-36-4000 Elec. Wind.	2973430	LH		CONNECTOR, frt. dr. wind, control wiring harness to
65	30-4000	2984528	1	.14	wind, control frt. harness conn.—(2.530).
65	30-4000 Conv.	2962510	1	.15	CONNECTOR, frt. dr. wind, switch
65	30-4000 Wagons	2962510	1	.15	CONNECTOR, pwr. seat feed—(2.530).
						CONNECTOR, pwr. top switch—(2.530).
						CONNECTOR, t/gate wind, switch—(2.530).

65	30-4000-5 4-64-66-8467 exc. Wagons	2984857	1	.30	CONNECTOR, rr. body wiring harness to frt. body wiring harness—(2.530).
65	30-4000-5 4-64-66-8467 exc. Wagons	2984857	1	.30	CONNECTOR, rr. body wiring harness to frt. body wiring harness—(2.530).
65	35-36-4000 Elec. Winds.	2984678	2	.19	CONNECTOR, wind, control wiring-frt. to frt. dr. wind, wiring harness conn.—(2.530).
65	35-36-4000 Elec. Winds.	2977048	1	.23	CONNECTOR, frt. dr. wind, wiring harness to wind. control frt. harness conn.—(2.530).
65	All Wagons	2973782	AR	.14	CONNECTOR, stop-tail <i>Si</i> dir. lamp—(2.530).
65	50-60-8000 Elec. Winds.	2977045	RH	.11	CONNECTOR, frt. dr. wind, wiring harness to frt. dr. wind, wiring harness—(2.530).
65	50-60-80-9000	2984929	1	.20	CONNECTOR, frt. harness to instr. panel harness conn
65	52-54-62-64-6637 Elec.	2973776	2	.14	CONNECTOR, rr. qtr. wind, mtr.
65	8000 Elec. Winds.	2984678	1	.19	CONNECTOR, frt. dr. wind, wiring harness to rr. frt. dr. wind, harness—(2.530).
65	8000 Elec. Vents	2984678	1	.19	CONNECTOR, r. frt. dr. vent, harness to l. dr. vent. harness—(2.530).
65	8000 Elec. Winds.	8900332	1	1.13	CONNECTOR, l. frt. dr. wind, switch
65	8000 Elec. Winds. <i>Si</i> Vents. & Deluxe A/Rest	2977462	2	.25	CONNECTOR, R. dr. wind, switch & VENT. SWITCH IN DR. A/Rest
65	8000 Pwr. Vent	2984528	1	.14	CONNECTOR, L. frt. dr. vent, wiring to L. frt. dr. wind, wiring—(2.530).
65	8000 Elec. Winds. <i>Si</i> Deluxe A/Rest less Elec. Vents	2977462	1	.25	CONNECTOR, R. frt. dr. wind, switch
65	8000 Elec. Vents	2977045	1	.11	CONNECTOR, L. vent, wiring harness to R. vent. wiring harness—(2.530).
65	8000 Elec. Vents	2977462	1	.25	CONNECTOR, R. frt. dr. vent, switch
65	82-8437 Elec. Winds.	2977462	2	.25	CONNECTOR, rr. qtr. wind switch (in a/rest).
66	9000 Elec. Wind, less	2973430	LH		CONNECTOR, frt. dr. wind, switch
65	9000	2984929	1	.20	CONNECTOR, frt. body harness to rr. body harness
65	9000	2984928	1	.20	CONNECTOR, rr. body wiring harness to frt. body wiring harness—(2.530).
65	9000 Elec. Winds. <i>Si</i> Deluxe A/Rests	8900332	LH	1.13	CONNECTOR, frt. dr. wind, switch
65	9447	2973776	2	.14	CONNECTOR, vent. wind, mtr.
66	50-60-8000	2984528	1	.14	CONNECTOR, spotlight harness
65-67	50 60 80-9000	2984929	1	.20	CONNECTOR, frt. wiring harness to instr. panel harness conn
68	2989621	2989621	1	.67	CONNECTOR, frt. body wiring to instr. panel wiring harness
68	8457-67-9000 (Custom)	6288433	2	.15	CONNECTOR, frt. body wiring harness to rr. qtr. cigar lighter.
68	All	2984528	1	.14	CONNECTOR, spotlight harness—(2.530).
71-73	All B/Conv.	8905472	1	.20	CONNECTOR, rr. compt. lamp wiring to harness
1 3.250 TRIM, ROOF PANEL COVERING					
65-66	82-8439	4524807	1	98.80	TRIM (black).
65-66	82-8437	4527205	1	98.80	TRIM (black).
66-67	30-4000 (2 Dr.)	7613271	1	83.85	TRIM (black).
66-67	30-4000 (2 Dr.)	7618278	1	86.60	TRIM (white).
66-67	43-4439	4549622	1	86.60	TRIM (black).
66-67	43-4439	7618279	1	83.85	TRIM (white).
66	52-54-64-6637	7623925	1	98.80	TRIM (white).
67	4469	7697614	1	83.85	TRIM (black).
67	4469	7728306	1	83.85	TRIM (white).
67	50-6000 (4 Dr. Sedan)	7709372	1	98.80	TRIM (white).
67	50-6000 (4 Dr. H.T.)	7691859	1	98.80	TRIM (white).
67-68	50-6000 (4 Dr. H.T.)	7688015	1	102.10	TRIM (black).
67	50-6000 2 Dr.	7701801	1	98.80	TRIM (white).
67-68	50-6000 (4 Dr. Sedan)	7697630	1	102.10	TRIM (black).
67-68	8000 (4 Dr. H.T.)	7709321	1	102.10	TRIM (black).
67-68	8000 (4 Dr. Sedan)	7701804	1	102.10	TRIM (black).
67	8000 4 Dr. Sedan	7701803	1	98.80	TRIM (white).
67-68	8000 (2 Dr. H.T.)	7709338	1	102.10	TRIM (black).
67	8000 (2 Dr. H.T.)	7709325	1	98.80	TRIM (white).
68	30-4000 (2 Drs.)	7771992	1	83.85	TRIM (black).
68	30-4000 (2 Drs.)	7771989	1	83.85	TRIM (parchment)
68	3569-4439-69	7771997	1	83.85	TRIM (black).
68	50-6000 (4 Dr. H.T.)	7771761	1	98.80	TRIM (avocado)
68	50-6000 (4 Dr. Sedan)	7771818	1	98.80	TRIM (avocado)
68	50-6000 (4 Dr. Sedan)	7771826	1	98.80	TRIM (parchment)

68	8000 (4 Dr. H.T.)	.7769017	1	98.80	TRIM (avocado)...
68	8000 (4 Dr. H.T.)	.7769016	1	98.80	TRIM(parchment) .
68	8000 (2 Dr. H.T.)	.7772602	1	98.80	TRIM (avocado) ..
68	8000 (2 Dr. H.T.)	.7772601	1	98.80	TRIM (parchment)
68	8000 (4 Dr. Sedan)	.7772105	1	98.80	TRIM (avocado) ..
68	8000 (4 Dr. Sedan)	.7772104	1	98.80	TRIM (parchment)
69	30-4000 (2 Drs.)	.8765834	1	83.85	TRIM (dk. green) (code 9)
69	30-4000 (2 Drs.)	.8749519	1	83.85	TRIM (black)
69	30-4000 (2 Drs.)	.8739849	1	83.85	TRIM (med. fawn) (code 4)
69	30-4000 (2 Drs.)	.8739777	1	83.85	TRIM (dark fawn) (code 8)
69	30-4000 (2 Drs.)	.8739850	1	83.85	TRIM (parchment) (code 6)
69	3569-4439-4469	.8739778	1	83.85	TRIM (med. fawn) (code 4)
69	3569-4439-4469	.8739780	1	83.85	TRIM (dk. fawn) (code 8)
69	3569-4439-4469	.8739779	1	83.85	TRIM (parchment) (code 6)
69	3569-4439-69	.8765835	1	83.85	TRIM (dk. green) (code 9)
69	3569-4439-69	.7771 997	1	83.85	TRIM (black)
69	4637	.8765834	1	83.85	TRIM (dk. green) (code 9)
69	4469	.8765835	1	83.85	TRIM (dark green) (code 9)
69-70	52-54-64-6637	.8750070	1	86.90	TRIM (black)
69	52-54-64-6637	.8750071	1	86.90	TRIM (med. fawn) (code 4)
69	52-54-64-6637	.8750073	1	86.90	TRIM (dark fawn) (code 8)
69	52-54-64-6637	.8750072	1	86.90	TRIM (parchment) (code 6)
69	52-54-64-6639	.8750075	1	92.55	TRIM (black)
69	52-54-64-6639	.8750151	1	92.55	TRIM (med. fawn) (code 4)
69	52-54-64-6639	.87501 53	1	92.55	TRIM (dark fawn) (code 8)
69	52-54-64-6639	.87501 52	1	92.55	TRIM (parchment) (code 6)
69	52-54-6469	.8755252	1	92.55	TRIM (black)
69	52-54-6469	.8755253	1	92.55	TRIM (med. fawn) (code 4)
69	52-54-6469	.8755255	1	92.55	TRIM (dark fawn) (code 8)
69	52-54-6469	.8755254	1	92.55	TRIM (parchment) (code 6)
69	5237-5437-6437-6637	.8765836	1	86.90	TRIM (green) (code 9)
69	5239-5439-6439-6639	.8765837	1	92.55	TRIM (dark green) (code 9)
69	5269-5469-6469	.8766261	1	92.55	TRIM (dark green) (code 9)
69	82-8457	.8755257	1	95.90	TRIM (black)
69	82-8457	.8755258	1	95.90	TRIM (med. fawn) (code 4)
69	82-8457	.8755260	1	95.90	TRIM (dark fawn)
69	82-8457	.8755259	1	95.90	TRIM (parchment) (code 6)
69	82-8469	.8755262	1	88.95	TRIM (black)
69	82-8469	.8755263	1	88.95	TRIM (med. fawn) (code 4)
69	82-8469	.8755265	1	88.95	TRIM (dark fawn) (code 8)
69	82-8469	.8755264	1	88.95	TRIM (parchment) (code 6)
69	82-8439	.98361 62	1	107.90	TRIM (black)
69	82-8439	.8750156	1	90.95	TRIM (med. fawn) (code 4)
69	82-8439	.8750158	1	90.95	TRIM (dark fawn) (code 8)
69	82-8439	.8750157	1	90.95	TRIM (parchment) (code 6)
69	8239-8439	.8765838	1	90.95	TRIM (dark green) (code 9)
69	8257-8457	.8766262	1	95.90	TRIM (dark green) (code 9)
69	8269-8469	.8766263	1	88.95	TRIM (dark green) (code 9)
69	9487	.8742602	1	83.85	TRIM (black)
69	9487	.8743359	1	83.85	TRIM (med. fawn) (code 4)
69	9487	.8742606	1	83.85	TRIM (green) (code 9) .
69	9487	.874341 9	1	83.85	TRIM (maroon) (code 7)
69	9487	.8742605	1	83.85	TRIM (dark fawn) (code 8)
69	9487	.8742604	1	83.85	TRIM (parchment) (code 6)
70	3569-4439-69	.9876363	1	97.65	TRIM (black)
70	3569-4439-69	.9807338	1	78.75	TRIM (dk. brown) (code 8)
70	3569-4439-69	.9819512	1	78.75	TRIM (dk. gold) (code 7)
70	3569-4439-69	.9807339	1	78.75	TRIM (dk. green) (code 9)
70	3569-4439-69	.9839677	1	78.75	TRIM (sandalwood) (code 5)
70	3569-4439-69	.981 9508	1	78.75	TRIM (white)
70	30-4000 2-Drs.	.9884758	1	96.10	TRIM (black)
70	30-4000 (2-Drs.)	.981 9505	1	78.75	TRIM (dk. brown) (code 8)
70	30-4000 (2 Drs.)	.9839676	1	78.75	TRIM (sandalwood) (code 5)
70	30-4000 (2-Drs.)	.9819507	1	78.75	TRIM (dk. gold) (code 7)
70	30-4000 (2-Drs.)	.981 9506	1	78.75	TRIM (dk. green) (code 9)
70	30-4000 (2-Drs.)	.9819503	1	78.75	TRIM (white)
70	52-54-64-6637	.982141 1	1	86.90	TRIM (dk. brown) (code 8)
70	52-54-64-6637	.98421 52	1	86.90	TRIM (sandalwood) (code 5)
70	52-54-64-6637	.9836158	1	103.25	TRIM (dk. green) (code 9)
70	52-54-64-6637	.9836159	1	103.25	TRIM (dk. gold) (code 7)
70	52-54-64-6637	.9836155	1	108.40	TRIM (white)
70	52-54-64-6639	.9807406	1	86.90	TRIM (black)
70	52-54-64-6639	.9821415	1	86.90	TRIM (dk. brown) (code 8)
70	52-54-64-6639	.9842153	1	108.40	TRIM (sandalwood) (code 5)
70	52-54-64-6639	.9836148	1	103.80	TRIM (dk. green) (code 9)
70	52-54-64-6639	.9802428	1	86.90	TRIM (dk. gold) (code 7)
70	52-54-64-6639	.9836145	1	103.80	TRIM (white)
70	52-54-6469	.9807407	1	86.90	TRIM (black)

70	52-54-6469	9802430	86.90	TRIM (dk. brown) (code 8)
70	52-54-6469	9842154	86.85	TRIM (sandalwood) (code 5)
70	52-54-6469	9802431	86.90	TRIM (dk. green) (code 9)
70	52-54-6469	9802432	86.90	TRIM (dk. gold) (code 7)
70	52-54-6469	9802429	86.90	TRIM (white)
70	6036-46	9807402	1 1 1.95	TRIM (black)
70	6036-46	9836081	111.95	TRIM (dk. brown) (code 8)
70	6036-46	9836082	111.95	TRIM (sandalwood) (code 5)
70	6036-46	8803648	111.95	TRIM (dk. gold) (code 7)
70	6036-46	9836079	105.60	TRIM (dk. green) (code 9)
70	6036-46	8795950	1 1 1.95	TRIM (white)

NOTE For tailgate panel trim order required amount from grp. 15.490.

70	82-8457	9807409	1	86.90	TRIM (black)
70	82-8457	9802438	1	86^0	TRIM (dk. brown) (code 8)
70	82-8457	9802440	1	86^0	TRIM (dk. gold) (code 7)
70	82-8457	9839682	1	86.90	TRIM (sandalwood) (code 5)
70	82-8457	9802439	1	86.90	TRIM (dk. green) (code 9)
70	82-8457	9802437	1	86.90	TRIM (white)
70	82-8469	8755262	1	88.95	TRIM (black)
70	82-8469	9802442	1	86.90	TRIM (dk. brown) (code 8)
70	82-8469	9839683	1	86.90	TRIM (sandalwood) (code 5)
70	82-8469	9802444	1	86^0	TRIM (dk. gold) (code 7)
70	82-8469	9802443	1	86.90	TRIM (dk. green) (code 9)
70	82-8469	9802441	1	86.90	TRIM (white)
70	82-8439	9836162	1	107.90	TRIM (black)
70	82-8439	9802434	1	86.90	TRIM (dk. brown) (code 8)
70	82-8439	9839681	1	86.90	TRIM (sandalwood) (code 5)
70	82-8439	9836164	1	86.90	TRIM (dk. green) (code 9)
70	82-8439	9802436	1	86^0	TRIM (dk. gold) (code 7)
70	82-8439	9802433	1	86.90	TRIM (white)
70	9487	9803066	1	73^0	TRIM (black)
70	9487	9803067	1	73.90	TRIM (dk. brown) (code 8)
70	9487	9839684	1	73.90	TRIM (sandalwood) (code 5)
70	9487	9803069	1	73^0	TRIM (dk. gold) (code 7)
70	9487	9821443	1	73.90	TRIM (dk. green) (code 9)
70	9487	9803065	1	73^0	TRIM (white)
71	30-4000 (2 Drs.)	9884758	1	96^0	TRIM (black)
71	30-4000 (2 Drs.) 1st				
	Type	9853902		103.35	TRIM (dk. brown) (code 8)
71	30-4000 (2 Drs.) 1st				
	Type	9853903		103.35	TRIM (dk. green) (code 9)
71	30-4000 (2 Drs.) 1st				
	Type	9839676		78.75	TRIM (sandalwood) (code 5)
71	30-4000 (2 Drs.) 2nd				
	Type	9884760		96.10	TRIM (dk. brown) (code 8)
71	30-4000 (2 Drs.) 2nd				
	Type	9884761		96.10	TRIM (dk. green) (code 9)
71	30-4000 (2 Drs.) 2nd				
	Type	9884759			TRIM (sandalwood) (code 5)
71	30-4000 (2 Drs.)	9884757	1		TRIM (white)

NOTE 1971 30-4000 (2 Drs.) 1st type: Use with models with trim under rear window, 2nd type use with models less trim under rear window.

NOTE When using 1971 30-4000 2nd type trim to replace 1st type trim it will be necessary to use yardage

71	3369-4439-69	9876363	97.65	TRIM (black)
71	3369-4439-69	9853905	106.75	TRIM (dk. brown) (code 8)
71	3369-4439-69	9853906	106.75	TRIM (dk. green) (code 9)
71	3369-4439-69	9839677	78.75	TRIM (sandalwood) (code 5)
71	3369-4439-69	9853904	106.75	TRIM (white)
71	5257-5457	9854175	120.85	TRIM (black)
71	5257-5457	9855930	120.85	TRIM (dk. brown) (code 8)
71	5257-5457	9855931	120.85	TRIM (dk. green) (code 9)
71	5257-5457	9855929	120.85	TRIM (sandalwood) (code 5)
71	5257-5457	9854174	120.85	TRIM (white)
71	5239-5439-6639	9855739	124.90	TRIM (black)
71	5239-5439-6639	9855741	124.90	TRIM (dk. brown) (code 8)
71	5239-5439-6639	9855742	124.90	TRIM (dk. green) (code 9)
71	5239-5439-6639	9855740	124.90	TRIM (sandalwood) (code 5)
71	5239-5439-6639	9855738	124.90	TRIM (white)
71	5269-5469	9859575	123.05	TRIM (white)
71	5269-5469	9859578	123.05	TRIM (dk. brown) (code 8)
71	5269-5469	9859579	123.05	TRIM (dk. green) (code 9)
71	5269-5469	9859577	123.05	TRIM (sandalwood) (code 5)
71	5269-5469	9859576	123.05	TRIM (black)
71	6647	9874115	108.40	TRIM (black)
71	6647	9874117	108.40	TRIM (dk. brown) (code 8)
71	6647	9874118	108.40	TRIM (dk. green) (code 9)
71	6647	9874116	108.40	TRIM (sandalwood) (code 5)

71	6647	9874114	108.40	TRIM (white)
71	6035-45	9862266	79.70	TRIM (black)
71	6035-45	9862268	79.70	TRIM (dk. brown) (code 8)
71	6035-45	9862269	79.70	TRIM (dk. green) (code 9)
71	6035-45	9864952	79.70	TRIM (sandalwood) (code 5)
71	6035-45	9862265	79.70	TRIM (white)
71	8237-8437	9859582	124.90	TRIM (black)
71	8000	9859584	124.90	TRIM (dk. brown) (code 8)
71	8237-8437	9859585	124.90	TRIM (dk. green) (code 9)
71	8000	9859583	124.90	TRIM (sandalwood) (code 5)
71	8237-8437	9859581	124.90	TRIM (white)
71	8239-8439	9855745	124.90	TRIM (black)
71	8239-8439	9855748	124.90	TRIM (dk. green) (code 9)
71	8239-8439	9855744	124.90	TRIM (white)
71	9000	9859588	100.25	TRIM (black)
71	9000	9859590	100.25	TRIM (dk. brown) (code 8)
71	9000	9859591	94.55	TRIM (dk. green) (code 9)
71	9000	9859589	100.25	TRIM (sandalwood) (code 5)
71	9000	9859587	100.25	TRIM (white)
71	9000	9880594	98.65	TRIM (blue)
71	9000	9880595	98.65	TRIM (gold)
72	3337 (Short Vinyl Roof)	9614114	78.40	TRIM (black)
72	3337 (Short Vinyl Roof)	9614117	78.40	TRIM (covert) (Code 5)
72	3337 (Short Vinyl Roof)	9621459		TRIM (dk. brown)
72	3337 (Short Vinyl Roof)	9614116	78.40	TRIM (green) (Code 9)
72	3337 (Short Vinyl Roof)	9614115	78.40	TRIM (tan) (Code 6)
72	3337 (Short Vinyl Roof)	9614113	78.40	TRIM (white)
72	3327-37-3437-4437	9889297	96.10	TRIM (black)
72	3327-37-3437-4437	9638343		TRIM (blue)
72	3327-37-3437-4437	9889300	96.10	TRIM (covert) (Code 5)
72	3327-37-3437-4437	9889299	96.10	TRIM (green) (Code 9)
72	3327-37-3437-4437	9638344		TRIM (pewter) silver (code 4)
72	3327-37-3437-4437	9889298	96.10	TRIM (tan) (Code 6)
72	3327-37-3437-4437	9889296	96.10	TRIM (white)
72	3369-4439-69	9889311	96.10	TRIM (black)
72	3369-4439-69	9638347		TRIM (blue)
72	3369-4439-69	9853905	106.75	TRIM (dk. brown)
72	3369-4439-69	9889314	96.10	TRIM (covert) (Code 5)
72	3369-4439-69	9889313	96.10	TRIM (green) (Code 9)
72	3369-4439-69	9638348		TRIM (pewter) silver (code 4)
72	3369-4439-69	9889312	96.10	TRIM (tan) (Code 6)
72	3369-4439-69	9889310	96.10	TRIM (white)
72	52-5457	9888957	103.80	TRIM (black)
72	52-5457	9889331	103.80	TRIM (blue)
72	52-5457	9855930	120.85	TRIM (dk. brown)
72	52-5457	9888958	103.80	TRIM (tan) (Code 6)
72	52-5457	9888960	103.80	TRIM (covert) (Code 5)
72	525457	9888959	103.80	TRIM (green) (Code 9)
72	52-5457	9889332	103.80	TRIM (pewter) silver (code 4)
72	52-5457	9888956	103.80	TRIM (white)
72	5 2-5 469	9888962	103.80	TRIM (black)
72	52-5469	9889302	103.80	TRIM (blue)
72	52-5469	9859578	123.05	TRIM (dk. brown)
72	52-5469	9888965	103.80	TRIM (covert) (Code 5)
72	52-5469	9888964	103.80	TRIM (green) (Code 9)
72	52-5469	9889303	103.80	TRIM (pewter) silver (code 4)
72	52-5469	9888963	103.80	TRIM (tan) (Code 6)
72	52-5469	9888961	103.80	TRIM (white)
72	52-54-6639	9888952	103.80	TRIM (black)
72	52-54-6639	9889304	103.80	TRIM (blue)
72	52-54-6639	9855741	124.90	TRIM (dk. brown)
72	52-54-6639	9606646	103.80	TRIM (pewter) silver (code 4)
72	52-54-6639	9888955	103.80	TRIM (lt. covert) (Code 5)
72	52-54-6639	9888954	103.80	TRIM (green) (Code 9)
72	52-54-6639	9888953	103.80	TRIM (tan) (Code 6)
72	52-54-6639	9888951	103.80	TRIM (white)
72	6035-45	9888982	76.35	TRIM (black)
72	6035-45	9889301	103.80	TRIM (blue)
72	6035-45	9862268	79.70	TRIM (dk. brown)
72	6035-45	9888985	76.35	TRIM (covert) (Code 5)
72	6035-45	9888984	76.35	TRIM (green) (Code 9)
72	6035-45	9888986	76.35	TRIM (pewter) silver (code 4)
72	6035-45	9888983	76.35	TRIM (tan) (Code 6)
72	6035-45	9888981	76.35	TRIM (white)
72	6647	9889339	103.80	TRIM (black)
72	6647	9889342	103.80	TRIM (covert) (Code 5)
72	6647	9889341	103.80	TRIM (green) (Code 9)
72	6647	9889340	103.80	TRIM (tan) (Code 6)

72	6647	9889338	103.80	TRIM (white)
72	8000	9888967	107.90	TRIM (black)
72	8000	9645326		TRIM (blue)
72	8000	9859584	124.90	TRIM (dk. brown)
72	8000	9888970	107.90	TRIM (covert) (Code 5)
72	8000	9888969	107.90	TRIM (green) (Code 9)
72	8000	9645327		TRIM (pewter) silver (Code 4)
72	8000	9888968	107.90	TRIM (tan) (Code 5)
72	8000	9888966	107.90	TRIM (white)
72	9000 (Short Vinyl Roof)	9643778		TRIM (black)
72	9000 (Short Vinyl Roof)	9889349	100.25	TRIM (black)
72	9000 (Short Vinyl Roof)	9643779		TRIM (blue)
72	9000 (Short Vinyl Roof)	9889350	100.25	TRIM (blue)
72	9000 (Short Vinyl Roof)	9643784		TRIM (brown)
72	9000 (Short Vinyl Roof)	9859590	100.25	TRIM (dk. brown)
72	9000 (Short Vinyl Roof)	9889354	100.25	TRIM (covert) sandalwood (Code 5)
72	9000 (Short Vinyl Roof)	9643783		TRIM (covert) sandalwood (Code 5)
72	9000 (Short Vinyl Roof)	9889352	100.25	TRIM (green) (Code 9)
72	9000 (Short Vinyl Roof)	9643781		TRIM (green) (Code 9)
72	9000 (Short Vinyl Roof)	9889353	100.25	TRIM (pewter) silver (Code 4)
72	9000 (Short Vinyl Roof)	9643782		TRIM (pewter) silver (Code 4)
72	9000 (Short Vinyl Roof)	9889351	100.25	TRIM (tan) (Code 6)
72	9000 (Short Vinyl Roof)	9643780		TRIM (tan) (Code 6)
72	9000 (Short Vinyl Roof)	9889348	100.25	TRIM (white)
72	9000 (Short Vinyl Roof)	9643777		TRIM (white)

13.250 COVER (TRIM), SUN ROOF-OUTER

NOTE: Cover for model 3337 includes cover, cable & retainer, frt & rr. plate & pad.

72	3337 (Sun Roof)	.1241435		COVER, sun roof (black) (complete)
72	3337 (Sun Roof)	.1241440		COVER, sun roof (dk. brown) (complete)
72	3337 (Sun Roof)	.1241439		COVER, sun roof (covert) (complete) ...
72	3337 (Sun Roof)	.1241438		COVER, sun roof (green) (complete)
72	3337 (Sun Roof)	.1241437		COVER, sun roof (tan) (complete)
72	3337 (Sun Roof)	.1241436		COVER, sun roof (white) (complete)
72-73	All (Pwr. Sun Roof)	.1241345		COVER, sun roof (black)
72	9000 (Sun Roof)	.1241372		COVER, sun roof (blue)
72	9000 (Sun Roof)	.1241376		COVER, sun roof (covert)
72	9000 (Sun Roof)	.1241374		COVER, sun roof (green)
72	9000 (Sun Roof)	.1241375		COVER, sun roof (pewter) silver
72	9000 (Sun Roof)	.1241373		COVER, sun roof (tan)
72	9000 (Sun Roof)	.1241371		COVER, sun roof (white)
72	9000 (Sun Roof)	.1241355	5.25	COVER, plug button (black)
72	9000 (Sun Roof)	.1241382	5.25	COVER, plug button (dk. blue)
72	9000 (Sun Roof)	.1241383	5.25	COVER, plug button (covert)
72	9000 (Sun Roof)	.1241381	5.25	COVER, plug button (green)
72	9000 (Sun Roof)	.1241384	5.25	COVER, plug button (saddle)

13.260 NAIL—RETAINER—CLIP, ROOF PANEL TRIM

63-68	All	.4630262	AR	10/.10	NAIL, roof trim
69-73	All	.8768802	AR	.10	NAIL, roof trim
62	Wildcat	.4892692	2	3.59	RETAINER, roof trim
63	4839	.4892692	2	3.59	RETAINER, roof trim
63-64	4447-4647	.4892692	AR	3.59	RETAINER, roof trim
64	4639-4839-47	.4892692	2	3.59	RETAINER, roof trim
65	4327-37-4427-37	.4892692	AR	3.59	RETAINER, roof trim
65	50-60-8000 (H.T.)	.4483602	2	1.95	RETAINER, roof trim
66	43-4439	.7636964	LH	2.51	RETAINER, roof trim
66	3507-17-3607-17-4307-				
	17-4407-17-4607-17..	.7636961	RH	2.00	RETAINER, roof trim
66	3507-17-3607-17-4307-				
	17-4407-17-4607-17 ..	.7636962	LH	2.00	RETAINER, roof trim
66	82-8469	.4526669	2	2.05	RETAINER, roof trim
67	All exc. 9487	.7710853	2	1.95	RETAINER, roof trim (clear)
67-70	9487	.7726209	2	3.02	RETAINER, roof trim
68-69	3569-4439-69	.7787282	RH	2.15	RETAINER, roof trim at lock pillar
68-69	3569-4439-69	.7787283	LH	2.15	RETAINER, roof trim at lock pillar
68	3369-3569-4469-5000-				
	6000-8000	.7710853	2	1.95	RETAINER, roof trim (clear)
69	35-4469	.7710853	2	1.95	RETAINER, roof trim
69-70	5239-5439-6439-6639..	.8717323	RH	.87	RETAINER, roof trim at lock pillar
69-70	5239-5439-6439-6639..	.8717324	LH	.87	RETAINER, roof trim at lock pillar
70	3569-4469	.8735996	RH	1.33	RETAINER, roof cvr. at lock pillar
70	3569-4469	.8735997	LH	1.90	RETAINER, roof cvr. at lock pillar
70	6036-46	.7749324	RH	6.25	RETAINER, back body pillar cvr. finish
70	6036-46	.7749325	LH	6.25	RETAINER, back body pillar cvr. finish
70	6036-46	.7750095	RH	3.01	RETAINER, t/gate cvr. finish
70	6036-46	.7750096	LH	3.01	RETAINER, t/gate cvr. finish
71	3327-37-3437-4437	.9813179	1	.30	RETAINER, cvr. on compt. frt. pnl

71-72	3369-4439-69.	.8735996	RH	1.33	RETAINER, cvr. at lock pillar.
71-72	3369-4439-69.	.8735997	LH	1.90	RETAINER, cvr. at lock pillar.
71-72	50-60-8000 4 Dr. H.T.	9821351	RH	.51	RETAINER, cover at lock pillar.
71-72	50-60-8000 4 Dr. H.T.	9821352	LH	.51	RETAINER, cover at lock pillar.
71-72	52-5469.	.9820870	RH	.51	RETAINER, cvr. at lock pillar.
71-72	52-5469.	.9820871	LH	.51	RETAINER, cvr at lock pillar
72	332 7-37-3437-4437	9892707	2	.25	RETAINER, cover on compt. frt. pnl.
68	50-60-8000.	.7785276	2	.41	CLIP, roof trim-frt. corner.
69-70	5269-5469-6469.	.8732670	2	.10	CLIP (used 12.075)
69	82-8439.	.8738892	2	.15	CLIP, roof cvr. side mldg-upr.
69	8257-69-8457-69.	.7787373	2	.15	CLIP, roof cvr. side mldg-ctr.
70	9000.	.7787373	2	.15	CLIP, rr. whl. opening cvr.

1 3.269 CLIP, SUN ROOF OUTER COVER RETAINING

72	3337 (Sun Roof).	.1241241	10	.40	CLIP. cvr. ret
----	------------------	----------	----	-----	----------------

13.342 DING TOP BOW BIND

51_62	All	.7614749	4	.20	
63-70	All	.7614749	2	.20	CLIP, frt. bow (also used 15.534)
71-72	All A	.7614749	2	.20	CLIP, rr. bow 8i wire on binding.

13.346 TOP (COMPLETE-INCL JDES BOWS)

69	All A	.8755703		393.35	TOP (black) tinted glass.
69	All A	.8755713		393.35	TOP (fawn) clear glass.
69	All A	.8755716		393.35	TOP (fawn) tinted glass.
69-70	All B	.8757724		427.70	TOP (black) clear glass.
69-70	All B	.8757727		427.70	TOP (black) tinted glass.
69	All B	.8757725		427.70	TOP (fawn) clear glass.
69	All B	.8757728		427.70	TOP (fawn) tinted glass.
69	All B	.8757723		427.70	TOP (white) clear glass.
69	All B	.8757726		427.70	TOP (white) tinted glass.
69-70	All C	.8757734		427.70	TOP (black) clear glass.
69-70	All C	.8757737		427.70	TOP (black) tinted glass.
69	All C	.8757735		427.70	TOP (fawn) clear glass.
59	All C	.8757738		427.70	TOP (fawn) tinted glass.
69	All C	.8757733		427.70	TOP (white) clear glass.
gg	All C	.8757736		427.70	TOP (white) tinted glass.
70	All A	.9805546		369.50	TOP (black) clear glass.
70	All A	.9805549		371.55	TOP (black) tinted glass.
70-71	All A	.9805249		369.50	TOP (sandalwood) clear glass.
70	All A	.9805550		371.55	TOP (sandalwood) tinted glass.
70	All C	.9807031		401.55	TOP (sandalwood) clear glass.
70	All C	.9807032		401.55	TOP (sandalwood) tinted glass.
70	All C	.9807601		401.55	TOP (white) clear glass.
70	All C	.9807602		401.55	TOP (white) tinted glass.
71	All A	.9863683		411.30	TOP (white) clear glass.
71	All A	.9863688		411.30	TOP (white) tinted glass.
71	All A	.9863689		411.30	TOP (green) tinted glass.
71	All B	.9864053		436.90	TOP (black) tinted glass.
71	All B	.9864055		485.10	TOP (green) tinted glass.

13.347 COVER, FOLDING TOP ROOF (LESS BACK GLASS)

66	All A	.7683878	1	81.35	COVER (blue).
66	All C	.7636277	1	89.60	COVER (black).
66	All C	.7636278	1	85.10	COVER (white).
67	All A	.7683878	1	81.35	COVER (blue).
67	All A	.7679151	1	81.35	COVER (cream).
67-70	All B	.8747700	1	88.45	COVER (black).
67-68	All B	.7680124	1	86.00	COVER (white).
67	All C	.7695307	1	87.85	COVER (black).
67	All C	.7695308	1	87.85	COVER (white).
68-72	All A	.8774994	1	94.35	COVER (black).
68	All A	.7772662	1	81.35	COVER (avocado).
68	All A	.7772568	1	88.05	COVER (white).
68	All B	.7764452	1	85.10	COVER (avocado).
68-70	All C	.8750061	1	85.10	COVER (black).
68	All C	.7778201	1	85.10	COVER (avocado).
68	All C	.7778199	1	85.10	COVER (white).
69	All A	.8774993	1	94.35	COVER (white).
69	All A	.8775000	1	86.70	COVER (fawn).
69	All B	.8750056	1	85.10	COVER (fawn).
69	All C	.8750062	1	85.10	COVER (fawn).
69	All C	.8750060	1	85.10	COVER (white).
70	All A	.8807047	1	90.70	COVER (sandalwood).
70	All A	.8807046	1	95.35	COVER (white).
70	All B	.8806474	1	95.35	COVER (white).
70	All B	.8809679	1	95.35	COVER (sandalwood).
70	All C	.8809681	1	94.50	COVER (sandalwood).

70	All C.	8809680		94.50	COVER (white).
71-72	All A	9850548		94.55	COVER (white).
71	All A	9850549		100.25	COVER (dk. green)...
71	All A	8807047		90.70	COVER (sandalwood).
71	All B.	9865091		94.55	COVER (dk. green)...
72	All A	9888352		89.00	COVER (sandalwood).....
72	All A	9889379		89.00	COVER (med. green).....
72	All B.	9616929		89.00	COVER (sandalwood).....
72	All B.	9616930		86.85	COVER (med. green).....
71-72	All B.	9616927		84.00	COVER (white) (when using for 1971 also use 1-9615837 zipper).....
71-72	All B.	9616928		84.00	COVER (black) (when using for 1971 also use 1-9615837 zipper).....
71-72	All B.	9616932		86.85	COVER (sandalwood).....
71-72	All B.	9865097		29.45	TRIM, gutter (black).....
71	All B.	9865099		29.45	TRIM, gutter (dk. green).....
71	All B.	9865098		29.45	TRIM, gutter (sandalwood).....
71-72	All B.	9865096		29.45	TRIM, gutter (white).....
72	All B.	9890163		21.00	TRIM, gutter (sandalwood).....
72	All B.	9890164		21.00	TRIM, gutter (med. green).....
13.347		FOLDING TOP LININ			
71-72	All B.	9873690	1	12.80	SILENCER (black).
71-73	All	7746447	2	.82	
13.349		LDING TOP SIDE PA			
68-72	All A .	7772572	RH	12.75	LINING (black)_____
68-72	All A .	7772573	LH	12.75	LINING (black)_____
68	All A .	7772666	RH	12.15	LINING (avocado).
68	AHA .	7772667	LH	12.15	LINING (avocado).
68-70	All B. .	7772216	RH	12.55	LINING (black)_____
68-70	All B. .	7772217	LH	12.55	LINING (black)_____
68	All B. .	7772222	RH	12.15	LINING (avocado).
68	All B. .	7772223	LH	12.15	LINING (avocado).
68-70	All C. .	7778122	RH	14.45	LINING (black)_____
68-70	All C. .	7778123	LH	14.45	LINING (black)_____
68	All C. .	7778126	RH	14.45	LINING (avocado).
68	All C. .	7778127	LH	14.45	LINING (avocado).
71-72	All B. .	9888440	RH	22.70	LINING (black)_____
71-72	All B. .	9888441	LH	22.70	LINING (black)_____
13.352		STRIP, FOLDING TOP			COMPARTMENT SIDE PANEL
67-68	All B-C. .	7657868	RH	2.15	WEATHERSTRIP.....
67-68	All B-C. .	7657869	LH	2.15	WEATHERSTRIP.....
68-72	All A	7724822	RH	2.05	WEATHERSTRIP.....
68-72	All A	7724823	LH	2.05	WEATHERSTRIP.....
69-70	All B-C. .	8725992	RH	3.49	WEATHERSTRIP.....
69-70	All B-C. .	8725993	LH	3.49	WEATHERSTRIP.....
71-73	All B.	9829353	RH	2.67	WEATHERSTRIP.....
71-73	All B.	9829354	LH	2.67	WEATHERSTRIP.....
59-60	All	4653672	4	.10	FASTENER (10.695).....
13.365		TOP (LESS TRIM)			
69-70	All B.	8757730		378.50	TOP, folding (black).....
69	All B.	8757731		378.50	TOP, folding (fawn).....
69-70	All C.	8757740		306.56	TOP, folding (black).....
69	All C_____	8757741		306.56	TOP, folding (fawn).....
71-72	All A....	9863685		277.00	TOP (black) (paint to match).
71-72	All A....	9612525		297.25	TOP (black) paint to match..
13.384		FASTENER! - RETAINER, FOLDING TOP DUST BOOT			
49-62	All Conv. .	455520	AR	.20	FASTENER, dust boot on inner qtr.....
59-68	All Conv. .	4749582	AR	.20	FASTENER, dust boot cvr.....
59-63	All Conv. .	7595709	22	.20	FASTENER, dust boot on belt rail.....
63-69	All Conv. .	9418731	4	.20	FASTENER, dust boot body-inner qtr.....
65-66	All B-C. .	7595709	22	.20	FASTENER & SCREW, dust boot on belt
65	All A	7595709	2	.20	FASTENER & SCREW, dust boot at rr. qtr.....
65-67	All A	7631319	2	.20	FASTENER & SCREW, back of rr. back fndtn
71-72	All B.	7631319	2	.20	FASTENER, fldg. top back end dust boot.....
65	All B-C. .	9418731	2	.20	FASTENER, back curtain assist strap stud on rr. bow
67-68	All B-C. .	7715568	22	.30	FASTENER, dust boot on belt (emer.).....
69-73	All Conv. .	4749582	AR	.20	FASTENER, dust boot cover.....
70	All Conv. .	455520	4	.20	FASTENER, dust boot body inner-qtr.....
71-73	All B.	4653672	2	.10	FASTENER, fldg. top compt. bag to seat—(10.695) ..
71	All A	455520	4	.20	FASTENER, dust boot body inner qtr.....
71-73	All B.	7631319	AR	.20	FASTENER & SCREW, rr. seat back.....
71-73	All B.	7631319	2	.20	FASTENER & SCREW, qtr. trim supt. fldg. top dust ..

71-73	All B1239164	2	.15	FASTENER, plastic top boot.....
72-73	All B7691319	2	.20	FASTENER, fldg. top back brace end dust boot.....
72-73	All B7691319	2	.20	FASTENER, qtr. trim support, fldg. top dust.....
65-66	All A4843288	1	1.85	RETAINER, dust boot at rr. seat back.....
65	All A4458883	AR	.10	RETAINER, dust boot clip-in boot.....
66-68	All A7664437	AR	.10	RETAINER, fldg. top dust boot clip.....
68-71	All A4868822	1	1.90	RETAINER, top dust boot at rear back.....
68-70	All B-C7759461	1	2.67	RETAINER, top dust boot at rear back.....
71-73	All B9838757	RH	3.80	RETAINER, fldg. top dust boot-rr.....
68	All A7740837	18	.30	CLIP, dust boot.....
65	All A4538284	16	.25	CLIP, dust boot ret-in boot.....
66-67	All A7600954	12	.20	CLIP, fldg. top dust boot.....
66-67	All A7664975	4	.30	CLIP, top dust boot at seam.....
71-73	All B1241087	6	.25	CLIP (x"/,") 2 mtg. holes-plastic top boot.....
71-73	All B1239166	2	.30	SPRING (wire) plastic top boot fastener.....
71-72	All B1239161	10	.25	PAD (% x V") rubber-plastic top boot.....
72-73	All B1240622	8	.25	PAD (1'A" x 1 x 1'A") top mldg. (rubber w/steel sleeve).....
71-73	All B1241057	2	.10	GROMMET(steel-VI" O.D. x VI" I.D.) plastic top boot fastener.....
71-72	All B9414723	6	.05	SCREW, conv. top plastic boot clip—(8.977).....
67-68	All B-C9416137	22	.05	SCREW, dust boot on belt rail fastener—(8.977).....
71-73	All B1239942	2	.50	ESCUTCHEON, conv. top boot (plastic top boot).....

13.389 CURTAIN AND GLASS, FOLDING TOP BACK

62-63	4467-4667-48674469434	38.25	CURTAIN 8. GLASS, with zipper (black) ..
65-66	All B-C4494721	75.65	CURTAIN & GLASS (black) clear.....
65-66	All B-C4498350	74.45	CURTAIN 8. GLASS (blue) clear.....
66	All B-C7631810	74.45	CURTAIN 8t GLASS (black) tinted.....
66	All B-C7631813	74.45	CURTAIN 8. GLASS (beige) tinted.....
66	All B-C7631811	74.45	CURTAIN & GLASS (white) tinted.....
67-70	All B-C7700020	77.40	CURTAIN 8i GLASS (black) clear.....
67-69	All B-C7700024	74.45	CURTAIN 8i GLASS (white) clear.....
67	All B-C7703171	74.45	CURTAIN 8t GLASS (cream) clear.....
67-70	All B-C7700132	76.95	CURTAIN 8. GLASS (black) tinted.....
67-69	All B-C7700136	76.95	CURTAIN & GLASS (white) tinted.....
67	All B-C7703173	74.45	CURTAIN 8i GLASS (cream) tinted.....
69	All C8750050	74.45	CURTAIN & GLASS (fawn) clear.....
69	All B-C8750053	74.45	CURTAIN & GLASS (fawn) tinted.....
68-70	All A7772523	68.90	CURTAIN 8i GLASS (black) tinted.....
68	All A7772658	62.45	CURTAIN 8t GLASS (avocado) clear.....
68	All A7772660	63.65	CURTAIN & GLASS (avocado) tinted.....
68-69	All A7772521	73.35	CURTAIN & GLASS (white) clear.....
68-69	All A7772524	68.90	CURTAIN & GLASS (white) tinted.....
68	All B-C7760648	74.45	CURTAIN & GLASS (avocado) clear.....
68	All B-C7760649	74.45	CURTAIN & GLASS (avocado) tinted.....
69	All A8739846	62.45	CURTAIN & GLASS (fawn) clear.....
69	All A8739847	63.65	CURTAIN & GLASS (fawn) tinted.....
70	All A8806963	68.90	CURTAIN & GLASS (sandalwood) clear glass.....
70	All A8806964	68.90	CURTAIN & GLASS (sandalwood) tinted glass.....
70	All A8806961	75.80	CURTAIN & GLASS (white) clear glass.....
70	All A8806962	75.80	CURTAIN & GLASS (white) tinted glass.....
70	All B-C8809677	79.85	CURTAIN & GLASS (sandalwood) clear glass.....
70	All B-C8809678	74.15	CURTAIN & GLASS (sandalwood) tinted glass.....
70	All B-C8806473	79.85	CURTAIN & GLASS (white) clear glass.....
70	All B-C8809676	74.15	CURTAIN & GLASS (white) tinted glass.....
71-72	All A7772523	68.90	CURTAIN & GLASS (black) tinted.....
71	All A8806963	68.90	CURTAIN & GLASS (sandalwood) clear.....
71	All A8806964	68.90	CURTAIN & GLASS (sandalwood) tinted.....
71	All A9850544	77.90	CURTAIN & GLASS (white) clear.....
71-72	All A9850545	79.45	CURTAIN & GLASS (white) tinted.....
71	All A9850546	82.55	CURTAIN & GLASS (dk. green) clear.....
71	All A9850547	79.45	CURTAIN & GLASS (dk. green) tinted.....
71	All B9616939	84.20	CURTAIN & GLASS (black) tinted also use 9615837 zipper.....
71	All B9865080	79.45	CURTAIN & GLASS (dk. green) tinted.....
71	All B9616822	79.45	CURTAIN & GLASS (sandalwood) tinted (also use 9615837 zipper).....
71	All B9616938	84.20	CURTAIN & GLASS (white) tinted (also use 9615837 zipper).....
72	All A9889377	69.20	CURTAIN & GLASS (med. green).....
72	All A9889378	69.20	CURTAIN & GLASS (sandalwood).....
72	All B (Rr. Wind. Defg.)9616946	79.45	CURTAIN & GLASS (black).....
72	All B9616943	77.40	CURTAIN & GLASS (sandalwood).....
72	All B (Rr. Wind. Defg.)9616948	77.50	CURTAIN & GLASS (sandalwood).....
72	All B9616942	77.40	CURTAIN & GLASS (med. green).....
72	All B (Rr. Wind. Defg.)9616942	79.45	CURTAIN & GLASS (med. green).....
72	All B (Rr. Wind. Defg.)9616945	79.45	CURTAIN & GLASS (white).....

72	All B9616938	1	84.20	CURTAIN & GLASS (white)
72	All B9616939	1	84.20	CURTAIN & GLASS (black)

NOTE For models with clear glass not listed it will be necessary to use tinted.

13.392 ZIPPER, FOLDING TOP BACK CURTAIN

71-73	All B9615837	1	16.50	ZIPPER.....
-------	-------	--------------	---	-------	-------------

13.395 ROD—CLIP—PLATE—LINK, BACK WINDOW GLASS

65-66	All B-C4547575	2	1.13	ROD, back wind, glass supt.
67	All B-C7661350	2	1.13	ROD, glass supt.....
65-67	All B-C7595778	2	.10	CLIP, glass supt. rod.....
65-67	All B-C4545028	2	.62	PLATE, glass rod ret. on glass (chrome)
65-67	All B-C4536272	RH	.56	RETAINER glass rod-on glass
65-67	All B-C4536273	LH	.56	RETAINER glass rod-on glass
71-72	All B9838534	LH	.25	SUPPORT, back glass-inner.....
71-72	All B9838533	RH	.25	SUPPORT, back glass-inner.....
71-72	All B9888387	2	1.54	SUPPORT, top back wind, link on whlhse.
72	All B9888387	2	1.54	SUPPORT, back wind, glass link on whlhse.
71-73	All B9888385	RH	8.35	LINK, back wind, glass guide control.....
71-73	All B9888386	LH	8.15	LINK, back wind, glass guide control.....
71-72	All B9888384	2	.15	BUSHING, back wind, guide link glass.....

13.395 PLATE—EXTENSION, FOLDING TOP HINGE ANCHOR (Grp. Changed to 14.310 Eff. 11-1-71)

13.450 BAG, FOLDING TOP DUST BOOT RETAINING

58-73	All Conv. exc. Plastic				
	Boot4485356	1	1.59	BAG.....
71-73	All B (with Plastic Boot)	9617133	1	1.59	BAG.....
61-62	All Conv.4801268	1 1	.10	FASTENER, bag to body (12.269)
63	4067-4367-4467-4667-				
	48674653672	AR	.10	FASTENER, bag to body (10.695)
65-67	All A4653672	AR	.10	FASTENER, bag to body (10.695)

13.450 BOOT & FASTENERS, FOLDING TOP

65	All B-C4494127	1	66.25	BOOT 8> FASTENERS (T-448-488-65 8-67 8-68 8-698)
66	All A4544066		54.05	BOOT 8> FASTENERS (T-1 18-168-185-198)
66	All B-C4494127		66.25	BOOT 8> FASTENERS (T-428-458-478-498-688-698)
67	All A4544066		54.05	BOOT & FASTENERS IT- 168-185-198).....
67	All B-C7692651		57.30	BOOT & FASTENERS IT- 427-457-697).....
67	All B-C7682830		59.15	BOOT & FASTENERS IT- 428-458-498-688-698)
68	All A7772514		56.70	BOOT & FASTENERS IT- 158-178).....
68	All A7772582		54.25	BOOT & FASTENERS IT- 167).....
68	All B-C7757589		57.30	BOOT & FASTENERS IT- 421-451-631).....
68	All B-C7692651		57.30	BOOT & FASTENERS IT- 427-457-637).....
68	All B-C7682830		59.15	BOOT & FASTENERS IT- 428-458-498-638-648)
69-70	All A8766402		56.70	BOOT & FASTENERS IT- 158-168-178-188).....
69	All8766406		56.65	BOOT 8. FASTENERS IT- 171).....
69	All8766411		56.65	BOOT & FASTENERS IT- 176).....
69	All8766410		56.65	BOOT 8. FASTENERS IT- 164).....
69	All8766412		56.65	BOOT 8. FASTENERS IT- 187).....
69	All B-C8764946		62.30	BOOT 8. FASTENERS IT- 428-458-638)
69	All B-C8764947		62.30	BOOT 8. FASTENERS IT- 421-631).....
69	All B-C8750057		67.65	BOOT & FASTENERS IT- 426-633).....
69	All B-C8750058		67.65	BOOT & FASTENERS IT- 427-637).....
69	All B8764948		62.30	BOOT FASTENERS IT- 455).....
70	All A8805750		58.65	BOOT FASTENERS (154).....
70	All A8806909		58.65	BOOT FASTENERS (175-185).....
70	All A8806960		58.55	BOOT FASTENERS (179-189).....
70	All B9804651		58.55	BOOT FASTENERS (421).....
70	All B9804668		58.55	BOOT FASTENERS (T 426).....
70	All B-C9804669		58.55	BOOT FASTENERS (427-617).....
70	All B-C8764946		58.55	BOOT FASTENERS (428-468-618)
70	All B9804588		58.55	BOOT FASTENERS (465).....
70	All C9804670		58.55	BOOT 8. FASTENERS (614).....
70	All C9804671		57.90	BOOT IT- 619).....
71	All A9853051		56.70	BOOT IT- 134).....
71-72	All A8766402		57.90	BOOT IT- 138).....
71	All A9853907		58.65	BOOT IT- 150).....
71	All A8806909		77.15	BOOT IT- 155).....
71	All A9847326		59.70	BOOT IT- 156).....
71	All B9865059		59.70	BOOT IT-434).....
71-72	All B9865055		59.70	BOOT IT-436-466-476)
71-72	All B9865054		59.70	BOOT IT- 438-468-478)
71	All B9865061			461).....

71	All B.	.9865060	1	59.70	BOOT(T-465)
71-73	All B.	.1238776	RH	36.50	BOOT (plastic) paint to match
71-73	All B.	.1238777	LH	33.00	BOOT (plastic) paint to match
72	All A.	.9893815	1	63.30	BOOT(T-130)
72	All A.	.9893816	1	57.90	BOOT(T-135)
72	All A.	.9847326	1	77.15	BOOT (T-136)
72	All B.	.9893841	1	57.90	BOOT (T-435-475)
72	All B.	.9893842	1	58.25	BOOT(T-470)

BUICK BODY MAIN GROUP 14.000 SUB-GROUP SEQUENCE

Group 14.000		Page
14.050	Rail, Folding Top Front Roof	
14.060	Weatherstrip, Folding Top Front Roof Rail	
14.080	Hook, Folding Top Front Roof Rail	
14.100	Rail, Folding Top Side Roof- Front	
14.102	Cable, Folding Top Trim Hold Down	
14.120	Weatherstrip, Folding Top Side Roof Rail	
14.130	Bow, Folding Top Front	
14.140	Link, Folding Top Side Roof Rail	
14.155	Bolt, Folding Top Side Roof Rail	
14.160	Bushing, Folding Top Side Roof Rail	
14.170	Rail, Folding Top - Center and Rear	
14.190	Weatherstrip, Side Roof Center Rail	
14.215	Bow, Folding Top Center	
14.260	Weatherstrip, Folding Top Side Roof Rear Rail	
14.310	Hinge, Folding Top	
14.340	Bow Folding Top Rear	
14.472	Hose, Hydraulic Pump	
14.481	Motor, Folding Top Hydraulic	
14.482	Parts, Folding Top Hydraulic Pump	
14.483	Switch, Convertible Top and Tail Gate Window	
14.486	Reservoir, Hydraulic Pump	
14.630	Pad, Cowl Trim	
14.640	Headlining	
14.640	Panel, Headlining	
1 4.650	Lace, Back Window Trim	
14.651	Moulding, Side Roof Rail	
14.651	Moulding, Headlining Retainer Finishing	
14.655	Cover, Instrument Panel	
14.665	Windlace	
14.685	Pad, Front Door Trim	

BUICK BODY MAIN GROUP 14.000 (Continued)

Group 14.000		Page
14.686	Arm Rest, Door	
14.686	Base, Door Arm Rest	
14.686	Trim, Door Arm Rest	
14.686	Pad, Door Arm Rest	
14.686	Reflector, Door Arm Rest	
14.690	Panel, Door Arm Rest	
14.691	Moulding, Door Trim Finishing	
14.691	Emblem, Door Trim Finishing	
14.691	Handle, Door Pull	
14.730	Trim, Center Pillar	
14.730	Moulding, Center Pillar Trim	
14.730	Windlace, Center Pillar	
14.730	Cover, Center Pillar Trim	
14.731	Trim, Body Lock Pillar Finish	
14.735	Windlace, Body Lock Pillar	
14.760	Pad, Rear Door Trim	
14.764	Moulding, Rear Door Trim Finishing	
14.764	Emblem, Rear Door Trim	
14.790	Windlace, Rear Body Lock Pillar	
14.790	Windlace, Back Body Opening	
14.800	Trim, Front Seat Back Cover	
14.802	Pad, Front Seat Back	
14.804	Button, Interior Trim	
14.823	Moulding, Front Seat	
14.875	Belt, Seat Belt	
14.875	Strap, Shoulder Harness	
14.880	Trim, Front Seat Cushion Cover	
14.890	Pad, Front Seat Cushion	
14.900	Trim, Front Seat Center Arm Rest	
14.924	Headrest	
14.924	Cover, Headrest	

14.050 RAIL, FOLDING TOP FRONT ROOF					
66-67	All A7615002	1	40.55	RAIL
65-70	All B-C7602373	1	52.05	RAIL
68-72	All A7712520	1	50.35	RAIL
71-73	All B9827061	1	54.60	RAIL
14.060 WEATHERSTRIP, FOLDING TOP FRONT ROOF RAIL					
59	All Conv. 1st Type4767086	1	6.90	WEATHERSTRIP, frt. (black) ("")
	("") 6206 on 1959-4467. 3756 on 4667, 3656 on 4867				
59-60	4467-4667-4867	4295069	1	2.05	WEATHERSTRIP, rr-ctr
61-62	All Conv.	4810238	2	.25	WEATHERSTRIP, rr. rubber filler— (14.260)
61-64	4467-4667-4867	4828346		5.95	WEATHERSTRIP, frt. (ivory)
61-64	4467-4667-4867	4767086		6.90	WEATHERSTRIP, frt. (black)
61-64	4467-4667-4867	4814799		1.95	WEATHERSTRIP, frt. roof rail-rr-ctr.
64	4067-4367.	4406207		6.05	WEATHERSTRIP
65	All A4406207		6.05	WEATHERSTRIP
65	All A4501465		6.10	WEATHERSTRIP, , frt. (black)
65	All A4501466		6.30	WEATHERSTRIP, , frt. (ivory) .
65	All B-C4467868		6.65	WEATHERSTRIP. .
65	All B-C7580350		4.10	WEATHERSTRIP, frt. (black)
65	All B-C7580351		4.10	WEATHERSTRIP, frt. (ivory) .
66-67	All A7624663		6.50	WEATHERSTRIP, frt. (black) .
66-67	All A7624665		6.15	WEATHERSTRIP, frt. (white)
66-67	All A7615142		10.65	WEATHERSTRIP. .
66-70	All B-C7609510		12.05	WEATHERSTRIP. .
66-70	All B-C7624669		6.40	WEATHERSTRIP, front (black)
66-69	All B-C7624671		6.40	WEATHERSTRIP, front (white)
67	All A7663900		6.05	WEATHERSTRIP, frt. (cream)
67	All B-C	7664051		3.59	WEATHERSTRIP, frt. (cream) .
68-72	All A ..	7726803		12.60	WEATHERSTRIP. .
68-72	All A	7773144		6.40	WEATHERSTRIP, front (black)
68-69	All A	7773145		6.40	WEATHERSTRIP, front (white)
68	All A	7773145		6.40	WEATHERSTRIP, frt. (white)
68	All B-C7773139		6.35	WEATHERSTRIP, frt. (gold)
69	All A8741802		5.65	WEATHERSTRIP, front (fawn)
69	All B-C8741807		6.35	WEATHERSTRIP, front (fawn)
70	All A ..	8803945		6.65	WEATHERSTRIP, frt. (sandlewood)
70	All A ..	8803946		6.65	WEATHERSTRIP, frt. (white)
70	All B-C	8803950		6.75	WEATHERSTRIP, frt. (sandlewood)
70	All B-C	8803951		6.75	WEATHERSTRIP, frt. (white)
71	All A ..	9861015		5.40	WEATHERSTRIP, frt. (green)
71-72	All A ..	9874431		5.07	WEATHERSTRIP, frt. (white)
71	All A ..	9861014		5.40	WEATHERSTRIP, frt. (sandalwood)
71-72	All B7665021		5.75	WEATHERSTRIP, frt. (black)
71	All B9874068		4.77	WEATHERSTRIP, frt. (sandalwood)
71-72	All B9874067		5.07	WEATHERSTRIP, frt. (white)
71	All B9874070		4.77	WEATHERSTRIP, frt. (green)
71-73	All B9833656		15.80	WEATHERSTRIP (complete)
72	All A9616958		5.40	WEATHERSTRIP, frt. (green)
72	All A9898147		5.40	WEATHERSTRIP, frt. (covert)
72	All B9616960		5.40	WEATHERSTRIP, frt. (green)
72	All B9898149		5.40	WEATHERSTRIP, frt. (covert)
65-67	All A4536299	2	.41	STRIP, w/s header corner sealing
65-70	All B-C4536998	2	.25	STRIP, w/s header corner sealing
62-64	4467-4667-4867.4876498	RH	1.54	RETAINER, w/strip
65	All A4876498	1	.10	FASTENER, frt. roof race w/strip—(10.694)
14.080 HOOK—LOCK, FOLDING TOP FRONT ROOF RAIL					
61-63	All Conv.5719086	2	2.56	HOOK lock hdl.
64	4067-4367.5716613	2	.92	HOOK, lock hdl.
64	4467-4667-4867.	.5719086	2	2.56	HOOK, lock hdl.
65-72	All Conv.5716613	2	.92	HOOK, lock hdl.
61-63	All Convs4813716	RH	1 1.05	LOCK. _____
61-63	All Convs4813717	LH	1 1.05	LOCK. _____
64	4067-4367.	4484803	RH	8.60	LOCK (painted)
64	4067-4367.	4484804	LH	8.60	LOCK (painted)
64	4467-4667-4867.	4813716	RH	1 1.05	LOCK. _____
64	4467-4667-4867.	4813717	LH	11.05	LOCK. _____
65	All A	4484803	RH	8.60	LOCK (painted)
65	All A	4484804	LH	8.60	LOCK (painted)
65	50-60-8000	4506908	RH	9.85	LOCK (painted)
65	All B-C	4506909	LH	9.85	LOCK (painted)
66-67	All A	7590745	RH	9.65	LOCK (painted)
66-67	All A	7590746	LH	9.25	LOCK (painted)
66-70	All B-C	7762258	RH	9.65	LOCK (painted)
66-70	All B-C	7762259	LH	9.65	LOCK (painted)
68-70	All A	7762242	RH	9.55	LOCK (painted)

68-70	All A	7762243	LH	9.55	LOCK (painted).....
71-72	All A	9842478	RH	10.05	LOCK
71-72	All A	9842479	LH	10.05	LOCK
71-72	All B	9835064	RH	10.15	LOCK
71-72	All B	9835065	LH	10.15	LOCK, fldg. top frt. roof rail hdl
68-72	All A	7740912	RH	5.75	STRIKER, lock
68-72	All A	7740913	LH	5.75	STRIKER, lock
61-63	All CONVS	4827184	4	.10	BOLT, frt. roof rail lock to rail
64	4067-4367	4412843	4	.10	SCREW, handle 8t lock
64	4467-4667-4867	4827184	4	.10	BOLT, lock to rail
65-67	AH A	4412843	4	.10	SCREW, handle 8. lock
65-70	All B-C	7614625	4	.10	SCREW, handle 8t lock
68-72	All A	7723371	2	.62	BOLT, handle 8i lock
71-73	All B	9871074	2	.36	PIN, fldg. top side roof frt. (R. St L. loc.)

14.080 SPF OLDING TOP LOCK HANDLE

64	4067-4367	5714492	2	.30	SPRING, lock hdl. return ...
65	All Convs	5714492	2	.30	SPRING, lock hdl. return ..
66-70	All A	9707561	2	.30	SPRING, lock hdl. return ...
66-70	All B-C	5714492	2	.30	SPRING, lock handle return
71-72	All Conv	9707561	2	.30	SPRING, lock hdl. return ...

14.090 GUIDE, FOLDING TOP FRONT ROOF RAIL

64		7632169	2	.80	GUIDE
65-70		7632169	2	.80	GUIDE
66-67	A	4550198	RH	.56	GUIDE
66-67	A	4550199	LH	.51	GUIDE
68	A	7632169	2	.80	GUIDE
71-72	A	7632169	LH	.80	GUIDE
68-72	A	7729377	1	.41	SPACER, center
70	All B-C	7603406	1	.25	SPACER
71-72	All B	9829697	1	.87	SPACER

14.090 GUIDE—GUIDE PACKAGE—PIN—CABLE, SUN ROOF

72	AH (Pwr. Sun Roof)	1099475	RH	32.10	GUIDE, w/cable-rr
72	All (Pwr. Sun Roof)	1099474	LH	32.10	GUIDE, w/cable-rr
72	9000 (Sun Roof)	3633531	RH	5.40	GUIDE PACKAGE, frt. to pnl. (incl. guide shoe-screw 81 washer)
72	9000 (Sun Roof)	3633530	LH	5.40	GUIDE PACKAGE, frt. to pnl. (incl. guide shoe-screw & washer)
72	All (Pwr. Sun Roof)	1099465	2	.56	PIN, guide rail
72	3337 (Sun Roof)	1241225	1		PIN, outer cvr. securing
72	3337 (Sun Roof)	1241226	1		CABLE, sun roof
72	3337 (Sun Roof)	1241234	RH		RETAINER, cbl
72	3337 (Sun Roof)	1241235	LH		RETAINER, cbl
72	3337 (Sun Roof)	1241495	4		RIVET, cbl. ret

14.100 RAIL, FOLDING TOP SIDE ROOF "FRONT

66-67	All A	4545507	RH	16.65	RAIL, frt
66-67	All A	4545508	LH	16.65	RAIL, frt
66-70	All	7602401	RH	19.20	RAIL, front
66-70	All	7602402	LH	19.20	RAIL, front
66-70	All	7602405	RH	28.90	RAIL, front
66-70	All	7602406	LH	28.90	RAIL, front
68-70	All	9801880	RH	69.05	RAIL (complete) (also used 14.170) .
70	All	8795262	RH	69.05	RAIL, frt. & ctr.
68-70	All	9801881	LH	69.05	RAIL (complete) (also used 14.170)
71-72	All	9842240	RH	76.60	RAIL (painted)
71-72	All	9842241	LH	7 6.60	RAIL (painted)
71	All B	9838402	RH	1 17.35	RAIL (complete)
71	All B	9838403	LH	1 17.35	RAIL (complete)
72	All B	9607034	RH	1 17.35	RAIL (complete)
72	All B	9607035	LH	1 17.35	RAIL (complete)

14.102 CABLE, FOLDING TOP TRIM HOLD DOWN

63-64	4467-4667	4403084	2	2.00	CABLE
65	50-6000 1st Type (less Coil Spg. on Frt. End)	4506791	2	2.00	CABLE
65	8000 2nd Type (with Coil Spg. on Frt. End)	4545470	RH	2.72	CABLE
66-67	All A	4545540	2	1.90	CABLE
66	All C	4545470	RH	2.72	CABLE
67-70	All B	7650196	RH	2.00	CABLE
67-70	AH B	7650197	LH	2.00	CABLE
67-70	All C	7650198	RH	2.87	CABLE
67-70	All C	7650199	LH	2.87	CABLE
68-72	All A	7756884	RH	1.90	CABLE
68-72	All A	7756885	LH	1.90	CABLE

71	All B.	.9868630	RH	5.50	CABLE.
71	All B.	.9868631	LH	5.50	CABLE.
72-73	All B.	.9607018	RH	5.50	CABLE
72-73	All B.	.9607019	LH	5.50	CABLE.
14.120 WEATHERSTRIP, FOLDING TOP SIDE ROOF RAIL					
57-58	56C-76C-75C-756.	.4695236	LH	10.35	WEATHERSTRIP, frt.
59 60	4467-4667.	.4783606	RH	13.80	WEATHERSTRIP, frt.
59-60	4867.	.4783608	RH	7.90	WEATHERSTRIP, frt.
59-60	4867.	.4783609	LH	7.90	WEATHERSTRIP, frt.
61-64	4467-4667.	.4817194	RH	13.80	WEATHERSTRIP, frt. (when repl. 4405570-571 also use 1-4814799).
61-64	4467-4667.	.4817195	LH	13.80	WEATHERSTRIP, frt. (when repl. 4405570-571 also use 1-4814799).
61-62	4867.	.4817196	RH	10.45	WEATHERSTRIP, frt.
61-62	4867.	.4817197	LH	10.45	WEATHERSTRIP, frt.
62-63	4067-4167-4367.	.4842822	RH	1 1.60	WEATHERSTRIP, frt.
62-63	4067-4167-4367.	.4842823	LH	1 1.60	WEATHERSTRIP, frt.
63	4867 1st Type.	.4817196	RH	10.45	WEATHERSTRIP, frt.
63	4867 1st Type.	.4817197	LH	10.45	WEATHERSTRIP, frt.
NOTE 1st Type for 1 piece roof rail rr. ctr. w/strip.					
NOTE 2nd Type req. on cars with 2 piece frt. roof rail rr. ctr. w/strip.					
64-65	Special-Skylark Conv.	4407736	RH	9.05	WEATHERSTRIP,
64-65	Special-Skylark Conv.	4407737	LH	9.05	WEATHERSTRIP,
64	4867.	.4817196	RH	10.45	WEATHERSTRIP,
64	4867.	.4817197	LH	10.45	WEATHERSTRIP,
65	50-600Q.	.7589180	RH	8.35	WEATHERSTRIP,
65	50-600Q.	.7589181	LH	8.35	WEATHERSTRIP,
65	800Q.	.7589182	RH	7.85	WEATHERSTRIP,
65	800Q.	.7589183	LH	7.85	WEATHERSTRIP,
66-67	All A.	.7615143	RH	4.72	WEATHERSTRIP,
66-67	All A.	.7615144	LH	4.72	WEATHERSTRIP,
66-68	All B.	.7602698	RH	7.35	WEATHERSTRIP,
66-68	All B.	.7602699	LH	7.35	WEATHERSTRIP,
66-68	All C.	.7602726	RH	5.75	WEATHERSTRIP,
66-68	All C.	.7602727	LH	5.75	WEATHERSTRIP,
68	All A.	.7783478	RH	3.95	WEATHERSTRIP,
68	All A.	.7783479	LH	3.95	WEATHERSTRIP,
68-72	All A.	.8715372	RH	4.36	WEATHERSTRIP,
68-72	All A.	.8715373	LH	4.36	WEATHERSTRIP,
69-70	All B.	.8715284	RH	4.51	WEATHERSTRIP,
69-70	All B.	.8715285	LH	4.51	WEATHERSTRIP,
69-70	All C.	.8715286	RH	4.92	WEATHERSTRIP,
69-70	All C.	.8715287	LH	4.92	WEATHERSTRIP,
71-72	All B.	.9829271	RH	4.41	WEATHERSTRIP,
71-72	All B.	.9829272	LH	4.41	WEATHERSTRIP,
66	All A.	.4876498	AR	.10	FASTENER, frt. roof rail w/s—(10.695).
67	All Conv.	.4876498	2	.25	FASTENER, frt. roof rail w/strip—(10.695).
71-73	All B.	.9885448	2	.25	CLIP, frt. dr. wind, glass ret. on side rail.
14.130 BOW, FOLDING TOP—FRONT					
66-67	All A.	.4544918		8.70	BOW.
68-70	All A.	.7722738		9.15	BOW (paint to match).
66-70	All B-C	.7762126		9.45	BOW (paint to match).
71-72	All A.	.9842476		9.65	BOW (painted).
65-68	All B-C	.4541724		.97	HINGE, frt. bow supt.
71	All B.	.9842333		20.25	LINK, frt. roof bow.
72-73	All B.	.9607041		20.25	LINK, folding top frt. roof bow.
65-70	All B-C.	.4484708		.97	RETAINER, front bow folding top material.
68-72	All A.	.7722722		1.03	RETAINER, front bow folding top material.
65	All Conv.	.9414752	4	.10	SCREW, fldg. top material to frt. bow—(10.225)
60-70	All Conv.	.4877298	4	.10	SPACER, front bow.
71-72	All Conv.	.4877298	4	.10	SPACER, frt. bow.
66	All A.	.4799863	2	.51	BOLT, fldg. top rr. rail to male hinge.
14.140 SUPPORT, FOLDING TOP FRONT BOW					
65-70	All B-C.	.4541724		.97	SUPPORT, front bow
65-67	All A.	.4407759		1.03	SUPPORT.
14.140 LINK, FOLDING TOP SIDE ROOF RAIL CONTROL					
65-70	All B.	.4506824	RH	4.41	LINK
65-70	All B.	.4506825	LH	4.41	LINK
65-70	All C.	.4506822	RH	4.87	LINK
65-70	All C.	.4506823	LH	4.87	LINK
66-67	All A.	.7632126	LH	5.75	LINK
67	All A.	.7682187	RH	5.75	LINK

14.155 BOLT—SCREW, FOLDING TOP

60-61	Convs	4799863	2	.51	BOLT, side roof frt. to ctr. rail (1/8-16 x 1%).
62-63	4067-4167-4367	4865924	2	.41	BOLT, side roof frt. to ctr. rail (1/8-16 x 7%).
62	4067-4167-4367, 4667-4867 2nd Type	4865925	AR	.15	BOLT, side roof rail rr. link & side roof ctr. to rr. rail (%-16 x V/a).
62	4167-4367	4867563	2	.41	BOLT, side roof rr. rail to lift (1/8-16 x 1%).
62	All Conv.	4867563	2	.41	BOLT, side rroof rr. rail to hinge.
62	4667-4867 2nd Type	4867563	2	.41	BOLT, side roof rr. rail to lift.
62	4667-4867 1st Type	4867563	2	.41	BOLT, side roof frt. to ctr. rail.
62	4667-4867 2nd Type	4865925	4	.15	BOLT, rr. bow to rr. rail (1/8-16 x 1 1/2).
62	4667-4867 2nd Type	4865924	2	.41	BOLT, side roof frt. to ctr. rail.
62	4667-4867 2nd Type	4865924	2	.41	BOLT, side roof ctr. to rr. rail (1/8-16 x 1 1/2).
62	4667-4867 3rd Type	4865924	2	.41	BOLT, side roof frt. to ctr. rail.
62	4867 2nd Type	9820098	2	.25	BOLT, rr. link.
62	4667-4867	4799863	1	.51	BOLT, side roof rr. rail to lift (1/8-16 x 1/2).
	NOTE 1962-4667-4867 2nd Type have cbl. pocket in				top roof trim.
63	4067 Fldg. Top Pwr. Lift.	4867563	2	.41	BOLT, side roof rr. rail to lift.
63	4067-4367-4467-4667	4865925	2	.15	BOLT, side roof rail rr. link.
63	4067-4367	4865925	2	.15	BOLT, side roof ctr. to rr. rail.
63	4067-4367	4865925	2	.15	BOLT, side roof rr. rail to hinge.
62-63	All Convs.	4867563	2	.41	BOLT, side roof rr. rail to lift.
63	4367-4467-4667-4867	4867563	2	.41	BOLT, rr. bow to rr. rail.
63	4467-4667-4867	4865925	2	.15	BOLT, side roof rail rr. link.
63-64	4867	9820098	2	.25	BOLT, lift to male hinge.
64	4067	4412920	4	.20	BOLT, lift to rr. rail.
64	4067	4799863	2	.51	BOLT, side roof rr. rail to lift.
64	4067 Pwr. Top	4799863	2	.51	BOLT, male hinge to lift (A-20 x 1/2).
64	4067-4367	4412919	4	.20	BOLT, ctr. rail to male hinge.
64	4067-4367	4540283	4	.15	BOLT, side roof frt. to ctr. rail.
64	4067-4367	4410659	2	.15	BOLT, frt. rail link to rr. rail link (1/8-16 x 1/2).
64-65	Special-Skylark Conv.	4865924	2	.41	BOLT, roof rail control link to rr. rail (1/8-16 x V).
64-65	Special-Skylark Conv.	4865925	2	.15	BOLT, side roof ctr. to rr. rail.
64-65	Special-Skylark Conv.	4865925	2	.15	BOLT, roof rail frt. bow supt. to link.
64-65	Special-Skylark Conv.	4865925	2	.15	BOLT, rr. rail to male hinge.
64	All Conv.	4867563	2	.41	BOLT, rr. bow to rr. rail.
64	All Conv.	9820098	2	.25	BOLT, side roof rr. rail to lift.
64	4367	4799863	2	.51	BOLT, side roof rail rr. link.
64	4467-4667	4865925	2	.15	BOLT, side roof frt. to ctr. rail.
63-64	4467-4667-4867	4865924	2	.41	BOLT, side roof ctr. to rr. rail (%-16 x 114).
63-64	4467-4667-4867	4865925	2	.15	BOLT, rr. rail to male hinge & lift.
65-68	50-60-8000 Conv.	4867563	4	.41	
64-70	LeSabre-Wildcat-Electra Conv.	4865924	2	.41	BOLT, side roof rail center to front link (1/8-16 x 1 1/2).
65	All Conv.	4867563	2	.41	BOLT, fldg. top rr. rail to male hinge.
65-67	All Conv.	4410659	2	.15	BOLT, side roof frt. to ctr. rail.
65-66	All A.	4412920	4	.20	BOLT, fldg. top lift to male hinge.
65	All A.	4540283	4	.15	BOLT, ctr. rail to male hinge.
65	All A (Pwr. Top Lift).	4799863	2	.51	BOLT, lift to rr. rail.
65	All A.	9820098	2	.25	BOLT, top rr. bow to rr. rail.
65	All B-C.	4865925	2	.15	BOLT, side roof rail frame link to supt. (%-16 x 1 1/2).
65-66	All.	4865925	2	.15	BOLT, roof rail control link to rr. rail (%-16 x 1/2).
65-70	All B-C.	4474248	2	.25	BOLT, side roof center to rear rail.
65-70	All B-C.	9820098	2	.25	BOLT, rear bow connecting link to rear rail.
65-70	All B-C.	4540969	2	.15	BOLT, rear bow to male hinge.
66-67	All A.	4799863	4	.51	BOLT, rr. rail to male hinge & lift (%-16 x 2 1/2).
66-67	All A.	7668519	2	.41	BOLT, rr. bow to rr. rail.
66	All A.	7603202	2	.41	BOLT, top ctr. rail to frt. bow link.
66-67	All A.	4865924	2	.41	BOLT, top control link to frt. link (1/8-16 x 1/2).
66-67	All A.	4865924	2	.41	BOLT, roof rail control link to rr. rail.
66-67	All A.	7595369	6	.20	BOLT, male hinge to mtg. supt.
66-67	All A.	4865925	2	.15	BOLT, side roof rail frt. link to supt.
66-67	All B-C.	4540283	4	.15	BOLT, ctr. rail to male hinge.
66-70	All B-C.	4865925	2	.15	BOLT, roof rail front bow support to link.
66-70	All B-C.	4865925	2	.15	BOLT, top control link to rear rail (%-16 x 1V).
65-67	All.	4412919	4	.20	BOLT, lift to male hinge.
67	All A.	7695826	2	.20	BOLT, ctr. rail to male hinge.
68	All A.	4799863	2	.51	BOLT, rr. rail to male hinge.
68	All A.	4799863	2	.51	BOLT, rr. rail to lift.
68-71	All A.	7793604	2	.25	BOLT, roof rail to male hinge center rail (1/8-16 x 1/2).
68-72	All A.	7723445	2	.41	BOLT, male hinge to lift shoulder (1/8-18 x T).
68-72	All A.	7723493	2	.41	BOLT, rear bow to male hinge.
68-72	All A.	7723914	2	.41	BOLT, rear rail to center rail.
68-72	All A.	9820098	2	.25	BOLT, rear bow to rail.
68-72	All A.	7752669	2	.15	BOLT, control link to rear rail.
68-70	All A.	7793139	6	.25	BOLT, male hinge to mounting support.

68-70		4402351	AR	.20	BOLT, shoulder strap & top male hinge (emer.)
68-70		4410659	2	.15	BOLT, side roof front to center rail
68	All B-C	4412919	4	.20	BOLT, lift to male hinge
68	All B-C	7595369	2	.20	BOLT, male hinge to mtg. supt
68	All B-C	7595369	2	.20	BOLT, male hinge 8t strap
69-70		4867563	2	.41	BOLT, rear rail to male hinge (%-16 x 1 V)
69-70	All A	4867563	2	.41	BOLT, rear rail to lift (%-16 x 1 W)
69-70		7723445	2	.4 1	BOLT, male hinge to lift shoulder
69-70	All B-C	7695826	2	.20	BOLT, side roof rail to male hinge (%-16 x 1 VV)
71-72	All A	4402351	6	.20	BOLT, male hinge to panel
71-72		4867563	2	.41	BOLT, side roof rail to lift
71-72	All A	4867563	2	.41	BOLT, rr. rail to male hinge
71-73		9852059	2	.20	BOLT, frt. roof rail to side
71-73	All B	9889123	2	.46	BOLT, rr. rail to male hinge
71	All B	9852063	2	.67	BOLT, control link to hinge plate
71		4477169	6	.30	BOLT, male hinge to qtr. inr. panel
71-72	All B	9852065	1	.25	BOLT, ctr. bow link to rail
71-73		9852065	2	.25	BOLT, rr. bow to trim stick
71-72	All B	9852065	2	.25	BOLT, rr. bow link to rr. rail
71-72	All B	9852065	2	.25	BOLT, belt rail trim stick hinge
71-73	All B	9852065	2	.25	BOLT, top trim stock to ctr. bow & rail
71-73		9852065	4	.25	BOLT, bow unit to male hinge upr. & lwr.
72	All A	7793604	2	.25	BOLT, rail to male hinge ctr. rail
72		7695826	2	.20	BOLT, top control link to hinge plate
72-73	All B	7785359	2	.15	BOLT, actuator fldg. top male hinge ret-(12.184)
72	All B	7785359	2	.15	BOLT, fldg. top to hinge-(12.184)
57-58	46C-56C-66C-76C	4591016	AR	.10	SCREW, frt. bow slat iron-(10.474)
58-70		217217	AR	.10	SCREW, (No. 8-32 x 1/2") ctr. rail set-(8.975)
64	4067-4367	4412619	4	.15	SCREW, fldg. top frt. bow to rail
64	4067-4367	4459123	2	.72	SCREW, side roof rail stop set
64	4467-4667-4867	4873985	4	.10	SCREW, ctr. bow to rr. rail (W-20 x VV)
65-66	All A	4459123	2	.72	SCREW, side roof rail stop set
65	All A	4412619	4	.15	SCREW, fldg. top frt. bow to rail
65-70	All B-C	4873985	4	.10	SCREW, center bow to side rail
66-70		4412619	4	.15	SCREW, front bow to rail
66		4873985	4	.10	SCREW, fldg. top ctr. bow to rail (1/2-20 x V)
66	All B-C	9424082	4	.05	SCREW, ctr. bow to side rail-(8.977)
67	All A 1st Type (VV-20				
		4459123	2	.72	SCREW, side roof rail stop
67	All A 2nd Type (V*-18				
		7699335	2	.03	SCREW, side roof rail stop (Vi6-18)
67-70	All B-C	7699335	2	.03	SCREW, side roof rail stop (1/2"-18)
68-72	All A	7759492	2	.25	SCREW, side roof front rail hinge
71-72	All A	4412619	4	.15	SCREW, frt. bow to rail (1/2-28 x %")
71-73	All a	9862635	2	.18	SCREW, male hinge to qtr. inner
71-73		9857950	2	.18	SCREW, actuator to rail link
71	All B	9414756	2	.10	SCREW, side roof frt. rail loc. pin to side roof frt. rail rr. hinge (8-18 x 1)
71		9839100	2	.30	SCREW, top to hinge
71	All B	9875489	4	.25	SCREW, actuator to male hinge
71-73	All a	9888389	2	.25	SCREW, fldg. top ctr. bow link to rr. bow
71-72	All B	9888389	2	.25	SCREW, actuator to fldg. top male hinge
72-73	All B	9432590	4	.15	SCREW, frt. roof rail handle-(8.913)
72	All B	9888389	2	.25	SCREW, center bow link to rr. bow
72	All B	9888389	2	.25	SCREW, actuator to folding top male hinge
14.157 NUT, FOLDING TOP					
62-64	All Conv. as Req	9422297	AR	.15	NUT, (%-16) chrome-(8.917)
71	All B	9870851	2	.20	NUT, male hinge to qtr.-inner
71	All B	9889124	2	.30	NUT, rr. rail to male hinge
72-73	All B	8745810	2	.20	NUT, fldg. top male hinge to qtr. inr. pnl.-(12.1 84)
14.160 BUSHING, FOLDING T					
53-60		4613555	2	.10	BUSHING, female hinge to male hinge
54-57		4613555	2	.10	BUSHING, rr. rail to hinge
54-58	46C-66C-100	4614589	2	.20	BUSHING, side roof frt. to ctr. rail
54-60		4613551	AR	.10	BUSHING, ctr. bow to link supt
54-60		4613551	AR	.10	BUSHING, side rr. rail control link
54-62		4613551	AR	.10	BUSHING, rr. rail to lift
59-64		4614589	AR	.20	BUSHING, side roof frt. to ctr. rail
61	4467-4667-4867	4613551	AR	.10	BUSHING, side roof rail rr. link
61-62		4613555	2	.10	BUSHING, side roof rail to hinge
62	4067-4167-4367	4865916	2	.15	BUSHING, side roof rail control link
62	4067-4167-4367, 4667- 4867 2nd Type	4865922	2	.41	BUSHING, side roof ctr. to rr. rail
62	4667-4867 1st Type	4613551	4	.10	BUSHING, side roof rail to rr. link
62	4667-4867 2nd Type	4865916	2	.15	BUSHING, side roof rail to rr. link
62	4667-4867 2nd Type	4865916	2	.15	BUSHING, rr. bow to rr. link

63	Conv.	4613555	2	.10	BUSHING, female hinge to hinge
63	4067-4367-4467-4667-4867	4865916	2	.15	BUSHING, side roof rail control link
63-64	Conv. (W/Pwr. Top)	4613551	AR	.10	BUSHING, side roof rr. rail to lift
63-64	4067-4367-4467-4667-4867	4865922	2	.41	BUSHING, side roof ctr. to rr. rail
63	4467-4667-4867	4865916	2	.15	BUSHING, rr. bow to rr. rail
63	4467-4667-4867	4865920	4	.15	BUSHING, male hinge to lift
64	4067-4367	4408326	2	.15	BUSHING, frt. rail link to rr. rail link
64	4067-4367	4865916	2	.15	BUSHING, rr. bow to rr. rail
64	4067-4367	4613555	4	.10	BUSHING, rr. bow to link
64	4067-4367	4865916	2	.15	BUSHING, rr. rail control links to rr. rail
64	4067-4367-4467-4667-4867	4865920	4	.15	BUSHING, male hinge to lift
64	4467-4667-4867	4865916	2	.15	BUSHING, side roof rail rr. link
65	All A	4408326	2	.15	BUSHING, frt. rail link to rr. rail link
65-67	All A	4865916	2	.15	BUSHING, rr. bow to rr. rail
65-67	All	4614589	2	.20	BUSHING, side roof frt. to ctr. rail
65	All Convs	4865920	2	.15	BUSHING, fldg. top male hinge to lift
65-71	All	4613551	2	.10	BUSHING, lift to rr. rail
64-65	All	4613555	2	.10	BUSHING, rr. rail to male hinge
65-67	All A	4865922	2	.41	BUSHING, side roof ctr. to rr. rail
65	All A	4865916	2	.15	BUSHING, roof rail control link to rr. rail
65-70	All B-C	4865920	2	.15	BUSHING, control link to rear rail
65-70	All B-C	4408326	2	.15	BUSHING, side roof rail center to front link
65-70	All B-C	4510015	2	.5 1	BUSHING, side roof center to rear rail
65-70	All B-C	4726864	2	.10	BUSHING, rear bow to male hinge
66-67	All A	7628105	2	.20	BUSHING, roof rail control link to rr. rail
66-67	All A	7595835	2	.10	BUSHING, rr. rail to male hinge
66	All A	4865916	2	.15	BUSHING, fldg. top male hinge to lift
64-67	All	4408329	2	.15	BUSHING, side roof rail frt. link to supt
66-67	All A	4408326	2	.15	BUSHING, control link to frt. link
66-70	All B-C	4613555	2	.10	BUSHING, rear rail to male hinge
66	All B-C	4865920	4	.15	BUSHING, fldg. top lift to male hinge
67-70	All	4865916	2	.15	BUSHING, male hinge to lift
67	All A	7695827	2	.56	BUSHING, ctr. rail to male hinge
68	All A	4865916	2	.15	BUSHING, rr. bow to rr. rail
68-72	All A	7752670	2	.25	BUSHING, rear rail to center rail
68-72	All A	7793606	2	.51	BUSHING, roof rail to male hinge-center rail
68	All A	7600750	2	.25	BUSHING, control link to rr. rail
68-72	All A	7595835	2	.10	BUSHING, rear rail to male hinge
68-72	All A	4654306	2	.10	BUSHING, rr. bow to male hinge (also used 1 1.620)
68	All A	7793605	2	.51	BUSHING, roof rail to male hinge-ctr. rail
68-70	All B-C	4408329	2	.15	BUSHING, roof rail front bow support to link
68-70	All B-C	4614589	2	.20	BUSHING, side roof front to center rail
69	All A	8771862	1	.25	BUSHING, top control to rr. rail
69-72	All A	4865916	2	.15	BUSHING, rear bow to rail
69-70	All B-C	7695827	2	.56	BUSHING, side roof rail to male hinge
71-72	All B	9838057	2	.20	BUSHING, frt. roof rail to side
71-72	All B	9883933	4	.51	BUSHING, rr. rail to male hinge
71	All B	9852064	2	.97	BUSHING, control link to hinge plate
71-73	All B	9852066	AR	.20	BUSHING, ctr. bow link to rr.
71-73	All B	9852066	2	.20	BUSHING, bow unit to male hinge upr.
71-72	All B	9852066	2	.20	BUSHING, belt rail trim stick hinge
71-73	All B	9852067	AR	.20	BUSHING, trim stick ctr. bow & rail
71-73	All B	9852067	AR	.20	BUSHING, trim stick ctr. bow 8; rail
71-73	All B	9870122	2	.25	BUSHING, bow unit to male hinge (lwr.)
72	All B	7695827	2	.56	BUSHING, control link hinge plate
71-72	All B	9888383	2	.15	BUSHING, b/w guide link w/house
14.162 SPRING WASHER, FOLDING TOP					
All	All as Req	4574150	**	.10	WASHER, (% O.D. x % I.D.) also used 12.579
All	All as Req	4574151	AR	.10	WASHER, (% O.D. x /, I.D.)
All	All as Req	4574152	AR	.10	WASHER, (% O.D. x , I.D.)
All	All as Req	4414102	AR	.10	WASHER, % O.D. x Vz I.D.
66	All A	7600976	2	.10	WASHER, ctr. rail to frt. bow link
66-67	All A	4474829	2	.10	WASHER, ctr. rail to male hinge
68-71	All as Req	446363	AR	.10	WASHER (% O.D. x % I.D.)—(8.929)
68-72	All A	7793605	2	.51	WASHER, roof rail to male hinge-center rail (1 O.D. x V I.D.)
69-70	All B-C	4474829	2	.10	WASHER, side roof rail to male hinge
69-70	All B-C	7695828	2	.10	WASHER, side roof rail to male hinge
71-72	All B	4508614	4	.10	WASHER, back wind, guide link to glass
71	All B	4508614	2	.10	WASHER, back wind, guide link to whse.
71-72	All B	9874000	2	.20	WASHER, rr. cont. link to hinge

14.170 RAIL, FOLDING TOP SIDE ROOF *CENTER & REAR									
67	All A7681220	RH	27.75	RAIL, rr.				
67	All A7681221	LH	27.75	RAIL, rr.				
67	All A7699322	RH	33.65	RAIL, side roof ctr. & control link.				
67	All A7699323	LH	33.65	RAIL, side roof ctr. & control link.				
67-68	All B-C.7650192	RH	26.55	RAIL, rr.				
67-68	All B-C.7650193	LH	26.55	RAIL, rr.				
67-68	All B.7650170	RH	34.55	RAIL, ctr. & adjr. plate.				
67-68	All B.7650171	LH	34.55	RAIL, ctr. & adjr. plate.				
67-68	All C.7650174	RH	45.70	RAIL, ctr. & adjr. plate.				
67-68	All C.7650175	LH	45.70	RAIL, ctr. & adjr. plate.				
68-70	All A9801880	RH	69.05	RAIL, complete—(14.100)				
68-70	All A9801881	LH	69.05	RAIL, complete—(14.100)				
69-70	All B-C.8712120	RH	28.00	RAIL, rear.				
69-70	All B-C.8712121	LH	28.00	RAIL, rear.				
69-70	All B.8712094	RH	37.05	RAIL, center-rear link				
69-70	All B.8712095	LH	37.05	RAIL, center-rear link				
69-70	All C.8712092	RH	43.95	RAIL, center-rear link				
69-70	All C.8712093	LH	43.95	RAIL, center-rear link .				
14.170 STRIP, FOLDING TOP BOW REAR									
71-73	All B.9890569	AR	.51	STRIP, bow skid-rr.				
14.190 WEATHERSTRIP, FOLDING TOP SIDE ROOF CENTER RAIL									
57-58	56C-75C-76C-756.4695241	RH	7.30	WEATHERSTRIP.				
61-64	4867.4814020	RH	4.61	WEATHERSTRIP.				
62	4667 2nd Type.4872034	RH	6.50	WEATHERSTRIP.				
62	4667 2nd Type.4872035	LH	6.50	WEATHERSTRIP.				
(NO. 1) 14.190-1962-4667 2ND TYPE HAS CBL. POCKET IN FLDG. TOP ROOF TRIM.									
62-63	4067-4167-4367.4843694	RH	3.59	WEATHERSTRIP.				
62-63	4067-4167-4367.4843695	LH	3.59	WEATHERSTRIP.				
63-64	4467-4667.4872034	RH	6.50	WEATHERSTRIP.				
63-64	4467-4667.4872035	LH	6.50	WEATHERSTRIP.				
65	All B.4506662	RH	3.95	WEATHERSTRIP, ctr.				
65	All B.4506663	LH	3.95	WEATHERSTRIP, ctr.				
65-70	All C.7619499	LH	4.51	WEATHERSTRIP.				
66-67	All A.4548205	RH	6.35	WEATHERSTRIP.				
66-67	All A.4548206	LH	6.35	WEATHERSTRIP.				
66-70	All B.7619496	RH	3.64	WEATHERSTRIP, center				
66-70	All B.7619497	LH	3.64	WEATHERSTRIP, center.				
65-70	All C.7619498	RH	4.51	WEATHERSTRIP, center.				
68-72	All A.7783478	RH	3.95	WEATHERSTRIP, center				
68-72	All A.7783479	LH	3.95	WEATHERSTRIP, center.				
14.215 BOW, DING TOP—CENTER									
67	All A.7682455		6.50	BOW.				
67-70	All B-C.7762140		8.00	BOW (paint to match).				
68-70	All A.9842477		9.05	BOW (paint to match).				
71-72	All A.9842477		9.05	BOW (painted).				
71	All B.9841439		38.70	BOW (painted).				
72-73	All B.9607024		38.70	BOW.				
72	All B.9607031		.25	BOLT, top center bow actuator cbl .				
14.215 LDING TOP BOW CE									
71-72	All B.9888301	AR	.51	STRIP, bow skid-ctr.				
14.260 WE / STRIP, FOLDING TOP									
61-64	4467-4667-4867.4814016	RH	6.80	WEATHERSTRIP.				
65-68	All B-C.4506666	RH	3.33	WEATHERSTRIP.				
65-68	All B-C.4506667	LH	3.33	WEATHERSTRIP.				
66-67	All A.4548207	RH	4.20	WEATHERSTRIP.				
66-67	All A.4548208	LH	4.20	WEATHERSTRIP.				
69-70	All B-C.8715958	RH	3.43	WEATHERSTRIP.				
69-70	All B-C.8715959	LH	3.43	WEATHERSTRIP.				
68-72	All A.8796920	RH	4.00	WEATHERSTRIP, rr.				
68-72	All A.8796921	LH	4.00	WEATHERSTRIP, rr.				
71-72	All B.9829273	RH	5.07	WEATHERSTRIP, rr.				
71-72	All B.9882677	LH	7.95	WEATHERSTRIP, rr.				
61-65	All.4810238	2	.25	STRIP, rr. roof rail rubber-filler.				
65-66	All B-C.4725264	2	.10	CAP, side roof rail screw protector—(14.260)				
62-67	All.4866841	2	.10	FASTENER, side roof rr. rail w/strip.				
68-70	All.4866841	2	.10	FASTENER, side quarter extension to panel				
68-69	All B-C.4866841	2	.10	FASTENER, side roof rail rear weather strip .				
71-72	All A.4866841	2	.10	FASTENER, top side qtr. ext. to pnl.				
14.310 CATCH, FOLDING TOP CENTER RAIL									
66	All A.7595774	2	2.72	CATCH.				

14.310		HINGE, FOLDING TOP			
65-68	All B-C...	<u>4506711</u>	RH	7.20	HINGE .
65-68	All B-C...	<u>4506712</u>	LH	7.20	HINGE .
66-67	All A...	<u>4545527</u>	RH	6.10	HINGE .
66-67	All A...	<u>4545528</u>	LH	6.10	HINGE .
68	All A...	<u>.7722730</u>	RH	7.50	HINGE .
68	All A...	<u>.7722731</u>	LH	7.50	HINGE .
69-72	All A...	<u>.8746493</u>	RH	8.35	HINGE .
69-72	All A...	<u>8746494</u>	LH	8.35	HINGE .
69-70	All B-C...	<u>8714555</u>	RH	7.40	HINGE .
69-70	All B-C...	<u>8714556</u>	LH	7.40	HINGE .
71	All B...	<u>9835048</u>	RH	11.80	HINGE .
71	All B...	<u>.9835049</u>	LH	11.80	HINGE .
71-73	All B...	<u>.9896761</u>	RH	12.55	HINGE .
71-73	All B...	<u>.9896763</u>	LH	12.55	HINGE .

14.310		XTENSION, FOLDING			
71-73	All B...	<u>9845346</u>	RH	2.31	PLATE, fldg. top (male) hinge anchor.....
71-72	All B...	<u>.9845347</u>	LH	2.31	PLATE, fldg. top (male) hinge anchor.....
71-73	All B...	<u>.9849691</u>	RH	1.28	EXTENSION, hinge anchor on whlhse.....
71	All B...	<u>.9845343</u>	LH	1.28	EXTENSION, hinge anchor on whlhse.....
71	All B...	<u>9888381</u>	RH	7.65	PLATE, hinge rr. control link adj.....
71	All B...	<u>.9888382</u>	LH	6.50	PLATE, hinge rr. control link adj.....
72	All B...	<u>.9896762</u>	RH	8.45	PLATE, hinge rr. control.....
72	All B...	<u>.9896764</u>	LH	7.25	PLATE, hinge rr. control.....
73	All B...	<u>.9610329</u>	LH	2.00	PLATE, folding top male hinge anchor.....
72-73	All B...	<u>.9610318</u>	LH	.87	EXTENSION, folding top hinge anchor plate on whlhse.....

14.310		LDING TOP REAR RA			
71-72	All B...	<u>.9888302</u>	RH	1.38	
71-72	All B...	<u>.9888303</u>	LH	1.38	

14.340		DING TOP (REAR)			
65-67	All B-C...	<u>.7762154</u>		26.00	BOW .
66-67	All A...	<u>.4544919</u>		21.40	BOW .
68-70	All A...	<u>.9842480</u>		22.50	
68	All B-C...	<u>.7762154</u>		26.00	BOW.....
69-70	All B-C...	<u>.8746183</u>		27.75	BOW.....
71-72	All A...	<u>.9842480</u>		22.50	BOW (painted).....
71-73	All B...	<u>.9846022</u>		9.90	BOW.....
66-67	All B-C...	<u>.4426757</u>		.30	PLATE, rr. bow wedge—(10.584).

14.472		HOI LDING TOP HYDRAUI			
62-64	4067-4167-4367.	<u>4881617</u>	2	19.05	HOSE.pump to lift cyl.....
62	4667-4867.....	<u>.4881372</u>		19.60	HOSE, to bottom of lift.....
63-64	4467-4667-4867.	<u>4881617</u>		19.05	HOSE, hyd. pump to bottom of lift.....
63	4467-4667-4867.	<u>4888523</u>		13.50	HOSE, to top of lift.....
64	4467-4667-4867.	<u>4508475</u>		13.15	HOSE, hyd. pump to top of lift—(42" long)
64	Conv.....	<u>.4888523</u>		13.50	HOSE, hyd. pump to top of lift—(39.50") .
65-67	All A.....	<u>.4881617</u>		19.05	HOSE, pump to bottom of lift.....
65-67	All A.....	<u>.4888523</u>		13.50	HOSE, pump to bottom of lift.....
65-70	All B-C.....	<u>.9812605</u>		13.75	HOSE, pump top 8t bottom of lift.....
68-70	All A.....	<u>.4881372</u>		19.60	HOSE, pump to bottom of lift.....
68-70	All A.....	<u>.7727003</u>		12.05	HOSE, pump to top of lift.....
71-72	All A.....	<u>.9812601</u>		20.30	HOSE, pump to cyl. lwr.....
71-72	All A.....	<u>.9812602</u>		12.60	HOSE, pump to cyl. upr.....

14.475		LIFT, FOLDING TOP HYDRAULIC			
NOTE For model years not listed, refer to 14.481 group.					
65-69	All B-C.....	<u>.4512194</u>	2	35.10	LIFT
68-72	All A.....	<u>.9812594</u>	2	35.95	LIFT
70	All B-C.....	<u>.9812596</u>	2	37.25	LIFT

14.475		SPACER, FOLDING TOP LIFT GUIDE			
64-66	All Man Top.....	<u>.4411025</u>	2	.36	SPACER, counter balance.

14.475		ACTUATOR—CABLE, FOLDING			
71	All B.....	<u>.9606712</u>	RH	52.00	ACTUATOR (also use 1-9896761 hinge)
71	All B.....	<u>.9606713</u>	LH	52.00	ACTUATOR (also use 1-9896963 hinge)
72-73	All B.....	<u>.9606712</u>	RH	52.00	ACTUATOR.....
72-73	All B.....	<u>.9606713</u>	LH	52.00	ACTUATOR.....
71-73	All B.....	<u>.9874738</u>	RH	4.25	CABLE, actuator side.....
71-73	All B.....	<u>.9874739</u>	LH	4.25	CABLE, actuator side.....
71-73	All B.....	<u>.9845368</u>	2	1.38	SPRING, back wind, glass actuator.....
72-73	All B.....	<u>.9606157</u>	2	.20	RETAINER, actuator link bolt.....

14.478 GEAR — SECTOR — PINION WORM, FOLDING TOP ACTUATOR					
71-73	All B.9839138	2	.25	BEARING, actuator-frt. worm . .
71-73	All B.9839137	2	.25	BEARING, actuator-rr. worm . . .
71-73	All B.9839139	2	5.25	PINION, gear asm.-actuator
71-73	All B.9607047	RH	5.90	GEAR, actuator worm & pin. . .
71-73	All B.9607048	LH	5.90	GEAR, actuator worm & pin. . . .
71-73	All B.9876982	RH	10.10	SECTOR, actuator & shaft
71-73	All B.9876983	LH	10.10	SECTOR, actuator & shaft
71-73	All B.9882560	RH	2.70	WORM, actuator.
71-73	All B.9882561	LH	2.70	WORM, actuator.
71-73	All B.9703043	2	.10	PLUG, actuator-thrust
71-73	All B.9433036	2	.20	RING, actuator cvr. ret
71-73	All B.9870925	2	.25	RETAINER & BALLS, actuator.
71-73	All B.4306906	2	.15	WASHER, actuator.
14.481 LIFT, MANUAL FOLDING TOP					
64-66	All Man. Top.4412503	2	11.50	LIFT, counter-balanced
14.481 MOTOR—LIFT, FOLDING TOP HYDRAULIC					
59-60	4467-4667-4867.4754422	2	40.90	LIFT
61-62	4467-4667-4867.4865341	2	40.90	LIFT
62-63	4067-4167-4367.4865340	2	40.90	LIFT, hyd.
63-64	4467-4667-4867.4888520	2	34.90	LIFT
64	4067-4367.4407818	2	35.10	LIFT
65-67	All A.4407818	2	35.10	LIFT
NOTE For models not listed, refer to 14.475.					
63-64	4467-4667-4867 1st				
	Type5044493		40.75	MOTOR
62-63	4467-4667-4867.5044493		40.75	MOTOR
64	4067-4367 2nd Type	.5044586		40.75	MOTOR
65-72	All A.5044586		40.75	MOTOR
65-70	All B.C.5044611		40.75	MOTOR
62	4667-4867.4865486		83.65	MOTOR & PUMP
64	4067-4367.7710923		80.60	MOTOR & PUMP
65-72	All A.7710923		80.60	MOTOR & PUMP
65-70	All B.C.7598791		81.70	MOTOR & PUMP
NOTE Identify 1st Ind type by part number stamped on motor					
14.482 FOLDING TOP HYDRAULIC PUMP PARTS					
69-70	All B-C	.4910507	1	12.30	ARMATURE, pump motor.
70-72	All A ..	.4910507	1	12.30	ARMATURE, pump motor.
65-70	All as R	.104918	AR	.10	BALL (steel) (8.899)
71-72		.104918	4	.10	BALL (steel) (8.899)
63	4467-4667-4867.7596441	1	.67	BOLT, reservoir.
64-70	All Conv.7596441	1	.67	BOLT, pump reservoir.
71-72	All A.7596441	1	.67	BOLT, pump reservoir.
69-70	All B-C.4912687	2	.20	BRUSH, pump motor.
70-72	All A.4912687	1	.20	BRUSH, pump motor.
69-70	All B-C.4912446	1	10.85	FIELD, pump motor.
70-72	All A.4912446	1	10.85	FIELD, pump motor.
53	46C.3698109	4	.20	GROMMET, (rubber) use with 4628733
54-68	All.3698109	4	.20	GROMMET, pump mtg.
69-70	All B-C.3698109	4	.20	GROMMET, folding top motor (rubber)
69-71	All A.3698109	3	.20	GROMMET, hydraulic pump rubber mounting
71-73	All.3698109	3	.20	GROMMET, pump mtg. (rubber).
64	4067-4367 2nd Type-				
	Use with Mtr.				
	5044586.4914315	1	6.20	HOLDER & CASE, pump mtr. brush . .
65-72	All A.4914315	1	6.20	HOLDER & CASE, mtr. brush
65-70	All B-C.4915745	1	6.55	HOLDER & CASE, pump motor brush
63		.4401295	1	4.51	PLATE, hyd. pump cvr.
64-70	All	.4401295	1	4.51	PLATE, pump cover.
71-72	All	.4401295	1	4.51	PLATE, pump cvr.
62-70	All	.4868622	1	1.59	ROTOR, pump motor-inner.
62-70	All	.4868623	1	1.64	ROTOR, pump motor-outer.
71-72	All A	.4868622	1	1.59	ROTOR, pump mtr. inner.
71-72	All A	.4868623	1	1.64	ROTOR, pump mtr. outer.
53	46C.4868618	1	.46	SEAL mtr. shaft-use with 4628733 . .
56-70	All	.4666395	2	.62	SEAL, pump reservoir.
55-70	All	.4666766	2	.15	SEAL, motor hose to motor.
55-65	All	.4868618	1	.46	SEAL, hyd. pump mtr. shaft.
66	All B-C	.4868618	1	.46	SEAL, mtr. shaft.
67-70	All.4868618	1	.46	SEAL, pump motor shaft.
71-72	All A ..	.4666395	2	.62	SEAL, pump reservoir.
71-72	All A ..	.4666766	2	.15	SEAL, hyd. mtr. hose to mtr.
71-72	All A.4868618	1	.46	SEAL, pump mtr. shaft.
49-53	All810601	4	1.03	SHOE, mtr. pole (also used 2.007) . . .

54	66C-100.	810601	1.03	SHOE, mtr. pole-use on mtr. 1 108572-592 8c 4646096 (also used 2.007).....
69-70	All B-C.	5076406	.05	SPRING,pump motor brush.....
70-72	All A..	5076406	.05	SPRING, pump motor brush.....
14.482 MOTOR—SHAFT—COVER—GEAR, FOLDING TOP ACTUATOR				
71-73	All B. . . .	5045632	33.57	MOTOR, top actuator . . .
71-73	All B. . . .	9839090	4.15	SHAFT, reduction unit
71-73	All B. . . .	9839091	3.79	COVER, reduction unit . .
71-73	All B. . . .	9839092	2.31	GEAR, reduction unit....
71-73	All B. . . .	9839089	1.90	PIN, reduction unit.....
71-73	All B. . . .	9839093	.46	BUSHING, reduction unit
71-73	All B. . . .	9837408	5.55	SUPPORT, mtr.....
14.483 SWITCH, CONV. TOP				
59	4467-4667-4867. . . .	4761829	3.18	SWITCH, top (also used 12.249).....
60	Conv.1192621	2.51	SWITCH, top (also used 12.249).....
61	4467-4667-4867.1164822	2.46	SWITCH (also used 12.249).....
62	4667-4867.1350487	3.69	SWITCH (also used 12.249).....
62-63	4067-4167-4367.1348723	2.41	SWITCH (12.195).....
63-64	4467-4667-4867.1358960	2.46	SWITCH, conv. top (also used 12.249).....
64-65	Special-Skylark Conv. .	.1363757	2.94	SWITCH, conv. top (12.249).....
65	All B-C.1369109	2.97	SWITCH, conv. top.....
66-67	All A.1375929	3.25	SWITCH (12.249).....
66-67	All B-C.1376120	3.08	SWITCH
68	All1383459	2.72	SWITCH (12.249).....
69-71	All A.1231085	2.46	SWITCH (12.249).....
69-70	All B-C.1386690	3.90	SWITCH (9.598).....
71-73	All B.1235265	3.84	SWITCH (also used 12.249-14.565).....
67	All A.1379714	.92	ESCUTCHEON, switch (9.740)
61	All1192976	.39	KNOB, conv. top switch—(9.649)
62	4067-4167-4367.1192976	.39	KNOB, conv. top switch—(9.649)
63	4467-4667-4867.1396466	.62	KNOB, serrated face—(9.798)
64	4067-4367.1363435	1.57	KNOB, conv. top switch—(9.649)
65	All A.1370815	.87	KNOB, conv. top switch—(9.649)
65	All B-C.1396607	1.74	KNOB & SCREW PACKAGE, conv. top switch knob —(9.798).....
66	All A.1376892	.82	KNOB, control (9.649)
67	All A.1379700	.92	KNOB, switch (9.649).....
62	4667-4867.541237	.10	NUT, conv. top switch to mtg. panel—(8.006)
62-64	4067-4167-4367.1348721	.46	NUT, conv. top switch—(1 2.195).....
68-69	All A.6457438	.21	NUT, switch to instrument panel housing—(3.885)
62-63	4467-4667-4867.147460	.15	SCREW, knob to conv. top switch—(8.975)
66	All B-C.427721	.15	SCREW, knob to conv. top switch—(8.975).....
14.486 RESERVOIR, FOLDING TOP HYDRAULIC PUMP				
65-70	All B-C	7596440	4 51	RESERVOIR
68-72	All A . .	7728615	5.15	RESERVOIR.
65-70	All	7596442	.41	PLUG, reservoir filler
71-72	All A . .	7596442	.41	PLUG, reservoir filler
14.550 MOTOR, SUN ROOF				
72	All (Pwr. Sun Roof).1099546	1	72.25 MOTOR (incl. gr. unit)
14.555 HOUSING—PLATE—GEAR, SUN ROOF MOTOR				
72	All (Pwr. Sun Roof).1099494	1	10.50 HOUSING, mtr. cbl. guide
72	All (Pwr. Sun Roof).1099489		5.65 PLATE, mtr. drive hsg. . .
72	All (Pwr. Sun Roof).1099487		2.41 GEAR, mtr. drive pinion
72	All (Pwr. Sun Roof).1099461		.51 PLATE, mtr. dr. hsg. ret.
14.560 SCREW—CLIP, SUN ROOF MOTOR				
72	All (Pwr. Sun Roof).1099481	2	^2 SCREW, socket-mtr. to frame
72	All (Pwr. Sun Roof).1099482	2	.36 SCREW, mtr. drive cvr. to hsg.
72	All (Pwr. Sun Roof).1099510	1	^2 SCREW, mtr. drive clutch-adj
72	All (Pwr. Sun Roof).1099509	1	.10 LOCKWASHER, drive clutch
72	All (Pwr. Sun Roof).1099508	1	.41 CLIP, drive pinion ret. (C-type)
72	All (Pwr. Sun Roof).1099507	1	.10 WASHER, drive pinion (flat)
72	All (Pwr. Sun Roof).1099486	AR	.10 SPACER, drive pinion friction clutch
14.565 SWITCH, SUN ROOF OPERATING				
72-73	All (Sun Roof).1235265	1	3.84 SWITCH, elec. sun roof—(14.483)
14.570 HANDLE—CRANK—LATCH—ESCUTCHEON, SUN ROOF				
72	3337 (Sun Roof).1241505		HANDLE, actuator.....
72	All (Pwr. Sun Roof).1099485	5.07	CRANK, emergency (manual)
72	3337 (Sun Roof).1241223		LATCH, sun roof hook
72	3337 (Sun Roof).1241504		LATCH, sun roof (less hook)
72	3337 (Sun Roof).1241231		PLATE, actuator hdl. brg.

72	3337 (Sun Roof)1241233		3.10	ESCUTCHEON, roof hdr. striker plate
72	3337 (Sun Roof)1241229			ESCUTCHEON, latch pawl
72	3337 (Sun Roof)1241238			GROMMET, striker plate
72	3337 (Sun Roof)1241240			SCREW (set) handle
72	3337 (Sun Roof)1241569			SCREW, top header escn
72	3337 (Sun Roof)1241568			SCREW, brg. plate
72	All (Pwr. Sun Roof)1099451		.51	COVER PLUG, crank opening (less trim)
14.630 PAD, COWL TRIM { PAINT TO MATCH TRIM IF NECESSARY }					
62	4019-27-35-45-4119-35	4850980	RH	1.23	PAD
62	4019-27-35-45-41 19-35	4850981	LH		
62	4411-39-47-69-4639- 4819-39-47	4852716	RH	1.23	PAD
62	4411-39-47-69-4639- 4819-39-47	4852717	LH	1.13	PAD
62	4635-45-67	4852741	LH	1.13	PAD
63	4019-27-35-45-67-41 19- 35	4882848	RH	1.13	PAD
63	4019-27-35-45-67-4119- 35	4882849	LH	1.13	PAD
63	4400-4635-4800	4892316	RH		
63	4400-4635-4800	4892317	LH	1.13	PAD
63-64	4747 Std. Trims	4404794	RH	1.38	PAD
63-64	4747 Std. Trims	4404795	LH	1.44	PAD
	NOTE 1964 trim, pad-1st type-embossed cov			1.38	PAD (paint to match)
64	4439-47-67-69-4635-45- 69-4819 1st Type	4892316	RH	1.38	PAD (paint to match) 1 2nd type plastic cowl
64	4439-47-67-69-4635-45- 69-4819 1st Type	4892317	LH	1.38	PAD
64	4639-47 Std. & Deluxe 1st Type	4892316	RH	1.44	PAD
64	4639-47 Std. 8t Deluxe 1st Type	4892317	LH	1.38	PAD
64	4847 Full Seats-1st Type	4892316	RH	1.44	PAD
64	4847 Full Seats-1st Type	4892317	LH	1.38	PAD
64	3367-69-3467-69-3569- 3669-4327-4427	4474360	RH	1.44	PAD
65	54-6400	7599310	RH	2.4 1	PAD, plastic (black)
66	3300-3400-3535-69- 3635-69-4200	4474360	RH	3.18	PAD, plastic (black)
66	35-3607-17 Std. Trim	4474360	RH	2.4 1	PAD, plastic (black)
66	5000-6437-39-67-69- 8239 A.C.	7599329	LH	3.18	PAD, plastic (black)
66	5000-6400-8239	7599310	RH	3.18	PAD, plastic (black)
66	5000-6400-8239	7599311	LH	3.18	PAD, plastic (black)
66	6600 A.C.	7609947	RH	9.55	PAD (T-453-458-493-498)
66	6600	7609975	RH	7.95	PAD (T-453-458-493-498)
66	6600	7609987	LH	7.95	PAD (T-453-458-493-498)
66	6600 A.C.	7609965	LH	9.55	PAD (T-453-458-493-498)
67	3000 A.C.	7693080	LH	2.41	PAD, plastic (black)
67	3000	7680402	RH	2.51	PAD, plastic (black)
67	3000	7680421	LH	2.41	PAD, plastic (dk. blue)
67	52-8200	7599310	RH	3.18	PAD, plastic (black)
67	52-8200	7599311	LH	3.18	PAD, plastic (black)
67	52-8200 A.C.	7599329	LH	3.18	PAD, plastic (black)
67	54-6000 A.C.	7609947	RH	9.55	PAD (T-428-454-458-478-498)
67	54-6000 A.C.	7609965	LH	9.55	PAD (T-428-454-458-478-498)
67	54-6000	7609975	RH	7.95	PAD (T-428-454-458-478-498)
67	54-6000	7609987	LH	7.95	PAD (T-428-454-458-478-498)
1968 sportwagons order the plastic panel by nation.					
68	3000 A.C.	7739384	RH	2.61	PANEL, plastic
68	3000 A.C.	7739385	LH	2.56	PANEL, plastic
68	3000	7739362	RH	2.56	PANEL, plastic
68	3000	7739363	LH	2.56	PANEL, plastic
68	4000 Wagons	7739362	RH	2.56	PANEL, plastic
68	4000 Wagons	7739363	LH	2.56	PANEL, plastic
68	4000 Wagons A.C.	7739384	RH	2.61	PANEL, plastic
68	4000 Wagons A.C.	7739385	LH	2.56	PANEL, plastic
68	30-4000 Wagons A.C.	7743760	RH	2.61	PANEL, plastic
68	30-4000 Wagons	7743755	RH	3.38	PANEL, plastic
68	30-4000 Wagons	7743756	LH	3.38	PANEL, plastic
68	4000 Wagons A.C.	7743758	RH	2.61	PANEL, plastic
68	4000 Wagons A.C.	7743759	LH	2.61	PANEL, plastic
68	4000 Wagons	7743753	RH	3.38	PANEL, plastic
68	4000 Wagons	7743754	LH	3.38	PANEL, plastic
68	3000-4455-65-4800 A.C.	7739385	LH	2.56	PANEL, plastic

68	3537-4437-39-55-65-67-						
	69-4600-4800 A.C.	7783668	RH	8.45	TRIM (T-131- 141- 161--171--181)	carpet	
68	3537-4437-39-55-65-67-						
	69-4600-4800 A.C.	7783659	LH	8.10	TRIM (T-131- 141- 161--171-- 181)	carpet	
68	34-3537-4437-39-55-65-						
	<u>67-69-4600-4800</u>	7783670	RH	8.45	TRIM (T-131- 141--161--17 1--18 1)	carpet	
68	34-3537-4437-39-55-65-						
	<u>67-69-4600-4800</u>	7783671	LH	8.45	TRIM (T-131- 141 -161--171 -181)	carpet	
68	<u>4437-39-69 A.C.</u>	7742662	RH	8.45	TRIM (T-133- 143)		
68	<u>4437-39-69 A.C.</u>	7742671	LH	8.10	TRIM (T-133- 143)		
68	<u>4437 39 69</u>	7742640	RH	8.45	TRIM (T-133- 143)		
68	<u>4437-39-69</u>	7742641	LH	8.45	TRIM (T-13 3- 143)		
68	<u>4439-55-65-67-69-4800</u>						
	<u>A.C.</u>	7742661	RH	8.45	TRIM (T-137-147-167-187)	carpet	
68	<u>4439-5 5-65-67-69-4800</u>						
	<u>A.C.</u>	7742670	LH	8.10	TRIM (T-137-147-167-187)	carpet	
68	<u>4439-4455-65-67-69-</u>						
	<u>4800</u>	7742638	RH	8.45	TRIM (T-137-147-167-187)	carpet	
68	<u>4439-4455-65-67-69-</u>						
	<u>4800</u>	7742639	LH	8.45	TRIM (T-137-147-167-187)	carpet	
68	<u>3437-3537-4437-39-55-</u>						
	<u>65-67-69-4600-4800</u>						
	<u>A.C.</u>	7742656	RH	8.45	TRIM (T-138-152-158-162-168-172-178-188)	carpet	
68	<u>3437-3537-4437-39-55-</u>						
	<u>65-67-69-4600-4800</u>						
	<u>A.C.</u>	7742665	LH	8.10	TRIM (T-138-152-158-162-168-172-178-188)	carpet	
68	<u>3437-3537-4437-39-55-</u>						
	<u>65-67-69-4600-4800 . .</u>	7742628	RH	8.45			
68	<u>3437-3537-4437-39-55-</u>						
	<u>65-67-69-4600-4800 . .</u>	7742629	LH	8.45			
68	<u>3437-3537-4437-39-5 5-</u>						
	<u>65-67-4637-4800 A.C.</u>	7742663	RH	8.45			
68	<u>3437-3537-4437-39-55-</u>						
	<u>65-67-4637-4800 A.C.</u>	7742672	LH	8.10			
68	<u>3437-3537-4437-39-55-</u>						
	<u>65-67-4637-4800</u>	7742642	RH	8.45			
68	<u>3437-3537-4437-39-55-</u>						
	<u>65-67-4637-4800</u>	7742643	LH	8.45			
68	<u>3437-3537-4437-39-55-</u>						
	<u>65-67-4637-4800 A.C.</u>	7742664	RH	8.45			
68	<u>3437-3537-4437-39-55-</u>						
	<u>65-67-4637-4800 A.C.</u>	7742673	LH	8.10	TRIM (T-163-173-183)	carpet	
68	<u>34-35-4437-39-55-65-67-</u>						
	<u>4637-4800</u>	7742644	RH	8.45	TRIM (T-163-173-183)	carpet	
68	<u>34-35-4437-39-55-65-67-</u>						
	<u>4637-4800</u>	7742645	LH	8.45	TRIM (T-163-173-183)	carpet	
68	<u>52-8200 A.C.</u>	7599329	LH	3.18	PANEL, plastic (black)		
68	<u>52-8200</u>	7599310	RH	3.18	PANEL, plastic (black)		
68	<u>52-8200</u>	7599311	LH	3.18	PANEL, plastic (black)		
68	<u>52 00 A.C.</u>	7746314	RH	3.38	PANEL, plastic (green)		
68	<u>5200 A.C.</u>	7746315	LH	3.38	PANEL, plastic (green)		
68	<u>5200</u>	7746302	RH	3.38	PANEL, plastic (green)		
68	<u>5200</u>	7746303	LH	3.38	PANEL, plastic (green)		
68	<u>52-8200 A.C.</u>	7746312	RH	3.38	PANEL, plastic (gold)		
68	<u>52-8200 A.C.</u>	7746313	LH	3.38	PANEL, plastic (gold)		
68	<u>52-8200</u>	7746300	RH	3.38	PANEL, plastic (gold)		
68	<u>52-8200</u>	7746301	LH	3.38	PANEL, plastic (gold)		
68	<u>5200 A.C.</u>	7746310	RH	3.38	PANEL, plastic (maroon)		
68	<u>5200 A.C.</u>	7746311	LH	3.38	PANEL, plastic (maroon)		
68	<u>5200</u>	7746298	RH	3.38	PANEL, plastic (maroon)		
68	<u>5200</u>	7746299	LH	3.38	PANEL, plastic (maroon)		
68	<u>52-8200</u>	7783694	RH	3.38	PANEL, plastic (teal)		
68	<u>52-8200</u>	7783695	LH	3.38	PANEL, plastic (teal)		
68	<u>52-8200 A.C.</u>	7783696	RH	3.38	PANEL, plastic (teal)		
68	<u>52-8200 A.C.</u>	7783697	LH	3.38	PANEL,plastic (teal)		
68	<u>5439-69-87-6439-69-87-</u>						
	<u>6639-87 A.C.</u>	7774148	RH	10.55	TRIM (T-410-420-450)		
68	<u>5439-69-87-6439-69-8 7-</u>						
	<u>6639-87 A.C.</u>	7774159	LH	9.85	TRIM (T-4 10-420-450)		
68	<u>5439-69-87-6439-69-87-</u>						
	<u>6639-87</u>	7774126	RH	8.80	TRIM (T-4 10-420-450)		
68	<u>5439-69-87-6439-69-87-</u>						
	<u>6639-87</u>	7774137	LH	8.80	TRIM (T-410-420-450)		
68	<u>5400-6000 A.C.</u>	7783669	RH	10.55	TRIM (T-41 1-421-451-461)		
68	<u>5400-6000 A.C.</u>	7783673	LH	1 1.10	TRIM (T-41 1-421-451-461)		
68	<u>5400-6000 less A.C.</u>	7783675	RH	8.80	TRIM (T-41 1-421-45 1-461)		
68	<u>5400-6000 less A.C.</u>	7783727	LH	8.80	TRIM (T-41 1-421-451-461)		

68	5439-69-87-6439-69-87 A.C. 7774145	RH	10.55	TRIM (T-4 13)
68	5439-69-87-6439-69-87 A.C. 7774156	LH	9.85	TRIM T-413)
68	5439-69-87-6439-69-87 . 7774123	RH	8.80	TRIM T-4 13)
68	5439-69-87-6439-69-87 . 7774134	LH	8.80	TRIM T-4 13)
68	5439-67-69-6439-67~ 6667 A.C. 7774146	RH	10.55	TRIM T-4 17-427-457)
68	5439-67-69-6439-69~ 6667 A.C. 77741 57	LH	9.85	TRIM T-4 17-427-457)
68	5439-67-69-6437-69~ 6667.. 7774124	RH	8.80	TRIM T-417-427-457)
68	5439-67-69-6439-67~ 6667.. 7774135	LH	8.80	TRIM T-4 17-427-457).....
68	8400 A.C. 7783672	RH	11.10	TRIM 1-62 1-63 1-651).....
68	8400 A.C. 7783674	LH	10.20	TRIM 1-62 1-63 1-651).....
68	8400. 7783726	RH	9.85	TRIM 1-62 1-63 1-651).....
68	8400. 7783728	LH	9.85	TRIM T-621-631-651).....
68	5400-6400 A.C. 7774150	RH	10.55	TRIM T-423).....
68	5400-6400 A.C. 7774161	LH	9.85	TRIM T-423).....
68	5400-6400. 7774128	RH	8.80	TRIM T-423).....
68	5400-6400 less A.C. 77741 39	LH	9.85	T R I M T-4 2 3).....
68	54-6000 A.C. 7609947	RH	9.55	T R I M T-428-452-458-468-478-498) .
68	54-6000 A.C. 7609965	LH	9.55	T R I M T-428-452-458-468-478-498) .
68	54-6000. 7609975	RH	7.95	T R I M T-428-452-458-468-47 8-498)
68	54-6000. 7609987	LH	7.95	T R I M T-428-452-458-468-478-498) .
68	8439-69 A.C. 7774149	RH	11.10	T R I M T-620)
68	8439-69 A.C. 7774160	LH	10.20	T R I M T-620)
68	8439. 7774127	RH	9.85	T R I M T-620).....
68	8439-69. 7774138	LH	9.85	T R I M T-620).....
68	8400 A.C. 7774147	RH	10.55	T R I M T-620).....
68	8400 A.C. 77741 58	LH	10.15	T R I M T-627-637).....
68	8400. 7774125	RH	9.85	T R I M T-627-637).....
68	8400. 7774136	LH	9.85	T R I M T-627-637).....
68	8400 A.C. 7774142	RH	11.10	T R I M T-627-637).....
68	8400 A.C. 7774153	LH	10.20	T R I M T-628-638-648-658-668).....
68	8400. 7774120	RH	9.85	T R I M T-628-638-648-658-668).....
68	8400. 7774131	LH	9.85	T R I M T-628-638-648-658-668).....
68	8400 A.C. 7774152	RH	11.10	T R I M T-628-638-648-658-668).....
68	8400 A.C. 77741 63	LH	10.20	T R I M T-628-638-648-658-668).....
68	8400. 7774130	RH	9.85	T R I M T-628-638-648-658-668).....
68	8400. 7774141	LH	9.85	T R I M T-628-638-648-658-668).....
68	8439 A.C. 7774151	RH	11.10	T R I M T-628-638-648-658-668).....
68	8439 A.C. 7774162	LH	10.20	T R I M T-628-638-648-658-668).....
68	8439. 7774129	RH	9.85	T R I M T-628-638-648-658-668).....
68	8439. 7774140	LH	9.85	T R I M T-628-638-648-658-668).....
68	9487. 7746390	RH	2.87	P A N E L T-684)
68	9487. 7746391	LH	2.87	P A N E L T-684)
68	9487 A.C. 7746426	RH	4.05	P A N E L plastic (black).....
68	9487 A.C. 7746427	LH	4.05	P A N E L plastic (black).....
68	9487 A.C. 7756218	RH	7.20	P A N E L, plastic (black).....
68	9487 A.C. 7756218	LH	9.30	TRIM plastic (black).....
68	9487 A.C. 7756213	RH	6.75	TRIM (T-680-690).....
68	9487. 7756226	LH	6.75	TRIM (T-680-690).....
68	9487. 7756227	RH	7.20	TRIM (T-680-690).....
68	9487 A.C. 7756215	LH	9.30	TRIM (T-680-690).....
68	9487 A.C. 7756210	RH	6.75	TRIM (T-682-685-688-698).....
68	9487. 7756220	LH	6.75	TRIM (T-682-685-688-698).....
68	9487. 7756221	RH	7.20	TRIM (T-682-685-688-698).....
68	9487 A.C. 7756219	LH	9.30	TRIM (T-682-685-688-698).....
68	9487 A.C. 7756214	RH	6.75	TRIM (T-683-693).....
68	9487. 7756228	LH	6.75	TRIM (T-683-693).....
68	9487. 7756229	RH	7.20	T R I M (T-683-693).....
68	9487 A.C. 7756217	LH	9.30	TRIM (T-684)
68	9487 A.C. 7756212	RH	6.75	TRIM (T-684)
68	9487. 7756224	LH	6.75	T R I M (T-684)
68	9487. 7756225	RH	9.30	T R I M (T-684)
68	9487 A.C. 7783748	LH	6.75	T R I M (T-684)
68	9487. 7783746	RH	7.20	T R I M (T-684)
68	9000 A.C. 7783745	LH	6.75	T R I M (T-691).....
69	9487. 7783747	RH	6.75	T R I M (T-691).....
	3327-3369-3569 Instr. Pnl. Vents less A.C. 8736427	LH	3.59	P A N E L (T-101-1 1 1-121-131) (prime & paint to match).....
69	3327-3369-3435-3436~ 3569 less A.C. 8732518	RH	3.59	P A N E L (T-103-126-133)
69	3327-3369-3435-3436~ 3569 less A.C. 8732519	LH	3.59	P A N E L (T-103-1 26-133)

69	3327-69-3435-3436-356-						
	9 A.C.	8731526	LH	2.46	PANEL (T-103-1 26-133)		
69	3327-69-3435-3436-						
	3569 A.C.	8731517	RH	3.28	PANEL (T-103-1 26-133)		
69	3327-3369-3569 Instr.						
	Panel Vent less A.C.	8736440	RH	3.95	PANEL (T-103-1 33)		
69	3327-3369-3569 Instr.						
	Panel Vent less A.C.	8736441	LH	3.95	PANEL (T-103-1 33)		
69	3327-3369-3435-36-						
	3569 less A.C.	8732504	RH	3.59	PANEL, black (prime & paint to match) .		
69	3327-3369-3435-36-						
	3569 less A.C.	8732505	LH	3.59	PANEL, black (prime & paint to match) .		
69	3327-3369-3569 Instr.						
	Panel Vent less A.C.	8736426	RH	3.59	PANEL (T-108-1 14-1 18-124-128-138) .		
69	3327-3369-3569 Instr.						
	Panel Vent less A.C.	8736427	LH	3.59	PANEL (T-108-1 14-1 18-124-128-138)		
69	3000 A.C.	7739385	LH	2.56	PANEL, plastic (T-108-1 14-1 18-124-125-128-138)		
69	3000 A.C.	8731510	RH	2.5 1	PANEL (black) prime & paint to match		
69	3437-3537	8736427	LH	3.59	PANEL (T-1 2 1) (prime & paint to match)		
69	3437-3537	8736426	RH	3.59	PANEL (T-1 28)		
69	3437-3537	8736427	LH	3.59	PANEL (T-1 28)		
69	3537-4437-39-56-66-69						
	A.C.	8752576	RH	8.40	TRIM (T-1 40-1 50-1 70-190) .		
69	3537-4437-39-56-66-69						
	A.C.	8750847	LH	8.15	TRIM (T-1 40-1 50-1 70-190) .		
69	4439-56-66-69	8752530	RH	8.65	TRIM (T-1 40-1 50-1 90)		
69	4439-56-66-69	8752531	LH	8.65	TRIM (T-1 40-1 50-1 90)		
69	4439-69 Instrument						
	Panel Vent less A.C.	8752544	RH	8.65	TRIM (T-1 40-1 50)		
69	4439-69 Instrument						
	Panel Vent less A.C.	8752545	LH	8.65	TRIM (T-1 40-1 50)		
69	3437-3537-4437-67-						
	4637	8752540	RH	8.65	TRIM (T-1 4 1 -1 7 1 -1 8 1)		
69	4439-69 Instrument						
	Panel Vent less A.C.	8752540	RH	8.65	TRIM (T-1 5 1 -1 8 1)		
69	3437-3537-4437-67-						
	4637	8752541	LH	8.65	TRIM (T-1 4 1 -1 7 1 -1 8 1)		
69	4439-69 Instrument						
	Panel Vent less A.C.	8752541	LH	8.65	TRIM (T 151 181)		
69	4439-56-66-69	8752528	RH	8.65	TRIM (T 141 15 1 191)		
69	4439-56-66-69	8752529	LH				
69	3437-3537-4400-4637						
	A.C.	8752574	RH	8.65	TRIM (T-1 41-1 5 1-1 9 1)		
69	3437-3537-4000-4637						
	A.C.	8750845	LH	8.40	TRIM (T-1 4 1-1 5 1-1 7 1-1 8 1-19 1)		
69	3437-3537-4437-67-						
	4637	8752550	RH	8.15	TRIM (T-1 4 1-1 5 1-1 7 1-1 8 1-19 1)		
69	4439-69 Instrument						
	Panel Vent less A.C.	8752550	RH	8.65	TRIM (T-143-176-186)		
69	3437-3537-4437-67-						
	4637	8752551	LH	8.65	TRIM (T-1 43-1 53-1 66-1 76)		
69	4439-69 Instrument						
	Panel Vent less A.C.	8752551	LH	8.65	TRIM (T-143-176-186)		
69	4439-56-66-69	8752536	RH	8.65	TRIM (T-1 43-1 53-1 66-1 76)		
69	4439-56-66-69	8752537	LH	8.65	TRIM (T-1 43-1 53-1 66-1 76-196)		
69	3437-3537-4400-4637						
	A.C.	8752579	RH	8.65	TRIM (T-1 43-1 53-1 66-176-196)		
69	3437-3537-4400-4637						
	A.C.	8750850	LH	8.40	TRIM (T-143-153-166-176-186-196)		
69	4439-69 Instrument						
	Panel Vent less A.C.	8752548	RH	8.15	TRIM (T-143-153-166-176-186-196)		
69	4439-69 Instrument						
	Panel Vent less A.C.	8752549	LH	8.65	TRIM (T-1 47-1 57)		
69	4439-56-66-69	8752534	RH				
69	4439-56-66-69	8752535	LH	8.65	TRIM (T-147-157)		
69	4439-56-66-67-69-4667						
	A.C.	8752578	RH	8.65	TRIM (T-147-157-197)		
69	4439-56-66-67-69-4667						
	A.C.	8750849	LH	8.65	TRIM (T-147-157-197)		
69	3437-3537-4437-67-						
	4637-67 less A.C.	8752538	RH	8.40	TRIM (T-1 47-1 57-1 87-1 97)		
69	3437-3537-4437-67-						
	4637-67 less A.C.	8752539	LH	8.15	TRIM (T-1 47-1 57-1 87-197)		
69	3437-3537-4000 A.C.	8752573	RH				
69	3437-3537-4000 A.C.	7742665	LH	8.65	TRIM (T-1 48-1 64-1 68-1 75-1 78-1 85-1 88) .		
69	4439-56-66-69	8752526	RH				
69	4439-56-66-69	8752527	LH	8.65	TRIM (T-1 48-164-1 68-175-1 78-1 85-1 88)		
69	3537-4437	8752544	RH	8.40	TRIM (T-1 48-164-168-1 75-1 78-185-188-195) .		
				8.10	TRIM (T-1 48-1 64-168-175-178-185-1 88-195) .		
				8.65	TRIM (T-1 68-1 75-1 78-195) .		

69 3537-4437 8 7 5 2 5 4 5 LH
69 4439 Instrument Panel
Vent less A.C. 8 7 5 2 5 3 9 LH
69 4439 Instrument Panel
Vent less A.C. 8 7 5 2 5 3 8 RH
69 4467-4667 8 7 5 2 5 4 8 RH
69 4467-4667 8 7 5 2 5 4 9 RH
69 5200 A.C. 8 7 4 0 2 7 4 RH
69 5200 A.C. 8 7 4 0 2 8 3 LH
69 5200-8200 A.C. 8 7 4 0 2 7 1 RH
69 5200-8200 less A.C. 8 7 4 0 3 1 2 RH
69 5200-8200 less A.C. 8 7 4 0 3 1 3 LH
69 52-8200 A.C. 8 7 4 0 2 7 3 RH
69 52-8200-8457 A.C. 8 7 4 0 2 8 2 LH
69 5200 A.C. 8 7 4 0 2 6 9 RH
69 5200 A.C. 8 7 4 0 2 8 3 LH
69 52-8200 less A.C. 8 7 4 0 2 8 4 RH
69 52-8200 less A.C. 8 7 4 0 2 8 5 LH
69 5200-8200 A.C. 8 7 4 0 2 6 8 RH
69 5437-39-69-6437-39-69 8 7 6 0 5 4 2 RH
69 5437-39-69-6437-39-69 8 7 3 3 7 5 7 LH
69 54-6400 A.C. exc. Conv. 8 7 3 3 7 8 2 RH
69 54-6400 A.C. exc. Conv. 8 7 3 3 7 8 3 LH
69 54-6000 less A.C. 8 7 6 0 5 4 0 RH
69 54-6000 less A.C. 8 7 3 3 7 5 3 LH
69 5400-6000 A.C. 8 7 3 3 7 7 8 RH
69 5400-6000 A.C. 8 7 3 3 7 7 9 LH
69 54-6000 exc. 6667 less
A.C. 8 7 6 0 5 5 0 RH
69 54-6400-6637-39 less
A.C. 8 7 3 3 7 6 3 LH
69 5400-6000 exc. 6667
A.C. 8 7 3 3 7 8 8 RH
69 5400-6000 exc. 6667
A.C. 8 7 3 3 7 8 9 LH
69 54-6600 less A.C. 8 7 3 3 9 6 8 RH
69 54-6000 less A.C. 8 7 3 3 7 5 1 LH
69 5400-6000 A.C. 8 7 3 3 7 7 6 RH
69 54-6000 A.C. 8 7 3 3 7 7 7 LH
69 5467 less A.C. 8 7 6 0 5 4 4 RH
69 5467 less A.C. 8 7 3 3 7 6 1 LH
69 5467 A.C. 8 7 3 3 7 8 6 RH
69 5467 A.C. 8 7 3 3 7 8 7 LH
69 8439-57-69 less A.C. 8 7 6 0 5 4 7 RH
69 8400 less A.C. 8 7 3 3 7 7 1 LH
69 8439-57-69 A.C. 8 7 3 3 7 9 6 RH
69 8439-57-69 A.C. 8 7 3 3 7 9 7 LH
69 8400 less A.C. 8 7 6 0 5 4 6 RH
69 8400 less A.C. 8 7 3 3 7 6 9 LH
69 8400 A.C. 8 7 3 3 7 9 4 RH
69 8400 A.C. 8 7 3 3 7 9 5 LH
69 8400 less A.C. 8 7 6 0 5 4 9 RH
69 8400 less A.C. 8 7 3 3 7 7 5 LH
69 8400 A.C. 8 7 3 3 8 0 0 RH
69 8400 A.C. 8 7 3 3 8 0 1 LH
69 8400 less A.C. 8 7 3 3 9 8 0 RH
69 8400 less A.C. 8 7 3 3 7 6 5 LH
69 8400 A.C. 8 7 3 3 7 9 0 RH
69 8400 A.C. 8 7 3 3 7 9 1 LH
69 8467 less A.C. 8 7 6 0 5 4 5 RH
69 8467 less A.C. 8 7 3 3 7 6 7 LH
69 8467 A.C. 8 7 3 3 7 9 2 RH
69 8467 A.C. 8 7 3 3 7 9 3 LH
69 9487 less A.C. 7 7 4 6 3 9 0 RH
69 9487 less A.C. 7 7 4 6 3 9 1 LH
69 9487 A.C. 7 7 4 6 4 2 6 RH
69 9487 A.C. 7 7 4 6 4 2 7 LH
69 9487 less A.C. 8 7 5 0 9 2 4 RH
69 9487 less A.C. 8 7 5 0 9 2 5 LH
69 9487 A.C. 8 7 5 0 8 6 2 RH
69 9487 A.C. 8 7 5 0 8 5 6 LH
68-70 9487 A.C. 7 7 5 6 2 1 0 LH
69-70 9487 A.C. 7 7 5 6 2 1 5 RH
68-70 9000 less A.C. 7 7 5 6 2 2 0 RH
68-70 9000 less A.C. 7 7 5 6 2 2 1 LH
69 9487 less A.C. 8 7 5 0 9 2 0 RH
69 9487 less A.C. 8 7 5 0 9 2 1 LH
69 9487 A.C. 8 7 5 0 8 6 0 RH

8.65 TRIM (T-1 70)
. TRIM (T-175-178)
8.65 TRIM (T-1 75-178)
8.65 TRIM (T-1 87)
8.65 TRIM (T-1 87)
3.18 PANEL (T-400)
3.18 PANEL (T-400)
2.67 PANEL (T-401-601)
4.00 PANEL (T-403-603)
4.00 PANEL (T-403-603)
2.67 PANEL (T-403-603)
2.67 PANEL (T-403-603-644)
2.67 PANEL (T-407)
3.18 PANEL (T-407)
3.08 PANEL (T-408-608-614-618)
3.08 PANEL (T-408-608-614-618)
2.67 PANEL (T-408-608-614-618)
7.20 TRIM T-4 10)
9.25
7.55 TRIM
7.55 TRIM | 4
7.20 TRIM "4 1-421-45 1).
9.85 TRIM T-4 1 1-421-45 1)
7.55 TRIM T-4 1 1-421)
7.55 TRIM T-4 1 1-421)
7.20 TRIM T-4 13-426-453-464)
10.90 TRIM T-4 13-426-453-464)
7.55 TRIM T-4 13-426-453-464)
7.55 TRIM 413-426-453-464)
9.30 TRIM 425-428 438-455-458-468-478)
9.85 TRIM 425-428 438-455-458-468-478)
7.55 TRIM 425-428 438-455-458-468)
7.55 TRIM 425-428-438-455-458-468)
7.20 TRIM 427)
9.85 TRIM 427)
7.55 TRIM 427)
7.55 TRIM 427)
7.40 TRIM 620-630)
9.85 TRIM 620-630)
8.15 TRIM 620-630)
8.15 TRIM 620-630)
7.40 TRIM 621-631 632-641)
9.85 TRIM 621-631 632-641)
8.15 TRIM 621-631-632-641)
8.15 TRIM 621-631 632-641)
7.40 TRIM 624-633 636-641-644)
9.85 TRIM 624-633-636-644)
8.15 TRIM 624-633 636-644)
8.15 TRIM 624-633 636-644)
9.30 TRIM 628-638 639-648-658)
9.85 TRIM 628-638 639-648-658)
8.15 TRIM 628-638 638-639-648-658)
8.15 TRIM 628-638 638-639-648-658)
7.40 TRIM 637)
9.85 TRIM 637)
8.15 TRIM 637)
8.15 TRIM 637)
2.87 PANEL, plastic (T-
2.87 PANEL, plastic (T-
4.05 PANEL, plastic (T-
4.05 PANEL, plastic (T-
7.20 TRIM (T-674-686-
7.20 TRIM (T-674-686-
7.40 TRIM (T-674-686-
9.35 TRIM (T-674-686-
9.30 TRIM (T-678-682-
7.20 TRIM (T-678-682-
6.75 TRIM (T-678-682-
6.75 TRIM (T-678-682-
7.20 TRIM (T-678-682-
7.20 TRIM (T-680)
7.40 TRIM (T-680)

69	9487 A.C.8750854	LH	9.35	TRIM (T-680)
69	9487 less A.C.8750922	RH	7.20	TRIM (T-687)
69	9487 less A.C.8750923	LH	7.20	TRIM (T-687)
69	9487 A.C.8750861	RH	7.40	TRIM (T-687)
69	9487 A.C.8750855	LH	9.35	TRIM (T-687)
69	9487 less A.C.8750916	RH	7.20	TRIM (T-691)
69	9487 less A.C.8750917	LH	7.20	TRIM (T-691)
69	9487 A.C.8750858	RH	7.40	TRIM (T-691)
69	9487 A.C.8750852	LH	9.35	TRIM (T-691)
69	9487 less A.C.8761318	RH	7.20	TRIM (T-692)
69	9487 less A.C.8761319	LH	7.20	TRIM (T-692)
69	9487 A.C.8761320	RH	7.40	TRIM (T-692)
69	9487 A.C.8761321	LH	9.35	TRIM (T-692)
70	3327-69-3569-4439-69 Instr. Pnl. Vents less A.C.8801064	RH	3.79	PANEL(T-104-114-124-134)
70	3327-69-3569-4439-69 Instr. Pnl. Vents less A.C.8801065	LH	3.79	PANEL (T-104-1 14-124-134)
70	3327-69-3435-36-37- 3537-69-4637 A.C.8731510	RH	2.51	PANEL (T-104-1 14-124-134) (paint to match)
70	3327-69-3435-36-37- 3537-69-4637 A.C.8800914	LH	2.72	PANEL (T-104-1 14-124-134)
70	3327-69-3435-36-3569 less A.C.8801078	RH	3.54	PANEL (T-104-1 14-124-134)
70	3327-69-3435-36-3569 less A.C.8801079	LH	3.54	PANEL (T-104-1 14-124-134)
70	3300-3400-3500-4637 A.C.8731510	RH	2.51	PANEL (T-108-1 28-138)
70	3327-69-3437-3537-69- 4637 A.C.7739385	LH	2.56	PANEL (T-108-1 18-128-138)
70	3327-69-3435-36-3569 less A.C.8732504	RH	3.59	PANEL, black (prime 8i paint to match)
70	3327-69-3435-36-3569 less A.C.8732505	LH	3.59	PANEL, black (prime & paint to match)
70	3369-3435-36-37-3537- 69-4637 A.C.8800903	RH	2.72	PANEL (T-101-1 1 1-121-181)
70	3369-3435-36-3537-69 A.C.8800911	LH	2.72	PANEL (T-101-1 1 1-121-181)
70	3369-3435-36-3569 less A.C.8801073	LH	3.79	PANEL (T-101-1 1 1-121)
70	3369-3569-4439-69 Instr. Panel Vents less A.C.8736426	RH	3.59	PANEL (black) (prime & paint to match)
70	3369-3569 Instr. Panel Vents less A.C.8736427	LH	3.59	PANEL (black) (prime 8i paint to match)
70	3437-3537-4637 less A.C.8801064	RH	3.79	PANEL (T-124)
70	3437-3537-4637 less A.C.8801065	LH	3.79	PANEL (T-124)
70	3437-3537-4637 less A.C.8736426	RH	3.59	PANEL, black (prime & paint to match)
70	3437-3537-4637 less A.C.8736427	LH	3.59	PANEL, black (prime 8i paint to match)
70	3435-36 A.C.8800904	RH	2.72	PANEL (T-1 29)
70	3435-36 A.C.8800912	LH	2.72	PANEL (T-1 29)
70	3435-36 less A.C.8801074	RH	3.79	PANEL (T-129)
70	3435-36 less A.C.8801075	LH	3.79	PANEL (T-1 29)
70	35698801067	LH	3.79	PANEL (T-1 30)
70	3569 A.C.8800899	RH	2.72	PANEL (T-130)
70	3569 A.C.8800907	LH	2.72	PANEL (T-1 30)
70	4439-69 less A.C.8799732	RH	8.15	PANEL (T-140-170)
70	4439-69 less A.C.8799733	LH	8.15	PANEL (T-1 40-1 70)
70	3437-3537-4437-39-69- 4637 A.C.8799962	RH	7.90	PANEL (T-140-170)
70	3437-3537-4437-39-69- 4637 A.C.8799972	LH	7.70	PANEL (T-140-170)
70	3437-4437-39-69-4637 A.C.8799959	RH	7.90	PANEL (T-1 41-181)
70	3437-4437-39-69-4637 A.C.8799969	LH	7.70	PANEL (T-141-181)
70	4439-69 less A.C.8799726	RH	8.15	PANEL (T-141)
70	4439-69 less A.C.8799727	LH	8.15	PANEL (T-141)
70	3437-4437-67-4600 less A.C.8799926	RH	8.15	PANEL (T-141)
70	3437-4437-67-4600 less A.C.8799927	LH	8.15	PANEL (T-141-181)
				8.15	PANEL (T-141-181)

70	4439-69 Instr. Panel Vent less A.C.	8799926	RH	8.15	PANEL T-141-181)
70	4439-69 Instr. Panel Vent less A.C.	8799927	LH	8.15	PANEL T-141-181)
70	4437-39-67-69-4667 A.C.	8799963	RH	7.90	PANEL T-144-154)
70	4437-39-67-69-4667 A.C.	8799973	LH	7.70	PANEL T-144-154)
70	4439-69 less A.C.	8799734	RH	8.15	PANEL T-144)
70	4439-69 less A.C.	8799735	LH	8.15	PANEL T-144).
70	4439-69 Instr. Panel Vents less A.C.	8799934	RH	8.15	PANEL T-144).
70	4439-69 Instr. Panel Vents less A.C.	8799935	LH	8.15	PANEL T-144).
70	4437-67-4667 less A.C.	8799934	RH	8.15	PANEL T-144-154).
70	4437-67-4667 less A.C.	8799935	LH	8.15	PANEL T-144-154).
70	3437-3537-4000 A.C.	8752573	RH	8.40	PANEL T-1 48-1 58-1 75-178-185-1 88)
70	3437-3537-4000 A.C.	7742665	LH	8.10	PANEL T-1 48-1 58-1 75-178-185-188)
70	3437-3537-4437-67- 4600 less A.C.	8752538	RH	8.65	PANEL T-1 48-158-1 75-17 8-1 85-188)
70	3437-3537-4437-67- 4600 less A.C.	8752539	LH	8.65	PANEL T-148-158-175-178-185-188)
70	4439-69 Instr. Panel Vents less A.C.	8752538	RH	8.65	PANEL T-148-158-178).
70	4439-69 Instr. Panel Vents less A.C.	8752539	LH	8.65	PANEL T-148-158-178)
70	4439-69 less A.C.	8752526	RH	8.65	PANEL T-148-158-178)
70	4439-69 less A.C.	8752527	LH	8.65	PANEL T-148-158-178)
70	3437-3537-4000 A.C.	8799960	RH	7.90	PANEL T-159-179-189)
70	3437-3537-4000 A.C.	8799970	LH	7.70	PANEL T-159-179-189)
70	4439-69 Instr. Panel Vents less A.C.	8799928	RH	8.15	PANEL T-159-179)
70	4439-69 Instr. Panel Vents less A.C.	8799929	LH	8.15	PANEL T-159-179).
70	3437-3537-4437-4637 less A.C.	8799932	RH	8.15	PANEL T-170).
70	3437-3537-4437-4637 less A.C.	8799933	LH	8.15	PANEL T-1 70).
70	4439-69 Instr. Panel Vents less A.C.	8799932	RH	8.15	PANEL T-1 70).
70	4439-69 Instr. Panel Vents less A.C.	8799933	LH	8.15	PANEL T-170).
70	3437-3537-4437-39- 4637 A.C.	8799961	RH	7.90	PANEL T-176).
70	3437-3537-4437-39- 4637 A.C.	8799971	LH	7.70	PANEL T-1 76).
70	3437-3537-4437-4637 less A.C.	8799930	RH	8.15	PANEL T-176).
70	3437-3537-4437-4637 less A.C.	8799931	LH	8.15	PANEL T-176).
70	4439 Instr. Panel Vents less A.C.	8799930	RH	8.15	PANEL T-176).
70	4439 Instr. Panel Vents less A.C.	8799931	LH	8.15	PANEL T-176)
70	4439-69 less A.C.	8799730	RH	8.15	PANEL T-176)
70	4439-69 less A.C.	8799731	LH	8.15	PANEL T-176)
70	3437-3537-4437-67- 4600 less A.C.	8799928	RH	8.15	PANEL T-179-189)
70	3437-3537-4437-67- 4600 less A.C.	8799929	LH	8.15	PANEL T-179-189).
70	4439-69 less A.C.	8799728	RH	8.15	PANEL T-159-179).
70	4439-69 less A.C.	8799729	LH	8.15	PANEL T-159-179).
70	5200-6036-46 A.C.	8791082	RH	2.82	PANEL T-400-440-450).
70	5200-6036-46 A.C.	8791083	LH	2.82	PANEL T-400-4 40-4 50).
70	5200-6036-46 less A.C.	8799330	RH	3.54	PANEL T-400-440-450).
70	5200-6036-46 less A.C.	8799477	LH	3.54	PANEL T-400-440-450).
70	5200-6036-46-8200 A.C.	8791090	RH	2.82	PANEL T-401-441-451-481)
70	5200-6036-46-8200 A.C.	8791091	LH	2.82	PANEL T-401-441-451-481)
70	5200-6036-46-8200 less A.C.	8799336	RH	3.54	PANEL T-401-441-451-481)
70	5200-6036-46-8200 less A.C.	8799481	LH	3.54	PANEL T-401-441-451-481)
70	5200-8200 A.C.	8791084	RH	2.82	PANEL T-403-483)
70	5200-8200 A.C.	8791085	LH	2.82	PANEL T 403-483).
70	5200-6036-46-8200 A.C.	8791096	RH	2.82	PANEL T-404-444-454-484-494)
70	5200-6036-46-8200 A.C.	8791097	LH	2.82	PANEL T-404-444-454-484-494)
70	5200-6036-46-8200 less A.C.	8799340	RH	3.54	PANEL (T-404-444-454-484-494)

70	5200-6036-46-8200 less				
	AC.....	.8799484	LH	3.54	PANEL (T-404-444-454-484-494).....
70	5200-8200 A.C.....	.8791080	RH	2.82	PANEL (T-408-488-498).....
70	5200-8200 A.C.....	.8791081	LH	2.82	PANEL (T-408-488-498).....
70	5200-8200 less A.C.....	.8799326	RH	3.54	PANEL (T-408-488-498).....
70	5200-8200 less A.C.....	.8799476	LH	3.54	PANEL (T-408-488-498).....
70	5437-39-69-6400-6637-				
	39 A.C.....	.8797380	RH	7.90	PANEL (T-4 10-420-460).....
70	5437-39-69-6400-6637-				
	39 A.C.....	.8797381	LH	7.90	PANEL (T-4 10-420-460).....
70	5437-39-69-6400-6637-				
	39 less A.C.....	.8799740	RH	7.70	PANEL (T-4 10-420-460).....
70	5437-39-69-6400-6637-				
	39 less A.C.....	.8799805	LH	7.70	PANEL (T-4 10-420-460).....
70	5400-6400 A.C.....	.8797374	RH	7.90	PANEL (T-41 1-421).....
70	5400-6400 A.C.....	.8797375	LH	7.90	PANEL (T-41 1-421).....
70	5400-6400 less A.C.....	.8799737	RH	7.70	PANEL (T-41 1-421).....
70	5400-6400 less A.C.....	.8799802	LH	7.70	PANEL (T-41 1-421).....
70	5400-6400-6639 less				
	A.C.....	.8808099	RH	7.70	PANEL (T-414-434).....
70	5400-6400-6639 less				
	A.C.....	.8808100	LH	7.70	PANEL (T-414-434).....
70	5400-6400-6639 A.C.....	.8808276	RH	7.90	PANEL (T-414-434).....
70	5400-6400-6639 A.C.....	.8808277	LH	7.90	PANEL (T-414-434).....
70	5400-6400-6637-39 less				
	A.C.....	.8799739	RH	7.70	PANEL (T-426-466).....
70	5400-6400-6637-39 less				
	A.C.....	.8799804	LH	7.70	PANEL (T-426-466).....
70	5400-6400-6637-39 A.C.....	.8797378	RH	7.90	PANEL (T-426-466).....
70	5400-6400-6637-39 A.C.....	.8797379	LH	7.90	PANEL (T-426-466).....
70	5467 less A.C.....	.8799742	RH	7.70	PANEL (T-427).....
70	5467 less A.C.....	.8799807	LH	7.70	PANEL (T-427).....
70	5467 A.C.....	.8797384	RH	7.90	PANEL (T-427).....
70	5467 A.C.....	.8797385	LH	7.90	PANEL (T-427).....
70	5400-6400-6600 less				
	A.C.....	.8799736	RH	7.70	PANEL (T-428-438-465-468-478).....
70	5400-6400-6600 less				
	A.C.....	.8799801	LH	7.70	PANEL (T-428-438-465-468-478).....
70	5400-6400-6600 A.C.....	.8797372	RH	7.90	PANEL (T-428-438-465 468-478).....
70	5400-6400-6600 A.C.....	.8797373	LH	7.90	PANEL (T-428-438-465-468-478).....
70	6036-46 less A.C.....	.8799338	RH	3.54	PANEL (T-449-459).....
70	6036-46 less A.C.....	.8799482	LH	3.54	PANEL (T-449-459).....
70	6036-46 A.C.....	.8791092	RH	2.82	PANEL (T-449-459).....
70	6036-46 A.C.....	.8791093	LH	2.82	PANEL (T-449-459).....
70	8439-69 A.C.....	.8797394	RH	6.55	PANEL (T-600).....
70	8439-69 A.C.....	.8797395	LH	6.55	PANEL (T-600).....
70	8439-69 less A.C.....	.8799756	RH	7.90	PANEL (T-600).....
70	8439-69 less A.C.....	.8799812	LH	7.70	PANEL (T-600).....
70	8439-57-69 less A.C.....	.8799753	RH	7.90	PANEL (T-601-63 1-632).....
70	8439-57-69 less A.C.....	.8799810	LH	7.70	PANEL (T-601-63 1-632).....
70	8439-57-69 A.C.....	.8797390	RH	6.55	PANEL (T-601-63 1-632).....
70	8439-57-69 A.C.....	.8797391	LH	6.55	PANEL (T-601-63 1-632).....
70	8400 less A.C.....	.8799752	RH	7.90	PANEL (T-604-61 4-624-634-635).....
70	8400 less A.C.....	.8799809	LH	7.70	PANEL (T-604-614-624-634-635).....
70	8400 A.C.....	.8797388	RH	6.55	PANEL (T-604-614-624-634-635).....
70	8400 A.C.....	.8797389	LH	6.55	PANEL (T-604-614-624-634-635).....
70	8400 less A.C.....	.8799748	RH	7.90	PANEL (T-608-6 18-628-637-638-648)
70	8400 less A.C.....	.8799808	LH	7.70	PANEL (T-608-6 18-628-637-638-648)
70	8400 A.C.....	.8797386	RH	6.55	PANEL (T-608-6 1 8-628-637-638-648)
70	8400 A.C.....	.8797387	LH	6.55	PANEL (T-608-6 18-628-637-638-648)
70	8467 less A.C.....	.8799766	RH	7.90	PANEL (T-6 17).....
70	8467 less A.C.....	.8799815	LH	7.70	PANEL (T-617).....
70	8467 A.C.....	.8797400	RH	6.55	PANEL (T-617).....
70	8467 A.C.....	.8797401	LH	6.55	PANEL (T-6 17).....
70	8400 less A.C.....	.8799755	RH	7.90	PANEL (T-619-629-639-649).....
70	8400 less A.C.....	.8799811	LH	7.70	PANEL (T-619-629-639-649).....
70	8400 A.C.....	.8797392	RH	6.55	PANEL (T-619-629-639-649).....
70	8400 A.C.....	.8797393	LH	6.55	PANEL (T-6 19-629-639-649).....
70	9487 less A.C.....	.8797726	RH	2.72	PANEL (T-650).....
70	9487 less A.C.....	.8797727	LH	2.72	PANEL (T-650).....
70	9487 A.C.....	.8797738	RH	3.79	PANEL (T-650).....
70	9487 A.C.....	.8797739	LH	3.79	PANEL (T-650).....
70	9487 less A.C.....	.8797734	RH	2.72	PANEL (T-654).....
70	9487 less A.C.....	.8797735	LH	2.72	PANEL (T-654).....
70	9487 A.C.....	.8797746	RH	3.79	PANEL (T-654).....
70	9487 A.C.....	.8797747	LH	3.79	PANEL (T-654).....
70	9487 less A.C.....	.8797730	RH	2 72	PANEL (T 659).....
70	9487 less A.C.....	.8797731	LH	2.72	PANEL (T-659).....

70	9487 A.C.	.8797742	RH	3.79	PANEL T-659).
70	9487 A.C.	.8797743	LH	3.79	PANEL T-659).
70	9487 less A.C.	.8797732	RH	2.72	PANEL T-666).
70	9487 less A.C.	.8797733	LH	2.72	PANEL T-666).
70	9487 A.C.	.8797744	RH	3.79	PANEL T-666).
70	9487 A.C.	.8797745	LH	3.79	PANEL T-666).
70	9487 less A.C.	.7746390	RH	2.87	PANEL T-668).
70	9487 less A.C.	.7746391	LH	2.87	PANEL T-668).
70	9487 A.C.	.7746426	RH	4.05	PANEL T-668).
70	9487 A.C.	.7746427	LH	4.05	PANEL T-668).
70	9487 less A.C.	.8799546	RH	6 75	PANEL T-679-699).
70	9487 less A.C.	.8799547	LH	6.75	PANEL T-679-699).
70	9487 A.C.	.8799578	RH	6.95	PANEL T-679-699).
70	9487 A.C.	.8799529	LH	8.75	PANEL T-679-699).
70	9487 less A.C.	.8799550	RH	6.75	PANEL T-680).
70	9487 less A.C.	.8799551	LH	6.75	PANEL T-680).
70	9487 A.C.	.8799580	RH	6.95	PANEL T-680).
70	9487 A.C.	.8799531	LH	8.75	PANEL T-680).
70	9487 less A.C.	.8799544	RH	6.75	PANEL T-681).
70	9487 less A.C.	.8799545	LH	6.75	PANEL T-681).
70	9487 A.C.	.8799577	RH	6.95	PANEL T-681).
70	9487 A.C.	.8799528	LH	8.75	PANEL T-681).
70	9487 less A.C.	.8799542	RH	6.75	PANEL T-674-684).
70	9487 less A.C.	.8799543	LH	6.75	PANEL T-674-684).
70	9487 A.C.	.8799576	RH	6.95	PANEL T-674-684).
70	9487 A.C.	.8799527	LH	8.75	PANEL T-674-684).
70	9487 less A.C.	.8799548	RH	6.75	PANEL T-686).
70	9487 less A.C.	.8799549	LH	6 75	PANEL T-686).
70	9487 less A.C.	.8799579	RH	6 95	PANEL T-686).
70	9487 less A.C.	.8799530	LH	8.75	PANEL T-686).
71	3327-69-3436 less A.C.	.9846166	RH	3.74	PANEL T-100-1 10) plastic
71	3327-69-3436 less A.C.	.9846167	LH		
	3300-3437 Instr. Pnl.			3.74	PANEL T-100-1 10) plastic
	Vents less A.C.	.9846182	RH		
71	3300-3437 Instr. Pnl.			3.54	PANEL T-100-1 10) plastic
	Vents less A.C.	.9846183	LH		
71	3327-37-69-3436-37			3.54	PANEL T-100-1 10) plastic
	A.C.	.9846171	RH		
71-72	3327-37-3437-69-4439-			2.67	PANEL T-100-1 10-1 50) plastic .
	69 less A.C.	.8732504	RH		
71-72	3327-37-3437-69-4439-			3.59	PANEL, plastic (black) prime 8i paint to match
	69 less A.C.	.8732505	LH	3.59	PANEL, plastic (black) prime 8i paint to match
71-72	30-4000 A.C.	.8731510	RH	2.51	PANEL (black) prime 8i paint to match (plastic)
71-72	30-4000 A.C.	.7739385	LH	2.56	PANEL (black) prime 8i paint to match (plastic)
71-72	30-4000 Instr. Pnl. Vents				
	less A.C.	.8736426	RH	3.59	PANEL, plastic (black) prime 8i paint to match
71-72	30-4000 Instr. Pnl. Vents				
	less A.C.	.8736427	LH	3.59	PANEL, plastic (black) prime 8i paint to match
71	4437-39-69 Instr. Pnl.				
	Vents less A.C.	.9846198	RH	8.45	TRIM (T-1 40) w/carpet
71	4437-39-69 Instr. Pnl.				
	Vents less A.C.	.9846199	LH	8.45	TRIM (T-140) w/carpet
71	4437-39-69 Instr. Pnl.				
	Vents less A.C.	.9846182	RH	3.54	PANEL (T-1 40) plastic
71	4437-39-69 Instr. Pnl.				
	Vents less A.C.	.9846183	LH	3.54	PANEL (T-140) plastic .
71	4439-69 less A.C.	.9846154	RH	8.45	TRIM (T-140) w/carpet
71	4439-69 less A.C.	.9846155	LH	8.45	TRIM (T-140) w/carpet
71	4439-69 less A.C.	.9846166	RH	3.74	PANEL (T-140) plastic .
71	4439-69 less A.C.	.9846167	LH	3.74	PANEL (T-140) plastic .
71	4437-39-69 A.C.	.9846189	RH	8.45	TRIM (T-140) w/carpet
71	4437-39-69 A.C.	.9846193	LH	8.45	TRIM (T-140) w/carpet
71	4437-39-69 A.C.	.9846171	RH	2.67	PANEL (T-140) plastic .
71	4437-39-69 Instr. Pnl.				
	Vents less A.C.	.9846196	RH	8.45	TRIM (T-141) w/carpet
71	4437-39-69 Instr. Pnl.				
	Vents less A.C.	.9846197	LH	8.45	TRIM (T-14 1) w/carpet
71	4439-69 less A.C.	.9846152	RH	8.45	TRIM (T-141) w/carpet
71	4439-69 less A.C.	.9846153	LH	8.45	TRIM (T-141) w/carpet
71	4437-39-69 A.C.	.9846188	RH	8.45	TRIM (T-141) w/carpet
71	4437-39-69 A.C.	.9846192	LH	8.45	TRIM (T-141) w/carpet
71	4437-39-69 Instr. Pnl.				
	Vents less A.C.	.9846200	RH	8.45	TRIM (T-144) w/carpet
71	4437-39-69 Instr. Pnl.				
	Vents less A.C.	.9846201	LH	8.45	TRIM (T-144) w/carpet
71	4439-69 less A.C.	.9846156	RH	8.45	TRIM (T-144) w/carpet
71	4439-69 less A.C.	.9846157	LH	8.45	TRIM (T-144) w/carpet
71	4437-39-69 A.C.	.9846190	RH	8.45	TRIM (T-144) w/carpet

71	4437-39-69 A.C.	9846194	LH	8.45	TRIM (T-144) w/carpet
71	5000-6035-45-8200 less A.C.	9845929	LH	2.67	PANEL (T-400-420-430-440-450-4 80)
71	5000-6035-45-8200 A.C.	9845956	RH	2.41	PANEL (T-400-420-430-440-450-480)
71	5000-6035-45-8200 A.C.	9845957	LH	2.41	PANEL (T-400-420-430-440-450-480)
71	5000-6035-45-8200 less A.C.	9845918	RH	3.02	PANEL (T-40 1-42 1-44 1-481).
71	5000-6035-45-8200 less A.C.	9845919	LH	2.67	PANEL (T-401-421-44 1-481).
71	5 239-57-69-5439-5 7-69- 6035-45-8237-39 AC.	9845946	RH	2.41	PANEL (T-401 421-44 1 481).
71	5000-6035-45-8200- 9000 less A.C.	9845922	RH	3.02	PANEL (T-404-424-434-444-454-484-494-654-664)
71	5000-6035-45-8200- 9000 A.C.	9845950	RH	2.41	PANEL (T-404-424-434-444-454-484-494-654-664)
71	5000-6035-45-8200- 9000 A.C.	9845951	LH	2.41	PANEL (T-404-424-434-444-454-484-494-654-664)
71	50-60-80-9000 less A.C.	9845902	RH	3.02	PANEL (black) prime & paint to match
71	50-60-80-9000 less A.C.	9845903	LH	2.67	PANEL (black) prime & paint to match
71	50-60-80-9000 A.C.	9845930	RH	2.41	PANEL (black) prime & paint to match
71	50-60-80-9000 A.C.	9845931	LH	2.41	PANEL (black) prime & paint to match
71	5000-6035-45 less A.C.	9845910	RH	3.02	PANEL (T-4 16-436-446-456).
71	5000-6035-45 less A.C.	9845911	LH	2.67	PANEL (T-4 1 6-436-446-456).
71	5000-6035-6045 A.C.	9845938	RH	2.41	PANEL (T-4 16-436-446-456).
71	6639-47-9000 A.C.	9845655	RH	8.45	TRIM T-460-670-680)
71	6639-47-9000 A.C.	9845678	LH	8.45	TRIM T-460-670-680)
71	6667-9000 A.C.	9845652	RH	8.45	TRIM T-461-671).
71	6667-9000 A.C.	9845675	LH	8.45	TRIM T-461-671).
71	6639-47-9000 less A.C.	9845703	RH	8.45	TRIM T-467 464 674 684).
71	6639-47-9000 less A.C.	9845726	LH	8.45	TRIM T-462-464-674-684).
71	6639-47-9000 A.C.	9845657	RH	8.45	TRIM T-462-464-674-684).
71	6639-47-9000 A.C.	9845680	LH	8.45	TRIM T-462-464-674-684).
71	66-9000 A.C.	9845674	LH	8.45	TRIM T-463-4 65-468-67 8-688-695-698)
71	6600-9000 less A.C.	9845705	RH	8.45	TRIM T 466-686).
71	6600-9000 less A.C.	9845728	LH	8.45	TRIM T 466-686).
71	6600-9000 A.C.	9845659	RH	8.45	TRIM T-466-686).
71	6600-9000 A.C.	9845682	LH	8.45	TRIM T-466-686).
71	8400 less A.C.	9845713	RH	8.45	TRIM T-600-6 10-620-630-640).
71	8400 less A.C.	9845736	LH	8.45	TRIM T-600-610-620-630-6 40).
71	8400 A.C.	9845667	RH	8.45	TRIM T-600-610-620-630-640).
71	8400 A.C.	9845690	LH	8.45	TRIM T-600-6 10-620-630-640).
71	8400 less A.C.	9845710	RH	8.45	TRIM T-601-61 1-631-641).
71	8400 less A.C.	9845733	LH	8.45	TRIM T-601-61 1-631-641).
71	8400 A.C.	9845664	RH	8.45	TRIM T-601-61 1-631-641).
71	8400 A.C.	9845687	LH	8.45	TRIM T-601-61 1-631-641).
71	8400 less A.C.	9845715	RH	8.45	TRIM T-604-6 14-624-632-644).
71	8400 less A.C.	9845738	LH	8.45	TRIM T-604-6 14-624-632-644).
71	8400 A.D.	9845669	RH	8.45	TRIM T-604-6 14-624-632-644).
71	8400 less A.C.	9845706	RH	8.45	TRIM T-608-628-633-642-648).
71	8400 less A.C.	9845729	LH	8.45	TRIM T-608-628-633-642-648).
71	8400 A.C.	9845660	RH	8.45	TRIM T-608-628-633-642-648).
71	8400 A.C.	9845683	LH	8.45	TRIM T-608-628-633-642-648).
71	8437-39 less A.C.	9845716	RH	8.45	TRIM T-627).
71	8 400 less A.C.	9845739	LH	8.45	TRIM T-627).
71	8400 A.C.	9845670	RH	8.45	TRIM T-627).
71	8400 A.C.	9845693	LH	8.45	TRIM T-627).
71	9487 less A.C.	9845704	RH	8.45	TRIM T-697).
71	9000 less A.C.	9845727	LH	8.45	TRIM T-697).
71	9000 A.C.	9845658	RH	8.45	TRIM T-697).
71	9487 A.C.	9845681	LH	8.45	T-697).
72	50-60-80-9000 less A.C. (1st Type)	9845902	RH	3.02	PANEL (black) prime & paint to match
72	50-60-80-9000 A.C. (1st Type)	9845930	RH	2.41	
72	50-60-80-9000 less A.C. (2nd Type)	9615476	RH	8.45	
72	50-60-80-9000 A.C. (2nd Type)	9615486	RH	8.45	PANEL (black) prime 8i paint to match
72	50-60-80-9000 less A.C. (2nd Type)	9845903	LH	2.67	PANEL (black) prime & paint to match
72	50-60-80-9000 A.C.	9845931	LH	2.41	PANEL (black) prime 8i paint to match
	NOTE 1972 50.60.80.9000 1,t Typ.: less brkts. for litter container, 2nd Type with brks. for litter container.				
	1 4.630 LITTER CONTAINER, COWL SIDE				
72	50-60-80-9000.	9614740	1	4.10	LITTER CONTAINER (prime & paint to match)
	14.640 HEADLINING, LESS LISTING WIRE				
	NOTE. 1967-8200 1st Type "Arcade" material, 2nd & 3rd Type-perforated coated fabric				
67	J269 2nd Type.	7713921	1	34.15	HEADLINING (T-638)

67 8239-57 2nd Type 7697269 1
67 8439-57 3rd Type 7697269 1
67 8457 3rd Type 7757259 1
67 9487 7633301 1
NOTE. 1968 - 30-4000 1st Type-5 wire h
68 3369 7764506 1
68 3369 7764507 1
68 3327 1st Type 8765850 1
68 3369 7764508 1
68 3435 7778451 1
68 33-34-4469 7764509 1
68 3435 7778466 1
68 3435 7778467 1
68 33-3569 7764512 1
68 33-35-4469 7764511 1
68 34-35-44-4637 1st Type. 7766980 1
68 3569 7764513 1
68 3569-4469 7764510 1
68 4469 7764514 1
68 4439 7764475 1
68 4439 7764453 1
68 4439 7764501 1
68 4439 7764502 1
68 34-35-44-4637 1st Type 7768978 1
68 34-35-44-4637 2nd Type 8739894 1
68 4469 8711220 1
68 34-35-44-4637 1st Type. 7768977 1
68 34-35-44 4637 2nd Type 8739893 1
68 4439 7764503 1
68 34-35-44-4637 1st Type . 7768979 1
68 34-35-44-4637 2nd Type 8739895 1
68 4439 8710976 1
68 4439 7764504 1
68 4455-65-4855-65 7776234 1
68 4455-65-4855-65 7776244 1
68 4455-65-4855-65 7776245 1
68 4455-65-4855-65 7776235 1
68 4455-65-4855-65 7776236 1
68 4455-65-4855-65 7776246 1
68 4455-65-4855-65 7776237 1
68 4455-65-4855-65 7776247 1
68 4455-65-4855-65 8709271 1
68 4455-65-4855-65 8709251 1
68 3327 1st Type 7767005 1
68 3327 2nd Type 8739870 1
68 3327 1st Type 7767003 1
68 3327 2nd Type 8739868 1
68 52-54-6439 7769708 1
68 52-54-6469 7769712 1
68 52-54-6487 7769716 1
68 5239 7736915 1
68 5269 7736926 1
68 5287 7769717 1
68 52-54-6439 7769710 1
68 52-54-6469 7769714 1
68 52-54-6439 7677088 1
68 54-6487 7769718 1
68 54-6439 7769709 1
68 54-6469 7769713 1
68 54-6487 7769719 1
68 54-6439 7769711 1
68 54-6469 7769715 1
68 8239-57 7771956 1
68 8269 7771998 1
68 8239-57 7771957 1
68 8269 7771999 1
68 8269 7713921 1
68 8239-57 7697269 1
68 8269 8711342 1
68 8239-57 7771958 1
68 9487 7760628 1
68 9487 7633301 1
68 9287 7760632 1
68 9487 7760633 1
68 9487 7760629 1
68 9487 7760635 1
69 3369 8729906 1
69 3327 8766346 1

32.40 HEADLINING (1 638 6 78)
32.40 HEADLINING (1 645 648 695 698)
32.40 HEADLINING (T-697)
24.25 HEADLINING (T-608-618-62 8-658-668)
ing, 2nd Type-6 wire headlining.
23.75 HEADLINING (T 101)
23.75 HEADLINING (1 103)
27.15 HEADLINING (1 108 198)
23.75 HEADLINING (1 108)
36.30 HEADLINING (1 111)
26.35 HEADLINING (T-1 1 1 121 131)
36.30 HEADLINING (T-1 13)
36.30 HEADLINING (T-1 14)
26.35 HEADLINING (T-1 14)
26.35 HEADLINING (T-1 18-128-138-158)
26.45 HEADLINING (T-1 18-138-158-168-178)
26.35 HEADLINING (1 120)
26.35 HEADLINING (1 123 133)
26.35 HEADLINING (1 137)
26.65 HEADLINING (1 140)
26.65 HEADLINING (1 141)
26.65 HEADLINING (1 143)
26.65 HEADLINING (1 147)
25.40 HEADLINING (1 152 162 1 72)
25.40 HEADLINING (1 152 162 1 72)
27.05 HEADLINING (1 152)
25.40 HEADLINING (1 160 1 70)
25.40 HEADLINING (1 160-1 70)
26.65 HEADLINING (1 162)
25.40 HEADLINING (1 163 1 73)
25.40 HEADLINING (1 163 1 73)
26.65 HEADLINING (1 163)
26.65 HEADLINING (1 168)
13.65 HEADLINING, frt. (1 180)
17.65 HEADLINING, rr (1 180)
17.65 HEADLINING, rr. (1 181)
13.65 HEADLINING, frt. (1 181)
13.65 HEADLINING, frt. (T-1 83)
17.65 HEADLINING, rr (1 183)
13.65 HEADLINING, frt. (1 18 7)
17.65 HEADLINING, rr. (1 18 7)
13.80 HEADLINING, frt. (1 188)
18.15 HEADLINING, rr (1 188)
22.25 HEADLINING (1 191)
22.25 HEADLINING (1 191)
22.25 HEADLINING (T 194)
22.25 HEADLINING (T 194)
25.95 HEADLINING (1 400 410)
25.70 HEADLINING (1 400 410)
25.95 HEADLINING (1 400 420)
25.95 HEADLINING (T-401)
25.70 HEADLINING (T-401)
25.95 HEADLINING (T-407)
25.95 HEADLINING (1 40 7 41 7)
25.70 HEADLINING (1 40 7 41 7)
34.05 HEADLINING (1 408 428)
25.95 HEADLINING (T-41 1 421)
25.95 HEADLINING (T-41 1 421)
25.70 HEADLINING (T-41 1 421)
25.95 HEADLINING (T-423)
25.95 HEADLINING (T-423)
25.70 HEADLINING (T-423)
35.25 HEADLINING (1 601)
36.30 HEADLINING (1 601)
35.25 HEADLINING (1 603)
36.30 HEADLINING (1 603)
34.15 HEADLINING (1 608 618)
32.40 HEADLINING (1 608 618)
38.20 HEADLINING (1 614)
35.25 HEADLINING (1 614)
25.95 HEADLINING (1 672 674)
24.25 HEADLINING (T-6 75-678-685-688-698)
25.95 HEADLINING (T-680-690)
25.95 HEADLINING (1 682)
25.95 HEADLINING (1 683 693)
25.95 HEADLINING (T-691)
24.70 HEADLINING (T '01 1
22.25 HEADLINING (1 103)

69	3369	8747597	1	24.70	HEADLINING (T-103)
68-69	3369	7764508	1	23.75	HEADLINING (T-108)
69	3327	8765850	1	27.15	HEADLINING (T-108-1 18)
69	3327	8766344	1	22.25	HEADLINING (T-1 14)
69	3369-3569	776451 1	1	26.35	HEADLINING (T-1 18-128-138-148-158-168)
69	3435-3436	8729910	1	40.00	HEADLINING (T-121)
69	3369-3569-4469	8729907	1	27.45	HEADLINING (T-1 21-131-14 1)
69	3437-3537-4437-4637	8766347	1	22.25	HEADLINING (T-1 21-1 4 1-1 7 1-1 8 1)
69	3369-3569	8739238	1	27.45	HEADLINING (T-124)
69	3437-3537-4637	8766348	1	23 85	HEADLINING (T-124-164)
69	3435-3436	8755583	1	39.90	HEADLINING (T-125)
69	3435-36	8739241	1	40.00	HEADLINING (T-126)
69	3437-3537-4437-4637	8766301	1	28.05	HEADLINING (T-1 28-1 48-1 68-1 78-1 88)
69	3569-4469	8739239	1	27.45	HEADLINING (T-130-140)
69	3569-4469	8739240	1	27.45	HEADLINING (T-133-143-166)
69	3437-3537-4437-4637	8766349	1	23.85	HEADLINING (T-143-176-186)
69	4469	8755582	1	27.45	HEADLINING (T-147)
69	4439	8739247	1	26.65	HEADLINING (T-150)
69	4439	8739244	1	26.65	HEADLINING (T-151)
69	4439	8739245	1	26.65	HEADLINING (T-153-176)
69	4439	8739246	1	26.65	HEADLINING (T-157)
69	3537-4437	8766350	1	23.85	HEADLINING (T-170)
69	4439	8755584	1	26.65	HEADLINING (T-175)
69	4439	7764504	1	26.65	HEADLINING (T-178)
69	4456-4466	8739248	1	15.20	HEADLINING, front (T-190)
69	4456-66	8739252	1	19.85	HEADLINING (T-190) rr
69	4456-66	8739249	1	15.20	HEADLINING, front (T-191)
69	4456-66	8739253	1	19 85	HEADLINING, rear (T-191)
69	4456-66	8755585	1	15.20	HEADLINING, front (T-195)
69	4456-66	8755586	1	19.85	HEADLINING, rear (T-195)
69	4455-66	8739250	1	15.20	HEADLINING, front (T-196)
69	4456-66	8739254	1	19.85	HEADLINING, rear (T-196)
69	4456-66	8739251	1	15.20	HEADLINING, front (T-197)
69	4456-66	8739255	1	19.85	HEADLINING, rear (T-197)
69	52-54-6437	8755236	1	28.35	HEADLINING (T-400-410)
69	52-54-6469	8748000	1	28.10	HEADLINING (T-400-410)
69	52-54-6439	8747849	1	26.90	HEADLINING (T-400-410)
69	52-54-6437	8755099	1	28.35	HEADLINING (T-401-41 1-421)
69	52-54-6469	8739759	1	28.10	HEADLINING (T-401-41 1-421)
69	52-54-6439	8742930	1	26.90	HEADLINING (T-401-41 1-421)
69	52-54-6437	8755237	1	28.35	HEADLINING (T-403-413-426)
69	5269-5469-6469	8748021	1	28.10	HEADLINING (T-403-413-426)
69	52-54-6439	8747901	1	26.90	HEADLINING (T-403-413-426)
69	5237	8755101	1	28.35	HEADLINING (T-407)
69	5269	8747945	1	28.10	HEADLINING (T-407)
69	5239	8747848	1	26.90	HEADLINING (T-407)
69	54-6437	8755105	1	28.35	HEADLINING (T-425)
69	54-6469	8754089	1	28.10	HEADLINING (T-425)
69	54-6439	8755500	1	26.90	HEADLINING (T-425)
69	6637	8755239	1	32.70	HEADLINING (T-451)
69	6637	8755240	1	32.70	HEADLINING (T-453)
69	6639	8750027	1	32.70	HEADLINING (T-453)
69	6637	8755109	1	32.70	HEADLINING (T-455)
69	6639	8755877	1	32.70	HEADLINING (T-455)
69	6639	8750028	1	32.70	HEADLINING (T-464)
69	8269	8750029	1	31.85	HEADLINING (T-601)
69	8239-57	8755247	1	35.25	HEADLINING (T-601)
69	8269	8750030	1	31.85	HEADLINING (T-603)
69	8239-57	8755248	1	35.25	HEADLINING (T-603)
69	8239-57	8755249	1	35.25	HEADLINING (T-608-618)
69	8269	8750031	1	31.85	HEADLINING (T-608-618)
69	8239-57	8755250	1	35.25	HEADLINING (T-614)
69	8269	8750032	1	31.85	HEADLINING (T-614)
69	8469	8750033	1	47.15	HEADLINING (T-620) (ascot cloth)
NOTE 1969 8439-57 when replacing soft headlining by hard headlining panel, also use garnish mouldings group 10.051 & 1 1.120. (Refer to 14.640 panel. Headlining).					
69	8439-8457 3rd Type	9816311	1	43.20	HEADLINING (T-620-630) (perforated taffeta coated fabric)
69	8469	8750034	1	47.15	HEADLINING (T-621-631-632)
69	8469	8750035	1	47.15	HEADLINING (T-624)
69	8469	8750036	1	47.15	HEADLINING (T-628-638-639)
69	8469	8750037	1	47.15	HEADLINING (T-633-636)
69	9487	8739841	1	25.95	HEADLINING (T-664-666-674-694)
69	9487	7633301	1	24.25	HEADLINING (T-668-669-678-688-698)
69	9487	8749394	1	25.95	HEADLINING (T-680)
69	9487	8757768	1	25.95	HEADLINING (T-685)
69	9487	8749396	1	25.95	HEADLINING (T-686)
69	9487	8749395	1	25.95	HEADLINING (T-687)

69	9487	8739842	25.95	HEAD L NING	T-691)
69	9487	8739843	25.95	HEAD L NING	T-692)
70	3369-3569	8806970	23.90	HEAD L NING	T-101-121)
70	3327-3437-3537-4437-				
	4637	8806965	22.45	HEAD L NING	T-104-1 1 4-124-1 44)
70	3369-3569-4469	8806975	23.90	HEAD L NING	T-104-124-134-144)
70	3327-3437-3537-4437-				
	4637	8795782	28.50	HEADL NING	T-108-1 18-128-148-178-11
70	3369-3569-4469	8806971	23.90	HEADLI NING	T-108-128-138-148-158)
70	3327-3437-3537-4637	8795783	28.50	HEAD L NING	T-1 1 1-121)
70	3435-36	8795777	42.15	HEADLI NING	T-1 21)
70	3435-36	8806976	35.65	HEAD L NING	T-124)
70	3435-36	8806977	35.65	HEAD L NING	T-129)
70	3569-4469	8806972	23.90	HEADLI NING	130-140)
70	4439	8806981	23.05	HEAD L NING	T-1 40-1 70)
70	4469	8806973	23.90	HEAD L NING	T-141)
70	4439	8806978	23.05	HEADL NING	T-141)
70	3437-4437-4637	8806969	21.65	HEAD L NING	T-14 1 -1 8 1)
70	4439	8806979	23.05	HEAD L NING	T-144)
70	4439	8806980	23.05	HEAD L NING	148-178)
70	4469	8806974	23.90	HEAD L NING	T-159)
70	3437-3537-4437-4637	8795785	29.05	HEAD L NING	T-1 70)
70	3437-3537-4437-4637	8806966	21.65	HEAD L NING	T-1 75 185)
70	3437-3537-4437-4637	8806967	22.45	HEAD L NING	T-1 76)
70	4439	8806982	23.05	HEADL NING	T-176)
70	3437-3537-4437-4637	8806968	21.65	HEAD L NING	T-179-189)
70	4439	8806983	23.05	HEAD L NING	-179)
70	5237-5437-6437	8806304	23.45	HEAD L NING	T-400-4 10-420)
70	5239-5439-6439	8806310	22.55	HEADL NING	T-400-4 10-420)
70	5269-5469-6469	8806314	32.85	HEADL NING	T-400-4 10-420)
70	5237	8806302	23.45	HEADLI NING	T-401)
70	5239	8806308	22.55	HEAD L NING	T-401)
70	5269	8806316	32.85	HEAD L NING	T-401)
70	5237-5437-6437	8806303	23.45	HEAD L NING	T 404 414)
70	5239-5439-6439	8806309	22.55	HEAD L NING	T-404 414)
70	5269-5469-6469	8806313	26.35	HEAD L NING	T-404 414)
70	5237-5437-6437	8806301	23.45	HEAD L NING	T 408 428)
70	5239-5439-6439	8806307	22.55	HEAD L NING	T-408-428)
70	5269-5469-6469	8806312	32.85	HEADL NING	T 408 428)
70	5437-6437	9800342	24.45	HEADL NING	T-41 1-421)
70	5439-6439	9802407	23.35	HEADLI NING	T-41 1-421)
70	5469-6469	980241 3	26.35	HEADLI NING	T-41 1-421)
70	5437-6437	9802385	24.45	HEAD L NING	T-426)
70	5439-6439	9802410	23.35	HEADL NING	T-426)
70	5469-6469	9802414	26.35	HEADL NING	T-426)
70	6639	8806501	31.00	HEAD L NING	T-426)
70	6639	8806495	33.65	HEADL NING	T-434)
70	6036-46	8806487	47.00	HEADL NING	T-438-460-468)
70	6036-46	8806484	47.00	HEAD L NING	T-440-450)
70	6036-46	9819334	43.20	HEAD L NING	T-441-451)
70	6036-46	8809643	40.75	HEAD L NING	T-444-454)
70	6637	8806492	31.75	HEADLI NING	T-449-459)
70	6639	8806499	33.65	HEADLI NING	T-4 60)
70	6637	9802400	28.80	HEAD L NING	T 460)
70	6639	980241 1	28.00	HEADLI NING	T-465)
70	6637	8806493	34.50	HEADLI NING	T-465)
70	6639	980241 2	25.20	HEADLI NING	T-466)
70	6637	8806488	34.50	HEAD L NING	T-466)
70	8239-57	9802420	29.00	HEADLI NING	T-468-478)
70	8269	9802425	27.35	HEADL NING	T-481)
70	8239-57	980241 9	29.00	HEADL NING	T-481)
70	8269-8469	9802424	27.35	HEAD L NING	T-484-494)
70	8239-57	980241 8	29.00	HEAD L NING	T-484-604-614-624)
70	8269-8469	9802423	27.35	HEAD L NING	T-488-498)
70	8469	9812198	27.35	HEADLI NING	T-488-608-618-628)
70	8469	9812199	27.35	HEADLI NING	T-600)
70	8469	9812200	27.35	HEADLI NING	T-601)
70	9487	9804608	22.80	HEADLI NING	T-619-629)
70	9487	9802503	22.80	HEAD L NING	T-650-680)
70	9487	9804609	22.80	HEADLI NING	T-654-674-684)
70	9487	9802502	22.80	HEAD L NING	T-659-679-699)
70	9487	980461 0	22.80	HEAD L NING	T 666 686)
70	9487	9802501	22.80	HEADL NING	T-668-678-688-698)
70	9487	980461 1	22.80	HEADLI NING	T-681)
71	3436	9854129	38.20	HEADLI NING	T-695)
71	3327-37-3437-4437	9853900	23.85	HEADLI NING	T-100)
71	3369-4469	9854126	26.15	HEADLI NING	T-100-1 10-140-150)
71-72	3436	9849027	38 20	HEADLI NING	T-100-1 10-140)
					T-101)

71	3327-37-3437-4437	.8806965	1	22.45	HEADLINING (T-104-1 1 4-1 44-1 54)
71	3369-4469	.8806975	1	23.90	HEADLINING (T-104-1 1 4-1 34-1 44)
71	3436	.8806976	1	35.65	HEADLINING (T-104)
71	3327-37-3437-4437	.8795782	1	28.50	HEADLINING (T-108-1 58-1 68)
71	3369-4469	.9854127	1	26.15	HEADLINING (T-108-138)
71-72	3327-37-4437	.9847201	1	23.85	HEADLINING (T-1 1 1-141)
71-72	3369-4469	.9854128	1	26.15	HEADLINING (T-1 1 1-141)
71	4439	.9854130	1	25.10	HEADLINING (T-140-150)
71-72	4439	.9854131	1	25.10	HEADLINING (T-141)
71	4439	.8806979	1	23.05	HEADLINING (T-1 44-1 54)
71	3337-3437-4437	.9847203	1	23.85	HEADLINING (T-156-166)
71	4439	.9854132	1	25.10	HEADLINING (T-1 56)
71	4439	.8806980	1	23.05	HEADLINING (T-1 58)
71	3337-3437-4437	.8806966	1	21.65	HEADLINING (T-1 65)
71	52-5439	.9855758	1	27.40	HEADLINING (T-400-420-430)
71	52-5469	.9853237	1	27.40	HEADLINING (T-400-420-430)
71	52-5457	.9855765	1	25.35	HEADLINING (T-400-420-430)
71-72	52-5457	.9853279	1	25.55	HEADLINING (T-401-421)
71-72	52-5439	.9853273	1	27.40	HEADLINING (T-401-421)
71-72	52-5469	.9853250	1	27.40	HEADLINING (T-401-421)
71	52-5439	.9855759	1	27.40	HEADLINING (T-404-424-434)
71	52-5469	.9853178	1	27.40	HEADLINING (T-404-424-434)
71	52-5457	.9855766	1	25.35	HEADLINING (T-404-424-434)
71-72	52-5457	.9853277	1	25.55	HEADLINING (T-408-4 18-438)
71-72	52-5469	.9853179	1	27.40	HEADLINING (T-408-4 18-438)
71-72	52-5439	.9853271	1	27.40	HEADLINING (T-408-4 18-438)
71-72	52-5439	.9855760	1	27.40	HEADLINING (T-416-436)
71-72	52-5469	.9853180	1	27.40	HEADLINING (T-41 6-436)
71-72	52 5457	.9855767	1	25.35	HEADLINING (T-4 16-436)
71	6035-45	.9859594	1	38.90	HEADLINING (T-440-450)
71-72	6035-45	.9859602	1	38.90	HEADLINING (T-441)
71	6035-45	.9859605	1	38.90	HEADLINING (T-444-454)
71-72	6035-45	.9859603	1	38.90	HEADLINING (T-446-456)
71	6639	.9855761	1	31.25	HEADLINING (T 460)
71	6647	.9855768	1	29.45	HEADLINING (T-460)
71-72	6639	.9855763	1	31.25	HEADLINING (T-463-468)
71	6639	.9855762	1	31.25	HEADLINING (T-462-464)
71	6647	.9855769	1	29.45	HEADLINING (T-462-464)
71	6639	.9855764	1	31.25	HEADLINING (T-466)
71	6647	.9855770	1	29.45	HEADLINING (T-466)
71	6647	.9853282	1	29.45	HEADLINING (T-468)
71	8000	.9859595	1	29.45	HEADLINING (T-480-600-610-620-630-640)
71	8000	.9859612	1	29.45	HEADLINING (T-48 1-601-6 1 1-631-641)
71	8000	.9859610	1	29.45	HEADLINING (T-484-494-604-614-624-632-644)
71	8000	.9859611	1	29.45	HEADLINING (T-498-608-628-633-642-648)
71	8400	.9859596	1	29.45	HEADLINING (T-627)
71	9487	.9855773	1	26.90	HEADLINING (T-654-664-67 4-684)
71	9487	.9855774	1	26.90	HEADLINING (T-658-668-678-688-698)
71	9487	.9855775	1	26.90	HEADLINING (T-670-680)
71-72	9487	.9855772	1	26.90	HEADLINING (T-671)
71	9487	.9855926	1	26.90	HEADLINING (T-686)
71	9487	.9855927	1	26.90	HEADLINING (T-695)
71	9487	.9855928	1	26.90	HEADLINING (T-697)
72	3327-37-3437-4437	.9893301	1	24.75	HEADLINING (T-100-1 10-133-1 40)
72	3369-4469	.9893303	1	26.15	HEADLINING (T-100-140)
72	3436	.9893306	1	38.25	HEADLINING (T-100)
72	3436	.9893307	1	38.25	HEADLINING (T-104)
72	3436	.9839470	1	38.20	HEADLINING (T-106)
72	3327-37-3437-4437	.9847203	1	23.85	HEADLINING (T-106-136)
72	3369-4469	.9893304	1	27.10	HEADLINING (T-106-136)
72	3327-37-3437-4437	.8795782	1	28.50	HEADLINING (T-108-135-137-138)
72	3369-4469	.8806971	1	23.90	HEADLINING (T-108-138)
72	3327-37-3437-4437	.9893302	1	24.75	HEADLINING (T-1 14-134-144)
72	3369-4469	.9893305	1	27.10	HEADLINING (T-114-144)
72	4439	.9893308	1	38.25	HEADLINING (T-130-1 40)
72	4439	.9854132	1	25.10	HEADLINING (T-136)
72	4439	.8806980	1	23.05	HEADLINING (T-138)
72	4439	.9893309	1	38.25	HEADLINING (T-144)
72	5257-5457	.9893832	1	26.50	HEADLINING (T-400-420-430)
72	5239-5439	.9893830	1	28.60	HEADLINING (T-400-420-430)
72	5269-5469	.9893834	1	28.60	HEADLINING (T-400-420-430)
72	5257-5457	.9893833	1	26.50	HEADLINING (T-404-424-434)
72	5239-5439	.9893831	1	28.60	HEADLINING (T-404-424-434)
72	5269-5469	.9893835	1	28.60	HEADLINING (T-404-424-434)
72	6035-45	.9893241	1	40.55	HEADLINING (T-440-450)
72	6035-6045	.9893836	1	40.55	HEADLINING (T-444-454)
72	6647	.9893603	1	29.60	HEADLINING (T-464-474)
72	6639	.9893245	1	32.55	HEADLINING (T-464-474)

72	6639	.9855763	31.25	HEADLINING (T-468-478)
72	6647	9893605	29.60	HEADLINING (T-470)
72	6639	9893247	32.55	HEADLINING (T-470)
72	6647	9855770	29.45	HEADLINING (T-476)
72	6639	9855764	31.25	HEADLINING (T-476)
72	6647	.9853282	29.45	HEADLINING (T 478)
72	8000	9893837	30.70	HEADLINING (T-480-600-620-630)
72	8000	.9859612	29.45	HEADLINING (T-48 1-601-631)
72	8000	.9893838	30.70	HEADLINING (T-484-494-604-624-634)
72	8000	9859611	29.45	HEADLINING (T-498-608-628-638)
72	8437-8439	9859613	29.45	HEADLINING (T-626-646)
72	9000	.9893839	26.90	HEADLINING (T-654-674-684)
72	9487	9855774	26.90	HEADLINING (T-658-685-688)
72	9000	.9893840	26.25	HEADLINING (T-670-680)
72	9487	.9855926	26.90	HEADLINING (T-676-686)

1 4.640 HEADLINING PANE

NOTE. 1967 1st type-flocked material vinyl headlining (1 piece), for 3rd type refer to Group 16.640 headlini

67	8457 1st Type	.8712443			No. 1 red)
67	8457 1st Type	.7684024	1	13.65	PANEL, No. 4 red)
67	8457 1st Type	.7683993	1	14.45	PANEL, No. 5 red)
NOTE 1968 1st type less frt. seat shou ront .. at shoulder strap.					
68	6639	7773084	1	1.90	PANEL No. black .
68	6639	.8712426		13.15	PANEL No black .
68	6639	7773087	1	1.90	PANEL No black .
68	6639 1st Type	7773090		14.05	PANEL No black .
68	6639 2nd Type	7773875		14.05	PANEL No black .
68	6639	7773093		9.65	PANEL No black .
68	6639	8712427		13.15	PANEL No green .
68	6639	7759235	1	1.90	PANEL No. 2 green .
68	6639	7759233	1	1.90	PANEL No. 3 green .
68	6639 1st Type	7759224		14.05	PANEL No green .
68	6639 2nd Type	7773926		14.05	PANEL No green .
68	6639	7759199		9.65	PANEL No green .
68	6639	.8712428		13.15	PANEL No teal...
68	6639	7759236	1	1.90	PANEL No teal...
68	6639	7759234	1	1.90	PANEL No. 3 teal...
68	6639 1st Type	7759225		14.05	PANEL No. 4 teal...
68	6639 2nd Type	7759225		14.05	PANEL No. 4 teal...
68	6639	7759200		9.65	PANEL No. 5 teal...
68	6687	8712429		15.20	PANEL No. 1 black .
68	6687	7773085		12.15	PANEL No. 2 black .
68	6687 1st Type	7773089		14.55	PANEL No. 3; black .
68	6687 2nd Type	.7773872		14.45	PANEL No. 3; black .
68	6687	.7773091		14.05	PANEL No. 4 black .
68	6687	7773094		12.15	PANEL No. 5; black .
68	6687	8712430		15.20	PANEL No. 1 green
68	6687	7759179		12.15	No green
68	6687 1st Type	7759177		14.55	PANEL No. 3 green
68	6687 2nd Type	7773873		14.45	PANEL No. 3 green
68	6687	7759175		14.05	PANEL No. 4 green
68	6687	7759173		12.15	PANEL No. green
68	6687	8712431		15.20	PANEL No teal
68	6687	7759180		12.15	PANEL No teal
68	6687 1st Type	7759178		14.55	No. teal
68	6687 2nd Type	7773874		14.45	PANEL No teal
68	6687	7759176		14.05	PANEL No. 4 teal
68	6687	7759174		12.15	No. 5 teal
68	6687	7759174		17.65	PANEL No black
68	8439-57	8712437		13.35	PANEL No black
68	8439-57	7798452		14.55	PANEL No black
68	8439 1st Type	7799695		14.45	PANEL No black
68	8439 2nd Type	7790587		14.55	PANEL No black
68	8457 1st Type	7799733		14.45	PANEL No black
68	8457 2nd Type	7790593		13.65	PANEL No. 4 black
68	8439	7790636		13.65	PANEL No. 4 black
68	8457	7790642		14.45	PANEL No. 5; black
68	8439-57	7790645		17.65	PANEL No. buckskin
68	8439-57	.8712440		13.35	PANEL No. buckskin .
68	8439-57	7798454		14.55	PANEL No. buckskin .
68	8439 1st Type	7799698		14.45	PANEL No. buckskin .
68	8439 2nd Type	7790590		14.55	PANEL No buckskin .
68	8457 1st Type	7799732		14.45	PANEL No. buckskin .
68	8457 2nd Type	7790595		13.65	PANEL No buckskin .
68	8439	7790639		13.65	PANEL No buckskin .
68	8457	7790644		14.45	PANEL No buckskin .
68	8439-57	.7790648		17.65	PANEL No. buckskin .
68	8439	8712442			No. gold

68	8439	7799508	1	13.15	PANEL	o. 2)gold
68	8439 1st Type	7799700	1	14.55	PANEL	o. 3) gold
68	8439 2nd Type	7790592	1	14.45	PANEL	o. 3) gold
68	8439	7790641	1	13.65	PANEL	o. 4) gold
68	8439	7790650	1	14.45	PANEL	o. 5) gold
68	8439	8712438	1	17.65	PANEL	o. 1) green
68	8439	7799506	1	13.15	PANEL	o. 2) green
68	8439 1st Type	7799696	1	14.55	PANEL	o. 3) green
68	8439 2nd Type	7790588	1	14.45	PANEL	o. 3) green
68	8439	7790637	1	13.65	PANEL	o. 4) green
68	8439	7790646	1	14.45	PANEL	o. 5)green
68	8439	8712441	1	17.65	PANEL	o. 1) maroon
68	8439	7799507	1	13.15	PANEL	o. 2) maroon
68	8439 1st Type	7799699	1	14.55	PANEL	o. 3) maroon
68	8439 2nd Type	7790591	1	14.45	PANEL	No. 3) maroon
68	8439	7790640	1	13.65	PANEL	No. 4) maroon
68	8439	7790649	1	14.45	PANEL	No. 5) maroon
68	8457	8712443	1	17.65	PANEL	No. 1) red
68	8457	7798455	1	13.35	PANEL	No. 2) red
68	8457 1st Type	7799730	1	14.55	PANEL	No. 3) red
68	8457 2nd Type	7790596	1	14.45	PANEL	No. 3) red
68	8457	7684024	1	13.65	PANEL	No. 4) red
68	8457	7683993	1	14.45	PANEL	No. 5) red
68	8439-57	8712439	1	17.65	PANEL	No. 1) teal
68	8439-57	7798453	1	13.35	PANEL	No. 2) teal
68	8439 1st Type	7799697	1	14.55	PANEL	No. 3) teal
68	8439 2nd Type	7790589	1	14.45	PANEL	No. 3) teal
68	8457 1st Type	7799731	1	14.55	PANEL	No. 3) teal
68	8457 2nd Type	7790594	1	14.45	PANEL	No. 3) teal
68	8439	7790638	1	13.65	PANEL	No. 4) teal
68	8457	7790643	1	13.65	PANEL	No. 4) teal
68	8439-57	7790647	1	14.45	PANEL	No. 5) teal
68	8469	8712432	1	12.65	PANEL	No. 1) black
68	8469	7773086	1	14.05	PANEL	No. 2) black
68	8469 1st Type	7773088	1	15.20	PANEL	No. 3) black
68	8469 2nd Type	7773867	1	15.80	PANEL	No. 3) black
68	8469	7773092	1	15.80	PANEL	No. 4) black
68	8469	7773095	1	17.05	PANEL	No. 5) black
68	8469	8712436	1	12.65	PANEL	No. 1) buckskin
68	8469	7759246	1	14.05	PANEL	No. 2) buckskin
68	8469 1st Type	7759250	1	15.20	PANEL	No. 3) buckskin
68	8469 2nd Type	7773871	1	15.80	PANEL	No. 3) buckskin
68	8469	7759254	1	15.80	PANEL	No. 4) buckskin
68	8469	7759258	1	17.05	PANEL	No. 5) buckskin
68	8469	8712433	1	12.65	PANEL	No. 1) green
68	8469	7759243	1	14.05	PANEL	No. 2) green
68	8469 1st Type	7759247	1	15.20	PANEL	No. 3) green
68	8469 2nd Type	7773868	1	15.80	PANEL	No. 3) green
68	8469	7759251	1	15.80	PANEL	No. 4) green
68	8469	7759255	1	17.05	PANEL	No. 5) green
68	8469	8712435	1	12.65	PANEL	No. 1) maroon
68	8469	7759245	1	14.05	PANEL	No. 2) maroon
68	8469 2nd Type	7773870	1	15.80	PANEL	No. 3) maroon
68	8469 1st Type	7759249	1	15.20	PANEL	No. 3) maroon
68	8469	7759253	1	15.80	PANEL	No. 4) maroon
68	8469	7759257	1	17.05	PANEL	No. 5) maroon
68	8469	8712434	1	12.65	PANEL	No. 1) teal
68	8469	7759244	1	14.05	PANEL	No. 2) teal
68	8469 1st Type	7759248	1	15.20	PANEL	No. 3) teal
68	8469 2nd Type	7773869	1	15.80	PANEL	No. 3) teal
68	8469	7759252	1	15.80	PANEL	No. 3) teal
68	8469	7759256	1	17.05	PANEL	No. 3) teal
	NOTE 1969 8439-57 (When replacing soft headlinini				PANEL	headlining it will be necessary to order 2nd
	Type garnish mldgs. from Group		10.051		PANEL	
69	8439-57	8736765		126.15	PANEL	T-620-630)
69	8439-57	8736766		126.15	PANEL	T-621-631-632-641)
69	8439-57	8736767		126.15	PANEL	T-624-644)
69	8439-57	8736764		126.15	PANEL	T-628-638-639-648-658)
69	8439-57	8736768		126.15	PANEL	T-633 636)
70	8439	8788362		118.45	PANEL	T-600)
70	8439-57	8788363	1	18.45	PANEL	T-601-631-632)
70	8439-57	8788364	1	18.45	PANEL	T-604-6 14-624-634-635)
70	8439-57	8736764		126.15		T-608-6 18-628-637-638-648)
70	8439-57	8788365	1	18.45		T-61 9-629-639-649)
69	8439-57	9812626	4	.20	FASTENER	roof panel finish—(1 4.645)

14.640 HEADLINING — FRAME — PAD — ABSORBER, SUN ROOF HEADLINER

72		1242107	1		HEADLINER (incl. headlining trim, header lock mechanism & roof bows) (black).....
72		1241212			HEADLINING, fldg. sun roof (black) (trim only)....
72	3337 (Sun Roof).	.1241500			HEADLINING, fldg. sun roof (dk. blue) (trim only) ..
72	3337 (Sun Roof).	.1242109			HEADLINER (incl. headlining trim, header lock mechanism & roof bows) (dk. blue).....
72		1241501			HEADLINING, fldg. sun roof (lt. covert) (trim only) ..
72		1242110			HEADLINER (incl. headlining trim, header lock mechanism & roof bows) (lt. covert).....
72		1241499			HEADLINING, fldg. sun roof (dk. green) (trim only) ..
72		1242108			HEADLINER (incl. headlining trim, header lock mechanism & roof bows) (dk. green).....
72	3337 (Sun Roof)	1241502			HEADLINING, fldg. sun roof (dk. saddle) (trim only)
72		1242111			HEADLINER (incl. headlining trim, header lock mechanism & roof bows) (dk. saddle).....
72	All (Pwr. Sun Roof).	.1241344			HEADLINING, sliding sun roof (black).....
72	9000 (S	1241378			HEADLINING, sliding sun roof (dk. blue).....
72	9000 (S	1241379			HEADLINING, sliding sun roof (lt. covert).....
72	9000 (Sun Roof) ..	1241377			HEADLINING, sliding sun roof (dk. green).....
72	9000 (Sun Roof) ..	.1241380			HEADLINING, sliding sun roof (dk. saddle).....
72	3337 (Sun Roof) ..	1241507			LISTING, sun roof headlining.....
72	3337 (Sun Roof) ..	1241509			RETAINER, sun roof headlining.....
72	All (Pwr.	1099462	35.30		FRAME, headlining.....
72	All (Pwr.	1099471	9.25		FRAME, headlining.....
72	All Pwr.	1241343			PAD, side-frt.....
72	All (Pwr.	1099547	31.60		PAD, to windshield header.....
72	3337 (Si	1241516			TRIM (foam) roof header.....
72	3337 (Si	1241514			TRIM (foam) side roof rail.....
72	3337 (Si	1241515			TRIM (foam) rr. roof.....
72	3337 (Sun Roof) ..	1241230			ABSORBER (rubber).....
72	All (Pwr.) Sun Roof).	.1241350			ABSORBER, sound pad (rr. roof pnl.).....
72	All (Pwr.) Sun Roof)	1241342			ABSORBER, sound (pad) (sliding roof pnl.).....
72	All (Pwr.) Sun Roof).	.1099479	AR	.10	SCREW, headlining retainer atch.....

14.645 TRIM C K WINDOW LOWER

69	3269	.8764972	RH		TRIM (T-601).....
69	3269	.8764973	LH		TRIM (T-601).....
69	3269	.8764974	RH		TRIM (T-603).....
69	3269	.8764975	LH		TRIM (T-603).....
69	3269	.8765088	RH		TRIM (T-608-6 18).....
69	3269	.8765089	LH		TRIM (T-608-6 18).....
69	3269	.8765090	RH		TRIM (T-614).....
69	3269	.8765091	LH		TRIM (T-614).....
69	3469	.8765092	RH	23	TRIM (T-620) use with ascot cloth headlining
69	3469	.8765093	LH	23	TRIM (T-620) use with ascot cloth headlining
69	3469	8764966	RH	23	TRIM (T-62 1-63 1-632).....
69	3469	8764967	LH	23	TRIM (T-62 1-63 1-632).....
69	3469	8764970	RH	23	TRIM (T-624).....
69	3469	8764971	LH	23	TRIM (T-624).....
69	3469	8764962	RH	23	TRIM (T-628 638 639).....
69	3469	8764963	LH	23	TRIM (T-628-638-639).....
69	3469	8765094	RH	23	TRIM (T-633 636).....
69	3469	8765095	LH	23	TRIM (T-633 636).....
70	3269	9804498	RH	08	TRIM (T-481).....
70	3269	.9804499	LH	08	TRIM (T-481).....
70	3269-8469	9804496	RH	08	TRIM (T-484-604-6 14-624).....
70	3269-8469	9804497	LH	08	TRIM (T-484-604-6 14-624).....
70	3269-8469	9804494	RH	08	TRIM (T-488-608-6 18-628).....
70	3269-8469	9804495	LH	08	TRIM (T-488-608-6 18-628).....
70	3469	9814322	RH	08	TRIM (T-600).....
70	3469	9814323	LH	08	TRIM (T-600).....
70	3469	.9814324	RH	08	TRIM (T-601).....
70	3469	.9814325	LH	08	TRIM (T-601).....
70	3469	9814326	RH	08	TRIM (T-6 19-629).....
70	3469	9814327	LH	08	TRIM (T-6 19-629).....
70	3469	.8764962	RH	23	TRIM (T-638-639).....
70	3469	8764963	LH	23	TRIM (T-638-639).....

14.645 TRIM, REAR QUARTER UPPER ABOVE BELT

NOTE For model years prior to 1 967 refer to group 15.100.

NOTE. 1967-8200 1st Type "Arcade" Material. 2nd & 3rd Type-Perforated Coated Fabric

67	8269 2nd Type.	7718634	RH	6.35	TRIM (T-638).....
67	8269 2nd Type.	7718635	LH	6.35	TRIM (T-638).....
67	8239 2nd Type.	7697290	RH	6.55	TRIM (T-638-678).....
67	8239 2nd Type.	7697291	LH	6.55	TRIM (T-638-678).....
67	8257 2nd Type.	.7697320	RH	6.65	TRIM (T-638-678).....

67	8257 2nd Type	.7697321	LH	6.65	TRIM (T-638-678)
67	8457 3rd Type	.7697320	RH	6.65	TRIM (T-698)
67	8457 3rd Type	.7697321	LH	6.65	TRIM (T-698)
67	8439 3rd Type	.7697290	RH	6.55	TRIM (T-645-648-695-698)
67	8439 3rd Type	.7697291	LH	6.55	TRIM (T-645-648-695-698)
67	9487	.7691976	RH	6.80	TRIM (T-608-618-628-658-668)
67	9487	.7691977	LH	7.05	TRIM (T-608-618-628-658-668)
68	3369	.7764528	RH	4.92	TRIM(T-101)
68	3369	.7764529	LH	4.92	TRIM (T-101)
68	3369	.7764530	RH	4.92	TRIM (T-103)
68	3369	.7764531	LH	4.92	TRIM (T-103)
68	3327	.7768980	RH	4.77	TRIM (T-103)
68	3327	.7768981	LH	4.77	TRIM (T-103)
68	3327	.7768982	RH	4.77	TRIM (T-108-198)
68	3327	.7768983	LH	4.77	TRIM (T-108-198)
68	3369	.7764532	RH	4.92	TRIM (T-108)
68	3369	.7764533	LH	4.92	TRIM (T-108)
68	33-35-4469	.7764516	RH	5.25	TRIM (T-1 1 1-121-131)
68	33-35-4469	.7764517	LH	5.25	TRIM (T-11 1-121-131)
68	34-35-44-4637	.7791996	RH	4.92	TRIM (T-11 1-131-161-17 1)
68	34-35-44-4637	.7791997	LH	4.92	TRIM (T-1 1 1-1 31-1 61-1 7 1)
68	34-3537	.7791998	RH	4.92	TRIM (T-1 14)
68	34-3537	.7791999	LH	4.92	TRIM (T-114)
68	33-3569	.7764518	RH	5.25	TRIM (T-1 14)
68	33-3569	.7764519	LH	5.25	TRIM (T-1 14)
68	34-35-44-4637	.8709252	RH	4.92	TRIM (T-118-138-158-168-178)
68	34-35-44-4637	.8709253	LH	4.92	TRIM (T-1 18-138-158-1 68-1 78)
68	33-35-4469	.7764520	RH	5.25	TRIM (T-1 18-128-138-158)
68	33-35-4469	.7764521	LH	5.25	TRIM (T-1 1 8-1 28-138-1 58)
68	3569	.7764522	RH	5.25	TRIM (T-120)
68	3569	.7764523	LH	5.25	TRIM (T-120)
68	35-4469	.7764524	RH	5.25	TRIM (T-123-133)
68	35-4469	.7764525	LH	5.25	TRIM (T-123-133)
68	4437	.8709258	RH	4.92	TRIM (T-133)
68	4437	.8709259	LH	4.92	TRIM (T-133)
68	4469	.7764526	RH	5.25	TRIM (T-137)
68	4469	.7764527	LH	5.25	TRIM (T-137)
68	4439	.7764534	RH	5.35	TRIM (T-140)
68	4439	.7764535	LH	5.35	TRIM (T-140)
68	4439	.7764536	RH	5 35	TRIM (T-141)
68	4439	.7764537	LH	5.35	TRIM (T-141)
68	4439	.7764538	RH	5.35	TRIM(T-143)
68	4439	.7764539	LH	5.35	TRIM (T-143)
68	4439	.7764540	RH	5.35	TRIM (T-147)
68	4439	.7764541	LH	5.35	TRIM (T 147)
68	34-35-44-4637	.8709256	RH	4.92	TRIM (T-152-162-172)
68	34-35-44-4637	.8709257	LH	4.92	TRIM (T-152-162-172)
68	4469	.871 1222	RH	5.25	TRIM (T-152)
68	4469	.871 1223	LH	5.25	TRIM (T-152)
68	34-35-44-4637	.8709254	RH	4.92	TRIM (T-160-170)
68	34-35-44-4637	.8709255	LH	4.92	TRIM (T-160-170)
68	4439	.7764542	RH	5.35	TRIM (T 162)
68	4439	.7764543	LH	5.35	TRIM(T-162)
68	4439	.871 1224	RH	5.35	TRIM (T-163)
68	4439	.871 1225	LH	5.35	TRIM (T-163)
68	34-35-44-4637	.8709260	RH	4.92	TRIM (T-163-173)
68	34-35-44-4637	.8709261	LH	4.92	TRIM (T-163-173)
68	4439	.7764544	RH	5.35	TRIM (T-168)
68	4439	.7764545	LH	5.35	TRIM(T-168)
68	3327	.7768984	RH	4.77	TRIM(T-191)
68	3327	.7768985	LH	4.77	TRIM(T-191)
68	3327	.7768986	RH	4.77	TRIM(T-194)
68	3327	.7768987	LH	4.77	TRIM (T-194)
68	52-54-6439	.7789252	RH	5.30	TRIM (T-400-410)
68	52-54-6439	.7789253	LH	5.30	TRIM (T-400-410)
68	52-54-6469	.7769596	RH	5.30	TRIM (T-400-410)
68	52-54-6469	.7769597	LH	5.30	TRIM (T-400-410)
68	52-54-6487	.7769788	RH	4.92	TRIM (T-400-420)
68	52-54-6487	.7769789	LH	4.92	TRIM (T-400-420)
68	5239	.7789254	RH	5.30	TRIM (T-401)
68	5239	.7789255	LH	5.30	TRIM (T-401)
68	5269	.7769598	RH	5.30	TRIM (T-401)
68	5269	.7769599	LH	5.30	TRIM (T-401)
68	52-54-6439	.7789256	RH	5.30	TRIM (T-403-413)
68	52-54-6439	.7789257	LH	5.30	TRIM (T-403-413)
68	52-54-6469	.7769600	RH	5.30	TRIM (T-403-413)
68	52-54-6469	.7769601	LH	5.30	TRIM (T-403-413)
68	5287	.7769790	RH	4.92	TRIM (T-407)

68	5287	7769791	LH	4.92	TRIM (T-407)
68	52-54-6439	7789258	RH	5.30	TRIM (T-407-417)
68	52-54-6439	7789259	LH	5.30	TRIM (T-407-417)
68	52-54-6469	7769602	RH	5.30	TRIM (T-407-417)
68	52-54-6469	7769603	LH	5.30	TRIM (T-407-417)
68	52-54-6439	7789260	RH	5.30	TRIM (T-408-428)
68	52-54-6439	7789261	LH	5.30	TRIM (T-408-428)
68	52-54-6469	7769604	RH	5.30	TRIM (T-408-428)
68	52-54-6469	7769605	LH	5.30	TRIM (T-408-428)
68	54-6487	7769792	RH	4.92	TRIM (T-4 1 1-421)
68	54-6487	7769793	LH	4.92	TRIM (T-41 1-421)
68	54-6439	7789262	RH	5.30	TRIM (T-4 1 1-421)
68	54-6439	7789263	LH	5.30	TRIM (T-41 1-421)
68	54-6469	7769606	RH	5.30	TRIM (T-41 1-421)
68	54-6469	7769607	LH	5.30	TRIM (T-41 1-421)
68	54-6487	7769794	RH	4.92	TRIM (T-423)
68	54-6487	7769795	LH	4.92	TRIM (T-423)
68	54-6439	7789264	RH	5.30	TRIM (T-423)
68	54-6439	7789265	LH	5.30	TRIM (T-423)
68	54-6469	7769608	RH	5.30	TRIM (T-423)
68	54-6469	7769609	LH	5.30	TRIM (T-423)
68	8239	7778534	RH	6.35	TRIM (T-601)
68	8239	7778535	LH	6.35	TRIM (T-601)
68	8257	7772776	RH	7.55	TRIM (T-601)
68	8257	7772777	LH	7.55	TRIM (T-601)
68	8269	7772782	RH	6.35	TRIM (T-601)
68	8269	7772783	LH	6.35	TRIM (T-601)
68	8239	7778536	RH	6.35	TRIM (T-603)
68	8239	7778537	LH	6.35	TRIM (T-603)
68	8269	7772784	RH	6.35	TRIM (T-603)
68	8257	7772778	RH	7.55	TRIM (T-603)
68	8257	7772779	LH	7.55	TRIM (T-603)
68	8257	7697320	RH	6.65	TRIM (T-608-618)
68	8257	7697321	LH	6.65	TRIM (T-608-618)
68	8239	7697290	RH	6.55	TRIM (T-608-618)
68	8239	7697291	LH	6.55	TRIM (T-608-618)
68	8269	7718634	RH	6.35	TRIM (T-608-618)
68	8269	7718635	LH	6.35	TRIM (T-608-618)
68	8257	7772780	RH	7.55	TRIM (T-614)
68	8257	7772781	LH	7.55	TRIM (T-614)
68	8239	7778538	RH	6.35	TRIM (T-614)
68	8239	7778539	LH	6.35	TRIM (T-614)
68	8269	871 1340	RH	6.35	TRIM (T-614)
68	8269	871 1341	LH	6.35	TRIM (T-614)
68	9487	7766078	RH	6.95	TRIM (T-672-674)
68	9487	7766079	LH	6.95	TRIM (T-672-674)
68	9487	7691976	RH	6.80	TRIM (T-675-678-685-688-698)
68	9487	7691977	LH	7.05	TRIM (T-675-678-685-688-698)
68	9487	7766080	RH	6.95	TRIM (T-680-690)
68	9487	7766081	LH	6.95	TRIM (T-680-690)
68	9487	7766082	RH	6.95	TRIM (T-682)
68	9487	7766083	LH	6.95	TRIM (T-682)
68	9487	7766084	RH	6.95	TRIM (T-683-693)
68	9487	7766085	LH	6.95	TRIM (T-683-693)
68	9487	7766086	RH	6.95	TRIM (T-684)
68	9487	7766087	LH	6.95	TRIM (T-684)
68	9487	7766088	RH	6.95	TRIM (T-691)
68	9487	7766089	LH	6.95	TRIM (T-691)
67-68	52-54-6469	7690334	1	.10	CLIP, qtr. upr. above belt
NOTE: 1969-1st Type-Squared-Off Forward End, 2nd Type-Semi-Radial Forward End.					
69	3369	8739260	RH	4.92	TRIM (T-101)
69	3369	8739261	LH	4.92	TRIM (T-101)
69	3327 1st Type	8747598	RH	4.77	TRIM (T-103)
69	3327 1st Type	8747599	LH	4.77	TRIM (T-103)
69	3327 2nd Type	8772602	RH	5.40	TRIM (T-103)
69	3327 2nd Type	8772431	LH	5.40	TRIM (T-103)
69	3369	8747682	RH	4.92	TRIM (T-103)
69	3369	8747683	LH	4.92	TRIM (T-103)
69	3369	7764532	RH	4.92	TRIM (T-108)
69	3369	7764533	LH	4.92	TRIM (T-108)
69	3327 1st Type	7768982	RH	4.77	TRIM (T-108-1 18)
69	3327 1st Type	7768983	LH	4.77	TRIM (T-108-1 18)
69	3327 2nd Type	8772432	RH	5.40	TRIM (T-108-1 18)
69	3327 2nd Type	8772433	LH	5.40	TRIM (T-108-1 18)
69	3327 1st Type	8739258	RH	4.77	TRIM (T-1 1 1)
69	3327 1st Type	8739259	LH	4.77	TRIM (T-1 1 1)
69	3327 2nd Type	8772434	RH	5.40	TRIM (T-1 1 1)
69	3327 2nd Type	8772435	LH	5.40	TRIM (T-1 1 1)

69	3327 1st Type	8739256	RH	4.77	TRIM T-1 14)
69	3327 1st Type	8739257	LH	4.77	TRIM T-1 14)
69	3327 2nd Type	8772436	RH	5.40	TRIM T-1 14)
69	3327 2nd Type	8772437	LH	5.40	TRIM T-1 14)
69	33-3569	7764520	RH	5.25	TRIM T-1 18-128-138-148-158-168)
69	33-3569	7764521	LH	5.25	TRIM T-1 18-128-138-148-158-168)
69	34-35-44-4637 1st Type	8709252	RH	4.92	TRIM T-128-148-168-178-188)
69	34-35-44-4637 1st Type	8709253	LH	4.92	TRIM T-128-148-168-178-188)
69	34-35-44-4637	8772442	RH	4.97	TRIM T-128-148-168-178-188)
69	34-35-44-4637	8772443	LH	4.97	TRIM T-128-148-168-178-188)
69	33-35-4469	8739264	RH	5.15	TRIM T-1 2 1-13 1-1 4 1)
69	33-35-4469	8739265	LH	5.15	TRIM T-1 2 1-1 3 1-1 4 1)
69	34-35-44-4637 1st Type	8739272	RH	4.92	TRIM T-12 1-1 4 1-1 7 1-18 1)
69	34-35-44-4637 1st Type	8739273	LH	4.92	TRIM T-1 21-14 1-1 7 1-1 8 1)
69	34-35-44-4637 2nd Type	8772438	RH	4.97	TRIM T-1 21-1 41-171-181)
69	34-35-44-4637 2nd Type	8772439	LH	4.97	TRIM T-121-141-171-181)
69	33-3569	8772618	RH	6.55	TRIM T-124)
69	33-3569	8739267	LH	5.15	TRIM T-124)
69	34-35-4637 1st Type	8739274	RH	4.92	TRIM T-1 24-1 64)
69	34-35-4637 1st Type	8739275	LH	4.92	TRIM T-124-164)
69	34-35-4637 2nd Type	8772440	RH	5.35	TRIM T-124-164)
69	34-35-4637 2nd Type	8772441	LH	5.35	TRIM T-124-164)
69	35-4469	8772622	RH	6.55	TRIM T-130-140)
69	35-4469	8739269	LH	5.15	TRIM T-130-140)
69	35-4469	8739270	RH	5.15	TRIM T-133-143-166)
69	35-4469	8739271	LH	5.15	TRIM T-133-143-166)
69	34-35-44-4637 1st Type	8739280	RH	4.92	TRIM T-143-176-186)
69	34-35-44-4637 1st Type	8739281	LH	4.92	TRIM T-143-176-186)
69	34-35-44-4637 2nd Type	8772444	RH	5.35	TRIM T-143-176-186)
69	34-35-44-4637 2nd Type	8772445	LH	5.35	TRIM T-143-176-186)
69	4469	8755590	RH	5.15	TRIM T-147)
69	4469	8755591	LH	5.15	TRIM T-1 47)
69	4439	8739290	RH	5.35	TRIM T-1 50)
69	4439	8739291	LH	5.35	TRIM T-1 50)
69	4439	8739284	RH	5.35	TRIM T-151)
69	4439	8739285	LH	5.35	TRIM T-1 51)
69	4439	8739286	RH	5.35	TRIM T-1 53-,7 6)
69	4439	8739287	LH	5.35	TRIM T-153-176)
69	4439	8772644	RH	6.55	TRIM T 157)
69	4439	8739289	LH	5.35	TRIM T-157)
69	35-4437 1st Type	8739282	RH	4.92	TRIM T-170)
69	35-4437 1st Type	8739283	LH	4.92	TRIM T-170)
69	35-4437 1st Type	8772638	RH	5.35	TRIM T-1 70)
69	35-4437 1st Type	8772449	LH	4.97	TRIM T-1 70)
69	4439	8772650	RH	6.55	TRIM T-175)
69	4439	8755593	LH	5.35	TRIM T-175)
69	34-35-44-4637 1st Type	8739278	RH	4.92	TRIM T-1 75-, 85)
69	34-35-44-4637 1st Type	8739279	LH	4.92	TRIM T-175-185)
69	34-35-44-4637 2nd Type	8772446	RH	5.35	TRIM T-175-185)
69	34-35-44-4637 2nd Type	8772447	LH	5.35	TRIM T-175-185)
69	52-54-6439	8772774	RH	5.40	TRIM T-400-4 10)
69	52-54-6439	8772775	LH	5.40	TRIM T-400-4 10)
69	52-54-6437	8755226	RH	4.51	TRIM T-400-4 10)
69	52-54-6437	8755227	LH	4.51	TRIM T-400-410)
69	52-54-6469	8772706	RH	6.55	TRIM T-400-410)
69	52-54-6469	8772707	LH	6.55	TRIM T-400-4 10)
69	52-54-6439	8742940	RH	4.31	TRIM T-401-41 1-421)
69	52-54-6439	8742941	LH	4.31	TRIM T-401-41 1-421)
69	52-54-6437	8772836	RH	6.05	TRIM T-401-41 1-421)
69	52-54-6437	8772837	LH	6.05	TRIM T-401-41 1-421)
69	52-54-6469	8749020	RH	5.15	TRIM T-401-41 1-420)
69	52-54-6469	8749021	LH	5.15	TRIM T-401-41 1-420)
69	52-54-6437	8772866	RH	5.85	TRIM T-403-4 13-426)
69	52-54-6437	8772867	LH	5.85	TRIM T-403-4 13-426)
69	52-54-6439	8772776	RH	5.40	TRIM T-403-4 13-426)
69	52-54-6439	8772777	LH	5.40	TRIM T-403-4 13-426)
69	52-54-6469	8772708	RH	6.55	TRIM T-403-4 13-426)
69	52-54-6469	8772709	LH	6.55	TRIM T-403-4 13-426)
69	5239	8749402	RH	4.31	TRIM T-407)
69	5239	8749403	LH	4.31	TRIM T-407)
69	5269	8749408	RH	5.15	TRIM T-407)
69	5269	8749409	LH	5.15	TRIM T-407)
69	5237	8755116	RH	4.56	TRIM T-407)
69	5237	8755117	LH	4.56	TRIM T-407)
69	52-54-6437	8772844	RH	5.75	TRIM T-408-428-438)
69	52-54-6437	8772845	LH	5.75	TRIM T 408-428-438)
69	54-6437	8772868	RH	5.75	TRIM T-425)
69	54-6437	8755125	LH	4.51	TRIM T-425)

69	54-6469	8747886	RH	5.15	TRIM (T-425)
69	54-6469	8747887	LH	5.15	TRIM (T-425)
69	54-6439	8747888	RH	4.31	TRIM (T-425)
69	54-6439	8747889	LH	4.31	TRIM (T-425)
69	6639	8765840	RH	4.92	TRIM (T-451)
69	6639	8765841	LH	4.92	TRIM (T-451)
69	6637	8755232	RH	4.92	TRIM (T-451)
69	6637	8755233	LH	4.92	TRIM (T-451)
69	6639	8765842	RH	4.92	TRIM (T-453)
69	6639	8765843	LH	4.92	TRIM (T-453)
69	6637	8755234	RH	4.92	TRIM (T-453)
69	6637	8755235	LH	4.92	TRIM (T-453)
69	6637	8756724	RH	4.92	TRIM (T-455)
69	6637	8756725	LH	4.92	TRIM (T-455)
69	6639	8765844	RH	4.92	TRIM (T-455)
69	6639	8765845	LH	4.92	TRIM (T-455)
69	6639	8765846	RH	4.92	TRIM (T-458-468)
69	6639	8765847	LH	4.92	TRIM (T-458-468)
69	6637	8756752	RH	4.92	TRIM (T-458-478)
69	6637	8756753	LH	4.92	TRIM (T-458-478)
69	6639	8765848	RH	4.92	TRIM (T-464)
69	6639	8765849	LH	4.92	TRIM (T-464)
69	8239	8750160	RH	6.75	TRIM (T-601)
69	8239	8750161	LH	6.75	TRIM (T-601)
69	8269	8750078	RH	6.35	TRIM (T-601)
69	8269	8750079	LH	6.35	TRIM (T-601)
69	8257	8750178	RH	7.80	TRIM (T-601)
69	8257	8750179	LH	7.80	TRIM (T-601)
69	8257	8750180	RH	7.80	TRIM (T-603)
69	8257	8750181	LH	7.80	TRIM (T-603)
69	8239	8750162	RH	6.75	TRIM (T-603)
69	8239	8773427	LH	7.50	TRIM (T-603)
69	8269	8750080	RH	6.35	TRIM (T-603)
69	8269	8773449	LH	6.35	TRIM (T-603)
69	8257	8750182	RH	7.80	TRIM (T-603)
69	8257	8773401	LH	8.55	TRIM (T-608-618)
69	8239	8773428	RH	7.50	TRIM (T-608-618)
69	8239	8750165	LH	6.75	TRIM (T-608-618)
69	8269	8773450	RH	6.35	TRIM (T-608-618)
69	8269	8750083	LH	6.35	TRIM (T-608-618)
69	8257	8773402	RH	8.55	TRIM (T-608-618)
69	8257	8773402	LH	7.80	TRIM (T-614)
69	8257	8750185	LH	6.75	TRIM (T-614)
69	8239	8750166	RH	6.75	TRIM (T-614)
69	8239	8750167	LH	6.35	TRIM (T-614)
69	8269	8750084	RH	6.35	TRIM (T-614)
69	8269	8750085	LH	6.35	TRIM (T-614)
NOTE. 1st Type Soft Type Headlining-2nd Type Hard Type Headlining					
69	8439 1st Type	8750168	RH	6.85	TRIM (T-620) use with ascot cloth headlining
69	8439 1st Type	8750169	LH	6.85	TRIM (T-620) use with ascot cloth headlining
69	8439 2nd Type	8773474	RH	6.85	TRIM (T-620) (use with hard headlining panel)
69	8439 2nd Type	8766363	LH	6.85	TRIM (T-620) (use with hard headlining panel)
69	8439 3rd Type	9816316	RH	6.85	TRIM (T-620) use with perforated coated fabric headlining
69	8439 3rd Type	9816317	LH	6.85	TRIM (T-620) use with perforated coated fabric headlining
69	8469	8750086	RH	7.55	TRIM (T-620) (use with ascot cloth headlining)
69	8469	8750087	LH	7.55	TRIM (T-620) (use with ascot cloth headlining)
69	8469	8750088	RH	7.55	TRIM (T-621-631-632)
69	8469	8750089	LH	7.55	TRIM (T-621-631-632)
69	8439 1st Type	8750170	RH	6.85	TRIM (T-621-631-632-641)
69	8439 1st Type	8750171	LH	6.85	TRIM (T-621-631-632-641)
69	8439 2nd Type	8766364	RH	6.85	TRIM (T-621-631-632-641)
69	8439 2nd Type	8766365	LH	6.85	TRIM (T-621-631-632-641)
69	8469	8750090	RH	7.55	TRIM (T-624)
69	8469	8750091	LH	7.55	TRIM (T-624)
69	8439 1st Type	8750172	RH	6.85	TRIM (T-624-644)
69	8439 1st Type	8750173	LH	6.85	TRIM (T-624-644)
69	8439 2nd Type	8766366	RH	6.85	TRIM (T-624-644)
69	8439 2nd Type	8766367	LH	6.85	TRIM (T-624-644)
69	8469	8750092	RH	7.55	TRIM (T-628-638-639)
69	8469	8750093	LH	7.55	TRIM (T-628-638-639)
69	8439 1st Type	8750174	RH	6.85	TRIM (T-628-638-639-648-658)
69	8439 1st Type	8750175	LH	6.85	TRIM (T-628-638-639-648-658)
69	8439 2nd Type	8766368	RH	6.85	TRIM (T-628-638-639-648-658)
69	8439 2nd Type	8766369	LH	6.85	TRIM (T-628-638-639-648-658)
69	8457 1st Type	8750192	RH	10.20	TRIM (T-629-638-648)
69	8457 1st Type	8750193	LH	10.20	TRIM (T-629-638-648)
69	8457 1st Type	8750186	RH	10.20	TRIM (T-630) use with ascot cloth headlining

69	8457 1st Type.8750187	LH	10.20	TRIM (T-630) use with ascot cloth headlining ..
69	8457 2nd Type.8766372	RH	9.85	TRIM (T-630) (use with hard headlining panel) .
69	8457 2nd Type.8766373	LH	9.85	TRIM (T-630) (use with hard headlining panel) .
69	8457 3rd Type.9816318	RH	10.20	TRIM (T-630) use with perforated coated fabric headlining
69	8457 3rd Type.9816319	LH	10.20	TRIM (T-630) use with perforated coated fabric
69	8457 1st Type.8750188	RH	10.20	TRIM (T-63 1-641).
69	8457 1st Type.8750189	LH	10.20	TRIM (T-63 1-641).
69	8457 2nd Type.8766374	RH	9.85	TRIM (T-63 1-641).
69	8457 2nd Type.8766375	LH	9.85	TRIM (T-63 1-641).
69	8457 1st Type.8750190	RH	10.20	TRIM (T-633).
69	8457 1st Type.8750191	LH	10.20	TRIM (T-633).
69	8457 2nd Type.8773488	RH	9.85	TRIM (T-633).
69	8457 2nd Type.8766377	LH	9.85	TRIM (T-633).
69	8439 1st Type.8750176	RH	6.85	TRIM (T-633-636).
69	8439 1st Type.8750177	LH	6.85	TRIM (T-633-636).
69	8439 2nd Type.8766370	RH	6.85	TRIM (T-633-636).
69	8439 2nd Type.8766371	LH	6.85	TRIM (T-633-636).
69	8469.8750094	RH	7.55	TRIM (T-633-636).
69	8469.8773463	LH	7.55	TRIM (T-633-636).
69	8457 2nd Type.8766378	RH	9.85	TRIM (T 638).
69	8457 2nd Type.8766379	LH	9.85	TRIM (T-638).
69	8457 1st Type.8774930	RH	10.20	TRIM (T-644).
69	8457 1st Type.8774931	LH	10.20	TRIM (T-644).
69	8457 2nd Type.8773492	RH	9.85	TRIM (T-644).
69	8457 2nd Type.8773493	LH	9.85	TRIM (T-644).
69	9487.8747714	RH	6.95	TRIM (T-664-666-67 4-694).
69	9487.8747715	LH	6.95	TRIM (T-664-666-67 4-694).
69	9487.8774730	RH	8.55	TRIM (T-668-669-678-688-698).
69	9487.8774731	LH	8.55	TRIM (T-668-669-678-688-698).
69	9487.8747720	RH	6.95	TRIM (T-680).
69	9487.8747721	LH	6.95	TRIM (T-680).
69	9487.8774740	RH	8.55	TRIM (T-685).
69	9487.8774741	LH	8.55	TRIM (T-685).
69	9487.8747726	RH	6.95	TRIM (T-686).
69	9487.8774737	LH	8.55	TRIM (T-686).
69	9487.8747728	RH	6.95	TRIM (T-687).
69	9487.8747729	LH	6.95	TRIM (T-687).
69	9487.8747718	RH	6.95	TRIM (T-691).
69	9487.8747719	LH	6.95	TRIM (T-691).
69	9487.8757808	RH	6.95	TRIM (T-692).
69	9487.8757809	LH	6.95	TRIM (T-692).
70	3369-3569.8807054	RH	5.95	TRIM (T-101-121).
70	3369-3569.8807055	LH	5.95	TRIM (T-101-121).
70	3327.9802342	RH	5.15	TRIM (T-104-1 14).
70	3327.9802343	LH	5.15	TRIM (T-104-1 14).
70	3369-3569-4469.8807056	RH	5.95	TRIM (T-104-1 24-134-1 44).
70	3369-3569-4469.8807057	LH	5.95	TRIM (T-104-1 24-1 34-1 44).
70	3327.9802344	RH	5.15	TRIM (T-108-1 18).
70	3327.9802345	LH	5.15	TRIM (T-108-1 18).
70	3369-3569-4469.8807058	RH	5.95	TRIM (T-108-1 28-1 38-1 48-1 58).
70	3369-3569-4469.8807059	LH	5.95	TRIM (T-108-1 28-138-1 48-1 58).
70	3327.9802340	RH	5.15	TRIM (T-1 11).
70	3327.9802341	LH	5.15	TRIM (T-1 11).
70	3437-3537-4637.9802346	RH	5.55	TRIM (T-121).
70	3437-3537-4637.9802347	LH	5.55	TRIM (T-121).
70	3437-3537-4637.9802348	RH	5.55	TRIM (T-1 24).
70	3437-3537-4637.9802349	LH	5.55	TRIM (T-1 24).
70	3437-3537-4637.9802350	RH	5.55	TRIM (T-128).
70	3437-3537-4637.9802351	LH	5.55	TRIM (T-128).
70	3569-4469.8807060	RH	5.95	TRIM (T-130-140).
70	3569-4469.8807061	LH	5.95	TRIM (T-130-140).
70	4439.9802372	RH	5.95	TRIM (T-140-170).
70	4439.9802373	LH	5.95	TRIM (T-140-170).
70	4469.8807062	RH	5.95	TRIM (T-141).
70	4469.8807063	LH	5.95	TRIM (T-141).
70	4439.9802366	RH	5.95	TRIM (T-141).
70	4439.9802367	LH	5.95	TRIM (T-14 1).
70	3437-4437-4637.9802362	RH	5.55	TRIM (T-14 1 -1 8 1).
70	3437-4437-4637.9802363	LH	5.55	TRIM (T 141-181).
70	4437.9802364	RH	5.55	TRIM (T-144).
70	4437.9802365	LH	5.55	TRIM (T-144).
70	4439.9802368	RH	5.95	TRIM (T-144).
70	4439.9802369	LH	5.95	TRIM (T-144).
70	4439.9802370	RH	5.95	TRIM (T-1 48-1 78).
70	4439.9802371	LH	5.95	TRIM (T-148-178).
70	3437-3537-4437-4637..	.9802358	RH	5.55	TRIM (T-1 48-1 78-188).
70	3437-3537-4437-4637..	.9802359	LH	5.55	TRIM (T-1 48-1 78-188).

70	4469	8807064	RH	5.95	TRIM (T-1 59)
70	4469	8807065	LH	5.95	TRIM (T-1 59)
70	3437-3537-4437-4637	9802352	RH	5.55	TRIM (T-170)
70	3437-3537-4437-4637	9802353	LH	5.55	TRIM (T-1 70)
70	3437-3537-4437-4637	9802354	RH	5.55	TRIM (T-175-185)
70	3437-3537-4437-4637	9802355	LH	5.55	TRIM (T-175-185)
70	3437-3537-4437-4637	9802356	RH	5.55	TRIM (T-176)
70	3437-3537-4437-4637	9802357	LH	5.55	TRIM (T-176)
70	4439	9802374	RH	5.95	TRIM (T-176)
70	4439	9802375	LH	5.95	TRIM (T-176)
70	4439	9802376	RH	5.95	TRIM (T-1 79)
70	4439	9802377	LH	5.95	TRIM (T-179)
70	3437-3537-4437-4637	9802360	RH	5.55	TRIM (T-179-189)
70	3437-3537-4437-4637	9802361	LH	5.55	TRIM (T-179-189)
70	5269-5469-6469	8809002	RH	6.15	TRIM (T-400-4 10-420)
70	5269-5469-6469	8809003	LH	6.15	TRIM (T-400-4 10-420)
70	5237-5437-6437	8809306	RH	5.20	TRIM (T-400-4 10-420)
70	5237-5437-6437	8809307	LH	5.20	TRIM (T-400-4 10-420)
70	5239-5439-6439	8809330	RH	4.82	TRIM (T-400-4 10-420)
70	5239-5439-6439	8809331	LH	4.82	TRIM (T-400-4 10-420)
70	5269	8808998	RH	6.15	TRIM (T-401)
70	5269	8808999	LH	6.15	TRIM (T-401)
70	5237	8809302	RH	5.20	TRIM (T-401)
70	5237	8809303	LH	5.20	TRIM (T-401)
70	5239	8809326	RH	4.82	TRIM (T-401)
70	5239	8809327	LH	4.82	TRIM (T-401)
70	5269-5469-6469	9802656	RH	6.05	TRIM (T-404-414)
70	5269-5469-6469	9802657	LH	6.05	TRIM (T-404-414)
70	5237-5437-6437	8809312	RH	5.20	TRIM (T-404-414)
70	5237-5437-6437	8809313	LH	5.20	TRIM (T-404-414)
70	5239-5439-6439	8809336	RH	4.82	TRIM (T-404-414)
70	5239-5439-6439	8809337	LH	4.82	TRIM (T-404-4 14)
70	5269-5469-6469	8808996	RH	6.15	TRIM (T-408-428)
70	5269-5469-6469	8808997	LH	6.15	TRIM (T-408-428)
70	5237-5437-6437	8809308	RH	5.20	TRIM (T-408-428)
70	5237-5437-6437	8809309	LH	5.20	TRIM (T-408-428)
70	5239-5439-6439	8809332	RH	4.82	TRIM (T-408-428)
70	5239-5439-6439	8809333	LH	4.82	TRIM (T-408-428)
70	5469-6469	9804420	RH	6.05	TRIM (T-41 1-421)
70	5469-6469	9804421	LH	6.05	TRIM (T-41 1-421)
70	5437-6437	9804412	RH	5.20	TRIM (T-41 1-421)
70	5437-6437	9804413	LH	5.20	TRIM (T-41 1-421)
70	5439-6439	980441 6	RH	4.82	TRIM (T-41 1-421)
70	5439-6439	980441 7	LH	4.82	TRIM (T-41 1-421)
70	5469-6469	9804422	RH	6.05	TRIM (T 426)
70	5469-6469	9804423	LH	6.05	TRIM (T 426)
70	5437-6437	9804414	RH	5.20	TRIM (T-426)
70	5437-6437	9804415	LH	5.20	TRIM (T-426)
70	5439-6439	9804418	RH	4.82	TRIM (T-426)
70	5439-6439	9804419	LH	4.82	TRIM (T-426)
70	6639	9804446	RH	4.82	TRIM (T-434)
70	6639	9804447	LH	4.82	TRIM (T-434)
70	6639	9804452	RH	4.82	TRIM (T-460)
70	6639	9804453	LH	4.82	TRIM (T-460)
70	6637	9804442	RH	5.85	TRIM (T-460)
70	6637	9804443	LH	5.85	TRIM (T-460)
70	6639	9804448	RH	4.82	TRIM (T-4 6 5)
70	6639	9804449	LH	4.82	TRIM (T-465)
70	6637	9804436	RH	5.85	TRIM (T-465)
70	6637	9804437	LH	5.85	TRIM (T-465)
70	6639	9804450	RH	4.82	TRIM (T-466)
70	6639	9804451	LH	4.82	TRIM (T-466)
70	6637	9804440	RH	5.85	TRIM (T-466)
70	6637	9804441	LH	5.85	TRIM (T-466)
70	6639	9804444	RH	4.82	TRIM (T-438-468)
70	6639	9804445	LH	4.82	TRIM (T-438-468)
70	6637	9804424	RH	5.85	TRIM (T-468-478)
70	6637	9804425	LH	5.85	TRIM (T-468-478)
70	8239	9804458	RH	6.20	TRIM (T-481)
70	8239	9804459	LH	6.20	TRIM (T-481)
70	8257	9804462	RH	7.25	TRIM (T-481)
70	8257	9804463	LH	7.25	TRIM (T-481)
70	8269	9804470	RH	7.05	TRIM (T-481)
70	8269	9804471	LH	7.05	TRIM (T-481)
70	8269	9804466	RH	7.05	TRIM (T-4 8 4)
70	8269	9804467	LH	7.05	TRIM (T-484)
70	8239	9804456	RH	6.20	TRIM (T-484-494)
70	8239	9804457	LH	6.20	TRIM (T-484-494)

70	8257	9804464	RH	7.25	TRIM (T-484-494)
70	8257	9804465	LH	7.25	TRIM (T-484-494)
70	8269-8469	9804468	RH	7.05	TRIM (T-488-608-6 18-628)
70	8269-8469	9804469	LH	7.05	TRIM (T-488-608-6 18-628)
70	8257	9804460	RH	7.25	TRIM (T-488-498)
70	8257	9804461	LH	7.25	TRIM (T-488-498)
70	8239	9804454	RH	6.20	TRIM (T-488-498)
70	8239	9804455	LH	6.20	TRIM (T-488-498)
70	8439	9804478	RH	8.45	TRIM (T-600)
70	8439	9804479	LH	8.45	TRIM (T-600)
70	8469	9814316	RH	7.05	TRIM (T-600)
70	8469	9814317	LH	7.05	TRIM (T-600)
70	8469	9814318	RH	7.05	TRIM (T-601)
70	8469	9814319	LH	7.05	TRIM (T-601)
70	8439	9804474	RH	8.45	TRIM (T-601-63 1-632)
70	8439	9804475	LH	8.45	TRIM (T-601-63 1-632)
70	8469	9804466	RH	7.05	TRIM (T-604-6 14-624)
70	8469	9804467	LH	7.05	TRIM (T-604-6 14-624)
70	8439	9804472	RH	8.45	TRIM (T-604-61 4-624-634-635)
70	8439	9804473	LH	8.45	TRIM (T-604-6 14-624-634-635)
70	8457	9804482	RH	9.80	TRIM (T-614-624-634)
70	8457	9804483	LH	9.80	TRIM (T-614-624-634)
70	8439	8766368	RH	6.85	TRIM (T-608-6 18-628)
70	8439	8766369	LH	6.85	TRIM (T-608-6 18-628)
70	8457	8766378	RH	9.85	TRIM (T-618-628-638)
70	8457	8766379	LH	9.85	TRIM (T-618-628-638)
70	8469	9814320	RH	7.05	TRIM (T-619-629)
70	8469	9814321	LH	7.05	TRIM (T-619-629)
70	8457	9804484	RH	9.80	TRIM (T-619-629-649)
70	8457	9804485	LH	9.80	TRIM (T-619-629-649)
70	8439	9804476	RH	8.45	TRIM (T-619-629-639)
70	8439	9804477	LH	8.45	TRIM (T-619-629-639)
70	8457	9804480	RH	9.80	TRIM (T-631)
70	8457	9804481	LH	9.80	TRIM (T-631)
70	9487	9802630	RH	7.70	TRIM (T-650-680)
70	9487	9802631	LH	7.70	TRIM (T-650-680)
70	9487	9802632	RH	7.70	TRIM (T-654-674-684)
70	9487	9802633	LH	7.70	TRIM (T-654-674-684)
70	9487	9802634	RH	7.70	TRIM (T-659-679-699)
70	9487	9802635	LH	7.70	TRIM (T-659-679-699)
70	9487	9802638	RH	7.70	TRIM (T-666-686)
70	9487	9802639	LH	7.70	TRIM (T-666-686)
70	9487	9802640	RH	7.70	TRIM (T-668-678-688-698)
70	9487	9802641	LH	7.70	TRIM (T-668-678-688-698)
70	9487	9802636	RH	7.70	TRIM (T-681)
70	9487	9802637	LH	7.70	TRIM (T-681)
70	9487	9802642	RH	7.70	TRIM (T-695)
70	9487	9802643	LH	7.70	TRIM (T-695)
71	3337-3437-4437	9853864	RH	5.40	TRIM (T-100-1 10)
71	3337-3437-4437	9853865	LH	5.40	TRIM (T-100-1 10)
71	3369-4469	9853874	RH	6.00	TRIM (T-100-1 10-140)
71	3369-4469	9853875	LH	6.00	TRIM (T-100-1 10-140)
71	3327	9802342	RH	5.15	TRIM (T-104-1 14)
71	3327	9802343	LH	5.15	TRIM (T-104-1 14)
71	3337-3437-4437	9802348	RH	5.55	TRIM (T-104-1 14)
71	3337-3437-4437	9802349	LH	5.55	TRIM (T-104-1 14)
71	3369-4469	8807056	RH	5.95	TRIM (T-104-1 14-134-144)
71	3369-4469	8807057	LH	5.95	TRIM (T-104-1 14-134-144)
71	3327	9802344	RH	5.15	TRIM (T-108)
71	3327	9802345	LH	5.15	TRIM (T-108)
71-72	33-3437	9802350	RH	5.55	TRIM (T-108)
71-72	33-3437	9802351	LH	5.55	TRIM (T-108)
71	3369-4469	8807058	RH	5.95	TRIM (T-108-138)
71	3369-4469	8807059	LH	5.95	TRIM (T-108-138)
71	3327	9853860	RH	5.30	TRIM (T-1 10)
71	3327	9853861	LH	5.30	TRIM (T-1 10)
71-72	3327	9853862	RH	5.30	TRIM (T-1 11)
71-72	3327	9853863	LH	5.30	TRIM (T-1 11)
71-72	3369-4469	9854140	RH	6.00	TRIM (T-1 11-141)
71-72	3369-4469	9854141	LH	6.00	TRIM (T-1 1 1-141)
71	3337-3437-4437	9870180	RH	5.30	TRIM (T-1 40-1 50)
71	3337-3437-4437	9870181	LH	5.30	TRIM (T-140-150)
71	4439	9854142	RH	6.00	TRIM (T-140-150)
71	4439	9854143	LH	6.00	TRIM (T-140-150)
71-72	4437	9870186	RH	5.30	TRIM (T-141)
71-72	4437	9870187	LH	5.30	TRIM (T-141)
71-72	4439	9854144	RH	6.00	TRIM (T-141)
71-72	4439	9854145	LH	6.00	TRIM (T-141)

71	3337-3437-4437	9802364	RH	5.55	TRIM	T-144-154)
71	3337-3437-4437	9802365	LH	5.55	TRIM	T-144-154)
71	4439	9802368	RH	5.95	TRIM	T-144-154)
71	4439	9802369	LH	5.95	TRIM	T-144-154)
71	3337-3437-4437	9870184	RH	5.30	TRIM	T-1 56-1 66)
71	3337-3437-4437	9870185	LH	5.30	TRIM	T-1 56 166)
71	4439	9854146	RH	6.00	TRIM	T-1 56)
71	4439	9854147	LH	6.00	TRIM	T-1 56)
71	3337-3437-4437	9802358	RH	5.55	TRIM	T-158-168)
71	3337-3437-4437	9870183	LH	5.30	TRIM	T-1 58-1 68)
71	4439	9802370	RH	5.95	TRIM	T-1 58)
71	4439	9802371	LH	5.95	TRIM	T-158)
71	3337-3437-4437	9802354	RH	5.55	TRIM	T-1 65)
71	3337-3437-4437	9802355	LH	5.55	TRIM	T-1 65)
71	52-5457	9859690	RH	5.55	TRIM	T-400-420-430)
71	52-5457	9859691	LH	.55	TRIM	T-400-420-430)
71-72	52-5457	9855941	RH	.80	TRIM	T-401-421)
71-72	52-5457	9855942	LH	.80	TRIM	T-401-421)
71	52-5457	9855945	RH	.40	TRIM	T-404-424-434)
71	52-5457	9855946	LH	.40	TRIM	T-404-424-434)
71-72	52-5457	9855947	RH	6.00	TRIM	T-408-4 18-438)
71-72	52-5457	9855948	LH	5.80	TRIM	T-408-4 18-438)
71-72	52-5457	9856476	RH	5.55	TRIM	T-4 16-436)
71-72	52-5457	9856477	LH	5.55	TRIM	T-4 16-436)
71	6647	9868026	RH	7.05	TRIM	T 460)
71	6647	9868027	LH	7.05	TRIM	T-4 60)
71	6647	9868028	RH	7.05	TRIM	T-462-464)
71	6647	9868029	LH	7.05	TRIM	T-462-464)
71	6647	9868030	RH	7.05	TRIM	T-466)
71	6647	9868031	LH	7.05	TRIM	T-466)
71	6647	9868032	RH	7.05	TRIM	T-468)
71	6647	9868033	LH	6.60	TRIM	T-468)
71	82-8437	9864990	RH	6.60	TRIM	T-480-6 10-620-640)
71	82-8437	9864991	LH	6.90	TRIM	T-480-6 10-620-640)
71	82-8439	9868510	RH	6.90	TRIM	T-480-600-620-630-640)
71	82-8439	9868511	LH	6.60	TRIM	T-480-600-620-630-640)
71	82-8437	9864992	RH	6.60	TRIM	T 48 : 61 1-641)
71	82-8437	9864993	LH	6.90	TRIM	1-481-61 1-641)
71	82-8439	9868512	RH	6.90	TRIM	T-481-601-631-641)
71	82-8439	9868513	LH	6.90	TRIM	T-481-601-631-641)
71	82-8439	9868420	RH	6.90	TRIM	T-484-494-604-624-632-644)
71	82-8439	9868421	LH	6.60	TRIM	T-484-49 4-604-624-632-64 4)
71	82-8437	9864994	RH	6.60	TRIM	T-484-61 4-624-644)
71	82-8437	9864995	LH	6.60	TRIM	T-484-614-624-644)
71	82-8437	9864996	RH	6.60	TRIM	T-498-628-642)
71	82-8437	9864997	LH	6.90	TRIM	T-4 9 8 628-642)
71	82-8439	9868422	RH	6.90	TRIM	T-498-608-628-633-642-648)
71	82-8439	9868423	LH	6.60	TRIM	T-498-608-628-633-642-648]
71	8437	9864998	RH	6.60	TRIM	T-627)
71	8437	9864999	LH	6.90	TRIM	T-627)
71	8439	9868424	RH	6 90	TRIM	T-627)
71	8439	9868425	LH	2.56	TRIM	T-627)
71-72	9487	9846380	RH	2.56	TRIM	black) prime &i paint to match
71-72	9487	9846381	LH	2.56	TRIM	black) prime 8i paint to match
71	9000	9850306	RH	2.56	TRIM	T-670 680)
71	9487	9846386	RH	2.56	TRIM	T-67 1)
71	9487	9846387	LH	.56	TRIM	T-67 1)
71	9487	9846384	RH	.56	TRIM	T-686)
71	9487	9846382	RH	.56	TRIM	T-695)
71	9487	9846383	LH	.56	TRIM	T-695)
71	9487	9846390	RH	.15	TRIM	T-697)
71	9487	9846391	LH	.15	TRIM	T-697)
72	3327	9893328	RH	5.30	TRIM	T-100-1 10)
72	3327	9893329	LH	5.30	TRIM	100-1 10)
72	3337-3437	9893334	RH	6.00	TRIM	100-1 10)
72	3337-3437	9893335	LH	6.00	TRIM	100-1 10)
72	3369-4469	9893342	RH	5.15	TRIM	100-1 10-140)
72	3369-4469	9893343	LH	5.15	TRIM	100-1 10-140)
72	3327	9893330	RH	5.40	TRIM	106)
72	3327	9893331	LH	5.40	TRIM	106)
72	3337-3437	9853868	RH	6.00	TRIM	106)
72	3337-3437	9853869	LH	6.00	TRIM	106)
72	3369-4469	9893344	RH	5.15	TRIM	106-136)
72	3369-4469	9893345	LH	5.15	TRIM	106-136)
72	3327	9802344	RH	5.95	TRIM	108)
72	3327	9802345	LH	5.95	TRIM	108)
72	3369-4469	8807058	RH			108-138)
72	3369-4469	8807059	LH			108-138)

72	3337..	.9853870	RH	5.40	TRIM (T-1 11).....
72	3337..	.9853871	LH	5.40	TRIM (T-1 11).....
72	3327..	.9893332	RH	5.15	TRIM (T-1 14).....
72	3327..	.9893333	LH	5.15	TRIM (T-1 14).....
72	3337..	.9893336	RH	5.30	TRIM (T-1 14).....
72	3337..	.9893337	LH	5.30	TRIM (T-1 14).....
72	3369-4469..	.9893346	RH	6.00	TRIM (T-1 14-144).....
72	3369-4469..	.9893347	LH	6.00	TRIM (T-1 14-144).....
72	4439..	.9893348	RH	6.00	TRIM (T-1 30-1 40).....
72	4439..	.9893349	LH	6.00	TRIM (T-1 30-140).....
72	4437..	.9893340	RH	5.30	TRIM (T 133-140).....
72	4437..	.9893341	LH	5.30	TRIM (T-133-140).....
72	3337-3437-4437..	.9802358	RH	5.55	TRIM (T-135-137-138).....
72	3337-3437-4437..	.9802359	LH	5.55	TRIM (T-135-137-138).....
72	4439..	.9854146	RH	6.00	TRIM (T-136).....
72	4439..	.9854147	LH	6.00	TRIM (T-136).....
72	3337-3437-4437..	.9870184	RH	5.30	TRIM (T-136).....
72	3337-3437-4437..	.9870185	LH	5.30	TRIM (T 136).....
72	4439..	.9802370	RH	5.95	TRIM (T-138).....
72	4439..	.9802371	LH	5.95	TRIM (T-138).....
72	3337-3437-4437..	.9893338	RH	5.30	TRIM (T-134-144).....
72	3337-3437-4437..	.9893339	LH	5.30	TRIM (T-134-144).....
72	4439..	.9612344	RH	6.30	TRIM (T-144).....
72	4439..	.9612345	LH	6.30	TRIM (T-144).....
72	5257-5457..	.9893892	RH	5.55	TRIM (T-400-420-430).....
72	5257-5457..	.9893893	LH	5.55	TRIM (T-400-420-430).....
72	5257-5457..	.9893894	RH	5.55	TRIM (T 404-424-434).....
72	5257-5457..	.9893895	LH	5.55	TRIM (T-404-424-434).....
72	6647..	.9893898	RH	7.10	TRIM (T 464 474).....
72	6647..	.9893899	LH	7.10	TRIM (T 464 474).....
72	6647..	.9893896	RH	7.10	TRIM (T-470).....
72	6647..	.9893897	LH	7.10	TRIM (T-470).....
72	6647..	.9868030	RH	7.05	TRIM (T-476).....
72	6647..	.9868031	LH	7.05	TRIM (T-476).....
72	6647..	.9868032	RH	7.05	TRIM (T-478).....
72	6647..	.9868033	LH	7.05	TRIM (T-478).....
72	8237-8437..	.9893900	RH	6.60	TRIM (T-480-600-620-630).....
72	8237-8437..	.9893901	LH	6.60	TRIM (T-480-600-620-630).....
72	8239-8439..	.9893906	RH	6.90	TRIM (T-480-600-620-630).....
72	8239-8439..	.9893907	LH	6.90	TRIM (T-480-600-620-630).....
72	82-8437..	.9864992	RH	6.60	TRIM (T 481 601-631).....
72	82-8437..	.9864993	LH	6.60	TRIM (T 481 601-631).....
72	82-8439..	.9868512	RH	6.90	TRIM (T-48 1-601-63 1).....
72	82-8439..	.9868513	LH	6.90	TRIM (T-48 1-601-631).....
72	8237-8437..	.9893902	RH	6.60	TRIM (T-484-494-604-624-634).....
72	8237-8437..	.9893903	LH	6.60	TRIM (T-484-494-604-624-634).....
72	8239-8439..	.9893908	RH	8.05	TRIM (T-484-494-604-624-634).....
72	8239-8439..	.9893909	LH	8.05	TRIM (T-484-494-604-624-634).....
72	82-8437..	.9864996	RH	6.60	TRIM (T-498-628).....
72	82-8437..	.9864997	LH	6.60	TRIM (T-498-628).....
72	82 8439..	.9868422	RH	6.90	TRIM (T-498-608-628-638).....
72	82-8439..	.9868423	LH	6.90	TRIM (T-498-608-628-638).....
72	8437..	.9893904	RH	6.60	TRIM (T-626-646).....
72	8437..	.9893905	LH	6.60	TRIM (T-626-646).....
72	8439..	.9893910	RH	6.90	TRIM (T-626-646).....
72	8439..	.9893911	LH	6.90	TRIM (T-626-646).....
64-73	All as Req.	.4500027	AR	.10	FASTENER, trim (also used 14.760-15.100).....
69	All.	.9812626	AR	.20	FASTENER, peg type.....
70	All exc. Wagons	.9812626	AR	.20	FASTENER, qtr. inner upr. panel-above belt (peg type).....
71-72	3369-4439-67-5257- 5457-8239-8439..	.9812626	AR	.20	FASTENER, qtr. inner upr. trim-above belt (peg type)
	1 4.645	PANEL, REAR QUARTER UPPER			(ABOVE BELT)
68	6639..	.7773016	RH	1 1.30	PANEL (black).....
68	6639..	.7773017	LH	1 1.30	PANEL (black).....
68	6639..	.7759226	RH	1 1.30	PANEL (green).....
68	6639..	.7759227	LH	1 1.30	PANEL (green).....
68	6639..	.7759228	RH	1 1.30	PANEL (teal).....
68	6639..	.7759229	LH	1 1.30	PANEL (teal).....
68	6687..	.7773018	RH	7.70	PANEL (black).....
68	6687..	.7773019	LH	7.70	PANEL (black).....
68	6687..	.7759183	RH	7.70	PANEL (green).....
68	6687..	.7759184	LH	7.70	PANEL (green).....
68	6687..	.7759185	RH	7.70	PANEL (teal).....
68	6687..	.7759186	LH	7.70	PANEL (teal).....
68	8439..	.7790604	RH	9.00	PANEL (black).....
68	8439..	.7790605	LH	9.00	PANEL (black).....

68	8457	.7790597	RH	11.05	PANEL (black) ...
68	8457	.7790598	LH	11.05	PANEL (black) ...
68	8439	.7790610	RH	9.00	PANEL (buckskin)
68	8439	.7790611	LH	9.00	PANEL (buckskin)
68	8439	.7790606	RH	9.00	PANEL (green) ...
68	8439	.7790607	LH	9.00	PANEL (green) ...
68	8439	.7790614	RH	9.00	PANEL (gold)
68	8439	.7790615	LH	9.00	PANEL (gold)
68	8439	.7790612	RH	9.00	PANEL (maroon) .
68	8439	.7790613	LH	9.00	PANEL (maroon) .
68	8439	.7790608	RH	9.00	PANEL (teal)
68	8439	.7790609	LH	9.00	PANEL (teal)
68	8457	.7790602	RH	11.05	PANEL (buckskin)
68	8457	.7790603	LH	11.05	PANEL (buckskin)
68	8457	.7790600	RH	11.05	PANEL (teal)
68	8457	.7790601	LH	1 1.05	PANEL (teal)
68	8469	.7773020	RH	7.70	PANEL (black) ...
68	8469	.7759207	RH	7.70	PANEL (buckskin)
68	8469	.7759208	LH	7.70	PANEL (buckskin)
68	8469	.7759201	RH	7.70	PANEL (green) ...
68	8469	.7759202	LH	7.70	PANEL (green) ...
68	8469	.7759205	RH	7.70	PANEL (maroon) .
68	8469	.7759206	LH	7.70	PANEL (maroon) .
68	8469	.7759203	RH	7.70	PANEL (teal)
68	8469	.7759204	LH	7.70	PANEL (teal) ...
NOTE					
1968 for Shoulder Strap Anchor Hole Cover-Refer 14.875 Group					

14.650 LACE, WINDSHIELD UPPER TRIM FINISH

64	4035-4135-4255-65-				
	4337-69.	4417032		1.44	LACE (black)
65	3569-3669-4327-37-69-				
	4427-37-65-69.	4417032		1.44	LACE (black)
66	3307-69-3407-69-3500-				
	3600-4307-17-39-				
	4407-17-39-4607-				
	4617.	4417032		1.44	LACE (black)
67	3307-69-3407-17-69-				
	3500-3600-4000 exc.				
	Conv.	4417032		1.44	LACE (black)
68	3400-3537-4437-39-55-				
	65-4637-4800.	7787560		1.85	LACE (buckskin)
68	4439-69.	7787555		1.85	LACE (maroon) .
68	4439-55-65-69-4800.	7787472		1.85	LACE (red)
68	3437-3537-4437-39-55-				
	65-4637-4800.	7787471		1.85	LACE (white)
68-69	30-4000.	8776408		1.59	LACE (black)
69	30-4000 exc. Conv.	8776414		1.59	LACE (T-101-1 11-121-131-141-151-171-181-191)
69	3327-69-3435-36-37-				
	3537-69-4437-39-56-				
	66-69.	8776421		2.56	LACE (T-103)
69	3327-69-3437-3537-69-				
	4637.	8776419		2.56	LACE (T-1 14)
69	3537-69-4437-39-56-66-				
	69.	8776420		2.56	LACE (T-130)
69	4439-56-66-69.	8776410		2.56	LACE (T-157)
70-72	30-4000 exc. Wagon & Conv.	8776408		1.59	LACE (black)
70	3327-69-3435-36-37-				
	3537-69-4437-39-69-				
	4637.	8804394		1.90	LACE (T-104-1 14-124-134-144)
70	3369-3435-36-37-3537-				
	69-4637.	8804389		1.90	LACE (T-1 11-121)
70	3435-36-37-4437-39-69-				
	4637.	8804391		1.90	LACE (T-129-159-179-189)
70	3437-3537-69-4437-39-				
	69-4637.	8804386		1.90	LACE (T-130-140-170)
70	3437-4437-39-69-4637	8804390		1.90	LACE (T-1 4 1-1 8 1)
70	3437-3537-4437-4637.	8804393		1.90	LACE (T-175-185)
70	3437-3537-4437-39-				
	4637.	8804392		1.90	LACE (T-1 76)
71	3327-37-69-3436-37-				
	4437-39.	9844833		2.56	LACE (T-100-1 10-140-150)
71-72	3327-37-69-3436-4437-				
	39-69.	9844828		2.56	LACE (T-101-1 11-141)
71	30-4000.	9844830		2.56	LACE (T-104-1 14-134-144-154)
71	33-3437-4437-39.	9844827		2.5 6	LACE (T-1 56-1 66)
72	3327-37-69-3436-37-				
	4437-39-69.	9891867		2.56	LACE (T-100-1 10-130-133-140)

72	3327-37-69-3436-37-44-				
	37-39-69	9891868	2.56	LACE (T-104-1 14-134-144)	
72	33-3436-37-4437-39-69	9844827	2.56	LACE (T-106-136)	
14.650 LACE, ROOF RAIL PINCHWELD					
64-72	Special-Skylark-G.S.				
	Conv.	4458887	2.15	LACE (black) frt.	
65-70	50-60-8000 Conv.	4495640	1.85	LACE (black) frt.	
68	4000 Conv.	7773198	2.05	LACE (gold) frt.	
68	50-60-8000 Conv.	7773194	2.05	LACE (gold) frt.	
71-73	All B/Conv.	4458887	2.15	LACE rr. (black)	

14.650 LACE, SIDE ROOF RAIL TRIM FINISH

NOTE. 1968 Wagons 1st Type-Use with Coated Fabric Finishing Panel, 2nd Type-Use with Plastic Finishing Panel.

68-69	3327.	7753626	2	2.46	LACE black).
68-70	33-35-4469.	7746751	2	2.00	LACE black).
68	4000 Wagons 1st Type	7746762	2	2.72	LACE black).
68	4000 Wagons 2nd Type	8719736	2	3.02	LACE black).
68	3435 1st Type.	7746748	2	2.36	LACE buckskin)
68	3435 2nd Type.	8719742	2	3.02	LACE buckskin)
68	34-35-44-4637.	7753621	2	2.26	LACE buckskin)
68	4000 Wagons 1st Type	7746768	2	2.72	LACE buckskin)
68	4000 Wagons 2nd Type.	8719742	2	3.02	LACE buckskin)
68	34-35-44-4637.	7753620	2	2.26	LACE green).
68	4000 Wagons 1st Type	7746767	2	2.72	LACE green).
68	4000 Wagons 2nd Type	8719741	2	3.02	LACE green).
68	3327.	7753631	2	2.46	LACE gold).
68	4469.	8714815	2	2.36	LACE ivory).
68	4469.	7746758	2	2.36	LACE maroon)
68	3327.	7753632	2	2.46	LACE parchment)
68	3435 1st Type.	7746747	2	2.36	LACE parchment)
68	3435 2nd Type.	8719734	2	2.46	LACE parchment)
68	34-3537.	7753619	2	2.26	LACE parchment)
68	33-3569.	7746760	2	2.36	LACE parchment)
68	4000 Wagons 1st Type	7746763	2	2.72	LACE red).
68	4000 Wagons 2nd Type	8719737	2	3.02	LACE red).
68	3327.	7753629	2	2.46	LACE teal).
68	3435 1st Type.	7746742	2	2.36	LACE teal).
68	3435 2nd Type.	8719729	2	2.46	LACE teal).
68	33-35-4469.	7746754	2	2.36	LACE teal).
68	34-35-44-4637.	7753616	2	2.26	LACE teal).
68	4000 Wagons 1st Type	7746765	2	2.72	LACE teal).
68	4000 Wagons 2nd Type.	8719739	2	3.02	LACE teal).
68	34-35-44-4637.	7753613	2	2.26	LACE "white)-
69	4000 Wagons.	8719736	2	2.61	LACE black).
69	3327.	8740898	2	2.61	LACE T-103).
69	3369-3569-4469.	8740859	1	2.61	LACE T-103-133-143-166)
69	3327.	8740895	2	2.61	LACE T-1 1 1).
69	3327.	8740897	2	2.61	LACE T-1 14).
69	3369-3569.	8740857	2	2.61	LACE T-124).
69	3437-3537-4637.	8740890	2	2.82	LACE T-124-164).
69	3435-36.	8754680	2	2.61	LACE T-1 25).
69	3435-36.	8740960	2	2.61	LACE T-1 26).
69	35-4469.	8740858	2	2.61	LACE T-130-140).
69	34-35-4437.	8740892	2	3.38	LACE T-143-176-186).
69	4469.	8754681	2	2.61	LACE T 147).
69	35-4437.	8740891	2	2.61	LACE T-1 70).
69	34-35-44-4637.	8740884	2	2.97	LACE T-175-185).
69	4456-66.	8740965	2	3.18	LACE T-190).
69	4456-66.	8754684	2	2.97	LACE T-195).
69	4456-66.	8740966	2	2.97	LACE T-196).
69	4456-66.	8740961	2	3.38	LACE T-197).
70	3369-3569.	8806130	2	6.00	LACE T-101-121).
70	3327.	8799662	RH	6.00	LACE T-104-1 14).
70	3327.	8799663	LH	2.46	LACE T-104-1 14).
70	3369-3569-4469.	8806121	2	6.00	LACE T-104-124-134-144)
70	3327.	8799656	RH	6.00	LACE T-108-1 18).
70	3327.	8799657	LH	2.00	LACE T-108-1 18).
70	3369-3569-4469.	7746751	2	6.00	LACE black).
70	3327.	8799660	RH	6.00	LACE T-1 1 1).
70	3327.	8799661	LH	2.36	LACE T-1 1 1).
70	3435-36.	8806124	2	4.92	LACE T-121).
70	3537.	8800144	RH	4.92	LACE T-121).
70	3537.	8800145	LH	3.02	LACE T-121).
70	3435-36.	9851614	2	4.92	LACE T-121).
70	3437-3537-4437-4637	8800154	RH	4.92	LACE T-124).
70	3437-3537-4437-4637	8800155	LH	4.92	LACE T-124-144).

70	3437-3537-4437-4637..	8800136	RH	4.92	LACE T-128-148-178-188)
70	3437-3537-4437-4637..	8800137	LH	4.92	LACE T-128-148-178-188)
70	3435-36.....	.8806125	2	2.36	LACE T 129).....
70	3569-4469.....	.8806129	2	3.38	LACE T-130-140).....
70	4469.....	.8806119	2	2.46	LACE T-141).....
70	3437-4437 4637.....	.8800146	RH	4.92	LACE T-14 1 -1 8 1).....
70	3437-4437-4637.....	.8800147	LH	4.92	LACE T-14 1 -18 1).....
70	4469.....	.8806120	2	2.46	LACE T-1 59).....
70	3437-3537-4437-4637 ..	8800140	RH	4.92	LACE T-1 70).....
70	3437-3537-4437-4637..	8800141	LH	4.92	LACE T-1 70).....
70	3437-3537-4437-4637..	8800152	RH	4.92	LACE T-175-185).....
70	3437-3537-4437-4637..	8800153	RH	4.92	LACE T-175-185).....
70	3437-3537-4437-4637..	8800150	LH	4.92	LACE T-1 76).....
70	3437-3537-4437-4637..	8800151	LH	4.92	LACE T-176).....
70	3437-3537-4437-4637..	8800148	RH	4.92	LACE T-179-189).....
70	3437-3537-4437-4637..	8800149	LH	4.92	LACE T-179-189).....
71-72	3369-4469.....	.8719736	2	3.02	LACE black).....
71	3327.....	.9845012	RH	5.50	LACE T-100-1 10).....
71	3327.....	.9845013	LH	5.50	LACE T-100-1 10).....
71	3369-3436-4469.....	.9845091	2	2.92	LACE T-100-1 10-140).....
71	3337-3437-4437.....	.9845098	RH	4.61	LACE T-100-1 10-140-150).....
71	3337-3437-4437.....	.9845099	LH	4.61	LACE T-100-1 10-140-150).....
71-72	3369-3436-4469.....	.9842782	2	3.23	LACE T-101 -1 1 1 -1 4 1).....
71	3327.....	.9851655	RH	5.50	LACE T-104-114).....
71	3327.....	.9851656	LH	5.50	LACE T-104-1 14).....
71	30-4000 (2 Dr. H.T.).....	.9851616	RH	4.61	LACE T-104-1 14-144-154).....
71	30-4000 (2 Dr. H.T.).....	.9851617	LH	4.61	LACE T-104-1 14-144-154).....
71	3369-3436-4469.....	.9851614	2	3.02	LACE T-104-1 14-134-144).....
71-72	3327.....	.8799656	RH	6.00	LACE T-104).....
71-72	3327.....	.8799657	LH	6.00	LACE T-108).....
71	3337-3437-4437.....	.8800136	RH	4.92	LACE T-108-158-168).....
71	3337-3437-4437.....	.8800137	LH	4.92	LACE T-108-158-168).....
71-72	3327.....	.9845010	RH	5.50	LACE T-1 11).....
71-72	3327.....	.9845011	LH	5.50	LACE T-1 11).....
71-72	33-4437.....	.9845094	RH	4.61	LACE T-1 1 1-141).....
71-72	33-4437.....	.9845095	LH	4.61	LACE T-1 1 1-141).....
71	33-34-4437.....	.9845092	RH	4.61	LACE T-156-166).....
71	33-34-44 37.....	.9845093	LH	4.92	LACE T-156-166).....
71	3337-3437-4437.....	.8800152	RH	4.92	LACE T-1 65).....
71	3337-3437-4437.....	.8800153	LH	5.50	LACE T-1 65).....
72	3327.....	.9892028	RH	5.50	LACE T-100-110).....
72	3327.....	.9892029	LH	4.92	LACE T-100-1 10).....
72	3337-3437-4437	.9892546	RH	4.92	LACE T-100-1 10-133-135-140).....
72	3337-3437-4437	.9892547	LH	4.61	LACE T-100-1 10-133-135-140).....
72	3369-3436-4469	.9891950	2	4.61	LACE T-100-1 10-140).....
72	3369-3436-4469	.9891997	2	5.50	LACE T-104-1 14-144).....
72	3327.....	.9892026	RH	5.50	LACE T 106).....
72	3327.....	.9892027	LH	4.61	LACE T-106).....
72	33-34-4437.....	.9845092	RH	4.61	LACE T-106-136).....
72	33-34-4437.....	.9845093	LH	4.61	LACE T-106-136).....
72	3369-3436-4469	.9891937	2	4.92	LACE T-106-136).....
72	3337-3437-4437.....	.8800136	RH	4.92	LACE T-108-135-137-138).....
72	3337-3437-4437.....	.8800137	LH	5.50	LACE T-108-135-137-138).....
72	3327.....	.9892030	RH	5.50	LACE T-1 14).....
72	3327.....	.9892031	LH	4.92	LACE T-1 14).....
72	3337-3437-4437.....	.9892548	RH	4.92	LACE T-1 14-134-144).....
72	3337-3437-4437.....	.9892549	LH	4.92	LACE T-1 14-134-144).....

14.650 LACE, TAILGATE OPENING TOP FINISH

68	4000 Wagons	8777057	2.26	LACE black).....
68	All Wagons ..	7746782	3.02	LACE buckskin) ..
68	4000 Wagons	7746781	3.02	LACE green).....
68	3435.....	7738892	3.02	LACE parchment)
68	4000 Wagons ..	7738890	3.02	LACE red).....
68	All Wagons ..	7738889	3.02	LACE teal).....
69	All Wagons ..	8777059	2.56	LACE T-125-195)
69	All Wagons	8738721	2.46	LACE T-126-196)
69	4456-66.....	.8777066	2.67	LACE T-1 90).....
69	4000 Wagons ..	.8738714	2.46	LACE T-197)
70	3435-36.....	.8806100	2.56	LACE T-121).....
70	3435-36.....	.9851786	2.72	LACE T-1 24).....
70	3435-36.....	.8806101	2.56	LACE T-129).....
70	6036-46.....	.8806104	2.46	LACE T-440-450)
70	6036-46.....	.8806105	2.46	LACE T-441-451)
70	6036-46.....	.8806109	2.46	LACE T-444-454)
70	6036-46.....	.8806107	2.46	LACE T-449-459)
71	3436.....	.9842881	2.72	LACE T-100).....
71-72	3436.....	.9842877	2.72	LACE 101).....

71	3436.	.9851786	2.72	LACE (T-104)
72	3436.	.9894036	2.72	LACE (T-100)
72	3436.	.9894037	2.72	LACE (T-104)
72	3436.	.9842876	2.72	LACE (T-106)

NOTE. For lace not listed see Group. 15.534

1 4.650 LACE, REAR CROSS BAR FINISH

68	All Wagons . .	.7774641	1.49	LACE (buckskin) .
68	4000 Wagons	.7774640	1.49	LACE (green)
68	34357774639	1.49	LACE (parchment)
68	4000 Wagons	.7774631	1.49	LACE (red)
68	All Wagons . .	.7774634	1.49	LACE (teal)
69	34358754683	1.44	LACE (T-1 25)
69	34358738712	1.46	LACE (T-1 26)
70	34358806112	1.49	LACE (T-121)
70	34358806225	1.49	LACE (T-124)
70	34358806113	1.54	LACE (T-1 29)

1 4.650 LACE, FRONT SKYLIGHT FINISH

68-69	4000 Wagons	7750987	3.13	LACE, front (black) .
68-69	4000 Wagons	7752807	1.49	LACE, rear (black) ..
68	4000 Wagons	7750993	3.13	LACE, frt. (buckskin)
68	4000 Wagons	7752813	1.49	LACE, rr. (buckskin)
68	4000 Wagons	7750992	3.13	LACE, frt. (green) . . .
68	4000 Wagons	7752812	1.49	LACE, rr. (green) .. .
68	4000 Wagons	7750988	3.13	LACE, frt. (red)
68	4000 Wagons	7752808	1.49	LACE, rr. (red)
68	4000 Wagons	7750990	3.13	LACE, frt. (teal)
68	4000 Wagons	7752810	1.49	LACE, rr. (teal)
69	4000 Wagons	8740909	3.38	LACE, front (T-190)
69	4000 Wagons	8740903	1.69	LACE, rear (T-190) .
69	4000 Wagons	8740907	3.38	LACE, front (T-191)
69	4000 Wagons	8740901	1.69	LACE, rear (T-191) .
69	4000 Wagons	8754685	3.38	LACE, front (T-195)
69	4000 Wagons	8754686	1.69	LACE, rear (T-195)
69	4000 Wagons	8740910	3.38	LACE, front (T-1 96)
69	4000 Wagons	8740904	1.69	LACE, rear (T-1 96) .
69	4000 Wagons	8740905	3.38	LACE, front (T-1 97)
69	4000 Wagons	8740899	1.69	LACE, front (T-1 97)

1 4.650 LACE, VR QUARTER WINDO

68		7746784	2	3.02	LACE (buckskin) .
68	3435	7738887	2	3.02	LACE (parchment)
68		7738885	2	3.02	LACE (teal)
69		8754636	2	3.02	LACE (T-1 25)
69	3435-3436 .	8740333	2	2.97	LACE (T-126)
70	3435-36 . . .	8802201	2	2.5 1	LACE (T-121)
70	3435-36 . . .	9851659	2	3.02	LACE (T-124)
70	3435-36 ..	8802202	2	2.51	LACE (T-1 29)
71	3436	9842887	2	3.02	LACE (T-100)
71-72	3436	9842883	2	3.02	LACE (T-101)
71	3436	9851659	2	3.02	LACE (T-104)
72	3436	9892419	2	3.02	LACE (T-100)
72	3436	9892420	2	3.02	LACE (T-104)
72	3436	9842882	2	3.02	LACE (T-106)

1 4.650 LACE, SIDE SKYLIGHT FINISH

68-69	4000 Wagons	7750994	2.05	LACE, upper (black) . .
68	4000 Wagons	7751000	2.05	LACE, upr. (buckskin)
68	4000 Wagons	7750999	2.05	LACE, upr. (green)
68	4000 Wagons	7750995	2.05	LACE, upr. (red)
68	4000 Wagons	7750997	2.05	LACE, upr. (teal)
69	4000 Wagons	8740915	2.20	LACE, upper (T-190)
69	4000 Wagons	8740913	2.20	LACE, upper (T-191)
69	4000 Wagons	8754687	2.20	LACE, upper (T-195)
69	4000 Wagons	8740916	2.20	LACE, upper (T-196)
69	4000 Wagons	8740911	2.20	LACE, upper (T-197)

1 4.650 LACE, BACK WINDOW TRIM FINISH

64	4027-4127	4417049	2	30	LACE, side (blue)
64	4027-4127 4337	4417053	2	.30	LACE, side (fawn)
64	4337	4417049	2	.30	LACE,
64	4369	4417049	2	.30	LACE,
65	33-34-35-36-43-4469	4417089	1	15	LACE (black)
65	52-6269	4417089	1	15	LACE, escn. (black)
65	52-6269	4495586	RH	1.13	LACE, upr. & side (blue) .
65	52-6269	4495587	LH	1.13	LACE,
65	52-6269	4495575	1	15	LACE, escn.-upr. (blue) ..
		4495584	RH	1.13	LACE,

65	52-6269	4495574	1	.15	LACE, escn.-upr. (green)
65	52-6269	4495590	RH	1.23	LACE, upr. & side (fawn)
65	52-6269	4495591	LH	1.23	LACE, upr. & side (fawn)
65	52-6269	4468830	1	.20	LACE, escn.-upr. (fawn)
66	3369-3469-3569-3669	7587092	RH	1.18	LACE, upr. & side (blue)
66	3369-3469-3569-3669	7587093	LH	1.18	LACE, upr. & side (blue)
66-67	3369-3469-3569-3669				
	4339-4439-69	4417089	1	.15	LACE, escn. (black)
66	5269	4536547	1	.15	LACE, escn.-upr. (black)
66	5269	4495586	RH	1.13	LACE, upr. & side (blue)
66	5269	4495587	LH	1.13	LACE, upr. & side (blue)
66	5269	4495575	1	.15	LACE, escn.-upr. (blue)
66	5269	7606353	1	.15	LACE, escn.-upr. (fawn)
66	5269	4495584	RH	1.13	LACE, upr. & side (green)
66	5269	4495585	LH		LACE, upr. & side (green)
66	5269	4495574	1	.15	LACE, escn.-upr. (green)
67	30-4000 (2 Dr.)	7652646	RH	1.85	LACE, upr. 8; side (fawn)
67	30-4000 (2 Dr.)	7652647	LH	1.85	LACE, upr. & side (fawn)
68-70	3300-3437-3500-4437				
	39-69-4637	7745640	1	3.23	LACE, upper 8< side (black)
68	3437-3537-4437-39				
	4637	7748229	1	3.02	LACE, upr. & side (buckskin)
68	3437-3500-4437-39-69				
	4637	7745647	1	3.23	LACE, upr. & side (green)
68	3300-3569-4439-69	7745645	1	3.23	LACE, upr. & side (gold)
68	4439-69	7745644	1	3.23	LACE, upr. & side (maroon)
68	3300-3437-3500	7745646	1	3.23	LACE, upr. & side (parchment)
68	3300-3437-3500-4437				
	39-69-4637	7745643	1	3.23	LACE, upr. & L side (teal)
68	3437-3537-4437-39-69				
	4637	7745641	1	3.23	LACE, upr. & side (white)
68	5269	7768782	1	3.90	LACE (maroon)
68	5269	7768779	1	3.90	LACE (teal)
69	30-4000 exc. Wagons &	8740336	1	3.38	LACE, upper 8< side (T-101-1 1 1-121-131-141-151-171-181)
69	3327-3369-3437-3537				
	3569-4437-4439				
	4469-4637	8740340	1	3.38	LACE, upper & side (T-103-133-143-153-166-1 76-186)
69	3327-3369-3437-3537				
	3569-4637	8740338	1	3.38	LACE, upper 8i side (T-1 14-1 24-164)
69	3537-3569-4437-4439				
	4469	8740339	1	3.38	LACE, upper & side (T-1 30-1 40-1 50)
69	4439-69	8740334	1	3.38	LACE, upper & side (T-1 47-1 57)
69	3437-3537-4437-39				
	4637	8740335	1	3.38	LACE, upper & side (T-1 75-1 85)
69	5269	8740210	1	3.59	LACE (T-400)
69	5269	8740211	1	3.59	LACE (T-403)
69	5269	8740202	1	3.59	LACE (T-407)
69 70	5269	8740201	1	3.33	LACE (T-408)
69-70	5269	8746236	1	.62	LACE, lower corner escutcheon (R.H.)
69 70	5269	8746237	1	.62	LACE, lower corner escutcheon (L.H.)
70	3369-3437-3537-69				
	4637	8790328	1	3.28	upr. & side (T- 111-121)
70	3327-69-3437-3537-69				
	4437-39-69-4637	8790333	1	3.28	upr. & side (T- 1 14-124)
70	3437-3537-69-4437-39				
	69-4637	8800157	1	3.28	upr. & side (T- 130-140-170)
70	3437-4437-39-69-4637	8790329	1	3.28	upr. & side (T- 141-181)
70	3437-3537-4437-39-69				
	4637	8790330	1	3.28	upr. & side (T- 159-179-189)
70	3437-3537-4437-4637	8800159	1	3.28	upr. & side (T- 175-185)
70	3437-3537-4437-39				
	4637	8790331	1	3.28	upr. & side (T- 176)
70	5269	8802185	1	3.43	LACE (T-400)
70	5269	8802187	1	3.43	LACE (T-401)
70	5269	8802190	1	3.43	LACE (T-404)
71	3327-37-69-3437-4437				
	39-69	9846535	1	3.33	LACE, upr. & side (T-100-1 10-140-150)
71	3327-37-69-3437-4437				
	49-69	9877376	1	3.95	LACE, upper side (T-104-1 14-134-144-154) (cut as req.)
71	3337-3437-4437	8800159	1	3.28	LACE, upper and side (T-165)
71	3337-3437-4437-39	9839861	1	3.33	LACE, upper side (T-1 56-1 66)
71-72	3327-37-69-4437-39-69	9844260	1	3.95	LACE, upper side (T-1 1 1-141)
71	3300-3437-4400	7740509	1	2.87	LACE, upr. & side (black)

72	3327-3337-69-3437-443-									
	<u>7-39-69</u>	9889604	1	3.85	LACE, upr. & side (T-100-1 10-130-133-140)					
72	<u>30-4000</u>	9889602	1	3.95	LACE, upr. 8c side (T-106-136).....					
72	3327-37-69-3437-4437-									
	<u>39-69</u>	9889605	1	3.85	LACE, upr. 8c side (T-1 1 4-134-144)					
72	3337-3437-4437.....	7740509	1	2.87	LACE, side (black) (T-135-137)					
14.650 LACE, ROOF INNER SIDE MOLE										
72	5269-5469-6035-45	9616237		1.95	LACE (T-400-420-430-440-450)					
72	5269-5469-6035-45	9616236		1.95	LACE (T-401-421-441).....					
72	5269-5469-6035-45	9616238		1.95	LACE (T-404-424-434-444-454)					
72	<u>5269-5469</u>	9616234		1.95	LACE (T-408-4 18-438).....					
72	5269-5469-6035-45	9616235		1.95	LACE (T-4 16-436-446-456).					
14.651 ESCUTCHEON, WINDOW CORNER TRIM										
64	4069-4169-4369.....	4496330	RH	1.85	ESCUTCHEON, lwr. corner finishing.....					
64	4069-4169-4369	4496331	LH	1.85	ESCUTCHEON, lwr. corner finishing.....					
64	4027-4127-4337	4455907	LH	.56	ESCUTCHEON, back wind. lwr. corner (blue) (paint to match)					
65	30-4000 4 Dr. Sedan	4496330	RH	1.85	ESCUTCHEON, lwr. corner finishing					
65	30-4000 4 Dr. Sedan	4496331	LH	1.85	ESCUTCHEON, lwr. corner finishing					
65	3327-3427-4327-37-									
	<u>4427-37</u>	4544683	LH	.41	ESCUTCHEON, back wind. lwr. corner (med. blue)					
66-67	35-36-43-44-4617.....	4547722	RH	.97	ESCUTCHEON, w/s upr. corner trim lace.....					
66-67	35-36-43-44-4617.....	4547723	LH	.97	ESCUTCHEON, w/s upr. corner trim lace.....					
67	5269.....	7675263	LH	.56	ESCUTCHEON, back wind. lwr. corner lace (blue)					
67	5269.....	<u>7675258</u>	RH	.60	ESCUTCHEON, back wind. lwr. corner lace (gold)					
68-72	3435-3436.....	<u>7729566</u>	RH	.82	ESCUTCHEON, back body pillar-upper finish lace					
68-72	3435-3436.....	<u>7729567</u>	LH	.82	ESCUTCHEON, back body pillar-upper finish lace					
68-72	3435-3436.....	<u>7745212</u>	RH	4.05	ESCUTCHEON, body lock pillar-upper finish lace					
68-72	3435-3436.....	<u>7745213</u>	LH	4.05	ESCUTCHEON, body lock pillar-upper finish lace					
NOTE For Models not listed refer to Grp 1 1.133.										
14.651 MOLDING, SIDE ROOF RAIL (PAINT TO MATCH AS REQD.)										
65-66	82-8439	4481616	RH	6.20	MOLDING, frt					
65-66	82-8439	4481617	LH	6.20	MOLDING, frt					
65-66	82-8439	4481771	LH	3.69	MOLDING, rr.....					
65-67	<u>8469</u>	4487738	RH	9.35	MOLDING, frt					
65-67	<u>8469</u>	4487739	LH	9.35	MOLDING, frt					
65-66	<u>8469</u>	4487735	LH	6.45	MOLDING, rr.....					
66-68	<u>9000</u>	4541930	RH	14.10	MOLDING (chrome)					
66-68	<u>9000</u>	4541931	LH	14.10	MOLDING (chrome)					
67	<u>6639</u>	7663892	RH	8.65	MOLDING, frt					
67	<u>6639</u>	7663893	LH	8.65	MOLDING, frt					
67-68	<u>6639</u>	7665112	RH	6.85	MOLDING, ..					
67-68	<u>6639</u>	7665113	LH	6.85	MOLDING, ..					
67	<u>6687</u>	7647258	RH	14.65	MOLDING.....					
67	<u>6687</u>	7647259	LH	14.65	MOLDING.....					
67	82-8439	7663026	RH	8.10	MOLDING, frt.....					
67	82-8439 ...	7663027	LH	8.10	MOLDING, frt.....					
67-68	82-8439 ...	7660792	RH	4.31	MOLDING, rr.....					
67-68	82-8439 ...	7660793	LH	4.31	MOLDING, rr.....					
67-68	82-8457 ...	7663030	RH	7.10	MOLDING, rr.....					
67-68	82-8457 ..	7663031	LH	6.85	MOLDING, rr.....					
67-68	<u>8469</u>	7667934	RH	6.80	MOLDING, rr.....					
67-68	<u>8469</u>	7667935	LH	6.80	MOLDING, rr.....					
68	<u>4439</u>	7741320	RH	9.70	MOLDING, frt.....					
68	<u>4439</u>	7741321	LH	9.70	MOLDING, frt.....					
68	<u>4439</u>	7741322	2	2.05	MOLDING, rr.....					
68	52-54-6439	7756938	RH	5.40	MOLDING, rr. (painted)					
68	52-54-6439	7756939	LH	5.40	MOLDING, rr. (painted)					
68	82-8439 ...	7796454	RH	10.55	MOLDING, frt.....					
68	82-8439 ...	7796455	LH	10.55	MOLDING, frt.....					
68	<u>6639</u>	7796406	RH	5.45	MOLDING, frt.....					
68	<u>6639</u>	7796407	LH	5.45	MOLDING, frt.....					
68	<u>6687</u>	7796898	RH	14.20	MOLDING.....					
68	<u>6687</u>	7796899	LH	14.20	MOLDING.....					
68	52-54-6487	7796953	RH	12.45	MOLDING (painted).....					
68	52-54-6487	7796954	LH	12.45	MOLDING (painted).....					
68	82-8457 ...	7796456	RH	10.55	MOLDING, frt.....					
68	82-8457 ...	7796457	LH	10.55	MOLDING, frt.....					
68	<u>8269</u>	7748176	RH	6.85	MOLDING, frt (painted)					
68	<u>8269</u>	7748177	LH	6.85	MOLDING, frt. (painted)					
68	<u>8269</u>	7748188	RH	4.77	MOLDING, rr. (painted)					
68	<u>8269</u>	7748189	LH	4.77	MOLDING, rr. (painted)					
68	<u>8469</u>	7745201	RH	10.15	MOLDING, frt.....					
68	<u>8469</u>	7745202	LH	10.15	MOLDING, frt.....					
68	<u>9487</u>	7748410	RH	8.95	MOLDING (painted).....					

68	9487	774841	LH	8.95	MOLD	NG (painted)
69-70	4439	8752880	RH	9.95	MOLD	NG, front (painted)
69-70	4439	8752881	LH	9.95	MOLD	NG, front (painted)
69-70	4439	7794326	2	2.05	MOLD	NG, rear (painted)
69-70	52-54-64-6637	8750590	RH	5.95	MOLD	NG, front (painted)
69-70	52-54-64-6637	8750591	LH	5.95	MOLD	NG, front (painted)
69-70	52-54-64-6637	8750614	RH	4.97	MOLD	NG, rear (painted)
69-70	52-54-64-6637	8750615	LH	4.97	MOLD	NG, rear (painted)
69-70	52-54-64-6639	8750542	RH	6.85	MOLD	NG, front (painted)
69-70	52-54-64-6639	8750543	LH	6.50	MOLD	NG, front (painted)
69-70	52-54-64-6639	8750566	RH	6.10	MOLD	NG, rear (painted)
69-70	52-54-64-6639	8750567	LH	6.10	MOLD	NG, rear (painted)
69-70	82-8457	8750638	RH	7.30	MOLD	NG, front (painted)
69-70	82-8457	8750639	LH	7.30	MOLD	NG, front (painted)
69-70	82-8457	8750654	RH	3.90	MOLD	NG, rear (painted)
69-70	82-8457	8750655	LH	3.90	MOLD	NG, rear (painted)
69-70	82-8439	8750722	RH	6.20	MOLD	NG, rear (painted)
69-70	82-8439	8750723	LH	6.20	MOLD	NG, rear (painted)
69-70	82-8439	8750738	RH	6.65	MOLD	NG, front (painted)
69-70	82-8439	8750739	LH	6.65	MOLD	NG, front (painted)
69-70	82-8469	8751056	RH	6.65	MOLD	NG, front (painted)
69-70	82-4869	8751057	LH	6.65	MOLD	NG, front (painted)
69-70	82-8469	8751088	RH	4.56	MOLD	NG, rear (painted)
69-70	82-8469	8751089	LH	4.56	MOLD	NG, rear (painted)
69	9487	8752918	RH	8.95	MOLD	NG (painted)
69	9487	8752919	LH	8.95	MOLD	NG (painted)
70	9487	8789816	RH	8.45	MOLD	NG (paint to match)
70	9487	8789817	LH	8.45	MOLD	NG (paint to match)
71-72	4439	9852196	RH	7.35	MOLD	NG, frt. (painted)
71-72	4439	9852197	LH	7.35	MOLD	NG, frt. (painted)
71-72	4439	9852210	2	7.35	MOLD	NG, rr. (painted)
71	52-5469-6035-45	9852252	2	4.05	MOLD	NG, frt. (T-400-420-430-440-450)
71	5000 (4 Dr. Sedan)	9851964	RH	7.55	MOLD	NG, rr. (T-400-420-430)
71	5000 (4 Dr. Sedan)	9851965	LH	7.55	MOLD	NG, rr. (T-400-420-430)
71	5000 (4 Dr. Sedan)	9851958	RH	7.00	MOLD	NG, rr. (T-401-421)
71	5000 (4-Dr. Sedan)	9851959	LH	7.00	MOLD	NG, rr. (T-401-421)
71	52-5469-6035-45	9852253	2	3.79	MOLD	NG, frt. (T-404-424-434-444-454)
71	5000 (4-Dr. Sedan)	9851952	RH	7.00	MOLD	NG, rr. (T-404-424-434)
71	5000 (4 Dr. Sedan)	9851953	LH	7.00	MOLD	NG, rr. (T-404-424-434)
71	5000 (4 Dr. Sedan)	9852244	2	3.79	MOLD	NG, frt. (T-408-4 18-43 8)
71	5000 (4 Dr. Sedan)	9851950	RH	7.00	MOLD	NG, rr. (T-408-4 18-438)
71	5000 (4-Dr. Sedan)	9851951	LH	7.00	MOLD	NG, rr. (T-408-4 1 8-438)
71	52-5469-6035-45	9852246	2	3.79	MOLD	NG, frt. (T-4 16-436-446-456)
71	52-5469-6035-45	9852247	2	3.79	MOLD	NG, frt. (T-401-421-441)
71	5000 (4-Dr. Sedan)	9851956	RH	7.00	MOLD	NG, rr. (T-4 16-436)
71	5000 (4 Dr. Sedan)	9851957	LH	7.00	MOLD	NG, rr. (T-4 16-436)
71-72	5239-5439-6639	9858438	RH	4.20	MOLD	NG, frt. (painted)
71-72	5239-5439-6639	9858439	LH	4.20	MOLD	NG, frt. (painted)
71-72	50-6000 (4 Dr. H.T.)	9849990	RH	4.61	MOLD	NG, rr. (painted)
71-72	50-6000 (4 Dr. H.T.)	9849991	LH	4.61	MOLD	NG, rr. (painted)
71	50-6000 2 Dr. H.T.	9850010	RH	5.25	MOLD	NG, frt. (painted)
71	50-6000 2 Dr. H.T.	9850011	LH	5.25	MOLD	NG, frt. (painted)
71	50-6000 (2 Dr. H.T.)	9850032	RH	6.80	MOLD	NG, rr. (painted)
71	50-6000 (2 Dr. H.T.)	9850033	LH	6.80	MOLD	NG, rr. (painted)
71	6000 Wagon	9852242	2	4.20	MOLD	NG, rr. (T-440-450)
71	6000 Wagon	9852237	2	3.95	MOLD	NG, rr. (T-441)
71	6000 Wagon	9852243	2	4.20	MOLD	NG, rr. (T-444-454)
71	6000 Wagons	9852236	2	3.95	MOLD	NG, rr. (T-446-456)
71-72	8000 (4 Dr. H.T.)	9851876	RH	5.60	MOLD	NG, rr. (painted)
71-72	8000 (4 Dr. H.T.)	9851877	LH	5.60	MOLD	NG, rr. (painted)
71-72	8000 (4 Dr. H.T.)	9851890	RH	6.05	MOLD	NG, rr. (painted)
71-72	8000 (4 Dr. H.T.)	9851891	LH	6.05	MOLD	NG, rr. (painted)
71-72	8000 (2 Dr. H.T.)	9851922	RH	3.59	MOLD	NG, frt. (painted)
71-72	8000 (2 Dr. H.T.)	9851923	LH	3.59	MOLD	NG, frt. (painted)
71-72	8000 (2 Dr. H.T.)	9851936	RH	6.80	MOLD	NG, frt. (painted)
71-72	8000 (2 Dr. H.T.)	9851937	LH	6.80	MOLD	NG, frt. (painted)
71-72	9487	9849976	RH	9.05	MOLD	NG, frt. (painted)
71-72	9487	9849977	LH	9.05	MOLD	NG, frt. (painted)
72	5269-5469	9601002	RH	8.10	MOLD	NG (painted)
72	5269-5469	9601003	LH	8.10	MOLD	NG (painted)
72	6035-45	9601014	RH	8.10	MOLD	NG (painted)
72	6035-45	9601015	LH	8.10	MOLD	NG (painted)
72	5257-5457-6647	9850010	RH	5.25	MOLD	NG (painted)
72	5257-5457-6647	9850011	LH	5.25	MOLD	NG, frt. (painted)
72	5257-5457-6647	9850032	RH	6.80	MOLD	NG, frt. (painted)
72	5257-5457-6647	9850033	LH	6.80	MOLD	NG, frt. (painted)
68	8239-57-8439-57	8761635	2	.46	MOLD	NG, rr. (painted)
						EXTENSION, mldg.-frt.

14.651 MOLDING — RETAINER, ROOF PANEL FINISH

62	4647 Wildcat.	4847940	2	2.51	MOLDING, No. 1 & 2
63	4647	4847940	2	2.51	MOLDING, No. 1 & 2
64	4639	4451035	2	4.51	MOLDING (bow No. 1 & 2) silver.
64	4639	4451038	1	4.51	MOLDING (bow No. 3) silver.
64	4647	4434776	1		MOLDING (bow No. 4) fawn
64	4647	4434760	2	4.51	MOLDING (bow No. 1-2) silver
64	4647	4434775	1	4.77	MOLDING (bow No. 4) silver
64	4839	4434766	3	4.61	MOLDING (bow No. 1-2-3) blue
64	4839	4434769	3	4.5 1	MOLDING (bow No. 1-2-3) fawn
64	4839	4434770	3	4.51	MOLDING (bow No. 1-2-3) gray
64	4839	4434778	1	4.77	MOLDING (bow No. 4) gray
64	4839	4434765	2	4.51	MOLDING (bow No. 1-2-3) olive
64	4847	4434769	2	4.51	MOLDING (bow No. 1-2-3) fawn
64	4847	4434775	1	4.77	MOLDING (bow No. 4) silver
65	8439	4434778	1	4.77	MOLDING, No. 4 (gray)
66	6637	7627875	1	4.51	MOLDING, No. 2 (slate)
66	8437	7627899	1	4.61	MOLDING, No. 1 (black)
66	8437	7773024	1	4.66	MOLDING, No. 2 (black)
66	8437	7627900	1	4.61	MOLDING, No. 4 (black)
66	8439	7627875	2	4.51	MOLDING, No. 1-2 (slate)
67	6639	7627899	3	4.61	MOLDING, No. 1-2-4 (black)
67	6687	7773024	1	4.66	MOLDING, No. 2 (black)
67	6687	7627900	1	4.61	MOLDING, No. 3 (black)
	NOTE 1967 1st type - 5 piece cloth headlining.				
67	8439 1st Type	7627899	1	4.61	MOLDING, No. 2 (black)
67	8439 1st Type	7773024	1	4.66	MOLDING, No. 3 (black)
67	8439 1st Type	7627900	1	4.61	MOLDING, No. 4 (black)
67	8439 1st Type	7627209	1	4.77	MOLDING, No. 2 (green)
67	8457 1st Type	7627899	1	4.61	MOLDING, No. 2 (black)
67	8457 1st Type	7773024	1	4.66	MOLDING, No. 3 (black)
67	8457 1st Type	7627900	1	4.61	MOLDING, No. 4 (black)
67	8457 1st Type	7684960	1	4.77	MOLDING, No. 1 (red)
67	8457 1st Type	7684961	1	4.77	MOLDING, No. 2 (red)
67	8457 1st Type	7684071	1	4.77	MOLDING, No. 3 (red)
67	8457 1st Type	7684076	1	4.97	MOLDING, No. 4 (red)
67	8469	7627899	1	4.61	MOLDING, No. 3 (black)
67	8469	7627209	1	4.77	MOLDING, No. 3 (green)
68-69	4000 Wagons	7740813	1	1.90	MOLDING, rear roof headlining-rear finishing
68	6639	7772974	3	4.5 1	MOLDING (No. 1-2-4)
68	6639	7772973	1	4.5 1	MOLDING (No. 3) black
68	6639	7759187	3	4.77	MOLDING (No. 1-2-4) green
68	6639	7759189	1	4.77	MOLDING (No. 3) green
68	6639	7759188	3	4.77	MOLDING (No. 1-2-4) teal
68	6639	7759190	1	4.77	MOLDING (No. 3) teal
68	6687-8439-57-69	7773025	1	4.5 1	MOLDING (No. 1) black
68	6687	7773024	1	4.66	MOLDING (No. 2) black
68	6687	7773023	1	4.77	MOLDING (No. 3) black
68	6687	7773022	1	4.97	MOLDING (No. 4) black
68	6687-8439-69	7759163	1	4.77	MOLDING (No. 1) green
68	6687	7759171	1	4.77	MOLDING (No. 2) green
68	6687	7759169	1	4.77	MOLDING (No. 3) green
68	6687	7759167	1	4.97	MOLDING (No. 4) green
68	6687-8439-57-69	7759164	1	4.77	MOLDING (No. 1) teal
68	6687	7759172	1	4.77	MOLDING (No. 2) teal
68	6687	7759170	1	4.77	MOLDING (No. 3) teal
68	6687	7759168	1	4.97	MOLDING (No. 4) teal
68	8439-57	7772974	1	4.51	MOLDING (No. 2) black
68	8439-57	7773024	1	4.66	MOLDING (No. 3) black
68	8439-57	7773023	1	4.77	MOLDING (No. 4) black
68	8439-57	7759166	1	4.77	MOLDING (No. 1) buckskin
68	8439-57	7759452	1	4.77	MOLDING (No. 2) buckskin
68	8439-57	7790619	1	4.77	MOLDING (No. 3) buckskin
68	8439-57	7790616	1	4.97	MOLDING (No. 4) buckskin
68	8439	7790622	1	4.77	MOLDING (No. 1) gold
68	8439	7790623	1	4.77	MOLDING (No. 2) gold
68	8439	7790621	1	4.77	MOLDING (No. 3) gold
68	8439	7790618	1	4.97	MOLDING (No. 4) gold
68	8439	7759187	1	4.77	MOLDING (No. 2) green
68	8439	7759171	1	4.77	MOLDING (No. 3) green
68	8439	7759169	1	4.77	MOLDING (No. 4) green
68	8439	7759165	1	4.77	MOLDING (No. 1) maroon
68	8439	7759451	1	4.77	MOLDING (No. 2) maroon
68	8439	7790620	1	4.77	MOLDING (No. 3) maroon
68	8457	7684960	1	4.77	MOLDING (No. 1) red
68	8457	7684961	1	4.77	MOLDING (No. 2) red
68	8457	7684071	1	4.77	MOLDING (No. 3) red

68	8457	.7684076		4.97	MOLDING (No. 4) red
68	8439-57	.77591 88		4.77	MOLDING (No. 2) teal
68	8439-57	.7759172		4.77	MOLDING (No. 3) teal
68	8439-57	.7759170		4.77	MOLDING (No. 4) teal
68	8469	.7773025		4.51	MOLDING (No. 1-2) black
68	8469	.7772974		4.51	MOLDING (No. 3) black
68	8469	.7772973		4.51	MOLDING (No. 4) black
68	8469	.7759166		4.77	MOLDING (No. 1-2) buckskin
68	8469	.7759452		4.77	MOLDING (No. 3) buckskin
68	8469	.7759192		4.77	MOLDING (No. 4) buckskin
68	8469	.77591 63		4.77	MOLDING (No. 1-2) green
68	8469	.7759187		4.77	MOLDING (No. 3) green
68	8469	.77591 89		4.77	MOLDING (No. 4) green
68	8469	.7759165		4.77	MOLDING (No. 1-2) maroon
68	8469	.7759451		4.77	MOLDING (No. 3) maroon
68	8469	.7759191		4.77	MOLDING (No. 4) maroon
68	8469	.7759164		4.77	MOLDING (No. 1-2) teal
68	8469	.7759188		4.77	MOLDING (No. 3) teal
68	8469	.7759190		4.77	MOLDING (No. 4) teal
62	4647 Wildcat	.4876451	16	1.23	RETAINER, roof mdlgs
63	4639	.4876451		1.23	RETAINER, roof panel mldg. (No. 4)
63	4647	.4876451		1.23	RETAINER, roof mdlgs. (No. 1, 2, 3, & 4)
64	4639-4839	.4876451		1.23	RETAINER, roof panel trim mldg. (No. 4)
64	4839	.4876451		1.23	RETAINER, roof panel trim mldg. (No. 1)
64	4839-47	.4413348		1.54	RETAINER, roof panel trim mldg. (No. 2-3)
64	4847	.4876451		1.23	RETAINER, roof panel trim mldg. (No. 1 & 4)
65-66	6637	.4499976		1.64	RETAINER, finish mldg. (No. 3)
65-66	6639	.4489519		1.79	RETAINER, finish mldg. (No. 1)
65-66	6637-8437-39	.4495671		1.79	RETAINER, finish mldg. (No. 1)
65-66	6637-39-8437-39	.4489519		1.79	RETAINER, finish mldg. (No. 2)
65-66	6639-8469	.448951 9		1.79	RETAINER, finish mldg. (No. 4)
65-66	8437	.4489517		1.69	RETAINER, finish mldg. (No. 4)
65	8439	.4495671		1.79	RETAINER, finish mldg. (No. 4)
66	6639-8439	.4495671		1.79	RETAINER, finish mldg. (No. 4)
65-68	8469	.4489517		1.69	RETAINER, mldg. (No. 1 8< 2)
65-66	8469	.4489519		1.79	RETAINER, finish mldg. (No. 3)
66	6639 2nd Type (with Weld Nuts)	.4489517		1.69	RETAINER, finish mldg. (No. 3)
67-68	6639-87	.4489517	AR	1.69	RETAINER, mldg. (No. 1)
67	8439-57 1st Type	.4489517		1.69	RETAINER, finish mldg. (No. 1)
67-68	6639	.4489517	AR	1.69	RETAINER, mldg. (No. 2-3-4)
67-68	6687-8469	.4489519	2	1.79	RETAINER, mldg. (No. 3)
67	8439-57 1st Type	.4489519	3	1.79	RETAINER, finish mldg. (No. 1-3-4)
67-68	8469	.4489519	2	1.79	RETAINER, mldg. (No. 4)
67-68	6687	.4489519	2	1.79	RETAINER, mldg. (No. 2)
67	6639	.4495671		1.79	RETAINER, finish mldg. (No. 3)
67	8439-57 1st Type	.4495671		1.79	RETAINER, finish mldg. (No. 2)
67-68	6687	.4499976		1.64	RETAINER, mldg. No. 4
68	6639	.4495671		1.79	RETAINER, (mldg. No. 3)
68	8439-57	.4489519		1.79	RETAINER, mldg. (No. 1-4)
68	8439-57	.4495671		1.79	RETAINER, mldg. (No. 2)
68	8439-57	.4489517		1.69	RETAINER, mldg. (No. 3)
14.651 RETAINER, SIDE ROO					
65-67	52-54-62-6469	.8737691	LH	2.31	RETAINER, frt
67-70	52-54-6469	.7715797	RH	1.08	RETAINER, center
67-69	52-54-6469	.7715798	LH	1.08	RETAINER, center
68-72	33-35-4469	.7742142	RH	2.77	RETAINER, front
68-72	33-35-4469	.7742143	LH	2.77	RETAINER, front
68-72	33-35-4469	.7742144	RH	2.77	RETAINER, rear
68-72	33-35-4469	.7742145	LH	2.77	RETAINER, rear
68	3435	.7746701	RH	2.77	RETAINER
68	3435	.7746702	LH	2.77	RETAINER
68-69	4000 Wagons	.7746703	RH	4.97	RETAINER
68-69	4000 Wagons	.7746704	LH	4.97	RETAINER
68-72	4439	.9605905	RH	2.31	RETAINER, front
68-72	4439	.9605906	LH	2.31	RETAINER, front
68-72	4439	.7741401	RH	.87	RETAINER, rear
68-72	4439	.7741402	LH	.87	RETAINER, rear
68	52-54-6469	.8737690	RH	2.31	RETAINER, frt
68	52-54-6469	.8737691	LH	2.31	RETAINER, frt
69-71	3435-3436	.7746701	RH	2.77	RETAINER
69-71	3435-3436	.7746702	LH	2.77	RETAINER
69	3437-3537-4437-4637	.8752128	RH	4.41	RETAINER
69-70	5269-5469-6469	.8737690	RH	2.31	RETAINER, front
69-70	5269-5469-6469	.8737691	LH	2.31	RETAINER, front
70-72	332 7	.8752130	RH	8.20	RETAINER, frt
70-72	332 7	.8768555	LH	4.56	RETAINER, frt
IL TRIM					
2.31	RETAINER, frt				
1.08	RETAINER, center				
1.08	RETAINER, center				
2.77	RETAINER, front				
2.77	RETAINER, front				
2.77	RETAINER, rear				
2.77	RETAINER, rear				
2.77	RETAINER				
2.77	RETAINER				
4.97	RETAINER				
4.97	RETAINER				
2.31	RETAINER, front				
2.31	RETAINER, front				
.87	RETAINER, rear				
.87	RETAINER, rear				
2.31	RETAINER, frt				
2.31	RETAINER, frt				
2.77	RETAINER				
2.77	RETAINER				
4.41	RETAINER				
2.31	RETAINER, front				
2.31	RETAINER, front				
8.20	RETAINER, frt				
4.56	RETAINER, frt				

70-72	3327	8776934	RH	.72	RETAINER, rr
70-72	3327	8776935	LH	.72	RETAINER, rr
70-71	30-4000 (2 Dr. H.T.)	8768556	RH	4.56	RETAINER, frt
70-71	30-4000 (2 Dr. H.T.)	8768557	LH	4.56	RETAINER, frt
70-72	30-4000 (2 Dr. H.T.)	8776936	RH	.72	RETAINER, rr
70-72	30-4000 (2 Dr. H.T.)	8776937	LH	.72	RETAINER, rr
70	6036-46	8737690	RH	2.31	RETAINER, frt
70	6036-46	8737691	LH	2.31	RETAINER, frt
70	6036-46	7643832	RH	1.44	RETAINER, rr
70	6036-46	7643833	LH	1.44	RETAINER, rr.
NOTE: 1st Type less seat belt warning system, 2nd Type with seat belt warning system.					
72	3337-3437-4437 (1st Type)	8799793	RH	6.25	RETAINER, frt.
72	3337-3437-4437 (1st Type)	8799794	LH	6.25	RETAINER, frt.
72	33-34-4437 (2nd Type)	9605920	RH	7.05	RETAINER, frt.
72	33-34-4437 (2nd Type)	9605921	LH	7.05	RETAINER, frt.
72	3436	9606214	RH	2.77	RETAINER
72	3436	9606215	LH	2.77	RETAINER
72	3327	9605910	RH	4.56	RETAINER, frt
72	3327	9605911	LH	4.56	RETAINER, frt
64	4035-4135	4479087	18	.10	CLIP, trim ret
65-66	30-4000	4479087	AR	.10	CLIP, side roof rail trim-frt. & rr. ret.
65	33-3427-33-34-35-36-43-4469-43-4427-43	4479087	AR	.10	CLIP, back wind. upr. 8i side trim ret.
65-66	50-60-8000 (2 Dr. H.T.)	4490814	8	.10	CLIP, side roof rail mldg
65	50-60-8000 (4 Drs.)	4490814	10	.10	CLIP, side roof rail frt. mldg
65	50-60-8000 (4 Drs.)	4490814	4	.10	CLIP, side roof rail rr. mldg
66-67	43-4439	7580822	12	.10	CLIP, frt. 8; rr. mldg
66-70	9487	4537445	AR	.10	CLIP
66	52-54-64-66-82-8439	4490814	10	.10	CLIP, side roof rail-frt. 8i rr. mldg.
67-68	82-8469	4490814	10	.10	CLIP, frt. & rr. mldg
67	52-54-64-66-82-8439	7652893	AR	.15	CLIP, frt. & rr. mldg
67-68	52-54-64-6687	7652893	8	.15	CLIP, mldg
68-71	4439	7745718	AR	.15	CLIP, front & rear moulding
68	82-8439	7652893	AR	.15	CLIP, side roof rail frt. * rr. mldg.
69-70	8000	8732609	4	.15	CLIP, rear moulding
69	50-60-8000	8734109	AR	.15	CLIP, front 8i rear moulding
70	50-6000	8732609	AR	.15	CLIP, front & rr. mldg
71-72	5239-5439-6639	9827569	AR	.15	CLIP, side mldg. (frt. 8< rr.)
71-72	50-66-80-9000 (2 Drs.)	9827569	AR	.15	CLIP, side mldg
71	50-6000 (2 Dr. H.T.)	9848750	2	.15	CLIP, inner side rr. mldg-upr.
71	50-6000 (2 Dr. H.T.)	9845325	2	.15	CLIP, inner side rr. mldg-lwr.
71-72	8237-8437	9843439	2	.15	CLIP, inner side rr. mldg. to pnl.
71	8000	9827569	AR	.15	CLIP, inner side mldg
72	5269-5469-6035-45	9899423	6	.15	CLIP, inner side mldg

14.651 PLATE, CENTER PILLAR TO ROOF RAIL FINISH

14.651 RETAINER, WINDOW TRIM (WINDSHIELD AND BACK WINDOW)

64-66	Special-Skylark exc.				
	Conv.	.4479087	8	.10	CLIP, w/s upr. trim ret
64	4069-4169-4369	4479087	AR	.10	CLIP, back wind, side 8i upr. ret.
66	33-34-35-3669	.4498989	LH	1.49	RETAINER, back wind-side trim
67	33-34-35-36-4469	.4498989	LH	1.49	RETAINER, back wind, side trim
67	5269	.7635844	RH	1.79	RETAINER, back wind, side trim—(11.120)
67	5 269	.7635845	LH	1.79	RETAINER, back wind, side trim—(1 1.120)
68-72	30-4000 exc. Conv.	.7747197	RH	2.05	RETAINER, windshield upper trim
68-72	30-4000 exc. Conv.	.7747198	LH	2.05	RETAINER, windshield upper trim
68-72	30-4000 (2 Drs.) exc. Conv.	.7672134	1	2.05	RETAINER, back window upper trim
68-72	30-4000 (2 Drs.) exc. Conv.	.7672142	RH	1.44	RETAINER, back window side trim
68-72	30-4000 (2 Drs.) exc. Conv.	.7672143	LH	1.44	RETAINER, back window side trim
68	30-4000 4 Drs. exc. Wagons	.7722469		3.1 3	RETAINER, back wind-upr. trim
68	30-4000 (4 Drs.) exc. Wagons	.7722472	RH	2.61	RETAINER, back wind-side trim
68	30-4000 (4 Drs.) exc. Wagons	.7722473	LH	2.61	RETAINER, back wind-side trim
68	5269	.7635844	RH	1.79	RETAINER, back wind, side trim—(1 1.120)
68	5269	.7635845	LH	1.79	RETAINER, back wind, side trim—(1 1.120)
68	5269	.7762559	1	2.67	RETAINER, back wind-upr.—(1 1.1 20)
69-70	5269	.7749917	1	2.05	RETAINER, back window upper trim
69-70	5269	.7750732	RH	2.05	RETAINER, back window side trim

69-70	5269	7750733	LH	2.05	RETAINER, back window side trim .
70-72	3369-3569-4439-69	7722469	1	3.13	RETAINER, back wind. upr. trim
70-72	3369-3569-4439-69	7722472	RH	2.61	RETAINER, back wind, side trim
70-72	3369-3569-4439-69	7722473	LH	2.61	RETAINER, back wind, side trim
70	6469 Pol. Car.	7750732	RH	2.05	RETAINER, back wind, side trim
70	6469 Pol. Car.	7750733	LH	2.05	RETAINER, back wind, side trim
66	30-4000-5269	4479087	AR	.10	CLIP, back wind. upr. & side trim ret.
66	3507-17-3607-17-4607-17	4479087	6	.10	CLIP, rr. qtr.-upr.-inner panel trim ret.
65-66	30-4000 exc. Conv.	4479087	8	.10	CLIP, w/s upr. trim ret.
66	3000 (4 Dr. Sedan) 1st Type	4479087	6	.10	CLIP, rr. qtr. inner panel trim ret.
14.651 RETAINER, BACK BODY PILLAR FINISH LACE					
68	3435	7671780	RH	.82	RETAINER
68	3435	7671781	LH	.82	RETAINER
69	3435-36	7671780	RH	.82	RETAINER
69	3435-36	7671781	LH	.82	RETAINER
68-72	3435-3436	7728620	RH	.41	RETAINER, headlining at lock pillar
68-72	3435-3436	7728621	LH	.41	RETAINER, headlining at lock pillar
70-72	3435-36	7671780	RH	.82	RETAINER
70-72	3435-36	7671781	LH	.82	RETAINER
14.651 RETAINER, SKYLIGHT TRIM					
68-69	4000 Wagons	7671777	RH	2.72	RETAINER, side-upper.
68-69	4000 Wagons	7671797	1	2.97	RETAINER, rear.
68-69	4000 Wagons	7671788	1	5.65	RETAINER, front-center.
68-69	4000 Wagons	7671790	RH	1.49	RETAINER, front side
68-69	4000 Wagons	7671791	LH	1.49	RETAINER, front side
64-66	Skylark Sportwagons	4479087	AR	.10	CLIP, frt. skylight trim-ctr. side-rr. ret.
64-66	Skylark Sportwagons	4479087	18	.10	CLIP, frt. skylight trim-upr. ret.
14.655 COVER, INSTRUMENT PANEL					
62	44-46-4800	1349879		49.20	COVER (dk. fawn)
65	54-64-6600-8437-67	1370565		52.45	COVER (black) T-4 1 8-428-478-488-658-678-688-698
66	50-60-8000	1379961		59.05	COVER (dark blue) T-401-41 1-42 1-45 1-63 1-641-691
66-67	50-60-8000	1379960		60.95	COVER (black) T-408-423-428-453-458-478-493-498-683-688-693-698
66	9000	1379970		69.20	COVER (dark blue) T-601-621
66	9000	1379969		32.25	COVER (black) T-603-608-6 1 4-6 1 8-628-653-658-668
67	30-4000	1378824		47.20	COVER (black) T-108-1 1 4-1 1 8-1 34-1 38-1 48-1 58-164-168-178-184-185-188-194-198
67	50-60-8000	1381807		64.80	COVER (midnight champagne) T-403-4 13-423-633-644-693
68	30-4000 less A.C.	1381481		67.25	COVER (black)
68	30-4000 A.C.	1383072		71.15	COVER (black)
68	30-4000 less A.C.	1384672		65.10	COVER (dk. buckskin)
68	30-4000 A.C.	1384673		68.90	COVER (dk. buckskin)
68	30-4000 less A.C.	1384662		65.10	COVER (dk. green)
68	30-4000 A.C.	1384663		68.90	COVER (dk. green)
68	30-4000 less A.C.	1384666		65.10	COVER (dk. gold)
68	30-4000 A.C.	1384667		68.90	COVER (dk. gold)
68	30-4000 less A.C.	1384668		65.10	COVER (dk. maroon)
68	30-4000 A.C.	1384669		68.90	COVER (dk. maroon)
68	30-4000 less A.C.	1384670		65.10	COVER (dk. red)
68	30-4000 A.C.	1384671		68.90	COVER (dk. red)
68	30-4000 less A.C.	1384664		67.25	COVER (dk. teal)
68	30-4000 A.C.	1384665		71.15	COVER (dk. teal)
68	50-60-8000 less A.C.	1382042		79.20	COVER (black)
68	50-60-8000 A.C.	1382764		83.10	COVER (black)
68	50-60-8000 less A.C.	1384849		76.65	COVER (dk. buckskin)
68	50-60-8000 A.C.	1384855		80.40	COVER (dk. buckskin)
68	50-60-8000 less A.C.	1384844		76.65	COVER (dk. green)
68	50-60-8000 A.C.	1384850		83.10	COVER (dk. green)
68	50-60-8000 less A.C.	1384846		76.65	COVER (dk. gold)
68	50-60-8000 A.C.	1384852		80.40	COVER (dk. gold)
68	50-60-8000 less A.C.	1384847		76.65	COVER (dk. maroon)
68	50-60-8000 A.C.	1384853		80.40	COVER (dk. maroon)
68	50-60-8000 less A.C.	1384848		76.65	COVER (dk. red)
68	50-60-8000 A.C.	1384854		80.40	COVER (dk. red)
68	50-60-8000 less A.C.	1384845		76.65	COVER (dk. teal)
68	50-60-8000 A.C.	1384851		80.40	COVER (dk. teal)
68	9000	1384861		90.80	COVER (black) (prime & paint to match)
68	9000	1384858		90.80	COVER (dk. buckskin)
68	9000			90.80	COVER (dk. gold)

68	9000	.1384859	90.80	COVER (dk. maroon).
68	9000	.1384860	90.80	COVER (dk. red).
68	9000	.1384857	90.80	COVER (dk. teal).
69	30-4000 A.C.	.1230838	72.90	COVER (black).
69	30-4000 less A.C. or Instr. Pnl. Vents	.1230839	68.70	COVER (black).
69	30-4000 Instr. Pnl. Vents, less A.C.	.1387610	72.90	COVER (black).
69	3437-3537-4437-67-4600 less A.C.	.1387614	72.90	COVER (dark blue).
69	3300-3569-4439-69 instr. Pnl. Vent.	.1387614	72.90	COVER (dark blue).
69	30-4000 (4 Drs.) less A.C.	.1387615	68.70	COVER (dark blue).
69	30-4000 A.C.	.1387616	72.90	COVER (dark blue).
69	30-4000 Instr. Pnl. Vents, less A.C.	.1387611	72.90	COVER (dark green).
69	30-4000 less A.C. or Instr. Pnl. Vents	.1387612	68.70	COVER (dark green).
69	30-4000 A.C.	.1387613	72.90	COVER (dark green).
69	4000 Instr. Pnl. Vents, less A.C.	.1387623	72.90	COVER (dark green).
69	4000 less A.C. & Instr. Pnl. Vents	.1387624	68.70	COVER (dark red).
69	30-4000 Instr. Pnl. Vents, less A.C.	.1387620	72.90	COVER (dark red).
69	30-4000 less A.C. or Instr. Pnl. Vents	.1387621	68.70	COVER (dark sandalwood) (replaces dk. buckskin)
69	30-4000 A.C.	.1387622	72.90	COVER (dark sandalwood) (replaces dk. buckskin)
69	50-60-8000 less A.C.	.1387647	1 19.05	COVER (dark sandalwood) (replaces dk. buckskin)
69	50-60-8000 A.C.	.1387648	1 19.05	COVER (black).
69	50-60-8000 A.C.	.1230272	1 19.05	COVER (black).
69	50-60-8000 less A.C.	.1230262	1 19.05	COVER (dk. blue).
69	50-60-8000 A.C.	.1230271	1 19.05	COVER (dark blue).
69	50-60-8000 less A.C.	.1230261	1 19.05	COVER (dark green).
69	50-60-8000 A.C.	.1230275	1 19.05	COVER (dark green).
69	50-60-8000 less A.C.	.1230265	1 19.05	COVER (dark red).
69	50-60-8000 A.C.	.1230274	1 19.05	COVER (dark red).
69	50-60-8000 less A.C.	.1230263	1 19.05	COVER (dark sandalwood) (replaces dk. buckskin)
69-70	9000	.1387966	95.70	COVER (dark sandalwood) (replaces dk. buckskin)
69	9000	.1387948	95.70	COVER (black).
69	9000	.1231101	95.70	COVER (dark blue).
69	9000	.1387947	95.70	COVER (dark gold).
69	9000	.1387951	95.70	COVER (dark green).
69	9000	.1387950	95.70	COVER (dark red).
69	9000	.1387950	95.70	COVER (dark red).
70-72	30-4000 Instr. Panel Vents less A.C.	.1232492	72.80	COVER (dark sandalwood) (replaces dk. buckskin)
70-72	30-4000 less A.C. 8. Instr. Panel Vents	.1232493	72.80	COVER (black) (prime 8i paint to match).
70-72	30-4000 A.C.	.1240279	69.00	COVER (black) (prime & paint to match).
70	30-4000 Instr. Panel Vents less A.C.	.1233662	72.25	COVER (black) (prime & paint to match).
70	30-4000 less A.C. 8! Instr. Panel Vents	.1233663	72.80	COVER (dk. blue).
70	30-4000 A.C.	.1233673	68.90	COVER (dk. blue).
70	30-4000 Instr. Panel Vents less A.C.	.1233668	72.80	COVER (dk. blue).
70	30-4000 less A.C. & Instr. Panel Vents	.1233669	72.80	COVER (dk. blue).
70	30-4000 A.C.	.1233676	68.90	COVER (dk. brown) T-1 29-1 59-1 79-1 89.
70	30-4000 Instr. Panel Vents less A.C.	.1233660	72.80	COVER (dk. brown) T-1 29-1 59-1 79-1 89.
70	30-4000 less A.C. 8. Instr. Panel Vents	.1233661	72.80	COVER (dk. brown) T-1 29-1 59-1 79-1 89.
70	30-4000 A.C.	.1233672	68.90	COVER (dk. green).
70	30-4000 Instr. Panel Vents less A.C.	.1233666	72.80	COVER (dk. green).
70	30-4000 less A.C. 8! Instr. Panel Vents	.1233667	72.80	COVER (dk. green).
70	30-4000 A.C.	.1233675	68.90	COVER (dk. green).
70	30-4000 Instr. Panel Vents less A.C.	.1233664	72.80	COVER (dk. saddle) (T-1 76).
70	30-4000 less A.C. 8! Instr. Panel Vents	.1233665	72.80	COVER (dk. saddle) (T-1 76).
70	30-4000 A.C.	.1233674	68.90	COVER (dk. saddle) (T-1 76).
			72.80	COVER (dk. saddle) (T-1 76).
			68.90	COVER (dk. saddle) (T-1 76).
			72.80	COVER (dk. sandalwood) (T-104-1 14-124-134-144-154).
			72.80	COVER (dk. sandalwood) (T-104-1 14-124-134-144-154).
			72.80	COVER (dk. sandalwood) (T-104-1 14-124-134-144-154).

70	50-60-8000 less A.C.	1233551		1 19.50	COVER (black) prime & paint to match
70	50-60-8000 A.C.	1233564		1 19.50	COVER (black)
70	50-60-8000 less A.C.	1233553		1 19.50	COVER (dk. blue)
70	50-60-8000 A.C.	1233566		1 19.50	COVER (dk. blue)
70	50-60-8000 less A.C.	1233557		1 19.50	COVER (dk. brown) (T-449-459-6 19-629-639-649)
70	50-60-8000 A.C.	1233570		1 19.50	COVER (dk. brown) (T-449-459-6 1 9-629-639-649)
70	50-60-8000 A.C.	1233565		1 19.50	COVER (dk. green)
70	50-60-8000 less A.C.	1233555		119.50	COVER (dk. red)
70	50-60-8000 A.C.	1233568		119.50	COVER (dk. red)
70	50-60-8000 less A.C.	1233556		1 19.50	COVER (dk. saddle) (T-426-466)
70	50-60-8000 A.C.	1233569		1 19.50	COVER (dk. saddle) (T-426-466)
70	50-60-8000 less A.C.	1233554		1 19.50	COVER (dk. sandalwood) (T-404-4 1 4-434-444-454-484-604-614-624-634-635)
70	50-60-8000 A.C.	1233567		1 1 9.50	COVER (dk. sandalwood) (T-404-4 1 4-434-444-454-484-604-614-624-634-635)
70	9000	1234033		89.85	COVER (dk. blue)
70	9000	1234036		89.85	COVER (dk. brown) (T-659-679-699)
70	9000	1234032		89.85	COVER (dk. green)
70	9000	1234035		89.85	COVER (dk. saddle) (T-666-686)
70	9000	1234034		89.85	COVER (dk. sandalwood) (T-654-684)
71	30-4000 A.C.	1236510		72.25	COVER (dk. beige)
71	30-4000 A.C.	1236507		72.25	COVER (dk. blue)
71	30-4000 less Instr. Pnl. Vents St A.C.	1236505		68.40	
71	30-4000 Instr. Pnl. Vent. less A.C.	1236506		72.25	COVER (dk. blue)
71	30-4000 A.C.	1236504		72.25	COVER (dk. green)
71	30-4000 less A.C. & Instr. Pnl. Vent.	1236502		68.40	COVER (dk. green)
71 73	All B-C.	1237325		1 18.40	COVER (black) prime & paint to match
71	50-60-8000	1237328		118.40	COVER (dk. beige)
71-72	50-60-8000	1237327		1 18.40	COVER (dk. blue)
71	50-60-8000	1237326		1 18.40	COVER (dk. green)
71	8000	1237330		1 18.40	COVER (dk. rosewood)
71-73	All E	1237331		89.10	COVER (black) (prime & paint to match)
71	9000	1237334		89.10	COVER (dk. beige)
71-72	9000	1237333		89.10	COVER (dk. blue)
72	30-4000	1239204		68.40	COVER (T-100-1 10-130-133-140) (dk. green - no outlets)
72	30-4000	1239206		72.25	COVER (T-100-1 10-130-133-140) (dk. green - one outer outlet hole)
72	30-4000	1239208		72.25	COVER (T-100-1 10-130-133-140) (dk. green - two outlet holes - ctr. & outer)
72	30-4000	1239205		68.40	COVER (T-104-1 14-144) (midnight covert - no outlet holes)
72	30-4000	1239207		72.25	COVER (T-104-1 14-144) (midnight covert - one outer outlet hole)
72	30-4000	1239209		72.25	COVER (T-104-1 1 4-1 44) (midnight covert - two outlet holes - ctr. & outer)
72	50-60-8000	1239210		118.40	COVER (T-400-420-430-440-450-470-480-600-620-630) (dk. green)
72	9000	1239213		89.10	COVER (T-654-674-684) (midnight covert)
72	9000	1239212		89.10	COVER (T-670-680) (dk. green)
66-67	30-4000	1378315	5	.15	CLIP, cvr. ret (9.740)
68	All	1385468	3	.10	CLIP, instr. panel cvr. to instr. panel outer ends
69-71	30-4000	1385468	3	.10	CLIP, cover to instrument panel outer ends
70	9000	1385468	3	.10	CLIP, cvr. to instr. panel outer ends
70-72	All A	1237432	3	.20	CLIP & STUD, instr. pnl. cvr. to instr. pnl. outer ends
71-73	All B-C-E	1235386	RH	.20	CLIP, instr. pnl. cvr.
71-73	All B-C-E	1235387	LH	.20	CLIP, instr. pnl. cvr.
71-73	All B-C-E	1235388	2	.20	CLIP, instr. pnl. cvr. mtg.-ctr.
65-72	All as Req.	1231490	AR	.25	NUT (plastic) screw ret.
73	All A	1235386	1	.20	CLIP, instr. pnl. cvr. to body.

14.655 PLATE, VEHICLE IDENTIFICATION (Grp. Changed to 10.252)

14.665 WINDLACE, DOOR OPENING AND HINGE PILLAR

65	52-6269	4524786	RH	4.20	WINDLACE, overfrt. & rr. dr. opening (T-400)
66	5269	4524786	RH	4.20	WINDLACE, over frt. & rr. dr. opening (T-400)
67-68	52-54-6469	7697088	RH	5.15	WINDLACE, over frt. & rr. dr. opening (T-408-428)
67-68	52-54-6469	7697089	LH	5.15	WINDLACE, over frt. & rr. dr. opening (T-408-428)
68	5269	7769510	RH	5.35	WINDLACE, over frt. 8i rr. dr. opening (T-401)
68	5269	7769511	LH	5.35	WINDLACE, over frt. 8i rr. dr. opening (T-401)
68	6469	7769510	RH	5.35	WINDLACE, frt. body hinge pillar (T-41 1-421)
68	6469	7769511	LH	5.35	WINDLACE, frt. body hinge pillar (T-41 1-421)
68	52-54-6469	7769508	RH	5.35	WINDLACE, over frt. & rr. dr. opening (T-400-410)
68	52-54-6469	7769509	LH	5.35	WINDLACE, over frt. & rr. dr. opening (T-400-4 10)
68	52-54-6469	7769512	RH	5 35	WINDLACE, over frt. 8i rr dr. opening (T-403-413)

68	52-54-6469.	7769513	LH	5.35	WINDLACE, over frt. & rr. dr. opening (T-403-4 13)
68	52-54-6469.	7769514	RH	5.35	WINDLACE, over frt. & rr. dr. opening (T-407-4 17)
68	52-54-6469.	7769515	LH	5.35	WINDLACE, over frt. & rr. dr. opening (T-407-4 17)
68	6469.	7697088	RH	5.15	WINDLACE, frt. body hinge pillar (T-428).
68	6469.	7697089	LH	5.15	WINDLACE, frt. body hinge pillar (T-428).
68	54-6469. . . .	7778630	LH	5.35	WINDLACE, over frt. & dr. opening (T-4 1 1-421)RH
68	54-6469. . . .	7778631	LH	5 35	WINDLACE, over frt. & rr. dr. opening (T-41 1-421)
68	54-6469. . . .	7769516	RH	5.35	WINDLACE,, over frt. & rr. dr. opening (T-423). . . .
68	54-6469. . . .	7769517	LH	5.35	WINDLACE,, over frt. & rr. dr. opening (T-423)
69	52-54-6469.	8743744	RH	4.05	rear door opening (T-400-410).
69	52-54-6469.	8743745	LH	4.05	INDL rear door opening (T-400-410).
69	5269.	8743742	RH	4.05	rear door opening (T-407)
69	5269.	8743743	LH	4.05	rear door opening (T-407)
69	52-54-6469.	8765832	RH	4.05	413-426) rear door opening (T-403-413-426)
69-70	52-54-6469.	8765833	LH	6.75	INDLACE rear door opening (T-408-413-426)
69-70	52-54-6469.	8743726 8743727	RH LH	6.75	428). INDL rear door opening (T-408-428).
69	54-6469.	8743740	RH	4.05	rear door opening (T-425)
69	54-6469.	8743741	LH	4.05	rear door opening (T-425)
70	5269-5469-6469.	.9803040	RH	7.00	LACE, over frt. & rr. dr. opening (T-400-410-420) .
70	5269-5469-6469.	9803041	LH	7.00	LACE, over frt. 8i rr. dr. opening (T-400-410-420) .
70	5269.	9t>03038	RH	7.00	LACE, over frt. 8i rr. dr. opening 401).
70	5269.9803039	LH	7.00	LACE, over frt. & rr opening 401).
70	5269-5469-6469.	.9803036	RH	7.00	LACE, over frt & rr. opening 404-414).
70	5269-5469-6469.	.9803037	LH	7.00	LACE, over frt & rr. opening 404-4 14).
70	5469-6469. . . .	9803088	RH	7.00	LACE, over frt 8(rr. opening 41 1-421).
70	5469-6469.9803089	LH	3.79	LACE, over frt 8(rr. opening 41 1-421).
70	5469-6469.9803090	RH	3.79	LACE, over frt 8(rr. opening 426).
70	5469-6469. . . .	9803091	LH	3.79	LACE, over frt. 8< rr. opening (426).
70	6036-46	9803082	RH	7.00	LACE, over frt. & rr opening (440-450).
70	6036-46	9803083	LH	7.00	LACE, over frt. & rr opening (440-450).
70	6036-46	9803076	RH	7.00	LACE, over frt. & rr opening 441-451).
70	6036-46	9803077	LH	7.00	LACE, over frt. & rr. dr opening 441-451).
70	6036-46	9803092	RH	3.79	LACE, over frt. 8< rr. dr opening 444-454).
70	6036-46	9803093	LH	3.79	LACE, over frt. 8i rr. dr. opening 444-454).
70	6036-46	9803094	RH	3.90	LACE, over frt. 8t rr. dr. opening 449-459).
70	6036-46	9803095	LH	3.90	LACE, over frt 8(rr. dr. opening 449-459).
14.683 RETAINER, DOOR BINDING STRIP TO INNER PANEL					
61	4027-4317.	6280765	AR	.10	RETAINER, qtr. mldg. to inner panel
61	4027-45-4317-44-46-4700 exc. 4719.	6280765	AR	.10	RETAINER, binding strip to inner panel
62	4027-67-4167-4347-67	6280765	AR	.10	RETAINER, qtr. mldg. to inner panel
62-63	All	6280765	AR	.10	RETAINER, dr. binding strip to inner panel (also used 15.101)
64	43-44-46-47-4800.	6280765	AR	.10	RETAINER, dr. binding strip to inner panel. . . .
65-67	43-44-48.50-60-80-9000	6280765	AR	.10	RETAINER, dr. binding strip to inner panel. . . .
66-70	9487.	4543206	AR	.72	RETAINER, dr. belt trim supt.-frt. & rr.
68-70	4439.	7770750	AR	.20	RETAINER, rr. dr. belt trim supt.-(14.760)
68-69	9487.	4543206	AR	.72	RETAINER, door belt trim support-front & rear
69-72	30-4000 (2 Drs.)	7750582	2	.20	RETAINER, front door belt trim support-front ..
69-70	5237-5437-67-6437-6637-67-8257-8457-67.	7750582	2	.20	RETAINER, front door belt trim support-rear
69-70	5239-5439-6439-6639-8239-69-8439-69	7750582	4	.20	RETAINER, rear door belt trim support-front & rear.
69-72	30-4000 (2 Drs.)	8713373	2	.20	RETAINER, front door belt trim support-rear
69-70	50-60-80-9000.	6280765	AR	.10	RETAINER, door binding strip to inner panel
69-70	50-60-8000.	7656000	2	.67	RETAINER, front door belt trim support-front & rear
71-72	50-60-80-9000 exc. 6647.	9838831	AR	.10	RETAINER, frt. 8i rr. dr. bind strip to inner pnl.
71	50-60-80-9000 (2 Dr.)	8794990	2	1.23	RETAINER, frt. door belt trim supt. (frt. & rr.) . .
71	50-60-8000 4 Dr.	8794993	AR	1.23	RETAINER, frt. 8i rr. dr. belt trim supt.
71	9000.	8794993	AR	1.23	RETAINER, frt. dr. belt trim supt. rr.
72-73	All B-C-E (2-Dr.)	9615758	AR	1.23	RETAINER, frt. dr. belt trim supt. frt. & rr.
72-73	All B-C (4-Dr. H.T.)	9615759	AR	1.23	RETAINER, rr. dr. belt trim supt. frt. & rr.
72-73	All B-C (4-Dr.)	9615759	AR	1.23	RETAINER, frt. dr. belt trim supt. frt. & rr.
72-73	All E.	9615759	AR	1.23	RETAINER, frt. dr. belt trim supt. frt. & rr.
71-72	50-60-80-9000	9883583	AR	.15	FASTENER, frt. 8i rr. dr. trim pad to inner pnl.

14.683 PLUG—CLIP, TRIM PAD					
64	40-4100 1st Type-use on Round Atch. Holes	4853962	AR	.10	PLUG (also used 15.100)
64	4027-35-67-69-4127-35-69 2nd Type use with Slotted Holes	4459049	AR	.10	PLUG
64	4255-65	4459049	24	.10	PLUG
64	4067-4337-67	4853962	AR	.10	PLUG
65-66	30-4000 Wagons	4853962	AR	.10	PLUG (used 14.730-15.100)
65	300-4255-4327-4427-5510	PLUG
65	4255-65	4459049	12	.10	PLUG
65	82-8469	4853962	4	.10	PLUG, ctr. pillar trim ret. clip
66	3000-4200-4307-17-67-4407-17-67-4600	4459049	AR	.10	PLUG
67	300-4307-17-67-4407-17-69-4600	4459049	AR	.10	PLUG
68-73	All as Req	4853962	AR	.10	PLUG
69	3327-3437-3537-4467-4667	8768482	AR	.10	PLUG, qtr. trim pad seal (T-12 1-124-128-170-1 7 1-175-176-178-181-185-186-188)
61	All	4820477	AR	.10	CLIP
37-70	All	4081772	AR	.30	TAB, dr. & qtr. trim binding strip (emer.)

14.685 TRIM, FRONT DOOR INSERT					
NOTE 1st Type-use with Door Pull Handles, 2nd Type use with Door Pull Strap.					
68	9000 1st Type	8711682	RH	6.85	TRIM (T-680-690)
68	9000 1st Type	8711683	LH	6.85	TRIM (T-680-690)
68	9000 2nd Type	8711697	LH	6.85	TRIM (T-680-690)
68	9000 1st Type	8711684	RH	6.85	TRIM (T-682)
68	9000 1st Type	8711685	LH	6.85	TRIM (T-682)
68	9000 2nd Type	8711698	RH	6.85	TRIM (T-682)
68	9000 2nd Type	8711699	LH	6.85	TRIM (T-682)
68	9000 1st Type	8711686	RH	6.85	TRIM (T-683-693)
68	9000 1st Type	8711687	LH	6.85	TRIM (T-683-693)
68	9000 2nd Type	8711700	RH	6.85	TRIM (T-683-693)
68	9000 2nd Type	8711701	LH	6.85	TRIM (T-683-693)
68	9000 1st Type	8711688	RH	6.85	TRIM (T-684)
68	9000 1st Type	8711689	LH	6.85	TRIM (T-684)
68	9000 2nd Type	8711702	RH	6.85	TRIM (T-684)
68	9000 2nd Type	8711703	LH	6.85	TRIM (T-684)
68	9000 1st Type	8711690	RH	6.85	TRIM (T-685-688-698)
68	9000 1st Type	8711691	LH	6.85	TRIM (T-685-688-698)
68	9000 2nd Type	8711704	RH	6.85	TRIM (T-685-688-698)
68	9000 2nd Type	8711705	LH	6.85	TRIM (T-685-688-698)
68	9000 1st Type	8711692	RH	6.85	TRIM (T-691)
68	9000 1st Type	8711693	LH	6.85	TRIM (T-691)
68	9000 2nd Type	8711706	RH	6.85	TRIM (T-691)
68	9000 2nd Type	8711707	LH	6.85	TRIM (T-691)

14.685 TRIM PAD, FRONT DOOR TRIM					
NOTE It may be necessary to cut holes in trim pad for proper installation.					
64	4169	4432971	LH	21.15	TRIM (T-101)
66	3307-67-3407-67	7618676	RH	14.65	TRIM (T-108-1 18)
66	3307-67-3407-67	7618677	LH	14.65	TRIM (T-108-1 18)
66	3369-3469-3535-69-3635-69	7618692	RH	16.70	TRIM (T-1 21-13 1-14 1)
66	3369-3469-3535-69-3635-69	7618693	LH	16.70	TRIM (T-1 21-13 1-14 1)
66	3369-3469-3535-69-3635-69	7618696	RH	16.70	TRIM (T-128-138)
66	3507-17-3607-17	7618706	RH	18.05	TRIM (T-138)
66	3507-17-3607-17	7618707	LH	18.05	TRIM (T-138)
66	30-4000 (2 Dr.)	7618788	RH	29.50	TRIM, less mldg. & emb. (T-161-1 8 1-19 1)
66	30-4000 (2 Dr.)	7618789	LH	29.50	TRIM, less mldg. & emb. (T-161-18 1-19 1)
66	30-4000 (2 Dr.)	7618790	RH	29.50	TRIM, less mldg. & emb. (T-167-197)
66	30-4000 (2 Dr.)	7618791	LH	29.50	TRIM, less mldg. & emb. (T-167-197)
66	30-4000 (2 Dr.)	7618792	RH	29.50	TRIM, less mldg. & emb. (T-168-1 85-1 88-198)
66	30-4000 (2 Dr.)	7618793	LH	29.50	TRIM, less mldg. & emb. (T-1 68-1 85-1 88-198)
66	30-4000 (2 Dr.)	7618795	LH	29.50	TRIM, less mldg. & emb. (T-1 63-1 82-1 93)
66	3569-3669	7618336	RH	16.70	TRIM (T 143)
66	30-4000 (2 Dr.)	7631641	LH	29.50	TRIM, less mldg. & emb. (T-1 83)
66	4339-4439	7640450	RH	46.30	TRIM (T-1 68)
66	5239	7612336	RH	32.25	TRIM (T-401)
66	5239	7612338	RH	32.25	TRIM (T-403)
66	5269	7612342	RH	30.85	TRIM (T-400)
66	5269	7612343	LH	30.85	TRIM (T-400)
66	5269	7612347	LH	30.85	TRIM (T-403)

66	52697612348	RH	30.85	TRIM (T-408)
66	52697612349	LH	30.85	TRIM (T-408)
66	5437-67-6437-677612832	RH	33.85	TRIM, less mldg. (T-421)
66	5437-67-6437-677612833	LH	33.85	TRIM, less mldg. (T-421)
66	5437-67-6437-677612836	RH	33.85	TRIM, less mldgs. (T-428-478)
66	5437-67-6437-677612837	LH	33.85	TRIM, less mldgs. (T-428-478)
66	5439-64397612849	LH	27.30	TRIM, less mldgs. (T-4 13)
66	5439-64397612854	RH	27.30	TRIM, less mldg. (T-428)
66	5439-64397612855	LH	27.30	TRIM, less mldg. (T-428)
66	5469-64697612879	LH	26.20	TRIM, less mldgs. (T-41 1-421)
66	5469-64697612880	RH	26.20	TRIM, less mldgs. (T-413)
66	5469-64697612881	LH	26.20	TRIM, less mldgs. (T-413)
66	5469-64697612887	LH	26.20	TRIM, less mldgs. (T-4 16)
66	6637-677612860	RH	42.10	TRIM, less mldg. (T-428)
66	6637-677612861	LH	42.10	TRIM, less mldg. & emb. (T-458-498)
66	6637-677612861	LH	42.10	TRIM, less mldg. 8; emb. (T-458-498)
66	6639761 2874	RH	33.85	TRIM, less mldg. 8< emb. (T-458)
66	82397612903	LH	37.15	TRIM, less mldg. (T-630)
66	8437-677612931	LH	59.05	TRIM, less mldg & panel (T-688-698)
66	94877588503	LH	43.65	TRIM, less rest & mldgs. (T-603-633)
66	94877588504	RH	43.65	TRIM, less rest 8; mldgs. (T-608-668)
66	94877588516	RH	42.35	TRIM, less rest 8t mldgs. (T-6 1 8-628-658)
66	94877588517	LH	42.35	TRIM, less rest 8t mldgs. (T-6 18-628-658)
67	3335-69-3435-697676102	RH	15.80	TRIM (T-101-1 11)
67	3335-69-3435-697676103	LH	15.80	TRIM (T-101-1 11)
67	33-34077708566	RH	17.05	TRIM (T-103)
67	33-34077708567	LH	17.05	TRIM (T-103)
67	33-34697676108	RH	15.80	TRIM (T-103)
67	33-346976761 09	LH	15.80	TRIM (T-103)
67	33-346976761 1 0	RH	15.80	TRIM (T-108)
67	33-346976761 1 1	LH	15.80	TRIM (T-108)
67	3307-3407-177676094	RH	17.05	TRIM (T-108-1 18)
67	33-34077676096	RH	17.05	TRIM (T-1 11)
67	33-34077676097	LH	17.05	TRIM (T-1 11)
67	33-343576761 04	RH	15.80	TRIM (T-1 14)
67	33-34357676105	LH	15.80	TRIM (T-1 14)
67	33-34077676098	RH	17.05	TRIM (T-1 14)
67	33-34357676106	RH	15.80	TRIM (T-1 17)
67	33-34357676107	LH	15.80	TRIM (T-1 17)
67	3307-3407-3517-36177676114	RH	22.40	TRIM (T-1 3 1)
67	3307-3407-3517-36177676115	LH	22.40	TRIM (T-1 3 1)
67	3369-3469-3535-69					
	3635-697676126	RH	17.95	TRIM (T-1 3 1 -1 4 1)
67	3369-3469-3535-69					
	3635-6976761 27	LH	17.95	TRIM (T-1 3 1-1 4 1)
67	35-36357695230	RH	17.95	TRIM (T-1 33)
67	35-36357695231	LH	17.95	TRIM (T 133)
67	3307-3407-3517-36177676122	RH	22.40	TRIM (T-1 34)
67	3307-3407-3517-36177676123	LH	22.40	TRIM (T-1 34)
67	33-34-35-36697687902	RH	17.95	TRIM (T-1 34)
67	33-34-35-36697687903	LH	17.95	TRIM (T-1 34)
67	3307-3407-3517-36177676120	RH	22.40	TRIM (T-1 38)
67	3307-3407-3517-36177676121	LH	22.40	TRIM (T-138)
67	3369-3469-3535-69					
	3635-697676132	RH	17.95	TRIM (T-138-148)
67	3369-3469-3535-69					
	3635-6976761 33	LH	17.95	TRIM (T-138-148)
67	3569-36697676128	RH	17.95	TRIM (T-1 43)
67	3569-366976761 29	LH	17.95	TRIM (T-1 43)
67	35-36697676130	RH	17.95	TRIM (T-146)
67	35-36697676131	LH	17.95	TRIM (T-146)
67	43-44397676152	RH	53.60	TRIM (T-151)
67	43-44397676153	LH	53.60	TRIM (T-151)
67	43-44397676154	RH	53.60	TRIM (T-1 53)
67	43-44397676155	LH	53.60	TRIM (T-1 53)
67	43-44397676156	RH	53.60	TRIM (T-1 57)
67	43-44397676157	LH	53.60	TRIM (T-1 57)
67	43-443976761 64	RH	53.60	TRIM (T-158-168)
67	43-44397676165	LH	53.60	TRIM (T-158-168)
67	30-4000 (2 Dr.)7676142	RH	48.90	TRIM (T-1 6 1-19 1)
67	43-443976761 58	RH	53.60	TRIM (T-1 61)
67	43-44397676159	LH	53.60	TRIM (T-161)
67	43-44677695232	RH	48.90	TRIM (T-1 63)
67	43-44677695233	LH	48.90	TRIM (T-163)
67	30-4000 (2 Dr.)7676144	RH	48.90	TRIM (T-1 64-1 84-194)
67	43-44397676160	RH	53.60	TRIM (T-164)
67	43-44397676161	LH	53.60	TRIM (T-164)
67	30-4000 (2 Dr.)7676146	RH	48.90	TRIM (T 166-196)

67	30-4000 (2 Dr.)	7676147	LH	48.90	TRIM (T-166-196)
67	43-44-4667	7676148	RH	48.90	TRIM (T-167-197)
67	43-44-4667	7676149	LH	48.90	TRIM (T-167-197)
67	30-4000 (2 Dr.)	7676140	RH	48.90	TRIM (T-168-185-188-198)
67	30-4000 (2 Dr.)	7676141	LH	48.90	TRIM (T-168-185-188-198)
67	44-4865	7676644	RH	51.65	TRIM(T-170)
67	44-4865	7676645	LH	51.65	TRIM (T-170)
67	4455-65-4855-65	7676636	RH	51.65	TRIM(T-171)
67	4455-65-4855-65	7676637	LH	51.65	TRIM(T-171)
67	4455-65-4855-65	7676638	RH	51.65	TRIM(T-173)
67	4455-65-4855-65	7676639	LH	51.65	TRIM (T-173)
67	44-4855	7676642	RH	51.65	TRIM (T-177)
67	44-4855	7676643	LH	51.65	TRIM(T-177)
67	4455-65-4855-65	7676640	RH	51.65	TRIM(T-178)
67	4455-65-4855-65	7676641	LH	51.65	TRIM(T-178)
67	4307-17-4407-17	7676136	RH	48.90	TRIM(T-181)
67	4307-17-4407-17	7676137	LH	48.90	TRIM(T-181)
67	4307-17-4407-17	7676138	RH	48.90	TRIM(T-183)
67	4307-17-4407-17	7676139	LH	48.90	TRIM(T-183)
67	4469	7720904	RH	53.80	TRIM(T-181)
67	4469	7720905	LH	53.80	TRIM(T-181)
67	4469	7720906	RH	53.80	TRIM (T-183)
67	4469	7720907	LH	53.80	TRIM (T-183)
67	4469	7720908	RH	53.80	TRIM (T-187)
67	4469	7720909	LH	53.80	TRIM (T-187)
67	4469	7720910	RH	53.80	TRIM(T-188)
67	4469	7720911	LH	53.80	TRIM(T-188)
67	4467-4600	7708690	RH	50.85	TRIM(T-193)
67	4467-4600	7708691	LH	50.85	TRIM (T-93)
67	5239	7692126	RH	36.85	TRIM (T-400)
67	5239	7692127	LH	36.85	TRIM (T-400)
67	5269	7692134	RH	42.65	TRIM (T-400)
67	5269	7692135	LH	42.65	TRIM (T-400)
67	5287	7692142	RH	42.55	TRIM (T-400)
67	5287	7692143	LH	42.55	TRIM (T-400)
67	5239	7692128	RH	36.85	TRIM (T-401)
67	5239	7692129	LH	36.85	TRIM (T-401)
67	5269	7692136	RH	42.65	TRIM (T-401)
67	5269	7692137	LH	42.65	TRIM (T-401)
67	5287	7692144	RH	42.55	TRIM (T-401)
67	5287	7692145	LH	42.55	TRIM (T-401)
67	5239	7692130	RH	36.85	TRIM (T-403)
67	5239	7692131	LH	36.85	TRIM (T-430)
67	5269	7692138	RH	42.65	TRIM (T-403)
67	5269	7692139	LH	42.65	TRIM (T-403)
67	5287	7692146	RH	42.55	TRIM (T-403)
67	5287	7692147	LH	42.55	TRIM (T-403)
67	5239	7692132	RH	36.85	TRIM (T-408)
67	5239	7692133	LH	36.85	TRIM (T-408)
67	5269	7692140	RH	42.65	TRIM (T-408)
67	5269	7692141	LH	42.65	TRIM (T-408)
67	5287	7692148	RH	42.55	TRIM (T-408)
67	5287	7692149	LH	42.55	TRIM (T-408)
67	54-6439	7692434	RH	38.65	TRIM, less mldgs. (T-41 1-421)
67	54-6439	7692435	LH	38.65	TRIM, less mldgs. (T-41 1-421)
67	54-6469	7692460	RH	37.20	TRIM, less mldgs. (T-41 1-421)
67	54-6469	7692461	LH	37.20	TRIM, less mldgs. (T-41 1-421)
67	54-6439	7692436	RH	38.65	TRIM, less mldgs. (T-413)
67	54-6439	7692437	LH	38.65	TRIM, less mldgs. (T-413)
67	54-6469	7692462	RH	37.20	TRIM, less mldgs. (T-413)
67	54-6469	7692463	LH	37.20	TRIM, less mldgs. (T-413)
67	54-6487	7778632	RH	48.10	TRIM, less mldg. (T-413)
67	54-6487	7778633	LH	48.10	TRIM, less mldg. (T-413)
67	54-6439	7692438	RH	38.65	TRIM, less mldgs. (T-416)
67	54-6439	7692439	LH	38.65	TRIM, less mldgs. (T-416)
67	54-6469	7692464	RH	37.20	TRIM, less mldgs. (T-416)
67	54-6469	7692465	LH	37.20	TRIM, less mldgs. (T-416)
67	54-6439	7692440	RH	38.65	TRIM, less mldgs. (T-417)
67	54-6439	7692441	LH	38.65	TRIM, less mldgs. (T-417)
67	54-6469	7692466	RH	37.20	TRIM, less mldgs. (T-417)
67	54-6469	7692467	LH	37.20	TRIM, less mldgs. (T-417)
67	5467-87-6467-87	7692448	RH	48.10	TRIM, less mldgs. (T-4 1 1-421)
67	5467-87-6467-87	7692449	LH	48.10	TRIM, less mldgs. (T-4 1 1-421)
67	54-6439	7692442	RH	38.65	TRIM, less mldgs. (T-423)
67	54-6439	7692443	LH	38.65	TRIM, less mldgs. (T-423)
67	54-6469	7692468	RH	37.20	TRIM, less mldgs. (T-423)
67	54-6469	7692469	LH	37.20	TRIM, less mldgs. (T-423)
67	5467-87-6467-87	7692450	RH	48.10	TRIM, less mldg. (T-423)

67	5467-87-6467-87	7692451	LH	48.10	TRIM, less mldg. (T-423)
67	54-6487	7692456	RH	48.10	TRIM, less mldgs. (T-426)
67	54-6487	7692457	LH	48.10	TRIM, less mldgs. (T-426)
67	54-6467	7692452	RH	48.10	TRIM, less mldgs. (T-427)
67	54-6467	7692453	LH	48.10	TRIM, less mldgs. (T-427)
67	54-6439	7692444	RH	38.65	TRIM, less mldgs. (T-428)
67	54-6439	7692445	LH	38.65	TRIM, less mldgs. (T-428)
67	54-6469	7692470	RH	37.20	TRIM, less mldgs. (T-428)
67	54-6469	7692471	LH	37.20	TRIM, less mldgs. (T-428)
67	5467-87-6467-87	7692454	RH	48.10	TRIM, less mldgs. (T-428-478)
67	5467-87-6467-87	7692455	LH	48.10	TRIM, less mldgs. (T-428-478)
67	6639	7692474	RH	46.55	TRIM, less mldgs & emb. (T-451)
67	6639	7692475	LH	46.55	TRIM, less mldgs. 8i emb. (T-451)
67	6667-87	7692484	RH	55.20	TRIM, less mldgs. & emb. (T-451)
67	6667-87	7692485	LH	55.20	TRIM, less mldgs. & emb. (T-451)
67	6639	7692476	RH	46.55	TRIM, less mldgs. & emb. (T-454)
67	6639	7692477	LH	46.55	TRIM, less mldgs. 8i emb. (T-454)
67	6667-87	7692486	RH	55.20	TRIM, less mldg. & emb. (T-454)
67	6667-87	7692487	LH	55.20	TRIM, less mldg. & emb. (T-454)
67	6639	7692478	RH	46.55	TRIM, less mldg. & emb. (T-456)
67	6639	7692479	LH	46.55	TRIM, less mldg. & emb. (T-456)
67	6687	7692492	RH	55.20	TRIM, less mldg. 8< emb. (T-456)
67	6687	7692493	LH	55.20	TRIM, less mldg. & emb. (T-456)
67	6667	7692488	RH	55.20	TRIM, less mldg. 8i emb. (T-457)
67	6667	7692489	LH	55.20	TRIM, less mldg. & emb. (T-457)
67	6639	7692480	RH	46.55	TRIM, less mldg. 8i emb. (T-458)
67	6639	7692481	LH	46.55	TRIM, less mldg. & emb. (T-458)
67	6667-87	7692491	LH	55.20	TRIM, less mldg. 8i emb. (T-458-498)
67	8239	7692202	RH	53.70	TRIM (T-631)
67	8239	7692203	LH	53.70	TRIM (T-631)
67	8257	7692214	RH	62.65	TRIM (T-631)
67	8257	7692215	LH	62.65	TRIM (T-631)
67	8269	7692226	RH	53.70	TRIM (T-631)
67	8269	7692227	LH	53.70	TRIM (T-631)
67	8239	7692204	RH	53.70	TRIM (T-633)
67	8239	7692205	LH	53.70	TRIM (T-633)
67	8257	7692216	RH	62.65	TRIM (T-633)
67	8257	7692217	LH	62.65	TRIM (T-633)
67	8269	7692228	RH	53.70	TRIM (T-633)
67	8269	7692229	LH	53.70	TRIM (T-633)
67	8239	7692206	RH	53.70	TRIM (T-636)
67	8239	7692207	LH	53.70	TRIM (T-636)
67	8257	7692218	RH	62.65	TRIM (T-636)
67	8257	7692219	LH	62.65	TRIM (T-636)
67	8269	7692230	RH	53.70	TRIM (T-636)
67	8269	7692231	LH	53.70	TRIM (T-636)
67	8239	7692208	RH	53.70	TRIM (T-638)
67	8239	7692209	LH	53.70	TRIM (T-638)
67	8257	7692220	RH	62.65	TRIM (T-638)
67	8257	7692221	LH	62.65	TRIM (T-638)
67	8269	7692232	RH	53.70	TRIM (T-638)
67	8269	7692233	LH	53.70	TRIM (T-638)
67	8439	7692496	RH	46.30	TRIM, less mldgs., plate 8i panel (T-640)
67	8439	7692497	LH	46.30	TRIM, less mldgs., plate 8i panel (T-640)
67	8469	7692524	RH	46.30	TRIM, less mldgs., plate & panel (T-640)
67	8469	7692525	LH	46.30	TRIM, less mldgs., plate & panel (T-640)
67	8439	7692498	RH	46.30	TRIM, less mldgs., plate & panel (T-64 1-691)
67	8439	7692499	LH	46.30	TRIM, less mldgs., plate 8< panel (T-64 1-691)
67	8469	7692526	RH	46.30	TRIM, less mldgs., plate 8i panel (T-641-691)
67	8469	7692527	LH	46.30	TRIM, less mldgs., plate 8i panel (T-64 1-691)
67	8439	7720696	RH	46.45	TRIM, less mldg., plate & panel (T-644-694)
67	8439	7720697	LH	46.45	TRIM, less mldg., plate & panel (T-644-694)
67	8439	7692506	RH	46.30	TRIM, less mldgs., plate & panel (T-647)
67	8439	7692507	LH	46.30	TRIM, less mldgs., plate & panel (T-647)
67	8469	7692528	RH	46.30	TRIM, less mldgs., plate 8< panel (T-647)
67	8469	7692529	LH	46.30	TRIM, less mldgs., plate 8< panel (T-647)
67	8439	7692508	RH	46.30	TRIM, less mldgs., plate 8< panel (T-645-648-695-698)
67	8439	7692509	LH	46.30	TRIM, less mldgs., plate & panel (T-645-648-695-698)
67	8469	7692530	RH	46.30	TRIM, less mldgs., plate & panel (T-648-698)
67	8469	7692531	LH	46.30	TRIM, less mldgs., plate 8i panel (T-648-698)
67	8239	7692210	RH	51.10	TRIM (T-674)
67	8239	7692211	LH	51.10	TRIM (T-674)
67	8257	7692222	RH	58.65	TRIM (T-674)
67	8239	7692212	RH	51.10	TRIM (T-678)
67	8239	7692213	LH	51.10	TRIM (T-678)
67	8257	7692224	RH	58.65	TRIM (T-678)

67	8439	7709278	RH	46.30	TRIM, less mldgs., plate 8i panel (T-693)
67	8439	7709279	LH	46.30	TRIM, less mldgs., plate 8i panel (T-693)
67	8469	7709282	RH	46.30	TRIM, less mldgs., plate & panel (T-693)
67	8469	7709283	LH	46.30	TRIM, less mldgs., plate & panel (T-693)
67	8457-67	7692514	RH	88.35	TRIM, less mldgs., plate & panel (T-691)
67	8457-67	7692515	LH	88.35	TRIM, less mldgs., plate & panel (T-691)
67	8457-67	7709280	RH	87.95	TRIM, less mldgs., plate 8i panel (T-693)
67	8457-67	7709281	LH	87.95	TRIM, less mldgs., plate 8i panel (T-693)
67	8457-67	7692518	RH	88.35	TRIM, less mldgs., plate 8i panel (T-697)
67	8457-67	7692519	LH	88.35	TRIM, less mldgs., plate 8i panel (T-697)
67	8457-67	7692520	RH	88.35	TRIM, less mldgs., plate 8i panel (T-688-698)
67	8457-67	7692521	LH	88.35	TRIM, less mldgs., plate & panel (T-688-698)
67	9487	7714800	RH	64.60	TRIM, less mldg. 8i trim panel & emb. (T-604-664)
67	9487	7714802	RH	64.60	TRIM, less mldg. & trim panel & emb. (T-608-668)
67	9487	7714803	LH	64.60	TRIM, less mldg. 8i trim panel & emb. (T-608-668)
67	9487	7714806	RH	59.35	TRIM, less mldg. 8i trim panel & emb. (T-610)
67	9487	7714807	LH	59.35	TRIM, less mldg. & trim panel & emb. (T-610)
67	9487	7714808	RH	59.35	TRIM, less mldg. 8i trim panel 8i emb. (T-612)
67	9487	7714810	RH	59.35	TRIM, less mldg. 8i trim panel 8i emb. (T-618-628-658)
67	9487	7714811	LH	59.35	TRIM, less mldg. 8i trim panel & emb. (T-618-628-658)
67	9487	7714814	RH	59.35	TRIM, less mldg. & trim panel 8i emb. (T-624)
67	9487	7714815	LH	59.35	TRIM, less mldg. 8i trim panel 8i emb. (T-624)
67	9487	7714812	RH	59.35	TRIM, less mldg. & trim panel & emb. (T-651)
67	9487	7714813	LH	59.35	TRIM, less mldg. 8i trim panel & emb. (T-651)
67	9487	7714816	RH	59.35	TRIM, less mldg. & trim panel & emb. (T-656)
67	9487	7714817	LH	59.35	TRIM, less mldg. & trim panel & emb. (T-656)
67	9487	7714818	RH	59.35	TRIM, less mldg. 8i trim panel 8i emb. (T-619)
67	9487	7714819	LH	59.35	TRIM, less mldg. 8i trim panel 8i emb. (T-619)
67	9487	7714820	RH	59.35	TRIM, less mldg. 8i trim panel 8i emb. (T-653)
67	9487	7714821	LH	59.35	TRIM, less mldg. & trim panel & emb. (T-653)
68	3369	7757284	RH	28.90	TRIM 101)
68	3369	7757285	LH	28.90	TRIM 101)
68	3327	7757276	RH	33.55	TRIM 103)
68	3327	7757277	LH	33.55	TRIM 103)
68	3369	7757286	RH	28.90	TRIM 103)
68	3369	7757287	LH	28.90	TRIM 103)
68	3327	7757278	RH	33.55	TRIM 108-198)
68	3327	7757279	LH	33.55	TRIM 108-198)
68	3369	7757288	RH	28.90	TRIM 108)
68	3369	7757289	LH	28.90	TRIM 108)
68	3000 (4 Drs.)	7757290	RH	30.10	TRIM 111-121)
68	3000 (4 Drs.)	7757291	LH	30.10	TRIM 111-121)
68	34-3537	7757304	RH	36.85	TRIM T-1 1 1-121)
68	34-3537	7757305	LH	36.85	TRIM T-1 1 1)
68	3435	7757292	RH	30.10	TRIM 111)
68	3435	7757293	LH	30.10	TRIM 113)
68	3000 (4 Drs.)	7757294	RH	30.10	TRIM 114)
68	3000 (4 Drs.)	7757295	LH	30.10	TRIM 114)
68	34-3537	7757306	RH	36.85	TRIM 114)
68	34-3537	7757307	LH	36.85	TRIM 114)
68	3569	7757298	RH	30.10	TRIM 120)
68	3569	7757299	LH	30.10	TRIM 120)
68	3569	7757300	RH	30.10	TRIM 123)
68	3569	7757301	LH	30.10	TRIM 123)
68	4439-69	7757326	RH	54.40	TRIM 131-14 1)
68	4439-69	7757327	LH	54.40	TRIM T-131-1 4 1)
68	3437-3537-4437-67				
68	4637-67	7757312	RH	61.90	TRIM T-131 -161 -17 1)
68	3437-3537-4437-67				
68	4637-67	7757313	LH	61.90	TRIM 131-161-171)
68	4437	7757318	RH	61.90	TRIM 133)
68	4437	7757319	LH	61.90	TRIM 133)
68	4439-69	7757328	RH	54.40	TRIM 133-143)
68	4439-69	7757329	LH	54.40	TRIM 133-143)
68	4439-69	7757330	RH	54.40	TRIM 137-147)
68	4439-69	7757331	LH	54.40	TRIM 137-147)
68	4439-69	7757334	RH	54.40	TRIM 138-158-168)
68	4439-69	7757335	LH	54.40	TRIM 138-158-168)
68	3437-3537-4437-67				
68	4600	7757317	LH	61.90	TRIM T-138-158-168-178)
68	4439	7757324	RH	54.40	TRIM T-1 40)
68	4439	7757325	LH	54.40	TRIM T-1 40)
68	3437-3537-4437-67				
68	4600	7757314	RH	61.90	TRIM T-152-162-172)
68	3437-3537-4437-67				
68	4600	7757315	LH	61.90	TRIM T-152-162-172)

68	3437-3537-4437-67-463-				
	7.....	.7757310	RH	61.90	TRIM (T-160-170)
68	3437-3537-4437-67-				
	4637.....	.7757311	LH	61.90	TRIM (T-160-170)
68	4439-69.....	.7757332	RH	54.40	TRIM (T-152-162)
68	4439-69.....	.7757333	LH	54.40	TRIM (T-152-162)
68	34-35-4437-67-4637....	.7757320	RH	61.90	TRIM (T-163-173)
68	34-35-4437-67-4637....	.7757321	LH	61.90	TRIM (T-163-173)
68	4439-69.....	.8711214	RH	54.40	TRIM(T-163)
68	4439-69.....	.8711215	LH	54.40	TRIM(T-163)
68	4467.....	.7757322	RH	61.90	TRIM(T-167)
68	4467.....	.7757323	LH	61.90	TRIM(T-167)
68	4000 Wagons.....	.7777725	LH	54.40	TRIM(T-180).....
68	4000 Wagons.....	.7777726	RH	54.40	TRIM (T-181).....
68	4000 Wagons.....	.7777727	LH	54.40	TRIM (T-181).....
68	4000 Wagons.....	.7777728	RH	54.40	TRIM (T-183).....
68	4000 Wagons.....	.7777729	LH	54.40	TRIM(T-183).....
68	4000 Wagons.....	.7777730	RH	54.40	TRIM (T-187).....
68	4000 Wagons.....	.7777731	LH	54.40	TRIM (T-187).....
68	4000 Wagons.....	.8710110	RH	54.40	TRIM(T-188).....
68	4000 Wagons.....	.8710111	LH	54.40	TRIM (T-188).....
68	3327.....	.7757280	RH	33.55	TRIM (T-191)
68	3327.....	.7757281	LH	33.55	TRIM (T-191)
68	3327.....	.7757282	RH	33.55	TRIM (T-194)
68	3327.....	.7757283	LH	33.55	TRIM (T-194)
68	5269.....	.7764498	RH	37.95	TRIM (T-400)
68	5269.....	.7764499	LH	37.95	TRIM (T-400)
68	5287.....	.7764554	RH	45.70	TRIM (T-400)....
68	5287.....	.7764555	LH	45.70	TRIM (T-400)....
68	5239.....	.7757642	RH	39.05	TRIM (T-400)
68	5239.....	.7757643	LH	39.05	TRIM (T-400)
68	5239.....	.7763692	RH	39.05	TRIM (T-401).....
68	5239.....	.7763693	LH	39.05	TRIM (T-401).....
68	5269.....	.7764546	RH	37.95	TRIM (T-401).....
68	5269.....	.7764547	LH	37.95	TRIM (T-401).....
68	5287.....	.7764556	RH	45.70	TRIM (T-401).....
68	5287.....	.7764557	LH	45.70	TRIM (T-401).....
68	5239.....	.7764492	RH	39.05	TRIM (T-403).....
68	5239.....	.7764493	LH	39.05	TRIM (T-403).....
68	5269.....	.7764548	RH	37.95	TRIM (T-403).....
68	5269.....	.7764549	LH	37.95	TRIM (T-403).....
68	5287.....	.7764558	RH	45.70	TRIM (T-403).....
68	5287.....	.7764559	LH	45.70	TRIM (T-403).....
68	5239.....	.7764494	RH	39.05	TRIM (T-407).....
68	5239.....	.7764495	LH	39.05	TRIM (T-407).....
68	5269.....	.7764550	RH	37.95	TRIM (T-407).....
68	5269.....	.7764551	LH	37.95	TRIM (T-407).....
68	5287.....	.7764560	RH	45.70	TRIM (T-407).....
68	5287.....	.7764561	LH	45.70	TRIM (T-407).....
68	5239.....	.7764496	RH	39.05	TRIM (T-408).....
68	5239.....	.7764497	LH	39.05	TRIM (T-408).....
68	5269.....	.7764552	RH	37.95	TRIM (T-408).....
68	5269.....	.7764553	LH	37.95	TRIM (T-408).....
68	5287.....	.7764562	RH	45.70	TRIM (T-408).....
68	5287.....	.7764563	LH	45.70	TRIM (T-408).....
68	54-6439.....	.7764564	RH	48.60	TRIM(T-410)....
68	54-6439.....	.7764565	LH	48.60	TRIM(T-410).....
68	54-6469.....	.7764594	RH	47.45	TRIM(T-410).....
68	54-6469.....	.7764595	LH	47.45	TRIM(T-410)
68	54-6439.....	.7764566	RH	48.60	TRIM (T-41 1-421)
68	54-6439.....	.7764567	LH	48.60	TRIM (T-41 1-421)
68	5467-87-6487.....	.7764578	RH	61.90	TRIM (T-41 1-421)
68	5467-87-6487.....	.7764579	LH	61.90	TRIM (T-41 1-421)
68	54-6469.....	.7764596	RH	47.45	TRIM (T-41 1-421)
68	54-6469.....	.7764597	LH	47.45	TRIM (T-41 1-421)
68	54-6439.....	.7764568	RH	48.60	TRIM(T-413).....
68	54-6439.....	.7764569	LH	48.60	TRIM(T-413).....
68	54-6487.....	.7764588	RH	61.90	TRIM(T-413).....
68	54-6487.....	.7764589	LH	61.90	TRIM(T-413)
68	54-6469.....	.7764598	RH	47.45	TRIM (T-413)
68	54-5469.....	.7764599	LH	47.45	TRIM(T-413).....
68	54-6439.....	.7764570	RH	48.60	TRIM (T-417)....
68	54-6439.....	.7764571	LH	48.60	TRIM (T-417)....
68	54-6469.....	.7764600	RH	47.45	TRIM (T-417)....
68	54-6469.....	.7764601	LH	47.45	TRIM (T-417)....
68	54-6487.....	.7764590	RH	61.90	TRIM (T-420)....
68	54-6487.....	.7764591	LH	61.90	TRIM (T-420)....
68	54-6439.....	.7764572	RH	48.60	TRIM (T-423)....

68	54-6439..	.7764573	LH	48.60	TRIM (T-423).....
68	5467-87-6487..	.7764580	RH	61.90	TRIM (T-423).....
68	5467-87-6487..	.7764581	LH	61.90	TRIM (T-423).....
68	54-6469..	.7764604	RH	47.45	TRIM (T-423).....
68	54-6469..	.7764605	LH	47.45	TRIM (T-423).....
68	5467..	.7764584	RH	61.90	TRIM (T-427).....
68	5467..	.7764585	LH	61.90	TRIM (T-427).....
68	54-6439..	.7764574	RH	48.60	TRIM (T-428).....
68	54-6439..	.7764575	LH	48.60	TRIM (T-428).....
68	54-6469..	.7764606	RH	47.45	TRIM (T-428).....
68	54-6469..	.7764607	LH	47.45	TRIM (T-428).....
68	5467-87-6487..	.7764582	RH	61.90	TRIM (T-428-478).....
68	5467-87-6487..	.7764583	LH	61.90	TRIM (T-428-478).....
68	6639..	.7772228	RH	53.50	TRIM, less mldgs. 8t panel (T-450).....
68	6639..	.7772229	LH	53.50	TRIM,less mldgs. SL panel (T-450).....
68	6687..	.7772246	RH	61.90	TRIM, less mldgs. SL panel (T-450).....
68	6687..	.7772247	LH	61.90	TRIM, less mldgs. SL panel (T-450).....
68	6667-87..	.7772238	RH	61.90	TRIM, less mldgs. SL panel (T-451).....
68	6667-87..	.7772239	LH	61.90	TRIM, less mldgs. SL panel (T-451).....
68	6639..	.7772230	RH	53.50	TRIM, less mldgs. SL panel (T-451-461).....
68	6639..	.7772231	LH	53.50	TRIM, less mldgs. SL panel (T-451-461).....
68	6667-87..	.7772240	RH	61.90	TRIM, less mldgs. SL panel (T-452).....
68	6667-87..	.7772241	LH	61.90	TRIM, less mldgs. & panel (T-452).....
68	6639..	.7772232	RH	53.50	TRIM, less mldgs. & panel (T-452).....
68	6639..	.7772233	LH	53.50	TRIM, less mldgs. & panel (T-452).....
68	6667..	.7772244	RH	61.90	TRIM, less mldgs. & panel (T 457).....
68	6667..	.7772245	LH	61.90	TRIM, less mldgs. & panel (T-457).....
68	6639..	.7772234	RH	53.50	TRIM, less mldgs. SL panel (T-458-468).....
68	6639..	.7772235	LH	53.50	TRIM, less mldgs & panel (T-458-468).....
68	6667-87..	.7772242	RH	61.90	TRIM, less mldg. SL panel (T-458-498).....
68	6667-87..	.7772243	LH	61.90	TRIM, less mldg & panel (T-458-498).....
68	8239..	.7764626	RH	56.70	TRIM (T-601).....
68	8239..	.7764627	LH	56.70	TRIM (T-601).....
68	8257..	.7764636	RH	68.25	TRIM (T-601).....
68	8257..	.7764637	LH	68.25	TRIM (T-601).....
68	8269..	.7764646	RH	56.70	TRIM (T-601).....
68	8269..	.7764647	LH	56.70	TRIM (T-601).....
68	8239..	.7764628	RH	56.70	TRIM (T-603).....
68	8239..	.7764629	LH	56.70	TRIM (T-603).....
68	8257..	.7764638	RH	68.25	TRIM (T-603).....
68	8257..	.7764639	LH	68.25	TRIM (T-603).....
68	8269..	.7764648	RH	56.70	TRIM (T-603).....
68	8269..	.7764649	LH	56.70	TRIM (T-603).....
68	8239..	.7764630	RH	56.70	TRIM (T-608-618).....
68	8239..	.7764631	LH	56.70	TRIM (T-608-618).....
68	8257..	.7764640	RH	68.25	TRIM (T-608-618).....
68	8257..	.7764641	LH	68.25	TRIM (T-608-618).....
68	8269..	.7764650	RH	56.70	TRIM (T-608-618).....
68	8269..	.7764651	LH	56.70	TRIM (T-608-618).....
68	8239..	.7764632	RH	56.70	TRIM (T-614).....
68	8239..	.7764633	LH	56.70	TRIM (T 614).....
68	8257..	.7764642	RH	68.25	TRIM (T-614).....
68	8257..	.7764643	LH	68.25	TRIM(T-614).....
68	8269..	.871 1336	RH	60.50	TRIM (T614).....
68	8269..	.871 1337	LH	60.50	TRIM (T-614).....
68	8439..	.7772254	RH	46.60	TRIM, less mldg., panel emb. & hdl. (T-620).....
68	8439..	.7772255	LH	46.60	TRIM, less mldg., panel, emb. SL hdl. (T-620).....
68	8469..	.7772274	RH	46.60	TRIM,less mldg., panel, emb. & hdl. (T-620).....
68	8469..	.7772275	LH	46.60	TRIM, less mldg., panel, emb. & hdl. (T-620).....
68	8439..	.7772250	RH	46.60	TRIM, less mldg., panel, emb. & hdl. (T-621-631-651).....
68	8439..	.7772251	LH	46.60	TRIM, less mldg., panel, emb. & hdl. (T-62 1-63 1-651).....
68	8469..	.7772276	RH	46.60	TRIM, less mldg., panel, emb. 8t hdl. (T-621-631).....
68	8469..	.7772277	LH	46.60	TRIM, less mldg., panel, emb. SL hdl. (T-621-631).....
68	8439..	.7772258	RH	46.60	TRIM, less mldg., panel, emb. 8t hdl. (T-627).....
68	8439..	.7772259	LH	46.60	TRIM, less mldg., panel, emb. 8t hdl. (T-627).....
68	8469..	.7772278	RH	46.60	TRIM, less mldg., panel, emb. & hdl. (T-627).....
68	8469..	.7772279	LH	46.60	TRIM, less mldg., panel, emb. & hdl. (T-627).....
68	8439..	.7772252	RH	46.60	TRIM, less mldg., panel, emb. & hdl. (T-628-638-658-668).....
68	8439..	.7772253	LH	46.60	TRIM, less mldg., panel, emb. & hdl. (T-628-638-658-668).....
68	8469..	.7772280	RH	46.60	TRIM, less mldg., panel, emb. 8. hdl. (T-628-638).....
68	8469..	.7772281	LH	46.60	TRIM, less mldg., panel, emb. 8t hdl. (T-628-638).....
68	8457-67..	.7772264	RH	88.50	TRIM, less mldgs., panel, emb. SL hdl. (T-631).....
68	8457-67..	.7772265	LH	88.50	TRIM, less mldgs., panel, emb. & hdl. (T-631).....
68	8457-67..	.7772266	RH	88.50	TRIM, less mldg., panel, emb. & hdl. (T-633).....

68	8457-67	7772267	LH	88.50	TRIM, less mldg., panel, emb. 8i hdl. (T-633)	
68	8439	7772256	RH	46.60	TRIM, less mldg., panel, emb. 8i hdl. (T-633)	
68	8439	7772257	LH	46.60	TRIM, less mldg., panel, emb. 8i hdl. (T-633)	
68	8469	7772282	RH	46.60	TRIM, less mldg., panel, emb. 8i hdl. (T-633)	
68	8469	7772283	LH	46.60	TRIM, less mldg., panel, emb. 8i hdl. (T-633)	
68	8457-67	7772268	RH	88.50	TRIM, less mldg., panel, emb. & hdl. (T-637)	
68	8457-67	7772269	LH	88.50	TRIM, less mldg., panel, emb. & hdl. (T-637)	
68	8457-67	7772270	RH	88.50	TRIM, less mldg., panel, emb. & hdl. (T-638-648)	
68	8457-67	7772271	LH	88.50	TRIM, less mldg., panel, emb. & hdl. (T-638-648)	
68	8439	7772260	RH	46.60	TRIM, less mldg., panel, emb. & hdl. (T-654)	
68	8439	7772261	LH	46.60	TRIM, less mldg., panel, emb. & hdl. (T-654)	
68	9487	7772362	RH	67.70	TRIM, less mldgs. & emb. (T-672-674)	
68	9487	7772363	LH	67.70	TRIM, less mldgs. 8i emb. (T-672-674)	
68	9487	7772364	RH	67.70	TRIM, less mldgs. & emb. (T-675-678)	
68	9487	7772365	LH	67.70	TRIM, less mldgs. 8i emb. (T-675-678)	
68	9487	7772368	RH	61.35	TRIM, less mldg., plate, emb. & hdl. (T-680-690)	
68	9487	7772369	LH	61.35	TRIM, less mldg., plate, emb. 8i hdl. (T-680-690)	
68	9487	7772370	RH	61.35	TRIM, less mldg., plate, emb. & hdl. (T-682)	
68	9487	7772371	LH	61.35	TRIM, less mldg., plate, emb. & hdl. (T-682)	
68	9487	7772372	RH	61.35	TRIM, less mldg., plate, emb. & hdl. (T-683-693)	
68	9487	7772373	LH	61.35	TRIM, less mldg., plate, emb. & hdl. (T-683-693)	
68	9487	7772374	RH	61.35	TRIM, less mldg., plate, emb. & hdl. (T-684)	
68	9487	7772375	LH	61.35	TRIM, less mldg., plate, emb. & hdl. (T-684)	
68	9487	7772376	RH	61.35	TRIM, less mldg., plate, emb. & hdl. (T-685-688-698)	
68	9487	7772377	LH	61.35	TRIM, less mldg., plate, emb. & hdl. (T-685-688-698)	
68	9487	7772378	RH	61.35	TRIM, less mldg., plate, emb. & hdl. (T-684)	
68	9487	7772379	LH	61.35	TRIM, less mldg., plate, emb. & hdl. (T-691)	
69	3369	8734786	RH	26.35	TRIM (T-101)	
69	3369	8734787	LH	26.35	TRIM (T-101)	
69	3369	8734788	RH	26.35	TRIM (T-103)	
69	3369	8734789	LH	26.35	TRIM (T-103)	
69	3327	8734778	RH	31.85	TRIM (T-103)	
69	3327	8734779	LH	31.85	TRIM (T-103)	
69	3369	8734790	RH	26.35	TRIM (T-108)	
69	3369	8734791	LH	26.35	TRIM (T-108)	
69	3327	8734780	RH	31.85	TRIM (T-108-1 18)	
69	3327	8734781	LH	31.85	TRIM (T-108-1 18)	
69	3327	8734782	RH	31.85	TRIM (T-1 1 1)	
69	3327	8734783	LH	31.85	TRIM (T-1 11)	
69	3327	8734784	RH	31.85	TRIM (T-114)	
69	3327	8734785	LH	31.85	TRIM (T-1 14)	
69	3437-3537	8739318	RH	35.55	TRIM (T-121)	
69	3437-3537	8739319	LH	35.55	TRIM (T-121)	
69	3369-3435-36-3569	8766284	RH	29.00	TRIM (T-1 2 1-13 1)	
69	3369-3435-36-3569	8766285	LH	29.00	TRIM (T-1 2 1-131)	
69	34-3537	8739320	RH	35.55	TRIM (T-1 24)	
69	34-3537	8739321	LH	35.55	TRIM (T-124)	
69	33 3569	8766286	RH	29.00	TRIM (T-1 24)	
69	33 3569	8766287	LH	29.00	TRIM (T-1 24)	
69	3435-36	8766298	RH	29.00	TRIM (T-1 25)	
69	3435-36	8766299	LH	29.00	TRIM (T-1 25)	
69	3435-36-3569	8766290	RH	29.00	TRIM (T 126-133)	
69	3435-36-3569	8766291	LH	29.00	TRIM (T-126-133)	
69	34-3537	8739322	RH	35.55	TRIM (T-128)	
69	34-3537	8739323	LH	35.55	TRIM (T-128)	
69	33-3569	8766288	RH	29.00	TRIM (T-1 28-138)	
69	33-3569	8766289	LH	29.00	TRIM (T-1 28-138)	
69	3569	8766292	RH	29.00	TRIM (T-130)	
69	3569	8766293	LH	29.00	TRIM (T-1 30)	
69	4439-69	8734826	RH	43.65	TRIM (T-1 40-1 50)	
69	4439-69	8734827	LH	43.65	TRIM (T-1 40-150)	
69	4439-69	8734818	RH	43.65	TRIM (T-1 4 1 -15 1)	
69	4439-69	873481 9	LH	43.65	TRIM (T-1 4 1 -15 1)	
69	34-35-44-4637	8734802	RH	48.30	TRIM (T-1 4 1-1 7 1-1 81)	
69	34-35-44-4637	8734803	LH	48.30	TRIM (T-1 4 1-17 1-1 81)	
69	4439-69	8734820	RH	43.65	TRIM (T-1 43-1 53-166-1 76)	
69	4 439-69	8734821	LH	43.65	TRIM (T-1 43-1 53-166-176)	
69	3437-3537-4437-67	4637	8755574	RH	48.30	TRIM (T-143-176-186)
69	3437-3537-4437-67	4637	8755575	LH	48.30	TRIM (T-143-176-186)
69	4439-69	8734822	RH	43.65	TRIM (T-1 47-1 57)	
69	4439-69	8734823	LH	43.65	TRIM (T-1 47-1 57)	
69	34-37-3537-4437-67	4637-67	8734812	RH	48.30	TRIM (T-1 48-168-1 78-1 88)
69	3437-3537-4437-67	4637-67	8734813	LH	48.30	TRIM (T-1 48-168-178-1 88)
69	4467-4637-67	8734810	RH	48.30	TRIM (T-164)	

69	4467-4637-67	8734811	LH	48.30	TRIM (T-164)
69	4439-69	8734824	RH	43.65	TRIM (T-168-178)
69	4439-69	8734825	LH	43.65	TRIM (T-168-178)
69	3537-4437	8734814	RH	48.30	TRIM(T-170)
69	3537-4437	8734815	LH	48.30	TRIM(T-170)
69	4439	8755578	RH	43.65	TRIM (T-175)
69	4439	8755579	LH	43.65	TRIM (T-175)
69	3437-3537-4437-67-4637-67	8734806	RH	48.30	TRIM (T-175-185)
69	3437-3537-4437-67-4637-67	8734807	LH	48.30	TRIM (T-175-185)
69	44-4667	8755576	RH	52.10	TRIM(T-187)
69	44-4667	8755577	LH	52.10	TRIM(T-187)
69	4456-66	8739118	RH	46.45	TRIM(T-190)
69	4456-66	8739119	LH	46.45	TRIM(T-190)
69	4456-66	8739120	RH	46.45	TRIM (T-191)
69	4456-66	8739121	LH	46.45	TRIM (T-191)
69	4456-66	8755580	RH	46.45	TRIM (T-195)
69	4456-66	8755581	LH	46.45	TRIM (T-195)
69	4456-66	8739122	RH	46.60	TRIM(T-196)
69	4456-66	8739123	LH	46.60	TRIM(T-196)
69	4456-66	8739124	RH	46.45	TRIM(T-197)
69	4456-66	8739125	LH	46.45	TRIM(T-197)
69	5239	8749158	RH	37.95	TRIM (T-400)
69	5239	8749159	LH	37.95	TRIM (T-400)
69	5237	8749148	RH	44.55	TRIM (T-400)
69	5237	8749149	LH	44.55	TRIM (T-400)
69	5269	8749168	RH	37.95	TRIM (T-400)
69	5269	8749169	LH	37.95	TRIM (T-400)
69	5239	8749160	RH	37.95	TRIM (T-401)
69	5239	8749161	LH	37.95	TRIM (T-401)
69	5237	8749150	RH	44.55	TRIM (T-401)
69	5237	8749151	LH	44.55	TRIM (T-401)
69	5269	8749170	RH	37.95	TRIM (T-401)
69	5269	8749171	LH	37.95	TRIM (T-401)
69	5239	8749162	RH	37.95	TRIM (T-403)
69	5239	8749163	LH	37.95	TRIM (T-403)
69	5237	8749152	RH	44.55	TRIM (T-403)
69	5237	8749153	LH	44.55	TRIM (T-403)
69	5269	8749172	RH	37.95	TRIM (T-403)
69	5269	8749173	LH	37.95	TRIM (T-403)
69	5239	8749164	RH	37.95	TRIM (T-407)
69	5239	8749165	LH	37.95	TRIM (T-407)
69	5237	8749154	RH	44.55	TRIM (T-407)
69	5237	8749155	LH	44.55	TRIM (T-407)
69	5269	8749174	RH	37.95	TRIM (T-407)
69	5269	8749175	LH	37.95	TRIM (T-407)
69	5239	8749166	RH	37.95	TRIM (T-408)
69	5239	8749167	LH	37.95	TRIM (T-408)
69	5237	8749156	RH	44.55	TRIM (T-408)
69	5237	8749157	LH	44.55	TRIM (T-408)
69	5269	8749176	RH	37.95	TRIM (T-408)
69	5269	8749177	LH	37.95	TRIM (T-408)
69	54-6437	8749186	RH	67.95	TRIM(T-410)
69	54-6437	8749187	LH	67.95	TRIM (T-410)
69	54-6439	8749190	RH	54.95	TRIM(T-410)
69	54-6439	8749191	LH	54.95	TRIM(T-410)
69	54-6469	8749200	RH	54.95	TRIM(T-410)
69	54-6469	8749201	LH	54.95	TRIM(T-410)
69	5437-67-6437	8749182	RH	67.95	TRIM (T-41 1-421)
69	5437-67-6437	8749183	LH	67.95	TRIM (T-41 1-421)
69	54-6439	8749192	RH	54.95	TRIM (T-41 1-421)
69	54-6439	8749193	LH	54.95	TRIM (T-41 1-421)
69	54-6469	8749202	RH	54.95	TRIM (T-41 1-421)
69	54-6469	8749203	LH	54.95	TRIM (T-41 1-421)
69	5437-67-6437	8749188	RH	67.95	TRIM (T-413-426)
69	5437-67-6437	8749189	LH	67.95	TRIM (T-413-426)
69	54-6439	8749198	RH	54.95	TRIM (T-413-426)
69	54-6439	8749199	LH	54.95	TRIM (T-413-426)
69	54-6469	8749208	RH	54.95	TRIM (T-413-426)
69	54-6469	8749209	LH	54.95	TRIM (T-413-426)
69	54-6437	8749210	RH	67.95	TRIM (T-425)
69	54-6437	8749211	LH	67.95	TRIM (T-425)
69	54-6439	8749218	RH	54.95	TRIM (T-425)
69	54-6439	8749219	LH	54.95	TRIM (T-425)
69	54-6469	8749486	RH	54.95	TRIM (T-425)
69	54-6469	8749487	LH	54.95	TRIM (T-425)
69	5467	8749184	RH	67.95	TRIM (T-427)

69	54678749185	LH	67.95	TRIM (T-427)
69	5437-67-64378749180	RH	67.95	TRIM (T-428-438)
69	5437-67-64378749181	LH	67.95	TRIM (T-428-438)
69	54-64398749196	RH	54.95	TRIM (T-428)
69	54-64398749197	LH	54.95	TRIM (T-428)
69	54-64698749206	RH	54.95	TRIM (T-428)
69	54-64698749207	LH	54.95	TRIM (T-428)
69	66378749294	RH	61.35	TRIM, less molding & panel (T-451)
69	66378749295	LH	61.35	TRIM, less molding & panel (T-451)
69	66398749310	RH	52.95	TRIM, less molding & panel (T-451)
69	66398749311	LH	52.95	TRIM, less molding & panel (T-451)
69	66378749300	RH	61.35	TRIM, less molding & panel (T-453)
69	66378749301	LH	61.35	TRIM, less molding & panel (T-453)
69	66398749312	RH	52.95	TRIM, less molding & panel (T-453)
69	66398749313	LH	52.95	TRIM, less molding & panel (T-453)
69	6637-678749302	RH	61.35	TRIM, less molding & panel (T-455)
69	6637-678749303	LH	61.35	TRIM, less molding & panel (T-455)
69	66398749308	RH	52.95	TRIM, less molding & panel (T-455)
69	66398749309	LH	52.95	TRIM, less molding & panel (T-455)
69	6637-678749296	RH	61.35	TRIM, less molding & panel (T-457-478)
69	6637-678749297	LH	61.35	TRIM, less molding & panel (T-457-478)
69	66398749314	RH	52.95	TRIM, less molding & panel (T-458-468)
69	66398749315	LH	52.95	TRIM, less molding & panel (T-458-468)
69	66398749316	RH	52.95	TRIM, less molding & panel (T-464) ...
69	66398749317	LH	52.95	TRIM, less molding & panel (T-464) ...
69	82398749320	RH	42.25	TRIM, less mldg. 8i emblem (T-601)
69	82398749321	LH	42.25	TRIM, less mldg. 8t emblem (T-601)
69	82578749340	RH	50.35	TRIM, less mldg. 8i emblem (T-601)
69	82578749341	LH	50.35	TRIM, less mldg. 8i emblem (T-601)
69	82698749350	RH	41.10	TRIM, less mldg. & emblem (T-601)
69	82698749351	LH	41.10	TRIM, less mldg. 8i emblem (T-601)
69	82398749322	RH	42.25	TRIM, less mldg. 8i emblem (T-601)
69	82398749323	LH	42.25	TRIM, less mldg. & emblem (T-601)
69	82578749342	RH	50.35	TRIM, less mldg. & emblem (T-601)
69	82578749343	LH	50.35	TRIM, less mldg. 8i emblem (T-601)
69	82698749352	RH	41.10	TRIM, less mldg. 8i emblem (T-601)
69	82698749353	LH	41.10	TRIM, less mldg. 8i emblem (T-601)
69	82398749324	RH	42.25	TRIM, less mldg. 8i emblem (T-601-618)
69	82398749325	LH	42.25	TRIM, less mldg. 8i emblem (T-601-618)
69	82578749344	RH	50.35	TRIM, less mldg. & emblem (T-601-618)
69	82578749345	LH	50.35	TRIM, less mldg. 8i emblem (T-601-618)
69	82698749354	RH	41.10	TRIM, less mldg. 8i emblem (T-601-618)
69	82698749355	LH	41.10	TRIM, less mldg. 8i emblem (T-601-618)
69	82398749336	RH	42.25	TRIM, less mldg. & emblem (T-614)
69	82398749337	LH	42.25	TRIM, less mldg. & emblem (T-614)
69	82578749346	RH	50.35	TRIM, less mldg. 8i emblem (T-614)
69	82578749347	LH	50.35	TRIM, less mldg. & emblem (T-614)
69	82698749356	RH	41.10	TRIM, less mldg. (T-614)
69	82698749357	LH	41.10	TRIM, less mldg. 8i emblem (T-614)
69	84398749360	RH	51.20	TRIM, less molding, emblem 8i handle (T-620)
69	84398749361	LH	51.20	TRIM, less molding, emblem 8i handle (T-620)
69	84698749384	RH	51.50	TRIM, less molding, emblem 8< handle (T-620)
69	84698749385	LH	51.50	TRIM, less molding, emblem 8< handle (T-620)
69	84398749362	RH	51.20	TRIM, less molding, emblem 8< handle (T-62 1-631-632-641)
69	84398749363	LH	51.20	TRIM, less molding, emblem 8i handle (T-62 1-631-632-641)
69	84698749386	RH	51.50	TRIM, less molding, emblem 8i handle (T-621-631-632)
69	84698749387	LH	51.50	TRIM, less molding, emblem 8i handle (T-621-631-632)
69	84398749364	RH	51.20	TRIM, less molding, emblem 8i handle (T-624-644)
69	84398749365	LH	51.20	TRIM, less molding, emblem 8i handle (T-624-644)
69	84698749388	RH	51.50	TRIM, less molding, emblem 8i handle (T-624) _____
69	84698749389	LH	51.50	TRIM, less molding, emblem 8i handle (T-624) _____
69	84398749366	RH	51.20	TRIM, less molding, emblem 8< handle (T-628-638-639-648-658)
69	84398749367	LH	51.20	TRIM, less molding, emblem 8i handle (T-628-638-639-648-658)
69	84698749390	RH	51.50	TRIM, less molding, emblem & handle (T-628-638-639)
69	84698749391	LH	51.50	TRIM, less molding, emblem 8i handle (T-628-638-639)
69	84578749378	RH	52.85	TRIM, less molding, emblem 8i handle (T-630)
69	84578749379	LH	52.85	TRIM, less molding, emblem 8i handle (T-630)
69	8457-678749374	RH	52.85	TRIM, less molding, emblem 8i handle (T-63 1-632-641)

69	8457-67	8749375	LH	52.85	TRIM, less molding, emblem 8i handle (T-631-632-641)
69	8439	8749368	RH	51.20	TRIM, less molding, emblem 8i handle (T-633-636)
69	8439	8749369	LH	51.20	TRIM, less molding, emblem 8i handle (T-633-636)
69	8469	8749392	RH	51.50	TRIM, less molding, emblem 8i handle (T-633-636)
69	8469	8749323	LH	42.25	TRIM, less molding, emblem 8i handle (T-633-636)
69	8457-67	8749376	RH	52.85	TRIM, less molding, emblem 8i handle (T-633-636)
69	8457-67	8749377	LH	52.85	TRIM, less molding, emblem 8i handle (T-633-636)
69	8467	8749380	RH	52.85	TRIM, less molding, emblem 8i handle (T-637)
69	8467	8749381	LH	52.85	TRIM, less molding, emblem 8i handle (T-637)
69	8457-67	8749372	RH	52.85	TRIM, less molding, emblem 8i handle (T-638-639-648)
69	8457-67	8749373	LH	52.85	TRIM, less molding, emblem 8i handle (T-638-639-648)
69	8457	8775778	RH	52.85	TRIM, less molding & emblem 8i handle (T-644)
69	8457	8775779	LH	52.85	TRIM, less molding & emblem 8i handle (T-644)
69	9487	8774964	RH	64.35	TRIM, less molding & emblem (T-664-666)
69	9487	8774965	LH	64.35	TRIM, less molding & emblem (T-664-666)
69	9487	8774966	RH	64.35	TRIM, less molding & emblem (T-668-669)
69	9487	8774967	LH	64.35	TRIM, less molding & emblem (T-668-669)
69	9487	8747654	RH	61.35	TRIM, less molding, emblem & handle (T-674-694)
69	9487	8747655	LH	61.35	TRIM, less molding, emblem & handle (T-674-694)
69	9487	8747656	RH	61.35	TRIM, less molding, emblem 8i handle (T-678-688-698)
69	9487	8747657	LH	61.35	less molding, emblem 8i handle (T-678-688-698)
69	9487	8747658	RH	61.35	less molding, emblem 8i handle (T-680)
69	9487	8747659	LH	61.35	less molding, emblem 8i handle (T-680)
69	9487	8757774	RH	61.35	less molding, emblem 8i handle (T-685)
69	9487	8757775	LH	61.35	less molding, emblem 8i handle (T-685)
69	9487	8747660	RH	61.35	less molding, emblem 8i handle (T-686)
69	9487	8747661	LH	61.35	less molding, emblem 8i handle (T-686)
69	9487	8747662	RH	61.35	less molding, emblem 8i handle (T-687)
69	9487	8747663	LH	61.35	less molding, emblem 8i handle (T-687)
69	9487	8747652	RH	61.35	less molding, emblem & handle (T-691)
69	9487	8747653	LH	61.35	less molding, emblem 8i handle (T-691)
69	9487	8757804	RH	61.35	less molding, emblem 8i handle (T-692)
69	9487	8757805	LH	61.35	less molding, emblem 8i handle (T-692)
70	3369	8806992	RH	26.90	TRIM (T-101)
70	3369	8806993	LH	26.90	TRIM (T-101)
70	3369	8806994	RH	26.90	TRIM (T-104)
70	3369	8806995	LH	26.90	TRIM (T-104)
70	3369	8734790	RH	26.35	TRIM (T-108)
70	3369	8734791	LH	26.35	TRIM (T-108)
70	3327	8806990	RH	32.60	TRIM (T-104-1 14)
70	3327	8806991	LH	32.60	TRIM (T-104-1 14)
70	3327	8806988	RH	32.60	TRIM (T-1 1 1)
70	3327	8806989	LH	32.60	TRIM (T-1 1 1)
70	3327	8734780	RH	31.85	TRIM (T-108-1 18)
70	3327	8734781	LH	31.85	TRIM (T-108-1 18)
70	3369-3435-36-3569	8806996	RH	34.25	TRIM (T-121)
70	3369-3435-36-3569	8806997	LH	34.25	TRIM (T-121)
70	3437-3537-4637	8807006	RH	50.55	TRIM (T-121)
70	3437-3537-4637	8807007	LH	50.55	TRIM (T-121)
70	3369-3435-36-3569	8806998	RH	34.25	TRIM (T-124-134)
70	3369-3435-36-3569	8806999	LH	34.25	TRIM (T-124-134)
70	3437-3537-4637	8807008	RH	50.55	TRIM (T-124)
70	3437-3537-4637	8807009	LH	50.55	TRIM (T-124)
70	3369-3569	8807000	RH	34.25	TRIM (T-128-138)
70	3369-3569	8807001	LH	34.25	TRIM (T-128-138)
70	3437-3537-4637	8807010	RH	50.55	TRIM (T-128-138)
70	3437-3537-4637	8807011	LH	50.55	TRIM (T-128-138)
70	3435-36	8807002	RH	34.25	TRIM (T-129)
70	3435-36	8807003	LH	34.25	TRIM (T-129)
70	3569	8807004	RH	34.25	TRIM (T-130)
70	3569	8807005	LH	34.25	TRIM (T-1 30)
70	4439-69	8807036	RH	46.45	TRIM (T-140)
70	4439-69	8807037	LH	46.45	TRIM (T-140)
70	4437	8807024	RH	45.90	TRIM (T-141)
70	4437	8807025	LH	45.90	TRIM (T-141)
70	4439-69	8807030	RH	46.45	TRIM (T-141)
70	4439-69	8807031	LH	46.45	TRIM (T-141)
70	4437	8807026	RH	45.90	TRIM (T-144)
70	4437	8807027	LH	45.90	TRIM (T-144)
70	4439-69	8807032	RH	46.45	TRIM (T-144)
70	4439-69	8807033	LH	46.45	TRIM (T-144)
70	4437	8807028	RH	45.90	TRIM (T-148)
70	4437	8807029	LH	45.90	TRIM (T-148)

70	4439-69	8807034	RH	46.45	TRIM (T-148)
70	4439-69	8807035	LH	46.45	TRIM (T-148)
70	4467-4667	9800334	RH	40.20	TRIM (T-154)
70	4467-4667	9800335	LH	40.20	TRIM (T-154)
70	3437-3537-4437-67				
	4600	8807018	RH	40.20	TRIM (T-158-178-1 88)
70	3437-3537-4437-67				
	4600	8807019	LH	40.20	TRIM (T-1 58-1 78-1 88)
70	4439-69	8807042	RH	37.50	TRIM (T-1 58-1 78)
70	4439-69	8807043	LH	37.50	TRIM (T-158-178)
70	4439-69	8807044	RH	37.50	TRIM (T-159-179)
70	4439-69	8807045	LH	37.50	TRIM (T-159-179)
70	3437-3537-4437-4637	8807012	RH	40.20	TRIM (T-170)
70	3437-3537-4437-4637	8807013	LH	40.20	TRIM (T-170)
70	4439	8807038	RH	37.50	TRIM (T-170)
70	4439	8807039	LH	37.50	TRIM (T-170)
70	3437-3537-4437-67				
	4600	8807014	RH	40.20	TRIM (T-175-185)
70	3437-3537-4437-67				
	4600	8807015	LH	40.20	TRIM (T-175-185)
70	3437-3537-4437-4637	8807016	RH	40.20	TRIM (T-176)
70	3437-3537-4437-4637	8807017	LH	40.20	TRIM (T-176)
70	4439	8807040	RH	37.50	TRIM (T-176)
70	4439	8807041	LH	37.50	TRIM (T-176)
70	3437-3537-4437-67				
	4600	8807041	RH	40.20	TRIM (T-179-189)
70	3437-3537-4437-67				
	4600	8807020	LH	40.20	TRIM (T-179-189)
70	3437-4437-4637	8807021	RH	40.20	TRIM (T-181)
70	3437-4437-4637	8807022	LH	40.20	TRIM (T-181)
70	3437-4437-4637	8807023	RH	43.20	TRIM (T-400)
70	5237	9804826	LH	43.20	TRIM (T-400)
70	5237	9804827	RH	38.60	TRIM (T-400)
70	5239	9804834	LH	38.60	TRIM (T-400)
70	5239	9804835	RH	36.55	TRIM (T-400)
70	5269	9804842	LH	36.55	TRIM (T-400)
70	5269	9804843	RH	43.20	TRIM (T-401)
70	5237	9804828	LH	43.20	TRIM (T-401)
70	5237	9804829	RH	38.60	TRIM (T-401)
70	5239	9804836	LH	38.60	TRIM (T-401)
70	5239	9804837	RH	36.55	TRIM (T-401)
70	5269	9804844	LH	36.55	TRIM (T-401)
70	5269	9804845	RH	43.20	TRIM (T-404)
70	5237	9804830	LH	43.20	TRIM (T-404)
70	5237	9804831	RH	38.60	TRIM (T-404)
70	5239	9804838	LH	38.60	TRIM (T-404)
70	5239	9804839	RH	36.55	TRIM (T-404)
70	5269	9804846	LH	36.55	TRIM (T-404)
70	5269	9804847	RH	43.20	TRIM (T-408)
70	5237	9804832	LH	43.20	TRIM (T-408)
70	5237	9804833	RH	38.60	TRIM (T-408)
70	5239	9804840	LH	38.60	TRIM (T-408)
70	5239	9804841	RH	36.55	TRIM (T-408)
70	5269	9804848	LH	36.55	TRIM (T-408)
70	5269	9804849	RH	59.35	TRIM (T-410-420)
70	5437-6437	9804856	LH	59.35	TRIM (T-410-420)
70	5437-6437	9804857	RH	47.20	TRIM (T-410-420)
70	5439-6439	9804862	LH	47.20	TRIM (T-410-420)
70	5439-6439	9804863	RH	47.20	TRIM (T-410-420)
70	5469-6469	9804872	LH	47.20	TRIM (T-4 10-420)
70	5469-6469	9804873	RH	59.35	TRIM (T-41 1-421)
70	5437-67-6437	9804850	LH	59.35	TRIM (T-41 1-421)
70	5437-67-6437	9804851	RH	47.20	TRIM (T-4 11-421)
70	5439-6439	9804864	LH	47.20	TRIM (T-41 1-421)
70	5439-6439	9804865	RH	47.20	TRIM (T-41 1-421)
70	5469-6469	9804874	LH	47.20	TRIM (T-41 1-421)
70	5469-6469	9804875	RH	59.35	TRIM (T-414)
70	5437-6437	9804858	LH	59.35	TRIM (T-414)
70	5437-6437	9804859	RH	47.20	TRIM (T-414)
70	5439-6439	9804866	LH	47.20	TRIM (T-414)
70	5439-6439	9804867	RH	47.20	TRIM (T-414)
70	5469-6469	9804876	LH	47.20	TRIM (T-414)
70	5469-6469	9804877	RH	47.20	TRIM (T-414)
70	5437-67-6437	9804852	LH	59.35	TRIM (T-426)
70	5437-67-6437	9804853	RH	59.35	TRIM (T-426)
70	5439-6439	9804868	LH	47.20	TRIM (T-426)
70	5439-6439	9804869	RH	47.20	TRIM (T-426)
70	5469-6469	9804878	LH	47.20	TRIM (T-426)
70	5469-6469	9804879	RH	47.20	TRIM (T-426)

70	5467..	.9804860	RH	59.35	TRIM (T-427).....
70	5467..	.9804861	LH	59.35	TRIM (T-427).....
70	5437-67-6437.	.9804854	RH	59.35	TRIM (T-428).....
70	5437-67-6437.	.9804855	LH	59.35	TRIM (T-428).....
70	5439-6439.	.9804870	RH	47.20	TRIM (T-428).....
70	5439-6439.	.9804871	LH	47.20	TRIM (T-428).....
70	5469-6469.	.9804880	RH	47.20	TRIM (T-428).....
70	5469-6469.	.9804881	LH	47.20	TRIM (I 482).....
70	6639.	.981 1 198	RH	48.40	TRIM, less mldg. &t emblem (T-434).....
70	6639.	.981 1 199	LH	48.40	TRIM, less mldg. 8i emblem (T-434).....
70	6639.	.981 1 200	RH	48.40	TRIM, less mldg. 8i emblem (T-438-468).....
70	6639..	.981 1 201	LH	48.40	TRIM, less mldg. 8t emblem (T-438-468).....
70	6036-46.	.9804882	RH	38.00	TRIM (I 440).....
70	6036-46.	.9804883	LH	38.00	TRIM (I 440).....
70	6036-46.	.9804884	RH	38.00	TRIM(T-441).....
70	6036-46.	.9804885	LH	38.00	TRIM(T-441).....
70	6036-46.	.9804886	RH	38.00	TRIM (I 444).....
70	6036-46.	.9804887	LH	38.00	TRIM (I 444).....
70	6036-46.	.9804888	RH	38.00	TRIM (I 449).....
70	6036-46..	.9804889	LH	38.00	TRIM (I 449).....
70	6036-46..	.9804890	RH	72.35	TRIM (I 450).....
70	6036-46.	.9804891	LH	72.35	TRIM (I 450).....
70	6046.	.9804892	RH	72.35	TRIM (I 451).....
70	6046.	.9804893	LH	72.35	TRIM (I 451).....
70	6036-46.	.9804894	RH	72.35	TRIM (T-454).....
70	6036-46.	.9804895	LH	72.35	TRIM (T-454).....
70	6036-46..	.9804896	RH	72.35	TRIM (I 459).....
70	6036-46.	.9804897	LH	72.35	TRIM (I 459).....
70	6637..	.981 1 186	RH	58.45	TRIM, less mldg. &i emblem (T-460).....
70	6637..	.981 1 187	LH	58.45	TRIM, less mldg. & emblem (T-460).....
70	6639..	.981 1 202	RH	48.40	TRIM, less mldg. 8i emblem (T-460).....
70	6639..	.981 1 203	LH	48.40	TRIM, less mldg. 8< emblem (T-460).....
70	6637-67..	.981 1 194	RH	58.45	TRIM, less mldg. & emblem (T-465).....
70	6637-67..	.981 1 195	LH	58.45	TRIM, less mldg. 8; emblem (T-465).....
70	6639..	.981 1 204	RH	48.40	TRIM, less mldg. & emblem (T-465).....
70	6639..	.981 1 205	LH	48.40	TRIM, less mldg. & emblem (T-465).....
70	6637..	.981 1 188	RH	58.45	TRIM, less mldg. & emblem (T-466).....
70	6637..	.981 1 189	LH	58.45	TRIM, less mldg. & emblem (T-466).....
70	6639..	.981 1 206	RH	48.40	TRIM, less mldg. & emblem (T-466).....
70	6639..	.981 1 207	LH	48.40	TRIM, less mldg. & emblem (T-466).....
70	6637-67.	.981 1 192	RH	58.45	TRIM, less mldg. 8i emblem (T-468-478).....
70	6637-67.	.981 1 193	LH	58.45	TRIM, less mldg. 8< emblem (T-468-478).....
70	8239.	.981 1 210	RH	43.85	TRIM, less mldg. (T-481).....
70	8239..	.981 1 21 1	LH	43.85	TRIM, less mldg. (I 481).....
70	8257..	.981 1 218	RH	51.25	TRIM, less mldg. (I 481).....
70	8257.	.981 1 219	LH	51.25	TRIM, less mldg. (T-481).....
70	8269.	.981 1 226	RH	42.95	TRIM, less mldg. (I 481).....
70	8269.	.981 1 227	LH	42.95	TRIM, less mldg. (I 481).....
70	8239..	.981 1 212	RH	43.85	TRIM, less mldg. (T-484-494).....
70	8239.	.981 1 213	LH	43.85	TRIM, less mldg. (T-484-494).....
70	8257.	.981 1 220	RH	51.25	TRIM, less mldg. (T-484-494).....
70	8257.	.981 1 221	LH	51.25	TRIM, less mldg. (T-484-494).....
70	8269.	.981 1 228	RH	42.95	TRIM, less mldg. (T-484).....
70	8269.	.981 1 229	LH	42.95	TRIM, less mldg. (T-484).....
70	8239.	.981 1 214	RH	43.85	TRIM, less mldg. (I 488 498).....
70	8239.	.981 1 215	LH	43.85	TRIM, less mldg. (I 488 498).....
70	8257.	.981 1 222	RH	51.25	TRIM, less mldg. (T-488-498).....
70	8257..	.981 1 223	LH	5 1.25	TRIM, less mldg. (I 488 498).....
70	8269.	.981 1 230	RH	42.95	TRIM, less mldg. (T-488).....
70	8269.	.981 1 231	LH	42.95	TRIM, less mldg. (I 488).....
70	8439.	.981 1 234	RH	45.95	TRIM, less mldg. &t panel (T-600).....
70	8439..	.981 1 235	LH	45.95	TRIM, less mldg. 8i panel (T-600).....
70	8469..	.981 1 502	RH	44.65	TRIM, less mldg. 8i panel (T-600).....
70	8469..	.981 1 503	LH	44.65	TRIM, less mldg. 8t panel (T-600).....
70	8439..	.981 1 236	RH	45.95	TRIM, less mldg. 8t panel (T-601-631-632).....
70	8439.	.981 1 237	LH	45.95	TRIM, less mldg. & panel (T-601-631-632).....
70	8469..	.981 1 504	RH	44.65	TRIM, less mldg. 8t panel (T-601).....
70	8469..	.981 1 505	LH	44.65	TRIM, less mldg. & panel (T-601).....
70	8439..	.981 1 238	RH	45.95	TRIM, less mldg. & panel (T-604-614-624-634-635).....
70	8439..	.981 1 239	LH	45.95	TRIM, less mldg. &i panel (T-604-614-624-634-635).....
70	8469..	.981 1 506	RH	44.65	TRIM, less mldg. &t panel (T-604-614-624).....
70	8469..	.981 1 507	LH	44.65	TRIM, less mldg. &t panel (T-604-614-624).....
70	8439.	.981 1 240	RH	45.95	TRIM, less mldg. 8. panel (T-608-618-628-637-638-648).....
70	8439..	.981 1 241	LH	45.95	TRIM, less mldg. 8t panel (T-608-618-628).....
70	8469.	.981 1 508	RH	44.65	TRIM, less mldg. & panel (T-608-618-628).....
70	8469.	.981 1 509	LH	44.65	TRIM, less mldg. & panel (T-608-618-628).....
70	8457-67..	.981 1 266	RH	47.80	TRIM, less mldg. & panel (T-614-624-634).....

70	8457-67	.981 1267	LH	47.80	TRIM, less mldg. 8c panel (T-61 4-624-634)
70	8467	.981 1272	RH	47^0	less mldg. 8c panel (T-6 17)
70	8467	.981 1273	LH	47.80	TRIM, less mldg. & panel (T-6 17)
70	8457-67	.981 1268	RH	47.80	TRIM, less mldg. 8c panel (T-6 18-628)
70	8457-67	.981 1269	LH	47.80	TRIM, less mldg. 8c panel (T-618-628)
70	8439	.981 1242	RH	45.95	TRIM, less mldg. 8c panel (T-6 19-629-639)
70	8439	.981 1243	LH	45.95	TRIM, less mldg. 8c panel (T-619-629-639)
70	8457-67	.981 1270	RH	47.80	TRIM, less mldg. 8c panel (T-619-629)
70	8457-67	.981 1271	LH	47.80	TRIM, less mldg. 8c panel (T-619-629)
70	8469	.9811510	RH	44.65	TRIM, less mldg. 8c panel (T-619-629)
70	8469	.9811511	LH	44.65	TRIM, less mldg. 8c panel (T-619-629)
70	8457	.9811256	RH	47.80	TRIM, less mldg. & panel (T-631)
70	8457	.981 1257	LH	47.80	TRIM, less mldg. 8i panel (T-631)
70	8439	.981 1251	LH	45^5	less mldg. 8c panel (T-637-638-648)
70	8457	.981 1260	RH	47.80	TRIM, less mldg. 8c panel (T-638)
70	8457	.981 1261	LH	47.80	TRIM, less mldg. 8c panel (T-638)
70	8457	.981 1270	RH	47.80	TRIM, less mldg. 8c panel (T-649)
70	8457	.981 1271	LH	47.80	TRIM, less mldg. 8i panel (T-649)
70	9487	.9808022	RH	59.25	TRIM, less mldg. 8c panel (T-650)
70	9487	.9808023	LH	59.25	TRIM, less mldg. 8i panel (T-650)
70	9487	.9808024	RH	59.25	TRIM, less mldg. & panel (T-654)
70	9487	.9808025	LH	59.25	TRIM, less mldg. & panel (T-654)
70	9487	.9808050	RH	59.25	TRIM, less mldg. 8c panel (T-659)
70	9487	.9808051	LH	59.35	TRIM, less mldg. 8c panel (T-659)
70	9487	.981 1026	RH	59.25	less mldg. 8c panel (T-666)
70	9487	.981 1027	LH	59.25	TRIM, less mldg. 8c panel (T-666)
70	9487	.981 1028	RH	59.25	TRIM, less mldg. 8i panel (T-668)
70	9487	.981 1029	LH	59.25	TRIM, less mldg. & panel (T-668)
70	9487	.9807774	RH	55.95	TRIM, less mldg. 8c strap 8i panel (T-678-688-698)
70	9487	.9807775	LH	55.95	TRIM, less mldg. 8c strap 8i panel (T-678-688-698)
70	9487	.981 1030	RH	55.95	less mldg. 8c strap 8c panel (T-679-699)
70	9487	.981 1031	LH	55.95	TRIM, less mldg. 8c strap 8c panel (T-679-699)
70	9487	.981 1032	RH	55^5	less mldg. 8i strap & panel (T-680)
70	9487	.981 1033	LH	55.95	TRIM, less mldg. & strap & panel (T-680)
70	9487	.981 1034	RH	55.95	TRIM, less mldg. & strap 8c panel (T-681)
70	9487	.981 1035	LH	55.95	TRIM, less mldg. 8c strap 8c panel (T-681)
70	9487	.981 1036	RH	55.95	TRIM, less mldg. 8c strap 8c panel (T-674-684)
70	9487	.981 1037	LH	55.95	TRIM, less mldg. 8c strap 8c panel (T-674-684)
70	9487	.981 1 038	RH	55.95	less mldg. & strap 8c panel (T-686)
70	9487	.981 1 039	LH	55^5	less mldg. 8c strap & panel (T-686)
70	9487	.981 1 040	RH	55.95	TRIM, less mldg. 8c strap & panel (T-695)
70	9487	.981 1 041	LH	55^5	less mldg. 8c strap 8t panel (T-695)
71	332 7	.9853682	RH	40.15	TRIM (T-100)
71	332 7	.9853683	LH	40.15	TRIM (T-100)
71	3337-3437	.9853694	RH	40.15	TRIM (T-100)
71	3337-3437	.9853695	LH	40.15	TRIM (T-100)
71	3369-3436	.9853706	RH	32.55	TRIM (T-100)
71	3369-3436	.9853707	LH	32.55	TRIM (T-100)
71	3436	.9853712	RH	32.55	TRIM (T-101)
71	3436	.9853713	LH	32.55	TRIM (T-101)
71	332 7	.9853684	RH	40.15	TRIM (T-104)
71	332 7	.9853685	LH	40.15	TRIM (T-104)
71	3337-3437	.9853696	RH	40.15	TRIM (T-104)
71	3337-3437	.9853697	LH	40.15	TRIM (T-104)
71	3369-3436	.9853708	RH	32.55	TRIM (T-104)
71	3369-3436	.9853709	LH	32.55	TRIM (T-104)
71	332 7	.9853686	RH	40.15	TRIM (T-108)
71	332 7	.9853687	LH	40.15	TRIM (T-108)
71	3337-3437	.9853698	RH	40.15	TRIM (T-108)
71	3337-3437	.9853699	LH	40.15	TRIM (T-108)
71	3369	.9853710	RH	32.55	TRIM (T-108)
71	3369	.985371 1	LH	32.55	TRIM (T-108)
71	3337	.9853688	RH	45.90	TRIM (T-1 10)
71	3337	.9853689	LH	45.90	TRIM (T-1 10)
71	332 7	.9853676	RH	45.90	TRIM (T-1 10)
71	332 7	.9853677	LH	45.90	TRIM (T-1 10)
71	3369	.9853700	RH	38.00	TRIM (T-1 1 0)
71	3369	.9853701	LH	38.00	TRIM (T-1 10)
71	3337	.9853690	RH	45.90	TRIM (T-1 11)
71	3337	.9853691	LH	45.90	TRIM (T-1 11)
71	332 7	.9853678	RH	45.90	TRIM (T-1 11)
71	332 7	.9853679	LH	45.90	TRIM (T-1 11)
71	3369	.9853702	RH	38.00	TRIM (T-1 11)
71	3369	.9853703	LH	38.00	TRIM (T-1 11)
71	3337	.9853692	RH	45.90	TRIM (T-1 14)
71	3337	.9853693	LH	45.90	TRIM (T-1 14)
71	332 7	.9853680	RH	45.90	TRIM (T-1 14)
71	332 7	.9853681	LH	45.90	TRIM (T-1 14)

71	33699853704	RH	38.00	TRIM	114)
71	33699853705	LH	38.00	TRIM	114)
71	3337-3437-67-4437-679853716	RH	53.00	TRIM	134-154)
71	3337-3437-67-4437-679853717	LH	53.00	TRIM	134-154)
71	3369-4439-699853738	RH	47.25	TRIM	134-154)
71	3369-4439-699853739	LH	47.25	TRIM	134-154)
71	3337-3437-67-4437-679853720	RH	53.00	TRIM	138-158-168)
71	3337-3437-67-4437-679853721	LH	53.00	TRIM	138-158-168)
71	3369-4439-699853742	RH	47.25	TRIM	138-158)
71	3369-4439-699853743	LH	47.25	TRIM	138-158)
71	4439-699853730	RH	60.30	TRIM	140)
71	4439-699853731	LH	60.30	TRIM	-140)
71	44379853724	RH	71.95	TRIM	-140)
71	44379853725	LH	71.95	TRIM	-140)
71	4439-699853732	RH	60.30	TRIM	-141)
71	4439-699853733	LH	60.30	TRIM	-141)
71	44379853726	RH	71.95	TRIM	T-141)
71	44379853727	LH	71.95	TRIM	T-141)
71	4439-699853734	RH	60.30	TRIM	-144)
71	4439-699853735	LH	60.30	TRIM	(T-144)
71	44379853728	RH	71.95	TRIM	(T-144)
71	44379853729	LH	71.95	TRIM	(T-144)
71	3337-3437-67-4437-679853714	RH	53.00	TRIM	(T-1 50)
71	3337-3437-67-4437-679853715	LH	47.25	TRIM	(T-1 50)
71	44399853736	RH	47.25	TRIM	(T-150)
71	44399853737	LH	53.00	TRIM	(T-1 50)
71	3337-3437-67-4437-679853722	RH	53.00	TRIM	(T-155-165)
71	3337-3437-67-4437-679853723	LH	53.00	TRIM	(T 155-165)
71	3337-3437-67-4437-679853718	RH	53.00	TRIM	T-1 56-1 66)
71	3337-3437-67-4437-679853719	LH	47.25	TRIM	T 156 166)
71	44399853740	RH	47.25	TRIM	T 156)
71	44399853741	LH	47.25	TRIM	T-1 56)
71	52579845462	RH	14.30	PANEL	(lwr.) (T-400) (plastic)	
71	52579860644	RH	34.25	TRIM	(upr.) (T-400)	
71	52579860645	LH	28.20	TRIM, upr.	T-400)
71	52699860614	RH	28.20	TRIM, upr.	T-400)
71	52699860615	LH	28.20	TRIM, upr.	T-400)
71	52399860634	RH	28.20	TRIM, upr.	T-400)
71	52399860635	LH	1 1.45	TRIM, upr.	T-400)
71	5239-69-6035-459845444	RH	28.20	PANEL, lwr	(T-400-440) plastic	
71	52699860616	RH	28.20	TRIM, upr	T-401)
71	52699860617	LH	14.30	TRIM, upr	T-401)
71	52579845456	RH	34.25	PANEL, lwr	(T-401) plastic	
71	52579860646	RH	33.35	TRIM, upr	T-401)
71	52579893919	LH	28.20	TRIM, upr	T-401)
71	52399860636	RH	28.20	TRIM, upr	T 401)
71	52399860637	LH	14.30	TRIM, upr	T 401)
71	52579845450	RH	14.30	PANEL, lwr	(T-404) plastic	
71	52579845451	LH	34.25	PANEL, lwr	(T-404) plastic	
71	52579860648	RH	34.25	TRIM, upr.	T 404)
71	52579860649	LH	28.20	TRIM, upr	T 404)
71	52699860618	RH	28.20	TRIM, upr.	T 404)
71	52699860619	LH	28.20	TRIM, upr.	T 404)
71	52399860638	RH	28.20	TRIM, upr	T 404)
71	52399860639	LH	14.30	TRIM, upr	T 404)
71-72	5257-5457-67-84379845446	RH		PANEL, lwr. plastic (black) prime & paint to match (less carpet),		
71-72	5257-5457-67-84379845447	LH	14.30	PANEL, lwr. plastic (black) prime & paint to match (less carpet),		
71	52579860610	RH	34.25	TRIM, upr.	(T-408-418)
71	52579860611	LH	34.25	TRIM, upr.	(T-408-418)
71	52699860620	RH	28.20	TRIM, upr.	(T-408-418)
71	52699860621	LH	28.20	TRIM, upr.	(T-408-418)
71	5239-69-5439-69-84399845430	RH	1 1.45	PANEL, lwr. plastic (black) prime & paint to match (less carpet),		
71	5239-69-5439-69-84399845431	LH	1 1.45	PANEL, lwr. plastic (black) prime & paint to match (less carpet),		
71	52399860640	RH	28.20	TRIM, upr.	(T-408-418)
71	52399860641	LH	28.20	TRIM, upr.	(T-408-418)
71	52579845454	RH	14.30	PANEL, lwr.	(T-4 16) plastic,	
71	52579845455	LH	14.30	PANEL, lwr.	(T-4 16) plastic,	
71	52579860612	RH	34.25	TRIM, upr.	(T-4 16)
71	52579860613	LH	34.25	TRIM, upr.	(T-4 16)
71	52699860622	RH	28.20	TRIM upr.	(T-4 16)
71	52699860623	LH	28.20	TRIM upr.	(T-4 16)
71	52399860642	RH	28.20	TRIM upr.	(T-4 16)
71	52399860643	LH	28.20	TRIM, upr.	(T-4 16)
71	5239-69-6035-459845436	RH	1 1.45	PANEL, lwr.	(T-4 16-446) plastic	

71	5457	9860714	RH	65.45	TRIM, upr. (T-420)
71	5457	9860715	LH	65.45	TRIM, upr. (T-420)
71	5469	9853238	RH	54.90	TRIM, upr. (T-420)
71	5469	9853239	LH	54.90	TRIM, upr. (T-420)
71	5439	9860624	RH	54.90	TRIM, upr. (T-420)
71	5359	9860625	LH	54.90	TRIM, upr. (T-420)
71	5457	9882592	RH	20.75	PANEL, lwr. w/carpets (T-420-430) plastic
71	5457	9860716	RH	65.45	TRIM, upr. (T-421)
71	5457	9860717	LH	65.45	TRIM, upr. (T-421)
71	5439	9860701	RH	54.90	TRIM, upr. (T-421)
71	5439	9860702	LH	54.90	TRIM, upr. (T-421)
71	5469	9853240	RH	54.90	TRIM, upr. (T-421)
71	5469	9853241	LH	54.90	TRIM, upr. (T-421)
71	5439-69	9882578	RH	19.40	PANEL, lwr. w/carpets (T-421) plastic
71	5457	9882594	RH	20.75	PANEL, lwr. w/carpets (T-421) plastic
71	5457	9882595	LH	20.75	PANEL, lwr. w/carpets (T-421) plastic
71	5457	9860718	RH	65.45	TRIM, upr. (T-424)
71	5457	9860719	LH	65.45	TRIM, upr. (T-424)
71	5439	9860703	RH	54.90	TRIM, upr. (T-424)
71	5439	9860704	LH	54.90	TRIM, upr. (T-424)
71	5469	9853242	RH	54.90	TRIM, upr. (T-424)
71	5469	9853243	LH	54.90	TRIM, upr. (T-424)
71	5439-69	9882580	RH	19.40	PANEL, lwr. w/carpets (T-424-434) plastic
71	5457-67	9882596	RH	20.75	PANEL, lwr. w/carpets (T-424-434) plastic
71	5457	9860720	RH	61.85	TRIM, upr. (T-430)
71	5457	9860721	LH	61.85	TRIM, upr. (T-430)
71	5439	9860705	RH	50.25	TRIM, upr. (T-430)
71	5439	9860706	LH	50.25	TRIM, upr. (T-430)
71	5469	9853244	RH	50.25	TRIM, upr. (T-430)
71	5469	9853245	LH	50.25	TRIM, upr. (T-430)
71	5457-67	9860722	RH	61.85	TRIM, upr. (T-434)
71	5457-67	9860723	LH	61.85	TRIM, upr. (T-434)
71	5439	9860707	RH	50.25	TRIM, upr. (T-434)
71	5439	9860708	LH	50.25	TRIM, upr. (T-434)
71	5469	9853246	RH	50.25	TRIM, upr. (T-434)
71	5469	9853247	LH	50.25	TRIM, upr. (T-434)
71	5457-67	9860724	RH	61.85	TRIM, upr. (T-436)
71	5457-67	9860725	LH	61.85	TRIM, upr. (T-436)
71	5439	9860710	RH	50.25	TRIM, upr. (T-436)
71	5439	9860711	LH	50.25	TRIM, upr. (T-436)
71	5469	9853248	RH	50.25	TRIM, upr. (T-436)
71	5469	9853249	LH	50.25	TRIM, upr. (T-436)
71	5457-67	9882598	RH	20.75	PANEL, lwr. w/carpets (T-436) plastic
71	5457-67	9882599	LH	20.75	PANEL, lwr. w/carpets (T-436) plastic
71	5439-69	9882582	RH	19.40	PANEL, lwr. w/carpets (T-436) plastic
71	5457-67	9860726	RH	61.85	TRIM, upr. (T-438)
71	5457-67	9860727	LH	61.85	TRIM, upr. (T-438)
71	5457-67	9882600	RH	20.75	PANEL, lwr. w/carpets (T-438) plastic
71	5457-67	9882601	LH	20.75	PANEL, lwr. w/carpets (T-438) plastic
71	5439	9860712	RH	50.25	TRIM, upr. (T-438)
71	5439	9860713	LH	50.25	TRIM, upr. (T-438)
71	5469	9853176	RH	50.25	TRIM, upr. (T-438)
71	5469	9853177	LH	50.25	TRIM, upr. (T-438)
71	5439-69	9882584	RH	19.40	PANEL, lwr. w/carpets (T-438) plastic
71	5439-69	9882585	LH	19.40	PANEL, lwr. w/carpets (T-438) plastic
71-72	6035-45 (Std. Trim)	9845430	RH	1 1.45	PANEL, lwr. (black) prime & paint to match (less carpet)
71-72	6035-45 (Std. Trim)	9845431	LH	1 1.45	PANEL, lwr. (black) prime & paint to match (less carpet)
71-72	6035-45 (Cust. Trim)	9852302	RH	14.30	PANEL, lwr. (prime & paint to match) black (less carpet)
71-72	6035-45 (Cust. Trim)	9852303	LH	1 4.30	PANEL, lwr. (prime & paint to match) black (less carpet)
71	6035-45	9859664	RH	37.20	TRIM, upr. (T-440)
71	6035-45	9859665	LH	37.20	TRIM, upr. (T-440)
71	6035-45	9605480	RH	41.80	TRIM, upr. (T-441)
71	6035-45	9860407	LH	62.20	TRIM, upr. (T-441)
71	6035-45	9859673	RH	37.20	TRIM, upr. (T-444)
71	6035-45	9859674	LH	37.20	TRIM, upr. (T-444)
71	6035-45	9860404	RH	62.20	TRIM, upr. (T-446)
71	6035-45	9860405	LH	62.20	TRIM, upr. (T-446)
71	6035-45	9860408	RH	41.80	TRIM, upr. (T-450)
71	6035-45	9860409	LH	41.80	TRIM, upr. (T-450)
71	6045	9860410	RH	41.80	TRIM, upr. (T-454)
71	6045	9860411	LH	4 1.80	TRIM, upr. (T-454)
71	6045-6639-8239	9866182	RH	18.40	PANEL, lwr. w/carpets (less mldg.) T-454-462-464-484-494 (plastic)

71	6045-6639-8239	9866183	LH	18.40	PANEL, lwr. w/carpet (less mldg.) T-454-462-464-484-494 (plastic)
71	6035-45	9860412	RH	41.80	TRIM, upr. (T-456)
71	6035-45	9860413	LH	41.80	TRIM, upr. (T-456)
71	6639	9860728	RH	46.45	TRIM, upr. (T-460)
71	6639	9860729	LH	46.45	TRIM, upr. (T-460)
71	6647	9867530	RH	42.95	TRIM, upr. less mldgs. (T-460)
71	6647	9867531	LH	42.95	TRIM, upr. less mldgs. (T-460)
71	6647-8237	9866171	LH	19.40	PANEL, lwr. w/carpet (less mldg.) T-460-480 (plastic)
71	6667	9867534	RH	42.95	TRIM, upr. less mldgs. (T-461)
71	6667	9867535	LH	42.95	TRIM, upr. less mldgs. (T-461)
71	6667-8237	9866157	LH	19.40	PANEL, lwr. w/carpet (less mldg.) T-461-481 (plastic)
71	6639	9860730	RH	46.45	TRIM, upr. (T-462-464)
71	6639	9860731	LH	46.45	TRIM, upr. (T-462-464)
71	6639	9860732	RH	46.45	TRIM, upr. (T-463-468)
71	6639	9860733	LH	46.45	TRIM, upr. (T-463-468)
71	6639-8239	9866177	LH	19.40	PANEL, lwr. w/carpet (less mldg.) T-463-468-498 (plastic)
71	6647	9867532	RH	42.95	TRIM, upr. less mldgs. (T-462-464)
71	6647	9867533	LH	42.95	TRIM, upr. less mldgs. (T-462-464)
71	6647-8237-9000	9866146	RH	19.40	PANEL, lwr. w/carpet (less mldg.) T-464-484-494-654-664 (plastic)
71	6647-8237-9000	9866147	LH	19.40	PANEL, lwr. w/carpet (less mldg.) T-464-484-494-654-664 (plastic)
71	6667	9867536	RH	42.95	TRIM, upr. less mldgs. (T-465)
71	6667	9867537	LH	42.95	TRIM, upr. less mldgs. (T-465)
71	6667	9866144	RH	19.40	PANEL, lwr. w/carpet (less mldg.) (T-465) plastic
71	6639	9860734	RH	46.45	TRIM, upr. (T-466)
71	6639	9860735	LH	46.45	TRIM, upr. (T-466)
71-72	6639-8239	9852302	RH	14.30	PANEL, lwr. finishing (black) prime & paint to match
71-72	6639-8239	9852303	LH	14.30	PANEL, lwr. finishing (black) prime & paint to match
71	6647-67	9867526	RH	42.95	TRIM, upr. less mldgs. (T-466)
71	6647-67	9867527	LH	42.95	TRIM, upr. less mldgs. (T-466)
71	6647-67	9866154	RH	19.40	PANEL, lwr. w/carpet (less mldg.) T-466 (plastic)
71	6647-67	9866155	LH	19.40	PANEL, lwr. w/carpet (less mldg.) T-466 (plastic)
71	6647-67	9867528	RH	42.95	TRIM, upr. less mldgs. (T-468)
71	6647-67	9867529	LH	42.95	TRIM, upr. less mldgs. (T-468)
71-72	6647*67-8237	9852288	RH	19.40	PANEL, lwr. (less mldg.) (plastic) prime & paint to match (order carpet as reqd.)
71-72	6647-67-8237	9852289	LH	19.40	PANEL, lwr. (less mldg.) (plastic) prime & paint to match (order carpet as reqd.)
71	8237	9860748	RH	47.55	TRIM, upr. (T-480)
71	8237	9860749	LH	47.55	TRIM, upr. (T-480)
71	8239	9861732	RH	41.20	TRIM, upr. (T-480)
71	8239	9861733	LH	41.20	TRIM, upr. (T-480)
71	8237	9861726	RH	47.55	TRIM, upr. (T-481)
71	8237	9861727	LH	47.55	TRIM, upr. (T-481)
71	8239	9861734	RH	41.20	TRIM, upr. (T-481)
71	8239	9861735	LH	41.20	TRIM, upr. (T-481)
71	8239	9866189	LH	18.40	PANEL, lwr. w/carpet (less mldg.) T-481 (plastic)
71	8237	9861728	RH	47.55	TRIM, upr. (T-484-494)
71	8237	9861729	LH	47.55	TRIM, upr. (T-484-494)
71	8239	9861736	RH	41.20	TRIM, upr. (T-484-494)
71	8239	9861737	LH	41.20	TRIM, upr. (T-484-494)
71	8237	9861730	RH	47.55	TRIM, upr. (T-498)
71	8237	9861731	LH	47.55	TRIM, upr. (T-498)
71	8239	9861738	RH	41.20	TRIM, upr. (T-498)
71	8239	9861739	LH	41.20	TRIM, upr. (T-498)
71	8439	9867598	RH	30.70	TRIM, upr. less mldg. 8. inserts (T-600-620)
71	8439	9867599	LH	30.70	TRIM, upr. less mldg. 8i inserts (T-600-620)
71	8439 Pwr. Wind	9867632	RH	51.35	PANEL, lwr. less mldgs. (T-600-620-630-640) (plastic)
71	8439 Pwr. Wind	9867633	LH	51.35	PANEL, lwr. less mldgs. (T-600-620-630-640) plastic
71	8439	9866198	RH	15.90	PANEL, lwr. w/carpet (T-600-620) (plastic)
71	8439	9866199	LH	15.90	PANEL, lwr. w/carpet (T-600-620) (plastic)
71	8439	9867600	RH	30.70	TRIM, upr. less mldg & insert (T-601)
71	8439	9866190	RH	30.70	PANEL, lwr. w/carpet (T-601) (plastic)
71	8439	9866191	LH	15.90	PANEL, lwr. w/carpet (T-601) (plastic)
71	8439 Pwr. Wind	9867634	RH	51.35	PANEL, lwr. less mldgs. (T-601-63 1-64 1) plastic
71	8439 Pwr. Wind	9867635	LH	51.35	PANEL, lwr. less mldgs. (T-601-63 1-64 1) plastic
71	8439	9867602	RH	30.70	TRIM, upr. less mldg. 8i insert (T-604-624)
71	8439	9867603	LH	30.70	TRIM, upr. less mldg. 8i insert (T-604-624)
71	8439	9866185	LH	15.90	PANEL, lwr. pnl. w/carpet (T-604-624) (plastic)
71	8439 Pwr. Wind	9867636	RH	51.35	PANEL, lwr. less mldgs. (T-604-624-632-644) plastic
71	8439 Pwr. Wind	9867637	LH	51.35	PANEL, lwr. less mldgs. (T-604-624-632-644) plastic
71	8439	9867604	RH	30.70	TRIM, upr. less mldg. & insert (T-608-628)

71	8439.9867605	LH	30.70	TRIM, upr. less mldg. & insert (T-608-628).....	
71	8439.9866178	RH	15.90	PANEL, lwr. w/carpet (T-608-628) (plastic).....	
71	8439	Pwr. Wind9867638	RH	51.35	PANEL, lwr. less mldgs. (T-608-628-633-642-648) plastic.....
71	8439	Pwr. Wind9867639	LH	51.35	PANEL, lwr. less mldgs. (T-608-628-633-642-648) plastic.....
71	8437.9867542	RH	34.60	TRIM, upr. less mldgs & insert (T-610-620).....	
71	8437.9867543	LH	34.60	TRIM, upr. less mldgs. 8. insert (T-610-620).....	
71	8437.9866173	LH	14.30	PANEL, lwr. w/carpet (T-610-620) (plastic).....	
71	8437	Pwr. Wind9867572	RH	59.25	PANEL, lwr. less mldgs. (T-610-620-640) plastic....
71	8437	Pwr.-Wind9867573	LH	59.25	PANEL, lwr. less mldgs. (T-610-620-640) plastic....
71	8437.9867544	RH	34.60	TRIM, upr. less mldgs. 8t insert (T-61 1).....	
71	8437.9867545	LH	34.60	TRIM, upr. less mldgs. 8t insert (T-61 1).....	
71	8437.9882586	RH	20.75	PANEL, lwr. w/carpet (less mldg.) (T-61 1) (plastic) ..	
71	8437.9882587	LH	20.75	PANEL, lwr. w/carpet (less mldg.) (T-61 1) (plastic) ..	
71	8437	Pwr. Wind9867574	RH	59.25	PANEL, lwr. less mldgs. (T-61 1-64 1) plastic.....
71	8437	Pwr. Wind9867575	LH	59.25	PANEL, lwr. less mldgs. (T-61 1-64 1) plastic.....
71	8437.9867546	RH	34.60	TRIM, upr. less mldgs & insert (T-614-624).....	
71	8437.9867547	LH	34.60	TRIM, upr. less mldgs & insert (T-614-624).....	
71	8437.9866148	RH	14.30	PANEL, lwr. w/carpet (T-614-624) (plastic).....	
71	8437.9866149	LH	14.30	PANEL, lwr. w/carpet (T-614-624) (plastic).....	
71	8437	Pwr. Wind9867576	RH	59.25	PANEL, lwr. less mldgs. (T-61 4-624-644) plastic....
71	8437	Pwr. Wind9867577	LH	59.25	PANEL, lwr. less mldgs. (T-614-624.644) plastic....
71	8437.9867554	RH	34.60	TRIM, upr. less mldgs. 8t insert (T-627).....	
71	8437.9867555	LH	34.60	TRIM, upr. less mldgs. 8i insert (T-627).....	
71	8437	Pwr. Wind9867578	RH	59.25	PANEL, lwr. less mldgs. (T-627) plastic.....
71	8437	Pwr. Wind9867579	LH	59.25	PANEL, lwr. less mldgs. (T-627) plastic.....
71	8437.9882588	RH	20.75	PANEL, lwr. w/carpet (less mldg.) (T-627) (plastic) ..	
71	8437.9882589	LH	20.75	PANEL, lwr. w/carpet (less mldg.) (T-627) (plastic) ..	
71	8439.9867612	RH	30.70	TRIM, upr. less mldg. 8t inserts (T-627).....	
71	8439.9867613	LH	30.70	TRIM, upr. less mldg. 8t insert (T-627).....	
71	8439	Pwr. Wind9867640	RH	51.35	PANEL, lwr. less mldgs. (T-627) plastic.....
71	8439	Pwr. Wind9867641	LH	51.35	PANEL, lwr. less mldgs. (T-627) plastic.....
71	8439.9870904	RH	15.90	PANEL, lwr. w/carpet (T-627) (plastic).....	
71	8437.9867556	RH	34.60	TRIM, upr. less mldgs. 8t insert (T-628).....	
71	8437.9867557	LH	34.60	TRIM, upr. less mldgs & insert (T-628).....	
71	8437.9882590	RH	20.75	PANEL, lwr. w/carpet (less mldg.) (T-628) (plastic) ..	
71	8437.9882591	LH	20.75	PANEL, lwr. w/carpet (less mldg.) (T-628) (plastic) ..	
71	8437	Pwr. Wind9867580	RH	59.25	PANEL, lwr. less mldgs. (T-628-642) plastic.....
71	8437	Pwr. Wind9867581	LH	59.25	PANEL, lwr. less mldgs. (T-628-642) plastic.....
71	8439.9867618	RH	31.00	TRIM, upr. less finish pnl. 8t insert (T-630-640).....	
71	8439.9867619	LH	31.00	TRIM, upr. less finish pnl & inserts (T-630-640).....	
71	8439.9867620	RH	31.00	TRIM, upr. less finish pnl & insert (T-631-641).....	
71	8439.9867621	LH	31.00	TRIM, upr. less finish pnl. 8t insert (T-63 1-641).....	
71	8439.9867622	RH	31.00	TRIM, upr. less finish pnl. 8t insert (T-632-644).....	
71	8439.9867623	LH	31.00	TRIM, upr. less finish pnl. 8i insert (T-632-644).....	
71	8439.9867624	RH	31.00	TRIM, upr. less finish pnl. 8t insert (T-633-642-648) ..	
71	8439.9867625	LH	31.00	TRIM, upr. less finish pnl. 8t insert (T-633-642-648) ..	
71	8437.9867560	RH	35.10	TRIM, upr. less finish pnl 8t insert (T-640).....	
71	8437.9867561	LH	35.10	TRIM, upr. less finish pnl. 8t insert (T-640).....	
71	8437.9867562	RH	35.10	TRIM, upr. less finish pnl & insert (T-641).....	
71	8437.9867563	LH	35.10	TRIM, upr. less finish pnl. 8t insert (T-641).....	
71	8437.9867568	RH	35.10	TRIM, upr. less finish pnl. 8t insert (T-642).....	
71	8437.9867569	LH	35.10	TRIM, upr. less finish pnl. 8i inserts (T-642).....	
71	8437.9867564	RH	35.10	TRIM, upr. less finish pnl. 8t inserts (T-644).....	
71	8437.9867565	LH	35.10	TRIM, upr. less finish pnl. 8i inserts (T-644).....	
71	9487.9867644	RH	38.30	TRIM, upr. less finish pnl. (T-654-664).....	
71	9487.9867645	LH	38.30	TRIM, upr. less finish pnl. (T-654-664).....	
71	9487.9867646	RH	38.30	TRIM, upr. less finish pnl. (T-658-668).....	
71	9487.9867647	LH	38.30	TRIM, upr. less finish pnl. (T-658-668).....	
71	9487.9867878	RH	39.35	TRIM, upr. less mldg. 8t finish pnl. (T-670-680).....	
71	9487.9867879	LH	39.35	TRIM, upr. less mldg. 8t finish pnl. (T-670-680).....	
71	9000	Pwr. Wind9867582	RH	58.45	PANEL, lwr. less mldgs. (T-670-680) plastic.....
71	9000	Pwr. Wind9867583	LH	58.45	PANEL, lwr. less mldgs. (T-670-680) plastic.....
71	9487.9867880	RH	39.35	TRIM, upr. less mldg & finish pnl. (T-67 1).....	
71	9487.9867881	LH	39.35	TRIM, upr. less mldg & finish pnl. (T-67 1).....	
71	9487	Pwr. Wind9867584	RH	58.45	PANEL, lwr. less mldgs. (T-671) plastic.....
71	9487	Pwr. Wind9897863	LH	55.30	PANEL, lwr. less mldgs. (T-67 1) plastic.....
71	9487.9867882	RH	39.35	TRIM, upr. less mldg. 8t finish pnl. (T-67 4-684).....	
71	9487.9867883	LH	39.35	TRIM, upr. less mldg. 8t finish pnl. (T-674-684).....	
71	9000	Pwr. Wind9867586	RH	58.45	PANEL, lwr. less mldgs. (T-674-684) plastic.....
71	9000	Pwr. Wind9867587	LH	58.45	PANEL, lwr. less mldgs. (T-674-684) plastic.....
71	9487.9867884	RH	39.35	TRIM, upr. less mldg. 8t finish pnl. (T-678-688-698) ..	
71	9487.9867885	LH	39.35	TRIM, upr. less mldg. 8t finish pnl. (T-678-688-698) ..	
71	9000	Pwr. Wind9867588	RH	58.45	PANEL, lwr. less mldgs. (T-678-688-698) plastic.....
71	9000	Pwr. Wind9867589	LH	58.45	PANEL, lwr. less mldgs. (T-678-688-698) plastic....
71	9487.9867886	RH	39.35	TRIM, upr. less mldg. & finish pnl. (T-686).....	
71	9487.9867887	LH	39.35	TRIM, upr. less mldg. 8t finish pnl. (T-686).....	

71	9000 Pwr. Wind	.9867590	RH	58.45	PANEL, lwr. less mldgs. (T-686) plastic
71	9000 Pwr. Wind	.9867591	LH	58.45	PANEL, lwr. less mldgs. (T-686) plastic
71	9487 Pwr. Wind	.9867592	RH	58.45	PANEL, lwr. less mldgs. (T-695) plastic
71	9487 Pwr. Wind	.9867593	LH	58.45	PANEL, lwr. less mldgs. (T-695) plastic
71	9487	.9867888	RH	39.35	TRIM, upr. less mldg. & finish pnl. (T-695)
71	9487	.9867889	LH	39.35	TRIM, upr. less mldg. & finish pnl. (T-695)
71	9000 Pwr. Wind	.9867594	RH	58.45	PANEL, lwr. less mldgs. (T-697) plastic
71	9000 Pwr. Wind	.9867595	LH	58.45	PANEL, lwr. less mldgs. (T-697) plastic
71	9487	.9867890	RH	39.35	TRIM, upr. less mldg. & finish pnl. (T-697)
71	9487	.9867891	LH	39.35	TRIM, upr. less mldg. & finish pnl. (T-697)
71-72	9000 (Std. Trim)	.9852288	RH	19.40	PANEL, lwr. finish (black) prime 8i paint to match
71-72	9000 (Std. Trim)	.9852289	LH	19.40	PANEL, lwr. finish (black) prime & paint to match
72	3327	.9893774	RH	40.15	TRIM (T-100)
72	3327	.9893775	LH	40.15	TRIM (T-100)
72	3337-3437	.9893784	RH	40.15	TRIM (T-100)
72	3337-3437	.9893785	LH	40.15	TRIM (T-100)
72	3369-3436	.9893794	RH	32.55	TRIM (T-100)
72	3369-3436	.9893795	LH	32.55	TRIM (T-100)
72	3436	.9893798	RH	32.55	TRIM (T-101)
72	3436	.9893799	LH	32.55	TRIM (T-101)
72	3436	.9895176	RH	31.85	TRIM (T-104)
72	3436	.9895177	LH	31.85	TRIM (T-104)
72	3327	.9893776	RH	40.15	TRIM (T-106)
72	3327	.9893777	LH	40.15	TRIM (T-106)
72	3337-3437	.9893786	RH	40.15	TRIM (T-106)
72	3337-3437	.9893787	LH	40.15	TRIM (T-106)
72	3369-3436	.9893796	RH	32.55	TRIM (T-106)
72	3369-3436	.9893797	LH	32.55	TRIM (T-106)
72	3327	.9853686	RH	40.15	TRIM (T-108)
72	3327	.9853687	LH	40.15	TRIM (T-108)
72	3337-3437	.9853698	RH	40.15	TRIM (T-108)
72	3337-3437	.9853699	LH	40.15	TRIM (T-108)
72	3369	.9853710	RH	32.55	TRIM (T-108)
72	3369	.9853711	LH	32.55	TRIM (T-108)
72	3327	.9893768	RH	44.80	TRIM (T-110)
72	3327	.9893769	LH	44.80	TRIM (T-110)
72	3337	.9893778	RH	45.90	TRIM (T-110)
72	3337	.9893779	LH	45.90	TRIM (T-110)
72	3369	.9893788	RH	37.05	TRIM (T-110)
72	3369	.9893789	LH	37.05	TRIM (T-110)
72	3327	.9893770	RH	44.80	TRIM (T-111)
72	3327	.9893771	LH	44.80	TRIM (T-111)
72	3337	.9893780	RH	45.90	TRIM (T-111)
72	3337	.9893781	LH	45.90	TRIM (T-111)
72	3369	.9893790	RH	38.00	TRIM (T-111)
72	3369	.9893791	LH	38.00	TRIM (T-111)
72	3327	.9893772	RH	44.80	TRIM (T-114)
72	3327	.9893773	LH	44.80	TRIM (T-114)
72	3337	.9893782	RH	45.90	TRIM (T-114)
72	3337	.9893783	LH	45.90	TRIM (T-114)
72	3369	.9893792	RH	37.05	TRIM (T-114)
72	3369	.9893793	LH	38.00	TRIM (T-114)
72	3467-4467	.9895184	RH	50.10	TRIM(T-130)
72	3467-4467	.9895185	LH	50.10	TRIM(T-130)
72	4439	.9614088	RH	47.25	TRIM (T-130)
72	4439	.9614089	LH	47.25	TRIM (T-130)
72	3337-3437-4437	.9614054	RH	53.00	TRIM (T-133)
72	3337-3437-4437	.9614055	LH	53.00	TRIM (T-133)
72	3337-3437-4437	.9638424	RH		TRIM (T-134)
72	3337-3437-4437	.9638425	LH		TRIM (T-134)
72	33-34-4437	.9614056	RH	53.00	TRIM(T-135)
72	33-34-4437	.9614057	LH	53.00	TRIM(T-135)
72	3467-4467	.9895180	RH	50.10	TRIM(T-135)
72	3467-4467	.9895181	LH	50.10	TRIM(T-135)
72	33-34-4437	.9614058	RH	53.00	TRIM (T-136)
72	33-34-4437	.9614059	LH	53.00	TRIM (T-136)
72	3467-4467	.9853718	RH	53.00	TRIM (T-136)
72	3467-4467	.9853719	LH	53.00	TRIM(T-136)
72	3369-4439-69	.9614084	RH	47.25	TRIM (T-136)
72	3369-4439-69	.9614085	LH	47.25	TRIM (T-136)
72	3337-3437-4437	.9614060	RH	53.00	TRIM (T-137)
72	3337-3437-4437	.9614061	LH	53.00	TRIM (T-137)
72	33-34-4437	.9614062	RH	53.00	TRIM (T-138)
72	33-34-4437	.9614063	LH	53.00	TRIM (T-138)
72	3467-4467	.9853720	RH	53.00	TRIM (T-138)
72	3467-4467	.9853721	LH	53.00	TRIM(T-138)
72	3369-4439-69	.9614086	RH	47.25	TRIM (T-138)
72	3369-4439-69	.9614087	LH	47.25	TRIM (T-138)

72	4437		.9895186	RH	73.10	TRIM (T-140)
72	4437		.9895187	LH	73.10	TRIM(T-140)
72	4439-69		.9895192	RH	59.85	TRIM (T-140)
72	4439-69		.9895193	LH	59.85	TRIM(T-140)
72	4437		.9895188	RH	73.10	TRIM (T-141)
72	4437		.9895189	LH	73.10	TRIM (T-141)
72	4439-69		.9895194	RH	59.85	TRIM (T-141)
72	4439-69		.9895195	LH	59.85	TRIM (T-141)
72	4437		.9895190	RH	73.10	TRIM (T-144)
72	4437		.9895191	LH	73.10	TRIM (T-144)
72	4439-69		.9895196	RH	59.85	TRIM (T-144)
72	4439-69		.9895197	LH	59.85	TRIM (T-144)
72	5239-69-5439-69		.9845430	RH	11.45	PANEL. lwr. trim finish (black) prime & paint to match
72	5239-69-5439-69		.9845431	LH	11.45	PANEL, lwr. trim finish (black) prime & paint to match
72	5257		.9893916	RH	33.35	TRIM, upr. (T-400)
72	5257		.9893917	LH	33.35	TRIM, upr. (T-400)
72	5239		.9893674	RH	27.55	TRIM, upr. (T-400)
72	5239		.9893675	LH	27.55	TRIM, upr. (T-400)
72	5269		.9893922	RH	28.00	TRIM, upr. (T-400)
72	5269		.9893923	LH	28.00	TRIM, upr. (T-400)
72	5257		.9893918	RH	33.35	TRIM, upr. (T-401)
72	5257		.9893919	LH	33.35	TRIM, upr. (T-401)
72	5239		.9893912	RH	27.55	TRIM, upr. (T-401)
72	5239		.9893913	LH	27.55	TRIM, upr. (T-401)
72	5269		.9893924	RH	28.00	TRIM, upr. (T-401)
72	5269		.9893925	LH	28.00	TRIM, upr. (T-401)
72	5257		.9893920	RH	33.35	TRIM, upr. (T-404)
72	5257		.9893921	LH	33.35	TRIM, upr. (T-404)
72	5239		.9893914	RH	27.55	TRIM, upr. (T-404)
72	5239		.9893915	LH	27.55	TRIM, upr. (T-404)
72	5269		.9893956	RH	28.00	TRIM, upr. (T-404)
72	5269		.9893957	LH	28.00	TRIM, upr. (T-404)
72	5239		.9860640	RH	28.20	TRIM, upr. (T-408-418)
72	5239		.9860641	LH	28.20	TRIM, upr. (T-408-418)
72	5257		.9860610	RH	34.25	TRIM, upr. (T-408-418)
72	5257		.9860611	LH	34.25	TRIM, upr. (T-408-418)
72	5269		.9860620	RH	28.20	TRIM, upr. (T-408-418)
72	5269		.9860621	LH	28.20	TRIM, upr. (T-408-418)
72	5239		.9860642	RH	28.20	TRIM, upr. (T-416)
72	5239		.9860643	LH	28.20	TRIM, upr. (T-416)
72	5257		.9860612	RH	34.25	TRIM, upr. (T-416)
72	5257		.9860613	LH	34.25	TRIM, upr. (T-416)
72	5269		.9860622	RH	28.20	TRIM, upr. (T-416)
72	5269		.9860623	LH	28.20	TRIM, upr. (T-416)
72	5457		.9893968	RH	58.50	TRIM, upr. (T-420)
72	5457		.9893969	LH	58.50	TRIM, upr. (T-420)
72	5439		.9893958	RH	52.00	TRIM, upr. (T-420)
72	5439		.9893959	LH	52.00	TRIM, upr. (T-420)
72	5469		.9896106	RH	51.90	TRIM, upr. (T-420)
72	5469		.9896107	LH	51.90	TRIM, upr. (T-420)
72	5457		.9893970	RH	58.50	TRIM, upr. (T-421)
72	5457		.9893971	LH	58.50	TRIM, upr. (T-421)
72	5439		.9893960	RH	52.00	TRIM, upr. (T-421)
72	5439		.9893961	LH	52.00	TRIM, upr. (T-421)
72	5469		.9896108	RH	51.90	TRIM, upr. (T-421)
72	5469		.9896109	LH	51.90	TRIM, upr. (T-421)
72	5457		.9893972	RH	58.50	TRIM, upr. (T-424)
72	5457		.9893973	LH	58.50	TRIM, upr. (T-424)
72	5439		.9893962	RH	52.00	TRIM, upr. (T-424)
72	5439		.9893963	LH	52.00	TRIM, upr. (T-424)
72	5469		.9896110	RH	51.90	TRIM, upr. (T-424)
72	5469		.9896111	LH	51.90	TRIM, upr. (T-424)
72	5457		.9893974	RH	58.50	TRIM, upr. (T-430)
72	5457		.9893975	LH	58.50	TRIM, upr. (T-430)
72	5439		.9893964	RH	47.55	TRIM, upr. (T-430)
72	5439		.9893965	LH	47.55	TRIM, upr. (T-430)
72	5469		.9896112	RH	47.55	TRIM, upr. (T-430)
72	5469		.9896113	LH	47.55	TRIM, upr. (T-430)
72	5457		.9896102	RH	58.50	TRIM, upr. (T-434)
72	5457		.9896103	LH	58.50	TRIM, upr. (T-434)
72	5439		.9893966	RH	47.55	TRIM, upr. (T-434)
72	5439		.9893967	LH	47.55	TRIM, upr. (T-434)
72	5469		.9896114	RH	47.55	TRIM, upr. (T-434)
72	5469		.9896115	LH	47.55	TRIM, upr. (T-434)
72	5467		.9896104	RH	58.50	TRIM, upr. (T-43b)
72	5467		.9896105	LH	58.50	TRIM, upr. (T-435)

72	5457-67.	9860724	RH	61.85	TRIM, upr. (T-436).
72	5457-67.	9860725	LH	61.85	TRIM, upr. (T-436).
72	5439.	9860710	RH	50.25	TRIM, upr. (T-436).
72	5439.	9860711	LH	50.25	TRIM, upr. (T-436).
72	5469.	9853248	RH	50.25	TRIM, upr. (T-436).
72	5469.	9853249	LH	50.25	TRIM, upr. (T-436).
72	5457-67.	9860726	RH	61.85	TRIM, upr. (T-438).
72	5457-67.	9860727	LH	61.85	TRIM, upr. (T-438).
72	5439.	9860712	RH	50.25	TRIM, upr. (T-438).
72	5439.	9860713	LH	50.25	TRIM, upr. (T-438).
72	5469.	9853176	RH	50.25	TRIM, upr. (T-438).
72	5469.	9853177	LH	50.25	TRIM, upr. (T-438).
72	6035-45.	9605476	RH	41.80	TRIM, upr. (T-440).
72	6035-45.	9605477	LH	41.80	TRIM, upr. (T-440).
72	6035-45.	9605480	RH	41.80	TRIM, upr. (T-441).
72	6035-45.	9605481	LH	41.80	TRIM, upr. (T-441).
72	6035-45.	9605478	RH	41.80	TRIM, upr. (T-444).
72	6035-45.	9605479	LH	41.80	TRIM, upr. (T-444).
72	6035-45.	9860404	RH	62.20	TRIM, upr. (T-446).
72	6035-45.	9860405	LH	62.20	TRIM (T-446).
72	6035-45.	9605482	RH	41.80	TRIM, upr. (T-450).
72	6035-45.	9605483	LH	41.80	TRIM, upr. (T-450).
72	6045.	9605484	RH	41.80	TRIM, upr. (T-454).
72	6045.	9605485	LH	41.80	TRIM, upr. (T-454).
72	6035-45.	9860412	RH	41.80	TRIM, upr. (T-456).
72	6035-45.	9860413	LH	4 1.80	TRIM, upr. (T-456).
72	6647.	9897202	RH	40.55	TRIM, upr. less mldgs. (T-464-474).
72	6647.	9897203	LH	40.55	TRIM, upr. less mldgs. (T-464-474).
72	6639.	9896119	LH	43.95	TRIM, upr. (T-464-474).
72	6639.	9896118	RH	43.95	TRIM, upr. (T-464-474).
72	6639.	9860732	RH	46.45	TRIM, upr. (T-468-478).
72	6639.	9860733	LH	46.45	TRIM, upr. (T-468-478).
72	6647-67.	9897200	RH	40.55	TRIM, upr. less mldgs. (T-470).
72	6647-67.	9897201	LH	40.55	TRIM, upr. less mldgs. (T-470).
72	6639.	9896116	RH	43.95	TRIM, upr. (T-470).
72	6639.	9896117	LH	43.95	TRIM, upr. (T-470).
72	6667.	9897204	RH	40.55	TRIM, upr. less mldgs. (T-475).
72	6667.	9897205	LH	40.55	TRIM, upr. less mldgs. (T-475).
72	6647-67.	9867526	RH	42.95	TRIM, upr. less mldgs. (T-476).
72	6647-67.	9867527	LH	42.95	TRIM, upr. less mldgs. (T-476).
72	6639.	9860734	RH	46.45	TRIM, upr. (T-476).
72	6639.	9860735	LH	46.45	TRIM, upr. (T-476).
72	6647-67.	9867528	RH	42.95	TRIM, upr. less mldgs. (T-478).
72	6647-67.	9867529	LH	42.95	TRIM, upr. less mldgs. (T-478).
72	8237.	9896126	RH	44.95	TRIM, upr. (T-480).
72	8237.	9896127	LH	44.95	TRIM, upr. (T-480).
72	8239.	9896132	RH	37.10	TRIM, upr. (T-480).
72	8239.	9896133	LH	37.10	TRIM, upr. (T-480).
72	8237.	9896128	RH	44.95	TRIM, upr. (T-481).
72	8237.	9896129	LH	44.95	TRIM, upr. (T-481).
72	8239.	9896134	RH	37.10	TRIM, upr. (T-481).
72	8239.	9896135	LH	37.10	TRIM, upr. (T-481).
72	8237.	9896130	RH	44.95	TRIM, upr. (T-484-494).
72	8237.	9896131	LH	44.95	TRIM, upr. (T-484-494).
72	8239.	9896136	RH	37.10	TRIM, upr. (T-484-494).
72	8239.	9896137	LH	37.10	TRIM, upr. (T-484-494).
72	8237.	9861730	RH	47.55	TRIM, upr. (T-498).
72	8237.	9861731	LH	47.55	TRIM, upr. (T-498).
72	8239.	9861738	RH	41.20	TRIM, upr. (T-498).
72	8239.	9861739	LH	41.20	TRIM, upr. (T-498).
72	8437.	9897206	RH	32.35	TRIM, upr. less mldgs. & insert (T-600).
72	8437.	9897207	LH	32.35	TRIM, upr. less mldgs. & insert (T-600).
72	8437 Pwr. Wind	9897852	RH	55.90	PANEL, lwr. less mldgs. (T-600-620-630) plastic
72	8437 Pwr. Wind	9897853	LH	55.90	PANEL, lwr. less mldgs. (T-600-620-630) plastic
72	8439.	9897868	RH	27.60	TRIM, upr. less mldgs. & insert (T-600-620).
72	8439.	9897869	LH	27.60	TRIM, upr. less mldgs. & insert (T-600-620).
72	8439 Pwr. Wind	9897884	RH	48.55	PANEL, lwr. less mldgs. (T-600-620) plastic.
72	8439 Pwr. Wind	9897885	LH	48.55	PANEL, lwr. less mldgs. (T-600-620) plastic.
72	8437.	9897208	RH	32.35	TRIM, upr. less mldgs. & insert (T-601).
72	8437.	9897209	LH	32.35	TRIM, upr. less mldgs. & insert (T-601).
72	8437 Pwr. Wind	9897854	RH	55.90	PANEL, lwr. less mldgs. (T-601-63 1) plastic.
72	8437 Pwr. Wind	9897855	LH	55.90	PANEL, lwr. less mldgs. (T-60 1-63 1) plastic.
72	8439.	9897870	RH	27.60	TRIM, upr. less mldgs. & insert (T-601).
72	8439.	9897871	LH	27.60	TRIM, upr. less mldgs. & insert (T-601).
72	8439 Pwr. Wind	9897886	RH	48.55	PANEL, lwr. less mldgs. (T-601) plastic.
72	8439 Pwr. Wind	9897887	LH	48.55	PANEL, lwr. less mldgs. (T-601) plastic.
72	8437.	9897210	RH	32.35	TRIM, upr. less mldgs. & insert (T-6Q4).
72	8437.	9897211	LH	32.35	TRIM, upr. less mldgs. & insert (T-6Q4).

72	8437 Pwr. Wind	9897856	RH	55.90	PANEL, lwr. less mldgs. (T-604-624-634) plastic. . . .
72	8437 Pwr. Wind	9897857	LH	55.90	PANEL, lwr. less mldgs. (T-604-624-634) plastic
72	8439	9897872	RH	27.60	TRIM, upr. less mldgs. 8i insert (T-604-624)
72	8439	9897873	LH	27.60	TRIM, upr. less mldgs. 8i insert (T-604-624)
72	8439 Pwr. Wind	9897888	RH	48.55	PANEL, lwr. less mldgs. (T-604-624) plastic
72	8439 Pwr. Wind	9897889	LH	48.55	PANEL, lwr. less mldgs. (T-604-624) plastic
72	8439	9867604	RH	30.70	TRIM, upr. less mldg. & insert (T-608-628)
72	8439	9867605	LH	30.70	TRIM, upr. less mldg. & insert (T-608-628)
72	8439 Power Wind	9867638	RH	51.35	PANEL, lwr. less mldgs. (T-608-628-638) plastic
72	8439 Power Wind	9867639	LH	51.35	PANEL, lwr. less mldgs. (T-608-628-638) plastic
72	8437	9897212	RH	32.35	TRIM, upr. less mldgs. & insert (T-620)
72	8437	9897213	LH	32.35	TRIM, upr. less mldgs. 8i insert (T-620)
72	8437	9897214	RH	32.35	TRIM, upr. less mldgs. 8i insert (T-624)
72	8437	9897215	LH	32.35	TRIM, upr. less mldgs. 8i insert (T-624)
72	8437	9897216	RH	32.35	TRIM, upr. less mldgs. 8i insert (T-626)
72	8437	9897217	LH	32.35	TRIM, upr. less mldgs. 8i insert (T-626)
72	8437 Pwr. Wind	9897858	RH	55.90	PANEL, lwr. less mldgs. (T-626-646) plastic
72	8437 Pwr. Wind	9897859	LH	55.90	PANEL, lwr. less mldgs. (T-626-646) plastic
72	8439	9897874	RH	27.60	TRIM, upr. less mldgs. 8i insert (T-626)
72	8439	9897875	LH	27.60	TRIM, upr. less mldgs. 8i insert (T-626)
72	8439 Pwr. Wind	9897890	RH	48.55	PANEL, lwr. less mldgs. (T-626) plastic
72	8439 Pwr. Wind	9897891	LH	48.55	PANEL, lwr. less mldgs. (T-626) plastic
72	8437	9867556	RH	34.60	TRIM, upr. less mldgs. 8i insert (T-628)
72	8437	9867557	LH	34.60	TRIM, upr. less mldgs. 8i insert (T-628)
72	8437 Pwr. Wind	9867580	RH	59.25	PANEL, lwr. less mldgs. (T-628) plastic
72	8437 Pwr. Wind	9867581	LH	59.25	PANEL, lwr. less mldgs. (T-628) plastic
72	8437	9897218	RH	32.65	TRIM, upr. less finishing pnl. 8i insert (T-630)
72	8437	9897219	LH	32.65	TRIM, upr. less finishing pnl. 8i insert (T-630)
72	8439	9897876	RH	27.60	TRIM, upr. less finishing pnl. 8i insert (T-630)
72	8439	9897877	LH	27.60	TRIM, upr. less finishing pnl. 8i insert (T-630)
72	8439	9897892	RH	48.55	PANEL, lwr. less mldgs. (T-630) plastic
72	8439	9897893	LH	48.55	PANEL, lwr. less mldgs. (T-630) plastic
72	8437	9897220	RH	32.65	TRIM, upr. less finishing pnl. 8i insert (T-631)
72	8437	9897221	LH	32.65	TRIM, upr. less finishing pnl. 8i insert (T-631)
72	8439	9897878	RH	27.60	TRIM, upr. less finishing pnl. 8i insert (T-631)
72	8439	9897879	LH	27.60	TRIM, upr. less finishing pnl. 8i insert (T-631)
72	8439	9897894	RH	48.55	PANEL, lwr. less mldgs. (T-631) plastic
72	8439	9897895	LH	48.55	PANEL, lwr. less mldgs. (T-631) plastic
72	8437	9897222	RH	32.65	TRIM, upr. less finishing pnl. & insert (T-634)
72	8437	9897223	LH	32.65	TRIM, upr. less finishing pnl. 8i insert (T-634)
72	8439	9897880	RH	27.60	TRIM, upr. less finishing pnl. 8i insert (T-634)
72	8439	9897881	LH	27.60	TRIM, upr. less finishing pnl. & insert (T-634)
72	8439	9897896	RH	48.55	PANEL, lwr. less mldgs. (T-634) plastic
72	8439	9897897	LH	48.55	PANEL, lwr. less mldgs. (T-634) plastic
72	8439	9867624	RH	31.00	TRIM, upr. less finish pnl. 8i inserts (T-638)
72	8439	9867625	LH	31.00	TRIM, upr. less finish pnl. & inserts (T-638)
72	8437	9897224	RH	32.65	TRIM, upr. less finishing pnl. & insert (T-646)
72	8437	9897225	LH	32.65	TRIM, upr. less finishing pnl. 8i insert (T-646)
72	8439	9897882	RH	27.60	TRIM, upr. less finishing pnl. 8i insert (T-646)
72	8439	9897883	LH	27.60	TRIM, upr. less finishing pnl. 8i insert (T-646)
72	8439	9897898	RH	48.55	PANEL, lwr. less mldgs. (T-646) plastic
72	8439	9897899	LH	48.55	PANEL, lwr. less mldgs. (T-646) plastic
72	9000	9897900	RH	33.45	TRIM, upr. less finishing pnl. (T-654)
72	9000	9897901	LH	33.45	TRIM, upr. less finishing pnl. (T-654)
72	9487	9867646	RH	38.30	TRIM, upr. less finish pnl. (T-658)
72	9487	9867647	LH	38.30	TRIM, upr. less finish pnl. (T-658)
72	9000 Pwr. Wind	9897860	RH	55.30	PANEL, lwr. less mldgs. (T-670-680) plastic
72	9000 Pwr. Wind	9897861	LH	55.30	PANEL, lwr. less mldgs. (T-670-680) plastic
72	9000	9897902	RH	33.45	TRIM, upr. less mldg. 8i finishing pnl. (T-670-680) . . .
72	9000	9897903	LH	33.45	TRIM, upr. less mldg. & finishing pnl. (T-670-680) . .
72	9000 Pwr. Wind	9897862	RH	55.30	PANEL, lwr. less mldgs. (T-671) plastic
72	9000 Pwr. Wind	9897863	LH	55.30	PANEL, lwr. less mldgs. (T-671) plastic
72	9000	9897904	RH	33.45	TRIM, upr. less mldg. 8i finishing pnl. (T-671)
72	9000	9897905	LH	33.45	TRIM, upr. less mldg. & finishing pnl. (T-671)
72	9000 Pwr. Wind	9897864	RH	55.30	PANEL, lwr. less mldgs. (T-674-684) plastic
72	9000 Pwr. Wind	9897865	LH	55.30	PANEL, lwr. less mldgs. (T-674-684) plastic
72	9000	9897906	RH	33.45	TRIM, upr. less mldg. 8i finishing pnl. (T-674-684) . .
72	9000	9897907	LH	33.45	TRIM, upr. less mldg. 8i finishing pnl. (T-674-684) . .
72	9487	9867886	RH	39.35	TRIM, upr. less mldg. & finish pnl. (T-676-686)
72	9487	9867887	LH	39.35	TRIM, upr. less mldg. & finish pnl. (T-676-686)
72	9000 Pwr. Wind	9867590	RH	58.45	PANEL, lwr. less mldgs. (T-676-686) plastic
72	9000 Pwr. Wind	9867591	LH	58.45	PANEL, lwr. less mldgs. (T-676-686) plastic
72	9000 Pwr. Wind	9897866	RH	55.30	PANEL, lwr. less mldgs. (T-685) plastic
72	9000 Pwr. Wind	9897867	LH	55.30	PANEL, lwr. less mldgs. (T-685) plastic
72	9000	9897908	RH	33.45	TRIM, upr. less mldg. 8i finishing pnl. (T-685)
72	9000	9897909	LH	33.45	TRIM, upr. less mldg. 8i finishing pnl. (T-685)
72	9487	9867884	RH	39.35	TRIM, upr. less mldg. & finish pnl. (T-688)
72	9487	9867885	LH	39.35	TRIM, upr. less mldg. & finish pnl. (T-688)

72	9000 Pwr. Wind.	9867588	RH	58.45	PANEL, lwr. less mldgs. (T-688) plastic
72	9000 Pwr. Wind.	9867589	LH	58.45	PANEL, lwr. less mldgs. (T-688) plastic
	14.685				TRIM (INSERT) FRONT DOOR TRIM-UPPER
71	8439	9878182	RH	7.35	TRIM (insert) T-600
71	8439	9878183	LH	7.35	TRIM (insert) T-600
71	8439	9878184	RH	7.35	TRIM (insert) T-601
71	8439	9878185	LH	7.35	TRIM (insert) T-601
71	8439	9878186	RH	7.35	TRIM (insert) T-604
71	8439	9878187	LH	7.35	TRIM (insert) T-604
71	8439	9878188	RH	7.35	TRIM (insert) T-608
71	8439	9878189	LH	7.35	TRIM (insert) T-608
71	8437	9878156	RH	9.05	TRIM (insert) T-610
71	8437	9878157	LH	9.05	TRIM (insert) T-610
71	8437	9878158	RH	9.05	TRIM (insert) T-611
71	8437	9878159	LH	9.05	TRIM (insert) T-611
71	8437	9878160	RH	9.05	TRIM (insert) T-614
71	8437	9878161	LH	9.05	TRIM (insert) T-614
71	8437	9878162	RH	7.00	TRIM (insert) T-620
71	8437	9878163	LH	7.00	TRIM (insert) T-620
71	8439	9878190	RH	5.80	TRIM (insert) T-620
71	8439	9878191	LH	5.80	TRIM (insert) T-620
71	8437	9878164	RH	7.00	TRIM (insert) T-624
71	8437	9878165	LH	7.00	TRIM (insert) T-624
71	8439	9878192	RH	5.80	TRIM (insert) T-624
71	8439	9878193	LH	5.80	TRIM (insert) T-624
71	8437	9878166	RH	7.00	TRIM (insert) T-627
71	8437	9878167	LH	7.00	TRIM (insert) T-627
71	8439	9878194	RH	5.80	TRIM (insert) T-627
71	8439	9878195	LH	5.80	TRIM (insert) T-627
71	8437	9878168	RH	7.00	TRIM (insert) T-628
71	8437	9878169	LH	7.00	TRIM (insert) T-628
71	8439	9878196	RH	5.80	TRIM (insert) T-628
71	8439	9878197	LH	5.80	TRIM (insert) T-628
71	8439	9878252	RH	8.35	TRIM (insert) T-630-640
71	8439	9878253	LH	8.35	TRIM (insert) T-630-640
71	8439	9878254	RH	8.35	TRIM (insert) T-631-641
71	8439	9878255	LH	8.35	TRIM (insert) T-631-641
71	8439	9878256	RH	8.35	TRIM (insert) T-632-644
71	8439	9878257	LH	8.35	TRIM (insert) T-632-644
71	8439	9878258	RH	8.35	TRIM (insert) T-633
71	8439	9878259	LH	8.35	TRIM (insert) T-633
71	8437	9878172	RH	12.95	TRIM (insert) T-640
71	8437	9878173	LH	12.95	TRIM (insert) T-640
71	8437	9878174	RH	12.95	TRIM (insert) T-641
71	8437	9878175	LH	12.95	TRIM (insert) T-641
71	8437	9878178	RH	9.40	TRIM (insert) T-642
71	8437	9878179	LH	9.40	TRIM (insert) T-642
71	8439	9878260	RH	6.90	TRIM (insert) T-642-648
71	8439	9878261	LH	6.90	TRIM (insert) T-642-648
71	8437	9878176	RH	12.95	TRIM (insert) T-644
71	8437	9878177	LH	12.95	TRIM (insert) T-644
72	8437	9896150	RH	10.15	TRIM (insert) (T-600)
72	8437	9896151	LH	10.15	TRIM (insert) (T-600)
72	8439	9896380	RH	7.95	TRIM (insert) (T-600)
72	8439	9896381	LH	7.95	TRIM (insert) (T-600)
72	8437	9896152	RH	10.15	TRIM (insert) (T-601)
72	8437	9896153	LH	10.15	TRIM (insert) (T-601)
72	8439	9896382	RH	7.95	TRIM (insert) (T-601)
72	8439	9896383	LH	7.95	TRIM (insert) (T-601)
72	8437	9896154	RH	10.15	TRIM (insert) (T-604)
72	8437	9896155	LH	10.15	TRIM (insert) (T-604)
72	8439	9896384	RH	7.95	TRIM (insert) (T-604)
72	8439	9896385	LH	7.95	TRIM (insert) (T-604)
72	8439	9896386	RH	7.95	TRIM (insert) (T-608)
72	8439	9896387	LH	7.95	TRIM (insert) (T-608)
72	8437	9896156	RH	7.80	TRIM (insert) (T-620)
72	8437	9896157	LH	7.80	TRIM (insert) (T-620)
72	8439	9896388	RH	6.50	TRIM (insert) (T-620)
72	8439	9896389	LH	6.50	TRIM (insert) (T-620)
72	8437	9896158	RH	7.80	TRIM (insert) (T-624)
72	8437	9896159	LH	7.80	TRIM (insert) (T-624)
72	8439	9896390	RH	6.50	TRIM (insert) (T-624)
72	8439	9896391	LH	6.50	TRIM (insert) (T-624)
72	8437	9896160	RH	7.80	TRIM (insert) (T-626)
72	8437	9896161	LH	7.80	TRIM (insert) (T-626)
72	8439	9896392	RH	6.50	TRIM (insert) (T-626)
72	8439	9896393	LH	6.50	TRIM (insert) (T-626)

72	8437	9878168	RH	7.00	TRIM (insert) (T-628)
72	8437	9878169	LH	7.00	TRIM (insert) (T-628)
72	8439	9878196	RH	5.80	TRIM (insert) (T-628)
72	8439	9878197	LH	5.80	TRIM (insert) (T-628)
72	8437	9896186	RH	13.00	TRIM (insert) (T-630)
72	8437	9896187	LH	13.00	TRIM (insert) (T-630)
72	8439	9896420	RH	8.85	TRIM (insert) (T-630)
72	8439	9896421	LH	8.85	TRIM (insert) (T-630)
72	8437	9896188	RH	13.00	TRIM (insert) (T-631)
72	8437	9896189	LH	13.00	TRIM (insert) (T-631)
72	8439	9896422	RH	8.85	TRIM (insert) (T-631)
72	8439	9896423	LH	8.85	TRIM (insert) (T-631)
72	8437	9896190	RH	13.00	TRIM (insert) (T-634)
72	8437	9896191	LH	13.00	TRIM (insert) (T-634)
72	8439	9896424	RH	8.85	TRIM (insert) (T-634)
72	8439	9896425	LH	8.85	TRIM (insert) (T-634)
72	8439	9896426	RH	8.85	TRIM (insert) (T-638)
72	8439	9896427	LH	8.85	TRIM (insert) (T-638)
72	8437	9896192	RH	13.00	TRIM (insert) (T-64 6)
72	8437	9896193	LH	13.00	TRIM (insert) (T-6 4 6)
72	8439	9896428	RH	8.85	TRIM (insert) (T-646)
72	8439	9896429	LH	8.85	TRIM (insert) (T-6 4 6)
1 4.686 ARM REST, FRONT DOOR						
61	441 1	4332259	2	7.60	REST, frt. dr. (T-481).....
62	4119-35-67-4439-4	7-69	4395220	2	7.40	REST, frt. dr. (T-1 10-1 1 1-1 15-1 19-41 1)
62	4135-67	4359504	2	7.60	REST, frt. dr. (T-1 70-1 75-1 79).....
62	4347-67-4635-39-45-47	↵
	67	4358621	LH	1 1.80	REST, frt. dr. (T-1 77-1 78-670-673-674-675-676-677-678-679).....
63	4019-41 19-35-4435-45	↵
	69	4395220	2	7.40	REST, frt. dr. (T-016-1 1 1-1 15-1 16-41 1-415) .
63	41 19-35-4435-45-69 1st	Type
	Type	6281544	2	7.10	REST, frt. dr. (T-17 1-1 85-47 1-475-484-485).
63	41 19-35-4469 2nd Type	4395225	2	7.10	REST, frt. dr. (T-1 7 1-1 85-47 1-475-484-485).
63	4019-41 19-35 1st Type	4359504	2	7.60	REST, frt. dr. (T-076-1 75-1 76).....
63	4019-41 19-35 2nd Type	4395227	2	7.10	REST, frt. dr. (T-076-1 75-1 76).....
63	4347-67-4439-47-67	↵
	4635-39-47-67	4358621	LH	1 1.80	REST, frt. dr. (T-1 78-1 79-470-476-479-67 1-677-678-679).....
64	4069-4127-69-4439-47	↵
	69-4635-39-45-47-69	4399520	8.35	REST, frt. dr. arm (T-013-103-1 13-403-413-423-433-463-473).....
64	4069-4127-35-69-4439	↵
	47-69-4635-39-45-47	↵
	69	4395220	2	7.40	REST, frt dr. arm (T-01 1-101-1 1 1-121-401-41 1-421-431-461-471).....
64	4127-35	4395227	2	7.10	REST, frt. dr. (T-1 27-197).....
64	4127-69-4439-47-69	↵
	4639-47-69	4399521	2	8.35	REST, frt. dr. arm (T-100-400)
64	4135	4395225	2	7.10	REST, frt. dr. (T-1 28).....
64	4169-4439-47-69-4635	↵
	39-45-47-69	4395224	2	7.40	REST, frt. dr. arm (T-1 17-417-427-437-467-477)
64	4467-4639-47-67-4747	4358621	LH	1 1.80	REST, frt. dr. arm (T-447-487-607-687- *7! ...
65	33-3435-4200	4481 090	2	6.40	REST, frt. dr. (T-020).....
65	3327-35-67-69-3427-35	↵
	67-69-4200	4481 091	2	6.40	REST, frt. dr. (T-001-021)
65	3535-3635-4327-4427	↵
	5437-6437	4477839	2	7.60	REST, frt. dr. (T-127-197-427)
65	3369-3469-3535-69	↵
	3635-69-4327-4427	↵
	5437-39-69-6437-39	↵
	69	4487504	7.35	REST, frt. dr. (T-1 19-129-199-429)
65	33-3467	4487503	6.65	REST, frt. dr. (T-028-088).....
65	3369-3469-3569-3669	↵
	4327-4427-5437-39	↵
	69-6437-39-69	4481 101	2	7.60	REST, frt. dr. (T-108-1 18-168-198-418-428-478)
65	35-3669-4327-4427	↵
	5439-6439-69	4477825	7.35	REST, dr. (T-103-4 13)_____
65	35-3669-5439-6439	4477725	7.60	REST, frt. dr. (T-1 06-4 16) .
65	3369-3469-3535-69	↵
	3635-69-4327-4427	↵
	5437-39-69-6437-39	↵
	69	4475771	2	7.60	REST, frt. dr. (T-101-1 1 1-121-191-41 1-421).
66	3307-67-69-3407-67-69	↵
	5200	4487503	6.65	REST, frt. dr. (T-108-1 18-408) .
66	35-3635-4200	4477839	7.60	REST, frt. dr. (T-1 37).....

66	3369-3469-3500-3600-4-						
	200.....	7591971	2	7.35	REST, frt. dr. (T-121-13 1-14 1).....		
66	3369-3469-3569-3669..	7592131	2	7.35	REST, frt. dr. (T-1 26-1 46).....		
66	3369-3469-3500-3600-						
	5437-39-69-6437-39-						
	69.....	4481 101	2	7.60	REST, frt. dr. (T-1 28-1 38-428-478).....		
66	5200.....	4481 090	2	6.40	REST, frt. dr. (T-400).....		
66	5200.....	4481091	2	6.40	REST, frt. dr. (T-401).....		
66	5200.....	7591330	2	6.40	REST, frt. dr. (T-403).....		
66	5437-39-69-6437-39-69	4475771	2	7.60	REST, frt. dr. (T-41 1-421).....		
66	54-6437..	4487504	2	7.35	REST, frt. dr. (T 429).....		
66	5437-39-69-6437-39-69	4477725	2	7.60	REST, frt. dr. (T-416-426).....		
66	5439-69-6439-69..	4549447	2	7.60	REST, frt. dr. (T-413).....		
66	5439-69-6439-69..	4528074	2	7.35	REST, frt. dr. (T-4 1 7).....		
67	3307-69-3407-69..	7673829	2	7.10	REST, frt. dr. (T-103).....		
67	3307-69-3407-17-69	4487503	2	6.65	REST, frt. dr. (T-108-1 18).....		
67	30-4000.....	7654678	2	8.35	REST, frt. dr. (T-131-141).....		
67	3307-69-3407-69-3500-						
	3600-5200.....	4481 101	2	7.60	REST, frt. dr. (T-138-1 48-408).....		
67	35-3669.....	7654679	2	8.10	REST, frt. dr. (T-146).....		
67	3000 .."	4481 152	RH	7.90	REST (used 14.762-15.108).....		
67	3000.....	4481 1 53	LH	7.90	REST (used 17.762-15.108).....		
67	5200.....	7692701	2	8.10	REST, frt. dr. (T-400).....		
67	5200.....	7651368	2	8.10	REST, frt. dr. (T-401).....		
67	5200.....	7651475	2	8.80	REST, frt. dr. (T-403).....		
68-70	9487 Custom Trims ..	7746264	RH	46.30	REST (black).....		
68-70	9487 Custom Trims ..	7746265	LH	46.30	REST (black).....		
68	9487 Cust. Trim ..	7746274	RH	46.30	REST (buckskin).....		
68	9487 Cust. Trim ..	7746275	LH	46.30	REST (buckskin).....		
68	9487 Cust. Trim ..	7765854	RH	46.30	REST (green).....		
68	9487 Cust. Trim ..	7765852	RH	46.30	REST (gold).....		
68	9487 Cust. Trim ..	7765853	LH	46.30	REST (gold).....		
68	9487 Cust. Trim ..	7765848	RH	46.30	REST (ivory).....		
68	9487 Cust. Trim ..	7765849	LH	46.30	REST (ivory).....		
68	9487 Cust Trim ..	7765851	LH	46.30	REST (teal).....		
69	9487.....	8736936	RH	52.05	REST (T-674-694).....		
69	9487.....	8736937	LH	52.05	REST (T 674 694).....		
69	9487.....	8736938	RH	52.05	REST (T-680).....		
69	9487.....	8736939	LH	52.05	REST (T-680).....		
69	9487.....	8754670	RH	52.05	REST (T-685).....		
69	9487.....	8754671	LH	52.05	REST (T-685).....		
69	9487.....	8736940	RH	52.05	REST (T-686).....		
69	9487.....	8736941	LH	52.05	REST (T-686).....		
69	9487.....	8736926	RH	52.05	REST (T-687).....		
69	9487.....	8736927	LH	52.05	REST (T-687).....		
69	9487.....	8736930	RH	52.05	REST (T-691).....		
69	9487.....	8736931	LH	52.05	REST (T-691).....		
69	9487.....	8736928	RH	52.05	REST (T-692).....		
69	9487.....	8736929	LH	48.90	REST (T-692).....		
70	9487.....	9806744	RH	48.90	ARMREST (T-679-699).....		
70	9487.....	9806745	LH	48.90	ARMREST (T-679-699).....		
70	9487.....	9806738	RH	48.90	ARMREST (T-680).....		
70	9487.....	9806739	LH	48.90	ARMREST (T-680).....		
70	9487.....	9806742	RH	48.90	ARMREST (T-681).....		
70	9487.....	9806743	LH	48.90	ARMREST (T-681).....		
70	9487.....	9806750	RH	48.90	ARMREST (T-674-684).....		
70	9487.....	9806751	LH	48.90	ARMREST (T-674-684).....		
70	9487.....	9806746	RH	48.90	ARMREST (T-686).....		
70	9487.....	9806747	LH	48.90	ARMREST (T-686).....		
70	9487.....	9806748	RH	48.90	ARMREST (T-695).....		
70	9487.....	9806749	LH	48.90	ARMREST (T-695).....		
	1 4.686	ARMREST, REAR DOOR					
62	41 19-35-4439-69.....	4395257	LH	7.10	REST, rr. (less tray) T-1 1 1-1 1 5-41 1.....		
63	4019-41 19-35 1st Type ..	4361544	RH	7.10	REST, rr. dr. (T-076-175-176).....		
62	4 135.....	4361544	RH	7.10	REST, rr. (less tray) T-175.....		
63	4019-41 19-35-4435-45-						
	69.....	4395257	LH	7.10	REST, rr. dr. less tray (T-016-1 1 1-115-1 16-41 1-415).....		
					blue.....		
63	4019-41 19-35-4435-45-						
	69 2nd Type.....	4395256	RH	7.10	REST, rr. dr. less tray (T-016-1 1 1-1 15-1 16-411-415).....		
64	4069-4135-69-4439-69-						
	4635-39-45-69.....	4395256	RH	7.10	REST, rr. dr. arm-less tray (T-01 1-101-1 1 1-1 21-401 - 41 1-421-431-461).....		
64	4069-4135-69-4439-69-						
	4635-39-45-69.....	4395257	LH	7.10	REST, rr. dr. arm-less tray (T-01 1-101-1 1 1-121-401- 411-421-431-461).....		

65	33-3469-35-3669-43-44- 27-54-6439-54-6469	4481152	RH	7.90	REST, rr. dr.-less tray (T-108-1 1 8-1 98-4 1 8)
65	33-3469-35-3669-43- 4427-54-6439-54- 6469	4481153	LH	7.90	REST, rr. dr.-less tray (T-108-1 18-198-418)
65	3535-3635	4478292	RH	7.65	REST, rr. dr.-less tray (T-127) also used 15.108
65	3535-3635	4478293	LH	7.65	REST, rr. dr.-less tray (T-127) also used 15.108
65	35-3669	4478288	RH	7.65	REST, rr. dr.-less tray (T-106)
65	35-3669	4478289	LH	7.65	REST, rr. dr.-less tray (T-106)
65	3369-3469-3535-69- 3635-69-5439-69- 6439-69	4478296	RH	7.90	REST, rr. dr.-less tray (T-101-1 1 1-12 14 1 1-421) also used 15.108
65	3369-3469-3535-69- 3635-69-5439-69- 6439-69	4478297	LH	7.90	REST, rr. dr.-less tray (T-101-1 1 1-121-41 1-421) also used 15.108
65	4255-65	4509492	RH	6.70	REST, rr. dr.-less tray (T-020)
65	4255-65	4509493	LH	6.70	REST, rr. dr.-less tray (T-020)
65	4255-65	4509494	RH	6.70	REST, rr. dr.-less tray (T-021)
65	4255-65	4509495	LH	6.70	REST, rr. dr.-less tray (T-021)
66	3369-3469-3500-3600- 4200	7596996	RH	7.75	REST, rr. dr. less tray (T-12 1-1 3 1-1 4 1) also used 15.108
66	3369-3469-3500-3600- 4200	7596997	LH	7.75	REST, rr. dr. less tray (T-12 1-13 1-14 1) also used 15.108
66	3369-3469-3569-3669	7596998	RH	7.75	REST, dr.
66	3369-3469-3569-3669	7596999	LH	7.75	REST, dr.
66	35-3635-4200	4478292	RH	7.65	REST, dr.
66	35-3635-4200	4478293	LH	7.65	REST, dr.
66	3369-3469-3535-69- 3635-69-5439-69- 6439-69	4481 152	RH	7.90	REST, dr.
66	3369-3469-3535-69- 3635-69-5439-69- 6439-69	4481 153	LH	7.90	REST, dr. less tray (T-1 28-138-428)
66	5239-69	4509492	RH	6.70	REST, dr. less tray (T-400)
66	5239-69	4509493	LH	6.70	REST, dr. less tray (T-400)
66	5239-69	4509494	RH	6.70	REST, dr. less tray (T-401)
66	5239-69	4509495	LH	6.70	REST, dr. less tray (T-401)
66	5239-69	7607490	RH	6.40	REST, dr. less tray (T-403)
66	5239-69	7607491	LH	6.40	REST, dr. less tray (T-403)
66	5239-69	7612268	RH	7.90	REST, dr. less tray (T-408)
66	5439-69-6439-69	4478296	RH	7.90	REST, dr. less tray (T-41 1-421)
66	5439-69-6439-69	4478297	LH	7.90	REST, dr. less tray (T-41 1-421)
66	5439-69-6439-69	7591338	RH	7.75	REST, dr. less tray (T-413)
66	5439-69-6439-69	7591339	LH	7.75	REST, dr. less tray (T-413)
66	5439-69-6439-69	4478288	RH	7.65	REST, dr. less tray (T-416)
66	5439-69-6439-69	4478289	LH	7.65	REST, dr. less tray (T-4 16)
66	5439-69-6439-69	45281 10	RH	7.65	REST, dr. less tray (T-4 17)
66	5439-69-6439-69	45281 11	LH	7.65	REST, dr. less tray (T-4 17)

NOTE. FOR MODEL YEARS AFTER 1966 REFER TO GROUP 14.762 (ARM REST, RR. DR.)

14.686 BASE, FRONT DOOR ARM REST

NOTE Refer to group 1 4.762 for rear door arm rest base.

NOTE. IF NECESSARY - PAINT ARM REST BASE TO MATCH TRIM

*NOTE Not used on models with pwr. wind, switch in arm rest.

62	4819-39-47	4851741	LH	8.70	BASE
63	4819	4851741	LH	8.70	BASE
63	4747 Deluxe A/Rest	4887548	2	5.65	BASE, frt. dr.
63	4829-39-47 Std. Trims	4851741	LH	8.70	BASE
64	4300 (Cust. Trim on 4365)	4426742	AR	4.51	BASE
63-64	4747 Deluxe A/Rest	4887548	2	5.65	BASE, frt. dr.
64	4819-29-39-47	4851741	LH	8.70	BASE
65	43-4400	4426742	AR	4.51	BASE
65	8000 Exc. 8467	4500044	RH	1 1.40	BASE, (painted)
65	8000 Exc. 8467	4500045	LH	1 1.40	BASE, (painted)
66	3507-17-3607-17 Deluxe A/Rest	4426742	2	4.51	BASE
66	4000	4426742	AR	4.51	BASE
65-66	54-6467-6600-9000	4493332	RH	4.92	BASE frt. dr.
65-66	54-6467-6600-9000	4493333	LH	4.92	BASE frt. dr.
65-66	6639	4493348	RH	4.92	BASE, rr. dr. (chrome)
65-66	6639	4493349	LH	4.92	BASE, rr. dr. (chrome)
66	8200	4500044	RH	1 1.40	BASE, (painted)
66	8200	4500045	LH	1 1.40	BASE, (painted)

66	8439-69	7670084	RH	7.10	BASE, frt. & rr. (paint to match)
66	9487	4493332	RH	4.92	BASE
66	9487	4493333	LH	4.92	BASE
66-67	9487 Cust. Trims	4545287	LH	17.10	BASE, (black)
67	3507-17-3607-17 Deluxe A/Rest, 4000	4426742	2	4.5 1	BASE, frt. dr. (also used 1 4.762)
67	5400-6000	4493332	RH	4.92	BASE, frt. dr.
67	5400-6000	4493333	LH	4.92	BASE, frt. dr.
67	9000 Std. Trims	4493332	RH	4.92	BASE, frt. dr.
67	9000 Std. Trims	4493333	LH	4.92	BASE, frt. dr.
67	8200	4500044	RH	1 1.40	BASE, frt. (painted) also used 14.762
67	8200	4500045	LH	1 1.40	BASE, frt. (painted) also used 14.762
67	8439-69	7670076	RH	7.10	BASE, frt. dr. (black) also used 14.762
67	8439-69	7670077	LH	7.10	BASE, frt. dr. (black) also used 14.762
67	8439-69	7670084	RH	7.10	BASE, frt. dr. (blue) also used 14.762
67	8439-69	7670085	LH	7.10	BASE, frt. dr. (blue) also used 14.762
67	8457-67	7669952	RH	11.75	BASE, frt. dr. (black)
67	8457-67	7669953	LH	11.75	BASE, frt. dr. (black)
67	8457-67	7669962	RH	1 1.75	BASE, (blue)
67	8457-67	7669963	LH	1 1.75	BASE, (blue)
68	3437-3537 Reg. Full Width Frt. Seat	8769652	RH	3.74	BASE, (black) paint to match
68	3437-3537 Reg. Full Width Frt. Seat	8769653	LH	3.74	BASE, (black) paint to match
68	3369-3500-4439-69- 5439-69-6439-69- 6639-8239-69-8439- 69 C)	8769652	RH	3.74	BASE, (black) paint to match
68	3369-3500-4439-69- 5439-69-6439-69- 6639-8239-69-8439- 69 C)	8769653	LH	3.74	BASE, (black) paint to match
68	3437-3537-4437-67- 4600-5467-87-6487- 6667-87-8257-8457 (*)	7755938	RH	4.66	BASE (black) paint to match
68	3437-3537-4437-67- 4600-5467-87-6487- 6667-87-8257-8457 (*)	7755939	LH	4.66	BASE (black) paint to match
68-69	3437 Bucket Seats	7755938	RH	4.66	BASE, (black) paint to match
68-69	3437 Bucket Seats	7755939	LH	4.66	BASE, (black) paint to match
68	3300-5200	7755978	RH	3.95	BASE, (black) paint to match
68	3300-5200	7755979	LH	3.95	BASE, (black) paint to match
68	All Wagons	7770426	RH	4.00	BASE (black) paint to match
68	All Wagons	7770263	LH	4.10	BASE (black) paint to match
68	4000 Wagons	7770447	LH	3.74	BASE, (green)
68	4439-69-5439-69-6439- 69-8439-69 (*)	8769652	RH	3.74	BASE (maroon) (paint to match)
68	4439-69-5439-69-6439- 69-8439-69 (*)	7756029	LH	3.59	BASE, (maroon)
68	5 200	7755991	LH	3.59	BASE, (maroon)
68	4000 Wagons	7770428	RH	3.74	BASE, (red)
68	4000 Wagons	7770429	LH	3.74	BASE, (red)
68	5467-87-6487-6667-87- 8257-8457 (*)	7783662	RH	4.61	BASE, (teal)
68	8457-67 Pwr. Wind	8740580	RH	10.95	BASE, (Black) paint to match
68	8457-67 Pwr. Wind	8740581	LH	10.95	BASE, (black) paint to match
68	8457-67 Pwr. Winds	7759839	LH	1 1.75	BASE, (red)
68	8457-67 Pwr. Winds	7783664	RH	13.45	BASE, (teal)
68	8457-67 Pwr. Winds	7783665	LH	13.45	BASE, (teal)
68	8439-69 Elec. Windows	7759814	RH	8.85	BASE, (black) paint to match
68	8439-69 Elec. Windows	7759815	LH	8.85	BASE, (black) paint to match
68	8439-69 Pwr. Winds	7759828	RH	8.85	BASE, (green)
68	8439-69 Pwr. Winds	7759824	RH	8.85	BASE, (maroon)
68	8439-69 Pwr. Winds	7759825	LH	8.85	BASE, (maroon)
68	9487	7752803	RH	5.85	BASE (black) paint to match
68	9487	7752804	LH	5.85	BASE (black) paint to match
69-70	3435-36	8769956	RH	4.36	BASE (prime & paint to match)
69-70	3435-36	8769957	LH	4.36	BASE (prime 8i paint to match)
69	3437-3537-4437-67- 4600-5437-67-6437- 6637-67-8257-8457 (*)	8769678	RH	3.74	BASE, (T-148-168-178-188-428-438-458-478-608- 618-638-639-648)
69	3437-3537-4437-67- 4600-5437-67-6437- 6637-67-8257-8457 (*)	8769679	LH	3.74	BASE, (T-148-168-178-188-428-438-458-478-608- 618-638-639-648)
69	3327-69-3437-3537-69- 5200	8769938	RH	4.36	BASE, (T-101-1 1 1-121-131-401)

69	3327-69-3437-3537-69-				
	5200..	.8769939	LH	4.36	BASE, (T-101-1 1 1-121-131-401).....
69	3327-69-3569-5200..	.8769954	RH	4.31	BASE, (T-103-133-403).....
69	3327-69-3569-5200..	.8769955	LH	4.31	BASE, (T-103-133-403).....
69-70	3300-3437-3500-5200..	.8769926	RH	4.36	BASE, (T-108-1 18-128-138-408).....
69-70	3300-3437-3500-5200..	.8769927	LH	4.36	BASE, (T-108-1 18-128-138-408).....
69	3327-69-3437-3537-69..	.8769948	RH	4.31	BASE, (T-1 14-124).....
69	3327-69-3437-3537-69..	.8769949	LH	4.31	BASE, (T-1 14-124).....
69	3435-36..	.8769967	LH	4.36	BASE, (T-121).....
69	3435-36..	.8769974	RH	3.08	BASE, (T-1 25).....
69	3435-36..	.8769975	LH	3.08	BASE, (T-1 25).....
69	3435-36..	.8769986	RH	3.08	BASE, (T-1 26).....
69	3435-36..	.8769987	LH	3.08	BASE, (T-1 26).....
69	3569-5200..	.8769950	RH	4.31	BASE, (T-130-400).....
69	3569-5200..	.8769951	LH	4.31	BASE, (T-130-400).....
69	4439-69-5439-69-6439-				
	69-8439 (*)..	.8769950	RH	4.31	BASE (T-1 40-150-4 10-620) (Paint to match)
69	4439-69-5439-69-6439-				
	69-8439 (*)..	.8769951	LH	4.31	BASE (T-1 40-150-4 10-620) (paint to match)
69	3437-3537-4437-67-				
	4637-5437-67-6437-				
	6637-8457 (*)..	.8769690	RH	3.79	BASE, (T-1 4 1-17 1-1 8 1-4 1 1-421-45 1-631-632-641)
69	3437-3537-4437-67-				
	4637-5437-67-6437-				
	6637-8457 (*)..	.8769691	LH	3.79	BASE, (T-14 1-17 1-18 14 1 1^21-451-631-632-641)
69	4439-69-5439-69-6439-				
	69-6639-8439-69 (*)..	.8769664	RH	2.97	BASE, (T-1 4 1-1 5 1-4 1 1-421-451-621-631-632-641)
69	4439-69-5439-69-6439-				
	69-6639-8439-69 (*)..	.8769665	LH	2.97	BASE, (T-1 4 1-1 5 1-4 1 1-421-451-621-631-632-641)
69	3437-3537-4437-67-				
	4637-5437-67-6437-				
	6637-8257-8457 (*)..	.8769684	RH	3.79	BASE, (T-1 43-1 76-1 86-4 1 3-426-453-603-633-636)
69	3437-3537-4437-67-				
	4637-5437-67-6437-				
	6637-8257-8457 (*)..	.8769684	LH	3.79	BASE, (T-1 43-1 76-1 86-4 13-426-453-603-633-636)
69	4439-69-5439-69-6439-				
	69-6639-8239-69-				
	8439-69 (*)..	.8769654	RH	2.97	BASE (T-143-153-166-176-413-426-453-603-633-636).....
69	4439-69-5439-69-6439-				
	69-6639-8239-69-				
	8439-69 (*)..	.8769655	LH	2.97	BASE (T-143-153-166-176-413-426-453-603-633-636).....
69	4439-69..	.8769656	RH	2.97	BASE, (T-1 47-1 57).....
69	4439-69..	.8769657	LH	2.97	BASE, (T-147-157).....
69	4467-4600-8257-8457..	.8769776	RH	3.79	BASE, (T-1 64-6 14-644).....
69	4467-4600-8257-8457..	.8769777	LH	3.79	BASE, (T-164-6 14-644).....
69	4439-69-5439-69-6439-				
	69-6639-8239-69-				
	8439-69 O..	.8769652	RH	3.74	BASE, (T-168-178-428-458-468-608-618-628-638-648-658).....
69	4439-69-5439-69-6439-				
	69-6639-8239-69-				
	8439-69 (*)..	.8769653	LH	3.74	BASE, (T-1 68-178-428-458-468-608-6 18-628-638-648-658).....
69	3537-4437-5437-6437-				
	8457 (*)..	.8769778	RH	3.79	BASE, (T-1 70-4 10-630)
69	3537-4437-5437-6437-				
	8457 (*)..	.8769779	LH	3.79	BASE, (T-170-410-630)
69	4439-5439-69-6439-69-				
	6639..	.8769658	RH	2.97	BASE, (T-1 75-425-455)
69	4439-5439-69-6439-69-				
	6639..	.8769659	LH	2.97	BASE, (T-1 75-425-455) ..
69	3437-3537-4437-67-				
	4600-5437-6437-				
	6637-67..	.8769686	RH	3.79	BASE, (T-1 75-185-425-455)
69	3437-3537-4437-67-				
	4600-5437-6437-				
	6637-67..	.8769687	LH	3.79	BASE, (T-1 75-1 85-425-455)
69	4667-5467..	.8769680	RH	3.79	BASE, (T-1 87-427).....
69	4667-5467..	.8769681	LH	3.79	BASE, (T-1 87-427).....
69	4467 2nd Type				
	(W/Mldg. Holes) ..	.8769680	RH	3.79	BASE, (T-1 87).....
69	4467 2nd Type				
	(W/Mldg. Holes) ..	.8769681	LH	3.79	BASE, (T-1 87).....
69	4456-4466..	.8769590	RH	3.08	BASE, (T-190).....
69	4456-4466..	.8769591	LH	3.08	BASE, (T-190).....
69	4456-66..	.8769584	RH	3.08	BASE, (T-1 91).....

69	4456-66	8769585	LH	3.08	BASE, (T-191)
69	4456-66	8769580	RH	3.08	BASE, (T-195)
69	4456-66	8769581	LH	3.08	BASE, (T-1 95)
69	4456-66	8769586	RH	3.08	BASE, (T-1 96)
69	4456-66	8769587	LH	3.08	BASE, (T-1 96)
69	5200	8769930	RH	4.31	BASE, (T-407)
69	5 200	8769931	LH	4.31	BASE, (T-407)
69	6639-8239-69-8439-69 C)	8769674	RH	2.97	BASE, (T-464-6 14-624-644)
69	6639-8239-69-8439-69 C)	8769675	LH	2.97	BASE, (T-464-6 14-624-644)
69	8257	8769694	RH	3.79	BASE, (T-601)
69	8257	8769695	LH	3.79	BASE, (T-601)
69	8239-69	8769668	RH	2.97	BASE, (T-601)
69	8239-69	8769669	LH	2.97	BASE, (T-601)
69	8439-69 Pwr. Winds	7759814	RH	8.85	BASE (black) paint to match
69	8439-69 Pwr. Winds	7759815	LH	8.85	BASE (black) paint to match
69	9487	8769815	RH	5.85	BASE, (T-664-666)
69	9487	8769807	LH	5.85	BASE, (T-664-666)
69	8457-8467 Elec.				
		8740580	RH	10^95	BASE, (paint to match)
69	8457-8467 Elec. Windows	8740581	LH	10.95	BASE, (paint to match)
69	9487	8746292	RH	5.85	BASE, paint to match
69	9487	8733129	LH	7.05	BASE, paint to match
70	3369-3437-3537-69- 4637-5200-6036-46	8796815	LH	4.5 1	BASE (T-101-1 1 1-121-401-441)
70	3327-69-3437-3537-69- 4637-5200-6036-46	8769926	RH	4.36	BASE (prime & paint to match)
70	3327-69-3437-3537-69- 4637-5200-6036-46	8796825	LH	4.51	BASE (T-104-1 14-124-134-404-444)
70	3435-36	8792475	LH	4.51	BASE (T-121)
70	3435-36	8792480	RH	4.51	BASE (T-1 24)
70	3435-36	8792476	RH	4.51	BASE (T-1 29)
70	3435-36	8792477	LH	4.51	BASE (T-129)
70	3569-5200-6036-46	8796808	RH	4.51	BASE (T-130-400-440)
70	3569-5200-6036-46	8796809	LH	4.51	BASE (T-130-400-440)
70	4439-69-5439-69-6036- 6439-69-6639-8439- 69 C)	8792580	RH	2.77	BASE (T-140-170-410-420-450-460-600)
70	4439-69-5439-69-6036- 6439-69-6639-8439- 69 C)	8792581	LH	2.77	BASE (T-140-170-410-420-450-460-600)
70	4439-5439-69-6439-69- 8439-69 (*)	8792584	RH	2.77	BASE (T-1 4 1-41 1-421-601-631-632)
70	4439-5439-69-6439-69- 8439-69 (*)	8792585	LH	2.77	BASE (T-1 4 1-41 1-421-601-631-632)
70	3437-4437-4637-5437- 67-6437-8457 (*)	8796764	RH	3.59	BASE (T-1 4 1-1 8 1-41 1-421-631)
70	3437-4437-4637-5437- 67-6437-8457 (*)	8796765	LH	3.59	BASE (T-1 4 1-1 8 1-41 1-421-631)
70	4439-69-5439-69-6036- 6439-69-6639-8239- 69-8439-69 (*)	8792592	RH	2.77	BASE (T-1 44.4 14-434-454-484-494-604-614-624- 634-635)
70	4439-69-5439-69-6036- 6439-69-6639-8239- 69-8439-69 (*)	8792593	LH	2.77	BASE (T-144-414-434-454-484-494-604-614-624- 634-635)
70	4437-4667-5437-6437- 8257-8457 (*)	8796772	RH	3.59	BASE (T-1 44-1 54-4 1 4-484-494-6 1 4-624-634)
70	4437-4667-5437-6437- 8257-8457 (*)	8796773	LH	3.59	BASE (T-1 44-1 54-4 14-484-494-6 1 4-624-634)
70	4437-67-4600-5437-67- 6437-6637-67-8257- 8457 C)	8769678	RH	3.74	BASE (T-148-158-178-188-428-468-478-488-498- 618-628-638)
70	4437-67-4600-5437-67- 6437-6637-67-8257- 8457 (*)	8769679	LH	3.74	BASE (T-148-158-178-188-428-468-478-488-498- 618-628-638)
70	4439-69-5439-69-6439- 69-6639-8239-69- 8439-69 (*)	8769652	RH	3.74	BASE (T-148-158-178-428-438-468-488-498-608- 618-625-637-638-648)

70	4439-69-5439-69-6439- 69-6639-8239-69-843- 9-69 C)	8769653	LH	3.74	BASE (T-1 48-158-17 8-428-438-468-488-498-608- 618-625-637-638-648)
70	4439-69-6036-46-8439- C)	8792586	RH	2.77	BASE (T-159-179-459-619-629-639)
70	4439-69-6036-46-8439- 69 (C)	8792587	LH	2.77	BASE (T-159-179-459-619-629-639)
70	34-35-44-46-54-64-6637	8796758	RH	3.59	BASE (T-170-4 10-420-460)
70	34-35-44-4 6-5 4-64-6637	8796759	LH	3.59	BASE (T-170-4 10-420-460)
70	3437-3537-4437-67- 4600-6637-67	8796770	RH	3.59	BASE (T-175-185-465)
70	3437-3537-4437-67- 4600-6637-67	8796771	LH	3.59	BASE (T-175-185-465)
70	3437-3537-4437-4637- 5437-67-6437-6637 ..	8796768	RH	3.59	BASE (T-176-426-466)
70	3437-3537-4437-4637- 5437-67-6437-6637 ..	8796769	LH	3.59	
70	4439-5439-69-6439-69- 6639	8792588	RH	2.77	BASE (T-176-426-466)
70	4439-5439-69-6439-69- 6639	8792589	LH	2.77	BASE (T-176-426-466)
70	3437-3537-4437-67- 4637-67-8457 (C)	8796766	RH	3.59	BASE (T-179-189-619-629-649)
70	3437-3537-4437-67- 4637-67-8457 (C)	8796767	LH	3.59	BASE (T-179-189-619-629-649)
70	5467	8796760	RH	3.59	BASE (T-427)
70	5467	8796761	LH	3.59	BASE (T-427)
70	6036-46	8796818	RH	4.51	BASE (I 449)
70	6036-46	8796819	LH	4.51	BASE (I-449)
70	8239-69	8792582	RH	2.77	BASE (T-45 1-481)
70	8239 69	8792583	LH	2.77	BASE (T-451-481)
70	6639	8792590	RH	2.77	BASE (T-465)
70	6639	8792591	LH	2.77	BASE (T-465)
70	8257	8796762	RH	3.59	BASE (T-481)
70	8257	8796763	LH	3.59	BASE (T-481)
70	8439-69 Pwr. Winds	7759814	RH	8.85	BASE (black) paint to match
70	8439-69 Pwr. Winds	7759815	LH	8.85	BASE (black) paint to match
70	8457-67 Pwr. Wind	8740580	RH	10.95	BASE (black) (paint to match)
70	8457-67 Pwr. Wind	8740581	LH	10.95	BASE (black) (paint to match)
70	9000	8746292	RH	5.85	BASE (black) (paint to match)
70	9000	8733129	LH	7 05	BASE (black) (paint to match)
70	9487	8792809	RH	5.50	BASE (T-650)
70	9487	8796775	LH	5.50	BASE (T-650)
70	9487	8792813	RH	5.50	BASE (T-654)
70	9487	8796785	LH	5.50	BASE (T-654)
70	9487	8792811	RH	5.50	BASE (I 659)
70	9487	8796779	LH	5.50	BASE (T 659)
70	9487	8792812	RH	5.50	BASE (I 666)
70	9487	8796781	LH	5.50	BASE (T-666)
71	3327-37-69-3437	9843000	RH	2.97	BASE (T-100-1 10)
71	3327-37-69-3437	9843001	LH	3.18	BASE (T-100-1 10)
71	3436	9843364	RH	3.18	BASE (T-100)
71	3436	9843365	LH	4.36	BASE (T-100)
71-72	3327-37-69-3437-4400	8769926	RH	4.36	BASE (black) prime & paint to match
71-72	3327-37-69-3437-4400	8769927	LH	4.36	BASE (black) prime & paint to match
71-72	3436	8769956	RH	4.36	BASE, prime & paint to match (black)
71-72	3436	8769957	LH		BASE, prime & paint to match (black)
71	3337-69-3437-67-4437- 39-67-69	9851634	RH	2.97	
71	3337-69-3437-67-4437- 39-67-69	9851635	LH	2.97	
71	3337-3437-67-4437-39- 4467-69	9843342	RH	2.97	
71	3337-3437-67-4437-39- 4467-69	9843343	LH	2.97	BASE (T-140-150)
71	3337-69-3437-67-4400	8769653	LH	3.74	BASE (T-138-158-168)
71	3337-69-3437-67-4400	8769652	RH	3.74	BASE (T-138-158-168)
71	4437-39-69	9843336	RH	2.97	BASE (T-141)
71	4437-39-69	9843337	LH	2.97	BASE (T-141)
71	3337-3437-67-4437-67	8792590	RH	2.77	BASE (T-155-165)
71	3337-3437-67-4437-67	8792591	LH	2.77	BASE (T-155-165)
71	3337-3437-67-4437-39- 67	9843334	RH	2.97	BASE (T-156-166)
71	3337-3437-67-4437-39- 67	9843335	LH	2.97	BASE (T-156-166)
61	*NOTE Not used on models with pwr. wind. switch in 44-46-47-4800	481 9356	AR	.10	

61-62	4027-67-4167-4317-47	4833166	4	.10	NUT, anchor (nylon).....
62	4019-35-45-41 19-35	4819356	4	.10	NUT, rr. rest to inner panel (metal).....
62	44-4600-4819-39-47	4819356	AR	.10	NUT, rest to inner panel (metal type nut).....
62	4 439-69-4600-4819-39 2nd Type, 4367.....	4833166	4	.10	NUT, frt. dr. a/rest to inner panel (nylon plastic type nut).....
63	4 435-39-4 5-69-4635-39- 4819-29-39.....	4833166	4	.10	NUT, frt. dr. a/rest to inner panel.....
63	4435-39-45-69-4635	4819356	4	.10	NUT, rr. dr. a/rest to inner panel.....
63	441 1-47-67-4635-39-47- 67-4747-4819-29-39- 47.....	4819356	4	.10	NUT, dr. a/rest to panel (also used 15.108).....
64	4300.....	4434599	AR	.30	NUT, dr. a/rest pad to base.....
65-66	43-4400.....	4434599	AR	.30	NUT, frt. 8i rr. dr. a/rest pad to base.....
66	3507-17-3607-17 Deluxe A/Rest.....	4434599	4	.30	NUT,frt. dr. a/rest pad to base.....
66	4600.....	4434599	4	.30	NUT, frt. dr. a/rest pad to base.....
66	8439-69.....	4479919	6	.20	NUT, rr. dr. ash tray mtg. base.....
66	8439-69 Elec. Winds.....	4479919	6	.20	NUT,frt. dr. a/rest to switch mtg. base.....
66	8400.....	4479919	6	.20	NUT, frt. dr. switch mtg. base to fndtn.....
66	9487 Deluxe A/Rest.....	4479919	20	.20	NUT, frt. dr. a/rest to fndtn.....
67	3517-3617 Deluxe A/Rest 4000.....	4434599	4	.30	NUT, frt. dr. a/rest pad to base (also used 14.762) ..
67	8400.....	7633229	AR	.18	NUT, frt. 8i rr. dr. a/rest remote control cur. (used 14.762).....
67 70	8400.....	4479919	6	.20	NUT, frt. dr. switch mtg. base to fndtn. (also used 14.762).....
68-70	8400 Power Window.....	4479919	AR	.20	NUT, front door armrest to foundation (also used 14.762).....
68	8400 Pwr. Wind.....	4895791	4	.10	NUT, a/rest cvr. to base.....
68 70	8439-69.....	4892357	AR	.10	NUT, (used 14.762).....
68-70	8400 Power Window.....	4495425	AR	.10	NUT, armrest base to foundation (also used 14.762)
68-70	9487 Custom Trim.....	7795754	24	.10	NUT,front door a/rest to foundation.....
69-70	8400 Power Window.....	4895791	2	.10	NUT, armrest-front 8i rear moulding to base (also used 14.762 15 108).....
59	44-4600.....	9412032	4	.10	SCREW, rest to inner panel.....
61-62	4027-67-4167-4347	161742	4	.10	SCREW, frt. to inner panel—(8.977).....
62	4439-69-4635-39-45- 2nd Type.....	161742	4	.10	SCREW, to inner panel—(8.977).....
63	4435-39-45-69-4635	161742	4	.10	SCREW, frt. dr. a/rest to inner panel—(8.977).....
64	4069-41 35-69-4439-69- 4639-69.....	9417479	2	.05	SCREW, rr. dr. a/rest to panel-frt—(8.977).....
64	4747 Deluxe A/Rest.....	9826575	10	.10	SCREW,dr. a/rest to fndtn. (also used 10.777).....
65	All Exc. 8000.....	161742	AR	.10	SCREW, frt. 8i rr. dr. a/rest to inner panel—(8.977) ..
65	43-4427.....	161742	4	.10	SCREW, qtr. a/rest o inner panel—(8.977).....
65	8000 Exc. 8467.....	455699	AR	.10	SCREW, frt. 8i rr. dr. a/rest to inner panel.....
65	9000 Deluxe A/Rests.....	9826575	10	.10	SCREW, frt. dr. a/rest to fndtn. (used 10.777).....
66	All Exc. 8000.....	161742	4	.10	SCREW, frt. & rr. dr. a/rest to inner panel—(8.977) ..
66	8200.....	455699	AR	.10	SCREW, frt. & rr. dr. a/rest to inner panel.....
66	8439-69 Elec. Winds.....	9826575	6	.10	SCREW, frt. dr. switch mtg. base to rest.....
66	8439-69.....	9826575	6	.10	SCREW, rr. dr. ash tray mtg. base.....
66	8400 Elec. Winds.....	9418799	2	.10	SCREW, frt. dr. switch mtg. base to rest—(8.977) ...
66	8400 Elec. Winds.....	9826575	6	.10	SCREW, frt. dr. switch mtg. base to fndtn.....
66	8439-69.....	9418799	2	.10	SCREW, rr. dr. switch mtg. base to rest—(8.977).....
66-67	9487 Deluxe A/Rests.....	4548472	20	.10	SCREW, frt. dr. a/rest to fndtns.....
67	All Exc. 8000.....	161742	2	.10	SCREW, frt. dr. a/rest to inner panel—(8.977).....
67	8200.....	455699	AR	.10	SCREW, frt. dr. a/rest to inner panel (also used 14.762).....
67	8439-57-69.....	9826575	AR	.10	SCREW,frt. dr. a/rest to fndtn. (also used 14.762) ..
67	8400 Elec. Winds.....	9418799	2	.10	SCREW, frt. dr. switch mtg. base to rest—(8.977) ...
67	8400 Elec. Winds.....	9826575	6	.10	SCREW, frt. dr. switch mtg. base to gndtn.....
68	3537 Notch Back Seat ..	7768480	6	.15	SCREW, armrest to inner panel.....
68-70	4000 Exc. Wagons.....	7768480	6	.15	SCREW, armrest to inner panel.....
68	3437-46-54-60-8000	7768480	6	.15	SCREW, frt. dr. a/rest to inner panel.....
68	3327-69-3437-3537-69- 5239-69-87.....	7768478	6	.15	SCREW, a/rest o inner panel (also used 15.108)
68	3435.....	7768478	6	.15	SCREW, a/rest to inner panel (also used 14.762) ...
68	4000 Wagons-9000	7768479	6	.20	SCREW,a/rest to inner panel (also used 14.762).....
68-70	9000.....	9826575	24	.10	SCREW armrest to foundation.....
69-70	3327-69-3435-3436- 3437-3537-3569- 5237-39-69.....	7768478	6	.15	SCREW, armrest base to inner panel (also used 14.762).....
69-70	3437 Bucket Seats.....	7768480	6	.15	SCREW,armrest base to inner panel.....
69-70	54-60-8000.....	7768480	AR	.15	SCREW, armrest base to inner panel (also used 14.762).....
69-70	8000.....	9826575	AR	.10	SCREW, armrest base to foundation (also used 14.762).....

69	9000	7768479	6	.20	SCREW, a/rest base to inner panel
70-72	3369 Deluxe A/Rest	9824835	6	.15	SCREW, a/rest base to inner pnl. . .
70	4667-5400-6000-8000	7768480	6	.15	SCREW, base to inner panel
71	3327-3337-69-3435-36-				
	37	7768478	6	.15	SCREW, frt. dr. a/rest base to inner pnl.
72	3327-37-69-3436-3437	9824833	6	.15	SCREW, frt. dr. a/rest base to inner pnl. (also used 14.762)
71-72	3337-3437-3467-4437-				
	39-4467	9824835	6	.15	SCREW, frt. dr. a/rest base to inr. pnl. (also used 14.762)
68	6600-8000-9000 Exc.				
	Conv.	4765600	2	.92	LENS, (also used 1 1.927)
	NOTE.				1963 1st type uses 3/4" pad, 2nd type uses 1" pad
	1 4.686	TRIM PAD—COVER, FRONT DO<			
64	4337-67-69	4442611	2	6.05	PAD, frt. dr. (black)
65	43-4400	4442611	2	6.05	PAD, frt. dr. (paint to match)
65	5467-6437-6637-39-67-				
	9447	4481123	2	6.25	COVER, frt. dr. (T-448-488-608-658-678)
65-66	8200	4510780	2	6.55	COVER, frt. dr. (T-636)
66	3507-17-3607-17-4300-				
	4400	4442611	2	6.05	PAD, frt. dr. (paint to match)
66	5467-6467-6637-39-67-				
	9000	4481123	2	6.25	COVER, frt. dr. (T-428-458-478-498-608-668) .
66	6637-39-67	7596986	2	4.00	COVER, frt. dr. (T-451)
66	8200	7612206	2	6.40	COVER, frt. dr. (T-633)
66	8239	4509039	2	6.80	COVER, frt. dr. (T-678)
66	9487 Deluxe A/Rest	7593991	2	21.05	PAD & REINFORCEMENT, frt. dr. (black)
67	3517-3617-4000	4442611	2	6.05	PAD, frt. dr. (black) (paint to match)
67	3517-3617-4307-17-39-				
	4407-17-39-69	7651876	2	6.65	PAD, frt. dr. (med. blue)
67	35-3617 cust. trims				
	4000	7651879	2	6.45	PAD, frt. dr. (dk. blue) . .
67	3517-3617-4307-17-39-				
	67-4407-17-39-62-				
	4600	7667738	2	6.65	
67	4367-4455-65-67-4667-				
	4855-65	7687589	2	6.45	PAD, frt. dr. (saddle) .
67	35-3617 cust. trims				
	4307-17-4407-17	7651881	2	6.45	
67	5400-6000	4481123	2	6.25	
67	8200	4509039	2	6.80	
67	8439-69	7694625	LH	1 1.60	
					14.762 .
67	9487	4481123	2	6.25	
67	9487 Cust. Trim	7593991	2	21.05	
68	3300-3437-3500-4439-				
	69-5200	7766846	RH	4.56	
68	3300-3437-3500-4439-				
	69-5200	7766847	LH	4.56	
68	3300-3569-4439-69-				
	5200-5439-69-6439-				
	69-8239-69	7766494	RH	4.56	COVER (T-103-123-133-143-403-413-603)
68	3300-3569-4439-69-				
	5200-5439-69-6439-				
	69-8239-69	7766495	LH	4.56	COVER (T-103-123-133-143-403-413-603)
68-69	3300-3437-3500-4439-				
	69-5200-5439-69-				
	6439-69-6639-8239-				
	69-8439-69	7766490	RH	4.61	458-468-608-618-628-638-648-65 8)
68-69	3300-3437-3500-4439-				
	69-5200-5439-69-				
	6439-69-6639-8239-				
	69-8439-69	7766491	LH	4.61	COVER (T-108-1 18-128-138-158-168-198-408-428-458-468-608-6 1 8-628-638-648-658)
68	All Wagons	7769250	RH	6.05	COVER (T-1 1 1-181)
68	All Wagons	7769251	LH	6.05	COVER (T-1 11-181)
68	All Wagons	7769260	RH	6.05	COVER (T-1 13-183)
68	All Wagons	7769261	LH	6.05	COVER (T-1 13-183)
68	3435	7769262	RH	6.05	COVER (T-1 14)
68	3435	7769263	LH	6.05	COVER (T-1 14)
68	3300-34-3537-69-8239-				
	69	7766806	RH	4.56	
68	3300-34-3537-69-8239-				
	69	7766807	LH	4.56	

68	3569-4439-5 200-5439-6 9-6439-69-6639-8439- 69.....	7766675	LH	6.25	COVER (T-1 20-1 40-400-4 10-450-620)
68	4437-5487-6487-8257 ..	7766704	RH		
68	4439-69-5200-5439-69- 6439-69-8439-69	7766960	RH	6.90	COVER (T-133-4 13-603).....
68	4 439-69-5200-5439-69- 6439-69-8439-69	7766961	LH	5.85	COVER (T-137-147-407-417-627).....
68	3437-3537-4437-67- 4637-67-5467-87- 6487-6667-87-8257- 8457.....	7766700	RH	7.00	COVER (T-1 37-1 47-407-4 17-627).....
68	3437-3537-4437-67- 4637-67-5467-87- 6487-6667-87-8257- 8457.....	7766701	LH	7.00	COVER (T-138-1 58-1 68-1 78-428-458-498-608-61 8- 638).....
68	34-35-4437-67-4600- 6667-87.....	7769078	RH	7.55	COVER (T-1 52-1 62-1 72-452).....
68	34-35-4437-67-4600- 6667-87.....	7769079	LH	7.55	COVER (T-152-162-172-452).....
68	34-35-4437-67-4637- 5467-87-8457.....	7769080	RH	7.55	COVER (T-163-173-423-633).....
68	34-35-4437-67-4637- 5467-87-8457.....	7769081	LH	7.55	COVER (T-1 63-173-4 23 633).....
68	4439-5439-69-6439-69- 8439-69.....	7766972	RH	5.85	COVER (T-1 63-423-633).....
68	4439-5439-69-6439-69- 8439-69.....	7766973	LH	5.85	COVER (T-1 63-423-633).....
68	4467-5467-6667-8457 ..	7766894	RH	7.55	COVER (T-1 67-427-457-637).....
68	4467-5467-6667-8457 ..	7766895	LH	7.55	COVER (T-1 67-427-457-637).....
68	4455-65-4855-65.....	7776552	RH	6.05	COVER (T-1 80).....
68	4455-65-4855-65.....	7776553	LH	6.05	COVER (T-1 80).....
68	4455-65-4855-65.....	7776506	RH	6.05	COVER (T-1 87).....
68	4455-65-4855-65.....	7776507	LH	6.05	COVER (T "87).....
68	4455-65-4855-65.....	7769168	RH	5.02	COVER (T-1 88).....
68	4455-65-4855-65.....	7769169	LH	5.02	COVER (T-1 88).....
68	54-60-8000 (4 Drs)	7766498	RH	5.85	COVER (T-41 1-421-451-461-601-621-631-651).....
68	54-60-8000 (4 Drs)	7766499	LH	5.85	COVER (T-41 1-421-451-461-601-621-631-651).....
68	5467-87-6487-6667-87- 8257-8457.....	7769112	RH	7.55	COVER (T-41 1-421-451-601-631).....
68	5467-87-6487-6667-87- 8257-8457.....	7769113	LH	7.55	COVER (T-41 1-421-451-601-631).....
68	8439-69 Pwr. Winds	7775982	RH	10.35	COVER (T-620).....
68	8439-69 Pwr. WINDS ..	7775983	LH	10.35	COVER (T-620).....
68	8439-69 Pwr. Winds	7775980	RH	10.35	COVER (T-621-63 1-651).....
68	8439-69 Pwr. Winds	7775981	LH	10.35	COVER (T 621-631 651).....
68	8439-69 Pwr. Winds	7775984	RH	10.35	COVER (T-627).....
68	8439-69 Pwr. Winds	7775985	LH	10.35	COVER (T-627).....
68	8439-69 Pwr. Winds	7775978	RH	10.35	COVER (T-628-638-658-668).....
68	8439-69 Pwr. Winds	7775979	LH	10.35	COVER (T-628 638-658-669).....
68	8457-67 Pwr. Winds	7778724	RH	14.30	COVER (T-631).....
68	8457-67 Pwr. Winds	7778725	LH	14.30	COVER (T-631).....
68	8457-67.....	7778746	RH	14.30	COVER (T-633).....
68	8457-67.....	7778747	LH	14.30	COVER (T-633).....
68	8439-69 Pwr. Winds	7775986	RH	10.35	COVER (T-633).....
68	8439-69 Pwr. Winds	7775987	LH	10.35	COVER (T-633).....
68	8457-67 Pwr. Winds	7778748	RH	14.30	COVER (T-637).....
68	8457-67 Pwr. Winds	7778749	LH	14.30	COVER (T-637).....
68-69	8457-67 Pwr. Winds	7778442	RH	14.30	COVER (black).....
68-69	8457-67 Pwr. Winds	7778443	LH	14.30	COVER (black).....
68	8439 Pwr. Winds.....	7775988	RH	10.35	COVER (T-654).....
68	8439 Pwr. Winds.....	7775989	LH	10.35	COVER (T-654).....
68	8439.....	7775972	RH	5.85	COVER (T-654).....
68	8439.....	7775973	LH	5.85	COVER (T-654).....
68	9487.....	7767032	RH	7.40	COVER (T-672-674).....
68	9487.....	7767033	LH	7.40	COVER (T-672-674).....
68-69	9487.....	7767028	RH	7.40	COVER (T-668-669-675-678).....
68-69	9487.....	7767029	LH	7.40	COVER (T-668-669-675-678).....
68	9487 Cust. Trims.....	8715228	RH	15.30	COVER (paint).....
68	9487 Cust. Trims.....	8715229	LH	15.30	COVER (paint).....
68	9487 Cust. Trim Vac. Dr. Locks less Pwr. Winds .	7742818	RH	13.90	COVER (paint).....
68	9487 Cust. Trim Vac. Dr. Locks less Pwr. Winds .	7742819	LH	13.90	COVER (paint).....

69	3300-3437-3500-4439-67 9-5200-5439-69-6439-7 69-6639-8439-69.8742620 RH	5.75	COVER (T-101-1 1 1-121-131-141-151-401-41 1-421-451-631),.....
69	3300-3437-3500-4439-7 69-5200-5439-69-7 6439-69-6639-8439-7 69.8742621 LH	5.85	COVER (T-101-1 1 1-121-131-141-151-401-41 1-421-451-631),.....
69	3300-3569-4439-69-7 5200-5439-69-6439-7 69-6639-8239-69-7 8439-69.8742874 RH	5.85	COVER (T-103-133-143-153-166-17-6-403-413-426-453-603-633-636).....
69	3300-3569-4439-69-7 5200-5439-69-6439-7 69-6639-8239-69-7 8439-69.8742875 LH	5.85	COVER (T-103-133-143-153-166-17-6-403-413-426-453-603-633-636).....
69	3300-3437-3500-6639-7 8239-69-8439-69.8742914 RH	5.85	COVER (T-1 14-124-464-614-624-644).....
69	3300-3437-3500-6639-7 8239-69-8439-69.8742915 LH	5.85	COVER(T-1 14-124-464-614-624-644).....
69	All Wagons.8739788 RH	5.50	COVER (T-1 2 1 -1 9 1).....
69	All Wagons.8739789 LH	5.50	COVER (T-1 2 1 -1 9 1).....
69	All Wagons.8755528 RH	6.20	COVER (T-1 25-1 95).....
69	All Wagons.8755529 LH	6.20	COVER (T-1 25-1 95).....
69	All Wagons.8749032 RH	6.20	COVER (T 126-196).....
69	All Wagons.8749033 LH	6.20	COVER (T-1 26-1 96).....
69	3569-4439-69-5200-7 5439-69-6439-69-7 8439-69.8742872 RH	5.85	COVER (T-130-140-150-400-410-620)
69	3569-4439-69-5200-7 5439-69-6439-69-7 8439-69.8742873 LH	5.85	COVER (T-130-140-150-400-410-620)
69	34-35-4437-4467-4637-7 5437-67-6437-6637-7 82-8457.8743722 RH	7 55	COVER (T-143-176-186-4 13-426-453-603-633-636)
69	34-35-4437-4467-4637-7 5437-67-6437-6637-7 82-8457.8743723 LH	7.55	COVER (T-143-176-186-413-426-453-603-633-636)
69	3437-3537-4437-67-7 4637-5437-67-6437-7 6637-8457.8743605 LH	7.50	COVER (T-1 4 1-1 7 1-1 8 1-4 1 1-421-451-631-632-641)
69	3437-3537-4437-67-7 4600-5437-67-6437-7 6637-67-8257-8457 ..	7766700 RH	7.00	COVER (T-148-168-178-188-428-438-458-478-608-618-633-638-639-648).....
69	3437-3537-4437-67-7 4600-5437-67-6437-7 6637-67-8257-8457	7766701 LH	7.00	COVER (T-148-168-178-188-428-438-458-478-608-618-633-638-639-648).....
69	4439-69-5200.8742896 RH	5.85	COVER (T-1 47-1 57-407).....
69	4439-69-5200.8742897 LH	5.85	COVER (T-1 47-1 57-407).....
69	4439-69-5200.8742898 LH	7.55	COVER (T-164-614-644).....
69	4467-4600-8257-8457..	.8743724 RH	7.55	COVER (T-164-614-644).....
69	4467-4600-8257-8457..	.8743725 LH	7.55	COVER (T-1 70-410-630).....
69	35-44-54-6437-8457. . .	.8743720 RH	7.55	COVER (T-1 70-410-630).....
69	35-44-54-6437-8457. . .	.8743721 LH	7.55	COVER (T-1 70-410-630).....
69	3437-3537-4437-67-7 4600-5437-6437-7 6637-67.8747673 LH	7.35	COVER (T-175-1 85-425-455)
69	44-5439-69-6439-69-7 6639.8742627 LH	5.75	COVER (T-1 75-425-455) ...
69	44-46-5467.8747010 RH	7.55	COVER (T-1 87-427).....
69	44-46-5467.8747011 LH	7.55	COVER (T-1 87-427).....
69	4456-66.8749034 RH	6.20	COVER (T-1 90).....
69	4456-66.8749035 LH	6.20	COVER (T-190).....
69	4456-66.8747798 RH	6.05	COVER (T-197).....
69	4456-66.8747799 LH	6.05	COVER (T-197).....
69	8239-69.8742622 RH	5.75	COVER (T-601).....
69	8239-69.8742623 LH	5.75	COVER (T-601).....
69	8257.8747667 LH	7.35	COVER (T-601).....
69	8439-69 Power Window .	.8742948 RH	10.35	COVER (T-620).....
69	8439-69 Power Window .	.8742949 LH	10.35	COVER (T-620).....
69	8439-69 Power Window .	.8742946 RH	10.35	COVER (T-621-63 1-632-641)
69	8439-69 Power Window .	.8742947 LH	10.35	COVER (T-621-63 1-632-64 1)
69	8439-69 Power Window .	.8742950 RH	10.35	COVER (T-624-644).....
69	8439-69 Power Window .	.8742951 LH	10.35	COVER (T-624-644).....

69	8439-69 Power Window .	7775978	RH	10.35	COVER (T-628-638-639-648-65 8)
69	8439-69 Power Window .	7775979	LH	10.35	COVER (T-628-638-639-648-658)
69	8457 Power Window	8742964	RH	14.30	COVER (T-630).....
69	8457 Power Window	8742965	LH	14.30	COVER (T-630).....
69	8457-67 Pwr. Wind.....	8742962	RH	14.30	COVER (T-63 1-632-64 1).....
69	8457-67 Pwr. Wind.....	8742963	LH	14.30	COVER (T-63 1-632-641).....
69	8457-67 Pwr. Wind.....	8742966	RH	14.30	COVER (T-633-636).....
69	8457-67 Pwr. Wind.....	8742967	LH	14.30	COVER (T-633-636).....
69	8439-69 Pwr. Wind.....	8742952	RH	10.35	COVER (T-633-636).....
69	8439-69 Pwr. Wind.....	8742953	LH	10.35	COVER (T-633-636).....
69	8467.....	8743022	RH	14.30	COVER (T-637).....
69	8467.....	8743023	LH	14.30	COVER (T-637).....
69	8457 Pwr. Wind.....	8749090	RH	14.30	COVER (T-644).....
69	8457 Pwr. Wind.....	8749091	LH	14.30	COVER (T-644).....
69	9487.....	8762220	RH	7.40	COVER (T-664-666).....
69	9487.....	8762221	LH	7.40	COVER (T-664-666).....
69-70	9487 Deluxe A/Rest less Power Window 8i Elec. Door Lock.....	8715228	RH	15.30	COVER
69-70	9487 Deluxe A/Rest less Power Window 8i Elec. Door Lock.....	8715229	LH	15.30	COVER
70	3327-69-3437-3537-69- 4637-5200-6036-46- 8239-69.....	8803580	RH	5.85	COVER
70	3327-69-3437-3537-69- 4637-5200-6036-46- 8239-69.....	8803581	LH	5.85	COVER
70	3327-69-3437-3537-69- 4439-69-4637-5200- 5439-69-6036-46- 6439-69-6639-8239- 69-8439-69.....	8802900	RH	7.00	COVER 454-484-494-604-6 1 4-624-634-634)
70	3327-69-3437-3537-69- 4439-69-4637-5200- 5439-69-6036-46- 6439-69-6639-8239- 69-8439-69.....	8802901	LH	7.00	COVER (T-104-1 14-124-134-144-404-414-434-444- 454-484-494-604-6 1 4-624-634-635).....
70	3300-3437-3500-4439- 69-4637-5200-5439- 69-6439-69-6639- 8239-69-8439-69 . . .	7766490	RH	4.61	COVER (T-108-1 18-128-138-148-158-178-408-428- 438-468-488-498-608-618-628-637-638-648) . . .
70	3300-3437-3500-4439- 69-4637-5200-5439- 69-6439-69-6639- 8239-69-8439-69. . . .	7766491	LH	4.61	COVER (T-108-1 18-128-138-148-158-178-408-428- 438-468-488-498-608-618-628-637-638-648)
70	3435-36.....	8803032	RH	5.85	COVER (T-121).....
70	3435-36.....	8803033	LH	5.85	COVER (T-121).....
70	3435-36.....	8806916	RH	5.85	COVER (T-1 24).....
70	3435-36.....	8806917	LH	5.85	COVER (T-1 24).....
70	3435-36.....	8806918	RH	5.95	COVER (T-1 29).....
70	3435-36.....	8806919	LH	5.95	COVER (T-129).....
70	3569-4439-69-5200- 5439-69-6036-46- 6439-69-6639-8439- 69.....	8803584	RH	5.85	COVER (T-130-140-170-400-410-420-440-450-460- 600).....
70	3569-4439-69-5200- 5439-69-6036-46- 6439-69-6639-8439- 69.....	8803585	LH	5.85	COVER (T-130-1 40-1 70-400-4 10-420-440-450-460- 600).....
70	3437-4437-4637-5437- 67-6437-8457.	8805122	RH	7.60	COVER (T-14 1-1 81-4 1 1-421-631).....
70	3437-4437-4637-5437- 67-6437-8457.	8805123	LH	7.60	COVER (T-1 4 1-1 8 14 1 1-421-631).....
70	4439-69-5439-69-6439- 69-8439-69.	8803594	RH	7.00	COVER (T-141-41 1-421-601-631-632).....
70	4439-69-5439-69-6439- 69-8439-69.	8803595	LH	7.00	COVER (T-141-41 1-421-601-631-632).....
70	4437-67-4667-5437- 6437-8257-8457.	8805126	RH	7.60	COVER (T-1 44-1 54-4 14-484-494-6 14-624-634)
70	4437-67-4667-5437- 6437-8257.....	8805127	LH	7.60	COVER (T-1 44-1 54-4 14-484-494-6 14-624-634)

70	3437-3537-4437-67-460- 0-5437-67-6437-6637- 67-8257-8457.....	7766700	RH	7.00	COVER (T-1 48-1 58-1 78-1 88-428-468-478-488-498- 618-628-638).....
70	3437-3537-4437-67- 4600-5437-67-6437- 6637-67-8257-8457 ..	7766701	LH	7.00	COVER (T-1 48-1 58-178-188-428-468-478-488-498- 618-628-638).....
70	4439-69-6036-46-8439- 69.....	8802898	RH	7.00	COVER (T-159-179-449-459-619-629-639).....
70	4439-69-6036-46-8439- 69.....	8802899	LH	7.00	
70	3437-3537-4437-4637- 5437-6437-6637.....	8805120	RH	7.60	
70	3437-3537-4437-4637- 5437-6437-6637.....	8805121	LH	7.60	
70	3437-3537-4437-67- 4637-67-6637-67.....	8806928	RH	7.60	
70	3437-3537-4437-67- 4637-67-6637-67.....	8806929	LH	7.60	
70	3437-3537-4437-4637- 5437-67-6437-6637 ..	8806930	RH	7.60	
70	3437-3537-4437-4637- 5437-67-6437-6637 ..	8806931	LH	7.60	
70	4439-5439-69-6439-69- 6639.....	8803586	RH	5.85	
70	4439-5439-69-6439-69- 6639.....	9847389	LH	7.25	
70	3437-3537-4437-67- 4637-67-8457.....	8805124	RH	7.60	COVER (T-179-189-619-629-649).....
70	3437-3537-4437-67- 4637-67-8457.....	8805125	LH	7.60	COVER (T-179-1 89-619-629-649).....
70	5467.....	8805128	RH	7.60	COVER (T-427).....
70	5467.....	8805129	LH	7.60	COVER (T-427).....
70	6639.....	8803592	RH	5.85	COVER (T-465).....
70	6639.....	8803593	LH	5.85	COVER (T-465).....
70	8257.....	8805116	RH	7.60	COVER (T-481).....
70	8257.....	8805117	LH	7.60	COVER (T-481).....
70	8439-69 Elec. Wind	9802598	RH	9.75	COVER (T-600).....
70	8439-69 Elec. Wind	9802599	LH	9.75	COVER (T-600).....
70	8439-69 Elec. Wind	9804652	RH	9.75	COVER (T-601-631-632).....
70	8439-69 Elec. Wind	9804653	LH	9.75	COVER (T-601-631-632).....
70	8439-69 Elec. Wind	9802594	RH	9.75	COVER (T-604-6 14-624-634-635).....
70	8439-69 Elec. Wind	9802595	LH	9.75	COVER (T-604-6 14-624-634-635).....
70	8439-69 Elec. Wind	7775978	RH	10.35	COVER (T-608-6 18-628-637-638-648)
70	8439-69 Elec. Wind	7775979	LH	10.35	COVER (T-608-6 18-628-637-638-648)
70	8457-67 Pwr. Winds	7778442	RH	14.30	COVER (black) (T-6 1 8-628-638).....
70	8457-67 Pwr. Winds	7778443	LH	14.30	COVER (black) (T-6 1 8-628-638).....
70	8457-67 Elec. Wind	8809656	RH	13.45	COVER (T-6 14-624-634).....
70	8457-67 Elec. Wind	8809657	LH	13.45	COVER (T-6 14-624-634).....
70	8467.....	8809660	RH	13.45	COVER (T-6 17).....
70	8467.....	8809661	LH	13.45	COVER (T-6 17).....
70	8457-67 Elec. Wind	9819330	RH	13.45	COVER (T 619-629-649).....
70	8457-67 Elec. Wind	9819331	LH	13.45	COVER (T-6 19-629-649).....
70	8439-69 Elec. Wind	9804654	RH	9.75	COVER (T-6 19-629-639).....
70	8439-69 Elec. Wind	9804655	LH	9.75	COVER (T-6 19-629-639).....
70	8457 Elec. Wind.....	8809654	RH	13.45	COVER (T-631).....
70	8457 Elec. Wind.....	8809655	LH	13.45	COVER (T-631).....
70	9487.....	8809114	RH	6.95	COVER (T-650).....
70	9487.....	8809115	LH	6.95	COVER (T-650).....
70	9487.....	8809116	RH	6.95	COVER (T-654).....
70	9487.....	8809117	LH	6.95	COVER (T-654).....
70	9487.....	8809118	RH	6.95	COVER (T-659).....
70	9487.....	8809119	LH	6.95	COVER (T-659).....
70	9487.....	8809122	RH	6.95	COVER (T-666).....
70	9487.....	8809123	LH	6.95	COVER (T-666).....
70	9487.....	7767028	RH	7.40	COVER (T-668).....
70	9487.....	7767029	LH	7.40	COVER (T-668).....
71	3436.....	9856570	RH	6.40	COVER (T-100).....
71	3436.....	9856571	LH	6.40	COVER (T-100).....
71	3300-4400.....	9856552	RH	6.80	COVER (T-100-1 10-140-150).....
71	3300-4400.....	9856553	LH	6.80	COVER (T-100-1 10-140-150).....
71	3436.....	9848262	RH	6.75	COVER (T-101).....
71	3436.....	9848263	LH	6.75	COVER (T-101).....
71	3436.....	9847360	RH	6.75	COVER (T-104).....
71	3436.....	9847361	LH	6.75	COVER (T-104).....
71	3300-3437-67-4400	9847386	RH	7.25	COVER (T-104-1 14-134-144-15 4)
71	3300-3437-67-4400	9847387	LH	7.25	COVER (T-104-1 14-134-144-15 4) ...

71	30-4000 Exc. Wagon	7766490	RH	4.61	COVER (T-108-138-158-168)
71	30-4000 Exc. Wagon	7766491	LH	4.61	COVER (T-108-138-158-168)
71	3327-37-69-4437-39-69	9847392	RH	7.25	COVER (T-1 11-141)
71	3327-37-69-4437-39-69	9847393	LH	7.25	COVER (T-1 11-141)
71	3337-3437-67-4437-67	8803592	RH	5.85	COVER (T-155-165)
71	3337-3437-67-4437-67	8803593	LH	5.85	COVER (T-155-165)
71	3337-3437-67-4437-39-67	9847390	RH	7.25	COVER (T-156-166)
71	3337-3437-67-4437-39-67	9847391	LH	7.25	COVER (T-156-166)
72	3327-37-69-3437-67-4437-39-67-69	9893294	RH	6.80	COVER (T-100-1 10-130-140)
72	3327-37-69-3437-67-4437-39-67-69	9893295	LH	6.80	COVER (T-100-1 10-130-140)
72	3436	9891166	RH	6.40	COVER (T-100)
72	3436	9891167	LH	6.40	COVER (T-100)
72	3436	9891120	RH	6.40	COVER (T-101)
72	3436	9891121	LH	6.40	COVER (T-101)
72	3436	9891122	RH	6.40	COVER (T-104)
72	3436	9891123	LH	6.40	COVER (T-104)
72	3327-37-69-3437-67-4400	9847390	RH	7.25	COVER (T-106-136)
72	3327-37-69-3437-67-4400	9847391	LH	7.25	COVER (T-106-136)
72	3436	9847364	RH	6.75	COVER (T-106)
72	3436	9847365	LH	6.75	COVER (T-106)
72	30-4000 exc. Wagons	7766490	RH	4.61	COVER (T-108-138)
72	30-4000 exc. Wagons	7766491	LH	4.61	COVER (T-108-138)
72	3327-37-69-4437-39-69	9893298	RH	6.80	COVER (T-1 1 1-14 1)
72	3327-37-69-4437-39-69	9893299	LH	6.80	COVER (T-1 1 1-141)
72	3327-37-69-3437-4437-39-69	9893202	RH	6.80	COVER (T-114-133-134-1 44)
72	3327-37-69-3437-4437-39-69	9893203	LH	6.80	COVER (T-1 14-133-134-144)
72	3337-3437-67-4437-67	9893206	RH	6.80	COVER (T-1 35)
72	3337-3437-67-4437-67	9893207	LH	6.80	COVER (T-135)
72	3337-3437-4437	9893210	RH	6.80	COVER (T-137)
72	3337-3437-4437	9893211	LH	6.80	COVER (T-137)
1 4.686 TRIM, FRONT DOOR LOWER					
71	50-60-8000 4 Dr.	9854324	2	7.25	TRIM, lwr. pad & cvr. a/rest (T-400-420-430-440-450-460-480-600-620)
71	5257-5457-6647-82-8437	9855726	2	8.80	TRIM, lwr. pad 8i cvr. a/rest (T-400-420-430-460-480-610-620)
71	5257-5457-6667-8237-8437	9854279	2	8.80	TRIM, lwr. pad 8< cvr. a/rest (T-40 1-421-46 1-48 1-611)
71	50-60-8000 4 Dr.	9854211	2	7.70	TRIM, lwr. pad 8< cvr. a/rest (T-40 1-42 1-44 1-48 1-601)
71	50-60-80-9000 2 Dr	9854275	2	8.80	TRIM, lwr. pad & cvr. a/rest (T-404-424-434-462-464-484-494-614-624-654-664)
71	50-60-8000 4 Dr.	9854213	2	7.70	TRIM, lwr. pad & cvr. a/rest (T-404-424-434-444-454-462-464-484-494-604-624)
71	50-60-80-9000 2 Dr	9854276	2	8.80	TRIM, lwr. pad 8< cvr. a/rest (T-408-4 1 8-438-468-498-628-658-668)
71	50-60-8000 4 Dr. exc. Wag	9854210	2	7.70	TRIM, lwr. pad & cvr. a/rest (T-408-4 18-438-463-468-498-608-628)
71	5239-69-5439-69-6035-45-6639	9854216	2	7.70	TRIM, lwr. pad 8i cvr. a/rest (T-4 1 6-436-446-456-466)
71	5257-5457-67-6647-67	9854277	2	8.80	TRIM, lwr. pad & cvr. a/rest (T-4 1 6-436-466)
71	6667	9854307	2	8.80	TRIM, lwr. pad & cvr. a/rest (T-465)
71	8439	9854298	2	7.25	TRIM, lwr. pad 8< cvr. a/rest (T-627)
71	8437	9854306	2	8.80	TRIM, lwr. pad & cvr. a/rest (T-627)
72	5257-5457-6647-67-8237-8437	9892311	2	6.90	PAD (T-400-420-430-470-480-600-620)
72	50-60-8000 4 Drs.	9892015	2	4.72	PAD (T-400-420-430-440-450-470-480-600-620)
72	5257-5457-8237-8437	9614003	2	6.90	PAD (T 40" 421-481-601)
72	5239-69-5439-69-6035-45-8239-8439	9614002	2	4.72	PAD (T-401-421-441-481-601)
72	5257-5457-6647-67-8237-8437-9000	9892312	2	6.90	PAD (T-404-424-434-464-474-484-494-604-624-654)
72	50-60-8000 4 Drs.	9892016	2	4.72	PAD (T-404-424-434-444-454-464-474-484-494-604-624)

72	5257-5457-67-6647-67-				
	<u>8237-8239-9000</u>	9879418	2	6.90	
72	5239-69-5439-69-6639-				
	8239-8439.....	9879407	2	4.72	
72	5257-5457-67-6647-67-				
	<u>8437</u>	9879420	2	6.90	
72	5239-69-5439-69-6035-				
	<u>45-6639-8439</u>	9879410		4.72	
72	5467-6667.....	9892310		6.90	

14.686 TRIM PAD — COVER, REAR DOOR ARMREST

64	4369.....	.4444200	RH	7.50	PAD, rr. dr. (black).....
64	4369.....	.4444201	LH	.25	PAD, rr. dr. (black).....
65	4369-4455-65-69.....	.4524216	RH	.60	PAD, rr. dr. (med. blue)
65	4369-4455-65-69.....	.4524217	LH	.60	PAD, rr. dr. (med. blue)
65	4369-4465-69.....	.4444200	RH	.50	PAD, rr. dr. (black)
65	4369-4465-69.....	.4444201	LH	.25	PAD, rr. dr. (black)
65	6639.....	.4481183	2	6.25	COVER, rr. dr. (T-658) .
66	4339-4439-55-65.....	.4444200	RH	7.50	PAD, rr. dr. (black)
66	4339-4439-55-65.....	.4444201	LH	7.25	PAD, rr. dr. (black)
66	4339-4439-4455-65.....	4524216	RH	7.60	PAD, rr. dr. (med. blue)
66	4339-4439-4455-65.....	4524217	LH	7.60	PAD, rr. dr. (med. blue)
66	6639.....	.4481183	2	6.25	COVER, rr. dr. (T-458) .

NOTE For model years after 1966 refer to 14.762.

14.686 REFLECTOR — ESCUTCHEON, DOOR ARM REST

62	<u>4447-4647-67</u>	<u>4410338</u>	2	3.49	REFLECTOR, frt. dr.
63	<u>4647-67</u>	<u>4410338</u>	2	3.49	REFLECTOR, frt. dr.
60	<u>4635</u>	<u>4765599</u>	2	3.02	RIM & REFLECTOR, frt. dr. courtesy
61	<u>4317</u>	<u>4765599</u>	2	3.02	RIM & REFLECTOR (1 1.927).....
62	4639-47-4839-47 1st				
	Type.....	4765599	2	3.02	RIM & REFLECTOR (1 1.927)
64	<u>4700</u>	<u>4765599</u>	AR	3.02	RIM & REFLECTOR (1 1.927) .
65	<u>9447</u>	<u>4765599</u>	2	3.02	RIM & REFLECTOR (11.927)

14.686 COVER, DOOR ARMREST FINISHING

66	8437-39-67-69 Pwr.				
	Wind.....	7587163	RH	3.69	COVER, frt. dr. remote control (chrome)
66	8437-39-67-69 Pwr.				
	Wind.....	7587164	LH	3.69	COVER, frt. dr. remote control (chrome).....
66	8439-69.....	7587163	RH	3.69	COVER, rr. dr. remote control (chrome).....
66	8439-69.....	7587164	LH	3.69	COVER, rr. dr. remote control (chrome).....
66-67	8400 exc. 8467.....	7584374	RH	3.90	COVER, frt. dr. a/rest remote control.....
66-67	8400 exc. 8467.....	7584375	LH	3.90	COVER, frt. dr. a/rest remote control.....
67	8400.....	.7587163	RH	3.69	COVER, frt. dr. a/rest remote control (also used 14.762).....
67	8400.....	.7587164	LH	3.69	COVER, frt. dr. a/rest remote control (also used 14.762).....

14.688 PLATE, DOOR REMOTE CONTROL COVER

63	4829-39-47 Deluxe				
	A/Rests.....	.4801312	RH	2.82	PLATE
63	4329-39-47 Deluxe				
	A/Rests.....	.4801313	LH	2.82	PLATE
63-64	4867.....	.4801312	RH	2.82	PLATE
63-64	4867.....	.4801313	LH	2.82	PLATE
65	8467.....	.4801312	RH	2.82	PLATE
65	8467.....	.4801313	LH	2.82	PLATE
•68-70	9487.....	.7768924	RH	2.26	PLATE (black).....
68-70	9487.....	.8798681	LH	2.26	PLATE (black).....
68	9487.....	.7768936	RH	2.26	PLATE (buckskin) ..
68	9487.....	.7768945	LH	2.26	PLATE (buckskin) ..
68	9487.....	.7768940	RH	2.26	PLATE (green).....
68	9487.....	.7768941	LH	2.26	PLATE (green).....
68	9487.....	.7768936	RH	2.26	PLATE (gold).....
68	9487.....	.7768937	LH	2.26	PLATE (gold).....
68	9487.....	.7768926	RH	2.26	PLATE (ivory).....
68	9487.....	.7768927	LH	2.26	PLATE (ivory).....
68	9487.....	.7768932	RH	2.26	PLATE (teal).....
68	9487.....	.7768933	LH	2.26	PLATE (teal).....
69	9487.....	.8798694	RH	2.26	PLATE (T-674-694) .
69	9487.....	.8798695	LH	2.26	PLATE (T-674-694) .
69	9487.....	.8741536	RH	2.26	PLATE (T-680).....
69	9487.....	.8741537	LH	2.26	PLATE (T-680).....
69	9487.....	.8754688	RH	1.90	PLATE (T-685).....
69	9487.....	.8798685	LH	2.26	PLATE (T-685).....
69	9487.....	.8798696	RH	2.26	PLATE (T-686).....
69	9487.....	.8798697	LH	2.26	PLATE (T-686).....

69	94878741526	RH	1.90	PLATE (T-687)
69	94878741527	LH	1.90	PLATE (T-687)
69	94878741532	RH	1.90	PLATE (T-691)
69	94878741533	LH	1.90	PLATE (T-691)
69	94878741528	RH	2.26	PLATE (T-692)
69	94878741529	LH	2.26	PLATE (T-692)
70	94878802258	RH	2.10	PLATE (T-679-699)
70	94878802259	LH	2.10	PLATE (T-679-699)
70	94878802252	RH	2.10	PLATE (T-680)
70	94878802253	LH	2.10	PLATE (T-680)
70	94878802256	RH	2.10	PLATE (T-681)
70	94878802257	LH	2.10	PLATE (T-681)
70	94878802264	RH	2.10	PLATE (T-67 4-68 4)
70	94878802265	LH	2.10	PLATE (T-674-684)
70	94878802260	RH	2.10	PLATE (T-686)
70	94878802261	LH	2.10	PLATE (T-686)
70	94878802262	RH	2.10	PLATE (T-695)
70	94878802263	LH	2.10	PLATE (T-695)
71-72	8437-8439 less Elec. Dr.					
	Locks9831235	RH	7.90	PLATE
71-72	8437-8439 less Elec. Dr.					
	Locks9831236	LH	7.90	PLATE _____
71-72	8437-39 Elec. Dr. Locks .		.9831237	RH	6.00	PLATE _____
71-72	8437-39 Elec. Dr. Locks .		.9831238	LH	6.00	PLATE _____
71-72	8439 Pwr. Wind. &/or					
	Custom Trim9831237	RH	6.00	PLATE
71-72	8439 Pwr. Wind. &/or					
	Custom Trim9831238	LH	6.00	PLATE
71-72	8437-8439-9000 Pwr.					
	Wind9842347	2	.30	PLATE, hanger_____
71-72	8439 Pwr. Wind9842347	2		
71-72	9000 Deluxe A/Rest less				.30	PLATE, hanger_____
	Elec. Dr. Locks9831235	RH		
71-72	9000 Deluxe A/Rest less				7.90	PLATE
	Elec. Dr. Locks9831236	LH		
71-72	9000 Deluxe A/Rest &				7.90	PLATE
	Elec. Dr. Locks9831237	RH		
71-72	9000 Deluxe A/Rest &				6.00	PLATE
	Elec. Dr. Locks9831238	LH		
	1 4.688 PLATE, DOOR ARM REST				6.00	PLATE
61	4829-674801312	RH	2.82	PLATE
61	4829-674801313	LH	2.82	PLATE
62	4829-47-674801312	RH	2.82	PLATE
62	4829-47-674801313	LH	2.82	PLATE
68	34-3537-4437-67-4600↵					
	5467-87-6487-6667↵					
	87-8257-84577745382	RH	7.30	PLATE, frt. a/rest finishing
68	34-3537-4437-67-4600↵					
	5467-87-6487-6667↵					
	87-8257-84577745383	LH	7.45	PLATE, frt. a/rest finishing
68	40-50-60-8000 4 Drs_____		.7743692	RH	4.56	PLATE, frt. & rr. finishing
68	40-50-60-8000 4 Drs7743693	LH	4.56	PLATE, frt. 8i rr. finishing
68-70	9487 Std. Trim7745398	RH	8.05	PLATE
68-70	9487 Std. Trim7745399	LH	8.05	PLATE
69-70	4437-67-4637-67-5437↵					
	67-6437-6637-67↵					
	8257-84578717572	RH	3.18	PLATE
69-70	4437-67-4637-67-5437↵					
	67-6437-6637-67↵					
	8257-84578717573	LH	3.18	PLATE
69-70	3437-3537 Deluxe					
	A/Rest8717572	RH	3.18	PLATE
69-70	3437-3537 Deluxe					
	A/Rest8717573	LH	3.18	PLATE
69-70	4439-56-66-69-5439-69↵					
	6036-46-6439-69↵					
	6639-8239-69-8439↵					
	698717568	RH	2.56	PLATE, frt. 8i rear dr.
69-70	4439-56-66-69-5439-69↵					
	6036-46-6439-69↵					
	6639-8239-69-8439↵					
	698717569	LH	2.61	PLATE, frt. 8i rr. dr.
70	33698717572	RH	3.18	PLATE, a/rest finishing
70	33698717573	LH	3.18	PLATE, a/rest finishing
71-72	3337-69-3437 Deluxe					
	A/Rest8717568	RH	2.56	PLATE, frt. dr. a/rest finishing

71-72	3337-69-3437	Deluxe							
	A/Rest8717569	LH	261			PLATE, frt. dr. a/rest finishing	
71-72	4437-39-67-69.		.8717568	RH	2^6			PLATE, frt. Sr rr. dr. a/rest finishing	
71-72	4437-39-67-69.		.8717569	LH	2^6			PLATE, frt. Sr rr. dr. a/rest finishing	
65-67	82004500124	AR				CUP.	
68-70	All7765829	AR		.10		NUT, finishing plate to foundation .	
71-72	3337-69-3437	Deluxe							
	A/Rest7765829	AR		.10		NUT, finishing plate to fndtn.	
71-72	3467-4437-39-67-69.		.7765829	AR		.10		NUT, finishing plate to fndtn.	
	14.688	MOLDING, DOOR ARM REST							
66-67	9487 Deluxe A/Rest		4540502	2	3.43			MOLDING	
68	34-3537-4 437-67-4600- 5467-87-6487-6667- 87-8257-8457.		7745386	2	.72			MOLDING, frt. dr.	
68	3437 less Bkt. Seats . . .		7745078	2	.41			MOLDING, frt dr.	
68	3369-3435-3567-69- 4439-55-65-69-4800 .		7745078	4	.41			MOLDING, frt. Sr rr. dr.	
68	40-50-60-8000 4 Drs. . .		7745078	4	.41			MOLDING, frt. 8i rr. dr.	
68	8000 Pwr. Winds		7746537	2	1.49			MOLDING, frt. dr. frt. . .	
68-70	8439-69 Pwr. Wind		7746540	2	1.49			MOLDING, rr. dr.-frt. . .	
68-70	8439-69 Pwr. Wind		7746538	2	1.49			MOLDING, frt. dr.-rr.	
68-70	8439-69 Pwr. Wind		7746541	2	1.85			MOLDING, rr. dr.-rr. . . .	
68-70	8457-67 Pwr. Wind		7746543	2	1.90			MOLDING, frt. dr.-rr. . .	
68-70	9487		7745404	2	.72			MOLDING	
69-70	3437-3537-4437-67- 4637-67-5437-67- 6437-6637-67-8257- 8457		7745386	2	.72			MOLDING	
69-70	40-50-60-8000 (4 Drs.) .		7745078	4	.41			MOLDING, frt. 8. rr. dr.	
69-70	8400 Pwr. Wind		7746537	2	1.49			MOLDING, frt. dr.-frt. . .	
71-72	3327-3337-69-3437-67- 4437-39-67-69.		7745078	2	.41			MOLDING, frt. 8: rr. dr.	
68-70	8000 Pwr. Wind		7762004	2	.30			RETAINER, frt. 8t rr. dr. a/rest mldg.-frt.	
68-70	8457-67 Pwr. Wind		7762005	2	.30			RETAINER, frt. dr. a/rest mldg.-rr.	
68-70	8439-69 Pwr. Wind		7762006	2	.30			RETAINER, frt. dr. a/rest mldg.-rr.	
68-70	8439-69 Pwr. Wind		7762007	2	.30			RETAINER, rr. dr. a/rest mldg.-rr.	
	14.690	PLATE, DOOR ARM REST OR PULL HANDLE							
68	8400 Pwr. Winds . .		7793407		.62			PLATE, frt. dr. a/rest hanger.	
68	8457-67 Pwr. Winds		8744101		.56			PLATE, frt. dr. a/rest remote cvr. hanger—(14.764)	
69-70	8439-8469.		8744101		.56			PLATE, rr. dr. pull handle hanger—(14.764).	
68	9487.		7754557		1.03			PLATE, frt. dr. a/rest hanger.	
69-70	8400 Elec. Windows		8743792		.51			PLATE, front door armrest hanger (also used 14.691).	
69-70	9000 Custom Trim. .		7754557		1.03			PLATE.	
	14.691	MOLDING FRONT DO TRIM FINISHING							
64	4027-67-4127.		4412143	2	2.56			MOLDING, upr.	
64	40-41-4200 4 Drs.		4412144	2	2.26			MOLDING	
65	3327-67-3427-67-4327- 4427.		4412143	2	2.56			MOLDING	
65	3335-69-3435-69-3500- 3600-4 200.		4412144	2	2.26			MOLDING	
65	8439-69.		4547561	2	3.33			MOLDING, lwr.	
66	3307-67-3407-67-3507- 17-3607-17.		4412143	2	2.56			MOLDING	
66	3335-69-3435-69-3535- 69-3635-69-4255-65 . .		4412144	2	2.26			MOLDING	
66	3507-17-3607-17 Deluxe A/Rest		4547660	4	1.69			MOLDING, ctr. upr. & lwr. .	
66	4000 exc. Wagons		4547660	AR	1.69			MOLDING, ctr. upr. 8i lwr. .	
66	5437-67-6437-67.		4812720	2	2.56			MOLDING, lwr.	
66	6637-67.		7581851	4	1.95			MOLDING, ctr.-upr. 8t lwr. .	
66	8237.		4412437	2	1.64			MOLDING, upr.	
66	8237.		4808843	2	2.72			MOLDING, lwr.	
66	8239-69		4410380	2	1.59			MOLDING, upr. (also used 14.764)	
66	8439-69		7600732	2	1.69			MOLDING, lwr. (also used 14.764)	
67	3307-3407-17.		4412143	2	2.56			MOLDING	
67	35-3617 Std. Trims. . . .		4412143	2	2.56			MOLDING	
67	35-361 7 Cust. Trims		4412143	2	2.56			MOLDING, upr.	
67	4307-17-67-4407-17-67- 4600.		4412143	2	2.56			MOLDING, upr.	
67	3335-69-3435-69-3535- 69-3635-69.		4412144	2	2.26			MOLDING.	
67	5439-69-6439-69.		7646798	2	2.20			MOLDING, lwr. (also used 14.764)	
67	5467-87-6467-87.		7647100	2	2.82			MOLDING, lwr.	
67-68	8439-69.		4547561	2	3.33			MOLDING, lwr.	

68	34-3537 Split Frt Seat, 4437-67-4600.7726461 2	15.90	MOLDING.
68	4439-69.7722578 RH	1 130	MOLDING.
68	4439-69.7722579 LH	1 130	MOLDING.
68	4000 Wagons.7738470 RH	7.95	MOLDING.
68	4000 Wagons.7738471 LH	7.95	MOLDING.
68	5287.7732450 2	2.82	MOLDING, upr.
68	5239-69.7732468 2	3.79	MOLDING, frt-upr. (also used 14.764)
68	5439-69-6439-69.7785246 RH	2.82	MOLDING.
68	5439-69-6439-69.7785247 LH	2.82	MOLDING.
68	5467-87-6487.4876741 2	3.79	MOLDING.
68	6639.7731886 RH	6.95	MOLDING, upr.
68	6639.7731887 LH	6.95	MOLDING, upr.
68	6639.7731890 RH	6.95	MOLDING, lwr.-outer.
68	6639.7731891 LH	6.95	MOLDING, lwr.-outer.
68	6639.7731892 2	6.95	MOLDING, lwr.-inner.
68	6667-87.7731942 RH	6.95	MOLDING, upr.
68	6667-87.7731943 LH	8.50	MOLDING, upr.
68	6667-87.7731948 1	6.95	MOLDING, lwr.-outer.
68	6667-87.7731950 2	1 49	MOLDING, lwr.-inner.
68	8257.7647100 2	2.36	MOLDING, lwr. & ctr.
68	8239-69.7739864 2	2.36	MOLDING (also used 14.764)
68	8239-69.7735490 2	2.87	MOLDING, lwr.
68-70	9487.7723176 2	6.95	MOLDING, lwr.
68	9487.7759488 RH	6.95	MOLDING.
68	9487.7759489 LH	6.95	MOLDING.
69	3437-3537-4437-67- 4637-67.7796634 2	1 69	MOLDING, upper.
69	3437-3537-4437-67- 4600.7732450 2	2.20	MOLDING, lower.
69	5437-67.7732450 2	2.20	MOLDING, upper.
69	4439-4456-66-69.7796518 2	1.44	MOLDING, upper.
69	4439-56-66-79.7726016 2	1.85	MOLDING, lwr.
69	5237.8712063 2	2.15	MOLDING.
69	5239-69.8714989 2	1.49	MOLDING.
69	5439-69-6439-69.7798456 2	2.82	MOLDING.
69	5437-67-6437.8720419 2	3.59	MOLDING.
69	6639.8745448 RH	6.95	MOLDING, lower-outer.
69	6639.8745449 LH	6.95	MOLDING, lower-outer.
69	6639.8745450 2	6.95	MOLDING, lower-inner.
69	6639.7798545 RH	7.95	MOLDING, upper.
69	6639.7798546 LH	7.95	MOLDING, upper.
69	6637-67.7798697 RH	8.60	MOLDING, upper.
69	6637-67.7798698 LH	8.60	MOLDING, upper.
69	6637-67.7731948 2	6.95	MOLDING, lower-outer.
69	6637-67.7731950 2	6.95	MOLDING, lower-inner.
69	8239-69.8714989 2	1 49	MOLDING, upper.
69	8257.8714999 2	6.95	MOLDING, center-rear.
69	8257.8715128 2	6.95	MOLDING, upper.
69	8257.7646937 2	6.95	MOLDING, lower.
69	8239-57-69.8714992 2	6.95	MOLDING, center-front.
69	8239-57-69.8714993 2	1 95	MOLDING, center (also used 14.764)
69	8239-69.8714994 2	.77	MOLDING, center-rear.
69	8239-69.8714995 2	1.33	MOLDING, lower.
69-70	8439-69.7799895 2	1 95	MOLDING.
69-70	8457-67.8713407 2	2.82	MOLDING, lower.
70	4439-69.7726016 2	1.85	MOLDING, lwr.
70	4437 Std. Seat.8769518 2	1 59	MOLDING, lwr.
70	4437 Std. Seat.8769390 RH	2.05	MOLDING, upr.
70	4437 Std. Seat.8769391 LH	2.05	MOLDING, upr.
70	4439-69 Std. Seat.8769412 RH	6.95	MOLDING, upr.
70	4439-69 Std. Seat.8769413 LH	6.95	MOLDING, upr.
70	5239-69.8764121 2	1.59	MOLDING.
70	5237.8774033 2	2.15	MOLDING.
70	5437-67-6437.8773962 2	2.82	MOLDING.
70	5439-69-6439-69.8774000 2	2.05	MOLDING.
70	6036-46 Std. Trim.8780045 2	1.44	MOLDING, upr.
70	6046 Std. Trim.8780045 2	1.44	MOLDING, upr.
70	6036-46 Custom Trim.8783978 2	1.33	MOLDING, upr.
70	6036-46 Custom Trim.8783979 2	1.23	MOLDING, lwr.
70	6036-46 Custom Trim.8783980 RH	18.15	MOLDING, ctr.
70	6036-46 Custom Trim.8783981 LH	18.15	MOLDING, ctr.
70	6637-67.8776773 RH	1 130	MOLDING.
70	6637-67.8776774 LH	11.30	MOLDING.
70	6639.8776883 RH	10.10	MOLDING.
70	6639.8776884 LH	10.10	MOLDING.
70	8257.7587420 2	6.00	MOLDING, upr.
70	8257.7647100 2	2.82	MOLDING, lwr.

70	<u>8239-69</u>	7735490	2	2.87	MOLDING, lwr.
70	<u>8239-69</u>	8763634	1RH	4.00	MOLDING, upr.
70	<u>8239-69</u>	8763635	LH	4.00	MOLDING, upr.
71-72	<u>4437</u>	9847729	2	1.69	MOLDING, upr.
71-72	<u>4437</u>	9817779	2	1.69	MOLDING, ctr.
71-72	<u>4437</u>	9817782	2	1.69	MOLDING, lwr.
71-72	<u>4439-69</u>	7791048	4	1.59	MOLDING, ctr. & lwr.
71-72	<u>4439-69</u>	9847726	2	1.49	MOLDING, upr.
71	<u>5257-9000</u>	9829672	RH	3.08	MOLDING, upr.
71	<u>5457-67</u>	9829672	RH	3.08	MOLDING, upr. pad-lwr.
71	<u>5257-9000</u>	9829673	LH	3.08	MOLDING, upr.
71	<u>5457-67</u>	9829673	LH	3.08	MOLDING, upr. pad-lwr. .
71-72	<u>5457-67</u>	9844399	2	1.90	MOLDING, upr. pad-upr.
71-72	<u>5239-69</u>	9815787	2	2.05	MOLDING, upr.
71-72	<u>5439-69</u>	9815787	2	2.05	MOLDING, upr. pad-lwr. .
71-72	<u>5439-69</u>	9844396	2	1.64	MOLDING, upr. pad-upr.
71-72	<u>6647-67</u>	9817664	RH	4.51	MOLDING, upr. .
71-72	<u>6647-67</u>	9817665	LH	4.51	MOLDING, upr.
71-72	<u>6639</u>	9817635	RH	3.64	MOLDING, upr.
71-72	<u>6639</u>	9817636	LH	3.64	MOLDING, upr.
71-72	<u>6647-67-8237-9000</u>	9842025	2	9.00	MOLDING, lwr. .
71-72	<u>6035-45</u>	9827216	2	1.49	MOLDING, upr. pad-upr.
71-72	<u>6035-45</u>	9827218	2	1.49	MOLDING, upr. pad-lwr.
71	<u>6035-45-6639-8239</u>	9842028	RH	7.10	MOLDING, lwr.
71	<u>6035-45-6639-8239</u>	9842029	LH	7.10	MOLDING, lwr.
71-72	<u>8239</u>	9825959	2	1.13	MOLDING, upr. pad-upr.
71-72	<u>8239</u>	9826672	RH	2.05	MOLDING, upr. pad-lwr. .
71-72	<u>8237</u>	9826676	LH	2.82	MOLDING, upr. pad-lwr. .
71-72	<u>8237</u>	9826677	2	2.82	MOLDING, upr. pad-lwr. .
71-72	<u>8237</u>	9826071	RH	1 64	MOLDING, upr. pad-upr. .
71-72	<u>8437</u>	9823877	LH	18.65	MOLDING, upr.
71-72	<u>8437</u>	9823878	2	17.60	MOLDING, upr.
71-72	<u>8437</u>	9826914	2	2.46	MOLDING, upr.
71-72	<u>8437 Pwr. Wind</u>	9823884	RH	2.77	MOLDING, lwr.
71-72	<u>8439</u>	9822481	LH	14.75	MOLDING, lwr.
71-72	<u>8439</u>	9822482	2	14.75	MOLDING, upr. pad-upr.
71-72	<u>8439 Pwr. Wind</u> ..	9826908	2	2.15	MOLDING, upr. pad-upr.
71-72	<u>8439</u>	9826910	2	1.79	MOLDING, lwr.
71-72	<u>9000 Pwr. Wind</u> ..	9829152	2	1.90	MOLDING, lwr.
72	<u>33-3437 Cust. Trim</u>	9847729	2	1.69	MOLDING, upr.
72	<u>33-3437 Cust. Trim</u>	9817779	2	1.69	MOLDING, ctr.
72	<u>33-3437 Cust. Trim</u>	9817782	4	1.59	MOLDING, lwr.
72	<u>3369 Cust. Trim</u>	7791048	2	1.49	MOLDING, ctr. & lwr.
72	<u>3369 Cust. Trim</u>	9847726	RH	3.08	MOLDING, upr.
72	<u>5457-67</u>	9829672	LH	3.08	MOLDING, upr. trim pad frt. dr. lwr.
72	<u>5457-67</u>	9829673	RH	3.08	MOLDING, upr. trim pad frt. dr. lwr.
72	<u>5257</u>	9829672	LH	3.08	MOLDING, trim pad frt. dr. upr.
72	<u>5257</u>	9829673	RH	7.10	MOLDING, trim pad frt. dr. upr.
72	<u>6035-45 (Cust. Trim)</u>	9842028	LH	7.10	MOLDING, lwr.
72	<u>6035-45 (Cust. Trim)</u>	9842029	RH	7.10	MOLDING, lwr.
72	<u>6639-8239</u>	9842028	LH	7.10	MOLDING, lwr.
72	<u>6639-8239</u>	9842029	RH	3.08	MOLDING, lwr.
72	<u>9000 Custom Trim</u>	9829672	LH	3.08	MOLDING, trim pad frt. door upr.
72	<u>9000 Custom Trim</u>	9829673	8	.10	MOLDING, trim pad frt. dr. upr.
67	<u>5400-6400-9487</u> ..	4843133	20	.10	NUT, frt. dr. trim pad upr. mldg.
67	<u>9487</u>	4843133	AR	.10	NUT, frt. dr. trim finishing panel.
68	<u>8257-9000</u>	4843133	4	.10	NUT, upr. mldg.
69-70	<u>8239-57-69</u>	3752642	AR	.10	NUT, front door trim pad-center moulding—(8.147)
71	<u>8437-8439</u>	4843133			NUT, upr. mldg.

14.691 EMBLEM, DOOR TRIM FINISHING

66-68	<u>9487 Deluxe A/Rests</u>	7589191	2	4.82	EMBLEM
67	<u>35-3617 Deluxe A/Rests</u>	7642010	2	2.67	EMBLEM
67	<u>43-4400 exc. Wagons</u> ..	7642010	2	2.67	EMBLEM
67	<u>4600</u>	7696369	2	4.00	PLATE (G.S. 400)
67	<u>8200</u>	7653481	2	1.49	EMBLEM (also used 14.764)
68	<u>3369-3400-3537-69</u> ..	7734660	2	1.54	EMBLEM (also used 14.764)
68	<u>3537-4437-39-67-69</u> ..	7642010	2	2.67	EMBLEM
68	<u>3437-4600</u>	7779990	2	4.20	PLATE, "G.S."
68	<u>Sportwagons</u>	7729349	2	3.59	PLATE, "Sportwagon" (also used 14.764)
68	<u>8 200</u>	7735500	2	1.28	EMBLEM (also used 14.764)
68	<u>3369-3435-36</u>	8767072	2	2.05	EMBLEM
69	<u>8200</u>	8711964	2	.82	EMBLEM (also used 14.764)
69	<u>9487 Std Trim</u>	8711761	2	2.77	EMBLEM
69	<u>3537-69</u>	8713788	2	1.74	PLATE, "Skylark" also used 1 4.764.
69	<u>3437 less Bucket Seats</u>	8713775	2	2.46	PLATE, "G.S."
69	<u>3437-4637-67 Bucket</u>				
		8713449	2	1.49	PLATE, "Gran Sport"

69	3537-4437-67	8713777	2	.92	PLATE, "Custom".
69	4456-66	8713779	2	1.44	PLATE, "Sport Wagon".
70	3437-4637 (Std. Trim)	8791824	2	2.05	PLATE, "GS".
70	3437-4637-67 (Deluxe)	8784093	2	1.33	PLATE, "GS".
70	3435-36	8781301	2	1.79	PLATE, "Sportwagon".
70	3369-3537-69	8781302	2	2.00	PLATE, "Skylark".
70	3537 Deluxe Trim	8784092	2	1.33	PLATE, "Skylark".
70	4 400	8784091	2	.97	PLATE, "Custom".
70	6600	8776905	RH	1.90	EMBLEM
70	6600	8776906	LH	1.90	EMBLEM
71	3337-69	8781302	2	2.00	PLATE, "Skylark".
71	3437-67	9844863	2	2.46	PLATE (G.S.)
71	4400	9870041	2	1.95	PLATE (Skylark Custom)
72	3467	9844863	2	2.46	PLATE (G.S.)
64	44-4600	4450956	AR	.10	NUT, trim pad emb. (also used 14.764)
65	33-3469-35-3600-43-4427	4450956	6	.10	NUT, frt. dr. trim pad emb.
65	5437-39-69-6437-39-69-8437-39-67-69	4450956	4	.10	NUT, frt. dr. trim pad emb.
66	33-3469-3507-17-3607-17-4200-4307-17-39-67-4407-17-39-67-4600-5000-6000-9487	4450956	6	.10	NUT, frt. dr. trim pad emb. (also used 14.764)
66	4455-65	4843133	4	.10	NUT, orn. buckle (also used 14.764-15.101)
67	3517-3617-4000-5239-69-87-6639-67-87-8239-57-69-9487	4450956	AR	.10	NUT, emb.
67	4600	4450956	6	.10	NUT, name plate
68-72	All as Req.	4450956	AR	.10	NUT, trim pad emb. & name plate (also used 14.764)
68	50 60-8000	6280765	AR	.10	RETAINER, dr. binding strip to inner panel

14.691 PANEL, FRONT DOOR TRIM FIF

67	6667-87	7711105	LH	1 1.30	PANEL
67-68	8457-67	7675202	RH	21.90	PANEL & EMBLEM
67-68	8457-67	7675203	LH	21.90	PANEL & EMBLEM
67-68	8439-69	7721973	RH	26.05	PANEL (also used 14.764)
67-68	8439-69	7721974	LH	26.05	PANEL (also used 14.764)
68	8439 Cust Trims	7765923	RH	26.05	PANEL (also used 14.764)
68	8439 Cust Trims	7765924	LH	26.05	PANEL (also used 14.764)
69	8439	8712800	RH	8.95	PANEL (T-620-62 1-624-628-63 1-632-633-636-638-639)
69	8439	8712801	LH	8.95	PANEL (T-620-621-624-628-63 1-632-633-636-638-639)
69	8469	8712800	RH	8.95	PANEL
69	8469	8712801	LH	8.95	PANEL
69	8439	7799893	RH	8.60	PANEL (T-64 1-644-648-658)
69	8439	7799894	LH	8.60	PANEL (T-64 1-644-648-658)
69	8457-67 (Std. Trim)	8713413	2	1 1.10	PANEL
69	8457 (Cust Trim)	8767718	2	1 1.70	PANEL
69	9487 Custom Trim	8783773	2	14.40	PANEL
70	8439 Custom Trim	8773807	RH	13.10	PANEL (T-632-635-637-639)
70	8439 Custom Trim	8773808	LH	13.10	PANEL (T-632-635-637-639)
70	8439-69 Std Trim	8771984	RH	13.00	PANEL
70	8439-69 Std Trim	8771985	LH	13.00	PANEL
70	8457-67 Std Trim	8772000	RH	19.90	PANEL
70	8457-67 Std Trim	8772001	LH	19.90	PANEL
70	8457 Custom Trim	8786280	RH	20.65	PANEL
70	8457 Custom Trim	8786281	LH	20.65	PANEL
70	9487 Std Trim	8773580	2	14.15	PANEL
70	9487 Custom Trim	8783773	RH	14.40	PANEL
70	9487 Custom Trim	8783774	LH	14.40	PANEL
71-72	8437 Custom Trim	9838710	RH	3.38	PANEL, upr. trim finish (incl. emblem)
71-72	8437 Custom Trim	9838711	LH	3.38	PANEL, upr. trim finish (incl. emblem)
71-72	8439 Custom Trim	9838726	RH	1 1.60	PANEL, upr. trim finish (incl. emblem)
71-72	8439 Custom Trim	9838727	LH	1 1.60	PANEL, upr. trim finish (incl. emblem)
71-72	9487 Std Trim	9825518	2	8.05	PANEL, upr. trim finish (incl. emblem)
71-72	9487 Cust Trim	9825536	RH	14.25	PANEL, upr. trim finish
71-72	9487 Cust Trim	9825537	LH	14.25	PANEL, upr. trim finish
68	8239-69-8439-69	4843133	AR	.10	NUT, frt. dr. trim panel (also used 14.764)

14.691 FILLER, DOOR UPPER FRONT C

66-70	9000	7632336	RH	2.56	FILLER (black)
68	9487	7767188	RH	1.90	FILLER (buckskin)
68	9487	7767189	LH	1.90	FILLER (buckskin)
68	9487	7767180	RH	1.90	FILLER (green)
68	9487	7767181	LH	1.90	FILLER (green)
68	9487	7767190	RH	1.90	FILLER (gold)

68	9487..	7767191	LH	1.90	FILLER (gold).....
68	9487..	7772954	RH	1.90	FILLER (ivory).....
68	9487..	7772955	LH	1.90	FILLER (ivory).....
68	9487..	7767178	RH	1.90	FILLER (parchment).....
68	9487..	7767179	LH	1.90	FILLER (parchment).....
68	9487..	7767184	RH	1.90	FILLER (teal).....
68	9487..	7767185	LH	1.90	FILLER (teal).....
69	9487..	8736976	RH	1.90	FILLER (T-664-666-674-694).....
69	9487..	8736977	LH	1.90	FILLER (T-664-666-674-694).....
69	9487..	8736984	RH	1.90	FILLER (T-680).....
69	9487..	8736985	LH	1.90	FILLER (T-680).....
69	9487..	8758197	RH	1.90	FILLER (T-685).....
69	9487..	8758198	LH	1.90	FILLER (T-685).....
69	9487..	8736990	RH	1.90	FILLER (T-686).....
69	9487..	8736991	LH	1.90	FILLER (T-686).....
69	9487..	8736988	RH	1.90	FILLER (T-687).....
69	9487..	8736989	LH	1.90	FILLER (T-687).....
69	9487..	8736978	RH	1.90	FILLER (T 691).....
69	9487..	8736979	LH	1.90	FILLER (T-691).....
69	9487..	8736986	RH	1.90	FILLER (T-692).....
69	9487..	8736987	LH	1.90	FILLER (T-692).....
70	9487..	8790738	RH	1.79	FILLER (T-650-680).....
70	9487..	8790739	LH	1.79	FILLER (T-650-680).....
70	9487..	8790726	RH	1.79	FILLER (T-654-674-684).....
70	9487..	8790727	LH	1.79	FILLER (T-654-674-684).....
70	9487..	8790734	RH	1.79	FILLER (T-659-679-699).....
70	9487..	8790735	LH	1.79	FILLER (T-659-679-699).....
70	9487..	8790736	RH	1.79	FILLER (T-666-686).....
70	9487..	8790737	LH	1.79	FILLER (T-666-686).....
70	9487..	8790732	RH	1.79	FILLER (T 681).....
70	9487..	8790733	LH	1.79	FILLER (T-681).....
70	9487..	8790728	RH	1.79	FILLER (T 694).....
70	9487..	8790729	LH	1.79	FILLER (T 694).....

14.691 HANDLE—STRAP—ESCUTCHEON, FRONT DOOR PULL

62-64	4800-4747..	4829696	AR	3.08	HANDLE, dr. pull.....
65	8400..	4479994	AR	6.85	HANDLE, dr. pull-vert.....
66	8437-67..	7600237	2	14.35	HANDLE (fawn).....
66	8437-67..	7715775	2	15.25	HANDLE (red).....
66	8439-69..	7609529	LH	15 55	HANDLE & MOLDING, frt. dr. pull (black)—(14.764)
66	8400..	9722872	AR	3.49	HANDLE, less mldg. (also used 14.764) (black).....
66	8439..	7609530	RH	15.55	HANDLE & MOLDING, frt. dr. pull (light fawn) T-693 (14.764).....
66	8439..	7609531	LH	15.55	HANDLE & MOLDING, frt. dr. pull (light fawn) T-693 (14.764).....
66	8400..	9722883	AR	3.49	HANDLE, less mldg. (lt. fawn) (also used 14.764) ...
66	8467..	7600239	2	14.35	HANDLE (blue) (incl. escn.).....
66	8467..	9722875	2	3.49	HANDLE, less escn. (blue).....
66	8439..	7609532	RH	15.55	HANDLE & MOLDING, frt. dr. (dk. red)—(14.764) ...
66	8439..	7609533	LH	15.55	HANDLE & MOLDING, frt. dr. (dk. red)—(14.764) ...
66-67	8400..	9722874	2	3.49	HANDLE, less escn. and mldg. (dk. red) (also used 14.764).....
66	8439-69..	7609540	RH	15.55	HANDLE & MOLDING, frt. dr. (med. blue)—(14.764)
66	8439-69..	7609541	LH	15.55	HANDLE & MOLDING, frt. dr. (med. blue)—(14.764)
66	8439-69..	9722879	2	3.49	HANDLE, less mldg. (med. blue) (also used 14.764) ..
66	8439-69..	7609538	RH	15.55	HANDLE & MOLDING, frt. dr. (med. fawn) T-643—(14.764).....
66	8439-69..	9722878	AR	3.49	HANDLE, less mldg. (med. fawn) (also used 14.764)
66	8439-69..	7609534	RH	15.55	HANDLE & MOLDING, frt. dr. (green)—(1 4.764) ...
66	8439-69..	7609535	LH	15.55	HANDLE & MOLDING, frt. dr. (green)—(14.764)
66-67	8439-69..	9722876	AR	3.49	HANDLE, less mldg. (green) (also used 14.764).....
66	8439-69..	7609536	RH	15 55	HANDLE & MOLDING, frt. dr. (slate)—(1 4.764)
66	8439-69..	7609537	LH	15.55	HANDLE & MOLDING, frt. dr. (slate)—(14.764)
66	8439-69..	9722877	AR	3.49	HANDLE, less mldg. (slate) (also used 14.764).....
66	9000..	4479994	2	6.85	HANDLE, vert.....
67	8400-9000..	9722872	AR	3.49	HANDLE, less escn. (black) (also used 1 4.764).....
67	8400..	9722881	AR	3.49	HANDLE, less escn. (dk. blue) (also used 14.764) ...
67	8439..	7715779	2	14.35	HANDLE (lt. fawn) (also used 14.764) (incl. escn.) ...
67	8439-9000..	9722883	AR	3.49	HANDLE, less escn. (lt. fawn) (also used 14.764).....
67	8400..	9722882	AR	3.49	HANDLE, less escn. (dk. green) (also used 14.764) ..
67	8439-69..	7715776	2	14.35	HANDLE (dk. maroon) (also used 14.764) (incl. escn.).....
67	8439-69..	9722880	AR	3.49	HANDLE, less escn. (dk. maroon) (also used 14.764)
67	8457-67..	7715775	2	15.25	HANDLE (red) (incl. escn.).....
67	8400..	9722884	AR	3.49	HANDLE, less escn. (med. saddle) (also used 14.764).....
67	9487 Std. Trim	7715779	2	14.35	HANDLE (lt. fawn) (incl. escn.).....

NOTE 1968 1 st type-handle less die cast escutcheons. 2nd type-handle with die cast escns., 3rd type-22 inch strap.

68	8400-9487 (1st Type)	7770614	2	3.49	HANDLE (black) also used 14.764
68	8400-9000 2nd Type	9722872	R	3.49	HANDLE, less escn. (black) (also used 14.764)
68	8400-9487 (1st Type)	7774103	2	4.87	HANDLE (buckskin) also used 14.764
68	8400-9487 (2nd Type)	8713642	2	13.90	HANDLE (buckskin) (incl. escn.)
68	8400-9000 2nd Type	9717156	2	3.49	HANDLE, less escn. (med. buckskin)
68	8400-9487 (1st Type)	7774102	2	4.87	HANDLE (med. green) also used 14.764
68	9487 (2nd Type)	8713641	2	13.90	HANDLE (med. green) (incl. escn.)
68	9000 2nd Type	9717155	2	3.49	HANDLE, less escn. (med. green)
68	8400	7770618	2	4.87	HANDLE (dk. maroon) also used 14.764
68	8439-9487 (1st Type)	7774101	2	3.54	HANDLE (parchment) also used 14.764
68	9000 2nd Type	9717154	2	3.49	HANDLE, less escn. (parchment)
68	9487 (1st Type)	7770615	2	4.92	HANDLE (white)
68	9000 2nd Type	9717152	2	3.49	HANDLE, less escn. (white)
68	8457-67 (1st Type)	7770616	2	3.54	HANDLE (red)
68	8457-67 (2nd Type)	7715775	2	15.25	HANDLE (red) (incl. escn.)
68	8400-9000 2nd Type	9717153	2	3.49	HANDLE, less escn. (dk. teal)
68	8400-9487 (1st Type)	7770620	2	4.87	HANDLE (dk. teal) also used 14.764
68	8400-9487 (2nd Type)	9717153	2	3.49	HANDLE (dk. teal) (incl. escn.)
68	8400 2nd Type	9722874	R	3.49	HANDLE, less escn. (dk. red) (also used 14.764)
69-70	8400	9719982	2	3.38	HANDLE (black) also used 14.764
69	8400	9719986	2	3.38	HANDLE (dark blue) also used 14.764
69	8400	9719987	2	3.38	HANDLE (dark green) also used 14.764
69	8400	9719985	2	3.38	HANDLE (med. fawn) also used 14.764
69	8467	9719983	2	3.38	HANDLE (dark red)
69	8439-57-69	9719984	2	3.38	HANDLE (sandalwood) also used 14.764
70	8439-57-69	9723010	2	3.18	HANDLE (dk. blue) also use 14.764
70	8400	9723011	2	3.18	HANDLE (dk. brown) also used 14.764
70	8400	9723008	2	3.18	HANDLE (dk. green) also used 14.764
70	8467	9723009	2	3.18	HANDLE (med. red)
70	8400	9723012	2	3.18	HANDLE (T-med. sandalwood) also used 14.764
68	9000 3rd Type	8715491	2	8.50	STRAP black)
68	9000 3rd Type	8715496	2	8.50	STRAP buckskin)
68	9000 3rd Type	8715494	2	8.50	STRAP lt. gold)
68	9000 3rd Type	8715495	2	8.50	STRAP med. green)
68	9000 3rd Type	8715492	2	8.50	STRAP ivory)
68	9000 3rd Type	8715493	2	8.50	STRAP teal)
69	9487	8744655	2	7.65	STRAP T-674-694)
69	9487	8744658	2	7.65	STRAP T-680)
69	9487	8715491	2	8.50	STRAP T-678-688-698)
69	9487	8754690	2	7.65	STRAP T-685)
69	9487	8744660	2	7.65	STRAP (T-686)
69	9487	8744659	2	7.65	STRAP (T-687)
69	9487	8744656	2	7.65	STRAP (T-691)
69	9487	8761322	2	7.70	STRAP (T-692)
70-71	9487	8798081	2	1 1.30	STRAP (T-678-688-698)
70	9487	8798085	2	1 1.30	STRAP (T-679-699)
70	9487	8798087	2	1 1.30	STRAP (T-680)
70	9487	8798084	2	1 1.30	STRAP (T-681)
70	9487	8798082	2	1 1.30	STRAP (T-674-684)
70	9487	8798086	2	1 1.30	STRAP (T-686)
70	9487	8798083	2	1 1.30	STRAP (T-695)
71	8439	9877639	2	9.60	STRAP & ESCUTCHEON (T-600-6 1 0-620-630-640) (also used 14.764)
71	8439	9877638	2	9.60	STRAP & ESCUTCHEON (T-60 1-63 1-64 1) (also used 14.764)
71	8439	9877640	2	9.60	STRAP & ESCUTCHEON (T-604-61 4-624-632-644) — (14.764)
71	8439	9877637	2	9.60	STRAP & ESCUTCHEON (T-608-628-633-642-648) (also used 14.764)
71	8437-9000	9841274	2	1 1.80	STRAP (incl. escn.) (T-6 1 1-64 1-671)
71	8437-9000	9841275	2	1 1.80	STRAP (incl. escn.) (T-6 10-620-640-670-680)
71	8437-9000	9841296	2	1 1.80	STRAP (T-6 14-624-644-674-684) (incl. escn.)
71	8400	8798081	2	1 1.30	STRAP (incl. escu.) T-628-642
71	9000	9841297	2	1 1.80	STRAP (T-686) (incl. escn.)
71	9000	9841273	2	1 1.80	STRAP (incl. escn.) (T-695)
71	8437-9000	9841298	2	1 1.80	STRAP (incl. escn.) (T-627-697)
72	8437-9000	9891851	2	1 1.80	STRAP (incl. escn.) T-600-620-630-670-680
72	8439	9891764	2	9.40	STRAP (incl. escn.) (T-600-620-630) (also used 14.764)
72	8437-9000	9891825	2	1 1.80	STRAP (incl. escn.) (T-601-63 1-67 1)
72	8439	9891763	2	9.40	STRAP (incl. escn.) (T-601-631) (also used 14.764)
72	8437-9000	9891852	2	1 1.80	STRAP (incl. escn.) (T-604-624-634-674-684)
72	8439	9891765	2	9.60	STRAP (incl. escn.) (T-604-624-634) — (14.764)
72	8439	9877637	2	9.60	STRAP (incl. escn.) (T-608-628) (also used 14.764)
72	8437-9000	9841297	2	1 1.80	STRAP (incl. escn.) (T-626-646-676-686)
72	8439	9891762	2	9.40	STRAP (incl. escn.) (T-626-646) (also used 14.764)

72	8437-9000	8798081	2	1.30	STRAP (incl. escn.) (T-628-688)
72	9000	9891824	2	1.80	STRAP (incl. escn.) T-685
70-72	9487 Custom	8791100	4	1.18	COVER, strap escn.
71-73	All C.	8791100	4	1.18	COVER, frt. door pull strap escn. (also used 14.764)
66	8400	9712266	AR	7.20	ESCUTCHEON RH-frt. (also used 14.764)
66	8400	9712266	AR	7.20	ESCUTCHEON LH-rr.
66	8400	9712267	AR	7.20	ESCUTCHEON RH-rr. (also used 14.764)
66	8400	9712267	AR	7.20	ESCUTCHEON LH-frt.
67	8400-9000	9712266	AR	7.20	ESCUTCHEON RH-frt.
67	8400-9000	9712266	AR	7.20	ESCUTCHEON LH-rr.
67	8400-9000	9712267	AR	7.20	ESCUTCHEON, RH-rr.
69	8400-9000	9712267	AR	7.20	ESCUTCHEON, LH-frt.
68	8400-9000 2nd Type	9712266	AR	7.20	ESCUTCHEON, RH-frt.
68	8400-9000 2nd Type	9712266	AR	7.20	ESCUTCHEON, LH-rr.
68	8400-9000 2nd Type	9712267	AR	7.20	ESCUTCHEON, RH-rr.
68	8400-9000 2nd Type	9712267	AR	7.20	ESCUTCHEON, LH-frt.
68	9000 (With Door Pull Strap-3rd Type)	8714794	RH	2.26	ESCUTCHEON, scroll design
68	9000 (With Door Pull Strap-3rd Type)	8714795	LH	2.26	ESCUTCHEON, scroll design
68	9000 (With Door Pull Strap-3rd Type)	8721178	RH	2.61	ESCUTCHEON, frt. "R" design or escn.
68	9000 (With Door Pull Strap-3rd Type)	8721179	LH	2.26	ESCUTCHEON, frt "R" design on escn.
68	9000 (With Door Pull Strap-3rd Type)	8721457	2	2.26	ESCUTCHEON, rr. (brush finish)
69	9487 Custom Trim	8721457	2	2.26	ESCUTCHEON, rear (brush finish)
69	9487 Custom Trim	8721178	RH	2.61	ESCUTCHEON, front ("R" design)
69	9487 Custom Trim	8721179	LH	2.26	ESCUTCHEON, front ("R" design)
67	8439-69	7731025	2	1.23	SUPPORT, pull handle (also used 14.764)
66	8437-67	7628044	2	.41	SUPPORT, pull hdl. (also used 10.777)
66-67	8439-69 Elec. Winds.	7628044	2	.41	SUPPORT, frt. dr. switch mtg. base (used 10.777)
68	9000 (With Door Pull Strap-3rd Type)	8738900	2	1.44	SUPPORT
69-70	9487	8721439	2	1.28	SUPPORT
66	8437-67	7594210	RH	18.65	PLATE, pull hdl.
66	8437-67	7594211	LH	18.65	PLATE, pull hdl.
67	8457-67	7679109	2	5.25	PLATE, pull hdl.
67	8439-69	7679110	2	3.69	PLATE, pull hdl. (also used 14.764)
67	9487 Std. Trims	7647664	2	.46	PLATE, pull hdl. hanger
68	8400-9487 (1st Type)	7771170	2	12.65	PLATE, handle finishing
68	8400-9487 (2nd Type)	7679109	2	5.25	PLATE, handle finishing
68	8439-69	7771169	2	12.20	PLATE, hdl. finishing (also used 14.764)
68	9487 1st Type	7759688	2	1.64	PLATE, pull handle hanger
69-70	8400	9716936	2	9.35	PLATE, handle finishing (also used 14.764)
69-70	8400	8743792	6	.51	PLATE, handle hanger—(1 4.690)
71-73	All B-C-E (2 Dr.)	9826048	2	.72	PLATE, trim pnl. hanger-frt.
71-73	All B-C-E	9830886	RH	2.46	PLATE, lwr. hanger supt.
71-73	All B-C-E	9830887	LH	2.46	PLATE, lwr. hanger supt.
71-72	8439	9826049	2	.20	PLATE, pull strap-frt.
71-72	8437-9487 Pwr. Wind.	9826049	2	.20	PLATE, trim panel hanger rr.
71-72	8437 Custom Drs. & Qtrs	9826049	LH	.20	PLATE, pull strap-frt.
65-66	8400	9418928	2	.15	SCREW, pull hdl.—(8.977)
66	9000	9418928	2	.15	SCREW, vert. hdl.—(8.977)
67	8457-67	9418928	AR	.15	SCREW, pull hdl.—(8.977)
67-68	8439-69	9427522	AR	.20	SCREW, pull hdl. (also used 14.764)
67	9487 Std. Trim	9418928	4	.15	SCREW, pull hdl.—(8.977)
66	8439-69	4843133	12	.10	NUT, pull hdl. 8i mldg. to fndtn.
67	8400	3752642	6	.10	NUT, pull hdl. finish plate—(8.147)
68	8439-69-9000	4843133	AR	.10	NUT, finish plate (also used 14.764)
69-70	8457-67-69	3752642	4	.10	NUT, frt. dr. pull handle—(8.1 47)

NOTE For 1967-1969 rear door pull handle refer to g

14.730 MOLDING CENTER PILLAR TRI					
65-68	82-8469	4479960	RH	1.64	MOLDING, upr.
65-68	82-8469	4479961	LH	1.59	MOLDING, upr.
67	54-6469	7656986	RH	7.55	MOLDING, above belt (dk. blue)
67	54-6469	7656987	LH	7.55	MOLDING, above belt (dk. blue)
67	5269	7656984	RH	5.30	MOLDING, above belt (green)
67-68	52-54-6469	4425906	RH	4.36	MOLDING, above belt (paint to match)
67	54-6469	7656990	RH	7.55	MOLDING, above belt (dk. turquoise)
67	54-6469	7656991	LH	7.55	MOLDING, above belt (dk. turquoise)
67	8439	7681802	RH	4.10	MOLDING, pinchweld-rr. (painted)
67	8439	7681803	LH	4.10	MOLDING, pinchweld-rr. (painted)
67	8439	7681840	RH	4.56	MOLDING, pinchweld-frt. (painted)
67	8439	7681841	LH	4.56	MOLDING, pinchweld-frt. (painted)
68	54-6469	7753920	RH	7.02	MOLDING, above belt (buckskin)

68	54-6469	7753921	LH	7.02	MOLDING, above belt (buckskin) ..
68	52-54-6469	7753912	RH	5.55	MOLDING, above belt (maroon)
68	52-54-6469	7753913	LH	5.55	MOLDING, above belt (maroon)
68	5269	7753904	RH	7.01	MOLDING, above belt (teal)
68	54-6469	7753906	RH	7.01	MOLDING, above belt (teal)
68	54-6469	7753907	LH	01	MOLDING, above belt (teal)
68	8439	7763523	RH	56	MOLDING, pinchweld frt. (painted)
68	8439	7763524	LH	56	MOLDING, pinchweld frt. (painted)
68	8439	7763596	RH	10	MOLDING, pinchweld rr. (painted)
68	8439	7763597	LH	10	MOLDING, pinchweld rr. (painted)
69-70	5269-5469-6469	7750476	RH	4.56	MOLDING, above belt
69-70	5269-5469-6469	7750477	LH	4.56	MOLDING, above belt
70	6036-46	7750476	RH	4.56	MOLDING, above belt
70	6036-46	7750477	LH	4.56	MOLDING, above belt
69-70	82-8469	7799084	RH	1.44	MOLDING, upr.
69-70	82-8469	7799085	LH	1.44	MOLDING, upr.

1 4.730 WINDLACE, CENTER PILLAR

NOTE For 40-4 1-42-4300 models refer to group 1 5.534

65	52-54-62-64-8269	4503093	LH	3 02	WINDLACE & FOUNDATION (T-403-4 1 3-633)
65	54-6469	7715067	2	4.10	WINDLACE 8. FOUNDATION (T-4 1 8)
66	52-54-64-8469	7715067	2	4.10	WINDLACE & FOUNDATION (T-408-428-698)
67	3335-69-3435-69-3569				
	3669	7656660	RH	2.61	WINDLACE, rr. (fawn)
67	3335-69-3435-69-3569				
	3669	7656661	LH	2.61	WINDLACE, rr. (fawn)
67	5269	7715076	2	3.74	WINDLACE & FOUNDATION (T-400)
67	52-8269	7715068	2	4.10	WINDLACE & FOUNDATION (T-401-631)
67	52-54-64-82-8469	7715067	2	4.10	WINDLACE & FOUNDATION (T-408-428-638-648-698)
67	54-64-8469	7715074	2	3.28	WINDLACE & FOUNDATION (T-41 1-421-641-691)
67	54-6469	7715075	2	3.28	WINDLACE & FOUNDATION (T-4 1 6)
68	52-54-64-8469	7769501	2	3.28	WINDLACE & FOUNDATION (T-407-4 1 7-627)
68	52-54-64-82-8469	7715067	2	4.10	WINDLACE & FOUNDATION (T-408-428-608-6 1 8-628-638) ..
68	54-64-8469	7769502	2	3.28	WINDLACE & FOUNDATION (T-423-633)
68	54-64-82-8469	7765950	2	3.28	WINDLACE & FOUNDATION (T-41 1-421-601-621-631)
68	52-54-64-8269	7733381	2	4.10	WINDLACE & FOUNDATION (T-403-4 13-603)
68	8269	8711558	2	3.38	WINDLACE & FOUNDATION (T-614)
69	8269	8762699	2	3.28	WINDLACE & FOUNDATION (T-601)
69	82-8469	8762700	2	3.28	WINDLACE & FOUNDATION (T-603-633-636)
69-70	82-8469	8762601	2	3.28	WINDLACE & FOUNDATION (T-608-6 18-628-638-639)
69	82-8469	8775331		3.28	WINDLACE & FOUNDATION (T-614-624)
69	8469	8762637		3.28	WINDLACE & FOUNDATION (T-620)
69	8469	8775329		3.28	WINDLACE & FOUNDATION (T-621-631-632)
70	8269	9803033		3.08	WINDLACE & FOUNDATION (T-481)
70	8269-8469	9803035		3.08	WINDLACE & FOUNDATION (T-484-604-61 4-624)
70	8469	9803032		3.08	WINDLACE & FOUNDATION (T-600)
70	8469	9803139		3.08	WINDLACE & FOUNDATION (T-601)
70	8469	9803150		3.08	WINDLACE & FOUNDATION (T-619-629)
71	5269-5469-6035-45	9875084		.20	WINDLACE (T-400-420-430-440-450)
71	5269-5469-6035-45	9875079		.20	WINDLACE (T-401 421-441)
71	5269-5469-6035-45	9875085		.20	WINDLACE (T-404-424-434-444-454)
71	5269-5469	9875076		.20	WINDLACE (T-408-4 18-438)
71	5269-5469-6035-45	9875078		.20	WINDLACE (T-4 16-436-446-456)

1 4.730 CAP - COVER, CENTER PILLAR TRIM (PAINT TO MATCH AS REQUIRED)

65-66	52-54-62-64-8239	4500677	LH	.67	CAP (blue)
65	8439	4500722	RH	.62	CAP (blue)
65	8439	4500723	LH	.62	CAP (blue)
65-66	8439	4500714	RH	.62	CAP (green)
65-66	8439	4500715	LH	.62	CAP (green)
65-70	50-60-8000 (4 Dr. H.T.)	4500662	RH	.67	CAP (black) paint to match
65-70	50-60-8000 (4 Dr. H.T.)	4500663	LH	.67	CAP (black) paint to match
66	5239-5439-6439-8239	7598776	RH	.62	CAP (fawn)
66	8439	7598776	RH	.62	CAP (fawn) T-643
66	8439	7598777	LH	.62	CAP (fawn) T-643
66	5439-6439	7598390	RH	.62	CAP (red)
66	5439-6439	7598391	LH	.62	CAP (red)
66	6639	7598768	RH	.62	CAP (blue)
66	6639	7598769	LH	.62	CAP (blue)
66	6639	7598774	RH	.62	CAP (turquoise)
66	6639	7598775	LH	.62	CAP (turquoise)
67	52-8239	7661649	LH	.67	CAP (med. blue)
67	54-64-66-8439	7661654	RH	.46	CAP (dk. blue)
67	54-64-66-8439	7661655	LH	.46	CAP (dk. blue)

67	<u>6639-8239-8439</u>	.7661676	RH	.46	CAP (light fawn)
67	<u>6639-8239-8439</u>	.7661677	LH	.46	CAP (light fawn)
67	<u>52-54-64-8239</u>	.7661647	LH	.67	CAP (med. gold)
67	<u>54-64-8439</u>	.7661645	LH	.55	CAP (dk. maroon)
67	<u>54-64-8439</u>	.7693111	RH	.46	CAP (med. saddle)
67	<u>54-64-8439</u>	.7693112	LH	.46	CAP (med. saddle)
67	<u>54-64-6639</u>	.7661662	RH	.46	CAP (dk. turquoise)
67	<u>54-64-6639</u>	.7661663	LH	.46	CAP (dk. turquoise)
	NOTE For upper covers not listed refer to g			14.730	Molding, ctr. pillar above belt.
65	<u>54-64-6639</u>	.4536870	RH	3.28	COVER (black)
65	<u>54-64-6639</u>	.4536871	LH	3.28	COVER (black)
66	<u>43-4439</u>	.7603498	RH	2.31	COVER (med. fawn)
66	<u>43-4439</u>	.7603499	LH	2.31	COVER (med. fawn)
66	<u>5239-5439-6439-8239</u>	.7598838	RH	3.23	COVER (fawn)
66	<u>5239-5439-6439-8239</u>	.7598839	LH	3.23	COVER (fawn)
66-67	<u>52-54-64-66-8239</u>	.4536870	RH	3.28	COVER (black)
66-67	<u>52-54-64-66-8239</u>	.4536871	LH	3.28	COVER (black)
66	<u>6639</u>	.7598832	RH	3.23	COVER (blue)
66	<u>6639</u>	.7598833	LH	3.23	COVER (blue)
66	<u>6639</u>	.7598836	RH	3.23	COVER (turquoise)
66	<u>6639</u>	.7598837	LH	3.23	COVER (turquoise)
66	<u>52-54-6469</u>	.7598035	LH	3.13	COVER, lwr. (T-403-4 13)
66	<u>8469</u>	.7607218	RH	3.90	COVER, upr. (T-698) black
66	<u>8469</u>	.7607219	LH	3.90	COVER, upr. (T-698) black
67	<u>43-4439</u>	.7652705	LH	2.51	COVER (med. blue)
67	<u>43-4439</u>	.7652710	RH	2.41	COVER (dk. blue)
67	<u>43-4439</u>	.7652711	LH	2.41	COVER (dk. blue)
67	<u>43-4439</u>	.7652724	RH	2.41	COVER (fawn)
67	<u>43-4439</u>	.7652725	LH	2.41	COVER (fawn)
67	<u>43-4439</u>	.7652702	RH	2.46	COVER (gold)
67	<u>43-4439</u>	.7652703	LH	2.46	COVER (gold)
67	<u>54-6469</u>	.7679794	RH	3.02	COVER, lwr. (T-41 1-421)
67	<u>54-6469</u>	.7679795	LH	3.02	COVER, lwr. (T-411-421)
67	<u>54-6469</u>	.7679796	RH	3.02	COVER, lwr. (T-4 16)
67	<u>54-6469</u>	.7679797	LH	3.02	COVER, lwr. (T-416)
67	<u>52-8239</u>	.7661163	LH	3.38	COVER (med. blue)
67	<u>54-64-6639</u>	.7661168	RH	3.28	COVER (dk. blue)
67	<u>54-64-6639</u>	.7661169	LH	3.38	COVER (dk. blue)
67	<u>66-8239</u>	.7661188	RH	3.28	COVER (lt. fawn)
67	<u>66-8239</u>	.7661189	LH	3.28	COVER (lt. fawn)
67	<u>52-54-64-8239</u>	.7661161	LH	3.33	COVER (med. gold)
67	<u>54-64-6639</u>	.7661176	RH	3.28	COVER (dk. turquoise)
67	<u>54-64-6639</u>	.7661177	LH	3.28	COVER (dk. turquoise)
67	<u>8269</u>	.7695168	RH	3.38	COVER, lwr. (T-638)
67	<u>8269</u>	.7695169	LH	3.38	COVER, lwr. (T-638)
67	<u>82-8469</u>	.7607218	RH	3.90	COVER, upr. (T-638-648-698)
67	<u>82-8469</u>	.7607219	LH	3.90	COVER, upr. (T-638-648-698)
67	<u>8469</u>	.7695014	RH	3.28	COVER, upr. (T-647)
67	<u>8469</u>	.7695015	LH	3.28	COVER, upr. (T-647)
68	<u>33-34-35-3500-4455-65-69-4800</u>	.7791332	RH	3.33	COVER, upr. (paint to match)
68	<u>3300-34-35-3500-4455-65-69-4800</u>	.7791333	LH	3.33	COVER, upr. (paint to match)
68	<u>3369-3569-4455-65-69-4800</u>	.7778818	RH	3.54	COVER, lwr. (black) (paint to match)
68	<u>3369-3569-4455-65-69-4800</u>	.7778819	LH	3.54	COVER, lwr. (black) (paint to match)
68	<u>4439</u>	.7778788	RH	3.49	COVER (black)
68	<u>4439</u>	.7778789	LH	3.49	COVER (black)
68	<u>All Wagons</u>	.7778844	RH	3.28	COVER, lwr. (buckskin)
68	<u>All Wagons</u>	.7778845	LH	3.28	COVER, lwr. (buckskin)
68	<u>4439</u>	.8712186	RH	3.38	COVER, (buckskin)
68	<u>4439</u>	.8712187	LH	3.38	COVER, (buckskin)
68	<u>33-35-4469</u>	.7778839	RH	3.49	COVER, lwr. (gold)
68	<u>4439</u>	.7778808	LH	3.38	COVER, (maroon)
68	<u>4439</u>	.7778809	LH	3.38	COVER, (maroon)
68	<u>3369-3435-3569</u>	.7778842	RH	3.28	COVER, lwr. (parchment)
68	<u>3369-3435-3569</u>	.7778843	LH	3.28	COVER, lwr. (parchment)
68	<u>4000 Wagons</u>	.7778820	RH	3.28	COVER, lwr. (red)
68	<u>4000 Wagons</u>	.7778821	LH	3.28	COVER, lwr. (red)
68	<u>30-4000 (4-Dr.) Exc. 4439</u>	.7778826	RH	3.28	COVER, lwr. (teal)
68	<u>30-4000 (4-Dr.) Exc. 4439</u>	.7778827	LH	3.28	COVER, lwr. (teal)
68	<u>4439</u>	.7778790	RH	3.38	COVER, (white)
68	<u>4439</u>	.7778791	LH	3.38	COVER, (white)
68	<u>4469</u>	.8712188	RH	3.38	COVER, lwr. (white)
68	<u>4469</u>	.8712189	LH	3.38	COVER, lwr. (white)

68	All Wagons.	7768214	RH	2.15	COVER, upr. (T-1 13-183)
68	All Wagons.	7768215	LH	2.15	COVER, upr. (T-1 13-183)
68	4000 Wagons.	7768210	RH	2.15	COVER, upr. (T-1 87)
68	4000 Wagons.	7768211	LH	2.15	COVER, upr. (T-1 87)
68	54-6439.	7777304	RH	3.28	COVER, (med. buckskin)
68	54-6439.	7777305	LH	3.28	COVER, (med. buckskin)
68	52-54-6439.	7777296	RH	3.28	COVER, (dk. maroon)
68	52-54-6439.	7777297	LH	3.28	COVER, (dk maroon)
68	5269.	7733059	LH	3.59	COVER, lwr (T-401)
68	52-54-64-8269.	7733051	LH	3.28	COVER, lwr (T-403-4 13-603)
68	52-54-6469.	7772158	RH	3.59	COVER, lwr (T-407-4 17)
68	52-54-6469.	7772159	LH	3.59	COVER, lwr (T-407-4 17)
68	52-54-64-8269.	7778477	LH	3.43	COVER, lwr (T-408-4 28-608)
68	52-64-8269.	7766042	RH	3.59	COVER, lwr (T-41 1-421-601)
68	52-64-8269.	7766043	LH	3.59	COVER, lwr (T-41 1-421-601)
68	54-6469.	7772160	RH	3.59	COVER, lwr (T-423)
68	54-6469.	7772161	LH	3.59	COVER, lwr (T-423)
68	82-8469.	7772796	RH	3.38	COVER, upr (T-601-62 1-631)
68	82-8469.	7772797	LH	3.38	COVER, upr (T-601-62 1-631)
68	8269.	7772798	RH	3.38	COVER, upr (T-603)
68	8269.	7772799	LH	3.38	COVER, upr (T-603)
67-68	8269.	7695168	RH	3.38	COVER, lw (T-608-6 18-638)
67-68	8269.	7695169	LH	3.38	COVER, lw (T-608-618-638)
68	82-8469.	7607218	RH	3.90	COVER, up (T-608-6 18-628-638)
68	82-8469.	7607219	LH	3.90	COVER, up (T-608-6 18-628-638)
68	8269.	8711332	RH	3.28	COVER, lw (T-6 14)
68	8269.	8711333	LH	3.28	COVER, lw (T-6 14)
68	8269.	8711346	RH	3.38	COVER, lw (T-614)
68	8439.	7772618	RH	5.85	COVER, up (T-620)
68	8469.	7772800	RH	3.38	COVER, up (T-620)
68	8469.	7772801	LH	3.38	COVER, lw (T-620)
68	8469.	7777508	RH	8.55	COVER, lw (T-620)
68	8469.	7777509	LH	8.55	COVER, lw (T-620)
68	8439.	7772620	RH	5.85	COVER, lwi (T-621-631-651)
68	8439.	7772621	LH	5.85	COVER, lwi (T-621-631-651)
68	8469.	7777510	RH	8.55	COVER, lwi (T-621-631)
68	8469.	7777511	LH	8.55	COVER, lw (T-621-631)
68	8439.	7772622	RH	5.85	COVER, lw (T-627)
68	8439.	7772623	LH	5.85	COVER, up (T-627)
68	8469.	7772802	RH	3.38	COVER, up (T-627)
68	8469.	7772803	LH	3.38	COVER, lw (T-627)
68	8469.	7777512	RH	8.55	COVER, lwi (T-627)
68	8469.	7777513	LH	8.55	COVER, lw (T-627)
68	8439.	7772624	RH	5.85	COVER, lw (T-628-638-658-668)
68	8439.	7772625	LH	5.85	COVER, lw (T-628-638-658-668)
68	8469.	7777514	RH	8.55	COVER, lw, (T-628-638)
68	8469.	7777515	LH	8.55	COVER, lw (T-628-638)
68	8439.	7772626	RH	5.85	COVER, lw (T-633)
68	8439.	7772627	LH	5.85	COVER, up (T-633)
68	8469.	7772804	RH	3.38	COVER, up (T-633)
68	8469.	7772805	LH	3.38	COVER, lw (T-633)
68	8469.	7777516	RH	8.55	COVER, lw (T-633)
68	8469.	7777517	LH	8.55	COVER, lw (T-633)
68	8439.	7772628	RH	5.85	COVER, lw (T-654)
68	8439.	7772629	LH	5.85	COVER, lw (T-654)
68	8239.	7777306	RH	3.28	COVER, (PE chment)
68	8239.	7777307	LH	3.28	COVER, (PE chment)
68	5239.	7777288	RH	3.28	COVER, (med. teal)
68	5239.	7777289	LH	3.28	COVER, (med. teal)
68	54-64-66-8239.	7783678	RH	3.28	COVER, (dk. teal)
68	54-64-66-8239.	7783679	LH	3.28	COVER, (dk. teal)
68	6639.	7777280	RH	3.28	COVER, (white)
68	6639.	7777281	LH	3.28	COVER, (white)
69	30-4000.	8742078	RH	2.97	COVER, upr. (T-103-126-133-143-166-196)
69	30-4000.	8742079	LH	2.97	COVER, upr. (T-103-126-133-143-166-196)
69	33-35-4469.	7791332	RH	3.33	upr. (T-108-128-138-168)
69	33-35-4469.	7791333	LH	3.33	upr. (T-108-128-138-168)
69	3369-3435-3436-3569-				
	4456-4466-4469.	7778819	LH	3.54	COVER (black) prime & paint to match .
69	3369-3435-3436-3569-				
	4456-4466-4469.	8725710	RH	3.38	COVER, (T-103-1 26-133-143-166-196)
69	3369-3435-3436-35 69-				
	4456-4466-4469.	8725711	LH	3.38	COVER, (T-103-1 26-133-1 43-1 66-196)
69	3369-3569-4469.	7778818	RH	3.54	COVER, (T-108-128-1 38-168)
69	3369-3569.	8725724	RH	3.38	COVER, lwr. (T-1 24)
69	3369-3569.	8725725	LH	3.38	COVER, lwr. (T-124)
69	3369-3569.	8727412	RH	2.97	COVER, upr. (T-124)
69	3369-3569.	8727413	LH	2.97	COVER, upr. (T-1 24)

69	3435-36-4456-66	8754716	RH	2.72	COVER, lwr. (T-125-195)
69	3435-36-4456-66	8754717	LH	2.72	COVER, lwr. (T-125-195)
69	3435-36-4456-66	8727414	RH	2.56	COVER, upr. (T-125-195)
69	3435-36-4456-66	8727415	LH	2.56	COVER, upr. (T-125-195)
69	3569-4456-66-69	8764162	RH	2.72	COVER, upr. (T-130-140-190)
69	3569-4456-66-69	8764163	LH	2.72	COVER, upr. (T-130-140-190)
69	3569-4469	8745813	RH	2.72	COVER, lwr. (T-130-140)
69	3569-4469	8745814	LH	2.72	COVER, lwr. (T-130-140)
69	4439	8740676	RH	3.38	COVER, (T-150)
69	4439	8740677	LH	3.38	COVER, (T-150)
69	4439	8725772	RH	3.38	COVER, (T-151)
69	4439	8725773	LH	3.38	COVER, (T-151)
69	4439	8725768	RH	3.38	COVER, (T-153-176)
69	4439	8725769	LH	3.38	COVER, (T-153-176)
69	4456-66-69	8727408	RH	2.97	COVER, upr. (T-147-197)
69	4456-66-69	8727409	LH	2.97	COVER, upr. (T-147-197)
69	4456-66-69	8725707	RH	3.38	COVER, lwr. (T-147-197)
69	4456-66-69	8725708	LH	3.38	COVER, lwr. (T-147-197)
69	4439	8725766	RH	3.38	COVER, (T-157)
69	4439	8725767	LH	3.38	COVER, (T-157)
69	4439	8725784	RH	3.38	COVER, (T-175)
69	4439	8725785	LH	3.38	COVER, (T-175)
69	4439	7778788	RH	3.49	COVER, (T-178)
69	4439	7778789	LH	3.49	COVER, (T-178)
69	5239-5439-6439	8740878	RH	3.64	COVER, (T-400-410)
69	5239-5439-6439	8740879	LH	3.64	COVER, (T-400-410)
69	52-54-6469	8741696	RH	3.18	COVER, (T-400-401)
69	52-54-6469	8741697	LH	3.18	COVER, (T-400-401)
69	52-54-6469	8741684	RH	3.18	COVER, (T-401-4 1 1-421)
69	52-54-6469	8741685	LH	3.18	COVER, (T-401-4 1 1-421)
69	52-54-64-6639	8740867	LH	3.43	COVER, (T-401-4 1 1-42 1-45 1)
69	52-54-6469	8741700	RH	2.56	COVER, (T-403-413-426)
69	52-54-6469	8741701	LH	2.56	COVER, (T-403-413-4 26)
69	52-54-64-66-8239	8740882	RH	3.64	COVER, (T-403-426-453-603)
69	52-54-64-66-8239	8740883	LH	3.64	COVER, (T-403-426-453-603)
69	5239	8740862	RH	3.64	COVER, (T-407)
69	5239	8740863	LH	3.64	COVER, (T-407)
69	5269	8741678	RH	3.18	COVER, (T-407)
69	52 69	8741679	LH	3 1 8	COVER, (T-407)
69-70	52-54-6469	8741676	RH	3.18	COVER, (T-408-428)
69-70	52-54-6469	8741677	LH	3.18	COVER, (T-408-428)
69	52-54-66-8239	8740860	RH	3.59	COVER, (T-408-428-458-468-608-6 18)
69	52-54-66-8239	8740861	LH	3.43	COVER, (T-408-428-458-468-608-61 8)
69	54-64-6639	8740880	RH	3.64	COVER, (T-425-455)
69	54-64-6639	8740881	LH	3 64	COVER, (T-425-455)
69	54-6469	8741698	RH	3.18	COVER, (T-425)
69	54-6469	8741699	LH	3.18	COVER, (T-425)
69	66-8239	8740876	RH	3.64	COVER, (T-464-614)
69	66-8239	8740877	LH	3.64	COVER, (T-464-614)
69	8269	8749142	RH	3.54	COVER, upr. (T-601)
69	8269	8749143	LH	3.54	COVER, upr. (T-601)
69	8269	8749124	RH	3.38	COVER, lwr. (T-601)
69	8269	8749125	LH	3.38	COVER, lwr. (T-601)
69	8269	8749126	RH	3.38	COVER, lwr. (T-603)
69	8269	8749127	LH	3.38	COVER, lwr. (T-603)
69	82-8469	8749144	RH	3.54	COVER, upr. (T-603-633-636)
69	82-8469	8749145	LH	3.54	COVER, upr. (T-603-633-636)
69	8269	7778477	LH	3.43	COVER, lwr. (T-608-618)
69	82-8469	8734880	RH	3.54	COVER, upr. (T-608-618-628-638-639)
69	82-8469	8734881	LH	3.54	COVER, upr. (T-608-618-628-638-639)
69	8269	8734150	RH	3.38	COVER, lwr. (T-614)
69	8269	8734151	LH	3.38	COVER, lwr. (T-614)
69	82-8469	8734888	RH	3.54	COVER, upr. (T-614-624)
69	82-8469	8734889	LH	3.54	COVER, upr. (T-614-624)
69	8469	8749146	RH	3.54	COVER, upr. (T-620)
69	8469	8749147	LH	3.54	COVER, upr. (T-620)
69	8439	8753202	RH	6.85	COVER, lwr. (T-620)
69	8439	8753203	LH	6.85	COVER, lwr. (T-620)
69	8469	8749128	RH	8.55	COVER, lwr. (T-620)
69	8469	8749129	LH	8.55	COVER, lwr. (T-620)
69	8439	8741714	RH	3.64	COVER, (T-620)
69	8439	8753203	LH	6.85	COVER, (T-620)
69	8469	8734884	RH	3.54	COVER, upr. (T-621-631-632)
69	8469	8734885	LH	3.54	COVER, upr. (T-621-631-632)
69	8469	8749130	RH	8.55	COVER, lwr. (T-621-631-632)
69	8469	8749131	LH	8.55	COVER, lwr. (T-621-631-632)
69	8439	8741706	RH	3.64	COVER (T-621-631-632-641) less carpet
69	8439	8741707	LH	3.64	COVER (T-621-631-632-641) less carpet

69	8439	8753198	RH	6.85	COVER, w/carpet (T-62 1-63 1-632-64 1).
69	8439	8753199	RH	6.85	COVER, w/carpet (T-62 1-63 1-632-64 1).
69	8439	8741712	LH	3.64	COVER (T-624-644) less carpet.
69	8439	8741713	LH	3.64	COVER (T-624-644) less carpet.
69	8439	8753200	RH	6.85	COVER, w/carpet (T-624-644).
69	8439	8753201	LH	6.85	COVER, w/carpet (T-624-644).
69	8469	8749132	RH	8.55	COVER, lwr. (T-624).
69	8469	8749133	LH	8.55	COVER, lwr. (T-624).
69	8439	8741702	RH	3.64	COVER (T-628-638-639-648-658) less carpet.
69	8439	8741703	LH	3.43	COVER (T-628-638-639-648-658) less carpet.
69-70	8439	8753196	RH	6.85	COVER, w/carpet (T-628-638-639-648-658).
69-70	8439	8753197	LH	6.85	COVER (T-608-6 18-628-637-638-639-648-658).
69	8469	7777514	RH	8.55	COVER, lwr. (T-628-638-639).
69	8469	7777515	LH	8.55	COVER, lwr. (T-628-638-639).
69	8439	8753204	RH	6.85	COVER, w/carpet (T-633-636).
69	8439	8753205	LH	6.85	COVER, w/carpet (T-633-636).
69	8469	8749134	RH	8.55	COVER, lwr. (T-633-636).
69	8469	8749135	LH	8.55	COVER, lwr. (T-633-636).
69	8439	8741716	RH	3.64	COVER (T-633-636) less carpet.
69	8439	8741717	LH	3.64	COVER (T-633-636) less carpet.
70	3369-3435-3436-3569	8803986	RH	3.54	COVER, upr (T-101-1 2 1).
70	3369-3435-3436-3569	8803987	LH	3.54	COVER, upr (T-101-121).
70	3369-3435-3436-3569	8804078	RH	3.64	COVER, lwr. (T-101-1 21).
70	3369-3435-3436-3569	8804079	LH	3.64	COVER, lwr. (T-101-1 21).
70	4469	8803994	RH	3.54	COVER, upr. (T-104-1 24-1 34-1 44).
70	3369-3435-3436-3569	4469	LH	3.54	COVER, upr. (T-104-1 24-1 34-144).
70	3369-3435-3436-3569	4469	RH	3.64	COVER, lwr. (T-104-1 24-1 34-144).
70	3369-3435-3436-3569	4469	LH	3.64	COVER, lwr. (T-104-1 24-134-1 44).
70	3369-3569-4469	7738397	RH	3.43	COVER, upr. (T-108-1 28-1 38-148-1 58).
70	3369-3569-4469	7738398	LH	3.43	COVER, upr. (T-108-1 28-138-148-1 58).
70	3369-3569-4469	7778818	RH	3.54	COVER, lwr. (T-108-1 28-138-148-158).
70	3369-3569-4469	7778819	LH	3.54	COVER, lwr. (T-108-1 28-138-148-1 58).
70	3435-3436-4469	8803990	RH	3.54	COVER, upr. (T-129-159).
70	3435-3436-4469	8803991	LH	3.54	COVER, upr. (T-129-159).
70	3435-3436-4469	8804082	RH	3.64	COVER, lwr. (T-129-159).
70	3435-3436-4469	8804083	LH	3.64	COVER, lwr. (T-129-159).
70	3569-4469	8803982	RH	3.54	COVER, upr. (T-1 30-1 40).
70	3569-4469	8803983	LH	3.54	COVER, upr. (T-130-140).
70	3569-4469	8803978	RH	3.64	COVER, lwr. (T-130-140).
70	3569-4469	8803979	LH	3.64	COVER, lwr. (T-130-140).
70	4439	8803723	LH	3.54	COVER (T-140-170).
70	4439	8803988	RH	3.54	COVER, upr. (T-141).
70	4439	8803989	LH	3.54	COVER, upr. (T-141).
70	4469	8804080	RH	3.64	COVER, lwr. (T-141).
70	4469	8804081	LH	3.64	COVER, lwr. (T-141).
70	4439	8803728	RH	3.54	COVER (T-141).
70	4439	8803729	LH	3.54	COVER (T-141).
70	4439	8803734	RH	3.54	COVER (T-144).
70	4439	8803735	LH	3.54	COVER (T-144).
70	4439	7778788	RH	3.49	COVER (black) prime & paint to match.
70	4439	7778789	RH	3.49	COVER (black) prime 8i paint to match.
70	4439	8803732	LH	3.54	COVER (T-176).
70	4439	8803733	LH	3.54	COVER (T-176).
70	4439	8803730	RH	3.54	COVER (T-1 79).
70	4439	8803731	LH	3.54	COVER (T-1 79).
70	52-54-64-6639	8807658	RH	3.54	COVER (T-400-4 10-420-460).
70	52-54-64-6639	8807659	LH	3.54	COVER (T-400-4 10-420-460).
70	5269-5469-6036-6046	6469	RH	3.38	COVER, lwr. (T-400-4 10-420-440-450).
70	5269-5469-6036-6046	6469	LH	3.38	COVER, lwr. (T-400-4 10-420-440-450).
70	5269-6036-6046	8803893	RH	3.38	COVER, lwr. (T-401-44 1-45 1).
70	5269-6036-6046	8803897	LH	3.38	COVER, lwr. (T-40 1-44 1-451).
70	52-54-64-66-8239	8807672	RH	3.54	COVER (T-404-4 14-434-484-494).
70	52-54-64-66-8239	8807673	LH	3.54	COVER (T-404-4 14-434-484-494).
70	52-54-64-66-8239	8740860	RH	3.59	COVER (T-408-428-438-468-488-498).
70	52-54-64-66-8239	8740861	LH	3.43	COVER (T-408-428-438-468-488-498).
70	52-8239	8807662	RH	3.54	COVER (T-401-481).
70	52-8239	8807663	LH	3.54	COVER (T-401-481).
70	5269-5469-6036-6046	6469	RH	3.38	COVER, lwr. (T-404-4 14-444-454).
70	5269-5469-6036-6046	64 69	LH	3.38	COVER, lwr. (T-404-4 14-444-454).
70	54-6439	8807664	RH	3.54	COVER (T-41 1-421).

70	54-6439	8807665	LH	3.54	COVER (T-41 1-421)
70	54-6469	8803898	RH	3.54	COVER (T-41 1-421)
70	54-6469	8803899	LH	3.54	COVER (T-41 1-421)
70	5439-6439-6639	8807668	RH	3.54	COVER (T-426)
70	5439-6439-6639	8807669	LH	3.54	COVER (T-426)
70	54-6469	8803902	RH	3.38	COVER, lwr. (T-426)
70	54-6469	8803903	LH	3.38	COVER, lwr. (T-426)
70	6036-6046	8803900	RH	3.38	COVER, lwr. (449-459)
70	6036-6046	8803901	LH	3.38	COVER, lwr. (T-449-459)
70	6639	8807670	RH	3.54	COVER (T-465)
70	6639	8807671	LH	3.54	COVER (T-465)
70	8269	9804374	RH	3.33	COVER, up (T-481)
70	8269	9804375	LH	3.33	COVER, up (T-481)
70	8269	9803216	RH	3.18	COVER, lw (T-481)
70	8269	9803217	LH	3.18	COVER, lw (T-481)
70	8269-8469	9804378	RH	3.33	COVER, up (T-484-604-614-624)
70	8269-8469	9804379	LH	3.33	COVER, up (T-484-604-614-624)
70	8269	9803220	RH	3.18	COVER, lw (T-484)
70	8269	9803221	LH	3.18	COVER, lw (T-484)
70	8269-8469	8734880	RH	3.54	COVER, up (T-488-608-618-628)
70	8269-8469	8734881	LH	3.54	COVER, up (T-488-608-618-628)
70	8269	7778477	LH	3.43	COVER, lw (T-488)
70	8469	9804372	RH	3.33	COVER, up (T-600)
70	8469	9804373	LH	3.33	COVER, up (T-600)
70	8439	9806988	RH	6.45	COVER, lw (T-600)
70	8439	9806989	LH	6.45	COVER, lw (T-600)
70	8469	9804672	RH	8.05	COVER, lw (T-600)
70	8469	9804673	LH	8.05	COVER, lw (T-600)
70	8469	9804684	RH	3.33	COVER, up (T-601)
70	8469	9804685	LH	3.33	COVER, up (T-601)
70	8469	9804674	RH	8.05	COVER, lw (T-601)
70	8469	9804675	LH	8.05	COVER, lw (T-601)
70	8439	9806990	RH	6.45	COVER, IWI (T-601-631-632)
70	8439	9806991	LH	6.45	COVER, IWI (T-601-631-632)
70	8439	9807562	RH	6.45	COVER, lw (T-604-614-624-634-635)
70	8439	9850171	LH	6.45	COVER, lw (T-604-614-624-634-635)
70	8469	9804676	RH	8.05	COVER, lw (T-604-614-624)
70	8469	9804677	LH	8.05	COVER, lw (T-604-614-624)
70	8469	7777514	RH	8.55	COVER, lw (T-608-618-628)
70	8469	7777515	LH	8.55	COVER, lw (T-608-618-628)
70	8469	9804686	RH	3.33	COVER, up (T-619-629)
70	8469	9804687	LH	3.33	COVER, up (T-619-629)
70	8469	9804678	RH	8.05	COVER, IWI (T-619-629)
70	8469	9804679	LH	8.05	COVER, IWI (T-619-629)
70	8439	9807564	RH	6.45	COVER, lw (T-619-629-639)
70	8439	9807565	LH	6.45	COVER, lw (T-619-629-639)
71	3369-3436-4469	9851426	RH	2.87	COVER, up (T-100-1 10-140)
71	3369-3436-4469	9851427	LH	2.87	COVER, up (T-100-1 10-140)
71	3369-3436-4469	9851408	RH	2.87	COVER, lw (T-100-1 10-140)
71	3369-3436-4469	9851409	LH	2.87	COVER, lw (T-100-1 10-140)
71	3369-3436-4469	9851418	RH	2.87	COVER, up (T-101-1 11-141)
71-72	3369-3436-4469	7738397	RH	3.43	COVER, up (black) prime 8i paint to match
71-72	3369-3436-4469	7738398	LH	3.43	COVER, lw (black) prime & paint to match
71-72	3369-3436-4469	7778818	RH	3.54	COVER, lw (black) prime 8s paint to match
71-72	3369-3436-4469	7778819	LH	3.54	COVER, lw (black) prime 8i paint to match
71	4439	9851220	RH	3.59	COVER (T-140-150)
71	4439	9851221	LH	3.59	COVER (T-140-150)
71	4439	9851211	RH	3.59	COVER (T-156)
71	4439	9851212	LH	3.59	COVER (T-156)
71-72	4439	7778788	RH	3.49	COVER (black) prime & paint to match
71-72	4439	7778789	LH	3.49	COVER (black) prime & paint to match
71	5269-5469-6035-45	9850426	RH	2.87	lwr. (T-400-420-430-440-450)
71	5239-5439-6639-8239	9848421	LH	5.50	(T-400-420-430-460-480)
71	All B (4-Dr. Sedan 8i Wagon)	9850430	RH	2.87	COVER, upr. (black) prime 8i paint to match
71	All B (4-Dr. Sedan & Wagon)	9850431	LH	2.87	COVER, upr. (black) prime 8s paint to match
71-73	All B (4-Dr. Sedan & Wagons)	9850332	RH	2.87	COVER, lwr. (black) prime & paint to match
71-73	All B (4-Dr. Sedan & Wagons)	9850333	LH	2.87	COVER, lwr. (black) prime & paint to match
71	50-60-8000 4 Dr. H.T.	9845538	RH	5.50	COVER (black) prime 8s paint to match
71	50-60-8000 4 Dr. H.T.	9845539	LH	5.50	COVER (black) prime 8s paint to match
71	8439	9844820	RH	10.00	TRIM, lwr. (T-600-620-630-640)
71	8439	9844821	LH	10.00	TRIM, lwr. (T-600-620-630-640)
71	8439	9831814	RH	10.00	TRIM, lwr. (T-601-631-641)
71	8439	9831815	LH	10.00	TRIM, lwr. (T-601-631-641)
71	8439	9831824	RH	10.00	TRIM, lwr. (T-604-624-632-644)

71	<u>8439</u>	9831825	LH	10.00	TRIM, lwr. (T-604-624-632-644)
71	<u>8439</u>	9831807	LH	10.00	TRIM, lwr. (T-608-628-633-642-648)
71	<u>8439</u>	9844818	RH	10.00	TRIM, lwr. (T-627)
71	<u>8439</u>	9844819	LH	10.00	TRIM, lwr. (T-627)
72	<u>52-54-66-8239</u>	9845538	RH	5.50	COVER (black) prime 8i paint to match
72	<u>52-54-66-8239</u>	9845539	LH	5.50	COVER (black) prime & paint to match
72-73	All B (4-Dr. Sedan & Wagon)	9885238	RH	2.87	COVER, upr. (black) prime & paint to match
72-73	All B (4-Dr. Sedan & Wagon)	9885239	LH	2.87	COVER, upr. (black) prime & paint to match
72	<u>8439</u>	9609372	RH	5.50	COVER (black) prime & paint to match
72	<u>8439</u>	9609373	LH	5.50	COVER (black) prime & paint to match
65-68	<u>82-8469</u>	4425925	RH	3.28	RETAINER, upr. cvr.
65-68	<u>82-8469</u>	4425926	LH	3.28	RETAINER, upr. cvr.
69-70	<u>82-8469</u>	7750568	RH	3.18	RETAINER center pillar trim above belt.
69-70	<u>82-8469</u>	7750569	RH	3.18	RETAINER center pillar trim above belt.
66-68	<u>52-54-64-82-8469</u>	7647530	4	.10	FASTENER, ctr. pillar cvr.
69-70	<u>82-8469</u>	7647530	4	.10	FASTENER, ctr. pillar cvr.
14.731 CAP, REAR BODY LOC					
62-63	<u>4067-4167-4347-67</u>	4894285	LH	.51	CAP, finishing (paint to match)
62-63	<u>4067-4167-4347-67</u>	4894284	RH	.51	CAP, finishing (paint to match)
64	<u>4067</u>	4424703	RH	.41	CAP (black)
64	<u>4067</u>	4424704	LH	.41	CAP (black)
64	<u>4067</u>	4424708	LH	.41	CAP (med. blue)
64	<u>4067</u>	4424723	LH	.41	CAP (fawn) paint to match
65	<u>33-3467</u>	4476490	RH	.41	CAP (black)
65	<u>33-3467</u>	4476491	LH	.41	CAP (black)
65	<u>33-3467</u>	4482466	RH	.41	CAP (blue)
65	<u>33-3467</u>	4482467	LH	.41	CAP (blue)
65	<u>33-3467</u>	4482472	RH	.41	CAP (saddle)
65	<u>33-3467</u>	4482473	LH	.41	CAP (saddle)
65	<u>33-3467</u>	4482480	RH	.30	CAP (red)
65	<u>33-3467</u>	4482481	LH	.30	CAP (red)
66	<u>3517-3617</u>	7595684	RH	.41	CAP (fawn)
66	<u>35 17-3617</u>	7595685	LH	.41	CAP (fawn)
66	<u>3367-3467-3517-3617-4317-67-4417-67-4617-67</u>	7595640	RH	.46	CAP (black)
66	<u>3367-3467-35 17-3617-4317-67-4417-67-4617-67</u>	7595641	LH	.46	CAP (black)
66	<u>3367-3467-4317-67-4417-67-4617-67</u>	7595646	RH	.46	CAP
66	<u>3367-3467-4317-67-4417-67-4617-67</u>	7595647	LH	.46	CAP (blue)
66	<u>3367-3467-4317-67-4417-67-4617-67</u>	7595644	RH	.46	CAP
66	<u>3367-3467-4317-67-44 17-67-4617-67</u>	7595645	LH	.46	CAP
66	<u>3367-3467-3517-3617-4317-67-4417-67-4617-67</u>	7595678	RH	.46	CAP (red)
66	<u>3367-3467-3517-3617-4317-67-4617-67</u>	7595679	LH	.46	CAP (red)
66	<u>35-36-43-44-4617</u>	7595649	LH	.41	CAP (turquoise)
66	<u>43-4417</u>	7595684	RH	.41	CAP (fawn) T-1 83
66	<u>43-4417</u>	7595685	LH	.41	CAP (fawn) T-1 83
67	<u>3417-3517-3617-4317-67-4417-67-4617-67</u>	7595640	RH	.46	CAP (black)
67	<u>3417-35 17-3617-4317-67-44 17-67-4617-67</u>	7595641	LH	.46	CAP (black)
67	<u>35-36-43-4417</u>	7652182	RH	.36	CAP (med. blue)
67	<u>35-36-43-4417</u>	7652183	LH	.36	CAP (med. blue)
67	<u>3517-3617-4317-67-4417-67-4617-67</u>	7652184	RH	.36	CAP (dk. blue)
67	<u>3517-3617-4317-67-4417-67-4617-67</u>	7652185	LH	.36	CAP (dk. blue)
67	<u>3517-3617-4317-67-4417-67-4617-67</u>	7652196	RH	.36	CAP (fawn)
67	<u>3517-3617-4317-67-4417-67-4617-67</u>	7652197	LH	.36	CAP (fawn)
67	<u>35-36-43-4417</u>	7652180	RH	.36	CAP (gold)
67	<u>35-36-43-4417</u>	7652181	LH	.36	CAP (gold)
67	<u>43-44-4667</u>	7652194	RH	.36	CAP (red)
67	<u>43 44-4667</u>	7652195	LH	.36	CAP (red)
67	<u>35-36-43-44-4617</u>	7652188	RH	.36	CAP (turquoise)
67	<u>35-36-43-44-4617</u>	7652189	LH	.36	CAP (turquoise)

14.731 COVER, BODY LOCK PILLAR—ABOVE BELT (PAINT TO MATCH AS REQ.)

NOTE 1968 Wagons 1st Type - coated fabric finishing panel, 2nd Type - plastic finishing panel.

68	3435	1st Type	7791336	RH	2.72	COVER
68	3435	1st Type	7791337	LH	2.72	COVER
68	4000	Wagons 1st Type	7752902	RH	3.90	COVER
68	4000	Wagons 1st Type	7752903	LH	3.90	COVER
68	3435	2nd Type	8719596	RH	2.87	COVER (painted)
68	3435	2nd Type	8719585	LH	3.02	COVER (painted)
**	4000	Wagons 2nd Type	8719598	RH	3.13	COVER (painted)
**	4000	Wagons 2nd Type	8719599	LH	3.13	COVER (painted)
**	4000	Wagons	8719598	RH	3.13	COVER (painted)
**	4000	Wagons	8719599	LH	3.13	COVER (painted)
69-70	3435-36		8719596	RH	2.87	COVER (painted)
69-72	3435-36		8719585	LH	3.02	COVER (painted)
71-72	3436		8719584	RH	3.02	COVER (painted)

14.732 FASTENER, CENTER PILLAR FOUNDATION

59	44 19-35-4619-35-47 19	4649733	AR	.05	FASTENER, foundation
60	4419-35-45-4619-35-45	4649733	AR	.05	FASTENER, foundation
61	4435-45-69-47 19	4649733	AR	.05	FASTENER, foundation
62	4469-4635-45-4819	4870324	10	.10	FASTENER, foundation (also used 15.100)
63	4469-35-45-4635-4819	4870324	8	.10	FASTENER (also used 15.100)
64	4469-4635-45-69-4819	4870324	8	.10	FASTENER (also used 1 4.685-1 5.100) (GMPD 14.730)
64	4035-4135-4255-65-4355-65	4500027	AR	.10	FASTENER, rr. qtr. fndtn. to inner panelfrt. & rr. (15.100)
64	4337-67	4500027		.10	FASTENER, rr. qtr. trim pad (15.100)
65	52-54-62-64-82-8469	4870324		.10	FASTENER, ctr. pillar trim

14.735 WINDLACE, BODY LOCK PILLAR

NOTE For 40-41-42-4300 models refer to group 15.534

66		7613228	RH	1.79	WINDLACE (T-697)
66		7613229	LH	1.79	WINDLACE (T-697)
67	5467-6467-6667-8457	7613228	RH	1.79	WINDLACE (T-427-697)
67	5467-6467-6667-8457	7613229	LH	1.79	WINDLACE (T-427-697)
67	9487	7643890	RH	3.13	WINDLACE (T-608-668)
67	9487	7643891	LH	3.13	WINDLACE (T-608-668)
					pe-use with coated fabric fi
					panel.
68	All Wagons 1st Type	7758475	2	1.23	LACE, lwr. (buckskin)
68	4000 Wagons 1st Type	7758474	2	1.23	LACE, lwr. (green)
68	3435 1st Type	7758473	2	1.23	LACE, lwr. (parchment)
68	4000 Wagons-1st Type	7758465	2	1.23	LACE, lwr. (red)
68	All Wagons 1st Type	7758468	2	1.23	LACE, lwr. (teal)
68	4000 Wagons 1st Type	7750970	RH	2.05	LACE, escn. (black)
68	4000 Wagons 1st Type	7750971	LH	2.05	LACE, escn. (black)
68	3435 1st Type	7750968	RH	1.54	LACE, escn. (buckskin)
68	3435 1st Type	7750969	LH	1.54	LACE, escn. (buckskin)
68	4000 Wagons 1st Type	7750982	RH	2.05	LACE, escn. (buckskin)
68	4000 Wagons 1st Type	7750983	LH	2.05	LACE, escn. (buckskin)
68	4000 Wagons 1st Type	7750980	RH	2.05	LACE, escn. (green)
68	4000 Wagons 1st Type	7750981	LH	2.05	LACE, escn. (green)
68	3435 1st Type	7750966	RH	1.54	LACE, escn. (parchment)
68	3435 1st Type	7750967	LH	1.54	LACE, escn. (parchment)
68	4000 Wagons 1st Type	7750972	RH	2.05	LACE, escn. (red)
68	4000 Wagons 1st Type	7750973	LH	2.05	LACE, escn. (red)
68	3435 1st Type	7750956	RH	1.54	LACE, escn. (red)
68	3435 1st Type	7750957	LH	1.54	LACE, escn. (red)
68	4000 Wagons 1st Type	7750976	RH	2.05	LACE, escn. (teal)
68	4000 Wagons 1st Type	7750977	LH	2.05	LACE, escn. (teal)
68	3437-3537-4437-67-	7763618	RH	3.38	WINDLACE (T-152-162-172)
68	3437-3537-4437-67-4637-67	7763619	LH	3.38	WINDLACE (T-152-162-172)
68	3437-3537-4437-67-4637	7763616	RH	3.38	WINDLACE (T-1 60-170)
68	3437-3537-4437-67-4637	7763617	LH	3.38	WINDLACE (T-1 60-1 70)
68	34-35-4437-67-4637	7763620	RH	3.38	WINDLACE (T-163-173)
68	34-35-4437-67-4637	7763621	LH	3.38	WINDLACE (T-163-173)
68	4467	7759978	RH	2.97	WINDLACE (T-1 67)
68	4467	7759979	LH	2.97	WINDLACE (T-1 67)
68	3327	7759994	RH	2.82	WINDLACE (T-191)
68		7759995	LH	2.82	WINDLACE (T-191)

68	3327		7759988	RH	2.82	WINDLACE (T-1 94)
68	3327		7759989	LH	2.82	WINDLACE (T-1 94)
68	52-54-64-6639		7771937	2	3.02	WINDLACE (T-400-4 10-450) also used 14.790
68	5239		7752133	2	2.97	WINDLACE (T-401)
68	52-54-6439		7752135	2	2.97	WINDLACE (T-403-4 13) also used 14.790
68	5287		7769506	RH	3 13	WINDLACE (T-407)
68	5287		7769507	LH	3.13	WINDLACE (T-407)
68	52-54-6439		7771936	2	3.02	WINDLACE (T-407-4 17) also used 14.790
68	52-54-64-6639		768891	1 2	2.31	WINDLACE (T-408-428-458-468) (14.790)
68	54-64-6639		7771934	2	3.02	WINDLACE, body lock pillar (T-41 1-421-45 1-461) also used 14.790
68	5467-87-6487-6667-87					
	8257-8457-67		7765948	RH	3.13	WINDLACE (T-41 1-421-45 1-60 1-63 1)
68	5467-87-6487-6667-87					
	8257-8457-67		7765949	LH	3.13	WINDLACE (T-41 1-421-451-601-631)
68	5467-87-6487-8457-67		7769504	RH	3.13	WINDLACE (T-423-633)
68	5467-87-6487-8457-67		7769505	LH	3.13	WINDLACE (T-423-633)
68	5467-6667-8457-67		7613228	RH	1.79	WINDLACE (T-427-457-637)
68	5467-6667-8457-67		7613229	LH	1.79	WINDLACE (T-427-457-637)
68	6667-87		7770182	RH	5.45	WINDLACE (T-452)
68	6667-87		7770183	LH	5.45	WINDLACE (T-452)
68	6639		7771938	2	3.02	WINDLACE (T-452)
68	82-8469		7769419	2	2.61	WINDLACE (T-601-621-631)
68	8269		7769420	2	2.61	WINDLACE (T-603)
68	8269		871 1400	2	2.61	WINDLACE (T-6 14)
68	8469		7769422	2	2.61	WINDLACE (T-620)
68	8469		7769424	2	2 61	WINDLACE (T-627)
68	8469		7769425	2	2.61	WINDLACE (T-633)
68	9000		7643890	RH	3.13	WINDLACE (T-675-678-685-688-698)
68	9000		7643891	LH	3.13	WINDLACE (T-675-678-685-688-698)
68	9487		776631	0 RH	3.38	WINDLACE (T-672-674)
68	9487		776631	1 LH	3.38	WINDLACE (T-672-674)
68	9487		7771962	RH	3.38	WINDLACE (T-680-690)
68	9487		7771963	LH	3.38	WINDLACE (T-680-690)
68	9487		7771964	RH	3.38	WINDLACE (T-682)
68	9487		7771965	LH	3.38	WINDLACE (T-682)
67	9487		776631	2 RH	3.38	WINDLACE (T-683-693)
67	9487		776631	3 LH	3.38	WINDLACE (T-683-693)
68	9487		7771966	RH	3.38	WINDLACE (T-684)
68	9487		7771967	LH	3.38	WINDLACE (T-684)
68	9487		7771968	RH	3.38	WINDLACE (T-691)
68	9487		7771969	LH	3.38	WINDLACE (T-691)
	NOTE	1969 30-4000 2 Drs.	1st Type	Fabric	Windlace,	2nd Type Plastic Windlace.
69	3327	1st Type	8739336	RH	2.82	WINDLACE (T-103)
69	3327	1st Type	8739337	LH	2.82	WINDLACE (T-103)
69	3327	1st Type	8730264	RH	2.82	WINDLACE (T-1 1 1)
69	3327	1st Type	8730265	LH	2.82	WINDLACE (T-1 11)
69	3327	1st Type	8739292	RH	2.82	WINDLACE (T-1 14)
69	3327	1st Type	8739293	LH	2.72	WINDLACE (T-1 14)
69	34-3537	1st Type	8739294	RH	2.72	WINDLACE (T-1 24)
69	34-3537	1st Type	8739295	LH		WINDLACE (T-1 24)
69	3437-3537-4437-67					
	4637-67	1st Type	8730276	RH	3.38	
69	3437-3537-4437-67					
	4637-67	1st Type	8730277	LH	3.38	WINDLACE (T-141-171)
69	34-35-4437-67-4637	1st Type				
	Type		8739300	RH	3.38	WINDLACE (T-143-176-186)
69	34-35-4437-67-4637	1st Type				
	Type		8739301	LH	3.38	WINDLACE (T-143-176-186)
69	4467-4637-67	1st Type	8739304	RH	3.38	WINDLACE (T-164)
69	4467-4637-67	1st Type	8739305	LH	3.38	WINDLACE (T-164)
69	35-4437	1st Type	8739298	RH	3.38	WINDLACE (T-170)
69	35-4437	1st Type	8739299	LH	3.38	WINDLACE (T-1 70)
69	44-4667	1st Type	8739302	RH	3.38	WINDLACE (T-1 77-1 87)
69	44-4667	1st Type	8739303	LH	3.38	WINDLACE (T-1 77-1 87)
69	52-54-6437-8457		8753206	RH	3.38	WINDLACE (T-400-4 10-630)
69	3327	2nd Type	8771716	RH	2.77	WINDLACE (T-103)
69	3327	2nd Type	8771717	LH	2.77	WINDLACE (T-103)
69	3327-3437-3537	2nd Type				
	Type		8771692	RH	2.77	WINDLACE (T-108-1 18-128)
69	3327-3437-3537	2nd Type				
	Type		8771693	LH	2.77	WINDLACE (T-108-1 18-128)
69	3327-3437-3537	2nd Type				
	Type		8771712	RH	2.77	WINDLACE (T-1 14-124)
69	3327-3437-3537	2nd Type				
	Type		8771713	LH	2.77	WINDLACE (T-1 14-124)
69	3437-3537-4437-4637					
	2nd Type		8776236	RH	3.38	WINDLACE (T-143-176-186)

69	3437-3537-4437-4637					
	2nd Type	8776237	LH	3.38	WINDLACE	
69	3437-3537-4437-4637					
	2nd Type	8776214	RH	3.43	WINDLACE	
69	3437-3537-4437-4637					
	4467 2nd Type	8776215	LH	3.43	WINDLACE	(T-148-168-178-188)
69	4637 2nd Type	8776232	RH	3.38	WINDLACE	(T-1 64)
69	4637 2nd Type	8776233	LH	3.38	WINDLACE	(T-1 64)
69	4467-4667 2nd Type	8776210	RH	3.74	WINDLACE	(T-1 64)
69	4467-4667 2nd Type	8776211	LH	3.74	WINDLACE	(T-1 64)
69	4467 2nd Type	8776214	RH	3.43	WINDLACE	(T-168-178-188)
69	3537-4437 2nd Type	8776234	RH	3.38	WINDLACE	(T-1 70)
69	3537-4437 2nd Type	8776235	LH	3.38	WINDLACE	(T-1 70)
69	4467 2nd Type	8776198	RH	3.74	WINDLACE	(T-17 1)
69	4467 2nd Type	8776199	LH	3.74	WINDLACE	(T-1 71)
69	4467 2nd Type	8776212	RH	3.74	WINDLACE	(T-176)
69	4467 2nd Type	8776213	LH	3.74	WINDLACE	(T-176)
69	4467 2nd Type	8776218	RH	3.74	WINDLACE	(T-1 85)
69	4467 2nd Type	8776190	RH	3.74	WINDLACE	(T-187)
69	4467 2nd Type	8776191	LH	3.74	WINDLACE	(T-187)
69	52-54-6437-8437	8753207	LH	3.38	WINDLACE	(T-400-4 10-630)
69	5237-5437-67-6437					
	6637-8257-8457-67	8753208	RH	3.38	WINDLACE	(T-403-4 13-426-453-603-633-636)
69	5237-5437-67-6437					
	6637-8257-8457-67	8753209	LH	3.38	WINDLACE	(T-403-413-426-453-603-633-636)
69	5237-5467-8467	8753210	RH	3.38	WINDLACE	(T-407-427-637)
69	5237-5467-8467	8753211	LH	3.38	WINDLACE	(T-407-427-637)
69	8239	8753218	RH	3.08	WINDLACE	(T 601)
69	8239	8753219	LH	3.08	WINDLACE	(T-601)
69	8269	8762688	RH	2.36	WINDLACE	(T-601)
69	8269	8762689	LH	2.36	WINDLACE	(T-601)
69	82-8469	8762690	RH	2.36	WINDLACE	(T 603-633-636)
69	82-8469	8762691	LH	2.36	WINDLACE	(T 603-633-636)
69	82-8439	8753216	RH	3.08	WINDLACE	(T 603-633-636)
69	82-8439	8753217	LH	3.08	WINDLACE	(T 603-633-636)
69	82-8439	8753212	RH	3.08	WINDLACE	(T 608-6 1 8-628-638-639-648-658)
69	82-8439	8753213	LH	3.08	WINDLACE	(T 608-6 1 8-628-638-639-648-658)
69-70	82-8469	8762602	RH	2.36	WINDLACE	(T 608-618-628-638-639)
69-70	82-8469	8762603	LH	2.36	WINDLACE	(T 608-618-628-638-639)
69	8257-8457	8750216	RH	3.38	WINDLACE	(T 614-644)
69	8257-8457	8750217	LH	3.38	WINDLACE	(T 614-644)
69	82-8469	8762686	RH	2.36	WINDLACE	(T 614-624)
69	82-8469	8762687	LH	2.36	WINDLACE	(T 614-624)
69	82-8439	8753214	RH	3.08	WINDLACE	(T 614-624-644)
69	82-8439	8753215	LH	3.08	WINDLACE	(T 614-624-644)
69	8439	8753222	RH	3.08	WINDLACE	(T 614-624-644)
69	8439	8753223	LH	3.08	WINDLACE	(T 614-624-644)
69	8469	8762692	RH	2.36	WINDLACE	(T 614-624-644)
69	8469	8762693	LH	2.36	WINDLACE	(T 614-624-644)
69	8469	8762684	RH	2.36	WINDLACE	(T 614-624-644)
69	8469	8762685	LH	2.36	WINDLACE	(T 614-624-644)
69	8439	8753220	RH	3.08	WINDLACE	(T 614-624-644)
69	8439	8753221	LH	3.08	WINDLACE	(T 614-624-644)
69	9487	8757502	RH	3.38	WINDLACE	(T 664-666-674-694)
69	9487	8757503	LH	3.38	WINDLACE	(T 664-666-674-694)
69	9487	7643890	RH	3.13	WINDLACE	(T-668-669-678-688-689)
69	9487	7643891	LH	3.13	WINDLACE	(T-668-669-678-688-689)
69	9487	8757504	RH	3.38	WINDLACE	(T 680)
69	9487	8757505	LH	3.38	WINDLACE	(T 680)
69	9487	8757506	RH	3.38	WINDLACE	(T 685)
69	9487	8757507	LH	3.38	WINDLACE	(T 685)
69	9487	8757508	RH	3.38	WINDLACE	(T 686)
69	9487	8757509	LH	3.38	WINDLACE	(T 686)
69	9487	8757510	RH	3.38	WINDLACE	(T 687)
69	9487	8757511	LH	3.38	WINDLACE	(T-687)
69	9487	8757474	RH	3.38	WINDLACE	(T 691)
69	9487	8757475	LH	3.38	WINDLACE	(T-691)
69	9487	8757500	RH	3.38	WINDLACE	(T-692)
69	9487	8757501	LH	2.87	LACE	(T-104-1 692)
70	3327	8799540	RH	2.87	LACE	(T-104-1 14)
70	3327	8799541	LH	2.77	LACE	(T-108-1 1)
70	3327	8771692	RH	2.77	LACE	(T-108-1 1)
70	3327	8771693	LH	2.87	LACE	(T-1 1 1) 18)
70	3327	8799536	RH	3.08	LACE	(T-1 1 1)
70	3327	8800437	LH	3.08	LACE	(T-121)
70	3437-3537-4637	8800436	RH	3.08	LACE	(T-121)
70	3437-3537-4637	8800437	LH	3.08	LACE	(T-1 24-1)
70	3437-3537-4437-4637	8800446	RH			44)

70	3437-3537-4437-4637 ..	8800447 LH	3.08	LACE	T-124-144)
70	3437-3537-4437-4637 ..	8776214 RH	3.43	LACE	T-128-148-178-188)
70	3437-3537-4437-4637 ..	8776215 LH	3.43	LACE	T-128-148-178-188)
70	3437-4437-4637 ..	8800438 RH	3.08	LACE	T-1 4 1 -1 8 1)
70	3437-4437-4637 ..	8800439 LH	3.08	LACE	T-14 1-181)
70	4467-4667 ..	8800464 RH	3.95	LACE	T-1 54)
70	4467-4667 ..	8800465 LH	3.95	LACE	T-154)
70	4467-4667 ..	8776214 RH	3.43	LACE	T-158-188)
70	4467-4667 ..	8776215 LH	3.43	LACE	T-158-188)
70	3437-3537-4437-4637 ..	8800432 RH	3.08	LACE	T-170)
70	3437-3537-4437-4637 ..	8800433 LH	3.08	LACE	T-1 70)
70	3437-3537-4437-4637 ..	8800444 RH	3.08	LACE	T-175-185)
70	3437-3537-4437-4637 ..	8800445 LH	3.08	LACE	T-175-185)
70	4467-4667 ..	8800462 RH	3.95	LACE	T-175-185)
70	4467-4667 ..	8800445 LH	3.08	LACE	T-175-185)
70	3437-3537-4437-4637 ..	8800442 RH	3.08	LACE	T-17 6)
70	3437-3537-4437-4637 ..	8800443 LH	3.08	LACE	T-17 6)
70	3437-3537-4437-4637 ..	8800440 RH	3.08	LACE	T-179-189)
70	3437-3537-4437-4637 ..	8800441 LH	3.08	LACE	T-179-189)
70	4467-4667 ..	8800458 RH	3.95	LACE	T-179-189)
70	4467-4667 ..	8800459 LH	3.95	LACE	T-179-189)
70	5237-5437-6437-6637 ..	8802098 RH	4.61	LACE	T-400-4 10-420-460)
70	5237-5437-6437-6637 ..	8802099 LH	4.61	LACE	T-400-4 10-420-460)
70	5237-8257 ..	8802106 RH	4.61	LACE	T-40 1-481)
70	5237-8257 ..	8802107 LH	4.61	LACE	T-401-481)
70	5237-5437-6437-8257 ~				
	8457 ..	8802120 RH	^ 1	LACE	T-404-4 18-484-494-6 14-624-634)
70	5237-5437-6437-8257 ~				
	8457 ..	8802121 LH	^ 1	LACE	T-404-4 18-484-494-6 14-624-634)
70	5237-5437-6437-6637 ~				
	8257-8457 ..	8802088 RH	4.61	LACE	T-408-428-468-478-488-498-61 8-628-638)
70	5237-5437-6437-6637 ~				
	8257-8457 ..	8802089 LH	4.61	LACE	T-408-428-468-478-488-498-61 8-628-638)
70	5437-6437-8457 ..	88021 10 RH	4.61	LACE	T-41 1-421-631)
70	5437-6437-8457 ..	88021 1 1 LH	4.61	LACE	T-41 1-421-631)
70	5467 ..	8802142 RH	4.00	LACE	T-421)
70	5467 ..	8802143 LH	4.00	LACE	T-421)
70	5437-6437-6637 ..	88021 16 RH	4.61	LACE	T-426-466)
70	5437-6437-6637 ..	88021 17 LH	4.61	LACE	T-426-466)
70	5467 ..	8802146 RH	4.00	LACE	T-426)
70	5467 ..	8802147 LH	4.00	LACE	T-426)
70	5467-8467 ..	8802138 RH	4.00	LACE	T-427-617)
70	5467-8467 ..	8802139 LH	4.00	LACE	T-427-617)
70	5467-6667-8467 ..	8802132 RH	4.00	LACE	T 428 468 618)
70	5467-6667-8467 ..	8802133 LH	4.00	LACE	T 428-468-618)
70	6637 ..	88021 18 RH	4.61	LACE	T-465)
70	6637 ..	88021 19 LH	4.61	LACE	T-465)
70	6667 ..	8802148 RH	4.00	LACE	T-465)
70	6667 ..	8802149 LH	4.00	LACE	T-465)
70	8269 ..	9803026 RH	2 00	LACE	& FOUNDATION (T-481)
70	8269 ..	9803027 LH	2 00	LACE	& FOUNDATION (T-481)
70	8269-8469 ..	9802848 RH	2 00	LACE	& FOUNDATION (T-484-604-6 1 4-624)
70	8269-8469 ..	9802849 LH	2 00	LACE	& FOUNDATION (T-484-604-6 1 4-624)
70	8239-69 ..	8753212 RH	3.08	LACE	(T-488-498-608-6 1 8-628-637-638-648)
70	8239-69 ..	8753213 LH	3.08	LACE	(T-488-498-608-61 8-628-637-638-648)
70	8239 ..	9807306 RH	2.65	LACE	(T-481)
70	8239 ..	9807307 LH	2.87	LACE	(T-481)
70	8439 ..	9807310 RH	2 ^ 7	LACE	(T-484-494-604-614-624-634-635)
70	8439 ..	980731 1 LH	2 ^ 7	LACE	(T-484-494-604-6 1 4-624-634-635)
70	8469 ..	9803028 RH	2 00	LACE	& FOUNDATION (T-600)
70	8469 ..	9803029 LH	2 00	LACE	& FOUNDATION (T-600)
70	8439 ..	9807304 RH	2.87	LACE	(T-600)
70	8439 ..	9807305 LH	2.87	LACE	(T-600)
70	8439 ..	9814288 RH	2.87	LACE	(T-601-631-632)
70	8439 ..	9814289 LH	2.87	LACE	(T-601-631-632)
70	8469 ..	9803084 RH	2 26	LACE	& FOUNDATION (T-601)
70	8469 ..	9803085 LH	2 26	LACE	& FOUNDATION (T-601)
70	8467 ..	8802150 RH	4.00	LACE	(T-6 14)
70	8467 ..	8802151 LH	4.00	LACE	(T-6 14)
70	8457 ..	88021 14 RH	4 61	LACE	(T-6 19-629-649)
70	8457 ..	88021 15 LH	4.61	LACE	(T-6 19-629-649)
70	8439 ..	9814290 RH	2.87	LACE	(T-619-629-639)
70	8439 ..	9814291 LH	2.87	LACE	(T-619-629-639)
70	8467 ..	8802144 RH	4.00	LACE	(T-6 19)
70	8467 ..	8802145 LH	4.00	LACE	(T-619)
70	8469 ..	9803086 RH	2.26	LACE	& FOUNDATION (T-619-629)
70	8469 ..	9803087 LH	2.26	LACE	& FOUNDATION (T-619-629)
70	9487 ..	9803158 RH	3.18	LACE	& FOUNDATION (T-650-680)

70	9487	9803159	LH	3.18	LACE & FOUNDATION (T-650-680)
70	9487	9803162	RH	3.18	LACE & FOUNDATION (T-654-674-684)
70	9487	9803163	LH	3.18	LACE & FOUNDATION (T-654-674-684)
70	9487	9803160	RH	3.18	LACE SL FOUNDATION (T-659-679-699)
70	9487	9803161	LH	3.18	LACE & FOUNDATION (T-659-679-699)
70	9487	9803166	RH	3.18	LACE & FOUNDATION (T-666-686)
70	9487	9803167	LH	3.18	LACE & FOUNDATION (T-666-686)
70	9487	7643890	RH	3.13	LACE (T-668-678-688-698)
70	9487	7643891	LH	3.13	LACE (T-668-678-688-698)
70	9487	9803164	RH	3.18	LACE SL FOUNDATION (T-681)
70	9487	9803165	LH	3.18	LACE 8. FOUNDATION (T-681)
70	9487	9803152	RH	3.18	LACE & FOUNDATION (T-695)
70	9487	9803153	LH	3.18	LACE & FOUNDATION (T-695)
71	3327	9844512	RH	2.87	LACE (T-100-1 10)
71	3327	9844513	LH	2.87	LACE (T-100-1 10)
71	3337-3437-4437	9844174	RH	3.90	LACE (T-100-1 10-140-150)
71	3337-3437-4437	9844175	LH	3.90	LACE (T-100-1 10-140-150)
71	3327	9851670	RH	2.87	LACE (T-104-1 14)
71	3327	9851671	LH	2.87	LACE (T-104-1 14)
71	3337-3437-4437	9851660	RH	3.60	LACE (T-104-1 14-144-154)
71	3337-3437-4437	9851661	LH	3.90	LACE (T-104-1 14-144-154)
71	3327	8771692	RH	2.77	LACE (T-108)
71	3327	8771693	LH	2.77	LACE (T-108)
71	3327-3337-3437-67-4467	8776214	RH	3.43	LACE (T-108-158-168)
71	3327-3337-3437-67-4467	8776215	LH	3.43	LACE (T-108-158-168)
71	3327	9844506	1	2.87	LACE (T-1 11)
71	3327	9844507	LH	2.87	LACE (T-1 11)
71-72	3337-4437	9844168	RH	3.90	LACE (T-1 1 1-141)
71-72	3337-4437	9844169	LH	3.90	LACE (T-11 1-141)
71	3467-4467	9851662	RH	4.61	LACE (T-134)
71	3467-4467	9851663	LH	4.61	LACE (T-134)
71	3467-4467	8776214	RH	3.43	LACE (T-1 38)
71	3467-4467	8776215	LH	3.43	LACE (T-138)
71	3467-4467	9844218	RH	4.61	LACE (T-1 50)
71	3467-4467	9844219	LH	4.61	LACE (T-1 50)
71	3467-4467	8800462	RH	3.95	LACE (T-1 55)
71	3467-4467	8800445	LH	3.08	LACE (T-1 55)
71	3337 3437-67-4437-67	9844166	RH	3.90	LACE (T-156-166)
71	3337 3437-67-4437-67	9844167	LH	3.90	LACE (T-156-166)
71	3337-3437-67-4437-67	8800444	RH	3.08	LACE (T-155-165)
71	3337-3437-67-4437-67	8800445	LH	3.08	LACE (T-155-165)
71	5257-5457-6647-8237-8437-9000	9848454	RH	4.61	LACE (T-400-420-430-460-480-6 10-620-649-670-680)
71	5257-5457-6647-8237-8437-9000	9848455	LH	4.61	LACE (T-400-420-430-460-480-6 10-620-649-670-680)
71	50-60-80-9000 (2 Drs. exc. 6647)	9848442	RH	4.61	LACE (T-401-421-461-481-61 1-641-671)
71	50-60-80-9000 (2 Drs. exc. 6647)	9848443	1	4.61	LACE (T-401-421-461-481-61 1-641-671)
71	50-60-80-9000 (2 Drs. exc. 6667)	9848456	RH	4.61	LACE (T-404-424-434-462-464-484-494-6 14-624-644-654-664-674-684)
71	50-60-80-9000 (2 Drs. exc. 6667)	9848457	LH	4.61	LACE (T-404-424-434-462-464-484-494-614-624-644-654-664-674-684)
71	50-60-80-9000 (2 Drs.)	9848398	RH	4.61	LACE (T-408-418-438-468-498-628-642-658-668-678-688-698)
71	50-60-80-9000 (2 Drs.)	9848399	LH	4.61	LACE (T-408-418-438-468-498-628-642-658-668-678-688-698)
71	50-60-9000	9848434	RH	4.61	LACE (T-416-436-466-686)
71	50-60-9000	9848435	LH	4.61	LACE (T-416-436-466-686)
71	6667-9000	9848428	RH	4.61	LACE (T-465-695)
71	6667-9000	9848429	LH	2.82	LACE & FOUNDATION (T-480-600-620-630-640)
71	82-8439	9859592	RH	2.82	LACE & FOUNDATION (T-480-600-620-630-640)
71	82-8439	9859593	LH	2.97	LACE SL FOUNDATION (T-48 1-601-631-641)
71	8239-8439	9854370	RH	2.97	LACE 8. FOUNDATION (T-481-601-631-641)
71	8239-8439	9854371	LH	2.97	LACE & FOUNDATION (T-484-494-604-624-632-644)
71	82-8439	9854376	RH	2.97	LACE & FOUNDATION (T-484-494-604-624-632-644)
71	82-8439	9854377	LH	2.97	LACE & FOUNDATION (T-484-494-604-624-632-644)
71	82-8439	9854366	RH	2.97	LACE & FOUNDATION (T-498-608-628-633-642-648)

71	82-8439	9854367	LH	2.97	LACE & FOUNDATION (T-498-608-628-633-642-648)
71	8439	9854372	RH	2.97	LACE & FOUNDATION (T-627)
71	8439	9854373	LH	2.97	LACE & FOUNDATION (T-627)
71	8437-9000	9848452	RH	4.61	LACE (T-627-697)
71	8437-9000	9848453	LH	4.61	LACE (T-627-697)
72	3327-3437-67-4437-67	9892280	RH	3.90	LACE (T-100-1 10-130-140)
72	3327-3337-3437-67-4437-67	9892281	LH	3.90	LACE (T-100-1 10-130-140)
72	30-4000 (2 Drs.)	9844166	RH	3.90	LACE (T-106-136)
72	30-4000 (2 Drs.)	9844167	LH	3.90	LACE (T-106-136)
72	3327-37-3437-67-4437-67	8776214	RH	3.43	LACE (T-108-138)
72	3327-37-3437-67-4437-67	8776215	LH	3.43	LACE (T-108-138)
72	3327-37-3437-4437	9892282	RH	3.90	LACE (T-1 14-133-134-144)
72	3327-3337-3437-4437	9892283	LH	3.90	LACE (T-1 14-133-134-144)
72	3337-3437-67-4437-67	9892278	RH	3.90	LACE (T-135)
72	3337-3437-67-4437-67	9892279	LH	3.90	LACE (T-135)
72	3337-3437-4437	9892284	RH	3.90	LACE (T-137)
72	3337-3437-4437	9892285	LH	3.90	LACE (T-137)
72	5257-5457-6647-67-8237-8437-9000	9893458	RH	4.61	LACE (T-400-420-430-470-480-600-620-630-670-680)
72	5257-5457-6647-67-8237-8437-9000	9893459	LH	4.61	LACE (T-400-420-430-470-480-600-620-630-670-680)
72	50-80-9000 (2 Drs.)	9848442	RH	4.61	LACE (T-401-421-481-601-631-671)
72	50-80-9000 (2 Drs.)	9848443	LH	4.61	LACE (T-401-421-481-601-631-671)
72	5257-5457-6647-8237-8437-9000	9893460	RH	4.61	LACE (T-404-424-434-464-4 74-484-494-604-624-634-654-674-684)
72	5257-5457-6647-8237-8437-9000	9893461	LH	4.61	LACE (T-404-424-434-464-4 74-484-494-604-624-634-654-674-684)
72	50-60-80-9000 (2 Drs.)	9848398	RH	4.61	LACE (T-408-41 8-438-478-498-628-658-688)
72	50-60-80-9000 (2 Drs.)	9848399	LH	4.61	LACE (T-408-418-438-478-498-628-658-688)
72	5237-5437-6647-67-8437-9487	9848434	RH	4.61	LACE (T-4 16-436-476-626-646-676-686)
72	5237-5437-6647-67-8437-9487	9848435	LH	4.61	LACE (T-4 16-436-476-626-646-676-686)
72	5467-6667-9000	9893454	RH	3.90	LACE (T-435-475-685)
72	5467-6667-9000	9893455	LH	3.90	LACE (T-435-475-685)
72	8239-8439	9893868	RH	3.02	LACE (T-480-600-620-630)
72	8239-8439	9893869	LH	3.02	LACE (T-480-600-620-630)
72	8239-8439	9893870	RH	3.02	LACE (T-481-601-63 1)
72	8239-8439	9893871	LH	3.02	LACE (T-48 1-601-63 1)
72	8239-8439	9893872	RH	3.02	LACE (T-484-494-604-624-634)
72	8239-8439	9893873	LH	3.02	LACE (T-484-494-604-624-634)
72	82-8439	9854366	RH	2.97	LACE (T-498-608-628-638)
72	82-8439	9854367	LH	2.97	LACE (T-498-608-628-638)
72	8439	9893874	RH	3.02	LACE (T-626-646)
72	8439	9893875	LH	3.02	LACE (T-626-646)

14.760 TRIM PAD, REAR DOOR TRIM

NOTE It may be necessary to cut holes in trim pad for proper fit					
66	3369-3469-3535-69-3635-69	7618730	RH	1 1.50	TRIM (T-12 1-13 1-1 4 1)
66	3569-3669	7618732	RH	1 1.50	TRIM (T-1 43)
66	3369-3469-3535-69-3635-69	7629612	RH	12.05	TRIM (T-108-128-138)
66	3369-3469-3535-69-3635-69	7629613	LH	12.05	TRIM (T-108-128-138)
66	4255-65	7615995	LH	19.70	TRIM (T-1 33)
66	5239	7612489	LH	32.25	TRIM (T-401)
66	5269	7612496	RH	27.85	TRIM (T-401)
66	5269	7612497	LH	27.85	TRIM (T-401)
66	5439-6439	7612966	RH	30.60	TRIM, less mldgs. (T-413)
66	5469-6469	7612977	LH	26.75	TRIM, less mldg. (T-41 1-421)
66	5469-6469	7612978	RH	26.75	TRIM, less mldgs. (T-413)
66	5469-6469	7612984	RH	26.75	TRIM, less mldgs. (T-428)
66	6639	7612995	LH	36.55	TRIM, less mldgs. & plate (T-458)
67	3335-69-3435-69	7676166	RH	13.40	TRIM (T-101-1 11)
67	3335-69-3435-69	7676167	LH	13.40	TRIM (T-101-1 11)
67	33-3469	7688796	RH	13.40	TRIM (T-103)
67	33-3469	7688797	LH	13.40	TRIM (T-103)
67	33-3469	7688798	RH	13.40	TRIM (T-108)
67	33-3469	7688799	LH	13.40	TRIM (T-108)

67	33-3435..	.7676168	RH	13.40	TRIM (T-1 14).....
67	33-3435..	.7676169	LH	13.40	TRIM (T-1 14).....
67	33-3435..	.7676170	RH	13.40	TRIM (T-1 17).....
67	33-3435..	.7676171	LH	13.40	TRIM (T-1 17).....
67	3369-3469-3535-69-				
	3635-69..	.7676174	RH	15.20	TRIM (T-13 1 -1 41).....
67	3369-3469-3535-69-				
	3635-69..	.7676175	LH	15.20	TRIM (T-1 3 1 -1 4 1).....
67	3369-3469-3569-3669..	.7676178	RH	15.20	TRIM (T-134).....
67	3369-3469-3569-3669..	.7676179	LH	15.20	TRIM (T-134).....
67	3369-3469-3535-69-				
	3635-69..	.7676180	RH	15.20	TRIM (T-138-148).....
67	3369-3469-3535-69-				
	3635-69..	.7676181	LH	15.20	TRIM (T-138-148).....
67	35-3669..	.7676176	RH	15.20	TRIM (T-1 43).....
67	35-3669..	.7676177	LH	15.20	TRIM (T-143).....
67	35-3669..	.7676182	RH	15.20	TRIM (T-1 46).....
67	35-3669..	.7676183	LH	15.20	TRIM (T-1 46).....
67	43-4439..	.7676186	RH	45.95	TRIM (T-1 51).....
67	43-4439..	.7676187	LH	45.95	TRIM (T-151).....
67	43-4439..	.7676188	RH	45.95	TRIM (T-1 53).....
67	43-4439..	.7676189	LH	45.95	TRIM (T-1 53).....
67	43-4439..	.7676190	RH	45.95	TRIM (T-1 57).....
67	43-4439..	.7676191	LH	45.95	TRIM (T-1 57).....
67	43-4439..	.7676198	RH	45.95	TRIM (T-158-168).....
67	43-4439..	.7676199	LH	45.95	TRIM (T-158-168).....
67	43-4439..	.7676192	RH	45.95	TRIM (T-161).....
67	43-4439..	.7676193	LH	45.95	TRIM (T-161).....
67	43-4439..	.7676194	RH	45.95	TRIM (T-164).....
67	43-4439..	.7676195	LH	45.95	TRIM (T-164).....
67	44-4865..	.7676664	RH	54.40	TRIM (T-170).....
67	44-4865..	.7676665	LH	54.40	TRIM (T-1 70).....
67	4455-65-4855-65..	.7676656	RH	54.40	TRIM (T-1 71).....
67	4455-65-4855-65..	.7676657	LH	54.40	TRIM (T-171).....
67	4455-65-4855-65..	.7676658	RH	54.40	TRIM (T-173).....
67	44-4855..	.7676662	RH	54.40	TRIM (T-1 77).....
67	44-4855..	.7676663	LH	54.40	TRIM (T-1 77).....
67	4455-65-4855-65..	.7676660	RH	54.40	TRIM (T-178).....
67	4455-65-4855-65..	.7676661	LH	54.40	TRIM (T-178).....
67	5239..	.7692268	RH	38.95	TRIM (T-400).....
67	5239..	.7692269	LH	38.95	TRIM (T-400).....
67	5269..	.7692276	RH	34.55	TRIM (T-400).....
67	5269..	.7692277	LH	34.55	TRIM (T-400).....
67	5239..	.7692270	RH	38.95	TRIM (T-401).....
67	5239..	.7692271	LH	38.95	TRIM (T-401).....
67	5269..	.7692278	RH	34.55	TRIM (T-401).....
67	5269..	.7692279	LH	34.55	TRIM (T-401).....
67	5239..	.7692272	RH	38.95	TRIM (T-403).....
67	5239..	.7692273	LH	38.95	TRIM (T-403).....
67	5269..	.7692280	RH	34.55	TRIM (T-403).....
67	5269..	.7692281	LH	34.55	TRIM (T-403).....
67	5269..	.7692282	RH	34.55	TRIM (T-408).....
67	5269..	.7692283	LH	34.55	TRIM (T-408).....
67	5239..	.7692274	RH	38.95	TRIM (T-408).....
67	5239..	.7692275	LH	38.95	TRIM (T-408).....
67	54-6439..	.7692536	RH	42.15	TRIM, less mldgs. (T-411-421)
67	54-6439..	.7692537	LH	42.15	TRIM, less mldgs. (T-41 1-421)
67	54-6439..	.7692538	RH	42.15	TRIM, less mldgs. (T-4 13) ...
67	54-6439..	.7692539	LH	42.15	TRIM, less mldgs. (T-4 13) ...
67	54-6439..	.7692540	RH	42.15	TRIM, less mldgs. (T-4 16) ...
67	54-6439..	.7692541	LH	42.15	TRIM, less mldgs. (T-4 16) ...
67	54-6439..	.7692542	RH	42.15	TRIM, less mldgs. (T-4 17) ...
67	8239..	.7692316	RH	55.20	TRIM (T-631).....
67	8239..	.7692317	LH	55.20	TRIM (T-631).....
67	8269..	.7692328	RH	53.60	TRIM (T-631).....
67	8269..	.7692329	LH	53.60	TRIM (T-631).....
67	8239..	.7692318	RH	55.20	TRIM (T-633).....
67	8239..	.7692319	LH	55.20	TRIM (T-633).....
67	8269..	.7692330	RH	53.60	TRIM (T-633).....
67	8269..	.7692331	LH	53.60	TRIM (T-633).....
67	8239..	.7692320	RH	55.20	TRIM (T-636).....
67	8239..	.7692321	LH	55.20	TRIM (T-636).....
67	8269..	.7692332	RH	53.60	TRIM (T-636).....
67	8269..	.7692333	LH	53.60	TRIM (T-636).....
67	8239..	.7692322	RH	55.20	TRIM (T-638).....
67	8239..	.7692323	LH	55.20	TRIM (T-638).....
67	8269..	.7692334	RH	53.60	TRIM (T-638).....
67	8269..	.7692335	LH	53.60	TRIM (T-638).....

67	8239	7692325	LH	53.20	TRIM (T-674)
67	8239	7692326	RH	53.20	TRIM (T-678)
67	8239	7692327	LH	53.20	TRIM (T-678)
68	54-6469	7764726	RH	51.75	TRIM (T-4 23)
68	8269	8711338	RH	60.15	TRIM (T-614)
68	8269	8711339	LH	60.15	TRIM (T-614)
69	3369	8734828	RH	28.10	TRIM (T-101)
69	3369	8734829	LH	28.10	TRIM (T-101)
69	3369	8734830	RH	28.10	TRIM (T-103)
69	3369	8734831	LH	28.10	TRIM (T-103)
69	3369	8734832	RH	28.10	TRIM (T-108)
69	3369	8734833	LH	28.10	TRIM (T-108)
69	3435-36	8734844	RH	30.95	TRIM (T-121)
69	3435-36	8734845	LH	30.95	TRIM(T-121)
69	33-3569	8734834	RH	30.10	TRIM (T-121-13 1)
69	33-3569	8734835	LH	30.10	TRIM (T-121-13 1)
69	33-3569	8734836	RH	30.10	TRIM (T-124)
69	33-3569	8734837	LH	30.10	TRIM (T-124)
69	3435-36	8755596	RH	30.95	TRIM(T-125)
69	3435-36	8755597	LH	30.95	TRIM(T-125)
69	3435-36	8734846	RH	30.95	TRIM(T-126)
69	3435-36	8734847	LH	30.95	TRIM(T-126)
69	33-3569	8734838	RH	30.10	TRIM (T-128-138)
69	33-3569	8734839	LH	30.10	TRIM (T-128-138)
69	3569	8734840	RH	30.10	TRIM (T-130)
69	3569	8734841	LH	30.10	TRIM (T-130)
69	3569	8734842	RH	30.10	TRIM(T-133)
69	3569	8734843	LH	30.10	TRIM (T 133)
69	4469	8734870	RH	43.65	TRIM(T-140)
69	4469	8734871	LH	43.65	TRIM(T-140)
69	4469	8734872	RH	43.65	TRIM (T-141)
69	4469	8734873	LH	43.65	TRIM (T-141)
69	4469	8734874	RH	43.65	TRIM (T-143-166)
69	4469	8734875	LH	43.65	TRIM (T-143-166)
69	4469	8755602	RH	43.65	TRIM(T-147)
69	4469	8755603	LH	43.65	TRIM (T-147)
69	4439	8734858	RH	45.70	TRIM(T-150)
69	4439	8734859	LH	45.70	TRIM(T-150)
69	4439	8734850	RH	45.70	TRIM(T-151)
69	4439	8734851	LH	45.70	TRIM(T-151)
69	4439	8734852	RH	45.70	TRIM (T-153-176)
69	4439	8734853	LH	45.70	TRIM (T-153-17 6)
69	4439	8734854	RH	45.70	TRIM (T-157)
69	4439	8734855	LH	45.70	TRIM (T-157)
69	4469	8739076	RH	43.65	TRIM (T-168)
69	4469	8739077	LH	43.65	TRIM(T-168)
69	4439	8755598	RH	45.70	TRIM(T-175)
69	4439	8755599	LH	45.70	TRIM(T-175)
69	4439	8734856	RH	45.70	TRIM (T-178)
69	4439	8734857	LH	45.70	TRIM (T-178)
69	4456-66	8734860	RH	46.65	TRIM(T-190)
69	4456-66	8734861	LH	46.65	TRIM(T-190)
69	4456-66	8734862	RH	46.65	TRIM (T-191)
69	4456-66	8734863	LH	46.65	TRIM (T-191)
69	4456-66	8755604	RH	46.65	TRIM (T-195)
69	4456-66	8755605	LH	46.65	TRIM (T-195)
69	4456-66	8734864	RH	46.65	TRIM (T-196)
69	4456-66	8734865	LH	46.65	TRIM (T-196)
69	4456-66	8734866	RH	46.65	TRIM (T-197)
69	4456-66	8734867	LH	46.65	TRIM (T-197)
69	5239	8749566	RH	41.35	TRIM (T-400)
69	5239	8749567	LH	41.35	TRIM (T-400)
69	5269	8749576	RH	38.75	TRIM (T-400)
69	5269	8749577	LH	38.75	TRIM (T-400)
69	5239	8749568	RH	41.35	TRIM (T-401)
69	5239	8749569	LH	41.35	TRIM (T-401)
69	5269	8749578	RH	38.75	TRIM (T-401)
69	5269	8749579	LH	38.75	TRIM (T-401)
69	5239	8749570	RH	41.35	TRIM (T-403)
69	5239	8749571	LH	41.35	TRIM (T-403)
69	5269	8749580	RH	38.75	TRIM (T-403)
69	5269	8749581	LH	38.75	TRIM (T-403)
69	5239	8749572	RH	41.35	TRIM (T-407)
69	5239	8749573	LH	41.35	TRIM (T-407)
69	5269	8749582	RH	38.75	TRIM (T-407)
69	5269	8749583	LH	38.75	TRIM (T-407)
69	5239	8749574	RH	41.35	TRIM (T-408)
69	5239	8749575	LH	41.35	TRIM (T-408)

69	5269	.8749584	RH	38.75	TRIM (T-408)
69	5269	.8749585	LH	38.75	TRIM (T-408)
69	54-6439	.8749586	RH	57.30	TRIM(T-410)
69	54-6439	.8749587	LH	57.30	TRIM(T-410)
69	54-6469	.8749596	RH	54.95	TRIM(T-410)
69	54-6469	.8749597	LH	54.95	TRIM (T-410)
69	54-6439	.8749588	RH	57.30	TRIM (T-41 1-421)
69	54-6439	.8749589	LH	57.30	TRIM (T-41 1-421)
69	54-6469	.8749598	RH	54.95	TRIM (T-41 1-421)
69	54-6469	.8749599	LH	54.95	TRIM (T-41 1-421)
69	54-6439	.8749594	RH	57.30	TRIM (T-413-426)
69	54-6439	.8749595	LH	57.30	TRIM (T-413-426)
69	54-6469	.8749604	RH	54.95	TRIM (T-413 426)
69	54-6469	.8749605	LH	54.95	TRIM (T-413-426)
69	54-6439	.8749538	RH	57.30	TRIM (T-425)
69	54-6439	.8749539	LH	57.30	TRIM (T-425)
69	54-6469	.8749542	RH	54.95	TRIM (T-425)
69	54-6469	.8749543	LH	54.95	TRIM (T-425)
69	54-6439	.8749592	RH	57.30	TRIM (T-428)
69	54-6439	.8749593	LH	57.30	TRIM (T-428)
69	54-6469	.8749602	RH	54.95	TRIM (T-428)
69	54-6469	.8749603	LH	54.95	TRIM (T-428)
69	6639	.8749662	RH	54.15	TRIM, less mldg & panel (T-451)
69	6639	.8749663	LH	54.15	TRIM, less mldg & panel (T-451)
69	6639	.8749664	RH	54.15	TRIM, less mldg. 8i panel (T-453)
69	6639	.8749665	LH	54.15	TRIM, less mldg & panel (T-453)
69	6639	.8749660	RH	54.15	TRIM, less mldg. 8< panel (T-455)
69	6639	.8749661	LH	54.15	TRIM, less mldg. & panel (T-455)
69	6639	.8749666	RH	54.15	TRIM, less mldg. & panel (T-458-468)
69	6639	.8749667	LH	54.15	TRIM, less mldg. & panel (T-458-468)
69	6639	.8749668	RH	54.15	TRIM, less mldg & panel (T-464)
69	6639	.8749669	LH	54.15	TRIM, less mldg & panel (T-464)
69	8239	.8749672	RH	43.85	TRIM, less mldg. & i emblem (T-601)
69	8239	.8749673	LH	43.85	TRIM, less mldg. 8i emblem (T-601)
69	8269	.8749682	RH	41.15	TRIM, less mldg. & emblem (T-601)
69	8269	.8749683	LH	41.15	TRIM, less mldg. & emblem (T-601)
69	8239	.8749674	RH	43.85	TRIM, less mldg. & emblem (T-603)
69	8239	.8749675	LH	43.85	TRIM, less mldg. & emblem (T-603)
69	8269	.8749684	RH	41.15	TRIM, less mldg. & emblem (T-603)
69	8269	.8749685	LH	41.15	TRIM, less mldg. 8i emblem (T-603)
69	8239	.8749676	RH	43.85	TRIM, less mldg. 8i emblem (T-608-618)
69	8239	.8749677	LH	43.85	TRIM, less mldg. & emblem (T-608-618)
69	8269	.8749686	RH	41.15	TRIM, less mldg. & emblem (T-608-618)
69	8269	.8749687	LH	41.15	TRIM, less mldg. & emblem (T-608-618)
69	8239	.8749678	RH	43.85	TRIM, less mldg & emblem (T-614)
69	8239	.8749679	LH	43.85	TRIM, less mldg. 8i emblem (T-614)
69	8269	.8749688	RH	41.15	TRIM, less mldg. & emblem (T-61 4)
69	8269	.8749689	LH	41.15	TRIM, less mldg. & i emblem (T-614)
69	8439	.8749692	RH	54.40	TRIM, less mldg., emblem & handle (T-620)
69	8439	.8749693	LH	54.40	TRIM, less mldg., emblem & handle (T-620)
69	8469	.8749704	RH	52.05	TRIM, less mldg., emblem 8i handle (T-620)
69	8469	.8749705	LH	52.05	TRIM, less mldg., emblem & handle (T-620)
69	8439	.8749694	RH	54.40	TRIM, less mldg., emblem 8< handle (T-621-631-632-641)
69	8439	.8749695	LH	54.40	TRIM, less mldg., emblem 8i handle (T-621-631-632-641)
69	8469	.8749706	RH	52.05	TRIM, less mldg., emblem 8i handle (T-621-631-632)
69	8469	.8749707	LH	52.05	TRIM, less mldg , emblem 8i handle (T-621-631-632)
69	8469	.8749708	RH	52.05	TRIM, less mldg., emblem 8i handle (T-624)
69	8469	.8749709	LH	52.05	TRIM, less mldg., emblem 8i handle (T-624)
69	8439	.8749696	RH	54.40	TRIM, less mldg., emblem & handle (T-624-644)
69	8439	.8749697	LH	54.40	TRIM, less mldg., emblem & handle (T-624-644)
69	8469	.8749710	RH	52.05	TRIM, less mldg., emblem 8i handle (T-628-638-639)
69	8469	.8749711	LH	52.05	TRIM, less mldg., emblem 8i handle (T-628-638-639)
69	8439	.8749698	RH	54.40	TRIM, less mldg., emblem 8i handle (T-628-638-639-648-658)
69	8439	.8749699	LH	54.40	TRIM, less mldg., emblem 8i handle (T-628-638-639-648-658)
69	8439	.8749700	RH	54.40	TRIM, less mldg., emblem 8i handle (T-633-636)
69	8439	.8749701	LH	54.40	TRIM, less mldg., emblem 8i handle (T-633-636)
69	8469	.8749712	RH	52.05	TRIM, less mldg., emblem 8i handle (T-633-636)
69	8469	.8749713	LH	52.05	TRIM, less mldg., emblem 8i handle (T-633-636)
70	3369	.8807124	RH	27.35	TRIM (T-101)
70	3369	.8807125	LH	27.35	TRIM (T-101)
70	3369	.8807126	RH	27.35	TRIM (T-104)
70	3369	.8807127	LH	27 35	TRIM (T-104)
70	3369	.8807128	RH	27.35	TRIM (T-108)
70	3369	.8807129	LH	27.35	TRIM (T-108)

70	3369-3569..	8807130	RH	29.80	TRIM (T-121).....
70	3369-3569..	8807131	LH	29.80	TRIM (T-121).....
70	3435-36	8807138	RH	30.10	TRIM (T-121).....
70	3435-36	8807139	LH	30.10	TRIM (T-121).....
70	3369-3569..	8807132	RH	29.80	TRIM (T-124-134)..
70	3369-3569..	8807133	LH	29.80	TRIM (T-124-134)..
70	3435-36	8807140	RH	30.10	TRIM (T-124).....
70	3435-36	8807141	LH	30.10	TRIM (T-124).....
70	3369-3569..	8807134	RH	29.80	TRIM (T-128-138)..
70	3369-3569..	8807135	LH	29.80	TRIM (T-128-138)..
70	3435-36	8807142	RH	30.10	TRIM (T-129).....
70	3435-36	8807143	LH	30.10	TRIM (T-129).....
70	3569	8807136	RH	29.80	TRIM (T-130).....
70	3569	8807137	LH	29.80	TRIM (T-130).....
70	4 4 3 9	8807150	RH	40.60	TRIM(T-140).....
70	4439	8807151	LH	40.60	TRIM (T-140).....
70	4469	8807166	RH	38.90	TRIM (T-140).....
70	4469	8807167	LH	38.90	TRIM (T-140)
70	4 4 3 9	8807144	RH	40.60	TRIM (T-141).....
70	4439	8807145	LH	40.60	TRIM (T-141).....
70	4469	8807160	RH	38.90	TRIM (T-141).....
70	4469..	8807161	LH	38.90	TRIM (T-141).....
70	4 4 3 9	8807146	RH	40.60	TRIM (T-144).....
70	4 4 3 9	8807147	LH	40.60	TRIM (T-144).....
70	4469..	8807162	RH	38.90	TRIM (T-144).....
70	4 4 6 9	8807163	LH	38.90	TRIM (T-144).....
70	4 4 3 9	8807148	RH	40.60	TRIM (T 148).....
70	4 4 3 9	8807149	LH	40.60	TRIM (T 148).....
70	4469	8807164	RH	38.90	TRIM (T-148).....
70	4469	8807165	LH	38.90	TRIM (T 148).....
70	4469..	8807168	RH	34.75	TRIM (T-158).....
70	4 4 6 9	8807169	LH	34.75	TRIM (T-158).....
70	4469	8807170	RH	34.75	TRIM (T-159).....
70	4469	8807171	LH	34.75	TRIM (T-159).....
70	4439	8807152	RH	36.30	TRIM (T-170).....
70	4 4 3 9	8807153	LH	36.30	TRIM (T-170).....
70	4 4 3 9	8807154	RH	36.30	TRIM (T-176).....
70	4 4 3 9	8807155	LH	36.30	TRIM (T-176).....
0	4 4 3 9	8807156	RH	36.30	TRIM (T-178).....
70	4 4 3 9	8807157	LH	36.30	TRIM (T-178).....
70	4 4 3 9	8807158	RH	36.30	TRIM (T-179).....
70	4 4 3 9	8807159	LH	36.30	TRIM (T-179).....
70	5239	9805406	RH	40.05	TRIM (T-400).....
70	5239	9805407	LH	40.05	TRIM (T-400).....
70	5269	9805414	RH	37.75	TRIM (T-400).....
70	5269..	9805415	LH	37.75	TRIM (T-400).....
70	5239	9805408	RH	40.05	TRIM (T-401)
70	5239	9805409	LH	40.05	TRIM (T-401).....
70	5269	9805416	RH	37.75	TRIM (T-401).....
70	5269	9805417	LH	37.75	TRIM (T-401).....
70	5239	9805410	RH	40.05	TRIM (T-404).....
70	5239	9805411	LH	40.05	TRIM (T-404).....
70	5269	9805418	RH	37.75	TRIM (T-404).....
70	5269	9805419	LH	37.75	TRIM (T-404).....
70	5239	9805412	RH	40.05	TRIM (T-408).....
70	5239	9805413	LH	40.05	TRIM (T-408).....
70	5269	9805420	RH	37.75	TRIM (T-408).....
70	5269	9805421	LH	37.75	TRIM (T-408).....
70	5439-6439..	9805422	RH	52.70	TRIM (T-410-420)..
70	5439-6439..	9805423	LH	52.70	TRIM (T-410-420)..
70	5469-6469..	9805432	RH	50.45	TRIM (T-410-420)..
70	5469-6469..	9805433	LH	50.45	TRIM (T-410-420)..
70	5439-6439..	9805424	RH	52.70	TRIM (T-41 1-421)..
70	5439-6439..	9805425	LH	52.70	TRIM (T-41 1-421)..
70	5469-6469	9805434	RH	50.45	TRIM (T-41 1-421)..
70	5469-6469	9805435	LH	50.45	TRIM (T-41 1-421)..
70	5439-6439..	9805426	RH	52.70	TRIM (T 414).....
70	5439-6439..	9805427	LH	52.70	TRIM (T-414).....
70	5469-6469..	9805436	RH	50.45	TRIM (T-414).....
70	5469-6469..	9805437	LH	50.45	TRIM (T-414).....
70	5439-6439..	9805428	RH	52.70	TRIM (T-426).....
70	5439-6439..	9805429	LH	52.70	TRIM (T-426).....
70	5469-6469..	9805438	RH	50.45	TRIM (T-426).....
70	5469-6469..	9805439	LH	50.45	TRIM (T-426).....
70	5439-6439..	9805430	RH	52.70	TRIM (T-428).....
70	5439-6439..	9805431	LH	52.70	TRIM (T-428).....
70	5469-6469..	9805440	RH	50.45	TRIM (T-428).....
70	5469-6469..	9805441	LH	50.45	TRIM (T-428).....

70	6639	981 1426	RH	48.70	TRIM, less mldg. (T-434)
70	6639	981 1427	LH	48.70	TRIM, less mldg. (T-434)
70	6639	981 1428	RH	48.70	TRIM, less mldg. (T-438-468)
70	6639	981 1429	LH	48.70	TRIM, less mldg. (T-438-468)
70	6036-46	9805442	RH	37.50	TRIM (T-440)
70	6036-46	9805443	LH	37.50	TRIM (T-440)
70	6036-46	9805444	RH	37.50	TRIM (T-441)
70	6036-46	9805445	LH	37.50	TRIM (T-441)
70	6036-46	9805446	RH	37.50	TRIM (T-444)
70	6036-46	9805447	LH	37.50	TRIM (T-444)
70	6036-46	9805448	RH	37.50	TRIM (T-449)
70	6036-46	9805449	LH	37.50	TRIM (T-449)
70	6036-46	9805450	RH	71.60	TRIM (T-450)
70	6036-46	9805451	LH	71.60	TRIM (T-450)
70	6046	9805452	RH	71.60	TRIM (T-451)
70	6046	9805453	LH	71.60	TRIM (T-451)
70	6036-46	9805454	RH	71.60	TRIM (T-454)
70	6036-46	9805455	LH	71.60	TRIM (T-454)
70	6036-46	9805456	RH	71.60	TRIM (T-459)
70	6036-46	9805457	LH	71.60	TRIM (T-459)
70	6639	981 1430	RH	48.70	TRIM, less mldg. (T-460)
70	6639	981 1431	LH	48.70	TRIM, less mldg. (T-460)
70	6639	981 1432	RH	48.70	TRIM, less mldg. (T-465)
70	6639	981 1433	LH	48.70	TRIM, less mldg. (T-465)
70	6639	981 1434	RH	48.70	TRIM, less mldg. (T-466)
70	6639	981 1435	LH	48.70	TRIM, less mldg. (T-466)
70	8239	981 1438	RH	44.65	TRIM, less mldg. (T-481)
70	8239	981 1439	LH	44.65	TRIM, less mldg. (T-481)
70	8269	9811446	RH	43.20	TRIM, less mldg. (T-481)
70	8239	981 1447	LH	43.20	TRIM, less mldg. (T-481)
70	8239	981 1440	RH	44.65	TRIM, less mldg. (T-484-494)
70	8239	981 1441	LH	44.65	TRIM, less mldg. (T-484-494)
70	8269	981 1448	RH	43.20	TRIM, less mldg. (T-484)
70	8269	981 1449	LH	43.20	TRIM, less mldg. (T-484)
70	8239	981 1442	RH	44.65	TRIM, less mldg. (T-488-498)
70	8239	981 1443	LH	44.65	TRIM, less mldg. (T-488-498)
70	8269	981 1450	RH	43.20	TRIM, less mldg. (T-488)
70	8269	981 1451	LH	43.20	TRIM, less mldg. (T-488)
70	8439	981 1454	RH	45.85	TRIM, less mldg. & panel (T-600)
70	8439	981 1455	LH	45.85	TRIM, less mldg. & panel (T-600)
70	8469	981 1466	RH	44.65	TRIM, less mldg. & panel (T-600)
70	8469	981 1467	LH	44.65	TRIM, less mldg. & panel (T-600)
70	8439	981 1456	RH	45.85	TRIM, less mldg. 8< panel (T-601-63 1-632)
70	8439	981 1457	LH	45.85	TRIM, less mldg. & panel (T-601-63 1-632)
70	8469	981 1468	RH	44.65	TRIM, less mldg. & panel (T-601)
70	8469	981 1469	LH	44.65	TRIM, less mldg. & panel (T-601)
70	8439	981 1458	RH	45.85	TRIM, less mldg. 8. panel (T-604-614-624-634-635)
70	8439	981 1459	LH	45.85	TRIM, less mldg. & panel (T-604-614-624-634-635)
70	8469	981 1470	RH	44.65	TRIM, less mldg. & panel (T-604-61 4-624)
70	8469	981 1471	LH	44.65	TRIM, less mldg. & panel (T-604-61 4-624)
70	843a	981 1460	RH	45.85	TRIM, less mldg. & panel (T-608-6 18-628-637-638-648)
70	8439	981 1461	LH	45.85	TRIM, less mldg. & panel (T-608-6 1 8-628-637-638-648)
70	8469	981 1472	RH	44.65	TRIM, less mldg. 8. panel (T-608-6 1 8-628)
70	8469	981 1473	LH	44.65	TRIM, less mldg. & panel (T-608-6 18-628)
70	8439	981 1462	RH	45.85	TRIM, less mldg. 8< panel (T-619-629-639)
70	8439	981 1463	LH	45.85	TRIM, less mldg. 8< panel (T-6 19-629-639)
70	8469	981 1474	RH	44.65	TRIM, less mldg. 8< panel (T-619-629)
70	8469	981 1475	LH	44.65	TRIM, less mldg. 8. panel (T-6 19-629)
71	3369	9853794	RH	31.00	TRIM (T-100)
71	3369	9853795	LH	31.00	TRIM (T-100)
71	3436	9853806	RH	31.50	TRIM (T-100)
71	3436	9853807	LH	31.50	TRIM (T-100)
71	3436	9893746	RH	31.50	TRIM (T-101)
71	3436	9853809	LH	31.50	TRIM (T-101)
71	3369	9853796	RH	31.00	TRIM (T-104)
71	3369	9853797	LH	31.00	TRIM (T-104)
71	3436	9853810	RH	31.50	TRIM (T-104)
71	3436	9853811	LH	31.50	TRIM (T-104)
71	3369	9853798	RH	31.00	TRIM (T-108)
71	3369	9853799	LH	31.00	TRIM (T-108)
71	3369	9853800	RH	36.15	TRIM (T-1 10)
71	3369	9853801	LH	36.15	TRIM (T-1 10)
71	3369	9853802	RH	36.15	TRIM (T-1 11)
71	3369	9853803	LH	36.15	TRIM (T-1 11)
71	3369	9853804	RH	36.15	TRIM (T-1 14)
71	3369	9853805	LH	36.15	TRIM (T-1 14)

71	3369-4469	9853832	RH
71	3369-4469	9853833	LH
71	3369-4469	9853834	RH
71	3369-4469	9853835	LH
71	4439	9853812	RH
71	4439	9853813	LH
71	4469	9853826	RH
71	4469	9853827	LH
71	4439	9853814	RH
71	4439	9853815	LH
71	4469	9853828	RH
71	4469	9853829	LH
71	4439	9853816	RH
71	4439	9853817	LH
71	4469	9853830	RH
71	4469	9853831	LH
71	4439	9853818	RH
71	4439	9853819	LH
71	4439	9853820	RH
71	4439	9853821	LH
71	4439	9853822	RH
71	4439	9853823	LH
71	4439	9853824	RH
71	4439	9853825	LH
71	5239	9862282	RH
71	5239	9862283	LH
71	5269	9862292	RH
71	5269	9862293	LH
71	5239-69	9845508	RH
71	5239-69	9845509	LH
71	5239	9862284	RH
71	5239	9862285	LH
71	5269	9862294	RH
71	5269	9862295	LH
71	5239-69	9845502	RH
71	5239	9862286	RH
71	5239	9862287	LH
71	5269	9862296	RH
71	5269	9862297	LH
71	5239-69	9845498	RH
71	5239-69	9845499	LH
71	5239	9862288	RH
71	5239	9862289	LH
71	5269	9862298	RH
71	5269	9862299	LH
NOTE: If correct trim color is not available use black,			
71-72	5239-69-5439-69	9845494	RH
71-72	5239-69-5439-69	9845495	LH
71-72	6639	9852476	1
71-72	6639	9852477	1
71	5239	9862290	RH
71	5239	9862291	LH
71	5269	9862300	RH
71	5269	9862301	LH
71	5239-69	9845500	RH
71	5239-69	9845501	LH
71	5439	9862302	RH
71	5439	9862303	LH
71	5469	9853182	RH
71	5469	9853183	LH
71	5439-69	9882636	RH
71	5439-69	9882637	LH
71	5439	9862304	RH
71	5439	9862305	LH
71	5469	9853184	RH
71	5469	9853185	LH
71		9882638	RH
71	5439-5469	9882639	LH
71	5439	9862306	RH
71	5439	9862307	LH
71	5469	9853186	RH
71	5469	9853187	LH
71	5439-69	9882640	RH
71	5439-69	9882641	LH
71	5439	9862308	RH
71	5439	9862309	LH
71	5469	9853188	RH
71	5469	9853189	LH

4	1.95	TRIM (T-134)
4	1.95	TRIM (T-134)
41.95		TRIM (T-138)
41.95		TRIM (T-138)
58.15		TRIM (T-140)
58.15		TRIM (T-140)
56.10		TRIM (T-140)
56.10		TRIM (T-140)
58.15		TRIM (T-14 1)
58.15		TRIM (T-141)
56.10		TRIM (T-141)
56.10		TRIM (T-141)
58.15		TRIM (T-14 4)
58.15		TRIM (T-144)
56.10		TRIM (T-144)
56.10		TRIM (T-14 4)
44.35		TRIM (T-1 50)
44.35		TRIM (T-1 50)
44.35		TRIM (T-154)
44.35		TRIM (T-1 54)
44.35		TRIM (T-1 56)
44.35		TRIM (T-1 56)
44.35		TRIM (T-1 58)
44.35		TRIM (T-1 58)
		TRIM, upr
29.65		TRIM, upr T-400)
29.65		TRIM, upr T-400)
26.90		TRIM, upr T-400)
26.90		PANEL, lwr T-400)
8.25		PANEL, lwr (T-400) (plastic)
8.25		TRIM, upr (T-400) (plastic)
29.65		TRIM, upr T-401)
29.65		TRIM, upr T-401)
26.90		TRIM, upr T-401)
26.90		PANEL, lwr T-401)
8.25		TRIM, upr. (T-401) plastic
29.65		TRIM, upr T-404)
29.65		TRIM, upr T-404)
26.90		TRIM, upr T-404)
26.90		PANEL, lwr T-404)
8.25		PANEL, lwr. (T-404) plastic
8.25		"rm^ trim finish (T-404) plastic
29.65		TRIM, upr. T-408-4 18)
29.65		TRIM, upr. T-408-4 18)
26.90		T ^ I ^ T-408-4 18)
26.90		then prime & paint to match.
8.25		PANEL, lwr (black) (prime & paint to match)
8.25		PANEL, lwr (black) (prime & paint to match)
		PANEL, lwr (black) (prime & paint to match)
		PANEL, lwr (black) (prime & paint to match)
		TRIM, upr. ;. ; ; . " (
29.65		TrmM p. (black) (prime & paint to match)
29.65		TRIM, upr. (
26.90		TRIM, upr. T-16)
26.90		PANEL, kwr. !/ 16)
		PANEL, lwr T-14)
8.25		TRIM, upr. (T-4 16) plastic
8.25		TRIM, upr. (T-4 16) plastic
53.80		TRIM, upr T-420)
53.80		TRIM, upr T-420)
51.75		TRIM, upr T-420)
51.75		PANEL, lwr T-420)
14.10		PANEL, lwr T-420)
14.10		TRIM, upr. w/carpets (T-420-430)
53.80		TRIM, upr. w/carpets (T-4 20-430)
53.80		TRIM, upr. T-421)
53.80		TRIM, upr. T-421)
51.75		PANEL, lwr T-421)
51.75		PANEL, lwr T-421)
14.10		TRIM, upr w/carpets (less mldg.) T-421 (plastic)
14.10		TRIM, upr w/carpets (less mldg.) T-4 21 (plastic)
53.80		TRIM, upr T-424)
53.80		TRIM, upr T-424)
51.75		PANEL, lwr T-424)
51.75		PANEL, lwr T-424)
14.10		TRIM, upr. w/carpets (T-424-434)
14.10		TRIM, upr. w/carpets (T-424-434)
50.50		TRIM, upr. T-430)
50.50		TRIM, upr. T-430)
48.10		T-430)
48.10		T-430)

71	5439	9862310	RH	50.50	TRIM, upr. (T-434)
71	5439	9862311	LH	50.50	TRIM, upr. (T-434)
71	5469	9853190	RH	48.10	TRIM, upr. (434)
71	5469	9853191	LH	48.10	TRIM, upr. (T-434)
71	5439	9862312	RH	50.50	TRIM, upr. (T-436)
71	5439	9862313	LH	50.50	TRIM, upr. (T-436)
71	5469	9853192	RH	48.10	TRIM, upr. (T-436)
71	5469	9853193	LH	48.10	TRIM, upr. (T-436)
71	5439-69	9882642	RH	14.10	PANEL, lwr. w/carpet (T-436)
71	5439-69	9882643	LH	14.10	PANEL, lwr. w/carpet (T-436)
71	5439	9862314	RH	50.50	TRIM, upr. (T-438)
71	5439	9862315	LH	50.50	TRIM, upr. (T-438)
71	5469	9853194	RH	48.10	TRIM, upr. (T-438)
71	5469	9853195	LH	48.10	TRIM, upr. (T-438)
71	5439-69	9882644	RH	14.10	PANEL, lwr. w/carpet (T-438)
71	5439-69	9882645	LH	14.10	PANEL, lwr. w/carpet (T-438)
71-72	6035-45 (Std. Trim)	9845510	RH	8.25	PANEL, lwr. trim finish (black) prime & paint to match
71-72	6035-45 (Std. Trim)	9845511	LH	8.25	PANEL, lwr. trim finish (black) prime & paint to match
71-72	6035-45 (Cust. Trim)	9852494	RH	13.85	PANEL, lwr. trim finish (black) prime & paint to match (order carpet as reqd.)
71-72	6035-45 (Cust. Trim)	9852495	LH	13.85	PANEL, lwr. trim finish (black) prime & paint to match (order carpet as reqd.)
71	6035-45	9860416	RH	37.40	TRIM, upr. (T-440)
71	6035-45	9860417	LH	37.40	TRIM, upr. (T-440)
71	6035-45	9845524	RH	8.25	PANEL, lwr. (T-440) plastic
71	6035-45	9845525	LH	8.25	PANEL, lwr. trim finish (T-440) plastic
71	6035-45	9860422	RH	37.40	TRIM, upr. (T-441)
71	6035-45	9860423	LH	37.40	TRIM, upr. (T-441)
71	6035-45	9845518	RH	8.25	PANEL, lwr. (T-441) (plastic)
71	6035-45	9845519	LH	8.25	PANEL, lwr. trim finish (T-441) (plastic)
71	6035-45	9860418	RH	37.40	TRIM, upr. (T-444)
71	6035-45	9860419	LH	37.40	TRIM, upr. (T-444)
71	6035-45	9845514	RH	8.25	PANEL, lwr. (T-444) plastic
71	6035-45	9845515	LH	8.25	PANEL, lwr. (T-444) plastic
71	6035-45	9860420	RH	37.40	TRIM, upr. (T-446)
71	6035-45	9860421	LH	37.40	TRIM, upr. (T-446)
71	6035-45	9845516	RH	8.25	PANEL, lwr. (T-446) plastic
71	6035-45	9845517	LH	8.25	PANEL, lwr. (T-446) plastic
71	6035-45	9860424	RH	42.55	TRIM, upr. (T-450)
71	6035-45	9860425	LH	42.55	TRIM, upr. (T-450)
71	6035-45-8239	9866244	RH	13.85	PANEL, lwr. w/carpet (less mldg.) T-450-480 (plastic)
71	6035-45-8239	9866245	LH	13.85	PANEL, lwr. w/carpet (less mldg.) T-450-480 (plastic)
71	6045	9860426	RH	42.55	TRIM, upr. (T-454)
71	6045	9860427	LH	42.55	TRIM, upr. (T-454)
71	6045-8239	9866230	RH	13.85	PANEL, lwr. w/carpet (less mldg.) T-454-484-494 (plastic)
71	6045-8239	9866231	LH	13.85	PANEL, lwr. w/carpet (less mldg.) T-454-484-494 (plastic)
71	6035-45	9860428	RH	42.55	TRIM, upr. (T-456)
71	6035-45	9860429	LH	42.55	TRIM, upr. (T-456)
71	6035-45	9866235	LH	13.85	PANEL, lwr. w/carpet (less mldg.) T-456 (plastic)
71	6639	9852476	RH		PANEL, lwr. trim finish (black) prime & paint to match
71	6639	9852477	LH		PANEL, lwr. trim finish (black) prime & paint to match
71	6639	9862316	RH	45.05	TRIM, upr. (T-460)
71	6639	9862317	LH	45.05	TRIM, upr. (T-460)
71	6639	9866218	RH	13.50	PANEL, lwr. w/carpet (less mldg.) T-460 (plastic)
71	6639	9866219	LH	13.50	PANEL, lwr. w/carpet (less mldg.) T-460 (plastic)
71	6639	9862318	RH	45.05	TRIM, upr. (T-462-464)
71	6639	9862319	LH	45.05	TRIM, upr. (T-462-464)
71	6639	9866209	LH	13.50	PANEL, lwr. w/carpet (less mldg.) T-462-464 (plastic)
71	6639	9862320	RH	45.05	TRIM, upr. (T-463-468)
71	6639	9862321	LH	45.05	TRIM, upr. (T-463-468)
71	6639	9866204	RH	13.50	PANEL, lwr. w/carpet (less mldg.) T-463-468 (plastic)
71	6639	9866205	LH	13.50	PANEL, lwr. w/carpet (less mldg.) T-463-468 (plastic)
71	6639	9862322	RH	45.05	TRIM, upr. (T-466)
71	6639	9862323	LH	45.05	TRIM, upr. (T-466)
71	6639	9866210	RH	13.50	PANEL, lwr. w/carpet (less mldg.) T-466 (plastic)
71-72	8239	9852494	RH	13.85	PANEL, lwr. trim finish (black) prime & paint to match

71-72	8239.9852495	LH	13.85	PANEL, lwr. trim finish (black) prime 8i paint to match	
71	8239.9862324	RH	41.95	TRIM, upr. (T-480).....	
71	8239.9862325	LH	41.95	TRIM, upr. (T-480).....	
71	8239.9862326	RH	41.95	TRIM, upr. (T-481).....	
71	8239.9862327	LH	41.95	TRIM, upr. (T-481).....	
71	8239.9862328	RH	41.95	TRIM, upr. (T-484-494).....	
71	8239.9862329	LH	41.95	TRIM, upr. (T-484-494).....	
71	8239.9866224	RH	13.85	PANEL, lwr. w/carpet (less mldg.) T-498 (plastic).....	
71	8239.9866225	LH	13.85	PANEL, lwr. w/carpet (less mldg.) T-498 (plastic) ..	
71	8239.9862330	RH	41.95	TRIM, upr. (T-498).....	
71	8239.9862331	LH	41.95	TRIM, upr. (T-498).....	
71	8439.9845510	RH	8.25	PANEL, lwr. trim finish (black) prime & paint to match.....	
71	8439.9845511	LH	8.25	PANEL, lwr. trim finish (black) prime & paint to match.....	
71	8439.9862332	RH	48.45	TRIM, upr. (T-600).....	
71	8439.9862333	LH	48.45	TRIM, upr. (T-600).....	
71	8439.9866246	RH	11.90	PANEL, lwr. w/carpet (T-600-620) (plastic).....	
71	8439.9866247	LH	11.90	PANEL, lwr. w/carpet (T-600-620) (plastic).....	
71	8439	Pwr. Winds	9867960	RH	47.65	PANEL, lwr. less mldgs. (T-600-620-630-640) (plastic).....
71	8439	Pwr. Winds	9867961	LH	47.65	PANEL, lwr. less mldgs. (T-600-620-630-640) (plastic).....
71	8439.9862334	RH	48.45	TRIM, upr. (T-601).....	
71	8439.9862335	LH	48.45	TRIM, upr. (T-601).....	
71	8439.9866238	RH	11.90	PANEL, lwr. w/carpet (T-601) (plastic).....	
71	8439.9866239	LH	11.90	PANEL, lwr. w/carpet (T-601) (plastic).....	
71	8439	Pwr. Winds	9867962	RH	47.65	PANEL, lwr. less mldgs. (T-601-631-641) plastic
71	8439	Pwr. Winds	9867963	LH	47.65	PANEL, lwr. less mldgs. (T-601-631-641) plastic.....
71	8439.9862336	RH	48.45	TRIM, upr. (T-604).....	
71	8439.9862337	LH	48.45	TRIM, upr. (T-604).....	
71	8439	Pwr. Wind	9867964	RH	47.65	PANEL, lwr. less mldgs. (T-604-624-632-644) plastic
71	8439	Pwr. Wind	9867965	LH	47.65	PANEL, lwr. less mldgs. (T-604-624-632-644) plastic
71	8439.9866232	RH	11.90	PANEL, lwr. w/carpet T-604-624 plastic.....	
71	8439.9866233	LH	11.90	PANEL, lwr. w/carpet T-604-624 plastic.....	
71	8439.9862338	RH	48.45	TRIM, upr. (T-608).....	
71	8439.9862339	LH	48.45	TRIM, upr. (T-608).....	
71	8439	Pwr. Wind	9867966	RH	47.65	PANEL, lwr. less mldgs. (T-608-628-633-642-648) plastic.....
71	8439	Pwr. Wind	9867967	LH	47.65	PANEL, lwr. less mldgs. (T-608-628-633-642-648) plastic.....
71	8439.9866226	RH	11.90	PANEL, lwr. w/carpet (T-608-628) (plastic).....	
71	8439.9866227	LH	11.90	PANEL, lwr. w/carpet (T-608-628) (plastic).....	
71	8439.9862340	RH	47.10	TRIM, upr. (T-620).....	
71	8439.9862341	LH	47.10	TRIM, upr. (T-620).....	
71	8439	Pwr. Wind	9867968	RH	47.65	PANEL, lwr. less mldgs. (T-627) plastic.....
71	8439	Pwr. Wind	9867969	LH	47.65	PANEL, lwr. less mldgs. (T-627) plastic.....
71	8439.9870906	RH	11.90	PANEL, lwr. w/carpet (T-627) plastic.....	
71	8439.9870907	LH	11.90	PANEL, lwr. pnl. w/carpet (T-627) plastic.....	
71	8439.9862344	RH	47.10	TRIM, upr. (T-627).....	
71	8439.9890975	LH	5 1.00	TRIM, upr. (T-627) less mldg. 8i insert.....	
71	8439.9862342	RH	47.10	TRIM, upr. (T-624).....	
71	8439.9862343	LH	47.10	TRIM, upr. (T-624).....	
71	8439.9862346	RH	47.10	TRIM, upr. (T-628).....	
71	8439.9862347	LH	47.10	TRIM, upr. (T-628).....	
71	8439.9862360	RH	54.60	TRIM, upr. (T-630-640).....	
71	8439.9862361	LH	54.60	TRIM, upr. (T-630-640).....	
71	8439.9862362	RH	54.60	TRIM, upr. (T-631-641).....	
71	8439.9862363	LH	54.60	TRIM, upr. (T-631-641).....	
71	8439.9862364	RH	54.60	TRIM, upr. (T-632-644).....	
71	8439.9890983	LH	29.30	TRIM, upr. (T-632-644) less insert 8i finishing pn.....	
71	8439.9862366	RH	54.60	TRIM, upr. (T-633).....	
71	8439.9862367	LH	54.60	TRIM, upr. (T-633).....	
71	8439.9862368	RH	53.25	TRIM, upr. (T-642-648).....	
71	8439.9862369	LH	53.25	TRIM, upr. (T-642-648).....	
72	3369.9893734	RH	31.00	TRIM(T-100).....	
72	3369.9893735	LH	31.00	TRIM (T-100).....	
72	3436.9893744	RH	31.50	TRIM (T 100).....	
72	34369893745	LH	31.50	TRIM (T-100).....	
72	34369893746	RH	31.50	TRIM (T-101).....	
72	34369893747	LH	31.50	TRIM (T-101).....	
72	34369893748	RH	31.50	TRIM (T-104).....	
72	34369893749	LH	31.50	TRIM (T-104).....	
72	3369.9893736	RH	31.00	TRIM (T-106).....	
72	3369.9893737	LH	31.00	TRIM (T-106).....	
72	34369893750	RH	31.50	TRIM (T-106).....	
72	34369893751	LH	31.50	TRIM (T-106).....	

72	3369	9853798	RH	31.00	TRIM (T-108)
72	3369	9853799	LH	31.00	TRIM (T-108)
72	3369	9893738	RH	36.15	TRIM (T-110)
72	3369	9893739	LH	36.15	TRIM(T-110)
72	3369	9893740	RH	36.15	TRIM (T-111)
72	3369	9893741	LH	36.15	TRIM (T-111)
72	3369	9893742	RH	36.15	TRIM (T-114)
72	3369	9893743	LH	36.15	TRIM(T-114)
72	4439	9614092	RH	58.15	TRIM(T-130)
72	4439	9614093	LH	58.15	TRIM (T-130)
72	3369-4469	9614078	RH	41.95	TRIM(T-136)
72	3369-4469	9614079	LH	41.95	TRIM(T-136)
72	4439	9614094	RH	58.15	TRIM(T-136)
72	4439	9614095	LH	58.15	TRIM(T-136)
72	4439	9614096	RH	58.15	TRIM (T-138)
72	4439	9614097	LH	58.15	TRIM (T-138)
72	3369-4469	9614080	RH	41.95	TRIM (T-138)
72	3369-4469	9614081	LH	41.95	TRIM (T-138)
72	4439	9893752	RH	56.75	TRIM (T-140)
72	4439	9893753	LH	56.75	TRIM (T-140)
72	4469	9893760	RH	54.75	TRIM(T-140)
72	4469	9893761	LH	54.75	TRIM (T-140)
72	4439	9893754	RH	56.75	TRIM (T-141)
72	4439	9893755	LH	56.75	TRIM (T-141)
72	4469	9893762	RH	54.75	TRIM (T-141)
72	4469	9893763	LH	54.75	TRIM (T-141)
72	4439	9893756	RH	56.75	TRIM (T-144)
72	4439	9893757	LH	56.75	TRIM (T-144)
72	4469	9893764	RH	54.75	TRIM (T-144)
72	4469	9893765	LH	54.75	TRIM (T-144)
72	5239	9897078	RH	27.75	TRIM, upr. (T-400)
72	5239	9897079	LH	27.75	TRIM, upr. (T-400)
72	5269	9897084	RH	27.00	TRIM, upr. (T-400)
72	5269	9897085	LH	27.00	TRIM, upr. (T-400)
72	5239	9897080	RH	27.75	TRIM, upr. (T-401)
72	5239	9897081	LH	27.75	TRIM, upr. (T-401)
72	5269	9897086	RH	27.00	TRIM, upr. (T-401)
72	5269	9897087	LH	27.00	TRIM, upr. (T-401)
72	5239	9897082	RH	27.75	TRIM, upr. (T-404)
72	5239	9897083	LH	27.75	TRIM, upr. (T-404)
72	5269	9897088	RH	27.00	TRIM, upr. (T-404)
72	5269	9897089	LH	27.00	TRIM, upr. (T-404)
72	5239	9862288	RH	29.65	TRIM, upr. (T-408-418)
72	5239	9862289	LH	29.65	TRIM, upr. (T-408-418)
72	5269	9862298	RH	26.90	TRIM, upr. (T-408-418)
72	5269	9862299	LH	26.90	TRIM, upr. (T-408-418)
72	5239	9862290	RH	29.65	TRIM, upr. (T-416)
72	5239	9862291	LH	29.65	TRIM, upr. (T-416)
72	5269	9862300	RH	26.90	TRIM, upr. (T-416)
72	5269	9862301	LH	26.90	TRIM, upr. (T-416)
72	5439	9897090	RH	53.20	TRIM, upr. (T-420)
72	5439	9897091	LH	53.20	TRIM, upr. (T-420)
72	5469	9897100	RH	50.60	TRIM, upr. (T-420)
72	5469	9897101	LH	50.60	TRIM, upr. (T-420)
72	5439	9897092	RH	53.20	TRIM, upr. (T-421)
72	5439	9897093	LH	53.20	TRIM, upr. (T-421)
72	5469	9897102	RH	50.60	TRIM, upr. (T-421)
72	5469	9897103	LH	50.60	TRIM, upr. (T-421)
72	5439	9897094	RH	53.20	TRIM, upr. (T-424)
72	5439	9897095	LH	53.20	TRIM, upr. (T-424)
72	5469	9897104	RH	50.60	TRIM, upr. (T-424)
72	5469	9897105	LH	50.60	TRIM, upr. (T-424)
72	5439	9897096	RH	50.60	TRIM, upr. (T-430)
72	5439	9897097	LH	50.60	TRIM, upr. (T-430)
72	5469	9897106	RH	48.25	TRIM, upr. (T-430)
72	5469	9897107	LH	48.25	TRIM, upr. (T-430)
72	5439	9897098	RH	50.60	TRIM, upr. (T-434)
72	5439	9897099	LH	50.60	TRIM, upr. (T-434)
72	5469	9897108	RH	48.25	TRIM, upr. (T-434)
72	5469	9897109	LH	48.25	TRIM, upr. (T-434)
72	5439	9615632	RH	50.50	TRIM, upr. (T-436)
72	5439	9615633	LH	50.50	TRIM, upr. (T-436)
72	5469	9853192	RH	48.10	TRIM, upr. (T-436)
72	5469	9853193	LH	48.10	TRIM, upr. (T-436)
72	5439	9615634	RH	50.50	TRIM, upr. (T-438)
72	5439	9615635	LH	50.50	TRIM, upr. (T-438)
72	5469	9853194	RH	48.10	TRIM, upr. (T-438)
72	5469	9853195	LH	48.10	TRIM, upr. (T-438)

72	6035-45	9605486	RH	37.40	TRIM, upr. (
72	6035-45	9605487	LH	37.40	TRIM, upr.
72	6035-45	9605490	RH	37.40	TRIM, upr.
72	6035-45	9605491	LH	37.40	TRIM, upr.
72	6035-45	9605488	RH	37.40	TRIM, upr. (
72	6035-45	9605489	LH	37.40	TRIM, upr. (
72	6035-45	9860420	RH	37.40	TRIM, upr. (
72	6035-45	9860421	LH	37.40	TRIM, upr. (
72	6035-45	9605492	RH	37.40	TRIM, upr. (
72	6035-45	9605493	LH	37.40	TRIM, upr. (
72	6045	9605494	RH	37.40	TRIM, upr.
72	6045	9605495	LH	37.40	TRIM, upr.
72	6035-45	9860428	RH	42.55	TRIM, upr. (
72	6035-45	9860429	LH	42.55	TRIM, upr. (
72	6639	9897112	RH	45.10	TRIM, upr.
72	6639	9897113	LH	45.10	TRIM, upr.
72	6639	9615638	RH	45.05	TRIM, upr.
72	6639	9615639	LH	45.05	TRIM, upr.
72	6639	9897110	RH	45.10	TRIM, upr. (
72	6639	9897111	LH	45.10	TRIM, upr.
72	6639	9615640	RH	45.05	TRIM, upr. (
72	6639	9615641	LH	45.05	TRIM, upr. (
72	8239	9897114	RH	40.65	TRIM, upr. (
72	8239	9897115	LH	40.65	TRIM, upr. (
72	8239	9897116	RH	40.65	TRIM, upr. (
72	8239	9897117	LH	40.65	TRIM, upr. (
72	8239	9897118	RH	40.65	TRIM, upr.
72	8239	9897119	LH	40.65	TRIM, upr.
72	8239	9862330	RH	41.95	TRIM, upr. (
72	8239	9862331	LH	41.95	TRIM, upr. (
72	8439	9897954	RH	30.15	TRIM, upr. I
72	8439	9897955	LH	30.15	TRIM, upr. I
72	8439 Pwr. Wind	9897938	RH	47.75	PANEL, lwr.
72	8439 Pwr. Wind	9897939	LH	47.75	PANEL, lwr.
72	8439	9897956	RH	30.15	TRIM, upr. I
72	8439	9897957	LH	30.15	TRIM, upr. I
72	8439 Pwr. Wind	9897940	RH	47.75	PANEL, lwr.
72	8439 Pwr. Wind	9897941	LH	47.75	PANEL, lwr.
72	8439	9897958	RH	30.15	TRIM, upr. I
72	8439	9897959	LH	30.15	TRIM, upr. I
72	8439 Pwr. Wind	9897942	RH	47.75	PANEL, lwr.
72	8439 Pwr. Wind	9897943	LH	47.75	PANEL, lwr.
72	8439	9890972	RH	28.90	TRIM, upr. I
72	8439	9890973	LH	28.90	TRIM, upr. I
72	8439	9867966	RH	47.65	PANEL, lwr.
72	8439	9867967	LH	47.65	PANEL, lwr.
72	8439	9897962	RH	30.15	TRIM, upr. I
72	8439	9897963	LH	30.15	TRIM, upr. I
72	8439 Pwr. Wind	9897944	RH	47.75	PANEL, lwr.
72	8439 Pwr. Wind	9897945	LH	47.75	PANEL, lwr.
72	8439	9897964	RH	30.70	TRIM, upr. I
72	8439	9897965	LH	30.70	TRIM, upr. I
72	8439	9897946	RH	49.55	PANEL, lwr.
72	8439	9897947	LH	49.55	PANEL, lwr.
72	8439	9897966	RH	30.70	TRIM, upr. I
72	8439	9897967	LH	30.70	TRIM, upr. I
72	8439	9897948	RH	49.55	PANEL, lwr.
72	8439	9897949	LH	49.55	PANEL, lwr.
72	8439	9897950	RH	49.55	PANEL, lwr.
72	8439	9897951	LH	49.55	PANEL, lwr.
72	8439	9897968	RH	30.70	TRIM, upr. I
72	8439	9897969	LH	30.70	TRIM, upr. I
72	8439	9897970	RH	30.70	TRIM, upr. I
72	8439	9897971	LH	30.70	TRIM, upr. I
72	8439	9897952	RH	49.55	PANEL, lwr.
72	8439	9897953	LH	49.55	PANEL, lwr.
72	8439	9897972	RH	30.70	TRIM, upr. I
72	8439	9897973	LH	30.70	TRIM, upr. I
72	5439-69-6639	9852476	RH		PANEL, lwr. trim finish (black) prime & paint to match
72	5439-69-6639	9852477	LH		PANEL, lwr. trim finish (black) prime & paint to match
65	3000-43-4427	4536469	AR	.10	FASTENER, dr. trim pad—(14.685)
68-70	3369-3569-4400-4800	4500027	AR	.10	FASTENER, rr. dr. trim pad—(15.100)
69-72	30-4000 (4 Drs)	4500027	AR	.10	FASTENER, rear door trim pad to inner panel—(14.645)
68-72	4439	7770750	4	.20	RETAINER, rear door belt trim support
51-53	51-52-72R	4603240	AR	.20	SPACER, rr. dr. trim pad (rubber)

71 8439 Custom Trim 3752642 AR .10 NUT, rr. dr. upr. trim finishing panel—(8.1 47)
 NOTE: If correct trim color is not available, use black, then prime & paint to match.

14.760 TRIM (INSERT) REAR DOOR UPPER TRIM PAD	
71	9891001 LH 5.80 TRIM (insert) (T-627)
71	9891007 2 8.10 TRIM (insert) T-632-644
72	8439 9897134 RH 7.60 TRIM (insert) (T-600T)
72	8439 9897135 LH 7.60 TRIM (insert) (T-600T)
72	8439 9897136 RH 7.60 TRIM (insert) (T-601)T-
72	8439 9897137 LH 7.60 TRIM (insert) (T-601)
72	8439 9897138 RH 7.60 TRIM (insert) (T-604)
72	8439 9897139 LH 7.60 TRIM (insert) (T-604)
72	9897140 RH 7.60 TRIM (insert) (T-608)
72	9897141 LH 7.60 TRIM (insert) (T-608)
72	8439 9897142 RH 6.15 TRIM (insert) (T-620)
72	8439 9897143 LH 6.15 TRIM (insert) (T-620)
72	8439 9897144 RH 6.15 TRIM (insert) (T-624)
72	8439 9897145 LH 6.15 TRIM (insert) (T-624)
72	8439 9897146 RH 6.15 TRIM (insert) (T-626)-
72	8439 9891002 RH 5.80 TRIM (insert) (T-628)
72	8439 9891003 LH 5.80 TRIM (insert) T-628
72	8439 9897174 2 9.40 TRIM (insert) (T-630)
72	8439 9897176 2 9.40 TRIM (insert) (T-631)
72	8439 9897178 2 9.40 TRIM (insert) (T-634)
72	8439 9897180 2 9.40 TRIM (insert) (T-638)
72	8439 9897182 2 9.40 TRIM (insert) (T-646)

14.762 ARMREST REAR DOOR

NOTE For model years prior to 1967 refer to Group 14.686

67	3307-69-3517-35-69-				
	3617-69	7654702	RH	8.80	REST,
67	3307-69-3407-69-3517-				
	35-69-3617-69	7654703	LH	8.80	REST, less tray (T-1 3 1-14 1)
67	35-36-5200 (4 Drs.)	4481152	RH	7.90	REST, less tray (T-138-1 48-408)—1 4.686)
67	35-36-5200 (4 Drs.)	4481153	LH	7.90	REST, less tray (T-1 38-1 48-408)—1 4.686)
67	33-3469 Deluxe A/Rests	4481152	LH	7.90	REST, less tray (T-138)—(1 4.686)
67	33-3469 Deluxe A/Rests	4481153	LH	7.90	REST, less tray (T-138)—(1 4.68 6)
67	35-3669	7654708	RH	8.50	REST, less tray (T-146)
67	35-3669	7654709	LH	8.50	REST, less tray (T-146)
67	5239-69	7654700	RH	8.50	REST, less tray (T-401)
67	5239-69	7654701	LH	8.50	REST, less tray (T-401)
67	5239-69	7654696	RH	8.50	REST, less tray (T-403)
67	5239-69	7654697	LH	8.50	REST, less tray (T-403)

14.762 PAD — COVER — TRIM, REAR DOOR ARM REST

NOTE For model years prior to 1967 refer to Group 14 686

67	4000 (4 Drs.)	4444200	RH	7.50	PAD, rr. dr. (black)
67	4000 (4 Drs.)	4444201	LH	7.25	PAD, rr. dr. (black)
67	4339-4439-69	7647512	RH	8.10	PAD (maroon)
67	4339-4439-69	7647513	LH	8.10	PAD (maroon)
67	5439-69-6439-69-6639	4481183	2	6.25	COVER (T-428-458)
67	8439-69	7694625	LH	11.60	TRIM (T-645-648-695-698)—(14.686)
67	8239	7694601	RH	8.50	COVER (T-674)
68	3369-3435-3569-4439- 55-65-69-4800-5239 (2 7/16" x 1 1/16" Ash Tray Cut-Out)	7769049	LH	5.35	COVER (T-1 1 1-121-131-141-181-401)
68	3435-4439-55-65-4800- 5439-69-6439-69- 8439-69 (2 7/16" x 1 1/16" Ash Tray Cut Out)	7769090	RH	5.35	COVER (T-1 13-163-183-423-633)
68	3435-4439-55-65-4800- 5439-69-6439-69- 8439-69 (2 7/16" x 1 1/16" Ash Tray Cut-Out)	7769091	LH	5.35	COVER (T-1 13-163-183-423-633)
68	3369-3435-3569-8239- 69 (2 7/16" x 1 1/16" Ash Tray Cut-Out)	7769092	RH	5.35	COVER (T-1 14-614)
68	3369-3435-3569-8239- 69 (2 7/16" x 1 1/16" Ash Tray Cut-Out)	7769093	LH	5.35	COVER (T-1 14-614)
68	3369-3569-8239-69 (2 7/16" x 1 1/16" Ash Tray Cut-Out)	7766828	RH	5.35	COVER (T-1 14-614)
68	3369-3569-8239-69 (2 7/16" x 1 1/16" Ash Tray Cut-Out)	7766829	LH	5.35	COVER (T-1 14-614)

68	All (4 Drs.) exc. Wagons (2'A," x 1"/," Ash Tray Cut-Out).	7766744	RH	7.20	COVER (T-108-1 18-128-138-158-168-408-428-458- 468-608-618-628-638-658-668).
68	All (4 Drs.) exc. Wagons (2'/.6" x 1'/.6" Ash Tray Cut-Out).	7766745	LH	7.20	COVER (T-108-1 18-128-138-158-168-408-428-458- 468-608-618-62 8-638-658-668).
68	All (4 Drs.) (2'7,6" x 1'/.6" Ash Tray Cut-Out).	7766520	RH	4.61	COVER (T-1 18-128-138-158-168-188-408-428-458- 468-608-618-628-638-658-668).
68	All (4 Drs.) (2'A6" x 1'A6" Ash Tray Cut-Out).	7766521	LH	4.61	COVER (T-1 18-128-138-158-168-188-408-428-458- 468-608-618-628-638-658-668).
68	3569-4439-69-5239-69- 5439-69-6439-69- 8239-69 (2'/.6" x 1 "A." Ash Tray Cut-Out).	7766750	RH	6.25	COVER (T-103-123-133-403-413-603).
68	3369-3569-4439-69- 5239-69-5439-69- 6439-69-8239-69 (2'/. ie" x 1"/" Ash Tray Cut-Out).	7766751	LH	6.25	COVER (T-103-123-133-403-413-603)
68	3369-3569-4439-69- 5239-69-5439-69- 6439-69-8239-69 (2'/. " x 1"/," Ash Tray Cut-Out).	7766524	RH	5.45	COVER (T-1 23-1 33-403-4 13-603).
68	3569-4439-69-5239-69- 5439-69-6439-69- 8239-69 (2"A8" x 1'A6" Ash Tray Cut-Out).	7766525	LH	5.45	COVER (T-1 23-1 33-403-4 13-603).
68	4439-69-5239-69-5439- 69-6439-69-8439-69..	7769102	RH	5.35	COVER (T-1 37-1 47-407-4 17-627).
68	4439-69-5239-69-5 439- 69-6439-69-8439-69..	7769103	LH	5.35	COVER (T-1 37-1 47-407-4 17-627).
68	4439-6639.	7769104	RH	5.35	COVER (T-1 62-452).
68	4439-6639.	7769105	LH		
68	4439-5439-69-6439-69- 84 39-69 (2"A" x 1"/," Ash Tray Cut-Out).	7769124	RH	5.35	COVER (T-1 62-452).
68	4439-5439-69-6439-69- 8439-69 (2'A6" x 1"/," Ash Tray Cut-Out).	7769125	LH	5.35	COVER (I 163 423 633).
68	4000 Wagons.	7776518	RH		
68	50-60-8000 (4 Drs.).	7766826	RH	5.35	COVER (T-1 63-423-633).
68	50-60-8000 (4 Drs.).	7766827	LH	5.35	COVER (T-1 87).
68	8439-69 Pwr. Winds	7775944	RH	5.35	COVER (T-41 1-421-451-461-601-621-631-651).
68	8439-69 Pwr. Winds	7775945	LH	5.35	COVER (T-41 1-421-451-461-601-621-631-65 1).
68	8439-69 Pwr. Winds	7775942	RH	10.85	COVER (T-620).
68	8439-69 Pwr. Winds	7775943	LH	10.85	COVER (T-620).
68	8439-69 Pwr. Winds	7775946	RH	10.85	COVER (T 621-631-651).
68	8439-69 Pwr. Winds	7775947	LH	10.85	COVER (I 62 1-63 1-65 1).
68	8439-69 Pwr. Winds	7775940	RH	10.85	COVER (T-627).
68	8439-69 Pwr. Winds	7775941	LH	10.85	COVER (T-627).
68	8439-69 Pwr. Winds	7775948	RH	10.85	COVER (I 628 638 658 668).
68	8439-69 Pwr. Winds	7775949	LH	10.85	COVER (I 628 638 658 668).
68	8439-69 Pwr. Winds	7775950	RH	10.85	COVER (T-633).
68	8439-69 Pwr. Winds	7775951	LH	10.85	COVER (T-633).
68	8439.	7775966	RH	10.85	COVER (T-654).
68	8439.	7775967	LH	10.85	COVER (T-654).
69	3300-3500-6600-8000 (4 Drs.).	8743002	RH	5.35	COVER (T-654).
69	3300-3500-6600-8000 (4 Drs.).	8743003	LH	5.35	COVER (T-1 24-464-6 14-624-644).
69	All Wagons.	8755534	RH	5.35	COVER (T-125-195).
69	All Wagons.	8755535	LH	5.35	COVER (T-125-195).
69	All Wagons.	8749056	RH	5.35	COVER (I 126 196).
69	All Wagons.	8749057	LH	5.35	COVER (I 126 196).
69	All (4 Drs.) exc. Wagon	7766744	RH	7.20	COVER (T-128-138-168-178-408-428-458-468-608- 618-628-638-639-648-658).
69	All (4 Drs.) exc. Wagon	7766745	LH	7.20	COVER (T-128-138-168-178-408-428-458-468-608- 618-628-638-639-648-658).
69	3569-4439-69-5239-69- 5439-69-6439-69- 8439-69.	8742980	RH	5.35	COVER (T-1 30-140-400-4 10-620).

69	3569-4439-69-5239-69- 5439-69-6439-69-843- 9-69	8742981	LH	5.35	
69	3500-4400-5000-6000- 8000 (4 Drs.) exc. Wagons	8742982	RH	5.35	COVER (T-133-1 43-153-1 66-17 6-403-4 1 3-426-453- 603-633-636)
69	3500-4400-5000-6000- 8000 (4 Drs.) exc. Wagons	8742983	LH	5.35	COVER (T-133-143-153-166-17 6-403-4 13-426-453- 603-633-636)
69	<u>4439-69</u>	8749048	RH	5.35	COVER (T-1 57)
69	<u>4439-69</u>	8749049	LH	5.35	COVER (T-1 57)
69	44-5439-69-6439-69- 6639	8743180	RH	5.35	
69	44-5439-69-6439-69- 6639	8743181	LH	5.35	COVER (T 175 425 455)
69	<u>4456-66</u>	8749058	RH	5.35	COVER (T-1 90)
69	<u>4456-66</u>	8749059	LH	5.35	COVER (T-1 90)
69	<u>4456-66</u>	8747852	RH	5.35	COVER (T-197)
69	<u>4456-66</u>	8747853	LH	5.35	COVER (T-197)
69	<u>5239-69</u>	8742984	RH	5.35	COVER (T-407)
69	<u>5239-69</u>	8742985	LH	5.35	COVER (T-407)
69	<u>8239-69</u>	8742832	RH	6.60	COVER (T-601)
69	8439-69 Power Window	8743008	RH	10.85	COVER (T-620)
69	8439-69 Power Window	8743009	LH	10.85	COVER (T-620)
69	8439-69 Power Window	8743006	RH	10.85	COVER (T 621 631 632 641)
69	8439-69 Power Window	8743007	LH	10.85	COVER (T-621 631-632 641)
69	8439-69 Power Window	8743010	RH	10.85	COVER (T-624-644)
69	8439-69 Power Window	8743011	LH	10.85	COVER (T-624-644)
69	8439-69 Power Window	7775940	RH	10.85	COVER (T-628-638-639-648-658)
69	8439-69 Power Window	7775941	LH	10.85	COVER (T-628-638-639-648-658)
69	8439-69 Power Window	8743012	RH	10.85	COVER (T-633-636)
69	8439-69 Power Window	8743013	LH	10.85	COVER (T-633-636)
70	<u>3435-36</u>	8803616	RH	6.90	COVER (T-121)
70	<u>3435-36</u>	8803617	LH	6.90	COVER (T-121)
70	3369-3569-5239-69- 6036-46-8239-69	8803632	RH	6.90	COVER (T-1 2 1-40 1-44 1-45 1-48 1)
70	3369-3569-5239-69- 6034-46-8239-69	8803633	LH	6.90	COVER (T-1 2 1-40 1-44 1-45 1-48 1)
70	<u>3435-36</u>	8806942	RH	5.02	COVER (T-124)
70	<u>3435-36</u>	8806943	LH	5.02	COVER (T-124)
70	All 4-Drs	8805164	RH	7.05	COVER (T-124-134-144-404-41 4-434-444-454-484- 494-604-614-624-634-635)
70	All 4-Drs	8805165	LH	7.05	COVER (T-1 24-134-1 44-404-41 4-434-444-454-484- 494-604-614-624-634-635)
70	All 4-Drs. exc. Wagons	7766744	RH	7.20	COVER (T-1 28-138-148-1 58-178-408-428-438-468- 488-498-608-6 1 8-628-637-638-648)
70	All 4-Drs. exc. Wagons	7766745	LH	7.20	COVER (T-128-138-148-158-1 78-408-428-438-468- 488-498-608-618-628-637-638-648)
70	<u>3435-36</u>	8806944	RH	5.02	COVER (T-129)
70	<u>3435-36</u>	8806945	LH	5.02	COVER (T-129)
70	3569-4439-69-5239-69- 5439-69-6036-46- 6439-69-6639-8439- 69	8803634	RH	6.90	COVER (T-130-1 40-1 70-400-4 10-420-440-450-460- 600)
70	3569-4439-69-5239-69- 5439-69-6036-46- 6439-69-6639-8439- 69	8803635	LH	6.90	COVER (T-1 30-1 40-1 70-400-4 10-420-440-450-460- 600)
70	4439-69-5439-69-6439- 69-8439-69	8805162	RH	7.05	COVER (T-1 4 1-4 1 1-421-601-631-632)
70	4439-69-5439-69-6439- 69-8439-69	8805163	LH	7.05	COVER (T-141-41 1-421-601-631-632)
70	4439-69-6036-46-8439- 69	8805158	RH	5.50	
70	4 439-69-6036-46-8439- 69	8805159	LH	5.50	
70	4 439-5439-69-6439-69- 6639	8805160	RH	7.05	COVER (T-176-426-466)
70	4439-5439-69-6439-69- 6639	8805161	LH	7.05	COVER (T-176-426-466)
70	<u>6639</u>	9801212	RH	5.50	
70	<u>6639</u>	9801213	LH	5.50	
70	8439-69 Elec. Wind	9802386	RH	10.20	
70	8439-69 Elec. Wind	9802387	LH	10.20	

70	8439-69 Elec. Wind9804660	RH	10.20	COVER (T-601-631-632)
70	8439-69 Elec. Wind9804661	LH	10.20	COVER (T-601-631-632)
70	8439-69 Elec. Wind9802392	RH	10.20	COVER (T-604-6 14-624-634-635)
70	8439-69 Elec. Wind9802393	LH	10.20	COVER (T-604-6 14-624-634-635)
70	8439-69 Elec. Wind7775940	RH	10.85	COVER (T-608-6 18-628-637-638-648)
70	8439-69 Elec. Wind7775941	LH	10.85	COVER (T-608-618-629-637-638-648)
70	8439-69 Elec. Wind9804662	RH	10.20	COVER (T-619-629-639)
70	8439-69 Elec. Wind9804663	LH	10.20	COVER (T-6 19-629-639)
71	34369856452	RH	5.65	COVER (T-100)
71	34369856453	LH	5.65	COVER (T-100)
71	34369848694	RH	5.65	COVER (T-101)
71	34369848695	LH	5.65	COVER (T-101)
71	34369847408	RH	5.85	COVER (T-104)
71	34369847409	LH	5.85	COVER (T-104)
71	3369-4439-699856564	RH	5.95	COVER (T-1 10-140-150)
71	3369-4439-699856565	LH	5.95	COVER (T-1 10-140-150)
71	3369-4439-699847434	RH	5.65	COVER (T-1 11-141)
71	3369-4439-699847435	LH	5.65	COVER (T-1 11-141)
71	3369-4439-699847432	RH	6.30	COVER (T-1 14-134-144-154)
71	3369-4439-699847433	LH	6.30	COVER (T-1 14-134-144-154)
71	3369-4439-697766744	RH	7.20	COVER (T 138-158)
71	3369-4439-697766745	LH	7.20	COVER (T-138-158)
71	44399847438	RH	6.30	COVER (T-156)
71	44399847439	LH	6.30	COVER (T-156)
72	34369893714	RH	5.60	COVER (T-100)
72	34369893715	LH	5.60	COVER (T-100)
72	34369893716	RH	5.60	COVER (T-101)
72	34369893717	LH	5.60	COVER (T-101)
72	34369893720	RH	5.60	COVER (T 104)
72	34369893721	LH	5.60	COVER (T-104)
72	34369847412	RH	4.61	COVER (T-106)
72	34369847413	LH	4.61	COVER (T-106)
72	3369 w/A/rest Ash Trays9893724	RH	6.00	COVER (T-1 10)
72	3369 w/Armrest Ash Trays9893725	LH	6.00	COVER (T-1 10)
72	3369 w/Armrest Ash Trays9893728	RH	6.00	COVER (T-1 1 1)
72	3369 w/Armrest Ash Trays9893729	LH	6.00	COVER (T-1 1 1)
72	3369 w/Armrest Ash Trays9893732	RH	6.00	COVER (T-1 14)
72	3369 w/Armrest Ash Trays9893733	LH	6.00	COVER (T-1 14)
72	4439-699893724	RH	6.00	COVER (T-130-140)
72	4439-699893725	LH	6.00	COVER (T-130-140)
72	3369-4439-699847438	RH	6.30	COVER (T-136)
72	3369-4439-699847439	LH	6.30	COVER (T-136)
72	3369-4439-697766744	**	7.20	COVER (T-138)
72	3369-4439-697766745	LH	7.20	COVER (T-138)
72	4439-699893728	**	6.00	COVER (T-141)
72	4439-699893729	LH	6.00	COVER (T 141)
72	4439-699893732	**	6.00	COVER (T-144)
72	4439-699893733	LH	6.00	COVER (T-144)
67	4000 4 Drs4434599	AR	.30	NUT, rr. dr. a/rest pad to base—(1 4.686)
67	84007633229	**	.18	NUT, frt. & rr. dr. a/rest remote control cvr.— (14.686)
67	8439-694479919	6	.20	NUT, rr. dr. a/tray mounting base—(14.686)
68-70	8439-69 Pwr. Wind4892357	4	.10	NUT, a/rest cvr. to base—(1 4.686)
67-70	84004479919	AR	.20	NUT, a/rest to foundation—(1 4.686)
68-70	8400 Power Window4495425	AR	.10	NUT, a/rest base to foundation
69-70	8400 Power Window4895791	2	.10	NUT, a/rest-front 8; rear moulding to base—(14.686)
67	8439-699826575	6	.10	SCREW, rr. dr. a/tray mtg. base—(1 4.686)
67	8439-699826575	AR	.10	SCREW, rr. dr. a/rest to foundation—(1 4.686)
67	8439-699826575	2	.10	SCREW, rr. dr. a/rest to hanger plate—(1 4.686)
67	8239-69455699	AR	.10	SCREW, rr. dr. a/rest to inner panel—(1 4.686)
67	All exc. 8000161742	2	.10	SCREW, rr. dr. a/rest to inner panel—(8.977)
66-67	8439-699418799	2	.10	SCREW, rr. dr. switch mounting base to rest— (8.977)
67	All exc. 8000161742		.10	SCREW, rr. dr. a/rest to inner panel—(8.977)
68	40-54-60-8000 exc. Wagons7768480	6	.15	SCREW, a/rest to inner panel—(1 4.686)
68	34357768478	6	.15	SCREW, a/rest to inner panel—(1 4.686)
68	4000 Wagons7768479	6	.20	SCREW, a/rest to inner panel—(1 4.686)
69-70	3369-3435-36-37-3537- 69-5239-697768478	6	.15	SCREW, a/rest base to inner panel—(1 4.686)
68-69	4439-697768480	6	.15	SCREW, a/rest to inner panel—(1 4.686)
68-70	54-60-80007768480	AR	.15	SCREW, a/rest base to inner panel—(1 4.686)

69	<u>8000</u>	9826575	AR	.10	SCREW, a/rest base to foundation—(1 4.686).....
70	<u>54-60-8000</u>	7768480	AR	.15	SCREW, rr. dr. a/rest base to inner panel—(14.686)
71	<u>3369-3436</u>	7768478	6	.15	SCREW, a/rest to inner panel—(14.686).....
71-72	<u>4439-69</u>	9824835	6	.15	SCREW, a/rest base to inner pnl.—(1 4.686).....
72	<u>3369-3436</u>	9824833	6	.15	SCREW, a/rest base to inner pnl—(14.686).....

14.762 TRIM, REAR DOOR LOWER PAC

71	<u>5239-69-5439-69-6639</u> .	9855732	RH	6.25	TRIM (T-400 420-430-460).....
71	<u>5239-69-5439-69-6639</u> .	9855733	LH	6.25	TRIM (T-400 420-430-460).....
71	<u>5239-69-5439-69</u>	9854226	RH	6.25	TRIM (T-401 421).....
71	<u>5239-69-5439-69</u>	9854227	LH	6.25	TRIM (T-401 421).....
71	<u>5239-69-5439-69-6639</u> .	9854228	RH	6.25	TRIM (T-404 424-434-462-464).....
71	<u>5239-69-5439-69-6639</u> .	9854229	LH	6.25	TRIM (T-404 424-434-462-464).....
71	<u>5239 69-5439-69-6639</u> .	9854224	RH	6.25	TRIM (T-408 418-438-463-468).....
71	<u>5239-69-5439-69-6639</u> .	9854225	LH	6.25	TRIM (T-408 418-438-463-468).....
71	<u>5239-69-5439-69-6639</u> .	9854234	RH	6.25	TRIM (T-4 16-436-466)
71	<u>5239-69-5439-69-6639</u> .	9854235	LH	6.25	TRIM (T-4 1 6-436-466).....
71	<u>6035-45-82-8439</u>	9855730	RH	6.80	TRIM (T-440-450-480-600-620)
71	<u>6035-45-82-8439</u>	9855731	LH	6.80	TRIM (T-440-450-480-600-620)
71	<u>6035-45-8239-8439</u>	9854250	RH	6.80	TRIM (T-441 481-601)
71	<u>6035-45-8239-8439</u>	9854251	LH	6.80	TRIM (T-441 481-601)
71	<u>6035-45-8239-8439</u>	9854294	RH	6.80	TRIM (T-444 454-484-494-604-624)
71	<u>6035-45-8239-8439</u>	9854295	LH	6.80	TRIM (T-444 454-484-494-604-624)
71	<u>6035-45</u>	9854254	RH	6.80	TRIM (T-446 456).....
71	<u>6035-45</u>	9854255	LH	6.80	TRIM (T-446 4 5 6).....
71	<u>8239-8439</u>	9854248	RH	6.80	TRIM (T-498 608-628).....
71	<u>8239-8439</u>	9854249	LH	6.80	TRIM (T-498 608-628).....
71	<u>8439</u>	9854320	RH	6.80	TRIM (T-627
71	<u>8439</u>	9854321	LH	6.80	TRIM (T-627
72	<u>5239-69-5439-69-6639</u> .	9892295	RH	1.79	PAD (T-400-
72	<u>5239-69-5439-69-6639</u> .	9892296	LH	1.79	PAD (T-400-
72	<u>5239-69-5439-69</u>	9614006	RH	1.79	PAD (T-401-
72	<u>5239-69-5439-69</u>	9614007	LH	1.79	PAD (T-401-
72	<u>5239-69-5439-69-6639</u> .	9892297	RH	1.75	PAD (T-404-424-434-464-474).....
72	<u>5239-69-5439-69-6639</u> .	9892298	RH	1.79	PAD (T-408-424-434-464-474).....
72	<u>5239-69-5439-69-6639</u> .	9879428	LH	1.79	PAD (T-408 418-438-468-478).....
72	<u>5239-69-5439-69-6639</u> .	9879429	LH	1.79	PAD (T-408 418-438-468-478).....
72	<u>5239-69-5439-69-6639</u> .	9879434	RH	1.79	PAD (T-4 1 6-436-466)
72	<u>5239-69-5439-69-6639</u> .	9879435	LH	1.79	PAD (T-4 40-436-466).....
72	<u>6035-45-8239-8439</u> ...	9892306	RH	2.20	PAD (T-440 450-480-600-620).....
72	<u>6035-45-8239-8439</u> ...	9892307	LH	2.20	PAD (T-441 450-480-600-620).....
72	<u>6035-45-8239-8439</u>	9614004	RH	2.20	PAD (T-441 481-601).....
72	<u>6035-45-8239-8439</u>	9614005	LH	2.20	PAD (T-444 481-601).....
72	<u>6035-45-8239-8439</u>	9892308	RH	2.20	PAD (T-444 454-484-494-604-624)
72	<u>6035-45-8239-8439</u>	9892309	LH	2.20	PAD (T-446 454-484-494-604-624)
72	<u>6035-45-8439</u>	9879454	RH	2.20	PAD (T-446 -456-626).....
72	<u>6035-45-8439</u>	9879455	LH	2.20	PAD (T-498 -456-626).....
72	<u>8239-8439</u>	9879448	RH	2.20	PAD (T-498 -608-628).....
72	<u>8239-8439</u>	9879449	LH	2.20	PAD (T-498 -608-628).....

14.762 BASE, REAR DOOR ARMREST (PAINT TO MATCH AS REQ.)

NOTE For model years prior to 1967 refer to group 14.686					
67	<u>4000</u>	4426742	2	4.51	BASE, rr. dr. a/rest—(1 4.686).....
67	<u>5439-69-6439-69-6639</u> .	4493348	RH	4.92	BASE (chrome).....
67	<u>5439-69-6439-69-6639</u> .	4493349	LH	4.92	BASE (chrome).....
67	<u>8239-69</u>	4500044	RH	1 1.40	BASE (painted)—(14.686).....
67	<u>8239-69</u>	4500045	LH	1 1.40	BASE (painted)—(14.686).....
67	<u>8439-69</u>	7670076	RH	7.10	BASE (black)—(14.686).....
67	<u>8439-69</u>	7670077	LH	7.10	BASE (black)—(14.686).....
67	<u>8439-69</u>	7670084	RH	7.10	BASE (blue) (14.686).....
67	<u>8439-69</u>	7670085	LH	7.10	BASE (blue) (14.686).....
67	<u>8439-69</u>	7587163	RH	3.69	COVER—(14.686).....
67	<u>8439-69</u>	7587164	LH	3.69	COVER—(14.686).....
68	<u>44-5 4-60-8000</u> (4)				

Drs.: (2' x 17" x 17")					
68	Ash Tray Cut-Out	7759502	RH	3.49	BASE (black) paint to match
Drs.) (2' x 17" x 17")					
68	Ash Tray Cut-Out	7759503	LH	3.49	
68	5239-69 (2' x 17" x 17")				
68	Ash Tray Cut-Out	8769898	RH	2.97	BASE (black) paint to match trim . .
68	5239-69 (27,6" x 17")				
68	Ash Tray Cut-Out	8769899	LH	2.97	BASE (black) paint to match trim .
68	5239-69 (27 1/2" x 17" / S "				
68	Ash Tray Cut-Out	7753076	RH	3.33	
68	5239-69 (27 1/2" x 17 1/2" S "				
68	Ash Tray Cut-Out	7753077	LH	3.33	BASE (black) (paint to match)

68	All (4 Drs.) exc. 5200 (2' 1/2" x 1 1/2" Ash Tray Cut- Out).....	7753094	RH	3.33	BASE (black) paint to match trim
68	All (4 Drs.) exc. 5200 (2' 1/2" x 1 1/2" Ash Tray Cut-Out).....	7753095	LH	3.33	BASE (black) paint to match trim
68	8439-69 Power Window .	7759856	RH	8.80	BASE (black) paint to match
68	8439-69 Power Window.	7759857	LH	8.80	BASE (black) paint to match
68	4439-5439-69-6439-69 (2 1/2" x 1 1/16" Ash Tray Cut-Out).....	7759528	RH	3.38	BASE (buckskin)
68	4439-5439-69-6439-69 (2 1/16" x 1 1/4" Ash Tray Cut-Out).....	7759529	LH	3.38	BASE (buckskin).....
68	8439-69 Pwr. Winds	7759856	RH	8.80	BASE (buckskin) paint to match.....
68	8439	7770628	RH	3.38	BASE (gold).....
68	8439	7770629	LH	3.38	BASE (gold).....
68	8439 Pwr. Winds	7759868	RH	8.80	BASE (gold).....
68	8439 Pwr. Winds	7759869	LH	8.80	BASE (gold).....
68	5239-69	7758590	RH	3.38	BASE (green).....
68	8439-69 Pwr. Winds	7759870	RH	8.80	BASE (green).....
68	8439-69 Pwr. Winds	7759871	LH	8.80	BASE (green).....
68	4439-6639	7759532	RH	3.38	BASE (ivory).....
68	4439-6639	7759533	LH	3.38	BASE (ivory).....
68	4439-69-5439-69-6439- 69-8439-69	7759518	RH	3.38	BASE (maroon).....
68	4439-69-5439-69-6439- 69-8439-69	7759519	LH	3.38	BASE (maroon).....
68	5239-69	7758584	RH	3.38	BASE (maroon).....
68	5239-69	7758585	LH	3.38	BASE (maroon).....
68	8439-69 Pwr. Winds	7759866	RH	8.80	BASE (maroon).....
68	8439-69 Pwr. Winds	7759867	LH	8.80	BASE (maroon).....
68	4000 Wagons.....	7753096	RH	3.74	BASE (red).....
68	4000 Wagons.....	7753095	LH	3.33	BASE (red).....
68	8439-69 Pwr. Winds	7783666	RH	0.85	BASE (teal).....
68	8439-69 Pwr. Winds	7783667	LH	0.85	BASE (teal).....
69	3369-3569	8769916	RH	3.74	BASE (T-1 24).....
69	3369-3569	8769917	LH	3.74	BASE (T-124).....
69	3435-3436	8769606	RH	3.74	BASE (T-1 25).....
69	3435-3436	8769607	LH	3.74	BASE (T-1 25).....
69	3435-3436	8769608	RH	3.74	BASE (T-1 26).....
69	3435-3436	8769609	LH	3.74	BASE (T-1 26).....
69	3369-3469-3569-5239- 69	8769898	RH	2.97	BASE (black) prime 8i paint to match.....
69	3369-3469-3569-5239- 69	8769899	LH	2.97	BASE (black) prime & paint to match.....
69	3569-5239-69	8769918	RH	3.74	BASE (T-130-400).....
69	3569-5239-69	8769919	LH	3.74	BASE (T-130-400).....
69	3569-5239-69	8769922	RH	3.74	BASE (T-133-403).....
69	3569-5239-69	8769923	LH	3.74	BASE (T-133-403).....
69	4439-69-5439-69-6439- 69-8439-69	8769918	RH	3.74	BASE (T-140-1 50-4 10-620).....
69	4439-69-5439-69-6439- 69-8439-69	8769801	LH	3.74	BASE (T-140-150-4 10-620).....
69	4439-69-5439-69-6439- 69-6639-8439-69	8769790	RH	3.74	BASE (T-14 1-1 5 1-41 1-421-451-621-631-632-641)
69	4439-69-5439-69-6439- 69-6639-8439-69	8769791	LH	3.74	BASE (T-1 4 1-1 5 1-41 1-421-451-621-631-632-641)
69	4439-69-5439-69-6439- 69-6639-8239-69- 8439-69	8769922	RH	3.74	BASE (T-143-153-166-176-413-426-453-603-633- 636) (prime & paint to match).....
69	4439-69-5439-69-6439- 69-6639-8239-69- 8439-69	8769785	LH	3.74	BASE (T-143-153-166-176-413-426-453-603-633- 636).....
69	4439-69	8769782	RH	3.74	BASE (T-147-157).....
69	4439-69	8769783	LH	3.74	BASE (T-147-157).....
69	4439-69-5439-69-6439- 69-6639-8239-69- 8439-69	8769898	RH	2.97	BASE (black) prime 8: paint
69	4439-69-5439-69-6439- 69-6639-8239-69- 8439-69	8769899	LH	2.97	BASE (black) prime 8< paint
69	4439-5439-69-6439-69- 6639	8769786	RH	3.74	BASE (T-1 75-425-455) ...
69	4439-5439-69-6439-69- 6639	8769787	LH	3.74	BASE (T-1 75-425-455)

69	4456-66	8769882	RH	3.74	BASE (T-1 90)
69	4456-66	8769883	LH	3.74	BASE (T-1 90)
69	4456-66	8769878	RH	3.74	BASE (T-191)
69	4456-66	8769879	LH	3.74	BASE (T-1 91)
69	4456-66	8769648	RH	3.74	BASE (T-1 95)
69	4456-66	8769649	LH	3.74	BASE (T-1 95)
69	4456-66	8769884	RH	3.74	BASE (T-1 96)
69	4456-66	8769885	LH	3.74	BASE (T-196)
69	4456-66	8769646	RH	3.02	BASE (T-1 97)
69	4456-66	8769647	LH	3.02	BASE (T-1 97)
69	5239-69	8769900	RH	3.74	BASE (T-407)
69	5239-69	8769901	RH	3.74	BASE (T-407)
69	6639-8239-69-8439-69	8769802	LH	3.74	BASE (T-464-6 1 4-624-644)
69	6639-8239-69-8439-69	8769803	RH	3.74	BASE (T-464-6 1 4-624-644)
69	8239-69	8769794	RH	3.74	BASE (T-600-601)
69	8239-69	8769795	RH	3.74	BASE (T-600-601)
69	8439-69 Pwr. Wind	7759856	RH	8.80	BASE (black) paint to match trim
69	8439-69 Pwr. Wind	7759857	LH	8.80	BASE (black) paint to match trim
70	3435-36	8769592	LH	3.64	BASE, prime 8i paint (black)
70	3435-36	8792463	RH	3.79	BASE (T-121)
70	3435-36	8792468	LH	3.79	BASE (T-1 24)
70	3435-36	8792469	RH	3.79	BASE (T-1 24)
70	3435-36	8792464	LH	3.79	BASE (T-129)
70	3435-36	8792465	RH	3.79	BASE (T-129)
70	3569-5239-69-6036-46	8799004	LH	3.79	BASE (T-130-400-4 40)
70	3569-5239-69-6036-46	8799005	LH	3.79	BASE (T-130-400-440)
70	4439-69-5439-69-6036- 6439-69-6639-8439- 69	8799004	RH	3.79	BASE (T-1 40-1 70-4 10-420-450-460-600)
70	4439-69-5439-69-6036- 6439-69-6639-8439- 69	8792565	LH	3.02	
70	4439-69-5439-69-6439- 69-8439-69	8792568	RH	3.02	
70	4439-69-5439-69-6439- 69-8439-69	8792569	LH	3.02	
70	4439-69-5 439-69-6036- 6439-69-6639-8239- 69-8439-69	8792576	RH	3.02	BASE (T-1 44-4 1 4-434-454-484-494-604-61 4-624- 634-635)
70	4439-69-5439-69-6036- 6469-69-6639-8239- 69-8439 69	8792577	LH	3.02	BASE (T-1 44-41 4-434-454-484-494-604-614-624- 634-635)
70	All 4 Drs. exc. 3435-36	8769898	RH	2.97	BASE (black) prime 8i paint
70	All 4 Drs. exc. 3435-36	8769899	LH	2.97	BASE (black) prime 8i paint
70	4439-69-6036-46-8439- 69	8792570	RH	3.02	BASE (T-1 59-1 79-459-6 19-629-639)
70	4439-69-6036-46-8439- 69	8792571	LH	3.02	BASE (T-1 59-1 79-459-61 9-629-639)
70	4439-5439-69-6439-69- 6639	8792572	RH	3.02	BASE (T-176-426-466)
70	4439-5439-69-6439-69- 6639	8792573	LH	3.02	BASE (T-176-426-466)
70	6036-46	8799012	RH	2.77	BASE (T-444-449)
70	6036-46	8799013	LH	2.77	BASE (T-444-449)
70	6046-8239-69	8792566	RH	3.02	BASE (T-45 1-481)
70	6046-8239-69	8792567	LH	3.02	BASE (T-45 1-481)
70	6639	8792574	RH	3.33	BASE (T-465)
70	6639	8792575	LH	3.33	BASE (T-465)
70	8439-69 Pwr. Wind	7759856	RH	8.80	BASE (black) paint to match trim
70	8439-69 Pwr. Wind	7759857	LH	8.80	BASE (black) paint to match trim
70-72	3435-36	8769592	RH	3.64	BASE (black) prime 8i paint to match
70-72	3435-36	8769593	LH	3.64	BASE (black) prime 8i paint to match
71	3436	9843400	RH	3.33	BASE (T-100)
71	3436	9843401	LH	3.33	BASE (T-100)
71	3436	9843392	RH	3.33	BASE (T-101)
71	3436	9843393	LH	3.33	BASE (T-101)
70-72	3369-4439-4469	8769898	RH	2.97	BASE (black) prime 8i paint to match
70-72	3369-4439-4469	8769899	LH	2.97	BASE (black) prime 8i paint to match
71	4439-69	9843346	RH	3.33	BASE (T-141)
71	4439-69	9843347	LH	3.33	BASE (T-141)
71	4439	9843344	RH	3.33	BASE (T-1 56)
71	4439	9843345	LH	3.33	BASE (T-1 56)
	1 4.762 PLUG, REAR DOOR ARMREST				BASE (PAINT TO MATCH AS REQ.)
68	All (4 Drs.)	7774564	2	.10	PLUG (black)

68	3435-4455-65-4800-543-										
	9-69-6439-8239-69	7774605	2	.10	PLUG (buckskin)						
68	3569-4439-55-65-4800-										
	5239-69-5439-69-										
	6439-69-6639-8439-										
	69	7774603	2	.10	PLUG (green)						
68	8439-	7774575	2	.10	PLUG (lt. gold)						
68	3569-4439-69-5239-69-										
	5439-69-6439-69-										
	8239-69	7774601	2	.10	PLUG (med. gold)						
68	4439-69-6639	7774565	2								
68	4439-69-5239-69-5439-										
	69-6439-69-8239-69	7774573	2								
68	3369-3435-3569-8239-										
	69	7774602	2								
68	4000 Wagons	7774566	2								
69	54-60-8000 (4 Drs.)	7783749	2	.10	PLUG (red)						
69	4400-5400-6400	7774564	2								
69	All (4 Drs.) exc. 8200	8744349	2	.10	PLUG (dk. teal)						
	3369-3569-6639-8239-										
	8269-8439-8469	8744354	2	.10	PLUG (T-1 21-13 11 41-1 5 11 91-401-41 1-421-451-621-631-632-641)						
69	3400-4400-5400-6000										
	(4 Drs.) exc. 4469	8744347	2	.10	PLUG (T-1 25-1 75-195-425-455)						
69	All (4 Drs.) exc. 8200			.10	PLUG (T-126-133-143-153-166-176-196-403-413-426-453-603-636)						
69	3500-4400-5000-6000-										
	8400 (4 Drs.)	8744355	2	.10	PLUG (T-130-1 40-1 50-190-400-4 10-620)						
69	4400-5200 (4 Drs.)	8744346	2	.10	PLUG (T-1 47-1 57-197-407)						
70	8239-69	8744351	2	.10	PLUG (T-601)						
70	All 4-Drs. exc. Wagons	7774564	2								
	3369-3435-36-3569-										
	5239-69-6036-46-										
70	8239-69	9818355	2	.10	PLUG (T-1 21-401-441-451-481)						
70				.10	PLUG (T-124-134-144-404-414-434-444-454-484-494-604-614-624-635)						
70	3435-36-4439-69-6036-										
	3569-4439-69-5239-69-										
	5439-69-6036-46-										
	6439-69-6639-8439-										
70	69	9818353	2	.10	PLUG (T-130-140-170-400-410-420-440-450-460-600)						
70	69-8439-69	9818356	2	.10	PLUG (T-141-41 1-421-601 631-632)						
70	4439-5439-69-6439-69-										
	6639	9818358	2	.10	PLUG (T-176-426-466)						
71	6639	8801408	2	.10	PLUG (T-465)						
71-72	3369-3436-4439-69	9818351	2	.15	PLUG (black) (prime & paint to match)						
	3369-3436-4439-69	7774564	2	.10	PLUG (black) prime & paint to match						
	4035-69-4127-35-69	4412145	2	1 85	MOLDING						
64				1.85	MOLDING (also used 15.101)						
65	33-34-35-3635-69	4412145	2								
66-67	3335-69-3435-69-3535-			1 85	MOLDING (also used 15.101)						
	69-3635-69	4412145	2								
66	4339-4439	4541248	2	1 33	MOLDING, upr.						
66	8239-69	4410380	2	1 59	MOLDING, rr. dr. trim pad-upr.—(14.691)						
66	8439-69	7600732	2	1 69	MOLDING, rr. dr. trim pad-lwr.—(14.691)						
67	5439-69-6439-69	7646798	2	2.20	MOLDING, lwr.—(14.691)						
67	8439-69	7675351	2	2.82	MOLDING						
68	4000 Wagons	7738472	RH	8.45	MOLDING						
68	4000 Wagons	7738473	LH	8.45	MOLDING						
68	4439-69	7778938	RH	6.65	MOLDING, upr.						
68	4439-69	7778939	LH	6.65	MOLDING, upr.						
68	4439-69	7778940	RH	6.65	MOLDING, lwr.						
68	4439-69	7778941	LH	6.65	MOLDING, lwr.						
68	5239-69	7732468	2	1.64	MOLDING, upr.—(1 4.69 1)						
68	5439-69-6439-69	7785248	RH	2.31	MOLDING						
68	5439-69-6439-69	7785249	LH	2.31	MOLDING						
68	6639	7731888	RH	6.85	MOLDING, upr.						
68	6639	7731889	LH	6.85	MOLDING, upr.						
68	6639	7731893	RH	4.31	MOLDING, lwr. outer.						
68	6639	7731894	LH	4.31	MOLDING, lwr. outer.						
68	6639	7645728	2	.97	MOLDING, lwr.-inner.						
68	8239-69	7739864	2	2.36	MOLDING, ctr.—(14.691)						
68	8239-69	7739867	2	2.31	MOLDING, lwr.						

67-68	8439-69	.7675351	2	2.82	MOLDING
69	4439-5239-69	.7796609	2	1.49	MOLDING, upper
69	4439-69	.7796611	2	1.23	MOLDING, lower
69	4456-66	.7796619	2	2.3 1	MOLDING, upper
69	4456-66	.7796627	2	2.15	MOLDING, lower
69	4469 Reg. Full Width Frt. St.	.7796693	2	1.44	MOLDING, upper
69	5439-69-6439-69	.7798458	2	2.61	MOLDING
69	6639	.7798682	RH	6.80	MOLDING, upper
69	6639	.7798683	LH	6.80	MOLDING, upper
69	6639	.7798684	RH	4.51	MOLDING, lower-outer
69	6639	.7798685	LH	4.51	MOLDING, lower-outer
69	6639	.7798686	2	1.03	MOLDING, lower-inner
69	8239-69	.7793703	2	1.64	MOLDING, upper
69	8239-69	.8714993	2	1.95	MOLDING, center—(1 4.69 1)
69-70	8439-69	.7799899	2	1.90	MOLDING
69	8239-69	.8715000	2	.82	MOLDING, center-rear
69	8239-69	.8715114	2	1.38	MOLDING, lower
69	8239-69	.8720959	2	.92	MOLDING, center-front
70	4439-69 Full Width Frt. Seat	.8769519	2	1.23	MOLDING, upr.
70	4439-69 Full Width Frt. Seat	.8769520	2	1.33	MOLDING, lwr.
70	5239-69	.8764123	2	1.44	MOLDING
70	5439-69-6439-69	.8774001	2	1.85	MOLDING
70	6639	.8776885	RH	3.64	MOLDING
70	6639	.8776886	LH	3.64	MOLDING
70	6036-46 Std. Trim	.8780049	2	1.33	MOLDING, upr.
70	6036-46 Custom Trim	.8783982	2	1 23	MOLDING, upr.
70	6036-46 Custom Trim	.8783983	RH	17.90	MOLDING, ctr.
70	6036-46 Custom Trim	.8783984	LH	17.90	MOLDING, ctr.
70	6036-46 Custom Trim	.8783985	2	1.13	MOLDING, lwr.
70	8239-69	.7739867	2	2.31	MOLDING, lwr.
70	8239-69	.8763637	RH	3 90	MOLDING, upr.
70	8239-69	.8763638	LH	3.90	MOLDING, upr.
71	4439	.9847727	2	1.64	MOLDING, upr.
71-72	4439	.7791076	4	1.23	MOLDING, ctr. & upr.
71	4469	.9817694	2	1.23	MOLDING, ctr.
72	3369 Custom Trim	.9817694	2	1.23	MOLDING, ctr.
71	4469	.9817695	2	1.23	MOLDING, lwr.
72	3369 Custom Trim	.9817695	2	1.23	MOLDING, lwr.
71	4469	.9847728	2	1.64	MOLDING, upr.
72	3369 Custom Trim	.9847728	2	1.64	MOLDING, upr.
71	5439-69	.9815804	2	1.90	MOLDING, lwr.
71	5239-69	.9815804	2	1.90	MOLDING, upr.
71-72	5469	.9844934	2	1.64	MOLDING, upr. pad-upr.
71-72	5439	.9844388	2	1.64	MOLDING, upr. pad-upr.
71	6035-45-8239	.9842030	RH	7.00	MOLDING, lwr.
71	6035-45-8239	.9842031	LH	7 00	MOLDING, lwr.
71-72	6035-45	.9827225	2	1.49	MOLDING, upr. pad-lwr.
71-72	6035-45	.9828578	2	1.49	MOLDING, upr. pad-upr.
71-72	6639	.9865890	RH	6.60	MOLDING, upr. pad-upr.
71-72	6639	.9865891	LH	6.60	MOLDING, lwr.
71-72	6639	.9817645	RH	3.33	MOLDING, lwr.
71-72	6639	.9817646	LH	3.33	MOLDING, upr.
71-72	6639	.9826669	2	1.23	MOLDING, upr.
71-72	8239	.9826674	2	2.05	MOLDING, upr. pad-upr.
71-72	8239	.9822498	RH	14.05	MOLDING, upr. pad-lwr.
71-72	8439	.9822499	LH	14.05	MOLDING, upr.
71-72	8439	.9826909	2	2.05	MOLDING, upr.
71-72	8439 Pwr. Wind	.9826911	2	1.64	MOLDING, lwr.
71-72	8439	.9817695	2	1.23	MOLDING, lwr.
72	4439-69	.9815804	2	1.90	MOLDING, lwr.
72	5439-69	.9815804	2	1.90	MOLDING, lwr.
72	5239-69		RH	7.00	MOLDING, upr.
72	6035-45 (Cust. Trim)	.9842030	LH	7.00	MOLDING, lwr.
72	6035-45 (Cust. Trim)	.9842031	RH	7.00	MOLDING, lwr.
72	8239	.9842030	LH	7.00	MOLDING, lwr.
72	8239	.9842031			MOLDING, lwr.
14.764 EMBLEM, REAR DOOR TRIM FINISHING					
67	8239-69	.7653481	2	1.49	EMBLEM, rr. dr.—(14.691)
68	3435-3569	.7734660	2	1.54	EMBLEM — (14.691)
68	Sportwagons	.7729349	2	3.59	PLATE, "Sportwagon"—(1 4.69 1)
68	8200	.7735500	2	1.28	EMBLEM — (14.691)
69	8239-69	.871 1964	2	.82	EMBLEM — (14.691)
69	3569	.8713788	2	1.74	PLATE, "Skylark"—(14.691)
66	4455-65	.4843133	4	.10	NUT, rr. dr. orn. buckle—(1 4.69 1)

64	4439-69-4639-69	Std.				
	Trim		4450956	.10	NUT, trim pad emb.—(14.691)	
65-66	8439-69		4450956	.10	NUT, rr. dr. trim pad emb.—(14.69 1) .	
68	3435-3569-4455-65-			.10	NUT, emb. & name plate—(1 4.69 1) ..	
	4855-65-8239-69. .		4450956	AR	.10	NUT, name plate—(14.691)
69-70	3369-3469.		4450956	6	.10	NUT, emblem to foundation—(1 4.69 1)
69-70	8239-69		4450956	4	.10	NUT, center-rear—(8.147)
69-70	8239-69		3752642	2	.10	
14.764 PANEL, REAR DOOR TRIM FINISHING						
67-68			7721973	RH	26.05	PANEL—(14.691)
67-68			7721974	LH	26.05	PANEL—(14 691)
68	8439 Cust. Trim		7765923	RH	26.05	PANEL (14 691)
68	8439 Cust. Trim		7765924	LH	26.05	PANEL—(14.691)
69	8439		8712802	RH	8.65	PANEL (T-620-621 624-628-631-632-633-636-638-639)
69			8712803	LH	8.65	PANEL (T-620-621-624-628-63 1-632-633-636-638-639)
69	8469		8712802	RH	8.65	PANEL
69	8469		8712803	LH	8.65	PANEL
69	8439		7799984	RH	8.45	PANEL (T-64 1-644 648-658)
69	8439		7799985	LH	8.45	PANEL (T-64 1-644-648-658)
70	8439- 69 Std. Trim .		8780026	RH	12.50	PANEL
70	8439- 69 Std. Trim .		8780027	LH	12.50	PANEL
70	8439 Custom Trim		8773810	RH	12.50	PANEL (T-632-635-637-639)
70	8439 Custom Trim		8773811	LH	12.50	PANEL (T-632-635-637-639)
71-72	8439		9838728	2	1 1.45	PANEL, upr. trim finish
68-69	8439 69 Power Window .		7790488	2	.72	PLATE, trim panel hanger
68	8439		4843133	AR	.10	NUT, trim panel finishing—(14.691)
14.764 HANDLE — STRAP - ESCUTCHEON, REAR DOOR PULL						
66	8439		7609529	LH	15.55	HANDLE 8i MOLDING (black) also used 14.691—
66	8400		9722872	AR	3.49	HANDLE, less mldg. (black)—(1 4.69 1)
66	8439		7609530	RH	15.55	HANDLE 8. MOLDING (light fawn) T-693 (also used 14.691)
66	8439		7609531	LH	15.55	HANDLE & MOLDING (light fawn) T-693 (also used 14.691)
66	8400		9722883	AR	3.49	HANDLE, less mldg. (lt. fawn)—(14.69 1)
66	8439		7609532	RH	15.55	HANDLE & MOLDING (dk. red) also used 14.691
66	8439		7609533	LH	15.55	HANDLE & MOLDING (dk. red) also used 14 691
66	8400		9722874	AR	3.49	HANDLE, less mldg. (dk. red)—(14.691)
66	8439-69.		7609540	RH	15.55	HANDLE & MOLDING (med. blue) (also used 14.691)
66	8439-69.		7609541	LH	15.55	HANDLE Si MOLDING (med. blue) (also used 14.691)
66	8400 ...		9722879	AR	3.49	HANDLE, less mldg. (med. blue)—(1 4.69 1)
66	8439-69		7609538	RH	15.55	HANDLE & MOLDING (med. fawn) (T-643) also used 14.691
66	8400		9722878	AR	3.49	HANDLE, less mldg. (med. fawn)—(1 4.69 1)
66	8439-69.		7609534	RH	15.55	HANDLE & MOLDING (green) also used 1 4.69 1 .
66	8439-69.		7609535	LH	15.55	HANDLE 8. MOLDING (green) also used 14.691
66	8400		9722876	AR	3.49	HANDLE, less mldg. (green)—(1 4.69 1)
66	8439-69.		7609536	RH	15.55	HANDLE & MOLDING (slate) also used 14.691
66	8439-69.		7609537	LH	15.55	HANDLE & MOLDING (slate) also used 14.691
66	8400		9722877	AR	3.49	HANDLE, less mldg. (slate)—(1 4.69 1)
67	8400		9722872	AR	3.49	HANDLE, less escn. (black)—(1 4.69 1)
67	8400		9722881	AR	3.49	HANDLE, less escn. (dk. blue)—(1 4.69 1)
67	8439		7715779	2	14.35	HANDLE (lt. fawn)—(14.691) (incl. escn.)
67	8439		9722883	AR	3.49	HANDLE, less escn. (lt. fawn)—(14.69 1)
67	8400		9722882	AR	3.49	HANDLE, less escn. (dk. green)—(1 4.69 1)
67	8439-69.		7715776	2	14.35	HANDLE (dk. maroon)—(1 4.69 1) (incl. escn.)
67	8400		9722880	AR	3.49	HANDLE, less escn. (maroon)—(1 4.69 1)
67	8400		9722884	AR	3.49	HANDLE, less escn. (med. saddle)—(1 4.69 1)
68	8400		7770614	2	3.49	HANDLE (black) (14.691)
68	8400		7774103	2	4.87	HANDLE (buckskin) (14.691)
68	8400		7774102	2	4.87	HANDLE (med. green) (1 4.69 1)
68	8400		7770618	2	4.87	HANDLE (dk. maroon) (14.691)
68	8439		7774101	2	3.54	HANDLE (parchment)—(14.691)
68	8439-69.		7770620	2	4.87	HANDLE (dk. teal) (14.691)
69	8439-69.		9719982	2	3.38	HANDLE (black) (14.691)
69	8439-69.		9719986	2	3.38	HANDLE (dark blue)—(14.691)
69	8439-69.		9719985	2	3.38	HANDLE (med. fawn) (14.691)
69	8439-69.		9719987	2	3.38	HANDLE (dark green)—(1 4.69 1)
69	8439-69.		9719984	2	3.38	HANDLE (sandalwood)—(14.691)
70	8439-69.		9723010	AR	3.18	HANDLE (dk. blue) (1 4.69 1)
70	8439-69.		9723011	AR	3.18	HANDLE (dk. brown) (14.69 1)
70	8439-69.		9723008	AR	3.18	HANDLE (dk. green) (14,691)
70	8439-69.		9723012	AR	3.18	HANDLE (med. sandalwood)—(1 4.69 1)

71	8439.	9877639	2	9.60	STRAP & ESCUTCHEON (T-600-610-620-630-640) (14 691).....
71	8439.	9877638		9.60	STRAP & ESCUTCHEON (T-601-631) — (1 4.691) _____
71	8439.	9877640		9.60	STRAP & ESCUTCHEON (T-604-614-624-632-644) (also used 1 4.691).....
71	8439.	9877637	2	9.60	STRAP & ESCUTCHEON (T-608-628-633-642-648) (14 691).....
71	8400.	9841397		9.60	STRAP & ESCUTCHEON (T-627).....
72	8439.	9891764		9.40	STRAP & ESCUTCHEON (T-600-620-630) — (14 691).....
72	8439.	9891763		9.40	STRAP 8. ESCUTCHEON (T-601-63 4.69 1)....
72	8439.	9891765		9.60	STRAP 8. ESCUTCHEON (T-604-624-634) (also used 14.691).....
72	8400.	9877637	2	9.60	STRAP 8i ESCUTCHEON (T-608-628) — (14.69 1)
72	84 39.	9891762	2	9.40	STRAP 8i ESCUTCHEON (T-626-646) — (14.691)
71-72	84 39.	8791100	4	1.18	COVER, rr. dr. upr. pull strap escn.—(14.691).....
66-67	8400.	9712266	AR	7.20	ESCUTCHEON (R.H. dr.-frt., L.H. dr. rr.).....
66-67	8400.	9712267	AR	7.20	ESCUTCHEON (RH. dr.-rr., LH. dr. frt.).....
68	8400 2nd Type.	9712266	AR	7.20	ESCUTCHEON (RH. dr.-frt., LH. dr. rr.).....
68	8400 2nd Type.	9712267	AR	7.20	ESCUTCHEON (RH. dr.-rr., LH. dr.-frt.).....
67	8439-69.	7679110		3.69	PLATE, pull handle (14 691).....
68	8439-69.	7771169		12.20	PLATE, pull handle finishing—(14.691).....
69	8439-69.	9716936		9.35	PLATE, handle finishing (14 69 1).....
69-70	8439-8469.	8744101		.56	PLATE, pull handle hanger (also used 14.690).....
70	8439-69 Elec. Wind.	8806224		.56	PLATE, a/rest hanger.....
71-72	50-60-8000 (4 Drs.).	9830908	RH	2.46	PLATE, lwr. hanger supt.....
71-72	50-60-8000 (4 Drs.).	9830909	LH	2.46	PLATE, lwr. hanger supt.....
71-72	6035-45-8239-8439	9826565		1.38	PLATE, trim pnl. hanger.....
71-72	5239-69-5439-69-6639	9826566		1.13	PLATE, trim pnl. hanger.....
71-72	84 39.	9827699		.5 1	PLATE, pull hdl. hinge frt. & rr.....
67	8439-69.	7731025		1.23	SUPPORT, pull hdl (14 691).....
67	8439-69.	3752642		.10	NUT, pull handle finish plate—(8.147).....
68	8439-69.	4843133	AR	.10	NUT, finish plate (14 691).....
69-70	8439-69.	3752642	4	.10	NUT, pull handle to foundation—(8.147).....
66	8439-69.	9418928	AR	.15	SCREW, dr. pull hdl. 8i midg.—(8.977).....
67-68	8439-69.	9427522	AR	.20	SCREW, pull hdl (1 4.691).....
69	8469.	9428078	4	.10	SCREW, pull hdl. to inner panel—(8.977).....
70	8439-69.	9428078	4	.10	SCREW, pull handle to inner pnl.—(8.977).....

1 4 . 7 9 0 W I N D L A C E , R E A R B O D Y L O C K P I L L A R

67	5239-5439-6639-8239-8439.	7688911		2.31	WINDLACE (T-408-428-458-638-645-648-678-695-698).....
67	82-8469.	7688044		2.26	WINDLACE (I 638 648 698).....
68	82-8439.	7771934		3.02	WINDLACE (T-601-621-631-651) also used 14.735
68	8239.	7752135		2.97	WINDLACE (T-603) also used 14.735.....
68	82-8439.	7688911		2.31	WINDLACE (T-608-618-628-658-668) also used 14.735)....
68	82-8469.	7688044		2.26	WINDLACE (T-608-618-628-638).....
68	8239.	7752137		2.97	WINDLACE (T-614).....
68	8439.	7771937		3.02	WINDLACE (T-620) (14.7 35).....
68	8439.	7771936		3.02	WINDLACE (T-627) (14.735).....
68	8439.	7771935			WINDLACE (T-633) also used 14.735.
68	8439.	7772630		2.97	WINDLACE (T-654).....

1 4 . 8 0 0 T R I M , F R O N T S E A T B A C K C O V E R

66	3507-17-3607-17-4000 exc. Wagons	7618171	LH	37.75	COVER (T 168)
66	5437-6437	7613131	LH	46.20	COVER (T-429)
66	5439-69-6439-69.	7613138	1	90.05	COVER (T-421)
67	33-3407	7708678	RH	30.50	COVER (T-103)
67	33-3407	7708679	LH	30.50	COVER (T-103)
67	33-3435	7680223	1	59.45	COVER (T-1 17)
67	3307-3407-1 7.	7676570	RH	30.20	COVER (T-1 18)
67	35 17-3617-4300-4407-17-39-67.	7676615	LH	46.05	COVER (T-161) .
67	35 17-3617-4300-4407-17-39-67.	7676616	RH	46.05	COVER (T-1 68) .
67	3517-3617-4300-4407-17-39-67.	7676617	LH	46.05	COVER (T 168) .
67	4455-65-4855-65.	7676842	1	105.90	COVER (T-178) .
67	4367-4467-4600	7676727	LH	49.70	COVER (T-185) .
67	4307-17-67-4407-17-67-4 600.	7676731	2	52.50	COVER, driver 8i pass. (T-191) .
67	4467-4600.	7709330	2	52.50	COVER, driver 8i pass. (T-193) .
67	4607-17.	7709331	2	52.50	COVER, driver 8i pass. (T-196) .
67	43-44-4667.	7676734	2	52.50	COVER, driver 8i pass. (T-19 7)
67	84 39.	7718624	1	188.60	COVER (T-644).....

67	8439	.7718753	1	178.20	COVER (T-695)
68	3369	.7751791	1	65.90	COVER (T-101)
68	3327	.7751770	RH	36.20	COVER (T-103)
68	3327	.7751771	LH	36.20	COVER (T-103)
68	3369	.7751792	1	65.90	COVER (T-103)
68	3327	.7751772	RH	36.20	COVER (T-108)
68	3327	.7751773	LH	36.20	COVER (T-108)
68	3369	.7751793	1	65.90	COVER (T-108)
68	3369-3435-3569	.7751800	1	73.20	COVER (T-1 1 1)
68	34-3537	.7751784	RH	40.10	COVER (T-1 1 1)
68	34-3537	.7751785	LH	40.10	COVER (T-1 1 1)
68	3435	.7751802	1	73.20	COVER (T-1 13)
68	3369-3435-3569	.7751801	1	73.20	COVER (T-1 14)
68	34-3537	.7751786	RH	40.10	COVER (T-1 14)
68	34-3537	.7751787	LH	40.10	COVER (T-1 14)
68	3569	.7751795	1	77.25	COVER (T-120)
68	3569	.7751796	1	77.25	COVER (T-121)
68	3569	.7751797	1	77.25	COVER (T-123)
68	3569	.7751798	1	77.25	COVER (T-128)
68	4437	.7751820	RH	57.00	COVER (T-131)
68	4437	.7751821	LH	57.00	COVER (T-131)
68	4469	.7751849	1	119.20	COVER (T-131)
68	4437	.7751822	RH	57.00	COVER (T-133)
68	4437	.7751823	LH	57.00	COVER (T-133)
68	4469	.7751850	1	119.20	COVER (T-133)
68	4437	.7751824	RH	57.00	COVER (T-138)
68	4437	.7751825	LH	57.00	COVER (T-138)
68	4469	.7751851	1	119.20	COVER (T-137)
68	4469	.7751852	1	119.20	COVER (T-138)
68	4439	.7751834	RH	52.95	COVER (T-140)
68	4439	.7751835	LH	52.95	COVER (T-140)
68	4439	.7751836	RH	52.95	COVER (T-141)
68	4439	.7751837	LH	52.95	COVER (T-141)
68	4439	.7751838	RH	52.95	COVER (T-143)
68	4439	.7751839	LH	52.95	COVER (T-143)
68	4439	.7751840	RH	52.95	COVER (T-147)
68	4439	.7751841	LH	52.95	COVER (T-147)
68	4469	.8710973	1	113.10	COVER (T-152)
68	4467-4600	.7751844	RH	53.80	COVER (T-152)
68	4467-4600	.7751845	LH	53.80	COVER (T-152)
68	4469	.7751854	1	110.20	COVER (T-158)
68	3537-4437-67	.7751806	RH	55.55	COVER (T-160)
68	3537-4437-67	.7751807	LH	55.55	COVER (T-160)
68	3537-4437-67	.7751808	RH	55.55	COVER (T-161)
68	3537-4437-67	.7751809	LH	55.55	COVER (T-161)
68	3537-4437-39	.7751810	RH	55.55	COVER (T-162)
68	3537-4437-39	.7751811	LH	55.55	COVER (T-162)
68	35-4437-4439-67	.7751814	RH	55.55	COVER (T-163)
68	35-4437-4439-67	.7751815	LH	55.55	COVER (T-163)
68	4467	.7751816	RH	55.55	COVER (T-167)
68	4467	.7751817	LH	55.55	COVER (T-167)
68	34-44-4637	.7751830	2	54.10	COVER (T-170)
68	3437-4437-67-4637-67	.7751827	2	54.10	COVER (T-17 1)
68	3437-4437-67-4637-67	.7751828	2	54.10	COVER (T-172)
68	34-44-4637	.7751831	2	54.10	COVER (T-173)
68	4000 Wagons	.7777756		111.65	COVER (T-180)
68	4000 Wagons	.7777757		111.65	COVER (T-181)
68	4000 Wagons	.7777758		111.65	COVER (T-183)
68	4000 Wagons	.7777759		111.65	COVER (T-187)
68	4000 Wagons	.7798240		111.65	COVER (T-188)
68	3327	.7751776	RH	35.45	COVER (T-191)
68	3327	.7751777	LH	35.45	COVER (T-191)
68	3327	.7751778	RH	35.45	COVER (T-194)
68	3327	.7751779	LH	35.45	COVER (T-194)
68	3327	.7751780	RH	35.45	COVER (T-198)
68	3327	.7751781	LH	35.45	COVER (T-198)
68	5239-69	.7763976	1	73.50	COVER (T-400)
68	5287	.7763984	RH	38.50	COVER (T-400)
68	5287	.7763985	LH	38.50	COVER (T-400)
68	5239-69	.7763977	1	73.50	COVER (T-401)
68	5287	.7763986	RH	38.50	COVER (T-401)
68	5287	.7763987	LH	38.50	COVER (T-401)
68	5239-69	.7763978	1	73.50	COVER (T-403)
68	5287	.7763988	RH	38.50	COVER (T-403)
68	5287	.7763989	LH	38.50	COVER (T-403)
68	5239-69	.7763979	1	73.50	COVER (T-407)
68	5287	.7763990	RH	38.50	COVER (T-407)
68	5287	.7763991	LH	38.50	COVER (T-407)

68	5239-69	.7763980	1	73.50	COVER (T-408)
68	5287	.7763992	RH	38.50	COVER (T-408)
68	5287	.7763993	LH	38.50	COVER (T-408)
68	5439-69-6439-69	.7763994	1	107.90	COVER (T-410)
68	5439-69-6439-69	.7763995	1	107.90	COVER (T-41 1)
68	54-7	.7764144	RH	56.70	COVER (T-41 1)
68	54-6487	.7764145	LH	56.70	COVER (T-41 1)
68	5439-69-6439-69	.7763996	1	107.90	COVER (T-413)
68	54-6487	.7764146	RH	56.70	COVER (T-413)
68	54-6487	.7764147	LH	56.70	COVER (T-413)
68	5439-69-6439-69	.7763997	1	107.90	COVER (T-417)
68	54-6487	.7764140	RH	52.95	COVER (T-420)
68	54-6487	.7764141	LH	52.95	COVER (T-420)
68	5439-69-6439-69	.7763999	1	104.15	COVER (T-421)
68	5467-87-6487	.7764132	RH	52.95	COVER (T-421)
68	5467-87-6487	.7764133	LH	52.95	COVER (T-421)
68	5439-69-6439-69	.7764000	1	104.15	COVER (T-423)
68	5467-87-6487	.7764134	RH	52.95	COVER (T-423)
68	5467-87-6487	.7764135	LH	52.95	COVER (T-423)
68	5467	.7764138	RH	52.95	COVER (T-427)
68	5467	.7764139	LH	52.95	COVER (T-427)
68	5439-69-6439-69	.7764126	1	104.15	COVER (T-428)
68	5467-87-6487	.7764136	RH	52.95	COVER (T-428)
68	5467-87-6487	.7764137	LH	52.95	COVER (T-428)
68	6639-87	.7764158	RH	61.90	COVER (T-450)
68	6639-87	.7764159	LH	61.90	COVER (T-450)
68	6600	.7764152	RH	61.90	COVER (T-451)
68	6600	.7764153	LH	61.90	COVER (T-451)
68	6600	.7764154	RH	61.90	COVER (T-452)
68	6600	.7764155	LH	61.90	COVER (T-452)
68	6667	.7764160	RH	61.90	COVER (T-457)
68	6667	.7764161	LH	61.90	COVER (T-457)
68	6600	.7764156	RH	61.90	COVER (T-458)
68	6600	.7764157	LH	61.90	COVER (T-458)
68	6639	.7764162	RH	84.75	COVER (T-461)
68	6639	.7764163	LH	84.75	COVER (T-461)
68	6639	.7764164	RH	84.75	COVER (T-468)
68	6639	.7764165	LH	84.75	COVER (T-468)
68	54-6487	.7764149	2	45.95	COVER (T-478)
68	6667-87	.7764167	2	47.15	COVER (T-498)
68	8239-69	.7764169	1	107.65	COVER (T-601)
68	8257	.7764174	RH	61.60	COVER (T-601)
68	8257	.7764175	LH	61.60	COVER (T-601)
68	8239-69	.7764170	1	107.65	COVER (T-603)
68	8257	.7764176	RH	61.60	COVER (T-603)
68	8257	.7764177	LH	61.60	COVER (T-603)
68	8239-69	.7764171	1	107.65	COVER (T-608)
68	8257	.7764178	RH	61.60	COVER (T-608)
68	8257	.7764179	LH	61.60	COVER (T-608)
68	8239-69	.7764128	1	96.90	COVER (T-614)
68	8257	.7764182	RH	54.40	COVER (T-614)
68	8257	.7764183	LH	54.40	COVER (T-614)
68	8239-69	.7764129	1	96.90	COVER (T-618)
68	8257	.7764184	RH	54.40	COVER (T-618)
68	8257	.7764185	LH	54.40	COVER (T-618)
68	8439-69	.7764187	1	162.00	COVER (T-620)
68	8439-69	.7764188	1	162.00	COVER (T-621)
68	8439-69	.7764189	1	162.00	COVER (T-627)
68	8439-69	.7764190	1	162.00	COVER (T-628)
68	8400	.7764208	RH	75.25	COVER (T-631)
68	8400	.7764209	LH	75.25	COVER (T-631)
68	8400	.7764210	RH	75.25	COVER (T-633)
68	8400	.7764211	LH	75.25	COVER (T-633)
68	8457-67	.7764212	RH	75.25	COVER (T-637)
68	8457-67	.7764213	LH	75.25	COVER (T-637)
68	8400	.7764214	RH	75.25	COVER (T-638)
68	8400	.7764215	LH	75.25	COVER (T-638)
68	8467	.7764217		52.05	COVER (T-648)
68	8439	.7764202		202.50	COVER (T-651)
68	8439	.7764201		202.50	COVER (T-654)
68	8439	.7764203		202.50	COVER (T-658)
68	8439	.7764205		190.95	COVER (T-668)
68	9487	.7757542	RH	63.35	COVER (T-672)
68	9487	.7757543	LH	63.35	COVER (T-672)
68	9487	.7757547	2	52.65	COVER (T-674)
68	9487	.7757544	RH	63.35	COVER (T-675)
68	9487	.7757545	LH	63.35	COVER (T-675)
68	9487	.7757548	2	52.65	COVER (T-678)

68	9487	7757550	2	59.60	COVER (T-680-690)
68	9487	7757551	2	59.60	COVER (T-682)
68	9487	7757552	2	59.60	COVER (T-683-693)
68	9487	7757555	2	62.45	COVER (T-684)
68	9487	7757556	2	62.45	COVER (T-685)
68	9487	7757553	2	59.60	COVER (T-688-698)
68	9487	7757559	2	59.60	COVER (T-691)
69	3369	8734563	1	74.95	COVER (T-101)
69	3369	8734564	1	74.95	COVER (T-103)
69	3327	8734546	1	40.50	COVER, pass. (T-103)
69	3327	8734547	1	40.50	COVER, ***** (T-103)
69	3327	8734548	1	40.50	COVER, ***** (T-103)
69	3327	8734549	1	40.50	COVER, ***** (T-103)
69	3369	8734565	1	74.95	COVER (T-108)
69	3327	8734554	1	39.90	COVER, pass. (T-1 1 1)
69	3327	8734555	1	39.90	COVER, ***** (T-1 1 1)
69	3327	8734556	1	39.90	COVER, ***** (T-1 14)
69	3327	8734557	1	39.90	COVER, ***** (T-1 14)
69	3327	8734558	1	39.90	COVER, ***** (T-1 14)
69	3327	8734559	1	39.90	COVER, ***** (T-1 14)
69	3369-3435-36-3569	8734568	1	81.00	COVER (T-121)
69	3437-3537	8734578	1	41.65	COVER, pass. (T-121)
69	3437-3537	8734579	1	41.65	COVER, driver (T-121)
69	3369-3569	8734569	1	81.00	COVER (T-124)
69	3437-3537	8734580	1	41.65	COVER, pass. (T-1 24)
69	3435-3436	8755544	1	41.65	COVER, driver (T-1 24)
69	3435-3436	8734570	1	81.00	COVER (T-125)
69	3369-3569	8734571	1	81.00	COVER (T-1 26)
69	3437-3537	8734582	1	81.00	COVER (T-128)
69	3437-3537	8734583	1	41.65	COVER, pass. (T-128)
69	3569	8734572	1	41.65	COVER, driver (T-128)
69	3569	8734573	1	88.80	COVER (T-130)
69	3569	8734574	1	88.80	COVER (T-131)
69	3569	8734575	1	88.80	COVER (T-133)
69	4469	8734625	1	88.80	COVER (T-138)
69	4437	8734594	1	140.00	COVER (T-140)
69	4437	8734595	1	76.05	COVER, pass. (T-141)
69	4469	8734638	1	76.05	COVER, ***** (T-141)
69	4437	8734596	1	140.00	COVER (T-141)
69	4437	8734597	1	76.05	COVER, pass. (T-143)
69	4469	8734639	1	76.05	COVER, ***** (T-1 43)
69	4469	8755547	1	140.00	COVER (T-143)
69	4437	8734598	1	140.00	COVER (T-147)
69	4437	8734599	1	76.05	COVER, pass. (T-148)
69	4439	8755548	1	76.05	COVER, driver (T-148)
69	4439	8755549	1	75.80	COVER, ***** (T-150)
69	4439	8734622	1	75.80	COVER, ***** (T-150)
69	4439	8734623	1	75.50	COVER, ***** (T-151)
69	4439	873471 0	1	75.50	COVER, ***** (T-151)
69	4439	873471 1	1	75.50	COVER, ***** (T-152)
69	4439	873471 2	1	75.50	COVER, ***** (T-152)
69	4439	873471 3	1	75.50	COVER, ***** (T-152)
69	4467-4637-4667	8734628	1	75.50	COVER, ***** (T-152)
69	4467-4637-4667	8734629	1	64.30	COVER, ***** (T-154)
69	4469	8734642	1	64.30	COVER, ***** (T-154)
69	4467-4637-67	8734630	1	127.00	COVER (T-1 66)
69	4467-4637-67	8734631	1	64.30	COVER, pass. (T-168)
69	4469	8734643	1	64.30	COVER, driver (T-168)
69	3537-4437	8734602	1	127.00	COVER (T-168)
69	3537 4437	8734603	1	64.20	COVER, pass. (T-1 70)
69	3537-4437-4467	8734604	1	64.20	COVER, driver (T-1 70)
69	3537-4437-4467	8734605	1	64.20	COVER, pass. (T-171)
69	3537-4437-39	8734606	1	64.20	COVER, driver (T-171)
69	3537-4437-39	8734607	1	64.20	COVER, ***** (T-175)
69	3537-4437-39-67	8734608	1	64.20	COVER, ***** (T-175)
69	3537-4437-39-67	8734609	1	64.20	COVER, ***** (T-176)
69	3537-4437-39-67	8734610	1	64.20	COVER, ***** (T-176)
69	3537-4437-39-67	873461 1	1	64.20	COVER, ***** (T-176)
69	3437-4437-4637	8734585	1	64.20	COVER, ***** (T-178)
69	3437-4437-4637	8734587	2	59.30	COVER (T 181)
69	3437-4437-4637	8755545	2	59.30	COVER (T-1 85)
69	4467-4667	8755546	2	59.30	COVER (T-186)
69	3437-4437-67-4637-67	8734588	2	59.30	COVER (T-187)
69	4456-66	8739166	2	59.30	COVER (T-1 88)
69	4456-66	8739167	1	127.00	COVER (T-190)
69	4456-66	8755560	1	127.00	COVER (T-191)
69	4456-66	8739168	1	127.85	COVER (T-195)
			1	127.00	COVER (T-196)

69	4456-4466..	8739169	127.00	COVER (T-197)
69	5237..	8743094	43.65	COVER, pass. (T-400) .
69	5237..	8743095	43.65	COVER, driver (T-400) .
69	5 239-69..	87431 17	74.95	COVER (T-400)
69	5 237..	8743096	43.65	COVER, pass. (T-401) .
69	5 237..	8743097	43.65	COVER, driver (T-401) .
69	5239-69..	87431 18	74.95	COVER (T-401)
69	5237..	8743098	43.65	COVER, pass. (T-403) .
69	5237..	8743099	43.65	COVER, driver (T-403) .
69	5239-69..	87431 19	7 4 95	COVER (T-403)
69	5237..	8743100	43.65	COVER, pass (T-407) ..
69	5237..	8743101	43.65	COVER, driver (T-407) .
69	5239-69..	8743120	7 4.95	COVER (T-407)
69	5237..	87431 14	43.65	COVER, pass. (T-408) .
69	5237..	87431 15	43.65	COVER, driver (T-408) .
69	5239-69..	8743121	74.95	COVER (T-408)
69	54-6437..	8743126	54.40	COVER, pass. (T-4 10) .
69	54-6437..	8743127	54.40	COVER, driver (T-4 10) .
69	5439-69-6439-69..	8743153	103.00	COVER (T-4 10)
69	54-6437..	8743130	54.40	COVER, pass. (T-41 1) .
69	54-6437..	8743131	54.40	COVER, driver (T-41 1) .
69	5439-69-6439-69..	8743151	103.00	COVER (T-41 1)
69	54-6437..	8743124	54.40	COVER, pass. (T-4 13)
69	54-6437..	8743125	54.40	COVER, driver (T-4 13)
69	5439-69-6439-69..	8743152	103.00	COVER (T-4 13)
69	5437-6437..	8743132	52.95	COVER, pass. (T-421) .
69	54-6437..	8743133	52.95	COVER, driver (T-421) .
69	5467..	8743142	52.95	COVER, pass. (T-421) .
69	5467..	8743143	52.95	COVER, driver (T-421) .
69	5439-69-6439-69..	8743156	101.55	COVER (T-421)
69	5439-69-6439-69..	8743154	101.55	COVER (T-425)
69	54-6437..	8749304	52.95	COVER, pass. (T-425) .
69	54-6437..	8749305	52.95	COVER, driver (T-425) .
69	54-6437..	8743134	52.95	COVER, pass. (T-426) .
69	54-6437..	8743135	52.95	COVER, driver (T-426) .
69	5467..	8743144	52.95	COVER, pass. (T-426) .
69	5467..	8743135	52.95	COVER, driver (T-426) .
69	5439-69-6439-69..	8743157	101.55	COVER (T-426)
69	5467..	8743146	52.95	COVER, pass. (T-427) .
69	5467..	8743147	52.95	COVER, driver (T-427) .
69	54-6437..	8743136	52.95	COVER, pass. (T-428)
69	54-6437..	8743137	52.95	COVER, driver (T-428)
69	5467..	8743148	52.95	COVER, pass. (T-428)
69	5467..	8743149	52.95	COVER, driver (T-428)
69	5439-69-6439-69..	8743158	101.55	COVER (T-428)
69	5437 6437..	8766272	44 35	COVER (T-438)
69	6637-39..	8743164	70.55	COVER, pass. (T-451)
69	6637-39..	8743165	70.55	COVER, driver (T-45 1)
69	6637-39..	8743166	70.55	COVER, pass. (T-453)
69	6637 39..	8743167	70.55	COVER, driver (T-453)
69	6637-39-67..	8743172	70.55	COVER, pass. (T-455)
69	6637-39-67..	8743173	70.55	COVER, driver (T-455)
69	6637-39-67..	8743168	70.55	COVER, pass. (T-458)
69	6637-39-67..	8743169	70.55	COVER, driver (T-458)
69	6639..	8743174	78.40	COVER, pass. (T-464)
69	6639..	8743175	78.40	COVER, driver (T-464)
69	6639..	8743184	78.40	COVER, pass. (T-468)
69	6639..	8743185	7 8.40	COVER, driver (T-468)
69	6637..	8743187	52.05	COVER (T-478)
69	8239-69..	8743189	1 16.30	COVER (T-601)
69	8257..	8743198	65.95	COVER, pass. (T-601)
69	8257..	8743199	65.95	COVER, driver (T-601)
69	8239-69..	8743190	1 1 6.30	COVER (T-603)
69	8257..	8743200	65.95	COVER, pass. (T-603)
69	8257..	8743201	65.95	COVER, driver (T-603)
69	8239-69..	8743191	1 16.30	COVER (T-608)
69	8257..	8743202	65.95	COVER, pass. (T-608)
69	8257..	8743203	65.95	COVER, driver (T-608)
69	8239-69..	8743193	103.85	COVER (T-614)
69	8257..	8743206	59.05	COVER, pass. (T-614)
69	8257..	8743207	59.05	COVER, driver (T-614)
69	8239-69..	8743194	103.85	COVER (T-618)
69	8257..	8743208	59.05	COVER, pass. (T-618)
69	8257..	8743209	59.05	COVER, driver (T-618)
69	8439-69..	874321 1	193.25	COVER (T-620)
69	8439..	8743212	193.25	COVER (T-621)
69	8439-69..	8777677	201.30	COVER (T-624)
69	8439-69..	8743214	193.25	COVER (T-628)

2

69	8457.....	.8746818	87.95	COVER, pass. (T-630).....
69	8457.....	.8746819	87.95	COVER, driver (T-630).....
69	8400.....	.8746812	87.95	COVER, pass. (T-63 1-632) .
69	8400.....	.8746813	87.95	COVER, driver (T-63 1-632)
69	8400.....	.8746814	87.95	COVER, pass. (T-633-636) .
69	8400.....	.8746815	87.95	COVER, driver (T-633-636)
69	8467.....	.8746820	87.95	COVER, pass. (T-637).....
69	8467.....	.8746821	87.95	COVER, driver (T-637).....
69	8400.....	.8746816	87.95	COVER, pass. (T-638-639) .
69	8400.....	.8746817	87.95	COVER, driver (T-638-639)
69	8439-57.....	.8754146	129.05	COVER, pass. (T-64 1).....
69	8439-57.....	.8754147	129.05	COVER, driver (T-641).....
69	8439-57.....	.8754148	129.05	COVER, pass. (T-644).....
69	8439-57.....	.8754149	1 29.05	COVER, driver (T-644).....
69	8439-57.....	.8754150	129.05	COVER, pass. (T-648).....
69	8439-57.....	.8754151	129.05	COVER, driver (T-648).....
69	8439.....	.8754152	120.65	COVER, pass. (T-658).....
69	8439.....	.8754153	120.65	COVER, driver (T-658).....
69	9487.....	.8718506	66.45	COVER (T-664).....
69	9487.....	.8718928	77.65	COVER, pass. (T-666).....
69	9487.....	.8718929	77.65	COVER, driver (T-666).....
69-70	9487.....	.8718507	66.45	COVER (T-668).....
69	9487.....	.8718930	77.65	COVER, pass. (T-669).....
69	9487.....	.8718931	77.65	COVER, driver (T-669).....
69	9487.....	.8718527	2 69.10	COVER (T-674).....
69	9487.....	.8718528	2 69.10	COVER (T-678).....
69	9487.....	.8718530	2 66.10	COVER (T-680).....
69	9487.....	.8757761	2 66.10	COVER (T-685).....
69	9487.....	.873531 0	2 66.10	COVER (T-686).....
69	9487.....	.8735311	2 66.10	COVER (T-687).....
69	9487.....	.8718533	2 66.10	COVER (T-688-698).....
69	9487.....	.8718531	2 66.10	COVER (T-691).....
69	9487.....	.8757762	2 66.10	COVER (T-692).....
69	9487.....	.8718532	2 66.10	COVER (T-694).....
70	3369.....	.8805448	66.25	COVER (T-101).....
70	3327.....	.8805432	36.15	COVER, pass. (T-104).....
70	332 7.....	.8805433	36.1 5	COVER, driver (T-104).....
70	3369.....	.8805449	66.25	COVER (T-104).....
70	332 7.....	.8805434	36.15	COVER, pass. (T-108).....
70	332 7.....	.8805435	36.15	COVER, driver (T-108).....
70	3369.....	.8805450	66.25	COVER (T-108).....
70	33 2 7.....	.8805440	37.50	COVER, pass. (T-1 1 1).....
70	3327.....	.8805441	37.50	COVER, driver (T-1 1 1).....
70	332 7.....	.8805442	37.50	COVER, pass. (T-1 14).....
70	3327.....	.8805443	37.50	COVER, driver (T-1 14).....
70	33 2 7.....	.8805444	37.50	COVER, pass. (T-1 18).....
70	332 7.....	.8805445	37.50	COVER, driver (T-1 18).....
70	3369-3435-3436-3569..	.8805578	76.05	COVER (T-121).....
70	34-35-4637.....	.8805588	41.80	COVER, pass. (T-121).....
70	34-35-4637.....	.8805589	41.80	COVER, driver (T-121).....
70	3369-3435-3436-3569..	.8805579	76.05	COVER (T-1 24).....
70	34-35-4637.....	.8805590	41.80	COVER, pass. (T-1 24).....
70	34-35-4637.....	.8805591	41.80	COVER, driver (T-124).....
70	3369-3569.....	.8805580	76.05	COVER (T-128).....
70	34-35-4637.....	.8805592	41.80	COVER, pass. (T-128).....
70	34-35-4637.....	.8805593	4 1.80	COVER, driver (T-128).....
70	3435-3436.....	.8805581	76.05	COVER (T-1 29).....
70	3569.....	.8805583	83.40	COVER (T-130).....
70	3569.....	.8805584	83.40	COVER (T-134).....
70	3569.....	.8805585	83.40	COVER (T-138).....
70	4439-4469.....	.8805623	120.85	COVER (T-140).....
70	4437.....	.9812226	71.45	COVER, pass. (T-141).....
70	4437.....	.9812227	71.45	COVER, driver (T-141).....
70	4439-4469.....	.8805620	120.85	COVER (T-141).....
70	4439-4469.....	.8805621	120.85	COVER (T-144).....
70	4437.....	.9812228	71.45	COVER, pass. (T-144).....
70	4437.....	.9812229	71.45	COVER, driver (T-144).....
70	4437.....	.9812230	71.45	COVER, pass. (T-1 48).....
70	4437.....	.9812231	71.45	COVER, driver (T-1 48).....
70	4439-4469.....	.8805622	120.85	COVER (T-1 48).....
70	4467-4667.....	.9812232	56.20	COVER, pass. (T-1 54).....
70	4467-4667.....	.9812233	56.20	COVER, driver (T-1 54).....
70	44-4667.....	.9812234	56.20	COVER, pass. (T-158).....
70	44-4667.....	.9812235	56.20	COVER, driver (T-1 58).....
70	4469.....	.8805632	1 10.80	COVER (T-158).....
70	4469.....	.8805631	1 10.80	COVER (T-1 59).....
70	3437-3537-4437-4439-4637.....	.9812236	53.00	COVER, pass. (T-1 70).....

70	3437-3537-4437-4439-4-			
	637..	.9812237	53.00	COVER, driver (T-170) .
70	3437-3537-4437-4467-			
	4637-4667..	.9812238	53.00	COVER, pass. (T-175) .
70	3437-3537-4437-4467-			
	4637-4667..	.9812239	53.00	COVER, driver (T-175) .
70	3437-3537-4437-4439-			
	4637..	.981 2240	53.00	COVER, pass. (T-1 76) .
70	3437-3537-4437-4439-			
	4637..	.9812241	53.00	COVER, driver (T-1 76) .
70	3437-3537-4437-4439-			
	4637..	.981 2242	53.00	COVER, pass (T-178) .
70	3437-3537-4437-4439-			
	4637..	.9812243	53.00	COVER, driver (T-1 78) .
70	3437-3537-4437-4439-			
	4467-4637-4667..	.9812244	53.00	COVER, pass. (T-1 79) .
70	3437-3537-4437-4439-			
	4467-4637-4667..	.9812245	53.00	COVER, driver (T-1 79) .
70	3437-4437-4637..	.8805595		
70	3437-4437-4467-4637-		53.00	COVER (T-1 81)
	4667..	.8805596		
70	3437-4437-4467-4637-		53.00	COVER (T-1 85)
	4667..	.8805597		
70	3437-4437-4467-4637-		53.00	COVER (T-1 88)
	4667..	.8805598		
70	5237..	.8807280	53.00	COVER (T-189)
70	5237..	.8807281	42.60	COVER, pass. (T-400) .
70	5239-5269..	.8807289	42.60	COVER, driver (T-400) .
70	5237..	.8807282	73.90	COVER (T-400)
70	5237..	.8807283	42.60	COVER, pass. (T-401)
70	5239-5269..	.8807290	42.60	COVER, driver (T-401) .
70	5237..	.8807284	73.90	COVER (T-401)
70	5237..	.8807285	42.60	COVER, pass. (T-404)
70	5239-5269..	.8807291	42.60	COVER, driver (T-404)
70	5237..	.8807286	73.90	COVER (T-404)
70	5237..	.8807287	42.60	COVER, pass. (T-408)
70	5239-5269..	.8807292	42.60	COVER, driver (T-408)
70	5437-6437..	.8807296	73.90	COVER (T-408)
70	5437-6437..	.8807297	52.15	COVER, pass. (T-4 10)
70	5439-5469-6439-6469..	.8807314	52.15	COVER, driver (T-4 10)
70	5437-6437..	.8807298	96.70	COVER (T-4 10)
70	5437-6437..	.8807299	52.15	COVER, pass. (T-41 1)
70	5439-5469-6439-6469..	.8807315	52.15	COVER, driver (T-41 1)
70	5437-6437..	.8807300	96.70	COVER (T-41 1)
70	5439-5469-6439-6469..	.8807316	52.15	COVER, pass. (T-4 14)
70	5437-6437..	.8807304	52.15	COVER, driver (T-4 14)
70	5437-6437..	.8807305	96.70	COVER (T-4 14)
70	5439-5469-6439-6469..	.8807318	46.20	COVER, pass. (T-420)
70	5437-5467-6437..	.8807306	46.20	COVER, driver (T-420)
70	5437-5467-6437..	.8807307	87.75	COVER (T-420)
70	5439-5469-6439-6439..	.8807319	46.20	COVER, pass. (T-421)
70	5437-5467-6437..	.8807308	46.20	COVER, driver (T-42 1)
70	5437-5467-6437..	.8807309	87.75	COVER (T-421)
70	5439-5469-6439-6469..	.8807320	46.20	COVER, pass. (T-426)
70	5467..	.8807312	46.20	COVER, driver (T-426)
70	5467..	.8807313	87.75	COVER (T-426)
70	5437-5467-6437..	.8807310	46.20	COVER, pass. (T-427)
70	5439-5469-6439-6469..	.8807321	46.20	COVER, driver (T-427)
70	6639..	.9814266	46.20	COVER, pass. (T-428)
70	6639..	.9814267	46.20	COVER, driver (T-428)
70	6639..	.9814268	87.75	COVER (T-428)
70	6639..	.9814269	73.60	COVER, pass. (T-434)
70	6036-6046..	.8807323	73.60	COVER, driver (T-434)
70	6036-6046..	.8807324	73.60	COVER, pass. (T-438)
70	6036-6046..	.8807325	73.60	COVER, driver (T-438)
70	6036-6046..	.8807326	86.65	COVER (T-440)
70	6036-46..	.9814352	86.65	COVER (T-441)
70	6036-46..	.9814353	86.65	COVER (T-444)
70	6036-46..	.9814354	86.65	COVER (T-449)
70	6036-46..	.9814355	78.20	COVER (T-450) pass. .
70	6036-46..	.9814356	78.20	COVER (T-450) driver
70	6036-46..	.9814357	78.20	COVER (T-451) pass. .
70	6036-46..	.9814358	78.20	COVER (T-451) driver
70	6036-46..	.9814359	78.20	COVER (T-454) pass. .
70	6637-6639..	.9814248	78.20	COVER (T-454) driver
70	6637-6639..	.9814249	78.20	COVER (T-459) pass. .
			78.20	COVER (T-459) driver
			61.10	COVER, pass. (T-460)

70	6637-6639-6667..	9814250	61 .10	COVER, pass. (T-465)
70	6637-6639-6667..	9814251	61 .10	COVER, driver (T-465)
70	6637-6639..	9814252	61 .10	COVER, pass. (T-466)
70	6637-6639..	9814253	61 .10	COVER, driver (T-466)
70	6637-6639-6667..	9814254	61 .10	COVER, pass. (T-468)
70	6637-6639-6667..	9814255	61..10	COVER, driver (T-468)
70	6637..	8807343	52. 45	COVER (T-478)
70	8239-8269..	8807345	109. 20	COVER (T-481)
70	8257..	9814238	80 65	COVER, pass. (T-481)
70	8257..	9814239	80 65	COVER, driver (T-481)
70	8239-8269..	8807346	109. 20	COVER (T-484)
70	8257..	9814240	80. 65	COVER, pass. (T-484)
70	8257..	9814241	80 65	COVER, driver (T-484)
70	8239-8269..	8807347	109 20	COVER (T-488)
70	8257..	9814242	80. 65	COVER, pass. (T-488)
70	8257..	9814243	80. 65	COVER, driver (T-488)
70	8239..	8807349	97 .55	COVER (T 494)
70	8257..	9814244	55 40	COVER, pass. (T-494)
70	8257..	9814245	55 40	COVER, driver (T-494)
70	8239..	8807350	97 55	COVER (T-498)
70	8257..	9814246	55 .40	COVER, pass. (T-498)
70	8257..	9814247	55 .40	COVER, driver (T-498)
70	8439-8469..	8807366	133. 65	COVER (T-600)
70	8439-8469..	8807367	133 65	COVER (T-601)
70	8439-8469..	8807368	133 65	COVER (T-604)
70	8439-8469..	8807369	133 65	COVER (T-608)
70	8439-8457-8467-8469..	8807378	88 00	COVER, pass. (T-6 1 4-624) .
70	8439-8457-8467-8469..	8807379	88 00	COVER, driver (T-614-624)
70	8467..	8807384	88 00	COVER, pass. (T-6 17)
70	8467..	8807385	.00	COVER, driver (T-6 17)
70	8439-8457-8467-8469..	8807380	.00	COVER, pass. (T-6 18-628) .
70	8439-8457-8467-8469..	8807381	.00	COVER, driver (T-6 18-628)
70	8439-8457-8467-8469..	8807382	88 00	COVER, pass. (T 619-629) .
70	8439-8457-8467-8469..	8807383	88 00	COVER, driver (T-6 19-629)
70	8439-8457 1st Type_____	8807388	133 90	COVER, pass. (T-631)
70	8439-8457 1st Type_____	8807389	133 .90	COVER, driver (T-631)
70	8439 1st Type.	8807371	182 5 5	COVER (T-632)
70	8439-8457 1st Type	8807390	133 90	COVER, pass. (T-634)
70	8439-8457 1st Type	8807391	133 .90	COVER, driver (T-634)
70	8439 1st Type.	8807372	182 .55	COVER (T-635)
70	8439 1st Type.	8807373	182 55	COVER (T-637)
70	8439-8457 1st Type_____	8807392	133 90	COVER, pass. (T-638)
70	8439-8457 1st Type_____	8807393	133 .90	COVER, driver (T-638)
70	8439-57 2nd Type.	9824162	111 90	COVER, pass. (T-631)
70	8439-57 2nd Type.	9824163	111 90	COVER, driver (T-63 1)
70	8439 2nd Type.. . . .	9824169	217 30	COVER (T-632)
70	8439-57 2nd Type.	9824164	142 90	COVER, pass. (T-634)
70	8439-57 2nd Type.	9824165	142 .90	COVER, driver (T-634)
70	8439 2nd Type.	9824170	217 .30	COVER (T-635)
70	8439 2nd Type.. . . .	9824171	217 .30	COVER (T-637)
70	8439-57 2nd Type.	9824166	142 .90	COVER, pass. (T-638)
70	8439-57 2nd Type.	9824167	142 .90	COVER, driver (T-638)
	NOTE 1970 8439-57 1st type, vinyl ins		2 72* .55	cloth insert.
70	8439..	8807375	124 20	COVER (T-639)
70	8439..	8807396	124 45	COVER, pass. (T-648)
70	8439..	8807397	124 .45	COVER, driver (T-648)
70	8457..	8807398	124 .45	COVER, pass. (T-649)
70	8457..	8807399	72 .45	COVER, driver (T-649)
70	9487..	9814274	72 80	COVER, pass. (T-650)
70	9487..	9814275	72 .80	COVER, driver (T-650)
70	9487..	9814276	72 .80	COVER, pass. (T-654)
70	9487..	9814277	72 80	COVER, driver (T-654)
70	9487..	9814278	72 80	COVER, pass. (T-659)
70	9487..	9814279	72 .80	COVER, driver (T-659)
70	9487..	8803209	72 .45	COVER (T-666)
70	9487..	8803217	72 30	COVER (T-678)
70	9487..	8803218	62 30	COVER (T-679)
70	9487..	8803220	62 10	COVER (T-680)
70	9487..	8803221	62 10	COVER (T-681)
70	9487..	8803222	62 10	COVER (T-684)
70	9487..	8803223	62 10	COVER (T-686)
70	9487..	8803225	62 10	COVER (T-695)
70	9487..	8803224	62 10	COVER (T-688-698)
70	9487..	8803226	64 10	COVER (T-699)
70	9487..	9819346	35 90	COVER (T-674)
71	3327-37-3437..	9855676	35 60	COVER, pass. (T-100)
71	3327 37-3437..	9855677	63 60	COVER, driver (T-100)
71	3369 3436..	9855707	1 .50	COVER (T-100)

71	3436	9855710	63.50	COVER (T-101)
71	3327-37-3437	9855678	35.60	COVER, pass. (T-104)
71	3327-37-3437	9855679	35.60	COVER, driver (T-104)
71	3369-3436	9855708	63.50	COVER (T-104)
71	3327-37-3437	9855680	35.60	COVER, pass. (T-108)
71	3327-37-3437	9855681	35.60	COVER, driver (T-108)
71	3369	9855709	63.50	COVER (T-108)
71	3327-37	9855418	46.90	COVER, pass. (T-110)
71	3327-37	9855419	46.90	COVER, driver (T-110)
71	3369	9855699	86.60	COVER (T-110)
71	3327-37	9855420	46.90	COVER, pass. (T-111)
71	3327-37	9855421	46.90	COVER, driver (T-111)
71	3369	9855700	86.60	COVER (T-111)
71	3327-37	9855422	46.90	COVER, pass. (T-114)
71	3327-37	9855423	46.90	COVER, driver (T-114)
71	3369	9855701	86.60	COVER (T-114)
71	3467-4467	9855722	62.25	COVER, pass. (T-134)
71	3467-4467	9855723	62.25	COVER, driver (T-134)
71	3369-4469	9855793	1 17.10	COVER (T-134)
71	3467-4467	9855724	62.25	COVER, pass. (T-138)
71	3467-4467	9855725	62.25	COVER, driver (T-138)
71	3369-4469	9855794	1 17.10	COVER (T-138)
71	4437	9855778	70.45	COVER, pass. (T-140)
71	4437	9855779	70.45	COVER, driver (T-140)
71	4439-69	9855785	1 15.30	COVER (T-140)
71	4437	9855780	70.45	COVER, pass. (T-141)
71	4437	9855781	70.45	COVER, driver (T-141)
71	4439-69	9855786	1 15.30	COVER (T-141)
71	4437	9855782	70.45	COVER, pass. (T-144)
71	4437	9855783	70.45	COVER, driver (T-144)
71	4439-69	9855787	1 15.30	COVER (T-144)
71	3337-3437-67-4437-39		56.65	COVER, pass. (T-150)
71	67	9855688	56.65	COVER, driver (T-150)
71	3337-3437-67-4437-39		56.65	COVER, pass. (T-154)
71	67	9855689	56.65	COVER, driver (T-154)
71	3337-3437-4437-39	9855690	56.65	COVER, driver (T-154)
71	3337-3437-4437-39	9855691	56.65	COVER, pass. (T-155)
71	3467-4467	9855692	56.10	COVER, driver (T-155)
71	3467-4467	9855693	56.65	COVER, pass. (T-156)
71	3337-3437-67-4437-39		56.65	COVER, driver (T-156)
71	67	9855694	56.65	COVER, pass. (T-158)
71	3337-3437-67-4437-39		50.15	COVER (T-165)
71	67	9855695	50.15	COVER (T-166)
71	3337-3437-4437-39	9855696	50.15	COVER (T-168)
71	3337-3437-4437-39	9855697	51.00	COVER (T-400)
71	3337-3437-4437	9855717	5 1.00	COVER, driver (T-400)
71	3337-3437-4437	9855718	89.95	COVER (T-400)
71	3337-3437-4437	9855719	51.00	COVER, pass. (T-401)
71	5257	9853434	5 1.00	COVER, driver (T-401)
71	5257	9853435	89.95	COVER (T-401)
71	5239-69	9853424	51.00	COVER, pass. (T-404)
71	5257	9853436	51.00	COVER, driver (T-404)
71	5257	9853437	89.95	COVER (T-404)
71	5239-69	9853425	51.00	COVER, pass. (T-408)
71	5257	9853438	5 1.00	COVER, driver (T-408)
71	5257	9853439	89.95	COVER (T-408)
71	5239-69	9853426	46.90	COVER, pass. (T-416)
71	5257	9853440	46.90	COVER, driver (T-416)
71	5257	9853441	81.50	COVER (T-416)
71	5239-69	9853427	46.90	COVER, pass. (T-418)
71	5257	9853444	46.90	COVER, driver (T-418)
71	5239-69	9853429	81.50	COVER (T-418)
71	5257	9853446	54.85	COVER, pass. (T-420)
71	5239-69	9853430	54.85	COVER, driver (T-420)
71	5457	9853450	101.40	COVER (T-420)
71	5457	9853451	54.85	COVER, pass. (T-421)
71	5439-69	9853211	54.85	COVER, driver (T-421)
71	5457	9853452	101.40	COVER (T-421)
71	5457	9853453	54.85	COVER, pass. (T-424)
71	5439-69	9853212	54.85	COVER, driver (T-424)
71	5457	9853454	101.40	COVER (T-424)
71	5457	9853455	50.15	COVER, pass. (T-430)
71	5439-69	9853213	50.15	COVER, driver (T-430)
71	5457	9853464	92.75	COVER (T-430)
71	5457	9853465		
71	5439-69	9853215		

71	5457-67.	.9853458	50.15	COVER, pass. (T-434)
71	5457-67.	.9853459	50.15	COVER, driver (T-434)
71	5439-69.	.9853216	92.75	COVER (T-434)
71	5457-67.	.9853460	50.15	COVER, pass. (T-436)
71	5457-67.	.9853461	50.15	COVER, driver (T-436)
71	5439-69.	.9853217	92.75	COVER (T-436)
71	5457-67.	.9853462	50.15	COVER, pass. (T-438)
71	5457-67.	.9853463	50.15	COVER, driver (T-438)
71	5439-69.	.9853218	92.75	COVER (T-438)
71	6035-45.	.9853466	82.95	COVER (T-440)
71	6035-45.	.9853469	82.95	COVER (T-441)
71	6035-45.	.9853467	82.95	COVER (T-444)
71	6035-45.	.9853468	82.95	COVER (T-446)
71	6035-45.	.9853472	74.30	COVER, pass. (T-450)
71	6035-45.	.9853473	74.30	COVER, driver (T-450)
71	6045.	.9853474	74.30	COVER, pass. (T-454)
71	6045.	.9853475	74.30	COVER, driver (T-454)
71	6035-45.	.9853476	74.30	COVER, pass. (T-456)
71	6035-45.	.9853477	74.30	COVER, driver (T-456)
71	6639-47.	.9853484	80.20	COVER, pass. (T-460)
71	6639-47.	.9853485	80.20	COVER, driver (T-460)
71	6667.	.9853488	80.20	COVER, pass. (T-461)
71	6667.	.9853489	80.20	COVER, driver (T-461)
71	6639.	.9853494	85.60	COVER, pass. (T-462)
71	6639-47.	.9853495	85.60	COVER, driver (T-462)
71	6639-47.	.9853496	85.60	COVER, pass. (T-463)
71	6639.	.9853497	85.60	COVER, driver (T-463)
71	6639-47.	.9853486	80.20	COVER, pass. (T-464)
71	6639 47.	.9853487	80.20	COVER, driver (T-464)
71	6667.	.9853490	80.20	COVER, pass. (T-465)
71	6667.	.9853491	80.20	COVER, driver (T-465)
71	6600.	.9853480	80.20	COVER, pass. (T-466)
71	6600.	.9853481	80.20	COVER, driver (T-466)
71	6600.	.9853482	80.20	COVER, pass. (T-468)
71	6600.	.9853483	80.20	COVER, driver (T-468)
71	8237.	.9853500	73.75	COVER, pass. (T-480)
71	8237.	.9853501	73.75	COVER, driver (T-480)
71	8239.	.9853513	105.85	COVER (T-480)
71	8237.	.9853502	73.75	COVER, pass. (T-481)
71	8237.	.9853503	73.75	COVER, driver (T-481)
71	8239.	.9853514	105.85	COVER (T-481)
71	8237.	.9853504	73.75	COVER, pass. (T-484)
71	8237.	.9853505	73.75	COVER, driver (T-484)
71	8239.	.9853515	105.85	COVER (T-484)
71	8237.	.9853508	1 1.20	COVER, pass. (T-494)
71	8237.	.9853509	1 1.20	COVER, driver (T-494)
71	8239.	.9853517	93.55	COVER (T-494)
71	8237.	.9853510	11.20	COVER, pass. (T-498)
71	8237.	.9853511	1 1.20	COVER, driver (T-498)
71	8239.	.9853518	93.55	COVER (T-498)
71	8439.	.9853538	151.45	COVER (T-600)
71	8439.	.9853539	151.45	COVER (T-601)
71	8439.	.9853540	151.45	COVER (T-604)
71	8439.	.9853541	151.45	COVER (T-608)
71	8437.	.9853522	78.15	COVER, pass. (T-610)
71	8437.	.9853524	78.15	COVER, driver (T-610)
71	8437.	.9853525	78.15	COVER, pass. (T-611)
71	8437.	.9853526	78.15	COVER, driver (T-611)
71	8437.	.9853527	78.15	COVER, pass. (T-614)
71	8437-39.	.9853530	78.15	COVER, driver (T-614)
71	8437-39.	.9853531	76.80	COVER, pass. (T-620)
71	8437-39.	.9853532	76.80	COVER, driver (T-620)
71	8437-39.	.9853533	76.80	COVER, pass. (T-624)
71	8437-39.	.9853534	76.80	COVER, driver (T-624)
71	8437-39.	.9853535	76.80	COVER, pass. (T-627)
71	8437-39.	.9853536	76.80	COVER, driver (T-627)
71	8437-39.	.9853537	76.80	COVER, pass. (T-628)
71	8439.	.9853956	76.80	COVER, driver (T-628)
71	8439.	.9853957	293.90	COVER (T-630)
71	8439.	.9853958	293.90	COVER (T-631)
71	8439.	.9853959	293.90	COVER (T-632)
71	8437-39.	.9853544	293.90	COVER (T-633)
71	8437-39.	.9890399	139.35	COVER, pass. (T-640)
71	8437-39.	.9853546	139.35	COVER, driver (T-640)
71	8437-39.	.9890401	139.35	COVER, pass. (T-641)
71	8437-39.	.9853954	139.35	COVER, driver (T-641)
71	8437-39.	.9890407	127.60	COVER, pass. (T-642)
			127.60	COVER, driver (T-642)

71	8437-39	9853548		139.35	COVER, pass. (T-644)
71	8437-39	9890403		139.35	COVER, driver (T-64 4)
71	8439	9853961		293.90	COVER (T-648)
71	9000	9853964		76.80	COVER, pass. (T-654)
71	9000	9853965		76.80	COVER, driver (T-654)
71	9000	9853966		76.80	COVER, pass. (T-658)
71	9000	9853967		76.80	COVER, driver (T-658)
71	9000	9853968	2	60.40	COVER (T-664)
71	9000	9853969	2	60.40	COVER (T-668)
71	9487	9863652	2	7 2.25	COVER (T-670)
71	9487	9863653	2	72.00	COVER (T-671)
71	9487	9863654	2	72.00	COVER (T-674)
71	9487	9863655	2	72.25	COVER (T-678)
71	9487	9863657	2	66.35	COVER (T-680)
71	9487	9863658	2	66.35	COVER (T-684)
71	9487	9863659	2		COVER (T-686)
71	9487	9863660	2	66.35	COVER (T-688-698)
71	9487	9863661	2	66.35	COVER (T-695)
71	9487	9863662	2	66.35	COVER (T-697)
72	3327-37-3437 Bench Seat	9895808	1	37.45	COVER, pass. (T-100)
72	3327-37-3437 Bench Seat	9895809	1	37.45	COVER, driver (T-100)
72	3369-3436 Bench Seat	9895820	1	68.10	COVER (T-100)
72	3436 Bench Seat	9895822	1	68.10	COVER (T-101)
72	3436 Bench Seat	9895823	1	68.10	COVER (T-104)
72	3327-37-3437 Bench Seat	9895810	1	37.45	COVER, pass. (T-106)
72	3327-37-3437 Bench Seat	9895811	1	37.45	COVER, driver (T-106)
72	3369-3436 Bench Seat				
72	3327-37-3437 Bench Seat	9895821	1	68.10	COVER (T-106)
72	3327-37-3437 Bench Seat	9855680	1	35.60	COVER, pass. (T-108)
72	3369 Bench Seat	9855681	1	35.60	COVER, driver (T-108)
72	3327-37 Bench Seat	9855709	1	63.50	COVER (T-108)
72	3327-37 Bench Seat	9895802	1	49.30	COVER, pass. (T-1 10)
72	3369 Bench Seat	9895803	1	49.30	COVER, driver (T-1 10)
72	3327-3337 Bench Seat	9895824	1	89.95	COVER (T-1 10)
72	3327-3337 Bench Seat	9895804	1	49.30	COVER, pass. (T-1 1 1)
72	3369 Bench Seat	9895805	1	49.30	COVER, driver (T-1 1 1)
72	3327-37 Bench Seat	9895825	1	89.95	COVER (T-1 1 1)
72	3327-3337 Bench Seat	9895806	1	49.30	COVER, pass. (T-1 14)
72	3369 Bench Seat	9895807	1	49.30	COVER, driver (T-1 14)
72	3467-4439-67 Split Notch Back	9895826	1	89.95	COVER (T-1 14)
72	3467-4439-67 Split Notch Back	9895816			
72	3467-4439-67 Split Notch Back	9895817	1	62.40	COVER, pass. (T-130)
72	3337-3437-4437 Split Notch Back	9895812	1	62.40	COVER, driver (T-130)
72	3337-3437-4437 Split Notch Back	9895813	1	58.25	COVER, pass. (T-133-134)
72	3337-3437-4437 Bkt. Seats	9895801	2	58.25	COVER, driver (T-133-134)
72	3337-3437-67-4437-67 Split Notch Back	9895814	2	50.60	COVER (T-135)
72	3337-3437-67-4437-67 Split Notch Back				
72	3369-4469 Bench Seat	9895815	1	58.25	COVER, driver (T-135)
72	3337-3437-67-4437-39-67 Split Notch Back	9855694	1	17.40	COVER (T-136)
72	3337-3437-67-4437-39-67 Split Notch Back	9855695	1	56.65	COVER, pass. (T-136)
72	3337-3437-4437 Bucket Seat		1	56.65	COVER, driver (T-136)
72	3337-3437-4437				
72	3467-4467 Bench Seat	9895818	2	50.60	COVER (T-137)
72	3467-4467 Bench Seat	9855719	2	50.15	COVER (T-138)
72	3337-3437-4437-39	9855724		62.25	COVER (T-138)
72	Split Notch Back	9855725		62.25	COVER (T-138)
72	3337-3437-4437-39	9855696		56.65	COVER, pass. (T-138)
72	Split Notch Back	9855697		56.65	COVER, driver (T-138)
72	3369-4469 Bench Seat	9855794		117.10	COVER (T-138)
72	4439-69 Bench Seat	9895827	1	19.60	COVER (T-140)
72	4437 Bench Seat	9895828		71.50	COVER, pass. (T-140)
72	4437 Bench Seat	9895829		7 1.50	COVER, driver (T-140)
72	4437 Bench Seat	9895830		71.50	COVER, pass. (T-141)

72	4437 Bench Seat	9895831	71.50	COVER, driver (T-141)
72	4439-69 Bench Seat	9895834	1 19.60	COVER (T-141)
72	4437 Bench Seat	9895832	71.50	COVER, pass. (T-144)
72	4437 Bench Seat	9895833	71.50	COVER, driver (T-144)
72	4439-69	9895835	1 19.60	COVER (T-144)
72	5257 Bench Seat	9899695	53.45	COVER, pass. (T-400)
72	5257 Bench Seat	9899696	53.45	COVER, driver (T-400)
72	5239-69 Bench Seat	9899691	94.00	COVER (T-400)
72	5257 Bench Seat	9899697	53.45	COVER, pass. (T-401)
72	5257 Bench Seat	9899698	53.45	COVER, driver (T-401)
72	5239-69 Bench Seat	9899692	94.00	COVER (T-401)
72	5257 Bench Seat	9899701	53.45	COVER, pass. (T-404)
72	5257 Bench Seat	9899702	53.45	COVER, driver (T-404)
72	5239-69 Bench Seat	9899693	94.00	COVER (T-404)
72	5257 Bench Seat	9899703	53.45	COVER, pass. (T-408)
72	5257 Bench Seat	9899704	53.45	COVER, driver (T-408)
72	5239-69 Bench Seat	9899694	94.00	COVER (T-408)
72	5257 Bench Seat	9853444	46.90	COVER, pass. (T-416)
72	5257 Bench Seat	9853445	46.90	COVER, driver (T-4 16)
72	5239-69 Bench Seats	9853429	81.50	COVER (T-4 16)
72	5257 Bench Seat	9853446	46.90	COVER, pass. (T-4 1 8)
72	5257 Bench Seat	9853447	46.90	COVER, driver (T-4 18)
72	5239-69 Bench Seat	9853430	81.50	COVER (T-4 18)
72	5457 Bench Seat	9899708	57.45	COVER, pass. (T-420)
72	5457 Bench Seat	9899709	57.45	COVER, driver (T-420)
72	5439-69 Bench Seat	9899705	106.65	COVER (T-420)
72	5457 Bench Seat	9899712	57.45	COVER, pass. (T-421)
72	5457 Bench Seat	9899713	57.45	COVER, driver (T-421)
72	5439-69 Bench Seat	9899706	106.65	COVER (T-421)
72	5457 Bench Seat	9899714	57.45	COVER, pass. (T-424)
72	5457 Bench Seat	9899715	57.45	COVER, driver (T-424)
72	5439-69 Bench Seat	9899707	106.65	COVER (T-424)
72	5457 Bench Seat	9899718	50.30	COVER, pass (T-430)
72	5457 Bench Seat	9899719	50.30	COVER, driver (T-430)
72	5439-69 Bench Seat	9899699	92.85	COVER (T-430)
72	5457 Bench Seat	9899716	50.30	COVER, pass. (T-434)
72	5457 Bench Seat	9899717	50.30	COVER, driver (T-434)
72	5439-69 Bench Seat	9899700	92.85	COVER (T-434)
72	5467 Bench Seat	9899720	50.30	COVER, pass. (T-435)
72	5467 Bench Seat	9899721	50.30	COVER, driver (T-435)
72	5457-67 Bench Seat	9853460	50.15	COVER, pass. (T-436)
72	5457-67 Bench Seat	9853461	50.1 5	COVER, driver (T-436)
72	5439-69 Bench Seat	9853217	92.75	COVER (T-436)
72	5457-67 Bench Seat	9853462	50.15	COVER, pass. (T-438)
72	5457-67 Bench Seat	9853463	50.1 5	COVER, driver (T-438)
72	5439-69 Bench Seat	9853218	92.75	COVER (T-438)
72	6035-45 Bench Seat	9605431	82.95	COVER (T-440)
72	6035-45 Bench Seat	9605433	82.95	COVER (T-441)
72	6035-45 Bench Seat	9605432	82.95	COVER (T-444)
72	6035-45 Bench Seat	9853468	82.95	COVER (T-446)
72	6035-45 Split Notch Back	9605434	74.30	COVER, pass. (T-450)
72	6035-45 Split Notch Back	9605435	74.30	COVER, driver (T-450)
72	6045 Split Notch Back	9605436	74.30	COVER, pass. (T-45 4)
72	6045 Split Notch Back	9605437	74.30	COVER, driver (T-45 4)
72	6035-45 Notch Back	9853476	74.30	COVER, pass. (T-456)
72	6035-45 Notch Back	9853477	74.30	COVER, driver (T-456)
72	6639-47 Split Notch Back	9899728	89.30	COVER, pass. (T-464)
72	6639-47 Split Notch Back	9899729	89.30	COVER, driver (T-464)
72	6639 Split Notch Back	9899730	89.30	COVER, pass. (T-468)
72	6639 Split Notch Back	9899731	89.30	COVER, driver (T-468)
72	6600 Split Notch Back	9899722	84.15	COVER, pass. (T-470)
72	6600 Split Notch Back	9899723	84.15	COVER, driver (T-470)
72	6639-47 Split Notch Back	9899724	84.15	COVER, pass. (T-474)
72	6639-47 Split Notch Back	9899725	84.15	COVER, driver (T-474)
72	6667 Split Notch Back	9899726	84.15	COVER, pass. (T-475)
72	6667 Split Notch Back	9899727	84.15	COVER, driver (T-475)
72	6600 Split Notch Back	9853480	80.20	COVER, pass. (T-476)
72	6600	9853481	80.20	COVER, driver (T-476)
72	6600 Split Notch Back	9853482	80.20	COVER, pass. (T-478)
72	6600 Split Notch Back	9853483	80.20	COVER, driver (T-478)
72	8237 Bench Seat	9899732	73.15	COVER, pass. (T-480)
72	8237 Bench Seat	9899733	73.15	COVER, driver (T-480)

72	8239	Bench Seat	9899740	109.45	COVER (T-480)
72	8239	Bench Seat	9899741	109.45	COVER (T-481)
72	8237	Bench Seat	9899734	73.15	COVER, pass. (T-481) .
72	8237	Bench Seat	9899735	73.15	COVER, driver (T-481) .
72	8237	Bench Seat	9899736	73.15	COVER, pass. (T-484) .
72	8237	Bench Seat	9899737	73.15	COVER, driver (T-484) .
72	8239	Bench Seat	9899742	109.45	COVER (T-484)
72	8237	Bench Seat	9899738	64.85	COVER, pass. (T-494) .
72	8237	Bench Seat	9899739	64.85	COVER, driver (T-494) .
72	8239	Bench Seat	9899743	109.45	COVER (T-494)
72	8237	Bench Seat	9853510	11.20	COVER, pass. (T-498) .
72	8237	Bench Seat	9853511	11 20	COVER, driver (T-498) .
72	8239	Bench Seat	9853518	93 55	COVER (T-498)
72	8437	Split Notch Back . .	9899744	82.20	COVER, pass. (T-600) .
72	8437	Split Notch Back ..	9899745	82.20	COVER, driver (T-600) .
72	8439	Bench Seat	9899768	155.05	COVER (T-600)
72	8437	Split Notch Back ..	9899746	82.20	COVER, pass. (T-601) .
72	8437	Split Notch Back . .	9899747	82 20	COVER, driver (T-601) .
72	8439	Bench Seat	9899769	155.05	COVER (T-601)
72	8437	Split Notch Back . .	9899748	82.20	COVER, pass. (T-604) .
72	8437	Split Notch Back ..	9899749	82.20	COVER, driver (T-604) .
72	8439	Bench Seat	9899770	155.05	COVER (T-604)
72	8439	Bench Seat	9899771	155.05	COVER (T-608)
72	8437-39	Split Notch Back	9899750	77.00	COVER, pass. (T-620)
72	8437-39	Split Notch Back	9899751	77.00	COVER, driver (T-620)
72	8437-39	Split Notch Back	9899752	77.00	COVER, pass. (T-624)
72	8437-39	Split Notch Back	9899753	77.00	COVER, driver (T-624)
72	8437-39	Split Notch Back	9899754	77 00	COVER, pass. (T-626)
72	8437-39	Split Notch Back	9899755	77 00	COVER, driver (T-626)
72	8437-39	Split Notch Back	9853536	76.80	COVER, pass. (T-628)
72	8437-39	Split Notch Back	9853537	76.80	COVER, driver (T-628)
72	8437-39	Split 60/40	9899756	139.85	COVER, pass. (T-630)
72	8437-39	Split 60/40	9899757	139.85	COVER, driver (T-630)
72	8439	Bench Seat	9899772	292.05	COVER (T-630)
72	8437-39	Split 60/40	9899758	139.85	COVER, pass. (T-631)
72	8437-39	Split 60/40	9899759	139.85	COVER, driver (T-631)
72	8439	Bench Seat	9899773	292.05	COVER (T-631)
72	8437-39	Split 60/40	9899760	139.85	COVER, pass. (T-634)
72	8437-39	Split 60/40	9899761	139.85	COVER, driver (T-634)
72	8439	Bench Seat	9899774	292.05	COVER (T-634)
72	8439	Bench Seat	9899775	292.05	COVER (T-638)
72	8437-39	Split 60/40	9899762	128.00	COVER, pass. (T-646)
72	8437-39	Split 60/40	9899763	128.00	COVER, driver (T-646)
72	8439	Bench Seat	9600001	292.05	COVER (T-646)
72	9487	Bench Seat	9600007	74.95	COVER, pass. (T-654)
72	9487	Bench Seat	9600008	74.95	COVER, driver (T-654)
72	9487	Bucket Seat	9600009	67.15	COVER (T-654)
72	9000	Bench Seat	9853966	76.80	COVER, pass. (T-658)
72	9000	Bench Seat	9853967	76.80	COVER, driver (T-658)
72	9000	Bkt. Seats	9853969	60.40	COVER (T-658)
72	9487	Split 60/40	9610924	84.00	COVER, pass. (T-670)
72	9487	Split 60/40	9610925	84.00	COVER, driver (T-670)
72	9487	Split 60/40	9610926	84.00	COVER, pass. (T-67 1)
72	9487	Split 60/40	9610927	84.00	COVER, driver (T-67 1)
72	9487	Split 60/40	9610928	84.00	COVER, pass. (T-67 4)
72	9487	Split 60/40	9610929	84.00	COVER, driver (T-674)
72	9487	Split 60/40	9610930	84.00	COVER, pass. (T-676)
72	9487	Split 60/40	9610931	84.00	COVER, driver (T-676)
72	9487	Split 60/40	9610934	77.70	COVER, pass. (T-680)
72	9487	Split 60/40	9610935	77.70	COVER, driver (T-680)
72	9487	Split 60/40	9610936	77.70	COVER, pass. (T-684)
72	9487	Split 60/40	9610937	77 70	COVER, driver (T-684)
72	9487	Bucket Seat	9600016	74.05	COVER (T-685)
72	9487	Split 60/40	9610938	77.70	COVER, pass. (T-686)
72	9487	Split 60/40	9610939	77.70	COVER, driver (T-686)
72	9487	Split 60/40	9610940	77.70	COVER, pass. (T-688)
72	9487	Split 60/40	9610941	77.70	COVER, driver (T-688)
72	9487	Bkt. Seats	9863659	2	COVER (T-686)
72	9487	Bkt. Seats	9863660	2 66.35	COVER (T-688)

14.802 PAD, FRONT SEAT BACK (RUBBER)						
68	4000 Wagons.....	7748299	1	19.05	PAD	(rubber)
68	34-4437-67-4600 Bkt. Seats.....	7735353	2	13.50	PAD	(rubber) .
68	6600.....	7742617	2	1 1.35	PAD	(rubber) .
68	8439-69 Std. Trim.....	7742615	1	20.25	PAD	(rubber)
68	8439 Cust. Trim.....	7748625	1	20.25	PAD	(rubber)
68	8400 Split Frt. Seat	7742616	2	1 1.75	PAD	(rubber)
68	8467 Bkt. Seats.....	7740395	2	13.35	PAD	(rubber)
68	9487.....	7740331	2	12.95	PAD	(foam) .
68	9487 Std. Trim.....	7741294	2	12.45	PAD	(rubber) .
69	3437-4437-67-4637-67 Bucket Seat.....	8712460	2	13.65	PAD	(foam) . .
68-69	4000 Wagons.....	7748299	1	19.05	PAD	(rubber)
69	54-6437 Bucket Seat . . .	8751649	2	12.65	PAD	(foam) ..
69	6637 Bucket Seat.....	8751650	2	12.70	PAD	(foam) ..
69	6637-39-67.....	8713594	2	12.30	PAD	(rubber) .
69	8439-69 Notch Back Seat.....	8723637	2	12.20	PAD	(rubber) .
69-70	8439-57-69 Split Seat (60-40).....	8761344	RH	1 1.90	PAD	(rubber) .
69-70	8439-57-69 Split Seat (60-40).....	8761345	LH	1 1.90	PAD	(rubber) .
69	8439-8469.....	7735993	1	22.55	PAD	(rubber) .
69	8439-57 Split Seat 60- 40 (Custom).....	8735391	2	13.60	PAD	(rubber) .
69-70	9487 Std. Trim.....	8751785	2	13.00	PAD	(rubber) .
69	9487 Cust Strato Bench	8726318	2	14.00	PAD	(rubber)
70	3437-4437-67-4600 Strato Bkt. Seats . . .	8788039	2	12.80	PAD	(rubber) .
70	6036-46 Split Notch Back Seat.....	8790240	2	11.95	PAD	(rubber) .
70	6637-6667.....	8790240	2	1 1.95	PAD	(rubber) .
70	6639 Custom Frt. Seat .	8790240	2	1 1.95	PAD	(rubber) .
70	6637 Strato Bkt. Seat . .	8786332	2	12.45	PAD	(rubber) .
70	6639.....	8713594	2	12.30	PAD	(rubber) .
70	8439-8469.....	7735993	1	22.55	PAD	(rubber) .
70	8439-69 Split Notch Back Seat 60-40	8723637	2	12.20	PAD
70	8439.....	8807908	1	22.80	PAD	(rubber) .
70	8439-57 Deluxe Seat ...	8807901	1	1 1.70	PAD	(rubber) .
70	8457-8467.....	8723637	2	12.20	PAD
70	9000 Custom Frt. Seat (Bench).....	8784199	2	12.65	PAD	(rubber).....
70-71	3327-37-3437-67-4437- 67.....	9884444	1	18.75	PAD	(rubber) pass. .
70-71	3327-37-3437-67-4437- 67.....	9884445	1	18.75	PAD	(rubber) driver
71-72	3337-3437-67-4437-39- 67 Split Notch Back Seat.....	9862935	2	16.35	PAD	(rubber)
71-72	3369-3436-4439-69 ...	9862937	1	34.80	PAD	(rubber)
71-72	33-34-4437 Bkt. Seat . .	8751639	2	13.95	PAD	(rubber)
71-72	5239-69-5439-69-6035- 45-8239.....	9819953	1	45.10	PAD	8. WIRE.....
71-72	5257-5457-5467-8237 .	9821320	1	24.90	PAD	8. WIRE, pass. .
71-72	5257-5457-5467-8237 .	9821321	1	24.90	PAD	8. WIRE, driver
71-72	6035-45 Split Notch Back.....	9819955	1	23.05	PAD	8. WIRE, pass.
71-72	6035-45 Split Notch Back.....	9819956	1	23.05	PAD	8. WIRE, driver
71-72	6600.....	9826155	1	22.30	PAD	8> WIRE, pass. .
71-72	6600.....	9826156	1	22.30	PAD	8. WIRE, driver
71-72	8439 less Custom Seat .	9823090	1	41.80	PAD	8i WIRE.....
71-72	8439 Custom Seat less 60-40 Seat.....	9823091	1	43.70	PAD	8> WIRE
71-72	8437-39 60/40 Split Seat.....	9826532	RH	22.75	PAD	8. WIRE, pass.
71-72	8437-39 60/40 Split Seat.....	9826533	LH	22.75	PAD	8. WIRE, driver.....
71	8437.....	9820730		20.90	PAD	8. WIRE, pass.....
71	8439 Split Notch Back .	9820730		20.90	PAD	8> WIRE, pass.....
71	8437.....	9820731		20.90	PAD	8> WIRE, driver.....
71	8439 Split Notch Back .	9820731		20.90	PAD	8> WIRE, driver.....
71-72	9000 Bench Seat	9826151		27.75	PAD	8> WIRE, pass.....
71-72	9000 Bench Seat	9826152		27.75	PAD	8> WIRE, driver.....
71-72	9000 Custom Frt. Seat .	9828390	2	24.90	PAD	8> WIRE, pass. & driver

71-72	9000	9828391	2	20.90	PAD & WIRE, pass. & driver
72	3327-37-3437-67-4437-				
	67 Bench Seat	9884444	1	18.75	PAD, pass, (rubber)
72	3327-37-3437-67-4437-				
	67 Bench Seat	9884445	1	18.75	PAD, driver (rubber)
72	8437-39 Split Notch				
	Back	9820730	1	20.90	PAD & WIRE, pass
72	8437-39 Split Notch				
	Back	9820731	1	20.90	PAD & WIRE, driver
72	9000 Split 60/40	9604471	RH	24.90	PAD & WIRE, pass
72	9000 Split 60/40	9604472	LH	24.90	PAD & WIRE, driver
1 4.804 BUTTON, INTERIOR TR					
65	4337-67-69-4437-67-69	4487184	AR	.30	BUTTON, frt. & rr. seat back (T-148-1 58)
65	4465	4487184	7	.30	BUTTON, 3rd seat back (T-1 48)
65	9447	4516053	8	.25	BUTTON, frt. & rr. seat back (T-628) eyelet type-
66	3507-17-35-3607-17-35	4487184	AR	.30	BUTTON, frt. & rr. seat back (T-138)
67	33-3407 Cust. Trims	7667138	4	.62	BUTTON, seat cush. (black)
67	35-3617 Std. Trims	7667138	4		
67	3369-3469-3535-69-			.62	BUTTON, seat cush. (black)
	3635-69	7667138	4		
67	3369-3469-3535-69-			.62	BUTTON, seat cush. (black)
	3635-69	7667139	4		
67	3517-3617 Std. Trims	7667139	8	.62	BUTTON, seat cush. (blue)
67	3307-3407 Cust. Trim	7667139	4	.62	BUTTON, seat cush. (blue)
67	3307-69-3407-69-3500-			.62	BUTTON, seat cush. (blue)
	3600	7667143	4	.62	BUTTON, seat back (blue)
67	3369-3469-3569-3669	7667142	4	.62	BUTTON, seat back (blue)
67	3307-69-3407-69-3517-			.62	BUTTON, seat cush. (fawn)
	69-3617-69	7667146	4	.62	BUTTON, seat back (fawn)
67	3517-3617 Std. Trims	7667142	4	.62	BUTTON, seat cush. (fawn)
67	3307-3407 Cust. Trims	7667142	4	.62	BUTTON, seat cush. (fawn)
67	35-3669	7667141	4	.62	BUTTON, seat cush. (gold)
67	35-3635	7687586	4	.56	BUTTON, seat cush. (gold) (T-1 33)
67	35-3635	7699145	4	.62	BUTTON, seat back (gold) (T-1 33)
67	35-3669	7667140	4	.62	BUTTON, seat cush. (turquoise)
67	9487 Std. Trims	7667146	4	.62	BUTTON, seat back (fawn)
68	4437-39	7758773	8	.56	BUTTON, seat back cloth trim (black)
68	8439 Std. Trims	7758743	8	.56	BUTTON, seat back (black)
68	8457-67-69	7758743	8	.56	BUTTON, seat back (black)
68	3435-9000	7758755	AR	.56	BUTTON, seat back (buckskin)
68	3437-3537-4437-39-67-			.56	BUTTON, seat back (buckskin)
	4637	7758783	8	.56	BUTTON, dr. trim (buckskin)
68	5439-69-6439-69	7758843	12	.56	BUTTON, dr. & qtr. trim (buckskin)
68	5467-87-6487	7758843	18	.56	BUTTON, seat back (buckskin)
68	8439 Std. Trims	7758747	8	.56	BUTTON, seat back (buckskin)
68	8457-67-69	7758747	8	.56	BUTTON, seat back (buckskin)
68	3437-3537-4437-67-			.56	BUTTON, seat back (green)
	4637	7758780	8	.56	BUTTON, seat back (green)
68	3569-9000	7758752	AR	.56	BUTTON, seat back-cloth trim (green)
68	4439	7758777	8	.56	BUTTON, dr. (green)
68	5439-69-6439-69	7758842	12	.56	BUTTON, dr. & qtr. (green)
68	5487-6487	7758842	18	.56	BUTTON, seat back (green)
68	6639	7758699	16	.56	BUTTON, seat back (green) (T-450)
68	6687	7758699	16	.56	BUTTON, seat back (green)
68	8439 Std. Trims	7758745	8	.56	BUTTON, seat back (green)
68	8469	7758745	8	.56	BUTTON, seat back (gold)
68	3569-8200	7758750	AR	.56	BUTTON, seat back-cloth trim (gold)
68	4437-39-69	7758774	8	.56	BUTTON, dr. (gold)
68	5439-69-6439-69	7758841	12	.56	BUTTON, dr. & qtr. (gold)
68	54-6487	7758841	AR	.56	BUTTON, seat back (ivory)
68	3437-4437-39-67-69-			.56	BUTTON, seat back (ivory) (T-452)
	4600	7758779	8	.56	BUTTON, seat back (ivory)
68	6639	7758697	16	.56	BUTTON, seat back (ivory)
68	6667-87	7758697	16	.56	BUTTON, seat back (ivory)
68	9487	7758749	4	.56	BUTTON, seat back-cloth trim (maroon)
68	4439-69	7758776	8	.56	BUTTON, dr. (maroon)
68	5439-69-6439-69	7758840	12	.56	BUTTON, seat back (maroon)
68	8439 Std. Trims	7758748	8	.56	BUTTON, seat back (maroon)
68	8469	7758748	8	.56	BUTTON, seat back (parchment)
68	3369-34-35-82-9000	7758751	AR	.56	BUTTON, seat back (red)
68	4467	7758782	8	.56	BUTTON, dr. & qtr. (red)
68	5467	7758844	16	.56	BUTTON, seat back (red) (T-457)
68	6667	7758698	16	.56	BUTTON, seat back (red)
68	8457-67	7758744	8	.56	BUTTON, seat back (teal)
68	3437-3537-4437-67-			.56	BUTTON, seat back-cloth trim (teal)
	4600	7758781	8	.56	BUTTON, seat back (teal)
68	3369-3400-3500	7758753	8	.56	BUTTON, seat back-cloth trim (teal)

68	4437-39-69	.7758775	8	.56	BUTTON, seat back-cloth trim (teal)
68	5439-69-6439-69	.7758839	12	.56	BUTTON, dr. (teal)
68	5467-87-6487	.7758839	AR	.56	dr. & qtr. (teal)
68	6639	.7758700	16	.56	seat back (teal)
68	6667-87	.7758700	16	.56	seat back (teal)
68	82-9000	.7758754	AR	.56	seat back (teal)
68	8439 Std. Trims	.7758746	8	.56	seat back (teal)
68	8457-67-69	.7758746	8	.56	seat back (teal)
69	3369-3435-36-37-3537				
	69	.8769091	4	.56	BUTTON, seat back (T-12 1-131)
69	3369-3437-3537-69				
	9487	.8769090	4	.56	BUTTON, seat back (T-1 24-664-666)
69	3435-36	.8769089	4	.56	BUTTON, seat back (T-1 25)
69	3435-36-3569	.8769088	4	.56	BUTTON, seat back (T-1 26-133)
69	3369-3437-3500-9000	.8769087	4	.56	BUTTON, seat back (T-1 28-138-668-669)
69	3569	.8769094	4	.56	BUTTON, seat back (T-130)
69	4439-69	.8732042	8	.56	BUTTON, seat back (T-1 40-1 50)
69	4437-39-69	.8726394	4	.56	BUTTON, seat back (T-14 1-151)
69	4437-39-69	.8726395	8	.56	BUTTON, seat back (T-1 43-1 53)
69	4469	.8726396	4	.56	BUTTON, seat back (T-1 47)
69	4437	.8726397	4	.56	BUTTON, seat back (T-1 48-1 58)
69	5437-39-69-6437-39-69	.8732044	AR	.56	BUTTON, seat back (T-4 10)
69	5437-6437	.8732048	6	.56	BUTTON, rear quarter (T-4 10)
69	5437-5439-5469-6437				
	6439-6469	.8732048	AR	.56	BUTTON, front door (T-4 10-420)
69	5439-5469-6439-6469	.8732048	AR	.56	BUTTON, rear door (T-4 10)
69	50-6000	.8726378	AR	.56	BUTTON, doors & quarters (T-4 11-421)
69	5437-39-69-6437-39-69	.8726386	AR	.56	BUTTON, seat back (T-41 1-421)
69	5400-6400	.8732043	AR	.56	BUTTON, rear seat back (T-4 13-426)
69	54-6400	.8732047	AR	.56	BUTTON, front door (T-4 13-426)
69	5439-69-6439-69	.8732047	AR	.56	BUTTON, rear door (T-4 13-426)
69	5437-67-6437	.8732047	AR	.56	BUTTON, rear quarter (T-4 13-426)
69	5437-39-69-6437-39-69	.8754659	AR	.56	BUTTON, seat back (T-425)
69	5437-6437	.8754675	AR	.56	BUTTON, rear quarter (T-425)
69	5437-39-69-6437-39-69	.8754675	AR	.56	BUTTON, front & rear door (T-425)
69	5467	.8726379	AR	.56	BUTTON, front dr. & quarter (T-427)
69	5467	.8726387	16	.56	BUTTON, seat back (T-427)
69	5437-39-69-6437-39-69	.8726384	AR	.56	BUTTON, seat back (T-428-438)
69	54-6437	.8726376	AR	.56	BUTTON, door & quarter (T-438)
69	8239-57-69	.8726936	8	.56	BUTTON, front seat cushion 8i rear seat cushion 8i back (T-601)
69	8000-9487	.8726933	8	.56	BUTTON, pass. 8i driver seat back
69	8239-57-69-8439-57				
	9487	.7758743	AR	.56	BUTTON, seat cushion 8i back (T-608-6 1 8-648-658-678-688-698)
69	80-9000	.8726934	AR	.56	BUTTON,
69	8439-57-69	.8726392	8	.56	BUTTON,
69	8400	.8726391	8	.56	BUTTON,
69	8400	.8732202	8	.56	BUTTON,
69	8467	.8726393	8	.56	BUTTON,
69	8439-57	.8726935	AR	.56	BUTTON,
69	8439-57	.8754638	8	.56	BUTTON,
69	8439-57	.8754637	8	.56	BUTTON,
69	8439-57	.7678060	8	.36	BUTTON,
69	9487	.8726399	6	.56	BUTTON,
69	9487	.8726398	6	.56	BUTTON,
69	9487	.8726927	6	.56	BUTTON,
69	9487	.8726938	AR	.56	BUTTON,
69	9487	.8754677	6	.56	BUTTON,
69	9487	.8754676	44	.56	BUTTON,
69	9487	.8732201	6	.56	BUTTON,
69	9487	.8732049	44	.56	BUTTON,
69	9487	.8732050	6	.56	BUTTON,
69	9487	.8726400	6	.56	BUTTON,
69	9000	.8726935	AR	.56	BUTTON,
69	9487	.8761312	6	.56	BUTTON,
69	9487	.8761313	38	.56	BUTTON,
70	3369-3435-36-37-3537				
	69-4637	.8785567	4	.56	BUTTON,
70	3369-3435-36-37-3537				
	69-4637	.8785566	4	.56	BUTTON,
70	3369-3437-3500-4637				
	9000	.8769087	4	.56	BUTTON,
70	3435-3436	.8785569	4	.56	BUTTON,
70	3569	.8785571	4	.56	BUTTON,
70	4439-4469	.9814871	AR	.41	BUTTON, (T-140)

70	4439-4469	9814981	8	.41	BUTTON, frt. & rr. dr. (T-1 40)
70	4437-4439-4469	9814985	AR	.41	BUTTON, frt. door (T-141)
70	4437	9814985	AR	.41	BUTTON, rr. qtr. (T-14 1)
70	4439-4469	9814985	AR	.41	BUTTON, rr. door (T-141)
70	4437-4439-4469	9814876	AR	.41	BUTTON, frt. & rr. seat cushion 8i back (T-141)
70	4439	8808987	AR	.41	BUTTON, rr. door (T-194)
70	4437-4439-4469	8808987	AR	.41	BUTTON, frt. door (T-144)
70	4437-4469	8808987	AR	.41	BUTTON, rr. qtr. (T-14 4)
70	4437-4439-4469	9814874	AR	.41	BUTTON, frt. & rr. seat cushion & back (T-144)
70	4437	4481289	AR	.25	BUTTON, rr. qtr. (T-148)
70	4469	4481289	AR	.25	BUTTON, rr. door (T-148)
70	4437-4439-4469	4481289	AR	.25	BUTTON, frt. dr. (T-148)
70	4437-4439-4469	4483847	AR	.41	BUTTON, frt. & rr. seat cushion & back (T-148)
70	54-6400	7645929	AR	.67	BUTTON, seat back trim
70	54-6400	8776950	AR	.56	BUTTON, dr. & qtr. trim pad
70	8239-57-69	8785558	24	.41	BUTTON, seat back (T-481)
70	8200	8782221	AR	.56	BUTTON, dr. 8. qtr. trim pad (T-481)
70	8239-57-69	8782223	16	.50	BUTTON, dr. trim pad (T-484-494)
70	8257	8782223	16	.50	BUTTON, qtr. trim pad (T-484-494)
70	8239-57-69	8785557	24	.51	BUTTON, seat back (T-484-494)
70	8200	7581476	AR	.41	BUTTON, seat back (T-488-498)
70	8200	8782220	AR	.56	BUTTON, dr. & qtr. trim pad (T-488-498)
70	8400	9831793	AR	.55	BUTTON, seat back (T-488-498)
70	8439-8469	8790395	4	.56	BUTTON, seat cushion (T-600)
70	8439-8469	8801930	8	.56	BUTTON, seat back (T-600)
70	8439-8469	8801928	8	.56	BUTTON, seat back (T-601)
70	8439-8469	8790393	4	.56	BUTTON, seat cushion (T-601)
70	8400	8801927	8	.56	BUTTON, seat back (T-604-6 14-624)
70	8400	8790392	4	.56	BUTTON, seat cushion (T-604-614-624)
70	8400	8790391	4	.56	BUTTON, seat cushion (T-608-6 18 628)
70	8400	8801926	8	.56	BUTTON, seat back (T-608-618-628)
70	8467	8790396	4	.56	BUTTON, seat cushion (T-6 17)
70	8467	8801931	8	.56	BUTTON, seat back (T-6 17)
70	8400	8790394	4	.56	BUTTON, seat cushion (T-619-629)
70	8400	8801929	8	.56	BUTTON, seat back (T-619-629)
70	9487	8785571	4	.56	BUTTON, seat back (T-650)
70	9000	8785566	4	.56	BUTTON, seat back (T-654)
70	9487	8785569	4	.56	BUTTON, seat back (T-659)
70	9000	8785570	4	.56	BUTTON, seat back (T-666)
71	3327-37-69	9837960	AR	.41	BUTTON, qtr. 8. drs. (T-1 10)
71	3300-4437-39-69-5439-57-69-8400	9837728	AR	.41	BUTTON, seat back (T-1 10-140-420-430-600-610-620)
71	3327-37-69	9837959	AR	.41	BUTTON, qtr. & drs. (T-1 1 1)
71	3300-4437-39-69-5439-57-69-8400	9837727	AR	.41	BUTTON, seat back (T-1 1 1-141-421-601-61 1)
71	3327-37-69	9837961	AR	.41	BUTTON, qtr. 8. drs. (T-1 14)
71	3327-37-69-4437-39-69-5439-57-67-69-8437-39	9837729	AR	.41	BUTTON, seat back (T-1 14-144-424-428-434-604-614-624)
71	4400-5457	9838027	AR	.41	BUTTON, doors & qtr. (T-1 40-420-430)
71	4400-5457	9838026	AR	.41	BUTTON, doors 8. qtr. (T-1 4 1-421)
71	4437-39-69-5400	9838028	AR	.41	BUTTON, dr. 8. qtr. (T-1 44-424-434)
71-72	5400	9837730	12	.41	BUTTON, seat back (T-436)
71	5400	9838029	AR	.41	BUTTON, doors 8. qtr. (T-436)
71	5400 (2 Drs.)	9837975	AR	.41	BUTTON, doors & qtr. (T-438)
71	5439-57-67-69-8439	8792130	12	.41	BUTTON, seat back (T-438-608-628)
71	6035-45 Cust. Trim.	9828850	8	.72	BUTTON, seat back
71	8200	9835491	AR	.41	BUTTON, drs., qtr. (T-480)
71	8237-39	9846932	16	.41	BUTTON, seat back (T-480)
71	8200	9835490	AR	.41	BUTTON, drs.-qtr. (T-481)
71	8237-39	9846931	16	.41	BUTTON, seat back (T-48 1)
71	8200	9835492	AR	.41	BUTTON, drs. 8t qtr. (T-484-494)
71	8200	9846933	16	.41	BUTTON, seat back (T-484-494)
71-72	8237-39	7758743	AR	.56	BUTTON, doors 8i qtr. (T-498)
71-72	8237-39	9846929	16	.41	BUTTON, seat back (T-49 8)
71	8400	9837731	12	.41	BUTTON, seat back (T-627)
71	9000	9867669	20	.30	BUTTON, seat back (T-670)
71	9000	9867670	20	.30	BUTTON, seat back (T-671)
71	9000	9867671	20	.30	BUTTON, seat back (T-674)
71	9000	9867672	20	.30	BUTTON, seat back (T-678)
71	9000	9838925	20	.25	BUTTON, seat back (T-680)
71	9000	9847257	20	.30	BUTTON, seat back (T-684)
71	9000	9847259	20	.30	BUTTON, seat back (T-686)
72	9000 w/Bkt. or 60/40 Seats	9847259	20	.30	BUTTON, seat back (T-686)
71	9000	4483847	AR	.41	BUTTON, seat back (T-688-698)

71	9000	9814883	AR	.30	BUTTON, seat back (T-695)
71	9000	9859485	20	.30	BUTTON, seat back (T-697)
72	3327-37-69	9891563	2	.41	BUTTON, frt. & rr. drs. & rr. qtr. trim pad (T-1 10)
72	3300-4437-39-69-5439				
	57-69-8400	9895750	AR	.41	BUTTON, seat back (T-1 10-1 40-420-430-600-620)
72	3327-37-69	9891562	2	.41	BUTTON, frt. & rr. dr. & rr. qtr. trim pad (T-1 11)
72	3300-4437-39-69-5439				
	47-69-8400	9895749	AR	.41	BUTTON, seat back (T-1 1 1-141-421-601)
72	3327-37-69	9891564	2	.41	BUTTON, frt. 8i rr. drs. & rr. qtr. trim pad (T-1 14)
72	3300-4437-39-69-5439				
	57-69	9895751	AR	.41	BUTTON, seat back (T-1 1 4-1 44-424-434-604-624)
72	8400 Bench Seat & Split Notch	9895751	AR	.41	BUTTON, seat back (T-604-624)
72	4437-39-69-5439-57-69	9891556	AR	.41	BUTTON, frt. & rr. doors 8i rr. qtr. trim pad (T-1 21-141-421)
72	4437-39-69-5439-57-69	9891557	AR	.41	BUTTON, frt. & rr. doors & rr. qtr. trim pad (T-1 40-420-430)
72	4437-39-69-5439-57-69	9891558	AR	.41	BUTTON, frt. 8i rr. doors 8i rr. qtr. trim pad (T-1 44-424-434)
72	6035-45 (Split Notch Back)	9828850	AR	.72	BUTTON, seat back
72	5467	9891555	AR	.41	BUTTON, frt. dr. & qtr. trim pad (T-435)
72	5467 Bench Seat	9895748	8	.41	BUTTON, seat back (T-435)
72	5400	9838029	AR	.41	BUTTON, doors & qtr. trim pad (T-436)
72	5400	9837975	AR	.41	BUTTON, doors & qtr. trim pad (T-438)
72	8437-39 Split Notch Back	8792130	12	.41	BUTTON, seat back (T-438-608-628)
72	5439-57-67-69-8439	8792130	AR	.41	BUTTON, seat back (T-438-608-628)
72	8237	9895746	6	.41	BUTTON, qtr. trim pad (T-480)
72	8239	9895746	6	.41	BUTTON, rr. dr. upr. trim pad (T-480)
72	8437-39	9895746	AR	.41	BUTTON, frt. dr. upr. trim pad (T-480)
72	8200 Bench Seat	9896045	16	.41	BUTTON, seat back (T-480)
72	8200	9895745	AR	.41	BUTTON, drs. 8i qtr. upr. trim pad (T-481)
72	8200 Bench Seat	9896044	16	.41	BUTTON, seat back (T-481)
72	8200 Bench Seat	9896046	16	.41	BUTTON, seat back (T-484-494)
72	8200	9895747	AR	.41	BUTTON, drs. & qtrs. (T-484-494)
72	8437-39 Split Notch Back	9837730	AR	.41	BUTTON, seat back (T-626)
72	9487 Split 60/40	9600018	20	.30	BUTTON, seat back (T-670)
72	9487 Split 60/40	9600019	20	.30	BUTTON, seat back (T-67 1)
72	9487 Split 60/40	9600020	20	.30	BUTTON, seat back (T-67 4)
72	9487 Split 60/40	9600021	20	.30	BUTTON, seat back (T-676)
72	9487	9898235	20	.30	BUTTON, seat back (T-680)
72	9000	4483847	AR	.4 1	BUTTON, seat back (T-684-688)
72	9487 Split 60/40	9893372	20	.30	BUTTON, seat back (T-684)
72	9487 Bucket Seat	9600017	20	.30	BUTTON, seat back (T-685)
63	4819	4851794	40	.10	RETAINER, seat cush. & back button
63	4829-39-47 Std. Trims	4851794	40	.10	RETAINER, seat cush. & back button
64	4439-47-69-4639-47-69 Std. Trim	4851794	16	.10	RETAINER, seat back button
64	4747-4819	4851794	AR	.10	RETAINER, seat cush. & back button
64	4847 Bench Seats	4851794	40	.10	RETAINER, seat cush. & back button
65	43-4400	4851794	AR	.10	RETAINER, seat back button
65	9447 Std. Trims	4851794	32	.10	RETAINER, seat cush. & back button
66	3535-69-3635-69-4307				
	4407	4851794	12	.10	RETAINER, seat back button
66	5437-39-67-69-6437-39				
	67-69	4541393	4	.10	RETAINER, seat back button
66-67	9487	4547709	4	.30	RETAINER, seat back button
67	3307-69-3407-69-3500				
	3600	4547709	8	.30	RETAINER, seat back button
67	9487 Split Bench	4547709	4	.30	RETAINER, seat back button
67	9487 Bench Seat	4547709	4	.30	RETAINER, seat back button
68	3435	7728569	4	.20	RETAINER, frt. seat back button
68	3437-3500-4437-39-67				
	69-4600-8200-9000	7728569	AR	.20	RETAINER, seat back button
68	6667-87 Bkt. Seats	7728569	8	.20	RETAINER, seat back button
68	8400	7728675	8	.25	RETAINER, seat back button
69	8239-57-69-8439-9487	8721385	AR	.30	RETAINER, seat cushion & back button
69	8000	7728569	AR	.20	RETAINER, seat back button
70	3369-3437-3537-4637				
	9487	7728569	4	.20	RETAINER, seat back trim button
70	4437-4439-4469	4851794	AR	.10	RETAINER, seat cushion & back button cloth trim
70	8439-8457-67-69 Std. Trim	4541393	8	.10	RETAINER, seat back button
71-72	3327-37-69-4437-69				
	5439-57-67-69-8437				
	39	4541393	AR	.10	RETAINER, seat back button

71-72	6035-45	8774094	8	.10	RETAINER, seat back button
71-72	8237-39	9846235	16	.15	RETAINER, frt. & rr. seat back button
71-72	9487	8774094	20	.10	RETAINER, seat back button
71-72	5257-54 57-67-6647-67				
	8237-8437	9864218	RH	5 1	RETAINER, frt. seat cush. trim at lock striker
71-72	9000 Bench Seat	9864218	RH	5 1	RETAINER, frt. seat cush. trim at lock striker
71-72	5257-5457-67-6647-67				
	8237-8437	9864219	LH	5 1	RETAINER, frt. seat cush. trim at lock striker
71-72	9000 Bench Seat	9864219	LH	5 1	RETAINER, frt. seat cush. trim at lock striker
72	6045 Custom Trim	8774094	4	10	RETAINER, 3rd seat back button
72	6035-45	8774094	4	10	RETAINER, 2nd seat back button
58	75C-756	4667401	AR		NUT, seat back button ret.—(1 1.086)
60-67	All as Req	7660713	AR	10	NUT, seat back button ret.
68	6600	7660713	32	10	NUT, seat back button
70	8400	7660713	16	10	NUT, seat back button retainer

14.810 COVER. BACK OF FRONT BACK INSERT

67	9487	7679282	2	7.40	COVER (T-6 18-628-658)
68	9487	7757582	2	5.65	COVER (T-680-690)
68	9487	7757583	2	5.65	COVER (T-682)
68	9487	7757584	2	5.65	COVER (T-683-693)
68	9487	7757588	2	5.65	COVER (T-684)
68	9487	7757585	2	5.65	COVER (T-691)
68	9487	7679282	2	7.40	COVER (T-685-688-698)
69	9487	8756900	2	6.75	COVER (T-674-694)
69	9487	8757662	2	6.75	COVER (T-678-688-698)
69	9487	8756901	2	6.75	COVER (T-680)
69	9487	8757663	2	6.75	COVER (T-685)
69	9487	8756902	2	6.75	COVER (T-686)
69	9487	8756903	2	6.75	COVER (T-687)
69	9487	8756899	2	6.75	COVER (T-691)
69	9487	8756904	2	6.75	COVER (T-692)
70-71	9487	8809387	2	5 50	COVER (T-678-688-698)
70	9487	8809388	2	5.50	COVER (T 679-698)
70	9487	8809389	2	5.50	COVER (T-680)
70	9487	8809390	2	5.50	COVER (T-681)
70	9487	8809391	2	5.50	COVER (T-674-684)
70	9487	8809392	2	5.50	COVER (T-686)
70-71	9487	8809393	2	5.50	COVER (T-695)
71	9000	9868504	2	6.20	COVER (T-670-680)
71	9000	9868505	2	6.20	COVER (T-671)
71	9000	9868506	2	6.20	COVER (T-674-684)
71	9000	9868507	2	6.20	COVER (T-686)
71	9000	9868508	2	6.20	COVER (T-697)

14.810 PAD, FRONT SEAT BACK REAR UPPER PANEL

68	30-4000 (4 Drs.)	7723712	1	4.92	PAD
68	30-4000 (2 Drs.)	7723722	RH	3.18	PAD
68	30-4000 (2 Drs.)	7723723	LH	3.18	PAD
68	3537-4437-4467 Split				
	Frnt. Seat	7723716	2	3.64	PAD
68	4439	7723716	2	3.64	PAD
68	50-64-8000 (4 Drs.)	7723715	1	5.50	PAD
68	5287-5467-87-6487				
	8257	7723742	RH	3.18	PAD
68	5287-5467-87-6487				
	8257	7723743	LH	3.18	PAD
68	9487 Bench Seat	7723717	RH	3.64	PAD
68	9487 Bench Seat	7723718	LH	3.64	PAD
68	6600-8439-67-69 Split				
		7723713	2	3.64	PAD
69-71	30-4000 (2 Drs.)	8748663	RH	3.38	PAD
69-71	30-4000 (2 Drs.)	8748664	LH	3.38	PAD
69-70	3537-4437-4439-4467				
	Notch Back	8748667	2	3.49	PAD
69-70	30-4000 (4 Drs.) exc.				
	4439	8748670	1	5.75	PAD
69-70	50-60-8000 (4 Drs.)	8748669	1		
69-70	5237-5437-67-6437-				
	8257	8748661	RH		
69-70	5237-5437-67-6437-				
	8257	8748662	LH		
69-70	6600-8457-8467	8748668	2		
69-70	8439-69 Notch Back or			3.49	PAD
	60-40 Seat	8748668	2	3.49	PAD
69-70	9487 Bench Seat	8748665	RH	3.90	PAD
69-70	9487 Bench Seat	8748666	LH	3.90	PAD

70	6036-46 Split Notch Back Seat8748668	2	3.49	PAD
71-72	33-3437-67-4437-39-67 Notch Back8748667			PAD, pass. & driver
71-72	3369-3436-4439-69.	8748670			
71-72	5257-5457-67-8237- 9000.9831714		4.46	PAD, pass.
71-72	5257-5457-67-8237- 9000.9831715		4.46	PAD, driver
71-72	5239-69-5439-69-6035- 45-82-8439.9831713		7.70	PAD.
71-72	6035-45 Split Notch Back9831716		4.10	PAD, pass. * * * * *
71-72	6639-6667-8437.9831716		4.10	PAD, pass. * * * * *
71-72	8439 60-40 or Notch Back9831716		4.10	PAD, pass. & driver.
72	3327-37-3437-67-4467	8748663		3.38	PAD.
72	3327-37-3437-67-4467	8748664		3.38	PAD.
72	6647 Split Notch Back .	9831716		4.10	PAD, pass. & driver.
14.810 BUTTON ELASTIC FRONT SEAT BACK MAP POCKET					
67-72	8000.4788863	2	1.54	BUTTON, map pocket
67-72	8000.4788864	2	.87	BUTTON, map pocket flap
67-72	8000.4788711	2	.72	ELASTIC
67-72	8000.4788865	2	.20	WASHER, map pocket
69-72	8000.8733853	2	.20	WASHER, map pocket finish
14.818 ESCUTCHEON, 2ND SEAT BACK					
62-63	4035-45-4135.	4868559		.39	ESCUTCHEON, finish mldg.-ctr. (paint to match)
64	4135-4255 Split 2nd Seat	4409656	RH	.67	ESCUTCHEON, upr. corner mldg.
64	4135-4255 Split 2nd Seat	4409657	LH	.67	ESCUTCHEON, upr. corner mldg.
64	4355 Split 2nd Seat . .	4409654	RH	.72	ESCUTCHEON, upr. corner mldg.
64	4355 Split 2nd Seat . .	4409655	LH	.72	ESCUTCHEON, upr. corner mldg.
64	4355 Split 2nd Seat . .	4409650	RH	.62	ESCUTCHEON, lwr. corner mldg.
64	4355 Split 2nd Seat . .	4409651	LH	.62	ESCUTCHEON, lwr. corner mldg.
65	3535-3635-4255 Split 2nd Seat.	4409656	RH	.67	ESCUTCHEON, upr. corner mldg.
65	3535-3635-4255 Split 2nd Seat.	4409657	LH	.67	ESCUTCHEON, upr. corner mldg.
65	4455 Split 2nd Seat . .	4409654	RH	.72	ESCUTCHEON, upr. corner mldg.
65	4455 Split 2nd Seat . .	4409655	LH	.72	ESCUTCHEON, upr. corner mldg.
65	4455 Split 2nd Seat . .	4409650	RH	.62	ESCUTCHEON, lwr. corner mldg.
65	4455 Split 2nd Seat . .	4409651	LH	.62	ESCUTCHEON, lwr. corner mldg.
66-68	3000 Wagons Split Seat	4528885	RH	.77	ESCUTCHEON, upr. corner mldg.
66-68	3000 Wagons Split Seat	4528886	LH	.77	ESCUTCHEON, upr. corner mldg.
66-68	3000 Wagons, Split Seat	4528883	RH	.67	ESCUTCHEON, lwr. corner mldg.
66-68	3000 Wagons, Split Seat	4528884	LH	.67	ESCUTCHEON, lwr. corner mldg.
66	4255 Split 2nd Seat . . .	4409656	RH	.67	ESCUTCHEON, upr. corner mldg.
66	4255 Split 2nd Seat . . .	4409657	LH	.67	ESCUTCHEON, upr. corner mldg.
66	4265-4465.	4472383	3	.82	ESCUTCHEON, rr. floor filler panel link- (1 1.620)
66-68	44-4855 Split 2nd Seat .	4409654	RH	.72	ESCUTCHEON, upr. corner mldg.
66-68	44-4855 Split 2nd Seat .	4409655	LH	.72	ESCUTCHEON, upr. corner mldg.
66-68	44-4855 Split Seat	4409650	RH	.62	ESCUTCHEON, lwr. corner mldg.
66-68	44-4855 Split Seat	4409651	LH	.62	ESCUTCHEON, lwr. corner mldg.
69	3435-36-4456 Split 2nd Seat	4409650	RH	.62	ESCUTCHEON, lower corner mldg.
69	3435-36-4456 Split 2nd Seat	4409651	LH	.62	ESCUTCHEON, lower corner mldg.
69	3435-36-4456 Split 2nd Seat	4409654	RH	.72	ESCUTCHEON, upper corner mldg.
69	3435-36-4456 Split 2nd Seat	4409655	LH	.72	ESCUTCHEON, upper corner mldg.
70	3435-36 Split 2nd Seat . .	4409650	RH	.62	ESCUTCHEON, lwr. corner mldg. .
70	3435-36 Split 2nd Seat . .	4409651	LH	.62	ESCUTCHEON, lwr. corner mldg. .
70	3435-36-6036-46 Split 2nd Seat.	4409654	RH	.72	ESCUTCHEON, upr. corner mldg.
70	3435-36-6036-46 Split 2nd Seat.	4409655	LH	.72	ESCUTCHEON, upr. corner mldg.
14.818 MOLDING, FRONT SEAT					
68-71	3337-3437-67-3537- 4637 Notch Back Seats.	4854957	RH	8.05	MOLDING, back side-outer (also used 14.823)
72	4439 w/Notch Back Seat	4854957	RH	8.05	MOLDING, back side-outer.

68-71	3337-3437-67-3537-463-				
	7 Notch Back Seats	4854958	LH	8.05	MOLDING, back side-outer (also used 14.823)
72	4439 w/Notch Back Seat	4854958	LH		
68-72	4000 exc. Wagons & 4469	4854957	RH	8.05	MOLDING, back side-outer
68-72	4000 exc. Wagons & 4469	4854958	LH	8.05	MOLDING, backside-outer
68-72	4439-69	6284314	RH	8.05	MOLDING, back side-outer
68-72	4439-69	6284315	LH	6.80	MOLDING, back side finishing
68	All Bkt. Seats	7737616	2	6.80	MOLDING, back side finishing
68	All Bkt. Seats	7737615	RH	1.95	MOLDING, back panel finish
68	All Bkt. Seats	7737615	LH	1.74	MOLDING, side inner panel finish
68	9000 Strato Bench	7737615	LH	1.74	MOLDING, side-outer panel finish
68	All Bkt. Seats	7737614	RH	1.74	MOLDING, side panel finish
68	All Bkt. Seats	7737614	LH	1.69	MOLDING, side-outer panel finish
68	9000 Strato Bench	7737614	RH	1.69	MOLDING, side-inner panel finish
68-71	9487	7736119	2	1.69	MOLDING, side panel finish
69-72	30-40-50-6000 Bucket Seat	7793973	2	7.30	MOLDING, back insert finish
69-72	9000	7793973	2	3.69	MOLDING, finish
69-72	30-40-60-9000 Buckets	7793971	2	3.69	MOLDING, finish
69-71	9000 Strato Bench	7793971	RH	1.79	MOLDING, side panel finishing-inner &; outer
69-72	30-40-60-9000 Bucket Seats	7793972	2	1.79	MOLDING, front seat side panel finishing
69-71	9000 Strato Bench	7793972	LH	1.79	MOLDING, side panel finishing-inner 8< outer
71-72	3369	6284314	RH	1.79	MOLDING, front seat side panel finishing
71-72	3369	6284315	LH	6.80	MOLDING, side finishing
68	All Bkt. Seats	7738635	RH	6.80	MOLDING, side finishing
68	All Bkt. Seats	7738635	2	.15	CAP, side panel mldg.-inner-frt
68	All Bkt. Seats	7738635	RH	.15	CAP, driver seat side panel mldg.-inner-rr. &; outer-frt
68	All Bkt. Seats	7738635	LH	.15	CAP, side panel mldg.-outer-rr
68	9000 Strato Bench	7738635	2	.15	CAP, seat back panel finish mldg. end
68	All Bkt. Seats	7738634	RH	1.5	CAP, frt. seat side panel mldg. frt. 8t rr. end
68	All Bkt. Seats	7738634	RH	.15	CAP, side panel mldg.-outer-frt
68	All Bkt. Seats	7738634	RH	.15	CAP, side panel mldg.-inner-rr
68	All Bkt. Seats	7738634	2	.15	CAP, driver seat side panel mldg.-inner-frt. 8i outer-rr
68	All Bkt. Seats	7738634	RH	.15	CAP, pass. 8< drivers seat back panel finish mldg. end
68	9000 Strato Bench	7738634	2	.15	CAP, frt. seat side panel mldg.-frt. &; rr. end
	14.823 MOLDING, FRONT SEAT				
61	4317 Bkt. Seats	4833831	2	9.40	MOLDING, seat back-upr
61	4317	6280363	RH	6.95	MOLDING, seat back side-outer
61	4317	6280364	LH	6.95	MOLDING, seat back side-outer
62	4067 Bkt. Seats	6280390	2	3.18	MOLDING, seat back side-inner
62	4 167-4347 Bench Seat	6280363	RH	6.95	MOLDING, frt. seat back side-outer (tapered)
62	4 167-4347 Bench Seat	6280364	LH	6.95	MOLDING, frt. seat back side-outer (tapered)
62	Bkt. Seat Jobs	4833831	2	9.40	MOLDING, seat back-upr
62	All Bkt. Seat Jobs (Mldg. is Square on Top End 8t uses a Matching Up. Mldg.)	4833834	LH	6.85	MOLDING, seat back side-outer
63	4027-35 Bkt. Seats	6280363	RH	6.95	MOLDING, frt. seat back side-outer
63	4027-35 Bkt. Seats	6280364	LH	6.95	MOLDING, frt. seat back side-outer
62	All Bkt. Seat Jobs (Tapered Mldg. used Alone)	6280363	RH	6.95	MOLDING, seat back-outer
62	All Bkt. Seat Jobs (Tapered Mldg. used Alone)	6280364	LH	6.95	MOLDING, seat back-outer
63	4027-35-67 Bkt. Seats	6280390	2	3.18	MOLDING, drivers & pass, seat back side-inner
63	4067-4467-4635-39-				
	4839-47-67 Bkt. Seats	4833834	1	6.85	MOLDING, driver seat back side-outer
63	4347-67-4647-67	4833834	1	6.85	MOLDING, driver seat back side-outer
63	4347-67-4647-67	4833831	2	9.40	MOLDING, drivers 8i pass, seat back-upr
63	4467-4635-39-4839-47-				
	67 Bkt. Seats	4833831	2	9.40	MOLDING, drivers & pass, seat back-upr
63-64	4747	4854958	1	8.05	MOLDING, drivers seat back side-outer—(1 4.8 1 8)
63-64	4747	4854957	1	8.05	MOLDING, pass, seat back side-outer—(14.818)
64	All Bkt. Seat exc. 4700	6280363	RH	6.95	MOLDING, seat back side-outer
64	All Bkt. Seat exc. 4700	6280364	LH	6.95	MOLDING, seat back side-outer
64	4067-4127-4337-67 Bkt. Seats	6280363	RH	6.95	MOLDING, seat back side inner
64	4067-4127-4337-67 Bkt. Seats	6280364	LH	6.95	MOLDING, seat back side-inner
64	4337-67	6280363	RH	6.95	MOLDING, frt. seat back side-outer
64	4337-67	6280364	LH	6.95	MOLDING, frt. seat back side-outer

64	4369	6284314	RH	6.80	MOLDING, frt. seat back side finishing
64	4369	6284315	LH	6.80	MOLDING, frt. seat back side finishing
65	30-40-50-6000 (Bkt. Seats)	6280363	RH	6.95	MOLDING, driver <i>fk</i> pass, seat back side-outer
65	30-40-50-6000 (Bkt. Seats)	6280364	LH	6.95	MOLDING, driver & pass, seat back side-outer
65	6637-67-8467 Bkt. Seat	4854957	RH	8.05	MOLDING, driver seat back side—(1 4.81 8)
65	6637-67-8467 Bkt. Seat	4854958	LH	8.05	MOLDING, driver seat back side—(1 4.81 8)
65	6637-67-8467 Bkt. Seat	4854957	RH	8.05	MOLDING, pass, seat back—(1 4.8 18)
65	6637-67-8467 Bkt. Seat	4854958	LH	8.05	MOLDING, pass, seat back—(1 4.8 18)
65	9447	4854957	RH	8.05	MOLDING, pass, seat back-side-outer—(1 4.8 18)
65	9447	4854958	LH	8.05	MOLDING, pass, seat back-side-outer—(1 4.8 18)
66-67	4000-9000 Bkt. Seats	7600025	LH	2.10	MOLDING, pass. & driver seat side panel finish
66-67	All Bkt. Seats	7600026	2	2.26	MOLDING, driver & pass, seat back finish
66-67	50-60-8000 Bkt. Seats	7600024	1	2.10	MOLDING, driver & pass, seat side panel finishing-inner-outer
66-67	50-60-8000 Bkt. Seats	7600025	1	2.10	MOLDING, pass. & driver seat panel finish-inner 8: outer
66-67	9000 Strato Bench	7600026	2	2.26	MOLDING, frt. seat back panel finish
66-67	9000 Strato Bench	7600024	RH	2.10	MOLDING, frt. seat side panel finish
66-67	9000 Strato Bench	7600025	LH	2.10	MOLDING, frt. seat side panel finish
66-67	9487 Frt. Seat Back Insert Finisher Mldgs.	4538459	2	6.20	MOLDING, pass. & driver seat back insert finishing
67	9487	7600024	RH	2.10	MOLDING, driver & pass, seat side outer panel finishing
67	9487	7600025	2	2.10	MOLDING, drivers 8: pass, seat side-inner panel finishing

NOTE For model years after 1 967 refer to group 1 4.8 118.

66-67	All as Req.	7584956	AR	.15	CAP, driver 8i pass, seat side 8i back panel mldg. end
-------	-------------	---------	----	-----	--

NOTE Refer to group 1 1.358 for other seat back panels, and 1 1,362 for frt. seat cush.panels.

14.823 RETAINER, BUCKET SEAT BACK TO BOTTOM FRAME

62-64	All as Req.	4855493	AR	.82	RETAINER, seat back to bottom frame
-------	-------------	---------	----	-----	-------------------------------------

14.870 CHILD SEAT PARTS

67-70	All	9716550	1	2.72	PAD, back (parchment) deluxe
67-70	All	9716557	1	2.67	PAD, cushion (parchment) deluxe
72	All	9607911	1	2.67	PAD, infant seat
67-70	All	9716541	2	.05	FASTENER, pin
67-70	All	9726017	1	5.65	HAND RAIL (parchment) deluxe
67-70	All	9716540	2	.30	PIN, back to cushion
67-70	All	7785152	1	3.33	STRAP, seat back (black)
67-70	All	9716564	2	.20	SCREW, hand rail to seat back-deluxe

14.875 SEAT BELTS, INCLUDES BELTS FOR (1) PERSON (DELUXE)

NOTE The following seat belts can be ordered for replacement purposes, past model usage. When using for third belt installation it will be necessary to order longer attaching bolts.

65	All exc. 9000	.1361323	RH	10.90	BELT, frt. seat (black)
65	All exc. 9000	.1361322	LH	10.90	BELT, frt. seat (black)
65	All (Deluxe Belts)	.1361327	RH	10.90	BELT, frt. seat (red)
65	All (Deluxe Belts)	.1361326	LH	10.90	BELT, frt. seat (red)
65	All exc. 9000	.1361329	RH	10.90	BELT, frt. seat (blue)
65	All exc. 9000	.1361328	LH	10.90	BELT, frt. seat (blue)
65	All (Deluxe Belts)	.1361331	RH	10.90	BELT, frt. seat (turquoise)
65	All (Deluxe Belts)	.1361330	LH	10.90	BELT, frt. seat (turquoise)
65	All as Required	.1361347	RH	10.90	BELT, frt. seat (fawn) (T-003-103-1 33-403-4 13-633-643)
65	All as Required	1361346	LH	10.90	BELT, frt. seat (fawn) (T-003-103-1 33-403-4 13-633-643)
65	All exc. 9000	1361332	LH	10.90	BELT, frt. seat (fawn) (T-029-1 19-129-149-159-199-429-449-659-679-689-699)
65	All exc. 9000	1361334	LH	10.90	BELT, frt. seat (green)
65	All (Deluxe Belts)	3955358	AR	6.00	BELT (black) less retractor
65	All Deluxe Belts)	3955360	AR	6.00	BELT (blue) less retractor
65	All Deluxe Belts)	3955363	AR	6.00	BELT (fawn) less retractor
65	All Deluxe Belts)	3955359	AR	6.00	BELT (red) less retractor
66	All Deluxe Belts)	8700744	RH	10.00	BELT, frt. seat (saddle)
66	All Deluxe Belts)	8700745	LH	10.00	BELT, frt. seat (saddle)
66	All Deluxe Belts)	1361362	RH	10.90	BELT, frt. seat (turquoise)
66	All Deluxe Belts)	1361363	LH	10.90	BELT, frt. seat (turquoise)
66	All Deluxe Belts)	1361361	RH	10.90	BELT, frt. seat (turquoise)
66	All Deluxe Belts)	1361360	LH	10.90	BELT, frt. seat (fawn)
66	All Deluxe Belts)	1361358	RH	10.90	BELT, frt. seat (fawn)
66	All Deluxe Belts)	1361359	LH	10.90	BELT, frt. seat (blue)
66	All Deluxe Belts)	(T-632-642)	RH	10.90	BELT, frt. seat (blue)
		.1361350	RH	10.90	BELT, frt. seat (black)

66	All (Deluxe Belts) exc. (T-632-642)1361351	LH	10.90	BELT, frt. seat (black)
66	9000 (Deluxe Belts)1361355	LH	10.90	BELT, frt. seat (plum) (T-627)
66	9000 (Deluxe Belts)1361366	RH	10.90	BELT, frt. seat (bronze) (T-6 17)
66	All (Deluxe Belts)3955391	1	7.05	BELT, frt. seat-ctr. (black)
66	All (Deluxe Belts)3955394	1	7.05	BELT, frt. seat-ctr. (blue)
66	All (Deluxe Belts)3955395	1	7.05	BELT, frt. seat-ctr. (fawn)
66	All (Deluxe Belts)3955397	1	7.05	BELT, frt. seat-ctr. (green)
66	All (Deluxe Belts)3955396	1	7.05	BELT, frt. seat-ctr. (turquoise)
66	All (Deluxe Belts)3955382	AR	7.05	BELT, rr. seat (black)
66	All (Deluxe Belts)3955384	AR	7.05	BELT, rr. seat (red)
66	All (Deluxe Belts)3955387	AR	7.05	BELT, rr. seat (turquoise)
66	All (Deluxe Belts)3955385	AR	7.05	BELT, rr. seat (dk. blue)
66	All (Deluxe Belts)3955386	AR	7.05	BELT, rr. seat (fawn)
66	All (Deluxe Belts)3955388	AR	7.05	BELT, rr. seat (green)
66	90003955389	3	7.05	BELT, rr. seat (bronze) (T-6 17) sides or ctr.
66	4000 Wagons (Deluxe)3955391	2	7.05	BELT, fldg. 2nd seat (black)
66	33-34-35-3635-4265 (Deluxe Belts)3955382	2	7.05	BELT, fldg. 2nd seat (black)
66	4465 (Deluxe Belts)3955382	2	7.05	BELT, fldg. 3rd seat (black)
66	4000 Wagons (Deluxe)3955394	2	7.05	BELT, fldg. 2nd seat (blue)
66	3000 Wagons (Deluxe)3955385	2	7.05	BELT, fldg. 2nd seat (dk. blue)
66	42-4465 (Deluxe)3955385	2	7.05	BELT, fldg. 3rd seat (dk. blue)
66	3000 Wagons (Deluxe)3955384	2	7.05	BELT, fldg. 2nd seat (red)
66	42-4465 (Deluxe)3955384	2	7.05	BELT, fldg. 3rd seat (red)
66	4465 (Deluxe Belts)3955388	2	7.05	BELT, fldg. 3rd seat (green)
66	4465 (Deluxe Belts)3955397	2	7.05	BELT, fldg. 2nd seat (green)
67	3335-3435-4367-4467-4667 (Deluxe Belts)8700480	RH	8.40	BELT, frt. seat (red) (T-1 17-167-197)
67	3335-3435-4367-4467-4667 (Deluxe Belts)8700725	LH	9.40	BELT, frt. seat (red) (T-1 17-167-197)
67	4455-4855-5467-6467-6667-8457-67 (Deluxe)8700488	RH	8.95	BELT, frt. seat (red) (T-177-427-457-697)
67	4455-4855-5467-6467-6667-8457-67 (Deluxe)8700489	LH	8.95	BELT, frt. seat (red) (T-177-427-457-697)
67	3335-3435-4367-4467-4667 (Deluxe Belts)8700525	1	7.05	BELT, frt. seat-ctr. (red)
67	4455-4855-5467-6467-6667-8457-67 (Deluxe)8700528	1	7.55	BELT, frt. seat-ctr. (red)
67	All (Deluxe Belts)8700494	RH	8.40	BELT, frt. seat (turquoise)
67	All (Deluxe Belts)8700733	LH	9.40	BELT, frt. seat (turquoise)
67	All (Deluxe Belts)8700530	1	7.05	BELT, frt. seat-ctr. (turquoise)
67	All (Deluxe Belts)8700478	RH	8.40	BELT, frt. seat (black)
67	All (Deluxe Belts)8700479	LH	8.40	BELT, frt. seat (black)
67	All (Deluxe Belts)8700523	1	7.35	BELT, frt. seat-ctr. (black)
67	All (Deluxe Belts)8700492	RH	8.40	BELT, frt. seat (blue)
67	All (Deluxe Belts)8700493	LH	8.40	BELT, frt. seat (blue)
67	All (Deluxe Belts)8700529	1	7.05	BELT, frt. seat-ctr. (blue)
67	8439-90008700502	RH	8.40	BELT, frt. seat (fawn)
67	8439-90008700503	LH	8.40	BELT, frt. seat (fawn)
67	8439-90008704626	1	9.30	BELT, frt. seat-ctr. (fawn)
67	All (Deluxe Belts)8700744	RH	10.00	BELT, frt. seat (buckskin)
67	All (Deluxe Belts)8700745	LH	10.00	BELT, frt. seat (buckskin)
67	All (Deluxe Belts)8700531	1	7.05	BELT, frt. seat-ctr. (gold)
67	All (Deluxe Belts)8700506	RH	8.95	BELT, frt. seat (green)
67	All (Deluxe Belts)8700507	LH	8.95	BELT, frt. seat (green)
67	All (Deluxe Belts)8700534	1	7.55	BELT, frt. seat-ctr. (green)
67	All (Deluxe Belts)8700486	RH	8.40	BELT, frt. seat (maroon)
67	All (Deluxe Belts)8700487	LH	8.40	BELT, frt. seat (maroon)
67	All (Deluxe Belts)8700527	1	7.05	BELT, frt. seat-ctr. (maroon)
67	9000 (Deluxe Belts)8700596	RH	8.40	BELT, frt. seat (plum) (T-619)
67	9000 (Deluxe Belts)8700597	LH	8.40	BELT, frt. seat (plum) (T-619)
67	9000 (Deluxe Belts)8700524	1	7.50	BELT, frt. seat-ctr. (plum)
67	43-44-4667 (Deluxe)8700512	3	7.05	BELT, rr. seat (red) sides or ctr.
67	5467-6467-6667-8457-67 (Deluxe Belts)8700515		7.55	BELT, rr. seat (red) sides or ctr.
67	All (Deluxe Belts)8700517			
67	All (Deluxe Belts) exc. Wagons8700510		7.05	BELT, rr. seat (turquoise) sides or ctr.
67	All (Deluxe Belts) exc. Wagons8700516		7.05	BELT, rr. seat (black) sides or ctr.
67	8439-90008700522		7.05	BELT, rr. seat (blue) sides or ctr.
67	All (Deluxe Belts) exc. Wagons8700518		7.05	BELT, rr. seat (fawn) sides or ctr.
67	5200-8439-69-9487 (Deluxe Belts)8700520		7.05	BELT, rr. seat (gold) sides or ctr.
				7.55	BELT, rr. seat (green) sides or ctr.

	(Deluxe Belts)	8700514	3	7.05	BELT, rr. seat (maroon) sides or ctr.
67	9000 (Deluxe Belts)	8700511	3	7.05	BELT, rr. seat (plum) sides or ctr.
67	33-3435 (Deluxe Belts)	8700512	3	7.05	BELT, fldg. 2nd seat (red) sides or ctr.
67	44-4855 (Deluxe Belts)	8700528	3	7.55	BELT, fldg. 2nd seat (red) sides or ctr.
67	33-34-35-3635 (Deluxe)	8700510	3	7.05	BELT, fldg. 2nd seat (black) sides or ctr.
67	44-4865 (Deluxe Belts)	8700510	2	7.05	BELT, fldg. 3rd seat (black)
67	4000 Wagons (Deluxe)	8700523	3	7.35	BELT, fldg. 2nd seat (black) sides or ctr.
67	33-34-35-3635 (Deluxe)	8700516	3	7.05	BELT, fldg. 2nd seat (blue) sides or ctr.
67	4465-4865 (Deluxe)	8700516	2	7.05	BELT, fldg. 3rd seat (blue)
67	4000 Wagons (Deluxe)	8700529	3	7.05	BELT, fldg. 2nd seat (blue) sides or ctr.
67	33-3635 (Deluxe Belts)	8700518	3	7.05	BELT, fldg. 2nd seat (gold) sides or ctr.
67	44-4865 (Deluxe Belts)	8700518	2	7.05	BELT, fldg. 3rd seat (gold)
67	4455-65-4800 (Deluxe)	8700531	3	7.55	BELT, fldg. 2nd seat (gold) sides or ctr.
67	44-4865 (Deluxe Belts)	8700534	3	7.55	BELT, fldg. 2nd seat (green) sides or ctr.
68	44-4865 (Deluxe Belts)	8700520	2	9.40	BELT, fldg. 3rd seat (green)
68	All Deluxe Belts.	8700722	RH	9.40	BELT, frt. (black)
68	All Deluxe Belts.	8700723	LH	7.55	BELT, frt. seat (black)
68	All Deluxe Belts.	8700710	1	10.00	BELT, frt. seat-ctr. (black)
68	All Deluxe Belts.	8700744	RH	10.00	BELT, frt. seat (buckskin)
68	All Deluxe Belts.	8700745	LH	7.75	BELT, frt. seat (buckskin)
68	All (Deluxe Belts)	8700721	1	7.30	BELT, frt. seat-ctr. (med. buckskin)
68	All Deluxe Belts.	8700718	1	9.40	BELT, frt. seat-ctr. (dk. green)
68	All Deluxe Belts.	8700738	RH	9.40	BELT, frt. seat (dk. green)
68	All Deluxe Belts.	8700739	LH	9.40	BELT, frt. seat (dk. green)
68	All Deluxe Belts.	8700734	RH	9.40	BELT, frt. seat (med. gold)
68	All Deluxe Belts.	8700735	LH	7.55	BELT, frt. seat (med. gold)
68	All Deluxe Belts.	8700716	1	7.75	BELT, frt. seat-ctr. (med. gold)
68	All (Deluxe Belts)	8700719	1	10.00	BELT, frt. seat-ctr. (dk. maroon)
68	All Deluxe Belts.	8700740	RH	10.00	BELT, frt. seat (dk. maroon)
68	All Deluxe Belts.	8700741	LH	7.75	BELT, frt. seat (dk. maroon)
68	All (Deluxe)	8700712	1	10.00	BELT, frt. seat-ctr. (dk. red)
68	All (Deluxe)	8700802	RH	10.00	BELT, frt. seat (dk. red)
68	All (Deluxe)	8700803	LH	9.40	BELT, frt. seat (dk. red)
68	All Deluxe Belts.	8700730	RH	9.40	BELT, frt. seat (dk. teal)
68	All Deluxe Belts.	8700731	LH	7.55	BELT, frt. seat (dk. teal)
68	All Deluxe Belts.	8700714	1	7.55	BELT, frt. seat-ctr. (dk. teal)
68	All Deluxe Belts.	8701501	3	7.75	BELT, rr. seat (black)
68	All Deluxe Belts.	8700756	3	7.55	BELT, rr. seat (med. buckskin)
68	All Deluxe Belts.	8700754	3	7.55	BELT, rr. seat (dk. green)
68	All Deluxe Belts.	8700752	3	7.75	BELT, rr. seat (med. gold)
68	All Deluxe Belts.	8700757	3	7.75	BELT, rr. seat (dk. maroon)
68	All (Deluxe)	8700748	3	7.55	BELT, rr. seat (dk. red)
68	All Deluxe Belts.	8700750	3	7.55	BELT, rr. seat (dk. teal)
68	3435 Deluxe Belts	8701501	3	7.55	BELT, fldg. 2nd seat (black)
68	44-4865 Deluxe Belts	8701501	2	7.75	BELT, fldg. 3rd seat (black)
68	3435 Deluxe Belts.	8700756	3	7.75	BELT, fldg. 2nd seat (med. buckskin)
68	44-4865 Deluxe Belts	8700756	2	7.75	BELT, fldg. 3rd seat (med. buckskin)
68	4000 Wagons (Deluxe)	8700721	3	7.30	BELT, fldg. 2nd seat (med. buckskin)
68	4000 Wagons (Deluxe)	8700718	3	7.55	BELT, fldg. 2nd seat (dk. green)
68	44-4865 Deluxe Belts	8700754	3	7.75	BELT, fldg. 3rd seat (dk. green)
68	44-4865 Deluxe Belts	8700748	2	7.75	BELT, fldg. 3rd seat (dk. red)
68	4000 Wagons (Deluxe)	8700712	3	7.55	BELT, fldg. 2nd seat (dk. red)
68	44-4865 Deluxe Belts	8700750	2	7.55	BELT, fldg. 3rd seat (dk. teal)
68	3435 Deluxe Belts.	8700750	3	7.55	BELT, fldg. 2nd seat (dk. teal)
69	4000 Wagons (Deluxe)	8700714	3	9.80	BELT, fldg. 2nd seat (dk. teal)
69	All Deluxe Belts.	8702434	RH	9.80	BELT, frt. seat (black)
69	All Deluxe Belts.	8702435	LH	7.55	BELT, frt. seat (black)
69	All Deluxe Belts.	8701480	1	10.00	BELT, frt. seat-ctr. (black)
69	All Deluxe Belts.	8702442	RH	9.40	BELT, frt. seat (dk. green)
69	All Deluxe Belts.	8702443	LH	7.80	BELT, frt. seat (dk. green)
69	All Deluxe Belts.	8701488	1	10.00	BELT, frt. seat-ctr. (dk. green)
69	All Deluxe Belts.	8702444	RH	7.80	BELT, frt. seat (dk. red)
69	All Deluxe Belts.	8702445	LH	10.00	BELT, frt. seat (dk. red)
69	All Deluxe Belts.	8701489	1	10.00	BELT, frt. seat-ctr. (dk. red)
69	9487 Deluxe Belts.	8702440	RH	10.00	BELT, frt. seat (T-692) - (med. gold)
69	9487 Deluxe Belts.	8702441	LH	9.80	BELT, frt. seat (T-692) - (med. gold)
69	All Deluxe Belts.	8702438	RH	7.80	BELT, frt. seat (dk. blue)
69	All Deluxe Belts.	8702439	LH	10.00	BELT, frt. seat (dk. blue)
69	All Deluxe Belts.	8701486	1		BELT, frt. seat-ctr. (dk. blue)
	All Deluxe Belts.	8702452	RH		BELT, frt. seat (T-103-1 26-133-1 43-153-1 66-1 76- 186-196-403-4 13-426-453-464-603-624-633-636 644-674-686-694)
69	All Deluxe Belts.	8702453	LH	10.00	BELT, frt. seat (T-103-1 26-1 33-1 43-1 53-1 66-176- 186-196-403-413-426-453-464-603-624-633-636 644-674-686-694)
69	All Deluxe Belts.	8702450	RH	10.00	BELT, frt. seat (T-11 4-1 24-1 64-6 1 4-664-666)

69	All Deluxe Belts	8702451	LH	10.00	BELT, frt. seat (T-1 14-124-164-614-664-666)
69	All Deluxe Belts	8701492	1	7.75	BELT, frt. seat-ctr. (T-1 14-124-164-614-664-666) & (T-103-1 26-133-143-153-166-17 6-1 86-196-403-413-426-453-464-603-624-633-636-644-674-686-694)
69	All exc. Wagons (Deluxe)	8701501	3	7.55	BELT, rr. seat (black)
69	All exc. Wagons (Deluxe)	8701505	3	7.80	BELT, rr. seat (dk. green)
69	All exc. Wagons (Deluxe)	8701506	3	7.80	BELT, rr. seat (dk. red)
69	9487 (Deluxe)	8701504	3	7.55	BELT, rr. seat (T-692) - (med. gold)
69	All exc. Wagons (Deluxe)	8701503	3	7.55	BELT, rr. seat (dk. blue)
69	All exc. Wagons (Deluxe)	8701509	3	7.75	BELT, rr. seat (T-1 14-124-164-614-664-666) & (T-103-126-133-143-153-166-176-186-196-403-413-426-453-464-603-624-633-636-644-674-686-694)
69	3435-36 (Deluxe Belts)	8701501	3	7.55	BELT, fldg. 2nd seat (T-1 25) (black)
69	4456-66 (Deluxe Belts)	8701480	3	7.55	BELT, fldg. 2nd seat (T-195) (black)
69	4466 (Deluxe Belts)	8701501	2	7.55	BELT, fldg. 3rd seat (T-195) (black)
69	4456-66 (Deluxe Belts)	8701488	3	7.80	BELT, fldg. 2nd seat (T-190) (dk. green)
69	4466 (Deluxe Belts)	8701505	2	7.80	BELT, fldg. 3rd seat (T-190) (dk. green)
69	4456-66 (Deluxe Belts)	8701489	3	7.80	BELT, fldg. 2nd seat (T-197) (dk. red)
69	4466 (Deluxe Belts)	8701506	2	7.80	BELT, fldg. 3rd seat (T-197) (dk. red)
69	3435-36 (Deluxe Belts)	8701503	3	7.55	BELT, fldg. 2nd seat (T-121) (dk. blue)
69	4456-66 (Deluxe Belts)	8701486	3	7.80	BELT, fldg. 2nd seat (T-191) (dk. blue)
69	4466 (Deluxe Belts)	8701503	2	7.55	BELT, fldg. 3rd seat (T-191) (dk. blue)
69	3435-36 (Deluxe Belts)	8701509	3	7.75	BELT, fldg. 2nd seat (T-126) (fawn)
69	4456-66 (Deluxe Belts)	8701492	3	7.75	BELT, fldg. 2nd seat (T-196) (fawn)
69	4466 (Deluxe Belts)	8701509	2	7.75	BELT, fldg. 3rd seat (T-1 96) (fawn)
70	All Deluxe Belts	8703384	RH	9.40	BELT, frt. seat (black)
70	All Deluxe Belts	8703385	LH	9.40	BELT, frt. seat (black)
70	All Deluxe Belts	8703465	1	7.30	BELT, frt. seat-ctr. (black)
70	All Deluxe Belts	8703346	AR	7.30	BELT, rr. seat (black)
70	All Deluxe Belts	8703438	RH	9.40	BELT, frt. seat (blue)
70	All Deluxe Belts	8703439	LH	9.40	BELT, frt. seat (blue)
70	All Deluxe Belts	8703477	1	7.30	BELT, frt. seat-ctr. (blue)
70	All Deluxe Belts	8703358	AR	7.30	BELT, rr. seats (blue)
70	All Deluxe Belts	8703446	RH	9.40	BELT, frt. seat (dk. brown)
70	All Deluxe Belts	8703447	LH	9.40	BELT, frt. seat (dk. brown)
70	All Deluxe Belts	8703481	1	7.30	BELT, frt. seat-ctr. (dk. brown)
70	All Deluxe Belts	8703362	AR	7.30	BELT, rr. seats (dk. brown)
70	All Deluxe Belts	8703440	RH	9.40	BELT, frt. seat (green)
70	All Deluxe Belts	8703441	LH	9.40	BELT, frt. seat (green)
70	All Deluxe Belts	8703478	1	7.30	BELT, frt. seat-ctr. (green)
70	All Deluxe Belts	8703359	AR	7.30	BELT, rr. seats (green)
70	All Deluxe Belts	8703444	RH	9.40	BELT, frt. seat (saddle)
70	All Deluxe Belts	8703445	LH	9.40	BELT, frt. seat (saddle)
70	All Deluxe Belts	8703480	1	7.30	BELT, frt. seat-ctr. (saddle)
70	All Deluxe Belts	8703361	AR	7.30	BELT, rr. seats (saddle)
70	All Deluxe Belts	8703420	RH	9.40	BELT, frt. seat (sandalwood)
70	All Deluxe Belts	8703421	LH	9.40	BELT, frt. seat (sandalwood)
70	All Deluxe Belts	8703467	1	7.30	BELT, frt seat-cgr. (sandalwood)
70	All Deluxe Belts	8703348	AR	7.30	BELT, rr. seats (sandalwood)
70	54-8467 Deluxe Belts	870344B	RH	9.40	BELT, frt. seat (red)
70	54-8467 Deluxe Belts	8703449	LH	9.40	BELT, frt. seat (red)
70	54-8467 Deluxe Belts	8703482	1	7.30	BELT, frt. seat-ctr. (red)
70	54-8467 Deluxe Belts	8703363	AR	7.30	BELT, rr. seat (red)
71	All (Deluxe Belts)	8704586	RH	13.85	BELT, frt. seat T-108-138-1 55-1 58-165-1 68-408-4 1 8-438-463-465-468-498-608-628-633-642-648-658-668-678-688-695-698) (black)
71	All (Deluxe Belts)	8704587	LH	13.85	BELT, frt. seat (T-108-138-155-1 58-1 65-1 68-408-418-438-463-465-468-498-608-628-633-642-648-658-668-678-688-695-698) (black)
71	All (Deluxe Belts)	8704602	RH	13.85	BELT, frt. seat T-101-1 1 1-1 4 1-401-421-441-461-481-601-61 1-631-641-671 (blue)
71	All (Deluxe Belts)	8704603	LH	13.85	BELT, frt. seat T-101-1 1 1-1 4 1-401-42 1-44 1-46 1-481-601-61 1-631-641-671 (blue)
71	All exc. 8000 (Deluxe)	8704594	RH	13.85	BELT, frt. seat T-1 56-1 66-4 1 6-436-446-456-466-686 (saddle)
71	All exc. 8000 (Deluxe)	8704595	LH	13.85	BELT, frt. seat T-1 56-1 66-4 16-436-446-456-466-686 (saddle)
71	All (Deluxe Belts)	8704606	RH	13.85	BELT, frt. seat T-104-1 14-134-144-154-404-424-434-444-454-462-464-484-494-604-614-624-632-644-654-664-674-684 (sandalwood)
71	All (Deluxe Belts)	8704607	LH	13.85	BELT, frt. seat T-104-1 14-134-144-154-404-424-434-444-45 4-462-464-484-494-604-61 4-624-632-644-654-664-674-684 (sandalwood)
71	8400-9000 (Deluxe)	8704612	RH	13.85	BELT, frt. seat T-627-697 (rosewood)
71	8400-9000 (Deluxe)	8704613	LH	13.85	BELT, frt. seat T-627-697 (rosewood)

71	All (Deluxe Belts).	8 7 0 4 6 1 4	RH	13.85	BELT, frt. seat T-100-1 10-140-150-400-420-430-440-450-460-480-600-610-620-630-640-670-680 (green).....
71	All (Deluxe Belts).	8 7 0 4 6 1 5	LH	13.85	BELT, frt. seat T-100-1 10-1 40-1 50-400-420-430-440-450-460-480-600-6 10-620-630-640-670-680 (green).....
71	All (Deluxe Belts)	8 7 0 4 6 1 6		10.25	BELT, frt. seat-ctr. (T-108-1 38-1 55-1 58-408-4 1 8-438-463-465-468-498-608-628-633-642-648-658-678-688) (black).....
71	All (Deluxe Belts)_____	8 7 0 4 6 2 4		10.25	BELT, frt. ctr. (T-101-1 1 1-141-401-421-441-461-481-601-61 1-631-641-67 1) (blue).....
71	All exc. 8000 (Deluxe) .. .	8 7 0 4 6 2 0		9.30	BELT, frt. seat-ctr. (T-1 56-4 1 6-436-446-456-466-686) (saddle).....
71	All (Deluxe Belts)	8 7 0 4 6 2 6		9.30	BELT, frt. seat-ctr. (T-104-1 14-134-144-154-404-424-434-444-454-462-464-484-494-604-614-624-632-644-654-674-684) (sandalwood).....
71	8400 (Deluxe Belts).	8 7 0 4 6 2 9		9.85	BELT, frt. seat-ctr. (T-627) (rosewood).....
71	All (Deluxe Belts).	8 7 0 4 6 3 0		9.85	BELT, frt. seat-ctr. (T-100-1 10-1 40-1 50-400-420-430-440-450-460-480-600-6 10-620-630-640-670-680) (green).....
71	All (Deluxe Belts).	8 7 0 4 6 3 1		8.85	BELT, rear (T-108-1 38-1 55-1 58-1 65-1 68-408-41 8-438-463-465-468-498-608-628-633-642-648-658-668-678-688-695-698) (black).....
71	8400-9000 (Deluxe Belts).	8 7 0 4 7 9 6		9.40	BELT, rear (T-627-69 7) (rosewood).....
71	All (Deluxe Belts) ...	8 7 0 4 7 9 3		8.85	BELT, rear (T-104-1 14-134-144-154-404-424-434-462-464-484-494-604-6 1 4-624-632-644-654-664-674-684) (sandalwood).....
71	All exc. Wagons (Deluxe Belts).	8 7 0 4 7 9 1	3	8.85	BELT, rear (T-1 1 1-1 1 4-401-42 1-461-48 1-601-6 1 1-631-641-671) (blue).....
71	All exc. Wagons & 8000 (Deluxe Belts).	8 7 0 4 6 3 5		8.85	BELT, rear (T-1 56-1 66-4 1 6-436-466-686).....
71	All (Deluxe Belts).	8 7 0 4 7 9 7		9.40	BELT, rear (T-100-1 10-140-150-400-420-430-460-480-600-610-620-630-640-670-680) (green).....
71	6035-45 (Deluxe Belts) .. .	8 7 0 5 5 4 7	2	10.45	BELT, fldg. 2nd seat (T-440-450).....
71	6035-45 (Deluxe Belts) .. .	8 7 0 5 5 4 4	2	10.45	BELT, fldg. 2nd seat (T-444-454).....
71	6035-45 (Deluxe Belts) .. .	8 7 0 5 5 4 2	2	10.45	BELT, fldg. 2nd seat (T-441).....
71	6035-45 (Deluxe Belts) .. .	8 7 0 5 5 4 1	2	10.45	BELT, fldg. 2nd seat (T-446-456).....
71	6000 Wagons (Deluxe) .. .	8 7 0 4 7 9 3	1	8.85	BELT, fldg. 2nd seat ctr. (T-444-454) (sandalwood) .. .
71	3000 Wagons (Deluxe) .. .	8 7 0 4 7 9 3	3	8.85	BELT, fldg. 2nd seat (T-104).....
71	6000 Wagons (Deluxe) .. .	8 7 0 4 7 9 1	1	8.85	BELT, fldg. 2nd seat ctr. (T-441) (blue).....
71	3000 Wagons (Deluxe) .. .	8 7 0 4 7 9 1	3	8.85	BELT, 2nd seat (T-101) (blue).....
71	6000 Wagons (Deluxe) .. .	8 7 0 4 6 3 3	1	8.85	BELT, fldg. 2nd seat-ctr. (446-456).....
71	6000 Wagons (Deluxe) .. .	8 7 0 4 7 9 7	1	9.40	BELT, fig. 2nd seat ctr. (T-4 40-450) (green).....
71	3000 Wagon (Deluxe) .. .	8 7 0 4 7 9 7	2	9.40	BELT, 2nd seat (T-100) (green).....
71	6000 Wagons (Deluxe) .. .	8 7 0 4 7 9 7	2	9.40	BELT, 3rd seat (T-440-450) (green).....
71	6000 Wagons (Deluxe Belts).	8 7 0 4 7 9 1	2	8.85	BELT, 3rd seat (T-441) (blue).....
71	6000 Wagons (Deluxe Belts)	8 7 0 4 7 9 3	2	8.85	BELT, 3rd seat (T-444-454).....
71	6000 Wagons (Deluxe Belts)	8 7 0 4 6 3 5	3	8.85	BELT, 3rd seat (T-446-456).....
	NOTE: 1972 1st type less Seat Belt Warning System, 2nd type with Seat Belt Warning System.				
72	All exc. 5467 Deluxe (1st Type).	8 7 0 5 9 2 4	RH	12.45	BELT, frt. seat T-100-1 10-130-140-400-420-430-440-450-4 70-480-600-620-630-6 70-680
72	All exc. 5467 Deluxe (1st Type).	8 7 0 5 9 2 5	LH	12.45	BELT, frt. seat T-100-1 10-130-140-400-420-430-440-450-4 70-480-600-620-630-6 70-680
72	All exc. 5467 Deluxe (1st Type).	8 7 0 5 9 4 0	1	9.25	BELT, frt. seat ctr. (T-100-1 10-130-140-400-420-430-440-450-470-480-600-620-630-670-680)
72	All Deluxe (1st Type)_____	8 7 0 5 9 6 4	3	8.00	BELT, rr. seat (T-100-1 10-130-1 40-400-420-430-470-480-600-620-630-670-680).....
72	3436 Deluxe (1st Type) .. .	8 7 0 5 9 6 4	3	8.00	BELT, 2nd seat (T-100).....
72	All exc. Conv. & 6639-47 Deluxe (1st Type).	8 7 0 5 9 1 8	RH	12.45	BELT, frt. seat T-101-1 1 1-141-401-421-441-481-601-631-671.....
72	All exc. Conv. & 6639-47 Deluxe (1st Type).	8 7 0 5 9 1 9	LH	12.45	BELT, frt. seat T-101-1 1 1 -1 4 1-401-42 1-44 1-48 1-601 631 671.....
72	All exc. Conv. Deluxe (1st Type).	8 7 0 5 9 4 5	1	9.25	BELT, frt. seat ctr. (T-101-1 1 1-1 41-401-421-44 1-481-601-631-671).....
72	All Deluxe exc. Conv. (1st Type).	8 7 0 5 9 2 6	RH	12.45	BELT, frt. seat (T-104-1 14-144-404-424-434-444-454-464-474-484-494-604-624-634-654-674-684).....

72	All Deluxe exc. Conv. (1st Type).....	.8705927	LH	12.45	BELT, frt. seat (T-104-1 1 4-144-404-424-434-444-454-464-474-484-494-604-624-634-654-674-684)
72	All exc. Conv. & 6035 Deluxe (1st Type)8705966	3	8.00	BELT, rr. seat (T-1 1 4-1 33-1 44-404-424-434-464-474-484-494-604-624-634-654-674-684)
72	3436 Deluxe (1st Type) ..	.8705966	3	8.00	BELT, 2nd seat (T-104).....
72	All Deluxe exc. Conv. (1st Type).....	.8705948	1	9.25	BELT, frt. seat (ctr.) (T-104-1 14-133-144-404-424-434-444-4 54-464-4 74-484-494-604-624-634-654-674-684).....
72	All Deluxe (1st Type).....	.8705914	RH	12.45	BELT, frt. seat (T-106-136-4 1 6-436-446-456-476-626-646-676-686).....
72	All Deluxe (1st Type)8705915	LH	12 45	BELT, frt. seat (T-106-136-4 16-436-446-456-476-626-646-676-686).....
72	All exc. 8200 Deluxe (1st Type).....	.8705943	1	9.25	BELT, frt. seat ctr. (T-106-1 36-4 1 6-436-446-456-476-626-646-676-686).....
72	All exc. 8200 Deluxe (1st Type).....	.8705956	3	8.00	BELT, rr. seat (T-106-1 36-4 1 6-436-476-626-646-678-686).....
72	3436 Deluxe (1st Type) ..	.8705956	3	8.00	BELT, 2nd seat (T-106).....
72	All Deluxe (1st Type)8705938	RH	12.45	BELT, frt. seat (T-108-135-138-408-4 1 8-435-438-468-475-478-498-608-628-658-685-688).....
72	All Deluxe (1st Type)8705939	LH	12.45	BELT, frt. seat (T-108-135-138-408-4 1 8-435-438-468-475-478-498-608-628-658-685-688).....
72	All exc. Wagons Deluxe Belts (1st Type)8705952		9.25	BELT PKG., frt. seat center (T-108-135-1 38-408-4 18-435-4 38-468-475-478-498-608-628-638-658-688).....
72	All exc. Wagons Deluxe (1st Type)8705953	3	8.00	BELT, rr. seat (T-108-135-138-408-4 1 8-435-438-468-475-478-498-608-628-638-658-685-688)
72	3327-37-69-4437-39-69-5237-57-69-5437-57-69-8000-9000 Deluxe (1st Type).....	.8705959	3	8.00	BELT, rr. seat (T-1 1 1-141-401-421-481-601-631-671).....
72	3436 Deluxe (1st Type) ..	.8705959	3	8.00	BELT, 2nd seat (T-101).....
72	3337-3437-4437 Deluxe (1st Type)8705928	RH	12.45	BELT, frt. seat (T-133).....
72	3337-3437-4437 Deluxe (1st Type)8705929	LH	12.45	BELT, frt. seat (T-133).....
72	3337-3437-4437 Deluxe (1st Type)8705934	RH	12.45	BELT, frt. seat (T-137).....
72	3337-3437-4437 Deluxe (1st Type)8705935	LH	12.45	BELT, frt. seat (T-137).....
72	3337-3437-4437 Deluxe (1st Type)8705970	3	8.00	BELT, rr. seat (T-137).....
72	6035-45 Deluxe (1st Type)8705975		8.00	BELT, fldg. 2nd seat ctr. (T-440-450).....
72	6035-45 Deluxe (1st Type)8705980		8.00	BELT, fldg. 2nd seat outer (T-440-450).....
72	6045 Deluxe (1st Type) ..	.8705940		9.25	BELT, fldg. 3rd seat (T-440-450).....
72	6035-45 Deluxe8705974		8.00	BELT, fldg. 2nd seat ctr. (T-441).....
72	6035-45 Deluxe (1st Type)8705979		8.00	BELT, fldg. 2nd seat outer (T-441).....
72	6045 Deluxe (1st Type) ..	.8705945		9.25	BELT, fldg. 3rd seat (T-441).....
72	6035-45 Deluxe (1st Type)8705976		8.00	BELT, fldg. 2nd seat center (T-444-454).....
72	6035-45 Deluxe (1st Type)8705981	2	8.00	BELT, fldg. 2nd seat outer (T-444-454).....
72	6045 Deluxe (1st Type) ..	.8705948	2	9.25	BELT, fldg. 3rd seat (T-444-454).....
72	6045 Deluxe (1st Type)8705943	2	9.25	BELT, fldg. 3rd seat (T-446-456).....
72	6035-45 Deluxe (1st Type)8705973	1	8.00	BELT, fldg. 3rd seat (T-446-456).....
72	6035-45 Deluxe (1st Type)8705978	2	8.00	BELT, fldg. 2nd seat ctr. (T-446-456).....
72	30-4000 exc. Conv.-Deluxe (2nd Type)8706586	RH	24.55	BELT, fldg. 2nd seat outer (T-446-456).....
72	30-4000 exc. Conv.-Deluxe (2nd Type)8706587	LH	24.55	BELT & STRAP, frt. seat (T-100-1 10-130-140)
72	30-4000 Deluxe (2nd Type)8706814	1	10.70	BELT & STRAP, frt. seat (T-100-1 10-130-140)
72	30-4000 (2 Dr.) Deluxe (2nd Type)8706911	2	16.20	BELT, frt. seat-ctr. (T-100-1 10-1 30-1 40).....
72	30-4000 (4 Dr.) Deluxe (2nd Type)8706875	2	16.20	BELT, rr. seat (T-100-1 10-130-1 40).....
					BELT, rr. seat (T-100-1 10-130-140).....

72	30-4000 (4 Drs.) exc. Wagons Deluxe (2nd Type)	8706949	1	10.25	BELT, rr. seat-ctr. (T-100-1 10-130-140)
72	30-4000 (2 Drs.) Deluxe (2nd Type)	8707192	1	10.25	BELT, rr. seat-ctr. (T-100-1 10-130-140)
72	3369-4439-69 Deluxe (2nd Type)	8706875	2	16.20	BELT, rr. seat (T-100-1 10-130-140)
72	3436 Deluxe (2nd Type)	8707173	2	9.90	BELT, fldg. 2nd seat (T-100)
72	3369-4439-69 Deluxe (2nd Type)	8706949	1	10.25	BELT, rr. seat-ctr. (T-100-1 10-130-140)
72	3436 Deluxe (2nd Type)	8707172	2	9.90	BELT, fldg. 2nd seat (T-101)
72	3436 Deluxe (2nd Type)	8706948	1	10.25	BELT, fldg. 2nd seat-ctr. (T-101)
72	3300-3436-4437-39-69 Deluxe (2nd Type)	8706584	RH	24.55	BELT & STRAP, frt. seat (T-101-1 1 1-141)
72	3300-3436-4437-39-69 Deluxe (2nd Type)	8706585	LH	24.55	BELT & STRAP, frt. seat (T-101-1 1 1-141)
72	3300-3436-4437-39-69 Deluxe (2nd Type)	8706811	1	10.70	BELT, frt. seat-ctr. (T-101-1 1 1-141)
72	3300-3436-4437-39-69 Deluxe (2nd Type)	8706588	RH	24.55	BELT & STRAP, frt. seat (T-104-1 14-134-144)
72	3300-3436-4437-39-69 Deluxe (2nd Type)	8706589	LH	24.55	BELT & STRAP, frt. seat (T-104-1 14-134-144)
72	3300-3436-4437-39-69 Deluxe (2nd Type)	8706815	1	10.70	BELT, frt. seat-ctr. (T-104-1 14-133-134-144)
72	3436 Deluxe (2nd Type)	8707174	2	9.90	BELT, fldg. 2nd seat (T-104)
72	3436 Deluxe (2nd Type)	8706950	1		
72	30-4000 exc. Conv. Deluxe (2nd Type)	8706580	RH	10.25	BELT, fldg. 2nd seat-ctr (T-104)
72	30-4000 exc. Conv. Deluxe (2nd Type)	8706581	LH	24.55	BELT & STRAP, frt. seat (T-106-136)
72	30-4000 Deluxe (2nd Type)	8706809	1	24.55	BELT & STRAP, frt. seat (T-106-136)
72	30-4000 (2 Drs.) Deluxe (2nd Type)	8706908	2	10.70	BELT, frt. seat-ctr. (T-106-136)
72	3369-4439-69 Deluxe (2nd Type)	8706872	2	16.20	BELT, rr. seat (T-106-136)
72	30-4000 (2 Drs.) Deluxe (2nd Type)	8707189	1	16.20	BELT, rr. seat (T-106-136)
72	3436-4369-4439-69 Deluxe (2nd Type)	8706946	1	10.25	BELT, rr. seat-ctr. (T-106-136)
72	3436 Deluxe (2nd Type)	8707171	2	10.25	BELT, rr. seat-ctr. (T-106-136)
72	3436 Deluxe (2nd Type)	8707189	1	9.90	BELT, fldg. 2nd seat (T-106)
72	3300-3437-4437-69 Deluxe (2nd Type)	8706578	RH	10.25	BELT, fldg. 2nd seat-ctr. (T-106)
72	3300-3437-4437-39 Deluxe (2nd Type)	8706579	LH	24.55	BELT & STRAP, frt. seat (T-108-135-138)
72	30-4000 exc. Wagons Deluxe (2nd Type)	8706806	1	24.55	BELT & STRAP, frt. seat (T-108-135-138)
72	3369-4439-69 Deluxe (2nd Type)	8706857	2	10.70	BELT & STRAP, frt. seat-ctr. (T-108-135-138)
72	30-4000 (2 Drs.) Deluxe 2nd Type	8706907	2	16.20	BELT, rr. seat (T-108-138)
72	3369-4439-69 Deluxe (2nd Type)	8706945	1	16.20	BELT, rr. seat (T-108-135-138)
72	30-4000 (2 Drs.) Deluxe (2nd Type)	8707188	1	10.25	BELT, rr. seat-ctr. (T-108-138)
72	3327-37-4437 Deluxe (2nd Type)	8706910	2	10.25	BELT, rr. seat-ctr. (T-108-135-138)
72	3327-37-4437 Deluxe (2nd Type)	8707191	1	16.20	BELT, rr. seat (T-1 11-141)
72	3369-4439-69 Deluxe (2nd Type)	8706874	2	10.25	BELT, rr. seat-ctr. (T-1 1 1-141)
72	3369-4439-69 Deluxe (2nd Type)	8706948	1	16.20	BELT, rr. seat (T-1 1 1-141)
72	3369-4439-69 Deluxe (2nd Type)	8706876	2	10.25	BELT, rr. seat-ctr. (T-1 1 1-141)
72	30-4000 exc. Conv. Deluxe (2nd Type)	8706912	2	16.20	BELT, rr. seat (T-114-144)
72	3369-3467-4439-69 Deluxe (2nd Type)	8706950	1	16.20	BELT, rr. seat (T-1 14-133-134-144)
72	3327-37-3437-4437 Deluxe (2nd Type)	8707193	1	10.25	BELT, rr. seat-ctr. (T-1 14-144)
72	34-4467 Deluxe (2nd Type)	8706642	RH	10.25	BELT, rr. seat-ctr. (T-1 14-133-134-144)
				19.15	BELT, frt. seat (T-130) (use only on cars less shoulder straps)

72	34-4467 Deluxe (2nd Type)8706643	LH	19.15	BELT, frt. seat (T-130) (use only on cars less shoulder straps)
72	34-4467 Deluxe (2nd Type)8706634	RH	24.95	BELT & STRAP, frt. seat (T-130)
72	34-4467 Deluxe (2nd Type)8706635	LH	24.95	BELT & STRAP, frt. seat (T-130)
72	33-34-4437 Bench Seats-Deluxe (2nd Type)8706590	RH	24.55	BELT & STRAP, frt. seat (T-133)
72	33-34-4437 Bench Seats-Deluxe (2nd Type)8706591	LH	24.55	BELT & STRAP, frt. seat (T-133)
72	34-4467 Deluxe (2nd Type)8706638	RH	19.15	BELT, frt. seat (T-135-138) (use only on cars less shoulder straps)
72	34-4467 Deluxe (2nd Type)8706639	LH	19.15	BELT, frt. seat (T-135-138) (use only on cars less shoulder straps)
72	34-4467 Deluxe (2nd Type)8706630	RH	24.95	BELT & STRAP, frt. seat (T-135-138)
72	34-4467 Deluxe (2nd Type)8706631	LH	24.95	BELT & STRAP, frt. seat (T-135-138)
72	33-34-4437 Bkt. Seats Deluxe Belts (2nd Type)8706606	RH	24.55	BELT & STRAP, frt. seat (T-135-138)
72	33-34-4437 Bkt. Seats Deluxe (2nd Type)8706607	LH	24.55	BELT & STRAP, frt. seat (T-135-138)
72	34-4467 Deluxe (2nd Type)8706640	RH	19.15	BELT, frt. seat (T-136) (use only on cars less shoulder straps)
72	34-4467 Deluxe (2nd Type)8706641	LH	19.15	BELT, frt. seat (T-136) (use only on cars less shoulder straps)
72	34-4467 Deluxe (2nd Type)8706632	RH	24.95	BELT & STRAP, frt. seat (T-136)
72	34-4467 Deluxe (2nd Type)8706633	LH	24.95	BELT & STRAP, frt. seat (T-136)
72	33-34-4437 Bkt. Seats-Deluxe (2nd Type)8706618	RH	24.55	BELT & STRAP, frt. seat (T-137)
72	33-34-4437 Bkt. Seats-Deluxe (2nd Type)8706619	LH	24.55	BELT & STRAP, frt. seat (T-137)
72	33-34-4437 Deluxe (2nd Type)8706913	2	16.20	BELT, rr. seat (T-137)
72	33-34-4437 Deluxe (2nd Type)8707194	1	10.25	BELT, rr. seat-ctr. (T-137)
72	50-60-8000 exc. Conv. Deluxe (2nd Type)8706686	RH	24.55	BELT & STRAP, frt. seat (T-400-420-430-440-450-470-480-600-620-630)
72	50-60-8000 exc. Conv. Deluxe (2nd Type)8706687	LH	24.55	BELT & STRAP, frt. seat (T-400-420-430-440-450-470-4880-600-620-630)
72	50-60-8000 Deluxe (2nd Type)8706826	1	10.70	8ELT, frt. seat-ctr. (T-400-420-430-440-450-470-480-600-620-630)
72	50-66-8000 (4 Dr.) Deluxe (2nd Type)8706889	2	16.15	BELT, rr. seat (T-400-420-430-470-480-600-620-630)
72	50-60-8000 (2 Dr.) exc. 5467 Deluxe (2nd Type)8706902	2	16.15	BELT, rr. seat (T-400-420-430-470-480-600-620-630)
72	50-60-8000 (2 Dr.) Deluxe (2nd Type)8706941	1	10.25	BELT, rr. seat-ctr. (T-400-420-430-470-480-600-620-630)
72	50-66-8000 (4 Dr.) Deluxe (2nd Type)8706961	1	10.25	BELT, rr. seat-ctr. (T-400-420-430-470-480-600-620-630)
72	5000-6035-45-8000 exc. Conv. Deluxe (2nd Type)8706680	RH	24.55	BELT & STRAP, frt. seat (T-401-421-44 1-481-601-631)
72	5000-6035-45-8000 exc. Conv. Deluxe (2nd Type)8706681	LH	24.55	BELT & STRAP, frt. seat (T-401-42 1-44 1-48 1-601-631)

72	50-60-8000 exc. 6600 & Conv. Deluxe (2nd Type)	8706823	1	10.70	BELT, frt. seat-ctr. (T-401-421-44 1-48 1-601-631)
72	50-8000 (4 Dr.) Deluxe (2nd Type).	8706886	2	16.15	BELT, rr. seat (T-401-421-48 1-601-63 1)
72	50-8000 (2 Dr.) exc. Conv. Deluxe (2nd Type)	8706899	2	16.15	BELT, rr. seat (T-401-421-48 1-60 1-63 1)
72	50-8000 (2 Dr.) exc. Conv. Deluxe (2nd Type)	8706938	1	10.25	BELT, rr. seat-ctr. (T-40 1-421-48 1-601-63 1)
72	50-8000 (4 Dr.) Deluxe (2nd Type).	8706958	1	10.25	BELT, rr. seat-ctr. (T-401-421-48 1-601-63 1)
72	50-6000-9000 exc. Conv. Deluxe (2nd Type).	8706688	RH	24.55	BELT & STRAP, frt. seat (T-404-424-434-444-454-464-474-654)
72	50-60-9000 exc. Conv. Deluxe (2nd Type).	8706689	LH	24.55	BELT & STRAP, frt. seat (T-404-424-434-444-454-464-474-654)
72	50-60-8000 Deluxe (2nd Type).	8706827	1	10.70	BELT, frt. seat-ctr. (T-404-424-434-444-454-464-474-484-494-604-624-634)
72	50-60-8000 (2 Dr.) exc. Conv. Deluxe (2nd Type).	8706903	2	1 6.1 5	BELT, rr. seat (T-404-424-434-464-474-484-494-604-624-634)
72	50-60-8000 (4 Dr.) Deluxe (2nd Type).	8706890	2	16.15	BELT, rr. seat (T-404-424-434-464-474-484-494-604-624-634)
72	50-60-8000 (2 Dr.) exc. Conv. Deluxe (2nd Type).	8706942	1	10.25	BELT, rr. seat-ctr. (T-404-424-434-464-474-484-494-604-624-634)
72	50-66-8000 (4 Dr.) Deluxe (2nd Type).	8706962	1	10.25	BELT, rr. seat-ctr. (T-404-424-434-464-474-484-494-604-624-634)
72	50-66-8000 exc. Conv. Deluxe (2nd Type).	8706670	RH	24.55	BELT & STRAP, frt. seat (T-408-41 8-438-478-498-608-628-638)
72	50-66-8000 exc. Conv. Deluxe (2nd Type).	8706671	LH	24.55	BELT & STRAP, frt. seat (T-408-4 1 8-438-478-498-608-628-638)
72	50-66-8000 Deluxe (2nd Type).	8706818	1	10.70	BELT, frt. seat-ctr. (T-408-4 1 8-435-438-468-475-478-498-608-638-658-685-688)
72	50-66-8000 (4 Drs.) Deluxe (2nd Type).	8706881	2	16.15	BELT, rr. seat (T-408-4 18-438-468-478-498-608-628-638)
72	50-66-8000 (2 Dr.) Deluxe (2nd Type).	8706894	2	16.15	BELT, rr. seat (T-408-4 18-435-438-475-478-498-628)
72	50-66-8000 (2 Dr.) Deluxe (2nd Type).	8706933	1	10.25	BELT, rr. seat-ctr. (T-408-4 18-435-438-475-478-498-628)
72	50-66-8000 (4 Dr.) Deluxe (2nd Type).	8706953	1	10.25	BELT, rr. seat-ctr. (T-408-4 1 8-438-468-478-498-608-628-638)
72	50-6000 (2 Dr.) Deluxe (2nd Type).	8706676	RH	24.55	BELT 8i STRAP, frt. seat (T-4 1 6-436-446-456-476)
72	50-6000 (2 Dr.) Deluxe (2nd Type).	8706677	LH	24.55	BELT 8i STRAP, frt. seat (T-4 1 6-436-476-446-456)
72	50-60-8400 Deluxe (2nd Type).	8706821	1	10.70	BELT, frt. seat-ctr. (T-4 1 6-436-446-456-476-626-646)
72	50-66-8000 (4 Dr.) Deluxe (2nd Type).	8706884	2	16.15	BELT, rr. seat (T-4 16-436-476-626-646)
72	50-66-8000 (2 Dr.) Deluxe (2nd Type).	8706897	2	16.15	BELT, rr. seat (T-416-436-476-626-646)
72	50-66-8000 (2 Dr.) Deluxe (2nd Type).	8706936	1	16.15	BELT, rr. seat (T-416-436-476-626-646)
72	5239-69-5439-69-6639-8439 Deluxe (2nd Type)	8706956	1	10.25	BELT, rr. seat-ctr. (T-4 1 6-436-476-626-646)
72	54-6667 Deluxe (2nd Type).	8706704	RH	19.15	BELT, frt. seat (T-435-438-475-478) (use only on cars less shoulder straps)

72	54-6667 Deluxe (2nd Type)	8706705	LH	19.15	BELT, frt. seat (T-435-438-475-478) (use only on cars less shoulder straps)
72	54-6667 Deluxe (2nd Type)	8706696	RH	26.10	<u>BELT & STRAP, frt. seat (T-435-438-475-478)</u>
72	54-6667 Deluxe (2nd Type)	8706697	LH	26.10	BELT & STRAP, frt. seat (T-435-475-478)
72	54-6667 Deluxe (2nd Type)	8706706	RH	19.15	BELT, frt. seat (T-436-476) (use only on cars less
72	54-6667 Deluxe (2nd Type)	8706707	LH	19.15	BELT, frt. seat (T-436-476) (use only on cars less shoulder straps)
72	54-6667 Deluxe (2nd Type)	8706698	RH	26.10	<u>BELT & STRAP, frt. seat (T-436-476)</u>
72	54-6667 Deluxe (2nd Type)	8706699	LH	26.10	<u>BELT & STRAP, frt. seat (T-436-476)</u>
72	6035 Deluxe (2nd Type)	8707016	1	10.25	BELT, fldg. 2nd seat-ctr. (T-440-450)
72	6035 Deluxe (2nd Type)	8707150	RH	16.45	BELT, fldg. 2nd seat (T-440-450)
72	6035 Deluxe (2nd Type)	8707151	LH	16.45	BELT, fldg. 2nd seat (T-440-450)
72	6045 Deluxe (2nd Type)	8706994	RH	16.45	BELT, fldg. 2nd seat (T-440-450)
72	6045 Deluxe (2nd Type)	8706995	LH	16.45	BELT, fldg. 2nd seat (T-440-450)
72	6045 Deluxe (2nd Type)	8707034	2	10.25	BELT, 3rd seat (T-440-450)
72	6045 Deluxe (2nd Type)	8707205	1	10.25	BELT, fldg. 2nd seat-ctr. (T-440-450)
72	6035 Deluxe (2nd Type)	8707015	1	10.25	BELT, fldg. 2nd seat-ctr. (T-441)
72	6035 Deluxe (2nd Type)	8707148	RH	16.45	BELT, fldg. 2nd seat (T-441)
72	6035 Deluxe (2nd Type)	8707149	LH	16.45	BELT, fldg. 2nd seat (T-441)
72	6045 Deluxe (2nd Type)	8706992	RH	16.45	BELT, fldg. 2nd seat (T-441)
72	6045 Deluxe (2nd Type)	8706993	LH	16.45	BELT, fldg. 2nd seat (T-441)
72	6045 Deluxe (2nd Type)	8707033	2	10.25	BELT, fldg. 3rd seat (T-441)
72	6045 Deluxe (2nd Type)	8707204	1	10.25	BELT, fldg. 2nd seat-ctr. (T-441-45 1)
72	6035 Deluxe (2nd Type)	8707017	1	10.25	BELT, fldg. 2nd seat-ctr. (T-444-454)
72	6035 Deluxe (2nd Type)	8707152	RH	16.45	BELT, fldg. 2nd seat (T-444)
72	6035 Deluxe (2nd Type)	8707153	LH	16.45	BELT, fldg. 2nd seat (T-444)
72	6045 Deluxe (2nd Type)	8706996	RH	16.45	BELT, fldg. 2nd seat (T-444-454)
72	6045 Deluxe (2nd Type)	8706997	LH	16.45	BELT, fldg. 2nd seat (T-444-454)
72	6045 Deluxe (2nd Type)	8707035	2	10.25	BELT, 3rd seat (T-444-454)
72	6045 Deluxe (2nd Type)	8707206	1	10.25	BELT, fldg. 2nd seat-ctr. (T-444-454)
72	6035 Deluxe (2nd Type)	8707014	1	10.25	BELT, fldg. 2nd seat-ctr. (T-446-45 6)
72	6035 Deluxe (2nd Type)	8707146	RH	16.45	BELT, fldg. 2nd seat (T-446-456)
72	6035 Deluxe (2nd Type)	8707147	LH	16.45	BELT, fldg. 2nd seat (T-446-456)
72	6045 Deluxe (2nd Type)	8706990	RH	16.45	BELT, fldg. 2nd seat (T-446-456)
72	6045 Deluxe (2nd Type)	8706991	LH	16.45	BELT, fldg. 2nd seat (T-446-456)
72	6045 Deluxe (2nd Type)	8707032	2	10.25	BELT, 3rd seat (T-446-456)
72	6045 Deluxe (2nd Type)	8707203	1	10.25	BELT, fldg. 2nd seat-ctr. (T-446-456)
72	54-6667 Deluxe (2nd Type)	8706708	RH	19.15	BELT, frt. seat (T-470) (use only on cars less
72	54-6667 Deluxe (2nd Type)	8706709	LH	19.15	BELT, frt. seat (T-470) (use only on cars less
72	6667 Deluxe (2nd Type)	8706700	RH	26.10	BELT & STRAP, frt. seat (T-470)
72	6667 Deluxe (2nd Type)	8706701	LH	26.10	BELT & STRAP, frt. seat (T-470)
72	8000 Deluxe (2nd Type)	8706688	RH	24.55	BELT 8. STRAP, frt. seat (T-484-494-604-624-634)
72	8000 Deluxe (2nd Type)	8706689	LH	24.55	BELT 8. STRAP, frt. seat (T-484-494-604-624-634)
72	8400 Deluxe (2nd Type)	8706676	RH	24.55	BELT & STRAP, frt. seat (T-626-646)
72	8400 Deluxe (2nd Type)	8706677	LH	24.55	BELT 8. STRAP, frt. seat (T-626-646)
72	84-9000 60/40 Seat Deluxe (2nd Type)	8706742	RH	24.55	BELT & STRAP, pass, seat (T-630-670-680)
72	84-9000 60/40 Seat Deluxe (2nd Type)	8707335	LH	23.75	BELT & STRAP, driver seat (T-630-670-680)
72	84-9000 60/40 Seat Deluxe (2nd Type)	8707325	1	10.70	BELT, frt. seat-ctr. (T-630-670-680)
72	84-9000 60/40 Seat Deluxe (2nd Type)	8706736	RH	24.55	BELT & STRAP, pass, seat (T-63 1-671)
72	84-9000 60/40 Seat Deluxe (2nd Type)	8707334	LH	23.75	BELT & STRAP, driver seat (T-63 1-671)
72	84-9000 60/40 Seat Deluxe (2nd Type)	8707324	1	10.70	BELT, frt. seat-ctr. (T-63 1-671)
72	84-9000 60/40 Seat Deluxe (2nd Type)	8706744	RH	24.55	BELT 8. STRAP, pass, seat (T-634-674-684)
72	84-9000 60/40 Seat Deluxe (2nd Type)	8707336	LH	23.75	BELT & STRAP, driver seat (T-634-674-684)
72	84-9000 60/40 Seat Deluxe (2nd Type)	8707326	1	10.70	BELT, frt. seat-ctr. (T-634-674-684)
72	84-9000 60/40 Seat Deluxe (2nd Type)	8706732	RH	24.55	BELT 8. STRAP, pass, seat (T-646-676-686)

72	84-9000 60/40 Seat Deluxe (2nd Type)	8707332	LH	23.75	BELT 8. STRAP, driver seat (T-646-676-686)
72	84-9000 60/40 Seat Deluxe (2nd Type)	8707322	1	10.70	
72	9000 Bench Seat Deluxe (2nd Type)	8706827	1	10.70	BELT, frt. seat-ctr. (T-654)
72	9000 Deluxe (2nd Type)	8706924	2	16.15	BELT, rr. seat (T-654-674-684)
72	9000 Deluxe (2nd Type)	8706962	1	10.25	BELT, rr. seat-ctr. (T-654-674-684)
72	9000 Deluxe (2nd Type)	8706918	1	16.15	
72	9000 Deluxe (2nd Type)	8706953	1	10.25	BELT, rr. seat-ctr. (T-658-685-688)
72	9000 Bkt. Seat Deluxe (2nd Type)	8706588	RH	24.55	BELT 8. STRAP, frt. seat (T-654)
72	9000 Bkt. Seat Deluxe (2nd Type)	8706589	LH	24.55	BELT & STRAP, frt. seat (T-654)
72	9000 Bench Seat Deluxe (2nd Type)	8706670	RH	24.55	BELT 8. STRAP, frt. seat (T-658)
72	9000 Bench Seat Deluxe (2nd Type)	8706671	LH	24.55	BELT & STRAP, frt. seat (T-658)
72	9000 Bkt. Seat Deluxe (2nd Type)	8706578	RH	24.55	BELT 8. STRAP, frt. seat (T-685-688)
72	9000 Bkt. Seat Deluxe (2nd Type)	8706579	LH	24.55	
72	9000 Deluxe (2nd Type)	8706923	2	16.15	
72	9000 Deluxe (2nd Type)	8706961	1	10.25	
72	9000 Deluxe (2nd Type)	8706921	2	16.15	BELT, rr. seat (T-671)
72	9000 Deluxe (2nd Type)	8706958	1	10.25	BELT, rr. seat-ctr. (T-671)
72	9000 Deluxe (2nd Type)	8706919	2	16.15	
72	9000 Deluxe (2nd Type)	8706956	1	10.25	BELT, rr. seat-ctr. (T-676-686)
72	9000 Bkt. Seat Deluxe (2nd Type)	8706580	RH	24.55	BELT 8. STRAP, frt. seat (T-686)
72	9000 Bkt. Seat Deluxe (2nd Type)	8706581	LH	24.55	BELT 8. STRAP, frt. seat (T-686)
72	9000 60/40 Seat Deluxe (2nd Type)	8706726	RH	24.55	BELT 8. STRAP, pass. seat (T-688)
72	9000 60/40 Seat Deluxe (2nd Type)	8707331	LH	23.75	BELT & STRAP, driver seat (T-688)
72	9000 60/40 Seat Deluxe (2nd Type)	8707321	1	10.70	BELT, frt. seat-ctr. (T-688)

1 4. 875 SEAT BELT, INCLUDES BELTS FOR (1) PERSON (PAINTED BUCKLE)- (STANDARD)

NOTE. The following seat belts may be also used for center 3rd person installation. If used in conjunction with shoulder straps, longer inboard bolt must be used.

NOTE. All Belts include Attaching Parts.

65	All Std. Belts	3955366	AR	6.00	BELT, frt. or rr. seat (black)
65	All Std. Belts	3955368	AR	6.00	BELT, frt. or rr. seat (blue)
65	All Std. Belts	3955367	AR	6.00	BELT, frt. or rr. seat (red)
66	30-40-50-6000	3955366	3	6.00	BELT, frt. seat (black) sides or ctr.
66	30-40-50-6000 exc. Wagon	3955378		6.00	BELT, rr. seat (black)
66	33-34-35-3635	3955378		6.00	BELT, fldg. 2nd seat (black)
66	4255-4455-65	3955366		6.00	BELT, fldg. 2nd seat (black)
66	42-4465	3955378		6.00	BELT, fldg. 3rd seat (black)
66	30-40-50-6000	3955368		6.00	BELT, frt. seat (blue) sides or ctr.
66	30-40-50-6000 exc. Wagon	3955380		6.00	BELT, rr. seat (blue)
66	Sportwagons	3955368		6.00	BELT, fldg. 2nd seat (blue)
66	3000 Wagons	3955380		6.00	BELT, fldg. 2nd seat (blue)
66	42-4465	3955380	2	6.00	BELT, fldg. 3rd seat (blue)
66	30-40-50-6000 exc. Wagon	3955381		6.00	BELT, rr. seat (fawn)
66	3535-3635	3955381		6.00	BELT, fldg. 2nd seat (fawn)
66	4465	3955381		6.00	BELT, fldg. 3rd seat (fawn)
66	30-40-50-6000	3955367		6.00	BELT, frt. seat (red) sides or ctr.
66	30-40-50-6000 exc. Wagon	3955379		6.00	BELT, rr. seat (red)
66	3000 Wagons	3955379		6.00	BELT, fldg. 2nd seat (red)
66	Sportwagons	3955367		6.00	BELT, fldg. 2nd seat (red)
66	42-4465	3955379		6.00	BELT, fldg. 3rd seat (red)
NOTE. 1st Type Emblem "Fisher Coach", 2nd type Emblem "GM Mark of Excellence".					
67	30-40-50-6000	8701648	RH	8.40	BELT, frt. seat (black)
67	30-40-50-6000	8700637	LH	7.80	BELT, frt. seat (black)
67	4000 Wagons	8700651		7.05	BELT, fldg. 2nd seat (black) sides or ctr.
67	30-40-50-6000	8700651		7.05	BELT, frt. seat (black) ctr.
67	30-40-50-6000 exc. Wagons 1st Type	8700461	3	6.50	BELT, rr. seat (black) sides or ctr.
67	30-40-50-6000 exc. Wagons 2nd Type	8700647	3	6.50	BELT, rr. seat (black) sides or ctr.

67	3000 Wagons 1st Type	8700461	3	6.50	BELT, fldg. 2nd seat (black) sides or ctr.
67	3000 Wagons 2nd Type.	8700647	3	6.50	BELT, fldg. 2nd seat (black) sides or ctr.
67	44-4865 1st Type	8700461	2	6.50	BELT, fldg. 3rd seat (black).
67	44-4865 2nd Type.	8700647	2	6.50	BELT, fldg. 3rd seat (black).
67	30-40-50-6000 1st Type.	8700472	RH	7.80	BELT, frt. seat (blue).
67	30-40-50-6000 2nd Type	8700638	LH	7.80	BELT, frt. seat (blue).
67	30-40-50-6000.	8700761	LH	8.40	BELT, frt. seat (blue).
67	30-40-50-6000 1st Type.	8700458	1	7.05	BELT, frt. seat (blue) ctr.
67	30-40-50-6000 2nd Type	8700652	1	7.05	BELT, frt. seat (blue) ctr.
67	4000 Wagons 1st Type	8700458	3	7.05	BELT, fldg. 2nd seat (blue) sides or ctr.
67	4000 Wagons 2nd Type.	8700652	3	7.05	BELT, fldg. 2nd seat (blue) sides or ctr.
67	30-40-50-6000 exc. Wagons (1st Type)	8700462	3	6.50	BELT, rr. seat (blue) sides or ctr.
67	30-40-50-6000 exc. Wagons (2nd Type)	8700648	3	6.50	BELT, rr. seat (blue) sides or ctr.
67	3000 Wagons 1st Type	8700462	3	6.50	BELT, fldg. 2nd seat (blue) sides or ctr.
67	3000 Wagons 2nd Type	8700648	3	6.50	BELT, fldg. 2nd seat (blue) sides or ctr.
67	44-4865 1st Type.	8700462	2	6.50	BELT, fldg. 3rd seat (blue).
67	44-4865 2nd Type.	8700648	2	6.50	BELT, fldg. 3rd seat (blue).
67	30-40-50-6000 1st Type	8700762	RH	8.40	BELT, frt. seat (gold).
67	30-40-50-6000 1st Type	8700763	LH	8.40	BELT, frt. seat (gold).
67	30-40-50-6000 2nd Type	8700640	RH	7.80	BELT, frt. seat (gold).
67	30-40-50-6000 2nd Type	8700641	LH	7.80	BELT, frt. seat (gold).
67	30-40-50-6000 1st Type.	8700459	1	7.05	BELT, frt. seat (gold) ctr.
67	30-40-50-6000 2nd Type	8700653	1	7.05	BELT, frt. seat (gold) ctr.
67	4000 Wagons 1st Type	8700459	3	7.05	BELT, fldg. 2nd seat (gold) sides or ctr.
67	4000 Wagons 2nd Type.	8700653	3	7.05	BELT, fldg. 2nd seat (gold) sides or ctr.
67	30-40-50-6000 exc. Wagons & G.S.-1st Type.	8700463	3	6.50	BELT, rr. seat (gold) sides or ctr.
67	30-40-50-6000 exc. Wagons 8i G.S.-2nd Type.	8700649		6.50	BELT, rr. seat (gold) sides or ctr.
67	3000 Wagons 1st Type	8700463		6.50	BELT, fldg. 2nd seat (gold) sides or ctr.
67	3000 Wagons 2nd Type	8700649		6.50	BELT, fldg. 2nd seat (gold) sides or ctr.
67	44-4865 1st Type.	8700463		6.50	BELT, fldg. 3rd seat (gold).
67	44-4865 2nd Type.	8700649		6.50	BELT, fldg. 3rd seat (gold).
67	3517-69-3617-69-4307~ 1 7-4407-1 7-4600~ 5400-6000 exc. Conv.- 1st Type.	8700476	RH	7.80	BELT, frt. seat (turquoise)
67	3517-69-3617-69-4307~ 17-4407-17-4600~ 5400-6000 exc. Conv.- 1st Type.	8700477	LH	7.80	BELT, frt. seat (turquoise)
67	3517-69-3617-69-4307~ 17-4407-17-4600~ 5400-6000 exc. Conv.- 2nd Type.	8700642	RH	7.80	BELT, frt. seat (turquoise)
67	3517-69-3617-69-4307~ 17-4407-17-4600~ 5400-6000 exc. Conv.- 2nd Type.	8700643	LH	7.80	BELT, frt. seat (turquoise)
67	3517-69-3617-69-4307~ 17-4407-17-4600~ 5400-6000 exc. Conv.	8700654		7.05	BELT, frt. seat (turquoise) ctr.
67	3517-69-3617-69-4307~ 17-4407-17-4600~ 5400-6000 exc. Conv.	8700650	3	6.50	BELT, rr. seat (turquoise) sides or ctr.
68	All Std. Belts.	8700758	RH	8.40	BELT, frt. seat (black).
68	All Std. Belts.	8700759	LH	8.40	BELT, frt. seat (black).
68	30-40-50-6000.	8701669	1	7.30	BELT, frt. seat ctr. (black).
68	4000 Wagons.	8701669	3	7.30	BELT, fldg. 2nd seat (black).
68	30-40-50-6000 exc. Wagons.	8700706	3	7.05	BELT, rr. seat (black).
68	3435.	8700706	2	7.05	BELT, fldg. 2nd seat (black).
68	44-4865.	8700706	3	7.05	BELT, fldg. 3rd seat (black).
68	30-40-50-6000.	8700704	1	7.05	BELT, frt. seat ctr. (med. gold).
68	30-40-50-6000.	8700762	RH	8.40	BELT, frt. seat (med. gold).
68	30-40-50-6000.	8700763	LH	8.40	BELT, frt. seat (med. gold).
68	30-40-50-6000.	8700708	3	7.05	BELT, rr. seat (med. gold).
68	All Std. Belts.	8700764	RH	8.40	BELT, frt. seat (dk. teal).
68	All Std. Belts.	8700765	LH	8.40	BELT, frt. seat (dk. teal).
68	30-40-50-6000.	8700705	1	7.05	BELT, frt. seat ctr. (dk. teal).
68	4000 Wagons.	8700705	3	7.05	BELT, fldg. 2nd seat (dk. teal).
68	3435.	8700709	3	7.05	BELT, fldg. 2nd seat (dk. teal).
68	30-44-46-50-6000 exc. Wagons.	8700709	3	7.05	BELT, rr. seat (dk. teal).

68	44-4865	8700709	2	7.05	BELT, fldg. 3rd seat (dk. teal)	
69	3000-4400-4637-5000-6400-6637-39	8701730	RH	10.00	BELT, front (T-101-1 1 1-1 2-1 3 1-1 4 1-1 5 1-17 1-1 8 1-191-401-411-421-451)	
69	3000-4 400-4637-5000-6400-6637-39-9000	8701731	LH	10.00	BELT, front (T-101-1 1 1-1 21-1 3 1-1 4 1-1 5 1-1 7 1-1 8 1-191-401-41 1-421-451)	
69	3000-4400-5000-6400-6637-39	8701736	1	7.05	BELT, front-center (T-101-1 1 1-121-131-14 1-151-171-191-401-41 1-421-451)	
69	35 37-69-4437-39-56-66-69-5200-5437-39-69-6400	8701734	RH	10.00	BELT, front (T-130-1 40-1 50-1 70-1 90-400-4 10)	
69	30-40-50-60-9000	8701727	RH	10.00	BELT, front seat (black)	
69	30-40-50-60-9000	8701728	LH	10.00	BELT, front seat (black)	
69	30-40-50-60-9000	8701729	1	7.05	BELT, front seat-center (black)	
69	30-40-50-60-9000	8701741	3	7.75	BELT, rear seat (black)	
69	3537-69-4437-39-56-66-69-5200-5437-39-69-6400	8701735	LH	10.00	BELT, front (T-130-1 40-1 50-1 70-190-400-4 10)	
69	3537-69-4437-39-56-66-5237-39-69-5437-39-69-6437-39-69	8701738	1	7.05	BELT, front seat-center (T-1 30-1 40-1 50-1 70-1 90-400-410)	
69	3537-69-4437-39-69-5237-39-69-5437-39-69-6400	8701744	3	7.75	BELT, rear seat (T-130-1 40-1 50-1 70-400-4 10)	
69	30-44-50-6400-6637-39	8701742	3	7.75	BELT, rear seat (T-101-1 1 1-1 21-13 1-1 4 1-1 5 1-1 7 1-181-191-401-4 1 1-421-45 1)	
69	3435-3436	8701742	3	7.75	BELT, folding 2nd seat (T-121)	
69	3435-36	8701741	3	7.75	BELT, folding 2nd seat (T-1 25-1 26)	
69	4456-66	8701738	3	7.05	BELT, folding 2nd seat (T-190)	
69	4466	8701744	2	7.75	BELT, fldg. 3rd seat (T-190)	
69	4466	8701742	2	7.75	BELT, folding 3rd seat (T-191)	
69	4456-66	8701729	3	7.05	BELT, folding 2nd seat (T-1 95-1 96-197)	
69	4466	8701741	2	7.75	BELT, folding 3rd seat (T-195-196-197)	
70	All Std. Belts	8703376	RH	7.30	BELT, frt. seat (black)	
70	All Std. Belts	8703377	LH	7.30	BELT, frt. seat (black)	
70	All Std. Belts	8703470	1	6.60	BELT, frt. seat-ctr. (black)	
70	All Std. Belts	8703351	AR	7.30	BELT, rr. seats (black)	
70	All Std. Belts	8703452	RH	7.30	BELT, frt. seat (blue)	
70	All Std. Belts	8703453	LH	7.30	BELT, frt. seat (blue)	
70	All Std. Belts	8703487	1	6.60	BELT, frt. seat-ctr. (blue)	
70	All Std. Belts	8703368	AR	7.30	BELT, rr. seats (blue)	
70	All Std. Belts	8703454	RH	7.30	BELT, frt. seat (green)	
70	All Std. Belts	8703455	LH	7.30	BELT, frt. seat (green)	
70	All Std. Belts	8703488	1	6.60	BELT, frt. seat-ctr. (green)	
70	All Std. Belts	8703369	AR	7.30	BELT, rr. seats (green)	
71	30-40-50-6000 (Std.)	8704568	RH	10.95	BELT, frt. seat (black)	
71	30-40-50-6000 (Std.)	8704569	LH	10.95	BELT, frt. seat (black)	
71	9000	8704568	RH	10.95	BELT, frt. seat (T-654-658-664-668) (black)	
71	9000	8704569	LH	10.95	BELT, frt. seat (T-654-658-664-668)	
71	30-40-50-6000 (Std.)	8704571	1	9.25	BELT, frt. seat-ctr. (black)	
71	9000 (Std. Belts)	8704571	1	9.25	BELT, frt. seat ctr. (T-654-658) (black)	
	30-40-50-6000 exc. Wagons	8704574	3	8.45	BELT, rr. seat (black)	
71	Wagons (Std. Belt)	8704574	1	8.45	BELT, fldg. 2nd seat ctr. (black)	
71	9000	8704574	3	8.45	BELT, rr. seat (T-654-658-664-668) (black)	
71	3000 Wagons (Std. Belt)	8704574	3	8.45	BELT, fldg. 2nd seat (black)	
71	6000 Wagons (Std. Belt)	8704863	2	9.50	BELT, fldg. 2nd seat (black)	
71	Wagons (Std. Belts)	8704574	2	8.45	BELT, fldg. 3rd seat (black)	
	NOTE: 1972 1st type less Seat Belt Warning System, 2nd type with Seat Belt Warning System.					
72	30-40-50-60-9000 Standard (1st Type)	8705860	RH	9.90	BELT, frt. seat (black)	
72	30-40-50-60-9000 Standard (1st Type)	8705861	LH	9.90	BELT, frt. seat (black)	
72	30-40-50-60-9000 Standard (1st Type)	8705864	1	8.30	BELT, frt. seat ctr. (black)	
72	30-40-50-66-9000 Standard (1st Type)	8705870	3	7.65	BELT, rr. seat (black)	
72	3436 Standard (1st Type)	8705870	3	7.65	BELT, 2nd seat (black)	
72	6045 Standard (1st Type)	8705864	2	8.30	BELT, 3rd seat (black)	
72	6035-45 Standard (1st Type)	8705871	2	8.55	BELT, fldg. 2nd seat (ctr.) (black)	
72	6035-45 Standard (1st Type)	8705873	1	7.65	BELT, fldg. 2nd seat (ctr.) (black)	

72	34-4467 Std. (2nd Type)	8706724	RH	18.20	BELT, frt. seat (black)
72	34-4467 Std. (2nd Type)	8706725	LH	18.20	BELT, frt. seat (black)
72	33-34-4437 Bkt. Seats- Std. (2nd Type)	8706722	RH	23.75	BELT 8t STRAP, frt. seat (black)
72	33-34-4437 Bkt. Seats- Std. (2nd Type)	8706723	LH	23.75	BELT 8t STRAP, frt. seat (black)
72	30-40-9000 exc. Conv. Std. (2nd Type)	8707113	RH	23.75	BELT & STRAP, frt. seat (black)
72	30-40-9000 exc. Conv. Std. (2nd Type)	8707114	LH	23.75	BELT 8t STRAP, frt. seat (black)
72	3436 Std. (2nd Type)	8707169	2	15.50	BELT, fldg. 2nd seat (black)
72	3436 Std. (2nd Type)	8706968	1	9.70	BELT, fldg. 2nd seat-ctr. (black)
72	30-4000 Std. (2nd Type)	8706842	1	10.10	BELT, frt. seat-ctr. (black)
72	30-4000 2 Drs.-Std. (2nd Type)	8706916	2	15.50	BELT, rr. seat (black)
72	3369-4439-69 Std. (2nd Type)	8706917	2	15.60	BELT, rr. seat (black)
72	3369-4439-69 Std. (2nd Type)	8706968	1	9.70	BELT, rr. seat-ctr. (black)
72	3327-37-3437-67-4437- 67 Std. (2nd Type)	8707195	1	9.70	BELT, rr. seat-ctr.
72	50-60-9000 Std. (2nd Type)	8706716	RH	23.75	BELT 8t STRAP, frt. seat (black)
72	50-60-9000 Std. (2nd Type)	8706717	LH	23.75	BELT 8t STRAP, frt. seat (black)
72	54-6667 Std. (2nd Type)	8706718	RH	18.20	BELT, frt. seat (black)
72	54-6667 Std. (2nd Type)	8706719	LH	18.20	BELT, frt. seat (black)
72	J0-6000 Std. (2nd Type)	8706843	1	10.10	BELT, frt. seat-ctr. (black)
72	50-6000 (2 Dr.) Std. (2nd Type)	8706967	1	9.70	BELT, rr. seat-ctr. (black)
72	50-6000 (2 Dr.) Std. (2nd Type)	8706915	2	15.60	BELT, rr. seat (black)
72	50-6000 4 Dr. exc. Wagons Std. (2nd Type)	8706966	1	9.70	BELT, rr. seat-ctr. (black)
72	50-6000 4 Drs. exc. Wagons-Std. (2nd Type)	8706914	2	15.60	BELT, rr. seat (black)
72	6035 Std. (2nd Type)	8707019	1	9.70	BELT, 2nd seat-ctr. (black)
72	6035 Std. (2nd Type)	8707142	RH	15.70	BELT, 2nd seat (black)
72	6035 Std. (2nd Type)	8707143	LH	15.70	BELT, 2nd seat (black)
72	6045 Std. (2nd Type)	8707002	RH	15.70	BELT, 2nd seat (black)
72	6045 Std. (2nd Type)	8707003	LH	15.70	BELT, 2nd seat (black)
72	6045 Std. (2nd Type)	8707037	2	9.70	BELT, 3rd seat (black)
72	6045 Std. (2nd Type)	8707207	1	9.70	BELT, 2nd seat-ctr. (black)
72	9000 Std. (2nd Type)	8706843	1	10.10	BELT, frt. seat-ctr. (black)
72	9000 Std. (2nd Type)	8706925	1	15.60	BELT, rr. seat (black)
72	9000 Std. (2nd Type)	8706966	1	9.70	BELT, rr. seat-ctr. (black)
14.875 COVER 2ND SEAT BELT PROTECTOR					
66	4465	7594691	RH	.92	COVER (black)
66	4465	7594692	LH	.92	COVER (black)
67	44-4865	7594691	RH	.92	COVER, upr. (black)
67	44-4865	7594692	LH	.92	COVER, upr. (black)
68	44-4865	7774554	1	4.77	COVER, lwr.
68	44-4865	7793590	RH	1.03	COVER, upr. (black)
68	44-4865	7793591	LH	1.03	COVER, upr. (black)
68	44-4865	7793602	RH	1.03	COVER, upr. (buckskin)
68	44-4865	7793603	LH	1.03	COVER, upr. (buckskin)
68	44-4865	7793600	RH	1.03	COVER, upr. (green)
68	44-4865	7793601	LH	1.03	COVER, upr. (green)
68	44-4865	7793592	RH	1.03	COVER, upr. (red)
68	44-4865	7793593	LH	1.03	COVER, upr. (red)
68	44-4865	7793596	RH	1.03	COVER, upr. (teal)
68	44-4865	7793597	LH	1.03	COVER, upr. (teal)
69	4466	7774554	1	4.77	COVER, lower
69	4466	8726072	1	1.03	COVER, 1/3 seat (T-190)
69	4466	8726073	1	1.03	COVER, 2/3 seat (T-190)
69	4466	8745938	1	1.03	COVER, 2/3 seat (T-190)
69	4466	8745939	1	1.03	COVER, 1/3 seat (T-190)
69	4466	8726070	1	1.03	COVER, 1/3 (T-191)
69	4466	8726071	1	1.03	COVER, 2/3 seat (T-191)
69	4466	8754732	1	1.03	COVER, 1/3 seat (T-195)
69	4466	8745940	1	1.03	COVER, 2/3 seat (T-196)
69	4466	8745941	1	1.03	COVER, 1/3 seat (T-196)
69	4466	8726065	1	1.03	COVER, 1/3 seat (T-197)
69	4466	8726066	1	1.03	COVER, 2/3 seat (T-197)

14.875 PROTECTOR, FRONT SEAT BELT TRIM						
All	All	4519472	2	.30	PROTECTOR (blue)	..
All	All	4519470	2	.30	PROTECTOR (fawn)	..
All	All	4519477	2	.30	PROTECTOR (red)	...
66-67	All	7596267	2	.30	PROTECTOR (saddle)	
66	All	4519474	2	.36	PROTECTOR (plum)	..
67	4339-4439-4469-5439-69-6439-69-8439-69	7596269	2	.30	PROTECTOR (maroon)
68	9000	8715238	2	.30	PROTECTOR (black)
68	All exc 9000	7771344	2	.30	PROTECTOR (buckskin)
68	9000	8715256	2	.30	PROTECTOR (buckskin)
68	All exc 9000	7771341	2	.30	PROTECTOR (green)
68	9000	8715249	2	.30	PROTECTOR (green)
68	All	7771342	2	.30	PROTECTOR (dk. green)
68	All exc 9000	7771339	2	.30	PROTECTOR (gold)
68	9000	8715247	2	.30	PROTECTOR (gold)
68	All exc 9000	7771330	2	.29	PROTECTOR (ivory)
68	9000	8715239	2	.30	PROTECTOR (ivory)
68	All	7771337	2	.30	PROTECTOR (maroon)
68	All	7771340	2	.30	PROTECTOR (parchment)
68	All	7771332	2	.30	PROTECTOR (med. teal)
68	All	7771333	2	.30	PROTECTOR (dk. teal)
69	30-40-50-6000	8748603	2	.30	PROTECTOR (T-101-1 1 1-1 2 1-1 3 1-1 4 1-1 5 1-171-191-401-41 1-421-451)
69	30-40-50-6000	8748601	2	.36	PROTECTOR (T-103-126-133-1 43-153-166-176-196-403-413-426-453)
69	30-40-60-9000	8748597	2	.36	PROTECTOR (T-1 1 4-1 24-1 64-464-666)
69	30-40-50-6000	7667991	2	.30	PROTECTOR (T-1 25-1 75-1 95-425-455)
69	All exc. 9000	8748608	2	.36	PROTECTOR (T-1 30-140-150-170-190-400-4 10-620-630)	..
69	40-50-8000	7798966	2	.30	PROTECTOR (T-1 47-1 57-1 97-407-427-637)
69	8000	8748604	2	.30	PROTECTOR (T-601-621-631-632-641)
69	8000	8748598	AR	.36	PROTECTOR (T-603-624-633-636-644)
69	9487	8748103	2	.30	PROTECTOR (T-67 4)
69	9487	8715238	2	.30	PROTECTOR (T-678-688)
69	9487	8748109	2	.36	PROTECTOR (T-680)
69	9487	8754699	2	.30	PROTECTOR (T-685)
69	9487	8748105	2	.30	PROTECTOR (T-686)
69	9487	8748096	2	.30	PROTECTOR (T-687)
70	All	9813073	2	.41	PROTECTOR	
NOTE: 1972-1st type less Seat Belt Warning System, 2nd type with Seat Belt Warning System.						
71-72	30-4000	9813073	2	.41	PROTECTOR, seat belt trim.	
71-72	50-60-80-9000	9813361	2	.77	PROTECTOR
71	6045 Deluxe Seat Belts	9868861	RH	.82	PROTECTOR, fldg. 2nd 2/3 seat belt (T-440-450)	..
71-72	6045 Deluxe Seat Belts	9868856	RH	.82	PROTECTOR, fldg. 2nd 2/3 seat belt (T-441)
71	6045 Deluxe Seat Belts	9868858	RH	.82	PROTECTOR, fldg. 2nd 2/3 seat belt (T-444-454)	..
71-72	6045 Deluxe Seat Belts	9868855	RH	.82	PROTECTOR, fldg. 2nd 2/3 seat belt (T-446-456)	..
71-72	All (60/40 Seat)	9813073	2	.41	PROTECTOR
72	6045	9600953	RH	.82	PROTECTOR, folding 2nd 2/3 seat belt (T-440-450)	
72	6045	9600975	RH	.82	PROTECTOR, folding 2nd 2/3 seat belt (T-444-454)	
72	6045	9868853	1	.82	PROTECTOR, fldg. 2nd 2/3 seat belt trim
69-71	All deluxe belts	8764090	2	1.64	BASE, frt. seat belt ret.
72	All w/Deluxe Belts (1st Type)	8764090	2	1.64	BASE, frt. seat belt ret.	
14.875 RETRACTOR, SEAT BELT						
All	All	980883	1	3.90	RETRACTOR, seat belt	..
14.875 BOOT, FRONT & REAR SEAT BELT ANCHOR INNER						
67	All deluxe belts	9824426	2	.67	BOOT (black)	
67	3335-3435-4367-4467-4667 Deluxe Belts	7712586	2	.30	BOOT (red)
68	44-4865	9824426	2	.67	BOOT (black)
68-70	All	9824426	2	.67	BOOT, front seat (black)	..
68-69	All	9824426	2	.67	BOOT, 2nd seat (black)
68	All Deluxe Belts	8712924	2	.46	BOOT, frt. seat (buckskin)	..
68	44-4865 Deluxe Belts	8712924	2	.46	BOOT, 2nd seat (buckskin)	..
68	All	7772218	2	.41	BOOT, frt. seat (gold)
68	All Deluxe Belts	7772221	2	.41	BOOT, frt. seat (green)
68	44-4865 Deluxe Belts	7772221	2	.41	BOOT, 2nd seat (green)	...
68	All Deluxe Belts	7772219	2	.46	BOOT, frt. seat (maroon)	..
68	All Deluxe Belts	7772216	2	.46	BOOT, frt. seat (red)
68	44-4865 Deluxe Belts	7772216	2	.46	BOOT, 2nd seat (red)
68	44-4667	7775618	2	.41	BOOT, frt. seat (teal) T-17 1	
68	44-4865	7772217	2	.41	BOOT, 2nd seat (teal)
68	All	7772217	2	.41	BOOT, frt. seat (teal)
69-70	44-4667	9824426	2	.67	BOOT (black)

69	44-4667 Deluxe Belts & Straps	8770191		.41	BOOT (T-1 87).....
69	4466	8770238		.62	BOOT, 2nd seat belt (T-1 90).....
69	All	8770238		.62	BOOT, front seat-inner (T-130-1 40-150-170-190-400-410-620-630-680).....
69	4466	8746366		.46	BOOT, 2nd seat (T-1 97).....
69	All	8746366		.46	BOOT, front seat (T-1 47-1 57-1 87-197-407-427-637-687).....
69-70	All	9824428		.62	BOOT, front seat (sandalwood).....
69	All	8770236		.62	BOOT, front seat (T-101-1 1 1-121-131-141-151-171-181-191-401-411-421-451-601-621-631-632-641-691).....
69	4466	8770236		.62	BOOT, 2nd seat belt (T-191).....
69	9487	8770237		.62	BOOT, front seat (T-692).....
70	44-4667 Deluxe Belts less Shoulder Straps	8804609		.30	BOOT,, frt. seat (T-189).....
70	All Deluxe Belts	8804363		.62	BOOT,, frt. seat (dk. brown).....
70	All Std. Belts	9824437		.62	BOOT,, frt. seat (blue).....
70	All Std. Belts	9824439		.62	BOOT, frt. seat (green).....
70	All Deluxe Belts	9824443		.62	BOOT, frt. seat (saddle).....
70	54-8467 Deluxe Belts	9824440		.62	BOOT, frt. seat (red).....
71	All exc. 8000	9824426		.67	BOOT,, frt. seat (black).....
71	All Deluxe	9854716		.62	BOOT,, frt. seat (green).....
71-72	All Deluxe	9854710		.62	BOOT,, frt. seat (blue).....
71	All Deluxe	9854712		.62	BOOT,, frt. seat (sandalwood).....
71	All Deluxe	9854706		.62	BOOT, frt. seat (T-1 56-1 66-4 1 6-436-446-456-466-686).....
71	8400-9000	9854715		.62	BOOT,, frt. seat (T-627-697).....
72	All exc. Wagons	9824426		.67	BOOT,, frt. seat (black).....
72	All Deluxe Belts	9603231		.62	BOOT, frt. seat (T-100-1 10-130-140-400-420-430-440-450-470-480-600-620-630-670-680).....
72	All Deluxe Belts	9603232	2	.62	BOOT, frt. seat (T-104-1 14-133-134-144-404-424-434-444-454-464-474-484-494-604-624-634-654-674-684).....
72	All Deluxe Belts	9854706		.62	BOOT, frt. seat (T-106-136-4 16-436-446-456-476-626-646-676-686).....
72	3337-3437-4437 Deluxe Belts	9603234		.62	BOOT, frt. seat (T-137)
1 4.875 STRAP, SEAT SHOULDER, STANDARD — PAINTED BUCKLE (INCLUDES ATTACHING PARTS)					
66	30-40-50-6000 Conv	4228425	2	12.30	
66	30-40-50-6000 exc.				
		4228423	2	12.30	
66	30-40-50-60000 Conv.	4228427	2	12.30	
66	30-40-50-6000 exc.				
	Conv.	4228424	2	12.30	
66	30-40-50-6000 Conv	4228428	2	12.30	
66	30-40-50-6000 exc.				
	Conv.	4228422	2	12.30	
66	30-40-50-6000 Conv	4228426	2	12.30	
67	30-40-50-6000 exc.				
	Conv. (Std. Straps)	7792095	2	13.10	
67	All Conv. exc. 8467 (Std. Straps)	7792108	2	13.10	
67	30-40-50-6000 exc.				
	Conv. (Std. Straps)	7792096	2	13.10	
67	All Conv. exc. 8467 (Std. Straps)	7792109	2	13.10	
67	3369-3469-3535-69-3635-69-4000-5000-6400 exc. Conv. (Std. Straps)	7792097	2	13.10	
67	43-44-54-6467 (Std. Straps)	7792110	2	13.10	
67	3517-69-3617-69-4307-17-4407-17-4607-17-5439-69-87-6439-69-87-6639-87 (Std. Straps)	7792098	2	13.10	
NOTE. 1968 1st Type stowage on ctr. pillar on 4 drs. roof rail					
68	30-4000 exc. Conv.-Std. (2nd Type)	8700192	2	12.80	
68	50-6000 4 Drs. Std.	8700192	2	12.80	
68	8000 4 Dr. Sedans Std.	8700192	2	12.80	
68	50-6000 2 Dr. H.T. Std.	8700177	2	12.80	
68	8000 (2 8i 4 Dr. H.T.)	8700177	2	12.80	

68	<u>9000 Std. 2nd Type</u>	8700192		12.80	STRAP, frt. (black) 42" long
68	<u>All Wagons-Std</u>	7794930		13.10	STRAP, 2nd 8i 3rd seat (black).
68	All Std. exc. Conv. & <u>Wagons</u>	8700295		13.10	STRAP, rr. (black).
68	<u>50-6000 Conv.-Std</u>	8700260		13.10	STRAP, frt. 8t rr. (black).
68	<u>4000 Conv.-Std</u>	8700246		13.10	STRAP, frt. 8t rr. (black).
68	<u>50-6000 4 Dr. Std</u>	8700194		13.65	STRAP, frt. (med. gold) 42" long
68	<u>50-6000 2 Dr. H.T. Std.</u>	8700179		12.80	STRAP, frt. (med. gold) (36" long).
68	<u>All Std. exc. Conv.</u>	8700297		13.10	STRAP, rr. (med. gold).
68	3327-69-3569-4437-39- 69 Std. (2nd Type)	8700194		13.65	STRAP, frt. (med. gold) 42" long
68	<u>50-6000 2 Dr. H.T.-Std.</u>	8700180		13.10	STRAP, frt. (dk. teal) 36" long
68	<u>30-4000 exc. Conv.-Std</u>	8700195		13.10	STRAP, frt. (dk. teal) 42" long
68	<u>50-6000 (4 Drs.) Std</u>	8700195		13.10	STRAP, frt. (dk. teal) 42" long
68	<u>All Std. exc. Conv.</u>	8700298		13.10	STRAP, rr. (dark teal).
68	<u>50-6000 Conv.-Std</u>	8700263		13.10	STRAP, frt. Si rr. (dark teal).
68	<u>4000 Conv.-Std</u>	7794961		13.10	STRAP, frt. 8i rr. (dark teal).
68	<u>All Wagons-Std</u>	7794933		13.10	STRAP, 2nd 8i 3rd seat (dark teal).
69	3300-4400-4637-5239- 69-5439-69-6439-69- 6639	8701708	2	13.65	STRAP (T-101-1 1 1-121-131-141-151-171-181-191- 401-41 1-421-451).
69	30-4400-4637-5 239-69- 5439-69-6439-69- 6639	8701707	2	13.65	STRAP (black).
69	3537-69-4437-39-56-66- 69-5239-69-5439-69- 6439-69	8701710		13.65	STRAP (T-130-140-150-170-190-400-410).
69	<u>5237-5437-6437</u>	8701706		13.65	STRAP (T-400-4 10).
69	<u>5237-5437-6437-6637</u>	8701704		13.65	STRAP (T-401-41 1-421-451).
69	<u>5237-5437-6437-6637</u>	8701703		13.65	STRAP (T-403-407-408-4 13-4 25-426-428-438-453- 455-458-478).
70	3300-3400-3537-4437- 39-69-4637-5239-69- 5439-69-6036-46- 6439-69-9000 Std. Belts	8703538	2	12.80	STRAP, frt. (T-101-1 1 1-121-141-1 8 1-401-4 1 1-421- 441-451).
70	3300-3400-3569-4437- 39-69-4637-5239-69- 5439-69-6036-46- 6439-69-6639-9000 Std. Belts	8703493	2	12.80	STRAP (black)
70	3 437-3500-4437-39-69- 4637-5239-69-5439- 69-6036-46-6439-69- 6639-9000 Std. Straps	8703539	2	12.80	STRAP (T-130-1 40-17 0-400-4 10-4 20-4 40-4 50-460- 650).
70	<u>52-54-64-6637</u>	8703536	2	12.80	STRAP (T-400-4 10-420-460).
70	<u>52-54-6437</u>	8703535	2	12.80	STRAP (T-401-41 1-421).
70	<u>52-54-64-6637</u>	8703492	3	12.80	STRAP (T-404-408-414-426-428-465-466-468-478)
71	<u>5257-5457-6647 Std.</u> Straps	8704579	2	14.40	STRAP PACKAGE, frt. seat (black).
71	30-40-50-6000 exc. 5257-5457-6647 Std.	8704580	2	14.40	STRAP PACKAGE, frt. seat (black).
71	<u>9000 Std. Straps</u>	8704580	2	14.40	STRAP PACKAGE, frt. seat (T-654-658-664-668)
	NOTE: 1972 1st type less Seat Belt Warning System, 2nd type with Seat Belt Warning System.				
72	5257-5457-6647 Standard (1st Type)	8705878	2		
72	30-4437-39-69-5239-69- 5439-69-6035-45- 6639-9000 Standard (1st Type)	8705879	2	12.95	STRAP, frt. seat shoulder (black).
72	5257-5457-6647-8000- 9000 2nd Type (Dir. Installed)	994312	1		STRAP PACKAGE, rr. seat (black).
72	3327-37-69-3437-4437- 39-69-5239-69-5439- 69-6639 2nd Type (Dir. Installed)	994391	1		STRAP PACKAGE, rr. seat (black).
72	3436 2nd Type (Dir. Installed)	994310	1		STRAP PACKAGE, 2nd seat (black).
72	34-4467 2nd Type (Dir. Installed)	994309	1		STRAP PACKAGE, rr. seat (black).
72	54-6667 2nd Type (Dir. Installed)	994311	1		STRAP PACKAGE, rr. seat (black).

72	6035-45 2nd Type (Dir. In- stalled)994313	1		STRAP PACKAGE, 2nd seat (black)
72	6045 2nd Type (Dir. Installed)994308	1		STRAP PACKAGE, 3rd seat (black) .
14.875 STRAP, SEAT SHOULDER DELUXE — CHROME BUCKLES (INCLUDES ATTACHING PARTS)					
NOTE 1966 only-car built after Feb. 1, 1966 have anchor provisions for shoulder strap. Cars with anchor provisions are identified with a "i" dia. hole drilled in the body number plate located on the cowl. The hole is directly preceding "Body by Fisher".					
66	All Conv.4228380	2	13.85	STRAP (black)
66	All exc. Conv.4228370	2	13.85	STRAP (dk. blue)
66	All Conv.4228383	2	13.85	STRAP (dk. blue)
66	9487.4228376	2	13.85	STRAP (bronze)
66	All4228372	2	13.85	STRAP (fawn) . . .
66	4339-4439-65-5200- 8200-8439-69-90004228374	2	13.85	STRAP (green)
66	All Conv.4228382	2	13.85	STRAP (red)
66	All exc. Conv. & 90004228369	2	13.85	STRAP (red)
66	All exc. Conv.4228373	2	13.85	STRAP (turquoise)
67	All exc. Conv. (Deluxe Straps)7792076	2	14.75	STRAP (black)
67	All Conv. (Deluxe Strap)7792099	2	14.75	STRAP (black)
67	All exc. Conv. (Deluxe Straps)7792081	2	14.75	STRAP (dk. blue)
67	All Conv. (Deluxe Straps)7792104	2	14.75	STRAP (dk. blue)
67	8439-9000 (Deluxe Straps)7792084		14.75	STRAP (dk. fawn)
67	All exc. Conv. (Deluxe Straps)7792083		14.75	STRAP (gold)
67	All Conv. (Deluxe Straps)7792106		14.75	STRAP (gold)
67	4465-4865-5200-8439- 69-9000 (Deluxe Straps)7792086		13.85	STRAP (dk. green)
67	4339-4439-69-5439-69- 6439-69-8439-69 (Deluxe Straps)7792079		14.75	STRAP (maroon)
67	4339-4439-55-8457- 9000 Deluxe Straps7792080		13.85	STRAP (red)
67	43-44-4667 (Deluxe Straps)7792100		14.75	STRAP (med. red)
67	33-3435 (Deluxe Straps)7792077		14.75	STRAP (med. red)
67	3517-69-3617-69-4307- 17-4407-17-4607-17- 5439-69-87-6439-69- 87-6639-87-8200- 9000 (Deluxe Straps)7792082		14.75	STRAP (turquoise)
67	9487 (Deluxe Straps)7792088		14.75	STRAP (plum)
68	30-4000 exc. Conv. Deluxe8700196		15.30	STRAP, frt. (black) 42" long
68	50-6000 (4 Drs.) Deluxe8700196		15.30	STRAP, frt. (black) 42" long
68	8000 (4 Dr. Sedans) Deluxe8700196		15.30	STRAP, frt. (black) 42" long
68	9000 Deluxe8700196		15.30	STRAP, frt. (black) 42" long
68	50-6000 (2 Dr. H.T.) Deluxe8700181		15.30	STRAP, frt. (black) 36" long
68	8000 (2 8i 4 Dr. H.T.) Deluxe8700181	2	15.30	STRAP, frt. (black) 36" long
68	All Deluxe exc. Conv.8700283	2	14.95	STRAP, rr. (black)
68	50-60-8000 Conv.-Deluxe8700250	4	14.40	STRAP, frt. & rr. (black)
68	44-4667 Conv.-Deluxe8701532	4	15.30	STRAP, frt. 8i rr. (black)
68	5487-6487 Deluxe8700191	2	14.75	STRAP, frt. (med. buckskin) 36" long
68	8439-57.8700191	2	14.75	STRAP, frt. (med. buckskin) 36" long
68	30-4000 Exc. Conv.- Deluxe8700207	2	14.75	STRAP, frt. (med. buckskin) 42" long
68	5439-69-6439-69 Deluxe8700207	2	14.75	STRAP, frt. (med. buckskin) 42" long . . .
68	8469.8700207	2	14.75	STRAP, frt. (med. buckskin) 42" long . . .
68	9000 Deluxe8700207	2	14.75	STRAP, frt. (med. buckskin) 42" long . . .
68	All Deluxe exc. Conv.7794946	2	14.75	STRAP, rr. (med. buckskin)
68	50-60-8000 Conv.-Deluxe7794920	4	14.75	STRAP, frt. 8i rr. (med. buckskin)
68	4000 Conv.-Deluxe7794974	4	14.75	STRAP, frt. 8i rr. (med. buckskin)
68	All Wagons-Deluxe.7794946	4	14.75	STRAP, 2nd 8i 3rd seat (med. Buckskin)
68	3327-69-3569-4437-39- 69 Deluxe Straps8700202	2	15.30	STRAP, frt. (med. gold) 42" long .
68	50-6000 (4 Drs.) exc. 6639 Deluxe Belts8700202	2	15.30	STRAP, frt. (med. gold) 42" long .
68	8269 (4 Dr. Sedans) Deluxe8700202	2	15.30	STRAP, frt. (med. gold) 42" long .

68	9000 Deluxe	8700202	2	15.30	STRAP, frt. (med. gold) (42" long)
68	5287-5487-6487 Deluxe	8700186	2	15.30	STRAP, frt. (med. gold) 36" long .
68	8239-57-8439 Deluxe	8700186	2	15.30	STRAP, frt. (med. gold) 36" long .
68	All Deluxe exc. Conv.	8700289	2	14.40	STRAP, rr. (med. gold)
68	50-6000 (2 Dr. H.T.)				
		8700188	2	14.75	STRAP, frt. (dk. green)
68	8439 Deluxe	8700188	2	14.75	STRAP, frt. (dk. green)
68	30-4000 exc. 3000 Wagons & Conv. Deluxe	8700204	2	15.30	STRAP, frt. (dk. green)
68	50-6000 4 Drs. Deluxe	8700204	2	15.30	STRAP, frt. (dk. green)
68	8469 Deluxe	8700204	2	15.30	STRAP, frt. (dk. green)
68	9000 Deluxe	8700204	2	15.30	STRAP, frt. (dk. green)
68	All-Deluxe exc. Conv.	8700290	2	14.75	STRAP, rr. (dark green)
68	4000 Conv.-Deluxe	7794973	4	14.75	STRAP, frt. & rr. (dark green)
68	4000 Wagons-Deluxe	7794945	4	14.75	STRAP, 2nd & 3rd seat (dark green)
68	5287 Deluxe	8700189	2	14.75	STRAP, frt. (dk. maroon) 36" long . .
68	8439 Deluxe	8700189	2	14.75	STRAP, frt. (dk. maroon) 36" long . .
68	4439-69 Deluxe	8700205	2	14.75	STRAP, frt. (dk. maroon) 42" long . .
68	50-6000 (4 Drs.) exc. 6639 Deluxe	8700205	2	14.75	STRAP, frt. (dk. maroon) 42" long . .
68	8469 Deluxe	8700205	2	14.75	STRAP, frt. (dk. maroon) 42" long . .
68	All Deluxe exc. Conv.	7794955	2	14.75	STRAP, rr. (dark maroon)
68	4000 Wagons Deluxe	8700198	2	14.75	STRAP, frt. (dk. red) 42" long
68	8457 Deluxe	8700182	2	14.75	STRAP, frt. (dk. red) 36" long
68	8457 Deluxe	7794939	2	14.75	STRAP, rr. (dark red)
68	50-60-8000 Conv.-Deluxe	7794913	4	14.75	STRAP, frt. & rr. (dark red)
68	4000 Conv.-Deluxe	7794968	4	14.75	STRAP, frt. & rr. (dark red)
68	4000 Wagons-Deluxe	7794939	4	14.75	STRAP, 2nd & 3rd seat (dark red) . .
68	50-6000 (2 Dr. H.T.)				
		8700184	2	14.75	STRAP, frt. (dk. teal) 36" long
68	8000 (2 & 4 Dr. H.T.) Deluxe	8700184	2	14.75	STRAP, frt. (dk. teal) 36" long
68	30-4000 exc. Conv.				
		8700200	2	14.75	STRAP, frt. (dk. teal) 42" long
68	50-6000 (4 Drs.) Deluxe	8700200	2	14.75	STRAP, frt. (dk. teal) 42" long
68	8000 (4 Dr. Sedans) Deluxe	8700200	2	14.75	STRAP, frt. (dk. teal) 42" long
68	9000 Deluxe	8700200	2	14.75	STRAP, frt. (dk. teal) 42" long
68	All Deluxe exc. Conv.	7794951	2	14.75	STRAP, rr. (dark teal)
68	50-60-8000 Conv.-Deluxe	7794915	4	14.75	STRAP, frt. & rr. (dark teal)
68	4000 Conv.-Deluxe	7794970	4	14.75	STRAP, frt. & rr. (dark teal)
68	All Wagons-Deluxe	7794941	4	14.75	STRAP, 2nd & 3rd seat (dark teal) . .
69	3000-4437-39-56-66-69-4637-5239-69-5439-69-6439-69-6639-8469-9487 Deluxe	8701605	2	14.95	STRAP, front (blue)
69	All exc. Wagons & Conv.	8701557	2	15.30	STRAP, rear (blue)
69	All exc. Conv. & 5237-5437-6437-6637-8239-57-8439-57	8701611	2	15.30	STRAP, front (med. fawn)
69	All Deluxe exc. Wagons	8701568	2	15.30	STRAP, rear (med. fawn)
69	3300-3400-3500-4437-3956-66-69-4637-5239-69-5439-69-6439-69-6639-8269-8469-9487 Deluxe	8701599	2	14.95	STRAP,
69	All exc. Wagons & Conv.	8701552	2	15.30	STRAP, rear (black).
69	4466 rear Deluxe	8701558	2	15.30	STRAP,
69	3435-36-4456-66 Deluxe	8701558	2	15.30	STRAP,
69	3435-36-4456-66 Deluxe	8701553	2	15.30	STRAP,
69	4466 Deluxe	8701553	2	15.30	STRAP,
69	3500-4437-39-56-66-69-5239-69-5439-69-6439-69-8469-9487	8701607	2	15.30	STRAP, front (T-1 30-1 40-1 50-170-190-400-410-620-680)
69	3500-4437-39-69-5200-6400-8439-57-69-9487 Deluxe	8701561	2	15.30	STRAP, rear (T-130-1 40-1 50-1 70-400-4 10-620-630-680)
69	4439-56-66-69-5239-69-9487 Deluxe	8701608	2	15.30	STRAP, front (T-1 47-1 57-197-407-687)
69	4439-69-5200-9487	8701563		15.30	STRAP, rear (T-1 47-157-407-687)
69	4667 Deluxe Strap	8701538		15.30	STRAP, front & rear-shoulder (T-1 64-176)

69	4467-4667 Deluxe.8701 532	4	15.30	STRAP, front & rear seat shoulder (T-168-178-185-188).....
69	4467 Deluxe..8701533	4	15.30	STRAP, front & rear seat shoulder (T-17 1).....
69	44-4667 Deluxe Strap8701536	4	15.30	STRAP, front & rear seat shoulder (T-187).....
69	4466 Deluxe.8701562		15.30	STRAP, folding 3rd seat-shoulder (T-190).....
69	4456-66 Deluxe.8701 562		15.30	STRAP, folding 2nd seat (T-190).....
69	4466 Deluxe..8701564		15.30	STRAP, folding 3rd seat shoulder (T-195-197).....
69	4456-66 Deluxe..8701564		15.30	STRAP, folding 2nd seat (T-195-1 97).....
69	4466 Deluxe..8701569		15.30	STRAP, folding 3rd seat shoulder (T-196).....
69	3435-36-4456-66 Deluxe	.8701569		15.30	STRAP, folding 2nd seat (T-126-196).....
69	5237-5437-6637-8439-				
	57 Deluxe.8701521	2	15.30	STRAP, front (T-400-410-620-630).....
69	52-54-64-6637-5239-57-				
	5439-57.8701519	2	15.30	STRAP, front (T-401-41 1-421-451-601-621-631-632-641).....
69	52-54-64-6637-8239-5 7-				
	8439-57 Deluxe..8701525		15.30	STRAP, front (T-403-413-426-453-603-6 14-624-633-636-644).....
69	5237 Deluxe.8701522		15.30	STRAP, front (T-407).....
69	52-54-64-6637-8239-57-				
	8439-57 Deluxe..8701 518		14.95	STRAP, front (T-408-425-428-438-455-458-478-608-618-628-638-639-648-658).....
69	54-8467 Deluxe..8701 540		15.30	STRAP, front & rear (T-421-631).....
69	54-8467 Deluxe..8701545		15.30	STRAP, front & rear (T-426-633).....
69	54-8467 Deluxe..8701 543		15.30	STRAP, front & rear (T-427-637).....
69	54-66-8467..8701539		15.30	STRAP, front & rear (T-428-455-458-638).....
69	9487 Deluxe.8701606		15.30	STRAP, front (T-692).....
69	9487 rear Deluxe.8701 599		14.95	STRAP, rear (T-692).....
70	All Deluxe Strap exc.				
	Conv.8703583		14.40	STRAP, rr. seat (black).....
70	4000 Conv. Deluxe.8703552		14.40	STRAP, frt. & rr. seat (black).....
70	50-60-8000 Conv. Deluxe	.8703554		14.40	STRAP, frt. & rr. seat (black).....
70	3300-3437-3500-4437-				
	39-69-4637-5239-69-				
	5439-69-6439-69-				
	6639-8469-9487				
	Deluxe.8703497	2	1 4.40	STRAP, frt. seat (black)
70	52-54-6437-8239-59-				
	8439-57 Deluxe..8703522	2	1 4.40	STRAP, frt. seat (blue) .
70	3300-3400-3500-4437-				
	39-69-4637-5239-69-				
	5439-69-6036-46-				
	6439-69-8269-8469-				
	9000 Deluxe..8703509	2	1 4.40	STRAP, frt. seat (blue).....
70	All Deluxe exc. Conv. 8i				
	Wagons.8703595	2	14.40	STRAP, rr. seat (blue).....
70	All Deluxe exc. Conv. 8i				
	Wagons.8703585	2	14.40	STRAP, rr. seat (med. sandalwood)
70	3437-3500-4437-39-69-				
	4637-5239-69-5439-				
	69-6036-46-6439-69-				
	6639 8469-9000				
	Deluxe.8703510	2	14.40	STRAP, frt. seat (T-130-1 40-1 70-400-4 10-4*- 440-450-460-600-650-680).....
70	3300-3400-3500-4437-				
	39-69-4637-5239-69-				
	5439-69-6036-46-				
	6439-69-6639-8269-				
	8469-9000 Deluxe8703499		14.40	STRAP, frt. seat (sandalwood)
70	3437-3500-4437-39-69-				
	4637-5200-5437-39-				
	69-6437-39-69-6637-				
	39-8439-69-9000				
		.8703596	2	14.40	STRAP, rr. seat (T-130-140-1 70-400-4 10-420-460-600-650-680).....
70	3435-36-6036-46 Deluxe	.8703623		14.40	STRAP, 2nd seat (T-1 2 1-44 1-45 1).....
70	44-4667 Deluxe.8703553		14.40	STRAP, frt. & rr. seat (T-154).....
70	3435-36-6036-46 Deluxe	.8703621		14.40	STRAP, 2nd seat (T-1 24-444-454).....
70	3437-3537-4437-39-69-				
	8400-9000 Deluxe.8703599	2	14.40	STRAP, rr. seat (T-159-179-1 89-619-629-639-649-659-679-699).....
70	3435-36-6036-46 Deluxe	.8703627	2	14.40	STRAP, 2nd seat (T-129-449-459).....
70	3437-3537-4437-39-				
	4637-5439-69-6439-				
	69-6639-9000 Deluxe .	.8703512	2	14.40	

70	3400-3537-4437-39-69↵ 4637-6036-46-8469-9↵ 487 Deluxe8703513	2	14.40	
					629-659-679-699)
70	3437-3537-4437-39↵ 4637-5437-39-69↵ 6400-6637-39-9000 Deluxe8703598	2	14.40	STRAP, rr. seat (T-1 76-426-466-666-686)
70	44-4667 Deluxe8703563	2	14.40	STRAP, frt. 8<rr. (T-179-189)
70	52-54-64-6637-8439- Deluxe8703523	2	14.40	STRAP, frt. seat (T-400-4 10-420-460-600)
70	52-54-6437-8239-57↵ 8439-57 Deluxe8703496	2	14.40	STRAP, frt. seat (T-404-4 14-484-494-604-61 4-624- 634-635)
70	52-54-64-6637-8239-57↵ 8439-57 Deluxe8703494	2	14.40	STRAP, frt. seat (T-408-428-465-468-478-488-498- 608-618-628-637-638-648)
70	5467 Deluxe8703568		14.40	STRAP, frt. 8< rr. seat (T-421)
70	5467 Deluxe8703571		14.40	STRAP, frt. & rr. seat (T-426)
70	54-64-6637 Deluxe8703525		14.40	STRAP, frt. seat (T-426-466)
70	54-8467 Deluxe8703573		14.40	STRAP, frt. & rr seat (T-427-617)
70	6036-46 Deluxe8703624		14.40	STRAP, 2nd seat (T-4 40-450)
70	8467 Deluxe8703556		14.40	STRAP, frt. 8< rr. seat (T-614)
70	8439-57 Deluxe8703526		14.40	STRAP, frt. seat (T-61 9-629-639-649)
70	8467 Deluxe Strap8703572		14.40	STRAP, frt. 8< rr. seat (T-619)
71	3300-3436-37-4437-39↵ 69-5239-69-5439-69↵ 6035-45-6639-9000 Deluxe Straps8704862	2	14.40	STRAP, frt. (T-100-1 10-1 40-1 50-400-420-430-440- 450-460-670-680)
71	All Deluxe Straps8705487	2	14.40	STRAP, rr. (T-100-1 10-140-150-400-420-430-460- 480-600-610-620-630-640-670-680)
71	All Wagons Deluxe Straps8705500	2	14.40	STRAP, 2nd & 3rd seat (T-100-440-450)
71	3300-3436-4437-39-69↵ 5239-69-5439-69↵ 6035-45-9000 Deluxe Straps8704856	2	14.40	
71	All Wagons Deluxe Straps8705495	2	14.40	
71	3300-3436-37-4437-39↵ 69-5239-69-6035-45↵ 6639-9000 Deluxe Straps8704858	2	14.40	STRAP, frt. (T-104-1 14-134-144-154-404-424-434- 444-454-462-464-654-664-674-684)
71	All Deluxe Straps8705483	2	15.25	STRAP, rr. (T-104-1 14-134-144-154-404-424-434- 462-464-484-494-604-624-632-644-654-664-674- 684)
71	All Wagons Deluxe Straps8705497	2	14.40	STRAP, 2nd 8< 3rd seat (T-104-444-454)
71	3300-3437-4437-39-69↵ 5239-69-5439-69↵ 6639-9000 Deluxe Straps8704848	2	14.40	STRAP, frt. (T-108-138-158-165-168-408-418-438- 463-468-658-668-678-688-695-698)
71	All Deluxe Straps8705473	2	15.25	STRAP, rr. (T-108-134-138-158-165-168-408-4 18- 438-463-468-498-608-628-633-642-648-658-668- 678-688-695-698)
71	All Deluxe Straps8705481	2	15.25	STRAP, rr. (T-1 1 1-1 4 1-401-421-48 1-601-61 1-63 1- 641-671)
71	30-4000 Conv. Deluxe Straps8705526	2	14.40	STRAP, frt. 8< rr. (T-1 34)
71	30-4000 Conv. Deluxe Straps8705522	2	14.40	STRAP, frt. 8< rr. (T-138-155)
71	30-4000 Conv. Deluxe Straps8705528	2	14.40	STRAP, frt. 8< rr. (T-1 50)
71	3337-3437-4437-39↵ 5239-69-5439-69↵ 6035-45-6639-9000 Deluxe Straps8704852	2	14.40	
71	All Deluxe Straps exc. 80008705477	2	15.25	
71	30-4000 Conv. Deluxe Straps8705523	2	14.40	
71	5257-5457-6647-8000 Deluxe Straps8704847	2	14.40	
					630-640)

71	5257-5457-8000 Deluxe Straps8704841	2	14.40	STRAP, frt. (T-40 1-421-48 1-601-61 1-631-641).
71	52-5457-6647-8000 Deluxe Straps8704843	2	1 4.40	STRAP, frt. (T-404-424-434-464-484-494-604-6 1 4-624-632-644).
71	5257-5457-6647-8000 Deluxe Straps8704834	2	1 4.40	STRAP, frt. (T-408-4 1 8-438-468-498-608-628-633-642-648).
71	5000 Conv. Deluxe Straps8705536	2	15.25	STRAP, frt. (T-434).
71	5257-5457-6647 Deluxe Straps8704837	2	14.40	STRAP, frt. (T-4 16-436-466).
71	50-6000 Conv. Deluxe Straps8705532	2	15.25	STRAP, frt (T 436-466).
71	50-6000 Conv. Deluxe Straps8705529	2	15.25	STRAP, frt. (T-438-465-468).
71	6000 Wagon Deluxe Straps8705494	2	14.40	STRAP. 2nd & 3rd seat (T-446-456).
71	6000 Conv. Deluxe Straps8705534	2	15.25	STRAP, frt. (T-461).
71	8437-39 Deluxe Straps ..	.8704846	2		
71	5467-6667 Deluxe Straps8705720	RH	14.40	STRAP, frt. (T-627).
71	5467-6667 Deluxe Straps8705721	LH	15.25	STRAP, rr. (T-436-466).
71	5467-6667 Deluxe Straps8705713	RH	15.25	STRAP, rr. (T-436-466).
71	5467-6667 Deluxe Straps8705714	LH	15.25	STRAP, rr. (T-438-465-468).
71	5467 Deluxe Straps8705728	RH	15.25	STRAP, rr. (T-438-465-468).
71	5467 Deluxe Straps8705728	LH	15.25	STRAP, rr. (T-434).
71	6667 Deluxe Straps8705724	RH	15.25	STRAP, rr. (T-434).
71	6667 Deluxe Straps8705725	LH	15.25	STRAP, rr. (T-461).
71	84-9000 Deluxe Straps ..	.8705486	2	15.25	STRAP, rr. (T-461).
71	94878704861	2	14.40	STRAP, rr. (T-627-697).
	NOTE: 1972 1st type less Seat Belt Warning System, 2nd type with Seat Belt Warning System.			1 4.40	STRAP, frt. (T-697)
72	3327-37-69-3436-37-4437-39-69-5239-69-5439-69-6035-45-9000 Deluxe (1st Type).8705990	2	12.95	STRAP, frt. seat (T-100-1 10-1 30-1 40-400-420-430-440-450-470-670-680).
72	3327-37-69-3436-4437-39-69-5239-69-5439-69-6035-45-9000 Deluxe (1st Type).8705987	2	12.95	STRAP, frt. seat (T-101-1 1 1-141-401-421-441-671)
72	3327-37-69-3436-37-4437-39-69-5239-69-5439-69-6035-45-9000 Deluxe (1st Type).8705991	2	12.95	STRAP, frt. seat (T-104-1 14-133-144-404-424-434-444-454-464-474-654-674-684).
72	3327-37-69-3436-37-4437-39-69-5239-69-5439-69-6035-45-9000 Deluxe (1st Type).8705985	2	12.95	STRAP, frt. seat (T-106-136-4 16-436-446-456-476-67 6-686).
72	3327-37-69-3437-4437-39-69-5239-69-5439-69-6639-9000 Deluxe (1st Type).8705982	2	12.95	STRAP, frt. seat (T-108-135-138-408-4 1 8-438-468-478-658-685-688).
72	3467-4467 Deluxe (1st Type).8706001	2	12.95	STRAP, frt. seat (T-130).
72	3467-4467 Deluxe (1st Type).8705998	2	12.95	STRAP, frt. seat (T-135-138).
72	3467-4467 Deluxe (1st Type).8705999	2	1 2.95	STRAP, frt. seat (T-1 36).
72	3337-3437-4437 Deluxe (1st Type).8705993	2	12.95	STRAP, frt. seat (T-1 37).
72	5257-5457-6647-8000 Deluxe (1st Type).8706010	2	1 2.95	STRAP, frt. seat (T-400-420-430-470-480-600-620-630).
72	5257-5457-8000 Deluxe (1st Type).8706007	2	12.95	STRAP, frt. seat (T-401-421-48 1-601-63 1).

72	5257-5457-6647-8000 Deluxe (1st Type) . . .	8706011		12.95	STRAP, frt. seat (T-404-424-434-464-474-484-494-604-624-634).....
72	5257-5457-6647-8000 Deluxe (1st Type) . . .	8706002		12.95	STRAP, frt. seat (T-408-4 18-438-478-498-608-628-638).....
72	5467-6667 Deluxe (1st Type)	8706012		12.95	STRAP, frt. seat shoulder (T-435-438-475-478)
72	5257-54 57-6647-8400 Deluxe (1st Type)	8706005		12.95	STRAP, frt. seat (T-4 1 6-436-476-626-646)
72	5467-6667 Deluxe (1st Type)	8706015		12.95	STRAP, frt. seat (T-436-476) .
72	6667 Deluxe (1st Type) ..	8706019		12.95	STRAP, frt. seat (T-470)

NOTE: For 1972 2nd type straps order belt & strap packages.

1 4.875 BOLT—SPACER—PLATE, SEAT BELTS AND SHOULDER STRAPS

63-66	All	1359802	2	.82	BOLT, frt. seat belt anchor atch. (used when instl. ctr. seat belt on frt. seat) 1 7/8" long.
63-67	All	4501202	4	.56	BOLT, seat belt anchor plate (1 W long)
64-66	All	4529264	2	.25	BOLT, rr. seat belt anchor.
65-66	All w/Deluxe Belts w/Retractors	4529264	2	.25	BOLT, frt. seat belt anchor.
67-72		7668784	AR	.41	BOLT (1 VV long)
67	All	7700984	2	.41	BOLT, frt. seat ctr. belt anchor-inner.
67-72		7700984	2	.41	BOLT (TV long)
68-72	All as Req	7765672	AR	.82	BOLT (1 V long)
69	4456	7700984	4	.41	BOLT, 2nd seat belt anchor-inner & outer .
71	6647	7700984	2	.41	BOLT, frt. seat belt to anchor plate outer ..
72	3467-4467	7668784	2	.41	BOLT, belt to anchor plate inner & outer ..
72	All 1st Type	7765672	2	.82	BOLT frt. seat belt & shoulder strap inner
72	All 1st Type	7668784	AR	.41	BOLT belt to anchor plate (inner & outer) .
72	All (2nd Type)	9624614	2	.70	BOLT frt. seat belt to anchor plate outer ..
72	All (2nd Type)	9624614	AR	.70	^ - " ^ rr. seats-belts to anchor plate
72	All 2nd Type	9885670	AR	.70	* * * * * frt. seat belt to anchor plate (outer)
72	All 2nd Type	9886920	AR	.60	belt to anchor plate (inner)
72	All 2nd Type exc.	9885670	4	.70	BOLT, rr. seat belt to anchor plate
72	6035-45 2nd Type	9885670	AR	.70	BOLT, fldg. 2nd & 3rd seat belt to plate
72	6035-45 2nd Type	9624616	2	.71	BOLT, 2nd seat belt to plate-outer.
69-71	All Wagons Deluxe Strap	8742389	4	.25	SPACER, 2nd seat shoulder strap anchor-outer
69	4466 Deluxe Strap	8742389	4	.25	SPACER, 3rd seat shoulder strap anchor-outer .
69	5239-69-5439-69-6439- 69-6639-8200-8439- 57-69 Deluxe Strap. . . .	8742389	4	.25	SPACER, rear seat shoulder strap anchor-outer
69	4466 Shoulder Harness rear Seat Deluxe	8751485	2	.20	SPACER, 3rd seat shoulder strap-outer anchor .
68	All Deluxe Shoulder Straps (1st Type)	7796712	2	.25	FASTENER, frt. seat strap retainer.
68	8269 Deluxe Strap (1st Type)	7681890	1	.25	SUPPORT, frt. seat fastener . .
61-62	1961 Frt., 1962 Rr. Seat	4496146	AR	.97	PLATE, seat belt seat to floor .
63-64	All	4496146	AR	.97	PLATE
68	3327-34-35-4437 Deluxe Strap (1st Type)	7696420	2	.25	PLATE, hood supt.
68	All Conv. exc. 8467.	120390	2		WASHER, rr. seat shoulder strap to brace—(8.929)
69-71	All	8741422	AR	.30	SCREW, strap to panel or rail
72	30-4000 less Conv.	8741422	4	.30	SCREW, frt. seat shldr. strap to rail or panel

1 4.875 HOOK, FRONT SEAT SHOULDER STRAPS

68	All as req	98867352	AR	.36	HOOK (black)—(15.388)
68	All as req	7756418	AR	.25	HOOK (buckskin)—(15.388) .
68	All as req	7756416	AR	.25	HOOK (green)—(15.388)
68	All as req	7756414	AR	.25	HOOK (med. gold)—(1 5.388)
68	All as req	7756415	AR	.25	HOOK (parchment)—(15.388)
68	All as req	7700930	AR	.25	HOOK (dk. red)—(15.388) . . .
68	All as req	7756412	AR	.25	HOOK (teal)—(15.388)
68	All as req	7700927	AR	.25	HOOK (white)—(15.388)
68	5239-69-5439-69-6439 69-6639-8239-8439 1st Type	7778982		.10	SUPPORT, strap fastener—(15.388) .
68	50-6000 (4 Drs.)	7778982		.10	SUPPORT, strap hood—(15.388)
68	82-8439	7778982		.10	SUPPORT, strap hood—(15.388)

1 4.875 COVER, FRONT SEAT SHOULDER STRAP ANCHOR—BUCKLE SIDE

68	All	7799407	2	.77	COVER (black)
68	All	7799422	2	.75	COVER (med. buckskin)
68	All	7799415	2	.77	COVER (med. gold)
68	All	7799417	2	.77	COVER (dk. green)

68	All	.7799410	2	.75	COVER (dk. maroon)
68	All.	.7799408	2	.75	COVER (dk. red)
68	All.	.7799412	2	.77	COVER (dk. teal)
14.875 RETAINER — PROTECTOR . S H O U L D E R S T R A P					
67	All Std. Straps7710800	2	.25	RETAINER (black)
67	All Deluxe Straps7780007	2	.62	RETAINER (black)
67	All Std. Straps7710803	2	.25	RETAINER (blue)
67	All Deluxe Straps7710781	2	.25	RETAINER (blue)
67	44-4865-5200 Std. Straps7710809	2	.46	RETAINER (green)
67	44-4865-5200-8439-69-9000 Deluxe Straps7710787	2	.41	RETAINER (dk green)
67	All Std. Straps7710807	2	.25	RETAINER (gold)
67	All Deluxe Straps7710785	2	.25	RETAINER (gold)
67	4339-4439-69-5439-69-6439-69 Std. Straps7710810	2	.25	RETAINER (maroon)
67	4339-4439-69-5439-69-6439-69-8439-69 Deluxe Straps7710796	2	.41	RETAINER (maroon)
67	30-40-6000 Std. Straps7710804	2	.25	RETAINER (parchment)
67	All Deluxe Straps7710782	2	.41	RETAINER (parchment)
67	9487 Deluxe Straps7710797	2	.25	RETAINER (plum)
67	3335-3435-4367-4455-4467-4667-4855-5467-6467-6667-8457-67 Deluxe Straps7780009	2	.62	RETAINER (red)
67	3335-3435-3569-3669-4367-7779996	2	.62	RETAINER (red)
67	3517-69-3617-69-4307-17-4407-17-4607-17-5439-69-87-6439-69-87-6639-87 Std. Straps7710805	2	.25	RETAINER (turquoise)
67	All Deluxe Straps7710783	2	.25	RETAINER (turquoise)
67	4467-4600 Deluxe Straps7710779	2	.25	RETAINER (yellow)
67	4467-4600 Std. Straps7710801	2	.25	RETAINER (yellow)
67	9487 Deluxe Straps7780008	2	.62	RETAINER (white)
NOTE. 1968 1st Type-strap stowage on ctr. p lar on 4 drs. 8i on rr. qtr. on 2 drs., 2nd Type-strap stowage on side roof rail.					
68	All Std. Straps (1st Type)	.7779994	2	.56	RETAINER (black).
68	All Deluxe Straps (1st Type)7780007	2	.62	RETAINER (black)
68	All Std. Straps (1st Type)	.7780006	AR	.56	RETAINER (buckskin)
68	All Deluxe Straps (1st Type)7780025	AR	.56	RETAINER (buckskin)
68	All Std. Straps (1st Type)	.7780005	AR	.62	RETAINER (green)_____
68	All Deluxe Straps (1st Type)7780019	AR	.62	RETAINER (green)_____
68	All Deluxe Straps exc. 8439-9000 (1st Type)7780016	2	.62	RETAINER (gold)
68	8439-9000 (1st Type)7779082	2	.56	RETAINER (gold)
68	All Std. Straps (1st Type)	.7710810	2	.25	RETAINER (maroon)
68	All Deluxe Straps (1st Type)7710796	2	.41	RETAINER (maroon)
68	All Std. Straps (1st Type)	.7780004	AR	.62	RETAINER (parchment)
68	All Deluxe Straps (1st Type)7780017	AR	.56	RETAINER (parchment)
68	All Std. Straps (1st Type)	.7779996	AR	.62	RETAINER (red)
68	All Deluxe Straps (1st Type)7780009	AR	.62	RETAINER (red)
68	All Std. Straps (1st Type)	.7779999	AR	.62	RETAINER (teal)
68	All Deluxe Straps (1st Type)7780013	AR	.62	RETAINER (teal)
68	All Std. Straps (1st Type)	.7779995	2	.62	RETAINER (white)
68	All Deluxe Straps (1st Type)7780008	2	.62	RETAINER (white)
68-69	3000-4000-5269-5469-6469 exc. 4439-4467-4667-8769517	4	.87	RETAINER, strap stowage to side roof rail.
68	5239-87-5439-87-6439-87-6639-87-8239-57-69-8439-57-69-9487 (2nd Type)8717380	4	.56	RETAINER, strap stowage to side roof rail
68-69	4439-8769517	1	.87	RETAINER
69-71	All Deluxe Straps7780007	AR	.62	RETAINER (black) (prime 8i paint to match).

69	3435-36-4456-66 Deluxe Shoulder Harness	8750470	2	.87	RETAINER, 2nd seat (T-121-191).
69	4466 Deluxe Rear Seat Shoulder Harness	8750470	2	.87	RETAINER, 3rd seat (T-191).
69-70	5237-39-69-5437-39-69- 6437-39-6637-39- 8239-57-69-8439-57- 69-9487	8717380	4	.56	RETAINER, frt. seat shoulder strap stowage.
69	44-54-8467 Deluxe Shoulder Harness	8750470	2	.87	RETAINER, front seat (T-1 7 1-421-631).
69	3435-36-4456-66 Deluxe Shoulder Harness	8750467	2	.87	RETAINER, 2nd seat (T-1 25-195).
69	4466 Deluxe Rear Seat Shoulder Harness	8750467	2	.87	RETAINER, 3rd seat (T-195).
69	44-46-6667 Deluxe Shoulder Harness	8750467	2	.87	RETAINER, front Seat (T-1 85-455).
69	3435-36-4456-66 Deluxe Shoulder Harness	8750468	2	.87	RETAINER, 2nd Seat (T-126-196).
69	4466 Deluxe Rear Seat Shoulder Harness	8750468	2	.87	RETAINER, 3rd Seat (T-1 96).
69	44-54-8467 Deluxe Shoulder Harness	8750468	2	.87	RETAINER, front seat (T-1 76-426-633).
69	44-4667 Deluxe Shoulder Harness	8750466	2	.87	RETAINER, front Seat (T-164).
69	4456-66 Deluxe Shoulder Harness	8750473	2	.87	RETAINER, 2nd seat (T-190).
69	4466 Deluxe Rear Seat Shoulder Harness	8750473	2	.87	RETAINER, 3rd seat (T-190).
69	4456-66 Deluxe Shoulder Harness	8750457	2	.87	RETAINER, 2nd seat (T-197).
69	4466 Deluxe Rear Seat Shoulder Harness	8750457	2	.87	RETAINER, 3rd seat (T-197).
69	44-46-54-8467 Deluxe Shoulder Harness	8750457	2	.87	RETAINER, front seat (T-1 87-427-637).
70	30-4000-5269-5469- 6036-46-6469	8769517	4	.87	RETAINER, frt. seat shoulder strap stowage.
70	All Wagons eluxe.	8809889	2	.92	RETAINER, 2nd seat shoulder strap buckle stow (T-121-441-451).
70	All Wagons Deluxe Straps	8809896	2	.92	RETAINER, 2nd seat shoulder strap, buckle stow (T-124-444-454).
70	All Wagons Deluxe Straps	8809893	2	.92	RETAINER, 2nd seat shoulder strap, buckle stow (T-129-449-459).
70	4467-4667-8467 Deluxe Straps	8809893	2	.92	RETAINER, frt. seat shoulder strap buckle stow (T-129-179-189-619).
70	4467-4667-8467 Deluxe Straps	8809896	2	.92	RETAINER, frt. seat shoulder strap buckle stow (T-154-614).
70	5467 Deluxe Straps.	8809891	2	.92	RETAINER, frt. seat shoulder strap buckle stow (T-421).
70	5467 Deluxe Straps	8809894	2	.92	RETAINER, frt. seat shoulder strap buckle stow (T-426).
70	54-8467 Deluxe Strap	8809887	2	.92	RETAINER, frt. seat shoulder strap buckle stow (T-427-617).
70	6036-46 Deluxe Strap	8809886	2	.92	RETAINER, 2nd seat shoulder strap buckle stow (T-440-450).
71	3436-6035-45 Deluxe Straps	9862885	2		RETAINER, 2nd seat shldr. strap buckle stowage (T-101-441).
71	6667 Frt. Seat Deluxe Straps	7780007	2	.62	RETAINER, frt. seat shldr. strap buckle stowage (black) prime & paint to match.
71	3436-6035-45 Deluxe Straps	9862892	2	.87	RETAINER, 2nd seat shldr. strap buckle stowage (T-100-440-450).
71	3467-4467 Frt. Seat Deluxe Strap	9862892	2	.87	RETAINER, frt. seat shldr strap buckle stowage (T-150).
71	5467 Deluxe Straps	7780007	2	.62	RETAINER, frt. seat shldr. strap buckle stowage (black) prime & paint to match.
71	3436-6035-45 Deluxe Straps	7780007	2	.62	RETAINER, 2nd seat shldr. strap buckle stowage (black) prime & paint to match.
71	3467-4467 Frt. Seat Deluxe Straps	7780007	2	.62	RETAINER, frt. seat shldr. strap buckle stowage (black) prime & paint to match.

71	6035-45 Deluxe Straps	7780007		.62	RETAINER, 2nd & 3rd seat shldr. strap buckle stowage (black) (prime & paint to match).....
71	6045 Deluxe Straps	9862892		.87	RETAINER, 3rd seat shldr. strap buckle storage (T-440-450).....
71	3467-4467-5467-6667 Deluxe Straps	7780007		.62	RETAINER, frt. seat shldr. strap buckle stowage (black) prime & paint to match.....
71	50-66-80-9000 (H.T.)	9845844		.72	RETAINER, frt. seat shldr. strap stowage.....
71	6035-45.....	9845845	AR	.25	RETAINER, fldg. 2nd & 3rd seat shldr. strap stowage.....
71	3327-37-3369-3436-37-4437-39-69-5269-5469-6035-45	9845845	4	.25	RETAINER, frt. seat shldr. strap stowage
72	5269-5469-6035-6045 1st Type	8717380	4	.56	RETAINER, frt. seat shldr. strap stowage
72	NOTE: 1972-1st type less Seat Belt Warning System, 2nd type with Seat Belt Warning System.				
72	5239-57-5439-37-6639-47-8000-9000 (1st Type)	9845844	4	.72	RETAINER, frt. seat shldr. strap stowage
72	3300-3436-37-4437-39-69-5269-5469-6035-45 (1st Type)	9845845	4	.25	RETAINER, frt. seat shldr. strap stowage .
72	All Conv. Deluxe Straps (1st Type).....	7780007	AR	.62	RETAINER, frt. seat shldr. strap (black) prime & paint to match.....
72	30-4000 exc. Conv. (2nd Type)	9607926	RH	.85	RETAINER, frt. seat, shldr. strap (black) prime & paint to match.....
72	30-4000 exc. Conv. (2nd Type)	9607927	LH	.85	RETAINER, frt. seat shldr. strap (black) prime & paint to match.....
72	50-66-80-9000 exc. Conv. & 4 Dr. Sedans (2nd Type).....	9607946	RH	1.07	RETAINER, frt. seat shldr. strap (black) prime & paint to match.....
72	50-66-80-9000 exc. Conv. & 4 Dr. Sedans (2nd Type).....	9607947	LH	1.07	RETAINER, frt. seat shldr. strap (black) prime 8t paint to match.....
72	52-5469-6035-45 (2nd Type)	9613172	RH	1.05	RETAINER, frt. seat shldr. strap (black) prime & paint to match.....
72	52-5469-6035-45 (2nd Type)	9613173	LH	1.05	RETAINER, frt. seat shldr. strap (black) prime & paint to match.....
72	All Conv. (2nd Type) (Deluxe)	9611172	2	.62	RETAINER, frt. seat shldr. strap (black) prime & paint to match.....
68	3000-4000-5269-5469-6469 exc. Conv.-2nd Type	8717382	4	.10	COVER, strap ret.
69-70	3327-69-3437-36-37-3537-69-4437-39-56-66-69-4637-5269-5469-6469-6036-46	8769516	4	.15	COVER, frt. seat shoulder strap stowage retainer
71	3327-37-69-3436-37-4437-39-69-5269-5469-6035-45	8769516	4	.15	COVER, frt. seat shldr. strap stowage retainer
71	6035-45 Deluxe Straps	8769516	AR	.15	COVER, 2nd & 3rd seat shldr. strap stowage .
72	NOTE: 1972 - 1st type less seat belt warning system, nd type with seat belt warning system.				
72	30-4000	8769516	4	.15	COVER, frt. seat shldr. strap stowage ret.....
72	3300-3436-37-4437-39-69 (1st Type)	8769516		.15	COVER, frt. seat shldr. strap stow. ret.
67	All Conv.	7698556		.10	PROTECTOR, shoulder strap (clear) . . .
68	40-50-6000 Conv.-Deluxe	7698556	2	.10	PROTECTOR, clear.....
69-70	All Conv.	7698556	2	.10	PROTECTOR, shoulder strap (clear).....
72	34-4467 (Deluxe)	7698556	2	.10	PROTECTOR, frt. seat shldr. strap (clear).....
68	All	9414752	AR	.10	SCREW, strap retainer mtg. (No. 8-18 x V)---(8.977)
68	All	9414754	AR	.10	SCREW, strap retainer mtg. (No. 8-18x3).....
14.875 RETAINER, SEAT BELT STOWAGE					
71	30-4000 Deluxe Belts	9858760	1	2.10	RETAINER, frt. seat belt buckle stowage-double
71	9000 Deluxe Belts	9858760	1	2.10	RETAINER, frt. seat belt buckle stow, double
71	30-4000 Deluxe Belts	9858762	1	1.33	RETAINER, frt. seat belt buckle stowage single
71	9000 Deluxe Belts	9858762	1	1.33	RETAINER, frt. seat belt buckle stow, single
71	50-60-8000 Deluxe Seat Belts	9858758	1	1.28	RETAINER, frt. seat belt buckle stow, single

71	5239-69-5439-69-6639- 8239-8439 Deluxe Belts	9858764	2.10	
71	6035-45 Deluxe Belts	9858764	2.10	
71	9000 Deluxe Belts	9858764	2.10	
71	5 239-69-5439-69-6639- 8239-8439 Deluxe Belts	9858766	2.10	
71	6035-45 Deluxe Belts	9858766	2.10	
71	9000 Deluxe Belts	9858766	2.10	
71	50-60-8000 Deluxe Belts	9860156	2.00	
71	50-60-8000 2 Dr. Deluxe Belts	9861390	2.00	
71	30-4000 Deluxe Belts	9861390	2.00	
71	3436	9861390	2.00	
71	30-40-50-60-8000 Deluxe Belts	9861392	1.28	
71	3436 Deluxe Belts	9861392	1.28	
	NOTE: 1972-1st type less Seat Belt Warning System,			
72	50-60-8000 Deluxe Belts (1st Type)	9860156	2.00	
72	50-60-80-9000 Deluxe Seat Belts (1st Type)	9858758	1.28	
72	3300-3400-4400-9000 Deluxe Seat Belts (1st Type)	9858760	2.10	RETAINER, frt. seat belt buckle stow, (double)
72	3300-3400-4437-39-67- 4639 Deluxe Seat Belts (1st Type)	9858762		RETAINER, frt. seat belt buckle stow, (single)
72	5 239-69-5439-69-6000- 6639-8239-9000 Deluxe Seat Belts (1st Type)	9858764	2.10	RETAINER, rr. seat belt buckle stow, (double)
72	5239-69-5439-69-6000- 6639-8239-9000 Deluxe Seat Belts (1st Type)	9858766	2.10	
72	30-4000 Deluxe Seat Belts (1st Type)	9861390	2.00	
72	50-60-8000 2 Dr. Deluxe Seat Belts (1st Type)	9861392	1.28	
72	6639 Deluxe Seat Belts	9858766	2.10	
	14.875 BUZZER — SWITCH , SEAT BELT WARNING SYSTEM			
72-73	All	1239807	1.64	BUZZER (9.765)
72	50-60-80-9000 (2nd Type)	9886876	625	SWITCH (sensor) seat belt warning system (also listed 13.090) (in seat)
72	30-4000 (2nd Type)	9607253	5.10	SWITCH (sensor) seat belt warning system (also listed 13.090) (in seat)
	14.880 TRIM COVER, FRONT SEAT CUSHION COVER			
68	33697751723	33.25	COVER (T-101)
68	33277751711	47.70	COVER (T-103)
68	33697751724	33.25	COVER (T-103)
68	33277751712	47.70	COVER (T-108)
68	33697751725	33.25	COVER (T-108)
68	3369-3435-35697751718	41.10	COVER (T-111)
68	34-35377751732	55.25	COVER (T-111)
68	34357751720	41.10	COVER (T-113)
68	3369-3435-35697751719	41.10	COVER (T-114)
68	34-35377751733	55.25	COVER (T-114)
68	35697751727	45.70	COVER (T-120)
68	35697751728	45.70	COVER (T-121)
68	35697751729	45.70	COVER (T-123)
68	35697751730	45.70	COVER (T-128)
68	44377751743	56.45	COVER (T-131)
68	44697751761	41.10	COVER (T-131)
68	44377751744	56.45	COVER (T-133)
68	44697751762	41.10	COVER (T-133)
68	44377751745	56.45	COVER (T-138)
68	44697751764	41.10	COVER (T-138)
68	44397751753	53.80	COVER (T-140)
68	44397751754	53.80	COVER (T-141)
68	44397751755	53.80	COVER (T-143)
68	44397751756	53.80	COVER (T-147)
68	44698710972	59.30	COVER (T-152)
68	4467-4637-677751758	69.70	COVER (T-152)

68	4469	7751766	53.20	COVER (T-1 58)
68	3537-4437-67	7751736	73.75	COVER (T-160)
68	3537-4437-67	7751737	73.75	COVER (T-161)
68	3537-4437-39	7751738	73.75	COVER (T-1 62)
68	35-4437-4439-67	7751740	73.75	COVER (T-1 63)
68	4467	7751741	73.75	COVER (T-1 67)
68	34-44-4637	7751750	2	38.50 COVER (T-170)
68	3437-4437-67-4637-67	7751747	2	38.50 COVER (T-171)
68	3437-4437-67-4637-67	7751748	2	38.50 COVER (T-1 72)
68	34-44-4637	7751751	2	38.50 COVER (T-1 73)
68	4000 Wagons	7777751	67.70	COVER (T-1 80)
68	4000 Wagons	7777752	67.70	COVER (T-181)
68	4000 Wagons	7777753	67.70	COVER (T-183)
68	4000 Wagons	7777754	67.70	COVER (T-187)
68	4000 Wagons	7798239	67.70	COVER (T-188)
68	3327	7751714	51.75	COVER (T-191)
68	3327	7751715	51.75	COVER (T-1 94)
68	3327	7751716	51.75	COVER (T-1 98)
68	5239-69	7763895	45.95	COVER (T-400)
68	5287	7763901	62.45	COVER (T-400)
68	5239-69	7763896	45.95	COVER (T-401)
68	5287	7763902	62.45	COVER (T-401)
68	5239-69	7763897	45.95	COVER (T-403)
68	5287	7763903	62.45	COVER (T-403)
68	5239-69	7763898	45.95	COVER (T-407)
68	5287	7763904	62.45	COVER (T-407)
68	5239-69	7763899	45.95	COVER (T-408)
68	5287	7763905	62.45	COVER (T-408)
68	5439-69-6439-69	7763906	66.20	COVER (T-4 10)
68	5439-69-6439-69	7763907	66.20	COVER (T-41 1)
68	5487-6487	7763927	78.10	COVER (T-41 1)
68	5439-69-6439-69	7763908	66.20	COVER (T-4 13)
68	5487-6487	7763928	78.10	COVER (T-4 13)
68	5439-69-6439-69	7763909	66.20	COVER (T-417)
68	5487-6487	7763920	79.00	COVER (T-420)
68	5439-69-6439-69	7763911	62.45	COVER (T-421)
68	5467	7763915	79.25	COVER (T-421)
68	5487-6487	7763921	79.00	COVER (T-421)
68	5439-69-6439-69	7763912	62.45	COVER (T-423)
68	5467	7763916	79.25	COVER (T-423)
68	5487-6487	7763922	79.00	COVER (T-423)
68	5467	7763918	79.25	COVER (T-427)
68	5439-69-6439-69	7763913	62.45	COVER (T-428)
68	5467	7763917	79.25	COVER (T-428)
68	5487-6487	7763923	79.00	COVER (T-428)
68	6639-87	7763933	81.60	COVER (T-450)
68	6639-67-87	7763930	81.60	COVER (T-451)
68	6639-67-87	7763931	81.60	COVER (T-452)
68	6667	7763934	81.60	COVER (T-457)
68	6639-67-87	7763932	81.60	COVER (T-458)
68	6639	7763935	92.25	COVER (T-461)
68	6639	7763936	92.25	COVER (T-468)
68	5487-6487	7763925	39.35	COVER (T-47 8)
68	6667-87	7763938	40.25	COVER (T-498)
68	8239-69	7763940	62.80	COVER (T-601)
68	8257	7763947	81.30	COVER (T-601)
68	8239-69	7763941	62.80	COVER (T-603)
68	8257	7763948	81.30	COVER (T-603)
68	8239-69	7763942	62.80	COVER (T-608)
68	8257	7763949	81.30	COVER (T-608)
68	8239-69	7763944	53.50	COVER (T-614)
68	8257	7763951	76.05	COVER (T-614)
68	8239-69	7763945	53.50	COVER (T-6 18)
68	8257	7763952	76.05	COVER (T-6 18)
68	8439-69	7763954	70.00	COVER (T-620)
68	8439-69	7763955	70.00	COVER (T-621)
68	8439-69	7763956	70.00	COVER (T-627)
68	8439-69	7763957	70.00	COVER (T-628)
68	8400	7763969	91.70	COVER (T-631)
68	8400	7763970	91.70	COVER (T-633)
68	8457-67	7763971	91.70	COVER (T-637)
68	8400	7763972	91.70	COVER (T-638)
68	8467	7763974	43.40	COVER (T-648)
68	8439	7763963	101.85	COVER (T-65 4)
68	8439	7763964	101.85	COVER (T-651)
68	8439	7763965	101.85	COVER (T-658)
68	8439	7763967	101.85	COVER (T-668)
68	9487	7757457	85.35	COVER (T-67 2)

68	9487	7757515	2	46.85	COVER	(T-674)
68	9487	7757458	1	85.35	COVER	(T-675)
68	9487	7757516	2	46.85	COVER	(T-678)
68	9487	7757460		96.35	COVER	(T-680)
68	9487	7757461		96.35	COVER	(T-682)
68	9487	7757462		96.35	COVER	(T-683)
68	9487	7757465		99.20	COVER	(T-684)
68	9487	7757466		99.20	COVER	(T-685)
68	9487	7757463		96.35	COVER	(T-688)
68	9487	7757518	2	45.15	COVER	(T-690)
68	9487	7757519	2	45.15	COVER	(T-691)
68	9487	7757520	2	45.15	COVER	(T-693)
68	9487	7757521	2	45.15	COVER	(T-698)
69	3369	8734490		33.85	COVER	(T-101)
69	3327	8734482		49.20	COVER	(T-103)
69	3369	8734491		33.85	COVER	(T-103)
69	3327	8734483		49.20	COVER	(T-108)
69	3369	8734492		33.85	COVER	(T-108)
69	3327	8734485		47.45	COVER	(T-111)
69	3327	8734486		47.45	COVER	(T-114)
69	3327	8734487		47.45	COVER	(T-118)
69	3369-3435-3436-3569	8734494		41.10	COVER	(T-121)
69	3437-3537	8734503		57.30	COVER	(T-121)
69	3369-3569	8734495		41.10	COVER	(T-124)
69	3437-3537	8734504		57.30	COVER	(T-124)
69	3435-3436	8755538		41.10	COVER	(T-125)
69	3435-3436	8734496		41.10	COVER	(T-126)
69	3369-3569	8734497		41.10	COVER	(T-128)
69	3437-3537	8734505		57.30	COVER	(T-128)
69	3569	8734498		45.95	COVER	(T-130)
69	3569	8734499		45.95	COVER	(T-131)
69	3569	8734500		45.95	COVER	(T-133)
69	3569	8734501		45.95	COVER	(T-138)
69	4469	8734533		65.95	COVER	(T-140)
69	4437	8734522		82.70	COVER	(T-141)
69	4469	8734536		65.95	COVER	(T-141)
69	4437	8734523		82.70	COVER	(T-143)
69	4469	8734537		65.95	COVER	(T-143)
69	4469	8755543		65.95	COVER	(T-147)
69	4437	8734524		82.70	COVER	(T-148)
69	4439	8755542		79.85	COVER	(T-150)
69	4439	8734526		79.85	COVER	(T-151)
69	4439	8734527		79.85	COVER	(T-153)
69	4439	8734528		79.85	COVER	(T-157)
69	4467-4637-4667	8734531		80.40	COVER	(T-164)
69	4469	8734540		62.80	COVER	(T-166)
69	4467-4637-4667	8734532		80.40	COVER	(T-168)
69	4469	8734541		62.80	COVER	(T-168)
69	3537-4437	8734515		77.25	COVER	(T-170)
69	3537-4437-4467	8734516		77.25	COVER	(T-171)
69	3537-4437-39	8734517		77.25	COVER	(T-175)
69	3537-4437-39-67	8734518		77.25	COVER	(T-176)
69	3537-4437-39-67	8734519		77.25	COVER	(T-178)
69	3437-4437-4637	8734507	2	47.70	COVER	(T-181)
69	3437-4437-4467-4637-4667	8734509	2	47.70	COVER	(T-185)
69	3437-4437-4637	8755540	2	47.70	COVER	(T-186)
69	4467-4667	8755539	2	47.70	COVER	(T-187)
69	3437-4437-67-4637-67	8734510	2	47.70	COVER	(T-188)
69	4456-4466	8739160		67.70	COVER	(T-190)
69	4456-4466	8739161		67.70	COVER	(T-191)
69	4456-4466	8755559		67.70	COVER	(T-195)
69	4456-4466	8739162		67.70	COVER	(T-196)
69	4456-4466	8739163		67.70	COVER	(T-197)
69	5237	8743027		69.45	COVER	(T-400)
69	5239-69	8743033		49.75	COVER	(T-400)
69	5237	8743028		69.45	COVER	(T-401)
69	5239-69	8743034		49.75	COVER	(T-401)
69	5237	8743029		69.45	COVER	(T-403)
69	5239-69	8743035		49.75	COVER	(T-403)
69	5237	8743030		69.45	COVER	(T-407)
69	5239-69	8743036		49.75	COVER	(T-407)
69	5237	8743031		69.45	COVER	(T-408)
69	5239-69	8743037		49.75	COVER	(T-408)
69	5437-6437	8743040		76.35	COVER	(T-410)
69	5439-69-6439-69	8743053		62.45	COVER	(T-410)
69	54-6437	8743042		76.35	COVER	(T-411)
69	5439-69-6439-69	8743054		62.45	COVER	(T-411)

69	54-6437	.8743039	76.35	COVER (T-413)
69	5439-69-6439-69	.8743055	62.45	COVER (T-413)
69	54-6437	.8743043	77.25	COVER (T-421)
69	5467	.8743048	77.25	COVER (T-421)
69	5439-69-6439-69	.8743058	59.85	COVER (T-421)
69	5439-69-6439-69	.8743056	59.85	COVER (T-425)
69	54-6437	.8749298	77.25	COVER (T-425)
69	6637	.8743072	54.95	COVER (T-478)
69	54-6437	.8743044	77.25	COVER (T-426)
69	5467	.8743049	77.25	COVER (T-426)
69	5439-69-6439-69	.8743059	59.85	COVER (T-426)
69	5467	.8743050	77.25	COVER (T-427)
69	54-6437	.8743045	77.25	COVER (T-428)
69	5467	.8743051	77.25	COVER (T-428)
69	5439-69-6439-69	.8743060	59.85	COVER (T-428)
69	5437-6437	.8766266	38.85	COVER (T-438)
69	6637-39	.8743064	84.15	COVER (T-451)
69	6637-39	.8743065	84.15	COVER (T-453)
69	6637-39-67	.8743068	84.15	COVER (T-455)
69	6637-39-67	.8743066	84.15	COVER (T-458)
69	6639	.8743069	96.05	COVER (T-464)
69	6639	.8743070	96.05	COVER (T-468)
69	8239-69	.8743074	66.85	COVER (T-601)
69	8257	.8743080	85.90	COVER (T-601)
69	8239-69	.8743075	66.85	COVER (T-603)
69	8257	.8743081	85.90	COVER (T-603)
69	8239-69	.8743076	66.85	COVER (T-608)
69	8257	.8743082	85.90	COVER (T-608)
69	8239-69	.8743077	57.30	COVER (T-614)
69	8257	.8743083	78.10	COVER (T-614)
69	8239-69	.8743078	57.30	COVER (T-618)
69	8257	.8743084	78.10	COVER (T-618)
69	8439-69	.8746801	69.45	COVER (T-620)
69	8439-69	.8746802	69.45	COVER (T-621)
69	8439-69	.8746803	69.45	COVER (T-624)
69	8439-69	.8746804	69.45	COVER (T-628)
69	8457	.8743087	77.55	COVER (T-630)
69	8400	.8743086	77.55	COVER (T-631)
69	8439-57-69	.8754138	54.40	COVER (T-632)
69	8439-57-69	.8754139	46.85	COVER (T-632)
69	8400	.8743088	77.55	COVER (T-633)
69	8439-57-69	.8754140	54.40	COVER (T-636)
69	8439-57-69	.8754141	46.85	COVER (T-636)
69	8467	.8743089	77.55	COVER (T-637)
69	8400	.8743090	77.55	COVER (T-638)
69	8439-57-69	.8754142	54.40	COVER (T-639)
69	8439-57-69	.8754143	46.85	COVER (T-639)
69	8439-8457	.8754128	80.15	COVER (T-641)
69	8439-8457	.8754129	70.85	COVER (T-641)
69	8439-8457	.8754130	80.15	COVER (T-644)
69	8439-8457	.8754131	70.85	COVER (T-644)
69	8439-8457	.8754132	80.15	COVER (T-648)
69	8439-8457	.8754133	70.85	COVER (T-648)
69	8439	.8754134	74.60	COVER (T-658)
69	8439	.8754135	64.70	COVER (T-658)
69	9487	.8718469	44.30	COVER (T-664)
69	9487	.8718416	85.90	COVER (T-666)
69	9487	.8718470	44.30	COVER (T-668)
69	9487	.8718417	85.90	COVER (T-669)
69	9487	.8718420	95.75	COVER (T-674)
69	9487	.8718421	95.75	COVER (T-678)
69	9487	.8718422	87.65	COVER (T-680)
69	9487	.8757759	87.65	COVER (T-685)
69	9487	.8718423	87.65	COVER (T-686)
69	9487	.8718424	87.65	COVER (T-687)
69	9487	.8718425	87.65	COVER (T-688)
69	9487	.8718512	56.45	COVER (T-691)
69	9487	.8757760	56.45	COVER (T-692)
69	9487	.8718514	56.45	COVER (T-694)
69	9487	.8718515	56.45	COVER (T-698)
70	3369	.8805385	32.35	COVER (T-101)
70	3327	.8805378	45.90	COVER (T-104)
70	3369	.8805386	32.35	COVER (T-104)
70	3327	.8805379	45.90	COVER (T-108)
70	3369	.8805387	32.35	COVER (T-108)
70	3327	.8805381	44.55	COVER (T-1 11)
70	3327	.8805382	44.55	COVER (T-1 14)
70	3327	.8805383	44 55	COVER (T-1 18)

70	3369-3435-36-3569 ...	8805389		33.95	COVER (T-121)
70	3437-3537-4637.....	8805398		49.95	COVER (T-121)
70	3369-3435-36-3569 ...	8805390		33.95	COVER (T-124)
70	34-35-4637.....	8805399		49.95	COVER (T-124)
70	33-3569.....	8805391		33.95	COVER (T-1 28)
70	34-35-4637.....	8805400		49.95	COVER (T-128)
70	3435-3436.....	8805392		33.95	COVER (T-129)
70	3569.....	8805394		40.20	COVER (T-130)
70	3569.....	8805395		40.20	COVER(T-134)
70	3569.....	8805396		40.20	COVER (T-138)
70	4439-4469.....	8805417		67.65	COVER (T-140)
70	4437.....	8805413		80.40	COVER(T-141)
70	4439-4469.....	8805418		67.65	COVER (T-141)
70	4437.....	8805414		80.40	COVER(T-144)
70	4439-4469.....	8805419		67.65	COVER (T-144)
70	4437.....	8805415		80.40	COVER (T-1 48)
70	4439-4469.....	8805420		67.65	COVER (T-1 48)
70	4467-4667.....	8805422		72.50	COVER (T-154)
70	4467-4667.....	8805423		72.50	COVER (T-158)
70	4469.....	8805426		57.60	COVER (T-158)
70	4469.....	8805425		57.60	COVER (T-1 59)
70	3437-3537-4437-39- 4637.....	8805407		71.45	COVER (T-1 70)
70	34-35-4437-67-4637-67	8805408		71.45	COVER (T-1 75)
70	34-35-4437-39-4637 ...	8805409		71.45	COVER (T-176)
70	34-35-4437-39-4637 ...	8805410		71.45	COVER (T-178)
70	34-35-4437-39-67-4637- 67.....	8805411	1	71.45	COVER (T-179)
70	34-44-4637.....	8805402	2	43.20	COVER (T-181)
70	3437-4437-67-4637-67	8805403	2	43.20	COVER (T-1 85)
70	3437-4437-67-4637-67	8805404	2	43.20	COVER (T-1 88)
70	3437-4437-67-4637-67	8805405	2	43.20	COVER (T-1 89)
70	5237.....	8807177		63.05	COVER (T-400)
70	5239-5269.....	8807182		48.65	COVER (T-400)
70	5237.....	8807178		63.05	COVER (T-401)
70	5239-5269.....	8807183		48.65	COVER(T-401)
70	5237.....	8807179		63.05	COVER (T-404)
70	5239-5269.....	8807184		48.65	COVER (T-404)
70	5237.....	8807180		63.05	COVER (T-408)
70	5239-5269.....	8807185		48.65	COVER (T-408)
70	5437-6437.....	8807187		76.30	COVER (T-4 10)
70	5439-5469-6439-6469 .	8807196		62.45	COVER (T-4 10)
70	5437-6437.....	8807188		76.30	COVER (T-41 1)
70	5439-5469-6439-6469 .	8807197		62.45	COVER (T-441 1)
70	5437-6437.....	8807189		76.30	COVER (T-4 14)
70	5439-5469-6439-6469 .	8807198		62.45	COVER(T-414)
70	5437-6437.....	8807191		69.30	COVER (T-420)
70	5439-5469-6439-6469 .	8807200		53.50	COVER (T-420)
70	5437-6437.....	8807192		69.30	COVER (T-421)
70	5439-5469-6439-6469 .	8807201		53.50	COVER (T-421)
70	5467.....	8807205		77.95	COVER (T-421)
70	5437-6437.....	8807193		69.30	COVER (T-426)
70	5439-5469-6439-6469 ..	8807202		53.50	COVER (T-426)
70	5467.....	8807206		77.95	COVER (T-426)
70	5467.....	8807207		77.95	COVER (T-427)
70	5437-6437.....	8807194		69.30	COVER (T-428)
70	5439-5469-6439-6469 ..	8807203		53.50	COVER (T-428)
70	5467.....	8807208		77.95	COVER (T-428)
70	6639.....	9805582		90.20	COVER (T-434)
70	6639.....	9805583		90.20	COVER (T-438)
70	6036-6046.....	8807210		59.25	COVER (T-440)
70	6036-6046.....	8807211		59.25	COVER (T-441)
70	6036-6046.....	8807212		59.25	COVER (T-444)
70	6036-6046.....	8807213		59.25	COVER (T-449)
70	6036-46.....	8807215		91.30	COVER (T-450)
70	6046.....	8807216		91.30	COVER (T-451)
70	6036-46.....	8807217		91.30	COVER (T-454)
70	6036-46.....	8807218		91.30	COVER (T-459)
70	6637-6639.....	8807220		86.10	COVER (T-460)
70	6637-6639-6667.....	8807221		86.10	COVER (T-465)
70	6637-6639.....	8807222		86.10	COVER (T-466)
70	6637-6639-6667.....	8807223		86.10	COVER (T-468)
70	6637.....	8807225		57.30	COVER (T-478)
70	8239-8269.....	8807227		57.30	COVER (T-481)
70	8257.....	8807234		77.70	COVER (T-481)
70	8239-8269.....	8807228		57.30	COVER (T-484)
70	8257.....	8807235		77.70	COVER (T-484)
70	8239-8269.....	8807229		57.30	COVER (T-488) ..

70	8257	8807236	77.70	COVER	(T-488)
70	82 39	8807231	46.20	COVER	(T-494)
70	8257	8807238	68.75	COVER	(T-494)
70	82 39	8807232	46.20	COVER	(T-498)
70	8257	8807239	68.75	COVER	(T-498)
70	8439-8469	8807241	70.10	COVER	(T-600)
70	8439-8469	8807242	70.10	COVER	(T-601)
70	8439-8469	8807243	70.10	COVER	(T-604)
70	8439-8469	8807244	70.10	COVER	(T-608)
70	8439-57-67-69	8807252	85.60	COVER	(T-614)
70	8467	8807255	85.60	COVER	(T-6 17)
70	8439-57-67-69	8807253	85.60	COVER	(T-618)
70	8439-57-67-69	8807254	85.60	COVER	(T-619)
70	8439-8457-8469	8807258	63.05	COVER	(T-624)
70	8439-8457-8469	8807259	46.20	COVER	(T-624)
70	8439-8457-8469	8807260	63.05	COVER	(T-628)
70	8439-8457-8469	8807261	46.20	COVER	(T-628)
70	8439-8457-8469	8807262	63.05	COVER	(T-629)
70	8439-8457-8469	8807263	46.20	COVER	(T-629)
70	8439-8457	8807266	71.45	COVER	(T-631)
70	8439-8457	8807267	55.65	COVER	(T-631)
70	8439	8807246	68.15	COVER	(T-632)
70	8439-8457	8807268	71.45	COVER	(T-634)
70	8439-8457	8807269	55.65	COVER	(T-634)
70	8439	8807247	68.15	COVER	(T-635)
70	8439	8807248	68.15	COVER	(T-637)
70	8439-8457	8807270	71.45	COVER	(T-638)
70	8439-8457	8807271	55.65	COVER	(T-638)
70	84 39	8807250	58.70	COVER	(T-639)
70	84 39	8807274	65.20	COVER	(T-64 8)
70	84 39	8807275	49.95	COVER	(T-64 8)
70	8457	8807276	65.20	COVER	(T-649)
70	8457	8807277	49.95	COVER	(T-649)
70	9487	8803163	85.85	COVER	(T-650)
70	9487	8803164	85.85	COVER	(T-65 4)
70	9487	8803165	85.85	COVER	(T-659)
70	9487	8803168	42.95	COVER	(T-666)
70	9487	8803169	42.95	COVER	(T-668)
70	9487	8803147	97.55	COVER	(T-678)
70	9487	8803148	97.55	COVER	(T-679)
70	9487	8803141	83.15	COVER	(T-680)
70	9487	8803142	83.15	COVER	(T-681)
70	9487	8803143	83.15	COVER	(T-684)
70	9487	8803144	83.15	COVER	(T-686)
70	9487	8803145	83.15	COVER	(T-688)
70	9487	8803150	44.30	COVER	(T-695)
70	9487	8803151	44.30	COVER	(T-698)
70	9487	8803152	44.30	COVER	(T-699)
70	9487	9819345	100.50	COVER	(T-674)
71	3327-37-3437	9855349	51.75	COVER	(T-100)
71	3369-3436	9855389	35.60	COVER	(T-100)
71	3436	9855390	35.60	COVER	(T-101)
71	3327-37-3437	9855350	51.75	COVER	(T-104)
71	3369-3436	9855391	35.60	COVER	(T-104)
71	3327-3337-3437	9855376	5 1.75	COVER	(T-108)
71	3369	9855392	35.60	COVER	(T-108)
71	3327-37	9855345	59.70	COVER	(T-1 10)
71	3369	9855384	44.00	COVER	(T-1 10)
71	3327-37	9855346	59.70	COVER	(T-1 1 1)
71	3369	9855385	44.00	COVER	(T-1 1 1)
71	3327-37	9855347	59.70	COVER	(T-1 14)
71	3369	9855386	44.00	COVER	(T-114)
71	3467-4467	9855405	79.20	COVER	(T-1 34)
71	3369-4469	9855400	63.05	COVER	(T-1 34)
71	3467-4467	9855406	79.20	COVER	(T-138)
71	3369-4469	9855401	63.05	COVER	(T-138)
71	4437	9855408	79.90	COVER	(T-140)
71	4439-69	9855412	63.80	COVER	(T-140)
71	4437	9855409	79.90	COVER	(T-14 1)
71	4439-69	9855413	63.80	COVER	(T-14 1)
71	4437	9855410	79.90	COVER	(T-14 4)
71	4439-69	9855414	63.80	COVER	(T-144)
71	3337-3437-3 467-4 437-39-67	9855378	77.85	COVER	(T-1 50)
71	3337-3437-4437-4439	9855379	77.85	COVER	(T-1 5 4)
71	3467-4467	9855380	77.85	COVER	(T-1 55)
71	3337-3437-6 7-4437-3 9-67	9855381	77.85	COVER	(T-1 56)

71	3337-3437-4437-399855382	77.85	COVER	T-158)
71	3337-3437-4437.9855395	43.00	COVER	T-1 65)
71	3337-3437-4437.9855396	43.00	COVER	T-1 66)
71	3337-3437-4437.9855397	43.00	COVER	T-1 68)
71	5257.9853310	71.70	COVER	T-400) .
71	5239-69.9853302	62.00	COVER	T-400) .
71	5257.9853311	71.70	COVER	T-401) .
71	5239-69.9853303	62.00	COVER	T-401)
71	5257.9853312	71.70	COVER	T-404)
71	5239-69.9853304	62.00	COVER	T-404)
71	5257.9853313	71.70	COVER	T-408) .
71	5239-69.9853305	62.00	COVER	T-408)
71	5257.9853315	69.95	COVER	T-4 16)
71	5239 69.9853307	53.05	COVER	T-4 16)
71	5257.9853316	69.95	COVER	T-4 18)
71	5239-69.9853308	53.05	COVER	T-4 18)
71	5457.9853318	82.25	COVER	T-420)
71	5439-69.9853202	68.95	COVER	T-420)
71	5457.9853319	82.25	COVER	T-421)
71	5439-69.9853203	68.95	COVER	T-421)
71	5457.9853320	82.25	COVER	T-424)
71	5439-69.9853204	68.95	COVER	T-424)
71	5457.9853322	75.10	COVER	T-430) .
71	5439-69.9853206	58.95	COVER	T-430)
71	5457-67.9853323	75.10	COVER	T-434)
71	5439-69.9853207	58.95	COVER	T-434)
71	5457-67.9853324	75.10	COVER	T-436)
71	5439-69.9853208	58.95	COVER	T-436)
71	5457-67.9853325	75.10	COVER	T-436)
71	5439-69.9853209	58.95	COVER	T-438)
71	6035-45.9853327	58.95	COVER	T-438)
71	6035-45.9853330	5 1.00	COVER	T-438) .
71	6035-45.9853328	5 1.00	COVER	T-440)
71	6035-45.9853329	5 1.00	COVER	T-441)
71	6035-45.9853332	5 1.00	COVER	T-444)
71	6045.9853333	88.90	COVER	T-446)
71	6035-45.9853334	88.90	COVER	T-450)
71	6639-47.9853336	88.90	COVER	T-454)
71	6667.9853340	95.60	COVER	T-456)
71	6639-47.9853343	95.60	COVER	T-460)
71	6639.9853344	95.60	COVER	T-461)
71	6639-47.9853337	105.30	COVER	T-4 6 2)
71	6667.9853341	105.30	COVER	T-4 6 2)
71	6600.9853338	95.60	COVER	T-4 63)
71	6600.9853339	95.60	COVER	T-464)
71	8237.9853346	95.60	COVER	T-465)
71	8239.9853353	88.10	COVER	T-466)
71	8237.9853347	88.10	COVER	T-468)
71	8239.9853354	63.80	COVER	T-480)
71	8237.9853348	88.10	COVER	T-480)
71	8239.9853355	63.80	COVER	T-481)
71	8237.9853350	88.10	COVER	T-481)
71	8239.9853357	63.80	COVER	T-484)
71	8237.9853351	71.70	COVER	T-484)
71	8239.9853358	53.05	COVER	T-484)
71	8439.9853380	77.40	COVER	T-494)
71	8439.9853381	53.55	COVER	T-494)
71	8439.9853382	68.60	COVER	T-498)
71	8439.9853383	68.60	COVER	T-498)
71	8437.9853360	68.60	COVER	T-600)
71	8437.9853361	68.60	COVER	T-601)
71	8437.9853362	68.60	COVER	T-604)
71	8400.9853364	68.60	COVER	T-604)
71	8400.9853365	91.50	COVER	T-608)
71	8400.9853366	91.50	COVER	T-610)
71	8400.9853367	91.50	COVER	T-611)
71	8439.9853385	91.50	COVER	T-614)
71	8439.9853386	91.50	COVER	T-620)
71	8439.9890391	91.50	COVER	T-624)
71	8439.9853388	82.95	COVER	T-627)
71	8400.9853394	76.10	COVER	T-628)
71	8400.9890379	76.10	COVER	T-630)
71	8400.9853396	76.10	COVER	T-631)
71	8400.9853397	76.10	COVER	T-632)
71	8400.9853402	69.95	COVER,	T-633)
71	8400.9853403	58.70	COVER,	T-633)
71	8400.9853398	69.95	COVER,	pass. (T-640)
71	8400.9890383	58.70	COVER,	driver (T-640)
			62.45	COVER,	pass. (T-64 1)
			52.20	COVER,	driver (T-641)
			69.95	COVER,	pass. (T-642)
			58.70	COVER,	driver (T-642)
					pass. (T-64 4) .
					driver (T-644)

71	8439	9853390	1	63.80	COVER (T-648)
71	9000	9853404	1	91.50	COVER (T-654)
71	9000	9853405	1	91.50	COVER (T-658)
71	9000	9853407	2	49.70	COVER (T-664)
71	9000	9853408	2	49.70	COVER (T-668)
71	9000	9853410	1	88.90	COVER (T-670)
71	9000	9853411	1	88.90	COVER (T-671)
71	9000	9853412	1	88.90	COVER (T-674)
71	9000	9853413	1	88.90	COVER (T-678)
71	9000	9853415	1	78.65	COVER (T-680)
71	9000	9853416	1	78.65	COVER (T-684)
71	9000	9853417	1	78.65	COVER (T-686)
71	9000	9853418	1	78.65	COVER (T-688)
71	9000	9853420	2	43.00	COVER (T-695)
71	9000	9853421	2	43.00	COVER (T-697)
71	9000	9853422	2	43.00	COVER (T-698)
72	3327-37-3437 Bench Seat	9895839		61.60	COVER (T-100)
72	3369-3436 Bench Seat	9895847		37.45	COVER (T-100)
72	3436 Bench Seat	9895849		37.45	COVER (T-101)
72	3436 Bench Seat	9895850		37.45	COVER (T-104)
72	3327-3337-3437 Bench Seat	9895840		61.60	COVER (T-106)
72	3369-3436 Bench Seat	9895848		37.45	COVER (T-106)
72	3327-3337-3437	9855376		51.75	COVER (T-108)
72	3369	9855392		35.60	COVER (T-108)
72	3327-37	9895836		61.60	COVER (T-1 10)
72	3369 Bench Seat	9896201		45.45	COVER (T-1 10)
72	3327-37 Bench Seat	9895837		61.60	COVER (T-1 11)
72	3369 Bench Seat	9896202		45.45	COVER (T-1 11)
72	3327-37 Bench Seat	9895838		61.60	COVER (T-1 14)
72	3369 Bench Seat	9896203		45.45	COVER (T-1 14)
72	3467-4439-67 Split Notch Back	9895843		78.05	COVER (T-130)
72	3337-3437-4437 Split Notch Back	9895841		78.05	COVER (T-133-134)
72	3337-3437-67-4437-67 Split Notch Back	9895842		78.05	COVER (T-135)
72	3337-3437-4437 Bkt. Seat	9895844	2	43.15	COVER (T-135)
72	3337-3437 Split Notch Back	9855379	1	77.85	COVER (T-136)
72	3369-4469 Bench Seat	9895846	1	63.60	COVER (T-136)
72	3337-3437-4437 Bkt. Seat	9895845	2	43.15	COVER (T-137)
72	3337-3437-4437-39 Split Notch Back	9855382	1	77.85	COVER (T-138)
72	3337-3437-4437 Bkt. Seat	9855397	2	43.00	COVER (T-138)
72	3369-4469 Bench Seat	9855401		63.05	COVER (T-138)
72	3467-4467 Bench Seat	9855406		79.20	COVER (T-138)
72	4437 Bench Seat	9896204		83.85	COVER (T-140)
72	4439-69 Bench Seat	9896207		67.55	COVER (T-1 40)
72	4437 Bench Seat	9896205		83.85	COVER (T-14 1)
72	4439-69 Bench Seat	9896208		67.55	COVER (T-141)
72	4437 Bench Seat	9896206		83.85	COVER (T-144)
72	4439-69 Bench Seat	9896209		67.55	COVER (T-144)
72	5257 Bench Seat	9899630		82.20	COVER (T-400)
72	5239-69 Bench Seat	9899626		65.50	COVER (T-400)
72	5257 Bench Seat	9899631		82.20	COVER (T-401)
72	5239-69 Bench Seat	9899627		65.50	COVER (T-401)
72	5257 Bench Seat	9899632		82.20	COVER (T-404)
72	5239-69 Bench Seat	9899628		65.50	COVER (T-404)
72	5257 Bench Seat	9899633		82.20	COVER (T-408)
72	5239-69 Bench Seat	9899629		65.50	COVER (T-408)
72	5257 Bench Seat	9853315		69.95	COVER (T-4 16)
72	5239-69 Bench Seat	9853307		53.05	COVER (T-4 16)
72	5257 Bench Seat	9853316		69.95	COVER (T-4 18)
72	5239-69 Bench Seat	9853308		53.05	COVER A 1-11 (U)
72	5457 Bench Seat	9899639		85.00	COVER (T-420)
72	5439-69 Bench Seat	9899634		71.75	COVER (T-420)
72	5457 Bench Seat	9899640		85.00	COVER W/L V.L. 1X+1.45 "B" II
72	5439-69 Bench Seat	9899635		71.75	COVER (T-421)
72	5457 Bench Seat	9899641		85.00	COVER (T-424)
72	5439-69 Bench Seat	9899636		71.75	COVER (T-424)
72	5457 Bench Seat	9899642		75.15	COVER (T-430)
72	5439-69 Bench Seat	9899637		59.20	COVER (T-430)
72	5457 Bench Seat	9899643		75.15	COVER (T-434)

72	5439-69 Bench Seat	9899638	59.20	COVER (T-434)
72	5467 Bench Seat	9899644	75.15	COVER (T-435)
72	5457-67 Bench Seat	9853324	75.10	COVER (T-436)
72	5439-69 Bench Seat	9853208	58.95	COVER (T-436)
72	5457-67 Bench Seat	9853325	75.10	COVER (T-438)
72	5439-69 Bench Seat	9853209	58.95	COVER (T-438)
72	6035-45 Bench Seat	9605426	51.00	COVER (T-440)
72	6035-45 Bench Seat	9605428	51.00	COVER (T-441)
72	6035-45 Bench Seat	9605427	51.00	COVER (T-444)
72	6035-45 Bench Seat	9853329	5 1.00	COVER (T-446)
72	6035-45 Split Notch Back	9605429	88.90	COVER (T-450)
72	6045 Split Notch Back	9605430	88.90	COVER (T-454)
72	6035-45 Split Notch Back	9853334	88.90	COVER (T-456)
72	6639-47 Split Notch Back	9899648	99.05	COVER (T-464)
72	6639 Split Notch Back	9899649	99.05	COVER (T-468)
72	6600 Split Notch Back	9899645	99.05	COVER (T-470)
72	6639-47 Split Notch Back	9899646	99.05	COVER (T 4/4)
72	6667 Split Notch Back	9899647	99.05	COVER (T-475)
72	6600 Split Notch Back	9853338	95.60	COVER (T-476)
72	6600 Split Notch Back	9853339	95.60	COVER (T 478)
72	8237 Bench Seat	9899650	87.45	COVER (T-480)
72	8239 Bench Seat	9899654	64.20	COVER (T-480)
72	8237 Bench Seat	9899651	87.45	COVER (T-481)
72	8239 Bench Seat	9899655	64.20	COVER (T-481)
72	8237 Bench Seat	9899652	87.45	COVER (T-484)
72	8239 Bench Seat	9899656	64.20	COVER (T-484)
72	8237 Bench Seat	9899653	87.45	COVER (T-494)
72	8239 Bench Seat	9899657	64.20	COVER (T-494)
72	8237 Bench Seat	9853351	77.40	COVER (T-498)
72	8239 Bench Seat	9853358	53.55	COVER (T-498)
72	8437 Split Notch Back	9899658	95.10	COVER (T-600)
72	8439 Bench Seat	9899672	71.30	COVER (T-600)
72	8437 Split Notch Back	9899659	95.10	COVER (T-601)
72	8439 Bench Seat	9899673	71.30	COVER (T-601)
72	8437 Split Notch Back	9899660	95.10	COVER (T-604)
72	8439 Bench Seat	9899674	71.30	COVER (T-604)
72	8439 Bench Seat	9899675	71.30	COVER (T-608)
72	8437-39 Split Notch Back	9899661	83.20	COVER (T-620)
72	8437-39 Split Notch Back	9899662	83.20	COVER (T-624)
72	8437-39 Split Notch Back	9899663	83.20	COVER (T-626)
72	8437-39-Split 60/40	9899664	72.90	COVER, pass (T-630)
72	8439 Bench Seat	9899676	80.25	COVER (T-630)
72	8437-39 Split 60/40	9899665	60.80	COVER, driver (T-631)
72	8437-39 Split 60/40	9899666	72.90	COVER, pass. (T-631)
72	8439 Bench Seat	9899677	80.25	COVER (T-631)
72	8437-39 Split 60/40	9899667	60.80	COVER, driver (T-631)
72	8437-39-Split 60/40	9899668	72.90	COVER, pass. (T-631)
72	8437-39 Split 60/40	9899669	60.80	COVER, drivers (T-631)
72	8 439 Bench Seat	9899678	80.25	COVER (T-634)
72	8439 Bench Seat	9899679	80.25	COVER (T-638)
72	8437-39 Split 60/40	9899670	72.90	COVER, pass. (T-638)
72	8437-39 Split 60/40	9899671	60.80	COVER, drivers (T-638)
72	8439 Bench Seat	9899680	80.25	COVER (T-646)
72	8400 Split Notch Back	9853367	82.95	COVER (T-628)
72	9487 Bench Seat	9899681	91.70	COVER (T-65 4)
72	9487 Bkt. Seat (1st Type).	9899682	49.70	COVER (T-654)
72	9487 Bkt. Seat (2nd Type).	9623052	48.50	COVER (T-654)
72	9487 Bench Seat	9853405	91.50	COVER (T-658)
72	9487 Bkt. Seat (1st Type).	9853408	49.70	COVER (T-658)
72	9487 Bkt. Seat (2nd Type).	9623053	48.50	COVER (T-658)
72	9487 Split 60/40	9610903	66.15	COVER, pass. (T-658)
72	9487 Split 60/40	9610904	5 1.35	COVER, driver (T-658)
72	9487 Split 60/40	9610905	66.15	COVER, pass. (T-658)
72	9487 Split 60/40	9610906	5 1.35	COVER, driver (T-658)
72	9487 Split 60/40	9610907	66.15	COVER, pass. (T-658)
72	9487 Split 60/40	9610908	51.35	COVER, driver (T-658)
72	9487 Split 60/40	9610909	66.15	COVER, pass (T-658)

72	9487	9610910	51.35	COVER, driver (T-676) .
72	9487 Split 60/40	9610913	55.70	COVER, pass. (T-680)
72	9487 Split 60/40	9610914	43.45	COVER, driver (T-680)
72	9487 Split 60/40	9610915	55.70	COVER, pass. (T-684)
72	9487 Split 60/40	9610916	43.45	COVER, driver (T-684)
72	9487 Bkt. Seat . . .	9899683	49.70	COVER (T-685)
72	9487 Split 60/40	9610917	55.70	COVER, pass. (T-686)
72	9487 Split 60/40	9610918	43.45	COVER, driver (T-686)
72	9487 Bkt. Seat . . .	9899684	49.70	COVER (T-686)
72	9487 Split 60/40	9610919	55.70	COVER pass. (T-688)
72	9487 Split 60/40	9610920	43.45	COVER driver (T-688)
72	9000 Bkt. Seats ..	9853422	2 43.00	COVER (T-688)

•NT SEAT CUSHION (RI

61	4435-39-45-69-4639	4814417	23.45	PAD
61	4737	44881 17	25 25	PAD
62	44-4600 Foamtex Opt. . . .	4814417	23.45	PAD
62	4847-67	44881 17	25.25	PAD
63	4435-39-45-69-4635- (Rubber Pad Opt.) _____	4814417	23 45	PAD
62-64	4847-67	44881 17	25 25	PAD
64	4439-69-4635-45-39-69	4814417	23.45	PAD (foam)
65-66	4455-65	4541 360	25.25	PAD
65	52-54-62-6437 Frt. Seat Pad-Rubber 1st Type- with Concealed Hinge Arms	44741 13	22.45	PAD (foam)
65	52-54-62-6437 Frt. Seat Pad-Rubber 2nd Type- with Plastic Hinge Arm Cvrs	4814417	23.45	PAD (foam)
65-67	54-6467	44741 13	22.45	PAD (foam)
65	5239-69-5439-69-6239- 69-6439-69 Frt. Seat Rubber Cush. Pad	4814417	23.45	PAD (foam)
65-70	6600-8237-57-8437-57- 67	44881 17	25.25	PAD
65-66	8239-69-8439-69	4489585	25.40	PAD
66-67	All Bkt. Seats	4544572	16.25	PAD, driver & pass, seat.
66-70	5000-6400 exc. Conv.- Front Seat Rubber Pad	4814417	23.45	PAD (foam)
65-68	8439-69 Split Frt. Seat ..	4488117	25.25	PAD (foam)
66-67	9487 Std. Trims	44741 13	22.45	PAD (foam)
67-69	Sportwagons	4541360	25.25	PAD (foam)
68	30-40-50-60-8000 (Bkt. Seats)	4544572	2 16.25	PAD, driver 8i pass, (foam) .
68-70	5467 Custom Padded Cushion	44741 13	22.45	PAD (foam)
68-70	9487 Conv. Bench	44741 13	22.45	PAD (foam)
68	9487 Strato Bench	7731536	30.65	PAD (rubber)
68	9487 Custom Trim	7731836	13.80	PAD, pass. & driver seat cush. (foam)
68	9487 Std. Trim	7742500	12.55	PAD, pass. 8< driver seat (rubber)
69	30-4000 Bkt. Seat	8712400	13.00	PAD (foam)
69	54-64-6637 Bkt. Seats . .	4544572	16.25	PAD (foam)
69	8439-69 Notch Back	4488117	25.25	PAD (foam)
69-70	8239-69	4489585	25.40	PAD rubber)
69-70	8439-57 60-40 Seat	8720934	17.30	PAD, pass, seat (rubber) .
69-70	8439-57 60-40 Seat	8720935	14.45	PAD, driver seat (rubber)
69-70	9487 Bkt. Seats	76671 33	16.25	PAD [rubber]
70	8439-69	4489585	25.40	PAD [rubber]
70-72	3000 Std. Cushion-4637 . . .	981 1 352	21.85	PAD [rubber]
72	4437-39-67-69	981 1 352	21.85	PAD (foam)
70	30-4000 exc. 4637	981 1351	22.95	PAD
70	34-4437-67-4637-67- 6637	4544572	2 16.25	PAD, driver & pass, (foam)
70	6036-46-8439-69 Split Notch Back Seat	448811 7	25.25	PAD (foam) .
70	8439-69	4489585	25.40	PAD (rubber)
71-72	3337-3437-4437 Bkt. Seats	7667133	16.25	PAD, pass. & dr. (rubber)
71-72	3000 (Cust. Seat)	981 1351	22.95	PAD
71	50-60-8200-9000 Bench Seat	9820609	44.30	PAD
71-72	All (60-40 Seat)	9822255	28.20	PAD & WIRE. pass.
71	All (60-40 Seat)	9822256	24.45	PAD, driver
71-72	8437-39	9825414	41.80	PAD
71	8439 Custom Frt. Seat less 60-40 Seat	9825414	41.80	

71	9000 Custom Frt. Seat less Strato Bench	9828379	2	20.40	PAD, pass. 8t driver
71	9000	9828380	2	23.85	PAD & WIRE, pass.
71-72	9000 Strato Bench	9828389	1	36.15	PAD
72	5000-8200-9000	9820609	1	44.30	PAD & WIRE
72	6600 Notch Back	9820609	1	44.30	PAD & WIRE
72	6000 Wag. Bench Seat or Split Notch Back	9820609	1	44.30	PAD WIRE
72	All (60/40 Seat)	9826411	1	16.50	PAD WIRE, driver
72	8437 Split Notch Back	9825414	1	41.80	PAD WIRE
72	8439 Bench Seat or Split Notch Back	9868237	1	40.25	PAD & WIRE
72	9000 Custom Bucket	9612245	2	20.40	PAD, seat cushion .
72	9000 Standard Bucket	9612246	1	36.15	PAD, seat cushion .
	14.896 BUCKET SEAT, COMPLETE (LESS TRIM)				
68	34-4437-67-4600	7788693		190.95	SEAT, pass.
68	34-4437-67-4600 Reclining Bkts	7788692		233.75	SEAT, pass.
68	34-4437-67-4600 (4 Way Bkts.)	7788694		268.00	SEAT, driver
68	54-6487-6667-87-8467	7788746		146.19	SEAT, pass. .
68	5487-6487-6667-87- 8467 (4 Way Bkts.)	7788751		249.75	SEAT, driver
68	9000	7788805		158.38	SEAT, driver (std.)
68	9000	7788806		160.25	SEAT, driver (custom)
68	9000 Reclining Bkt	7788797		193.50	SEAT, pass, (std.)
68	9000 Strato Seat	7788799		158.38	SEAT, pass, (std.)
68	9000 Strato Seat	7788800		160.25	SEAT, Pass, (custom) .
68	9000 (4 Way Bkt.)	7788803		260.53	SEAT, driver (std.)
69	3437-4437-67-4637-67 less Reclining Bkt	8777143		149.95	SEAT, pass.
69	3437-4437-67-4637-67 Reclining Bkt	8777144		187.44	SEAT, pass.
69	3437-4437-67-4637-67 4 Way Bkts.-less Strato Type	8777145		264.29	SEAT, driver
69	3437-4437-67-4637-67 Strato Type Bkt. less 4 Way Elec.	8777146		175.27	SEAT, driver
69	3437-4437-67-4637-67 4 Way Elec. Bkt.-less Strato Type Bkt	8777147		283.04	SEAT, driver
69	5437-6437-6637 Strato Type Bkt.	8777153		188.85	SEAT, pass. .
69	5437-6437-6637 4 Way Elect. Bkts.-less Strato Type Bkts.	8777154		264.29	SEAT, driver
69	5437-6437-6637 Strato Type Bkt.-less 4 Way Elec. Bkt.	8777155		177.60	SEAT, driver
69	5437-6437-6637 4 Way Elec. Bkt. & Strato Type Bkt. Seat	8777156		283.97	SEAT, driver
69	5437-6437-6637	8777157		141.99	SEAT, driver
69	9487 Reclining Strato Bkt	8777138		243.00	SEAT, pass.
69	9487 4 Way Driver Bkt. less Strato Type Bkt.	8777139		268.99	SEAT, driver
69	9487 Strato Type Bkt. Seats less 4 Way Elec.	8777140		196.81	SEAT, driver
69	9487 4 Way Bkt. Seats 8t Strato Type	8777141		283.97	SEAT, driver
69	9487	9812490		155.40	SEAT, driver
70	3437-4437-4467-4637- 4667 Frt. Strato Bkt.	9812472		122.32	SEAT, pass.
70	3437-4437-4467-4637- 4667 4 Way Bkt.	9812473		230.56	SEAT, driver
70	3437-4437-4467-4637- 4667 Strato Bkt. Seat.	9812476		122.32	SEAT, driver
70	6637 Strato Bkt. Seat less Elec. Seat Back Lock	9812478		158.40	SEAT, pass.
70	6637 4-Way Bkt. Seat less Elec. Seat Back Lock	9812480		258.72	SEAT, driver
70	6637 Bkt. Seat less Elec. Seat Back Lock, 4 Way	9812482		158.40	SEAT, driver

70	9487 (Std. Trim)	9812490	155.40	SEAT, driver
70	9487 (Custom Trim)	9812486	155.40	SEAT, pass
70	9487 (Custom Trim)	9812494	155.40	SEAT, driver
71	3337-3437-4437	9865973	149.60	SEAT, pass
71	3337-3437-4437 Bkt. Seat less 4-Way	9865974	149.60	SEAT, driver
71	3337-3437-4437 4-Way	9865975	281.90	SEAT, driver
71	9000 4-Way less Elec. Dr. Locks (Std. Trim)	9865978	286.95	SEAT, driver
71	9000 (Std. Trim)	9865976	153.75	SEAT, pass
71	9000 4-Way less Elec. Dr. Locks (Cust. Trim)	9865981	286.95	SEAT, driver
71	9000 (Cust. Trim)	9865979	153.75	SEAT, pass, bkt
71	9000 (Cust. Trim)	9865980	153.75	SEAT, driver bkt
72	3337-3437-4437 Bkt. Seat (Man.)	9606513	167.85	SEAT, driver
72	3337-3437-4437 4 Way Bkt	9606514	332.35	SEAT, driver
72	3337-3437-4437 Bkt. Seat	9606512	167.85	SEAT, pass
72	9487 4-Way Bkt. (Std. Trim)	9606520	132.60	SEAT, driver
72	9487 4-Way Bkt. (Cust. Trim)	9606523	132.60	SEAT, driver
72	9487 Bkt. Seat (Std. Trim) Man	9606521	181.15	SEAT, driver
72	9487 Bkt. Seat (Cust. Trim) Man	9606524	181.15	SEAT, driver
72	9487 Bkt. (Std. Trim)	9606519	181.15	SEAT, pass
72	9487 Bkt. Seat (Cust. Trim)	9606522	181.15	SEAT, pass
1 4.900 TRIM PAD COVER, FRONT SEAT CENTER ARM REST				
61	4637 Bkt. Seats	1 197993	8.45	TRIM, compt. outer (T-637) med
68	4439	776441 6	18.90	COVER (T-140)
68	4439	776441 7	18.90	COVER (T-141)
68	4439	776441 8	18.90	COVER (T-143)
68	4439	776441 9	18.90	COVER (T-1 47)
68	3537-4437-67	776440 9	17.55	COVER (T-160)
68	3537-4437-39	776441 3	17.55	COVER (T-162)
68	35-4437-39-67	776441 1	17.55	COVER (T-163)
68	4467	776441 2	17.55	COVER (T-167)
68	6639-87	776945 2	14.00	COVER (T-4 50)
68	6600	776945 3	14.00	COVER (T-451-461)
68	6600	776945 4	14.00	COVER (T-452)
68	6667	776945 6	14.00	COVER (T-457)
68	6600	776945 5	14.00	COVER (T-458-468)
68	8439-69	776945 8	19.35	COVER (T-620)
68	8439-69	776945 9	19.35	COVER (T-621)
68	8439-69	776946 0	19.35	COVER (T-627)
68	8439-69	776946 1	19.35	COVER (T-628)
68	8400	776946 3	18.40	COVER (T-631)
68	8400	776946 4	18.40	COVER (T-633)
68	8457-67	776946 6	18.40	COVER (T-637)
68	8400	776946 5	18.40	COVER (T-638)
68	8439	776946 8	20.25	COVER (T-651)
68	8439	776946 9	20.25	COVER (T-654)
68	8439	776947 0	20.25	COVER (T-658-668)
68	9487	776423 7	19.35	COVER (T-680)
68	9487	776423 8	19.35	COVER (T-682)
68	9487	776423 9	19.35	COVER (T-683)
68	9487	776975 1	19.35	COVER (T-684)
68	9487	776424 0	19.35	COVER (T-685-688)
69	3537-4437-39	873913 3	15.15	COVER (T-150-170)
69	3537-4437-39-67	873913 2	15.15	COVER (T-151-17 1)
69	3537-4437-39-67	873913 4	15.15	COVER (T-153-176)
69	4439	873913 5	15.15	COVER (T-157)
69	3537-4437-67	775763 1	15.65	COVER (T-158-178)
69	3537-4437-39	872500 1	15.15	COVER (T-175)
69	6637-39	874786 6	15.85	COVER (T-451)
69	6637-39	874787 0	15.85	COVER (T-453)
69	6637-39-67	874787 1	15.85	COVER (T-455)
69	6600	874786 8	15.85	COVER (T-458-468)
69	6639	874786 7	15.85	COVER (T-464)
69	8439-69	874787 3	19.20	COVER (T-620)
69	8439-69	874787 4	19.20	COVER (T-621)
69	8439	874787 5	19.20	COVER (T-624)
69	8439-69	874787 6	19.20	COVER (T-628)

69 8457... 8747879
69 8439-57-67-69... 8747877
69 8400... 8747878
69 8467... 8747240
69 8439-57-69... 7769455
69 8439... 8766252
69 8439-57... 8766253
69 8439-57... 8766254
69 9487... 8757676
69 9487... 8757677
69 9487... 8757678
69 9487... 8757681
69 9487... 8757679
69 9487... 8757680
70 3437-3537-4437-4439-
4637... 8805634
70 3437-3537-4437-4467-
4637-4667... 8805635
70 3437-3537-4437-4439-
4637... 8805636
70 3437-3537-4437-4439-
4637... 8805637
70 3437-3537-4437-4439-
4467-4637-4667... 8805638
70 6639... 9805011
70 6639... 8747868
70 6036-46... 9807008
70 6046... 9805008
70 6036 46... 9807009
70 6036-46... 9807007
70 6637-6639... 9826276
70 6637-6639-6667... 9824282
70 6637-6639... 9826277
70 6637-6639-6667... 9826278
70 8439-8469... 9805013
70 8439-8469... 9805014
70 8439-8469... 9805015
70 8439-8469... 9805016
70 8439-8457-8467-8469... 9805018
70 8467... 9805021
70 8439-8457-8467-8469... 9805019
70 8439-8457-8467-8469... 9805020
70 8439-8457... 9812052
70 8439... 9812047
70 8439-8457... 9812053
70 8439... 9812048
70 8439... 9812049
70 8439-8457... 9812054
70 8439... 9812050
70 8457... 9812055
70 9487... 9802777
70 9487... 9802778
70 9487... 9802779
70 9487... 9802780
70 9487... 9802781
70 9487... 9802782
71 3337-3437-67-4437-39-
67... 9855795
71 3337-3437-4437-39... 9850500
71 3467-4467... 8805635
71 3337-3437-3467-4437-
39-67... 9855796
71 3337-3437-4437-39... 8805637
71 6035-45-6639-47... 9859653
71 6035-45-6639-47-8400... 9860440
71 6045-6639-47... 9859350
71 6000... 9859489
71 6667... 9859359
71 6600... 9859675
71 6667... 9871693
71 8439... 9860431
71 8439... 9860432
71 8439... 9860433
71 8439... 9860434
71 8437... 9859597
71 8437... 9859600
71 8437... 9859614
71 8400... 9859666

14.85 COVER (T-630).....
14.85 COVER (T-63 1-632).....
14.85 COVER (T-633-636).....
14.85 COVER (T-637).....
14.00 COVER (T-638-639).....
18.50 COVER (T-641).....
18.50 COVER (T-644).....
18.50 COVER (T-648-658).....
18.15 COVER (T-674).....
18.15 COVER (T-678-688).....
18.15 COVER (T-680).....
18.15 COVER (T-685).....
18.15 COVER (T-686).....
18.15 COVER (T-687).....
14.25 COVER (T-170).....
14.25 COVER (T-1 75).....
14.25 COVER (T-176).....
14.25 COVER (T-178).....
14.25 COVER (T-179).....
16.70 COVER (T-434).....
15.85 COVER (T-438).....
13.95 COVER (T-450).....
16.40 COVER (T-451).....
13.95 COVER (T-454).....
13.95 COVER (T-459).....
15.55 COVER (T-460).....
15.55 COVER (465).....
15.55 COVER (T-466).....
15.55 COVER (T-468).....
20.15 COVER (T-600).....
20.15 COVER (T-601).....
20.15 COVER (T-604).....
20.15 COVER (T-608).....
20.15 COVER (T-6 14-624).....
20.15 COVER (T-617).....
20.15 COVER (T-618-628).....
20.15 COVER (T-619-629).....
15.90 COVER (T-631).....
17.10 COVER (T-632).....
15.90 COVER (T-634).....
17.10 COVER (T-635).....
17.10 COVER (T-637).....
15.90 COVER (T-638-648).....
17.10 COVER (T-639).....
15.90 COVER (T-649).....
19.95 COVER (T-678-688).....
19.95 COVER (T-679).....
19.95 COVER (T-680).....
19.95 COVER (T-681).....
19.95 COVER (T-674-684).....
19.95 COVER (T-686).....
14.60 COVER (T-1 50).....
14.60 COVER (T-154).....
14.25 COVER (T-155).....
14.60 COVER (T-156).....
14.25 COVER (T-158).....
16.65 COVER (T-450-460).....
4.61 COVER (T-450-460-610-620-640)
16.65 COVER (T-454-462-464).....
16.65 COVER (T-456-466).....
16.65 COVER (T-461).....
16.65 COVER (T-463-468).....
16.65 COVER (T-465).....
17.95 COVER (T-600).....
17.95 COVER (T-601).....
17.95 COVER (T-604).....
17.95 COVER (T-608).....
16.90 COVER (T-610).....
16.90 COVER (T-61 1).....
16.90 COVER (T-614).....
15.90 COVER (T-620).....

71	8400	9860414	15.90	COVER (T-624)
71	8400	9860415	15.90	COVER (T-627)
71	8400	9859563	15.90	COVER (T-628)
71	8439	9860437	13.85	COVER (T-630)
71	8439	9860438	13.85	COVER (T-631)
71	8439	9860439	13.85	COVER (T-632)
71	8439	9860436	13.85	COVER (T-633-648)
71	8400	9859650	15.90	COVER (T-640)
71	8400	9859700	15.90	COVER (T-641)
71	8400	9860301	15.90	COVER (T-642)
71	8400	9860350	15.90	COVER (T-644)
71	9487	9860475	16.65	COVER (T-670-680)
71	9487	9860479	16.65	COVER (T-671)
71	9487	9860476	16.65	COVER (T-674-684)
71	9487	9860478	16.65	COVER (T-678-688)
72	9487	9860477	16.65	COVER (T-686)
72	3467-4439-67 Split Notch Back	9896212	14.45	COVER (T-130)
72	3337-3437-4437 Split Notch Back	9896210	14.45	COVER (T-133-134)
72	3337-3437-67-4437-67 Split Notch Back	9896211	14.45	COVER (T-135)
72	3337-3437-67-4437-39- 69 Split Notch Back . . .	9855796	14.60	COVER (T-136)
72	3337-3437-4437-39-67 Split Notch Back	8805637	14.25	COVER (T-138)
72	6035-45-6600 Split Notch Back	9897974	14.65	COVER (T-450-470)
72	6045-6639-47 Split Notch Back	9897975	14.65	COVER (T-454-464-474)
72	6035-45 Split Notch Back	9859489	16.65	COVER (T-456-466)
72	6600 Split Notch Back . .	9859489	16.65	COVER (T-476)
72	6600 Split Notch Back . .	9859675	16.65	COVER (T-468-478)
72	6667 Split Notch Back . .	9897976	14.65	COVER (T-475)
72	8437 Split Notch Back . .	9897980	17.70	COVER (T-600)
72	8439 Bench Seat	9897987	17.00	COVER (T-600)
72	8437 Split Notch Back . .	9897981	17.70	COVER (T-601)
72	8439 Bench Seat	9897988	17.00	COVER (T-601)
72	8437 Split Notch Back . .	9897982	17.70	COVER (T-604)
72	8439 Bench Seat	9897989	17.00	COVER (T-604)
72	8439 Bench Seat	9897990	17.00	COVER (T-608)
72	8437-39 Split Notch Back	9897977	14.65	COVER (T-620)
72	8437-39 Split Notch Back	9897978	14.65	COVER (T-624)
72	8437-39 Split Notch Back	9897979	14.65	COVER (T-626)
72	8400 Split Notch Back . .	9859563	15.90	COVER (T-628)
72	8437-39 Split 60/40	9897983	14.65	COVER (T-630)
72	8439 Bench Seat	9897991	12.20	COVER (T-630)
72	8437-39 Split 60/40	9897984	14.65	COVER (T-631)
72	8439 Bench Seat	9897992	12.20	COVER (T-631)
72	8437-39 Split 60/40	9897985	14.65	COVER (T-634)
72	8439 Bench Seat	9897993	12.20	COVER (T-634)
72	8439 Bench Seat	9860436	13.85	COVER (T-638)
72	8437-39 Split 60/40	9897986	14.65	COVER (T-646)
72	8439 Bench Seat	9897994	12.20	COVER (T-646)
72	9487 Split 60/40	9610942	12.75	COVER (T-670-680)
72	9487 Split 60/40	9610943	12.75	COVER (T-671)
72	9000 Split 60/40	9610944	12.75	COVER (T-674-684)
72	9487 Split 60/40	9610945	12.75	COVER (T-676-686)
72	9487 Split 60/40	9610946	12.75	COVER (T-688)
1 4.900 COVER, FRONT SEAT BACK ARM REST TRIM PANEL (PAINT TO MATCH AS REQD.)				
65	6637-67-8467	4499431	.15	COVER (white)
66	3507-17-3607-17-4307- 17-67-4407-17-67 Split Frt. Seat	7593926	RH .20	COVER, finish (black)
66	3507-17-3607-17-4307- 17-67-4407-17-67 Split Frt. Seat	7593927	LH .20	COVER, finish (black)
66	4339-4439-4600	7593926	RH .20	COVER, finish (black)
66	4339-4439-4600	7593927	LH .20	COVER, finish (black)
66	66-8400	7593926	RH .20	COVER, panel finish (T-458-698)
66	66-8400	7593927	LH .20	COVER, panel finish (T-458-698)
66	8437-39-67	7593926	RH .20	COVER, panel finish (T-697)

66	8437-39-67	7593927	LH	20	COVER, panel finish (T-697)
66	8437-39-67	7603532	2	30	COVER, panel finish (T-697)
66	9487 Strato Bench Seat	7589480	RH	56	COVER, trim panel finish (T-614)
66	9487 Strato Bench Seat	7589483	LH	67	COVER, trim panel finish (T-614)
66	9487 Strato Bench Seat	7589536	RH	56	COVER, panel finish (T-614) (paint to match)
66	9487 Strato Bench Seat	7589537	LH	56	COVER, panel finish (T-614)
66-67	9487 Strato Bench	7589536	RH	56	COVER, panel finish (T-6 18-628)
66-67	9487 Strato Bench	7589537	LH	56	COVER, panel finish (T-6 18-628)
66-67	9487 Strato Bench	7589480	RH	56	COVER, trim panel finish (paint to match)
66-67	9487 Strato Bench	7589481	LH	56	COVER, trim panel finish (paint to match)
66	9487 Strato Bench Seat	7589480	RH	56	COVER, trim panel finish (T-627)
66	9487 Strato Bench Seat	7589544	RH	67	COVER, panel finish (T-627)
66	9487 Strato Bench Seat	7589545	LH	67	COVER, panel finish (T-627)
67	3517-3617-4307-17-67- 4407-17-67 Split Frt. Seat	7593926	RH	20	COVER, panel finish (T-168)
67	3517-3617-4307-17-67- 4407-17-67 Split Frt. Seat	7593927	LH	20	COVER, panel finish (T-168)
67	4339-4439-6600-8457- 67-69	7593926	RH	20	COVER, panel finish (T-1 58-458-658-698)
67	4339-4439-6600-8457- 67-69	7593927	LH	20	COVER, panel finish (T-1 58-458-658-698)
67	6667-8457-67	7593926	RH	20	COVER, panel finish (T-45 1-457-697)
67	6667-8457-67	7593927	LH	20	COVER, panel finish (T-45 1-457-697)
67	6667-8457-67	7603532	2	30	COVER, trim panel finish (T-457-697)
67	9487 Strato Bench	7589536	RH	56	COVER, panel finishing (T-6 12) (paint to match)
67	9487 Strato Bench	7589537	LH	56	COVER, panel finishing (T-6 12)
67	9487 Reclining Strato Bench	7670142	RH	62	COVER, trim panel finish (T-6 12)
67	9487 Strato Bench	7589480	RH	56	COVER, trim panel finish (T-6 12)
67	9487 Strato Bench	7589483	LH	67	COVER, trim panel finish (T-6 12)
67	9000 Reclining Strato Bench	7670142	RH	62	COVER, trim panel finish (T-6 1 8-628)
67-69	9487 Reclining Strato Bench Seat	7670142	RH	62	COVER, trim panel finish (paint to match)
68-69	3537-4437-39-67-69- 6600-8 400	7593926	RH	20	COVER, panel finish (paint to match)
68-69	3537-4437-39-67-69- 6600-8400	7593927	LH	20	COVER, panel finish (paint to match)
68	3537-4437-39-67-6639- 87	7742887	2	20	COVER, trim panel finish (T-1 40-1 60-450)
68	3537-4437-39-67-6639- 87	7761239	1	75	COVER, trim panel (T-140-160-450) (paint to match)
68	3537-4437-39-67	7742882	2	20	COVER, trim panel finish (T-1 4 1-1 61)
68	4439	7742885	2	20	COVER, trim panel finish (T-1 43)
68	4439	7761239	1	75	COVER, trim panel (T-1 43) (paint to match)
68	4439	7742884	2	20	COVER, trim panel finish (T-1 47)
68	4439	7761249	1	75	COVER, trim panel (T-1 47)
68	3537-4437-39-6600	4499431	2	15	COVER, trim panel (white) T-1 62-452
68	3537-4437-39-67-8400	7742888	2	20	COVER, trim panel finish (T-1 63-633)
68	3537-4 437-39-67-8400	7761254	1	75	COVER, trim panel (T-1 63-633)
68	3537-4 437-39-67-6600- 8400	7761239	1	75	COVER, trim panel (paint to match trim)
68	4467-6667-8457-67	7603532	2	30	COVER, trim panel finish (T-1 67-457-637)
68	3537-4437-39-6600- 8400	7761239	1	75	COVER, trim panel (T-1 68-458-468-638)
68	6600-8400	7761239	1	75	COVER, trim panel (T-45 1-46 1-631)
68	6600-8400	7742881	2	20	COVER, trim panel finish (T-45 1-46 1-631)
68	9487	7589536	RH	56	COVER, panel finish (T-680) paint to match
68	9487	7589537	LH	56	COVER, panel finish (T-680)
68	9487	7589480	RH	56	COVER, trim panel finish (T-680) paint to match
68	9487	7589481	LH	56	COVER, trim panel finish (T-680) (paint to match)
68	9487	7761256	1	75	COVER, trim panel (T-682)
68	9487 Strato Bench	7589536	RH	56	COVER, panel finishing (T-682) (paint to match)
68	9487 Strato Bench	7589537	LH	56	COVER, panel finishing (T-682)
68	9487 Strato Bench	7589480	RH	56	COVER, trim panel finish (T-682)
68	9487 Strato Bench	7589483	LH	67	COVER, trim panel finish (T-682)
68	9487	7589536	RH	56	COVER, panel finish (T-683)
68	9487	7589537	LH	56	COVER, panel finish (T-683)
68	9487	7589480	RH	56	COVER, trim panel finish (T-683)
68	9487	7589481	LH	56	COVER, trim panel finish (T-683)
68-72	9487	7761255	1	75	COVER, trim panel (paint to match)
68	9487	7589536	RH	56	COVER, panel finish (T-684)
68	9487	7589537	LH	56	COVER, panel finish (T-684) (paint to match)
68	9487	7589480	RH	56	COVER, trim panel finish (T-684) (paint to match)
68	9487	7589481	LH	56	COVER, trim panel finish (T-684) (paint to match)
68	9487	7761262	1	75	COVER, trim panel (T-684)

68	9487 Strato Bench.	7589536	RH	.56	COVER, panel finish (T-685-688).....
68	9487 Strato Bench.	7589537	LH	.56	COVER, panel finish (T-685-688).....
68	9487 Strato Bench.	7589480	RH	.56	COVER, trim panel finish (T-685-688) (paint to match).....
68	9487 Strato Bench.	7589481	LH	.56	COVER, trim panel finish (T-685-688).....
69	3537-4437-39-67-6637~				
69	39-8400..	8746758	AR	.20	COVER, trim panel (T-1 5 1-1 7 1-45 1-63 1-632-64 1) ...
69	3537-4437-39-67-6637~				
69	39-8400..	8746767	AR	.20	COVER, trim panel (T-1 53-1 76-453-633-636).....
69	4439-8467..	8746749	2	.20	COVER, trim panel (T-1 57-637).....
69	3537-4437-8457..	8746765	2	.20	COVER, trim panel (T-1 70-630).....
69	35-4437-39-6637-39-67 .	8746750	2	.20	COVER, trim panel finish (T-175-455).....
69	8439-69 (60-40 Seat) ...	8736546	1	7.75	COVER, trim panel (paint to match).....
69	3537-4437-39-67-6600~				
69	8400.	7761239	1	5.75	COVER, frt. seat (paint to match trim).....
69	6639-8439-8457.	8746764	AR	.20	COVER, trim panel (T-464-644).....
69	8439-57-69..	8745460	1	.20	COVER, trim panel (T-632 641).....
69	8439-57-69..	8745464	1	.20	COVER, trim panel (T-636).....
69	8439-57-69..	8745451	1	.20	COVER, trim panel (T-639-648-658).....
69	8439-57.	8745462	1	.20	COVER, trim panel (T-644).....
69-71	9000.	7589536	RH	.56	COVER, finishing panel (paint to match).....
69-71	9000.	7589537	LH	.56	COVER, finishing panel (paint to match).....
69-71	9000.	7589480	RH	.56	COVER, trim panel finish (paint to match).....
69-71	9000.	7589481	LH	.56	COVER, trim panel finish (paint to match).....
70	3437-3537-4437-4439~				
70	4467-4637-4667~				
70	6046-6637-6639~				
70	6667-8400.	7593926	RH	.20	COVER, panel finish (paint to match)
70	3437-3537-4437-4439~				
70	4467-4637-4667~				
70	6046-6637-6639~				
70	6667-8400.	7593927	LH	.20	COVER, panel finish (paint to match)
70	3437-3537-4437-39~				
70	4637-6600-8400.	7761239	1	5.75	COVER, trim panel (paint to match)
70	8439-8457-8469 (60-40 Seat).	8736546	1	7.75	COVER, trim panel (paint to match) .
70	3437-3537-4437-4439~				
70	4637-6036-46-6637~				
70	39.	8808371	2	.20	COVER, trim panel (T-170-450-460)
70	3437-3537-4437-4467~				
70	4637-4667-6637~				
70	6639-6667.	8808379	2	.20	COVER, trim panel (T-1 75-465)
70	3437-3537-4437-4439~				
70	4637-6637-6639.	8808378	2	.20	COVER, trim panel (T-176-466)
70	3437-3537-4437-4439~				
70	4467-4637-6036-46~				
70	8439-8457-8467-8469	8808377	AR	.20	COVER, trim panel (T-1 79-459-6 19-629-649).....
70	6046.	8808375	2	.20	COVER, trim panel (T-451).....
70	6036-46-8400.	8808380	AR	.20	COVER, trim panel (T-454-6 1 4-624-634).....
70	8467.	8808373	2	.20	COVER, trim panel (T-617).....
70	8439-57-69.	8797832	1	.20	COVER, trim panel (T-624-634).....
70	8439-57-69.	8745451	1	.20	COVER, trim panel (T-628-638).....
70	8439-57-69.	8797830	1	.20	COVER, trim panel (T-629-649).....
70	8439-8457.	8797829	1	.20	COVER, trim panel (T-631).....
70	8439-8457.	8808376	1	.20	COVER, trim panel (T-631).....
71-72	3337-3437-67-4437-39~				
71-72	67.	7593926	1	.20	COVER, pnl. finishing (paint to match).....
71-72	3337-3437-67-4437-39~				
71-72	69.	7593927	1	.20	COVER, pnl. finishing (paint to match).....
71	6035-45-6639-47-8400 .	9856271	LH	.20	COVER, trim pnl. finish (T-450-460-610-620-640) ...
71	6045-6639-47-8400.	9856272	RH	.20	COVER, trim pnl. finish (T-454-462-464-61 4-624~
71	6045-6639-47-8400.	9856273	LH	.20	COVER, trim pnl. finish (T-454-462-464-61 4-624~
71	6000.	9856252	RH	.20	COVER, trim pnl. finish (T-456-466).....
71	6000.	9856253	LH	.20	COVER, trim pnl. finish (T-456-466).....
71-72	6035-45-6600-8400~				
71-72	9000.	9856242	RH	.20	COVER, trim pnl. finish (black) prime & paint to match
71-72	6035-45-6600-8400~				
71-72	9000.	9856243	LH	.20	COVER, trim pnl. finish (black) prime & paint to match
71	6667.	9868314	RH	.20	COVER, trim pnl. finish (T-465).....
71	6667.	9868315	LH	.20	COVER, trim pnl. (T-465).....
71	8437-8439.	9856268	RH	.20	COVER, trim pnl. finish (T-627).....
71	8437-8439.	9856269	LH	.20	COVER, trim pnl. finish (T-627).....
71	8400.	9852640	1	.20	COVER, trim pnl. finish (T-640).....
71	6667-8400.	9856260	RH	.20	COVER, trim pnl. finish (T-64 1-61 1).....

71	6667-8400	9856261	LH	.20	COVER, trim pnl. finish (T-64 1-611)
71	8400	9852635	1	.20	COVER, trim pnl. finish (T-641)
71-72	8400 60/40 Seat	9852626	1	.20	COVER, black (prime & paint)
72	9000 Split 60/40	9852626	1	.20	COVER
71	8400	9852641	1	.20	COVER, trim pnl. finish (T-644)
66-68	All as Req	4897085	2	.10	FASTENER, ctr. a/rest finish cvr—(1 1.573)
1 4.900 CURTAIN, FRONT SEAT CK CENTER ARM REST					
68	3537-4437-39-67-6639				
	87	7764218	1	4.05	CURTAIN (T-140-160-450)
68	3537-4437-39-67	7751248	1	4.05	CURTAIN (T-141-161)
68	4439	7751247	1	4.05	CURTAIN (T-1 43)
68	4439	7764222	1	4.05	CURTAIN (T-147)
68	3537-4437-39-6600	7764221	1	4.05	CURTAIN (T-162-452)
68	35-4437-39-67-8400	7764219	1	4.05	CURTAIN (T-1 63-633)
68	4467-6667-8457-67	7764220	1	4.05	CURTAIN (T-1 67-457-637)
68	3537-4437-39-6600				
	8400	7751244	1	4.00	CURTAIN (T-1 68-458-468-638)
68	6600-8400	7757537	1	4.05	CURTAIN (T-45 1-46 1-63 1)
68	8439 69	7769472	1	5.95	CURTAIN (T-62 1-651)
68	8439-69	7778147	1	5.95	CURTAIN (T-627)
68	8439-69	7736775	1	5.02	CURTAIN (T-628-658-668)
68	8439	7769473	1	5.95	CURTAIN (T-654)
68	9487	7764297	1	5.35	CURTAIN (T-682)
68	94 87	7764294	1	5.35	CURTAIN (T-683)
68	9487	7764298	1	5.35	CURTAIN (T-684)
68	9487	7754718	1	5.60	CURTAIN (T-685-688)
69	3537-4437-39-8457	8739136	1	4.05	CURTAIN (T-1 50-1 70-630)
69	3537-4437-39-67-6637				
	39-8400	8724684	1	4.05	CURTAIN (T-15 1-17 1-45 1-65 1)
69	3537-4437-39-67-6637				
	39-8439-57-67-69	8739137	1	4.05	CURTAIN (T-1 53-176-453-633)
69	4439-8467	8739138	1	4.05	CURTAIN (T-157-637)
69	3537-4437-67-6600				
	8439-67-69	7751244	1	4.00	CURTAIN (T-1 58-178-458-469-629-639)
69	3537-4437-39-6637-39				
	67	8747262	1	4.05	CURTAIN (T-1 75-455)
69	6639	8735213	1	4.05	CURTAIN (T-464)
69	8439-69	8747881	1	5.95	CURTAIN (T-620)
69	8439-69	8747882	1	5.95	CURTAIN (T 621)
69	8439-69	8747883	1	5.95	CURTAIN (T-624)
69	8439-69	7736775	1	5.02	CURTAIN (T-628)
69	8439-57-69	8754166	1	4.56	CURTAIN (T-632-641)
69	8349-57-69	87541 67	1	4.51	CURTAIN (T-636)
69	8439-57-69	8754165	1	4.51	CURTAIN (T-628-638-639-648-658)
69	8439-8457	87541 68	1	4.51	CURTAIN (T-644)
69	9487	8742704	1	5.65	CURTAIN (T-674)
69-71	9487	7754718	1	5.60	CURTAIN (T-678-688)
69	9487	8743314	1	5.65	CURTAIN (T-680)
69	9487	8757763	1	5.55	CURTAIN (T-685)
69	9487	8743315	1	5.65	CURTAIN (T-686)
69	9487	8743316	1	5.65	CURTAIN (T-687)
70	3437-3537-4437-4439				
	6036-46-6637-39	8805639	1	3.79	CURTAIN (T-170-450-460)
70	3437-3537-4437-4467				
	4637-4667-6637			3.79	CURTAIN (T-175-465)
	6639-6667	8805640	1		
70	3437-3537-4437-4439				
	4637-6637-6639	8805641	1	3.79	CURTAIN (T-176-466)
70	3437-3537-4437-4439				
	4637	7751244	1	4.00	CURTAIN (T-178)
70	3437-3537-4437-4439				
	4467-4637-67-6036				
	46-8439-8457-8467				
	8469	8805642	1	3.79	CURTAIN (T-1 79-459-6 19)
70	6036-46-6600-8439				
	8457-8467-8469	9802055	1	3.79	CURTAIN (T-434-454-6 14)
70	6637-39-67-8439-57-67				
	69	7751244	1	4.00	CURTAIN (T-438-468-6 18)
70	6046	9804584	1	3.79	CURTAIN (T-451)
70	8439-8469	9802404	1	5.60	CURTAIN (T-600)
70	8439-8469	9802401	1	5.60	CURTAIN (T-601-632)
70	8439-8469	9802405	1	5.60	CURTAIN (T-604-635)
70	8439-8469	7736775	1	5.02	CURTAIN (T-608-637)
70	8467	9805575	1	4.25	CURTAIN (T-6 17)
70	8439-8457-8469	9807272	1	5.60	CURTAIN (T-624-634)
70	8439-8457-8469	9812056	1	4.25	CURTAIN (T-629-649)
70	8439-8457	9812057	1	4.25	CURTAIN (T-631)

70	8439	.9802403	5.60	CURTAIN (T-639)
70	9487	.9826294	5.25	CURTAIN (T-679)
70	9487	.9826296	5.25	CURTAIN (T-680)
70	9487	.9826297	5.25	CURTAIN (T-681)
70	9487	.9826295	5.25	CURTAIN (T-674-684)
70	9487	.9826298	5.25	CURTAIN (T-686)
71	3337-3437-67-4437-39-			
	67	.9855797	4.61	CURTAIN (T-1 50)
71	3337-3437-4437-39	.9850262	4.61	CURTAIN (T-1 54)
71	3467-4467	.8805640	3.79	CURTAIN (T-155)
71	3337-3437-67-4437-39-			
	67	.9855798	4.61	CURTAIN (T-1 56)
71	3337-3437-4437-39	.7751244	4.00	CURTAIN (T-1 58)
71	6045-6639-47-8437-39	.9856983	4.61	CURTAIN (T-454-462-464-6 14-624-644)
71	6000	.9859289	4.61	CURTAIN (T-456-466)
71	66-8400	.9856981	4.61	CURTAIN (T-463-448-628-642)
71	6667	.9856982	4.61	CURTAIN (T-465)
71	8439	.9860441	7.10	CURTAIN (T-600)
71	8439	.9856990	7.10	CURTAIN (T-601)
71	8439	.9856993	7.10	CURTAIN (T-604)
71	8439	.9856988	7.10	CURTAIN (T-608)
71	6667-8400	.9856979	4.61	CURTAIN (T-461-61 1-641)
71	8400	.9856980	4.61	CURTAIN (T-627)
71	8439	.9860444	7.10	CURTAIN (T-630)
71	8439	.9860445	7.10	CURTAIN (T-631)
71	8439	.9860446	7.10	CURTAIN (T-632)
71	8439	.9860443	7.10	CURTAIN (T 633-648)
71	9487	.9860465	6.10	CURTAIN (T-670-680)
71	9487	.9868384	6.15	CURTAIN (T-671)
71	9487	.9860466	6.10	CURTAIN (T-674-684)
71	9000	.9860469	6.10	CURTAIN (T-686)
72	3467-4439-67 Split			
	Notch Back	.9896215	5.02	CURTAIN (130)
72	3337-3437-4437 Split			
	Notch Back	.9896213	5.02	CURTAIN (T-133-134)
72	3337-3437-67-4437-67			
	Split Notch Back	.9896214	5.02	CURTAIN (T-135)
72	3337-3437-67-4437-39-			
	67 Split Notch Back	.9855798	4.61	CURTAIN (T-136)
72	3337-3437-4437-39-67			
	Split Notch Back	.7751244	4.00	CURTAIN (T-138)
72	6035-45-6600-8400			
	Split Notch Back	.9897998	4.72	CURTAIN (T-450-470-600-620)
72	6045-6639-47-8437-39			
	Split Notch	.9897999	4.72	CURTAIN (T-454-464-474-604-624)
72	6035-45-6600-8400			
	Split Notch Back	.9859289	4.61	CURTAIN (T-456-476-626)
72	66-8400 Split Notch			
	Back	.9856981	4.61	CURTAIN (T-468-478-628)
72	6667 Split Notch Back	.9898000	4.72	CURTAIN (T-475)
72	8439 Bench Seat	.9898926	35.20	CURTAIN (T-600)
72	8439 Bench Seat	.9898927	35.20	CURTAIN (T-601)
72	8437 Split Notch Back	.9897851	4.72	CURTAIN (T-601)
72	8439 Bench Seat	.9898928	35.20	CURTAIN (T-604)
72	8439 Bench Seat	.9856988	7.10	CURTAIN (T-608)
72	8439 Bench Seat	.9898929	5.80	CURTAIN (T-630)
72	8400-9000 60-40 Seat	.9897998	4.72	CURTAIN (T-630-670-680)
72	8439 Bench Seat	.9898930	5.80	CURTAIN (T-631)
72	8400-9000 60-40 Seat	.9897851	4.72	CURTAIN (T-63 1-671)
72	8439 Bench Seat	.9898931	5.80	CURTAIN (T-634)
72	8400-9000 60-40 Seat	.9897999	4.72	CURTAIN (T-634-674-685)
72	8439 Bench Seat	.9860443	7.10	CURTAIN (T-638)
72	8439 Bench Seat	.9898932	5.80	CURTAIN (T-646)
70	8439-69	.7743784	1.69	SPRING, frt. seat back ctr. a/rest opening filler
71	6639-8200-8439	.982971 9	1.33	WIRE, rr. seat ctr. a/rest opening filler (used 15.04)
72	8439 (Bench Seat)	.982971 9	1	1.33 WIRE, frt. seat back ctr. a/rest opening
	1 4.900	PAD, FRONT SEAT BACKCENTER ARM REST (RUBBER)		
68	8439-69	.7761507	1	7.55 PAD (rubber)
	1 4.900	PAD, FRONT SEAT BACKCENTER ARMREST TRIM PANEL		
68-70	3437-3537-4437-39-67-			
	4637-6600-6036-46-			
	8400	.7735309	1	1.74 PAD
68-71	9487	.7735225	1	2.00 PAD

14.924 HEAD RESTRAINT, FRONT SEAT BACK

NOTE: For complete headrests not listed order component parts (cover-pad, etc.)

66	4307-17-67-4407-17-67- 4600-5437-67-6637- 67-8467-9000 Headrest with Strato					
	Type Seat	7596335	2	34.80	HEADREST (black)	
67	All	7709416	2	33.35	HEADREST	18 8-408-
67	3335-3435-4367-4467 ..	7713262	2	33.35	HEADREST	
67	4339-4439-69-5 439-69- 6439-69-8439-69	7709415	2	33.35	HEADREST	
67	8000 Bench Seat	7713257	2	33.35	HEADREST (T-636)	
67	4307-17-67-4407-17-67- 4600-5487-6487- 6667-87-8467-9487 Headrest-Strato Seat ..	7596335	2	34.80	HEADREST	
68	3437-4437-67-4600- 5487-6487-6667-87- 8467-9487 Strato Seat	7759740	2	35.00	HEADREST black) T-1	78-478-498-648-678-685-688-698)
68	9487.....	7776767	2	28.90	HEADREST black) T-67 5	
68	3437-4437-4637-9487 Strato Seat	7759750	2	33.85	HEADREST buckskin)	T-173-683-693
68	9487 Strato Seat	7759756	2	33.85	HEADREST gold)	T-684.....
68	3437-4437-67-4600- 9487 Strato Seat	7759755	2	34.45	HEADREST green)	T-1 70-680-690
68	3437-4437-4600-9487 Strato Seat	7759741	2	33.85	HEADREST ivory)	T-172-682 .
68	9487.....	7776771	2	31.25	HEADREST parchment)	T-672
68	9487 Strato Seat	7759749	2	34.45	HEADREST parchment)	T-674
68	3437-4437-67-4600 Strato Seat	7759751	2	34.45	HEADREST teal)	T-17 1
68	9487 Strato Seat	7759753	2	33.85	HEADREST teal)	T-691
69	34-44-4637-9000	8737469	2	36.70	HEADREST	
69	3437-4437-67-4600- 9000	8737467	2	36.70	HEADREST	T-181-691)
69	3437-4437-67-4600- 5437-6437-6637-9000	8737463	2	35.90	HEADREST	T-185-685)
69	9487.....	8737477	2	34.45	HEADREST	T-188-438-478-668-678-688-698)
69	9487.....	8737474	2	34.45	HEADREST	T-664-674-694).....
69	3437-4437-4637-9487 ..	8737475	2	34.45	HEADREST	T-680).....
69	4467-4667-9000	8737464	2	34.45	HEADREST	T-1 86-686).....
69	9487.....	8737468	2	34.45	HEADREST	T-687).....
70	3437-4437-4637-9487 ..	8799220	2	38.00	HEADREST	T-692).....
70	3437-4437-4637-4667- 9487.....	8799223	2	38.00	HEADREST	T-181-681).....
70	3437-4437-4467-4600- 6637-9487.....	8799215	2	38.00	HEADREST	T-188-478-668-678-688-698)
70	3437-4437-4467-4637- 4667-9487.....	8799221	2	38.00	HEADREST	
70	9487.....	8799222	2	38.00	HEADREST	T-666-686).....
70	9487.....	8799217	2	38.00	HEADREST	T-680).....
70	9487.....	8799224	2	38.00	HEADREST	T-67 4-684).....
71	3337-3437-4437	8799223	2	38.00	HEADREST	T-1 65).....
71	3337-3437-4437	9854693	2	33.05	HEADREST	T-1 66).....
71	3337-3437-4437	8799215	2	38.00	HEADREST	T 168).....
71	9000	9854698	2	37.65	HEADREST	T-664-674-684).....
71	9000	8799432	2	40.30	HEADREST	T-668-678-688-698)
71	9000	9854701	2	37.65	HEADREST	T-670-680).....
71	9000	9854700	2	37.65	HEADREST	T-671).....
71	9000	9854699	2	37.65	HEADREST	T-686).....
71	9000	9854697	2	37.65	HEADREST	T-695).....
71	9000	9854702	2	37.65	HEADREST	T-697).....
72	33-34-4437 Bkt. Seat ..	9899204	2	35.45	HEADREST	T-135).....
72	33-34-4437 Bkt. Seats ..	9899216	2	35.45	HEADREST	T-137).....
72	3337-3437-4437 Bkt. Seats	8799215	2	38.00	HEADREST	T-138).....
72	9000 Bkt. Seat	9897496	2	41.90	HEADREST	T-654).....
72	9000 Bkt. Seats	8799432	2	40.30	HEADREST	black) (T-658-688)
72	9000 Split 60/40	9607309	2	36.05	HEADREST	T-670-680).....
72	9000 Split 60/40	9607310	2	36.05	HEADREST	T-671).....
72	9000 Split 60/40	9899369	2	36.05	HEADREST	T-674-684).....
72	9000 Split 60/40	9864264	2	33.75	HEADREST	T-67 6-686).....
72	9000 Bkt. Seat	9897494	2	41.90	HEADREST	T-685).....
72	9000 Bkt. Seats	9854699	2	37.65	HEADREST	T-686).....
72	9000 Split 60/40	9864258	2	33.75	HEADREST	T 688).....

NOTE Refer to grp. 1 1.37 6 for attaching headrestment *****

14.924 COVER, FRONT SEAT BACK HEADRESTRAINT					
67	3307-69-3407-69-3500- 3600-4307-17-39- 4407-17-39-69-5200- 8200	7701766		15.30	
67	3335-3435-4367-4467	7701771		15.30	
67	4339-4439-69-5439-69- 6439-69-8439-69	7701769		15.30	COVER (T 157-187-417-647).....
67	8239-67-69	7701772		15.30	COVER (T-636).....
68	All exc. 3000 Wagons ...	7766459	2	12.90	COVER (T-108-1 18-128-138-158-168-188-198-408- 428-458-468-608-618-628-638-668-675).....
68	3435-35-4437-4455-65- 67-4855-65-5400- 6400-8457-67-69	7766474		17.55	
68	33-34-3500-8239-57-69- 9000	7766464		12.90	
68	4439-69-5200-5439-69- 6439-69-8439-69	7766475		17.55	
68	3537-4437-39-67-69- 4600-6600	7766473		17.55	
68	4455-65-67-4800-5467- 6667-8457-67	7766470		17.55	
68	50-60-8000	7766468		17.55	
68	8439	7766626		17.55	
69	3300-3400-3500-4400- 5000-6400-6637-39- 8400	8771015	2	16.35	
					41 1-421-451-621-631-632-641)
69	3327-69-3435-3436- 3537-69-4437-39-56- 66-67-69-5000-6400- 6637-39-8000	8771013	2	13.35	COVER (T-103-126-133-143-153-166-176-196-403- 413-426-453-603-633-636).....
69	All	8771007	2	1 1.85	COVER (T-108-1 18-128-138-148-168-178-408-428- 458-468-608-618-628-638-639-648-658-669)
69	3327-69-3437-3537-69- 4467-4600-6639- 8239-57-69-8439-57- 69-9487	8771012	2	13.35	COVER (T-1 14-124-164-464-614-624-644-666)
69	3435-3436-3537-4437- 39-56-66-5437-39-69- 6437-39-69-6637-39- 67	8771009	2	16.35	COVER (T-125-175-195-425-455)
69	3537-3569-4437-39-56- 66-69-5237-39-69- 5437-39-69-6437-39- 69-8439-57-69	8771016	2	13.35	COVER (T-130-140-150-170-190-400-410-620-630)
69	4439-56-66-69-5237-39- 69-5467-8467	8771020	2	13.35	
69	8200	8771014	2	16.35	
70	3369-3435-3436-3437- 3537-3569- 463705237-5239- 5269-6036-6046- 8239-8269	9805376	2	16.85	COVER (T-1 1 1-121-401-441-451-481)
70	3000-4000-5200-5437- 39-69-6036-46-6437- 39-6639-8200-8439- 57-67-9000	9805377	2	16.85	COVER (T-104-1 14-124-134-144-154-404-414-434- 444-484-494-604-614-624-634-635-654).....
70	All exc. Wagons 8i 9487	9816284	2	16.85	COVER (T-108-1 18-128-138-148-158-178-408-428- 438-468-488-498-608-61 8-628-637-638-648)
70	30-40-60-84-9000	9805385	2	16.85	COVER (T-1 29-159-179-449-459-619-629-639-649- 659).....
70	30-40-50-60-80-9000	9805379	2	16.85	COVER (T-1 30-140-170-410-420-440-450-45 4-460- 600-650) ...
70	40-50-60-8000	9805384	2	16.85	COVER (T-141 41 1-421-601-631-632)
70	30-40-6000	9805382	2	16.85	COVER (T-175 465).....
70	30-40-50-6000	9883032	2	8.95	COVER (T-176 426-466).....
71	30-4000	9883035	2	9.15	COVER (T-100 1 10-140-150).....
71	3327-37-69-3436-4437- 39-69	9883028	2	8.25	COVER (T-101-111-141).....
71	30-4000	9883030	2	8.25	COVER (T-104-1 14-134-144-154)
71	3337-69-3437-67-4437- 39-67-69	9816284	2	16.85	COVER (T-108-1 38-1 58)
71	3467-4467	9805382	2	16.85	COVER (T-1 55).....

71	3337-3437-67-4437-39-				
	<u>67</u>	9883031	2	8.25	
71	50-60-8000 exc. Conv. ..	9883047	2	9.15	
					620-630-640).....
71	50-60-8000 exc. 5 467-				
	<u>6647</u>	9883038	2	9.15	COVER (T-401-421-441-461-481-601-61 1-631-641)
71	50-60-80-9000	9883040	2	9.15	COVER (T-404-424-434-444-454-462-464-484-494-604-614-624-632-644-654).....
71	50-60-80-9000	9883037	2	8.25	COVER (T-408-4 18-438-463-468-498-608-628-633-642-648-658).....
71	<u>50-6000</u>	9883043	2	8.95	COVER (T-416-436-446-456-466).....
71	<u>6667</u>	9883045	2	9.15	
71	<u>8437-39</u>	9883046	2	9.15	
70	<u>5467-8467</u>	9805381	2	16.85	COVER (T-427-617)
72	3327-37-69-3436-37-				
	4437-39-69 Bench Seat.....	9890930	2	8.30	
72	3327-37-69-3436-4437-				
	<u>39-67 Bench Seat</u>	9890895	2	5.80	
72	3327-37-69-3436-4437-				
	<u>39-69 Bench Seat</u>	9890931	2	8.30	
72	3327-37-3369-3436-				
	3437-4469 Bench Seat	9883031	2	8.25	
72	3327-37-69-3437-67-				
	4467-69 Bench Seat ..	9816284	2	16.85	
72	3467-4439-67 Split Notch Back.....	9890930	2	8.30	
72	3337-3437-4437 Split Notch Back.....	9890931	2	8.30	
72	3337-3437-67-4437-67 Split Notch Back.....	9893804	2	8.30	
72	3337-3437-67-4437-39-				
	67 Split Notch Back ..	9883031	2	8.25	
72	3337-3437-4437-39 Split Notch Back.....	9816284	2	16.85	
	NOTE 1972 1st Type cover - 3 piece assembly, 2nd T				
72	5200-5439-57-69-6035-				
	45-8439 Bench Seat (1st Type).....	9893827		8.30	
72	5200-5439-5 7-69-6035-				
	45-8439 Bench Seat (2nd Type).....	9645130	2		COVER (T-401-421-441-481-601-631).
72	5200-5439-5 769-6035-				
	45-8200-8439 Bench Seat (1st Type).....	9893826	2	8.30	COVER (T-400-420-430-440-480-600-630) .
72	5200-5439-57-69-6035-				
	45-8200-8439 Bench Seat (2nd Type).....	9645129	2		COVER (T-400-420-430-440-480-600-630) .
72	5239-5 7-69-5439-57-69-				
	6035-45-8237-39-8439-9000 Bench Seat (1st Type).....	9893828	2	8.30	COVER (T-404-424-434-444-484-494-604-634-654)
72	5200-5439-5 7-69-6035-				
	45-8000-9000 Bench Seat (2nd Type).....	9645131	2		COVER (T-404-424-434-444-484-494-604-634-654)
72	5200-5439-5457-5469-				
	8237-39-8439-9000 (Bench Seat) (1st Type)	9883037	2	8.25	
72	5200-5439-5457-5469-				
	8237-39-8439-9000 (Bench Seat) (2nd Type).....	9645126	2		COVER (T-408-4 18-438-498-608-638-658)
72	5239-57-69-5439-57-67-				
	6035-45 Bench Seat (1st Type).....	9883043	2	8.95	
72	5239-57-69-5439-57-67-				
	6035-45 Bench Seat (2nd Type).....	9645127	2		COVER (T-4 16-436-446)
72	5467 Bench Seat (1st Type).....	9893829	2	8.30	
72	5467 Bench Seat (2nd Type).....	9645132	2		COVER (T-435)
72	6000-8400 Split Notch Back (1st Type).....	9893826	2	8.30	
72	6000-8400 Split Notch Back (2nd Type).....	9645129	2		COVER (T-450-470-600-620)

72	6045-6639-47-8437-39 Split Notch Back (1st Type)	9893828		8.30	COVER (T-454-464-474-604-624)
72	6045-6639-47-8400 Split Notch Back (2nd Type)	9645131			COVER (T-454-464-474-604-624)
72	60-8400 Split Notch Back (1st Type)	9883043		8.95	COVER (T-456-476-626)
72	60-8400 Split Notch Back (2nd Type)	9645127			COVER (T-456-476-626)
72	6600-8400 Split Notch Back (1st Type)	9883037		8.25	COVER (T-468-478-628)
72	6600-8400 Split Notch Back (2nd Type)	9645126			COVER (T-468-478-628)
72	6667 Split Notch Back (1st Type)	9893829		8.30	COVER IT 475)
72	6667 Split Notch Back (2nd Type)	9645132			COVER (T-475)
72	8437 Split Notch Back ..	9893827		8.30	COVER (T-601)
72	8400 60-40 Seat (1st Type)	9893826	2	8.30	COVER (T-630)
72	8400 60-40 Seat (2nd Type)	9645129	2		COVER (T-630)
72	8400 60-40 Seat (1st Type)	9893827	2	8.30	COVER (T-631)
72	8400 60-40 Seat (2nd Type)	9645130	2		COVER (T-631)
72	8400 60-40 Seat (1st Type)	9893828	2	8 30	COVER (T-634)
72	8400 60-40 Seat (2nd Type)	9645131	2		COVER (T-634)
72	8400 60-40 Seat (1st Type)	9883043	2	8.95	COVER (T-646)
72	8400 60-40 Seat (2nd Type)	9645127	2		COVER (T-646)

NOTE For trims not listed order complete headrest.

1 4.924 PAD, FRONT SEAT HEADREST F

66	All less Strato Seat	7583801	2	5.15	PAD
67	All Bench Seats w/Headrest	7704369	2	5.02	PAD
68	All Conventional Bench- Headrest	7739350	2	4.56	PAD
69-70	All	8748950	2	19.35	PAD & PANEL
71-72	30-4000	8748950	2	19.35	PAD & PANEL
71-72	50-60-80-9000	9825220	2	16.55	PAD, pass. & driver

BUICK BODY MAIN GROUP 15.000 SUB-GROUP SEQUENCE

Group 15.000		Page
15.000	Trim, Rear Seat Back Cover	
15.002	Pad, Rear Seat Back	
15.024	Foundation and Trim, Rear Seat Back Compartment Shelf	
15.027	Bag, Folding Top Compartment	
15.035	Trim, Rear Seat Cushion Cover	
15.036	Pad, Rear Seat Cushion	
15.037	Cover, Rear Seat Back	
15.040	Cover, Rear Seat Center Arm Rest	
15.048	Trim, Auxiliary Floor	
15.099	Trim, Wheelhouse	
15.100	Trim, Rear Quarter	
15.100	Trim, Folding Top Compartment Side Panel	
15.101	Moulding, Rear Quarter Trim	
15.108	Arm Rest, Rear Quarter	
15.222	Trim, Rear Compartment	
15.222	Foundation, Rear Compartment	
15.244	Trim, 3rd Seat	
15.245	Moulding, 3rd Seat	
15.280	Insulator, Dash	
15.286	Mat, Front Floor	
15.286	Carpet, Front Floor	
15.306	Mat, Rear Floor	
15.306	Carpet, Rear Floor	
15.311	Station Wagon Floor Mats	

BUICK BODY MAIN GROUP 15.000 (Continued)

Group 15.000		Page
15.320	Carpet, Station Wagon Floor	
15.388	Coat Hook	
15.490	Fabric, Folding Top Material & Soft Roof	
15.500	Headlining Cloth (yard goods)	
15.500	Body Cloth Material (yard goods)	
15.506	Imitation Leather (Order by Description)	
15.530	Lining - Fabric, Folding Top	
15.530	Well Lining	
15.534	Binding, Folding Top	
15.534	Pinchwell Lace	

1 5.000		COVER, REAR SEAT BACK TRIM			
68	3369	7751923	41 10	COVER	101)
68	3327	7751912	41 10	COVER	103)
68	3369	7751924	41 10	COVER	103)
68	3327	7751913	41 10	COVER	108)
68	3369	7751925	41 10	COVER	108)
68	3435	7772412	50.95	COVER	111)
68	3435 Split Seat	7772420	22.65	COVER	1/3 section) T-1 1 1
68	3435 Split Seat	7772424	35.55	COVER	2/3 section) T-11 1
68	34-3537	7751919	46.85	COVER	T-1 11)
68	33-3569	7751932	47.15	COVER	T-1 11)
68	3435	7772413	50.95	COVER	T 1 13)
68	3435 Split Seat	7772421	22.65	COVER	1/3 section) T-1 13)
68	3435 Split Seat	7772425	35.55	COVER	2/3 section) T-1 13)
68	3435	7772414	50.95	COVER	T-1 14)
68	3435 Split Seat	7772422	22.65	COVER	1/3 section) T-1 14)
68	3435 Split Seat	7772224	35.55	COVER	2/3 section) T-1 1 5)
68	44-4855	7798246	96.90	COVER	T 188)
68	44-4855 Split Seat	7798247 RH	46.60	COVER	T-188)
68	44-4855 Split Seat	7798248 LH	58.75	COVER	T-188)
68	44-4865	7798249 RH	39.90	COVER	T-188)
68	44-4865	7798250 LH	59.60	COVER	T-188)
68	34-3537	7751920	46.85	COVER	T-1 14)
68	33-3569	7751933	47.15	COVER	T-1 14)
68	34-3537	7751921	46.85	COVER	T-1 18)
68	3569	7751927	53.80	COVER	T-1 20)
68	3569	7751928	53.80	COVER	T-121)
68	3569	7751929	53.80	COVER	T-1 23)
68	3569	7751930	53.80	COVER	T-1 28)
68	4437	7751942	95.75	COVER	T-131)
68	4439-69	7751950	98.35	COVER	T-1 3 1-1 41)
68	4437	7751943	95.75	COVER	T-1 33)
68	4439-69	7751951	98.35	COVER	T-133-143)
68	4439-69	7751952	98.35	COVER	T-137-147)
68	4437	7751944	95.75	COVER	T-138)
68	4469	7751964	98.35	COVER	T-138)
68	4439	7751949	98.35	COVER	T-1 40)
68	34-35-44-4637	7751938	88.20	COVER	T-152-162-172)
68	4467-4667	7751954	89.10	COVER	T-152-1 72)
68	4439-69	7751947	89.70	COVER	T-158-168)
68	34-35-44-4637	7751936	88.20	COVER	T-1 60-1 70)
68	4467	7751957	89.10	COVER	T-1 60)
68	34-35-44-4637	7751937	88.20	COVER	T-1 61 -1 7 1)
68	4467-4667	7751956	89.10	COVER	T-16 1 -1 7 1)
68	4439-4469	7751946	89.70	COVER	T-162)
68	4439	8710975	92.55	COVER	T-163)
68	4467	7751958	89.10	COVER	T-163)
68	4467	7751959	89.10	COVER	T-167)
68	34-35-44-4637	7751940	88.20	COVER	T-163-173)
68	44-4855	7777786	96.90	COVER	180)
68	44-4855 Split 2nd Seat	7777796 RH	58.75	COVER	180)
68	44-4855 Split 2nd Seat	7777791 LH	46.30	COVER	180)
68	44-4865	7777801 RH	39.90	COVER	180)
68	44-4865	7777806 LH	59.60	COVER	180)
68	44-4855	7777787 1	96.90	COVER	18
68	44-4855 Split 2nd Seat	7777797 RH	58.75	COVER	T-18
68	44-4855 Split 2nd Seat	7777792 LH	46.30	COVER	T-1 8
68	44-4865	7777802 RH	39.90	COVER	T-1 8
68	44-4865	7777807 LH	59.60	COVER	T-18
68	44-4855	7777788 1	96.90	COVER	T-183)
68	44-4855 Split 2nd Seat	7777798 RH	58.75	COVER	183)
68	44-4855 Split 2nd Seat	7777793 LH	46.30	COVER	183)
68	44-4865	7777803 RH	39.90	COVER	183)
68	44-4865	7777808 LH	59.60	COVER	187)
68	44-4855	7777789 1	96.90	COVER	187)
68	44-4855 Split 2nd Seat	7777799 RH	58.75	COVER	187)
68	44-4855 Split 2nd Seat	7777794 LH	46.30	COVER	187)
68	44-4865	7777804 RH	39.90	COVER	T-187)
68	44-4865	7777809 LH	59.60	COVER	T-191)
68	3327	7751915	40.80	COVER	T-194)
68	3327	7751916	40.80	COVER	T-1 98)
68	3327	7751917	40.80	COVER	T-400)
68	5239-69	7764317	48.00	COVER	T-400)
68	5287	7764323	48.00	COVER	T-401)
68	5239-69	7764318	48.00	COVER	T-401)
68	5287	7764324	48.00	COVER	T-403)
68	5239-69	7764319	48.00	COVER	T-403)

68	5287	7764325	1	46.60	COVER (T-403)
68	5239-69	7764320	1	48.00	COVER (T-407)
68	5287	7764326	1	46.60	COVER (T-407)
68	5239-69	7764321	1	48.00	COVER (T-408)
68	5287	7764327	1	46.60	COVER (T-408)
68	5439-69-6439-69	7764329	1	81.00	COVER (T-410)
68	5487-6487	7764343	1	78.10	COVER (T-411)
68	5439-69-6439-69	7764330	1	81.00	COVER (T-411)
68	5487-6487	7764344	1	78.10	COVER (T-413)
68	5439-69-6439-69	7764331	1	81.00	COVER (T-413)
68	5439-69-6439-69	7764332	1	81.00	COVER (T-417)
68	5487-6487	7764346	1	76.35	COVER (T-420)
68	5467	7764338	1	80.40	COVER (T-421)
68	5487-6487	7764347	1	76.35	COVER (T-421)
68	5439-69-6439-69	7764334	1	81.60	COVER (T-421)
68	5467	7764339	1	80.40	COVER (T-423)
68	5487-6487	7764348	1	76.35	COVER (T-423)
68	5439-69-6439-69	7764335	1	81.60	COVER (T-423)
68	5467	7764340	1	80.40	COVER (T-427)
68	5467	7764341	1	80.40	COVER (T-428)
68	5439-69-6439-69	7764336	1	81.60	COVER (T-428)
68	5487-6487	7764349	1	76.35	COVER (T-428-478)
68	6639	7764351	1	82.70	COVER (T-450)
68	6687	7764361	1	83.35	COVER (T-450)
68	6639	7764352	1	82.70	COVER (T-451)
68	6667	7764356	1	84.45	COVER (T-451)
68	6687	7764362	1	83.35	COVER (T-451)
68	6639	7764353	1	82.70	COVER (T-452)
68	6667	7764357	1	84.45	COVER (T-452)
68	6687	7764363	1	83.35	COVER (T-452)
68	6667	7764358	1	84.45	COVER (T-457)
68	6639	7764354	1	82.70	COVER (T-458)
68	6667	7764359	1	84.45	COVER (T-458-498)
68	6687	7764364	1	83.35	COVER (T-458-498)
68	6639	7769758	1	95.15	COVER (T-461)
68	6639	7769759	1	95.15	COVER (T-468)
68	8239	7764366	1	93.15	COVER (T-601)
68	8257	7764373	1	85.35	COVER (T-601)
68	8269	7764380	1	83.60	COVER (T-601)
68	8239	7764367	1	93.15	COVER (T-603)
68	8257	7764374	1	85.35	COVER (T-603)
68	8269	7764381	1	83.60	COVER (T-603)
68	8239	7764368	1	93.15	COVER (T-608)
68	8257	7764375	1	85.35	COVER (T-608)
68	8269	7764382	1	83.60	COVER (T-608)
68	8239	7764370	1	83.05	COVER (T-614)
68	8257	7764377	1	75.80	COVER (T-614)
68	8269	871 1353	1	74.60	COVER (T-614)
68	8239	7764371	1	83.05	COVER (T-618)
68	8257	7764378	1	75.80	COVER (T-618)
68	8269	871 1354	1	74.60	COVER (T-618)
68	8439	7764384	1	108.75	COVER (T-620)
68	8469	7769952	1	105.00	COVER (T-620)
68	8439	7764385	1	108.75	COVER (T-621)
68	8469	7769953	1	105.00	COVER (T-621)
68	8439	7764386	1	108.75	COVER (T-627)
68	8469	7769954	1	105.00	COVER (T-627)
68	8439	7764387	1	108.75	COVER (T-628)
68	8469	7769955	1	105.00	COVER (T-628)
68	8439	7764389	1	102.70	COVER (T-631)
68	8457	7764399	1	106.20	COVER (T-631)
68	8467	7764404	1	105.00	COVER (T-631)
68	8469	7769773	1	98.90	COVER (T-631)
68	8439	7764390	1	102.70	COVER (T-633)
68	8457	7764400	1	106.20	COVER (T-633)
68	8467	7764405	1	105.00	COVER (T-633)
68	8469	7769774	1	98.90	COVER (T-633)
68	8457	7764401	1	106.20	COVER (T-637)
68	8467	7764406	1	105.00	COVER (T-637)
68	8439	7764391	1	102.70	COVER (T-638)
68	8457	7764402	1	106.20	COVER (T-638)
68	8467	7764407	1	105.00	COVER (T-638-648)
68	8469	7769775	1	98.90	COVER (T-638)
68	8439	7764395	1	185.10	COVER (T-651)
68	8439	7764393	1	185.10	COVER (T-654)
68	8439	7764394	1	185.10	COVER (T-658)
68	8439	7764397	1	170.10	COVER (T-668)
68	9487	7760182	1	96.60	COVER (T-672-674)

68	9487.....	77601 83	96.60	COVER (T-675-678).....
68	9487.....	7760188	1 16.85	COVER (T-680-690).....
68	9487.....	7760189	1 16.85	COVER (T-682).....
68	9487.....	7760190	116.85	COVER (T-683-693).....
68	9487.....	7760185	123.80	COVER (T-684).....
68	9487.....	7760186	123.80	COVER (T-685).....
68	9487.....	7760191	1 16.85	COVER (T-688-698).....
68	9487.....	7760192	1 16.85	COVER (T-691).....
69	3369.....	8734725	42.85	COVER (T-101).....
69	3327.....	8734716	41.90	COVER (T-103).....
69	3369.....	8734726	42.85	COVER (T-103).....
69	3327.....	8734717	41.90	COVER (T-108).....
69	3369.....	8734727	42.85	COVER (T-108).....
69	3327.....	8734720	38.05	COVER (T-1 11).....
69	3327.....	8734721	38.05	COVER (T-1 14).....
69-70	3327.....	8734722	38.05	COVER (T-1 18).....
69	3369-3569.....	8734729	48.30	COVER (T-121).....
69	3437-3537.....	8734737	48.00	COVER (T-121).....
69	3435-3436.....	8739148	65.65	COVER (T-121).....
69	3435-3436 Split Seat ..	8739152	23.75	COVER, 1/3 section (T-131)
69	3435-3436 Split Seat ..	8739156	36.75	COVER, 2/3 section (T-121)
69	3369-3569.....	8734730	48.30	COVER (T-1 24).....
69	3437-3537.....	8734738	48.00	COVER (T-1 24).....
69	3435-3436.....	8755556	65.65	COVER (T-1 25).....
69	3435-3436 Split Seat ..	8755557	23.75	COVER, 1/3 section (T-1 25)
69	3435-3436 Split Seat ..	8755558	36.75	COVER, 2/3 section (T-1 25)
69	3435-3436.....	8739149	65.65	COVER (T-126).....
69	3436-3436 Split Seat ..	8739153	23.75	COVER, 1/3 section (T-1 26)
69	3435-3436 Split Seat ..	8739157	36.75	COVER, 2/3 section (T-1 26)
69	3369-3569.....	8734731	48.30	COVER (T-128).....
69	3437-3537.....	8734739	48.00	COVER (T-128).....
69	3569.....	8734732	55.85	COVER (T-130).....
69	3569.....	8734733	55.85	COVER (T-131).....
69	3569.....	8734734	55.85	COVER (T-133).....
69	3569.....	8734735	55.85	COVER (T-138).....
69	4439-4469.....	8734759	106.75	COVER (T-1 40-1 50).....
69	4437.....	8734751	1 14.55	COVER (T-141).....
69	4439-4469.....	8734755	106.75	COVER (T-1 4 1-1 5 1).....
69	4437.....	8734752	1 14.55	COVER (T-1 43).....
69	4439-4469.....	8734756	106.7 5	COVER (T-1 43-1 53).....
69	4439-69.....	8734757	106.75	COVER (T-147-157).....
69	4437.....	8734753	1 14.55	COVER (T-148).....
69	4637.....	8734744	92.85	COVER (T-164).....
69	4467-4667.....	8734768	83.60	COVER (T-164).....
69	4439-4469.....	8734762	93.15	COVER (T-1 66-176).....
69	3437-3537-4437-4637..	8734746	92.85	COVER (T-1 68-1 78-1 88) ...
69	4439-4469.....	8734763	93.15	COVER (T-1 68-1 78).....
69	4467-4667.....	8734769	83.60	COVER (T-1 68-1 78-1 88)
69	3537-4437.....	8734741	92.85	COVER (T-1 70).....
69	3437-3537-4437-4637..	8734742	92.85	COVER (T-1 7 1-181).....
69	4467-4667.....	8734770	83.60	COVER (T-171).....
69	3437-3537-4437-4637..	8734745	92.85	COVER (T-175-185).....
69	4439.....	8755552	93.15	COVER (T-175).....
69	3537-4437.....	8734743	92.85	COVER (T-1 76).....
69	4467.....	8734771	83.60	COVER (T-1 76).....
69	34-44-4637.....	8734743	92.85	COVER (T-1 83-1 86).....
69	4467-4667.....	8734773	83.60	COVER (T-1 85).....
69	4467-4667.....	8755553	83.60	COVER (T-1 87).....
69	4456.....	8739202	87.65	COVER (T-1 90).....
69	4456 Split Seat ..	8739208	46.85	COVER, 1/3 section (T-1 90) .
69	4456 Split Seat ..	8739214	50.95	COVER, 2/3 section (T-190) .
69	4466.....	8739220	37.60	COVER, 1/3 section (T-190) .
69	4466.....	8739226	59.05	COVER, 2/3 section (T-190) .
69	4456.....	8739203	87.65	COVER (T-191).....
69	4456 Split Seat ..	8739209	46.85	COVER, 1/3 section (T-191) .
69	4456 Split Seat ..	8739215	50.95	COVER, 2/3 section (T-191) .
69	4466.....	8739221	37.60	COVER, 1/3 section (T-191) .
69	4466.....	8739227	59.05	COVER, 2/3 section (T-191) .
69	4456.....	8755566	87.65	COVER (T-195).....
69	4456 Split Seat ..	8755567	46.85	COVER, 1/3 section (T-195) .
69	4456 Split Seat ..	8755568	50.95	COVER, 2/3 section (T-195) .
69	4466.....	8755569	37.60	COVER, 1/3 section (T-195) .
69	4466.....	8755570	59.05	COVER, 2/3 section (T-195) .
69	4456.....	8739204	87.65	COVER (T-1 96).....
69	4456 Split Seat ..	8739210	46.85	COVER, 1/3 section (T-196) .
69	4456 Split Seat ..	8739216	50.95	COVER, 2/3 section (T-1 96) .
69	4466.....	8739222	37.60	COVER, 1/3 section (T-1 96) .
69	4466.....	8739228	59.05	COVER, 2/3 section (T-1 96) .

69	4456	8739205	1	87.65	COVER (T-197)
69	4456 Split Seat	8739211	1	46.85	COVER, 1/3 section (T-197)
69	4456 Split Seat	8739217	1	50.95	COVER, 2/3 section (T-197)
69	4466	8739223	1	37.60	COVER, 1/3 section (T-197)
69	4466	8739229	1	59.05	COVER, 2/3 section (T-197)
69	5237	8746911	1	49.20	COVER (T-400)
69	5239-69	8746917	1	51.50	COVER (T-400)
69	5237	8746912	1	49.20	COVER (T-401)
69	5239-69	8746918	1	5 1.50	COVER (T-401)
69	5237	8746913	1	49.20	COVER (T-403)
69	5239-69	8746919	1	5 1.50	COVER (T-403)
69	5237	8746914	1	49.20	COVER (T-407)
69	5239-69	8746920	1	51.50	COVER (T-407)
69	5237	8746915	1	49.20	COVER (T-408)
69	5239-69	8746921	1	5 1.50	COVER (T-408)
69	54-6437	8746924	1	73.50	COVER (T-4 10)
69	5439-69-6439-69	8746932	1	85.65	COVER (T-4 10)
69	5437-6437	8774645	1	66.10	COVER (T-41 1)
69	5439-69-6439-69	8746933	1	85.65	COVER (T-41 1)
69	54-6437	8746923	1	73.50	COVER (T-4 13)
69	5439-69-6439-69	8746934	1	85.65	COVER (T-4 13)
69	54-6437	8746927	1	72.60	COVER (T-421)
69	5439-69-6439-69	8746937	1	81.00	COVER (T-421)
69	5467	8746942	1	75.80	COVER (T-421)
69	5437-6437	8757803	1	72.60	COVER (T-425)
69	5439-69-6439-69	8746935	1	81.00	COVER (T-425)
69	54-64-6637	8743072	1	54.95	COVER (T-425-478)
69	54-6437	8746928	1	7 2.60	COVER (T-4 26)
69	5439-69-6439-69	8746938	1	81.00	COVER (T-426)
69	5467	8746943	1	75.80	COVER (T-426)
69	5467	8746944	1	7 5.80	COVER (T-427)
69	54-6437	8746929	1	72.60	COVER (T-428-438)
69	5439-69-6439-69	8746939	1	81.00	COVER (T-428)
69	5467	8746945	1	7 5.80	COVER (T-428)
69	6637	8746949	1	101.55	COVER (T-45 1)
69	6639	8746954	1	1 16.30	COVER (T-451)
69	6637	8746950	1	101.55	COVER (T-453)
69	6639	8746955	1	1 16.30	COVER (T-453)
69	6637	8746948	1	101.55	COVER (T-455)
69	6639	8746953	1	1 16.30	COVER (T-455)
69	6667	8746961	1	99.55	COVER (T-455)
69	6637	8746951	1	101.55	COVER (T-458-478)
69	6639	8746956	1	1 16.30	COVER (T-458)
69	6667	8746963	1	99.55	COVER (T-458)
69	6639	8746957	1	120.35	COVER (T-464)
69	6639	8746958	1	120.35	COVER (T-468)
69	8239	8746965	1	94.85	COVER (T-601)
69	8257	8746971	1	83.05	COVER (T-601)
69	8269	8746977	1	84.45	COVER (T-601)
69	8239	8746966	1	94.85	COVER (T-603)
69	8257	8746972	1	83.05	COVER (T-603)
69	8269	8746978	1	84.45	COVER (T-603)
69	8239	8746967	1	94.85	COVER (T-608)
69	8257	8746973	1	83.05	COVER (T-608)
69	8269	8746979	1	84.45	COVER (T-608)
69	8239	8746968	1	83.05	COVER (T-614)
69	8257	8746974	1	73.75	COVER (T-614)
69	8269	8746980	1	7 4.60	COVER (T-614)
69	8239	8746969	1	83.05	COVER (T-6 18)
69	8257	8746975	1	7 3.75	COVER (T-6 1 8)
69	8269	8746981	1	74.60	COVER (T-6 18)
69	8439	8746983	1	133.05	COVER (T-620)
69	8469	8747002	1	136.5 5	COVER (T-620)
69	8439	8746984	1	133.05	COVER (T-621)
69	8469	8777712	1	136.55	COVER (T-621)
69	8439	8746985	1	133.05	COVER (T-624)
69	8469	8777713	1	141.15	COVER (T-624)
69	8439	8746986	1	133.05	COVER (T-628)
69	8469	8747005	1	136.55	COVER (T-628)
69	8457	8746992	1	120.35	COVER (T-630)
69	8439	8746987	1	126.70	COVER (T-63 1-632)
69	8457	8746991	1	120.35	COVER (T-631)
69	8467	8746997	1	1 18.05	COVER (T-631)
69	8469	8747006	1	127.85	COVER (T-63 1-632)
69	8457	8746993	1	120.35	COVER (T-633)
69	8439	8746988	1	126.70	COVER (T-633-636)
69	8467	8746998	1	1 18.05	COVER (T-633)
69	8469	8747007	1	127.85	COVER (T-633-636)

69	8467.	.8746999	1 18.05	COVER (T-637)
69	8439.	.8746989	119.50	COVER (T-638-639).
69	8457.	.8746994	120.35	COVER (T-638)
69	8467.	.8747000	118.05	COVER (T-638)
69	8469.	.8747008	127.85	COVER (T-638-639).
69	8457.	.8773340	146.20	COVER (T-641)
69	8439.	.8754160	168.90	COVER (T-641)
69	8457.	.8773341	146.20	COVER (T-644)
69	8439.	.8754161	168.90	COVER (T-644)
69	8457.	.8773342	146.20	COVER (T-648)
69	8439.	.8754162	168.90	COVER (T-648)
69	8439.	.8754163	157.65	COVER (T-658)
69	9487.	.8718620	143.20	COVER (T-664-666).
69	9487.	.8718621	143.20	COVER (T-668-669).
69	9487.	.8718624	1 18.05	COVER (T-674)
69	9487.	.8718625	1 18.05	COVER (T-678)
69	9487.	.8718627	1 15.10	COVER (T-680)
69	9487.	.8757766	1 15.10	COVER (T-685)
69	9487.	.8735324	115.10	COVER (T-686)
69	9487.	.8735325	1 15.10	COVER (T-687)
69	9487.	.8718630	115.10	COVER (T-688-698).
69	9487.	.8718628	1 15.10	COVER (T-691)
69	9487.	.8757767	1 15.10	COVER (T-692)
69	9487.	.8718629	1 15.10	COVER (T-694)
70	3369.	.9822888	41.30	COVER (T-101)
70	3369.	.8805696	41.30	COVER (T-104)
70	3327.	.8805691	42.15	COVER (T-104)
70	3369.	.8805697	41.30	COVER (T-108)
70	3327.	.8805692	42.15	COVER (T-108)
70	3327.	.8805693	35.55	COVER (T-1 1 1)
70	3327.	.8805694	35.55	COVER (T-1 14)
70	3437-3537-4637.	.8805714	46.75	COVER (T-121)
70	3369-3569.	.8805699	47.25	COVER (T-121)
70	3435-3436.	.8805746	54.05	COVER (T-121)
70	3435-3436 Split Seat	.8806902	23.05	COVER, 1/3 section (T-121)
70	3435-3436 Split Seat	.8806906	39.10	COVER, 2/3 section (T-121)
70	3437-3537-4637.	.9822908	46.75	COVER (T-124)
70	3369-3569.	.9822893	47.25	COVER (T-124)
70	3435-3436.	.8805747	54.05	COVER (T-124)
70	3435-3436 Split Seat	.8806903	23.05	COVER, 1/3 section (T-1 24)
70	3435-3436 Split Seat	.8806907	39.10	COVER, 2/3 section (T-1 24)
70	3437-3537-4637.	.9822909	46.75	COVER (T-128)
70	3369-3569.	.8805701	47.25	COVER (T-128)
70	3435-3436.	.8805748	54.05	COVER (T-129)
70	3435-3436 Split Seat	.8806904	23.05	COVER, 1/3 section (T-1 29)
70	3435-3436 Split Seat	.8806908	39.10	COVER, 2/3 section (T-1 29)
70	3569.	.8805703	54.60	COVER (T-130)
70	3569.	.8805704	54.60	COVER (T-1 34)
70	3569.	.8805705	54.60	COVER (T-138)
70	4439-4469.	.8805730	93.15	COVER (T-140)
70	4437.	.880571 8	89.40	COVER (T-141)
70	4439-4469.	.8805727	93.15	COVER (T-141)
70	4437.	.880571 9	89.40	COVER (T-144)
70	4439-4469.	.8805728	93.15	COVER (T-144)
70	4437.	.9822913	89.40	COVER (T-148)
70	4439-4469.	.8805729	93.15	COVER (T-148)
70	4467-4667.	.8805732	78.50	COVER (T-1 54)
70	4439-4469.	.8805724	84.75	COVER (T-1 58-1 78).
70	4467-4667.	.8805733	78.50	COVER (T-158-188).
70	4439-4469.	.8805725	84.75	COVER (T-159-179).
70	4439.	.8805722	84.75	COVER (T-170)
70	3437-3537-4437-4637.	.8805707	83.40	COVER (T-1 70)
70	3437-3537-4437-4637.	.8805708	83.40	COVER (T-175-185).
70	4467-4667.	.8805734	78.50	COVER (T-175-185).
70	4439.	.8805723	84.75	COVER (T-1 76)
70	3437-3537-4437-4637.	.8805709	83.40	COVER (T-176)
70	3437-3537-4437-4637.	.8805710	83.40	COVER (T-178-188).
70	3437-3537-4437-4637.	.8805711	83.40	COVER (T-179-189).
70	4467-4667.	.8805735	78.50	COVER (T-179-189).
70	3437-4437-4637.	.8805712	83.40	COVER (T-181)
70	5237.	.8807482	51.60	COVER (T-400)
70	5239-5269.	.9823358	53.25	COVER (T-400)
70	5237.	.8807483	51.60	COVER (T-401)
70	5239-5469.	.8807488	53.25	COVER (T-401)
70	5237.	.8807484	51.60	COVER (T-404)
70	5239-69.	.8807489	53.25	COVER (T-404)
70	5237.	.8807485	51.60	COVER (T-408)
70	5239-5269.	.8807490	53.25	COVER (T-408)

70	5437-6437	8807492	72.80	COVER (T-410)
70	5439-69-6439-69	8807501	77.70	COVER (410)
70	5437-6437	8807493	72.80	COVER (T-41 1)
70	5439-69-6439-69	8807502	77.70	COVER (T-41 1)
70	5437-6437	8807494	72.80	COVER (T-4 14)
70	5439-69-6439-69	8807503	77.70	COVER (T-4 1 4)
70	5437-6437	8807496	61.40	COVER (T-420)
70	5439-69-6439-69	8807505	64.70	COVER (T-420)
70	5437-6437	8807497	61.40	COVER (T-421)
70	5439-69-6439-69	8807506	64.70	COVER (T-421)
70	5467	8807510	66.50	COVER (T-421)
70	5437-6437	9823369	61.40	COVER (T-426)
70	5439-69-6439-69	9823378	64.70	COVER (T-426)
70	5467	8807511	66.50	COVER (T-426)
70	5467	8807512	66.50	COVER (T-427)
70	5437-6437	8807499	61.40	COVER (T-428)
70	5439-69-6439-69	8807508	64.70	COVER (T-428)
70	5467	8807513	66.50	COVER (T-428)
70	6639	9805589	1 13.00	COVER (T-434)
70	6639	9805590	1 13.00	COVER (T-438)
70	6036 46	9807097	66.50	COVER (T-440)
70	6036-46 Split Seat	9807103	32.35	COVER, 1/3 section (T-440)
70	6036-46 Split Seat	9807104	47.00	COVER, 2/3 section (T-440)
70	6036-46	9807098	66.50	COVER (T-44 1)
70	6036-46 Split Seat	9807105	32.35	COVER, 1/3 section (T-441)
70	6036-46 Split Seat	9807106	47.00	COVER, 2/3 section (T-441)
70	6036-46	9807099	66.50	COVER (T-444)
70	6036-46 Split Seat	9807107	32.35	COVER, 1/3 section (T-444)
70	6036-46 Split Seat	9807108	47.00	COVER, 2/3 section (T-444)
70	6036-46	9807100	66.50	COVER (T-449)
70	6036-46 Split Seat	9807109	32.35	COVER, 1/3 section (T-449)
70	6036-46 Split Seat	9807110	47.00	COVER, 2/3 section (T-449)
70	6036-46	9807112	1 16.25	COVER (T-450)
70	6036-46 Split Seat	9807118	53.25	COVER, 1/3 section (T-450)
70	6036-46 Split Seat	9807119	91.85	COVER, 2/3 section (T-450)
70	6046	9807113	1 16.25	COVER (T-45 1)
70	6046 Split Seat	9807120	53.25	COVER, 1/3 section (T-45 1)
70	6046 Split Seat	9807121	91.85	COVER, 2/3 section (T-45 1)
70	6036-46	9807114	1 16.25	COVER (T-454)
70	6036-46 Split Seat	9807122	53.25	COVER, 1/3 section (T-454)
70	6036-46 Split Seat	9807123	91.85	COVER, 2/3 section (T-454)
70	6036-46	9807115	1 16.25	COVER (T-459)
70	6036-46 Split Seat	9807124	53.25	COVER, 1/3 section (T-459)
70	6036-46 Split Seat	9807125	91.85	COVER, 2/3 section (T-459)
70	6637	8807515	98.85	COVER (T-460)
70	6639	8807520	1 10.55	COVER (T-460)
70	6637	8807516	98.85	COVER (T-465)
70	6639	8807521	1 10.55	COVER (T-465)
70	6667	8807525	1 12.20	COVER (T-465)
70	6637	8807517	98.85	COVER (T-466)
70	6639	8807522	1 10.55	COVER (T-466)
70	6637	9823389	98.85	COVER (T-468-478)
70	6639	8807523	1 10.55	COVER (T-468)
70	6667	8807526	1 12.20	COVER (T-468)
70	8239	8807528	99.45	COVER (T-481)
70	8257	8807535	81.75	COVER (T-481)
70	8269	8807452	50.80	COVER (T-481)
70	8239	8807529	99.45	COVER (T-484)
70	8257	8807536	81.75	COVER (T-484)
70	8269	8807543	90.70	COVER (T-484)
70	8239	8807530	99.45	COVER (T-488)
70	8257	8807537	81.75	COVER (T-488)
70	8269	8807544	90.70	COVER (T-488)
70	8239	8807532	83.40	COVER (T-494)
70	8257	8807539	71.20	COVER (T-494)
70	8239	8807533	83.40	COVER (T-498)
70	8257	8807540	71.20	COVER (T-498)
70	8439	8807550	94.50	COVER (T-600)
70	8469	980481 2	94.80	COVER (T-600)
70	8439	8808451	94.50	COVER (T-601)
70	8469	980481 3	94.80	COVER (T-601)
70	8439	8808452	94.50	COVER (T-604)
70	8 4 69	9804814	94.80	COVER (T-604)
70	8439	8808453	94.50	COVER (T-608)
70	8469	980481 5	94.80	COVER (T-608)
70	8439	8808455	88.55	COVER (T-614-624)
70	8 457	8808466	82.80	COVER (T-6 14-624)
70	8467	8808476	83.15	COVER (T-614)

70	84699804817	90.70	COVER (T-614-624)
70	84678808477	83.15	COVER (T-617)
70	84398808456	88.55	COVER (T-618-628)
70	84578808467	82.80	COVER (T-618-628)
70	84678808478	83.15	COVER (T-618)
70	84699804818	90.70	COVER (T-618-628)
70	84399823427	88.55	COVER (T-619-629)
70	84578808468	82.80	COVER (T-619-629)
70	84678808479	83.15	COVER (T-619)
70	84699804819	90.70	COVER (T-619-629)
70	8439	1st Type	188.00	COVER (T-631-632)
70	8457	1st Type	173.60	COVER (T-631)
70	8439	1st Type	188.00	COVER (T-634-635)
70	8457	1st Type	173.60	COVER (T-634)
70	8439	1st Type	188.00	COVER (T-637-638)
70	8457	1st Type	173.60	COVER (T-638)
70	8439	2nd Type	210.40	COVER (T-631-632)
70	8457	2nd Type	206.55	COVER (T-631)
70	8457	2nd Type	206.55	COVER (T-634)
70	8439	2nd Type	210.40	COVER (T-634-635)
70	8439	2nd Type	210.40	COVER (T-637-638)
70	8457	2nd Type	206.55	COVER (T-638)
	NOTE	1970 8439-57	1st Type, vinyl inserts,	2nd Type	cloth inserts.
70	84398808463	174.90	COVER (T-639)
70	84398808464	174.90	COVER (T-648)
70	84578808474	158.35	COVER (T-649)
70	90008805514	134.50	COVER (T-650)
70	90008805515	134.50	COVER (T-654)
70	90008805516	134.50	COVER (T-659)
70	90008805518	134.50	COVER (T-666)
70	90008718621	143.20	COVER (T-668)
70	90008805520	114.35	COVER (T-678)
70	90008805521	114.35	COVER (T-679)
70	90008805523	105.35	COVER (T-680)
70	90008805524	105.35	COVER (T-681)
70	90008805525	105.35	COVER (T-684)
70	90008805526	105.35	COVER (T-686)
70	90008805527	105.35	COVER (T-688-698)
70	90008805528	105.35	COVER (T-695)
70	90008805529	105.35	COVER (T-699)
70	90009819348	119.25	COVER (T-674)
71	33279856356	34.60	COVER (T-100)
71	3337-34379856365	34.60	COVER (T-100)
71	33699856380	33.30	COVER (T-100)
71	34369856408	44.35	COVER (T-100)
71	34369856409	44.35	COVER (T-101)
71	33279856357	34.60	COVER (T-104)
71	3337-34379856366	34.60	COVER (T-104)
71	33699856381	33.30	COVER (T-104)
71	34369856410	44.35	COVER (T-104)
71	33279856358	34.60	COVER (T-108)
71	3337-34379856367	34.60	COVER (T-108)
71	33699856382	33.30	COVER (T-108)
71	33279856352	53.25	COVER (T-1 10)
71	33379856361	53.25	COVER (T-1 10)
71	33699856376	53.25	COVER (T-1 10)
71	33279856353	53.25	COVER (T-1 11)
71	33379856362	53.25	COVER (T-1 11)
71	33699856377	53.25	COVER (T-1 11)
71	33279856354	53.25	COVER (T-1 14)
71	33379856363	53.25	COVER (T-1 14)
71	33699856378	53.25	COVER (T-1 14)
71	3467-44679856384	83.55	COVER (T-134)
71	3369-4439-699856395	93.55	COVER (T-134-154)
71	3467-44679856385	83.55	COVER (T-138)
71	3369-4439-699856397	93.55	COVER (T-138-158)
71	44379856390	94.05	COVER (T-140)
71	4439-699856399	85.60	COVER (T-140)
71	44379856391	94.05	COVER (T-141)
71	4439-699856400	85.60	COVER (T-141)
71	44379856392	94.05	COVER (T-144)
71	4439-699856401	85.60	COVER (T-144)
71	3337-3437-44379856370	85.00	COVER (T-150)
71	3467-44679856386	83.55	COVER (T-150)
71	44399856394	93.55	COVER (T-150)
71	3337-3437-44379856371	85.00	COVER (T-154)
71	3467-44679856387	83.55	COVER (T-155)
71	3337-3437-44379856372	85.00	COVER (T-156-166)

71	3467-4467	.9856388	83.55	COVER (T-1 56)
71	4439	.9856396	93.55	COVER (T-1 56)
71	3337-3437-4437	.9856373	85.00	COVER (T-158-168)
71	3337-3437-4437	.9856374	85.00	COVER (T-1 65)
71	5257	.9854429	64.85	COVER (T-400)
71	5239-69	.9854071	64.30	COVER (T-400)
71	5257	.9854430	64.85	COVER (T-401)
71	5239-69	.9854072	64.30	COVER (T-401)
71	5257	.9854431	64.85	COVER (T-404)
71	5 239-69	.9854073	64.30	COVER (T-404)
71	5257	.9854432	64.85	COVER (T-408)
71	5239-69	.9854074	64.30	COVER (T-408)
71	5 25 7	.9854434	56.10	COVER (T-4 16)
71	5239-69	.9854426	58.15	COVER (T-4 16)
71	5257	.9854435	56.10	COVER (T-4 18)
71	5239-69	.9854427	58.15	COVER (T-4 18)
71	5457	.9854437	73.75	COVER (T-420)
71	5439 69	.9853229	81.50	COVER (T-420)
71	5457	.9854438	73.75	COVER (T-421)
71	5439-69	.9853230	81.50	COVER (T-421)
71	5457	.9854439	73.75	COVER (T-424)
71	5439-69	.9853231	81.50	COVER (T-424)
71	5457	.9854441	62.25	COVER (T-430)
71	5439-69	.9853233	64.85	COVER (T-430)
71	5457	.9854442	62.25	COVER (T-434)
71	5439-69	.9853234	64.85	COVER (T-434)
71	5457	.9854443	62.25	COVER (T-436)
71	5467	.9854446	69.65	COVER (T-434)
71	5439-69	.9853235	64.85	COVER (T-436)
71	5457	.9854444	62.25	COVER (T-438)
71	5467	.9854447	69.65	COVER (T-436)
71	5467	.9854448	69.65	COVER (T-438)
71	5439-69	.9853236	64.85	COVER (T-438)
71	6035	.9864003	64.85	COVER (T-440)
71	6045	.9864011	36.85	COVER, 1/3 section (T-440)
71	6045	.9864020	49.95	COVER, 2/3 section (T-440)
71	6035	.9864004	64.85	COVER (T-441)
71	6045	.9864012	36.85	COVER, 1/3 section (T-441)
71	6045	.9864021	49.95	COVER, 2/3 section (T-44 1)
71	6035	.9864005	64.85	COVER (T-444)
71	6045	.9864013	36.85	COVER, 1/3 section (T-444)
71	6045	.9864022	49.95	COVER, 2/3 section (T-444)
71	6035	.9864006	64.85	COVER (T-446)
71	6045	.9864014	36.85	COVER, 1/3 section (T-446)
71	604 5	.9864023	49.95	COVER, 2/3 section (T-446)
71	6035	.9864008	1 13.25	COVER (T-450)
71	6045	.9864016	49.95	COVER, 1/3 section (T-450)
71	6045	.9864025	75.35	COVER, 2/3 section (T-450)
71	6045	.9864017	49.95	COVER, 1/3 section (T-454)
71	604 5	.9864026	75.35	COVER, 2/3 section (T-454)
71	6035	.9864009	1 13.25	COVER (T-456)
71	6045	.9864018	49.95	COVER, 1/3 section (T-456)
71	6045	.9864027	75.35	COVER, 2/3 section (T-456)
71	6647	.9854458	1 16.80	COVER (T-460)
71	6639	.9854453	122.50	COVER (T-460)
71	6667	.9854463	1 18.85	COVER (T-461)
71	6639	.9854450	132.75	COVER (T-462)
71	6639	.9854451	132.75	COVER (T-463)
71	6647	.9854459	1 16.80	COVER (T-462-464)
71	6639	.9854454	122.50	COVER (T-464)
71	6667	.9854464	1 18.85	COVER (T-465)
71	6647	.9854460	1 16.80	COVER (T-466)
71	6639	.9854455	122.50	COVER (T-466)
71	6667	.9854465	118.85	COVER (T-466)
71	664 7	.9854461	1 16.80	COVER (T-468)
71	6639	.9854456	122.50	COVER (T-468)
71	6667	.9854466	I 18.85	COVER (T-468)
71	8237	.9854468	97.10	COVER (T-480)
71	8239	.9854475	II 1.20	COVER (T-480)
71	8237	.9854469	97.10	COVER (T-481)
71	8239	.9854476	1 1 1.20	COVER (T-481)
71	8237	.9854470	97.10	COVER (T-484)
71	8239	.9854477	1 1 1.20	COVER (T-484)
71	8237	.9854472	85.00	COVER (T-494)
71	8239	.9854479	99.15	COVER (T-494)
71	8237	.9854473	85.00	COVER (T-498)
71	8239	.9854480	99.15	COVER (T-498)
71	8439	.9854497	1 17.60	COVER (T-600)

71	8439	9854498	1 17.60	COVER (T-601)
71	8439	9854499	1 17.60	COVER (T-604)
71	8439	9854500	1 17.60	COVER (T-608)
71	8437	9854482	1 13.25	COVER (T-6 10)
71	8437	9854483	1 13.25	COVER (T-61 1)
71	8437	9854484	1 13.25	COVER (T-614)
71	8437	9854486	105.30	COVER (T-620)
71	8439	9854327	105.30	COVER (T-620)
71	8437	9854487	105.30	COVER (T-624)
71	8439	9854328	105.30	COVER (T-624)
71	8437	9854488	105.30	COVER (T-627)
71	8439	9854329	105.30	COVER (T-627)
71	8437	9854489	105.30	COVER (T-628)
71	8439	9854330	105.30	COVER (T-628)
71	8439	9854332	203 20	COVER (T-630-640)
71	8439	9854333	203.20	COVER (T-631 641)
71	8439	9854334	203.20	COVER (T-632 644)
71	8439	9854335	203.20	COVER (T-633)
71	8437	9854491	196.30	COVER (T-640)
71	8437	9854492	196.30	COVER (T-641)
71	8437	9854495	174.75	COVER (T-642)
71	8439	9854337	180.90	COVER (T-642-648)
71	8437	9854493	196.30	COVER (T-644)
71	9000	9854339	1 12.50	COVER (T-654-664)
71	9000	9854340	1 12.50	COVER (T-658-668)
71	9000	9854342	136.85	COVER (T-670)
71	9000	9854343	136.85	COVER (T-671)
71	9000	9854344	136.85	COVER (T-674)
71	9000	9854345	136.85	COVER (T-678)
71	9000	9854347	123.75	COVER (T-680)
71	9000	9854348	123.75	COVER (T-684)
71	9000	9854349	123.75	COVER (T-686)
71	9000	9854350	123.75	COVER (T-688)
71	9000	9854351	123.75	COVER (T-695)
71	9000	9854352	123.75	COVER (T-697)
71	9000	9854353	123.75	COVER (T 698)
72	3327	9896780	41.90	COVER (T-100)
72	3337-3437	9896785	40.85	COVER (T-100)
72	3369	9896793	41.95	COVER (T-100)
72	3436	989681 1	52.20	COVER (T-100)
72	3436	9896812	52.20	COVER (T-101)
72	3436	9896813	52.20	COVER (T-104)
72	3327	9896781	41.90	COVER (T-106)
72	3337-3437	9896786	40.85	COVER (T-106)
72	3369	9896794	41.95	COVER (T-106)
72	3436	9896814	52.20	COVER, fldg. 2nd seat back (T-106)
72	3327	9856358	34.60	COVER (T-108)
72	3337-3437	9856367	34.60	COVER (T-108)
72	3369	9856382	33.30	COVER (T-108)
72	3327	9896777	5 6.00	COVER (T-1 10)
72	3337	9896782	56.65	COVER (T-1 10)
72	3369	9896790	55.70	COVER (T-1 10)
72	3327	9896778	56.00	COVER (T-1 11)
72	3337	9896783	56.65	COVER (T-1 11)
72	3369	9896791	55.70	COVER (T-1 11)
72	3327	9896779	56.00	COVER (T-1 14)
72	3337	9896784	56.65	COVER (T-1 14)
72	3369	9896792	55.70	COVER (T-1 14)
72	3467-4467	9896795	84.20	COVER (T-130)
72	4439	9896800	93.55	COVER (T-130)
72	3337-3437-4437	9896787	85.50	COVER (T-133-134)
72	3337-3437-4437	9896788	85.50	COVER (T-1 35)
72	3467-4467	9896796	84.20	COVER (T-1 35)
72	3337-3437-4437	9856372	85.00	COVER (T-136)
72	3467-4467	9856387	83.55	COVER (T-136)
72	3369-4439-69	9856396	93.55	COVER (T-136)
72	3337-3437-4437	9896789	85.50	COVER (T-137)
72	3337-3437-4437	9856373	85.00	COVER (T-138)
72	3467-4467	9856385	83.55	COVER (T-138)
72	3369-4439-69	9856397	93.55	COVER (T-138)
72	4437	9896797	95.75	COVER (T-140)
72	4439-69	9896801	89.50	COVER (T-140)
72	4437	9896798	95.75	COVER (T-141)
72	4439-69	9896802	89.50	COVER (T-141)
72	4437	9896799	95.75	COVER (T-144)
72	4439-69	9896803	89.50	COVER (T-144)
72	5257	9600076	64.85	COVER (T-400)
72	5239-69	9600022	64.30	COVER (T-400)

72	5257	.9600077
72	5239-69	.9600023
72	5257	.9600078
72	5239-69	.9600024
72	5257	.9600079
72	5239-69	.9600025
72	5257	.9854434
72	5239-69	.9854426
72	5257	.9854435
72	5239-69	.9854427
72	5457	.9600085
72	5439-69	.9600080
72	5457	.9600086
72	5439-69	.9600081
72	5457	.9600087
72	5439 69	.9600082
72	5457	.9600088
72	5439-69	.9600083
72	5457	.9600089
72	5439-69	.9600084
72	5467	.9600090
72	5457	.9854443
72	5439-69	.9853235
72	5 45 7	.9854444
72	5439-69	.9853236
72	6035	.9605452
72	6045	.9609207
72	6045	.9609216
72	6035	.9605453
72	6045	.9609217
72	6045	.9609208
72	6035	.9605454
72	6045	.9609209
72	6045	.9609218
72	6035	.9864006
72	6045	.960921 0
72	6045	.9609219
72	6035	.9605455
72	6045	.9609212
72	6045	.9609221
72	6045	.9609213
72	6045	.9609222
72	6035	.9864009
72	6045	.9609214
72	6045	.9609223
72	6647	.9600097
72	6639	.9600091
72	6647	.9854460
72	6667	.9854465
72	6639	.9854455
72	6647	.9854461
72	6667	.9854466
72	6639	.9600092
72	6647	.9600095
72	6667	.9600098
72	6639	.9600093
72	6647	.9600096
72	6639	.9600094
72	6667	.9600099
72	6639	.9854456
72	8237	.9600100
72	8239	.9600104
72	8237	.9600101
72	8239	.9600105
72	8237	.9600102
72	8239	.9600106
72	8237	.9600103
72	8239	.9600107
72	8237	.9854473
72	8239	.9854480
72	8437	.9600108
72	8439	.9600122
72	8437	.9600109
72	8439	.9600123
72	8437	.9600110
72	8439	.9600124
72	8439	.9600125
72	8437	.9600111

64.85	COVER (T-401)
64.30	COVER (T-401)
64.85	COVER (T-404)
64.30	COVER (T-404)
64.85	COVER (T-408)
64.30	COVER (T-408)
56.10	COVER (T-4 16)
58.15	COVER (T-4 16)
56.10	COVER (T-418)
58.15	COVER (T-418)
73.75	COVER (T-420)
81.50	COVER (T-420)
73.75	COVER (T-421)
8 1.50	COVER (T-421)
7 1.95	COVER (T-424)
8 1.50	COVER (T-424)
60.75	COVER (T-430)
81.50	COVER (T-430)
60.75	COVER (T-434)
81.50	COVER (T-434)
60.75	COVER (T 435)
62.25	COVER (T-436)
64.85	COVER (T-436)
62.25	COVER (T-438)
64.85	COVER (T-438)
64.85	COVER, fldg. 2nd seat back (T-440)
49.95	COVER, fldg. 2nd 1/3 seat back (T-440)
75.35	COVER, fldg. 2nd 2/3 seat back (T-440)
64.85	COVER, fldg. 2nd seat back (T-441)
75.35	COVER, fldg. 2nd 2/3 seat back (T-441)
49.95	COVER, fldg. 2nd 1/3 seat back (T-441)
64.85	COVER, fldg. 2nd seat back (T-444)
49.95	COVER, fldg. 2nd 1/3 seat back (T-444)
75.35	COVER, fldg. 2nd 2/3 section back (T-444)
64.85	COVER (T-446)
49.95	COVER, fldg. 2nd 1/3 section back (T-446)
75.35	COVER, fldg. 2nd 2/3 section back (T-446)
64.85	COVER, fldg. 2nd seat back (T-450)
49.95	COVER, fldg. 2nd 1/3 seat back (T-450)
75.35	COVER, fldg. 2nd 2/3 section back (T-450)
49.95	COVER, fldg. 2nd 1/3 seat back (T-454)
75.35	COVER, fldg. 2nd 2/3 section back (T-454)
1 13.25	COVER (T-456)
49.95	COVER, fldg. 2nd 1/3 section back (T-456)
75.35	COVER, fldg. 2nd 2/3 section back (T-456)
1 16.80	COVER (T-464)
122.50	COVER (T-464)
1 16.80	COVER (T-476)
1 18.85	COVER (T-476)
122.50	COVER (T-476)
1 16.80	COVER (T-468)
1 18.85	COVER (T-468)
122.50	COVER (T-468)
1 16.80	COVER (T-470)
1 13.95	COVER (T-470)
1 16.80	COVER (T-470)
1 16.80	COVER (T 474)
1 16.80	COVER (T 474)
1 16.80	COVER (T-475)
122.50	COVER (T-478)
97.10	COVER (T-480)
108.50	COVER (T-480)
97.10	COVER (T-481)
108.50	COVER (T-481)
97.10	COVER (T-484)
108.50	COVER (T-484)
82.95	COVER (T-494)
96.75	COVER (T-494)
85.00	COVER (T-498)
99.15	COVER (T-498)
	COVER (T-600)
1 17.60	COVER (T-600)
	COVER (T-601)
1 17.60	COVER (T-601)
	COVER (T-604)
1 17.60	COVER (T-604)
1 17.60	COVER (T-608)
105.30	COVER (T-620)

72	84399600126	105.30	COVER T-620)
72	84379600112	105.30	COVER T-624)
72	84399600127	105.30	COVER T-624)
72	84379600113	105.30	COVER T-626)
72	84399600128	105.30	COVER T-626)
72	84379854489	105.30	COVER T-628)
72	84399854330	105.30	COVER T-628)
72	84379600114	198.75	COVER T-630)
72	84399600129		COVER T-630)
72	84379600115	198.75	COVER T-631)
72	84399600130		COVER T-631)
72	84379600116	198.75	COVER T-634)
72	84399600131		COVER T-634)
72	84399600132		COVER T-638)
72	84379600117	176.25	COVER T-646)
72	84399600133	180.90	COVER T-646)
72	94879600139	1 12.50	COVER T-654)
72	90009854340	1 12.50	COVER T-658)
72	94879600140	133.50	COVER T-670)
72	94879600141	133.50	COVER T-671)
72	94879600142	133.50	COVER T-674)
72	94879600143	133.50	COVER T-6 7 6)
72	94879600144	123.75	COVER T-680)
72	94879600145	123.75	COVER T-684)
72	94879600146	123.75	COVER T-685)
72	90009854349	123.75	COVER T-686)
72	90009854350	123.75	COVER T-688)

1 5.000 COVER, BACK OF REAR SEAT BACK

67	4000 Conv.7658636	6.95	COVER T-161-191)
67	4467-46677673600		COVER T-193)

15.002 PAD, REAR SEAT BACK (RUBBER)

65	66394483480	28.35	PAD
67	84397711208	23.05	PAD (rubber).
68	44-48557745750	21.95	PAD (rubber).
68	44-4855 Split Seat7746279	16.50	PAD, 2/3 section (rubber)
68	44-4855 Split Seat7746280	1 1.60	PAD, 1/3 section (rubber)
68	44-48657735980	10.45	PAD (rubber).
68	44-48657735979	17.60	PAD (rubber).
68	66394483480	28.35	PAD (rubber).
68	6667-877743232	24.90	PAD (rubber).
68	8457-677739615	24.90	PAD (rubber).
68	8439-69 Std. Trim7743646	24.10	PAD (rubber).
68	8439 Custom Trim7711208	23.05	PAD (rubber).
69	44667735980	10.45	PAD (rubber).
69	4466-48667735979	17.60	PAD (rubber).
69	44567746279	16.50	PAD, 2/3 section (rubber)
69	4456 Split Seat7746280	1 1.60	PAD, 1/3 section (rubber)
69	44567745750	21.95	PAD (rubber).
69	6637-678713590	26.30	PAD (rubber).
69-70	66398713591	26.50	PAD (rubber).
69-70	8457-84678743232	7.10	PAD (rubber).
69	8439 Custom Trim8741241	26.90	PAD (rubber).
69	8457 Custom Rr. Seat8771671	27.55	PAD (rubber).
70	6046 Custom Split Seat8795167	10.60	PAD, 1/3 section (rubber)
70	6046 Custom Split Seat8795168	16.95	PAD, 2/3 section (rubber)
70	6036-46 Custom Seat			
	less Split Seat8795169	22.25	PAD (rubber)
70	6637-678791438	23.90	PAD (rubber)
70	6639 Custom Seat8792255	24.75	PAD (rubber)
70	8439 Custom Rr. Seat8807904	23.90	PAD (rubber)
70	8457 Custom Seat8807906	22.80	PAD (rubber)
71-72	5239-69-5439-699837763	40.75	PAD
71-72	52-5457-679837769	47.00	PAD
71-73	All B/Wgn. (2-Seat)9857297	25.90	PAD, fldg. 2nd seat back
71-72	6035 Custom 2nd Seat9857299	29.20	PAD, fldg. 2nd seat back
71-73	All B/Wgn. (3-Seat)9857977	22.75	PAD, folding 2nd 2/3 seat back
71-72	60459857978	1 1.20	PAD, fldg. 2nd 1/3 seat back
71-73	All B/Wgn. (3-Seat)9857980	13.75	PAD, folding 2nd 1/3 seat back
71-73	All B/Wgn. (3-Seat)9831684	19.25	PAD, fldg. 3rd seat back
71-73	All B/Wgn. (2-Seat)9837751	6.25	PAD, fldg. 2nd seat back rr. upr.
71-73	All B/Wgn. (3-Seat)9837752	3.28	PAD, 1/3 seat back rr. upr.
71-73	All B/Wgn. (3-Seat)9837753	5.20	PAD, 2/3 seat back rr. upr.
71-72	66399837768	40.75	PAD & WIRE
71-72	6647-679857982	40.25	PAD & WIRE
71-72	82379857983	38.20	PAD & WIRE
71-72	82399837760	46.45	PAD & WIRE

71-72	8437	9857984	40.50	PAD	WIRE	
71-72	8437 Cust. Rr. Seat	9837782	48.50	PAD	WIRE	
71-72	8439 Custom Rr. Seat	9837777	49.45	PAD	WIRE	
71-72	8439	9837778	47.00	PAD	WIRE	
71-72	9487	9837786	44.00	PAD	WIRE	
71-72	9000 Custom Rr. Seat	9837787	42.95	PAD	WIRE	
72	5239-69-5439-69	9837763	40.75	PAD	WIRE	
15.011 VALANCE, REAR SEAT BACK						
71-72	9487	9846356	4.31	VALANCE, rr.	for defogger	
71-72	9487	9846357	4.31	VALANCE, rr.	for defogger (also used 9.778) (paint).	
1 5.011 COVER, REAR COMPARTMENT SHELF TRIM FINISH						
72	9487	9846392	7.90	COVER, trim finish ctr. (painted)		
15.024 FOUNDATION & TRIM, REAR COMPARTMENT SHELF						
63	4439	4382707	6.80	FOUNDATION	TRIM (T-4 12-4 16)	
63	4439 Rr. Seat Spkr.	4382713	13.10	FOUNDATION	TRIM (T-4 12-4 16)	
64	4439-4639	4382707	6.80	FOUNDATION	TRIM (T-401-41 1-421)	
64	4439-4639 (Rr. Spkr.)	4382713	13.10	FOUNDATION	TRIM (T-401-41 1-421)	
65	33-34-43-4427	4486819	6.95	FOUNDATION	TRIM (T-001-101-191)	
65	43-4427	4481200	6.85	FOUNDATION	TRIM (T-108-198)	
65	5237-6237 Rr. Spkr.	4516588	18.85	FOUNDATION & TRIM	(T-403)	
65	52-54-62-6439	4516591	6.95	FOUNDATION	8. TRIM (T-403-4 13)	
65	54-6437 Rr. Spkr.	4502578	18.85	FOUNDATION	TRIM (T-427)	
65	52-54-62-6439	4502579	6.95	FOUNDATION	TRIM (T-401-4 1 1-421)	
65	54-64-6637 Rr. Spkr.	4509742	18.55	FOUNDATION	TRIM (T-428-478-658-678)	
65	54-64-6639 Rr. Spkr.	4509794	1 1.75	FOUNDATION	TRIM (T-4 18-65 8)	
65	54-6469	7692855	7.95	FOUNDATION	TRIM (T-4 18)	
65	54-6439	7694802	7.85	FOUNDATION	TRIM (T-4 18)	
65	54-6437	7692867	7.95	FOUNDATION	TRIM (T-428-478)	
65	6237 Rr. Spkr.	4516588	18.85	FOUNDATION	TRIM (T-403)	
65	9447	4517342	26.10	FOUNDATION	(black)	
66	3507-17-3607-17-4307					
	1 7-4407-17-4607-17	7607174	10.95	FOUNDATION	8. TRIM (T-1 63-1 68-1 88-193-1 98)	
66	52-54-6439	7694802	7.85	FOUNDATION & TRIM	(T-408-428)	
66	52-54-6437	7692867	7.95	FOUNDATION & TRIM	(T-408-428-478)	
66	5269-5469-6469	7692857	6.85	FOUNDATION & TRIM	(T-401-41 1-421)	
66	52-54-64-6637 Rr. Seat Spkr.	4509742	18.55	FOUNDATION & TRIM	(T-408-428-453-458-478-493-498)	
66	52-54-6469	7692855	7.95	FOUNDATION & TRIM	(T-408-428)	
66	52-54-64-6639 Rr. Seat Spkr.	4509794	1 1.75	FOUNDATION & TRIM	(T 408-428-453-458)	
67	3307-3407-17-35 17					
	3617	7709250	6.30	FOUNDATION & TRIM	(T-108-1 14-1 18-134-138)	
67	3517-3617-4307-17					
	4407-17-4607-17	7607174	10.95	FOUNDATION & TRIM	(T-1 64-1 68-1 84-1 85-1 88-193-194-198)	
67	5239-5439-6439	7662313	7.20	FOUNDATION & TRIM	(T-408-428)	
67	5439-6439	7662315	7.20	FOUNDATION & TRIM	(T-4 16)	
67	5239-5439-6439 Rr. Seat Spkr.	7694800	19.25	FOUNDATION	TRIM (T-408-428)	
67	6639	7694800	19.25	FOUNDATION	TRIM (T-454-458)	
67	5269-5469-6469	7694768	8.20	FOUNDATION	TRIM (T-403-4 13-423)	
67-68	52-54-6469	7662302	7.95	FOUNDATION	TRIM (T-408-428)	
67	5269-5469-6469	7662303	7.30	FOUNDATION	TRIM (T-401-41 1-421)	
67	5469-6469	7662304	7.20	FOUNDATION	TRIM (T-4 16)	
67-68	52-54-6469 Rr. Seat Spkr.	7688917	17.45	FOUNDATION & TRIM	(T-408-428)	
67	5287-5487-6487	7662308	7.20	FOUNDATION & TRIM	(T-401-41 1-421)	
67	5287-5487-6487	7694770	9.85	FOUNDATION & TRIM	(T-403-41 3-423)	
67-68	52-54-6487	7662307	7.95	FOUNDATION & TRIM	(T-408-428-478)	
67	5487-6487	7662310	7.20	FOUNDATION & TRIM	(T-426)	
67-68	52-54-64-6687 Rr. Seat Spkr.	7688809	1 20.00	FOUNDATION & TRIM	(T-408-428-452-454-458-478-498)	
67	6687	7688809	1 20.00	FOUNDATION & TRIM	(T-454-458-498)	
	NOTE (1967) 8439-57 1st type flocked material, 2nd type formed foam					
67	8239-57	7688815	1 15.50	FOUNDATION & TRIM	(T-638-674-678)	
67	8439-57 1st Type	7688815	1 15.50	FOUNDATION & TRIM	(T-645-648-695-698)	
67	8457 1st Type	7694779	1 15.50	FOUNDATION & TRIM	(T-697)	
67-68	82-8469	7694781	1 15.50	FOUNDATION & TRIM	(T-608-6 1 4-6 1 8-628-637-648-698)	
68	3369-3569	7764460	6.85	TRIM	(T-101-1 1 1-121)	
68	3327	7764448	7 20	TRIM	(T-103)	

68	3369-3569..	.7764461	6.85	TRIM (T-103-1 23)
68	3369-3569..	.7764462	6.85	TRIM (T-108-1 14-1 18-128)
68	3327-3437-3537..	.7764449	7.20	TRIM (T-108-1 14-1 18-194-198)
68	3327-3437-3537..	.7764450	7.20	TRIM (T-1 11-191)
68	3569..	.7764463	6.85	TRIM (T-1 20)
68	4439-69..	.7764470	14.20	TRIM (T-131-141)
68	3437-3537-4437-4637..	.7764465	13.05	TRIM (T-1 3 1-1 61-17 1)
68	4437..	.7764467	13.05	TRIM (T-133)
68	4439-69..	.7764471	14.20	TRIM (I 133 143)
68	4439-69..	.7764472	14.20	TRIM (T-137-147)
68	4439-69..	.7764473	14.20	TRIM (T-1 38-1 52-1 58-1 62-1 68)
68	34-35-44-4637..	.7764466	13.05	TRIM (T-138-1 52-1 58-1 62-168-172-178)
68	4439..	.7764469	14.20	TRIM (T-140)
68	34-35-44-4637..	.7764464	13.05	TRIM (T-1 60-1 70)
68	4439..	.8711221	14.20	TRIM (T-1 63)
68	34-35-44-4637..	.7764468	13.05	TRIM (I 163 1 73)
68	52-54-6439..	.7760550	8.35	FOUNDATION & TRIM (T-400-410)
68	52-54-64-6639 Rr. Seat Spkr..	.7769396	19.40	FOUNDATION 8i TRIM
68	52-54-6469 Rr. Seat Spkr..	.7769400	17.60	FOUNDATION 8i TRIM
68	52-54-64-6687 Rr. Seat Spkr..	.7769406	20.30	FOUNDATION 8. TRIM
68	52-54-6439..	.7751972	9.50	FOUNDATION & TRIM
68	52-54-64-6639 Rr. Seat Spkr..	.7751975	19.40	FOUNDATION 8< TRIM
68	52-54-6469..	.7736599	8.45	FOUNDATION 8. TRIM
68	52-54-6469 Rr. Seat Spkr..	.7751422	17.60	FOUNDATION & TRIM
68	52-54-64-6687 Rr. Seat Spkr..	.7751508	20.30	FOUNDATION & TRIM
68	52-54-6439..	.7751971	8.35	FOUNDATION & TRIM
68	52-54-6439 Rr. Seat Spkr..	.7751977	19.40	FOUNDATION & TRIM
68	52-54-6469..	.7736595	8.15	FOUNDATION & TRIM
68	52-54-6469 Rr. Seat Spkr..	.7751407	17.60	FOUNDATION & TRIM
68	52-54-6487..	.7751487	10.00	FOUNDATION & TRIM
68	52-54-6487 Rr. Seat Spkr..	.7751567	20.30	FOUNDATION & TRIM
68	5287..	.7769404	10.25	FOUNDATION & TRIM
68	5287 Rr. Seat Spkr..	.7769407	20.25	FOUNDATION & TRIM
68	52-54-6439..	.7769394	9.50	FOUNDATION & TRIM
68	52-54-6439 Rr. Seat Spkr..	.7769397	19.40	FOUNDATION & TRIM
68	52-54-6469..	.7736597	8.45	FOUNDATION & TRIM
68	52-54-6469 Rr. Seat Spkr..	.7769401	17.60	FOUNDATION & TRIM
68	52-54 6439..	.7751970	8.35	FOUNDATION & TRIM
68	52-54-64-6639 Rr. Seat Spkr..	.7751973	19.40	FOUNDATION & TRIM
68	54-6487..	.7769405	10.25	FOUNDATION & TRIM
68	54-6487 Rr. Seat Spkr..	.7769408	20.25	FOUNDATION & TRIM
68	54-6469 ..	.7769399	8.45	FOUNDATION & TRIM
68	54-6469 Rr. Seat Spkr..	.7769402	17.60	FOUNDATION & TRIM
68	54-6439..	.7769395	9.50	FOUNDATION & TRIM
68	54-6439 Rr. Seat Spkr..	.7769398	19.40	FOUNDATION & TRIM
68	8239-57-8439 57..	.7752146	16.10	FOUNDATION & TRIM
68	8239-57..	.7688815	15.50	FOUNDATION & TRIM
68	8239-57-8439..	.7769409	16.10	FOUNDATION & TRIM
68	82-8469..	.7752150	15.65	FOUNDATION & TRIM
68	8269..	.7769415	15.65	FOUNDATION & TRIM
68	8439..	.7786558	16.10	FOUNDATION & TRIM
68	8439..	.7786559	16.10	FOUNDATION & TRIM
68	8439-57..	.7688815	15.50	FOUNDATION & TRIM
68	8439-57..	.7786557	16.10	FOUNDATION & TRIM
68	8457..	.7694779	15.50	FOUNDATION & TRIM
68	8469..	.7769416	15.65	FOUNDATION & TRIM
68	8469..	.7769417	1 5.65	FOUNDATION & TRIM
68	8469..	.7769418	15.65	FOUNDATION & TRIM
69	3369-3569..	.8743692	7.35	TRIM (T-10 1-1 2 1-1 3 1)
69	3327..	.8743690	7.20	TRIM (T-103)
69	3369-3569..	.8743693	7.35	TRIM (T-103-133)
69	3327-3437-3537..	.8743691	7.20	TRIM (T-108-1 14-1 18-124-128)
69	3369-3569..	.9827434	6.90	TRIM (T-108-1 24-1 28-138)
69	3327-3437-3537..	.8743689	7.20	TRIM (T-1 11-121)
69	3569..	.8743695	7.35	TRIM (T-130)

69	4439-4469..	8743701	14.80	TRIM (T-1 40-1 50)
69	4439-69..	8743702	14.80	TRIM (T-1 4 1-1 5 1)
69	34-35-44-4637..	8743696	13.00	TRIM (T-14 1 -1 7 1 -1 8 1)
69	34-35-44-4637..	8743699	13.00	TRIM (T-143-176-186)
69	4439-69..	8743703	14.80	TRIM (T-143-1 53-1 66-1 76)
69	4469..	8743704	14.80	TRIM (T-147)
69	34-35-44-4637..	8743697	13.00	TRIM (T-1 48-1 64-1 68-1 75-1 78-1 85-188)
69	4439-69..	9827438	13.95	TRIM (T-1 48-1 58-1 68-1 75-1 78)
69	35-4437..	8743700	13.00	TRIM (T-170)
69	5237 Rear Speaker..	8765202	16.65	TRIM (T-407)
69	5239..	8762533	10.15	TRIM (T-407)
69	5239 Rear Speaker..	8765208	19.40	TRIM (T-407)
69	5269..	8762536	9.35	TRIM (T-407)
69	5269 Rear Speaker..	8765206	19.40	TRIM (T-407)
69	5239-5439-6439..	8743526	9.15	TRIM (T-400-4 10)
69	5269-5469-6469..	8757798	9.15	TRIM (T-400-4 10)
69	5269-5469-6469 Rear Speaker..	8765137—	19.40	TRIM (T-400-4 10)
69	5237-5437-6437 Rr. Speaker..	8765127	16.65	TRIM (T-400-4 10)
69	5239-5439-6439 Rear Speaker..	8765132	19.40	TRIM (T-400-4 10)
69	5239-5439-6439..	8743441	9.15	TRIM (T-401-41 1-421)
69	5269-5469-6469..	8757797	8.95	TRIM (T-401-41 1-421)
69	5269-5469-6469 Rear Speaker..	8765138	19.40	TRIM (T-401-41 1-421)
69	5237-5437-6437..	8762249	16.15	TRIM (T-401-41 1-421)
69	5239-5439-6439-6639 Rr. Speaker..	8765133	19.40	TRIM (T-401-41 1-421-451)
69	5237-5437-6437-6637 Rr. Speaker..	8765128	16.65	TRIM (T-401-41 1-421-451)
69	5239-5439-6439..	8765203	10.15	TRIM (T-403-4 13-426)
69	5237-5437-6437..	8765150	9.35	TRIM (T-403-4 13-426)
69	5269-5469-6469..	8765204	9.35	TRIM (T-403-4 13-426)
69	5269-5469-6469 Rear Speaker..	8765205	19.40	TRIM (T-403-4 13-426)
69	5237-5437-6437-6637 Rr. Speaker..	8765201	16.65	TRIM (T-403-4 13-426-453)
69	5239-5439-6439-6639 Rr. Speaker..	8765207	19.40	TRIM (T-403-4 13-426-453-464)
69	5239-5439-6439..	8743425	9.15	TRIM (T 408 425-428)
69	5269-5469-6469..	8757796	8.60	TRIM (T 408-425 428)
70	3369-3569..	9827434	6.90	TRIM. rr. seat to back wind, panel (T-108-128-138)
69-70	5269-5469-6469 Rear Speaker..	8765136	19.40	TRIM (T 408-425 428)
69	5237-5437-6437..	8762248	16.15	TRIM (T-408-425-428-438)
69	5239-5439-6439-6639 Rr. Speaker..	9818765	16.55	TRIM (T-408-425-428-455-458-468)
69-70	5237-5437-6437-6637 Rr. Speaker..	8765126	16.65	TRIM (T-408-425-428-438-455-45 8-465-468-47 8)
69	8239-57-8439-57..	8743512	14.75	TRIM (T-601-621-63 1-632-64 1)
69	8269-8469..	8765147	17.50	TRIM (T-601-62 1-631-632)
69	8239-57-8439-57..	8743514	14.75	TRIM (T-603-624-633-636-644)
69	8269-8469..	8765149	17.50	TRIM (T-603-624-633-636)
69	8239-57-8439-57..	8743510	14.75	TRIM (T-608-614-618-628-638-639-648-658)
69	8269-8469..	8765145	17.50	TRIM (T-608-61 4-61 8-628-638-639)
69	8439-8457..	874351 1	14.75	TRIM (T-620-630)
69	8469..	8765146	17.50	TRIM (T-620)
70	3369-3569..	9827432	6.90	TRIM (T-101-121)
70	3327-3437-3537-4637..	9802379	7.25	TRIM (T-104-1 14-124)
70	3369-3569..	9827433	6.90	TRIM (T-104-1 24-134)
70	3327-3437-3537-4637..	9802380	7.25	TRIM (T-108-1 18-128)
70	3327-3437-3537-4637	9802378	7.25	TRIM (T-111-121)
70	3569..	9827435	6.90	TRIM (T-130)
70	4439-69..	9827440	13.95	TRIM (T-140-170)
70	4439-69..	9827436	13.95	TRIM (T-141)
70	3437-4437-4637..	9800326	12.30	TRIM (T-141-181)
70	4439-69..	9827437	13.95	TRIM (T-144)
70	4437..	9802382	12.30	TRIM (T-144)
70	4439-69..	9827441	13.95	TRIM (T-159-179)
70	3437-3537-4437-4637..	8807175	12.30	TRIM (T-170)
70	3437-3537-4437-4637	9802381	12.30	TRIM (T-148-175-178-185-1 88)
70	3437-3537-4437-4637..	9800327	12.30	TRIM (T-176)
70	4439..	9827439	13.95	TRIM (T-176)
70	3437-3537-4437-4637..	9800328	12.30	TRIM (T-179-189)
70	5239-5439-6439-6639..	9818778	9.55	TRIM (T-400-4 10-420)
70	5239-5439-6439-6639 RR/ Spkr..	9802758	18.25	TRIM (T-400-4 10-420)

70	5269-5469-6469	9818760	1	9.55	TRIM	(T-400-4 10-420)
70	5269-5469-6469 RR.					
	Spkr.	9818753		20.20	TRIM	T-400-410-420)
70	5237-5437-6437	9816300		16.55	TRIM	T-400-4 10-420)
70	5237-5437-6437-6637					
	RR. Spkr.	9802701		15.65	TRIM	T-400-4 10-420-460)
70	5237-5437-6437	9816295		16.55	TRIM	T-401-41 1-421)
70	5237-5437-6437 RR.					
	Spkr.	9802651		15.65	TRIM	T-401-41 1-421)
70	5239-5439-6439	9818774		9.55	TRIM	T-401-41 1-421)
70	5239-5439-6439 RR.					
	Spkr.	9802759		18.25	TRIM	T-401-41 1-421)
70	5269-5469-6469	9818758		9.55	TRIM	T-401-41 1-421)
70	5269-5469-6469 RR.					
	Spkr.	9818751		20.20	TRIM	T-401-41 1-421)
70	5237-5437-6437	9816296		16.55	TRIM	T-404-4 14).
70	5237-5437-6437 RR.					
	Spkr.	9804564		15.65	TRIM	T-404-4 14)
70	5239-5439-6439	9818775		9.55	TRIM	T-404-4 14)
70	5239-5439-6439-6639					
	RR. Spkr.	9804565		18.25	TRIM	T-404-4 14-434)
70	5269-5469-6469	9818763		8.90	TRIM	T-404-4 14).
70	5269-5469-6469 RR.					
	Spkr.	9804569		18.25	TRIM	T-404-4 14)
70	5269-5469-6469	9818757		9.55	TRIM	T-408-428)
70	5239-5439-6439	9818773		9.55	TRIM	T-408-428)
70	5237-5437-6437	9816294		16.55	TRIM	T-408-428)
70	5437-6437	9816297		16.55	TRIM	T-426)
70	5437-6437-6637 RR.					
	Spkr.	9804561		15.65	TRIM	T-426-466)
70	5439-6439	9818780		9.55	TRIM	T-426)
70	5439-6439-6639 RR.					
	Spkr.	9804566		18.25	TRIM	T-426-466)
70	5469-6469	9818764		8.90	TRIM	T-426)
70	5469-6469 RR. Spkr	9804570		18.25	TRIM	T-426)
70	8239-57-8439-57	9802770		13.85	TRIM	T-481 601-631-632)
70	8269-8469	9802774		13.85	TRIM	T-48 601)
70	8239-57-8439-57	9804571		13.85	TRIM	T-484-494-604-6 14-624-634-635)
70	8239-57-8439-57	8743510		14.75	TRIM	T-488-498-608-6 18-628-637-638-648)
70	8269-8469	9804572		13.85	TRIM	T-484-604-6 14-624)
70	8269-8469	8765145		17.50	TRIM	T-488-608-618-628-638-639)
70	8439	9802769		13.85	TRIM	T-600)
70	8469	9802773		13.85	TRIM	T-600)
70	8469	9802791		13.85	TRIM	T-619-629)
70	8439-57	9802772		13.85	TRIM	T-6 19-629-639-649)
71	3327-37-3437-4437	9854133		7.45	TRIM	T-100-1 10-140-150)
71	3327-37-3437-4437	9854148		7.45	TRIM	T-104-1 14-144-154)
71	3327-37-3437-4437	9854149		7.45	TRIM	T-108-158-165-168)
71	3327-37-4437	9854150		7.45	TRIM	T-1 1 1-14 1)
71	3369-4439-69	9855326		7.70	TRIM	T-100-1 10-140-150)
71	3369-4439-69	9855327		7.70	TRIM	T-104-1 14-134-144-154)
71	3369-4439-69	9855328		7.70	TRIM	T 108-138 158)
71	3369-4439-69	9855329		7.70	TRIM	T-1 1 1-141)
71	3337-3437-4437 Rr.					
	Spkr.	9855330		13.70	TRIM	T-1 40-1 50)
71	3337-3437-4437 Rr.					
	Spkr.	9855331		13.70	TRIM	T-144-154)
71	3337-3437-4437 Rr.					
	Spkr.	9855332		13.70	TRIM	T-156-166)
71	3337-3437-4437 Rr.					
	Spkr.	9855333		13.70	TRIM	158-165-168)
71	4437 Rr. Spkr.	9855334		13.70	TRIM	141)
71	4439-69 Rr. Spkr.	9855335		15.10	TRIM	140-150)
71	4439-69 Rr. Spkr.	9855336		15.10	TRIM	141)
71	3369-4439-69 Rr. Spkr.	9855337		15.10	TRIM	134-144-154)
71	3369-4439-69 Rr. Spkr.	9855338		15.10	TRIM	138-158)
71	4439 Rr. Spkr.	9855339		15.10	TRIM	156)
71	4437	9875237		7.45	TRIM	156-166)
71	4437	9875238		7.70	TRIM	156)
71-72	5239-5439	9865664		12.65	TRIM	T-408-4 18-438)
71	5239-5439	9865665		12.65	TRIM	T-401-421)
71	5239-5439	9865666		12.65	TRIM	T-404-424-434)
71-72	5239-5439	9865667		12.65	TRIM	T-4 16-436)
71	5239-5439	9865671		12.65	TRIM	T-400-420-430)
71-72	5239-5439 All Rr. Spkrs.	9865687		22.50	TRIM	T-408-4 18-438)
71-72	6639	9865687		22.50	TRIM	T-463-468-478)
71	5239-5439 All Rr. Spkrs.	9865688		22.50	TRIM	T-401-421)
71	5239-5439 All Rr. Spkrs.	9865689		22.50	TRIM	T404-424-434)

71	<u>6639</u>	9865689	22.50	TRIM (T-462-464)
71-72	<u>5239-5439 All Rr. Spkrs.</u>	9865692	21.80	TRIM (T-4 16-436)
71-72	<u>6639</u>	9865692	21.80	TRIM (T-466-476)
71	<u>5239-5439 All Rr. Spkrs.</u>	9865695	21.80	TRIM (T-400-420-430)
71	<u>6639</u>	9865695	21.80	TRIM (T-460)
71-72	<u>5257-5457</u>	9865678	13.05	TRIM (T-408-4 18-438)
71	<u>5257-5457</u>	9865679	13.05	TRIM (T-401-421)
71	<u>5257-5457</u>	9865680	13.05	TRIM (T-404-424-434)
71-72	<u>5257-5457</u>	9865681	13.05	TRIM (T-4 16-436)
71	<u>5257-5457</u>	9865686	13.05	TRIM (T-400-420-430)
71	<u>5257-5457 All Rr. Spkrs.</u>	9865696	19.40	TRIM (T-401-421)
71	<u>5257-5457 All Rr. Spkrs.</u>	9865698	19.40	TRIM (T-404-424-434)
71	<u>6647</u>	9865698	19.40	TRIM (T-462-464)
71 72	<u>5257-5457 All Rr. Spkrs.</u>	9865699	19.40	TRIM (T-408-4 18-438)
71-72	<u>6647</u>	9865699	19.40	TRIM (T-468-478)
71-72	<u>5257-5457 All Rr. Spkrs.</u>	9865700	19.40	TRIM (T-4 16-436)
71-72	<u>6647</u>	9865700	19.40	TRIM (T-466-476)
71	<u>5257-5457 All Rr. Spkrs.</u>	9866253	19.40	TRIM (T-400-420-430)
71	<u>6647</u>	9866253	19.40	TRIM (T-460)
71-72	<u>5269-5469</u>	9865633	10.50	TRIM (T-408-418-438)
71	<u>5269-5469</u>	9865634	10.50	TRIM (T-401-421)
71	<u>5269-5469</u>	9865636	10.50	TRIM (T-404-424-434)
71-72	<u>5269-5469</u>	9865638	10.50	TRIM (T-4 16-436)
71	<u>5269-5469</u>	9865640	10.50	TRIM (T-400-420-430)
71	<u>5269-5469 All Rr. Spkrs.</u>	9865641	18.95	TRIM (T-401-421)
71	<u>5269-5469 All Rr. Spkrs.</u>	9865643	18.95	TRIM (T-404-424-434)
71-72	<u>5269-5469 All Rr. Spkrs.</u>	9865644	18.95	TRIM (T-408-4 18-438)
71-72	<u>5269-5469 All Rr. Spkrs.</u>	9865645	18.95	TRIM (T-4 16-436)
71	<u>5269-5469 All Rr. Spkrs.</u>	9865647	18.95	TRIM (T-400-420-430)
71	<u>8000</u>	9865648	19.40	TRIM (T-498-608-628-633-642-648)
71	<u>8000</u>	9865650	19.40	TRIM (T-481-601-61 1-631-641)
71	<u>8000</u>	9865652	19.40	TRIM (T-484-494-604-6 1 4-624-632-644)
71	<u>8000</u>	9865653	19.40	TRIM (T-480-600-6 10-620-630-640)
71	<u>8400</u>	9865651	19.40	TRIM (T-627)
72	<u>3327-37-3437-4437</u>	9893350	7.45	TRIM (T-100-1 10-133-140)
72	<u>3369-4439-69</u>	9893255	7.70	TRIM (T-100-1 10-130-140)
72	<u>3327-37-3437-4437</u>	9875237	7.45	TRIM (T-106-136)
72	<u>3369-4439-69</u>	9875238	7.70	TRIM (T-106-136)
72	<u>3327-37-3437-4437</u>	9854149	7.45	TRIM (T-108-135-137-138)
72	<u>3369-4439-69</u>	9855328	7.70	TRIM (T-108-138)
72	<u>3327-37-4437</u>	9893251	7.45	TRIM (T-1 11-141)
72	<u>3369-4439-69</u>	9893256	7.50	TRIM (T-1 11-141)
72	<u>3369-4439-69</u>	9893257	7.50	TRIM (T-1 14-144)
72	<u>3327-37-4437</u>	9893254	7.45	TRIM (T-1 14-134-144)
72	<u>4439-69 Rr. Spkr.</u>	9893261	15.10	TRIM (T-130-140)
72	<u>3337-3437-4437 Rr. Spkr.</u>	9893258	13.75	TRIM (T-133-140)
72	<u>3337-3437-4437 Rr. Spkr.</u>	9855333	13.70	TRIM (T-135-137-138)
72	<u>3337-3437-4437 Rr. Speaker.</u>	9855332	13.70	TRIM (T-136)
72	<u>3369-4439-69 Rr. Spkr.</u>	9855339	15.10	TRIM (T-136)
72	<u>3369-4439-69 Rr. Spkr.</u>	9855338	15.10	TRIM (T-138)
72	<u>4437 Rr. Spkr.</u>	9893259	13.75	TRIM (T-141)
72	<u>4439-69 Rr. Spkr.</u>	9893262	15.10	TRIM (T-141)
72	<u>4437 Rr. Spkr.</u>	9893260	13.75	TRIM (T-134-144)
72	<u>4439-69 Rr. Spkr.</u>	9893263	15.10	TRIM (T-144)
72	<u>5269-5469</u>	9893609	10.60	TRIM (T-400-420-430)
72	<u>5239-5439</u>	9893613	12.70	TRIM (T-400-420-430)
72	<u>5257-5457</u>	9893625	13.15	TRIM (T-400-420-430)
72	<u>5239-5439 Rr. Spkr.</u>	9893847	22.60	TRIM (T-400-420-430)
72	<u>6639</u>	9893847	22.60	TRIM (T-470)
72	<u>5257-5457 Rr. Spkr.</u>	9893858	19.60	TRIM (T-400-420-430)
72	<u>6647</u>	9893858	19.60	TRIM (T-470)
72	<u>5269-5469 Rr. Spkr.</u>	9893861	18.90	TRIM (T-400-4 20-430)
72	<u>5269-5469</u>	9893607	10.60	TRIM (T-401-421)
72	<u>5239-5439</u>	9893619	12.70	TRIM (T-401-421)
72	<u>5257-5457</u>	9893621	13.15	TRIM (T-401-421)
72	<u>5257-5457 Rr. Spkr.</u>	9893859	19.60	TRIM (T-401-421)
72	<u>5239-5439 Rr. Spkr.</u>	9893856	22.60	TRIM (T-401-421)
72	<u>5269-5469 Rr. Spkr.</u>	9893862	18.90	TRIM (T-401-421)
72	<u>5269-5469</u>	9893608	10.60	TRIM (T-404-424-434)
72	<u>5239-5439</u>	9893611	12.70	TRIM (T-404-424-434)
72	<u>5257-5457</u>	9893622	13.15	TRIM (T-404-424-434)
72	<u>5257-5457 Rr. Spkr.</u>	9893860	19.60	TRIM (T-404-424-434)
72	<u>6647</u>	9893860	19.60	TRIM (T-464-474)
72	<u>5239-5439 Rr. Spkr.</u>	9893857	22.60	TRIM (T-404-424-434)
72	<u>6639</u>	9893857	22.60	TRIM (T-464-474)

72	5269-5469 Rr. Spkr.	9893863	18.90	TRIM (T-404-424-434).....
72	8000.....	9893864	19.60	TRIM (T-480-600-620-630).....
72	8000.	9893865	19.60	TRIM (T-48 1-601-631).....
72	8000.	9893866	19.60	TRIM (T-484-494-604-624-634).....
72	8000.	9865648	19.40	TRIM (T-498-608-628-638).....
72	8437.	9893867	19.40	TRIM (T-626-646).....
71-72	9000.	9847502	51.85	PANEL, finish (paint to match).....
71-72	9000.	9884995		LACE, finish panel (paint to match) .

15.024 AR COMPARTMENT SHELF (PAINT TO MATCH AS REQUIRED)¹

66	9487.	7590470	RH	9.55	PANEL, side (black) (paint to match).....
66	9487.	7590471	LH	9.55	PANEL, side (black) (paint to match).....
67-69	9487.	7670668	RH	11.40	PANEL, side (painted).....
67-69	9487.	7670669	LH	11.40	PANEL, side (painted).....
67-70	9000.	7747226	1	38.15	PANEL, center (painted).....
70	9487.	8797446	RH	12.85	PANEL, side (paint to match).....
70	9487.	8797447	LH	12.85	PANEL, side (paint to match).....
70	9487.	8790828	1	6.45	RETAINER, rr. shelf panel at wind.....
70-72	All...	4749319	4	.10	BOLT 8t CLIP, rr. spkr. to shelf, (also used 9.665)
71	All w/Stereo Spkrs	4749319	8	.10	BOLT 8i CLIP, rr. seat stereo spkr.....
66	9487.....	7651669	1	.82	STRIP, shelf finish panel ret.....
66-69	9487.....	7677829	1	6.43	RETAINER, rear shelf panel at wind.....
66-71	All as Req.....	4749319	4	.10	BOLT & CLIP, rr. seat spkr. to shelf (also used 9.665).....
71	6035-45 Rr. Wind. Deifr.	9843811	RH	.41	COVER, spare tire cvr. pnl. at blower.....
71-73	All A-B-C Rr. Wind. Deifr.	9843811	1	.41	COVER, shelf trim at blower.....

15.027 BAG, FOLDING TOP COMPARTMENT

68-70	4467-4667.....	7772511	1	44.00	BAG (black).....
68	44-4667.....	7772652	1	39.25	BAG (avocado).....
68-70	54-66-8467.....	7778382	1	46.60	BAG (black).....
68	54-66-8467.....	7757587	1	46.60	BAG (avocado).....
71-72	3467-4467.....	7772511	1	44.80	BAG (black).....
71	5467.....	9872104	1	36.65	BAG (T-434).....
71	6667.....	9872105	1	36.65	BAG (T-461).....
71	6667.....	9872102	1	36.65	BAG (T-465).....
72	5467-6667.....	9872098	1	36.65	BAG.....
63-64	All Conv.....	4653672	10	.10	FASTENER, fldg. top compt. bag to body (10.695)
65-67	30-4000 Conv.....	4653672	10	.10	FASTENER, fldg. top compt. bag to body (10.685)

15.034 GUIDE, FOLDING 3RD SEAT CUSHION

71-73	All B/Wgn. (3-Seat).....	9892223	1	.67	GUIDE
-------	--------------------------	---------	---	-----	-------

15.035 TRIM, REAR SEAT CUSHION COVER

68	3369.....	7751863		34.15	COVER T-101).....
68	3327.....	7751856		35.90	COVER T-103).....
68	3369.....	7751864		34.15	COVER T-103).....
68	3327.....	7751857		35.90	COVER T-108).....
68	3369.....	7751865		34.15	COVER T-108).....
68	3435.....	7772402		44.30	COVER T-1 11).....
68	3435 Split Seat.....	7772408		48.00	COVER T-11 1).....
68	34-3537.....	7751867		44.55	COVER T-1 1 1).....
68	33-3569.....	7751876		40.25	COVER T-1 1 1).....
68	3435.....	7772403		44.30	COVER T-1 13).....
68	3435 Split Seat.....	7772409		48.00	COVER T-1 13).....
68	3435.....	7772404		44.30	COVER T-1 14).....
68	3435 Split Seat.....	7772410		48.00	COVER T-1 14).....
68	34-3537.....	7751868		44.55	COVER T-1 14).....
68	33-3569.....	7751877		40.25	COVER T-1 14).....
68	34-3537.....	7751869		44.55	COVER 118).....
68	3569.....	7751871		44.55	COVER 120).....
68	3569.....	7751872		44.55	COVER 121).....
68	3569.....	7751873		44.55	COVER 123).....
68	3569.....	7751874		44.55	COVER 128).....
68	4437.....	7751886		46.85	COVER 131).....
68	4439-69.....	7751894		49.20	COVER 131-14 1).....
68	4437.....	7751887		46.85	COVER 133).....
68	4439-69.....	7751895		49.20	COVER 133-143).....
68	4439.....	7751896		49.20	COVER 137-147).....
68	4469.....	7751910		49.20	COVER 138).....
68	4439.....	7751893		49.20	COVER 140).....
68	34-35-44-4637.....	7751882		54.95	COVER 152-162-172).....
68	44-4667.....	7751898		54.70	COVER 152-172).....
68	4439-69.....	7751891		57.30	COVER T-158-168).....
68	4467.....	7751901		54.70	COVER T-1 60).....
68	34-35-44-4637.....	7751880		54.95	COVER T-1 60-1 70).....
68	34-35-44-4637.....	7751881		54.95	COVER T-1 61 -1 7 1).....

68	44-4667	7751 900	1	54.70	COVER (T-16 1 -1 7 1)
68	4439-4469	7751 890		57.30	COVER (T-1 62)
68	4439	8710974		57.30	COVER (T-1 63)
68	4467	7751902		54.70	COVER (T-1 63)
68	34-35-44-4637	7751 884	1	54.95	COVER (T-1 63-173)
68	4467	7751903		54.70	COVER (T-1 67)
68	44-4855	7777761		74.05	COVER (T-1 80)
68	44-4855 Split 2nd Seat	7777766		70.55	COVER (T-180)
68	44-4865	7777771	LN	34.45	COVER (T-1 80)
68	44-4865	7777776	LN	51.50	COVER (T-1 80)
68	44-4855	7777762		74.05	COVER (T-181)
68	44-4855 Split 2nd Seat	7777767		70.55	COVER (T-181)
68	44-4865	7777772	LN	34.45	COVER (T-181)
68	44-4855	7777763		74.05	COVER (T-1 83)
68	44-4855 Split 2nd Seat	7777768		70.55	COVER (T-1 83)
68	44-4865	7777773	LN	34.45	COVER (T-1 83)
68	44-4865	7777778	LN	51.50	COVER (T-1 83)
68	44-4855	7777764		74.05	COVER (T-1 87)
68	44-4855 Split 2nd Seat	7777769		70.55	COVER (T-1 87)
68	44-4865	7777774	LN	34.45	COVER (T-187)
68	44-4865	7777779	LN	5 1.50	COVER (T-187)
68	4455-4855	7798241		74.05	COVER (T-1 88)
68	4455-4855 Split Back	7798242		70.55	COVER (T-1 88)
68	4465-4865	7798243	LN	34.55	COVER (T-188)
68	4465-4865	7798244	LH	51.50	COVER (T-188)
68	3327	7751 859		39.05	COVER (T-191)
68	3327	7751 860		39.05	COVER (T-194)
68	3327	7751 861	1	39.05	COVER (T-198)
68	5239-69	7764054		49.20	COVER (T-400)
68	5287	7764060	1	48.00	COVER (T-400)
68	5239-69	7764055	1	49.20	COVER (T-401)
68	5287	7764061	1	48.00	COVER (T-401)
68	5239-69	7764056	1	49.20	COVER (T-403)
68	5287	7764062	1	48.00	COVER (T-403)
68	5239-69	7764057	1	49.20	COVER (T-407)
68	5287	7764063	1	48.00	COVER (T-407)
68	5239-69	7764058	1	49.20	COVER (T-408)
68	5287	7764064	1	48.00	COVER (T-408)
68	5439-69-6439-69	7764066	1	69.70	COVER (T-4 10)
68	5439-69-6439-69	7764067		69.70	COVER (T-41 1)
68	54-6487	7764085	1	63.65	COVER (T-41 1)
68	5439-69-6439-69	7764068	1	69.70	COVER (T-413)
68	54-6487	7764086	1	63.65	COVER (T-413)
68	5439-69-6439-69	7764069	1	69.70	COVER (T-4 17)
68	54-6487	7764080	1	61.60	COVER (T-420)
68	5467	7764075	1	63.95	COVER (T-421)
68	54-6487	7764081	1	61.60	COVER (T-421)
68	5439-69-6439-69	7764071	1	65.65	COVER (T-421)
68	5467	7764076	1	63.95	COVER (T-423)
68	54-6487	7764082	1	61.60	COVER (T-423)
68	5439-69-6439-69	7764072	1	65.65	COVER (T-423)
68	5467	7764077	1	63.95	COVER (T-427)
68	5467	7764078	1	63.95	COVER (T-428)
68	5439-69-6439-69	7764073	1	65.65	COVER (T-428)
68	54-6487	7764083	1	61.60	COVER (T-428-478)
68	6639	7764088	1	68.90	COVER (T-450)
68	6687	7764097	1	67.40	COVER (T-450)
68	6639	7764089	1	68.90	COVER (T-451)
68	6667-87	7764093		67.40	COVER (T-451)
68	6639	7764090	1	68.90	COVER (T-452)
68	6667-87	7764094	1	67.40	COVER (T-452)
68	6667	7764096	1	67.40	COVER (T-457)
68	6639	7764091	1	68.90	COVER (T-458)
68	6667-87	7764095	1	67.40	COVER (T-458-498)
68	6639	7763630	1	77.80	COVER (T-461)
68	6639	7763631	1	77.80	COVER (T-468)
68	8239	7764099	1	64.20	COVER (T-601)
68	8257	77641 06	1	63.35	COVER (T-601)
68	8269	77641 13	1	61.05	COVER (T-601) ...
68	8239	7764100	1	64.20	COVER (T-603) ...
68	8257	7764107	1	63.35	COVER (T-603)
68	8269	77641 14	1	61.05	COVER (T-603) ...
68	8239	7764101	1	64.20	COVER (T-608) ...
68	8257	77641 08	1	63.35	COVER (T-608) ...
68	8269	77641 15	1	61.05	COVER (T-608) ..
68	8239	7764103	1	54.70	COVER (T-614) ..
68	8257	77641 10	1	52.40	COVER (T-614) ...
68	8269	871 1349	1	51.50	COVER (T-614) ...

68	8257	7764111	52.40	COVER (T-618)
68	8239	7764104	54.70	COVER (T-618)
68	8269	871 1350	51.50	COVER (T-618)
68	8439	7764117	71.75	COVER (T-620)
68	8469	7764747	70.30	COVER (T-620)
68	8439	7764118	71.75	COVER (T-621)
68	8469	7764748	70.30	COVER (T-621)
68	8439	7764119	7 1.75	COVER (T-627)
68	8469	7764749	70.30	COVER (T-627)
68	8439	7764120	7 1.75	COVER (T-628)
68	8469	7764750	70.30	COVER (T-628)
68	8439	7764122	68.55	COVER (T-631)
68	8457-67	7764307	69.70	COVER (T-631)
68	8469	7764743	68.25	COVER (T-631)
68	8439	7764123	68.55	COVER (T-633)
68	8457-67	7764308	69.70	COVER (T-633)
68	8469	7764744	68.25	COVER (T-633)
68	8457-67	7764309	69.70	COVER (T-637)
68	8439	7764124	68.55	COVER (T-638)
68	8457-67	7764310	69.70	COVER (T-638-648)
68	8469	7764745	68.25	COVER (T-638)
68	8439	7764303	103.25	COVER (T-651)
68	8439	7764301	103.25	COVER (T-654)
68	8439	7764302	103.25	COVER (T-658)
68	8439	7764305	85.90	COVER (T-668)
68	9487	7757683	81.00	COVER (T-672-674)
68	9487	7757684	81.00	COVER (T-67 5-678)
68	9487	7757689	73.75	COVER (T-680-690)
68	9487	7757690	73.75	COVER (T-682)
68	9487	7757691	73.75	COVER (T-683-693)
68	9487	7757686	74.95	COVER (T-684)
68	9487	7757687	74.95	COVER (T-685)
68	9487	7757692	73.75	COVER (T-688-698)
68	9487	7757693	73.75	COVER (T-691)
69	3369	8734659	36.45	COVER (T-101)
69	3327	8734651	36.75	COVER (T-103)
69	3369	8734660	36.45	COVER (T-103)
69	3327	8734652	36.75	COVER (T-108)
69	3369	8734661	36.45	COVER (T-108)
69	3327	8734654	33.55	COVER (T-1 11)
69	3327	8734655	33.55	COVER (T-1 14)
69	3327	8734656	33.55	COVER (T-1 18)
69	3435-36	8739140	41.65	COVER (T-121)
69	3435-36 Split Seat	8739144	47.70	COVER (T-121)
69	33-3569	8734663	41.10	COVER (T-121)
69	34-3537	8734671	43.40	COVER (T-121)
69	33-3569	8734664	41.10	COVER (T 124)
69	34-3537	8734672	43.40	COVER IT 124)
69	3435-36	8755554	41.65	COVER (T-125)
69	3435-36 Split Seat	8755555	47.70	COVER (T-125)
69	3435-36	8739141	41.65	COVER (T 126)
69	3435-36 Split Seat	8739145	47.70	COVER (T-126)
69	33-3569	8734665	41.10	COVER (T-128)
69	34-3537	8734673	43.40	COVER (T-128)
69	3569	8734666	46.30	COVER (T-130)
69	3569	8734667	46.30	COVER (T-131)
69	3569	8734668	46.30	COVER (T-133)
69	3569	8734669	46.30	COVER (T-138)
69	4439-69	8734692	72.60	COVER (T-140-150)
69	4437	8734684	79.55	COVER (T-141)
69	4439-69	8734688	72.60	COVER (T-141-151)
69	4437	8734685	79.55	COVER (T-143)
69	4439-69	8734690	72.60	COVER (T-143-153)
69	4437	8734686	79.55	COVER (T-148)
69	4439-69	8734689	72.60	COVER (T-157)
69	4637	8734680	63.35	COVER (T-164)
69	44-4667	8734701	67.15	COVER (T-164)
69	4439-69	8734695	69.45	COVER (T-166-176)
69	34-35-44-4637	8734677	63.35	COVER (T-168-178-188)
69	4439-69	8734696	69.45	COVER (T-168-178)
69	44-4667	8734702	67.15	COVER (T-168-178-188)
69	35-4437	8734679	63.35	COVER (T-170)
69	34-35-44-4637	8734675	63.35	COVER (T-171-181)
69	44-4667	8734703	67.15	COVER (T-171)
69	34 35-44-4637	8734678	63.35	COVER (T-175-185)
69	4439	8755550	68.25	COVER (T-175)
69	34-35-44-4637	8734697	63.35	COVER (T-176-186)
69	4467	8734704	67.15	COVER (T-1 76)

69	4667	8734706	1	67.15	COVER (T-185)
69	44-4667	8755551	1	67.15	COVER (T-187)
69	4456	8739172	1	75.25	COVER (T-190)
69	4456 Split Seat	8739178	1	73.75	COVER (T-190)
69	4466	8739184	1	36.45	COVER, 1/3 section (T-190)
69	4466	8739190	1	54.40	COVER, 2/3 section (T-190)
69	4456 Split Seat	8739179	1	73.75	COVER (T-191)
69	4456	8739173	1	75.25	COVER (T-191)
69	4466	8739185	1	36.45	COVER, 1/3 section (T-191)
69	4466	8739191	1	54.40	COVER, 2/3 section (T-191)
69	4456	8739174	1	75.25	COVER (T-196)
69	4456	8755561	1	75.25	COVER (T-195)
69	4456 Split Seat	8755562	1	73.75	COVER (T-195)
69	4466	8755563	1	36.45	COVER, 1/3 section (T-195)
69	4466	8755564	1	54.40	COVER, 2/3 section (T-195)
69	4456 Split Seat	8739180	1	73.75	COVER (T-196)
69	4466	8739186	1	36.45	COVER, 1/3 section (T-196)
69	4466	8739192	1	54.40	COVER, 2/3 section (T-196)
69	4456	8739175	1	75.25	COVER (T-197)
69	4456 Split Seat	8739181	1	73.75	COVER (T-197)
69	4466	8739187	1	36.45	COVER, 1/3 section (T-197)
69	4466	8739193	1	54.40	COVER, 2/3 section (T-197)
69	5237	8746824	1	52.95	COVER (T-400)
69	5239-69	8746830	1	52.05	COVER (T-400)
69	5237	8746825	1	52.95	COVER (T-401)
69	5239-69	8746831	1	52.05	COVER (T-401)
69	5237	8746826	1	52.95	COVER (T-403)
69	5239-69	8746832	1	52.05	COVER (T-403)
69	5237	8746827	1	52.95	COVER (T-407)
69	5239-69	8746833	1	52.05	COVER (T-407)
69	5237	8746828	1	52.95	COVER (T-408)
69	5239-69	8746834	1	52.05	COVER (T-408)
69	54-6437	8746837	1	61.05	COVER (T-410)
69	5439-69-6439-69	8746846	1	63.65	COVER (T-410)
69	54-6437	8743063	1	61.05	COVER (T-41 1)
69	5439-69-6439-69	8746847	1	63.65	COVER (T-41 1)
69	54-6437	8746836	1	61.05	COVER (T-413)
69	5439-69-6439-69	8746848	1	63.65	COVER (T-413)
69	5437-67-6437	8746839	1	62.20	COVER (T-421)
69	5439-69-6439-69	8746851	1	64.50	COVER (T-421)
69	54-6437	8743067	1	62.20	COVER (T-425)
69	5439-69-6439-69	8746849	1	64.50	COVER (T-425)
69	5437-67-6437	8746843	1	62.20	COVER (T-426)
69	5439-69-6439-69	8746852	1	64.50	COVER (T-426)
69	5467	8746841	1	62.20	COVER (T-427)
69	5437-67-6437	8746842	1	62.20	COVER (T-428-438)
69	5439-69-6439-69	8746853	1	64.50	COVER (T-428)
69	6637	8746857	1	70.00	COVER (T-451)
69	6639	8746864	1	72.90	COVER (T-451)
69	6637	8746858	1	70.00	COVER (T-453)
69	6639	8746865	1	72.90	COVER (T-453)
69	6637-67	8746861	1	70.00	COVER (T-455)
69	6639	8746863	1	72.90	COVER (T-455)
69	6637-67	8746859	1	70.00	COVER (T-458-478)
69	6639	8746866	1	72.90	COVER (T-458)
69	6639	8746867	1	83.60	COVER (T-464)
69	6639	8746868	1	83.60	COVER (T-468)
69	8239	8746870	1	69.15	COVER (T-601)
69	8257	8746876	1	74.35	COVER (T-601)
69	8269	8746882	1	73.50	COVER (T-601)
69	8239	8746871	1	69.15	COVER (T-603)
69	8257	8746877	1	74.35	COVER (T-603)
69	8269	8746883	1	73.50	COVER (T-603)
69	8239	8746872	1	69.15	COVER (T-608)
69	8257	8746878	1	74.35	COVER (T-608)
69	8269	8746884	1	73.50	COVER (T-608)
69	8239	8746873	1	60.50	COVER (T-614)
69	8257	8746879	1	64.20	COVER (T-614)
69	8269	8746885	1	64.80	COVER (T-614)
69	8239	8746874	1	60.50	COVER (T-618)
69	8257	8746880	1	64.20	COVER (T-618)
69	8269	8746886	1	64.80	COVER (T-618)
69	8439	8746888	1	71.75	COVER (T-620)
69	8469	8746903	1	72.90	COVER (T-620)
69	8439	8746889	1	71.75	COVER (T-621)
69	8469	8746904	1	72.90	COVER (T-621)
69	8439	8746890	1	71.75	COVER (T-624)
69	8469	8746905	1	72.90	COVER (T-624)

69	8439	.8746891	7 1.75	COVER T-628)
69	8469	.8746906	72.90	COVER T-628)
69	8457	.8746897	63.65	COVER T-630)
69	8 469	.8746907	65.40	COVER T-63 1-632)
69	8457-67	.8746896	63.65	COVER T-63 1-632)
69	8439	.8746892	64.50	COVER T-63 1-632)
69	8457-67	.8746900	63.65	COVER T-633-636)
69	8469	.8746908	65.40	COVER T-633-636)
69	8439	.8746893	64.50	COVER T-633-636)
69	8467	.8746898	63.65	COVER T-637)
69	8457-67	.8746899	63.65	COVER T-638-639)
69	8 469	.8746909	65.40	COVER T-638-639)
69	8439	.8746894	64.50	COVER T-638-639)
69	8439	.8754155	106.45	COVER T-641)
69	8457	.8773336	91.45	COVER T-641)
69	8457	.8773337	91.45	COVER T-644)
69	8439	.8754156	106.45	COVER T-644)
69	8439	.8754157	106.45	COVER T-648)
69	8457	.8773338	91.45	COVER T-648)
69	8439	.8754158	95.75	COVER T-658)
69	9487	.8718472	74.60	COVER T-664-666)
69	9487	.8718482	77.80	COVER T-674)
69	9487	.8718483	77.80	COVER T-678)
69	9487	.8718485	73.75	COVER T-680)
69	9487	.8757764	73.75	COVER T-685)
69	9487	.8735314	73.75	COVER T-686)
69	9487	.8735315	73.75	COVER T-687)
69	9487	.8718488	73.75	COVER T-688-698)
69	9487	.8718486	73.75	COVER T-691)
69	9487	.8757765	73.75	COVER T-692)
69	9487	.8718487	73.75	COVER T-694)
69	9487	.8718473	74.60	COVER T-668-669)
70	3369	.8805649	35.05	COVER T-101)
70	3369	.9822832	35.05	COVER 104)
70	332 7	.9822824	36.40	COVER 104)
70	3369	.8805651	35.05	COVER 108)
70	332 7	.8805645	36.40	COVER 108)
70	332 7	.8805646	34.25	COVER T-1 1 1)
70	332 7	.8805647	34.25	COVER T-1 14)
70	332 7	.8718473	74.60	COVER T-1 18)
70	3369-3569	.8805653	38.05	COVER T-121)
70	3437-3537-4637	.8805661	39.65	COVER T-121)
70	3435-36	.8805738	37.50	COVER T-121)
70	3435-36 Split Seat	.8805742	43.45	COVER T-121)
70	3369-3569	.8805654	38.05	COVER T-124)
70	3437-3537-4637	.9822844	39.65	COVER 124)
70	3435-36	.8805739	37.50	COVER 124)
70	3435-36 Split Seat	.8805743	43.45	COVER 124)
70	3369-3569	.8805655	38.05	COVER
70	3437-3537-4637	.8805663	39.65	COVER	128)
70	3435-36	.8805740	37.50	COVER	128)
70	3435-36 Split Seat	.8805744	43.45	COVER	129)
70	3569	.8805657	42.40	COVER	129)
70	3569	.8805658	42.40	COVER	130)
70	3569	.8805659	42.40	COVER	130)
70	4 439-69	.8805684	68.15	COVER	134)
70	4437	.8805672	69.30	COVER	138)
70	4439-69	.8805681	69.30	COVER	138)
70	4437	.9822855	68.15	COVER	140)
70	4 439-69	.9822872	69.30	COVER	141)
70	4437	.8805674	68.15	COVER	141)
70	4439-69	.8805683	69.30	COVER	144)
70	4467-4667	.8805686	68.15	COVER	144)
70	4439-69	.8805678	60.30	COVER	148)
70	4467-4667	.8805687	62.45	COVER	148)
70	4439-69	.8805679	60.30	COVER	154)
70	3437-3537-4437-4637	.8805665	62.45	COVER 158-178)
70	4439	.8805676	59.50	COVER T-158-188)
70	3437-3537-4437-4637	.9822848	62.45	COVER 159-179)
70	4467-4667	.8805688	59.50	COVER 170)
70	3437-3537-4437-4637	.8805667	60.30	COVER 170)
70	4439	.8805677	59.50	COVER 175-185)
70	3437-3537-4437-4637	.8805668	59.50	COVER T-175-185)
70	3437-3537-4437-4637	.8805669	62.45	COVER T-176)
70	4467-4667	.8805689	59.50	COVER T-176)
70	3437-4437-4637	.8805670	59.50	COVER T-176)
70	5237	.8807401	60.30	COVER T-178-188)
70	5239-69	.9822935	59.50	COVER T-179-189)
			50.80	COVER T-179-189)
			50.80	COVER T-181)
				T-400)
				T-400)

70	5237..	.8807402	50.80	COVER (T-401)
70	5239-69..	.8807407	50.80	COVER (T-401)
70	5237..	.8807403	50.80	COVER (T-404)
70	5239-69..	.9822937	50.80	COVER (T-404)
70	5237..	.8807404	50.80	COVER (T-408)
70	5239-69..	.8807409	50.80	COVER (T-408)
70	5437-6437..	.8807411	61.10	COVER (T-410)
70	5439-69-6439-69..	.8807421	63.05	COVER (T-410)
70	5437-6437..	.8807412	61.10	COVER (T-411)
70	5439-69-6439-69..	.8807422	63.05	COVER (T-411)
70	5437-6437..	.9822942	61.10	COVER (T-414)
70	5439-69-6439-69..	.8807423	63.05	COVER (T-414)
70	5437-6437..	.8807415	50.80	COVER (T-420)
70	5439-69-6439-69..	.9822954	54.05	COVER (T-420)
70	5437-67-6437..	.8807416	50.80	COVER (T-421)
70	5439-69-6439-69..	.8807426	54.05	COVER (T-421)
70	5437-67-6437..	.8807417	50.80	COVER (T-426)
70	5439-69-6439-69..	.8807427	54.05	COVER (T-426)
70	5467..	.8807419	50.80	COVER (T-422)
70	5437-67-6437..	.8807418	50.80	COVER (T-428)
70	5439-69-6439-69..	.8807428	54.05	COVER (T-428)
70	6639..	.9805587	80.65	COVER (T-434)
70	6639..	.9805588	80.65	COVER (T-438)
70	6036-46	.9807077	55.40	COVER (T-440)
70	6036-46 Split Seat	.9807082	58.10	COVER (T-440)
70	6036-46	.9807078	55.40	COVER (T-441)
70	6036-46 Split Seat	.9807083	58.10	COVER (T-441)
70	6036-46	.9807079	55.40	COVER (T-444)
70	6036-46 Split Seat	.9807084	58.10	COVER (T-444)
70	6036-46	.9807080	55.40	COVER (T-449)
70	6036-46 Split Seat	.9807085	58.10	COVER (T-449)
70	6036-46	.9807087	67.35	COVER (T-450)
70	6036-46 Split Seat	.9831392	74.40	COVER (T-450)
70	6046..	.9807088	67.35	COVER (T-451)
70	6046 Split Seat	.9807093	74.40	COVER (T-451)
70	6036-46	.9831389	67.35	COVER (T-454)
70	6036-46 Split Seat	.9807094	74.40	COVER (T-454)
70	6036-46	.9831390	67.35	COVER (T-459)
70	6036-46 Split Seat	.9831395	74.40	COVER (T-459)
70	6637..	.9822959	73.35	COVER (T-460)
70	6639..	.9822966	74.70	COVER (T-460)
70	6637-67..	.8807431	73.35	COVER (T-465)
70	6639..	.8807436	74.70	COVER (T-465)
70	6637..	.8807432	73.35	COVER (T-466)
70	6639..	.9822968	74.70	COVER (T-466)
70	6637-67..	.8807433	73.35	COVER (T-468-478)
70	6639..	.9822969	74.70	COVER (T-468)
70	8239..	.8807440	61.40	COVER (T-481)
70	8257..	.8807447	61.90	COVER (T-481)
70	8269..	.8807454	62.20	COVER (T-481)
70	8239..	.9822975	61.40	COVER (T-484)
70	8257..	.8807448	61.90	COVER (T-484)
70	8269..	.8807455	62.20	COVER (T-484)
70	8239..	.8807442	61.40	COVER (T-488)
70	8257..	.8807449	61.90	COVER (T-488)
70	8269..	.8807456	62.20	COVER (T-488)
70	8239..	.8807444	51.60	COVER (T-494)
70	8257..	.8807451	50.80	COVER (T-494)
70	8239..	.8807445	51.60	COVER (T-498)
70	8257..	.8807452	50.80	COVER (T-498)
70	8439..	.8807458	74.40	COVER (T-600)
70	8469..	.9804803	73.35	COVER (T-600)
70	8439..	.8807459	74.40	COVER (T-601)
70	8469..	.9804804	73.35	COVER (T-601)
70	8439..	.9822994	74.40	COVER (T-604)
70	8469..	.9804805	73.35	COVER (T-604)
70	8439..	.8807461	74.40	COVER (T-608)
70	8469..	.9804806	73.35	COVER (T-608)
70	8457-67..	.9823008	65.45	COVER (T-614-624)
70	8439..	.8807546	64.95	COVER (T-614-624)
70	8469..	.9804808	66.50	COVER (T-614-624)
70	8467..	.8807474	65.45	COVER (T-617)
70	8457-67..	.8807472	65.45	COVER (T-618-628)
70	8439..	.8807547	64.95	COVER (T-618-628)
70	8469..	.9804809	66.50	COVER (T-618-628)
70	8457-67..	.8807473	65.45	COVER (T-619-629)
70	8439..	.8807548	64.95	COVER (T-619-629)
70	8469..	.9804810	66.50	COVER (T-619-629)

70	84398807464	1	75.80	COVER (T-631-632)
70	84578807476	1	69.55	COVER (T-631)
70	84399823002	1	75.80	COVER (T-634-635)
70	84578807477	1	69.55	COVER (T-63 4)
70	84398807466	1	75.80	COVER (T-637-638)
70	84578807478	1	69.55	COVER (T-638)
70	84398807468	1	62.20	COVER (T-639)
70	84398807469	1	62.20	COVER (T-648)
70	84578807480	1	61.65	COVER (T-649)
70	94878805474	1	64.35	COVER (T-650)
70	94878805475	1	64.35	COVER (T-65 4). . . .
70	94878805476	1	64.35	COVER (T-659). . . .
70	94878805478	1	64.35	COVER (T 666). . . .
70	94879823481	1	69.30	COVER (T-674). . . .
70	94878805480	1	69.30	COVER (T-67 8)
70	94878805481	1	69.30	COVER (T 679)
70	94878805483	1	63.55	COVER (T-680)
70	94878805484	1	63.55	COVER (T-681)
70	94879823485	1	63.55	COVER (T-684)
70	94878805486	1	63.55	COVER (T-686)
70	94878805487	1	63.55	COVER (T-688-698)
70	94878805488	1	63.55	COVER (T-695)
70	94878805489	1	63.55	COVER (T-699)
71	33279855804	1	35.10	COVER (T-100). . . .
71	33279855805	1	35.10	COVER (T-104). . . .
71	33279855806	1	35.10	COVER (T-108). . . .
71	33279855800	1	45.60	COVER (T-1 10)
71	33279855801	1	45.60	COVER (T-1 1 1)
71	33279855802	1	45.60	COVER (T-1 14)
71	33379855808	1	48.70	COVER (T-1 10)
71	33379855809	1	48.70	COVER (T-1 1 1)
71	33379855810	1	48.70	COVER (T-1 1 1)
71	3337-34379855812	1	37.40	COVER (T-104)
71	3337-34379855813	1	37.40	COVER (T-104)
71	3337-34379855814	1	37.40	COVER (T-108)
71	3337-3437-44379855817	1	67.40	COVER (T-150). . . .
71	3337-3437-44379855818	1	67.40	COVER (T-154)
71	3337-3437-44379855819	1	67.40	COVER (T-156-166)
71	3337-3437-44379855820	1	67.40	COVER (T-158-168)
71	3337-3437-44379855821	1	67.40	COVER (T-165)
71	33699855827	1	34.10	COVER (T-100). . . .
71	33699855828	1	34.10	COVER (T-104). . . .
71	33699855829	1	34.10	COVER (T-108). . . .
71	33699855823	1	43.30	COVER (T-1 10). . . .
71	33699855824	1	43.30	COVER (T-1 11). . . .
71	33699855825	1	43.30	COVER (T-1 14)
71	34369856403	1	38.20	COVER (T-100). . . .
71	34369856404	1	38.20	COVER (T-101). . . .
71	34369856405	1	38.20	COVER (T-104). . . .
71	3467-44679855832	1	64.05	COVER (T-134). . . .
71	3467-44679855833	1	64.05	COVER (T-138). . . .
71	3467-44679855834	1	64.05	COVER (T-150). . . .
71	3467-44679855835	1	64.05	COVER (T-155). . . .
71	3467-44679855836	1	64.05	COVER (T-156). . . .
71	44379855838	1	64.30	COVER (T-140). . . .
71	44379855839	1	64.30	COVER (T-141). . . .
71	44379855840	1	64.30	COVER (T-144). . . .
71	44399855842	1	68.40	COVER (T-150). . . .
71	44399855844	1	68.40	COVER (T-156). . . .
71	3369-4439-699855843	1	68.40	COVER (T-134-154)
71	3369-4439-699855845	1	68.40	COVER (T-138-158)
71	4439-699855847	1	66.35	COVER (T-140). . . .
71	4439-699855848	1	66.35	COVER (T-141). . . .
1	4439-699855849	1	68.40	COVER (T-144). . . .
1	5239-699853970	1	59.70	COVER (T-400). . . .
1	5239-699853971	1	59.70	COVER (T-401). . . .
1	5239-699853972	1	59.70	COVER (T-404). . . .
1	5239-699853973	1	59.70	COVER (T-408). . . .
1	5239-699853975	1	53.05	COVER (T-416). . . .
1	5239-699853976	1	53.05	COVER (T-418). . . .
1	52579853978	1	62.25	COVER (T-400). . . .
1	52579853979	1	62.25	COVER (T-401). . . .
1	52579853980	1	62.25	COVER (T-404). . . .
1	52579853981	1	62.25	COVER (T-408). . . .
1	52579853983	1	54.60	COVER (T-416). . . .
1	52579853984	1	54.60	COVER (T-418). . . .
1	54579853986	1	67.40	COVER (T-420). . . .
1	54579853987	1	67.40	COVER (T-421). . . .

71	5457	9853988	67.40	COVER (T-424)
71	5457-67	9853990	58.35	COVER (T-434)
71	5457-67	9853991	58.35	COVER (T-436)
71	5457-67	9853992	58.35	COVER (T-438)
71	5457	9853993	58.35	COVER (T-439)
71	5439-69	9853220	65.10	COVER (T-420)
71	5439-69	9853221	65.10	COVER (T-421)
71	5439-69	9853222	65.10	COVER (T-424)
71	5439-69	9853224	56.10	COVER (T-430)
71	5439-69	9853225	56.10	COVER (T-434)
71	5439-69	9853226	56.10	COVER (T-436)
71	5439-69	9853227	56.10	COVER (T-438)
71	6035	9863977	47.90	COVER (T-440)
71	6035	9863978	47.90	COVER (T-441)
71	6035	9863979	47.90	COVER (T-444)
71	6035	9863980	47.90	COVER (T-446)
71	6035	9863982	70.65	COVER (T-450)
71	6035	9863983	70.65	COVER (T-456)
71	6045	9863985	27.95	COVER, 1/3 section (T-440)
71	6045	9863986	27.95	COVER, 1/3 section (T-441)
71	6045	9863987	27.95	COVER, 1/3 section (T-444)
71	6045	9863988	27.95	COVER, 1/3 section (T-446)
71	6045	9863990	33.05	COVER, 1/3 section (T-450)
71	6045	9863991	33.05	COVER, 1/3 section (T-454)
71	6045	9863992	33.05	COVER, 1/3 section (T-456)
71	6045	9863994	42.80	COVER, 2/3 section (T-440)
71	6 0 4 5 9 8 6 3 9 9 5		42.80	COVER, 2/3 section (T-441)
71	6045	9863996	42.80	COVER, 2/3 section (T-444)
71	6045	9863997	42.80	COVER, 2/3 section (T-446)
71	6045	9863999	50.50	COVER, 2/3 section (T-450)
71	6045	9864001	50.50	COVER, 2/3 section (T-454)
71	6639	9853995	79.70	COVER (T-460)
71	6639	9853996	79.70	COVER (T-464)
71	6639	9853997	79.70	COVER (T-466)
71	6639	9853998	79.70	COVER (T-468)
71	6639	9854000	82.75	COVER (T-462)
71	6639	9854001	82.75	COVER (T-463)
71	6647-67	9854003	80.20	COVER (T-466)
71	6647-67	9854004	80.20	COVER (T-468)
71	6647	9854005	80.20	COVER (T-460)
71	6647	9854006	80.20	COVER (T-462-464)
71	6667	9854007	80.20	COVER (T-461)
71	6667	9854008	80.20	COVER (T-463)
71	8237	9854010	65.85	COVER (T-480)
71	8237	9854011	65.85	COVER (T-481)
71	8237	9854012	65.85	COVER (T-484)
71	8237	9854014	56.10	COVER (T-494)
71	8237	9854015	56.10	COVER (T-498)
71	8239	9854017	64.30	COVER (T-480)
71	8239	9854018	64.30	COVER (T-481)
71	8239	9854019	64.30	COVER (T-484)
71	8239	9854021	64.30	COVER (T-484)
71	8239	9854022	55.10	COVER (T-498)
71	8437	9854024	68.15	COVER (T-610)
71	8437	9854025	68.15	COVER (T-611)
71	8437	9854026	68.15	COVER (T-614)
71	8437	9854028	59.70	COVER (T-620)
71	8437	9854029	59.70	COVER (T-624)
71	8437	9854030	59.70	COVER (T-627)
71	8437	9854031	59.70	COVER (T-628)
71	8437	9854033	76.35	COVER (T-640)
71	8437	9854034	76.35	COVER (T-641)
71	8437	9854035	76.35	COVER (T-644)
71	8437	9854037	64.05	COVER (T-642)
71	8439	9854039	68.15	COVER (T-600)
71	8439	9854040	68.15	COVER (T-601)
71	8439	9854041	68.15	COVER (T-604)
71	8439	9854042	68.15	COVER (T-608)
71	8439	9854044	60.75	COVER (T-620)
71	8439	9854045	60.75	COVER (T-624)
71	8439	9854046	60.75	COVER (T-627)
71	8439	9854047	60.75	COVER (T-628)
71	8439	9854049	77.65	COVER (T-630-640)
71	8439	9854050	77.65	COVER (T-631-641)
71	8439	9890436	77.65	COVER (T-632-644)
71	8439	9854054	66.35	COVER (T-642-648)
71	8439	9854054	66.35	COVER (T-642-648)

71	90009854056	70.65	COVER	T-654 664)
71	90009854057	70.65	COVER	T-658 668)
71	90009854059	68.15	COVER	T-670
71	90009854060	68.15	COVER	T-671
71	90009854061	68.15	COVER	T-674
71	90009854062	68.15	COVER	T-6 7 8
71	90009854064	62.80	COVER	T-680;
71	90009854065	62.80	COVER	T-684
71	90009854066	62.80	COVER	T-686
71	90009854067	62.80	COVER	T-688
71	90009854068	62.80	COVER	T-695
71	90009854069	62.80	COVER	T-697
72	33279609022	42.70	COVER	T-100
72	3337-34379609030	42.30	COVER	T-100
72	33699609044	38.60	COVER	T-100
72	34369609065	43.90	COVER	-100;
72	34369609066	43.90	COVER	-101
72	34369609067	43.90	COVER	-104
72	33279609023	42.70	COVER	-106
72	3337-34379609031	42.30	COVER	-106
72	33699609045	38.60	COVER	-106
72	34369609068	43.90	COVER	-106
72	33279609024	42.70	COVER	-108
72	3337-34379609032	42.30	COVER	-108 698)
72	33699609046	38.60	COVER	-108
72	33279609018	49.40	COVER	-108
72	33379609026	51.55	COVER	-1 10
72	33699609040	45.45	COVER	-1 10
72	33279609019	49.40	COVER	-110
72	33379609027	51.55	COVER	-111
72	33699609041	45.45	COVER	-111
72	33279609020	49.40	COVER	-1 14
72	33379609028	51.55	COVER	-1 14
72	33699609042	45.45	COVER	-114
72	3467-44679609048	67.55	COVER	-130;
72	44399609059	67.70	COVER	(T-130;
72	3337-3437-44379609034	70.05	COVER	(T-133
72	3337-3437-44379609035	70.05	COVER	(T-135
72	3467-44679609049	67.55	COVER	-135
72	3337-3437-44379609036	70.05	COVER	-136;
72	3467-44679609050	67.55	COVER	-136;
72	3369-4439-699609057	67.70	COVER	-136
72	3337-3437-44379609037	70.05	COVER	-137;
72	3337-3437-44379609038	67.55	COVER	-138
72	3467-44679609051	67.70	COVER	T-138
72	3369-4439-699609058	68.85	COVER	138
72	44379609053	67.70	COVER	140;
72	4439-699609061	68.85	COVER	140;
72	44379609054	67.70	COVER	141
72	4439-699609062	68.85	COVER	141
72	44379609055	67.70	COVER	141 134)
72	4439-699609063	62.35	COVER	144
72	52579609078	63.20	COVER	T-400;
72	5239-699609070	62.35	COVER	T-400
72	52579609079	63.20	COVER	T-401
72	5239-699609071	62.35	COVER	T-401
72	52579609080	63.20	COVER	T-404
72	5239-699609072	62.35	COVER	T-404
72	52579609081	63.20	COVER	T-408
72	5239-699609073	57.25	COVER	T-408
72	52579609083	63.20	COVER	T-4 16
72	5239-699609075	57.25	COVER	T-4 1 6
72	52579609084	63.20	COVER	T-418;
72	5239-699609076	68.55	COVER	T-4 1 8
72	54579609095	69.00	COVER	T-420
72	5439-699609086	68.55	COVER	T-420
72	54579609096	69.00	COVER	T-421
72	5439-699609087	68.55	COVER	T-421
72	54579609097	69.00	COVER	T-424,
72	5439-699609088	59.60	COVER	T-424
72	54579609102	57.45	COVER	T-424
72	5439-699609090	59.60	COVER	T-430
72	54579609099	59.60	COVER	T-430
72	5439-699609091	57.45	COVER	T-434;
72	54679609103	59.60	COVER	T-434;
72	5457-679609100	59.60	COVER	T-4 3 5
72	5439-699609092	57.45	COVER	T-436;
72	5457-679609101	59.60	COVER	T-436
						T-438

72	5439-69	9609093	1	57.45	COVER (T-438)
72	6035	9609181	1	47.90	COVER (T-440)
72	6045	9609189	1	27.95	COVER, 1/3 section (T-440)
72	6045	9609198	1	42.80	COVER, 2/3 section (T-440)
72	6035	9609182	1	47.90	COVER (T-441)
72	6045	9609190	1	27.95	COVER, 1/3 section (T-441)
72	6035	9609183	1	42.80	COVER, 2/3 section (T-441)
72	6045	9609191	1	47.90	COVER (T-444)
72	6045	9609200	1	27.95	COVER, 1/3 section (T-444)
72	6035	9609184	1	42.80	COVER, 2/3 section (T-444)
72	6045	9609192	1	47.90	COVER (T-446)
72	6045	9609201	1	27.95	COVER, 1/3 section (T-446)
72	6035	9609186	1	42.80	COVER, 2/3 section (T-446)
72	6045	9609194	1	47.90	COVER (T-450)
72	6045	9609203	1	27.95	COVER, 1/3 section (T-450)
72	6045	9609195	1	42.80	COVER, 2/3 section (T-450)
72	6045	9609204	1	27.95	COVER, 1/3 section (T-454)
72	6035	9609187	1	42.80	COVER, 2/3 section (T-454)
72	6045	9609196	1	47.90	COVER (T-456)
72	6045	9609205	1	27.95	COVER, 1/3 section (T-456)
72	6647	9609119	1	42.80	COVER, 2/3 section (T-456)
72	6639	9609110	1	95.80	COVER (T-464)
72	6639	9609111	1	95.05	COVER (T-464)
72	6647-67	9609115	1	95.05	COVER (T-468)
72	6639	9609105	1	85.45	COVER (T-470)
72	6647	9609116	1	84.10	COVER (T-470)
72	6639	9609106	1	85.45	COVER (T-474)
72	6667	9609117	1	84.10	COVER (T-474)
72	6647-67	9609113	1	95.80	COVER (T-475)
72	6639	9609107	1	85.45	COVER (T-476)
72	6647-67	9609114	1	84.10	COVER (T-476)
72	6639	9609108	1	85.45	COVER (T-478)
72	8237	9609121	1	84.10	COVER (T-478)
72	8239	9609128	1	70.05	COVER (T-480)
72	8237	9609122	1	71.75	COVER (T-480)
72	8239	9609129	1	70.05	COVER (T-481)
72	8237	9609123	1	71.75	COVER (T-481)
72	8239	9609130	1	70.05	COVER (T-484)
72	8237	9609125	1	71.75	COVER (T-484)
72	8239	9609132	1	61.40	COVER (T-494)
72	8237	9609126	1	63.10	COVER (T-494)
72	8239	9609133	1	61.40	COVER (T-498)
72	8437	9609135	1	63.10	COVER (T-498)
72	8439	9609150	1	76.45	COVER (T-600)
72	8437	9609136	1	75.90	COVER (T-600)
72	8439	9609151	1	76.45	COVER (T-601)
72	8437	9609137	1	75.90	COVER (T-601)
72	8439	9609152	1	76.45	COVER (T-604)
72	8439	9609153	1	75.90	COVER (T-604)
72	8437	9609139	1	75.90	COVER (T-608)
72	8439	9609155	1	65.70	COVER (T-620)
72	8437	9609140	1	62.15	COVER (T-620)
72	8439	9609156	1	65.70	COVER (T-624)
72	8437	9609141	1	62.15	COVER (T-624)
72	8439	9609157	1	65.70	COVER (T-626)
72	8437	9609142	1	62.15	COVER (T-626)
72	8439	9609158	1	65.70	COVER (T-628)
72	8437	9609144	1	62.15	COVER (T-628)
72	8439	9609160	1	87.45	COVER (T-630)
72	8437	9609145	1	86.55	COVER (T-630)
72	8439	9609161	1	87.45	COVER (T-631)
72	8437	9609146	1	86.55	COVER (T-631)
72	8439	9609162	1	87.45	COVER (T-634)
72	8437	9609147	1	86.55	COVER (T-634)
72	8439	9609163	1	86.55	COVER (T-638)
72	8437	9609148	1	87.45	COVER (T-646)
72	8439	9609165	1	72.15	COVER (T-646)
72	9487	9609178	1	77.30	COVER (T-654)
72	9487	9609179	1	77.30	COVER (T-658)
72	9487	9609167	1	72.15	COVER (T-670)
72	9487	9609168	1	72.15	COVER (T-671)
72	9487	9609169	1	72.15	COVER (T-674)
72	9487	9609170	1	72.15	COVER (T-676)
72	9487	9609172	1	58.80	COVER (T-680)
72	9487	9609173	1	58.80	COVER (T-684)
72	9487	9609176	1	58.80	COVER (T-685)
72	9487	9609174	1	58.80	COVER (T-686)
72	9487	9609175	1	58.80	COVER (T-688)

1 5.036 PAD, REAR SEAT CUSHION

64	4069 H.D. Seat Spgs. or Rr. Seat Rubber Pad . . .	4415285	21.30	PAD, rr. seat cush. (foam) .
64	4069-4169-4369 Rr. Seat Pad Opt	4415285	21.30	PAD, rr. seat cush. (foam) .
65	33-34-35-36-43-4469 Rr. Seat Rubber Pad	4415285	21.30	PAD (foam)
65	5237-5437-6237-6437- 67 Rr. Seat Rubber Pad	4476858	22.45	PAD (foam)
65-66	5437-67-6437-67	4476858	22.45	PAD (foam)
65	5467 Frt. Bkt. Seats & Rr. Seat Rubber Pad . . .	4476858	22.45	PAD (foam)
65	6637-67-8237-8437-67 .	4506193	38.20	PAD (rubber)
66	33-34-35-3669-4339- 4439 Rr. Seat Rubber Pad	4415285	21.30	PAD (foam)
66	5237-5437-67-6437-67 Rr. Seat Padded Cush. . .	4476858	22.45	PAD (foam)
66	6637 67-8237-8437-67 .	4479922	25.00	PAD (foam)
66	6639-8239-69-8439-69 .	4479923	24.90	PAD (foam)
66-67	9487 Std. Trims	4542951	17.15	PAD (foam)
67	3369-3469-3569-3669- 4339-4439-69 Rr. Seat Rubber Pad	4415285	21.30	PAD (foam)
67	5287-5467-87-6467-87 Rr. Seat Padded Cush. . .	4476858	22.45	PAD (foam)
67-68	6667-87-8257-8457-67 .	4479922	25.00	PAD (foam)
67	6639-8239	4479923	24.90	PAD (foam)
67	8439 Std. Trim	4479923	24.90	PAD (foam)
67 68	8439 Cust. Trims	7710754	30.95	PAD (rubber)
68	3327-3537 Rr. Rubber Cush	7735732	18.35	PAD (foam)
68	3327-34-44-4637	7734350	17.65	PAD (foam)
68	3537 Rr Rubber Cush. . .	7734350	17.65	PAD (foam)
68-70	3369-3569 Rear Seat Rubber Pad, 4439-69 . . .	4415285	21.30	PAD (foam)
68-70	3435-3436 Rear Rubber Cushion less Split 2nd Seat	7740392	19.65	PAD (foam)
68-70	3435-3436 Rear Rubber Cushion 8(Split 2nd Seat	7740393	19.65	PAD (foam)
68-70	4000 Conv.	7735351	16.65	PAD (foam)
68	44-4855	7740445	24.50	PAD (foam)
68	44-4855 Split Seat	7740446	25.45	PAD (foam)
68	44-4865	7741297	9.00	PAD, 1/3 section (foam) . . .
68	44-4865	7741298	16.40	PAD, 2/3 section (foam) . . .
68	5287-5467-87-6487 Rr. Seat Padded Cush	4476858	22.45	PAD (foam)
68	6639-8239-69-8439-69 .	4479923	24.90	PAD (foam)
68	9487 Std. Trim	7745524	24.15	PAD (rubber)
68	9487 Cust. Trims	7732368	24.75	PAD (rubber)
69-70	3327-3437-3537 Rear Rubber Cushion	7735732	18.35	PAD foam (T-1 2 1-1 24-1 28)
69	3437-3537-4437-4637 ..	7734350	17.65	PAD (foam)
69	4456	7740445	24.50	PAD (foam)
69	4456 Split Seat	7740446	25.45	PAD (foam)
69	4466	7741298	16.40	PAD, 2/3 section (foam) . . .
69	4466	7741297	9.00	PAD, 1/3 section (foam) . . .
69-70	5237-5437-67-6437 Rear Seat Padded Cushion	4476858	22.45	PAD (foam)
69-70	6637-67-8257-8457-67 .	4479922	25.00	PAD (foam)
69-70	8457	4506193	38.20	PAD (rubber)
69	8439	4479923	24.90	PAD (foam)
69-70	9487	4542951	17.15	PAD (foam)
69-70	9000 Custom Rr. Seat . . .	7668587	25.45	*PAD (foam)
70	3437-3537-4437-4637 Custom Seat	7734350	17.65	PAD (foam)
70	6639-8239-69-8439-69 .	4479923	24.90	PAD (foam)
70	6036-46 less Split Seat &L Custom Seat	4483465	23.45	PAD (foam)
70	6036-46 Custom Seat less Split Seat	8791441	19.75	PAD (rubber)
70	6046 Split Seat & Custom Cushion	8791442	19.75	PAD (rubber)

71-72	3327	9857276	1	20.00	PAD
71-72	3337-3437-4437	9856034	1	17.15	PAD (foam)
71	3369-4439-69	9857277	1	20.00	PAD
71	3436	9857296	1	18.95	PAD (foam) 2nd seat
71-72	3467-4467	9856036	1	17.15	PAD (foam)
71	5257-5457-67	9845850	1	21.20	PAD (foam)
71	5000 4 Dr. w/Padded Rr. Seat Cushion	9845847	1	22.30	PAD (foam)
71	6035	9862795	1	18.95	PAD, 2nd seat
71-72	6035 Custom Seat	9862796	1	20.00	PAD, 2nd seat
71	6045	9862797	1	8.95	PAD, 1/3 sect.
71	6045 Custom Seat	9862798	1	8.95	PAD, 1/3 sect.
71	6045	9862799	1	14.50	PAD, 2/3 sect.
71	6045 Custom Seat	9862800	1	14.50	PAD, 2/3 sect.
71-72	6045	9823910	1	25.25	PAD, 3rd seat
71	6647-67-8237-8437	9845851	1	22.30	PAD (foam)
71	66 82 8439	9845848	1	23.85	PAD (foam)
71	9000	9845849	1	21.20	PAD (foam)
71	9000 Custom Seat	9837500	1	23.50	PAD
71	9000 Deluxe Trim	9845842	1	25.85	PAD
71	9000	9834746	2	.25	PAD, frt. corner filler
72	3369-4439-69	9887059	1	20.00	PAD, foam (formed)
72	3436	9887061	1	18.95	PAD, foam (formed)
72	5257-5457-67-6647-67- 8237-8437	9887207	1	22.30	PAD (formed)
72	5239-69-5439-69-6639- 8239-8439	9608197	1	22.05	PAD (formed)
72	6035	9887262	1	20.00	PAD (foam)
72	6045	9891569	1	8.95	PAD, 2/3 section
72	6045	9887265	1	8.95	PAD, 1/3 section
72	9000	9887254	1	21.20	PAD, foam (formed)

15.039 ARMREST REAR SEAT BACK C

71-73	All C (4-Dr.) Cust. Seat	9831655	1	20.10	ARMREST (less cvr.)
71-73	All C (4-Dr.)	9831654	1	20.10	ARMREST (less cvr.)
71-72	6639	9831653	1	20.10	ARMREST (less cvr.)

15.040 COVER - CURTAIN, REAR SEAT CENTER ARM REST

67	6639	7695055	12.10	COVER (T-458)
67	8439	7719097	19.65	COVER (T-644-694)
67	8439	7719098	19.65	COVER (T-645-695)
68	6639	7769475	16.30	COVER (T-450)
68	6639	7769476	16.30	COVER (T-45 1-461)
68	6639	7769477	16.30	COVER (T-452)
68	6639	7769478	16.30	COVER (T-458-468)
68	8239	7769480	20.20	COVER (T-601)
68	8239	7769481	20.20	COVER (T-603)
68	8239	7769482	20.20	COVER (T-608)
68	8239	7769483	17.65	COVER (T-614)
68	8239	7769484	17.65	COVER (T-6 18)
68	8439	7769486	20.60	COVER (T-620)
68	8469	7769496	20.60	COVER (T-620)
68	8439	7769487	20.60	COVER (T-621)
68	8469	7769497	20.60	COVER (T-621)
68	8439	7769488	20.60	COVER (T-627)
68	8469	7769498	20.60	COVER (T-627)
68	8439	7769489	20.60	COVER (T-628)
68	8469	7769499	20.60	COVER (T-628)
68	8439	7769490	20.60	COVER (T-631)
68	8469	7769500	20.60	COVER (T-631)
68	8439	7769491	20.60	COVER (T-633)
68	8469	7769519	20.60	COVER (T-633)
68	8439	7769492	20.60	COVER (T-638)
68	8469	7769520	20.60	COVER (T-638)
67-68	8439	7719098	19.65	COVER (T-645-658-668-695)
68	8439	7769493	19.65	COVER (T-651)
68	8439	7769494	19.65	COVER (T-654)
69	6639	8749065	12.30	COVER (T-451)
69	6639	8749067	12.30	COVER (T-453)
69	6639	8749299	12.30	COVER (T-455)
69	6639	7695055	12.10	COVER (T-458-468)
69	6639	8749066	12.30	COVER (T-464)
69	8239	8749069	20.20	COVER (T-601)
69	8239	8749070	20.20	COVER (T-603)
69	8239	8749071	20.20	COVER (T-608)
69	8239	8749072	17.60	COVER (T-614)
69	8239	8749073	17.60	COVER (T-6 18)
69	8439	8749075	20.50	COVER (T-620)

69	8469	.8749108	20.50	COVER (T-620)
69	8439	.8749101	20.50	COVER (T-621)
69	8469	.8749109	20.50	COVER (T-621)
69	8439	.8749102	20.50	COVER (T-624)
69	8469	.8749110	20.50	COVER (T-624)
69	8439	.8749103	20.50	COVER (T-628)
69	8469	.8749111	20.50	COVER (T-628)
69	8439	.8749104	18.55	COVER (T-631-632)
69	8469	.8749112	18.55	COVER (T-631-632)
69	8439	.8749105	18.55	COVER (T-633-636)
69	8469	.8749113	18.55	COVER (T-633-636)
69	8439	.8749106	18.55	COVER (T-638-639)
69	8469	.8749114	18.55	COVER (T-638-639)
69	8439-57	.8766257	19.75	COVER (T-641)
69	8439	.8766258	19.75	COVER (T-644)
69	8439	.8766259	19.75	COVER (T-648-658)
70	6639	.9807051	11.80	COVER (T-434)
70	6639	.7695055	12.10	COVER (T-438-468)
70	6639	.9807052	11.80	COVER (T-460)
70	6639	.9807053	11.80	COVER (T-465)
70	6639	.9807054	11.80	COVER (T-466)
70	8239	.9807055	15.20	COVER (T-481)
70	8239	.9807056	15.20	COVER (T-484)
70	8239	.9807057	15.20	COVER (T-488)
70	8239	.9807058	11.40	COVER (T-494)
70	8239	.8756732	13.70	COVER (T-498)
70	8439	.9807060	18.75	COVER (T-600)
70	8469	.9807066	18.75	COVER (T-600)
70	8439	.9807061	18.75	COVER (T-601)
70	8469	.9807067	18.75	COVER (T-601)
70	8439	.9807062	18.75	COVER (T-604)
70	8469	.9807068	18.75	COVER (T-604)
70	8439	.9807063	18.75	COVER (T-608)
70	8469	.9807069	18.75	COVER (T-608)
70	8439	.9824108	18.75	COVER (T-614-624)
70	8469	.9824110	18.75	COVER (T-614-624)
70	8439	.9824109	18.75	COVER (T-618-628)
70	8469	.9824111	18.75	COVER (T-618-628)
70	8439	.9807064	18.75	COVER (T-619-629)
70	8469	.9807070	18.75	COVER (T-619-629)
70	8439	.9812059	13.55	COVER (T-631-632)
70	8439	.9812060	13.55	COVER (T-631-632)
70	8439	.9812061	13.55	COVER (T-637-638-648)
70	8439	.9812062	13.55	COVER (T-639)
71	8239	.9874478	13.05	COVER (T-480)
71	8239	.9874479	13.05	COVER (T-481)
71	8239	.9874480	13.05	COVER (T-484)
71	8239	.9874476	10.75	COVER (T-494)
71-72	8239	.9874477	10.75	COVER (T-498)
71	6639	.9870608	10.75	COVER (T-460)
71	6639	.9870609	10.75	COVER (T-462-464)
71	6639	.9870610	10.75	COVER (T-463-468)
71	6639	.9870611	10.75	COVER (T-466)
71	8439	.9874487	17.35	COVER (T-600)
71	8439	.9874488	17.35	COVER (T-601)
71	8439	.9874489	17.35	COVER (T-604)
71	8439	.9874490	17.35	COVER (T-608)
71	8439	.9874482	13.05	COVER (T-620)
71	8439	.9874484	13.05	COVER (T-627)
71	8439	.9874483	13.05	COVER (T-624)
71-72	8439	.9874485	13.05	COVER (T-628)
71	8439	.9860467	14.50	COVER (T-630-640)
71	8439	.9860468	14.50	COVER (T-631-641)
71	8439	.9859538	14.50	COVER (T-632-644)
71	8439	.9859536	14.50	COVER (T-633-642-648)
72	6639	.9898937	10.90	COVER (T-464-474)
72	6639	.9870610	10.75	COVER (T-468-478)
72	6639	.9898936	10.90	COVER (T-470)
72	6639	.9870611	10.75	COVER (T-476)
72	8239	.9898939	13.20	COVER (T-480)
72	8239	.9898940	13.20	COVER (T-481)
72	8239	.9898941	13.20	COVER (T-484)
72	8239	.9898938	13.20	COVER (T-494)
72	8439	.9898945	19.05	COVER (T-600)
72	8439	.9898946	19.05	COVER (T-601)
72	8439	.9898947	19.05	COVER (T-604)
72	8439	.9898948	19.05	COVER (T-608)
72	8439	.9898942	12.90	COVER (T-620)

72	8439	.9898943	12.90	COVER (T-624)
72	8439	.9898944	12.90	COVER (T-626)
72	8439	.9898949	14.50	COVER (T-630)
72	8439	.9898950	14.50	COVER (T-631)
72	8439	.9898951	14.50	COVER (T-634)
72	8439	.9859536	14.50	COVER (T-638)
72	8439	.9898952	14.50	COVER (T-646)
68	6639-8439-69	.7769521	5.30	CURTAIN (T-450-620)
68	6639-8239-8439-69	.7760400	5.30	CURTAIN (T-451-610-621-631-651)
68	6639	.7769522	5.30	CURTAIN (T-452)
68	8239	.7769523	5.30	CURTAIN (T-654)
68	8239	.7760624	5.30	CURTAIN (T-603)
68	8239	.7760625	5.30	CURTAIN (T-614)
68	8439 69	.7769525	5.30	CURTAIN (T-627)
68	8439-69	.7769524	5.30	CURTAIN (T-633)
69	6639-8439-69	.8749116	5.30	CURTAIN (T-451-621-631-632-641)
69	6639-8239-8439-69	.8749118	5.30	CURTAIN (T-453-603-633-636)
69	6639	.7683215	5.30	CURTAIN (T-455)
69	6639-8239-8439-69	.8749117	5.30	CURTAIN (T-464-6 14-624-644)
69	8239	.8747457	5.30	CURTAIN (T-601)
69	8439-69	.8749115	5.30	CURTAIN (T-620)
70	6639-8239-69-8439-69	.9807074	5.50	CURTAIN (T-434-484-494-604-614-624-634-635)
70	6639-8439-69	.9807202	5.50	CURTAIN (T-460-600)
70	6639	.9807071	5.50	CURTAIN (T-465)
70	6639	.9807072	5.50	CURTAIN (T-466)
70	8239	.9807073	5.50	CURTAIN (T-481)
70	8439-69	.9807203	5.50	CURTAIN (T-601-631-632)
70	8439-69	.9807075	5.50	CURTAIN (T-6 19-629-639)
71	6639-8239-8439	.9866020	5.65	CURTAIN (T-460-480-600-620)
71	6639-82-8439	.9866016	5.65	CURTAIN (T-462-464-484-494-604-624)
71	6639-8239-8439	.9866250	5.65	CURTAIN (T-463-468-498-608-628)
71	6639	.9866021	5.65	CURTAIN (T-466)
71	8239-8439	.9866017	5.65	CURTAIN (T-481-601)
71	8439	.9866019	5.65	CURTAIN (T-627)
71	8439	.9860472	5.65	CURTAIN (T-630-640)
71	8439	.9860473	5.65	CURTAIN (T-63 1-641)
71	8439	.9859542	5.65	CURTAIN (T-632-644)
71	8439	.9859540	1.33	CURTAIN (T-633-642-648)
71	6639-8200-8439	.9829719	5.65	WIRE, rr. seat ctr. a/rest opening filler—(1 4.900)
72	6639-8239-8439	.9898954	5.65	CURTAIN (T-464-474-484-494-604-624)
72	6639-8239-8439	.9866250	5.65	CURTAIN (T-468-478-498-608-628)
72	6639-8239-8439	.9898953	5.65	CURTAIN (T-470-480-600-620)
72	6639-8439	.9866021	5.65	CURTAIN (T-476-626)
72	8239-8439	.9898955	5.65	CURTAIN (T-481-601)
72	8439	.9898956	5.65	CURTAIN (T-630)
72	8439	.9898957	5.65	CURTAIN (T-631)
72	8439	.9898958	5.65	CURTAIN (T-634)
72	8439	.9859540	5.65	CURTAIN (T-638)
72	8439	.9898959		CURTAIN (T-646)

15.040 FLAP, REAR SEAT ARM REST REAR LOWER

71	6639-8439			FLAP (T-460-600-620-630-640) (use yardage material)
71	6639-8439			FLAP (T-462-464-604-624-632-644)
71	6639-8439	5		FLAP (T-463-468-608-628-633-642-648)
71	6639	.9879762		FLAP (T-466)
71	8439	.9879757		FLAP (T-601-631-641)

15.042 PAD, REAR SEAT CENTER ARM REST (RUBBER)

68	6639	.7753850	1	7.80	PAD (rubber)
68	8239-8439-69	.7761506	1	7.80	PAD (rubber)
69	8439 Custom Rr. Seat	.8744939	1	7.55	PAD (rubber)

15.060 COVER, 3rd SEAT BACK

68	44-4865	.7777811		61.05	COVER (T-180)
68	44-4865	.7777812		61.05	COVER (T-181)
68	44-4865	.7777813		61.05	COVER (T-183)
68	44-4865	.7777814		61.05	COVER (T-187)
68	44-4865	.8708650		61.05	COVER (T-188)
69	4466	.8739232		66.50	COVER (T-190)
69	4466	.8739233		66.50	COVER (T-191)
69	4466	.8755571		66.50	COVER (T-195)
69	4466	.8739234		66.50	COVER (T-196)
69	4466	.8739235		66.50	COVER (T-197)
70	6046	.9807137		50.55	COVER (T-440)
70	6046	.9807138		50.55	COVER (T-441)
70	6046	.9807139		50.55	COVER (T-444)
70	6046	.9807140		50.55	COVER (T-449)

70	6046	9807142	84.20	COVER (T-450)
70	6046	9807143	84.20	COVER (T-451)
70	6046	9807144	84.20	COVER (T-454)
70	6046	9807145	84.20	COVER (T-459)
71	6045	9864038	56.90	COVER (T-440)
71	6045	9864039	56.90	COVER (T-441)
71	6045	9864040	56.90	COVER (T-444)
71-72	6045	9864041	56.90	COVER (T-446)
71	6045	9864043	102.45	COVER (T-450)
71	6045	9864044	102.45	COVER (T-454)
71-72	6045	9864045	102.45	COVER (T-456)
72	6045	9605471	56.90	COVER (T-440)
72	6045	9605472	56.90	COVER (T-441)
72	6045	9605473	56.90	COVER (T-444)
72	6045	9605474	102.45	COVER (T-450)
72	6045	9605475	102.45	COVER (T-454)

15.070 COVER, 3rd SEAT CUSHION

68	44-4865	7777781	1	48.00	COVER (T-180)
68	44-4865	7777783	1	48.00	COVER (T-183)
68	44-4865	7777784	1	48.00	COVER (T-187)
68	44-4865	7798245	1	48.00	COVER (T-188)
69	4466	8739196	1	51.20	COVER (T-190)
69	4466	8739197	1	51.20	COVER (T-195)
69	4466	8755565	1	51.20	COVER (T-195)
69	4466	8739198	1	51.20	COVER (T-196)
69	4466	8739199	1	51.20	COVER (T-197)
70	6046	9807127	1	51.85	COVER (T-440)
70	6046	9807128	1	51.85	COVER (T-441)
70	6046	9807129	1	51.85	COVER (T-444)
70	6046	9807130	1	51.85	COVER (T-449)
70	6046	9807132	1	52.70	COVER (T-450)
70	6046	9807133	1	52.70	COVER (T-451)
70	6046	9807134	1	52.70	COVER (T-454)
71	6046	9807135	1	52.70	COVER (T-459)
71	6045	9864029	1	44.70	COVER (T-450)
71	6045	9864030	1	44.70	COVER (T-441)
71	6045	9864031	1	44.70	COVER (T-444)
71-72	6045	9864032	1	44.70	COVER (T-446)
71	6045	9864034	1	62.80	COVER (T-450)
71	6045	9864035	1	62.80	COVER (T-454)
71-72	6045	9864036	1	62.80	COVER (T-456)
72	6045	9605466	1	41.75	COVER (T-440)
72	6045	9605467	1	41.75	COVER (T-441)
72	6045	9605468	1	41.75	COVER (T-444)
72	6045	9605469	1	58.70	COVER (T-450)
72	6045	9605470	1	58.70	COVER (T-454)

15.099 TRIM, WHEELHOUSE COVER PANEL

68	3435	7772862	RH	9.80	TRIM (T-1 11)
68	3435	7772859	1	20.25	TRIM (T-1 11)
68	3435	7772863	RH	9.80	TRIM (T-1 13)
68	3435	7772860	LH	20.25	TRIM (T-1 13)
68	3435	7772864	RH	9.80	TRIM (T-1 14)
68	3435	7772861	LH	20.25	TRIM (T-1 14)
68	Sportwag	7777746	RH	1 1.30	TRIM (T-1 80)
68	Sportwag	7777748	LH	24.30	TRIM (T-1 80)
68	Sportwag	7776385	RH	1 1.30	TRIM (T-181)
68	Sportwag	7776390	LH	24.30	TRIM (T-181)
68	Sportwag	7777747	RH	1 1.30	TRIM (T-1 83)
68	Sportwag	7777749	LH	24.30	TRIM (T-1 83)
68	Sportwag	7776384	RH	1 1.30	TRIM (T-187)
68	Sportwag	7776389	LH	24.30	TRIM (T-187)
68	Sportwag	7776386	LH	24.30	TRIM (T-188)
69	3435-36	8730256	RH	10.15	TRIM (T-121)
69	3435-36	8730258	LH	22.80	TRIM (T-121)
69	3435-36	8755608	RH	10.15	TRIM (T-1 25)
69	3435-36	8755609	LH	22.80	TRIM (T-1 25)
69	3435-36	8748015	RH	10.15	TRIM (T-1 26)
69	3435-36	8748016	LH	22.80	TRIM (T-126)
69	4456-66	8748017	RH	10.15	TRIM (T-190)
69	4456-66	8748019	LH	24.90	TRIM (T-190)
69	4456-66	8735278	RH	10.15	TRIM (T-191)
69	4456-66	8735282	LH	24.90	TRIM (T-191)
69	4456-66	8755610	RH	10.15	TRIM (T-195)
69	4456-66	8755611	LH	24.80	TRIM (T-195)
69	4456-66	8748018	RH	10.15	TRIM (T-196)
69	4456-66	8748020	LH	24.90	TRIM (T-196)

69	4456-66	8735280	RH	10.15	TRIM (T-1 97)
69	4456-66	8735284	LH	24.90	TRIM (T-197)
70	3435-36	8803023	RH	19.20	TRIM (T-121)
70	3435-36	8803021	LH	19.20	TRIM (T-121)
70	3435-36	9800336	RH	9.55	TRIM (T-1 24)
70	3435-36	9800337	LH	20.40	TRIM (T-124)
70	3435-36	9800341	RH	9.55	TRIM (T-1 29)
70	3435-36	9800339	LH	20.40	TRIM (T-1 29)
70	6036-46	8809426	RH	12.35	TRIM (T-440-450)
70	6036-46	8809430	LH	24.70	TRIM (T-440-450)
70	6036-46	8809427	LH	24.70	TRIM (T-441-451)
70	6036-46	8809299	RH	12.35	TRIM (T-441-451)
70	6036-46	9802450	RH	1 1.85	TRIM (T-444-454)
70	6036-46	9802475	LH	19.05	TRIM (T-444-454)
70	6036-46	8809375	RH	10.45	TRIM (T-449-459)
70	6036-46	9802451	LH	19.05	TRIM (T-449-459)
71	3436	9855341	RH	1 1.35	TRIM (T-100)
71	3436	9855342	LH	22.95	TRIM (T-100)
71	3436	9849209	RH	1 1.35	TRIM (T-101)
71	3436	9849211	LH	22.95	TRIM (T-101)
71	3436	9853066	RH	1 1.35	TRIM (T-104)
71	3436	9853067	LH	22.95	TRIM (T-104)
71	6035-45	9864557	LH	10.75	TRIM, rr. (T-440-450)
71	6035-45	9864556	LH	10.75	TRIM, frt. (T-440-450)
71	6035-45	9859654	LH	11.20	TRIM, frt. (T-441)
71	6035-45	9859667	LH	10.50	TRIM, rr. (T-441)
71	6035-45	9859657	LH	1 1.20	TRIM, frt. (T-444-454)
71	6035-45	9859670	LH	10.50	TRIM, rr. (T-444-454)
71-72	6035-45	9859655	LH	1 1.20	TRIM, frt. (T-446-456)
71-72	6035-45	9859668	LH	10.50	TRIM, rr. (T-446-456)
71	6035-45	9864555	RH	1 1.35	TRIM (T-440-450)
71	6035-45	9859615	RH	10.60	TRIM (T-441)
71	6035-45	9859618	RH	1 1.35	TRIM (T-444-454)
71-72	6035-45	9859616	RH	10.60	TRIM (T-446-456)
72	3436	9897605	RH	10.65	TRIM (T-100)
72	3436	9897607	LH	21.65	TRIM (T-100)
72	3436	9603784	RH	10.65	TRIM (T-101)
72	3436	9603785	LH	21.65	TRIM (T-101)
72	3436	9604293	RH	10.75	TRIM (T-104)
72	3436	9893274	LH	21.65	TRIM (T-104)
72	3436	9839596	RH	10.60	TRIM (T-106)
72	3436	9839594	LH	21.45	TRIM (T-106)
72	6035-45	9893631	RH	1 1.85	TRIM (T-440-450)
72	6035-45	9893634	LH	12.40	TRIM, frt. (T-440-450)
72	6035-45	9893637	LH	10.40	TRIM, rr. (T-440-450)
72	6035-45	9893629	RH	11.85	TRIM (T-441)
72	6035-45	9893632	LH	12.40	TRIM, frt. (T-441)
72	6035-45	9893635	LH	10.40	TRIM, rr. (T-441)
72	6035-45	9893630	RH	1 1.85	TRIM (T-444-454)
72	6035-45	9893633	LH	12.40	TRIM, frt. (T-444-454)
72	6035-45	9893636	LH	10.40	TRIM, rr. (T-444-454)

15.100 TRIM, REAR QUARTER—UPPER ABOVE BELT

NOTE 1966-9487 1 St type even pattern holes (in line), 2nd type offset pattern holes

66	9487 1st Type	7588042	RH	5.55	TRIM (T-608-618-628-658-668)
66	9487 1st Type	7588043	LH	5.55	TRIM (T-608-618-628-658-668)
66	9487 2nd Type	7633333	LH	5.90	TRIM (T-608-618-628-658-668)

NOTE Refer to group 1 4.645 for trim rr. qtr. upr. above belt for model years after 1 966.

15.100 TRIM, REAR QUARTER, BELOW BELT

64	4035-4135-4200	4505053	LH	6.05	TRIM (T-021-121-171)
64	4747	4443135	LH	25.10	TRIM (T-603)
66	3307-3407-3507-17-3607-17	7618754	RH	8.90	TRIM (T-108-118-138)
66	3507-17-3607-17-4307-17-4407-17-4607-17	7618802	RH	9.25	TRIM, less mldg. (T-1 63-1 93)
66	3507-17-3607-17-4307-17-4407-17-4607-17	7719052	RH	15.05	TRIM, less mldg. (T-1 83)
66	3507-17-3607-17-4307-17-4407-17-4607-17	7719053	LH	15.05	TRIM, less mldg. (T-1 83)
66	5237	7612578	RH	18.40	TRIM (T-408)
66	9487	7588000	RH	27.00	TRIM (T-608-668)
66	9487	7588001	LH	27.00	TRIM (T-608-668)
66	9487	7588006	RH	25.70	TRIM (T-614)
66	9487	7588007	LH	25.70	TRIM (T-614)
66-67	9487	7588010	RH	27.45	TRIM (T-61 8-628-658)
66-67	9487	7588011	LH	27.45	TRIM (T-6 18-628-658)
66	9487	7588016	RH	25.70	TRIM (T-627)

66	9487	7588017	LH	25.70	TRIM (T-627)
67	33-3407	7708568	RH	1 1.50	TRIM (T-103)
66	33-3407	7708569	LH	1 1.50	TRIM (T-103)
67	3307-3407-17	7676226	RH	1 1.50	TRIM (T-108-1 18)
66	3307-3407-17	7676227	LH	1 1.50	TRIM (T-108-1 18)
67	3307-3407	7676228	RH	11.50	TRIM (T-1 11)
67	3307-3407	7676229	LH	1 1.50	TRIM (T-1 11)
67	3307-3407	7676230	RH	1 1.50	TRIM (T-1 14)
67	3307-3407	7676231	LH	11.50	TRIM (T-1 14)
67	3307-3407-3507-17-3607-17	7688076	RH	13.85	TRIM (T-1 34)
67	3307-3407-3507-17-3607-17	7688077	LH	13.85	TRIM (T 134)
67	3307-3407-3517-3617	7676244	RH	13.85	TRIM (T-131)
67	3307-3407-3517-3617	7676245	LH	13.85	TRIM (T-131)
67	3307-3407-3517-3617	7676248	RH	13.85	TRIM (T-138)
67	3307-3407-3517-3617	7676249	LH	13.85	TRIM (T-138)
67	3517-3617-4307-4317-4407-4417-4607-4617	7676258	RH	15.15	TRIM (T-1 61 -1 9 1)
67	3517-3617-4307-4317-4407-4417-4607-4617	7676259	LH	15.15	TRIM (T-1 6 1 -19 1)
67	3517-3617-4307-4317-4407-4417-4607-4617	7676260	RH	15.15	TRIM (T-164-184-194)
67	3517-3617-4307-4317-4407-4417-4607-4617	7676261	LH	15.15	TRIM (T-164-184-194)
67	3517-3617-4307-17-4407-17	7676262	RH	15.15	TRIM (T-166-196)
67	35 17-3617-4307 17-4407-17	7676263	LH	15.15	TRIM (T-166-196)
67	35 17-3617-4307-4317-4407-4417-4607 4617	7676256	RH	15.15	TRIM (T-168-185-188-198)
67	3517-3617-4307-4317-4407-44 17-4607-4617	7676257	LH	15.15	TRIM (T-168-185-188-198)
67	3335-3435	7683518	RH	5.45	TRIM, frt. (T-1 14)
67	3335-3435	7683519	LH	5.45	TRIM, frt. (T-1 14)
67	3335-3435	7683520	LH	8.65	TRIM, rr. (T-1 14)
67	3535-3635-4455-65-4800	7695236	RH	3.69	TRIM, frt. (T-1 33-1 73)
67	3535-3635-4455-65-4800	7695237	LH	3.69	TRIM, frt. (T-1 33-1 73)
67	3535-3635-4455-65-4800	7695238	LH	7.40	TRIM, rr. (T-1 33-1 73)
67	4367-4467-4667	7676274	RH	10.80	TRIM (T-184)
67	4367-4467-4667	7676275	LH	10.80	TRIM (T-1 84)
67	4307-17-4407-1 7	7676252	RH	15.15	TRIM (T-181)
67	4307-17-4407-1 7	7676253	LH	15.15	TRIM (T-181)
67	4307-17-4407-1 7	7676254	RH	15.15	TRIM (T-1 83)
67	4307-17-4407-17	7676255	LH	15.15	TRIM (T-183)
67	4367-4467-4667	7676266	RH	10.80	TRIM (T-183)
67	4367-4467-4667	7676267	LH	10.80	TRIM (T-183)
67	4367-4467	7676268	RH	10.80	TRIM (T-1 63)
67	4367-4467	7676269	LH	10.80	TRIM (T-1 63)
67	4367-4467-4667	7676260	RH	15.15	TRIM (T-167-197)
67	4367-4467-4667	7676261	LH	15.15	TRIM (T-167-197)
67	4367-4467-4667	7721210	RH	8.55	TRIM (T-168-185-198)
67	4367-4467-4667	7676273	LH	10.80	TRIM (T-168-185-198)
67	4467	7721212	RH	8.55	TRIM (T-193)
67	4467	7721213	LH	8.55	TRIM (T-193)
67	Sport Wagons	7677066	RH	5.15	TRIM, frt. (T-1 71)
67	Sport Wagons	7677067	LH	5.15	TRIM, frt. (T-1 71)
67	Sport Wagons	7677072	LH	10.95	TRIM, rr. (T-171)
67	4455-4855	7677068	RH	5.15	TRIM, frt. (T-1 77)
67	4455-4855	7677069	LH	5.15	TRIM, frt. (T-1 77)
67	4455-4855	7677073	LH	10.95	TRIM, rr. (T-1 77)
67	4465-4865	7677070	RH	5.15	TRIM, frt. (T-1 70)
67	4465-4865	7677071	LH	5.15	TRIM, frt. (T-1 70)
67	4465-4865	7677074	LH	10.95	TRIM, rr. (T-1 70)
67	4607-17	7708694	RH	15.15	TRIM (T-193)
67	4607-17	7708695	LH	15.15	TRIM (T-193)
67	4667	7708696	RH	10.80	TRIM (T-193)
67	4667	7708697	LH	10.80	TRIM (T-193)
67	5239	7692904	RH	9.85	TRIM, lwr. (T-400)
67	5239	7692905	LH	9.85	TRIM, lwr. (T-400)
67	5239	7692906	RH	9.85	TRIM, lwr. (T-401)
67	5239	7692907	LH	9.85	TRIM, lwr. (T-401)
67	5239-5439-6439	7692908	RH	9.85	TRIM, lwr. (T-403-4 13)
67	4239-5439-6439	7692909	LH	9.85	TRIM, lwr. (T-403-4 13)
67	5239-5439-6439-6639	7692910	RH	9.85	TRIM, lwr. (T-408-428-458)

67	5239-5439-6439-6639..	7 6 9 2 9 1 1	LH	.85	TRIM. lwr. (T-408-428-458)
67	5439-6439-6639..	7 6 9 2 9 1 2	RH	.85	TRIM. lwr. (T-41 1-421-45 1)
67	5439-6439-6639..	7 6 9 2 9 1 3	LH	.85	TRIM. lwr. (T-41 1-421-45 1)
67	5439-6439-6639..	7 6 9 2 9 1 4	RH	.85	TRIM, lwr. (T-4 16-456).
67	5439-6439-6639..	7 6 9 2 9 1 5	LH	.85	TRIM, lwr. (T-416-456).
67	5439-6439..	7 6 9 2 9 1 6	RH	.85	TRIM, lwr. (T-4 17).
67	5439-6439..	7 6 9 2 9 1 7	LH	9.85	TRIM, lwr. (T-4 17).
67	5439-6439..	7 6 9 2 9 1 8	RH	9.85	TRIM, lwr. (T-423).
67	5439-6439..	7 6 9 2 9 1 9	LH	9.85	TRIM. lwr. (T-423).
67	5467-6467..	7 6 9 2 3 6 8	RH	24.30	TRIM (T-421).
67	5467-6467..	7 6 9 2 3 6 9	LH	24.30	TRIM (T-421)
67	5467-6467..	7 6 9 2 3 7 0	RH	24.30	TRIM (T-423)
67	5467-6467..	7 6 9 2 3 7 1	LH	24.30	TRIM (T-423)
67	5467-6467..	7 6 9 2 3 7 2	RH	24.30	TRIM (T-427)
67	5467-6467..	7 6 9 2 3 7 3	LH	24.30	TRIM (T-427)
67	5467-6467..	7 6 9 2 3 7 4	RH	24.30	TRIM (T-428)
67	5467-6467..	7 6 9 2 3 7 5	LH	24.30	TRIM (T-428)
67	5269..	7 6 9 2 9 2 4	RH	10.15	TRIM, lwr. (T-400)
67	5269..	7 6 9 2 9 2 5	LH	10.15	TRIM, lwr. (T-400)
67	5269..	7 6 9 2 9 2 6	RH	10.15	TRIM, lwr. (T-401)
67	5269..	7 6 9 2 9 2 7	LH	10.15	TRIM, lwr. (T-401)
67	5269-5469-6469..	7 6 9 2 9 2 8	RH	10.15	TRIM, lwr. (T-403-4 13)
67	5269-5469-6469..	7 6 9 2 9 2 9	LH	10.15	TRIM. lwr. (T-403-4 13)
67-68	52-54-6469..	7 6 9 2 9 3 0	RH	10.15	TRIM, lwr. (T-408-428)
67-68	52-54-6469..	7 6 9 2 9 3 1	LH	10.15	TRIM, lwr. (T-408-428)
67	5469-6469..	7 6 9 2 9 3 2	RH	10.15	TRIM, lwr. (T-41 1-421)
67	5469-6469..	7 6 9 2 9 3 3	LH	10.15	TRIM, lwr. (T-41 1-421)
67	5469-6469..	7 6 9 2 9 3 4	RH	10.15	TRIM, lwr (T-4 16).
67	5469-6469..	7 6 9 2 9 3 5	LH	10.15	TRIM, lwr (T-4 16).
67	5469-6469..	7 6 9 2 9 3 6	RH	10.15	TRIM, lwr (T-4 17).
67	5469-6469..	7 6 9 2 9 3 7	LH	10.15	TRIM, lwr (T-4 17).
67	5469-6469..	7 6 9 2 9 3 8	RH	10.15	TRIM, lwr (T-423)
67	5469-6469..	7 6 9 2 9 3 9	LH	10.15	TRIM, lwr (T-423)
67	5287..	7 6 9 2 3 6 0	RH	23.65	TRIM (T-4 0 0) ⁽⁴²³⁾
67	5287..	7 6 9 2 3 6 1	LH	23.65	TRIM (T-400)
67	5287..	7 6 9 2 3 6 2	RH	23.65	TRIM (T-401).....
67	5287..	7 6 9 2 3 6 3	LH	23.65	TRIM (T-401).....
67	5287..	7 6 9 2 3 6 4	RH	23.65	TRIM (T-403).....
67	5287..	7 6 9 2 3 6 5	LH	23.65	TRIM (T-403).....
67	5287..	7 6 9 2 3 6 6	RH	23.65	TRIM (T-408).....
67	5287..	7 6 9 2 3 6 7	LH	29.20	TRIM (T-408).....
67	5487-6487..	7 6 9 2 3 7 6	RH	29.20	TRIM (T-41 1-421).
67	5487-6487..	7 6 9 2 3 7 7	LH	29.20	TRIM (T-41 1-421).
67	54-6487..	7 7 0 8 7 0 4	RH	29.20	TRIM (T-413).....
67	54-6487..	7 7 0 8 7 0 5	LH	29.20	TRIM (T-413).....
67	5487-6487..	7 6 9 2 3 7 8	RH	29.20	TRIM (T-423).....
67	5487-6487..	7 6 9 2 3 7 9	LH	29.20	TRIM (T-423).....
67	5487-6487..	7 6 9 2 3 8 0	RH	29.20	TRIM (T-426).....
67	5487-6487..	7 6 9 2 3 8 1	LH	29.20	TRIM (T-426).....
67	5487-6487..	7 6 9 2 3 8 2	RH	29.20	TRIM (T-428-478).....
67	5487-6487..	7 6 9 2 3 8 3	LH	9.85	TRIM (T-428-478).....
67	6639..	7 6 9 2 9 2 0	RH	9.85	TRIM, lwr. (T-454).....
67	6639..	7 6 9 2 9 2 1	LH	24.35	TRIM, lwr. (T-4 5 4).....
67	6667..	7 6 9 2 5 9 9	LH	24.35	TRIM, less mldgs. (T-451).....
67	6667..	7 6 9 2 6 0 0	RH	24.35	TRIM, less mldgs. (T-454).....
67	6667..	7 6 9 2 6 0 1	LH	24.35	TRIM, less mldgs. (T-454).....
67	6667..	7 6 9 2 6 0 2	RH	24.35	TRIM, less mldgs. (T-457).....
67	6667..	7 6 9 2 6 0 3	LH	24.35	TRIM, less mldgs. (T-457).....
67	6667..	7 6 9 2 6 0 4	RH	24.35	TRIM, less mldg. (T-458-498).....
67	6667..	7 6 9 2 6 0 5	LH	27.85	TRIM, less mldg. (T-458-498).....
67	6687..	7 6 9 2 6 0 8	RH	27.85	TRIM, less mldgs. (T-451).....
67	6687..	7 6 9 2 6 0 9	LH	27.85	TRIM, less mldgs. (T-451).....
67	6687..	7 6 9 2 6 1 0	RH	27.85	TRIM, less mldgs. (T-454).....
67	6687..	7 6 9 2 6 1 1	LH	27.85	TRIM, less mldgs. (T-454).....
67	6687..	7 6 9 2 6 1 2	RH	27.85	TRIM, less mldgs. (T-456).....
67	6687..	7 6 9 2 6 1 3	LH	27.85	TRIM, less mldgs. (T-456).....
67	6687..	7 6 9 2 6 1 4	RH	27.85	TRIM, less mldgs. (T-458-498).....
67	6687..	7 6 9 2 6 1 5	LH	12.55	TRIM, less mldgs. (T-458-498).....
67	8239..	7 6 9 2 9 4 2	RH	12.55	TRIM, lwr. (T-631).....
67	8239..	7 6 9 2 9 4 3	LH	12.55	TRIM. lwr. (T-631).....
67	8239..	7 6 9 2 9 4 4	RH	12.55	TRIM, lwr. (T-633).....
66	8239..	7 6 9 2 9 4 5	LH	12.55	TRIM, lwr. (T-633).....
67	8239..	7 6 9 2 9 4 6	RH	12.55	TRIM. lwr. (T-636).....
67	8239..	7 6 9 2 9 4 7	LH	12.55	TRIM. lwr. (T-636).....
67	8239-8439..	7 6 9 2 9 5 0	RH	12.55	TRIM. lwr. (T-644-674-694).....
67	8239-8439..	7 6 9 2 9 5 1	LH	12.55	TRIM. lwr. (T-644-674-694).....
67	8239-8439..	7 6 9 2 9 4 8	RH	12.55	TRIM, lwr. (T-638-645-648-678-695-698)
67	8239-8439..	7 6 9 2 9 4 9	LH	12.55	TRIM, lwr. (T-638-645-648-678-695-698)

67	8257	7692400	RH	34.55	TRIM (T-631)
67	8257	7692401	LH	34.55	TRIM (T-631)
67	8257	7692402	RH	34.55	TRIM (T-633)
67	8257	7692403	LH	34.55	TRIM (T-633)
67	8257	7692404	RH	34.55	TRIM (T-636)
67	8257	7692405	LH	34.55	TRIM (T-636)
67	8257	7692406	RH	34.55	TRIM (T-638)
67	8257	7692407	LH	34.55	TRIM (T-638)
67	8257	7692408	RH	32.70	TRIM (T-638)
67	8257	7692409	LH	32.70	TRIM (T-638)
67	8257	7692410	RH	32.70	TRIM (T-678)
67	8257	7692411	LH	32.70	TRIM (T-678)
67	8439	7692952	RH	12.65	TRIM, lwr. (T-640)
67	8439	7692953	LH	12.65	TRIM, lwr. (T-640)
67	8439	7692954	RH	12.65	TRIM, lwr. (T-641-691)
67	8439	7692955	LH	12.65	TRIM, lwr. (T-641-691)
67	8439	7692956	RH	10.95	TRIM, lwr. (T-647)
67	8439	7692957	LH	10.95	TRIM, lwr. (T-647)
67	8439	7706866	RH	12.65	TRIM, lwr (T 693)
67	8439	7706867	LH	12.65	TRIM, lwr. (T-693)
67	8457	7692618	RH	54.95	TRIM, less mldgs. & trim panel (T-691)
67	8457	7692619	LH	54.95	TRIM, less mldgs. & trim panel (T-691)
67	8457	7709288	RH	57.85	TRIM, less mldgs. 8< trim panel (T-693)
67	8457	7709289	LH	57.85	TRIM, less mldgs. 8i trim panel (T-693)
67	8457	8730770	RH	58.45	TRIM, less mldg. 8i panel (T-637-697)
67	8457	8730771	LH	58.45	TRIM, less mldg. & panel (T-637-697)
67	8457	8730772	RH	58.45	TRIM, less mldgs. 8i trim panel (T-698)
67	8457	8730773	LH	58.45	TRIM, less mldgs. 8t trim panel (T-698)
67	8467	7692628	RH	49.20	TRIM, less mldgs. & trim panel (T-691)
67	8467	7692632	RH	49.20	TRIM, less mldgs. 8< trim panel (T-697)
67	8467	7692633	LH	49.20	TRIM, less mldgs. 8t trim panel (T-697)
67-68	8467	7692634	RH	49.20	TRIM, less mldgs. & panel (T-638-648-688-698)
67-68	8467	7692635	LH	49.20	TRIM, less mldg. 8i panel (T-638-648-688-698)
67	8467	7709290	RH	48.30	TRIM, less mldg. 8i trim panel (T-693)
67	8269	7692958	RH	11.35	TRIM, lwr. (T-631)
67	8269	7692959	LH	11.35	TRIM, lwr. (T-631)
67	8269	7692960	RH	11.35	TRIM, lwr. (T-633)
67	8269	7692961	LH	11.35	TRIM, lwr. (T-633)
67	8269	7692962	RH	11.35	TRIM, lwr. (T-636)
67	8269	7692963	LH	11.35	TRIM, lwr. (T-636)
67	8269-8469	7688568	RH	13.45	TRIM (T-638-648-698)
67	8269-8469	7688569	LH	13.45	TRIM (T-638-648-698)
67	8469	7692964	RH	12.25	TRIM, lwr. (T-640)
67	8469	7692965	LH	12.25	TRIM, lwr. (T-640)
67	8469	7692966	RH	12.25	TRIM, lwr. (T-641-691)
67	8469	7692967	LH	12.25	TRIM, lwr. (T-641-691)
67	8469	7688570	RH	13.45	TRIM, lwr. (T-647)
67	8469	7688571	LH	13.45	TRIM, lwr. (T-647)
67	8469	7706888	RH	12.25	TRIM, lwr. (T-693)
67	8469	7706889	LH	12.25	TRIM, lwr. (T-693)
67	9487	7677024	RH	33.75	TRIM (T-604 664)
67	9487	7677025	LH	33.75	TRIM (T 604 664)
67	9487	7677026	RH	33.75	TRIM (T-608-668)
67	9487	7677027	LH	33.75	TRIM (T-608-669)
67	9487	7677034	RH	31.45	TRIM (T-610)
67	9487	7677035	LH	31.45	TRIM (T-610)
67	9487	7588006	RH	25.70	TRIM (T-612)
67	9487	7588007	LH	25.70	TRIM (T-612)
67	9487	7588016	RH	25.70	TRIM(T-619)
67	9487	7588017	LH	25.70	TRIM (T-619)
67	9487	7677044	RH	31.45	TRIM (T-624)
67	9487	7677045	LH	31.45	TRIM (T-624)
67	9487	7677042	RH	31.45	TRIM(T-651)
67	9487	7677043	LH	31.45	TRIM(T-651)
67	9487	7710460	RH	31.45	TRIM (T-653)
67	9487	7710461	LH	31.45	TRIM (T-653)
67	9487	7677046	RH	31.45	TRIM (T-656)
67	9487	7677047	LH	31.45	TRIM (T-656)
NOTE 1968 Wagons-1 st Type Use with Coated Fabric Finishing Panel.					
NOTE Refer to Group 15.101 panel, rr. quarter inner finishing for 2nd type.					
68	332 7	7757372	RH	30.10	TRIM (T-103)
68	332 7	7757373	LH	30.10	TRIM (T-103)
68	332 7	7757374	RH	30.10	TRIM (T-108-198)
68	332 7	7757375	LH	30.10	TRIM (T-108-198)
68	3435 1st Type	7772844	RH	7.60	TRIM, frt. (T-1 1 1)
68	3435 1st Type	7772845	LH	7.60	TRIM, frt. (T-1 1 1)
68	34-3537	7757382	RH	33.00	TRIM (T-1 11)
68	34-3537	7757383	LH	33.00	TRIM (T-1 11)

68	3435 1st Type .	7772852	RH	7.60	TRIM, frt. (T-1 13)
68	3435 1st Type .	7772853	LH	7.60	TRIM, frt. (T-1 13)
68	3435 1st Type .	7772854	RH	7.60	TRIM, frt. (T-1 14)
68	3435 1st Type .	7772855	LH	7.60	TRIM, frt. (T-1 14)
68	34-3537	7757384	RH	33.00	TRIM (T-114)
68	34-3537	7757385	LH	33.00	TRIM (T-1 14)
68	34-3537	7757386	RH	33.00	TRIM (T-1 18)
68	34-3537	7757387	LH	33.00	TRIM (T-1 18)
68	34-35-44-4637 .	7757390	RH	30.65	TRIM (T-13 1-1 6 1-1 7 1)
68	34-35-44-4637 .	7757391	LH	30.65	TRIM (T-13 1-161-17 1)
68	4437	7757404	RH	30.65	TRIM (T-1 33)
68	4437	7757405	LH	30.65	TRIM (T-1 33)
68	34-35-44-4637 .	7757394	RH	30.65	TRIM (T-1 38-1 58-1 68-1 78)
68	34-35-44-4637 .	7757395	LH	30.65	TRIM (T-1 38-1 58-1 68-1 78)
68	34-35-44-4637 .	7757392	RH	30.65	TRIM (T-152-162-172)
68	34-35-44-4637 .	7757393	LH	30.65	TRIM (T-152-162-172)
68	44-4667	7757408	RH	22.00	TRIM (T-152-172)
68	44-4667	7757409	LH	22.00	TRIM (T-152-172)
68	44-4667	7757410	RH	22.00	TRIM (T-158 178)
68	44-4667	7757411	LH	22.00	TRIM (T-158-178)
68	34-35-44-4637 .	7757388	RH	30.65	TRIM (T-1 60-1 70)
68	34-35-44-4637 .	7757389	LH	30.65	TRIM (T-1 60-1 70)
68	4467	7757412	RH	22.00	TRIM (T-1 60)
68	4467	7757413	LH	22.00	TRIM (T-160)
68	44-4667	7757414	RH	22.00	TRIM (T-161-171)
68	44-4667	7757415	LH	22.00	TRIM (T-161-171)
68	4467	7757416	RH	22.00	TRIM IT 163)
68	4467	7757417	LH	22.00	TRIM (T 163)
68	4467	7757418	RH	22.00	TRIM (T-167)
68	4467	7757419	LH	22.00	TRIM (T-167)
68	34-35-44-4637 .	7757406	RH	30.65	TRIM (T-163-173)
68	34-35-44-4637 .	7757407	LH	30.65	TRIM (T-163-173)
68	4000 Wagons 1st Type .	7777742	RH	9.85	TRIM, frt. (T-1 80)
68	4000 Wagons 1st Type	7777743	LH	9.85	TRIM, frt (T-1 80)
68	4000 Wagons 1 st Type .	7776304	RH	9.85	TRIM, frt. (T-181)
68	4000 Wagons 1st Type .	7776305	LH	9.85	TRIM, frt. (T-181)
68	4000 Wagons 1st Type .	7777744	RH	9.85	TRIM, frt. (T-183)
68	4000 Wagons 1st Type .	7777745	LH	9.85	TRIM, frt. (T-183)
68	4000 Wagons 1st Type	7776302	RH	9.85	TRIM frt. (T-187)
68	4000 Wagons 1st Type .	7776303	LH	9.85	TRIM frt. (T-187)
68	4000 Wagons 1st Type .	7776296	RH	9.85	TRIM, frt. (T-188)
68	4000 Wagons 1st Type .	7776297	LH	9.85	TRIM, frt. (T-188)
68	3327	7757376	RH	30.10	TRIM (T-191)
68	3327	7757377	LH	30.10	TRIM (T-191)
68	3327	7757378	RH	30.10	TRIM (T-194)
68	3327	7757379	LH	30.10	TRIM (T-194)
68	5287	7764788	RH	31.45	TRIM (T-400)
68	5287	7764789	LH	31.45	TRIM (T-400)
68	52-54-64-6639 .	7772144	RH	11.30	TRIM, lwr. (T-400-410-450)
68	52-54-64-6639 .	7772145	LH	11.30	TRIM, lwr. (T-400-4 10-4 50)
68	52-54-6469 . . .	7772132	RH	11.30	TRIM, lwr. (T-400-410)
68	52-54-6469 . . .	7772133	LH	11.30	TRIM, lwr. (T-400-410)
68	5239	7772146	RH	1 1.30	TRIM (T-401)
68	5239	7772147	LH	1 1.30	TRIM (T-401)
68	5287	7764790	RH	31.45	TRIM (T-401)
68	5287	7764791	LH	31.45	TRIM (T-401)
68	5269	7772134	RH	11.30	TRIM, lwr. (T-401)
68	5269	7772135	LH	11.30	TRIM, lwr. (T-401)
68	52-54-6439 . . .	7772148	RH	1 1.30	TRIM, (T-403-4 13)
68	52-54-6439 . . .	7772149	LH	1 1.30	TRIM, (T-403-4 13)
68	5287	7764792	RH	31.45	TRIM (T-403)
68	5287	7764793	LH	31.45	TRIM (T-403)
68	52-54-6469 . . .	7772136	RH	11.30	TRIM, lwr. (T-403-4 13)
68	52-54-6469 . . .	7772137	LH	11.30	TRIM, lwr. (T-403-4 13)
68	52-54-6439 . . .	7772150	RH	11.30	TRIM, lwr. (T-407-417)
68	52-54-6439 . . .	7772151	LH	1 1.30	TRIM, lwr. (T-407-417)
68	5287	7764794	RH	31.45	TRIM (T-407)
68	5287	7764795	LH	31.45	TRIM (T-407)
68	52-54-6469 . . .	7772138	RH	11.30	TRIM (T-407-417)
68	52-54-6469 . . .	7772139	LH	1 1.30	TRIM (T-407-417)
68	5287	7764796	RH	31.45	TRIM (T-408)
68	5287	7764797	LH	31.45	TRIM (T-408)
68	52-54-64-6639 .	7692910	RH	9.85	TRIM, lwr. (T-408-428-458-468)
68	52-54-64-6639 .	7692911	LH	9.85	TRIM, lwr. (T-408-428-458-468)
68	54-64-6639 . . .	7772152	RH	1 1.30	TRIM, lwr. (T-4 1 1-421-451-461)
68	54-64-6639 . . .	7772153	LH	1 1.30	TRIM, lwr. (T-41 1-421-451-461)
68	54-6469	7772140	RH	1 1.30	TRIM, lwr. (T-4 1 1-421)
68	54-6469	7772141	LH	1 1.30	TRIM, lwr. (T-41 1-421)

68	54-6487	7764806	RH	31.65	TRIM (T-41 1-421)
68	54-6487	7764807	LH	31.65	TRIM (T-41 1-421)
68	54-6487	7764808	RH	31.65	TRIM (T-413)
68	54-6487	7764809	LH	31.65	TRIM(T-413)
68	54-6487	7764810	RH	31.65	TRIM (T-420)
68	54-6487	7764811	LH	31.65	TRIM (T-420)
68	5467	7764798	RH	25.30	TRIM (T-421)
68	5467	7764799	LH	25.30	TRIM (T-421)
68	54-6439	7772154	RH	11.30	TRIM, lwr. (T-423)
68	54-6439	7772155	LH	11.30	TRIM, lwr. (T-423)
68	5467	7764800	RH	25.30	TRIM (T-423)
68	5467	7764801	LH	25.30	TRIM (T-423)
68	54-6487	7764812	RH	31.65	TRIM (T-423)
68	54-6487	7764813	LH	31.65	TRIM (T-423)
68	54-6469	7772142	RH	11.30	TRIM, lwr. (T-423)
68	54-6469	7772143	LH	11.30	TRIM, lwr. (T-423)
68	5467	7764802	RH	25.30	TRIM (T-427)
68	5467	7764803	LH	25.30	TRIM (T-427)
68	5467	7764804	RH	25.30	TRIM (T-428)
68	5467	7764805	LH	25.30	TRIM (T-428)
68	54-6487	7764814	RH	31.65	TRIM (T-428-478)
68	54-6487	7764815	LH	31.65	TRIM (T-428-478)
68	6687	7772338	RH	33.25	TRIM, less mldg. & panel (T-450)
68	6687	7772339	LH	33.25	TRIM, less mldg. & panel (T-450)
68	6667	7772322	RH	29.50	TRIM, less mldg. & panel (T-45 1)
68	6667	7772323	LH	29.50	TRIM, less mldg. & panel (T-45 1)
68	6687	7772332	RH	33.25	TRIM, less mldg. & panel (T-45 1)
68	6687	7772333	LH	33.25	TRIM, less mldg. & panel (T-45 1)
68	6639	7772156	RH	11.30	TRIM, lwr. (T-45 2)
68	6639	7772157	LH	11.30	TRIM, lwr. (T-452)
68	6667	7772324	RH	29.50	TRIM, less mldg. & panel (T-452)
68	6667	7772325	LH	29.50	TRIM, less mldg. & panel (T-452)
68	6687	7772334	RH	33.25	TRIM, less mldg. & panel (T-452)
68	6687	7772335	LH	33.25	TRIM, less mldg. & panel (T-452)
68	6667	7772328	RH	29.50	TRIM, less mldg. & panel (T-457)
68	6667	7772329	LH	29.50	TRIM, less mldg. & panel (T-457)
68	6667	7772326	RH	29.50	TRIM, less mldg. & panel (T-458-498)
68	6667	7772327	LH	29.50	TRIM, less mldg. & panel (T-458-498)
68	6687	7772336	RH	33.25	TRIM, less mldg. & panel (T-458-498)
68	6687	7772337	LH	33.25	TRIM, less mldg. & panel (T-458-498)
68	8257	7766860	RH	40.25	TRIM (T-601)
68	8257	7766861	LH	40.25	TRIM (T-601)
68	82-8439	7772632	RH	13.10	TRIM (T-601-621-63 1-65 1)
68	82-8439	7772633	LH	13.10	TRIM (T-601-621-631-651)
68	82-8469	7772806	RH	13.45	TRIM, lwr. (T-601-621-631)
68	82-8469	7772807	LH	13.45	TRIM, lwr. (T-601-621-631)
68	8239	7772634	RH	13.10	TRIM, lwr. (T-603)
68	8239	7772635	LH	13.10	TRIM, lwr. (T-604)
68	8257	7766862	RH	40.25	TRIM (T-603)
68	8257	7766863	LH	40.25	TRIM (T-603)
68	8269	7772808	RH	13.45	TRIM, lwr. (T-603)
68	8269	7772809	LH	13.45	TRIM, lwr. (T-603)
68	8257	7766864	RH	40.25	TRIM (T-608-618)
68	8257	7766865	LH	40.25	TRIM (T-608-618)
68	82-8439	7692948	RH	12.55	TRIM, lwr. (T-608-618-628-638-658-668)
68	82-8439	7692949	LH	12.55	TRIM, lwr. (T-608-618-628-638-658-668)
68	82-8469	7688568	RH	13.45	TRIM, lwr. (T-608-618-628-638)
68	82-8469	7688569	LH	13.45	TRIM, lwr. (T-608-618-628-638)
68	8239	7771862	RH	13.10	TRIM, lwr. (T-614)
68	8239	7771863	LH	13.10	TRIM, lwr. (T-614)
68	8257	7766866	RH	40.25	TRIM (T-614)
68	8257	7766867	LH	40.25	TRIM (T-614)
68	8269	871 1334	RH	13.45	TRIM, lwr. (T-614)
68	8269	871 1335	LH	13.45	TRIM, lwr. (T-614)
68	8439	7772636	RH	13.10	TRIM, lwr. (T-620)
68	8439	7772637	LH	13.10	TRIM, lwr. (T-620)
68	8469	7772810	RH	13.45	TRIM, lwr. (T-620)
68	8469	7772811	LH	13.45	TRIM, lwr. (T-620)
68	8439	7772638	RH	13.10	TRIM, lwr. (T-627)
68	8439	7772639	LH	13.10	TRIM, lwr. (T-627)
68	8469	7772812	RH	13.45	TRIM, lwr. (T-627)
68	8469	7772813	LH	13.45	TRIM, lwr. (T-627)
68	8457	7772342	RH	58.45	TRIM, less mldg. & panel (T-631)
68	8457	7772343	LH	58.45	TRIM, less mldg. & panel (T-631)
68	8467	7772352	RH	49.45	TRIM, less mldg. & panel (T-631)
68	8467	7772353	LH	49.45	TRIM, less mldg. & panel (T-631)
68	8439	7772640	RH	13.10	TRIM, lwr. (T-633)
68	8439	7772641	LH	13.10	TRIM, lwr. (T-633)

68	8457	7772344	RH	58.45	TRIM, less mldg. 8< panel (T-633)
68	8457	7772345	LH	58.45	TRIM, less mldg. & panel (T-633)
68	8467	7772354	RH	49.45	TRIM, less mldg. 8c panel (T-633)
68	8467	7772355	LH	49.45	TRIM, less mldg. & panel (T-633)
68	8469	7772814	RH	13.45	TRIM, lwr. (T-633)
68	8469	7772815	LH	13.45	TRIM, lwr. (T-633)
68	8457	8730770	RH	58.45	TRIM, less mldgs. 8c panel (T-637)
68	8457	8730771	LH	58.45	TRIM, less mldgs. 8< panel (T-637)
68	8457	8730772	RH	58.45	TRIM, less mldg. 8< panel (T-638)
68	8457	8730773	LH	58.45	TRIM, less mldg. 8< panel (T-638)
68	8439	7772642	RH	13.10	TRIM, lwr. (T-654)
68	8439	7772643	LH	13.10	TRIM, lwr. (T-654)
68	9487	7769332	RH	34.15	TRIM (T-672-674)
68	9487	7769333	LH	34.15	TRIM (T-672-674)
68	9487	7769334	RH	34.15	TRIM (T-675-678)
68	9487	7769335	LH	34.15	TRIM (T-675-678)
68	9487	7772382	RH	40.25	TRIM, less mldg. & insert (T-680-690)
68	9487	7772383	LH	40.25	TRIM, less mldg. & insert (T-680-690)
68	9487	7772384	RH*	40.25	TRIM, less mldg. 8< insert (T-682)
68	9487	7772385	LH	40.25	TRIM, less mldg. & insert (T-682)
68	9487	7772386	RH	40.25	TRIM, less mldg. & insert (T-683-693)
68	9487	7772387	LH	40.25	TRIM, less mldg. & insert (T-683-693)
68	9487	7772388	RH	40.25	TRIM, less mldg. 8< insert (T-684)
68	9487	7772389	LH	40.25	TRIM, less mldg. 8< insert (T-684)
68	9487	7772390	RH	40.25	TRIM, less mldg. 8c insert (T-685-688-698)
68	9487	7772391	LH	40.25	TRIM, less mldg. 8< insert (T-685-688-698)
68	9487	7772392	RH	40.25	TRIM, less mldg. & insert (T-691)
68	9487	7772393	LH	40.25	TRIM, less mldg. & insert (T-691)
68	9487	8711710	RH	3.28	TRIM, insert (T-680-690)
68	9487	8711711	LH	3.28	TRIM, insert (T-680-690)
68	9487	8711712	RH	3.28	TRIM, insert (T-682)
68	9487	8711713	LH	3.28	TRIM, insert (T-682)
68	9487	8711714	RH	3.28	TRIM, insert (T-683-693)
68	9487	8711715	LH	3.28	TRIM, insert (T-683-693)
68	9487	8711716	RH	3.28	TRIM, insert (T-684)
68	9487	8711717	LH	3.28	TRIM, insert (T-684)
68	9487	8711718	RH	3.28	TRIM, insert (T-685-688-698)
68	9487	8711719	LH	3.28	TRIM, insert (T-685-688-698)
68	9487	8711720	RH	3.28	TRIM, insert (T-691)
68	9487	8711721	LH	3.28	TRIM, insert (T-691)
68	3327	8739078	RH	30.10	TRIM (T-103)
68	3327	8739079	LH	30.10	TRIM (T-103)
68	3377	8739080	RH	30.10	TRIM (T-108-118)
68	3327	8739081	LH	30.10	TRIM (T-108-118)
68	3327	8739082	RH	30.10	TRIM (T-111)
68	3327	8739083	LH	30.10	TRIM (T-111)
68	3327	8739084	RH	30.10	TRIM (T-114)
68	3327	8739085	LH	30.10	TRIM (T-114)
68	34-3537	8739086	RH	34.45	TRIM (T-121)
68	34-3537	8739087	LH	34.45	TRIM (T-121)
68	34-3537	8739088	RH	34.45	TRIM (T-124)
68	34-3537	8739089	LH	34.45	TRIM (T-124)
68	34-3537	8739090	RH	34.45	TRIM (T-128)
68	34-3537	8739091	LH	34.45	TRIM (T-128)
68	34-35-44-4637	8739092	RH	29.80	TRIM (T-141-171-181)
68	34-35-44-4637	8739093	LH	29.80	TRIM (T-141-171-181)
68	34-35-44-4637	8739098	RH	29.80	TRIM (T-143-176-186)
68	34-35-44-4637	8739099	LH	29.80	TRIM (T-143-176-186)
68	34-35-44-4637	8739100	RH	29.80	TRIM (T-148-168-178-188)
68	34-35-44-4637	8739101	LH	29.80	TRIM (T-148-168-178-188)
68	4637	8739104	RH	29.80	TRIM (T-164)
68	4637	8739105	LH	29.80	TRIM (T-164)
68	44-4667	8739106	RH	20.00	TRIM (T-164)
68	44-4667	8739107	LH	20.00	TRIM (T-164)
68	44-4667	8739108	RH	20.00	TRIM (T-168-178-188)
68	44-4667	8739109	LH	20.00	TRIM (T-168-178-188)
68	35-4437	8739102	RH	29.80	TRIM (T-170)
68	35-4437	8739103	LH	29.80	TRIM (T-170)
68	44-4667	8739110	RH	20.00	TRIM (T-171)
68	44-4667	8739111	LH	20.00	TRIM (T-171)
68	34-35-44-4637	8739096	RH	29.80	TRIM (T-175-185)
68	34-35-44-4637	8739097	LH	29.80	TRIM (T-175-185)
68	4467	8739114	RH	20.00	TRIM (T-176)
68	4467	8739115	LH	20.00	TRIM (T-176)
68	44-4667	8739116	RH	20.00	TRIM (T-185)
68	44-4667	8739117	LH	20.00	TRIM (T-185)
68	44-4667	8755594	RH	20.00	TRIM (T-187)
68	44-4667	8755595	LH	20.00	TRIM (T-187)

69	5237	8749424	RH	35.25	TRIM (T-400)
69	5237	8749425	LH	35.25	TRIM (T-400)
69	5237	8749452	RH	35.25	TRIM (T-401)
69	5237	8749453	LH	35.25	TRIM (T-401)
69	5237	8749454	RH	35.25	TRIM (T-403)
69	5237	8749455	LH	35.25	TRIM (T-403)
69	5237	8749456	RH	35.25	TRIM (T-407)
69	5237	8749457	LH	35.25	TRIM (T-407)
69	5237	8749458	RH	35.25	TRIM (T-408)
69	5237	8749459	LH	35.25	TRIM (T-408)
69	54-6437	8749466	RH	39.60	TRIM (T-410)
69	54-6437	8749467	LH	39.60	TRIM (T-410)
69	54-6437	8749464	RH	39.60	TRIM (T-41 1-421)
69	54-6437	8749465	LH	39.60	TRIM (T-4 1 1-421)
69	54-6437	8749468	RH	39.60	TRIM (T-4 13-426)
69	54-6437	8749469	LH	39.60	TRIM (T-413-426)
69	5467	8749470	RH	30.10	TRIM (T-421)
69	5467	8749471	LH	30.10	TRIM (T-421)
69	54-6437	8749492	RH	39.60	TRIM (T-425)
69	54-6437	8749493	LH	39.60	TRIM (T-425)
69	5467	8749472	RH	30.10	TRIM (T-426)
69	5467	8749473	LH	30.10	TRIM (T-426)
69	5467	8749474	RH	30.10	TRIM (T-427)
69	5467	8749475	LH	30.10	TRIM (T-427)
69	54-6437	8749462	RH	39.60	TRIM (T 428 438)
69	54-6437	8749463	LH	39.60	TRIM (T 428-438)
69	5467	8749476	RH	30.10	TRIM (T-428)
69	5467	8749477	LH	30.65	TRIM (T-428)
69	6637	8749530	RH	33.85	TRIM, less mldg. & panel (T-45 1)
69	6637	8749531	LH	33.85	TRIM, less mldg. & panel (T-451)
69	6637	8749532	RH	33.85	TRIM, less mldg. & panel (T-453)
69	6637	8749533	LH	33.85	TRIM, less mldg. & panel (T-453)
69	6637	8749528	RH	33.85	TRIM, less mldg. & panel (T-455)
69	6637	8749529	LH	33.85	TRIM, less mldg. & panel (T-455)
69	6667	8749540	RH	29.50	TRIM, less mldg. & panel (T-455)
69	6667	8749541	LH	29.50	TRIM, less mldg. & panel (T-455)
69	6637	8749534	RH	33.85	TRIM, less mldg. & panel (T-458-478)
69	6637	8749535	LH	33.85	TRIM, less mldg. & panel (T-458-478)
69	6667	8749544	RH	29.50	TRIM, less mldg. & panel (T-458)
69	6667	8749545	LH	29.50	TRIM, less mldg. & panel (T-458)
69	8257	8749494	RH	38.20	TRIM (T-601)
69	8257	8749495	LH	38.20	TRIM (T-601)
69	8239	8754078	RH	13.10	TRIM, lower (T-601)
69	8239	8754079	LH	13.10	TRIM, lower (T-601)
69	8269	8754084	RH	13.35	TRIM, lower (T-601)
69	8269	8754085	LH	13.35	TRIM, lower (T-601)
69	8257	8749496	RH	38.20	TRIM (T-603)
69	8257	8749497	LH	38.20	TRIM (T-603)
69	82-8439	8754076	RH	13.10	TRIM, lower (T-603-633-636)
69	82-8439	8754077	LH	13.10	TRIM, lower (T-603-633-636)
69	82-8469	8754082	RH	13.35	TRIM, lower (T-603-633-636)
69	82-8469	8754083	LH	13.35	TRIM, lower (T-603-633-636)
69	8257	8749498	RH	38.20	TRIM (T-608 618)
69	8257	8749499	LH	38.20	TRIM (T-608-618)
69-70	82-8439	8750218	RH	13.10	TRIM, lower (T-608-618-628-638-648-658)
69-70	82-8439	8750219	LH	13.10	TRIM, lower (T-608-618-628-638-648-658)
69-70	82-8469	8750242	RH	13.10	TRIM, lower (T-608-618-628-638-639)
69-70	82-8469	8750243	LH	13.10	TRIM, lower (T-608-618-628-638-639)
69	8257	8749500	RH	38.20	TRIM (T-614)
69	8257	8749501	LH	38.20	TRIM (T-614)
69	82-8469	8753224	RH	13.35	TRIM, lower (T-614-624)
69	82-8469	8753225	LH	13.35	TRIM, lower (T-614-624)
69	82-8439	8750240	RH	13.10	TRIM, lower (T-614-624-644)
69	82-8439	8750241	LH	13.10	TRIM, lower (T-614-624-644)
69	8439	8754080	RH	13.10	TRIM, lower (T-620)
69	8439	8754081	LH	13.10	TRIM, lower (T-620)
69	8469	8754086	RH	13.35	TRIM, lower (T-620)
69	8469	8754087	LH	13.35	TRIM, lower (T-620)
69	8439	8750222	RH	13.10	TRIM, lower (T-621 631 632-64 1)
69	8439	8750223	LH	13.10	TRIM, lower (T-621-631-632-641)
69	8469	8750246	RH	13.35	TRIM, lower (T-621-631-632)
69	8469	8750247	LH	13.35	TRIM, lower (T-621-631-632)
69	8457	8749548	RH	37.40	TRIM, less mldgs. (T-638-639-648)
69	8457	8749549	LH	37.40	TRIM, less mldgs. (T-638-639-648)
69	8457	8749550	RH	37.40	TRIM, less mldgs. (T-630)
69	8457	8749551	LH	37.40	TRIM, less mldgs. (T-630)
69	8457	8775780	RH	37.40	TRIM, less mldgs. (T-644)
69	8457	8775781	LH	37.40	TRIM, less mldgs. (T-644)

69	8457	8749552	RH	37.40	TRIM, less mldgs. (T-63 1-632-641)
69	8457	8749553	LH	37.40	TRIM, less mldgs. (T-63 1-632-641)
69	8467	8749558	RH	25.15	TRIM, less mldgs. (T-631)
69	8467	8749559	LH	25.15	TRIM, less mldgs. (T-631)
69	8457	8749554	RH	37.40	TRIM, less mldgs. (T-633-636)
69	8457	8749555	LH	37.40	TRIM, less mldgs. (T-633-636)
69	8467	8749560	RH	25.15	TRIM, less mldgs. (T-633)
69	8467	8749561	LH	25.15	TRIM, less mldgs. (T-633)
69	8467	8749562	RH	25.15	TRIM, less mldgs. (T-637)
69	8467	8749563	LH	25.15	TRIM, less mldgs. (T-637)
69	8467	8749564	RH	25.15	TRIM, less mldgs. (T-638)
69	8467	8749565	LH	25.15	TRIM, less mldgs. (T-638)
69	9487	8757868	RH	35.90	TRIM (T-664-666)
69	9487	8757869	LH	35.90	TRIM (T-664-666)
68-69	9487	7769334	RH	34.15	TRIM (T-668-669-675-678)
68-69	9487	7769335	LH	34.15	TRIM (T-668-669-675-678)
69	9487	8762542	RH	41.90	TRIM, less mldg. & insert (T-674-694)
69	9487	8762543	LH	41.90	TRIM, less mldg. & insert (T-674-694)
69	9487	8762544	RH	41.90	TRIM, less mldg. & insert (T-678-688-698)
69	9487	8762545	LH	41.90	TRIM, less mldg. & insert (T-678-688-698)
69	9487	8762546	RH	41.90	TRIM, less mldg. & insert (T-680)
69	9487	8762547	LH	41.90	TRIM, less mldg. & insert (T-680)
69	9487	8762640	RH	41.90	TRIM, less mldg. & insert (T-685)
69	9487	8762641	LH	41.90	TRIM, less mldg. & insert (T-685)
69	9487	8762548	RH	41.90	TRIM, less mldg. & insert (T-686)
69	9487	8762549	LH	41.90	TRIM, less mldg. & insert (T-686)
69	9487	8762638	RH	41.90	TRIM, less mldg. & insert (T-687)
69	9487	8762639	LH	41.90	TRIM, less mldg. & insert (T-687)
69	9487	8762398	RH	41.90	TRIM, less mldg. & insert (T-691)
69	9487	8762399	LH	41.90	TRIM, less mldg. & insert (T-691)
69	9487	8762642	RH	41.90	TRIM, less mldg. & insert (T-692)
69	9487	8762643	LH	41.90	TRIM, less mldg. & insert (T-692)
70	3327	8807070	RH	26.65	TRIM (T-104-1 14)
70	3327	8807071	LH	26.65	TRIM (T-104-1 14)
70	3327	8807068	RH	26.65	TRIM (T-108-1 18)
70	3327	8807069	LH	26.65	TRIM (T-108-118)
70	3327	8807066	RH	26.65	TRIM (T-1 11)
70	3327	8807067	LH	26.65	TRIM (T-1 11)
70	3437-3537-4637	8807072	RH	26.65	TRIM (T-121)
70	3437-3537-4637	8807073	LH	26.65	TRIM (T-121)
70	3437-3537-4637	8807074	RH	26.65	TRIM (T-124)
70	3437-3537-4637	8807075	LH	26.65	TRIM (T-124)
70	3437-3537-4637	8807076	RH	26.65	TRIM (T-128)
70	3437-3537-4637	8807077	LH	26.65	TRIM (T-128)
70	4437	8807090	RH	26.65	TRIM (T-141)
70	4437	8807091	LH	26.65	TRIM (T-141)
70	4437	8807092	RH	26.65	TRIM (T-144)
70	4437	8807093	LH	26.65	TRIM (T-144)
70	4437	8807094	RH	26.65	TRIM (T-148)
70	4437	8807095	LH	26.65	TRIM (T-148)
70	4467-4667	8807096	RH	21.20	TRIM (T-1 54)
70	4467-4667	8807097	LH	21.20	TRIM (T-154)
70	4467-4667	8807098	RH	21.20	TRIM (T-158-188)
70	4467-4667	8807099	LH	21.20	TRIM (T-158-188)
70	3437-3537-4437-4637	8807078	RH	24.70	TRIM (T-170)
70	3437-3537-4437-4637	8807079	LH	24.70	TRIM (T-170)
70	3437-3537-4437-4637	8807080	RH	24.70	TRIM (T-175-185)
70	3437-3537-4437-4637	8807081	LH	24.70	TRIM (T-175-185)
70	4467-4667	8807100	RH	21.20	TRIM (T-175-185)
70	4467-4667	8807101	LH	21.20	TRIM (T-175-185)
70	3437-3537-4437-4637	8807082	RH	24.70	TRIM (T-176)
70	3437-3537-4437-4637	8807083	LH	24.70	TRIM (T-176)
70	3437-3537-4437-4637	8807084	RH	24.70	TRIM (T-1 78-188)
70	3437-3537-4437-4637	8807085	LH	24.70	TRIM (T-178-188)
70	3437-3537-4437-4637	8807086	RH	24.70	TRIM (T-179-189)
70	3437-3537-4437-4637	8807087	LH	24.70	TRIM (T-179-189)
70	4467-4667	8807102	RH	21.20	TRIM (T-179-189)
70	4467-4667	8807103	LH	21.20	TRIM (T-179-189)
70	3437-4437-4637	8807088	RH	24.70	TRIM (T-181)
70	3437-4437-4637	8807089	LH	24.70	TRIM (T-181)
70	5237	9805084	RH	31.95	TRIM (T-400)
70	5237	9805085	LH	31.95	TRIM (T-400)
70	5237	9805086	RH	31.95	TRIM (T-401)
70	5237	9805087	LH	31.95	TRIM (T-401)
70	5237	9805088	RH	31.95	TRIM (T-404)
70	5237	9805089	LH	31.95	TRIM (T-404)
70	5237	9805090	RH	31.95	TRIM (T-408)
70	5237	9805091	LH	31.95	TRIM (T-408)

70	5437-6437	.9805092	RH	29.95	TRIM (T-410-420)
70	5437-6437	.9805093	LH	29.95	TRIM (T-410-420)
70	5437-6437	.9805094	RH	29.95	TRIM (T-41 1-421)
70	5437-6437	.9805095	LH	29.95	TRIM (T-41 1-421)
70	5437-6437	.9805096	RH	29.95	TRIM (T-414)
70	5437-6437	.9805097	LH	29.95	TRIM(T-414)
70	5437-6437	.9805098	RH	29.95	TRIM (T-426)
70	5437-6437	.9805099	LH	29.95	TRIM (T-426)
70	5437-6437	.9805200	RH	29.95	TRIM (T-428)
70	5437-6437	.9805201	LH	29.95	TRIM (T-428)
70	5467	.9805288	RH	26.20	TRIM (T-421)
70	5467	.9805289	LH	26.20	TRIM (T-421)
70	5467	.9805290	RH	26.20	TRIM (T-426)
70	5467	.9805291	LH	26.20	TRIM (T-426)
70	5467	.9805292	RH	26.20	TRIM (T-427)
70	5467	.9805293	LH	26.20	TRIM (T-427)
70	5467	.9805294	RH	26.20	TRIM (T-428)
70	5467	.9805295	LH	26.20	TRIM (T-428)
70	6637	.981 1 278	RH	29.05	TRIM, less mldgs. (T-460)
70	6637	.981 1279	LH	29.05	TRIM, less mldg. (T-460)
70	6637	.981 1280	RH	29.05	TRIM, less mldg. (T-465)
70	6637	.981 1281	LH	29.05	TRIM, less mldg. (T-465)
70	6667	.981 1290	RH	26.90	TRIM, less mldg. (T-465)
70	6667	.981 1291	LH	26.90	TRIM, less mldg. (T-465)
70	6637	.981 1282	RH	29.05	TRIM, less mldg. (T-466)
70	6637	.981 1 283	LH	29.05	TRIM, less mldg. (T-466)
70	6637	.981 1284	RH	29.05	TRIM, less mldg. (T-468-478)
70	6637	.981 1285	LH	29.05	TRIM, less mldg. (t-468-478)
70	6667	.981 1292	RH	26.90	TRIM, less mldg. (T-468)
70	6667	.981 1293	LH	26.90	TRIM, less mldg. (T-468)
70	8239	.9804394	RH	12.35	TRIM, lwr. (T-481)
70	8239	.9804395	LH	12.35	TRIM, lwr. (T-481)
70	8269	.9804402	RH	11.95	TRIM, lwr. (T-481)
70	8269	.9804403	LH	11.95	TRIM, lwr. (T-481)
70	8257	.981 1296	RH	33.15	TRIM, less mldg. (T-481)
70	8257	.981 1297	LH	33.15	TRIM, less mldg. (T-481)
70	8269-8469	.9804406	RH	11.95	TRIM, lwr. (T-484-604-614-624)
70	8269-8469	.9804407	LH	11.95	TRIM, lwr. (T-484-604-614-624)
70	8239-8439	.9804398	RH	12.35	TRIM, lwr. (T-484-494-604-614-624-634-635)
70	8239-8439	.9804399	LH	12.35	TRIM, lwr. (T-484-494-604-614-624-634-635)
70	8257	.981 1298	RH	33.15	TRIM, less mldg. (T-484-494)
70	8257	.981 1299	LH	33.15	TRIM, less mldg. (T-484-494)
70	8257	.981 1402	RH	33.15	TRIM, less mldg. (T-488-498)
70	8257	.981 1403	LH	33.15	TRIM, less mldg. (T-488-498)
70	8439	.9804392	RH	12.35	TRIM, lwr. (T-600)
70	8439	.9804393	LH	12.35	TRIM, lwr. (T-600)
70	8469	.9804400	RH	11.95	TRIM, lwr. (T-600)
70	8469	.9804401	LH	11.95	TRIM, lwr. (T-600)
70	8439	.9805592	RH	12.35	TRIM, lwr. (T-601-631-632)
70	8439	.9805593	LH	12.35	TRIM, lwr. (T-601-631-632)
70	8469	.9805596	RH	11.95	TRIM, lwr. (T-601)
70	8469	.9805597	LH	11.95	TRIM, lwr. (T-601)
70	8457	.981 1406	RH	33.65	TRIM, less finish panel (T-614-624-634)
70	8457	.981 1407	LH	33.65	TRIM, less finish panel (T-614-624-634)
70	8467	.981 1416	RH	26.75	TRIM, less finish panel (T-614)
70	8467	.981 1417	LH	26.75	TRIM, less finish panel (T-614)
70	8467	.981 141 8	RH	26.75	TRIM, less finish panel (T-617)
70	8467	.981 1419	LH	26.75	TRIM, less finish panel (T-617)
70	8457	.981 1408	RH	33.65	TRIM, less finish panel (T-618-628-638)
70	8457	.981 1409	LH	33.65	TRIM, less finish panel (T-618-628-638)
70	8467	.981 1420	RH	26.75	TRIM, less finish panel (T-618)
70	8467	.981 1421	LH	26.75	TRIM, less finish panel (T-618)
70	8439	.9805594	RH	12.35	TRIM, lwr. (T-619-629-639)
70	8439	.9805595	LH	12.35	TRIM, lwr. (T-619-629-639)
70	8469	.9805598	RH	11.95	TRIM, lwr. (T-619-629)
70	8469	.9805599	LH	11.95	TRIM, lwr. (T-619-629)
70	8457	.981 1410	RH	33.65	TRIM, less finish panel (T-619-629-649)
70	8457	.981 141 1	LH	33.65	TRIM, less finish panel (T-619-629-649)
70	8467	.981 1422	RH	26.75	TRIM, less finish panel (T-619)
70	8467	.981 1423	LH	26.75	TRIM, less finish panel (T-619)
70	8457	.981 1412	RH	33.65	TRIM, less finish panel (T-631)
70	8457	.981 1413	LH	33.65	TRIM, less finish panel (T-631)
70	9487	.9802880	RH	35.55	TRIM (T-650)
70	9487	.9802881	LH	35.55	TRIM (T-650)
70	9487	.9802882	RH	35.55	TRIM (T-654)
70	9487	.9802883	LH	35.55	TRIM (T-654)
70	9487	.9802884	RH	35.55	TRIM (T-659)
70	9487	.9802885	LH	35.55	TRIM (T-659)

70	9487	9802888	RH	35.55	TRIM (T-666)
70	9487	9802889	LH	35.55	TRIM (T-666)
70	9487	9802890	RH	35.55	TRIM (T-668)
70	9487	9802891	LH	35.55	TRIM (T-668)
70	9487	981 1044	RH	37.75	TRIM, less mldg. 8. panel (T-678-688-698)
70	9487	981 1045	LH	37.75	TRIM, less mldg. & panel (T-678-688-698)
70	9487	981 1046	RH	37.75	TRIM, less mldg. & panel (T-679-699)
70	9487	981 1047	LH	37.75	TRIM, less mldg. & panel (T-679-699)
70	9487	981 1048	RH	37.75	TRIM, less mldg. & panel (T-680)
70	9487	981 1049	LH	37.75	TRIM, less mldg. 8c panel (T-680)
70	9487	981 1 176	RH	37.75	TRIM, less mldg. 8< panel (T-681)
70	9487	981 1 177	LH	37.75	TRIM, less mldg. & panel (T-681)
70	9487	981 1 178	RH	37.75	TRIM, less mldg. 8< panel (T-674-684)
70	9487	981 1 179	LH	37.75	TRIM, less mldg. & panel (T-674-684)
70	9487	981 1 180	RH	37.75	TRIM, less mldg. 8c panel "T-686)
70	9487	9811 181	LH	37.75	TRIM, less mldg. & panel (T-486)
70	9487	981 1 182	RH	37.75	TRIM, less mldg. & panel (T-695)
70	9487	981 1 183	LH	37.75	TRIM, less mldg. & panel (T-695)
71	3327	9853744	RH	32.30	TRIM (T-100)
71	3327	9853745	LH	32.30	TRIM (T-100)
71	3337-3437	9853772	RH	27.40	TRIM (T-100)
71	3337-3437	9853773	LH	27.40	TRIM (T-100)
71	3327	9853746	RH	32.30	TRIM (T-104)
71	3327	9853747	LH	32.30	TRIM (T-104)
71	3337-3437	9853774	RH	27.40	TRIM (T-104)
71	3337-3437	9853775	LH	27.40	TRIM (T-104)
71	3327	9853748	RH	32.30	TRIM (T-108)
71	3327	9853749	LH	32.30	TRIM (T-108)
71	3337-3437	9853776	RH	27.40	TRIM (T-108)
71	3337-3437	9853777	LH	27.40	TRIM (T-108)
71	3327	9853750	RH	35.60	TRIM (T-1 10)
71	3327	9853751	LH	35.60	TRIM (T-1 10)
71	3337	9853766	RH	31.25	TRIM (T-1 10)
71	3337	9853767	LH	31.25	TRIM (T-1 10)
71	3327	9853752	RH	35.60	TRIM (T-1 11)
71	3327	9853753	LH	35.60	TRIM (T-1 1 1)
71	3337	9853768	RH	31.25	TRIM (T-1 1 1)
71	3337	9853769	LH	31.25	TRIM (T-1 1 1)
71	3327	9853754	RH	35.60	TRIM (T-1 14)
71	3327	9853755	LH	35.60	TRIM (T-1 14)
71	3337	9853770	RH	31.25	TRIM (T-1 14)
71	3337	9853771	LH	31.25	TRIM (T-1 14)
71	3467-4467	9853778	RH	26.40	TRIM (T-1 34)
71	3467-4467	9853779	LH	26.40	TRIM (T-1 34)
71	3467-4467	9853780	RH	26.40	TRIM (T-138)
71	3467-4467	9853781	LH	26.40	TRIM (T-138)
71	4437	9853788	RH	41.75	TRIM (T-140)
71	4437	9853789	LH	4 1.75	TRIM (T-140)
71	4437	9853790	RH	4 1.75	TRIM (T-14 1)
71	4437	9853791	LH	4 1.75	TRIM (T-141)
71	4437	9853792	RH	41.75	TRIM (T-144)
71	4437	9853793	LH	41.75	TRIM (T-144)
71	3337-3437-4437	9853756	RH	32.30	TRIM (T-1 50)
71	3337-3437-4437	9853757	LH	32.30	TRIM (T-1 50)
71	3467-4467	9853782	RH	26.40	TRIM (T-1 50)
71	3467-4467	9853783	LH	26.40	TRIM (T-150)
71	3337-3437-4437	9853758	RH	32.30	TRIM, qtr. (T-1 54)
71	3337-3437-4437	9853759	LH	32.30	TRIM, qtr. (T-1 54)
71	3467-4467	9853784	RH	26.40	TRIM, qtr. (T-1 55)
71	3467-4467	9853785	LH	26.40	TRIM, qtr. (T-1 55)
71	3337-3437-4437	9853760	RH	32.30	TRIM (T-156-166)
71	3337-3437-4437	9853761	LH	32.30	TRIM (T-156-166)
71	3467-4467	9853786	RH	26.40	TRIM (T-1 56)
71	3467-4467	9853787	LH	26.40	TRIM (T-1 56)
71	3337-3437-4437	9853762	RH	32.30	TRIM, qtr. (T-158-168)
71	3337-3437-4437	9853763	LH	32.30	TRIM, qtr. (T-158-168)
71	3337-3437-4437	9853764	RH	32.30	TRIM, qtr. (T-1 65)
71	3337-3437-4437	9853765	LH	32.30	TRIM, qtr. (T-1 65)
71	5257	9863802	RH	21.80	TRIM (T-400)
71	5257	9863803	LH	21 80	TRIM (T-400)
71	5257	9863804	RH	21.80	TRIM (T-401)
71	5257	9863805	LH	21.80	TRIM (T-401)
71	5257	9863806	RH	21.80	TRIM (T-404)
71	5257	9863807	LH	21.80	TRIM (T-404)
71	5257	9863808	RH	21.80	TRIM (T-408-4 18)
71	5257	9863809	LH	21.80	TRIM (T-408-4 18)
71	5257	986381 0	RH	21.80	TRIM (T-4 16)
71	5257	986381 1	LH	21.80	TRIM (T-4 16)

71	5 4 5 79863812	RH	48.10	TRIM (T-4 20)
71	5 4 5 79863813	LH	48.10	TRIM (T-420)
71	5 4 5 79863814	RH	48.10	TRIM (T-421)
71	5 4 5 79863815	LH	48.10	TRIM (T-421)
71	5 4 5 79863816	RH	48.10	TRIM (T-424)
71	5 4 5 79863817	LH	48.10	TRIM (T-424)
71	5 4 5 79863818	RH	44.00	TRIM (T-430)
71	5 4 5 79863819	LH	44.00	TRIM (T-430)
71	5 4 5 79863820	RH	44.00	TRIM (T-434)
71	5 4 5 79863821	LH	44.00	TRIM (T-434)
71	5 4 6 79863826	RH	42.80	TRIM (T-434)
71	5 4 6 79863827	LH	42.80	TRIM (T-434)
71	5 4 5 79863822	RH	44.00	TRIM (T-436)
71	5 4 5 79863823	LH	44.00	TRIM (T-436)
71	5 4 6 79863828	RH	42.80	TRIM (T-436)
71	5 4 6 79863829	LH	42.80	TRIM (T-436)
71	5 4 5 79863824	RH	44.00	TRIM (T-438)
71	5 4 5 79863825	LH	44.00	TRIM (T-438)
71	5 4 6 79863830	RH	42.80	TRIM (T-438)
71	5 4 6 79863831	LH	42.80	TRIM (T-438)
71	6 6 4 79867894	RH	32.55	TRIM, less mldgs. (T-460)
71	6 6 4 79867895	LH	32.55	TRIM, less mldgs. (T-460)
71	6 6 6 79867904	RH	30.70	TRIM, less mldgs. (T-461)
71	6 6 6 79867905	LH	30.70	TRIM, less mldgs. (T-461)
71	6 6 4 79867896	RH	32.55	TRIM, less mldgs. (T-462-464)
71	6 6 4 79867897	LH	32.55	TRIM, less mldgs. (T-462-464)
71	6 6 6 79867906	RH	30.70	TRIM, less mldgs. (T-465)
71	6 6 6 79867907	LH	30.70	TRIM, less mldgs. (T-465)
71	6 6 4 79867898	RH	32.55	TRIM, less mldgs. (T-466)
71	6 6 4 79867899	LH	32.55	TRIM, less mldgs. (T-466)
71	6 6 6 79867908	RH	30.70	TRIM, less mldgs. (T-466)
71	6 6 6 79867909	LH	30.70	TRIM, less mldgs. (T-466)
71	6 6 4 79867900	RH	32.55	TRIM, less mldgs. (T-468)
71	6 6 4 79867901	LH	32.55	TRIM, less mldgs. (T-468)
71	6 6 6 79867910	RH	30.70	TRIM, less mldgs. (T-468)
71	6 6 6 79867911	LH	30.70	TRIM, less mldgs. (T-468)
71	8 2 3 79863848	RH	39.20	TRIM (T-480)
71	8 2 3 79863849	LH	39.20	TRIM (T-480)
71	8 2-84399859598	RH	13.60	TRIM, lwr. (T-480-600-620-630-640)
71	8 2-84399859599	LH	13.60	TRIM, lwr. (T-480-600-620-630-640)
71	8 2 3 79863850	RH	39.20	TRIM (T-481)
71	8 2 3 79863851	LH	39.20	TRIM (T-481)
71	8 2-84399854358	RH	13.60	TRIM, lwr. (T-48 1-601-63 1-641)
71	8 2-84399854359	LH	13.60	TRIM, lwr. (T-481-601-631-641)
71	8 2 3 79863852	RH	39.20	TRIM (T-484-494)
71	8 2 3 79863853	LH	39.20	TRIM (T-484-494)
71	8 2-84399854364	RH	13.60	TRIM, lwr. (T-484-494-604-624-632-644)
71	8 2-84399854365	LH	13.60	TRIM, lwr. (T-484-494-604-624-632-644)
71	8 2 3 79863854	RH	39.20	TRIM (T-498)
71	8 2 3 79863855	LH	39.20	TRIM (T-498)
71	8 2-84399854354	RH	13.60	TRIM, lwr. (T-498-608-628-633-642-648)
71	8 2-84399854355	LH	13.60	TRIM, lwr. (T-498-608-628-633-642-648)
71	8 4 3 79867914	RH	28.45	TRIM, less mldgs. 8i insert (T-610-620)
71	8 4 3 79867915	LH	28.45	TRIM, less mldgs. 8i insert (T-610-620)
71	8 4 3 79867916	RH	28.45	TRIM, less mldgs. & insert (T-61 1)
71	8 4 3 79867917	LH	28.45	TRIM, less mldgs. & insert (T-61 1)
71	8 4 3 79867918	RH	28.45	TRIM, less mldgs. & insert (T-614-624)
71	8 4 3 79867919	LH	28.45	TRIM, less mldgs. & insert (T-614-624)
71	8 4 3 79867926	RH	28.45	TRIM, less mldgs. & insert (T-627)
71	8 4 3 79867927	LH	28.45	TRIM, less mldgs. & insert (T-627)
71	8 4 3 99854360	RH	13.60	TRIM, lwr. (T-627)
71	8 4 3 99854361	LH	13.60	TRIM, lwr. (T-627)
71	8 4 3 79867928	RH	28.45	TRIM, less mldgs. & insert (T-628)
71	8 4 3 79867929	LH	28.45	TRIM, less mldgs. (T-628)
71	8 4 3 79867932	RH	23.85	TRIM, less finish pnl. & insert (T-640)
71	8 4 3 79867933	LH	23.85	TRIM, less finish pnl. & insert (T-640)
71	8 4 3 79867934	RH	23.85	TRIM, less finish pnl. & insert (T-64 1)
71	8 4 3 79867935	LH	23.85	TRIM, less finish pnl. & insert (T-641)
71	8 4 3 79867940	RH	23.85	TRIM, less finish pnl. & insert (T-642)
71	8 4 3 79867941	LH	23.85	TRIM, less finish pnl. & insert (T-642)
71	8 4 3 79867936	RH	23.85	TRIM, less finish pnl. & insert (T-644)
71	8 4 3 79867937	LH	23.85	TRIM, less finish pnl. & insert (T-644)
71	9 4 8 79863908	RH	55.85	TRIM (I 654 664)
71	9 4 8 79863909	LH	55.85	TRIM (I 654 664)
71	9 4 8 79863910	RH	55.85	TRIM (I 658 668)
71	9 4 8 79602333	LH	55.85	TRIM (I 658 668)
71	9 4 8 79867944	RH	55.10	TRIM, less mldg. & finish pnl. (T-670-680)
71	9 4 8 79867945	LH	55.10	TRIM, less mldg. & finish pnl. (T-670-680)

71	9487	9867946	RH	55.10	TRIM, less mldg. & finish pnl. (T-671)
71	9487	9867947	LH	55.10	TRIM, less mldg. & finish pnl. (T-671)
71	9487	9867948	RH	55.10	TRIM, less mldg. & finish pnl. (T-674-684)
71	9487	9867949	LH	55.10	TRIM, less mldg. & finish pnl. (T-674-684)
71	9487	9867950	RH	55.10	TRIM, less mldg. & finish pnl. (T-678-688-698)
71	9487	9867951	LH	55.10	TRIM, less mldg. & finish pnl. (T-678-688-698)
71	9487	9867952	RH	55.10	TRIM, less mldg. & finish pnl. (T-686)
71	9487	9867953	LH	55.10	TRIM, less mldg. & finish pnl. (T-686)
71	9487	9867954	RH	55.10	TRIM, less mldg. & finish pnl. (T-695)
71	9487	9867955	LH	55.10	TRIM, less mldg. & finish pnl. (T-695)
71	9487	9867956	RH	55.10	TRIM, less mldg. & finish pnl. (T-697)
71	9487	9867957	LH	55.10	TRIM, less mldg. & finish pnl. (T-697)
72	3327	9895200	RH	37.55	TRIM (T-100)
72	3327	9895201	LH	37.55	TRIM (T-100)
72	3337-3437	9895220	RH	27.85	TRIM (T-100)
72	3337-3437	9895221	LH	27.85	TRIM (T-100)
72	3327	9618402	RH	32.30	TRIM (T-106)
72	3327	9618403	LH	32.30	TRIM (T-106)
72	3337-3437	9895222	RH	27.85	TRIM (T-106)
72	3337-3437	9895223	LH	27.85	TRIM (T-106)
72	3327	9853748	RH	32.30	TRIM (T-108)
72	3327	9853749	LH	32.30	TRIM (T-108)
72	3337-3437	9853776	RH	27.40	TRIM (T-108)
72	3337-3437	9853777	LH	27.40	TRIM (T-108)
72	3327	9895202	RH	37.55	TRIM (T-110)
72	3327	9895203	LH	37.55	TRIM (T-110)
72	3337	9895214	RH	32.40	TRIM (T-110)
72	3337	9895215	LH	32.40	TRIM (T-110)
72	3327	9895204	RH	37.55	TRIM (T-111)
72	3327	9895205	LH	37.55	TRIM (T-111)
72	3337	9895216	RH	32.40	TRIM (T-111)
72	3337	9895217	LH	32.40	TRIM (T-111)
72	3327	9895206	RH	37.55	TRIM (T-114)
72	3327	9895207	LH	37.55	TRIM (T-114)
72	3337	9895218	RH	32.40	TRIM (T-114)
72	3337	9895219	LH	32.40	TRIM (T-114)
72	3467-4467	9895224	RH	26.60	TRIM (T-130)
72	3467-4467	9895225	LH	26.60	TRIM (T-130)
72	3337-3437-4437	9614066	RH	32.30	TRIM (T-133-134)
72	3337-3437-4437	9614067	LH	32.30	TRIM (T-133-134)
72	3337-3437-4437	9614068	RH	32.30	TRIM (T-135)
72	3337-3437-4437	9614069	LH	32.30	TRIM (T-135)
72	3467-4467	9895552	RH	26.60	TRIM (T-135)
72	3467-4467	9895553	LH	26.60	TRIM (T-135)
72	3337-3437-4437	9614070	RH	32.30	TRIM (T-136)
72	3337-3437-4437	9614071	LH	32.30	TRIM (T-136)
72	3467-4467	9853786	RH	26.40	TRIM (T-136)
72	3467-4467	9853787	LH	26.40	TRIM (T-136)
72	3337-3437-4437	9614072	RH	32.30	TRIM (T-137)
72	3337-3437-4437	9614073	LH	32.30	TRIM (T-137)
72	3337-3437-4437	9614074	RH	32.30	TRIM (T-138)
72	3337-3437-4437	9614075	LH	32.30	TRIM (T-138)
72	3467-4467	9853780	RH	26.40	TRIM (T-138)
72	3467-4467	9853781	LH	26.40	TRIM (T-138)
72	4437	9895554	RH	43.60	TRIM (T-140)
72	4437	9895555	LH	43.60	TRIM (T-140)
72	4437	9895556	RH	43.60	TRIM (T-141)
72	4437	9895557	LH	43.60	TRIM (T-141)
72	4437	9895558	RH	43.60	TRIM (T-144)
72	4437	9895559	LH	43.60	TRIM (T-144)
72	5257	9896456	RH	24.10	TRIM (T-400)
72	5257	9896457	LH	24.10	TRIM (T-400)
72	5257	9896458	RH	24.10	TRIM (T-401)
72	5257	9896459	LH	24.10	TRIM (T-401)
72	5257	9896460	RH	24.10	TRIM (T-404)
72	5257	9896461	LH	24.10	TRIM (T-404)
72	5257	9863808	RH	21.80	TRIM (T-408-418)
72	5257	9863809	LH	21.80	TRIM (T-408-418)
72	5257	9863810	RH	21.80	TRIM (T-416)
72	5257	9863811	LH	21.80	TRIM (T-416)
72	5457	9896462	RH	49.80	TRIM (T-420)
72	5457	9896463	LH	49.80	TRIM (T-420)
72	5457	9896464	RH	49.80	TRIM (T-421)
72	5457	9896465	LH	49.80	TRIM (T-421)
72	5457	9896466	RH	49.80	TRIM (T-424)
72	5457	9896467	LH	49.80	TRIM (T-424)
72	5457	9896468	RH	49.80	TRIM (T-430)
72	5457	9896469	LH	49.80	TRIM (T-430)

72	5457	9896470	RH	49.80	TRIM (T-434)
72	5457	9896471	LH	49.80	TRIM (T-434)
72	5467	9896472	RH	44.30	TRIM (T-435)
72	5467	9896473	LH	44.30	TRIM (T-435)
72	5457	9863822	RH	44.00	TRIM (T-436)
72	5457	9863823	LH	44.00	TRIM (T-436)
72	5467	9863828	RH	42.80	TRIM (T-436)
72	5467	9863829	LH	42.80	TRIM (T-436)
72	5457	9863824	RH	44.00	TRIM (T-438)
72	5457	9863825	LH	44.00	TRIM (T-438)
72	5467	9863830	RH	42.80	TRIM (T-438)
72	5467	9863831	LH	42.80	TRIM (T-438)
72	6647	9897910	RH	30.45	less mldgs. (T-470)
72	6647	9897911	LH	30.45	less mldgs. (T-470)
72	6667	9897914	RH	30.45	less mldgs. (T-470)
72	6667	9897915	LH	30.45	less mldgs. (T-470)
72	6647	9897912	RH	30.45	less mldgs. (I 464 474)
72	6647	9897913	LH	30.45	less mldgs. (I 464 474)
72	6667	9897916	RH	30.45	less mldgs. (I 475)
72	6667	9897917	LH	30.45	less mldgs. (I 475)
72	6647	9867898	RH	32.55	less mldgs. (T-476)
72	6647	9867899	LH	32.55	less mldgs. (T-476)
72	6667	9867908	RH	30.70	less mldgs. (T-476)
72	6667	9867909	LH	30.70	less mldgs. (T-476)
72	6647	9867900	RH	32.55	less mldgs. (T-478)
72	6647	9867901	LH	32.55	less mldgs. (T-478)
72	6667	9867910	RH	30.70	less mldgs. (T-478)
72	6667	9867911	LH	30.70	less mldgs. (T-478)
72	8237	9896482	RH	41.05	TRIM (T-480)
72	8237	9896483	LH	41.05	TRIM (T-480)
72	8239-8439	9893884	RH	13.65	TRIM, lwr. (T-480-600-620-630)
72	8239-8439	9893885	LH	13.65	TRIM, lwr. (T-480-600-620-630)
72	8237	9896484	RH	41.05	TRIM (T-481)
72	8237	9896485	LH	13.65	TRIM (T-481)
72	8239-8439	9893886	RH	13.65	TRIM, lwr. (T-48 1-601-631)
72	8239-8439	9893887	LH	13.65	TRIM, lwr. (T-48 1-601-631)
72	8237	9896486	RH	41.05	TRIM (T-484-494)
72	8237	9896487	LH	13.65	TRIM (T-484-494)
72	8239-8439	9893888	RH	13.65	TRIM, lwr. (T-484-494-604-624-634)
72	8239-8439	9893889	LH	39.20	TRIM, lwr. (T-484-494-604-624-634)
72	8237	9863854	RH	39.20	TRIM (T-498)
72	8237	9863855	LH	13.60	TRIM (T-498)
72	82-8439	9854354	RH	13.60	TRIM, lwr. (T-498-608-628-638)
72	82-8439	9854355	LH	28.55	TRIM, lwr. (T-498-608-628-638)
72	8437	9897918	RH	28.55	TRIM, less mldgs. 8i insert (T-600)
72	8437	9897919	LH	28.55	TRIM, less mldgs. 8t insert (T-600)
72	8437	9897920	RH	28.55	TRIM, less mldgs. 8t insert (T-60 1)
72	8437	9897921	LH		TRIM, less mldgs. & insert (T-601)
72	8437	9897922	RH		TRIM, less mldgs. 8t insert (T-604)
72	8437	9897923	LH		TRIM, less mldgs. 8t insert (T-604)
72	8437	9897924	RH	28.55	TRIM, less mldgs. 8t insert (T-620)
72	8437	9897925	LH	28.55	TRIM, less mldgs. 8t insert (T-620)
72	8437	9897926	RH	28.55	TRIM, less mldgs. 8t insert (T-624)
72	8437	9897927	LH	28.55	TRIM, less mldgs. 8t insert (T-624)
72	8437	9897928	RH	28.55	TRIM, less mldgs. & insert (T-626)
72	8437	9897929	LH	28.55	TRIM, less mldgs. 8t insert (T-626)
72	8439	9893890	RH	13.65	TRIM, lwr. (T-626-646)
72	8439	9893891	LH	13.65	TRIM, lwr. (T-626-646)
72	8437	9867928	RH	28.45	TRIM, less mldgs. 8t insert (T-628)
72	8437	9867929	LH	28.45	TRIM, less mldgs. 8t insert (T-628)
72	8437	9897930	RH	23.75	TRIM, less mldgs. 8t insert (T-630)
72	8437	9897931	LH	23.75	TRIM, less mldgs. & insert (T-630)
72	8437	9897932	RH	23.75	TRIM, less mldgs. 8i insert (T-631)
72	8437	9897933	LH	23.75	TRIM, less mldgs. 8i insert (T-631)
72	8437	9897934	RH	23.75	TRIM, less mldgs. 8t insert (T-634)
72	8437	9897935	LH	23.75	TRIM, less mldgs. & insert (T-634)
72	8437	9897936	RH	23.75	TRIM, less mldgs. 8t insert (T-646)
72	8437	9897937	LH	23.75	TRIM, less mldgs. 8t insert (T-646)
72	9487	9601861	RH	42.05	TRIM (T-654)
72	9487	9601862	LH	42.05	TRIM (T-654)
72	9487	9602332	RH	55.85	TRIM (1-658)
72	9487	9602333	LH	55.85	TRIM (T-658)
72	9000	9601874	RH	55.10	TRIM, less mldg. & finish pnl. (T-670-680)
72	9000	9601875	LH	55.10	TRIM, less mldg. & finish pnl. (T-670-680)
72	9000	9601822	RH	55.10	TRIM, less mldg. & finish pnl. (T-67 1)
72	9000	9601823	LH	55.10	TRIM, less mldg. & finish pnl. (T-67 1)
72	9000	9601824	RH	55.10	TRIM, less mldg. 8i finish pnl. (T-674-684)
72	9000	9601825	LH	55.10	TRIM, less mldg. & finish pnl. (T-674-684)

72	9487.	9867952	RH	55.10	TRIM, less mldg. & finish pnl. (T-676-686)....
72	9487.	9867953	LH	55.10	TRIM, less mldg. & finish pnl. (T-676-686)....
72	9487.	9867950	RH	55.10	TRIM, less mldg. & finish pnl. (T-678-688-698)
72	9487.	9867951	LH	55.10	TRIM, less mldg. & finish pnl. (T-678-688-698)
72	9000.	.9601872	RH	55.10	TRIM, less mldg. & finish pnl. (T-685).....
72	9000.	.9601873	LH	55.10	TRIM, less mldg. & finish pnl. (T-685).....

15.100 ERT) REAR QUARTER TRIM PAD

71	8437....	.9878264	RH	5.80	TRIM insert) T-610 ..
71	8437....	.9878265	LH	5.80	TRIM insert) T-610 ..
71	8437....	.9878266	RH	5.80	TRIM insert) T-61 1
71	8437....	.9878267	LH	5.80	TRIM insert) T-61 1
71	8437....	.9878268	RH	5.80	TRIM insert) T-614
71	8437....	.9878269	LH	5.80	TRIM insert) T-614
71	8437....	.9878270	RH	4.61	TRIM insert) T-620 ..
71	8437....	.9878271	LH	4.61	TRIM insert) T-620 ..
71	8437....	.9878272	RH	4.61	TRIM insert) T-624 ..
71	8437....	.9878273	LH	4.61	TRIM insert) T-624 ..
71	8437....	.9878274	RH	4.61	TRIM insert) T-627 ..
71	8437....	.9878275	LH	4 61	TRIM insert) T-627 ..
71-72	8437....	.9878276	RH	4.61	TRIM insert) T-628 ..
71-72	8437....	.9878277	LH	4.61	TRIM insert) T-628 ..
71	8437....	.9878280	RH	8.35	TRIM insert) T-640 ..
71	8437....	.9878281	LH	8.35	TRIM insert) T-640 ..
71	8437....	.9878282	RH	8.35	TRIM insert) T-641 ..
71	8437....	.9878283	LH	8.35	TRIM insert) T-641 ..
71	8437....	.9878286	RH	6.80	TRIM insert) T-642 ..
71	8437....	.9878287	LH	6.80	TRIM insert) T-642 ..
71	8437....	.9878284	RH	8.35	TRIM insert) T-644 ..
71	8437....	.9878285	LH	8.35	TRIM insert) T-644 ..
72	8437....	.9896500	RH	6.65	TRIM insert) (T-600) ..
72	8437....	.9896501	LH	6.65	TRIM insert) (T-600) ..
72	8437....	.9896502	RH	6.65	TRIM insert) (T-601) ..
72	8437....	.9896503	LH	6.65	TRIM insert) (T-601) ..
72	8437....	.9896504	RH	6.65	TRIM insert) (T-604) ..
72	8437....	.9896505	LH	6.65	TRIM insert) (T-604) ..
72	8437....	.9896506	RH	5.25	TRIM insert) (T-620) ..
72	8437....	.9896507	LH	5.25	TRIM insert) (T-620) ..
72	8437....	.9896508	RH	5.25	TRIM insert) (T-624) ..
72	8437....	.9896509	LH	5.25	TRIM insert) (T-624) ..
72	8437....	.9896510	RH	5.25	TRIM insert) (T-626) ..
72	8437....	.9896511	LH	5.25	TRIM insert) (T-626) ..
72	8437....	.9896520	RH	9.00	TRIM insert) (T-630) ..
72	8437....	.9896521	LH	9.00	TRIM insert) (T-630) ..
72	8437....	.9896522	RH	9.00	TRIM insert) (T-631) ..
72	8437....	.9896523	LH	9.00	TRIM insert) (T-631) ..
72	8437....	.9896524	RH	9.00	TRIM insert) (T-634) ..
72	8437....	.9896525	LH	9.00	TRIM insert) (T-634) ..
72	8437....	.9897076	RH	9.00	TRIM insert) (T-646) ..
72	8437....	.9897077	LH	9.00	TRIM insert) (T-646) ..

15.100 EXTENSION — FASTENER — RETAINER, REAR QUARTER TRIM

67-68	52-54-64-6687.....	.7640762	RH	2.46	EXTENSION, trim supt.....
67-68	52-54-64-6687.....	.7640763	LH	2.46	EXTENSION, trim supt.....
69-70	52-54-64-6637.....	.7749558	RH	1.90	EXTENSION, quarter belt trim support
69-70	52-54-64-6637.....	.7749559	LH	1.90	EXTENSION, quarter belt trim support
69-70	8467.....	.8732680	RH	1.33	PLATE, quarter trim panel protector ..
69-70	8467.....	.8732681	LH	1.33	PLATE, quarter trim panel protector ..
64	4027-69-4127-69-4337- 69-4447-4647-4747 ..	4870324	AR	.10	FASTENER, rr. qtr. upr. fndtn. to roof rail.....
64	4035-4135-4255-65- 4355-65.....	4500027	AR	.10	FASTENER, rr. qtr. fndtn. to inner panel-frt. & rr.— (14.645)
64	4337-67.....	4500027	4	.10	FASTENER, rr. qtr. trim pad—(14.645).....
64	4647 Std. & Deluxe Trim	4870324	6	.10	FASTENER, rr. qtr. upr. fndtn. to roof rail—(14.732)
64	4839 Std. Trim.....	4870324	6	.10	FASTENER, rr qtr. iipr fndtn. to roof rail.....
64	4847 Full Width Seats ..	4870324	6	.10	FASTENER, rr qtr. upr. fndtn. to roof rail.....
64	4647-4839 Cust. Trim ...	4870324	6	.10	FASTENER, rr qtr. upr. finishing panel.....
64	4847 Bkt. Seats	4870324	6	.10	FASTENER, rr qtr. upr. finishing panel.....
65	33-3427-33-34-35-36-43- 4469-43-4427-43- 4437-9447.....	4870324	AR	.10	FASTENER rr. qtr. upr. fndtn. to roof rail—(1 4.732)
65	4000 Wagons.....	4870324	4	.10	FASTENER rr. qtr. fndtn. to inner panel frt.— (14.732)
65	4000 Wagons.	4870324	6	.10	FASTENER, rr. qtr. fndtn. to inner panel-rr. (L) (14.732).....
65-73	All as Req	4500027	AR	.10	FASTENER, trim panel—(1 4.645).....
68-72	332 7.....	.7756524	2	.10	CLIP, belt trim support.....

71-72	52-5457-6647-8000 ...	9840351		.15	CLIP, trim supt. ret. rr.
71	5239-69-5439-69-6639	9840351		.15	CLIP, qtr. inner finishing pnl. ..
72-73	All C (4-Dr.)9840351		.15	CLIP, qtr. belt trim supt. ret. frt.
68-72	30-4000 (2 Drs.) exc. Conv.7672132	RH	1.08	RETAINER, inner upper panel trim
68-72	30-4000 (2 Drs.) exc. Conv.	7672133	LH	1.08	RETAINER, inner upper panel trim
68-72	3435-36	7720151	RH	2.56	RETAINER, window upper trim
68-72	3435-36.7720152	LH	2.56	RETAINER, window upper trim
68-70	33-35-4469	7727662	2	.56	RETAINER, inner upper panel trim
68-72	4439.7741438	2	1.38	RETAINER, inner upper panel trim
69-70	52-54-64-6637.8728740	RH	.92	RETAINER, inner upper panel trim
69-70	52-54-64-6637.8728741	LH	.92	RETAINER, inner upper panel trim
69-70	52-54-6469.8713790	2	.30	RETAINER, inner upper panel trim
69-70	52-54-64-6639-8269- 8469.8713816	2	.30	RETAINER, inner upper panel trim
69	8257.8726324	RH	1.13	RETAINER, inner upper panel trim
69	8457 1st Type (Soft Headlining)8726324	RH	1.13	RETAINER, inner upper panel trim
69	8257.	8726325	LH	1.13	RETAINER, inner upper panel trim
69	8457 1st Type (Soft Headlining)	8726325	LH	1.13	RETAINER, inner upper panel trim
69-70	82398713794	RH	.77	RETAINER, inner upper panel trim
69	8439 1st Type (Soft Headlining)8713794	RH	.77	RETAINER, inner upper panel trim
69-70	8239	8713795	LH	.77	RETAINER, inner upper panel trim
69	8439 1st Type (Soft Headlining)	8713795	LH	.77	RETAINER, inner upper panel trim
70	8439.8713794	RH	.77	RETAINER, inner upr. panel trim ..
70	8457.8726324	RH	1.13	RETAINER, inner upr. panel trim ..
70	8457.	8726325	LH	1.13	RETAINER, inner upr. panel trim ..
70	9000.8784550	2	1.72	RETAINER, inner upr. panel trim ..
71-72	3369-44697727658	2	.62	RETAINER, inner upr. pnl. trim.
71-73	All B (2-Dr. H.T.)8794090	RH	1.38	RETAINER, inner upr. panel trim ..
71-73	All B (2-Dr. H.T.)	8794091	LH	1.38	RETAINER, inner upr. panel trim ..
71-73	All B (4-Dr. H.T.)	8794536	2	.51	RETAINER, inner upr. pnl. trim.
71-73	All B (4-Dr. Sedan).8794563	2	.41	RETAINER, inner upr. pnl. trim
71-73	All C (2 Dr.)	8794566	2	.41	RETAINER, inner upr. pnl. trim
71-73	All C (4-Dr.)	8794096	2	.41	RETAINER, inner upr. panel trim
71	9487.	9827651	2	1.18	RETAINER, inner upr.-pnl. trim .
67-68	8467.	7656474	2	1.89	SPACER, trim supt.-rr.
68	30-4000 (2 Drs.) exc. Conv.	7723551	2	.72	SPACER, belt trim support-rear.
69-70	50-60-8000 2 Drs.8782978	2	.20	SPACER, qtr. belt trim support.
69-70	82-8457.8713812	2	.92	SPACER, belt trim support.
71	50-60-80-9000	9831755	AR	.20	SPACER (used 10.096-1 1.032)
64	4035-4135.	4853962	4	.10	PLUG, trim pad sealing-frt.—(1 4.69 1)
64	4035-4135.	4853962	6	.10	PLUG, fndtn. to inner panel-rr.—(1 4.69 1)
65	4337-67-4437-67.	4853962	4	.10	PLUG, rr. qtr. trim pad sealing—(14.69 1)
65-67	Wagons.	4853962	6	.10	PLUG, rr. qtr. fndtn. rr. to inner panel (L.)—(1 4.69 1)
68-72	All as Req.	4853962	AR	.10	PLUG, rr. qtr. trim pad sealing.
15.100 PANEL, REAR QUARTER -- ABOVE BELT					
66	8439.7628001	LH	9.85	PANEL, upr. (slate)
15.100 TRIM, FOLDING TOP COMPARTMENT SIDE TRIM PANEL					
68	44-4667.7764420	RH	5.55	TRIM, upr. (T-152-172)
68	44-4667.7764421	LH	5.55	TRIM, upr. (T-152-172)
68	44-4667.7755754	RH	4.56	TRIM, upr. (T-158-178)
68	44-4667.7755755	LH	4.56	TRIM, upr. (T-158-178)
68	4467.	7764422	RH	5.55	TRIM, upr. (T-1 60)
68	4467.	7764423	LH	5.55	TRIM, upr. (T-1 60)
68	4467.7764424	RH	5.55	TRIM, upr. (T-163)
68	4467.7764425	LH	5.55	TRIM, upr. (T-1 63)
68	4467.7755760	RH	5.55	TRIM, upr. (T-167)
68	4467.7755761	LH	5.55	TRIM, upr. (T-1 67)
68	54-66-8467.7769882	RH	4.61	TRIM, upr. (T-421-451-631)
68	54-66-8467.7769883	LH	4.61	TRIM, upr. (T-421-451-631)
68	54-8467.7771952	RH	4.61	TRIM, upr. (T-423-633)
68	54-8467.7771953	LH	4.61	TRIM, upr. (T-423-633)
68	54-66-8467.7771846	RH	4.61	TRIM, upr. (T-427-457-637)
68	54-66-8467.7771847	LH	4.61	TRIM, upr. (T-427-457-637)
68-69	54-66-8467.7769876	RH	4.56	TRIM, upper (T-428-458-498-638-648)
68-69	54-66-8467.7769877	LH	4.56	TRIM, upper (T-428-458-498-638-648)
68	6667.	7771954	RH	4.61	TRIM, upr. (T-4 5 2)
68	6667.7771955	LH	4.61	TRIM, upr. (T-452)
69	44-4667.8749752	RH	5.65	TRIM, upper (T-164)
69	44-4667.8749753	LH	5.65	TRIM, upper (T-164)

69	44-4667	7755754	RH	4.56	TRIM, upper (T-168-178-188)
69	44-4667	7755755	LH	4.56	TRIM, upper (T-168-178-188)
69	4467	8749754	RH	5.65	TRIM, upper (T-171)
69	4467	8749755	LH	5.65	TRIM, upper (T-171)
69	4467	8749756	RH	5.65	TRIM, upper (T-176)
69	4467	8749757	LH	5.65	TRIM, upper (T-176)
69	44-4667	8749758	RH	5.65	TRIM, upper (T-187)
69	44-4667	8749759	LH	5.65	TRIM, upper (T-187)
69	54-8467	8750064	RH	4.61	TRIM, upper (T-421-631)
69	54-8467	8750065	LH	4.61	TRIM, upper (T-421-631)
69	54-8467	8750066	RH	4.61	TRIM, upper (T-426-633)
69	54-8467	8750067	LH	4.61	TRIM, upper (T-426-633)
69	54-8467	8750068	RH	4.61	TRIM, upper (T-427-637)
69	54-8467	8750069	LH	4.61	TRIM, upper (T-427-637)
70	4467-4667	8807048	RH	5.30	TRIM, upr. (T-154)
70	4467-4667	8807049	LH	5.30	TRIM, upr. (T-154)
70	4467-4667	7755754	RH	4.56	TRIM, upr. (T-158-188)
70	4467-4667	7755755	LH	4.56	TRIM, upr. (T-158-188)
70	4467-4667	8807050	RH	5.20	TRIM, upr. (T-175-185)
70	4467-4667	8807051	LH	5.20	TRIM, upr. (T-175-185)
70	4467-4667	8807052	RH	5.30	TRIM, upr. (T-179-189)
70	4467-4667	8807053	LH	5.30	TRIM, upr. (T-179-189)
70	5467	8805196	RH	5.02	TRIM, upr. (T-421)
70	5467	8805197	LH	5.02	TRIM, upr. (T-421)
70	5467	8805452	RH	5.02	TRIM, upr. (T-426)
70	5467	8805453	LH	5.02	TRIM, upr. (T-426)
70	5467-8467	8805192	RH	5.02	TRIM, upr. (T-427-617)
70	5467-8467	8805193	LH	5.02	TRIM, upr. (T-427-617)
70	5467-6667-8467	7769876	RH	4.56	TRIM, upr. (T-428-468-618)
70	5467-6667-8467	7769877	LH	4.56	TRIM, upr. (T-428-468-618)
70	6667	8809682	RH	4.36	TRIM, upr. (T-465)
70	6667	8809683	LH	4.36	TRIM, upr. (T-465)
70	8467	8805194	RH	5.02	TRIM, upr. (T-614)
70	8467	8805195	LH	5.02	TRIM, upr. (T-614)
70	8467	8805190	RH	5.02	TRIM, upr. (T-619)
70	8467	8805191	LH	5.02	TRIM, upr. (T-619)
71	3467-4467	9853052	RH	4.72	TRIM, upr. (T-134)
71	3467-4467	9853053	LH	4.72	TRIM, upr. (T-134)
71-72	3467-4467	7755754	RH	4.56	TRIM, upr. (T-138)
71-72	3467-4467	7755755	LH	4.56	TRIM, upr. (T-138)
71	3467-4467	9854134	RH	4.72	TRIM, upr. (T-150)
71	3467-4467	9854135	LH	4.72	TRIM, upr. (T-150)
71	34-4467	8807050	RH	5.20	TRIM, upr. (T-155)
71	34-4467	8807051	LH	5.20	TRIM, upr. (T-155)
71	3467-4467	9839534	RH	4.72	TRIM, upr. (T-156)
71	3467-4467	9839535	LH	4.72	TRIM, upr. (T-156)
72	3467-4467	9893310	RH	4.77	TRIM, upr. (T-130)
72	3467-4467	9893311	LH	4.77	TRIM, upr. (T-130)
72	3467-4467	9893312	RH	4.77	TRIM, upr. (T-135)
72	3467-4467	9893313	LH	4.77	TRIM, upr. (T-135)
72	3467-4467	9839534	RH	4.72	TRIM, upr. (T-136)
72	3467-4467	9839535	LH	4.72	TRIM, upr. (T-136)

NOTE For model years not listed refer to 15.108.

62-63	4447-47 47-4839-47	4870324	AR	.10	FASTENER, rr. qtr. upr. fndtn. to roof rail—(14.732)
63	4647	4870324	6	.10	FASTENER, rr. qtr. upr. finishing panel—(14.732)
67-68	8467	7665218	RH	1.18	PLATE
67-68	8467	7665219	LH	1.18	PLATE
69-70	8467	8774388	2	1.80	SUPPORT, trim panel-upper
70	5467-6667	8774387	2	.25	SUPPORT, trim panel-side

15.100

TRIM, REAR QUARTER ARM REST

65-66	8467	4509848	RH	5.70	TRIM (T-688-698)
65-66	8467	4509849	LH	5.70	TRIM (T-688-698)
66	8467	7613032	RH	5.70	TRIM (T-697)
66	8467	7613033	LH	5.70	TRIM (T-697)

NOTE Refer to group 15.108 for trim, rr. qtr. a/rest for model years after 1966.

15.100

TRIM, SPARE TIRE COVER PANEL

67	3335-3435	7683521	RH	10.35	TRIM (T-114)
67	3535-3635-4455-65-				
	4800	7695239	RH	10.85	TRIM (T-133-173)
67	4465-4865	7676693	RH	12.55	TRIM (T-170)
67	Sportwagons	7676691	RH	12.55	TRIM (T-171)
67	4455-4855	7676692	RH	12.55	TRIM (T-177)
68	All Wagons	7772856	RH	10.35	TRIM (T-11 1-181)
68	All Wagons	7772857	RH	10.35	TRIM (T-113-183)
68	3435	7772858	RH	10.35	TRIM (T-114)
68	4000 Wagons	7777740	RH	10.80	TRIM(T-180)

68	4000 Wagons.	7776293	RH	10.80	TRIM (T-187)
69	All Wagons.	8730254	RH	10.85	TRIM (T-121-191)
69	All Wagons.	8755606	RH	10.95	TRIM (T-125-195)
69	All Wagons.	8743515	RH	11.50	TRIM (T-126-196)
69	4456-66.	8735247	RH	11.60	TRIM (T-191)
69	4456-66.	8743525	RH	11.60	TRIM (T-190)
69	4456-66.	8735249	RH	11.60	TRIM (T-197)
70	3435-36.	8803019	RH	12.75	TRIM, (T-121)
70	3435-36.	9800333	RH	10.20	TRIM, (T-124)
70	3435-36.	9800340	RH	10.20	TRIM, (T-129)
70	6036-46.	8809298	RH	12.95	TRIM (T-440-450)
70	6036-46.	8809295	RH	12.95	TRIM (T-441-451)
70	6036-46.	8809373	RH	10.20	TRIM (T-444-454)
70	6036-46.	8809372	RH	8.95	TRIM (T-449-459)
71	3436.	9855340	RH	10.50	TRIM (T-100)
71	3436.	9849041	RH	10.50	TRIM (T-101)
71	3436.	9853065	RH	10.50	TRIM (T-104)
71	6035-45.	9863950	RH	10.75	TRIM (T-440-450)
71	6035-45.	9859622	RH	10.75	TRIM (T-441)
71	6035-45.	9859624	RH	10.75	TRIM (T-444-454)
71-72	6035-45.	9859625	RH	10.75	TRIM (T-446-456)
72	3436.	9897601	RH	10.85	TRIM (T-100)
72	3436.	9603757	RH	10.85	TRIM (T-101)
72	3436.	9604292	RH	10.50	TRIM (T-104)
72	3436.	9839592	RH	10.50	TRIM (T-106)
72	6035-45.	9893628	RH	11.75	TRIM (T-440-450)
72	6035-45.	9893626	RH	11.75	TRIM (T-441)
72	6035-45.	9893627	RH	11.75	TRIM (T-444-454)
71	6035-45 Rr. Wind.Defr.	9843811	RH	.41	COVER, pnl. at blower (15.024)

15.101 PANEL, REAR QUARTER TRIM FINISHING

69	9487.	8724393	2	4.77	PANEL, finish
69	8457 Std. Trim.	8714106	RH	7.14	PANEL
69	8457 Std. Trim.	8714107	LH	7.14	PANEL
69	8457 Custom Trim.	8726782	RH	7.51	PANEL
69	8457 Custom Trim.	8726783	LH	7.51	PANEL
70	8457.	8772012	RH	13.75	PANEL
70	8457.	8772013	LH	13.75	PANEL
70	8467.	8772014	RH	11.95	PANEL
70	8467.	8772015	LH	11.95	PANEL
70	9487 Custom Trim.	8783938	2	4.66	PANEL
71-72	8437 Cust. Trim.	9838712	RH	12.70	PANEL, upr.
71-72	8437 Cust. Trim.	9838713	LH	12.70	PANEL, upr.
71-72	9487.	9838770	RH	10.90	PANEL
71-72	9487.	9838771	LH	10.90	PANEL
71-72	8437 Custom Trim.	3752642	AR	.10	NUT, finishing panel (8.147)

15.101 PANEL, REAR QUARTER INNER FINISHING

NOTE 1968 wagons 1st type (refer to Group 15.100) has coated fabric finishing panel. 2nd type-has plastic finishing panel.

68	33-35-4469.	7743354	RH	2.92	PANEL (black)
68	33-35-4469.	7743355	LH	2.92	PANEL (black)
68	33-35-4469.	7743360	RH	3.54	PANEL (teal)
68	33-35-4469.	7743361	LH	3.54	PANEL (teal)
69	33-35-4469.	8733138	RH	3.18	PANEL (T-103-133-143-166)
69	33-35-4469.	8733139	LH	3.18	PANEL (T-103-133-143-166)
69	33-3569.	8733152	RH	3.18	PANEL (T-124)
69	33-3569.	8733153	LH	3.18	PANEL (T-124)
69	3435-36.	8761404	RH	3.64	PANEL (T-125)
69	3435-36.	8761405	LH	3.64	PANEL (T-125)
69	3435-36.	8761402	RH	3.64	PANEL (T-126)
69	3435-36.	8761403	LH	3.64	PANEL (T-126)
69	35-4469.	8733154	RH	3.18	PANEL (T-130-140)
69	35-4469.	8733155	LH	3.18	PANEL (T-130-140)
69	4469.	8754712	RH	3.31	PANEL (T-147)
69	4469.	8754713	LH	3.31	PANEL (T-147)
69	4439.	8737168	RH	4.31	PANEL (T-150)
69	4439.	8737169	LH	4.31	PANEL (T-150)
69	4439.	8733166	RH	3.18	PANEL (T-151)
69	4439.	8733167	LH	3.18	PANEL (T-151)
69	4439.	8733162	RH	3.18	PANEL (T-153-176)
69	4439.	8733163	LH	3.18	PANEL (T-153-176)
69	4439.	8733160	RH	3.18	PANEL (T-157)
69	4439.	8733161	LH	3.18	PANEL (T-157)
69	4439.	8754734	RH	4.31	PANEL (T-175)
69	4439.	8754735	LH	4.31	PANEL (T-175)
69	4456-66.	8761416	RH	3.69	PANEL (T-190)
69	4456-66.	8761417	LH	3.69	PANEL (T-190)

69	4456-66	8 7 61412	RH	3.69	PANEL (T-191)
69	4456-66	8 7 61413	LH	3.69	PANEL (T-191)
69	4456-66	8761420	RH	3.69	PANEL (T-195)
69	4456-66	8761421	LH	3.69	PANEL (T-195)
69	4456-66	8 761418	RH	3.69	PANEL (T-196)
69	4456-66	8 7 61419	LH	3.69	PANEL (T-196)
69	4456-66	8761408	RH	3.69	PANEL (T-197)
69	4456-66	8761409	LH	3.69	PANEL (T-197)
69	52-54-6469	8737994	RH	4.41	PANEL (T-400-410)
69	52-54-6469	8737995	LH	4.41	PANEL (T-400-410)
69	52-54-6439	8740770	RH	3.79	PANEL (T-400-410)
69	52-54-6439	8740771	LH	3.79	PANEL (T-400-410)
69	52-54-64-6639	8740774	RH	3.38	PANEL (T-403-4 13-426-453)
69	52-54-64-6639	8740775	LH	3.38	PANEL (T-403-4 13-426-453)
69	5269	8737978	RH	4.41	PANEL (T-407)
69	5269	8737979	LH	4.41	PANEL (T-407)
69	5239	8740753	RH	3.79	PANEL (T-407)
69	5239	8740754	LH	3.79	PANEL (T-407)
69-70	52-54-6469	8737976	RH	4.10	PANEL, plastic (T-408-428)
69-70	52-54-6469	8737977	LH	4.10	PANEL, plastic (T-408-428)
69	52-54-6639	8740751	RH	3.49	PANEL (T-408-428-458-468)
69	52-54-6639	8740752	LH	3.49	PANEL (T-408-428-458-468)
69	5269-5469-6469	8737998	RH	4.92	PANEL, plastic (T-403-4 13-426)
69	5269-5469-6469	8737999	LH	4.92	PANEL, plastic (T-403-413-426)
69	54-64-6639	8740772	RH	3.38	PANEL (T-425-455)
69	54-64-6639	8740773	LH	3.38	PANEL (T-425-455)
69	5469-6469	8737996	RH	4.92	PANEL (T-425)
69	5469-6469	8737997	LH	4.92	PANEL (T-425)
69	6639	8740768	RH	3.79	PANEL (T-464)
69	6639	8740769	LH	3.79	PANEL (T-464)
70	3369-3569	8803883	LH	3.02	PANEL (T-101 -121)
70	3369-3569-4469	8803888	RH	2.97	PANEL (T-104-1 24-134-1 44)
70	3369-3569-4469	8803889	LH	2.97	PANEL (T-104-1 24-134-1 44)
70	3369-3569-4469	8803798	RH	3.02	PANEL, black (paint to match)
70	3369-3569-4469	8803799	LH	3.02	PANEL, black (paint to match)
70	3435-36	8800204	RH	3.84	PANEL (T-121)
70	3435-36	8800205	LH	3.84	PANEL (T-121)
70	3435-36	8800210	RH	3.79	PANEL (T-124)
70	3435-36	8800211	LH	3.79	PANEL (T-124)
70	3435-36	8800206	RH	3.79	PANEL (T-129)
70	3435-36	8800207	LH	3.79	PANEL (T-129)
70	3569-4469	8803878	RH	3.02	PANEL (T-130-140)
70	3569-4469	8803879	LH	3.02	PANEL (T-130-140)
70	4439	8803740	RH	3.02	PANEL (T-140-170)
70	4439	8803741	LH	3.02	PANEL (T-140-170)
70	4469	8803884	RH	2.97	PANEL (T-141)
70	4469	8803885	LH	2.97	PANEL (T-141)
70	4439	8803746	RH	2.97	PANEL (T-141)
70	4439	8803747	LH	2.97	PANEL (T-141)
70	4439	8803752	RH	2.97	PANEL (T-144)
70	4439	8803753	LH	2.97	PANEL (T-144)
70	4439	8803736	RH	3.02	PANEL (T-148-178)
70	4439	8803737	LH	3.02	PANEL (T-148-178)
70	4469	8803886	RH	2.97	PANEL (T-159)
70	4469	8803887	LH	2.97	PANEL (T-159)
70	4439	8803750	RH	2.97	PANEL (T-176)
70	4439	8803751	LH	2.97	PANEL (T-176)
70	4439	8803748	RH	2.97	PANEL (T-179)
70	4439	8803749	LH	2.97	PANEL (T-179)
70	5269-5469-6469	8800668	RH	4.56	PANEL (T-400-410-420)
70	5269-5469-6469	8800669	LH	4.56	PANEL (T-400-4 10-420)
70	5239-5439-6439-6639	8802234	RH	3.59	PANEL (T-400-4 10-420-460)
70	5239-5439-6439-6639	8802235	LH	3.59	PANEL (T-400-4 10-420-460)
70	5239	8802238	RH	3.59	PANEL (T-401)
70	5239	8802239	LH	3.59	PANEL (T-401)
70	5269	8800672	RH	4.56	PANEL (T-401)
70	5269	8800673	LH	4.56	PANEL (T-401)
70	5269-5469-6469	8800680	RH	4.51	PANEL (T-404-414)
70	5269-5469-6469	8800681	LH	4.51	PANEL (T-404-414)
70	5239-5439-6439-6639	8802248	RH	3.59	PANEL (T-404-4 14-434)
70	5239-5439-6439-6639	8802249	LH	3.59	PANEL (T-404-4 14-434)
70	5239-5439-6439-6639	8740751	RH	3.49	PANEL (T-408-428-438-468)
70	5239-5439-6439-6639	8740752	LH	3.49	PANEL (T-408-428-438-468)
70	5469-6469	8800674	RH	4.51	PANEL (T-411-421)
70	5469-6469	8800675	LH	4.51	PANEL (T-41 1-421)
70	5439-6439	8802240	RH	3.59	PANEL (T-41 1-421)
70	5439-6439	8802241	LH	3.59	PANEL (T-41 1-421)
70	5469-6469	8800678	RH	4.51	PANEL (T-426)

70	5469-6469	8800679	LH	4.51	PANEL (T-426)
70	5439-6439-6639	8802244	RH	3.54	PANEL (T-426-466)
70	5439-6439-6639	8802245	LH	3.54	PANEL (T-426-466)
70	6036-46	8800382	RH	3.23	PANEL (T-440-450)
70	6036-46	8800383	LH	3.23	PANEL (T-440-450)
70	6036-46	8800384	RH	3.23	PANEL (T-441-451)
70	6036-46	8800385	LH	3.23	PANEL (T-441-451)
70	6036-46	8800392	RH	3.18	PANEL (T-444-454)
70	6036-46	8800393	LH	3.18	PANEL (T-444-454)
70	6036-46	8800388	RH	3.18	PANEL (T-449-459)
70	6036-46	8800389	LH	3.18	PANEL (T-449-459)
70	6639	8802246	RH	3.54	PANEL (T-465)
70	6639	8802247	LH	3.54	PANEL (T-465)
71	3369-4469	9850864	RH	3.23	PANEL (plastic) (T-100-110-140)
71	3369-4469	9850865	LH	3.23	PANEL (plastic) (T-100-110-140)
71	3436	9851998	RH	4.77	PANEL (T-100)
71	3436	9851999	LH	4.77	PANEL (T-100)
71	3436	9851990	RH	4.77	PANEL (T-101)
71	3436	9851991	LH	4.77	PANEL (T-101)
7 1-72	3369-4469	8803798	RH	3.02	PANEL (black) prime 8: paint to match
7 1-72	3369-4469	8803799	LH	3.02	PANEL (black) prime & paint to match
71	4439	9851984	RH	3.33	PANEL (plastic) (T-140-150)
71	4439	9851985	LH	3.33	PANEL (plastic) (T-140-150)
71	4439	9851976	RH	3.33	PANEL (plastic) (T-156)
71	4439	9851977	LH	3.33	PANEL (plastic) (T-156)
70-72	4439	8803736	RH	3.02	PANEL (plastic) (black) prime & paint to match
70-72	4439	8803737	LH	3.02	PANEL (plastic) (black) prime & paint to match
71	5239-5439-6639	9852039	LH	3.69	PANEL (plastic) (T-400-420-430-460)
71	52-5469	9852054	RH	2.31	PANEL (T-400-420-430)
71	52-5469	9852055	LH	2.31	PANEL (T-400-420-430)
71	52-5469	9852042	RH	2.15	PANEL (black) prime & paint to match
71	52-5469	9852043	LH	2.15	PANEL (black) prime 8: paint to match
71-72	5239-5439-6639	9852022	RH	3.43	PANEL (plastic) (black) prime 8: paint to match
71-72	5239-5439-6639	9852023	LH	3.43	PANEL (plastic) (black) prime 8i paint to match
71	6035	9852018	RH	3.43	PANEL (metal) (T-440-450)
71	6045	9852018	RH	3.43	PANEL (T-440-450)
71	6035	9852019	LH	3.43	PANEL (metal) (T-440-450)
71	6045	9852019	LH	3.43	PANEL (T-440-450)
71	6035	9852020	RH	3.43	PANEL, (metal) (T-444)
71	6045	9852020	RH	3.43	PANEL (T-444-454)
71-72	3436	8761386	RH	3.69	PANEL (black) prime 8i paint to match
71-72	3436	8761387	LH	3.69	PANEL (black) prime & paint to match
71	6035-45	9852002	RH	3.23	PANEL (black) prime & paint to match
71	6035-45	9852003	LH	3.23	PANEL (black) prime & paint to match
72	5269-5469	9610566	RH	4.40	PANEL (black) prime 8t paint to match
72	5269-5469	9610567	LH	4.40	PANEL (black) prime 8i paint to match
72	6035-45 (less Seat Belt Warning System)	9852002	RH	3.23	PANEL (black) prime 8i paint to match
72	6035-45 (less Seat Belt Warning System)	9852003	LH	3.23	PANEL (black) prime & paint to match
72	6035-45 (with Seat Belt Warning System)	9613236	RH	3.23	PANEL (black) prime & paint to match
72	6035-45 (with Seat Belt Warning System)	9613237	LH	3.23	PANEL (black) prime & paint to match

15.101 MOLDING, REAR QUARTER TR

64	4027-4127	4412145	2	1.85	MOLDING, rr. qtr. trim finishing—(1 4.764)
65	33-34-43-4427	4412145	2	1.85	MOLDING (14.764)
66	3307-3407-3507-17-3607-17	4412145	2	1.85	MOLDING, rr. qtr. trim pad—(14.764)
67	3307-3407-17	4412145	2	1.85	MOLDING (14.764)
67	35 17-36 17 Std. Trims ...	4412145	2	1.85	MOLDING (14.764)
67	4307-17-4407-17-4607-17	4412145	2	1.85	MOLDING, upr. (14.764)
68-69	6667	7731944	RH	4.61	MOLDING, upper
68-69	6667	7731945	LH	4.61	MOLDING, upper
68	6687	7731946	RH	5.85	MOLDING, upr.
68	6687	7731947	LH	5.85	MOLDING, upr.
68-69	6667	7731951	RH	5.50	MOLDING, lower
68-69	6667	7731952	LH	5.50	MOLDING, lower
68	6687	7731953	RH	3.69	MOLDING, lwr.
68	6687	7731954	LH	3.69	MOLDING, lwr.
69	3437-3537-4437-4637	7796639	2	1.44	MOLDING
69	44-4667	7796656	2	9.45	MOLDING
69	5237	8712072	2	1.33	MOLDING
69	6637	7731946	RH	5.85	MOLDING, upper
69	6637	7731947	LH	5.85	MOLDING, upper
69	6637	7731953	RH	3.69	MOLDING, lower

69	6637	.7731 954	LH	3.69	MOLDING, lower
69	8257	.8715142	2	1.44	MOLDING, lower
69	8257	.8715139	2	1.49	MOLDING, upper
70	4437 Reg. Seats	.8769399	2	1.13	MOLDING
70	5237	.8774035	2	1.33	MOLDING
70	6637	.8776901	RH	3.38	MOLDING
70	6637	.8776902	LH	3.38	MOLDING
70	6667	.8776903	RH	2.72	MOLDING
70	6667	.8776904	LH	2.72	MOLDING
70	8257	.4431186	RH	3.59	MOLDING
70	8257	.4431 187	LH	3.59	MOLDING
71-72	4437	.9817791	2	.97	MOLDING, lwr.
71-72	4437	.9847730	2	1.37	MOLDING, upr.
71	5257-5457-6647	.9836857	RH	1.59	MOLDING, at belt
71	5257-5457-6647	.9600209	LH	1.49	MOLDING, at belt
71-72	5457	.9844407	2	1.59	MOLDING, upr.
71-72	5467	.9844415	2	1.38	MOLDING, lwr.
71-72	54-6667	.9836992	RH	1.79	MOLDING, at belt
71-72	54-6667	.9836993	LH	1.79	MOLDING, at belt
71-72	5257-5457-5467	.9815355	2	1.38	MOLDING, upr. & lwr.
71-72	6647	.9817675	RH	2.87	MOLDING
71-72	6647	.981 7676	LH	2.87	MOLDING
71-72	6667	.9850828	RH	3.13	MOLDING
71-72	6667	.9850829	LH	3.13	MOLDING
71	8237-8437	.9836860	RH	1.49	MOLDING, at belt
71	8237-8437	.9836861	LH	1.49	MOLDING, at belt
71	9487	.9836864	RH	1.68	MOLDING, at belt
71	9487	.9836865	LH	1.68	MOLDING, at belt
71-72	8437 Std. Trim	.9823893	RH	14.00	MOLDING
71-72	8437 Std. Trim	.9823894	LH	14.00	MOLDING
71-72	9487 Custom Trim	.9825542	2	1.23	MOLDING
71-72	8237	.9826678	2	1 23	MOLDING, upr. . . .
71-72	8237	.9829919	2	1.03	MOLDING, lwr
72	33-3437	.9817791	2	.97	MOLDING, lwr
72	33-3437 Cust. Trim	.9847730	2	1.37	MOLDING, upr. . . .
72	5257-5457-6647	.9600208	RH	1.49	MOLDING, at belt
72	5257-5457-6647	.9600209	LH	1.49	MOLDING, at belt
72	8237-8437	.960021 0	RH	1.38	MOLDING, at belt
72	8237-8437	.960021 1	LH	1.38	MOLDING, at belt
72	9487	.9600214	RH	1.69	MOLDING, at belt
72	9487	.960021 5	LH	1.69	MOLDING, at belt

15.108 TRIM. FOLDING TOP COMPARTMENT SIDE TRIM PANEL

NOTE. For models not listed refer to group 15.100

67	5467-6467-6667-8467	.7682846	RH	4.31	TRIM, upr. (T-421-451-691)
67	5467-6467-6667-8467	.7682847	LH	4.31	TRIM, upr. (T-421-451-691)

15.108 TRIM. REAR QUARTER ARMREST

NOTE. For model years prior to 1967 refer group 15.100

65-67	8467	.4509848	RH	5.70	TRIM (T-688-698)
65-67	8467	.4509849	LH	5.70	TRIM (T-688-698)
66-67	8467	.7613032	RH	5.70	TRIM (T-697)
66-67	8467	.761 3033	LH	5.70	TRIM (T-697)
68	44-4667	.7755738	RH	5.45	TRIM (T-158-178)
68	44-4667	.7755739	LH	5.45	TRIM (T-158-178)
68	54-6667	.7769810	RH	5.75	TRIM (T-428-458-498)
68	54-6667	.776981 1	LH	5.75	TRIM (T-428-458-498)
68-70	8467	.7778328	RH	6.75	TRIM (T-618-638-648)
68-70	8467	.7778329	LH	6.75	TRIM (T-6 18-638-648)
69	44-4667	.8749772	RH	5.75	TRIM (T-164)
69	44-4667	.8749773	LH	5.75	TRIM (T-164)
69	44-4667	.7755738	RH	5.45	TRIM (T-168-178-188)
69	44-4667	.7755739	LH	5.45	TRIM (T-168-178-188)
69	4467	.8749774	RH	5.75	TRIM (T-171)
69	4467	.8749775	LH	5.75	TRIM (T-171)
69	4467	.8749776	RH	5.75	TRIM (T-176)
69	4467	.8749777	LH	5.75	TRIM (T-176)
69	44-4667	.8749778	RH	5.75	TRIM (T-187)
69	44-4667	.8749779	LH	5.75	TRIM (T-187)
69	5467	.8749880	RH	5.50	TRIM (T-421)
69	5467	.8749881	LH	5.50	TRIM (T-421)
69	5467	.8750226	RH	5.50	TRIM (T-426)
69	5467	.8750227	LH	5.50	TRIM (T-426)
69	5467	.8750228	RH	5.50	TRIM (T-427)
69	5467	.8750229	LH	5.50	TRIM (T-427)
69	54-6667	.7769810	RH	5.75	TRIM (T-428-458)
69	54-6667	.776981 1	LH	5.75	TRIM (T-428-458)
69	8467	.8750208	RH	6.75	TRIM (T-631)

69	8467	.8750209	LH	6.75	TRIM (T-631)
69	8467	.8750236	RH	6.75	TRIM (T-633)
69	8467	.8750237	LH	6.75	TRIM (T-633)
69	8467	.8750238	RH	6.75	TRIM (T-637)
69	8467	.8750239	LH	6.75	TRIM (T-637)
70	4467-4667	.8807118	RH	5.30	TRIM (T-154)
70	4467-4667	.8807119	LH	5.30	TRIM (T-154)
70	4467-4667	.7755738	RH	5.45	TRIM (T-158-188)
70	4467-4667	.7755739	LH	5.45	TRIM (T-158-188)
70	4467-4667	.8807120	RH	6.00	TRIM (T-175-185)
70	4467-4667	.8807121	LH	6.00	TRIM (T-175-185)
70	4467-4667	.8807122	RH	5.30	TRIM (T-179-189)
70	4467-4667	.8807123	LH	5.30	TRIM (T-179-189)
70	5467	.8805184	RH	6.45	TRIM (T-421)
70	5467	.8805185	LH	6.45	TRIM (T-421)
70	5467	.8805188	RH	6.45	TRIM (T-426)
70	5467	.8805189	LH	6.45	TRIM (T-426)
70	5467	.8805224	RH	6.45	TRIM (T-427)
70	5467	.8805225	LH	6.45	TRIM (T-427)
70	5467-6667	.7769810	RH	5.75	TRIM (T-428-468)
70	5467-6667	.7769811	LH	5.75	TRIM (T-428-468)
70	6667	.8809694	RH	6.45	TRIM (T-465)
70	6667	.8809695	LH	6.45	TRIM (T-465)
70	8467	.9807154	RH	6.35	TRIM (T-614)
70	8467	.9807155	LH	6.35	TRIM (T-614)
70	8467	.9807156	RH	6.35	TRIM (T-617)
70	8467	.9807157	LH	6.35	TRIM (T-617)
70	8467	.9807158	RH	6.35	TRIM (T-619)
70	8467	.9807159	LH	6.35	TRIM (T-619)
71	3467-4467	.9853054	RH	5.90	TRIM (T-134)
71	3467-4467	.9853055	LH	5.90	TRIM (T-134)
71-72	3467-4467	.7755738	RH	5.45	TRIM (T-138)
71-72	3467-4467	.7755739	LH	5.45	TRIM (T-138)
71	3467-4467	.9853856	RH	5.90	TRIM (T-150)
71	3467-4467	.9853857	LH	5.90	TRIM (T-150)
71	3467-4467	.8807120	RH	6.00	TRIM (T-155)
71	3467-4467	.8807121	LH	6.00	TRIM (T-155)
71	3467-4467	.9843958	RH	5.75	TRIM (T-156)
71	3467-4467	.9843959	LH	5.90	TRIM (T-156)
72	3467-4467	.9893324	RH	6.15	TRIM (T-130)
72	3467-4467	.9893325	LH	6.15	TRIM (T-130)
72	3467-4467	.9893326	RH	6.15	TRIM (T-135)
72	3467-4467	.9893327	LH	6.15	TRIM (T-135)
72	3467-4467	.9843958	RH	5.75	TRIM (T-136)
72	3467-4467	.9843959	LH	5.90	TRIM (T-136)

15.108 ARMREST — BASE, REAR QUAR

64	4127	.4395256	RH	7.10	REST, less tray (T-101)—(14.686)
64	4127	.4395257	LH	7.10	REST, less tray (T-101)—(14.686)
65	43-4427	.4478296	RH	7.90	REST, less tray (T-191)—(14.686)
65	43-4427	.4478297	LH	7.90	REST, less tray (T-191)—(14.686)
65	43-4427	.4478292	RH	7.65	REST, less tray (T-197)—(14.686)
65	43-4427	.4478293	LH	7.65	REST, less tray (T-197)—(14.686)
66	3507-17-3607-17	.7596996	RH	7.75	REST, less tray (T-121-131)—(14.686)
66	3507-17-3607-17	.7596997	LH	7.75	REST, less tray (T-121-131)—(14.686)
67	3307-3407-3517-3617	.4481152	RH	7.90	REST, less tray (T-138)—(14.686)
67	3307-3407-3517-3617	.4481153	LH	7.90	REST, less tray (T-138)—(14.686)
68	35-44-4637	.7782036	RH	22.55	REST (T-138-158-168-178)
68	35-44-4637	.7782037	LH	22.55	REST (T-138-158-168-178)
68	52-54-64-6687	.7783846	RH	20.25	REST (T-408-428-458-478-498)
68	52-54-64-6687	.7783847	LH	20.25	REST (T-408-428-458-478-498)
66	9000	.7783806	RH	17.35	REST (T-675-678)
68	9000	.7783807	LH	17.35	REST (T-675-678)
68	9000	.7782778	RH	15.20	REST (T-685-688-698)
68	9000	.7782779	LH	15.20	REST (T-685-688-698)
69	34-35-44-4637	.8765252	RH	20.00	REST (T-141-171-181)
69	34-35-44-4637	.8765253	LH	20.00	REST (T-141-171-181)
69	34-35-44-4637	.8777502	RH	20.00	REST (T-143-176-186)
69	34-35-44-4637	.8777503	LH	20.00	REST (T-143-176-186)
69	34-35-44-4637	.7782036	RH	22.55	REST (T-148-168-178-188)
69	34-35-44-4637	.7782037	LH	22.55	REST (T-148-168-178-188)
69	4637	.8765258	RH	20.00	REST (T-164)
69	4637	.8765259	LH	20.00	REST (T-164)
69	3537-4437	.8765198	RH	20.00	REST (T-170)
69	3537-4437	.8765199	LH	20.00	REST (T-170)
69	34-35-44-4637	.8765196	RH	20.00	REST (T-175-185)
69	34-35-44-4637	.8765197	LH	20.00	REST (T-175-185)
69	52-54-6437	.8765990	RH	19.40	REST (T-400-410)

69	52-54-6437	8765991	LH	19.40	REST (T-400-410)
69	52-54-64-6637	8765982	RH	19.40	REST (T-401-41 1-421-451)
69	52-54-64-6637	8765983	LH	19.40	REST (T-401-41 1-421-451)
69	52-54-64-6637	8765992	RH	19.40	REST (T-403-413-426-453)
69	52-54-64-6637	8765993	LH	19.40	REST (T-403-4 13-426-453)
69	5237	8765994	RH	19.40	REST (T-407)
69	5237	8765995	LH	19.40	REST (T-407)
69	52-54-64-6637	8765978	RH	19.40	REST (T-408-428-438-458-478)
69	52-54-64-6637	8765979	LH	19.40	REST (T-408-428-438-458-478)
69	54-64-6637	8777718	RH	19.40	REST (T-425-455)
69	54-64-6637	8777719	LH	19.40	REST (T-425-455)
69	8257	8766014	RH	21.45	REST (T-601)
69	8257	8766015	LH	21.45	REST (T-601)
69	8257	8766016	RH	21.45	REST (T-603)
69	8257	8766017	LH	21.45	REST (T-603)
69-70	8257	8766010	RH	21.45	REST (T-488-498-608-618)
69-70	8257	8766011	LH	21.45	REST (T-488-498-608-618)
69	8257	8766012	RH	21.45	REST (T-614)
69	8257	8766013	LH	21.45	REST (T-614)
69	8457 Elec. Window	8766032	RH	21.45	REST (T-630)
69	8457 Elec. Window	8766033	LH	21.45	REST (T-630)
69	8457 less Elec. Window	8766022	RH	21.45	REST (T-630)
69	8457 less Elec. Window	8766023	LH	21.45	REST (T-630)
69	8457 Elec. Window	8766034	RH	21.45	REST (T-631-632-64 1)
69	8457 Elec. Window	8766035	LH	21.45	REST (T-631-632-64 1)
69	8457 less Elec. Window	8766024	RH	21.45	REST (T-631-632-64 1)
69	8457 less Elec. Window	8766025	LH	21.45	REST (T-631-632-64 1)
69	8457 Elec. Window	8766036	RH	21.45	REST (T-633-636)
69	8457 Elec. Window	8766037	LH	21.45	REST (T-633-636)
69	8457 less Elec. Window	8766026	RH	21.45	REST (T-633-636)
69	8457 less Elec. Window	8766027	LH	21.45	REST (T-633-636)
69-70	8457 Elec. Window	8766030	RH	21.45	REST (T-618-628-638-639)
69-70	8457 Elec. Window	8766031	LH	21.45	REST (T-618-628-638-639)
69-70	8457 less Elec. Window	8766020	RH	21.45	REST (T-618-628-638-639)
69-70	8457 less Elec. Window	8766021	LH	21.45	REST (T-618-628-638-639)
69	8457 less Elec. Window	8777440	RH	21.45	REST (T-644)
69	8457 less Elec. Window	8777441	LH	21.45	REST (T-644)
69	8457 Elec. Window	8777442	RH	21.45	REST (T-644)
69	8457 Elec. Window	8777443	LH	21.45	REST (T-644)
69	9487	8765934	RH	18.75	REST (T-664)
69	9487	8765935	LH	18.75	REST (T-664)
69	9487	7783806	RH	17.35	REST (T-668-669-698)
69	9487	7783807	LH	17.35	REST (T-668-669-698)
69	9487	8765924	RH	19.40	REST (T-666-674-694)
69	9487	8765925	LH	19.40	REST (T-666-674-694)
69	9487	7782778	RH	15.20	REST (T-678-688)
69	9487	7782779	LH	15.20	REST (T-678-688)
69	9487	8765926	RH	19.40	REST (T-680)
69	9487	8765927	LH	19.40	REST (T-680)
69	9487	8765928	RH	19.40	REST (T-685)
69	9487	8765929	LH	19.40	REST (T-685)
69	9487	8765930	RH	19.40	REST (T-686)
69	9487	8765931	LH	19.40	REST (T-686)
69	9487	8765932	RH	19.40	REST (T-687)
69	9487	8765933	LH	19.40	REST (T-687)
69	9487	8765920	RH	19.40	REST (T-691)
69	9487	8765921	LH	19.40	REST (T-691)
69	9487	8765922	RH	19.40	REST (T-692)
69	9487	8765923	LH	19.40	REST (T-692)
70	3437-3537-4637	9805206	RH	23.35	REST (T-121)
70	3437-3537-4637	9805207	LH	23.35	REST (T-121)
70	3437-3537-4437-4637	9806916	RH	23.35	REST (T-124-144)
70	3437-3537-4437-4637	9806917	LH	23.35	REST (T-124-144)
70	3437-3537-4437-4637	9805204	RH	23.35	REST (T-128-1 48-1 78-188)
70	3437-3537-4437-4637	9805205	LH	23.35	REST (T-128-1 48-178-188)
70	3437-4437-4637	98052 18	RH	23.35	REST (T-141-181)
70	3437-4437-4637	9805219	LH	23.35	REST (T-141-181)
70	3437-3537-4437-4637	9805208	RH	23.35	REST (T-170)
70	3437-3537-4437-4637	9805209	LH	23.35	REST (T-170)
70	3437-3537-4437-4637	9805216	RH	23.35	REST (T-175-185)
70	3437-3537-4437-4637	9805217	LH	23.35	REST (T-175-185)
70	3437-3537-4437-4637	9805210	RH	23.35	REST (T-176)
70	3437-3537-4437-4637	9805211	LH	23.35	REST (T-176)
70	3437-3537-4437-4637	9805560	RH	21.85	REST (T-179-189)
70	3437-3537-4437-4637	9805561	LH	21.85	REST (T-179-189)
70	5237-5437-6437-6637	9806918	RH	18.25	REST (T-400-410-420-460)
70	5237-5437-6437-6637	9806919	LH	18.25	REST (T-400-4 10-420-460)
70	5237	9806922	RH	18.25	REST (T-401)

70	5237	9806923	LH	18.25	REST	T-401)
70	5237-5437-6437	9806920	RH	18.25	REST	[T-404-4 14)
70	5237-5437-6437	9806921	LH	18.25	REST	[T-404-414)
70	5237-5437-6437-6637	8765978	RH	19.40	REST	[T-408-428-468-478)
70	5237-5437-6437-6637	8765979	LH	19.40	REST	[T-408-428-468-478)
70	5437-6437	9806926	RH	18.25	REST	[T-41 1-421)
70	5437-6437	9806927	LH	18.25	REST	[T-41 1-421)
70	5437-6437-6637	9806924	RH	18.25	REST	[T-426-466)
70	5437-6437-6637	9806925	LH	18.25	REST	[T-426-466)
70	6637	9806928	RH	18.25	REST	[T-465)
70	6637	9806929	LH	18.25	REST	[T-465)
70	8257	981 1 952	RH	20.15	REST	[T-481)
70	8257	981 1 953	LH	20.15	REST	[T-481)
70	8257	981 1 950	RH	20.15	REST	T-484-494)
70	8257	981 1 951	LH	20.15	REST	[T-484-494)
70	8457	981 1 954	RH	20.15	REST	[T-614-624-634)
70	8457	981 1 955	LH	20.15	REST	[T-614-624-634)
70	8457 Pwr. Wind	981 1 960	RH	20.15	REST	[T-614-624-634)
70	8457 Pwr. Wind	981 1 961	LH	20.15	REST	[T-614-624-634)
70	8457	981 1 956	RH	20.15	REST	[T-619-629-649)
70	8457	981 1 957	LH	20.15	REST	[T-619-629-649)
70	8457 Pwr. Wind	981 1 962	RH	19.00	REST	[T-619-629-649)
70	8457 Pwr. Wind	981 1 963	LH	19.00	REST	[T-619-629-649)
70	8457	981 1 958	RH	20.15	REST	(T-631)
70	8457	981 1 959	LH	20.15	REST	[T-631)
70	8457 Pwr. Wind	981 1 964	RH	19.00	REST	[T-631)
70	8457 Pwr. Wind	981 1 965	LH	20.15	REST	[T-631)
70	9487	9803240	RH	17.65	REST	[T-650)
70	9487	9803241	LH	17.65	REST	[T-650)
70	9487	9803242	RH	17.65	REST	[T-654)
70	9487	9803243	LH	17.65	REST	[T-654)
70	9487	9803244	RH	17.65	REST	[T-659)
70	9487	9803245	LH	17.65	REST	(T-659)
70	9487	9803248	RH	17.65	REST	T-666)
70	9487	9803249	LH	17.65	REST	(T-666)
70	9487	7783806	RH	17.35	REST	(T-6 6 8)
70	9487	7783807	LH	17.35	REST	(T-668)
70	9487	7782778	RH	15.20	REST	(T-678-688-698)
70	9487	7782779	LH	15.20	REST	(T-678-688-698)
70	9487 Deluxe A/Rest	9803232	RH	18.25	REST	(T-679-699)
70	9487 Deluxe A/Rest	9803233	LH	18.25	REST	(T-679-699)
70	9487 Deluxe A/Rest	98021 16	RH	18.25	REST	(T-680)
70	9487 Deluxe A/Rest	98021 1 7	LH	18.25	REST	(T-680)
70	9487 Deluxe A/Rest	9803234	RH	18.25	REST	(T-681)
70	9487 Deluxe A/Rest	9803235	LH	18.25	REST	(T-681)
70	9487 Deluxe A/Rest	9803236	RH	18.25	REST	(T-684)
70	9487 Deluxe A/Rest	9803237	LH	18.25	REST	(T-684)
70	9487 Deluxe A/Rest	9803238	RH	18.25	REST	(T-686)
70	9487 Deluxe A/Rest	9803239	LH	18.25	REST	(T-686)
70	9487 Deluxe A/Rest	9803230	RH	18.25	REST	(T-695)
70	9487 Deluxe A/Rest	9803231	LH	18.25	REST	(T-695)
71	3337-3437-4437	9864572	RH	19.75	REST	(complete) (T-100-110-140-150)
71	3337-3437-4437	9864573	LH	19.75	REST	(complete) (T-100-1 10-140-150)
71	3337-3437-4437	9864562	RH	19.75	REST	(complete) (T-104-1 14-144-154)
71	3337-3437-4437	9864563	LH	19.75	REST	(complete) (T-104-1 14-144-154)
71	3337-3437-4437	9805204	RH	23.35	REST	(complete) (T-108-158-168)
71	3337-3437-4437	9805205	LH	23.35	REST	(complete) (T-108-158-168)
71	3337-4437	9864566	RH	19.75	REST	(complete) (T-1 11-141)
71	3337-4437	9864567	LH	19.75	REST	(complete) (T-1 11-141)
71	3337-3437-4437	9864564	RH	19.75	REST	(complete) (T-156-166)
71	3337-3437-4437	9864565	LH	19.75	REST	(complete) (T-156-166)
71	3337-3437-4437	9805216	RH	23.35	REST	(complete) (T-165)
71	3337-3437-4437	980521 7	LH	23.35	REST	(complete) (T-165)
71	5257-5457-6647	9865048	RH	19.75	REST	(complete) (T-400-420-430-460)
71	5257-5457-6647	9865049	LH	19.75	REST	(complete) (T-400-420-430-460)
71	5257-5457	9865038	RH	19.75	REST	(complete) (T-401-421)
71	5257-5457	9865039	LH	19.75	REST	(complete) (T-401-421)
71	5257-5457-6647	9865176	RH	19.75	REST	(complete) (T-404-424-434-462-464)
71	5257-5457-6647	9865177	LH	19.75	REST	(complete) (T-404-424-434-462-464)
71	5257-5457-6647	9865034	RH	19.75	REST	(complete) (T-408-418-438-468)
71	5257-5457-6647	9865035	LH	19.75	REST	(complete) (T-408-418-438-468)
71	5257-5457-6647	9865178	RH	19.75	REST	(complete) (T-416-436-466)
71	5257-5457-6647	9865179	LH	19.75	REST	(complete) (T-416-436-466)
71	5467	9864930	RH	19.75	REST	(complete) (T-434)
71	5467	9864931	LH	19.75	REST	(complete) (T-434)
71	5467-6667	9864932	RH	19.75	REST	(complete) (T-436-466)
71	5467-6667	9864933	LH	19.75	REST	(complete) (T-436-466)
71	5467-6667	9864926	RH	19.75	REST	(complete) (T-438-468)

71	5467-6667	9864927	LH	19.75	REST (complete) (T-438-468).
71	6667	9864928	RH	19.75	REST (complete) (T-461).
71	6667	9864929	LH	19.75	REST (complete) (T-461).
71	6667	9871038	RH	21.25	REST (complete) (T-465).
71	6667	9871039	LH	21.25	REST (complete) (T-465).
72	3337-3437-4437	9607580	RH	19.75	REST (T-100-1 10-140).
72	3337-3437-4437	9607581	LH	19.75	REST (T-100-110-140).
72	3337-3437-4437	9864564	RH	19.75	REST (T-106-136).
72	3337-3437-4437	9864565	LH	19.75	REST (T-106-136).
72	3337-3437-4437	9805204	RH	23.35	REST (T-108-138).
72	3337-3437-4437	9805205	LH	23.35	REST (T-108-138).
72	3337-4437	9607578	RH	19.75	REST (T-11 1-141).
72	3337-4437	9607579	LH	19.75	REST (T-1 1 1-141).
72	3337-3437-4437	9607582	RH	19.90	REST (T-1 1 4-133-134-144).
72	3337-3437-4437	9607583	LH	19.90	REST (T-1 14-133-134-144).
72	3337-3437-4437	9607584	RH	19.90	REST (T-135).
72	3337-3437-4437	9607585	LH	19.90	REST (T-135).
72	3337-3437-4437	9607586	RH	19.90	REST (T-137).
72	3337-3437-4437	9607587	LH	19.90	REST (T-137).
72	5257-5457-6647	9607592	RH	19.75	REST (T-400-420-430-470).
72	5257-5457-6647	9607593	LH	19.75	REST (T-400-420-430-470).
72	5257-5457	9607590	RH	19.75	REST (T-401-421).
72	5257-5457	9607591	LH	19.75	REST (T-401-421).
72	5257-5457-6647	9607588	RH	19.75	REST (T-404-424-434-474).
72	5257-5457-6647	9607589	LH	19.75	REST (T-404-424-434-474).
72	5257-5457-6647	9865034	RH	19.75	REST (T-408-418-438-478).
72	5257-5457-6647	9865035	LH	19.75	REST (T-408-418-438-478).
72	5257-5457-6647	9865178	RH	19.75	REST (T-416-436-476).
72	5257-5457-6647	9865179	LH	19.75	REST (T-416-436-476).
72	5467-6667	9607600	RH		REST (T-435-475).
72	5467-6667	9607601	LH		REST (T-435-475).
72	5467-6667	9864932	RH	19.75	REST (T-436-476).
72	5467-6667	9864933	LH	19.75	REST (T-436-476).
72	5467-6667	9864926	RH	19.75	REST (T-438-478).
72	5467-6667	9864927	LH	19.75	REST (T-438-478).
72	6667	9607602	RH	21.40	REST (T-470).
72	6667	9607603	LH	21.40	REST (T-470).
66	9000 Std. Trims with Deluxe A/Rests	7622417	RH	6.20	BASE (white).
67	9000 Cust. Trims	7622417	RH	6.20	BASE (white).
68	34-3537 less Bkt. St Notch Back Seats	7759636	RH	3.08	BASE (black) paint to match.
68	34-3537 less Bkt. 8 > Notch Back Seats	7759637	LH	3.08	BASE (black) paint to match.
69	3437-3537	8769834	RH	2.67	BASE (T-124).
69	3437-3537	8769816	RH	3.33	BASE (T-128).
69	3437-3537	8769817	LH	3.33	BASE, paint to match.
68-69	34-3537	7766564	RH	5.02	COVER (T-1 18-128).
68-69	34-3537	7766565	LH	5.02	COVER (T-1 18-128).
69	34-3537	8747810	RH	5.40	COVER (T-121).
69	34-3537	8747811	LH	5.40	COVER (T-121).
69	34-3537	8747822	RH	5.40	COVER (T-124).
69	34-3537	8747823	LH	5.40	COVER (T-124).
66	35-36-4607	161742	4	.10	SCREW, rr. qtr. a/rest to inner panel—(8.977).
67	35-3617	161742	4	.10	SCREW, qtr. a/rest to inner panel—(8.977).
68	34-3537	7768478	4	.15	SCREW, rr. qtr. a/rest to inner panel—(14.686).
61-63	4411	4819356	4	.10	NUT, a rest (14.686).
71-73	All C-E (2-Dr.). NOTE 1963-1 st type"/>" pad-2nd type 1" pad	4895791	AR	.10	NUT, a/rest trim finishing pnl.—(14.686).
15.108 MOLDING, REAR QUARTER ARMREST					
68	34-3537 less Bkt. Seats	7745079	2	.46	MOLDING.
15.108 PANEL — PAD, QUARTER ARMREST FINISHING					
71	8237-8437	9846724	RH	11.45	PANEL, less pad (T-480-610-620-640).
71	8237-8437	9846718	RH	11.45	PANEL, less pad (T-481-61 1-641).
71	8237-8437	9846719	LH	11.45	PANEL, less pad (T-481-61 1-64 1).
71	82-8437	9851476	RH	11.45	PANEL, less pad (T-484-494-614-624-644).
71-72	8237-8437	9846714	RH	11.45	PANEL, less pad (black) prime St paint to match
71-72	8237-8437	9846715	LH	11.45	PANEL, less pad (black) prime St paint to match
71	8437	9846723	LH	11.45	PANEL, less pad (T-627).
71	9000	9851502	RH	9.15	PANEL, less pad (T-654-664-674-684).
71	9000	9851503	LH	9.15	PANEL, less pad (T-654-664-674-684).
71-72	9000	9851490	RH	9.15	PANEL, less pad (black) prime 8i paint to match
71-72	9000	9851491	LH	9.15	PANEL, less pad (black) prime 8i paint to match
71	9000	9851500	RH	9.15	PANEL, less pad (T-670-680).
71	9000	9851501	LH	9.15	PANEL, less pad (T-670-680).
71	9000	9851496	RH	9.15	PANEL, less pad (T-671).

71	9000	9851497	LH	9.15	PANEL, less pad (T-671) . .
71	90009851494	RH	9.15	PANEL, less pad (T-686) . .
71	90009851495	LH	9.15	PANEL, less pad (T-686) . .
71	90009851492	RH	9.15	PANEL, less pad (T-695) . .
71	90009851493	LH	9.15	PANEL, less pad (T-695) . .
71	90009851498	RH	9.15	PANEL, less pad (T-697) . .
71	90009851499	LH	9.15	PANEL, less pad (T-697) . .
71	8237-8437 . .	.9846736	RH	12.05	PAD (T-480-610-620-640) .
71	8237-8437 . .	.9846737	LH	12.05	PAD (T-480-610-620-640) .
71	8237-8437 . .	.9846730	LH	12.05	PAD (T-48 1-61 1-641) .
71	8237-8437 . .	.9846731	LH	12.05	PAD (T-48 1-61 1-641) .
71	82-84379851478	RH	12.05	PAD (T-484-494-61 4-624-644)
71	82-84379851479	LH	12.05	PAD (T-484-494-61 4-624-644)
71	8237-8437 . .	.9846726	RH	12.05	PAD (T-498-628-642)
71	8237-8437 . .	.9846727	LH	12.05	PAD (T-498-628-642)
71	84379846734	RH	12.05	PAD (T-627)
71	84379846735	LH	12.05	PAD (T-627)
71	90009851516	RH	9.85	PAD (T-654-664-674-684)
71	90009851517	LH	9.85	PAD (T-654-664-674-684)
71	90009851504	RH	9.85	PAD (T-658-668-678-688-698)
71	90009851505	LH	9.85	PAD (T-658-668-678-688-698)
71	90009851514	RH	9.85	PAD (T-670-680)
71	90009851515	LH	9.85	PAD (T-670-680)
71-72	90009851510	RH	9.85	PAD (T-671)
71-72	90009851511	LH	9.85	PAD (T-671)
71	90009851508	RH	9.85	PAD (T-686)
71	90009851509	LH	9.85	PAD (T-686)
71	90009851506	RH	9.85	PAD (T-695)
71	90009851507	LH	9.85	PAD (T-695)
71	90009851512	RH	9.85	PAD (T-697)
71	90009851513	LH	9.85	PAD (T-697)
72	8237-8437 . .	.9600292	RH	1 1.70	PAD (T-480-600-620-630)
72	8237-8437 . .	.9600293	LH	11.70	PAD (T-480-600-620-630)
72	8237-8437 . .	.9846730	RH	12.05	PAD (T-481-601-631)
72	8237-8437 . .	.9846731	LH	12.05	PAD (T-481-601-631)
72	8237-8437 . .	.9600294	RH	1 1.70	PAD (T-484-494-604-624-634)
72	8237-8437 . .	.9600295	LH	1 1.70	PAD (T-484-494-604-624-634)
72	8237-8437 . .	.9846726	RH	12.05	PAD (T-498-628)
72	8237-8437 . .	.9846727	LH	12.05	PAD (T-498-628)
72	84379600288	RH	11.70	PAD (T-626-646)
72	84379600289	LH	11.70	PAD (T-626-646)
72	90009600430	RH	9.65	PAD (T-654-674-684)
72	90009600431	LH	9.65	PAD (T-654-674-684)
72	90009851504	RH	9.85	PAD (T-658-688)
72	90009851505	LH	9.85	PAD (T-658-688)
72	90009600428	RH	9.65	PAD (T-670-680)
72	90009600429	LH	9.65	PAD (T-670-680)
72	90009851508	RH	9.85	PAD (T-676-686)
72	90009851509	LH	9.85	PAD (T-676-686)
72	90009600426	RH	9.65	PAD (T-685)
72	90009600427	LH	9.65	PAD (T-685)

15.108 MOLDING, REAR QUARTER TRIM PAD

71	82379829919	1	1.03	MOLDING .
----	----------------	----------	---	------	-----------

15.222 TRIM, REAR COMPARTMENT

NOTE - For models not listed order carpet from Grp. 15.330.

64	4127-69-4337-67-69	4437212		4.92	TRIM, rr. compt. floor-frt
64	4127-69-4337-67-69	4437213		10.80	TRIM, rr. compt. floor-rr.
65	35-3669-4327-37-67-69-				
	<u>4427-37-67-69</u>	4437212		4.92	TRIM, rr. compt. floor-frt.
65	35-3669-4327-37-67-69-				
	<u>4427-37-67-69</u>	4437213	1	10.80	TRIM, rr. compt. floor-rr.
65-66	6639-8200-8437-39-69	4489780	RH	1.95	TRIM, whlhse. cvr.
66	3507-17-39-3607-17-69-				
	4300-4407-17-39-				
	4600	4437212	1	4.92	TRIM, floor-frt.
66	35-36-4000 exc. Wagons	4545490	1	10.95	TRIM, floor-rr. .
66	5237-39-69-5437-39-67-				
	<u>69-6437-39-67-69</u>	7594127	1	15.00	TRIM, floor-ctr.
66	9487	7656290	1	3.74	TRIM, floor frt. (black felt)
66	9487	7656291	RH	2.46	TRIM, whlhse. cvr. (black felt)
66	<u>9487</u>	7656292	LH	2.46	TRIM, whlhse. cvr. (black felt)
66	9487				TRIM, spare tire cvr. board (order material from group 15.330-1 yard) (black felt)
67-68	6600	7668063		13.55	TRIM, floor ctr.
67	8239-57-69-8439-57-67-				
	<u>69</u>	7669097		12.90	TRIM, flr.-ctr.

67-68	8000 exc. Conv.	7682476	RH	2.05	TRIM, whlhse. cvr.
67-68	8000 exc. Conv.	7669091	LH	2.05	TRIM, whlhse. cvr.
67-70	9000	7656290	1	3.74	TRIM, compartment floor-front (black felt).
67-70	9000	7656291	RH	2.46	TRIM, wheelhouse cover (black felt).
67-70	9000	7656292	LH	2.46	TRIM, wheelhouse cover (black felt).
68	44-4855 Luggage Locker	7770732	RH	2.46	TRIM, floor side.
68	44-4855 Luggage Locker	7770734	LH	2.46	TRIM, fir. side.
68	44-4855 Luggage Locker	7771174	1	7.20	TRIM, floor-ctr.
68	44-4865 Luggage Locker	7771419	1	5.75	TRIM, floor-ctr.
68	44-4865 Luggage Locker	7771415	RH	1.85	TRIM, floor side
68	44-4865 Luggage Locker	7771417	LH	1.85	TRIM, floor side.
68	8000	7768762	1	13.55	TRIM, floor ctr.
68	8000	7768828	RH	2.20	TRIM, floor-rr.
68	8000	7768830	LH	2.61	TRIM, floor-rr.
68-70	9487	7768527	RH	5.30	TRIM, compartment floor.
68-70	9487	7768467	LH	2.36	TRIM, compartment floor.
68-70	9487	7768463	RH	1.85	TRIM, rear end panel.
68-70	9487	7768465	LH	1.85	TRIM, rear end panel.
69	4456 Luggage Locker	7770732	RH	2.46	TRIM, floor side.
69	4456 Luggage Locker	7770734	LH	2.46	TRIM, floor side.
69	4456 Luggage Locker	7771174	1	7.20	TRIM, floor-center.
69	4466 Luggage Locker	7771415	RH	1.85	TRIM, floor side.
69	4466 Luggage Locker	7771417	LH	1.85	TRIM, floor side.
69	4466 Luggage Locker	7771419	1	5.75	TRIM, floor-center.
69	6637-39-67	8751473	1	15.60	TRIM, floor-center.
69-70	6637-39	8751551	RH	1.74	TRIM, wheelhouse cover.
69-70	6637-39	8751552	LH	1.74	TRIM, wheelhouse cover.
69-70	6667-8467	8752778	RH	1.74	TRIM, wheelhouse cover.
69-70	6667-8467	8752779	LH	1.74	TRIM, wheelhouse cover.
69	6637-39-8239-57-69-				
	8457-39-69	9809939	1	4.92	TRIM, floor-front
69-70	8000 exc. 8467	8732435	RH	1.69	TRIM, wheelhouse cover.
69-70	8000 exc. 8467	8732436	LH	1.69	TRIM, wheelhouse cover.
69	8000	8732850	1	12.05	TRIM, floor-center.
70	6036	9817469	1	5.70	TRIM, compt. rr.
70	6036 Luggage Compt.				
	Lock.	9819150	1	6.90	TRIM, compt. fir. ctr.
70	6036 Luggage Compt.				
	Lock.	9819151	RH	2.15	TRIM, compt. fir. side.
70	6036 Luggage Compt.				
	Lock.	9819152	LH	2.15	TRIM, compt. fir. side.
70	6046	9821514	1	3.59	TRIM, compt. fir. frt. (T-440-450).
70	6046	9821516	1	3.59	TRIM, compt. fir. frt. (T-441-451).
70	6046	9821516	1	3.59	TRIM, compt. fir. frt. (T-444-454).
70	6046	9821517	1	3.59	TRIM, compt. fir. frt. (T-449-459).
70	6637-39-8200-8439-57-				
	69	9809939	1	4.92	TRIM, fir.-frt.
70	6637-39-67	9812735	1	15.20	TRIM, fir.-ctr.
70	8000	9812737	1	11.95	TRIM, fir.-ctr.
71	6667	9861573	1	5.45	TRIM, fir.-frt. (black felt).
71	6600	9861360	RH	1.64	TRIM, whlhse. cvr.
71	8000	9865354	LH	3.33	TRIM, whlhse. cvr. (carpet).
71	8000	9862120	1	36.15	TRIM, fir. (ctr.) (carpet).
71	8000	9862122	1	7.50	TRIM, fir. (frt.-ctr.) (carpet).
71-72	8000	9862247	1	40.30	TRIM, spare tire (carpet).
71	8000	9862252	RH	5.35	TRIM, hinge box (carpet).
71	8000	9862253	LH	5.35	TRIM, hinge box (carpet).
71	8000	9862254	RH	9.95	TRIM, rr. end pnl. (carpet).
71	8000	9862255	LH	9.95	TRIM, rr. end pnl. (carpet).
71	8000	9862241	1	12.35	TRIM, fir. (frt.) (carpet).
71-72	8000	9862256	RH	14.65	TRIM, side (carpet).
71-72	8000	9862257	LH	14.65	TRIM, side (carpet).
71	8000	9852386	RH	1.74	TRIM, whlhse. cvr. (black felt).
71	8000	9852387	LH	1.74	TRIM, whlhse. cvr. (black felt).
71	8000	9858522	1	12.10	TRIM, filler neck cvr. (black felt).
71	9000	9852457	RH	1.64	TRIM, whlhse. cvr. (black felt).
71	9000	9852458	LH	1.64	TRIM, whlhse. cvr. (black felt).
71	9000	9852464	1	1.03	TRIM, fir. filler neck cvr. (black felt).
NOTE: 1972 8000 1sttype-7/4" from lwr. scoreline (bend) to bottom of rr. trim panel, 2nd type-2" from lwr. scoreline (bend) to bottom of rr trim panel.					
72	8000 (1st Type)	9862120	1	36.15	TRIM, fir. (ctr.) carpet
72	8000 (1st Type)	9862241	1	12.35	TRIM, fir. (frt.) carpet
72	8000 (1st Type)	9862256	RH	14.65	TRIM (side) carpet
72	8000 (1st Type)	9862257	LH	14.65	TRIM (side) carpet
72	8000 (1st Type)	9862252	RH	5.35	TRIM (hinge box) carpet
72	8000 (1st Type)	9862253	LH	5.35	TRIM (hinge box) carpet
72	8000 (1st Type)	9862254	RH	9.95	TRIM (rr. end pnl.) carpet
72	8000 (1st Type)	9862255	LH	9.95	TRIM (rr. end pnl.) carpet

72	8000 (2nd Type)	9617827	1	36.15	TRIM, fir. (ctr.) carpet
72	8000 (2nd Type)	9617629	1	12.35	TRIM, fir. (frt.) carpet
72	8000 (2nd Type)	9617832	RH	14.65	TRIM (side) carpet
72	8000 (2nd Type)	9617833	LH	14.65	TRIM (side) carpet
72	8000 (2nd Type)	9617904	RH	5.35	TRIM (hinge box) carpet .
72	8000 (2nd Type)	9617905	LH	5.35	TRIM (hinge box) carpet ..
72	8000 (2nd Type)	9617842	RH	9.95	TRIM (rr. end pnl.) carpet
72	8000 (2nd Type)	9617843	LH	9.95	TRIM (rr. end pnl.) carpet

NOTE - For models not listed order material ***** 15.330 or 15.512.

15.222 FOUNDATION, REAR COMPARTMENT

65-66	50-60-8000 exc. Conv.	4483490	1	2.20	FOUNDATION, frt.
66-67	9487.7656300	LH	2.97	FOUNDATION, side (black) (paint to match).
67-68	5239-69-5439-69-6439- 69-6639-8200-8439- 57-69.	7689389	1	1 85	FOUNDATION, frt.
67-68	6639.	7668074	RH	3.79	FOUNDATION, side.
67-68	6639.	7668075	LH	3.79	FOUNDATION, side.
67-68	6639.	7668066	RH		FOUNDATION, hinge box cvr.
67	8239-57-69-8439-57-69 .	7648742	RH	3.54	FOUNDATION, side.
67	8239-57-69-8439-57-69 .	7648743	LH	3.54	FOUNDATION, side.
67	8000.	7721770	RH	2.15	FOUNDATION, rr. end panel.
67	8000.	7721771	LH	2.15	FOUNDATION, rr. end panel .
67-68	8000 exc. 8467.	7669104	RH	.87	FOUNDATION, hinge box cvr.
67-68	8000 exc. 8467.	7669105	LH	.87	FOUNDATION, hinge box cvr.
67	9487.	7656298	RH	1.28	FOUNDATION, rr. end panel .
67	9487.	7656299	LH	1.28	FOUNDATION, rr. end panel.
68	3300-3437-3500-4437- 39-69-4637.	7770726	1	2.46	FOUNDATION, frt.
68	8000 exc. Conv.	7768765	RH	3.54	FOUNDATION, *****
68	8000 exc. Conv.	7768766	LH	3.54	FOUNDATION, *****
68	8467.	7768771	LH	4.31	FOUNDATION, *****
68-70	9487.	7768197	1	2.97	FOUNDATION, *****
68-70	9487.	7768632	RH	2.97	FOUNDATION, *****
68-70	9487.	7768634	LH	2.97	FOUNDATION, *****
69-70	3327-69-3437-3537-69- 4437-39-69-4637.	8761498	1	2.20	FOUNDATION
69-70	5467.	8754474	RH	1.95	FOUNDATION, hinge box cover.
69-70	5467.	8754475	LH	1.95	FOUNDATION, hinge box cover.
69-70	5467.	8754816	1	5.15	FOUNDATION, front.
69	6637-39.	8751373	RH	3.69	FOUNDATION, side.
69	6637-39.	8751375	LH	3.69	FOUNDATION, side.
69-70	6637-39.	8751426	RH	1.33	FOUNDATION, hinge box cover.
69-70	6637-39.	8751427	LH	1.33	FOUNDATION, hinge box cover.
69-70	6667.	8754817	1	5.15	FOUNDATION, front.
69-70	6667.	8756564	RH	2.20	FOUNDATION, hinge box cover.
69-70	6667.	8756565	LH	2.20	FOUNDATION, hinge box cover.
69	6667.	8756560	RH	4.66	FOUNDATION, side.
69-70	6667.	8756561	LH	4.66	FOUNDATION, side.
69-70	8000.	8732908	RH	2.15	FOUNDATION, rear end compartment panel
69-70	8000.	8732910	LH	2.15	FOUNDATION, rear end compartment panel
69	8000 exc. 8467.	9812727	RH	4.20	FOUNDATION, side.
69	8000 exc. 8467.	8802354	LH	4.10	FOUNDATION, side.
69	8467.	9812731	RH	5.35	FOUNDATION, side.
69	8467.	8758213	LH	4.82	FOUNDATION, side.
69-70	8467.	8758215	1	5.02	FOUNDATION, front.
69-70	8467.	8758218	RH	1.79	FOUNDATION, hinge box cover.
69-70	8467.	8758219	LH	1.79	FOUNDATION, hinge box cover.
70	6667.	8802358	LH	5.25	FOUNDATION, side.
70	6667.	9812733	RH	4.72	FOUNDATION, side.
70	6637-39.	9812729	RH	3.74	FOUNDATION, side.
70	6637-39.	8802352	LH	3.69	FOUNDATION, side.
69-70	8000 exc. 8467.	8732428	RH	1.03	FOUNDATION, hinge box cvr.
69-70	8000 exc. 8467.	8732429	LH	1.03	FOUNDATION, hinge box cvr.
70	8000 exc. 8467.	9812727	RH	4.20	FOUNDATION, side.
70	8000 exc. 8467.	8802354	LH	4.10	FOUNDATION, side.
70	8467.	8802356	LH	5.20	FOUNDATION, side.
70	8467.	9812731	RH	5.35	FOUNDATION, side.
71-72	3300-3437-4437-39-69	9861575	1	2.87	FOUNDATION, frt.
71-72	6600.	9869010	RH	2.46	FOUNDATION (rr. end pnl.)
71-72	6600.	9869011	LH	2.46	FOUNDATION (rr. end pnl.)
71-72	6600.	9868980	RH	4.92	FOUNDATION (side).
71-72	6600.	9868981	LH	4.92	FOUNDATION (side).
71-72	6600.	9861194	RH	1.49	FOUNDATION, hinge box cvr.
71-72	6600.	9861195	LH	1.49	FOUNDATION, hinge box cvr.
71-73	All C.	9852380	RH	1.03	FOUNDATION, hinge box cvr.
71-73	All C.	9852381	LH	1.03	FOUNDATION, hinge box cvr.
71	8000.	9868984	BH	2.46	FOUNDATION (rr. end pnl.)

71	8000	.9868985	LH	2.46	FOUNDATION (rr. end pnl.)
71	8000	.9868988	RH	4.87	FOUNDATION (side).....
71	8000	.9868989	LH	4.87	FOUNDATION (side).....
71	8000 Lugg. Compt.				
	Carpet	.9868761	1	3.79	FOUNDATION, fir. (ctr.) (less carpet)
71	8000 Lugg. Compt.				
	Carpet	.9868822	RH	5.35	FOUNDATION (side) (less carpet)...
71	8000 Lugg. Compt.				
	Carpet	.9868823	LH	5.35	FOUNDATION (side) (less carpet)
71	8000 Lugg. Compt.				
	Carpet	.9868824	RH	2.31	FOUNDATION (rr. end pnl.) (less carpet)
71	8000 Lugg. Compt.				
	Carpet	.9868825	LH	2.31	FOUNDATION (rr. end pnl.) (less carpet)
71-72	9000	.9868993	RH	2.10	FOUNDATION, rr. end pnl.....
71-72	9000	.9868991	LH	1.90	FOUNDATION, rr. end pnl.....
71-72	9000	.9875195	RH	4.10	FOUNDATION (side).....
71-72	9000	.9875196	LH	4.10	FOUNDATION (side).....

NOTE: 1972 8000 1stType-1" from lower scoreline (bend) to bottom of rr. trimpanel, 2nd Type-2" from lwr. scoreline (bend) to bottom of rr. trim pnl.

72	8000 (1st Type)	.9868984	RH	2.46	FOUNDATION (rr. end pnl.) .
72	8000 (1st Type)	.9868985	LH	2.46	FOUNDATION (rr. end pnl.) .
72	8000 (1st Type)	.9868988	RH	4.87	FOUNDATION (side).....
72	8000 (1st Type)	.9868989	LH	4.87	FOUNDATION (side).....
72	8000 (2nd Type)	.9615360	RH	2.46	FOUNDATION (rr. end pnl.) .
72	8000 (2nd Type)	.9615361	LH	2.46	FOUNDATION (rr. end pnl.) .
72	8000 (2nd Type)	.9615355	RH	4.87	FOUNDATION (side).....
72	8000 (2nd Type)	.9615356	LH	4.87	FOUNDATION (side).....
72	8000 Lugg. Compt.				
	Carpet (1st Type)	.9868761	1	3.79	FOUNDATION, ctr. (less carpet).....
72	8000 Lugg. Compt.				
	Carpet (1st Type)	.9868822	RH	5.35	FOUNDATION, side (less carpet).....
72	8000 Lugg. Compt.				
	Carpet (1st Type)	.9868823	LH	5.35	FOUNDATION, side (less carpet).....
72	8000 Lugg. Compt.				
	Carpet (1st Type)	.9868824	RH	2.31	FOUNDATION, rr. end pnl. (less carpet)
72	8000 Lugg. Compt.				
	Carpet (1st Type)	.9868825	LH	2.31	FOUNDATION, rr. end pnl. (less carpet)
72	8000 Lugg. Compt.				
	Carpet (2nd Type)	.9615365		3.79	FOUNDATION, fir. ctr. (less carpet)
72	8000 Lugg. Compt.				
	Carpet (2nd Type)	.9615366	RH	5.35	FOUNDATION, side (less carpet).....
72	8000 Lugg. Compt.				
	Carpet (2nd Type)	.9615363	RH	2.31	FOUNDATION, rr. end pnl. (less carpet) .
72	8000 Lugg. Compt.				
	Carpet (2nd Type)	.9615364	LH	2.31	FOUNDATION, rr. end pnl. (less carpet)
72	8000 Lugg. Compt.				
	Carpet (2nd Type)	.9615368	1		FOUNDATION, fir. frt. (lesscarpet)
71-72	5000	.9888212	RH	.97	FILLER, compt. pan to qtr. pnl.....
71-72	5000	.9888213	LH	.97	FILLER, compt. pan to qtr. pnl.....
71-72	66-80-9000	.4824561	2	.10	FASTENER, side fndtn. to whlhse. pnl.
71-72	6600	.4824561	2	.10	FASTENER, hinge box cvr. fndtn. trim
69	50-60-8000	.1231714	1	1.44	COVER, antenna mtg. brkt—(9.622) .
57-70	All as Req	.4704550	AR	.05	CLIP, hinge fndtn.....
61	4639-4719-37-39-4829-				
	67	.4824561	2	.10	trunk lining & embossed board.....
62	4639-67-4800, Wildcat	.4824561	2	.10	FASTENER, side fndtn.....
63	4639-47-67-4747-4829-				
	39-47-67	.4824561	2	.10	FASTENER, side fndtn.
63	4747 Compt. Lid Remote				
	Control-Vac. Lock	.4841194	AR	.10	FASTENER, rr. end fndtn.—(10.694).....
64	46-4800	.4824561	2	.10	FASTENER, rr. compt. side fndtn.....
64	4700 Vac. Lid Release	.4653672	1	.10	FASTENER, rr. end fndtn.—(10.695).....
65	60-80-9000	.4824561	2	.10	FASTENER, rr. compt. side fndtn.....
65-67	54-64-66-8467	.4824561	3	.10	FASTENER, rr. compt. frt. fndtn.....
65	9447	.4653672	1	.10	FASTENER, rr. compt. rr. end fndtn.—(10.685)
66-73		.4824561	AR	.10	FASTENER, fndtn.....

1 5.222 MAT, REAR COMPARTMENT FLOOR

64	4027-67-69	.4412119		6.75	MAT
65	33-3400 exc. Wagons	.4412119		6.75	MAT
66	3307-67-69-3407-67-69	.4545492		7.95	MAT
67	3307-69-3407-17-69	.7696447		7.60	MAT
67	35-36-4000 exc. Wagons	.7696975		9.45	MAT
67-68	50-6400	.7677882		11.95	MAT
68-69	30-4000 exc. Wagons	.7731771		6.65	MAT
69-70	30-4000 Whl. & Tire				
	Spare Space Saver	.8770123	1	10.55	MAT

69	5000-6400.....	8741064		12.30	MAT
70-72	30-4000 exc. Wagons ..	9825170		6.15	MAT
70	5000-6400.....	9812747		1 1.85	MAT,
71-72	5000.....	9851731		11.20	MAT,
71-72	30-4000 exc. Wagons & Conv.....	8742425		6.15	MAT, rr. (for spare tires mtd. under rr. shelf)
15.244 PAD, 3RD SEAT CUSHION					
64	Sportwagons.....	4450733	1	12.30	PAD (foam)
65-69	All 3-Seat Wagons	4450733	1	12.30	PAD (foam)
1 5.280 INSERT — INSULATOR, DASH					
64-65	All P.B. exc. Special- Skylark.....	1365168		.30	INSERT,upr.....
66-70	9000.....	1375334		.12	INSERT, dash insulator-upper-inner ...
66-69	9000.....	1365168		.30	INSERT, dash insulator-upper.....
66-70	9487.....	7685000		.18	INSULATOR, dash at steering column
67	30-4000.....	7684991		9.50	INSULATOR, dash.....
68-69	9487.....	8760189		14.00	INSULATOR.....
69-72	30-4000 less A.C.....	9817605		8.45	INSULATOR.....
69-72	30-4000 A.C.....	9817606		8.45	INSULATOR.....
69-70	30-4000 less Heater.....	8751359		8.20	INSULATOR.....
69	50-60-8000 A.C.....	8742014	RH	3.35	INSULATOR, side.....
69	50-60-8000 A.C.....	8742015	LH	3.35	INSULATOR, side.....
69	50-60-8000 less A.C. or Auto. Climate Control ..	8768305	RH	2.82	INSULATOR
69	50-60-8000 less A.C.....	8768306	LH	7.60	INSULATOR
69	50-60-8000 A.C. or Auto. Climate Control.....	1231602	RH	2.87	INSULATOR
69-70	50-60-8000 A.C. or Auto. Climate Control.....	1231603	LH	3.18	INSULATOR.....
70	6036-46.....	8801651	RH	2.54	INSULATOR, dash side.
70	6036-46.....	8801652	LH	7.20	INSULATOR, dash side.
70	6036-46 less Htr.....	8741075	1	10.05	INSULATOR, dash.
70	50-60-8000 less A.C.....	8801651	RH	2.54	INSULATOR, side..
70	50-60-8000 less A.C.....	8801652	LH	7.20	INSULATOR, side..
70	50-60-8000 A.C.....	8801653	RH	3.54	INSULATOR, side..
70	50-60-8000 A.C.....	8801654	LH	3.70	INSULATOR, side..
70	9487.....	9805674		14.15	INSULATOR, dash.
71	3367-3467.....	9817605		8.45	INSULATOR.....
71-73	All B-C-E.....	9839086		10.20	INSULATOR.....
70	5000 (T.H. 350).....	1233539		.10	RETAINER, dash insulator (trans, detent cbl.)
71	60-80-9000.....	1233539		.10	RETAINER, dash insulator (trans, detent cbl.)
1 5.286 INSULATOR, FRONT FLOOR CA					
64-68	Special-Skylark A.C.....	589408	RH	2.82	INSULATOR
64-68	Special-Skylark A.C.....	589409	LH	2.82	INSULATOR
65-68	50-60-8000 A.C. Auto. Climate Control.....	1370205	1	4.10	INSULATOR, compt. floor-frt.....
66-69	9000 A.C.....	1376861	1	6.45	INSULATOR, compartment filler-front .
69	50-60-8000 A.C.....	1231598	1	1.90	INSULATOR, compartment front floor.
69	50-60-8000.....	1231073	LH	3.18	INSULATOR, front floor . . .
70	6000 Wagons A.C.....	1233810	RH	2.82	INSULATOR, frt. fir.....
70	6000 Wagons A.C.....	1233811	LH	2.56	INSULATOR, frt. fir.....
70	50-60-8000 A.C.....	1231598	1	1.90	INSULATOR, compt. fir. frt.
70	50-60-8000 A.C.....	1232898	RH	2.61	INSULATOR, frt. fir.
1 5.286 MAT, FRONT FLOOR (RUBBER)					
64	40-4200.....	4437330		29.35	MAT (black).
65	33-3467.....	4437330		29.35	MAT (black).
66	3307-35-67-69-3407-35- 67-69-4255-65.....	4437330		29.35	MAT (black).....
67	3307-35-69-3407-35-69	4437330		29.35	MAT (black).....
69	3300.....	8744599		30.40	MAT (T-101-111)
69	3300.....	8744600		30.40	MAT (T-103).....
69	3300.....	8744598		30.40	MAT (T-108-1 14-1 18)
70	3369.....	8798595		30.70	MAT (T-1 11).....
70	3327-69.....	8798596		30.70	MAT (T-104-1 14)
70	3369.....	8744598		30.40	MAT (T-108-118).....
71	3000.....	9838334		35.05	MAT (T-100).....
71	3000.....	9838335		35.05	MAT (T-104).....
71-72	3327-37-69.....	8744598		30.40	MAT (T-108).....
72	3327-37-69.....	9601349		32.75	MAT (rubber) T-100 ..
72	3327-37-69.....	9601348		32.75	MAT (rubber) T-106 ..
1 5.286 CARPET, FRONT FLOOR					
66	4307-17-67-4407-17-67- 4600.....	7599763	1	45.30	CARPET (black) T-193-198

67	30-4000	7685564	1	45.30	CARPET (black) T-108-1 14-1 18-134-138-1 58-164-168-178-184-185-188
67	4307-17-67-4407-17-67-4600	7685555	1	45.30	CARPET (black) T-193-194-198
67	30-4000 exc. 4600	7685565	1	45.30	CARPET (blue) T-101-1 11-131-141-151-161-171-181
68	3300-3569-4437-39-69	7752270	1	46.85	CARPET (gold) T-103-123-133-1 43
68	30-4000	7752263	1	47.55	CARPET (black) T-108-1 14-1 18-128-138-152-158-162-168-188-194-198
68	3437-4437-67-4600	7752274	1	47.55	CARPET (black) T-172-178
68	54-6400	7746884	1	59.85	CARPET (buckskin) T-423
68	6687-8200	7746880	1		CARPET (teal) T-451-601
69	33-34-35-4400	8736331	1	50.00	CARPET (T-101-1 1 1-121-131-141-151-171-191)
69	33-34-35-4400	8736337	1	50.95	CARPET (T-103-126-133-143-153-166-176-196)
69	30-4000	8736299	1	48.90	CARPET (T-108-1 14-118-124-125-138-148-164-168-175-178-195)
69	3500-4400 exc. Conv.	8736333	1	50.00	CARPET (T-130-140-150-170-190)
69-70	3437-4437-67-4637-67	8736299	1	48.90	CARPET (T-185-188)
69	4437-4637	8736319	1	60.15	CARPET (T-186)
69	5237-69-5437-39-69-6437-39-69	8729297	1	59.60	CARPET (T-400-4 10)
69	50-60-8200	8729296	1	59.60	CARPET (T-401-41 1-421-601)
69	50-60-8200	8789318	1	59.15	CARPET (T-403-413-426-453-464-603)
69	5200-5467	8729298	1	59.60	CARPET (T-407-427)
69	50-60-8200	8729295	1	59.60	CARPET (T-408-425-428-455-458-468-608-614-618)
69	54-64-6637	8729305	1	60.15	CARPET (T-438-478)
69	8439-57-69	8729303	1	63.05	CARPET (T-620-630)
69	8400	8729302	1	63.05	CARPET (T-621-631-632-64 1)
69	8400	8729304	1	63.05	CARPET (T-624-633-636-644)
69	8400	8729300	1	63.05	CARPET (T-628-629-638-639-648-658)
69	8467	8729301	1	63.05	CARPET (T-637)
69	9487	8737031	1	53.70	CARPET (T-664-694)
69	9487	8736975	1	53.80	CARPET (T-666-669)
69	9487	8737026	1	53.80	CARPET (T-674-686)
69	9487	8737023	1	53.80	CARPET (668-678-685-688-698)
69	9487	8737025	1	53.80	CARPET (T-680)
69	9487	8737027	1	53.80	CARPET (T-687)
69	9487	8737029	1	53.80	CARPET (T-691)
69	9487	8761301	1	51.65	CARPET (T-692)
70	30-4000 exc. 3327	8788976	1	53.00	CARPET (T-101-111-121-141)
70	30-4000	8799469	1	63.75	CARPET (T-104-1 14-124-134-144-154)
70	30-4000	8736299	1	48.90	CARPET (T-108-1 18-138-148-158-178)
70	3435-36-37-3537-4437-39-67-69-4600	8788978	1	53.00	CARPET (T-129-159-179)
70	3437-3537-69-4437-39-69-4637	8788988	1	53.00	CARPET (T-130-140-170)
70	3437-3537-4437-39-4637	9840340		65.85	CARPET (T-176)
70	3437-4437-4637	8788895		53.00	CARPET (T-181)
70	3437-4437-67-4600	8788896		49.95	CARPET (T-189)
70	5000-6400-6637-39	8789317		59.15	CARPET (T-400-410-420-460)
70	5000-6400-8200	8789314		59.15	CARPET (T-401-41 1-421-481)
70	5000-6400-6639-8200	8789318		59.15	CARPET (T-404-4 14-434-484-494)
70	5000-6400-6600-8200	8729295		59.60	CARPET (T-408-428-438-465-468-488-498)
70	5400-6400-6637-39	8789316		59.15	CARPET (T-426-466)
70	5467	8789319		59.15	CARPET (T-427)
70	6036-46	981 7884		56.30	CARPET (T-440-450)
70	6036-46	981 7882		56.30	CARPET (T-441-451)
70	6036-46	981 7885		56.30	CARPET (T-444-454)
70	6036-46	981 7883		56.30	CARPET (T-449-459)
70	5437-6437-6637	8729305		60.15	CARPET (T-478)
70	8439-69	8789323		59.15	CARPET (T-600)
70	8439-57-69	8789321		59.15	CARPET (T-601-631-632)
70	8400	8789320		59.15	CARPET (T-604-614-624-634-635)
70	8400	8729300		63.05	CARPET (T-608-618-628-637-638)
70	8467	8789325		59.15	CARPET (T-617)
70	8400	8789322		59.15	CARPET (T-619-629-639-649)
70	9487	8789439		50.45	CARPET (T-650)
70	9487	9804192		50.55	CARPET (T-654)
70	9487	8789438		50.45	CARPET (T-659)
70	9487	8789310		52.55	CARPET (T-666)
70	9487	8737028		50.55	CARPET (T-668-695-698)
70	9487	8737023		53.80	CARPET (T-678-688)
70	9487	8789433		50.45	CARPET (T-679)
70	9487	8789435		50.45	CARPET (T-680)
70	9487	8789432		50.45	CARPET (T-681)
70	9487	8789431		50.45	CARPET (T-674-684)

70	9487	8789434	50.45	CARPET (T-686)
70	9487	8789309	52.55	CARPET (T-699)
71	30-4000	9840343	70.45	CARPET (T-100-1 10-140-150)
71	3327-37-69-3436	9840336	65.85	CARPET (T-101-1 1 1-141)
71	30-4000	9840338	65.85	CARPET (T-104-1 14-134-144-154)
71	3300-3437-67-4400	8736299	48.90	CARPET (T-108-138-155-158)
71	3337-3437-67-4437-39-67	9840340	65.85	CARPET (T-156)
71	3337-3437-4437	8736299	48.90	CARPET (T-165-168)
71	3337-3437-4437	9840340	65.85	CARPET (T-166)
71	5239-57-69-5439-57-69-6035-45-6639-47-8237-39-9000	9871453	1 53.45	CARPET (T-400-420-430-440-450-460-480-670-680)
71	5239-57-69-5439-57-69-6035-6667-8237-39	9871452	1 53.45	CARPET (T-401-421-441-461-481)
71	5000-6045-6639-47-8237-39-9000	9871454	1 53.45	CARPET (T-404-424-434-444-462-464-484-494-654)
71	5000-6600-8200-9000	9871451	1 53.45	CARPET (T-408-4 18-438-463-465-468-498-658)
71	5239-57-69-5439-57-69-6035-45-6639-47-67	9871456	53.45	CARPET (T-416-436-446-456-466)
71	8437-39	9871588	55.85	CARPET (T-600-610-620-630-640)
71	8437-8439	9871586	55.85	CARPET (T-601-61 1-631-64 1)
71	8437-8439	9871589	55.85	CARPET (T-604-614-624-632-644)
71	8439	9871585	55.85	CARPET (T-608-628-633-642-648)
71	8437-39	9871590	55.85	CARPET (T-627)
71	6647-9000	9871454	53.45	CARPET (T-462-664-674-684)
71	9000	9871451	53.45	CARPET (T-668-678-688-695-698)
71	9000	9871452	53.45	CARPET (T-671)
71	9000	9871456	53.45	CARPET (T-686)
71	9000	9871455	53.45	CARPET (T-697)
72	30-4000	9600050	65.85	CARPET (T-100-1 10-130-133-140)
72	3327-37-69-3436-4437-39-69	9840336	1 65.85	CARPET (T-101-11 1-141)
72	3327-37-39-3436-4437-39-69	9600051	65.85	CARPET (T-104-1 14-134-144)
72	30-4000	9840340	65.85	CARPET (T-106-136)
72	3437 Bench Seat	8736299	48.90	CARPET (T-108)
72	3337 w/Bucket or Notch Back Seats	9614502	48.90	CARPET (T-135-138) (bright red)
72	3337 w/Bucket or Notch Back Seats	9614503	48.90	CARPET (T-1 14-135-138) (bright gold)
72	3337-3437-4437 Notch Back	8736299	48.90	CARPET (T-135-138)
72	3437-4437 Bench Seat or Split Notch Back	8736299	48.90	CARPET (T-108-135-138)
72	3327-3337-3369 w/Carpet Fir. Covering	8736299	48.90	CARPET (T-108)
72	3369-3467-4439-67-69	8736299	48.90	CARPET (T-135-138)
72	3337-3437-4437 Bkt. Seats	8736299	48.90	CARPET (T-135-137-138)
72	50-60-8200	9899325	1 53.25	CARPET (T-400-420-430-440-450-470-480)
72	5239-57-69-5439-57-69-6035-45-8237-39-9000	9871452	1 53.45	CARPET (T-401-421-441-481-671)
72	50-60-80-9000 exc. Conv.	9887981	1 49.95	CARPET (T-404-424-434-444-454-464-474-484-494-654)
72	9000 Bench Seat or 60/40 Seat	9887981	1 49.95	CARPET (T-654-674-684)
72	50-66-8200-9000	9871451	1 53.45	CARPET (T-408-4 1 8-435-438-468-475-478-498-658-685-688)
72	50-60-9000	9871456	1 53.45	CARPET (T-416-436-446-456-476-676-686)
72	8400	9600499	1 52.20	CARPET (T-600-620-630)
72	8437-39	9871586	1 55.85	CARPET (T-601-631)
72	8400	9600500	1 52.20	CARPET (T-604-624-634)
72	8437-39	9871 585	1 55.85	CARPET (T-608-628-638)
72	8400	9600492	1 52.20	CARPET (T-626-646)
72	9487 Split 60/40	9899325	1 53.25	CARPET (T-670-680)
15.292 MAT, FRONT FLOOR (OVERALL				
69-70	All Col, Shift exc. 9000	981495	1 10.45	MAT, frt. (overall) blue
15.292 MAT, FRONT FLOOR (INCL R.				
61-64	44-46-47-4800	980998	7.95	L.) MAT, frt. (R. & L) black
65-70	All	980998	7.95	MAT, frt. (R. & L) black
69-72	All	981685	8.45	MAT, frt. (R. & L) blue

70-72	All	981687	1	8.45	MAT. frt. (R. <i>Sl</i> L) dk. saddle
71-72	All	981689	1	8.45	MAT (R. & L) black
70-72	All	981779	1	8.45	MAT, frt. (dark green) (R & L)
72	All	981780	1	8.45	MAT, frt. (midnite covert) (R <i>Si</i> L)

15.292 MAT, REAR FLOOR (OVERALL)

65-70	All exc. 9000	981010	1	6.40	MAT, rr. (overall) black
69-70	All exc. 9000	981503	i	6.40	MAT, rr. (overall) blue
70	All exc. 9000	981609	l	6.40	MAT, rr. (overall) dk. green
70	All exc. 9000	981695	1	6.40	MAT, rr. (overall) dk. brown
70	All exc. 9000	981610	1	6.40	MAT, rr. (overall) dk. sandalwood
70	All exc. 9000	981611	1	6.40	MAT, rr. (overall) dk. saddle
71-72	All	981010	1	6.40	MAT, rr. overall (black)
71-72	All	981503	1	6.40	MAT, rr. overall (blue)
71	All	981673	1	6.40	MAT, rr. overall (med. beige)
71	All	981609	1	6.40	MAT, rr. overall (dk. green)
71-72	All	981694	1	6.40	MAT, rr. overall (dk. saddle)
71	All	981695	1	6.40	MAT, rr. overall (dk. rosewood)
72	30-40-50-60-66-8000	981774	1	6.40	MAT, rr. (overall) (dark green)
72	30-40-60-66-8000	981775	1	6.40	MAT, rr. (overall) (midnite covert)

15.292 MAT, REAR FLOOR (R. & L.)

61-72	All	981714	2	6.35	MAT, rr. (R. <i>SL</i> L) black
69-72	All	981715	2	6.35	MAT, rr. (R. <i>SL</i> L) blue
70-71	All	981682	2	6.35	MAT, rr. (R. <i>8i</i> L) dk. rosewood
70-72	All	981681	2	6.35	MAT, rr. (R. & L) dk. saddle
70-72	All	981781	1	6.35	MAT, rr. (R. <i>Si</i> L) (dark green)
72	All	981782	1	6.35	MAT, rr. (R. <i>8i</i> L) (midnite covert)

15.294 MAT, TRUNK (RUBBER)

61-72		981403	1	6.10	MAT, trunk
-------	--	--------	---	------	------------

15.300 GROMMET, FRONT FLOOR CARPET, AT DIMMER SWITCH

53-65	All	4591473	AR	.20	GROMMET (also used 9.649)
68	3300-3400-3569-4439- 55-65-67-69-4667- 4800	4479999		.15	GROMMET
68	50-60-80-9000	4591473		.20	GROMMET
69-73	All A	4479999		.15	GROMMET

15.300 CARPET RETAINER

64	40-41-42-4300 Pwr. Seat	4472223	AR	1.33	RETAINER, rr.
64	44-46-47-4800	1364460	1	.30	RETAINER, frt.
65-71	30-4000 (4-Way Seats)	4472223	2	1.33	RETAINER, front seat carpet-rear.
65	50-60-8000	4482873	2	.30	RETAINER, rr. seat carpet-frt.
65-68	50-60-80-9000	1364460	1	.30	RETAINER, frt.
66-70	50-60-80-9000	4482873	2	.30	RETAINER, rear seat carpet-front.
66-70	9487	4511905	2	.31	RETAINER, rear seat carpet on floor pan
69-70	50-60-8000	1387524	1	.36	RETAINER (under accelerator pedal)
69-70	8439-8469 Split Front Seat 60-40 (6-Way Elec.)	8719937		1.44	RETAINER,
69-70	8439-57-69 (6-Way) Split Front Seat 60-40	9856051		.51	RETAINER,
69-70	9000	1364460		.30	RETAINER,
70	6046 6-Way Seat	8719937		1.44	RETAINER,
71-73	All B-C-E	9838299		.30	RETAINER,
71-73	All B-C-E (6-Way Pwr. Seat)	9856051		.51	RETAINER,
71-72	8400 6-Way 60-40 Seat	9856051		.51	RETAINER,
72	30-4000 (Bench) 4-Way	4472223		1.33	RETAINER,
72	3337-3437-4437 (4-Way Bkt.)	4472223	2	1.33	RETAINER,

15.306 MAT, REAR FLOOR (RUBBER)

68-69	3327	7745153		22.65	MAT (black)
69	3369	8768067		23.90	MAT (black)
69	3369	8768068		23.90	MAT (T-101)
69	3327	8744734		23.40	MAT (T-103)
69	3369	8768069		23.90	MAT (T-103)
69	3327	8744733		23.40	MAT (T-11)
70	3327	9813532		23.90	MAT (T-11)
70	3369	9813544		25.05	MAT (T-101)
70	3327	9813533		23.90	MAT (T-104-1 14)
70	3369	9813545		25.05	MAT (T-104)
70	3369	9813538		24.25	MAT (T-108)
70	3327	9813527		23.05	MAT (T-108-1 18)
71	3000 (2 Drs.) exc. 3437	9838352		23.05	MAT (T-100)

71	<u>3369</u>	9838222	1	27.95	MAT (T-100)
71	<u>3000 (2 Drs.) exc. 3437</u>	9838353	1	23.05	MAT (T-104)
71	<u>3369</u>	9838223	1	27.95	MAT (T-104)
71	<u>3327-3337</u>	9813527	1	23.05	MAT (T-108)
72	<u>3327-37</u>	9608369	1	23.05	MAT (T-100)
72	<u>3369</u>	9608378	1	27.95	MAT (T-100)
72	<u>3327-37</u>	9608368	1	23.05	MAT (T-106)
72	<u>3369</u>	9608377	1	27.95	MAT (T-106)
72	<u>3327-37</u>	9608362	1	23.05	MAT (T-108)
72	<u>3369</u>	9608372	1	27.95	MAT (T-108)
15.306 CARPET, REAR FLOOR					
66	<u>4307-17-67-4407-17-67~</u>				
	<u>4607-17-67</u>	7634986		43.25	CARPET (black) T-193-198
67	<u>4000 (2 Drs.)</u>	7634986		43.25	CARPET (black) T-193-194-198
68	<u>33-35-4469</u>	7767891		44.35	CARPET (gold) T-103-123-133
68	<u>3300-3437-3537-4437~</u>				
	<u>67-4600</u>	7752343		43.25	CARPET (black) T-108-1 14-1 18-138-150-152-158~
					162-168-194-198
68	<u>34-4437-67-4600</u>	7752334		43.25	CARPET (black) T-172-178
68	<u>44-4865</u>	7767911		44.30	CARPET (black) T-188
68	<u>9000</u>	7767550		42.25	CARPET (black) T-672-675
68	<u>9000</u>	7767861		43.60	CARPET (black) T-674-678-698
68	<u>9000</u>	7767857		42.25	CARPET (black) T-682-685-688
69	<u>3327-3537-4437-67</u>	8722911		43.40	CARPET (T-103-143-176)
69	<u>3369-3435-36-3569~</u>				
	<u>4469</u>	8765466		47.35	CARPET (T-108-124-125-128-138-168)
69	<u>3327-3437-3537-4437~</u>				
	<u>67-4637-67</u>	7752343		43.25	CARPET (T-108-1 14-1 18-124-128-148-164-168~
					175-178)
69	<u>3369-3435-3436-3569~</u>				
	<u>4469</u>	8765474		49.75	CARPET (T-103-126-133-1 43-166)
69	<u>35-4469</u>	8765470		47.35	CARPET (T-130-140)
69	<u>4469</u>	8765473		49.75	CARPET (T-147)
69	<u>4439</u>	8722022		49.75	CARPET (T-153-176)
69	<u>4439</u>	8722021		49.75	CARPET (T-157)
69	<u>35-4437</u>	8722907		46.25	CARPET (T-170)
69	<u>3437-4437-67-4600</u>	7752334		43.25	CARPET (T-185-188)
69	<u>34-44-4637</u>	8722919		49.75	CARPET (T-186)
69	<u>4456</u>	8765503		51.60	CARPET (T-190)
69	<u>4466</u>	8721244		44.30	CARPET (T-190)
69	<u>4456</u>	8765502		38.70	CARPET (T-191)
69	<u>4466</u>	8721243		44.30	CARPET (T-191)
69	<u>4456</u>	8765501		38.70	CARPET (T-195)
69	<u>4466</u>	7767911		44.30	CARPET (T-195) black
69	<u>4456</u>	8765506		51.60	CARPET (T-196)
69	<u>4466</u>	8721247		44.30	CARPET (T-196)
69	<u>4456</u>	8765505		51.60	CARPET (T-197)
69	<u>4466</u>	8721246		44.30	CARPET (T-197)
69	<u>52-54-6469</u>	8729275		45.15	CARPET (T-400-410)
69	<u>52-54-64-6639</u>	8729282		45.15	CARPET (T-400-410)
69	<u>52-54-6437</u>	8729289		41.10	CARPET (T-400-410)
69	<u>52-54-6469</u>	8729273		45.15	CARPET (T-401-411-421)
69	<u>52-54-64-6639</u>	8729280		45.15	CARPET (T-401-41 1-421-451)
69	<u>50-6000 (2-Drs.)</u>	8729287		41.10	CARPET (T-401-41 1-421)
69	<u>50-6000 (2-Drs.) exc.</u>				
	<u>6667</u>	8729292		41.10	CARPET (T-403-413-426-453)
69	<u>52-54-6469</u>	8729278		45.15	CARPET (T-403-413-426)
69	<u>52-54-64-6639</u>	8729285		45.15	CARPET (T-403-4 13-426-453-464)
69	<u>5269</u>	8729277		45.15	CARPET (T-407)
69	<u>5239</u>	8729284		45.15	CARPET (T-407)
69	<u>5237-5467</u>	8729291		41.10	CARPET (T-407-427)
69	<u>52-54-6469</u>	8729272		45.15	CARPET (T-408-425-428)
69	<u>52-54-64-6639</u>	8729279		45.15	CARPET (T-408-425-428-455-458-468)
69	<u>50-6000 (2-Drs.)</u>	8729286		41.10	CARPET (T-408-425-428-455-458)
69	<u>54-64-6637</u>	8729293		44.55	CARPET (T-438-478)
69	<u>8257</u>	8729240		45.95	CARPET (T-601)
69	<u>8239</u>	8729251		49.75	CARPET (T-601)
69	<u>8269</u>	8729262		49.75	CARPET (T-601)
69	<u>8257</u>	8729243		45.95	CARPET (T-603-614)
69	<u>8239</u>	8729254		49.75	CARPET (T-603)
69	<u>8269</u>	8729265		49.75	CARPET (T-603)
69	<u>8257</u>	8729239		45.95	CARPET (T-608-618)
69	<u>8239</u>	8729250		49.7 5	CARPET (T-608-614-618)
69	<u>8269</u>	8729261		49.75	CARPET (T-608-614-618)
69	<u>8257</u>	8729239		45.95	CARPET (T-608-614-618)
69	<u>8439</u>	8729258		55.25	CARPET (T-620)
69	<u>8469</u>	8729269		53.80	CARPET (T-620)

69	8439	8729257	1	55.25	CARPET (T-621-631-632-64 1)
69	8469	8729268	1	53.80	CARPET (T-621-631-632)
69	8439	8729260	1	55.25	CARPET (T-624-633-636-644)
69	8469	8729271	1	53.80	CARPET (T-624-633-636)
69	8439	8729255	1	55.25	CARPET (T-628-638-639-648-658)
69	8469	8729266	1	53.80	CARPET (T-628-638-639)
69	8457-67	8729244	1	45.95	CARPET (T-629-638-639-648)
69	8457	8729247	1	50.95	CARPET (T-630)
69	8457-67	8729246	1	50.95	CARPET (T-631-632-641)
69	8457-67	8729249	1	50.95	CARPET (T-633-636-644)
69	8467	8729245	1	50.95	CARPET (T-637)
69	9487	7767861	1	43.60	CARPET (T-664-668-694-698) black
69	9487	7767550	1	42.25	CARPET (T-666-669) black
69	9487	8722222	1	42.25	CARPET (T-67 4-686)
69	9487	7767857	1	42.25	CARPET (T-678-685-688) black
69	9487	8722221	1	42.25	CARPET (T-680)
69	9487	8732040	1	42.25	CARPET (T-687)
69	9487	8722224	1	45.70	CARPET (T-691)
69	9487	8761 31 7	1	46.45	CARPET (T-692)
69	9487	8722226	1	45.80	CARPET (T-694)
70	3369-3435-36-3569-				
	4469	9813616	1	49.90	CARPET (T-101-121-141) (cut as reqd.)
70	3327-3437-3537-4437-				
	67-4600	9813447	1	47.75	CARPET (T-104-1 14-124-144-154)
70	3369-3435-36-3569-				
	4469	9813561	1	48.40	CARPET (T-104-1 24-134-1 44)
70	3327-3437-3537-4437-				
	67-4600	981 3466	1	47.75	CARPET (T-108-1 18-148-158-175-178)
70	3369-3569-4469	9813615	1	49.90	CARPET (T-108-128-138-148-158)
70	3327-3437-3537-4437-				
	4637	981 3468	1	47.75	CARPET (T-1 1 1-121-141)
70	3435-36-4469	981 3564	1	48.40	CARPET (T-129-159)
70	3569-4469	981 3566	1	49.15	CARPET (T-130-140)
70	4439	9813907	1	49.15	CARPET (T-140-170)
70	4439	9813903	1	49.15	CARPET (T-141)
70	4439	981 3902	1	48.40	CARPET (T-144)
70	4439	9813901	1	49.15	CARPET (T-148-178)
70	3437-3537-4437-4637	9813450	1	47.75	CARPET (T-170)
70	3437-3537-4437-4637	9813449	1	47.75	CARPET (T-176)
70	4439	9813906	1	48.40	CARPET (T-176)
70	3437-3537-4437-67-				
	4600	9813451	1	41.00	CARPET (T-179)
70	4439	981 3905	1	48.40	CARPET (T-179)
70	3437-4437-4637	9813468	1	47.75	CARPET (T-181)
70	3437-4437-67-4600	9813466	1	47.75	CARPET (T-185-188)
70	3437-4437-67-4600	9813473	1	43.75	CARPET (T-189)
70	5237-5437-6437-6637	9813573	1	44.25	CARPET (T-400-4 10-421-460)
70	5239-5439-6439-6639	9813324	1	49.50	CARPET (T-400-410-420-460)
70	5269-5469-6469	9813625	1	49.50	CARPET (T-400-410-420)
70	5237-5437-67-6437	9813570	1	44.25	CARPET (T-401-41 1-421)
70	5239-5439-6439	9813321	1	49.50	CARPET (T-401-41 1-421)
70	5269-5469-6469	9813621	1	49.50	CARPET (T-401-41 1-421)
70	5237-5437-6437	9813569	1	44.25	CARPET (T-404-414)
70	5239-5439-6439-6639	9813320	1	49.50	CARPET (T-404-414-434)
70	5269-5469-6469	9813622	1	49.50	CARPET (T-404-405-414)
70	5269-5469-6469	9813620	1	49.50	CARPET (T-408-428)
70	5239-5439-6439-6639	9813319	1	49.50	CARPET (T-408-428-438-465-468)
70	5237-5437-67-6437-				
	6637-67	981 3568	1	44.25	CARPET (T-408-428-465-468)
70	5469-6469	9813624	1	49.50	CARPET (T-426)
70	5439-6439-6639	9813323	1	49.50	CARPET (T-426-466)
70	5437-67-6437-6637	981 3572	1	44.25	CARPET (T-426-466)
70	5467	9813575	1	44.25	CARPET (T-427)
70	6036-46	9813525	1	52.75	CARPET (T-440-450)
70	6036-46	981391 0	1	56.20	CARPET (T-441-451)
70	6036-46	9813521	1	52.75	CARPET (T-444)
70	6036-46	9813523	1	52.75	CARPET (T-449-459)
70	6046	8768871	1	49.30	CARPET (T-454)
70	6637	981 3549	1	46.65	CARPET (T-478)
70	8239	981 3592	1	49.00	CARPET (T-481)
70	8257	981 3628	1	45.20	CARPET (T-481)
70	8269	9813641	1	49.40	CARPET (T-481)
70	8269	981 3645	1	49.40	CARPET (T-484)
70	8239	9813593	1	48.25	CARPET (T-484-494)
70	8257	981 3630	1	44.45	CARPET (T-484-494)
70	8239	981 3590	1	48.25	CARPET (T-488-498)
70	8257	9813627	1	44.45	CARPET (T-488-498)
70	8269	981 3640	1	49.00	CARPET (T-488)

70 8439. 981 3600
70 8469. 9813650
70 8469. 9813648
70 8439. 981 3598
70 8439. 981 3597
70 8469. 981 3647
70 8439. 9813596
70 8469. 9813646
70 8457-67. 981 3634
70 8467. 9813639
70 8457-67. 981 3633
70 8439. 9813599
70 8457-67. 9813636
70 8469. 9813649
70 8457. 9813635
70 9487. 9813499
70 9487. 981 3497
70 9487. 981 3498
70 9487. 981 3509
70 9487. 9813506
70 9487. 981 3500
70 9487. 9813503
70 9487. 9813505
70 9487. 981 3502
70 9487. 9813501
70 9487. 981 3504
70 9487. 981 3508
71 3369-3436-4469. 9839637
71 30-4000 (2 Drs.) 9839631
71 3369-3436-4469. 9834279
71 30-4000 (2 Drs.) 9839626
71 3369-3436-4469. 9839638
71 3327-37-3437-67-4467 9813466
71 3369. 9813615
71 3327-37-4437. 9839624
71 4439. 9839643
71 4439. 9839641
71 4439. 9839644
71 3337-3437-67-4437-67 9839628
71 4439. 9839646
71 4439. 9813901
71 3337-3437-4437. 9639626
71 4437. 9813466
71 5239-5439-6639. 9869518
71 5257-5457-6647. 9869980
71 5269-5469. 9869989
71 5239-5439. 9869516
71 5257-5457-6667. 9869978
71 5269-5469. 9869987
71 5269-5469. 9869991
71 5239-5439-6639. 9869520
71 5257-5457-67-6647. 9869982
71 5269-5469. 9869986
71 50-6000 2 Dr. 9869977
71 5239-5439-6639. 9869515
71 5269-5469. 9869993
71 5239-5439-6639. 9869523
71 5257-5457-67-6647-67 9869985
71 6035. 9869910
71 6045. 9869920
71 6035. 9869908
71 6045. 9869918
71 6035. 9869912
71 6045. 9869922
71 6035. 9869916
71 6045. 9869926
71 8239. 9869940
71 8237. 9869967
71 8239. 9869938
71 8237. 9869965
71 8239. 9669941
71 8237. 9869968
71 8239. 9869937
71 8237. 9869964
71 8439. 9869946
71 8439. 9869944
71 8439. 9869947
71 8439. 9869943

54.40 CARPET T-600).
54.40 CARPET T-600).
54.40 CARPET T-601).
54.40 CARPET T-601-631-632).
54.40 CARPET T-604-614-624-634-635).
54.40 CARPET T-604-6 14-624).
54.40 CARPET T-608-618-628-637-638-648).
54.40 CARPET T-608-6 18-628).
49.50 CARPET T-614-624-634).
49.50 CARPET T-6 17).
49.95 CARPET T-618-628-638).
54.40 CARPET T-6 19-629-639).
49.50 CARPET T-6 19-629-649).
54.40 CARPET T-619-629).
49.95 CARPET T-630).
41.20 CARPET T-650).
41.20 CARPET T-654).
41.20 CARPET T-659).
45.85 CARPET T-666).
45.85 CARPET T-668-695-698).
41.20 CARPET T-678-688).
41.20 CARPET T-679).
41.20 CARPET T-680).
41.20 CARPET T-681).
41.20 CARPET T-684).
41.20 CARPET T-686).
45.85 CARPET T-699).
45.60 CARPET T-100-1 10-140).
38.45 CARPET T-100-110-140-150).
49.45 CARPET T-101-1 11-141).
41.25 CARPET T-104-1 14-134-144-154).
45.60 CARPET T-104-1 14-134-144).
47.75 CARPET T-108-138-155-158-165-168).
49.90 CARPET T-108-138).
41.25 CARPET T-11 1-141).
45.60 CARPET T-140-150).
45.60 CARPET T-141).
45.60 CARPET T-144-154).
41.25 CARPET T-1 56).
45.60 CARPET T-1 56).
49.15 CARPET T-1 58).
41.25 CARPET T-166).
47.75 CARPET T-168).
49.45 CARPET T-400-420-430-460).
47.75 CARPET T-400-420-430-460).
43.80 CARPET T-400-420-430).
49.45 CARPET T-401-421).
48.95 CARPET T-401-421-461).
43.80 CARPET T-401-421).
49.45 CARPET T-404-424-434).
47.75 CARPET T-404-424-434-462-464).
43.80 CARPET T-404-424-434-464).
48.95 CARPET T-408-4 18-438).
49.45 CARPET T-408-4 18-438-465-468).
43.80 CARPET T-408-4 18-438-463-468).
54.85 CARPET T-4 16-436-466).
48.95 CARPET T-416-436-466).
52.20 CARPET T-416-436-466).
52.20 CARPET T-440-450).
52.20 CARPET T-440-450).
52.20 CARPET T-441).
52.20 CARPET T-441).
52.20 CARPET T-444).
52.20 CARPET T-444-454).
52.20 CARPET T-446-456).
47.65 CARPET T-446-456).
47.65 CARPET T-480).
47.65 CARPET T-480).
47.65 CARPET T-481).
47.65 CARPET T-481).
47.65 CARPET T-484-494).
47.65 CARPET T-484-494).
47.65 CARPET T-498).
53.80 CARPET T-498).
53.80 CARPET T-600-620-630-640).
53.80 CARPET T-601-631-641).
53.80 CARPET T-604-624-632-644).
53.80 CARPET T-608-628-633-642-648).

71	8437	.9869972	53.80	CARPET (T-610-620-640)
71	8437	.9869971	53.80	CARPET (T-611-641)
71	8437	.9869973	53.80	CARPET (T-614-624-644)
71	8439	.9869948	53.80	CARPET (T-627)
71	8437	.9869974	53.80	CARPET (T-627)
71	8437	.9869970	53.80	CARPET (T-628-642)
71	9000	.9869901	40.75	CARPET (T-654-674-684)
71	9000	.9869899	40.75	CARPET (T-658-678-688)
71	9000	.9869905	40.75	CARPET (T-664)
71	9000	.9869904	40.75	CARPET (T-668-695-698)
71	9000	.9869902	40.75	CARPET (T-670-680)
71	9000	.9869900	40.75	CARPET (T-671)
71	9000	.9869903	40.75	CARPET (T-686)
71	9000	.9869906	40.75	CARPET (T-697)
72	3327-37-3467-4467	.9608336	41.25	CARPET (T-100-1 10-130)
72	3369-3436-4469	.9608354	49.45	CARPET (T-100-1 10-140)
72	3437-4437 Bench Seat	.9608336	41.25	CARPET (T-100-140)
72	3369-3436-4469	.9608353	49.45	CARPET (T-101-1 11-141)
72	3369-3436-4469	.9608355	49.45	CARPET (T-104-1 14-144)
72	3327-37-3437-67-4437-67	.9608333	41.25	CARPET (T-106-136)
72	3369-3436-4469	.9608339	45.60	CARPET (T-106-136)
72	3337-3437-4437-4467 Bkt. Seat	.9608326	41.25	CARPET (T-108-135-137-138)
72	3337 Notch Back Seat	.9608326	41.25	CARPET (T-135-138)
72	3369-4469	.9608338	45.60	CARPET (T-108-138)
72	3327-37	.9608335	41.25	CARPET (T-11 1)
72	3327-37	.9608337	41.25	CARPET (T-114)
72	4439	.9607002	45.60	CARPET (T-130)
72	3337-3437-4437 Split Notch Back	.9608336	41.25	CARPET (T-133)
72	3337-3437-4437 Bkt. Seat	.9608337	41.25	CARPET (T-134)
72	3337 w/Bkt. or Notch Back Seats	.9614508	41.25	CARPET (T-135-138) (bright red)
72	3337 w/Bkt. or Notch Back Seats	.9614509	41.25	CARPET (T-1 14-135-138) (bright gold)
72	4439	.9606899	45.60	CARPET (T-136)
72	4439	.9606898	45.60	CARPET (T-138)
72	4437 Bench Seat	.9608335	41.25	CARPET (T-141)
72	4439	.9607001	45.60	CARPET (T-141)
72	4437 Bench Seat	.9608337	41.25	CARPET (T-144)
72	4439	.9607003	45.60	CARPET (T-144)
72	5257-5457-6647-67	.9891258	43.00	CARPET (T-400-420-430-470)
72	5239-5439-6639	.9891017	49.45	CARPET (T-400-420-430-470)
72	5269-5469	.9891394	48.95	CARPET (T-400-420)
72	5257-5457	.9869978	48.95	CARPET (T-401-421)
72	5239-5439	.9869516	49.45	CARPET (T-401)
72	5269-5469	.9869987	43.80	CARPET (T-401-421)
72	5257-5457-6647	.9891270	43.00	CARPET (T-404-424-434-464-474)
72	5239-5439-6639	.9891018	49.45	CARPET (T-404-424-434-464-474)
72	5269-5469	.9891395	49.45	CARPET (T-404-424)
72	50-6000 2 Dr.	.9869977	48.95	CARPET (T-408-4 1 8-435-438-475-478)
72	5239-5439-6639	.9869515	49.45	CARPET (T-408-4 18-438-468-478)
72	5257-5457-67-6647-67	.9869985	48.95	CARPET (T-416-436-476)
72	5239-5439-6639	.9869523	54.85	CARPET (T-4 16-436-476)
72	5257-69-5457-67-69-6647-67	.9869993	43.80	CARPET (T-4 16-436-476)
72	6035	.9611448	52.20	CARPET (T-440-450)
72	6045	.9891041	52.20	CARPET (T-440-450)
72	6035	.9611447	52.20	CARPET (T-441)
72	6045	.9869918	52.20	CARPET (T-441)
72	6035	.9611449	52.20	CARPET (T-444)
72	6045	.9891042	52.20	CARPET (T-444-454)
72	6035	.9611446	52.20	CARPET (T-446-456)
72	6045	.9869926	52.20	CARPET (T-446-456)
72	8237	.9891033	47.65	CARPET (T-480)
72	8239	.9891010	47.65	CARPET (T-480)
72	8237	.9869965	47.65	CARPET (T-481)
72	8239	.9869938	47.65	CARPET (T-481)
72	8237	.9891034	47.65	CARPET (T-484-494)
72	8239	.9891011	47.65	CARPET (T-484-494)
72	8237	.9869964	47.65	CARPET (T-498)
72	8239	.9869937	47.65	CARPET (T-498)
72	8437	.9891037	53.80	CARPET (T-600-620-630)
72	8439	.9891014	53.80	CARPET (T-600-620-630)
72	8437	.9869971	53.80	CARPET (T-601-631)
72	8439	.9869944	53.80	CARPET (T-601-631)

72	8437	.9891038	53.80	CARPET (T-604-624-634) ..
72	8439	.9891015	53.80	CARPET (T-604-624-634) ..
72	8439	.9869943	53.80	CARPET (T-608-628-638) ..
72	8437	.9891035	53.80	CARPET (T-626-646) ..
72	8439	.9891012	53.80	CARPET (T-626-646) ..
72	8437	.9869970	53.80	CARPET (T-628) ..
72	9000 Bucket Seat	.9887983	39.75	CARPET (T-654) ..
72	9000	.9887985	40.75	CARPET, rr. fir. (T-654) ..
72	9000 Split 60/40	.9887985	40.75	CARPET, rr. fir. (T-674-684) ..
72	9000 Bkt. Seat	.9869904	40.75	CARPET (T-658-685-688) ..
72	9000	.9887984	40.75	CARPET (T-670-680) ..
72	9000	.9869900	40.75	CARPET (T-671) ..
72	9000 Split 60/40	.9869903	40.75	CARPET (T-676-686) ..
72	9000 Bucket Seat	.9887982	40.75	CARPET (T-686) ..
72	9000 Split 60/40	.9869899	40.75	CARPET (T-688) ..
72	9487 w/Bkt. Seats	.9887982	40.75	CARPET (T-686) ..
72	9487 w/Bkt. Seats	.9887983	39.75	CARPET (T-654) ..

15.311 MAT. REAR COMPARTMENT PAN

68	44-4855	7768785	7.60	MAT rubber)
68	44-4865	7773106	2.56	MAT rubber)
69-71	3435-36-4456	7768785	7.60	MAT rubber)
69	4466	7773106	2.56	MAT rubber)
70	6046	9806861	19.00	MAT T-440-450)
70	6046	9806860	19.00	MAT T-441-451)
70	6046	9806864	19.00	MAT T-444-454)
70	6046	9806859	19.00	MAT T-449-459)

15.311 M GATE INNER COVER PANEL

68	Sportwagons	7745226	8.70	MAT black) ..
69	3435	7745226	8.70	MAT black) ..
69	3435	8728211	8.90	MAT T-121) ..
69	3436-4456-66	8746428	9.25	MAT T-121 -191)
69	3436-4456-66	8746426	9.25	MAT T-125-195)
69	3436-4456-66	8746434	9.25	MAT T-126-196)
69	3435	8754634	8.90	MAT T-126) ..
69	4456-66	8746433	9.25	MAT T-190) ..
69	4456-66	8746431	9.25	MAT T-197) ..
70	3435	8798580	8.70	MAT T-121) ..
70	3436	8798169	8.70	MAT T-121) ..
70	3435	9805725	8.70	MAT T-124) ..
70	3436	9805723	8.70	MAT T-124) ..
70	3435	8798578	8.70	MAT T-129) ..
70	3436	8798167	8.70	MAT T-129) ..
70	6036-6046	8798630	9.55	MAT T-440-450)
70	6036-6046	8798631	9.55	MAT T-441-451)
70	6036-6046	9805724	9.55	MAT T-444-454)
70	6036-6046	8798629	9.55	MAT T-449-459)
71	3436	9841170	9.15	MAT T-100) ..
71-72	3436	9841172	9.15	MAT T-101) ..
71	3436	9841169	9.15	MAT T-104) ..
72	3436	9890525	8.55	MAT J-100) ..
72	3436	9890526	8.55	MAT T-104) ..
72	3436	9841173	9.15	MAT T-106) ..

15.311 SEAT BACK PANEL

64-66	4365-4465	4449019	6.30	MAT black) ..
67-68	44-4865	4449019	6.30	MAT black) ..
69	4466	8728307	7.10	MAT T-190) ..
69	4466	8728301	7.10	MAT (T-191) ..
69	4466	4449019	6.30	MAT T-195) ..
69	4466	8754814	7.10	MAT T-196) ..
69	4466	8754814	7.10	MAT T-196) ..
69	4466	8728304	7.10	MAT T-197) ..
70	6046	8798625	10.55	MAT T-440-450) ..
70	6046	8798616	10.55	MAT T-441-451) ..
70	6046	9805713	10.55	MAT T-444-454) ..
70	6046	8798624	10.55	MAT T-449-459) (cut hole for luggage hdl.;
71	6045	9844640	10.40	MAT, back pnl. (T-440-450) ..
71-72	6045	9844641	10.40	MAT, back pnl. (T-441) ..
71	6045	9844639	10.40	MAT, back pnl. (T-444-454) ..
71-72	6045	9844642	10.40	MAT, back pnl. (T-446-456) ..
71	6045	9844633	6.40	MAT, filler pnl. (T-440-450) ..
71-72	6045	9844634	7.55	MAT, filler pnl. (T-441) ..
71	6045	9844632	7.55	MAT, filler pnl. (T-444-454) ..
71-72	6045	9844635	7.55	MAT, filler pnl. (T-446-456) ..
72	6045	9890509	9.75	MAT, back panel (T-440-450) ..
72	6045	9890510	9.75	MAT, back panel (T-444-454) ..

72	6045989051 2	1	7.00	MAT, filler panel (T-444-454)
72	6045989051 1	1	7.00	MAT, filler panel (T-440-450)
	15.311	MAT, 3RD SEAT CUSHION PANEL				
70	60468798625	1	10.55	MAT (T-440-450)
70	60468798621	1	10.55	MAT (T-441-451)
70	60469805714	1	10.55	MAT (T-444-454)
70	60468798624	1	10.55	MAT (T-449-459)
	15.311	MAT, REAR COMPARTMENT LOAD FLOOR (RUBBER)				
64	4035-41354437084	1	29.10	MAT (black)
66-67	3335-3435-3535-36354437084	1	29.10	MAT (black)
	15.311	MAT, LOAD FLOOR TO TAILGATE PANEL				
	NOTE: 1968 4000 wagons-1st type mat 47V4" long, 2nd type-mat 46V long.					
68	4000 Wagons 2nd Type8720760		3.02	MAT (T-188)
69	3435 Tailgate Follower		.8728207		3.13	MAT (T-121)
69	3435 Tailgate Follower		.8720760		3.02	MAT (T-1 25)
69	3435 Tailgate Follower		.8768951		3.13	MAT (T-1 26)
70	3435 T/gate Follower		.8798584		3.02	MAT (T-121)
70	3435 T/gate Follower		.9805722		3.02	MAT (T-124)
70	3435 T/gate Follower		.8808097		3.02	MAT (T-129)
	15.311	MAT, LUGGAGE COMPARTMENT PANEL COVER				
64	43554449004	1	12.80	MAT (black)
64	43654449009	1	10.15	MAT (black)
65-66	44654449009	1	10.15	MAT (black)
66	44554449004	1	12.80	MAT (black)
67-68	44-48554449004	1	12.80	MAT (black)
67-68	44-48654449009	1	10.15	MAT (black)
69	3435-368746409	1	16.00	MAT (T-121)
69	3435-34368746408	1	16.00	MAT (T-125)
69	3435-368746414	1	16.00	MAT (T-126)
69	44568728199	1	14.40	MAT (T-190)
69	44668728206	1	1 1.35	MAT (T-190)
69	445687281 93	1	14.40	MAT (T-191)
69	44668728200	1	11.35	MAT(T-191)
69	44564449004	1	12.80	MAT (T-195)
69	44664449009	1	10.15	MAT (T-195)
69	44568754700	1	14.45	MAT (T-196)
69	44668754575	1	1 1.30	MAT (T-196)
69	445687281 96	1	14.40	MAT (T-197)
69	44668728203	1	11.35	MAT (T-197)
70	3435-34368798145	1	14.95	MAT(T-121)
70	3435-34369805720	1	14.95	MAT (T-124)
70	3435-34368798143	1	14.95	MAT(T-129)
70	60368798625	1	10.55	MAT, frt. (T-440-450)
70	60368798625	1	10.55	MAT, rr. (T-440-450)
70	60368798626	1	10.55	MAT, frt. (T-441)
70	60368798621	1	10.55	MAT, rr. (T-441)
70	60369805721	1	10.45	MAT, frt. (T-444-454)
70	60369805714	1	10.55	MAT, rr. (T-444-454)
70	6036-468798624	1	10.55	MAT, frt. & rr. (T-449-459)
70	6036-468798624	1	10.55	MAT, rr. (T-449-459)
71	34369841 182	1	16.40	MAT (T-100)
71-72	34369841 1 84	1	16.40	MAT (T-101)
71	34369841 181	1	16.40	MAT (T-104)
71	6035-459844585	1	10.70	MAT, frt. (T-440-450)
71	60359844605	1	10.70	MAT, rr. (T-440-450)
71	60459844605	1	10.70	MAT (T-440-450)
71-72	60359844586	1	10.70	MAT, frt. (T-441)
71	60359844586	1	10.70	MAT, rr. (T-441)
71	60459844586	1	10.70	MAT (T-441)
71	60359844584	1	10.70	MAT, frt. (T-444)
71	60359844584	1	10.70	MAT, rr. (T-444)
71	60459844584	1	10.70	MAT (T-444-454)
71-72	60359844587	1	10.70	MAT, frt. (T-446-456)
71-72	60359844587	1	10.70	MAT, rr. (T-446-456)
71-72	60459844587	1	10.70	MAT (T-446-456)
72	34369890556	1	15.30	MAT (T-100)
72	34369890557	1	15.30	MAT (T-104)
72	34369841 1 85	1	16.40	MAT (T-106)

72		9890517	1	10.70	MAT, frt. 8< rr. (T-440-450)
72		9890517	1	10.70	MAT (T-440-450).....
72		9890516	1	10.70	MAT, frt. & rr. (T-444)
72		9890518	1	10.70	MAT (T-444-454).....
15.311 MAT, 2ND SEAT BACK OUTER					
68	44-4855.....	7745254	1	9.75	MAT (black).....
68	44-4865.....	7745236	1	2.77	MAT, 1/3 section (black) ..
68	44-4865.....	7745237	1	6.15	MAT, 2/3 section (black) ..
69	3435-36-4456.....	7745254	1	9.75	MAT (black).....
69	3435-36-4456.....	8728326	1	9.95	MAT (T-121-191).....
69	3435-36-4456.....	8754635	1	9.95	MAT (T-126-196).....
69	4456.....	8728332	1	9.95	MAT (T-190)
69	4466.....	8728370	1	2.97	MAT, 1/3 section (T-190).....
69	4466.....	8728371	1	6.25	MAT, 2/3 section (T-190).....
69	4456.....	8728326	1	9.95	MAT (T-191).....
69	4466.....	8728358	1	2.97	MAT, 1/3 section (T-191).....
69	4466.....	8728359	1	6.25	MAT, 2/3 section (T-191).....
69	4466.....	7745236	1	2.77	MAT, 1/3 section (T-195).....
69	4466.....	7745237	1	6.15	MAT, 2/3 section (T-195).....
69	4466.....	8754808	1	2.87	MAT, 1/3 section (T-196).....
69	4466.....	8754809	1	6.35	MAT, 2/3 section (T-196).....
69	4456.....	6728329	1	9.95	MAT (T-197).....
69	4466.....	8728364	1	2.97	MAT, 1/3 section (T-197).....
69	4466.....	8728365	1	6.25	MAT, 2/3 section (T-197).....
70	3435-3436.....	8798346	1	9.65	MAT (T-121).....
70	3435-3436.....	9805712	1	9.65	MAT (T-124).....
70	3435-3436.....	8798138	1	9.65	MAT (T-129).....
70	6036-6046.....	8798600	1	10.15	MAT (T-440-450).....
70	6036-6046.....	8798601	1	10.15	MAT (T-441-451).....
70	6036-6046.....	9805711	1	10.15	MAT (T-444-454).....
70	6036-6046.....	8798599	1	10.15	MAT (T-449-459).....
71	3436.....	9841152	1	10.15	MAT (T-100).....
71-72	3436.....	9841154	1	10.15	MAT (T-101).....
71	3436.....	9841151	1	10.15	MAT (T-104).....
71	6035.....	9844599	1	10.15	MAT, back pnl. (T-440-450).....
71-72	6035.....	9844600	1	10.00	MAT, back pnl. (T-441).....
71	6035.....	9844598	1	10.00	MAT, back pnl. (T-444).....
71-72	6035.....	9844601	1	10.00	MAT, back pnl. (T-446-456).....
71	6045.....	9844619	1	3.38	MAT, 1/3 back pnl. (T-440-450) ..
71-72	6045.....	9844620	1	3.38	MAT, 1/3 back pnl. (T-441).....
71	6045.....	9844618	1	3.38	MAT, 1/3 back pnl. (T-444-454) ..
71-72	6045.....	9644621	1	3.38	MAT, 1/3 back pnl. (T-446-456) ..
71	6045.....	9844612	1	8.25	MAT, 2/3 back pnl. (T-440-450) ..
71-72	6045.....	9844613	1	8.25	MAT, 2/3 back pnl. (T-441).....
71	6045.....	9844611	1	8.25	MAT, 2/3 back pnl. (T-444-454) ..
71-72	6045.....	9844614	1	8.25	MAT, 2/3 back pnl. (T-446-456) ..
71	6035.....	9844592	1	8.05	MAT, filler pnl. (T-440-450).....
71-72	6035.....	9844593	1	8.05	MAT, filler pnl. (T-441).....
71	6035.....	9844591	1	8.05	MAT, filler pnl. (T-444).....
71-72	6035.....	9844594	1	8.05	MAT, filler pnl. (T-446-456).....
71	6045.....	9844626	1	5.45	MAT, 2/3 filler pnl. (T-440-450) ..
71-72	6045.....	9844627	1	6.50	MAT, 2/3 filler pnl. (T-441).....
71	6045.....	9844625	1	6.50	MAT, 2/3 filler pnl. (T-444-454) ..
71-72	6045.....	9844628	1	6.10	MAT, 2/3 filler pnl. (T-446-456) ..
71	6045.....	9844646	1	2.75	MAT, 1/3 filler pnl. (T-440-450) ..
71-72	6045.....	9844647	1	2.97	MAT, 1/3 filler pnl. (T-441).....
71	6045.....	9844645	1	2.97	MAT, 1/3 filler pnl. (T-444-454) ..
71-72	6045.....	9844648	1	2.97	MAT, 1/3 filler pnl. (T-446-456) ..
72	3436.....	9890521	1	9.50	MAT (T-100).....
72	3436.....	9890522	1	9.50	MAT (T-104).....
72	3436.....	9841155	1	10.15	MAT (T-106).....
72	6035.....	9890515	1	7.55	MAT, back panel (T-440-450)
72	6035.....	9890513	1	7.55	MAT, filler panel (T-440-450).....
72	6045.....	9890503	1	3.18	MAT, 1/3 back panel (T-440-450)
72	6045.....	9690501	1	7.70	MAT, 2/3 back panel (T-440-450)
72	6045.....	9890507	1	2.77	MAT, 1/3 filler panel (T-440-450)
72	6045.....	9890505	1	6.10	MAT, 2/3 filler panel (T-440-450)
72	6035.....	9890516	1	7.55	MAT, back panel (T-444).....
72	6035.....	9890514	1	7.55	MAT, filler panel (T-444).....
72	6045.....	9890504	1	3.18	MAT, 1/3 back panel (T-444-454)
72	6045.....	9890502	1	7.70	MAT, 2/3 back panel (T-444-454)
72	6045.....	9890508	1	2.77	MAT, 1/3 filler panel (T-444-454)
72	6045.....	9890506	1	6.10	MAT, 2/3 filler panel (T-444-454)
15.311 MAT, FLOOR FILLER PANEL					
64		4435156	1	4.61	MAT, outer-frt. (black)
64		4448994	1	9.30	MAT, kick-up (black) ..

64	4365	4448999	1	4^2	MAT. at kick-up (black)
65-66	4465	4448999	1	4^2	MAT. at kick-up (black)
66	4455	44351 56	1	461	MAT, outer-frt. (black)
66	4455	4448994	1	9^0	MAT, at kick-up (black)
67-68	44-4855	44351 56	1	461	MAT, outer-frt. (black)
67-68	44-4855	4448994	1	9^0	MAT, at kick-up (black)
67-68	44-4865	4448999	1	4^2	MAT, at kick-up (black)
68	44-4865	7745726	RH	2^7	MAT, rr. (black)
68	44-4865	7745727	LH	6.15	MAT, rr. (black)
69	3435-36-4456	44351 56	1	461	MAT, outer front (black)
69	4466	7745726	RH	2^7	MAT, outer (black)
69	4466	7745727	LH	6^5	MAT, outer (black)
69	3435-36-4456	8728218	1	5^0	MAT, outer front (T-121-19 1)
69	3435-3436	8746436	1	1015	MAT, at kick-up (T-121)
69	3435-36-4456	8728225	1	2.46	MAT, outer rear (T-121-191)
69	3435-3436	8746435	1	1015	MAT, at kick-up (T-125)
69	3435-3436	8746441	1	1015	MAT, at kick-up (T-126)
69	3435-36-4456	8754632	1	2.46	MAT, outer-rear (T-126-196)
69	3435-36-4456	8754633	1	5.30	MAT, outer-front (T-126-196)
69	4456	8728224	1	5^0	MAT, outer-front (T-190)
69	4456	8728231	1	2.46	MAT, outer-rear (T-190)
69	4466	8728320	RH	2^7	MAT, outer (T-190)
69	4466	8728321	LH	6.40	MAT, outer (T-190)
69	4466	8728339	1	5^0	MAT, outer at kick-up (T-190)
69	4456	8728346	1	5^0	MAT, outer at kick-up (T-190)
69	4466	8728308	RH	2^7	MAT, outer (T-191)
69	4466	8728309	LH	6.40	MAT, outer (T-191)
69	4466	8728333	1	5^0	MAT, at kick-up (T-191)
69	4456	8728340	1	10^5	MAT, at kick-up (T-191)
69	4456	4448994	1	9^0	MAT, at kick-up (T-195)
69	4466	4448999	1	4^2	MAT, at kick-up (T-195)
69	4456-66	875481 0	RH	2^2	MAT, outer (T-196)
69	4456-66	875481 1	LH	6^5	MAT, outer (T-196)
69	4466	8754813	1	5^0	MAT, at kick-up (T-196)
69	4456	8754812	1	10^5	MAT, at kick-up (T-196)
69	4456	8728343	1	10^5	MAT, at kick-up (T-197)
69	4456	8728221	1	5^0	MAT, outer frt. (T-197)
69	4456	8728228	1	2.46	MAT, outer-rr. (T-197)
69	4466	8728314	RH	2^7	MAT, outer (T-197)
69	4466	8728315	LH	6.40	MAT, outer (T-197)
69	4466	8728336	1	5^0	MAT, outer at kick-up (T-197)
70	3435-3436	8798157	1	5^2	MAT, outer frt. (T-121)
70	3435-3436	8798163	1	2.41	MAT, outer rr. (T-121)
70	3435-3436	87981 51	1	9^0	MAT, at kick-up (T-121)
70	3435-3436	9805716	1	5^2	MAT, outer frt. (T-124)
70	3435-3436	980571 7	1	2.41	MAT, outer rr. (T-124)
70	3435-3436	9805718	1	9^0	MAT, at kick-up (T-124)
70	3435-3436	8798155	1	5^2	MAT, outer frt. (T-129)
70	3435-3436	8798161	1	2.41	MAT, outer rr. (T-129)
70	3435-3436	8798149	1	9^0	MAT, at kick-up (T-129)
70	6036-6046	8798605	1	5^0	MAT, outer (T-440-450)
70	6036-6046	879861 0	1	8.25	MAT, at kick-up (T-440-450)
70	6036-6046	8798606	1	5^0	MAT, outer (T-441-451)
70	6036-6046	879861 1	1	8.25	MAT, at kick-up (T-441-451)
70	6036-6046	9805715	1	5^0	MAT, outer (T-444-454)
70	6036-6046	9805719	1	5^0	MAT, at kick-up (T-444-454)
70	6036-6046	8798604	1	5^0	MAT, outer (T-449-459)
70	6036-6046	8798609	1	8.25	MAT, at kick-up (T-449-459)
71	3436	9841 158	1	2^4	MAT, rr. (T-100)
71	3436	9841 1 64	1	5 4	MAT, frt. (T-100)
71-72	3436	9841 160	1	5 4	MAT, rr. (T-101)
71-72	3436	9841 166	1	5 4	MAT, frt. (T-101)
71	3436	9841 157	1	5 4	MAT, rr. (T-104)
71	3436	9841 163	1	5 4	MAT, frt. (T-104)
71	3436	9841 1 76	1	10 4 0	MAT, at kick-up pnl. (T-100)
71-72	3436	9841 1 78	1	10 4 0	MAT, at kick-up pnl. (T-101)
71	3436	9841 175	1	10 4 0	MAT, at kick-up pnl. (T-104)
71	6035	9844578	1	6.40	MAT, at kick-up (T-440-450)
71-72	6035	9844579	1	7^5	MAT, at kick-up (T-441)
71	6035	9844577	1	7.95	MAT, at kick-up (T-444)
71-72	6035	9844580	1	7 9 5	MAT, at kick-up (T-446-456)
72	3436	9890523	1	5^7	MAT, outer frt. (T-100)
72	3436	989051 9	1	2.46	MAT, outer rr. (T-100)
72	3436	9890554	1	9.75	MAT, at kick up (T-100)
72	3436	9890524	1	5^7	MAT, outer frt. (T-104)
72	3436	9890520	1	2.46	MAT, outer rr. (T-104)
72	3436	9890555	1	9^5	MAT, at kick up (T-104)
72	3436	9841 167	1	5 4	MAT, outer frt. (T-106)

72	3436.	.9841 161	1	2.46	MAT, outer rr. (T-106)
72	3436.	.9841 179	1	10.40	MAT, at kick-up (T-106)
72	6035.	.9890368	1	7.45	MAT, at kick up (T-440-450)
72	6035.	.9890369	1	7.45	MAT, at kick up (T-444)

15.311 TRIM, 3RD SEAT WELL SIDE

70	6046	9821518	RH	8.90	TRIM (T-440-450)
70		9821519	LH	8.90	TRIM (T-440-450)
70	6046	9821520	RH	8.90	TRIM (T-441-451)
70		9821521	LH	8.90	TRIM (T-441-451)
70		9821522	RH	8.90	TRIM (T-444-45 4)
70	6046	9821523	LH	8.90	TRIM (T-444-454)
70		9821524	RH	8.90	TRIM (T-449-459)
70		9821525	LH	8.90	TRIM (T-449-459)

2ND SEAT PAN

68		7747897		37.60	CARPET, frt. (black) T-188
68		7747905		20.25	CARPET, rr. (black) T-188
69		8738525		35.25	CARPET, front (T-190)
69		8738520		19.05	CARPET, rear (T-190)
69		8738524		35.25	CARPET, front (T-191)
69		8738519		19.05	CARPET, rear (T-191)
69	4466	7747897		37.60	CARPET, front (T-195)
69		7747905		20.25	CARPET, rear (T-195)
69		8738528		35.25	CARPET, front (T-196)
69		8738523		19.05	CARPET, rear (T-196)
69		8738527		35.25	CARPET, front (T-1 97)
69		8738522		19.05	CARPET, rear (T-197)
71		9870990		50.40	CARPET (T-440-450)
71-72		9870988		47.10	CARPET (T-441)
71-72		9870996		47.10	CARPET (T-446-456)
71		9870992		50.40	CARPET (T-445-454)
ars with carpet, bumper & co sr, 2nd type use on cars with carpet only.					
71	6045	9840979	RH	15.90	CARPET, ext. rr. seat pan (T-440-450)
71	6045	9840989	LH	15.90	CARPET, ext. rr. seat pan (T-440-450)
71		9840977	RH	14.85	CARPET, ext. rr. seat pan (T-44 1)
71		9840987	LH	14.85	CARPET, ext. rr. seat pan (T-441)
71	6045 1st Type	9840981	RH	15.90	CARPET, ext. rr. seat pan (T-444-454)
71		9840991	LH	15.90	CARPET, ext. rr. seat pan (T-444-454)
71	6045	9840985	RH	14.85	CARPET, ext. rr. seat pan (T-446-456)
71		9840995	LH	15.90	CARPET, ext. rr. seat pan (T-446-456)
71		9604858	RH	15.90	CARPET, ext. rr. seat pan (T-440-450)
71		9604868	LH	15.90	CARPET, ext. rr. seat pan (T-440-450)
71		9604856	RH	14.85	CARPET, ext. rr. seat pan (T-441)
71		9604866	LH	14.85	CARPET, ext. rr. seat pan (T-441)
71		9604860	RH	15.90	CARPET, ext. rr. seat pan (T-444-454)
71		9604870	LH	15.90	CARPET, ext. rr. seat pan (T-444-454)
71		9604864	RH	14.85	CARPET, ext. rr. seat pan (T-446-456)
71	6045	9604874	LH	14.85	CARPET, ext. rr. seat pan (T-446-456)
72		<u>9611453</u>	1	47.10	CARPET (T-440-450)
72		9611452	1	47.10	CARPET (T-441)
72		<u>9611454</u>	1	47.10	CARPET (T-444-454)
72		<u>9611451</u>	1	47.10	CARPET (T-446-456)
72		<u>9604675</u>	RH	14.85	CARPET, rr. seat pan (T-440-450)
72		9604877	LH	14.85	CARPET, rr. seat pan (T-440-450)
72		<u>9604856</u>	RH	14.85	CARPET, rr. seat pan (T-441)
72		9604866	LH	14.85	CARPET, ext. rr. seat pan (T-44 1)
72		<u>9604876</u>	RH	14.85	CARPET, ext. rr. seat pan (T-444-454)
72		<u>9604878</u>	LH	14.85	CARPET, ext. rr. seat pan (T-444-454)
72		<u>9604864</u>	RH	14.85	CARPET, ext. rr. seat pan (T-446-456)
72		9604874	LH	14.85	CARPET, ext. rr. seat pan (T-446-456)

15.320 CARPET, 3RD SEAT BACK PANEL

NOTE: For models not listed order carpet from Grp. 15 512.

65	4465	.451 5618		7.60	CARPET, (T-148) black
66	4465	.451 5618		7.60	CARPET (black) T-178
67-68	44-4865	.451 5618		7.60	CARPET (black) T-178-188
69	4466	.8738515		7.70	CARPET (T-190)
69	4466	.8738514		7.70	CARPET (T-191)
69	4466	.451 5618		7.60	CARPET (T-195)
69	4466	.873851 8		7.70	CARPET (T-196)
69	4466	.873851 7		7.70	CARPET (T-197)
71	6045	.9844292		12.35	CARPET, back pnl. (T-440-450)
71	6045	.9844294		12.35	CARPET, back pnl. (T-444-454)
71	6045	.9844301		8.40	CARPET, back filler pnl. (T-440-450)
71	6045	.9844303		8.40	CARPET, back filler pnl. (T-444-454)
71	6045	.9844306		7.85	CARPET, back filler pnl. (T-446-456)

15.320 CARPET, 3RD SEAT CUSHION & BACK PANEL

70	60468789980	1	10.15	CARPET, cushion & back (T-440-450)
70		.8809715	1	10.25	CARPET, cushion & back (T-441-451)
70	60469817244		11.05	CARPET, cushion & back (T-444-454)
70	60469817245		11.05	CARPET, cushion & back (T-449-459)

15.320 CARPET, 2ND SEAT BACK OUTER PANEL

NOTE - For models not listed order carpet from Grp. 15.512.

68	44-48657747938	1	3.84	CARPET, 1/3 section (black) T-188
68	44-48657747939	1	8.05	CARPET, 2/3 section (black) T-188
68	44-4855 Split 2nd Seat	7747886	1	4.87	CARPET, 1/3 section (black) T-188
68	44-4855 Split 2nd Seat	7747885	1	7.65	CARPET, 2/3 section (black) T-188
68	44-4855 less Split 2nd Seat7747877		12.70	CARPET (black) T-188
69	4456 less Split Seat8738472		11.80	CARPET (T-190)
69	4456 Split Seat8738487		5.15	CARPET, 1/3 section (T-190)
69	4456 Split Seat8738486		8.00	CARPET, 2/3 section (T-190)
69	44668738496		4.15	CARPET, 1/3 section (T-190)
69	44668738497		8.00	CARPET, 2/3 section (T-190)
69	4456 less Split Seat8738471		1 1.80	CARPET (T-191)
69	4456 Split Seat8738485		5.15	CARPET, 1/3 section (T-191)
69	4456 Split Seat8738484		8.00	CARPET, 2/3 section (T-191)
69	44668738494		4.15	CARPET, 1/3 section (T-191)
69	44668738495		8.00	CARPET, 2/3 section (T-191)
69	4456 less Split Seat7747877		12.70	CARPET (T-195)
69	4456 Split Seat7747886		4.87	CARPET, 1/3 section (T-195)
69	4456 Split Seat7747885		7.65	CARPET, 2/3 section (T-195)
69	44667747938		3.84	CARPET, 1/3 section (T-195)
69	44667747939		8.05	CARPET, 2/3 section (T-195)
69	4456 less Split Seat8738475		11.80	CARPET (T-196)
69	4456 Split Seat8738493		5.15	CARPET, 1/3 section (T-196)
69	4456 Split Seat8738492		8.00	CARPET, 2/3 section (T-196)
69	44668738502		3.90	CARPET, 1/3 section (T-196)
69	44668738503		7.70	CARPET, 2/3 section (T-196)
69	4456 less Split Seat8738474		11.80	CARPET (T-197)
69	4456 Split Seat8738491		5.15	CARPET, 1/3 section (T-197)
69	4456 Split Seat8738490		8.00	CARPET, 2/3 section (T-197)
69	44668738500		4.15	CARPET, 1/3 section (T-197)
69	44668738501		8.00	CARPET, 2/3 section (T-197)
70	6036-60468789974		8.00	CARPET, 2/3 section (T-197)
70	6036-60468809718		12.60	CARPET (T-440-450)
70	6036-60469817248		12.60	CARPET (T-441-451)
70	6036-60469817249		1 1.40	CARPET (T-444-454)
71	60359844223		1 1.40	CARPET (T-449-459)
71	60359844225		12.85	CARPET, back pnl. (T-440-450)
71	60359844228		12.85	CARPET, back pnl. (T-444)
71	60459844232		12.05	CARPET, back pnl. (T-446-456)
71	60459844234		4.00	CARPET, 1/3 seat back pnl. (T-440-450)
71	60459844241		4.00	CARPET, 1/3 seat back pnl. (T-444-454)
71	60459844243		8.70	CARPET, 2/3 seat back pnl. (T-440-450)
71	60459844246		8.70	CARPET, 2/3 seat back pnl. (T-444-454)
71	60359844250		8.15	CARPET, 2/3 seat back pnl. (T-447-456)
71	60359844267		8.40	CARPET, back filler pnl. (T-440-450)
71	60459844274		8.40	CARPET, back filler pnl. (T-444)
71	60459844283		3.43	CARPET, 1/3 seat back filler pnl. (T-440-450)
71	60459844285		7 10	CARPET, 2/3 seat back filler pnl. (T-440-450)
72	34369889061		7.10	CARPET, 2/3 seat back filler pnl. (T-444-454)
72	34369889060		11.00	CARPET, back panel (T-104)
72	34369834794		11.00	CARPET, back panel (T-100)
72	34369889059		11.80	CARPET, back panel (T-101)
				11.00	CARPET, back panel (T-106)

15.320 CARPET, LUGGAGE COMPARTMENT PANEL COVER

65	4465	4515634	1	1 1.80	CARPET (T-148) black
67-68	44-4865	4515634	1	1 1.80	CARPET (black) T-178-188
69	4456	8728092	1	15.75	CARPET (T-190)
69	4466	8728098	1	11.30	CARPET (T-190)
69	4456	8728091	1	15.75	CARPET (T-191)
69	4466	8728097	1	11.30	CARPET (T-191)
69	4456	4515626	1		CARPET (T-195) black
69	4466	4515634	1	11 80	CARPET (T-195) black
69	4456	8728095	1	15.75	CARPET (T-196)
69	4466	8728101	1	11.30	CARPET (T-196)
69	4456	8728094	1	15.75	CARPET (T-197)
69	4466	8728100	1	11 30	CARPET (T-197)
70	6036	8809715	1	10.25	CARPET, frt. & rr. (T-441)
70	6036	8789980	1	10.15	CARPET,, frt. & rr. (T-440-450)
70	60369817244	1	11.05	CARPET,, frt. & rr. (T-444-454)

70	6036.	9817245	1	11.00	CARPET, frt. & rr. (T-449-459)
72	3436.	9889023	1	11.35	CARPET, outer (T-100).
72	3436.	9834894	1	11.35	CARPET, outer (T-101).
72	3436.	9614808	1	11.35	CARPET, outer (T-104).
72	3436.	9889022	1	11.35	CARPET, outer (T-106).

NOTE: For models not listed order carpet from Grp. 15 5 1 2.

15.320 CARPET, REAR FLOOR AT KICK-UP

65	4465.	4515602		6.20	CARPET (T-148) black
66	4455	4515610		10.35	CARPET (black) T-178
66	4465.	4515602		6.20	CARPET (black) T-178
67-68	44-4855.	4515610		10.35	CARPET, at kick-up (black) T-187-188
67	44-4865.	4515602		6.20	CARPET (black) T-178
68	44-4865.	4515602		6.20	CARPET, at kick-up (black) T-187-188
69	4456	8728080		11.35	CARPET, outer at kick-up (T-190)
69	4466.	8728086		6.40	CARPET, outer at kick-up (T-191)
69	4456	8728079		11.35	CARPET, outer at kick-up (T-190)
69	4466.	8728085		6.40	CARPET, outer at kick-up (T-191)
69	4456	4515610		10.35	CARPET, at kick-up (T-187-188)
69	4466.	4515602		6.20	CARPET, at kick-up (T-178)
69	4456.	8728083	1	1.35	CARPET, outer at kick-up (T-187-188)
69	4466.	8728089		6.40	CARPET, outer at kick-up (T-191)
69	4456	8728082		11.35	CARPET, outer at kick-up (T-190)
69	4466.	8728088		6.40	CARPET, outer at kick-up (T-191)
70	6036-6046.	8789983		7.40	CARPET (T-440-450)
70	6036-6046.	8809716		8.25	CARPET (T-441-451)
70	6036-6046.	9817242		8.60	CARPET (T-444-454)
70	6036-6046.	9817243		8.60	CARPET (T-449-459)
71	6035.	9844310		7.30	CARPET (T-440-450)
71	6035.	9844308		6.80	CARPET (T-441)
71	6035.	9844312		7.30	CARPET (T-444)
72	3436.	9889025		11.00	CARPET, outer at kick-up (T-100)
72	3436.	9834900		11.80	CARPET, outer at kick-up (T-101)
72	3436.	9614807		11.00	CARPET, outer at kick-up (T-104)
72	3436.	9889024		11.00	CARPET, outer at kick-up (T-106)

NOTE: For models not listed order carpet from Grp. 15 5 1 2.

15.320 CARPET, TAILGATE INNER COVER PANEL

67	Sportwagons7658302		14.20	CARPET (gold) T-173
68	Sportwagons7748001		11.50	CARPET (buckskin) T-183
69	4456-668746417		11.30	CARPET (T-190)
69	4456-668746416		11.30	CARPET (T-191)
69	4456-668746420		11.30	CARPET (T-196)
69	4456-668746419		11.30	CARPET (T-197)
70	6036-60468789971		9.60	CARPET (T-440-450)
70	6036-60468809714		10.25	CARPET (T-441-451)
70	6036-60469817240		11.05	CARPET (T-444-454)
70	6036-60469817241		11.05	CARPET (T-449-459)

15.320 CARPET, REAR FLOOR FILLER

66	4455 less Split Seat	4515570	1	6.20	CARPET, frt. (black) T-178
67	44-4855 less Split Seat	4515570	1	6.20	CARPET, frt. (black) T-178
68	44-4865	7747954	RH	8.05	CARPET, outer (black) T-188
68	44-4865	7747955	RH	8.05	CARPET, outer (black) T-188
68	44-4855	7747913	1	4.10	CARPET, rr. (black) T-188
68	44-4855	4515570	1	6.20	CARPET, frt. (black) T-188
69	4456	8728062	1	6.85	CARPET, outer-front (T-190)
69	4456	8728068	1	3.64	CARPET, outer-rear (T-190)
69	4466	8732330	RH	3.90	CARPET, outer (T-190)
69	4466	8732331	LH	7.40	CARPET, outer (T-190)
69	4456	8728061	1	6.85	CARPET, outer front (T-191)
69	4456	8728067	1	3.64	CARPET, outer-rear (T-191)
69	4466	8732328	RH	3.90	CARPET, outer (T-191)
69	4466	8732329	LH	7.40	CARPET, outer (T-191)
69	4456	4515570	1	6.20	CARPET, front (T-195) black
69	4456	7747913	1	4.10	CARPET, outer (T-195)
69	4466	7747954	RH	8.05	CARPET, outer (T-195) black
69	4466	7747955	LH	8.05	CARPET, outer (T-195) black
69	4456	8728071	1	3.64	CARPET, outer-rear (T-196)
69	4466	8732336	RH	3.90	CARPET, outer (T-196)
69	4466	8732337	LH	7.40	CARPET, outer (T-196)
69	4456	8728070	1	3.64	CARPET, outer-rear (T-197)
69	4456	8728064	1	6.85	CARPET, outer-front (T-197)
69	4466	8732334	RH	3.90	CARPET, outer (T-197)
69	4466	8732335	LH	7.40	CARPET, outer (T-197)
70	6036-6046	8789977	1	5.25	CARPET (T-440-450)
70	6036-6046	8809717	1	5.25	CARPET (T-441-451)
70	6036-6046	9817246	1	5.45	CARPET (T-444-454)

70	6036-6046.	9817247	1	5.45	CARPET (T-449-459),
72	3436	9889039	1	6.80	CARPET, outer frt. (T-100) .
72	3436	9834797	1	7.30	CARPET, outer frt. (T-101) .
72	3436	9834788	1	3.84	CARPET, outer frt. (T-101) .
72	3436	9889040	1	6.80	CARPET, outer frt. (T-104) .
72	3436	9889038	1	6.80	CARPET, outer frt. (T-106) .
72	3436	9889075	1	3.43	CARPET, outer rr. (T-100) .
72	3436	9889076	1	3.43	CARPET, outer rr. (T-104) .
72	3436	9889074	1	3.43	CARPET, outer rr. (T-106) .

15.320 3RD SEAT WELL

70	60468799846	1	29 .95	CARPET, floor (T-440-450)
70	60468799848	RH	11 .65	CARPET, side (T-440-450)
70	60468799849	LH	11 .65	CARPET, side (T-440-450)
70	60468790643	1	27 .55	CARPET, floor (T-441-451)
70	60468790496	RH	1 1.55	CARPET, side (T-441-451)
70	60468790497	LH	1 1.55	CARPET, side (T-441-451)
70	60469817301	1	27 .55	CARPET, floor (T-444-454)
70	60469817304	RH	1 1.55	CARPET, side (T-444-454)
70	60469817305	LH	1 1.55	CARPET, side (T-444-454)
70	6046981 7302	1	27 .55	CARPET, floor (T-449-459)
70	60469817306	RH	1 1.55	CARPET, side (T-449-459)
70	60469817307	LH	1 1.55	CARPET, side (T-449-459)

15.330 MATERIAL, TRUNK LINING

NOTE To assure correct material being shipped it is requested a small sample (approximately 1" x 1") of material from car be supplied with order. Order by foot.

63	4019-27-67-41 19-4347-				
	<u>67</u>	4225096	AR		MATERIAL 57" wide (beige)
64	4127-69-4300-4400-				
	4639-47-67-69-4747-				
	<u>4800</u>	4225096	AR		MATERIAL. 57" wide (beige)
65	3335-67-69-3435-67-69-				
	3569-3669-4000-				
	5000-6000-8000-9000	4225096	AR		MATERIAL, 57" wide (beige)
66	All exc. 3000 Wagons . . .	4225096	AR		MATERIAL (beige).
66-72	All as Req'd	4228123	AR	2.10	MATERIAL (black) felt

15.388 COAT HOOK

60-72	All as Req	9867352	2	.36	HOOK (black) (smooth surface) (also used 14.875) (prime & paint)
67	All exc. Conv.	7700934	2	.25	HOOK (dk. gold)
67	All	7700931	2	.25	HOOK (parchment)
67	9487	7700947	2	.25	HOOK (plum)
67	<u>All</u>	7700930	2	.25	HOOK (dk. red)
67	4607-17	7700929	2	.25	HOOK (lt. yellow)
68	<u>All as Req.</u>	7756418	AR	.25	HOOK (buckskin) also used 14.875
68	<u>All as Req.</u>	7756416	AR	.25	HOOK (green) also used 14.875
68	<u>All as Req.</u>	7756414	2	.25	HOOK (med. gold) also used 14.875
68	<u>All as Req.</u>	7756415	AR	.25	HOOK (parchment) also used 14.875
68	<u>All as Req.</u>	7700930	AR	.25	HOOK (dk. red)
68	<u>All as Req.</u>	7756412	AR	.25	HOOK (teal) also used 14.875
67-68	<u>All as Req.</u>	7700927	AR	.25	HOOK (white)
69	All	8752966	2	.25	HOOK (T-101-1 1 1-121-1 31-1 4 1-1 5 1-1 7 1-1 8 1-191-401-41 1-421-451-601-621-631-632-641-691)
69	All	8752963	2	.25	HOOK (T-103-126-133-43-153-166-176-186-196-403-413-426-453-603-633-636-686)
69	30-4400-4637-5400-				
	6400-6637-39-9487	7700931	2	.25	HOOK (parchment)
69	3327-69-3437-3537-69-				
	4637-6639-8239-57-				
	69-8439-57-69-9400	8752962	2	.25	HOOK (T-1 14-124-164-464-614-624-644-664-666-674-694)
69	3500-4400-5200-5437-				
	39-69-6400-8439-57-				
	69-9000	8752968	2	.25	HOOK (T-130-140-150-170-190-400-410-620-630-680)
69	9487	8776514	2	.25	HOOK (T-692)
68	5239-5439-6439-6639-				
	8439-57	7778982	2	.10	SUPPORT (also used 14.875)
70	All	9804157	AR	.25	HOOK (brown)
70	3437-3537-4437-4637-				
	<u>6637-39-9487</u>	9804159	AR	.25	HOOK (T-175-185-465-695)
71	<u>All 2nd Type</u>	9867356	2	.36	HOOK (saddle)
72	All	9867356	2	.36	HOOK (saddle)

	15.388	CLOTHES ROD			
All	All exc. Conv.	981490	1	3.33	CLOTHES ROD
	15.490	FABRIC, FOLDING TOF			
	NOTE Order in linear feet.				
59-72	All Conv.	4296133	FT		FABRIC (black)
67	All Conv.	7792009	FT		FABRIC (blue)
67	All Conv.	4229054	FT		FABRIC (cream)
68	All Conv.	7792438	FT		FABRIC (avocado)
69	All Conv.	8701783	FT		FABRIC (fawn)
70	All Conv.	4227586	FT		FABRIC (white)
70-71	All Conv.	8703279	FT		FABRIC (sandlewood)
71	All Conv.	8704874	FT		FABRIC (green)
71-72	All Conv.	8704871	FT		FABRIC (white)
72	All Conv.	8704200	FT		FABRIC (covert-sandalwood)
72	All Conv.	8704201	FT		FABRIC (green)

	15.490	FABRIC, ROOF COVER MATERIAL			
	NOTE Order in linear feet.				
	NOTE - Material sold in roll widths only (approx. 48 inches).				
63-64	4347-4447-4647	Soft			FABRIC (white)
			4224269	FT	
63-64	4337-47-4447-4639-47-				
	4847	Soft Trim Roof	4224270	FT	FABRIC black).
65	4327-37-4427-37	Soft			
			4224269	FT	FABRIC white)
66	All exc. Riviera		4224269	FT	FABRIC white)
65-69	All Soft Roof Trim		4224270	FT	FABRIC black)
67	All Soft Roof Trim		7792015	FT	FABRIC blue)
67	All Soft Roof Trim		7792016	FT	FABRIC green)
67	All Soft Roof Trim		4224269	FT	FABRIC white)
68	All Soft Roof Trim		7792443	FT	FABRIC buckskin)
68	All Soft Roof Trim		7792442	FT	FABRIC avocado)
68	All Soft Roof Trim		7792441	FT	FABRIC parchment)
69	All Soft Roof Trim		8701774	FT	FABRIC parchment)
69	All Soft Roof Trim		8701776	FT	FABRIC dk. fawn)
69	All Soft Roof Trim		8701777	FT	FABRIC med. fawn)
69	All Soft Roof Trim		8701778	FT	FABRIC dk. green)
69	9487 Soft Roof Trim		8701779	FT	FABRIC maroon)
70	All		8703263	FT	FABRIC black)
70	All 1st Type		8703266	FT	FABRIC brown) (pebble grain material)
70	All 2nd Type		8704178	FT	FABRIC brown) (levant grain material)
70	All		8704180	FT	FABRIC gold)
70	All		8704179	FT	FABRIC green)
70	All		8704334	FT	FABRIC white)
70-71	50-60-80-9000		8704336	FT	FABRIC sandalwood)
71	3300-3437-4437-39-69		8703263	FT	FABRIC black)
71	3300-3437-4437-39-69		8705235	FT	FABRIC brown)
71	3300-3437-4437-39-69		8705231	FT	FABRIC green)
71	3300-3437-4437-39-69		8704177	FT	FABRIC sandalwood)
71	3300-3437-4437-39-69		8705227	FT	FABRIC white)
71	50-60-80-9000		4224270	FT	FABRIC black)
71	50-60-80-9000		8705235	FT	FABRIC brown)
71	50-60-80-9000		8705232	FT	FABRIC green)
71	50-60-80-9000		8705228	FT	FABRIC white)
71	9000		8705230	FT	FABRIC blue)
71	9000		8705233	FT	FABRIC gold)
72			8705819	FT	FABRIC black)
72	All as Req.		8704204	FT	FABRIC blue)
72	All as Req.		8704206	FT	FABRIC covert-sandalwood) (code 5)
72	All as Req.		8704208	FT	FABRIC green) (code 9)
72			8704207	FT	FABRIC pewter-silver) (code 4)
72	All as Req.		8704205	FT	FABRIC tan) (code 6)
72	All as Req.		8704202	FT	FABRIC white)
72			8705235	FT	FABRIC dark brown)

	15.500	CLOTH, HEADLINING			
	NOTE Order by linear feet				
66	6637-39-8439-69		4228051	FT	CLOTH (T-45 1-641)
66	6637-39-8437-39-69		4228052	FT	CLOTH (T-453-493-643-693-697)
66	6637-39-8439-69		4228053	FT	CLOTH (T-458-498-642-698)
66	6639		4228054	FT	CLOTH (T-456)
66	8437		4228056	FT	CLOTH (T-698)
66	8439-69		4228055	FT	CLOTH (T-640)
66	8200		4228010	FT	CLOTH (T-633)
	NOTE. 1967 1st type, cloth headlining - 2nd type, foam vinyl headlining				
67	8200 1st Type.		4229389	FT	CLOTH (T-631)

67	8200 1st Type.4228757	FT		CLOTH (T-633).....
67	8200 1st Type.4229390	FT		CLOTH (T-636).....
67	8200 1st Type.4228754	FT	3.69	CLOTH (T-638).....
67	8439-57 1st Type.4228056	FT		CLOTH (T-648-698).....
67	8457 1st Type.7792056	FT		CLOTH (T-697).....
68	66-8400.7792932	FT		CLOTH (T-451-461-621-631-651).....
68	6639-87-8439-57.7792933	FT		CLOTH (T-452-458-468-498-628-638-658-668).....
68	6639-87-8439.7792934	FT		CLOTH (T-450-620).....
68	8439.7792936	FT		CLOTH (T-627).....
68	8439-57.7792935	FT		CLOTH (T-633).....
68	8457.7792056	FT		CLOTH (T-637).....
68	8439.7792937	FT		CLOTH (T-654).....
69	8439-57-69.7792204	FT	6.15	CLOTH (black).....
69	8437-57-69.8702030	FT		CLOTH (T-620-630) (cloth APS).....
69	8439-57-69.8702031	FT		CLOTH (T-621-641).....
69	8439-57-69.8702032	FT		CLOTH (T-624-644).....
69	8439-57 1st Type.8702399	FT		CLOTH (T-633-636).....
69	8469.8702399	FT		CLOTH (T-633-636).....
70	8439-57.7792204	FT	6.15	CLOTH (black).....

1 5.500 BODY CLOTH MATERIAL

NOTE Material available in full widths of roll only regardless of stripe or pattern. When ordering stripe or pattern material include a diagram showing dimensions and indicating direction of stripe.

61	441 1-37-39-69.4222424	FT		CLOTH (med. fawn) T-431.....
61	4719-37-39.4222435	FT		CLOTH (med. gray) T-722.....
62	4347-4819-47.4222998	FT		CLOTH. Bedford (med. blue) T-1 13-1 18-813.....
62	4635-39.4223373	FT		CLOTH (dk. blue-aqua) 64 V (T-61 1-616-651) full & divided 2nd seat-4635 (T-616).....
63	4635.4223373	FT		CLOTH, pattern (dk. blue-aqua) T-615.....
63	4747.4224293	FT		CLOTH, pattern (med. blue) T-717.....
63	4819-29-39-47.4224297	FT		CLOTH, pattern (med. blue) T-81 1-816.....
63	4819-29-39-47.4224299	FT		CLOTH, pattern (lt. sandalwood) T-831-836.....
63-64	4747.4224293	FT		CLOTH, pattern (med. blue) T-61 1.....
64	4819-29-39-47.4225386	FT		CLOTH, pattern (med. blue) T-631.....
65	3327-69-3427-69.4226307	FT		BODY CLOTH, pattern (med. blue) T-001.....
65	3327-69-3427-69.4226308	FT		BODY CLOTH, pattern (silver) T-002.....
65	3327-69-3427-69.4226309	FT		BODY CLOTH, pattern (med. fawn) T-003.....
65	35-36-43-4469.4226313	FT		BODY CLOTH, pattern (med. green) T-100-130.....
65	3569-3669-4327-37-69- 4427-37-69.4226314	FT		BODY CLOTH, pattern (med. blue) T-101-131.....
65	3569-3669-4327-37-69- 4427-37-69.4226315	FT		BODY CLOTH, pattern (med. fawn) T-103-133.....
65	35-36-43-4469.4226316	FT		BODY CLOTH, pattern (med. turquoise) T-106-136.....
65	4327-37-69-4427-37-69.4226317	FT		BODY CLOTH, pattern (black) T-108-138-188.....
65	52-6200.4226329	FT		BODY CLOTH, pattern (dk. green) T-400.....
65	52-6200.4226330	FT		BODY CLOTH, pattern (dk. blue) T-401.....
65	52-6200.4226331	FT		BODY CLOTH, pattern (dk. gray) T-402.....
65	52-6200.4226332	FT		BODY CLOTH, pattern (med. dk. fawn) T-403.....
65	5439-69-6439-69.4226335	FT		BODY CLOTH, pattern (med. blue) T-411.....
65	5439-69-6439-69.4226336	FT		BODY CLOTH, pattern (med. fawn) T-413.....
65	54-6439.4226337	FT		BODY CLOTH, pattern (med. turquoise) T-416.....
65	5439-69-6439-69.4226338	FT		BODY CLOTH, pattern (black) T-418.....
65	8000.4226343	FT		BODY CLOTH, pattern (med. blue) T-631.....
65	8000.4226344	FT		BODY CLOTH, pattern (silver) T-632.....
65	8200.4226342	FT		BODY CLOTH, pattern (med. green) T-630.....
65	8200.4226347	FT		BODY CLOTH, pattern (med. fawn) T-633.....
65	8200.4226348	FT		BODY CLOTH, pattern (med. turquoise) T-636.....
65	8439-69.4226350	FT		BODY CLOTH, pattern (med. green) T-640.....
65	8439-69.4226351	FT		BODY CLOTH, pattern (med. blue) T-641.....
65	8439-69.4226352	FT		BODY CLOTH, pattern (lt. gray) T-642.....
65	8439-69.4226353	FT		BODY CLOTH, pattern (med. fawn) T-643.....
65	9447.4226358	FT		BODY CLOTH, pattern (med. green) T-610.....
65	9447.4226359	FT		BODY CLOTH, pattern (med. blue) T-611.....
65	9447.4226360	FT		BODY CLOTH, pattern (med. fawn) T-613.....
65	9447.4226361	FT		BODY CLOTH, pattern (black) T-618.....
66	33-3469.4227968	FT		BODY CLOTH, pattern (T-101).....
66	33-3469.4227969	FT		BODY CLOTH, pattern (T-103).....
66	3307-69-3407-69.4227970	FT		BODY CLOTH, pattern (T-108).....
66	35-3669.4227986	FT		BODY CLOTH, pattern (T-141).....
66	35-3669.4227987	FT		BODY CLOTH, pattern (T-143).....
66	35-3669.4227988	FT		BODY CLOTH, pattern (T-146).....
66	4307-17-39-4407-17-39.4227971	FT		BODY CLOTH, pattern (T-151-181).....
66	4307-17-39-4407-17-39.4227972	FT		BODY CLOTH, pattern (T-153-183).....
66	4307-17-4407-17.4227973	FT		BODY CLOTH, pattern (T-188).....
66	43-4439.4227974	FT		BODY CLOTH, pattern (T-150).....
66	43-4439.4227976	FT		BODY CLOTH, pattern (T-156).....
66	5200.4227982	FT		BODY CLOTH, pattern (T-100).....
66	5200.4227983	FT		BODY CLOTH, pattern (T-401).....

66	5200.....	.4227984	FT	BODY CLOTH, pattern (T-403)
66	5200.....	.4227985	FT	BODY CLOTH, pattern (T-408)
66	5239-69-5439-69-6439-69.....	.4228000	FT	BODY CLOTH, pattern (T-413)
66	5239-69-5439-69-6439-69.....	.4228001	FT	BODY CLOTH, pattern (T-416)
66	5239-69-5439-69-6439-69.....	.4228002	FT	BODY CLOTH, pattern (T-4 17)
66	8200.....	.4228005	FT	BODY CLOTH, pattern (T-630)
66	8200.....	.4228006	FT	BODY CLOTH, pattern (T-631)
66	8200.....	.4228007	FT	BODY CLOTH, pattern (T-632)
66	8200.....	.4228008	FT	BODY CLOTH, pattern (T-633)
66	8200.....	.4228009	FT	BODY CLOTH, pattern (T-636)
66	8439-69.....	.4227989	FT	BODY CLOTH, pattern (T-640)
66	8439-69.....	.4227990	FT	BODY CLOTH, pattern (T-641)
66	8439-69.....	.4227991	FT	BODY CLOTH, pattern (T-642)
66	8439-69.....	.4227992	FT	BODY CLOTH, pattern (T-643)
66	9487.....	.4228040	FT	BODY CLOTH, pattern (T-621)
66	9487.....	.4228041	FT	BODY CLOTH, pattern (T-627)
66	9487.....	.4228042	FT	BODY CLOTH, pattern (T-628)
67	33-3469.....	.4229361	FT	BODY CLOTH, pattern (T-101)
67	3307-69-3407-69.....	.4229363	FT	BODY CLOTH, pattern (T-108)
67	3569-3669-8200.....	.4229366	FT	BODY CLOTH, pattern (T-141-631)
67	35-3669-8200.....	.4229367	FT	BODY CLOTH, pattern (T-143-633)
67	35-3669-8200.....	.4229368	FT	BODY CLOTH, pattern (T-146-636)
67	35-3669-8200.....	.4229369	FT	BODY CLOTH, pattern (T-1 48-638)
67	4307-17-39-4407-17-39-69.....	.4229373	FT	BODY CLOTH, plain (T-151-181)
67	4307-17-39-4407-17-39-69.....	.4229370	FT	BODY CLOTH, pattern (T-151-181)
67	4307-17-39-4407-17-39-69.....	.4229374	FT	BODY CLOTH, plain (T-153-183)
67	4307-17-39-4407-17-39-69.....	.4229371	FT	BODY CLOTH, pattern (T-153-183)
67	4339-4439-69.....	.4229377	FT	BODY CLOTH, plain (T-157-187)
67	4339-4439-69.....	.4229376	FT	BODY CLOTH, pattern (T-157-187)
67	4307-17-39-4407-17-39-69.....	.4229372	FT	BODY CLOTH, pattern (T-158-188)
67	4307-17-39-4407-17-39-69.....	.4229375	FT	BODY CLOTH, plain (T-158-188)
67	5200.....	.4229379	FT	BODY CLOTH, pattern (T-400)
67	5200.....	.4229380	FT	BODY CLOTH, pattern (T-401)
67	5200.....	.4229381	FT	BODY CLOTH, pattern (T-403)
67	5200.....	.4229382	FT	BODY CLOTH, pattern (T-408)
67	54-6400 exc. Conv.....	.4229383	FT	BODY CLOTH, pattern (T-41 1)
67	54-6400 exc. Conv.....	.4229384	FT	BODY CLOTH, pattern (T-413)
67	5439-69-6439-69.....	.4229385	FT	BODY CLOTH, pattern (T-4 16)
67	5439-69-6439-69.....	.4229386	FT	BODY CLOTH, pattern (T-4 17)
67	8439-69.....	.4229392	FT	BODY CLOTH, pattern (T-640)
67	8439-69.....	.4229396	FT	BODY CLOTH, plain (T-640) ..
67	8439-69.....	.4229397	FT	BODY CLOTH, plain (T-641) ..
67	8439-69.....	.4229393	FT	BODY CLOTH, pattern (T-641)
67	8439.....	.7792001	FT	BODY CLOTH, pattern (T-644)
67	8439.....	.7792021	FT	BODY CLOTH, (black) T-645
67	8439-69.....	.4229398	FT	BODY CLOTH, plain (T-647) ..
67	8439-69.....	.4229394	FT	BODY CLOTH, pattern (T-647)
67	8439-69.....	.4229399	FT	BODY CLOTH, plain (T-648) ..
67	8439-69.....	.4229395	FT	BODY CLOTH, pattern (T-648)
67	9487.....	.7792005	FT	BODY CLOTH, pattern (T-624)
67	9487.....	.7792006	FT	BODY CLOTH, pattern (T-628)
68	3369.....	.7792371	FT	BODY CLOTH, pattern (T-101)
68	3300.....	.7792372	FT	BODY CLOTH, pattern (T-103)
68	3300.....	.7792373	FT	BODY CLOTH, pattern (T-108)
68	3569.....	.7792377	FT	BODY CLOTH, pattern (T-120)
68	3569.....	.7792378	FT	BODY CLOTH, pattern (T-121)
68	3569.....	.7792379	FT	BODY CLOTH, pattern (T-123)
68	3569.....	.7792380	FT	BODY CLOTH, pattern (T-128)
68	4437-39-69.....	.7792382	FT	BODY CLOTH, pattern (T-131-141)
68	4437-39-69.....	.7792387	FT	BODY CLOTH, plain (T-131-141)
68	4437-39-69.....	.7792383	FT	BODY CLOTH, pattern (T-133-143)
68	4437-69-39.....	.7792388	FT	BODY CLOTH, plain (T-133-143)
68	4439-69.....	.7792386	FT	BODY CLOTH, plain (T-137-147)
68	4439-69.....	.7792385	FT	BODY CLOTH, pattern (T-1 37-147)
68	4437-69.....	.7792384	FT	BODY CLOTH, pattern (T-138)
68	4437-69.....	.7792389	FT	BODY CLOTH, plain (T-138)
68	4439.....	.7792924	FT	BODY CLOTH, plain (T-140)
68	4439.....	.7792394	FT	BODY CLOTH, pattern (T-140)
68	52 00.....	.7792403	FT	BODY CLOTH, pattern (T-400)

70	8439-69	.8703077	FT	BODY CLOTH	T-604)
70	8439-69	.8703078	FT	BODY CLOTH	T-608)
70	8439-57	.8703079	FT	BODY CLOTH	T-631-632) Keswick
70	8439-57	.8703081	FT	BODY CLOTH	T-63 1-632) Fame
70	8439-57-9487	.8703080	FT	BODY CLOTH	T-634-635-674) Keswick
70	8439-57	.8703082	FT	BODY CLOTH	T-634-635) Fame
70	8439-57	.8703083	FT	BODY CLOTH	T-637-638) Fame
70	9487	.8701945	FT	BODY CLOTH	T-678)
70	948 7	.8703955	FT	BODY CLOTH	T-679-699)
71	3300-5200	.8705035	FT	BODY CLOTH	T- 110-400)
71	3300-5200	.8705036	FT	BODY CLOTH	T- 1 11-401)
71	3300-5200	.8705037	FT	BODY CLOTH	T 1 14-404)
71	30-4000	.8705022	FT	BODY CLOTH	T- 140-150)
71	3337-3437-4437-39-69	.8705023	FT	BODY CLOTH	T- 141)
71	3337-3437-4437-39-69	.8706024	FT	BODY CLOTH	T-144)
71	5200	.8705038	FT	BODY CLOTH	T-408)
71	5439-57-69	.8705025	FT	BODY CLOTH	T-420)
71	5439-57-69	.8705026	FT	BODY CLOTH	J-421)
71	5439-57-69	.8705027	FT	BODY CLOTH	T-424)
71	6639-47-8400	.8705031	FT	BODY CLOTH	T-462-604-614)
71	6639-8439	.8705032	FT	BODY CLOTH	T-463-608)
71	8200	.8705028	FT	BODY CLOTH	T-480)
71	8200	.8705029	FT	BODY CLOTH	T-481)
71	8200	.8705030	FT	BODY CLOTH	T-484)
71	8400	.8705033	FT	BODY CLOTH	T-600-610)
71	8400	.8705034	FT	BODY CLOTH	T-601-611)
71	8400	.8705019	FT	BODY CLOTH	T-630-640)
71	8400	.8705020	FT	BODY CLOTH	T-631-64 1)
71	8400	.8705021	FT	BODY CLOTH	T-632-644)
71	8439	.8701945	FT	BODY CLOTH	T-633)
71	9000	.8705039	FT	BODY CLOTH	T-670)
71	9000	.8705040	FT	BODY CLOTH	T-671)
71	9000	.8705041	FT	BODY CLOTH	T-674)
71	9000	.8705042	FT	BODY CLOTH	T-678)
72	30-5000	.8706179	FT	BODY CLOTH	T-1 10-400)
72	30-5000	.8706180	FT	BODY CLOTH	T-1 1 1-401)
72	30-5000	.8706181	FT	BODY CLOTH	T-1 14-404)
72	40-5000	.8706183	FT	BODY CLOTH	T-140-420)
72	40-5000	.8706184	FT	BODY CLOTH	T-141-421)
72	40-5000	.8706185	FT	BODY CLOTH	T-144-424)
72	5000	.8706182	FT	BODY CLOTH	T-408)
72	6639-8439	.8706191	FT	BODY CLOTH	T-408-608)
72	60-8000	.8706190	FT	BODY CLOTH	T-464-604)
72	8000	.87061 86	FT	BODY CLOTH	T-480)
72	8000	.8706187	FT	BODY CLOTH	T-481)
72	8000	.87061 88	FT	BODY CLOTH	T-484)
72	8000	.8706189	FT	BODY CLOTH	T-600)
72	8000	.8706278	FT	BODY CLOTH	T-601)
72	8000	.8706192	FT	BODY CLOTH	T-630)
72	8000	.87061 93	FT	BODY CLOTH	T-631)
72	8000	.8706194	FT	BODY CLOTH	T-634)
72	8439	.8706195	FT	BODY CLOTH	T-638)
72	9000	.8704352	FT	BODY CLOTH	T-671)
72	9000	.8704353	FT	BODY CLOTH	T-6 7 6)
72	9000	.8704351	FT	BODY CLOTH	T-670)
72	9000	.87061 76	FT	BODY CLOTH	T-674)

15.504 GENUINE LEATHER

NOTE Specify in inches the length and width of leather required.

61	4639	.4222274	IN	.10	LEATHER (black) T-683
62	4639-4867	.4222274	IN	.10	LEATHER (black) T-687-880
63	4747-4839-47-67	.4222274	IN	.10	LEATHER (black) T-788-880-888-889
64	4847-67	.4222274	IN	.10	LEATHER (black) T-668-678

15.506 IMITATION LEATHER

NOTE Order by description direct from Buick Motor Division, Administration Bldg., P8iA Order Dept., Flint, Michigan 48550. Give year, model, trim number, where used and quantity.

NOTE Material available in full widths of roll only regardless of stripe or pattern. When ordering stripe or pattern material include a diagram showing dimensions and indicating direction of stripe.

NOTE Order in linear feet.

15.512 CARPET, LOAD FLOOR (ROLL)

NOTE - Order in linear feet - must be cut from roll.

71	6035-45	.8703310	FT	CARPET (for trim 440-450)
71	6035-45	.8704887	FT	CARPET (for trim 441)
71	6035-45	.8704888	FT	CARPET (T-444-454)
71	6035-45	.8703309	FT	CARPET (for trim 446-456)
72	3436	.8703309	IN	CARPET (for trim T-106)

72	All Wagons.	8705344	FT	CARPET (T-100-440-450)
72	All Wagons.	8704887	FT	CARPET (T-101-441)
72	All Wagons.	8705345	FT	CARPET (T-104-444-454)
72	All Wagons.	8703309	FT	CARPET (T-106-446-456)

15.512 CARPET, TRUNK LINING

NOTE - Order in linear feet - must be cut from roll.

71-72	8000	4226175	AR	CARPET MATERIAL (black)
-------	----------------	---------	----	-------------------------

15.512 CARPET, DOORS AND SHROUDS

NOTE: Order in linear feet-must be cut from roll.

71-72	8400	7792285	FT	8.60	CARPET (doors 8t shrouds) black
71	All	8704898	FT		CARPET, doors (T-140-150-420-430-450-460-480-670-680)
71	3337-3437-4437-39-69- 5439-57-69-6667- 8200-9000	8704892	FT		CARPET, doors (T-141-421-461-481-671)
71	All	8704902	FT		CARPET, doors (T-144-424-434-454-462-464-484-494-654-664-674-684)
71	All	4226175	FT		CARPET, doors (black)
71-72	54-60-9000	8704934	FT		CARPET, doors 8i shrouds (T-436-456-466-476-686)
71	6639-47-9000	8704899	FT		CARPET, shrouds (T-460-470-680)
71	6667-9000	8704893	FT		CARPET, shrouds (T-461-471)
71	6639-47-9000	8704903	FT		CARPET, shrouds (T-462-464-674-684)
71	6600-9000	4226320	FT		CARPET, shrouds (T-463-465-468-678-688-695-698)
71	6600-9000	8704935	FT		CARPET, shrouds (T-466-686)
71	8400	8704920	FT		CARPET, doors & shrouds (T-600-610-620-630-640)
71-72	8400	8704914	FT	7.40	CARPET, door & shrouds (T-601-61 1-631-641)
71	8400	8704926	FT		CARPET, doors 8< shrouds (T-627)
71	9000	8704906	FT	.52	CARPET, doors 8i shrouds (T-697)
72	3337-39-3437-4437-39- 69-5400-6600-8200- 9000	4226175	FT		CARPET, drs. 8t shrouds (black)
72	33-34-4437	8705351	FT		CARPET, doors (T-134)
72	3337-69-3437-4437-39- 69	8704934	FT		CARPET, door (T-136)
72	3327-3437-4437-39-69- 5439-57-69-6035-45- 8200	8705349	FT		CARPET, doors (T-140-420-430-450-480)
72	4437-39-69-5439-57-69- 8200-9000	8704892	FT		CARPET, doors (T-141-421-481-671)
72	4437-39-67-5439-57-67- 6045-8200-9000	8705361	FT		CARPET, doors (T-144-424-434-454-484-494-654)
72	6639-47-67-9000	8705349	FT		CARPET, doors & shrouds (T-470-670-680)
72	8000	8705353	FT		CARPET, doors & shrouds (T-600-620-630)
72	8400	8705356	FT		CARPET, doors 8i shrouds (T-604-624-634)
72	8400	8704932	FT		CARPET, doors & shrouds (T-626-646)
72	9000	8705361	FT		CARPET, doors & shrouds (T-674-684)

15.520 WINDLACE

NOTE Order by linear feet.

63	4019-27-35-45-67-4135- 4300	4461397	FT		LACE (black)
64	4035-67-4135-69-4200- 4300	4461397	FT		LACE (black)
64	4169-4355-65-69	4461402	FT		LACE (med. maroon)
67	5269	4228697	FT		WINDLACE, with paper over drs. 8i qtrs. (T-400)
67	5269	4228699	FT		WINDLACE, less paper-frt. hinge pillar 8t ctr. pillar (T-400)
67	54-64-8469	4229022	FT		WINDLACE, with paper-over drs. & qtrs. (T-411-421-641-691)
67	54-64-8469	4229024	FT		WINDLACE, less paper-frt. hinge pillar 8t ctr. pillar (T-41 1-421-641-691)
67	54-6469	4229025	FT		WINDLACE, less paper-frt. hinge pillar 8i ctr. pillar (T-416)
67	54-6469	4229023	FT		WINDLACE, with paper-over drs. 8i qtrs. (T-416)
67	54-64-8469	4229387	FT		WINDLACE, with paper-over drs. 8< qtr. (T-423-693)
67	54-64-8469	4229388	FT		WINDLACE, less paper-frt. hinge pillar 8t ctr. pillar (T-423-693)
67	8469	4228961	FT		WINDLACE, with paper-over drs. 8t qtrs. (T-640)
67	8469	7792000	FT		WINDLACE, less paper-frt. hinge pillar & ctr. pillar (T-640)
68	5269	7792406	FT		WINDLACE, with paper over drs. & qtrs. (T-401)
68	52-54-64-8269	7792268	FT		WINDLACE, with paper over drs. 8t qtrs. (T-403-413-603)
68	8269	8700063	FT	.10	WINDLACE, with paper insert (parchment)

68	54-64-82-8469.....7792410	FT	WINDLACE, with paper over drs. & qtr. (T-411-421-601-621-631).....
68	52-54-64-8469.....7792411	FT	WINDLACE, with paper over drs. & qtrs. (T-407-417-627).....
68	54-64-8469.....7792413	FT	WINDLACE, with paper over drs. & qtrs. (T-423-633).....

15.520 PINCHWELD LACE

NOTE For model years prior to 1967 refer to group 15.534 for pinchweld lace

67	30-4000.	4531284	FT	PINCHWELD LACE (black).....
67	30-4000.	7696216	FT	PINCHWELD LACE (dk. blue).....
67	30-4000.	7696214	FT	PINCHWELD LACE (lt. fawn).....
67	30-4000.	7696220	FT	PINCHWELD LACE (dk. green)
67	30-4000.	7696219	FT	PINCHWELD LACE (dk. red).....
67	30-4000.	7696222	FT	PINCHWELD LACE (saddle).....
67	30-4000.	7696217	FT-	PINCHWELD LACE (dk. turquoise).

15.530 LINING, FOLDING TOP

NOTE Order by linear feet.

47-72	All Conv.	4164686	FT	LINING (black)
68	All Conv.	7792439	FT	LINING (avocado)

15.530 FABRIC, WELL LINING

NOTE Order in linear feet.

59-72	All Conv.....4241739	FT	FABRIC (black)
68	All Conv.....7792440	FT	FABRIC (avocado)

15.534 BINDING, FOLDING TOP

NOTE Order by linear feet up to 1961, starting with 1962 order by piece instead of feet.

59-60	4467-4667-4867....	4296145	FT	BINDING, with cord (ivory).....
65-70	All Conv.....	7633152	1	1.95 BINDING (black).....
66-69	All Conv.....	7633153	1	1.95 BINDING (white).....
68	All Conv.....	7773057	1	2.20 BINDING (avocado).....
69	All Conv.....	8741791	1	2.20 BINDING (fawn).....
51-62	All Conv.....	7614749	AR	.20 CLIP, frt. & rr. bow binding end—(13.342)
63-70	All Conv.....	7614749	2	.20 CLIP, frt. bow binding end—(13.342)
70	All Conv.....	8803711	1	2.00 BINDING (sandlewood).....
70	All Conv.....	8803712	1	2.00 BINDING (white).....
71-72	3467-4467.....	7633152	1	1.95 BINDING (black).....
71	3467-4467.....	9861013	1	2.05 BINDING (green).....
7,1	3467-4467.....	9861012	1	2.05 BINDING (sandalwood).....
71-72	3467-4467.....	9874430	1	2.05 BINDING (white).....
72	34-4467.....	9616963	1	2.05 BINDING (green).....
72	34-4467.....	9898145	1	2.05 81NDING (lt. covert).....

CHWELD

NOTE Order in linear feet.

63	40-41-4300.....	4874823	FT	LACE (med. blue) .
64	40-41-42-4300.....	4874823	FT	LACE (med. blue) .
64	4127-69-4300.....	4461404	FT	LACE (med. olive)
64	4337.....	4461406	FT	LACE (dk. blue) ..
65	30-4000 exc. 43-4467 ..	4531278	FT	LACE (med. blue).
65	3367-69-3467-69-3569-3669-4327-37-67-69-4427-37-65-67-69.....	4531284	FT	LACE (black)
65	3335-67-3435-67-3535-3635-4200-4327-37-67-4427-37-55-65-67 .	4531289	FT	LACE (med. red) .
65	4337-67-4437-67.....	4531291	FT	LACE (dk. blue)
65	3335-3435-3500-3600-4200-4327-69-4427-55-65-69.....	4531293	FT	LACE (med. green)
66	30-4000.....	4531278	FT	LACE (med. blue).
66	30-4000 exc. 4 Dr. Sedan & 4 Dr. HT.....	4531289	FT	LACE (med. red) .
66	3307-67-69-3407-67-69-3507-17-35-3607-17-35-4300-4400-4600 exc. 43-4439.....	4531284	FT	LACE (black)
66	3307-35-67-3407-35-67-3507-17-3607-17-4200-4307-17-39-67-4407-17-39-67-4600 ..	4531275	FT	LACE (lt. fawn)
66	4339-4439-65.....	4531293	FT	LACE (med. green) .

NOTE For model years after 1966 refer to group 15.520 for pinchweld lace