

# BUICK

MASTER

PARTS BOOK

BODY SECTION - ILLUSTRATIONS

MODELS 1940 TO 1972 INCLUSIVE



EFFECTIVE FEBRUARY, 1972

# BUICK

MASTER

## PARTS BOOK

BODY

ILLUSTRATION SECTION

Page No.

BODY ILLUSTRATION INDEX.....	1
TRIM INFORMATION . . . . .	111
EXTERIOR PAINT INFORMATION . . . . .	111
REPAIR KITS . . . . .	111



EFFECTIVE FEBRUARY, 1972  
COMPLETE REPRINT

# BODY ILLUSTRATION INDEX

Group	Contents	Page
	Body Illustration Index	B-A
	Trim Chart	B-11
	Paint Chart	B-20
10	Windshield Glass and Mouldings—Windshield Wiper—Instrument Panel—Floor Console—Doors—Hardware—Door Glass and Mouldings—Electric Window Parts	10-A
11	Rear Quarter Glass and Mouldings—Back Window Glass and Mouldings—Door Sill Plate—Seat Hard Parts—Adjuster—Dome Lamp	11-A
12	Body Mouldings—Body Sheet Metal—Sun Roof	12-A
13	Wiring Harness—Folding Top Soft Trim	13-A
14	Folding Top Hardware—Cut Trim—Headlinings	14-A
15	Rear Seat Trim—Rear Quarter Trim—Carpet—Yard Goods	15-A

# MEMORANDA

## INTRODUCTION

This ILLUSTRATION AND GENERAL INFORMATION CATALOG has been carefully compiled to assist in the rapid location and identification of service parts on all models to 1972, inclusive.

The illustrations and line drawings herein may not always show the exact part required, for identification purposes the group number can be readily located from an illustration covering a typical construction.

The layout of the information contained in this publication is such that the illustrations can easily be removed for combining with the Chassis and Body Parts Catalog Sections by groups, or in any manner desired by individual Parts Managers. The "single" catalog concept can be maintained using this system, or the separate Illustration Catalog and Parts Listings Catalogs can be used.

The Master Parts Catalogs (Chassis and Body Sections) will be published every other month, complete. New or revised illustrations will be mailed to dealers subscribing to the Parts Catalog service as they are made available.

All specifications and illustrations contained in this literature are based on the latest product information available at the time of publication. The right is reserved to make changes at any time without notice in colors, materials, specifications, models, parts and prices. The "List Prices" shown in the Chassis and Body Sections, are suggested prices only for sales to consumers. Prices as listed in the Price Schedule are to be considered final and should be used should there be a discrepancy between the Parts Catalog and Price Schedule.

In the event a specific required service part is not shown on an illustration, and/or not listed in the Master Parts Catalogs, an order should be entered thru the normal shipping General Motors Parts Distribution Center for the required part by description. Give model year, model, trim number, color and any other pertinent information to the part.

## **LOCATING PARTS**

Parts may be located in this catalog by the following methods:

### **BY ALPHABETICAL INDEX**

If you know the name of the part, turn to the alphabetical index at the front of the catalog – find the part by name and note the group number – refer to this group for part number.

### **BY GROUP INDEX**

On the inside of the front cover of each book is a group index showing the major contents by major group. This will refer you to the page of the group where a sub-group index is listed. Thru this sub-group index the service part group may be located by page number.

### **BY ILLUSTRATIONS**

Refer to the illustration for a part or the unit the part would logically be a part of. Illustrations cover typical constructions and may not always show the exact detail of the part being located, but from the parts shown, performing the same or similar function, the group number can be readily located.

### **BY PART NUMBERS**

When the part number is known, the group number under which the part is listed can readily be ascertained by referring to the Dealer Parts and Accessories Price Schedule, which lists the group number of every part.

First and after job parts are, if possible, identified by description. If a description is not sufficient to determine if a car is a first type or after job a serial break-point will be listed. In the event a part is neither illustrated or shown in the Alphabetical Index under the name used, it may be located by looking near the group of related parts.

### **KIT BOOKLET**

A kit booklet listing all popular kits and the contents included in each kit is included as the last pages of the illustration book. This section will be updated to include new model parts approximately January of each year.

**GENERAL MOTORS PARTS DIVISION WAREHOUSES**

AREA	WHSE. NO.	WAREHOUSE	MAIL ADDRESS	AREA CODE	TELEPHONE NUMBER
Northeast	14	Baltimore	P.O. Box 2016, Baltimore, Maryland 21203	301	796-3000
	32	Boston	505 Blue Hill Drive, Westwood, Mass. 02090	617	329-2800
	12	Buffalo	P.O. Box 62, Buffalo, New York 14240	716	684-7900
	82	Hillside (B)	1201 Central Ave., Hillside, New Jersey 07205	201	355-3000
	94	New York (K)	P.O. Box 162, Bronx, New York 10454	212	993-3121
	27	New York	175 Central Ave., South, Bethpage L.I., N.Y. 11714	516	293-8822
	35	Newark	P.O. Box 72, Englewood, New Jersey 07631	201	567-8600
	15	Philadelphia	935 First Ave., King of Prussia, Pennsylvania 19406	215	265-5422
Southeast	8	Atlanta	6005 Peachtree - Industrial Blvd., Doraville, Ga. 30040	404	451-6331
	31	Birmingham	P.O. Box 6698, Irondale, Alabama 35210	205	595-8321
	16	Charlotte	P.O. Box 10467, Charlotte, N.C. 28201	704	392-0161
	26	Jacksonville	P.O. Box 10047, Jacksonville, Florida 32207	904	733-6540
	17	Memphis	P.O. Box 18299, Memphis, Tennessee 38118	901	363-9762
	24	New Orleans	P.O. Box 53347, New Orleans, Louisiana 70150	504	733-6662
	37	Richmond	P.O. Box 3-T, Richmond, Virginia 23207	703	737-4168
Midwest	9	Cincinnati	11575 Reading Road, Cincinnati, Ohio 45241	513	771-4110
	28	Cleveland	P.O. Box 7515, Cleveland, Ohio 44130	216	267-3790
	44	Detroit	36667 Schoolcraft, Livonia, Michigan 48151	313	261-0110
	25	Indianapolis	P.O. Box 1219, Indianapolis, Indiana 46206	317	359-9221
	22	Louisville	P.O. Box 779, Louisville, Kentucky 40201	502	964-6455
	13	Pittsburgh	P.O. Box 496, Carnegie, Pennsylvania 15106	412	923-1470
Midwest	11	Chicago	P.O. Box 5500A, Broadview, Ill. 60153	312	681-8850
	18	Des Moines	P.O. Box 1758, Des Moines, Iowa 50306	515	283-2393
	33	Fargo	P.O. Box 1851, Fargo, North Dakota 58103	701	237-6120
	5	Kansas City	P.O. Box 314, Shawnee Mission, Kansas 66201	913	888-1103
	61	Milwaukee	P.O. Box 1998, Milwaukee, Wisconsin 53201	414	964-1980
	4	Minneapolis	P.O. Box 509, Minneapolis, Minnesota 55440	612	941-3400
	29	Omaha	P.O. Box 3808, Omaha, Nebraska 68103	402	333-4550
	3	St. Louis	5801 N. Lindbergh Blvd., Hazelwood, Mo. 63042	314	731-5010
Southwest	7	Dallas	P.O. Box 47111, Dallas, Texas 75247	214	637-2230
	10	Denver	P.O. Box 5527, Denver, Colorado 80217	303	399-2296
	39	El Paso	P.O. Box 20003, El Paso, Texas 79998	915	778-8368
	30	Houston	P.O. Box 6774, Houston, Texas 77005	713	668-0404
	23	Oklahoma City	P.O. Box 26867, Oklahoma City, Oklahoma 73126	405	528-2366
	70	San Antonio	P.O. Box 1121, San Antonio, Texas 78206	512	532-7361
	41	Wichita	P.O. Box 57, Wichita, Kansas 67201	316	262-2673
West	38	Great Falls	P.O. Box 1111, Great Falls, Montana 59401	406	453-2416
	20	Los Angeles	8000 Van Nuys Blvd., Van Nuys, Calif. 91405	213	781-7650
	93	Los Angeles (K)	5370 W. Jefferson Blvd., Los Angeles, Calif. 90016	213	933-9501
	6	Oakland	P.O. Box 12065, Oakland, California 94604	415	632-5236
	19	Portland	P.O. Box 429, Beaverton, Oregon 97005	503	646-8281
	36	Salt Lake City	P.O. Box 177, North Salt Lake, Utah 84054	801	295-9421

(B) GMPD - Buick Warehouse  
 (K) GMPD - Cadillac Warehouse

## ILLUSTRATION INDEX

### DOOR HARDWARE & MOULDINGS – GROUP 10.000

Exterior Mouldings (1959-1972) .....	10-1 –10-71
Windshield Wiper & Washer (1960-1972) .....	10-72 –10-92
Instrument Panel Console (1963) 4700 .....	10-94 –10-95
Floor Console (1964-1972) .....	10-111
Front Door Hardware (1961-1963) 40-41-4300 .....	10-112
Rear Door (1961-1963) 40-41-4300 .....	10-113
Front Door Hardware (1963) 44-46-4800 .....	10-114
Rear Door Hardware (1963) 44-46-4800 .....	10-115
Front Door Hardware (1963-1964) 4700 .....	10-116
Front Door Hardware (1964-1966) .....	10-118
Rear Door Hardware (1963-1964) .....	10-120
Front Door Hardware (1967-1968) .....	10-122
Rear Door Hardware (1966-1972) 9000 .....	10-124
Front Door Hardware (1966-1972) 9000 .....	10-126
Front Door Hardware (1968) 30-4000 .....	10-128
Rear Door Hardware (1968) 30-4000 .....	10-130
Front Door Hardware (1968-1969) 30-4000 .....	10-132
Front Door Hardware (1969) 30-4000 .....	10-134
Rear Door Hardware (1968-1972) 30-4000 .....	10-136
Front Door Hardware (1969) 50-60-8000 .....	10-138
Rear Door Hardware (1969-1972) 50-60-8000 .....	10-140
Front Door Hardware (1970-1972) 30-4000 .....	10-142
Front Door Hardware (1970-1972) 50-60-8000 .....	10-144
Front Door Ventilator (1965-1969) 30-4000 .....	10-154–10-156
Weatherstrip (1965-1972) 2 Doors, Wagons, Convertibles .....	10-157–10-160
Window & Seat Switch (1962-1963) 43-44-46-4800 .....	10-161
Door Arm Rest (1964) 4700 .....	10-162
Vacuum Door Lock (1966-1969) .....	10-163
Rear View Mirror & Map Lamp (1969-1972) All .....	10-164

### CHANNELS' MOULDINGS' & SEAT PARTS – GROUP 11.000

Rear Quarter Hardware (1964-1972) .....	11-1–11-9
Tilt Type Seat Adjuster (1961-1972) .....	11-10–11-13
Strato Bucket Seat (1966-1972) .....	11-14
Front Seat Back Locks (1967-1969) .....	11-15
Front Seat Back Locks (1970-72) .....	11-16
Tail Gate Wiper & Washer (1963-1964) Wagons .....	11-17

### BODY MOULDINGS & SHEET METAL – GROUP 12.000

Moulding, Body Side (1960-1967) .....	12-1–12-71
Moulding Chart (1967) .....	12-72–12-78
Moulding Body Side (1968-1972) .....	12-79–12-131
Body Sheet Metal (1963-1971) .....	12-132–12-213
Tail Gate (1963-1972) .....	12-214–12-215
Tail Gate Manual Window (1962-1963) .....	12-216



Tail Gate (Single Action) (1966-1972) .....	12-217
Tail Gate (Dual Action) (1969-1972) .....	12-218
Tail Gate Escutcheon & Handle (1964-1972) .....	12-222
Floor & Rear Quarter Trim (1961-1963) 4035-45-4135 .....	12-223
Load Floor (1964-1969) .....	12-224-12-225
Load Floor (1970-1972) .....	12-227
Load Floor Mouldings (1970-1972) .....	12-229-12-239
Roof Top Carrier .....	12-240-12-241
Skylight Hardware (1968-1969) .....	12-242-12-243
Sun Roof (1972) .....	12-244-12-247
Vacuum Trunk Release (1964) .....	12-248-12-249
Electric Trunk Release (1969) .....	12-250

#### WIRING HARNESS & FOLDING TOP – GROUP 13.000

Body Wiring Harness (1965-1972) .....	13-1-13-2
Folding Top Compartment & Trim (1966-1972) .....	13-3
Rear Body Wiring Harness (1965) .....	13-4
Power Top Wiring (1968-1972) .....	13-5
Sun Roof Wiring Harness (1972) .....	13-6

#### HEADLINING – TRIM – GROUP 14.000

Convertible Top Motor & Pump (1964-1972) .....	14-1
Convertible Top Frame (1963) 4067-4367 .....	14-2
Convertible Top Frame (1964-1967) 30-4000 .....	14-4
Convertible Top Frame (1964) 4467-4667-4867 .....	14-6
Convertible Top Frame (1965-1970) 50-60-8000 .....	14-8
Convertible Top Frame (1968-1972) 30-4000 .....	14-10
Convertible Top Frame (1972) 50-6000 .....	14-12-14-13
Sun Roof (1971-72) .....	14-14-14-17
Convertible Top Boot (Plastic) (1971-72) .....	14-18

#### TRIM, CARPETS' MATS & YEAR GOODS – GROUP 15.000

Interior Trim (1964-1965) .....	15-2-15-19
Seat Hardware (1965) .....	15-20
Interior Trim (1966-1967) .....	15-21-15-40
Front Seat Center Arm Rest (1967-1972) All .....	15-41
Interior Trim (1968) .....	15-42-15-52
Front Door Trim Pad (1968) 84-9000 (Custom) .....	15-53
Front Cushion & Back (1968) All .....	15-54
Interior Trim (1969-1972) .....	15-55-15-115
Front Door Trim Pad (1972) 80-9000 (Custom) .....	15-116

#### REPAIR KITS

SECTIONS I AND SECTIONS II .....	K-1-K - 68
----------------------------------	------------


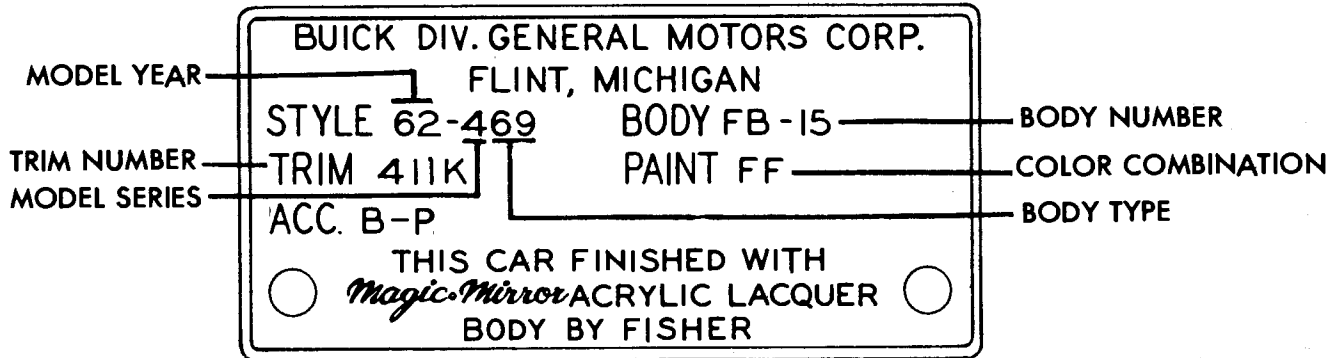
# MEMORANDA

## ABBREVIATIONS

A.I.R. . . . .	Air Injection Reactor	Exch . . . . .	Exchange	Pack . . . . .	Packing
AC . . . . .	Air Conditioning	Exh. . . . .	Exhaust	Pass . . . . .	Passenger
Accel. . . . .	Accelerator	Expan. . . . .	Expansion	Pkg. . . . .	Package
Adj. . . . .	Adjustable or Adjusting	Ext. . . . .	Extension	Pos. . . . .	Positive
Alt. . . . .	Altitude	Feg. . . . .	Facing	PCV. . . . .	Positive Crank-case Ventilation
Ant. . . . .	Antenna	Fdr. . . . .	Fender	Prop . . . . .	Propeller
AR . . . . .	Air Ride	Fill . . . . .	Fillister	PB . . . . .	Power Brakes
Assm . . . . .	Assembled or Assembles	Flwhl. . . . .	Flywheel	Pwr Pkg. . . . .	Power Package
Assy . . . . .	Assembly	Flex . . . . .	Flexible	PS . . . . .	Power Steering
Attach . . . . .	Attaching	Fig. . . . .	Flange	Press. . . . .	Pressure
Auto . . . . .	Automatic	Fold . . . . .	Folding	Ot . . . . .	Quart
AT . . . . .	Automatic Transmission	FP . . . . .	Filght Pitch	Qtr. . . . .	Quarter
Aux. . . . .	Auxiliary	Frt. . . . .	Front	R. . . . .	Right
BBL. . . . .	Barrel	F/Well . . . . .	Fenderwell	Rad. . . . .	Radiator
Blk. . . . .	Black	Garn . . . . .	Garnish	React. . . . .	Reaction
Brg. . . . .	Bearing	Gen. . . . .	Generator	Rr . . . . .	Rear
Brk. . . . .	Brake	Gr . . . . .	Gear	Rd . . . . .	Round
Brkt . . . . .	Bracket	Gaskt. . . . .	Gasket	Rect . . . . .	Rectangular
Bpr. . . . .	Bumper	HC . . . . .	High Compression	Reg. . . . .	Regular
Bshg . . . . .	Bushing	HP . . . . .	High Performance	RS . . . . .	Regular Steering
Btry . . . . .	Battery	Hdl. . . . .	Handle	Repl . . . . .	Replacement
C/Shaft. . . . .	Camshaft	HD . . . . .	Heavy Duty	Ret. . . . .	Retainer
Carb . . . . .	Carburetor or Carburetion	Hd . . . . .	Head	RHD. . . . .	Right Hand Drive
Chg. . . . .	Change	HT . . . . .	Hardtop	Rkr. . . . .	Rocker
Chg Pts. . . . .	Change Points	Htr. . . . .	Heater	Reinf. . . . .	Reinforcement
Chnl . . . . .	Channel	Hdlp . . . . .	Headlamp	Req. . . . .	Required
Cl . . . . .	Clutch	Horiz. . . . .	Horizontal	Sect . . . . .	Section
Ck/C . . . . .	Crankcase	Hsg. . . . .	Housing	Serv . . . . .	Service
Ck/Shaft . . . . .	Crankshaft	Hyd. . . . .	Hydraulic	Sgl . . . . .	Single
Col. . . . .	Column	Id . . . . .	Inside Diameter	Shk/Abs. . . . .	Shock Absorber
Comb . . . . .	Combination	Ign. . . . .	Ignition	Slg. . . . .	Signal
Compt. . . . .	Compartment	Imit . . . . .	Imitation	Sltd . . . . .	Slotted
Compr. . . . .	Compression	Incl . . . . .	Includes or Inclusive	Speedo . . . . .	Speedometer
Condsr . . . . .	Condenser	Instl. . . . .	Installing or Installed	Spg. . . . .	Spring
Conn . . . . .	Connecting	Instr. . . . .	Instrument	Sq . . . . .	Square
Conv . . . . .	Convertible	ins. . . . .	Insulator	Stab . . . . .	Stabilizer
Cplg . . . . .	Coupling	Int. . . . .	Intake	Std. . . . .	Standard
C/sunk . . . . .	Countersunk	Inter. . . . .	Intermediate	Strg . . . . .	Steering
CT . . . . .	Conventional Transmission	Jt . . . . .	Joint	Supt . . . . .	Support
Ctr. . . . .	Center	K/Pin. . . . .	King Pin	Synchro. . . . .	Synchronizing
Cvr. . . . .	Cover	L . . . . .	Left	T. . . . .	Trim
Cyl. . . . .	Cylinder	LHD. . . . .	Left Hand Drive	Temp . . . . .	Temperature
Dbl. . . . .	Double	Loc. . . . .	Location	Ter . . . . .	Terminal
Def. . . . .	Defroster	Lwr. . . . .	Lower	Thd. . . . .	Thread
Detach . . . . .	Detachable	Lub. . . . .	Lubrication	Therm. . . . .	Thermostat
DF . . . . .	Dynaflo	Man. . . . .	Manual	Trans. . . . .	Transmission
Diaph. . . . .	Diaphragm	Mati . . . . .	Material	Turb . . . . .	Turbine
Dia. . . . .	Diameter	Mech . . . . .	Mechanical	2T . . . . .	Twin Turbine
Diff . . . . .	Differential	Med. . . . .	Medium	3T . . . . .	Triple Turbine
Dir. . . . .	Direction	Mbr. . . . .	Member	Univ . . . . .	Universal
Disch. . . . .	Discharge	Mfld . . . . .	Manifold	Upr. . . . .	Upper
Distr. . . . .	Distributor	Mldg . . . . .	Moulding	Vac. . . . .	Vacuum
Div. . . . .	Division	Modif. . . . .	Modification	Vent . . . . .	Ventilator
Dr . . . . .	Door	Mtg. . . . .	Mounting	Vert . . . . .	Vertical
Elec . . . . .	Electric	Mtr. . . . .	Motor	W/ . . . . .	With
Emb. . . . .	Emblem	Mtr. Rod . . . . .	Metering Rod	W/out. . . . .	Without
Eng. . . . .	Engine	Nec. . . . .	Necessary	W/Pump . . . . .	Water Pump
Equlpt . . . . .	Equipment	Neg. . . . .	Negative	WB . . . . .	Wheelbase
Escn . . . . .	Escutcheon	ND . . . . .	New Departure	Wgt. . . . .	Weight
Evap . . . . .	Evaporator	NL . . . . .	Not Listed	Whl . . . . .	Wheel
		No . . . . .	Number	WhlHse . . . . .	Wheelhouse
		Opr. . . . .	Operating	Wind . . . . .	Window
		Orn. . . . .	Ornament	W/S. . . . .	Windshield
		OD . . . . .	Outside Diameter	W/Strip. . . . .	Weatherstrip
		OS . . . . .	Oversize		

# MODEL, STYLE, TRIM COMBINATION AND SERIAL NUMBER INFORMATION PLATES

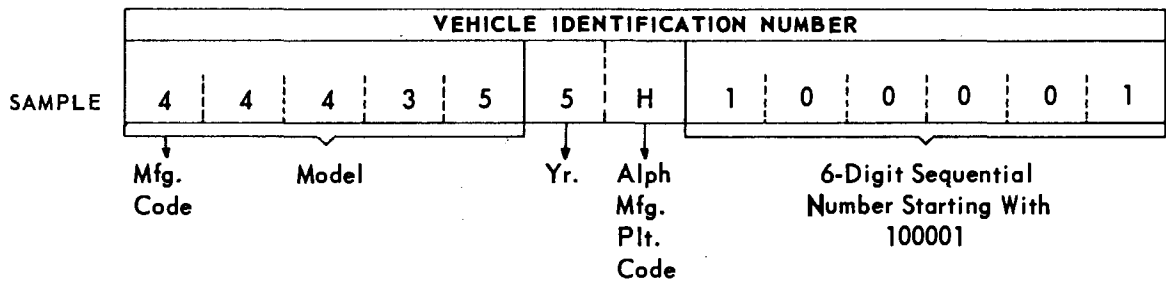
Information appearing on the name plate gives style number, body number, trim combination number and paint number. All information on this name plate should be included in correspondence and orders.



# VEHICLE IDENTIFICATION PLATE (ON DOOR PILLAR POST)

## BUICK PRODUCING PLANTS

<u>B. O. P. PLANTS</u>	<u>CODE</u>	<u>CHEVROLET PLANTS</u>	<u>CODE</u>
Fremont, Calif.	Z	Kansas City, Missouri	K
Kansas City, Kansas	X	Baltimore, Md.	B
Atlanta, Ga.	D	Bloomfield, N. J. (CKD)	V
South Gate, Calif.	C		
Wilmington, Del.	Y	Buick Home Plant Code	H



SERIES IDENTIFICATION CHART		
NAME	SERIES CODE NO.	
	6 CYL.	8 CYL.
SPECIAL	33	34
SPECIAL DELUXE	35	36
SKYLARK	41	42
SKYLARK DELUXE	43	44
LE SABRE		52
LE SABRE DELUXE		54
WILDCAT		62
WILDCAT DELUXE		64
WILDCAT CUSTOM		66
ELECTRA 225		82
ELECTRA 225 CUSTOM		84
RIVIERA		94

BODY STYLE CODE NO.	
2 DR. COUPE	27
4 DR. STATION WAGON-2 SEAT	35
2 DR. HARDCOUP	37
4 DR. HARDCOUP	39
2 DR. HARDCOUP	47
4 DR. STATION WAGON-2 SEAT	55
4 DR. STATION WAGON-3 SEAT	65
2 DR. CONVERTIBLE	67
4 DR. SEDAN	69

This format is used by all General Motors Car Divisions. Manufacturer codes are assigned as follows:

Chevrolet - 1, Pontiac - 2, Oldsmobile - 3, Buick - 4,  
Cadillac - 5, and Canada - 6.

MODEL CHART

YEAR	MODEL	TYPE OF BODY	FISHER NO.	WHEELBASE	ENGINE & SERIAL NO.
CENTURY SERIES - 8 CYLINDER 4 1/8" BORE X 3.4" STROKE 54.45 S.A.E. H.P.					AND START AT
1958	61	SEDAN.....	584669	122"	E1-001001 FLINT, G
1958	63	RIVIERA SEDAN.....	584639	122"	E2-001001 SOUTH GATE, BC
1958	66C	CONVERTIBLE.....	584667X	122"	E3-001001 LINDEN, BL
1958	66R	RIVIERA COUPE.....	584637	122"	E4-001001 KANSAS CITY, BK
1958	69	RIVIERA ESTATE WAGON.....	584682	122"	E5-001001 WILMINGTON, BW
SUPER SERIES - 8 CYLINDER 4 1/8" BORE X 3.4" STROKE 54.45 S.A.E. H.P.					E6-001001 ATLANTA, BA
1958	53	RIVIERA SEDAN.....	584539	127.5"	E7-001001 FRAMINGHAM, BF
1958	56R	RIVIERA COUPE.....	584537	127.5"	E8-001001 ARLINGTON, BT
ROADMASTER - 8 CYLINDER 4 1/8" BORE X 3.4" STROKE 54.45 S.A.E. H.P.					
1958	75C	CONVERTIBLE.....	584767X	127.5"	
1958	75	RIVIERA SEDAN.....	584739X	127.5"	
1958	75R	RIVIERA COUPE.....	584737X	127.5"	
LIMITED SERIES - 8 CYLINDER 4 1/8" BORE X 3.4" STROKE 54.45 S.A.E. H.P.					
1958	750	RIVIERA SEDAN.....	584839X	127.5"	
1958	756	CONVERTIBLE.....	584867X	127.5"	
1958	755	RIVIERA COUPE.....	584837X	127.5"	
LE SABRE - 8 CYLINDER 4.125" BORE X 3.4" STROKE 54.45 S.A.E. H.P.					
1959	4419	4-DOOR SEDAN.....		123"	
1959	4439	4-DOOR HARDTOP.....		123"	
1959	4437	2-DOOR HARDTOP.....		123"	
1959	4467	2-DOOR CONVERTIBLE.....		123"	
1959	4411	2-DOOR SEDAN.....		123"	1959 ENGINE AND FRAME
INVICTA - 8 CYLINDER 4.1875" BORE X 3.640" STROKE 56.11 S.A.E. H.P.					NUMBER ARE THE SAME
					AND START AT:
1959	4619	4-DOOR SEDAN.....		123"	F1-001001 FLINT, G
1959	4639	4-DOOR HARDTOP.....		123"	F2-001001 SOUTH GATE, BC
1959	4637	2-DOOR HARDTOP.....		123"	F3-001001 LINDEN, BL
1959	4667	2-DOOR CONVERTIBLE.....		123"	F4-001001 KANSAS CITY, BK
1959	4635	4-DOOR ESTATE WAGON.....		123"	F5-001001 WILMINGTON, BW
ELECTRA - 8 CYLINDER 4.1875" BORE X 3.640" STROKE 56.11 S.A.E. H.P.					F6-001001 ATLANTA, BA
1959	4719	4-DOOR SEDAN.....		126.3"	F7-001001 FRAMINGHAM, BF
1959	4739	4-DOOR HARDTOP.....		126.3"	F8-001001 ARLINGTON, BT
1959	4737	2-DOOR HARDTOP.....		126.3"	
ELECTRA "225" - 8 CYLINDER 4.1875" BORE X 3.640" STROKE 56.11 S.A.E. H.P.					
1959	4829	4-DOOR RIVIERA SEDAN.....		126.3"	
1959	4839	4-DOOR HARDTOP.....		126.3"	
1959	4867	2-DOOR CONVERTIBLE.....		126.3"	
LE SABRE - 8 CYLINDER 4.125" BORE X 3.4" STROKE 54.45 S.A.E. H.P.					
1960	4419	4-DOOR SEDAN.....		123"	
1960	4439	4-DOOR HARDTOP.....		123"	
1960	4437	2-DOOR HARDTOP.....		123"	
1960	4411	2-DOOR SEDAN.....		123"	
1960	4467	2-DOOR CONVERTIBLE.....		123"	1960 ENGINE AND FRAME
1960	4435	4-DOOR ESTATE WAGON (2 SEATS).....		123"	NUMBER ARE THE SAME
1960	4445	4-DOOR ESTATE WAGON (3 SEATS).....		123"	AND START AT:
INVICTA - 8 CYLINDER 4.1875" BORE X 3.640" STROKE 56.11 S.A.E. H.P.					G1-001001 FLINT, G
1960	4619	4 DOOR SEDAN.....		123"	G2-001001 SOUTH GATE, BC
1960	4639	4-DOOR HARDTOP.....		123"	G3-001001 LINDEN, BL
1960	4637	2-DOOR HARDTOP.....		123"	G4-001001 KANSAS CITY, BK
1960	4667	2-DOOR CONVERTIBLE.....		123"	G5-001001 WILMINGTON, BW
1960	4667	2-DOOR CONVERTIBLE.....		123"	G6-001001 ATLANTA, BA
1960	4635	4-DOOR ESTATE WAGON (2 SEATS).....		123"	G7-001001 FRAMINGHAM, BF
1960	4645	4-DOOR ESTATE WAGON (3 SEATS).....		123"	G8-001001 ARLINGTON, BT
ELECTRA - 8 CYLINDER 4.1875" BORE X 3.640" STROKE 56.11 S.A.E. H.P.					
1960	4719	4-DOOR SEDAN.....		126.3"	
1960	4739	4-DOOR HARDTOP.....		126.3"	
1960	4737	2-DOOR HARDTOP.....		126.3"	

BUICK MOTOR DIVISION, GENERAL MOTORS CORPORATION

## MODEL CHART

YEAR	MODEL	TYPE OF BODY	FISHER NO.	WHEELBASE	ENGINE & SERIAL NO.
ELECTRA "225" - 8 CYLINDER 4.1875" BORE X 3.640" STROKE 56.11 S.A.E. H.P.					
1960	4829	4-DOOR RIVIERA SEDAN.....		126.3"	.....
1960	4839	4-DOOR HARDTOP.....		126.3"	.....
1960	4867	2-DOOR CONVERTIBLE.....		126.3"	.....
SPECIAL SERIES - 8 CYLINDER 3.5" BORE X 2.8" STROKE 39.2 S.A.E. H.P.					
1961	4019	4-DOOR SEDAN.....		112"	.....
1961	4027	2-DOOR COUPE.....		112"	1961 ENGINE & SERIAL
1961	4035	4-DOOR STATION WAGON (2 SEATS).....		112"	NUMBER ARE THE SAME
1961	4045	4-DOOR STATION WAGON (3 SEATS).....		112"	STARTING AT:
1961	4119	DELUX 4-DOOR SEDAN.....		112"	4000-4100-4300
1961	4135	DELUX 4-DOOR STATION WAGON (2 SEATS).....		112"	H1-501001 FLINT, FB
1961	4317	SKYLARK 2-DOOR COUPE.....		112"	H2-501001 SOUTH GATE, BC
LE SABRE - 8 CYLINDER 4.125" BORE X 3.4" STROKE 54.45 S.A.E. H.P.					
1961	4411	2-DOOR SEDAN.....		123"	.....
1961	4435	4-DOOR ESTATE WAGON (2 SEATS).....		123"	.....
1961	4437	2-DOOR HARDTOP.....		123"	4400-4600-4800
1961	4439	4-DOOR HARDTOP.....		123"	H1-001001 FLINT, FB
1961	4445	4-DOOR ESTATE WAGON (3 SEATS).....		123"	H2-001001 SOUTH GATE, BC
1961	4467	2-DOOR CONVERTIBLE.....		123"	H3-001001 LINDEN, BL
1961	4469	4-DOOR SEDAN.....		123"	H4-001001 KANSAS CITY, BK
INVICTA - 8 CYLINDER 4.1875" BORE X 3.640" STROKE 56.11 S.A.E. H.P.					
1961	4637	2-DOOR HARDTOP.....		123"	H5-001001 WILMINGTON, BW
1961	4639	4-DOOR HARDTOP.....		123"	H6-001001 ATLANTA, BA
1961	4667	2-DOOR CONVERTIBLE.....		123"	H7-001001 FRAMINGHAM, BF
1961	4637	2-DOOR HARDTOP.....		123"	H8-001001 ARLINGTON, BT
ELECTRA - 8 CYLINDER 4.1875" BORE X 3.640" STROKE 56.11 S.A.E. H.P.					
1961	4719	4-DOOR SEDAN.....		126"	.....
1961	4737	2-DOOR HARDTOP.....		126"	.....
1961	4739	4-DOOR HARDTOP.....		126"	.....
ELECTRA "225" - 8 CYLINDER 4.1875" BORE X 3.640" STROKE 56.11 S.A.E. H.P.					
1961	4829	4-DOOR HARDTOP.....		126"	.....
1961	4867	2-DOOR CONVERTIBLE.....		126"	.....
SPECIAL SERIES - 6 CYLINDER 3.625" BORE X 3.2" STROKE 31.54 S.A.E. H.P.					
8 CYLINDER 3.5" BORE X 2.8" STROKE 39.2 S.A.E. H.P.					
1962	4019	4-DOOR SEDAN.....		112"	1962 ENGINE & SERIAL
1962	4027	2-DOOR COUPE.....		112"	NUMBER ARE THE SAME
1962	4035	4-DOOR STATION WAGON (2 SEATS).....		112"	STARTING AT:
1962	4045	4-DOOR STATION WAGON (3 SEATS).....		112"	4000-4100-4300
1962	4067	2-DOOR CONVERTIBLE.....		112"	11-501001 FLINT, FB
1962	4119	DELUX 4-DOOR SEDAN.....		112"	12-501001 SOUTH GATE, BC
1962	4135	DELUX 4-DOOR STATION WAGON (2 SEATS).....		112"	13-501001 KANSAS CITY, BK
1962	4167	DELUX CONVERTIBLE.....		112"	.....
1962	4347	2-DOOR SKYLARK HARDTOP.....		112"	.....
1962	4367	2-DOOR SKYLARK CONVERTIBLE.....		112"	.....
LE SABRE - 8 CYLINDER 4.1875" BORE X 3.640" STROKE 56.11 S.A.E. H.P.					
1962	4411	2-DOOR SEDAN.....		123"	4400-4600-4800
1962	4439	4-DOOR HARDTOP.....		123"	11-001001 FLINT, FB
1962	4447	2-DOOR HARDTOP.....		123"	12-001001 SOUTH GATE, BC
1962	4469	4-DOOR SEDAN.....		123"	13-001001 LINDEN, BL
INVICTA - 8 CYLINDER 4.1875" BORE X 3.640" STROKE 56.11 S.A.E. H.P.					
1962	4635	4-DOOR ESTATE WAGON (2 SEATS).....		123"	14-001001 KANSAS CITY, BK
1962	4639	4-DOOR HARDTOP.....		123"	15-001001 WILMINGTON, BW
1962	4645	4-DOOR ESTATE WAGON (3 SEATS).....		123"	16-001001 ATLANTA, BA
1962	4647	2-DOOR HARDTOP.....		123"	17-001001 FRAMINGHAM, BF
1962	4667	2-DOOR CONVERTIBLE.....		123"	18-001001 ARLINGTON, BT
ELECTRA "225" - 8 CYLINDER 4.1875" BORE X 3.640" STROKE 56.11 S.A.E. H.P.					
1962	4819	4-DOOR SEDAN.....		126"	.....
1962	4829	4-DOOR PILLARLESS (6 WIND.).....		126"	.....
1962	4839	4-DOOR HARDTOP.....		126"	.....
1962	4847	2-DOOR HARDTOP.....		126"	.....
1962	4867	2-DOOR CONVERTIBLE.....		126"	.....

# MODEL CHART—1963

MODEL	TYPE OF BODY	
<b>Special</b>		
4019	4 Door Sedan	(Std.)
4027	2 Door Sedan	(Std.)
4035	4 Door Estate Wagon (2 Seats)	(Std.)
4045	4 Door Estate Wagon (3 Seats)	(Std.)
4067	2 Door Convertible	(Std.)
4119	4 Door Sedan	(Dlx.)
4135	4 Door Estate Wagon (2 Seats)	(Dlx.)
<b>Skylark</b>		
4347	2 Door Coupe	(Dlx.)
4367	2 Door Convertible	(Dlx.)
1963 Special Models start at the following serial numbers:		
ENGINE & FRAME NO.	LOCATION	BODY NO. PREFIX
J1-501001	Flint	FB
J2-501001	South Gate	BC
J3-501001	Kansas City	BK
<b>Le Sabre</b>		
4411	2 Door Sedan	
4435	4 Door Estate Wagon (2 Seats)	
4439	4 Door Hardtop	
4445	4 Door Estate Wagon (3 Seats)	
4447	2 Door Hardtop	
4467	2 Door Convertible	
4469	4 Door Sedan	
<b>Invicta</b>		
4635	4 Door Estate Wagon (2 Seats)	
<b>Wildcat</b>		
4639	4 Door Hardtop	
4647	2 Door Coupe	
4667	2 Door Convertible	
<b>Riviera</b>		
4747	2 Door Sports Coupe	
<b>Electra "225"</b>		
4819	4 Door Sedan	
4829	4 Door Riviera Sedan	
4839	4 Door Hardtop	
4847	2 Door Hardtop	
4867	2 Door Convertible	
1963 Models start at the following serial numbers:		
ENGINE & FRAME NO.	LOCATION	BODY NO. PREFIX
J1-001001	Flint	FB
J2-001001	South Gate	BC
J3-001001	Linden	BL
J4-001001	Kansas City	BK
J5-001001	Wilmington	BW
J6-001001	Atlanta	BA
J7-001001	Framingham	BF
J8-001001	Arlington	BT



# 1964 MODEL IDENTIFICATION DATA

Model & Body Style	Wheel Base	Cyl.	Bore & Stroke	Piston Disp. (Cu. In.)	Taxable H.P.	Weight	Air Cleaner Identification	Eng. Code
<b>SPECIAL SERIES AND SKYLARK SERIES</b>								
4027 2 Dr. Coupe	115"	V6	3.750 x 3.40	225	33.748	2983	Fireball V-6	KH
4035 4 Dr. Sta. Wag. (2 Seat)	115"	V6	3.750 x 3.40	225	33.748	3258	Fireball V-6	KH
4067 2 Dr. Convertible	115"	V6	3.750 x 3.40	225	33.748	3099	Fireball V-6	KH
4069 4 Dr. Sedan	115"	V6	3.750 x 3.40	225	33.748	3000	Fireball V-6	KH
4127 2 Dr. Coupe (Deluxe)	115"	V6	3.750 x 3.40	225	33.748	2998	Fireball V-6	KH
4135 4 Dr. Sta. Wag. (2 Seat-Deluxe)	115"	V6	3.750 x 3.40	225	33.748	3277	Fireball V-6	KH
4169 4 Dr. Sedan (Deluxe)	115"	V6	3.750 x 3.40	225	33.748	3018	Fireball V-6	KH
4337 2 Dr. Skylark Sport Coupe	115"	V6	3.750 x 3.40	225	33.748	3049	Fireball V-6	KH
4367 2 Dr. Skylark Convertible	115"	V6	3.750 x 3.40	225	33.748	3169	Fireball V-6	KH
4369 4 Dr. Skylark Sedan	115"	V6	3.750 x 3.40	225	33.748	3062	Fireball V-6	KH
<b>WILDCAT SERIES</b>								
4027 2 Dr. Coupe	115"	V8	3.750 x 3.40	300	45.00	2999	Wildcat 310 (2BBL) or Wildcat 355 (4BBL)	KL
4035 4 Dr. Sta. Wag. (2 Seat)	115"	V8	3.750 x 3.40	300	45.00	3274		
4067 2 Dr. Convertible	115"	V8	3.750 x 3.40	300	45.00	3115		
4069 4 Dr. Sedan	115"	V8	3.750 x 3.40	300	45.00	3016		
4127 2 Dr. Coupe (Deluxe)	115"	V8	3.750 x 3.40	300	45.00	3014		
4135 4 Dr. Sta. Wag. (2 Seat-Deluxe)	115"	V8	3.750 x 3.40	300	45.00	3293		
4169 4 Dr. Sedan (Deluxe)	115"	V8	3.750 x 3.40	300	45.00	3034		
4255 4 Dr. Skylark Spt. Wg. (2 Seat)	120"	V8	3.750 x 3.40	300	45.00	3557		
4255 4 Dr. Skylark Spt. Wg. (3 Seat)	120"	V8	3.750 x 3.40	300	45.00	3689		
4337 2 Dr. Skylark Sport Coupe	115"	V8	3.750 x 3.40	300	45.00	3065		
4355 4 Dr. Sky. Cust. Spt. Wg. (2 St.)	120"	V8	3.750 x 3.40	300	45.00	3595	KP	
4365 4 Dr. Sky. Cust. Spt. Wg. (3 St.)	120"	V8	3.750 x 3.40	300	45.00	3727		
4367 2 Dr. Skylark Convertible	115"	V8	3.750 x 3.40	300	45.00	3185		
4369 4 Dr. Skylark Sedan	115"	V8	3.750 x 3.40	300	45.00	3078		
<b>LE SABRE SERIES</b>								
4439 4 Dr. Hardtop	123"	V8	3.750 x 3.40	300	45.00	3730	Wildcat 310 (2BBL)	KL
4447 2 Dr. Sport Coupe	123"	V8	3.750 x 3.40	300	45.00	3629		
4457 2 Dr. Convertible	123"	V8	3.750 x 3.40	300	45.00	3787	Wildcat 355 (4BBL)	KP
4469 4 Dr. Sedan	123"	V8	3.750 x 3.40	300	45.00	3693		
4635 4 Dr. Estate Wagon (2 Seat)	123"	V8	4.1875 x 3.64	401	56.11	4352	Wildcat 445 (4BBL)	KT
4645 4 Dr. Estate Wagon (3 Seat)	123"	V8	4.1875 x 3.64	401	56.11	4362		
<b>WILDCAT SERIES</b>								
4639 4 Dr. Hardtop	123"	V8	4.1875 x 3.64	401*	56.11	4058	Wildcat 445	KT
4647 2 Dr. Sport Coupe	123"	V8	4.1875 x 3.64	401*	56.11	4003	Wildcat 445	KT
4667 2 Dr. Convertible	123"	V8	4.1875 x 3.64	401*	56.11	4076	Wildcat 445	KT
4669 4 Dr. Sedan	123"	V8	4.1875 x 3.64	401*	56.11	4021	Wildcat 445	KT
<b>ELECTRA 225 SERIES</b>								
4819 4 Dr. Sedan	126"	V8	4.1875 x 3.64	401*	56.11	4212	Wildcat 445	KT
4829 4 Dr. Sedan (Pillarless)	126"	V8	4.1875 x 3.64	401*	56.11	4238	Wildcat 445	KT
4839 4 Dr. Hardtop	126"	V8	4.1875 x 3.64	401*	56.11	4229	Wildcat 445	KT
4847 2 Dr. Sport Coupe	126"	V8	4.1875 x 3.64	401*	56.11	4149	Wildcat 445	KT
4867 2 Dr. Convertible	126"	V8	4.1875 x 3.64	401*	56.11	4280	Wildcat 445	KT
<b>RIVIERA SERIES</b>								
4747 2 Dr. Riviera Sport Coupe	117"	V8	4.3125 x 3.64	425**	59.51	3951	Wildcat 465	KW

\* 425 Eng. (1-4BBL) or 425 Eng. (2-4BBL) Optional.

\*\* 425 Eng. (2-4BBL) Optional.

1964 Models start at the following serial numbers:

ENGINE & FRAME NO.	LOCATION	BODY NO. PREFIX
K1-001001	Flint	FB
K2-001001	South Gate	BC
K3-001001	Fremont	BF
K4-001001	Kansas City, Kansas	BK
K5-001001	Wilmington	BW
K6-001001	Atlanta	BA
K7-001001	Baltimore	BA
K8-001001	Kansas City, Mo.	KC

**NOTE**

**CATALOGUING MODEL DESIGNATION**

PLEASE NOTE: The car model tag, or identification plate, will have the numeral "4" as a prefix to the series and body style. For cataloguing purposes this numeral "4" denoting Buick has been deleted and only the four numerals for series and body style are used.

For example: A 2-door coupe V-6 service part could be listed:

- 3327 - If the part is peculiar only to that model
- 3300 - If peculiar to all Special V-6
- 33-3400 - If common to Special V-6 and V-8
- 3000 - If common to Special and Special Deluxe
- Special - If common to all Special
- Skylark - If common to all Skylark

SERIES	COMPARABLE 1964 MODELS	1965 BODY STYLE	MODEL			
			V6	V8		
<u>SPECIAL</u>	4027	2-Door Coupe	3327	3427	} 33-3400	} 3000 SPECIAL
	4035	4-Door, 2-Seat Station Wagon	3335	3435		
	4067	2-Door Convertible	3367	3467		
	4069	4-Door Sedan	3369	3469		
SPECIAL (Deluxe)	4135	4-Door, 2-Seat Station Wagon	3535	3635	} 35-3600	} A
	4169	4-Door Sedan	3569	3669		
<u>SKYLARK</u>	4255	4-Door, 2-Seat Sportwagon		4255	} -4200	} SKYLARK
	4265	4-Door, 3-Seat Sportwagon		4265		
SKYLARK (Custom)		2-Door Coupe	4327	4427	} 43-4400	} 4000 SKYLARK
		2-Door Hardtop	4337	4437		
		2-Door Convertible	4367	4467		
		4-Door Sedan	4369	4469		
		4-Door, 2-Seat Sportwagon	4355	4455		
	4-Door, 3-Seat Sportwagon	4365	4465			
LE SABRE	4339	2-Door Hardtop		5237	} 5200	} 5000 LE SABRE
		4-Door Hardtop		5239		
		4-Door Sedan		5269		
LE SABRE (Custom)		2-Door Hardtop		5437	} 5400	} B
		4-Door Hardtop		5439		
		2-Door Convertible		5467		
		4-Door Sedan		5469		
WILDCAT		2-Door Hardtop		6237	} 6200	} 6000 WILDCAT
		4-Door Hardtop		6239		
		4-Door Sedan		6269		
WILDCAT (Deluxe)	4647	2-Door Hardtop		6437	} 6400	} C
	4639	4-Door Hardtop		6439		
	4667	2-Door Convertible		6467		
	4669	4-Door Sedan		6469		
WILDCAT (Custom)		2-Door Hardtop		6337	} 6600	} E
		4-Door Hardtop		6639		
		2-Door Convertible		6667		
ELECTRA	4819	2-Door Hardtop		8237	} 8200	} 8000 ELECTRA
		4-Door Hardtop		8239		
		4-Door Sedan		8269		
ELECTRA (Custom)	4847	2-Door Hardtop		8437	} 8400	} D
	4839	4-Door Hardtop		8439		
	4867	2-Door Hardtop		8467		
		4-Door Sedan		8469		
RIVIERA	4747	2-Door Hardtop		9447	} 9000	} RIVIERA } E

**BUICK MOTOR DIVISION  
GENERAL MOTORS CORPORATION  
FLINT, MICHIGAN**

**1965 MODEL IDENTIFICATION DATA**

MODEL & BODY STYLE	CYL.	WHEEL BASE	BORE & STROKE	PISTON DISP. (CU. IN.)	TAXABLE H. P.	TIRE SIZE	WEIGHT	AIR CLEANER IDENTIFICATION	ENGINE CODE
<b>SPECIAL</b>									
43327 2 Dr. Coupe	V6	115"	3.750 x 3.400	225	33.748	6.95" x 14"	2977	None	LH
43335 4 Dr. Sta. Wag. (2 Seat)	V6	115"	3.750 x 3.400	225	33.748	7.35" x 14"	3258	"	
43367 2 Dr. Convertible	V6	115"	3.750 x 3.400	225	33.748	6.95" x 14"	3087	"	
43369 4 Dr. Sedan	V6	115"	3.750 x 3.400	225	33.748	6.95" x 14"	3010	"	
43427 2 Dr. Coupe	V8	115"	3.750 x 3.400	300	45.0	7.35" x 14"	3080	WILDCAT	LL OR LP
43435 4 Dr. Sta. Wag. (2 Seat)	V8	115"	3.750 x 3.400	300	45.0	7.35" x 14"	3353	"310"	
43467 2 Dr. Convertible	V8	115"	3.750 x 3.400	300	45.0	7.35" x 14"	3197	"	
43469 4 Dr. Sedan	V8	115"	3.750 x 3.400	300	45.0	7.35" x 14"	3117	"	
<b>SPECIAL DELUXE</b>									
43535 4 Dr. Sta. Wag. (2 Seat)	V6	115"	3.750 x 3.400	225	33.748	7.35" x 14"	3260	None	LH
43569 4 Dr. Sedan	V6	115"	3.750 x 3.400	225	33.748	6.95" x 14"	3016	"	
43635 4 Dr. Sta. Wag. (2 Seat)	V8	115"	3.750 x 3.400	300	45.0	7.35" x 14"	3369	WILDCAT	LL OR LP
43669 4 Dr. Sedan	V8	115"	3.750 x 3.400	300	45.0	7.35" x 14"	3143	"310"	
<b>SKYLARK</b>									
44327 2 Dr. Coupe	V6	115"	3.750 x 3.400	225	33.748	6.95" x 14"	3035	None	LH
44337 2 Dr. Sport Coupe	V6	115"	3.750 x 3.400	225	33.748	6.95" x 14"	3057	"	
44367 2 Dr. Convertible	V6	115"	3.750 x 3.400	225	33.748	6.95" x 14"	3149	"	
44369 4 Dr. Sedan	V6	115"	3.750 x 3.400	225	33.748	6.95" x 14"	3086	"	
44427 2 Dr. Coupe	V8	115"	3.750 x 3.400	300*	45.0	7.35" x 14"	3146	WILDCAT	LL OR LP
44437 2 Dr. Sport Coupe	V8	115"	3.750 x 3.400	300*	45.0	7.35" x 14"	3198	"310"	
44467 2 Dr. Convertible	V8	115"	3.750 x 3.400	300*	45.0	7.35" x 14"	3294	"	
44469 4 Dr. Sedan	V8	115"	3.750 x 3.400	300	45.0	7.35" x 14"	3194	"	
<b>GRAN SPORT</b>									
44427 2 Dr. Coupe	V8	115"	4.1875 x 3.640	400	56.11	7.75" x 14"	3394	WILDCAT	LR
44437 2 Dr. Sport Coupe	V8	115"	4.1875 x 3.640	400	56.11	7.75" x 14"	3407	"445"	
44467 2 Dr. Convertible	V8	115"	4.1875 x 3.640	400	56.11	7.75" x 14"	3449	"	
<b>SPORTWAGON</b>									
44255 4 Dr. Sta. Wag. (2 Seat)	V8	120"	3.750 x 3.400	300	45.0	7.75" x 14"	3642	WILDCAT	LL OR LP
44265 4 Dr. Sta. Wag. (3 Seat)	V8	120"	3.750 x 3.400	300	45.0	7.75" x 14"	3750	"310"	
44455 4 Dr. Cust. Sta. Wag. (2 Seat)	V8	120"	3.750 x 3.400	300	45.0	7.75" x 14"	3690	"	
44465 4 Dr. Cust. Sta. Wag. (3 Seat)	V8	120"	3.750 x 3.400	300	45.0	7.75" x 14"	3802	"	
<b>LESABRE</b>									
45237 2 Dr. Sport Coupe	V8	123"	3.750 x 3.400	300	45.0	8.15" x 15"	3753	WILDCAT	LL OR LP
45239 4 Dr. Hardtop Sedan	V8	123"	3.750 x 3.400	300	45.0	8.15" x 15"	3809	"310" 2BBL	
45269 4 Dr. Sedan	V8	123"	3.750 x 3.400	300	45.0	8.15" x 15"	3788	WILDCAT	"355" 4BBL
<b>LESABRE CUSTOM</b>									
45437 2 Dr. Sport Coupe	V8	123"	3.750 x 3.400	300	45.0	8.15" x 15"	3724	WILDCAT	LL OR LP
45439 4 Dr. Hardtop Sedan	V8	123"	3.750 x 3.400	300	45.0	8.15" x 15"	3811	"310" 2BBL	
45467 2 Dr. Convertible	V8	123"	3.750 x 3.400	300	45.0	8.15" x 15"	3812	WILDCAT	"355" 4BBL
45469 4 Dr. Sedan	V8	123"	3.750 x 3.400	300	45.0	8.15" x 15"	3777	"	
<b>WILDCAT</b>									
46237 2 Dr. Sport Coupe	V8	126"	4.1875 x 3.640	401**	56.11	8.45" x 15"	3988	WILDCAT	LT
46239 4 Dr. Hardtop Sedan	V8	126"	4.1875 x 3.640	401**	56.11	8.45" x 15"	4089	"445"	
46269 4 Dr. Sedan	V8	126"	4.1875 x 3.640	401**	56.11	8.45" x 15"	4058	"	
<b>WILDCAT DELUXE</b>									
46437 2 Dr. Sport Coupe	V8	126"	4.1875 x 3.640	401**	56.11	8.45" x 15"	4014	WILDCAT	LT
46439 4 Dr. Hardtop Sedan	V8	126"	4.1875 x 3.640	401**	56.11	8.45" x 15"	4075	"445"	
46467 2 Dr. Convertible	V8	126"	4.1875 x 3.640	401**	56.11	8.45" x 15"	4069	"	
46469 4 Dr. Sedan	V8	126"	4.1875 x 3.640	401**	56.11	8.45" x 15"	4046	"	
<b>WILDCAT CUSTOM</b>									
46637 2 Dr. Sport Coupe	V8	126"	4.1875 x 3.640	401**	56.11	8.45" x 15"	4047	WILDCAT	LT
46639 4 Dr. Hardtop Sedan	V8	126"	4.1875 x 3.640	401**	56.11	8.45" x 15"	4160	"445"	
46667 2 Dr. Convertible	V8	126"	4.1875 x 3.640	401**	56.11	8.45" x 15"	4087	"	
<b>ELECTRA 225</b>									
48237 2 Dr. Sport Coupe	V8	126"	4.1875 x 3.640	401**	56.11	8.75" x 15"	4208	WILDCAT	LT
48239 4 Dr. Hardtop Sedan	V8	126"	4.1875 x 3.640	401**	56.11	8.75" x 15"	4284	"445"	
48269 4 Dr. Sedan	V8	126"	4.1875 x 3.640	401**	56.11	8.75" x 15"	4261	"	
<b>ELECTRA 225 CUSTOM</b>									
48437 2 Dr. Sport Coupe	V8	126"	4.1875 x 3.640	401**	56.11	8.75" x 15"	4228	WILDCAT	LT
48439 4 Dr. Hardtop Sedan	V8	126"	4.1875 x 3.640	401**	56.11	8.75" x 15"	4344	"445"	
48467 2 Dr. Convertible	V8	126"	4.1875 x 3.640	401**	56.11	8.75" x 15"	4325	"	
48469 4 Dr. Sedan	V8	126"	4.1875 x 3.640	401**	56.11	8.75" x 15"	4292	"	
<b>RIVIERA</b>									
49447 2 Dr. Riviera Sport Coupe	V8	117"	4.1875 x 3.640	401**	56.11	8.45" x 15"	4036	WILDCAT	LT

\* THESE MODELS ALSO AVAILABLE IN GRAN SPORT OPTION WITH 400 CU. IN. ENG. (WILDCAT "445") CODE LR

\*\* THESE MODELS ALSO AVAILABLE WITH 425 CU. IN. ENG. (WILDCAT "465" 4BBL - SUPER WILDCAT 2-4BBL) CODE LW OR LX

1966 MODEL IDENTIFICATION DATA

MODEL & BODY STYLE	CATALOGUING MODEL DESIGNATION	CYL.	WHL. BASE	PISTON DISPL. (CU. IN.)	AIR CLEANER IDENTIFICATION	ENGINE CODE	TAX-ABLE H. P.	WEIGHT	BORE & STROKE
<b>SPECIAL</b>									
43307 2 Dr. Coupe	3307	V-6	115"	225	NONE	MH	33.748	3009	3.750 x 3.400
43335 4 Dr. Wagon (2-Seat)	3335	" "	" "	" "		" "	" "	3296	" "
43367 2 Dr. Conv.	3367	" "	" "	" "		" "	" "	3092	" "
43369 4 Dr. Sedan	3369	" "	" "	" "		" "	" "	3046	" "
43407 2 Dr. Coupe	3407	V-8	115"	300*	WILDCAT 310	ML	45.0	3091	3.750 x 3.400
43435 4 Dr. Wagon (2-Seat)	3435	" "	" "	" "		" "	" "	3399	" "
43467 2 Dr. Conv.	3467	" "	" "	" "		" "	" "	3223	" "
43469 4 Dr. Sedan	3469	" "	" "	" "		" "	" "	3148	" "
<b>SPECIAL DELUXE</b>									
43507 2 Dr. Coupe	3507	V-6	115"	225	NONE	MH	33.748	3009	3.750 x 3.400
43517 2 Dr. Hardtop	3517	" "	" "	" "		" "	" "	3038	" "
43535 4 Dr. Wagon (2-Seat)	3535	" "	" "	" "		" "	" "	3299	" "
43569 4 Dr. Sedan	3569	" "	" "	" "		" "	" "	3045	" "
43607 2 Dr. Coupe	3607	V-8	115"	300*	WILDCAT 310	ML	45.0	3122	3.750 x 3.400
43617 2 Dr. Hardtop	3617	" "	" "	" "		" "	" "	3142	" "
43635 4 Dr. Wagon (2-Seat)	3635	" "	" "	" "		" "	" "	3427	" "
43669 4 Dr. Sedan	3669	" "	" "	" "		" "	" "	3156	" "
<b>SKYLARK</b>									
44307 2 Dr. Coupe	4307	V-6	115"	225	NONE	MH	33.748	3034	3.750 x 3.400
44317 2 Dr. Hardtop	4317	" "	" "	" "		" "	" "	3069	" "
44339 4 Dr. Hardtop	4339	" "	" "	" "		" "	" "	3172	" "
44367 2 Dr. Conv.	4367	" "	" "	" "		" "	" "	3158	" "
44407 2 Dr. Coupe	4407	V-8	115"	300*	WILDCAT 310	ML	45.0	3145	3.750 x 3.400
44417 2 Dr. Hardtop	4417	" "	" "	" "		" "	" "	3152	" "
44439 4 Dr. Hardtop	4439	" "	" "	" "		" "	" "	3285	" "
44467 2 Dr. Conv.	4467	" "	" "	" "		" "	" "	3259	" "
<b>SPORTWAGON</b>									
44255 4 Dr. Wagon (2-Seat)	4255	V-8	120"	340	WILDCAT 350 (2-BBL.)	MA	45.0	3713	3.750 x 3.850
44265 4 Dr. Wagon (3-Seat)	4265	" "	" "	" "		" "	" "	3811	" "
44455 4 Dr. Wagon (2-Seat)	4455	" "	" "	" "	WILDCAT 375 (4-BBL.)	MB	" "	3720	" "
44465 4 Dr. Wagon (3-Seat)	4465	" "	" "	" "		" "	" "	3844	" "
<b>SKYLARK GRAN SPORT</b>									
44607 2 Dr. Coupe	4607	V-8	115"	400**	WILDCAT 445	MR	56.11	3479	4.1875 x 3.640
44617 2 Dr. Hardtop	4617	" "	" "	" "		" "	" "	3428	" "
44667 2 Dr. Conv.	4667	" "	" "	" "		" "	" "	3532	" "
<b>LE SABRE</b>									
45237 2 Dr. Hardtop	5237	V-8	123"	340	WILDCAT 350 (2-BBL.)	MA	45.0	3751	3.750 x 3.850
45239 4 Dr. Hardtop	5239	" "	" "	" "		" "	" "	3828	" "
45269 4 Dr. Sedan	5269	" "	" "	" "	WILDCAT 375 (4-BBL.)	MB	" "	3796	" "
		" "	" "	" "		" "	" "		
<b>LE SABRE CUSTOM</b>									
45437 2 Dr. Hardtop	5437	V-8	123"	340	WILDCAT 350 (2-BBL.)	MA	45.0	3746	3.750 x 3.850
45439 4 Dr. Hardtop	5439	" "	" "	" "		" "	" "	3824	" "
45467 2 Dr. Conv.	5467	" "	" "	" "	WILDCAT 375 (4-BBL.)	MB	" "	3833	" "
45469 4 Dr. Sedan	5469	" "	" "	" "		" "	" "	3788	" "
<b>WILDCAT</b>									
46437 2 Dr. Hardtop	6437	V-8	126"	401**	WILDCAT 445	MT	56.11	4003	4.1875 x 3.640
46439 4 Dr. Hardtop	6439	" "	" "	" "		" "	" "	4108	" "
46467 2 Dr. Conv.	6467	" "	" "	" "		" "	" "	4065	" "
46469 4 Dr. Sedan	6469	" "	" "	" "		" "	" "	4070	" "
<b>WILDCAT CUSTOM</b>									
46637 2 Dr. Hardtop	6637	V-8	126"	401**	WILDCAT 445	MT	56.11	4018	4.1875 x 3.640
46639 4 Dr. Hardtop	6639	" "	" "	" "		" "	" "	4176	" "
46667 2 Dr. Conv.	6667	" "	" "	" "		" "	" "	4079	" "
<b>ELECTRA 225</b>									
48237 2 Dr. Hardtop	8237	V-8	126"	401**	WILDCAT 445	MT	56.11	4176	4.1875 x 3.640
48239 4 Dr. Hardtop	8239	" "	" "	" "		" "	" "	4271	" "
48269 4 Dr. Sedan	8269	" "	" "	" "		" "	" "	4255	" "
<b>ELECTRA 225 CUSTOM</b>									
48437 2 Dr. Hardtop	8437	V-8	126"	401**	WILDCAT 445	MT	56.11	4230	4.1875 x 3.640
48439 4 Dr. Hardtop	8439	" "	" "	" "		" "	" "	4323	" "
48467 2 Dr. Conv.	8467	" "	" "	" "		" "	" "	4298	" "
48469 4 Dr. Sedan	8469	" "	" "	" "		" "	" "	4292	" "
<b>RIVIERA</b>									
49487 2 Dr. Hardtop	9487	V-8	119"	425	WILDCAT 465	MW	59.51	4180	4.3125 x 3.640

Please Note: The car model tag, or identification plate, will have the numeral "4" as a prefix to the series and body style. For cataloguing purposes this numeral "4" denoting Buick has been deleted and only the four numerals for series and body style are used.

For example: A 2-door coupe V-6 service part could be listed:

- 3307 - If the part is peculiar only to that model
- 3300 - If peculiar to oil Special V-6
- 33-3400 - If common to Special V-6 and V-8
- 3000 - If common to Special and Special Deluxe

\* 340 CU. IN. ENGINE OPTIONAL (WILDCAT 350 - WILDCAT 375)

\*\* 425 CU. IN.

## 1967 MODEL IDENTIFICATION DATA

Model & Body Style	Cataloguing Model Designation	C Y L	Whl. Base	Piston Displ. (cu. in.)	Valve Arm Cover Identification	Engine Code	Tax-able H.P.	Weight	Bore & Stroke
SPECIAL 3307 2-Dr. Coupe 3335 4-Dr. 2 Seat Wagon 3369 4-Dr. Sedan	3307 } 3335 } 3300 3369 }	6 6 6	115 115 115	225 225 225	None	NH NH NH	33.748	3071 3343 3077	3.750 x 3.400
3407 2-Dr. Coupe 3417 2-Dr. Hardtop 3435 4 Dr. 2 Seat Wagon 3469 4 Dr. Sedan	3407 } 3417 } 3400 3435 } 3469 }	8 8 8 8	115 115 115 115	300 340 300 300	300-2 340-4 300-2 300-2	NL NB NL NL	45.0	3071 - 3343 3077	3.750 x 3.400 3.750 x 3.850 3.750 x 3.400
SPECIAL DELUXE 3517 2-Dr. Hardtop 3535 4-Dr. 2 Seat Wagon 3569 4-Dr. Sedan	3517 } 3535 } 3500 3569 }	6 6 6	115 115 115	225 225 225	None	NH NH NH	33.748		3.750 x 3.400
3617 2-Dr. Hardtop 3635 4-Dr. 2 Seat Wagon 3669 4-Dr. Sedan	3617 } 3635 } 3600 3669 }	8 8 8	115 115 115	300 300 300	300-2	NL NL NL	45.0		3.750 x 3.400
SKYLARK 4307 2-Dr. Coupe 4317 2-Dr. Hardtop 4339 4-Dr. Hardtop 4367 2-Dr. Conv.	4307 } 4317 } 4300 4339 } 4367 }	6 6 6 6	115 115 115 115	225 225 225 225	None	NH NH NH NH	33.748	3373 3335	3.750 x 3.400
4407 2-Dr. Coupe 4417 2-Dr. Hardtop 4439 4-Dr. Hardtop 4467 2-Dr. Conv. 4469 4-Dr. Sedan	4407 } 4417 } 4400 4439 } 4467 } 4469 }	8 8 8 8 8	115 115 115 115 115	300 300 340 300 340	300-2 340-2 340-4 340-2	NL NL NA NL	45.0 45.0 45.0	3137 3199 3373 3335 3324	3.750 x 3.400 3.750 x 3.850 3.750 x 3.850
SPORT WAGONS 4855 4-Dr. 2 Seat Wagon 4865 4-Dr. 2 Seat Wagon 4455 4-Dr. 2 Seat Wagon 4465 4-Dr. 3 Seat Wagon	4855 } 4865 } 4800 4455 } 4465 }	8 8 8 8	120 120 120 120	340 340 340 340	340-2 340-2	NA or NB	45.0	3772 3876 3772 3876	3.750 x 3.850
SKYLARK GRAN SPORT 4607 2-Dr. Coupe 4617 2-Dr. Hardtop 4667 2-Dr. Conv.	4607 } 4617 } 4600 4667 }	8 8 8	115 115 115	400 400 400	400-4	NR NR NR		3439 3500 3505	4.040 x 3.900
LE SABRE 5287 2-Dr. Hardtop 5239 4-Dr. Hardtop 5269 4-Dr. Sedan	5287 } 5239 } 5200 5269 }	8 8 8	123 123 123	340 340 340	340-2 340-4	NA or NB	45.0	3819 3878 3847	3.750 x 3.850 3.750 x 3.850
LE SABRE CUSTOM 5487 2-Dr. Hardtop 5439 4-Dr. Hardtop 5467 2-Dr. Conv. 5469 4-Dr. Sedan	5487 } 5439 } 5400 5467 } 5469 }	8 8 8 8	123 123 123 123	340 340 340 340	340-2 340-4	NA or NB	45.0	3853 3873 3890 3855	3.750 x 3.850 3.750 x 3.850
WILDCAT 6487 2-Dr. Hardtop 6439 4-Dr. Hardtop 6467 2-Dr. Conv. 6469 4-Dr. Sedan	6487 } 6439 } 6400 6467 } 6469 }	8 8 8 8	126 126 126 126	430 430 430 430	430-4	ND ND ND ND	51.91	4021 4069 4067 4008	4.1875 x 3.90
WILDCAT CUSTOM 6687 2-Dr. Hardtop 6639 4-Dr. Hardtop 6667 2-Dr. Conv.	6687 } 6639 } 6600 6667 }	8 8 8	126 126 126	430 430 430	430-4	ND ND ND	51.91	4055 4119 4046	4.1875 x 3.90
ELECTRA 225 8257 2-Dr. Hardtop 8239 4-Dr. Hardtop 8269 4-Dr. Sedan	8257 } 8239 } 8200 8269 }	8 8 8	126 126 126	430 430 430	430-4	ND ND ND	51.91	4197 4293 4246	4.1875 x 3.90
ELECTRA 225 CUSTOM 8457 2-Dr. Hardtop 8439 4-Dr. Hardtop 8467 2-Dr. Conv. 8469 4-Dr. Sedan	8457 } 8439 } 8400 8467 } 8469 }	8 8 8 8	126 126 126 126	430 430 430 430	430-4	ND ND ND ND	51.91	4242 4336 4304 4312	4.1875 x 3.90
RIVIERA 9487 2-Dr. Hardtop	9487 } 9000-Riviera-E	8	119	430	430-4	ND	51.91	4189	4.1875 x 3.90

NOTE: The car model tag or identification plate will have the numeral "4" as a prefix to the series and body style. For cataloguing purposes this numeral "4" denoting Buick has been deleted and only the four numerals for series and body style are used.

EXAMPLE: A 2 Door Coupe V-6 service part could be listed:

- 3307 - If the part is peculiar only to that model
- 3300 - If peculiar to all Special V-6
- 33-3400 - If common to Special V-6 and V-8
- 3000 - If common to Special and Special Deluxe

# 1968 MODEL IDENTIFICATION DATA

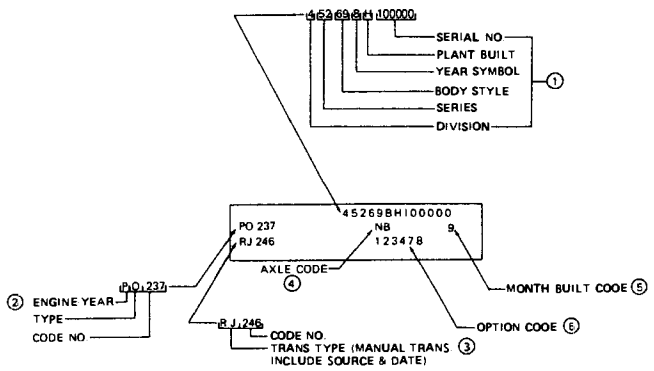
Model & Body Style	Cataloguing Model Designation	C Y L.	Whl. Base	Piston Displ. (Cu. In.)	Valve Rocker Arm Cover Identification	Eng. Code	Tax-able H.P.	Weight	Bore & Stroke
<b>SPECIAL DLX.</b> 3327 2-Dr. Coupe 3369 4-Dr. Sedan 3435 4-Dr. 2-Seat Wgn.	3327 } 3369 } Special 3435 }	L-6 L-6 V-8	112 116 116	250 250 350	- - 350-2	- - PO	36.0 36.0 46.2	3125 3217 3670	3.875 x 3.530 3.875 x 3.530 3.800 x 3.500
<b>SKYLARK</b> 3537 2-Dr. H.T. 3569 4-Dr. Sedan	3537 } 3569 }	L-6 L-6	112 116	250 250	- -	- -	36.0 36.0	3194 3282	3.875 x 3.530 3.875 x 3.530
<b>SKYLARK CUST.</b> 4437 2-Dr. H.T. 4467 2-Dr. Conv. 4439 4-Dr. H.T. 4469 4-Dr. Sedan	4437 } 4467 } Skylark 4439 } 4469 }	V-8 V-8 V-8 V-8	112 112 116 116	350 350 350 350	350-2 or 350-4	PO or PP	46.2 46.2 46.2 46.2	3344 3394 3413 3377	3.800 x 3.500 or 3.800 x 3.850
<b>SPORTWAGON'S</b> 4455 4-Dr. 2-Seat Wgn. 4465 4-Dr. 3-Seat Wgn. 4855 4-Dr. 2-Seat Wgn. 4865 4-Dr. 3-Seat Wgn.	4455 } 4465 } 4855* } 4865* }	V-8 V-8 V-8 V-8	121 121 121 121	350 or 400option	350-2 or 350-4 or 400-4	PO or PP	46.2 46.2 46.2 46.2 48.8	3975 4118 3975 4118	3.800 x 3.500 or 3.800 x 3.8500 4.040 x 3.900
<b>GS 350</b> 3437 2-Dr. H.T.	3437 - GS 350	V-8	112	350	350-4	PP	46.2	3375	3.800 x 3.850
<b>GS 400</b> 4637 2-Dr. H.T. 4667 2-Dr. Conv.	4637 } 4667 } GS 400	V-8 V-8	112 112	400 400	400-4 400-4	PP PP	48.8 48.8	3514 3547	4.040 x 3.900
<b>LE SABRE</b> 5287 2-Dr. H.T. 5239 4-Dr. H.T. 5269 4-Dr. Sedan	5287 } 5239 } 5200 5269 }	V-8 V-8 V-8	123 123 123	350 350 350	350-2 or 350-4	PO or PP	46.2 46.2 46.2	3923 3980 3946	3.800 x 3.500 or 3.800 x 3.850
<b>LE SABRE CUSTOM</b> 5487 2-Dr. H.T. 5439 4-Dr. H.T. 5467 2-Dr. Conv. 5469 4-Dr. Sedan	5487 } 5439 } 5400 5467 } 5469 }	V-8 V-8 V-8 V-8	123 123 123 123	350 or 430option	350-2 or 350-4 or 430-4	PO or PP PD	46.2 46.2 46.2 46.2 56.1	3922 4007 3966 3950 4125	3.800 x 3.500 or 3.800 x 3.850 4.1875 x 3.900
<b>WILDCAT</b> 6487 2-Dr. H.T. 6439 4-Dr. H.T. 6469 4-Dr. Sedan	6487 } 6439 } 6400 6469 }	V-8 V-8 V-8	126 126 126	430 430 430	430-4 430-4 430-4	PD PD PD	56.1 56.1 56.1	4125 4171 4107	4.1875 x 3.900 4.1875 x 3.900 4.1875 x 3.900
<b>WILDCAT CUSTOM</b> 6687 2-Dr. H.T. 6639 4-Dr. H.T. 6667 2-Dr. Conv.	6687 } 6639 } 6600 6667 }	V-8 V-8 V-8	126 126 126	430 430 430	430-4 430-4 430-4	PD PD PD	56.1 56.1 56.1	4134 4253 4122	4.1875 x 3.900 4.1875 x 3.900 4.1875 x 3.900
<b>ELECTRA</b> 8257 2-Dr. H.T. 8239 4-Dr. H.T. 8269 4-Dr. Sedan	8257 } 8239 } 8200 8269 }	V-8 V-8 V-8	126 126 126	430 430 430	430-4 430-4 430-4	PD PD PD	56.1 56.1 56.1	4180 4270 4253	4.1875 x 3.900 4.1875 x 3.900 4.1875 x 3.900
<b>ELECTRA CUSTOM</b> 8457 2-Dr. H.T. 8439 4-Dr. H.T. 8467 2-Dr. Conv. 8469 4-Dr. Sedan	8457 } 8439 } 8400 8467 } 8469 }	V-8 V-8 V-8 V-8	126 126 126 126	430 430 430 430	430-4 430-4 430-4 430-4	PD PD PD PD	56.1 56.1 56.1 56.1	4223 4314 4285 4307	4.1875 x 3.900 4.1875 x 3.900 4.1875 x 3.900 4.1875 x 3.900
<b>RIVIERA</b> 9487 2-Dr. H.T.	9487 - 9000 or "E"	V-8	119	430	430-4	PD	56.1	4222	4.1875 x 3.900

\*Models Listed As 4855-65 Are Models 4455-65 with Wood grain Applique Option

1968 VEHICLE IDENTIFICATION ENGINE - TRANSMISSION & REAR AXLE CHART

⑤

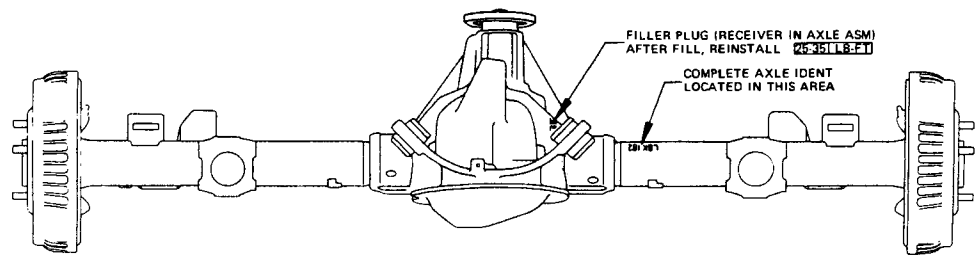
CHART			
PRODUCTION MONTH IDENTIFICATION		OPTION IDENTIFICATION	
MONTH	CODE LETTER	OPTION	CODE NO.
JANUARY	1	POWER BRAKES*	1
FEBRUARY	2	AIR CONDITIONING	2
MARCH	3	DUAL EXHAUST	3
APRIL	4	RADIO - SONOMATIC	4
MAY	5	RADIO - AM-FM - STEREO	5
JUNE	6	RADIO - AM-FM	6
JULY	7	POWER WINDOWS	7
AUGUST	8	POWER STEERING	8
SEPTEMBER	9	CLIMATE CONTROL	9
OCTOBER	0	CRUISE CONTROL	0
NOVEMBER	N		
DECEMBER	D		



① ② ③ ④

1968 MODELS	ENGINE	TRANSMISSION	AXLE ASSEMBLY RATIO USAGE									TRAILER OPTION					
			STANDARD			ECONOMY			PERFORMANCE			NO. 1		NO. 2			
			RATIO	REG. CODE	LIMITED SLIP CODE	RATIO	REG. CODE	POS. TRACT CODE	RATIO	REG. CODE	POS. TRACT CODE	RATIO	POS. TRACT CODE	RATIO	POS. TRACT CODE		
43327-69 43527-69	250 L-6	SA 3 Speed Manual QP	3.23	LC	LP								3.91*	02	3.42	00	
		SE 2 Sp. Auto A/C LC	2.93	LB	LW				3.42	OH	00						
		SO 2 Sp. Auto LC	2.93	LB	LW				3.23	LC	LP			3.91*	02	3.42	00
44437-39-67-69 43327-69 43537-69	350 V-6	PO 3 Speed Manual RJ	2.93	LB	LW										3.23	LP	
		PO 2 Sp. Auto (28B1.) ME	2.56	LK	LT										2.73	LO	
		PP 2 Sp. Auto (48B1.) ME	2.73	LL	LO	2.56	LK	LT				3.23	LC	LP	3.91*	02	
43437 43435	350 V-6	PO 3 Speed Manual RJ	3.23	LC	LP											3.64	ON
		PP 4 Speed Manual HE	3.23	LC	LP						3.42	OH	00				
		PO 2 Speed Auto ME	2.93	LB	LH	2.73	LL	LO	3.23	LC	LP			3.91*	02	3.64	ON
44455-65 44855-65 44855-65	400 V-8	PO 3 Speed Manual RJ	3.23	MG	MT												
		PO 2 Speed Auto MH	2.93	MA	MX	2.93	MA	MX	3.42	MK	MO			3.91*	M2	3.64	MY
		PR 3 Speed Auto BW	3.42	OH	DO												
44637-67	350 V-6	PR 4 Speed Manual HE	2.93	OE	OX												
		PR 3 Speed Auto BW	2.93	OE	OX				3.42	OH	00			3.91*	02	3.64	ON
		PO 3 Speed Manual RJ	3.23	NB	NT												
45287-39-69 45487-39-67-69	430 V-8	PO 2 Speed Auto ME	2.78	PL	PC	2.56	PB	PN									
		PP 3 Speed Auto BU	3.07	PG	PV	2.78	PL	PD	3.42		PN						
		PO 3 Speed Auto BT	2.78	PL	PC	2.56	PB	PN	3.23	PH				3.91*	PX	3.07	PV
46487-39-69 46667-39-69	430 V-8	PO 3 Speed Auto BT	3.07	PJ	PH				3.42		PY			3.91*	P2		
		PO 3 Speed Auto BT	3.07	PJ	PH				3.23	PH	PR						
		PO 3 Speed Auto BT	3.07	PJ	PH				3.23	PE							
49487 49487 GS			3.42	PY													

\*NOT AVAILABLE WITH AIR CONDITIONING



# 1969 MODEL IDENTIFICATION DATA

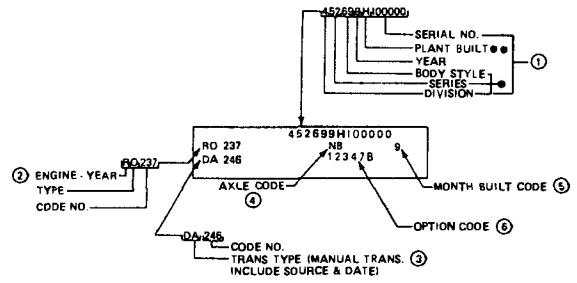
Model & Body Style	Cataloguing Model Designation	C Y L	Whl. Base	Pist. Displ. (Cu. In.)	Air Cleaner Identification	Eng. Code	Tax- able H.P.	Weight	Bore & Stroke	
<b>SPECIAL DLX.</b> 3327 2-Dr. Coupe 3369 4-Dr. Sedan 3435 2-Seat Wgn. 3436 2-Seat Wgn.	3327 } 3369 } 3435 } 3436 }	Special           30-4000 or "A"	L-6	112	250	-		36.00	3126	3.875 x 3.530
			L-6	116	250	-		36.00	3182	3.875 x 3.530
			V-8	116	350	350-2	RO	46.2	3736	3.800 x 3.500
			V-8	116	350	350-2	RO	46.2	3783	3.800 x 3.500
<b>SKYLARK</b> 3537 2-Dr. H.T. 3569 4-Dr. Sedan	3537 } 3569 }		L-6	112	250				3179	3.875 x 3.530
			L-6	116	250				3209	3.875 x 3.530
<b>SKYLARK CUST.</b> 4437 2-Dr. H.T. 4467 2-Dr. Conv. 4439 4-Dr. H.T. 4469 4-Dr. Sedan	4437 } 4467 } 4439 } 4469 }		V-8	112	350	350-2	RO	46.2	3341	3.800 x 3.500
			V-8	112	350	or	or	or	3477	or
			V-8	116	350	350-4	RP	52.23	3398	3.800 x 3.850
			V-8	116	350	350-4	RP	52.23	3397	3.800 x 3.850
<b>SPORT WAGONS</b> 4456 2-Seat Wgn. 4466 3-Seat Wgn.	4456 } 4466 }		V-8	121	350 or 400	350-2 or 350-4 or 400-4	RO RP RR	46.2 or 52.23	4106 4231	3.800 x 3.500 or 3.800 x 3.850 or 4.040 x 3.900
<b>GS 350</b> 3437 2-Dr. H.T.	3437 } GS-350		V-8	112	350	350-4	RP	46.2	3406	3.800 x 3.850
<b>GS 400</b> 4637 2-Dr. H.T. 4667 2-Dr. Conv.	4637 } 4667 }	V-8	112	400	400-4	RP	52.23	3549	4.040 x 3.900	
		V-8	117	400	400-4	RR	52.23	3594		
<b>LeSABRE</b> 5237 2-Dr. H.T. 5239 4-Dr. H.T. 5269 4-Dr. Sedan	5237 } 5239 } 5269 }	5200  5000  5400  "B"  6400  6000  6600  8200  8400  8000 or "C"	V-8	123	350	350-2	RO	46.2	3936	3.800 x 3.500
			V-8	123	350	or	or	or	3983	or
			V-8	123	350	350-4	RP	52.23	3966	3.800 x 3.850
<b>LeSABRE CUST.</b> 5437 2-Dr. H.T. 5439 4-Dr. H.T. 5467 2-Dr. Conv. 5469 4-Dr. Sedan	5437 } 5439 } 5467 } 5469 }		V-8	123	350	350-2	RO	46.2	4018	3.800 x 3.500
			V-8	123	or	or	or	or	4073	or
			V-8	123	430 option	350-4	RD	52.23	3958	3.800 x 3.850
			V-8	123		430-4	RD	56.1	3941	or 4.1875 x 3.900
<b>WILDCAT</b> 6437 2-Dr. H.T. 6439 4-Dr. H.T. 6469 4-Dr. Sedan	6437 } 6439 } 6469 }		V-8	123	430	430-4	RD	56.1	3926	4.1875 x 3.900
			V-8	123	430	430-4	RD	56.1	4204	4.1875 x 3.900
			V-8	123	430	430-4	RD	56.1	4102	4.1875 x 3.900
<b>WILDCAT CUST.</b> 6637 2-Dr. H.T. 6639 4-Dr. H.T. 6667 2-Dr. Conv.	6637 } 6639 } 6667 }		V-8	123	430	430-4	RD	56.1	4134	4.1875 x 3.900
			V-8	123	430	430-4	RD	56.1	4220	4.1875 x 3.900
		V-8	123	430	430-4	RD	56.1	4152	4.1875 x 3.900	
<b>ELECTRA</b> 8257 2-Dr. H.T. 8239 4-Dr. H.T. 8269 4-Dr. Sedan	8257 } 8239 } 8269 }	V-8	126	430	430-4	RD	56.1	4294	4.1875 x 3.900	
		V-8	126	430	430-4	RD	56.1	4203	4.1875 x 3.900	
		V-8	126	430	430-4	RD	56.1	4238	4.1875 x 3.900	
<b>ELECTRA CUST.</b> 8457 2-Dr. H.T. 8439 4-Dr. H.T. 8467 2-Dr. Conv. 8469 4-Dr. Sedan	8457 } 8439 } 8467 } 8469 }	V-8	126	430	430-4	RD	56.1	4328	4.1875 x 3.900	
		V-8	126	430	430-4	RD	56.1	4222	4.1875 x 3.900	
		V-8	126	430	430-4	RD	56.1	4309	4.1875 x 3.900	
		V-8	126	430	430-4	RD	56.1	4281	4.1875 x 3.900	
<b>RIVIERA</b> 9487 2-Dr. H.T.	9487-9000 or "E"	V-8	119	430	430-4	RD	56.1	4199	4.1875 x 3.900	



1969 VEHICLE IDENTIFICATION ENGINE - TRANSMISSION & REAR AXLE CHART

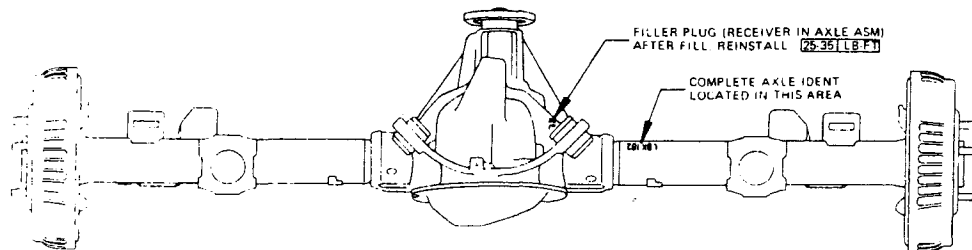
③

CHART			
PRODUCTION MONTH IDENTIFICATION		OPTION IDENTIFICATION	
MONTH	CODE LETTER	OPTION	CODE NO.
JANUARY	1	POWER BRAKES	1
FEBRUARY	2	AIR CONDITIONING	2
MARCH	3	DUAL EXHAUST	3
APRIL	4	RADIO - SONOMATIC	4
MAY	5	RADIO - AM-FM - STEREO	5
JUNE	6	RADIO - AM-FM	6
JULY	7	POWER WINDOWS	7
AUGUST	8	POWER STEERING	8
SEPTEMBER	9	CLIMATE CONTROL	9
OCTOBER	O	CRUISE CONTROL	0
NOVEMBER	N		
DECEMBER	D		



① ③ ④

1969 MODELS	ENGINE	TRANSMISSION	AXLE ASSEMBLY RATIO USAGE											
			STANDARD			ECONOMY			PERFORMANCE					
			CODE	CODE	RATIO	REGULAR CODE	LIMITED SLIP CODE	RATIO	REGULAR CODE	LIMITED SLIP CODE	RATIO	REGULAR CODE	LIMITED SLIP CODE	
43327-69 43527-69	250 L-6	LA-LE 3 Speed Manual	OP	3.23	LP	LP								
		ME ST-300 A/C	LC	2.93	LB	LW				3.42		00		
43327-69 43537-69	250 L-6	MA ST-300		2.93	LB	LW							LP	
		RO 3 Speed Manual	RJ	2.93	LB	LW								
45437-39- 67-69	350 V-8	RO ST-300-TH350 2BBL		2.56	LK	LI								
		RO Same & w/ A.C.	Jh	2.73	LL	LO				2.73			LP	
49437	350 V-8	RP ST-300-TH350 4BBL		2.73	LL	LO				2.73			LP	
		RO 3 Speed Manual	RJ-DB											
43435-36	350 V-8	RP 4 Speed Manual	JO	3.23	LC	LP							00	
		RP ST-300	JH											
44456-66 LESS DISC BRKS.	350 V-8	RO 3 Speed Manual	RJ	2.93	LC	LP				2.73	LL	LO	3.23	LP
		RO TH-350	JJ											
44456-66 WITH DISC BRKS.	400 V-8	PR TH-400	BW	3.23					2.73	HA	HI	3.42		MO
		RO 3 Speed Manual	RJ											
44637-67	400 V-8	RO TH-350	JJ						2.93	HL	HM	3.42		MS
		RR TH-400	BW											
45237-39-69 45437-39- 67-69	350 V-8	PR 3 Speed Manual	DB	3.42	OH	OO								ON
		RR 4 Speed Manual	JO											
46437-39-69 46437-39-69	430 V-8	RU TH-400	BH	2.93	LB	LW								OO
		RO 3 Speed Manual	JA	3.73	NB	NT								
48257-39-69 48457-39- 67-69	430 V-8	RO ST-300	ML	2.93	NJ	NK	2.73	NK	NO	3.23				NT
		RP TH-400	OC											
49467	430 V-8	RO 3 Speed Manual	DA	3.07	PG	PV								
		RO TH-400	BE	3.07	PL	PD	2.73	PL	PO	3.23				PR
49487 GS	430 V-8	RO TH-400	6C	3.07	PJ	PH								PR
		RO TH-400	BT	3.07	PJ	PH								PT
				3.42										



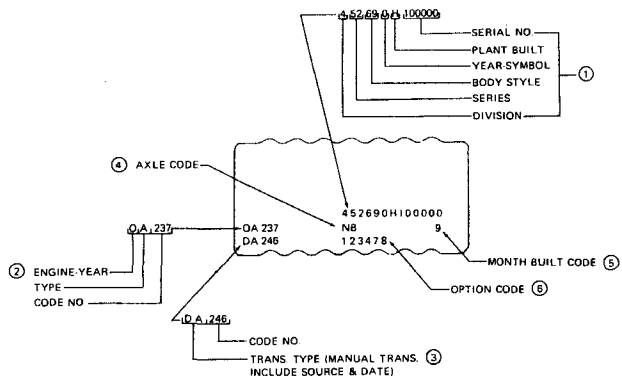
# 1970 MODEL IDENTIFICATION DATA

Model & Body Style	Cataloguing Model Designation	C Y L	Whl. Base	Pist. Displ. (Cu. In.)	Air Cleaner Ident.	Eng. Code	Tax- able H.P.	Bore & Stroke
<u>SKYLARK</u> 3327 2-Dr. Coupe 3369 4-Dr. Sedan 3537 2-Dr. H.T. 3569 4-Dr. Sedan	3327 } 3369 } 33-3500 3537 } 3569 }	L-6 L-6 L-6 or V-8	112 116 112 116	250 250 250 or 350	350-2 350-4	- - - SO	36.0 36.0 46.2 46.2	3.875 x 3.530 3.875 x 3.530 3.800 x 3.850 3.800 x 3.850
<u>SKYLARK CUSTOM</u> 4437 2-Dr. H.T. 4467 2-Dr. Conv. 4439 4-Dr. H.T. 4469 4-Dr. Sedan	4437 } 4467 } 4400 4439 } 4469 }	V-8 V-8 V-8 V-8	112 112 116 116	350 350 350 350	350-2 or 350-4	SO or SB	46.2 or 52.23	3.800 x 3.850 3.800 x 3.850 3.800 x 3.850
<u>GS</u> 3437 2-Dr. H.T.	3437	V-8	112	350	350-4	SP	52.23	
<u>GS 455</u> 4637 2-Dr. H.T. 4667 2-Dr. Conv.	4637 } 4667 } 4600	V-8 V-8	112 112	455 455	455-4 455-4	SR or SS	59.5 59.5	4.3125 x 3.900 4.3125 x 3.900
<u>SPORT WAGON</u> 3435 4-Dr. Wgn. 3436 4-Dr. Wgn.	3435 3436	V-8 V-8	116 116	350 350	350-2 or 350-4	SO or SB	46.2 or 52.23	3.800 x 3.850 3.800 x 3.850
<u>LeSABRE</u> 5237 2-Dr. H.T. 5239 4-Dr. H.T. 5269 4-Dr. Sedan	5237 } 5239 } 5200 5269 }	V-8 V-8 V-8	123 123 123	350 350 350	350-2 or 350-4	SO or SP	46.2 or 52.23	3.800 x 3.850 3.800 x 3.850 3.800 x 3.850
<u>LeSABRE CUSTOM</u> 5437 2 Dr. H.T. 5439 4-Dr. H.T. 5467 2-Dr. Conv. 5469 4-Dr. Sedan	5437 } 5439 } 5400 5467 } 5469 }	V-8 V-8 V-8 V-8	123 123 123 123	350 350 350 350	350-2 or 350-4	SO or SP	46.2 or 52.23	3.800 x 3.850 3.800 x 3.850 3.800 x 3.850 3.800 x 3.850
<u>LeSABRE 455</u> 6437 2-Dr. H.T. 6439 4-Dr. H.T. 6469 4-Dr. Sedan	6437 } 6439 } 6400 6469 }	V-8 V-8 V-8	123 123 123	455 455 455	455-4 455-4 455-4	SR or SF	59.5 59.5 59.5	4.3125 x 3.900 4.3125 x 3.900 4.3125 x 3.900
<u>ESTATE WAGON</u> 6036 2-Seat Wgn. 6046 3-Seat Wgn.	6036 6046	V-8 V-8	123 123	455 455	455-4 455-4	SR or SF	59.5 59.5	4.3125 x 3.900 4.3125 x 3.900
<u>WILDCAT</u> 6637 2 Dr. H.T. 6639 4-Dr. H.T. 6667 2-Dr. Conv.	6637 } 6639 } 6600 6667 }	V-8 V-8 V-8	123 123 123	455 455 455	455-4 455-4 455-4	SR or SF	59.5 59.5 59.5	4.3125 x 3.900 4.3125 x 3.900 4.3125 x 3.900
<u>ELECTRA</u> 8257 2-Dr. H.T. 8239 4-Dr. H.T. 8269 4-Dr. Sedan	8257 } 8239 } 8200 8269 }	V-8 V-8 V-8	126 126 126	455 455 455	455-4 455-4 455-4	SR or SF	59.5 59.5 59.5	4.3125 x 3.900 4.3125 x 3.900 4.3125 x 3.900
<u>ELECTRA CUSTOM</u> 8457 2-Dr. H.T. 8439 4-Dr. H.T. 8467 2-Dr. Conv. 8469 4-Dr. Sedan	8457 } 8439 } 8400 8467 } 8469 }	V-8 V-8 V-8 V-8	126 126 126 126	455 455 455 455	455-4 455-4 455-4 455-4	SR or SF	59.5 59.5 59.5 59.5	4.3125 x 3.900 4.3125 x 3.900 4.3125 x 3.900 4.3125 x 3.900
<u>RIVIERA</u> 9487 2-Dr. H.T.	9487 9000 or "E"	V-8	119	455	455-4	SR or SF	59.5	4.3125 x 3.900

1970 VEHICLE IDENTIFICATION ENGINE - TRANSMISSION & REAR AXLE CHART

⑤

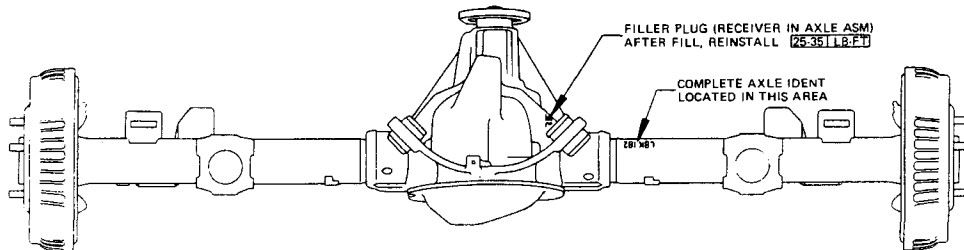
CHART			
PRODUCTION MONTH IDENTIFICATION		OPTION IDENTIFICATION	
MONTH	CODE LETTER	OPTION	CODE NO.
JANUARY	1	POWER BRAKES	1
FEBRUARY	2	AIR CONDITIONING	2
MARCH	3	DUAL EXHAUST	3
APRIL	4	RADIO - SONOMATIC	4
MAY	5	RADIO - AM-FM - STEREO	5
JUNE	6	RADIO - AM-FM - STEREO	6
JULY	7	POWER WINDOWS	7
AUGUST	8	POWER STEERING	8
SEPTEMBER	9	CLIMATE CONTROL	9
OCTOBER	O	CRUISE CONTROL	0
NOVEMBER	N		
DECEMBER	D		



① ② ③ ④

1970 MODELS	ENGINE	TRANSMISSION	AXLE ASSEMBLY RATIO USAGE									TRAILER OPTION								
			STANDARD			ECONOMY			PERFORMANCE			NO. 1		NO. 2		STANDARD				
			RATIO	REGULAR CODE	LIMITED SLIP CODE	RATIO	REGULAR CODE	LIMITED SLIP CODE	RATIO	REGULAR CODE	LIMITED SLIP CODE	RATIO	LIMITED SLIP CODE	RATIO	LIMITED SLIP CODE	RATIO	CODE			
43327-69	250 L-6	SA 3 Speed Manual	RR	3.23	LC	LP					3.42		OO	3.91*	OZ	3.42	OO	3.42	DH	
43537-69		SB THM-350	JE	2.93	LB	LW					3.23		LP	3.91*	OZ	3.42	OO	2.23	LC	
43327-69		DA 3 Speed Manual	RT	2.93	LB	LW										3.23	LP	3.23	LC	
43537-69		DC THM-350 (28BL.)	JH	2.56	LK	LT					3.23		LP	3.91*	OZ	2.73*	LD	2.73	LL	
44437-67-39-69		DE THM-350 (46BL.)	JR	2.73	LL	LO	2.56	LK	LT										3.23	LC
		DA 3 Speed Manual	RT								3.42		OO					3.64	DN	
43437	350 V-8	DL 4 Speed Manual	KA	3.23	LC	LP												3.23	LC	
		DC THM-350 (46BL.)	JR																	
43435-36	350 V-8	DA 3 Speed Manual	RT	3.23	LC	LP					3.23		LP	3.91*	OZ	3.64	DN			
		DC THM-350	JR	2.93	LB	LW	2.73	LL	LO	3.23										
44637-67		DA 3 Speed Manual	RT								3.64		DN	3.91*	OZ					
		DL 4 Speed Manual	KA	3.42	DH	DO														
		PC THM-400	BA	2.93	LB	LW					3.42		DO			3.64	DN			
		PA 3 Speed Manual	RH																	
		PE 4 Speed Manual	KA	3.42		DO														
		PC THM-400	BA																	
		PE 3 Speed Manual	RH																	
44637-67 Stage 1		PF 4 Speed Manual	KA	+3.64		DN								3.91*	OZ					
		PF THM-400	BB	3.42		DO														
45237-39-69	350 V-8	DA 3 Speed Manual	DA	3.23	NB	NT														
45437-39-67-69		DC THM-350 (28BL.)	JJ	2.93	NJ	NK	2.73	NK	NO	3.23			NT	3.64	NY	3.42	NI	3.42	NC	
		DE THM-350 (46BL.)	JJ																	
46036-46		RE 3 Speed Manual	DA	2.78	PA	PT					3.23		PU					3.23	PC	
		RA THM-400	BC																	
46437-39-69		RE 3 Speed Manual	DA	2.78	PG	PV					2.78		PL	3.91	PX	3.42	PW			
46637-39-67		RA THM-400	BC																	
48257-39-69	455 V-8	RA THM-400	BC	2.56	PB	PN					3.07		PV	3.91	PX	3.23	PR	3.23	PK	
48457-39-69																		2.78	PL	
49487				3.07	PJ	PM					3.42		PY							
49487G5		RG THM-400												3.91	PZ	3.23	PP	3.23	PF	
				3.42		PT														

\* NOT AVAILABLE WITH AIR CONDITIONING

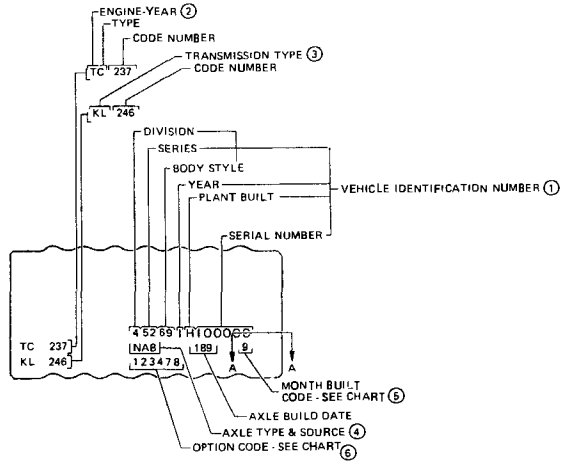


## 1971 MODEL IDENTIFICATION DATA

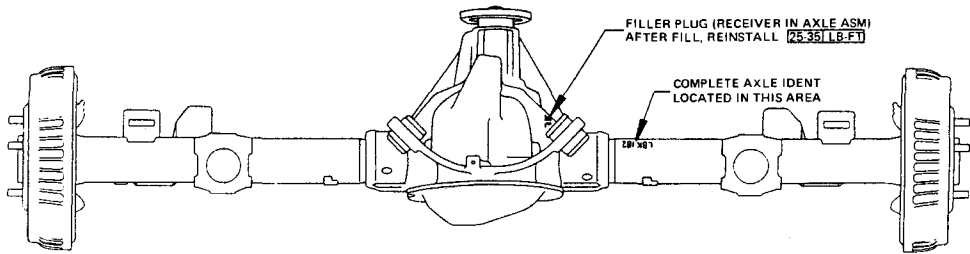
Model and Body Style	Cataloguing Model Designation	Cyl.	Whl. Base	Piston Displ. (Cu. In.)	Air Cleaner Ident.	Taxable H.P.	Weight (Std. Equip.)	Bore and Stroke						
<u>Skylark</u>														
3327 - 2 Dr. Coupe	3327	L-6	112	250			3144							
3327 - 2 Dr. HT.	3337								112	250	3163			
3369 - 4 Dr. Sedan	3369								116	250	3216			
	3300													
<u>Skylark Custom</u>														
4437 - 2 Dr. HT.	4437	V-8	112	350	350-2	46.2	3391	3.800 x 3.850						
4467 - Conv.	4467								112	350	3431			
4439 - 4 Dr. HT.	4439								116	350	3547			
4469 - 4 Dr. Sedan	4469								116	350	3455			
	4400													
	30-4000 or "A"													
<u>GS</u>														
3437 - 2 Dr. HT.	3437	V-8	112	350	350-4	46.2	3461	3.800 x 3.850						
3467 - Conv.	3467								112	455	455-4	59.5	3497	4.3125 x 3.900
	3400													
<u>Sportwagon</u>														
3436 - 2 Seat Wgn.	3436	V-8	116	350	350-2 or 350-4	46.2	3920	3.800 x 3.850						
<u>LeSabre</u>														
5257 - 2 Dr. HT.	5257	V-8	124	350	350-2	46.2	4049	3.800 x 3.850						
5239 - 4 Dr. HT.	5239								124	350	or	46.2	4109	3.800 x 3.850
5269 - 4 Dr. Sedan	5269								124	350	350-4	46.2	4078	3.800 x 3.850
	5200													
<u>LeSabre Custom</u>														
5457 - 2 Dr. HT.	5457	V-8	124	350	350-2	46.2	4095	3.800 x 3.850						
5467 - Conv.	5467								124	or	46.2	4086	3.800 x 3.850	
5439 - 4 Dr. HT.	5439								124	455 option	or	46.2	4147	3.800 x 3.850
5469 - 4 Dr. Sedan	5469								124	350-4	or	59.5	4107	3.800 x 3.850
	5400													
	5000													
	"B"													
<u>Estate Wagon</u>														
6035 - 2-Seat Wgn.	6035	V-8	127	455	455-4	59.5	4906	4.3125 x 3.900						
6045 - 3-Seat Wgn.	6045								127	455	455-4	59.5	4965	4.3125 x 3.900
	6000													
<u>Centurion</u>														
6647 - 2 Dr. HT.	6657	V-8	124	455	455-4	59.5	4195	4.3125 x 3.900						
6667 - Conv.	6667								124	455	455-4	59.5	4227	4.3125 x 3.900
6639 - 4 Dr. HT.	6639								124	455	455-4	59.5	4307	4.3125 x 3.900
	6600													
<u>Electro</u>														
8237 - 2 Dr. HT.	8237	V-8	127	455	455-4	59.5	4345	4.3125 x 3.900						
8239 - 4 Dr. HT.	8239								127	455	455-4	59.5	4381	4.3125 x 3.900
	8200													
<u>Electra Custom</u>														
8437 - 2 Dr. HT.	8437	V-8	127	455	455-4	59.5	4359	4.3125 x 3.900						
8439 - 4 Dr. HT.	8439								127	455	455-4	59.5	4421	4.3125 x 3.900
	8400													
	8000 or "C"													
<u>Riviera</u>														
9487 - 2 Dr. HT.	9487	V-8	122	455	455-4	59.5	4325	4.3125 x 3.900						
	9000 or "E"													

1971 VEHICLE IDENTIFICATION ENGINE - TRANSMISSION & REAR AXLE CHART

PRODUCTION MONTH IDENTIFICATION		OPTION IDENTIFICATION	
MONTH	CODE LETTER	OPTION	CODE NO.
JANUARY	1	POWER BRAKES	1
FEBRUARY	2	AIR CONDITIONING	2
MARCH	3	DUAL EXHAUST	3
APRIL	4	RADIO - SONOMATIC	4
MAY	5	RADIO - AM-FM - STEREO	5
JUNE	6	RADIO - AM-FM	6
JULY	7	POWER WINDOWS	7
AUGUST	8	POWER STEERING	8
SEPTEMBER	9	CLIMATE CONTROL	9
OCTOBER	0	TAPE PLAYER	0
NOVEMBER	N		
DECEMBER	D		



1971 MODELS	ENGINE	TRANSMISSION	AXLE ASSEMBLY RATIO USAGE										
			STANDARD				ECONOMY			PERFORMANCE			
			CODE	CODE	RATIO	REGULAR CODE	LIMITED SLIP CODE	RATIO	REGULAR CODE	LIMITED SLIP CODE	RATIO	REGULAR CODE	LIMITED SLIP CODE
43327 43337 43369	250 L-6	DF 3 Speed Manual	R3	3.08	LAB	LSB							
		EA THM-350	JE	3.08	LAB	LSB				3.42	LHB	LWB	
43317 43337 43369 44437 44439 44469 44467	350	TO 3 Speed Manual	RA	3.08	LAB	LSB							
		TO 2 BBL. THM-350	LA	2.56	LXB	LTB				3.08	LAB	LSB	
		TO 4 BBL. THM-350	MA	2.73	LLB	LOB	2.56	LKB	LTB				
43437-67	350	TB 3 & 4 Sp. Man.	RA-WY	3.08	LAB	LSB					3.42	LHB	LWB
		TD THM-350	MA										
43436	350	TO-TB 3 Speed Manual	RA	3.08	LAB	LSB							
		TO-TB THM-350	MA				2.73	LLB	LOB	3.42	LHB	LWB	
43437-67	455 GSX 455 Stg. 1	TR 4 Speed Manual	WY	3.42	LHB	LWB							
		TR THM-400	BA	3.08	LAB	LSB				3.42	LHB	LWB	
		TR 4 Speed Manual	WY	3.42									
		TR THM-400	BA	3.42									
		TS 4 Speed Manual	WY	3.42									
Le Sabre	350	TC THM-350	KL	3.08	NAB	NPB	2.73	NKB	NTB	3.42	NHB	NSB	
					NAO	NPO		NKO	NNO				
Le Sabre	455	TR THM-400	BC	2.93	QIO	QJO					QTO	QAO	
					QEO	QLO					QHO	QAO	
Es. Wagon	455	TR 3 Speed Manual	DA	3.42	OHO	QHO							
					QIO	QJO							QTO
Centurion	455	TR-TA THM-400	BT	2.93	QIO	QJO							
					QTO	QAO							QTO
Electra	455	TR THM-400	BT	2.73	QPO	QSO					2.93	QIO	QJO
Riviera	455	TR THM-400	BT	2.93	QIO	QJO					3.42	QTO	QAO
Riviera GS		TA	BT	3.42		QAO							

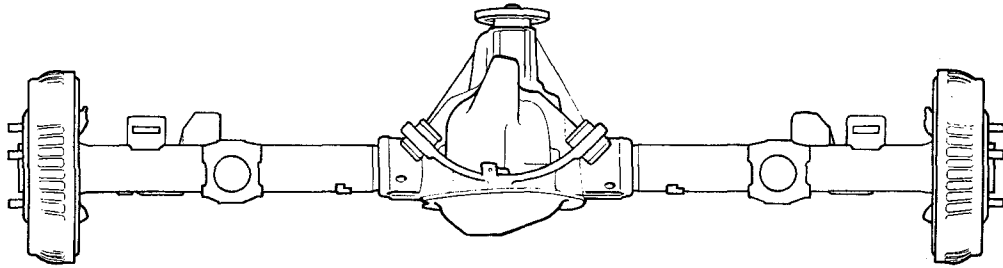


## 1972 MODEL IDENTIFICATION DATA

Sales Model & Body Style	Cataloguing Designation	Vehicle Ident. Number	Air Cleaner Ident.	Piston Displ. (Cu. In.)	Cyl.	Whl. Base (Inches)
<u>Skylark</u>						
3327 - 2 Dr. Coupe	3327	4D27	350-2	350	V-8	112
3337 - 2 Dr. HT.	3337	4D37	or	350	V-8	112
3369 - 4 Dr. Sedan	3369	4D69	350-4	350	V-8	116
	} 3300					
<u>Skylark Custom</u>						
4437 - 2 Dr. HT.	4437	4H37	350-2	350	V-8	112
4467 - 2 Dr. Conv.	4467	4H67	or	350	V-8	112
4439 - 4 Dr. HT.	4439	4H39	350-4	350	V-8	116
4469 - 4 Dr. Sedan	4469	4H69		350	V-8	116
	} 4400					
						} 30-4000 or "A"
<u>GS</u>						
3437 - 2 Dr. HT.	3437	4G37	350-4	350*	V-8	112
			or			
3467 - 2 Dr. Conv.	3467	4G67	455-4	350*	V-8	112
<u>Sportwagon</u>						
3436 - 2-Seat Wgn.	3436	4F36	350-2	350	V-8	116
			or			
			350-4			
<u>LeSabre</u>						
5257 - 2 Dr. HT.	5257	4L57	350-2	350*	V-8	124
			or			
5239 - 4 Dr. HT.	5239	4L39	350-4	350*	V-8	124
			or			
5269 - 4 Dr. Sedan	5269	4L69	455-4	350*	V-8	124
	} 5200					
						} 5000
<u>LeSabre Custom</u>						
5457 - 2 Dr. HT.	5457	4N57	350-2	350*	V-8	124
			or			
5467 - 2 Dr. Conv.	5467	4N67	350-4	350*	V-8	124
	} 5400					
			or			
5439 - 4 Dr. HT.	5439	4N39	455-4	350*	V-8	124
5469 - 4 Dr. Sedan	5469	4N69		350*	V-8	124
						} "B"
<u>Estate Wagon</u>						
6035 - 2-Seat Wgn.	6035	4R35	455-4	455	V-8	127
6045 - 3-Seat Wgn.	6045	4R45	455-4	455	V-8	127
						} 6000
<u>Centurion</u>						
6647 - 2 Dr. HT.	6647	4P47	455-4	455	V-8	124
6667 - 2 Dr. Conv.	6667	4P67	455-4	455	V-8	124
6639 - 4 Dr. HT.	6639	4P39	455-4	455	V-8	124
	} 6600					
<u>Electra</u>						
8237 - 2 Dr. HT.	8237	4U37	455-4	455	V-8	127
8239 - 4 Dr. HT.	8239	4U39	455-4	455	V-8	127
	} 8200					
						} 8000 or "C"
<u>Electra Custom</u>						
8437 - 2 Dr. HT.	8437	4V37	455-4	455	V-8	127
8439 - 4 Dr. HT.	8439	4V39	455-4	455	V-8	127
	} 8400					
<u>Riviera</u>						
9487 - 2 Dr. HT	9487	4Y87	455-4	455	V-8	122
	} 9000 or "E"					

\*455 Eng. Available (Optional)

# 1972 VEHICLE IDENTIFICATION ENGINE—TRANSMISSION & REAR AXLE CHART



MODELS	ENG-INE	TRANSMISSION	AXLE ASSEMBLY RATIO USAGE								
			STANDARD			ECONOMY			PERFORMANCE		
			RATIO	REGULAR CODE	LIMITED SLIP CODE	RATIO	(G95) REG CODE	(G96) LTD. SLIP CODE	RATIO	(G92) REG CODE	(G91) LTD. SLIP CODE
4D27 4D37 4D69 4H37 4H39 4H69 4H67	350	3-SPEED MANUAL	3.08	LA	LS						
2 BBL THM 350		2.56	LK	LT				3.08	LA	LS	
4 BBL THM 350		2.73	LL	LO	2.56	LK	LT				
4G37 4G67	350	3 & 4 SPEED MANUAL -THM 350	3.08	LA	LS				3.42	LH	LW
4F36	350	3-SPEED MANUAL -THM 350	3.08	LA	LS	2.73	LL	LO	3.42	LH	LW
4G37	455	4-SPEED MANUAL THM-400	3.42	LH	LW				3.42	LH	LW
	455	THM-400	3.08	LA	LS						
4G67	GSX	4-SP MAN & THM 400	3.42		LW						
	Stage 1	4-SPEED MANUAL -THM 400	3.42		LW						
BL - BN	350	THM-350	3.08	NAB	NP	2.73	NK		3.42	NHB	NSB
				NAC	NP		NK				
BL - BN	455	THM-400	2.93	QI	QJ				3.42	QT	OA
BR	455	THM-400	2.93	QE	QL				3.42	QH	QM
BP	455	THM-400	2.93	QI	QJ				3.42	QT	OA
CT - CV	455	THM-400	2.73	QP	OS				2.93	QI	QJ
EY RIVIERA GS	455	THM-400	2.93	QI	QJ				3.42	QT	OA
			3.42		OA						
LE SABRE OR CENTURION	350	THM 350	2.93	QW	QY						
	455	THM 400									

## 1961 INTERIOR TRIM COLORS AND CODES

MODELS	MATERIAL	GREEN	BLUE	GRAY	FAWN	LIGHT SADDLE	TUR-QUOISE	RED	MAROON	BLACK & RED	BLACK	CREAM
4019	CLOTH & VINYL	001	011	021	031							
4027	CLOTH & VINYL	001	011	021	031							
4035	VINYL	005	015	025	035			065				
4045	VINYL	005	015	025	035			065				
4119	CLOTH & VINYL	101	111	121	131		151			181		
4135	VINYL	105	115	125	135		155	165				
4317	CLOTH & VINYL		113	123	133							
*4317	CLOTH & VINYL		117	127	137							
4411	CLOTH & VINYL	401	411	421	431					481		
4435	VINYL	405	415		435		455	465				
4435	CLOTH & VINYL	406	416		436		456	466				
*4435	LEATHER & VINYL					443						
4437	CLOTH & VINYL	401	411	421	431					481		
4439	CLOTH & VINYL	401	411	421	431					481		
4445	VINYL	405	415		435		455	465				
4467	VINYL	400	410		430			460				490
4469	CLOTH & VINYL	401	411	421	431					481		
4637	CLOTH & VINYL	601	611	621	631		651		661			
*4637	VINYL		617		637				667			
4639	CLOTH & VINYL	601	611	621	631		651		661			
4639	LEATHER & VINYL					643		663			683	
4667	VINYL	600	610		630		650	660				690
4719	CLOTH & VINYL	702	712	722	732		752		762			
4737	CLOTH & VINYL	702	712	722	732		752		762			
4739	CLOTH & VINYL	702	712	722	732		752		762			
4829	CLOTH & VINYL	801	811	821	831		851					
4867	LEATHER & VINYL		810	820	830		850	860				
4867	LEATHER & VINYL		819	829	839			869				

\* Denotes Bucket-Type Front Seats.

## 1962 INTERIOR TRIM COLORS AND CODES

MODELS	MATERIAL	GREEN	BLUE	SILVER	WHITE	FAWN	GOLD	AQUA	ROSE	RED	BLACK	SADDLE
4019	CLOTH & VINYL	001	011	021		031						
	VINYL			024								
4027	CLOTH & VINYL	001	011	021		031						
4035	VINYL		015	025		035				075		
4045	VINYL		015	025		035				075		
4067	VINYL		010			030				070		
	* VINYL									079-BX400*		
4119	CLOTH & VINYL	101	111	121		131			161			
4135	VINYL	105	115	125		135				175		
4347	CLOTH & VINYL		113	123		133-138*	143		163			
	* VINYL		118		126					178	188	
4367	VINYL		117		127					177	187	197
4411	CLOTH & VINYL		411	421		431					484	
	VINYL											
4439	CLOTH & VINYL		411	421		431		451	461			
4447	CLOTH & VINYL		411	421		431		451	461			
4469	CLOTH & VINYL		411	421		431		451	461			
	VINYL										484	
4635	VINYL	605	615			635		655		675		
	CLOTH & VINYL		616			636				676		
	* VINYL	603	613			633		653		673		
4639	CLOTH & VINYL	602	611	622		631		651	661			
	*LEATHER & VINYL		612			632				677	687	697
4645	VINYL	605	615			635		655		675		
	* VINYL	603	613			633		653		673		
4647	VINYL		618		628	638				678		
4667	VINYL		614			634	644	654	664	674		
	* VINYL				624	639				679		
4819	CLOTH & VINYL	803	813	823		833						
4829	CLOTH & VINYL	801	811	821		831						
4839	CLOTH & VINYL	802	812	822		832	842		862			
	CLOTH & VINYL	803	813	823		833						
4847	*LEATHER & VINYL				826					878		898
					Code U7 - Power Windows - Required with these Trims							
4867	LEATHER & VINYL		810				840		860	870	880	890
	*LEATHER & VINYL		819		827					879		899

\*Denotes Bucket-Type Front Seats

\*\*BX-400 Red Trim 4167 - Use Seat Trim Parts 4167 Trim 179 - Side Panel Parts 4067 Trim 079



\* Denotes Bucket Seats  
 @ Power Windows (U7) Required  
 with these Custom Trims  
 # Denotes Police Option

## 1963 INTERIOR TRIM COLORS & CODES

Models	Materials	Aqua	Black	Blue	Red	Red and Black	Rose	Sandle-wood	Saddle	Silver	White	
4019	CLOTH & VINYL	051		011		071		031				
	VINYL		085#	016	076			036				
4027	CLOTH & VINYL	051		011		071		031				
	VINYL				079*			039*				
4035	VINYL	055	085	015	075-079*			035-039*				
4045	VINYL	055	085	015	075			035				
4067	VINYL		080	010	070-079*			030-039*				
4119	CLOTH & VINYL	151		111		171	161	131				
4135	VINYL	155	185	115	175			135	195			
4347	CLOTH & VINYL	157*		117*			167*	137*				
	VINYL		188*		178*				198*		148*	
4367	VINYL		189*	119*	179*			139*	199*		149*	
4411	CLOTH & VINYL	451		411	471			431				
4435-4445	VINYL	455	485	415	475			435	495			
4439-4447	CLOTH & VINYL	452		412		472	462	432				
	VINYL			416	476			436				
4467	VINYL			410	470-479*		460	430-439*	490			
4469	CLOTH & VINYL	451		411		471	461	431				
4469	VINYL	Black & Silver Trim 484										
4635	CLOTH & VINYL			615			665	635				
	VINYL		687*		677*			637*	697*			
4639	VINYL		681-688*		671-678*			631-638*	691-698*			
4647-4667	VINYL		689*	619*	679*				699*		649*	
4747	CLOTH & VINYL		787*	717*				737*				
	LEATHER & VINYL		788*	718*	778*				798*	728*	748*	
	VINYL			716*				736*		726*		
4819	CLOTH & VINYL	851		811				831		821		
4829	CLOTH & VINYL	851-856e		811-816e				831-836e		821-826e		
4839	CLOTH & VINYL	851-856e		811-816e				831-836e		821-826e		
	LEATHER & VINYL		888*@		878*@				898*@			
4847	CLOTH & VINYL	851		811				831		821		
	LEATHER & VINYL		888*@		878*@				898*@			
4867	LEATHER & VINYL		880-889*	810	870-879*			830	899*		849*	

\*Denotes Bucket Seats.

## 1964 INTERIOR TRIM COLORS & CODES

# POLICE OPT.

Models	Materials	Black	Blue	Fawn	Green	Maroon	Red	Saddle	Silver	White
4027	CLOTH & VINYL		801	003					002	
4035	VINYL	028	021				027	029		
4067	VINYL	028	021	023			027-087*			084*
4069	CLOTH & VINYL	092#	001	003					002	
	VINYL		011	013						
4127	CLOTH & VINYL		101	103	100				102	
	VINYL						197*			194*
4135	VINYL	128	121				127	129		
4169	CLOTH & VINYL		101	103	100				102	
	VINYL		111	113		117				
4255-4265	VINYL	028	021				027	029		
4337	CLOTH & VINYL		131	133						
	VINYL	158*	151*		150*		157*	159*		154*
4355	VINYL		171		170	177		179		174-184
4365	VINYL		171		170	177		179		174
4367	VINYL	168*	141		160*		147-167*	169*		164*
4369	CLOTH & VINYL		131	133	130	137				
	VINYL	148						149		
4439	CLOTH & VINYL		401-411	403-413	400	417			402	
	VINYL		421	423		427				
4447	CLOTH & VINYL		401	403	400					
	VINYL		421-471*	423-473*		427-477*				
4467	VINYL	448	441	443			447-487*	489*		484*
4469	CLOTH & VINYL		401-411	403-413	400	417			402	
4635-4645	CLOTH & VINYL		461	463		467				
	VINYL	438	431	433		437		439		
4639	CLOTH & VINYL		401-411	403-413	400	417			402	
	VINYL	688-658*	421	423		427	687	689-659*		
4647	CLOTH & VINYL		401	403	400					
	VINYL	698*	421	423-473*		427-477*	697*	699*		694*
4667	VINYL	448-698*	441-691*	443			447	489*-699*		484*-694*
							487*-697*			
4669	CLOTH & VINYL		401-411	403-413	400	417			402	
4747	CLOTH & VINYL		611*	613*	610*					
	VINYL	608*-628*	601*-621*	603*			607*	629*	602*	624*
4819	CLOTH & VINYL		631	633	630				632	
4829-4839	CLOTH & VINYL		631-641	633-643	630-640				632-642	
4847	CLOTH & VINYL		631	633					632	
	LEATHER & VINYL	678					677	679		
4867	LEATHER & VINYL	668-678*	661				667-677*	669-679*		674*

# 1965 INTERIOR TRIM COLORS AND CODES

Models	Materials	Aqua	Black	Blue	Fawn	Gray	Green	Ivory	Red	Saddle	Silver
33-3427	CLOTH & VINYL			001	003						002
33-3435	VINYL			021			020		027	029	
33-3467	VINYL		028-088*	021				024	027-087*	029	
33-3469	CLOTH & VINYL			001	003						002
	VINYL		118	111						119	
35-3635	VINYL			121			120		127	129	
35-3669	CLOTH & VINYL	106		101	103		100				
	VINYL		118	111						119	
4200	VINYL			021			020		027	029	
43-4427	CLOTH & VINYL		108	101	103						
	VINYL		198*	191*					197*	199*	
43-4437	CLOTH & VINYL		138-188	131	133						
	VINYL			151*				154*	157*	159*	
43-4467	VINYL		148-158*	141				154*	147-157*	159*	
43-4469	CLOTH & VINYL	136	138	131	133		130				
	VINYL		148							149	
4455-65	VINYL			171			140		147	149	
5237-39-69	CLOTH & VINYL			401	403		400				402
5437	VINYL		428-478*	421					427	429	
5439	CLOTH & VINYL	416	418	411	413						
	VINYL			421						429	
5467	VINYL		448-488*	441					447-487*	449	
5469	CLOTH & VINYL		418	411	413						
	VINYL			421						429	
6237-39-69	CLOTH & VINYL			401	403		400				402
6437	VINYL		428-478*	421					427	429	
6439	CLOTH & VINYL	416	418	411	413						
	VINYL			421						429	
6467	VINYL		448-488*	441					447-487*	449	
6469	CLOTH & VINYL	416	418	411	413						
	VINYL			421						429	
6637	VINYL		658-678*	671*				674*		679*	
6639	VINYL		658	651			654-674*		657	659	
6667	VINYL		658-678*	671*				674*	677*	679*	
8237-39-69	CLOTH & VINYL	636		631	633		654-674*				632
8437	VINYL		698				690			699	
8439	CLOTH & VINYL			641	643	642	640				
	VINYL		698							699	
8467	VINYL		698-688*	691				694	697	699-689*	
8469	CLOTH & VINYL			641	643	642	640				
9447	CLOTH & VINYL		618*	611*	613*		610*				
	VINYL		608*-628	601*			620*	624*		609-629*	

\*Denotes Bucket Seats

## 1966 INTERIOR TRIM COLORS AND CODES

Model	Material	Aqua	Black	Blue	Light Fawn	Fawn	Green	Plum	Red	Saddle	Slate	White	Bronze
33-3407	CLOTH & VINYL		108										
	VINYL		118	111	113								
33-3435	VINYL			111	113				117				
33-3467	VINYL		118	111	113				117				
33-3469	CLOTH & VINYL		108	101		103							
	VINYL	126	128	121									
35-3607	VINYL	166#	138-168#	131-161#	133-163#				167#				
35-3617	VINYL	166#	138-168#	131-161#	133-163#				167#				
35-3635	VINYL		138	131					137	139			
35-3669	CLOTH & VINYL	146		141		143							
	VINYL	126	128	121									
43-4407	CLOTH & VINYL		188	181		183							
	VINYL	166#	168#-198*	161#-191*	163#-193*				167#				
43-4417	CLOTH & VINYL		188	181		183							
	VINYL	166#	168#-198*	161#-191*	163#-193*				167#				
43-4467	VINYL		168#-198*	161#-191*	193*				167#-197*				
	VINYL		185		182								
43-4439	CLOTH & VINYL	156#		151#		153#	150#						
	VINYL		168#	161#	163#								
4255-65	VINYL			131	133				137				
4455-65	VINYL		17R	171			170		177	179			
4607-17	VINYL	166#	168#-198*	161#-191*	163#-193*				167#				
4667	VINYL		168#-198*	161#-191*	193*				167#-197*				
5200	CLOTH & VINYL		408	401		403	400						
5437	VINYL	426	428-478*	421					427	429			
5439	CLOTH & VINYL	416		411		413			417				
	VINYL		428	421									
5467	VINYL		428-478*	421	423				427				
5469	CLOTH & VINYL	416		411		413			417				
	VINYL		428	421									
6437	VINYL	426	428-478*	421					427	429			
6439	CLOTH & VINYL	416		411		413			417				
	VINYL		428	421									
6467	VINYL		428-478*	421	423				427				
6469	CLOTH & VINYL	416		411		413			417				
	VINYL		428	421									
6637	VINYL		458#-498*	451#	453#-493*								
6639	VINYL	456#	458#	451#	453#								
6667	VINYL		458#-498*	451#	493*				457#				
8200	CLOTH & VINYL	636	678	631		633	630				632		
8437	VINYL		698#		693#				697#				
8439	CLOTH & VINYL			641		643	640				642		
	VINYL		698#		693#				697#				
8467	VINYL		698#-688*	691#	693#-683*				697#				
8469	CLOTH & VINYL		698#	641		643	640				642		
9487	VINYL BENCH		608S	601S	603S								
	VINYL BUCKET	656*C	658*C-668*S	651*C	653*C-663*S								
	CLOTH & VINYL STRATO BENCH		628C	621C				627C					
	VINYL STRATO BENCH		618C	611C			610C				614C	617C	

# DENOTES NOTCH SEATS  
 \* DENOTES BUCKET SEATS  
 C DENOTES CUST. TRIM  
 S DENOTES STANDARD TRIM

## 1967 INTERIOR TRIM COLORS AND CODES

Models	Material	Aqua	Black	Blue	Lt. Fawn	Green	Saddle	Maroon	Plum	Red	Ivory
33-3407	Cloth & Vinyl		108				103				
	Vinyl		118 -138c	111 -131c	114 -134c						
33-3435	Vinyl			111	114					117	
33-3469	Cloth & Vinyl		108	101			103				
	Vinyl		138	131	134						
35-3617	Cloth & Vinyl		188	181			183				
	Vinyl	166#	138 -168#	131 -161#	134 -164#						
35-3635	Vinyl		138	131			133				
35-3669	Cloth & Vinyl	146	148	141			143				
	Vinyl		138	131	134						
43-4407	Cloth & Vinyl		188	181			183				
	Vinyl	166#	168# -198*	161#-191*	164# -194*						
43-4417	Cloth & Vinyl		188	181			183				
	Vinyl	166#	168# -198*	161#-191*	164# -194*						
43-4439	Cloth & Vinyl		158#	151#			153#	157#			
	Vinyl		168#	161#	164#						
43-4467	Cloth & Vinyl		185		184						
	Vinyl		168# -198*	161#-191*			163#			167#-197*	
4455-65	Vinyl		178	171		170	173			177	
4855-65	Vinyl		178	171		170	173			177	
4607-17	Vinyl	196*	185# -198*	191*	184# -194*		193*				
4667	Vinyl		185# -198*	191*	184#		193*			197*	
5200	Cloth & Vinyl		408	401		400	403				
5487	Cloth & Vinyl			411			413				
	Vinyl	426	428 -478*	421			423				
5439	Cloth & Vinyl	416		411			413	417			
	Vinyl		428	421			423				
5467	Vinyl		428	421			423			427	
5469	Cloth & Vinyl	416		411			413	417			
	Vinyl		428	421			423				
6487	Cloth & Vinyl			411			413				
	Vinyl	426	428 -478*	421			423				
6439	Cloth & Vinyl	416		411			413	417			
	Vinyl		428	421			423				
6467	Vinyl		428	421			423			427	
6469	Cloth & Vinyl	416		411			413	417			
	Vinyl		428	421			423				
6687	Vinyl	456#	458# -498*	451#	454#						
6639	Vinyl	456#	458#	451#	454#						
6667	Vinyl		458# -498*	451#	454#					457#	
8200	Cloth & Vinyl	636	638	631			633				
	Vinyl		678		674						
8457-67	Vinyl		698# -688*	691#	694#		693#			697#	
8439-69	Cloth & Vinyl		648	641	644	640		647			
	Vinyl		698# -695c	691#	694#		693#				
9487	Vinyl Bench		608s		604s						
	Vinyl Bucket	656*c	668#s-658*c	651*c	664#s-		653*c				
	Cloth & Vinyl Strato Bench		628c		624c						
	Vinyl Strato Bench		618#			610c			619#c		612#c

- # - Denotes Notch Seats
- \* - Denotes Bucket Seats
- c - Denotes Custom Trim
- s - Denotes Standard Trim

# 1968 INTERIOR TRIM CODES

Models	Material	Black	Teal (Blue)	Green (PLATINUM)	Buckskin	Gold (Champagne)	Maroon	Parchment	Red	White (Ivory)
3327	Cloth & Vinyl	108				103		/		
	Vinyl	198	191					194		
3369	Cloth & Vinyl	108	101			103				
3435	Vinyl		111		113			114		
3437	Vinyl	118 -178*	111 -171*	170*	173*			114		172*
3537	Vinyl	118 -168#	111 -161#	160#				114		162#
3569	Cloth & Vinyl	128	121	120		123				
	Vinyl	118	111					114		
4437	Cloth & Vinyl	138	131							
	Vinyl	168#-178*	161#-171*	160#-170*	173*	133				162#-172*
4467	Vinyl	158 -178*	161#-171*	160#	163#				167#	152 -172*
4439	Cloth & Vinyl		141#	140#		143#	147#			
	Vinyl	168#								162#
4469	Cloth & Vinyl	138	131			133	137			
	Vinyl	158								
4455-65-4855-65	Vinyl	188	181	180	183				187	
4637	Vinyl	158 -178*	171*	170*	173*					152 -172*
4667	Vinyl	158 -178*	171*							152 -172*
5239-69-87	Cloth & Vinyl	408	401	400		403	407			
5487-6487	Cloth & Vinyl		411			413				
	Vinyl	428 -478*	421	420	423					
5439-6439	Cloth & Vinyl		411	410		413	417			
	Vinyl	428	421		423					
5467	Vinyl	428	421		423				427	
5469-6469	Cloth & Vinyl		411	410		413	417			
	Vinyl	428	421		423					
6687	Vinyl	458#-498*	451#	450#						452#
6639	Cloth & Vinyl	468#	461#							
	Vinyl	498*	451#	450#						452#
6667	Vinyl	458#-498*	451#						457#	452#
8239-57	Cloth & Vinyl	608	601			603				
	Vinyl	618						614		
8269	Cloth & Vinyl	608	601			603				
8439	Cloth & Vinyl	628 -658	621 -651	620		654	627			
	Vinyl	638#-668	631#		633#					
8457	Vinyl	638#	631#		633#				637#	
8467	Vinyl	638#-648*	631#		633#				637#	
8469	Cloth & Vinyl	628	621	620			627			
	Vinyl	638#	631#		633#					
9487	Vinyl Bench	675						672		
	Vinyl Bkt.	698 -678	691	690	693			674		
	Cloth & Vinyl Strato Bench	685				684				
	Vinyl Strato Bench	688		680	683					682

\*Bucket Seats  
#Notch Seats

## 1969 INTERIOR TRIM CODES

Models	Material	Black	Blue	Buckskin (Med. Fawn)	Burgandy (Red)	Green	Gold	Parchment (Sandlewood)	Pearl White
3327	Cloth & Vinyl	108		103					
	Vinyl	118	111					114	
3435-36	Vinyl		121	126					125
3369	Cloth & Vinyl	108	101	103					
	Vinyl	128	121					124	
3437	Vinyl	128-188*	121-188*	186*				124	185*
3537	Vinyl	128-178#	121-171#	176#		170#		124	175#
3569	Cloth & Vinyl	138	131	133		130			
	Vinyl	128	121					124	
4437	Cloth & Vinyl	148	141	143					
	Vinyl	178#-188*	171#-181*	176#-186*		170#			175#-185*
4439	Cloth & Vinyl		151#	153#	157#	150#			
	Vinyl	178#		176#					175#
4467	Vinyl	168-178#-188*	171#	176#	187*			164	185*
4469	Cloth & Vinyl		141	143	147	140			
	Vinyl	168		166					
4456-66	Vinyl		191	196	197	190			195
4637	Vinyl	168-188*		186*				164	185*
4667	Vinyl	168-188*			187*			164	185*
5200	Cloth & Vinyl	408	401	403	407	400			
5437-6437	Cloth & Vinyl		411	413		410			
	Vinyl	428-438*	421	426					425
5439-6439	Cloth & Vinyl		411	413		400			
	Vinyl	428	421	426		410			425
5469-6469	Cloth & Vinyl		411	413		410			
	Vinyl	428	421	426					425
5467	Vinyl	428	421	426	427				
6637	Vinyl	458#-478*	451#	453#					455#
6639	Cloth & Vinyl	468#						464#	
	Vinyl	458#	451#	453#					455#
6667	Vinyl	458#							
8200	Cloth & Vinyl	608	601	603					
	Vinyl	618						614	
8457	Cloth & Vinyl	648#	641#					644#	
	Vinyl	638#	631#	633#		630#			
8439	Cloth & Vinyl	628-648#	621-641#			620		624-644#	
	Vinyl	638#-639#-658#	631#-632#	633#-636#					
8467	Vinyl	638#	631#	633#-636#	637#				
8469	Cloth & Vinyl	628	621			620		624	
	Vinyl	638#-639#	631#-632#	633#-636#					
9000	Cloth & Vinyl	678#						674#	
	Vinyl (Bench)	669-688#	691#	686#	687#	680#		666*	685#
	Vinyl Bucket	668-698					692#	664#-694	

\*Bucket Seats  
#Notch Back Seats

## 1970 INTERIOR TRIM CODES

Models	Material	Black	Blue	Sandal-wood	Green	Pearl White	Red	Saddle	Burnished Saddle
3327	Cloth & Vinyl	108		104					
	Vinyl	118	111	114					
3369	Cloth & Vinyl	108	101	104					
	Vinyl	128	121	124					
3537	Vinyl	128-178#	121	124	170#	175#		176#	179#
3569	Cloth & Vinyl	138		134	130				
	Vinyl	128	121	124					
4437	Cloth & Vinyl	148	141	144					
	Vinyl	178#-188*	181*		170#	175#-185*		176#	179#-189*
4439	Cloth & Vinyl	148	141	144	140				
	Vinyl	178#			170#			176#	179#
4467	Vinyl	158-188*		154		175#-185*			179#-189*
4469	Cloth & Vinyl	148	141	144	140				
	Vinyl	158							159
3435-36	Vinyl		121	124					129
3437	Vinyl	128-178#-188*	121-181*	124	170#	175#-185*		176#	179#-189*
4637	Vinyl	128-178#-188*	121-181*	124	170#	175#-185*		176	179#-189*
4667	Vinyl	158-188*		154		175#-185*			179#-189*
5200	Cloth & Vinyl	408	401	404	400				
5437-39-69	Cloth & Vinyl		411	414	410				
6437-39	Vinyl	428	421		420			426	
5467	Vinyl	428	421				427	426	
6036-46	Vinyl		441-451#	444-454#	440-450#				449-459#
6637	Vinyl	468#-478*			460#	465#		466#	
6639	Cloth & Vinyl	438#		434#					
	Vinyl	468#			460#	465#	466#		
6667	Vinyl	468#				465#			
8200	Cloth & Vinyl	488	481	484					
	Vinyl	498		494					
8457	Vinyl	618#-628#-638#	631#	614#-624#-634#					619#-629#-649#
8439-69	Cloth & Vinyl	608-637	601-632	604-635	600				
	Vinyl	618#-628# 638-648#	631#	614#-624#-634#					619#-629#-639#
8467	Vinyl	618#		614#			617#		619#
9487	Cloth & Vinyl	678#		674#					679#
	Vinyl (Bench)	688#	681#	654-684#	650-680#			686#	659
	Vinyl Bucket	668#-698*				695*		666*	699*

\*Bucket Seats

#Notch Back or 60-40 Seat



## 1971 TRIM COMBINATIONS

Models	Cloth Bench				Cloth Notch Back				Vinyl Bench					Vinyl Notch Back					Vinyl Buckets						
	Green	Blue	Sandalwood	Black	Green	Blue	Sandalwood	Black	Green	Blue	Sandalwood	Black	Saddle	Green	Blue	Sandalwood	Black	Rosewood	Pearl White	Saddle	Black	Sandalwood	Rosewood	Pearl White	Saddle
3327	110	111	114					100		104	108														
3337	110	111	114					100		104	108			150		154	158			156					
3369	110	111	114					100		104	108														
4437	140	141	144											150		154	158			156	168			165	166
4439	140	141	144											150		154	158			156					
4467										134	138			150					155	156					
4469	140	141	144							134	138														
3436								100	101	104															
3437								100		104	108			150		154	158			156	168			165	166
3467										134	138			150					155	156					
5257	400	401	404	408								418	416												
5239	400	401	404	408								418	416												
5269	400	401	404	408								418	416												
5457	420	421	424					430		434	438	436													
5439	420	421	424					430		434	438	436													
5467										434	438	436													
5469	420	421	424					430		434	438	436													
6035								440	441	444		446	450							456					
6045								440	441	444		446	450		454					456					
6647													460		464	468				466					
6639							462	463					460		464	468				466					
6667														461		468			465	466					
8237	480	481	484							494	498														
8239	480	481	484							494	498														
8437 Custom					610	611	614							620		624	628	627							
8439 Custom	600	601	604	608										620		624	628	627							
8437 Limited					*	*	*										*								
8439 Limited					640	641	644										642								
8439 Limited	630	631	632	633	*	*	*					648					*								
9487					640	641	644					654	658	680		684	688			686	668	664	697	695	
					670	671	674	678												698					

\* Denotes 60-40 Seat

## 1972 TRIM COMBINATIONS

M o d e l s	Cloth Bench				Cloth Notch Back					Vinyl Bench						Vinyl Notch Back						Vinyl Buckets				
	Green	Blue	Covert	Black	Green	Blue	Covert	Saddle	Black	Green	Blue	Covert	White	Saddle	Black	Green	Covert Green	Covert	White	Saddle	Black	Covert	White	Saddle	Tan Black	Black
3327	110	111	114						100				106	108												
3337	110	111	114						100				106	108		133			135	136	138		135		137	138
3369	110	111	114						100				106	108						136	138					
4437	140	141	144													133			135	136	138		135		137	138
4439	140	141	144													130				136	138					
4467																130			135	136	138					
4469	140	141	144																	136	138					
3436									100	101	104		106													
3437									100				106	108		133			135	136	138		135		137	138
3467															130			135	136	138						
5257	400	401	404	408									416	418												
5239	400	401	404	408									416	418												
5269	400	401	404	408									416	418												
5457	420	421	424						430		434		436	438												
5439	420	421	424						430		434		436	438												
5467												435	436	438												
5469	420	421	424						430		434		436	438												
6035									440	441	444		446		450					456						
6045									440	441	444		446		450		454			456						
6647							464								470		474			476	478					
6639							464	468							470		474			476	478					
6667															470			475	476	478						
8237	480	481	484									494		498												
8239	480	481	484									494		498												
8437 Custom					600	601	604								620		624			626	628					
8439 Custom	600	601	604	608											620		624			626	628					
8437 Limited					*	*	*												*							
8439 Limited	630	631	634	638	630	631	634												*							
9487					*	*	*	*							*		*									
					670	671	674	676				654		658	680		684			684	688	654	685	686		658 688

\* Denotes 60-40 Seat

## 1963 COLOR COMBINATION CHART

CODE	EXTERIOR COLORS	
	LUCITE COLOR	LUCITE NUMBER
A	Regal Black	885-94341
C	Arctic White	868-93774
D	Silver Cloud	867-95991
E	Spruce Green	867-96219
F	Marlin Blue	867-95999
J	Willow Mist	867-95996
N	Burgundy	867-96377
P	Teal Mist	867-95997
Q	Twilight Aqua	867-95998
R	Desert Sand	868-95186
S	Bronze Mist	867-96217
T	Fawn Mist	867-95995
V	Granada Red	868-95896
W	Diplomat Blue	867-96220
X	Rose Mist	867-95992

## 1964 COLOR COMBINATION CHART

A	Regal Black	868-96459
C	Arctic White	868-93774
D	Silver Cloud	867-95991
F	Marlin Blue	867-95999
H	Wedgewood Blue	868-96881
J	Surf Green	867-96882
K	Sunburst Yellow	868-96863
L	Claret Mist	4600 LM
N	Coral Mist	867-96884
P	Teal Mist	867-95997
R	Desert Beige	868-96809
S	Bronze Mist	867-96217
T	Tawny Mist	867-96810
V	Granada Red	868-95896
W	Diplomat Blue	867-96220

## 1965 Color Combination Chart

CODE	EXTERIOR COLORS	
	LUCITE COLOR	LUCITE NUMBER
A	Black C/O	868-96459
C	White C/O	868-93774
D	Blue	867-97219
E	Dark Blue	867-97220
H	Green	867-97223
J	Dark Green	867-97224
K	Turquoise	867-97217
L	Dark Turquoise	867-97218
N	Maroon	867-97213
R	Red	868-97540
S	Saddle	867-97215
T	Fawn	867-97216
V	Beige	868-96261
Y	Yellow	868-96908
Z	Silver C/O	867-95991

C/O DENOTES - CARRY-OVER FROM 1964

## 1966 Color Combination Chart

CODE	EXTERIOR COLORS	
	LUCITE COLOR	LUCITE NUMBER
A	Regal Black C/O	868-96459
B	Gunmetal	867-97211
C	Artic White C/O	868-93774
D	Astro Blue C/O	867-97219
E	Midnight Blue C/O	867-97220
F	Blue Mist	867-97589
G	Gold	867-97841
H	Seafoam Green C/O	867-97223
J	Verde Green C/O	867-97224
K	Turquoise Mist C/O	867-97217
L	Shadow Turquoise	867-97561
M	Riviera Red	867-97592
N	Burgundy Mist C/O	867-97213
R	Flame Red C/O	868-97540
S	Champagne	867-97692
T	Saddle Mist	867-97591
U	Plum	868-97843
V	Shell Beige C/O	867-96261
W	Silver Mist	867-97593
X	Riviera White	868-97686
Y	Cream	868-97594
Z	Riviera Silver Green	867-97842

C/O DENOTES - CARRY-OVER FROM 1965

## 1967 COLOR COMBINATION CHART

Code	EXTERIOR COLORS				
	Lucite Color	Du Pont Number	Ditzler Number (DDL)	Touch-Up Tubes Part No.	Spray Cans Part No.
A	Regal Black c/o	942-96459	9300	1050267	1050335
B	Riviera Turquoise	867-98415	43664	—	—
C	Arctic White c/o	868-93774	8259	1050266	1050334
D	Sapphire Blue	867-98142	13349		
E	Midnight Blue	943-98143	13346		
F	Blue Mist	867-98755	13364		1050479
G	Gold Mist	867-98370	22818		
H	Green Mist	867-98140	43651		
J	Verde Green	867-98356	43653	—	—
K	Aquamarine	867-98141	43661		
L	Shadow Turquoise	867-98268	43659		
N	Burgundy Mist c/o	867-97213	50700	1050280	
P	Platinum Mist	867-98267	32603	1050577	—
R	Apple Red	868-98138	71583		
S	Champagne Mist	867-98369	22813		1050615
T	Ivory	868-98139	81578		
U	Riviera Plum c/o	868-97843	50722	1050469	
V	Riviera Charcoal	867-98266	32604		
W	Riviera Fawn	867-98414	22821	—	—
X	Riviera Red	867-98413	71585	—	—
Z	Riviera Gold	867-98412	43665	—	—

# 1968 COLOR COMBINATION CHART

Code	EXTERIOR COLORS				
	Lucite Color	DuPont Number	Ditzler Number	Touch-Up Tubes Part No.	Spray Cans Part No.
A	Regal Black C/O	942-96459	9300	1050267	1050335
B	Midnight Teal	867-99187	13515		
C	Arctic White C/O	868-93774	8259	1050266	1050334
D	Blue Mist	867-98845	13512	1050707	1050696
E	Deep Blue Metallic	943-98878	13513	1050706	1050695
F	Teal Blue Mist	867-98880	13514	1050711	1050700
G	Ivory Gold Mist	867-98847	22942	1050709	1050698
K	Aqua Mist	867-98879	13517	1050708	1050697
L	Med. Teal Blue Mist	867-98881	13516	1050712	1050701
M	Burnished Saddle	867-99206	22967	1050717	
N	Maroon Metallic	867-99228	50775	1050705	1050694
P	Tarpon Green Mist	867-98876	43774	1050704	1050693
R	Scarlet Red	868-99130	71634	1050735	1050734
S	Olive Gold Metallic	867-99253	43794	1050719	
T	Desert Beige	868-98846	81617	1050710	1050699
V	Charcoal Metallic	867-98875	43773	1050703	1050692
W	Silver Beige Mist	867-99189	22962		
X	Buckskin	868-99287	22983		
Y	Cameo Cream	868-96908	81500	1050276	1050344
Z	Inca Silver Mist	867-98923	8596		

C/O Carry Over

BUICK MOTOR DIVISION, GENERAL MOTORS CORPORATION

## 1969 COLOR COMBINATION CHART

F i C s o h d e e r	S C o d e	EXTERIOR COLORS				
		Lucite Color	Dupont Number	Ditzler Number (DDL)	Touch-up Tubes Part No.	Spray Cons Part No.
10	A	Regal Black	926-96459	9300	1050267	1050335
40	Y	Cameo Yellow	926-96908	81500	1050276	1050344
50	C	Polar White	926-99642	2058	1050929	1050930
51	E	Twilight Blue	927-99339	2075	1050901	1050886
52	R	Signal Red	926-99331	2076	1050892	1050877
53	D	Crystal Blue	927-99338	2077	1050900	1050885
55	K	Turquoisemist	927-99337	2078	1050899	1050884
57	M	Verde Green	927-99410	2079	1050898	1050883
59	H	Limegreen	927-99335	2080	1050897	1050882
61	B	Burnished Brown	927-99334	2081	1050896	1050881
63	S	Champagnemist	927-98369	22813	1050895	1050880
65	G	Trumpet Gold	927-99333	2082	1050894	1050879
67	N	Burgundy Mist	927-97213	50700	1050893	1050878
69	P	Silver Mist	927-99480	2059	1050891	1050876
75	J	Embassy Gold	927-99358	2085	1050904	
77	Z	Antique Gold	927-99500	2086	1050902	
80	F	Azure Blue	926-99595	2096	1050918	
81	V	Sunset Silver	927-99596	2097	1050916	
82	T	Olive Beige	926-99597	2088	1050920	
83	L	Deep Gray Mist	927-99594	32526	1050917	
85	W	Copper Mist	927-97693	22663	1050919	

## 1970 COLOR COMBINATION CHART

S A L E S	Fisher C O D E	EXTERIOR COLORS				
		Paint Color	Dupont Number	Ditzler Number (DDL)	Touch-Up Tubes Part No.	Spray Cans Part No.
C	10	GLACIER WHITE	926-97686	8631	1051097	1051079
P	14	SILVER MIST	927-99480	2059	1050891	1050876
L	16	TEAL MIST GRAY	927-99942	2161	1051162	1051166
A	19	REGAL BLACK	926-96459	9300	1050267	1050335
F	20	AZURE BLUE	926-99922	2162	1051109	1051091
D	25	GULF STREAM BLUE	927-99750	2165	1051105	1051087
B	26	STRATOMIST BLUE	927-AF017	2213	1051111	1051093
E	28	DIPLOMAT BLUE	927-99752	2166	1051106	1051088
K	34	AQUA MIST	927-99731	2168	1051107	1051089
H	45	SEA MIST GREEN	927-99750	2171	1051103	1051085
T	46	EMERALD MIST	927-99943	2172	1051163	1051167
M	48	SHERWOOD GREEN	927-99728	2173	1051104	1051086
Y	50	BAMBOO CREAM	926-99749	2175	1051102	1051084
G	55	CORNET GOLD	927-99748	2178	1051100	1051082
Z	58	HARVEST GOLD	927-99729	2179	1051101	1051083
W	61	SANDPIPER BEIGE	926-99944	2181	1051164	1051168
S	63	DESERT GOLD	927-99921	2183	1051108	1051090
J	68	BURNISHED SADDLE	927-99206	2233	1050717	1050716
Q	—	SATURN YELLOW	926-AF232	—	—	—
R	75	FIRE RED	926-99730	2189	1051098	1051080
X	74	TITIAN RED		71642	1050772	1051187
V	76	SUNSET SAGE	927-99941	2190	1051161	1051165
N	78	MISTY BURGUNDY	927-97213	50700	1050893	1050898



## 1971 COLOR COMBINATION CHART

Sales Code	Fisher Code	EXTERIOR COLORS				
		Lucite Color	Dupont Number	Ditzler Number (DDL)	Touch-Up Tubes Part Number	Spray Cans Part Number
C	11	Artic White	926-99642	2058	1050929	1050930
P	13	Platinum Mist	927-AF112	2327	1051266	1051243
L	16	Tealmist Gray	927-99942	2161	1051162	1051166
A	19	Regal Black	926-96459	9300	1050267	1050335
D	24	Cascade Blue	927-AF156	2328	1051261	1051238
B	26	Stratomist Blue	927-AF017	2213	1051111	1051093
E	29	Nocturne Blue	927-AF157	2330	1051262	1051239
I	39	Twilight Turquoise	927-AF177	2331	1051269	1051246
Z	41	Silver Fern	927-AF174	2332	1051277	1051254
K	42	Willowmist Green	927-AF169	2333	1051264	1051241
H	43	Lime Mist	927-99846	2334	1051273	1051250
M	49	Verdemist Green	927-AF159	2337	1051263	1051240
Y	50	Bamboo Cream	926-99749	2175	1051102	1051084
O	53	Cortez Gold	927-AF175	2339	1051270	1051247
G	55	Cornet Gold	927-99748	2178	1051100	1051082
W	61	Sandpiper Beige	926-99944	2181	1051164	1051168
T	62	Bittersweet Mist	927-AF171	2340	1051271	1051248
S	65	Copper Mist	927-AF185	2343	1051281	1051258
U	67	Burnished Cinnamon	927-99768	2315	1051027	1051030
J	68	Deep Chestnut	927-AF176	2344	1051276	1051253
F	70	Pearl Beige	927-AF138	2346	1051279	1051256
V	73	Sunset Mist	927-AF184	2347	1051280	1051257
X	74	Vintage Red	927-AF162	2348	1051275	1051252
R	75	Fire Red	926-99730	2189	1051098	1051080
N	78	Rosewood	927-AF170	2350	1051265	1051242
—	—	—	—		1051287 Display Pkg.	1051292 Display Pkg.

## 1972 COLOR COMBINATION CHART

Sales Code	Fisher Code	EXTERIOR COLORS				
		Lucite Color	Dupont Number	Ditzler Number (DDL)	Touch-Up Tubes Part Number	Spray Cans Part Number
C	11	Arctic White	926-99642	2058	1050929	1050930
V	14	Silver Mist	927-AF394	2429	1051455	1051436
W	18	Charcoal Mist	927-AF395	2430	1051456	1051437
A	19	Regal Black	926-96459	9300	1050267	1050335
D	21	Crystal Blue	927-AF467	2431	1051468	1051449
T	24	Cascade Blue	927-AF156	2328	1051261	1051238
B	26	Stratomist Blue	927-AF017	2213	1051111	1051093
E	28	Royal Blue	927-99752	2166	1051106	1051088
H	36	Heritage Green	927-AF568	2433	1051473	1051454
F	43	Seamist Green	927-AF396	2435	1051457	1051438
G	45	Emerald Mist	927-99943	2172	1051163	1051167
I	48	Hunter Green	927-AF397	2439	1051458	1051439
J	50	Sandalwood	926-AF399	2441	1051459	1051440
Q	53	Cortez Gold	927-AF175	2339	1051270	1051247
S	54	Champagne Gold	927-AF400	2442	1051460	1051441
Y	56	Sunburst Yellow	926-AF472	2444	1051471	1051452
U	57	Antique Gold	927-AF466	2445	1051467	1051448
L	62	Sierra Tan	926-AF569	2447	1051472	1051453
M	63	Burnished Copper	927-AF402	2448	1051462	1051443
Z	65	Flame Orange	927-AF403	2450	1051463	1051444
K	67	Deep Chestnut	927-AF176	2344	1051276	1051253
N	69	Nutmeg	927-AF414	2452	1051466	1051447
X	73	Vintage Red	927-AF162	2348	1051280	1051257
R	75	Fire Red	926-99730	2189	1051098	1051080
P	77	Burnished Bronze	927-AF413	2454	1051465	1051446
					1051476 Display Pkg.	1051477 Display Pkg.

**GENERAL INFORMATION**

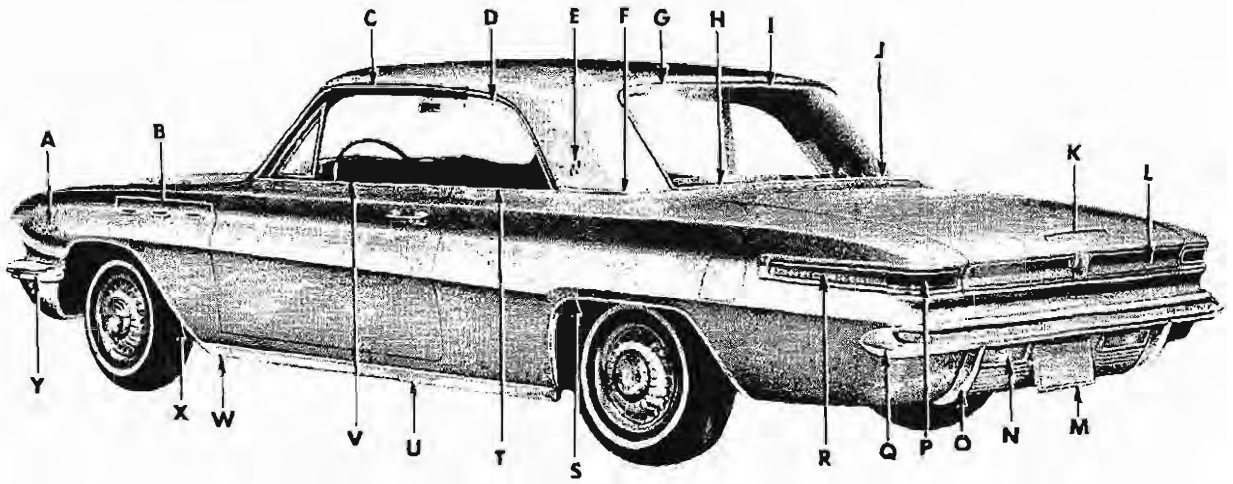
**GM TELEGRAPHIC CODE**

Telegraph regulations make it possible to specify actual part number digits at word cost. When ordering parts from General Motors points, wording can be decreased by using the GM Telegraphic Code. One five letter code can mean multiple words.

REFERENCE	CHANGES—SUBSTITUTES—MISTAKES
Refer Order . . . . . XLGSG	Add to our order . . . . . XLGCC
Refer to our wire (of) . . . . . XLGSM	Change shipping instructions
Refer to your wire (of) . . . . . XLGST	on our order . . . to read . . . . . XLOGR
Refer to our letter (of) . . . . . XLGSP	Change our order . . . to read
Refer to your letter (of) . . . . . XLGGS	as follows . . . . . XLOGP
Refer to Parts Release	Incorrect parts received on
and Change Notice No. . . . . XLRDM	our order . . . . . XLOGU
Refer to dealer service	
department bulletin . . . . . XLRDP	
	<b>SHIP OR SEND</b>
<b>REPLY</b>	Ship by air mail . . . . . XLGOU
Wire answer . . . . . XLGGO	Ship by air express . . . . . XLGOC
Wire answer to our wire (of) . . . . . XLGSO	Ship by air freight . . . . . XLDMO
Check and advise by wire . . . . . XLGRG	Ship by parcel post . . . . . XLGOT
Wire advise . . . . . XLGGD	Ship by parcel post
	special delivery . . . . . XLGDS
	Ship express . . . . . XLGOG
	Ship freight . . . . . XLGOM
	Ship by truck (or transport) . . . . . XLGOR
	Wire if unable to ship today . . . . . XLGPM
	Material urgently required.
	Ship via quickest way
	today sure . . . . . XLDMR
<b>ERRORS</b>	
Do not understand your telegram . . . . . XLPPC	
Advise which is correct . . . . . XLOGT	
Part number and description do	
not agree . . . . . XLPTT	
	<b>SHIPPED OR SENT</b>
<b>SPECIFICATIONS &amp; INSTRUCTIONS</b>	Shipped today . . . . . XLMTS
Wire part number . . . . . XLPUG	Shipped by express . . . . . XLPSG
No record part number . . . . . XLPCO	Shipped by freight . . . . . XLPSM
Advise car and engine no.	Shipped by truck (or transport) . . . . . XLPSP
for parts Order No. . . . . XLPUM	Shipped by air mail . . . . . XLPSD
Advise body style, trim, paint comb.	Shipped by air express . . . . . XLPSU
numbers for parts, your order . . . . . XLPDC	Shipped by parcel post . . . . . XLPSC
URGENT-Car Inoperative . . . . . XLDST	Shipped by parcel post
	special delivery . . . . . XLORM
	Shipped by air freight . . . . . XLDGM
<b>CANCELLATION</b>	
Cancel our order of . . . . . XLGUS	
Cancel following items our order . . . . . XLGUR	
Cancelled as per your request . . . . . XLPRD	
Material shipped; cannot cancel	
as requested . . . . . XLPOG	
	<b>INQUIRIES A INFORMATION ON SHIPMENTS</b>
	Have you shipped? . . . . . XLMOG
	How and when did you ship? . . . . . XLMOP
	Wire shipping date of our order . . . . . XLGTS
	Wire full forwarding information . . . . . XLGTG

# **GROUP 10**

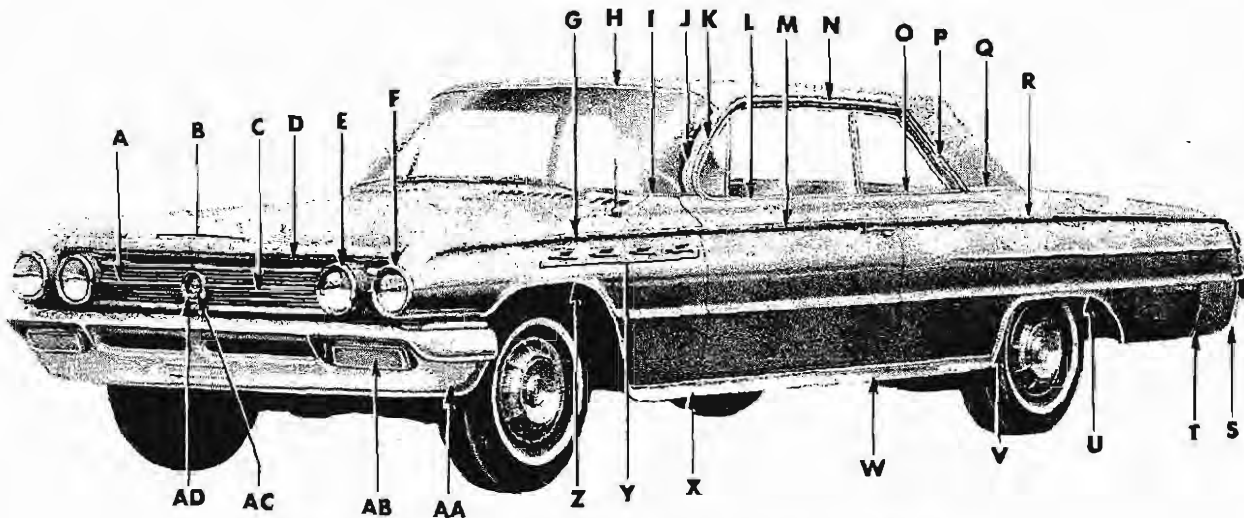
**WINDSHIELD GLASS AND MOULDINGS  
WINDSHIELD WIPER—INSTRUMENT  
PANEL—FLOOR CONSOLE—DOORS—  
HARDWARE—DOOR GLASS AND  
MOULDINGS—ELECTRIC WINDOW PARTS**



## EXTERIOR MOULDINGS & ORNAMENTS

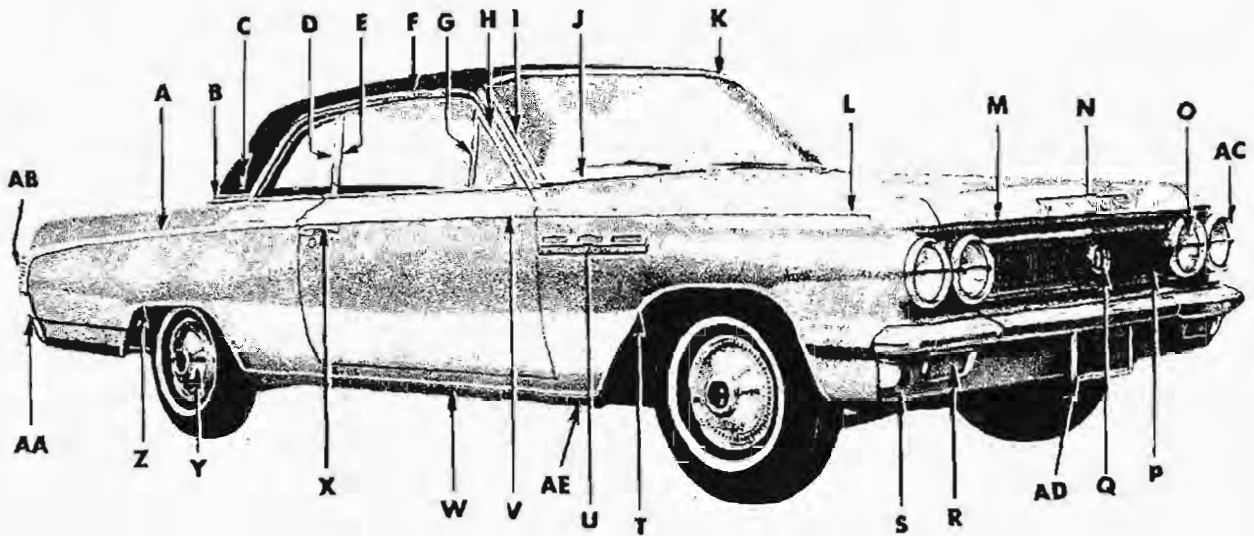
1962-4347

A	MONOGRAM, Front Fender Side .....	8.147
B	ORNAMENT, Front Fender Side .....	8.147
C	SCALP, Roof Drip Moulding—Front .....	12.075
D	STRIP, Rear Quarter Window .....	11.031
E	PLATE, Roof Extension Panel Name .....	12.812
F	MOULDING, Rear Quarter Belt Reveal .....	12.121
G	MOULDING, Back Window Reveal—Upper Left .....	11.208
H	MOULDING, Back Window Reveal—Lower Left .....	11.208
I	MOULDING, Back Window Reveal—Upper Right .....	11.208
J	MOULDING, Back Window Reveal—Lower Right .....	11.208
K	PLATE, Rear Compartment Lid Name .....	12.182
L	MOULDING, Rear Compartment Lid Outer Panel .....	12.182
M	FRAME, License Plate .....	9.777
N	LAMP, Back-Up .....	2.697
O	GUARD, Rear Bumper .....	7.828
P	LAMP, Combination Stop, Tail & Directional Signal .....	2.679
Q	PLATE, Rear Bumper Face .....	7.831
R	MOULDING, Rear Quarter at Tail Lamp .....	12.116
S	MOULDING, Rear Wheel Opening .....	12.116
T	MOULDING, Rear Quarter Window Reveal—Lower .....	11.031
U	MOULDING, Rocker Panel—Outer .....	8.304
V	MOULDING, Front Door Window Reveal .....	10.707
W	MOULDING, Rocker Panel—Front Fender .....	8.304
X	MOULDING, Front Fender Wheel Opening .....	8.147
Y	PLATE, Front Bumper Face .....	7.831



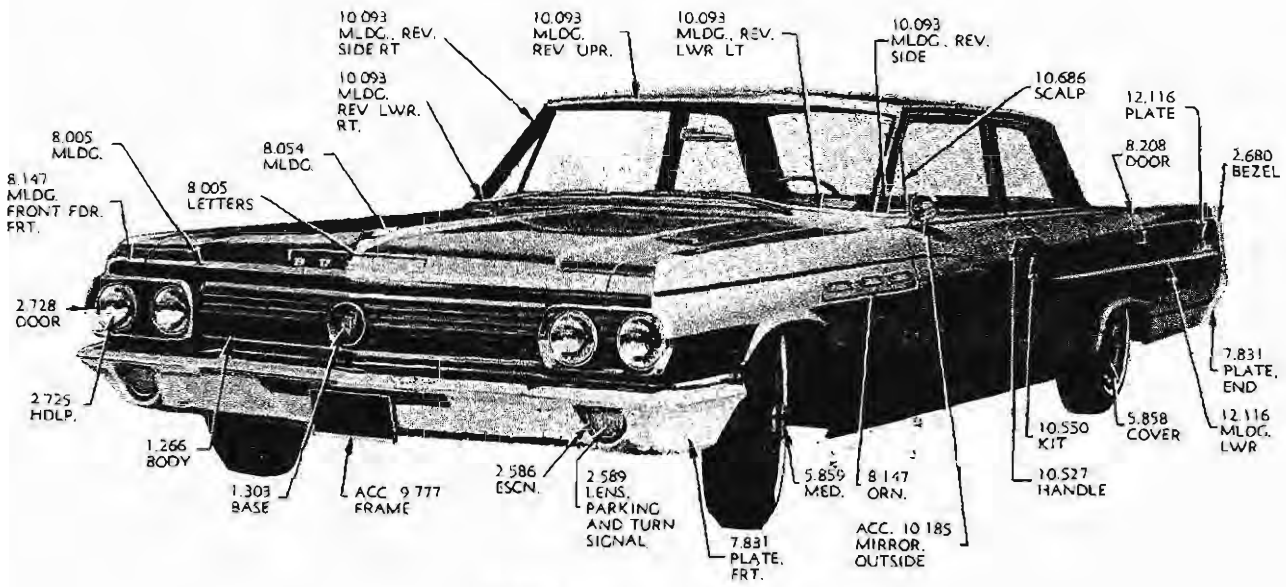
**EXTERIOR MOULDINGS AND ORNAMENTS  
1962-4847**

A	BODY, Radiator Grille—Right .....	1.266
B	MONOGRAM, Hood Letters .....	8.005
C	BODY, Radiator Grille—Left .....	1.266
D	MOULDING, Radiator Grille Hood .....	8.005
E	DOOR, Head Lamp—Inner .....	2.728
F	DOOR, Head Lamp—Outer .....	2.728
G	MOULDING, Front Fender Side—Upper .....	8.147
H	MOULDING, Windshield Reveal—Upper .....	10.093
I	MOULDING, Windshield Reveal—Lower .....	10.093
J	MOULDING, Windshield Reveal—Side .....	10.093
K	MOULDING, Front Door Window Reveal at Vent .....	10.707
L	MOULDING, Front Door Window Reveal .....	10.707
M	MOULDING, Front Door Lower Panel .....	12.112
N	MOULDING, Side Roof Rail Weatherstrip Retainer & Reveal .....	10.772
O	MOULDING, Rear Quarter Window Reveal—Lower .....	11.031
P	MOULDING, Rear Quarter Window Reveal—Upper .....	11.031
Q	MOULDING, Rear Quarter Belt Reveal .....	12.121
R	MOULDING, Rear Quarter Lower Panel .....	12.116
S	PLATE, Rear Bumper Face .....	7.831
T	MOULDING, Rear of Wheel Opening .....	12.116
U	MOULDING, Rear Wheel Opening .....	12.116
V	MOULDING, Rear Wheel Opening—Front .....	12.116
W	MOULDING, Rocker Panel—Outer .....	8.304
X	MOULDING, Rocker Panel—Front Fender .....	8.304
Y	ORNAMENT Front Fender Side .....	8.147
Z	MOULDING, Front Fender Wheel Opening .....	8.147
AA	PLATE, Front Bumper Face .....	7.831
AB	LENS, Front Parking and Turn Signal Lamp .....	2.589
AC	BASE, Radiator Grille Emblem .....	1.303
AD	RING, Radiator Grille Ornament .....	1.303



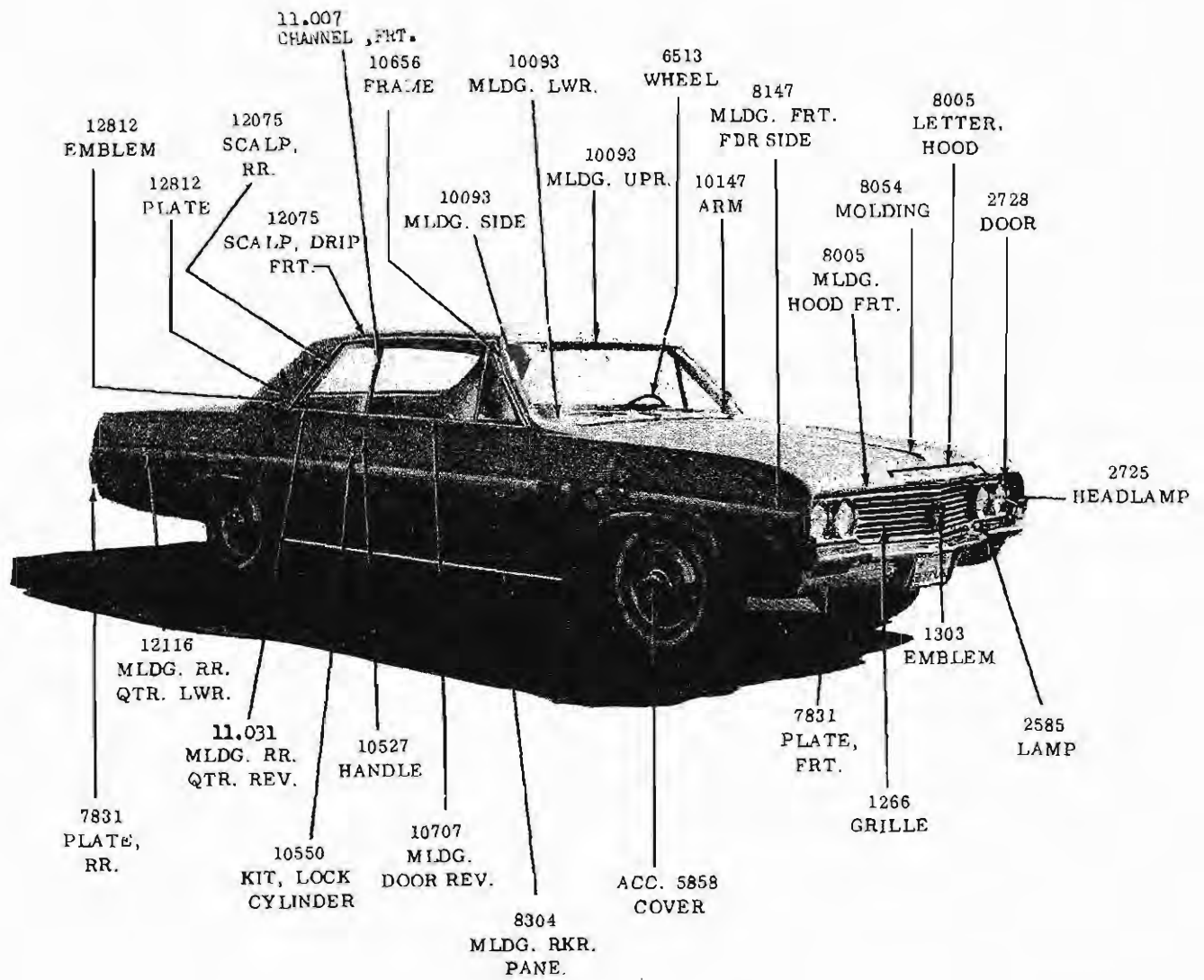
**EXTERIOR MOLDINGS AND ORNAMENTS  
1963—4347 FRONT QUARTER VIEW**


A	MOLDING, Rear Quarter Lower . . . . .	12.116
B	MOLDING, Back Window Reveal—Lower . . . . .	11.208
C	PLATE, Roof Extension Panel Name . . . . .	12.812
D	MOLDING, Rear Quarter Window Reveal—Front . . . . .	11.031
E	MOLDING, Front Door Window Rear Vertical Scalp . . . . .	10.707
F	MOLDING, Front Door Window—Frame Upper Scalp . . . . .	10.707
G	SCALP, Front Door Window Division—Outer . . . . .	10.686
H	FRAME, Front Door Vent . . . . .	10.656
I	MOLDING, Windshield Reveal Side . . . . .	10.093
J	MOLDING, Windshield Reveal Lower . . . . .	10.093
K	MOLDING, Windshield Reveal Upper . . . . .	10.093
L	MOLDING, Front Fender . . . . .	8.147
M	MOLDING, Radiator Grille Hood . . . . .	8.005
N	LETTERS, Hood Name . . . . .	8.005
O	SEALED BEAM UNIT, Headlamp . . . . .	2.727
P	BODY, Radiator Grille . . . . .	1.266
Q	EMBLEM, Radiator Grille . . . . .	1.303
R	LENS, Front Parking and Turn Signal Lamp . . . . .	2.589
S	PLATE, Front Bumper Face . . . . .	7.831
T	MOLDING, Front Fender Wheel Opening . . . . .	8.147
U	ORNAMENT, Front Fender Side . . . . .	8.147
V	MOLDING, Door Outer Panel—Lower . . . . .	12.112
W	MOLDING, Rocker Outer Panel . . . . .	8.304
X	HANDLE, Door Outside . . . . .	10.527
Y	COVER, Wheel . . . . .	5.858
Z	MOLDING, Rear Wheel Opening . . . . .	12.116
AA	PLATE, Rear Bumper Face . . . . .	7.831
AB	MOLDING, Rear Quarter Lower Rear . . . . .	12.116
AC	DOOR, Headlamp . . . . .	2.728
AD	FRAME, License Plate . . . . .	9.777
AE	MOLDING, Rocker Panel - Front Fender . . . . .	8.304
	Accessory Group	



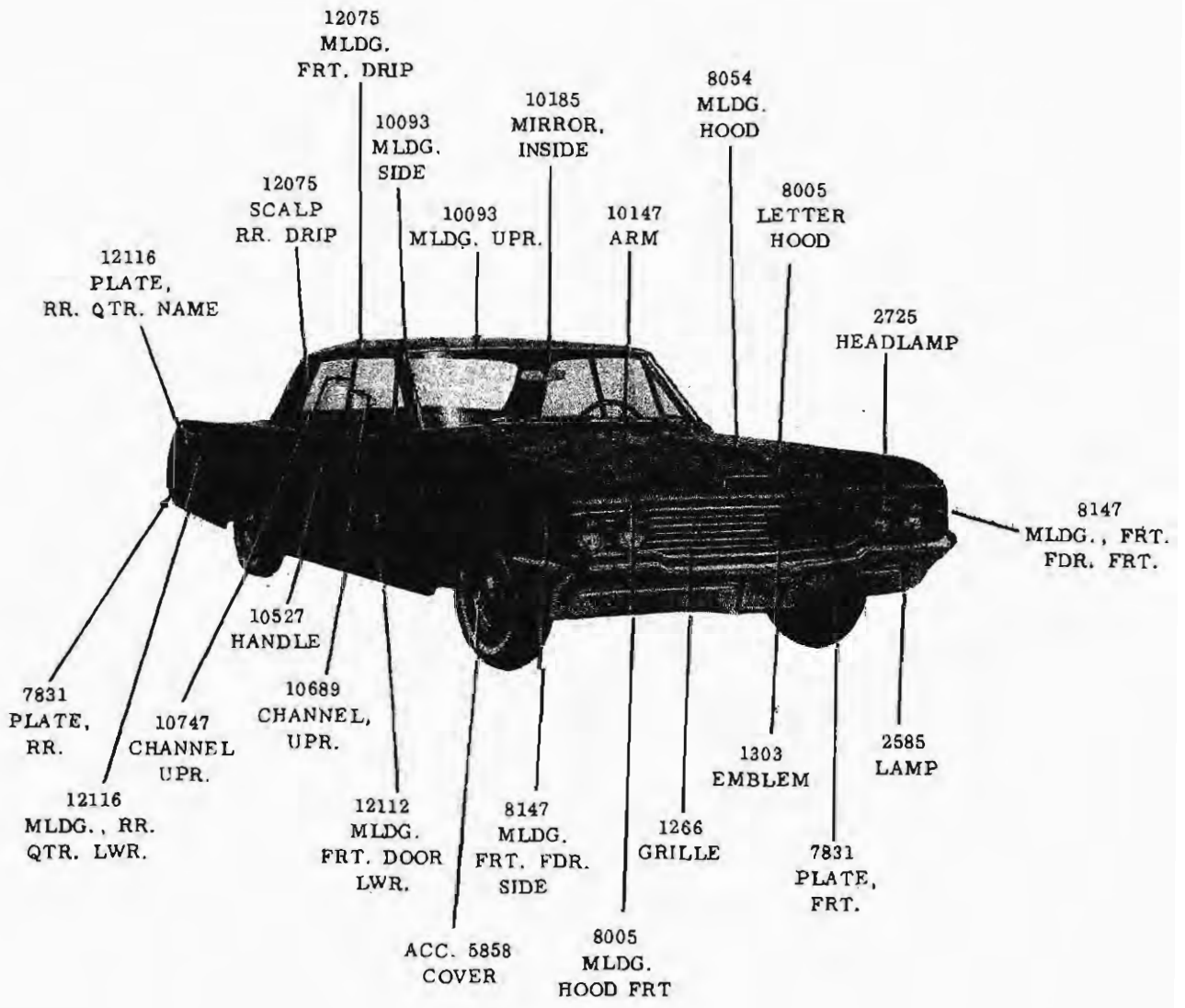
EXTERIOR MOLDINGS AND ORNAMENTS  
1963 - 4411 FRONT QUARTER VIEW








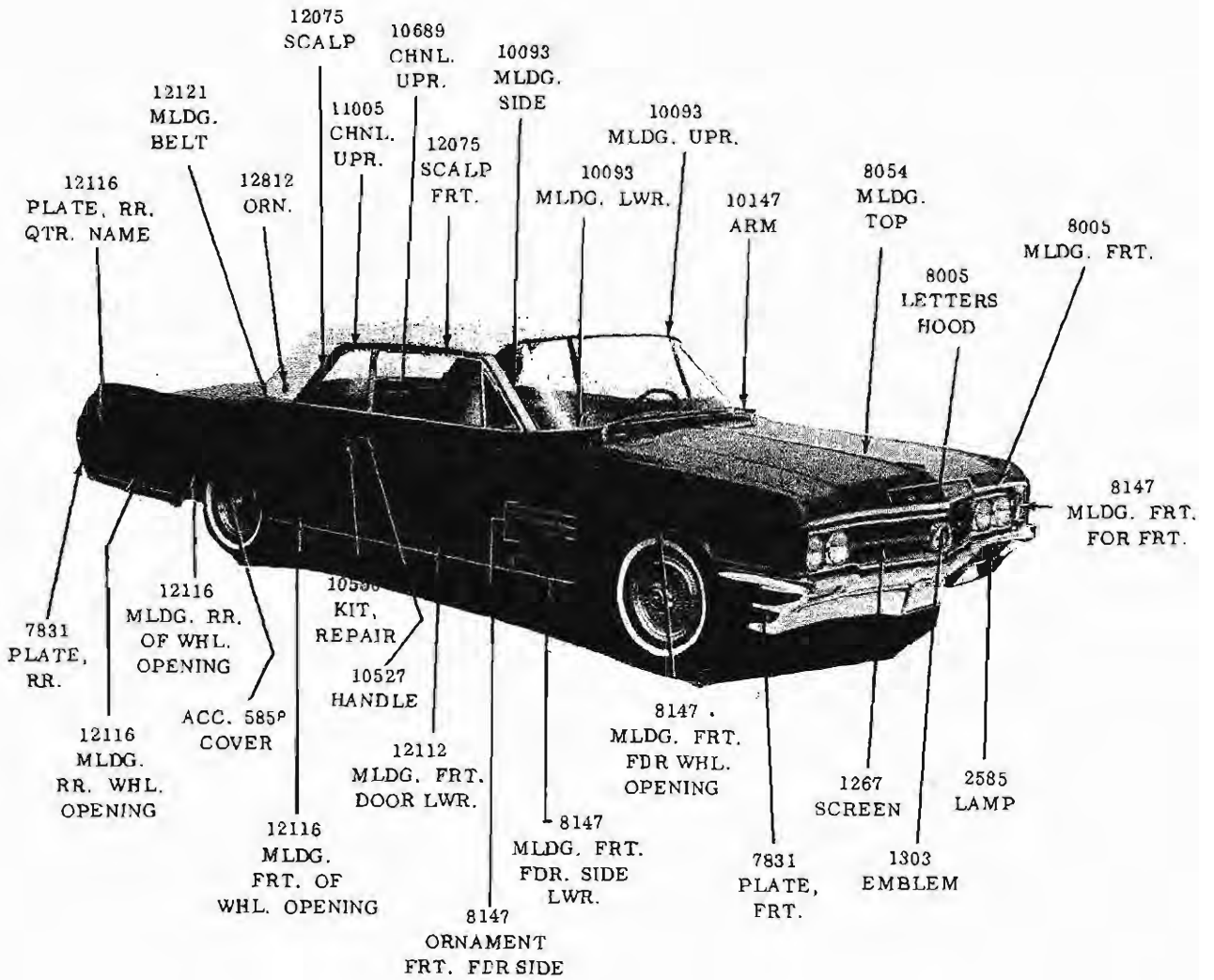
1964-4369 REAR QUARTER VIEW



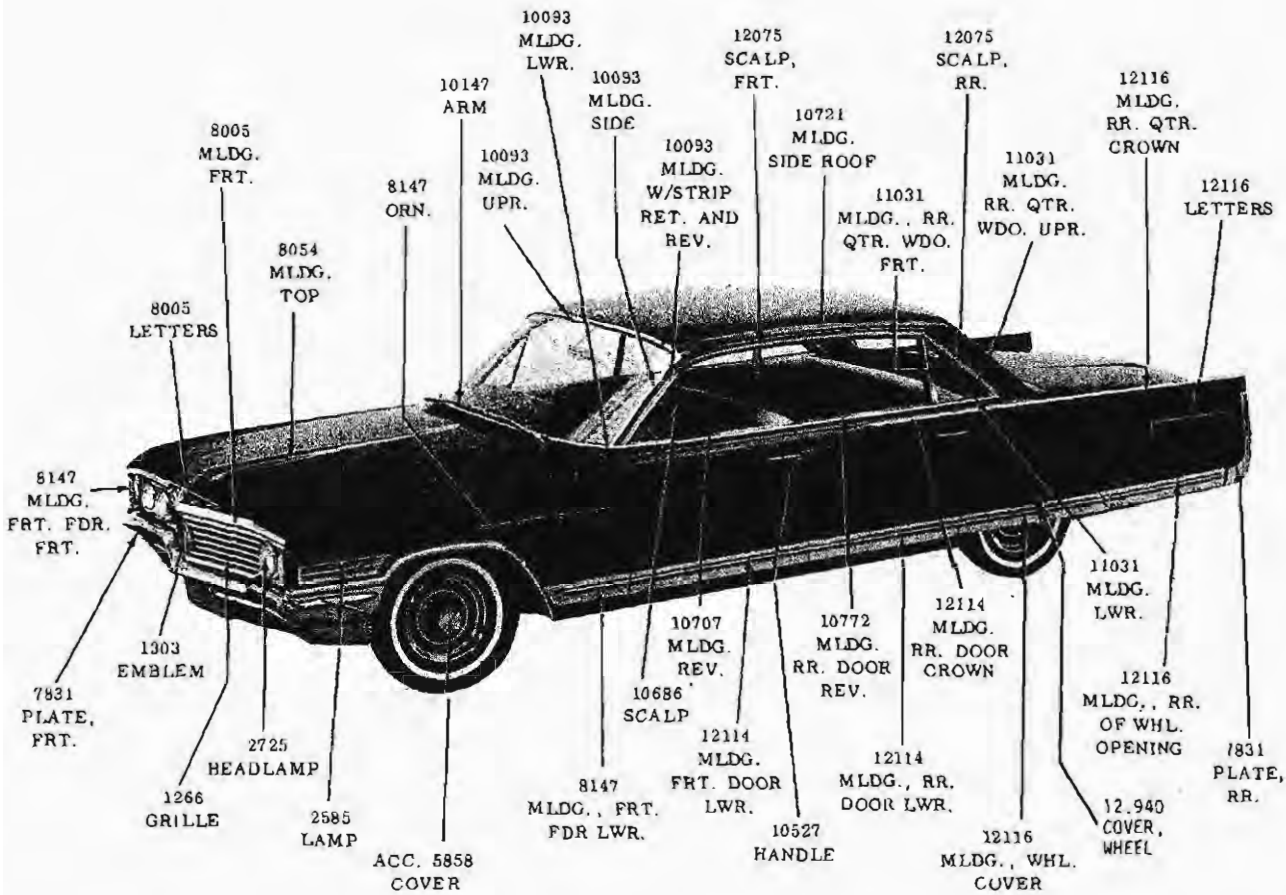
1964-4439 FRT. QTR. VIEW



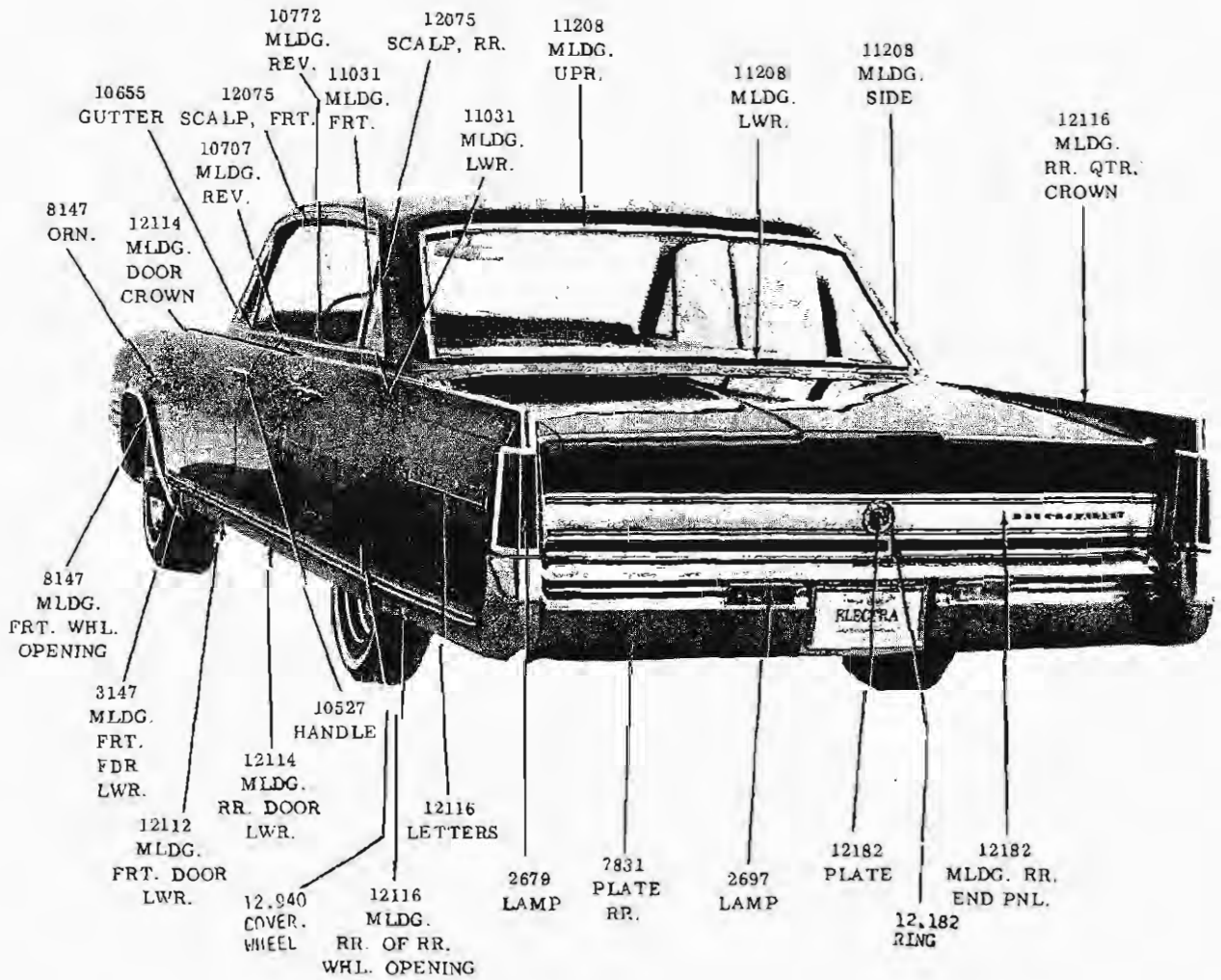
1964-4439 RR. QTR. VIEW (WITH STANDARD BODY SIDE MLDGS.)



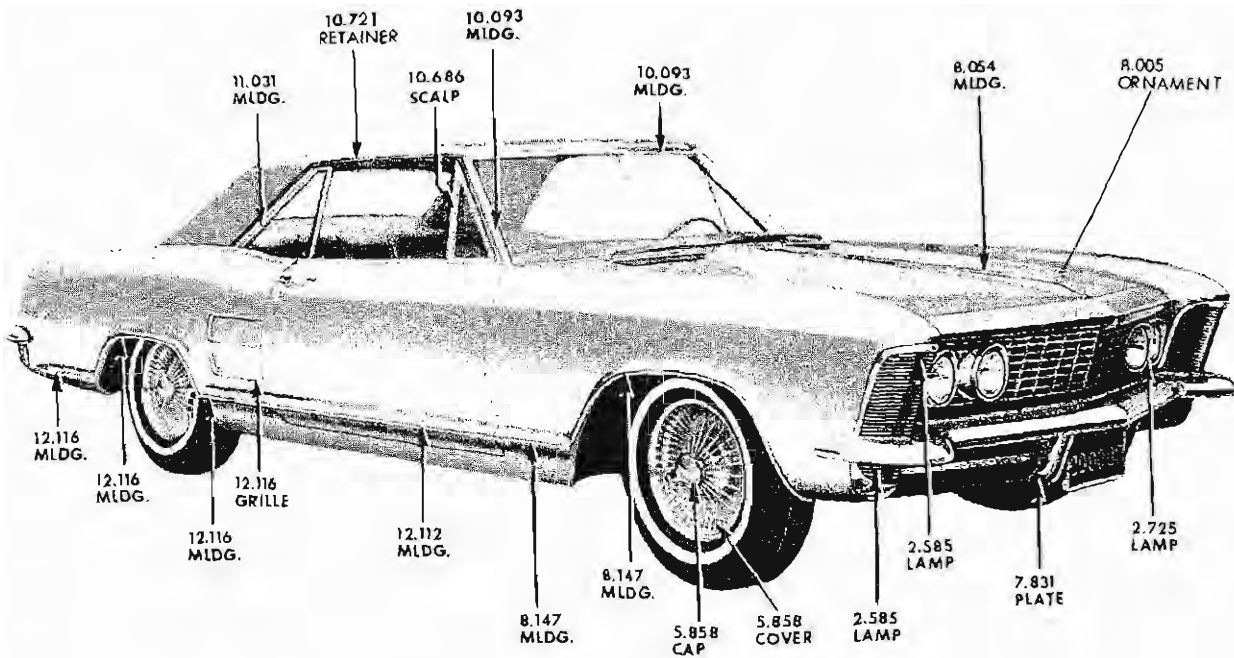
1964-4647 FRT. QTR. VIEW



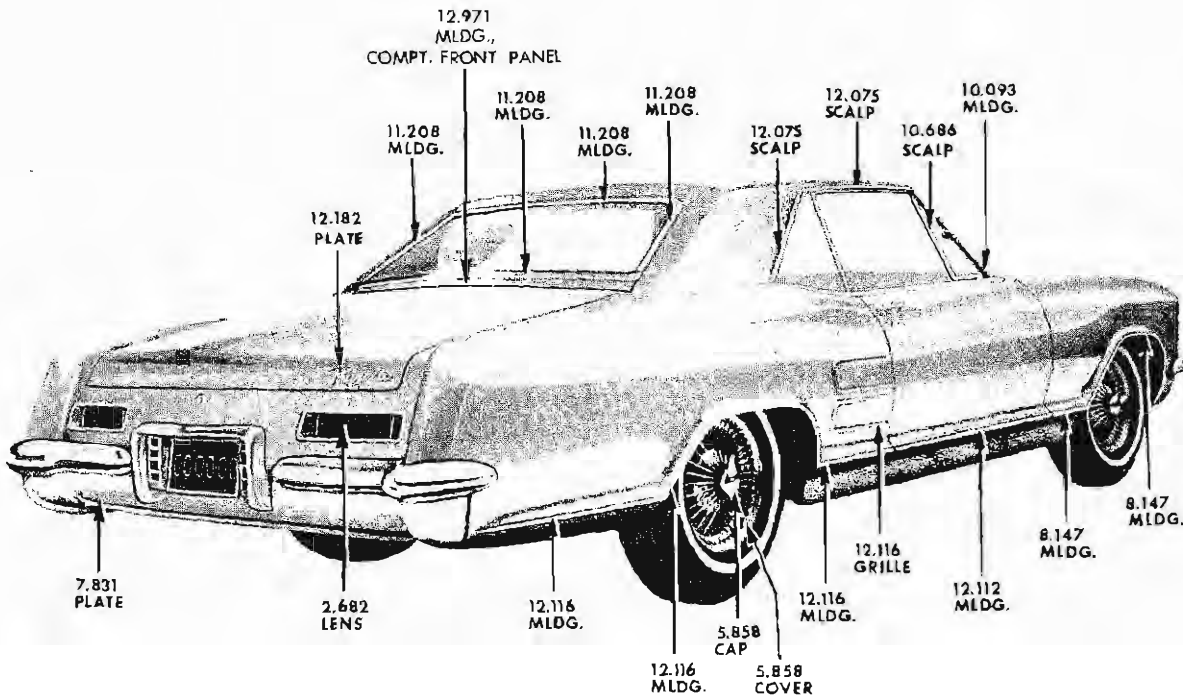
1964-4829 FRT. QTR. VIEW



1964-4829 REAR QUARTER VIEW




EXTERIOR MOLDINGS AND ORNAMENTS  
 1964 - 4747




EXTERIOR MOLDINGS AND ORNAMENTS  
 1964 - 4747

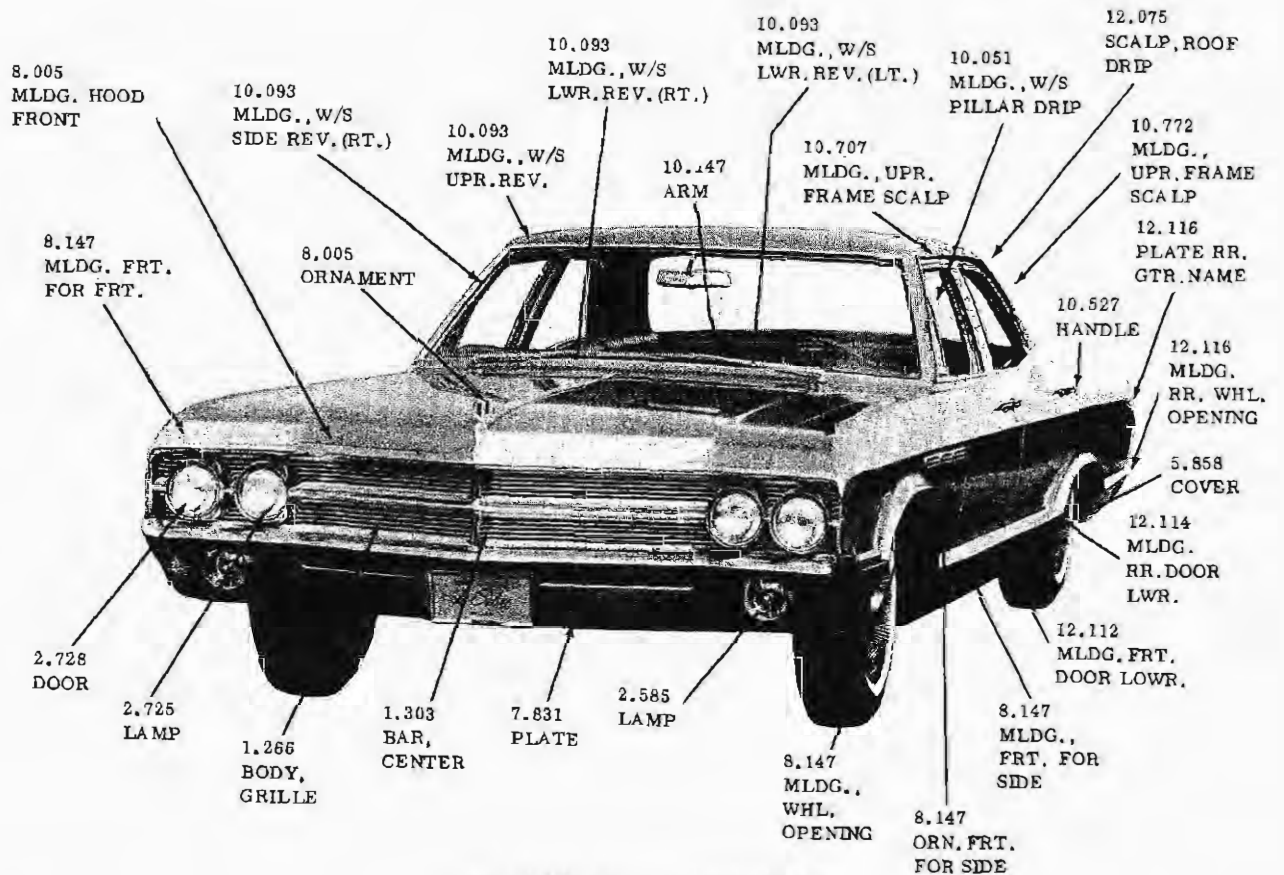




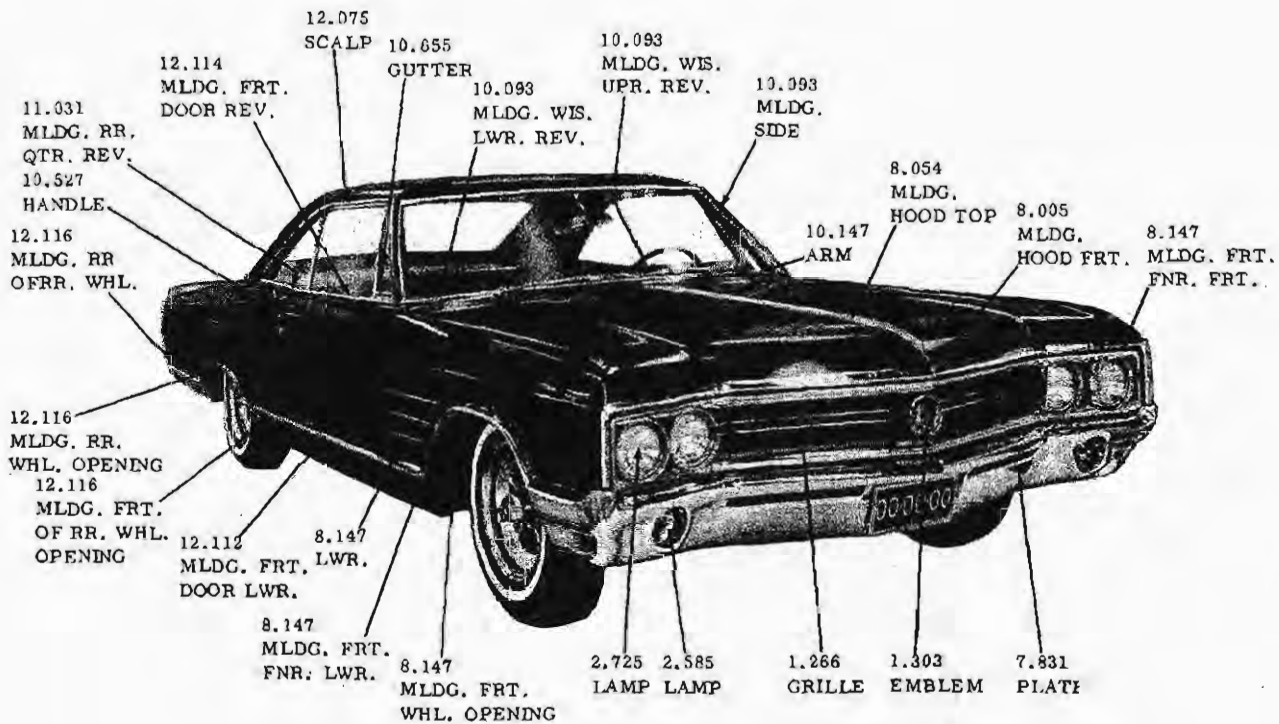
1965 - SKYLARK - 2-DOOR HARDTOP



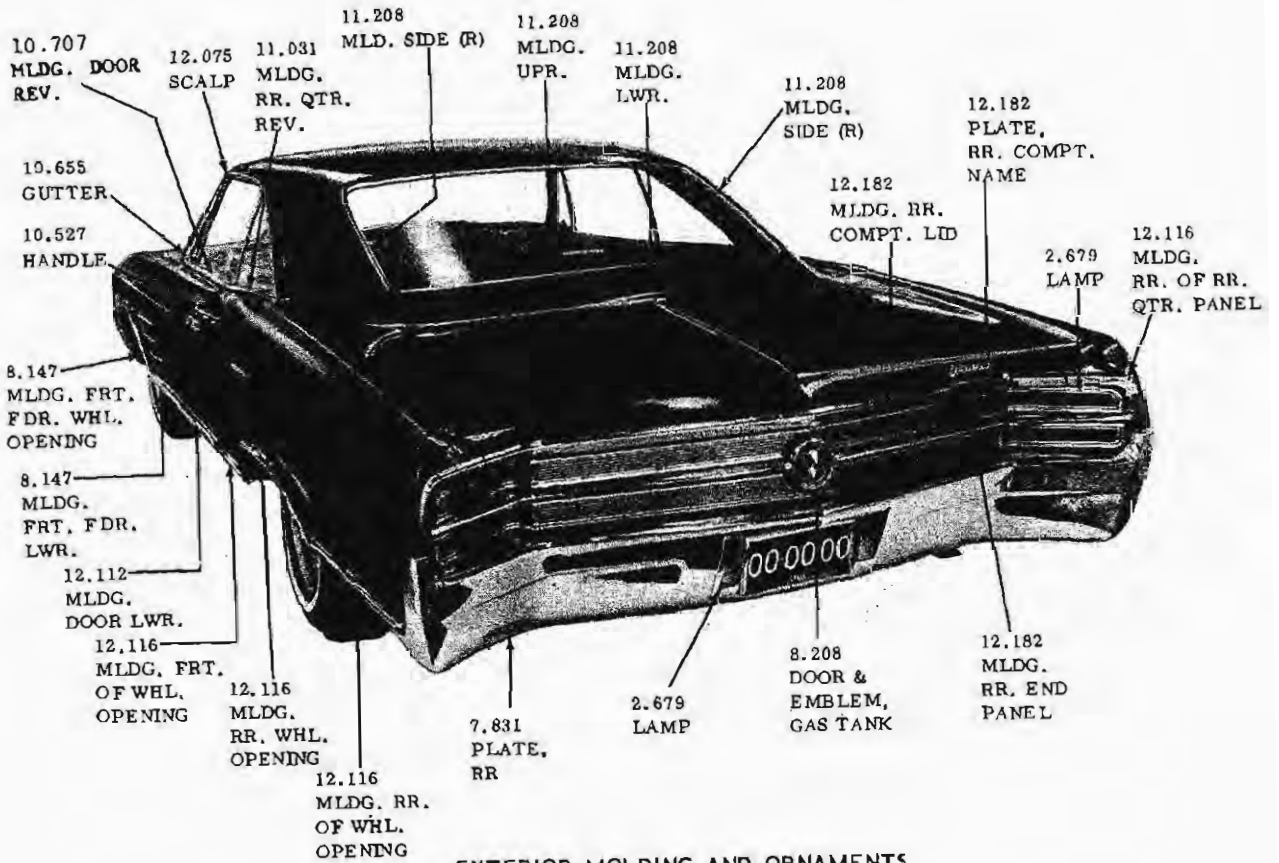
EXTERIOR MOLDING AND ORNAMENTS  
 1965 - SKYLARK - 2-DOOR HARDTOP



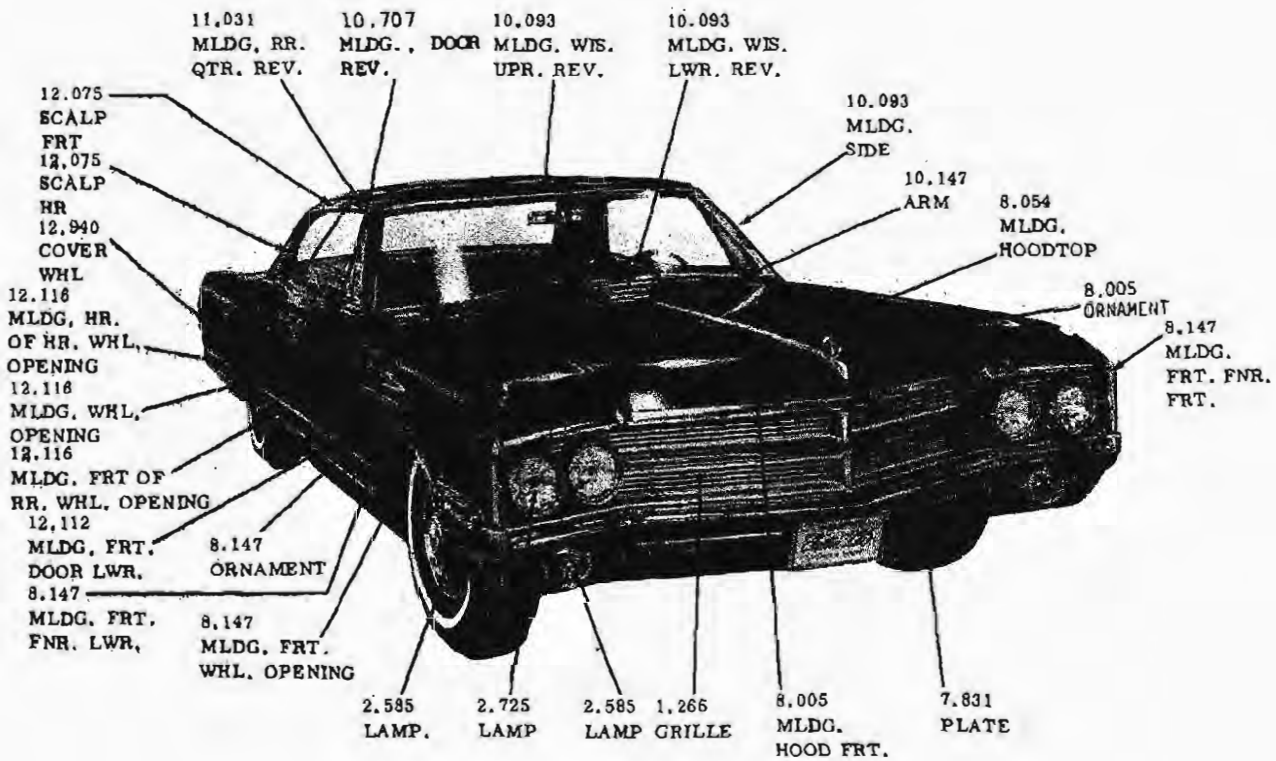
1965 - LESABRE - 4 DOOR SEDAN



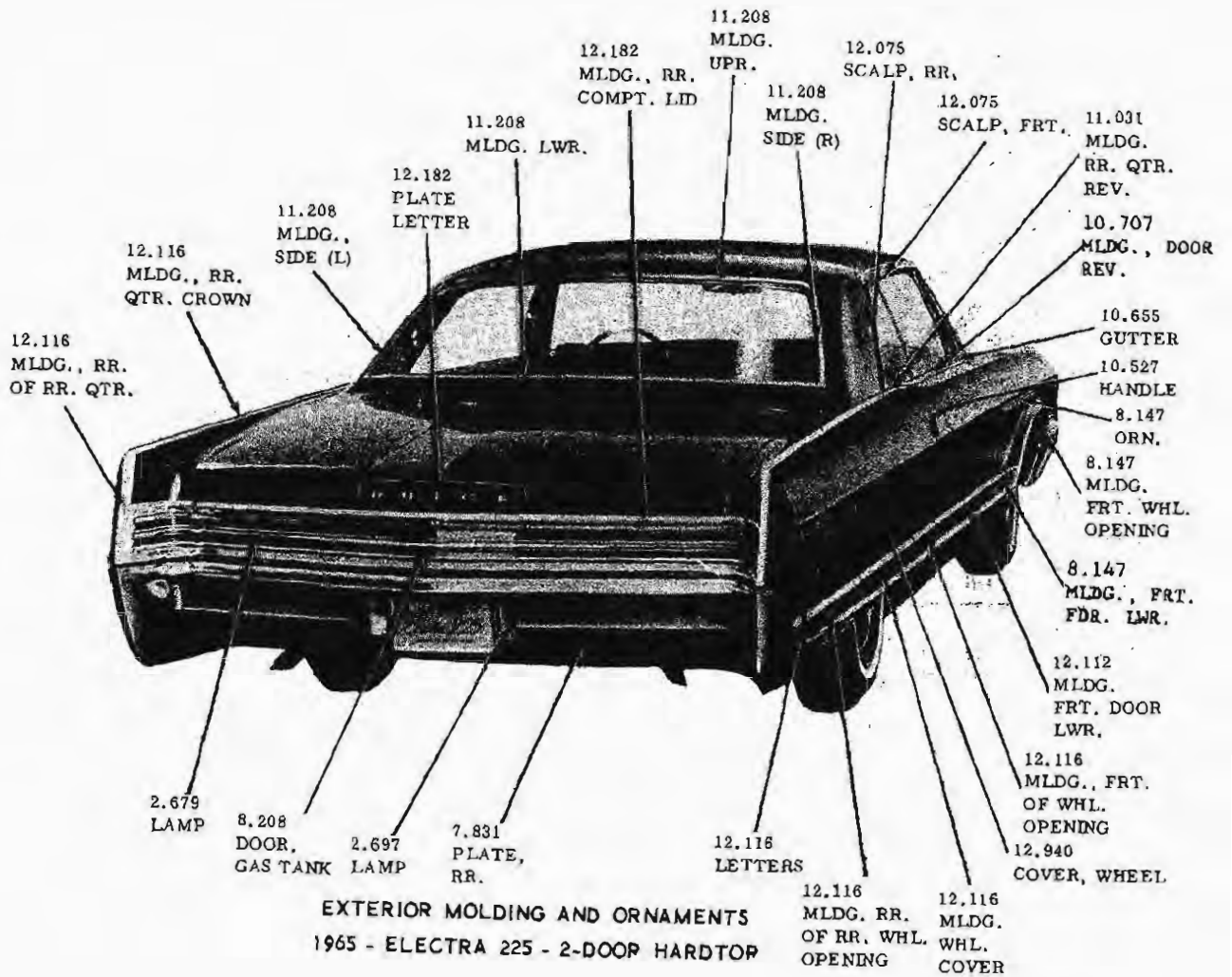
1965 - WILDCAT - 2-DOOR HARDTOP




EXTERIOR MOLDING AND ORNAMENTS  
1965 - WILDCAT - 2-DOOR HARDTOP




1965 - ELECTRA 225 2-DOOR HARDTOP



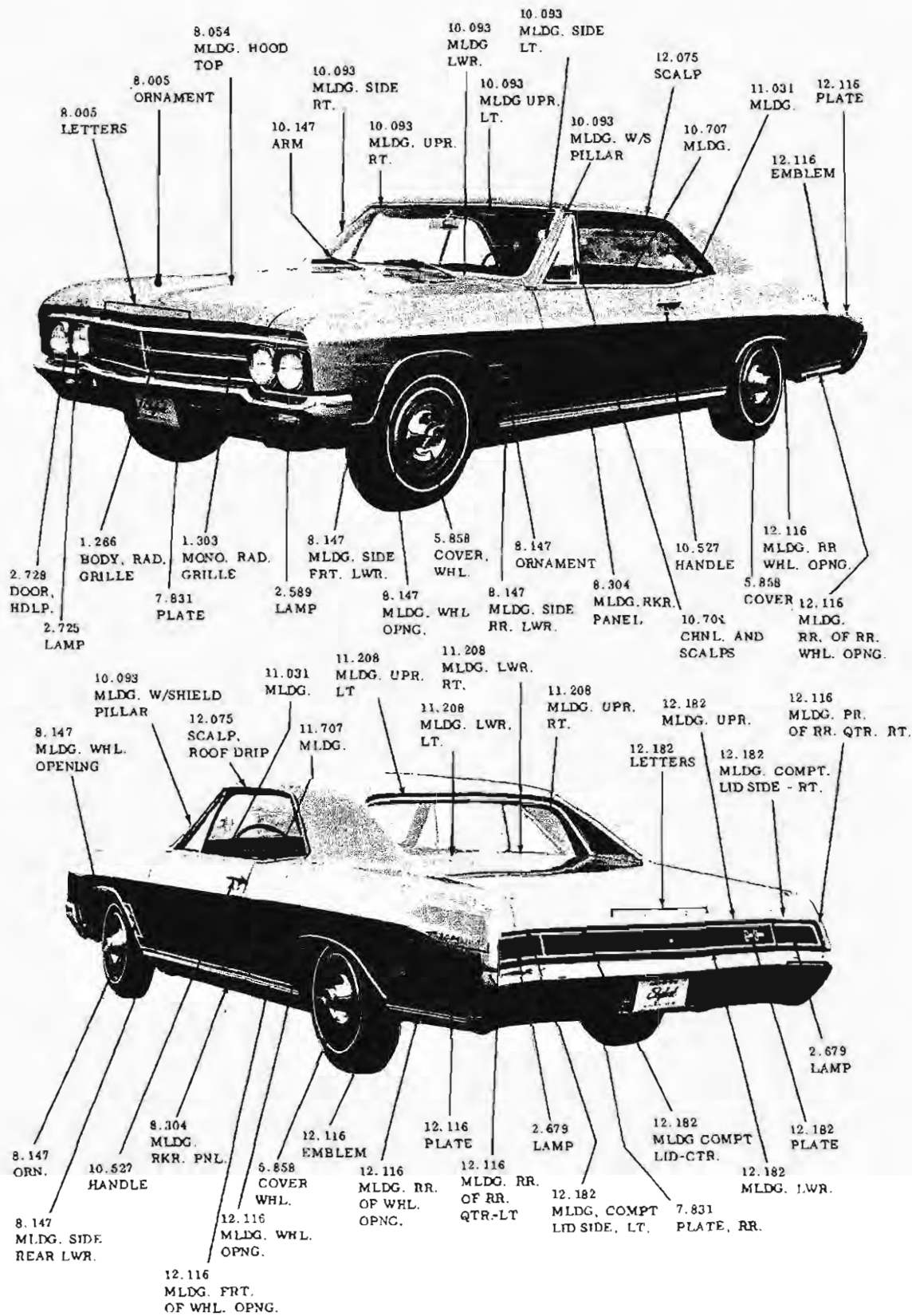


EXTERIOR MOLDINGS AND ORNAMENTS  
1965 - RIVIERA


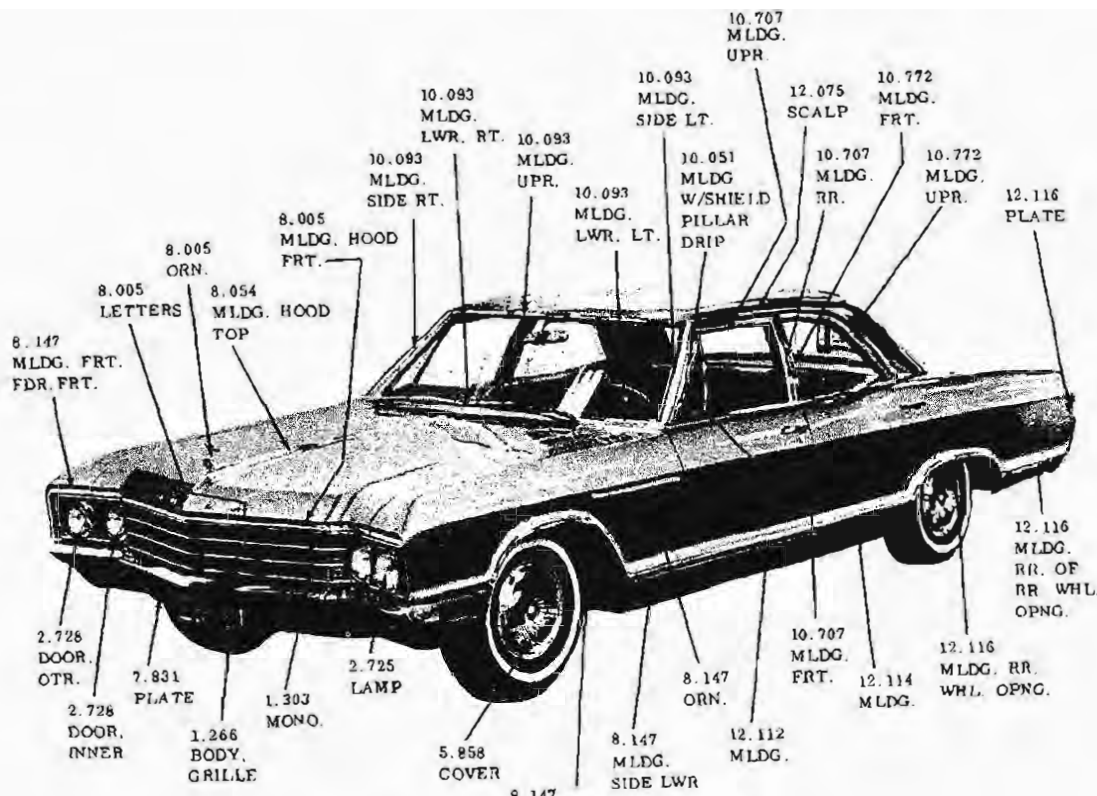




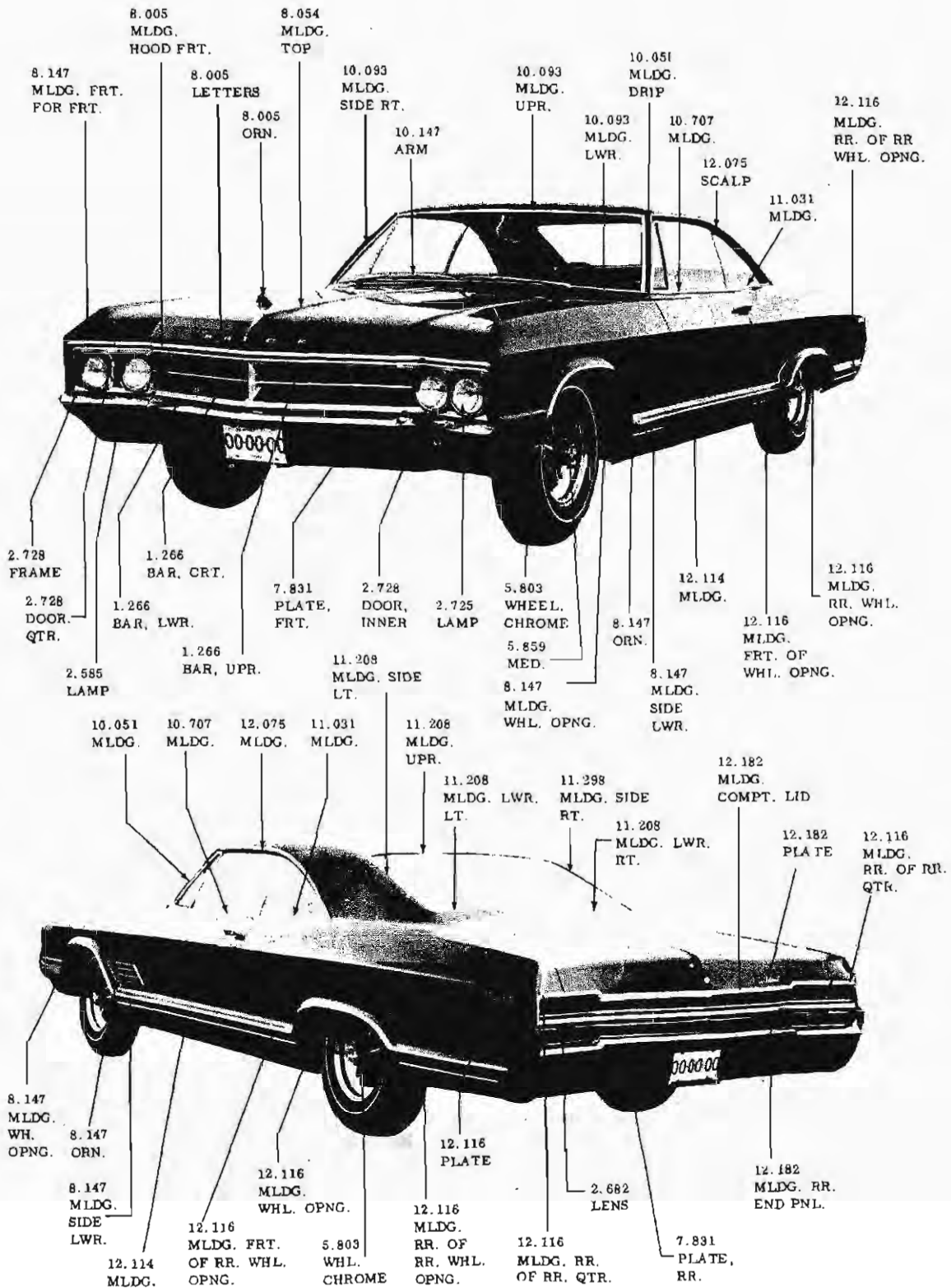
EXTERIOR MOLDINGS AND ORNAMENTS  
1965 - RIVIERA



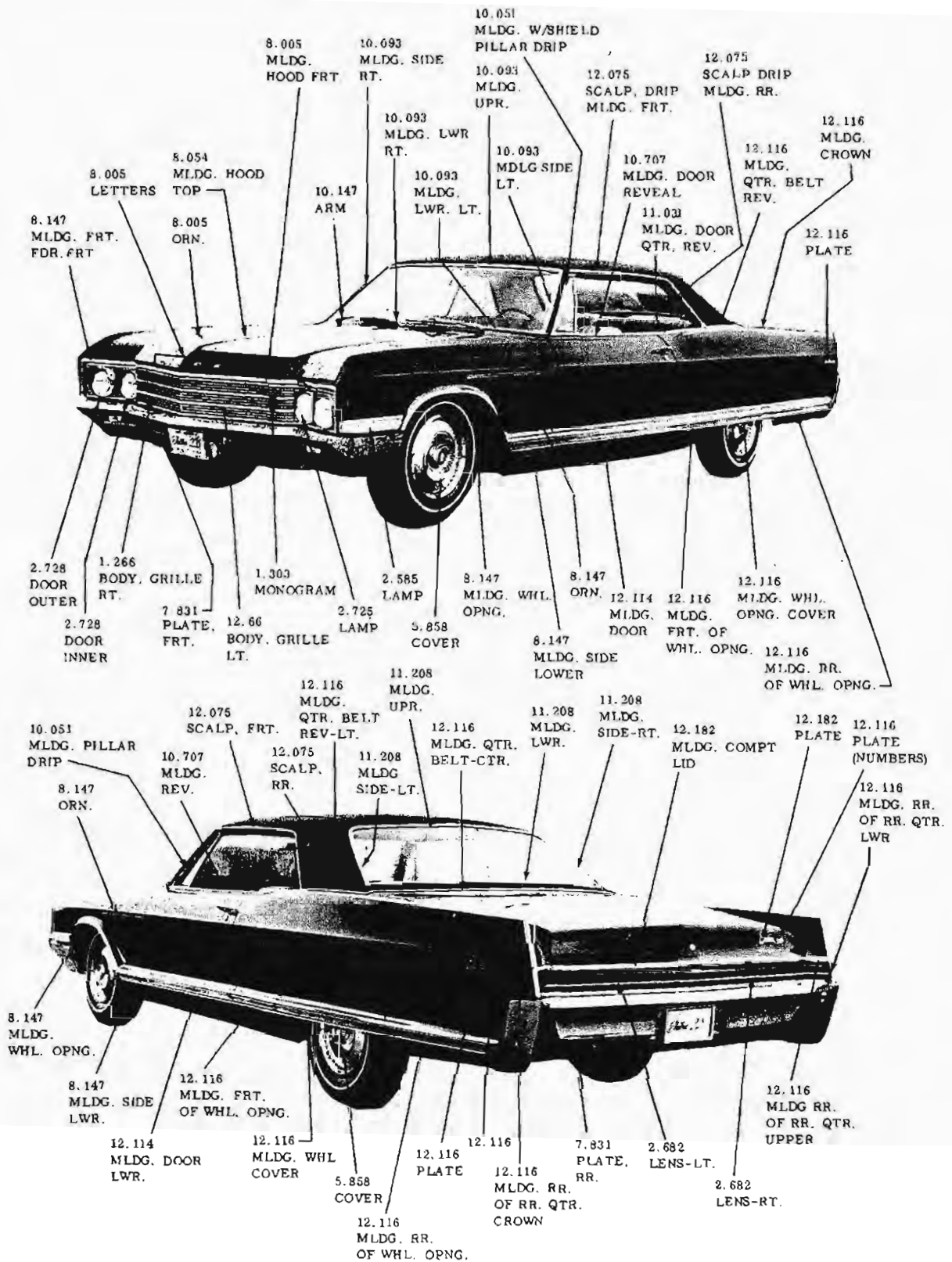
EXTERIOR MOULDINGS AND ORNAMENTS  
1966—SKYLARK GRAN SPORT



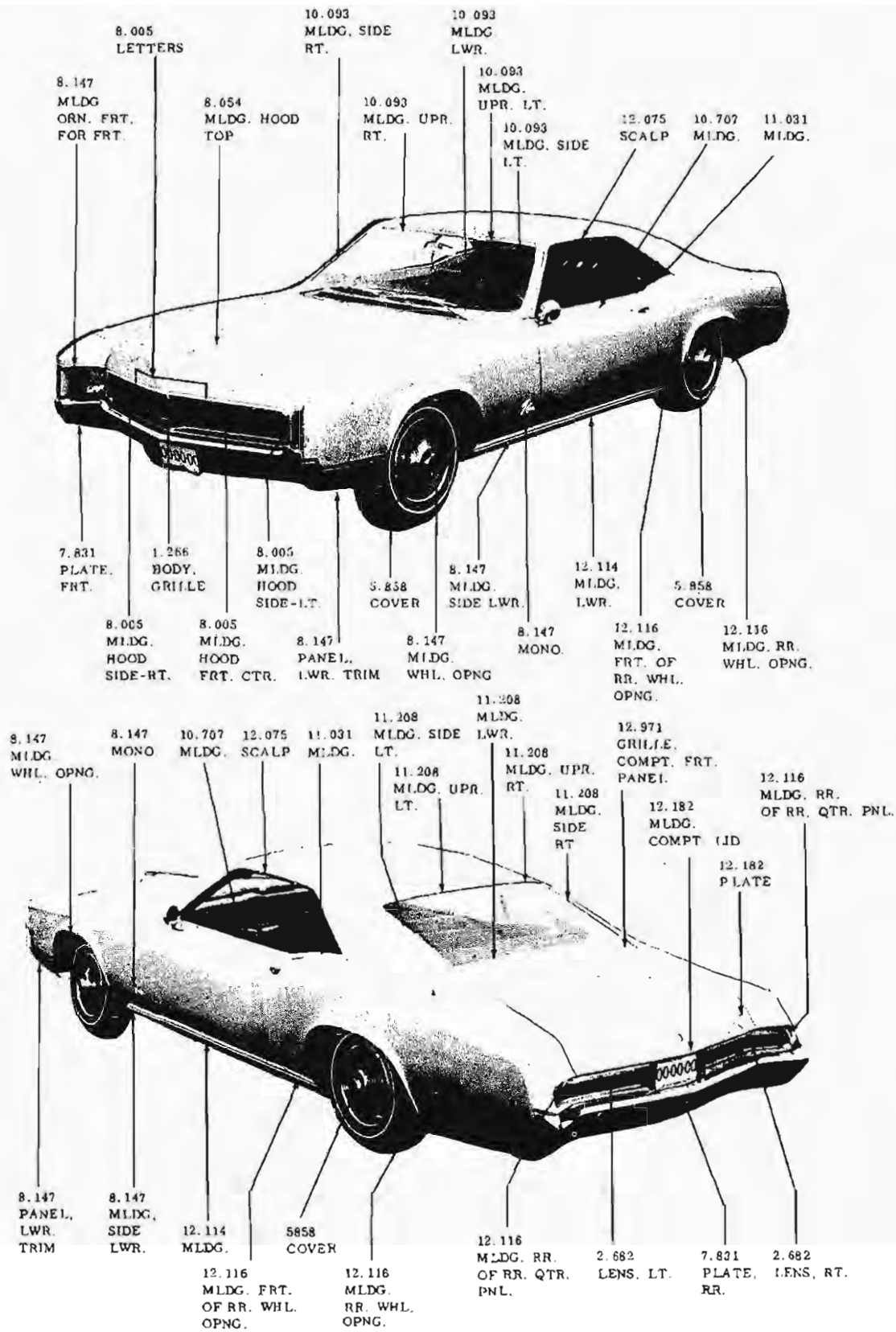
EXTERIOR MOULDINGS AND ORNAMENTS  
 1966—LE SABRE 4 DOOR SEDAN




EXTERIOR MOULDINGS AND ORNAMENTS  
 1966—WILDCAT  
 2 DOOR HARDTOP



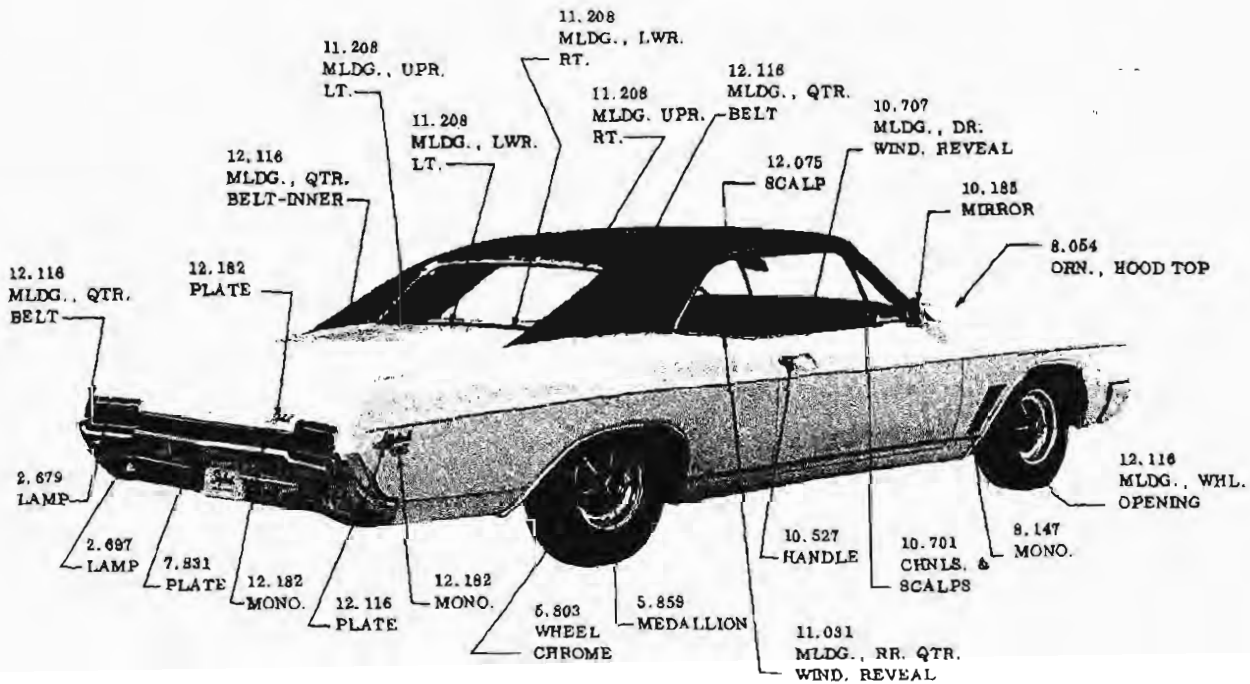
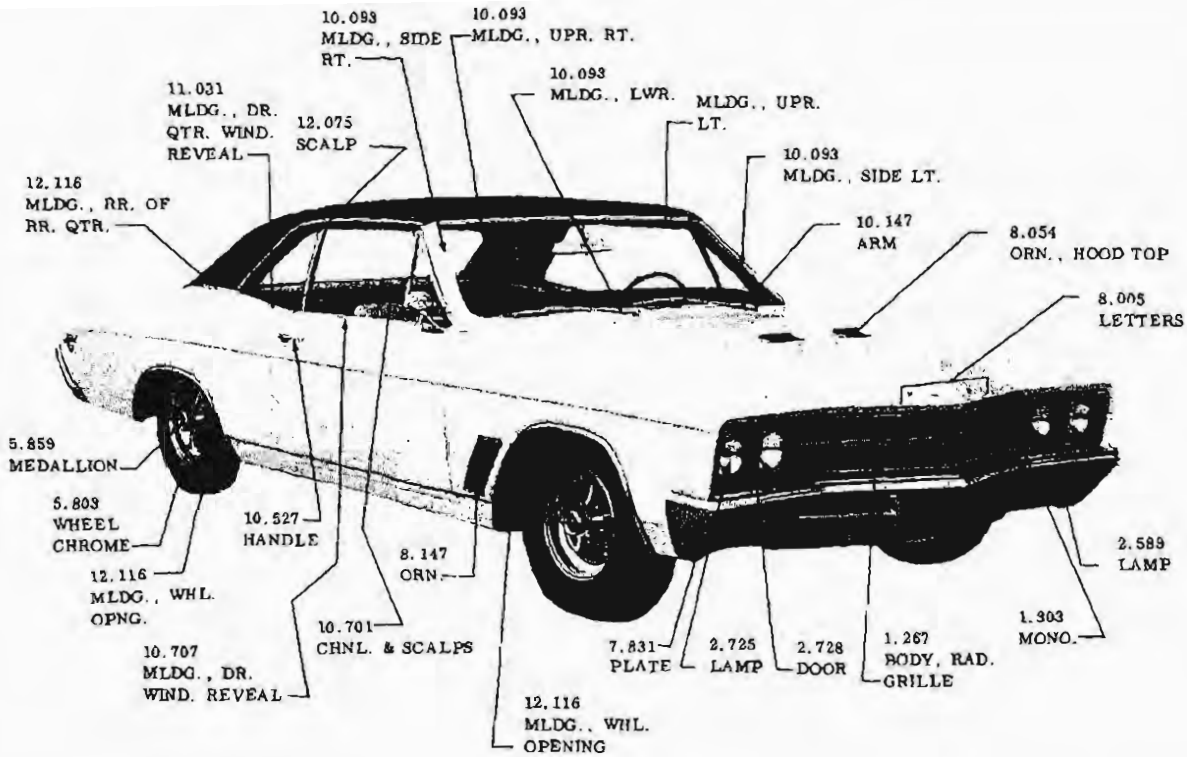
EXTERIOR MOULDINGS AND ORNAMENTS  
 1966—ELECTRA 225  
 2 DOOR HARDTOP



EXTERIOR MOULDINGS AND ORNAMENTS  
1966--RIVIERA 2 DOOR HARDTOP

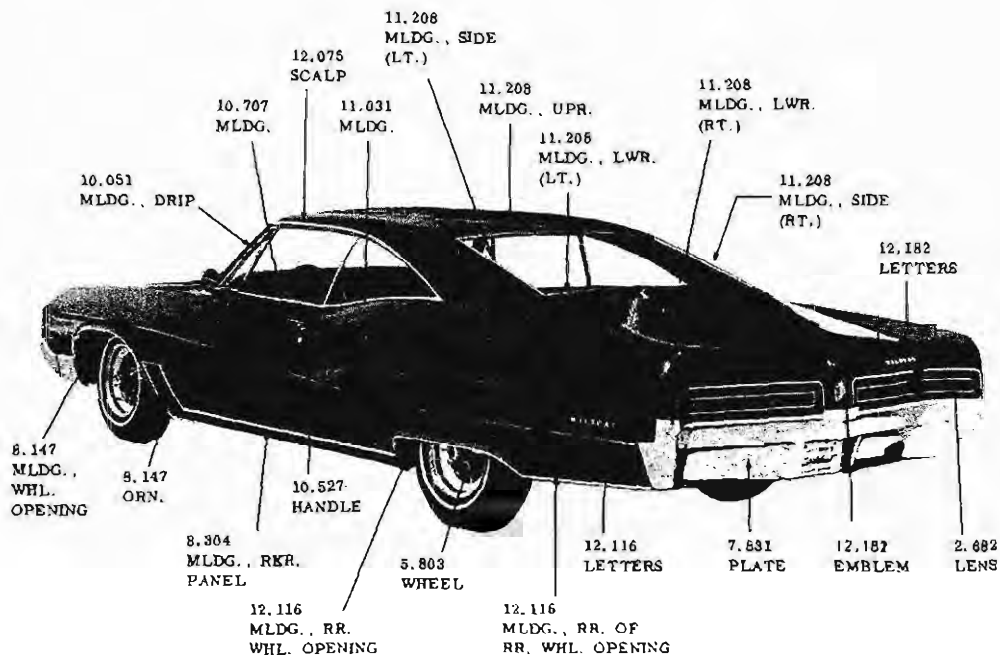
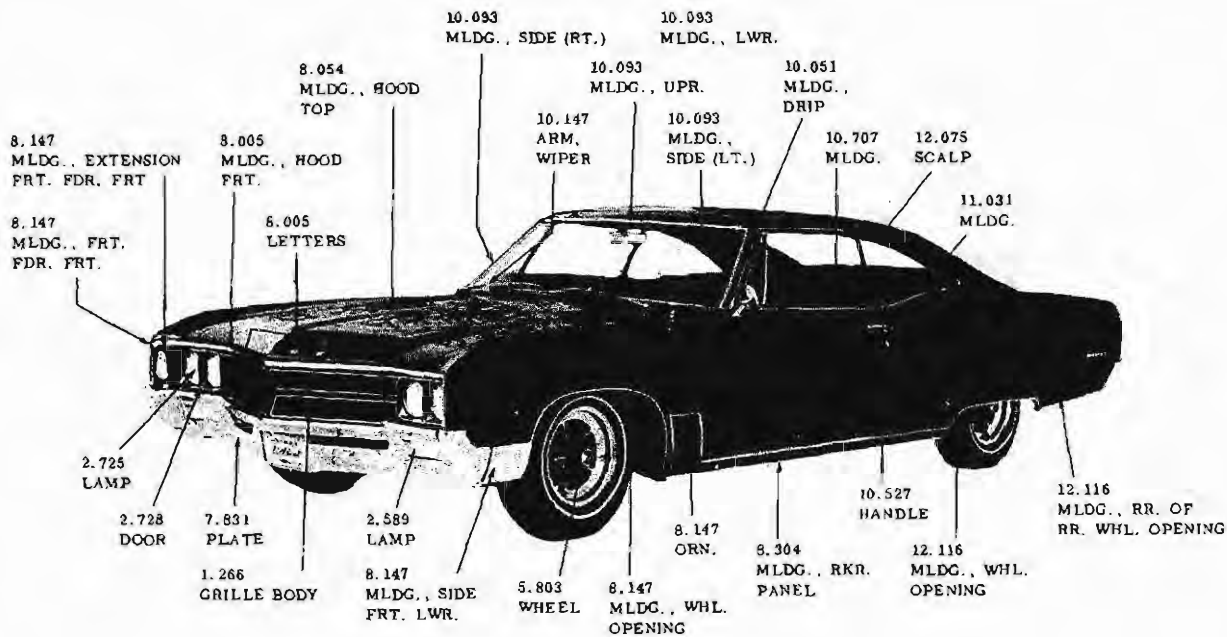


EXTERIOR MOULDINGS AND ORNAMENTS  
 1967—Special  
 4 Door Sedan



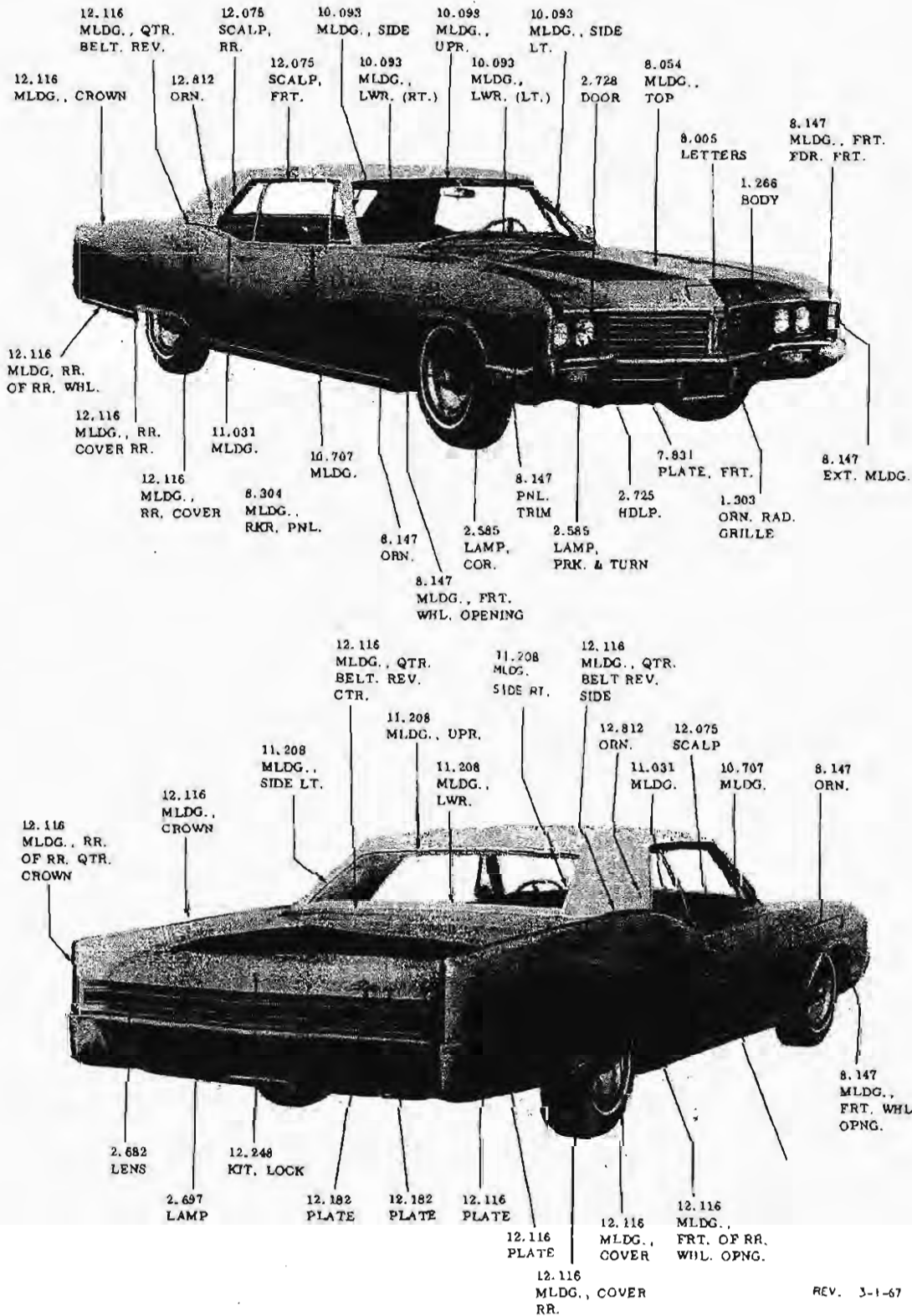
EXTERIOR MOULDING AND ORNAMENTS  
 1967—Skylark—G.S. 400  
 2 Door Hardtop





REV. 1-1-67

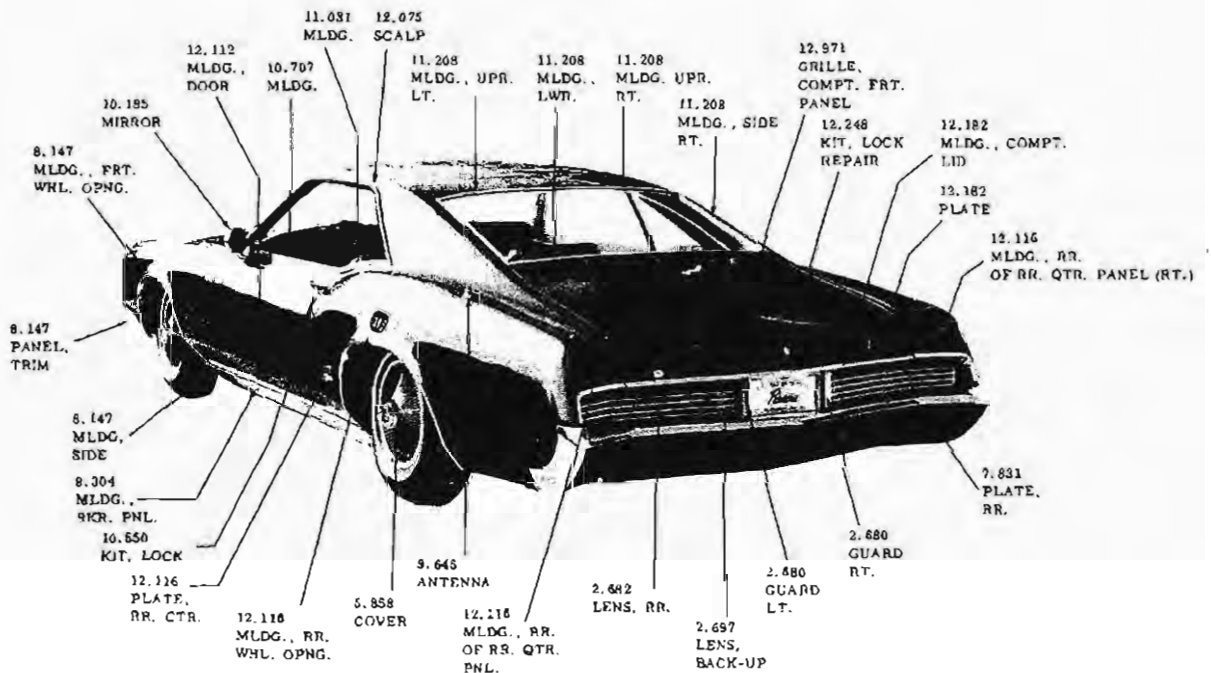
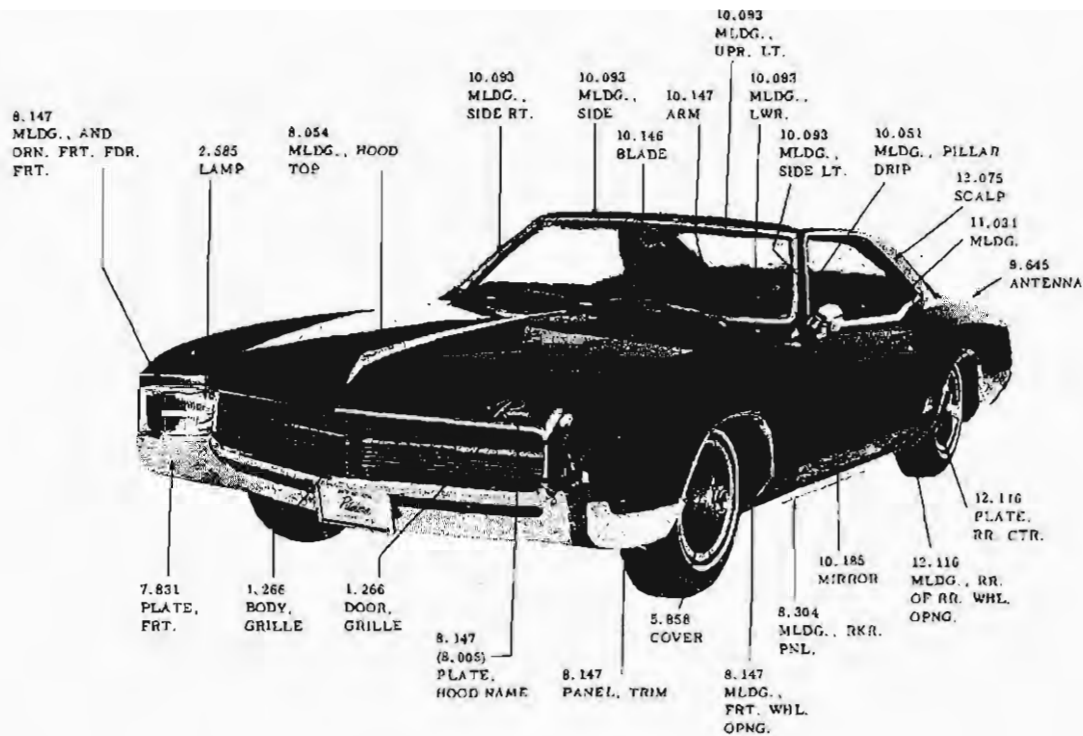
EXTERIOR MOULDING AND ORNAMENT  
1967—Wildcat  
2 Door Hardtop



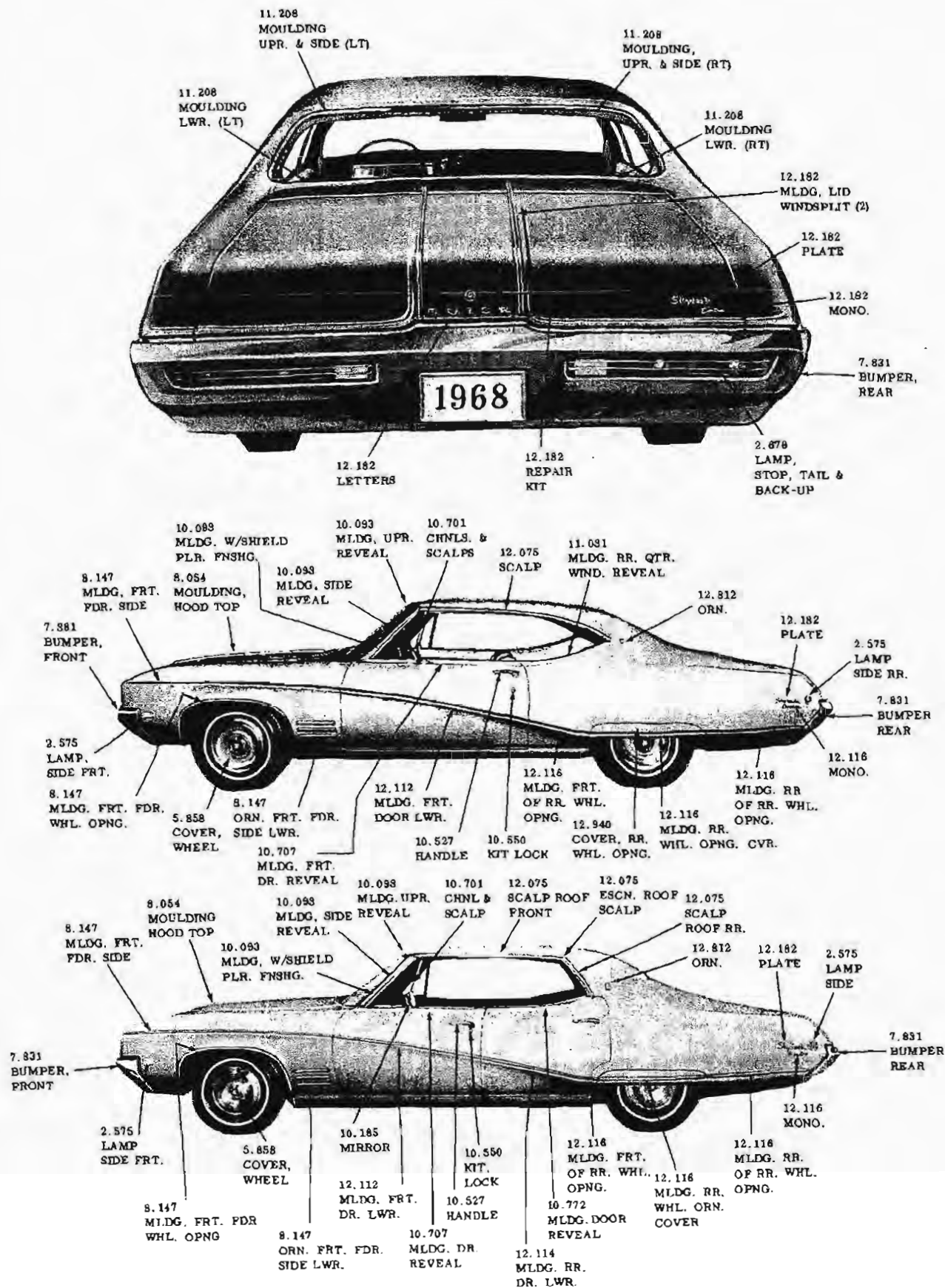
EXTERIOR MOULDING AND ORNAMENTS

1967—Electra 225

2 Door Hardtop

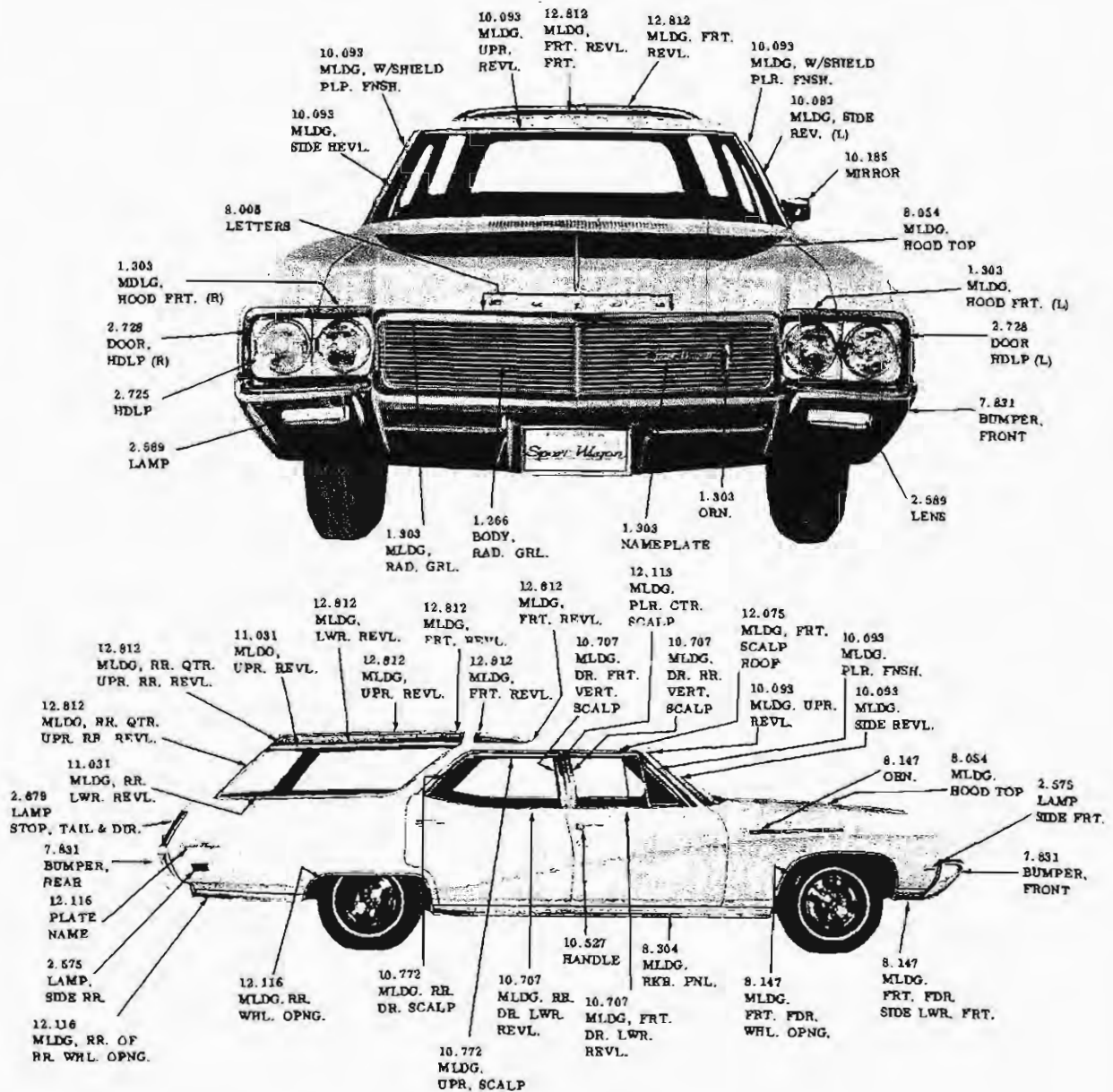


EXTERIOR MOULDING AND ORNAMENT  
1967—Riviera

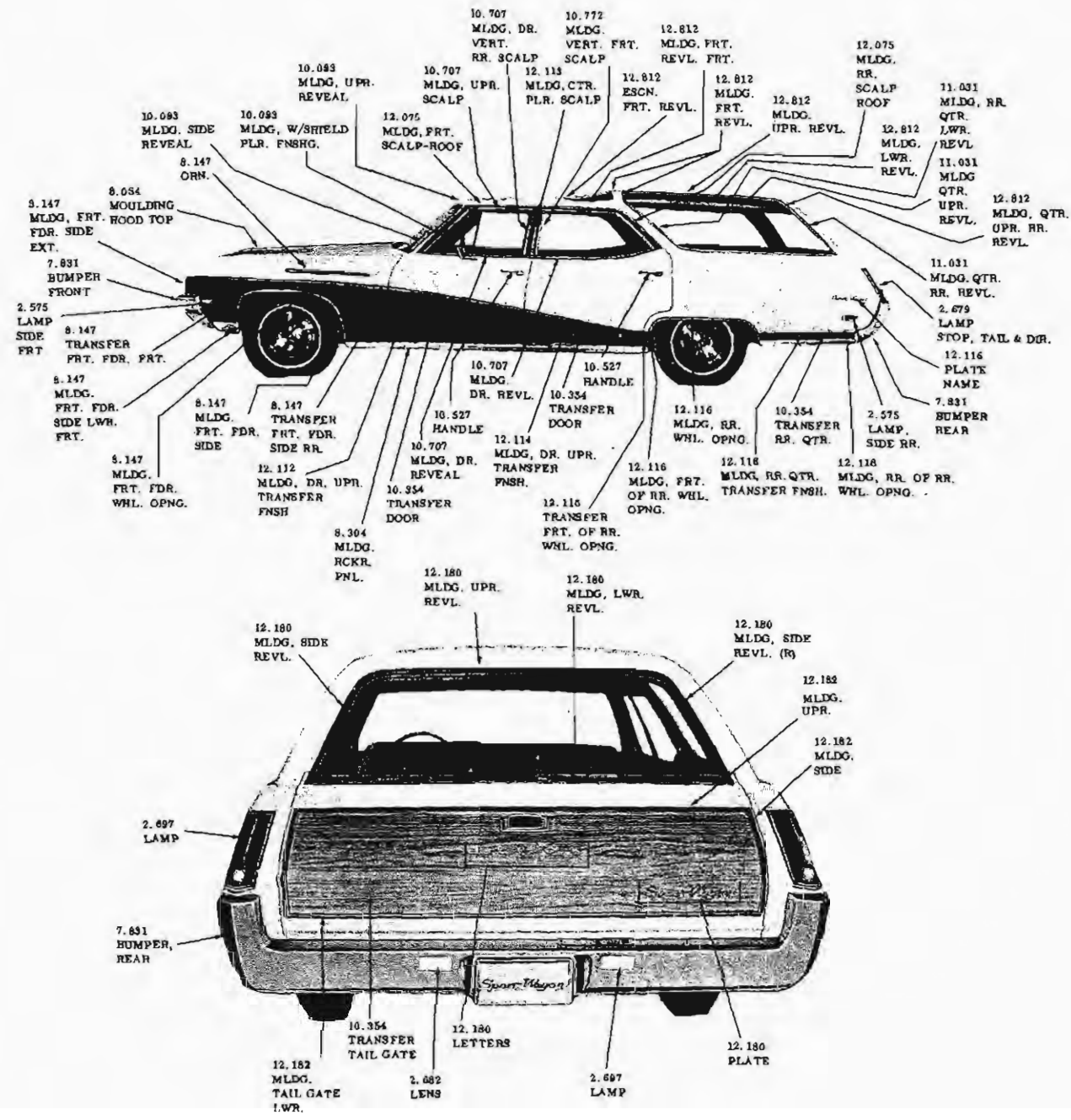


EXTERIOR MOULDINGS AND ORNAMENTS  
 1968 - 4000 CUSTOM  
 2 & 4 DOOR HARDTOP

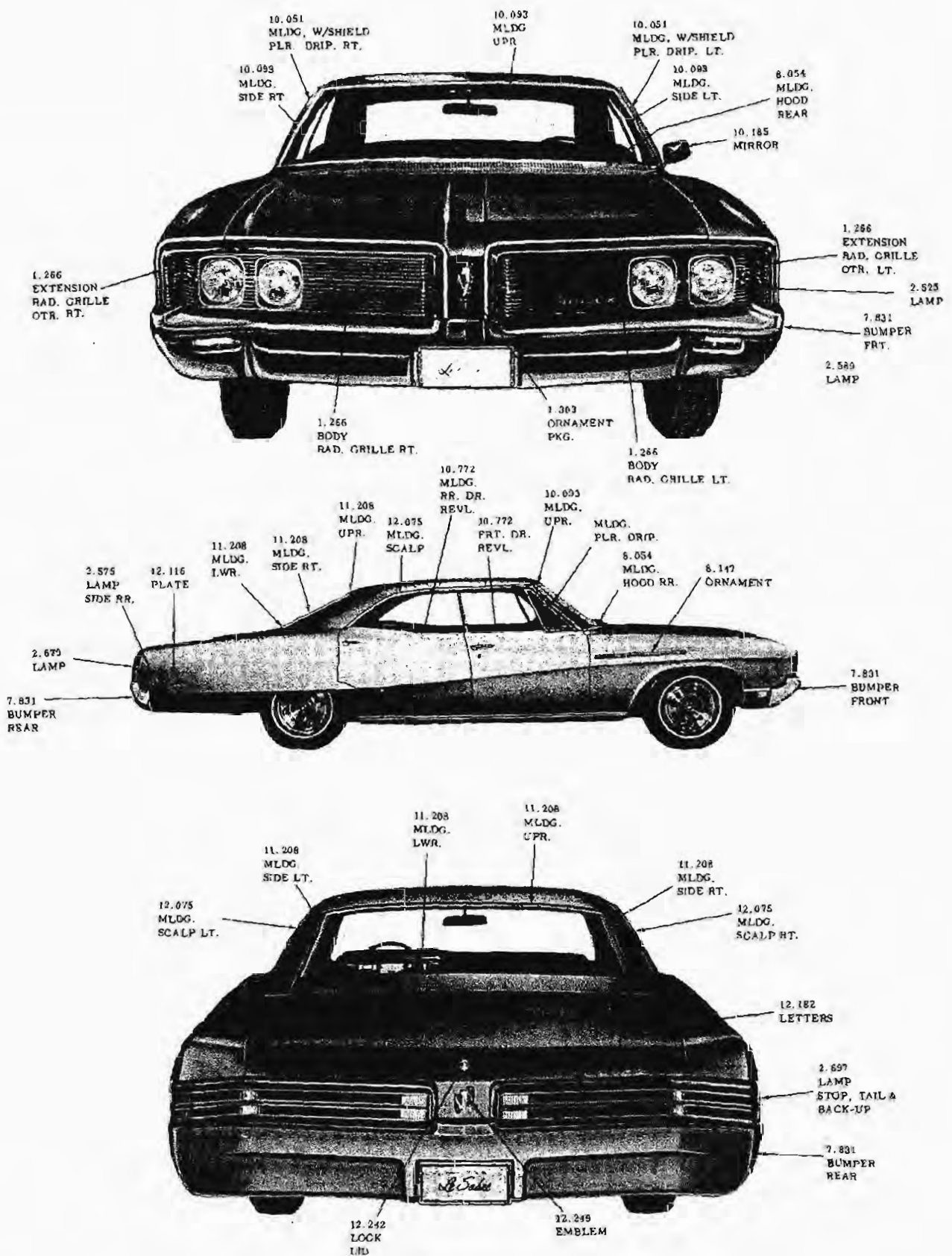
BUICK MOTOR DIVISION, GENERAL MOTORS CORPORATION



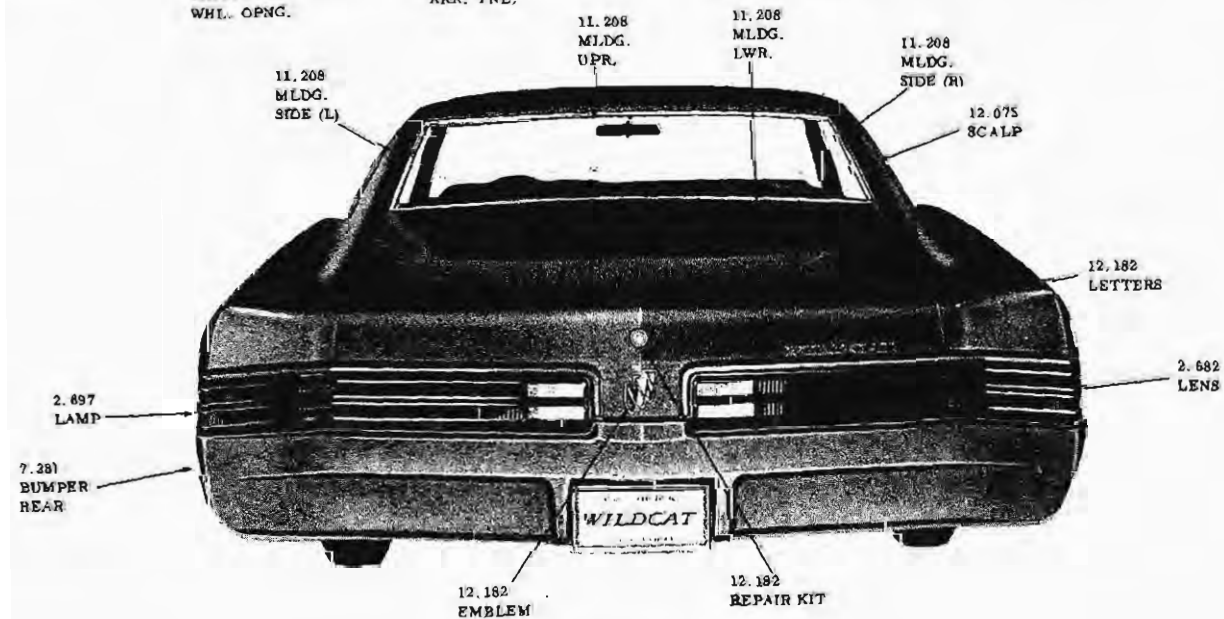
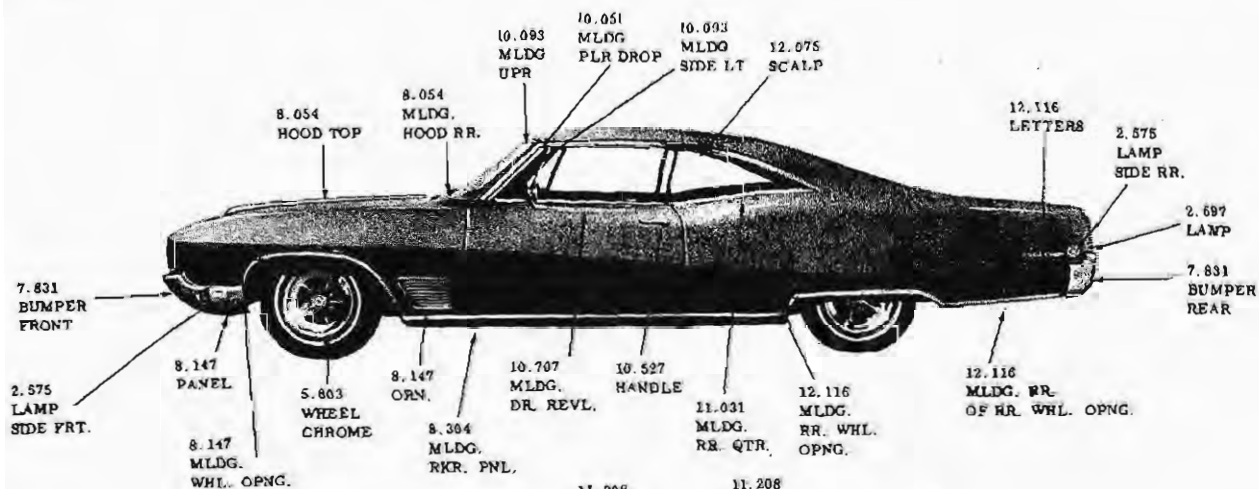
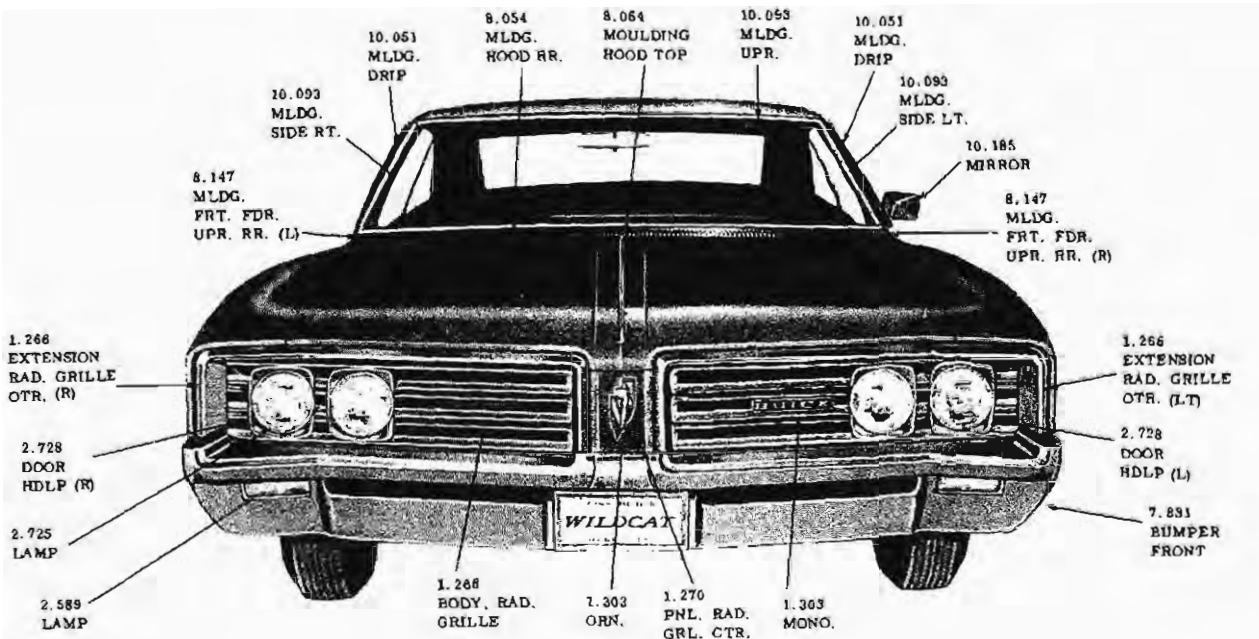
EXTERIOR MOULDING & ORNAMENTS  
1968 SPORT WAGON



EXTERIOR MOULDING & ORNAMENTS  
1968 SPORT WAGON




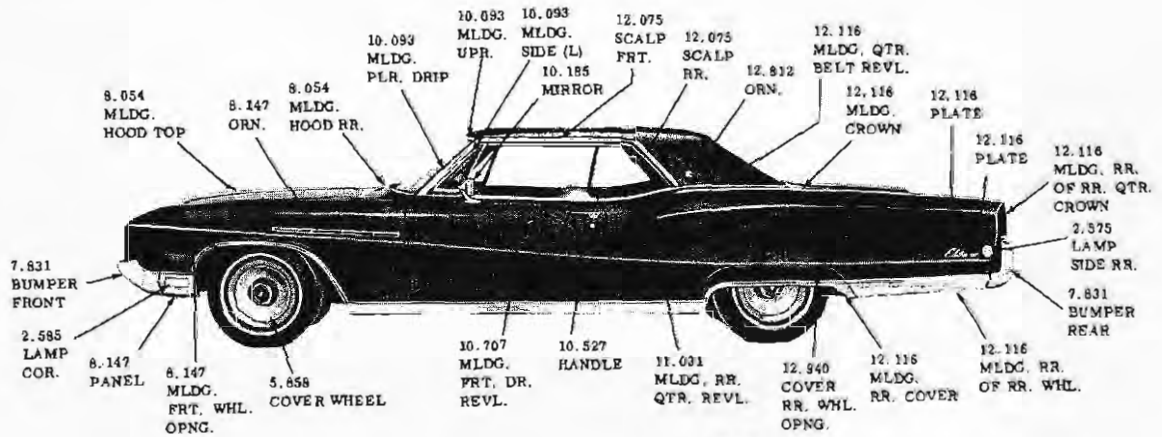
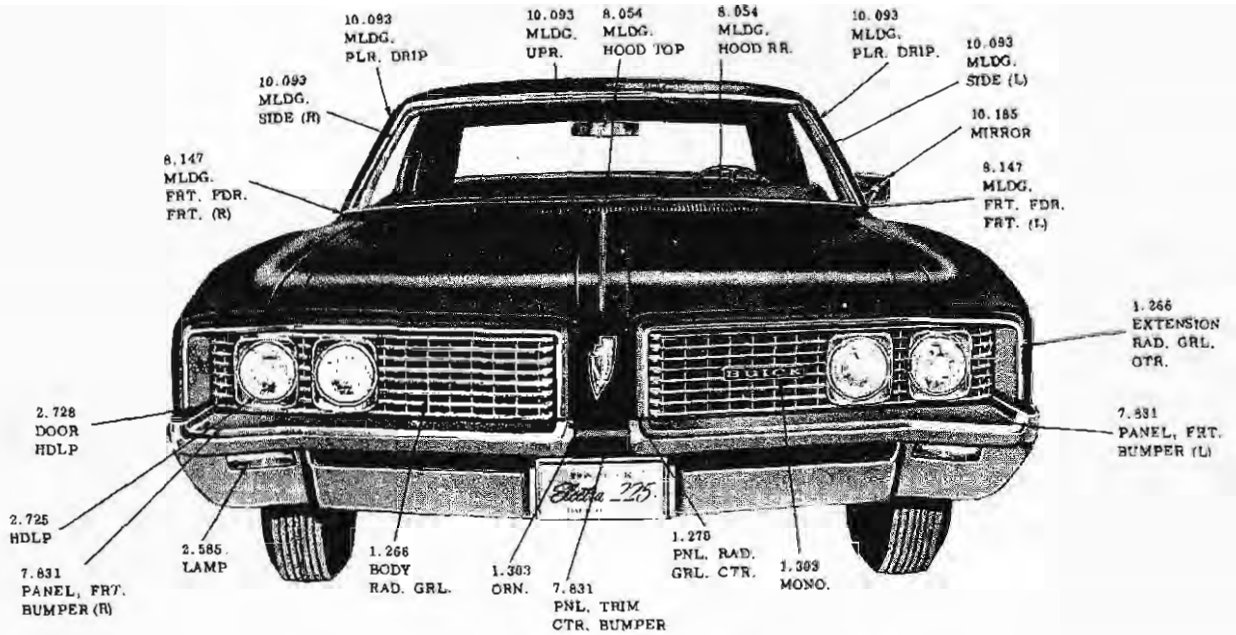
EXTERIOR MOULDING & ORNAMENTS  
 1968 LESABRE  
 4 DOOR HARDTOP




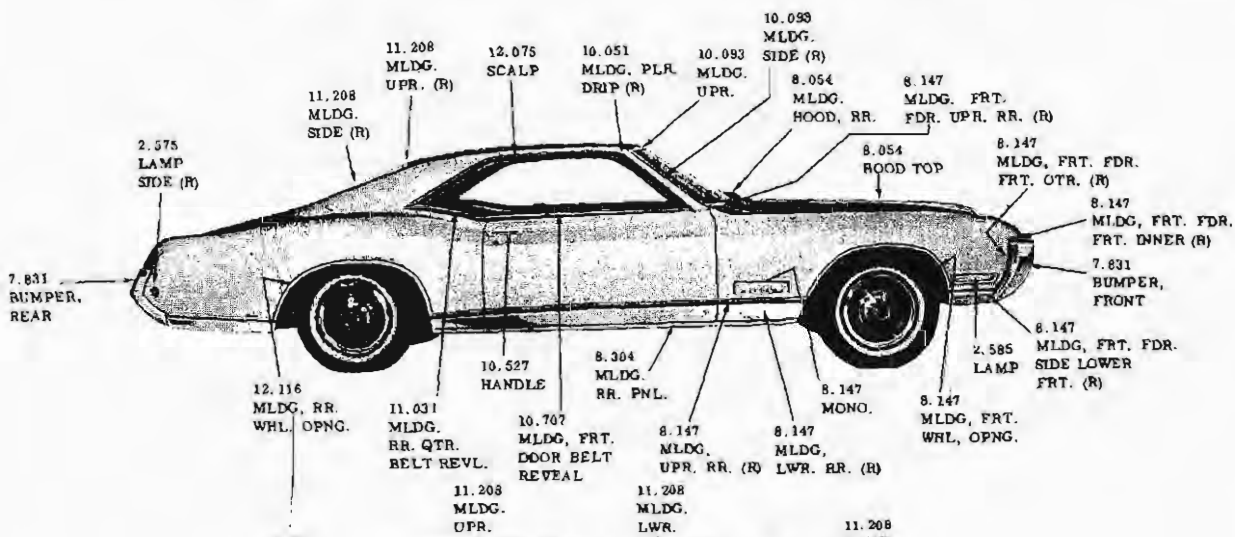
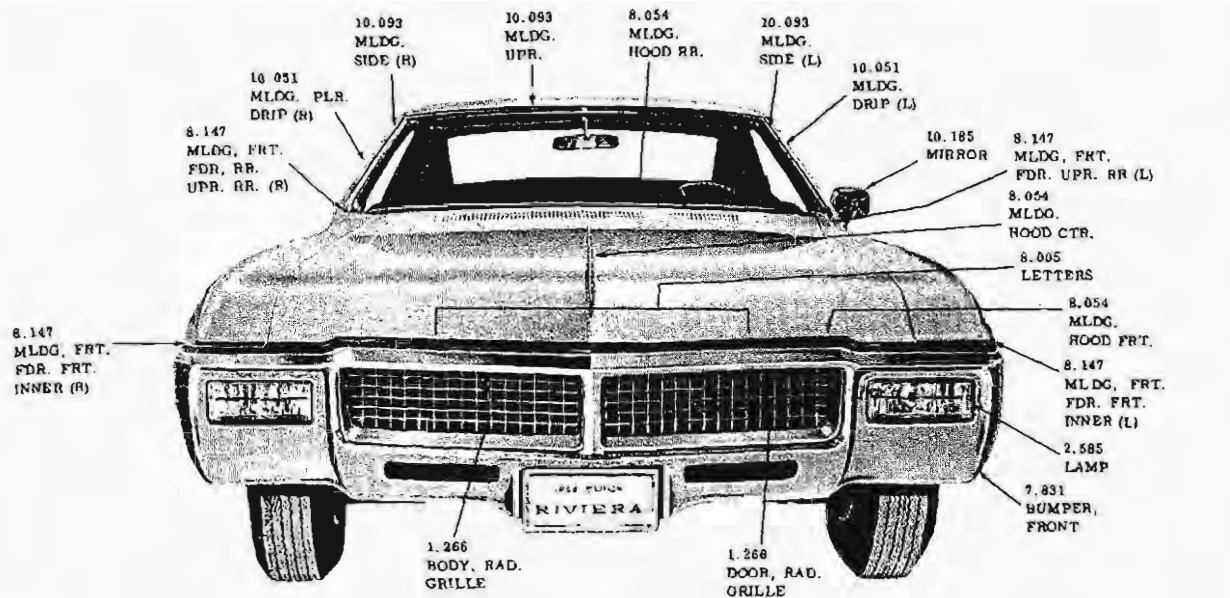
EXTERIOR MOULDING & ORNAMENTS  
1968 WILDCAT  
2 DOOR HARDTOP

BUICK MOTOR DIVISION, GENERAL MOTORS CORPORATION






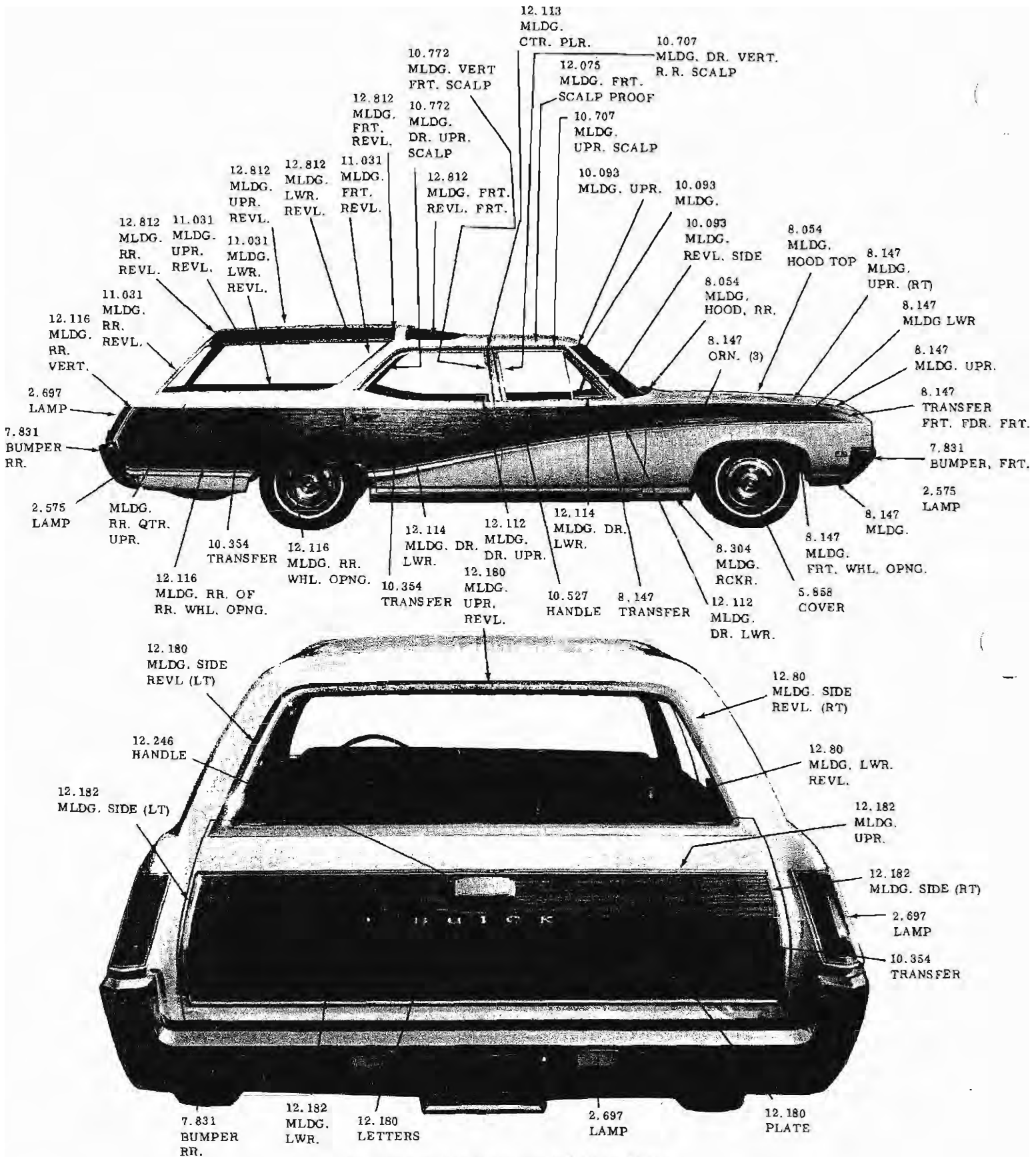
EXTERIOR MOULDING & ORNAMENTS  
 1968 ELECTRA 225  
 2 DOOR HARDTOP



EXTERIOR MOULDING & ORNAMENTS  
 1968 RIVIERA

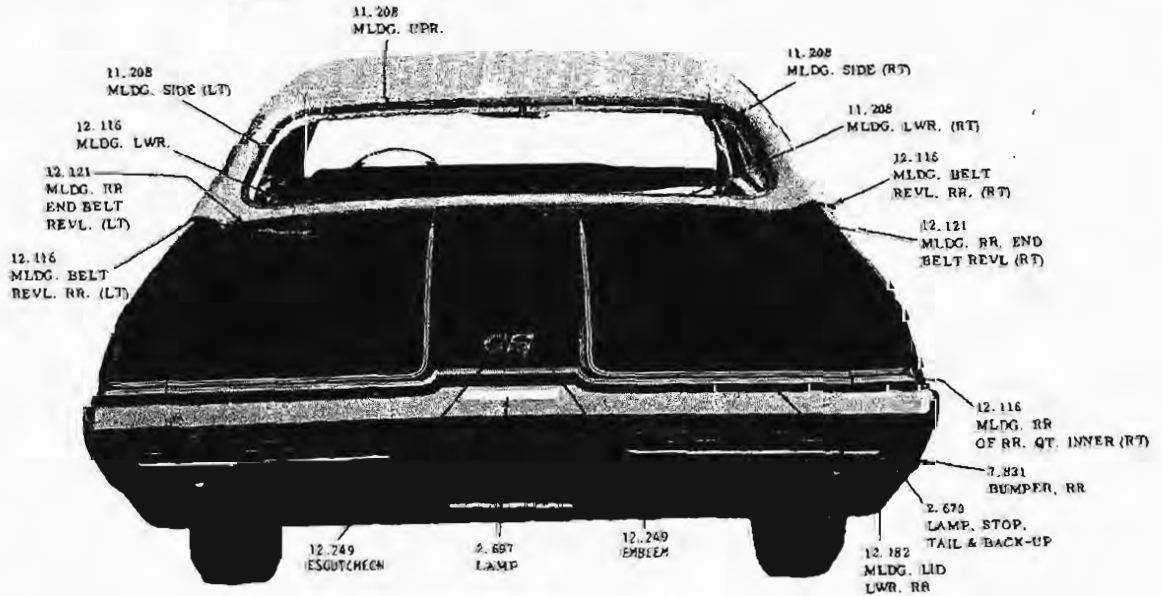
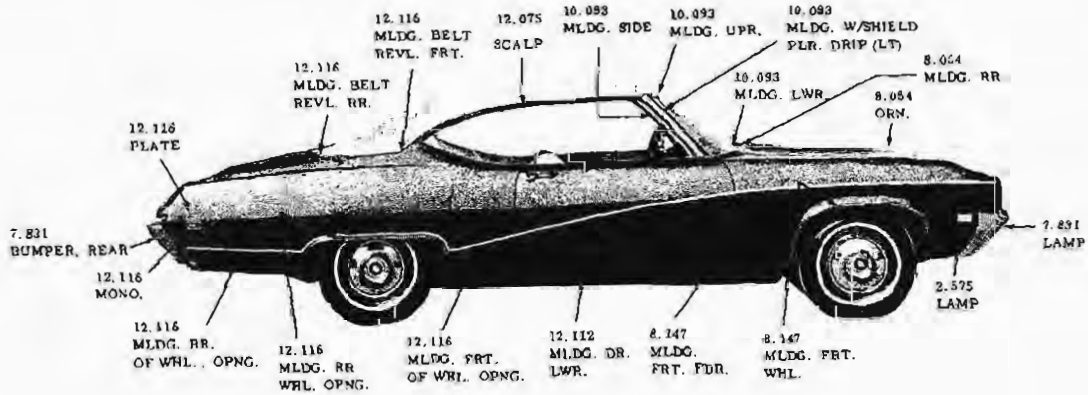



EXTERIOR MOULDINGS AND ORNAMENTS  
1969-4000 CUSTOM (4 DR. SEDAN)




EXTERIOR MOULDING AND ORNAMENTS  
1969 SPORTSWAGON


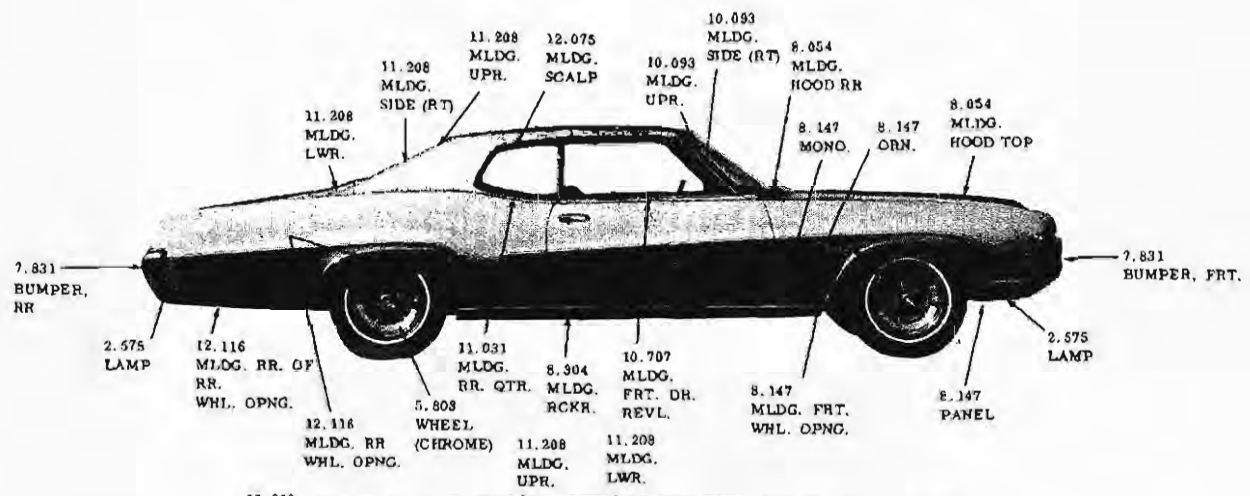

BUICK MOTOR DIVISION, GENERAL MOTORS CORPORATION



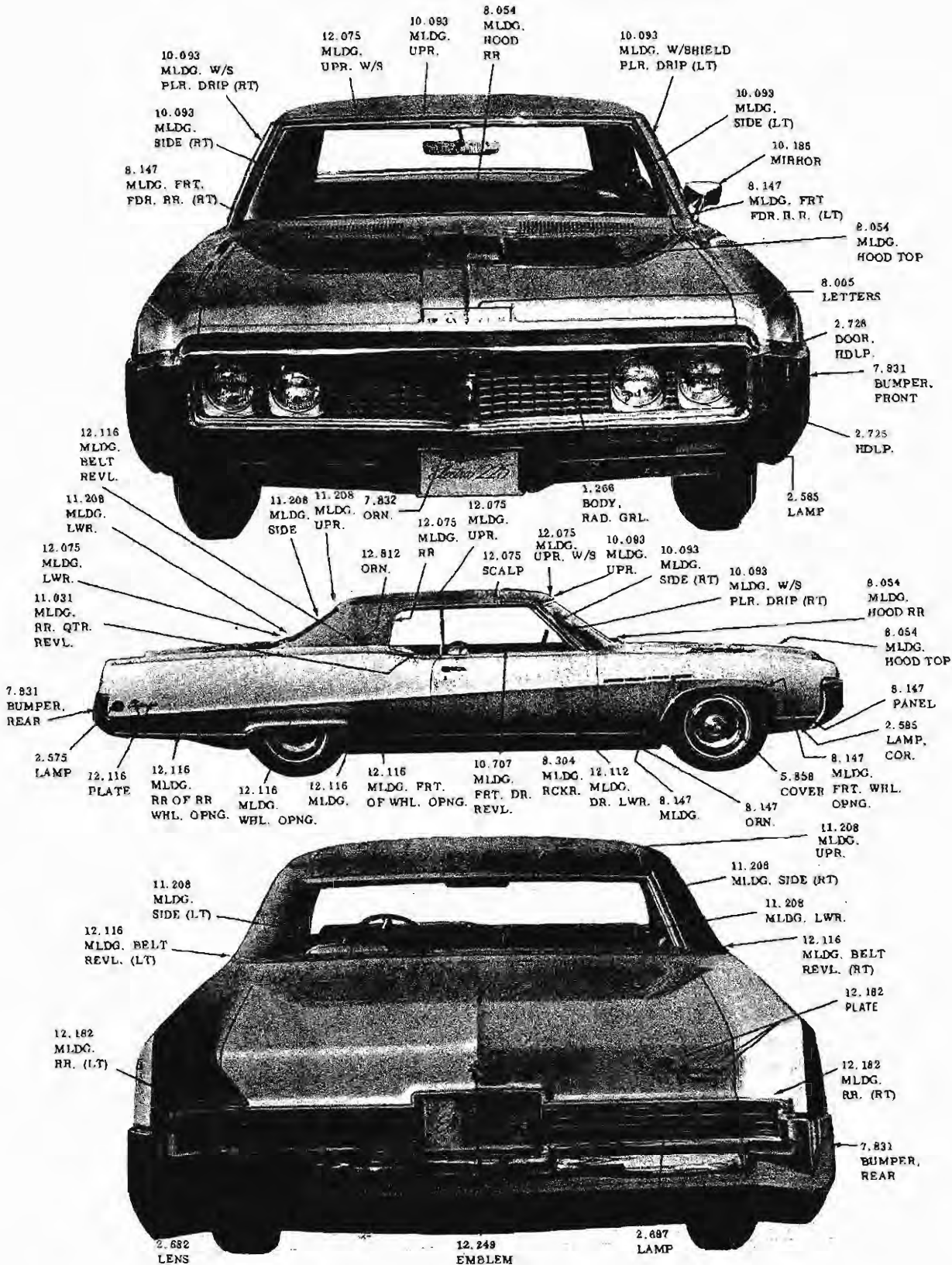
EXTERIOR MOULDING & ORNAMENT  
 2 DOOR HARDTOP  
 1969-GRAN SPORT



EXTERIOR MOULDING AND ORNAMENTS  
 4 DR. HARDTOP  
 1969-LESABRE  
 BUICK MOTOR DIVISION, GENERAL MOTORS CORPORATION


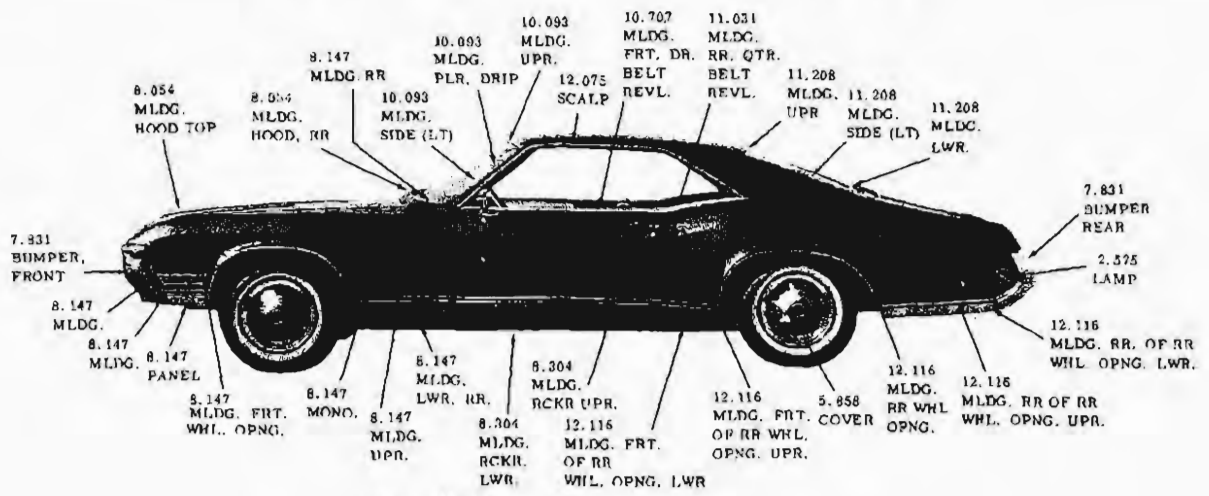



EXTERIOR MOULDING AND ORNAMENTS  
 2 DR. HARDTOP  
 1969 WILDCAT

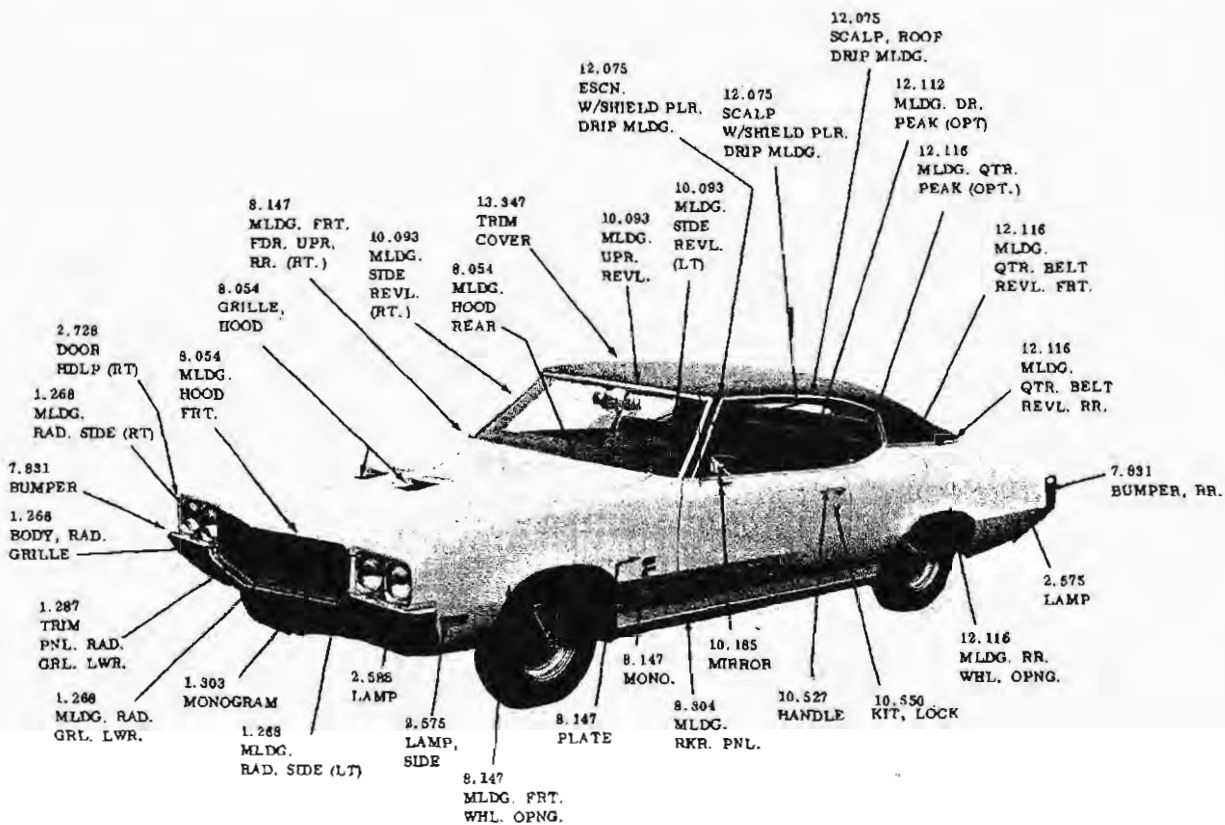
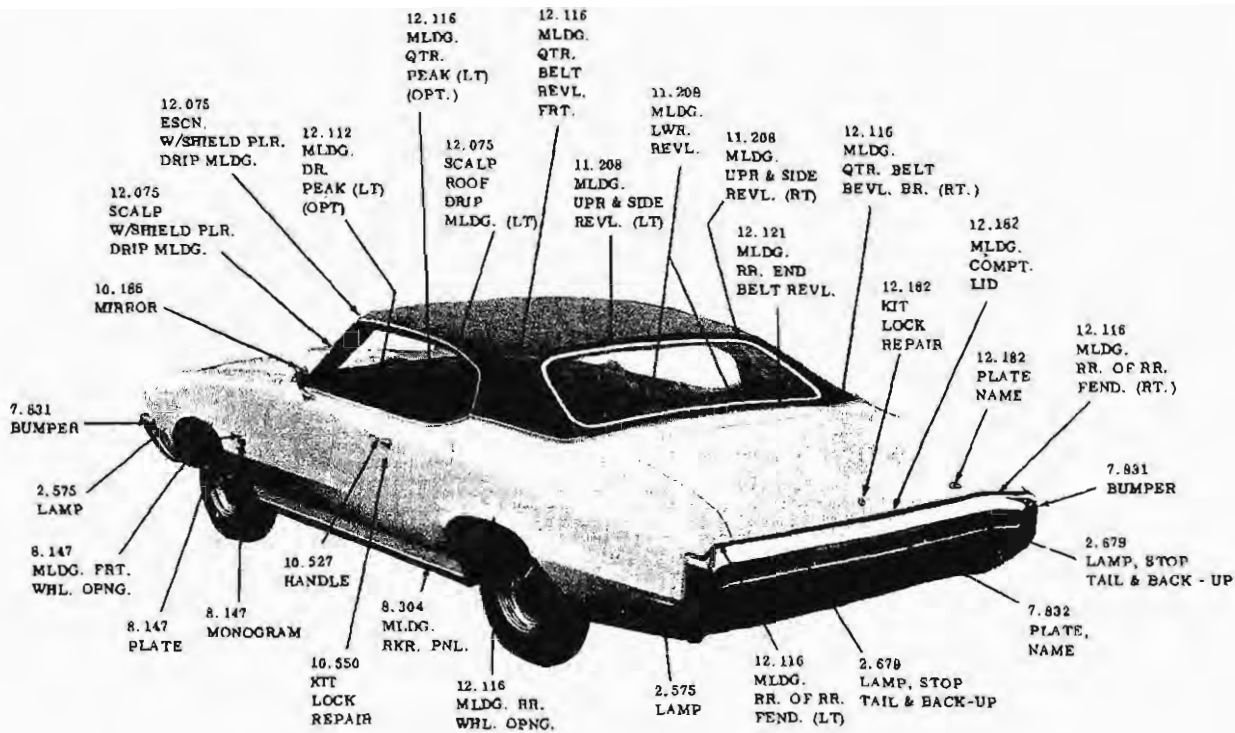


EXTERIOR MOULDING AND ORNAMENTS  
(2 DOOR HARDTOP)  
1969-ELECTRA

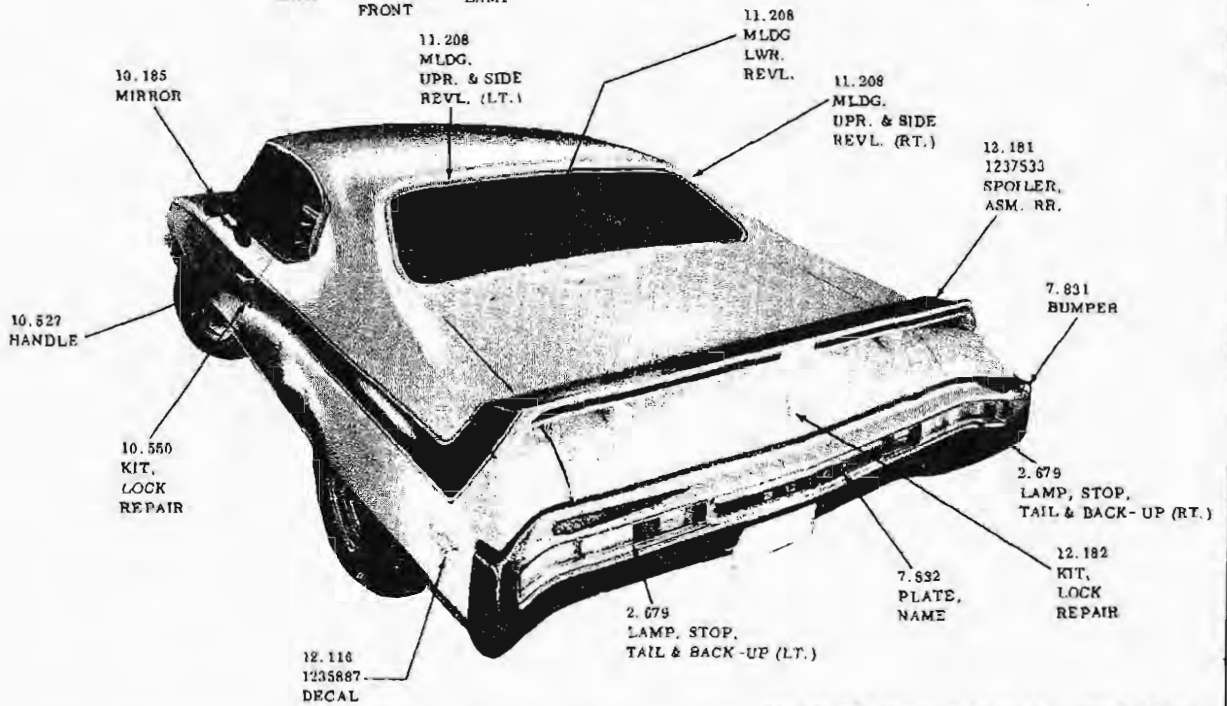





EXTERIOR MOULDING AND ORNAMENTS  
 1969-RIVIERA

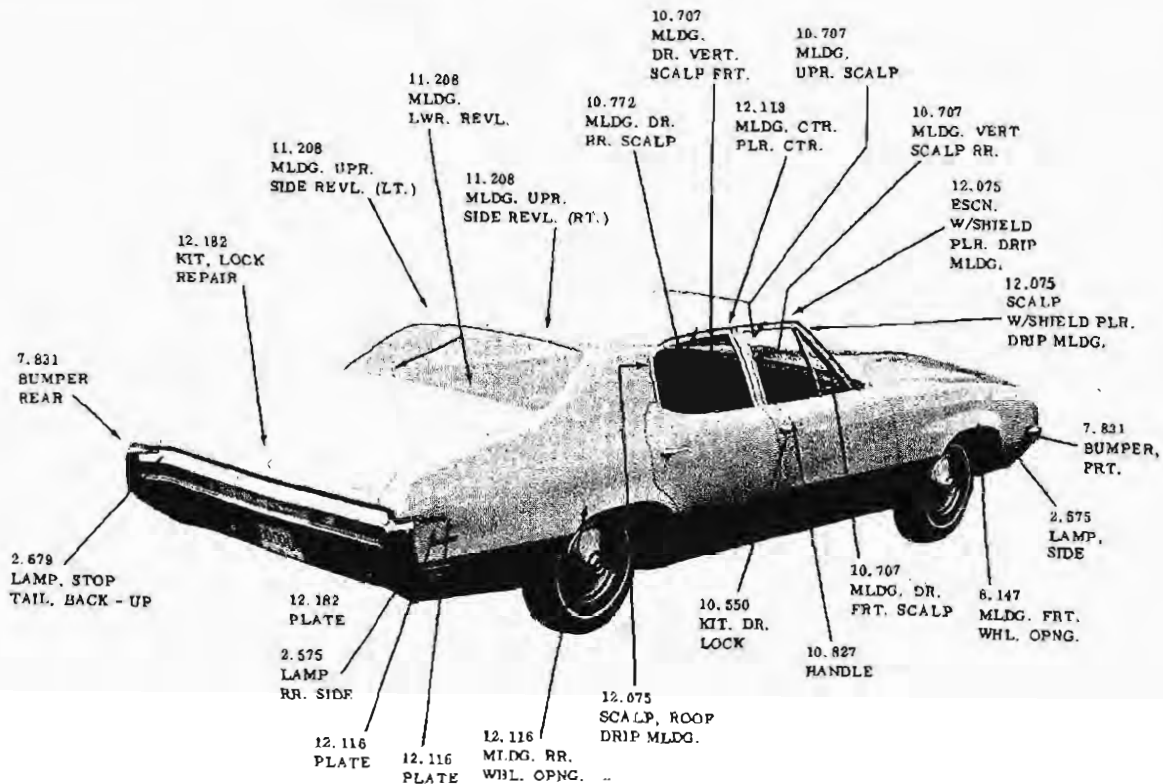
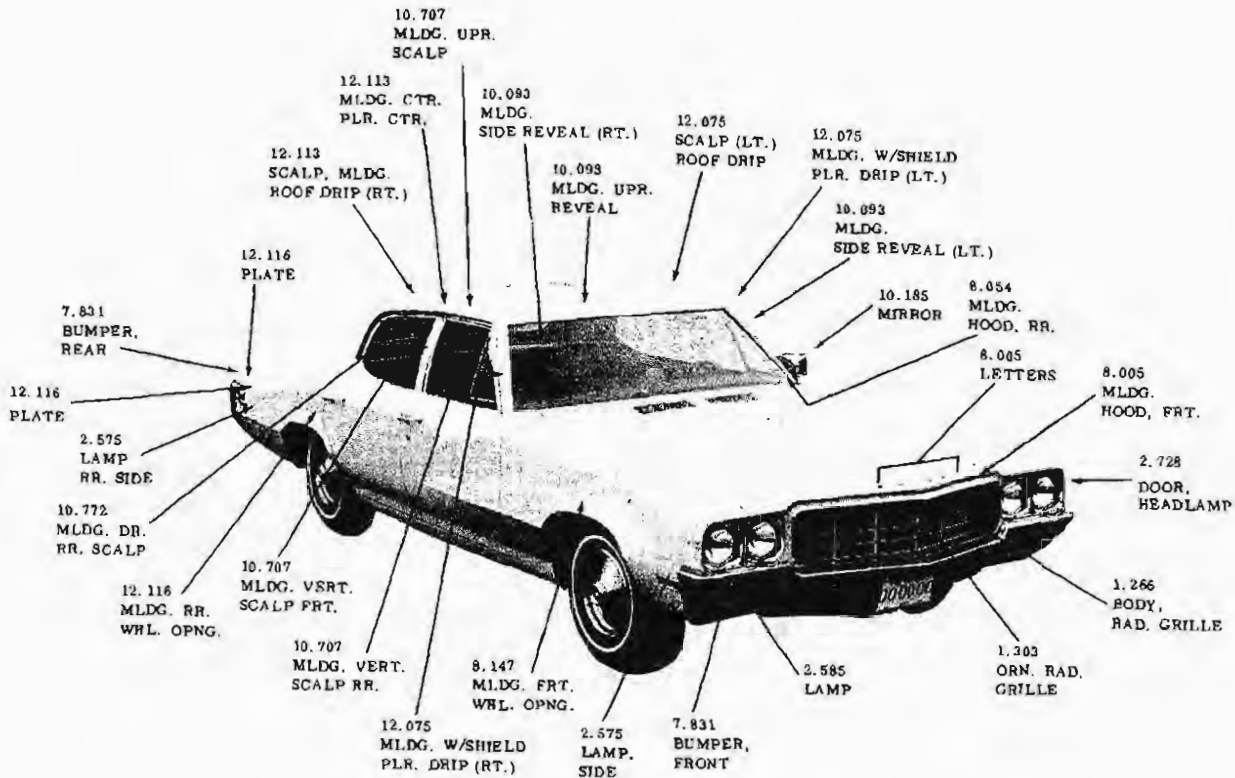


EXTERIOR MOULDING AND ORNAMENTS  
1970-30-4000 2DR. HARDTOPS

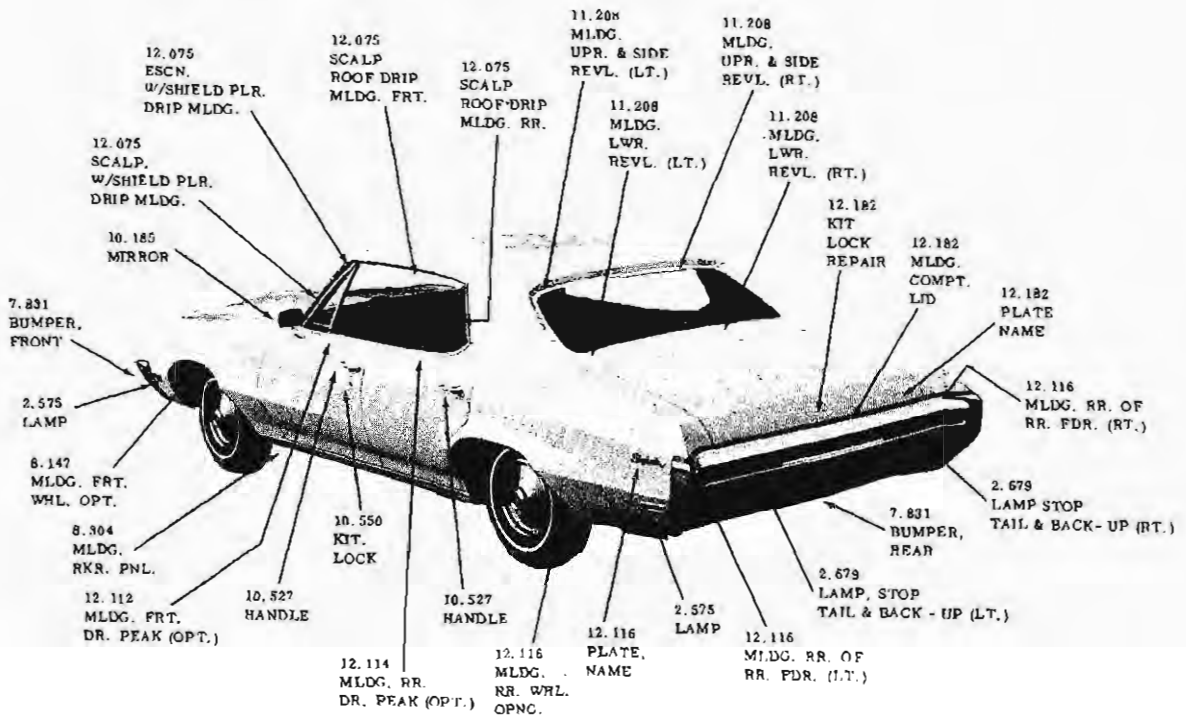
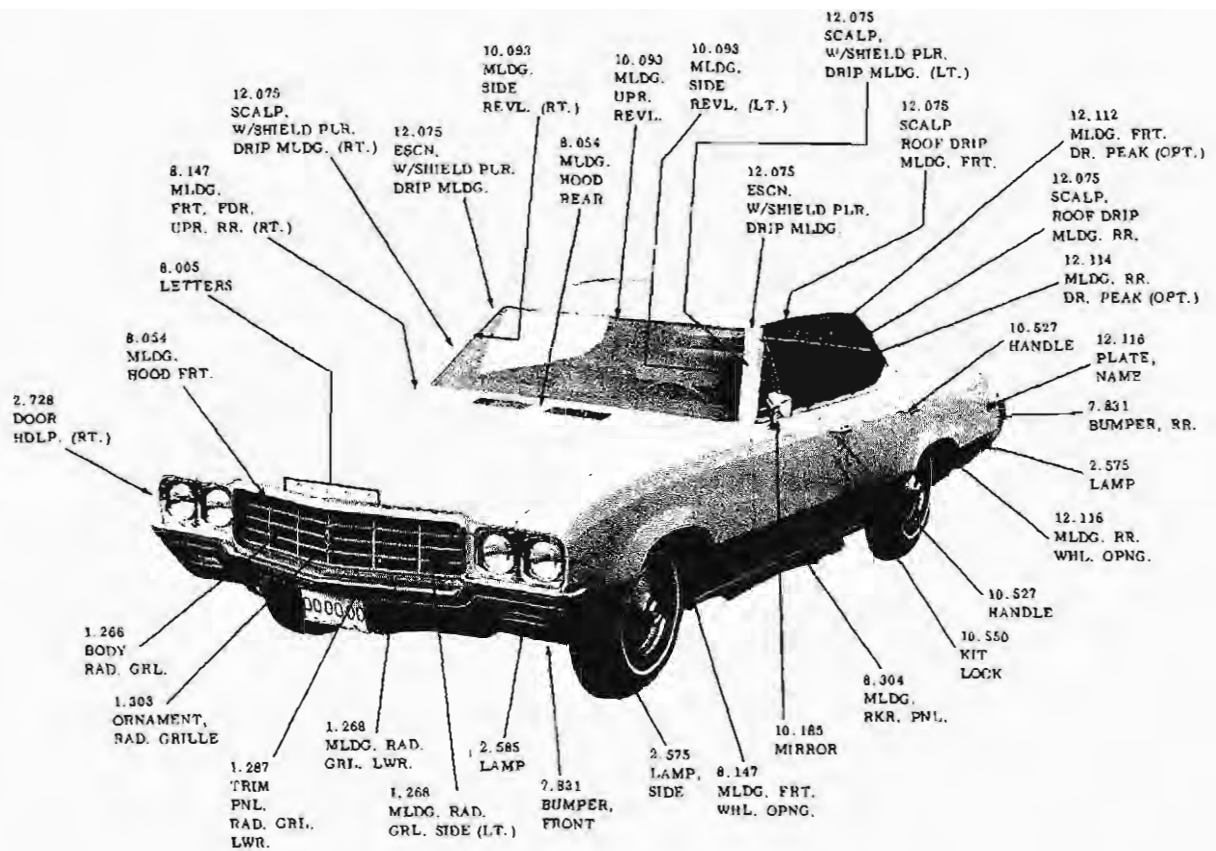


OTHERWISE SAME AS 1970-30-4000 2 DRS. HARDTOP

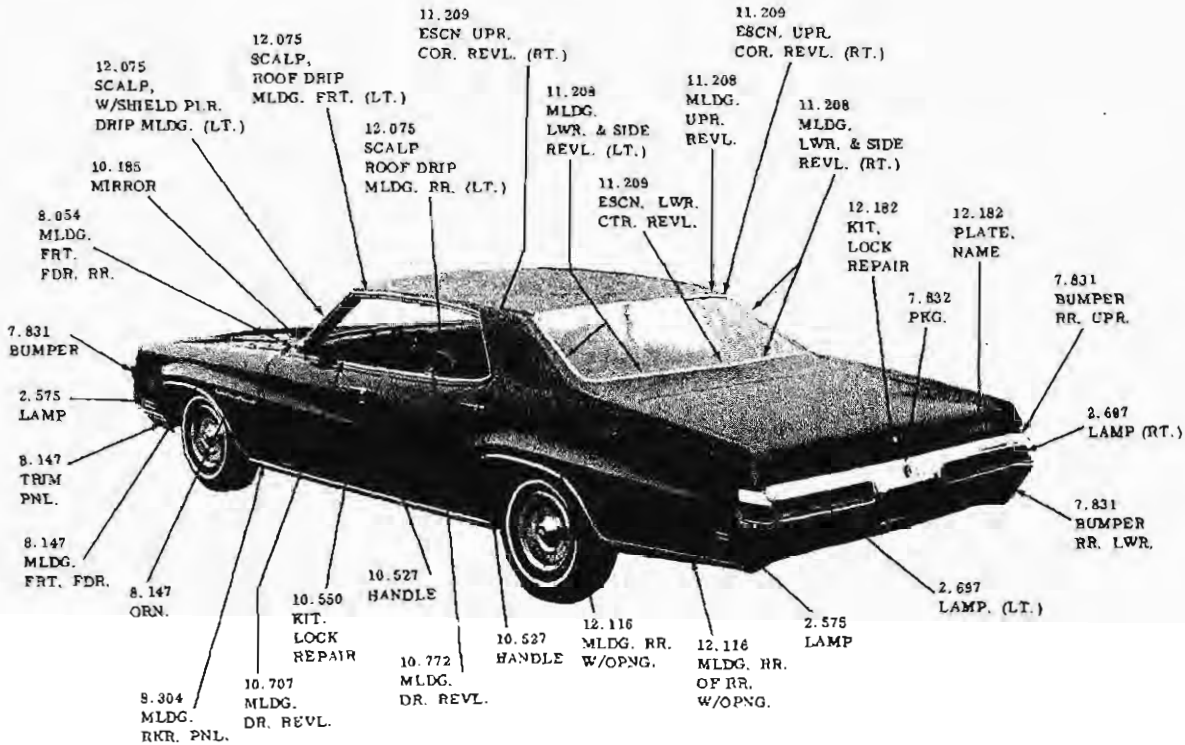
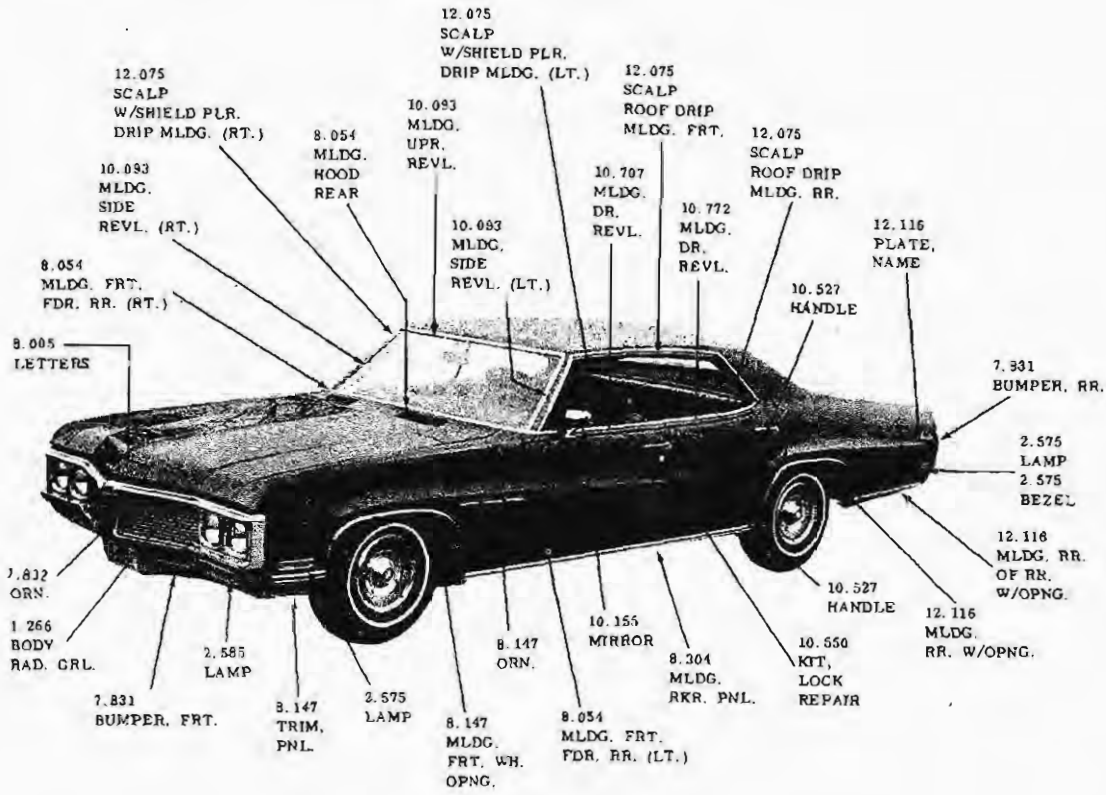
EXTERIOR MOULDINGS AND ORNAMENTS  
1970-4637 GSX



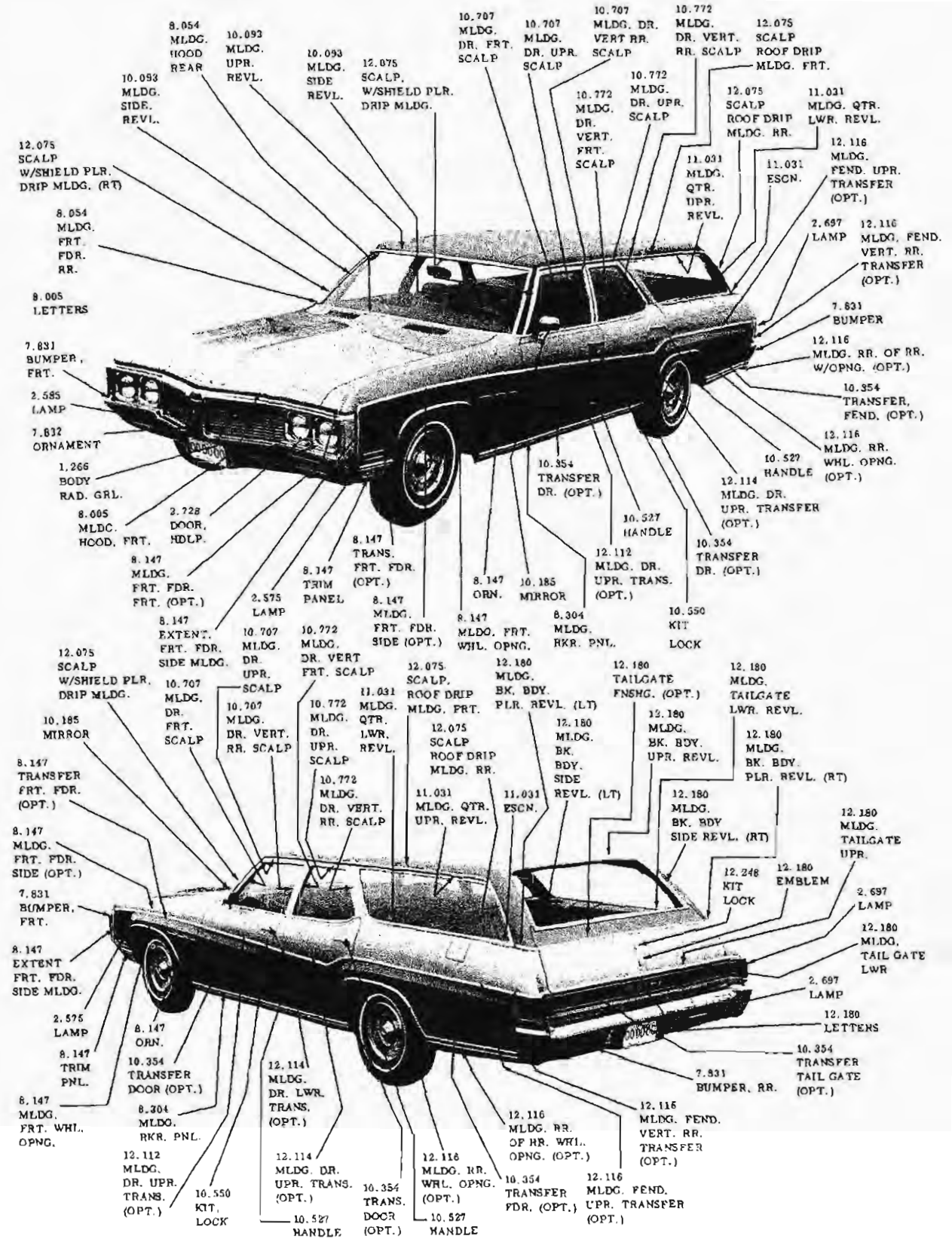
EXTERIOR MOULDINGS AND ORNAMENTS  
1970-33-3569-4DR. SEDANS



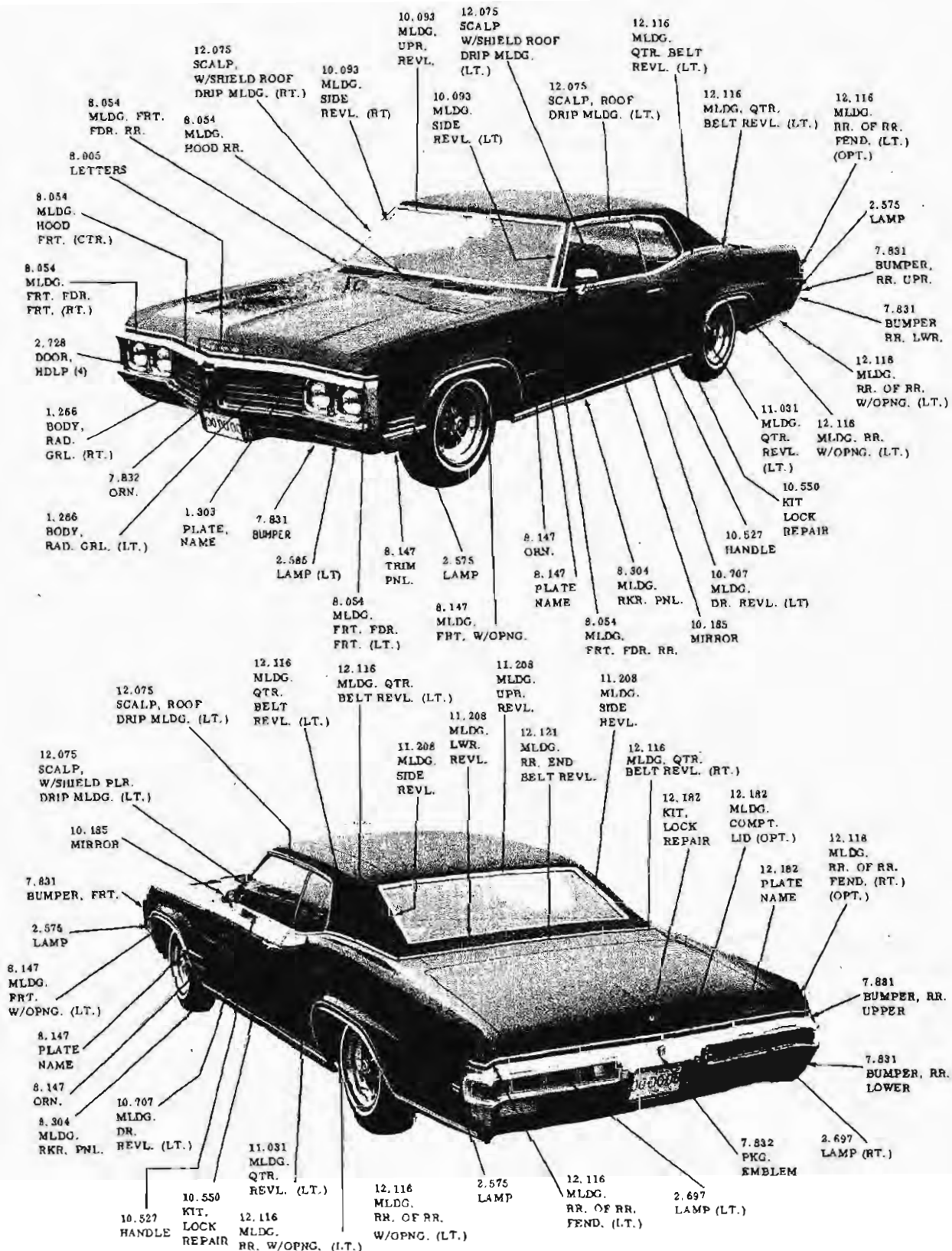
EXTERIOR MOULDINGS AND ORNAMENTS  
1970-30-4000 4DR, HARDTOP



EXTERIOR MOULDINGS AND ORNAMENTS  
1970-5000 4DR. HARDTOP

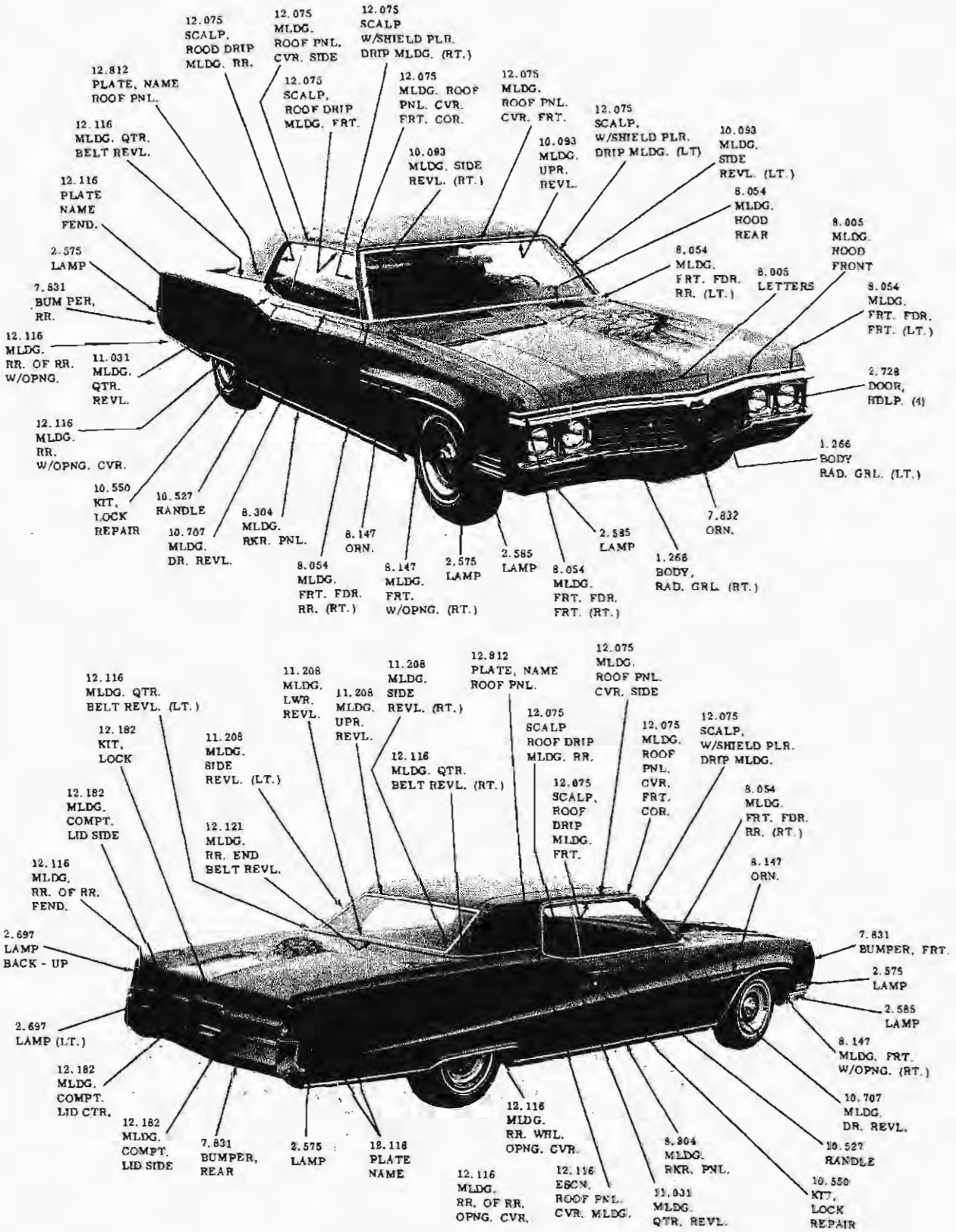


EXTERIOR MOULDING AND ORNAMENTS  
 1970-6036-6046 (WOOD GRAIN)

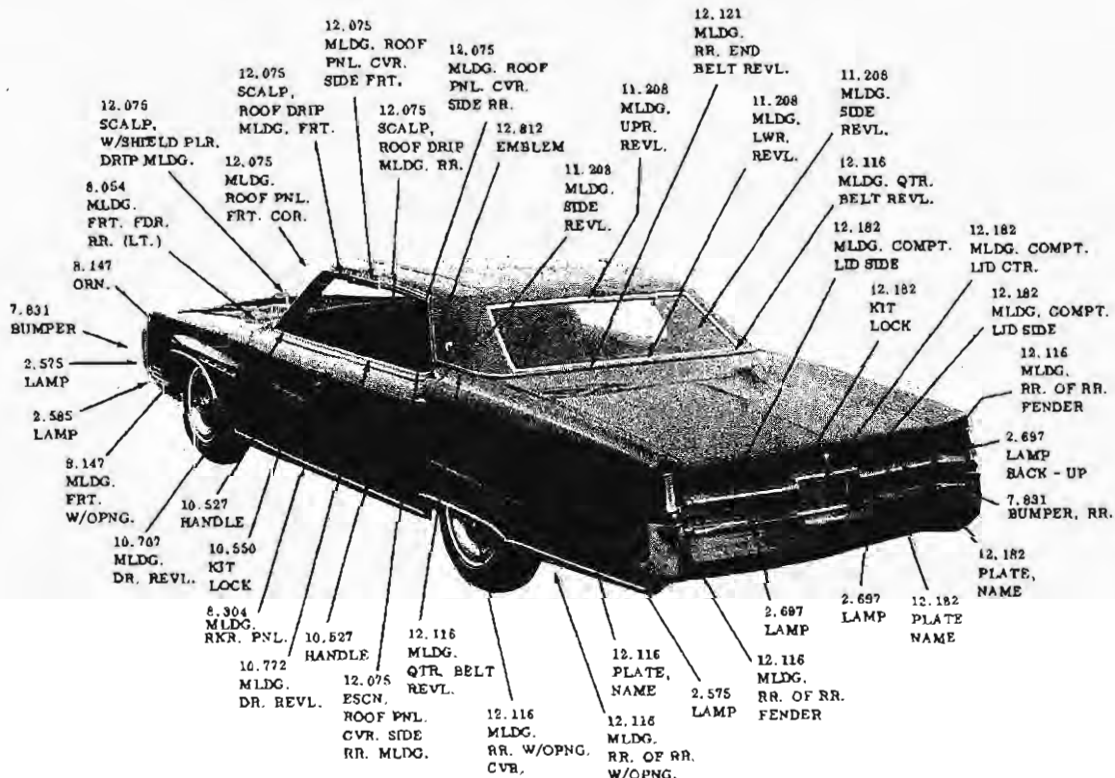
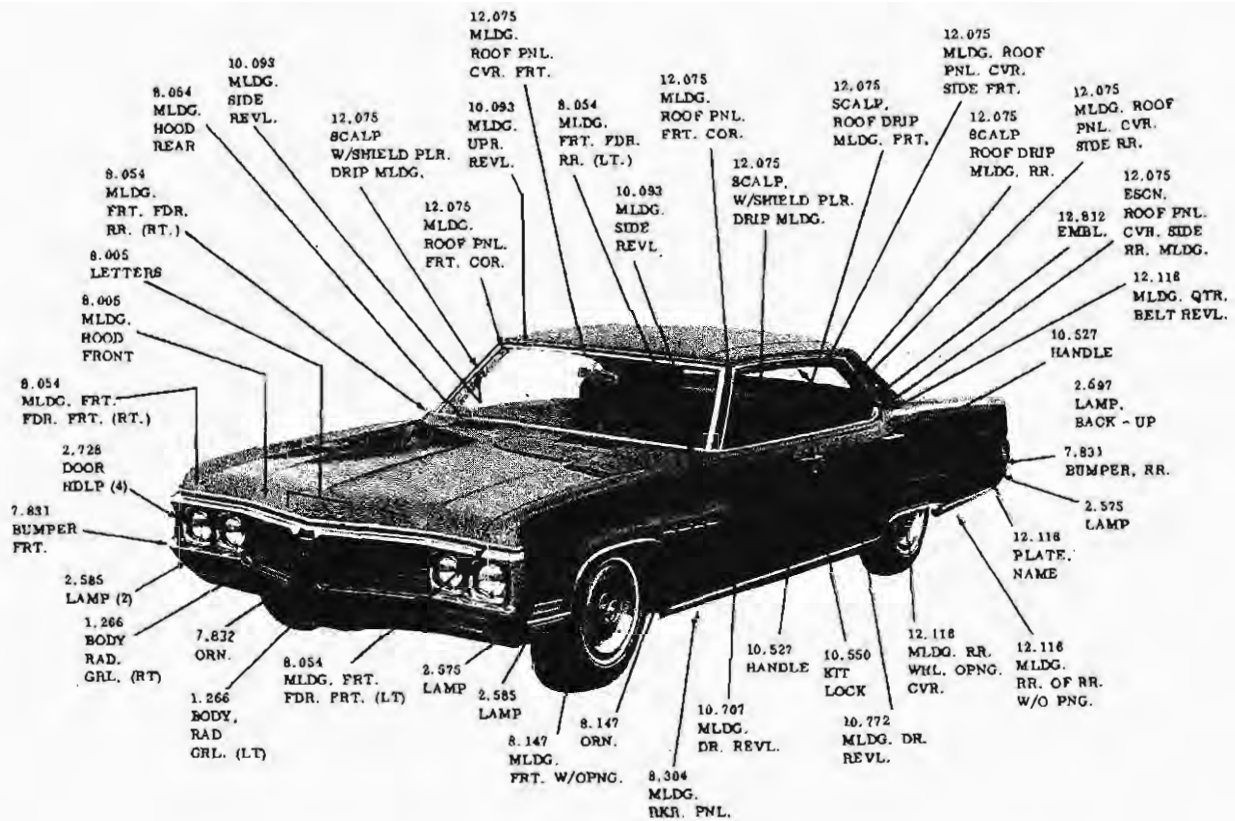


EXTERIOR MOULDINGS AND ORNAMENTS  
1970-WILDCAT (2DR. HARDTOP)

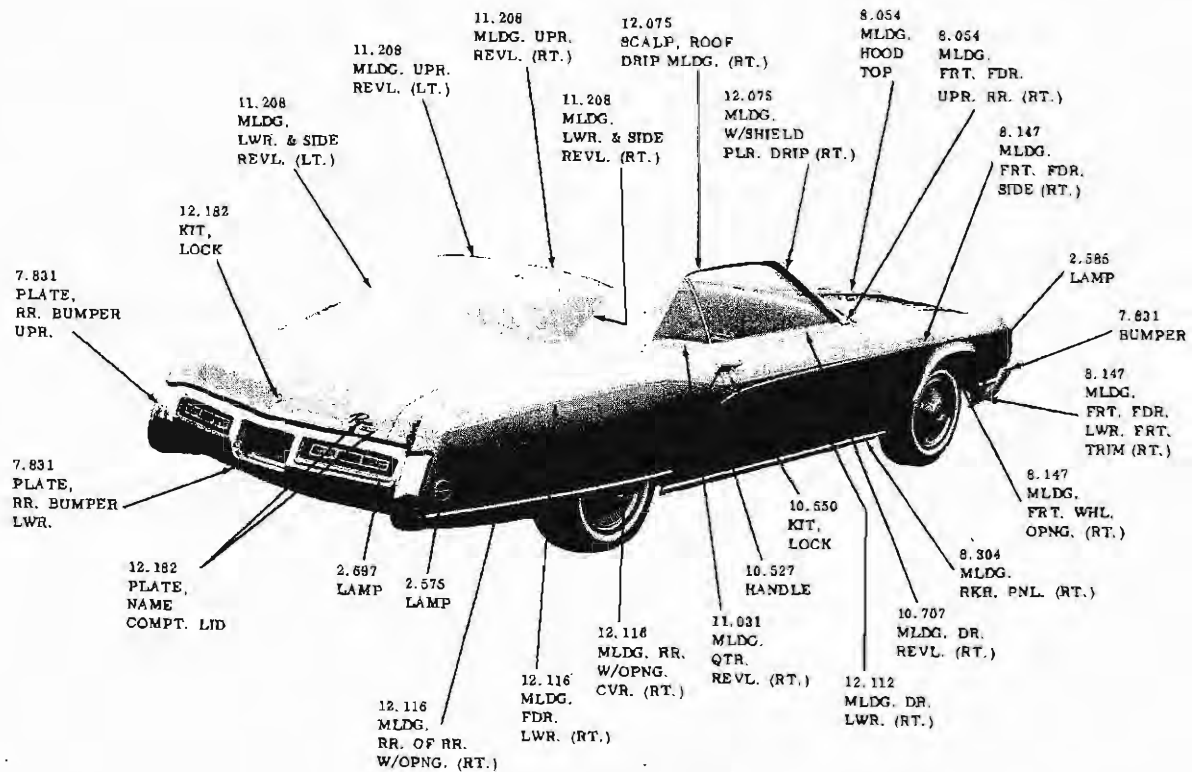
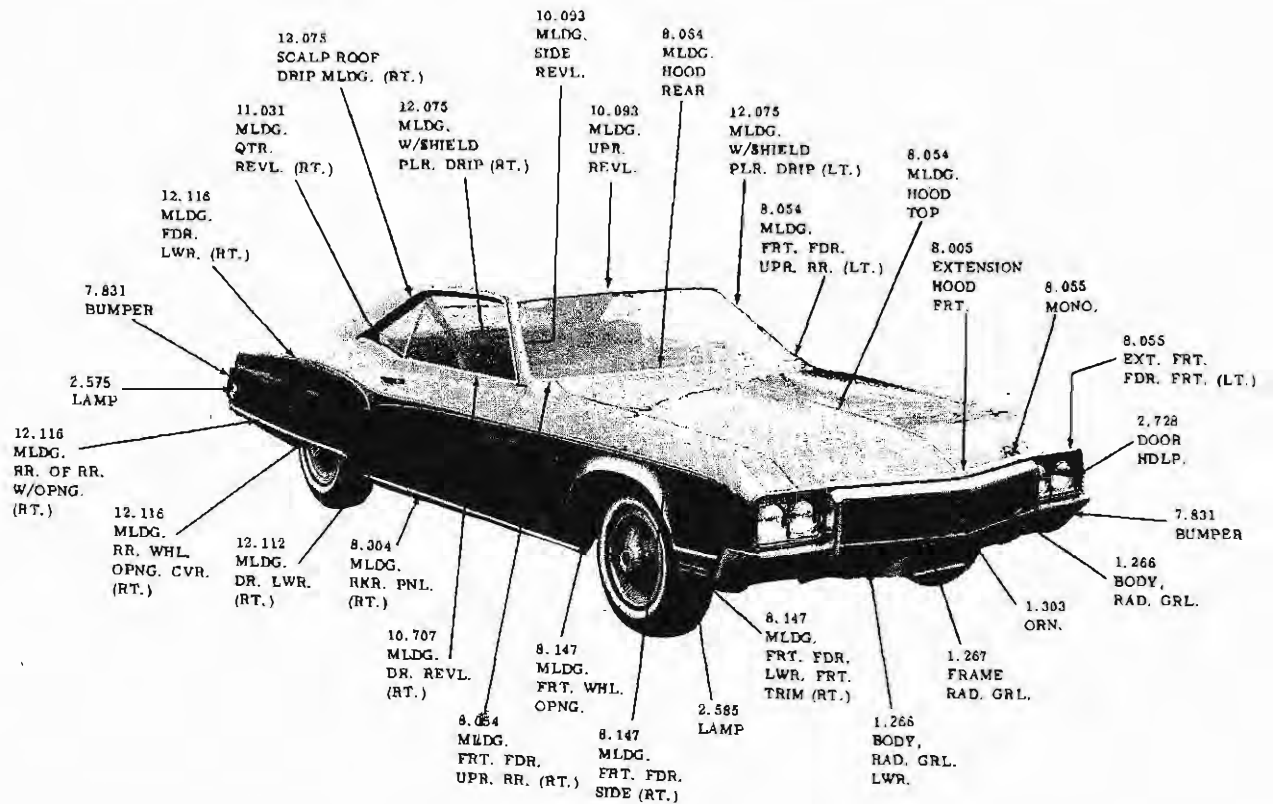




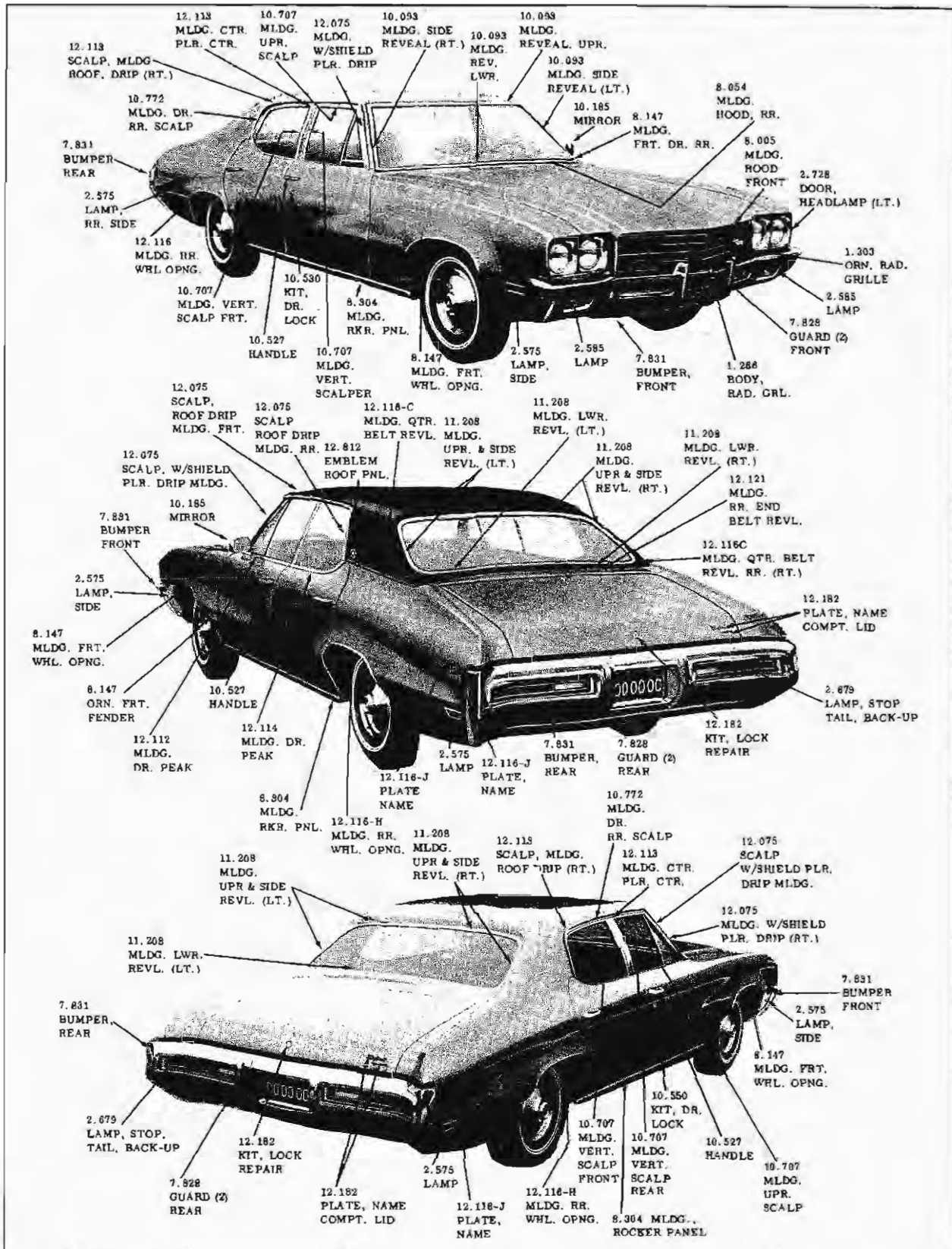
EXTERIOR MOULDINGS AND ORNAMENTS  
1970-8000 (2DR. HARDTOP)



EXTERIOR MOULDINGS AND ORNAMENTS  
1970-8000 (4 DR. HARDTOP)

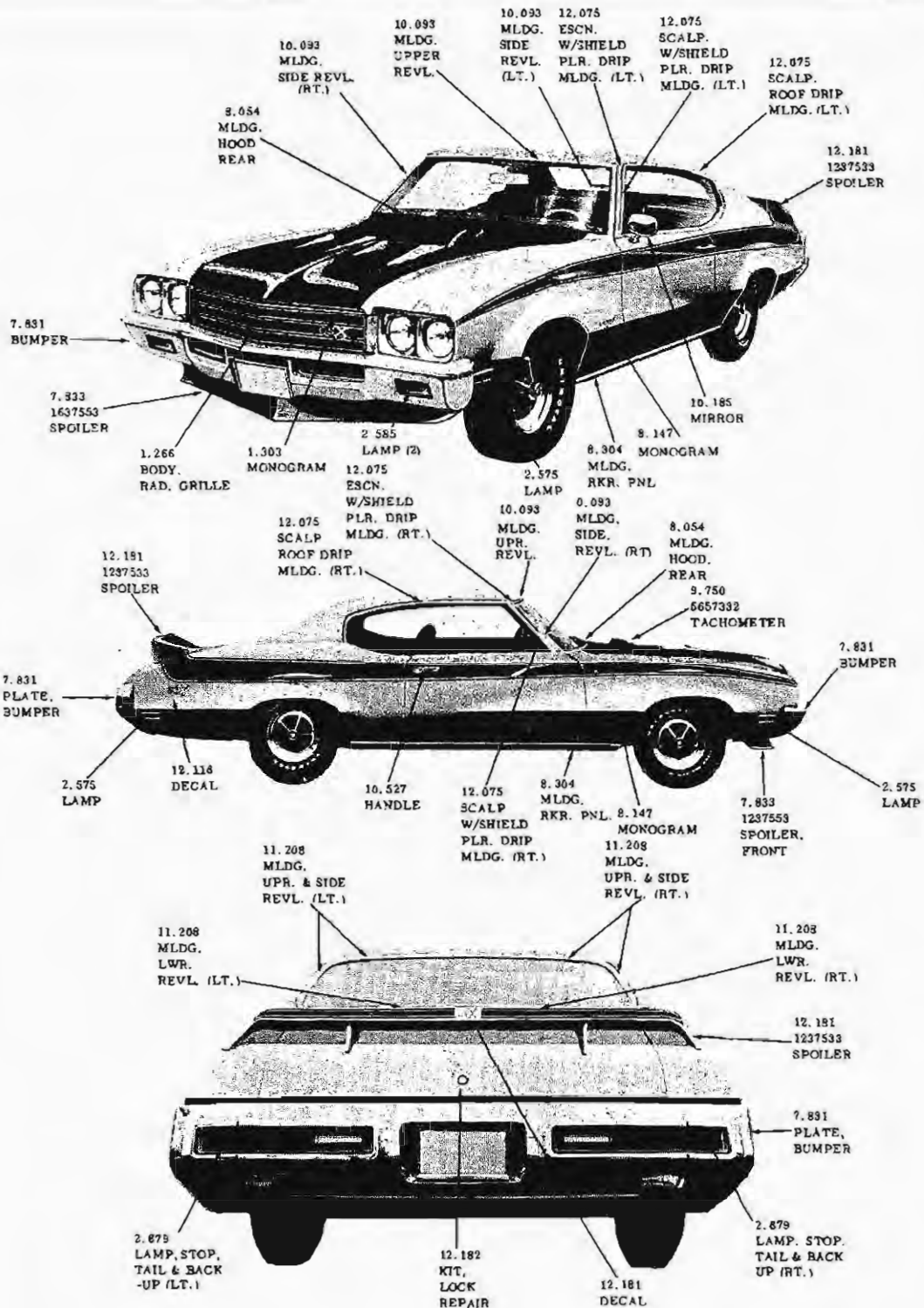


EXTERIOR MOULDINGS AND ORNAMENTS  
1970-9000



EXTERIOR MOULDINGS AND ORNAMENTS  
 1971- 30-4000 -4DR5.

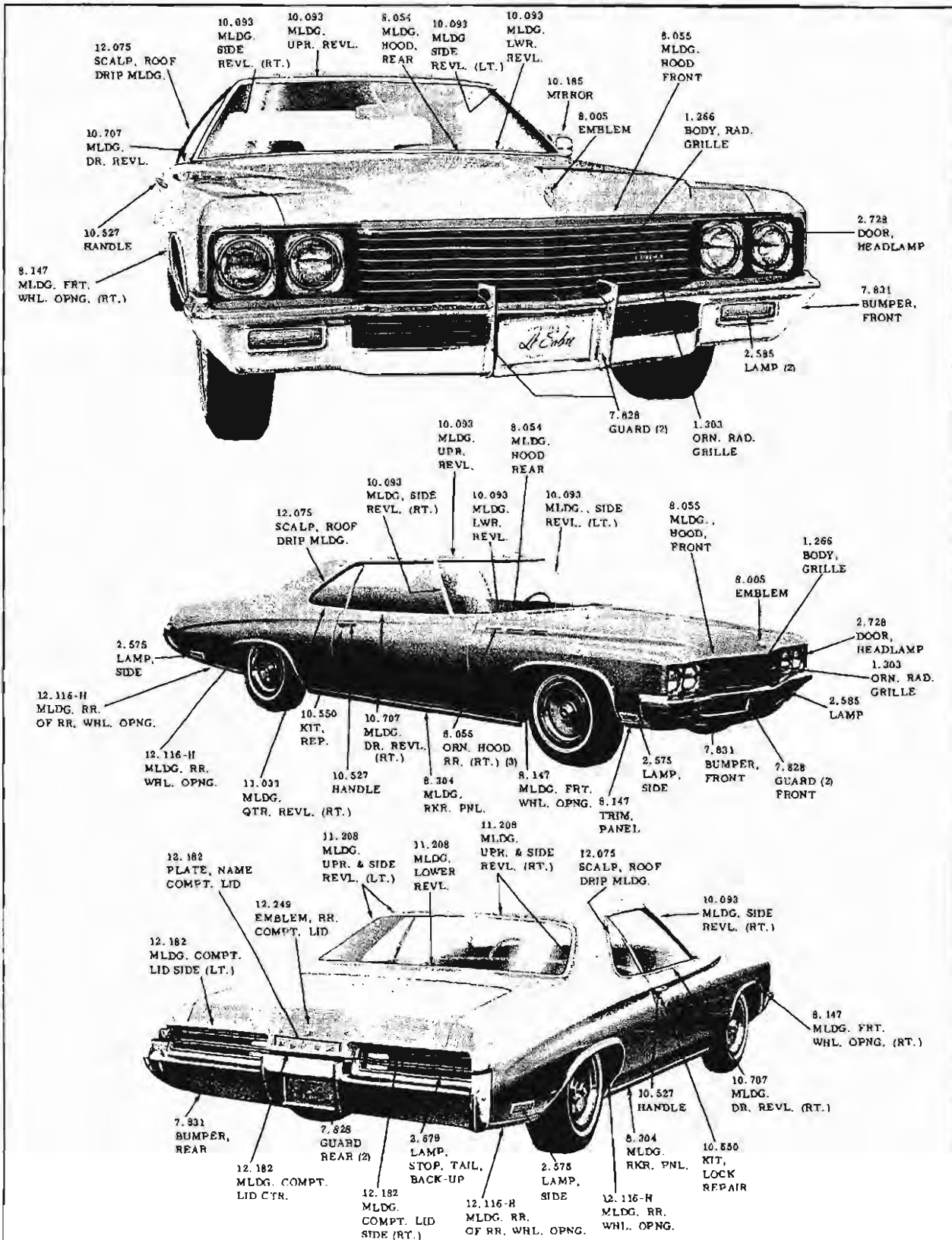
BUICK MOTOR DIVISION, GENERAL MOTORS CORPORATION



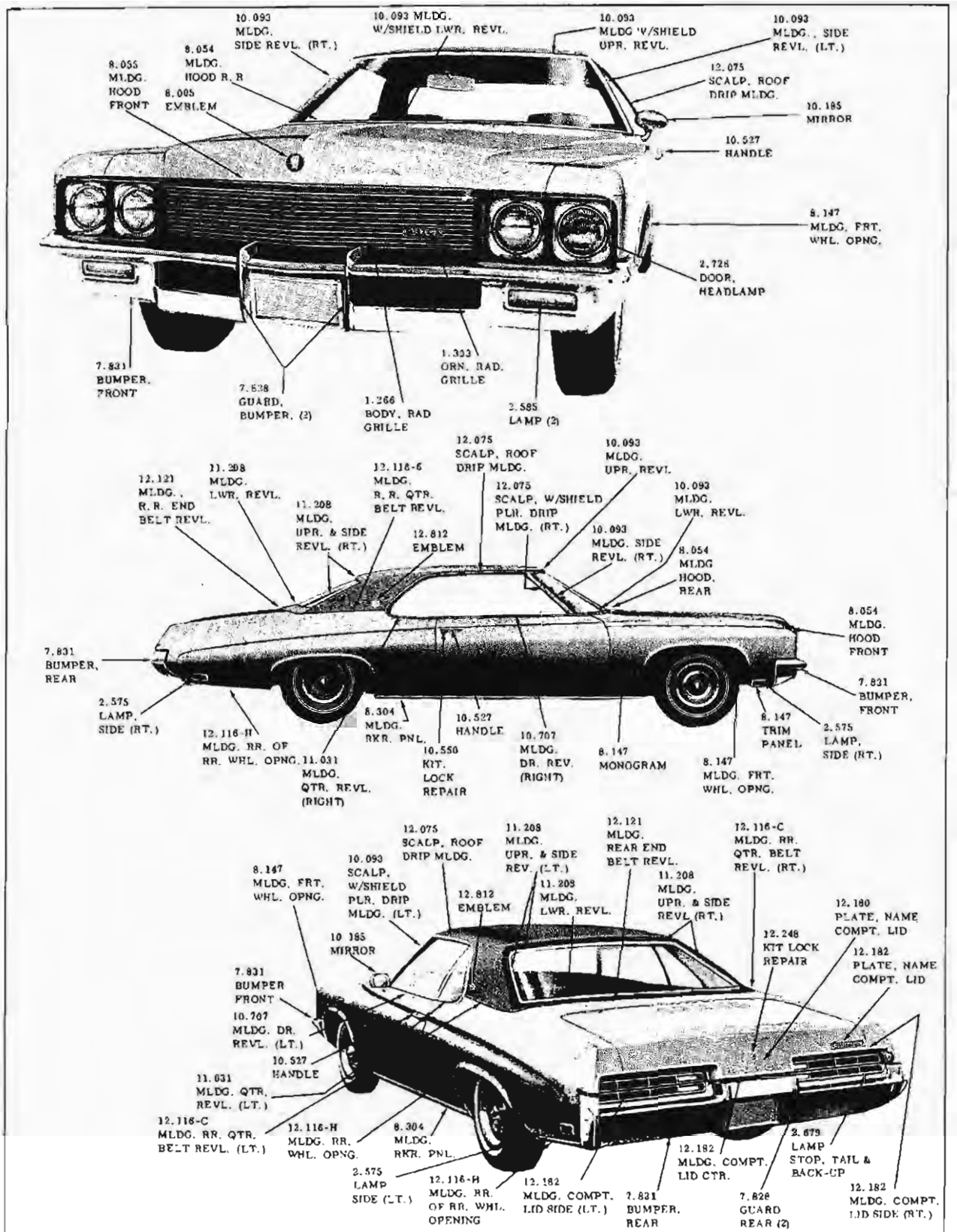
OTHERWISE SAME AS 1971-30-4000 2DRS. HARD TOP

EXTERIOR MOULDINGS AND ORNAMENTS  
1971-3437 G.S.X

BUICK MOTOR DIVISION, GENERAL MOTORS CORPORATION

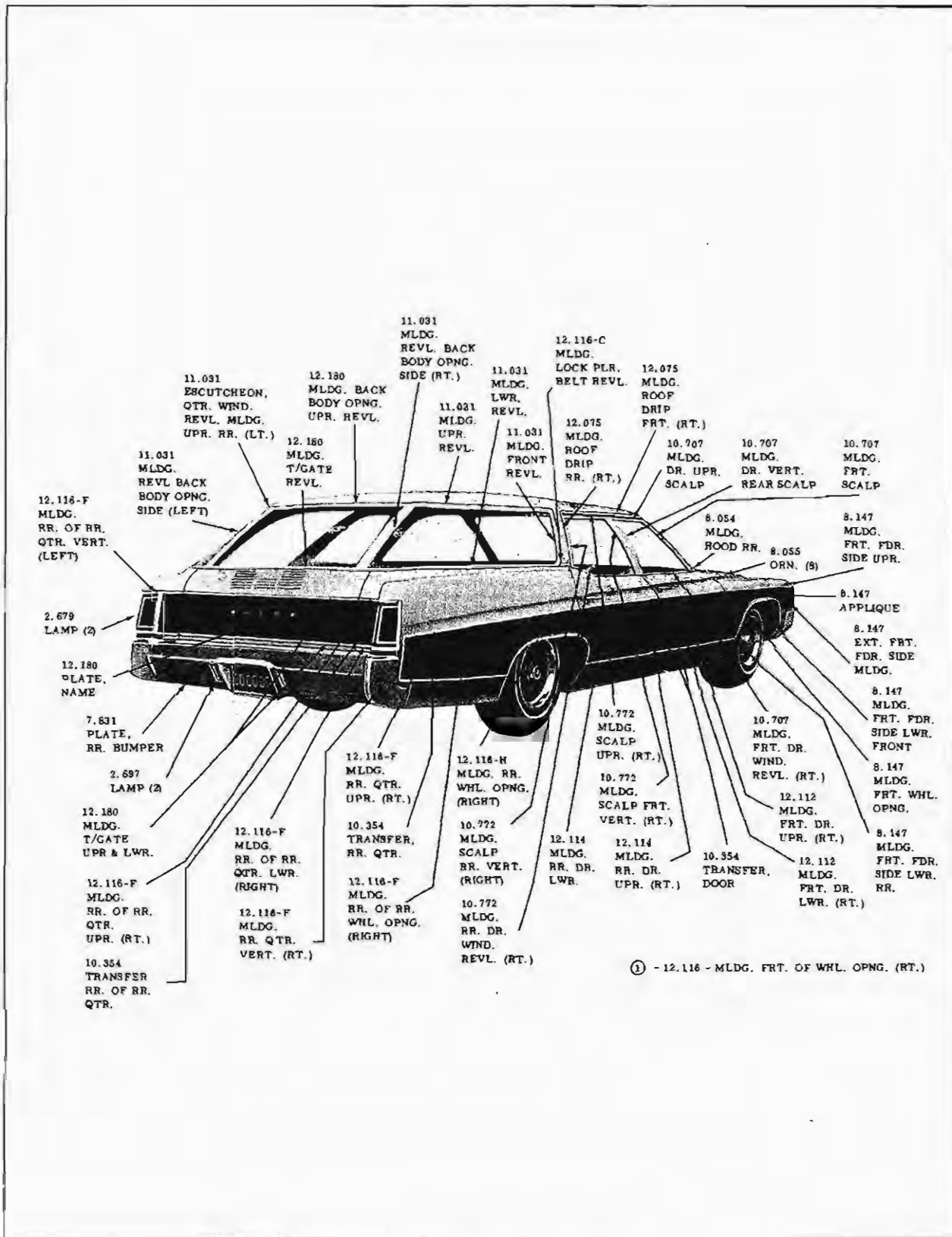


EXTERIOR MOULDINGS AND ORNAMENTS  
1971-5000 2DR. HARDTOP



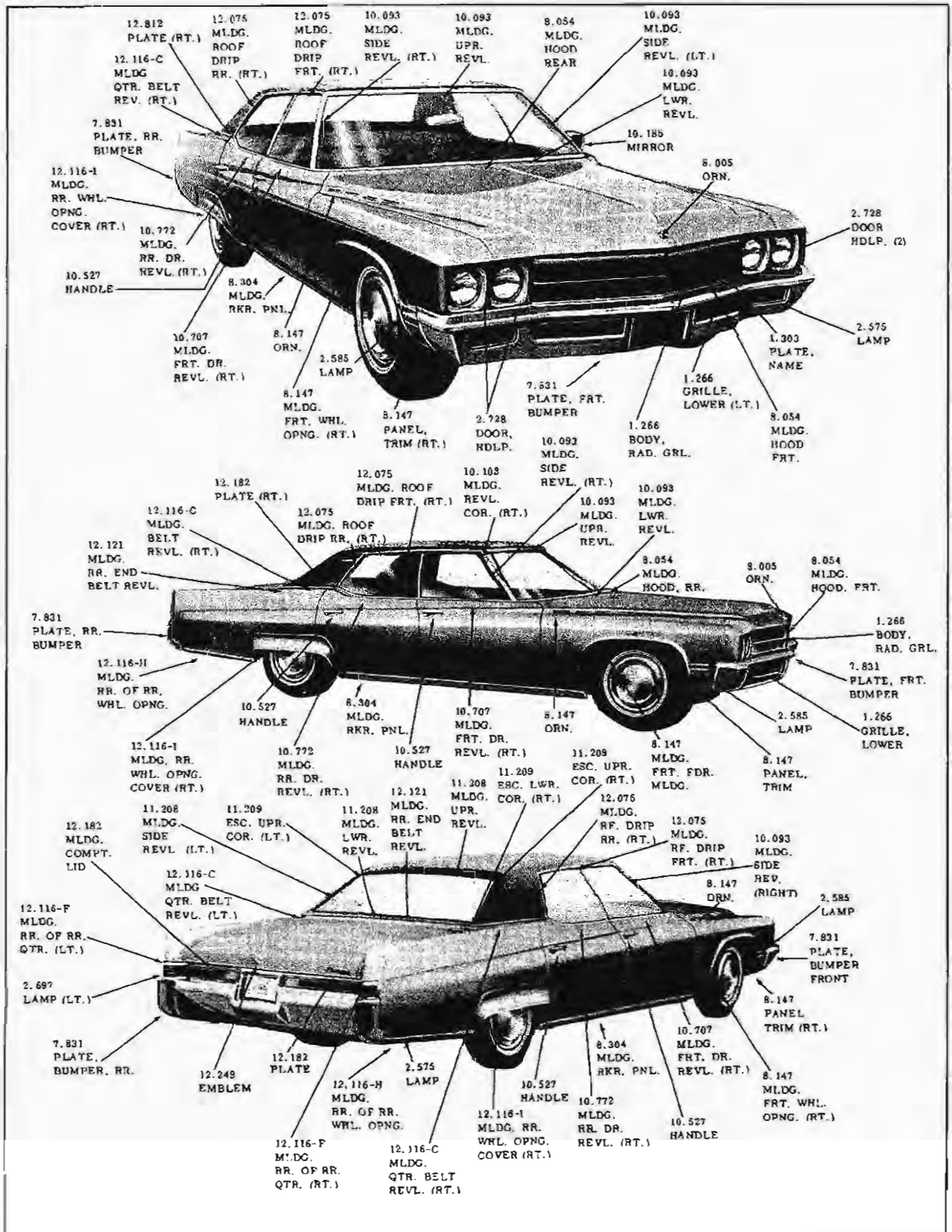
EXTERIOR MOLDING AND ORNAMENT

1971-6000 2DR HARDTOP



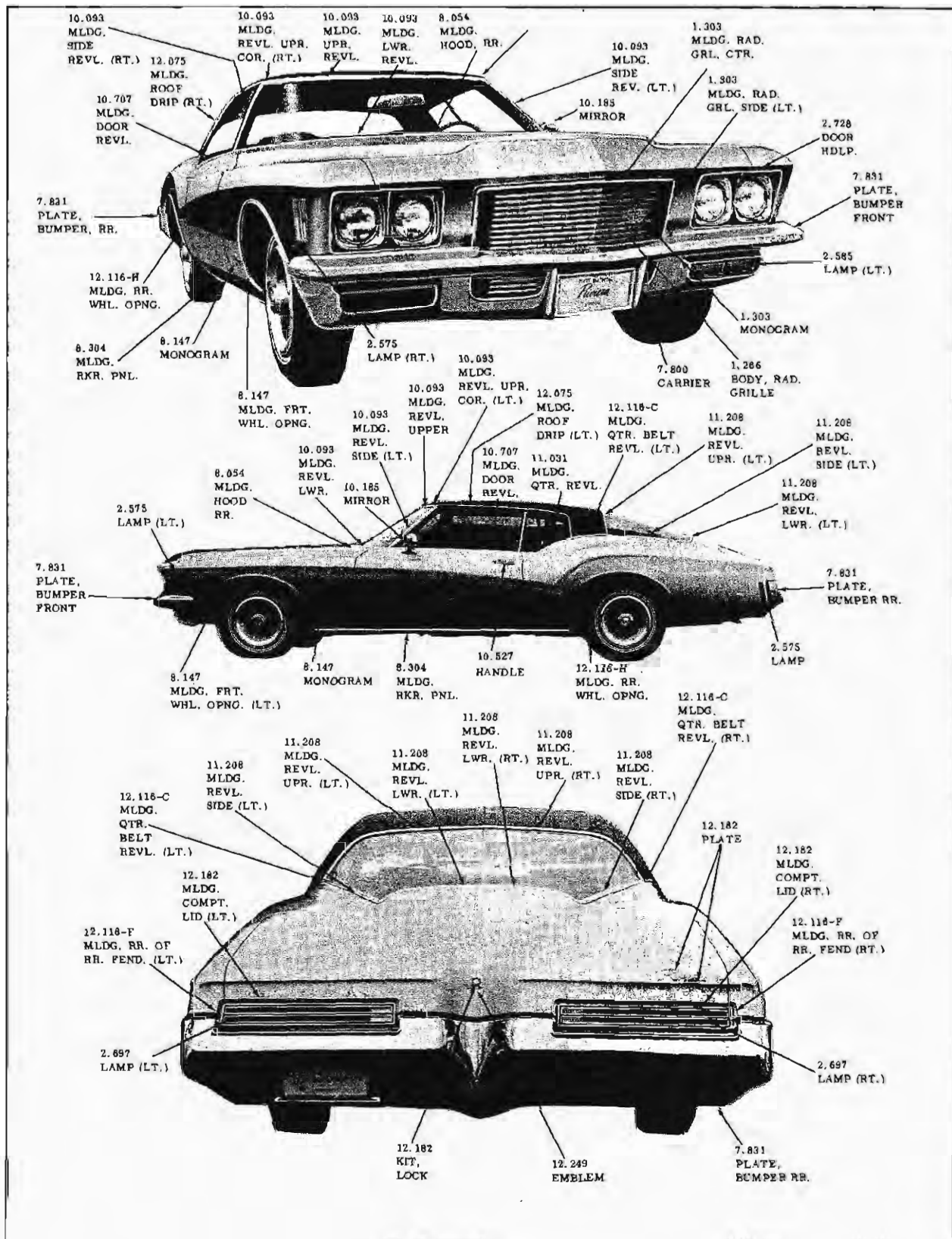
EXTERIOR MOULDINGS AND ORNAMENTS  
1971 - 6035-45 (WOOD GRAIN)





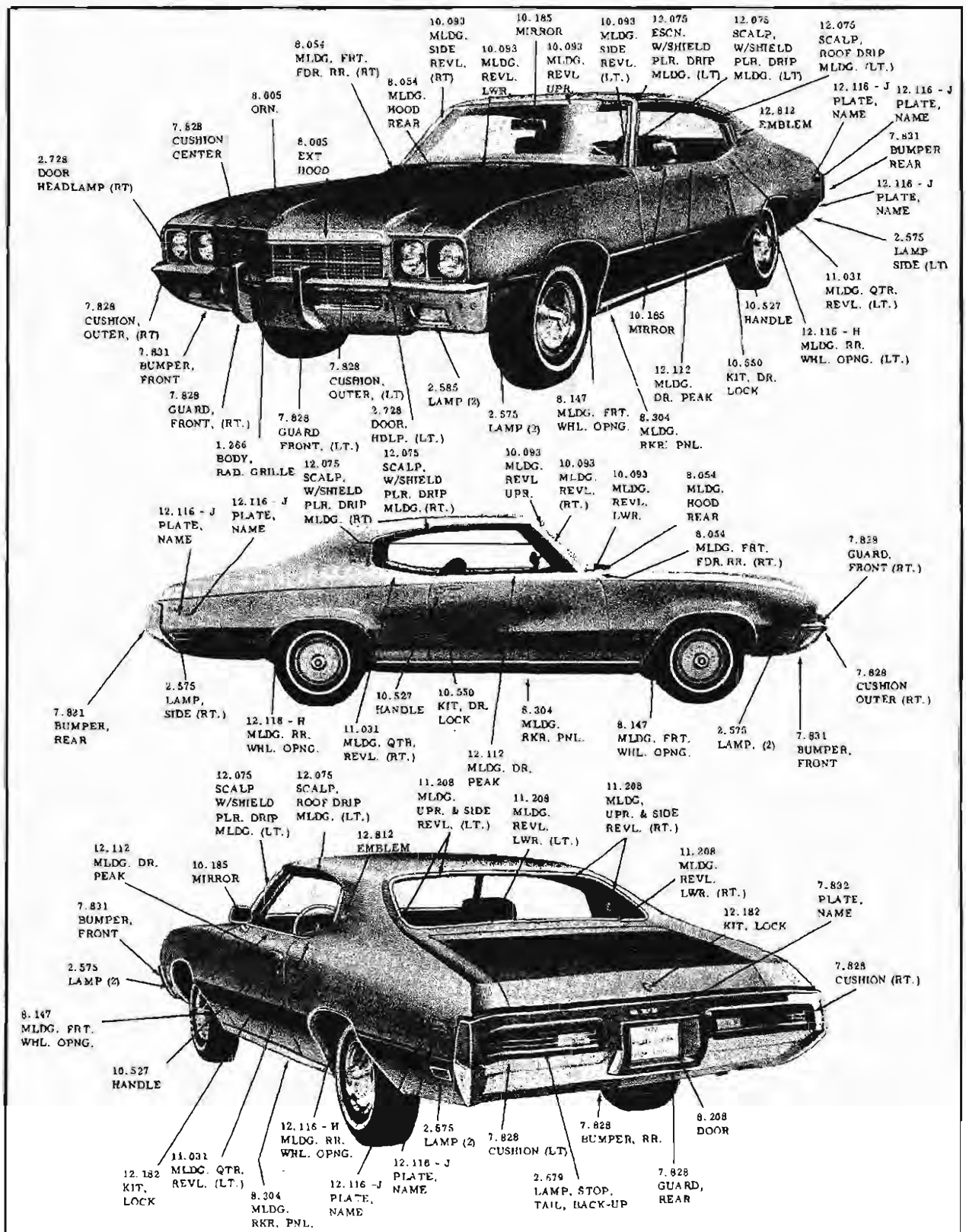
EXTERIOR MOULDINGS AND ORNAMENTS

1971 - 82-8439




EXTERIOR MOULDINGS AND ORNAMENTS

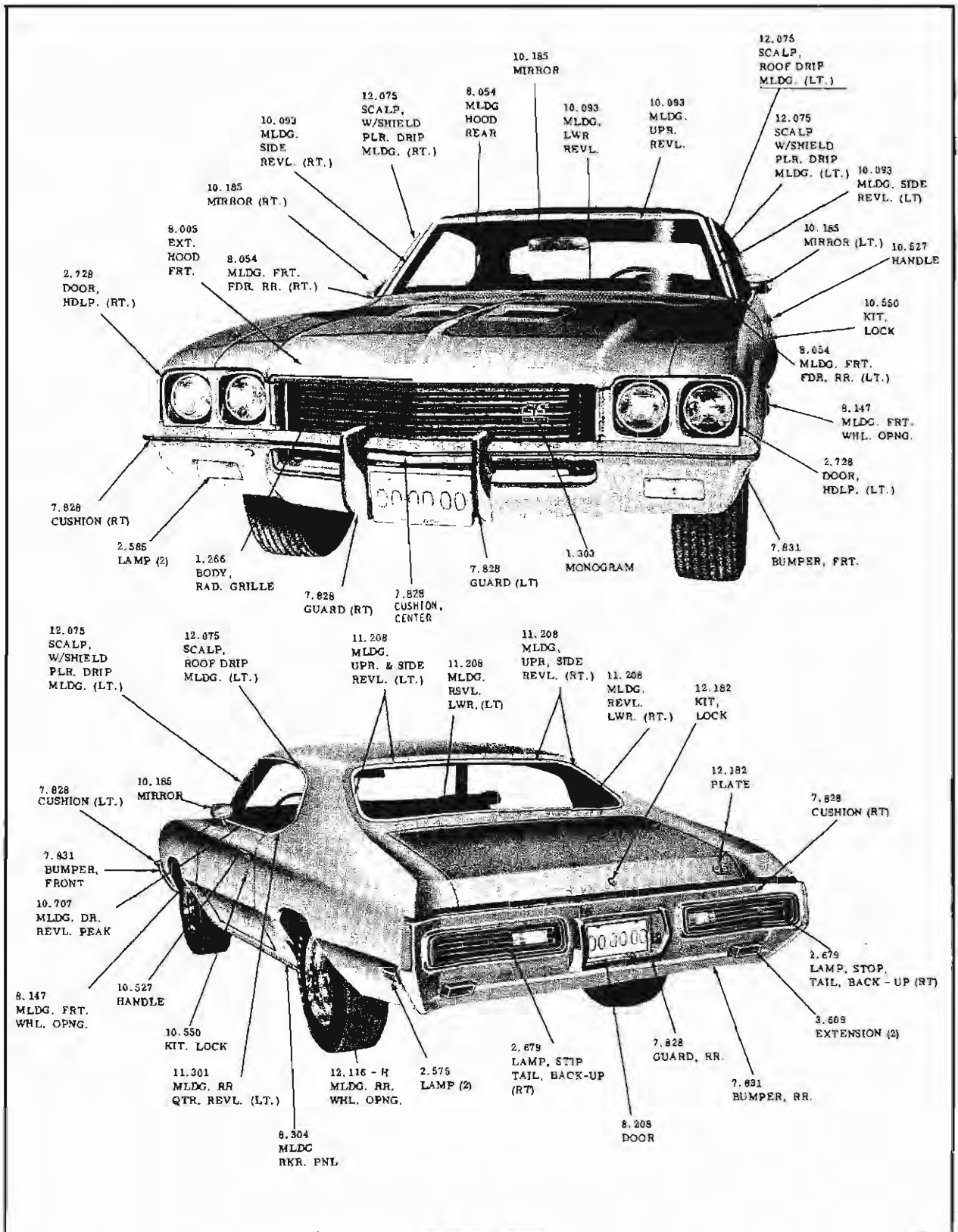
1971 - 9000



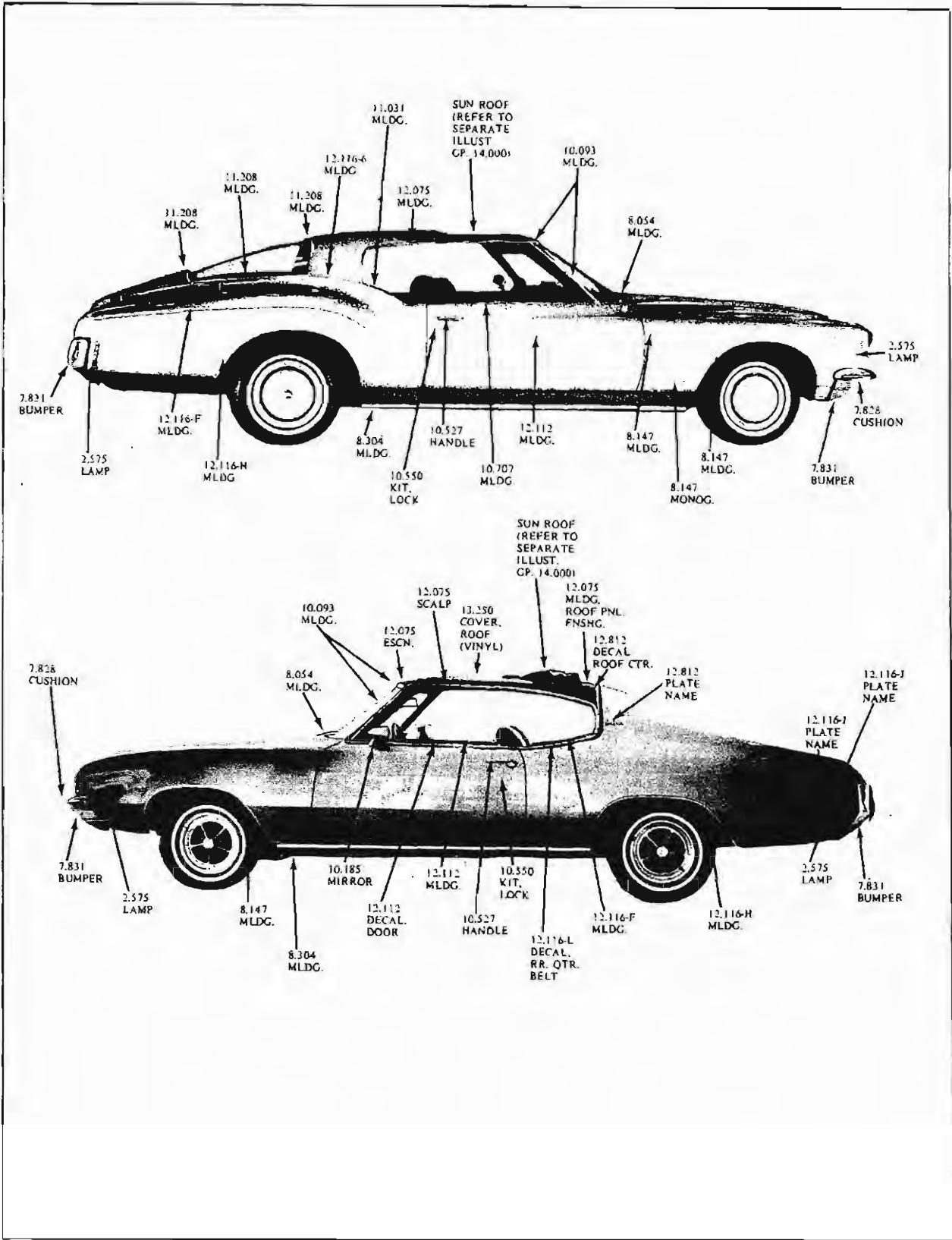
EXTERIOR MOLDINGS AND ORNAMENTS  
 1972-30-4000 2 DR. HARD TOP



EXTERIOR MOLDINGS AND ORNAMENTS  
 1972-30-4000 4 DOORS

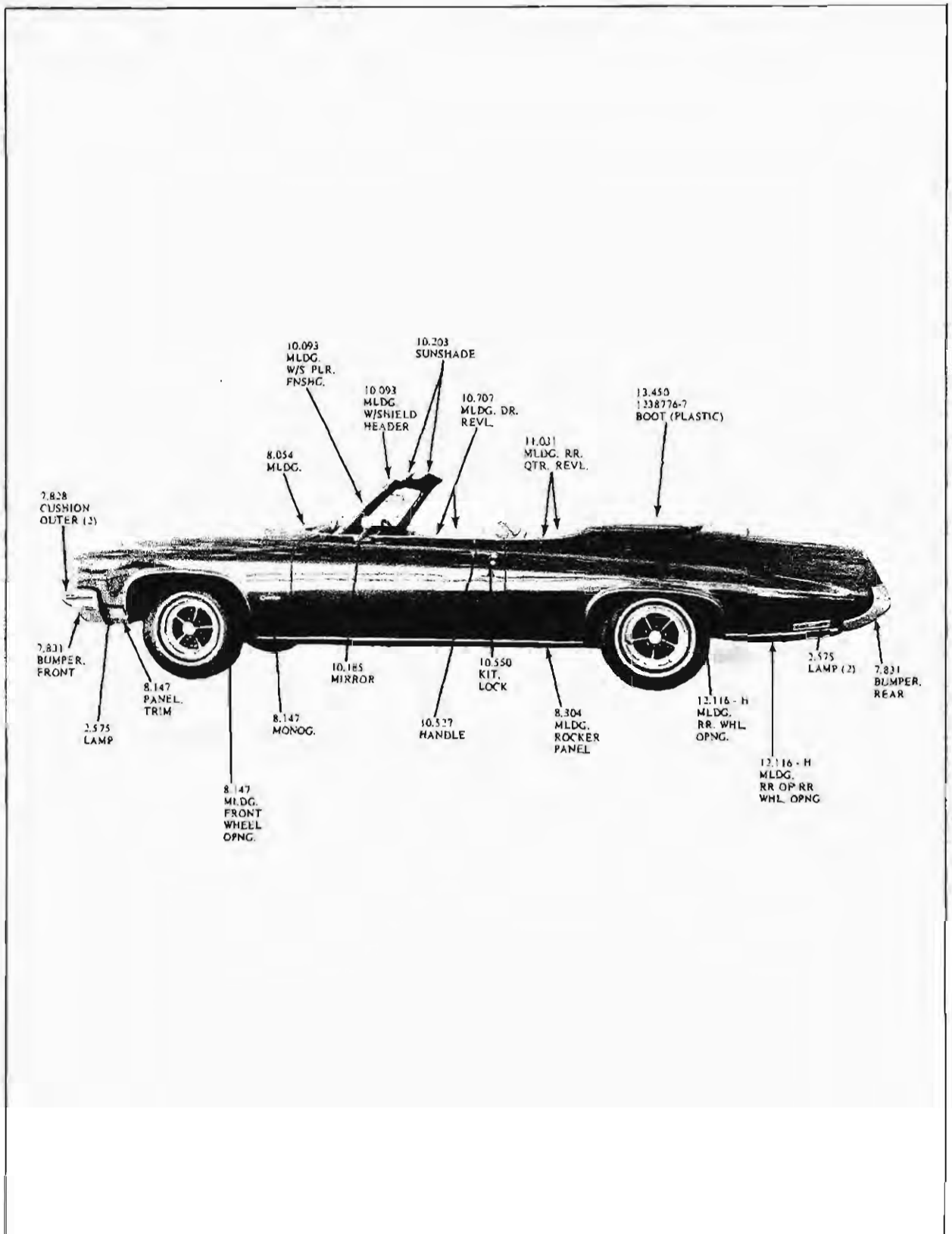


EXTERIOR MOLDINGS AND ORNAMENTS  
1972-3437 G.S.




SUNROOF (OPTION)

1971-72 - 3337-9000



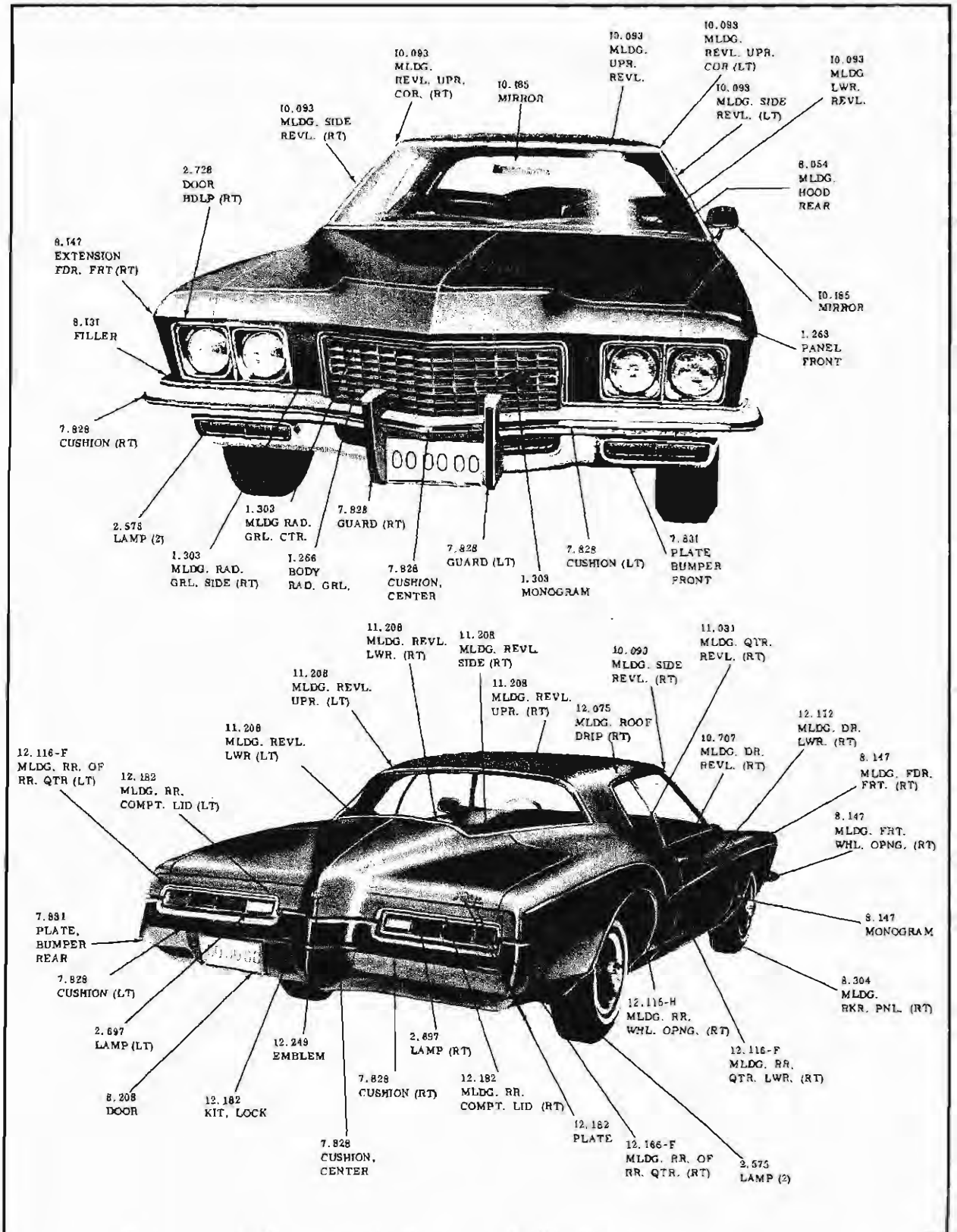
CONVERTIBLE  
 1971-72 — 5467-6667



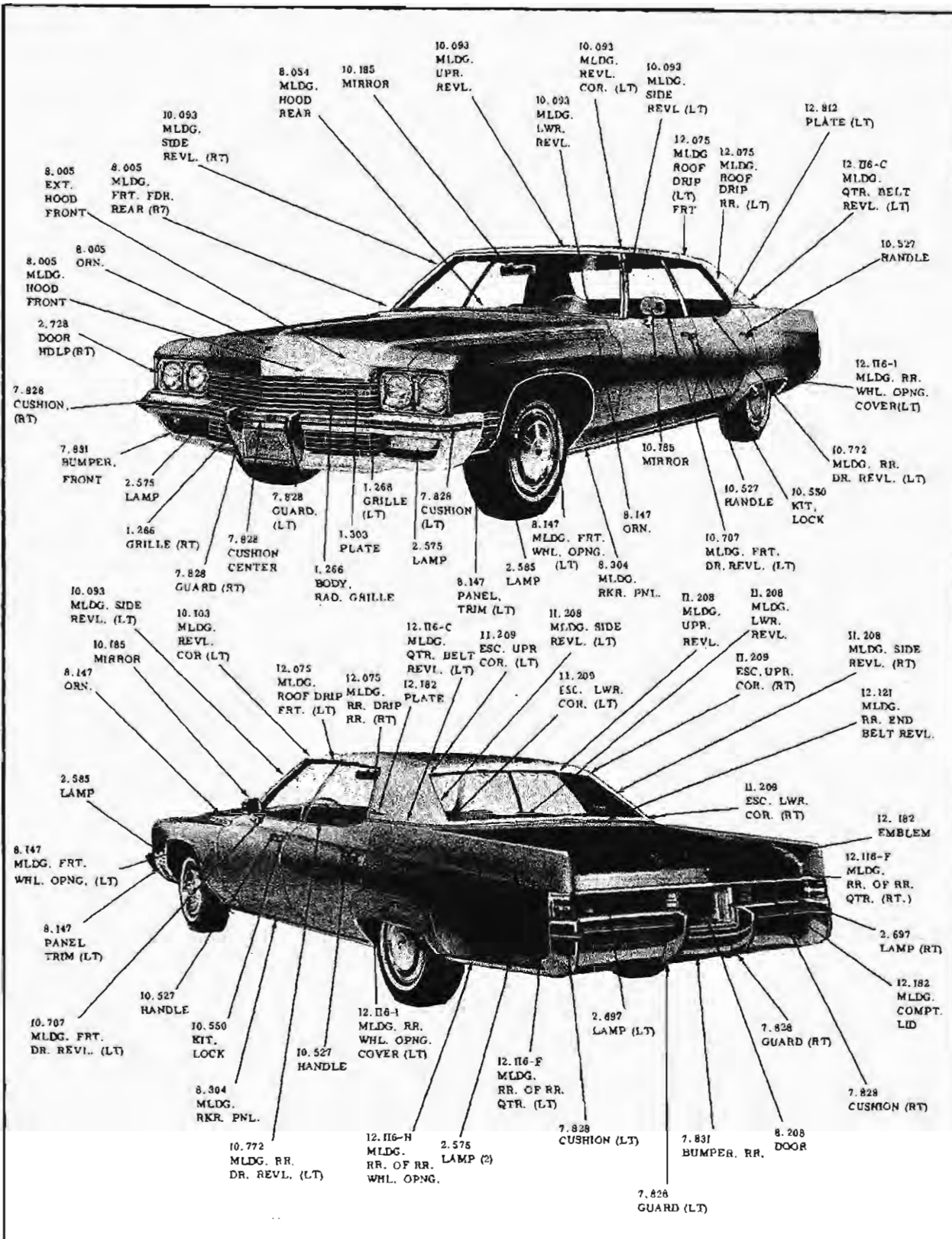
EXTERIOR MOLDINGS AND ORNAMENTS  
1971-5000 2 DOOR HARD TOP

BUICK MOTOR DIVISION, GENERAL MOTORS CORPORATION



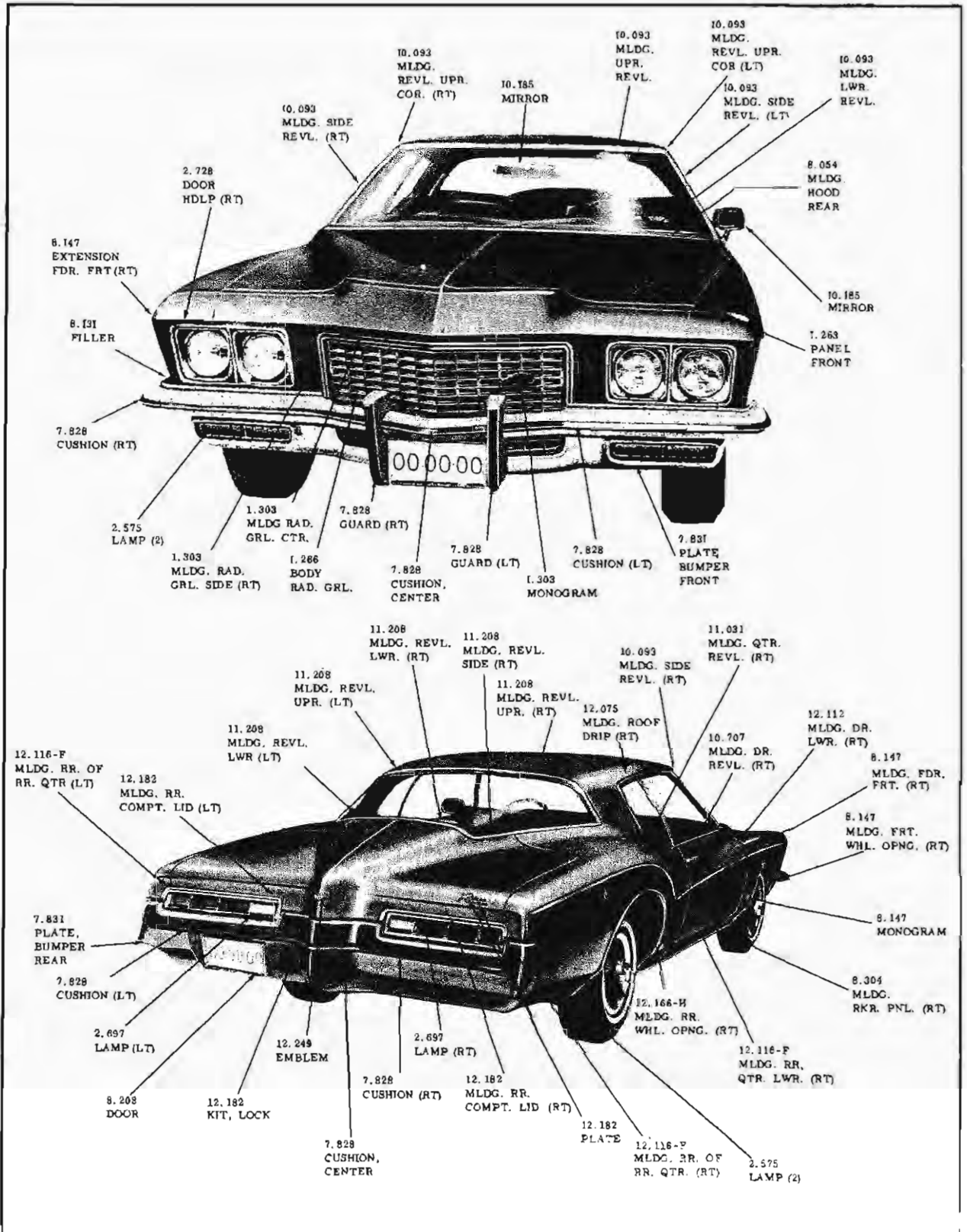


EXTERIOR MOLDINGS AND ORNAMENTS  
1972-9000



EXTERIOR MOLDINGS AND ORNAMENTS  
1972-8000 4 DOORS HARD TOP

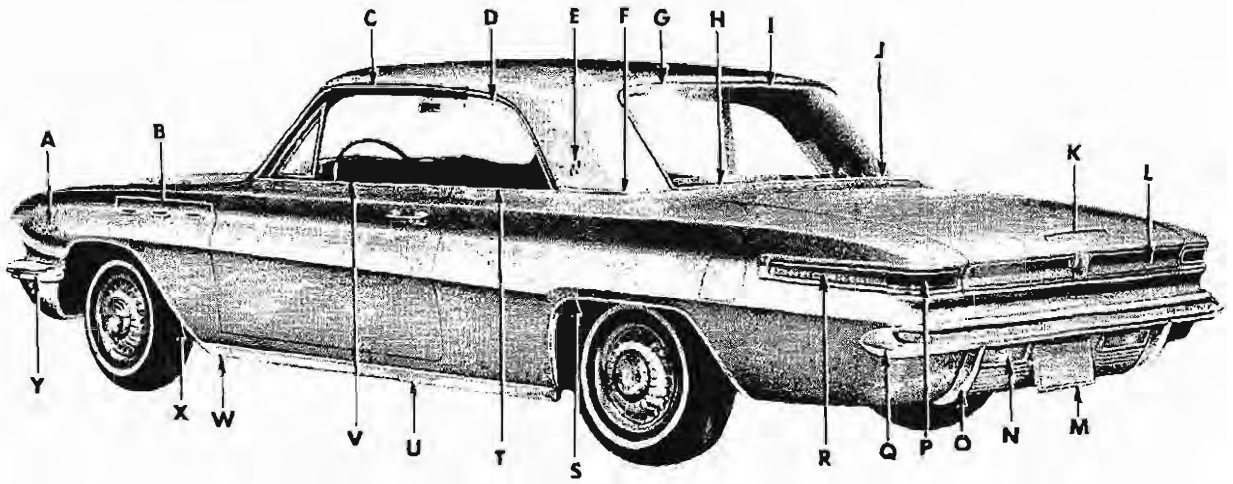
BUICK MOTOR DIVISION, GENERAL MOTORS CORPORATION



EXTERIOR MOLDINGS AND ORNAMENTS  
1972-9000

# **GROUP 10**

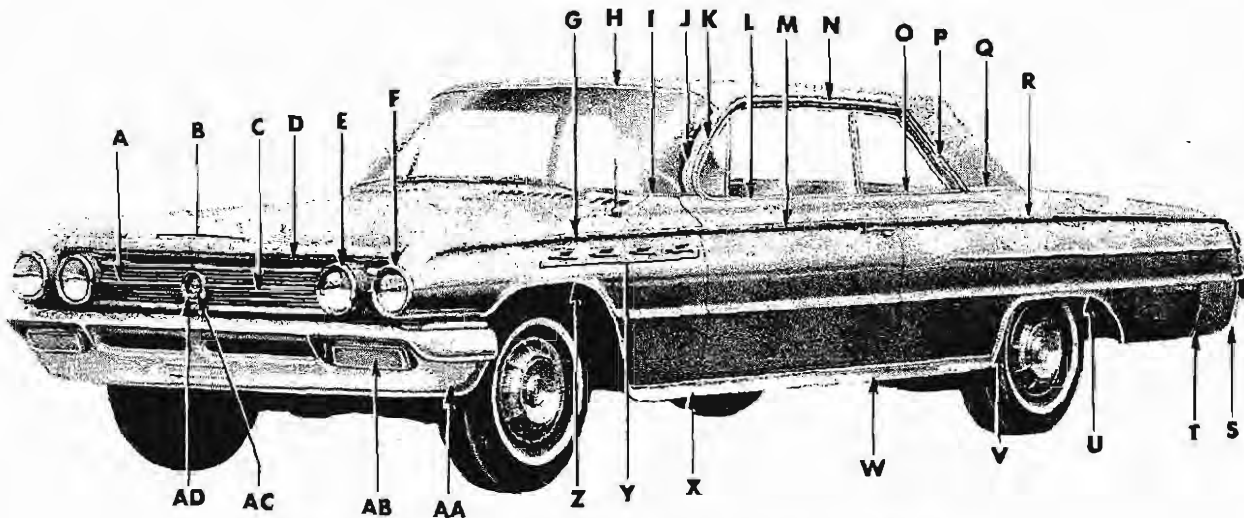
**WINDSHIELD GLASS AND MOULDINGS  
WINDSHIELD WIPER—INSTRUMENT  
PANEL—FLOOR CONSOLE—DOORS—  
HARDWARE—DOOR GLASS AND  
MOULDINGS—ELECTRIC WINDOW PARTS**



## EXTERIOR MOULDINGS & ORNAMENTS

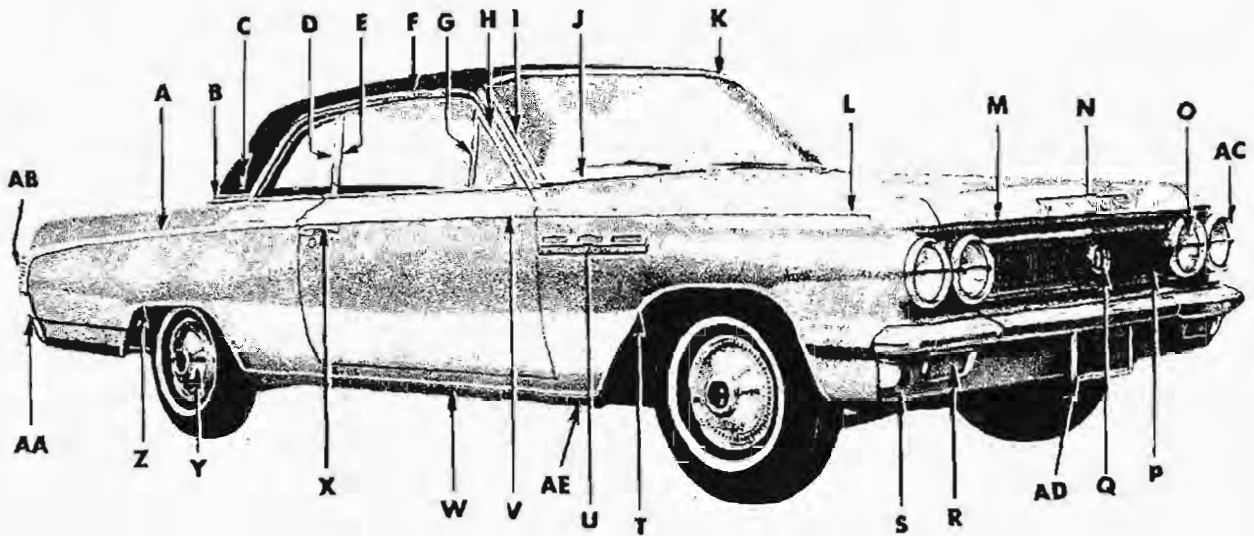
1962-4347

A	MONOGRAM, Front Fender Side .....	8.147
B	ORNAMENT, Front Fender Side .....	8.147
C	SCALP, Roof Drip Moulding—Front .....	12.075
D	STRIP, Rear Quarter Window .....	11.031
E	PLATE, Roof Extension Panel Name .....	12.812
F	MOULDING, Rear Quarter Belt Reveal .....	12.121
G	MOULDING, Back Window Reveal—Upper Left .....	11.208
H	MOULDING, Back Window Reveal—Lower Left .....	11.208
I	MOULDING, Back Window Reveal—Upper Right .....	11.208
J	MOULDING, Back Window Reveal—Lower Right .....	11.208
K	PLATE, Rear Compartment Lid Name .....	12.182
L	MOULDING, Rear Compartment Lid Outer Panel .....	12.182
M	FRAME, License Plate .....	9.777
N	LAMP, Back-Up .....	2.697
O	GUARD, Rear Bumper .....	7.828
P	LAMP, Combination Stop, Tail & Directional Signal .....	2.679
Q	PLATE, Rear Bumper Face .....	7.831
R	MOULDING, Rear Quarter at Tail Lamp .....	12.116
S	MOULDING, Rear Wheel Opening .....	12.116
T	MOULDING, Rear Quarter Window Reveal—Lower .....	11.031
U	MOULDING, Rocker Panel—Outer .....	8.304
V	MOULDING, Front Door Window Reveal .....	10.707
W	MOULDING, Rocker Panel—Front Fender .....	8.304
X	MOULDING, Front Fender Wheel Opening .....	8.147
Y	PLATE, Front Bumper Face .....	7.831



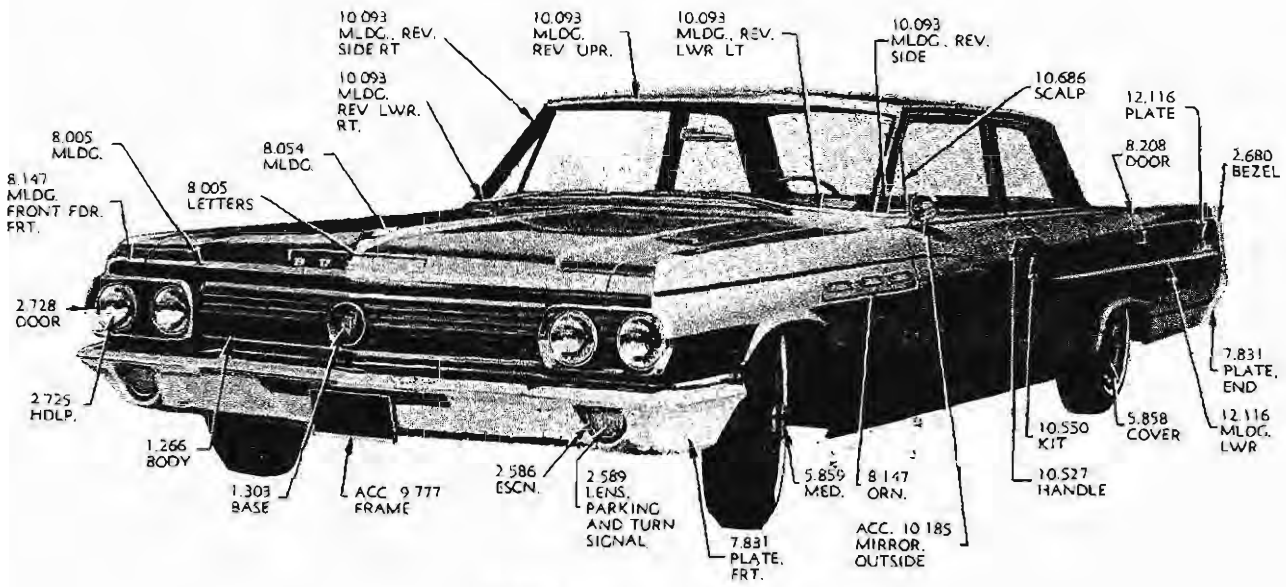
**EXTERIOR MOULDINGS AND ORNAMENTS  
1962-4847**

A	BODY, Radiator Grille—Right .....	1.266
B	MONOGRAM, Hood Letters .....	8.005
C	BODY, Radiator Grille—Left .....	1.266
D	MOULDING, Radiator Grille Hood .....	8.005
E	DOOR, Head Lamp—Inner .....	2.728
F	DOOR, Head Lamp—Outer .....	2.728
G	MOULDING, Front Fender Side—Upper .....	8.147
H	MOULDING, Windshield Reveal—Upper .....	10.093
I	MOULDING, Windshield Reveal—Lower .....	10.093
J	MOULDING, Windshield Reveal—Side .....	10.093
K	MOULDING, Front Door Window Reveal at Vent .....	10.707
L	MOULDING, Front Door Window Reveal .....	10.707
M	MOULDING, Front Door Lower Panel .....	12.112
N	MOULDING, Side Roof Rail Weatherstrip Retainer & Reveal .....	10.772
O	MOULDING, Rear Quarter Window Reveal—Lower .....	11.031
P	MOULDING, Rear Quarter Window Reveal—Upper .....	11.031
Q	MOULDING, Rear Quarter Belt Reveal .....	12.121
R	MOULDING, Rear Quarter Lower Panel .....	12.116
S	PLATE, Rear Bumper Face .....	7.831
T	MOULDING, Rear of Wheel Opening .....	12.116
U	MOULDING, Rear Wheel Opening .....	12.116
V	MOULDING, Rear Wheel Opening—Front .....	12.116
W	MOULDING, Rocker Panel—Outer .....	8.304
X	MOULDING, Rocker Panel—Front Fender .....	8.304
Y	ORNAMENT Front Fender Side .....	8.147
Z	MOULDING, Front Fender Wheel Opening .....	8.147
AA	PLATE, Front Bumper Face .....	7.831
AB	LENS, Front Parking and Turn Signal Lamp .....	2.589
AC	BASE, Radiator Grille Emblem .....	1.303
AD	RING, Radiator Grille Ornament .....	1.303



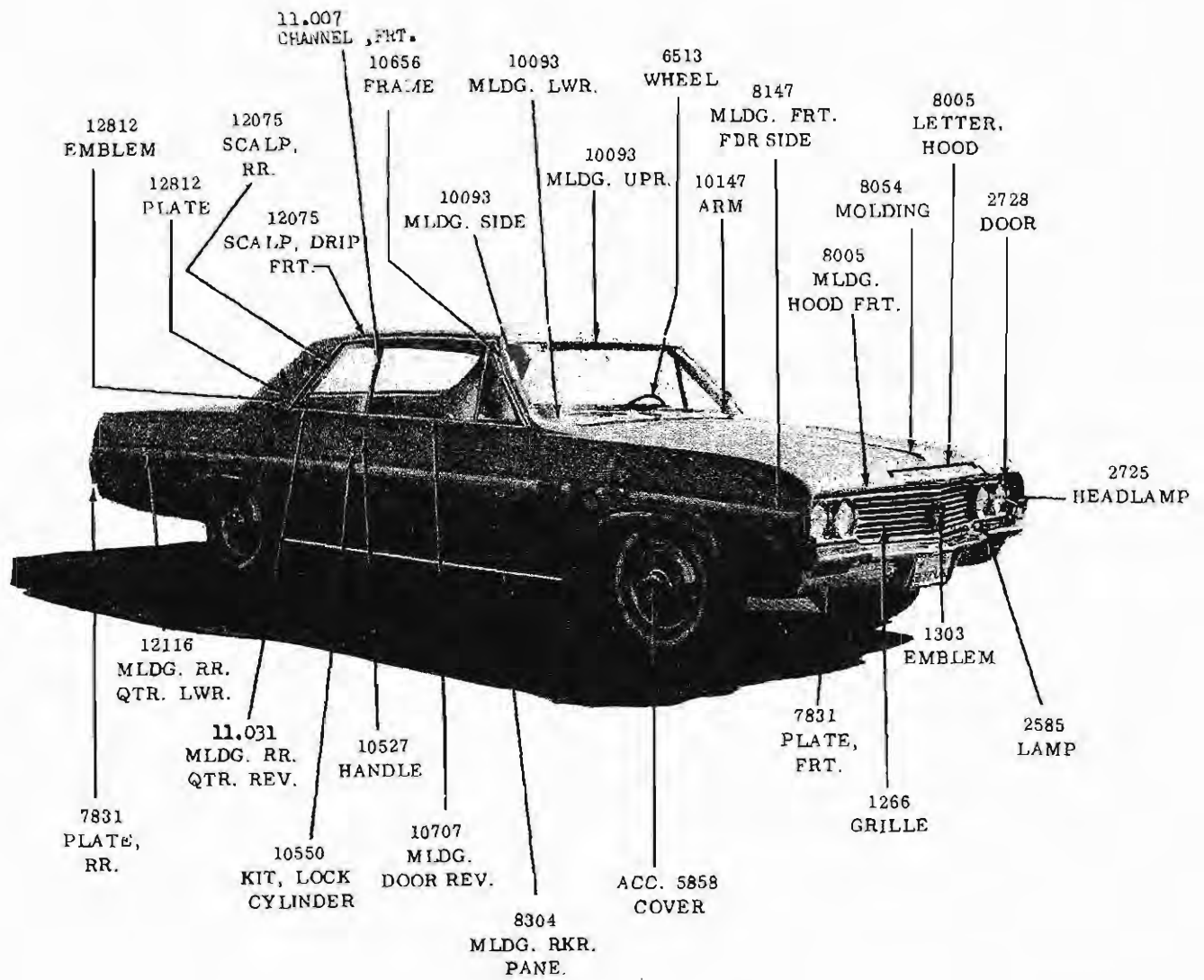
**EXTERIOR MOLDINGS AND ORNAMENTS  
1963—4347 FRONT QUARTER VIEW**


A	MOLDING, Rear Quarter Lower . . . . .	12.116
B	MOLDING, Back Window Reveal—Lower . . . . .	11.208
C	PLATE, Roof Extension Panel Name . . . . .	12.812
D	MOLDING, Rear Quarter Window Reveal—Front . . . . .	11.031
E	MOLDING, Front Door Window Rear Vertical Scalp . . . . .	10.707
F	MOLDING, Front Door Window—Frame Upper Scalp . . . . .	10.707
G	SCALP, Front Door Window Division—Outer . . . . .	10.686
H	FRAME, Front Door Vent . . . . .	10.656
I	MOLDING, Windshield Reveal Side . . . . .	10.093
J	MOLDING, Windshield Reveal Lower . . . . .	10.093
K	MOLDING, Windshield Reveal Upper . . . . .	10.093
L	MOLDING, Front Fender . . . . .	8.147
M	MOLDING, Radiator Grille Hood . . . . .	8.005
N	LETTERS, Hood Name . . . . .	8.005
O	SEALED BEAM UNIT, Headlamp . . . . .	2.727
P	BODY, Radiator Grille . . . . .	1.266
Q	EMBLEM, Radiator Grille . . . . .	1.303
R	LENS, Front Parking and Turn Signal Lamp . . . . .	2.589
S	PLATE, Front Bumper Face . . . . .	7.831
T	MOLDING, Front Fender Wheel Opening . . . . .	8.147
U	ORNAMENT, Front Fender Side . . . . .	8.147
V	MOLDING, Door Outer Panel—Lower . . . . .	12.112
W	MOLDING, Rocker Outer Panel . . . . .	8.304
X	HANDLE, Door Outside . . . . .	10.527
Y	COVER, Wheel . . . . .	5.858
Z	MOLDING, Rear Wheel Opening . . . . .	12.116
AA	PLATE, Rear Bumper Face . . . . .	7.831
AB	MOLDING, Rear Quarter Lower Rear . . . . .	12.116
AC	DOOR, Headlamp . . . . .	2.728
AD	FRAME, License Plate . . . . .	9.777
AE	MOLDING, Rocker Panel - Front Fender . . . . .	8.304
	Accessory Group	



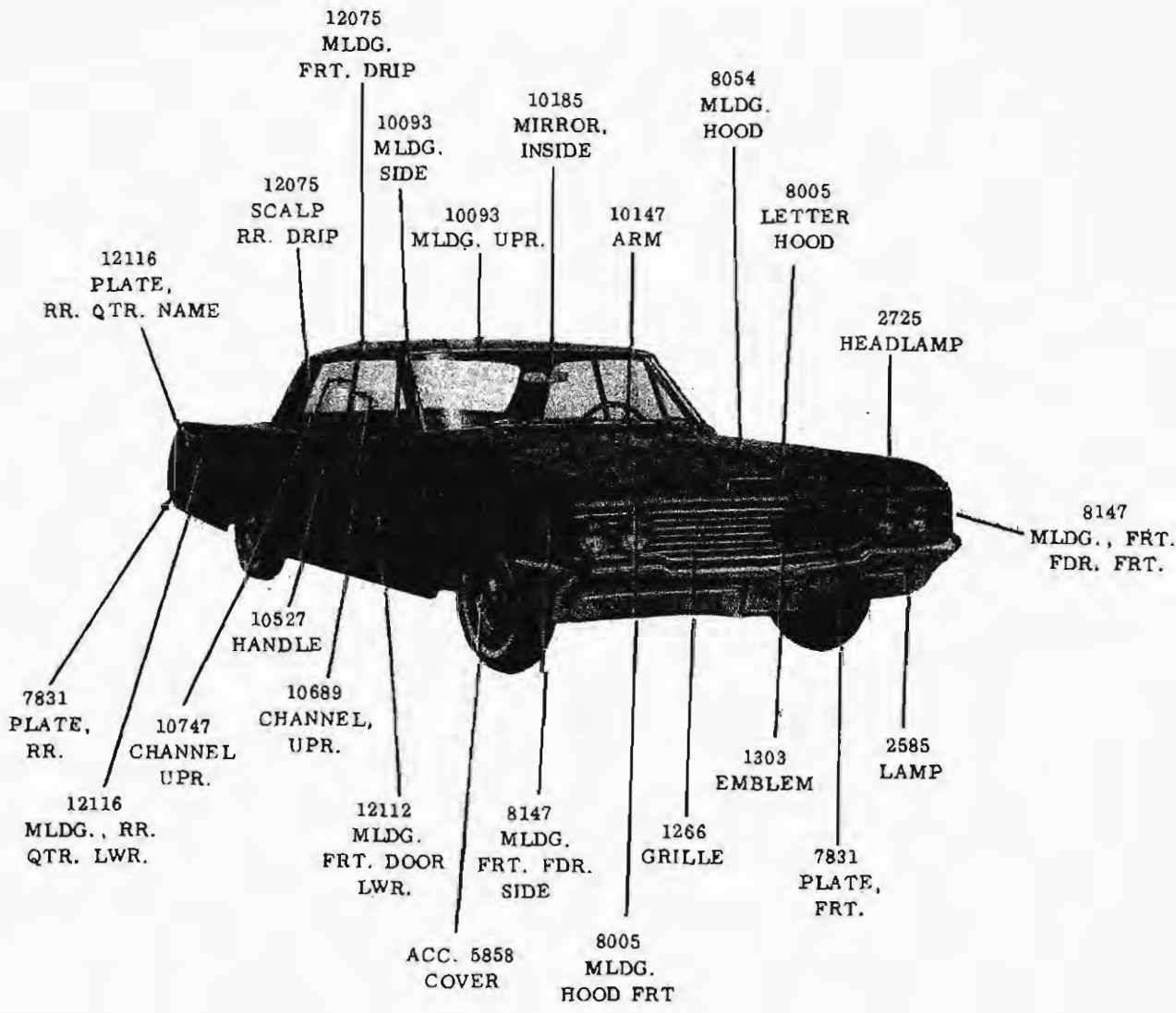
EXTERIOR MOLDINGS AND ORNAMENTS  
1963 - 4411 FRONT QUARTER VIEW








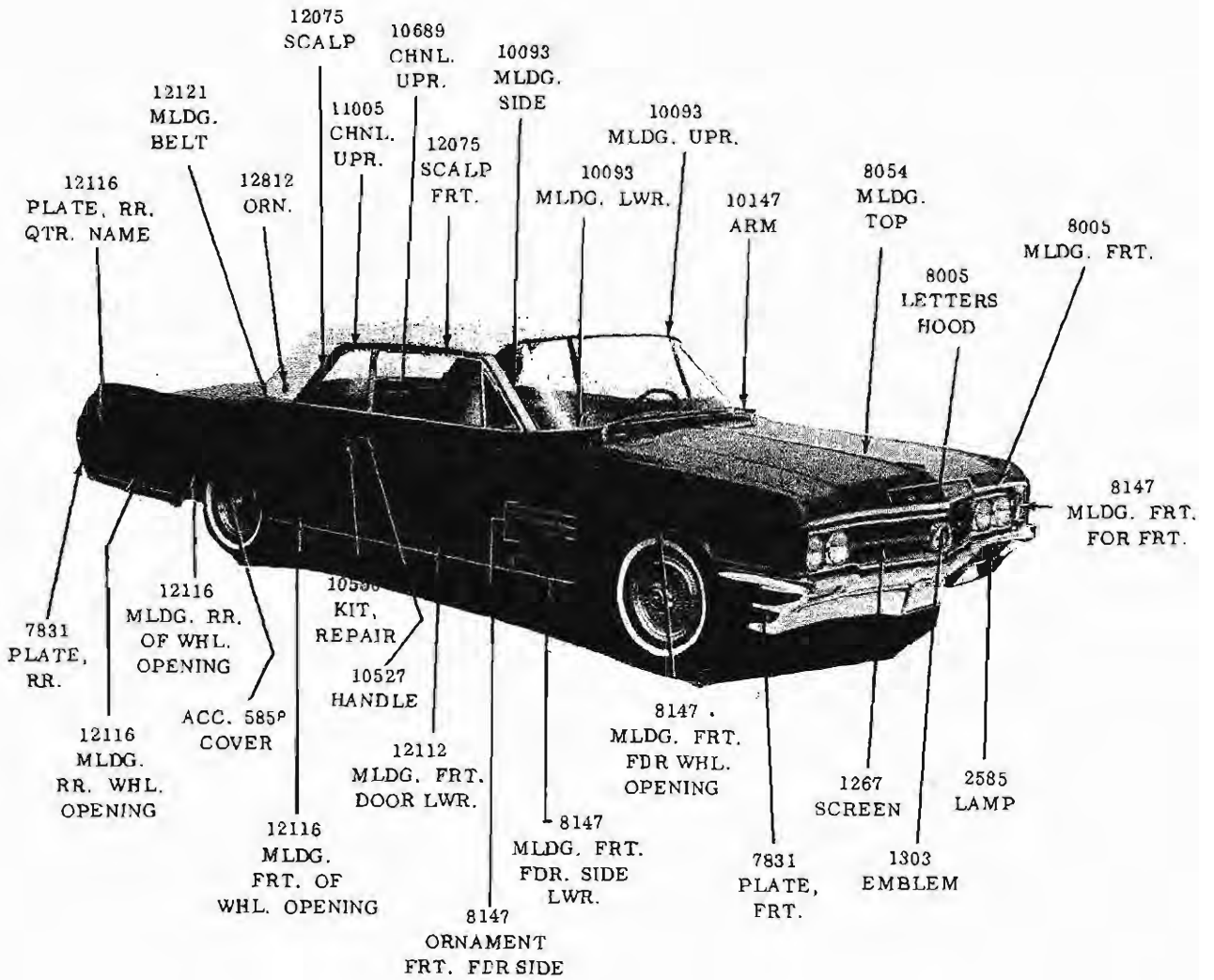
1964-4369 REAR QUARTER VIEW



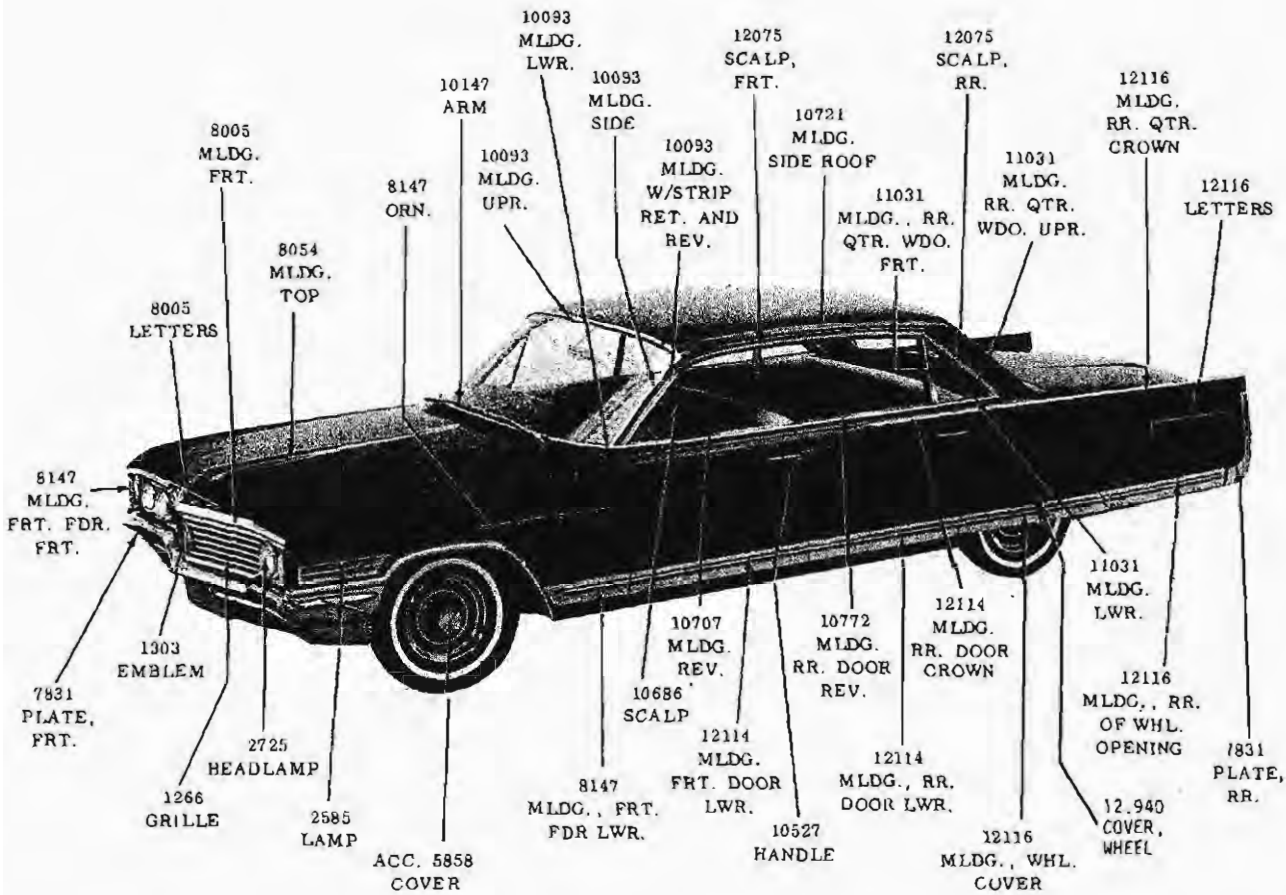
1964-4439 FRT. QTR. VIEW



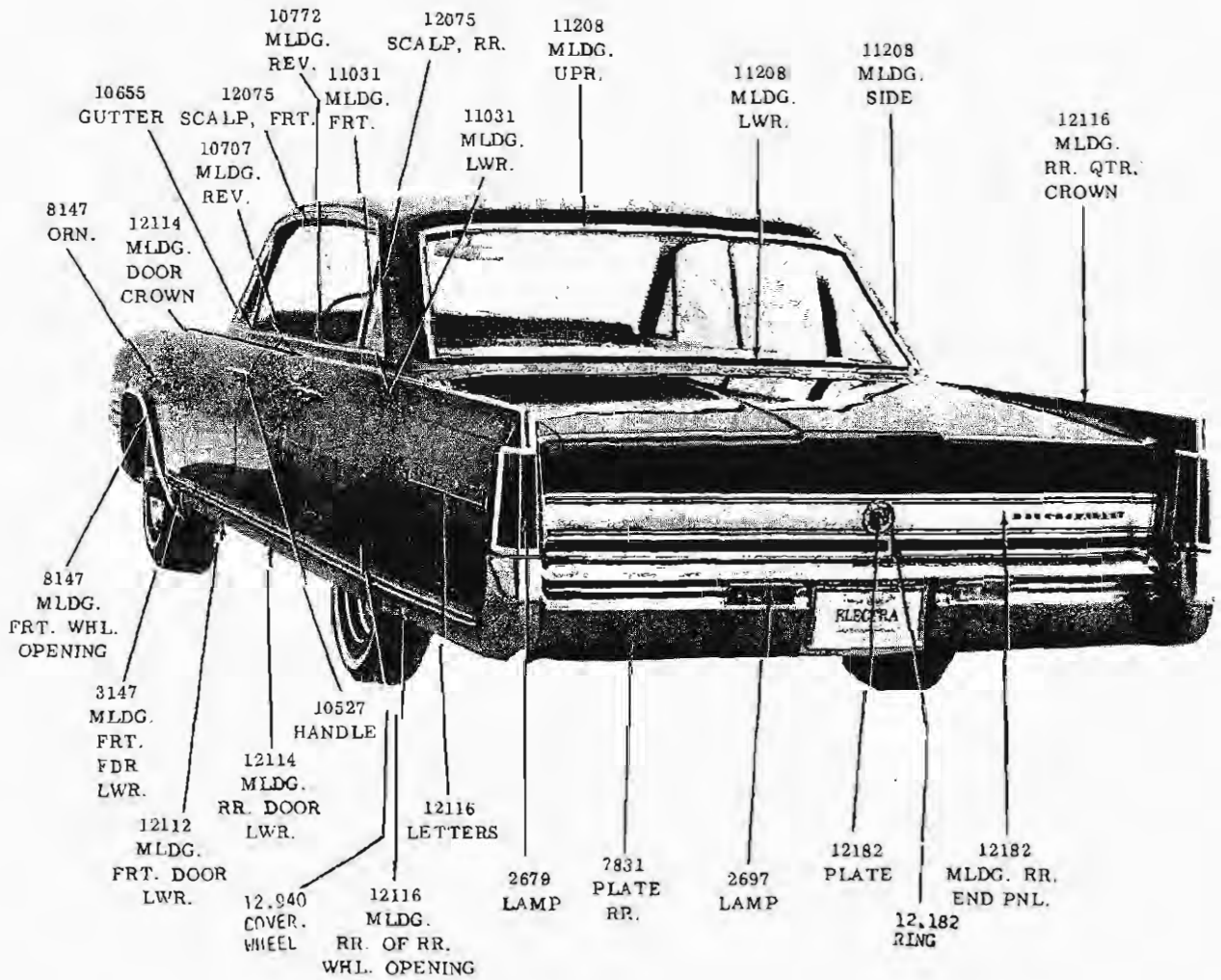
1964-4439 RR. QTR. VIEW (WITH STANDARD BODY SIDE MLDGS.)



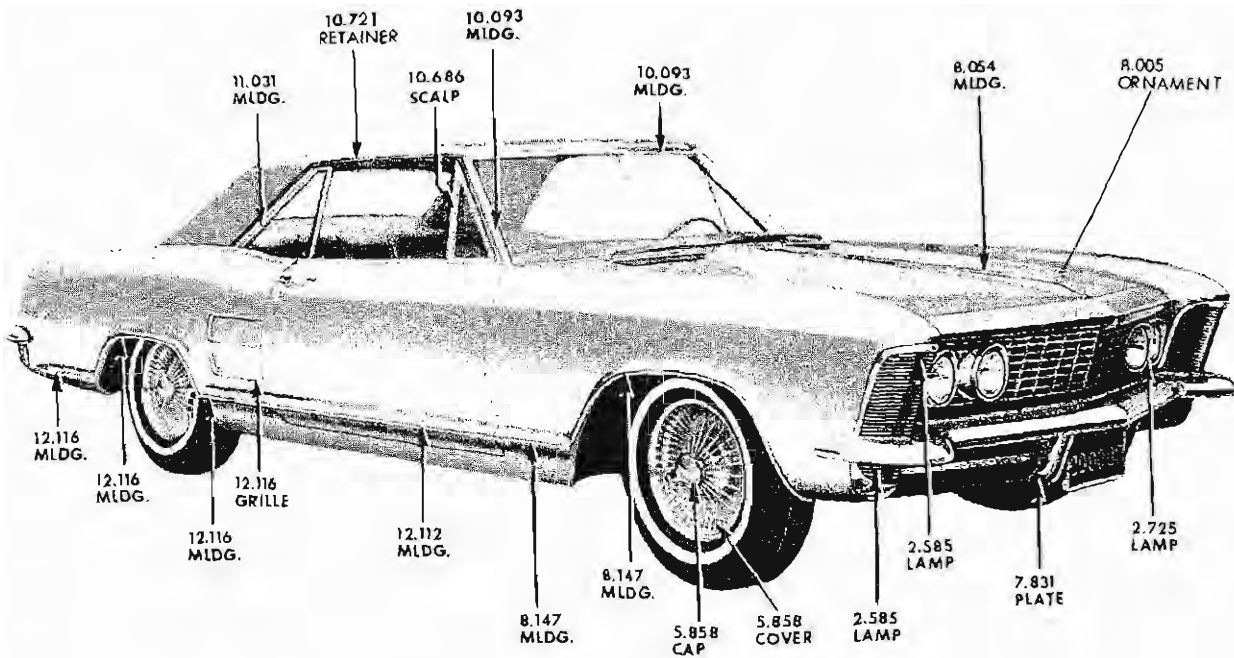
1964-4647 FRT. QTR. VIEW



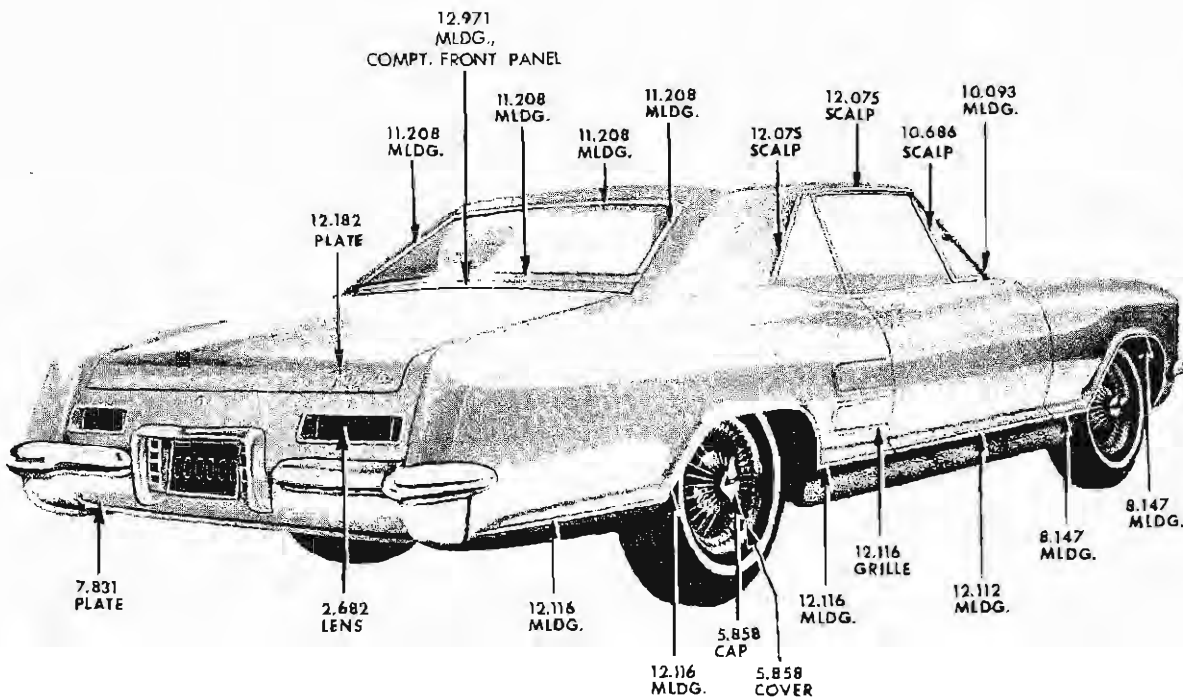
1964-4829 FRT. QTR. VIEW



1964-4829 REAR QUARTER VIEW




EXTERIOR MOLDINGS AND ORNAMENTS  
 1964 - 4747




EXTERIOR MOLDINGS AND ORNAMENTS  
 1964 - 4747

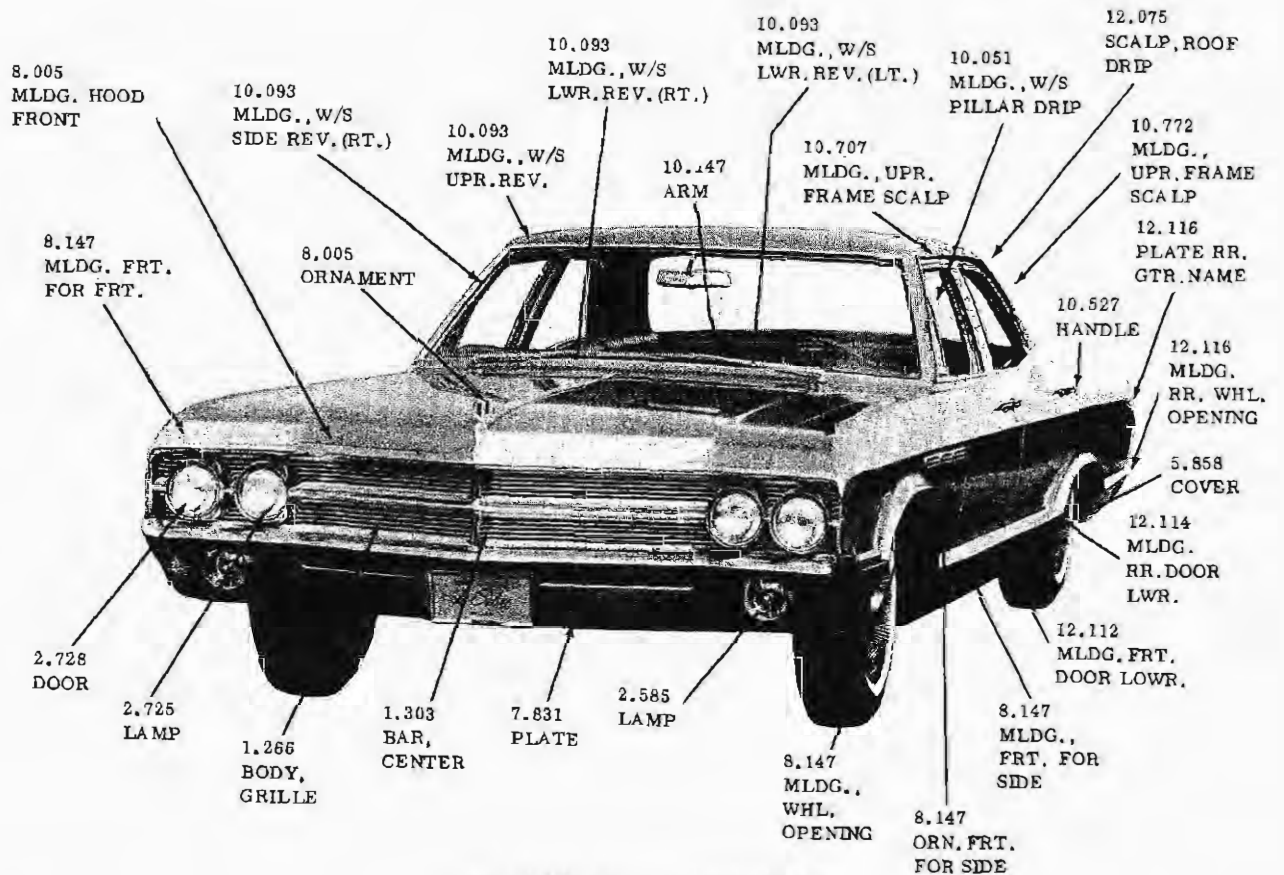




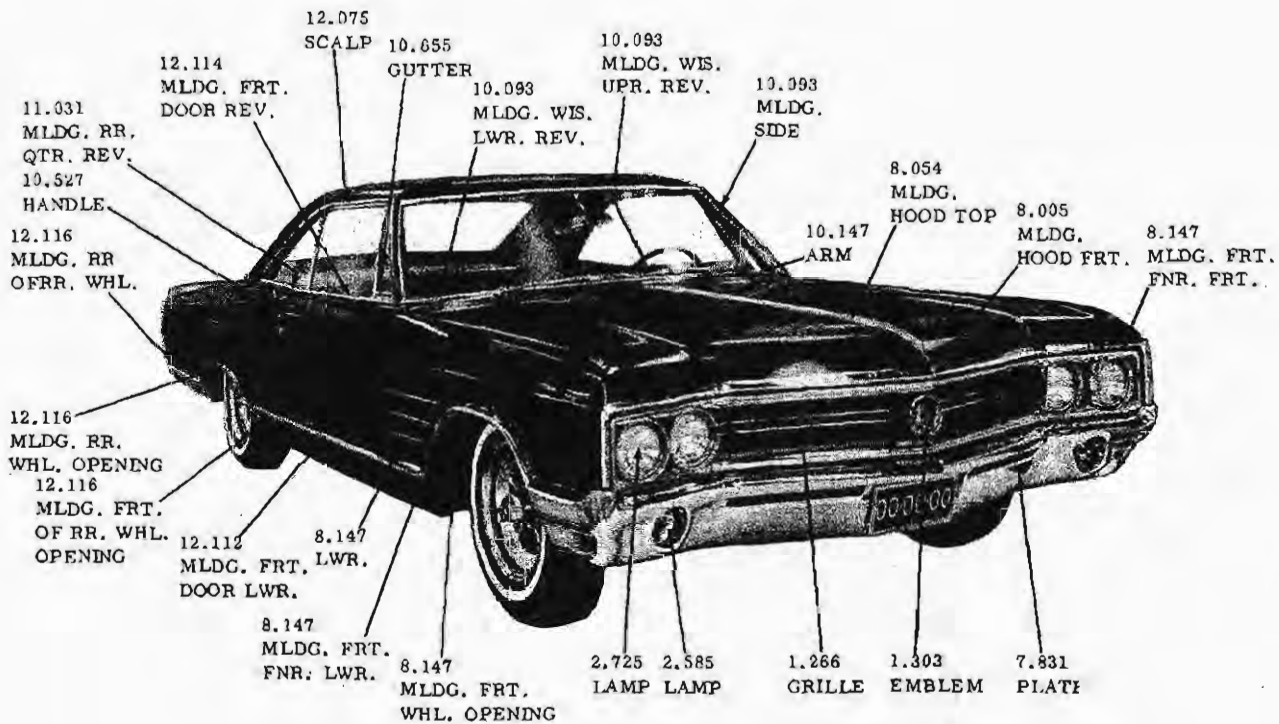
1965 - SKYLARK - 2-DOOR HARDTOP



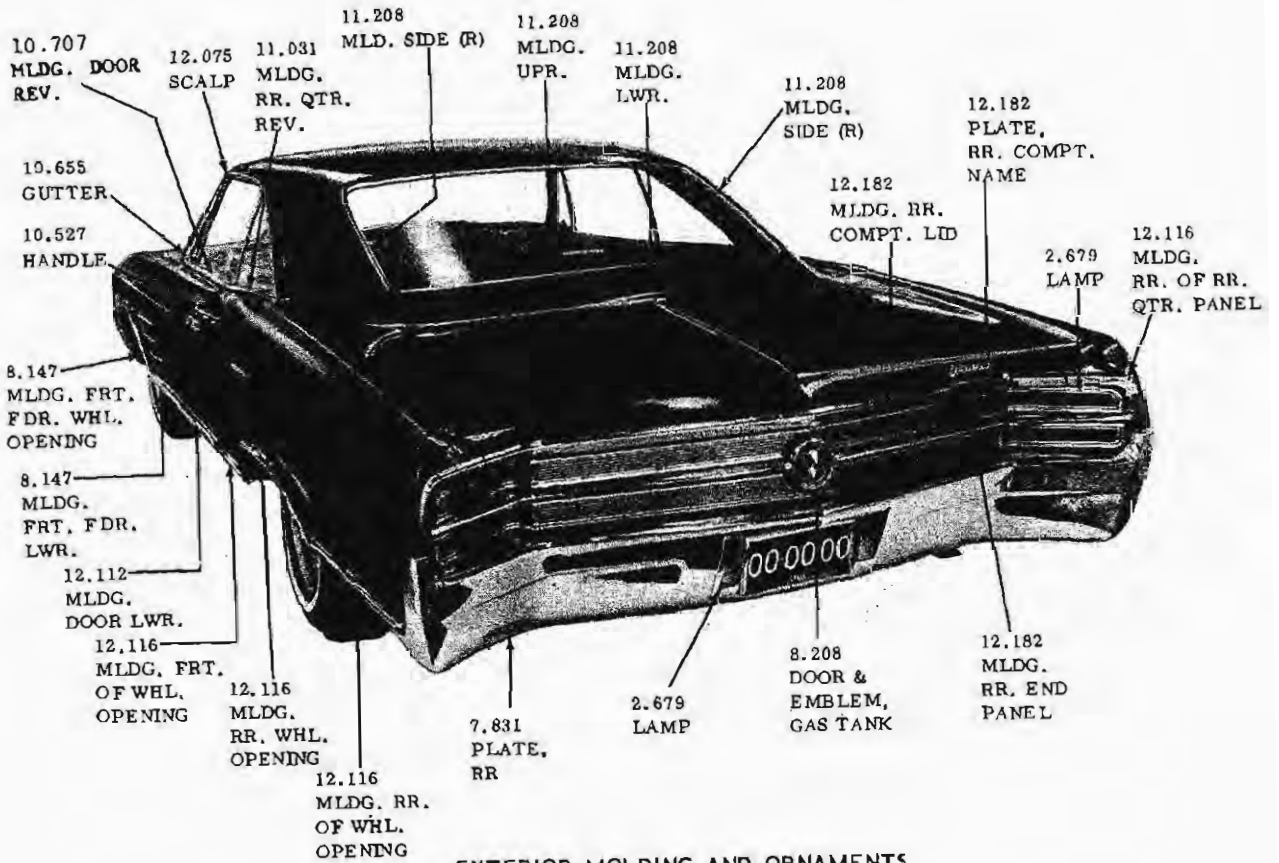
EXTERIOR MOLDING AND ORNAMENTS  
1965 - SKYLARK - 2-DOOR HARDTOP



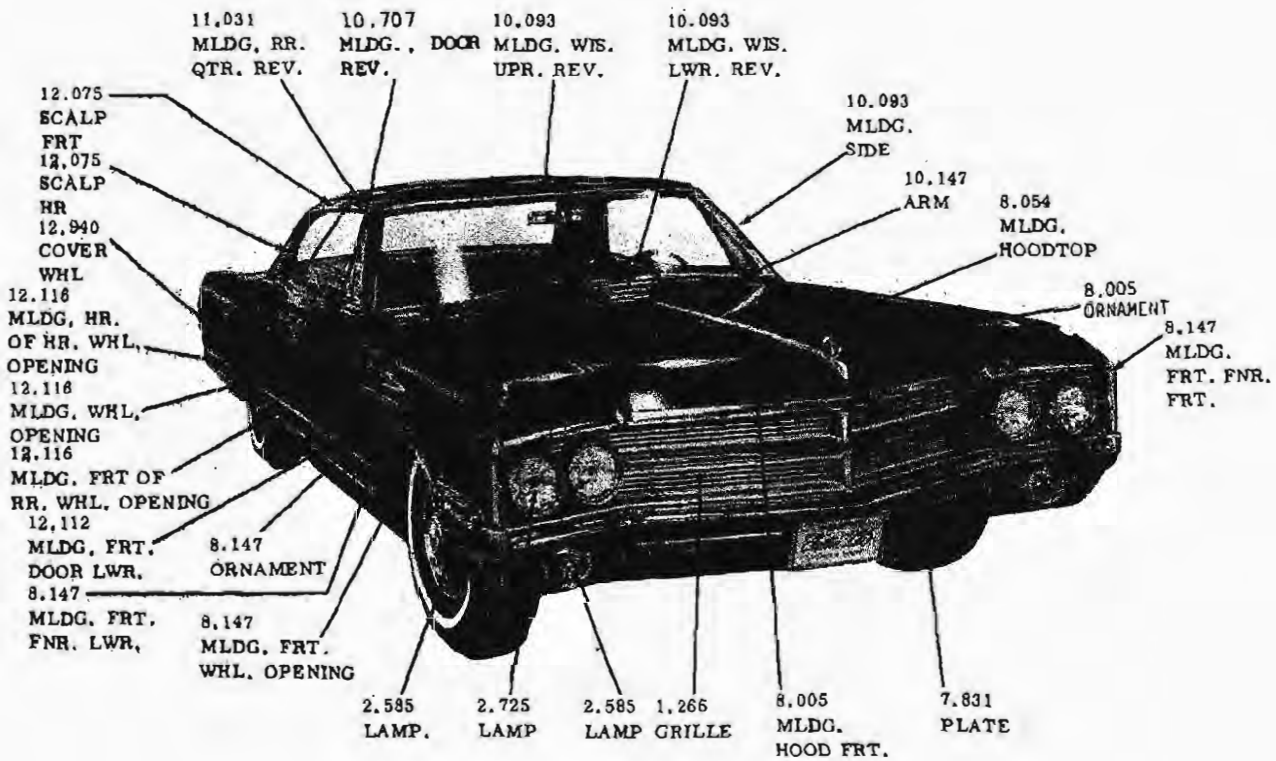
1965 - LESABRE - 4 DOOR SEDAN



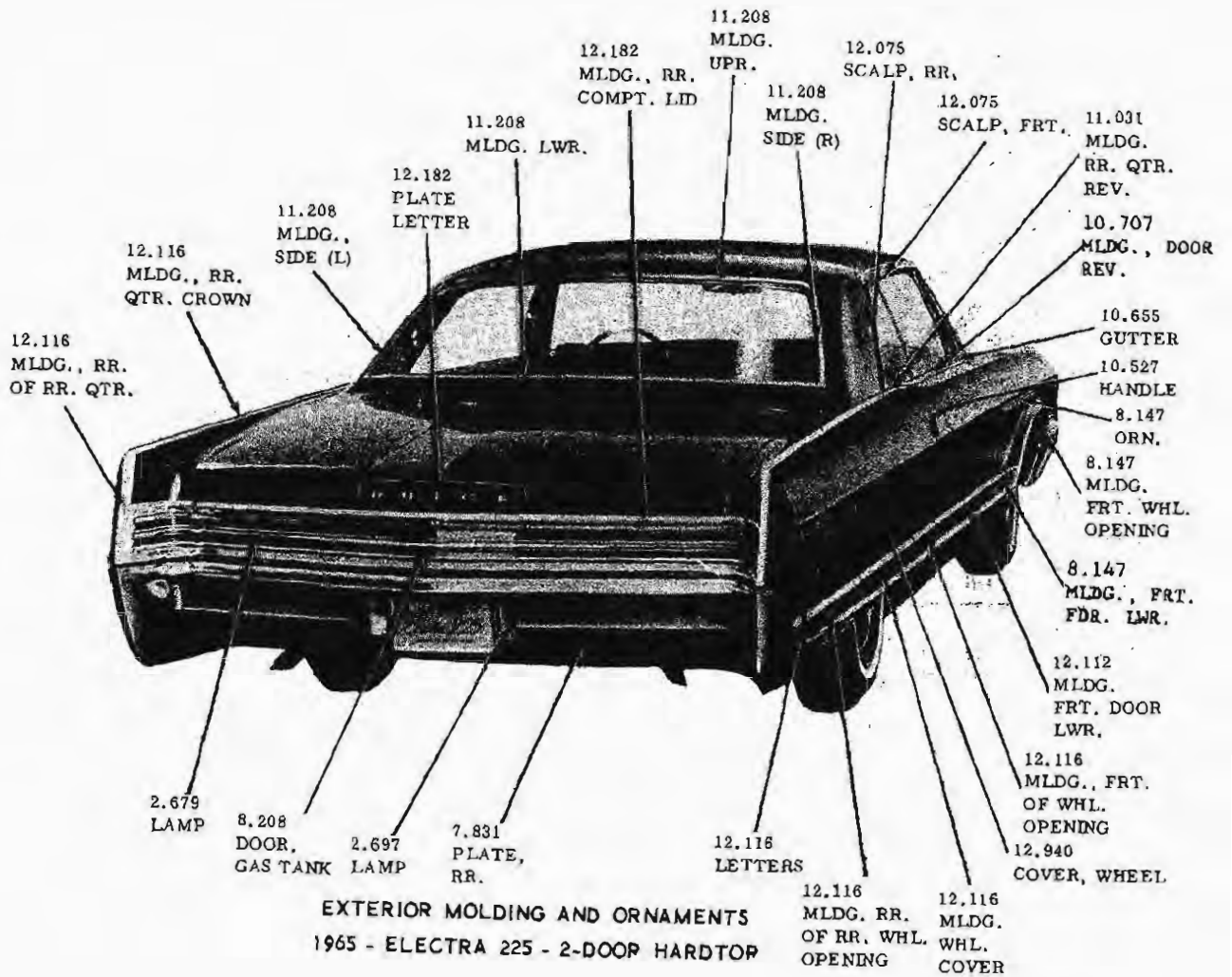
1965 - WILDCAT - 2-DOOR HARDTOP




EXTERIOR MOLDING AND ORNAMENTS  
1965 - WILDCAT - 2-DOOR HARDTOP




1965 - ELECTRA 225 2-DOOR HARDTOP



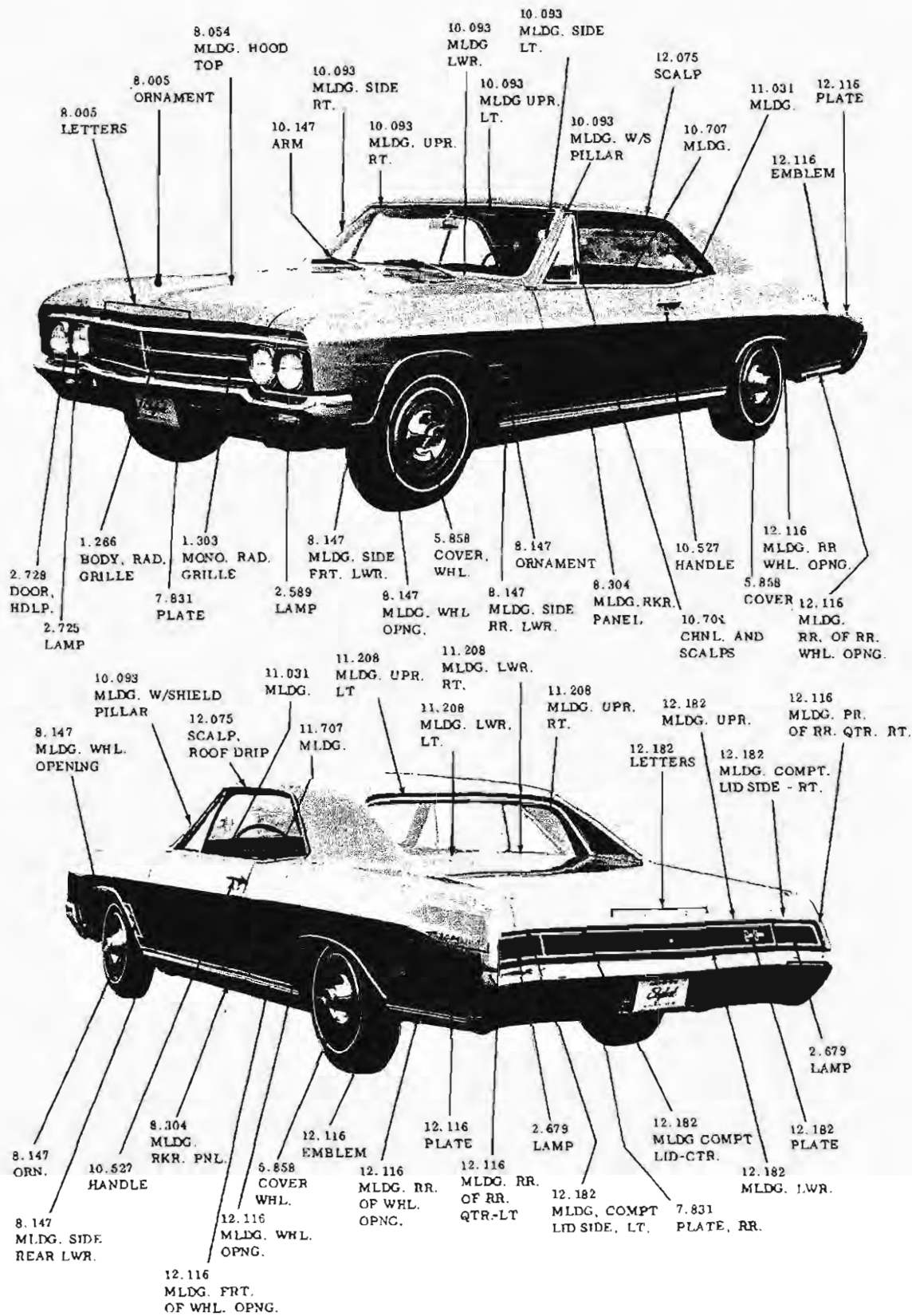


EXTERIOR MOLDINGS AND ORNAMENTS  
1965 - RIVIERA

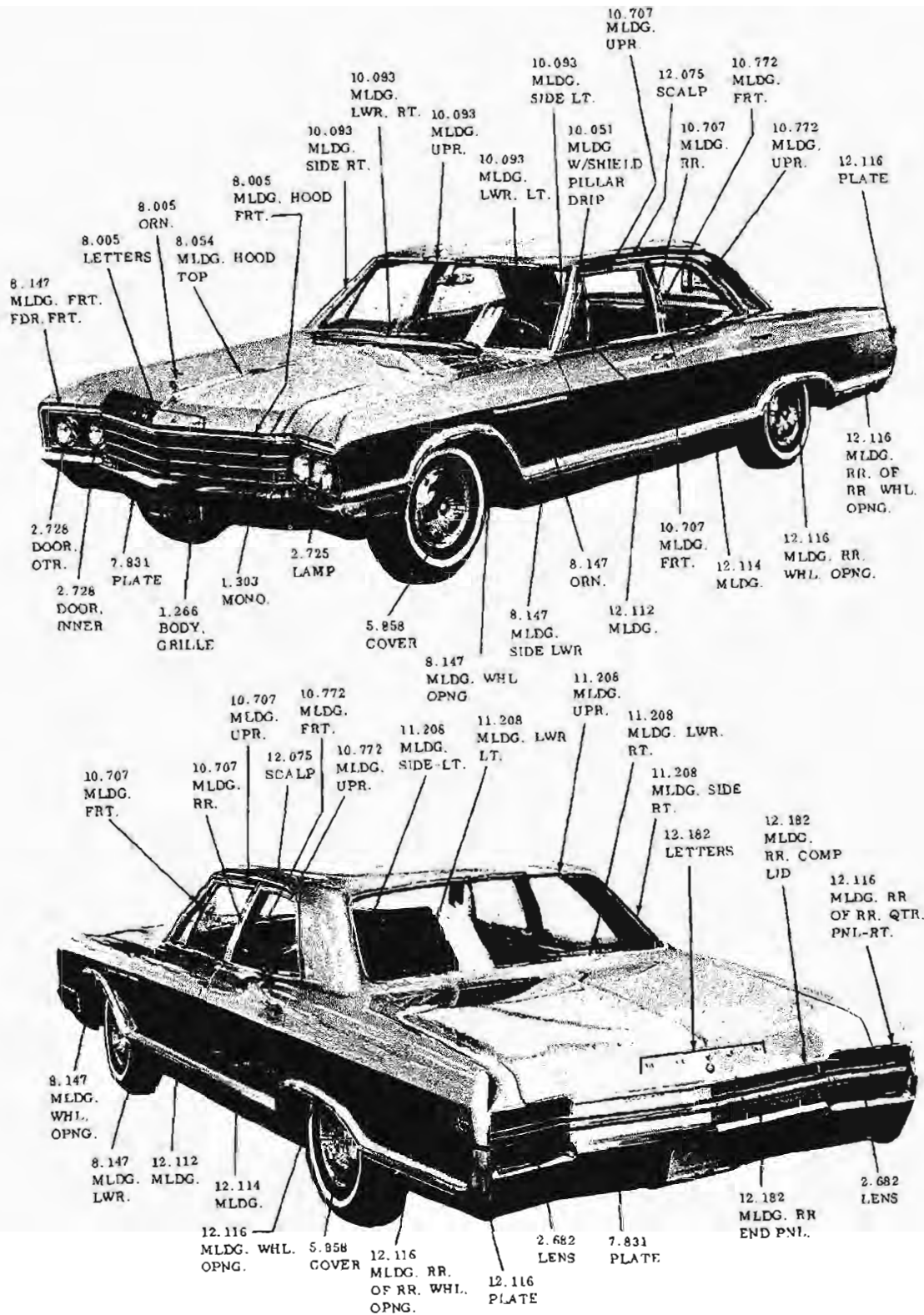




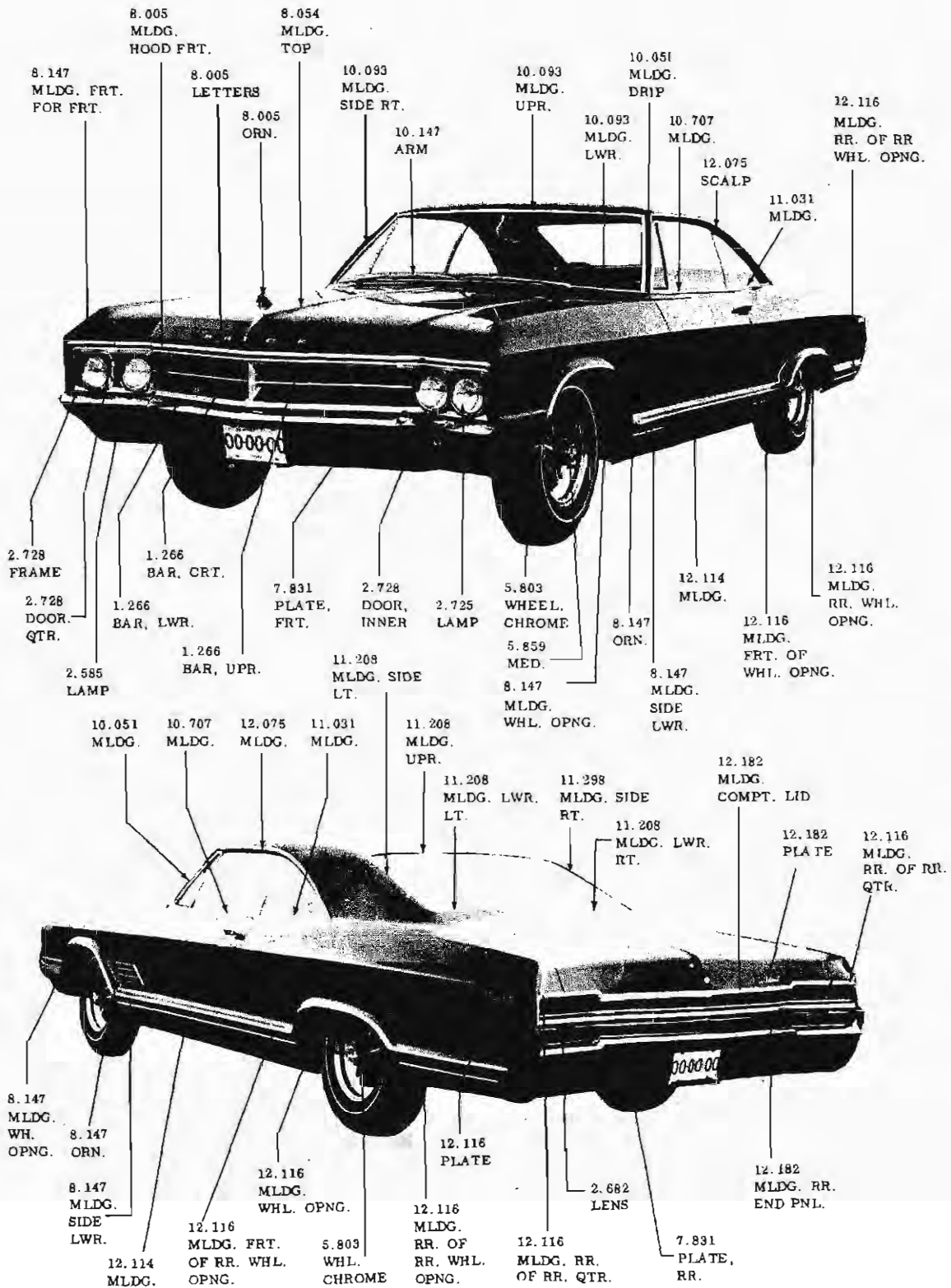
EXTERIOR MOLDINGS AND ORNAMENTS  
1965 - RIVIERA



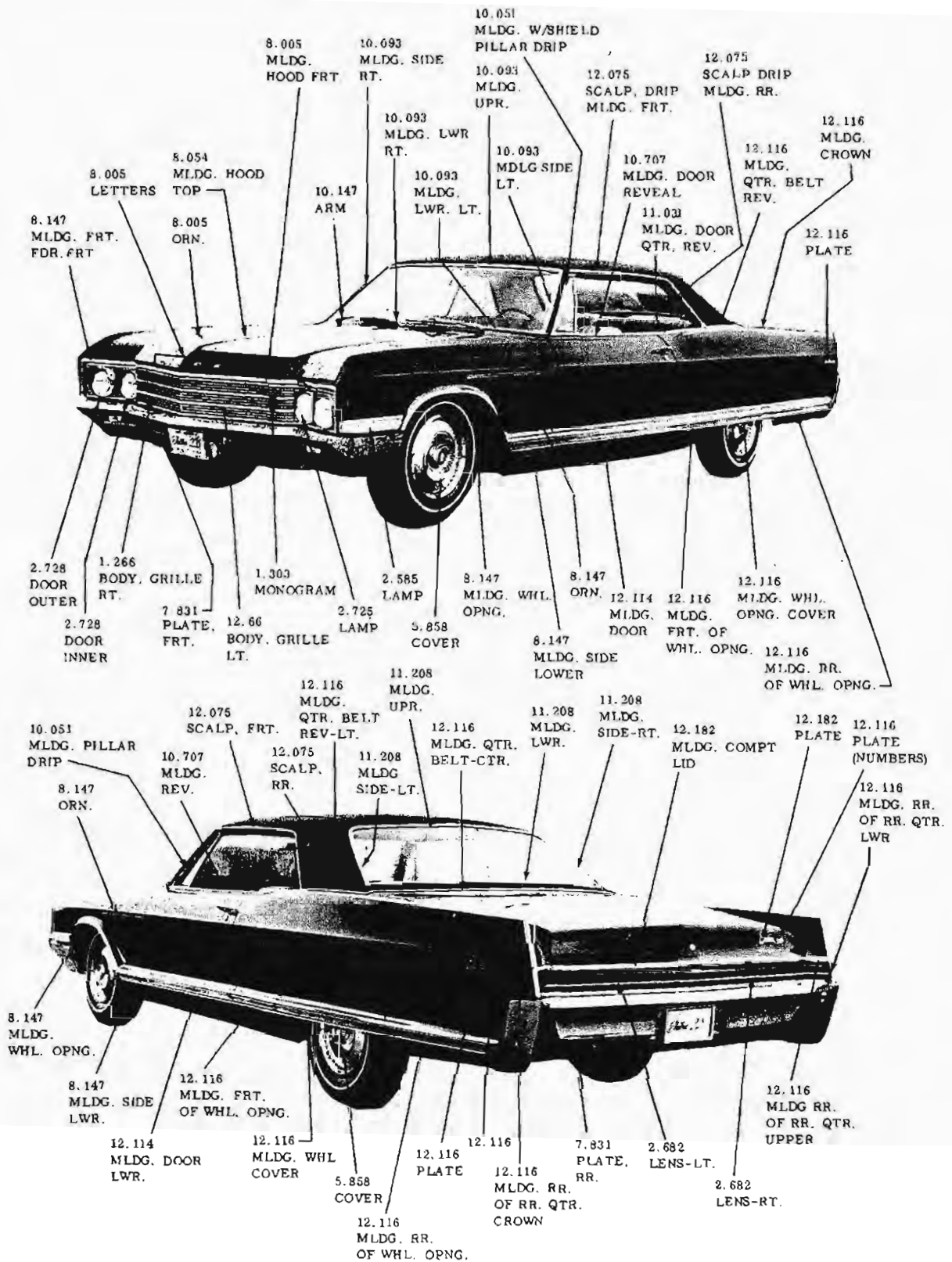
EXTERIOR MOULDINGS AND ORNAMENTS  
1966—SKYLARK GRAN SPORT



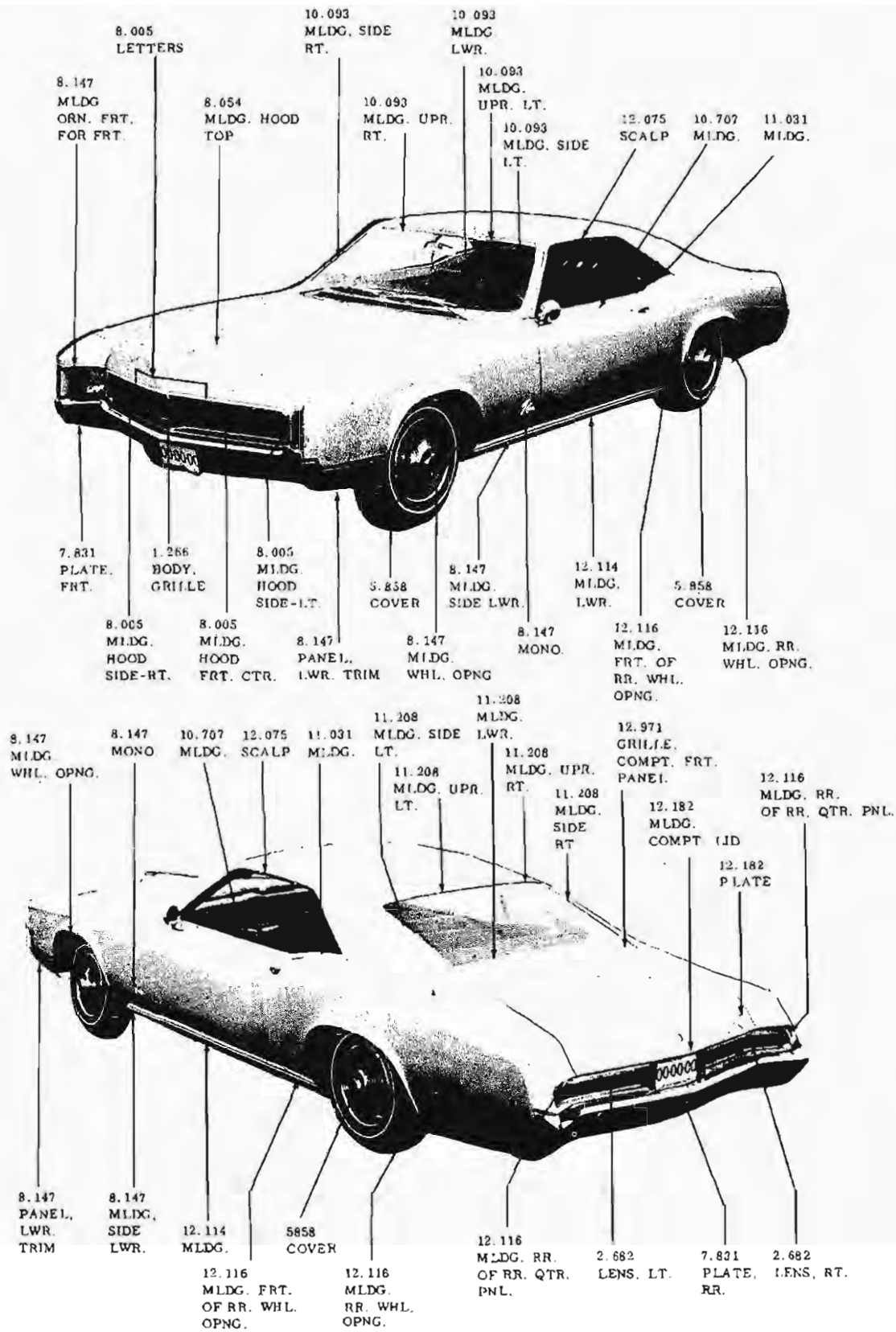
EXTERIOR MOULDINGS AND ORNAMENTS  
 1966—LE SABRE 4 DOOR SEDAN




EXTERIOR MOULDINGS AND ORNAMENTS  
 1966—WILDCAT  
 2 DOOR HARDTOP



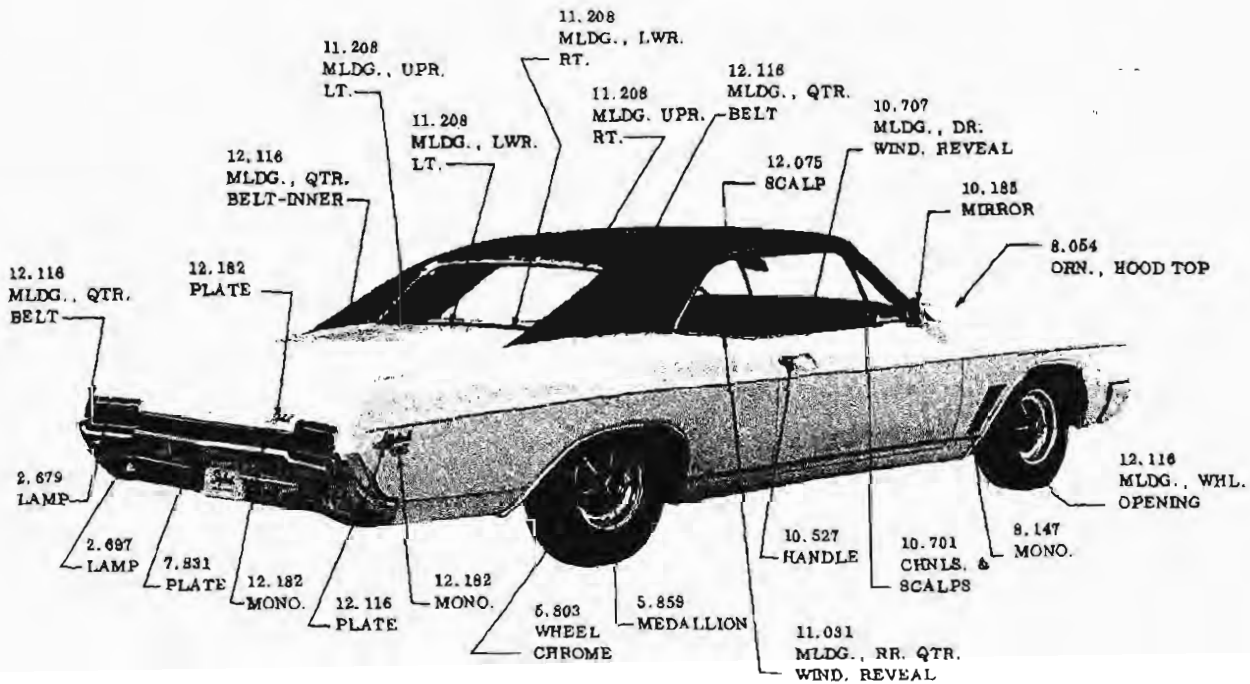
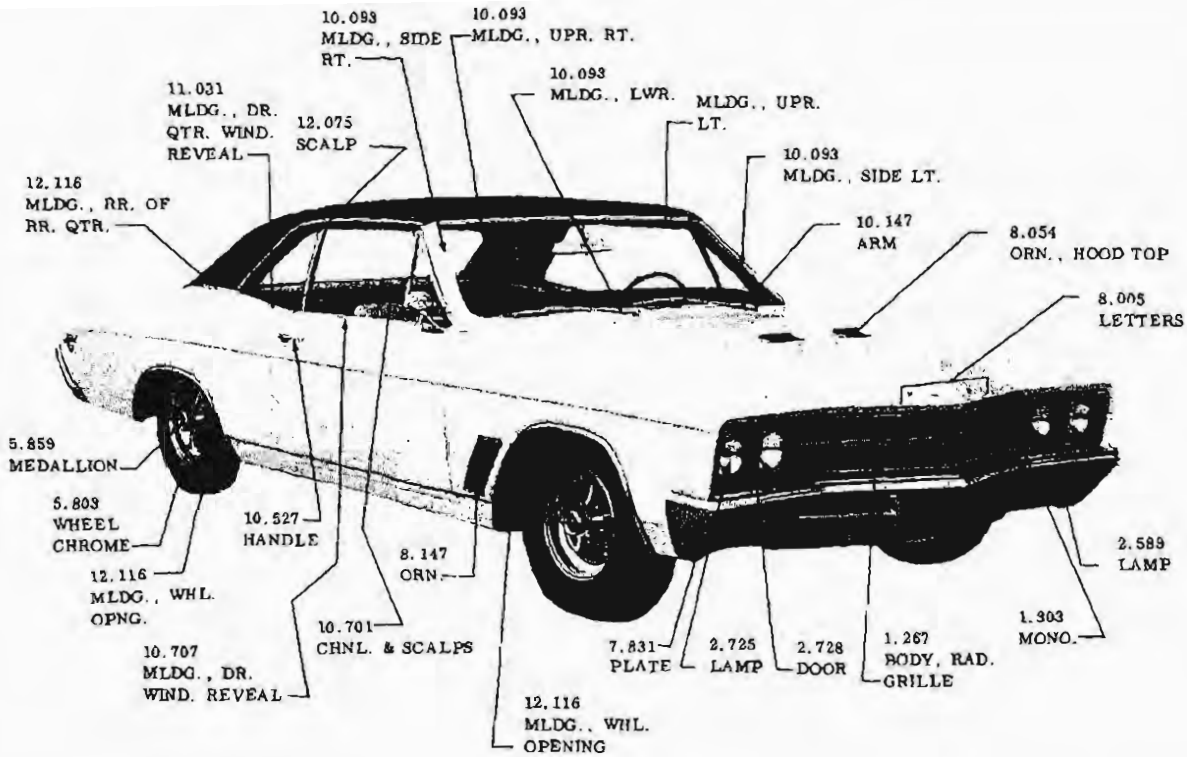
EXTERIOR MOULDINGS AND ORNAMENTS  
 1966—ELECTRA 225  
 2 DOOR HARDTOP



EXTERIOR MOULDINGS AND ORNAMENTS  
1966--RIVIERA 2 DOOR HARDTOP

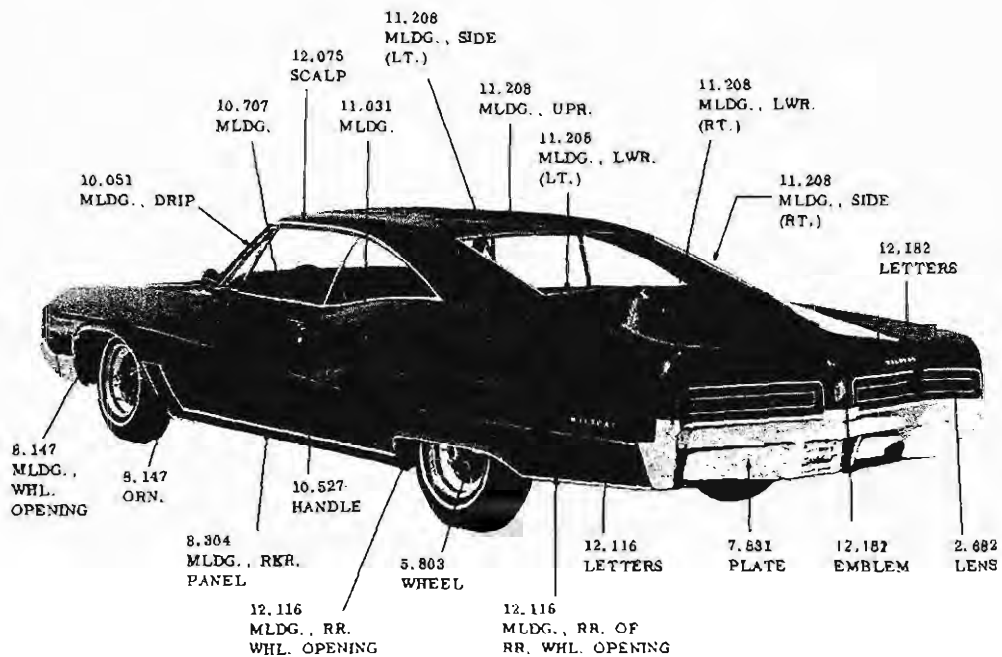
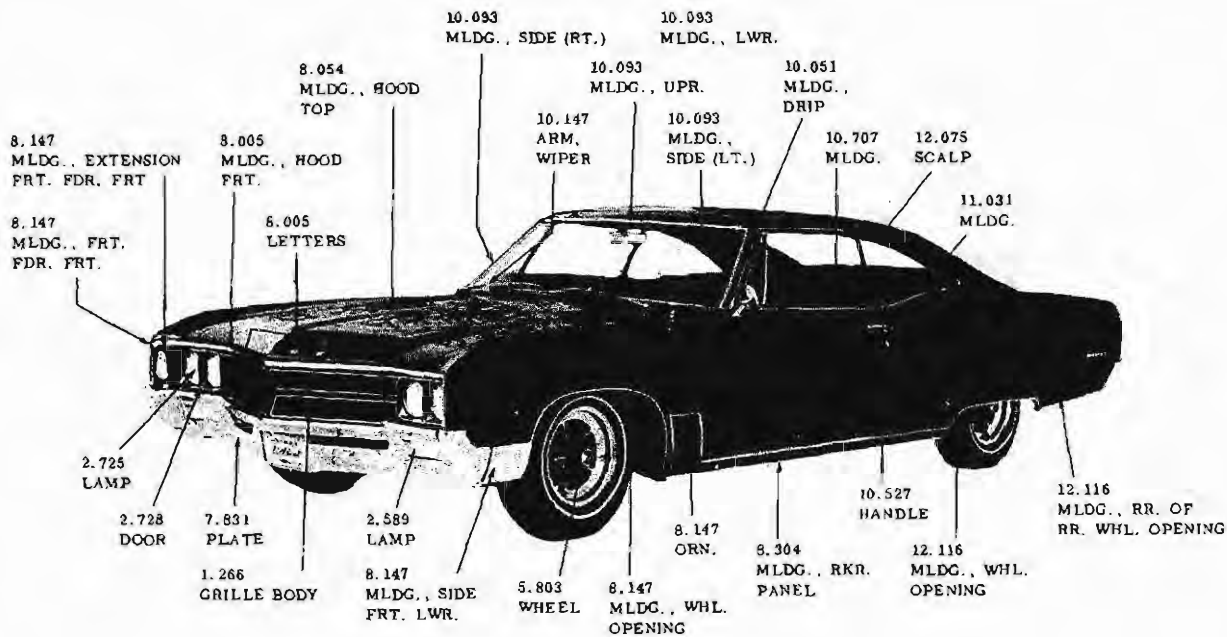


EXTERIOR MOULDINGS AND ORNAMENTS  
 1967—Special  
 4 Door Sedan



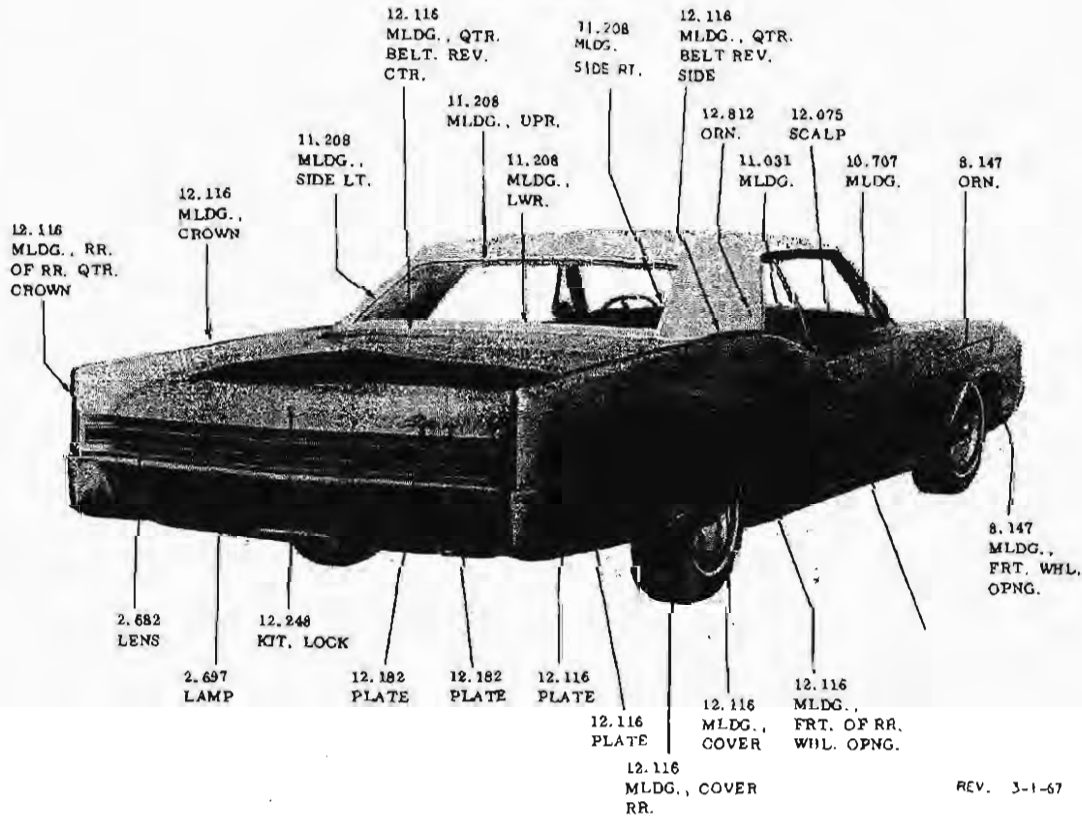
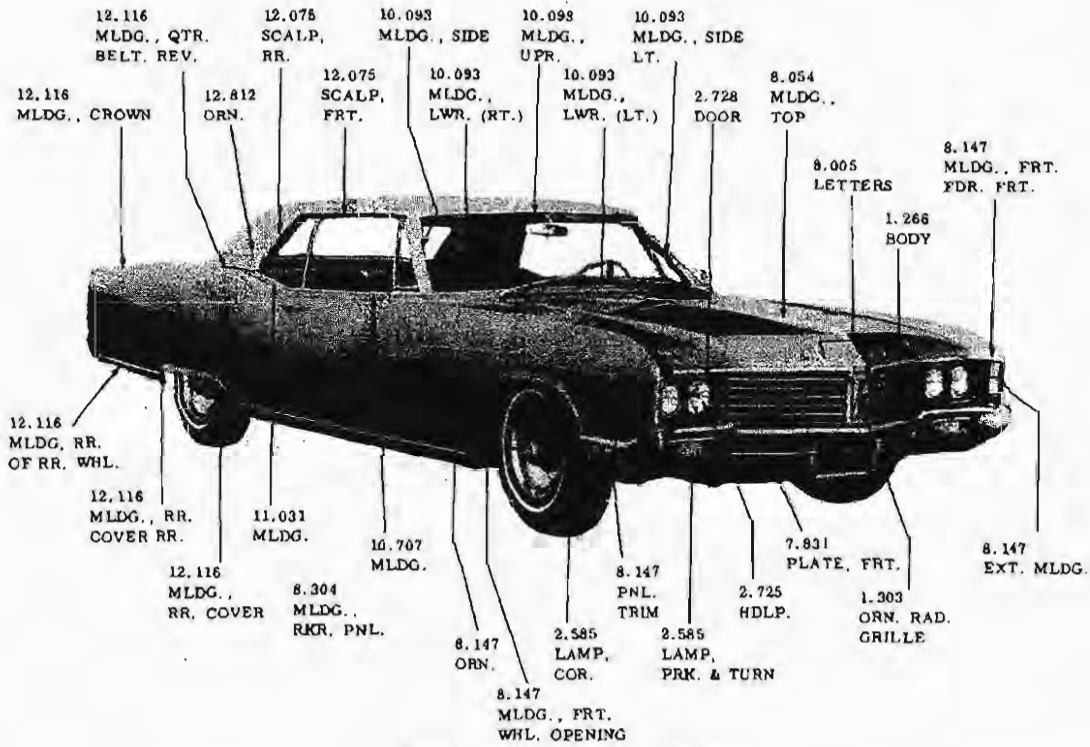
EXTERIOR MOULDING AND ORNAMENTS  
 1967—Skylark—G.S. 400  
 2 Door Hardtop





REV. 1-1-67

EXTERIOR MOULDING AND ORNAMENT  
1967—Wildcat  
2 Door Hardtop

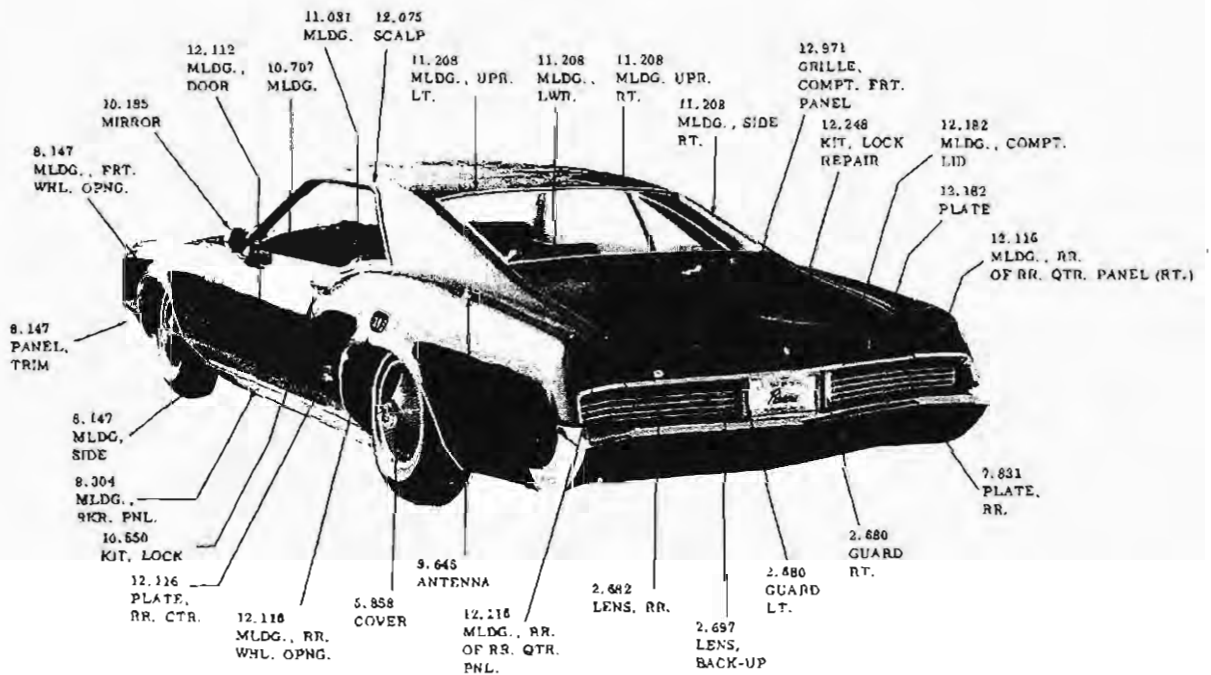
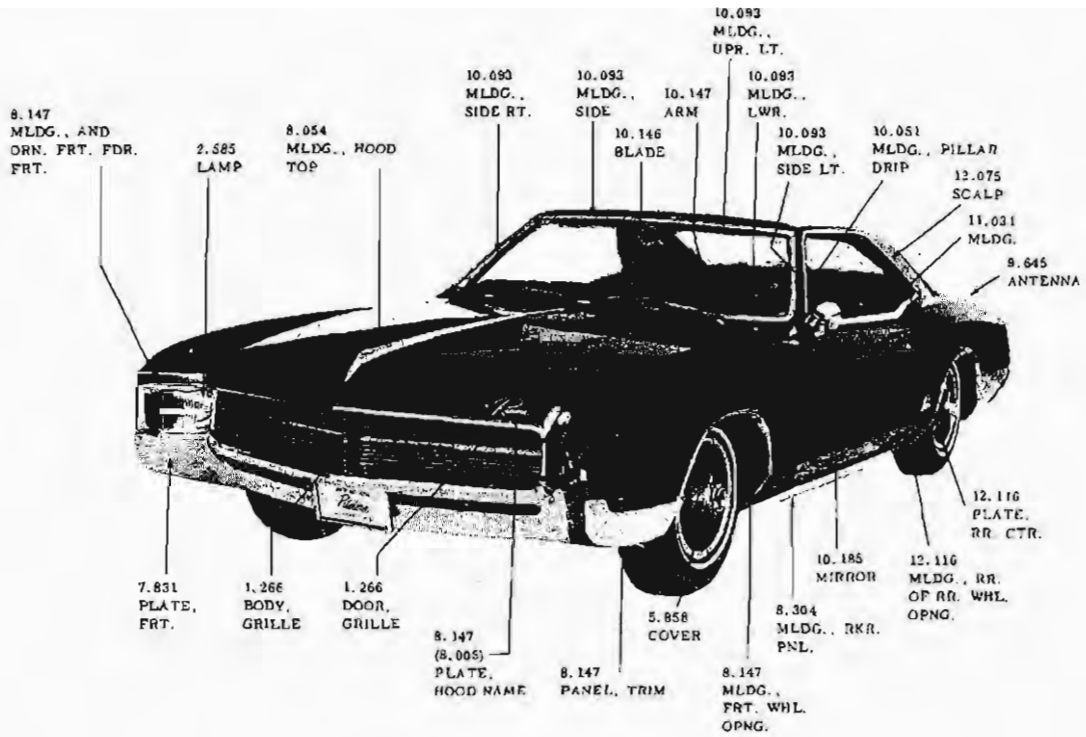


REV. 3-1-67

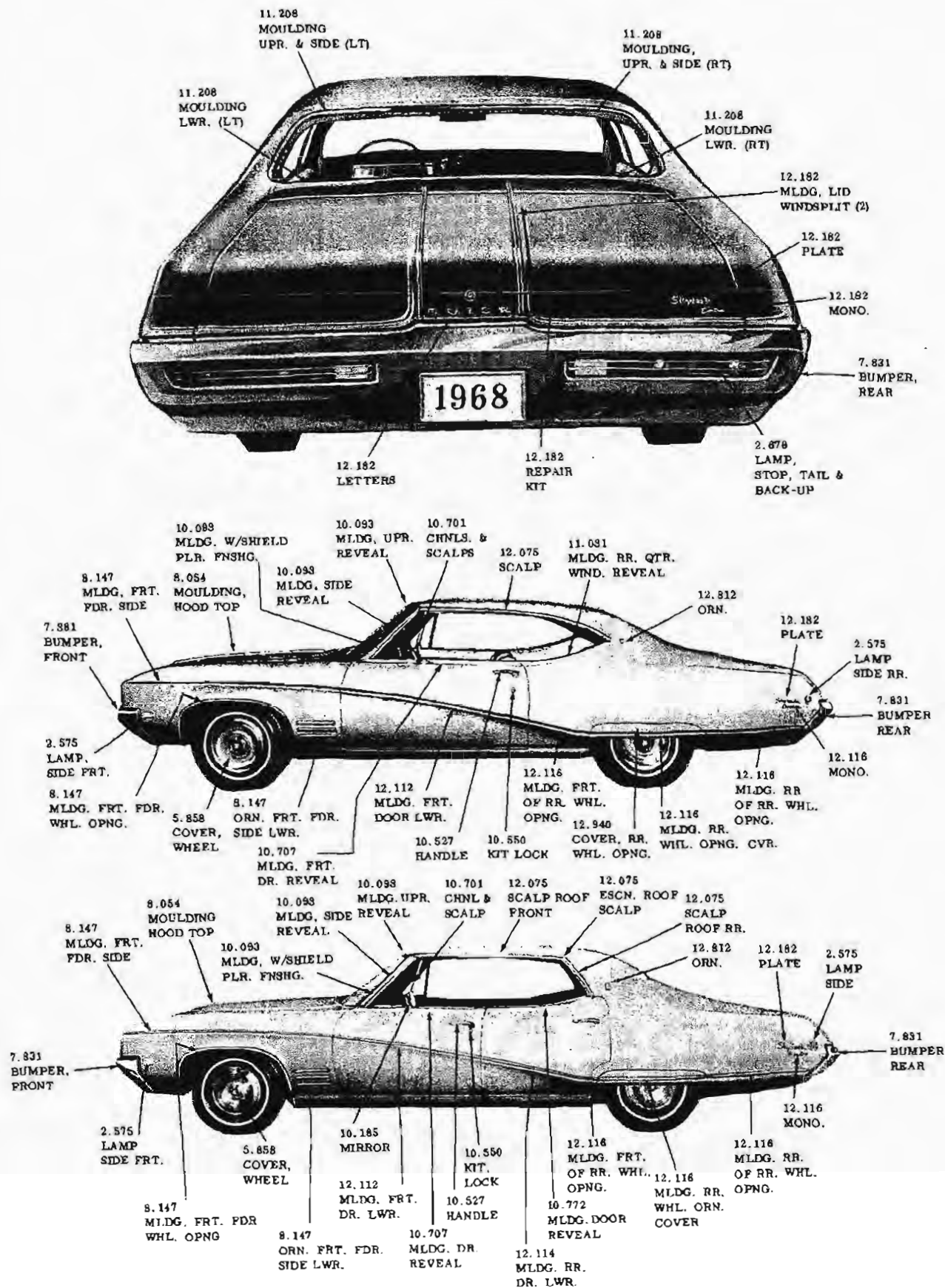
EXTERIOR MOULDING AND ORNAMENTS

1967—Electra 225

2 Door Hardtop

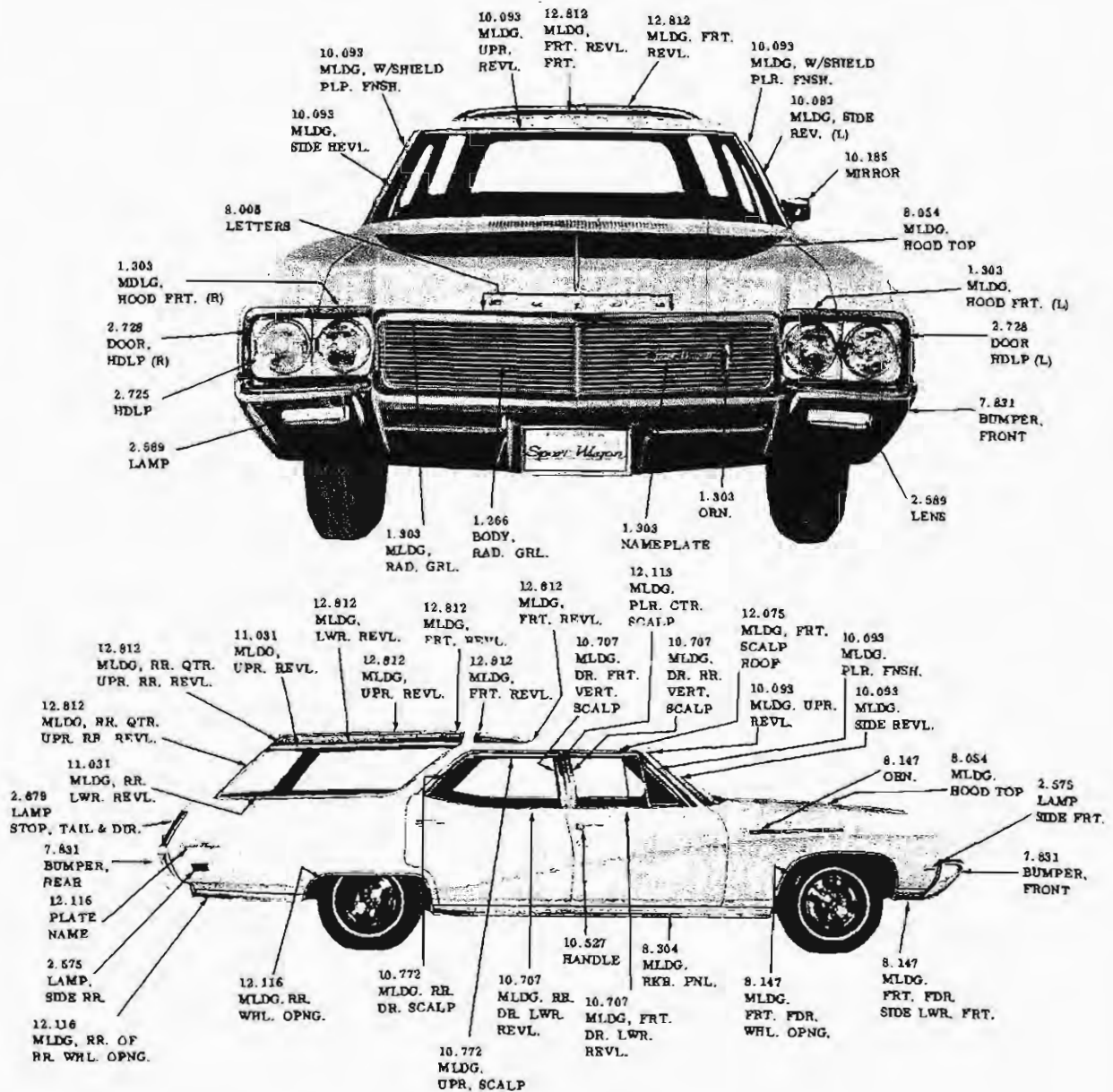


EXTERIOR MOULDING AND ORNAMENT  
1967—Riviera



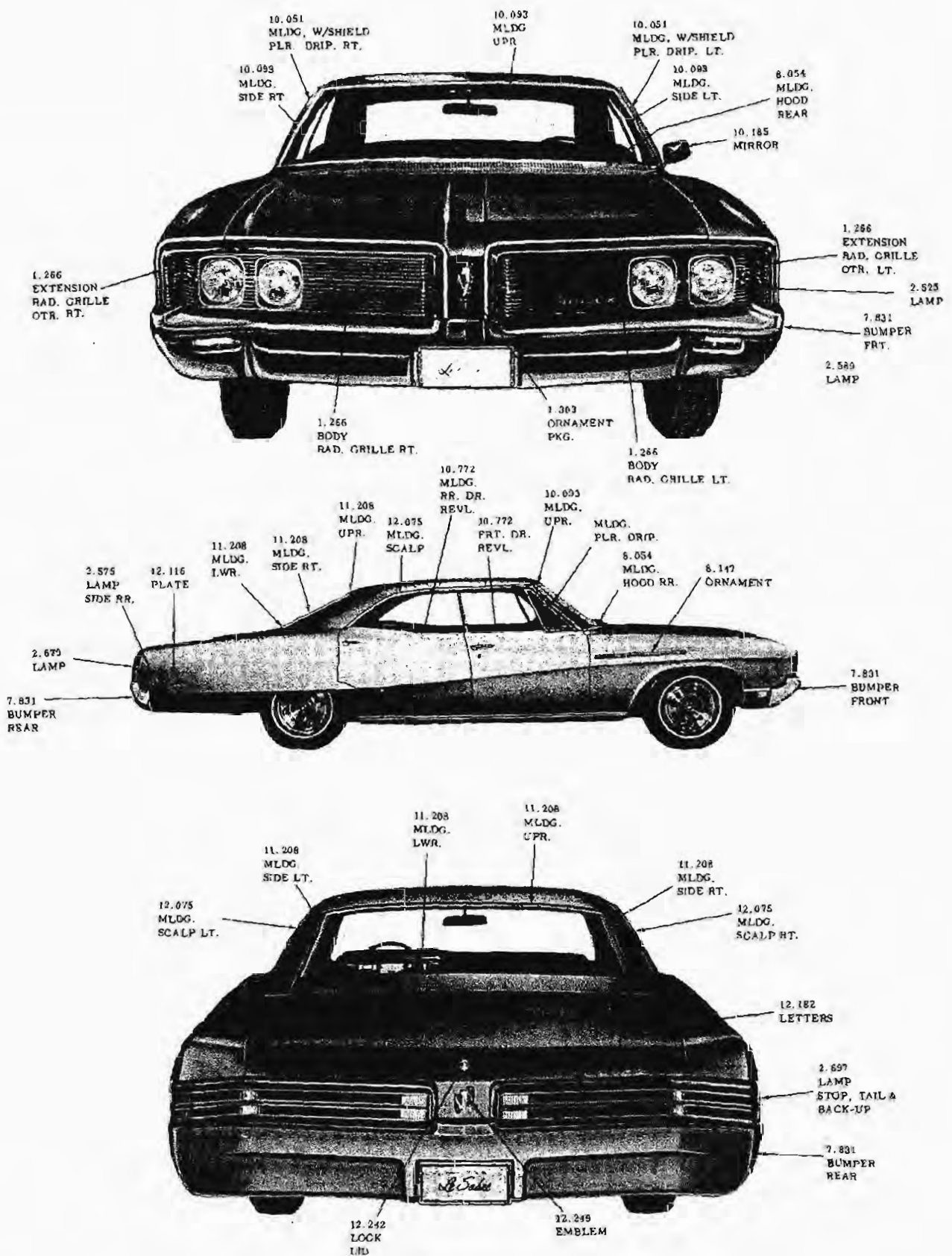
EXTERIOR MOULDINGS AND ORNAMENTS  
 1968 - 4000 CUSTOM  
 2 & 4 DOOR HARDTOP

BUICK MOTOR DIVISION, GENERAL MOTORS CORPORATION

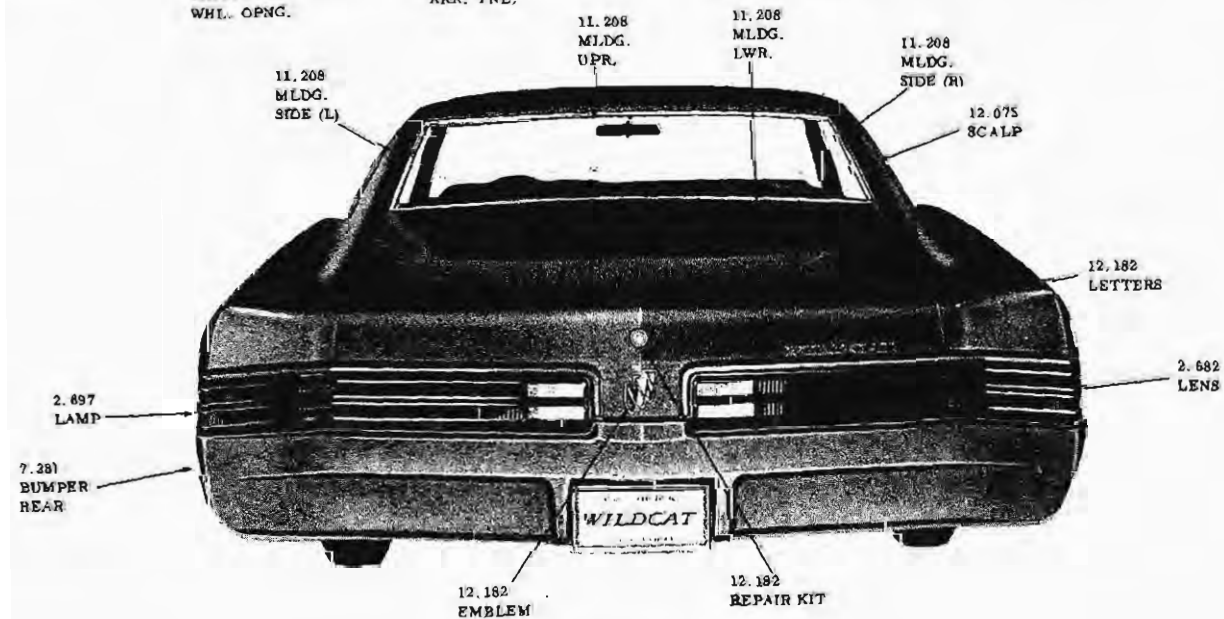
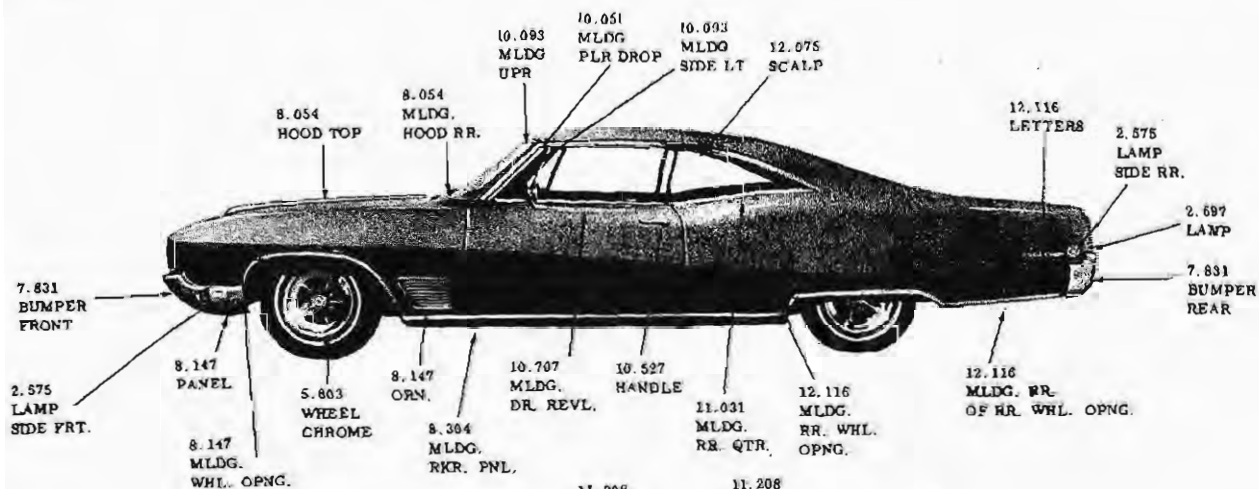
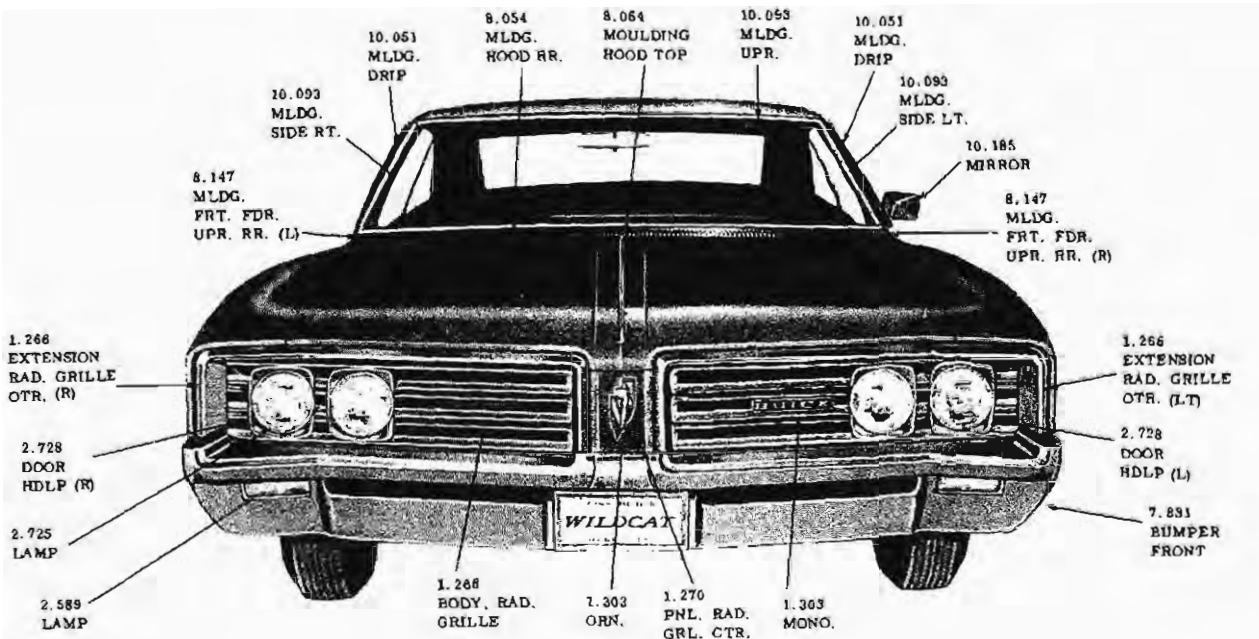


EXTERIOR MOULDING & ORNAMENTS  
1968 SPORT WAGON





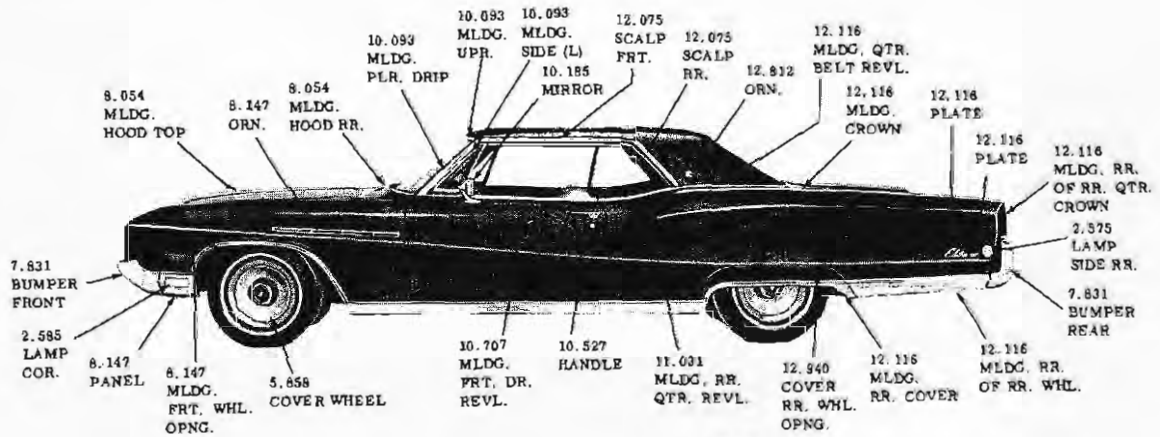
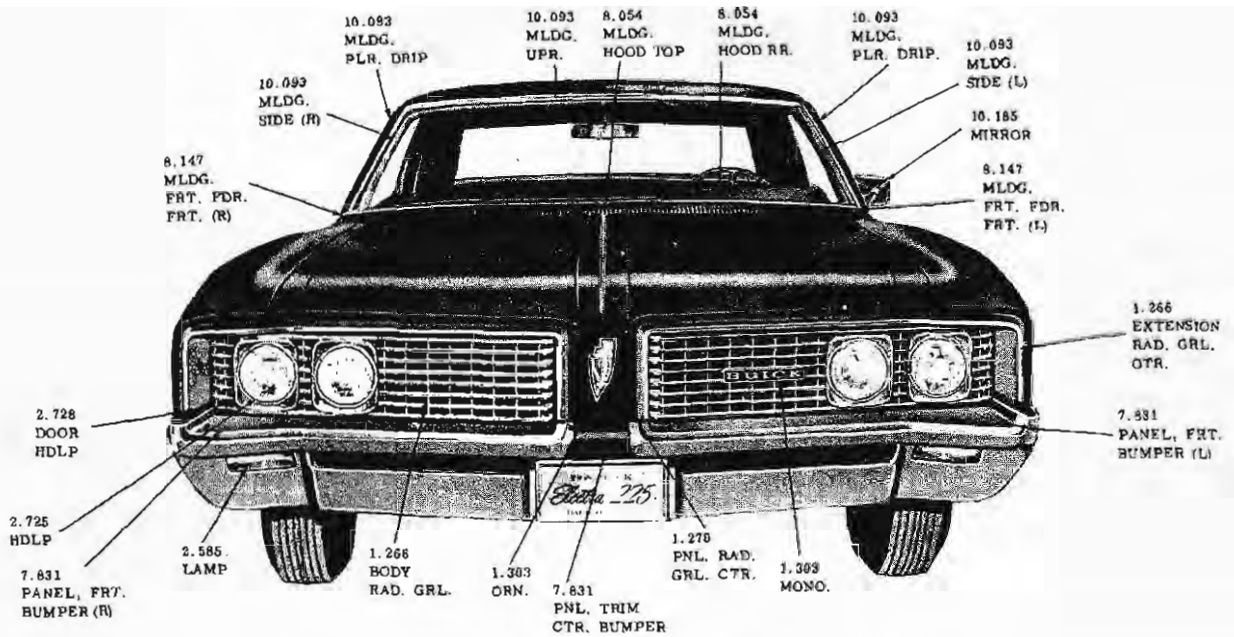
EXTERIOR MOULDING & ORNAMENTS  
 1968 LESABRE  
 4 DOOR HARDTOP



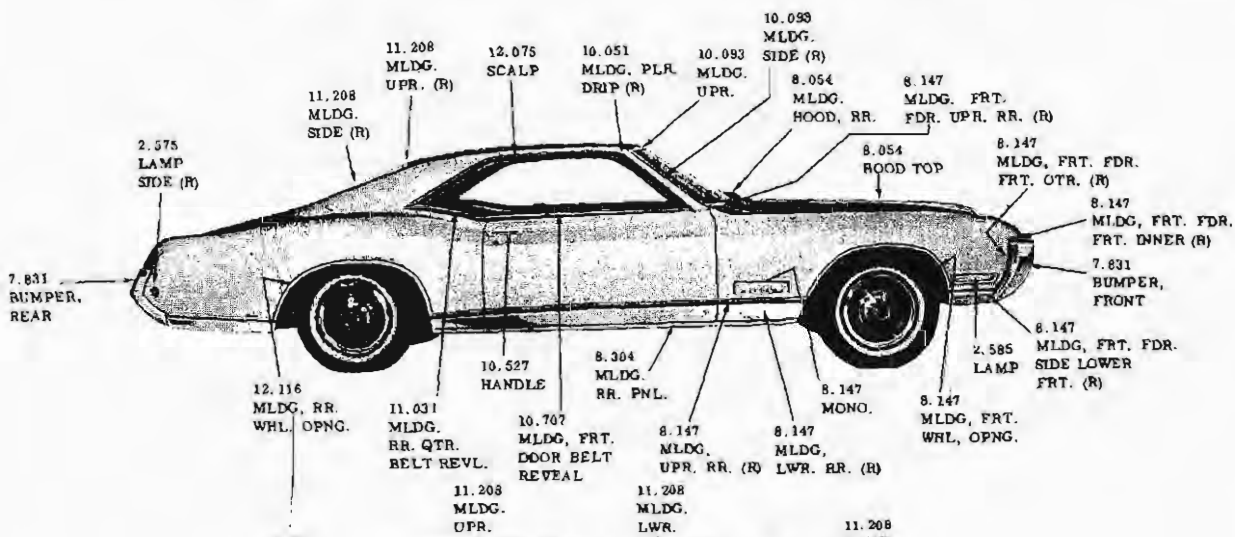
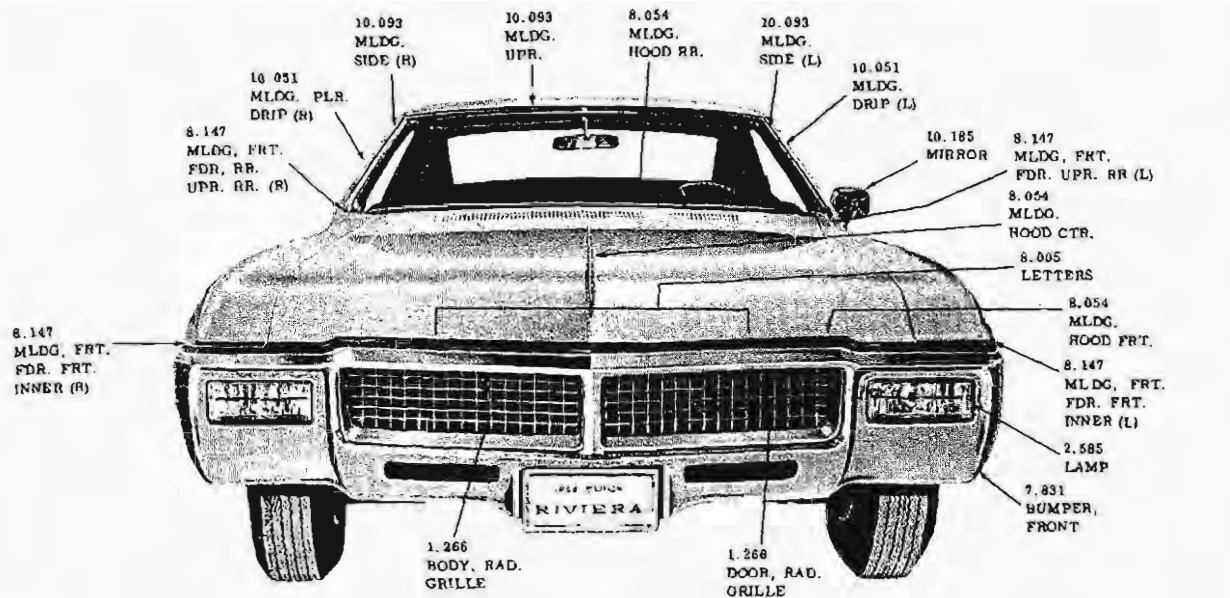
EXTERIOR MOULDING & ORNAMENTS  
1968 WILDCAT  
2 DOOR HARDTOP

BUICK MOTOR DIVISION, GENERAL MOTORS CORPORATION






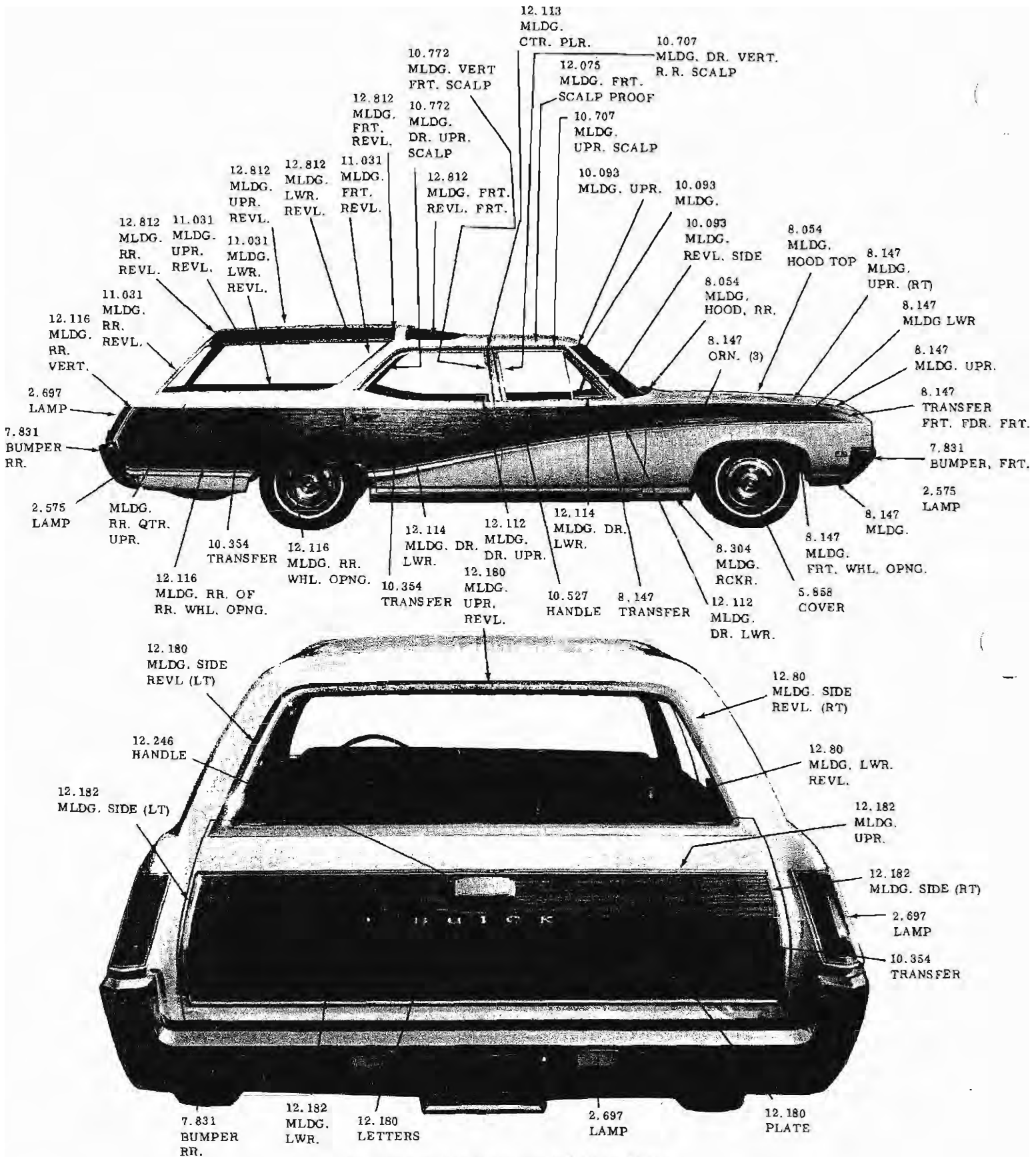
EXTERIOR MOULDING & ORNAMENTS  
1968 ELECTRA 225  
2 DOOR HARDTOP



EXTERIOR MOULDING & ORNAMENTS  
 1968 RIVIERA

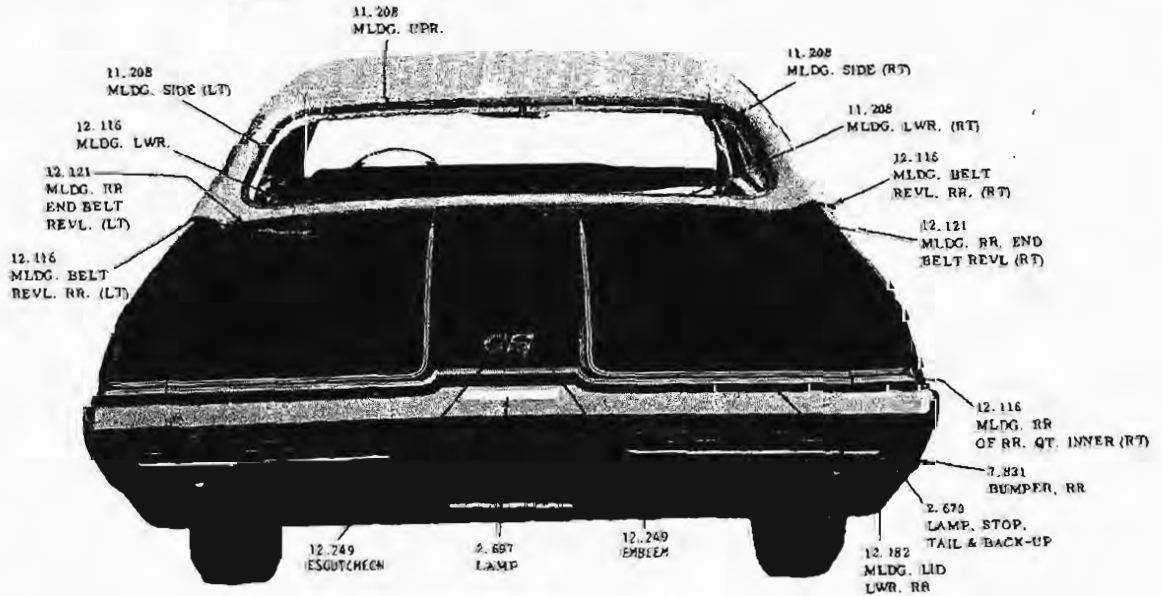
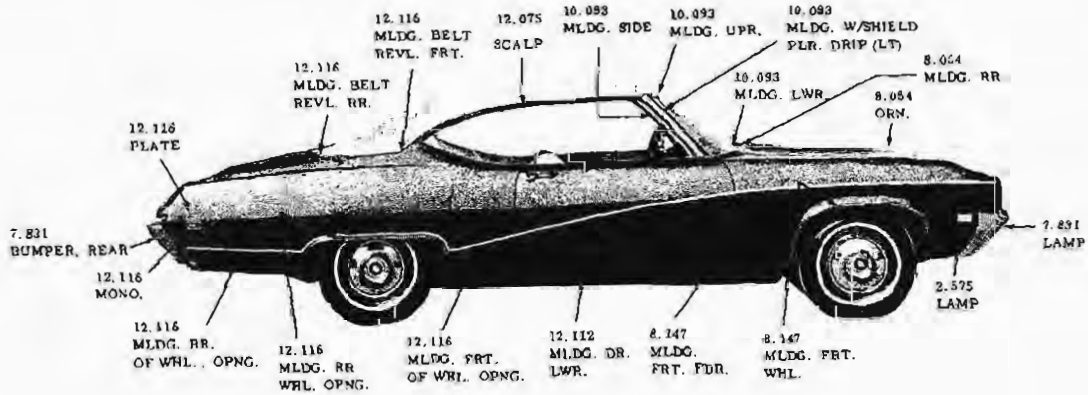



EXTERIOR MOULDINGS AND ORNAMENTS  
1969-4000 CUSTOM (4 DR. SEDAN)




EXTERIOR MOULDING AND ORNAMENTS  
1969 SPORTSWAGON

BUICK MOTOR DIVISION, GENERAL MOTORS CORPORATION



EXTERIOR MOULDING & ORNAMENT  
 2 DOOR HARDTOP  
 1969-GRAN SPORT


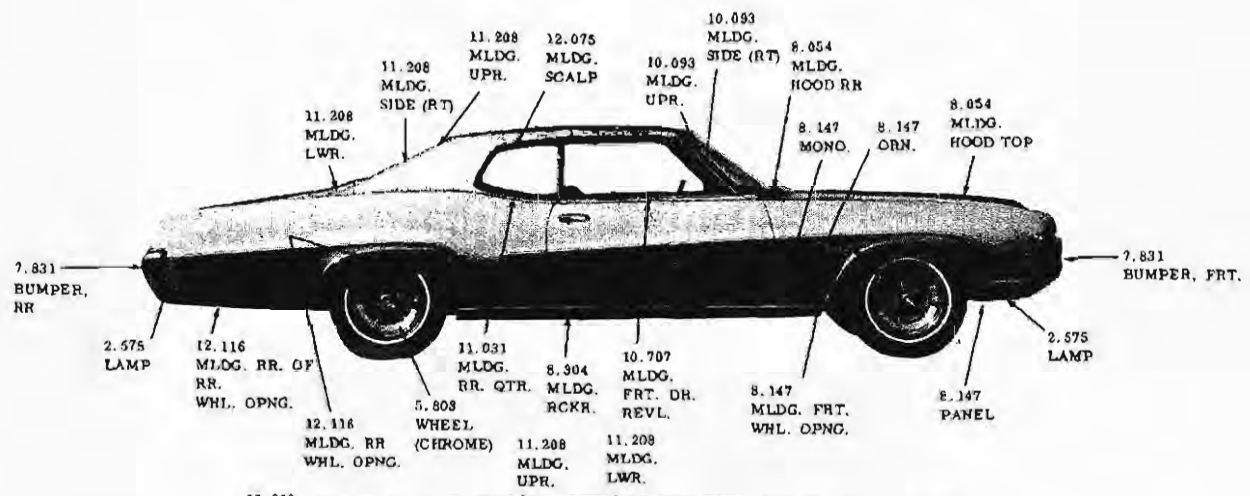



10.093 MLDG. UPR.  
 10.051 MLDG. W/SHIELD PLR. DRIP (LT)  
 10.093 MLDG. SIDE (LT)  
 10.185 MIRROR  
 8.147 MLDG. FDR. RR.  
 8.005 LETTERS  
 2.728 DOOR  
 7.831 BUMPER, FRONT  
 2.585 LAMP  
 1.266 BODY, RAD. GR.L.  
 7.832 ORN.  
 10.093 MLDG. SIDE (RT)  
 8.054 MLDG. HOOD RR

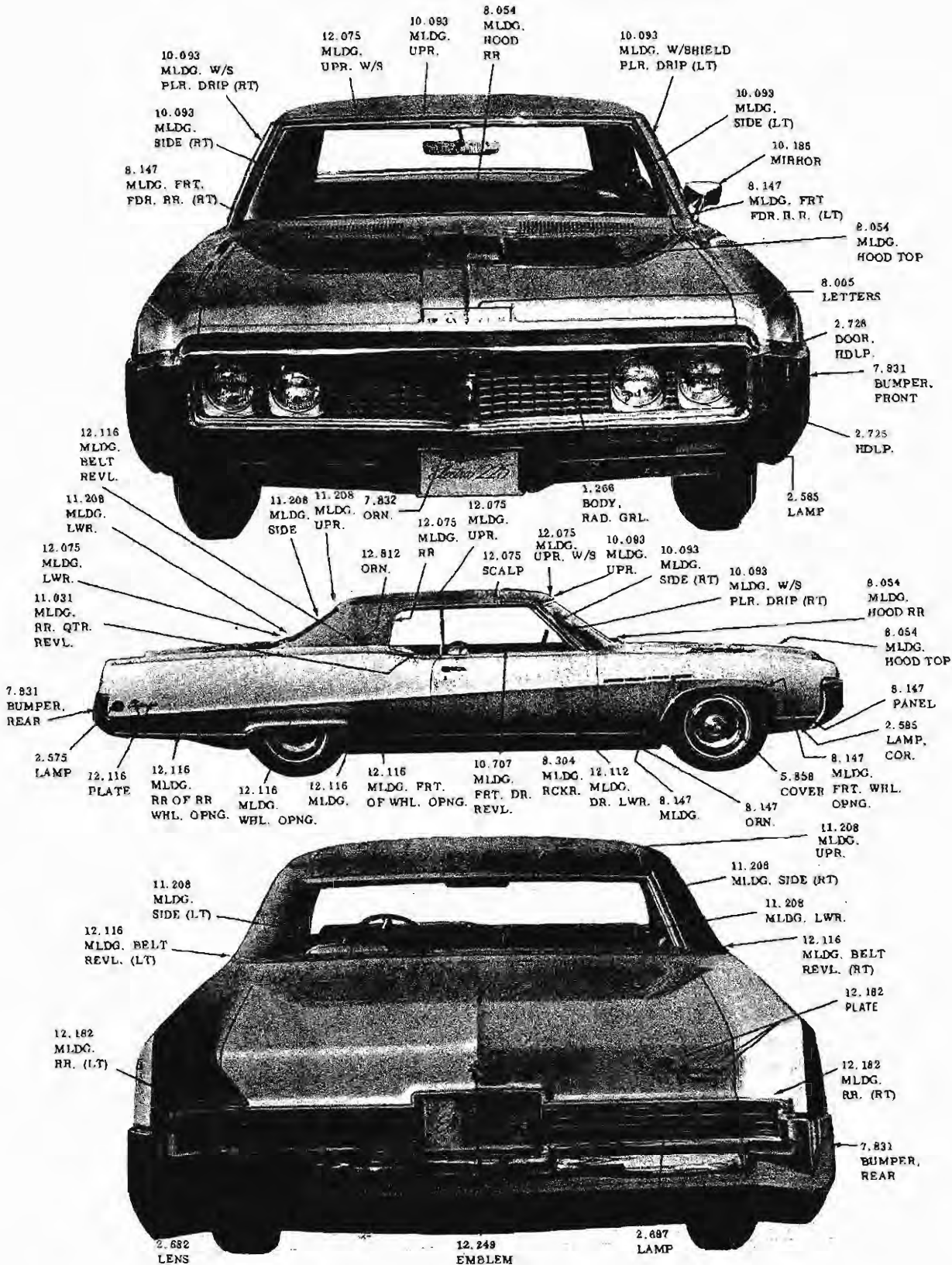
8.147 MLDG. FRT. WHL. OPNG.  
 2.575 LAMP  
 8.147 ORN.  
 8.054 HOOD, RR  
 10.093 MLDG. SIDE (LT)  
 10.051 MLDG. W/SHIELD PLR. DRIP (LT)  
 12.075 MLDG. SCALP  
 11.208 MLDG. UPR.  
 11.208 MLDG. SIDE (LT)  
 11.208 MLDG. LWR.  
 12.116 PLATE  
 2.575 LAMP  
 7.831 BUMPER, RR.  
 7.831 BUMPER, FRONT  
 8.147 PANEL  
 8.304 MLDG. RCKR.  
 10.772 MLDG. FRT. DR. REVL.  
 10.772 MLDG. RR. DR. REVL.  
 12.116 MLDG. RR. WHL. OPNG.  
 12.116 MLDG. RR. OF RR. WHL. OPNG.  
 12.116 PLATE

11.208 MLDG. UPR.  
 11.208 MLDG. SIDE (RT)  
 12.075 MLDG. SCALP (RT)  
 11.208 MLDG. SIDE (LT.)  
 12.075 MLDG. SCALP (LT)  
 11.208 MLDG. LWR.  
 11.182 LETTER  
 7.831 BUMPER, RR  
 2.097 LAMP, STOP, TAIL & BACK-UP  
 12.242 LOCK, LID  
 12.249 EMBLEM

EXTERIOR MOULDING AND ORNAMENTS  
 4 DR. HARDTOP  
 1969-LESABRE  
 BUICK MOTOR DIVISION, GENERAL MOTORS CORPORATION


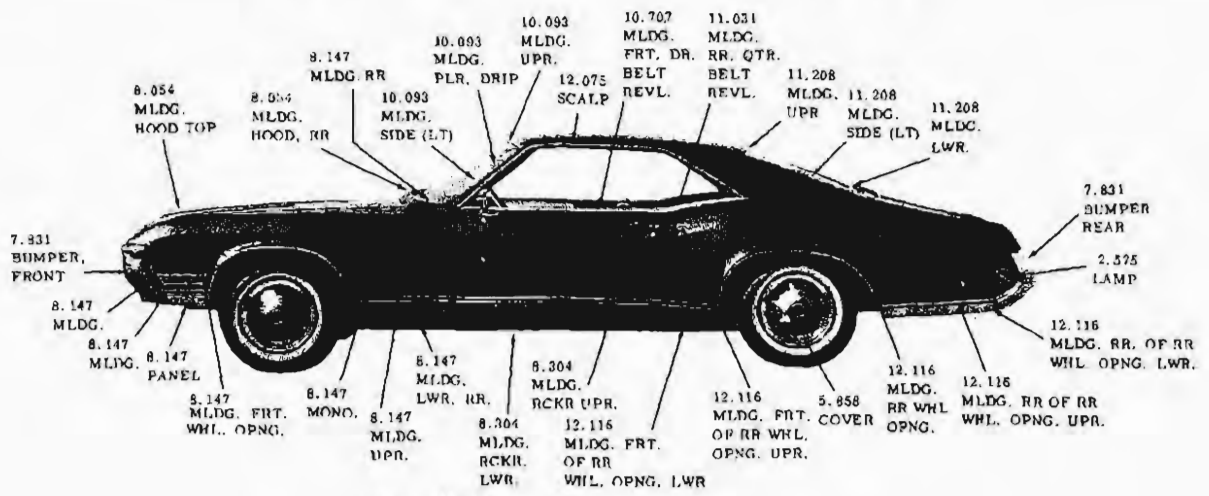



EXTERIOR MOULDING AND ORNAMENTS  
 2 DR. HARDTOP  
 1969 WILDCAT

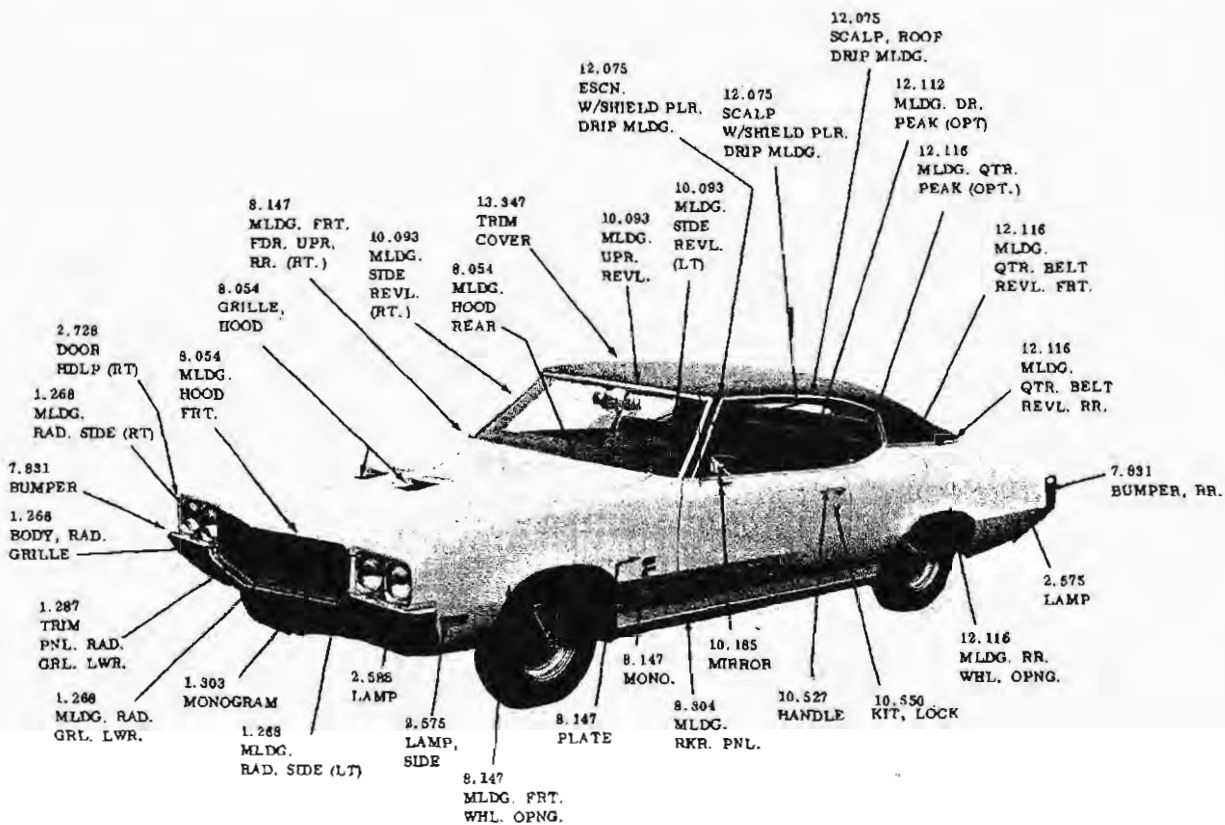
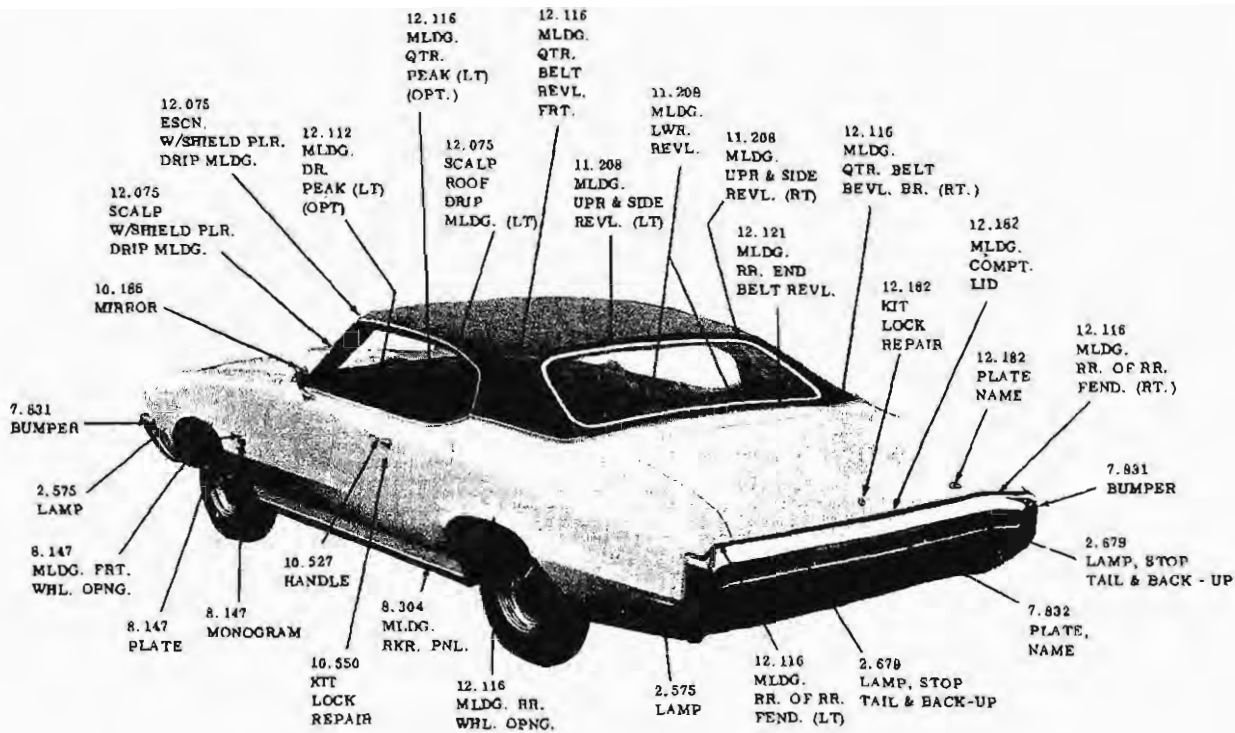


EXTERIOR MOULDING AND ORNAMENTS  
(2 DOOR HARDTOP)  
1969-ELECTRA

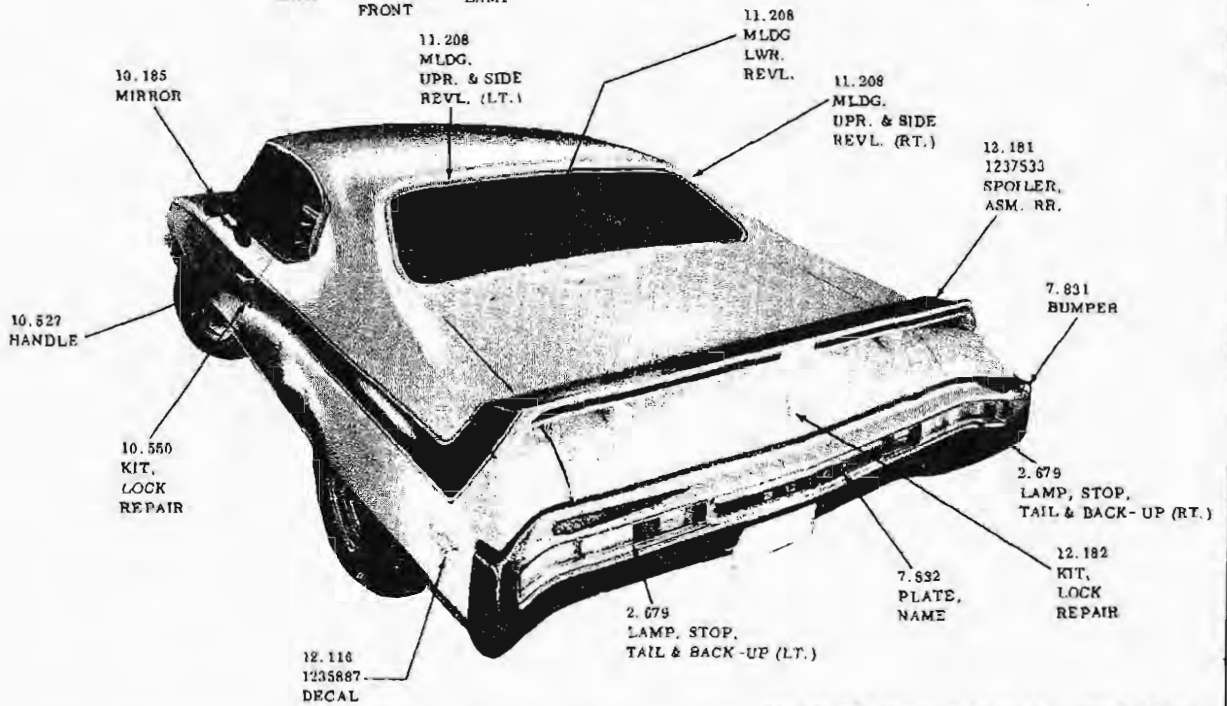





EXTERIOR MOULDING AND ORNAMENTS  
 1969-RIVIERA

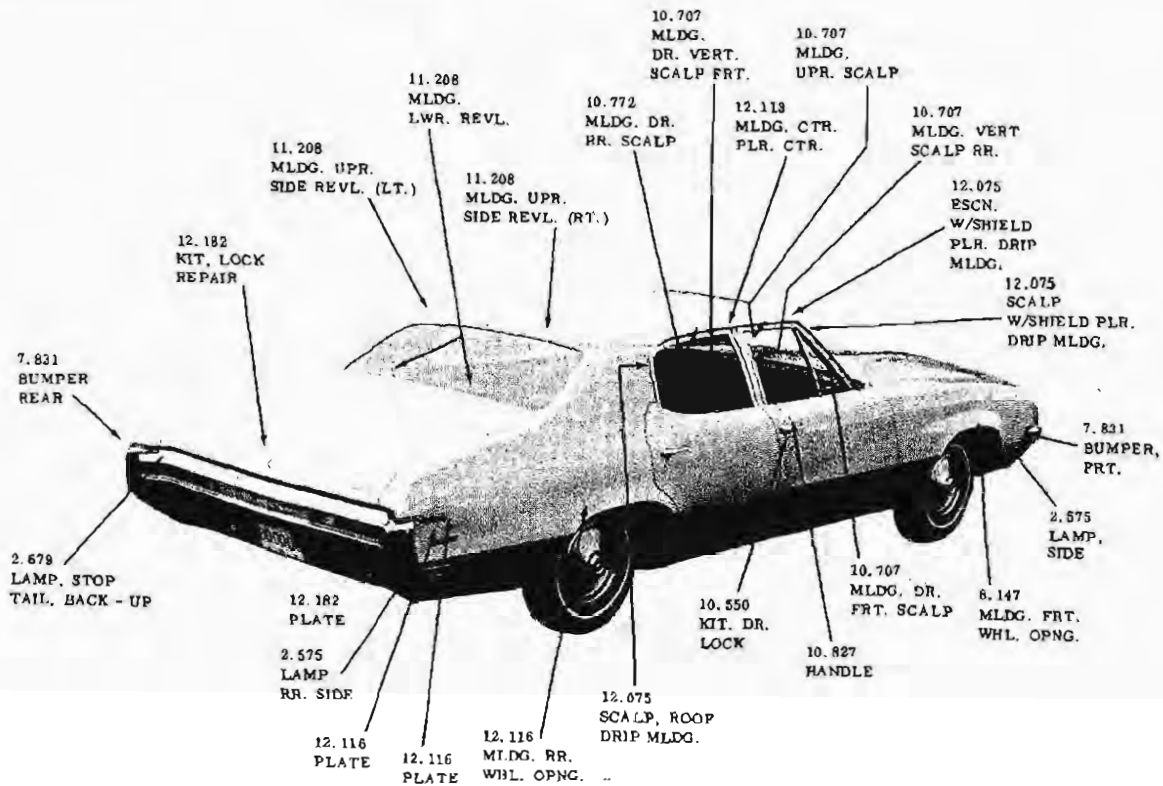
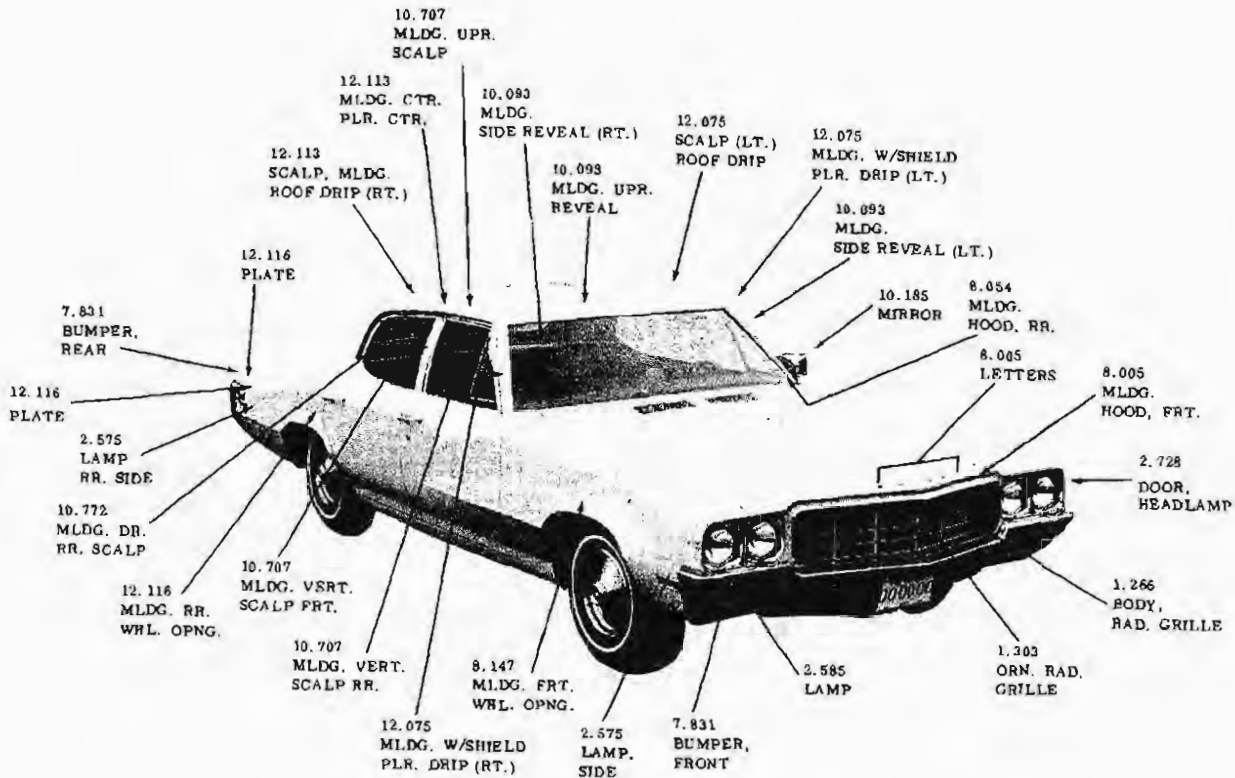


EXTERIOR MOULDING AND ORNAMENTS  
1970-30-4000 2DR. HARDTOPS

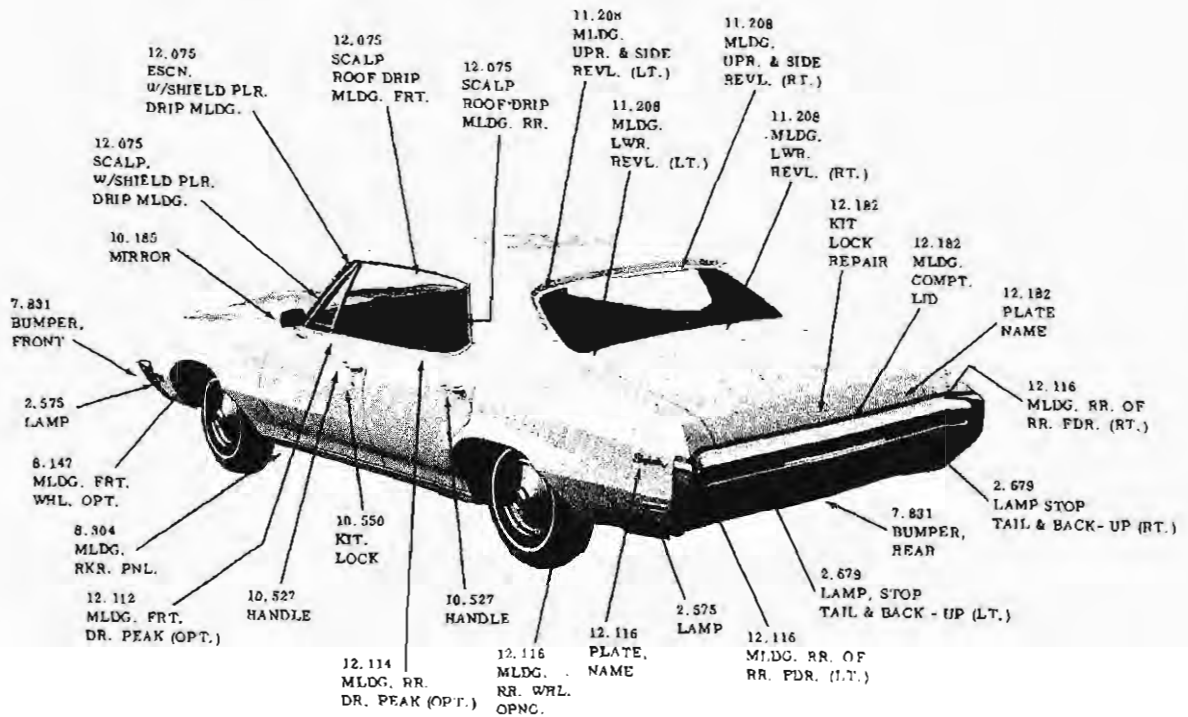
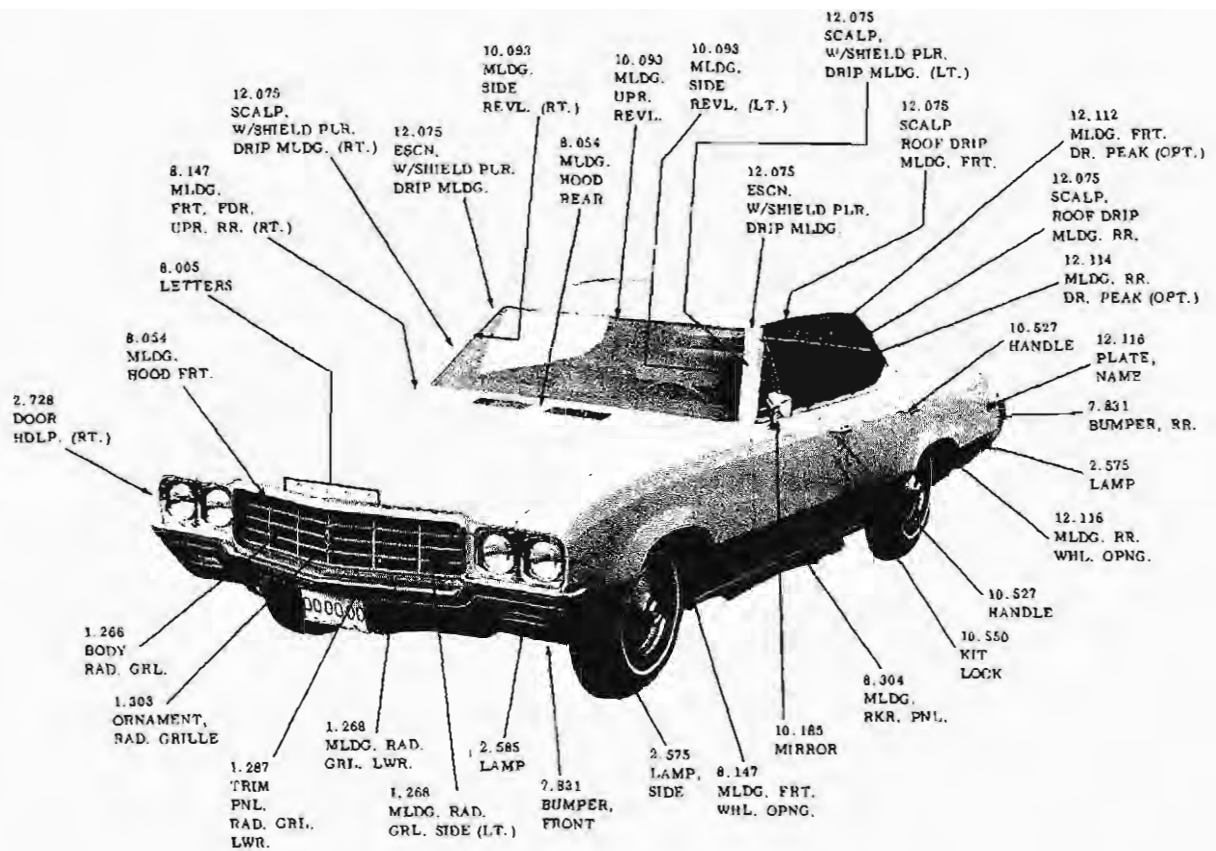


OTHERWISE SAME AS 1970-30-4000 2 DRS. HARDTOP

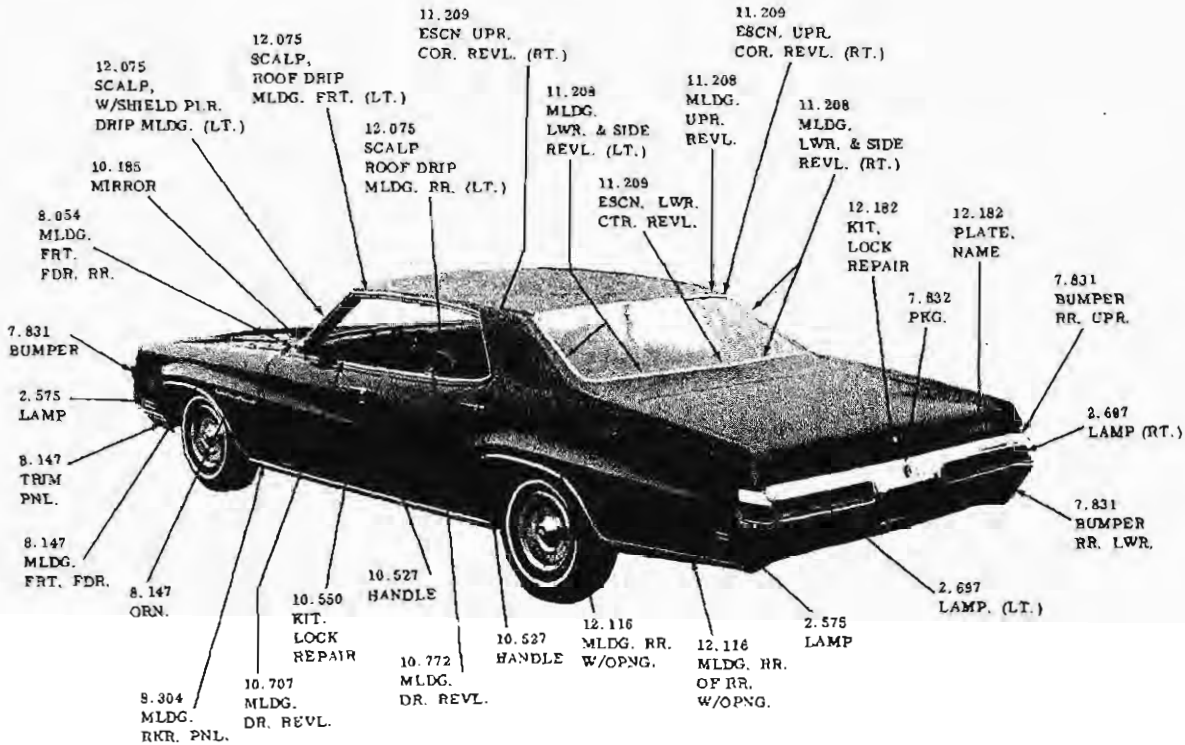
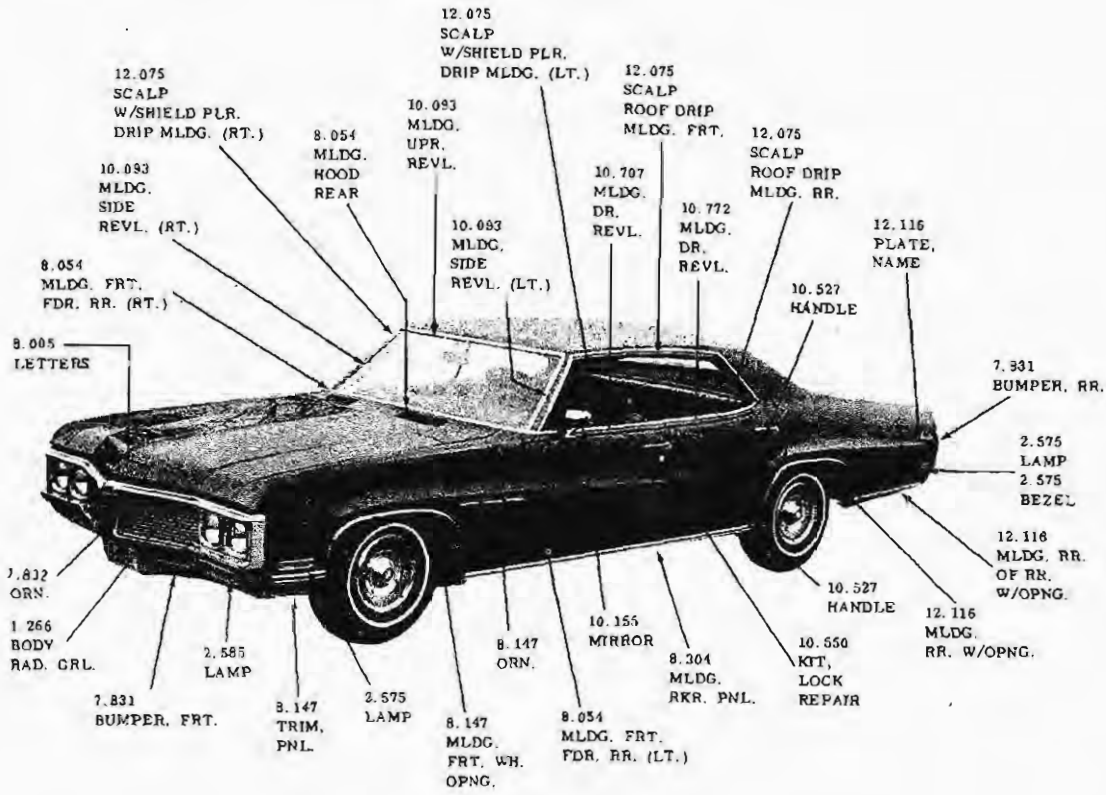
EXTERIOR MOULDINGS AND ORNAMENTS  
1970-4637 GSX



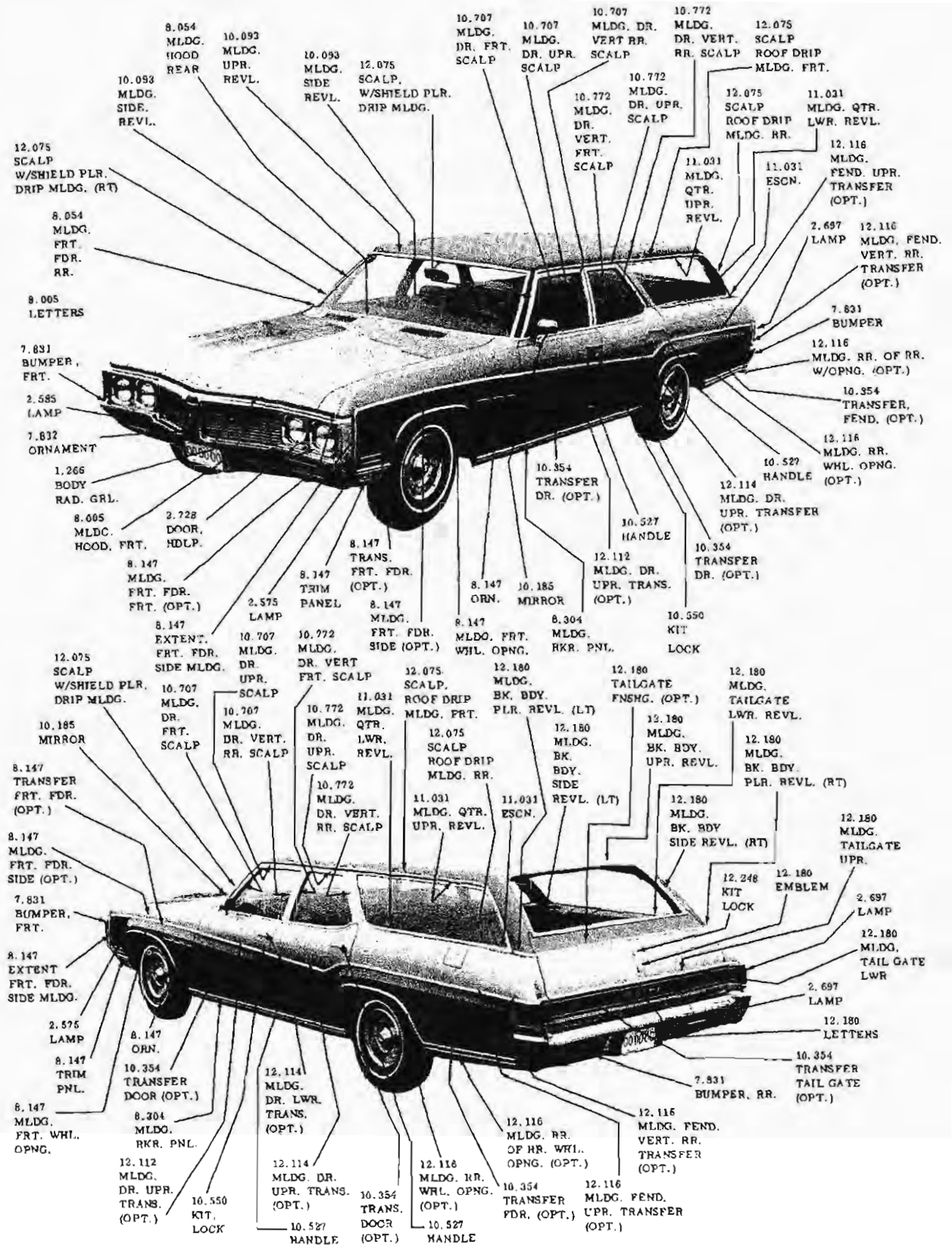
EXTERIOR MOULDINGS AND ORNAMENTS  
1970-33-3569-4DR. SEDANS



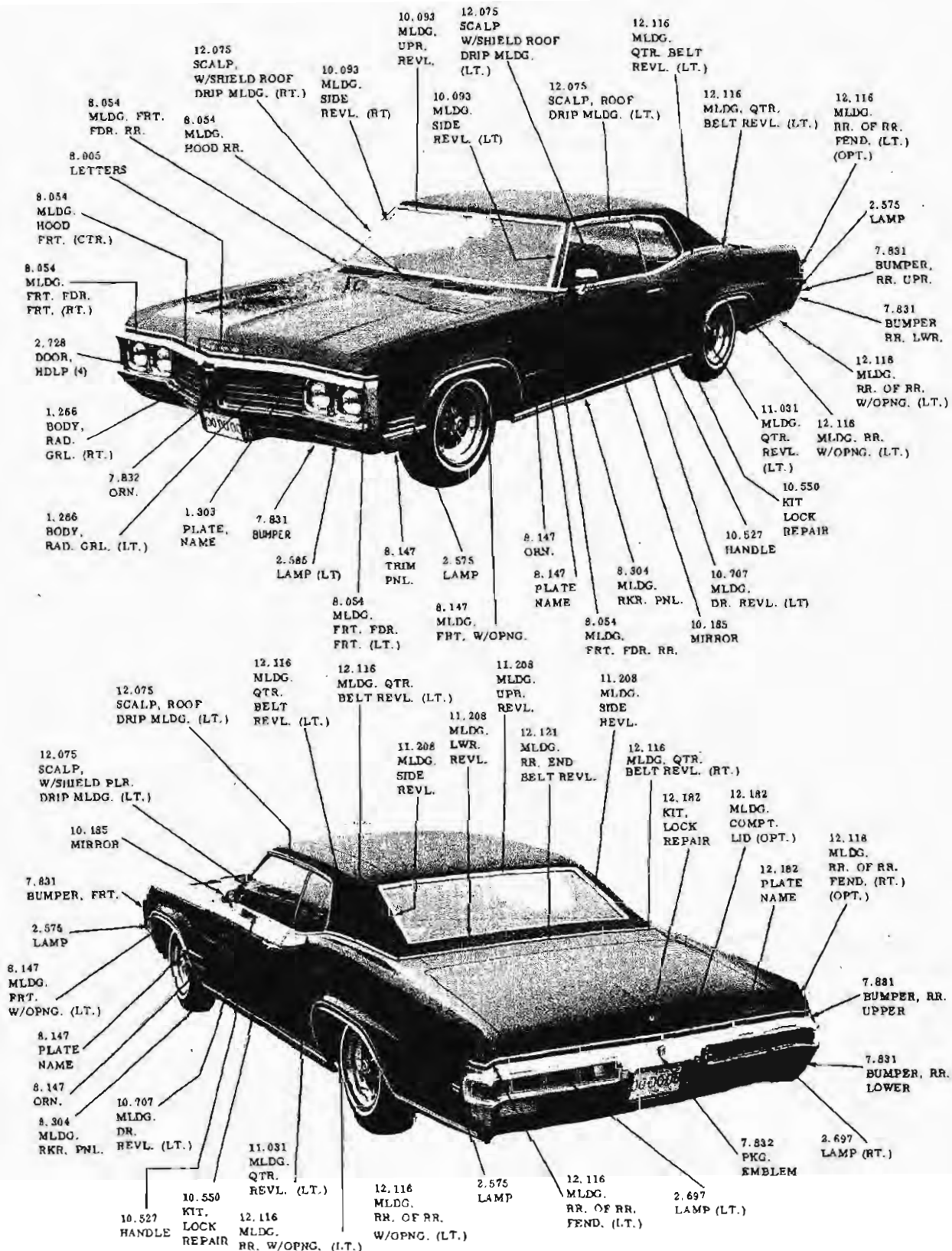
EXTERIOR MOULDINGS AND ORNAMENTS  
 1970-30-4000 4DR, HARDTOP



EXTERIOR MOULDINGS AND ORNAMENTS  
1970-5000 4DR. HARDTOP

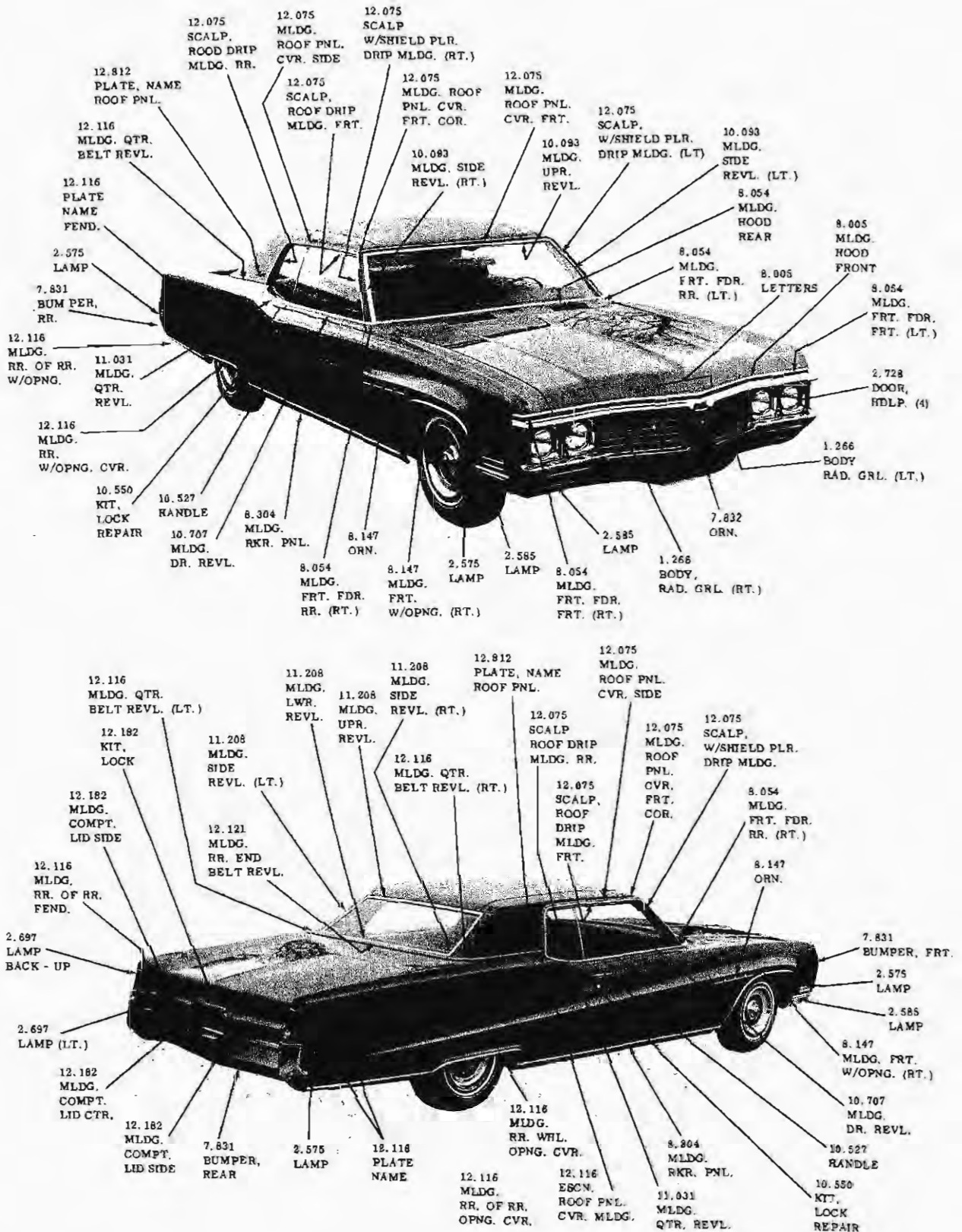


EXTERIOR MOULDING AND ORNAMENTS  
1970-6036-6046 (WOOD GRAIN)

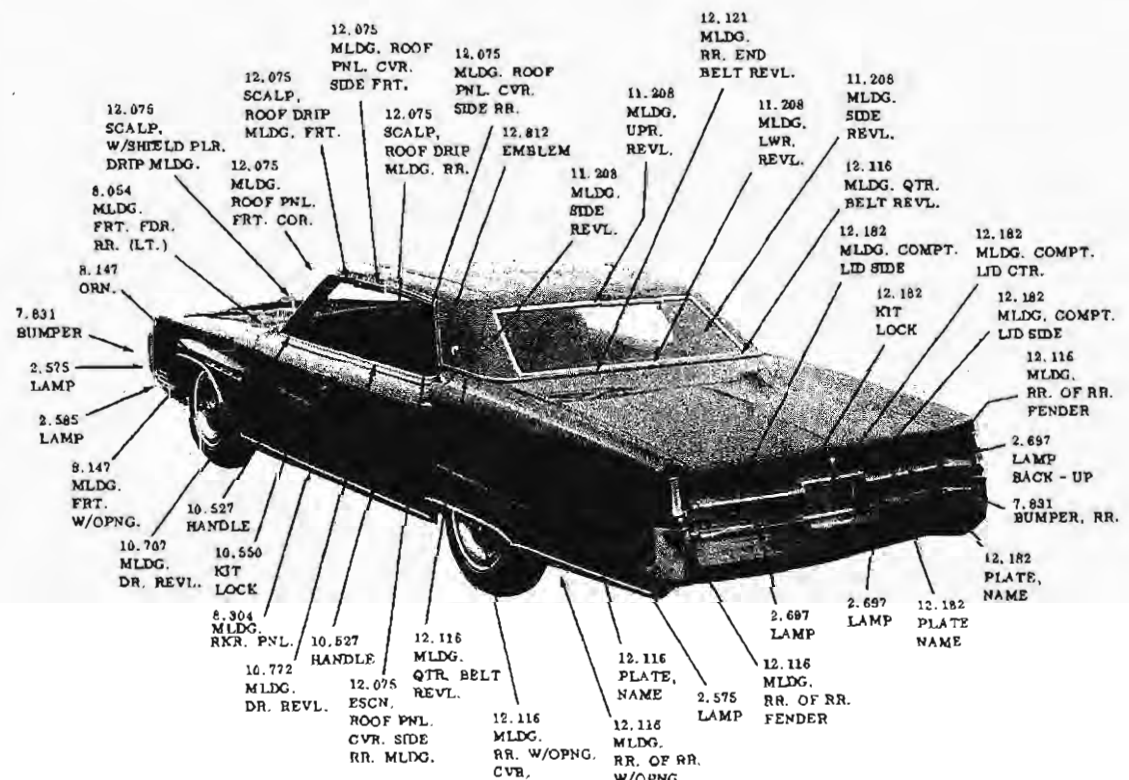
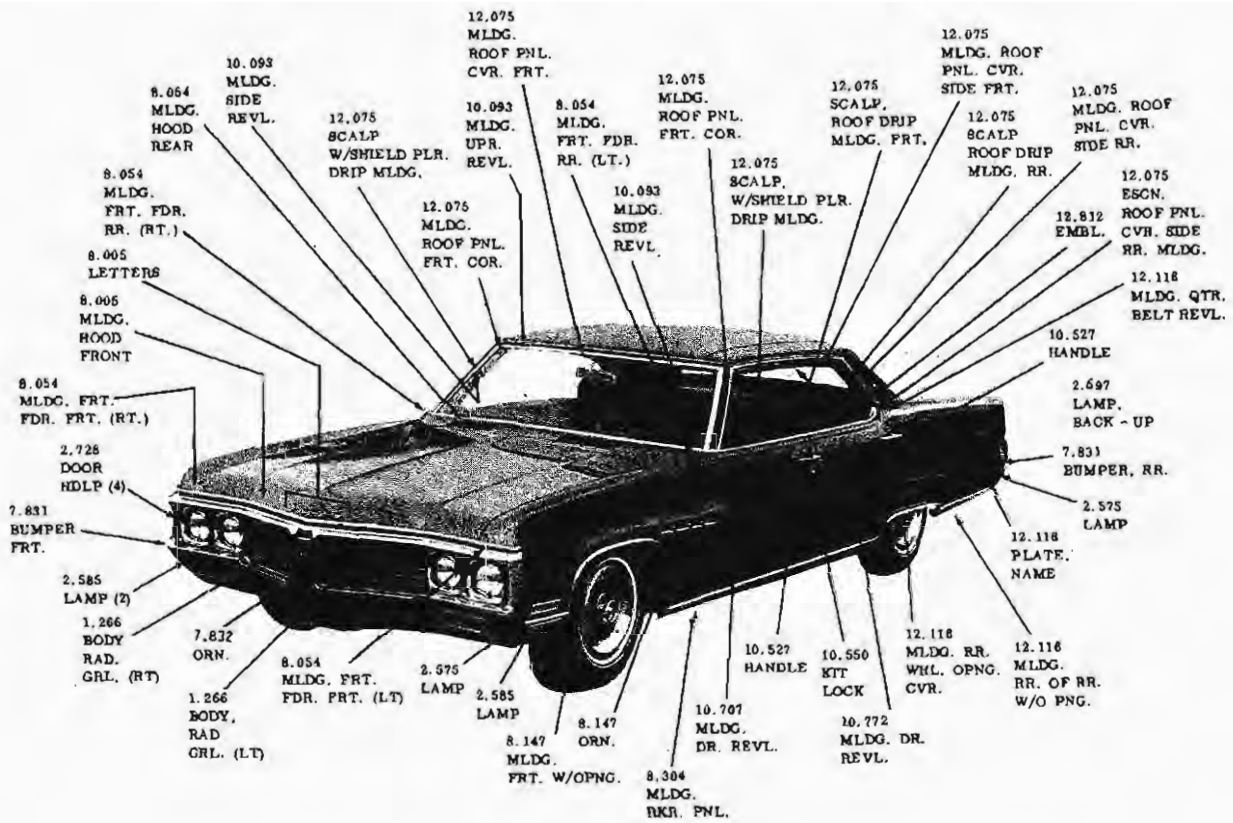


EXTERIOR MOULDINGS AND ORNAMENTS  
1970-WILDCAT (2DR. HARDTOP)

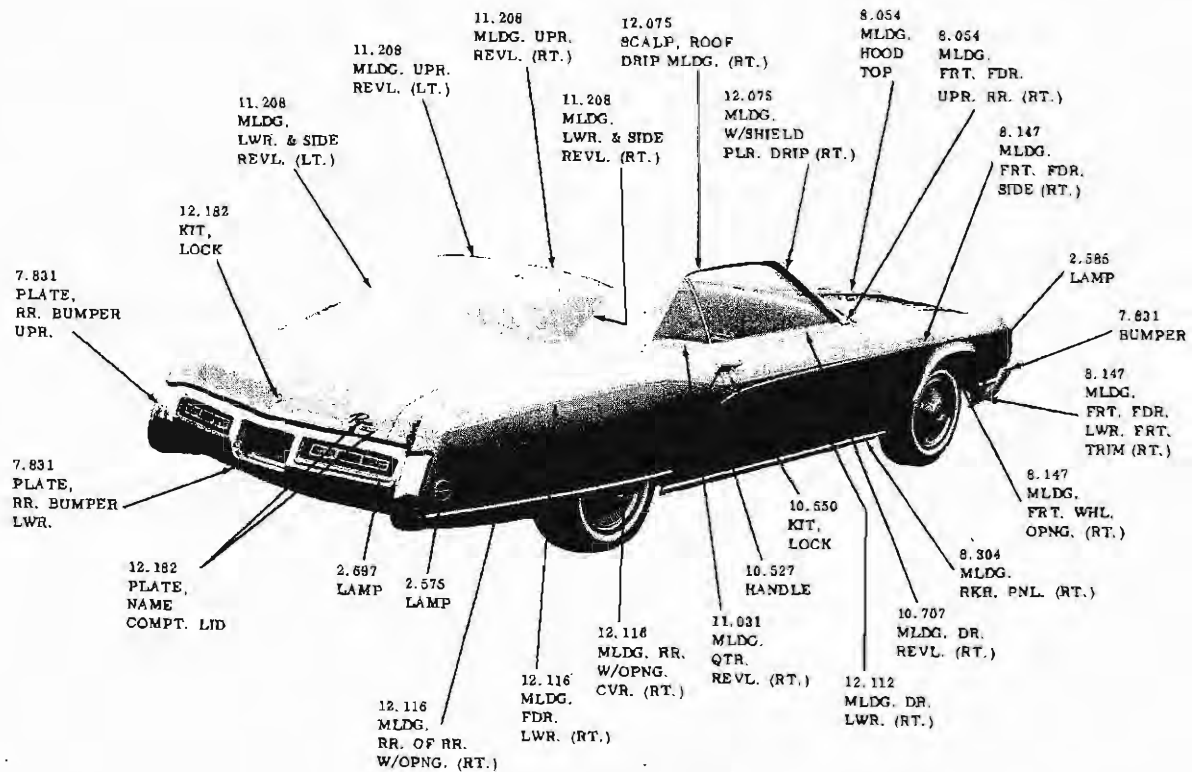
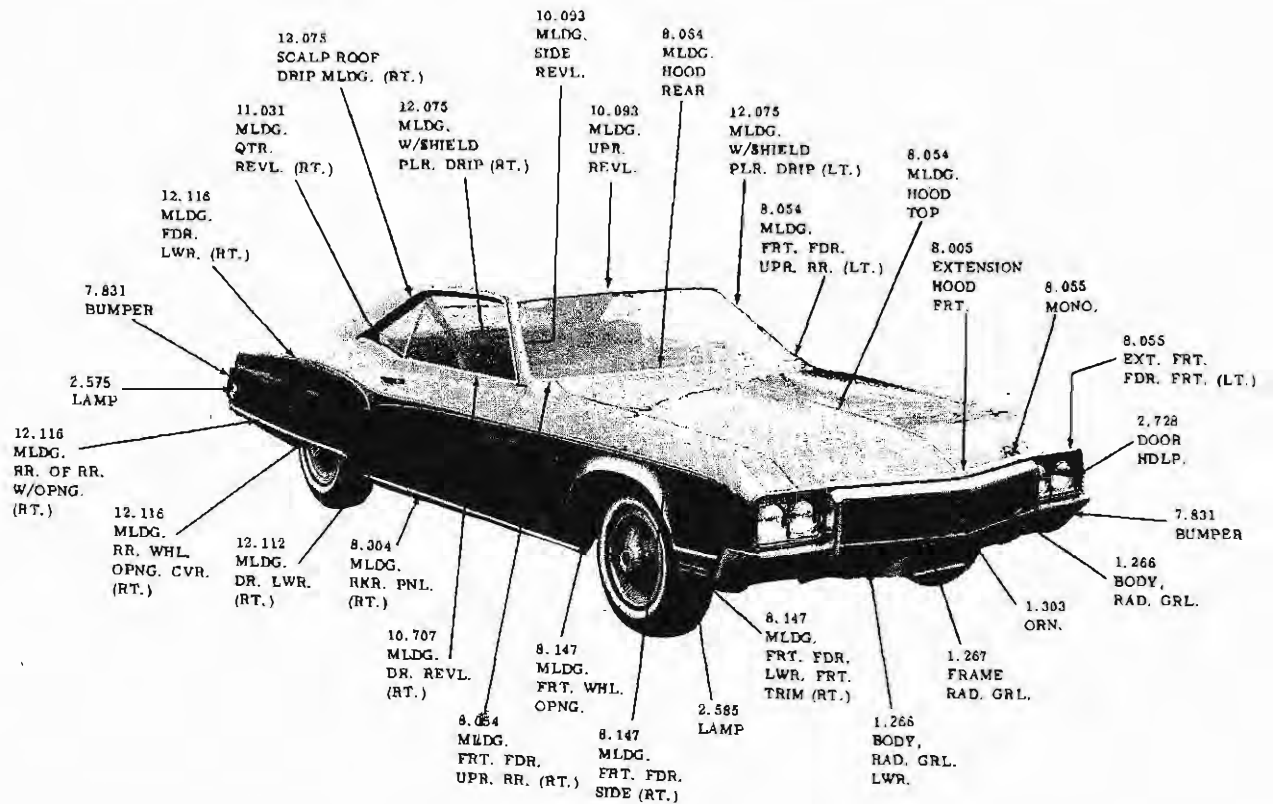





EXTERIOR MOULDINGS AND ORNAMENTS  
1970-8000 (2DR. HARDTOP)



EXTERIOR MOULDINGS AND ORNAMENTS  
1970-8000 (4 DR. HARDTOP)

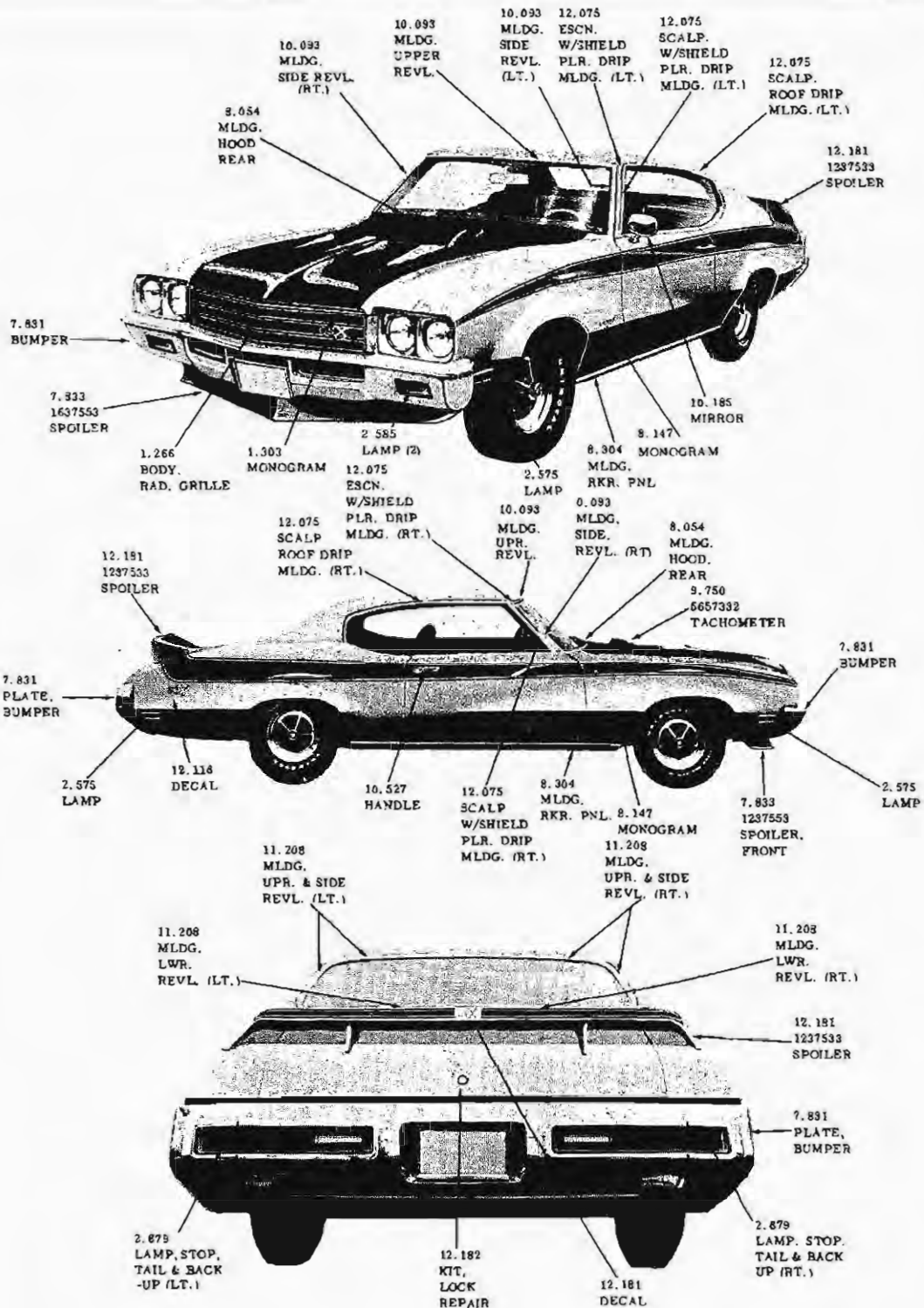


EXTERIOR MOULDINGS AND ORNAMENTS  
1970-9000



EXTERIOR MOULDINGS AND ORNAMENTS

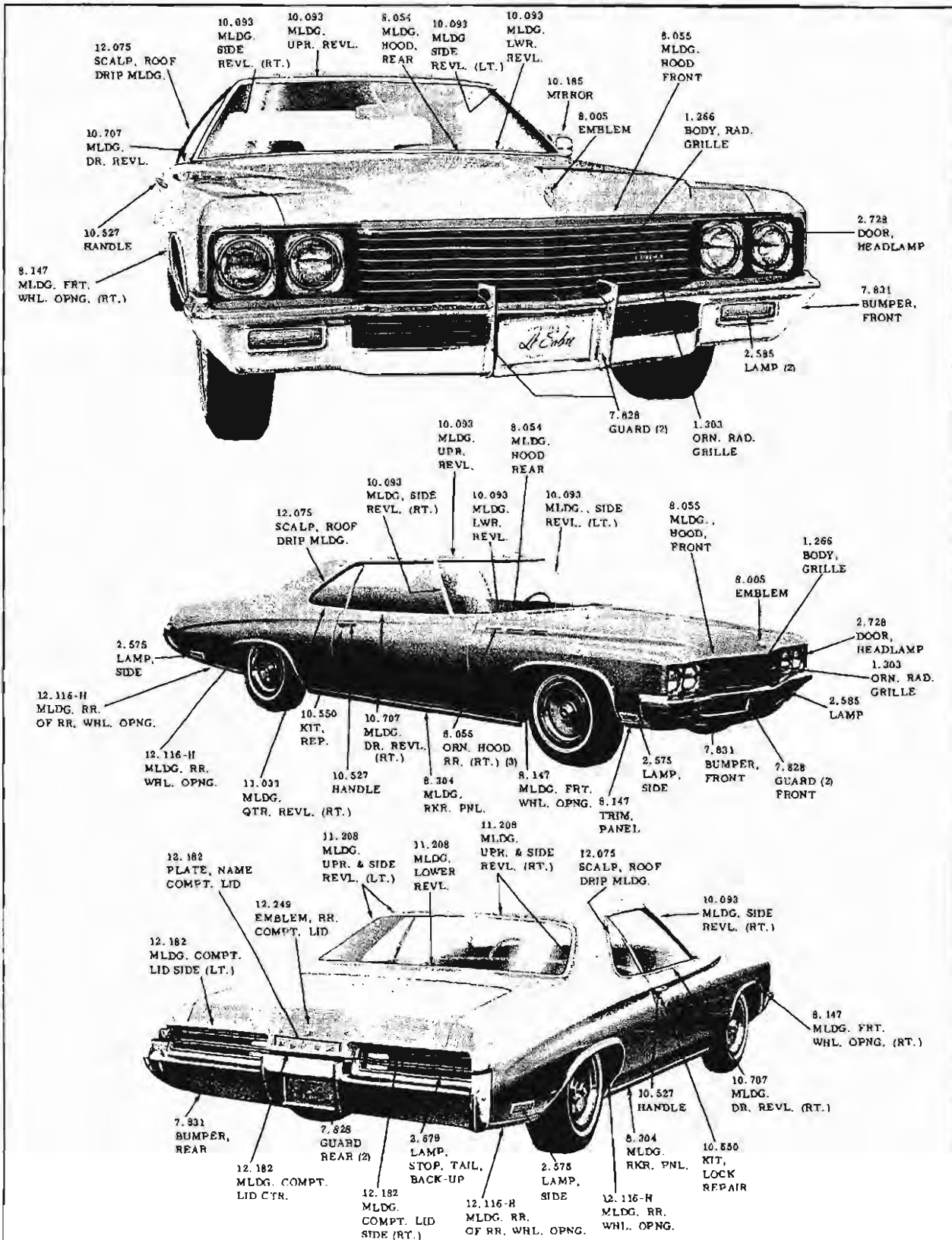
1971- 30-4000 -4DR5.



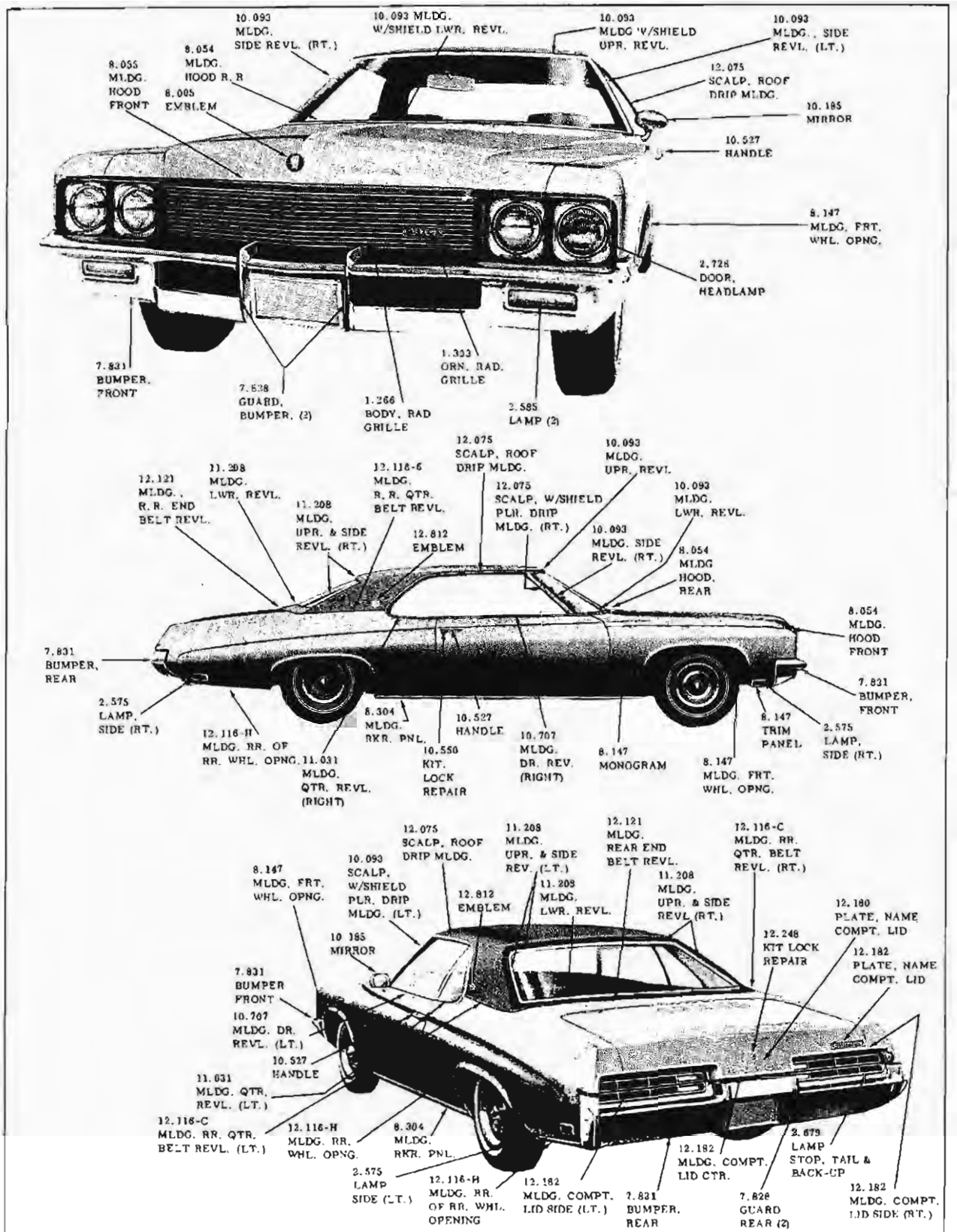
OTHERWISE SAME AS 1971-30-4000 2DRS. HARD TOP

EXTERIOR MOULDINGS AND ORNAMENTS  
1971-3437 G.S.X

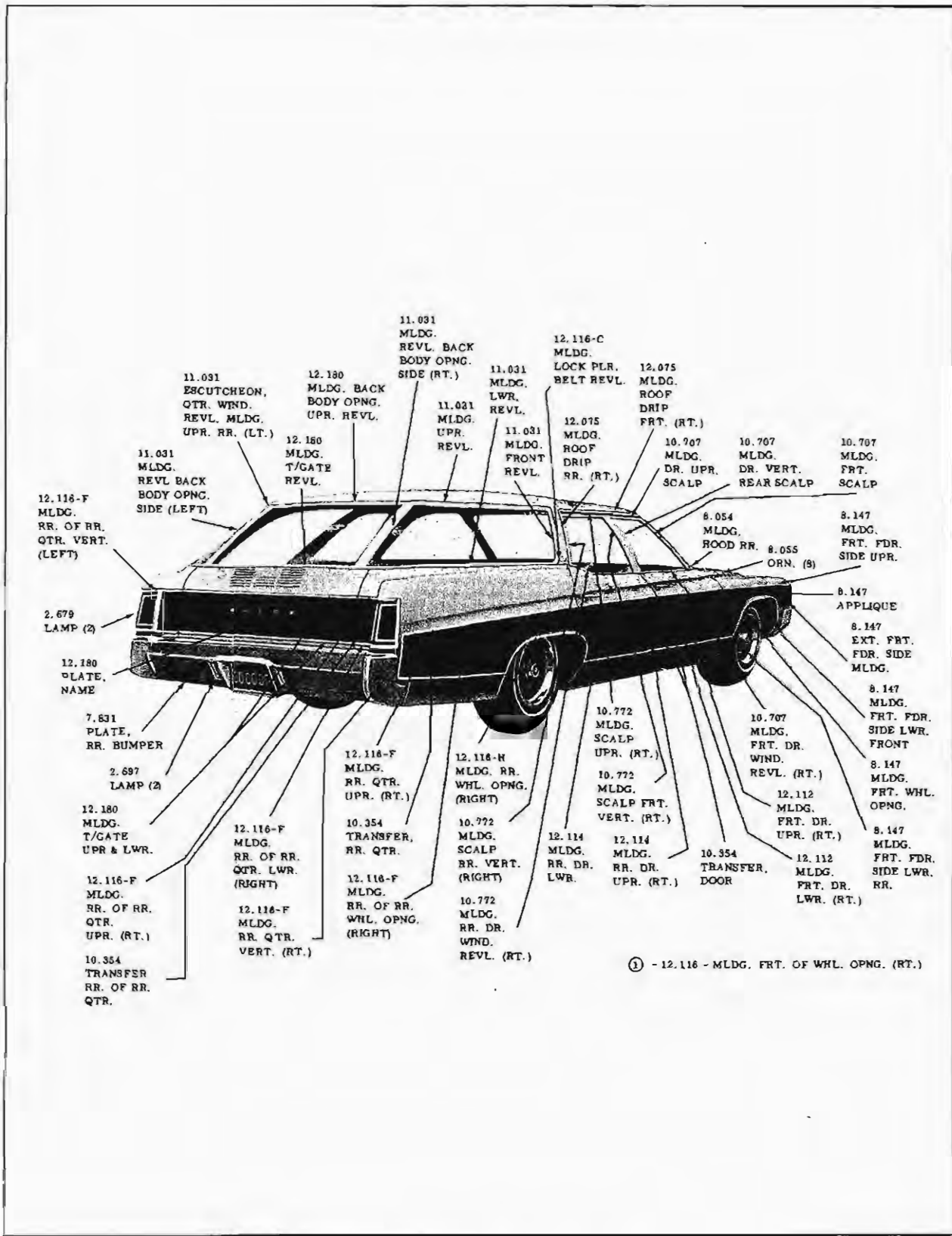
BUICK MOTOR DIVISION, GENERAL MOTORS CORPORATION



EXTERIOR MOULDINGS AND ORNAMENTS  
1971-5000 2DR. HARDTOP

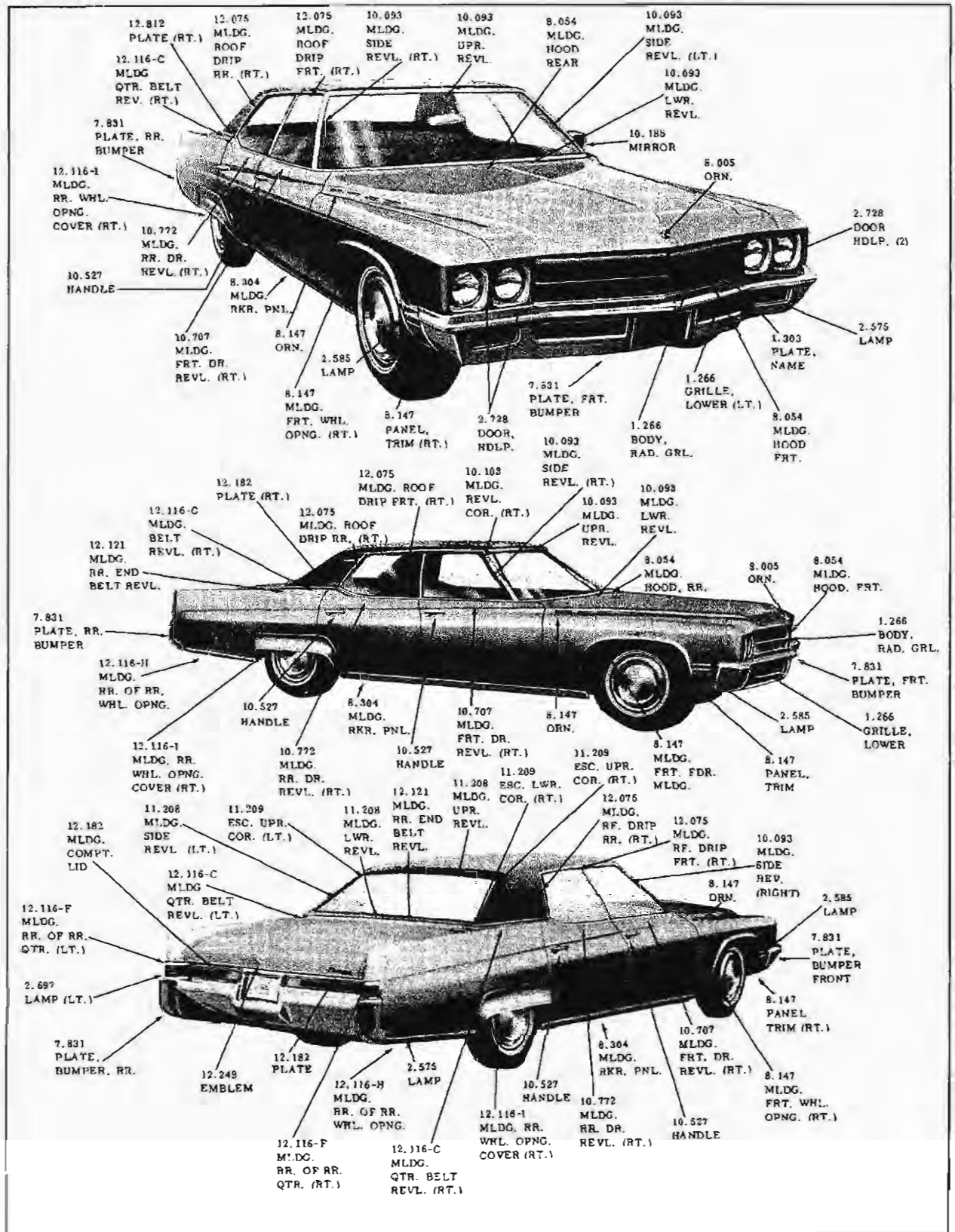


EXTERIOR MOLDING AND ORNAMENT  
1971-6000 2DR HARDTOP



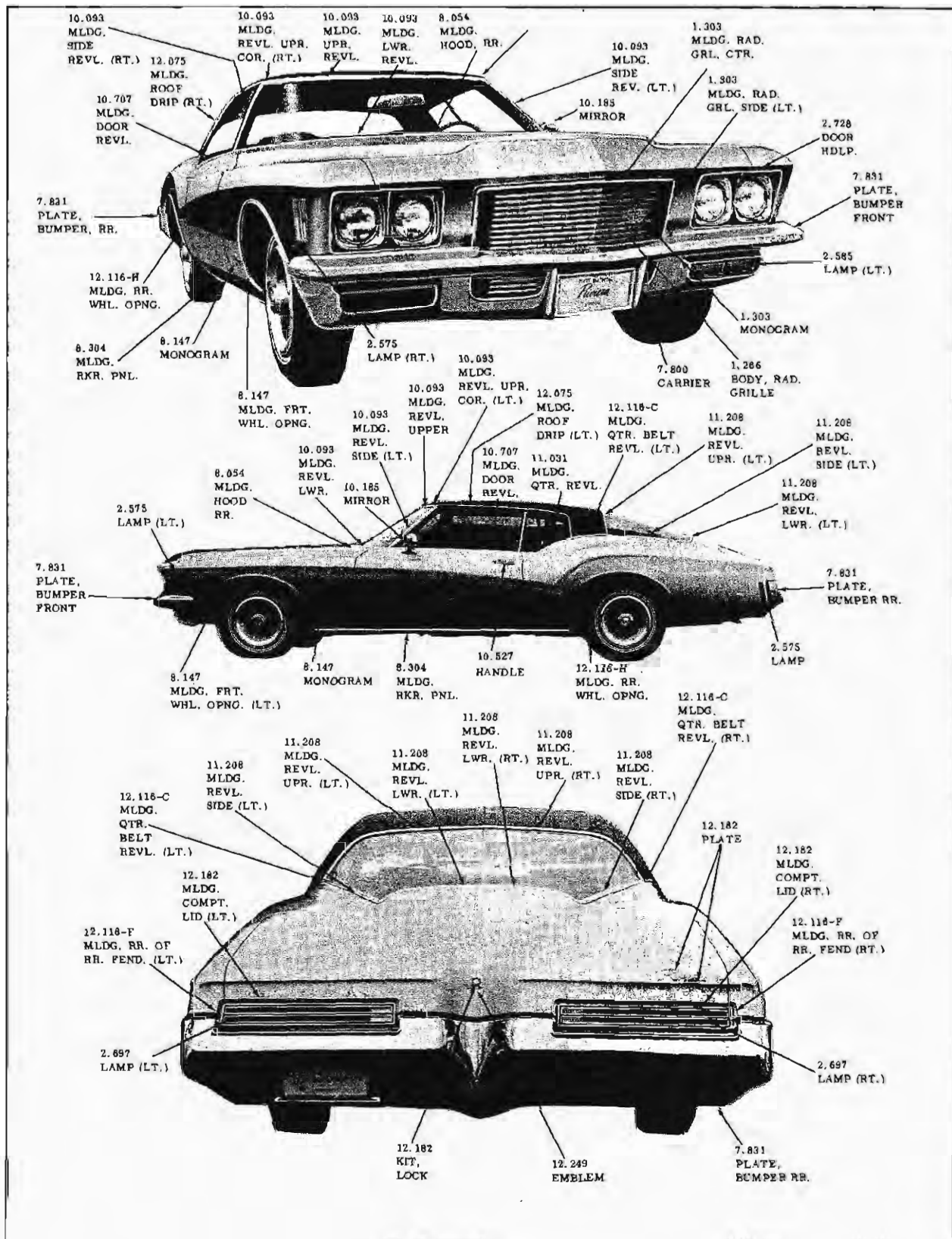
EXTERIOR MOULDINGS AND ORNAMENTS  
1971 - 6035-45 (WOOD GRAIN)





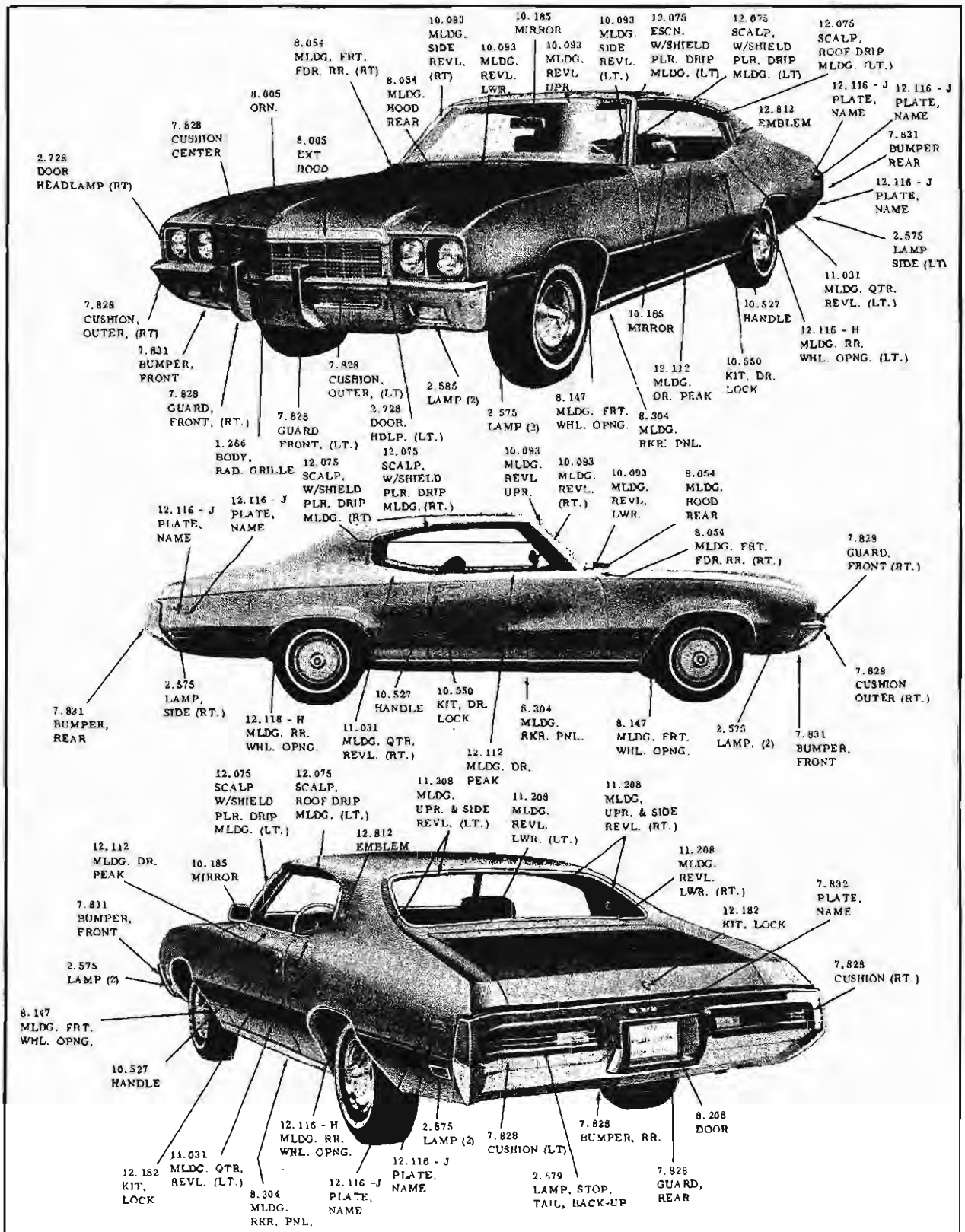
EXTERIOR MOULDINGS AND ORNAMENTS

1971 - 82-8439




EXTERIOR MOULDINGS AND ORNAMENTS

1971 - 9000

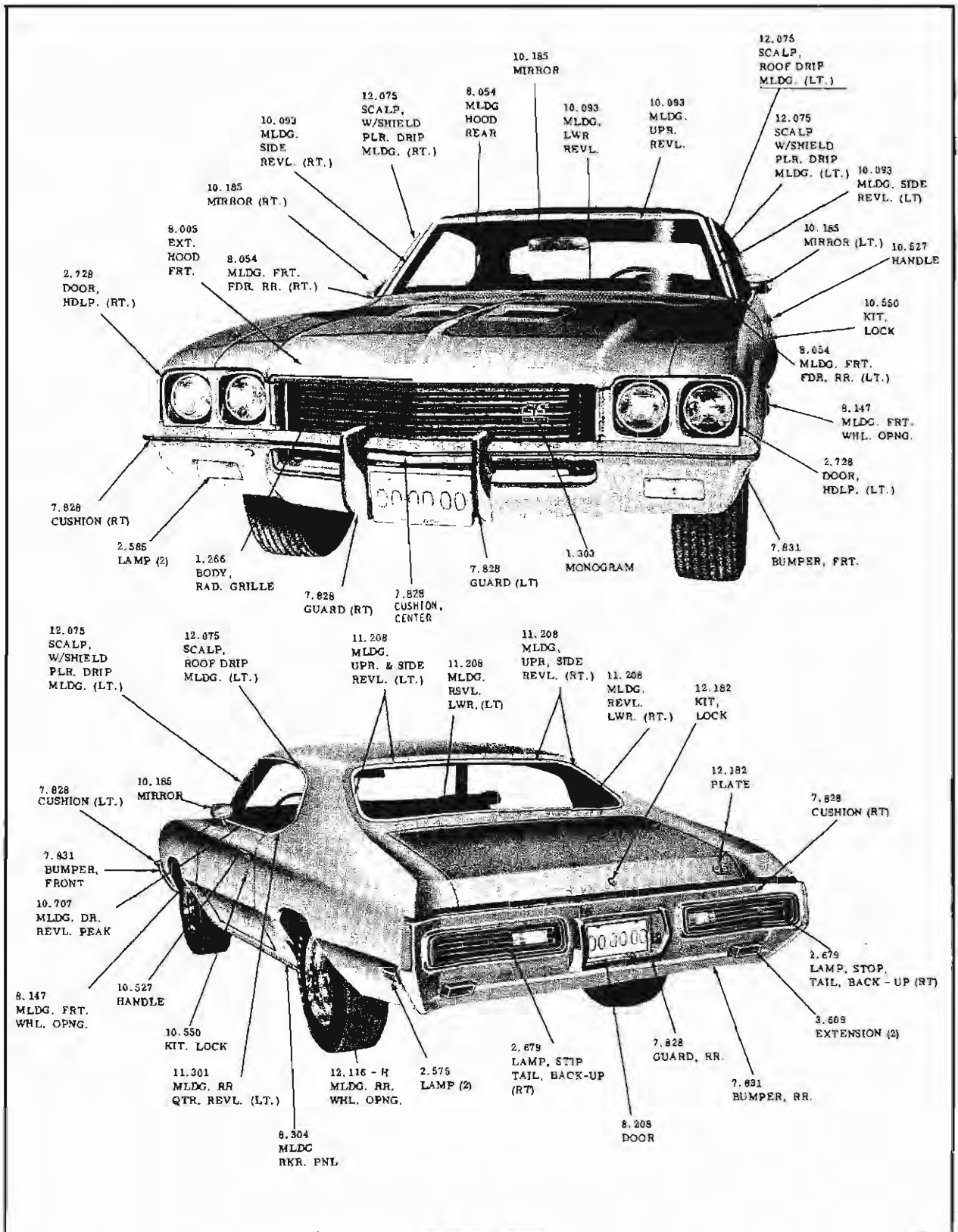


EXTERIOR MOLDINGS AND ORNAMENTS  
 1972-30-4000 2 DR. HARD TOP

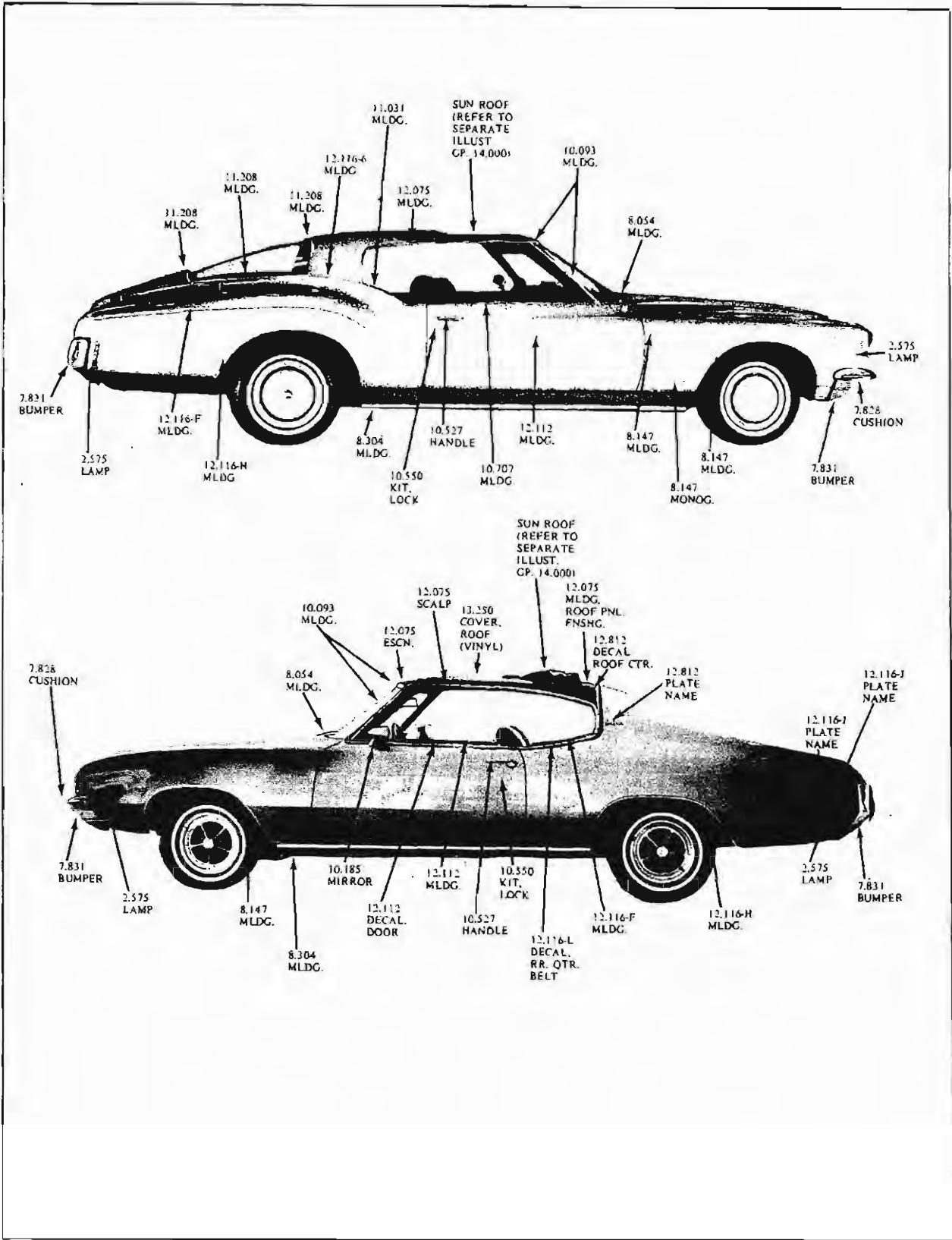


EXTERIOR MOLDINGS AND ORNAMENTS  
1972-30-4000 4 DOORS

BUICK MOTOR DIVISION, GENERAL MOTORS CORPORATION

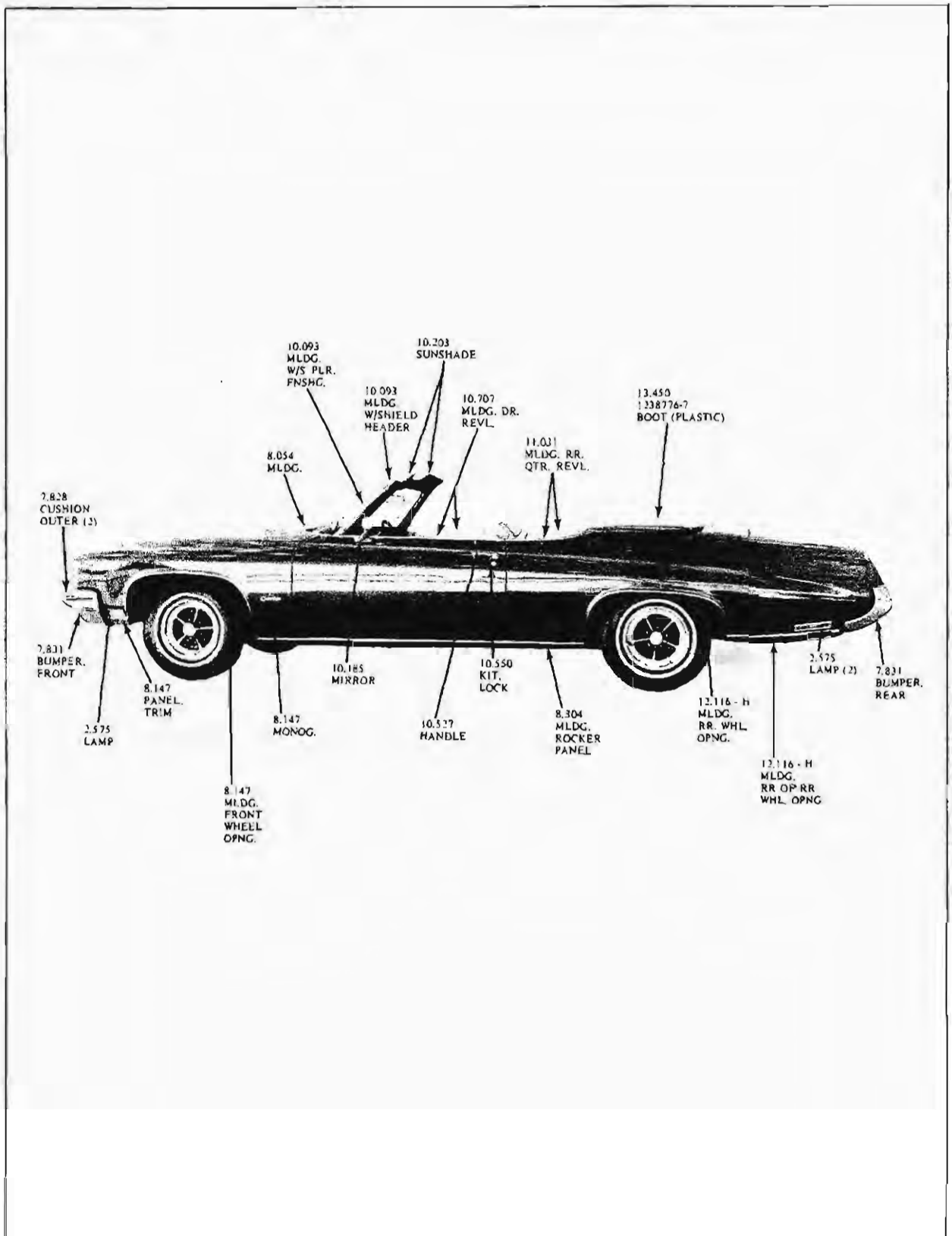


EXTERIOR MOLDINGS AND ORNAMENTS  
1972-3437 G.S.




SUNROOF (OPTION)

1971-72 - 3337-9000

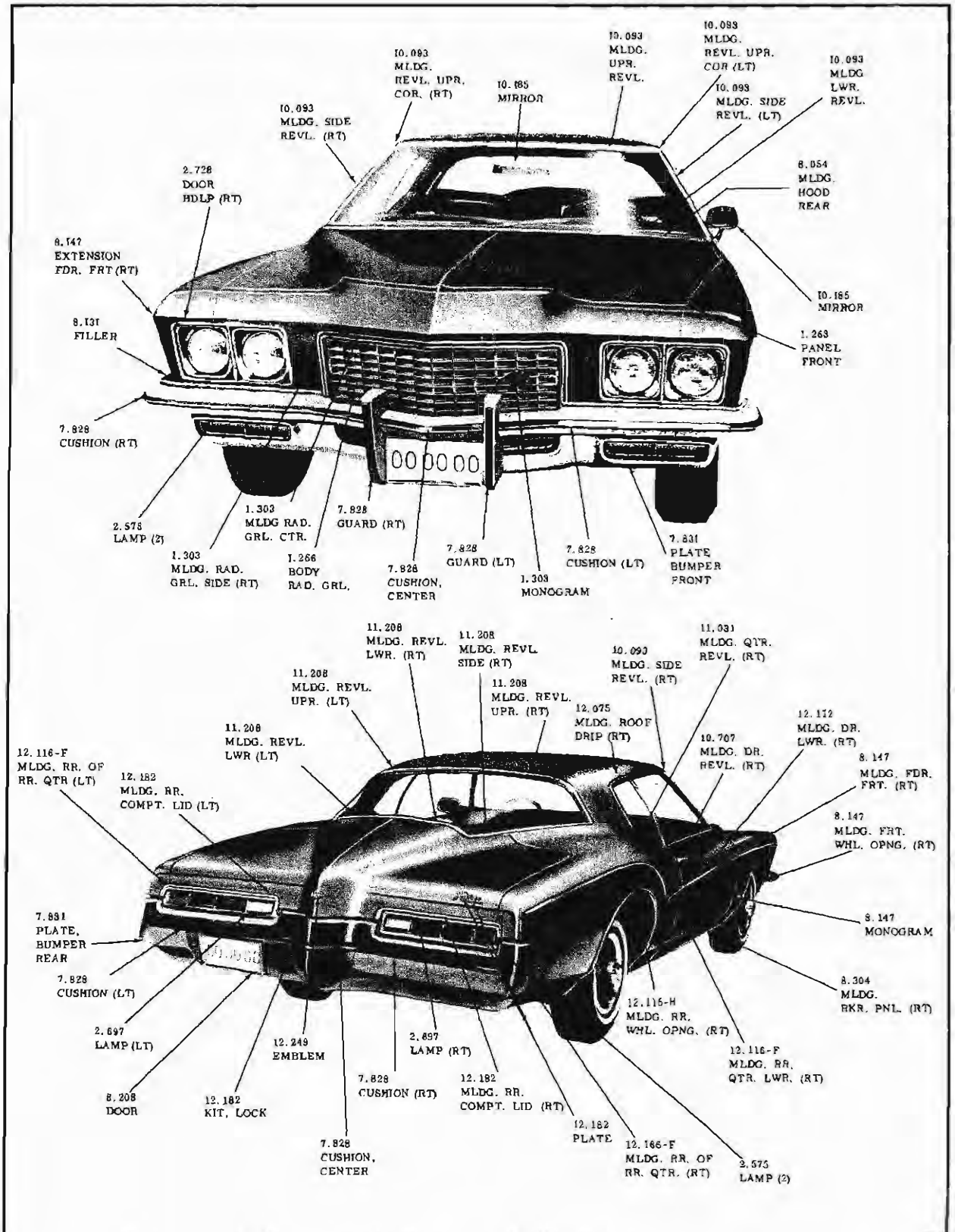


CONVERTIBLE  
1971-72 - 5467-6667

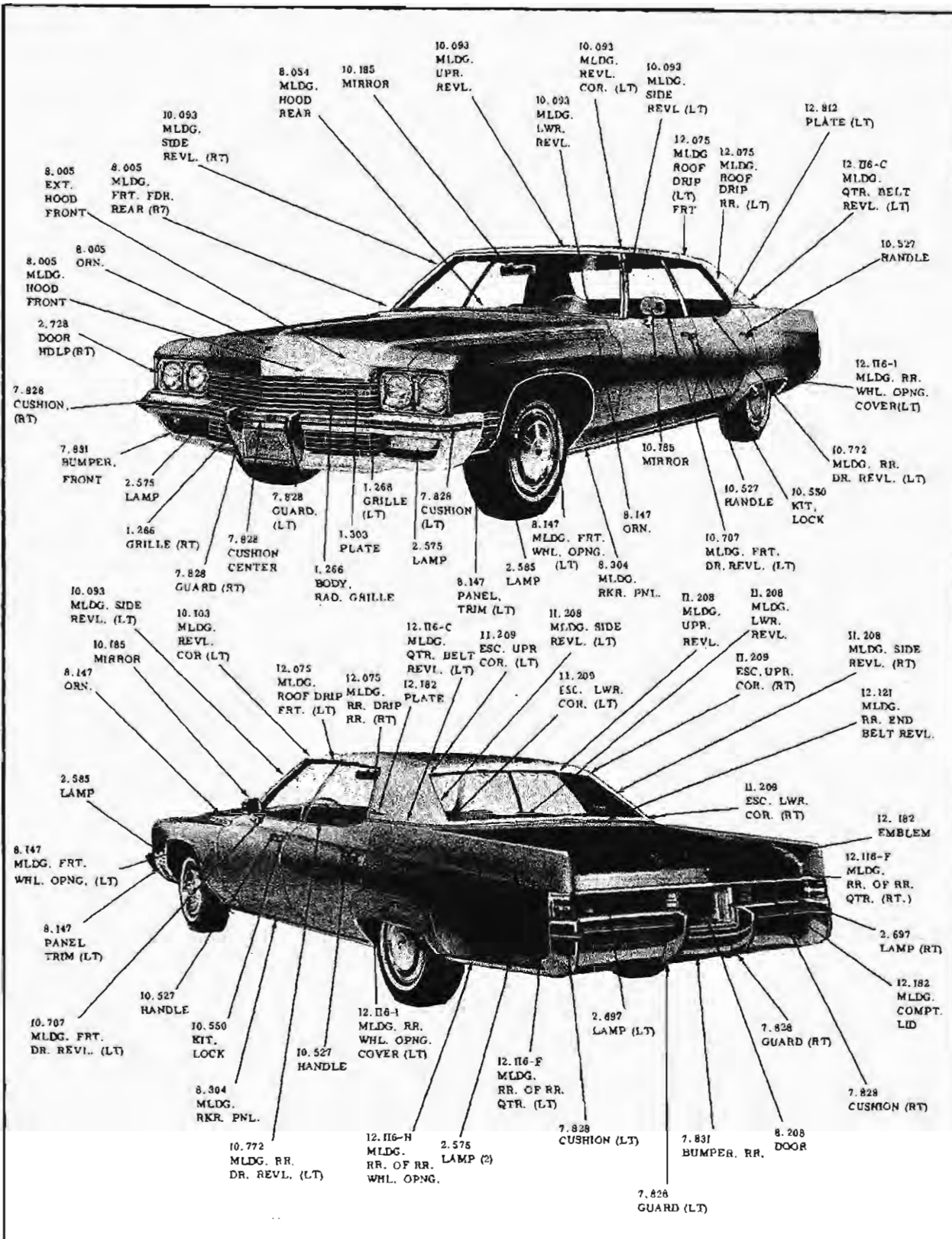


EXTERIOR MOLDINGS AND ORNAMENTS  
1971-5000 2 DOOR HARD TOP



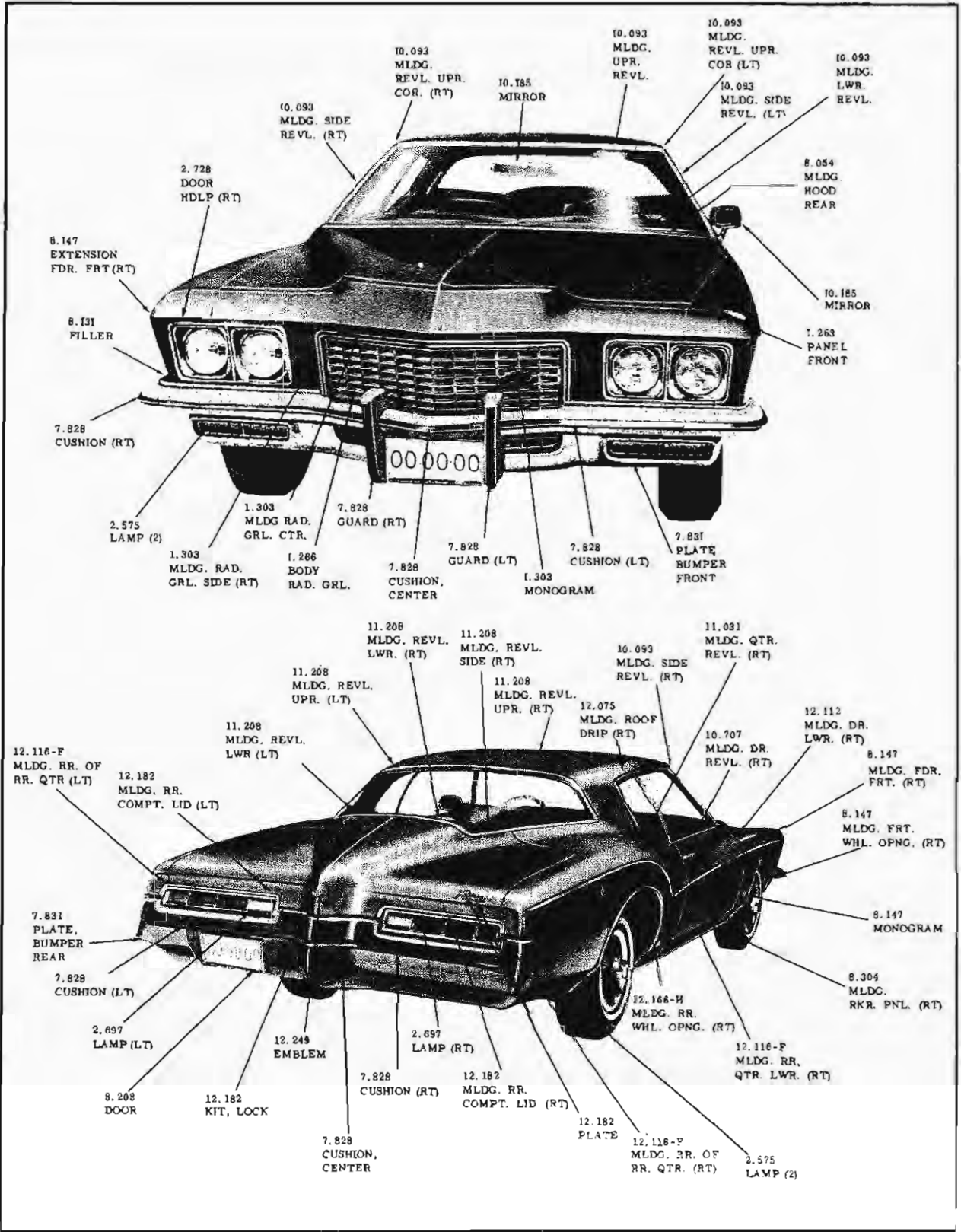


EXTERIOR MOLDINGS AND ORNAMENTS  
1972-9000

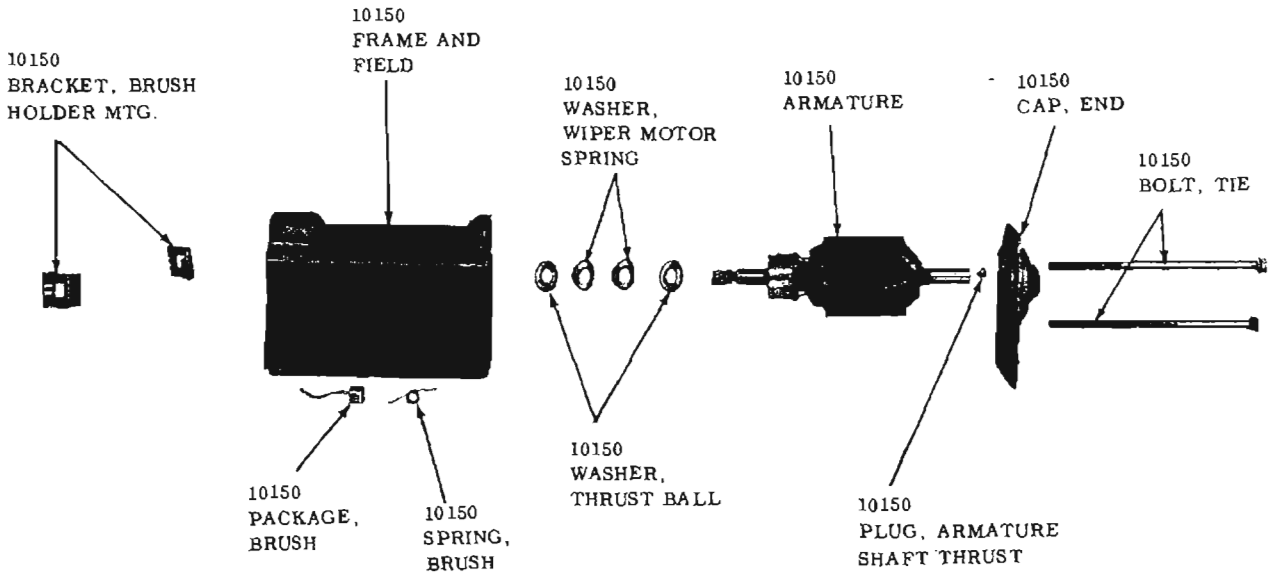


EXTERIOR MOLDINGS AND ORNAMENTS  
1972-8000 4 DOORS HARD TOP

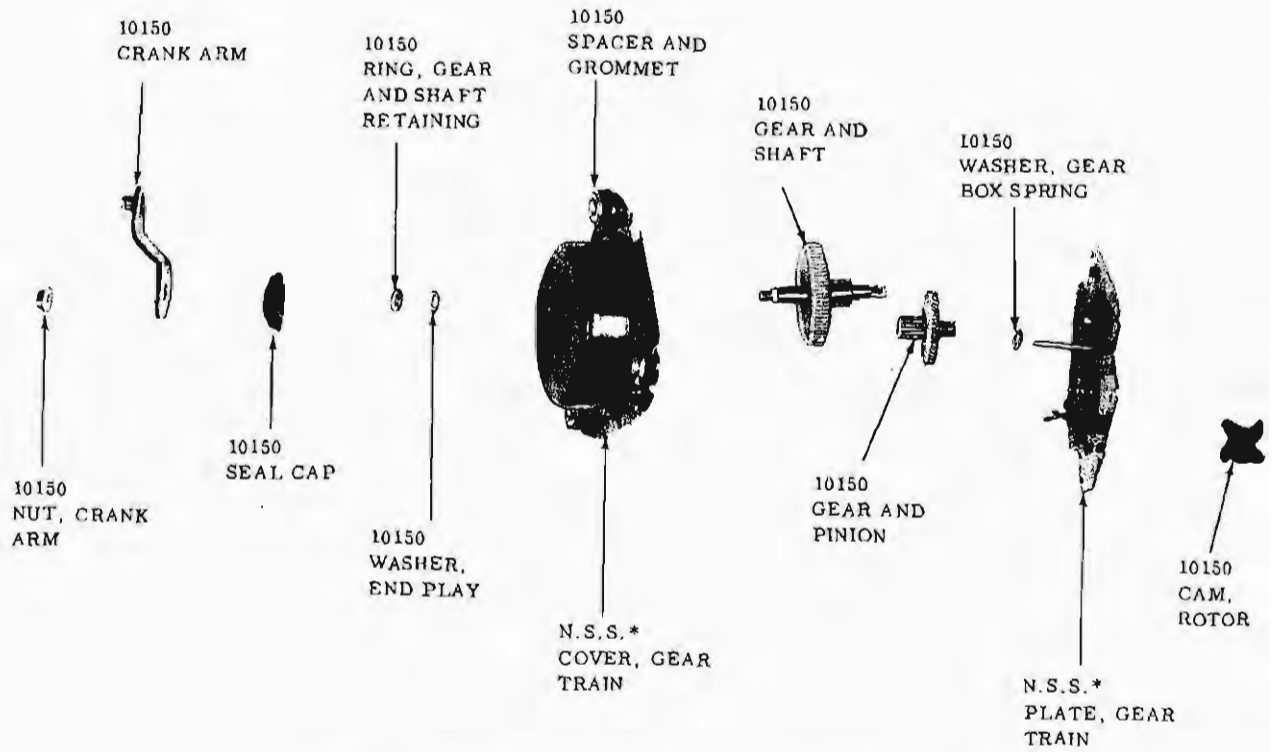
BUICK MOTOR DIVISION, GENERAL MOTORS CORPORATION



EXTERIOR MOLDINGS AND ORNAMENTS  
1972-9000

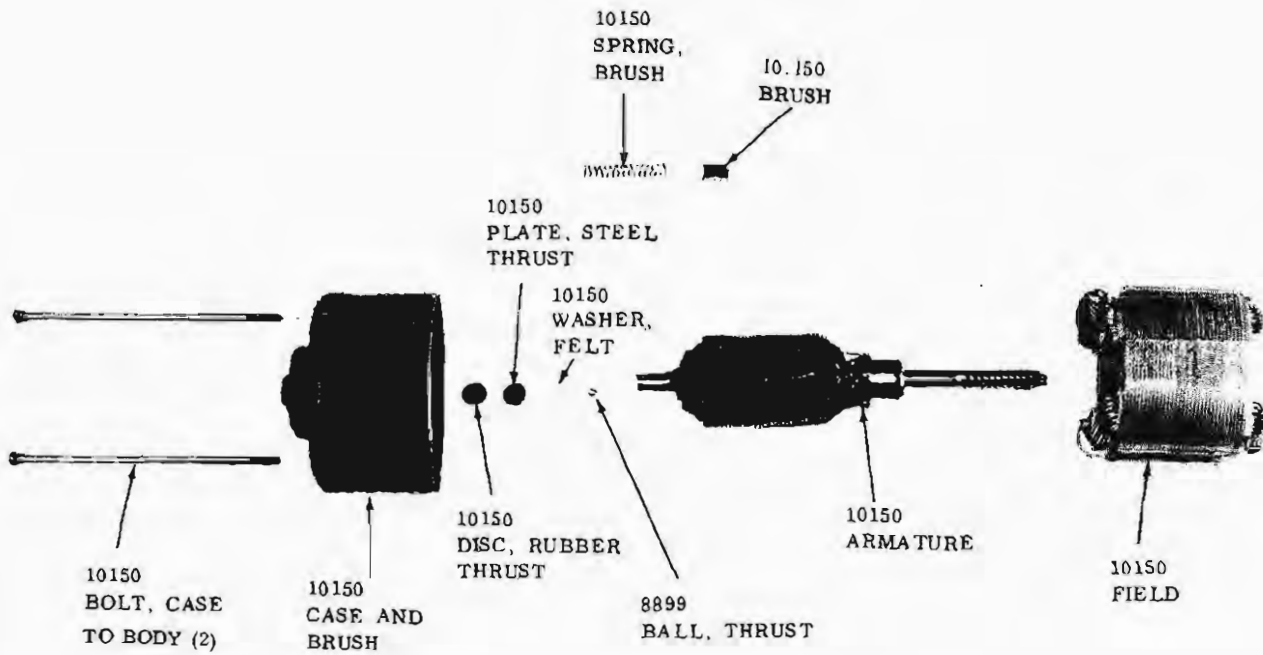


WINDSHIELD WIPER MOTOR  
1962-1964 4000-4100-4300

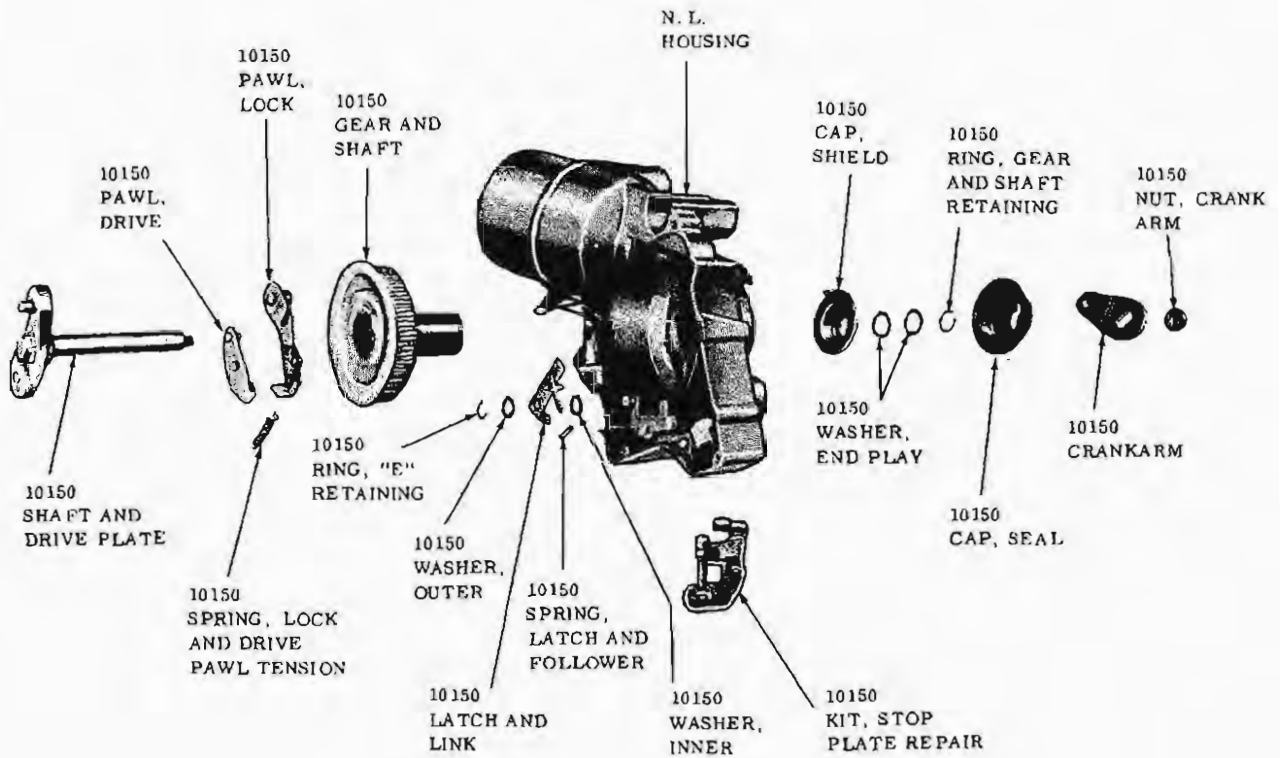


**WINDSHIELD WIPER MOTOR GEAR BOX**  
 1962—1964 4000—4100—4300

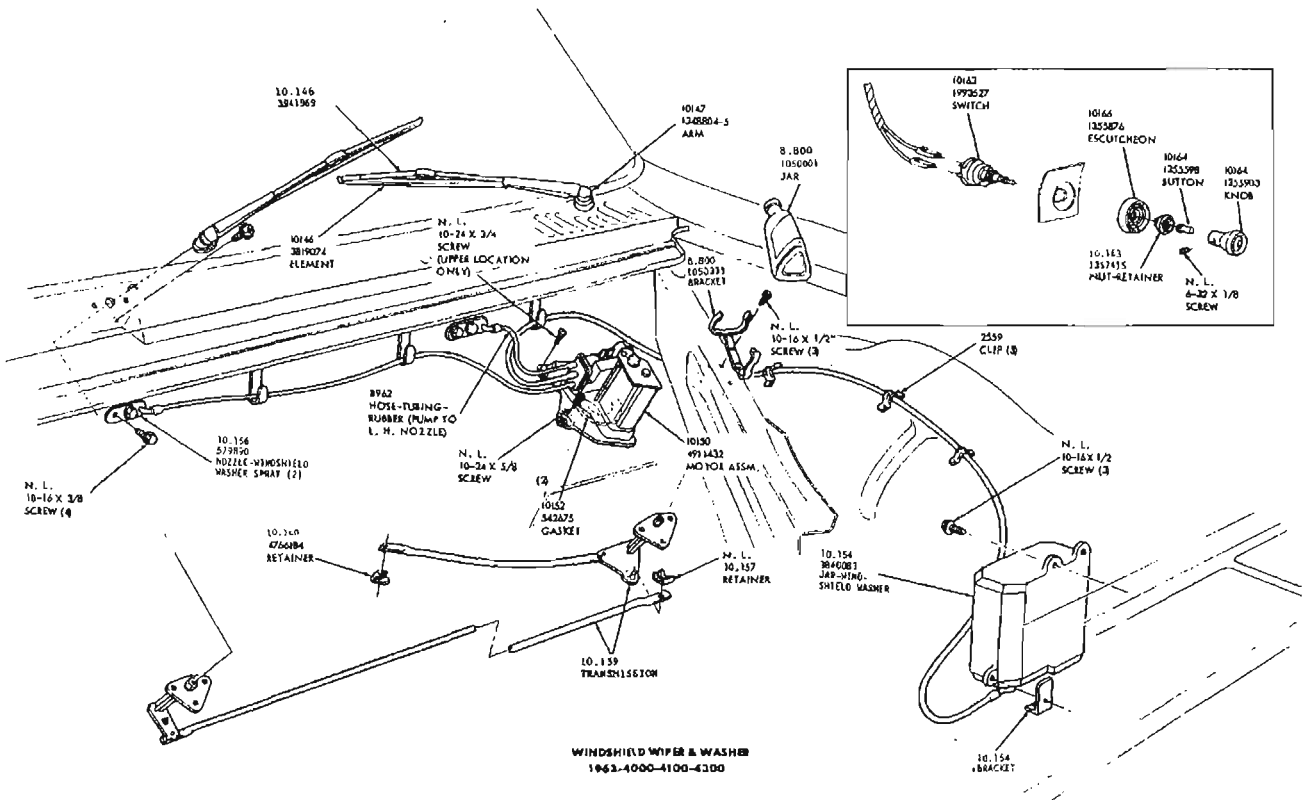
\*PART OF 10150 PACKAGE, GEAR TRAIN COVER.



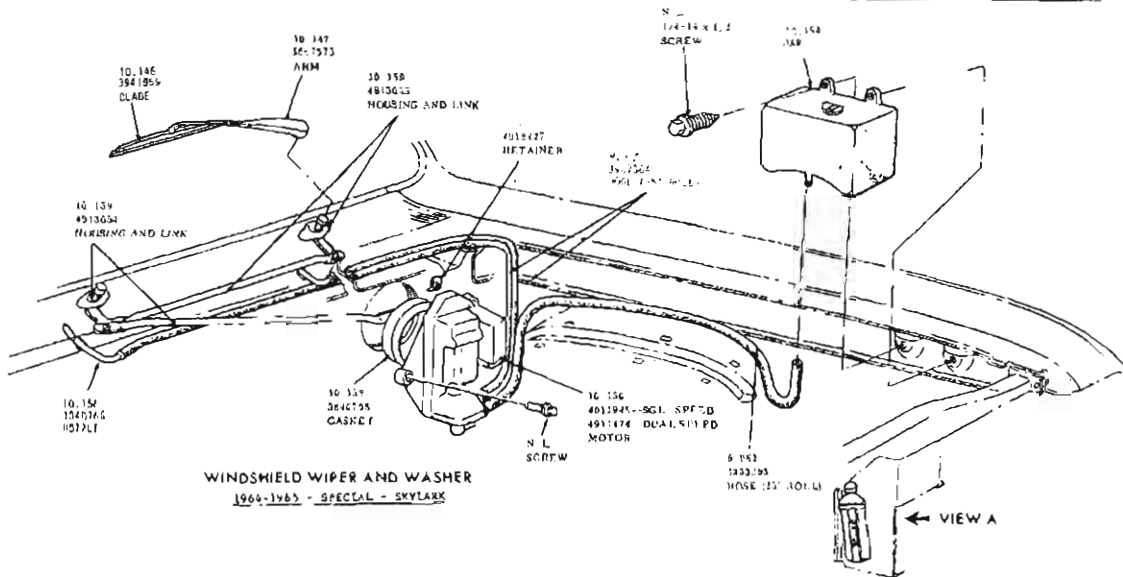
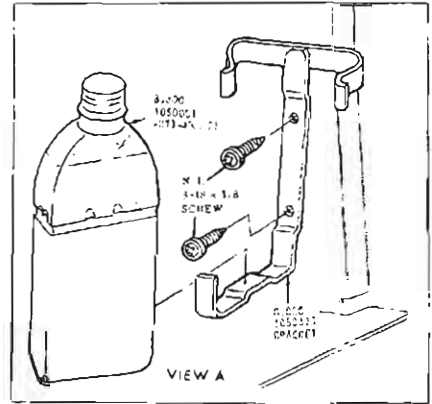
WINDSHIELD WIPER MOTOR PARTS  
 1961-1964 4400-4600-4700-4800  
 (DUAL SPEED)




**WINDSHIELD WIPER MOTOR GEAR BOX**  
 1959—1964 4400—4600—4700—4800  
 DUAL SPEED



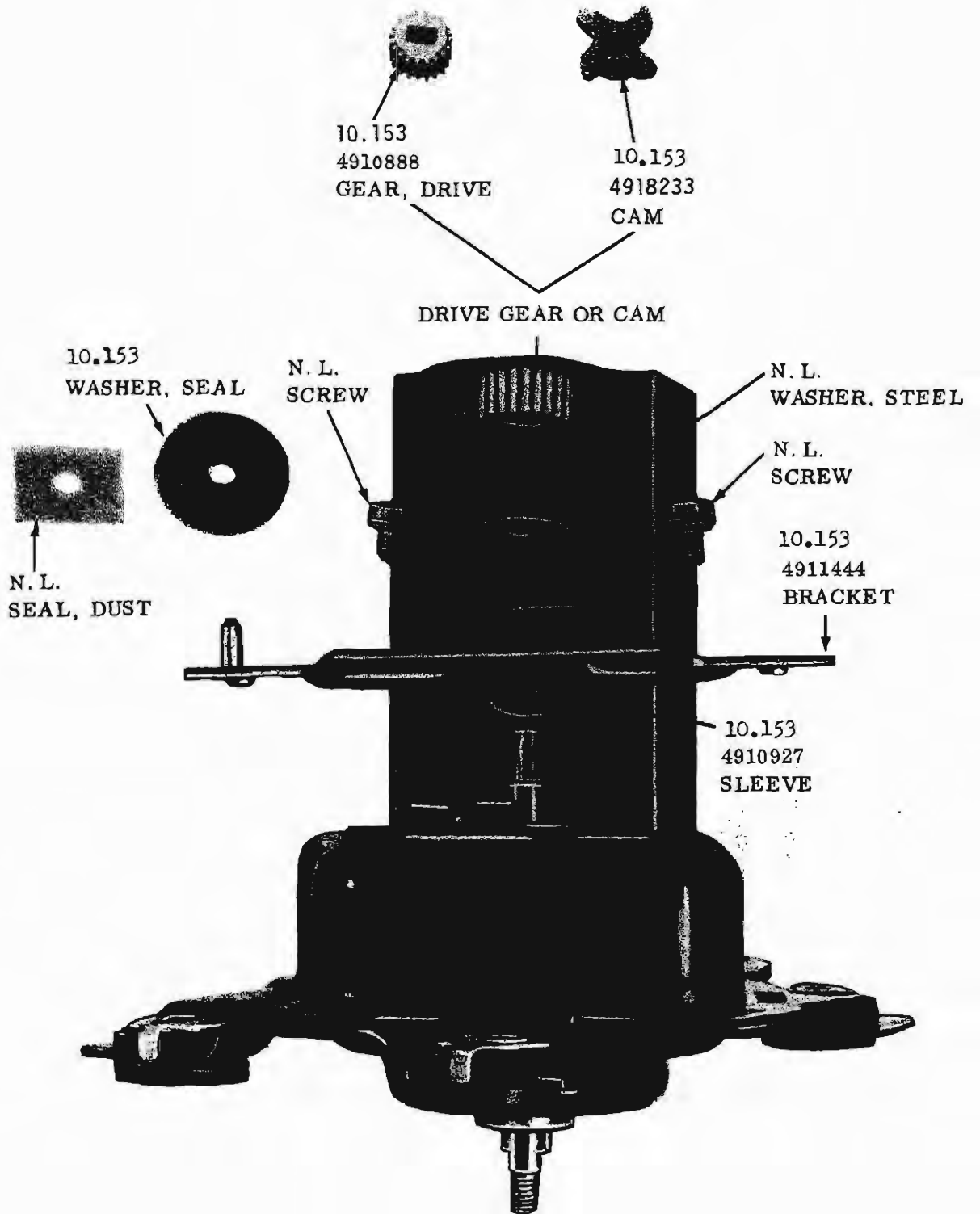




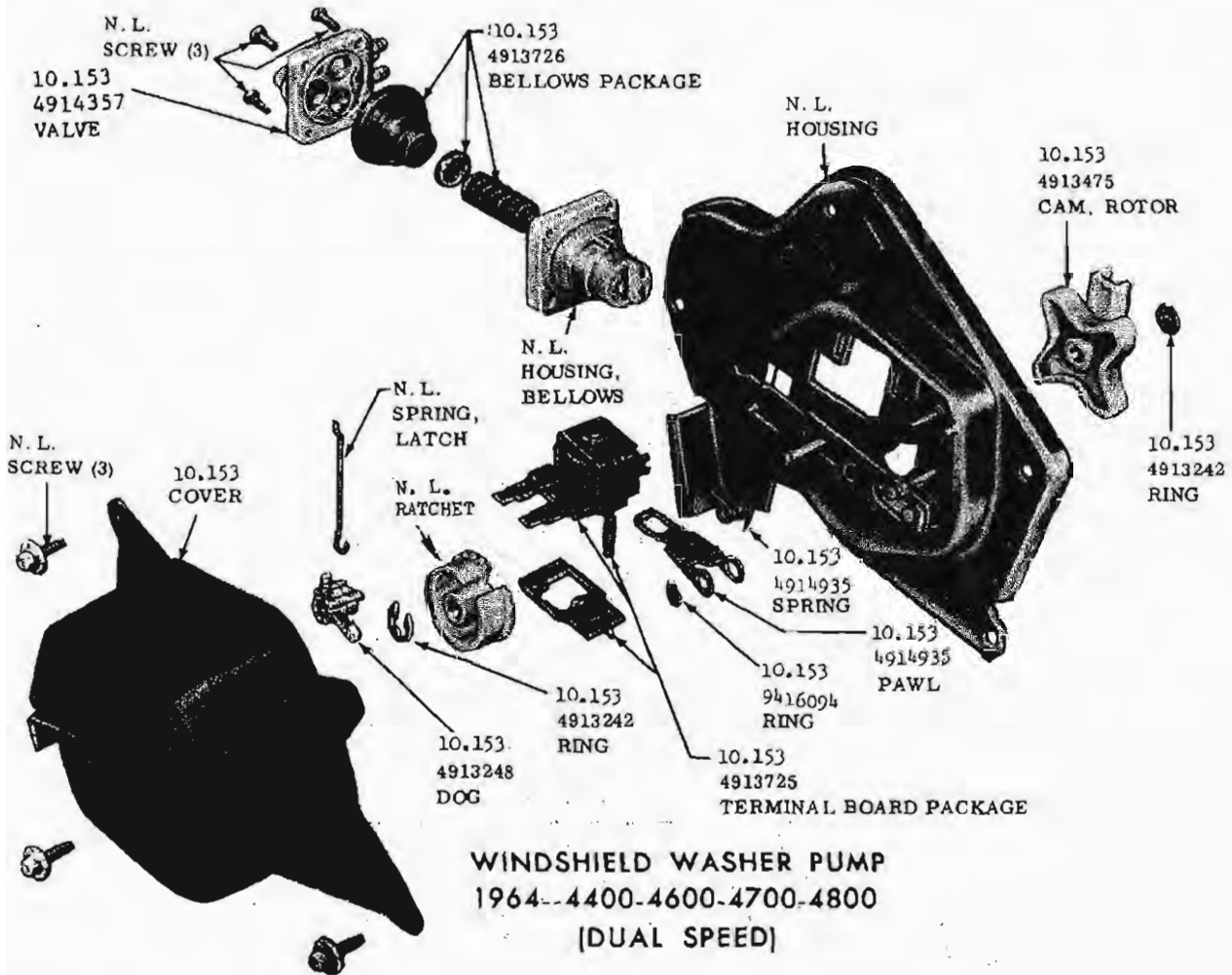


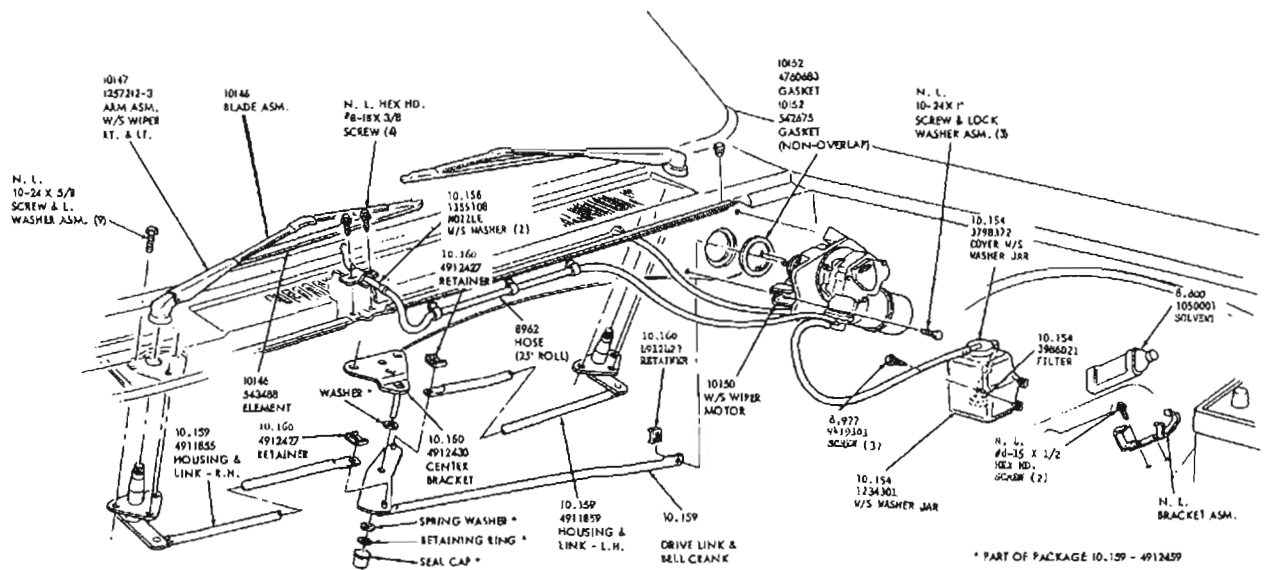
**WINDSHIELD WASHER PUMP**  
 1964--4000-4100-4300

\*PART OF 10.153 BELLOWS PACKAGE



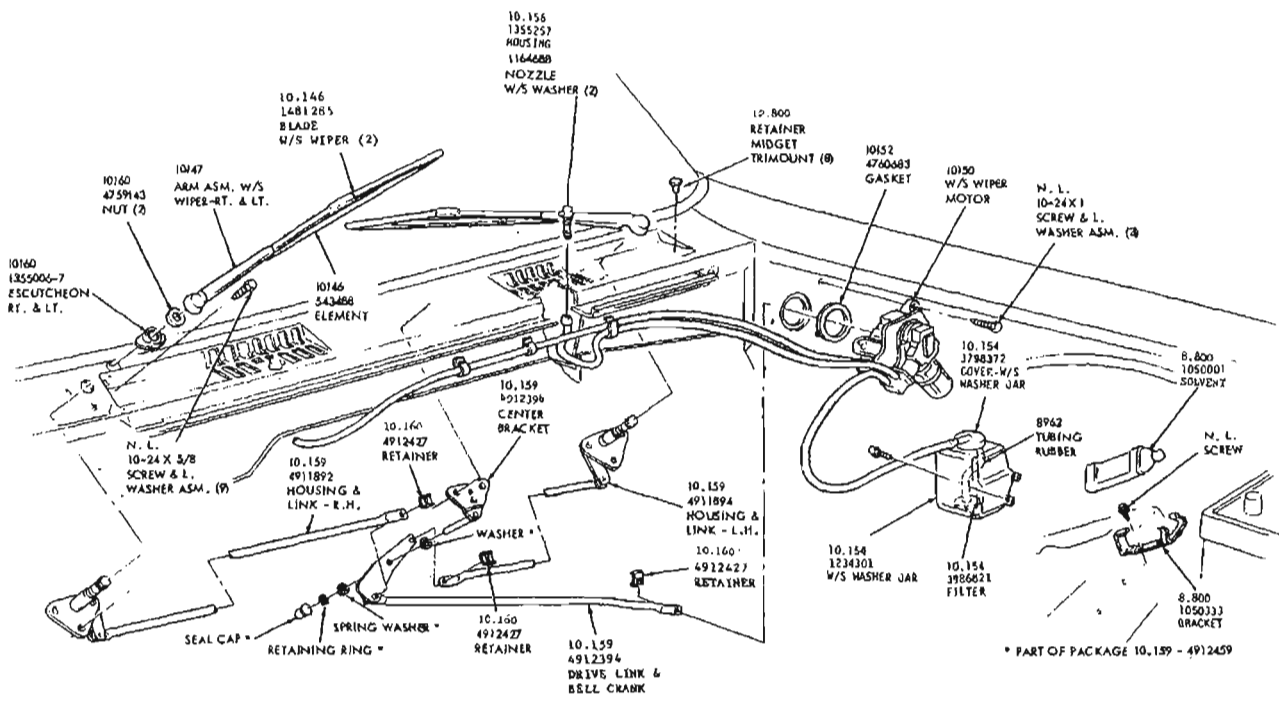
WINDSHIELD WASHER PUMP ATTACHING PARTS  
1964--4000-4100-4300  
(DUAL SPEED)



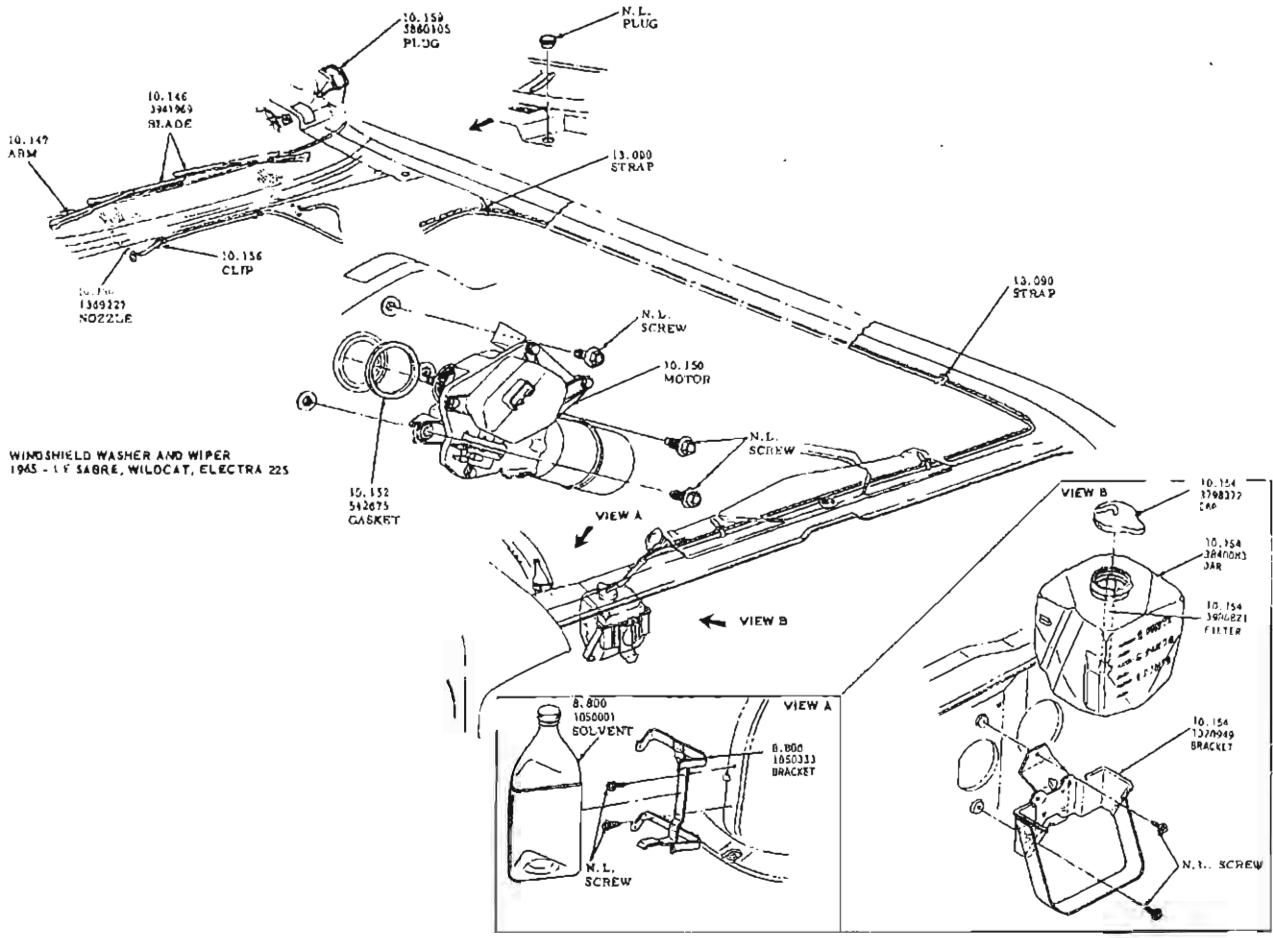


\* PART OF PACKAGE 10.159 - 4912459

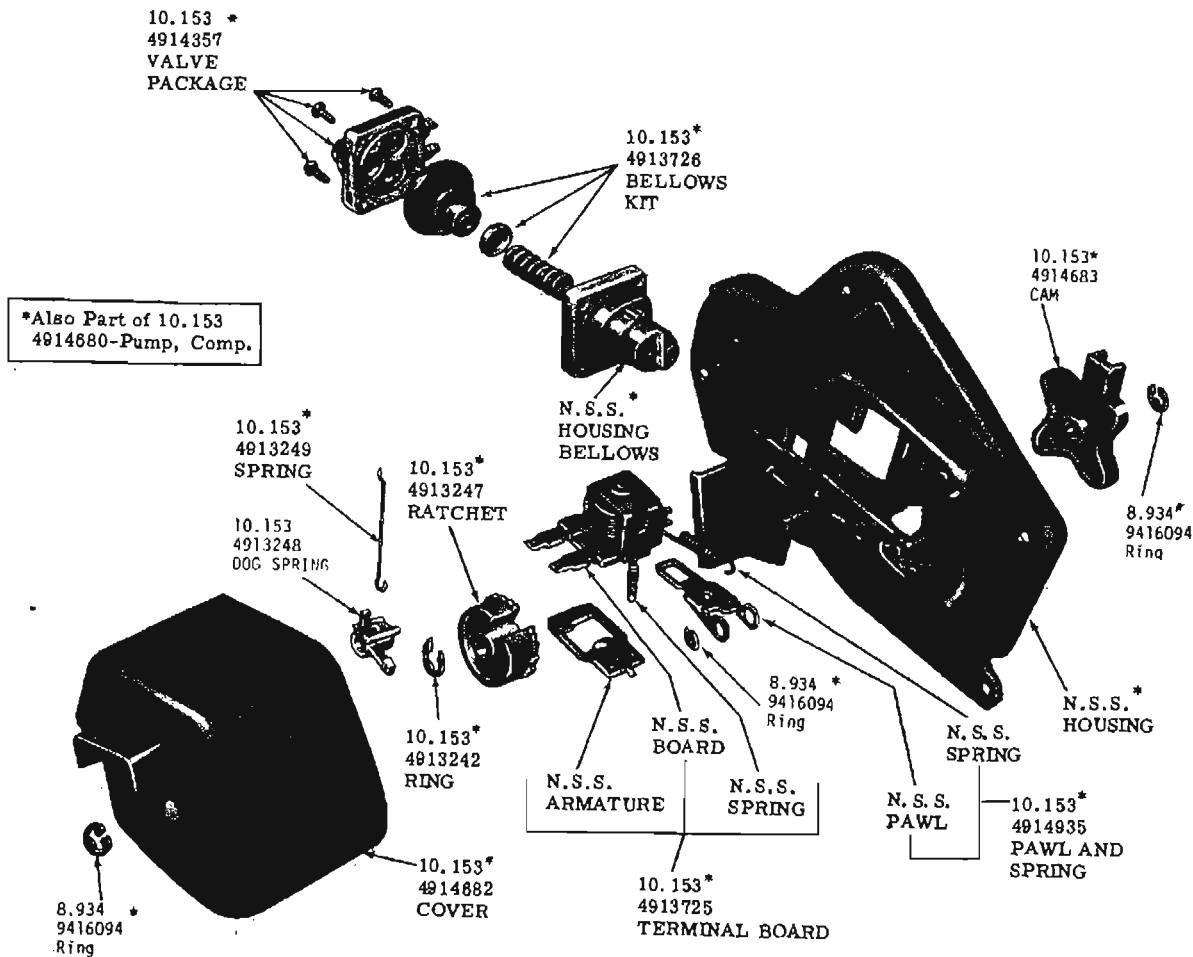
TYPICAL WINDSHIELD WIPER & WASHER  
1963-1964-4400-4600-4800



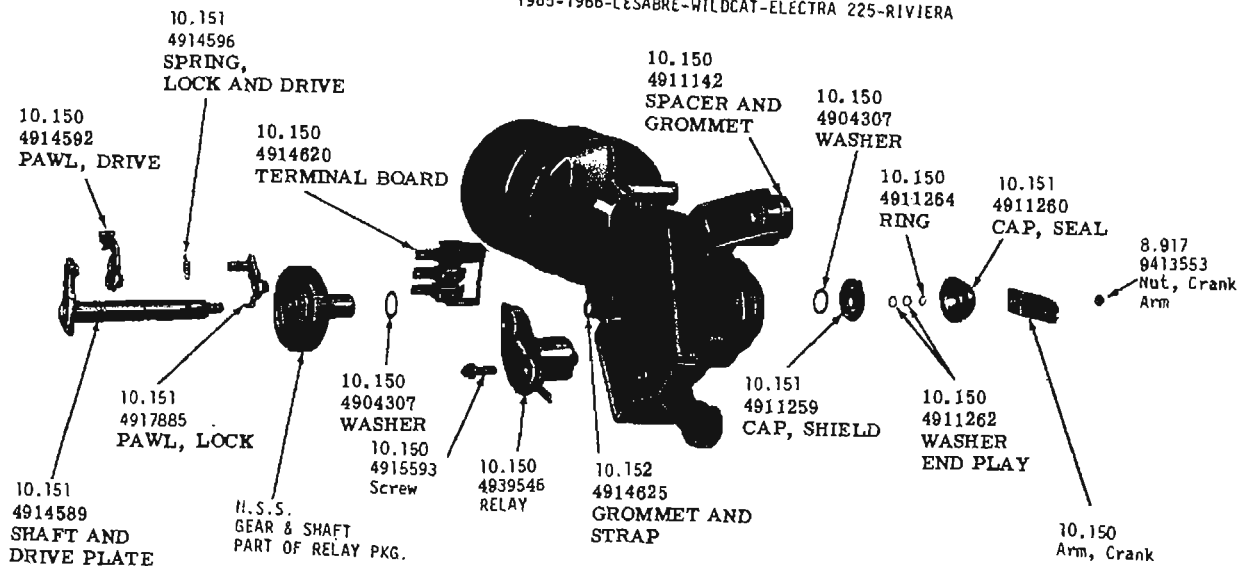
**WINDSHIELD WIPER & WASHER**  
1963-1965 - RIVIERA



WINDSHIELD WASHER AND WIPER  
1945 - 47 SABRE, WILLOCAT, ELECTRA 225

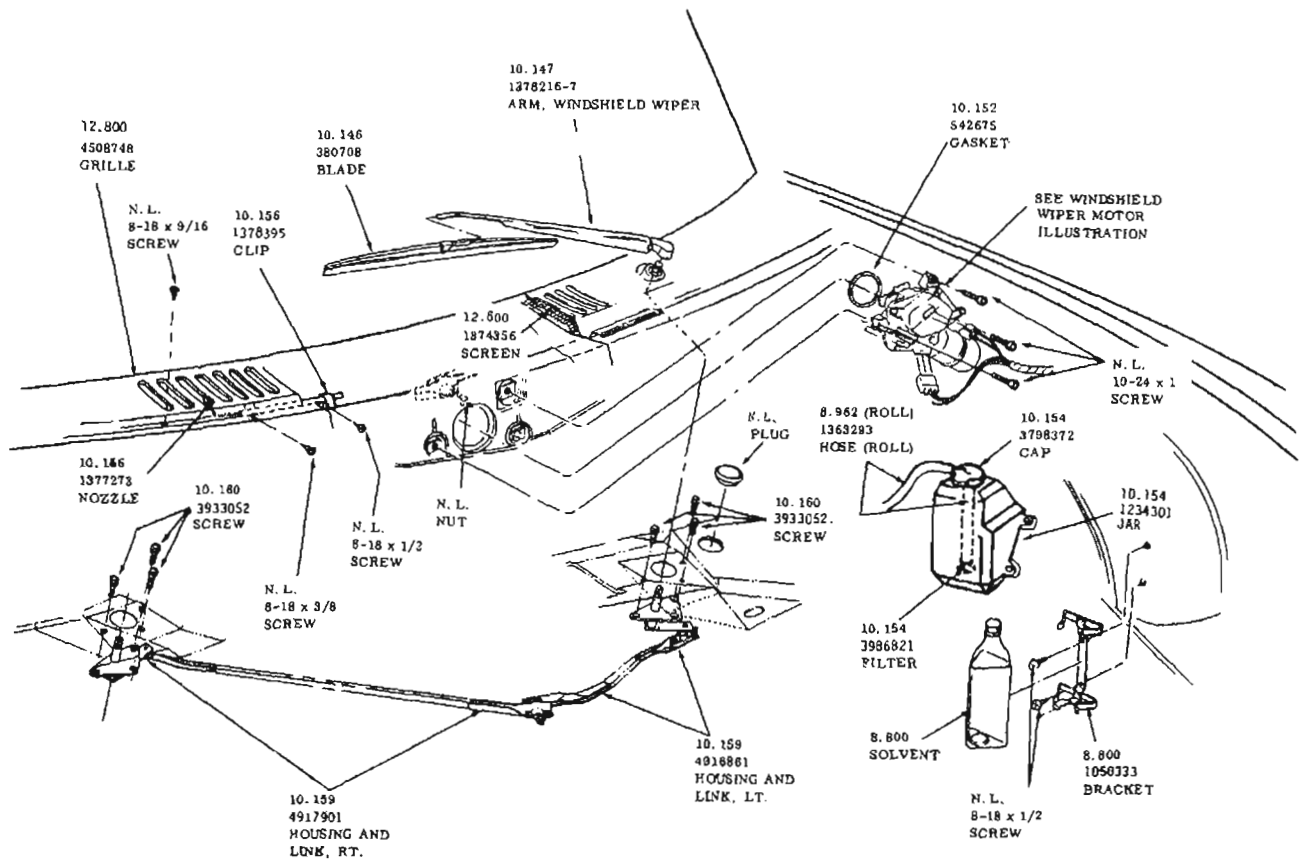


WINDSHIELD WASHER PUMP  
1965-1966-LESABRE-WILDCAT-ELECTRA 225-RIVIERA

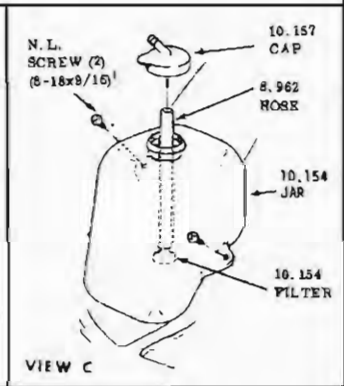
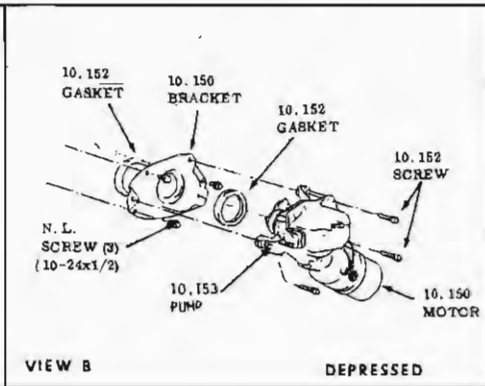
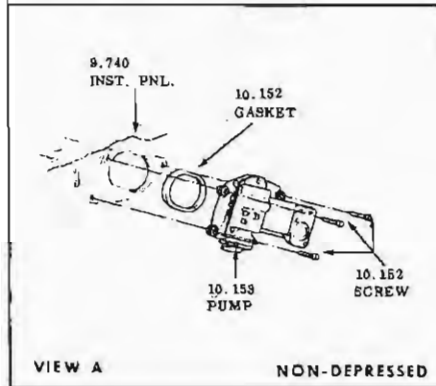
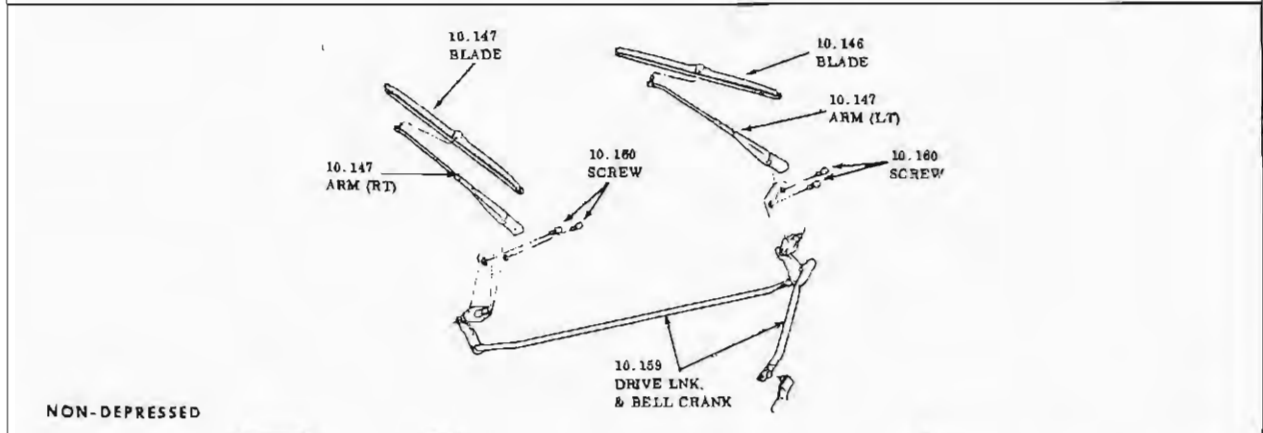
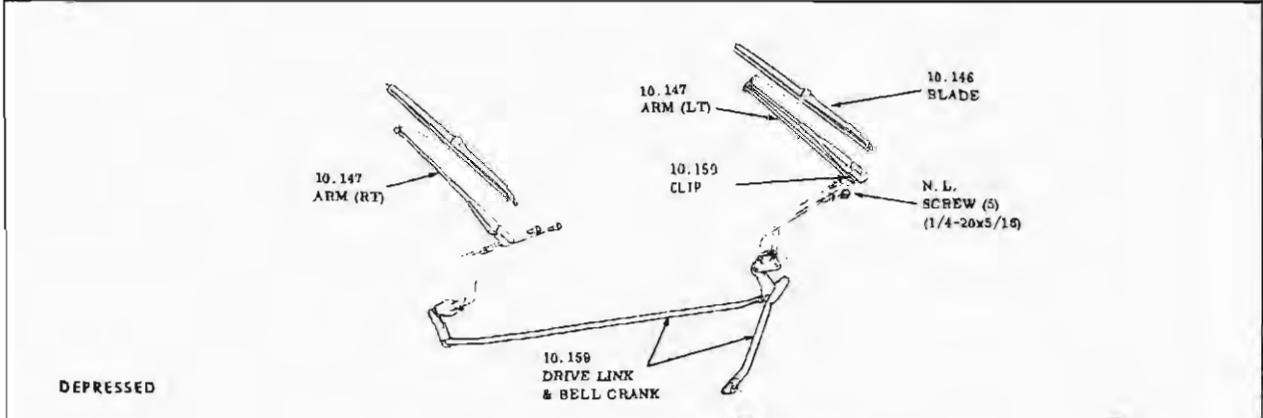
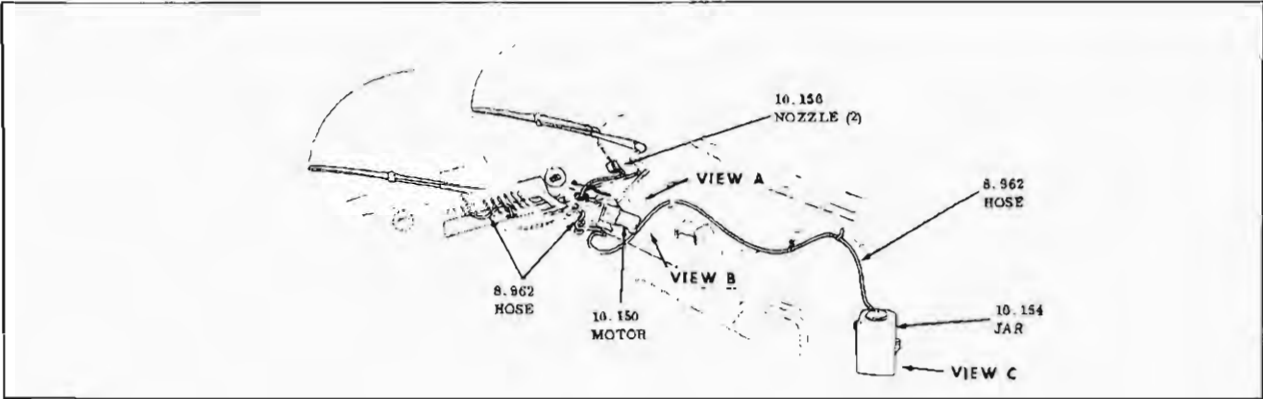


WINDSHIELD WIPER MOTOR GEAR BOX  
1965-1966-LESABRE-WILDCAT-ELECTRA 225-RIVIERA

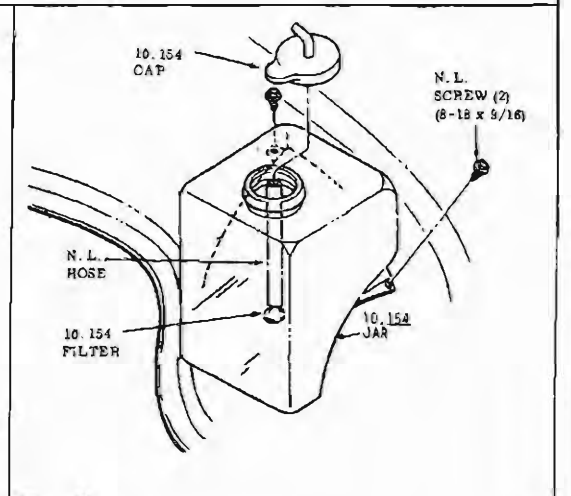
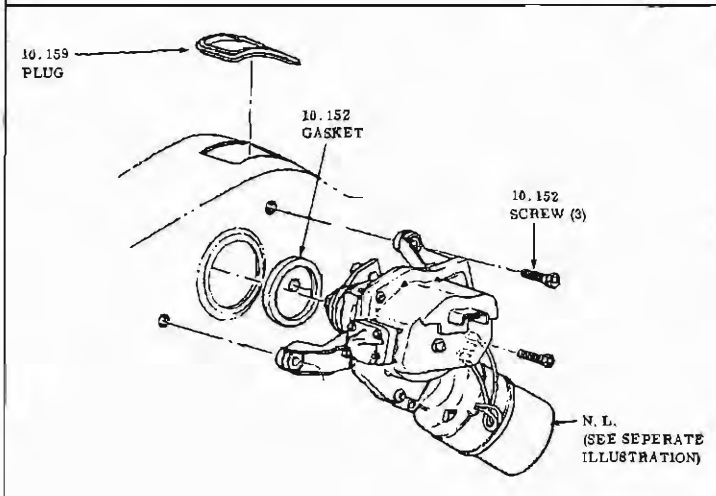
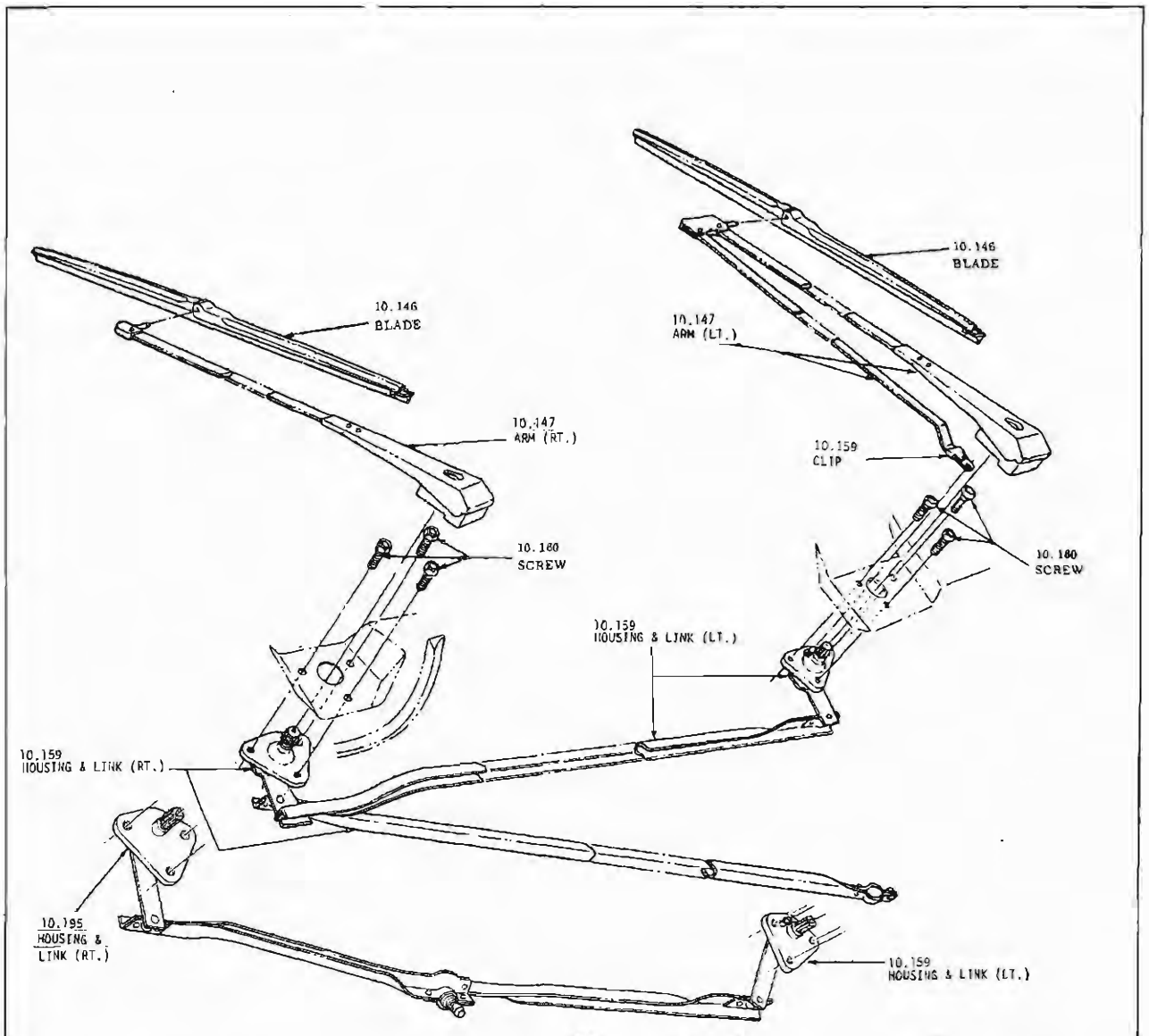




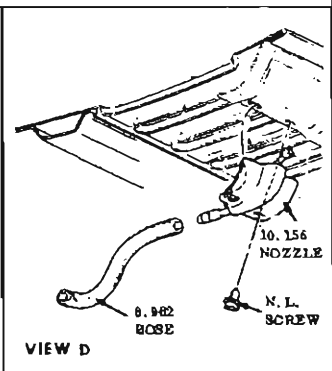
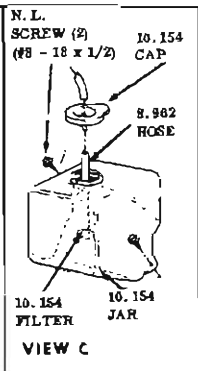
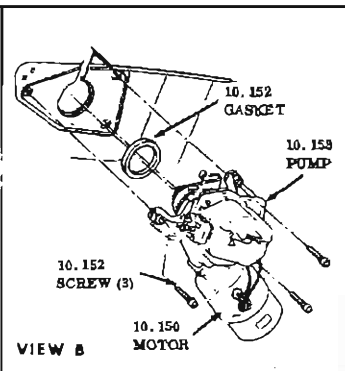
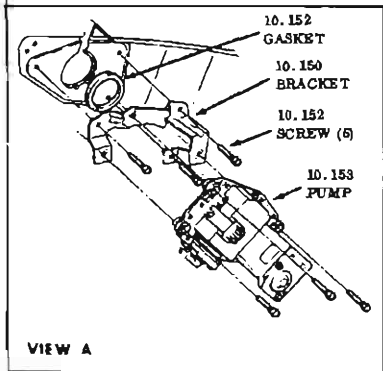
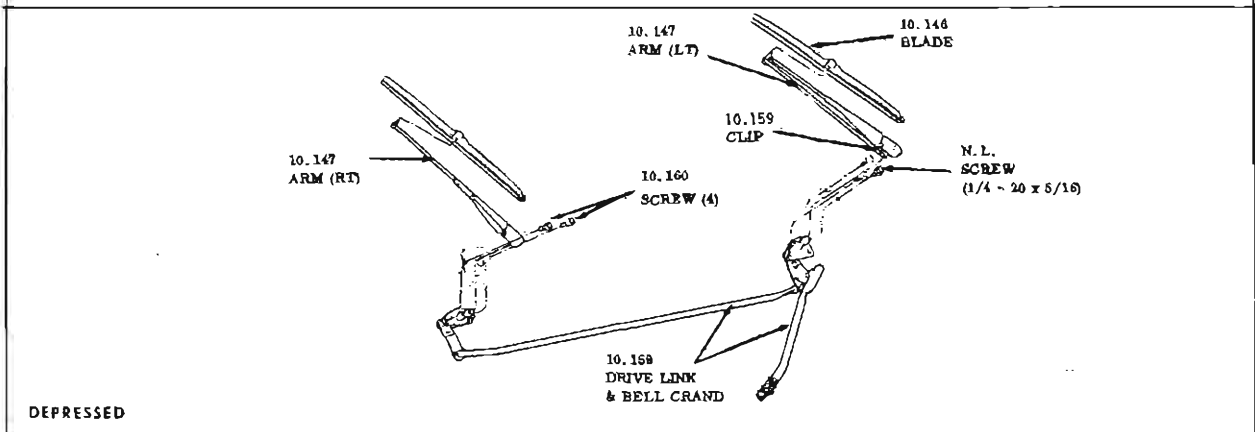
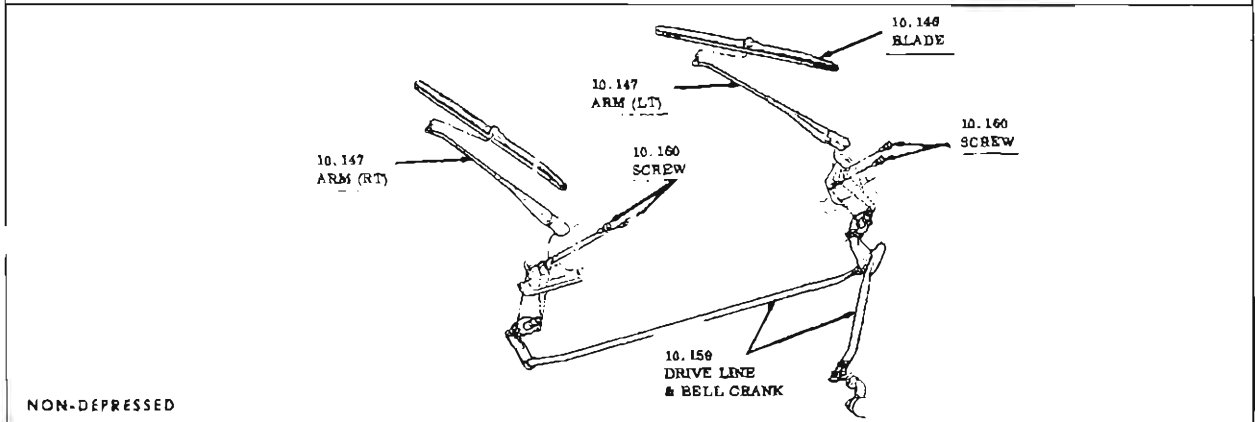
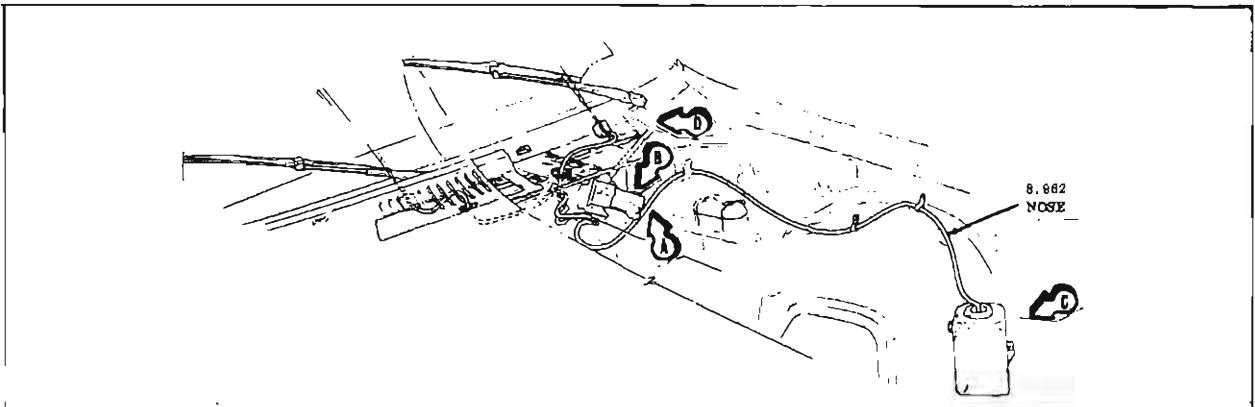
WINDSHIELD WIPER AND WASHER  
1966 - RIVIERA



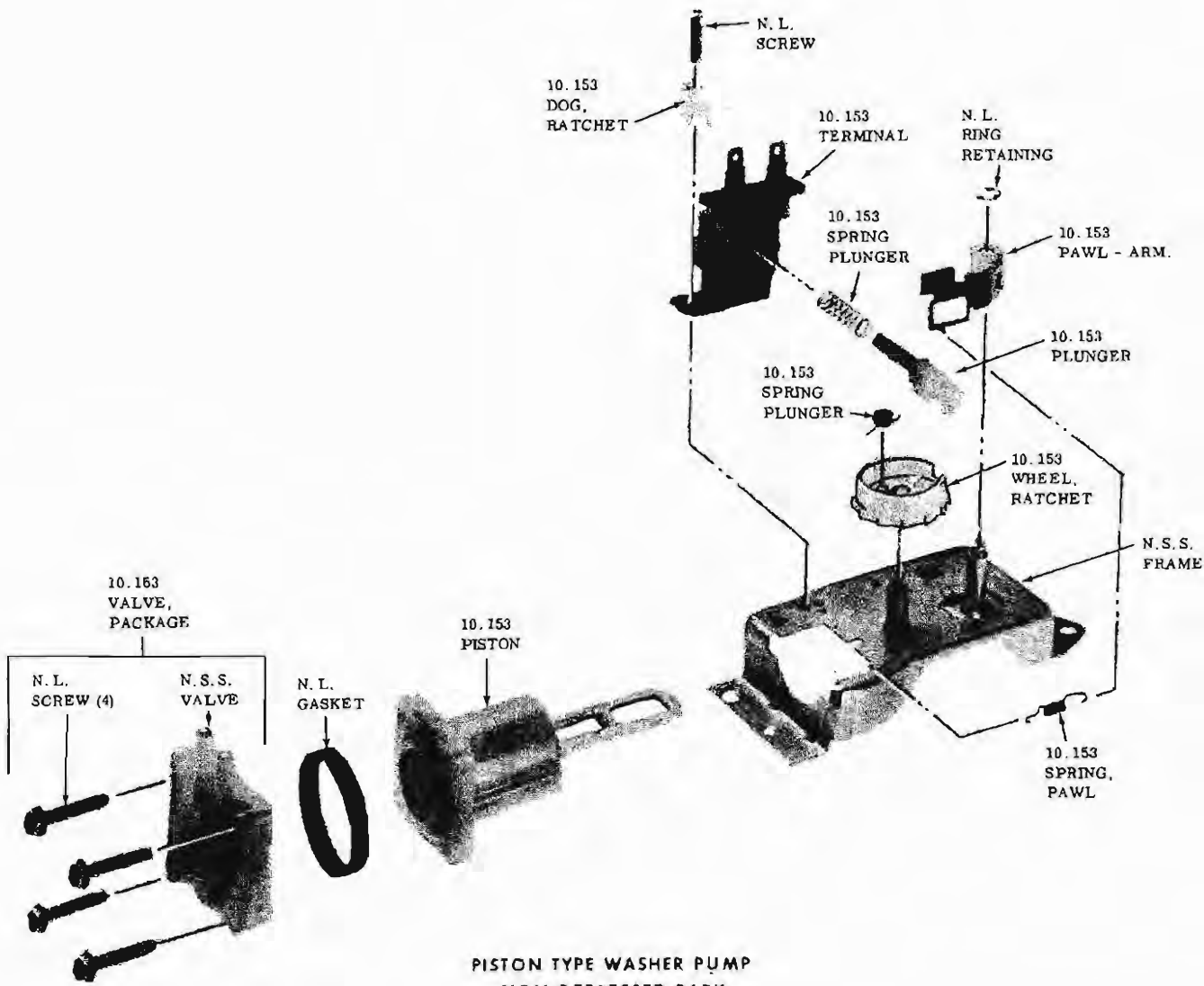
**WINDSHIELD WIPER & WASHERS  
1968-1969 - 30-4000**



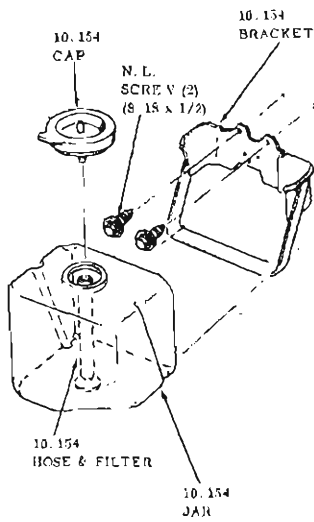
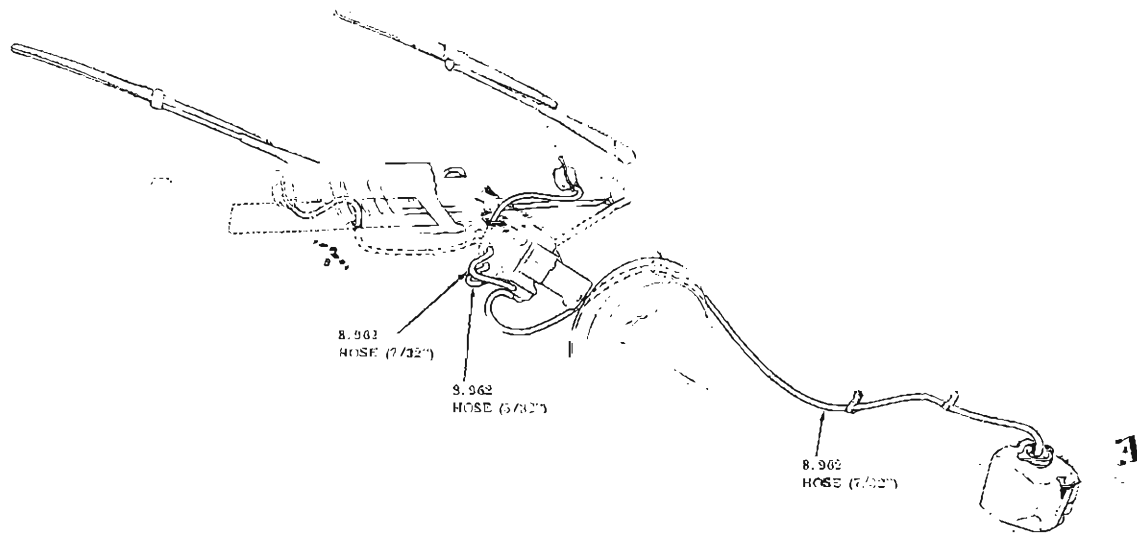
WINDSHIELD WIPER & WASHER  
 1968-1970 LESABRE-WILDCAT-ELECTRA 225-RIVIERA



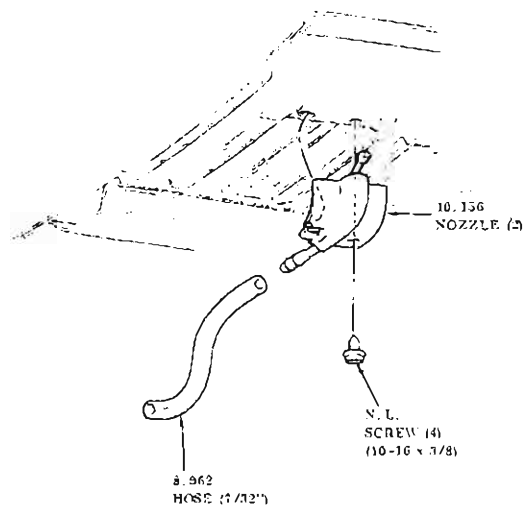
WINDSHIELD WIPER AND WASHER  
1970-30-4000



**PISTON TYPE WASHER PUMP**  
**NON-DEPRESSED PARK**  
**1969-1970 -30-4000**

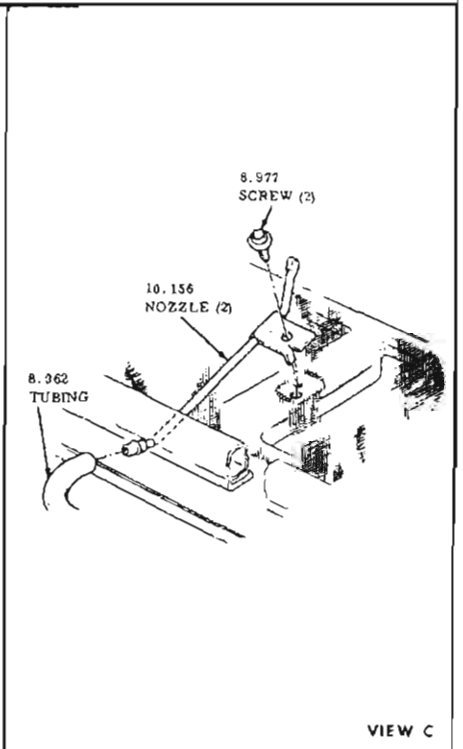
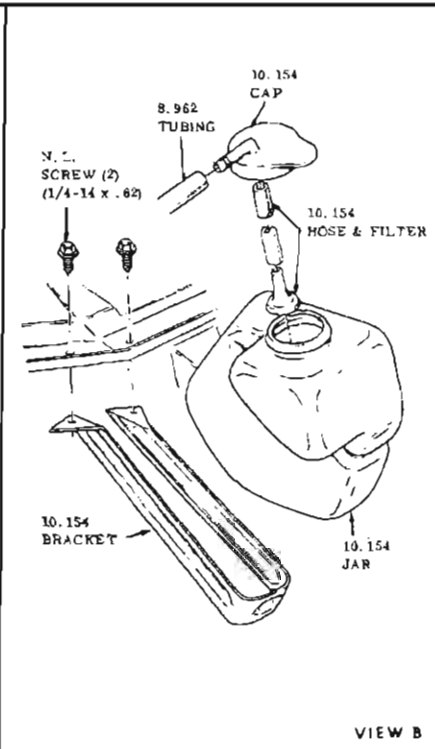
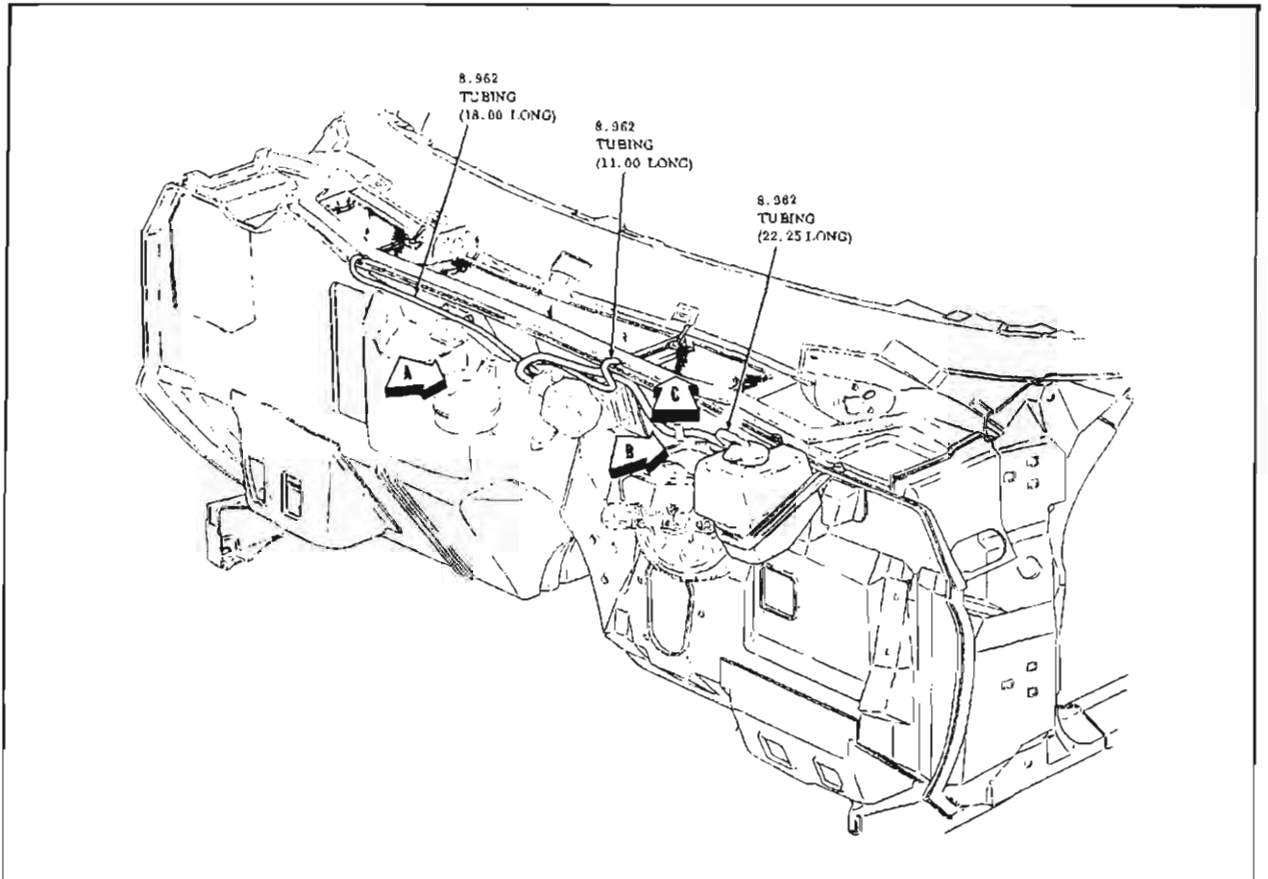


VIEW A

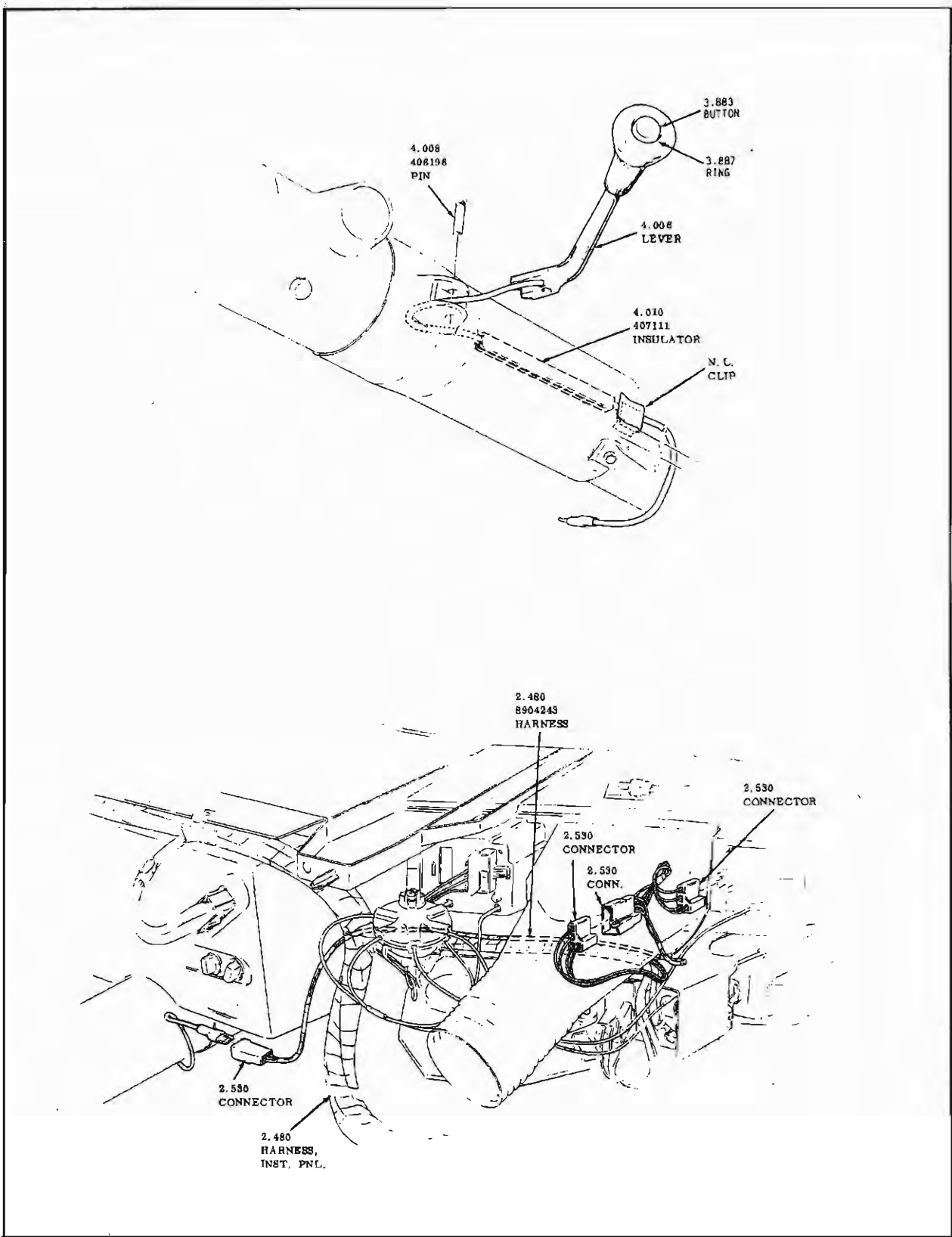


VIEW B

WINDSHIELD WASHER  
1971 - 1972 30-4000

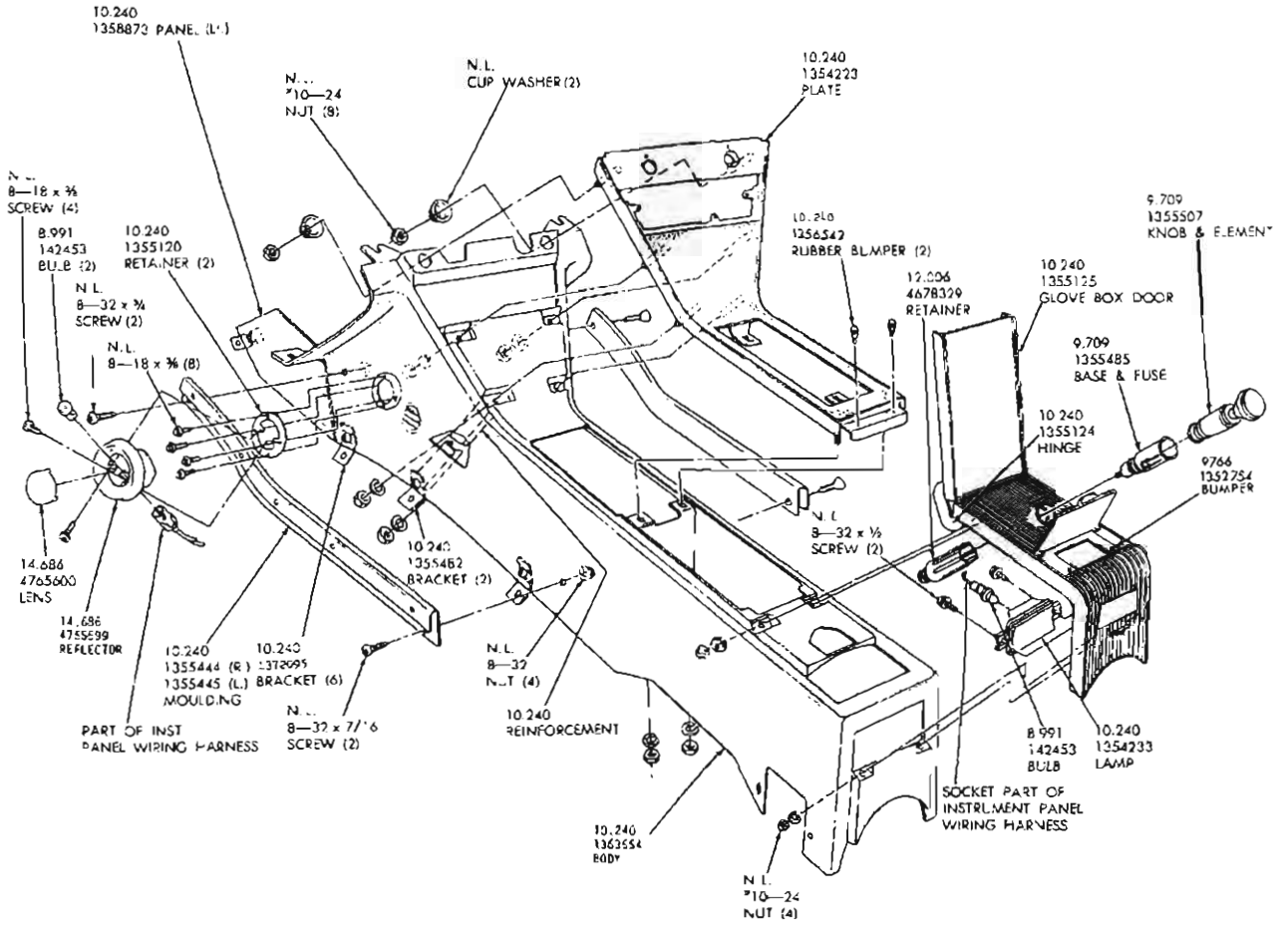


WINDSHIELD WASHER  
1971-1972 50-60-80-9000

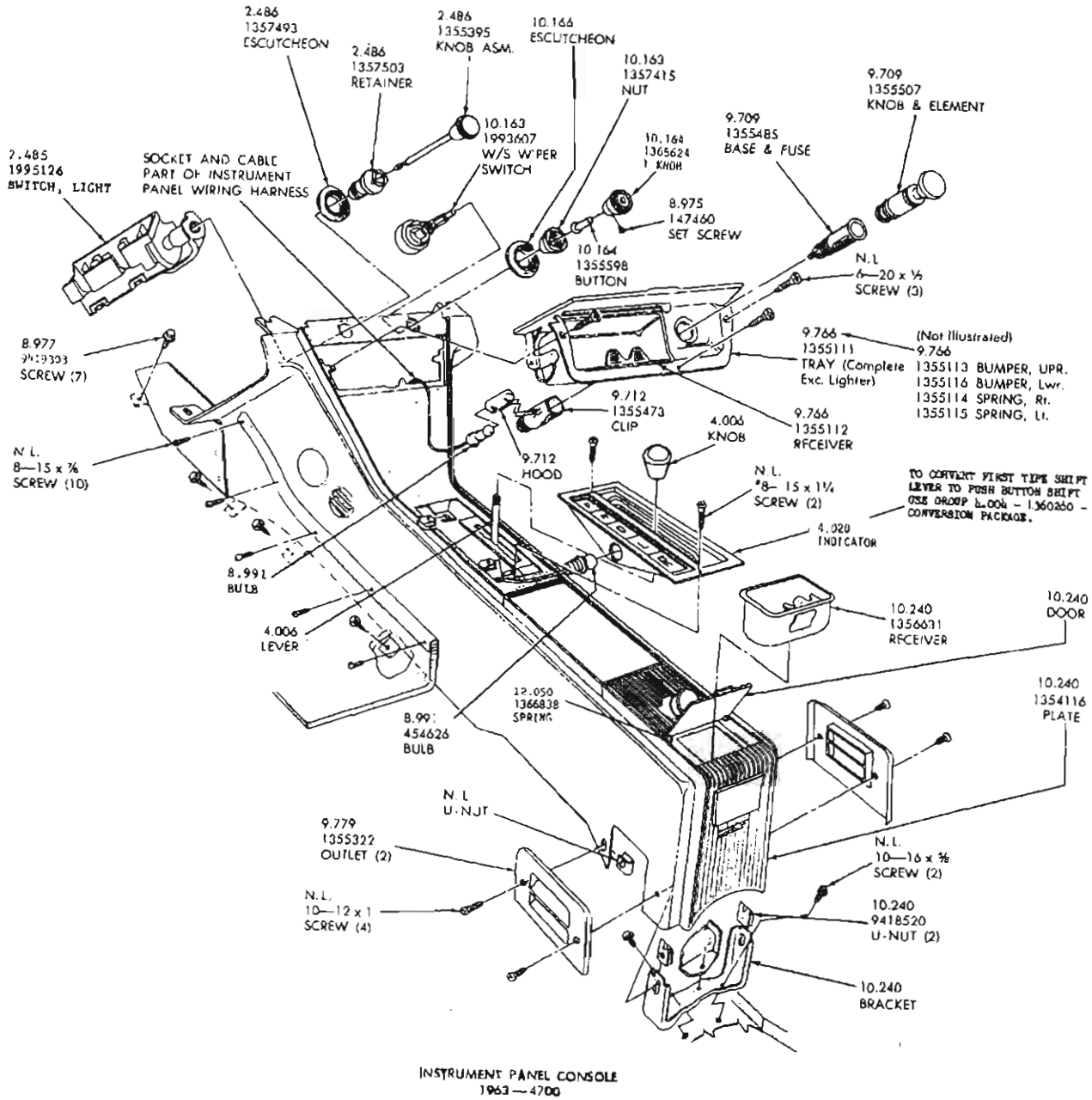


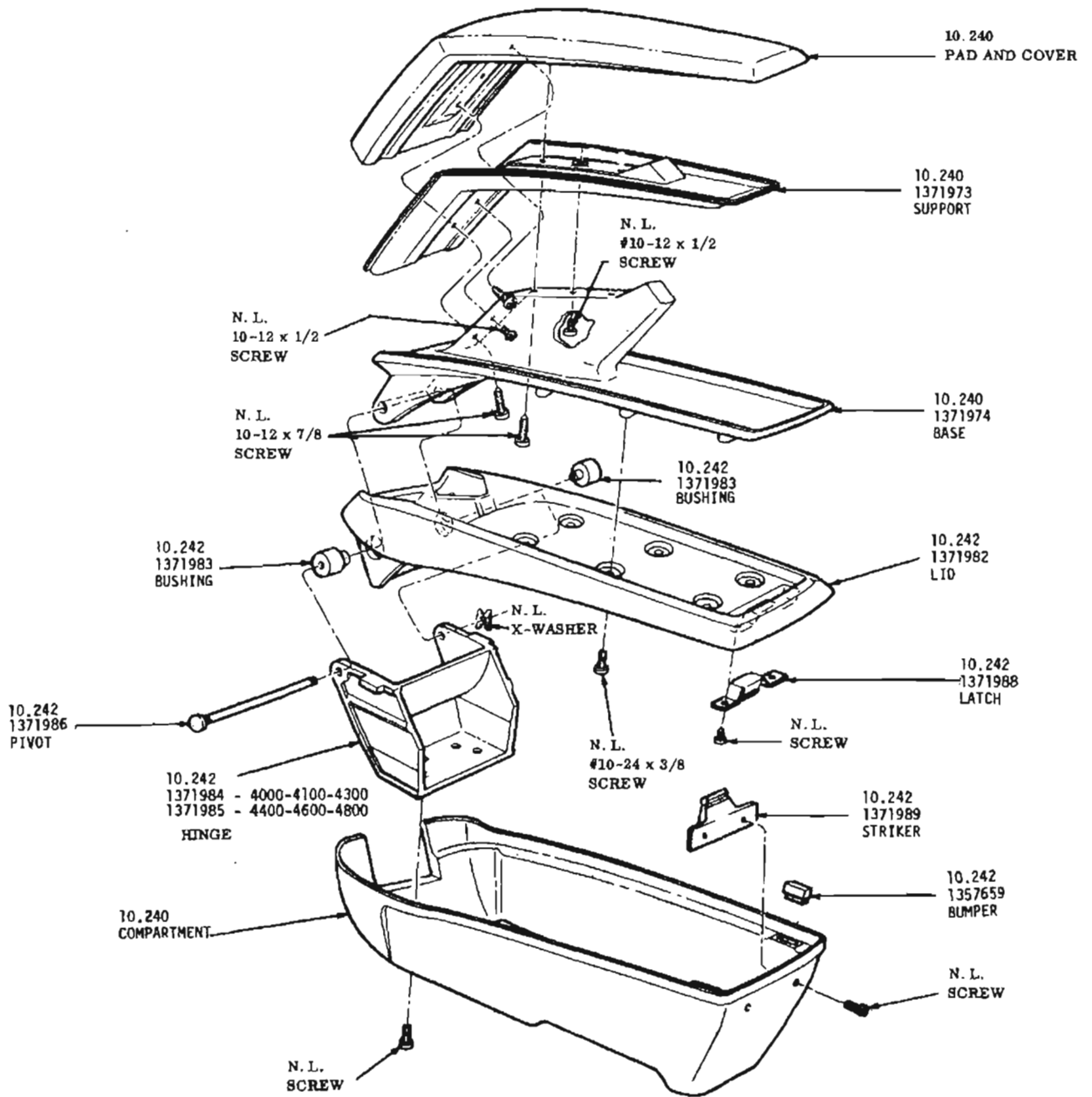
**WINDSHIELD WIPER FINGER TIP CONTROL**  
 1971-1972 50-60-80-9000



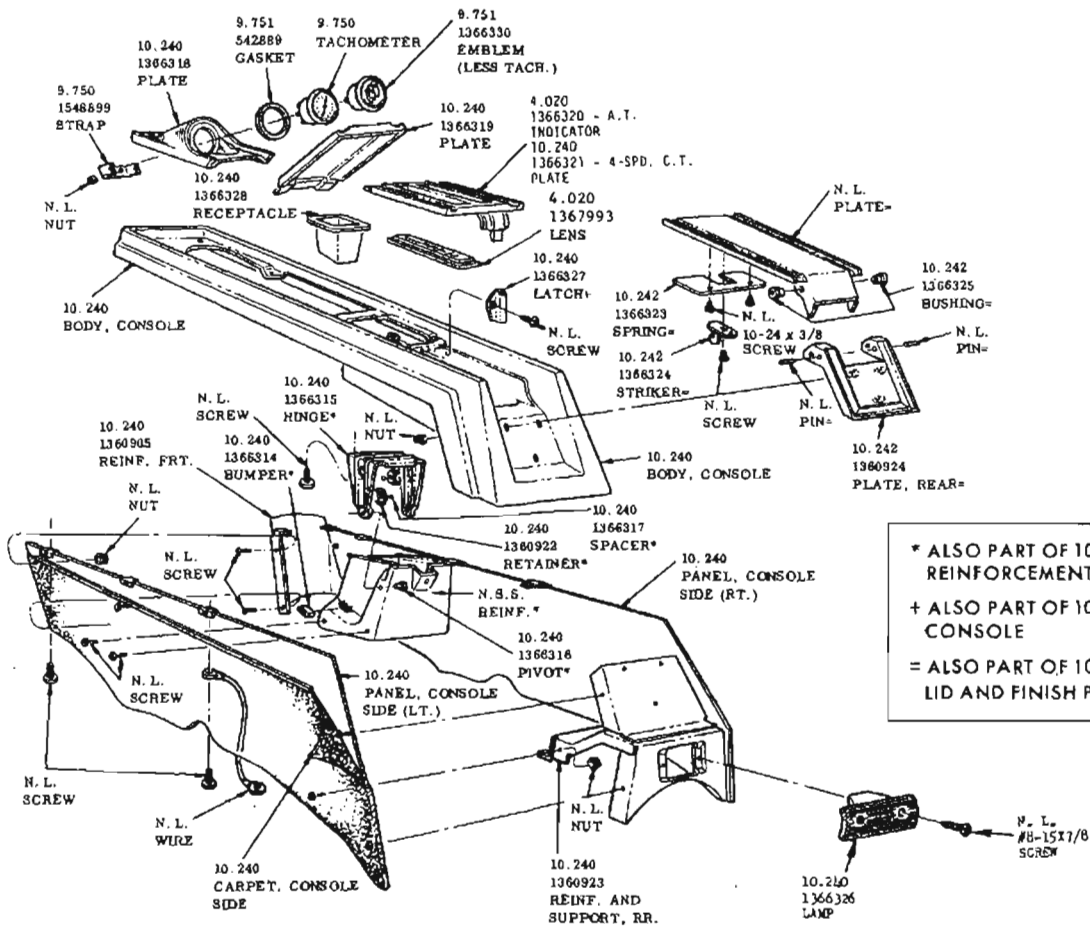


INSTRUMENT PANEL CONSOLE  
1963-4700





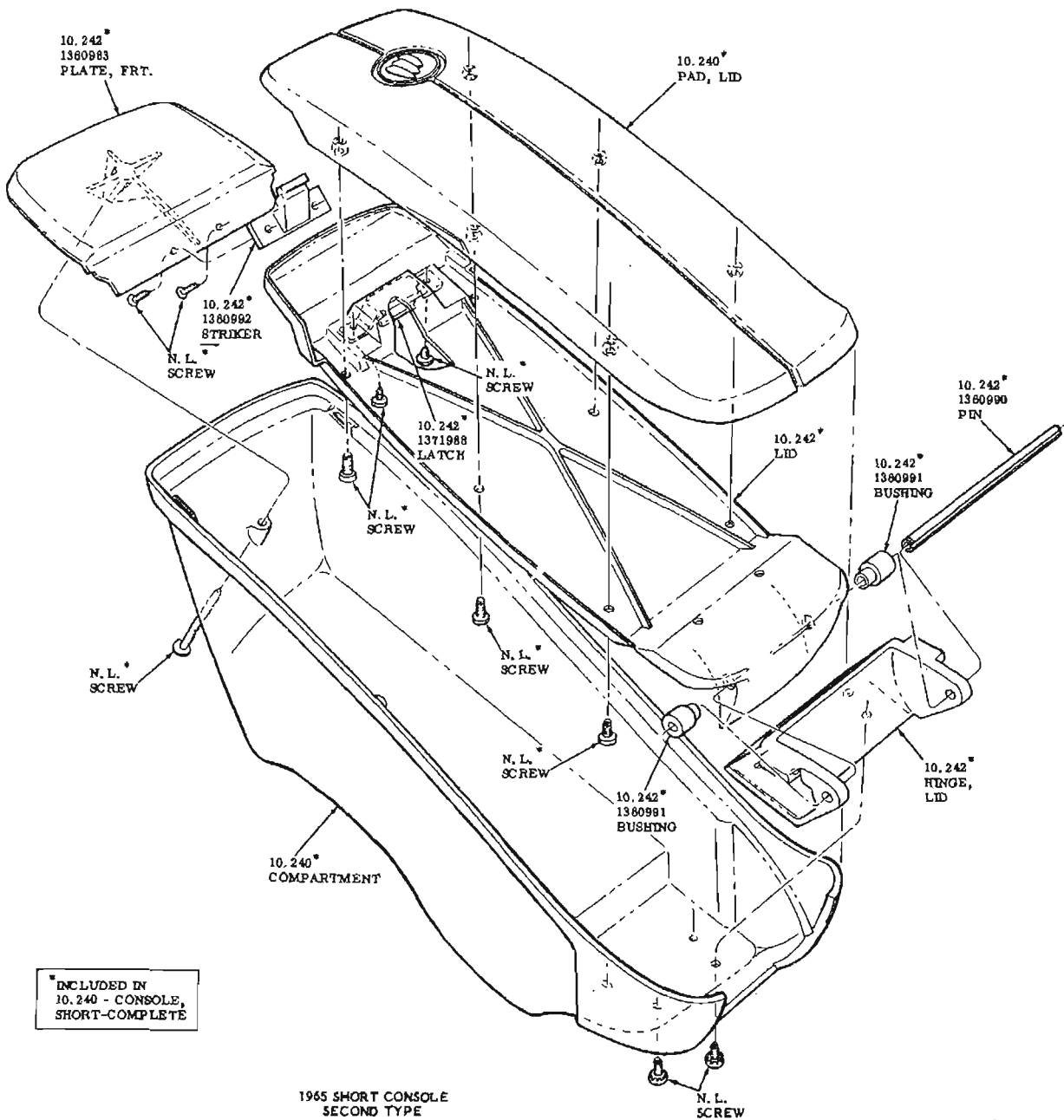
SHORT CONSOLE  
1964  
1965 FIRST TYPE

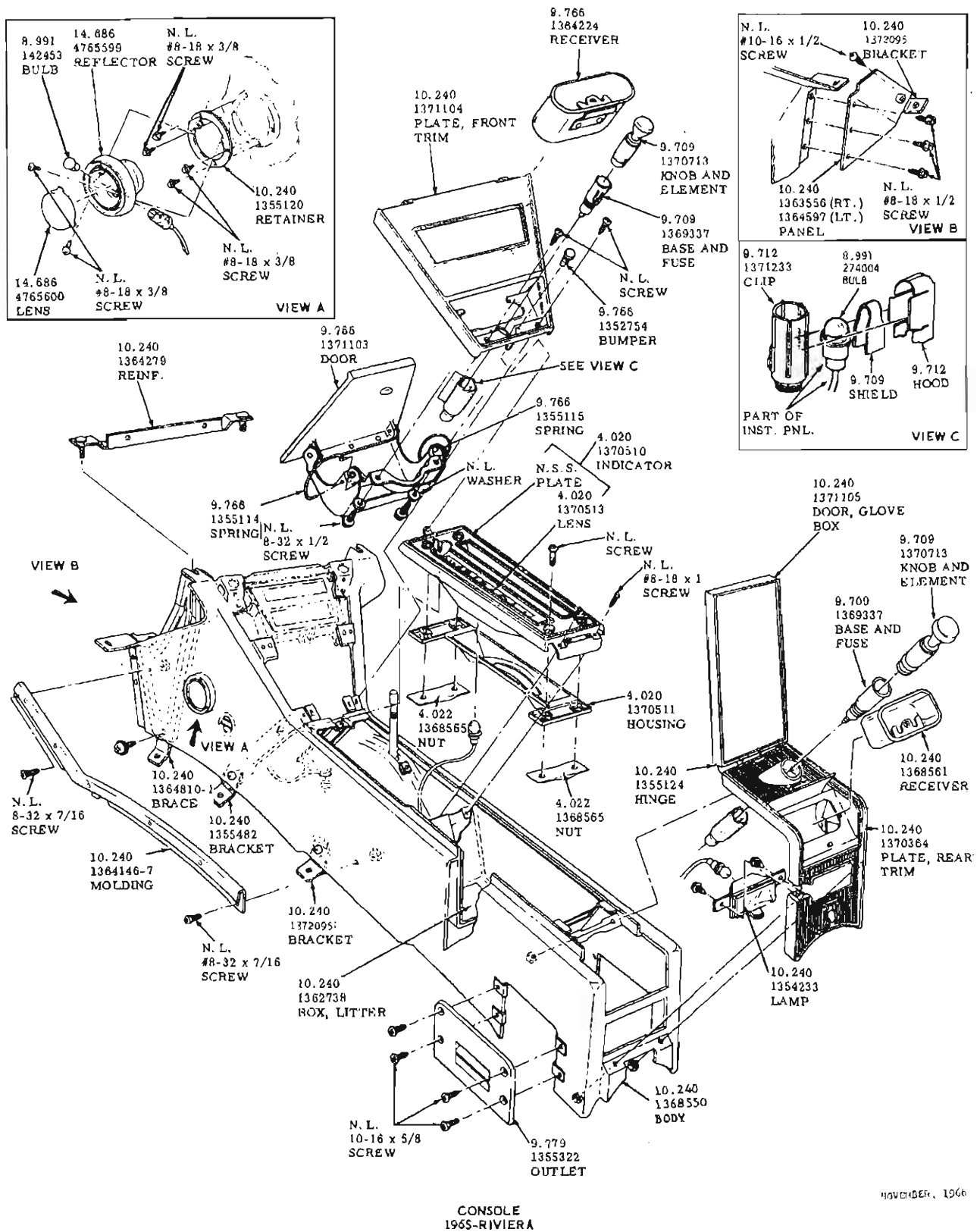


\* ALSO PART OF 10.240-1366313 REINFORCEMENT AND HINGE  
 + ALSO PART OF 10.240-BODY CONSOLE  
 = ALSO PART OF 10.242-1366322 LID AND FINISH PLATE

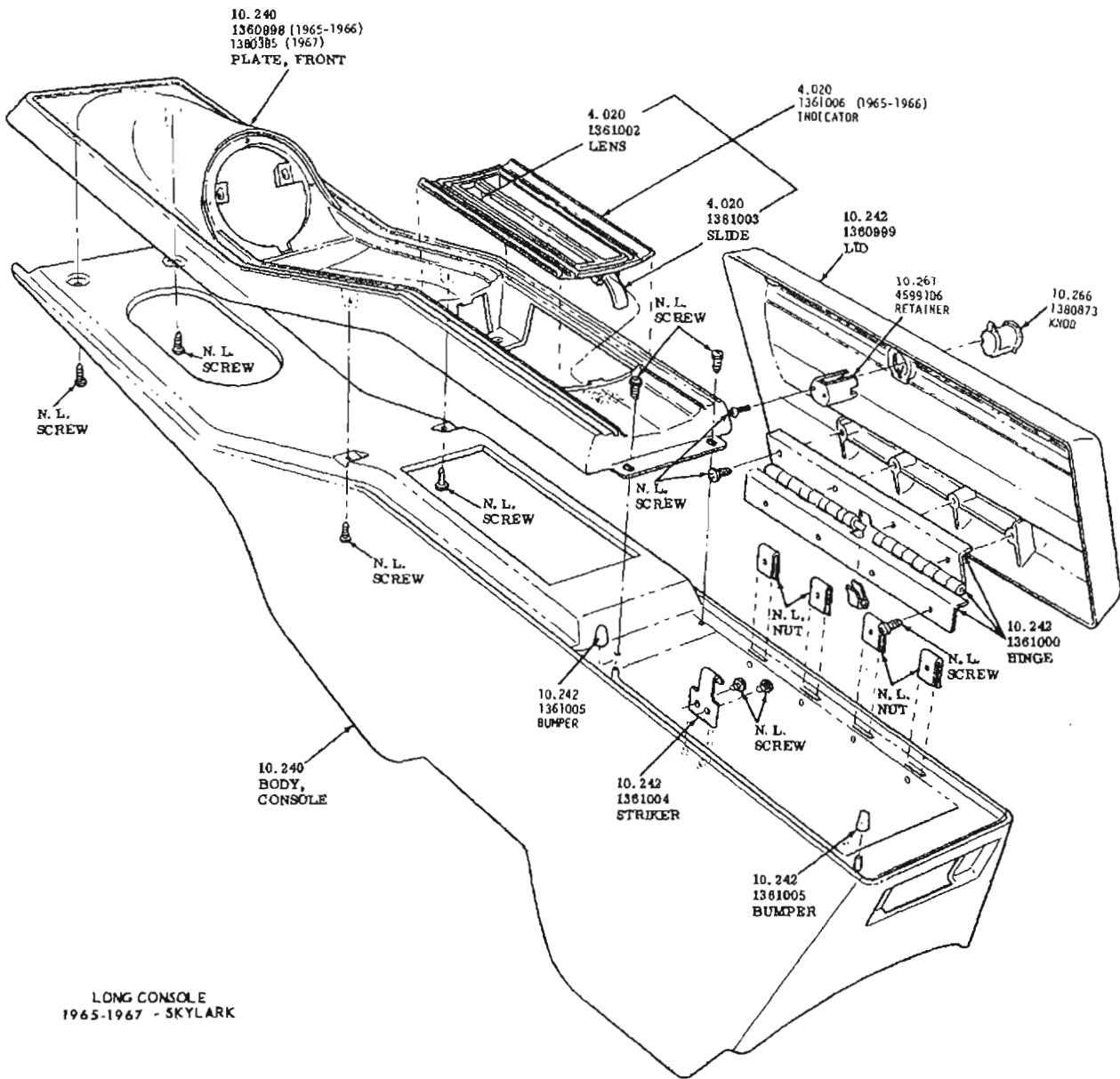
**WILDCAT CONSOLE**  
 1964-4639-4647-4667-4669



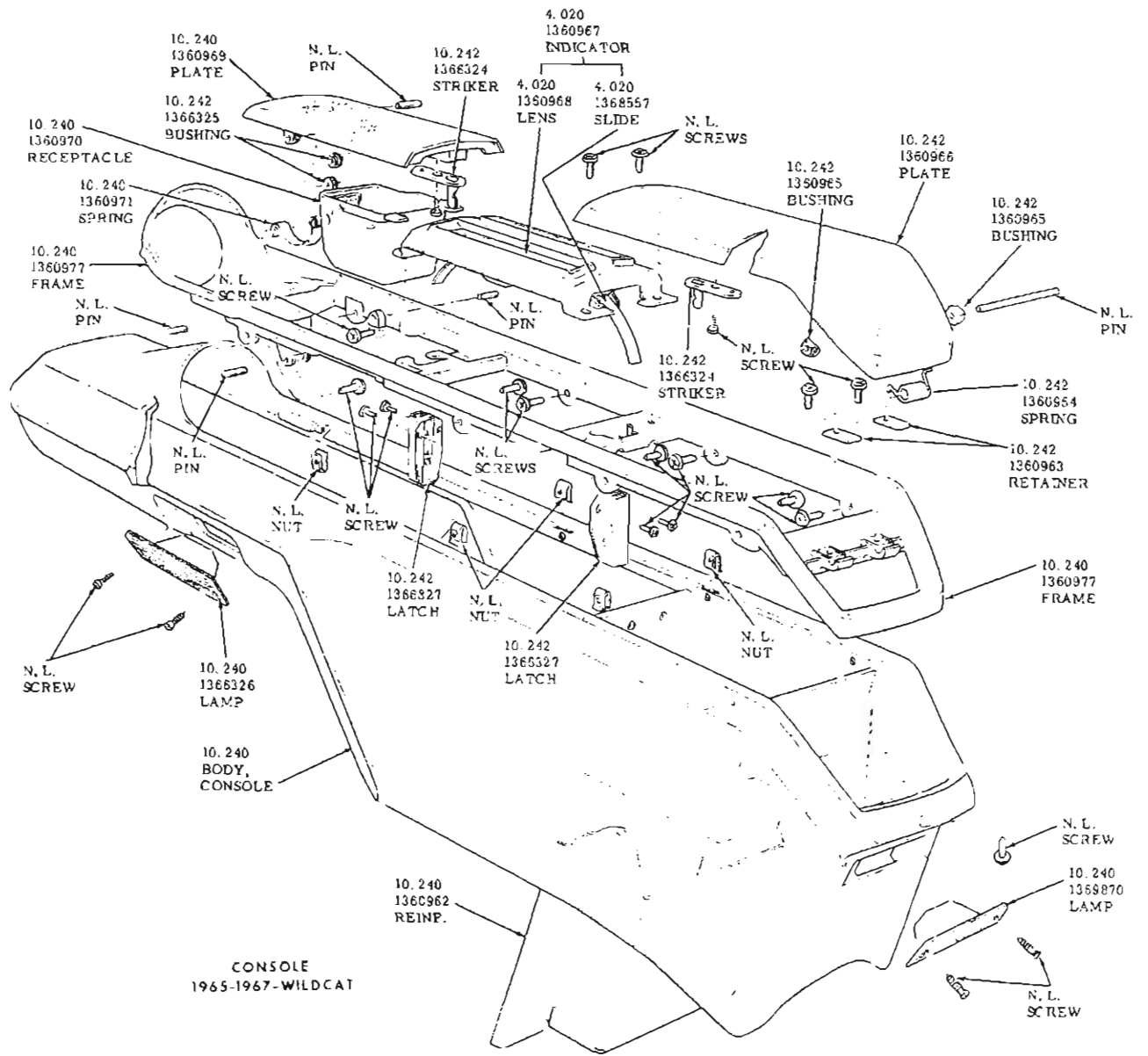


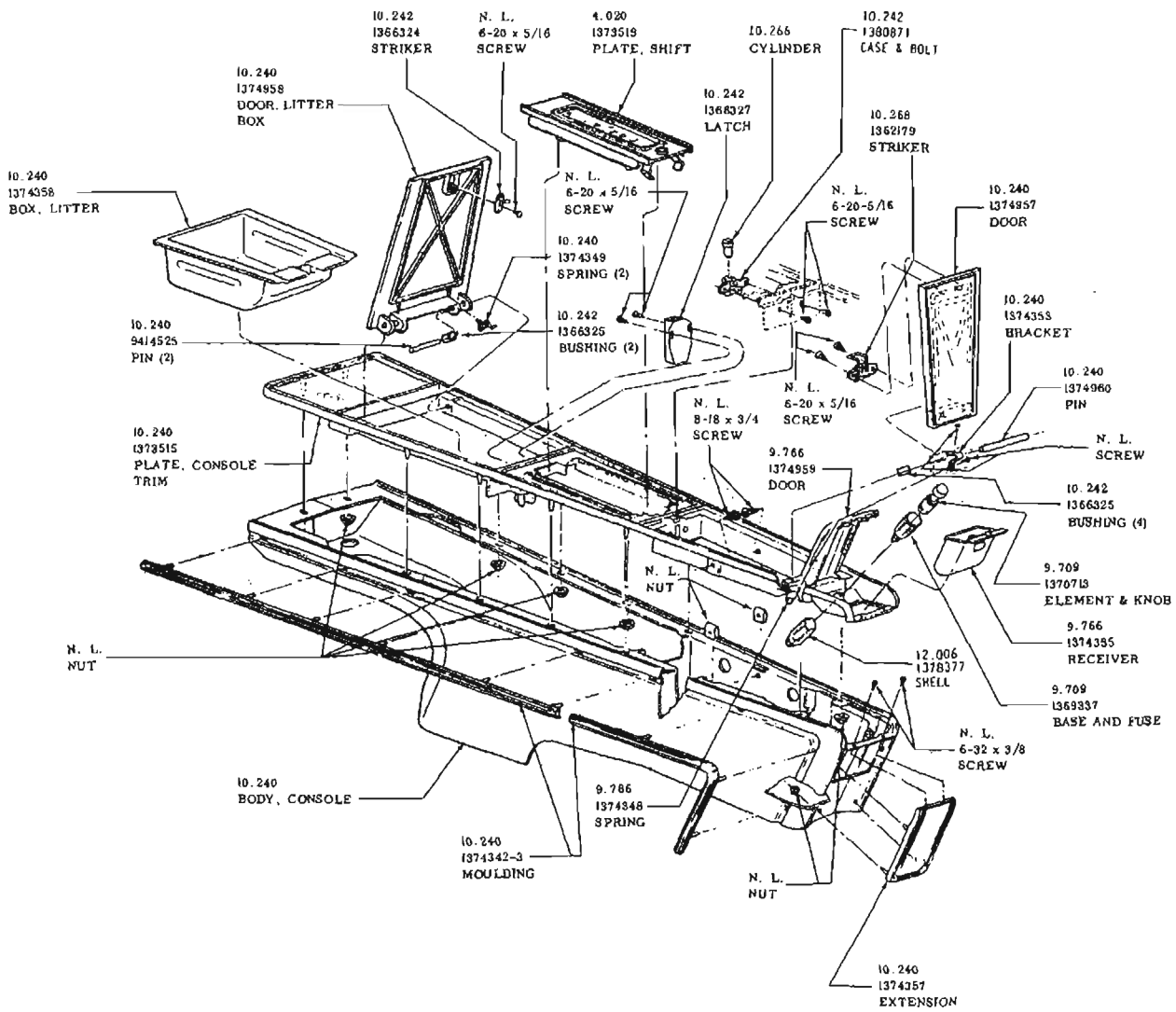


NOVEMBER, 1966

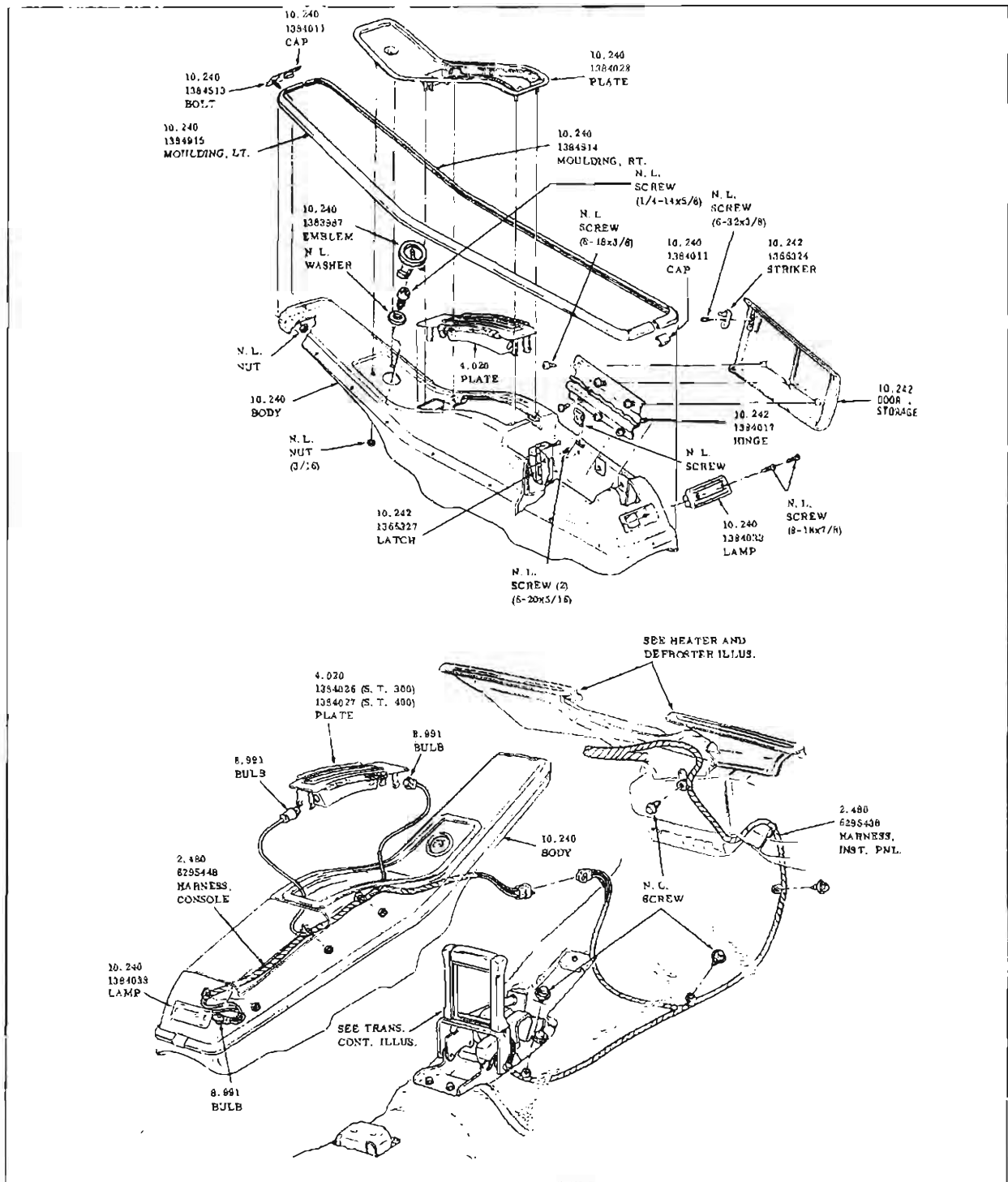




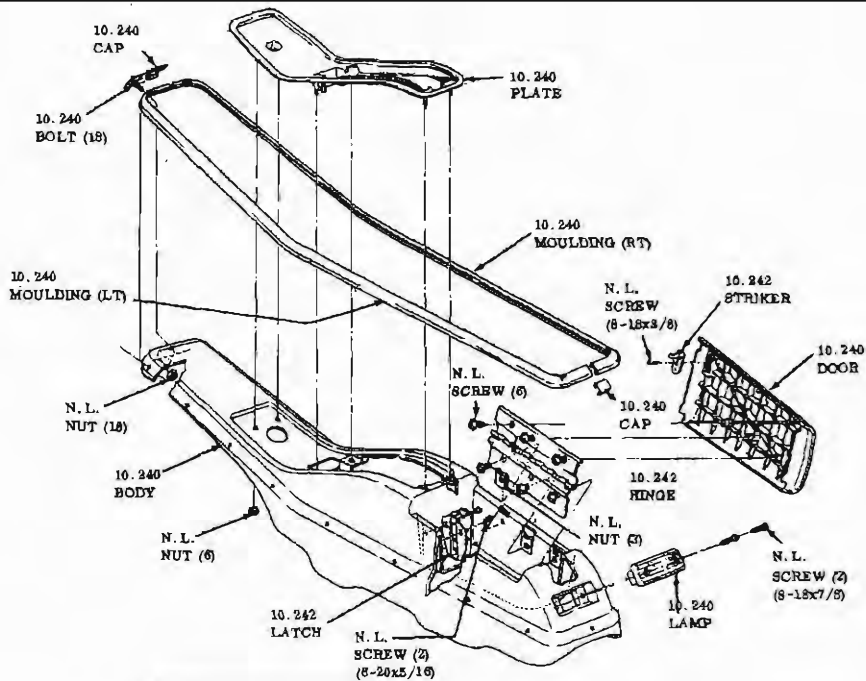
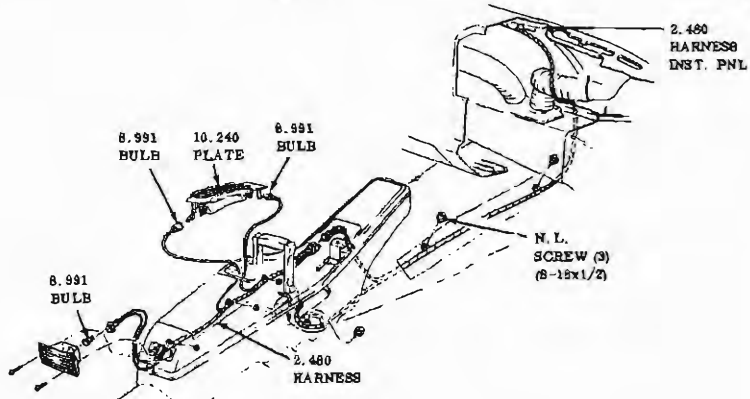
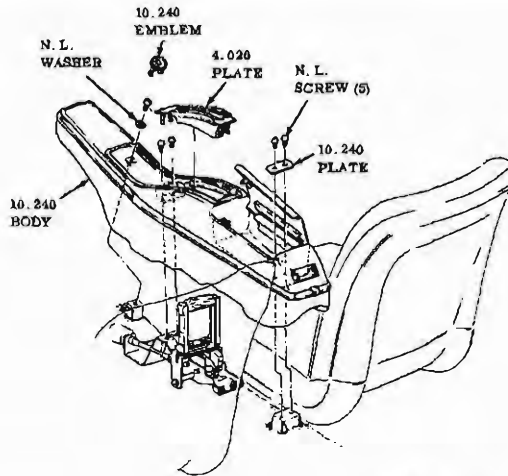




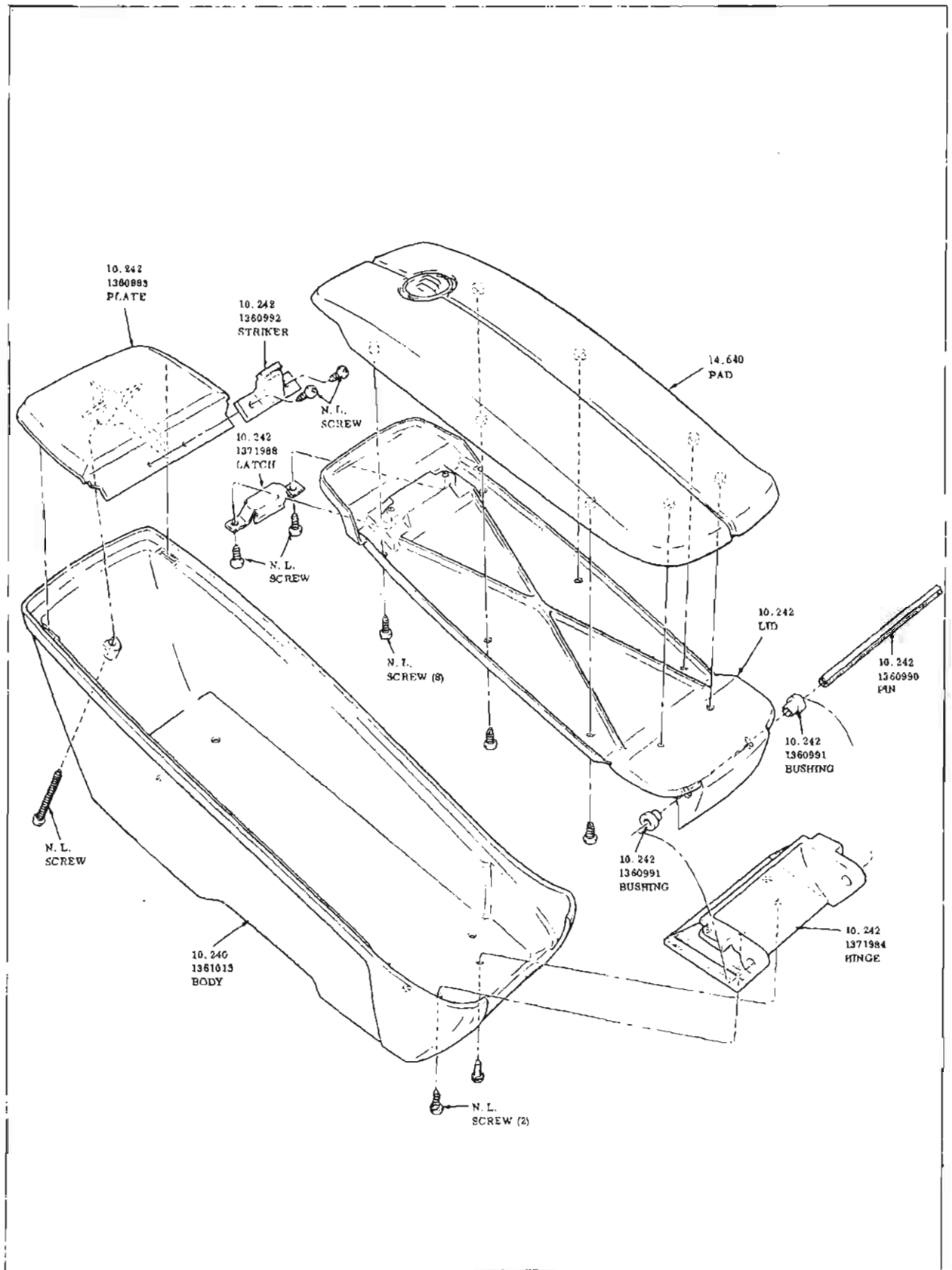
FLOOR CONSOLE  
1966-1968 — RIVIERA



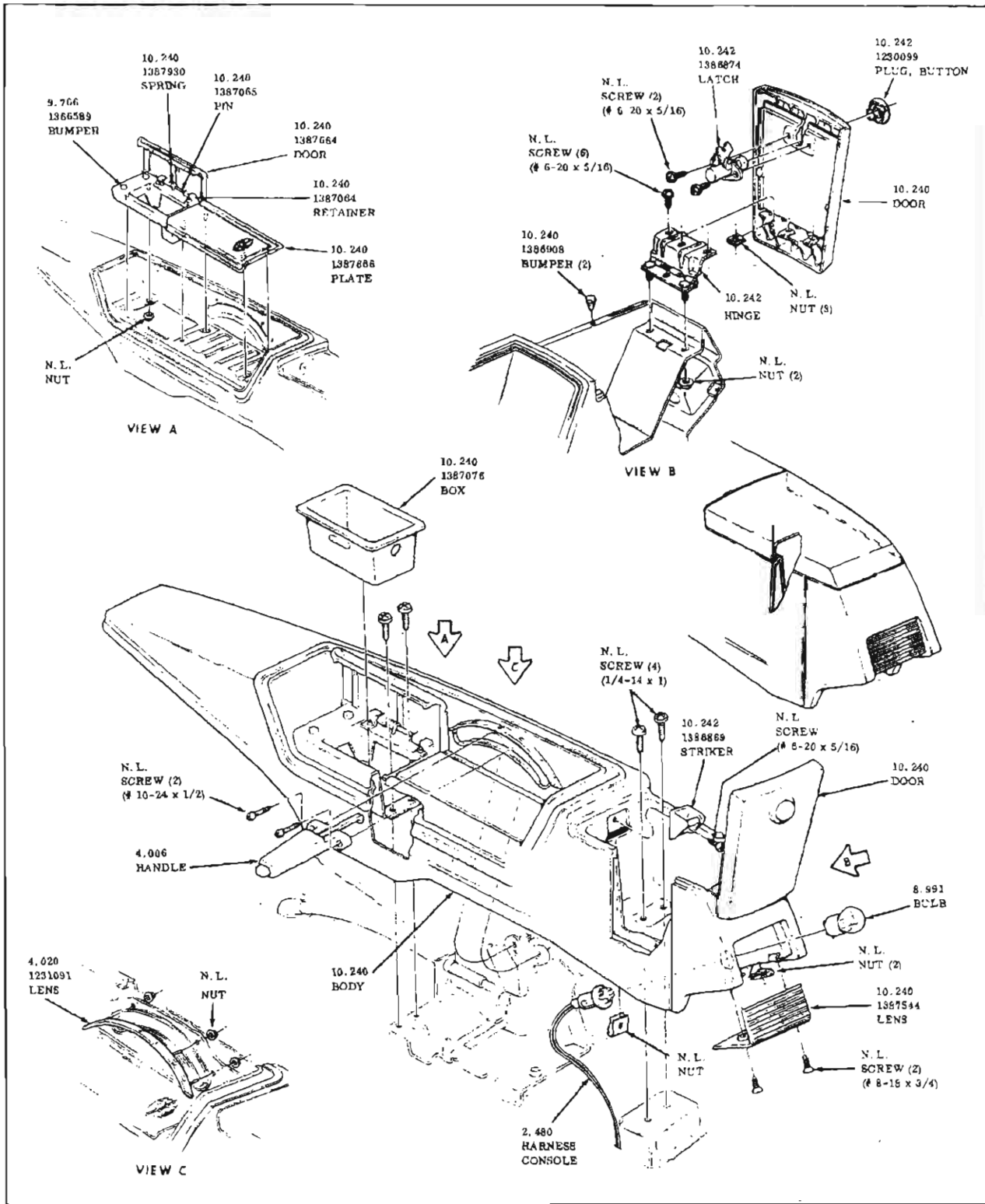
CONSOLE (LONG)  
1968-69 30-4000



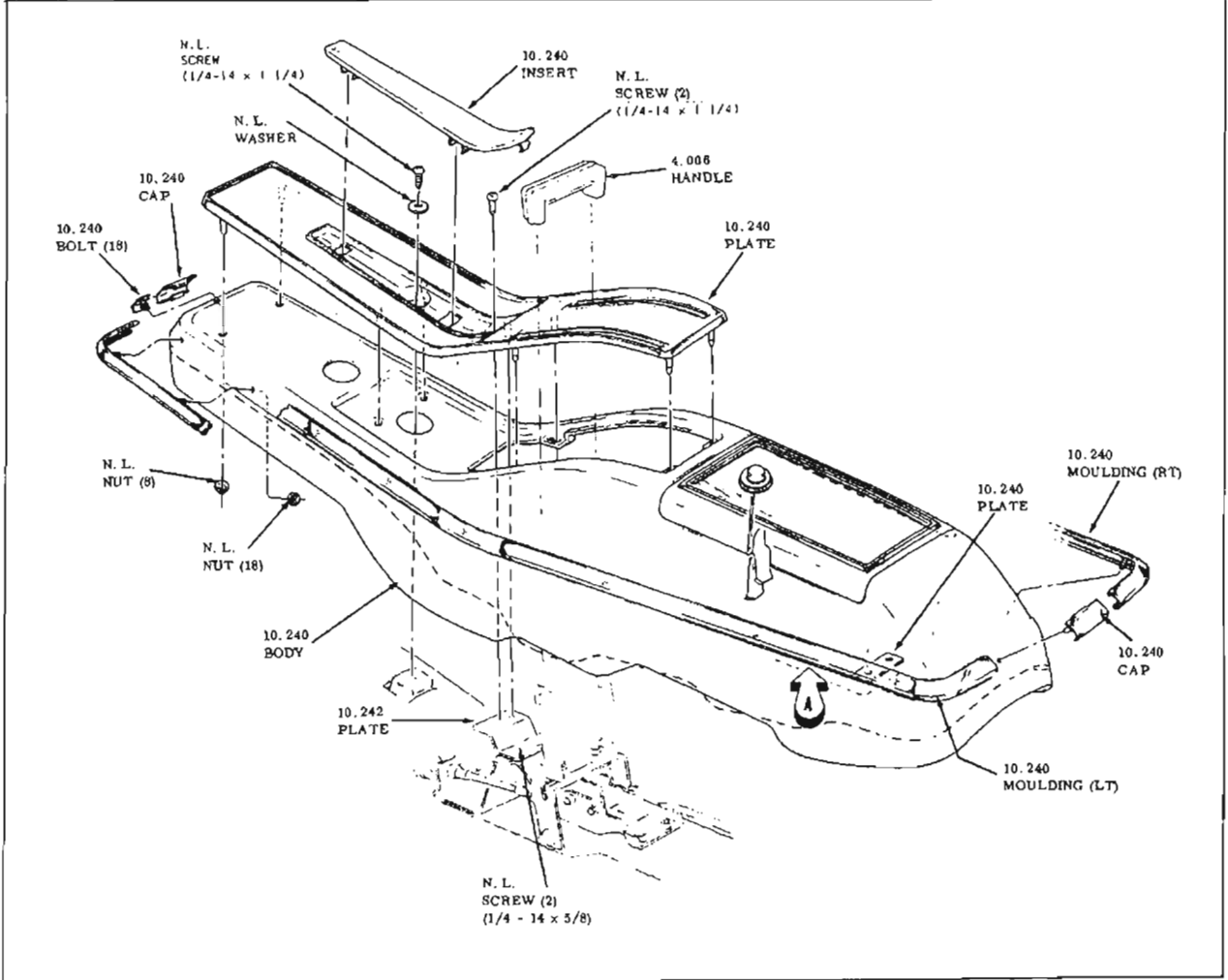
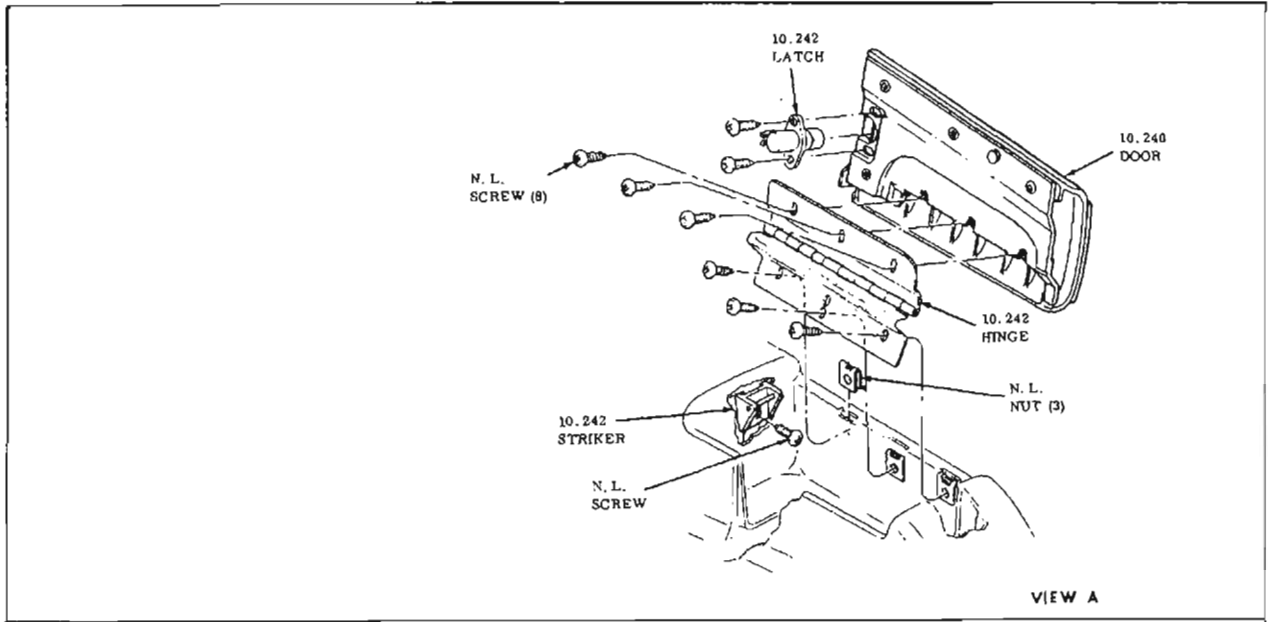
CONSOLE (LONG)  
1969-6000



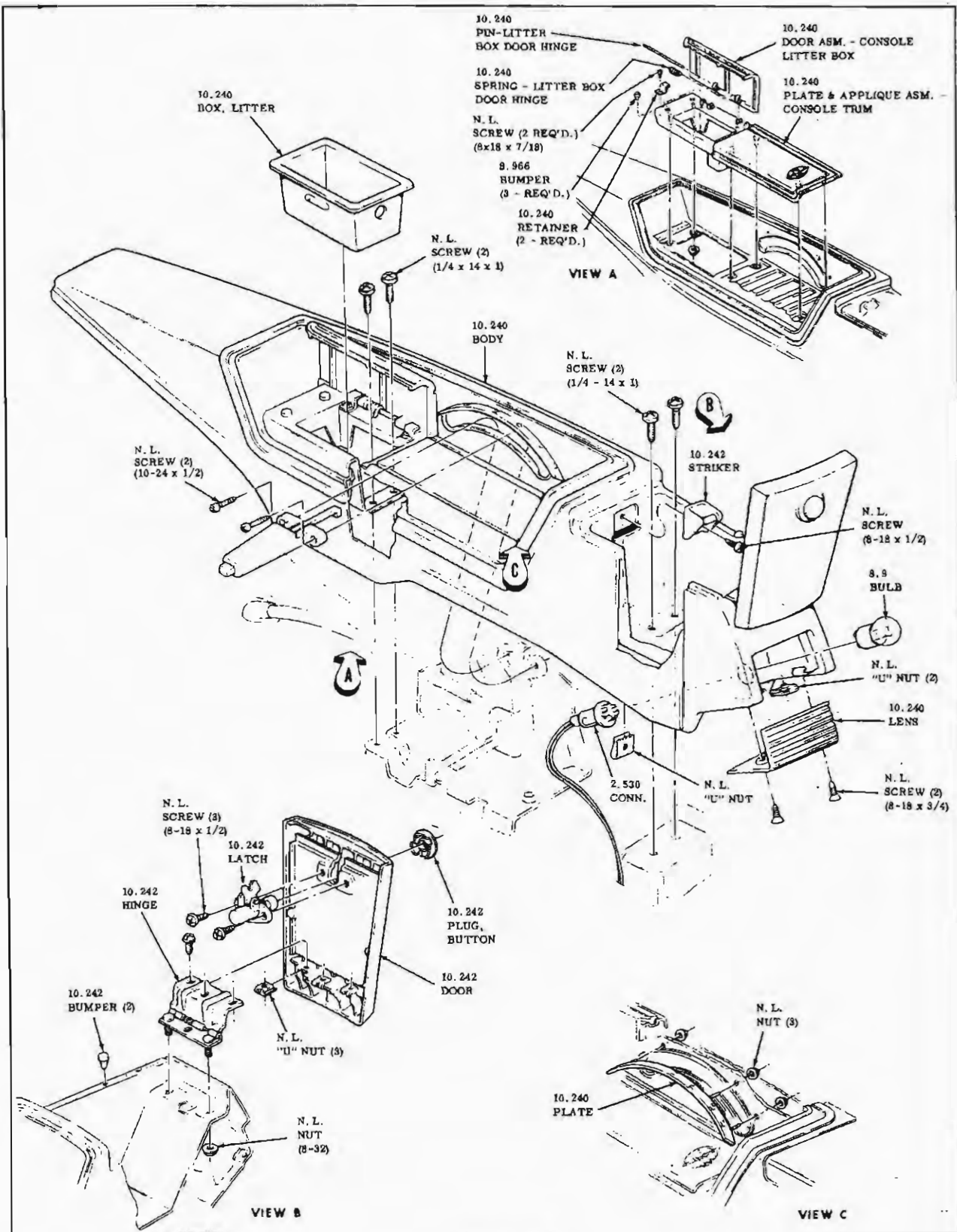
CONSOLE (SHORT)  
1969-1970 -50-60-80-9000



CONSOLE (LONG)  
1969-RIVIERA

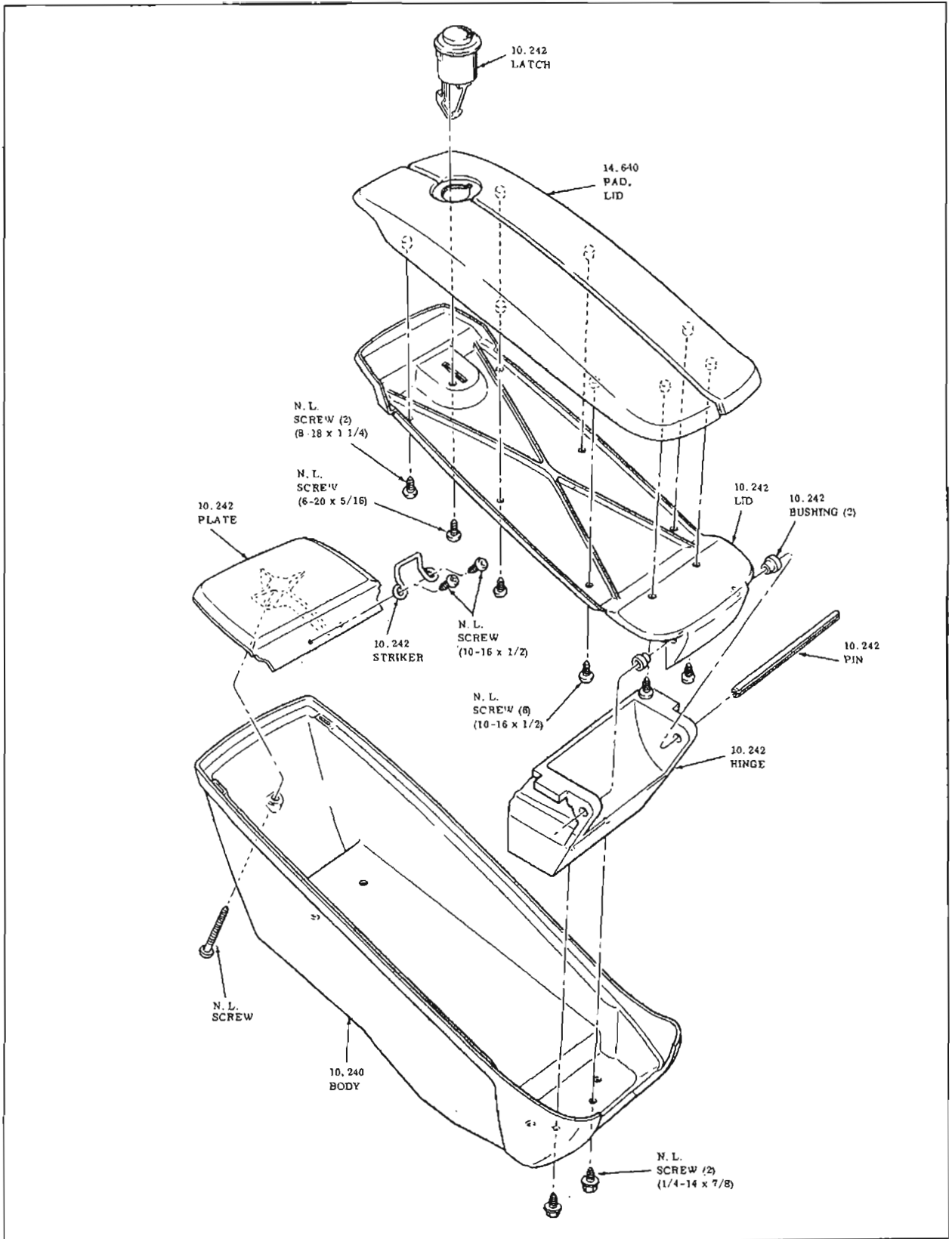


CONSOLE (LONG)  
1970-1972 30-40-6000

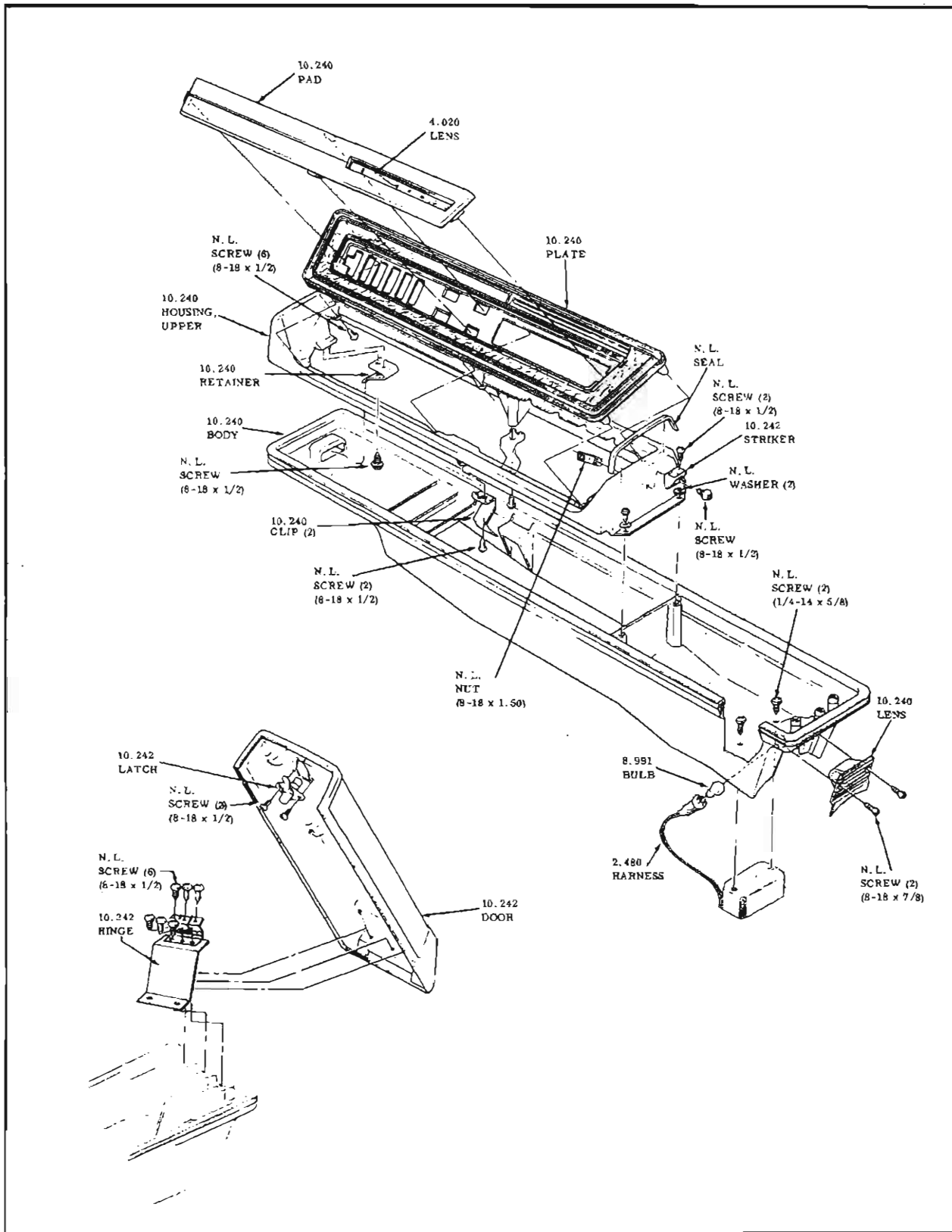


CONSOLE (LONG)  
1970-9000

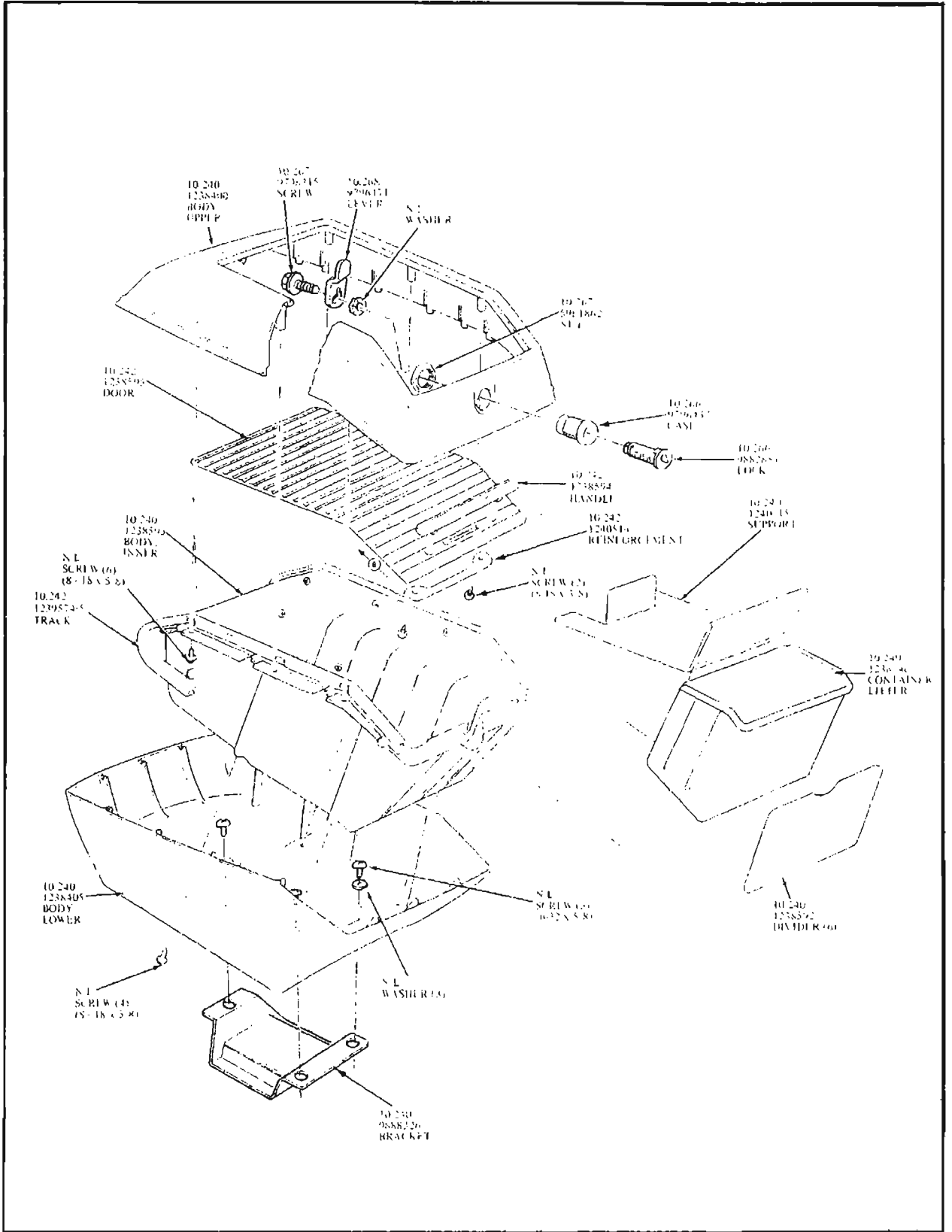




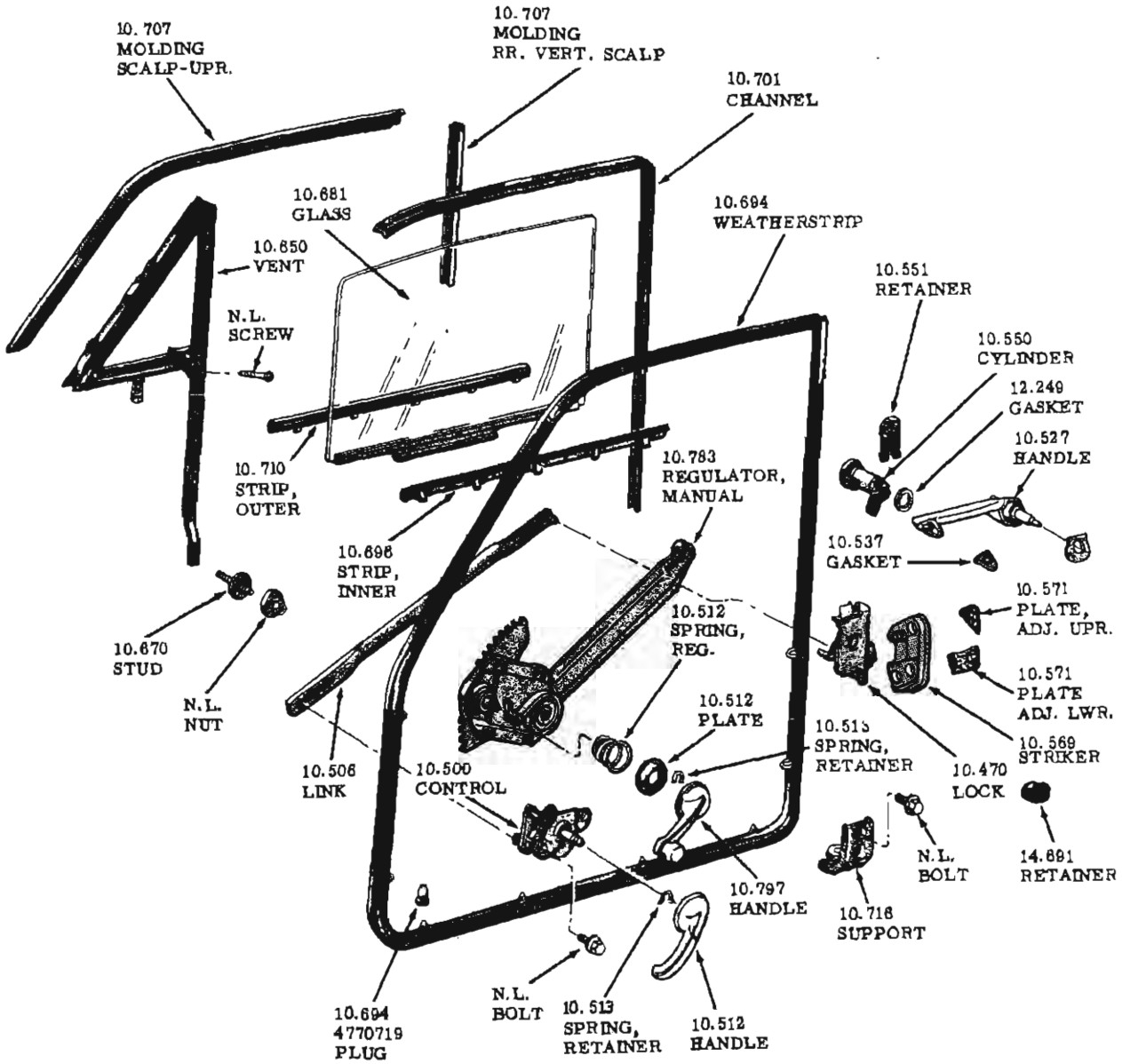
CONSOLE (SHORT)  
1971-9000



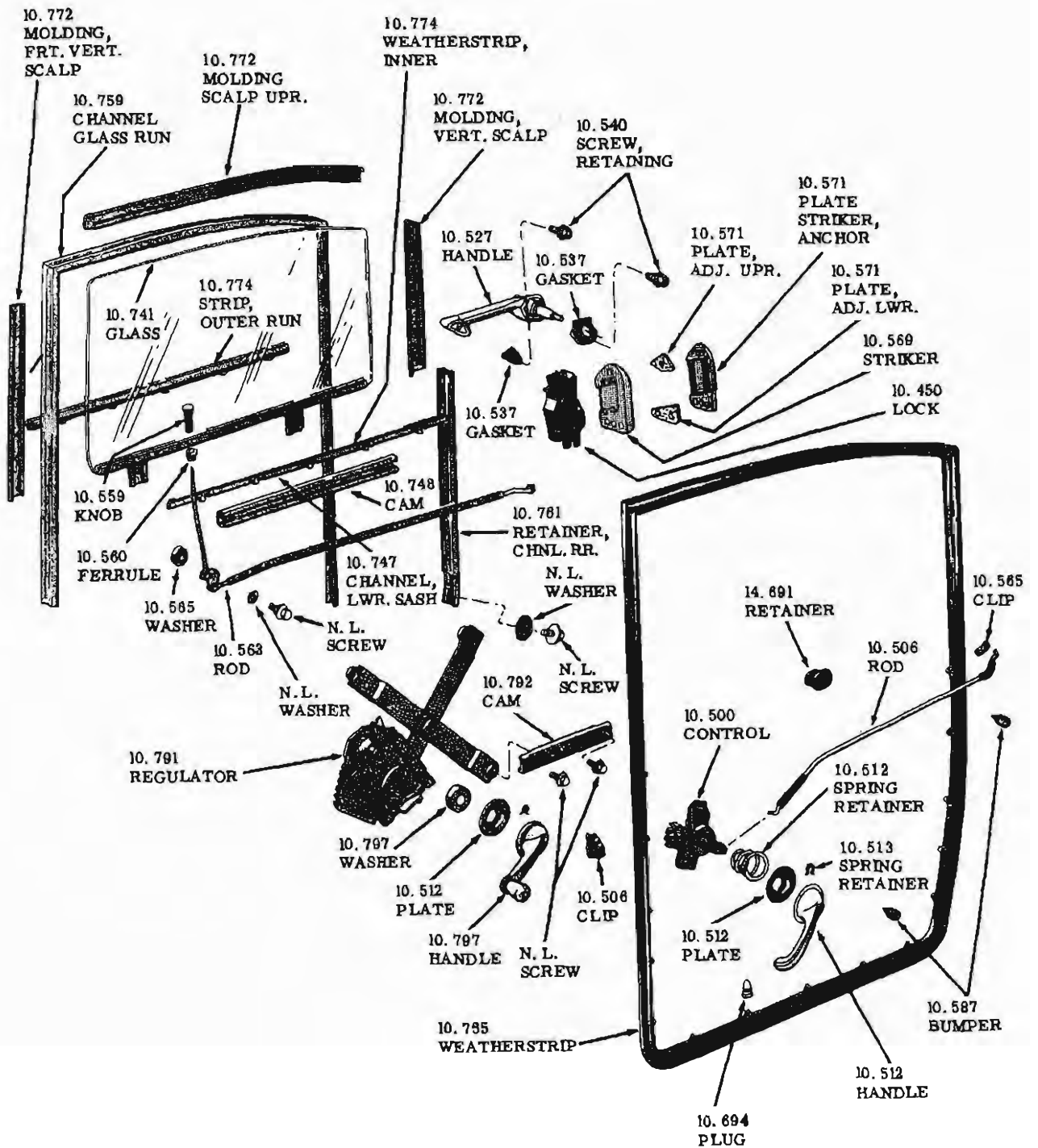
CONSOLE (FLOOR SHIFT)  
 1971-1972 9000



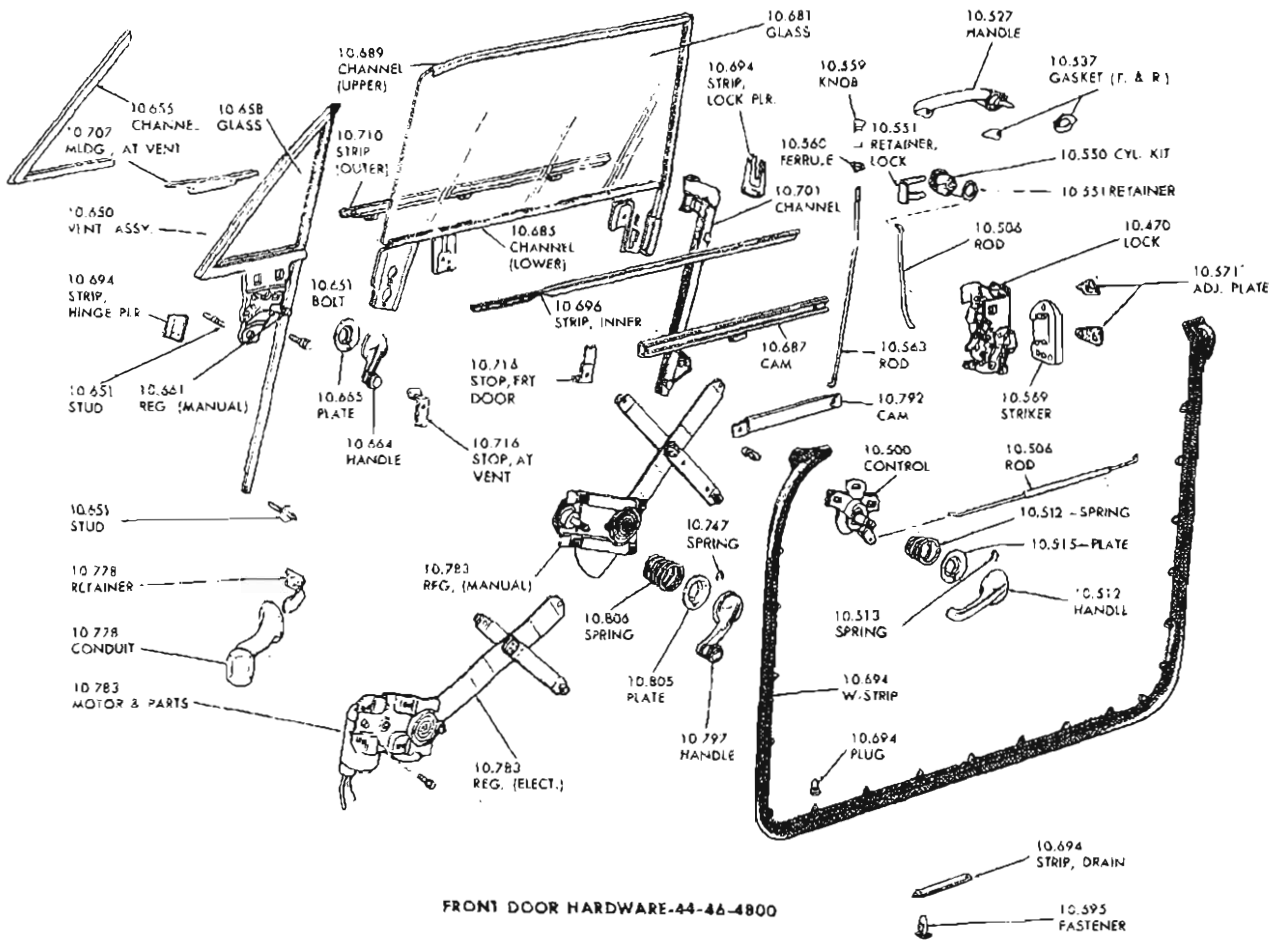
CONSOLE (MINI)  
1972-ALL



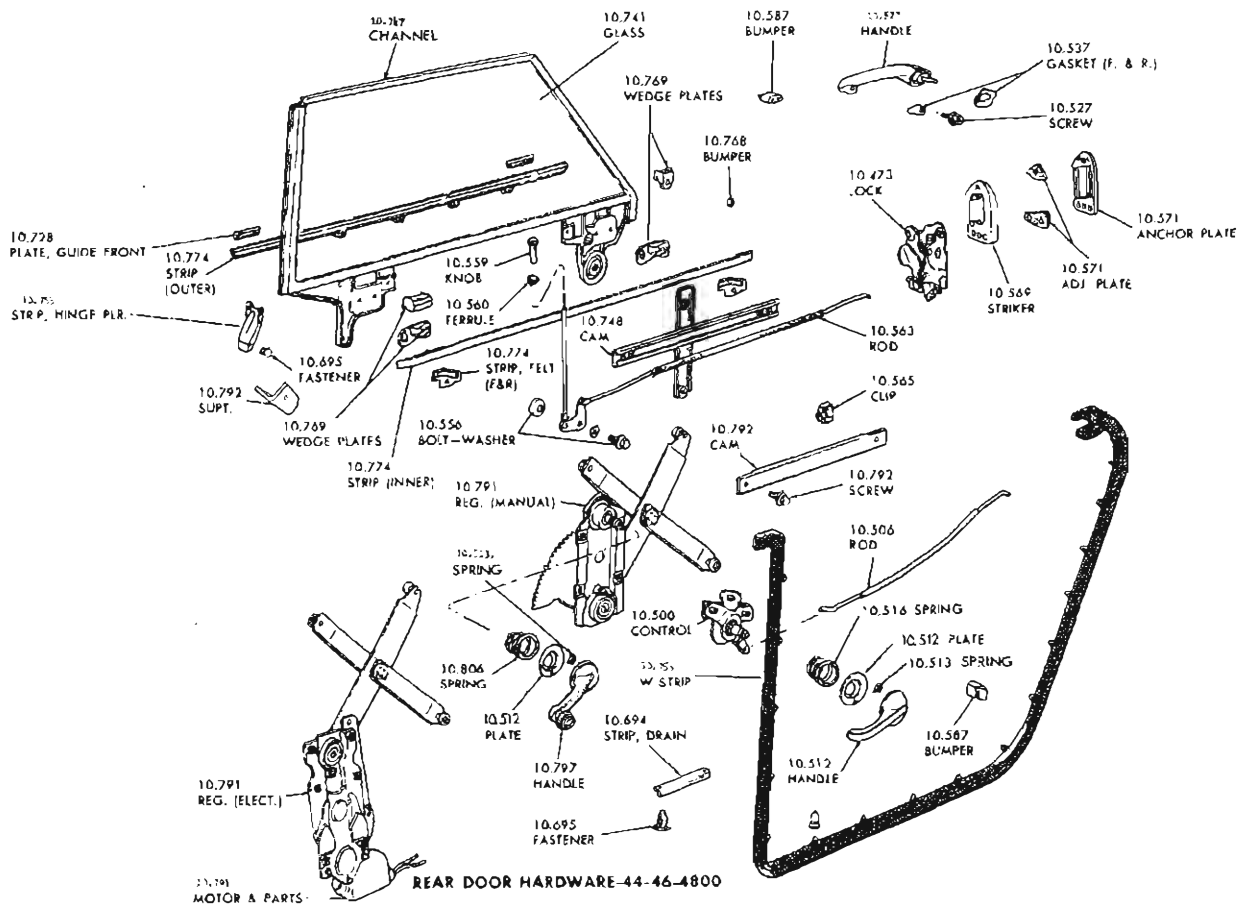
TYPICAL FRONT DOOR HARDWARE  
1961-63-4000-4100-4300

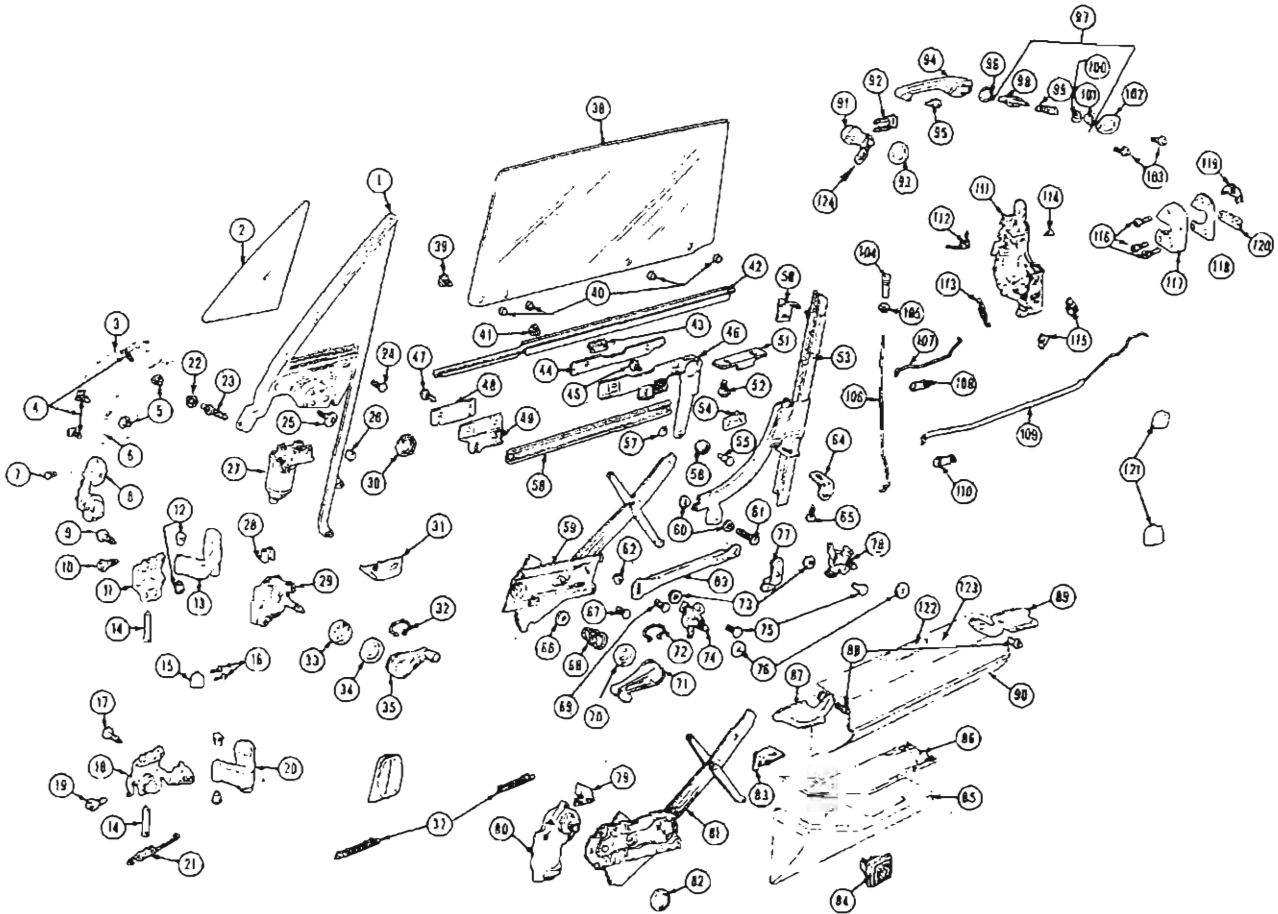


TYPICAL REAR DOOR HARDWARE  
1961-63 - 4000 - 4100



FRONT DOOR HARDWARE-44-46-4800



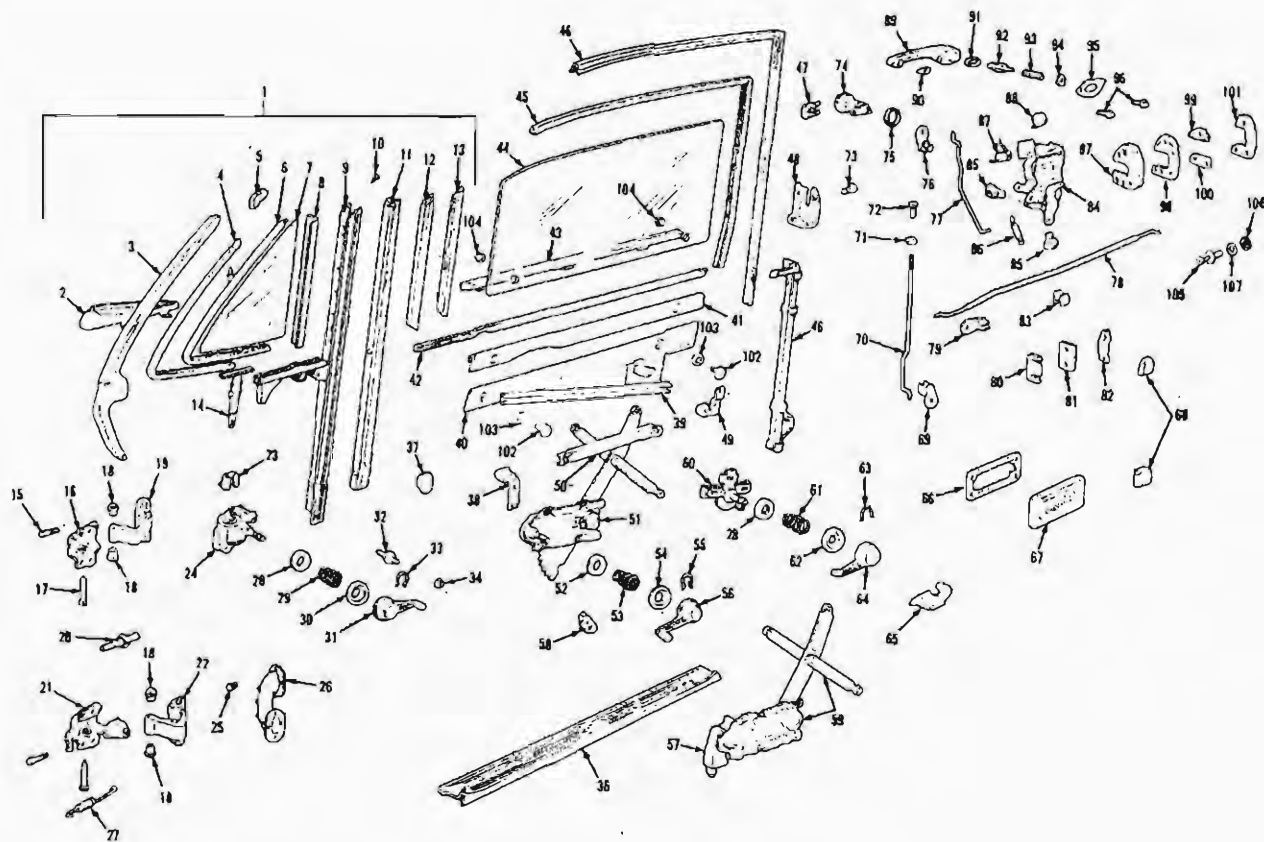




**DOOR HARDWARE ILLUSTRATION  
1963-64 BUICK 4747 BODY STYLE**

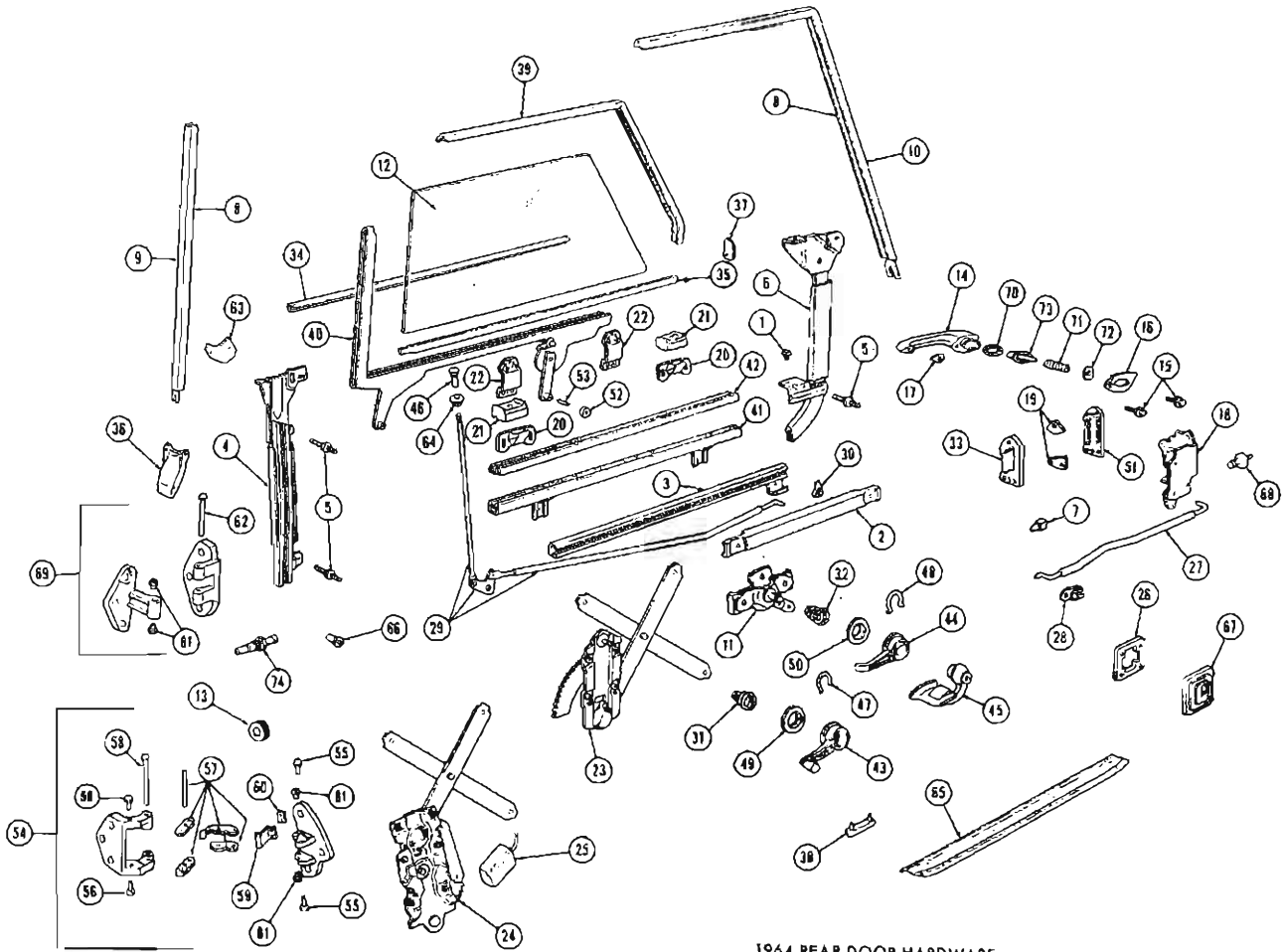
1. VENTILATOR ASSY., Door Less Glass . . . . .	10.650	42. STRIP ASSY., Door Wind. Glass Run Inner . . . . .	10.696	80. MOTOR ASSY., Door Wind. Reg. Elect. . . . .	10.793
2. GLASS, Door Ventilator . . . . .	10.658	43. STRIP ASSY., Door Wind. Gl Run Rr at Belt . . . . .	10.710	81. REGULATOR ASSY., Door Wind. Elect. Less Mtr. . . . .	10.783
3. PANEL ASSY., Door Outer . . . . .	12.895	44. FILLER, Door Wind. Lower Sash Channel Rear (2nd Type Only - See Note 1) . . . . .	10.685	82. PLUG, Door Wind. Reg. Spindle Hole Seal . . . . .	10.587
4. BOLT, Door Outer Panel to Inner Panel . . . . .	12.895	45. SCREW, Mole Wedge Plate to Frame . . . . .	10.728	83. PLATE, Door Switch Mtg. Base Hanger . . . . .	10.777
5. NUT, Door Outer Panel to Inner Panel . . . . .	12.895	46. CHANNEL ASSY., Door Wind. Lwr. Sash Rear (Incl. 55-56) (2nd Type Only - See Note 1) . . . . .	10.685	84. SWITCH ASSY., Door Wind. Escl. . . . .	10.777
6. PANEL ASSY., Door Inner . . . . .	12.894	47. SCREW, Sash Chnl. Cam to Chnl. . . . .	10.687	85. BASE, Door Switch Mounting . . . . .	10.777
7. FASTENER, Door Elect. Conduit . . . . .	10.778	48. FILLER, Door Wind. Lwr. Sash Chnl. Frit. (2nd Type Only - See Note 1) . . . . .	10.685	86. COVER ASSY., Door Switch Mtg. Base . . . . .	10.777
8. CONDUIT, Door Electric . . . . .	10.463	49. CHANNEL, Door Wind. Lower Sash Front (2nd Type Only - See Note 1) . . . . .	10.685	87. HANDLE, Door Lock Remote Control Frit . . . . .	10.512
9. SCREW, Door Upper Hinge to Body . . . . .	10.463	50. SUPT., Door Wind. Glass Run Chnl. Up. . . . .	10.686	88. SCREW, Door Lock Remote Control Handle . . . . .	N.L.
10. SCREW, Door Upper Hinge to Door . . . . .	10.450	51. PLATE, Door Wind. Wedge Female . . . . .	10.728	89. HANDLE, Door Lock Remote Control Rear . . . . .	14.686
11. BOX, Door Hinge Upper . . . . .	10.464	52. SCREW, Female Wedge Pit. to Frame . . . . .	10.728	90. BASE, Arm Rest . . . . .	14.686
12. BUSHING, Door Hinge Oil Less Type . . . . .	10.450	53. CHANNEL ASSY., Door Wind. Cam and Gl Run (2nd Type - See Note 1) . . . . .	10.687	91. CYLINDER, Door . . . . .	10.550
13. STRAP ASSY., Door Hinge Upper . . . . .	10.466	54. PLATE, Door Wind. Wedge Mole . . . . .	10.728	92. RETAINER, Door Lock Cylinder . . . . .	10.551
14. PIN, Door Upper and Lower Hinge . . . . .	11.950	55. PIN, Door Wind. Lwr. Sash Chnl. Roller . . . . .	10.685	93. GASKET, Door Lock Cylinder to Door . . . . .	12.249
15. STRIKER, Door Jamb Switch . . . . .	10.463	56. ROLLER ASSY., Door Wind. Lwr. Sash Chnl. . . . .	10.685	94. HANDLE, Door Outside Less Button . . . . .	10.527
16. SCREW, Door Jamb Switch Striker . . . . .	N.L.	57. BAMP., Wind Cam. and Gl. Run Chnl. on Lwr. Sash Chnl. (2nd Type - See Note 1) . . . . .	10.685	95. GASKET, Door Outside Handle Front . . . . .	10.537
17. SCREW, Door Lower Hinge to Body . . . . .	10.454	58. CAM ASSY., Door Wind. Sash Channel . . . . .	10.687	96. RING, Door Handle Push Button Sealing . . . . .	10.529
18. BOX ASSY., Door Lower Hinge . . . . .	10.463	59. REGULATOR ASSY., Door Wind. (Manual) . . . . .	10.783	97. BUTTON & SHAFT ASSY., Door Hdle. Push . . . . .	10.529
19. SCREW, Door Lower Hinge to Door . . . . .	10.454	60. NUT, Dr. Cam and Gl. Run Chnl. to Inr. Pnl . . . . .	10.687	98. BUTTON & SHAFT, Door Handle Push . . . . .	N.S.S.
20. STRAP ASSY., Door Lower Hinge . . . . .	10.455	61. SCREW, Dr. Cam and Gl. Run Chnl. to Inr. Pnl. . . . .	10.687	99. SPRING, Door Handle Push Button . . . . .	N.S.S.
21. SPRING, Door Lower Hinge . . . . .	10.670	62. NUT, Door Inner Panel Cam . . . . .	10.792	100. WASHER, Door Handle Push Button Stop . . . . .	N.S.S.
22. NUT, Door Vent to Inner Panel Upper . . . . .	12.895	63. CAM ASSY., Door Inner Panel . . . . .	10.792	101. EXTENSION, Door Handle Push Button . . . . .	N.S.S.
23. STUD, Door Vent to Inner Panel Upper . . . . .	10.660	64. SUPT., Door Wind. Glass Run Channel Lower . . . . .	10.686	102. GASKET, Door Outside Handle Rear . . . . .	10.537
24. SCREW, Door Vent to Inner Panel . . . . .	10.665	65. SCREW, Dr. Cam and Gl. Run Chnl. to Supt. . . . .	10.687	103. SCREW, Door Outside Handle . . . . .	10.527
25. SCREW, Door Vent to Inr Pnl Frit. and Rr . . . . .	10.716	66. WASHER, Door Wind. Reg. Hdle. Seal . . . . .	10.665	104. KNOB, Door Inside Locking Rod . . . . .	10.559
26. BUMPER, Door Wind Stop . . . . .	10.661	67. NUT, Wind. Reg. to Inner Panel . . . . .	N.L.	105. FERRULE, Door Locking Rod Knob . . . . .	10.560
27. REGULATOR & MOTOR, Door Vent Elect. . . . .	10.661	68. SPRING, Door Wind. Reg. Handle . . . . .	10.806	106. ROD, Door Inside Lkq. to Lock Vent. . . . .	10.563
28. CLIP, Door Vents Reg. Tee Shaft . . . . .	10.661	69. NUT, Door Inner Panel Cam . . . . .	N.L.	107. ROD, Door Lk. Rear Remote Control to Lock . . . . .	10.506
29. REGULATOR ASSY., Door Vent (Incl. 28) . . . . .	12.980	70. PLATE, Door Wind. Reg. Handle Bearing . . . . .	10.512	108. CLIP, Dr. Lock Rr. Remote Control to Lk. Rad. . . . .	10.506
30. PLUG, Door Vent Reg. Spindle Hole Seal . . . . .	10.660	71. HANDLE ASSY., Frit. Door Wind. Reg. (Incl. 72) . . . . .	10.797	109. ROD, Door Lock Frit. Remote Control to Lk. Rad. . . . .	10.506
31. PLATE, Door Vent Adjusting . . . . .	10.513	72. SPRING, Dr. Wind. Reg. Handle Retaining . . . . .	10.513	110. CLIP, Door Lock Frit. Remote Control to Lk. Rad. . . . .	10.506
32. SPRING, Frit. Door Vent Reg. Handle . . . . .	10.665	73. NUT, Door Lock Remote Control . . . . .	N.L.	111. LOCK ASSY., Door (Incl. 112-113-115) . . . . .	10.470
33. WASHER, Door Vent at Reg. Spindle . . . . .	10.512	74. CONTROL ASSY., Door Lock Remote Front . . . . .	10.500	112. SPRING, Door Lock Push Button Lever . . . . .	10.474
34. PLATE, Door Vent Reg. Handle Bearing . . . . .	10.664	75. BOLT, Door Lock Remote Control . . . . .	N.L.	113. SPRING, Door Lock Hook Lever Return . . . . .	10.474
35. HANDLE ASSY., Front Door Vent Reg. (Incl. 32) . . . . .	13.090	76. WASHER, Door Remote Control Hdle Seal . . . . .	10.797	114. SCREW, Door Lock to Inner Panel . . . . .	10.474
36. GROMMET, Door Inner Panel Wiring . . . . .	10.694	77. CLIP, Door Lock Frit. Remote Control Rod . . . . .	10.565	115. CLIP, Door Lock Spring . . . . .	10.474
37. STRIP, Door Bottom Drain Hole Seal . . . . .	10.681	78. CONTROL ASSY., Door Lock Remote Rear . . . . .	10.500	116. SCREW, Door Lock Striker to Pfr. . . . .	10.570
38. GLASS, Door Window (2nd Type - See Note 1) . . . . .	10.685	79. STOP, Door Wind. Elect. Reg. Sector . . . . .	10.716	117. STRIKER ASSY., Door Lock . . . . .	10.569
39. BOLT, Door Wind. Glass to Lower Channel (2nd Type Only - See Note 1) . . . . .	10.685			118. SPACER, Door Lock Striker . . . . .	10.571
40. SPACER, Door Wind. Glass (2nd Type Only - See Note 1) . . . . .	10.685			119. PLATE, Door Lock Striker Adj. Upper . . . . .	10.571
41. NUT, Door Wind. Glass to Lower Channel (2nd Type Only - See Note 1) . . . . .	10.685			120. PLATE, Door Lock Striker Adj. Lower . . . . .	10.571
				121. BUMPER, Door Lk. Pfr. Up. and Lwr. on Door . . . . .	10.587
				122. CUP, Arm Rest . . . . .	14.688
				123. COVER, Arm Rest . . . . .	14.689
				124. PAWL, Front Door Lock . . . . .	10.554

NOTE 1: This Illustration shows 2nd Type Door. The 2nd Type Door has Glass which is Bolted to the Lower Sash Channel. The 1st Type Door has Glass which is Secured to the Lower Channel by Heat. The 1st Type Glass is Serviced with the Lower Sash Channel Attached and Cannot be Serviced Separately.



1964-1965-1966 FRONT DOOR HARDWARE (TYPICAL)

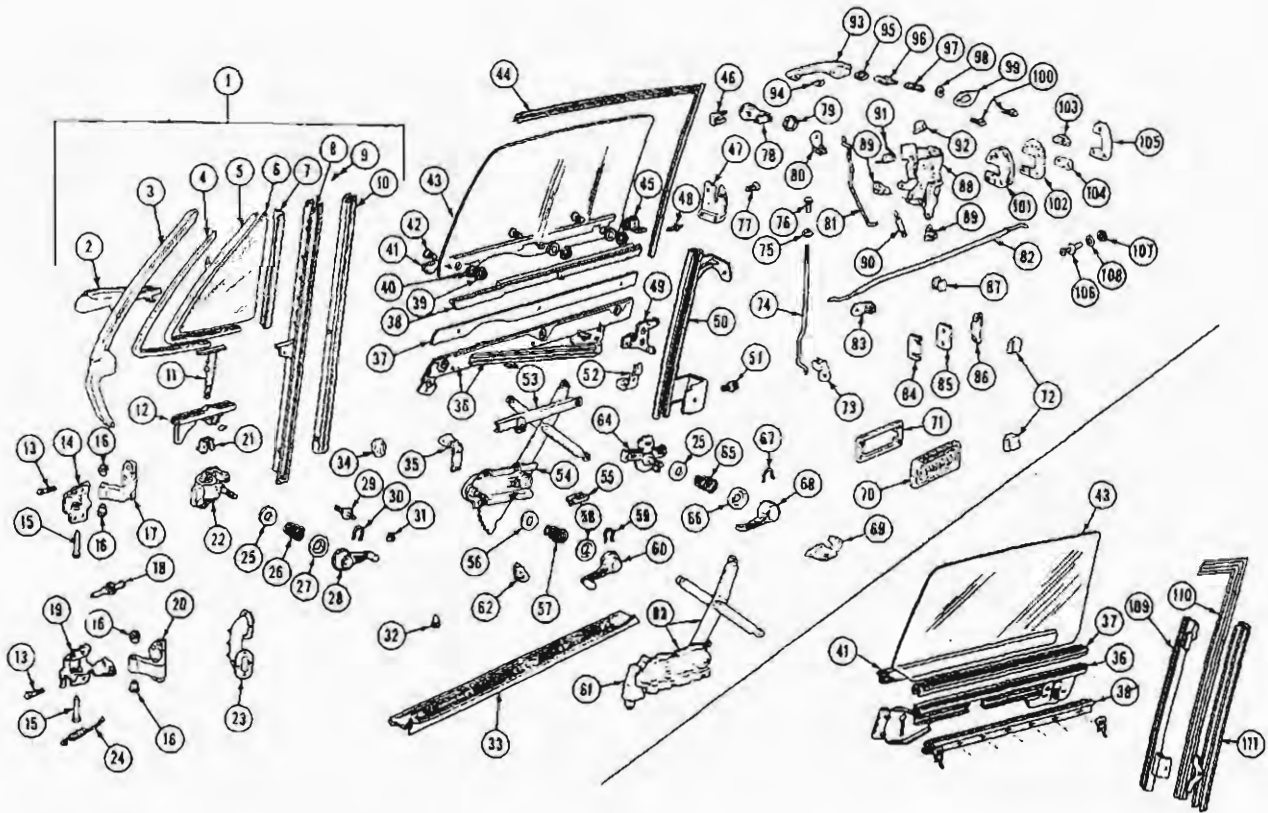
1.	VENTILATOR ASSY, Fri Dr Less Glass	10.650	41.	FILLER, Fri Dr Wdo Lower Sash Channel	10.685	76.	CLIP, Fri Door Lock Cylinder to Lock Rod	10.565
2.	GUTTER, Front Door Vent Drain	10.655	42.	STRIP ASSY, Fri Door Wdo Glass Run Inr	10.696	77.	ROD, Front Door Lock Cylinder to Lock	10.506
3.	FRAME, Front Door Ventilator	10.656	43.	STRIP ASSY, Fri Door Wdo Glass Run Ctr	10.710	78.	ROD, Fri Dr Lock Remote Cont to Lock	10.506
4.	W/STRIP ASSEMBLY, Fri Door Vent	10.652	44.	GLASS, Front Door Window	10.681	79.	CLIP, Fri Dr Remote Cont to Lock Rod	10.565
5.	BUMPER ASSY, Fri Door Wdo Gls or Vent	10.716	45.	CHANNEL ASSEMBLY, Front Door Window Upper Sash (1964 Only)	10.689	80.	SPACER, Door Wedge (Emergency Use)	10.584
6.	CHANNEL ASSY, Front Door Vent Glass	10.655	46.	CHANNEL ASSY, Fri Door Wdo Glass Run	10.701	81.	PLATE, Door Wedge Door Side	10.584
7.	GLASS, Front Door Ventilator	10.658	47.	RETAINER, Front Door Lock Cylinder	10.551	82.	PLATE, Door Wedge Body Side	10.584
8.	W/STRIP ASSY, Fri Door Vent Div Chnl	10.652	48.	STRIP, Front Door Lock Pillar Sealing	10.695	83.	CLIP, Front Door Lock Remote Control Rod	10.565
9.	CHANNEL ASSY, Fri Door Vent Division	10.688	49.	STOP ASSY, Front Door Window Rear	10.716	84.	LOCK ASSEMBLY, Front Door	10.470
10.	SCREW, Front Door Vent Division Channel to Frame	10.688	50.	CAM ASSEMBLY, Front Door Inner Panel	10.792	85.	CLIP, Front Door Lock Spring (Part of "84")	N.L.
11.	CHANNEL, Front Door Wdo Gls Run Fri	10.701	51.	REGULATOR ASSY, Front Dr Wdo Manual	10.783	86.	SPRING, Front Door Lock Hook Lever Retainer (Part of "84")	N.L.
12.	SCALP, Front Door Vent Division Channel Inner—Component of "9" in 1965	10.688	52.	WASHER, Front Door Wdo Reg Spindle	10.517	87.	SPRING, Front Door Lock Over Ctr (Part of "84")	10.474
13.	SCALP, Front Door Vent Division Channel Outer—Component of "9" in 1965	10.688	53.	SPRING, Front Door Window Reg Handle	10.806	88.	SPRING, Front Door Lock Push Button Lever (Part of "84")	10.474
14.	SHAFT, Front Door Vent Gls Chnl "T"	10.657	54.	PLATE, Fri Dr Wdo Reg Hdle Bearing	10.797	89.	HANDLE, Front Door Outside Less Button	10.527
15.	BOLT, Front Door Hinge	10.463	55.	SPRING, Fri Dr Wdo Reg Hdle Retaining	10.797	90.	GASKET, Front Door Outside Handle Fri	10.537
16.	BOX ASSY, Front Door Hinge Upper	10.450	56.	HANDLE ASSY, Front Dr Wdo Regulator	10.797	91.	RING, Front Door Hdle Push Btn Sealing	10.529
17.	PIN, Front Door Upper and Lower Hinge	10.466	57.	MOTOR ASSY, Front Dr Wdo Reg Electric	10.783	92.	BUTTON & SHAFT ASSY, Front Door Handle Push	10.529
18.	BUSHING, Fri Door Hinge Oil Less Type	10.464	58.	STOP, Front Door Window of Regulator	10.716	93.	SPRING, Front Dr Hdle Push Button	10.529
19.	STRAP ASSY, Front Door Hinge Upper	10.450	59.	REG ASSY, Front Door Wdo Less Motor	10.783	94.	WASHER, Fri Dr Hdle Push Button Stop	10.529
20.	SWITCH, Front Door Jamb	11.950	60.	CONTROL ASSY, Fri Dr Lock Remote	10.500	95.	GASKET, Front Door Outside Hdle Rear	10.537
21.	BOX ASSEMBLY, Front Door Hinge Lower	10.454	61.	SPRING, Front Door Remote Control Handle (Regulator)	10.512	96.	SCREW, Outside Door Handle to Panel	N.S.S.
22.	STRAP ASSY, Front Door Hinge Lower	10.454	62.	PLATE, Front Door Remote Control Handle Bearing (Regulator)	10.512	97.	STRIKER ASSEMBLY, Front Door Lock (1964 Only)	10.569
23.	CLIP, Front Door Vent Reg Tee Shaft	10.661	63.	SPRING, Fri Dr Lk Rem Cont Retaining	10.513	98.	SPACER, Front Door Lock Striker Emergency Use (1964 Only)	10.571
24.	REGULATOR ASSY, Front Door Vent	10.661	64.	HANDLE ASSEMBLY, Front Door Lock Remote Control (Regulator)	10.512	99.	PLATE, Front Door Lock Striker Adj Upper (1964 Only)	10.571
25.	FASTENER, Front Door Electric Conduit	10.778	65.	HANDLE, Front Door Lock Remote Control (Paddle)	10.512	100.	PLATE, Front Door Lock Striker Adj Lower (1964 Only)	10.571
26.	CONDUIT, Front Door Electric	10.778	66.	RETAINER, Front Door Window Switch Escutcheon—4 Button	10.777	101.	BOLT, Front Door Window Glass to Lower Sash Channel (1965 Only)	10.685
27.	SPRING, Front Door Lower Hinge	10.455	67.	SWITCH AND ESCUTCHEON ASSY, Front Door Window—4 Button	10.777	102.	SPACER, Front Door Window Glass to Lower Sash Channel (1965 Only)	10.685
28.	WASHER, Front Door Rem Can Hdle Seal	10.665	68.	BUMPER, Front Door Lock Pillar Upper and Lower on Door	10.587	103.	NUT, Front Door Window Glass to Lower Sash Channel (1965 Only)	10.685
29.	SPRING, Front Door Vent Reg Handle	10.806	69.	CLIP, Fri Dr Inr Lkg to Lock Vertical Rod	10.565	104.	STRIKER ASSY, Door Lock } 1964 10.569	
30.	PLATE, Front Door Vent Reg Hdle Bearing	10.660	70.	ROD, Fri Dr Inner Locking to Lock Vert	10.563	105.	WASHER, Lock Striker Plastic } "A" Body 10.571	
31.	HANDLE ASSY, Fri Door Vent Regulator	10.664	71.	FERRULE, Front Door Locking Rod Knob	10.560	106.	WASHER, Lock Striker Metal } All 1965 10.571	
32.	STUD, Front Door Vent to Inner Panel	10.670	72.	KNOB, Front Door Inside Locking Rod	10.559	107.		
33.	SPRING, Front Door Vent Regulator Handle Retaining	10.664	73.	FASTENER, Front Door Lock Pillar Sealing Strip	10.695			
34.	NUT, Front Dr Vent to Inner Panel Upper	10.651	74.	CYLINDER ASSEMBLY, Front Door Lock	10.550			
36.	PLATE ASSEMBLY, Front Door Sill	11.175	75.	GASKET, Lock Cylinder to Door	10.550			
37.	RETAINER, Front Door Trim	14.668						
38.	STOP ASSEMBLY, Front Door Wdo Front	10.716						
39.	CAM, Front Door Window Lower Sash Channel (1964-65 Pillar Styles)	10.687						
40.	CHANNEL ASSY, Fri Dr Wdo Lwr Sash	10.685						



1964 REAR DOOR HARDWARE

1963-64 REAR DOOR HARDWARE (TYPICAL)

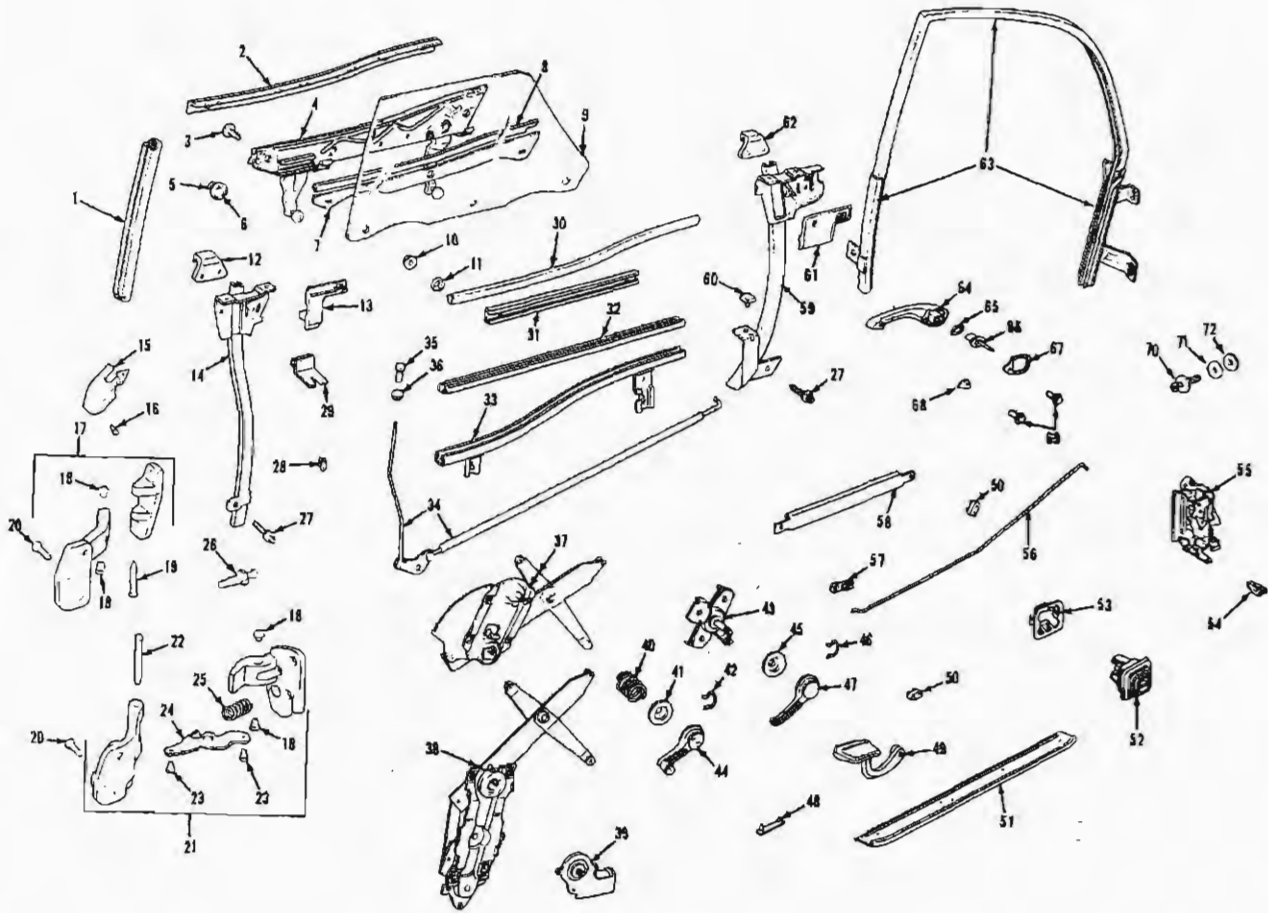
1. BUMPER, Rear Door Window Stop . . . . .	10.716	38. STRIP, Rear Door Bottom Drain Male Seal . . . . .	10.694
2. CAM ASSEMBLY, Rear Door Inner Panel . . . . .	10.792	39. CHANNEL ASSEMBLY, Rear Door Window Upper . . . . .	10.747
3. CAM, Rear Door Window Lower Sash Channel . . . . .	10.748	40. CHANNEL ASSEMBLY, Rear Door Window Lower . . . . .	10.747
4. CAM ASSEMBLY, Rear Door Window Guide Front . . . . .	10.792	41. CHANNEL ASSEMBLY, Rear Door Window Lower Sash . . . . .	10.747
5. STUD, Rear Door Window Guide Front-Center-Lower . . . . .	10.792	42. FILLER, Rear Door Window Lower Sash Channel . . . . .	10.685
6. CAM ASSEMBLY, Rear Door Window Guide Rear . . . . .	10.792	43. HANDLE ASSEMBLY, Rear Door Window Regulator . . . . .	10.797
7. BUMPER, Rear Door Lock Pillar Upper and Lower . . . . .	10.587	44. HANDLE ASSEMBLY, Rear Door Remote Control (Reg.) . . . . .	10.512
8. CHANNEL ASSEMBLY, Rear Door Window Glass Run Front . . . . .	10.759	45. HANDLE ASSEMBLY, Rear Door Remote Control (Paddle) . . . . .	10.512
9. CHANNEL ASSEMBLY, Rear Door Window Glass Run Rear . . . . .	10.759	46. KNOB, Rear Door Inside Lkg. Rod . . . . .	10.559
10. CHANNEL ASSEMBLY, Rear Door Window Glass Run Rear . . . . .	10.759	47. SPRING, Rear Door Window Reg. Handle Retainer . . . . .	10.513
11. CONTROL ASSEMBLY, Rear Door Lock Remote . . . . .	10.500	48. SPRING, Rear Door Remote Control Handle Retainer . . . . .	10.513
12. GLASS, Rear Door Window . . . . .	10.741	49. PLATE, Rear Door Window Reg. Handle Bearing . . . . .	10.797
13. GROMMET, Rear Door Hinge Pillar Cand. . . . .	10.791	50. PLATE, Rear Door Remote Control Handle Bearing . . . . .	10.512
14. HANDLE, Rear Door Outside Less Button . . . . .	10.527	51. PLATE, Rear Door Lock Striker Anchor . . . . .	10.571
15. SCREW, Rear Door Outside Handle to Door . . . . .	10.527	52. ROLLER, Rear Door Window Lower Frame . . . . .	10.747
16. GASKET, Rear Door Outside Handle to Panel Front . . . . .	10.537	53. PIN, Rear Door Window Lower Frame Roller . . . . .	10.747
17. GASKET, Rear Door Outside Handle to Panel Rear . . . . .	10.537	54. HINGE ASSEMBLY, Rear Door Lower . . . . .	10.460
18. LOCK ASSEMBLY, Rear Door . . . . .	10.473	55. PIN, Rear Door Lower Hinge Link Short . . . . .	10.466
19. PLATE, Rear Door Lock Striker Adj. Upper and Lower . . . . .	10.571	56. PIN, Rear Door Lower Hinge Link Long . . . . .	10.466
20. PLATE, Rear Door Window Wedge Male . . . . .	10.769	57. S/A, Links and Shoulder Pins . . . . .	N.S.S.
21. PLATE, Rear Door Window Wedge Female . . . . .	10.769	58. PIN, Hinge . . . . .	10.466
22. PLATE, Rear Door Pull Handle Anchor . . . . .	14.690	59. SPRING, Rear Door Lower Hinge . . . . .	10.460
23. REGULATOR ASSEMBLY, Rear Door Manual . . . . .	10.791	60. PLATE, Rear Door Lower Hinge Spring . . . . .	10.460
24. REGULATOR ASSEMBLY, Rear Door Less Motor . . . . .	10.791	61. BUSHING, Rear Door Hinge Oil Less . . . . .	10.464
25. MOTOR ASSEMBLY, Rear Door Reg. Electric . . . . .	10.791	62. PIN, Rear Door Upper Hinge . . . . .	10.466
26. RETAINER, Rear Door Window Switch Escutcheon . . . . .	10.777	63. SUPPORT, Rear Door Window Guide Front Cam . . . . .	10.765
27. ROD, Rear Door Lock Remote Control to Lock . . . . .	10.506	64. FERRULE, Rear Door Lkg. Rod Knob . . . . .	10.560
28. CLIP, Rear Door Lock Remote Control to Lock Rod . . . . .	10.565	65. PLATE, Rear Door Sill . . . . .	11.179
29. ROD ASSEMBLY, Rear Door Inside Lkg. to Lock . . . . .	10.563	66. RETAINER, Door Trim to Inner Panel . . . . .	14.691
30. CLIP, Rear Door Inside Lkg. to Lock Rod . . . . .	10.565	67. SWITCH ASSEMBLY, Rear Door Window . . . . .	10.777
31. SPRING, Rear Door Window Regulator Handle . . . . .	10.806	68. STRIKER, Rear Door Lock ("A" BODY ONLY) . . . . .	10.569
32. SPRING, Rear Door Remote Control Handle . . . . .	10.512	69. HINGE ASSEMBLY, Rear Door Upper . . . . .	10.460
33. STRIKER ASSEMBLY, Rear Door Lock . . . . .	10.569	70. RING, Rear Door Handle Push Button Sealing . . . . .	10.529
34. STRIP, Rear Door Window Glass Run Outer . . . . .	10.774	71. SPRING, Rear Door Handle Push Button . . . . .	10.529
35. STRIP, Rear Door Window Glass Run Inner . . . . .	10.774	72. WASHER, Rear Door Handle Push Button Stop . . . . .	10.529
36. STRIP, Rear Door Hinge Pillar Sealing at Belt . . . . .	10.755	73. BUTTON & SHAFT Rear Door Handle Push . . . . .	10.529
37. STRIP, Rear Door Lock Pillar Sealing at Belt . . . . .	10.755	74. SWITCH, Rear Door Jamb . . . . .	11.950



1967-1968 FRONT DOOR HARDWARE (TYPICAL)  
 (EXCEPT RIVIERA)

1967-1968 FRONT DOOR HARDWARE (TYPICAL)  
(EXCEPT RIVIERA)

1 - VENTILATOR ASSY, Front Door Less Glass	10.650	42 - BOLT, Door Window Glass to Lower Sash Channel	10.685	80 - CLIP, Front Door Lock Cylinder to Lock Rod (Chevy II and Chevrolet Only)	10.565
2 - GUTTER, Front Door Vent Drain (Oldsmobile-Buick-Cadillac)	10.655	43 - GLASS, Front Door Window	10.681	81 - ROD, Front Door Lock Cylinder to Lock (Chevy II and Chevrolet Only)	10.506
3 - FRAME, Front Door Ventilator	10.656	44 - CHANNEL ASSY, Front Door Window Glass Run	10.701	82 - ROD, Front Door Lock Remote Control to Lock	10.506
4 - WEATHERSTRIP ASSY, Front Door Vent	10.652	45 - STRIP ASSY, Door Glass Inner Anti-Rattle	10.710	83 - CLIP, Front Door Remote Control to Lock Rod	10.565
5 - CHANNEL ASSY, Front Door Vent Glass	10.655	46 - RETAINER, Front Door Lock Cylinder	10.551	84 - SPACER, Door Wedge (Emergency Use)	10.584
6 - GLASS, Front Door Ventilator	10.658	47 - STRIP, Front Door Lock Pillar Sealing	10.694	85 - PLATE, Door Wedge Door Side	10.584
7 - WEATHERSTRIP ASSY, Front Door Vent Division Channel	10.652	48 - STUD, Door Glass Run Channel	10.701	86 - PLATE, Door Wedge Body Side	10.584
8 - CHANNEL and SCALPS, Front Door Vent Division	10.688	49 - PLATE ASSY, Door Window Guide Rear	10.728	87 - CLIP, Front Door Lock Remote Control Rod	10.565
9 - SCREW, Front Door Vent Division Channel to Frame	10.688	50 - CAM ASSY, Door Window Guide Rear	10.792	88 - LOCK ASSY, Front Door	10.470
10 - CHANNEL, Front Door Window Glass Run Front	10.701	51 - SCREW, Door Window Guide Rear Cam	10.792	89 - CLIP, Front Door Lock Spring (Comp. of Item 88)	10.474
11 - SHAFT, Front Door Vent Glass Channel "T"	10.657	52 - STOP ASSY, Front Door Window Rear	10.716	90 - SPRING, Front Door Lock Hook Lever Retainer (Comp. of Item 88)	10.474
12 - SUPPORT, Front Door Ventilator Channel	N.S.	53 - CAM ASSY, Front Door Inner Panel	10.792	91 - SPRING, Front Door Lock Over Center (Comp. of Item 88)	10.474
13 - BOLT, Front Door Hinge	10.463	54 - REGULATOR ASSY, Front Door Window Manual	10.783	92 - SPRING, Front Door Lock Push Button Lever (Comp. of Item 88)	10.474
14 - BOX ASSY, Front Door Hinge Upper	10.450	55 - BUMPER, Door Window Stop	10.716	93 - HANDLE, Front Door Outside Less Button	10.527
15 - PIN, Front Door Upper and Lower Hinge	10.466	56 - WASHER, Front Door Window Regulator Spindle	10.517	94 - GASKET, Front Door Outside Handle Front	10.537
16 - BUSHING, Front Door Hinge Oil Less Type	10.464	57 - SPRING, Front Door Window Regulator Handle	10.806	95 - RING, Front Door Handle Push Button Sealing	10.529
17 - STRAP ASSY, Front Door Hinge Upper	10.450	58 - PLATE, Front Door Window Regulator Handle Bearing	10.515	96 - BUTTON & SHAFT ASSY, Front Door Handle Push	10.529
18 - SWITCH, Front Door Jamb	11.950	59 - SPRING, Front Door Window Regulator Handle Retaining	10.513	97 - SPRING, Front Door Handle Push Button	10.529
19 - BOX ASSY, Front Door Hinge Lower	10.454	60 - HANDLE ASSY, Front Door Window Regulator	10.797	98 - WASHER, Front Door Handle Push Button Stop	10.529
20 - STRAP ASSY, Front Door Hinge Lower	10.454	61 - MOTOR ASSY, Front Door Window Regulator Electric	10.783	99 - GASKET, Front Door Outside Handle Rear	10.537
21 - CLIP, Front Door Vent Regulator Tee Shaft	10.661	62 - STOP, Front Door Window at Regulator	10.716	100 - SCREW, Outside Door Handle to Panel	N.S.
22 - REGULATOR ASSY, Front Door Ventilator	10.661	63 - REGULATOR ASSY, Front Door Window Less Motor	10.783	101 - STRIKER ASSY, Front Door Lock (Chevy II)	10.569
23 - CONDUIT, Front Door Electric	10.728	64 - CONTROL ASSY, Front Door Lock Remote	10.500	102 - SPACER, Front Door Lock Striker (Emergency Use (Chevy II)	10.571
24 - SPRING, Front Door Lower Hinge	10.455	65 - SPRING, Front Door Remote Control Handle (Regulator)	10.666	103 - PLATE, Front Door Lock Striker Adjuster Upper (Chevy II)	10.571
25 - WASHER, Front Door Handle Sealing	10.665	66 - PLATE, Front Door Remote Control Handle Bearing (Regulator)	10.515	104 - PLATE, Front Door Lock Striker Adjuster Lower (Chevy II)	10.571
26 - SPRING, Front Door Vent Regulator Handle	10.806	67 - SPRING, Front Door Lock Remote Control Retaining	10.513	105 - PLATE, Front Door Lock Striker Anchor (Chevy II)	10.571
27 - PLATE, Front Door Vent Regulator Handle Bearing	10.515	68 - HANDLE ASSY, Front Door Lock Remote Control (Regulator)	10.512	106 - STRIKER ASSY, Door Lock (All Except Chevy II)	10.569
28 - HANDLE ASSY, Front Door Vent Regulator	10.664	69 - HANDLE, Front Door Lock Remote Control (Paddle)	10.512	107 - WASHER, Lock Striker Plastic (All Except Chevy II)	10.571
29 - STUD, Front Door Vent to Inner Panel	10.670	70 - RETAINER, Front Door Window Switch Escutcheon - 4 Button	10.777	108 - WASHER, Lock Striker Metal (All Except Chevy II)	10.571
30 - SPRING, Front Door Vent Regulator Handle Retaining	10.513	71 - SWITCH & ESCUTCHEON ASSY, Front Door Window - 4 Button	10.777	109 - CHANNEL ASSY, Door Window Glass Run (Hardtop)	10.701
31 - NUT, Front Door Vent to Inner Panel Upper	10.670	72 - BUMPER, Front Door Lock Pillar Upper and Lower on Door	10.587	110 - CHANNEL, Door Window Glass Run (Sedans)	10.701
32 - PLUG, Front Door Inner Panel Sealing	10.587	73 - CLIP, Front Door Inner Locking to Lock Vertical Rod	10.565	111 - RETAINER, Door Window Glass Run Channel (Sedans)	10.703
33 - PLATE ASSY, Front Door Sill	11.175	74 - ROD, Front Door Inner Locking to Lock Vertical	10.563		
34 - RETAINER, Front Door Trim	14.683	75 - FERRULE, Front Door Locking Rod Knob	10.560		
35 - STOP ASSY, Front Door Window Front	10.716	76 - KNOB, Front Door Inside Locking Rod	10.559		
36 - CHANNEL ASSY, Front Door Window Sash	10.685	77 - FASTENER, Front Door Lock Pillar Sealing Strip	10.695		
37 - FILLER, Front Door Window Lower Sash Channel	10.685	78 - CYLINDER ASSY, Front Door Lock	10.548		
38 - STRIP ASSY, Front Door Window Glass Run Inner	10.710	79 - GASKET, Lock Cylinder to Door	10.529		
39 - NUT, Door Window Glass to Lower Sash Channel	10.685				
40 - SPACER, Door Window Glass to Lower Sash Channel	10.685				
41 - STRIP ASSY, Front Door Window Glass Run Outer	10.710				

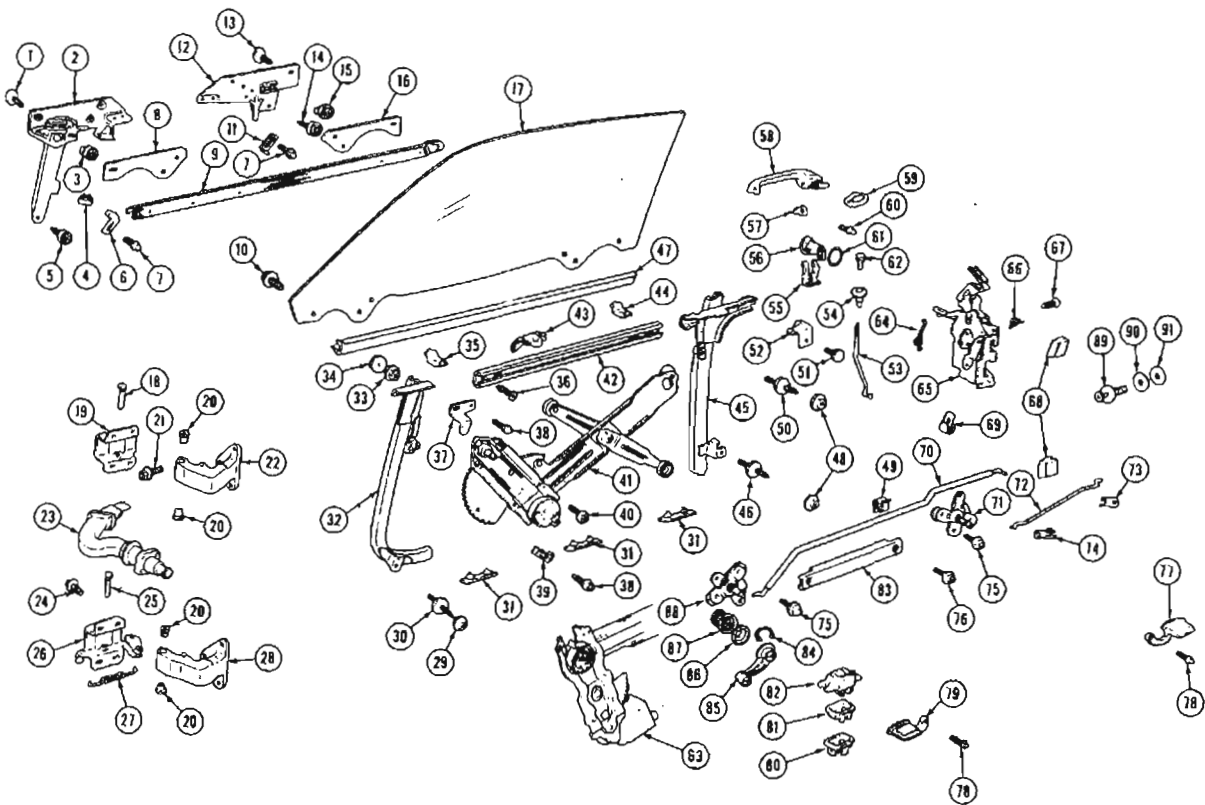


1965-1970 REAR DOOR HARDWARE (TYPICAL)



1965-1970 REAR DOOR HARDWARE (TYPICAL)

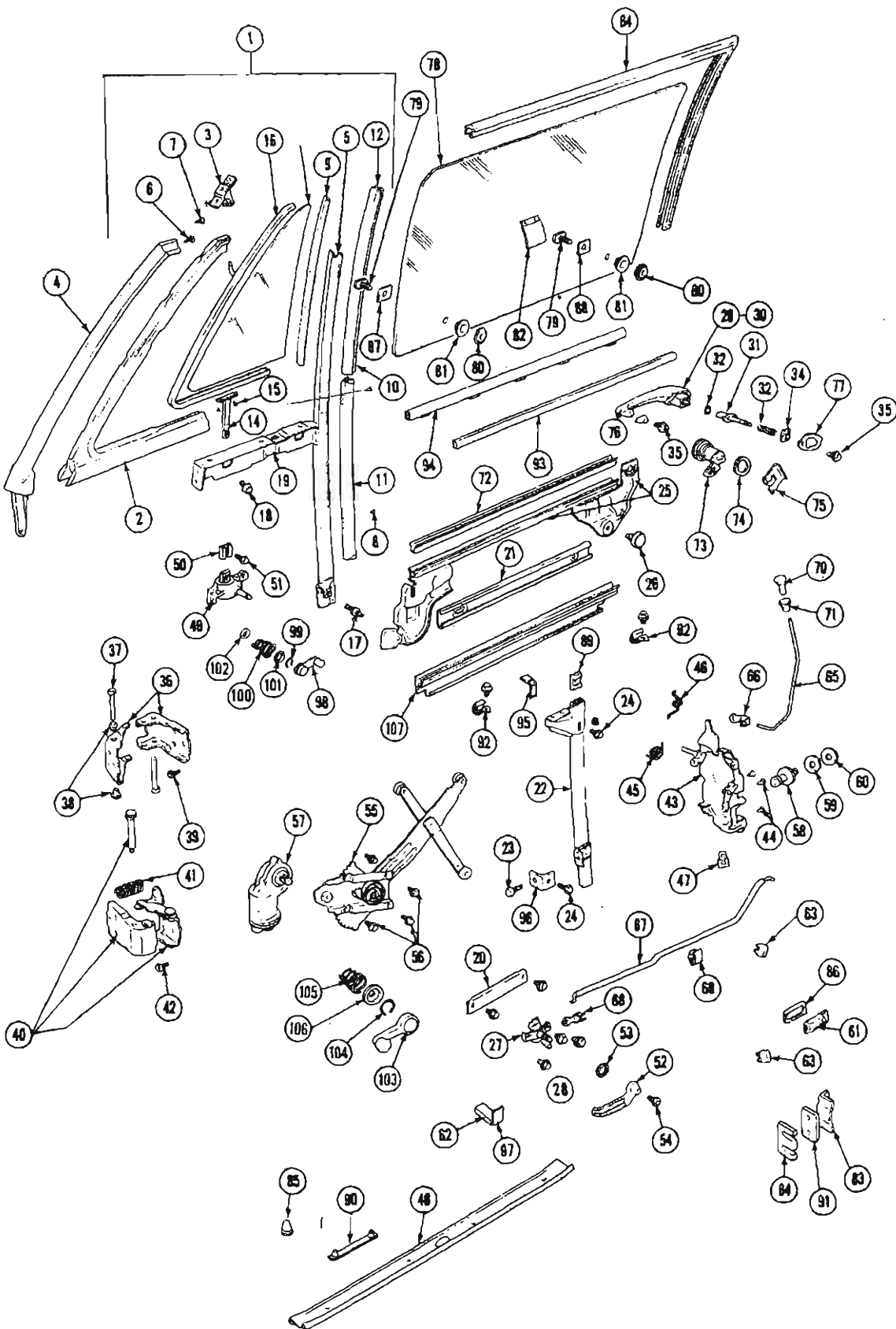
1. CHANNEL, Rear Door Window Front Sash . . . . .	10.747	24. LINK ASY, Rear Door Lower Hinge . . . . .	10.460	48. STRIP, Rear Door Bottom Drain Hole Seal . . . . .	10.694
2. STRIP, Rear Door Window Glass Run Outer . . . . .	10.774	25. SPRING, Rear Door Lower Hinge . . . . .	10.460	49. HANDLE ASY, Rear Door Remote Control (paddle) . . . . .	10.512
3. BOLT, Rear Door Window Glass to Lower Channel . . . . .	10.685	26. SWITCH, Rear Door Jamb . . . . .	11.950	50. BUMPER, Rear Door Lock Pillar Upper & Lower . . . . .	10.587
4. CHANNEL ASY, Rear Door Window Lower Sash . . . . .	10.747	27. STUD, Rear Door Window Guide . . . . .	10.765	51. PLATE, Rear Door Sill . . . . .	11.129
5. ROLLER, Rear Door Window Lower Sash Channel . . . . .	10.747	28. RETAINER, Door Trim to Inner Panel . . . . .	14.683	52. SWITCH ASY, Rear Door Window . . . . .	10.777
6. PIN, Rear Door Window Lower Sash Channel . . . . .	10.747	29. STRIP ASY, Rear Door Window Glass Anti-Rattle . . . . .	10.774	53. RETAINER, Rear Door Window Switch Excn . . . . .	10.777
7. FILLER, Rear Door Window Lower Sash Channel Lower Outer . . . . .	10.685	30. STRIP, Rear Door Window Glass Run Inner . . . . .	10.774	54. CLIP, Door Lock Spring . . . . .	10.506
8. FILLER, Rear Door Window Lower Sash Channel Upper Outer . . . . .	10.685	31. CAM, Rear Door Window Lower Sash Channel . . . . .	10.748	55. LOCK ASY, Rear Door . . . . .	10.473
9. GLASS, Rear Door Window . . . . .	10.741	32. FILLER, Rear Door Window Lower Sash Channel . . . . .	10.685	56. ROD, Rear Door Lock Remote Control to Lock . . . . .	10.506
10. SPACER, Rear Door Window Glass to Lower Channel . . . . .	10.685	33. CHANNEL ASY, Rear Door Lower Sash . . . . .	10.747	57. CLIP, Rear Door Lock Remote Control to Lock Rod . . . . .	10.565
11. NJT, Rear Door Window Glass to Lower Channel . . . . .	10.685	34. ROD ASY, Rear Door Inside Lkg to Lock . . . . .	10.563	58. CAM ASY, Rear Door Inner Panel . . . . .	10.792
12. STOP, Rear Door Window Front . . . . .	10.768	35. KNOB, Rear Door Inside Lkg Rod . . . . .	10.559	59. CAM ASY, Rear Door Window Guide Rear . . . . .	10.792
13. PLATE, Rear Door Window Guide Front . . . . .	10.747	36. FERRULE, Rear Door Lkg Rod Knob . . . . .	10.560	60. BUMPER, Rear Door Window Guide Rear Cam . . . . .	10.716
14. CAM ASY, Rear Door Window Guide Front . . . . .	10.792	37. REGULATOR ASY, Rear Door Manual . . . . .	10.791	61. PLATE, Rear Door Window Sash Channel Guide . . . . .	10.747
15. STRIP, Rear Door Hinge Pillar Sealing at Bell . . . . .	10.694	38. REGULATOR ASY, Rear Door Less Mtr . . . . .	10.791	62. STOP, Rear Door Window Rear . . . . .	10.768
16. FASTENER, Rear Door Hinge Pillar Sealing at Belt . . . . .	10.695	39. MOTOR ASY, Rear Door Regulator Elect . . . . .	10.783	63. CHANNEL ASY, Rear Door Wind Glass Run . . . . .	10.759
17. HINGE ASY, Rear Door Upper . . . . .	10.456	40. SPRING, Rear Door Window Regulator Handle . . . . .	10.806	64. HANDLE, Rear Door Outside Less Button . . . . .	10.527
18. BUSHING, Rear Door Hinge Oil Less . . . . .	10.464	41. PLATE, Rear Door Window Regulator Handle Bearing . . . . .	10.515	65. RING, Rear Door Handle Push Button Sealing . . . . .	10.529
19. PIN, Rear Door Upper Hinge . . . . .	10.466	42. SPRING, Rear Door Window Regulator Handle Retaining . . . . .	10.513	66. BUTTON & SHAFT, Rear Door Handle Push . . . . .	10.529
20. BOLT, Rear Door Hinge to Body & Door . . . . .	10.463	43. CONTROL ASY, Rear Door Lock Remote . . . . .	10.500	67. GASKET, Rear Door Outside Handle to Panel Rear . . . . .	10.537
21. HINGE ASY, Rear Door Lower . . . . .	10.460	44. HANDLE ASY, Rear Door Window Reg . . . . .	10.797	68. GASKET, Rear Door Outside Handle to Panel Front . . . . .	10.537
22. PIN, Rear Door Lower Hinge . . . . .	10.466	45. PLATE, Rear Door Remote Control Handle Bearing (Exc. Cad.) . . . . .	10.515	69. SCREW, Rear Door Outside Handle to Door . . . . .	10.527
23. PIN, Rear Door Lower Hinge Link . . . . .	10.466	46. SPRING, Rear Door Remote Control Handle Retaining (Exc. Cad.) . . . . .	10.513	70. STRIKER, Rear Door Lock . . . . .	10.569
		47. HANDLE ASY, Rear Door Remote Control (Reg.) (Exc. Cad.) . . . . .	10.512	71. WASHER, Rear Door Striker Plastic . . . . .	10.571
				72. WASHER, Rear Door Striker Metal . . . . .	10.571



DOOR HARDWARE 1966-1970 RIVIERA

**DOOR HARDWARE**  
1966-197 "—RIVIERA

1. SCREW, Door Window Guide Front Cam to Panel Upper . . . . .	N.L.	29. NUT, Door Window Guide Front Cam to Panel Lower . . . . .	10.792	64. SPRING, Door Lock Push Button Return . . . . .	10.474
2. CHANNEL ASSY., Door Window Lower Sash Front . . . . .	10.685	30. STUD, Door Window Guide Front Cam to Panel Lower . . . . .	10.792	65. LOCK ASSY., Door . . . . .	10.470
3. ROLLER, Door Window Lower Sash Front Channel Lower . . . . .	10.685	31. STRIP, Door Bottom Drain . . . . .	10.694	66. SPRING, Door Lock Over Center . . . . .	10.474
4. BUMPER, Door Window Stop . . . . .	10.716	32. CAM ASSY., Door Window Guide Front . . . . .	10.792	67. SCREW, Door Lock to Inner Panel . . . . .	10.474
5. ROLLER, Door Window Lower Sash Front Channel Upper . . . . .	10.685	33. NUT, Door Window Glass to Sash Channel . . . . .	10.685	68. BUMPER, Door Lock Pillar on Door . . . . .	10.587
6. STOP, Door Window Lower Sash Channel Front . . . . .	10.716	34. SPACER, Door Window Glass . . . . .	10.685	69. CLIP, Door Lock Spring . . . . .	10.474
7. SCREW, Door Window Lower Sash Channel Rear . . . . .	N.L.	35. RETAINER, Door Belt Trim Support Front . . . . .	14.685	70. ROD, Door Lock Front Remote Control to Lock . . . . .	10.506
8. FILLER, Door Window Lower Sash Channel Front . . . . .	10.685	36. SCREW, Door Lower Sash Channel Cam to Channel . . . . .	10.687	71. CONTROL ASSY., Door Lock Remote Rear . . . . .	10.500
9. STRIP, Door Window Outer at Belt . . . . .	10.710	37. STOP, Front Door Window Regulator (1966) . . . . .	10.716	72. ROD, Door Lock Rear Remote Control to Lock . . . . .	10.506
10. BOLT, Door Window Glass to Lower Channel . . . . .	10.685	38. SCREW, Door Window Regulator Down Stop . . . . .	N.L.	73. CLIP, Door Rear Remote Control to Lock Rod . . . . .	10.565
11. STOP, Door Window Lower Sash Channel Rear . . . . .	10.716	39. STOP, Door Window Regulator . . . . .	10.716	74. CLIP, Door Front Remote Control to Lock Rod . . . . .	10.565
12. CHANNEL ASSY., Door Window Lower Sash Rear . . . . .	10.685	40. SCREW, Door Window Regulator to Inner Panel . . . . .	10.783	75. SCREW, Door Lock Remote Control to Panel . . . . .	10.506
13. SCREW, Door Window Guide Rear Cam to Panel Upper . . . . .	N.L.	41. REGULATOR ASSY., Door Window . . . . .	10.783	76. SCREW, Door Inner Panel Cam to Panel . . . . .	10.792
14. ROLLER, Door Window Lower Sash Rear Channel Lower . . . . .	10.685	42. CAM, Door Window Lower Sash Channel . . . . .	10.687	77. HANDLE, Door Lock Remote Control Rear . . . . .	10.512
15. ROLLER, Door Window Lower Sash Rear Channel Upper (1st. Type 1966) . . . . .	10.685	43. STRIP ASSY., Door Window Anti-Rattle at Belt . . . . .	10.710	78. SCREW, Door Lock Remote Control Handle Front & Rear . . . . .	10.512
16. FILLER, Door Window Lower Sash Channel Rear . . . . .	10.685	44. RETAINER, Door Belt Trim Support Rear . . . . .	14.685	79. HANDLE, Door Lock Remote Control Front . . . . .	10.512
17. GLASS, Door Window . . . . .	10.681	45. CAM ASSY., Door Window Guide Rear . . . . .	10.792	80. RETAINER, Door Window Switch Escutcheon One Button . . . . .	10.777
18. PIN, Door Upper Hinge . . . . .	10.466	46. STUD, Door Window Guide Rear Cam to Panel Lower . . . . .	10.792	81. REINFORCEMENT, Door Trim or Window Switch . . . . .	10.777
19. BOX, Door Hinge Upper . . . . .	10.450	47. STRIP ASSY., Door Window Inner at Belt . . . . .	10.710	82. SWITCH & ESCUTCHEON, Door Window One Button . . . . .	10.777
20. BUSHING, Door Hinge Oil Less Type . . . . .	10.464	48. NUT, Door Window Guide Rear Cam to Panel . . . . .	10.792	83. CAM ASSY., Door Inner Panel . . . . .	10.792
21. SCREW, Door Hinge to Door . . . . .	10.463	49. CLIP, Door Lock Remote Control to Panel . . . . .	10.565	84. SPRING, Door Window Regulator Handle Retaining . . . . .	10.513
22. STRAP ASSY., Door Hinge Upper . . . . .	10.450	50. STUD, Door Window Guide Rear Cam to Panel Center . . . . .	10.792	85. HANDLE ASSY., Door Window Regulator . . . . .	10.797
23. CONDUIT, Door . . . . .	10.778	51. FASTENER, Door Lock Pillar W/Strip . . . . .	10.695	86. PLATE, Door Window Regulator Handle Bearing . . . . .	10.515
24. SCREW, Door Hinge to Body . . . . .	10.463	52. CAP, Door Lock Pillar W/Strip . . . . .	10.694	87. SPRING, Door Window Regulator Handle . . . . .	10.806
25. PIN, Door Lower Hinge . . . . .	10.466	53. ROD, Door Inner Locking to Lock Vertical . . . . .	10.563	88. CONTROL ASSY., Door Lock Remote Front . . . . .	10.500
26. BOX ASSY., Door Hinge Lower . . . . .	10.454	54. FERRULE, Door Locking Rod Knob . . . . .	10.560	89. STRIKER ASSY., Door Lock . . . . .	10.569
27. SPRING, Door Lower Hinge . . . . .	10.455	55. RETAINER, Door Lock Cylinder . . . . .	10.551	90. WASHER, Door Lock Striker Metal . . . . .	10.571
28. STRAP ASSY., Door Hinge Lower . . . . .	10.454	56. CYLINDER, Door Lock . . . . .	10.548	91. WASHER, Door Lock Striker Plastic . . . . .	10.571
		57. GASKET, Door Outside Handle Front . . . . .	10.537		
		58. HANDLE ASSY., Door Outside . . . . .	10.527		
		59. GASKET, Door Outside Handle Rear . . . . .	10.537		
		60. SCREW, Door Outside Handle . . . . .	10.527		
		61. GASKET, Door Lock Cylinder . . . . .	10.529		
		62. KNOB, Door Inside Locking Rod . . . . .	10.559		
		63. MOTOR ASSY., Door Window Regulator Elect . . . . .	10.783		



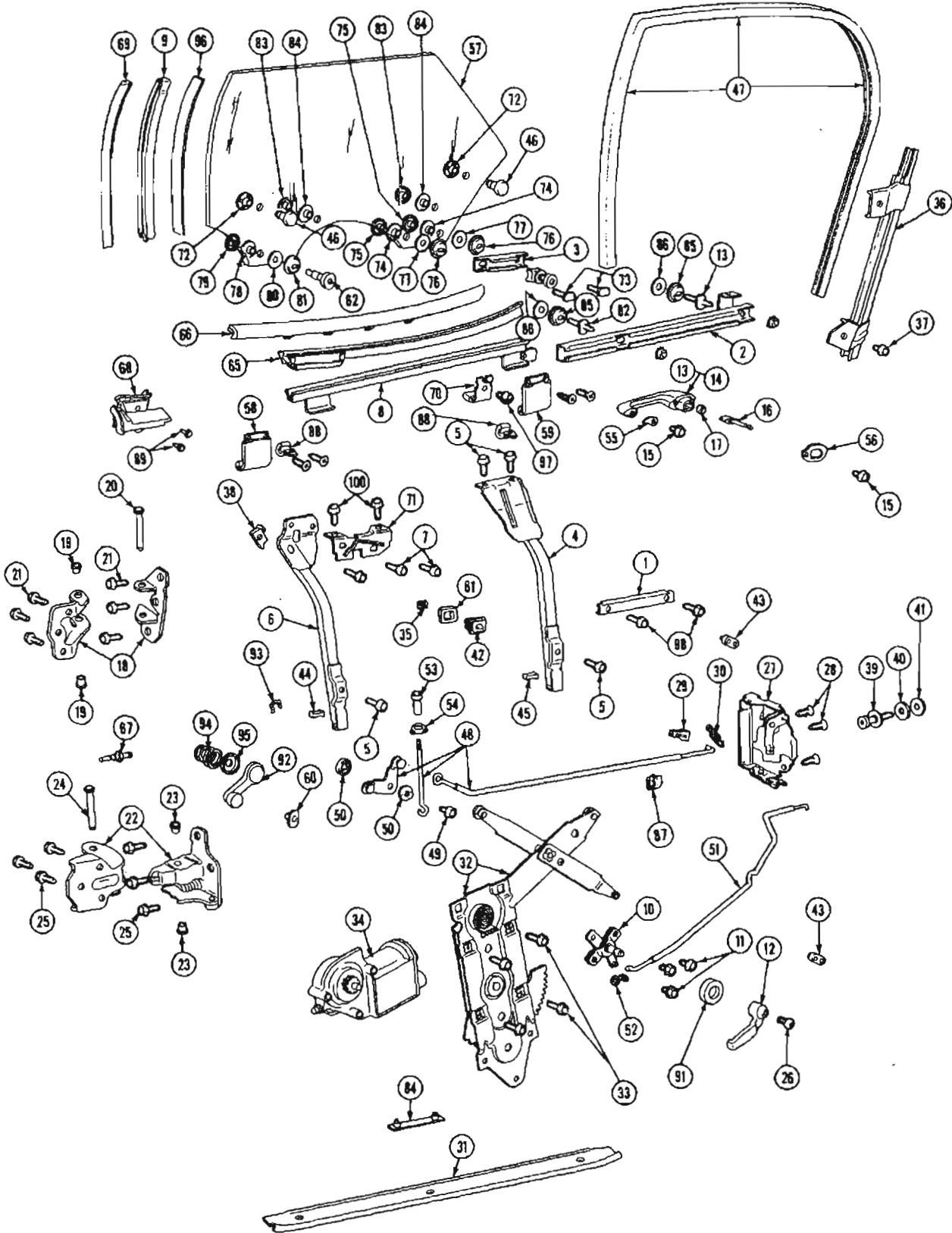
FRONT DOOR HARDWARE  
1968-30-4000

## FRONT DOOR HARDWARE 1968-30-4000

1	VENTILATOR, Door Less Glass . . . . .	10.650	56	SCREW, Door Window Regulator to Inner Panel	10.783
2	WEATHERSTRIP, Door Vent . . . . .	10.652	57	MOTOR, Door Window Regulator Electric . . . . .	10.783
** 3	SUPPORT, Door Vent Upper Pivot . . . . .	10.652	58	STRIKER, Door Lock . . . . .	10.659
* 4	FRAME, Door Vent. . . . .	10.656	59	WASHER, Door Lock Striker Metal . . . . .	10.571
5	CHANNEL & SCALPS, Door Vent Division . . . . .	10.688	60	WASHER, Door Lock Striker Plastic . . . . .	10.571
** 6	SCREW, Door Vent to Division Channel Upper . . . . .	10.688	61	SWITCH & ESCUTCHEON, Door Window. . . . .	10.777
* 7	SCREW, Door Vent Division Channel to Frame. . . . .	10.688	62	BUMPER, Door Window Stop . . . . .	10.716
8	RIVET, Door Vent Division Channel to Support. . . . .	10.688	63	BUMPER, Door Lock Pillar Upper & Lower . . . . .	10.587
9	WEATHERSTRIP, Door Vent Division Channel . . . . .	10.652	** 64	CHANNEL, Door Window Glass Run . . . . .	10.701
** 10	CHANNEL, Door Window Glass Run Front . . . . .	10.688	65	ROD, Door Inside Locking to Lock . . . . .	10.563
* 11	CHANNEL, Door Window Glass Run Front Lower . . . . .	10.688	66	CLIP, Door Inner Locking to Lock Rod . . . . .	10.565
* 12	CHANNEL, Door Window Glass Run Front Upper . . . . .	10.688	67	ROD, Door Lock Remote Control to Lock . . . . .	10.506
13	CHANNEL, Door Vent Glass . . . . .	10.655	68	CLIP, Door Lock Remote Control to Lock Rod. . . . .	10.565
14	SHAFT, Door Vent Glass Channel Tee . . . . .	10.657	69	CLIP, Door Lock Remote Control to Panel . . . . .	10.565
15	RIVET, Door Vent Pivot Hinge . . . . .	10.669	70	KNOB, Door Inside Locking Rod . . . . .	10.559
16	GLASS, Door Vent. . . . .	10.658	71	FERRULE, Door Inside Lock Rod Knob. . . . .	10.560
17	STUD, Door Vent to Inner Panel . . . . .	10.670	72	FILLER, Door Window Lower Sash Channel (All Styles Except 39). . . . .	10.685
18	SCREW, Door Vent to Inner Panel . . . . .	10.670	73	CYLINDER, Door Lock . . . . .	10.548
19	SUPPORT, Division Channel . . . . .	N.S.S.	74	GASKET, Door Lock Cylinder . . . . .	10.529
20	CAM ASSY, Door Inner Panel . . . . .	10.792	75	RETAINER, Door Lock Cylinder . . . . .	10.551
* 21	CAM, Door Window Lower Sash Channel. . . . .	10.687	76	GASKET, Door Outside Handle Front. . . . .	10.537
* 22	CAM, Door Window Guide Rear . . . . .	10.687	77	GASKET, Door Outside Handle Rear . . . . .	10.537
* 23	SCREW, Door Window Guide Rear to Support. . . . .	10.687	78	GLASS, Door Window . . . . .	10.681
* 24	SCREW, Door Window Guide Rear to Panel . . . . .	10.687	* 79	BOLT, Door Window Glass to Lower Channel . . . . .	10.685
* 25	CHANNEL, Door Window Lower Sash . . . . .	10.685	* 80	NUT, Door Window Glass to Lower Channel . . . . .	10.685
* 26	ROLLER, Door Window Lower Sash Channel . . . . .	10.685	* 81	BUSHING, Door Window Glass to Lower Channel . . . . .	10.685
27	CONTROL, Door Lock Remote . . . . .	10.500	* 82	PLATE, Door Window Guide Rear. . . . .	10.728
28	SCREW, Door Lock Remote Control to Panel . . . . .	10.506	83	PLATE, Door Wedge Body Side (Conv. Only). . . . .	10.584
29	HANDLE, Door Outside . . . . .	10.527	84	PLATE, Door Wedge Door Side (Conv. Only). . . . .	10.584
30	HANDLE, Door Outside Less Button . . . . .	10.527	85	PLUG, Door Trim Pad Sealing . . . . .	14.683
31	BUTTON & SHAFT, Door Handle Push . . . . .	10.529	86	RETAINER, Door Window Switch . . . . .	10.777
32	SPRING, Door Handle Push Button . . . . .	10.529	* 87	FILLER, Door Window Lower Sash Channel Front . . . . .	N.S.
33	RING, Door Handle Push Button Sealing . . . . .	10.529	* 88	FILLER, Door Window Lower Sash Channel Rear . . . . .	N.S.
34	WASHER, Door Handle Push Button Stop . . . . .	10.529	* 89	STOP, Door Window Upper Rear . . . . .	10.716
35	SCREW, Door Handle to Door . . . . .	10.527	90	STRIP, Door Bottom Drain Hole Sealing. . . . .	10.694
36	HINGE, Door Upper (Incl. items 37-38) . . . . .	10.450	91	SPACER, Wedge Plate (Emergency Use). . . . .	10.584
37	PIN, Door Upper Hinge . . . . .	10.466	* 92	STRIP, Door Window Anti Rattle . . . . .	10.710
38	BUSHING, Door Upper Hinge . . . . .	10.464	93	STRIP, Door Window Inner at Belt . . . . .	10.710
39	SCREW, Door Upper Hinge to Body & Door. . . . .	10.463	94	STRIP, Door Window Outer at Belt . . . . .	10.710
40	HINGE, Door Lower (Incl. Item 41) . . . . .	10.454	* 95	STOP, Door Window Front Up . . . . .	10.716
41	SPRING, Door Lower Hinge. . . . .	10.455	* 96	SUPPORT, Door Window Guide Cam Lower. . . . .	10.765
42	SCREW, Door Lower Hinge to Body & Door. . . . .	10.463	** 97	SUPPORT, Door Window Bumper . . . . .	10.716
43	LOCK, Door . . . . .	10.470	98	HANDLE, Door Vent Regulator . . . . .	10.664
44	SCREW, Door Lock to Inner Panel . . . . .	10.474	99	SPRING, Door Vent Regulator Handle Retaining. . . . .	10.513
45	SPRING, Door Lock Push Button Return . . . . .	10.474	100	SPRING, Door Vent Regulator Handle . . . . .	10.806
46	SPRING, Door Lock Over Center. . . . .	10.474	101	PLATE, Door Vent Regulator Handle Bearing. . . . .	10.515
47	CLIP, Door Lock Spring . . . . .	10.474	102	WASHER, Door Vent Regulator Sealing. . . . .	10.665
48	PLATE, Door Sill. . . . .	11.175	103	HANDLE, Door Window Regulator. . . . .	10.797
49	REGULATOR, Door Ventilator . . . . .	10.661	104	SPRING, Door Window Regulator Handle Retaining. . . . .	10.513
50	CLIP, Door Vent Regulator Tee Shaft. . . . .	10.661	105	SPRING, Door Window Regulator Handle. . . . .	10.806
51	SCREW, Door Vent Regulator to Tee Shaft . . . . .	10.670	106	PLATE, Door Window Regulator Handle Bearing. . . . .	10.515
52	HANDLE, Door Lock Remote Control . . . . .	10.512	**107	CHANNEL, Door Window Lower Sash . . . . .	10.685
53	WASHER, Door Lock Remote Control Handle . . . . .	10.517			
54	SCREW, Door Lock Remote Control Handle . . . . .	10.512			
55	REGULATOR, Door Window . . . . .	10.783			

\*Hardtops

\*\*Closed Styles



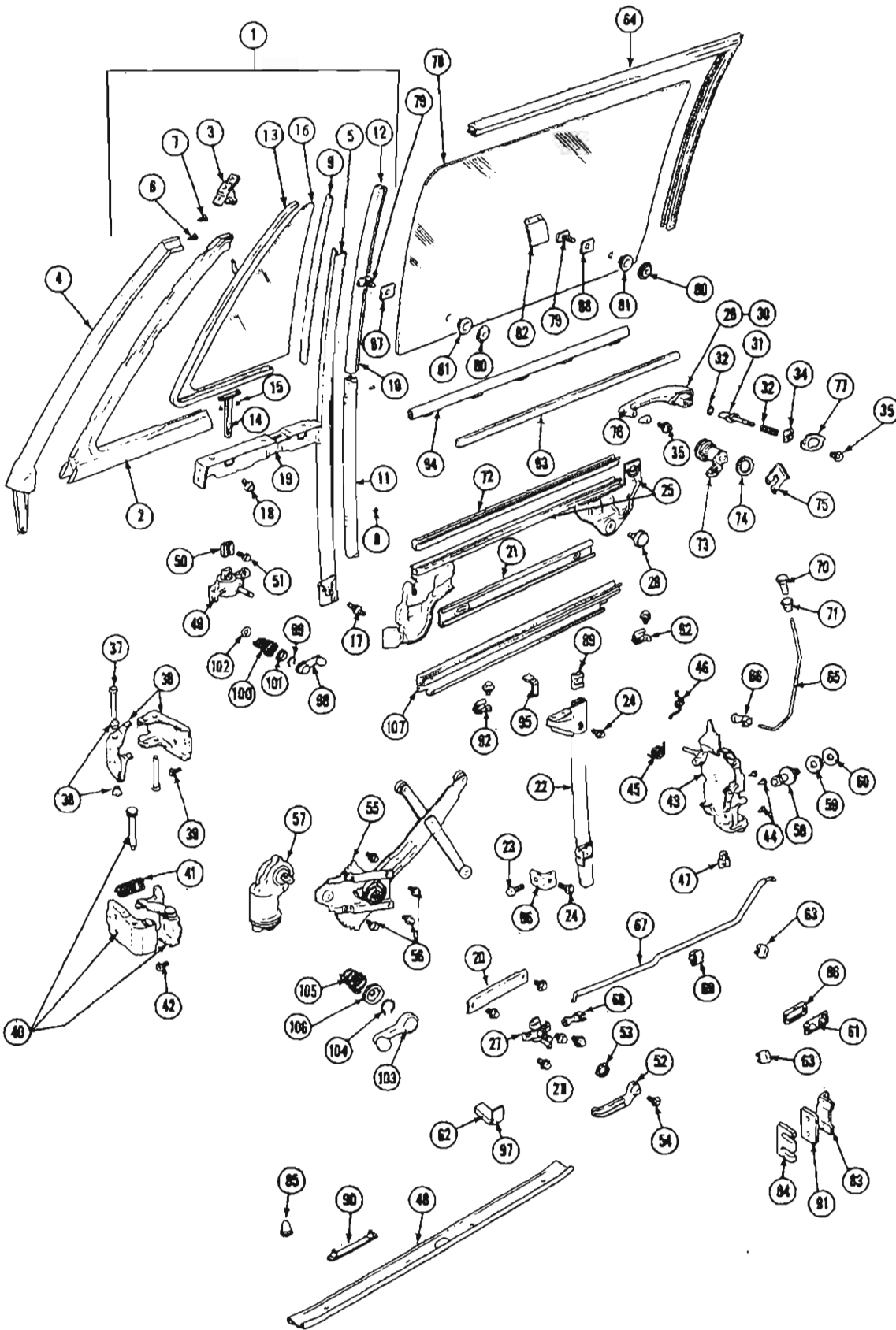
REAR DOOR HARDWARE  
1968-30-4000

## REAR DOOR HARDWARE 1968-30-4000

1	CAM, Door Inner Panel . . . . .	10.792	56	GASKET, Door Outside Handle Rear . . . . .	10.537
2	CAM, Door Window Lower Sash Channel . . . . .	10.748	57	GLASS, Door Window . . . . .	10.741
* 3	CAM, Door Window Glass Rear Guide . . . . .	10.792	*58	PLATE, Door Window Guide Front . . . . .	10.747
* 4	CAM, Door Window Guide Rear . . . . .	10.792	*59	PLATE, Door Window Guide Rear . . . . .	10.747
* 5	SCREW, Door Window Guide to Panel . . . . .	10.792	60	PLUG, Door Trim Pad Sealing . . . . .	14.683
* 6	CAM, Door Window Guide Front . . . . .	10.792	61	RETAINER, Door Window Switch . . . . .	10.777
* 7	SCREW, Door Window Guide Front to Support . . . . .	10.792	*62	ROLLER, Door Window Guide Front . . . . .	10.747
** 8	CHANNEL, Door Window Lower Sash . . . . .	10.747	*63	ROLLER, Door Window Guide Rear . . . . .	10.747
* 9	CHANNEL, Door Window Front Sash . . . . .	10.747	64	STRIP, Door Bottom Drain Hole Sealing . . . . .	10.694
10	CONTROL, Door Lock Remote . . . . .	10.500	65	STRIP, Door Window Inner at Belt . . . . .	10.774
11	SCREW, Door Lock Remote Control to Panel . . . . .	10.506	66	STRIP, Door Window Outer at Belt . . . . .	10.774
12	HANDLE, Door Lock Remote Control . . . . .	10.512	67	SWITCH, Door Jamb . . . . .	11.950
13	HANDLE, Door Outside (Oldsmobile and Buick) . . . . .	10.527	*68	WEATHERSTRIP, Door Hinge Pillar at Belt . . . . .	10.694
14	HANDLE, Door Outside Less Button . . . . .	10.527	*69	WEATHERSTRIP, Door Window Frame Vertical . . . . .	10.764
15	SCREW, Door Outside Handle to Door . . . . .	10.527	*70	STOP, Door Window Rear . . . . .	10.768
16	BUTTON & SHAFT, Door Handle Push . . . . .	10.529	*71	SUPPORT, Door Window Guide Front Cam Upper . . . . .	10.765
17	RING, Door Handle Push Button Sealing . . . . .	10.529	*72	FASTENER, Door Window Glass Bearing . . . . .	10.685
18	HINGE, Door Upper (Incl. Item 19-20). . . . .	10.456	*73	BOLT, Door Window Glass Rear Guide Cam . . . . .	10.792
19	BUSHING, Door Upper Hinge . . . . .	10.464	*74	BUSHING, Door Window Glass Rear Guide Cam . . . . .	10.792
20	PIN, Door Upper Hinge . . . . .	10.466	*75	NUT, Door Window Glass Rear Guide Cam . . . . .	10.792
21	SCREW, Door Upper Hinge to Body and Door . . . . .	10.463	*76	WASHER, Door Window Glass Rear Guide Cam Steel . . . . .	10.792
22	HINGE, Door Lower . . . . .	10.460	*77	WASHER, Door Window Glass Rear Guide Cam Rubber . . . . .	10.792
23	BUSHING, Door Lower Hinge . . . . .	10.464	*78	BUSHING, Door Window Guide Front Roller . . . . .	10.792
24	PIN, Door Lower Hinge . . . . .	10.466	*79	NUT, Door Window Guide Front Roller . . . . .	10.792
25	SCREW, Door Lower Hinge to Body and Door . . . . .	10.463	*80	WASHER, Door Window Guide Front Roller Rubber . . . . .	10.792
26	SCREW, Door Lock Remote Control Handle . . . . .	10.512	*81	WASHER, Door Window Guide Front Roller Steel . . . . .	10.792
27	LOCK, Rear Door . . . . .	10.473	*82	STUD, Door Window Cam to Glass . . . . .	10.792
28	SCREW, Door Lock to Inner Panel . . . . .	10.474	*83	NUT, Door Window Cam to Glass Stud . . . . .	10.792
29	CLIP, Door Lock Spring . . . . .	10.474	*84	BUSHING, Door Window Cam to Glass Stud . . . . .	10.792
30	SPRING, Door Lock Push Button Return . . . . .	10.474	*85	WASHER, Door Window Cam to Glass Stud Steel . . . . .	10.792
31	PLATE, Rear Door Sill . . . . .	11.179	*86	WASHER, Door Window Cam to Glass Stud Rubber . . . . .	10.792
32	REGULATOR ASSY, Door Window . . . . .	10.791	87	CLIP, Door Lock Remote Control to Panel . . . . .	10.565
33	SCREW, Door Regulator to Inner Panel . . . . .	10.791	*88	STRIP, Door Window Anti Rattle . . . . .	10.774
34	MOTOR, Door Window Regulator Electric . . . . .	10.791	*89	FASTENER, Door Hinge Pillar Weatherstrip . . . . .	10.695
35	REINFORCEMENT, Door Trim at Switch . . . . .	10.777	90	SCREW, Door Lock Remote Control Handle . . . . .	10.512
**36	RETAINER, Door Window Glass Run . . . . .	10.759	91	WASHER, Door Lock Remote Control Handle . . . . .	10.517
**37	SCREW, Glass Run Channel Retainer to Panel . . . . .	10.759	92	HANDLE, Door Window Regulator . . . . .	10.797
*38	STOP, Door Window Front Up . . . . .	10.768	93	SPRING, Door Window Regulator Handle Retaining . . . . .	10.513
39	STRIKER, Door Lock . . . . .	10.569	94	SPRING, Door Window Regulator Handle . . . . .	10.806
40	WASHER, Door Lock Striker Metal . . . . .	10.571	95	PLATE, Door Window Regulator Handle Bearing . . . . .	10.515
41	WASHER, Door Lock Striker Plastic . . . . .	10.571	96	STRIP, Sash Channel Front Sealing . . . . .	N.S.
42	SWITCH & ESCUTCHEON, Door Window . . . . .	10.777	*97	SCREW, Door Window Rear Stop . . . . .	10.768
43	BUMPER, Door Lock Pillar Door Side . . . . .	10.587	98	SCREW, Door Inner Panel Cam to Panel . . . . .	10.792
*44	BUMPER, Door Window Guide Front Cam . . . . .	10.792	*99	SCREW, Door Window Guide Front to Stop . . . . .	10.792
*45	BUMPER, Door Window Guide Rear Cam . . . . .	10.792	*100	SCREW, Door Window Guide Front Support to Panel . . . . .	10.792
*46	CAP, Door Window Glass Bearing Fastener . . . . .	10.685			
*47	CHANNEL, Door Window Glass Run . . . . .	10.759			
48	ROD, Door Inside Locking to Lock . . . . .	10.563			
49	SCREW, Door Inside Locking to Lock Rod . . . . .	10.556			
50	WASHER, Door Inside Locking to Lock Rod . . . . .	10.556			
51	ROD, Door Lock Remote Control to Lock . . . . .	10.506			
52	CLIP, Door Lock Remote Control to Lock Rod . . . . .	10.565			
53	KNOB, Door Inside Locking Rod . . . . .	10.559			
54	FERRULE, Door Inside Locking Rod Knob . . . . .	10.560			
55	GASKET, Door Outside Handle Front . . . . .	10.537			

\*Hardtops

\*\*Closed Styles



**FRONT DOOR HARDWARE**  
 1968-30-4000  
 1969-30-4000 (WITH VENTILATORS)



## FRONT DOOR HARDWARE

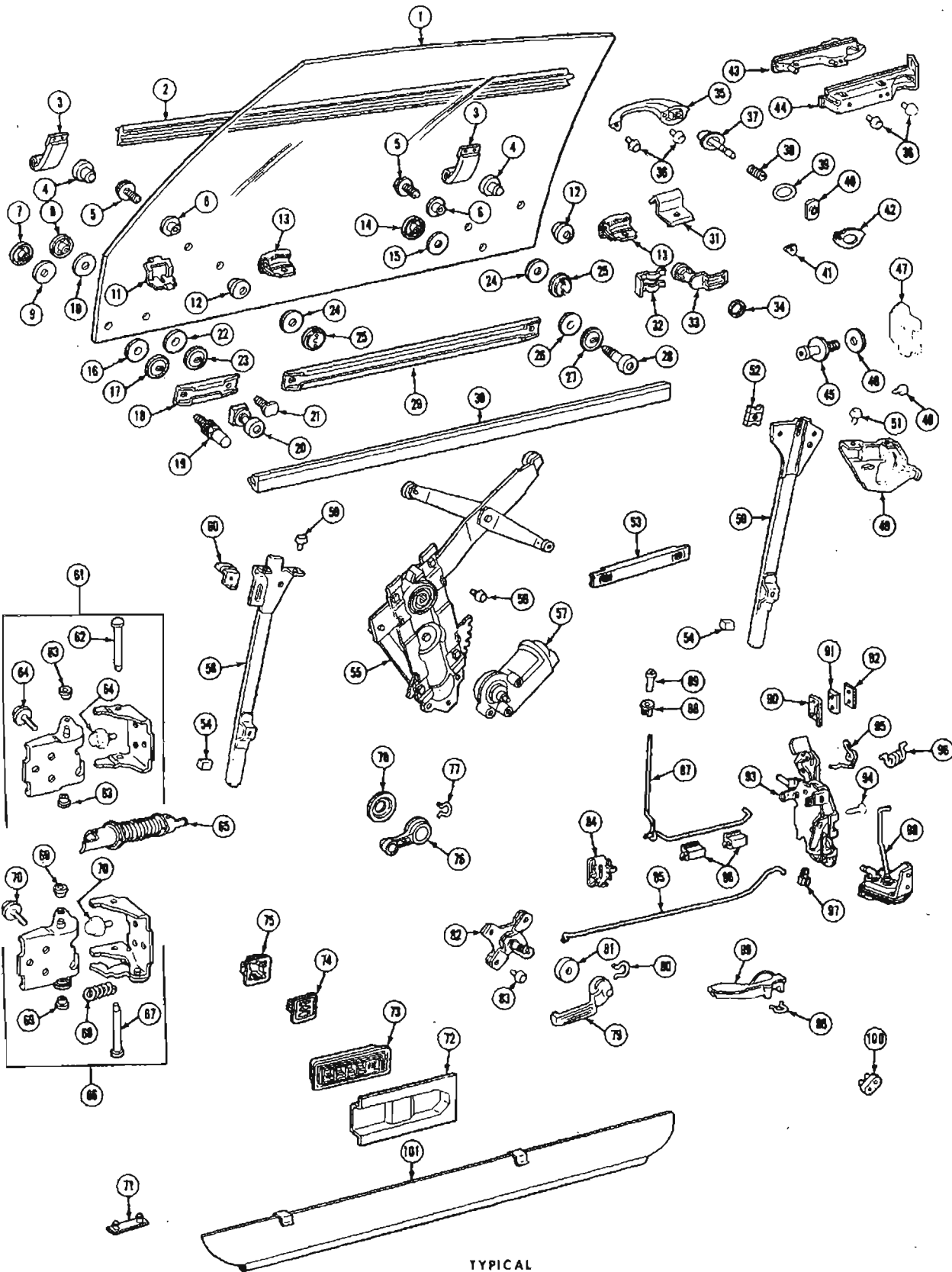
1968-30-4000

1969-30-4000 (WITH VENTILATORS)

1	VENTILATOR, Door Less Glass . . . . .	10.650	56	SCREW, Door Window Regulator to inner Panel	10.783
2	WEATHERSTRIP, Door Vent . . . . .	10.652	57	MOTOR, Door Window Regulator Electric . .	10.783
** 3	SUPPORT, Door Vent Upper Pivot . . . . .	10.652	58	STRIKER, Door Lock . . . . .	10.659
* 4	FRAME, Door Vent. . . . .	10.656	59	WASHER, Door Lock Striker Metal . . . . .	10.571
5	CHANNEL & SCALPS, Door Vent Division . .	10.688	60	WASHER, Door Lock Striker Plastic . . . . .	10.571
** 6	SCREW, Door Vent to Division Channel Upper . . . . .	10.688	61	SWITCH & ESCUTCHEON, Door Window. . .	10.777
* 7	SCREW, Door Vent Division Channel to Frame. . . . .	10.688	62	BUMPER, Door Window Stop . . . . .	10.716
8	RIVET, Door Vent Division Channel to Support. . . . .	10.688	63	BUMPER, Door Lock Pillar Upper & Lower . .	10.587
9	WEATHERSTRIP, Door Vent Division Channel . . . . .	10.652	** 64	CHANNEL, Door Window Glass Run . . . . .	10.701
** 10	CHANNEL, Door Window Glass Run Front . .	10.688	65	ROD, Door Inside Locking to Lock . . . . .	10.563
* 11	CHANNEL, Door Window Glass Run Front Lower . . . . .	10.688	66	CLIP, Door Inner Locking to Lock Rod . . . .	10.565
* 12	CHANNEL, Door Window Glass Run Front Upper . . . . .	10.688	67	ROD, Door Lock Remote Control to Lock . . .	10.506
13	CHANNEL, Door Vent Glass . . . . .	10.655	68	CLIP, Door Lock Remote Control to Lock Rod.	10.565
14	SHAFT, Door Vent Glass Channel Tee . . . .	10.657	69	CLIP, Door Lock Remote Control to Panel . .	10.565
15	RIVET, Door Vent Pivot Hinge . . . . .	10.669	70	KNOB, Door Inside Locking Rod . . . . .	10.559
16	GLASS, Door Vent. . . . .	10.658	71	FERRULE, Door Inside Lock Rod Knob. . . . .	10.560
17	STUD, Door Vent to Inner Panel . . . . .	10.670	72	FILLER, Door Window Lower Sash Channel (All Styles Except 39). . . . .	10.685
18	SCREW, Door Vent to Inner Panel . . . . .	10.670	73	CYLINDER, Door Lock . . . . .	10.548
19	SUPPORT, Division Channel . . . . .	N.S.S.	74	GASKET, Door Lock Cylinder. . . . .	10.529
20	CAM ASSY, Door Inner Panel . . . . .	10.792	75	RETAINER, Door Lock Cylinder. . . . .	10.551
* 21	CAM, Door Window Lower Sash Channel. . . .	10.687	76	GASKET, Door Outside Handle Front. . . . .	10.537
* 22	CAM, Door Window Guide Rear . . . . .	10.687	77	GASKET, Door Outside Handle Rear . . . . .	10.537
* 23	SCREW, Door Window Guide Rear to Support.	10.687	78	GLASS, Door Window . . . . .	10.681
* 24	SCREW, Door Window Guide Rear to Panel . .	10.687	* 79	BOLT, Door Window Glass to Lower Channel . . . . .	10.685
* 25	CHANNEL, Door Window Lower Sash . . . . .	10.685	* 80	NUT, Door Window Glass to Lower Channel . . . . .	10.685
* 26	ROLLER, Door Window Lower Sash Channel . .	10.685	* 81	BUSHING, Door Window Glass to Lower Channel . . . . .	10.685
27	CONTROL, Door Lock Remote . . . . .	10.500	* 82	PLATE, Door Window Guide Rear. . . . .	10.728
28	SCREW, Door Lock Remote Control to Panel . .	10.506	83	PLATE, Door Wedge Body Side (Conv. Only). .	10.584
29	HANDLE, Door Outside . . . . .	10.527	84	PLATE, Door Wedge Door Side (Conv. Only). .	10.584
30	HANDLE, Door Outside Less Button . . . . .	10.527	85	PLUG, Door Trim Pad Sealing . . . . .	14.683
31	BUTTON & SHAFT, Door Handle Push . . . . .	10.529	86	RETAINER, Door Window Switch . . . . .	10.777
32	SPRING, Door Handle Push Button . . . . .	10.529	* 87	FILLER, Door Window Lower Sash Channel Front . . . . .	N.S.
33	RING, Door Handle Push Button Sealing . . . .	10.529	* 88	FILLER, Door Window Lower Sash Channel Rear . . . . .	N.S.
34	WASHER, Door Handle Push Button Stop . . . .	10.529	* 89	STOP, Door Window Upper Rear . . . . .	10.716
35	SCREW, Door Handle to Door . . . . .	10.527	90	STRIP, Door Bottom Drain Hole Sealing. . . .	10.694
36	HINGE, Door Upper (Incl. items 37-38) . . . .	10.450	91	SPACER, Wedge Plate (Emergency Use). . . . .	10.584
37	PIN, Door Upper Hinge . . . . .	10.466	* 92	STRIP, Door Window Anti Rattle . . . . .	10.710
38	BUSHING, Door Upper Hinge . . . . .	10.464	93	STRIP, Door Window Inner at Belt . . . . .	10.710
39	SCREW, Door Upper Hinge to Body & Door. . .	10.463	94	STRIP, Door Window Outer at Belt . . . . .	10.710
40	HINGE, Door Lower (Incl. Item 41) . . . . .	10.454	* 95	STOP, Door Window Front Up . . . . .	10.716
41	SPRING, Door Lower Hinge. . . . .	10.455	* 96	SUPPORT, Door Window Guide Cam Lower. . . .	10.765
42	SCREW, Door Lower Hinge to Body & Door. . .	10.463	** 97	SUPPORT, Door Window Bumper . . . . .	10.716
43	LOCK, Door . . . . .	10.470	98	HANDLE, Door Vent Regulator . . . . .	10.664
44	SCREW, Door Lock to Inner Panel . . . . .	10.474	99	SPRING, Door Vent Regulator Handle Retaining. . . . .	10.513
45	SPRING, Door Lock Push Button Return . . . .	10.474	100	SPRING, Door Vent Regulator Handle . . . . .	10.806
46	SPRING, Door Lock Over Center. . . . .	10.474	101	PLATE, Door Vent Regulator Handle Bearing . . . . .	10.515
47	CLIP, Door Lock Spring . . . . .	10.474	102	WASHER, Door Vent Regulator Sealing . . . . .	10.665
48	PLATE, Door Sill. . . . .	11.175	103	HANDLE, Door Window Regulator. . . . .	10.797
49	REGULATOR, Door Ventilator . . . . .	10.661	104	SPRING, Door Window Regulator Handle Retaining. . . . .	10.513
50	CLIP, Door Vent Regulator Tee Shaft. . . . .	10.661	105	SPRING, Door Window Regulator Handle . . . .	10.806
51	SCREW, Door Vent Regulator to Tee Shaft . . . . .	10.670	106	PLATE, Door Window Regulator Handle Bearing . . . . .	10.515
52	HANDLE, Door Lock Remote Control . . . . .	10.512	** 107	CHANNEL, Door Window Lower Sash . . . . .	10.685
53	WASHER, Door Lock Remote Control Handle . .	10.517			
54	SCREW, Door Lock Remote Control Handle . .	10.512			
55	REGULATOR, Door Window . . . . .	10.783			

\*Hardtops

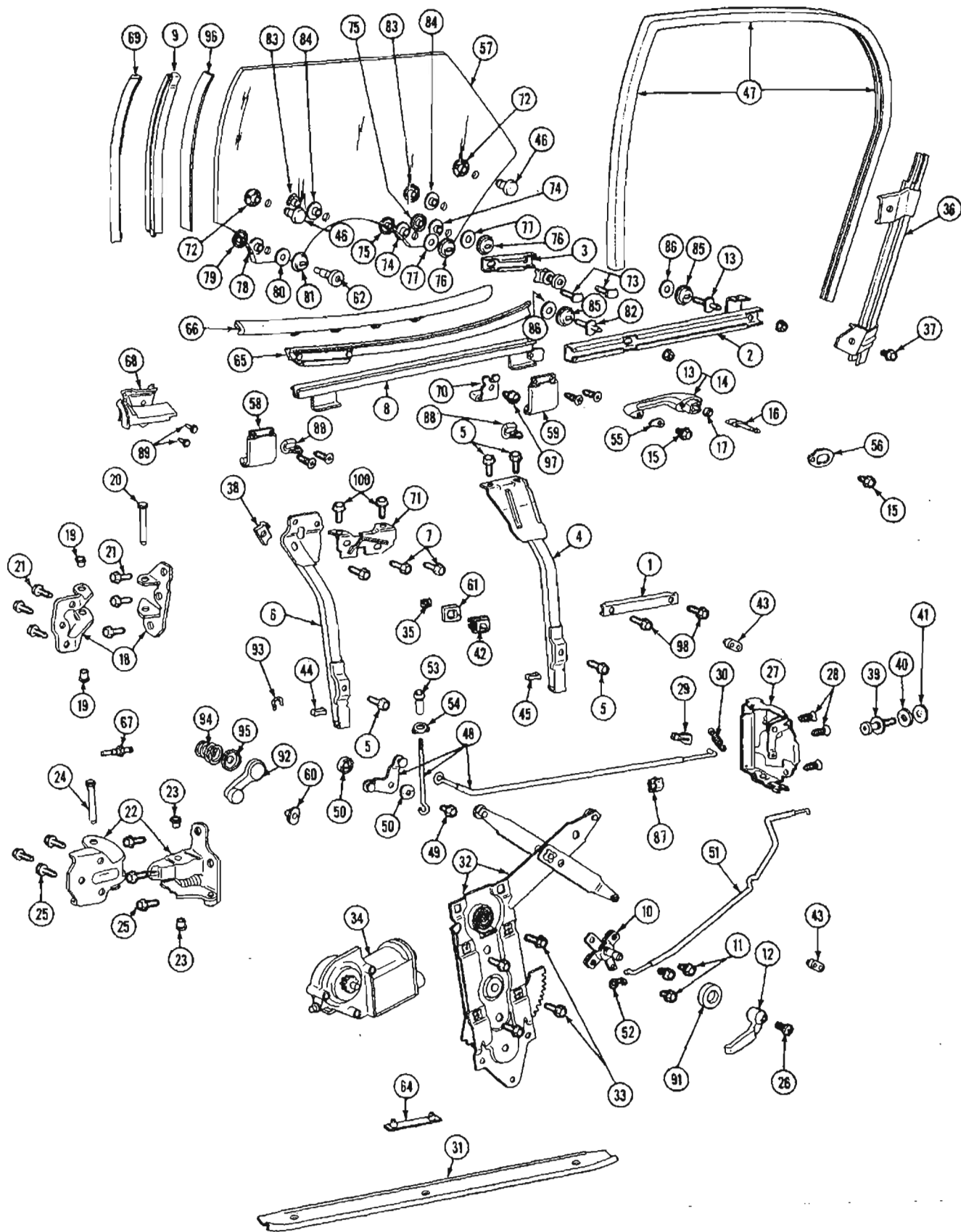
\*\*Closed Styles



TYPICAL  
FRONT DOOR HARDWARE  
1969-30-4000 2 DOORS

## 1969 30-40 2 DOORS STYLES FRONT DOOR HARDWARE INSTALLATION (TYPICAL)

1.	GLASS, F/D Window . . . . .	10.681	55.	REGULATOR ASSY, F/D Wdo . . . . .	10.783
2.	SEALING STRIP ASSY, F/D Wdo Outer at Belt . . . . .	10.710	56.	SCREW, F/D Wdo Reg to Inner Panel . . . . .	10.783
3.	PLATE ASSY, F/D Wdo Guide Front & Rear . . . . .	10.728	57.	MOTOR ASSY, F/D Wdo Regulator Electric . . . . .	10.783
4.	FASTENER, F/D Wdo Glass Bearing . . . . .	10.685	58.	CAM ASSY, F/D Wdo Guide Front . . . . .	10.792
5.	BOLT, F/D Wdo Glass to Cam . . . . .	10.685	59.	SCREW, F/D Wdo Guide Front Cam . . . . .	10.792
6.	SPACER, F/D Wdo Glass to Cam . . . . .	10.685	60.	STOP ASSY, F/D Wdo Upper Front . . . . .	10.716
7.	NUT, F/D Wdo Glass Idler Cam Front . . . . .	10.685	61.	HINGE ASSY, F/D Upper . . . . .	10.450
8.	NUT, F/D Wdo Glass Idler Cam Rear . . . . .	10.685	62.	PIN, F/D Upper Hinge . . . . .	10.466
9.	WASHER, F/D Wdo Glass Idler Cam Front . . . . .	10.685	63.	BUSHING, F/D Upper Hinge Oil Less Type . . . . .	10.464
10.	WASHER, F/D Wdo Glass Idler Cam . . . . .	10.685	64.	SCREW, F/D Upper Hinge to Body & Door . . . . .	10.463
11.	RETAINER, F/D Belt Trim Support Front . . . . .	14.683	65.	CONDUIT, F/D Vacuum Hose . . . . .	10.778
12.	CAP, F/D Wdo Glass Bearing Fastener . . . . .	10.685	66.	HINGE ASSY, F/D Lwr . . . . .	10.454
13.	STRIP ASSY, F/D Wdo Anti-Rattle Front & Rear . . . . .	10.710	67.	PIN, F/D Lower Hinge (Comp. of Item 66) . . . . .	N.S.S.
14.	NUT, F/D Wdo Guide Rear Roller . . . . .	10.685	68.	SPRING, F/D Lower Hinge . . . . .	10.460
15.	WASHER, F/D Wdo Guide Rear Roller . . . . .	10.685	69.	BUSHING, F/D Lower Hinge (Comp. of Item 66) . . . . .	N.S.S.
16.	BUSHING, F/D Wdo Glass Idler Cam Front . . . . .	10.685	70.	SCREW, F/D Lwr Hge to Body & Door . . . . .	10.463
17.	WASHER, F/D Wdo Glass Idler Cam Front . . . . .	10.685	71.	SEALING STRIP, F/D Bottom Drain Hole . . . . .	10.694
18.	CAM, F/D Wdo Glass Idler . . . . .	10.792	72.	COVER, F/D Inr Pnl Electric Switch Protector . . . . .	N.S.
19.	STUD, F/D Wdo Glass Idler Cam . . . . .	10.792	73.	SWITCH & ESCN ASSY, F/D Wdo Five Button (37-67-87 Styles Only) . . . . .	10.777
20.	ROLLER ASSY, F/D Wdo Guide Front . . . . .	10.685	74.	REINFORCEMENT, F/D Trim at Wdo Switch (37-67-87 Styles Only) . . . . .	10.777
21.	BOLT, F/D Wdo Glass Idler Cam . . . . .	10.685	75.	RETAINER, F/D Wdo Switch Escutcheon (37-67-87 Styles Only) . . . . .	10.777
22.	BUSHING, F/D Wdo Glass Idler Cam . . . . .	10.685	76.	HANDLE ASSY, F/D Wdo Regulator . . . . .	10.797
23.	WASHER, F/D Wdo Glass Idler Cam . . . . .	10.685	77.	SPRING, F/D Wdo Regulator Handle Retaining . . . . .	10.513
24.	WASHER, F/D Wdo Glass to Cam . . . . .	10.685	78.	PLATE, F/D Wdo Regulator Handle Bearing . . . . .	10.515
25.	NUT, F/D Wdo Glass to Cam . . . . .	10.685	79.	HANDLE ASSY, F/D Lock Remote Control (37-67-87 Styles Only) . . . . .	10.512
26.	BUSHING, W/D Wdo Guide Rear Roller . . . . .	10.685	80.	SPRING, F/D Lock Rem Control. Handle Retaining . . . . .	10.513
27.	WASHER, F/D Wdo Guide Rear Roller . . . . .	10.685	81.	WASHER, F/D Lock Rem Control Handle Sealing (37-67-87 Styles Only) . . . . .	10.517
28.	ROLLER ASSY, F/D Wdo Guide Rear . . . . .	10.685	82.	CONTROL ASSY, F/D Lock Remote . . . . .	10.500
29.	CAM, F/D Wdo Glass Regulator . . . . .	10.792	83.	SCREW, F/D Lock Remote Cont to Inner Panel . . . . .	10.506
30.	SEALING STRIP ASSY, F/D Wdo Inner at Belt . . . . .	10.710	84.	CLIP, F/D Lock Remote Control Rod to Panel . . . . .	10.565
31.	RETAINER, F/D Belt Trim Support Rear . . . . .	14.683	85.	ROD, F/D Lock Remote Control to Lock . . . . .	10.506
32.	RETAINER, F/D Lock Cylinder . . . . .	10.551	86.	CLIP, F/D Inside Locking Rod to Inner Panel . . . . .	10.565
33.	CYLINDER ASSY, F/D Lock . . . . .	10.548	87.	ROD ASSY, F/D Inside Locking to Lock . . . . .	10.563
34.	GASKET, F/D Lock Cylinder to Door . . . . .	10.529	88.	FERRULE, F/D Inside Locking Rod Knob . . . . .	10.560
35.	HANDLE, F/D Outside Less Push Button (37-67-87 Styles Only) . . . . .	10.527	89.	KNOB, F/D Inside Locking Rod . . . . .	10.559
36.	SCREW, F/D Outside Hdle to Panel . . . . .	10.527	90.	PLATE, F/D Wedge Door Side (67 Styles Only) . . . . .	10.584
37.	BUTTON & SHAFT ASSY, F/D Handle Push (37-67-87 Styles Only) . . . . .	10.529	91.	PLATE, F/D Wedge Body Side (67 Styles Only) . . . . .	10.584
38.	SPRING, F/D Handle Push Button (37-67-87 Styles Only) . . . . .	10.529	92.	SPACER, F/D Wedge Plate Door Side (Emergency Use) . . . . .	10.584
39.	RING, F/D Handle Push Button Sealing (37-67-87 Styles Only) . . . . .	10.529	93.	LOCK ASSY, Front Door . . . . .	10.470
40.	WASHER, F/D Handle Push Button Stop (37-67-87 Styles Only) . . . . .	10.529	94.	SCREW, F/D Lock to Inner Panel . . . . .	10.474
41.	GASKET, F/D Outside Handle to Panel Front (37-67-87 Styles Only) . . . . .	10.537	95.	SPRING, F/D Lock Push Button Return . . . . .	10.474
42.	GASKET, F/D Outside Handle to Panel Rear (37-67-87 Styles Only) . . . . .	10.537	96.	SPRING, F/D Lock Over Center . . . . .	10.474
43.	HANDLE ASSY, F/D Outside Flush Type (57 Style Only) . . . . .	10.527	97.	CLIP, F/D Lock Spring . . . . .	10.474
44.	RETAINER, F/D Outside Handle (57 Style Only) . . . . .	10.529	98.	ACTUATOR ASSY, F/D Vacuum Lock . . . . .	10.485
45.	STRIKER ASSY, F/D Lock . . . . .	10.569	99.	HANDLE ASSY, F/D Lock Remote Control (57 Style Only) . . . . .	10.512
46.	WASHER, F/D Lock Striker . . . . .	10.571	100.	BUMPER, F/D Lock Pillar Door Side . . . . .	10.587
47.	PLATE, F/D Lock Striker Anchor . . . . .	10.571	101.	SEALING STRIP ASSY, F/D Btm Auxiliary (57 Style Only) . . . . .	10.694
48.	FASTENER, F/D Weatherstrip to Lock Pillar . . . . .	10.695			
49.	SUPPORT, F/D Wdo Rear Guide Cam . . . . .	10.687			
50.	CAM ASSY, F/D Wdo Guide Rear . . . . .	10.792			
51.	SCREW, F/D Wdo Guide Rear Cam . . . . .	10.792			
52.	STOP ASSY, F/D Wdo Upper Rear . . . . .	10.716			
53.	CAM ASSY, F/D Inner Panel . . . . .	10.792			
54.	BUMPER, F/D Wdo Guide Front & Rear Cam . . . . .	10.792			



REAR DOOR HARDWARE  
1968-1969 -30-4000

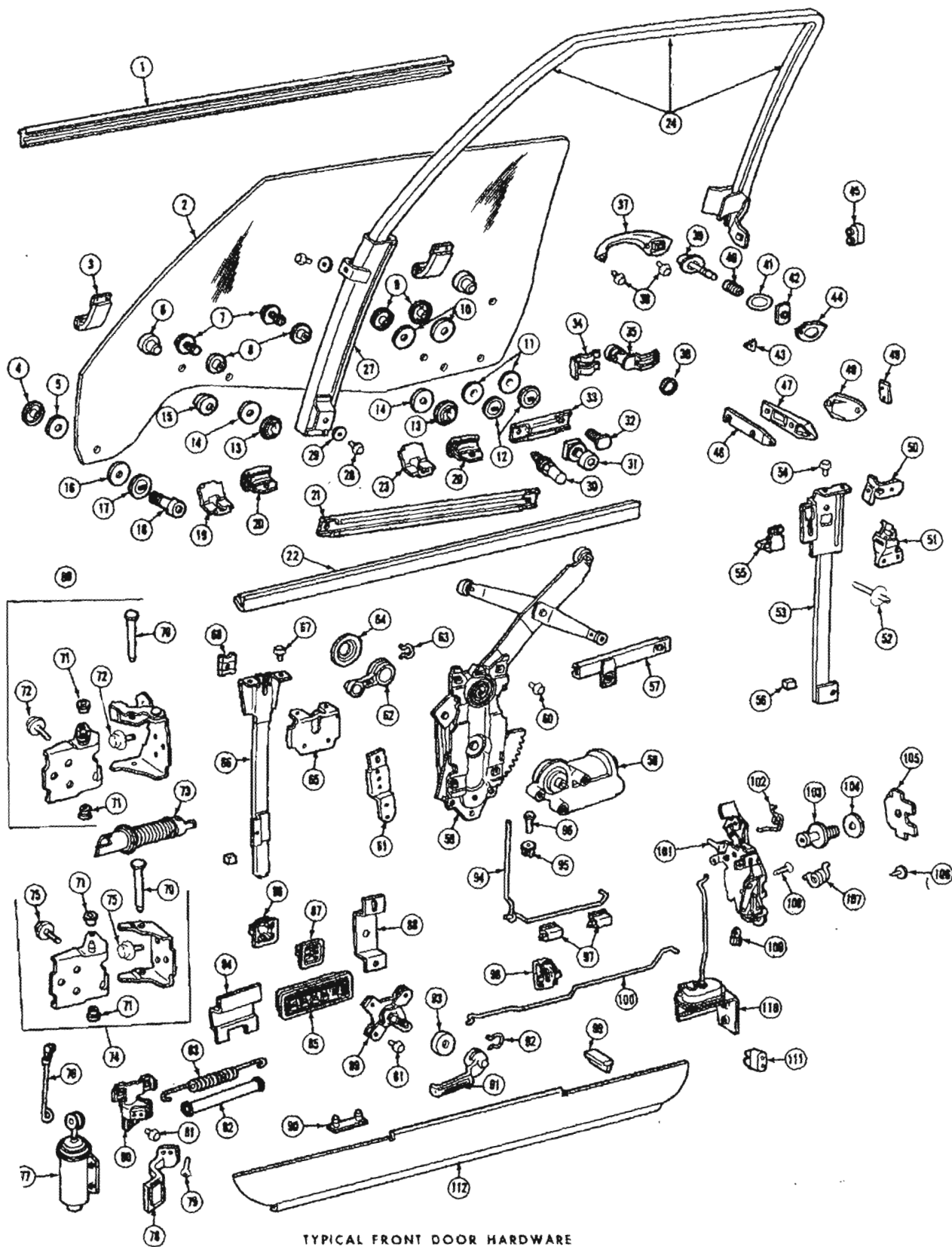
## REAR DOOR HARDWARE

### 1968-1969 -30-4000

1	CAM, Door Inner Panel . . . . .	10.792	56	GASKET, Door Outside Handle Rear . . . . .	10.537
2	CAM, Door Window Lower Sash Channel . . . . .	10.748	57	GLASS, Door Window . . . . .	10.741
* 3	CAM, Door Window Glass Rear Guide . . . . .	10.792	*58	PLATE, Door Window Guide Front . . . . .	10.747
* 4	CAM, Door Window Guide Rear . . . . .	10.792	*59	PLATE, Door Window Guide Rear . . . . .	10.747
* 5	SCREW, Door Window Guide to Panel . . . . .	10.792	60	PLUG, Door Trim Pad Sealing . . . . .	14.683
* 6	CAM, Door Window Guide Front . . . . .	10.792	61	RETAINER, Door Window Switch . . . . .	10.777
* 7	SCREW, Door Window Guide Front to Support . . . . .	10.792	*62	ROLLER, Door Window Guide Front . . . . .	10.747
** 8	CHANNEL, Door Window Lower Sash . . . . .	10.747	*63	ROLLER, Door Window Guide Rear . . . . .	10.747
* 9	CHANNEL, Door Window Front Sash . . . . .	10.747	64	STRIP, Door Bottom Drain Hole Sealing . . . . .	10.694
10	CONTROL, Door Lock Remote . . . . .	10.500	65	STRIP, Door Window Inner at Belt . . . . .	10.774
11	SCREW, Door Lock Remote Control to Panel . . . . .	10.506	66	STRIP, Door Window Outer at Belt . . . . .	10.774
12	HANDLE, Door Lock Remote Control . . . . .	10.512	67	SWITCH, Door Jamb . . . . .	11.950
13	HANDLE, Door Outside (Oldsmobile and Buick) . . . . .	10.527	*68	WEATHERSTRIP, Door Hinge Pillar at Belt . . . . .	10.694
14	HANDLE, Door Outside Less Button . . . . .	10.527	*69	WEATHERSTRIP, Door Window Frame Vertical . . . . .	10.764
15	SCREW, Door Outside Handle to Door . . . . .	10.527	*70	STOP, Door Window Rear . . . . .	10.768
16	BUTTON & SHAFT, Door Handle Push . . . . .	10.529	*71	SUPPORT, Door Window Guide Front Cam Upper . . . . .	10.765
17	RING, Door Handle Push Button Sealing . . . . .	10.529	*72	FASTENER, Door Window Glass Bearing . . . . .	10.685
18	HINGE, Door Upper (Incl. Item 19-20). . . . .	10.456	*73	BOLT, Door Window Glass Rear Guide Cam . . . . .	10.792
19	BUSHING, Door Upper Hinge . . . . .	10.464	*74	BUSHING, Door Window Glass Rear Guide Cam . . . . .	10.792
20	PIN, Door Upper Hinge . . . . .	10.466	*75	NUT, Door Window Glass Rear Guide Cam . . . . .	10.792
21	SCREW, Door Upper Hinge to Body and Door . . . . .	10.463	*76	WASHER, Door Window Glass Rear Guide Cam Steel . . . . .	10.792
22	HINGE, Door Lower . . . . .	10.460	*77	WASHER, Door Window Glass Rear Guide Cam Rubber . . . . .	10.792
23	BUSHING, Door Lower Hinge . . . . .	10.464	*78	BUSHING, Door Window Guide Front Roller . . . . .	10.792
24	PIN, Door Lower Hinge . . . . .	10.466	*79	NUT, Door Window Guide Front Roller . . . . .	10.792
25	SCREW, Door Lower Hinge to Body and Door . . . . .	10.463	*80	WASHER, Door Window Guide Front Roller Rubber . . . . .	10.792
26	SCREW, Door Lock Remote Control Handle . . . . .	10.512	*81	WASHER, Door Window Guide Front Roller Steel . . . . .	10.792
27	LOCK, Rear Door . . . . .	10.473	*82	STUD, Door Window Cam to Glass . . . . .	10.792
28	SCREW, Door Lock to Inner Panel . . . . .	10.474	*83	NUT, Door Window Cam to Glass Stud . . . . .	10.792
29	CLIP, Door Lock Spring . . . . .	10.474	*84	BUSHING, Door Window Cam to Glass Stud . . . . .	10.792
30	SPRING, Door Lock Push Button Return . . . . .	10.474	*85	WASHER, Door Window Cam to Glass Stud Steel . . . . .	10.792
31	PLATE, Rear Door Sill . . . . .	11.179	*86	WASHER, Door Window Cam to Glass Stud Rubber . . . . .	10.792
32	REGULATOR ASSY, Door Window . . . . .	10.791	87	CLIP, Door Lock Remote Control to Panel . . . . .	10.565
33	SCREW, Door Regulator to Inner Panel . . . . .	10.791	*88	STRIP, Door Window Anti Rattle . . . . .	10.774
34	MOTOR, Door Window Regulator Electric . . . . .	10.791	*89	FASTENER, Door Hinge Pillar Weatherstrip . . . . .	10.695
35	REINFORCEMENT, Door Trim at Switch . . . . .	10.777	90	SCREW, Door Lock Remote Control Handle . . . . .	10.512
**36	RETAINER, Door Window Glass Run . . . . .	10.759	91	WASHER, Door Lock Remote Control Handle . . . . .	10.517
**37	SCREW, Glass Run Channel Retainer to Panel . . . . .	10.759	92	HANDLE, Door Window Regulator . . . . .	10.797
*38	STOP, Door Window Front Up . . . . .	10.768	93	SPRING, Door Window Regulator Handle Retaining . . . . .	10.513
39	STRIKER, Door Lock . . . . .	10.569	94	SPRING, Door Window Regulator Handle . . . . .	10.806
40	WASHER, Door Lock Striker Metal . . . . .	10.571	95	PLATE, Door Window Regulator Handle Bearing . . . . .	10.515
41	WASHER, Door Lock Striker Plastic . . . . .	10.571	96	STRIP, Sash Channel Front Sealing . . . . .	N.S.
42	SWITCH & ESCUTCHEON, Door Window . . . . .	10.777	*97	SCREW, Door Window Rear Stop . . . . .	10.768
43	BUMPER, Door Lock Pillar Door Side . . . . .	10.587	98	SCREW, Door Inner Panel Cam to Panel . . . . .	10.792
*44	BUMPER, Door Window Guide Front Cam . . . . .	10.792	*99	SCREW, Door Window Guide Front to Stop . . . . .	10.792
*45	BUMPER, Door Window Guide Rear Cam . . . . .	10.792	*100	SCREW, Door Window Guide Front Support to Panel . . . . .	10.792
*46	CAP, Door Window Glass Bearing Fastener . . . . .	10.685			
**47	CHANNEL, Door Window Glass Run . . . . .	10.759			
48	ROD, Door Inside Locking to Lock . . . . .	10.563			
49	SCREW, Door Inside Locking to Lock Rod . . . . .	10.556			
50	WASHER, Door Inside Locking to Lock Rod . . . . .	10.556			
51	ROD, Door Lock Remote Control to Lock . . . . .	10.506			
52	CLIP, Door Lock Remote Control to Lock Rod . . . . .	10.565			
53	KNOB, Door Inside Locking Rod . . . . .	10.559			
54	FERRULE, Door Inside Locking Rod Knob . . . . .	10.560			
55	GASKET, Door Outside Handle Front . . . . .	10.537			

\*Hardtops

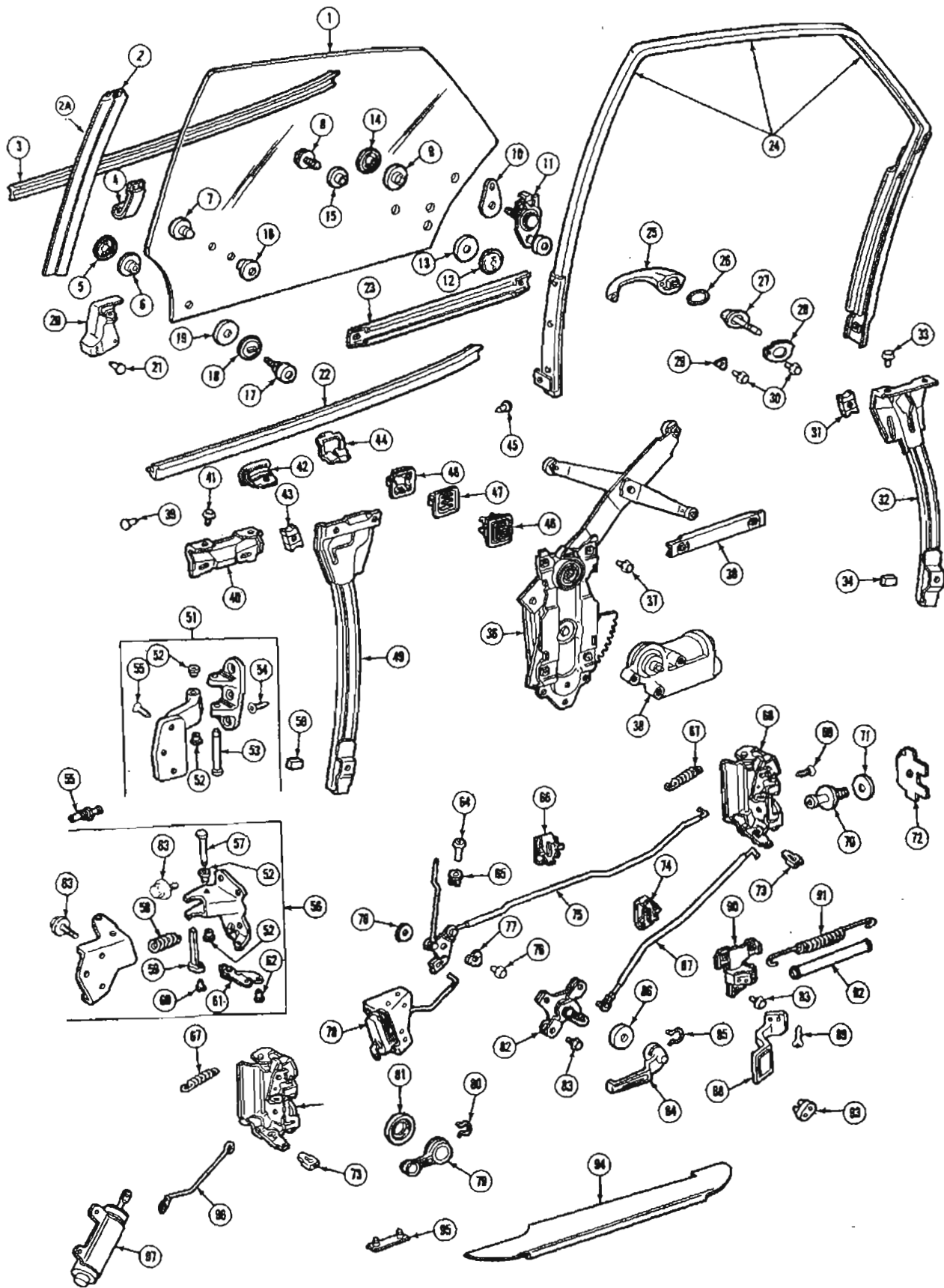
\*\*Closed Styles



TYPICAL FRONT DOOR HARDWARE  
1969-50-60-8000

## 1969 50-60-8000 FRONT DOOR HARDWARE INSTALLATION (TYPICAL)

1.	SEALING STRIP ASSY, F/D Window Outer at Belt . . . . .	10.710	60.	SCREW, F/D Window Reg to Inner Panel. . .	10.783
2.	GLASS, F/D Window . . . . .	10.681	61.	PLATE, F/D Wire Protector . . . . .	10.777
3.	PLATE ASSY, F/D Window Guide Front & Rear . . . . .	10.728	62.	HANDLE ASSY, F/D Window Regulator (Except Cadillac) . . . . .	10.797
4.	NUT, F/D Window Guide Front Roller . . . . .	10.792	63.	SPRING, F/D Window Regulator Handle Retaining(Except Cadillac) . . . . .	10.613
5.	WASHER, F/D Window Guide (Nylon) . . . . .	10.792	64.	PLATE, F/D Window Regulator Handle Bearing (Except Cadillac) . . . . .	10.515
6.	FASTENER, F/D Window Glass Bearing . . . . .	10.685	65.	SUPPORT, F/D Window Guide Front Cam . . .	10.765
7.	BOLT, F/D Window Cam to Glass . . . . .	10.792	66.	CAM ASSY, F/D Window Guide Front . . . . .	10.792
8.	SPACER, F/D Window Cam to Glass . . . . .	10.792	67.	SCREW, F/D Window Guide Front Cam . . . . .	10.792
9.	NUT, F/D Window Glass Idler Cam . . . . .	10.792	68.	STOP ASSY, F/D Window Upper Front . . . . .	10.716
10.	WASHER, F/D Window Glass Idler Cam (Nylon) . . . . .	10.792	69.	HINGE ASSY, F/D Upper . . . . .	10.450
11.	BUSHING, F/D Window Glass Idler Cam . . . . .	10.792	70.	PIN, F/D Upper & Lower Hinge . . . . .	10.466
12.	WASHER, F/D Window Glass Idler Cam (Steel) . . . . .	10.792	71.	BUSHING, F/D Upper & Lower Hinge Oil Less Type . . . . .	10.464
13.	NUT, F/D Window Cam to Glass . . . . .	10.792	72.	SCREW, F/D Upper Hinge to Body & Door . . .	10.463
14.	WASHER, F/D Window Cam to Glass (Nylon) . . . . .	10.792	73.	CONDUIT, F/D Vacuum Hose (Exc. Cadillac) . . .	10.778
15.	CAP, F/D Window Glass Bearing Fastener . . . . .	10.685	74.	HINGE ASSY, Front Door Lower . . . . .	10.454
16.	BUSHING, F/D Window Guide Front Roller . . . . .	10.792	75.	SCREW, F/D Lower Hinge to Body & Door . . .	10.463
17.	WASHER, F/D Window Guide Front Roller (Steel) . . . . .	10.792	76.	ROD ASSY, F/D Inside Locking Lever to Actuator (Cadillac Only) . . . . .	10.563
18.	ROLLER ASSY, F/D Window Guide Front . . . . .	10.792	77.	ACTUATOR ASSY, F/D Electric Lock (Cadillac Only) . . . . .	10.485
19.	RETAINER, F/D Belt Trim Supt Front . . . . .	14.683	78.	HANDLE, F/D Lock Remote Control (Paddle Type) . . . . .	10.512
20.	STRIP ASSY, F/D Window Anti-Rattle . . . . .	10.710	79.	SCREW, F/D Lock Remote Control Handle . . . . .	10.512
21.	CAM, F/D Window Regulator . . . . .	10.792	80.	CONTROL ASSY, F/D Lock Remote (Paddle Type) . . . . .	10.500
22.	SEALING STRIP ASSY, F/D Window Inner at Belt . . . . .	10.710	81.	SCREW, F/D Lock Remote Control to Panel . . . . .	10.506
23.	RETAINER, F/D Belt Trim Supt Rear . . . . .	14.683	82.	SILENCER, F/D Lock Remote Control to Inner Panel Spring . . . . .	10.500
24.	CHANNEL ASSY, F/D Window Glass Run Upper (B-11-36-46-69) . . . . .	10.701	83.	SPRING, F/D Lock Remote Control to Inner Panel . . . . .	10.500
25.	SCREW, F/D Window Glass Run Channel Upper (B-11-36-46-69) . . . . .	10.701	84.	COVER, F/D Inner Panel Electric Switch Protector . . . . .	10.777
26.	WASHER, F/D Window Glass Run Channel Upper (B-11-36-46-69) . . . . .	10.701	85.	SWITCH & ESCN ASSY, F/D Window Five Button (Except Cadillac) . . . . .	(N.S.) 10.777
27.	CHANNEL ASSY, F/D Window Glass Run Lower (B-11-36-46-69) . . . . .	10.701	86.	REINFORCEMENT, F/D Trim at Window Switch (Except Cadillac) . . . . .	10.777
28.	SCREW, F/D Window Glass Run Channel Lower (B-11-36-46-69) . . . . .	10.701	87.	RETAINER, F/D Window Switch Excutechon (Except Cadillac) . . . . .	10.777
29.	WASHER, F/D Window Glass Run Channel Lower (B-11-36-46-69) . . . . .	10.701	88.	PLATE, F/D Vacuum Switch Protector (Except Cadillac) . . . . .	10.777
30.	STUD, F/D Window Idler Cam to Glass . . . . .	10.792	89.	CONTROL ASSY, F/D Lock Remote (Except Cadillac) . . . . .	10.500
31.	ROLLER ASSY, F/D Window Guide Rear . . . . .	10.792	90.	SEALING STRIP, F/D Bottom Drain Hole . . . . .	10.694
32.	BOLT, F/D Window Idler Cam to Glass . . . . .	10.792	91.	HANDLE ASSY, F/D Lock Remote Control (Except Cadillac) . . . . .	10.512
33.	CAM ASSY, F/D Window Glass Idler . . . . .	10.792	92.	SPRING, F/D Lock Remote Control Handle Retaining (Except Cadillac) . . . . .	10.513
34.	RETAINER, F/D Lock Cylinder . . . . .	10.551	93.	WASHER, F/D Lock Remote Control Handle Sealing (Except Cadillac) . . . . .	10.517
35.	CYLINDER ASSY, F/D Lock . . . . .	10.548	94.	ROD ASSY, F/D Inside Locking to Lock . . . . .	10.563
36.	GASKET, F/D Lock Cylinder to Door . . . . .	10.529	95.	FERRULE, F/D Inside Locking Rod Knob . . . . .	10.560
37.	HANDLE, F/D Outside Less Button . . . . .	10.527	96.	KNOB, F/D Inside Locking Rod . . . . .	10.559
38.	SCREW, F/D Outside Handle to Panel . . . . .	10.527	97.	CLIP, F/D Inside Locking Rod to Inner Panel . . . . .	10.565
39.	BUTTON & SHAFT ASSY, F/D Handle Push SPRING, F/D Handle Push Button . . . . .	10.529	98.	CLIP, F/D Lock Remote Control Rod to Inner Panel . . . . .	10.565
40.	RING, F/D Handle Push Button Sealing . . . . .	10.529	99.	BUMPER, F/D Window Stop . . . . .	10.716
41.	WASHER, F/D Handle Push Button Stop . . . . .	10.529	100.	ROD, F/D Lock Remote Control to Lock . . . . .	10.506
42.	GASKET, F/D Outside Handle to Panel Rear . . . . .	10.537	101.	LOCK ASSY, Front Door . . . . .	10.470
43.	GASKET, F/D Outside Handle to Panel Front . . . . .	10.537	102.	SPRING, F/D Lock Push Button Return . . . . .	10.474
44.	BUMPER, F/D Lock Pillar Door Side . . . . .	10.587	103.	STRIKER ASSY, F/D Lock . . . . .	10.569
45.	SPACER, F/D Wedge Plate Door Side (67 Styles Only) . . . . .	10.584	104.	WASHER, Front Door Lock Striker . . . . .	10.571
46.	PLATE, F/D Wedge Door Side (67 Styles Only) . . . . .	10.584	105.	PLATE, Front Door Lock Striker Anchor . . . . .	10.571
47.	PLATE, F/D Wedge Body Side (67 Styles Only) . . . . .	10.584	106.	FASTENER, F/D Weatherstrip to Lock Pillar . . . . .	10.695
48.	SPACER, F/D Wedge Plate Body Side (67 Styles Only) . . . . .	10.584	107.	SPRING, F/D Lock Over Center . . . . .	10.474
49.	PLATE ASSY, F/D Window Upper Rear Guide . . . . .	10.728	108.	SCREW, F/D Lock to Inner Panel . . . . .	10.474
50.	SUPPORT, F/D Window Guide Rear Cam Upper . . . . .	10.765	109.	CLIP, Front Door Lock Spring . . . . .	10.474
51.	STUD, F/D Window Rear Guide to Panel . . . . .	10.792	110.	ACTUATOR ASSY, F/D Vacuum Lock (Except Cadillac) . . . . .	10.485
52.	CAM ASSY, F/D Window Guide Rear . . . . .	10.792	111.	BUMPER, F/D Lock Pillar Door Side . . . . .	10.587
53.	SCREW, F/D Window Guide Rear Cam . . . . .	10.792	112.	SEALING STRIP, F/D Bottom Auxiliary . . . . .	10.694
54.	STOP ASSY, F/D Window Rear Upper . . . . .	10.716			
55.	BUMPER, F/D Window Guide Cam Front & Rear . . . . .	10.792			
56.	CAM ASSY, F/D Inner Panel . . . . .	10.792			
57.	MOTOR ASSY, F/D Window Regulator Electric . . . . .	10.783			
58.	REGULATOR ASSY, F/D Window . . . . .	10.783			



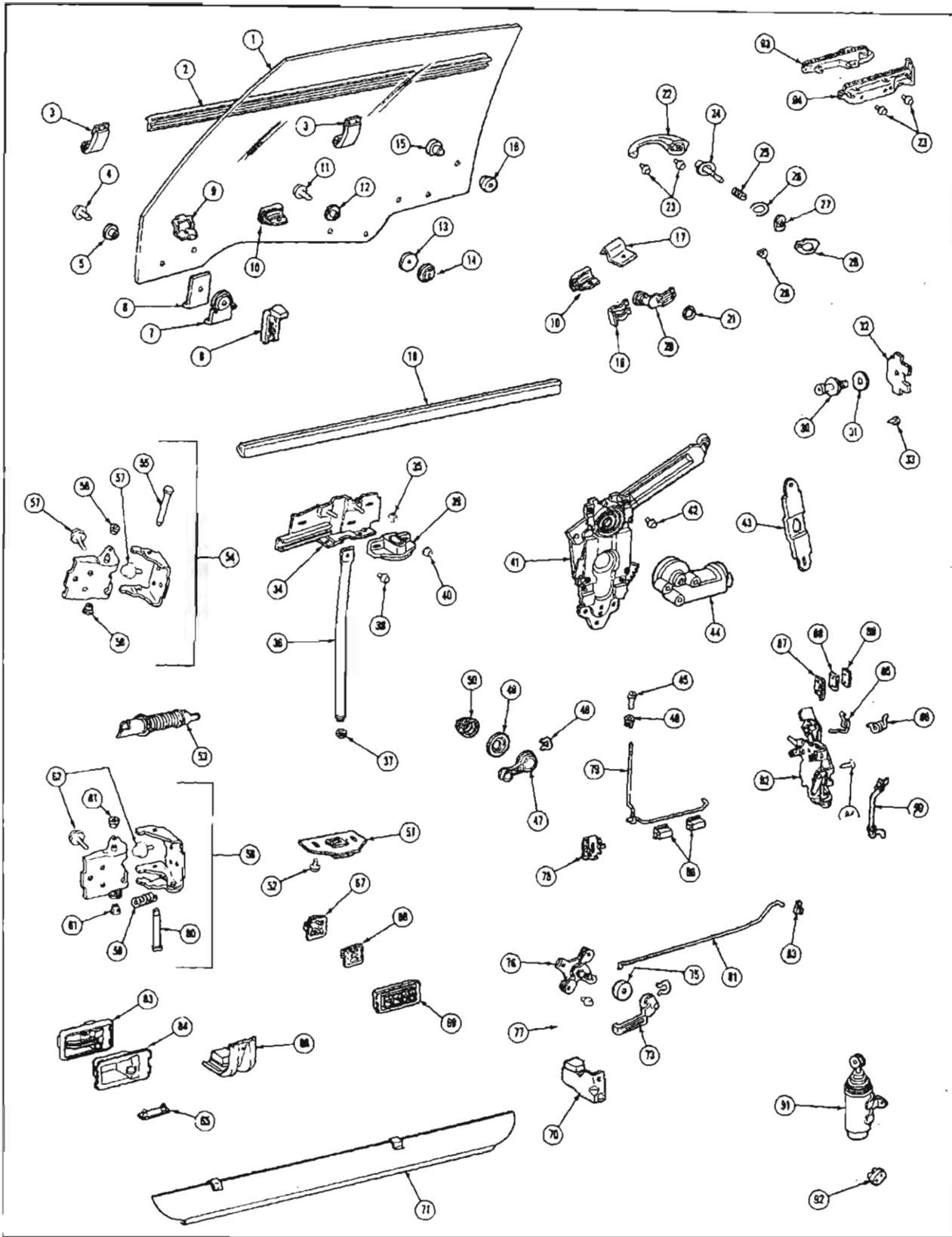
TYPICAL  
 REAR DOOR HARDWARE  
 1969-1970 -50-60-8000

BUICK MOTOR DIVISION, GENERAL MOTORS CORPORATION



## 1969-1970 50-60-8000 REAR DOOR HARDWARE INSTALLATION (TYPICAL)

1.	GLASS, Rear Door Window . . . . .	10.741		51.	HINGE ASSY, Rear Door Upper. . . . .	10.456
2.	WEATHERSTRIP ASSY, Rear Door Window Frame Vertical. . . . .	10.764		52.	BUSHING, Rear Door Upper & Lower Hinge Oil Less Type . . . . .	10.464
2. A	CHANNEL, RR. Frt. Wind. Sash Vert. . . . .	10.747		53.	PIN, Rear Door Upper Hinge . . . . .	10.466
3.	SEALING STRIP ASSY, Rear Door Window Outer at Belt. . . . .	10.774		54.	BOLT, Rear Door Upper Hinge . . . . .	10.463
4.	PLATE ASSY, Rear Door Window Guide Front and Rear. . . . .	10.747		55.	SWITCH ASSY, Rear Door Jamb . . . . .	11.950
5.	NUT, Rear Door Window Guide Front Roller .	10.747		56.	HINGE ASSY, Rear Door Lower . . . . .	10.460
6.	BUSHING, Rear Door Window Guide Front Roller . . . . .	10.747		57.	PIN, Rear Door Lower Hinge . . . . .	10.466
7.	FASTENER, Rear Door Window Glass Bearing	10.745		58.	SPRING, Rear Door Lower Hinge . . . . .	10.460
8.	BOLT, Rear Door Window Glass to Cam . . .	10.792		59.	LINK CONTROL, Rear Door Lower Hinge (Comp. of item 56) . . . . .	N.S.S.
9.	BUSHING, Rear Door Window Guide Rear Roller	10.747		60.	PIN, Rear Door Lower Hinge Link Control (Comp. of item 56) . . . . .	N.S.S.
10.	WASHER, Rear Door Window Guide Rear Roller . . . . .	10.747		61.	LINK & RIVET ASSY, Rear Door Lower Hinge (Comp. of item 56) . . . . .	N.S.S.
11.	ROLLER ASSY, Rear Door Window Guide Rear	10.747		62.	RIVET, Rear Door Lower Hinge Link (Comp of item 56) . . . . .	N.S.S.
12.	NUT, Rear Door Window Glass to Cam . . .	10.747		63.	SCREW, Rear Door Lower Hinge . . . . .	10.463
13.	WASHER, Rear Door Window Glass to Cam (Nylon) . . . . .	10.745		64.	KNOB, Rear Door Inside Locking Rod . . . .	10.559
14.	NUT, Rear Door Window Guide Rear Roller	10.747		65.	FERRULE, Rear Door Inside Locking Rod Knob	10.560
15.	SPACER, Rear Door Window Glass to Cam . .	10.745		66.	CLIP, Rear Door Inside Locking Rod to Panel . . . . .	10.565
16.	CAP, Rear Door Window Glass Bearing Fastener . . . . .	10.685		67.	SPRING, Rear Door Lock Push-Button Return.	10.474
17.	ROLLER ASSY, Rear Door Window Guide Front . . . . .	10.747		68.	LOCK ASSY, Rear Door . . . . .	10.473
18.	WASHER, Rear Door Window Guide Front Roller (Steel) . . . . .	10.745		69.	SCREW, Rear Door Lock to Inner Panel . .	10.474
19.	WASHER, Rear Door Window Guide (Nylon)	10.745		70.	STRIKER ASSY, Rear Door Lock . . . . .	10.569
20.	SEALING STRIP ASSY, Rear Door Hinge Pillar at Belt . . . . .	10.694		71.	WASHER, Rear Door Lock Striker . . . . .	10.571
21.	FASTENER, Rear Door Hinge Pillar Sealing Strip to Panel . . . . .	10.695		72.	PLATE, Rear Door Lock Striker Anchor . . .	10.571
22.	SEALING STRIP ASSY, Rear Door Window Inner at Belt . . . . .	10.774		73.	CLIP, Rear Door Lock Spring . . . . .	10.474
23.	CAM, Rear Door Window Regulator . . . . .	10.792		74.	CLIP, Rear Door Lock Remote Control Rod to Panel . . . . .	10.565
24.	CHANNEL ASSY, Rear Door Window Glass Run (B-36-46-69 styles only) . . . . .	10.759		75.	ROD ASSY, Rear Door Inside Locking to Lock . . . . .	10.563
25.	HANDLE ASSY, Rear Door Outside Less Button	10.527		76.	SCREW, Rear Door Inside Locking to Lock Rod . . . . .	10.556
26.	RING, Rear Door Handle Push-Button Sealing	10.529		77.	WASHER, Rear Door Inside Locking to Lock Rod . . . . .	10.556
27.	BUTTON & SHAFT ASSY, Rear Door Handle Push . . . . .	10.529		78.	ACTUATOR ASSY, Rear Door Vacuum Lock (Except Cadillac) . . . . .	10.485
28.	GASKET, Rear Door Outside Handle to Panel Rear . . . . .	10.537		79.	HANDLE ASSY, Rear Door Window Regulator (Except Cadillac) . . . . .	10.797
29.	GASKET, Rear Door Outside Handle to Panel Front . . . . .	10.537		80.	SPRING, Rear Door Window Regulator Handle Retaining (Except Cadillac) . . . .	10.513
30.	SCREW, Rear Door Outside Handle to Panel .	10.527		81.	PLATE, Rear Door Window Regulator Handle Bearing (Except Cadillac) . . . . .	10.515
31.	STOP, Rear Door Window Rear Upper. . . . .	10.768		82.	CONTROL ASSY, Rear Door Lock Remote (Except Cadillac) . . . . .	10.500
32.	CAM ASSY, Rear Door Window Guide Rear .	10.792		83.	SCREW, Rear Door Lock Remote Control to Panel . . . . .	10.506
33.	SCREW, Rear Door Window Guide Rear Cam	10.792		84.	HANDLE ASSY, Rear Door Lock Remote Control (Except Cadillac) . . . . .	10.512
34.	BUMPER, Rear Door Window Guide Rear Cam	10.792		85.	SPRING, Rear Door Lock Remote Control Handle Retaining (Except Cadillac) . . . .	10.513
35.	CAM ASSY, Rear Door Inner Panel . . . . .	10.792		86.	WASHER, Rear Door Lock Remote Control Handle Sealing (Except Cadillac) . . . . .	10.517
36.	REGULATOR ASSY, Rear Door Window . . .	10.791		87.	ROD, Rear Door Lock Remote Control to Lock. . . . .	10.506
37.	SCREW, Rear Door Window Regulator to Panel	10.791		88.	HANDLE, Rear Door Lock Remote Control (Paddle Type) . . . . .	10.512
38.	MOTOR ASSY, Rear Door Window Regulator Electric . . . . .	10.791		89.	SCREW, Rear Door Remote Control Handle .	10.512
39.	FASTENER, Rear Door Weatherstrip to Hinge Pillar . . . . .	10.695		90.	CONTROL ASSY, Rear Door Lock Remote (Paddle Type) . . . . .	10.500
40.	SUPPORT, Rear Door Window Guide Front Cam Upper. . . . .	10.765		91.	SPRING, Rear Door Lock Remote Control to Inner Panel . . . . .	10.500
41.	SCREW, Rear Door Window Guide Front Cam	10.792		92.	SILENCER, Rear Door Lock Remote Control to Inner Panel Spring . . . . .	10.500
42.	STRIP ASSY, Rear Door Window Anti-Rattle	10.774		93.	BUMPER, Rear Door Lock Pillar Door Side .	10.587
43.	STOP ASSY, Front Door Window Front Upper	10.768		94.	SEALING STRIP, Rear Door Bottom Auxiliary	10.694
44.	RETAINER, Rear Door Belt Trim Support Front and Rear. . . . .	14.683		95.	SEALING STRIP, Rear Door Bottom Drain Hole . . . . .	10.694
45.	FASTENER, Rear Door Weatherstrip to Lock Pillar . . . . .	10.695		96.	ROD ASSY, Rear Door Inside Locking to Lock (Cadillac Only) . . . . .	10.563
46.	SWITCH & ESCN. ASSY, Rear Door Window 1 Button (Except Cadillac) . . . . .	10.777		97.	ACTUATOR ASSY, Rear Door Electric Lock (Cadillac Only) . . . . .	10.485
47.	REINFORCEMENT, Rear Door Trim at Window Switch (Except Cadillac) . . . . .	10.777				
48.	RETAINER, Rear Door Window Switch Escutcheon (Except Cadillac) . . . . .	10.777				
49.	CAM ASSY, Rear Door Window Guide Front	10.792				
50.	BUMPER, Rear Door Window Guide Front Cam . . . . .	10.792				

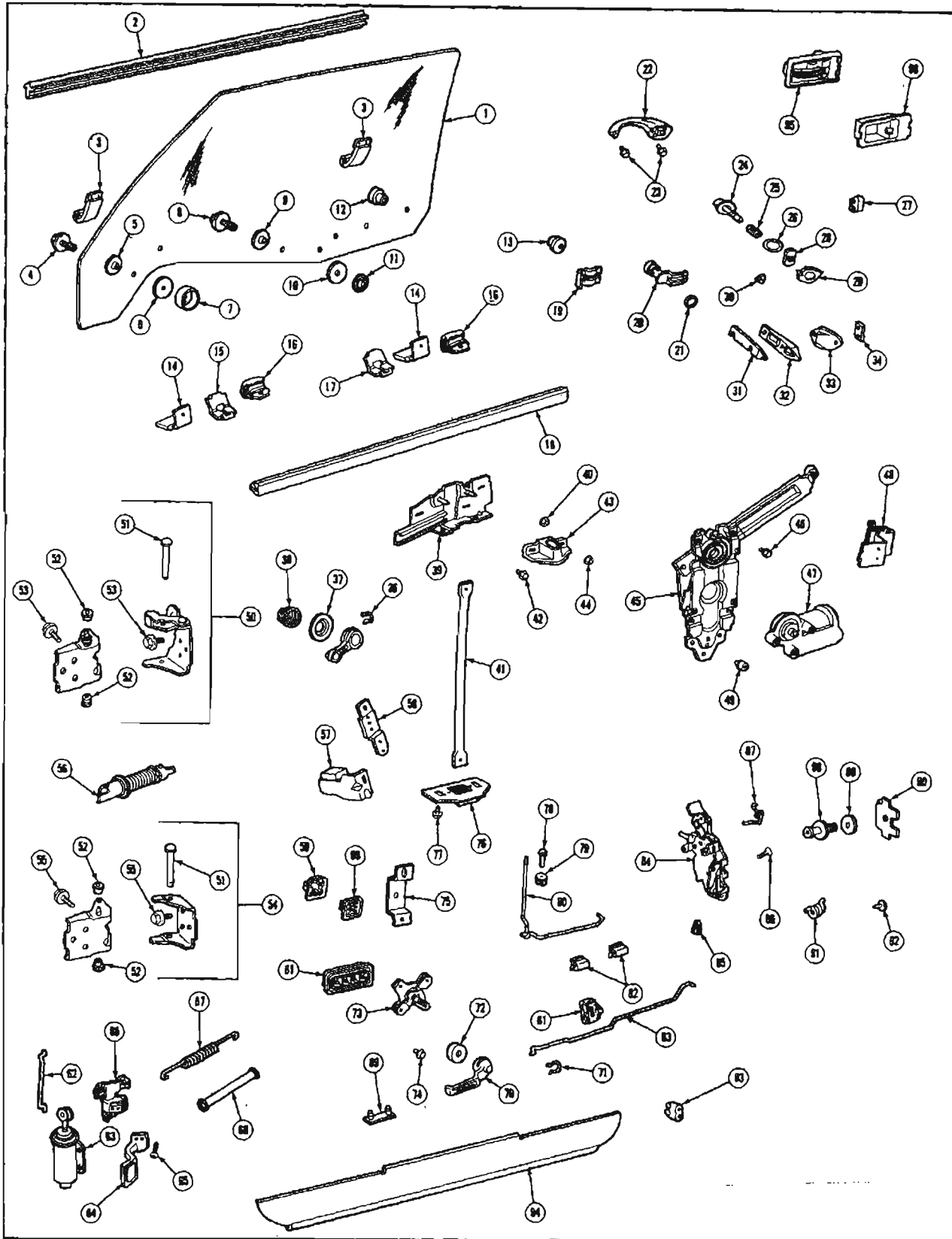


FRONT DOOR HARDWARE 1970-1972-30-4000 2-DOORS

## FRONT DOOR HARDWARE INSTALLATION (TYPICAL)

### 1970 1972-30-4000 2-DOORS

1.	GLASS - F/D Window	10.681	48.	SPRING - F/D Window Regulator Handle Retaining	10.513
2.	SEALING STRIP ASSY. - F/D Window Outer At Belt	10.710	49.	PLATE - F/D Window Regulator Handle Bearing	10.515
3.	PLATE ASSY. - F/D Window Guide Front and Rear	10.728	50.	SPRING - F/D Window Regulator Handle	10.806
4.	BOLT - F/D Window Up Stop To Glass	10.685	51.	GUIDE ASSY. - F/D Window Lower Sash Lower	10.685
5.	SPACER - F/D Window Up Stop To Glass	10.685	52.	SCREW - F/D Lower Sash Guide To Panel	10.685
6.	FILLER - F/D Up Stop Retaining Plate	10.685	53.	CONDUIT - F/D Electric Wiring	10.778
7.	PLATE - F/D Window Up Stop Retainer	10.685	54.	HINGE ASSY. - F/D Upper	10.450
8.	STOP - F/D Window Up On Glass	10.716	55.	PIN - F/D Upper Hinge	10.466
9.	RETAINER - F/D Belt Trim Support Front	14.683	56.	BUSHING - F/D Upper Hinge Oil Less Type	10.464
10.	STRIP ASSY. - F/D Window Anti-Rattle Front and Rear	10.710	57.	SCREW - F/D Upper Hinge To Body and Door	10.463
11.	BOLT - F/D Window Plate Assembly To Glass	10.685	58.	HINGE ASSY. - F/D Lower	10.454
12.	SPACER - F/D Window Plate Assembly To Glass	10.685	59.	SPRING - F/D Lower Hinge	10.460
13.	WASHER - F/D Window Plate Assembly To Glass	10.685	60.	PIN - F/D Lower Hinge (Comp. of Item 58)	N.S.S.
14.	NUT - F/D Window Plate Assembly To Glass	10.685	61.	BUSHING - F/D Lower Hinge (Comp. of Item 58)	N.S.S.
15.	FASTENER - F/D Window Glass Bearing	10.685	62.	SCREW - F/D Lower Hinge To Body and Door	10.463
16.	CAP - F/D Window Glass Bearing Fastener	10.685	63.	HANDLE ASSY. - F/D Remote Control (Pontiac 57 Style Only)	10.512
17.	RETAINER - F/D Belt Trim Support Rear	14.683	64.	ESCUTCHEON - F/D Remote Control Handle (Pontiac 57 Style Only)	10.515
18.	SEALING STRIP ASSY. - F/D Window Inner At Belt	10.710	65.	SEALING STRIP - F/D Bottom Drain Hole	10.694
19.	RETAINER - F/D Lock Cylinder	10.551	66.	SUPPORT ASSY. - F/D Window Bumper Front	10.716
20.	CYLINDER ASSY. - F/D Lock	10.548	67.	RETAINER - F/D Window Switch Escutcheon (Except Pontiac 57 Style)	10.777
21.	GASKET - F/D Lock Cylinder To Door	10.529	68.	REINFORCEMENT - F/D Trim At Window Switch (Except Pontiac 57 Style)	10.777
22.	HANDLE - F/D Outside Less Push Button (Except Pontiac 57)	10.527	69.	SWITCH & ESCUTCHEON ASSY. - F/D Window Four Button (Except Pontiac 57 Style)	10.777
23.	SCREW - F/D Outside Handle To Panel	10.527	70.	SUPPORT ASSY. - F/D Window Bumper Rear	10.716
24.	BUTTON AND SHAFT ASSY. - F/D Handle Push (Except Pontiac 57)	10.529	71.	SEALING STRIP ASSY. - F/D Bottom Auxiliary (Pontiac 57 Style Only)	10.694
25.	SPRING - F/D Handle Push Button (Except Pontiac 57)	10.529	73.	HANDLE ASSY. - F/D Lock Remote Control (Except Pontiac 57 Style)	10.512
26.	RING - F/D Handle Push Button Sealing (Except Pontiac 57)	10.529	74.	SPRING - F/D Lock Remote Control Handle Retaining (Except Pontiac 57 Style)	10.513
27.	WASHER - F/D Handle Push Button Stop (Except Pontiac 57)	10.529	75.	WASHER - F/D Lock Remote Control Hole Sealing (Except Pontiac 57 Style)	10.517
28.	GASKET - F/D Outside Handle To Panel Front (Except Pontiac 57)	10.537	76.	CONTROL ASSY. - F/D Lock Remote (Except Pontiac 57 Style)	10.500
29.	GASKET - F/D Outside Handle To Panel Rear (Except Pontiac 57)	10.537	77.	SCREW - F/D Lock Remote Control To Inner Panel	10.506
30.	STRIKER ASSY. - F/D Lock	10.569	78.	CLIP - F/D Lock Remote Control Rod To Panel	10.565
31.	WASHER - F/D Lock Striker	10.571	79.	ROD ASSY. - F/D Inside Locking To Lock	10.563
32.	PLATE - F/D Lock Striker Anchor	10.571	80.	CLIP - F/D Inside Locking Rod To Inner Panel	10.565
33.	FASTENER - F/D Weatherstrip To Lock Pillar	10.695	81.	ROD - F/D Lock Remote Control To Lock	10.506
34.	PLATE ASSY. - F/D Window Lower Sash Guide	10.728	82.	LOCK ASSY. - F/D	10.470
35.	NUT - F/D Lower Sash Guide Plate	10.685	83.	CLIP - F/D Lock Spring	10.474
36.	TUBE ASSY. - F/D Window Guide	10.728	84.	SCREW - F/D Lock To Inner Panel	10.474
37.	NUT - F/D Window Guide Tube Lower To Panel	10.728	85.	SPRING - F/D Lock Push Button Return	10.474
38.	SCREW - F/D Window Guide Tube Upper To Panel	10.728	86.	SPRING - F/D Lock Over Center	10.474
39.	GUIDE ASSY. - F/D Window Lower Sash Upper	10.685	87.	PLATE - F/D Wedge Door Side (67 Styles Only)	10.584
40.	NUT - F/D Window Lower Sash Upper Guide	10.685	88.	PLATE - F/D Wedge Body Side (67 Styles Only)	10.584
41.	REGULATOR ASSY. - F/D Window	10.783	89.	SPACER - F/D Wedge Plate Door Side (Emergency Use) (67 Styles Only)	10.584
42.	SCREW - F/D Window Regulator To Inner Panel	10.783	90.	ROD - F/D Electric Actuator To Lock	10.485
43.	RETAINER - F/D Remote Control Rod (Pontiac 57 Styles Only)	10.565	91.	ACTUATOR ASSY. - F/D Electric Lock	10.485
44.	MOTOR ASSY. - F/D Window Regulator Electric	10.783	92.	BUMPER - F/D Lock Pillar Door Side	10.587
45.	KNOB - F/D Inside Locking Rod	10.559	93.	HANDLE ASSY. - F/D Outside Flush Type (Pontiac 57 Style Only)	10.527
46.	FERRULE ASSY. - F/D Inside Locking Rod Knob	10.560	94.	RETAINER - F/D Outside Handle (Pontiac 57 Style Only)	10.529
47.	HANDLE ASSY. - F/D Window Regulator	10.797			

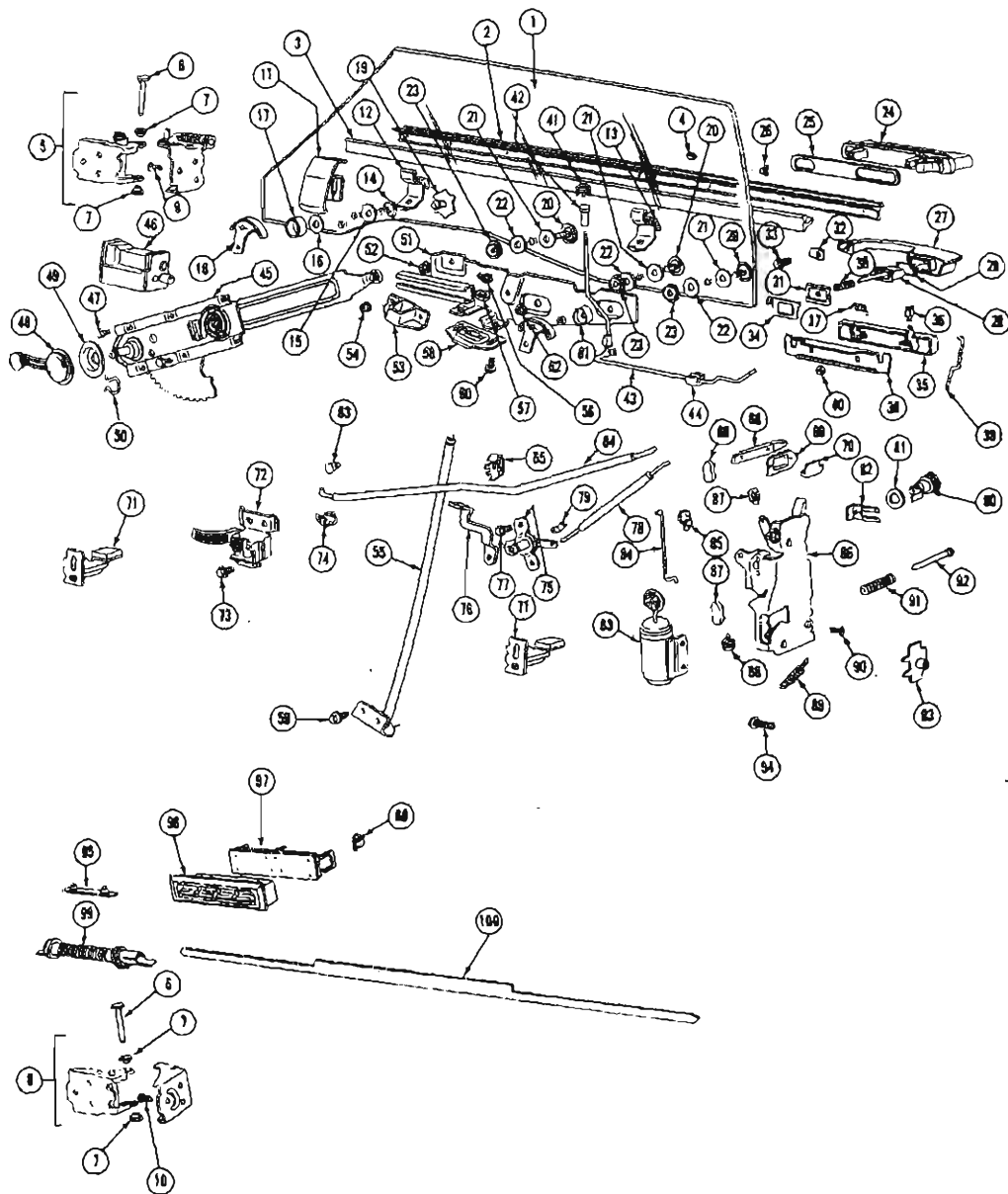


FRONT DOOR HARDWARE INSTALLATION  
1970-50-60-8000 2 DOORS

BUICK MOTOR DIVISION, GENERAL MOTORS CORPORATION

## FRONT DOOR HARDWARE INSTALLATION (TYPICAL) 1970-50-60-8000 2-DOORS

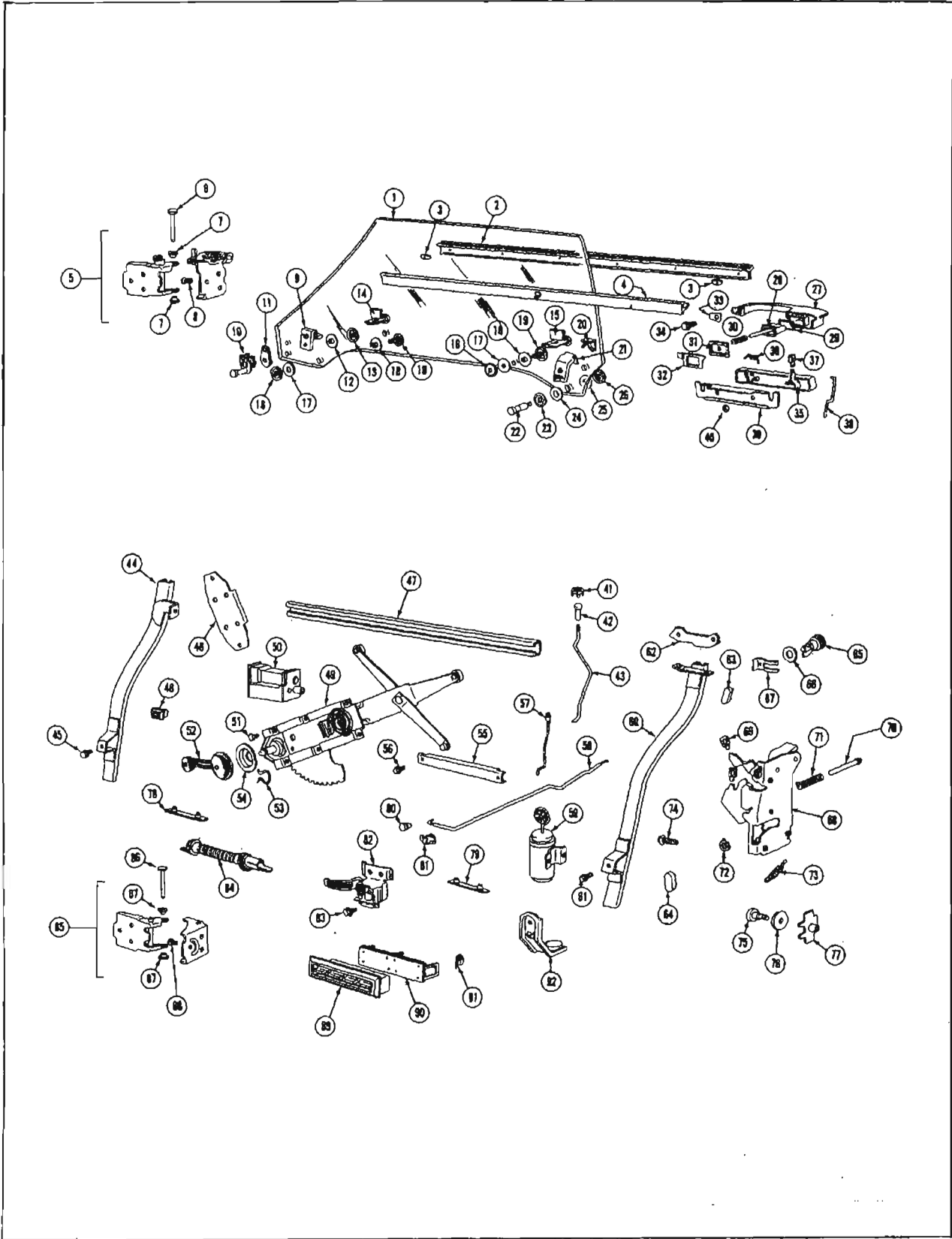
1.	GLASS - F/D Window . . . . .	10.681	48.	CHANNEL ASSY - F/D Window Anti-Rattle . . . . .	10.701
2.	SEALING STRIP ASSY. - F/D Window Outer At Belt . . . . .	10.710	49.	BUMPER - F/D Window Electric . . . . .	10.791
3.	PLATE ASSY. - F/D Window Guide Front and Rear . . . . .	10.728	50.	HINGE ASSY. - F/D Upper . . . . .	10.450
4.	BOLT - F/D Window Up Stop To Glass . . . . .	10.685	51.	PIN - F/D Upper and Lower Hinge . . . . .	10.466
5.	BUSHING - F/D Window Up Stop To Glass . . . . .	10.685	52.	BUSHING - F/D Upper and Lower Hinge Oil Less Type . . . . .	10.464
6.	WASHER - F/D Window Up Stop To Glass . . . . .	10.685	53.	SCREW - F/D Upper Hinge To Body and Door . . . . .	10.463
7.	STOP - F/D Window Glass Up . . . . .	10.716	54.	HINGE ASSY. - F/D Lower . . . . .	10.454
8.	BOLT - F/D Window Plate Assembly To Glass . . . . .	10.685	55.	SCREW - F/D Lower Hinge To Body and Door . . . . .	10.463
9.	BUSHING - F/D Window Plate Assembly To Glass . . . . .	10.685	56.	CONDUIT - F/D Electric Wiring . . . . .	10.778
10.	WASHER - F/D Window Plate Assembly To Glass . . . . .	10.685	57.	SUPPORT ASSY. - F/D Window Bumper . . . . .	10.716
11.	NUT - F/D Window Plate Assembly To Glass . . . . .	10.685	58.	PLATE - F/D Wiring Protector . . . . .	10.777
12.	FASTENER - F/D Window Glass Bearing . . . . .	10.685	59.	REINFORCEMENT - F/D Trim At Window Switch (Except Cadillac) . . . . .	10.777
13.	CAP - F/D Window Glass Bearing Fastener . . . . .	10.685	60.	RETAINER - F/D Window Switch Escutcheon (Except Cadillac) . . . . .	10.777
14.	STOP - F/D Up (On Panel) . . . . .	10.716	61.	SWITCH AND ESCUTCHEON ASSY. - F/D Window 4 Button (Except Cadillac) . . . . .	10.777
15.	RETAINER - F/D Belt Trim Support Front . . . . .	14.683	62.	ROD - F/D Inside Locking Lever To Actuator . . . . .	10.563
16.	STRIP ASSY. - F/D Window Anti-Rattle . . . . .	10.710	63.	ACTUATOR ASSY. - F/D Electric Lock . . . . .	10.485
17.	RETAINER - F/D Belt Trim Support Rear . . . . .	14.683	64.	HANDLE - F/D Lock Remote Control (Paddle Type) . . . . .	10.512
18.	SEALING STRIP ASSY. - F/D Window Inner At Belt . . . . .	10.710	65.	SCREW - F/D Lock Remote Control Handle . . . . .	10.512
19.	RETAINER - F/D Lock Cylinder . . . . .	10.551	66.	CONTROL ASSY. - F/D Lock Remote (Paddle Type) . . . . .	10.500
20.	CYLINDER ASSY. - F/D Lock . . . . .	10.548	67.	SPRING - F/D Lock Remote Control To Inner Panel . . . . .	10.500
21.	GASKET - F/D Lock Cylinder To Door . . . . .	10.529	68.	SILENCER - F/D Lock Remote Control To Inner Panel Spring . . . . .	10.500
22.	HANDLE - F/D Outside Less Button . . . . .	10.527	69.	SEALING STRIP - F/D Bottom Drain Hole . . . . .	10.694
23.	SCREW - F/D Outside Handle To Panel . . . . .	10.527	70.	HANDLE ASSY - F/D Lock Remote Control (Except Cadillac) . . . . .	10.512
24.	BUTTON AND SHAFT ASSY. - F/D Handle Push . . . . .	10.529	71.	SPRING - F/D Lock Remote Control Handle Retaining (Except Cadillac) . . . . .	10.513
25.	SPRING - F/D Handle Push . . . . .	10.529	72.	WASHER - F/D Lock Remote Control Handle Sealing (Except Cadillac) . . . . .	10.517
26.	RING - F/D Handle Push Button Sealing . . . . .	10.529	73.	CONTROL ASSY. - F/D Lock Remote (Except Cadillac) . . . . .	10.500
27.	BUMPER - F/D Lock Pillar Upper Door Side . . . . .	10.587	74.	SCREW - F/D Lock Remote Control To Panel . . . . .	10.506
28.	WASHER - F/D Handle Push Button Stop . . . . .	10.529	75.	PLATE - F/D Electric Lock Switch Protector . . . . .	10.777
29.	GASKET - F/D Outside Handle To Panel Rear . . . . .	10.537	76.	GUIDE ASSY. - F/D Window Lower Sash Lower . . . . .	10.685
30.	GASKET - F/D Outside Handle To Panel Front . . . . .	10.537	77.	SCREW - F/D Window Lower Sash Guide To Plate . . . . .	10.685
31.	SPACER - F/D Wedge Plate Door Side (67 Styles Only) . . . . .	10.584	78.	KNOB - F/D Inside Locking Rod . . . . .	10.559
32.	PLATE - F/D Wedge Door Side (67 Styles Only) . . . . .	10.584	79.	FERRULE ASSY. - F/D Inside Locking Rod Knob . . . . .	10.560
33.	PLATE - F/D Wedge Body Side (67 Styles Only) . . . . .	10.584	80.	ROD ASSY. - F/D Inside Locking To Lock . . . . .	10.563
34.	SPACER - F/D Wedge Plate Body Side (67 Styles Only) . . . . .	10.584	81.	CLIP - F/D Lock Remote Control To Inner Panel . . . . .	10.565
35.	HANDLE ASSY. - F/D Window Regulator (Except Cadillac) . . . . .	10.797	82.	CLIP - F/D Inside Locking Rod To Inner Panel . . . . .	10.565
36.	SPRING - F/D Window Regulator Handle Retaining (Except Cadillac) . . . . .	10.513	83.	ROD - F/D Lock Remote Control To Lock . . . . .	10.506
37.	PLATE - F/D Window Regulator Handle Bearing (Except Cadillac) . . . . .	10.515	84.	LOCK ASSY. - F/D . . . . .	10.470
38.	SPRING - F/D Window Regulator Handle (Except Cadillac) . . . . .	10.806	85.	CLIP - F/D Lock Spring . . . . .	10.474
39.	PLATE ASSY. - F/D Window Lower Sash Guide . . . . .	10.728	86.	SCREW - F/D Lock To Inner Panel . . . . .	10.474
40.	NUT - F/D Window Lower Sash Guide Plate . . . . .	10.685	87.	SPRING - F/D Lock Push Button Return . . . . .	10.474
41.	TUBE ASSY - F/D Window Guide . . . . .	10.728	88.	STRIKER ASSY. - F/D Lock . . . . .	10.569
42.	SCREW - F/D Window Guide Tube To Panel . . . . .	10.728	89.	WASHER - F/D Lock Striker . . . . .	10.571
43.	GUIDE ASSY - F/D Window Lower Sash Upper . . . . .	10.685	90.	PLATE - F/D Lock Striker Anchor . . . . .	10.571
44.	NUT - F/D Window Lower Sash Upper Guide . . . . .	10.685	91.	SPRING - F/D Lock Over Center . . . . .	10.474
45.	REGULATOR ASSY. - F/D Window . . . . .	10.783	92.	FASTENER - F/D Weatherstrip To Lock Pillar . . . . .	10.695
46.	SCREW - F/D Window Regulator To inner Panel . . . . .	10.783	93.	BUMPER - F/D Lock Pillar Lower Door Side . . . . .	10.587
47.	MOTOR ASSY. - F/D Window Regulator Electric . . . . .	10.783	94.	SEALING STRIP - F/D Bottom Auxiliary . . . . .	10.694
			95.	HANDLE ASSY - F/D Lock Remote Control (Pontiac Only) . . . . .	10.512
			96.	ESCUTCHEON - F/D Lock Remote Control Handle (Pontiac Only) . . . . .	10.515



FRONT DOOR HARDWARE (TYPICAL)  
 1971-1972 50-66-80-9000 (2 DRS.)

1971-1972 50-60-80-9000 (2 DOOR) FRONT DOOR HARDWARE (TYPICAL)

1.	GLASS, Front Door Window . . . . .	10.681	47.	SCREW, Front Door Window Regulator to Inner Panel . . . . .	10.783
2.	SEALING STRIP ASM., Front Door Window Outer at Belt . . . . .	10.710	48.	HANDLE ASM., Window Regulator. . . . .	10.797
3.	SEALING STRIP ASM., Front Door Window Inner at Belt. . . . .	10.710	49.	PLATE, Wdw Reg Inside Handle Bearing . . .	10.515
4.	PLATE, Front Door Outer Sealing Strip Guide . . . . .	10.728	50.	SPRING, Window Regulator Handle Retaining . . . . .	10.513
5.	HINGE ASM., Front Door Upper. . . . .	10.450	51.	PLATE ASM., F/Dr Window Lower Sash Gde	10.728
6.	PIN, Front Door Upper & Lower Hinge. . .	10.466	52.	NUT, Front Door Window Lower Sash Guide Plate to Glass. . . . .	10.728
7.	BUSHING, Front Door Upper & Lower Hinge Oil Less Type . . . . .	10.464	53.	GUIDE ASM., F/Dr Window Lower Sash-Upr	10.685
8.	HINGE ASM., Front Door Lower. . . . .	10.454	54.	NUT, Front Door Window Lower Sash Upper Guide to Plate . . . . .	10.728
9.	SCREW, Front Door Upper Hinge to Door and Body . . . . .	10.463	55.	TUBE ASM., Front Door Window Guide . . .	10.728
10.	SCREW, Front Door Lower Hinge to Door and Body . . . . .	10.463	56.	NUT, Front Door Window Guide Tube to Inner Panel . . . . .	10.728
11.	PLATE ASM., F/Dr Wdw Glass Stabilizer . .	10.728	57.	WASHER, Front Door Window Guide Tube . .	10.728
12.	RETAINER ASM., F/Dr Belt Trim Supt Frt. .	14.683	58.	GUIDE ASM., Front Door Wdw Lwr Sash-Lwr	10.685
13.	RETAINER ASM., F/Dr Belt Trim Supt-Rr . .	14.683	59.	SCREW, Front Door Window Guide Tube to Inner Panel . . . . .	10.728
14.	SCREW, F/Dr Wdw Upr Stop to Glass . . . .	10.685	60.	SCREW, Front Door Window Lower Sash Lower Guide to Plate . . . . .	10.728
15.	BUSHING, F/Dr Window Upr Stop to Glass	10.685	61.	STOP ASM., F/Dr Wdw Rear Upr on Glass	10.716
16.	WASHER, F/Dr Window Upr Stop to Glass .	10.685	62.	STOP, F/Dr Wdw Upr On-Panel-Rr . . . . .	10.716
17.	STOP ASM., Front Door Window Glass Upr.	10.716	63.	BUMPER, Front Door Lock HdL Remote & C	10.512
18.	STOP, F/Dr Window Upr On-Panel Front . .	10.716	64.	ROD, F/Dr Lock Remote Control to Lock . .	10.506
19.	FASTENER, F/Dr Window Glass Bearing . . .	10.685	65.	CLIP, Front Door Lock Remote Control Rod to Inner Panel. . . . .	10.565
20.	SCREW, F/Dr Window Guide Plate Asm . . .	10.685	66.	BUMPER, Lock Pillar Door Side-Upper . . . .	10.587
21.	BUSHING, Front Door Window Guide Plate Asm to Glass . . . . .	10.685	67.	BUMPER, Lock Pillar Door Side-Lower . . . .	10.587
22.	WASHER, Front Door Window Guide Plate Asm to Glass. . . . .	10.685	68.	PLATE, Front Door Wedge Door Side . . . . .	10.584
23.	NUT, Front Door Window Guide Plate to Glass . . . . .	10.685	69.	PLATE, Front Door Wedge Body Side . . . . .	10.584
24.	HANDLE ASM., Front Door Outside Oldsmobile & Buick E Only . . . . .	10.527	70.	SPACER, F/Dr Wedge Plate Body Side . . . .	10.584
25.	GASKET, Front Door Outside Handle Oldsmobile & Buick E Only. . . . .	10.537	71.	SUPPORT ASM., Front Door Window Bumper	10.716
26.	BUMPER, Front Door Outside Handle Oldsmobile & Buick E Only. . . . .	10.529	72.	HANDLE ASM., F/Dr Lk Remote & Control	10.512
27.	HANDLE, Front Door Outside Less Button Oldsmobile Buick B&C Cadillac C&E Only	10.527	73.	SCREW, Front Door Lock Remote Control Handle to Panel . . . . .	10.512
28.	BUTTON & SHAFT ASM., F/Dr Handle Push Oldsmobile Buick B&C Cadillac C&E. . . .	10.529	74.	CLIP, F/Dr Lk HdL Inside Remote Rod . . . .	10.512
29.	RING, F/Dr Handle Push Button Sealing Oldsmobile Buick B&C Cadillac C&E Only.	10.529	75.	CONTROL ASM., F/Dr Lock Remote-Rr Rt Side Cade . . . . .	10.500
30.	SPRING, Front Door HdL Push Oldsmobile Buick B&C Cadillac C&E Only. . . . .	10.529	76.	HANDLE, Door Lock Remote Control-Rr Rt Side Cadillac E . . . . .	10.512
31.	WASHER, Front Door Handle Push Button Stop Olds Buick B&C Cad C&E Only . . . .	10.529	77.	SCREW, Front Door Lock Remote Rear Control to Panel Rt Side Cadillac E . . . . .	10.506
32.	GASKET, Front Door Outside Handle Front Oldsmobile Buick B&C Cadillac C&E Only	10.537	78.	ROD, Front Door Lock Rear Remote Control to Lock Rt Sd Cadillac E . . . . .	10.506
33.	SCREW, Front Door Outside Handle to Panel Oldsmobile Buick Cadillac B-C-E Only. . .	10.527	79.	CLIP, Front Door Lock Rr Remote Control to Lock Rt Sd Cadillac E . . . . .	10.506
34.	GASKET, Front Door Outside Handle Rear Oldsmobile Buick B&C Cadillac B&C Only.	10.537	80.	LOCK CYLINDER ASM., Front Door . . . . .	10.548
35.	HANDLE ASM., Front Door Outside Lift Bar Chevrolet & Pontiac Only . . . . .	10.527	81.	GASKET, F/Dr Lock Cylinder to Door . . . .	10.529
36.	SPRING CLIP, Front Door Outside Lift Bar Handle Chevrolet & Pontiac Only . . . . .	10.529	82.	RETAINER, Front Door Lock Cylinder . . . .	10.551
37.	SPRING, Front Door Outside Lift Bar Handle Chevrolet & Pontiac Only . . . . .	10.529	83.	ACTUATOR ASM., Front Door Electric Lock	10.485
38.	ESCUTCHEON, Front Door Outside Handle Chevrolet & Pontiac Only . . . . .	10.537	84.	ROD, Front Door Inside Lkg Lever to Actuator. . . . .	10.563
39.	ROD, Front Door Outside Handle to Lock Chevrolet & Pontiac Only . . . . .	10.529	85.	CLIP, Front Door Inside Lkg Lever to Actuator . . . . .	10.565
40.	NUT, Front Door Outside Handle to Panel Chevrolet & Pontiac Only . . . . .	10.527	86.	LOCK ASM., Front Door . . . . .	10.470
41.	FERRULE ASM., Front Door Inside Locking Rod Knob . . . . .	10.560	87.	SPRING CLIP, Front Door Lock . . . . .	10.474
42.	KNOB, Front Door Inside Locking Rod. . . .	10.559	88.	SPRING, Over Center-Front Door Lock . . .	10.474
43.	ROD ASM., F/Dr Inside Locking to Lock . .	10.563	89.	SPRING, F/Dr Lock Fork Bolt Return . . . .	10.474
44.	CLIP, F/Dr Inside Locking Rod to Inr Pnl. .	10.565	90.	SCREW, Front Door Lock to Panel. . . . .	10.474
45.	REGULATOR ASSEMBLY, Front Door Window	10.783	91.	SPRING, Front Door Lk Pushbutton Return . .	10.474
46.	MOTOR ASM., F/Dr Wdw Regulator Electric	10.783	92.	PIN, F/Dr Lk Pushbutton Return Spring. . . .	10.474
			93.	PLATE, Front Door Lock Striker Anchor . . .	10.571
			94.	SCREW & WASHER ASM., Front Door Weatherstrip to Lock Plr. . . . .	10.695
			95.	SEALING STRIP, Front Door BTM Drain Hole	10.694
			96.	SWITCH & ESCN ASM., Front Door Window -4 Button . . . . .	10.777
			97.	REINFORCEMENT, Front Door Window Switch-4 Button-Lt Sd. . . . .	10.777
			98.	RETAINER, Front Door Wdw Switch Escn. . .	10.777
			99.	CONDUIT, Front Door Electric Wiring. . . .	10.778
			100.	SEALING STRIP, F/Dr Btm Aux B Body Only.	10.694



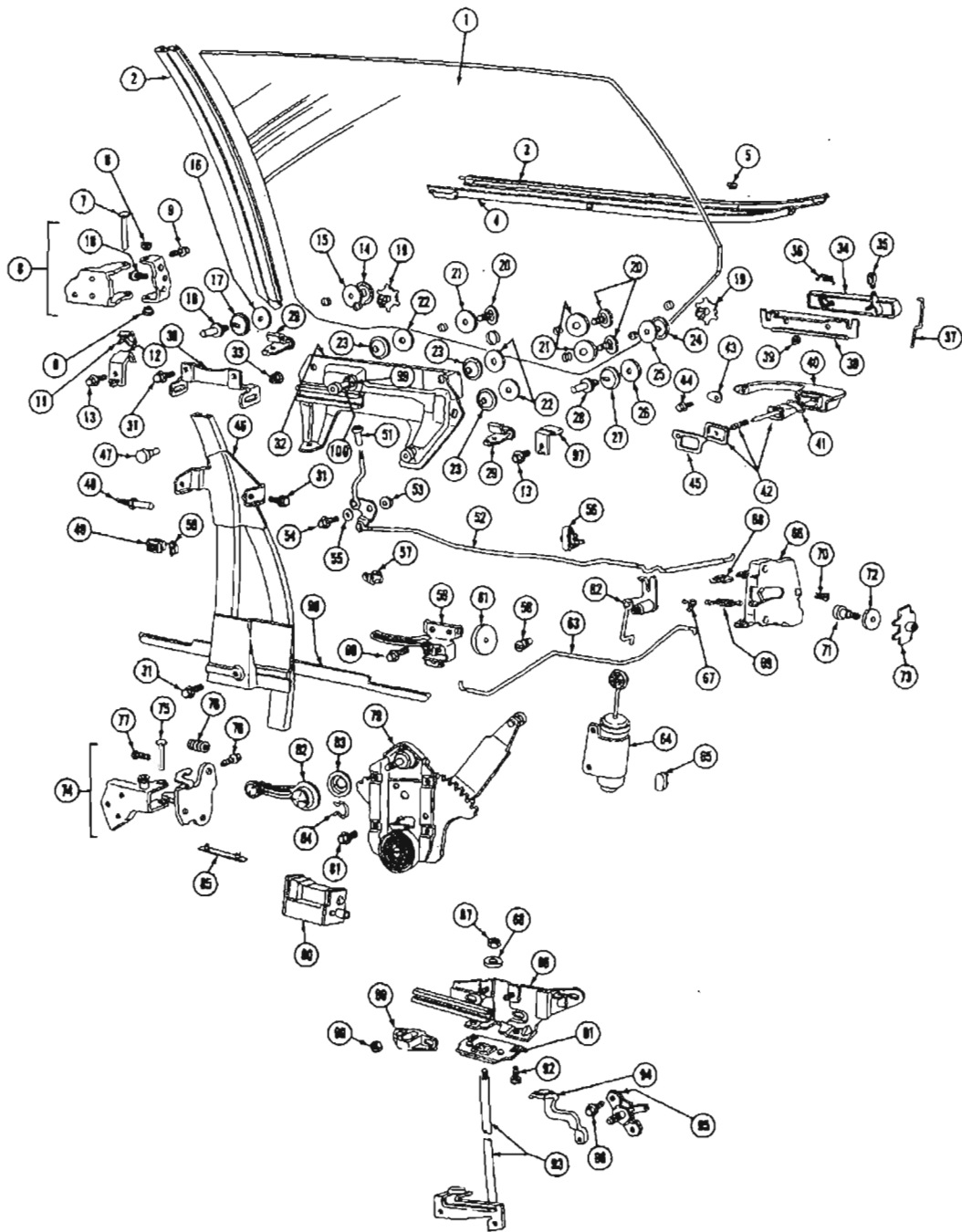
FRONT DOOR HARDWARE  
 (TYPICAL)  
 1971-1972 50-66-8000 4DRS.

BUICK MOTOR DIVISION, GENERAL MOTORS CORPORATION



1971-1972 50-60-8000 BODY STYLES (4-DR.) FRONT DOOR HARDWARE (TYPICAL)

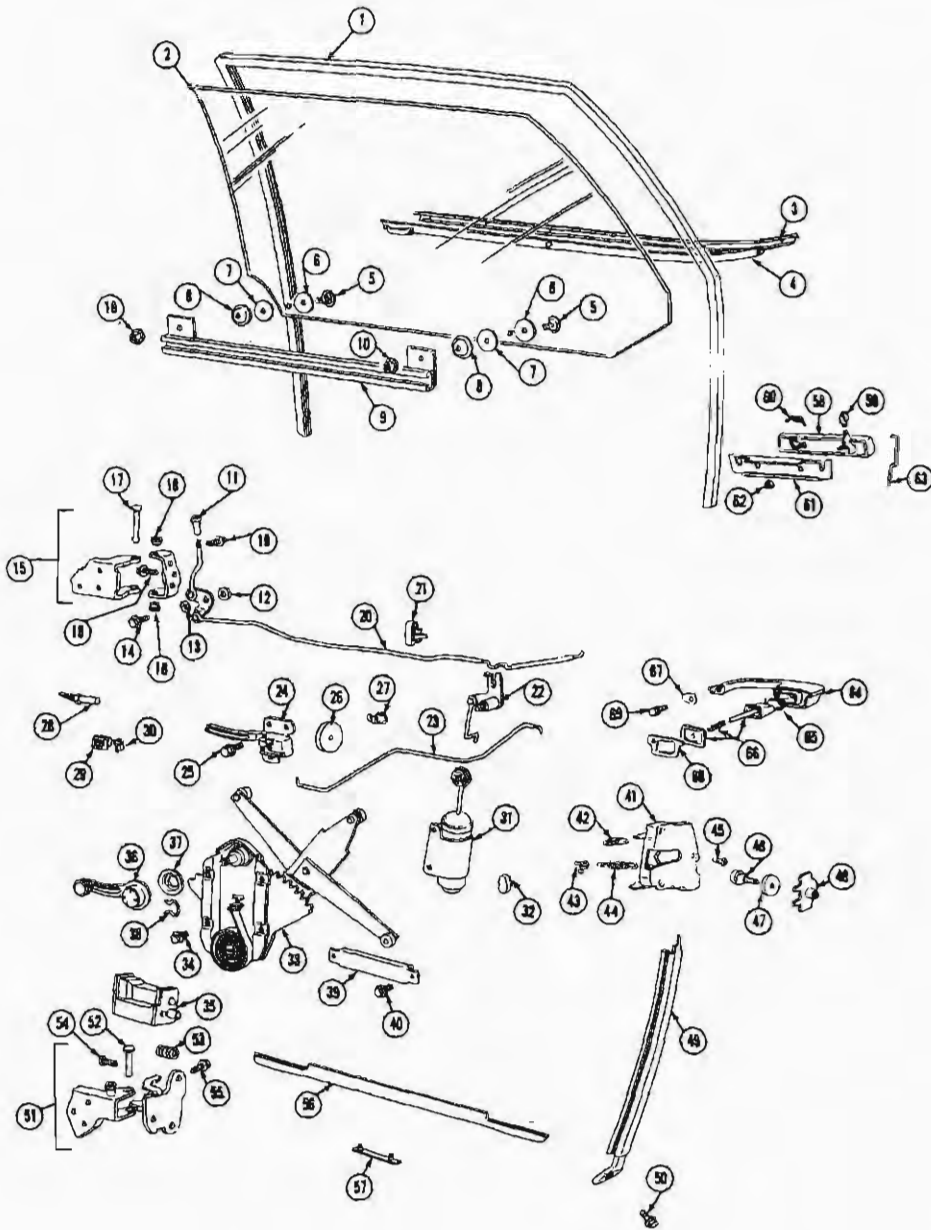
1. GLASS, Front Door Window . . . . .	10.681	42. KNOB, Front Door Inside Locking Rod . . .	10.559
2. SEALING STRIP ASM., Front Door Window Outer of Belt . . . . .	10.710	43. ROD, Front Door Inside Locking to Lock . .	10.563
3. PLATE, Front Door Sealing Strip Guide . . .	10.728	44. CAM ASM., F/Dr Wdw Guide Front . . . . .	10.792
4. SEALING STRIP ASM., Front Door Window Inner at Belt . . . . .	10.710	45. SCREW, F/Dr Window Guide Front Cam to Panel . . . . .	10.792
5. HINGE ASM., Front Door Upper . . . . .	10.450	46. PLATE, Front Door Trim Panel Hanger . . .	14.691
6. PIN, Front Door Hinge Upper . . . . .	10.466	47. CAM ASM., F/Dr Window Glass Regulator .	10.792
7. BUSHING, Front Door Hinge Upper . . . . .	10.464	48. SWITCH, Front Door Lock Control - on Trim Pad . . . . .	10.485
8. SCREW, Front Door Upper Hinge to Door & Body . . . . .	10.463	49. REGULATOR ASM., Front Door Window . .	10.783
9. STOP, Front Door Window Frt Up on Pnl . .	10.716	50. MOTOR ASM., F/Dr Wdw Reg Electric . . .	10.783
10. ROLLER ASM., Front Door Window Glass Guide - Frt . . . . .	10.792	51. SCREW, F/Dr Window Regulator to Inner Panel . . . . .	10.783
11. WASHER, Front Door Window Front Roller to Glass . . . . .	10.792	52. HANDLE ASM., Front Door Window Regulator Less Cadillac . . . . .	10.797
12. BUSHING, Front Door Window Front Roller to Glass . . . . .	10.792	53. SPRING, Window Regulator Handle Retaining Less Cadillac . . . . .	10.513
13. NUT, Front Door Window Guide Front Roller to Glass . . . . .	10.792	54. PLATE, F/Dr Window Regulator Handle Bearing . . . . .	10.515
14. RETAINER ASM., Front Door Belt Trim Supt - Frt . . . . .	14.683	55. CAM ASM., Front Door Inner Panel . . . . .	10.792
15. RETAINER ASM., Front Door Belt Trim Supt - RR . . . . .	14.683	56. SCREW, Front Door Inner Panel Cam to Inner Panel . . . . .	10.792
16. NUT, Front Door Window Glass to Cam Tee	10.792	57. ROD, Front Door Inside Locking Lever to Actuator . . . . .	10.563
17. WASHER, Front Door Window Glass to Cam	10.792	58. ROD, Front Door Remote Control to Lock . .	10.506
18. BUSHING, F/Dr Wdw Reg Cam to Glass . .	10.792	59. ACTUATOR ASM., F/Dr Electric Lock . . . .	10.485
19. SCREW, Front Door Wdw Reg Cam to Glass	10.792	60. CAM ASM., F/Dr Window Guide - Rear . .	10.792
20. CAP, F/Dr Wdw Up RR Stop on Pnl . . . . .	10.716	61. SCREW, Front Door Window Guide Rear Cam to Panel . . . . .	10.792
21. STOP, Front Door Wdw RR Up on Pnl . . . .	10.716	62. SUPPORT, Front Door Window RR Guide Com Inner Panel . . . . .	10.765
22. ROLLER ASM., F/Dr Wdw Guide Rear . . . .	10.792	63. BUMPER, Front Door Lock Pillor - Upper Door Side . . . . .	10.587
23. BUSHING, F/Dr Wdw RR Roller to Glass . .	10.792	64. BUMPER, Front Door Lock Pillor - Lower Door Side . . . . .	10.587
24. WASHER, F/Dr Wdw Guide RR Roller to Glass . . . . .	10.792	65. LOCK CYLINDER ASM., Front Door . . . . .	10.548
25. WASHER, F/Dr Window Guide Rear Roller to Glass . . . . .	10.792	66. GASKET, Front Door Lock Cylinder . . . . .	10.529
26. NUT, F/Dr Wdw Guide RR Roller to Glass.	10.792	67. RETAINER, Front Door Lock Cylinder . . . .	10.551
27. HANDLE, F/Dr Outside Less Push Button Olds Buick Cadillac Only . . . . .	10.527	68. LOCK ASM., Front Door . . . . .	10.470
28. BUTTON & SHAFT ASM., F/Dr Handle Push Oldsmobile Buick Cadillac Only . . . . .	10.529	69. CLIP, Front Door Lock Spring . . . . .	10.474
29. RING, Front Door Handle Push Button Sealing Oldsmobile Buick Cadillac Only . .	10.529	70. PIN, F/Dr Lock Push Button Return Spring .	10.474
30. SPRING, Front Door Handle Push Olds Buick Cadillac Only . . . . .	10.529	71. SPRING, F/Dr Lock Push Button Return . .	10.474
31. WASHER, Front Door Handle Push Button Stop Oldsmobile Buick Cadillac Only . . .	10.529	72. SPRING, Overcenter - Front Door Lock . . .	10.474
32. GASKET, Front Door Outside Handle - RR Oldsmobile Buick Cadillac Only . . . . .	10.537	73. SPRING, F/Dr Lock Fork Bolt Return . . . .	10.474
33. GASKET, Front Door Outside Handle - Frt Oldsmobile Buick Cadillac Only . . . . .	10.537	74. SCREW, F/Dr Weatherstrip Asm to Lk Plr . .	10.695
34. SCREW, Front Door Outside Handle to Panel Oldsmobile Buick Cadillac Only . . .	10.527	75. STRIKER ASM., Front Door Lock . . . . .	10.569
35. HANDLE ASM., Front Door Outside Lift Bar Chevrolet & Pontiac Only . . . . .	10.527	76. WASHER, Front Door Lock Strkr to Panel . .	10.571
36. SPRING, Front Door Outside Lift Bar Handle Chevrolet & Pontiac Only . . . . .	10.529	77. PLATE, F/Dr Lock Striker Anchor . . . . .	10.571
37. SPRING CLIP, Front Door Outside Lift Bar Handle Chevrolet & Pontiac Only . . . . .	10.529	78. SEALING STRIP, Front Door Bottom Drain Hole - Frt . . . . .	10.694
38. ROD, Front Door Outside Handle to Lock Chevrolet & Pontiac Only . . . . .	10.529	79. SEALING STRIP, Front Door Bottom Drain Hole - RR . . . . .	10.694
39. ESCUTCHEON, Front Door Outside Handle Chevrolet & Pontiac Only . . . . .	10.537	80. BUMPER, F/Dr Lock Hdl Remote Control . .	10.512
40. NUT, Front Door Outside Handle to Panel Chevrolet & Pontiac Only . . . . .	10.537	81. CLIP, F/Dr Lock Hdl Remote Control . . . .	10.512
41. FERRULE, Front Door Inside Locking Rod Knob	10.560	82. HANDLE ASM., F/Dr Lock Remote Control .	10.512
		83. SCREW, Front Door Lock Remote Control Handle to Panel . . . . .	10.512
		84. CONDVIT, Front Door Electric Wiring . . . .	10.778
		85. HINGE ASM., Front Door Lower . . . . .	10.454
		86. PIN, Front Door Hinge Lower . . . . .	10.466
		87. BUSHING, Front Door Hinge Lower . . . . .	10.464
		88. SCREW, F/Dr Lower Hinge to Door & Body .	10.463
		89. SWITCH, F/Dr Wdw Escut - 4 Button . . . .	10.777
		90. REINFORCEMENT, F/Dr Trim at Wdw Switch	10.777
		91. CLIP, F/Dr Wdw Switch Retaining . . . . .	10.777
		92. SUPPORT ASM., Front Door Window Bumper	10.716



REAR DOOR HARDWARE (TYPICAL)  
 1971- 1972 52-54-66-82-8439

## 1971-1972 50-60-8000 REAR DOOR HARDWARE INSTALLATION (TYPICAL)

1.	GLASS, Rear Door Window . . . . .	10.741	48.	SWITCH ASM., Rear Door Jamb . . . . .	11.950
2.	CHANNEL ASM., Rr Dr Wdw Front Sash . .	10.747	49.	SWITCH & ESCN ASM., Rear Door Window 1 Button Except Cadillac . . . . .	10.777
3.	SEALING STRIP ASM., Rear Door Window Outer/at Belt . . . . .	10.774	50.	CLIP, Rear Door Window Switch Retaining Except Cadillac . . . . .	10.777
4.	SEALING STRIP ASM., Rear Door Window Inner/at Belt . . . . .	10.774	51.	KNOB, Rear Door Inside Locking Rod . . .	10.559
5.	PLATE, Rr Dr Outer Sealing Strip Guide . .	10.747	52.	ROD ASM., Rr Dr Inside Locking to Lock . .	10.563
6.	HINGE ASM., Rear Door Upper . . . . .	10.456	53.	WASHER, Rr Dr Inside Locking to Lock Rod	10.556
7.	PIN, Rear Door Upper Hinge . . . . .	10.466	54.	SCREW, Rear Dr Inside Locking to Lock Rod	10.556
8.	BUSHING, Door Hinge Oil Less Type . . . .	10.464	55.	WASHER, Rr Dr Inside Locking to Lock Rod	10.556
9.	SCREW, Rear Door Upper Hinge to Body . .	10.463	56.	CLIP, Rear Door Inside Locking Rod to Inner Panel . . . . .	10.565
10.	SCREW, Rear Door Upper Hinge to Door . .	10.463	57.	CLIP, Door Lock Remote Control Handle . .	10.512
11.	CAP, Rear Door Window Front Up Stop . . .	10.763	58.	BUMPER, Door Lock Remote Control Handle	10.512
12.	STOP ASM., Rear Door Window Front Up . .	10.768	59.	HANDLE ASM., Rr Dr Lock Remote Control	10.512
13.	SCREW, Stop to Inner Panel Reinforcement .	10.768	60.	SCREW, Rear Door Lock Remote Control Handle to Panel . . . . .	10.506
14.	NUT, Rear Door Window Frt Stud to Glass	10.768	61.	PAD, Rear Door Lock Remote Control . . . .	10.515
15.	BUSHING, Rr Dr Wdw Frt Stud to Glass . .	10.768	62.	ROD ASM., Rear Door Inside Locking to Actuator . . . . .	10.563
16.	WASHER, Rr Dr Wdw Frt Stud to Glass . .	10.768	63.	ROD ASM., Rr Dr Lk Remote Control to Lk	10.506
17.	WASHER, Rr Dr Wdw Frt Stud to Glass . .	10.768	64.	ACTUATOR ASM., Rear Door Electric Lock	10.485
18.	STUD, Rear Door Window Front/On Glass/ Used as Stop . . . . .	10.768	65.	BUMPER, Rear Door Lock Pillar/Door Side . .	10.587
19.	FASTENER, Rr Dr Window Glass Bearing . .	10.745	66.	LOCK ASM., Rear Door . . . . .	10.473
20.	SCREW, Rear Door Window Lower Guide Plate to Glass . . . . .	10.747	67.	SPRING, Rear Door Lock Over Center . . . .	10.474
21.	BUSHING, Rear Door Window Lower Sash Guide Plate to Glass . . . . .	10.747	68.	CLIP, Rear Door Lock Spring . . . . .	10.474
22.	WASHER, Rear Door Window Lower Sash Guide Plate to Glass . . . . .	10.747	69.	SPRING, Rear Door Lock Fork Return . . . .	10.474
23.	NUT, Rear Door Window Lower Sash Guide Plate to Glass . . . . .	10.747	70.	SCREW, Rear Door Lock to Panel . . . . .	10.474
24.	NUT, Rear Door Window Rear Stud to Glass C39-49 Only . . . . .	10.768	71.	STRIKER ASM., Rear Door Lock . . . . .	10.569
25.	BUSHING, Rear Door Window Rear Stud to Glass C39-49 Only . . . . .	10.768	72.	WASHER, Rear Door Lock Striker to Panel . .	10.571
26.	WASHER, Rear Door Window Rear Stud to Glass C39-49 Only . . . . .	10.768	73.	PLATE, Rear Door Lock Striker Anchor . . . .	10.571
27.	WASHER, Rear Door Window Rear Stud to Glass C39-49 Only . . . . .	10.768	74.	HINGE ASM., Rear Door Lower . . . . .	10.460
28.	STUD, Rear Door Window Rear/on Glass/ Used as Stop C39-49 Only . . . . .	10.768	75.	PIN, Rear Door Lower Hinge . . . . .	10.466
29.	RETAINER ASM., Rr Dr Belt Trim Support . .	14.683	76.	SPRING, Rear Door Lower Hinge . . . . .	10.460
30.	SUPPORT, Rear Door Window Guide Cam B-C-39-49 Only . . . . .	10.765	77.	BOLT, Rear Door Lower Hinge to Door . . .	10.463
31.	SCREW, Rear Door Window Guide Cam B-C-39-49 Only . . . . .	10.792	78.	SCREW, Rear Door Lower Hinge to Body . . .	10.460
32.	PLATE ASM., Rear Door Window Lower Sash Guide B-C-39-49 . . . . .	10.747	79.	REGULATOR ASM., Rear Door Window . . . .	10.791
33.	NUT, Glass Asm to Lower Sash Plate Asm . .	10.685	80.	MOTOR ASM., Rear Door Window Electric .	10.791
34.	HANDLE ASM., Rear Door Outside Chevrolet & Pontiac Only . . . . .	10.527	81.	SCREW, Rear Door Window Regulator to Panel . . . . .	10.791
35.	CLIP, Door Outside Handle Spring Chevrolet & Pontiac Only . . . . .	10.529	82.	HANDLE ASM., Rr Dr Window Regulator . . .	10.797
36.	SPRING, Door Outside Handle Chevrolet & Pontiac Only . . . . .	10.529	83.	PLATE, Rr Dr Wdw Regulator Bearing . . . .	10.515
37.	ROD, Rear Door Outside Handle to Lock Chevrolet & Pontiac Only . . . . .	10.563	84.	SPRING, Inside Handle Retaining . . . . .	10.513
38.	ESCUTCHEON, Rear Door Outside Handle Chevrolet & Pontiac Only . . . . .	10.537	85.	SEALING STRIP, Rear Door Bottom Drain Hole . . . . .	10.694
39.	NUT, Rear Door Outside Handle to Panel Chevrolet & Pontiac Only . . . . .	10.527	86.	PLATE ASM., Rear Door Window Lower Sash Guide C69-D23-33 Only . . . . .	10.747
40.	HANDLE, Door Outside Less Button Oldsmobile Buick Cadillac Only . . . . .	10.527	87.	NUT, Rear Door Window Guide Tube C69-D23-33 Only . . . . .	10.767
41.	RING, Rear Door Handle Push Button Sealing Oldsmobile Buick Cadillac Only . .	10.529	88.	WASHER, Rear Door Window Guide Tube C69-D23-33 Only . . . . .	10.728
42.	BUTTON AND SHAFT ASM., Rear Door Handle Push Oldsmobile Buick Cadillac . .	10.529	89.	GUIDE ASM., Rear Door Window Lower Sash Upper C69-D23-33 Only . . . . .	10.747
43.	GASKET, Rear Door Outside Handle to Panel Front Olds Buick Cadillac Only . . .	10.537	90.	NUT, Rear Door Window Lower Sash Upper Guide to Plate C69-D23-33 Only . . . . .	10.685
44.	SCREW, Rear Door Outside Handle to Panel Oldsmobile Buick Cadillac Only . . . . .	10.527	91.	GUIDE ASM., Rear Door Window Lower Sash Lower C69-D23-33 Only . . . . .	10.747
45.	GASKET, Rear Door Outside Handle to Panel Rear Oldsmobile Buick Cadillac Only . . .	10.537	92.	SCREW, Rear Door Window Lower Sash Lower Guide to Plate C69-D23-33 Only . .	10.685
46.	CAM ASM., Rear Door Window Guide B-C-39-49 Only . . . . .	10.792	93.	TUBE ASM., Rear Door Window Guide C69-D23-33 Only . . . . .	10.767
47.	BUMPER, Rear Door Window Stop . . . . .	10.716	94.	HANDLE, Rear Door Lock Remote Control D23-33 Only . . . . .	10.512
			95.	CONTROL ASM., Rear Door Lock Remote D23-33 Only . . . . .	10.500
			96.	SCREW, Rear Door Remote Control to Panel D23-33 Only . . . . .	10.506
			97.	STOP ASM., Rear Door Window Rear . . . . .	10.768
			98.	SEALING STRIP, Rear Door Bottom Auxiliary	10.694
			99.	NUT, Jam, Rear Door Sash Plate Roller (5/8-11) . . . . .	8.916
			100.	BUSHING, Rear Door Sash Plate Roller . . .	10.747

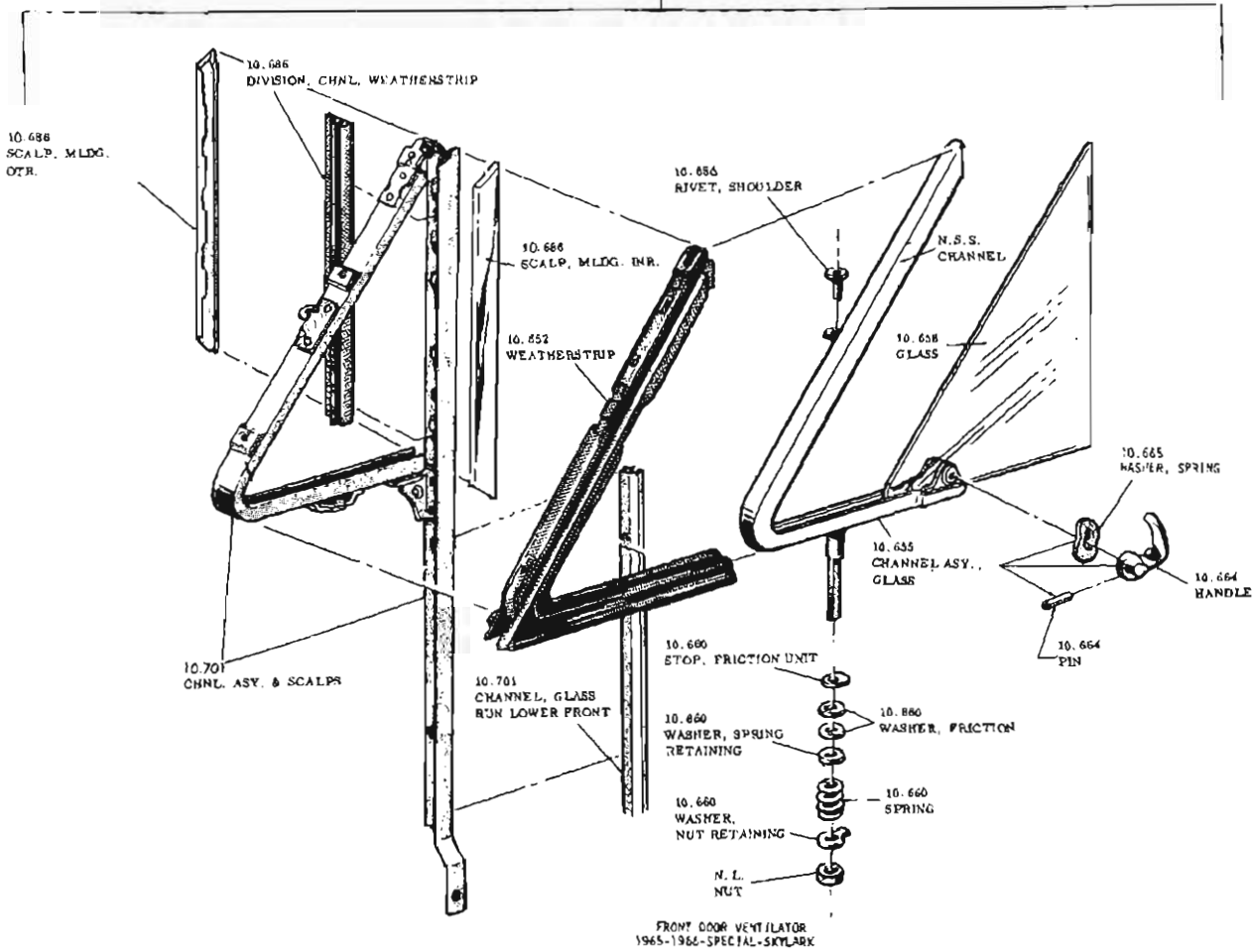


REAR DOOR HARDWARE (TYPICAL)  
1971-1972 52-5469-6035-45

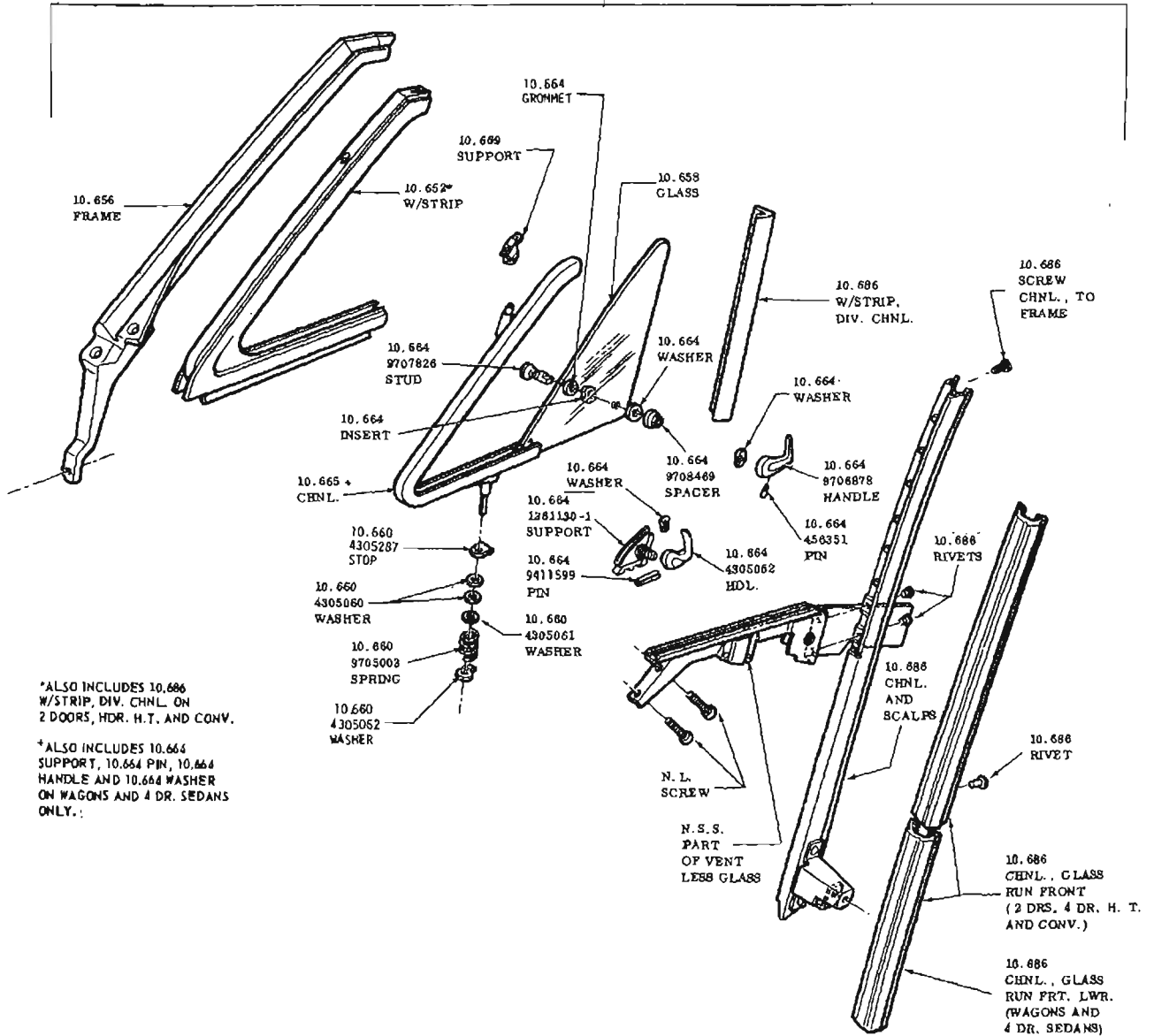
1971-1972 5000-6035-45 REAR DOOR HARDWARE  
(TYPICAL)

1. CHANNEL, Rear Door Window Glass Run . . . . .	10.759	36. HANDLE ASM., Rear Door Wdw Regulator . . . . .	10.797
2. GLASS, Rear Door Window . . . . .	10.741	37. PLATE, Rear Door Window Regulator Handle Bearing . . . . .	10.515
3. SEALING STRIP ASM., Rear Door Window Outer/at Belt . . . . .	10.774	38. SPRING, Inside Handle Retaining . . . . .	10.513
4. SEALING STRIP ASM., Rear Door Window Inner/at Belt . . . . .	10.774	39. CAM ASM., Rear Door Inner Panel . . . . .	10.792
5. SCREW, Rear Door Window Glass to Cam . . . . .	10.747	40. SCREW, Rear Door Inner Panel Cam to Inner Panel . . . . .	10.792
6. BUSHING, Rear Door Window Glass to Cam . . . . .	10.745	41. LOCK ASM., Rear Door . . . . .	10.473
7. WASHER, Rear Door Window Glass to Cam . . . . .	10.747	42. CLIP, Rear Door Lock Spring . . . . .	10.474
8. NUT, Rear Door Window Guide Roller Tee . . . . .	10.747	43. SPRING, Rear Door Lock Over Center . . . . .	10.474
9. CAM ASM., Rear Door Window Glass Regulator . . . . .	10.792	44. SPRING, Rear Door Lock Fork Return . . . . .	10.474
10. NUT, Rear Door Window Glass Regulator Cam to Glass . . . . .	10.748	45. SCREW, Rear Door Lock to Panel . . . . .	10.474
11. KNOB, Rear Door Inside Locking Rod . . . . .	10.559	46. STRIKER ASM., Rear Door Lock . . . . .	10.569
12. WASHER, Rear Door Inside Locking to Lock Rod . . . . .	10.556	47. WASHER, Rear Door Lock Striker to Panel . . . . .	10.571
13. WASHER, Rear Door Inside Locking to Lock Rod . . . . .	10.556	48. PLATE, Rear Door Lock Striker Anchor . . . . .	10.571
14. SCREW, Rear Door Inside Locking to Lock Rod . . . . .	10.556	49. RETAINER ASM., Rear Door Window Glass Run Channel . . . . .	10.759
15. HINGE ASM., Rear Door Upper . . . . .	10.456	50. SCREW, Rear Door Window Glass Run Channel to Lower Reinforcement . . . . .	10.759
16. BUSHING, Door Hinge Oil Less Type . . . . .	10.464	51. HINGE ASM., Rear Door Lower . . . . .	10.460
17. PIN, Rear Door Upper Hinge . . . . .	10.466	52. PIN, Rear Door Lower Hinge . . . . .	10.466
18. SCREW, Rear Door Upper Hinge to Door . . . . .	10.463	53. SPRING, Rear Door Lower Hinge . . . . .	10.460
19. SCREW, Rear Door Upper Hinge to Body . . . . .	10.463	54. BOLT, Rear Door Lower Hinge to Door . . . . .	10.463
20. ROD ASM., Rear Door Inside Locking to Lock . . . . .	10.563	55. SCREW, Rear Door Lower Hinge to Body . . . . .	10.460
21. CLIP, Rear Door Inside Locking Rod to Inner Panel . . . . .	10.565	56. SEALING STRIP, Rear Door Bottom Auxiliary . . . . .	10.694
22. ROD ASM., Rear Door Inside Locking to Actuator . . . . .	10.563	57. SEALING STRIP, Rear Door Bottom Drain Hole . . . . .	10.694
23. ROD ASM., Rear Door Lock Remote Control to Lock . . . . .	10.506	58. HANDLE ASM., Rear Door Outside Chevrolet & Pontiac Only . . . . .	10.527
24. HANDLE ASM., Rear Door Lock Remote Control . . . . .	10.512	59. CLIP, Door Outside Handle Spring Chevrolet & Pontiac Only . . . . .	10.529
25. SCREW, Rear Door Lock Remote Control Handle to Panel . . . . .	10.506	60. SPRING, Door Outside Handle Chevrolet & Pontiac Only . . . . .	10.529
26. BUMPER, Door Lock Remote Control Handle . . . . .	10.512	61. ESCUTCHEON, Rear Door Outside Handle Chevrolet & Pontiac Only . . . . .	10.537
27. CLIP, Door Lock Remote Control Handle . . . . .	10.512	62. NUT, Rear Door Outside Handle to Panel Chevrolet & Pontiac Only . . . . .	10.527
28. SWITCH ASM., Rear Door Jamb . . . . .	11.950	63. ROD, Rear Door Outside Handle to Lock Chevrolet & Pontiac Only . . . . .	10.563
29. SWITCH & ESCN ASM., Rear Door Window 1 Button . . . . .	10.777	64. HANDLE, Door Outside Less Button Oldsmobile & Buick Only . . . . .	10.527
30. CLIP, Rear Door Window Switch Retaining . . . . .	10.777	65. RING, Door Handle Push Button Sealing Oldsmobile & Buick Only . . . . .	10.529
31. ACTUATOR ASM., Rear Door Electric Lock . . . . .	10.485	66. BUTTON & SHAFT ASM., Rear Door Handle Push Oldsmobile & Buick Only . . . . .	10.529
32. BUMPER, Rear Door Lock Pillar/Door Side . . . . .	10.587	67. GASKET, Rear Door Outside Handle Front Oldsmobile & Buick Only . . . . .	10.537
33. REGULATOR ASM., Rear Door Window Manual . . . . .	10.791	68. GASKET, Rear Door Outside Handle, Rear Oldsmobile & Buick Only . . . . .	10.537
34. SCREW, Rear Door Window Regulator to Inner Panel . . . . .	10.791	69. SCREW, Rear Door Outside Handle to Panel Oldsmobile & Buick Only . . . . .	10.527
35. MOTOR ASM., Rear Door Window Regulator Electric . . . . .	10.791		

10.650  
VENTILATOR ASY., LESS GLASS



10.650  
VENT. DOOR  
(LESS GLASS)

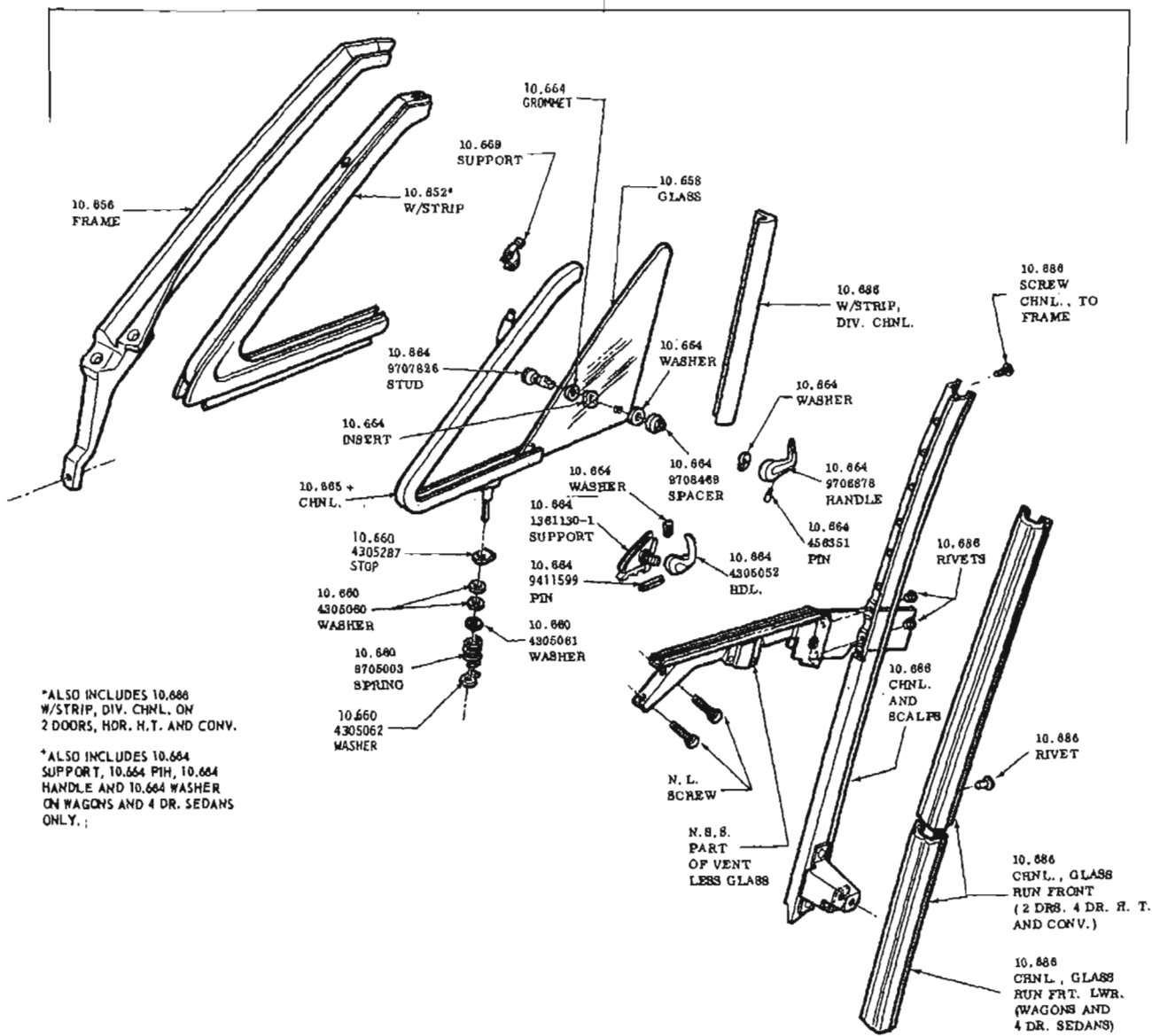


\*ALSO INCLUDES 10.686 W/STRIP, DIV. CHNL. ON 2 DOORS, HDR. H.T. AND CONV.

\*ALSO INCLUDES 10.664 SUPPORT, 10.664 PIN, 10.664 HANDLE AND 10.664 WASHER ON WAGONS AND 4 DR. SEDANS ONLY.:

FRONT DOOR VENTILATOR  
1967-68-SPECIAL-SKYLARK-G. S.  
1969-30-4000 (WITH VENTILATORS)

10. 650  
VENT. DOOR  
(LESS GLASS)

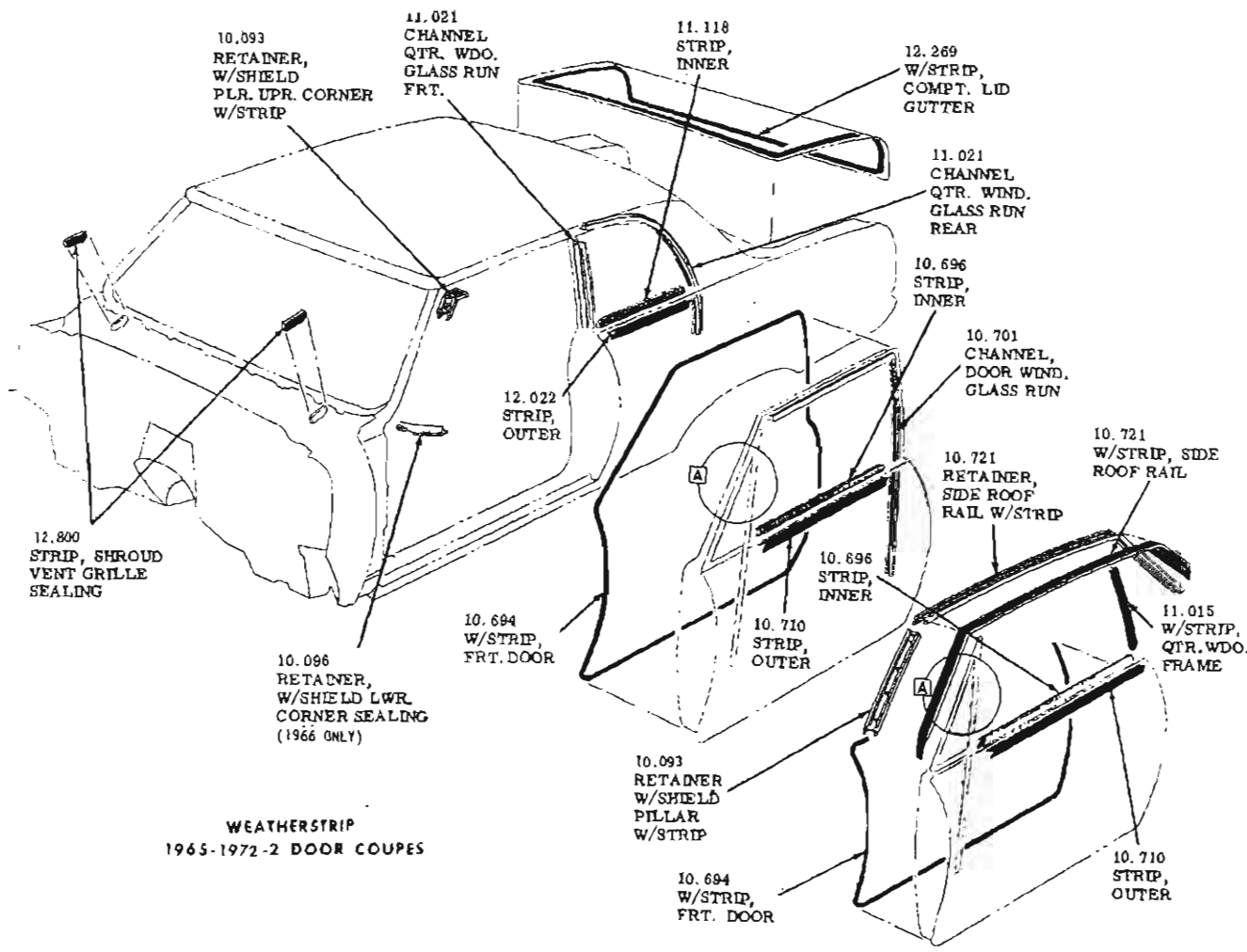


\*ALSO INCLUDES 10.688 W/STRIP, DIV. CHNL. ON 2 DOORS, HDR. H.T. AND CONV.

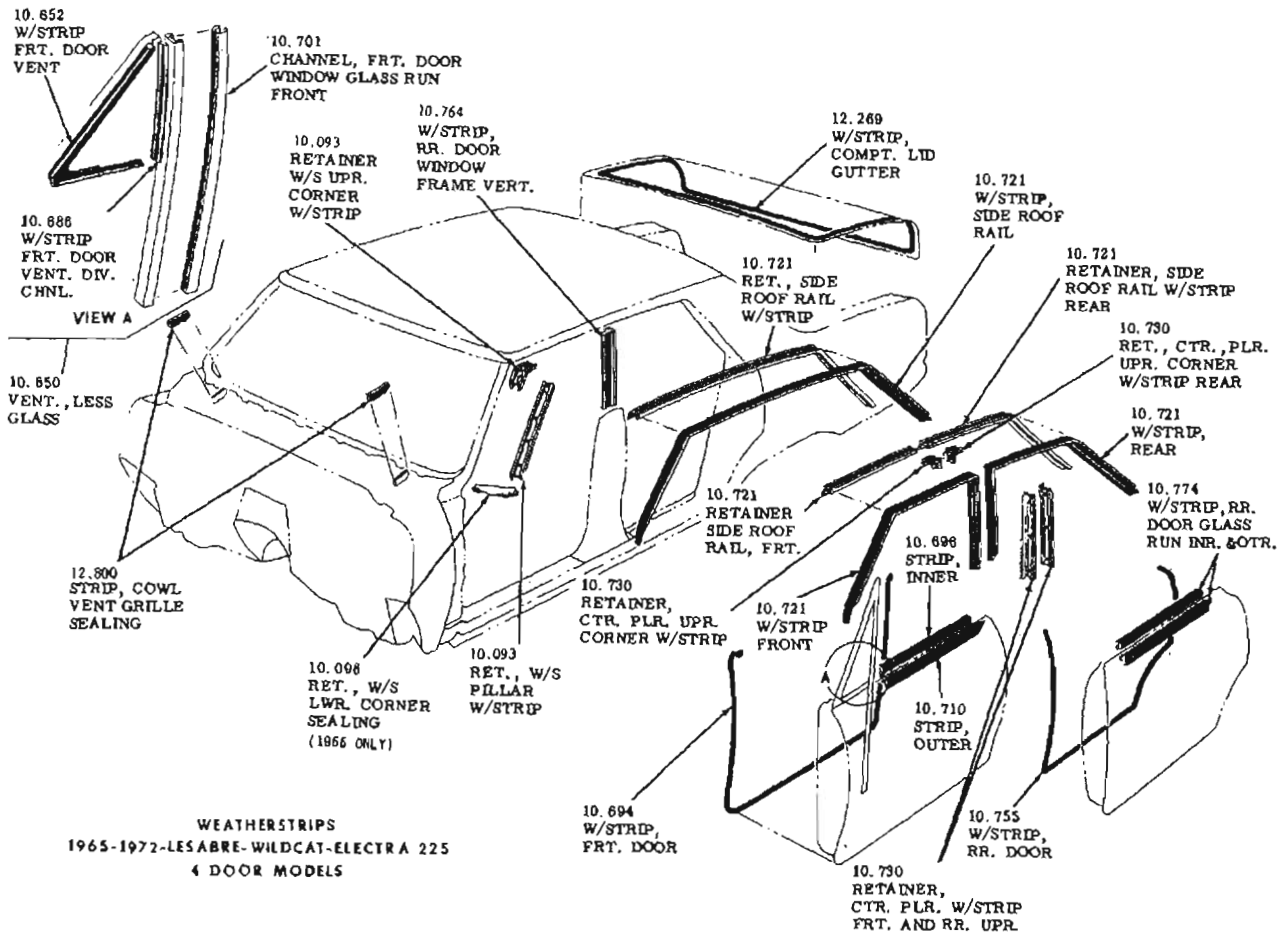
\*ALSO INCLUDES 10.664 SUPPORT, 10.664 PIN, 10.664 HANDLE AND 10.664 WASHER ON WAGONS AND 4 DR. SEDANS ONLY.;

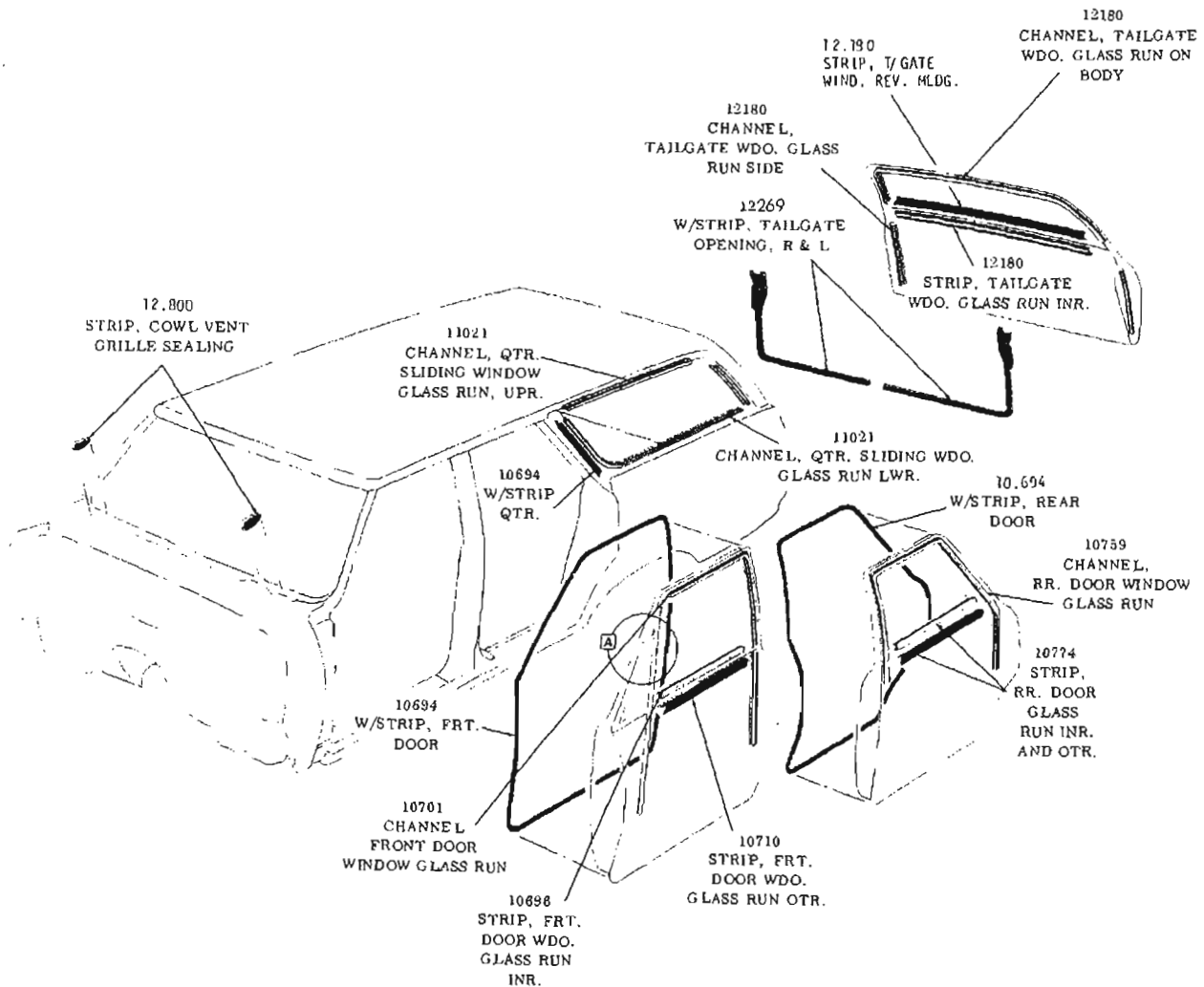
FRONT DOOR VENTILATOR  
1967-68-SPECIAL-SKYLARK-G. S.  
1969-30-4000 (WITH VENTILATORS)



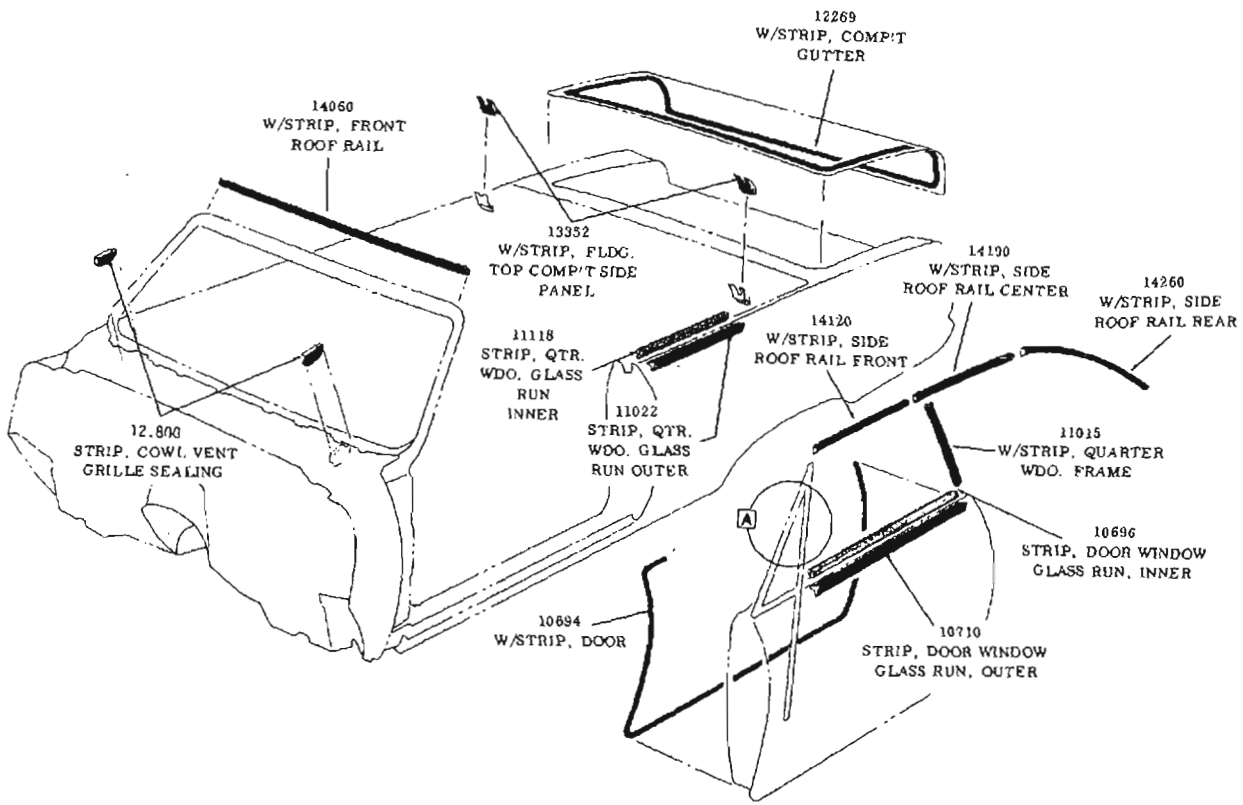


WEATHERSTRIP  
1965-1972-2 DOOR COUPES



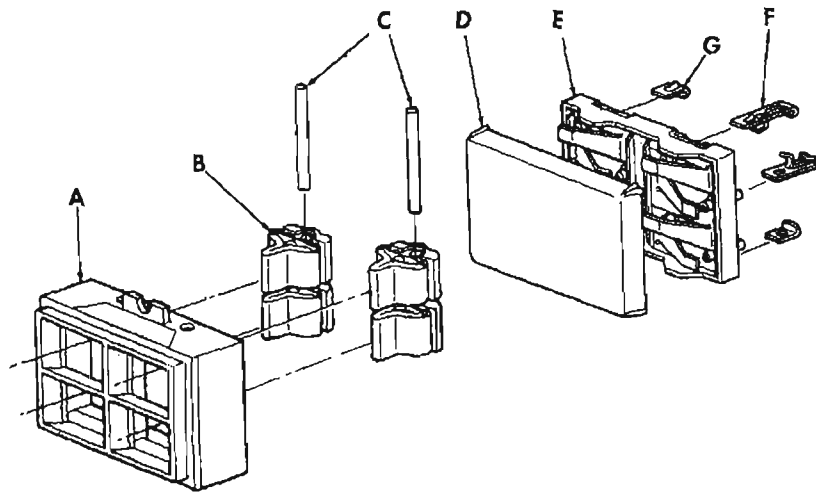


**WEATHERSTRIPS  
SPECIAL STATION WAGONS  
1964-1972**



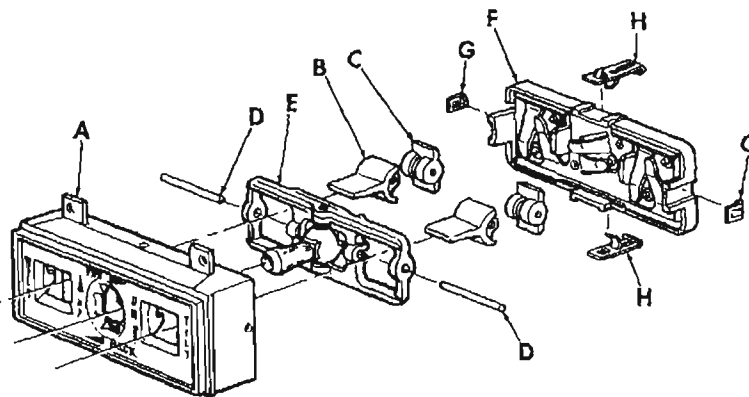
WEATHERSTRIPS  
1964-1972 CONVERTIBLE

A. SEE PG  
FOR VENT BREAKDOWN



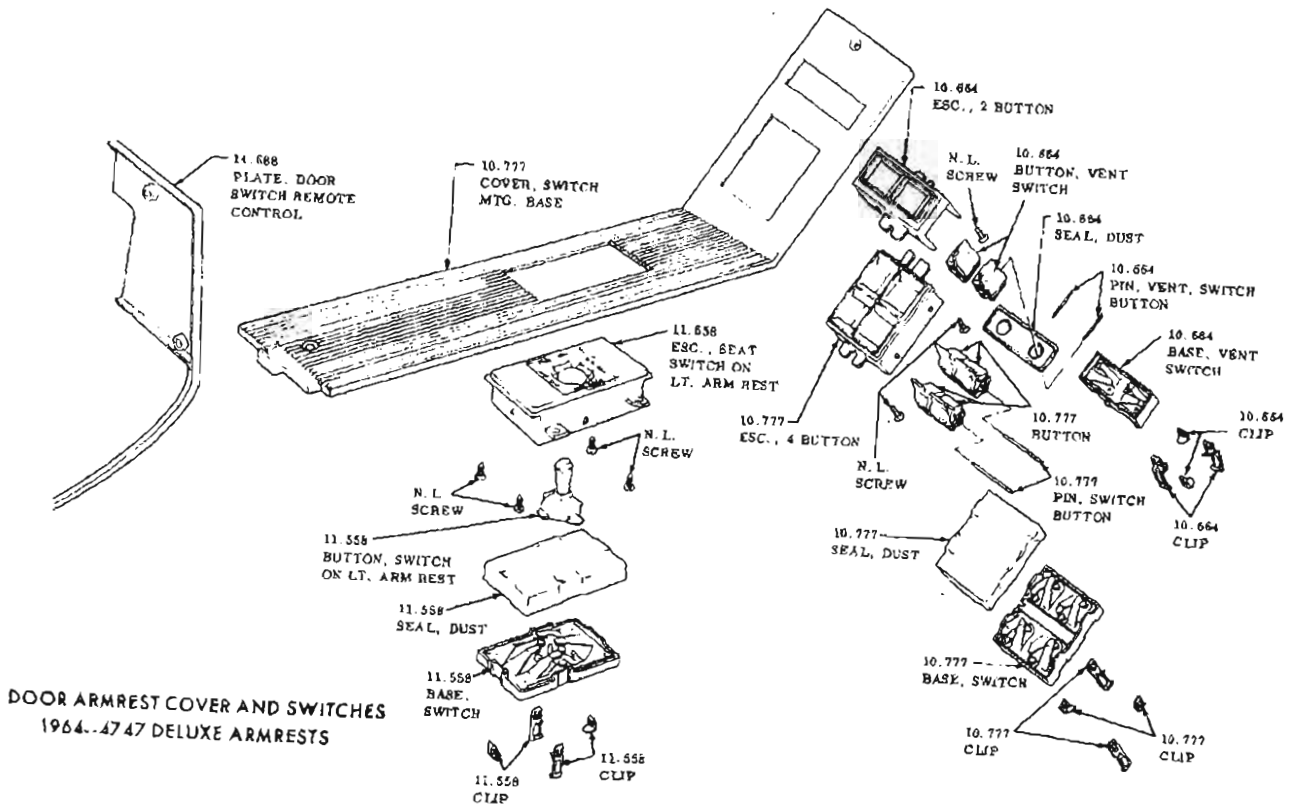
**TYPICAL POWER WINDOW SWITCH  
1962-63 -4300-4400-4600-4800**

A	ESCUTCHEON, Switch	10.777
B	BUTTON, Switch	10.777
C	PIN, Switch	10.777
D	SEAL, Dust	10.777
E	BASE, Switch Mounting	10.777
F	CLIP, End	10.777
G	CLIP, Switch	10.777

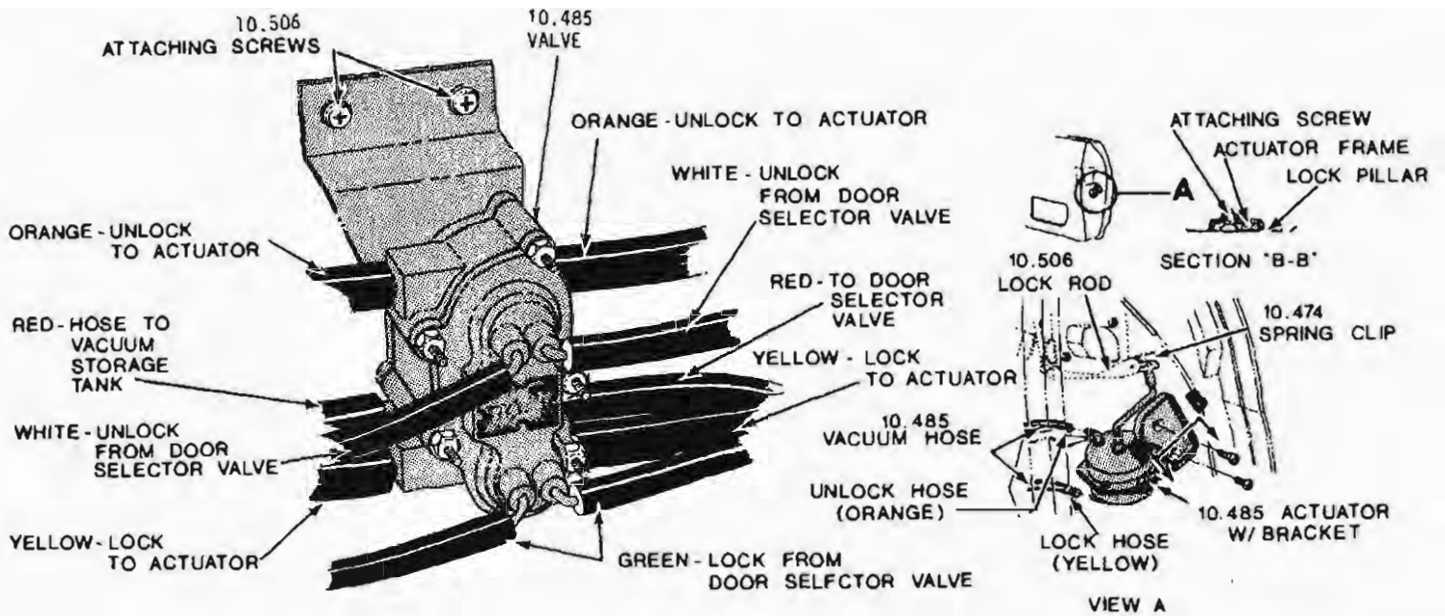


**TYPICAL 6-WAY POWER SEAT SWITCH  
1962-63-4400-4600-4800**

A	ESCUTCHEON, Switch	11.558
B	BUTTON, Switch Vertical	11.558
C	CAP, Switch Vertical	11.558
D	PIN, Switch Vertical Button	11.558
E	BAR & HORIZONTAL BUTTON, Switch	11.558
F	BASE, Switch	11.558
G	CLIP, End	11.558
H	CLIP, Switch to Escutcheon	11.558

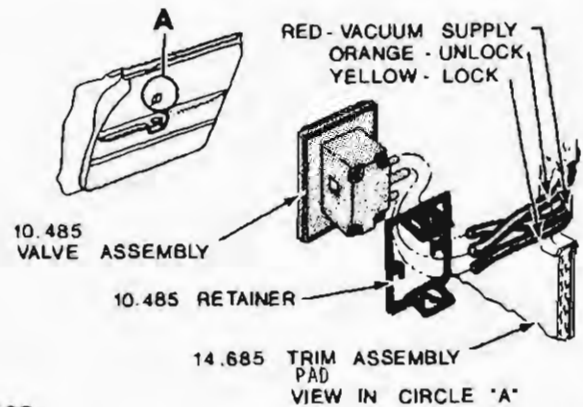
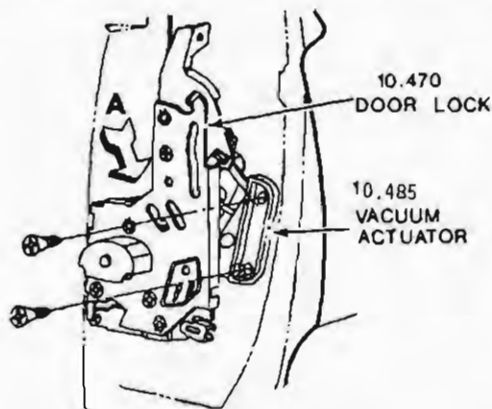


DOOR ARMREST COVER AND SWITCHES  
1964-47 DELUXE ARMRESTS

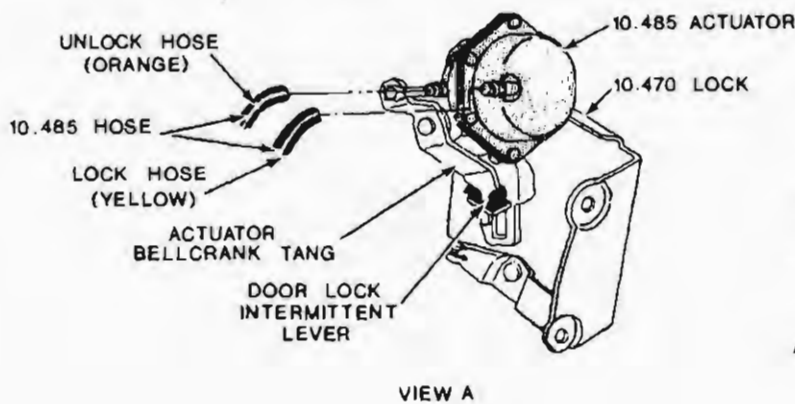


VACUUM LOCK REMOTE CONTROL VALVE - 10.485

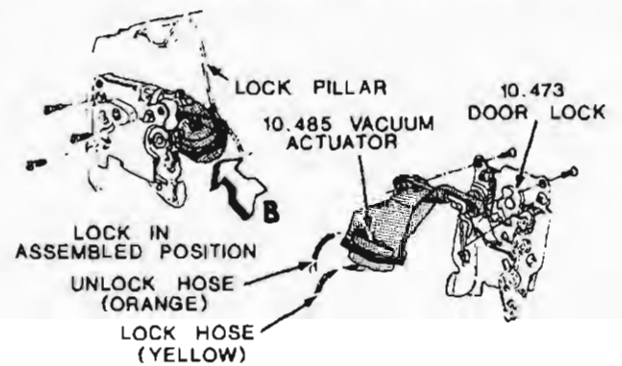
FRONT DOOR VACUUM LOCK ACTUATOR ASSEMBLY



10.485 FRONT DOOR LOCK SELECTOR VALVE ASSEMBLY

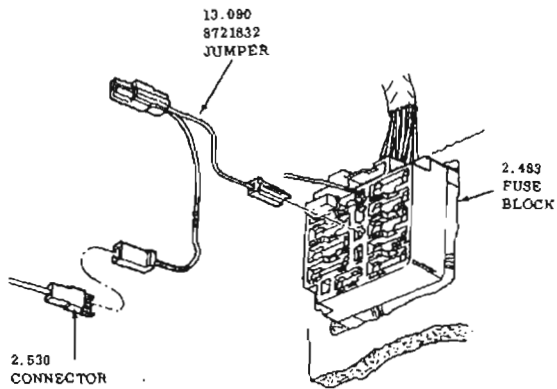
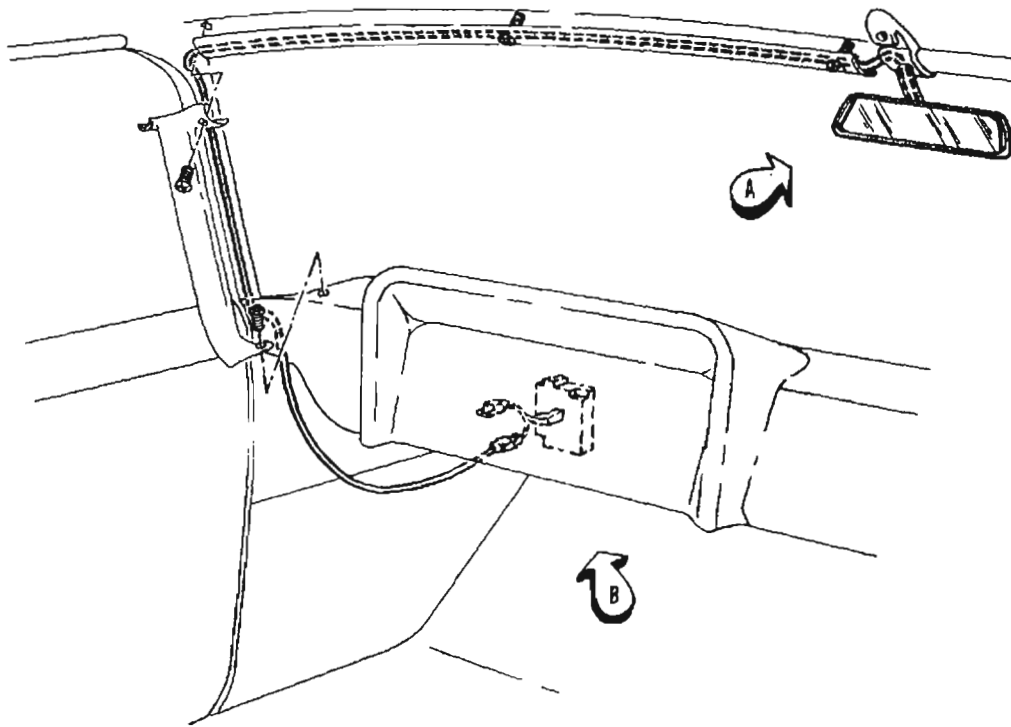


FRONT DOOR VACUUM LOCK ACTUATOR ASSEMBLY

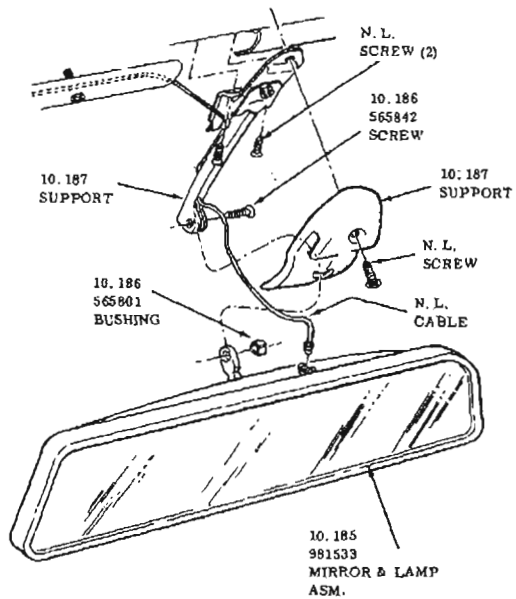


REAR DOOR VACUUM LOCK ACTUATOR ATTACHMENT

VACUUM DOOR LOCKING PARTS TYPICAL OF 1966-1969



VIEW B

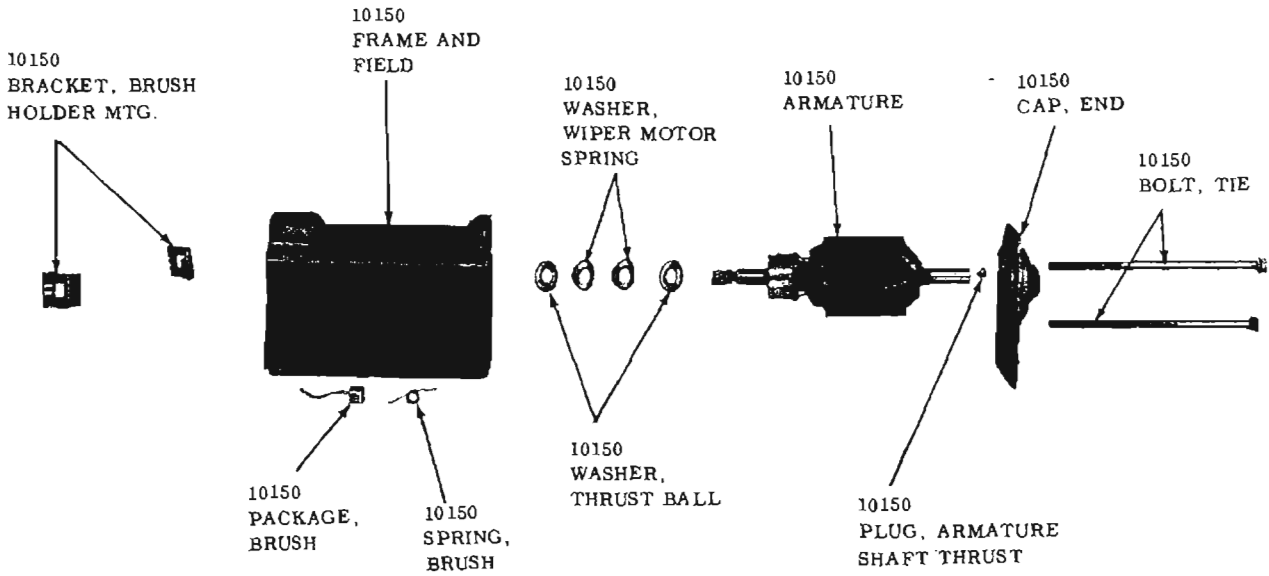


VIEW A

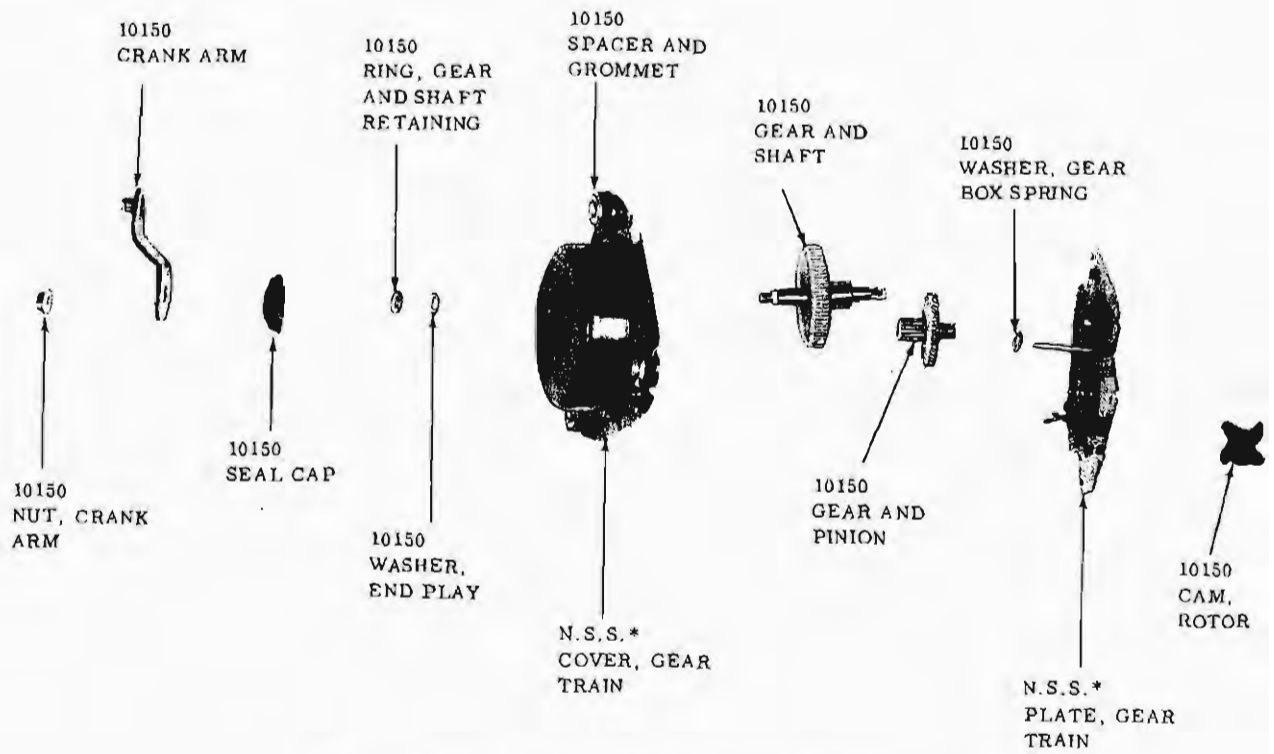
REAR VIEW MIRROR & MAP LAMP

1969-1972-ALL



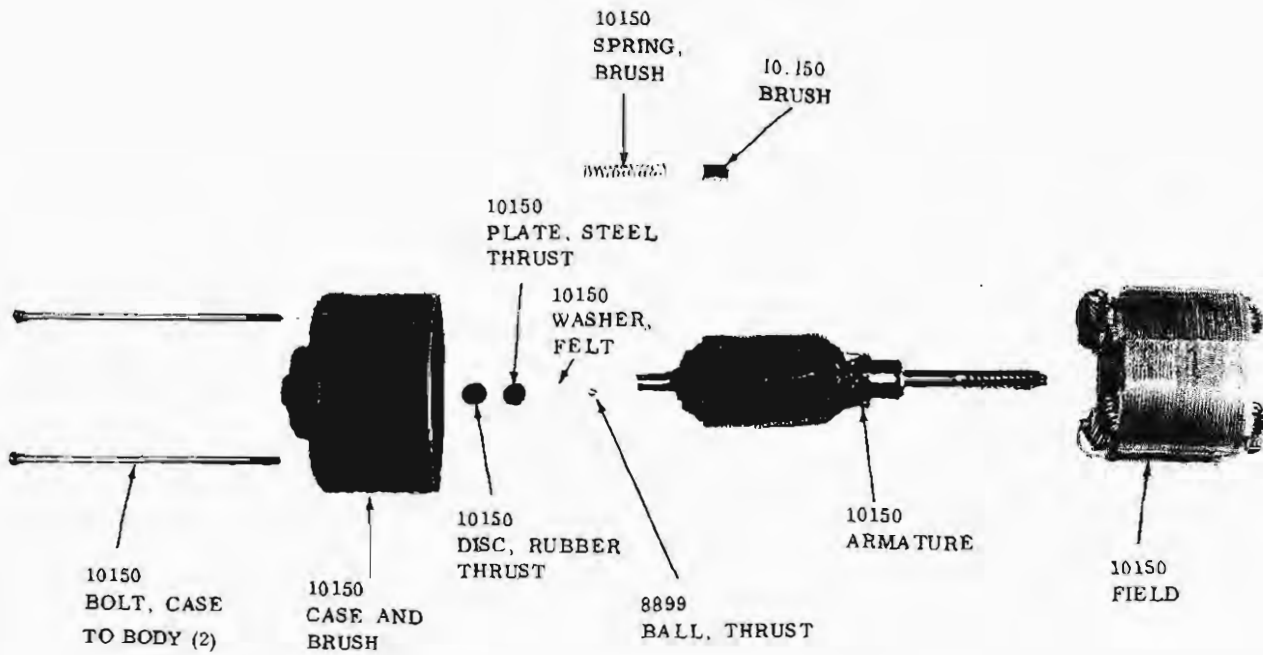


WINDSHIELD WIPER MOTOR  
1962-1964 4000-4100-4300

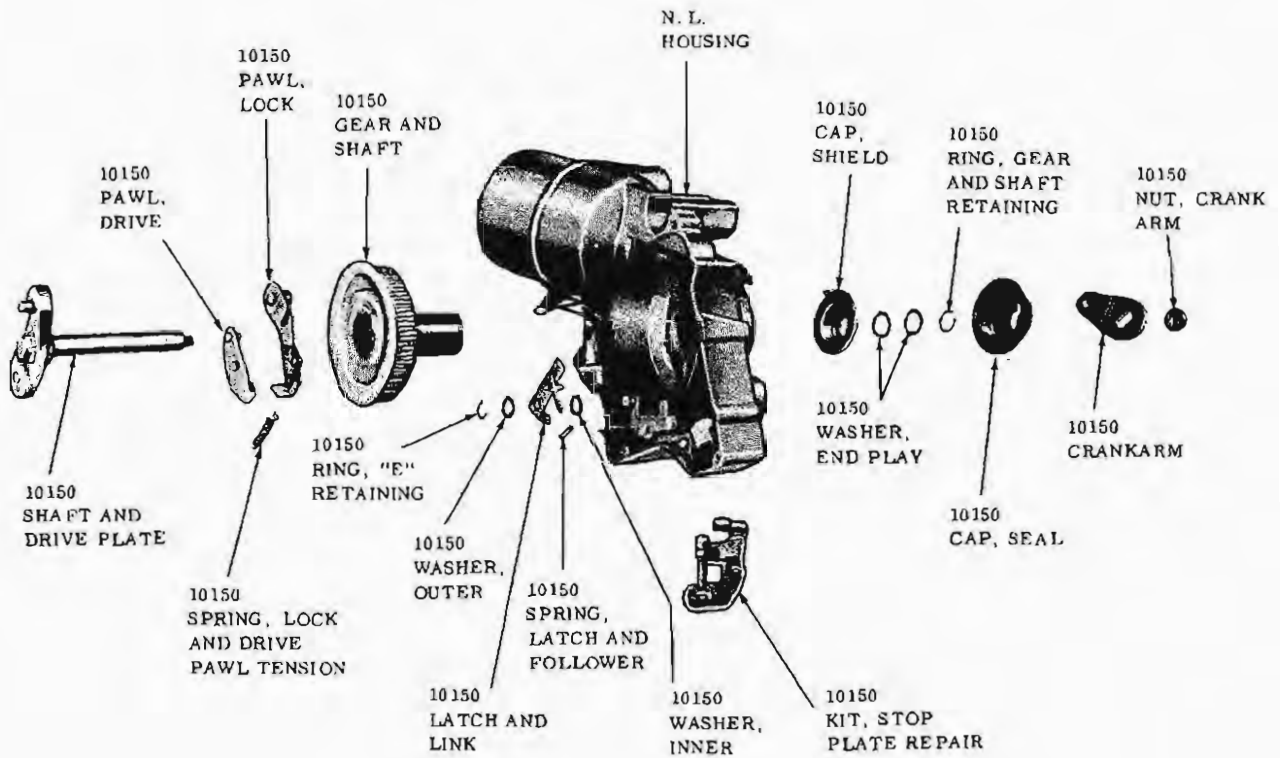


**WINDSHIELD WIPER MOTOR GEAR BOX**  
1962—1964 4000—4100—4300

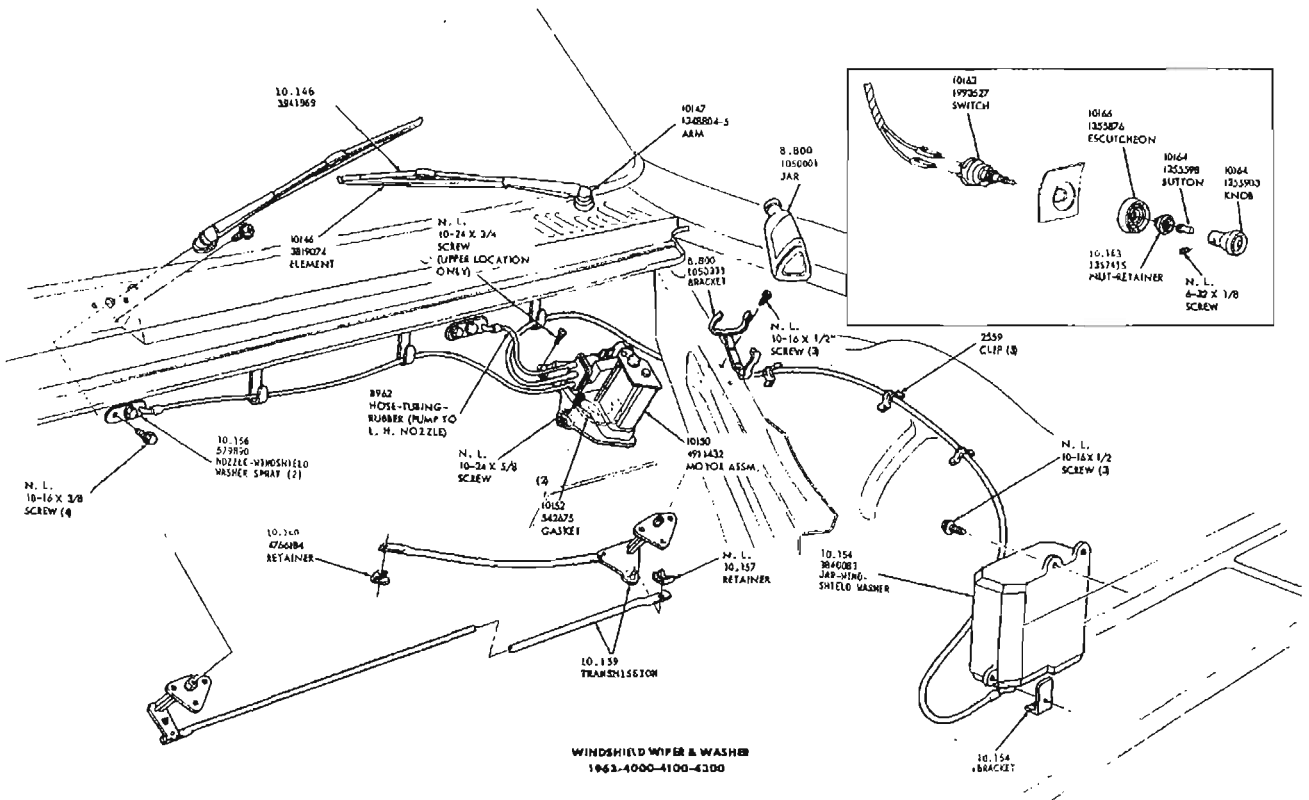
\*PART OF 10150  
PACKAGE, GEAR TRAIN  
COVER.

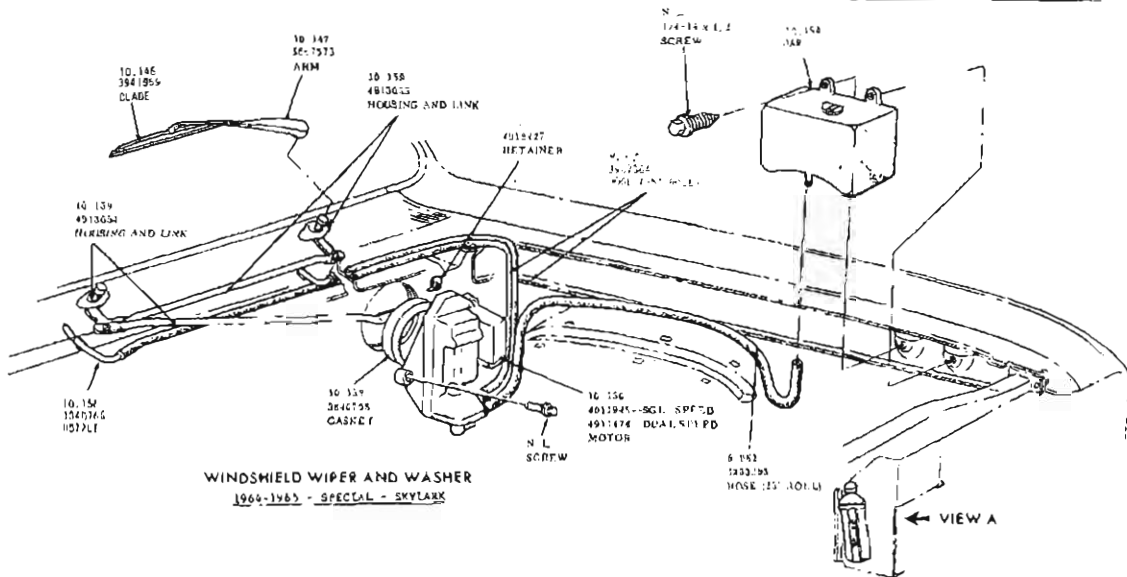
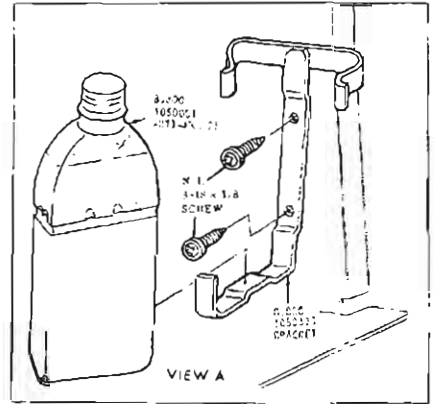



WINDSHIELD WIPER MOTOR PARTS  
 1961-1964 4400-4600-4700-4800  
 (DUAL SPEED)



WINDSHIELD WIPER MOTOR GEAR BOX  
 1959-1964 4400-4600-4700-4800  
 DUAL SPEED

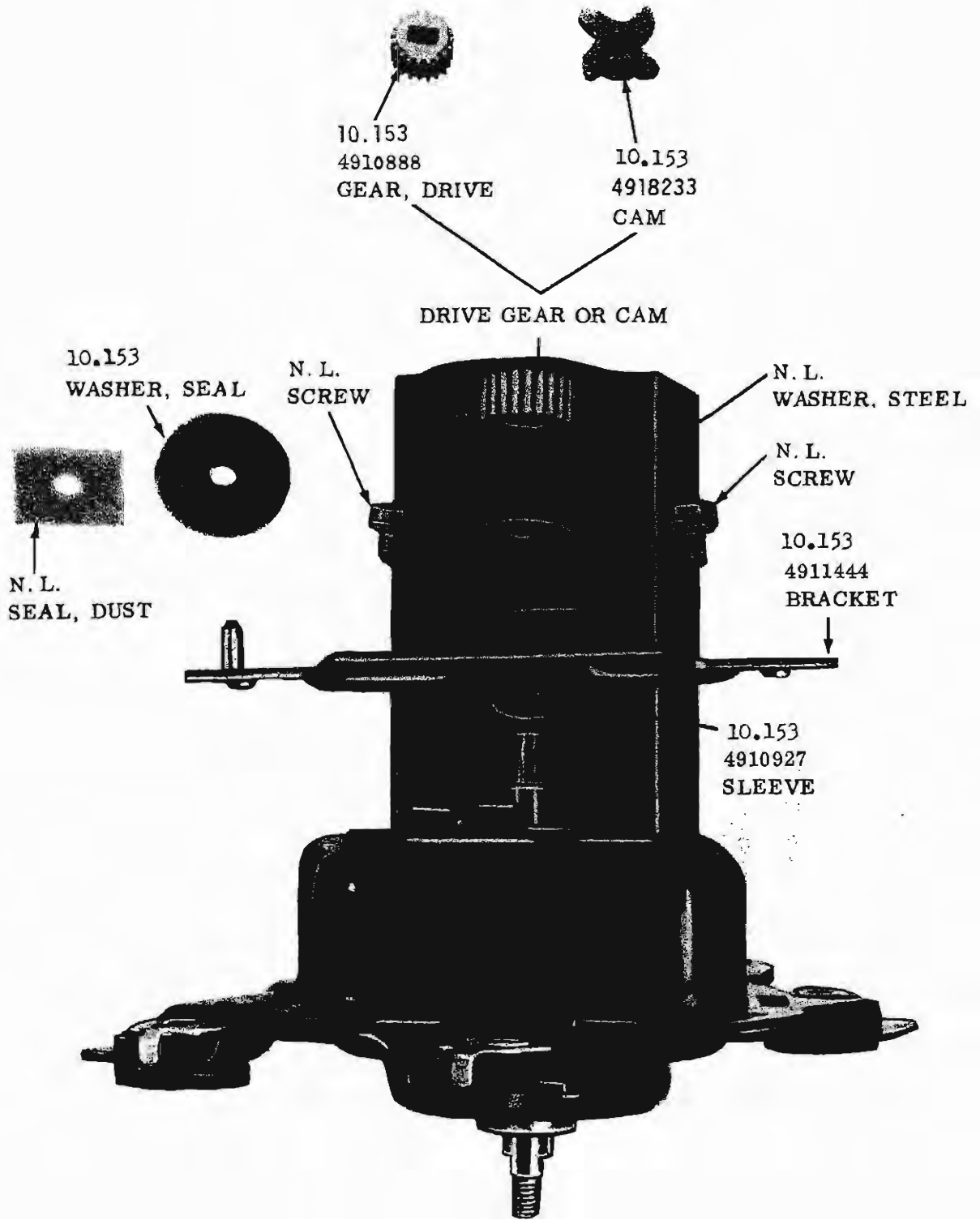






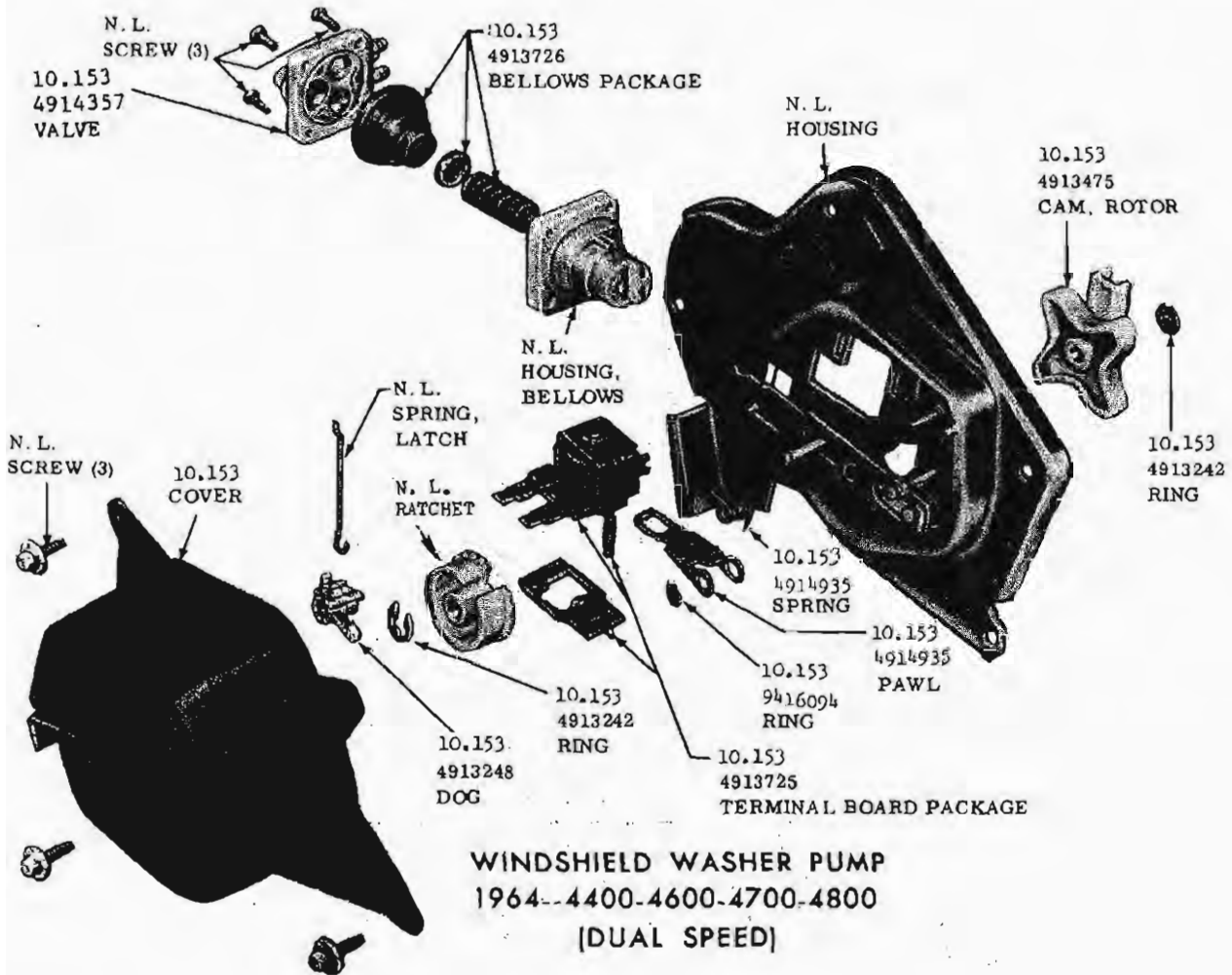
**WINDSHIELD WASHER PUMP**  
 1964--4000-4100-4300

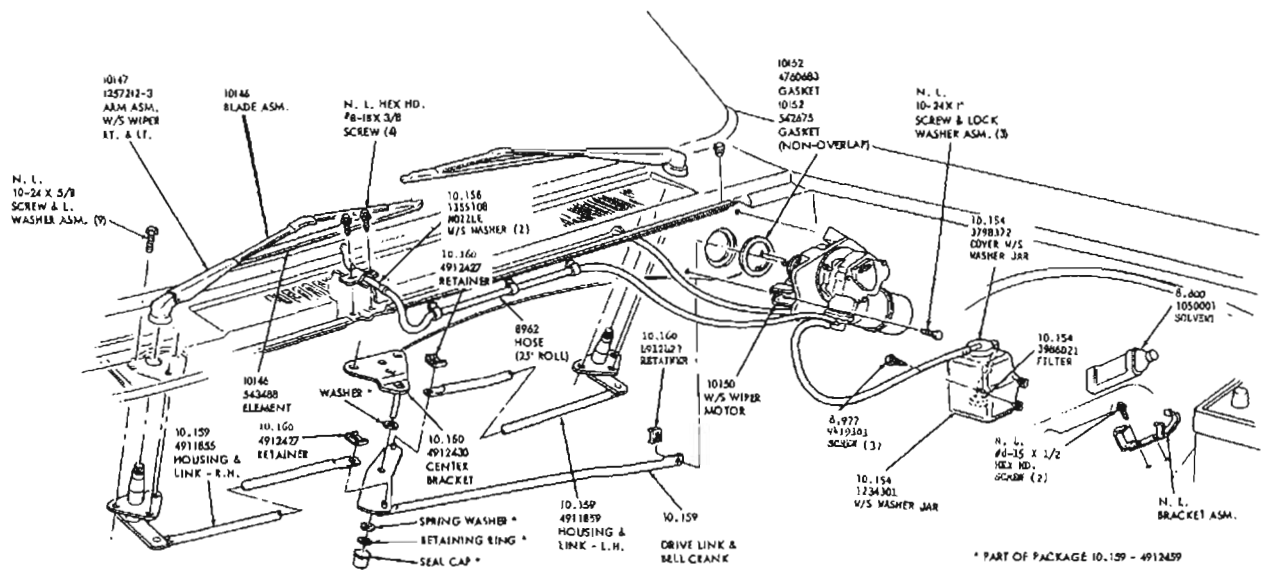
\*PART OF 10.153 BELLOWS PACKAGE



**WINDSHIELD WASHER PUMP ATTACHING PARTS**  
**1964--4000-4100-4300**  
**[DUAL SPEED]**

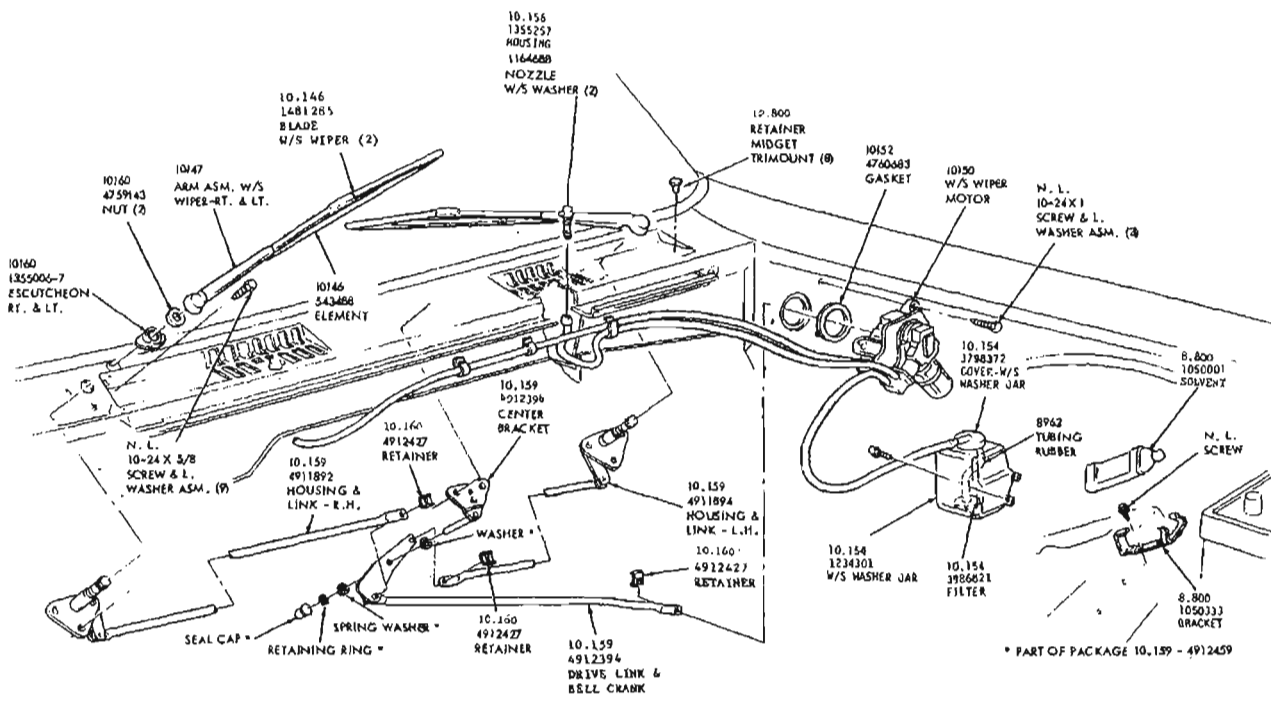




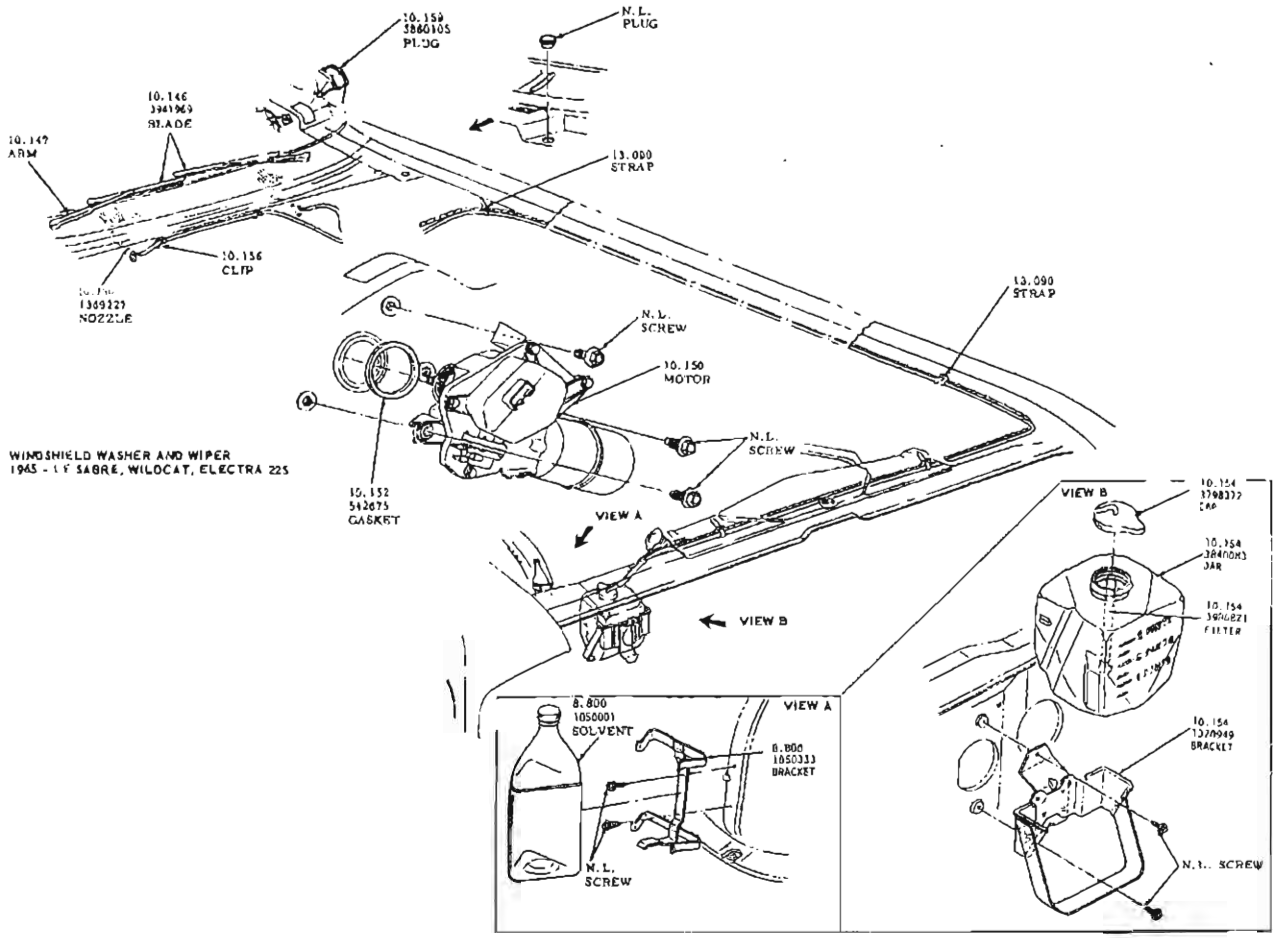


\* PART OF PACKAGE 10.159 - 4912459

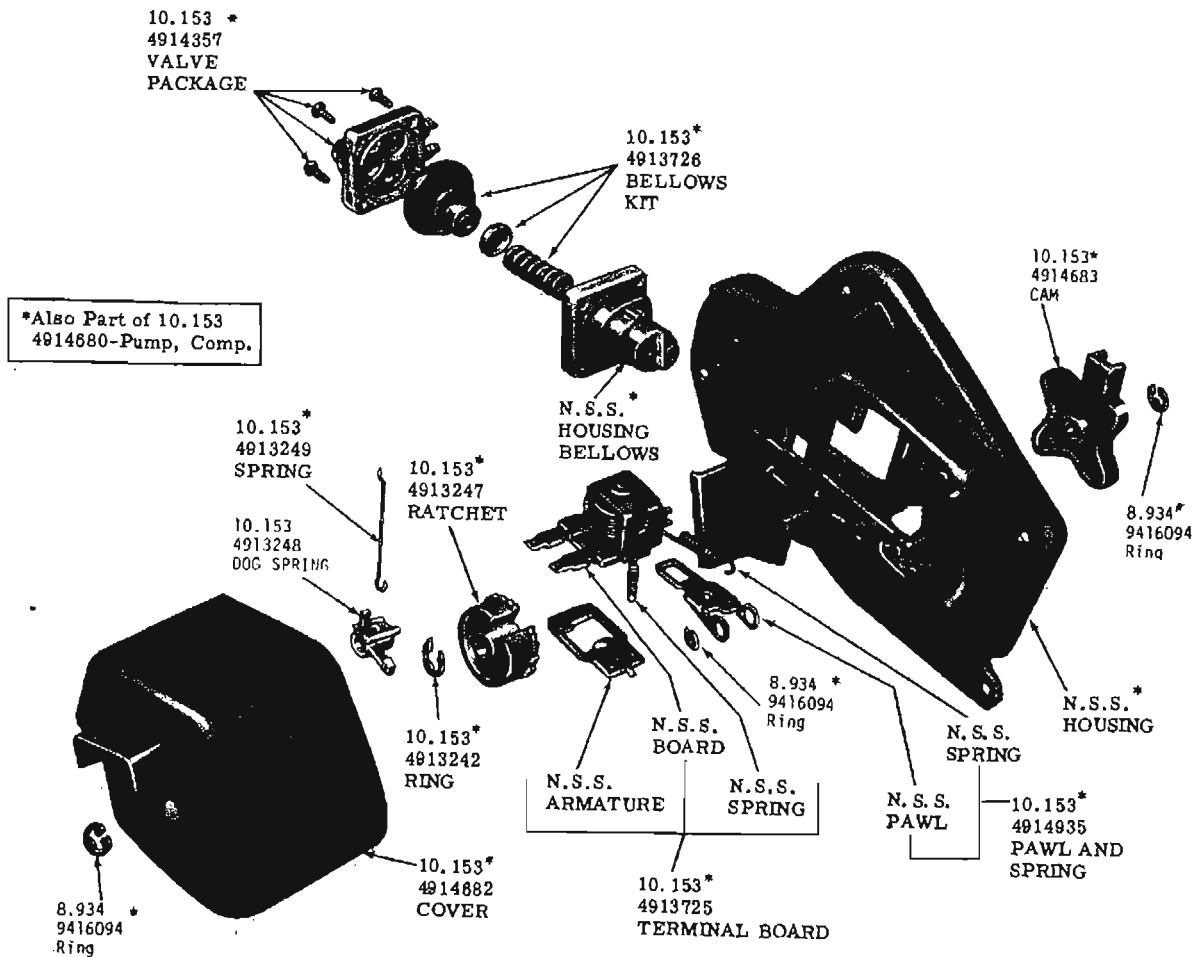
TYPICAL WINDSHIELD WIPER & WASHER  
 1963-1964-4400-4600-4800



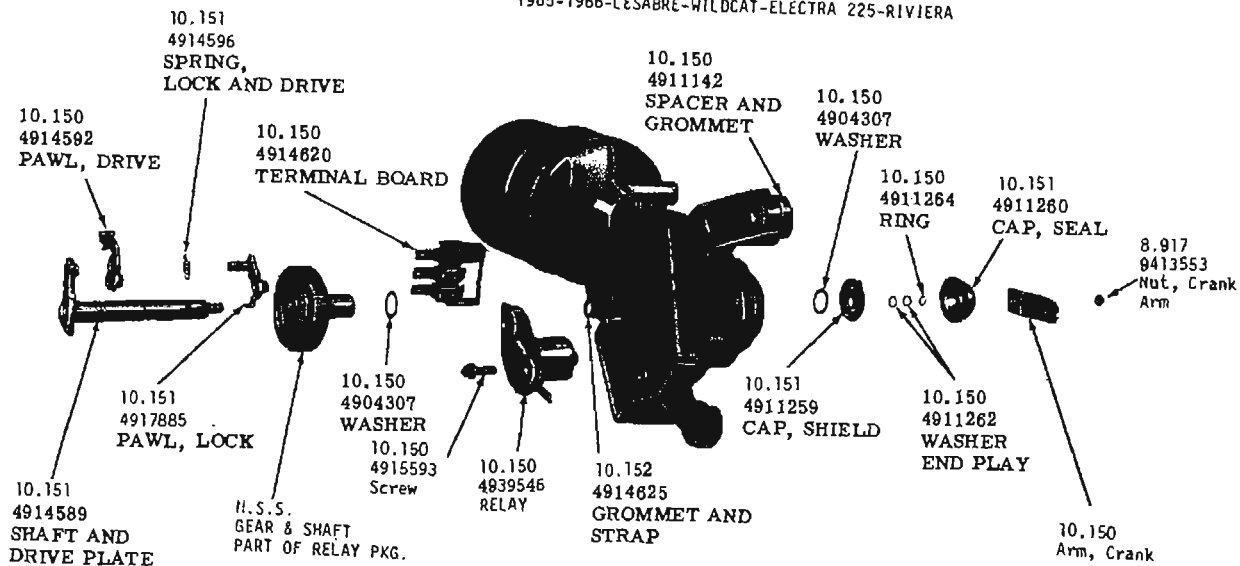
**WINDSHIELD WIPER & WASHER**  
1963-1965 - RIVIERA



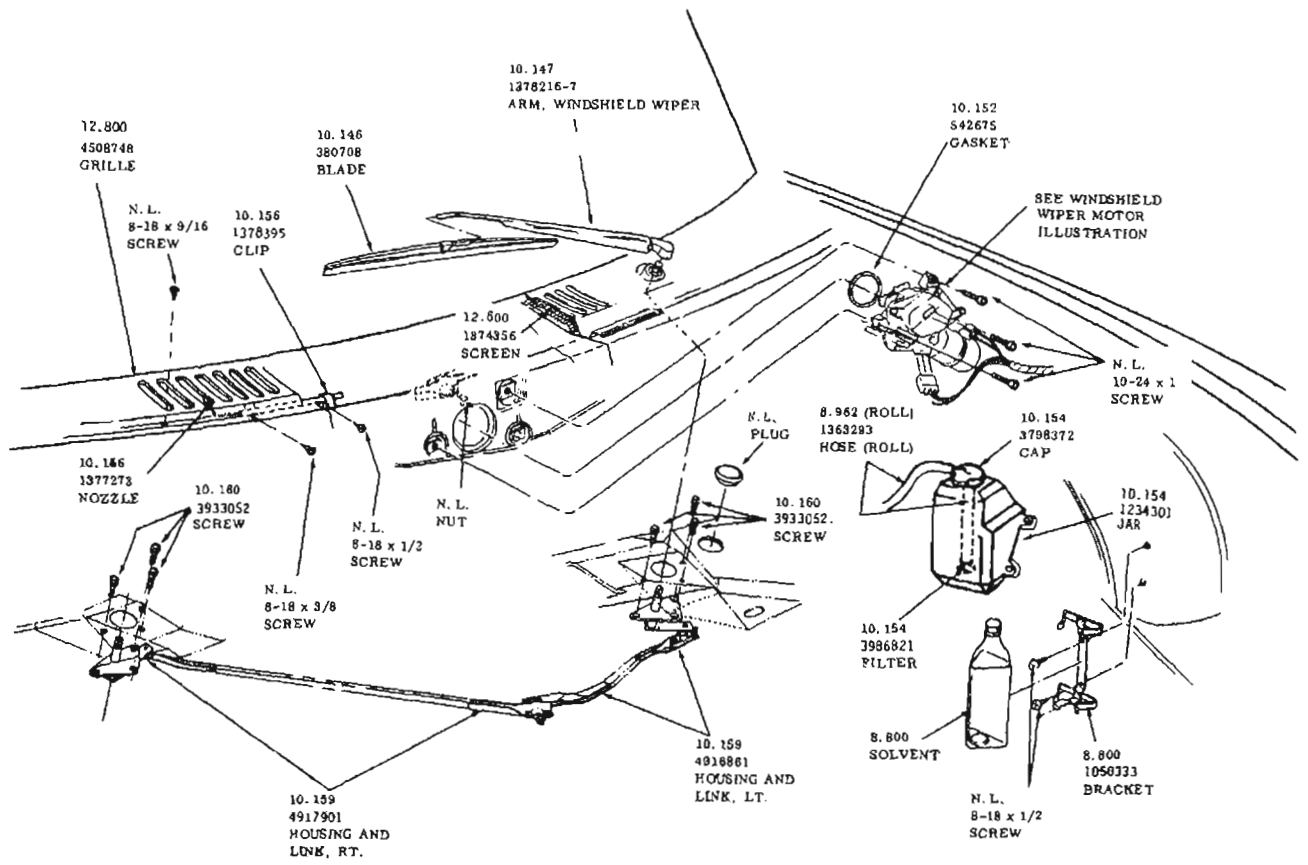
WINDSHIELD WASHER AND WIPER  
1945 - 47 SABRE, WILLOCAT, ELECTRA 225



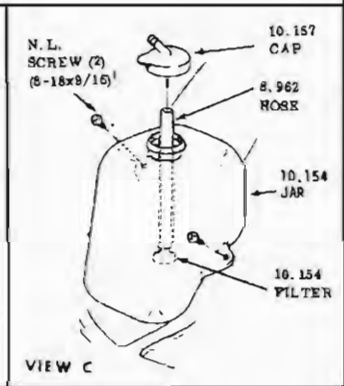
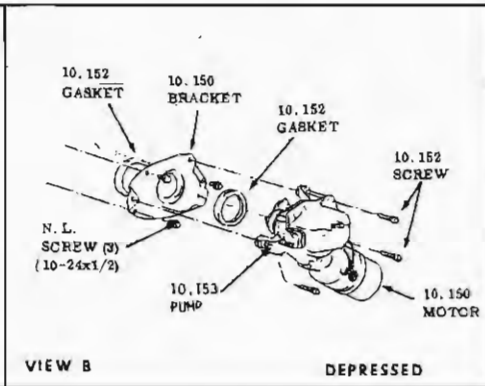
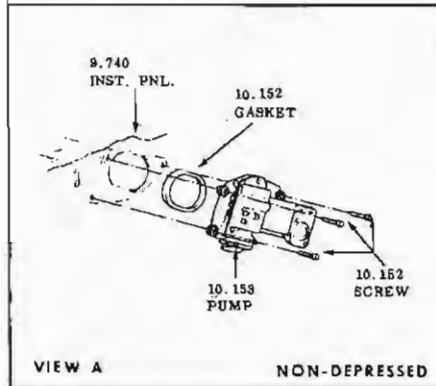
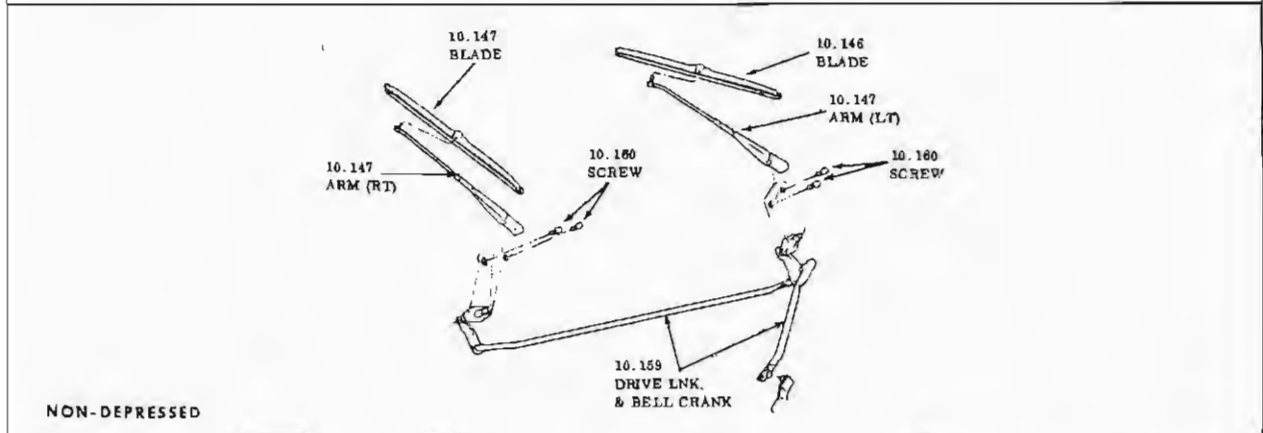
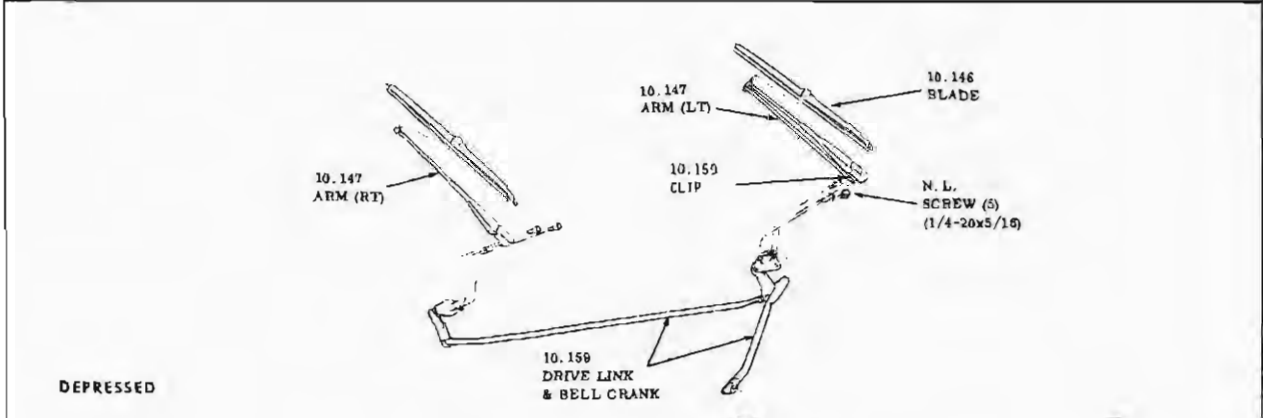
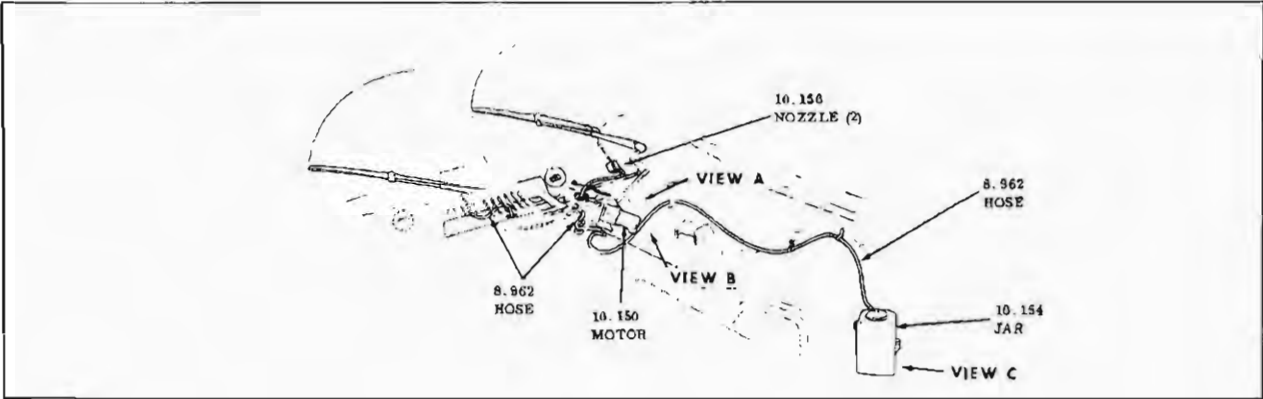
WINDSHIELD WASHER PUMP  
1965-1966-LESABRE-WILDCAT-ELECTRA 225-RIVIERA



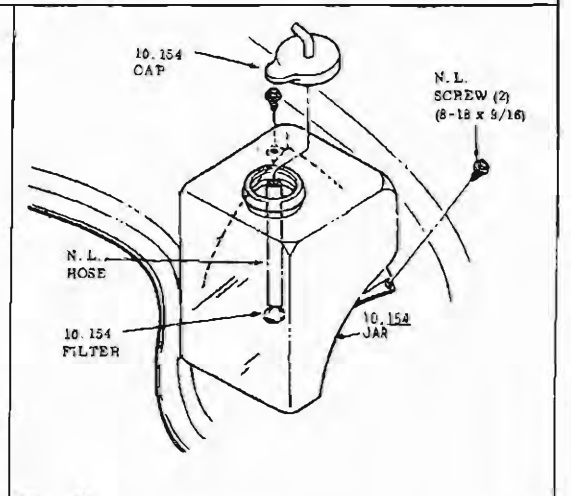
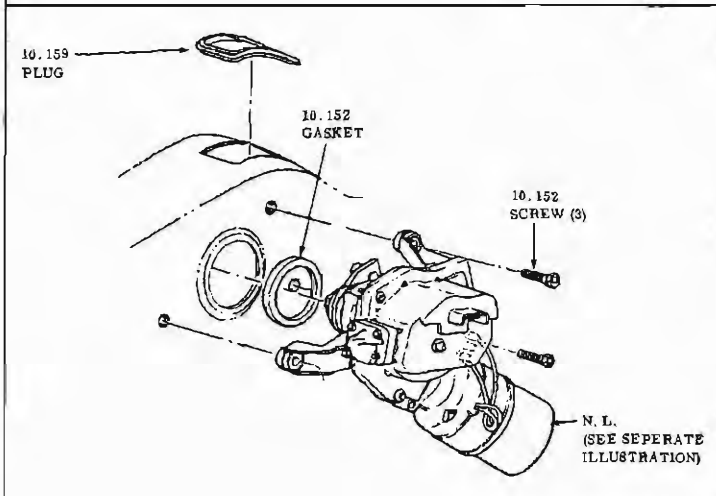
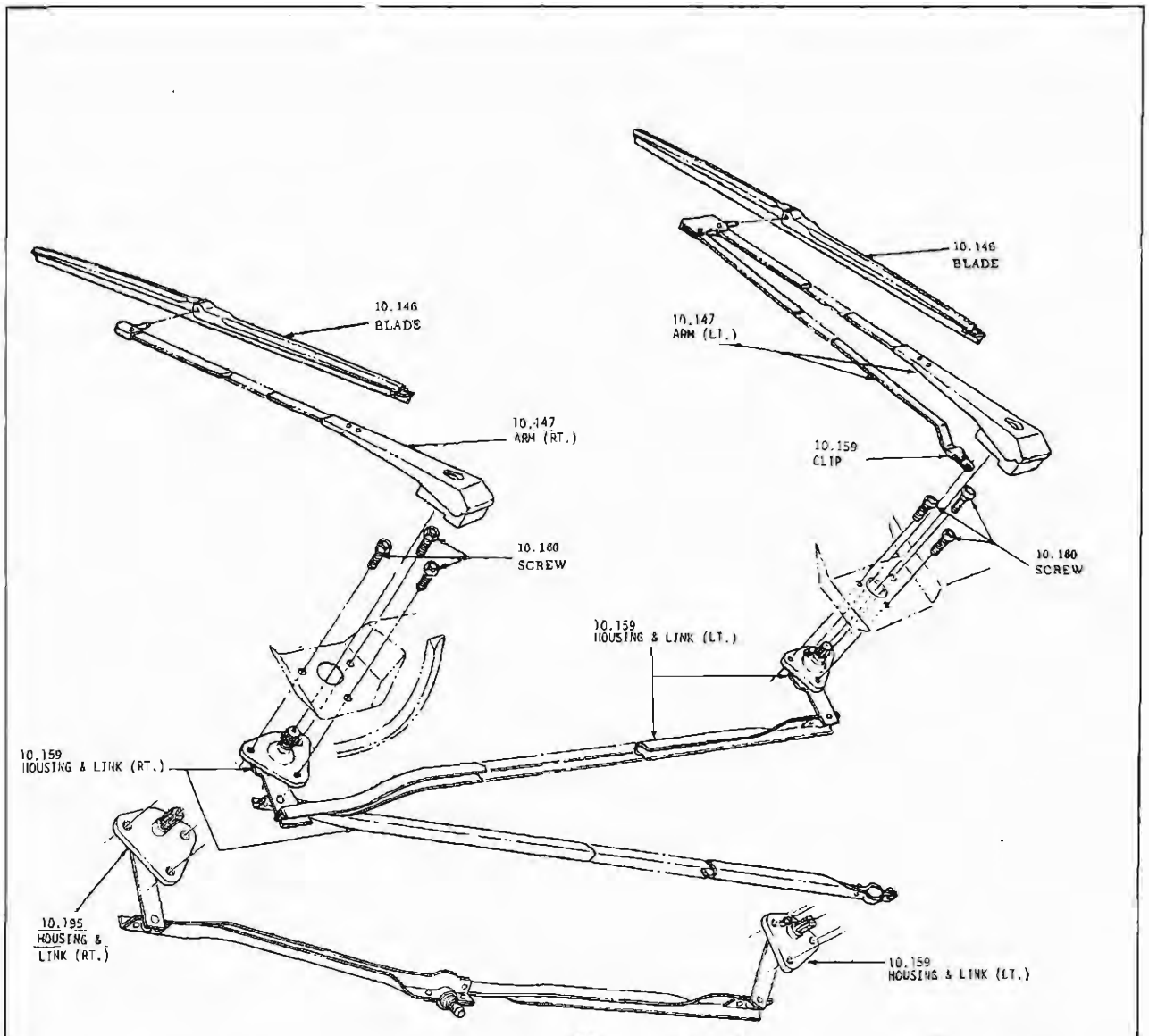
WINDSHIELD WIPER MOTOR GEAR BOX  
1965-1966-LESABRE-WILDCAT-ELECTRA 225-RIVIERA



WINDSHIELD WIPER AND WASHER  
1966 - RIVIERA

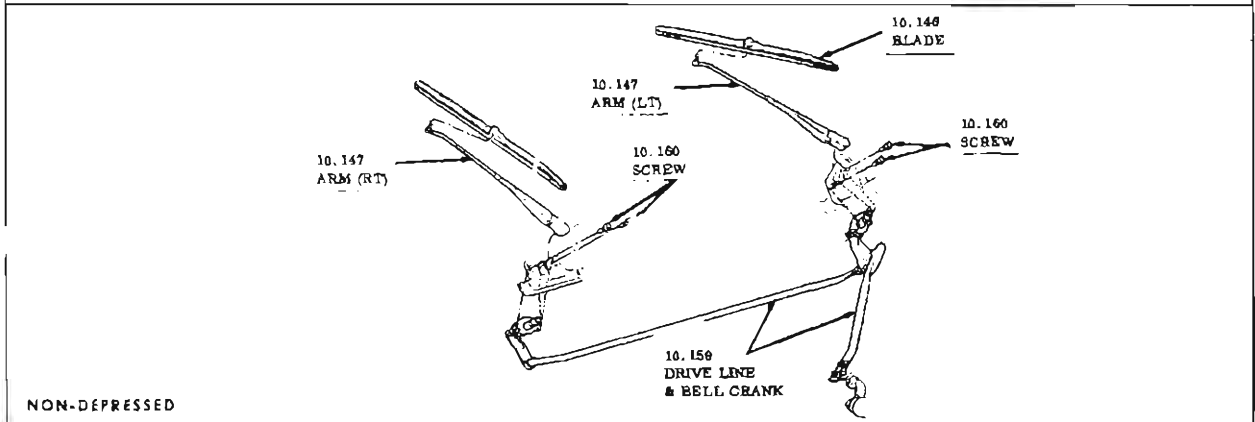
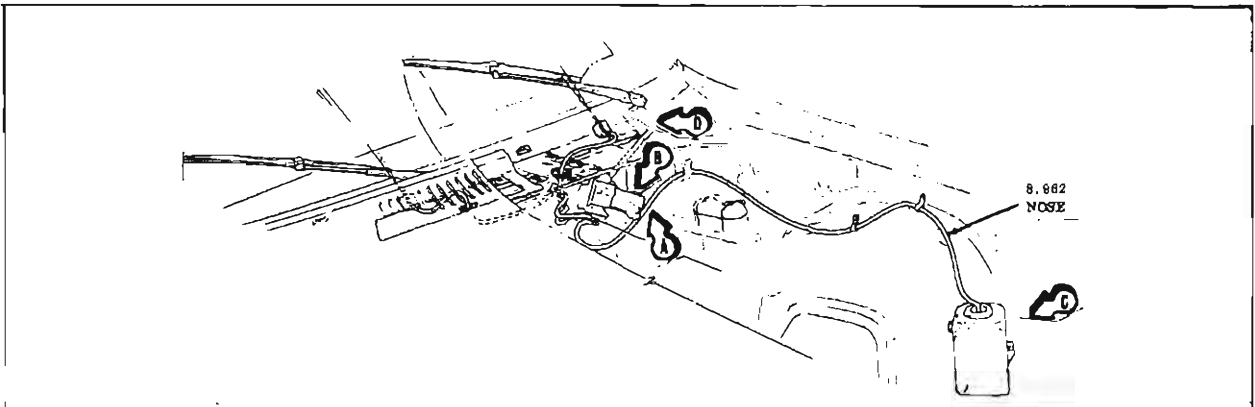


**WINDSHIELD WIPER & WASHERS  
1968-1969 - 30-4000**

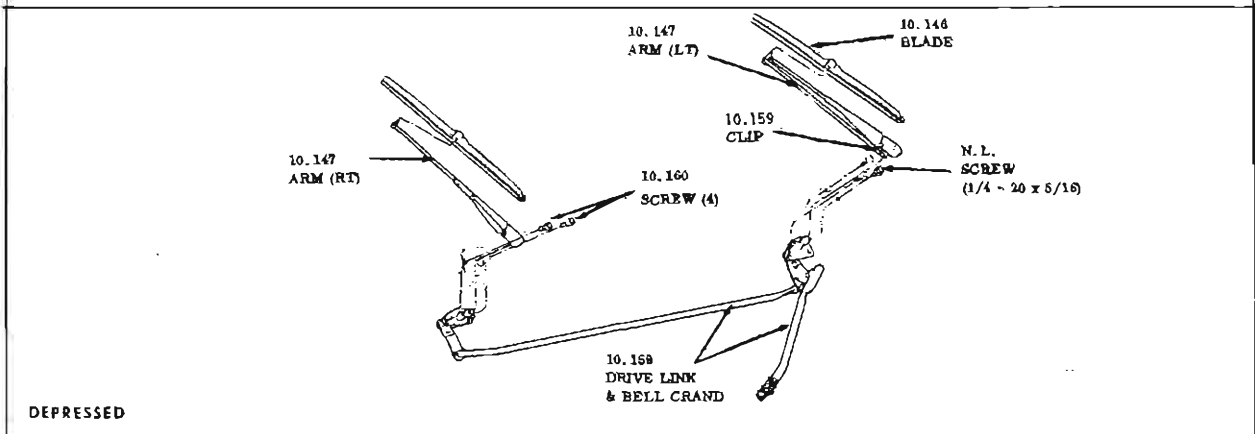


WINDSHIELD WIPER & WASHER  
 1968-1970 LESABRE-WILDCAT-ELECTRA 225-RIVIERA

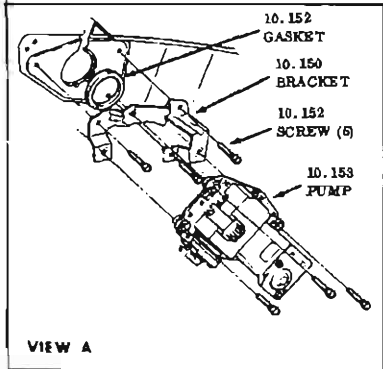




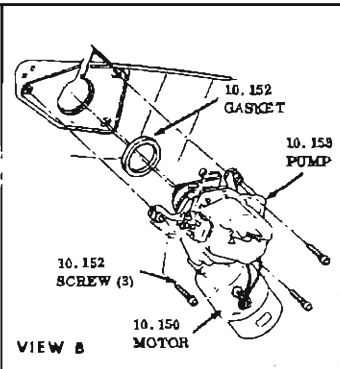
NON-DEPRESSED



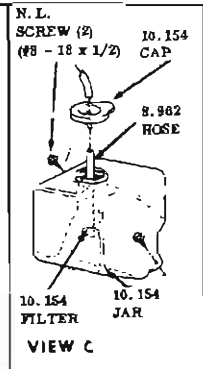
DEPRESSED



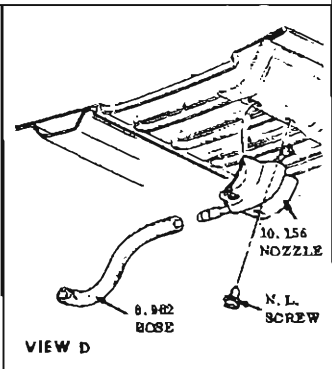
VIEW A



VIEW B

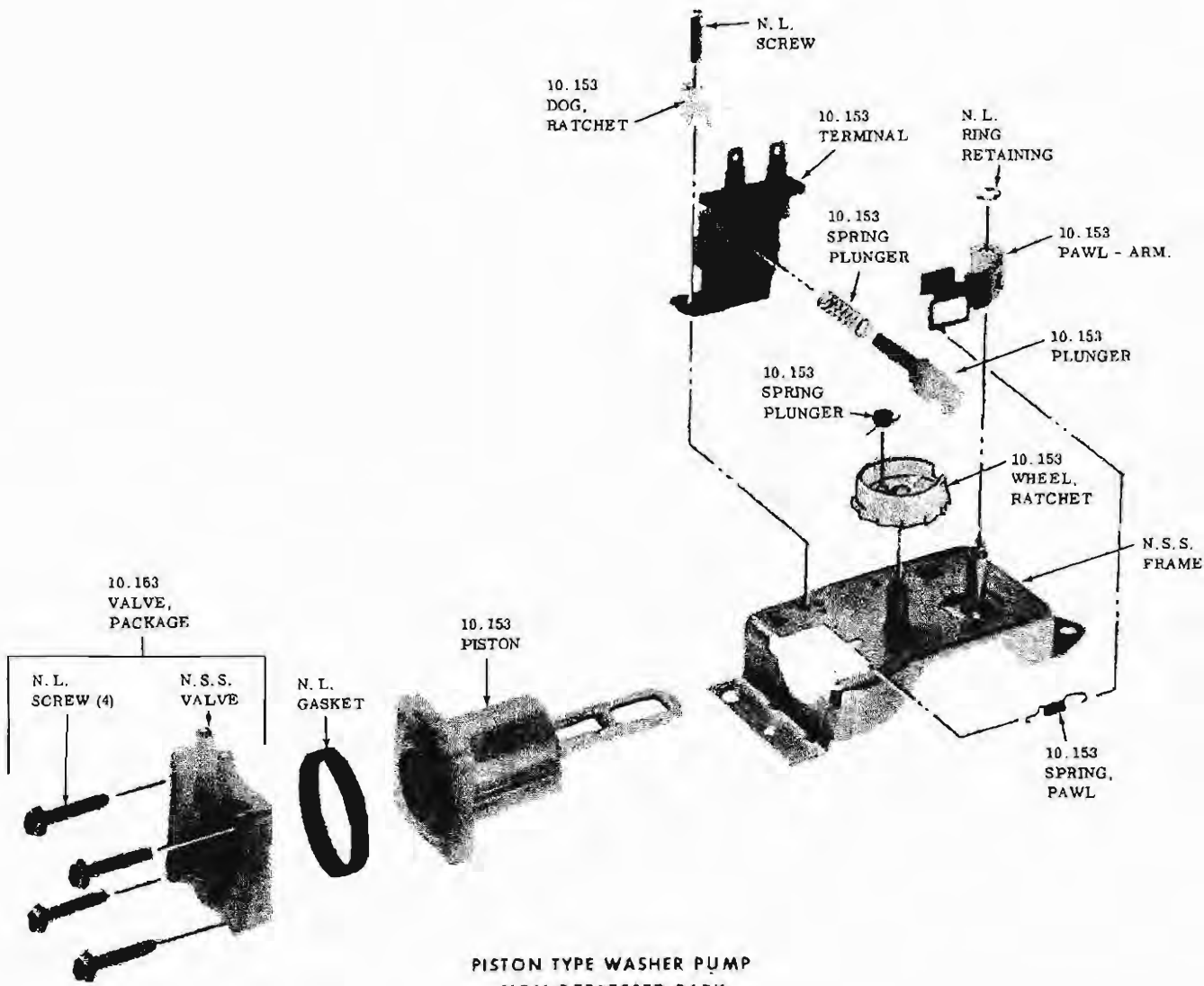


VIEW C

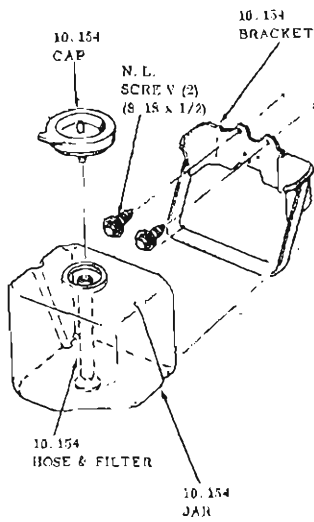
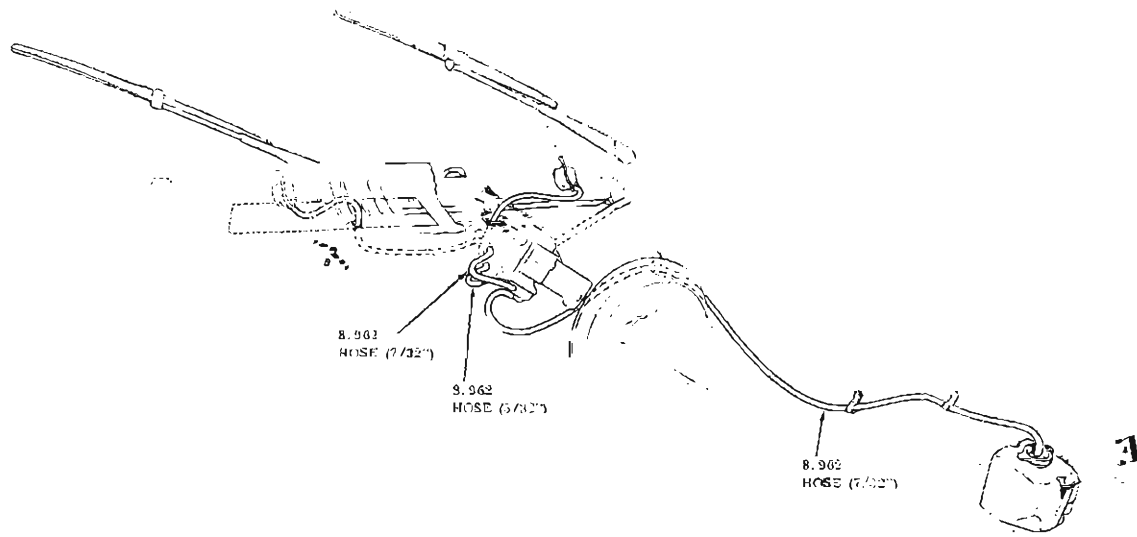


VIEW D

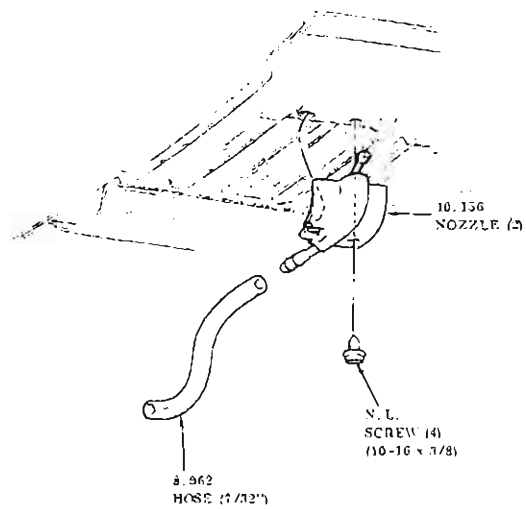
WINDSHIELD WIPER AND WASHER  
1970-30-4000



PISTON TYPE WASHER PUMP  
 NON-DEPRESSED PARK  
 1969-1970 -30-4000

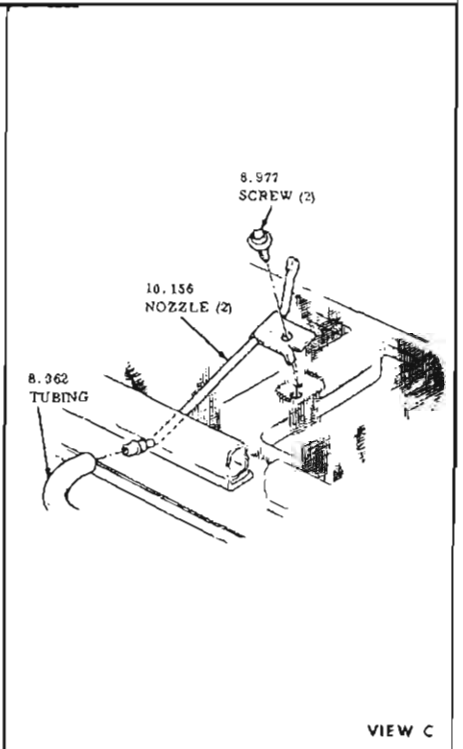
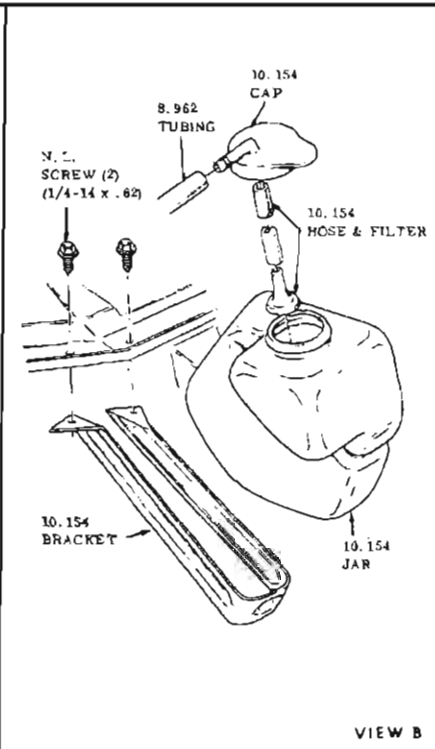
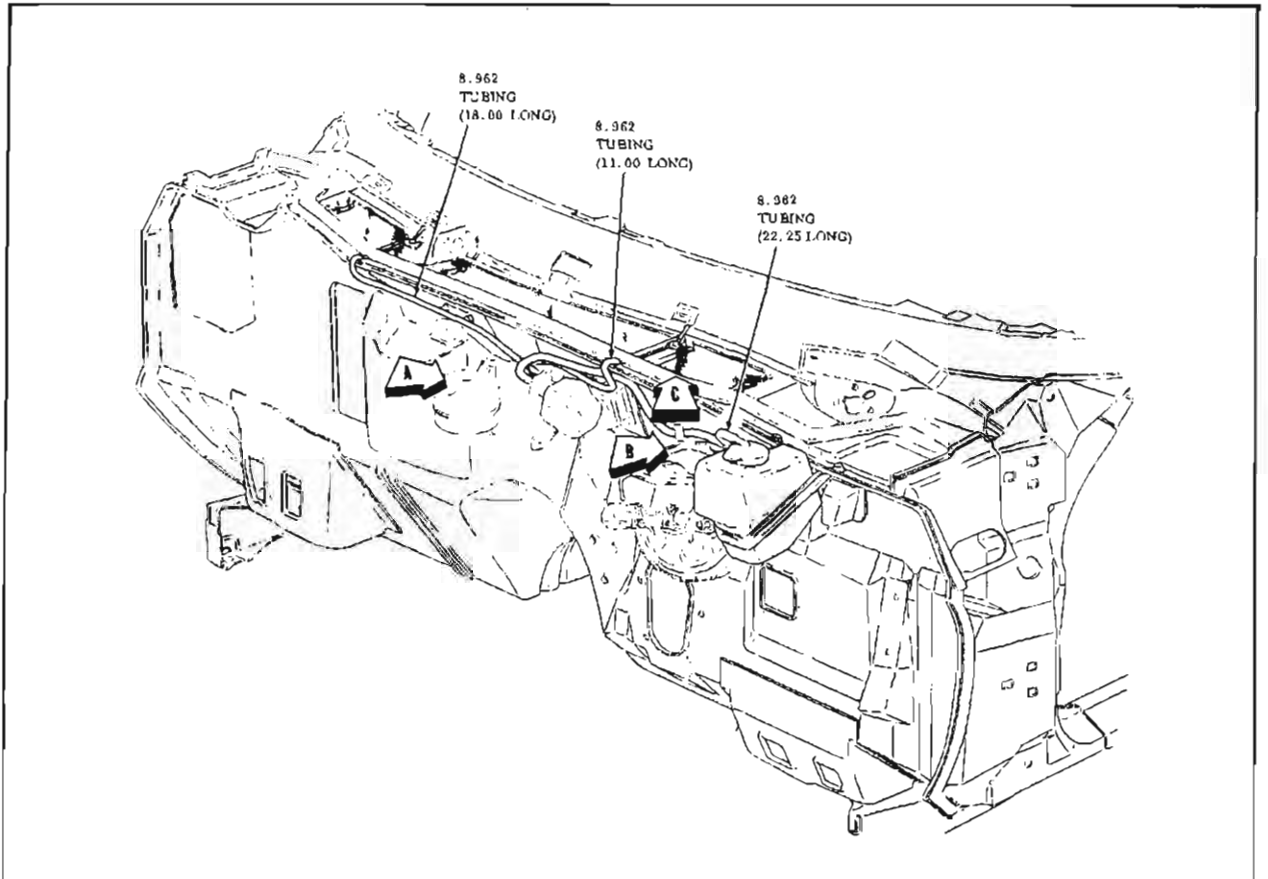


VIEW A

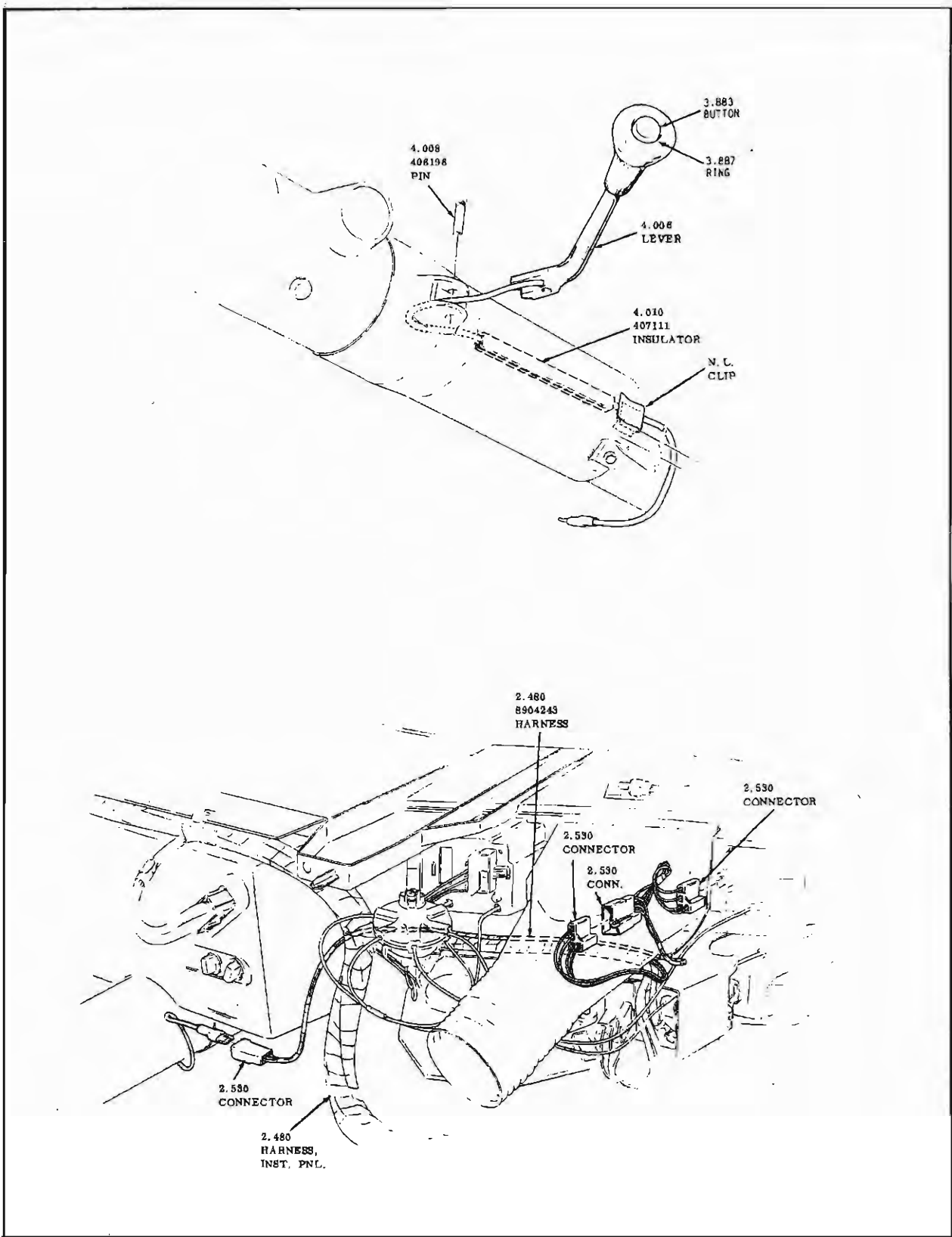


VIEW B

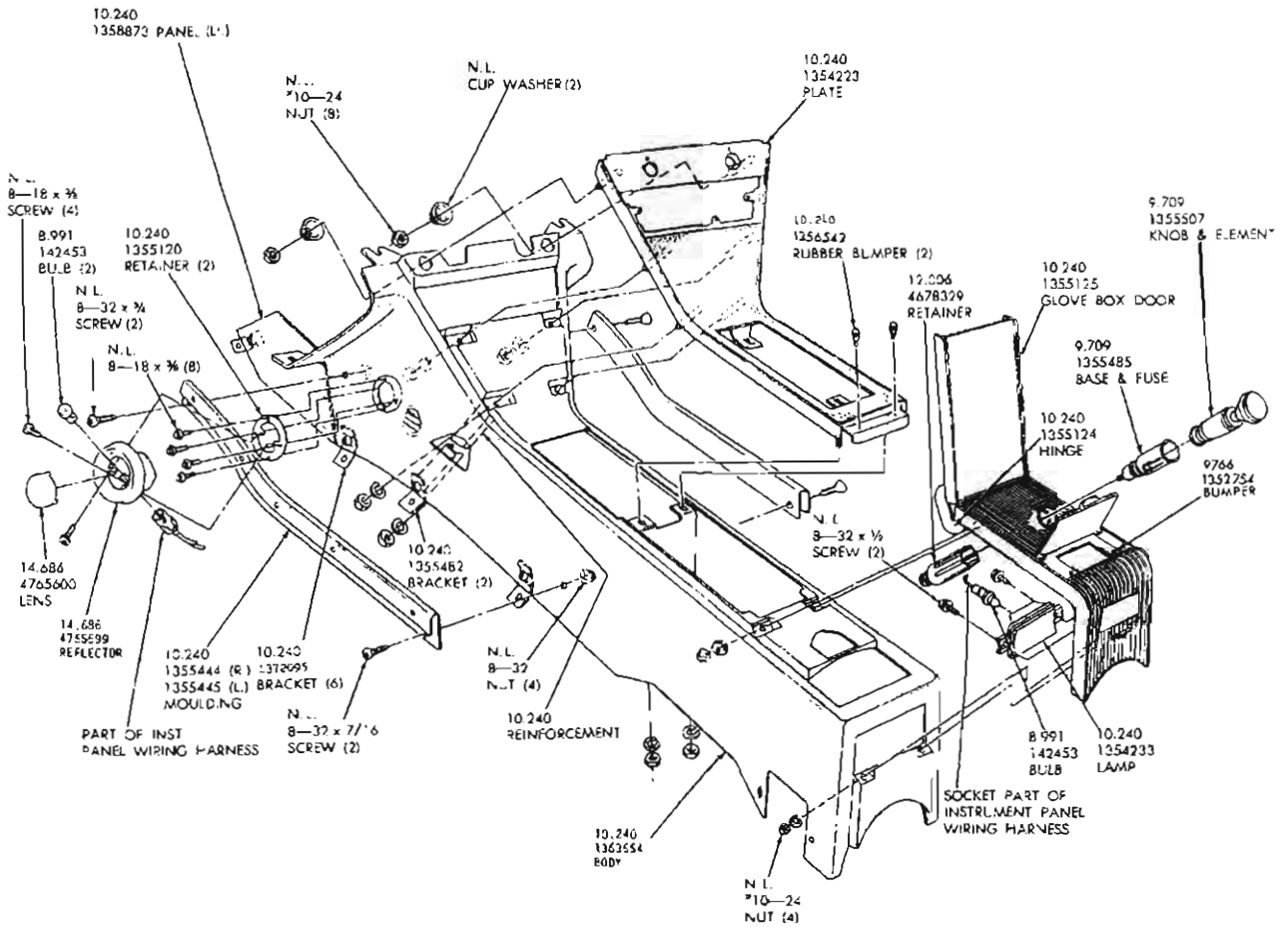
WINDSHIELD WASHER  
1971 - 1972 30-4000



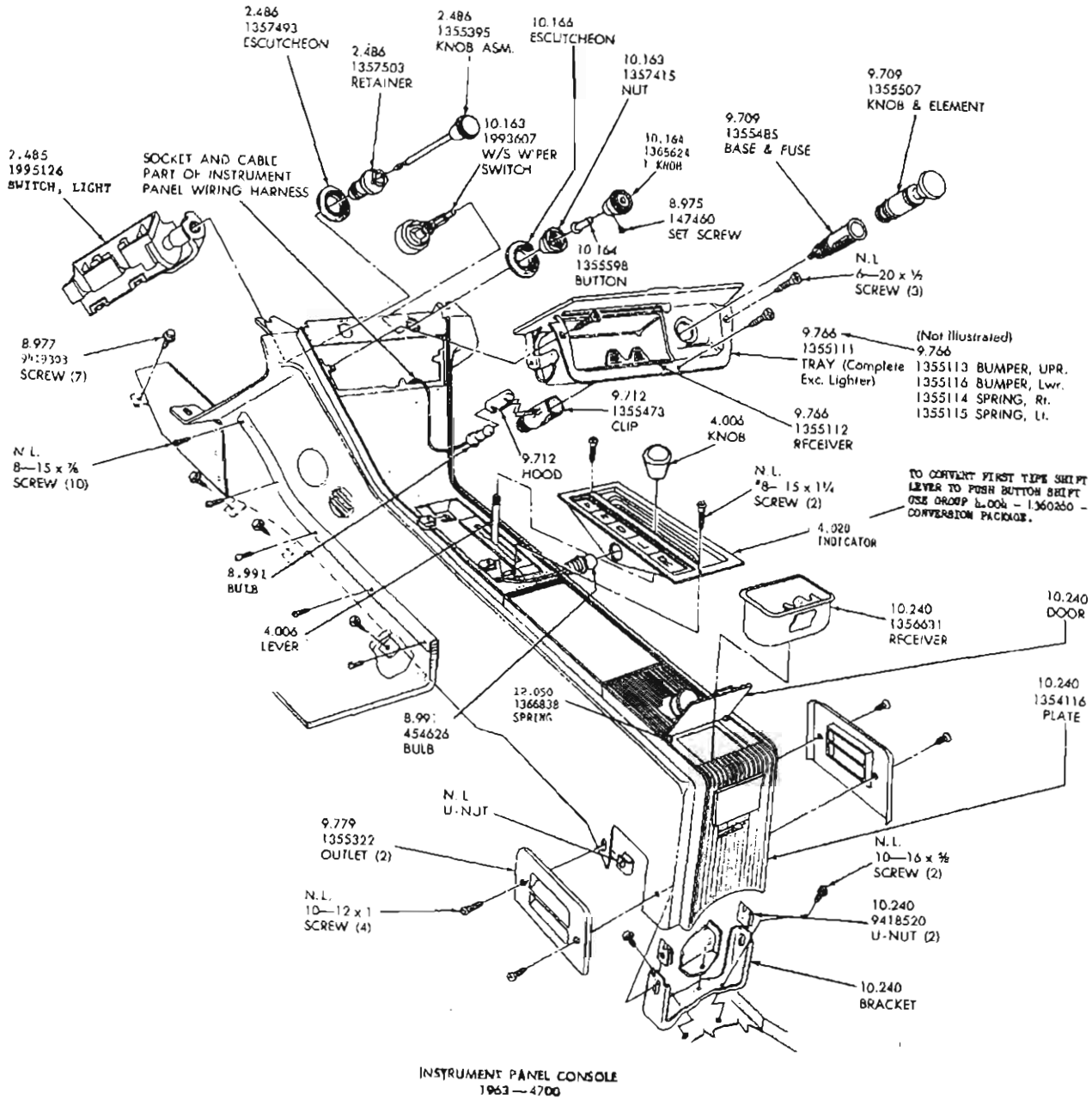
WINDSHIELD WASHER  
1971-1972 50-60-80-9000

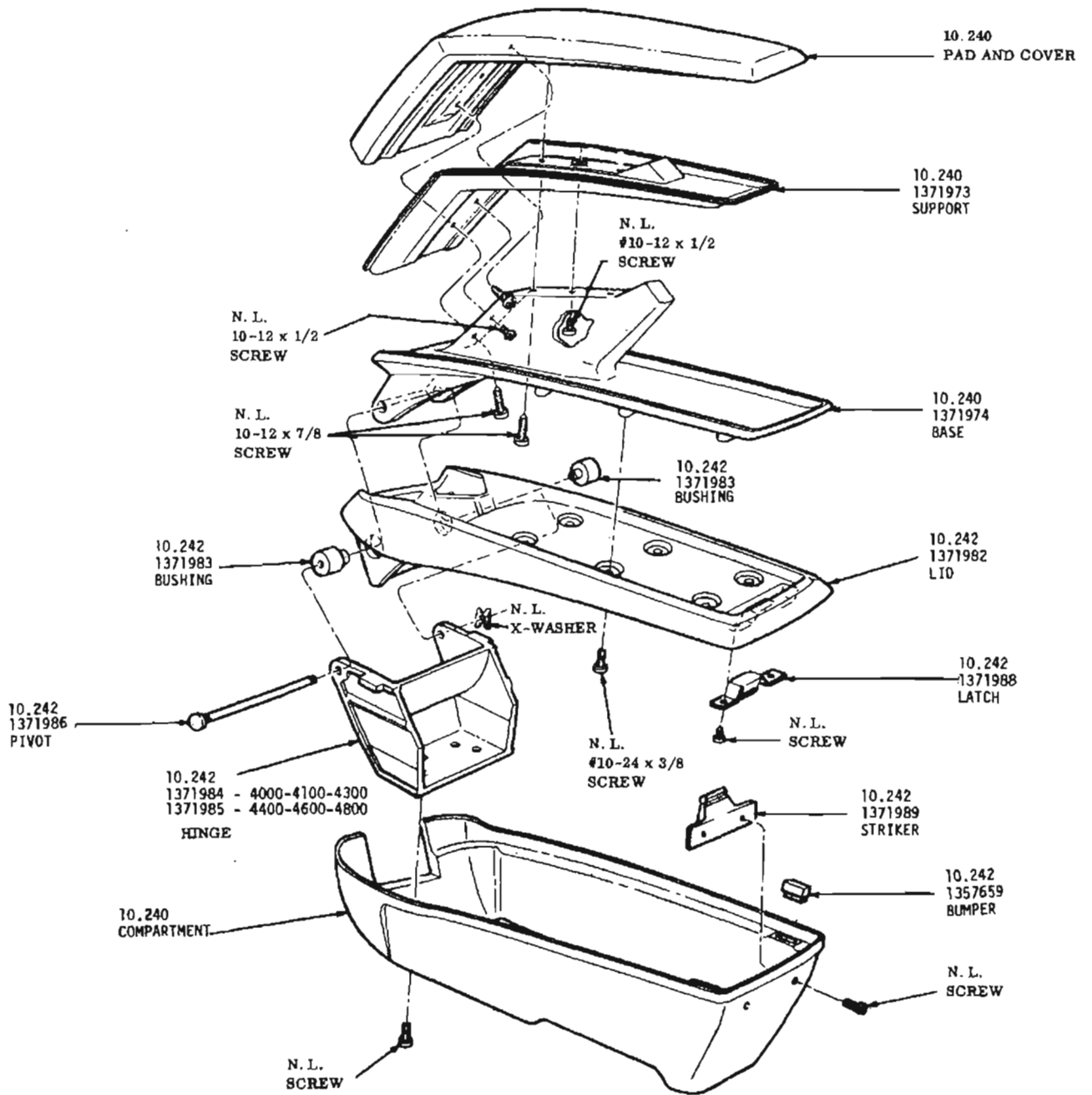


WINDSHIELD WIPER FINGER TIP CONTROL  
 1971-1972 50-60-80-9000



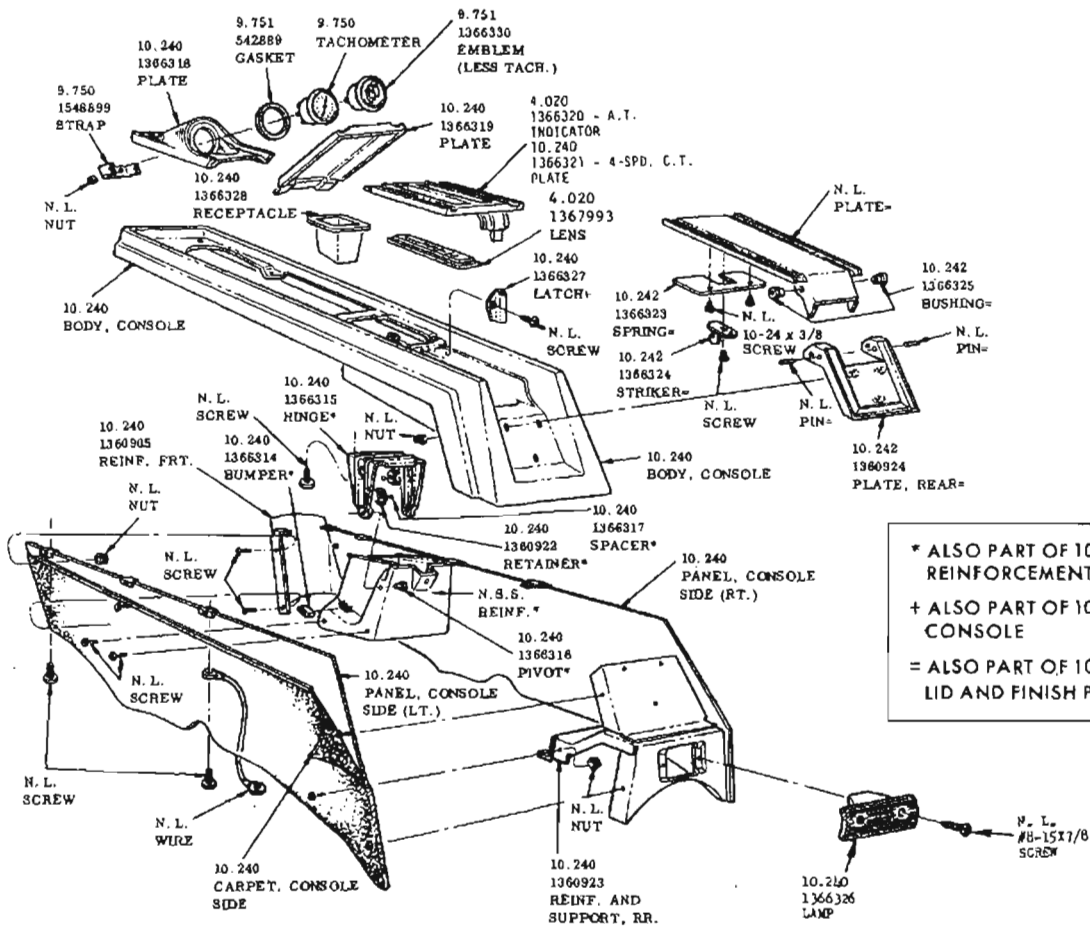
INSTRUMENT PANEL CONSOLE  
1963-4700





SHORT CONSOLE  
1964  
1965 FIRST TYPE

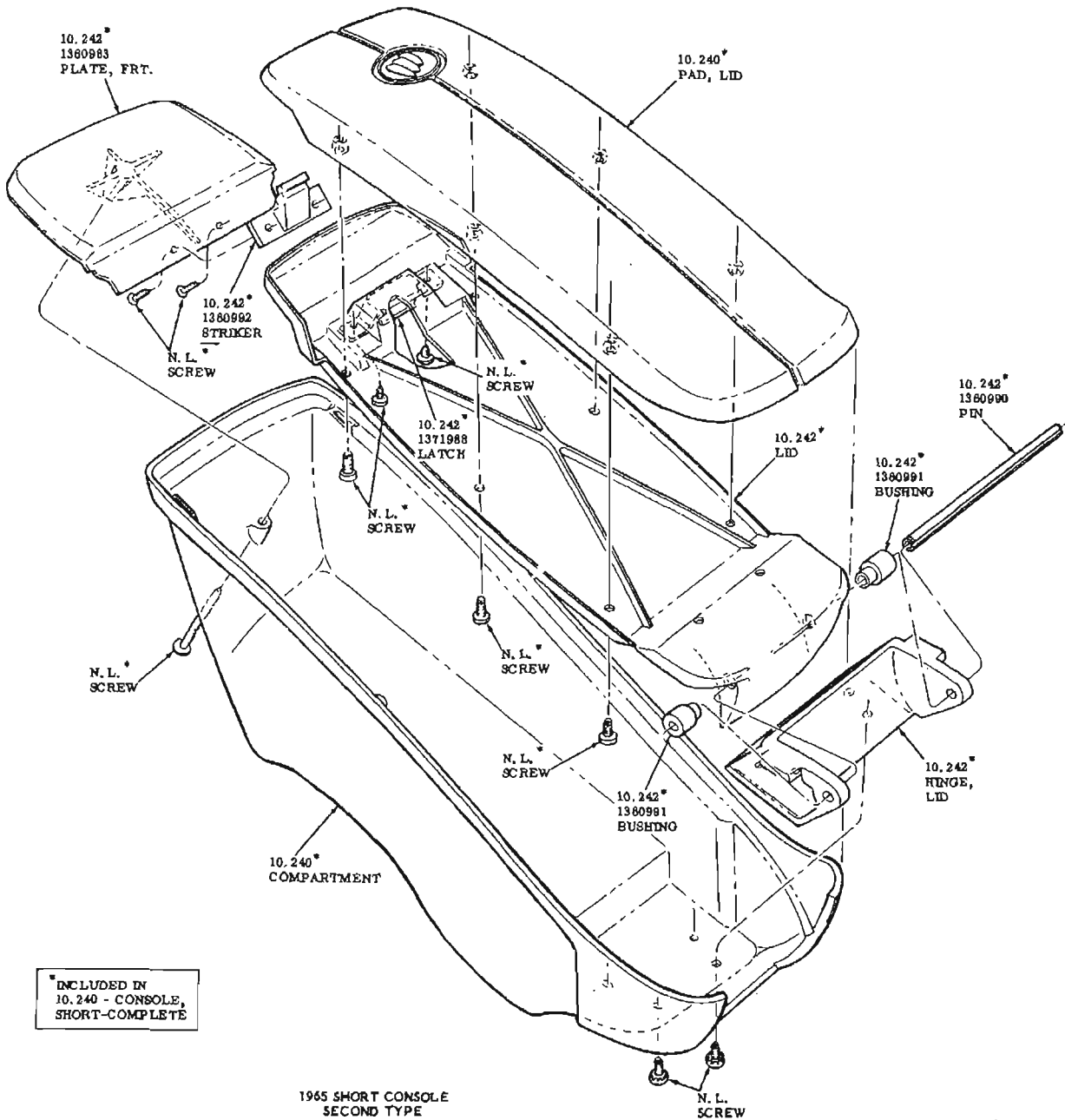


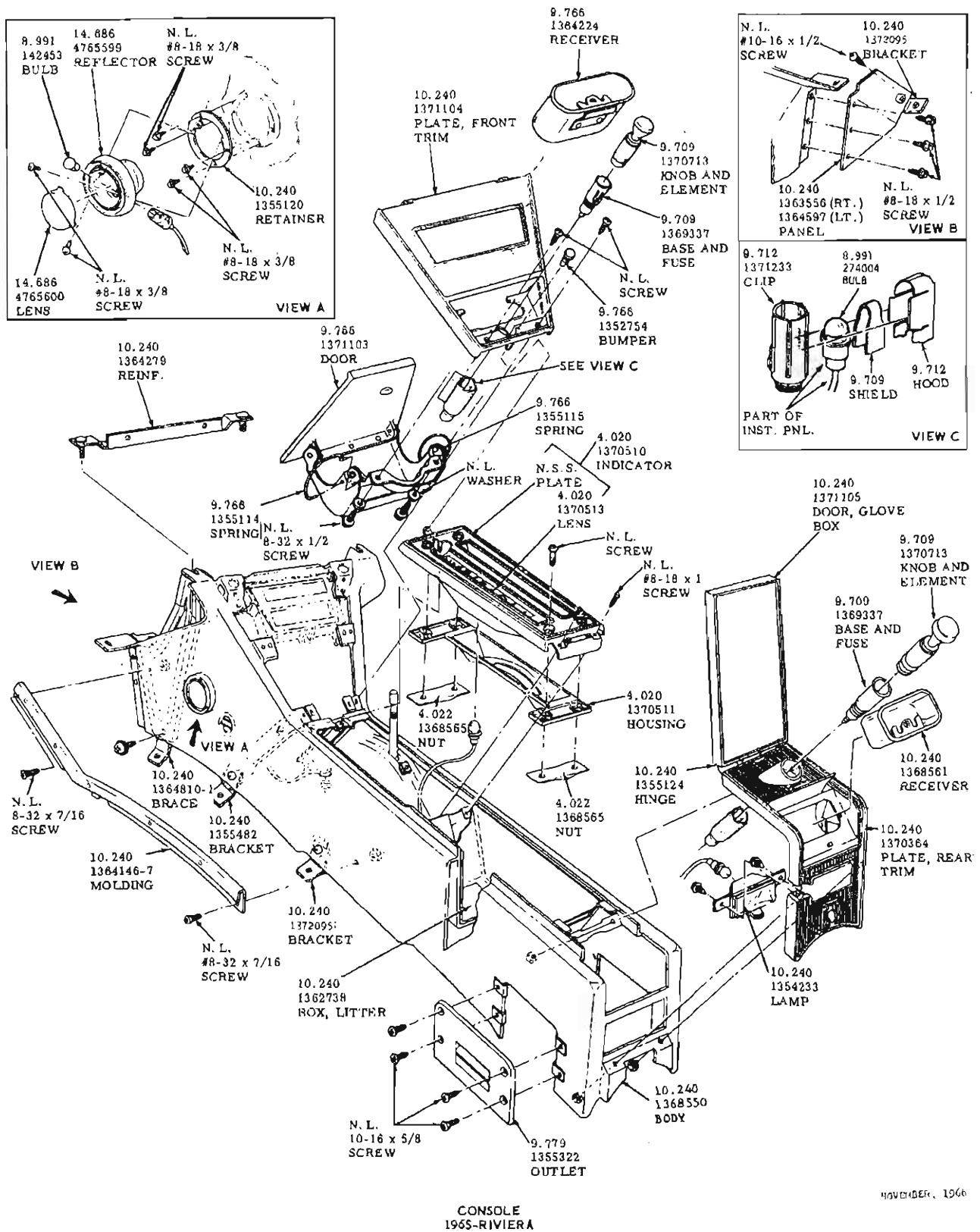


\* ALSO PART OF 10.240-1366313 REINFORCEMENT AND HINGE  
 + ALSO PART OF 10.240-BODY CONSOLE  
 = ALSO PART OF 10.242-1366322 LID AND FINISH PLATE

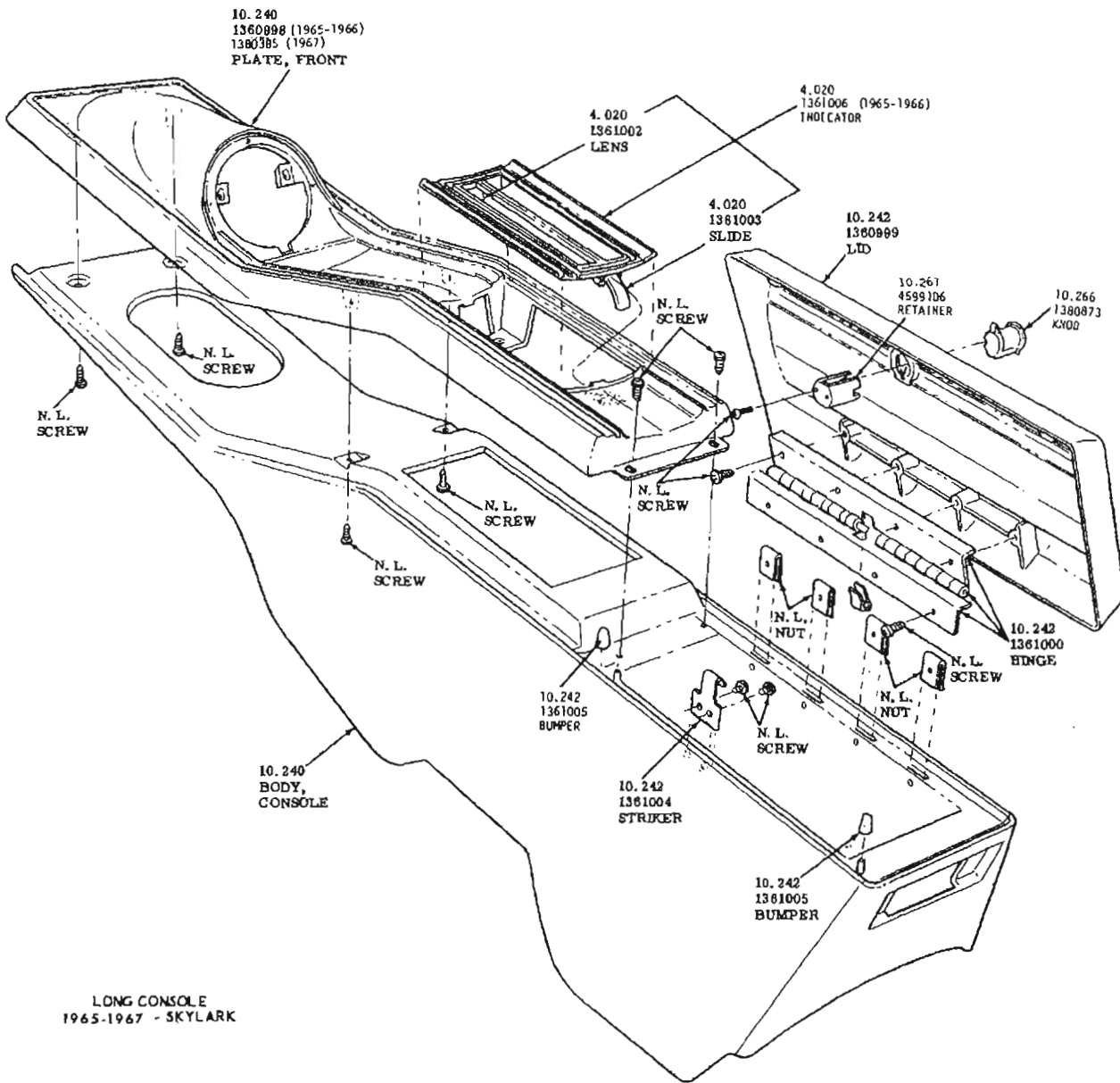
**WILDCAT CONSOLE**  
 1964-4639-4647-4667-4669

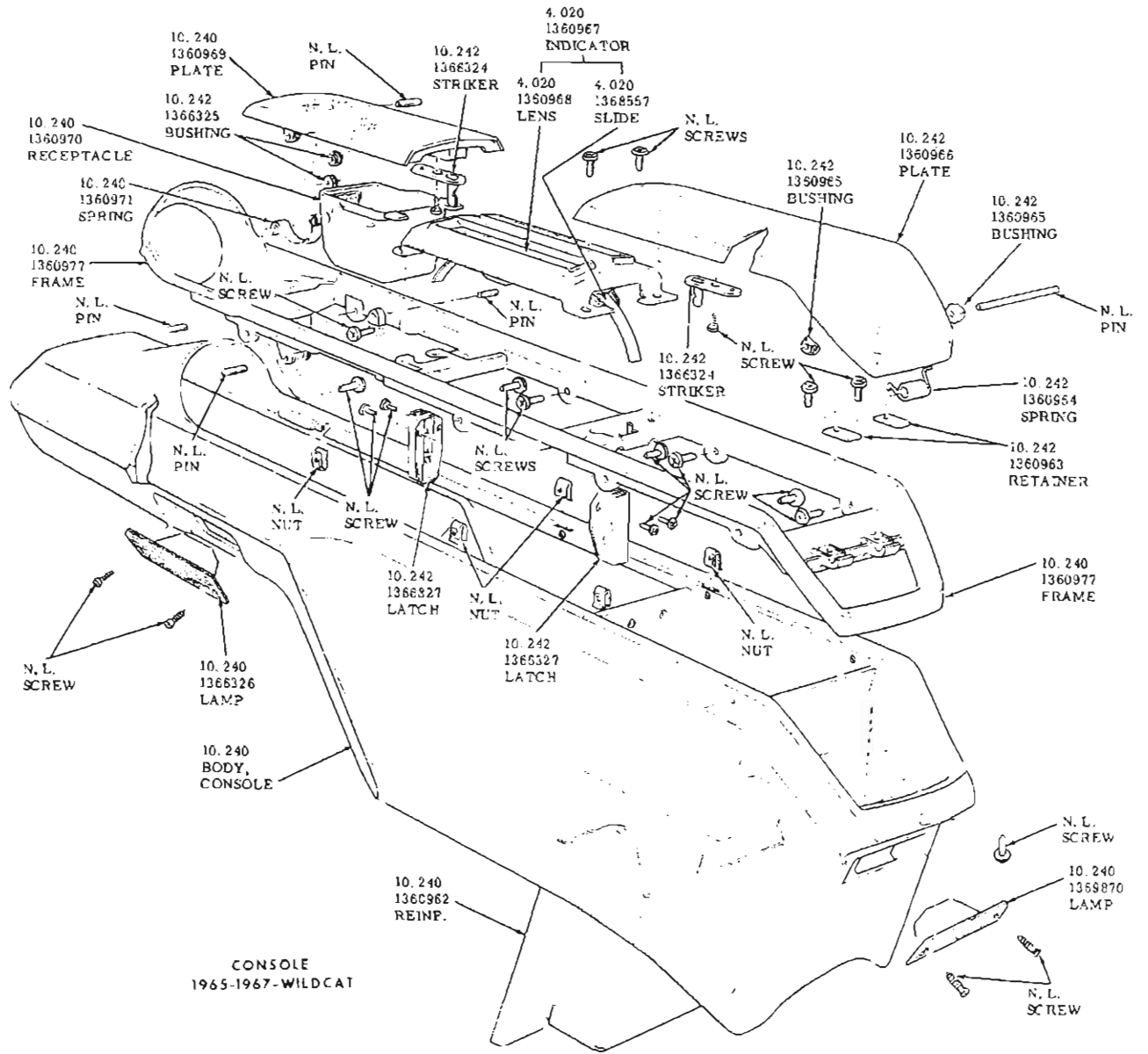


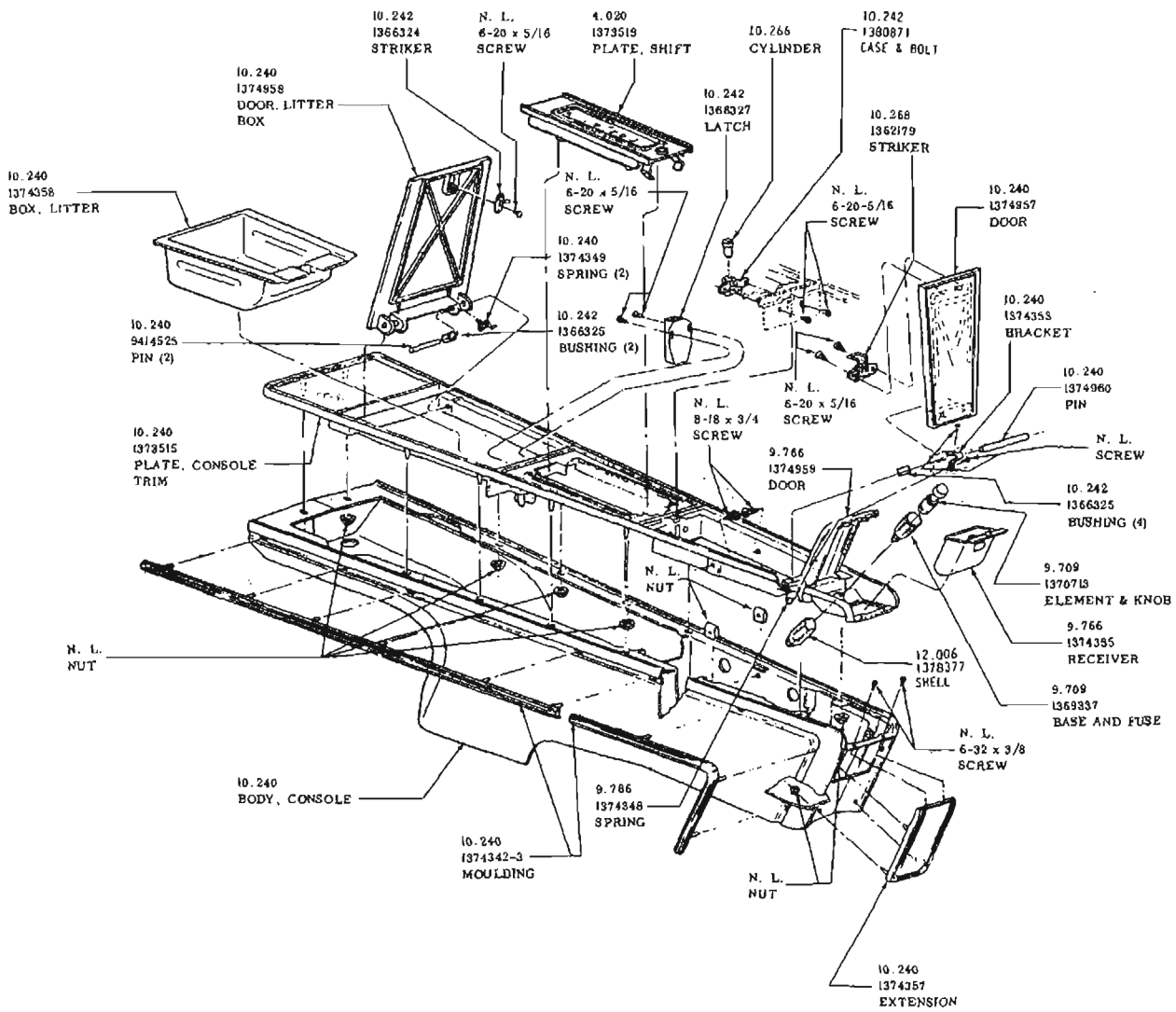




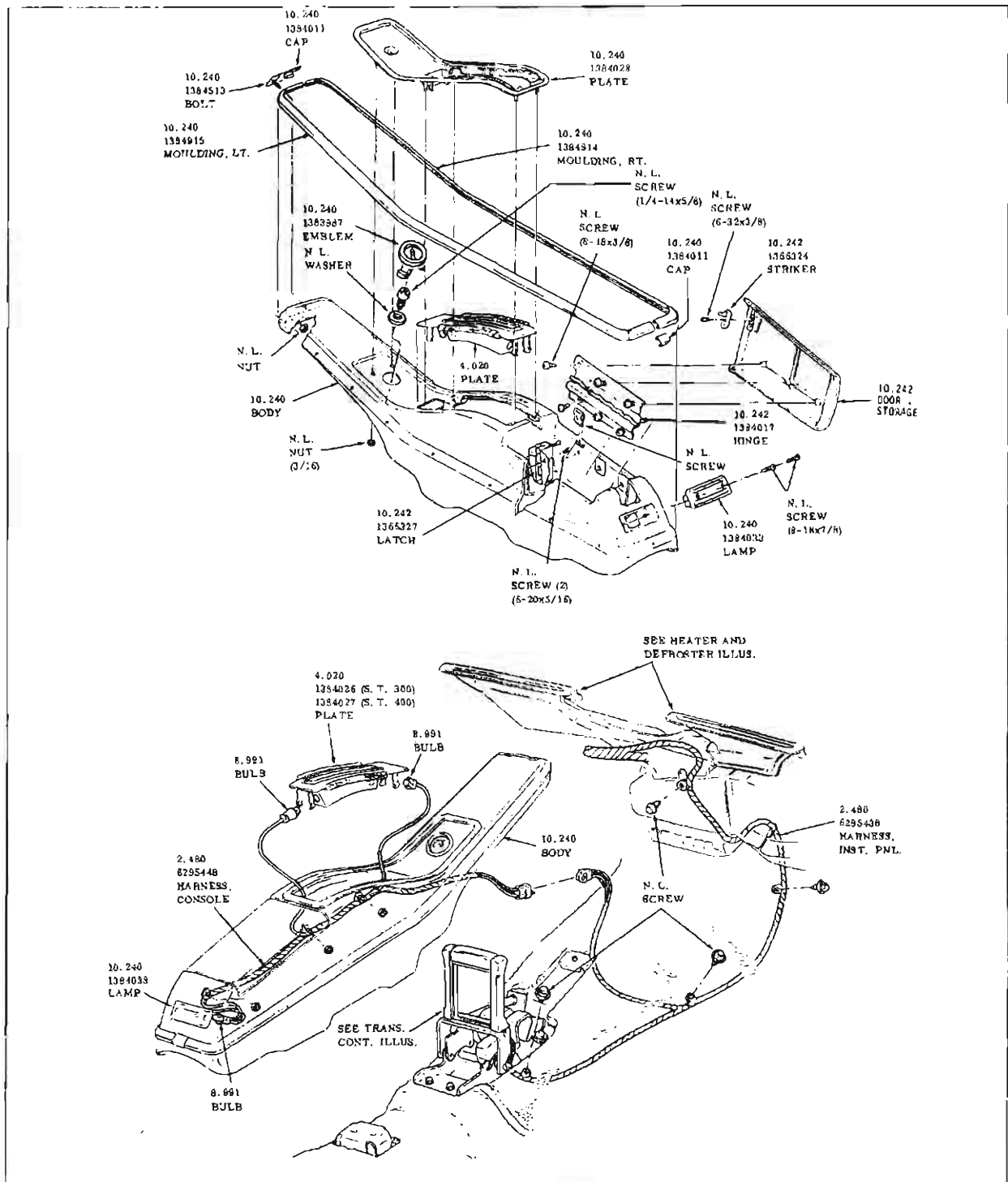
NOVEMBER, 1966





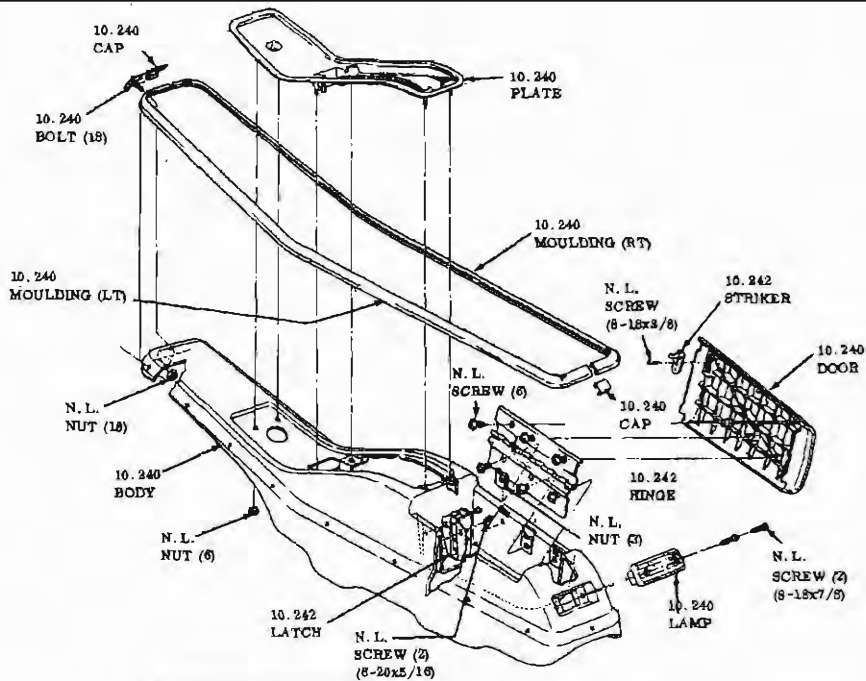
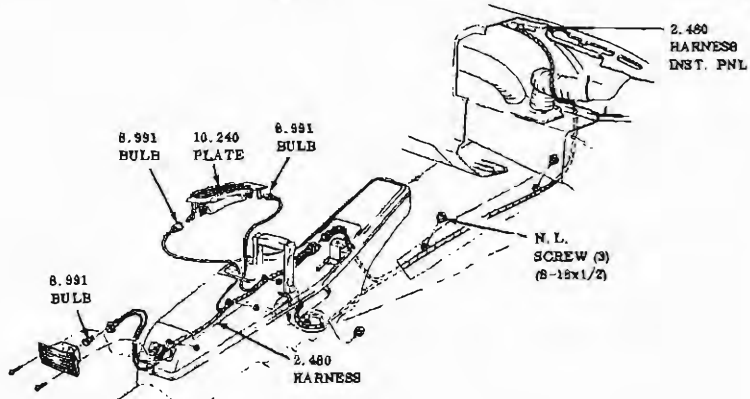
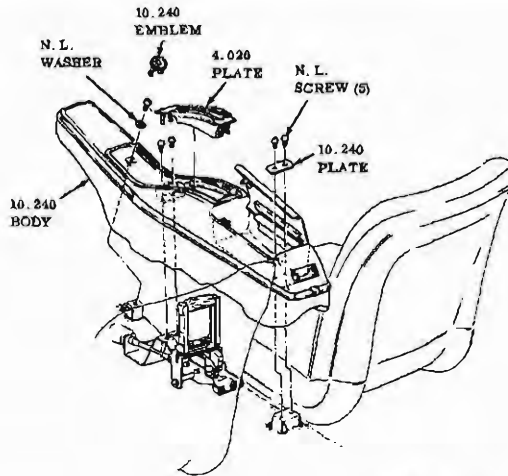


FLOOR CONSOLE  
1966-1968 —RIVIERA

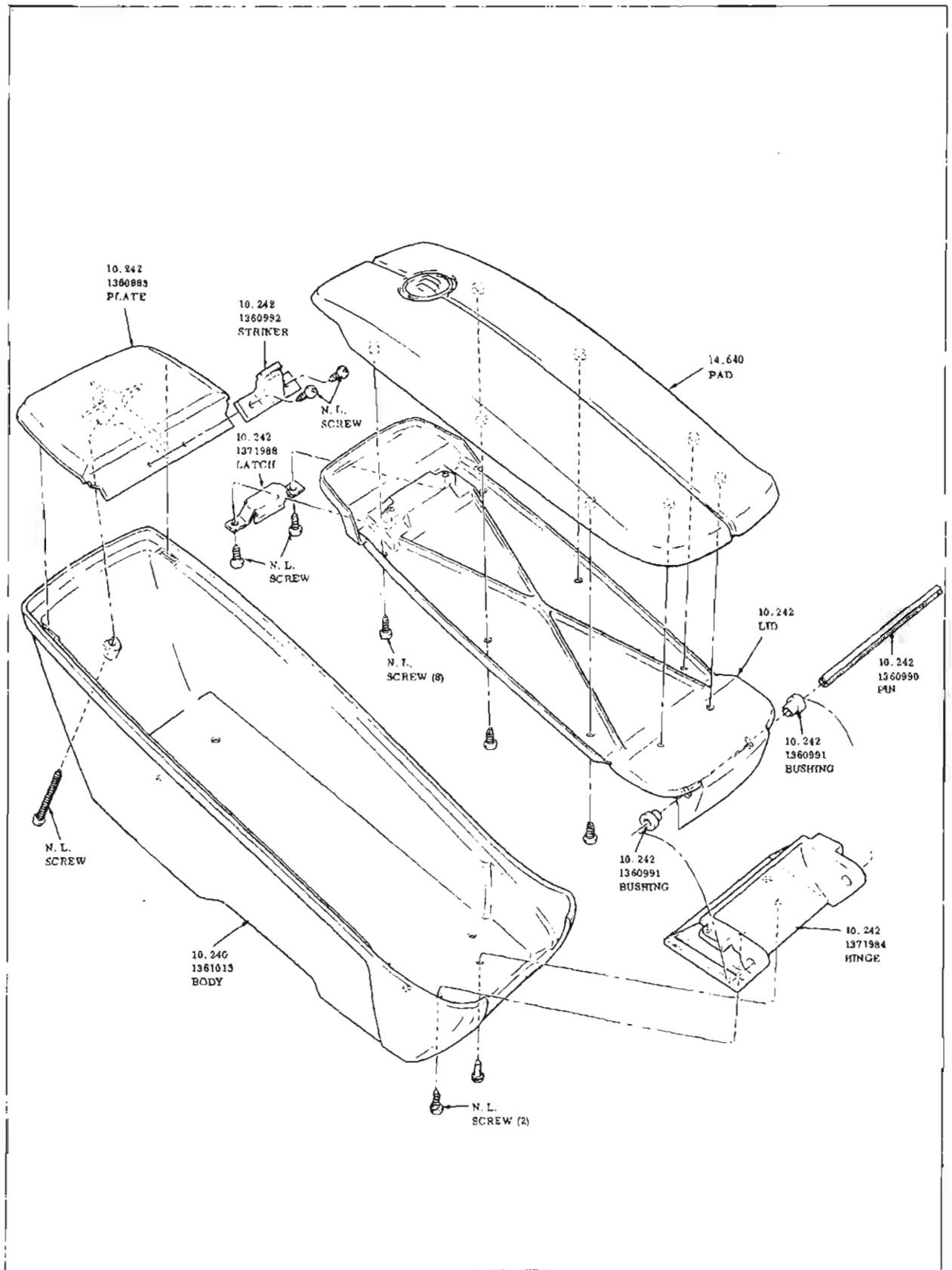


CONSOLE (LONG)  
 1968-69 30-4000

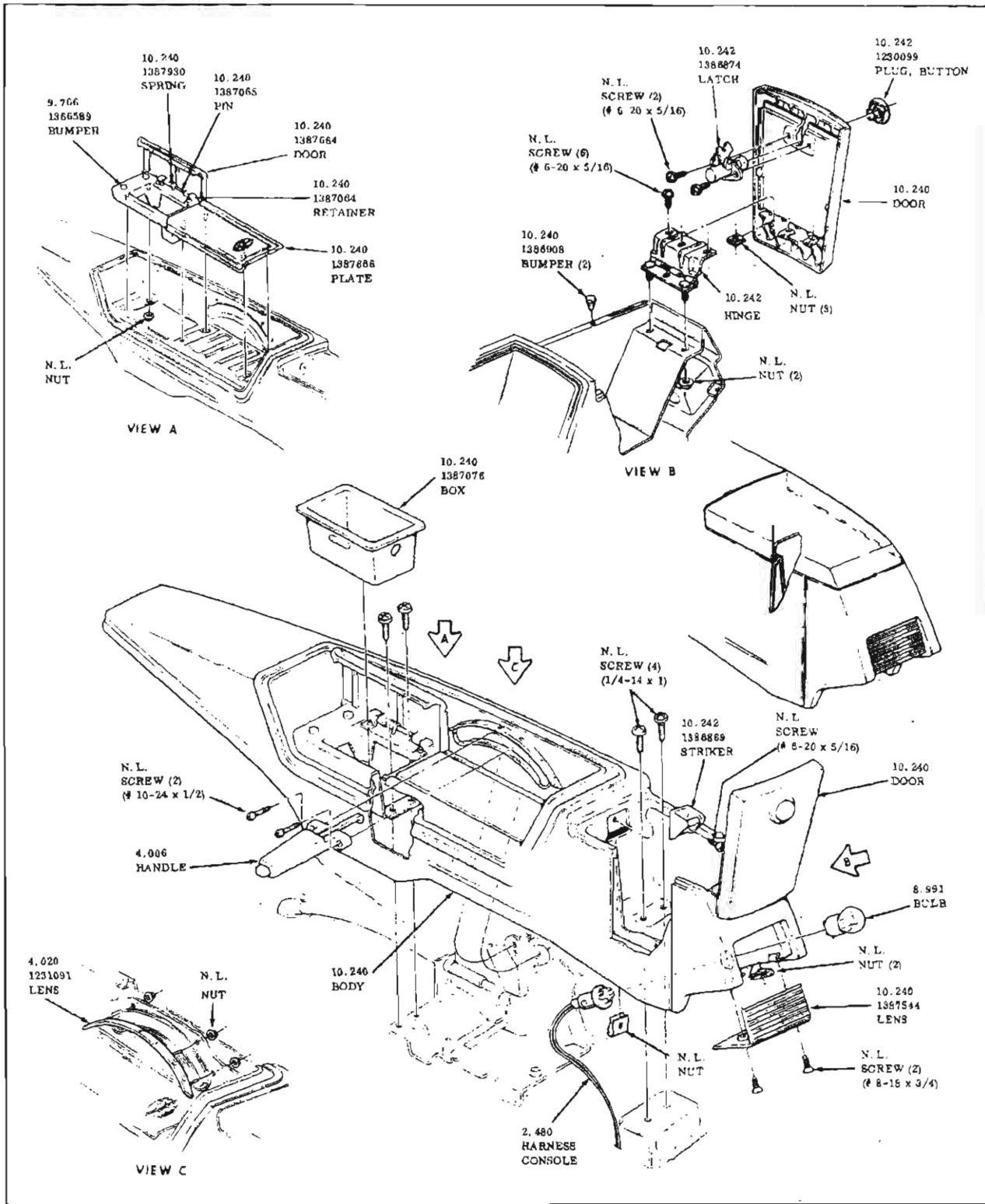




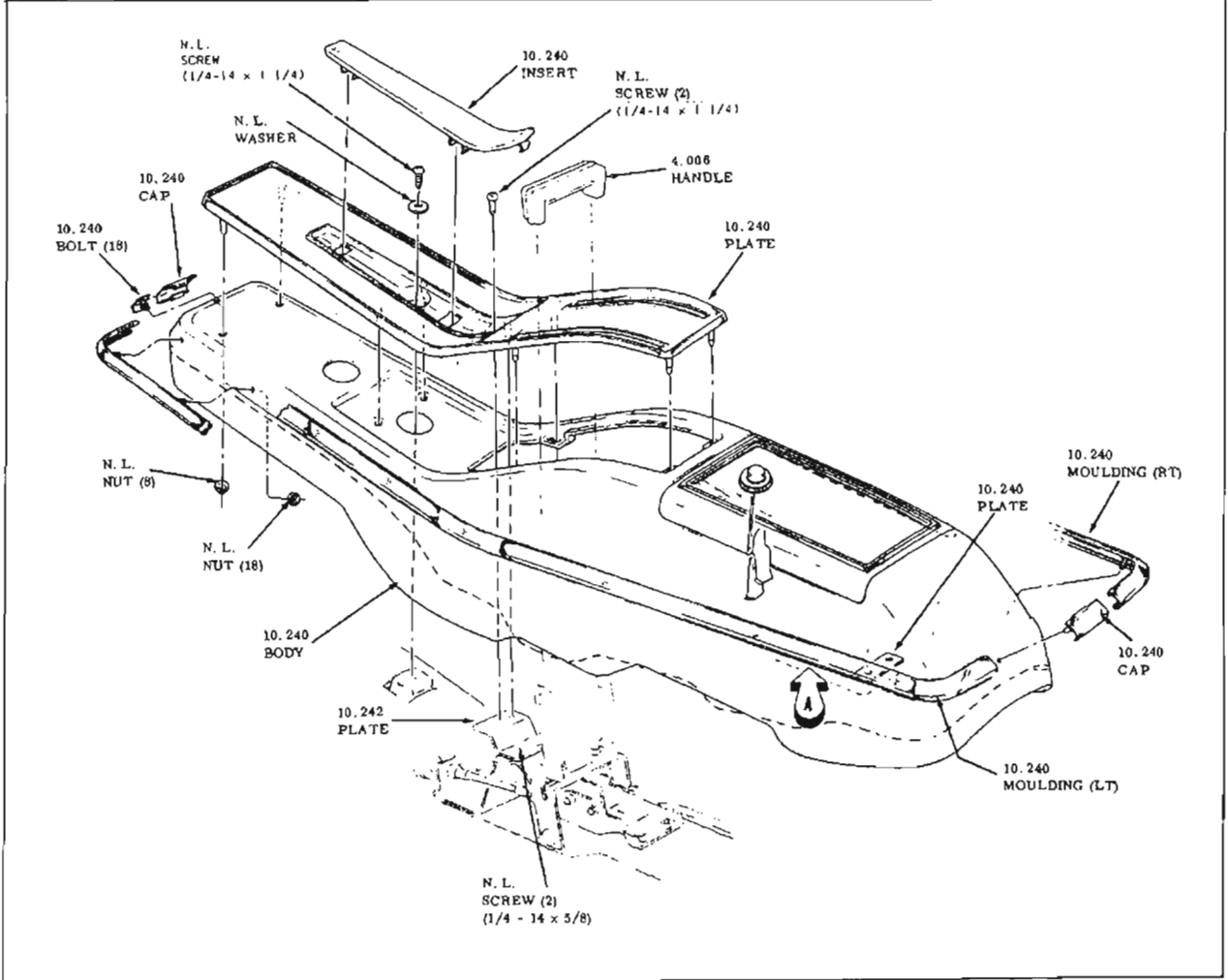
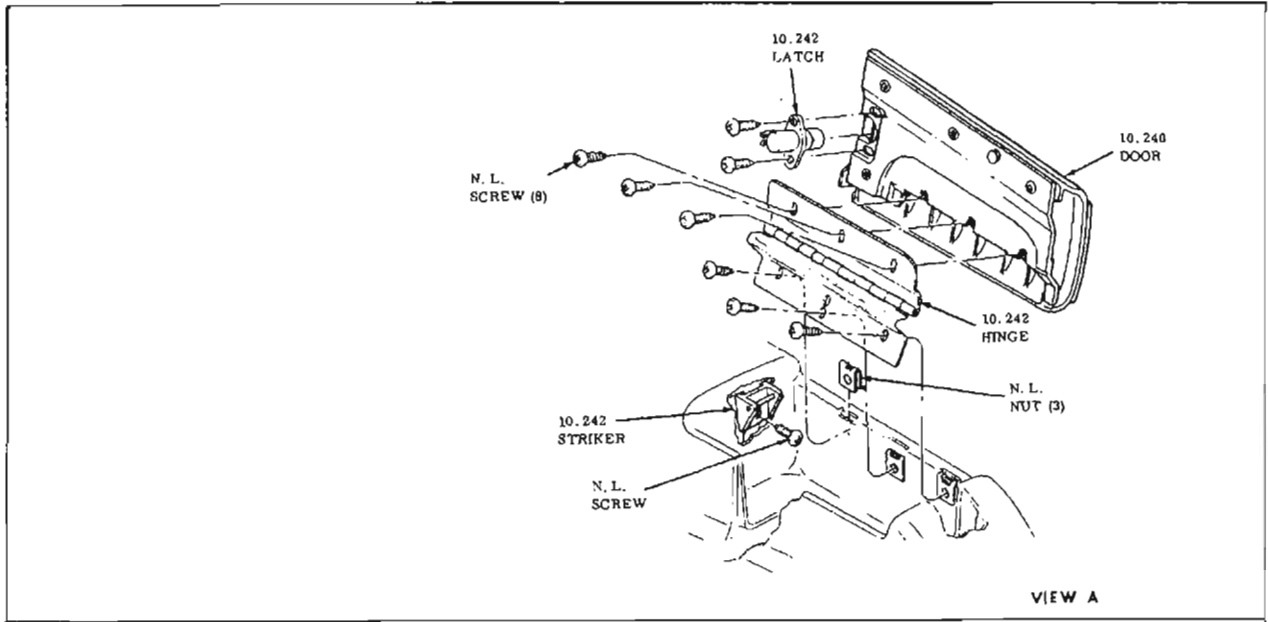
CONSOLE (LONG)  
1969-6000



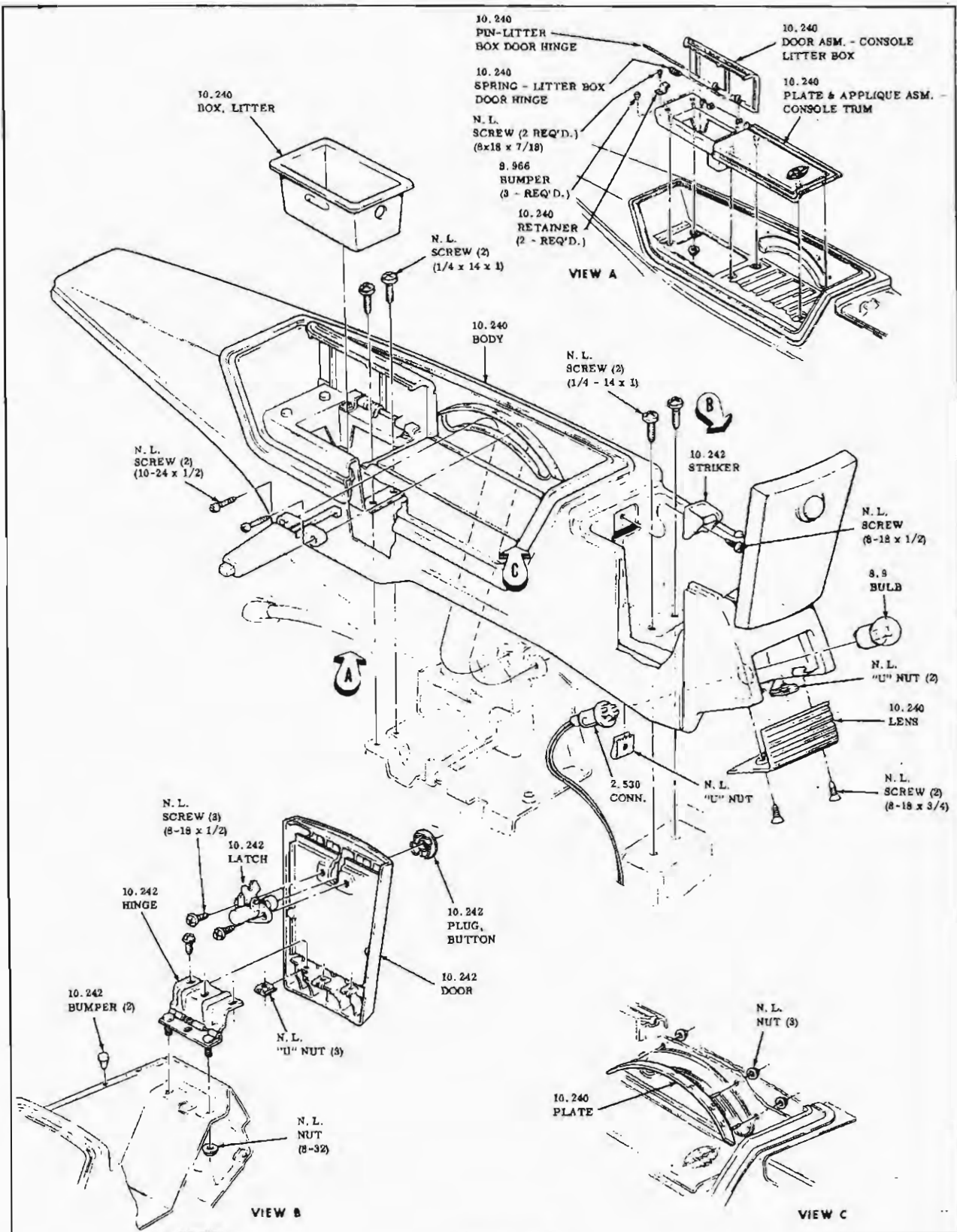
CONSOLE (SHORT)  
1969-1970 -50-60-80-9000



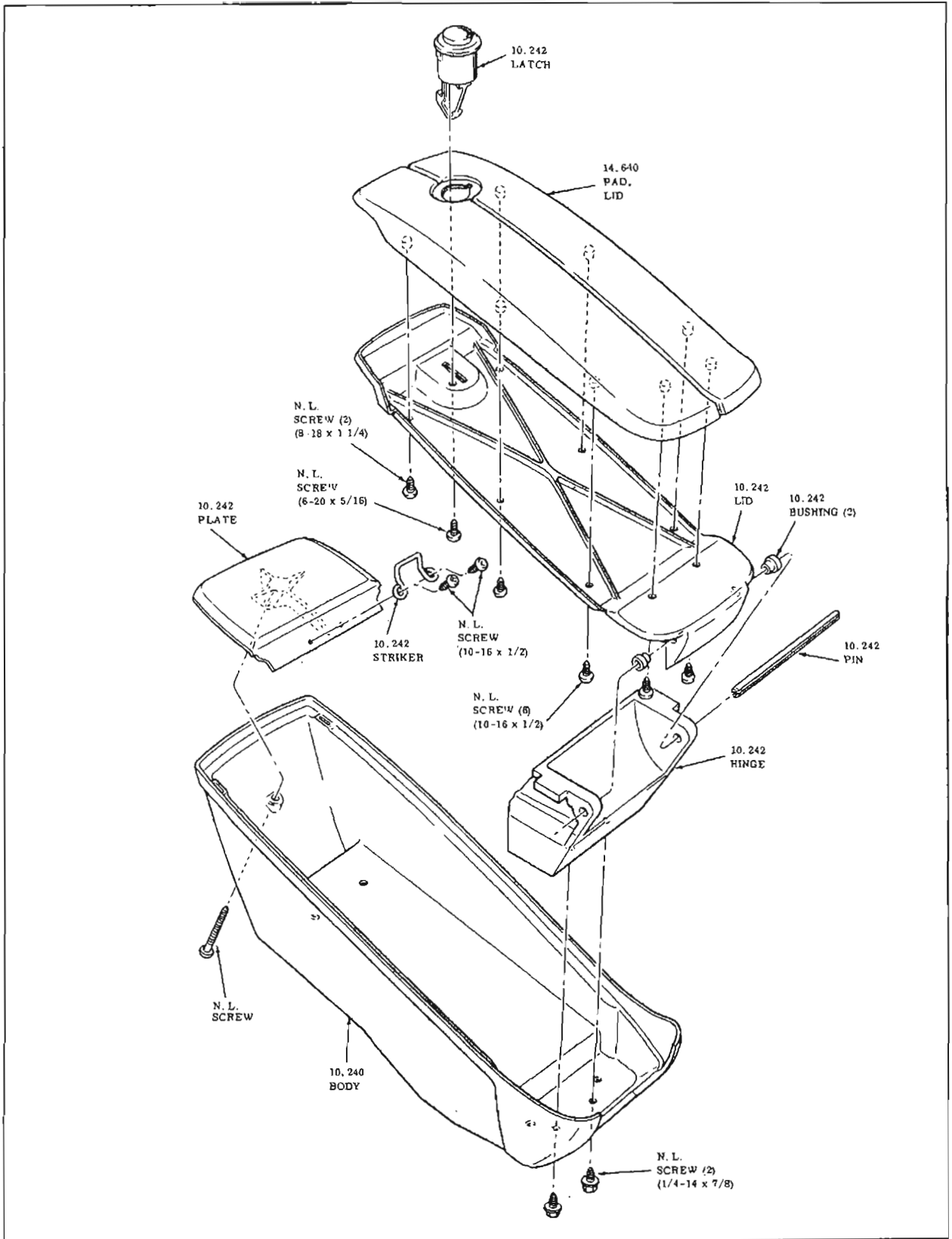
CONSOLE (LONG)  
1969-RIVIERA



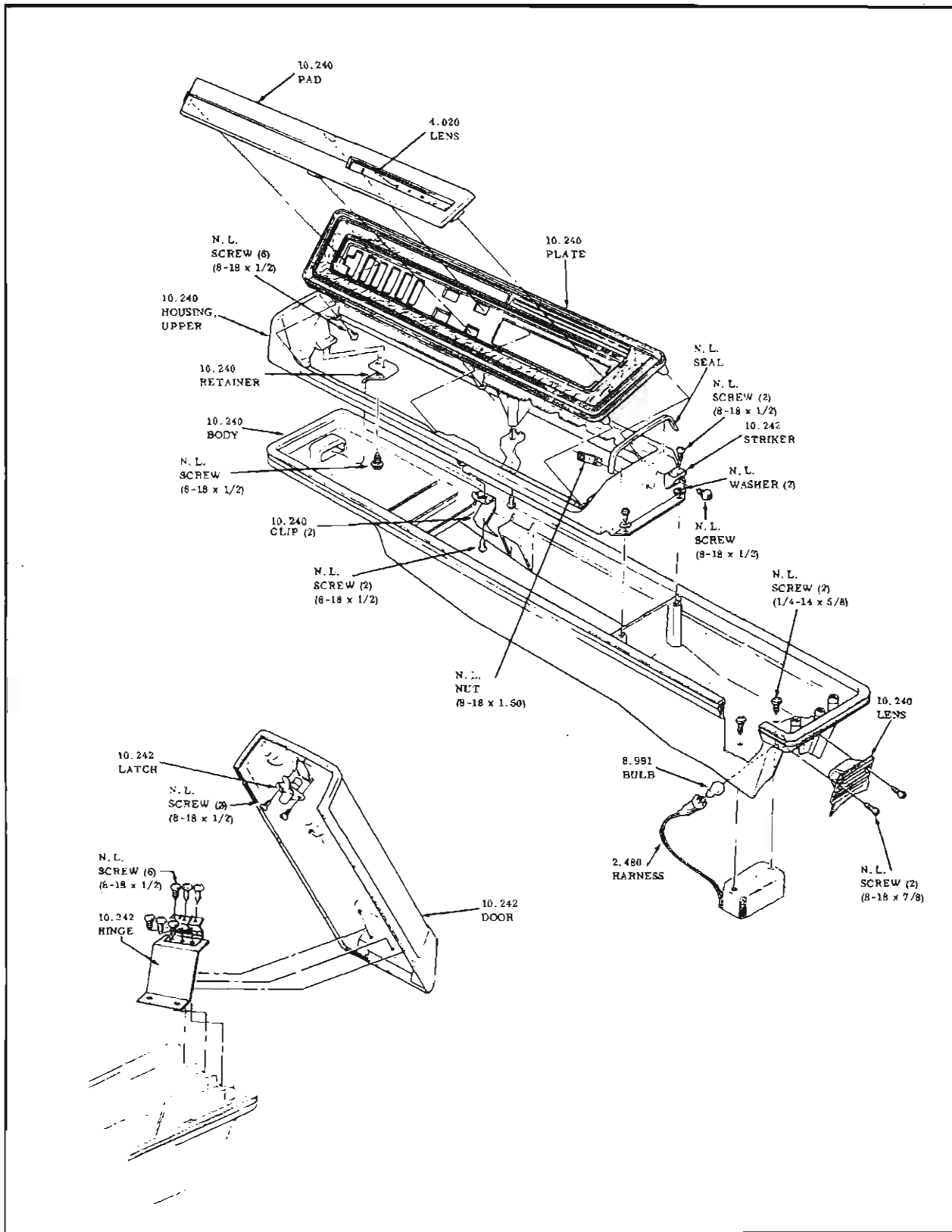
CONSOLE (LONG)  
1970-1972 30-40-6000



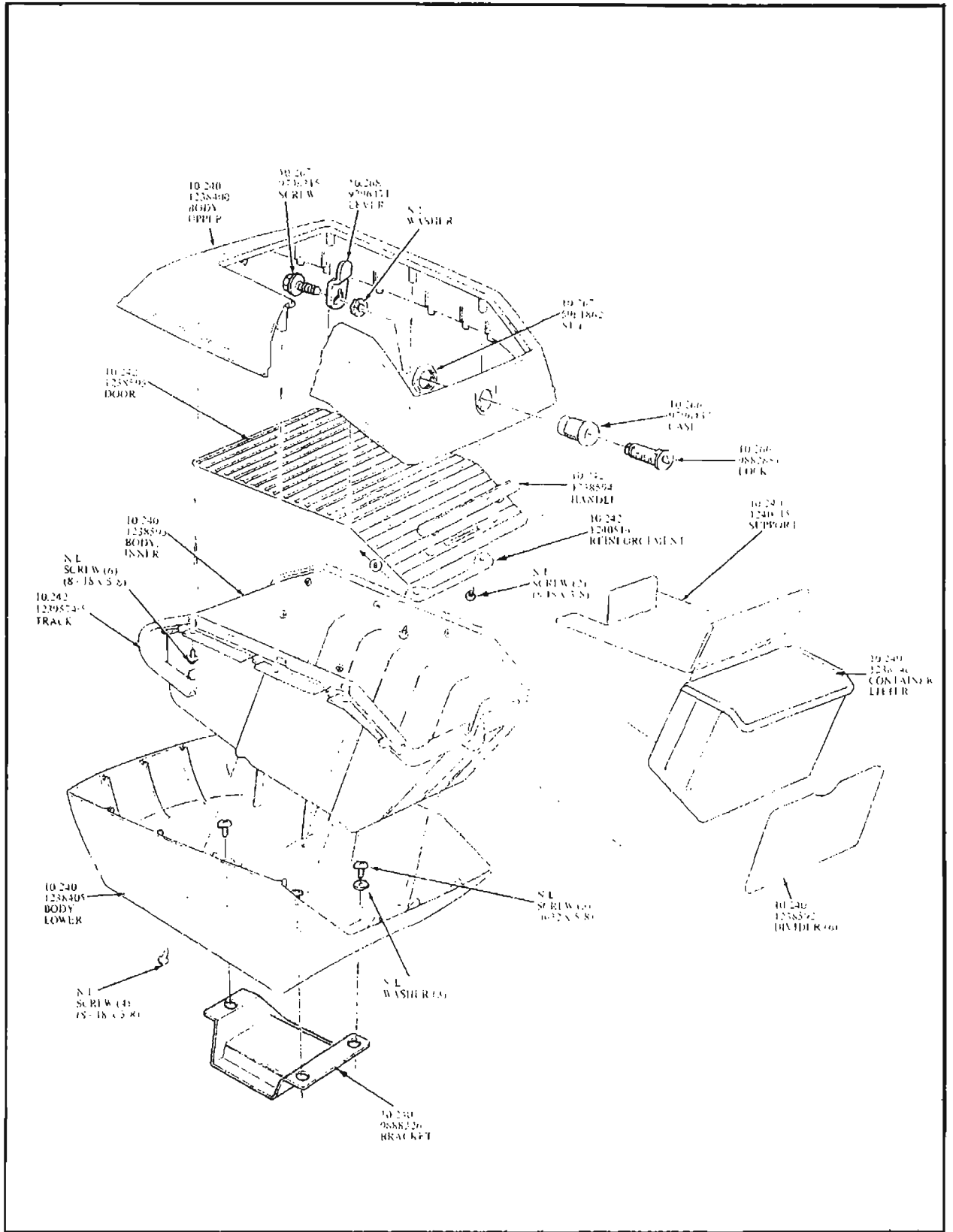
CONSOLE (LONG)  
1970-9000



CONSOLE (SHORT)  
1971-9000

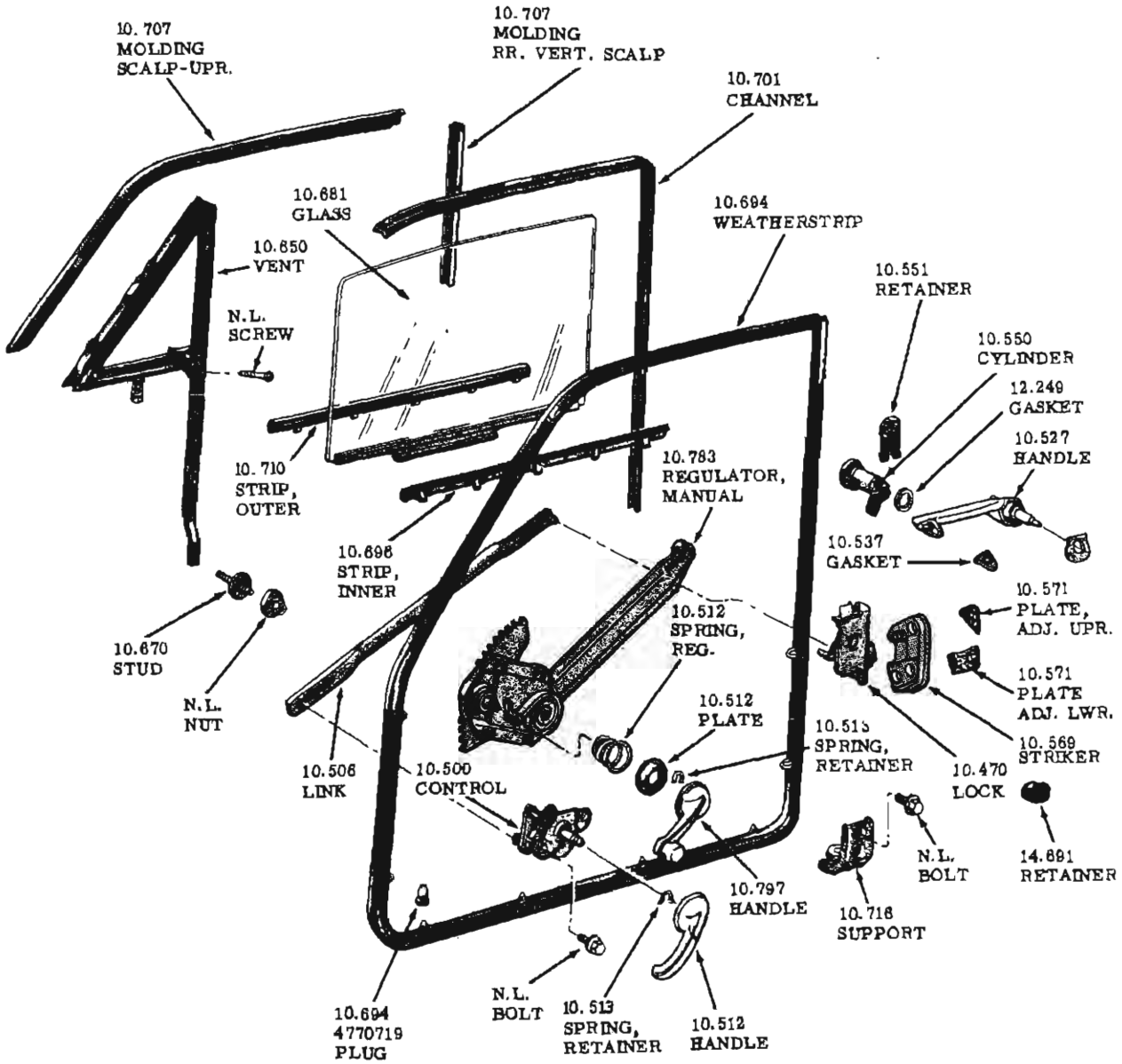


CONSOLE (FLOOR SHIFT)  
1971-1972 9000

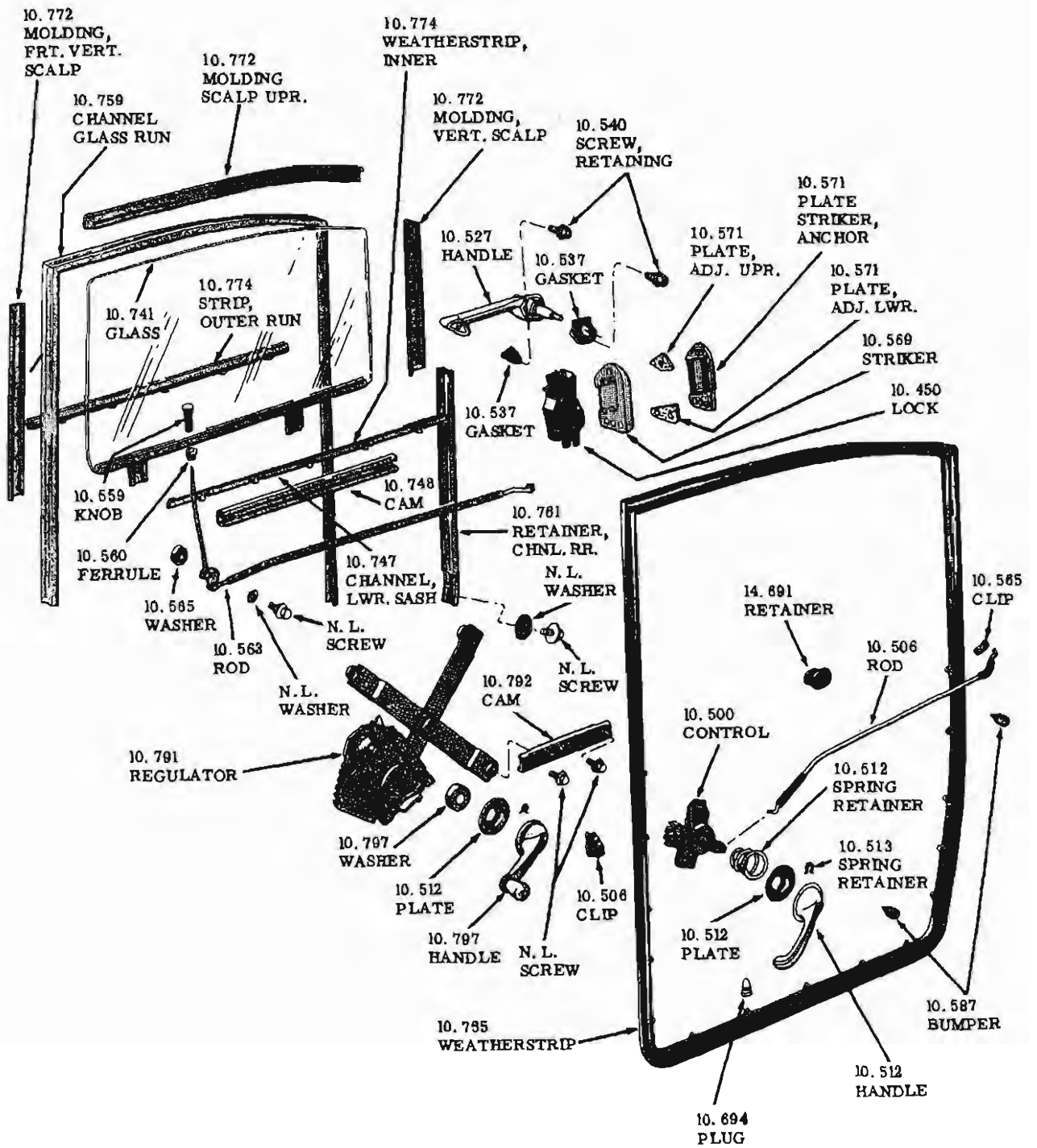


CONSOLE (MINI)  
1972-ALL

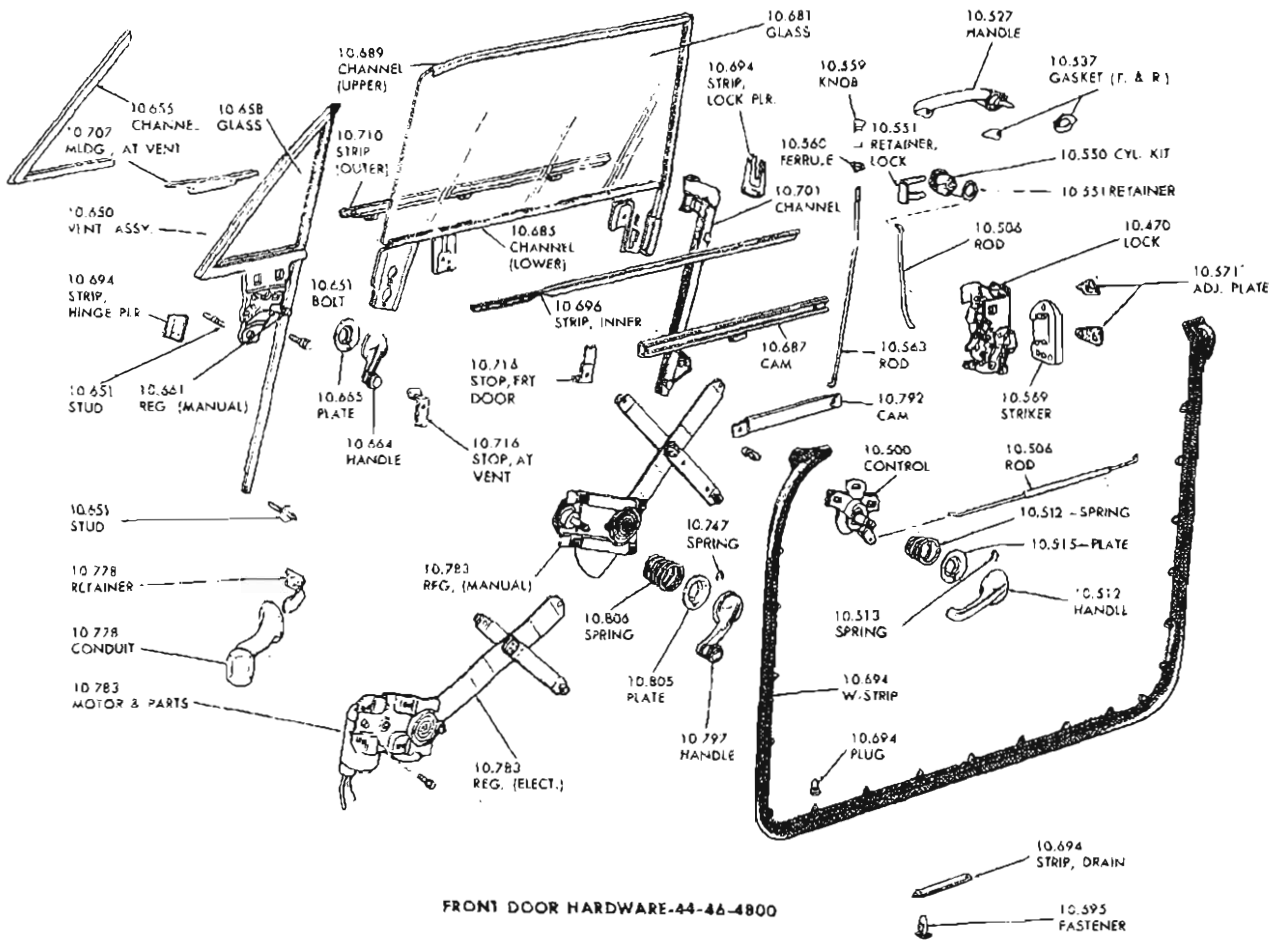




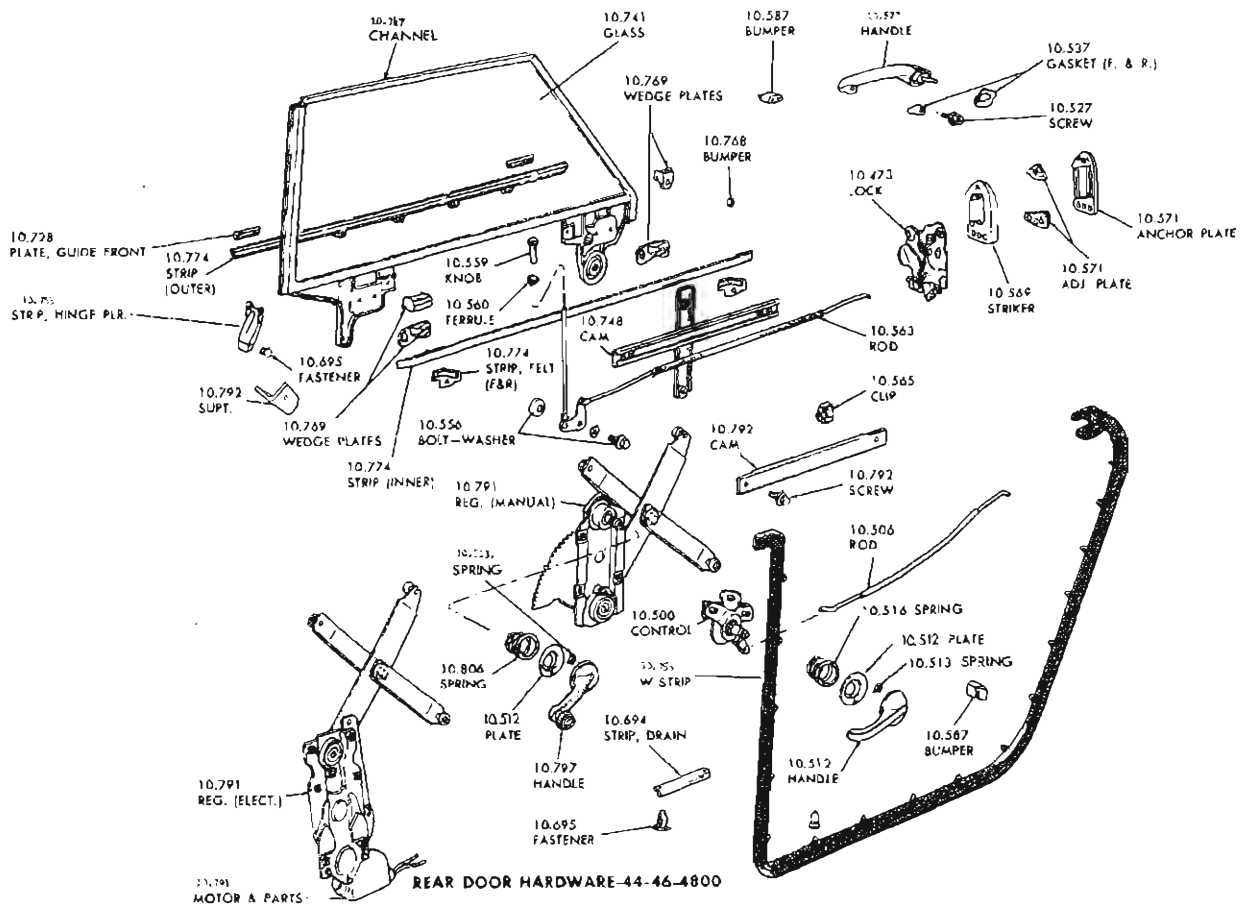
TYPICAL FRONT DOOR HARDWARE  
1961-63-4000-4100-4300

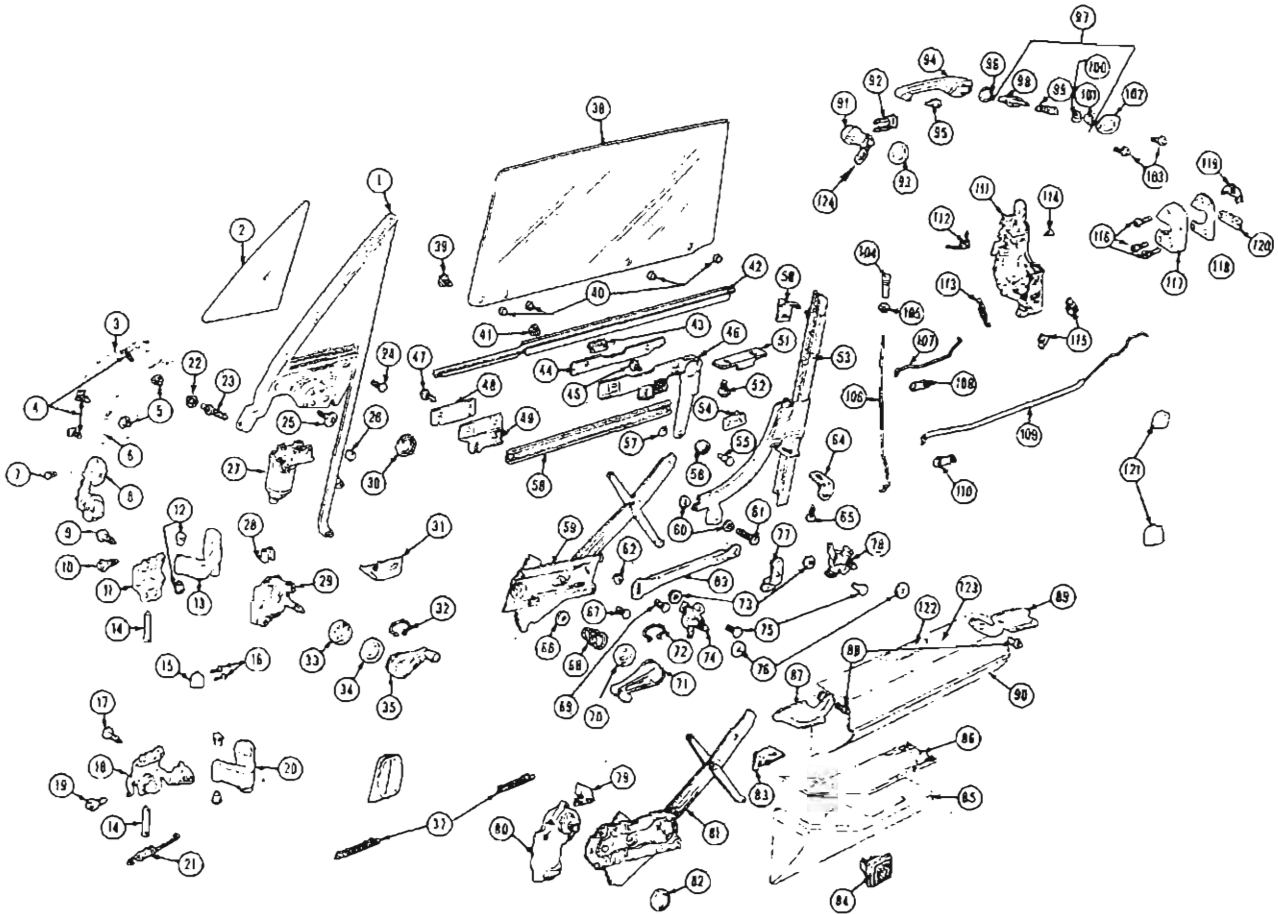


TYPICAL REAR DOOR HARDWARE  
1961-63 - 4000 - 4100



FRONT DOOR HARDWARE-44-46-4800

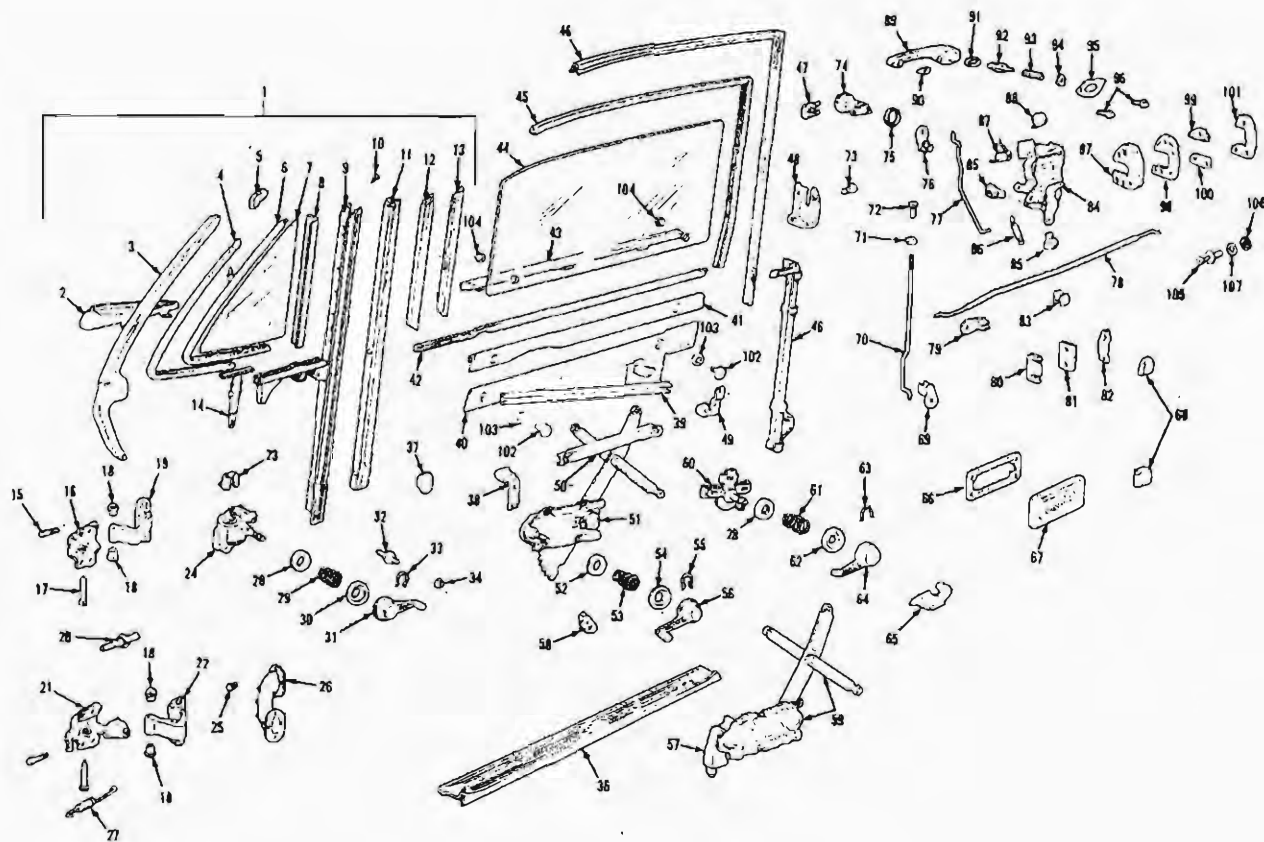




**DOOR HARDWARE ILLUSTRATION  
1963-64 BUICK 4747 BODY STYLE**

1. VENTILATOR ASSY., Door Less Glass . . . . .	10.650	42. STRIP ASSY., Door Wind. Glass Run Inner . . . . .	10.696	80. MOTOR ASSY., Door Wind. Reg. Elect. . . . .	10.793
2. GLASS, Door Ventilator . . . . .	10.658	43. STRIP ASSY., Door Wind. Gl Run Rr at Belt . . . . .	10.710	81. REGULATOR ASSY., Door Wind. Elect. Less Mtr. . . . .	10.783
3. PANEL ASSY., Door Outer . . . . .	12.895	44. FILLER, Door Wind. Lower Sash Channel Rear (2nd Type Only - See Note 1) . . . . .	10.685	82. PLUG, Door Wind. Reg. Spindle Hole Seal . . . . .	10.587
4. BOLT, Door Outer Panel to Inner Panel . . . . .	12.895	45. SCREW, Mole Wedge Plate to Frame . . . . .	10.728	83. PLATE, Door Switch Mtg. Base Hanger . . . . .	10.777
5. NUT, Door Outer Panel to Inner Panel . . . . .	12.895	46. CHANNEL ASSY., Door Wind. Lwr. Sash Rear (Incl. 55-56) (2nd Type Only - See Note 1) . . . . .	10.685	84. SWITCH ASSY., Door Wind. Escl. . . . .	10.777
6. PANEL ASSY., Door Inner . . . . .	12.894	47. SCREW, Sash Chnl. Cam to Chnl. . . . .	10.687	85. BASE, Door Switch Mounting . . . . .	10.777
7. FASTENER, Door Elect. Conduit . . . . .	10.778	48. FILLER, Door Wind. Lwr. Sash Chnl. Frit. (2nd Type Only - See Note 1) . . . . .	10.685	86. COVER ASSY., Door Switch Mtg. Base . . . . .	10.512
8. CONDUIT, Door Electric . . . . .	10.463	49. CHANNEL, Door Wind. Lower Sash Front (2nd Type Only - See Note 1) . . . . .	10.685	87. HANDLE, Door Lock Remote Control Frit . . . . .	N.L.
9. SCREW, Door Upper Hinge to Body . . . . .	10.463	50. SUPT., Door Wind. Glass Run Chnl. Up. . . . .	10.686	88. SCREW, Door Lock Remote Control Handle . . . . .	N.L.
10. SCREW, Door Upper Hinge to Door . . . . .	10.450	51. PLATE, Door Wind. Wedge Female . . . . .	10.728	89. HANDLE, Door Lock Remote Control Rear . . . . .	14.686
11. BOX, Door Hinge Upper . . . . .	10.464	52. SCREW, Female Wedge Pit. to Frame . . . . .	10.728	90. BASE, Arm Rest . . . . .	14.686
12. BUSHING, Door Hinge Oil Less Type . . . . .	10.450	53. CHANNEL ASSY., Door Wind. Cam and Gl Run (2nd Type - See Note 1) . . . . .	10.687	91. CYLINDER, Door . . . . .	10.550
13. STRAP ASSY., Door Hinge Upper . . . . .	10.466	54. PLATE, Door Wind. Wedge Mole . . . . .	10.728	92. RETAINER, Door Lock Cylinder . . . . .	10.551
14. PIN, Door Upper and Lower Hinge . . . . .	11.950	55. PIN, Door Wind. Lwr. Sash Chnl. Roller . . . . .	10.685	93. GASKET, Door Lock Cylinder to Door . . . . .	12.249
15. STRIKER, Door Jamb Switch . . . . .	10.463	56. ROLLER ASSY., Door Wind. Lwr. Sash Chnl. . . . .	10.685	94. HANDLE, Door Outside Less Button . . . . .	10.527
16. SCREW, Door Jamb Switch Striker . . . . .	N.L.	57. BAMP., Wind Cam. and Gl. Run Chnl. on Lwr. Sash Chnl. (2nd Type - See Note 1) . . . . .	10.685	95. GASKET, Door Outside Handle Front . . . . .	10.537
17. SCREW, Door Lower Hinge to Body . . . . .	10.454	58. CAM ASSY., Door Wind. Sash Channel . . . . .	10.687	96. RING, Door Handle Push Button Sealing . . . . .	10.529
18. BOX ASSY., Door Lower Hinge . . . . .	10.463	59. REGULATOR ASSY., Door Wind. (Manual) . . . . .	10.783	97. BUTTON & SHAFT ASSY., Door Hdle. Push . . . . .	10.529
19. SCREW, Door Lower Hinge to Door . . . . .	10.454	60. NUT, Dr. Cam and Gl. Run Chnl. to Inr. Pnl . . . . .	10.687	98. BUTTON & SHAFT, Door Handle Push . . . . .	N.S.S.
20. STRAP ASSY., Door Lower Hinge . . . . .	10.455	61. SCREW, Dr. Cam and Gl. Run Chnl. to Inr. Pnl. . . . .	10.687	99. SPRING, Door Handle Push Button . . . . .	N.S.S.
21. SPRING, Door Lower Hinge . . . . .	10.670	62. NUT, Door Inner Panel Cam . . . . .	10.792	100. WASHER, Door Handle Push Button Stop . . . . .	N.S.S.
22. NUT, Door Vent to Inner Panel Upper . . . . .	12.895	63. CAM ASSY., Door Inner Panel . . . . .	10.792	101. EXTENSION, Door Handle Push Button . . . . .	N.S.S.
23. STUD, Door Vent to Inner Panel Upper . . . . .	10.660	64. SUPT., Door Wind. Glass Run Channel Lower . . . . .	10.686	102. GASKET, Door Outside Handle Rear . . . . .	10.537
24. SCREW, Door Vent to Inner Panel . . . . .	10.665	65. SCREW, Dr. Cam and Gl. Run Chnl. to Supt. . . . .	10.687	103. SCREW, Door Outside Handle . . . . .	10.527
25. SCREW, Door Vent to Inr Pnl Frit. and Rr . . . . .	10.716	66. WASHER, Door Wind. Reg. Hdle. Seal . . . . .	10.665	104. KNOB, Door Inside Locking Rod . . . . .	10.559
26. BUMPER, Door Wind Stop . . . . .	10.661	67. NUT, Wind. Reg. to Inner Panel . . . . .	N.L.	105. FERRULE, Door Locking Rod Knob . . . . .	10.560
27. REGULATOR & MOTOR, Door Vent Elect. . . . .	10.661	68. SPRING, Door Wind. Reg. Handle . . . . .	10.806	106. ROD, Door Inside Lkq. to Lock Vent. . . . .	10.563
28. CLIP, Door Vents Reg. Tee Shaft . . . . .	10.661	69. NUT, Door Inner Panel Cam . . . . .	N.L.	107. ROD, Door Lk. Rear Remote Control to Lock . . . . .	10.506
29. REGULATOR ASSY., Door Vent (Incl. 28) . . . . .	12.980	70. PLATE, Door Wind. Reg. Handle Bearing . . . . .	10.512	108. CLIP, Dr. Lock Rr. Remote Control to Lk. Rad. . . . .	10.506
30. PLUG, Door Vent Reg. Spindle Hole Seal . . . . .	10.660	71. HANDLE ASSY., Frit. Door Wind. Reg. (Incl. 72) . . . . .	10.797	109. ROD, Door Lock Frit. Remote Control to Lk. Rad. . . . .	10.506
31. PLATE, Door Vent Adjusting . . . . .	10.513	72. SPRING, Dr. Wind. Reg. Handle Retaining . . . . .	10.513	110. CLIP, Door Lock Frit. Remote Control to Lk. Rad. . . . .	10.506
32. SPRING, Frit Door Vent Reg. Handle . . . . .	10.665	73. NUT, Door Lock Remote Control . . . . .	N.L.	111. LOCK ASSY., Door (Incl. 112-113-115) . . . . .	10.470
33. WASHER, Door Vent at Reg. Spindle . . . . .	10.512	74. CONTROL ASSY., Door Lock Remote Front . . . . .	10.500	112. SPRING, Door Lock Push Button Lever . . . . .	10.474
34. PLATE, Door Vent Reg. Handle Bearing . . . . .	10.664	75. BOLT, Door Lock Remote Control . . . . .	N.L.	113. SPRING, Door Lock Hook Lever Return . . . . .	10.474
35. HANDLE ASSY., Front Door Vent Reg. (Incl. 32) . . . . .	13.090	76. WASHER, Door Remote Control Hole Seal . . . . .	10.797	114. SCREW, Door Lock to Inner Panel . . . . .	10.474
36. GROMMET, Door Inner Panel Wiring . . . . .	10.694	77. CLIP, Door Lock Frit. Remote Control Rod . . . . .	10.565	115. CLIP, Door Lock Spring . . . . .	10.474
37. STRIP, Door Bottom Drain Hole Seal . . . . .	10.681	78. CONTROL ASSY., Door Lock Remote Rear . . . . .	10.500	116. SCREW, Door Lock Striker to Plr. . . . .	10.570
38. GLASS, Door Window (2nd Type - See Note 1) . . . . .	10.685	79. STOP, Door Wind. Elect. Reg. Sector . . . . .	10.716	117. STRIKER ASSY., Door Lock . . . . .	10.569
39. BOLT, Door Wind. Glass to Lower Channel (2nd Type Only - See Note 1) . . . . .	10.685			118. SPACER, Door Lock Striker . . . . .	10.571
40. SPACER, Door Wind. Glass (2nd Type Only - See Note 1) . . . . .	10.685			119. PLATE, Door Lock Striker Adj. Upper . . . . .	10.571
41. NUT, Door Wind. Glass to Lower Channel (2nd Type Only - See Note 1) . . . . .	10.685			120. PLATE, Door Lock Striker Adj. Lower . . . . .	10.571
				121. BUMPER, Door Lk. Plr. Up. and Lwr. on Door . . . . .	14.688
				122. CUP, Arm Rest . . . . .	14.689
				123. COVER, Arm Rest . . . . .	10.554
				124. PAWL, Front Door Lock . . . . .	

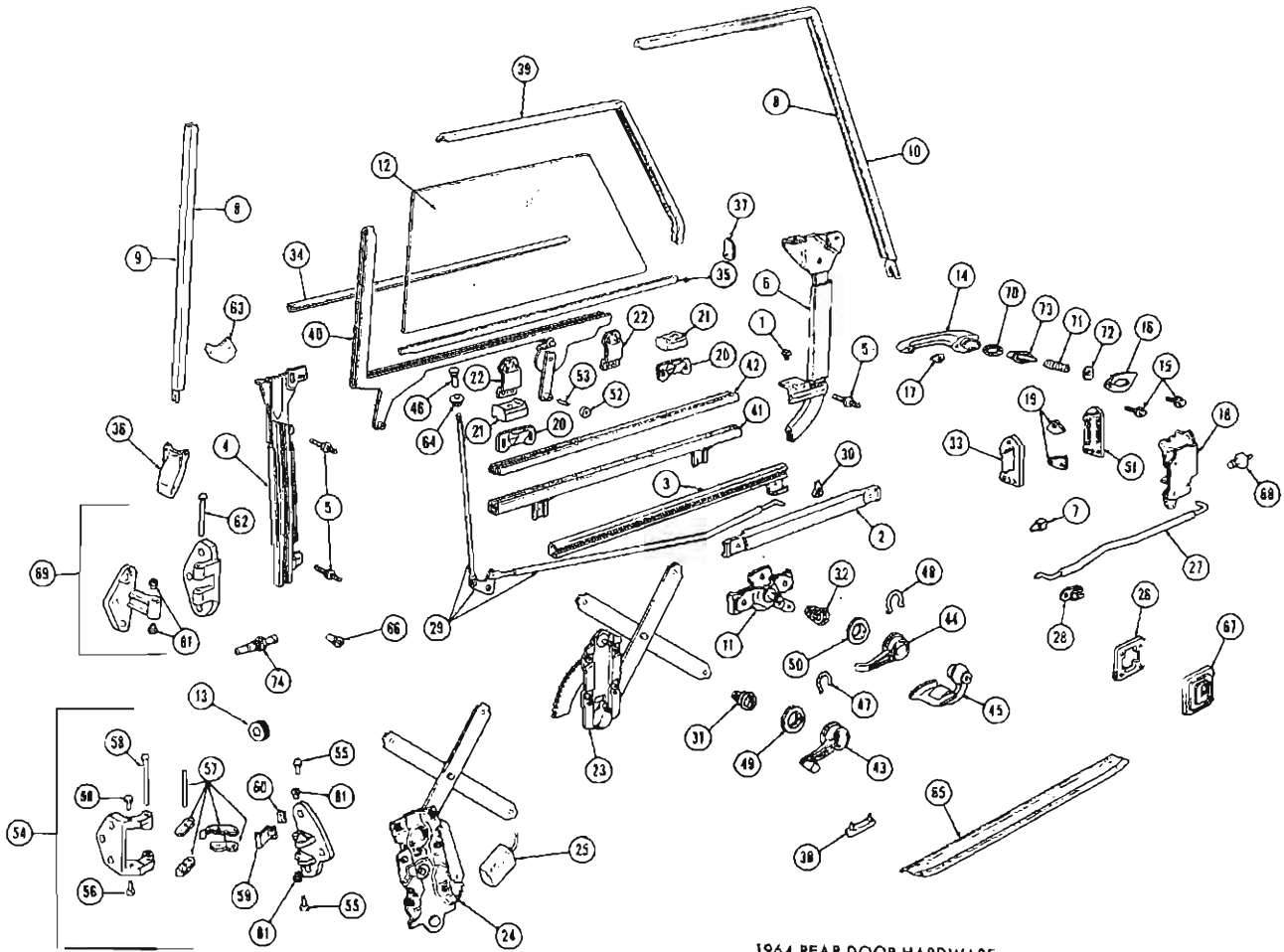
NOTE 1: This Illustration shows 2nd Type Door. The 2nd Type Door has Glass which is Bolted to the Lower Sash Channel. The 1st Type Door has Glass which is Secured to the Lower Channel by Heat. The 1st Type Glass is Serviced with the Lower Sash Channel Attached and Cannot be Serviced Separately.



1964-1965-1966 FRONT DOOR HARDWARE (TYPICAL)

1.	VENTILATOR ASSY, Fri Dr Less Glass	10.650	41.	FILLER, Fri Dr Wdo Lower Sash Channel	10.685	76.	CLIP, Fri Door Lock Cylinder to Lock Rod	10.565
2.	GUTTER, Front Door Vent Drain	10.655	42.	STRIP ASSY, Fri Door Wdo Glass Run Inr	10.696	77.	ROD, Front Door Lock Cylinder to Lock	10.506
3.	FRAME, Front Door Ventilator	10.656	43.	STRIP ASSY, Fri Door Wdo Glass Run Ctr	10.710	78.	ROD, Fri Dr Lock Remote Cont to Lock	10.506
4.	W/STRIP ASSEMBLY, Fri Door Vent	10.652	44.	GLASS, Front Door Window	10.681	79.	CLIP, Fri Dr Remote Cont to Lock Rod	10.565
5.	BUMPER ASSY, Fri Door Wdo Gls or Vent	10.716	45.	CHANNEL ASSEMBLY, Front Door Window Upper Sash (1964 Only)	10.689	80.	SPACER, Door Wedge (Emergency Use)	10.584
6.	CHANNEL ASSY, Front Door Vent Glass	10.655	46.	CHANNEL ASSY, Fri Door Wdo Glass Run	10.701	81.	PLATE, Door Wedge Door Side	10.584
7.	GLASS, Front Door Ventilator	10.658	47.	RETAINER, Front Door Lock Cylinder	10.551	82.	PLATE, Door Wedge Body Side	10.584
8.	W/STRIP ASSY, Fri Door Vent Div Chnl	10.652	48.	STRIP, Front Door Lock Pillar Sealing	10.695	83.	CLIP, Front Door Lock Remote Control Rod	10.565
9.	CHANNEL ASSY, Fri Door Vent Division	10.688	49.	STOP ASSY, Front Door Window Rear	10.716	84.	LOCK ASSEMBLY, Front Door	10.470
10.	SCREW, Front Door Vent Division Channel to Frame	10.688	50.	CAM ASSEMBLY, Front Door Inner Panel	10.792	85.	CLIP, Front Door Lock Spring (Part of "84")	N.L.
11.	CHANNEL, Front Door Wdo Gls Run Fri	10.701	51.	REGULATOR ASSY, Front Dr Wdo Manual	10.783	86.	SPRING, Front Door Lock Hook Lever Retainer (Part of "84")	N.L.
12.	SCALP, Front Door Vent Division Channel Inner—Component of "9" in 1965	10.688	52.	WASHER, Front Door Wdo Reg Spindle	10.517	87.	SPRING, Front Door Lock Over Ctr (Part of "84")	10.474
13.	SCALP, Front Door Vent Division Channel Outer—Component of "9" in 1965	10.688	53.	SPRING, Front Door Window Reg Handle	10.806	88.	SPRING, Front Door Lock Push Button Lever (Part of "84")	10.474
14.	SHAFT, Front Door Vent Gls Chnl "T"	10.657	54.	PLATE, Fri Dr Wdo Reg Hdle Bearing	10.797	89.	HANDLE, Front Door Outside Less Button	10.527
15.	BOLT, Front Door Hinge	10.463	55.	SPRING, Fri Dr Wdo Reg Hdle Retaining	10.797	90.	GASKET, Front Door Outside Handle Fri	10.537
16.	BOX ASSY, Front Door Hinge Upper	10.450	56.	HANDLE ASSY, Front Dr Wdo Regulator	10.797	91.	RING, Front Door Hdle Push Btn Sealing	10.529
17.	PIN, Front Door Upper and Lower Hinge	10.466	57.	MOTOR ASSY, Front Dr Wdo Reg Electric	10.783	92.	BUTTON & SHAFT ASSY, Front Door Handle Push	10.529
18.	BUSHING, Fri Door Hinge Oil Less Type	10.464	58.	STOP, Front Door Window of Regulator	10.716	93.	SPRING, Front Dr Hdle Push Button	10.529
19.	STRAP ASSY, Front Door Hinge Upper	10.450	59.	REG ASSY, Front Door Wdo Less Motor	10.783	94.	WASHER, Fri Dr Hdle Push Button Stop	10.529
20.	SWITCH, Front Door Jamb	11.950	60.	CONTROL ASSY, Fri Dr Lock Remote	10.500	95.	GASKET, Front Door Outside Hdle Rear	10.537
21.	BOX ASSEMBLY, Front Door Hinge Lower	10.454	61.	SPRING, Front Door Remote Control Handle (Regulator)	10.512	96.	SCREW, Outside Door Handle to Panel	N.S.S.
22.	STRAP ASSY, Front Door Hinge Lower	10.454	62.	PLATE, Front Door Remote Control Handle Bearing (Regulator)	10.512	97.	STRIKER ASSEMBLY, Front Door Lock (1964 Only)	10.569
23.	CLIP, Front Door Vent Reg Tee Shaft	10.661	63.	SPRING, Fri Dr Lk Rem Cont Retaining	10.513	98.	SPACER, Front Door Lock Striker	10.571
24.	REGULATOR ASSY, Front Door Vent	10.661	64.	HANDLE ASSEMBLY, Front Door Lock Remote Control (Regulator)	10.512	99.	PLATE, Front Door Lock Striker Adj Upper (1964 Only)	10.571
25.	FASTENER, Front Door Electric Conduit	10.778	65.	HANDLE, Front Door Lock Remote Control (Paddle)	10.512	100.	PLATE, Front Door Lock Striker Adj Lower (1964 Only)	10.571
26.	CONDUIT, Front Door Electric	10.778	66.	RETAINER, Front Door Window Switch Escutcheon—4 Button	10.777	101.	BOLT, Front Door Window Glass to Lower Sash Channel (1965 Only)	10.685
27.	SPRING, Front Door Lower Hinge	10.455	67.	SWITCH AND ESCUTCHEON ASSY, Front Door Window—4 Button	10.777	102.	SPACER, Front Door Window Glass to Lower Sash Channel (1965 Only)	10.685
28.	WASHER, Front Door Rem Can Hdle Seal	10.665	68.	BUMPER, Front Door Lock Pillar Upper and Lower on Door	10.587	103.	NUT, Front Door Window Glass to Lower Sash Channel (1965 Only)	10.685
29.	SPRING, Front Door Vent Reg Handle	10.806	69.	CLIP, Fri Dr Inr Lkg to Lock Vertical Rod	10.565	104.	STRIKER ASSY, Door Lock } 1964 10.569	
30.	PLATE, Front Door Vent Reg Hdle Bearing	10.660	70.	ROD, Fri Dr Inner Locking to Lock Vert	10.563	105.	WASHER, Lock Striker Plastic } "A" Body 10.571	
31.	HANDLE ASSY, Fri Door Vent Regulator	10.664	71.	FERRULE, Front Door Locking Rod Knob	10.560	106.	WASHER, Lock Striker Metal } All 1965 10.571	
32.	STUD, Front Door Vent to Inner Panel	10.670	72.	KNOB, Front Door Inside Locking Rod	10.559	107.		
33.	SPRING, Front Door Vent Regulator Handle Retaining	10.664	73.	FASTENER, Front Door Lock Pillar Sealing Strip	10.695			
34.	NUT, Front Dr Vent to Inner Panel Upper	10.651	74.	CYLINDER ASSEMBLY, Front Door Lock	10.550			
36.	PLATE ASSEMBLY, Front Door Sill	11.175	75.	GASKET, Lock Cylinder to Door	10.550			
37.	RETAINER, Front Door Trim	14.668						
38.	STOP ASSEMBLY, Front Door Wdo Front	10.716						
39.	CAM, Front Door Window Lower Sash Channel (1964-65 Pillar Styles)	10.687						
40.	CHANNEL ASSY, Fri Dr Wdo Lwr Sash	10.685						

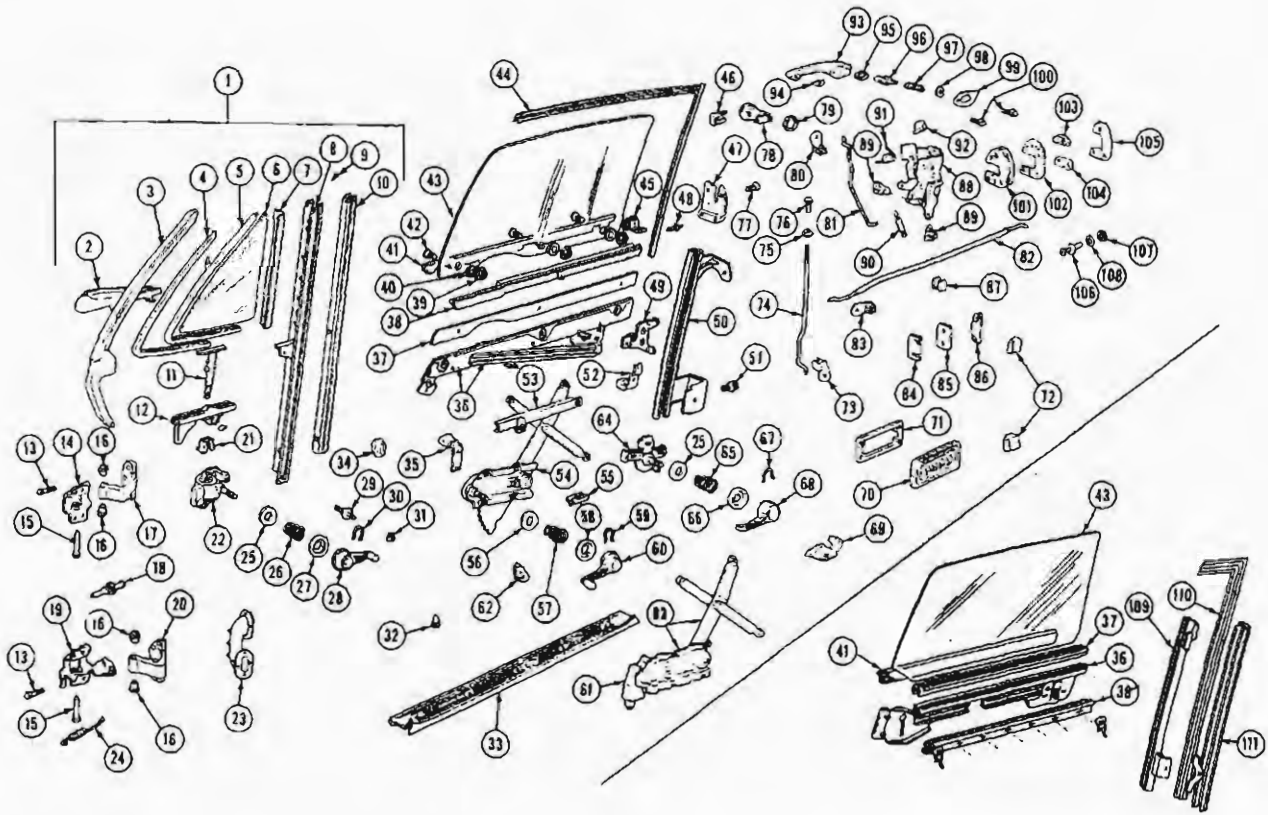




1964 REAR DOOR HARDWARE

1963-64 REAR DOOR HARDWARE (TYPICAL)

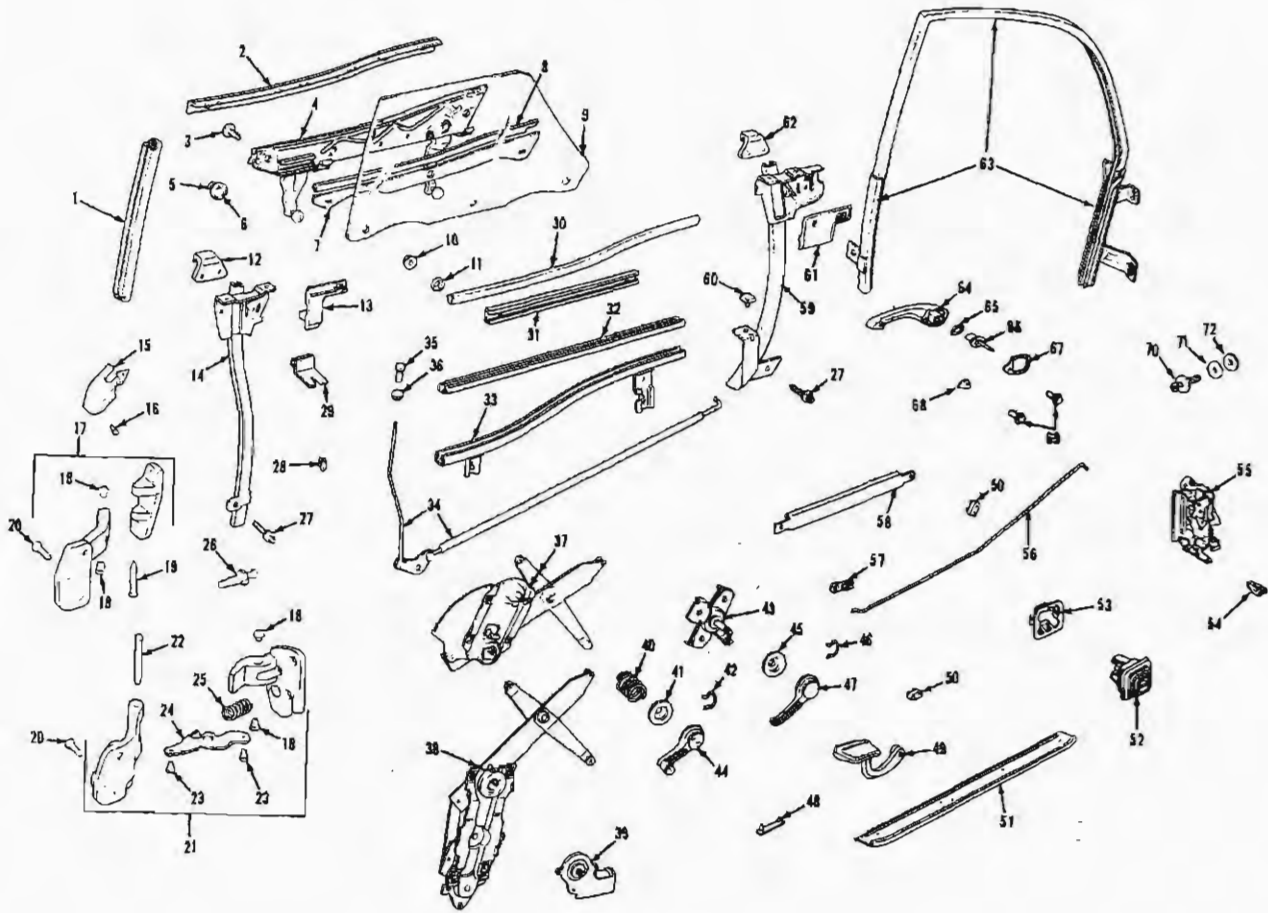
1. BUMPER, Rear Door Window Stop . . . . .	10.716	38. STRIP, Rear Door Bottom Drain Male Seal . . . . .	10.694
2. CAM ASSEMBLY, Rear Door Inner Panel . . . . .	10.792	39. CHANNEL ASSEMBLY, Rear Door Window Upper . . . . .	10.747
3. CAM, Rear Door Window Lower Sash Channel . . . . .	10.748	40. CHANNEL ASSEMBLY, Rear Door Window Lower . . . . .	10.747
4. CAM ASSEMBLY, Rear Door Window Guide Front . . . . .	10.792	41. CHANNEL ASSEMBLY, Rear Door Window Lower Sash . . . . .	10.747
5. STUD, Rear Door Window Guide Front-Center-Lower . . . . .	10.792	42. FILLER, Rear Door Window Lower Sash Channel . . . . .	10.685
6. CAM ASSEMBLY, Rear Door Window Guide Rear . . . . .	10.792	43. HANDLE ASSEMBLY, Rear Door Window Regulator . . . . .	10.797
7. BUMPER, Rear Door Lock Pillar Upper and Lower . . . . .	10.587	44. HANDLE ASSEMBLY, Rear Door Remote Control (Reg.) . . . . .	10.512
8. CHANNEL ASSEMBLY, Rear Door Window Glass Run Front . . . . .	10.759	45. HANDLE ASSEMBLY, Rear Door Remote Control (Paddle) . . . . .	10.512
9. CHANNEL ASSEMBLY, Rear Door Window Glass Run Rear . . . . .	10.759	46. KNOB, Rear Door Inside Lkg. Rod . . . . .	10.559
10. CHANNEL ASSEMBLY, Rear Door Window Glass Run Rear . . . . .	10.759	47. SPRING, Rear Door Window Reg. Handle Retainer . . . . .	10.513
11. CONTROL ASSEMBLY, Rear Door Lock Remote . . . . .	10.500	48. SPRING, Rear Door Remote Control Handle Retainer . . . . .	10.513
12. GLASS, Rear Door Window . . . . .	10.741	49. PLATE, Rear Door Window Reg. Handle Bearing . . . . .	10.797
13. GROMMET, Rear Door Hinge Pillar Cand. . . . .	10.791	50. PLATE, Rear Door Remote Control Handle Bearing . . . . .	10.512
14. HANDLE, Rear Door Outside Less Button . . . . .	10.527	51. PLATE, Rear Door Lock Striker Anchor . . . . .	10.571
15. SCREW, Rear Door Outside Handle to Door . . . . .	10.527	52. ROLLER, Rear Door Window Lower Frame . . . . .	10.747
16. GASKET, Rear Door Outside Handle to Panel Front . . . . .	10.537	53. PIN, Rear Door Window Lower Frame Roller . . . . .	10.747
17. GASKET, Rear Door Outside Handle to Panel Rear . . . . .	10.537	54. HINGE ASSEMBLY, Rear Door Lower . . . . .	10.460
18. LOCK ASSEMBLY, Rear Door . . . . .	10.473	55. PIN, Rear Door Lower Hinge Link Short . . . . .	10.466
19. PLATE, Rear Door Lock Striker Adj. Upper and Lower . . . . .	10.571	56. PIN, Rear Door Lower Hinge Link Long . . . . .	10.466
20. PLATE, Rear Door Window Wedge Male . . . . .	10.769	57. S/A, Links and Shoulder Pins . . . . .	N.S.S.
21. PLATE, Rear Door Window Wedge Female . . . . .	10.769	58. PIN, Hinge . . . . .	10.466
22. PLATE, Rear Door Pull Handle Anchor . . . . .	14.690	59. SPRING, Rear Door Lower Hinge . . . . .	10.460
23. REGULATOR ASSEMBLY, Rear Door Manual . . . . .	10.791	60. PLATE, Rear Door Lower Hinge Spring . . . . .	10.460
24. REGULATOR ASSEMBLY, Rear Door Less Motor . . . . .	10.791	61. BUSHING, Rear Door Hinge Oil Less . . . . .	10.464
25. MOTOR ASSEMBLY, Rear Door Reg. Electric . . . . .	10.791	62. PIN, Rear Door Upper Hinge . . . . .	10.466
26. RETAINER, Rear Door Window Switch Escutcheon . . . . .	10.777	63. SUPPORT, Rear Door Window Guide Front Cam . . . . .	10.765
27. ROD, Rear Door Lock Remote Control to Lock . . . . .	10.506	64. FERRULE, Rear Door Lkg. Rod Knob . . . . .	10.560
28. CLIP, Rear Door Lock Remote Control to Lock Rod . . . . .	10.565	65. PLATE, Rear Door Sill . . . . .	11.179
29. ROD ASSEMBLY, Rear Door Inside Lkg. to Lock . . . . .	10.563	66. RETAINER, Door Trim to Inner Panel . . . . .	14.691
30. CLIP, Rear Door Inside Lkg. to Lock Rod . . . . .	10.565	67. SWITCH ASSEMBLY, Rear Door Window . . . . .	10.777
31. SPRING, Rear Door Window Regulator Handle . . . . .	10.806	68. STRIKER, Rear Door Lock ("A" BODY ONLY) . . . . .	10.569
32. SPRING, Rear Door Remote Control Handle . . . . .	10.512	69. HINGE ASSEMBLY, Rear Door Upper . . . . .	10.460
33. STRIKER ASSEMBLY, Rear Door Lock . . . . .	10.569	70. RING, Rear Door Handle Push Button Sealing . . . . .	10.529
34. STRIP, Rear Door Window Glass Run Outer . . . . .	10.774	71. SPRING, Rear Door Handle Push Button . . . . .	10.529
35. STRIP, Rear Door Window Glass Run Inner . . . . .	10.774	72. WASHER, Rear Door Handle Push Button Stop . . . . .	10.529
36. STRIP, Rear Door Hinge Pillar Sealing at Belt . . . . .	10.755	73. BUTTON & SHAFT Rear Door Handle Push . . . . .	10.529
37. STRIP, Rear Door Lock Pillar Sealing at Belt . . . . .	10.755	74. SWITCH, Rear Door Jamb . . . . .	11.950



1967-1968 FRONT DOOR HARDWARE (TYPICAL)  
(EXCEPT RIVIERA)

1967-1968 FRONT DOOR HARDWARE (TYPICAL)  
(EXCEPT RIVIERA)

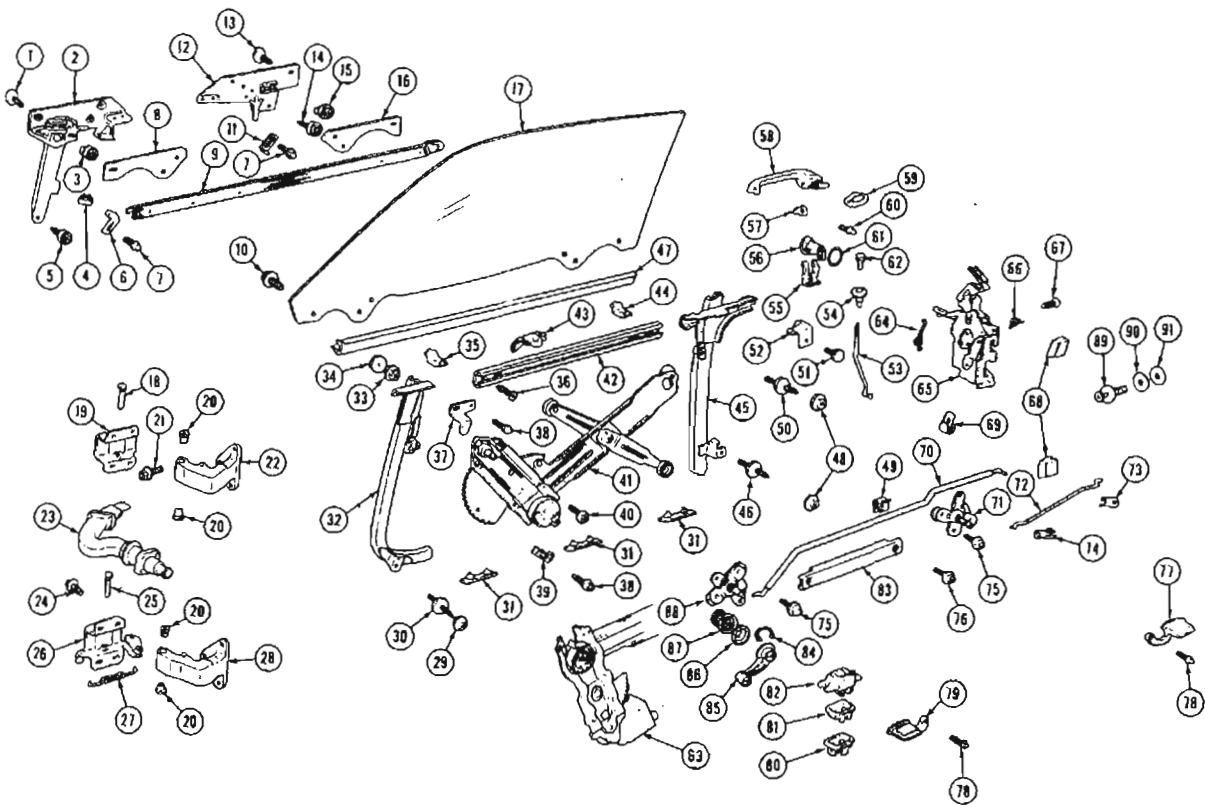
1 - VENTILATOR ASSY, Front Door Less Glass	10.650	42 - BOLT, Door Window Glass to Lower Sash Channel	10.685	80 - CLIP, Front Door Lock Cylinder to Lock Rod (Chevy II and Chevrolet Only)	10.565
2 - GUTTER, Front Door Vent Drain (Oldsmobile-Buick-Cadillac)	10.655	43 - GLASS, Front Door Window	10.681	81 - ROD, Front Door Lock Cylinder to Lock (Chevy II and Chevrolet Only)	10.506
3 - FRAME, Front Door Ventilator	10.656	44 - CHANNEL ASSY, Front Door Window Glass Run	10.701	82 - ROD, Front Door Lock Remote Control to Lock	10.506
4 - WEATHERSTRIP ASSY, Front Door Vent	10.652	45 - STRIP ASSY, Door Glass Inner Anti-Rattle	10.710	83 - CLIP, Front Door Remote Control to Lock Rod	10.565
5 - CHANNEL ASSY, Front Door Vent Glass	10.655	46 - RETAINER, Front Door Lock Cylinder	10.551	84 - SPACER, Door Wedge (Emergency Use)	10.584
6 - GLASS, Front Door Ventilator	10.658	47 - STRIP, Front Door Lock Pillar Sealing	10.694	85 - PLATE, Door Wedge Door Side	10.584
7 - WEATHERSTRIP ASSY, Front Door Vent Division Channel	10.652	48 - STUD, Door Glass Run Channel	10.701	86 - PLATE, Door Wedge Body Side	10.584
8 - CHANNEL and SCALPS, Front Door Vent Division	10.688	49 - PLATE ASSY, Door Window Guide Rear	10.728	87 - CLIP, Front Door Lock Remote Control Rod	10.565
9 - SCREW, Front Door Vent Division Channel to Frame	10.688	50 - CAM ASSY, Door Window Guide Rear	10.792	88 - LOCK ASSY, Front Door	10.470
10 - CHANNEL, Front Door Window Glass Run Front	10.701	51 - SCREW, Door Window Guide Rear Cam	10.792	89 - CLIP, Front Door Lock Spring (Comp. of Item 88)	10.474
11 - SHAFT, Front Door Vent Glass Channel "T"	10.657	52 - STOP ASSY, Front Door Window Rear	10.716	90 - SPRING, Front Door Lock Hook Lever Retainer (Comp. of Item 88)	10.474
12 - SUPPORT, Front Door Ventilator Channel	N.S.	53 - CAM ASSY, Front Door Inner Panel	10.792	91 - SPRING, Front Door Lock Over Center (Comp. of Item 88)	10.474
13 - BOLT, Front Door Hinge	10.463	54 - REGULATOR ASSY, Front Door Window Manual	10.783	92 - SPRING, Front Door Lock Push Button Lever (Comp. of Item 88)	10.474
14 - BOX ASSY, Front Door Hinge Upper	10.450	55 - BUMPER, Door Window Stop	10.716	93 - HANDLE, Front Door Outside Less Button	10.527
15 - PIN, Front Door Upper and Lower Hinge	10.466	56 - WASHER, Front Door Window Regulator Spindle	10.517	94 - GASKET, Front Door Outside Handle Front	10.537
16 - BUSHING, Front Door Hinge Oil Less Type	10.464	57 - SPRING, Front Door Window Regulator Handle	10.806	95 - RING, Front Door Handle Push Button Sealing	10.529
17 - STRAP ASSY, Front Door Hinge Upper	10.450	58 - PLATE, Front Door Window Regulator Handle Bearing	10.515	96 - BUTTON & SHAFT ASSY, Front Door Handle Push	10.529
18 - SWITCH, Front Door Jamb	11.950	59 - SPRING, Front Door Window Regulator Handle Retaining	10.513	97 - SPRING, Front Door Handle Push Button	10.529
19 - BOX ASSY, Front Door Hinge Lower	10.454	60 - HANDLE ASSY, Front Door Window Regulator	10.797	98 - WASHER, Front Door Handle Push Button Stop	10.529
20 - STRAP ASSY, Front Door Hinge Lower	10.454	61 - MOTOR ASSY, Front Door Window Regulator Electric	10.783	99 - GASKET, Front Door Outside Handle Rear	10.537
21 - CLIP, Front Door Vent Regulator Tee Shaft	10.661	62 - STOP, Front Door Window at Regulator	10.716	100 - SCREW, Outside Door Handle to Panel	N.S.
22 - REGULATOR ASSY, Front Door Ventilator	10.661	63 - REGULATOR ASSY, Front Door Window Less Motor	10.783	101 - STRIKER ASSY, Front Door Lock (Chevy II)	10.569
23 - CONDUIT, Front Door Electric	10.728	64 - CONTROL ASSY, Front Door Lock Remote	10.500	102 - SPACER, Front Door Lock Striker (Emergency Use (Chevy II)	10.571
24 - SPRING, Front Door Lower Hinge	10.455	65 - SPRING, Front Door Remote Control Handle (Regulator)	10.666	103 - PLATE, Front Door Lock Striker Adjuster Upper (Chevy II)	10.571
25 - WASHER, Front Door Handle Sealing	10.665	66 - PLATE, Front Door Remote Control Handle Bearing (Regulator)	10.515	104 - PLATE, Front Door Lock Striker Adjuster Lower (Chevy II)	10.571
26 - SPRING, Front Door Vent Regulator Handle	10.806	67 - SPRING, Front Door Lock Remote Control Retaining	10.513	105 - PLATE, Front Door Lock Striker Anchor (Chevy II)	10.571
27 - PLATE, Front Door Vent Regulator Handle Bearing	10.515	68 - HANDLE ASSY, Front Door Lock Remote Control (Regulator)	10.512	106 - STRIKER ASSY, Door Lock (All Except Chevy II)	10.569
28 - HANDLE ASSY, Front Door Vent Regulator	10.664	69 - HANDLE, Front Door Lock Remote Control (Paddle)	10.512	107 - WASHER, Lock Striker Plastic (All Except Chevy II)	10.571
29 - STUD, Front Door Vent to Inner Panel	10.670	70 - RETAINER, Front Door Window Switch Escutcheon - 4 Button	10.777	108 - WASHER, Lock Striker Metal (All Except Chevy II)	10.571
30 - SPRING, Front Door Vent Regulator Handle Retaining	10.513	71 - SWITCH & ESCUTCHEON ASSY, Front Door Window - 4 Button	10.777	109 - CHANNEL ASSY, Door Window Glass Run (Hardtop)	10.701
31 - NUT, Front Door Vent to Inner Panel Upper	10.670	72 - BUMPER, Front Door Lock Pillar Upper and Lower on Door	10.587	110 - CHANNEL, Door Window Glass Run (Sedans)	10.701
32 - PLUG, Front Door Inner Panel Sealing	10.587	73 - CLIP, Front Door Inner Locking to Lock Vertical Rod	10.565	111 - RETAINER, Door Window Glass Run Channel (Sedans)	10.703
33 - PLATE ASSY, Front Door Sill	11.175	74 - ROD, Front Door Inner Locking to Lock Vertical	10.563		
34 - RETAINER, Front Door Trim	14.683	75 - FERRULE, Front Door Locking Rod Knob	10.560		
35 - STOP ASSY, Front Door Window Front	10.716	76 - KNOB, Front Door Inside Locking Rod	10.559		
36 - CHANNEL ASSY, Front Door Window Sash	10.685	77 - FASTENER, Front Door Lock Pillar Sealing Strip	10.695		
37 - FILLER, Front Door Window Lower Sash Channel	10.685	78 - CYLINDER ASSY, Front Door Lock	10.548		
38 - STRIP ASSY, Front Door Window Glass Run Inner	10.710	79 - GASKET, Lock Cylinder to Door	10.529		
39 - NUT, Door Window Glass to Lower Sash Channel	10.685				
40 - SPACER, Door Window Glass to Lower Sash Channel	10.685				
41 - STRIP ASSY, Front Door Window Glass Run Outer	10.710				



1965-1970 REAR DOOR HARDWARE (TYPICAL)

1965-1970 REAR DOOR HARDWARE (TYPICAL)

1. CHANNEL, Rear Door Window Front Sash . . . . .	10.747	24. LINK ASY, Rear Door Lower Hinge . . . . .	10.460	48. STRIP, Rear Door Bottom Drain Hole Seal . . . . .	10.694
2. STRIP, Rear Door Window Glass Run Outer . . . . .	10.774	25. SPRING, Rear Door Lower Hinge . . . . .	10.460	49. HANDLE ASY, Rear Door Remote Control (paddle) . . . . .	10.512
3. BOLT, Rear Door Window Glass to Lower Channel . . . . .	10.685	26. SWITCH, Rear Door Jamb . . . . .	11.950	50. BUMPER, Rear Door Lock Pillar Upper & Lower . . . . .	10.587
4. CHANNEL ASY, Rear Door Window Lower Sash . . . . .	10.747	27. STUD, Rear Door Window Guide . . . . .	10.765	51. PLATE, Rear Door Sill . . . . .	11.129
5. ROLLER, Rear Door Window Lower Sash Channel . . . . .	10.747	28. RETAINER, Door Trim to Inner Panel . . . . .	14.683	52. SWITCH ASY, Rear Door Window . . . . .	10.777
6. PIN, Rear Door Window Lower Sash Channel . . . . .	10.747	29. STRIP ASY, Rear Door Window Glass Anti-Rattle . . . . .	10.774	53. RETAINER, Rear Door Window Switch Excn . . . . .	10.777
7. FILLER, Rear Door Window Lower Sash Channel Lower Outer . . . . .	10.685	30. STRIP, Rear Door Window Glass Run Inner . . . . .	10.774	54. CLIP, Door Lock Spring . . . . .	10.506
8. FILLER, Rear Door Window Lower Sash Channel Upper Outer . . . . .	10.685	31. CAM, Rear Door Window Lower Sash Channel . . . . .	10.748	55. LOCK ASY, Rear Door . . . . .	10.473
9. GLASS, Rear Door Window . . . . .	10.741	32. FILLER, Rear Door Window Lower Sash Channel . . . . .	10.685	56. ROD, Rear Door Lock Remote Control to Lock . . . . .	10.506
10. SPACER, Rear Door Window Glass to Lower Channel . . . . .	10.685	33. CHANNEL ASY, Rear Door Lower Sash . . . . .	10.747	57. CLIP, Rear Door Lock Remote Control to Lock Rod . . . . .	10.565
11. NJT, Rear Door Window Glass to Lower Channel . . . . .	10.685	34. ROD ASY, Rear Door Inside Lkg to Lock . . . . .	10.563	58. CAM ASY, Rear Door Inner Panel . . . . .	10.792
12. STOP, Rear Door Window Front . . . . .	10.768	35. KNOB, Rear Door Inside Lkg Rod . . . . .	10.559	59. CAM ASY, Rear Door Window Guide Rear . . . . .	10.792
13. PLATE, Rear Door Window Guide Front . . . . .	10.747	36. FERRULE, Rear Door Lkg Rod Knob . . . . .	10.560	60. BUMPER, Rear Door Window Guide Rear Cam . . . . .	10.716
14. CAM ASY, Rear Door Window Guide Front . . . . .	10.792	37. REGULATOR ASY, Rear Door Manual . . . . .	10.791	61. PLATE, Rear Door Window Sash Channel Guide . . . . .	10.747
15. STRIP, Rear Door Hinge Pillar Sealing at Bell . . . . .	10.694	38. REGULATOR ASY, Rear Door Less Mtr . . . . .	10.791	62. STOP, Rear Door Window Rear . . . . .	10.768
16. FASTENER, Rear Door Hinge Pillar Sealing at Belt . . . . .	10.695	39. MOTOR ASY, Rear Door Regulator Elect . . . . .	10.783	63. CHANNEL ASY, Rear Door Wind Glass Run . . . . .	10.759
17. HINGE ASY, Rear Door Upper . . . . .	10.456	40. SPRING, Rear Door Window Regulator Handle . . . . .	10.806	64. HANDLE, Rear Door Outside Less Button . . . . .	10.527
18. BUSHING, Rear Door Hinge Oil Less . . . . .	10.464	41. PLATE, Rear Door Window Regulator Handle Bearing . . . . .	10.515	65. RING, Rear Door Handle Push Button Sealing . . . . .	10.529
19. PIN, Rear Door Upper Hinge . . . . .	10.466	42. SPRING, Rear Door Window Regulator Handle Retaining . . . . .	10.513	66. BUTTON & SHAFT, Rear Door Handle Push . . . . .	10.529
20. BOLT, Rear Door Hinge to Body & Door . . . . .	10.463	43. CONTROL ASY, Rear Door Lock Remote . . . . .	10.500	67. GASKET, Rear Door Outside Handle to Panel Rear . . . . .	10.537
21. HINGE ASY, Rear Door Lower . . . . .	10.460	44. HANDLE ASY, Rear Door Window Reg . . . . .	10.797	68. GASKET, Rear Door Outside Handle to Panel Front . . . . .	10.537
22. PIN, Rear Door Lower Hinge . . . . .	10.466	45. PLATE, Rear Door Remote Control Handle Bearing (Exc. Cad.) . . . . .	10.515	69. SCREW, Rear Door Outside Handle to Door . . . . .	10.527
23. PIN, Rear Door Lower Hinge Link . . . . .	10.466	46. SPRING, Rear Door Remote Control Handle Retaining (Exc. Cad.) . . . . .	10.513	70. STRIKER, Rear Door Lock . . . . .	10.569
		47. HANDLE ASY, Rear Door Remote Control (Reg.) (Exc. Cad.) . . . . .	10.512	71. WASHER, Rear Door Striker Plastic . . . . .	10.571
				72. WASHER, Rear Door Striker Metal . . . . .	10.571

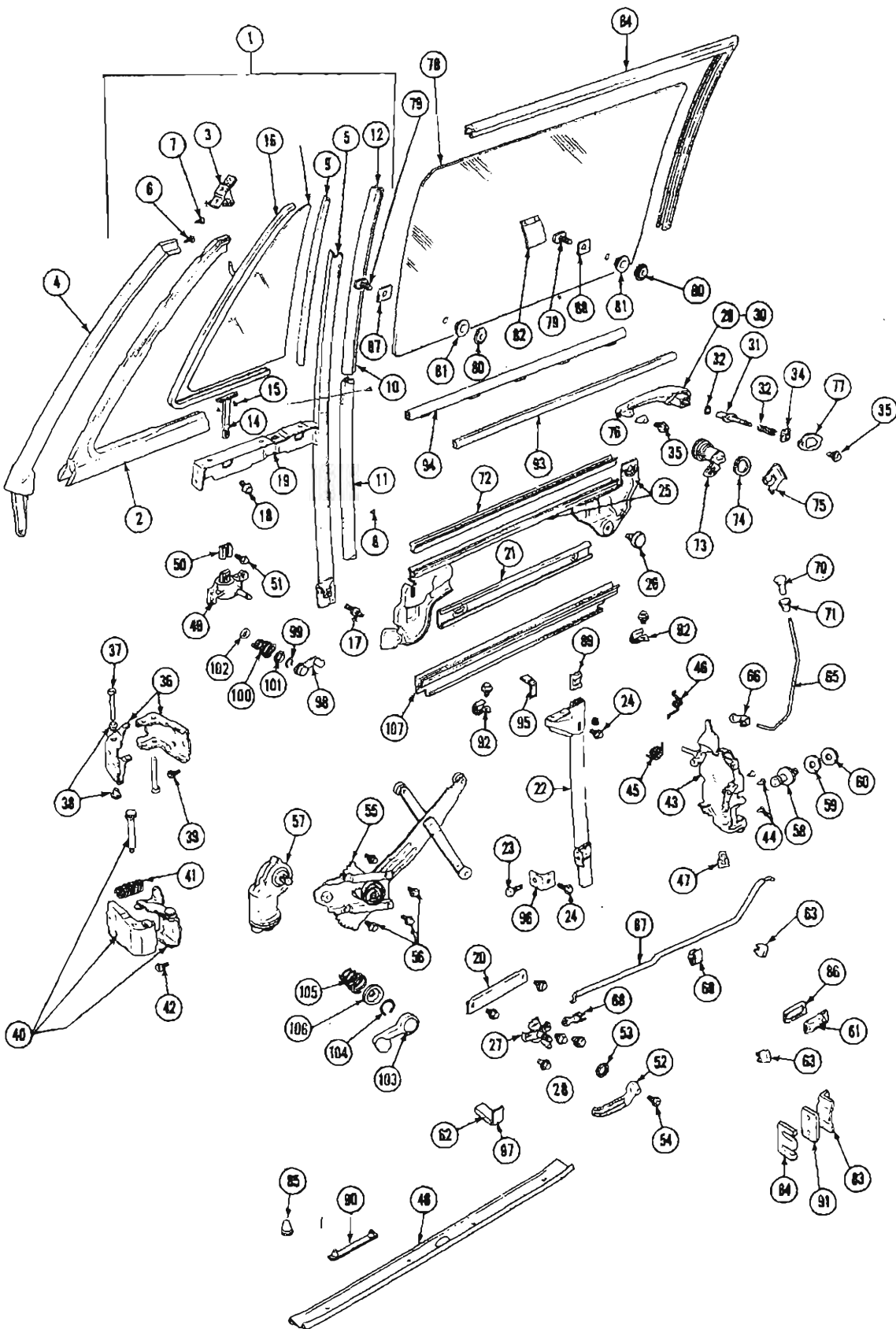


DOOR HARDWARE 1966-1970 RIVIERA

**DOOR HARDWARE**  
1966-197 "—RIVIERA

1. SCREW, Door Window Guide Front Cam to Panel Upper . . . . .	N.L.	29. NUT, Door Window Guide Front Cam to Panel Lower . . . . .	10.792	64. SPRING, Door Lock Push Button Return . . . . .	10.474
2. CHANNEL ASSY., Door Window Lower Sash Front . . . . .	10.685	30. STUD, Door Window Guide Front Cam to Panel Lower . . . . .	10.792	65. LOCK ASSY., Door . . . . .	10.470
3. ROLLER, Door Window Lower Sash Front Channel Lower . . . . .	10.685	31. STRIP, Door Bottom Drain . . . . .	10.694	66. SPRING, Door Lock Over Center . . . . .	10.474
4. BUMPER, Door Window Stop . . . . .	10.716	32. CAM ASSY., Door Window Guide Front . . . . .	10.792	67. SCREW, Door Lock to Inner Panel . . . . .	10.474
5. ROLLER, Door Window Lower Sash Front Channel Upper . . . . .	10.685	33. NUT, Door Window Glass to Sash Channel . . . . .	10.685	68. BUMPER, Door Lock Pillar on Door . . . . .	10.587
6. STOP, Door Window Lower Sash Channel Front . . . . .	10.716	34. SPACER, Door Window Glass . . . . .	10.685	69. CLIP, Door Lock Spring . . . . .	10.474
7. SCREW, Door Window Lower Sash Channel Rear . . . . .	N.L.	35. RETAINER, Door Belt Trim Support Front . . . . .	14.685	70. ROD, Door Lock Front Remote Control to Lock . . . . .	10.506
8. FILLER, Door Window Lower Sash Channel Front . . . . .	10.685	36. SCREW, Door Lower Sash Channel Cam to Channel . . . . .	10.687	71. CONTROL ASSY., Door Lock Remote Rear . . . . .	10.500
9. STRIP, Door Window Outer at Belt . . . . .	10.710	37. STOP, Front Door Window Regulator (1966) . . . . .	10.716	72. ROD, Door Lock Rear Remote Control to Lock . . . . .	10.506
10. BOLT, Door Window Glass to Lower Channel . . . . .	10.685	38. SCREW, Door Window Regulator Down Stop . . . . .	N.L.	73. CLIP, Door Rear Remote Control to Lock Rod . . . . .	10.565
11. STOP, Door Window Lower Sash Channel Rear . . . . .	10.716	39. STOP, Door Window Regulator . . . . .	10.716	74. CLIP, Door Front Remote Control to Lock Rod . . . . .	10.565
12. CHANNEL ASSY., Door Window Lower Sash Rear . . . . .	10.685	40. SCREW, Door Window Regulator to Inner Panel . . . . .	10.783	75. SCREW, Door Lock Remote Control to Panel . . . . .	10.506
13. SCREW, Door Window Guide Rear Cam to Panel Upper . . . . .	N.L.	41. REGULATOR ASSY., Door Window . . . . .	10.783	76. SCREW, Door Inner Panel Cam to Panel . . . . .	10.792
14. ROLLER, Door Window Lower Sash Rear Channel Lower . . . . .	10.685	42. CAM, Door Window Lower Sash Channel . . . . .	10.687	77. HANDLE, Door Lock Remote Control Rear . . . . .	10.512
15. ROLLER, Door Window Lower Sash Rear Channel Upper (1st. Type 1966) . . . . .	10.685	43. STRIP ASSY., Door Window Anti-Rattle at Belt . . . . .	10.710	78. SCREW, Door Lock Remote Control Handle Front & Rear . . . . .	10.512
16. FILLER, Door Window Lower Sash Channel Rear . . . . .	10.685	44. RETAINER, Door Belt Trim Support Rear . . . . .	14.685	79. HANDLE, Door Lock Remote Control Front . . . . .	10.512
17. GLASS, Door Window . . . . .	10.681	45. CAM ASSY., Door Window Guide Rear . . . . .	10.792	80. RETAINER, Door Window Switch Escutcheon One Button . . . . .	10.777
18. PIN, Door Upper Hinge . . . . .	10.466	46. STUD, Door Window Guide Rear Cam to Panel Lower . . . . .	10.792	81. REINFORCEMENT, Door Trim or Window Switch . . . . .	10.777
19. BOX, Door Hinge Upper . . . . .	10.450	47. STRIP ASSY., Door Window Inner at Belt . . . . .	10.710	82. SWITCH & ESCUTCHEON, Door Window One Button . . . . .	10.777
20. BUSHING, Door Hinge Oil Less Type . . . . .	10.464	48. NUT, Door Window Guide Rear Cam to Panel . . . . .	10.792	83. CAM ASSY., Door Inner Panel . . . . .	10.792
21. SCREW, Door Hinge to Door . . . . .	10.463	49. CLIP, Door Lock Remote Control to Panel . . . . .	10.565	84. SPRING, Door Window Regulator Handle Retaining . . . . .	10.513
22. STRAP ASSY., Door Hinge Upper . . . . .	10.450	50. STUD, Door Window Guide Rear Cam to Panel Center . . . . .	10.792	85. HANDLE ASSY., Door Window Regulator . . . . .	10.797
23. CONDUIT, Door . . . . .	10.778	51. FASTENER, Door Lock Pillar W/Strip . . . . .	10.695	86. PLATE, Door Window Regulator Handle Bearing . . . . .	10.515
24. SCREW, Door Hinge to Body . . . . .	10.463	52. CAP, Door Lock Pillar W/Strip . . . . .	10.694	87. SPRING, Door Window Regulator Handle . . . . .	10.806
25. PIN, Door Lower Hinge . . . . .	10.466	53. ROD, Door Inner Locking to Lock Vertical . . . . .	10.563	88. CONTROL ASSY., Door Lock Remote Front . . . . .	10.500
26. BOX ASSY., Door Hinge Lower . . . . .	10.454	54. FERRULE, Door Locking Rod Knob . . . . .	10.560	89. STRIKER ASSY., Door Lock . . . . .	10.569
27. SPRING, Door Lower Hinge . . . . .	10.455	55. RETAINER, Door Lock Cylinder . . . . .	10.551	90. WASHER, Door Lock Striker Metal . . . . .	10.571
28. STRAP ASSY., Door Hinge Lower . . . . .	10.454	56. CYLINDER, Door Lock . . . . .	10.548	91. WASHER, Door Lock Striker Plastic . . . . .	10.571
		57. GASKET, Door Outside Handle Front . . . . .	10.537		
		58. HANDLE ASSY., Door Outside . . . . .	10.527		
		59. GASKET, Door Outside Handle Rear . . . . .	10.537		
		60. SCREW, Door Outside Handle . . . . .	10.527		
		61. GASKET, Door Lock Cylinder . . . . .	10.529		
		62. KNOB, Door Inside Locking Rod . . . . .	10.559		
		63. MOTOR ASSY., Door Window Regulator Elect . . . . .	10.783		





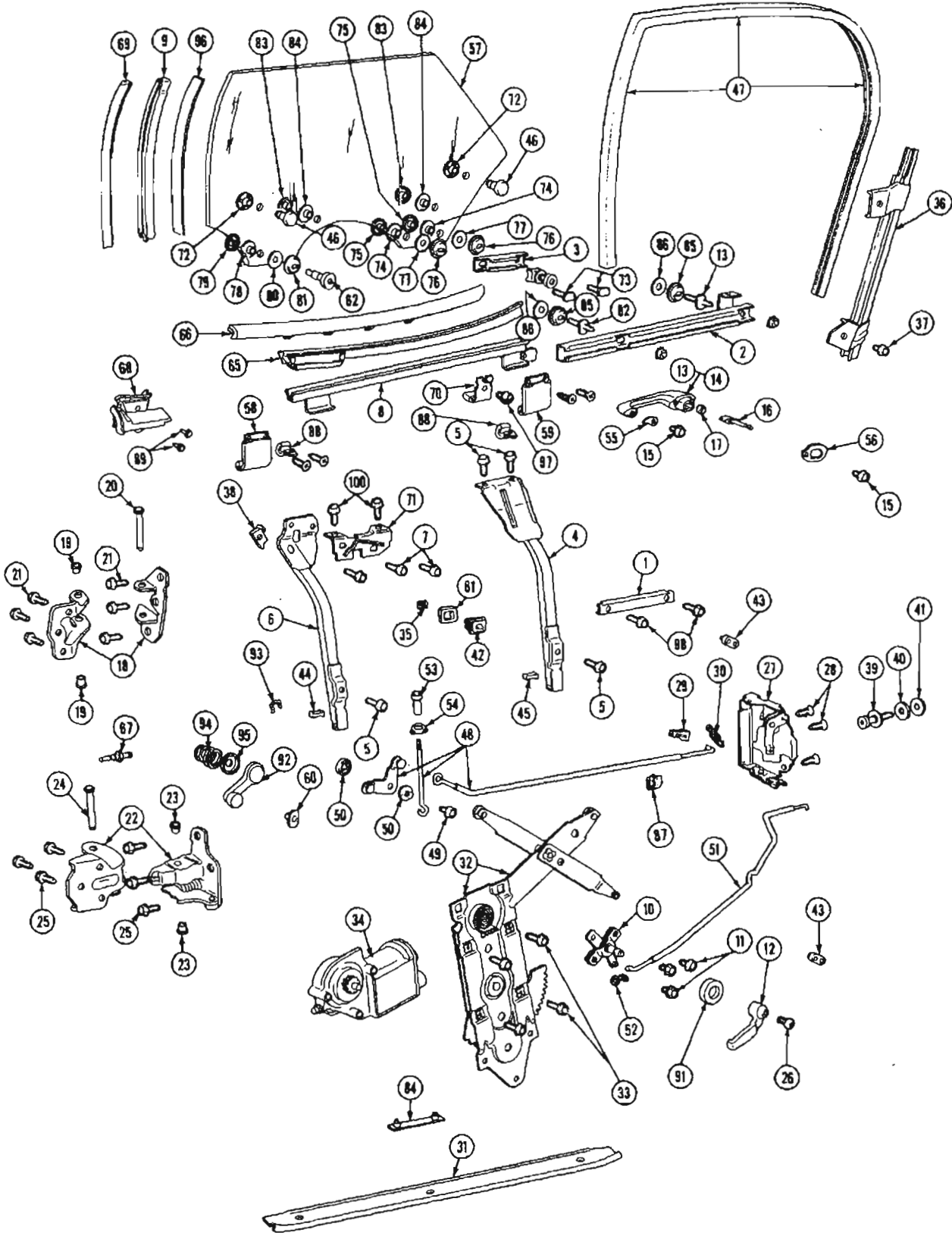
FRONT DOOR HARDWARE  
1968-30-4000

## FRONT DOOR HARDWARE 1968-30-4000

1	VENTILATOR, Door Less Glass . . . . .	10.650	56	SCREW, Door Window Regulator to Inner Panel	10.783
2	WEATHERSTRIP, Door Vent . . . . .	10.652	57	MOTOR, Door Window Regulator Electric . .	10.783
** 3	SUPPORT, Door Vent Upper Pivot . . . . .	10.652	58	STRIKER, Door Lock . . . . .	10.659
* 4	FRAME, Door Vent. . . . .	10.656	59	WASHER, Door Lock Striker Metal . . . . .	10.571
5	CHANNEL & SCALPS, Door Vent Division . .	10.688	60	WASHER, Door Lock Striker Plastic . . . . .	10.571
** 6	SCREW, Door Vent to Division Channel Upper . . . . .	10.688	61	SWITCH & ESCUTCHEON, Door Window. . .	10.777
* 7	SCREW, Door Vent Division Channel to Frame. . . . .	10.688	62	BUMPER, Door Window Stop . . . . .	10.716
8	RIVET, Door Vent Division Channel to Support. . . . .	10.688	63	BUMPER, Door Lock Pillar Upper & Lower . .	10.587
9	WEATHERSTRIP, Door Vent Division Channel . . . . .	10.652	** 64	CHANNEL, Door Window Glass Run . . . . .	10.701
** 10	CHANNEL, Door Window Glass Run Front .	10.688	65	ROD, Door Inside Locking to Lock . . . . .	10.563
* 11	CHANNEL, Door Window Glass Run Front Lower . . . . .	10.688	66	CLIP, Door Inner Locking to Lock Rod . . . .	10.565
* 12	CHANNEL, Door Window Glass Run Front Upper . . . . .	10.688	67	ROD, Door Lock Remote Control to Lock . . .	10.506
13	CHANNEL, Door Vent Glass . . . . .	10.655	68	CLIP, Door Lock Remote Control to Lock Rod.	10.565
14	SHAFT, Door Vent Glass Channel Tee . . .	10.657	69	CLIP, Door Lock Remote Control to Panel . .	10.565
15	RIVET, Door Vent Pivot Hinge . . . . .	10.669	70	KNOB, Door Inside Locking Rod . . . . .	10.559
16	GLASS, Door Vent. . . . .	10.658	71	FERRULE, Door Inside Lock Rod Knob. . . .	10.560
17	STUD, Door Vent to Inner Panel . . . . .	10.670	72	FILLER, Door Window Lower Sash Channel (All Styles Except 39). . . . .	10.685
18	SCREW, Door Vent to Inner Panel . . . . .	10.670	73	CYLINDER, Door Lock . . . . .	10.548
19	SUPPORT, Division Channel . . . . .	N.S.S.	74	GASKET, Door Lock Cylinder . . . . .	10.529
20	CAM ASSY, Door Inner Panel . . . . .	10.792	75	RETAINER, Door Lock Cylinder . . . . .	10.551
* 21	CAM, Door Window Lower Sash Channel. . .	10.687	76	GASKET, Door Outside Handle Front. . . . .	10.537
* 22	CAM, Door Window Guide Rear . . . . .	10.687	77	GASKET, Door Outside Handle Rear . . . . .	10.537
* 23	SCREW, Door Window Guide Rear to Support.	10.687	78	GLASS, Door Window . . . . .	10.681
* 24	SCREW, Door Window Guide Rear to Panel .	10.687	* 79	BOLT, Door Window Glass to Lower Channel . . . . .	10.685
* 25	CHANNEL, Door Window Lower Sash . . . . .	10.685	* 80	NUT, Door Window Glass to Lower Channel . . . . .	10.685
* 26	ROLLER, Door Window Lower Sash Channel .	10.685	* 81	BUSHING, Door Window Glass to Lower Channel . . . . .	10.685
27	CONTROL, Door Lock Remote . . . . .	10.500	* 82	PLATE, Door Window Guide Rear. . . . .	10.728
28	SCREW, Door Lock Remote Control to Panel .	10.506	83	PLATE, Door Wedge Body Side (Conv. Only).	10.584
29	HANDLE, Door Outside . . . . .	10.527	84	PLATE, Door Wedge Door Side (Conv. Only).	10.584
30	HANDLE, Door Outside Less Button . . . . .	10.527	85	PLUG, Door Trim Pad Sealing . . . . .	14.683
31	BUTTON & SHAFT, Door Handle Push . . . . .	10.529	86	RETAINER, Door Window Switch . . . . .	10.777
32	SPRING, Door Handle Push Button . . . . .	10.529	* 87	FILLER, Door Window Lower Sash Channel Front . . . . .	N.S.
33	RING, Door Handle Push Button Sealing . . .	10.529	* 88	FILLER, Door Window Lower Sash Channel Rear . . . . .	N.S.
34	WASHER, Door Handle Push Button Stop . . .	10.529	* 89	STOP, Door Window Upper Rear . . . . .	10.716
35	SCREW, Door Handle to Door . . . . .	10.527	90	STRIP, Door Bottom Drain Hole Sealing. . . .	10.694
36	HINGE, Door Upper (Incl. items 37-38) . . .	10.450	91	SPACER, Wedge Plate (Emergency Use). . . .	10.584
37	PIN, Door Upper Hinge . . . . .	10.466	* 92	STRIP, Door Window Anti Rattle . . . . .	10.710
38	BUSHING, Door Upper Hinge. . . . .	10.464	93	STRIP, Door Window Inner at Belt . . . . .	10.710
39	SCREW, Door Upper Hinge to Body & Door. .	10.463	94	STRIP, Door Window Outer at Belt . . . . .	10.710
40	HINGE, Door Lower (Incl. Item 41) . . . . .	10.454	* 95	STOP, Door Window Front Up . . . . .	10.716
41	SPRING, Door Lower Hinge. . . . .	10.455	* 96	SUPPORT, Door Window Guide Cam Lower.	10.765
42	SCREW, Door Lower Hinge to Body & Door. .	10.463	** 97	SUPPORT, Door Window Bumper . . . . .	10.716
43	LOCK, Door . . . . .	10.470	98	HANDLE, Door Vent Regulator . . . . .	10.664
44	SCREW, Door Lock to Inner Panel . . . . .	10.474	99	SPRING, Door Vent Regulator Handle Retaining. . . . .	10.513
45	SPRING, Door Lock Push Button Return . . .	10.474	100	SPRING, Door Vent Regulator Handle . . . . .	10.806
46	SPRING, Door Lock Over Center. . . . .	10.474	101	PLATE, Door Vent Regulator Handle Bearing. . . . .	10.515
47	CLIP, Door Lock Spring . . . . .	10.474	102	WASHER, Door Vent Regulator Sealing. . . .	10.665
48	PLATE, Door Sill. . . . .	11.175	103	HANDLE, Door Window Regulator. . . . .	10.797
49	REGULATOR, Door Ventilator . . . . .	10.661	104	SPRING, Door Window Regulator Handle Retaining. . . . .	10.513
50	CLIP, Door Vent Regulator Tee Shaft. . . . .	10.661	105	SPRING, Door Window Regulator Handle. . .	10.806
51	SCREW, Door Vent Regulator to Tee Shaft . . . . .	10.670	106	PLATE, Door Window Regulator Handle Bearing. . . . .	10.515
52	HANDLE, Door Lock Remote Control . . . . .	10.512	**107	CHANNEL, Door Window Lower Sash . . . . .	10.685
53	WASHER, Door Lock Remote Control Handle .	10.517			
54	SCREW, Door Lock Remote Control Handle . .	10.512			
55	REGULATOR, Door Window . . . . .	10.783			

\*Hardtops

\*\*Closed Styles



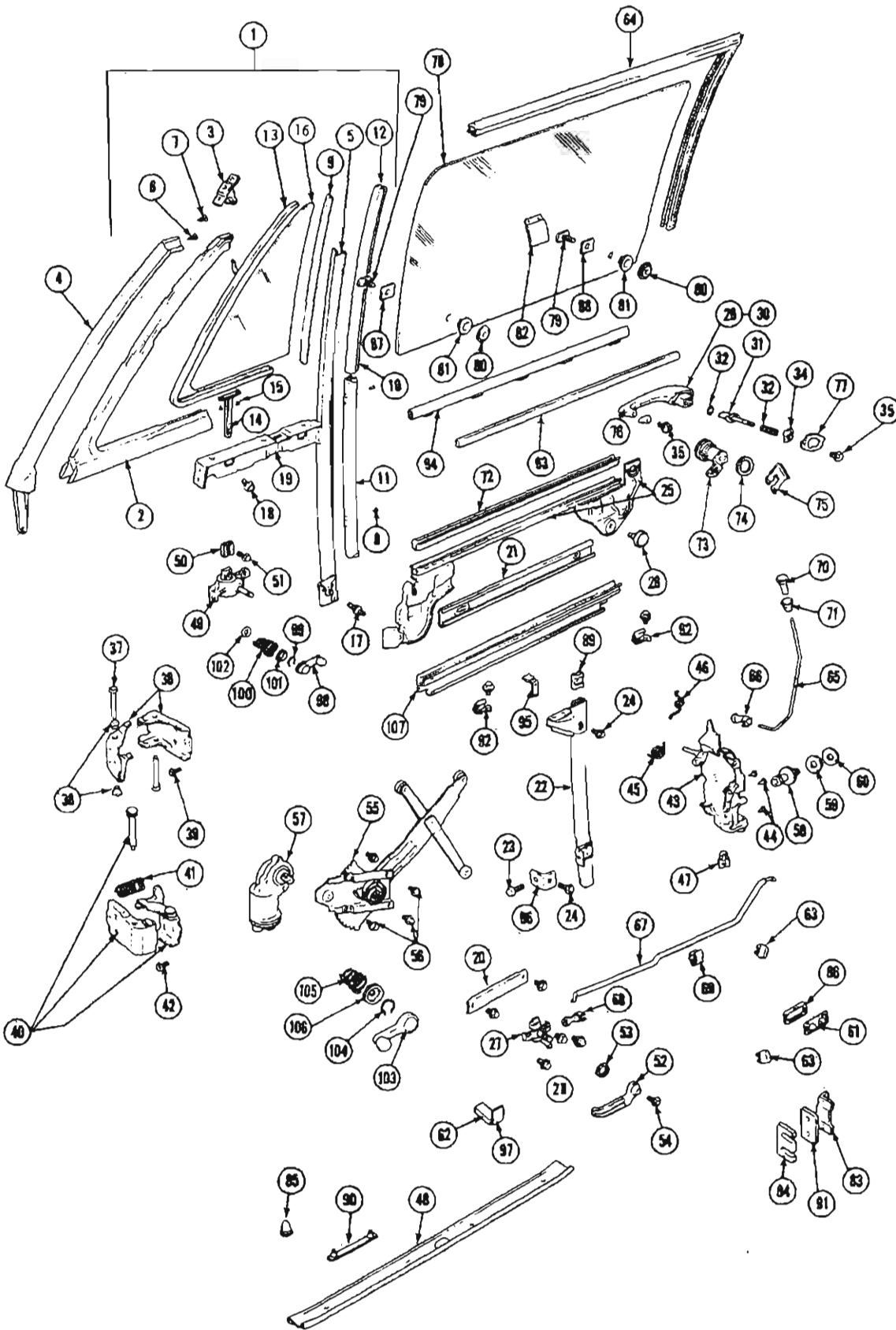
REAR DOOR HARDWARE  
1968-30-4000

## REAR DOOR HARDWARE 1968-30-4000

1	CAM, Door Inner Panel . . . . .	10.792	56	GASKET, Door Outside Handle Rear . . . . .	10.537
2	CAM, Door Window Lower Sash Channel . . . . .	10.748	57	GLASS, Door Window . . . . .	10.741
* 3	CAM, Door Window Glass Rear Guide . . . . .	10.792	*58	PLATE, Door Window Guide Front . . . . .	10.747
* 4	CAM, Door Window Guide Rear . . . . .	10.792	*59	PLATE, Door Window Guide Rear . . . . .	10.747
* 5	SCREW, Door Window Guide to Panel . . . . .	10.792	60	PLUG, Door Trim Pad Sealing . . . . .	14.683
* 6	CAM, Door Window Guide Front . . . . .	10.792	61	RETAINER, Door Window Switch . . . . .	10.777
* 7	SCREW, Door Window Guide Front to Support . . . . .	10.792	*62	ROLLER, Door Window Guide Front . . . . .	10.747
** 8	CHANNEL, Door Window Lower Sash . . . . .	10.747	*63	ROLLER, Door Window Guide Rear . . . . .	10.747
* 9	CHANNEL, Door Window Front Sash . . . . .	10.747	64	STRIP, Door Bottom Drain Hole Sealing . . . . .	10.694
10	CONTROL, Door Lock Remote . . . . .	10.500	65	STRIP, Door Window Inner at Belt . . . . .	10.774
11	SCREW, Door Lock Remote Control to Panel . . . . .	10.506	66	STRIP, Door Window Outer at Belt . . . . .	10.774
12	HANDLE, Door Lock Remote Control . . . . .	10.512	67	SWITCH, Door Jamb . . . . .	11.950
13	HANDLE, Door Outside (Oldsmobile and Buick) . . . . .	10.527	*68	WEATHERSTRIP, Door Hinge Pillar at Belt . . . . .	10.694
14	HANDLE, Door Outside Less Button . . . . .	10.527	*69	WEATHERSTRIP, Door Window Frame Vertical . . . . .	10.764
15	SCREW, Door Outside Handle to Door . . . . .	10.527	*70	STOP, Door Window Rear . . . . .	10.768
16	BUTTON & SHAFT, Door Handle Push . . . . .	10.529	*71	SUPPORT, Door Window Guide Front Cam Upper . . . . .	10.765
17	RING, Door Handle Push Button Sealing . . . . .	10.529	*72	FASTENER, Door Window Glass Bearing . . . . .	10.685
18	HINGE, Door Upper (Incl. Item 19-20). . . . .	10.456	*73	BOLT, Door Window Glass Rear Guide Cam . . . . .	10.792
19	BUSHING, Door Upper Hinge . . . . .	10.464	*74	BUSHING, Door Window Glass Rear Guide Cam . . . . .	10.792
20	PIN, Door Upper Hinge . . . . .	10.466	*75	NUT, Door Window Glass Rear Guide Cam . . . . .	10.792
21	SCREW, Door Upper Hinge to Body and Door . . . . .	10.463	*76	WASHER, Door Window Glass Rear Guide Cam Steel . . . . .	10.792
22	HINGE, Door Lower . . . . .	10.460	*77	WASHER, Door Window Glass Rear Guide Cam Rubber . . . . .	10.792
23	BUSHING, Door Lower Hinge . . . . .	10.464	*78	BUSHING, Door Window Guide Front Roller . . . . .	10.792
24	PIN, Door Lower Hinge . . . . .	10.466	*79	NUT, Door Window Guide Front Roller . . . . .	10.792
25	SCREW, Door Lower Hinge to Body and Door . . . . .	10.463	*80	WASHER, Door Window Guide Front Roller Rubber . . . . .	10.792
26	SCREW, Door Lock Remote Control Handle . . . . .	10.512	*81	WASHER, Door Window Guide Front Roller Steel . . . . .	10.792
27	LOCK, Rear Door . . . . .	10.473	*82	STUD, Door Window Cam to Glass . . . . .	10.792
28	SCREW, Door Lock to Inner Panel . . . . .	10.474	*83	NUT, Door Window Cam to Glass Stud . . . . .	10.792
29	CLIP, Door Lock Spring . . . . .	10.474	*84	BUSHING, Door Window Cam to Glass Stud . . . . .	10.792
30	SPRING, Door Lock Push Button Return . . . . .	10.474	*85	WASHER, Door Window Cam to Glass Stud Steel . . . . .	10.792
31	PLATE, Rear Door Sill . . . . .	11.179	*86	WASHER, Door Window Cam to Glass Stud Rubber . . . . .	10.792
32	REGULATOR ASSY, Door Window . . . . .	10.791	87	CLIP, Door Lock Remote Control to Panel . . . . .	10.565
33	SCREW, Door Regulator to Inner Panel . . . . .	10.791	*88	STRIP, Door Window Anti Rattle . . . . .	10.774
34	MOTOR, Door Window Regulator Electric . . . . .	10.791	*89	FASTENER, Door Hinge Pillar Weatherstrip . . . . .	10.695
35	REINFORCEMENT, Door Trim at Switch . . . . .	10.777	90	SCREW, Door Lock Remote Control Handle . . . . .	10.512
**36	RETAINER, Door Window Glass Run . . . . .	10.759	91	WASHER, Door Lock Remote Control Handle . . . . .	10.517
**37	SCREW, Glass Run Channel Retainer to Panel . . . . .	10.759	92	HANDLE, Door Window Regulator . . . . .	10.797
*38	STOP, Door Window Front Up . . . . .	10.768	93	SPRING, Door Window Regulator Handle Retaining . . . . .	10.513
39	STRIKER, Door Lock . . . . .	10.569	94	SPRING, Door Window Regulator Handle . . . . .	10.806
40	WASHER, Door Lock Striker Metal . . . . .	10.571	95	PLATE, Door Window Regulator Handle Bearing . . . . .	10.515
41	WASHER, Door Lock Striker Plastic . . . . .	10.571	96	STRIP, Sash Channel Front Sealing . . . . .	N.S.
42	SWITCH & ESCUTCHEON, Door Window . . . . .	10.777	*97	SCREW, Door Window Rear Stop . . . . .	10.768
43	BUMPER, Door Lock Pillar Door Side . . . . .	10.587	98	SCREW, Door Inner Panel Cam to Panel . . . . .	10.792
*44	BUMPER, Door Window Guide Front Cam . . . . .	10.792	*99	SCREW, Door Window Guide Front to Stop . . . . .	10.792
*45	BUMPER, Door Window Guide Rear Cam . . . . .	10.792	*100	SCREW, Door Window Guide Front Support to Panel . . . . .	10.792
*46	CAP, Door Window Glass Bearing Fastener . . . . .	10.685			
*47	CHANNEL, Door Window Glass Run . . . . .	10.759			
48	ROD, Door Inside Locking to Lock . . . . .	10.563			
49	SCREW, Door Inside Locking to Lock Rod . . . . .	10.556			
50	WASHER, Door Inside Locking to Lock Rod . . . . .	10.556			
51	ROD, Door Lock Remote Control to Lock . . . . .	10.506			
52	CLIP, Door Lock Remote Control to Lock Rod . . . . .	10.565			
53	KNOB, Door Inside Locking Rod . . . . .	10.559			
54	FERRULE, Door Inside Locking Rod Knob . . . . .	10.560			
55	GASKET, Door Outside Handle Front . . . . .	10.537			

\*Hardtops

\*\*Closed Styles



**FRONT DOOR HARDWARE**  
 1968-30-4000  
 1969-30-4000 (WITH VENTILATORS)

## FRONT DOOR HARDWARE

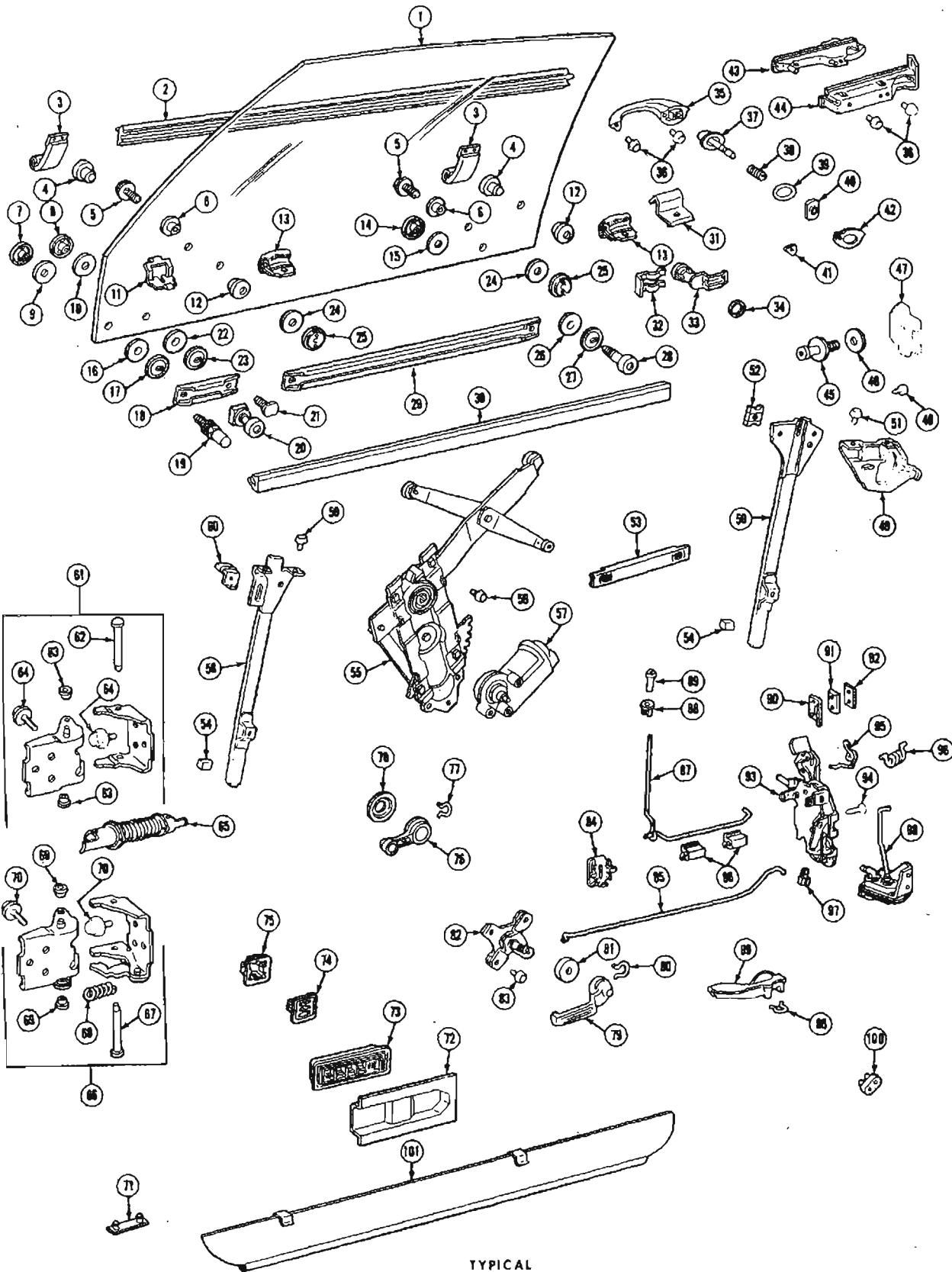
1968-30-4000

1969-30-4000 (WITH VENTILATORS)

1	VENTILATOR, Door Less Glass . . . . .	10.650	56	SCREW, Door Window Regulator to inner Panel	10.783
2	WEATHERSTRIP, Door Vent . . . . .	10.652	57	MOTOR, Door Window Regulator Electric . .	10.783
** 3	SUPPORT, Door Vent Upper Pivot . . . . .	10.652	58	STRIKER, Door Lock . . . . .	10.659
* 4	FRAME, Door Vent. . . . .	10.656	59	WASHER, Door Lock Striker Metal . . . . .	10.571
5	CHANNEL & SCALPS, Door Vent Division . .	10.688	60	WASHER, Door Lock Striker Plastic . . . . .	10.571
** 6	SCREW, Door Vent to Division Channel Upper . . . . .	10.688	61	SWITCH & ESCUTCHEON, Door Window. . .	10.777
* 7	SCREW, Door Vent Division Channel to Frame. . . . .	10.688	62	BUMPER, Door Window Stop . . . . .	10.716
8	RIVET, Door Vent Division Channel to Support. . . . .	10.688	63	BUMPER, Door Lock Pillar Upper & Lower . .	10.587
9	WEATHERSTRIP, Door Vent Division Channel . . . . .	10.652	** 64	CHANNEL, Door Window Glass Run . . . . .	10.701
** 10	CHANNEL, Door Window Glass Run Front .	10.688	65	ROD, Door Inside Locking to Lock . . . . .	10.563
* 11	CHANNEL, Door Window Glass Run Front Lower . . . . .	10.688	66	CLIP, Door Inner Locking to Lock Rod . . . .	10.565
* 12	CHANNEL, Door Window Glass Run Front Upper . . . . .	10.688	67	ROD, Door Lock Remote Control to Lock . . .	10.506
13	CHANNEL, Door Vent Glass . . . . .	10.655	68	CLIP, Door Lock Remote Control to Lock Rod.	10.565
14	SHAFT, Door Vent Glass Channel Tee . . . .	10.657	69	CLIP, Door Lock Remote Control to Panel . .	10.565
15	RIVET, Door Vent Pivot Hinge . . . . .	10.669	70	KNOB, Door Inside Locking Rod . . . . .	10.559
16	GLASS, Door Vent. . . . .	10.658	71	FERRULE, Door Inside Lock Rod Knob. . . .	10.560
17	STUD, Door Vent to Inner Panel . . . . .	10.670	72	FILLER, Door Window Lower Sash Channel (All Styles Except 39). . . . .	10.685
18	SCREW, Door Vent to Inner Panel . . . . .	10.670	73	CYLINDER, Door Lock . . . . .	10.548
19	SUPPORT, Division Channel . . . . .	N.S.S.	74	GASKET, Door Lock Cylinder. . . . .	10.529
20	CAM ASSY, Door Inner Panel . . . . .	10.792	75	RETAINER, Door Lock Cylinder. . . . .	10.551
* 21	CAM, Door Window Lower Sash Channel. . .	10.687	76	GASKET, Door Outside Handle Front. . . . .	10.537
* 22	CAM, Door Window Guide Rear . . . . .	10.687	77	GASKET, Door Outside Handle Rear . . . . .	10.537
* 23	SCREW, Door Window Guide Rear to Support.	10.687	78	GLASS, Door Window . . . . .	10.681
* 24	SCREW, Door Window Guide Rear to Panel .	10.687	* 79	BOLT, Door Window Glass to Lower Channel . . . . .	10.685
* 25	CHANNEL, Door Window Lower Sash . . . . .	10.685	* 80	NUT, Door Window Glass to Lower Channel . . . . .	10.685
* 26	ROLLER, Door Window Lower Sash Channel .	10.685	* 81	BUSHING, Door Window Glass to Lower Channel . . . . .	10.685
27	CONTROL, Door Lock Remote . . . . .	10.500	* 82	PLATE, Door Window Guide Rear. . . . .	10.728
28	SCREW, Door Lock Remote Control to Panel .	10.506	83	PLATE, Door Wedge Body Side (Conv. Only).	10.584
29	HANDLE, Door Outside . . . . .	10.527	84	PLATE, Door Wedge Door Side (Conv. Only).	10.584
30	HANDLE, Door Outside Less Button . . . . .	10.527	85	PLUG, Door Trim Pad Sealing . . . . .	14.683
31	BUTTON & SHAFT, Door Handle Push . . . . .	10.529	86	RETAINER, Door Window Switch . . . . .	10.777
32	SPRING, Door Handle Push Button . . . . .	10.529	* 87	FILLER, Door Window Lower Sash Channel Front . . . . .	N.S.
33	RING, Door Handle Push Button Sealing . . .	10.529	* 88	FILLER, Door Window Lower Sash Channel Rear . . . . .	N.S.
34	WASHER, Door Handle Push Button Stop . . .	10.529	* 89	STOP, Door Window Upper Rear . . . . .	10.716
35	SCREW, Door Handle to Door . . . . .	10.527	90	STRIP, Door Bottom Drain Hole Sealing. . . .	10.694
36	HINGE, Door Upper (Incl. items 37-38) . . .	10.450	91	SPACER, Wedge Plate (Emergency Use). . . .	10.584
37	PIN, Door Upper Hinge . . . . .	10.466	* 92	STRIP, Door Window Anti Rattle . . . . .	10.710
38	BUSHING, Door Upper Hinge . . . . .	10.464	93	STRIP, Door Window Inner at Belt . . . . .	10.710
39	SCREW, Door Upper Hinge to Body & Door. .	10.463	94	STRIP, Door Window Outer at Belt . . . . .	10.710
40	HINGE, Door Lower (Incl. Item 41) . . . . .	10.454	* 95	STOP, Door Window Front Up . . . . .	10.716
41	SPRING, Door Lower Hinge. . . . .	10.455	* 96	SUPPORT, Door Window Guide Cam Lower.	10.765
42	SCREW, Door Lower Hinge to Body & Door. .	10.463	** 97	SUPPORT, Door Window Bumper . . . . .	10.716
43	LOCK, Door . . . . .	10.470	98	HANDLE, Door Vent Regulator . . . . .	10.664
44	SCREW, Door Lock to Inner Panel . . . . .	10.474	99	SPRING, Door Vent Regulator Handle Retaining. . . . .	10.513
45	SPRING, Door Lock Push Button Return . . .	10.474	100	SPRING, Door Vent Regulator Handle . . . .	10.806
46	SPRING, Door Lock Over Center. . . . .	10.474	101	PLATE, Door Vent Regulator Handle Bearing . . . . .	10.515
47	CLIP, Door Lock Spring . . . . .	10.474	102	WASHER, Door Vent Regulator Sealing . . . .	10.665
48	PLATE, Door Sill. . . . .	11.175	103	HANDLE, Door Window Regulator. . . . .	10.797
49	REGULATOR, Door Ventilator . . . . .	10.661	104	SPRING, Door Window Regulator Handle Retaining. . . . .	10.513
50	CLIP, Door Vent Regulator Tee Shaft. . . . .	10.661	105	SPRING, Door Window Regulator Handle . .	10.806
51	SCREW, Door Vent Regulator to Tee Shaft . . . . .	10.670	106	PLATE, Door Window Regulator Handle Bearing . . . . .	10.515
52	HANDLE, Door Lock Remote Control . . . . .	10.512	** 107	CHANNEL, Door Window Lower Sash . . . . .	10.685
53	WASHER, Door Lock Remote Control Handle .	10.517			
54	SCREW, Door Lock Remote Control Handle . .	10.512			
55	REGULATOR, Door Window . . . . .	10.783			

\*Hardtops

\*\*Closed Styles

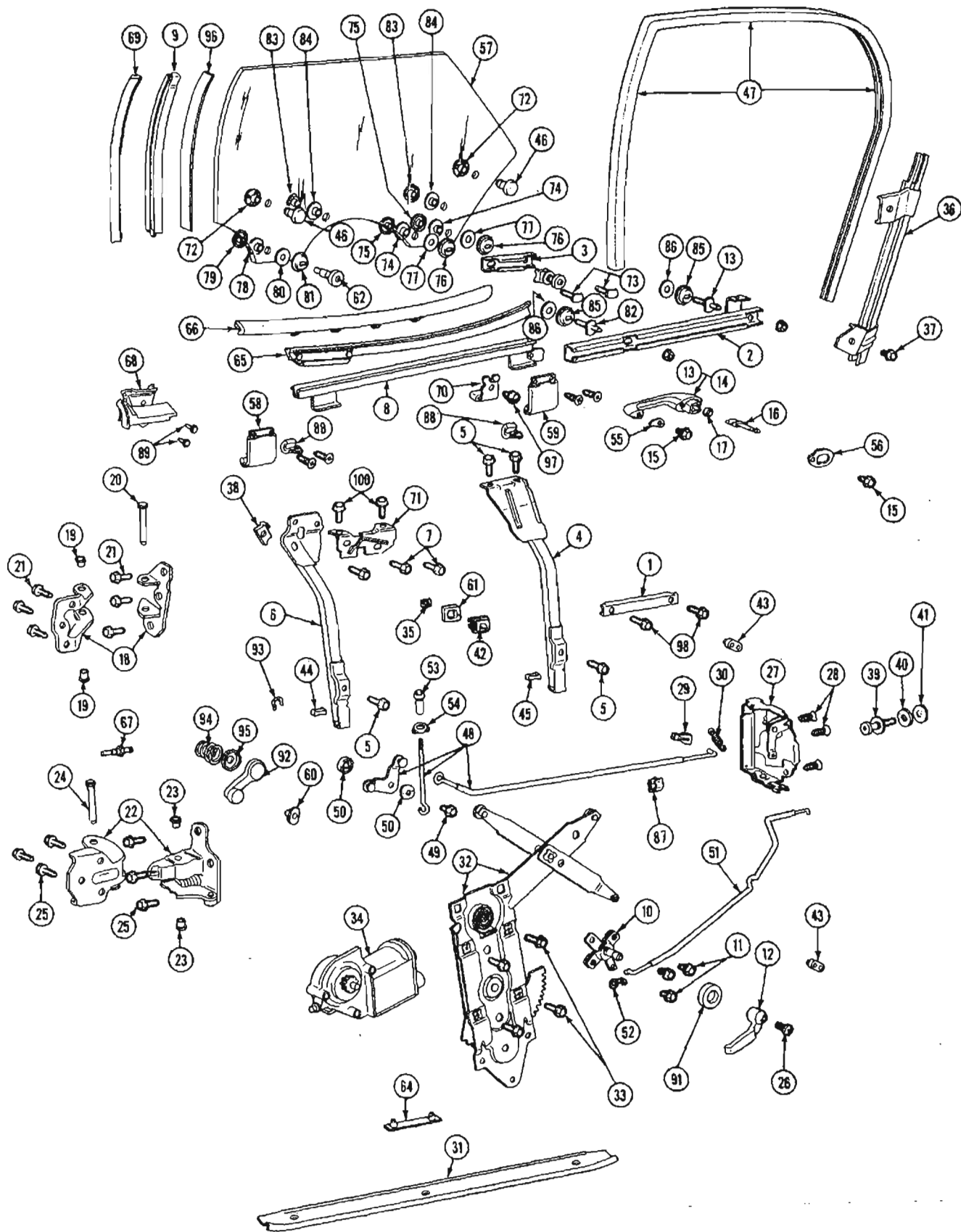


TYPICAL  
FRONT DOOR HARDWARE  
1969-30-4000 2 DOORS

## 1969 30-40 2 DOORS STYLES FRONT DOOR HARDWARE INSTALLATION (TYPICAL)

1.	GLASS, F/D Window . . . . .	10.681	55.	REGULATOR ASSY, F/D Wdo . . . . .	10.783
2.	SEALING STRIP ASSY, F/D Wdo Outer at Belt . . . . .	10.710	56.	SCREW, F/D Wdo Reg to Inner Panel . . . . .	10.783
3.	PLATE ASSY, F/D Wdo Guide Front & Rear . . . . .	10.728	57.	MOTOR ASSY, F/D Wdo Regulator Electric . . . . .	10.783
4.	FASTENER, F/D Wdo Glass Bearing . . . . .	10.685	58.	CAM ASSY, F/D Wdo Guide Front . . . . .	10.792
5.	BOLT, F/D Wdo Glass to Cam . . . . .	10.685	59.	SCREW, F/D Wdo Guide Front Cam . . . . .	10.792
6.	SPACER, F/D Wdo Glass to Cam . . . . .	10.685	60.	STOP ASSY, F/D Wdo Upper Front . . . . .	10.716
7.	NUT, F/D Wdo Glass Idler Cam Front . . . . .	10.685	61.	HINGE ASSY, F/D Upper . . . . .	10.450
8.	NUT, F/D Wdo Glass Idler Cam Rear . . . . .	10.685	62.	PIN, F/D Upper Hinge . . . . .	10.466
9.	WASHER, F/D Wdo Glass Idler Cam Front . . . . .	10.685	63.	BUSHING, F/D Upper Hinge Oil Less Type . . . . .	10.464
10.	WASHER, F/D Wdo Glass Idler Cam . . . . .	10.685	64.	SCREW, F/D Upper Hinge to Body & Door . . . . .	10.463
11.	RETAINER, F/D Belt Trim Support Front . . . . .	14.683	65.	CONDUIT, F/D Vacuum Hose . . . . .	10.778
12.	CAP, F/D Wdo Glass Bearing Fastener . . . . .	10.685	66.	HINGE ASSY, F/D Lwr . . . . .	10.454
13.	STRIP ASSY, F/D Wdo Anti-Rattle Front & Rear . . . . .	10.710	67.	PIN, F/D Lower Hinge (Comp. of Item 66) . . . . .	N.S.S.
14.	NUT, F/D Wdo Guide Rear Roller . . . . .	10.685	68.	SPRING, F/D Lower Hinge . . . . .	10.460
15.	WASHER, F/D Wdo Guide Rear Roller . . . . .	10.685	69.	BUSHING, F/D Lower Hinge (Comp. of Item 66) . . . . .	N.S.S.
16.	BUSHING, F/D Wdo Glass Idler Cam Front . . . . .	10.685	70.	SCREW, F/D Lwr Hge to Body & Door . . . . .	10.463
17.	WASHER, F/D Wdo Glass Idler Cam Front . . . . .	10.685	71.	SEALING STRIP, F/D Bottom Drain Hole . . . . .	10.694
18.	CAM, F/D Wdo Glass Idler . . . . .	10.792	72.	COVER, F/D Inr Pnl Electric Switch Protector . . . . .	N.S.
19.	STUD, F/D Wdo Glass Idler Cam . . . . .	10.792	73.	SWITCH & ESCN ASSY, F/D Wdo Five Button (37-67-87 Styles Only) . . . . .	10.777
20.	ROLLER ASSY, F/D Wdo Guide Front . . . . .	10.685	74.	REINFORCEMENT, F/D Trim at Wdo Switch (37-67-87 Styles Only) . . . . .	10.777
21.	BOLT, F/D Wdo Glass Idler Cam . . . . .	10.685	75.	RETAINER, F/D Wdo Switch Escutcheon (37-67-87 Styles Only) . . . . .	10.777
22.	BUSHING, F/D Wdo Glass Idler Cam . . . . .	10.685	76.	HANDLE ASSY, F/D Wdo Regulator . . . . .	10.797
23.	WASHER, F/D Wdo Glass Idler Cam . . . . .	10.685	77.	SPRING, F/D Wdo Regulator Handle Retaining . . . . .	10.513
24.	WASHER, F/D Wdo Glass to Cam . . . . .	10.685	78.	PLATE, F/D Wdo Regulator Handle Bearing . . . . .	10.515
25.	NUT, F/D Wdo Glass to Cam . . . . .	10.685	79.	HANDLE ASSY, F/D Lock Remote Control (37-67-87 Styles Only) . . . . .	10.512
26.	BUSHING, W/D Wdo Guide Rear Roller . . . . .	10.685	80.	SPRING, F/D Lock Rem Control. Handle Retaining . . . . .	10.513
27.	WASHER, F/D Wdo Guide Rear Roller . . . . .	10.685	81.	WASHER, F/D Lock Rem Control Handle Sealing (37-67-87 Styles Only) . . . . .	10.517
28.	ROLLER ASSY, F/D Wdo Guide Rear . . . . .	10.685	82.	CONTROL ASSY, F/D Lock Remote . . . . .	10.500
29.	CAM, F/D Wdo Glass Regulator . . . . .	10.792	83.	SCREW, F/D Lock Remote Cont to Inner Panel . . . . .	10.506
30.	SEALING STRIP ASSY, F/D Wdo Inner at Belt . . . . .	10.710	84.	CLIP, F/D Lock Remote Control Rod to Panel . . . . .	10.565
31.	RETAINER, F/D Belt Trim Support Rear . . . . .	14.683	85.	ROD, F/D Lock Remote Control to Lock . . . . .	10.506
32.	RETAINER, F/D Lock Cylinder . . . . .	10.551	86.	CLIP, F/D Inside Locking Rod to Inner Panel . . . . .	10.565
33.	CYLINDER ASSY, F/D Lock . . . . .	10.548	87.	ROD ASSY, F/D Inside Locking to Lock . . . . .	10.563
34.	GASKET, F/D Lock Cylinder to Door . . . . .	10.529	88.	FERRULE, F/D Inside Locking Rod Knob . . . . .	10.560
35.	HANDLE, F/D Outside Less Push Button (37-67-87 Styles Only) . . . . .	10.527	89.	KNOB, F/D Inside Locking Rod . . . . .	10.559
36.	SCREW, F/D Outside Hdle to Panel . . . . .	10.527	90.	PLATE, F/D Wedge Door Side (67 Styles Only) . . . . .	10.584
37.	BUTTON & SHAFT ASSY, F/D Handle Push (37-67-87 Styles Only) . . . . .	10.529	91.	PLATE, F/D Wedge Body Side (67 Styles Only) . . . . .	10.584
38.	SPRING, F/D Handle Push Button (37-67-87 Styles Only) . . . . .	10.529	92.	SPACER, F/D Wedge Plate Door Side (Emergency Use) . . . . .	10.584
39.	RING, F/D Handle Push Button Sealing (37-67-87 Styles Only) . . . . .	10.529	93.	LOCK ASSY, Front Door . . . . .	10.470
40.	WASHER, F/D Handle Push Button Stop (37-67-87 Styles Only) . . . . .	10.529	94.	SCREW, F/D Lock to Inner Panel . . . . .	10.474
41.	GASKET, F/D Outside Handle to Panel Front (37-67-87 Styles Only) . . . . .	10.537	95.	SPRING, F/D Lock Push Button Return . . . . .	10.474
42.	GASKET, F/D Outside Handle to Panel Rear (37-67-87 Styles Only) . . . . .	10.537	96.	SPRING, F/D Lock Over Center . . . . .	10.474
43.	HANDLE ASSY, F/D Outside Flush Type (57 Style Only) . . . . .	10.527	97.	CLIP, F/D Lock Spring . . . . .	10.474
44.	RETAINER, F/D Outside Handle (57 Style Only) . . . . .	10.529	98.	ACTUATOR ASSY, F/D Vacuum Lock . . . . .	10.485
45.	STRIKER ASSY, F/D Lock . . . . .	10.569	99.	HANDLE ASSY, F/D Lock Remote Control (57 Style Only) . . . . .	10.512
46.	WASHER, F/D Lock Striker . . . . .	10.571	100.	BUMPER, F/D Lock Pillar Door Side . . . . .	10.587
47.	PLATE, F/D Lock Striker Anchor . . . . .	10.571	101.	SEALING STRIP ASSY, F/D Btm Auxiliary (57 Style Only) . . . . .	10.694
48.	FASTENER, F/D Weatherstrip to Lock Pillar . . . . .	10.695			
49.	SUPPORT, F/D Wdo Rear Guide Cam . . . . .	10.687			
50.	CAM ASSY, F/D Wdo Guide Rear . . . . .	10.792			
51.	SCREW, F/D Wdo Guide Rear Cam . . . . .	10.792			
52.	STOP ASSY, F/D Wdo Upper Rear . . . . .	10.716			
53.	CAM ASSY, F/D Inner Panel . . . . .	10.792			
54.	BUMPER, F/D Wdo Guide Front & Rear Cam . . . . .	10.792			





REAR DOOR HARDWARE  
1968-1969 -30-4000

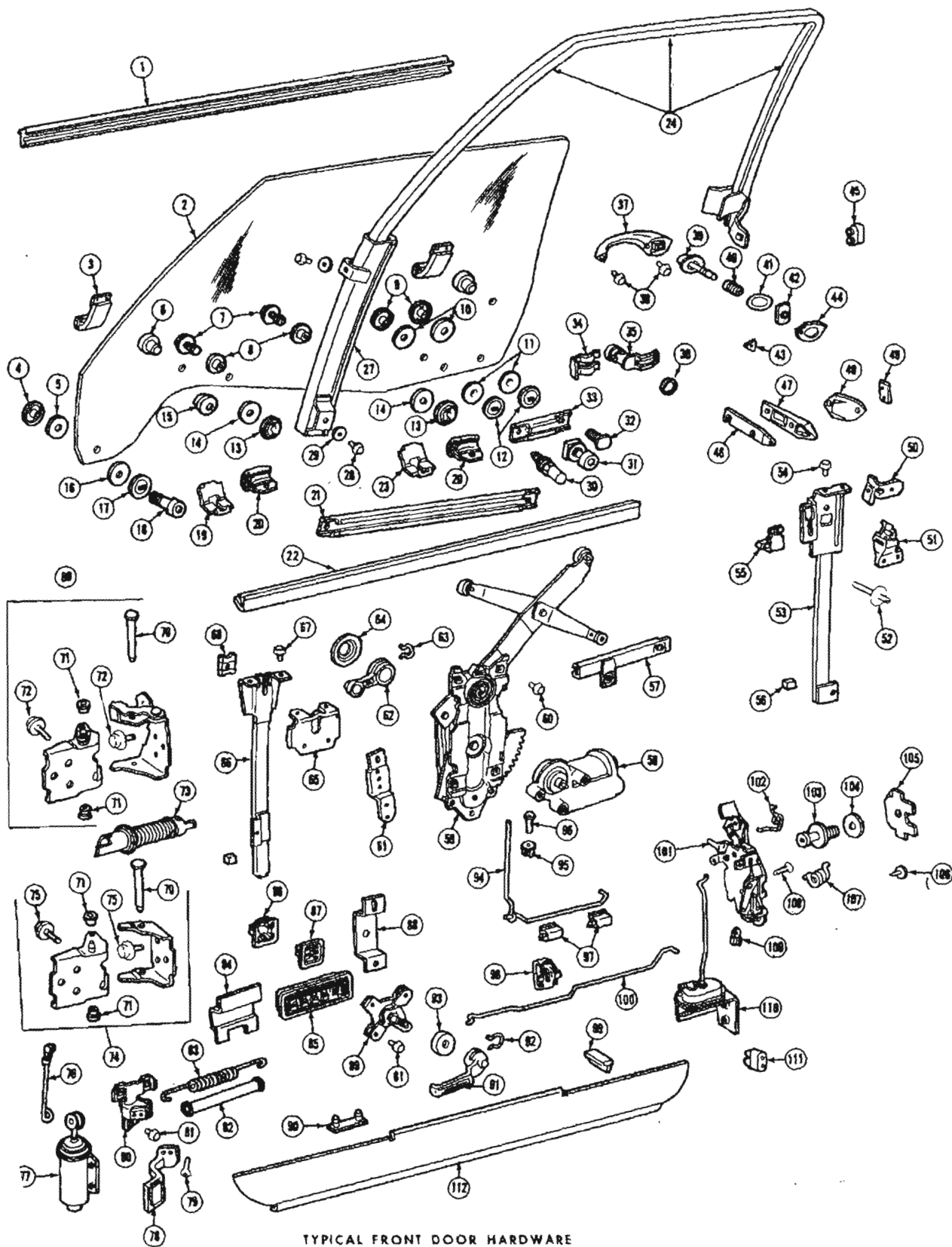
## REAR DOOR HARDWARE

### 1968-1969 -30-4000

1	CAM, Door Inner Panel . . . . .	10.792	56	GASKET, Door Outside Handle Rear . . . . .	10.537
2	CAM, Door Window Lower Sash Channel . . . . .	10.748	57	GLASS, Door Window . . . . .	10.741
* 3	CAM, Door Window Glass Rear Guide . . . . .	10.792	*58	PLATE, Door Window Guide Front . . . . .	10.747
* 4	CAM, Door Window Guide Rear . . . . .	10.792	*59	PLATE, Door Window Guide Rear . . . . .	10.747
* 5	SCREW, Door Window Guide to Panel . . . . .	10.792	60	PLUG, Door Trim Pad Sealing . . . . .	14.683
* 6	CAM, Door Window Guide Front . . . . .	10.792	61	RETAINER, Door Window Switch . . . . .	10.777
* 7	SCREW, Door Window Guide Front to Support . . . . .	10.792	*62	ROLLER, Door Window Guide Front . . . . .	10.747
** 8	CHANNEL, Door Window Lower Sash . . . . .	10.747	*63	ROLLER, Door Window Guide Rear . . . . .	10.747
* 9	CHANNEL, Door Window Front Sash . . . . .	10.747	64	STRIP, Door Bottom Drain Hole Sealing . . . . .	10.694
10	CONTROL, Door Lock Remote . . . . .	10.500	65	STRIP, Door Window Inner at Belt . . . . .	10.774
11	SCREW, Door Lock Remote Control to Panel . . . . .	10.506	66	STRIP, Door Window Outer at Belt . . . . .	10.774
12	HANDLE, Door Lock Remote Control . . . . .	10.512	67	SWITCH, Door Jamb . . . . .	11.950
13	HANDLE, Door Outside (Oldsmobile and Buick) . . . . .	10.527	*68	WEATHERSTRIP, Door Hinge Pillar at Belt . . . . .	10.694
14	HANDLE, Door Outside Less Button . . . . .	10.527	*69	WEATHERSTRIP, Door Window Frame Vertical . . . . .	10.764
15	SCREW, Door Outside Handle to Door . . . . .	10.527	*70	STOP, Door Window Rear . . . . .	10.768
16	BUTTON & SHAFT, Door Handle Push . . . . .	10.529	*71	SUPPORT, Door Window Guide Front Cam Upper . . . . .	10.765
17	RING, Door Handle Push Button Sealing . . . . .	10.529	*72	FASTENER, Door Window Glass Bearing . . . . .	10.685
18	HINGE, Door Upper (Incl. Item 19-20). . . . .	10.456	*73	BOLT, Door Window Glass Rear Guide Cam . . . . .	10.792
19	BUSHING, Door Upper Hinge . . . . .	10.464	*74	BUSHING, Door Window Glass Rear Guide Cam . . . . .	10.792
20	PIN, Door Upper Hinge . . . . .	10.466	*75	NUT, Door Window Glass Rear Guide Cam . . . . .	10.792
21	SCREW, Door Upper Hinge to Body and Door . . . . .	10.463	*76	WASHER, Door Window Glass Rear Guide Cam Steel . . . . .	10.792
22	HINGE, Door Lower . . . . .	10.460	*77	WASHER, Door Window Glass Rear Guide Cam Rubber . . . . .	10.792
23	BUSHING, Door Lower Hinge . . . . .	10.464	*78	BUSHING, Door Window Guide Front Roller . . . . .	10.792
24	PIN, Door Lower Hinge . . . . .	10.466	*79	NUT, Door Window Guide Front Roller . . . . .	10.792
25	SCREW, Door Lower Hinge to Body and Door . . . . .	10.463	*80	WASHER, Door Window Guide Front Roller Rubber . . . . .	10.792
26	SCREW, Door Lock Remote Control Handle . . . . .	10.512	*81	WASHER, Door Window Guide Front Roller Steel . . . . .	10.792
27	LOCK, Rear Door . . . . .	10.473	*82	STUD, Door Window Cam to Glass . . . . .	10.792
28	SCREW, Door Lock to Inner Panel . . . . .	10.474	*83	NUT, Door Window Cam to Glass Stud . . . . .	10.792
29	CLIP, Door Lock Spring . . . . .	10.474	*84	BUSHING, Door Window Cam to Glass Stud . . . . .	10.792
30	SPRING, Door Lock Push Button Return . . . . .	10.474	*85	WASHER, Door Window Cam to Glass Stud Steel . . . . .	10.792
31	PLATE, Rear Door Sill . . . . .	11.179	*86	WASHER, Door Window Cam to Glass Stud Rubber . . . . .	10.792
32	REGULATOR ASSY, Door Window . . . . .	10.791	87	CLIP, Door Lock Remote Control to Panel . . . . .	10.565
33	SCREW, Door Regulator to Inner Panel . . . . .	10.791	*88	STRIP, Door Window Anti Rattle . . . . .	10.774
34	MOTOR, Door Window Regulator Electric . . . . .	10.791	*89	FASTENER, Door Hinge Pillar Weatherstrip . . . . .	10.695
35	REINFORCEMENT, Door Trim at Switch . . . . .	10.777	90	SCREW, Door Lock Remote Control Handle . . . . .	10.512
**36	RETAINER, Door Window Glass Run . . . . .	10.759	91	WASHER, Door Lock Remote Control Handle . . . . .	10.517
**37	SCREW, Glass Run Channel Retainer to Panel . . . . .	10.759	92	HANDLE, Door Window Regulator . . . . .	10.797
*38	STOP, Door Window Front Up . . . . .	10.768	93	SPRING, Door Window Regulator Handle Retaining . . . . .	10.513
39	STRIKER, Door Lock . . . . .	10.569	94	SPRING, Door Window Regulator Handle . . . . .	10.806
40	WASHER, Door Lock Striker Metal . . . . .	10.571	95	PLATE, Door Window Regulator Handle Bearing . . . . .	10.515
41	WASHER, Door Lock Striker Plastic . . . . .	10.571	96	STRIP, Sash Channel Front Sealing . . . . .	N.S.
42	SWITCH & ESCUTCHEON, Door Window . . . . .	10.777	*97	SCREW, Door Window Rear Stop . . . . .	10.768
43	BUMPER, Door Lock Pillar Door Side . . . . .	10.587	98	SCREW, Door Inner Panel Cam to Panel . . . . .	10.792
*44	BUMPER, Door Window Guide Front Cam . . . . .	10.792	*99	SCREW, Door Window Guide Front to Stop . . . . .	10.792
*45	BUMPER, Door Window Guide Rear Cam . . . . .	10.792	*100	SCREW, Door Window Guide Front Support to Panel . . . . .	10.792
*46	CAP, Door Window Glass Bearing Fastener . . . . .	10.685			
**47	CHANNEL, Door Window Glass Run . . . . .	10.759			
48	ROD, Door Inside Locking to Lock . . . . .	10.563			
49	SCREW, Door Inside Locking to Lock Rod . . . . .	10.556			
50	WASHER, Door Inside Locking to Lock Rod . . . . .	10.556			
51	ROD, Door Lock Remote Control to Lock . . . . .	10.506			
52	CLIP, Door Lock Remote Control to Lock Rod . . . . .	10.565			
53	KNOB, Door Inside Locking Rod . . . . .	10.559			
54	FERRULE, Door Inside Locking Rod Knob . . . . .	10.560			
55	GASKET, Door Outside Handle Front . . . . .	10.537			

\*Hardtops

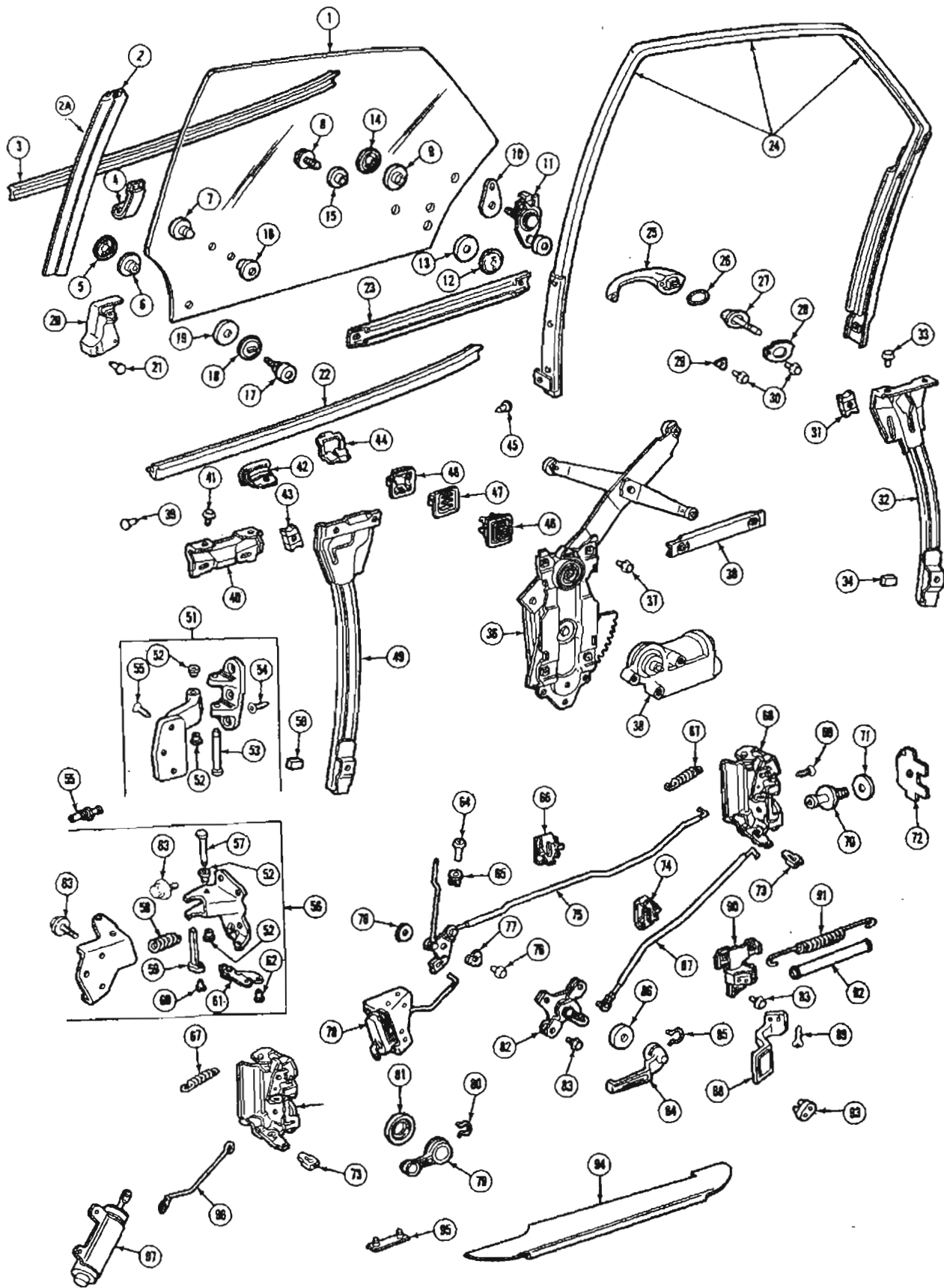
\*\*Closed Styles



TYPICAL FRONT DOOR HARDWARE  
1969-50-60-8000

## 1969 50-60-8000 FRONT DOOR HARDWARE INSTALLATION (TYPICAL)

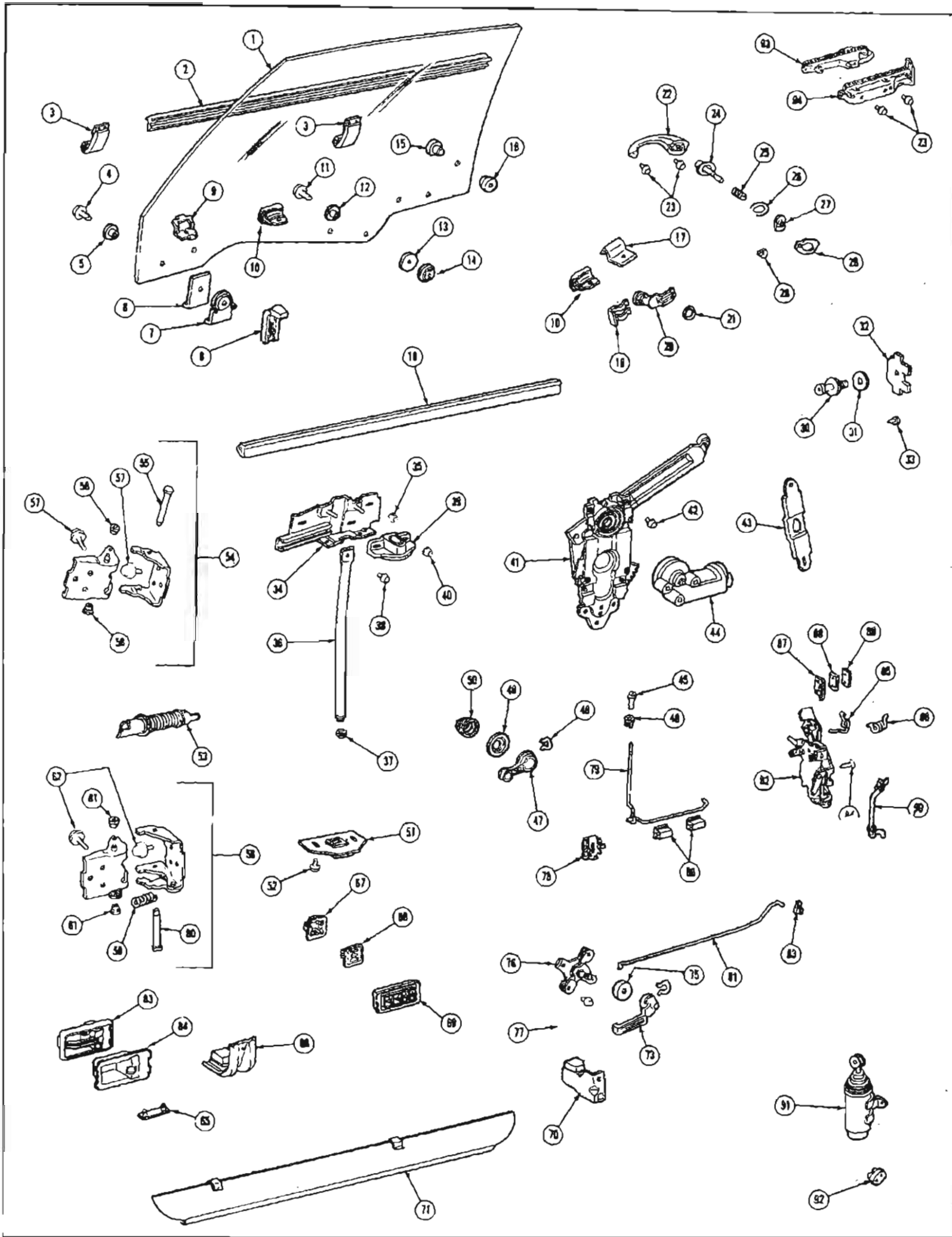
1.	SEALING STRIP ASSY, F/D Window Outer at Belt . . . . .	10.710	60.	SCREW, F/D Window Reg to Inner Panel. . . . .	10.783
2.	GLASS, F/D Window . . . . .	10.681	61.	PLATE, F/D Wire Protector . . . . .	10.777
3.	PLATE ASSY, F/D Window Guide Front & Rear . . . . .	10.728	62.	HANDLE ASSY, F/D Window Regulator (Except Cadillac) . . . . .	10.797
4.	NUT, F/D Window Guide Front Roller . . . . .	10.792	63.	SPRING, F/D Window Regulator Handle Retaining(Except Cadillac) . . . . .	10.613
5.	WASHER, F/D Window Guide (Nylon) . . . . .	10.792	64.	PLATE, F/D Window Regulator Handle Bearing (Except Cadillac) . . . . .	10.515
6.	FASTENER, F/D Window Glass Bearing . . . . .	10.685	65.	SUPPORT, F/D Window Guide Front Cam . . . . .	10.765
7.	BOLT, F/D Window Cam to Glass . . . . .	10.792	66.	CAM ASSY, F/D Window Guide Front . . . . .	10.792
8.	SPACER, F/D Window Cam to Glass . . . . .	10.792	67.	SCREW, F/D Window Guide Front Cam . . . . .	10.792
9.	NUT, F/D Window Glass Idler Cam . . . . .	10.792	68.	STOP ASSY, F/D Window Upper Front . . . . .	10.716
10.	WASHER, F/D Window Glass Idler Cam (Nylon) . . . . .	10.792	69.	HINGE ASSY, F/D Upper . . . . .	10.450
11.	BUSHING, F/D Window Glass Idler Cam . . . . .	10.792	70.	PIN, F/D Upper & Lower Hinge . . . . .	10.466
12.	WASHER, F/D Window Glass Idler Cam (Steel) . . . . .	10.792	71.	BUSHING, F/D Upper & Lower Hinge Oil Less Type . . . . .	10.464
13.	NUT, F/D Window Cam to Glass . . . . .	10.792	72.	SCREW, F/D Upper Hinge to Body & Door . . . . .	10.463
14.	WASHER, F/D Window Cam to Glass (Nylon) . . . . .	10.792	73.	CONDUIT, F/D Vacuum Hose (Exc. Cadillac) . . . . .	10.778
15.	CAP, F/D Window Glass Bearing Fastener . . . . .	10.685	74.	HINGE ASSY, Front Door Lower . . . . .	10.454
16.	BUSHING, F/D Window Guide Front Roller . . . . .	10.792	75.	SCREW, F/D Lower Hinge to Body & Door . . . . .	10.463
17.	WASHER, F/D Window Guide Front Roller (Steel) . . . . .	10.792	76.	ROD ASSY, F/D Inside Locking Lever to Actuator (Cadillac Only) . . . . .	10.563
18.	ROLLER ASSY, F/D Window Guide Front . . . . .	10.792	77.	ACTUATOR ASSY, F/D Electric Lock (Cadillac Only) . . . . .	10.485
19.	RETAINER, F/D Belt Trim Supt Front . . . . .	14.683	78.	HANDLE, F/D Lock Remote Control (Paddle Type) . . . . .	10.512
20.	STRIP ASSY, F/D Window Anti-Rattle . . . . .	10.710	79.	SCREW, F/D Lock Remote Control Handle . . . . .	10.512
21.	CAM, F/D Window Regulator . . . . .	10.792	80.	CONTROL ASSY, F/D Lock Remote (Paddle Type) . . . . .	10.500
22.	SEALING STRIP ASSY, F/D Window Inner at Belt . . . . .	10.710	81.	SCREW, F/D Lock Remote Control to Panel . . . . .	10.506
23.	RETAINER, F/D Belt Trim Supt Rear . . . . .	14.683	82.	SILENCER, F/D Lock Remote Control to Inner Panel Spring . . . . .	10.500
24.	CHANNEL ASSY, F/D Window Glass Run Upper (B-11-36-46-69) . . . . .	10.701	83.	SPRING, F/D Lock Remote Control to Inner Panel . . . . .	10.500
25.	SCREW, F/D Window Glass Run Channel Upper (B-11-36-46-69) . . . . .	10.701	84.	COVER, F/D Inner Panel Electric Switch Protector . . . . .	10.777
26.	WASHER, F/D Window Glass Run Channel Upper (B-11-36-46-69) . . . . .	10.701	85.	SWITCH & ESCN ASSY, F/D Window Five Button (Except Cadillac) . . . . .	(N.S.) 10.777
27.	CHANNEL ASSY, F/D Window Glass Run Lower (B-11-36-46-69) . . . . .	10.701	86.	REINFORCEMENT, F/D Trim at Window Switch (Except Cadillac) . . . . .	10.777
28.	SCREW, F/D Window Glass Run Channel Lower (B-11-36-46-69) . . . . .	10.701	87.	RETAINER, F/D Window Switch Excutechon (Except Cadillac) . . . . .	10.777
29.	WASHER, F/D Window Glass Run Channel Lower (B-11-36-46-69) . . . . .	10.701	88.	PLATE, F/D Vacuum Switch Protector (Except Cadillac) . . . . .	10.777
30.	STUD, F/D Window Idler Cam to Glass . . . . .	10.792	89.	CONTROL ASSY, F/D Lock Remote (Except Cadillac) . . . . .	10.500
31.	ROLLER ASSY, F/D Window Guide Rear . . . . .	10.792	90.	SEALING STRIP, F/D Bottom Drain Hole . . . . .	10.694
32.	BOLT, F/D Window Idler Cam to Glass . . . . .	10.792	91.	HANDLE ASSY, F/D Lock Remote Control (Except Cadillac) . . . . .	10.512
33.	CAM ASSY, F/D Window Glass Idler . . . . .	10.792	92.	SPRING, F/D Lock Remote Control Handle Retaining (Except Cadillac) . . . . .	10.513
34.	RETAINER, F/D Lock Cylinder . . . . .	10.551	93.	WASHER, F/D Lock Remote Control Handle Sealing (Except Cadillac) . . . . .	10.517
35.	CYLINDER ASSY, F/D Lock . . . . .	10.548	94.	ROD ASSY, F/D Inside Locking to Lock . . . . .	10.563
36.	GASKET, F/D Lock Cylinder to Door . . . . .	10.529	95.	FERRULE, F/D Inside Locking Rod Knob . . . . .	10.560
37.	HANDLE, F/D Outside Less Button . . . . .	10.527	96.	KNOB, F/D Inside Locking Rod . . . . .	10.559
38.	SCREW, F/D Outside Handle to Panel . . . . .	10.527	97.	CLIP, F/D Inside Locking Rod to Inner Panel . . . . .	10.565
39.	BUTTON & SHAFT ASSY, F/D Handle Push SPRING, F/D Handle Push Button . . . . .	10.529	98.	CLIP, F/D Lock Remote Control Rod to Inner Panel . . . . .	10.565
40.	RING, F/D Handle Push Button Sealing . . . . .	10.529	99.	BUMPER, F/D Window Stop . . . . .	10.716
41.	WASHER, F/D Handle Push Button Stop . . . . .	10.529	100.	ROD, F/D Lock Remote Control to Lock . . . . .	10.506
42.	GASKET, F/D Outside Handle to Panel Rear . . . . .	10.537	101.	LOCK ASSY, Front Door . . . . .	10.470
43.	GASKET, F/D Outside Handle to Panel Front . . . . .	10.537	102.	SPRING, F/D Lock Push Button Return . . . . .	10.474
44.	BUMPER, F/D Lock Pillar Door Side . . . . .	10.587	103.	STRIKER ASSY, F/D Lock . . . . .	10.569
45.	SPACER, F/D Wedge Plate Door Side (67 Styles Only) . . . . .	10.584	104.	WASHER, Front Door Lock Striker . . . . .	10.571
46.	PLATE, F/D Wedge Door Side (67 Styles Only) . . . . .	10.584	105.	PLATE, Front Door Lock Striker Anchor . . . . .	10.571
47.	PLATE, F/D Wedge Body Side (67 Styles Only) . . . . .	10.584	106.	FASTENER, F/D Weatherstrip to Lock Pillar . . . . .	10.695
48.	SPACER, F/D Wedge Plate Body Side (67 Styles Only) . . . . .	10.584	107.	SPRING, F/D Lock Over Center . . . . .	10.474
49.	PLATE ASSY, F/D Window Upper Rear Guide . . . . .	10.728	108.	SCREW, F/D Lock to Inner Panel . . . . .	10.474
50.	SUPPORT, F/D Window Guide Rear Cam Upper . . . . .	10.765	109.	CLIP, Front Door Lock Spring . . . . .	10.474
51.	STUD, F/D Window Rear Guide to Panel . . . . .	10.792	110.	ACTUATOR ASSY, F/D Vacuum Lock (Except Cadillac) . . . . .	10.485
52.	CAM ASSY, F/D Window Guide Rear . . . . .	10.792	111.	BUMPER, F/D Lock Pillar Door Side . . . . .	10.587
53.	SCREW, F/D Window Guide Rear Cam . . . . .	10.792	112.	SEALING STRIP, F/D Bottom Auxiliary . . . . .	10.694
54.	STOP ASSY, F/D Window Rear Upper . . . . .	10.716			
55.	BUMPER, F/D Window Guide Cam Front & Rear . . . . .	10.792			
56.	CAM ASSY, F/D Inner Panel . . . . .	10.792			
57.	MOTOR ASSY, F/D Window Regulator Electric . . . . .	10.783			
58.	REGULATOR ASSY, F/D Window . . . . .	10.783			
59.					



TYPICAL  
 REAR DOOR HARDWARE  
 1969-1970 -50-60-8000

## 1969-1970 50-60-8000 REAR DOOR HARDWARE INSTALLATION (TYPICAL)

1.	GLASS, Rear Door Window . . . . .	10.741	51.	HINGE ASSY, Rear Door Upper. . . . .	10.456
2.	WEATHERSTRIP ASSY, Rear Door Window Frame Vertical. . . . .	10.764	52.	BUSHING, Rear Door Upper & Lower Hinge Oil Less Type . . . . .	10.464
2. A	CHANNEL, RR. Frt. Wind. Sash Vert. . . . .	10.747	53.	PIN, Rear Door Upper Hinge . . . . .	10.466
3.	SEALING STRIP ASSY, Rear Door Window Outer at Belt. . . . .	10.774	54.	BOLT, Rear Door Upper Hinge . . . . .	10.463
4.	PLATE ASSY, Rear Door Window Guide Front and Rear. . . . .	10.747	55.	SWITCH ASSY, Rear Door Jamb . . . . .	11.950
5.	NUT, Rear Door Window Guide Front Roller .	10.747	56.	HINGE ASSY, Rear Door Lower . . . . .	10.460
6.	BUSHING, Rear Door Window Guide Front Roller . . . . .	10.747	57.	PIN, Rear Door Lower Hinge . . . . .	10.466
7.	FASTENER, Rear Door Window Glass Bearing	10.745	58.	SPRING, Rear Door Lower Hinge . . . . .	10.460
8.	BOLT, Rear Door Window Glass to Cam . . .	10.792	59.	LINK CONTROL, Rear Door Lower Hinge (Comp. of item 56) . . . . .	N.S.S.
9.	BUSHING, Rear Door Window Guide Rear Roller	10.747	60.	PIN, Rear Door Lower Hinge Link Control (Comp. of item 56) . . . . .	N.S.S.
10.	WASHER, Rear Door Window Guide Rear Roller . . . . .	10.747	61.	LINK & RIVET ASSY, Rear Door Lower Hinge (Comp. of item 56) . . . . .	N.S.S.
11.	ROLLER ASSY, Rear Door Window Guide Rear	10.747	62.	RIVET, Rear Door Lower Hinge Link (Comp. of item 56) . . . . .	N.S.S.
12.	NUT, Rear Door Window Glass to Cam . . .	10.747	63.	SCREW, Rear Door Lower Hinge . . . . .	10.463
13.	WASHER, Rear Door Window Glass to Cam (Nylon) . . . . .	10.745	64.	KNOB, Rear Door Inside Locking Rod . . . .	10.559
14.	NUT, Rear Door Window Guide Rear Roller	10.747	65.	FERRULE, Rear Door Inside Locking Rod Knob	10.560
15.	SPACER, Rear Door Window Glass to Cam . .	10.745	66.	CLIP, Rear Door Inside Locking Rod to Panel . . . . .	10.565
16.	CAP, Rear Door Window Glass Bearing Fastener . . . . .	10.685	67.	SPRING, Rear Door Lock Push-Button Return.	10.474
17.	ROLLER ASSY, Rear Door Window Guide Front . . . . .	10.747	68.	LOCK ASSY, Rear Door . . . . .	10.473
18.	WASHER, Rear Door Window Guide Front Roller (Steel) . . . . .	10.745	69.	SCREW, Rear Door Lock to Inner Panel . . .	10.474
19.	WASHER, Rear Door Window Guide (Nylon)	10.745	70.	STRIKER ASSY, Rear Door Lock . . . . .	10.569
20.	SEALING STRIP ASSY, Rear Door Hinge Pillar at Belt . . . . .	10.694	71.	WASHER, Rear Door Lock Striker . . . . .	10.571
21.	FASTENER, Rear Door Hinge Pillar Sealing Strip to Panel . . . . .	10.695	72.	PLATE, Rear Door Lock Striker Anchor . . . .	10.571
22.	SEALING STRIP ASSY, Rear Door Window Inner at Belt . . . . .	10.774	73.	CLIP, Rear Door Lock Spring . . . . .	10.474
23.	CAM, Rear Door Window Regulator . . . . .	10.792	74.	CLIP, Rear Door Lock Remote Control Rod to Panel . . . . .	10.565
24.	CHANNEL ASSY, Rear Door Window Glass Run (B-36-46-69 styles only) . . . . .	10.759	75.	ROD ASSY, Rear Door Inside Locking to Lock . . . . .	10.563
25.	HANDLE ASSY, Rear Door Outside Less Button	10.527	76.	SCREW, Rear Door Inside Locking to Lock Rod . . . . .	10.556
26.	RING, Rear Door Handle Push-Button Sealing	10.529	77.	WASHER, Rear Door Inside Locking to Lock Rod . . . . .	10.556
27.	BUTTON & SHAFT ASSY, Rear Door Handle Push . . . . .	10.529	78.	ACTUATOR ASSY, Rear Door Vacuum Lock (Except Cadillac) . . . . .	10.485
28.	GASKET, Rear Door Outside Handle to Panel Rear . . . . .	10.537	79.	HANDLE ASSY, Rear Door Window Regulator (Except Cadillac) . . . . .	10.797
29.	GASKET, Rear Door Outside Handle to Panel Front . . . . .	10.537	80.	SPRING, Rear Door Window Regulator Handle Retaining (Except Cadillac) . . . . .	10.513
30.	SCREW, Rear Door Outside Handle to Panel .	10.527	81.	PLATE, Rear Door Window Regulator Handle Bearing (Except Cadillac) . . . . .	10.515
31.	STOP, Rear Door Window Rear Upper. . . . .	10.768	82.	CONTROL ASSY, Rear Door Lock Remote (Except Cadillac) . . . . .	10.500
32.	CAM ASSY, Rear Door Window Guide Rear .	10.792	83.	SCREW, Rear Door Lock Remote Control to Panel . . . . .	10.506
33.	SCREW, Rear Door Window Guide Rear Cam	10.792	84.	HANDLE ASSY, Rear Door Lock Remote Control (Except Cadillac) . . . . .	10.512
34.	BUMPER, Rear Door Window Guide Rear Cam	10.792	85.	SPRING, Rear Door Lock Remote Control Handle Retaining (Except Cadillac) . . . . .	10.513
35.	CAM ASSY, Rear Door Inner Panel . . . . .	10.792	86.	WASHER, Rear Door Lock Remote Control Handle Sealing (Except Cadillac) . . . . .	10.517
36.	REGULATOR ASSY, Rear Door Window . . .	10.791	87.	ROD, Rear Door Lock Remote Control to Lock. . . . .	10.506
37.	SCREW, Rear Door Window Regulator to Panel	10.791	88.	HANDLE, Rear Door Lock Remote Control (Paddle Type) . . . . .	10.512
38.	MOTOR ASSY, Rear Door Window Regulator Electric . . . . .	10.791	89.	SCREW, Rear Door Remote Control Handle .	10.512
39.	FASTENER, Rear Door Weatherstrip to Hinge Pillar . . . . .	10.695	90.	CONTROL ASSY, Rear Door Lock Remote (Paddle Type) . . . . .	10.500
40.	SUPPORT, Rear Door Window Guide Front Cam Upper. . . . .	10.765	91.	SPRING, Rear Door Lock Remote Control to Inner Panel . . . . .	10.500
41.	SCREW, Rear Door Window Guide Front Cam	10.792	92.	SILENCER, Rear Door Lock Remote Control to Inner Panel Spring . . . . .	10.500
42.	STRIP ASSY, Rear Door Window Anti-Rattle	10.774	93.	BUMPER, Rear Door Lock Pillar Door Side .	10.587
43.	STOP ASSY, Front Door Window Front Upper	10.768	94.	SEALING STRIP, Rear Door Bottom Auxiliary	10.694
44.	RETAINER, Rear Door Belt Trim Support Front and Rear. . . . .	14.683	95.	SEALING STRIP, Rear Door Bottom Drain Hole . . . . .	10.694
45.	FASTENER, Rear Door Weatherstrip to Lock Pillar . . . . .	10.695	96.	ROD ASSY, Rear Door Inside Locking to Lock (Cadillac Only) . . . . .	10.563
46.	SWITCH & ESCN. ASSY, Rear Door Window 1 Button (Except Cadillac) . . . . .	10.777	97.	ACTUATOR ASSY, Rear Door Electric Lock (Cadillac Only) . . . . .	10.485
47.	REINFORCEMENT, Rear Door Trim at Window Switch (Except Cadillac) . . . . .	10.777			
48.	RETAINER, Rear Door Window Switch Escutcheon (Except Cadillac) . . . . .	10.777			
49.	CAM ASSY, Rear Door Window Guide Front	10.792			
50.	BUMPER, Rear Door Window Guide Front Cam . . . . .	10.792			



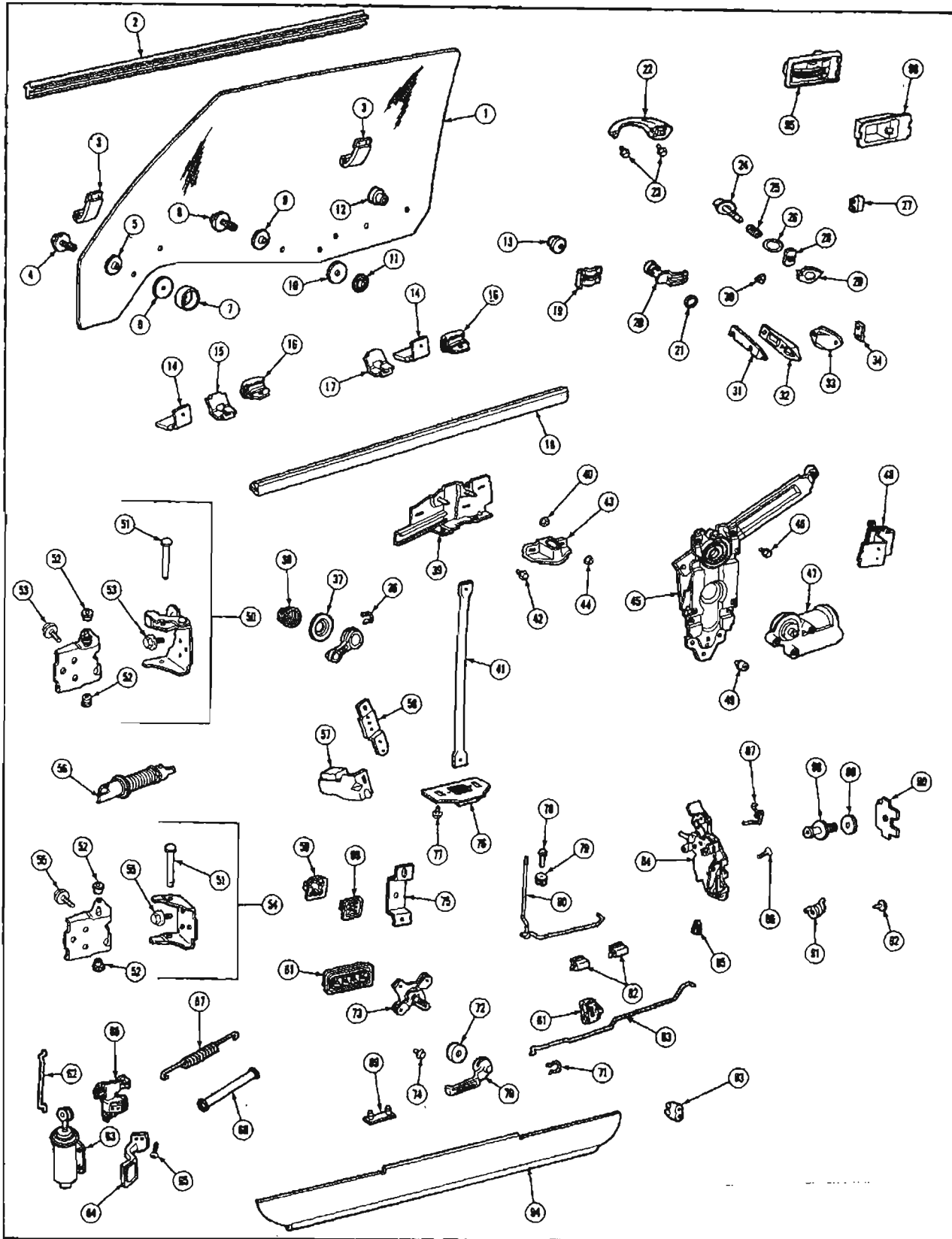
FRONT DOOR HARDWARE 1970-1972-30-4000 2-DOORS

## FRONT DOOR HARDWARE INSTALLATION (TYPICAL)

### 1970 1972-30-4000 2-DOORS

1.	GLASS - F/D Window	10.681	48.	SPRING - F/D Window Regulator Handle Retaining	10.513
2.	SEALING STRIP ASSY. - F/D Window Outer At Belt	10.710	49.	PLATE - F/D Window Regulator Handle Bearing	10.515
3.	PLATE ASSY. - F/D Window Guide Front and Rear	10.728	50.	SPRING - F/D Window Regulator Handle	10.806
4.	BOLT - F/D Window Up Stop To Glass	10.685	51.	GUIDE ASSY. - F/D Window Lower Sash Lower	10.685
5.	SPACER - F/D Window Up Stop To Glass	10.685	52.	SCREW - F/D Lower Sash Guide To Panel	10.685
6.	FILLER - F/D Up Stop Retaining Plate	10.685	53.	CONDUIT - F/D Electric Wiring	10.778
7.	PLATE - F/D Window Up Stop Retainer	10.685	54.	HINGE ASSY. - F/D Upper	10.450
8.	STOP - F/D Window Up On Glass	10.716	55.	PIN - F/D Upper Hinge	10.466
9.	RETAINER - F/D Belt Trim Support Front	14.683	56.	BUSHING - F/D Upper Hinge Oil Less Type	10.464
10.	STRIP ASSY. - F/D Window Anti-Rattle Front and Rear	10.710	57.	SCREW - F/D Upper Hinge To Body and Door	10.463
11.	BOLT - F/D Window Plate Assembly To Glass	10.685	58.	HINGE ASSY. - F/D Lower	10.454
12.	SPACER - F/D Window Plate Assembly To Glass	10.685	59.	SPRING - F/D Lower Hinge	10.460
13.	WASHER - F/D Window Plate Assembly To Glass	10.685	60.	PIN - F/D Lower Hinge (Comp. of Item 58)	N.S.S.
14.	NUT - F/D Window Plate Assembly To Glass	10.685	61.	BUSHING - F/D Lower Hinge (Comp. of Item 58)	N.S.S.
15.	FASTENER - F/D Window Glass Bearing	10.685	62.	SCREW - F/D Lower Hinge To Body and Door	10.463
16.	CAP - F/D Window Glass Bearing Fastener	10.685	63.	HANDLE ASSY. - F/D Remote Control (Pontiac 57 Style Only)	10.512
17.	RETAINER - F/D Belt Trim Support Rear	14.683	64.	ESCUTCHEON - F/D Remote Control Handle (Pontiac 57 Style Only)	10.515
18.	SEALING STRIP ASSY. - F/D Window Inner At Belt	10.710	65.	SEALING STRIP - F/D Bottom Drain Hole	10.694
19.	RETAINER - F/D Lock Cylinder	10.551	66.	SUPPORT ASSY. - F/D Window Bumper Front	10.716
20.	CYLINDER ASSY. - F/D Lock	10.548	67.	RETAINER - F/D Window Switch Escutcheon (Except Pontiac 57 Style)	10.777
21.	GASKET - F/D Lock Cylinder To Door	10.529	68.	REINFORCEMENT - F/D Trim At Window Switch (Except Pontiac 57 Style)	10.777
22.	HANDLE - F/D Outside Less Push Button (Except Pontiac 57)	10.527	69.	SWITCH & ESCUTCHEON ASSY. - F/D Window Four Button (Except Pontiac 57 Style)	10.777
23.	SCREW - F/D Outside Handle To Panel	10.527	70.	SUPPORT ASSY. - F/D Window Bumper Rear	10.716
24.	BUTTON AND SHAFT ASSY. - F/D Handle Push (Except Pontiac 57)	10.529	71.	SEALING STRIP ASSY. - F/D Bottom Auxiliary (Pontiac 57 Style Only)	10.694
25.	SPRING - F/D Handle Push Button (Except Pontiac 57)	10.529	73.	HANDLE ASSY. - F/D Lock Remote Control (Except Pontiac 57 Style)	10.512
26.	RING - F/D Handle Push Button Sealing (Except Pontiac 57)	10.529	74.	SPRING - F/D Lock Remote Control Handle Retaining (Except Pontiac 57 Style)	10.513
27.	WASHER - F/D Handle Push Button Stop (Except Pontiac 57)	10.529	75.	WASHER - F/D Lock Remote Control Hole Sealing (Except Pontiac 57 Style)	10.517
28.	GASKET - F/D Outside Handle To Panel Front (Except Pontiac 57)	10.537	76.	CONTROL ASSY. - F/D Lock Remote (Except Pontiac 57 Style)	10.500
29.	GASKET - F/D Outside Handle To Panel Rear (Except Pontiac 57)	10.537	77.	SCREW - F/D Lock Remote Control To Inner Panel	10.506
30.	STRIKER ASSY. - F/D Lock	10.569	78.	CLIP - F/D Lock Remote Control Rod To Panel	10.565
31.	WASHER - F/D Lock Striker	10.571	79.	ROD ASSY. - F/D Inside Locking To Lock	10.563
32.	PLATE - F/D Lock Striker Anchor	10.571	80.	CLIP - F/D Inside Locking Rod To Inner Panel	10.565
33.	FASTENER - F/D Weatherstrip To Lock Pillar	10.695	81.	ROD - F/D Lock Remote Control To Lock	10.506
34.	PLATE ASSY. - F/D Window Lower Sash Guide	10.728	82.	LOCK ASSY. - F/D	10.470
35.	NUT - F/D Lower Sash Guide Plate	10.685	83.	CLIP - F/D Lock Spring	10.474
36.	TUBE ASSY. - F/D Window Guide	10.728	84.	SCREW - F/D Lock To Inner Panel	10.474
37.	NUT - F/D Window Guide Tube Lower To Panel	10.728	85.	SPRING - F/D Lock Push Button Return	10.474
38.	SCREW - F/D Window Guide Tube Upper To Panel	10.728	86.	SPRING - F/D Lock Over Center	10.474
39.	GUIDE ASSY. - F/D Window Lower Sash Upper	10.685	87.	PLATE - F/D Wedge Door Side (67 Styles Only)	10.584
40.	NUT - F/D Window Lower Sash Upper Guide	10.685	88.	PLATE - F/D Wedge Body Side (67 Styles Only)	10.584
41.	REGULATOR ASSY. - F/D Window	10.783	89.	SPACER - F/D Wedge Plate Door Side (Emergency Use) (67 Styles Only)	10.584
42.	SCREW - F/D Window Regulator To Inner Panel	10.783	90.	ROD - F/D Electric Actuator To Lock	10.485
43.	RETAINER - F/D Remote Control Rod (Pontiac 57 Styles Only)	10.565	91.	ACTUATOR ASSY. - F/D Electric Lock	10.485
44.	MOTOR ASSY. - F/D Window Regulator Electric	10.783	92.	BUMPER - F/D Lock Pillar Door Side	10.587
45.	KNOB - F/D Inside Locking Rod	10.559	93.	HANDLE ASSY. - F/D Outside Flush Type (Pontiac 57 Style Only)	10.527
46.	FERRULE ASSY. - F/D Inside Locking Rod Knob	10.560	94.	RETAINER - F/D Outside Handle (Pontiac 57 Style Only)	10.529
47.	HANDLE ASSY. - F/D Window Regulator	10.797			



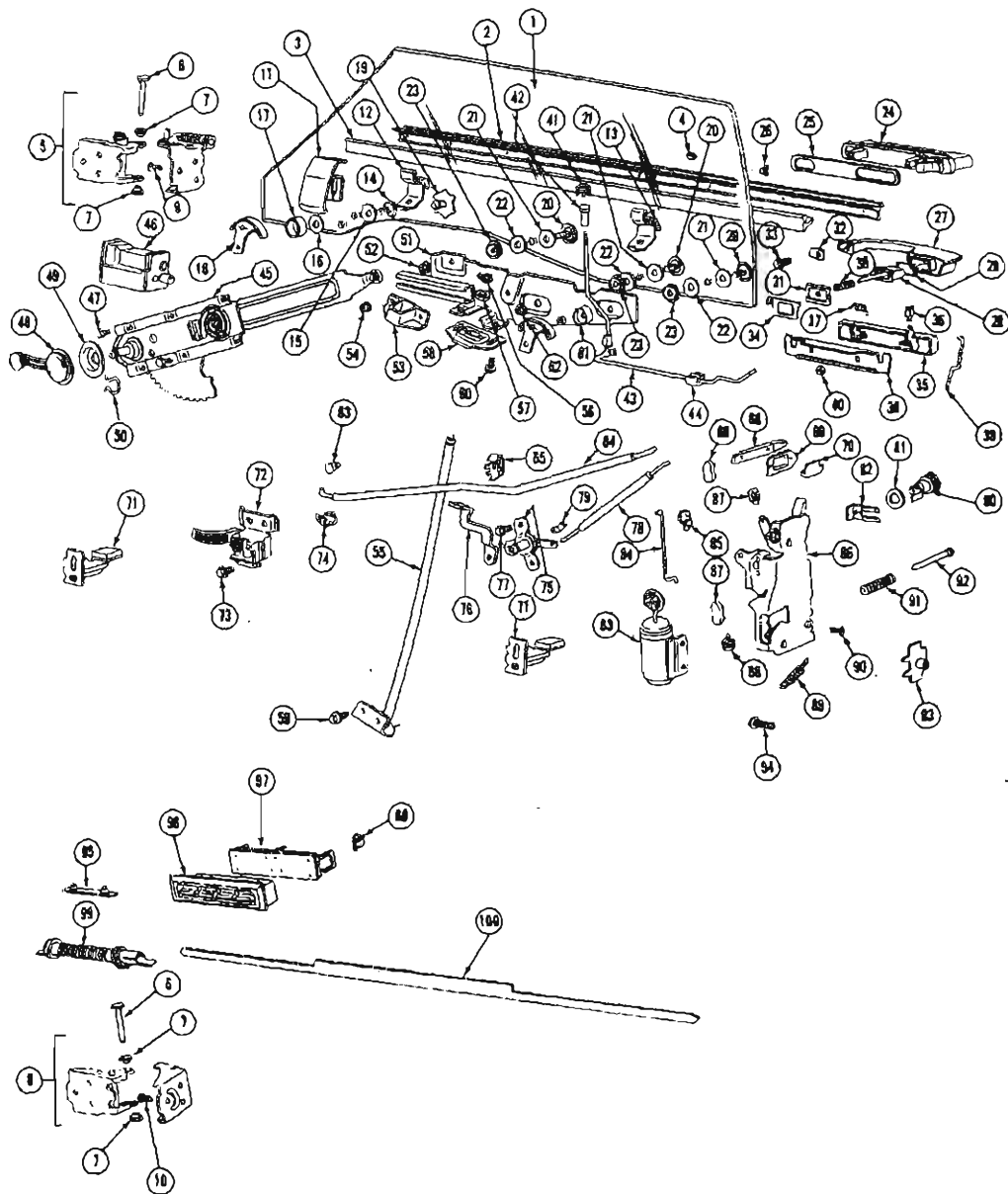


FRONT DOOR HARDWARE INSTALLATION  
1970-50-60-8000 2 DOORS

BUICK MOTOR DIVISION, GENERAL MOTORS CORPORATION

## FRONT DOOR HARDWARE INSTALLATION (TYPICAL) 1970-50-60-8000 2-DOORS

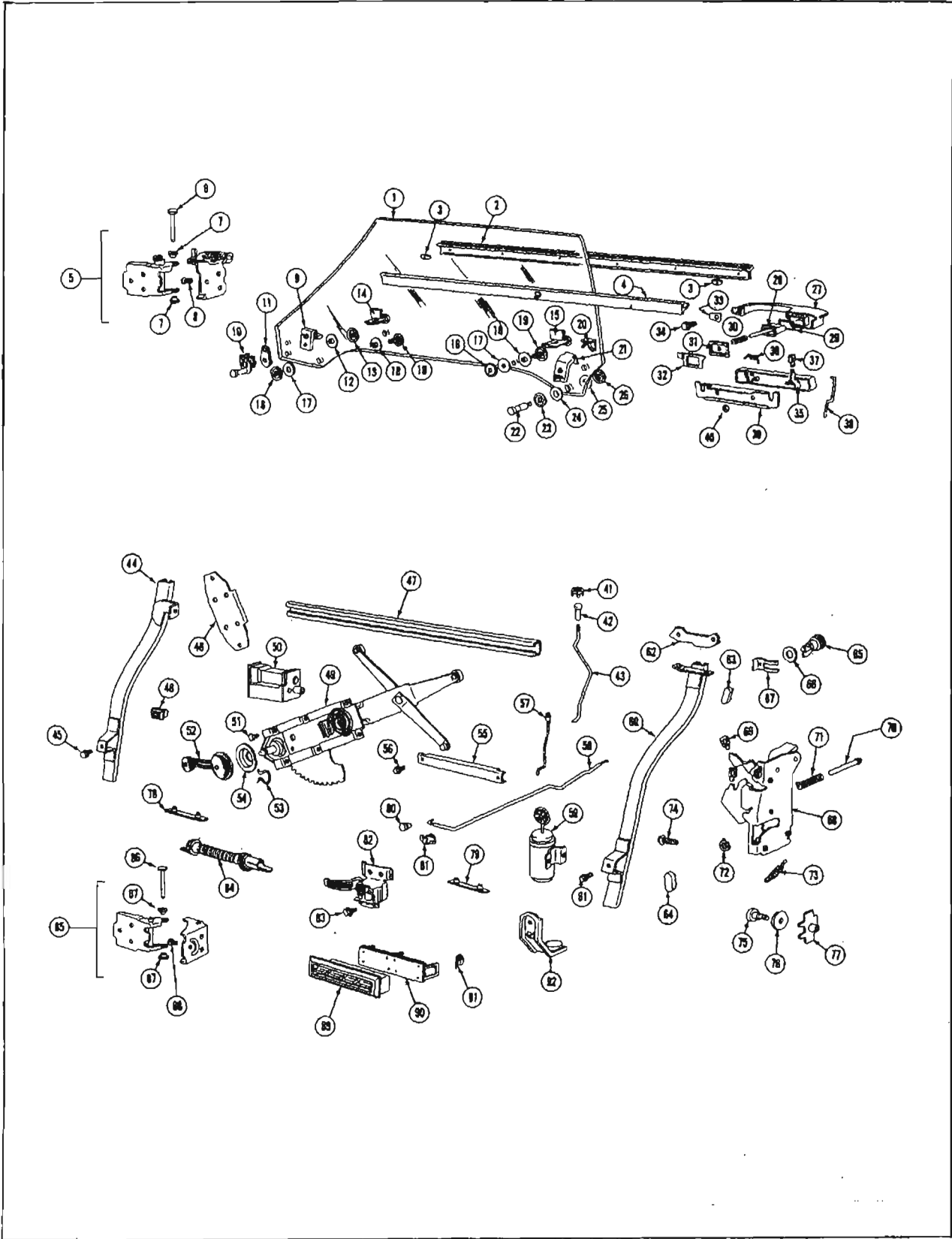
1.	GLASS - F/D Window . . . . .	10.681	48.	CHANNEL ASSY - F/D Window Anti-Rattle . . . . .	10.701
2.	SEALING STRIP ASSY. - F/D Window Outer At Belt . . . . .	10.710	49.	BUMPER - F/D Window Electric . . . . .	10.791
3.	PLATE ASSY. - F/D Window Guide Front and Rear . . . . .	10.728	50.	HINGE ASSY. - F/D Upper . . . . .	10.450
4.	BOLT - F/D Window Up Stop To Glass . . . . .	10.685	51.	PIN - F/D Upper and Lower Hinge . . . . .	10.466
5.	BUSHING - F/D Window Up Stop To Glass . . . . .	10.685	52.	BUSHING - F/D Upper and Lower Hinge Oil Less Type . . . . .	10.464
6.	WASHER - F/D Window Up Stop To Glass . . . . .	10.685	53.	SCREW - F/D Upper Hinge To Body and Door . . . . .	10.463
7.	STOP - F/D Window Glass Up . . . . .	10.716	54.	HINGE ASSY. - F/D Lower . . . . .	10.454
8.	BOLT - F/D Window Plate Assembly To Glass . . . . .	10.685	55.	SCREW - F/D Lower Hinge To Body and Door . . . . .	10.463
9.	BUSHING - F/D Window Plate Assembly To Glass . . . . .	10.685	56.	CONDUIT - F/D Electric Wiring . . . . .	10.778
10.	WASHER - F/D Window Plate Assembly To Glass . . . . .	10.685	57.	SUPPORT ASSY. - F/D Window Bumper . . . . .	10.716
11.	NUT - F/D Window Plate Assembly To Glass . . . . .	10.685	58.	PLATE - F/D Wiring Protector . . . . .	10.777
12.	FASTENER - F/D Window Glass Bearing . . . . .	10.685	59.	REINFORCEMENT - F/D Trim At Window Switch (Except Cadillac) . . . . .	10.777
13.	CAP - F/D Window Glass Bearing Fastener . . . . .	10.685	60.	RETAINER - F/D Window Switch Escutcheon (Except Cadillac) . . . . .	10.777
14.	STOP - F/D Up (On Panel) . . . . .	10.716	61.	SWITCH AND ESCUTCHEON ASSY. - F/D Window 4 Button (Except Cadillac) . . . . .	10.777
15.	RETAINER - F/D Belt Trim Support Front . . . . .	14.683	62.	ROD - F/D Inside Locking Lever To Actuator . . . . .	10.563
16.	STRIP ASSY. - F/D Window Anti-Rattle . . . . .	10.710	63.	ACTUATOR ASSY. - F/D Electric Lock . . . . .	10.485
17.	RETAINER - F/D Belt Trim Support Rear . . . . .	14.683	64.	HANDLE - F/D Lock Remote Control (Paddle Type) . . . . .	10.512
18.	SEALING STRIP ASSY. - F/D Window Inner At Belt . . . . .	10.710	65.	SCREW - F/D Lock Remote Control Handle . . . . .	10.512
19.	RETAINER - F/D Lock Cylinder . . . . .	10.551	66.	CONTROL ASSY. - F/D Lock Remote (Paddle Type) . . . . .	10.500
20.	CYLINDER ASSY. - F/D Lock . . . . .	10.548	67.	SPRING - F/D Lock Remote Control To Inner Panel . . . . .	10.500
21.	GASKET - F/D Lock Cylinder To Door . . . . .	10.529	68.	SILENCER - F/D Lock Remote Control To Inner Panel Spring . . . . .	10.500
22.	HANDLE - F/D Outside Less Button . . . . .	10.527	69.	SEALING STRIP - F/D Bottom Drain Hole . . . . .	10.694
23.	SCREW - F/D Outside Handle To Panel . . . . .	10.527	70.	HANDLE ASSY - F/D Lock Remote Control (Except Cadillac) . . . . .	10.512
24.	BUTTON AND SHAFT ASSY. - F/D Handle Push . . . . .	10.529	71.	SPRING - F/D Lock Remote Control Handle Retaining (Except Cadillac) . . . . .	10.513
25.	SPRING - F/D Handle Push . . . . .	10.529	72.	WASHER - F/D Lock Remote Control Handle Sealing (Except Cadillac) . . . . .	10.517
26.	RING - F/D Handle Push Button Sealing . . . . .	10.529	73.	CONTROL ASSY. - F/D Lock Remote (Except Cadillac) . . . . .	10.500
27.	BUMPER - F/D Lock Pillar Upper Door Side . . . . .	10.587	74.	SCREW - F/D Lock Remote Control To Panel . . . . .	10.506
28.	WASHER - F/D Handle Push Button Stop . . . . .	10.529	75.	PLATE - F/D Electric Lock Switch Protector . . . . .	10.777
29.	GASKET - F/D Outside Handle To Panel Rear . . . . .	10.537	76.	GUIDE ASSY. - F/D Window Lower Sash Lower . . . . .	10.685
30.	GASKET - F/D Outside Handle To Panel Front . . . . .	10.537	77.	SCREW - F/D Window Lower Sash Guide To Plate . . . . .	10.685
31.	SPACER - F/D Wedge Plate Door Side (67 Styles Only) . . . . .	10.584	78.	KNOB - F/D Inside Locking Rod . . . . .	10.559
32.	PLATE - F/D Wedge Door Side (67 Styles Only) . . . . .	10.584	79.	FERRULE ASSY. - F/D Inside Locking Rod Knob . . . . .	10.560
33.	PLATE - F/D Wedge Body Side (67 Styles Only) . . . . .	10.584	80.	ROD ASSY. - F/D Inside Locking To Lock . . . . .	10.563
34.	SPACER - F/D Wedge Plate Body Side (67 Styles Only) . . . . .	10.584	81.	CLIP - F/D Lock Remote Control To Inner Panel . . . . .	10.565
35.	HANDLE ASSY. - F/O Window Regulator (Except Cadillac) . . . . .	10.797	82.	CLIP - F/D Inside Locking Rod To Inner Panel . . . . .	10.565
36.	SPRING - F/D Window Regulator Handle Retaining (Except Cadillac) . . . . .	10.513	83.	ROD - F/D Lock Remote Control To Lock . . . . .	10.506
37.	PLATE - F/D Window Regulator Handle Bearing (Except Cadillac) . . . . .	10.515	84.	LOCK ASSY. - F/D . . . . .	10.470
38.	SPRING - F/D Window Regulator Handle (Except Cadillac) . . . . .	10.806	85.	CLIP - F/D Lock Spring . . . . .	10.474
39.	PLATE ASSY. - F/D Window Lower Sash Guide . . . . .	10.728	86.	SCREW - F/D Lock To Inner Panel . . . . .	10.474
40.	NUT - F/D Window Lower Sash Guide Plate . . . . .	10.685	87.	SPRING - F/D Lock Push Button Return . . . . .	10.474
41.	TUBE ASSY - F/D Window Guide . . . . .	10.728	88.	STRIKER ASSY. - F/D Lock . . . . .	10.569
42.	SCREW - F/D Window Guide Tube To Panel . . . . .	10.728	89.	WASHER - F/D Lock Striker . . . . .	10.571
43.	GUIDE ASSY - F/D Window Lower Sash Upper . . . . .	10.685	90.	PLATE - F/D Lock Striker Anchor . . . . .	10.571
44.	NUT - F/D Window Lower Sash Upper Guide . . . . .	10.685	91.	SPRING - F/D Lock Over Center . . . . .	10.474
45.	REGULATOR ASSY. - F/D Window . . . . .	10.783	92.	FASTENER - F/D Weatherstrip To Lock Pillar . . . . .	10.695
46.	SCREW - F/D Window Regulator To inner Panel . . . . .	10.783	93.	BUMPER - F/D Lock Pillar Lower Door Side . . . . .	10.587
47.	MOTOR ASSY. - F/D Window Regulator Electric . . . . .	10.783	94.	SEALING STRIP - F/D Bottom Auxiliary . . . . .	10.694
			95.	HANDLE ASSY - F/D Lock Remote Control (Pontiac Only) . . . . .	10.512
			96.	ESCUTCHEON - F/D Lock Remote Control Handle (Pontiac Only) . . . . .	10.515



FRONT DOOR HARDWARE (TYPICAL)  
 1971-1972 50-66-80-9000 (2 DRS.)

1971-1972 50-60-80-9000 (2 DOOR) FRONT DOOR HARDWARE (TYPICAL)

1.	GLASS, Front Door Window	10.681	47.	SCREW, Front Door Window Regulator to Inner Panel	10.783
2.	SEALING STRIP ASM., Front Door Window Outer at Belt	10.710	48.	HANDLE ASM., Window Regulator	10.797
3.	SEALING STRIP ASM., Front Door Window Inner at Belt	10.710	49.	PLATE, Wdw Reg Inside Handle Bearing	10.515
4.	PLATE, Front Door Outer Sealing Strip Guide	10.728	50.	SPRING, Window Regulator Handle Retaining	10.513
5.	HINGE ASM., Front Door Upper	10.450	51.	PLATE ASM., F/Dr Window Lower Sash Gde	10.728
6.	PIN, Front Door Upper & Lower Hinge	10.466	52.	NUT, Front Door Window Lower Sash Guide Plate to Glass	10.728
7.	BUSHING, Front Door Upper & Lower Hinge Oil Less Type	10.464	53.	GUIDE ASM., F/Dr Window Lower Sash-Upr	10.685
8.	HINGE ASM., Front Door Lower	10.454	54.	NUT, Front Door Window Lower Sash Upper Guide to Plate	10.728
9.	SCREW, Front Door Upper Hinge to Door and Body	10.463	55.	TUBE ASM., Front Door Window Guide	10.728
10.	SCREW, Front Door Lower Hinge to Door and Body	10.463	56.	NUT, Front Door Window Guide Tube to Inner Panel	10.728
11.	PLATE ASM., F/Dr Wdw Glass Stabilizer	10.728	57.	WASHER, Front Door Window Guide Tube	10.728
12.	RETAINER ASM., F/Dr Belt Trim Supt Frt.	14.683	58.	GUIDE ASM., Front Door Wdw Lwr Sash-Lwr	10.685
13.	RETAINER ASM., F/Dr Belt Trim Supt-Rr	14.683	59.	SCREW, Front Door Window Guide Tube to Inner Panel	10.728
14.	SCREW, F/Dr Wdw Upr Stop to Glass	10.685	60.	SCREW, Front Door Window Lower Sash Lower Guide to Plate	10.728
15.	BUSHING, F/Dr Window Upr Stop to Glass	10.685	61.	STOP ASM., F/Dr Wdw Rear Upr on Glass	10.716
16.	WASHER, F/Dr Window Upr Stop to Glass	10.685	62.	STOP, F/Dr Wdw Upr On-Panel-Rr	10.716
17.	STOP ASM., Front Door Window Glass Upr	10.716	63.	BUMPER, Front Door Lock HdL Remote & C	10.512
18.	STOP, F/Dr Window Upr On-Panel Front	10.716	64.	ROD, F/Dr Lock Remote Control to Lock	10.506
19.	FASTENER, F/Dr Window Glass Bearing	10.685	65.	CLIP, Front Door Lock Remote Control Rod to Inner Panel	10.565
20.	SCREW, F/Dr Window Guide Plate Asm	10.685	66.	BUMPER, Lock Pillar Door Side-Upper	10.587
21.	BUSHING, Front Door Window Guide Plate Asm to Glass	10.685	67.	BUMPER, Lock Pillar Door Side-Lower	10.587
22.	WASHER, Front Door Window Guide Plate Asm to Glass	10.685	68.	PLATE, Front Door Wedge Door Side	10.584
23.	NUT, Front Door Window Guide Plate to Glass	10.685	69.	PLATE, Front Door Wedge Body Side	10.584
24.	HANDLE ASM., Front Door Outside Oldsmobile & Buick E Only	10.527	70.	SPACER, F/Dr Wedge Plate Body Side	10.584
25.	GASKET, Front Door Outside Handle Oldsmobile & Buick E Only	10.537	71.	SUPPORT ASM., Front Door Window Bumper	10.716
26.	BUMPER, Front Door Outside Handle Oldsmobile & Buick E Only	10.529	72.	HANDLE ASM., F/Dr Lk Remote & Control	10.512
27.	HANDLE, Front Door Outside Less Button Oldsmobile Buick B&C Cadillac C&E Only	10.527	73.	SCREW, Front Door Lock Remote Control Handle to Panel	10.512
28.	BUTTON & SHAFT ASM., F/Dr Handle Push Oldsmobile Buick B&C Cadillac C&E	10.529	74.	CLIP, F/Dr Lk HdL Inside Remote Rod	10.512
29.	RING, F/Dr Handle Push Button Sealing Oldsmobile Buick B&C Cadillac C&E Only	10.529	75.	CONTROL ASM., F/Dr Lock Remote-Rr Rt Side Cade	10.500
30.	SPRING, Front Door HdL Push Oldsmobile Buick B&C Cadillac C&E Only	10.529	76.	HANDLE, Door Lock Remote Control-Rr Rt Side Cadillac E	10.512
31.	WASHER, Front Door Handle Push Button Stop Olds Buick B&C Cad C&E Only	10.529	77.	SCREW, Front Door Lock Remote Rear Control to Panel Rt Side Cadillac E	10.506
32.	GASKET, Front Door Outside Handle Front Oldsmobile Buick B&C Cadillac C&E Only	10.537	78.	ROD, Front Door Lock Rear Remote Control to Lock Rt Sd Cadillac E	10.506
33.	SCREW, Front Door Outside Handle to Panel Oldsmobile Buick Cadillac B-C-E Only	10.527	79.	CLIP, Front Door Lock Rr Remote Control to Lock Rt Sd Cadillac E	10.506
34.	GASKET, Front Door Outside Handle Rear Oldsmobile Buick B&C Cadillac B&C Only	10.537	80.	LOCK CYLINDER ASM., Front Door	10.548
35.	HANDLE ASM., Front Door Outside Lift Bar Chevrolet & Pontiac Only	10.527	81.	GASKET, F/Dr Lock Cylinder to Door	10.529
36.	SPRING CLIP, Front Door Outside Lift Bar Handle Chevrolet & Pontiac Only	10.529	82.	RETAINER, Front Door Lock Cylinder	10.551
37.	SPRING, Front Door Outside Lift Bar Handle Chevrolet & Pontiac Only	10.529	83.	ACTUATOR ASM., Front Door Electric Lock	10.485
38.	ESCUTCHEON, Front Door Outside Handle Chevrolet & Pontiac Only	10.537	84.	ROD, Front Door Inside Lkg Lever to Actuator	10.563
39.	ROD, Front Door Outside Handle to Lock Chevrolet & Pontiac Only	10.529	85.	CLIP, Front Door Inside Lkg Lever to Actuator	10.565
40.	NUT, Front Door Outside Handle to Panel Chevrolet & Pontiac Only	10.527	86.	LOCK ASM., Front Door	10.470
41.	FERRULE ASM., Front Door Inside Locking Rod Knob	10.560	87.	SPRING CLIP, Front Door Lock	10.474
42.	KNOB, Front Door Inside Locking Rod	10.559	88.	SPRING, Over Center-Front Door Lock	10.474
43.	ROD ASM., F/Dr Inside Locking to Lock	10.563	89.	SPRING, F/Dr Lock Fork Bolt Return	10.474
44.	CLIP, F/Dr Inside Locking Rod to Inr Pnl	10.565	90.	SCREW, Front Door Lock to Panel	10.474
45.	REGULATOR ASSEMBLY, Front Door Window	10.783	91.	SPRING, Front Door Lk Pushbutton Return	10.474
46.	MOTOR ASM., F/Dr Wdw Regulator Electric	10.783	92.	PIN, F/Dr Lk Pushbutton Return Spring	10.474
			93.	PLATE, Front Door Lock Striker Anchor	10.571
			94.	SCREW & WASHER ASM., Front Door Weatherstrip to Lock Plr	10.695
			95.	SEALING STRIP, Front Door BTM Drain Hole	10.694
			96.	SWITCH & ESCN ASM., Front Door Window -4 Button	10.777
			97.	REINFORCEMENT, Front Door Window Switch-4 Button-Lt Sd	10.777
			98.	RETAINER, Front Door Wdw Switch Escn	10.777
			99.	CONDUIT, Front Door Electric Wiring	10.778
			100.	SEALING STRIP, F/Dr Btm Aux B Body Only	10.694

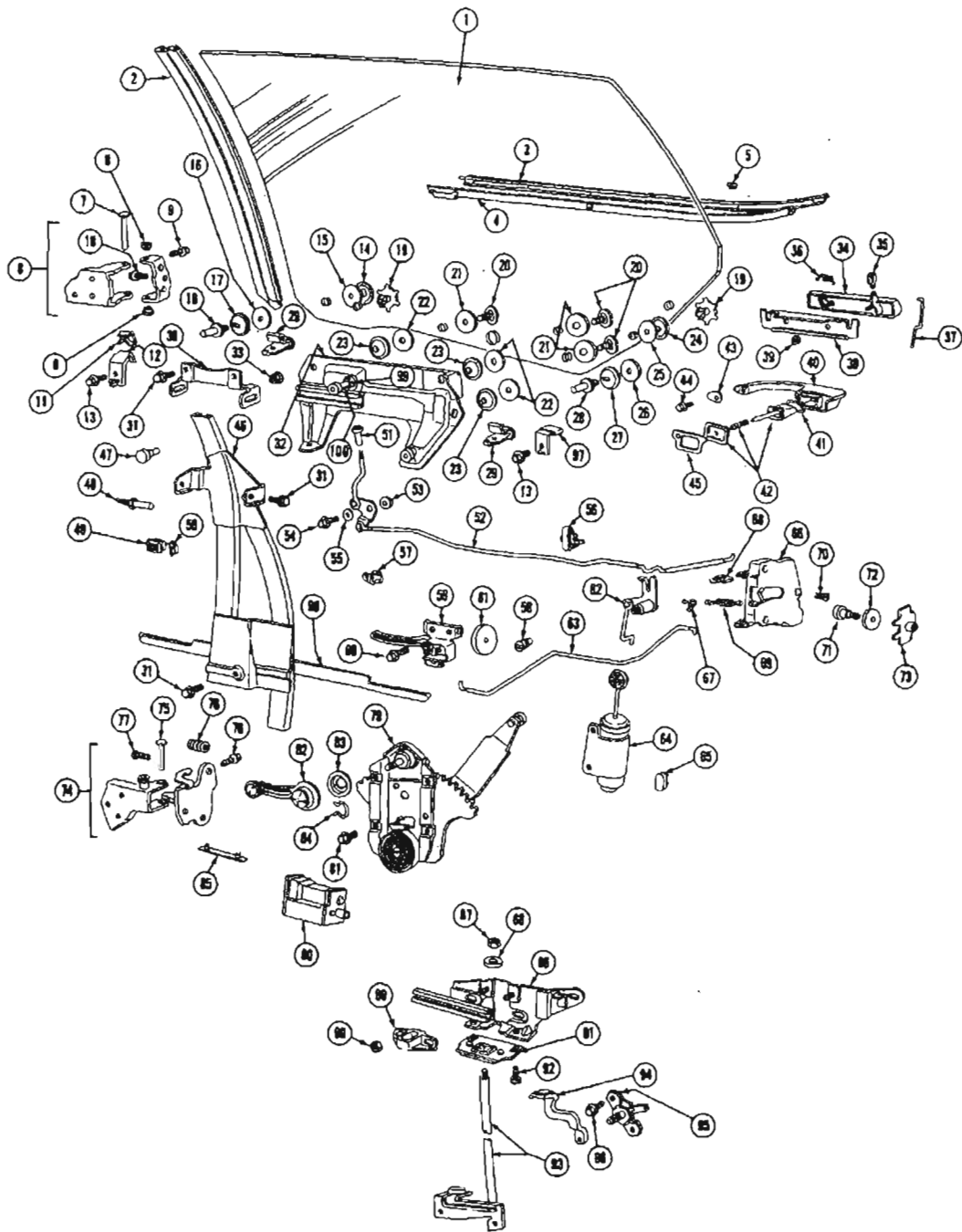


FRONT DOOR HARDWARE  
(TYPICAL)

1971-1972 50-66-8000 4DRS.

1971-1972 50-60-8000 BODY STYLES (4-DR.) FRONT DOOR HARDWARE (TYPICAL)

1. GLASS, Front Door Window . . . . .	10.681	42. KNOB, Front Door Inside Locking Rod . . .	10.559
2. SEALING STRIP ASM., Front Door Window Outer of Belt . . . . .	10.710	43. ROD, Front Door Inside Locking to Lock . .	10.563
3. PLATE, Front Door Sealing Strip Guide . . .	10.728	44. CAM ASM., F/Dr Wdw Guide Front . . . . .	10.792
4. SEALING STRIP ASM., Front Door Window Inner at Belt . . . . .	10.710	45. SCREW, F/Dr Window Guide Front Cam to Panel . . . . .	10.792
5. HINGE ASM., Front Door Upper . . . . .	10.450	46. PLATE, Front Door Trim Panel Hanger . . .	14.691
6. PIN, Front Door Hinge Upper . . . . .	10.466	47. CAM ASM., F/Dr Window Glass Regulator .	10.792
7. BUSHING, Front Door Hinge Upper . . . . .	10.464	48. SWITCH, Front Door Lock Control - on Trim Pad . . . . .	10.485
8. SCREW, Front Door Upper Hinge to Door & Body . . . . .	10.463	49. REGULATOR ASM., Front Door Window . .	10.783
9. STOP, Front Door Window Frt Up on Pnl . .	10.716	50. MOTOR ASM., F/Dr Wdw Reg Electric . . .	10.783
10. ROLLER ASM., Front Door Window Glass Guide - Frt . . . . .	10.792	51. SCREW, F/Dr Window Regulator to Inner Panel . . . . .	10.783
11. WASHER, Front Door Window Front Roller to Glass . . . . .	10.792	52. HANDLE ASM., Front Door Window Regulator Less Cadillac . . . . .	10.797
12. BUSHING, Front Door Window Front Roller to Glass . . . . .	10.792	53. SPRING, Window Regulator Handle Retaining Less Cadillac . . . . .	10.513
13. NUT, Front Door Window Guide Front Roller to Glass . . . . .	10.792	54. PLATE, F/Dr Window Regulator Handle Bearing . . . . .	10.515
14. RETAINER ASM., Front Door Belt Trim Supt - Frt . . . . .	14.683	55. CAM ASM., Front Door Inner Panel . . . . .	10.792
15. RETAINER ASM., Front Door Belt Trim Supt - RR . . . . .	14.683	56. SCREW, Front Door Inner Panel Cam to Inner Panel . . . . .	10.792
16. NUT, Front Door Window Glass to Cam Tee	10.792	57. ROD, Front Door Inside Locking Lever to Actuator . . . . .	10.563
17. WASHER, Front Door Window Glass to Cam	10.792	58. ROD, Front Door Remote Control to Lock . .	10.506
18. BUSHING, F/Dr Wdw Reg Cam to Glass . .	10.792	59. ACTUATOR ASM., F/Dr Electric Lock . . . .	10.485
19. SCREW, Front Door Wdw Reg Cam to Glass	10.792	60. CAM ASM., F/Dr Window Guide - Rear . .	10.792
20. CAP, F/Dr Wdw Up RR Stop on Pnl . . . . .	10.716	61. SCREW, Front Door Window Guide Rear Cam to Panel . . . . .	10.792
21. STOP, Front Door Wdw RR Up on Pnl . . . .	10.716	62. SUPPORT, Front Door Window RR Guide Com Inner Panel . . . . .	10.765
22. ROLLER ASM., F/Dr Wdw Guide Rear . . . .	10.792	63. BUMPER, Front Door Lock Pillor - Upper Door Side . . . . .	10.587
23. BUSHING, F/Dr Wdw RR Roller to Glass . .	10.792	64. BUMPER, Front Door Lock Pillor - Lower Door Side . . . . .	10.587
24. WASHER, F/Dr Wdw Guide RR Roller to Glass . . . . .	10.792	65. LOCK CYLINDER ASM., Front Door . . . . .	10.548
25. WASHER, F/Dr Window Guide Rear Roller to Glass . . . . .	10.792	66. GASKET, Front Door Lock Cylinder . . . . .	10.529
26. NUT, F/Dr Wdw Guide RR Roller to Glass.	10.792	67. RETAINER, Front Door Lock Cylinder . . . .	10.551
27. HANDLE, F/Dr Outside Less Push Button Olds Buick Cadillac Only . . . . .	10.527	68. LOCK ASM., Front Door . . . . .	10.470
28. BUTTON & SHAFT ASM., F/Dr Handle Push Oldsmobile Buick Cadillac Only . . . . .	10.529	69. CLIP, Front Door Lock Spring . . . . .	10.474
29. RING, Front Door Handle Push Button Sealing Oldsmobile Buick Cadillac Only . .	10.529	70. PIN, F/Dr Lock Push Button Return Spring .	10.474
30. SPRING, Front Door Handle Push Olds Buick Cadillac Only . . . . .	10.529	71. SPRING, F/Dr Lock Push Button Return . .	10.474
31. WASHER, Front Door Handle Push Button Stop Oldsmobile Buick Cadillac Only . . .	10.529	72. SPRING, Overcenter - Front Door Lock . . .	10.474
32. GASKET, Front Door Outside Handle - RR Oldsmobile Buick Cadillac Only . . . . .	10.537	73. SPRING, F/Dr Lock Fork Bolt Return . . . .	10.474
33. GASKET, Front Door Outside Handle - Frt Oldsmobile Buick Cadillac Only . . . . .	10.537	74. SCREW, F/Dr Weatherstrip Asm to Lk Plr . .	10.695
34. SCREW, Front Door Outside Handle to Panel Oldsmobile Buick Cadillac Only . . .	10.527	75. STRIKER ASM., Front Door Lock . . . . .	10.569
35. HANDLE ASM., Front Door Outside Lift Bar Chevrolet & Pontiac Only . . . . .	10.527	76. WASHER, Front Door Lock Strkr to Panel . .	10.571
36. SPRING, Front Door Outside Lift Bar Handle Chevrolet & Pontiac Only . . . . .	10.529	77. PLATE, F/Dr Lock Striker Anchor . . . . .	10.571
37. SPRING CLIP, Front Door Outside Lift Bar Handle Chevrolet & Pontiac Only . . . . .	10.529	78. SEALING STRIP, Front Door Bottom Drain Hole - Frt . . . . .	10.694
38. ROD, Front Door Outside Handle to Lock Chevrolet & Pontiac Only . . . . .	10.529	79. SEALING STRIP, Front Door Bottom Drain Hole - RR . . . . .	10.694
39. ESCUTCHEON, Front Door Outside Handle Chevrolet & Pontiac Only . . . . .	10.537	80. BUMPER, F/Dr Lock Hdl Remote Control . .	10.512
40. NUT, Front Door Outside Handle to Panel Chevrolet & Pontiac Only . . . . .	10.537	81. CLIP, F/Dr Lock Hdl Remote Control . . . .	10.512
41. FERRULE, Front Door Inside Locking Rod Knob	10.560	82. HANDLE ASM., F/Dr Lock Remote Control.	10.512
		83. SCREW, Front Door Lock Remote Control Handle to Panel . . . . .	10.512
		84. CONDVIT, Front Door Electric Wiring . . . .	10.778
		85. HINGE ASM., Front Door Lower . . . . .	10.454
		86. PIN, Front Door Hinge Lower . . . . .	10.466
		87. BUSHING, Front Door Hinge Lower . . . . .	10.464
		88. SCREW, F/Dr Lower Hinge to Door & Body.	10.463
		89. SWITCH, F/Dr Wdw Escut - 4 Button . . . .	10.777
		90. REINFORCEMENT, F/Dr Trim at Wdw Switch	10.777
		91. CLIP, F/Dr Wdw Switch Retaining . . . . .	10.777
		92. SUPPORT ASM., Front Door Window Bumper	10.716



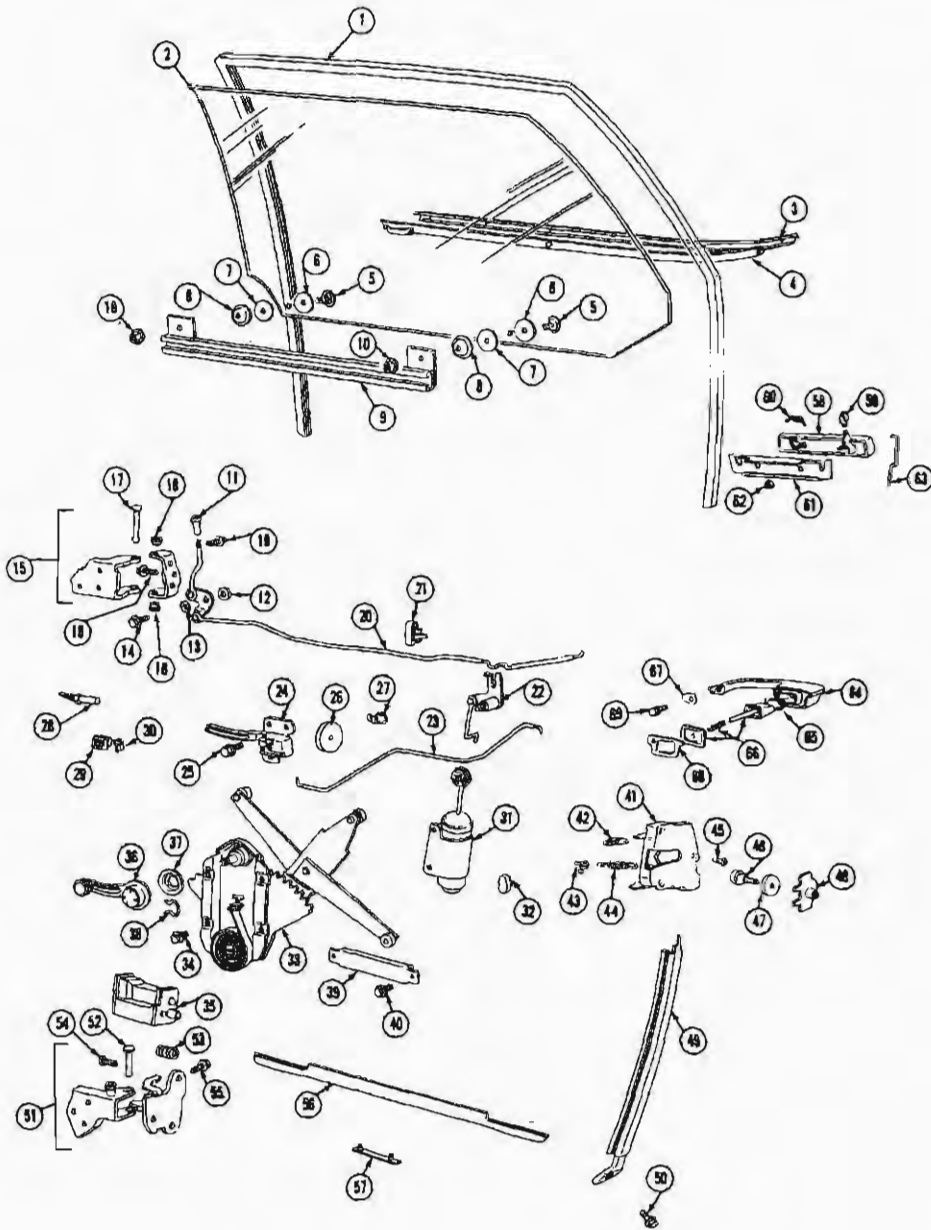
REAR DOOR HARDWARE (TYPICAL)  
 1971- 1972 52-54-66-82-8439

BUNCK MOTOR DIVISION, GENERAL MOTORS CORPORATION

## 1971-1972 50-60-8000 REAR DOOR HARDWARE INSTALLATION (TYPICAL)

1. GLASS, Rear Door Window . . . . .	10.741	48. SWITCH ASM., Rear Door Jamb . . . . .	11.950
2. CHANNEL ASM., Rr Dr Wdw Front Sash . . . . .	10.747	49. SWITCH & ESCN ASM., Rear Door Window 1 Button Except Cadillac . . . . .	10.777
3. SEALING STRIP ASM., Rear Door Window Outer/at Belt . . . . .	10.774	50. CLIP, Rear Door Window Switch Retaining Except Cadillac . . . . .	10.777
4. SEALING STRIP ASM., Rear Door Window Inner/at Belt . . . . .	10.774	51. KNOB, Rear Door Inside Locking Rod . . . . .	10.559
5. PLATE, Rr Dr Outer Sealing Strip Guide . . . . .	10.747	52. ROD ASM., Rr Dr Inside Locking to Lock . . . . .	10.563
6. HINGE ASM., Rear Door Upper . . . . .	10.456	53. WASHER, Rr Dr Inside Locking to Lock Rod . . . . .	10.556
7. PIN, Rear Door Upper Hinge . . . . .	10.466	54. SCREW, Rear Dr Inside Locking to Lock Rod . . . . .	10.556
8. BUSHING, Door Hinge Oil Less Type . . . . .	10.464	55. WASHER, Rr Dr Inside Locking to Lock Rod . . . . .	10.556
9. SCREW, Rear Door Upper Hinge to Body . . . . .	10.463	56. CLIP, Rear Door Inside Locking Rod to Inner Panel . . . . .	10.565
10. SCREW, Rear Door Upper Hinge to Door . . . . .	10.463	57. CLIP, Door Lock Remote Control Handle . . . . .	10.512
11. CAP, Rear Door Window Front Up Stop . . . . .	10.763	58. BUMPER, Door Lock Remote Control Handle . . . . .	10.512
12. STOP ASM., Rear Door Window Front Up . . . . .	10.768	59. HANDLE ASM., Rr Dr Lock Remote Control . . . . .	10.512
13. SCREW, Stop to Inner Panel Reinforcement . . . . .	10.768	60. SCREW, Rear Door Lock Remote Control Handle to Panel . . . . .	10.506
14. NUT, Rear Door Window Frt Stud to Glass . . . . .	10.768	61. PAD, Rear Door Lock Remote Control . . . . .	10.515
15. BUSHING, Rr Dr Wdw Frt Stud to Glass . . . . .	10.768	62. ROD ASM., Rear Door Inside Locking to Actuator . . . . .	10.563
16. WASHER, Rr Dr Wdw Frt Stud to Glass . . . . .	10.768	63. ROD ASM., Rr Dr Lk Remote Control to Lk . . . . .	10.506
17. WASHER, Rr Dr Wdw Frt Stud to Glass . . . . .	10.768	64. ACTUATOR ASM., Rear Door Electric Lock . . . . .	10.485
18. STUD, Rear Door Window Front/On Glass/ Used as Stop . . . . .	10.768	65. BUMPER, Rear Door Lock Pillar/Door Side . . . . .	10.587
19. FASTENER, Rr Dr Window Glass Bearing . . . . .	10.745	66. LOCK ASM., Rear Door . . . . .	10.473
20. SCREW, Rear Door Window Lower Guide Plate to Glass . . . . .	10.747	67. SPRING, Rear Door Lock Over Center . . . . .	10.474
21. BUSHING, Rear Door Window Lower Sash Guide Plate to Glass . . . . .	10.747	68. CLIP, Rear Door Lock Spring . . . . .	10.474
22. WASHER, Rear Door Window Lower Sash Guide Plate to Glass . . . . .	10.747	69. SPRING, Rear Door Lock Fork Return . . . . .	10.474
23. NUT, Rear Door Window Lower Sash Guide Plate to Glass . . . . .	10.747	70. SCREW, Rear Door Lock to Panel . . . . .	10.474
24. NUT, Rear Door Window Rear Stud to Glass C39-49 Only . . . . .	10.768	71. STRIKER ASM., Rear Door Lock . . . . .	10.569
25. BUSHING, Rear Door Window Rear Stud to Glass C39-49 Only . . . . .	10.768	72. WASHER, Rear Door Lock Striker to Panel . . . . .	10.571
26. WASHER, Rear Door Window Rear Stud to Glass C39-49 Only . . . . .	10.768	73. PLATE, Rear Door Lock Striker Anchor . . . . .	10.571
27. WASHER, Rear Door Window Rear Stud to Glass C39-49 Only . . . . .	10.768	74. HINGE ASM., Rear Door Lower . . . . .	10.460
28. STUD, Rear Door Window Rear/on Glass/ Used as Stop C39-49 Only . . . . .	10.768	75. PIN, Rear Door Lower Hinge . . . . .	10.466
29. RETAINER ASM., Rr Dr Belt Trim Support . . . . .	14.683	76. SPRING, Rear Door Lower Hinge . . . . .	10.460
30. SUPPORT, Rear Door Window Guide Cam B-C-39-49 Only . . . . .	10.765	77. BOLT, Rear Door Lower Hinge to Door . . . . .	10.463
31. SCREW, Rear Door Window Guide Cam B-C-39-49 Only . . . . .	10.792	78. SCREW, Rear Door Lower Hinge to Body . . . . .	10.460
32. PLATE ASM., Rear Door Window Lower Sash Guide B-C-39-49 . . . . .	10.747	79. REGULATOR ASM., Rear Door Window . . . . .	10.791
33. NUT, Glass Asm to Lower Sash Plate Asm . . . . .	10.685	80. MOTOR ASM., Rear Door Window Electric . . . . .	10.791
34. HANDLE ASM., Rear Door Outside Chevrolet & Pontiac Only . . . . .	10.527	81. SCREW, Rear Door Window Regulator to Panel . . . . .	10.791
35. CLIP, Door Outside Handle Spring Chevrolet & Pontiac Only . . . . .	10.529	82. HANDLE ASM., Rr Dr Window Regulator . . . . .	10.797
36. SPRING, Door Outside Handle Chevrolet & Pontiac Only . . . . .	10.529	83. PLATE, Rr Dr Wdw Regulator Bearing . . . . .	10.515
37. ROD, Rear Door Outside Handle to Lock Chevrolet & Pontiac Only . . . . .	10.563	84. SPRING, Inside Handle Retaining . . . . .	10.513
38. ESCUTCHEON, Rear Door Outside Handle Chevrolet & Pontiac Only . . . . .	10.537	85. SEALING STRIP, Rear Door Bottom Drain Hole . . . . .	10.694
39. NUT, Rear Door Outside Handle to Panel Chevrolet & Pontiac Only . . . . .	10.527	86. PLATE ASM., Rear Door Window Lower Sash Guide C69-D23-33 Only . . . . .	10.747
40. HANDLE, Door Outside Less Button Oldsmobile Buick Cadillac Only . . . . .	10.527	87. NUT, Rear Door Window Guide Tube C69-D23-33 Only . . . . .	10.767
41. RING, Rear Door Handle Push Button Sealing Oldsmobile Buick Cadillac Only . . . . .	10.529	88. WASHER, Rear Door Window Guide Tube C69-D23-33 Only . . . . .	10.728
42. BUTTON AND SHAFT ASM., Rear Door Handle Push Oldsmobile Buick Cadillac . . . . .	10.529	89. GUIDE ASM., Rear Door Window Lower Sash Upper C69-D23-33 Only . . . . .	10.747
43. GASKET, Rear Door Outside Handle to Panel Front Olds Buick Cadillac Only . . . . .	10.537	90. NUT, Rear Door Window Lower Sash Upper Guide to Plate C69-D23-33 Only . . . . .	10.685
44. SCREW, Rear Door Outside Handle to Panel Oldsmobile Buick Cadillac Only . . . . .	10.527	91. GUIDE ASM., Rear Door Window Lower Sash Lower C69-D23-33 Only . . . . .	10.747
45. GASKET, Rear Door Outside Handle to Panel Rear Oldsmobile Buick Cadillac Only . . . . .	10.537	92. SCREW, Rear Door Window Lower Sash Lower Guide to Plate C69-D23-33 Only . . . . .	10.685
46. CAM ASM., Rear Door Window Guide B-C-39-49 Only . . . . .	10.792	93. TUBE ASM., Rear Door Window Guide C69-D23-33 Only . . . . .	10.767
47. BUMPER, Rear Door Window Stop . . . . .	10.716	94. HANDLE, Rear Door Lock Remote Control D23-33 Only . . . . .	10.512
		95. CONTROL ASM., Rear Door Lock Remote D23-33 Only . . . . .	10.500
		96. SCREW, Rear Door Remote Control to Panel D23-33 Only . . . . .	10.506
		97. STOP ASM., Rear Door Window Rear . . . . .	10.768
		98. SEALING STRIP, Rear Door Bottom Auxiliary NUT, Jam, Rear Door Sash Plate Roller (5/8-11) . . . . .	10.694
		100. BUSHING, Rear Door Sash Plate Roller . . . . .	8.916
			10.747



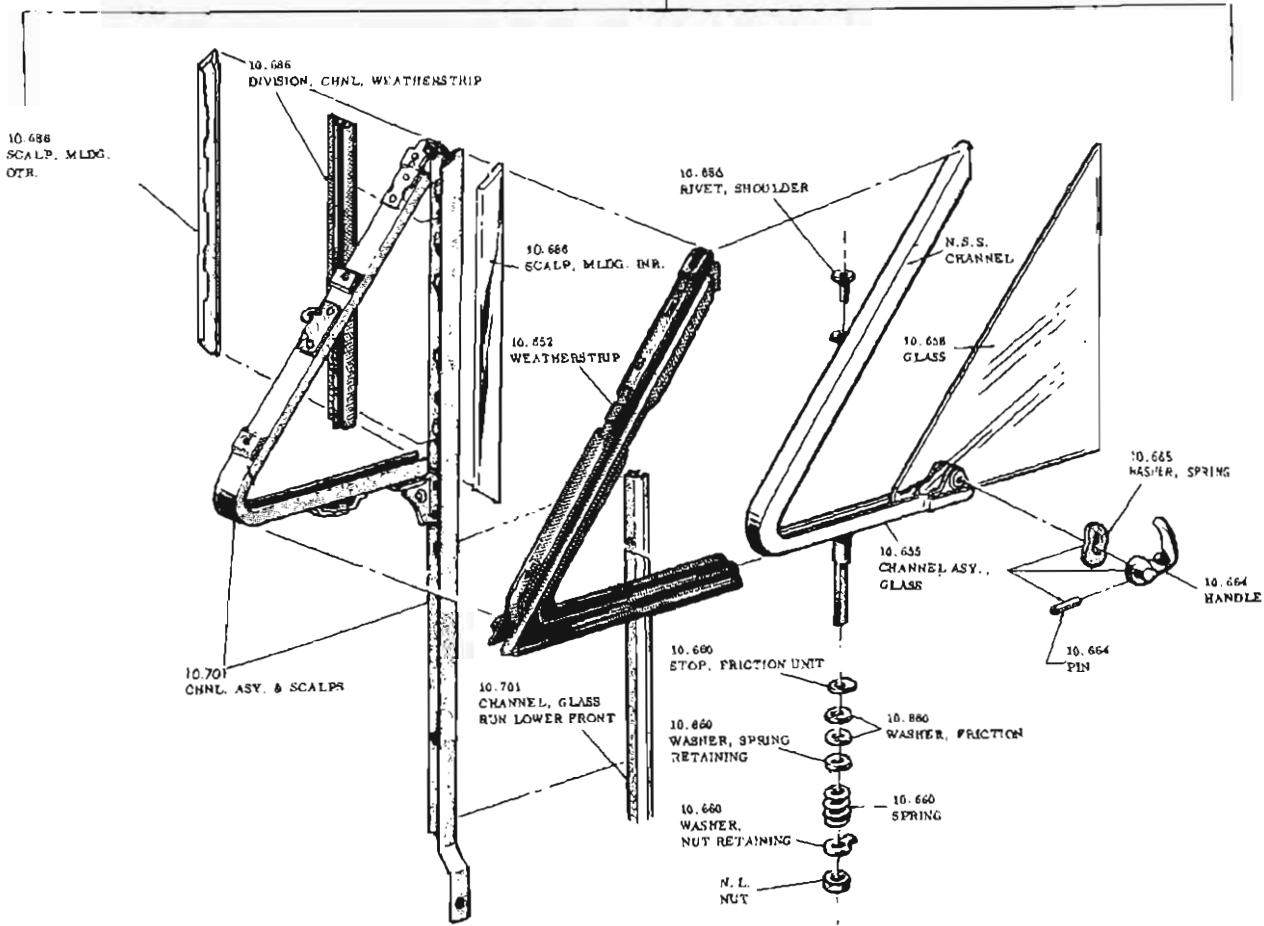


REAR DOOR HARDWARE (TYPICAL)  
1971-1972 52-5469-6035-45

1971-1972 5000-6035-45 REAR DOOR HARDWARE  
(TYPICAL)

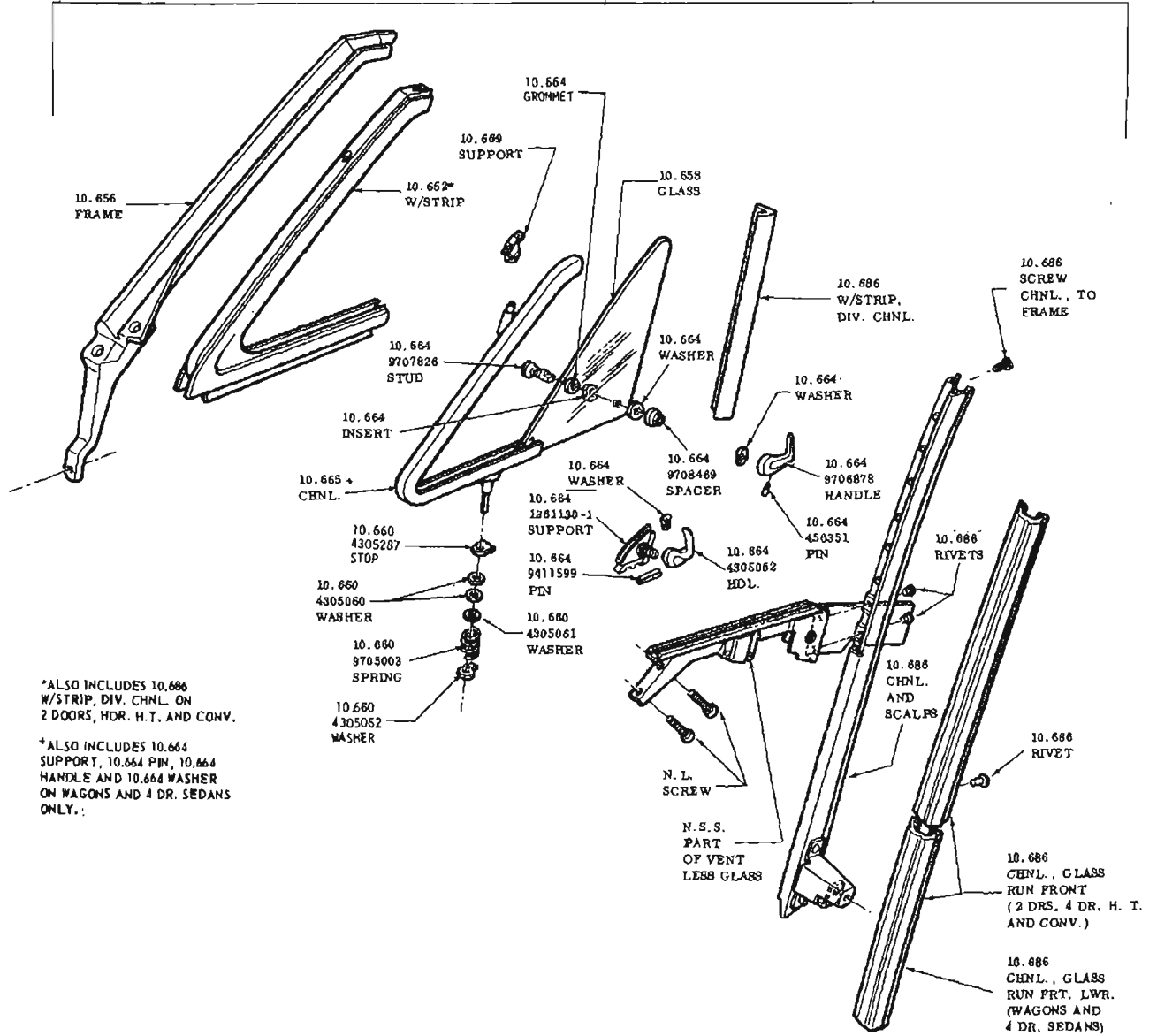
1. CHANNEL, Rear Door Window Glass Run . . . . .	10.759	36. HANDLE ASM., Rear Door Wdw Regulator . . . . .	10.797
2. GLASS, Rear Door Window . . . . .	10.741	37. PLATE, Rear Door Window Regulator Handle Bearing . . . . .	10.515
3. SEALING STRIP ASM., Rear Door Window Outer/at Belt . . . . .	10.774	38. SPRING, Inside Handle Retaining . . . . .	10.513
4. SEALING STRIP ASM., Rear Door Window Inner/at Belt . . . . .	10.774	39. CAM ASM., Rear Door Inner Panel . . . . .	10.792
5. SCREW, Rear Door Window Glass to Cam . . . . .	10.747	40. SCREW, Rear Door Inner Panel Cam to Inner Panel . . . . .	10.792
6. BUSHING, Rear Door Window Glass to Cam . . . . .	10.745	41. LOCK ASM., Rear Door . . . . .	10.473
7. WASHER, Rear Door Window Glass to Cam . . . . .	10.747	42. CLIP, Rear Door Lock Spring . . . . .	10.474
8. NUT, Rear Door Window Guide Roller Tee . . . . .	10.747	43. SPRING, Rear Door Lock Over Center . . . . .	10.474
9. CAM ASM., Rear Door Window Glass Regulator . . . . .	10.792	44. SPRING, Rear Door Lock Fork Return . . . . .	10.474
10. NUT, Rear Door Window Glass Regulator Cam to Glass . . . . .	10.748	45. SCREW, Rear Door Lock to Panel . . . . .	10.474
11. KNOB, Rear Door Inside Locking Rod . . . . .	10.559	46. STRIKER ASM., Rear Door Lock . . . . .	10.569
12. WASHER, Rear Door Inside Locking to Lock Rod . . . . .	10.556	47. WASHER, Rear Door Lock Striker to Panel . . . . .	10.571
13. WASHER, Rear Door Inside Locking to Lock Rod . . . . .	10.556	48. PLATE, Rear Door Lock Striker Anchor . . . . .	10.571
14. SCREW, Rear Door Inside Locking to Lock Rod . . . . .	10.556	49. RETAINER ASM., Rear Door Window Glass Run Channel . . . . .	10.759
15. HINGE ASM., Rear Door Upper . . . . .	10.456	50. SCREW, Rear Door Window Glass Run Channel to Lower Reinforcement . . . . .	10.759
16. BUSHING, Door Hinge Oil Less Type . . . . .	10.464	51. HINGE ASM., Rear Door Lower . . . . .	10.460
17. PIN, Rear Door Upper Hinge . . . . .	10.466	52. PIN, Rear Door Lower Hinge . . . . .	10.466
18. SCREW, Rear Door Upper Hinge to Door . . . . .	10.463	53. SPRING, Rear Door Lower Hinge . . . . .	10.460
19. SCREW, Rear Door Upper Hinge to Body . . . . .	10.463	54. BOLT, Rear Door Lower Hinge to Door . . . . .	10.463
20. ROD ASM., Rear Door Inside Locking to Lock . . . . .	10.563	55. SCREW, Rear Door Lower Hinge to Body . . . . .	10.460
21. CLIP, Rear Door Inside Locking Rod to Inner Panel . . . . .	10.565	56. SEALING STRIP, Rear Door Bottom Auxiliary . . . . .	10.694
22. ROD ASM., Rear Door Inside Locking to Actuator . . . . .	10.563	57. SEALING STRIP, Rear Door Bottom Drain Hole . . . . .	10.694
23. ROD ASM., Rear Door Lock Remote Control to Lock . . . . .	10.506	58. HANDLE ASM., Rear Door Outside Chevrolet & Pontiac Only . . . . .	10.527
24. HANDLE ASM., Rear Door Lock Remote Control . . . . .	10.512	59. CLIP, Door Outside Handle Spring Chevrolet & Pontiac Only . . . . .	10.529
25. SCREW, Rear Door Lock Remote Control Handle to Panel . . . . .	10.506	60. SPRING, Door Outside Handle Chevrolet & Pontiac Only . . . . .	10.529
26. BUMPER, Door Lock Remote Control Handle . . . . .	10.512	61. ESCUTCHEON, Rear Door Outside Handle Chevrolet & Pontiac Only . . . . .	10.537
27. CLIP, Door Lock Remote Control Handle . . . . .	10.512	62. NUT, Rear Door Outside Handle to Panel Chevrolet & Pontiac Only . . . . .	10.527
28. SWITCH ASM., Rear Door Jamb . . . . .	11.950	63. ROD, Rear Door Outside Handle to Lock Chevrolet & Pontiac Only . . . . .	10.563
29. SWITCH & ESCN ASM., Rear Door Window 1 Button . . . . .	10.777	64. HANDLE, Door Outside Less Button Oldsmobile & Buick Only . . . . .	10.527
30. CLIP, Rear Door Window Switch Retaining . . . . .	10.777	65. RING, Door Handle Push Button Sealing Oldsmobile & Buick Only . . . . .	10.529
31. ACTUATOR ASM., Rear Door Electric Lock . . . . .	10.485	66. BUTTON & SHAFT ASM., Rear Door Handle Push Oldsmobile & Buick Only . . . . .	10.529
32. BUMPER, Rear Door Lock Pillar/Door Side . . . . .	10.587	67. GASKET, Rear Door Outside Handle Front Oldsmobile & Buick Only . . . . .	10.537
33. REGULATOR ASM., Rear Door Window Manual . . . . .	10.791	68. GASKET, Rear Door Outside Handle, Rear Oldsmobile & Buick Only . . . . .	10.537
34. SCREW, Rear Door Window Regulator to Inner Panel . . . . .	10.791	69. SCREW, Rear Door Outside Handle to Panel Oldsmobile & Buick Only . . . . .	10.527
35. MOTOR ASM., Rear Door Window Regulator Electric . . . . .	10.791		

10. 650  
VENTILATOR ASY. . LESS GLASS



FRONT DOOR VENTILATOR  
1965-1966-SPECIAL-SKYLARK

10.650  
VENT. DOOR  
(LESS GLASS)

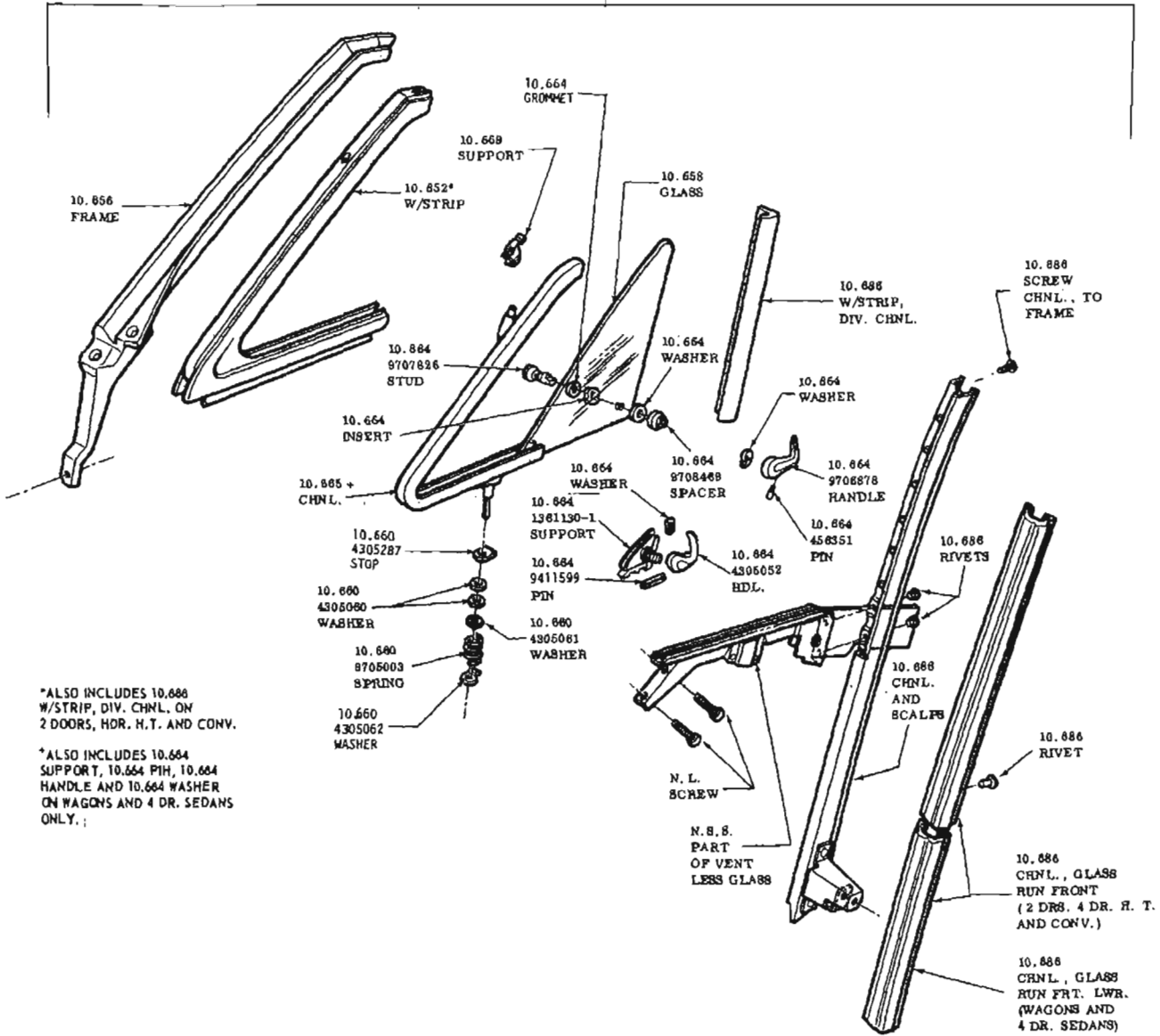


\*ALSO INCLUDES 10.686  
W/STRIP, DIV. CHNL. ON  
2 DOORS, HDR. H.T. AND CONV.

\*ALSO INCLUDES 10.664  
SUPPORT, 10.664 PIN, 10.664  
HANDLE AND 10.664 WASHER  
ON WAGONS AND 4 DR. SEDANS  
ONLY.:

FRONT DOOR VENTILATOR  
1967-68-SPECIAL-SKYLARK-G. S.  
1969-30-4000 (WITH VENTILATORS)

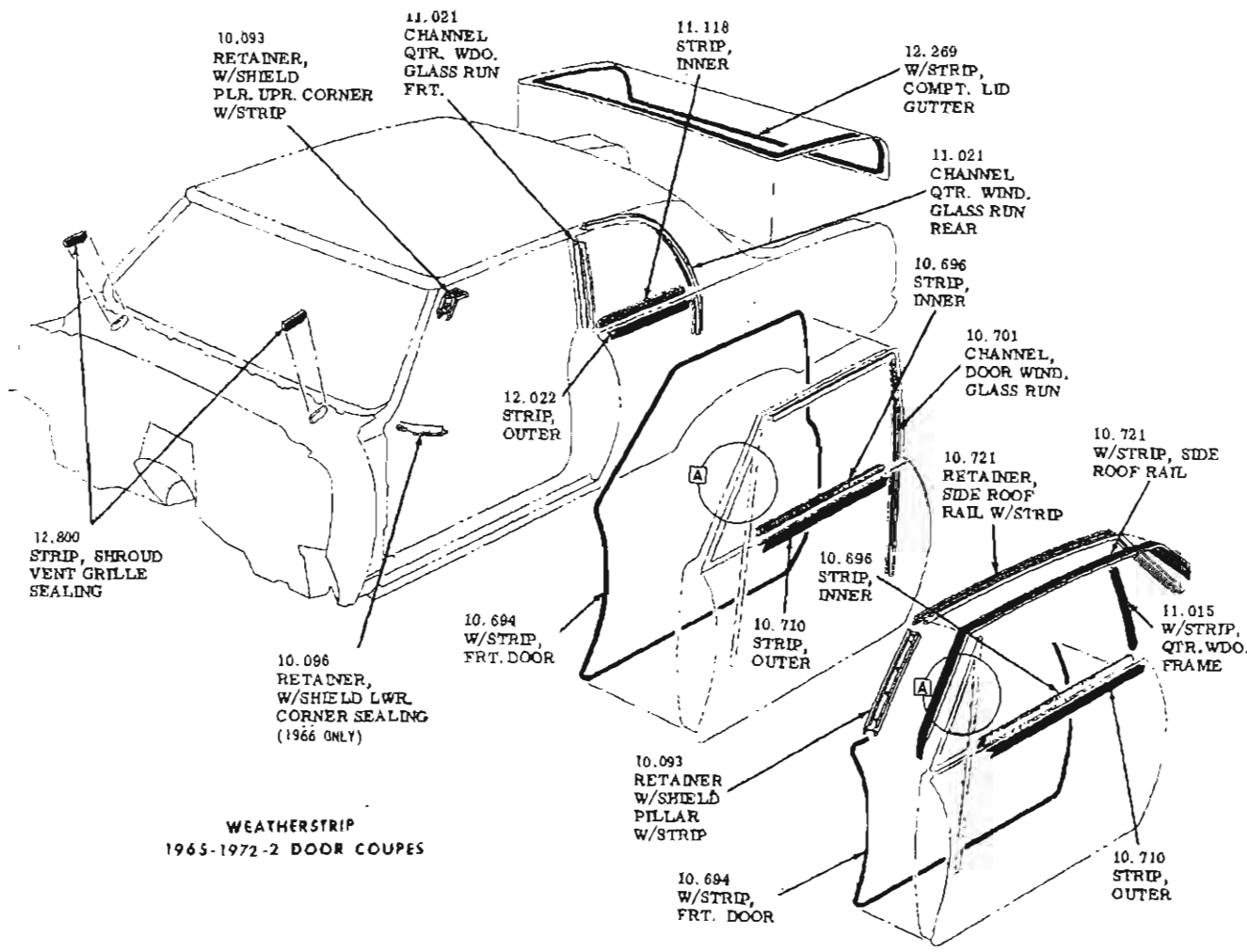
10. 650  
VENT. DOOR  
(LESS GLASS)



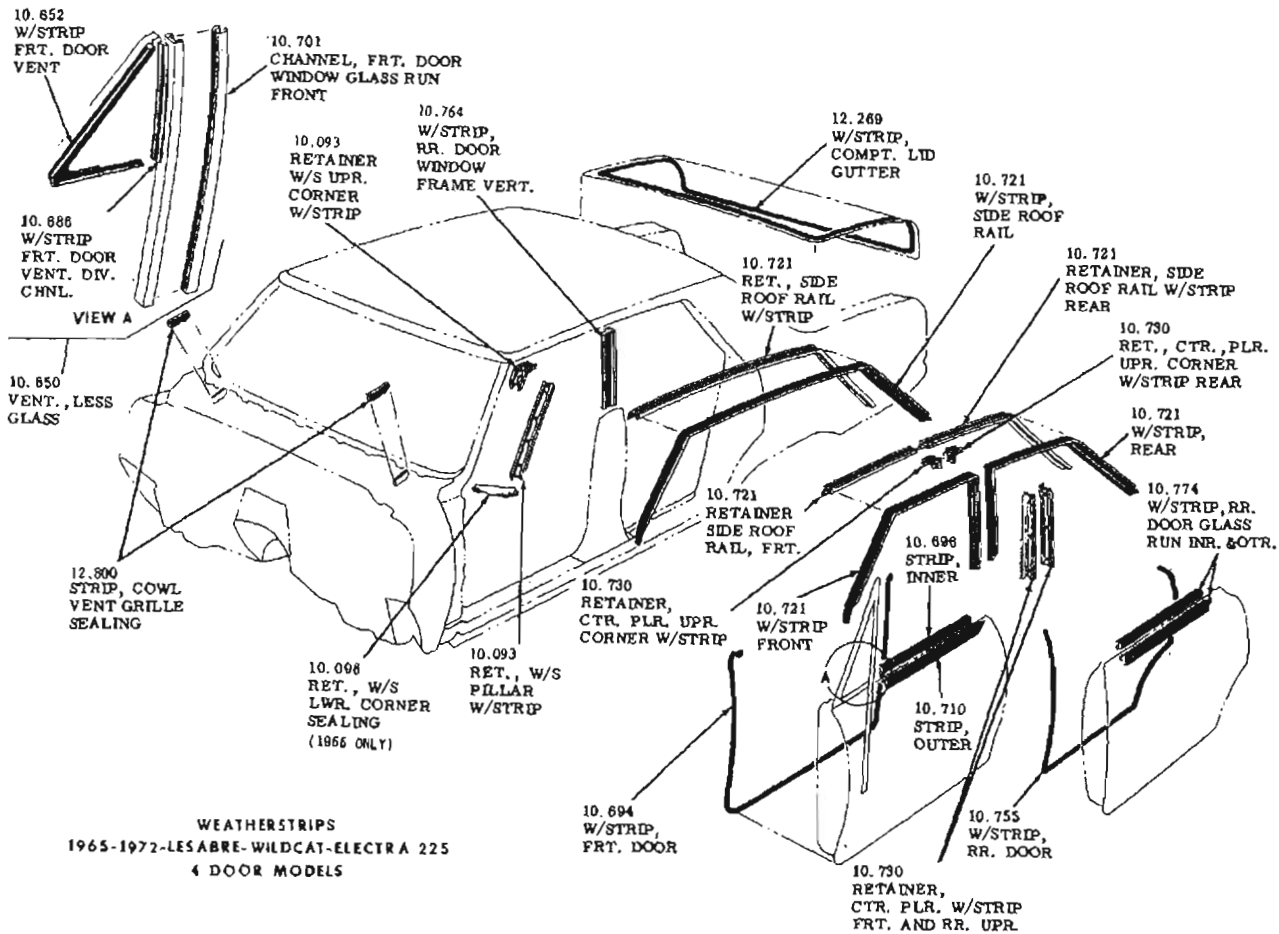
\*ALSO INCLUDES 10.886  
W/STRIP, DIV. CHNL. ON  
2 DOORS, HDR. H.T. AND CONV.

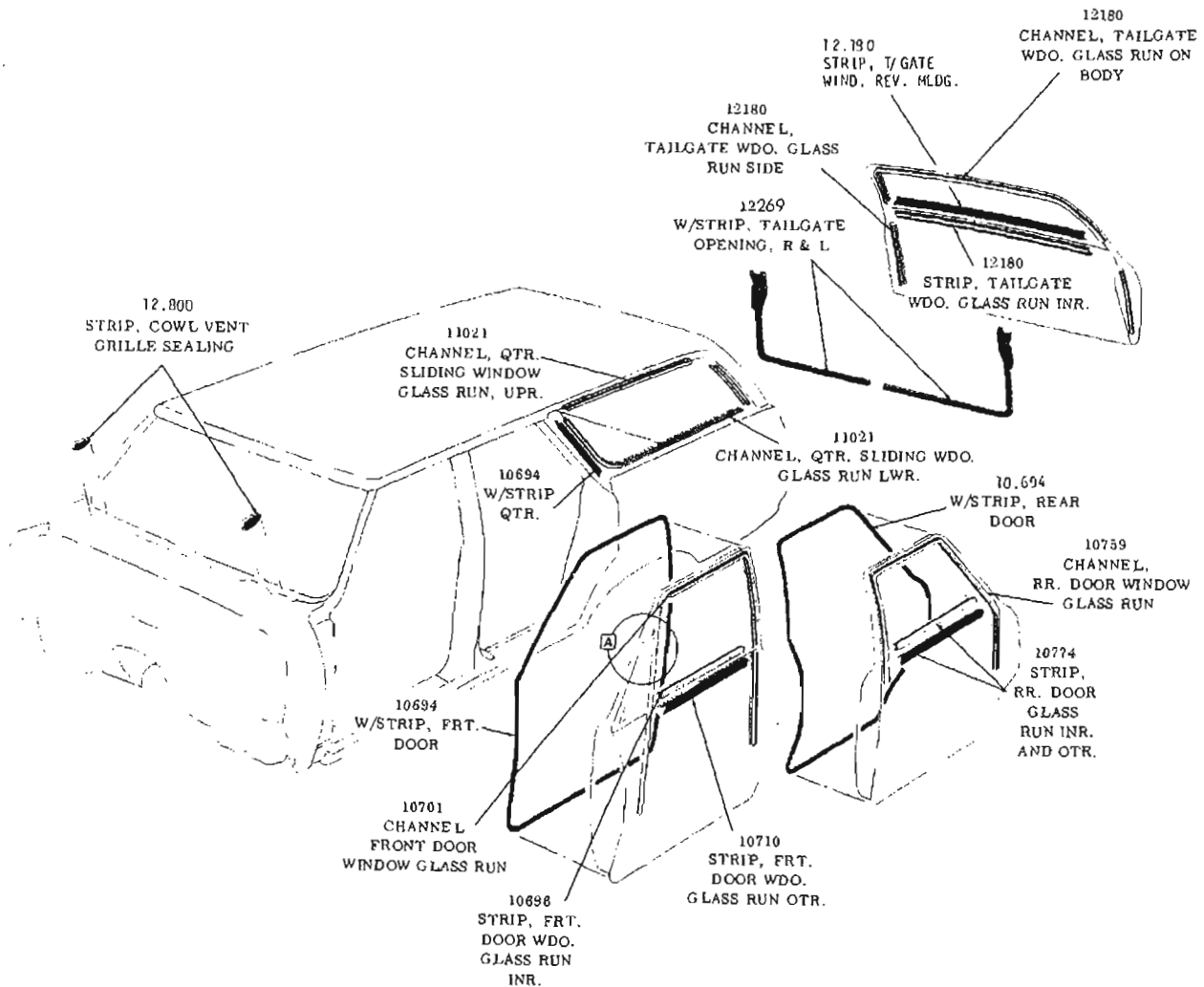
\*ALSO INCLUDES 10.664  
SUPPORT, 10.664 PIN, 10.664  
HANDLE AND 10.664 WASHER  
ON WAGONS AND 4 DR. SEDANS  
ONLY. ;

FRONT DOOR VENTILATOR  
1967-68-SPECIAL-SKYLRK-G. S.  
1969-30-4000 (WITH VENTILATORS)



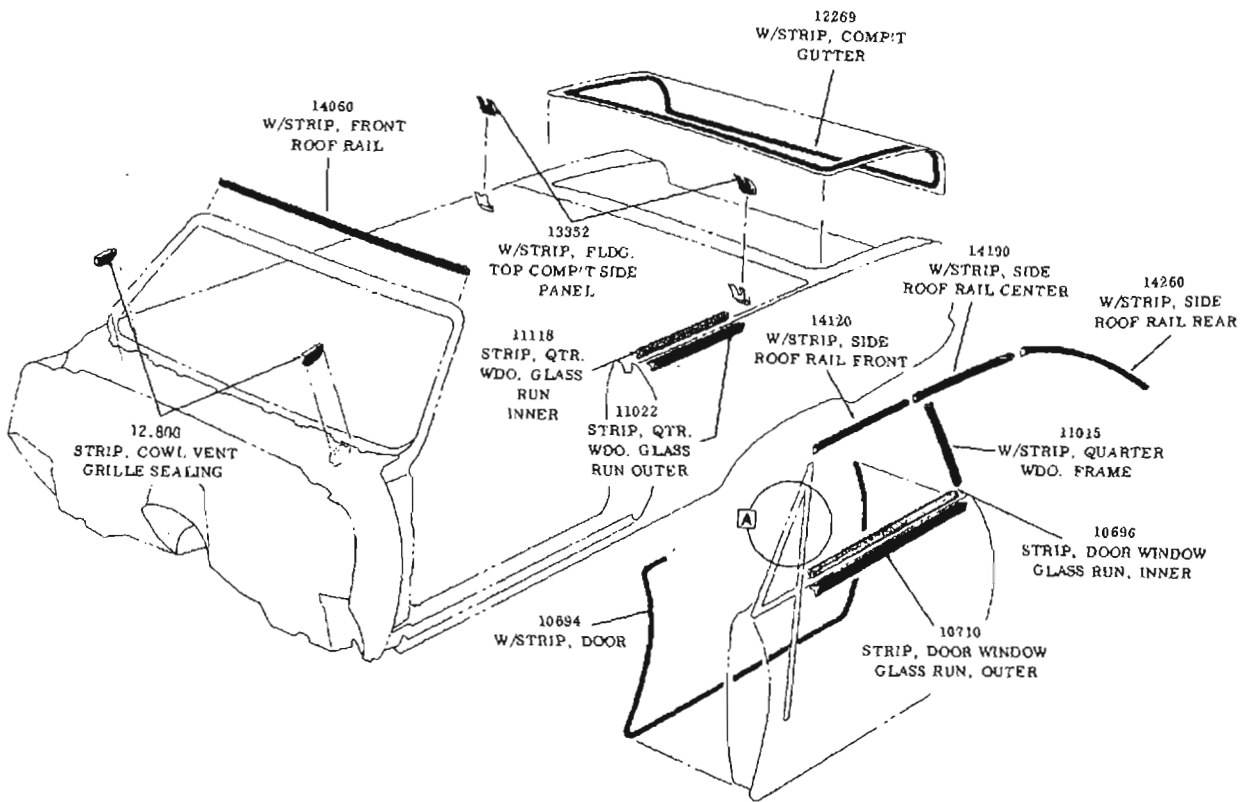
WEATHERSTRIP  
1965-1972-2 DOOR COUPES





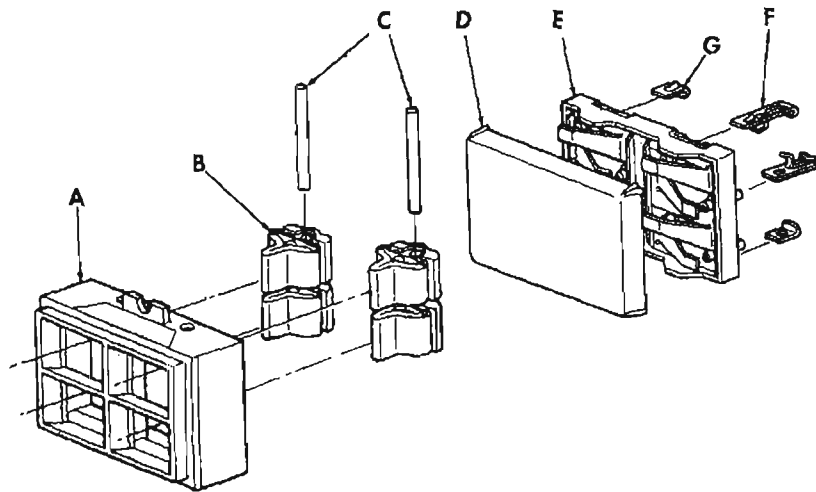
**WEATHERSTRIPS  
SPECIAL STATION WAGONS  
1964-1972**





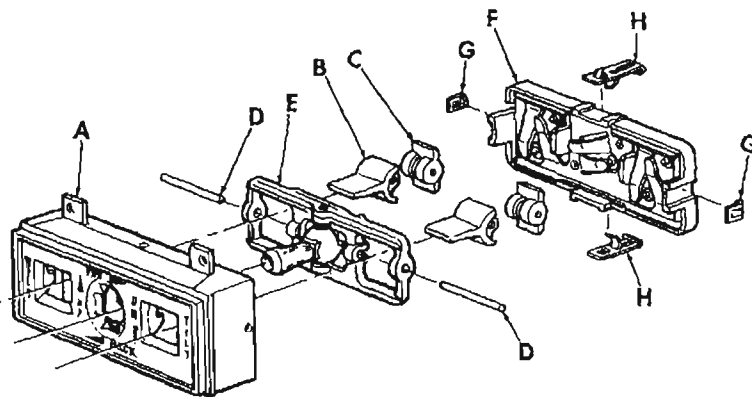
WEATHERSTRIPS  
1964-1972 CONVERTIBLE

A. SEE PG  
FOR VENT BREAKDOWN



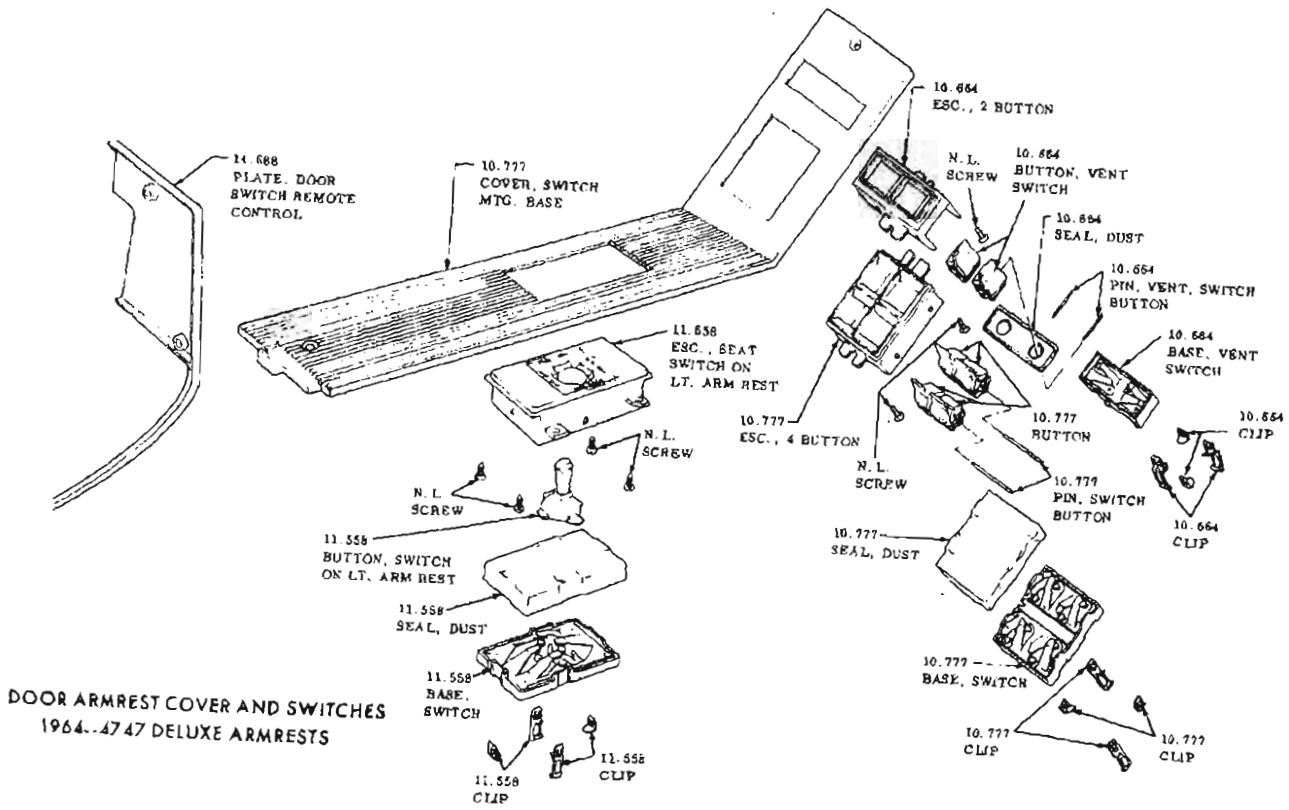
**TYPICAL POWER WINDOW SWITCH  
1962-63 -4300-4400-4600-4800**

A	ESCUTCHEON, Switch	10.777
B	BUTTON, Switch	10.777
C	PIN, Switch	10.777
D	SEAL, Dust	10.777
E	BASE, Switch Mounting	10.777
F	CLIP, End	10.777
G	CLIP, Switch	10.777

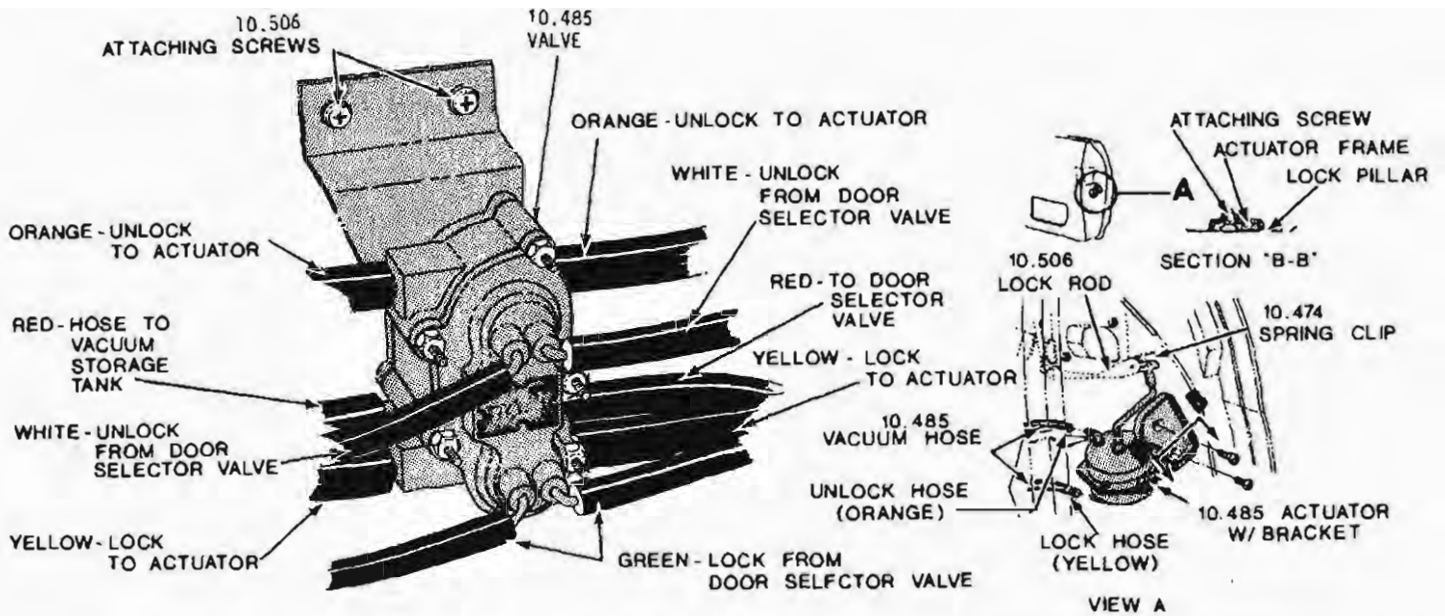


**TYPICAL 6-WAY POWER SEAT SWITCH  
1962-63-4400-4600-4800**

A	ESCUTCHEON, Switch	11.558
B	BUTTON, Switch Vertical	11.558
C	CAP, Switch Vertical	11.558
D	PIN, Switch Vertical Button	11.558
E	BAR & HORIZONTAL BUTTON, Switch	11.558
F	BASE, Switch	11.558
G	CLIP, End	11.558
H	CLIP, Switch to Escutcheon	11.558

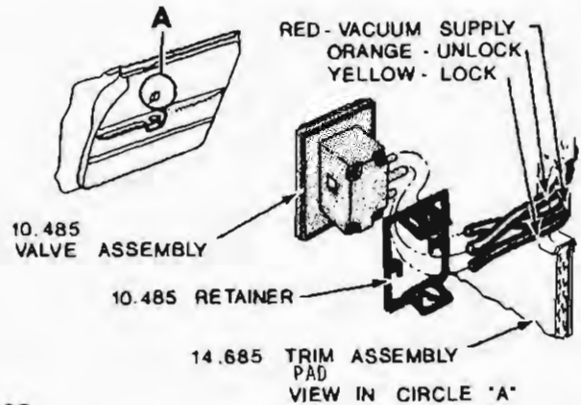
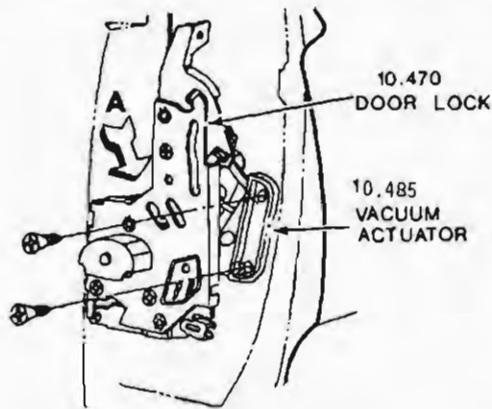


DOOR ARMREST COVER AND SWITCHES  
1964-47 DELUXE ARMRESTS

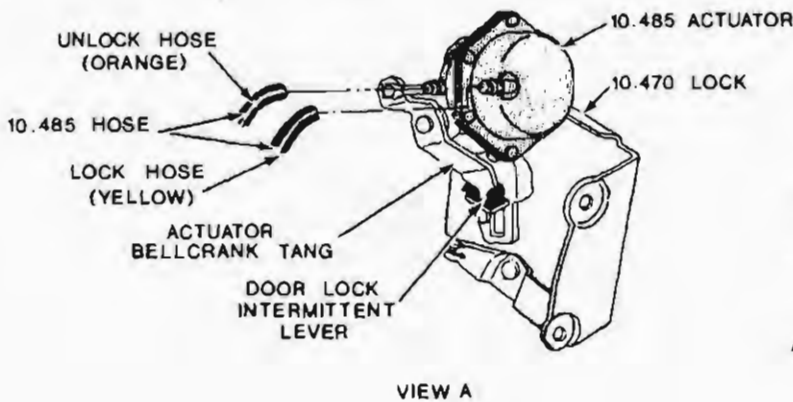


VACUUM LOCK REMOTE CONTROL VALVE - 10.485

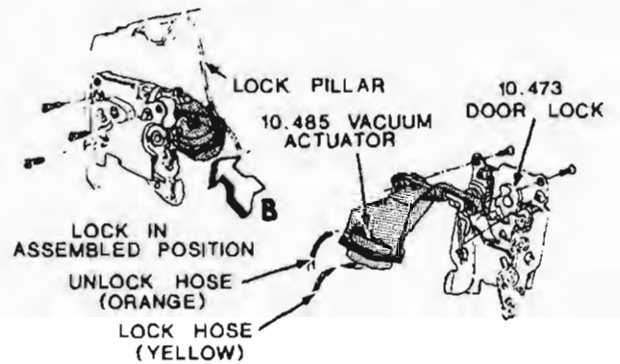
FRONT DOOR VACUUM LOCK ACTUATOR ASSEMBLY



10.485 FRONT DOOR LOCK SELECTOR VALVE ASSEMBLY

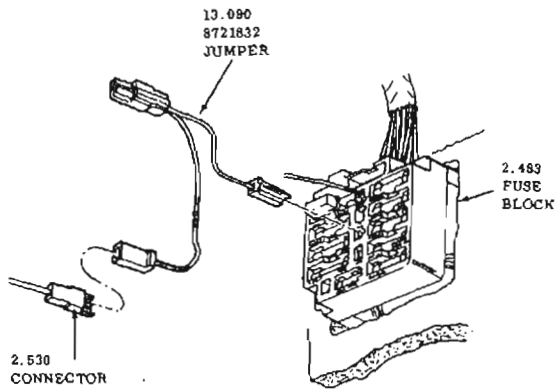
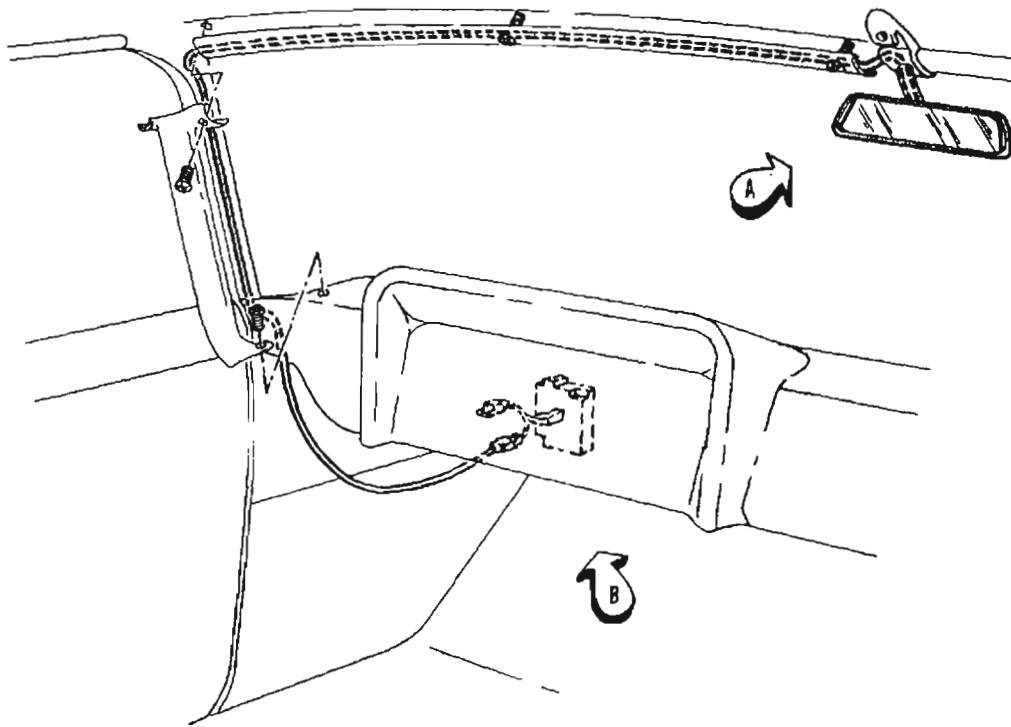


FRONT DOOR VACUUM LOCK ACTUATOR ASSEMBLY

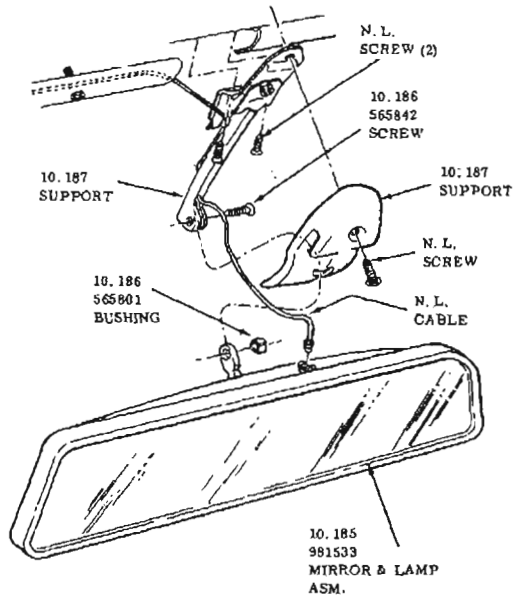


REAR DOOR VACUUM LOCK ACTUATOR ATTACHMENT

VACUUM DOOR LOCKING PARTS TYPICAL OF 1966-1969



VIEW B



VIEW A

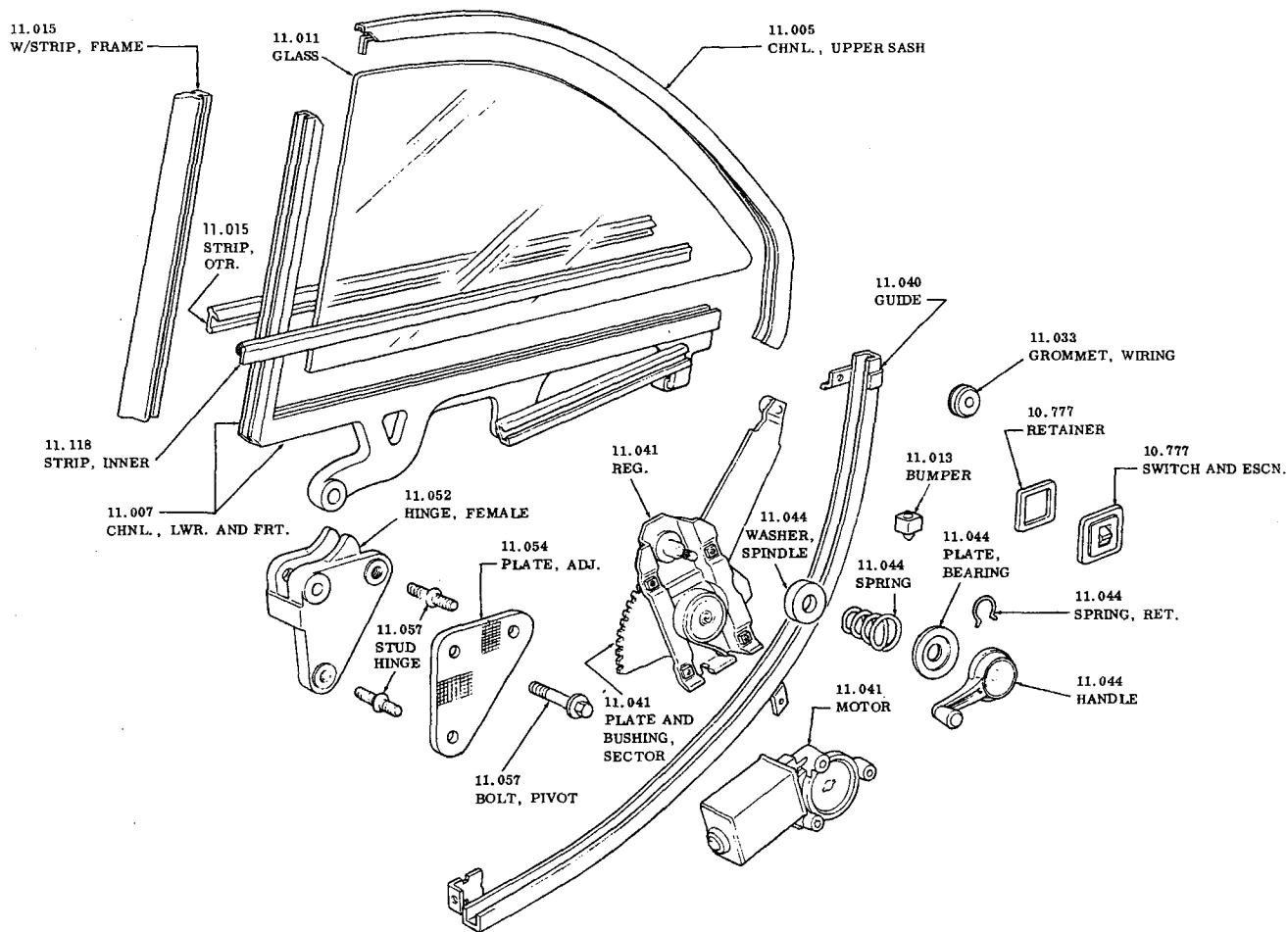
REAR VIEW MIRROR & MAP LAMP

1969-1972-ALL

# **GROUP 11**

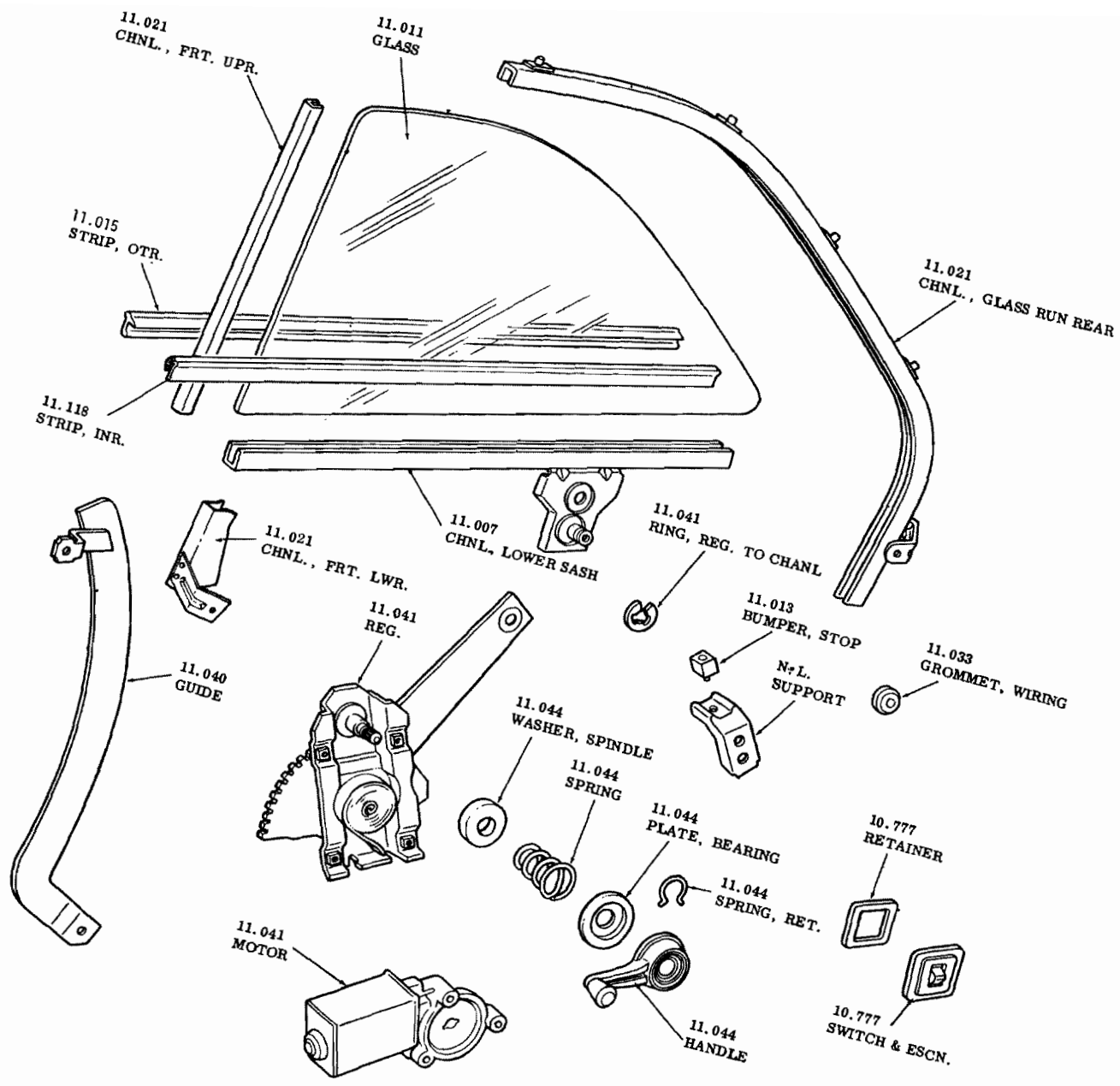
**REAR QUARTER GLASS AND  
MOULDINGS—BACK WINDOW GLASS  
AND MOULDINGS—DOOR SILL PLATE—  
SEAT HARD PARTS—ADJUSTER—DOME  
LAMP**

# MEMORANDA



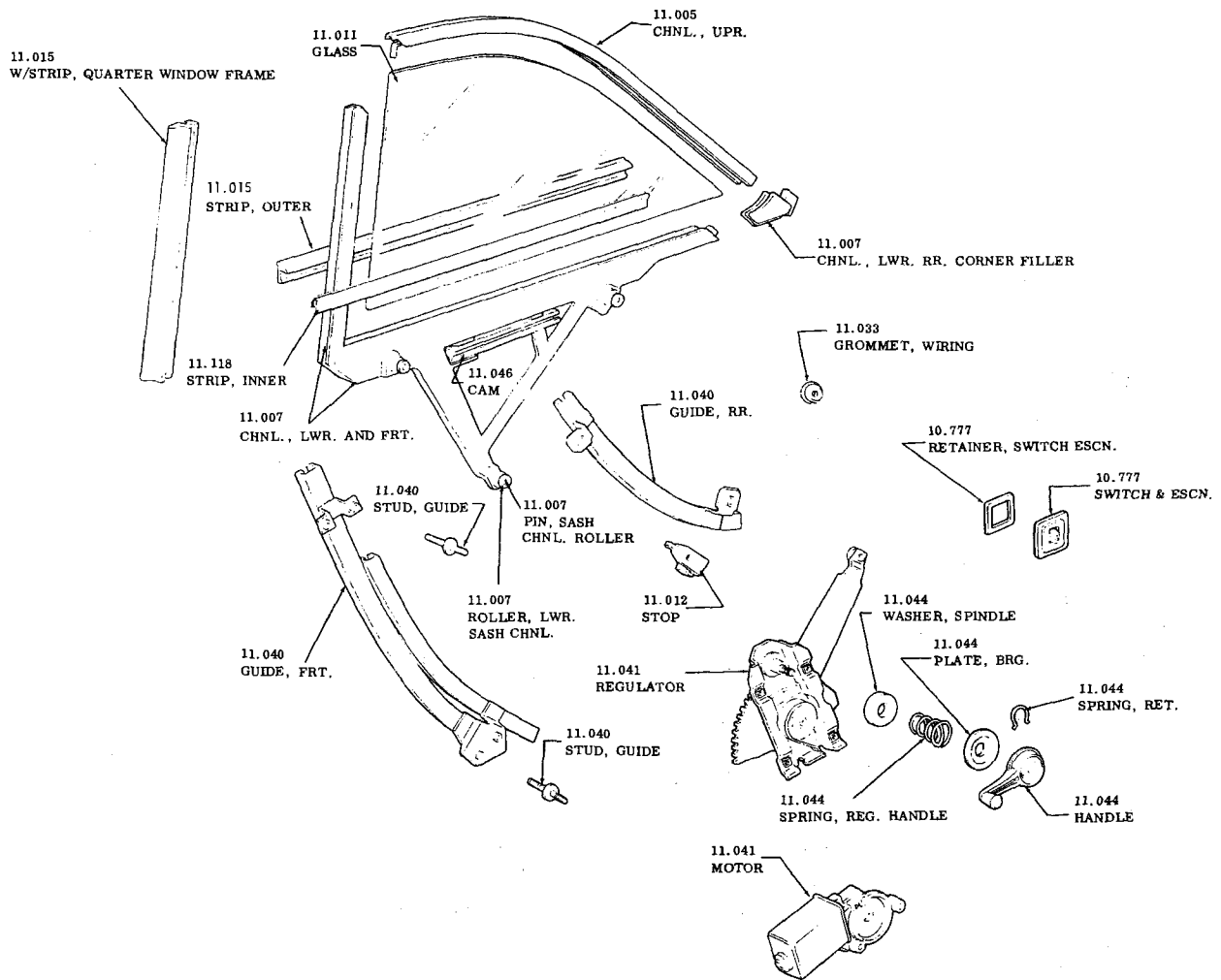
REAR QUARTER HARDWARE  
1964-4467-4667-4867



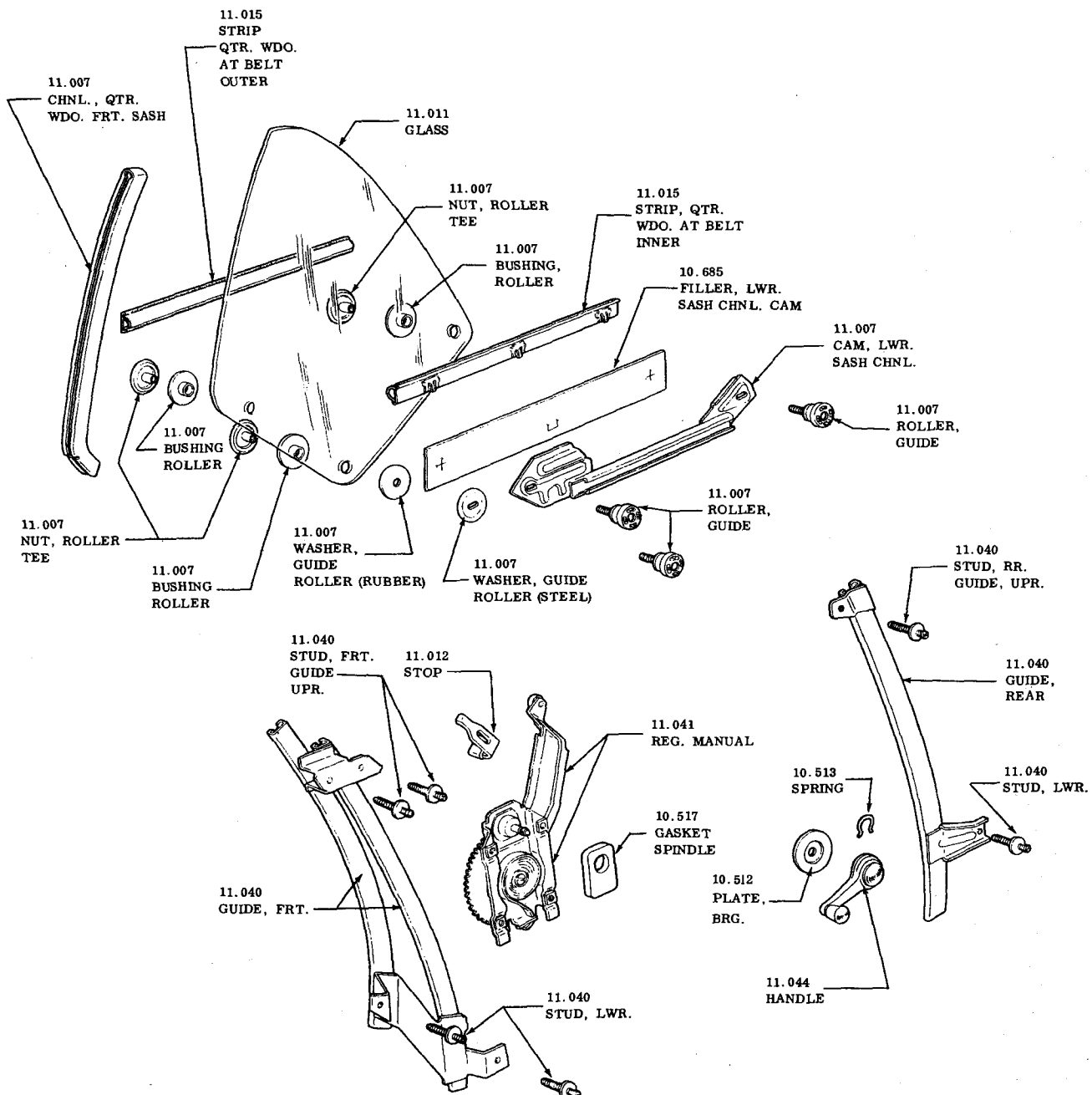


REAR QUARTER HARDWARE  
 1965-1966-SPECIAL-SKYLARK-SKYLARK GRAN SPORT

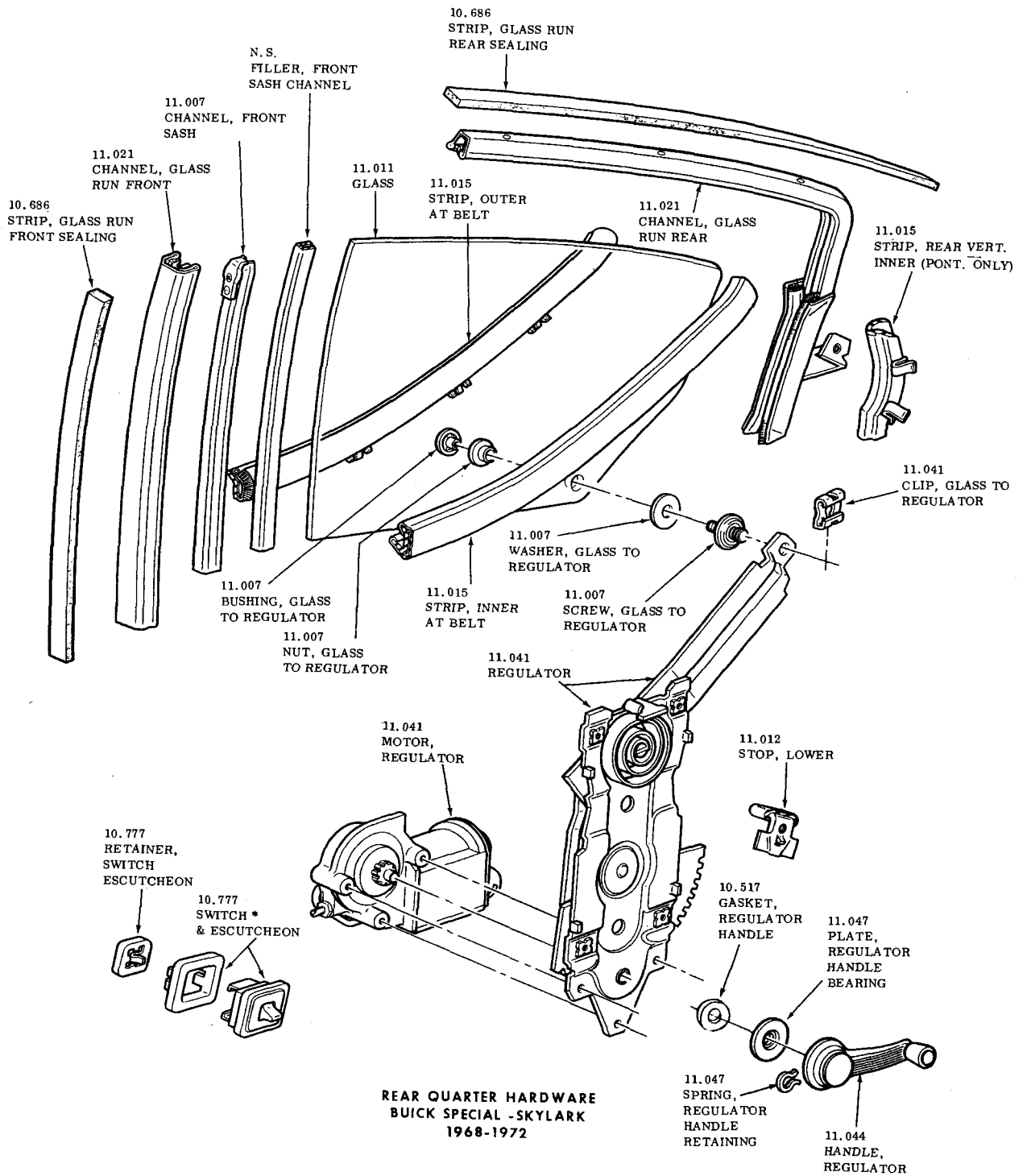
11.000 GROUP

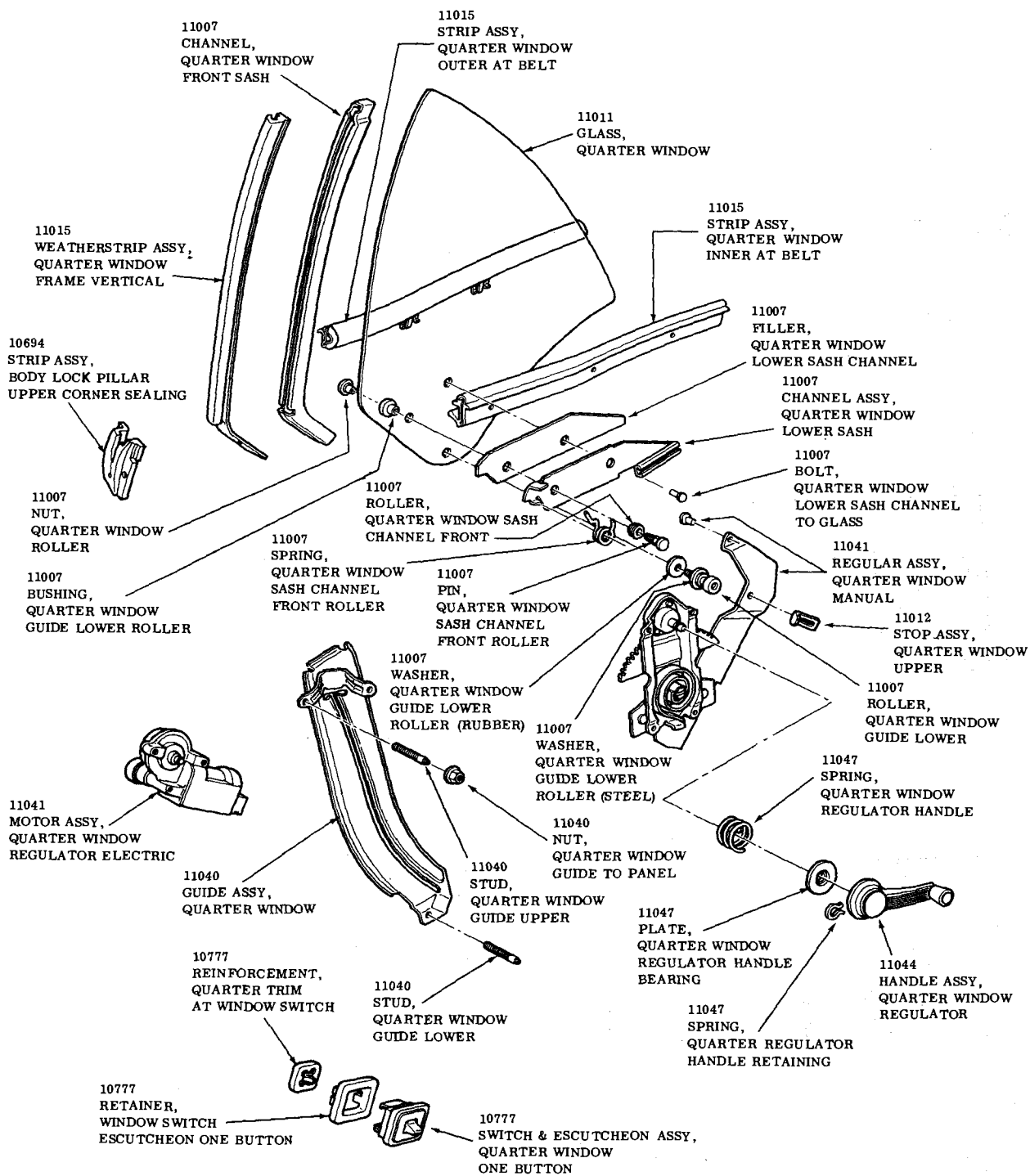


**REAR QUARTER HARDWARE**  
 1965 - SPECIAL - SKYLARK - LESABRE  
 WILDCAT - ELECTRA 225 - RIVIERA  
 2 DOOR HARDTOPS AND CONVERTIBLES

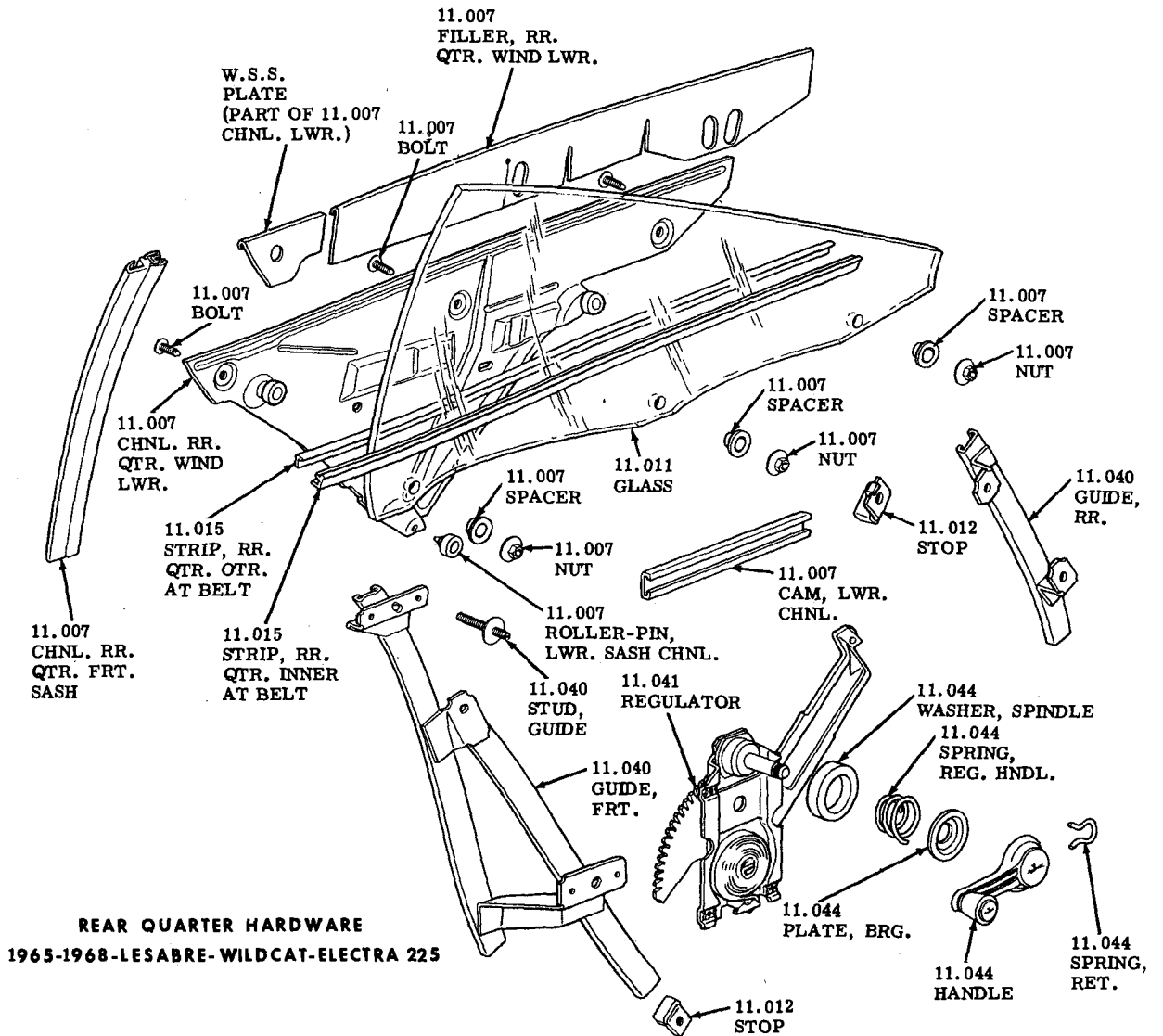


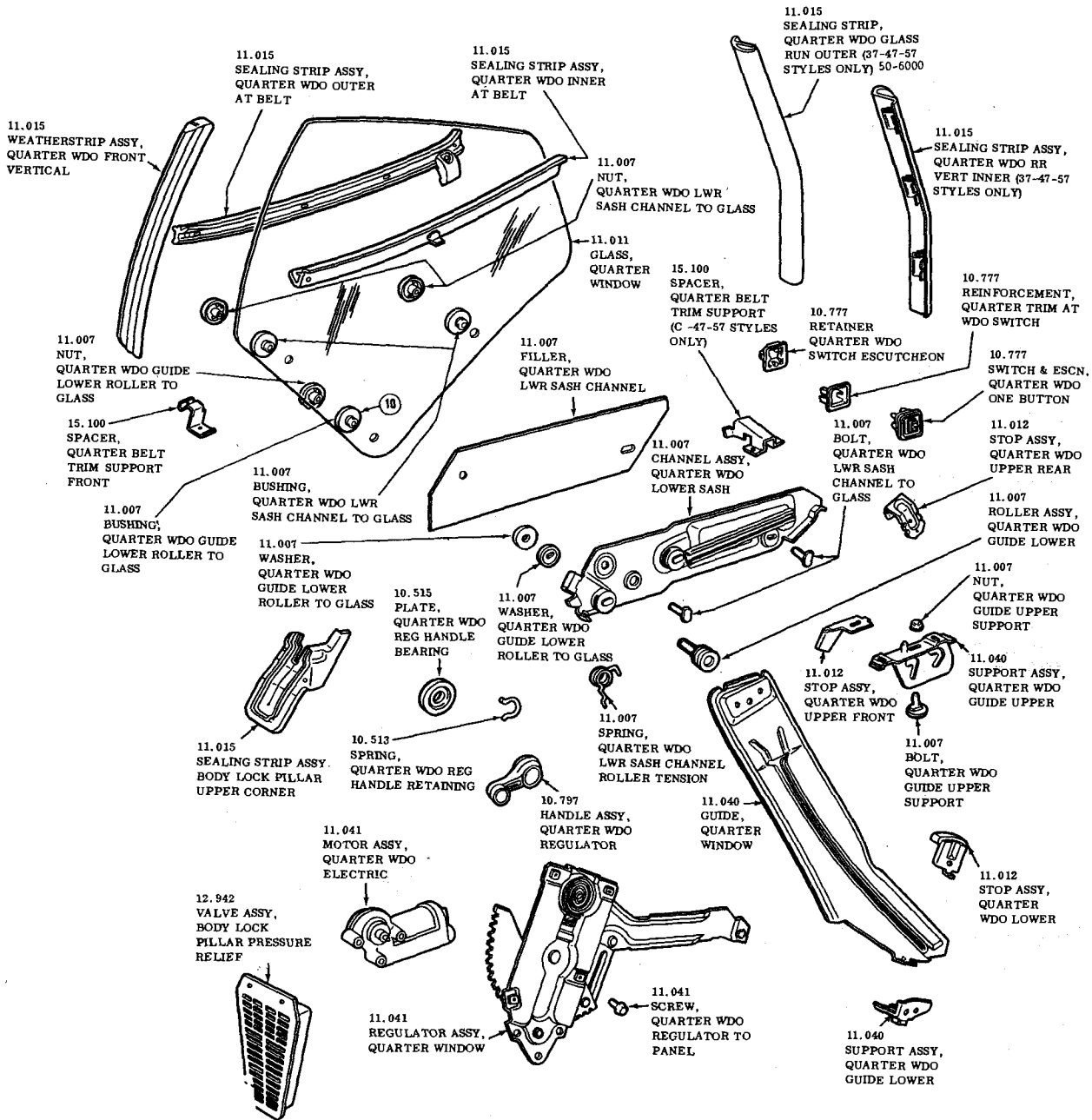
QUARTER WINDOW HARDWARE  
 1966-1967 — SPECIAL—SKYLARK—SKYLARK GRAN SPORT  
 2 DOOR COUPES AND CONVERTIBLES



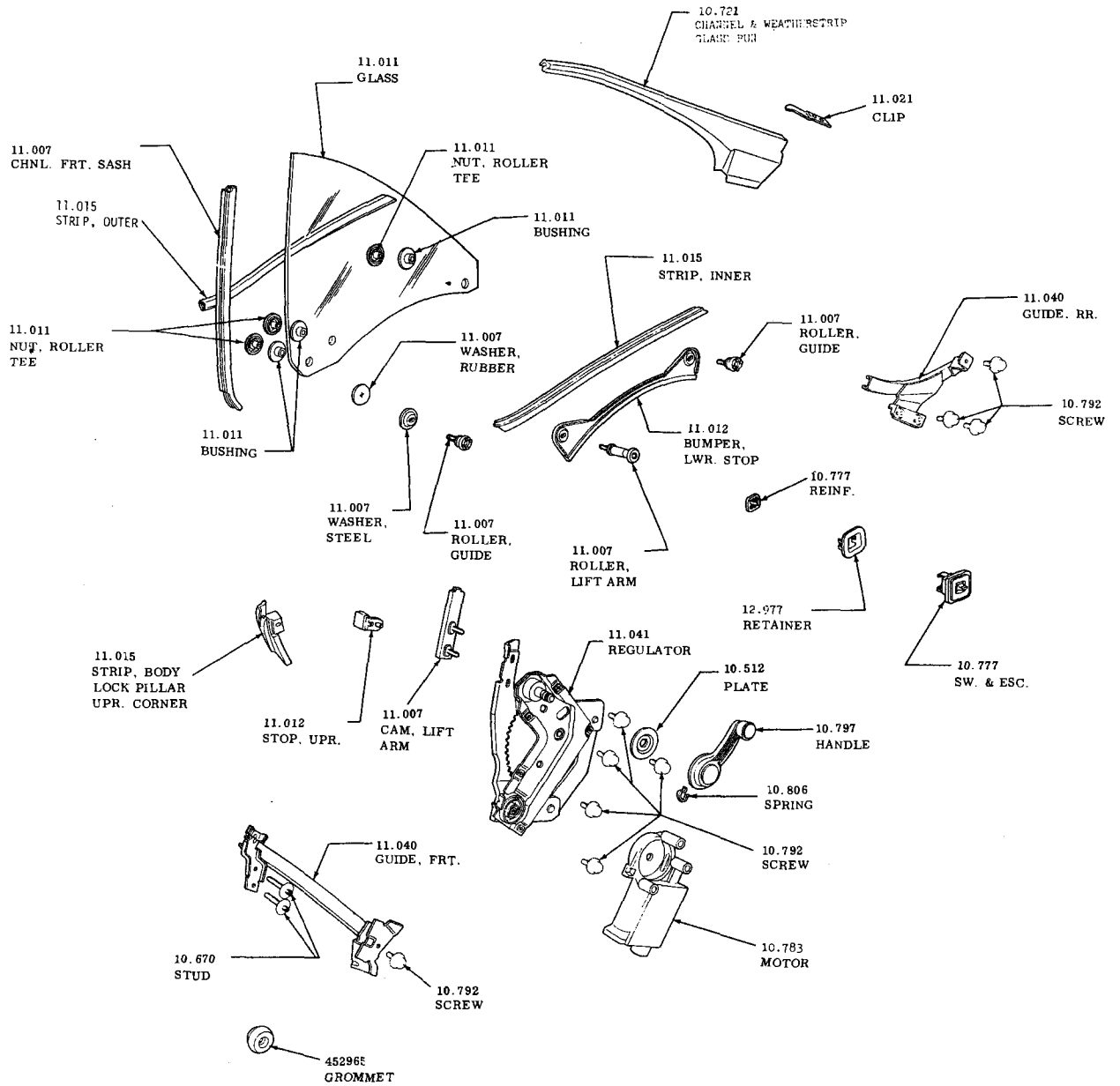


REAR QUARTER HARDWARE  
 SPECIAL-SKYLARK-GRAN SPORT  
 2 DOOR COUPES & CONVERTIBLES  
 1968-1972



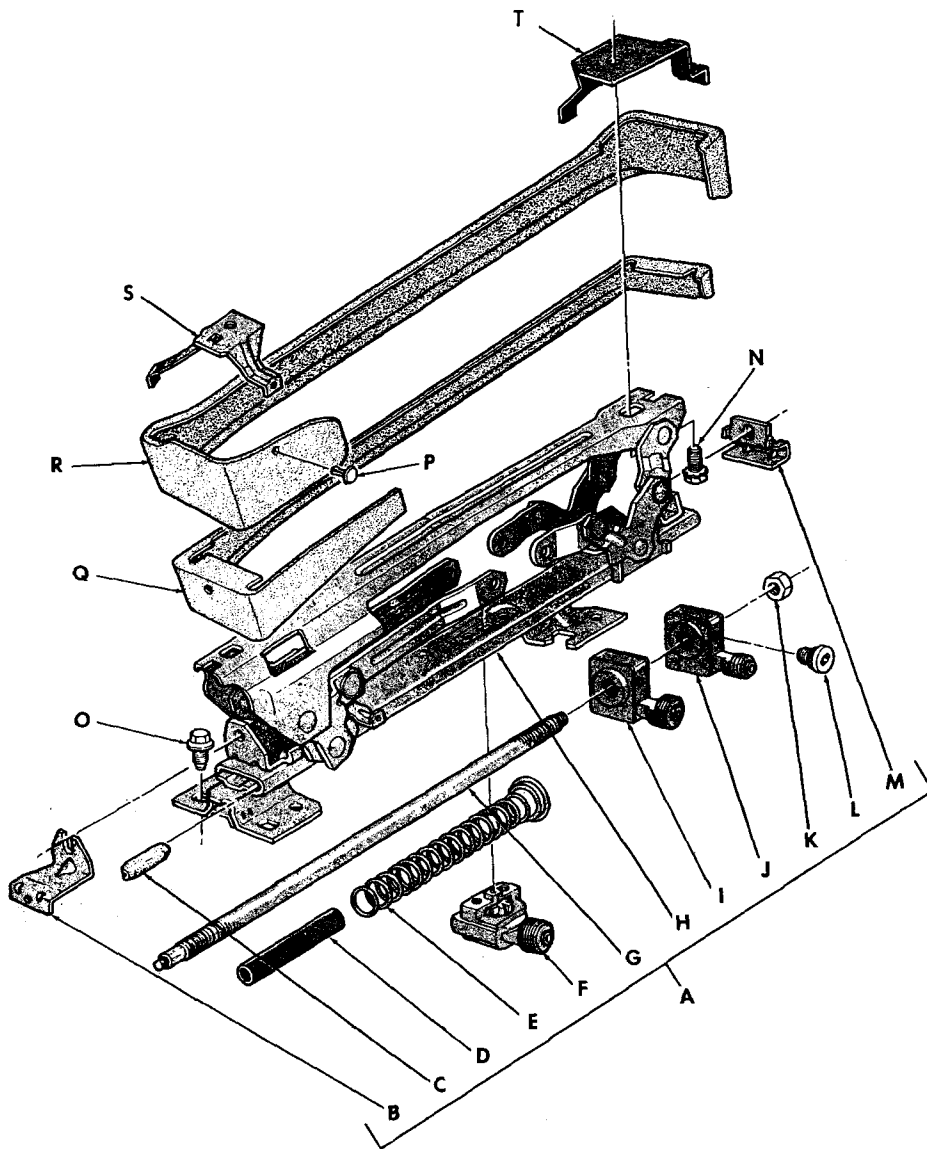


TYPICAL  
 QUARTER HARDWARE  
 1969-1972-50-60-8000 2 DOORS



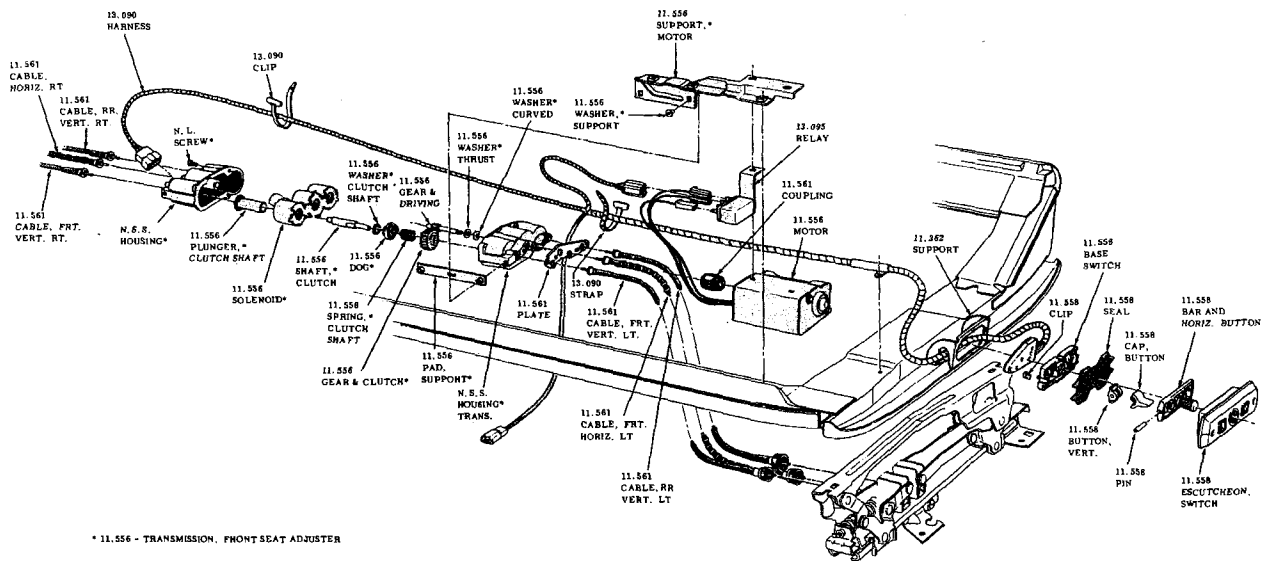
REAR QUARTER WINDOW HARDWARE  
1966-1972 —RIVIERA





**TYPICAL TILT TYPE SEAT ADJUSTER  
1961-63—4400-4600-4700-4800 EXC. 1963-4747**

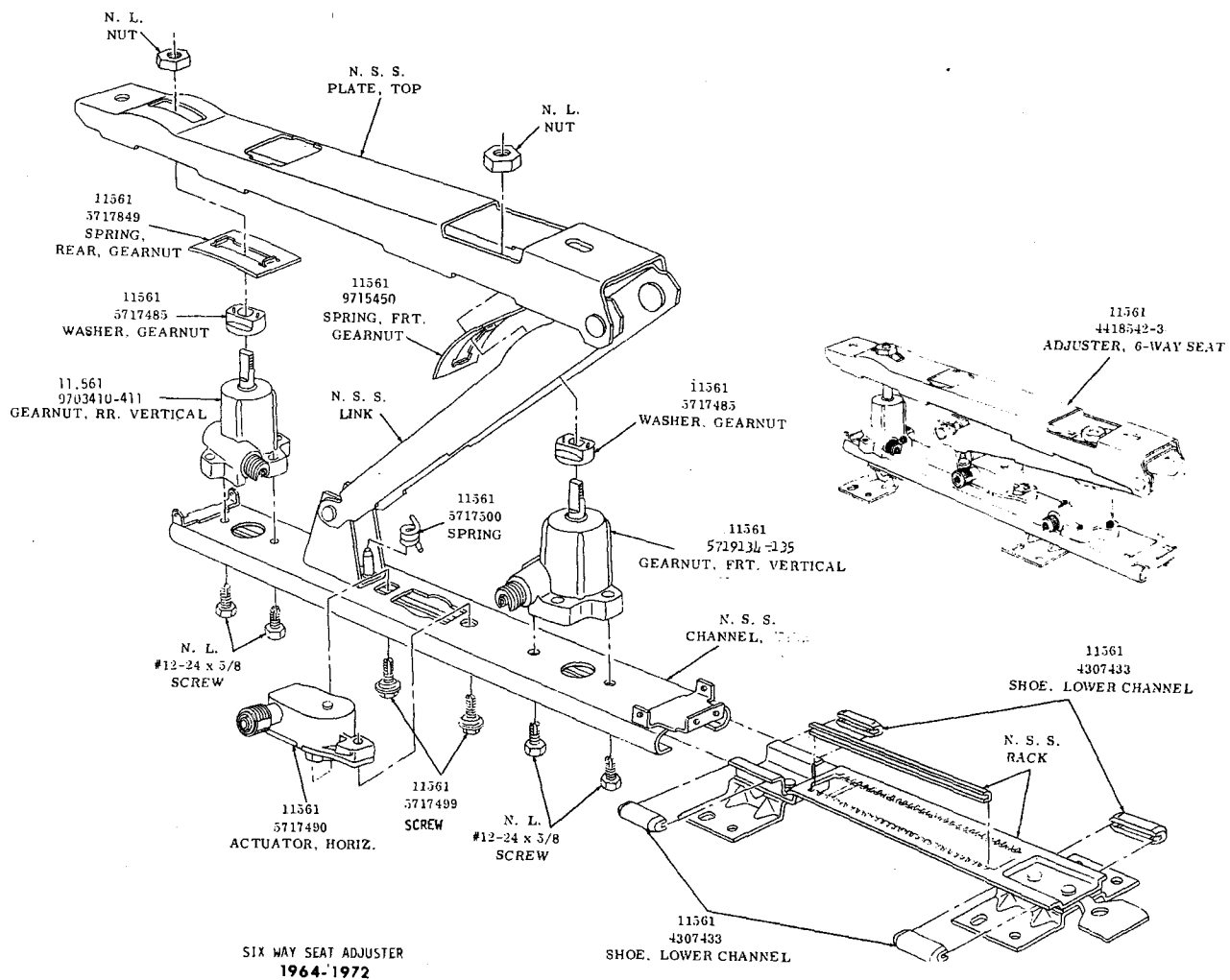
A	ADJUSTER, Front Seat Electric . . . . .	11.561	K	NUT, Attaching . . . . .	N. L.
B	SUPPORT, Cover-Front . . . . .	11.561	L	SCREW, Gearnut. . . . .	11.561
C	SHOE, Lower Channel . . . . .	11.561	M	SUPPORT, Cover-Rear . . . . .	11.561
D	SILENCER, Counter Balance Spring . . . . .	11.561	N	BOLT, Seat Adjuster (To Seat Bottom Frame) . . . . .	11.561
E	SPRING, Counter Balance . . . . .	11.561	O	BOLT, Seat Adjuster (To Floor Pan) . . . . .	11.561
F	ACTUATOR, Horizontal . . . . .	11.561	P	FASTENER, Track Cover . . . . .	11.573
G	JACKSCREW . . . . .	11.561	Q	COVER, Track Lower . . . . .	11.573
H	ADJUSTER, Front Seat (Less Jackscrew and Gearnut) . . . . .	11.561	R	COVER, Track Upper . . . . .	11.573
I	GEARNUT, Vertical-Front . . . . .	11.561	S	SUPPORT, Track Upper Cover-Front . . . . .	11.558
J	GEARNUT, Vertical-Rear . . . . .	11.561	T	SUPPORT, Track Upper Cover-Rear . . . . .	11.558

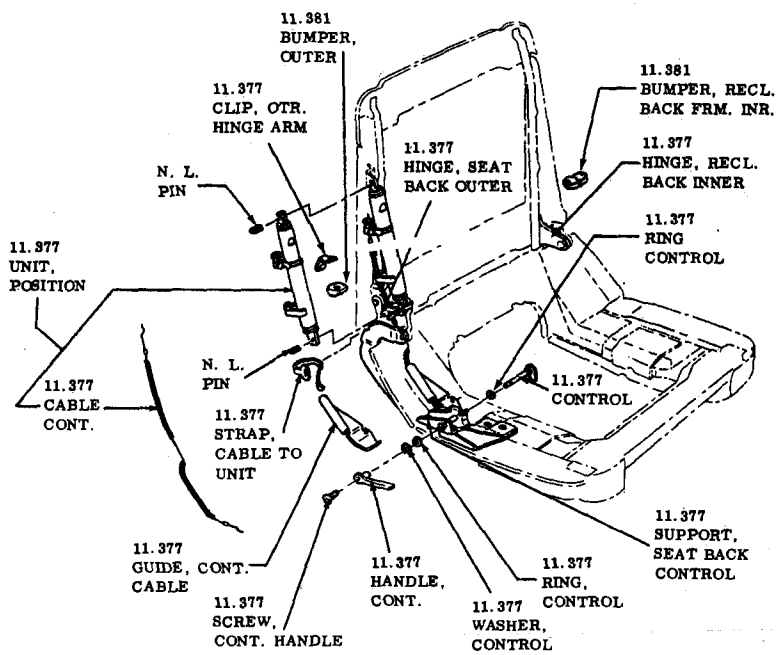
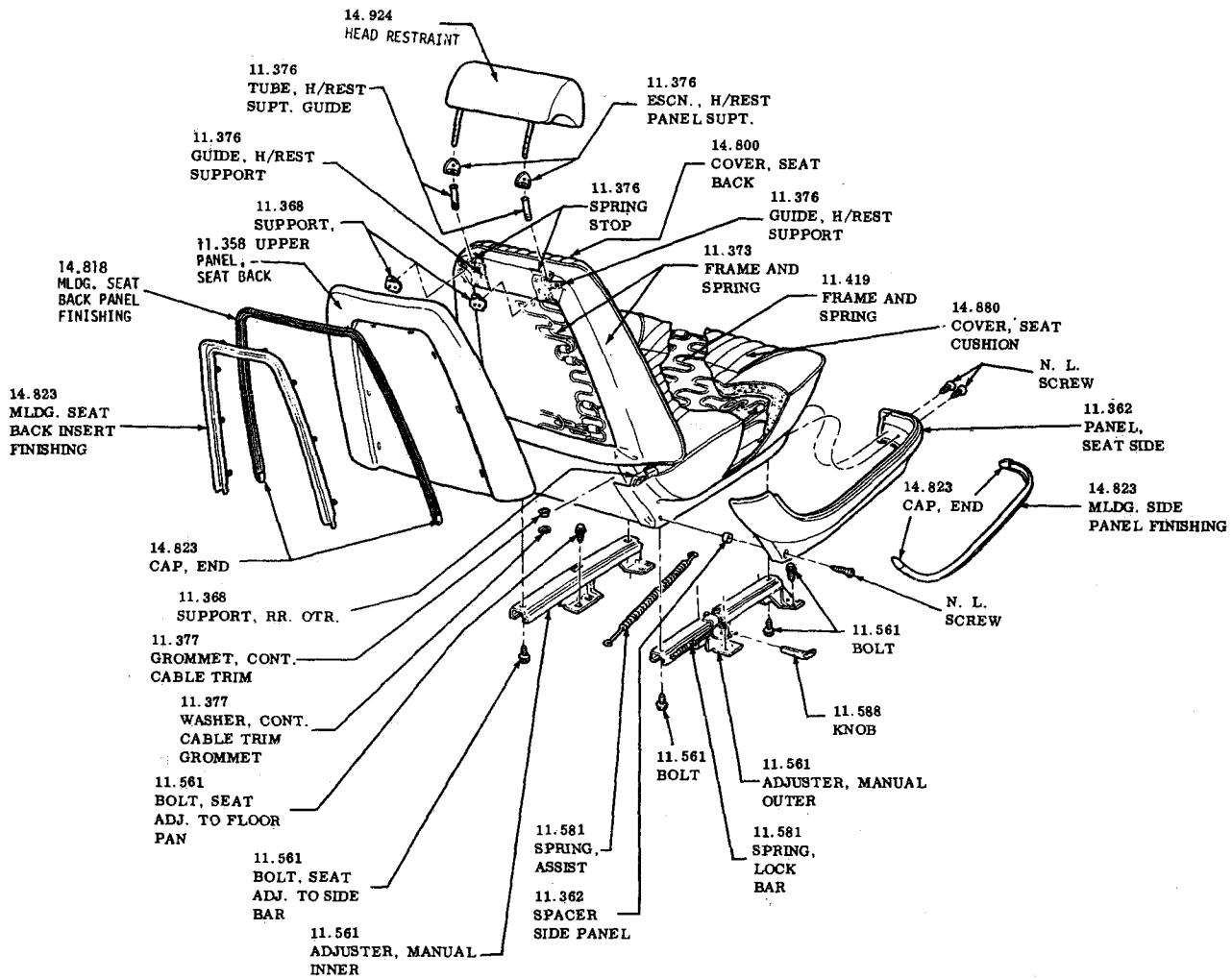


\* 11.556 - TRANSMISSION, FRONT SEAT ADJUSTER

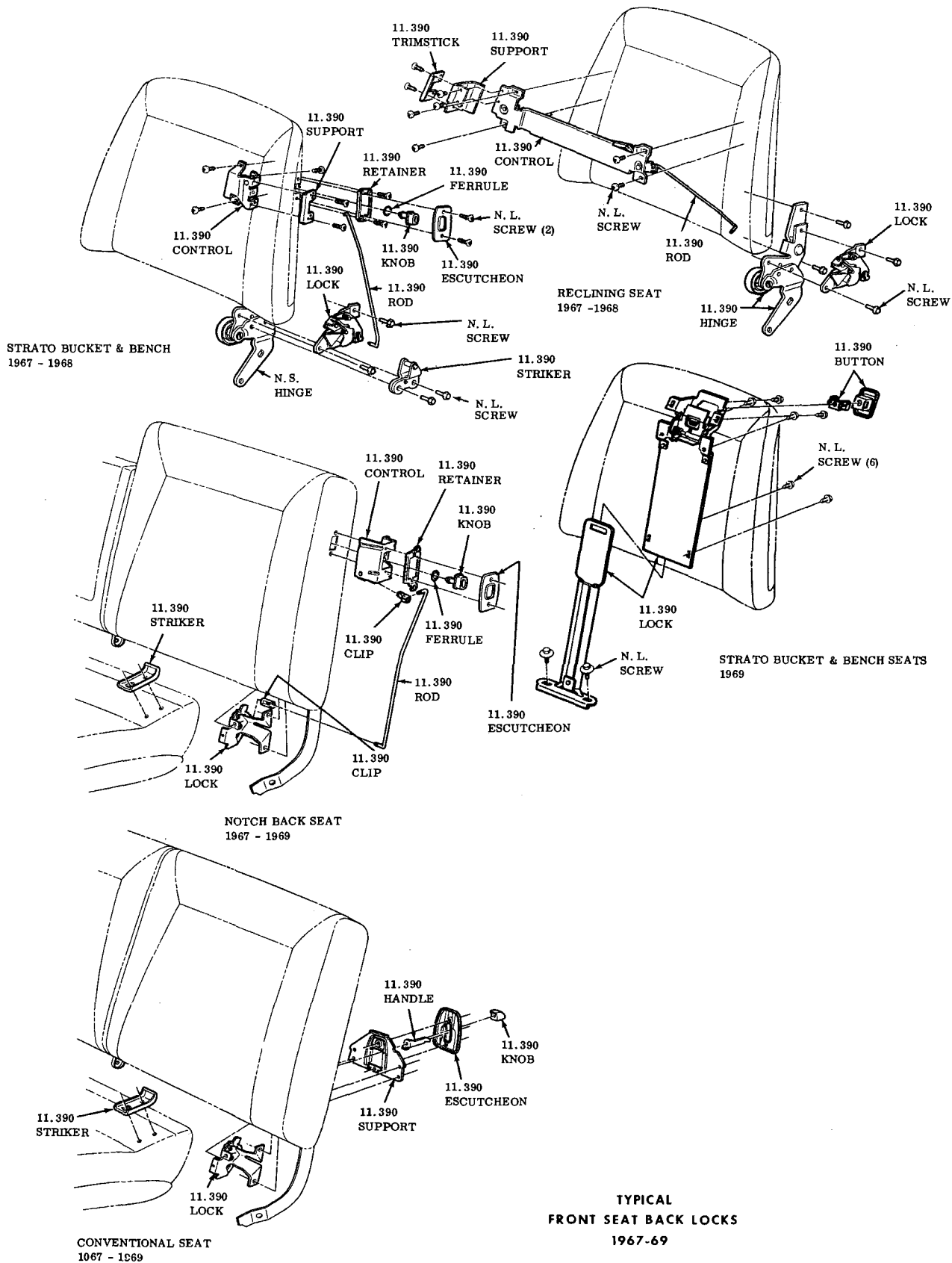
TYPICAL TILT SEAT ADJUSTER TRANSMISSION,  
MOTOR & ATTACHING PARTS  
1966-1972-4400-4600-4700-4800

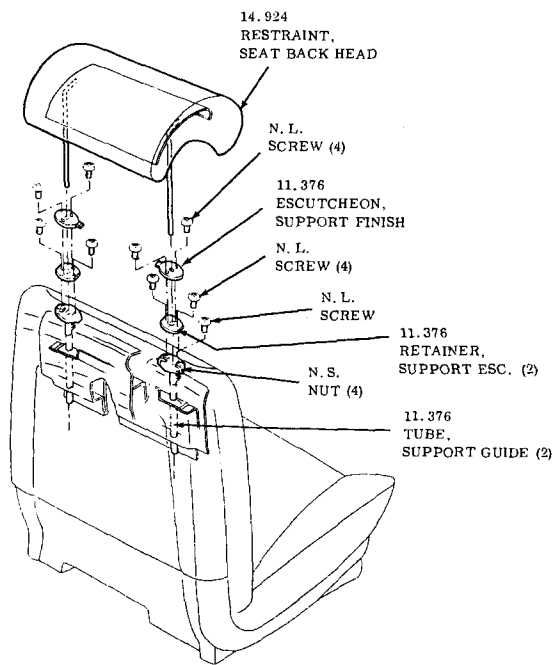




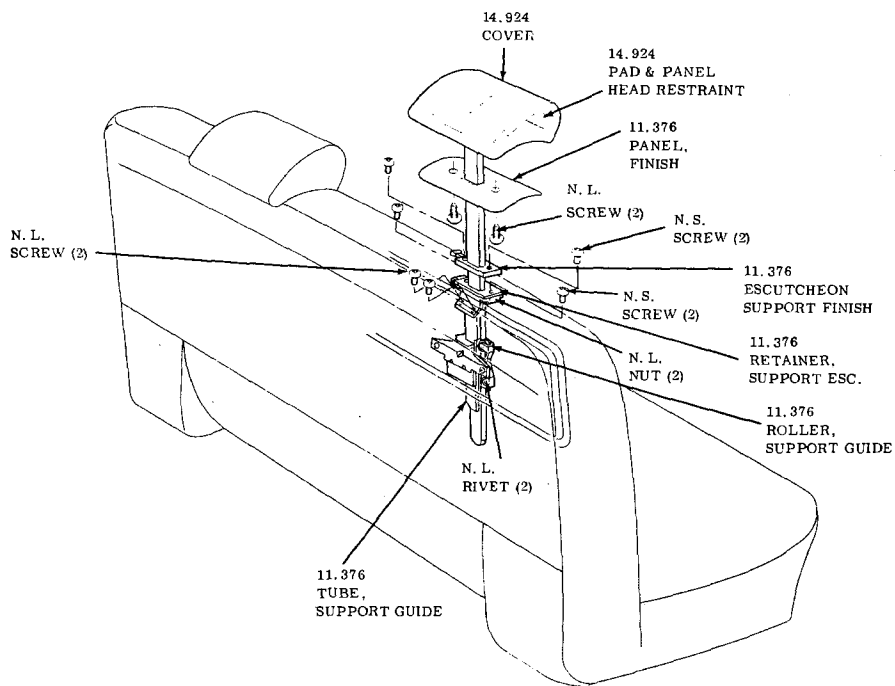


1966-1970 STRATO BUCKET SEAT  
RECLINING SEAT AND HEAD RESTRAINT



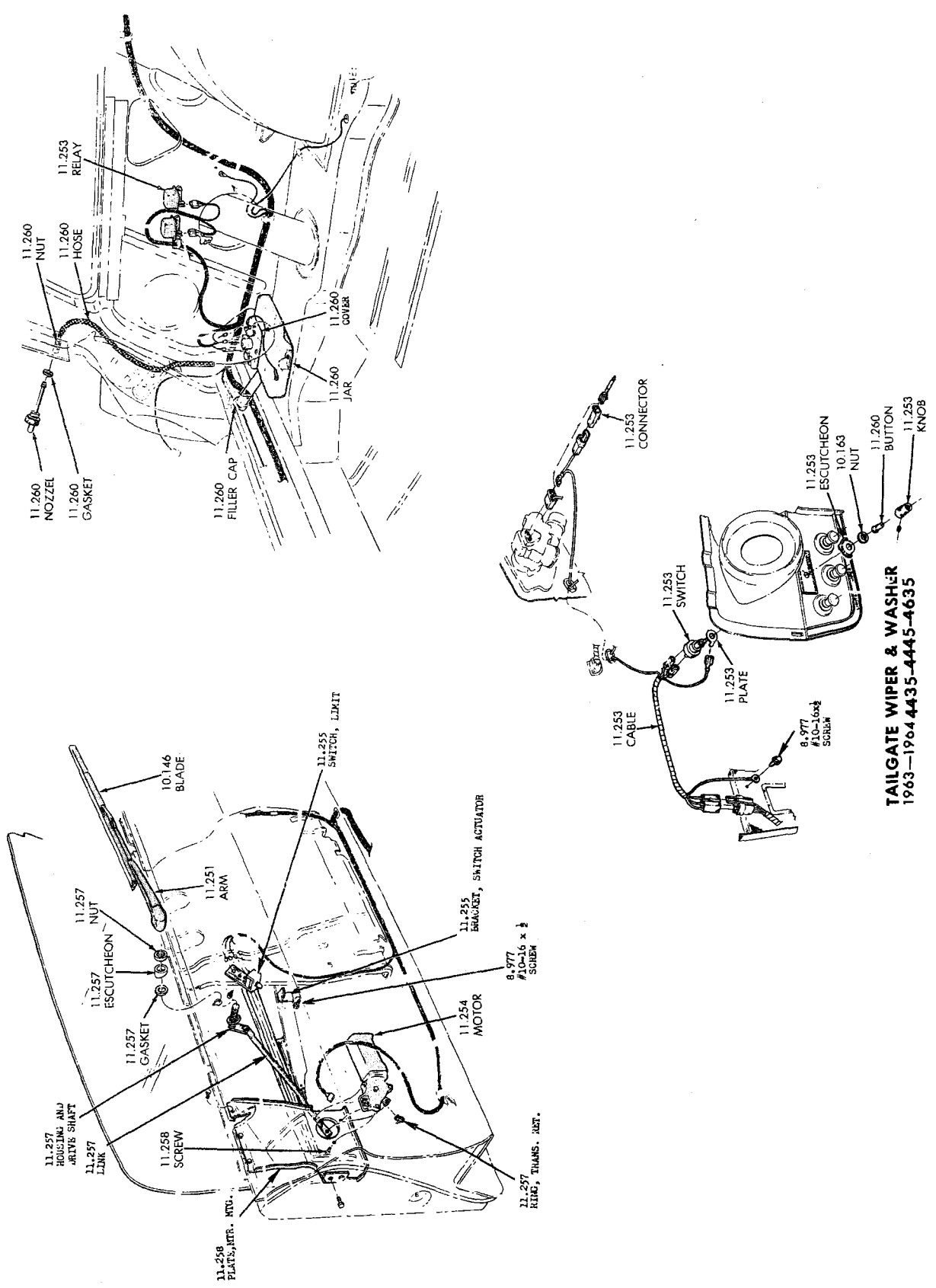


STRATO BUCKET AND STRATO BENCH



CONVENTIONAL AND 60-40 BENCH

HEAD RESTRAINT (TYPICAL)  
1970-1972 - ALL



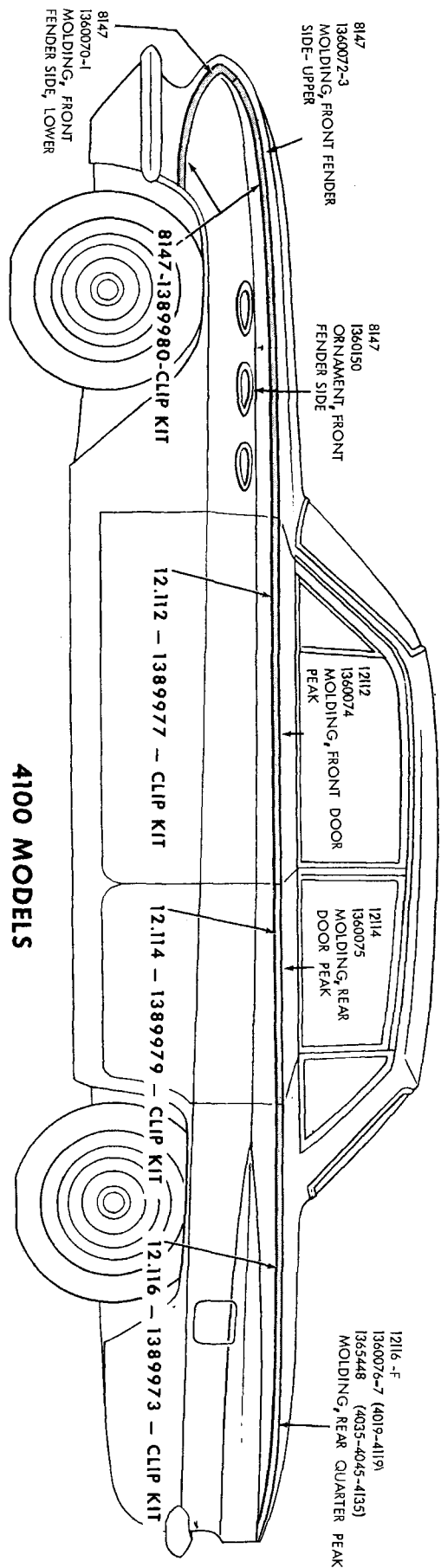
**TAILGATE WIPER & WASHER**  
 1963-1964 4435-4445-4635



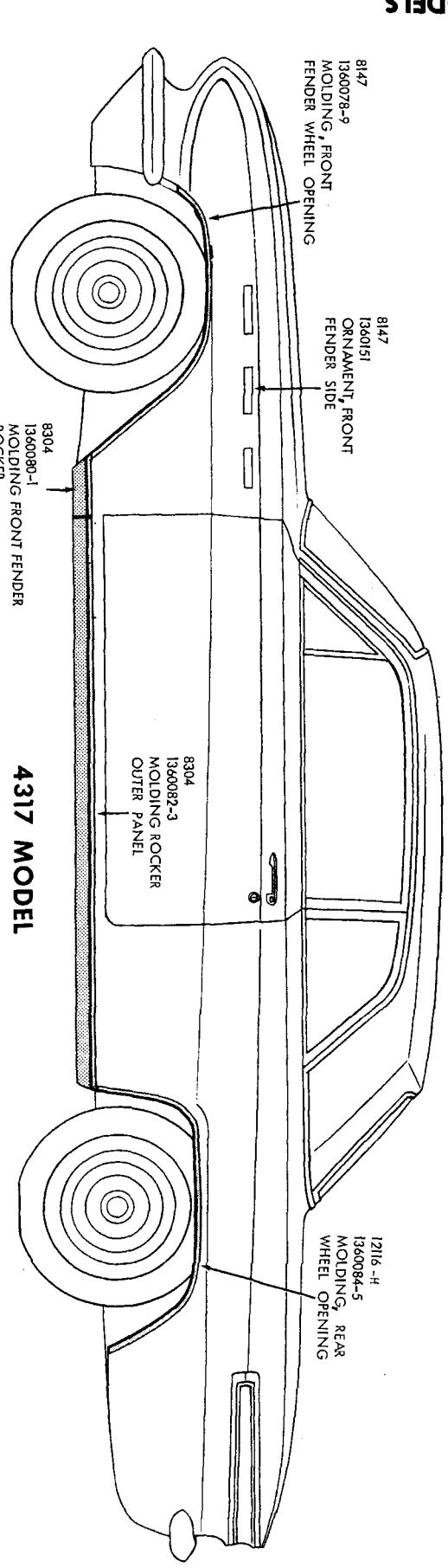
# **GROUP 12**

**BODY MOULDINGS**

**BODY SHEET METAL**



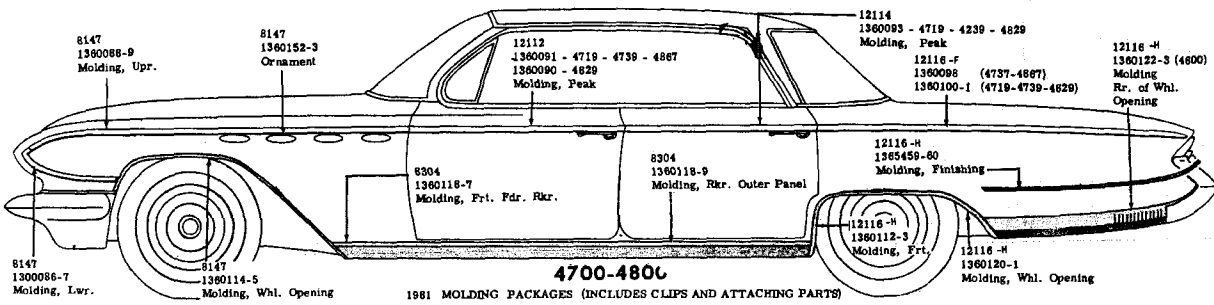
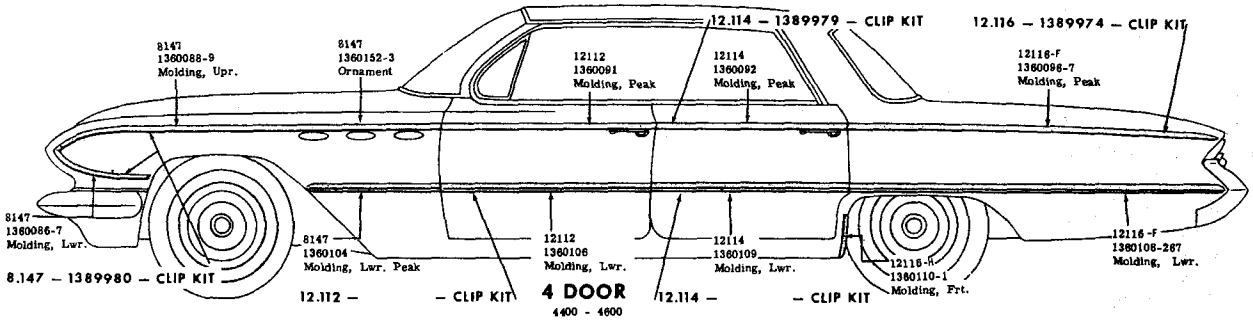
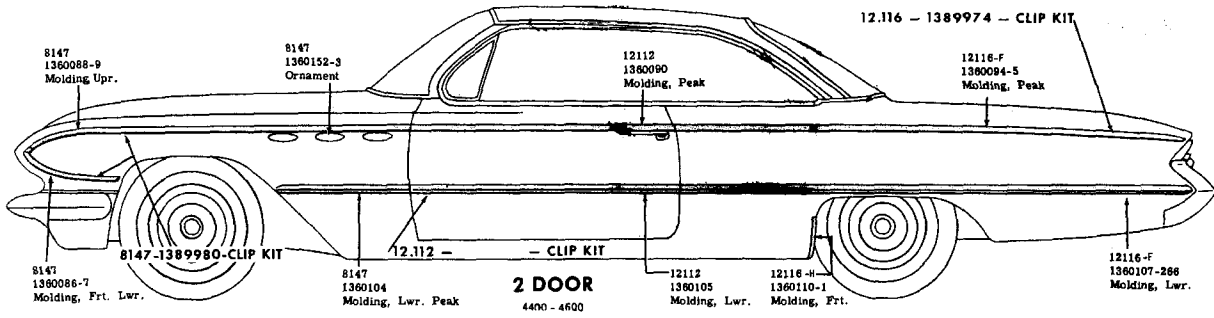
**4100 MODELS**

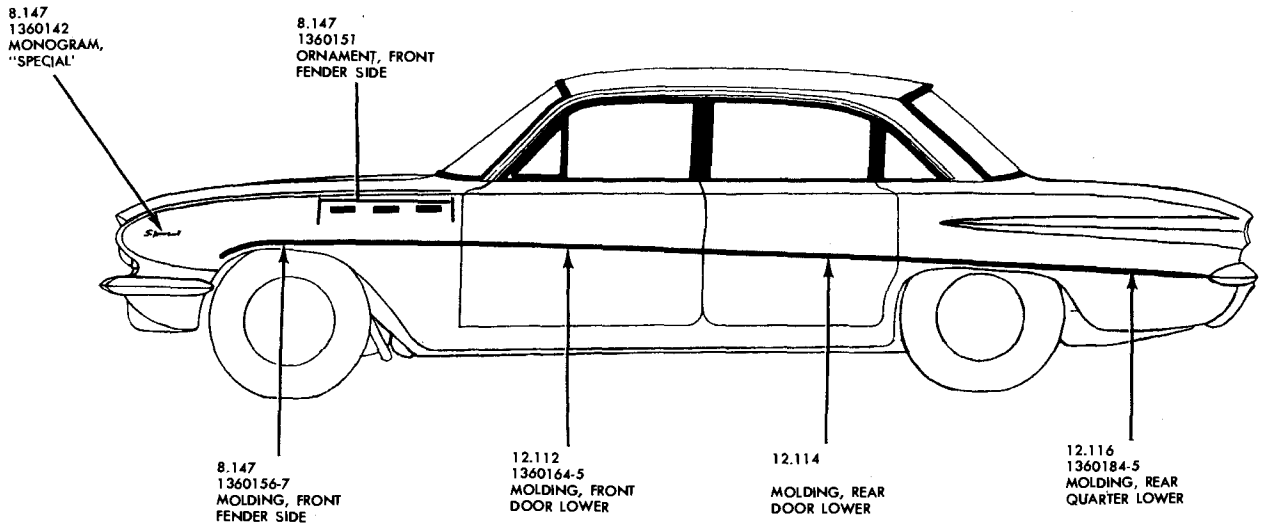


**4317 MODEL**

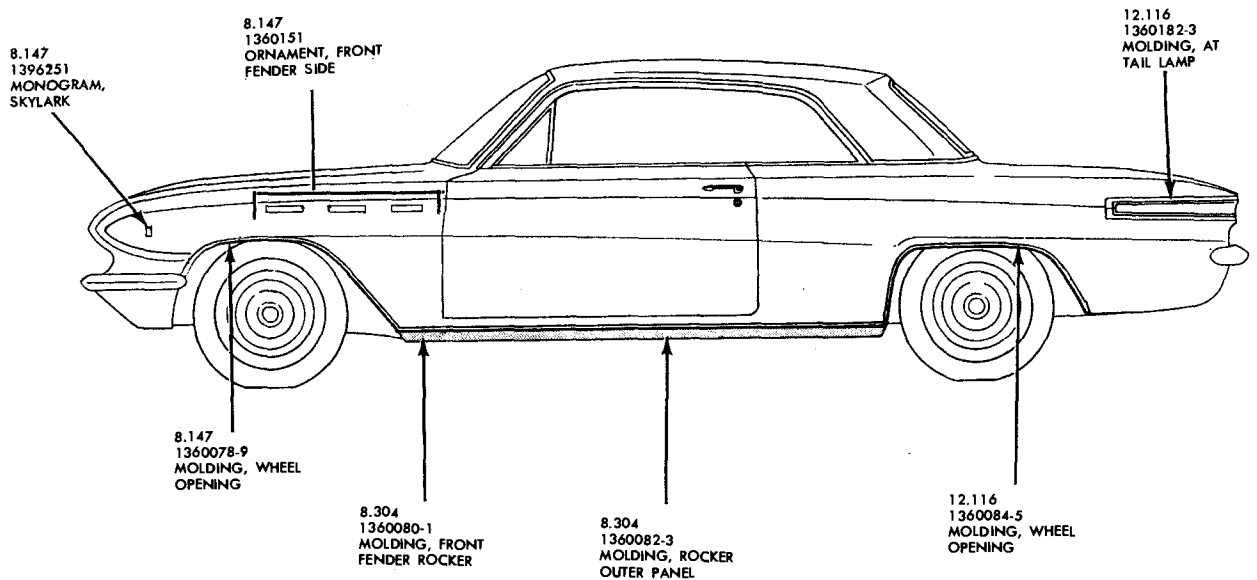
1961 MOLDING PACKAGES! INCLUDES CLIPS AND ATTACHING PARTS

**1961 MODELS**

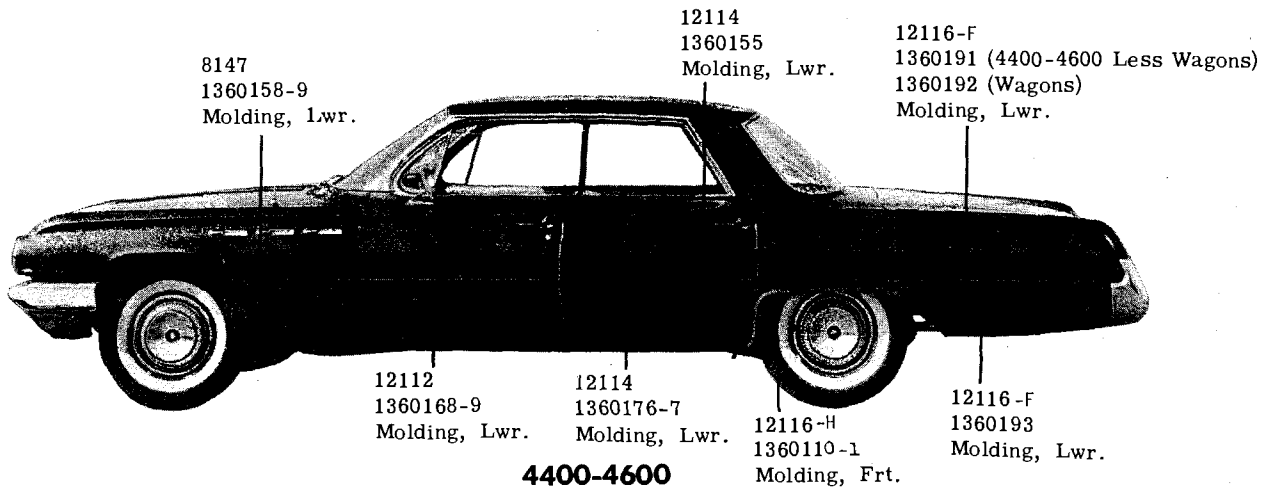
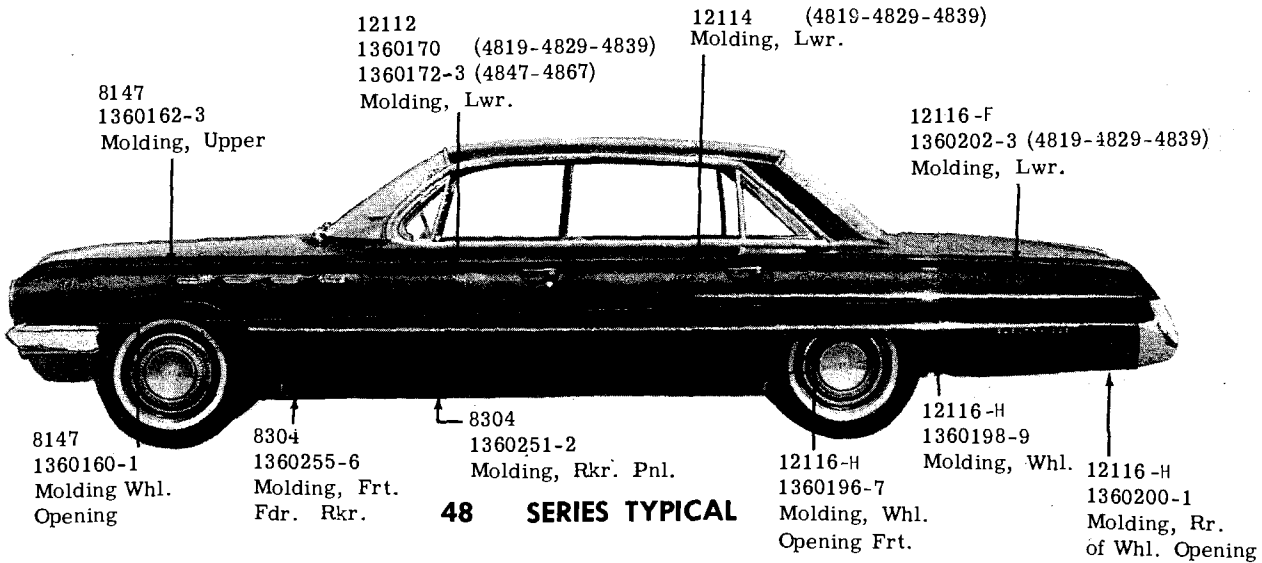




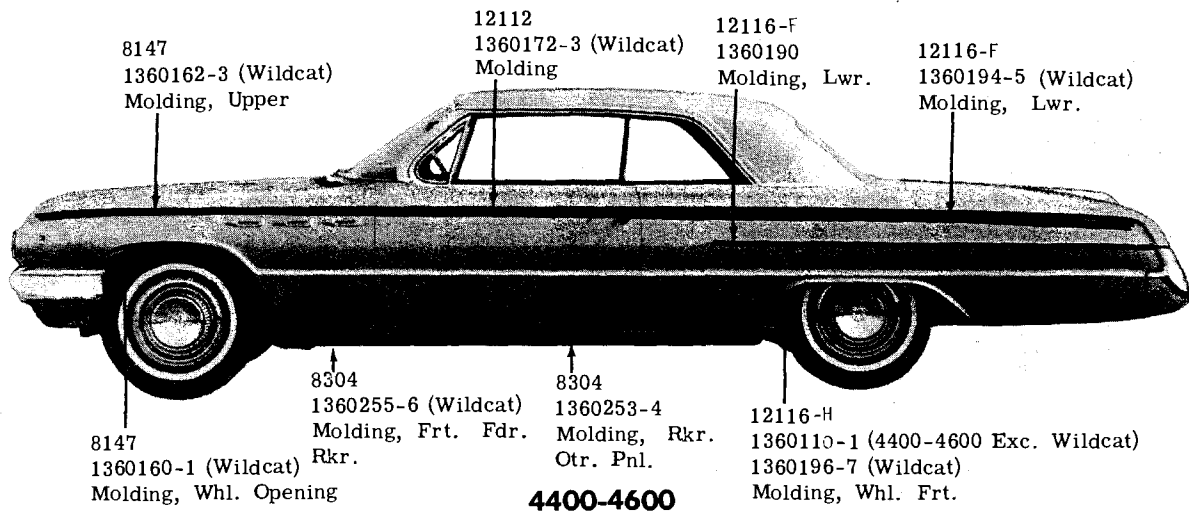
1962-4119 MOLDING PACKAGES (INCLUDES CLIPS AND ATTACHING PARTS)



1962-4367--MOLDING PACKAGES (INCLUDES CLIPS AND ATTACHING PARTS)

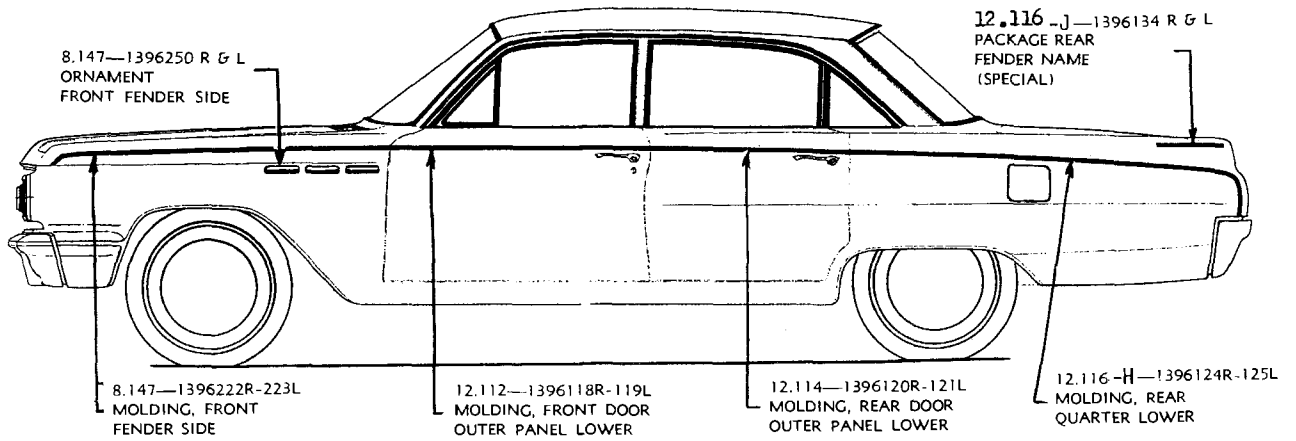


**4 DOOR HARDTOP & SEDAN**

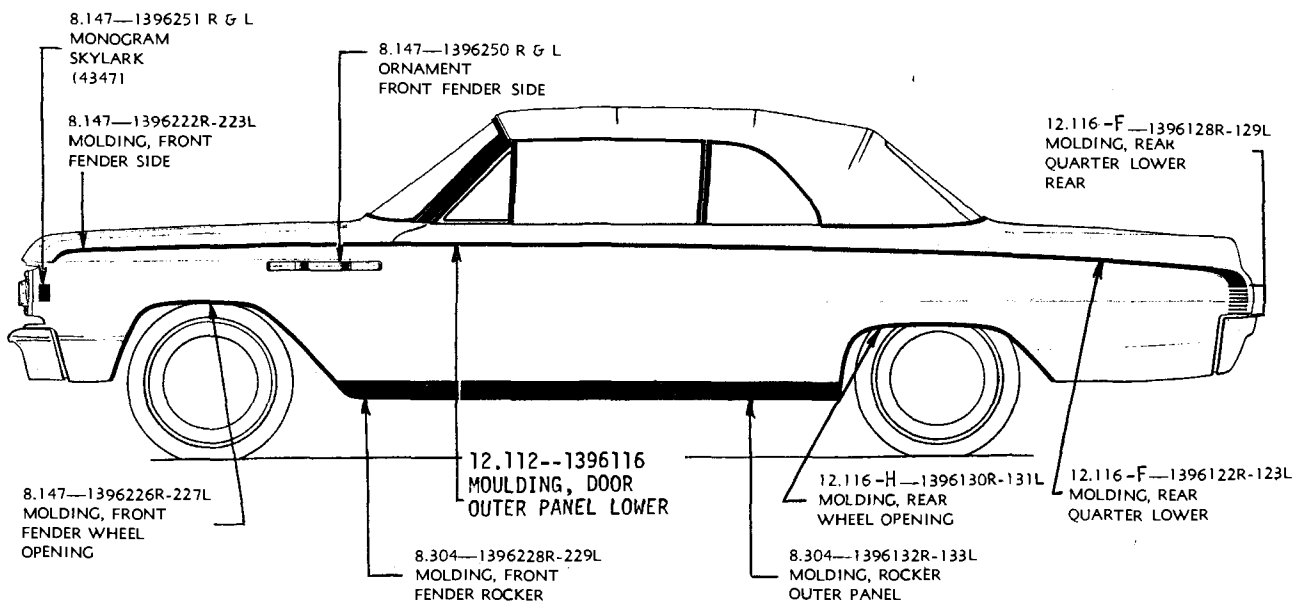


**2 DOOR HARDTOP & SEDAN**

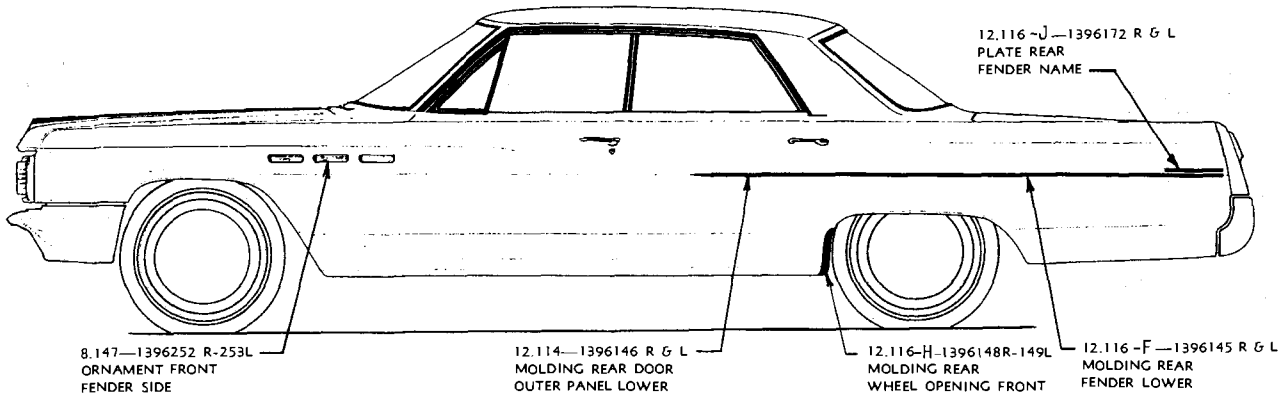
**1962-4400-4600-4800**



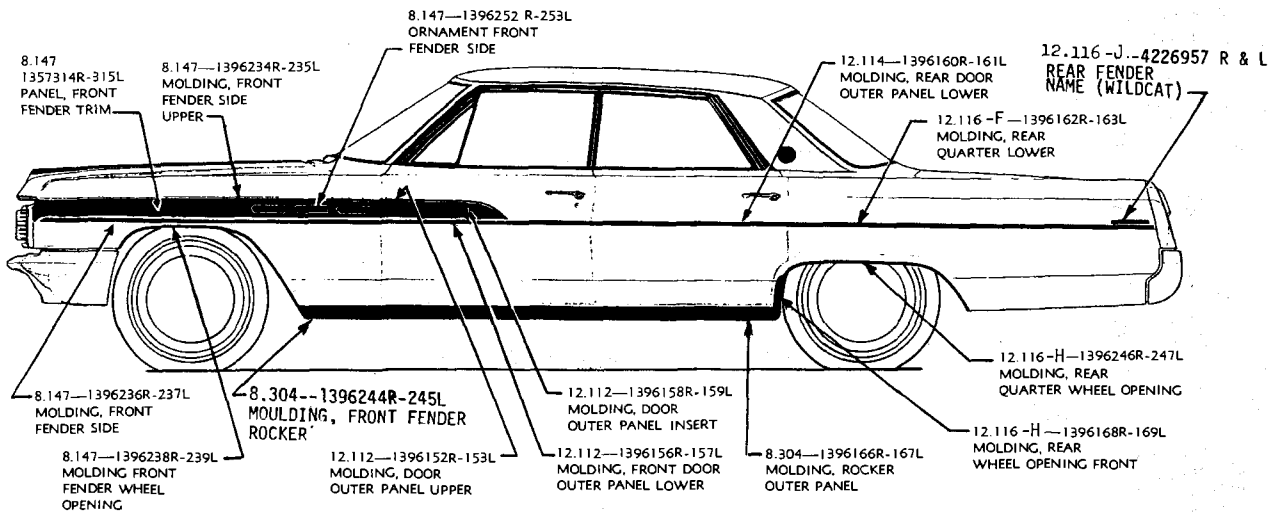
1963 - 4019-4119 MOLDING PACKAGES (INCLUDES CLIPS & ATTACHING PARTS)



1963 - 4347-4367 MOLDING PACKAGES (INCLUDES CLIPS & ATTACHING PARTS)

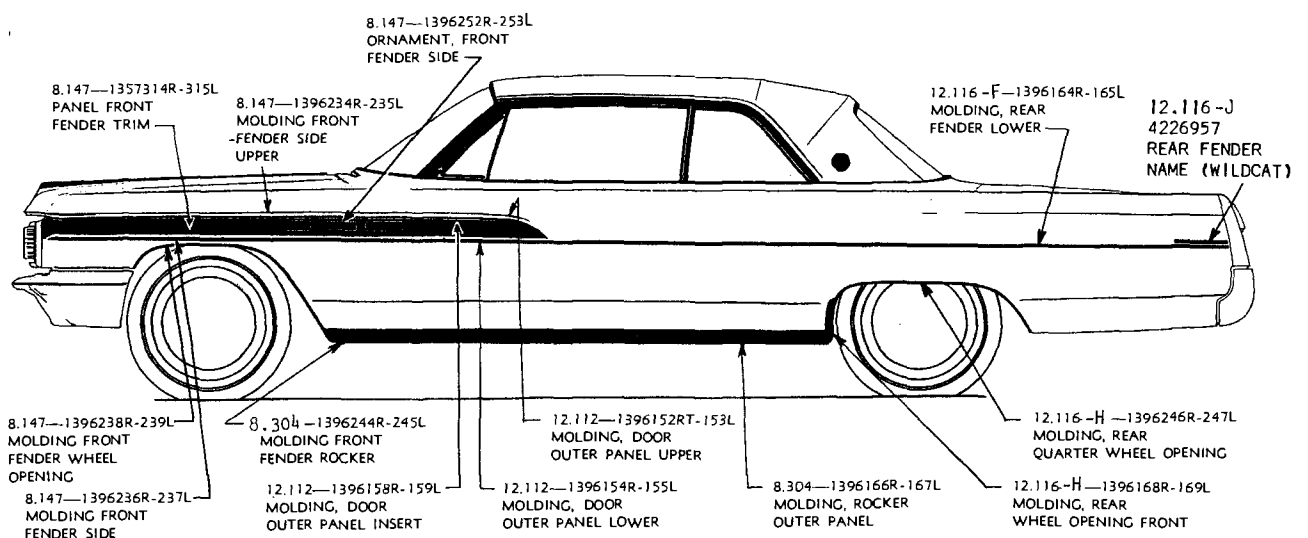


1963 - 4439 MOLDING PACKAGES (INCLUDES CLIPS & ATTACHING PARTS)



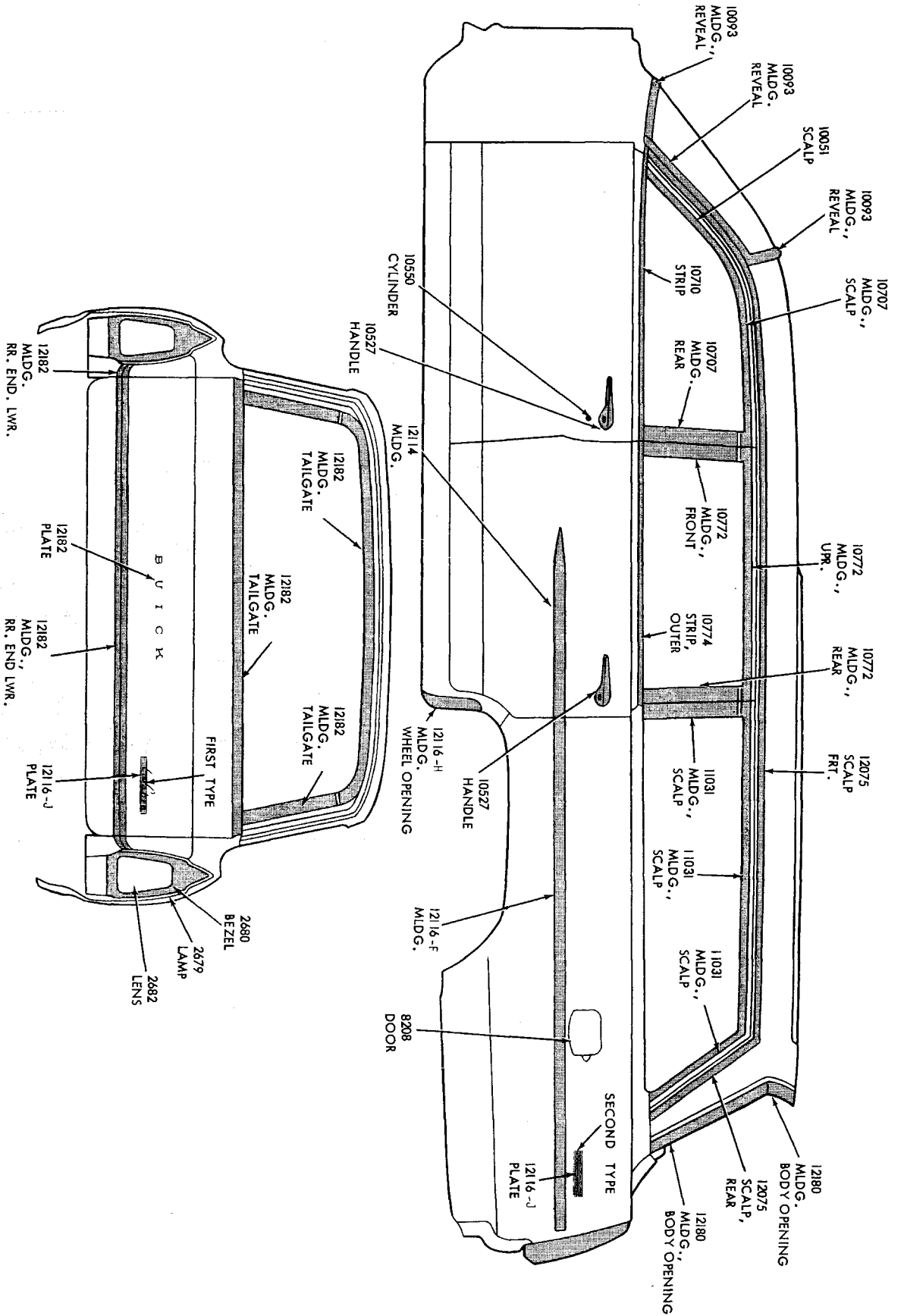
1963 (4400 OPTION) 4639 MOLDING PACKAGES  
(INCLUDES CLIPS AND ATTACHING PARTS)

NOVEMBER, 1966

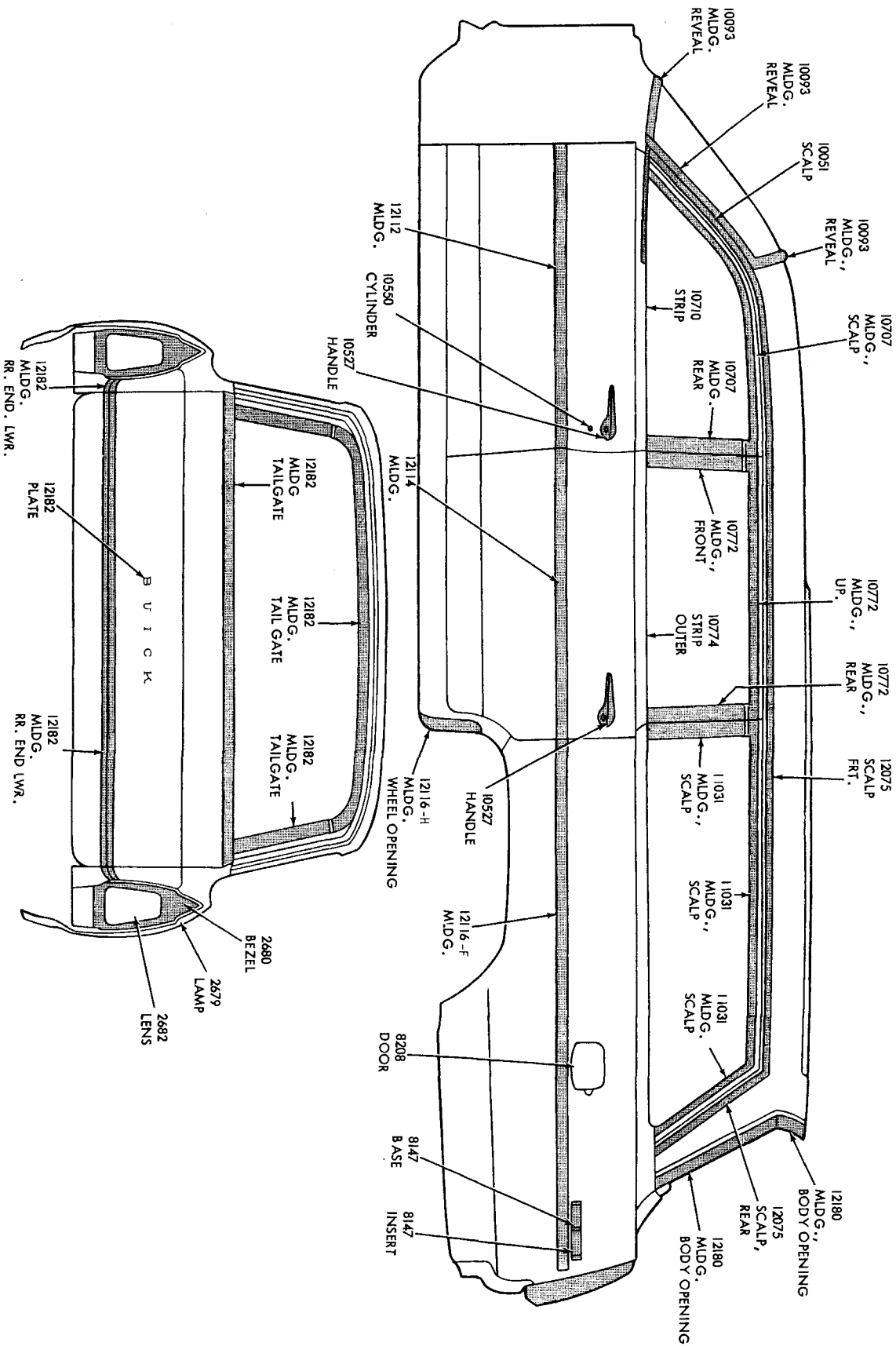


**1963 (4400 OPTION) 4647 MOLDING PACKAGES  
(INCLUDES CLIPS AND ATTACHING PARTS)**

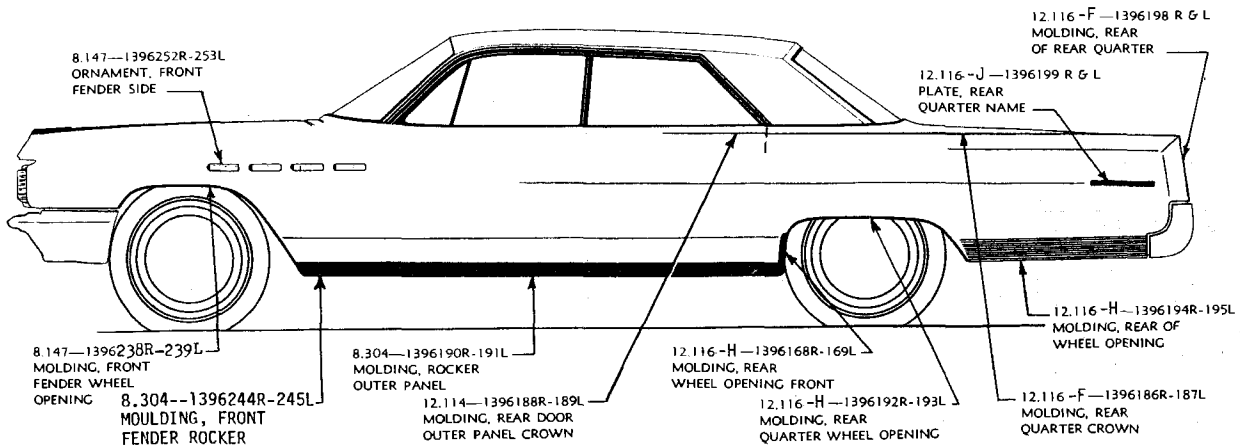




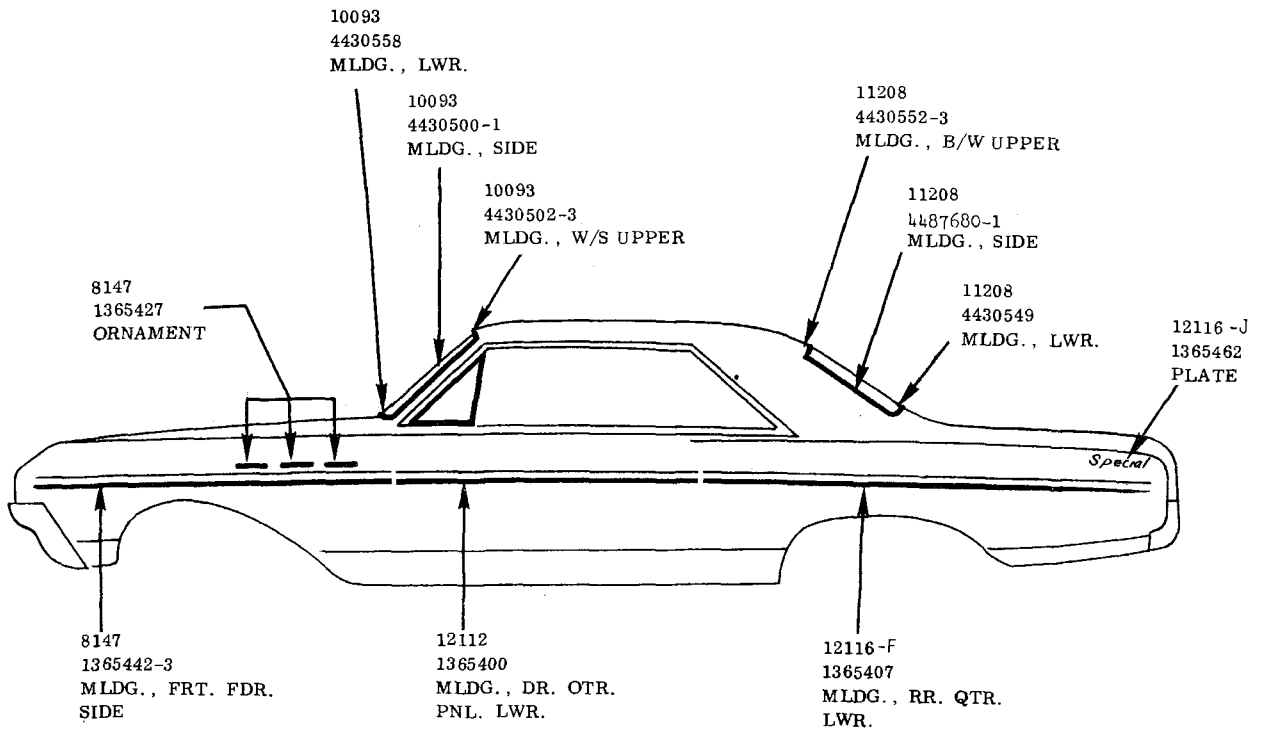
EXTERIOR MOLDING & HARDWARE  
1963-4435-4445



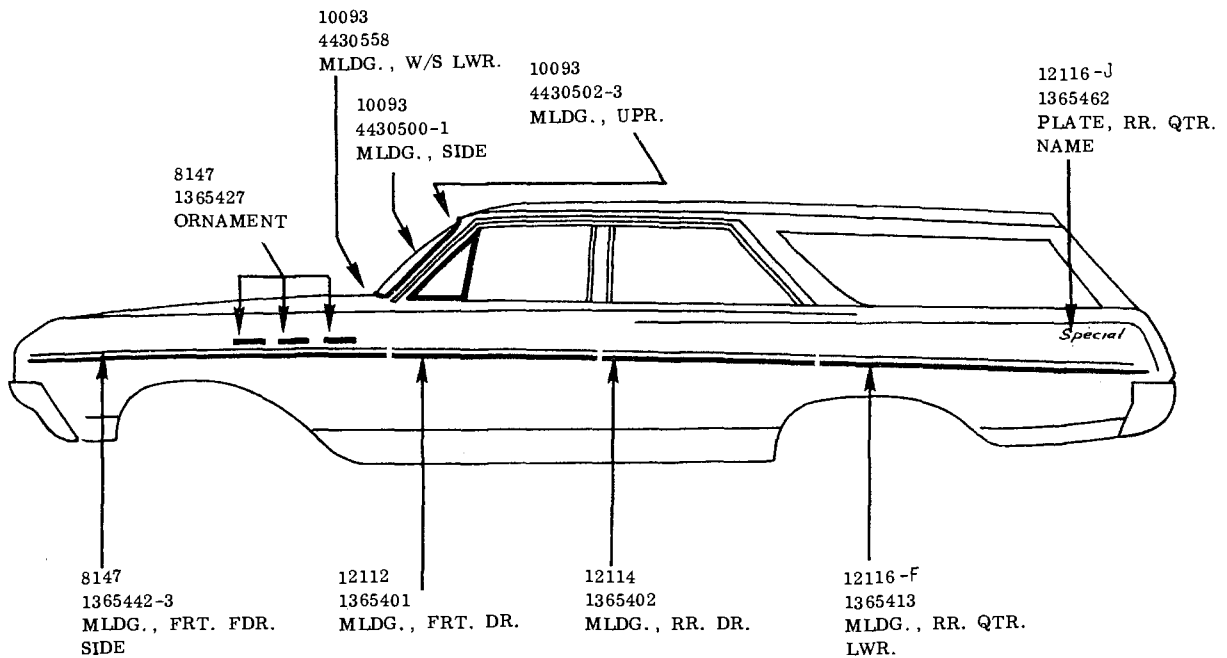
EXTERIOR MOLDING & HARDWARE  
1963-4635



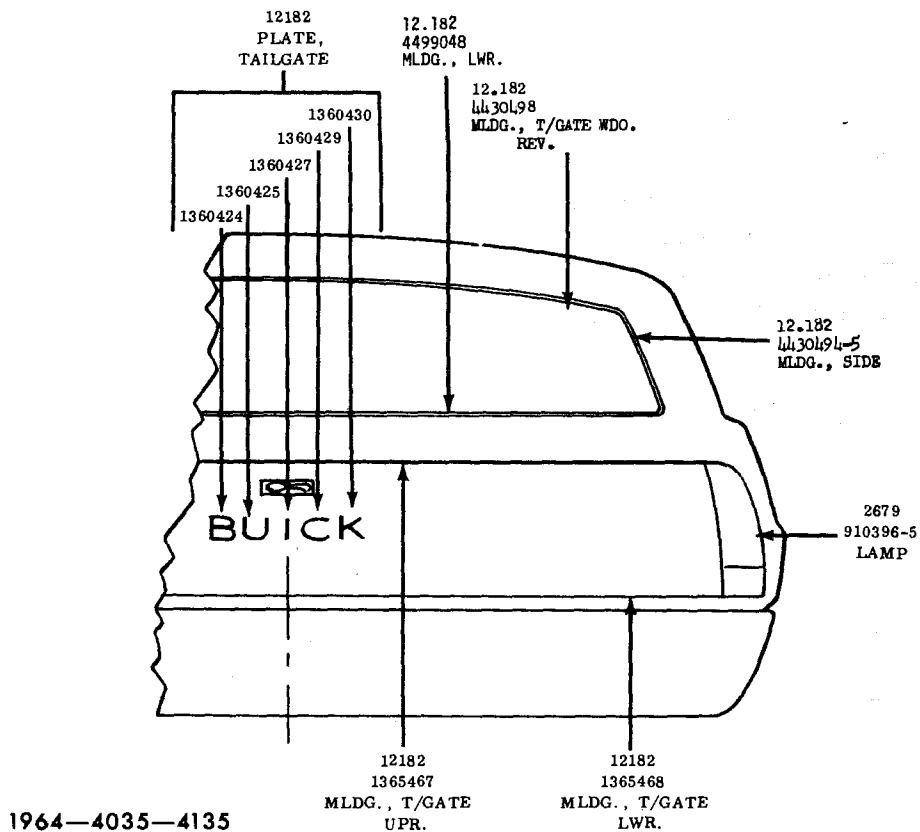
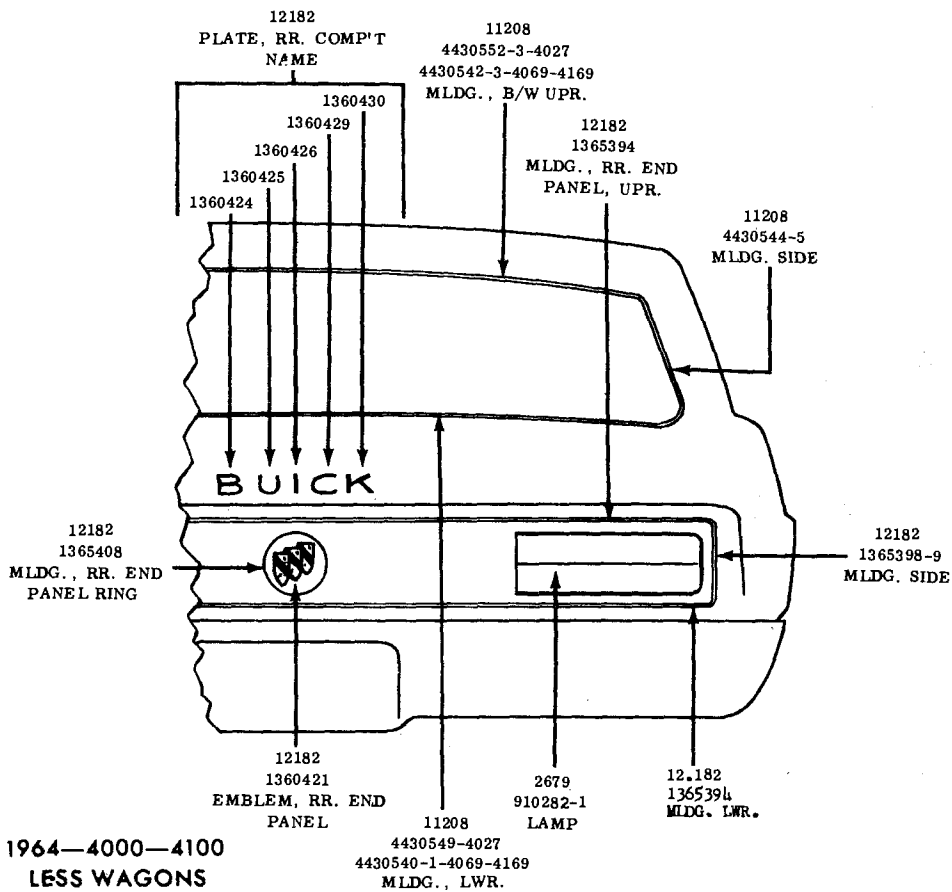
**1963—4839 MOLDING PACKAGES (INCLUDES CLIPS & ATTACHING PARTS)**



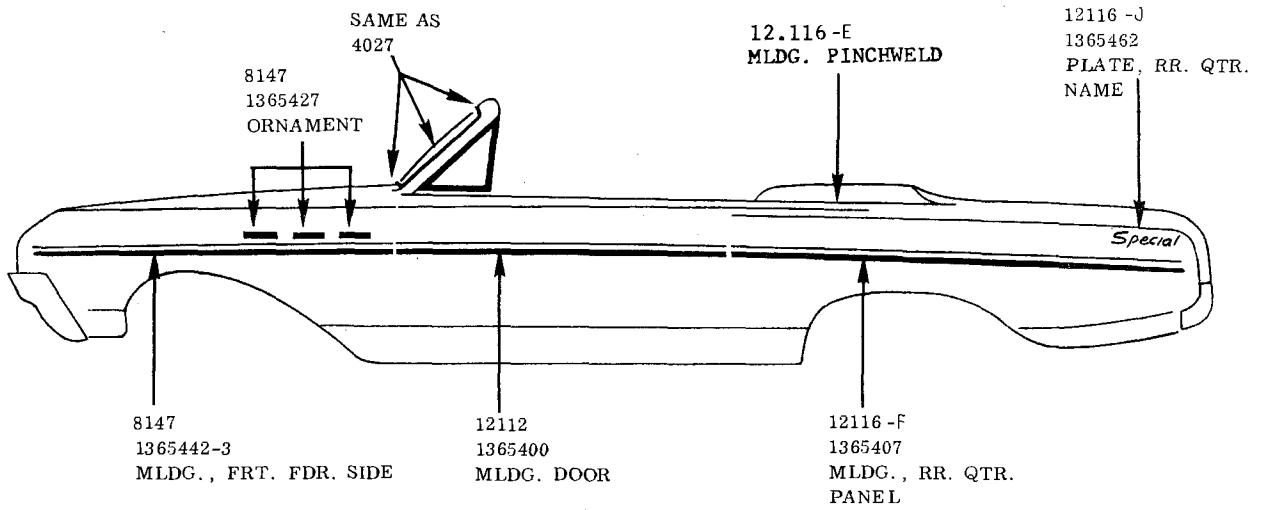
1964-4027



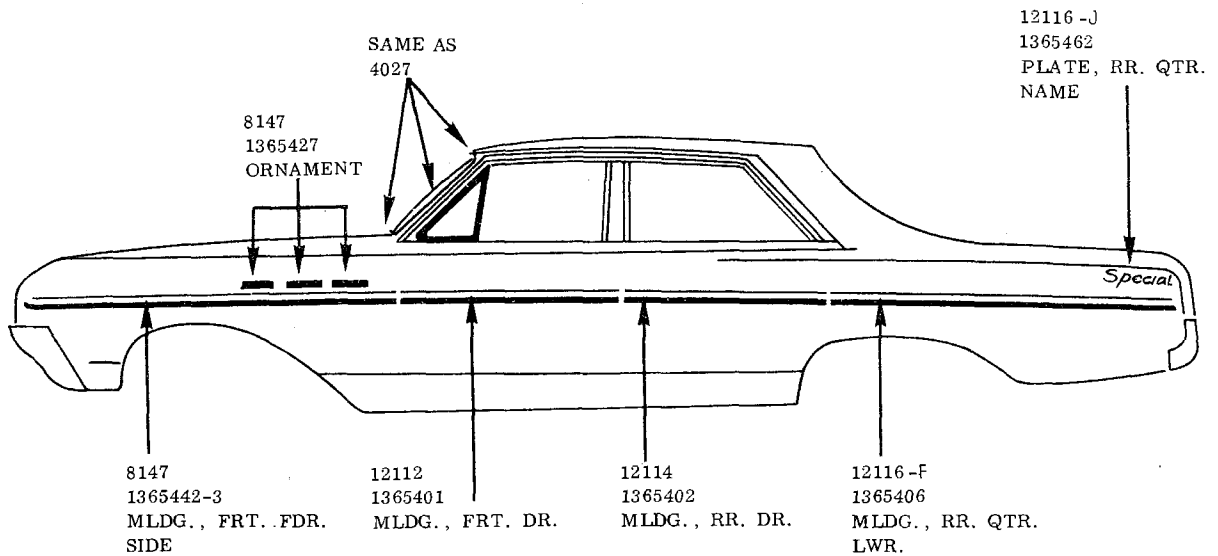
1964-4035



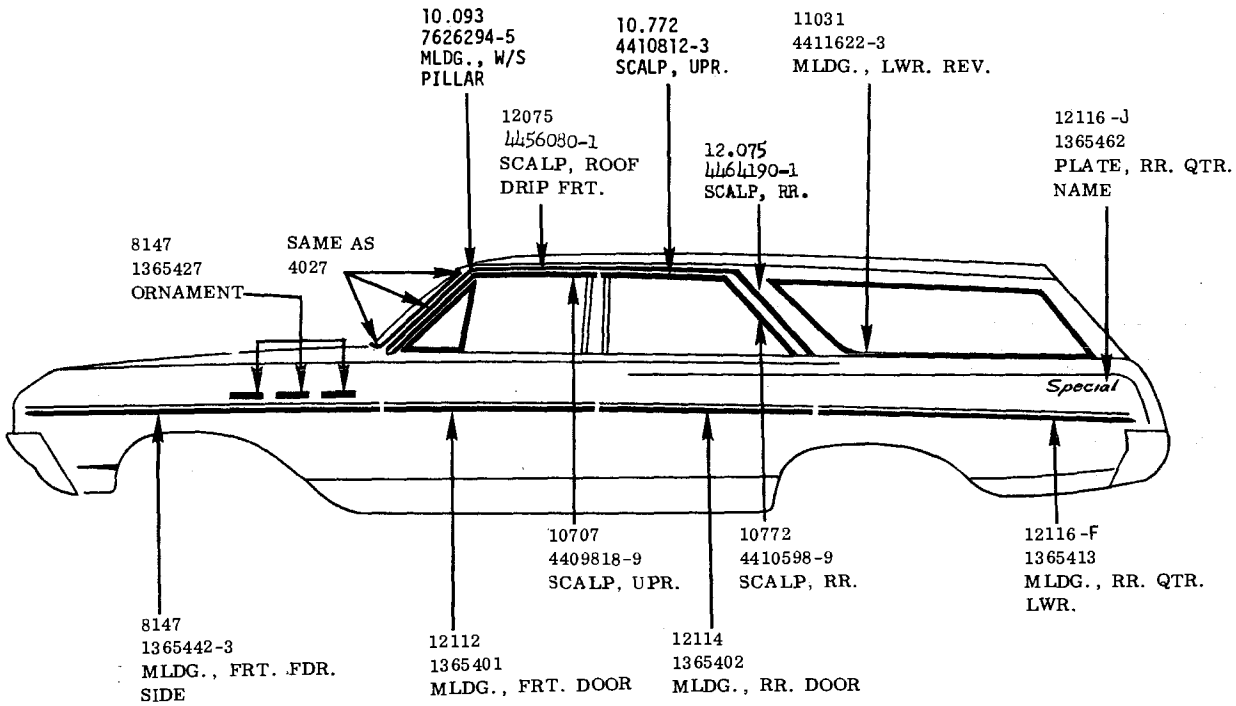
BUICK MOTOR DIVISION, GENERAL MOTORS CORPORATION



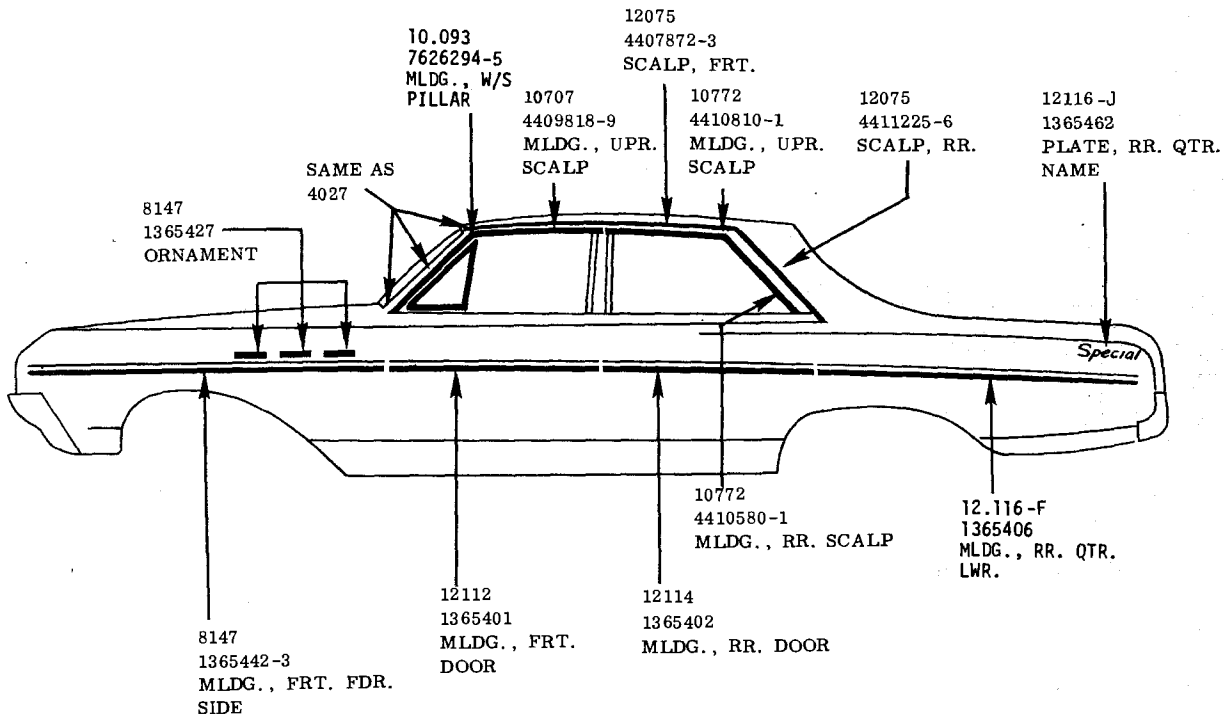
1964-4067



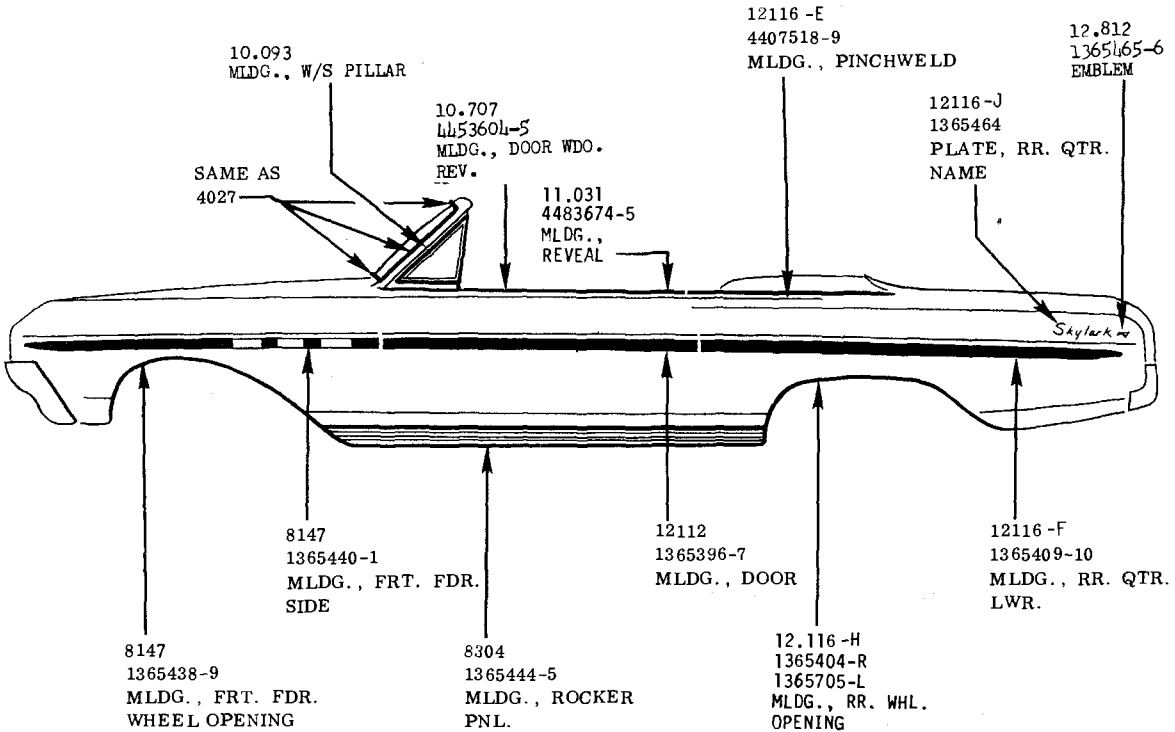
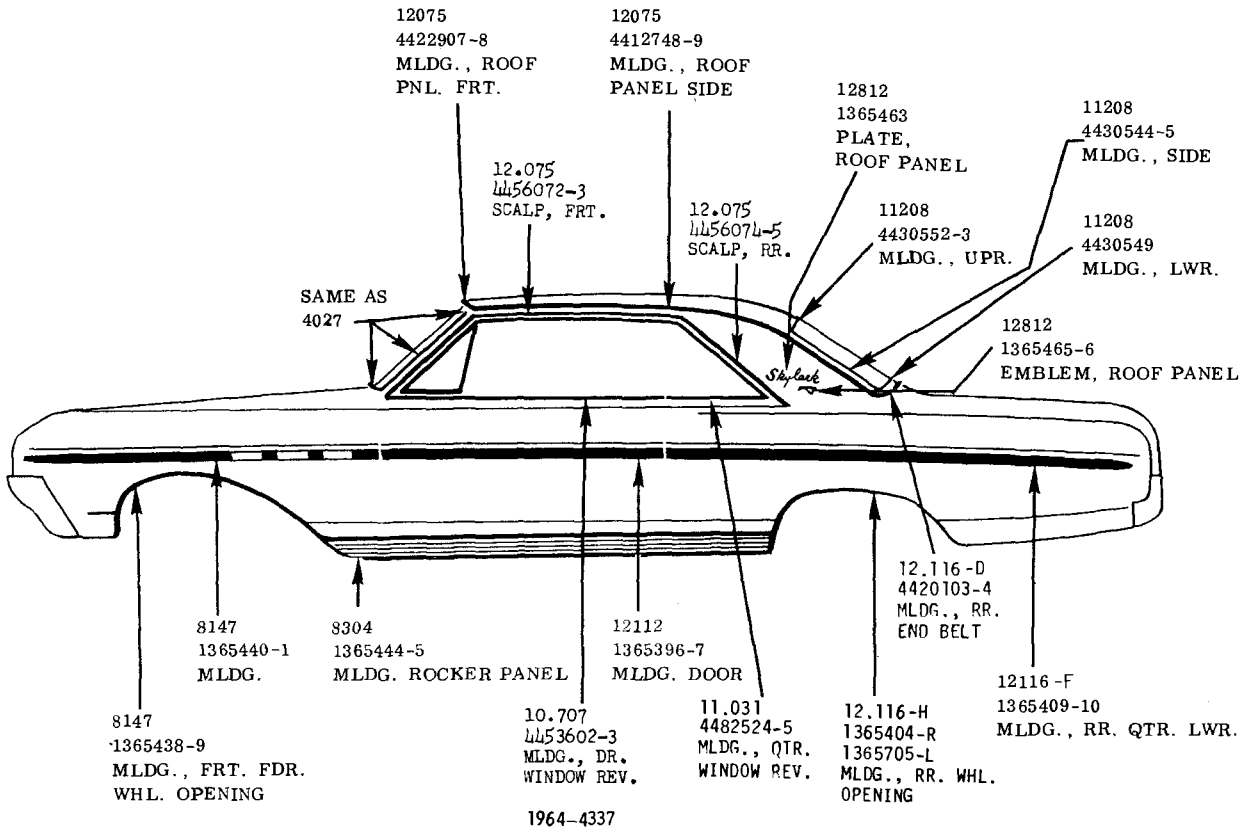
1964-4069



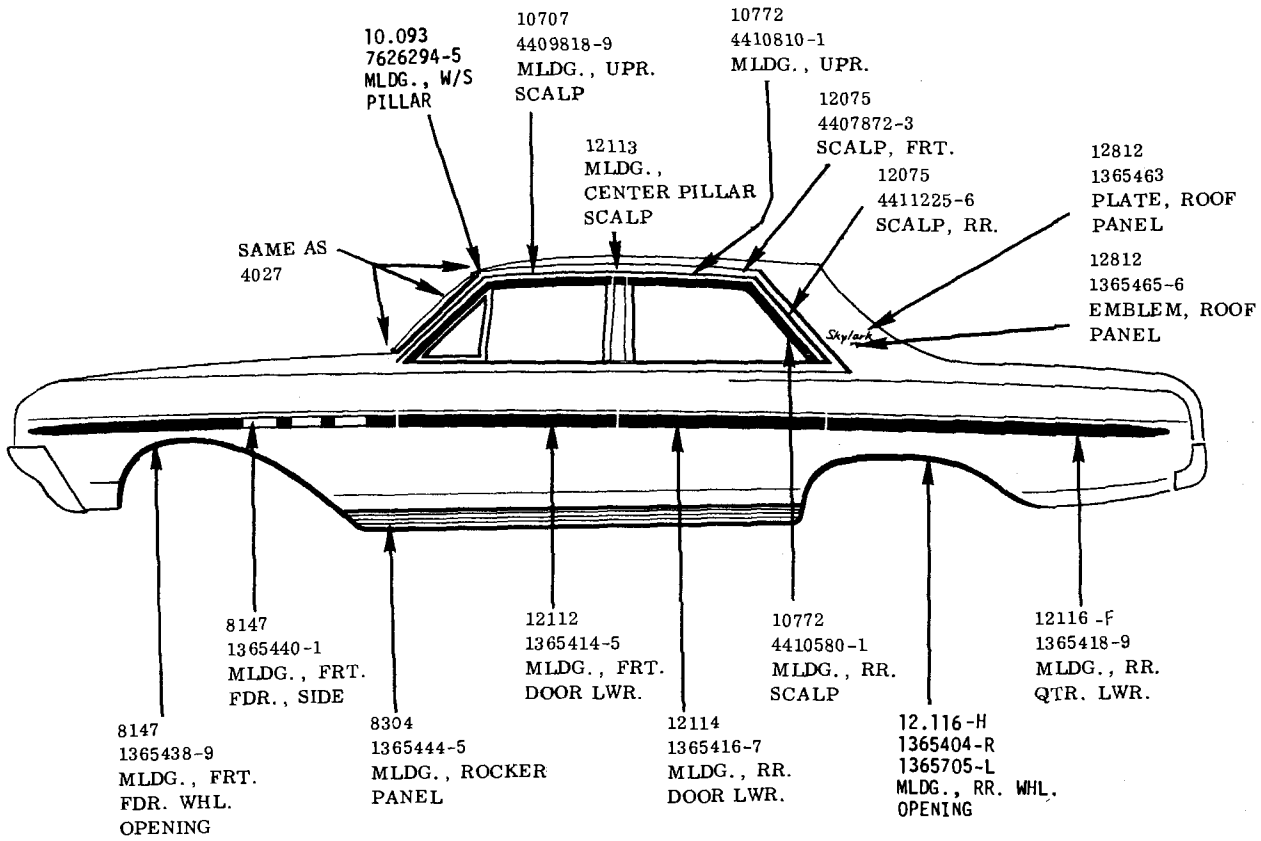
1964-4135



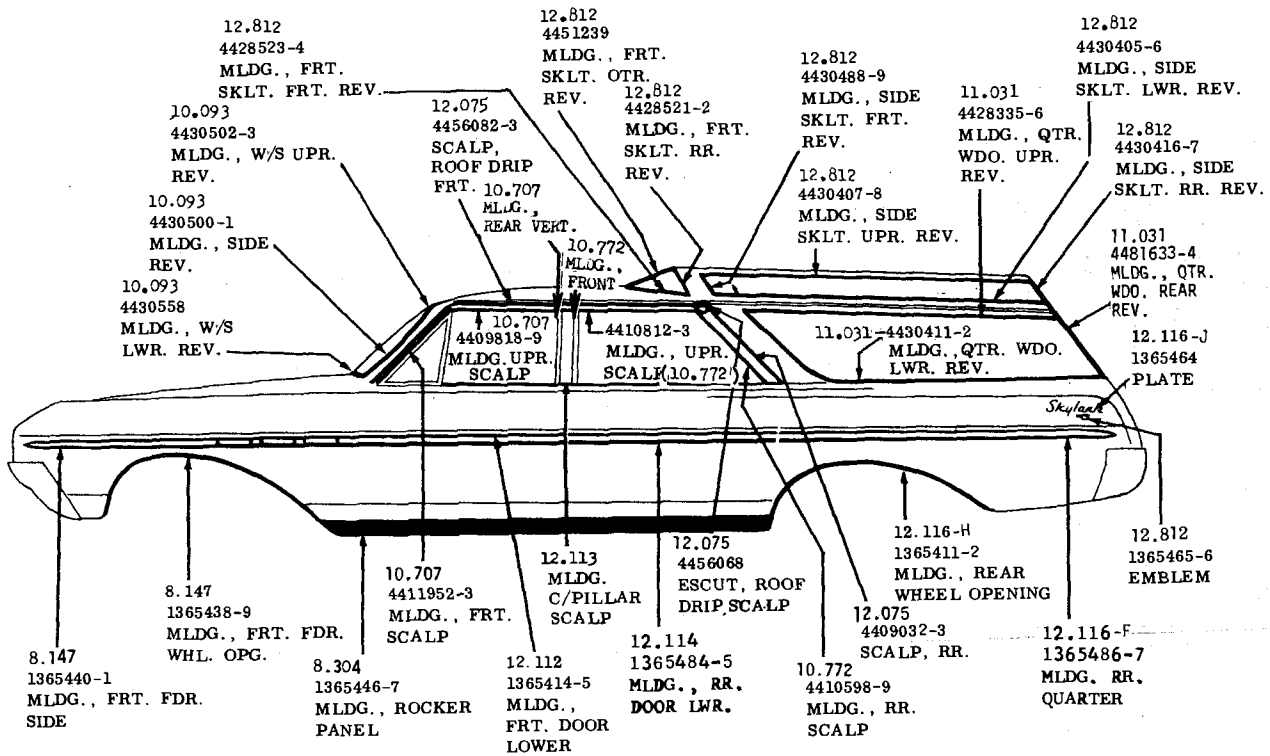
1964-4169





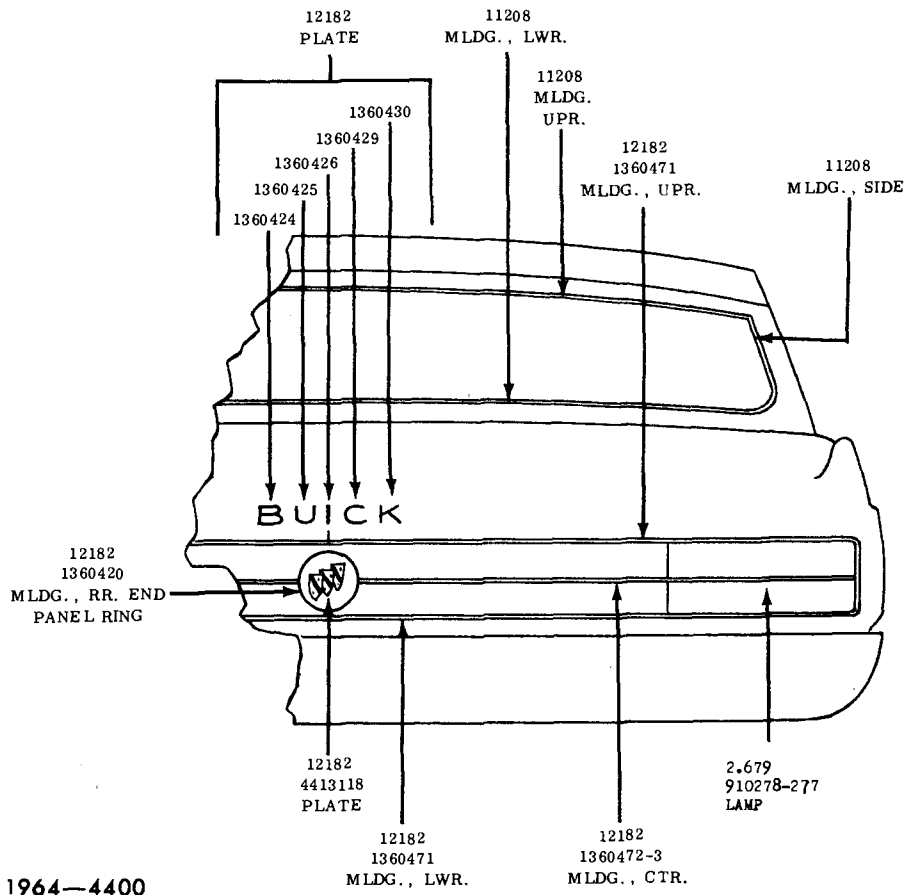
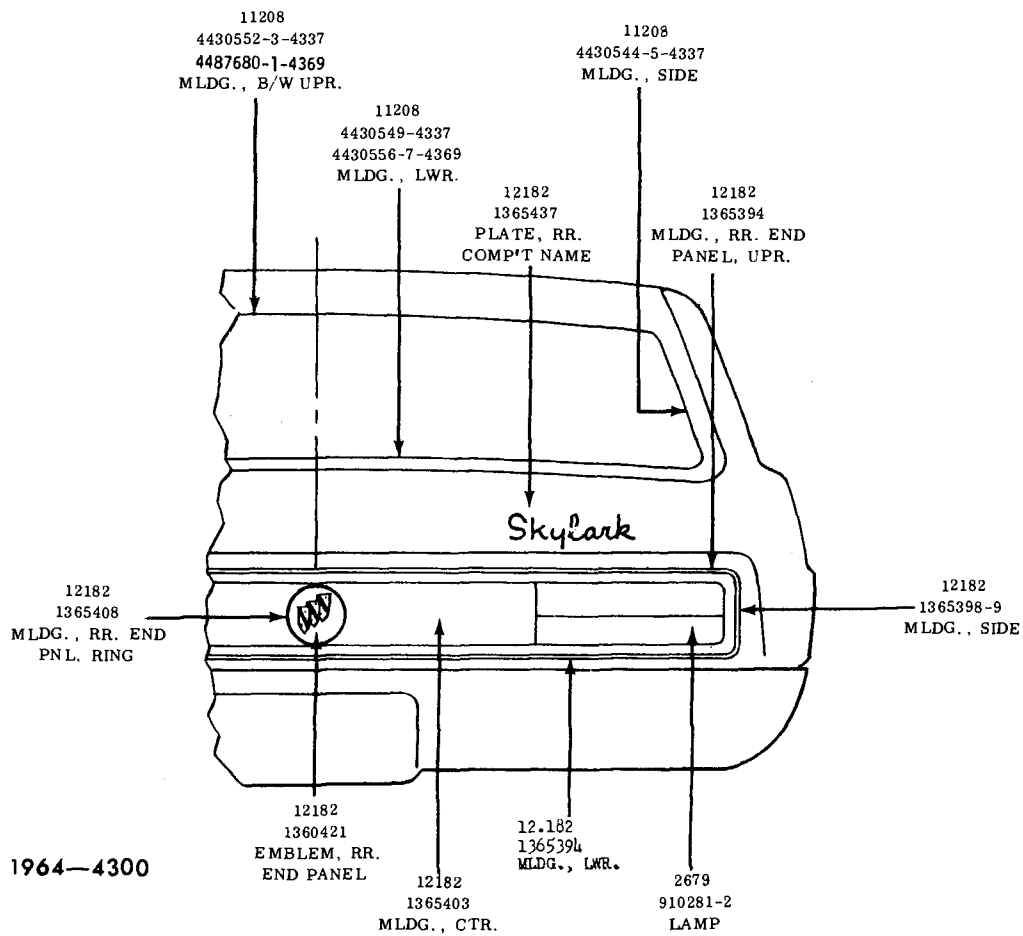


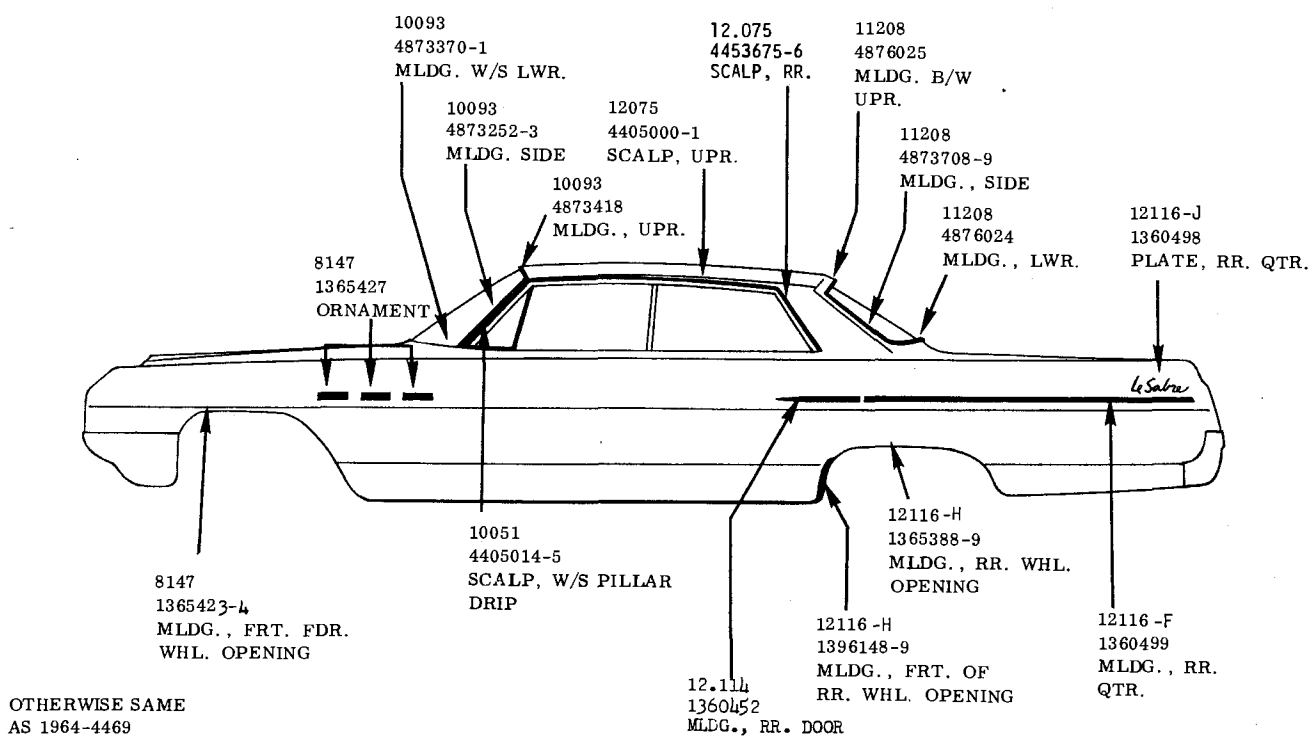

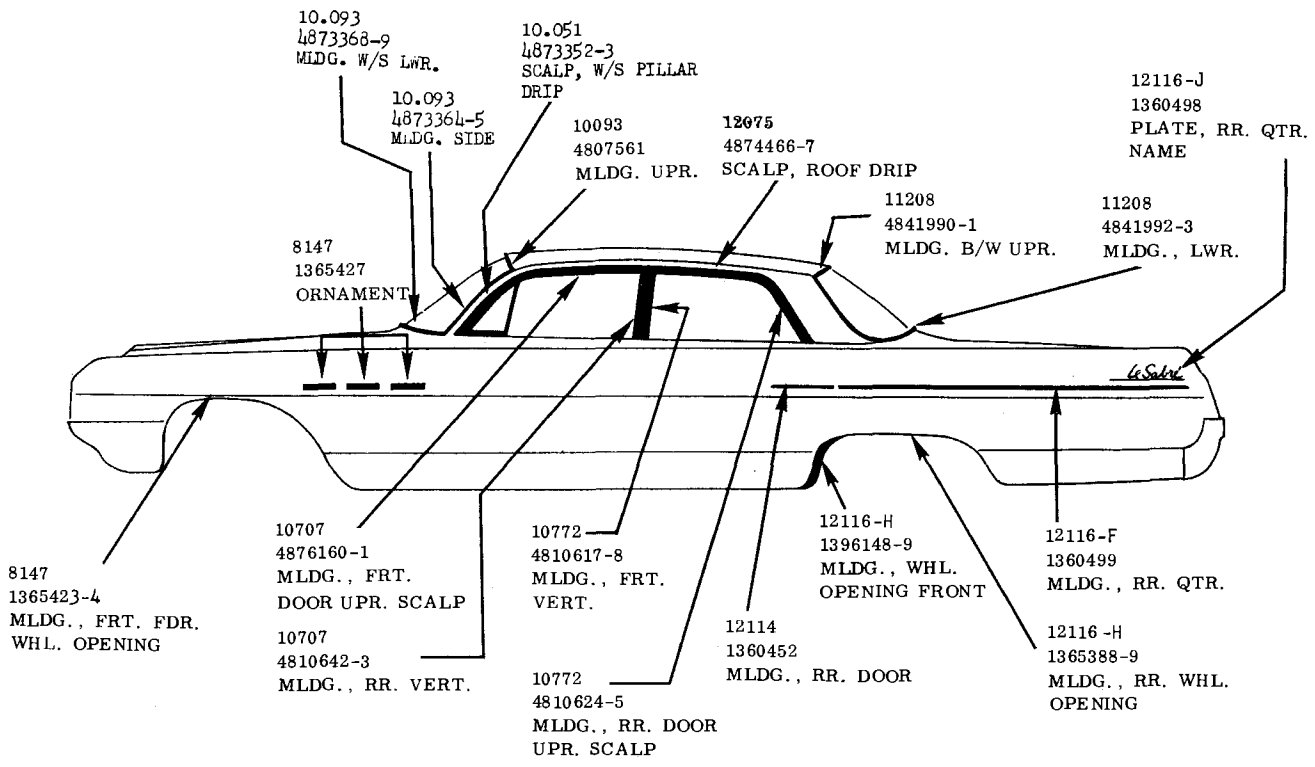
1964-4369



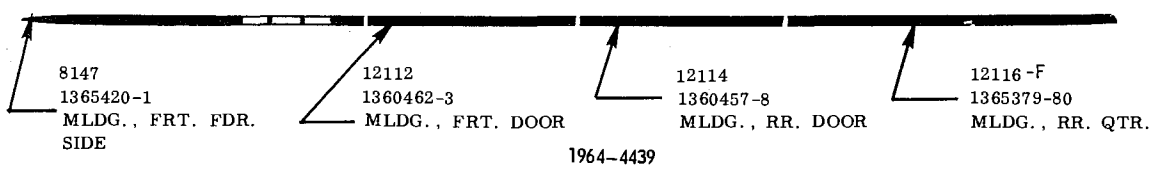
1964-4355-4365


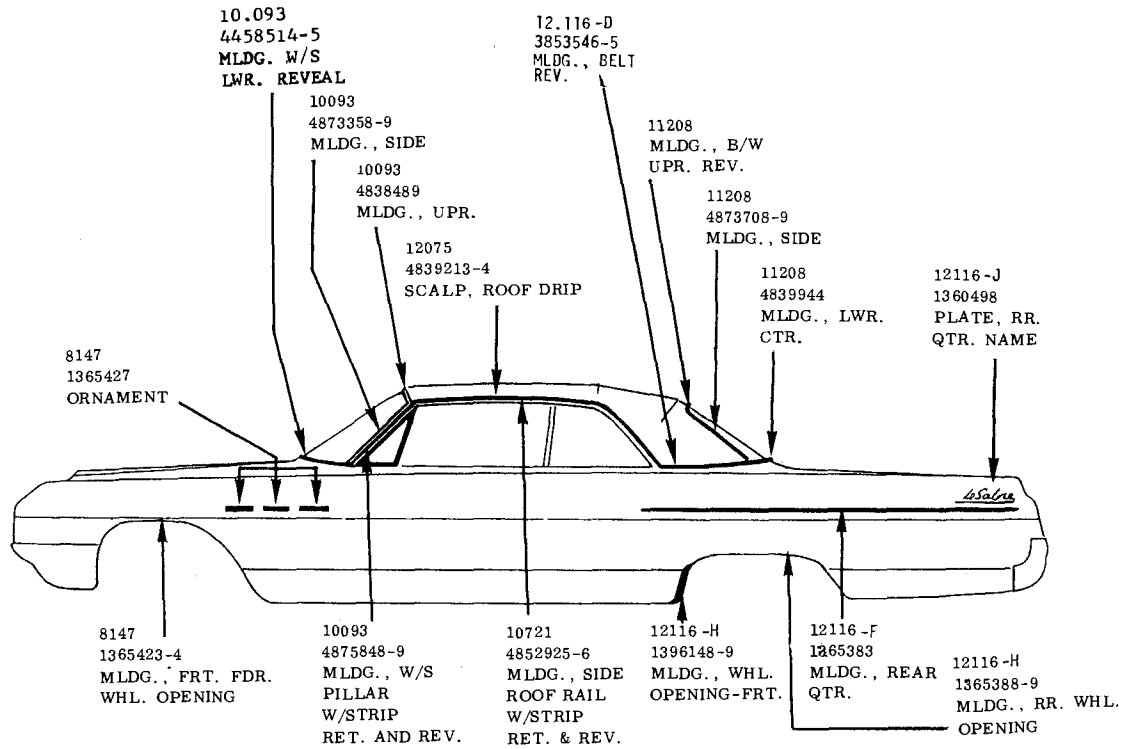
BUICK MOTOR DIVISION, GENERAL MOTORS CORPORATION



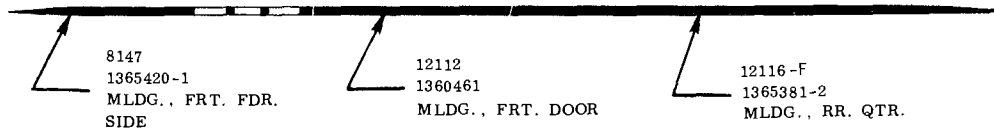
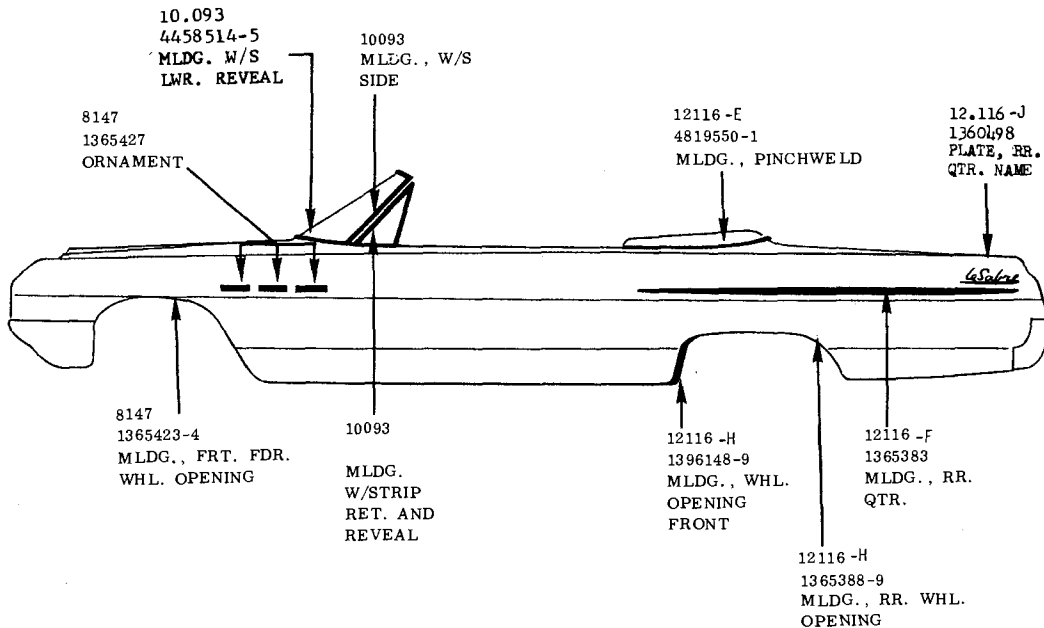


OTHERWISE SAME  
AS 1964-4469  
(P<sub>1</sub> OPTION)

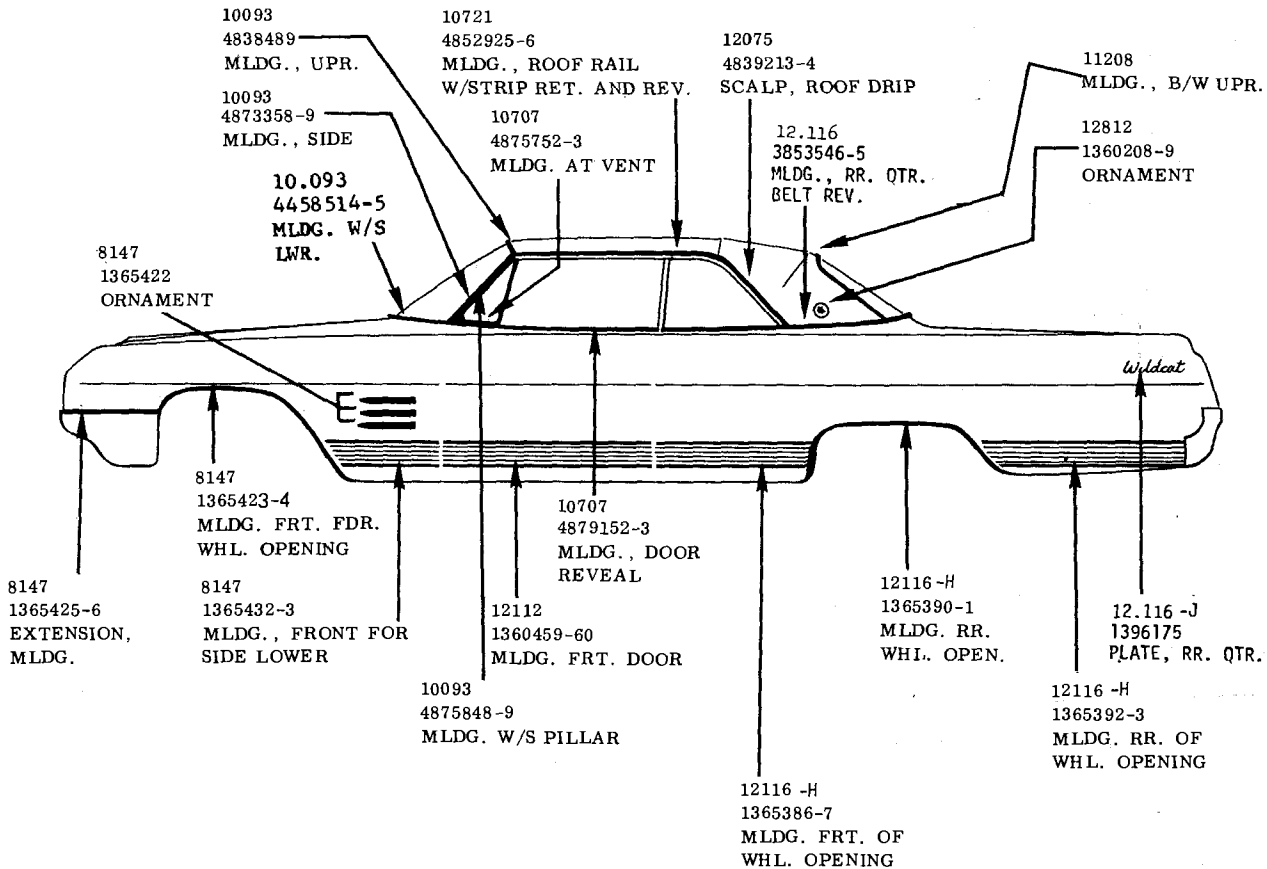
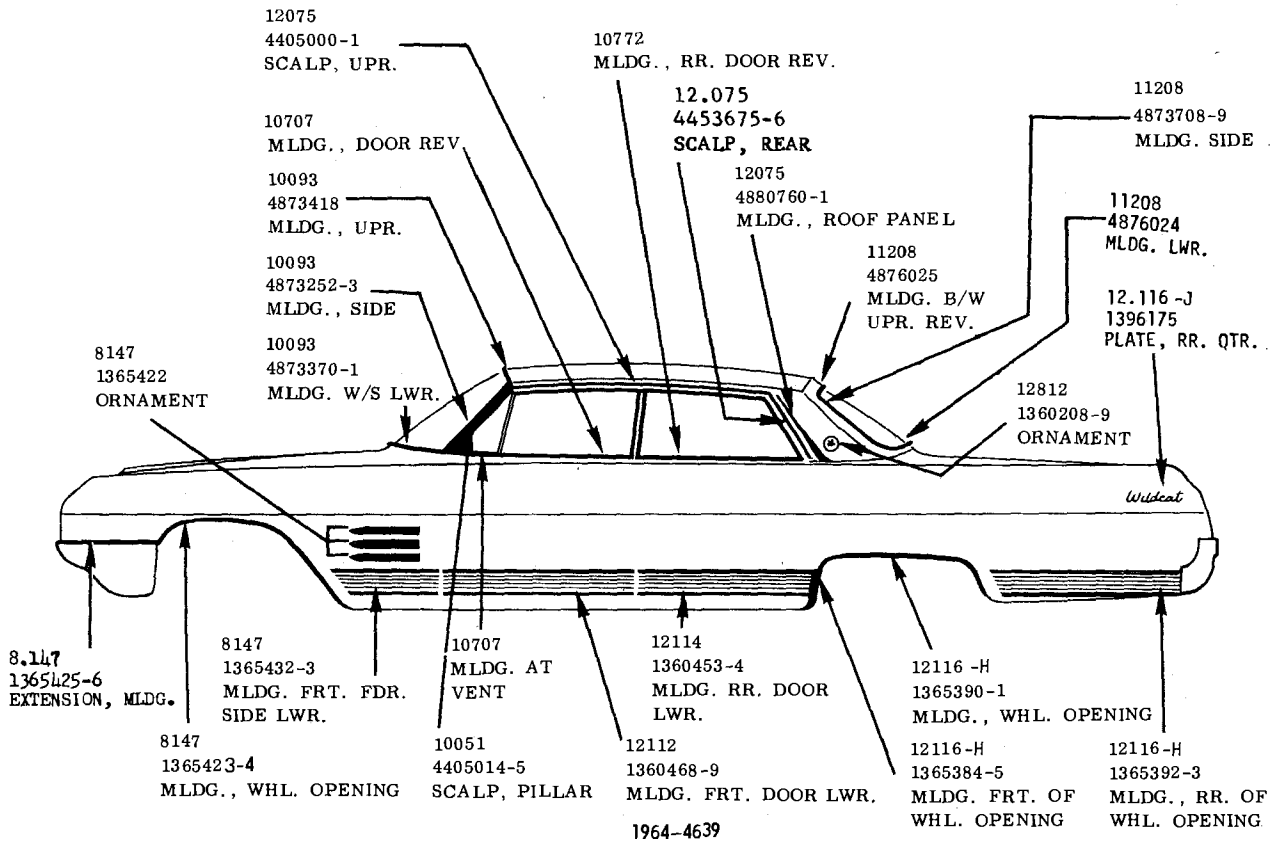


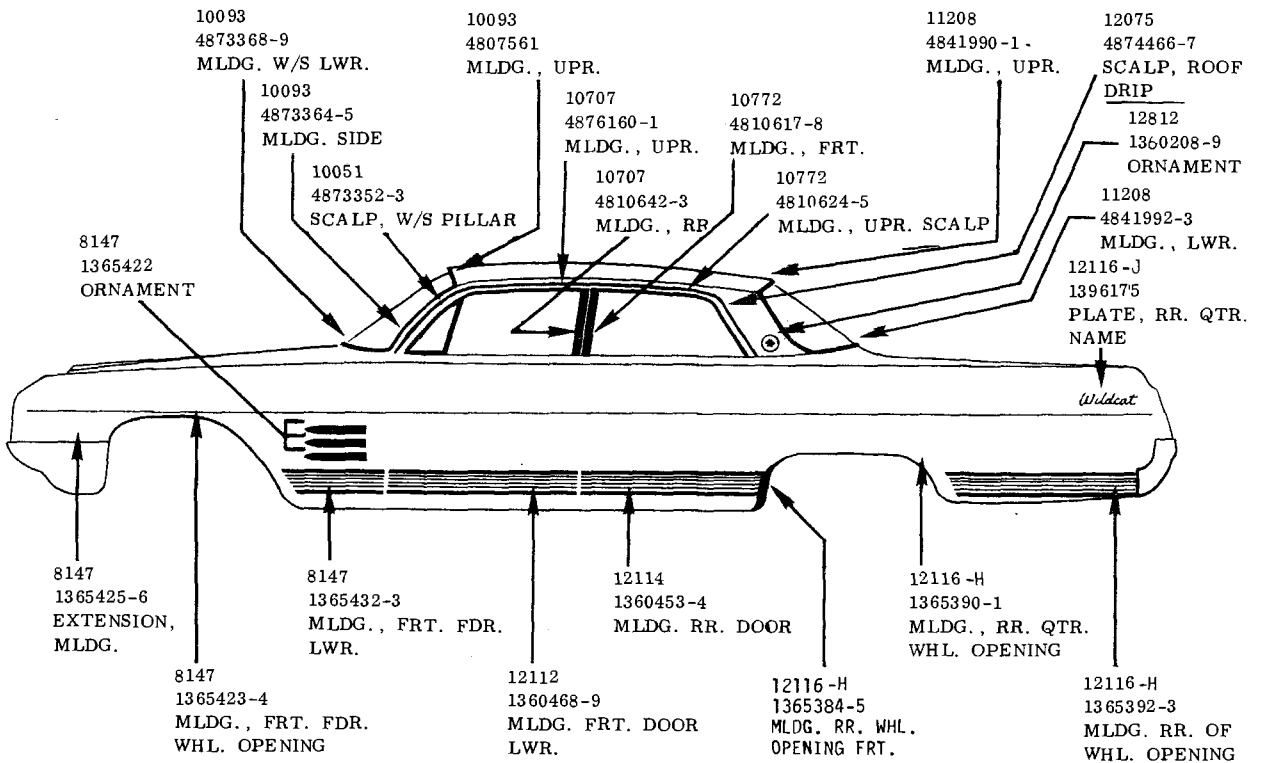
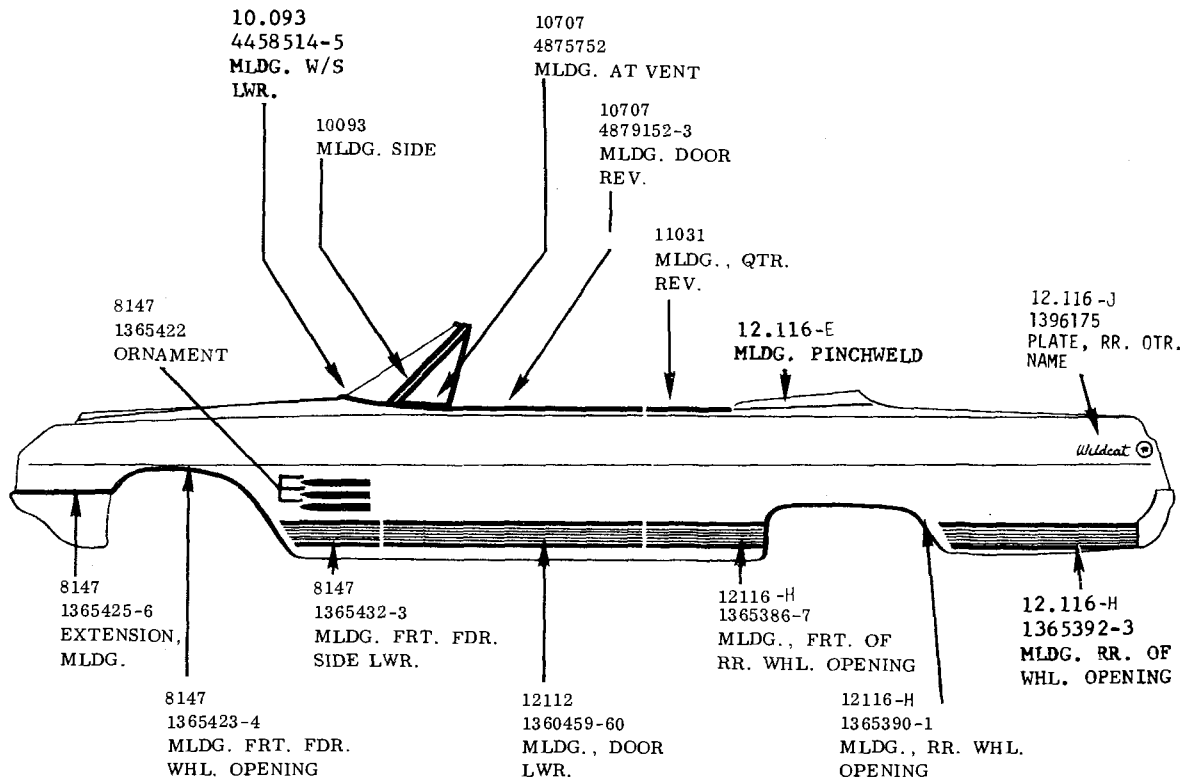


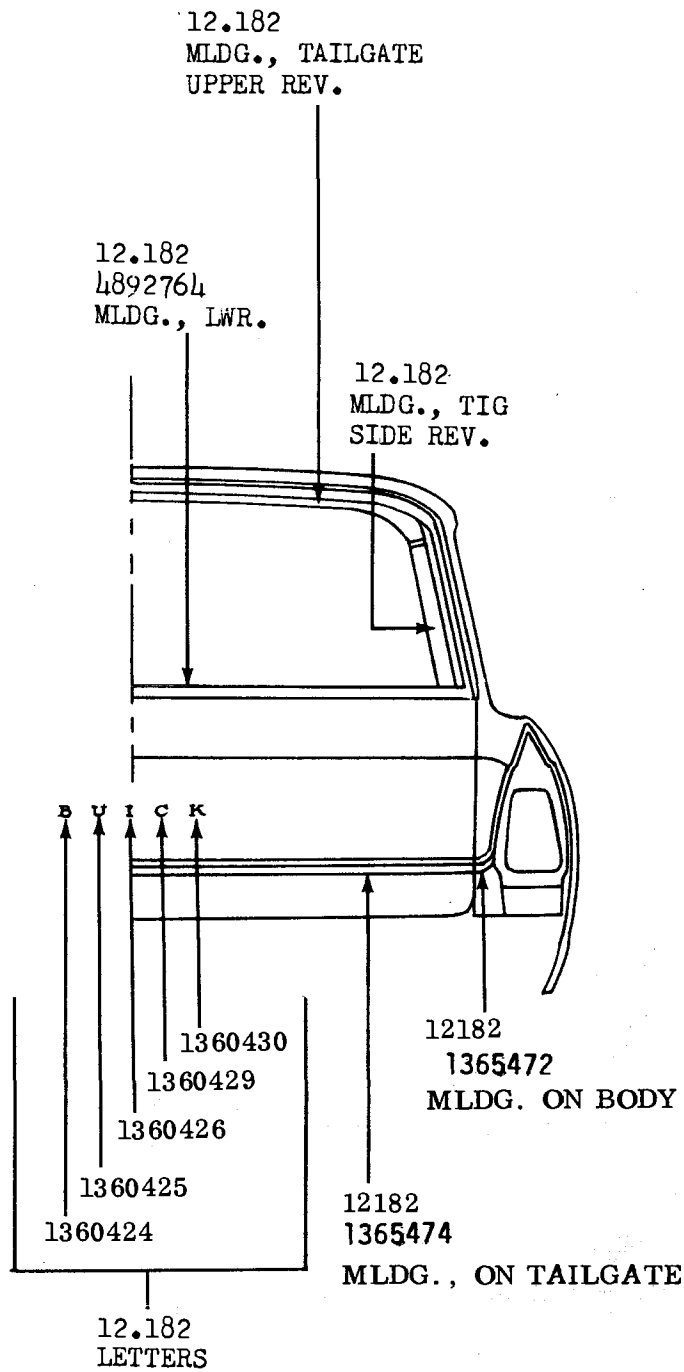
1964-4447



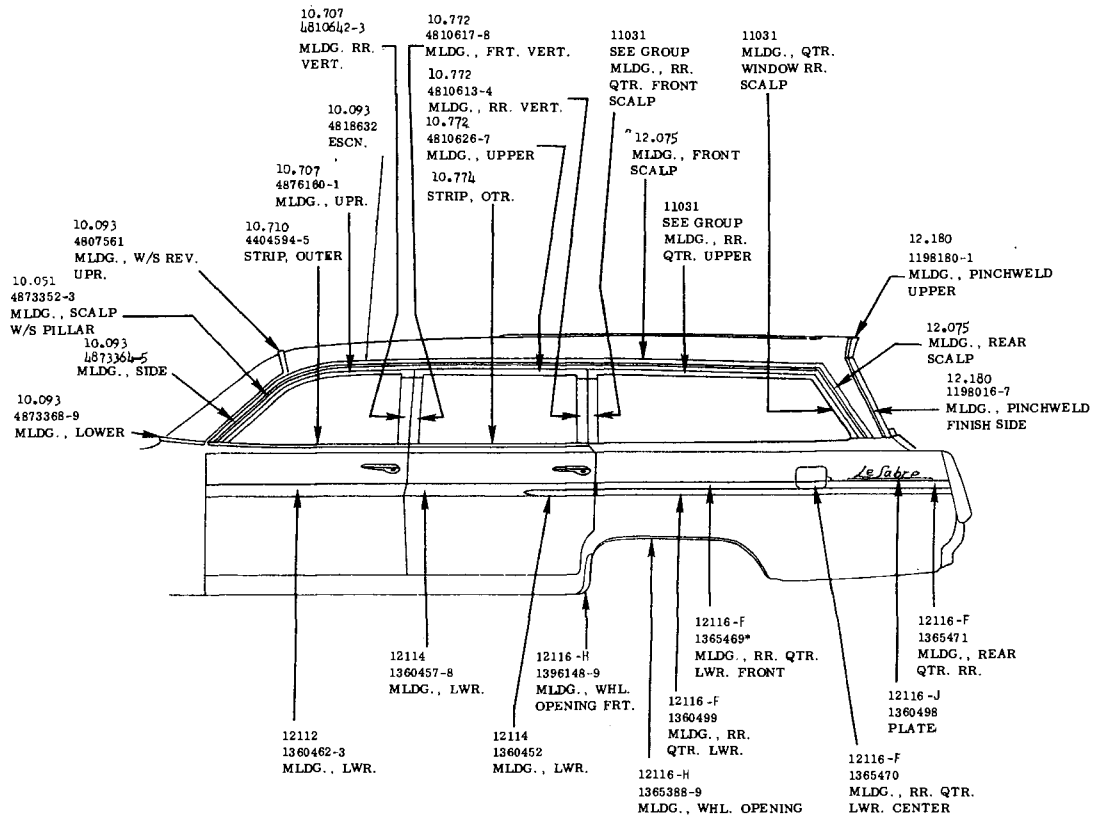
1964-4467





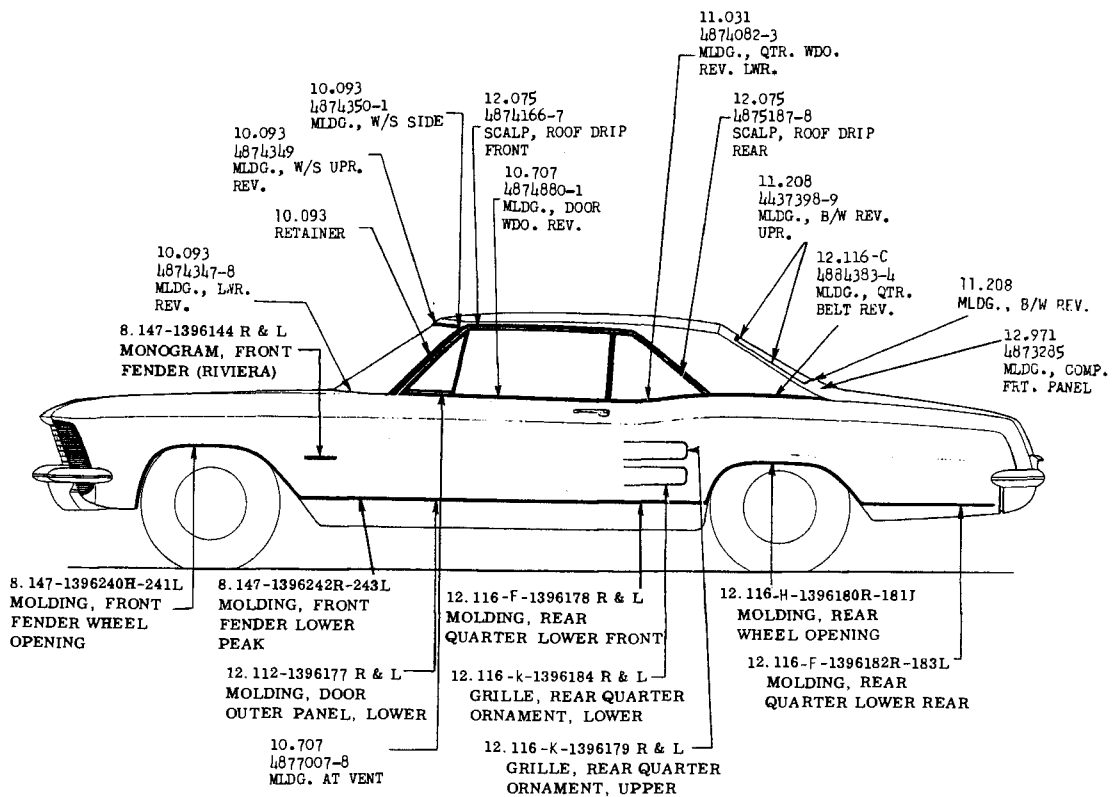


1964-4635-4645



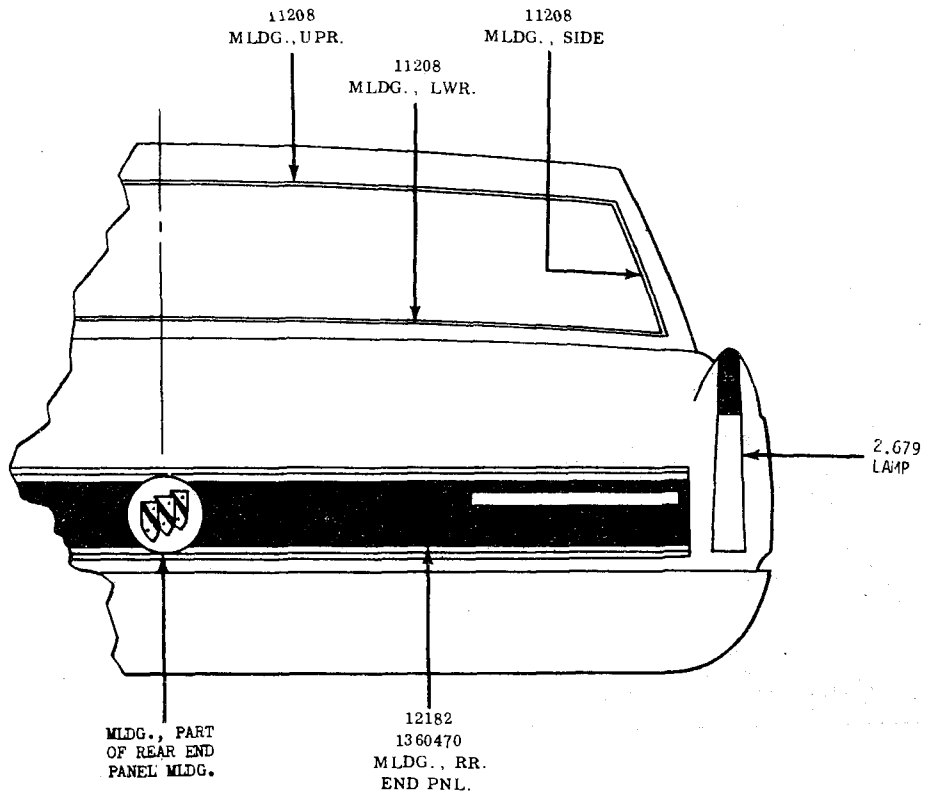
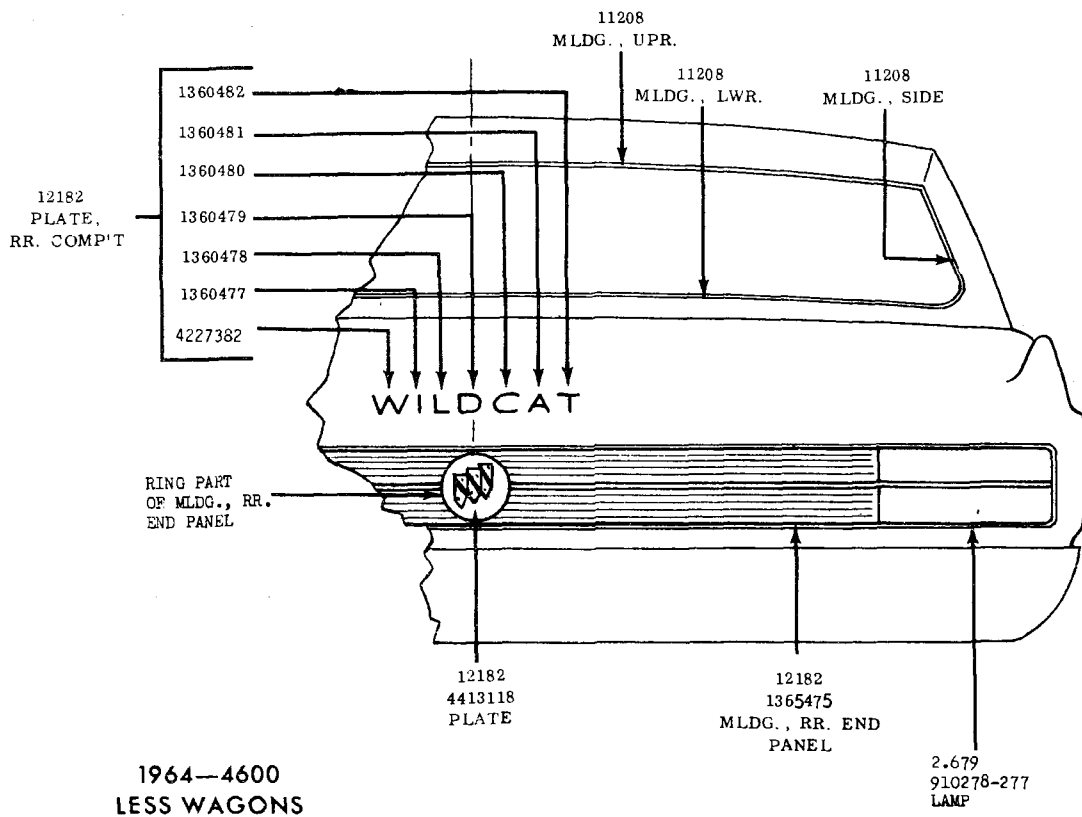
1964-4635-4645

\*NOTE: NOT SHOWN  
12116-F-1365379-MOULDING  
REAR QUARTER OUTER  
PNL. RIGHT

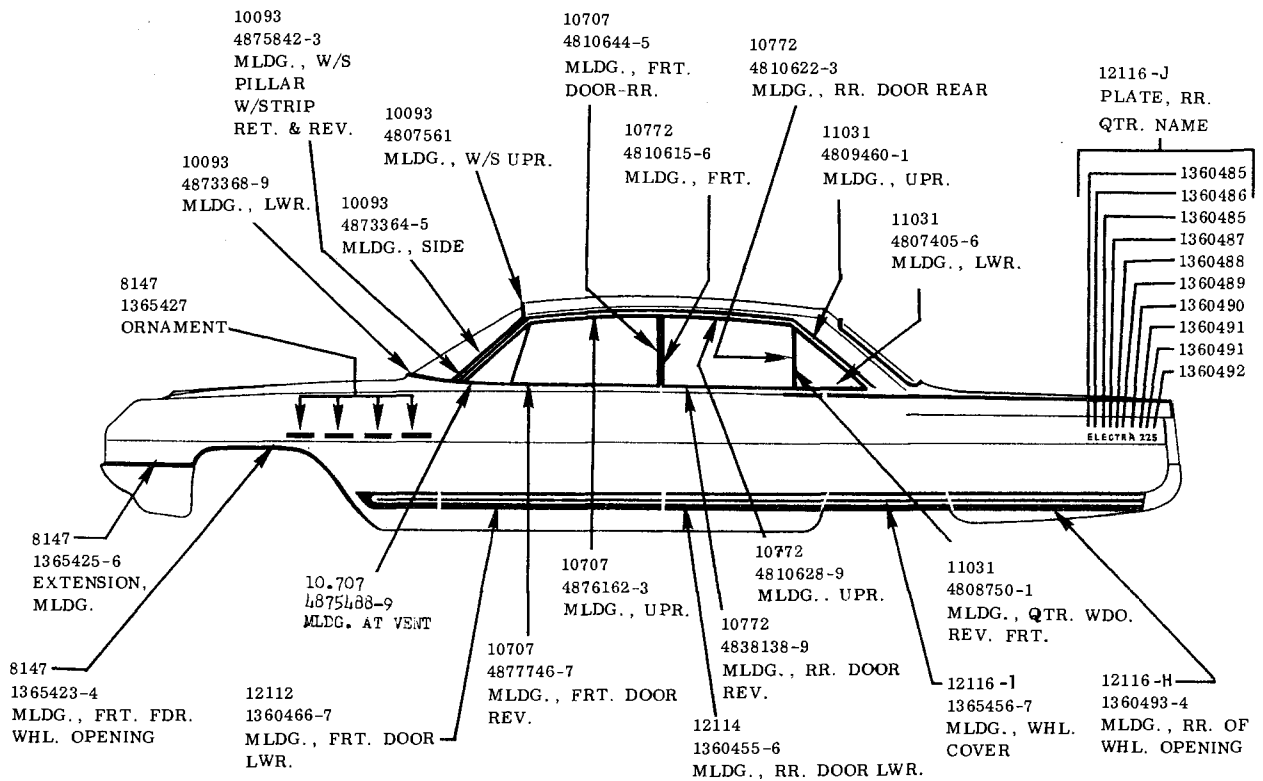


1964 - 4700 MOLDING PACKAGES (INCLUDES CLIPS & ATTACHING PARTS)

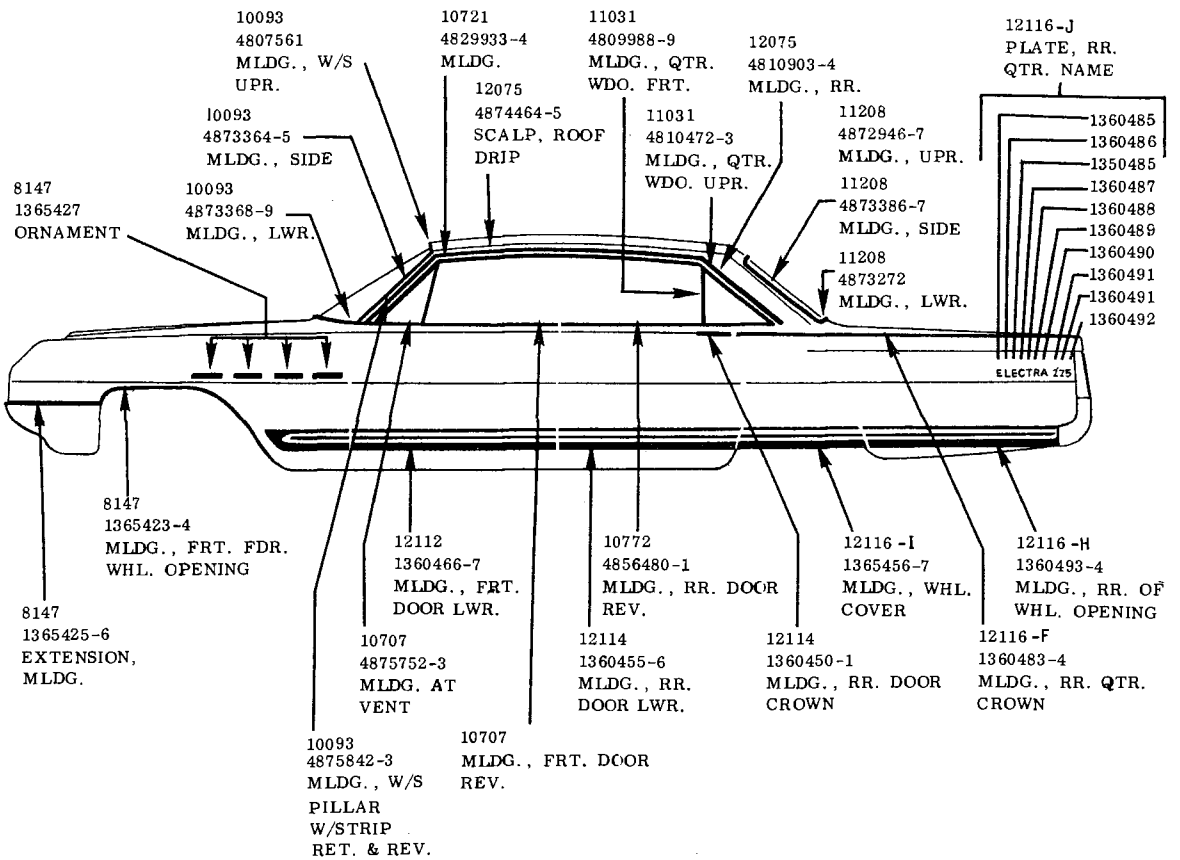




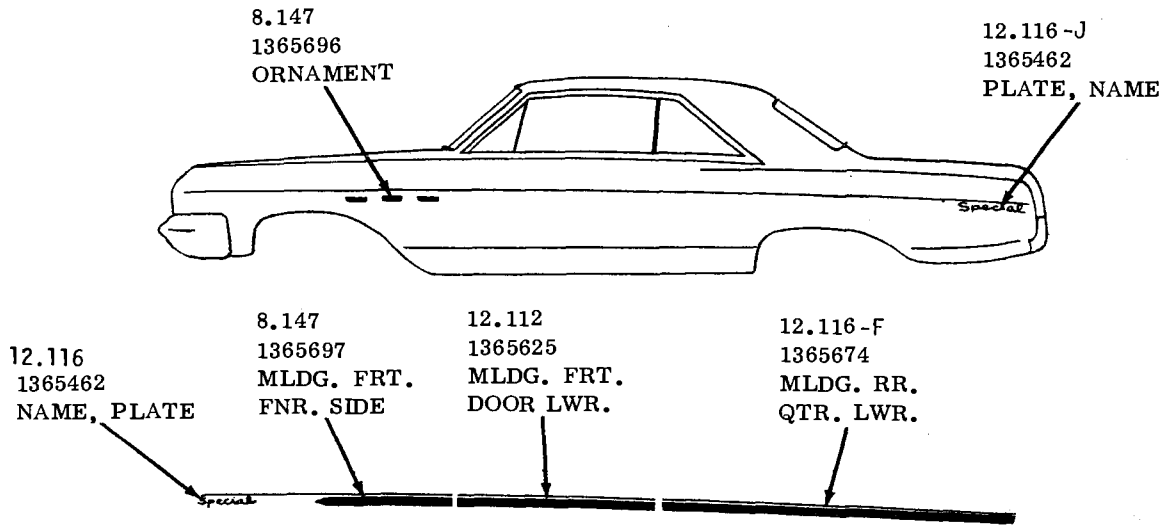
REV. 6-1-67



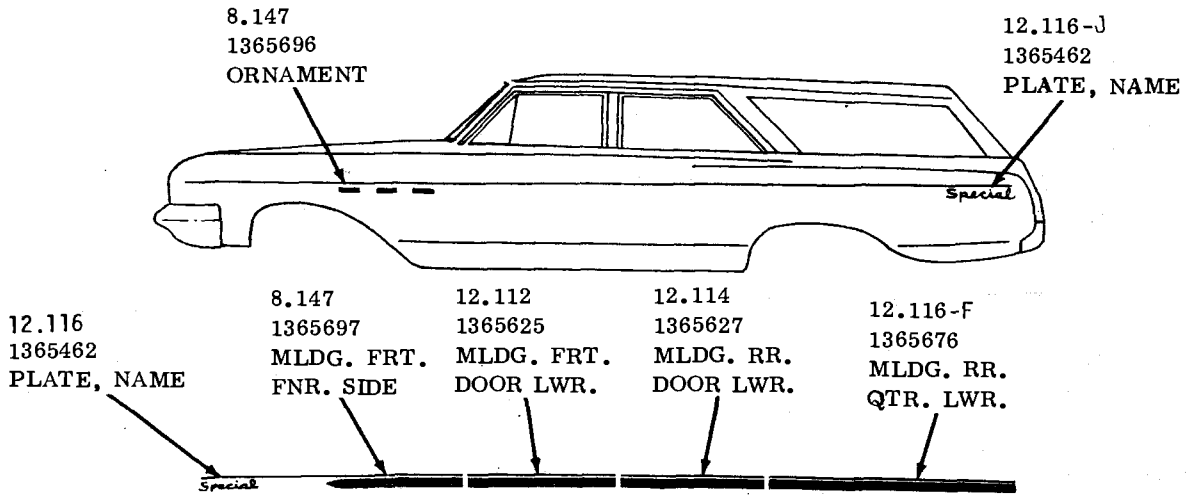
1964-4819



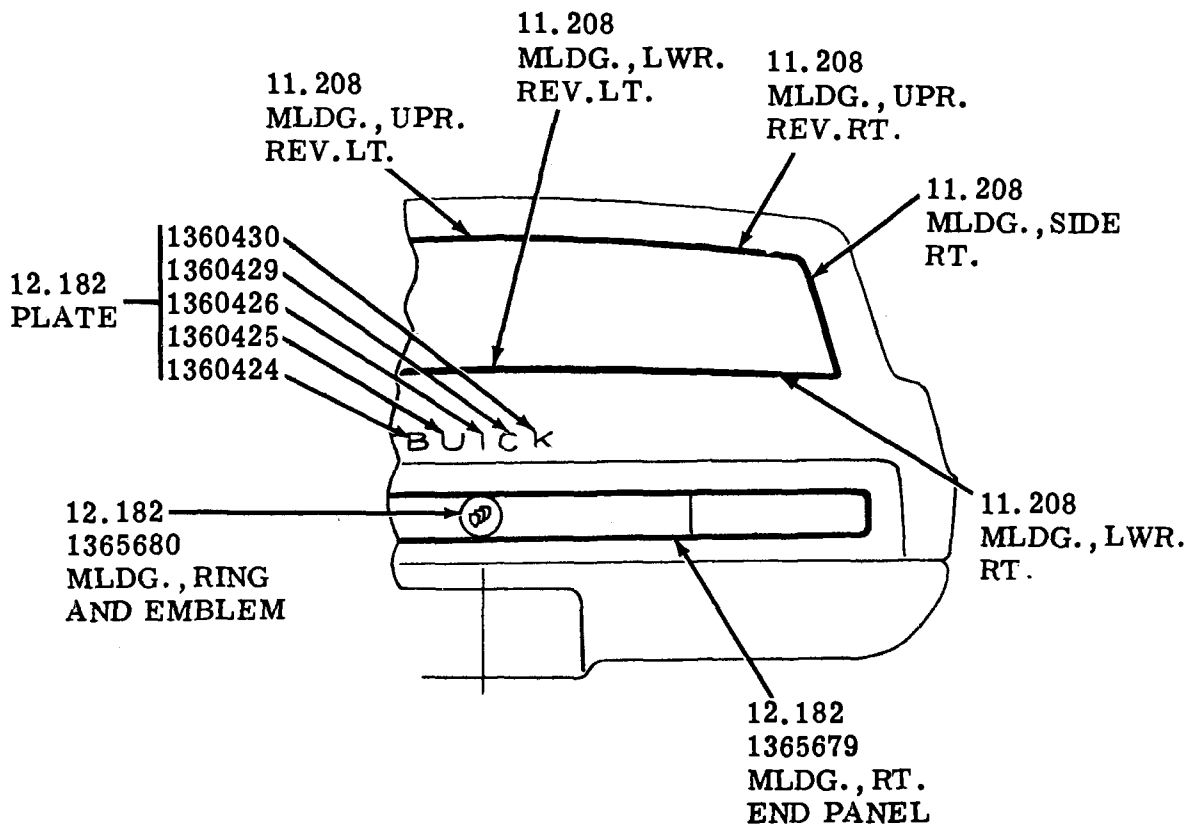
1964-4829



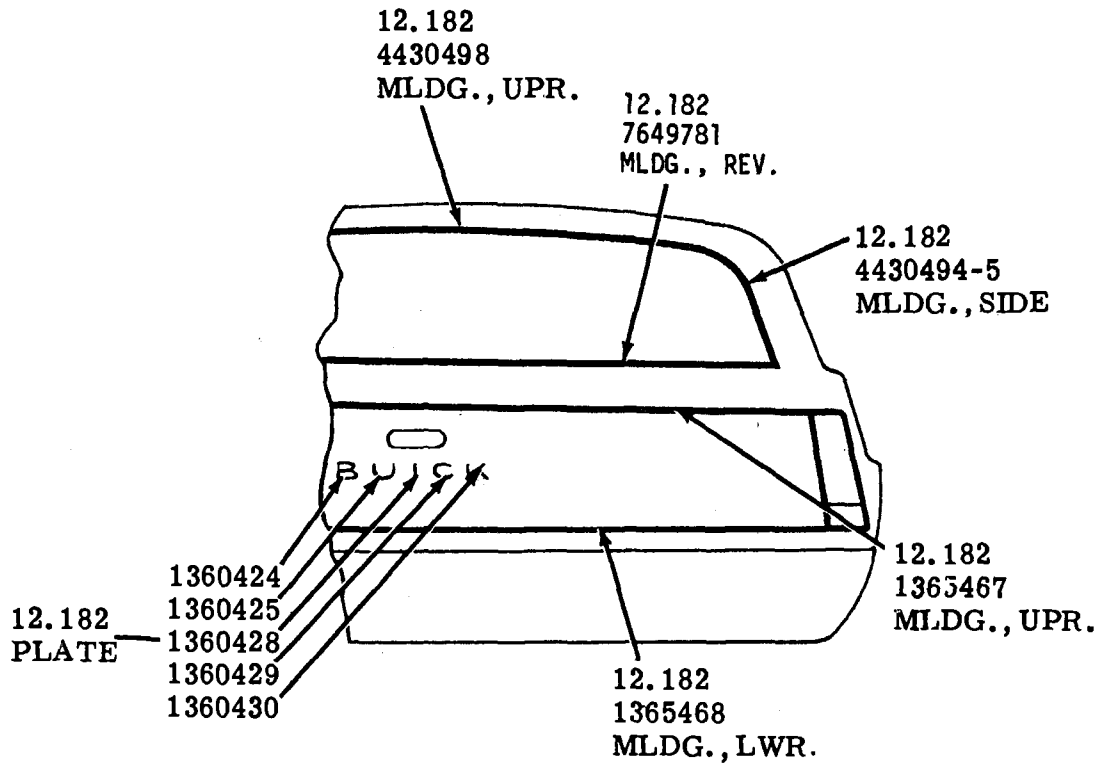
1965 - 3427



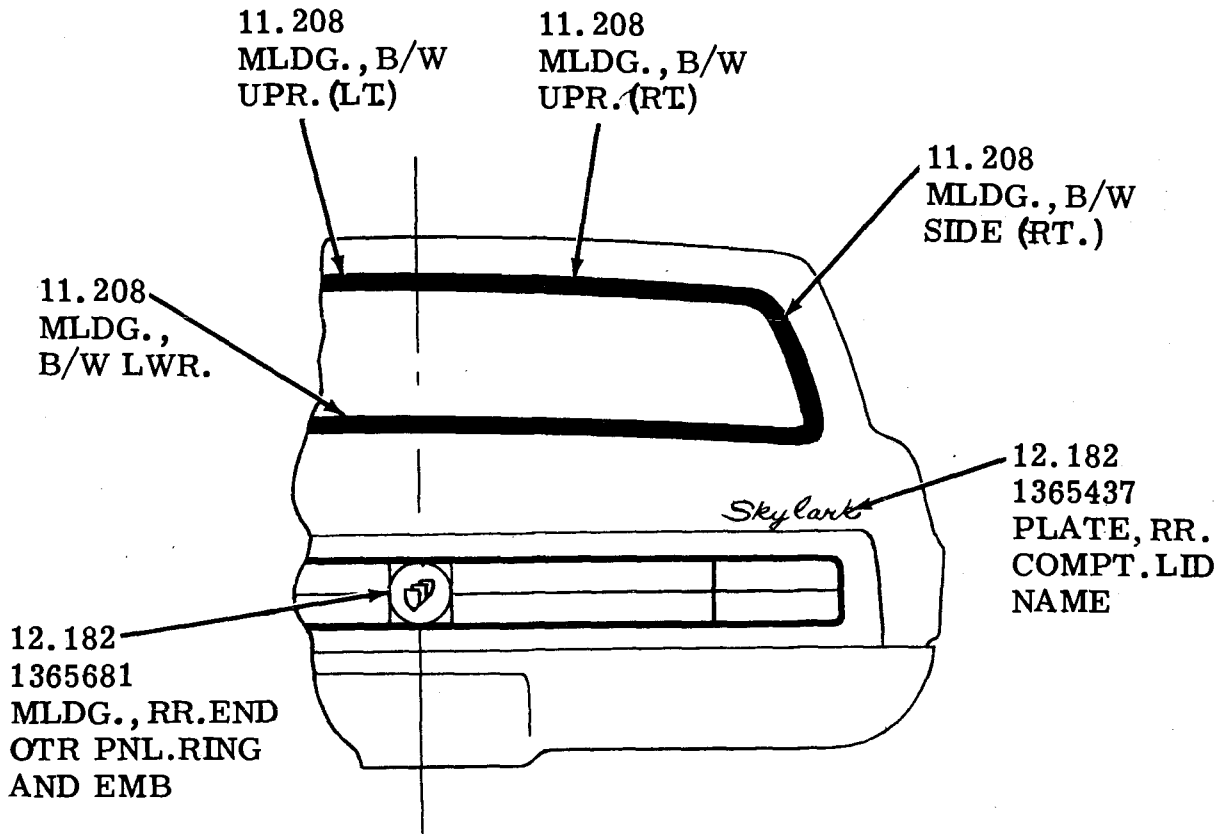
1965 - 3435



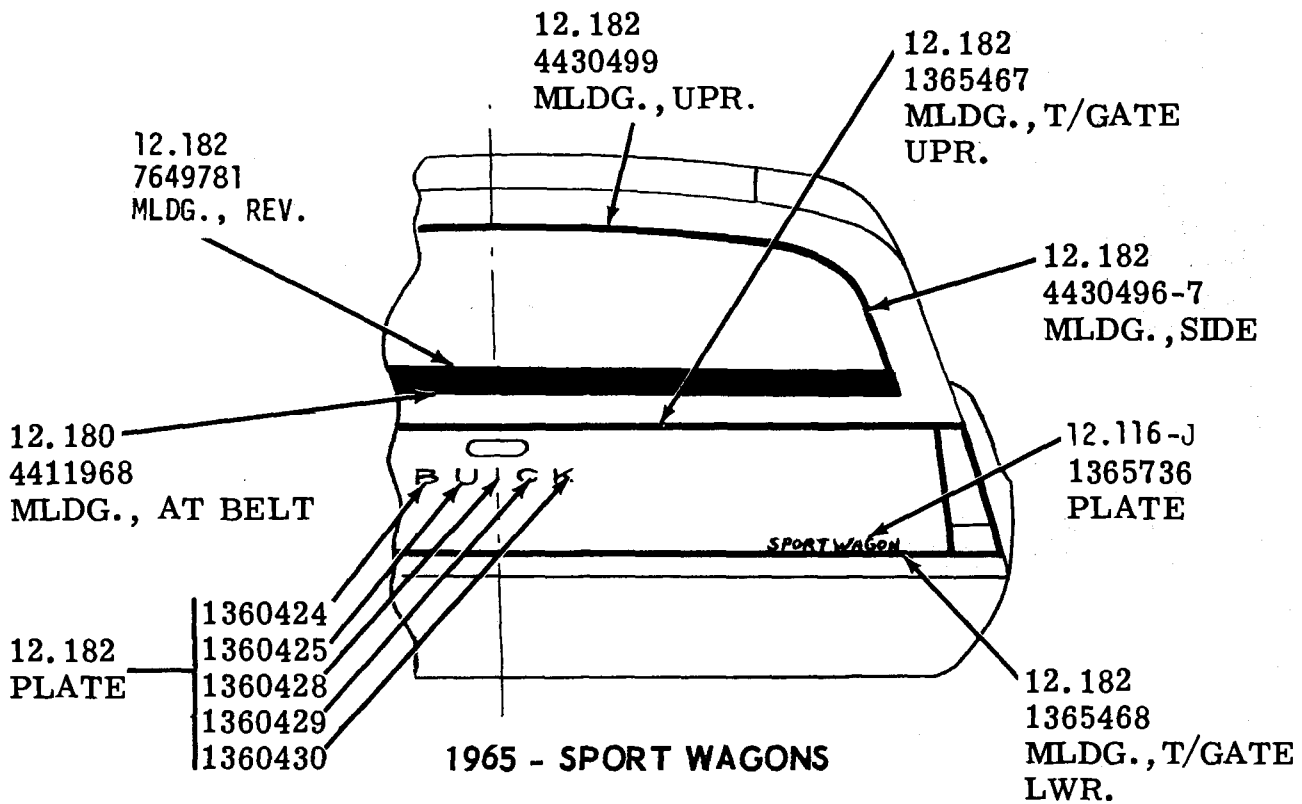
1965 - SPECIAL



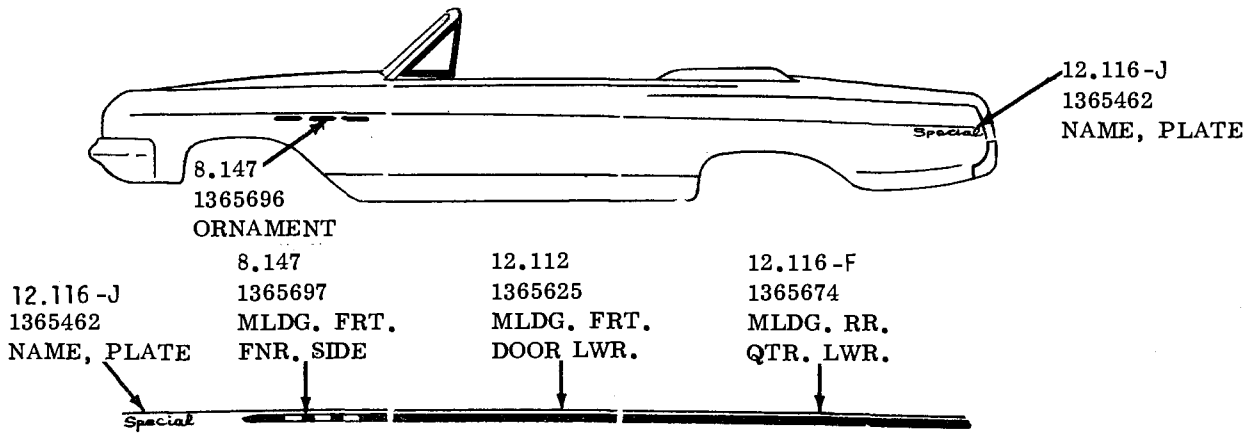
1965 - SPECIAL WAGONS



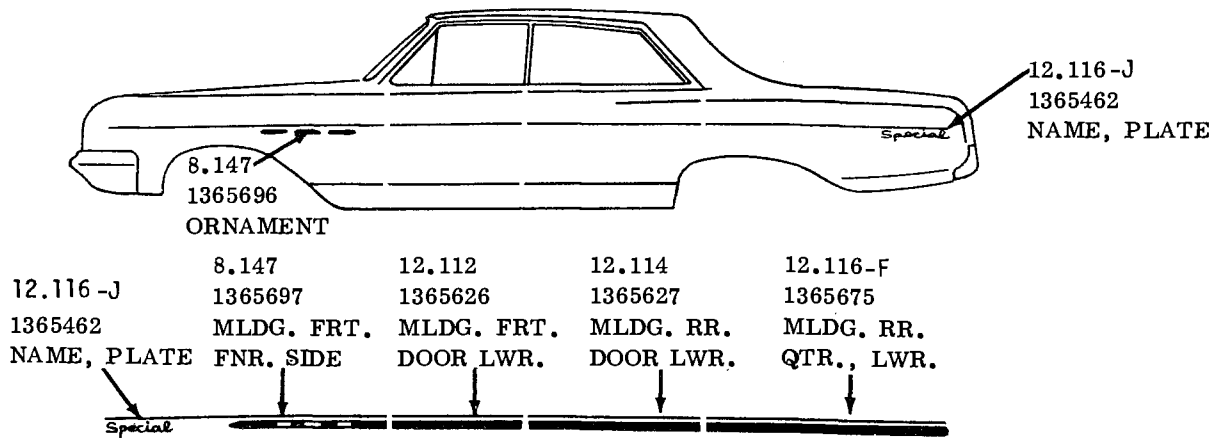
1965 - SKYLARK - LESS WAGONS



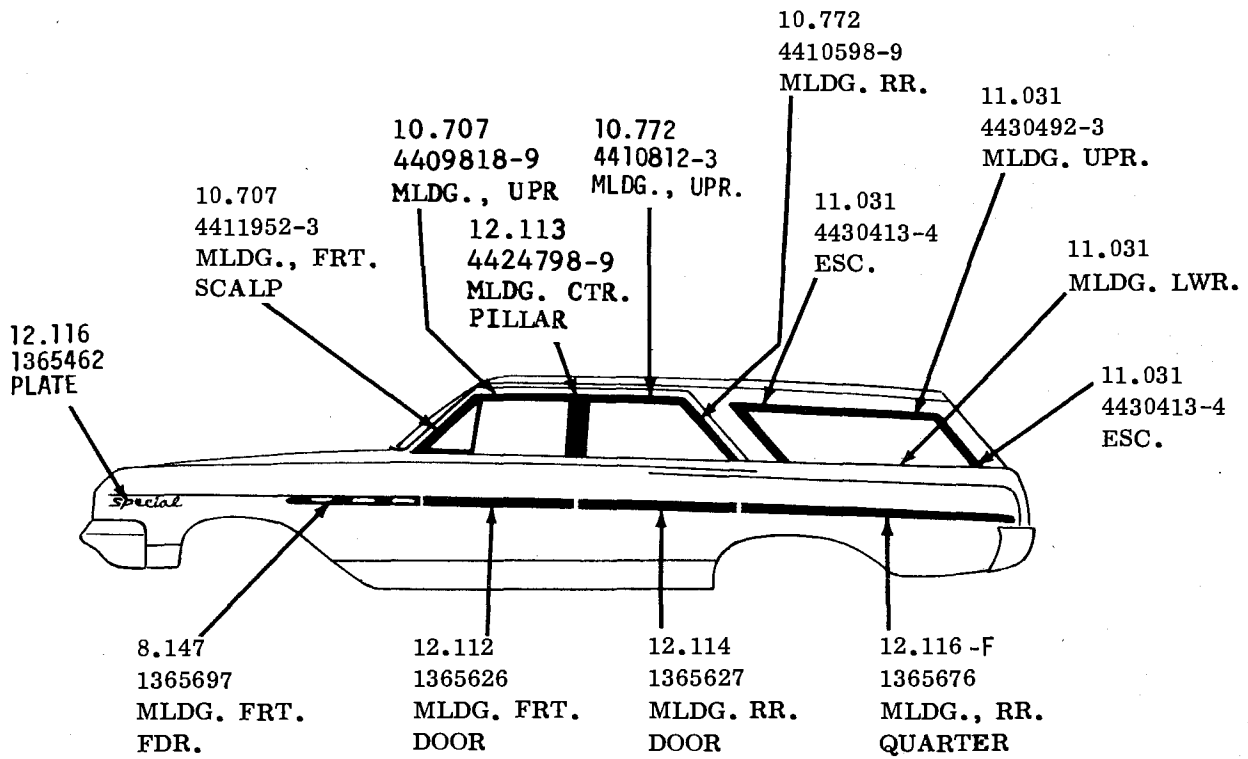
1965 - SPORT WAGONS



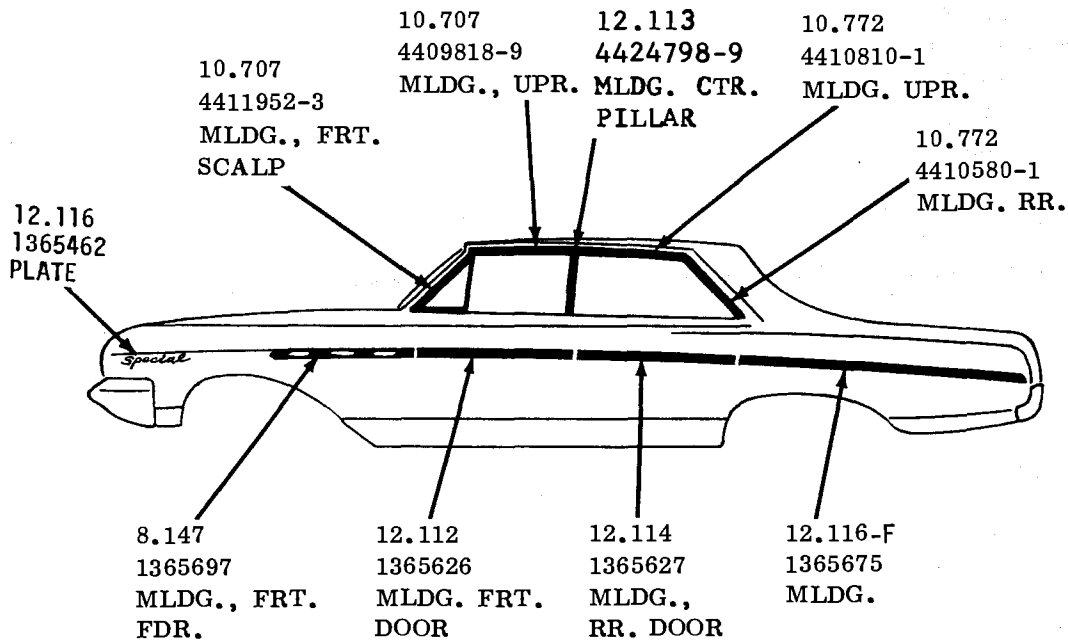
1965 - 3467



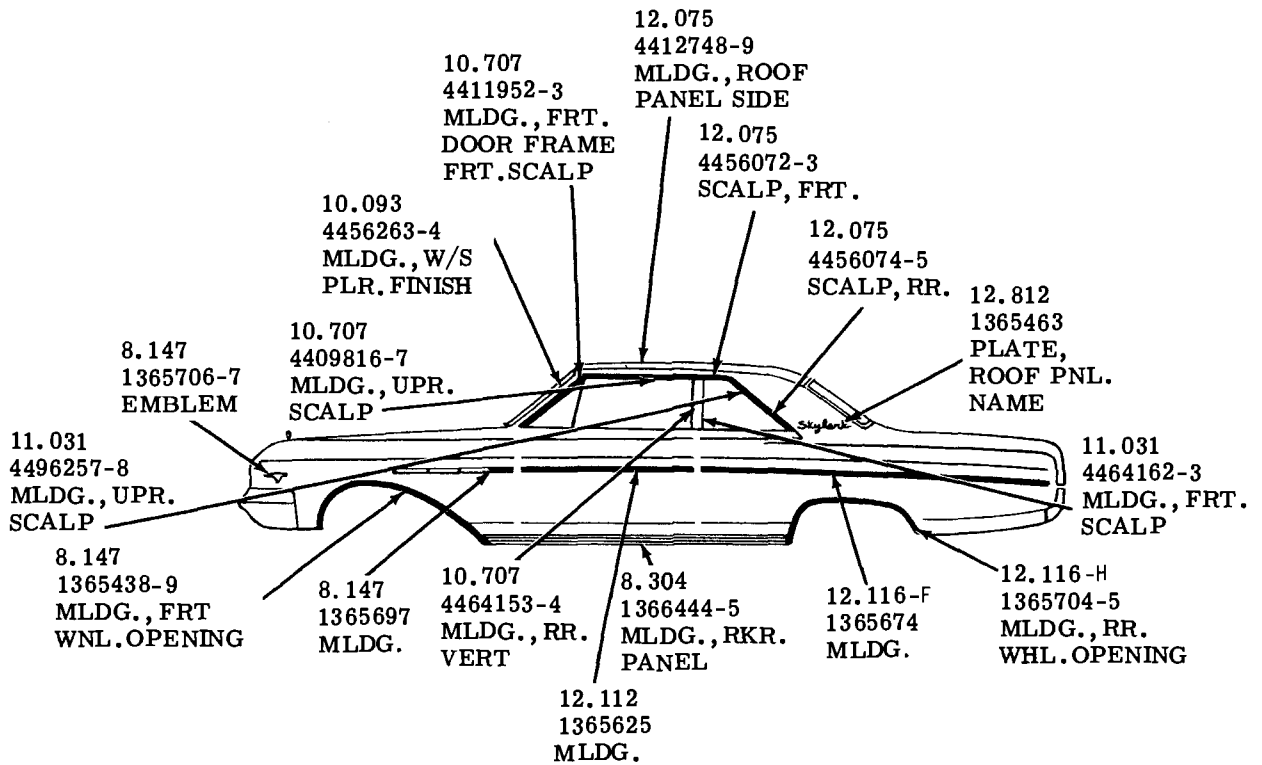
1965 - 3469



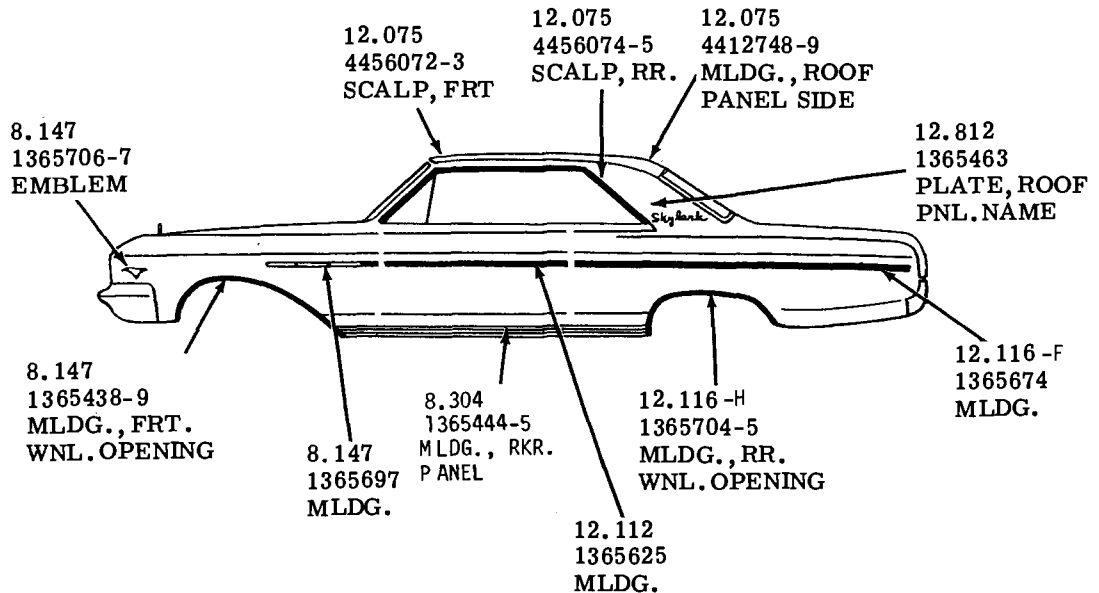
1965 - 35-3635



1965 - 3669

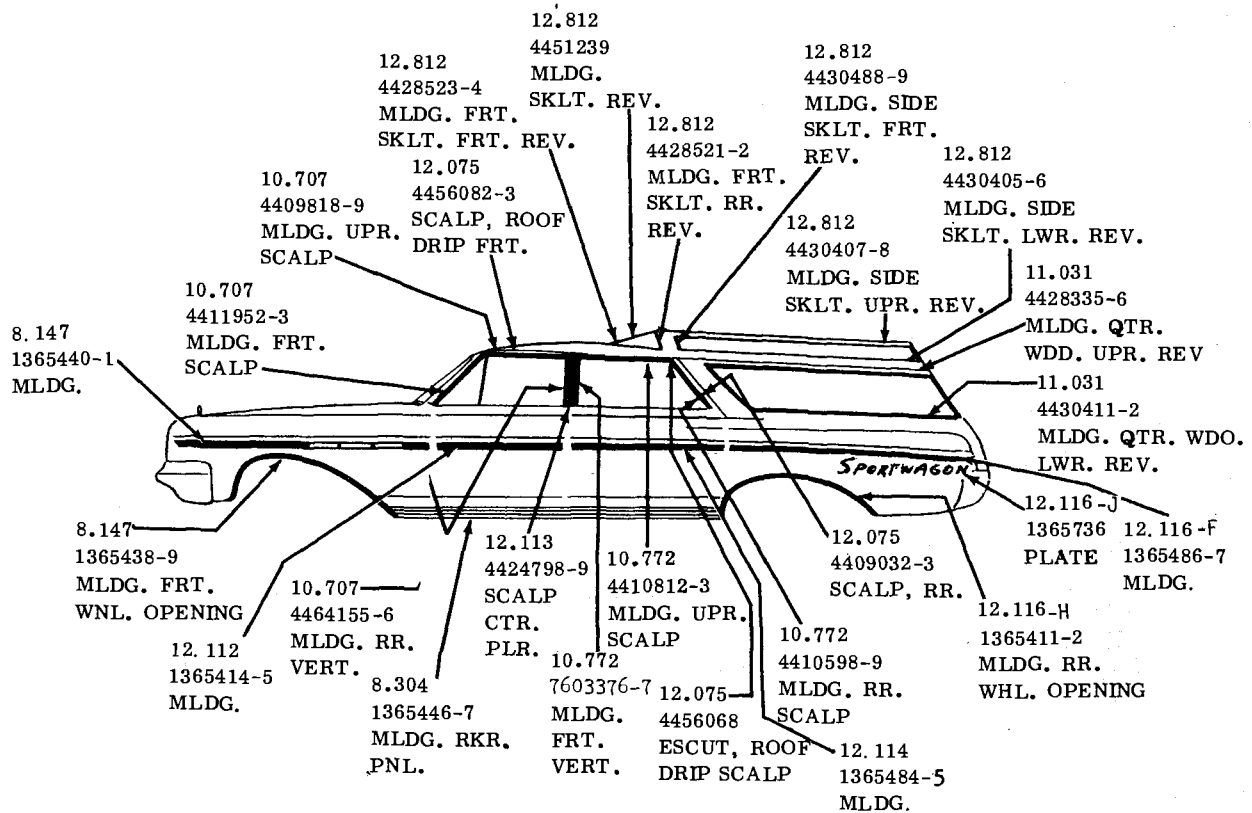


1965 - 43-4427

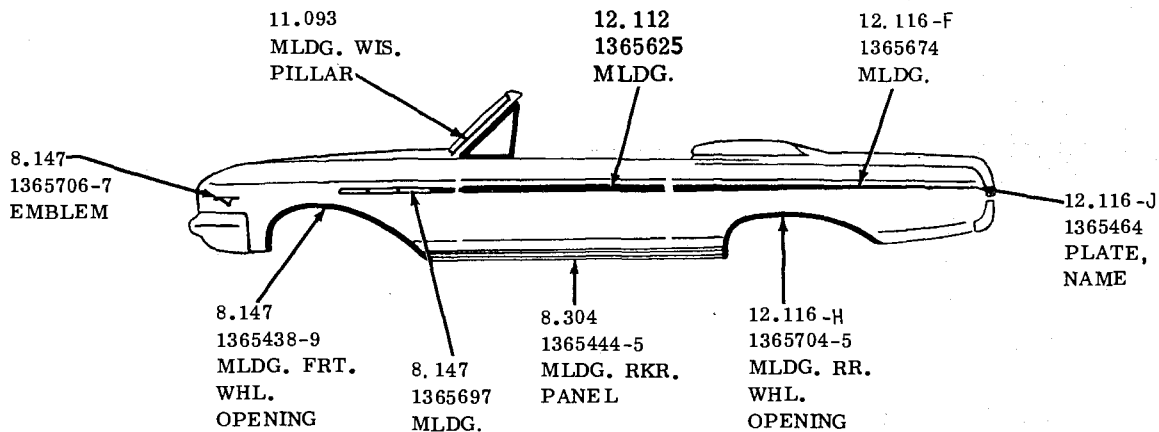


1965 - 4437

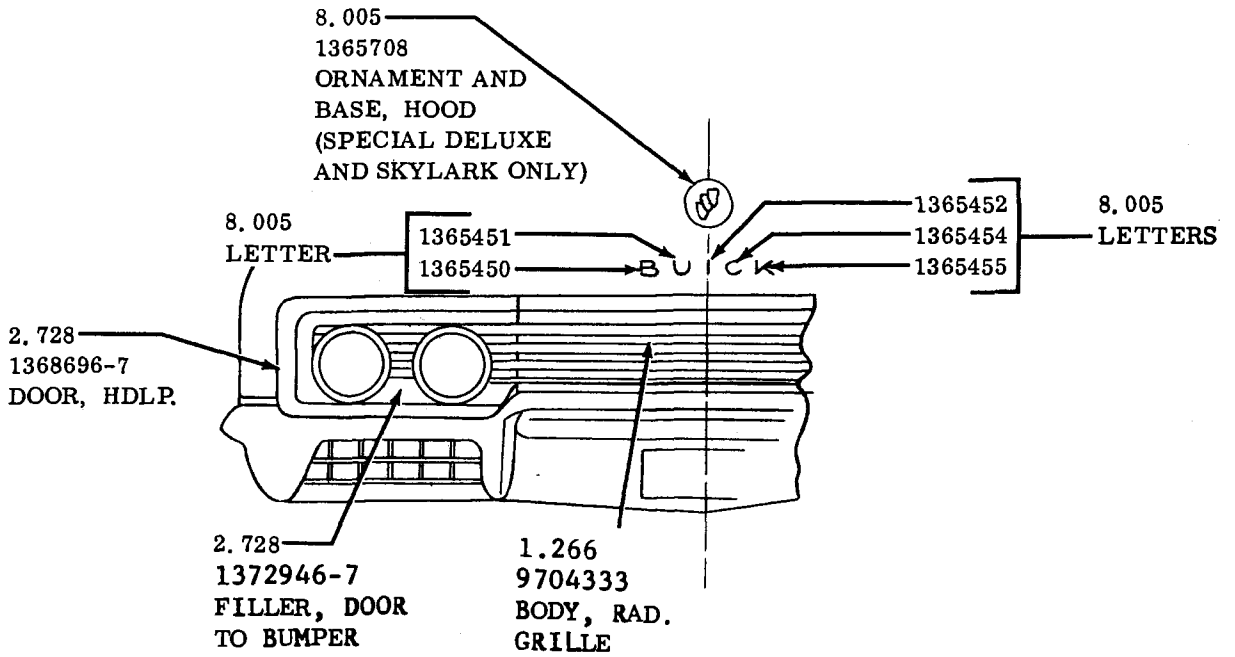




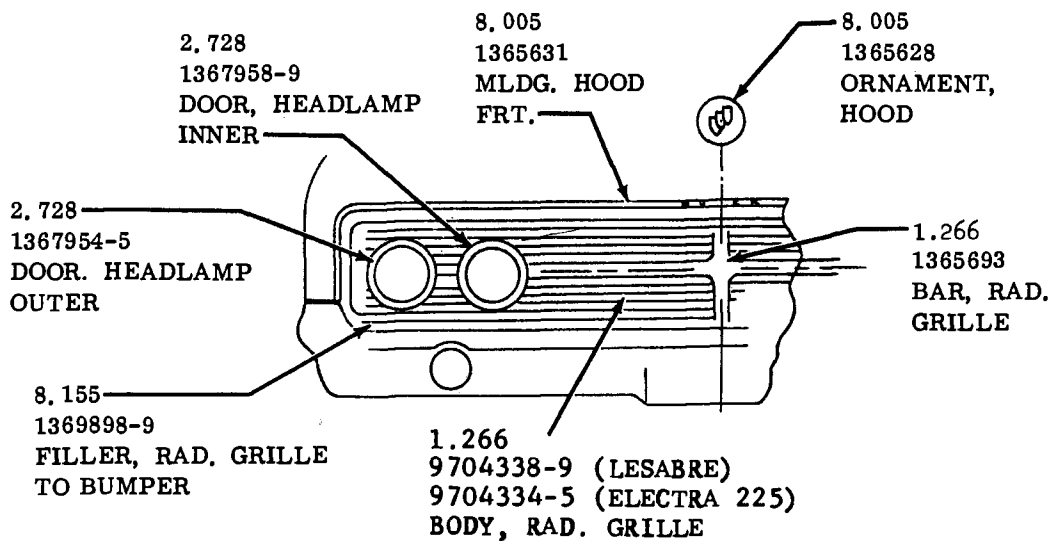
1965 - 4455-65



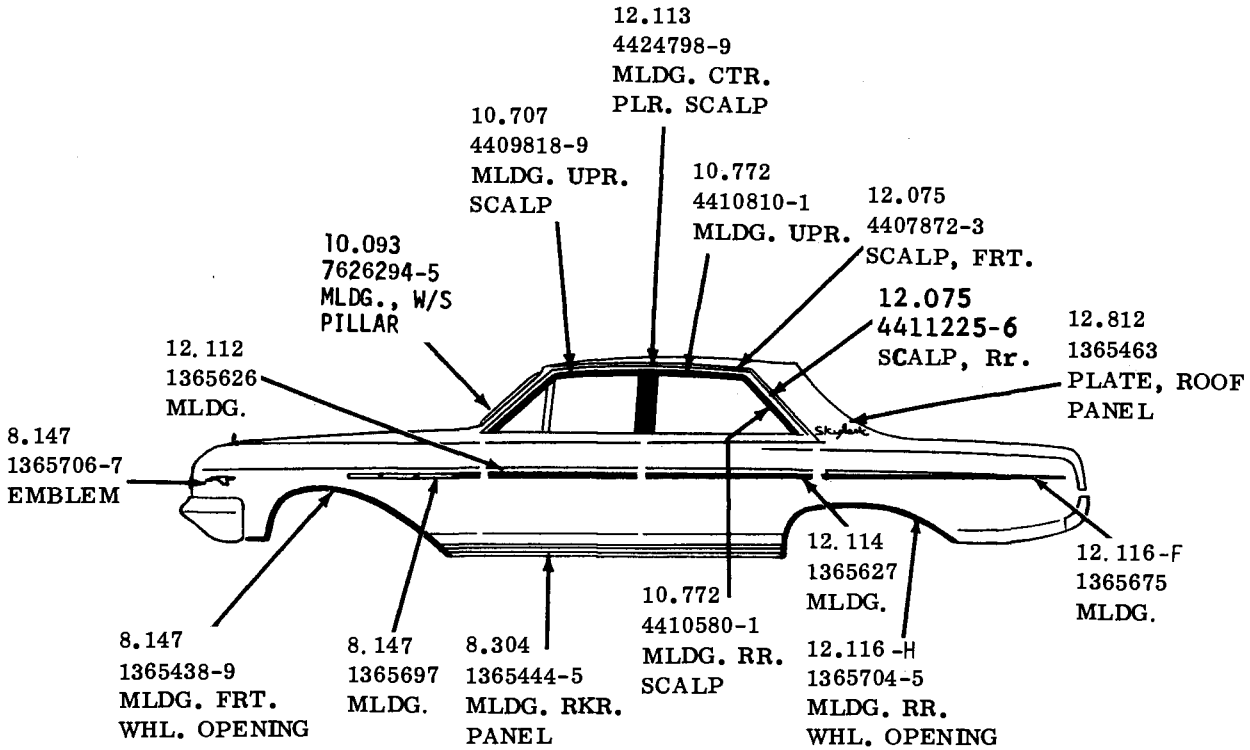
1965-4467



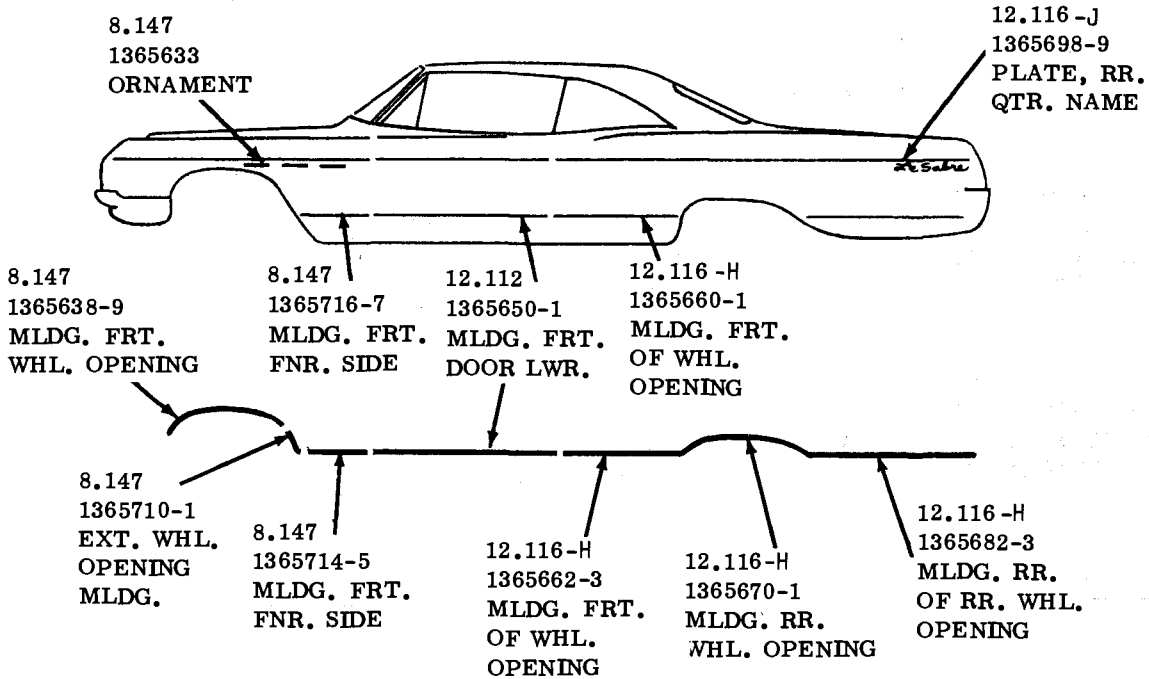
1965 - SPECIAL AND SKYLARK



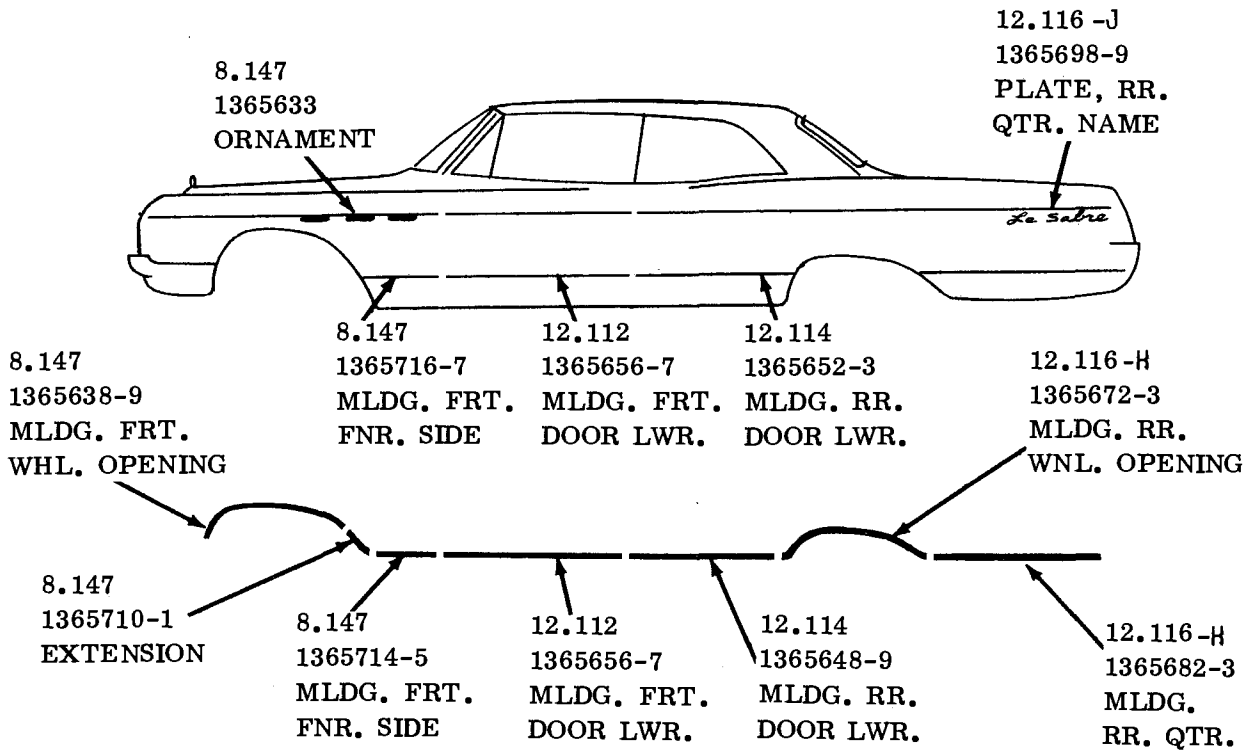
1965 - LESABRE - ELECTRA 225



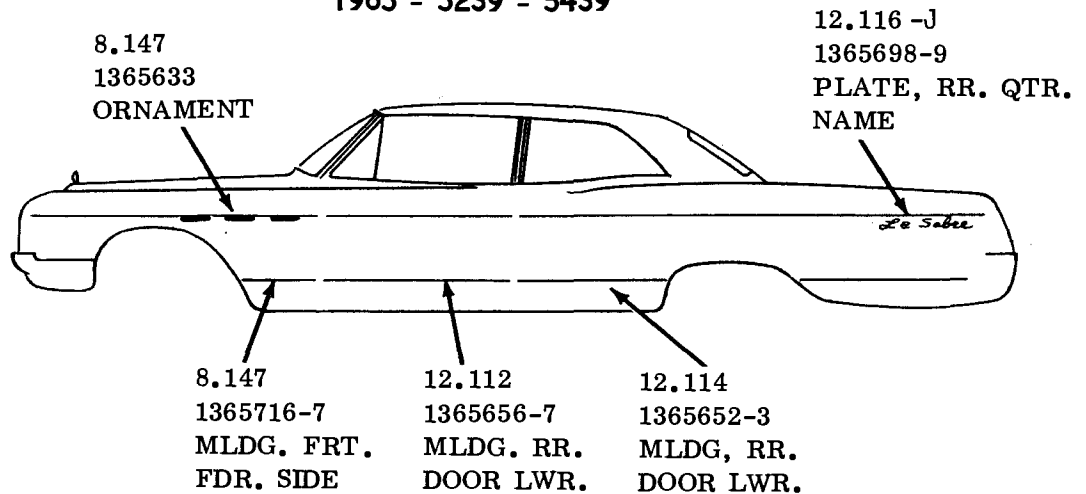
1965 - 4469



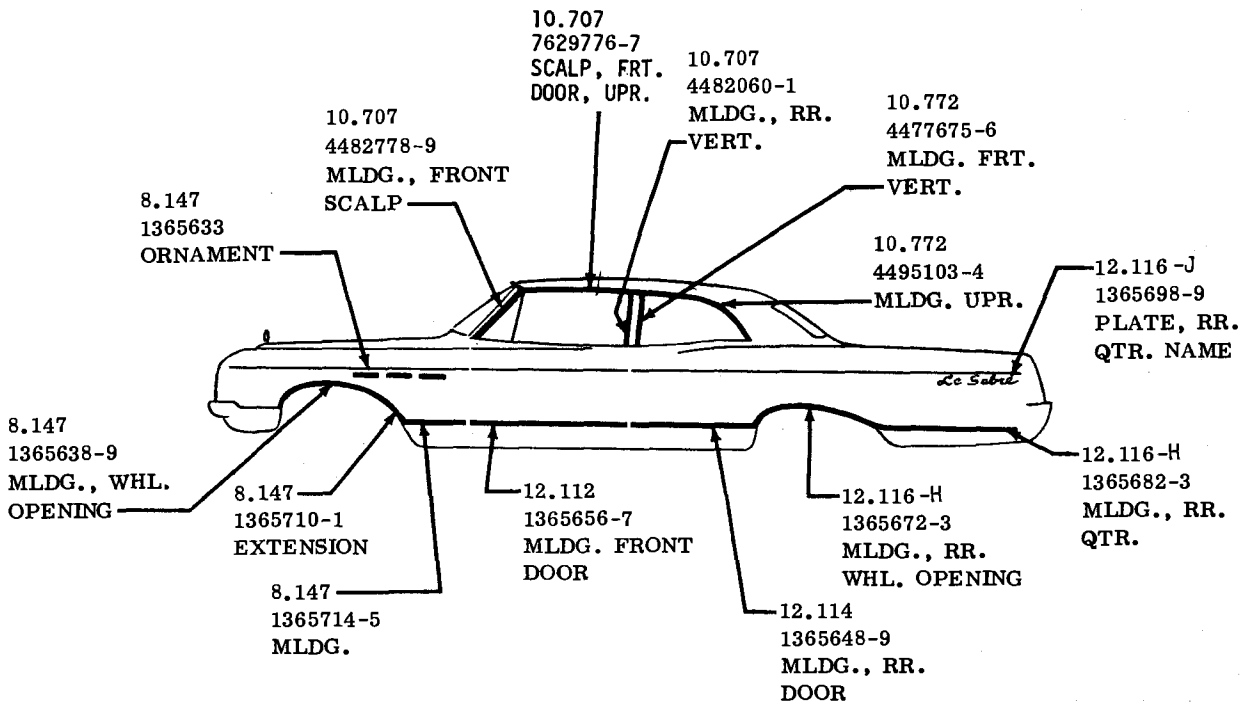
1965 - 5237



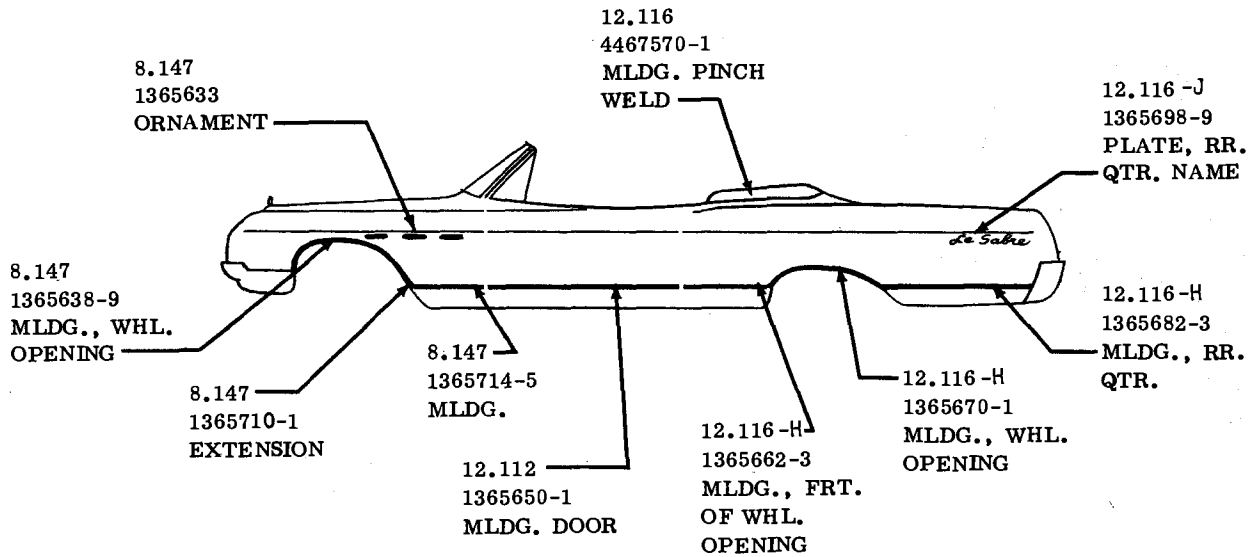
1965 - 5239 - 5439



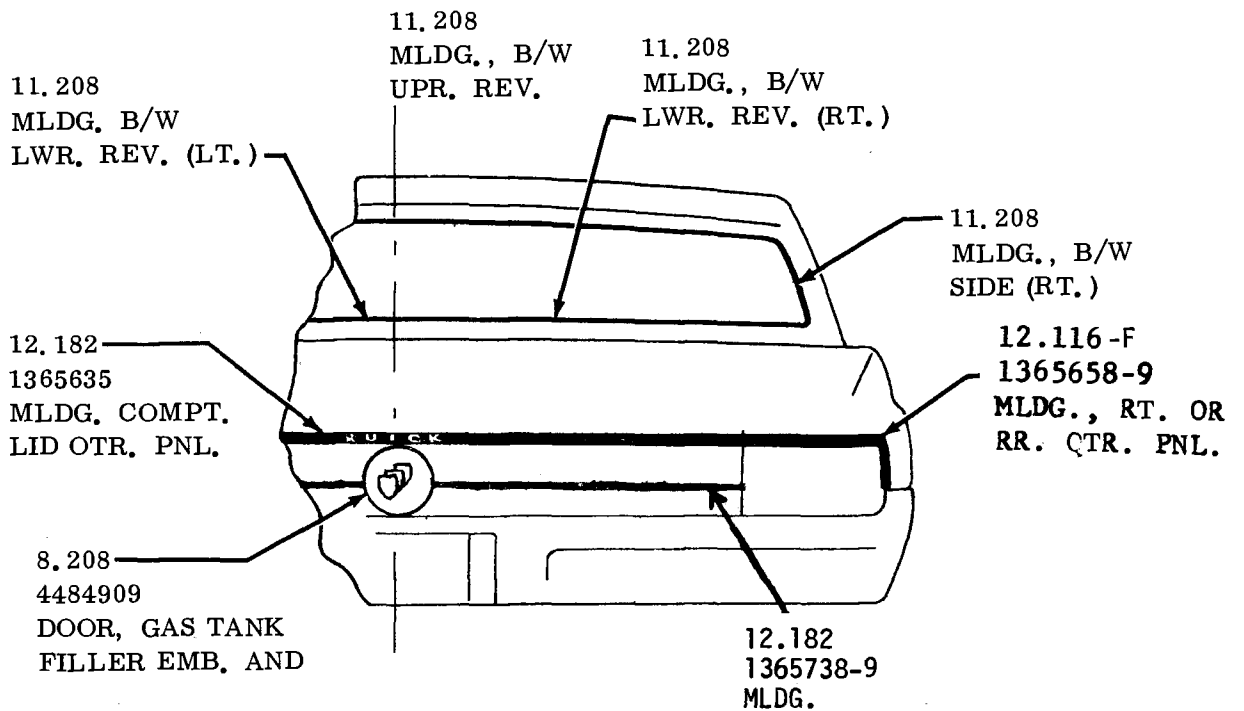
1965 - 5269 (Standard)



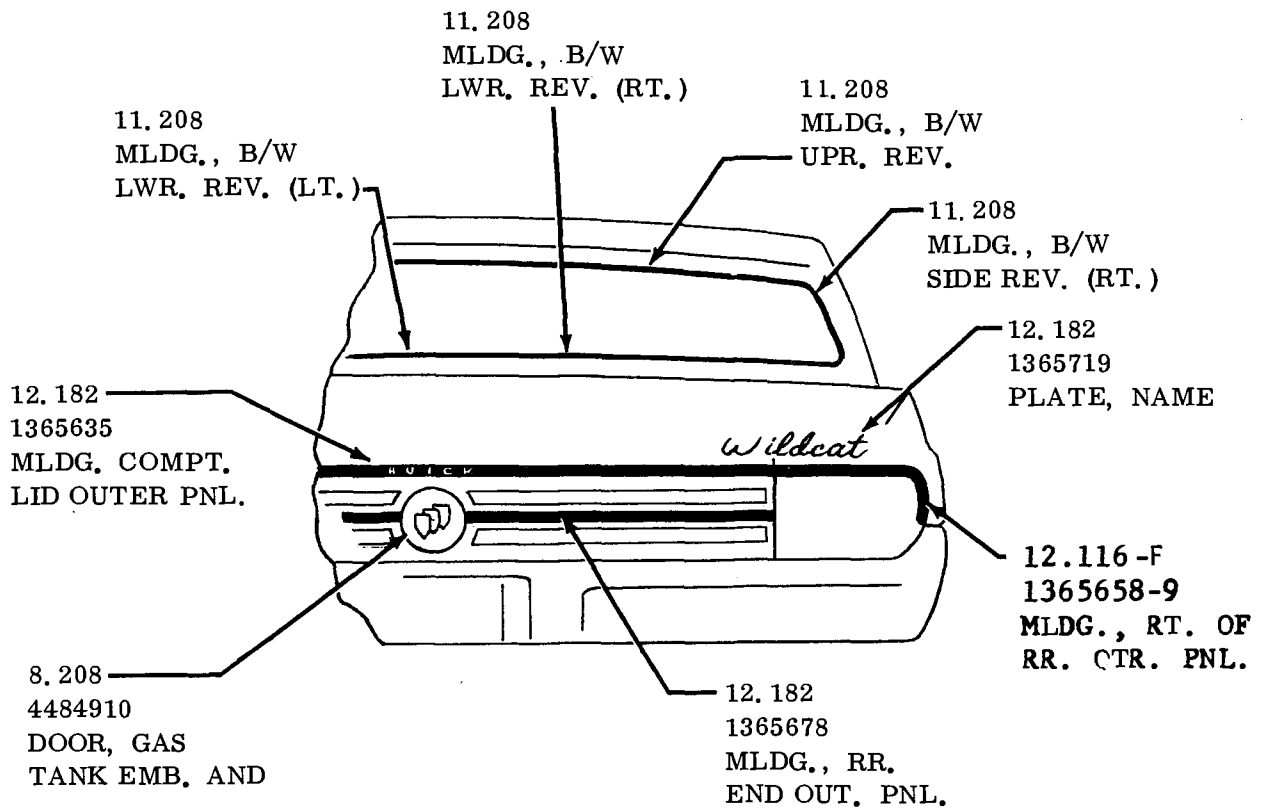
1965 - 5269 (Optional) - 5469 (Standard)



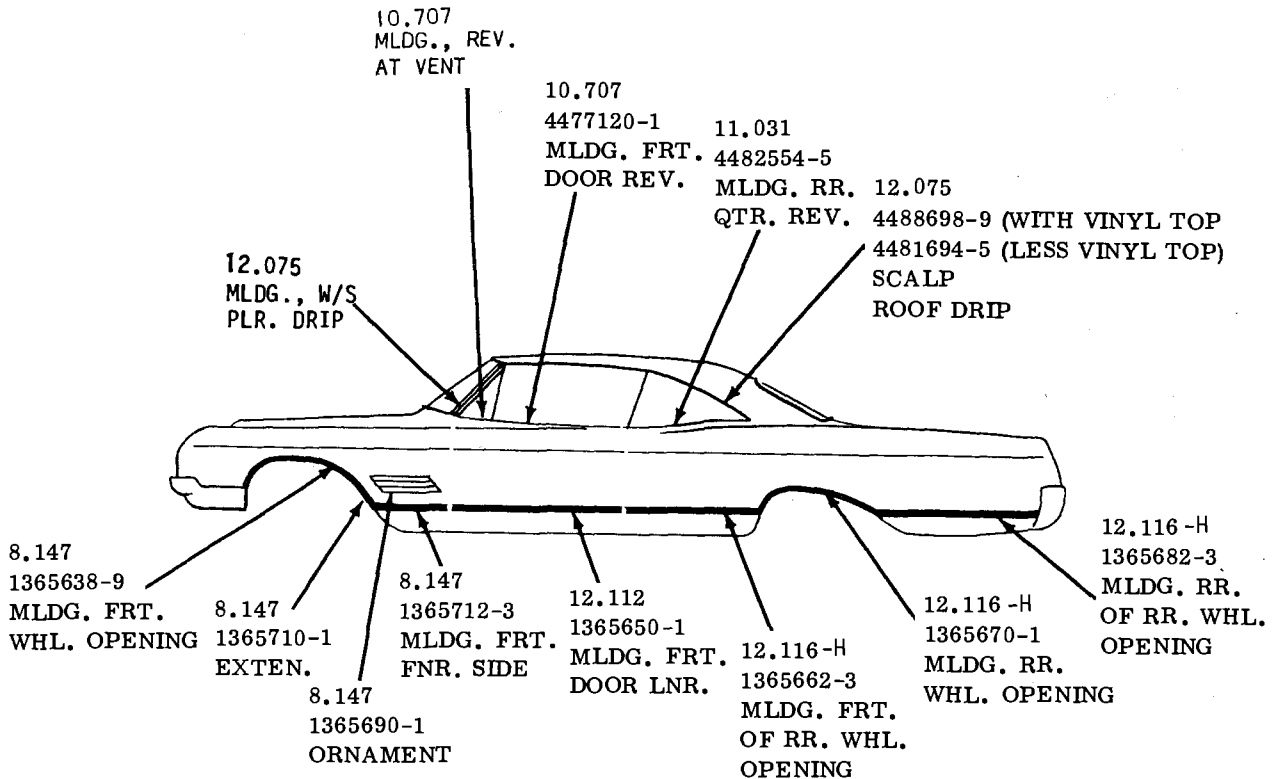
1965-5467



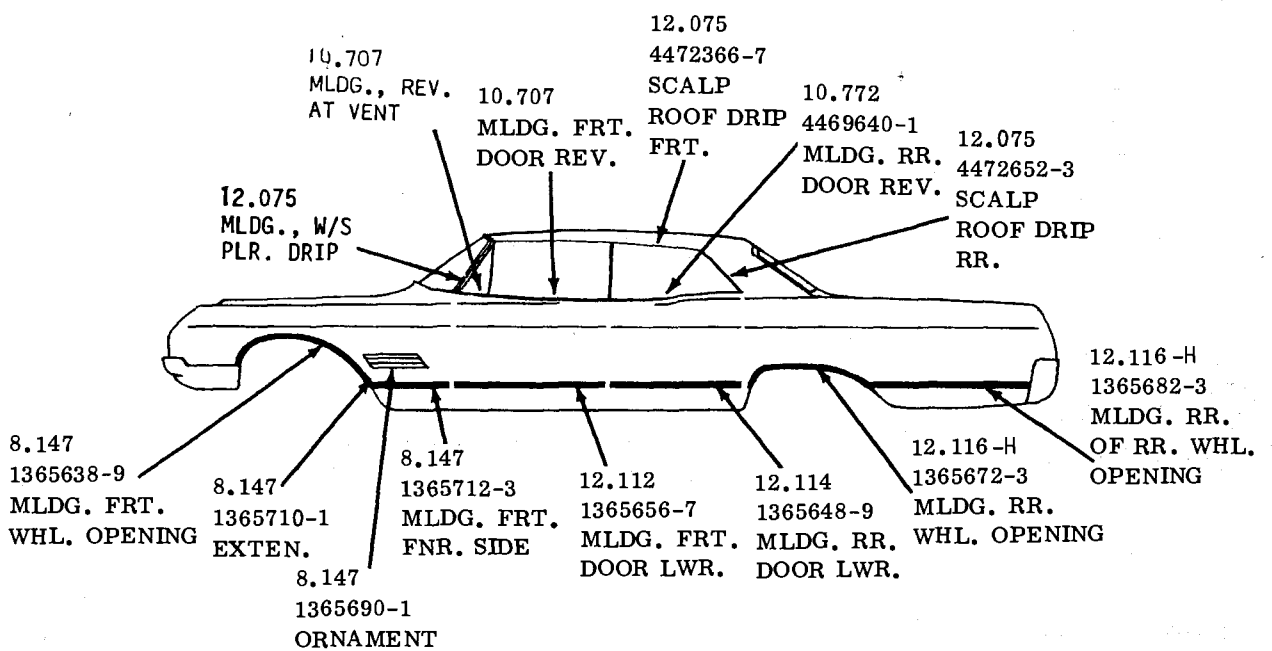
**1965 - LESABRE**



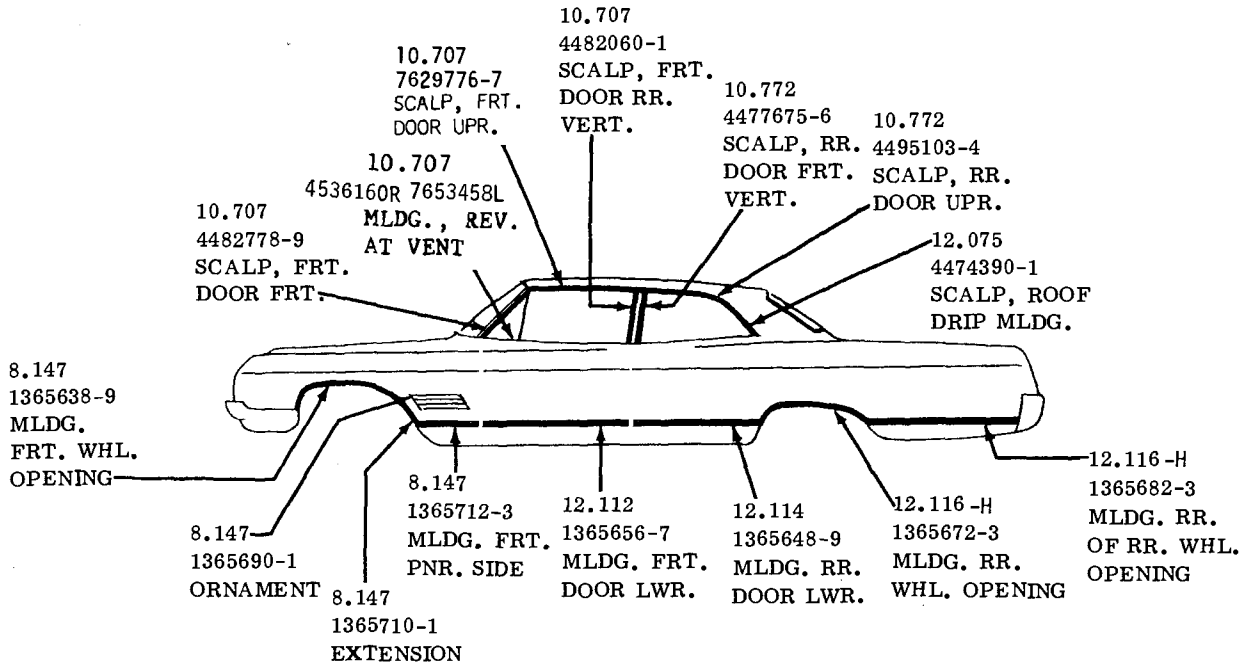
**1965 - WILDCAT**



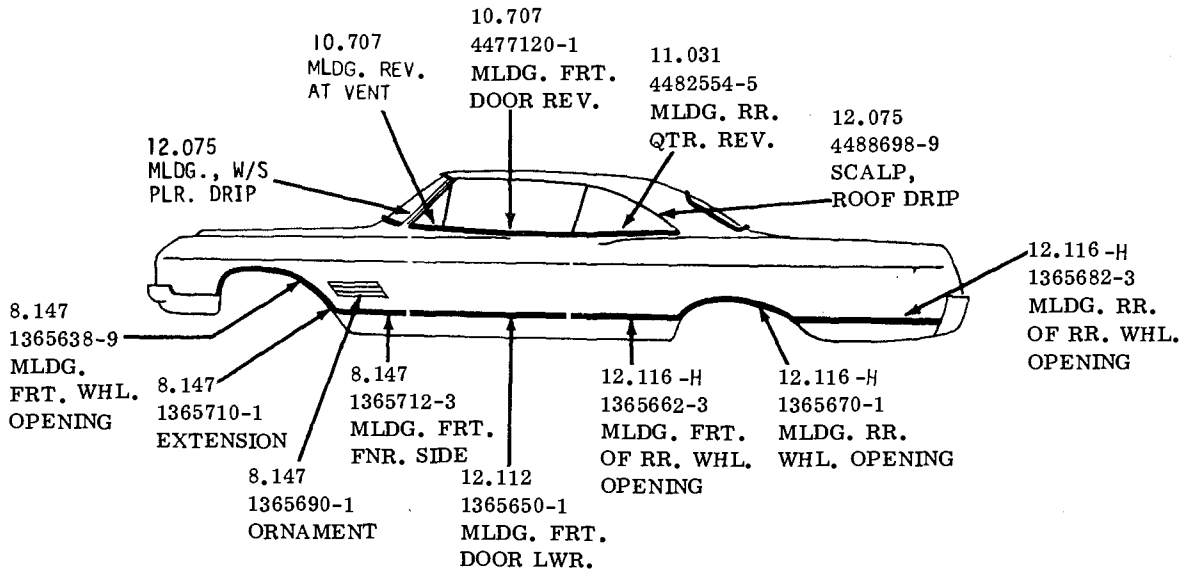
1965 - 6237



1965 - 6239

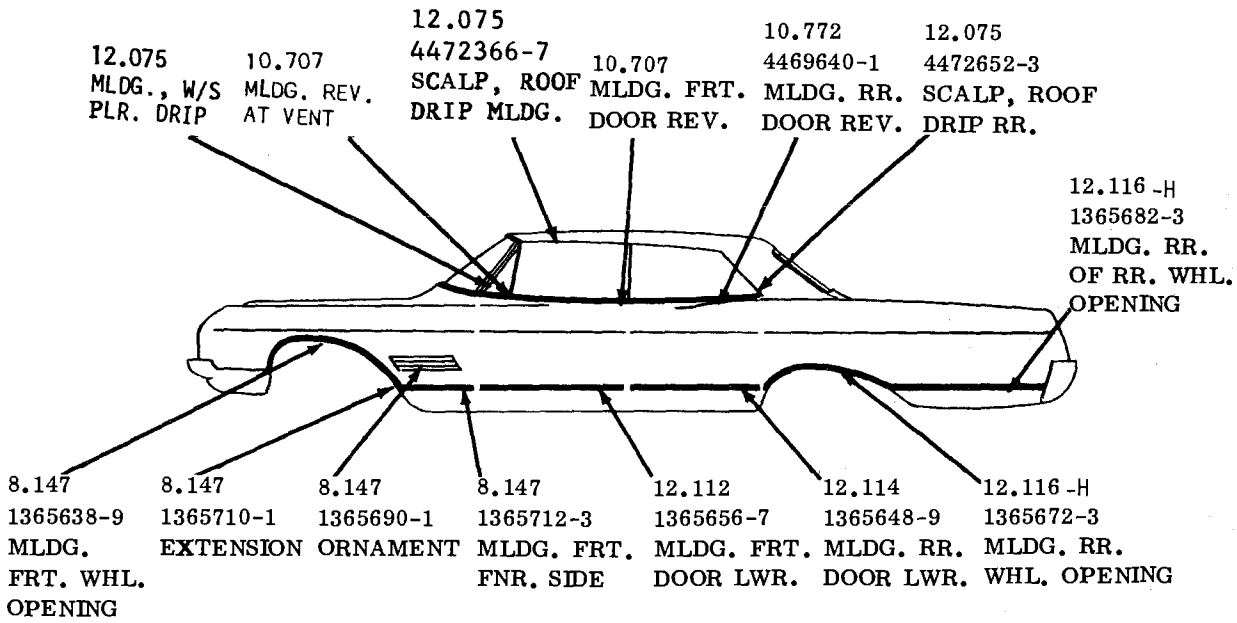


1965 - 6269

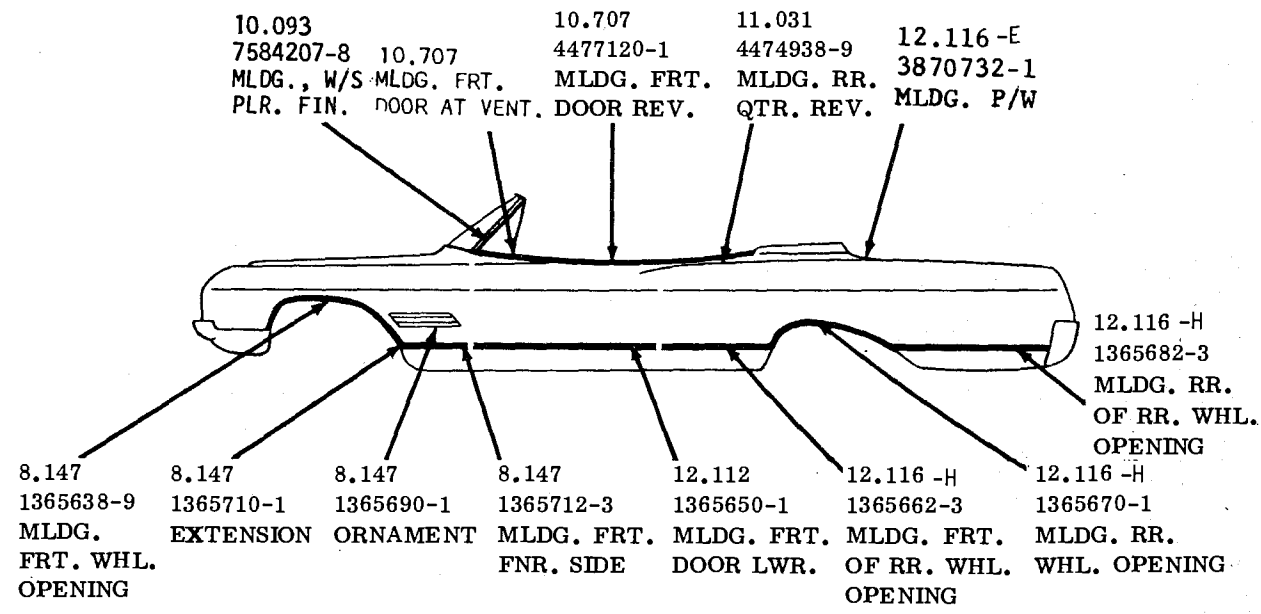


1965 - 64-6637

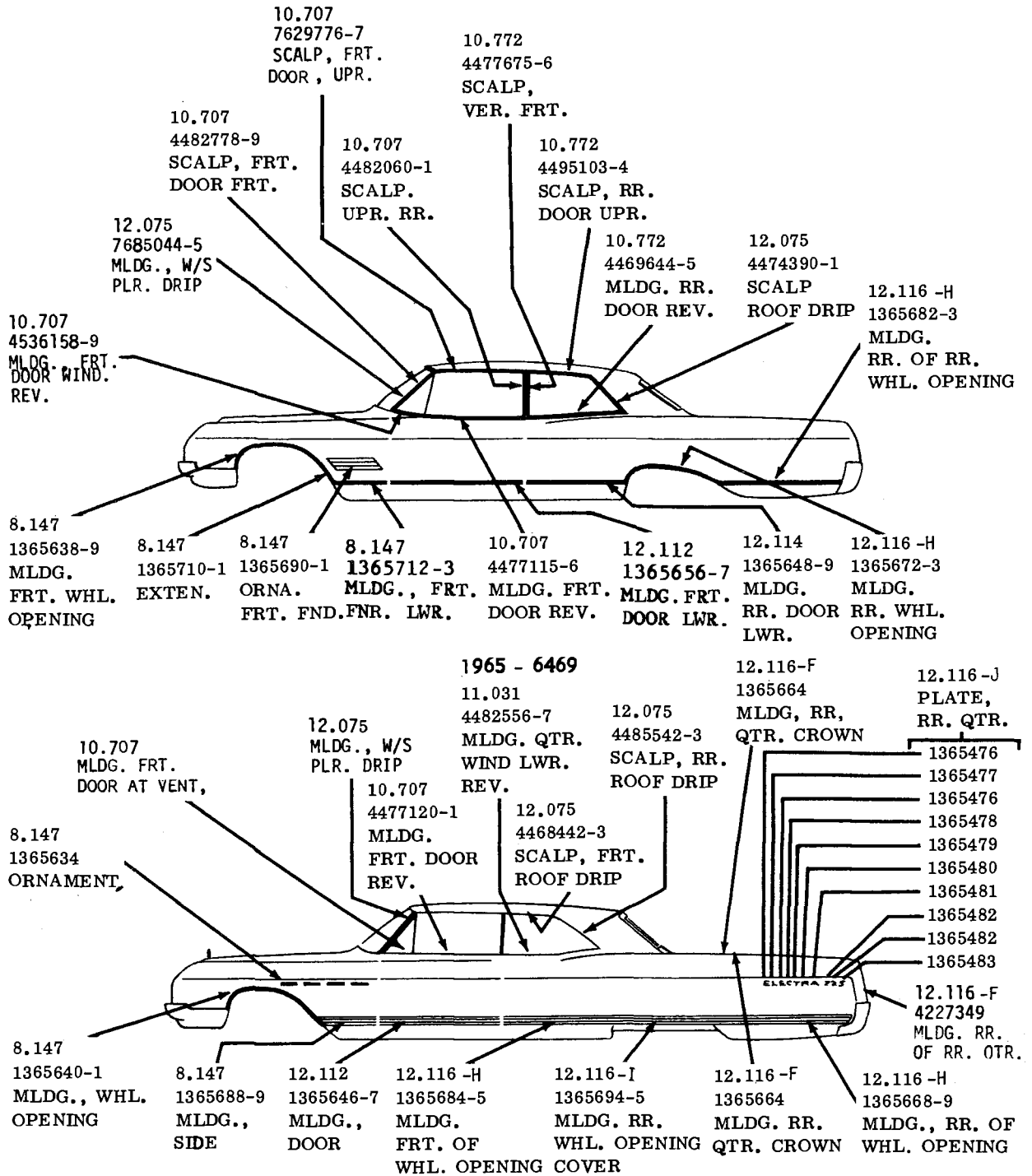




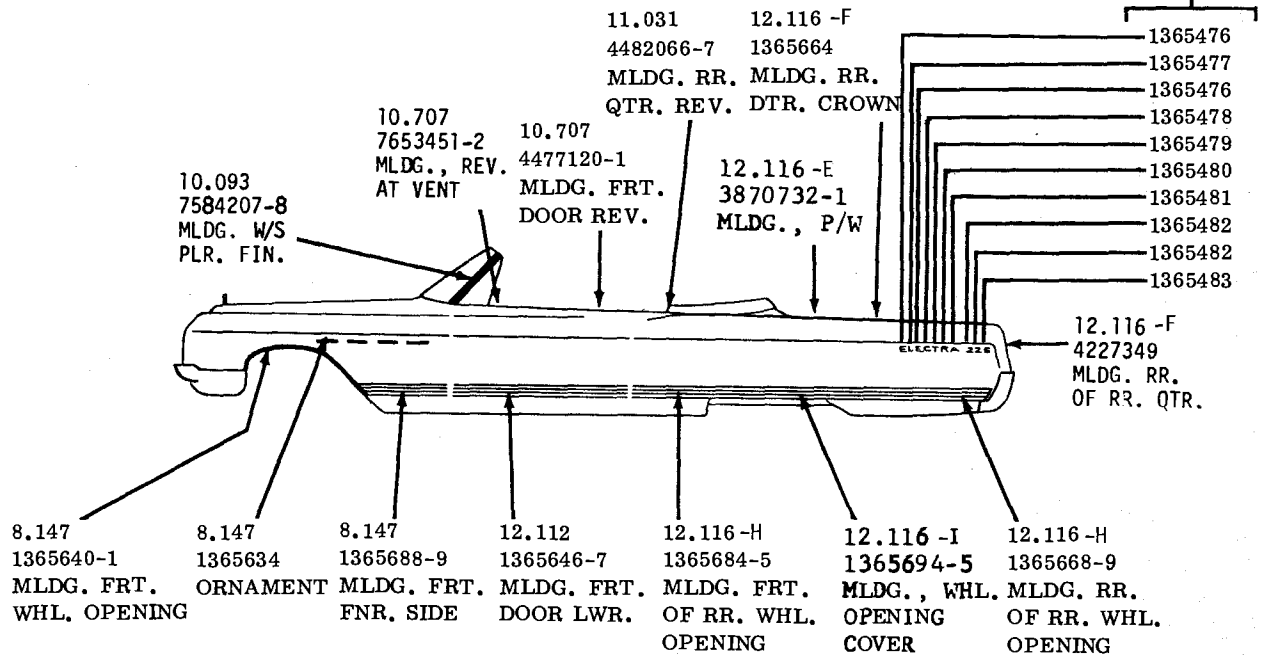
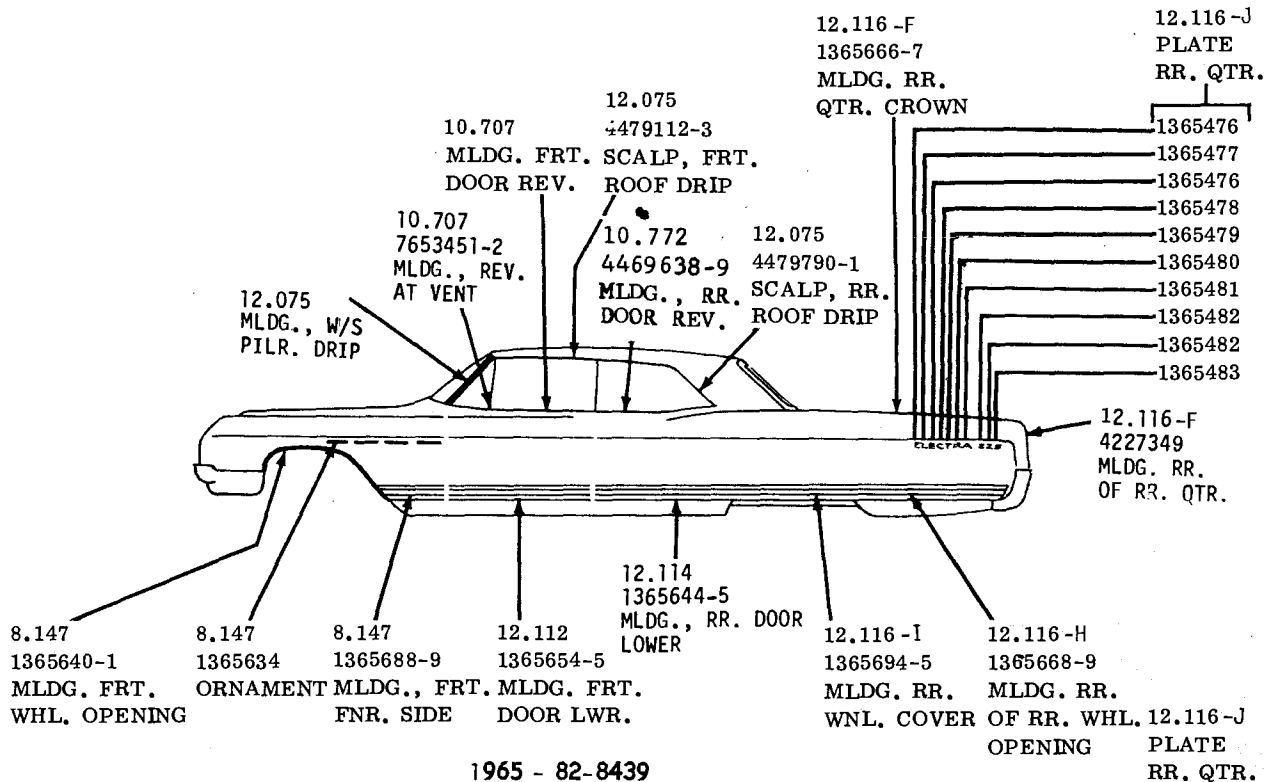
1965 - 64-6639

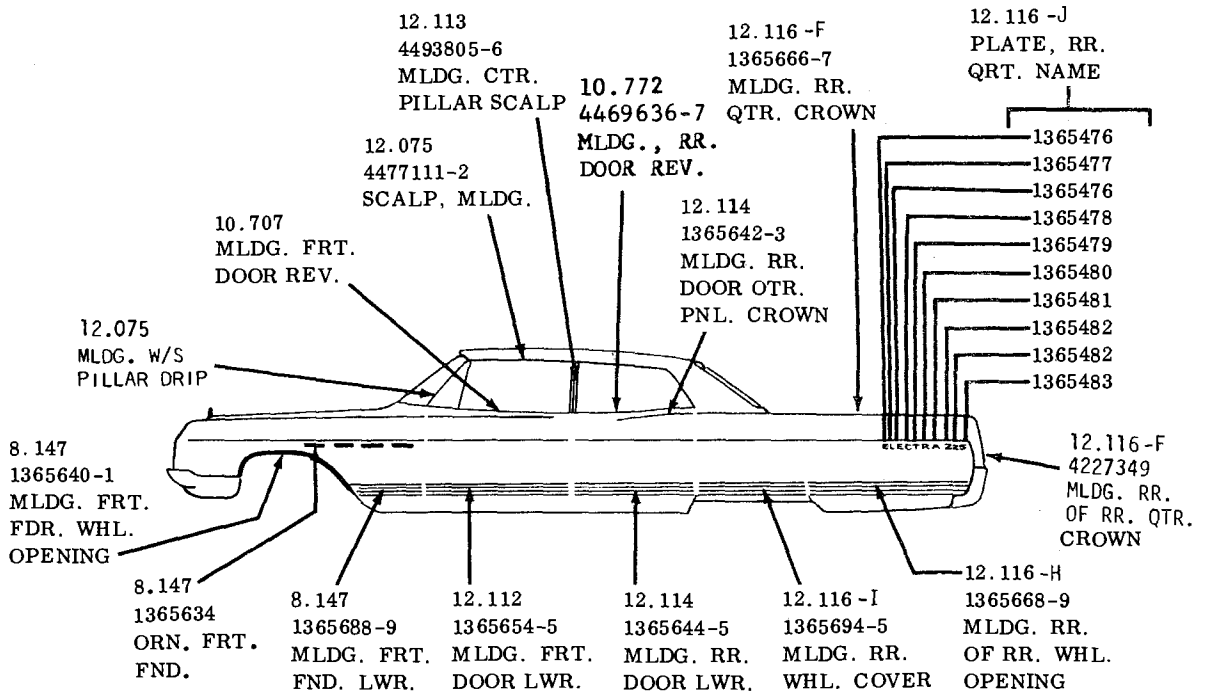


1965 - 64-6667

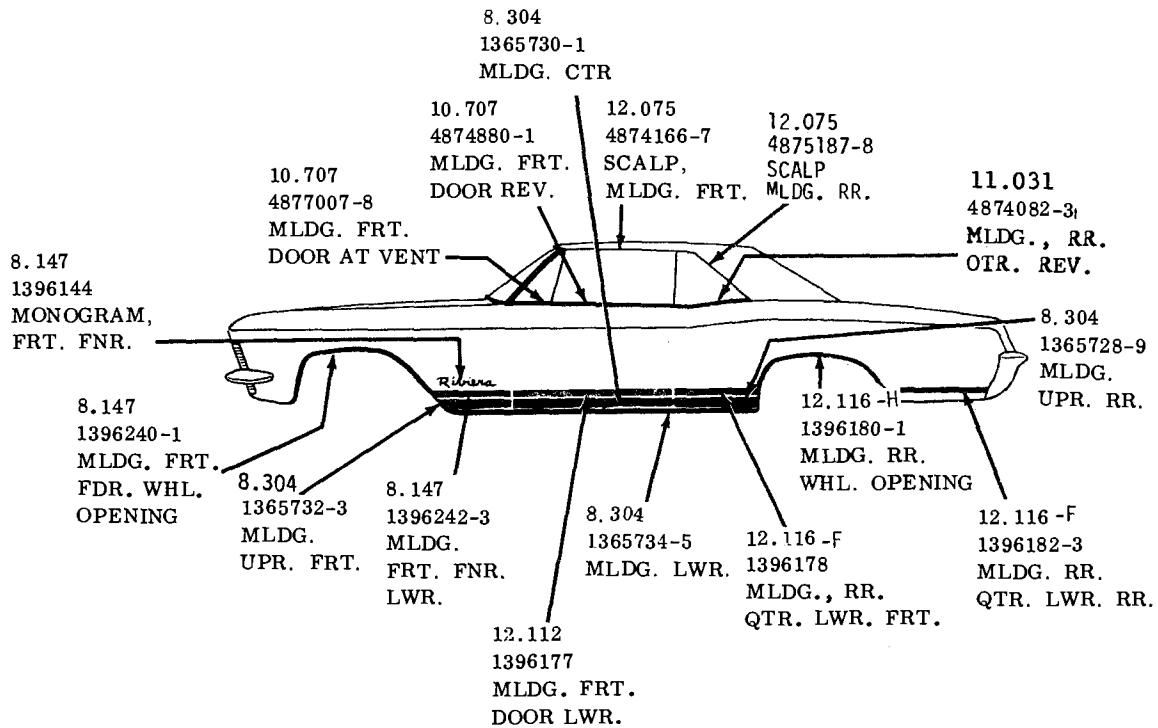


1965 - 8237-8437

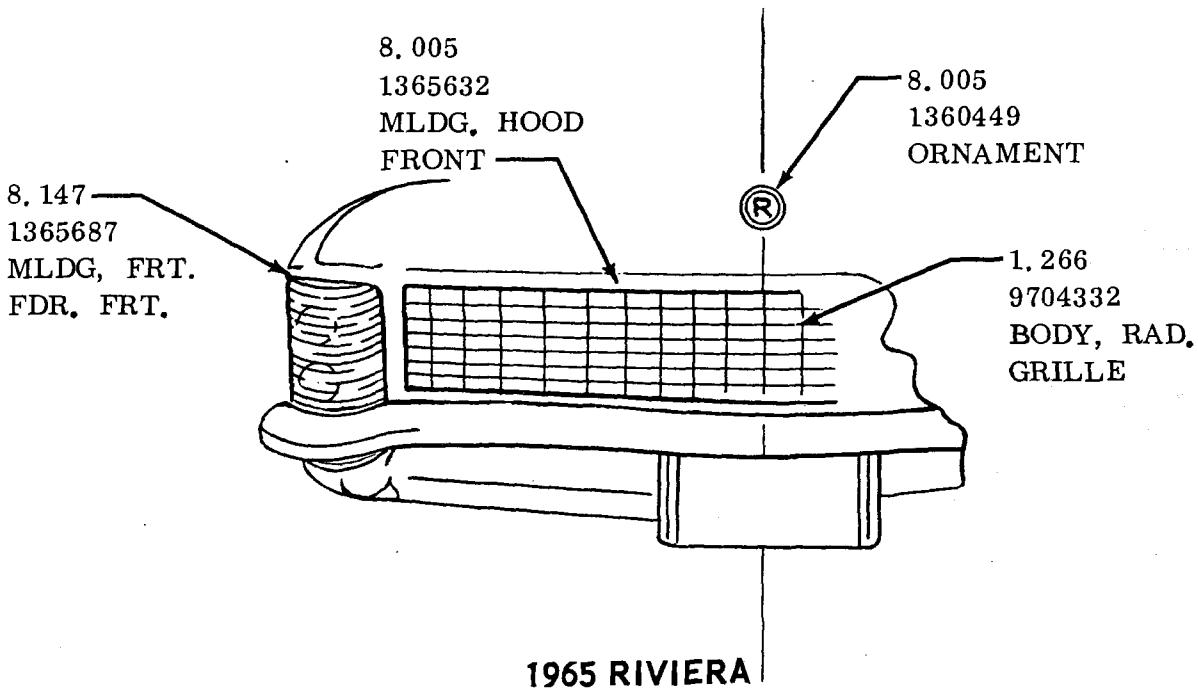
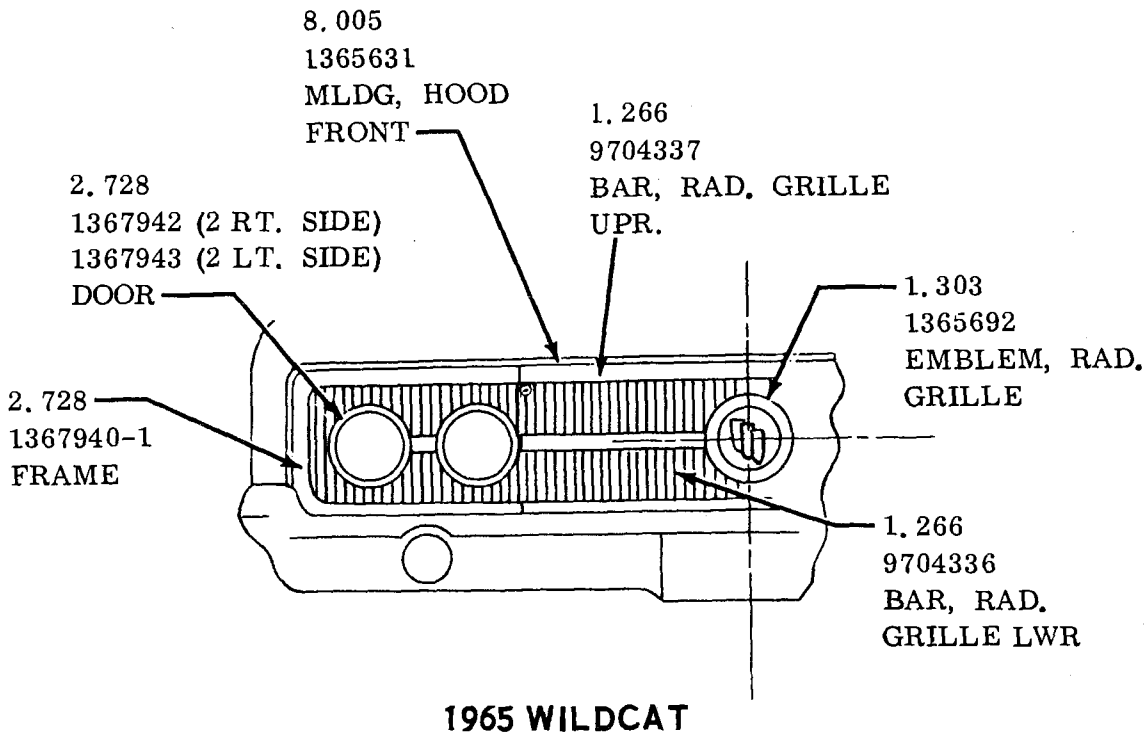


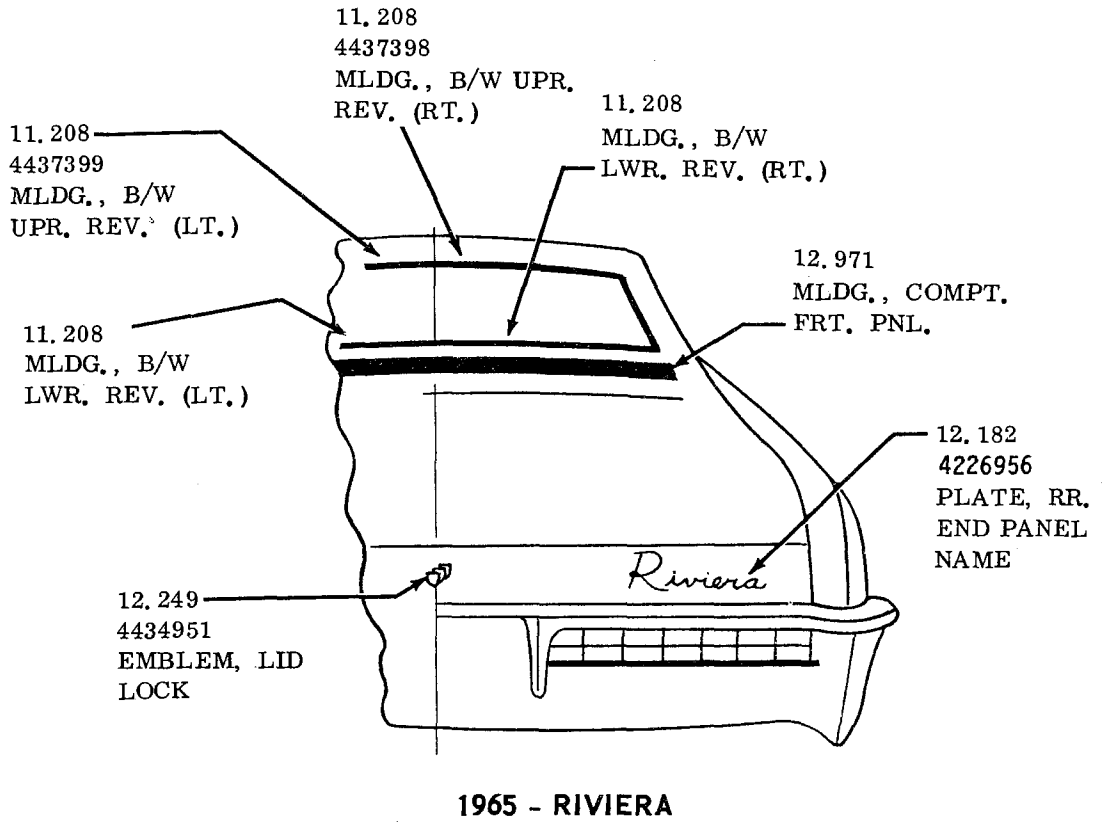
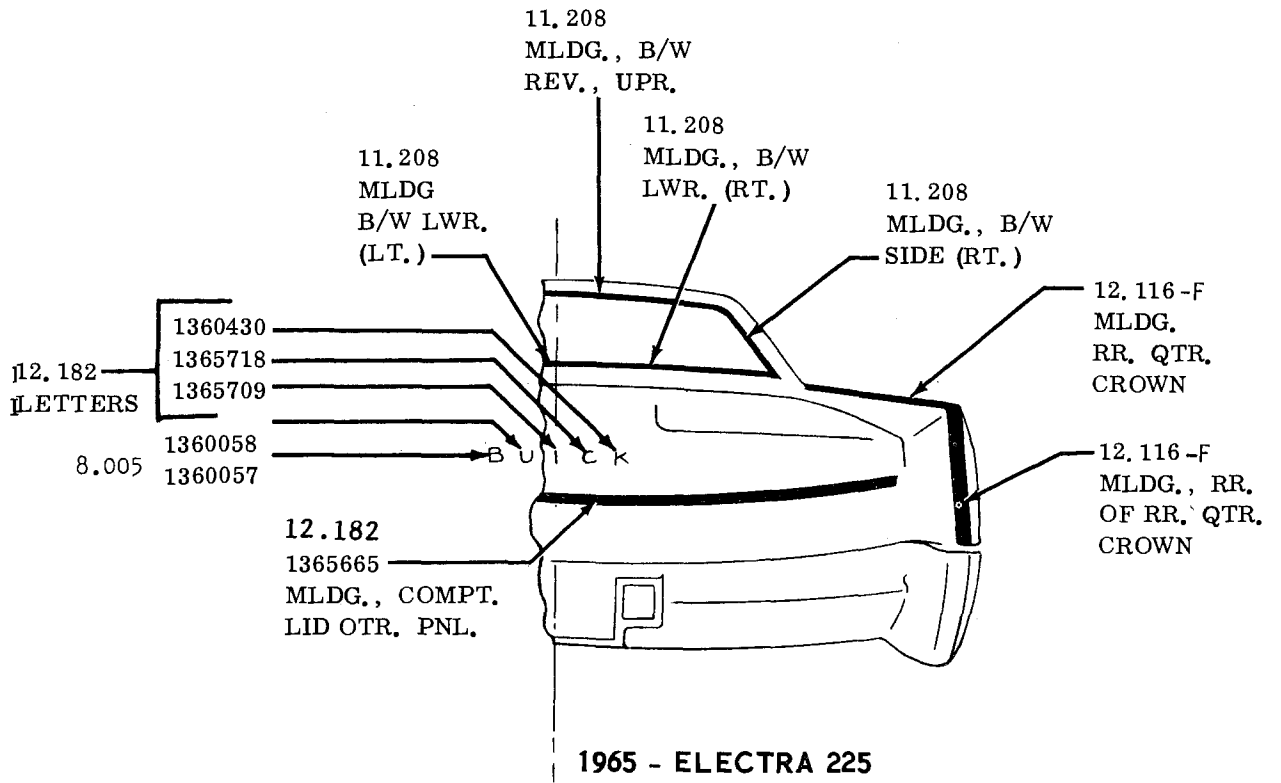


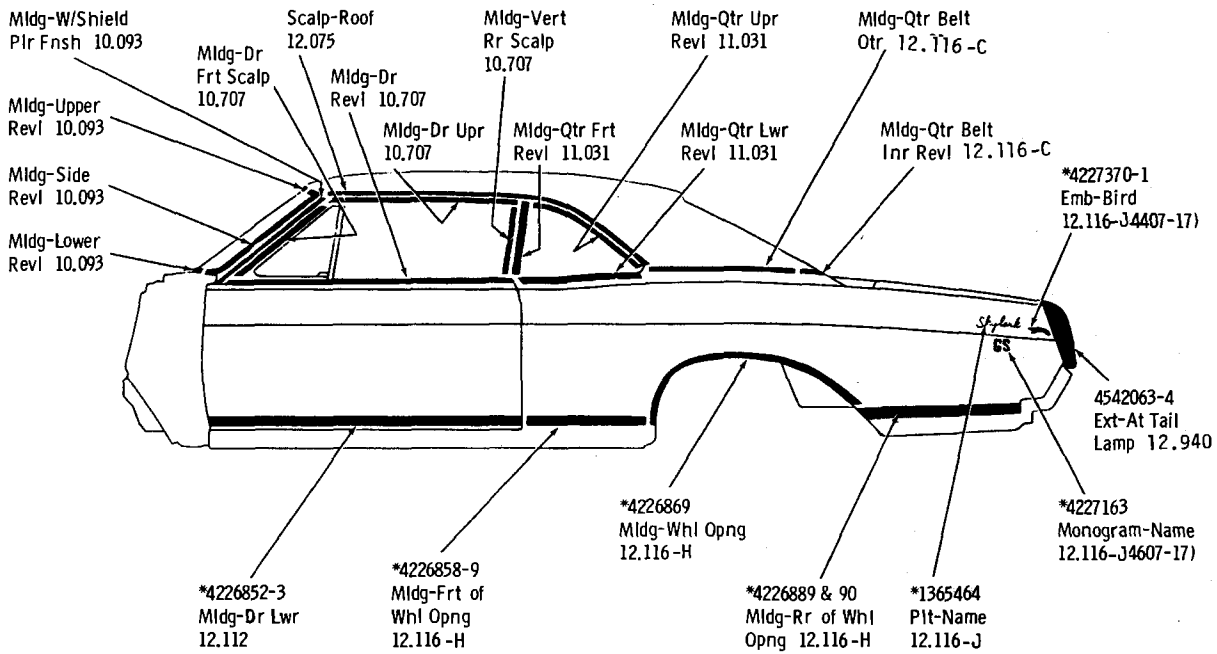
1965-82-8469



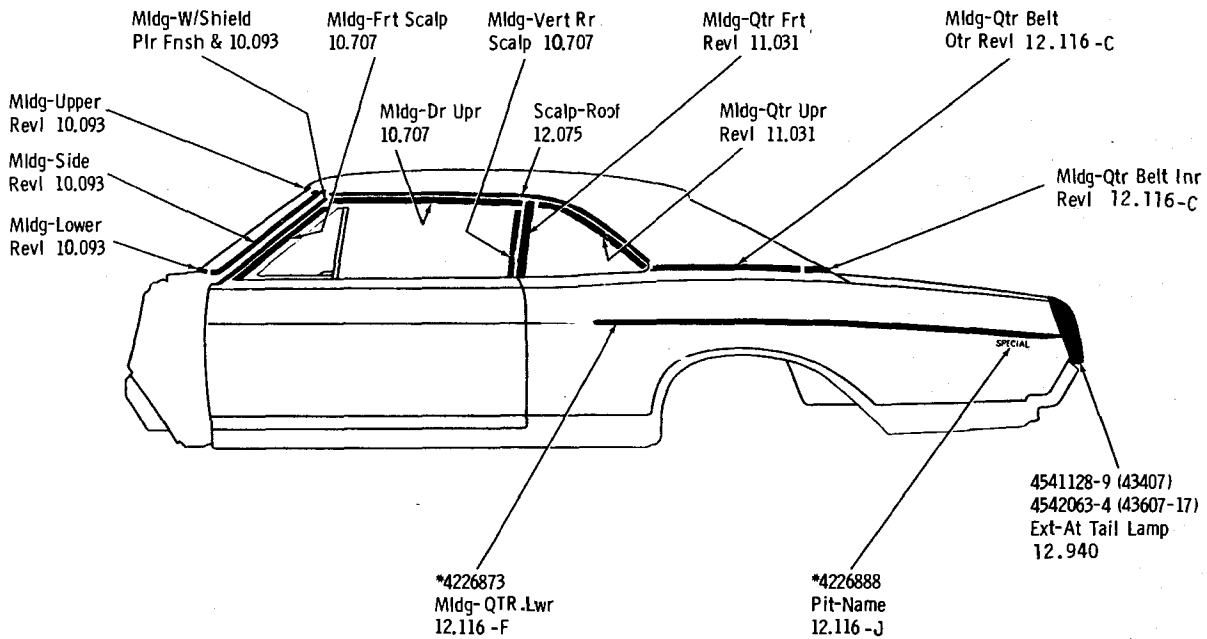
1965 - 9447





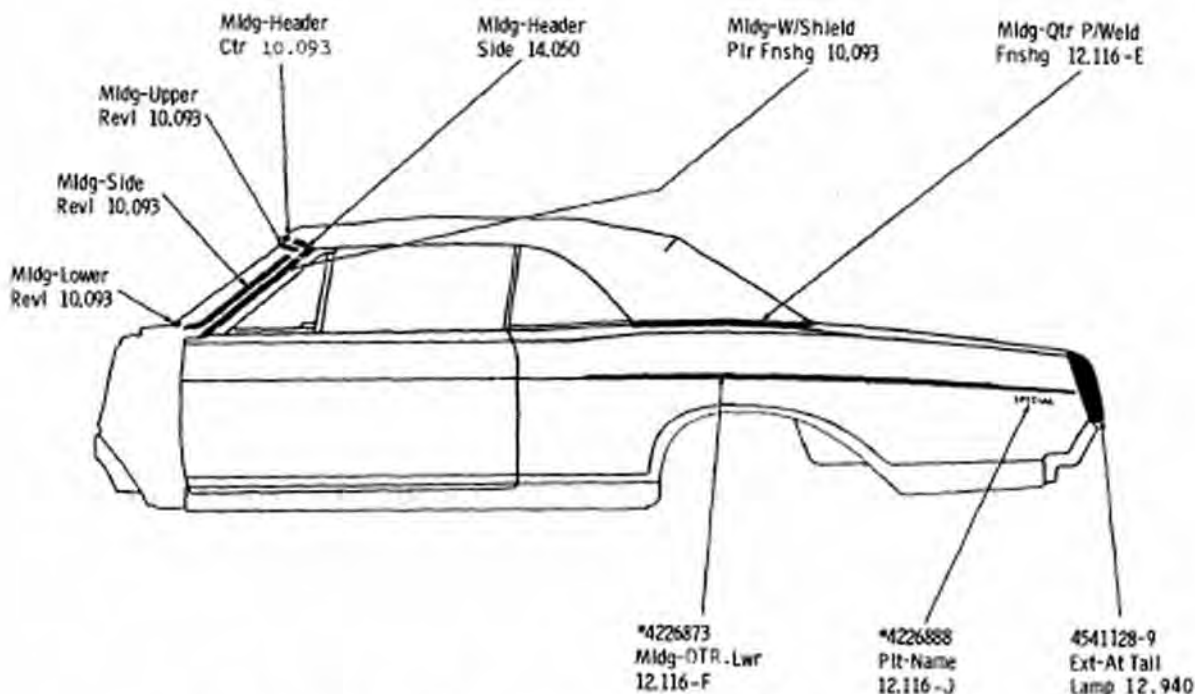


**1966 BUICK SKYLARK COUPES (44407-17-44607-17)**

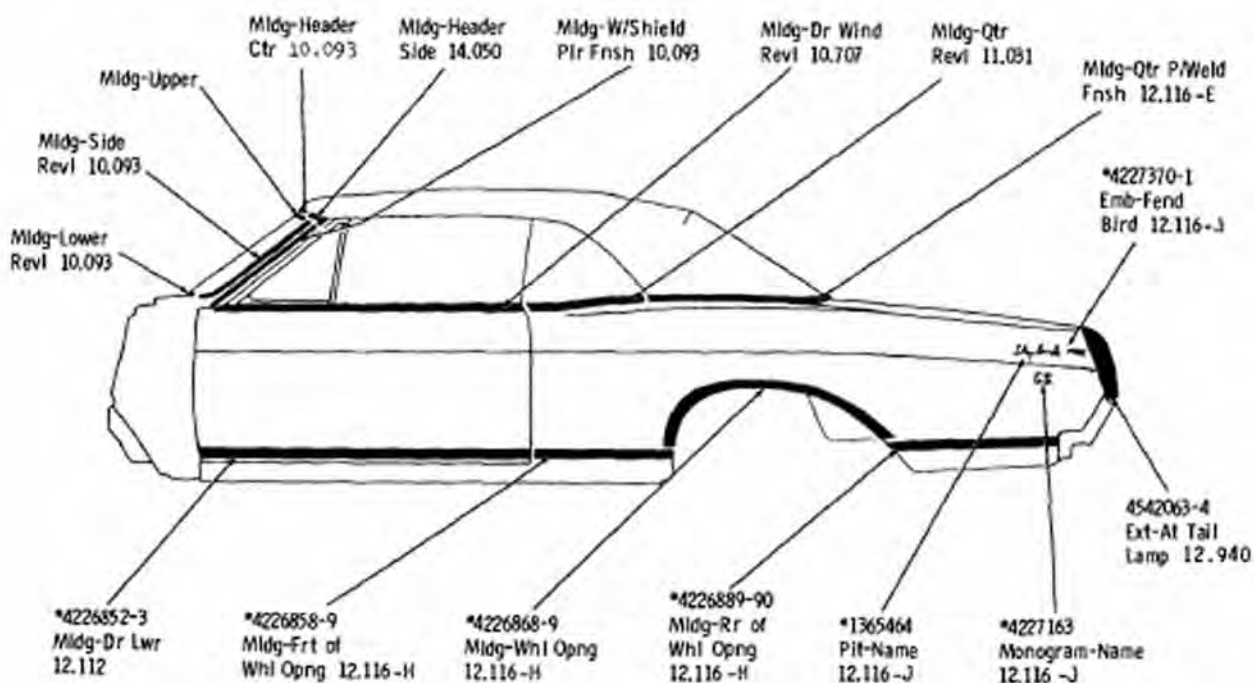


**1966 BUICK SPECIAL COUPES (43407-43607-17)**

\*KIT—Includes attaching parts. First number indicates right hand kits unless specifically noted otherwise.

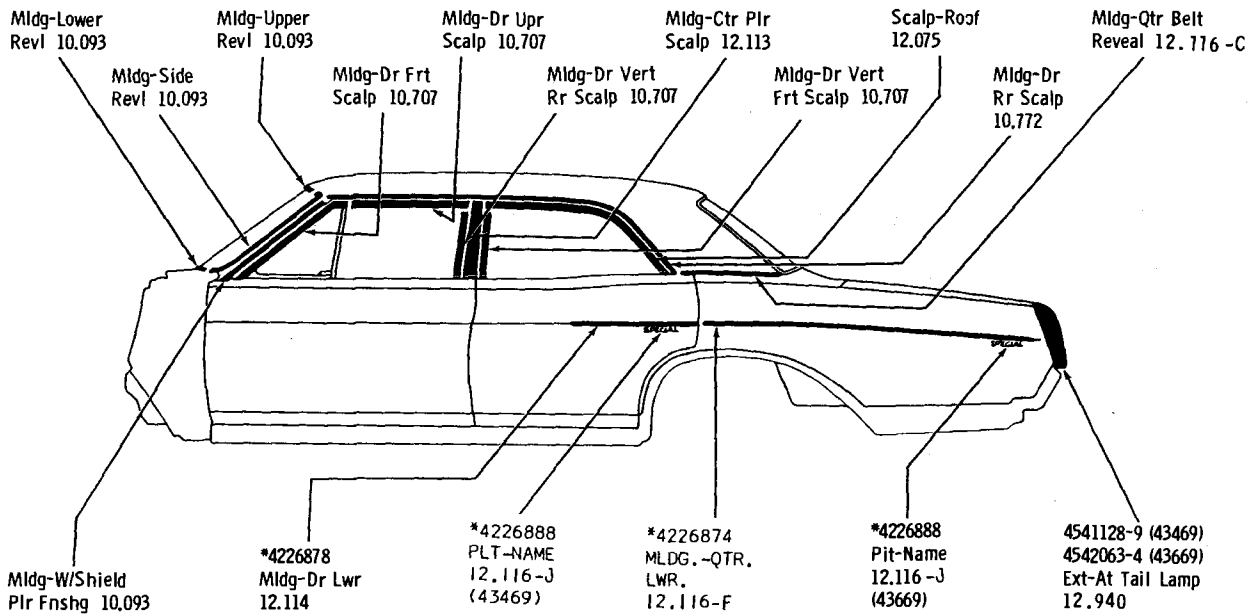


### 1966 BUICK SPECIAL CONVERTIBLE (43467)

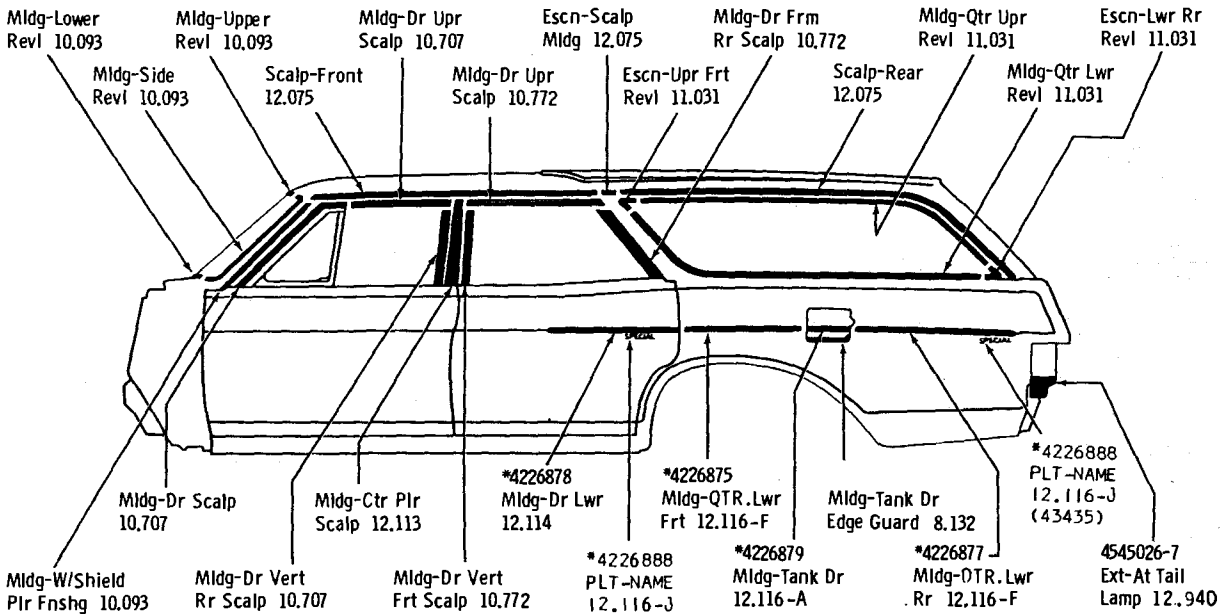


### 1966 BUICK SKYLARK CONVERTIBLES (44467-44667)



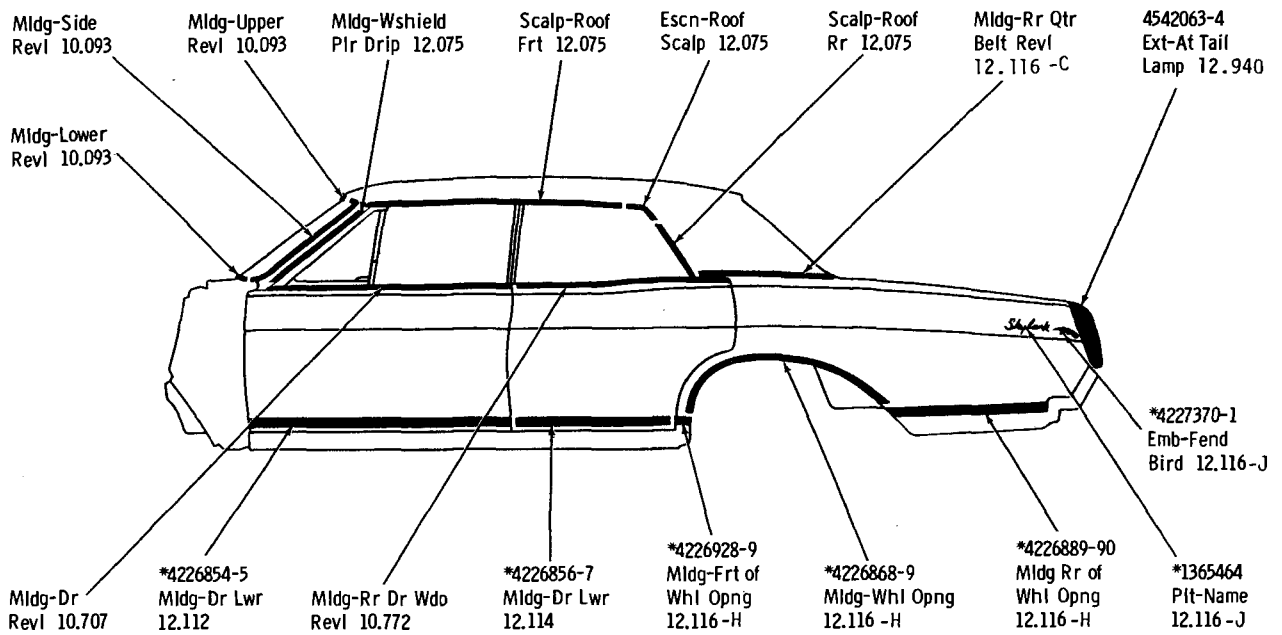


**1966 BUICK SPECIAL FOUR DOOR SEDANS (43469-43669)**

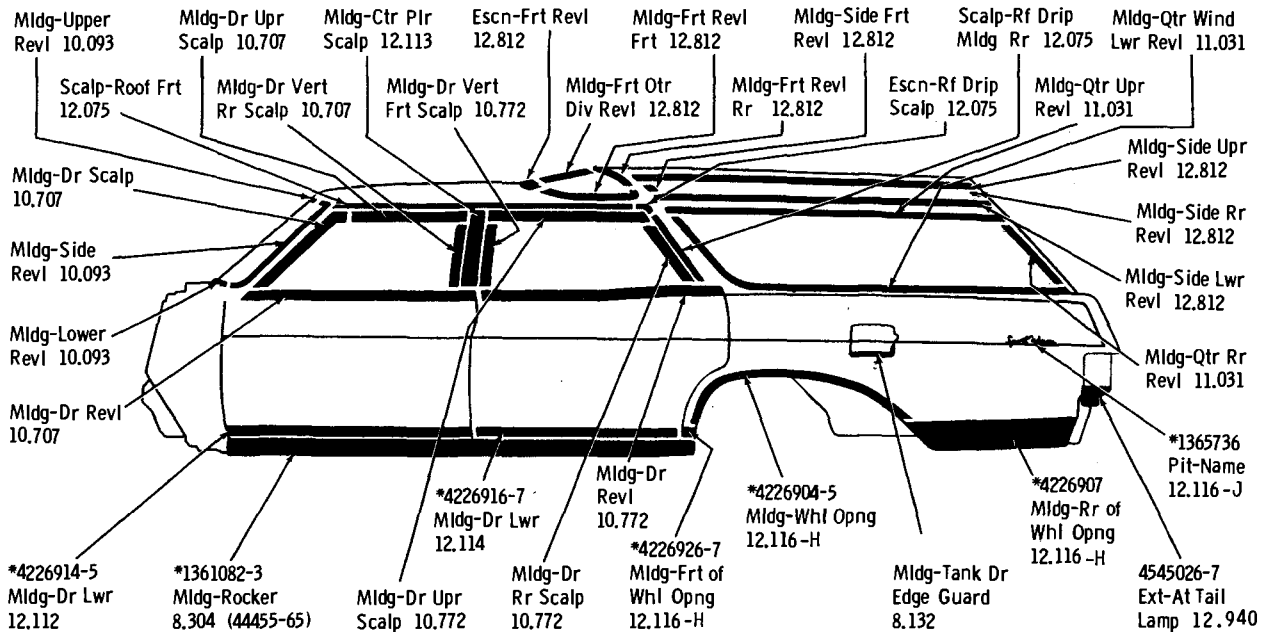


**1966 BUICK SPECIAL STATION WAGONS (43435-43635)**

\*KIT—Includes attaching parts. First number indicates right hand kits unless specifically noted otherwise.

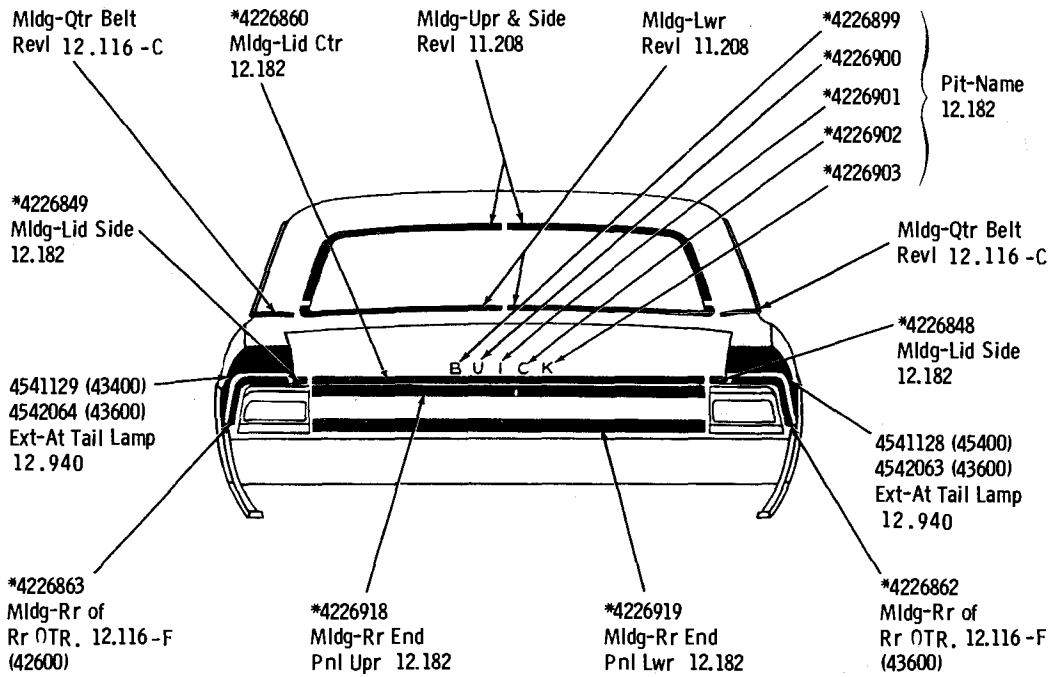


### 1966 BUICK SKYLARK FOUR DOOR SPORT SEDAN (44439)

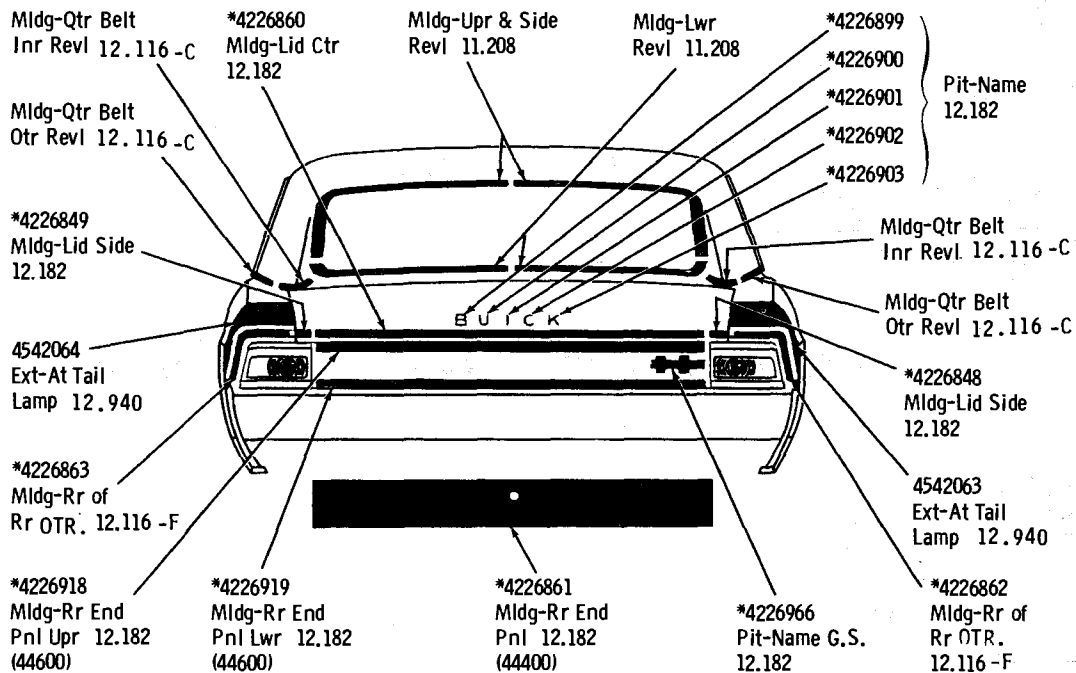


### 1966 BUICK SPORTWAGON (44255-65-44455-65)

\*KIT—Includes attaching parts. First number indicates right hand kit; unless specifically noted otherwise.

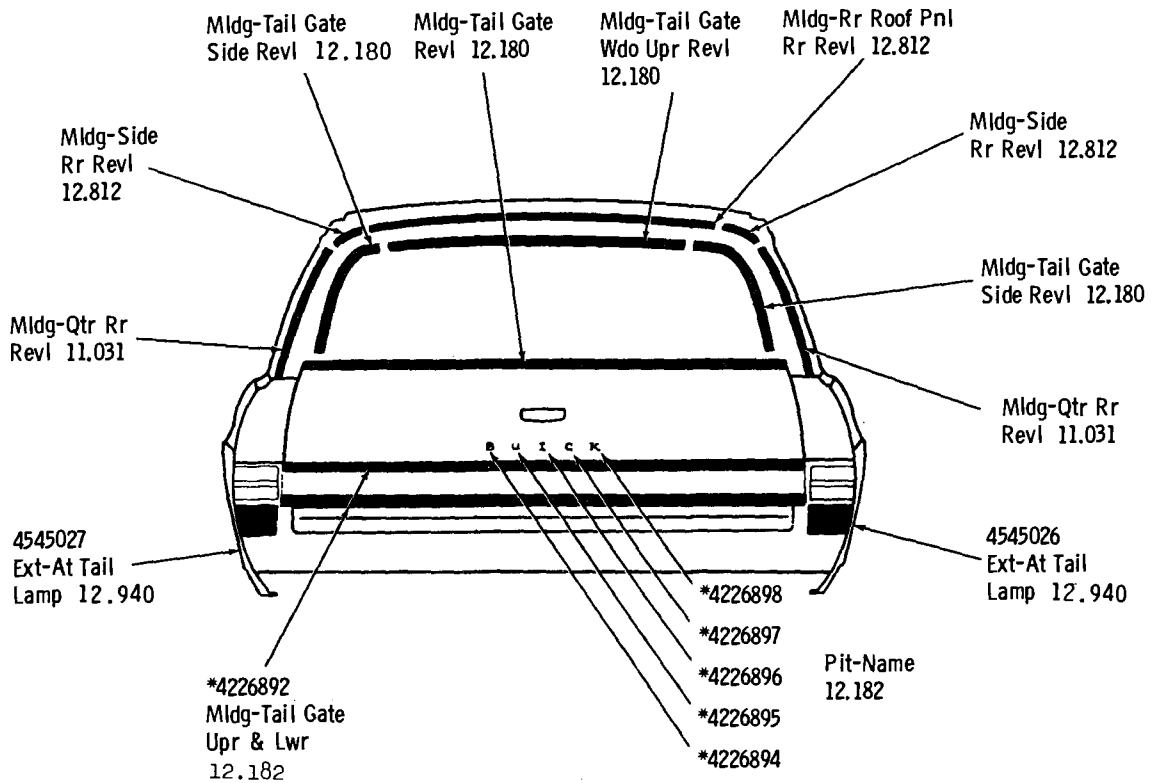


### 1966 BUICK SPECIAL EXCEPT STATION WAGONS (43400-43600)

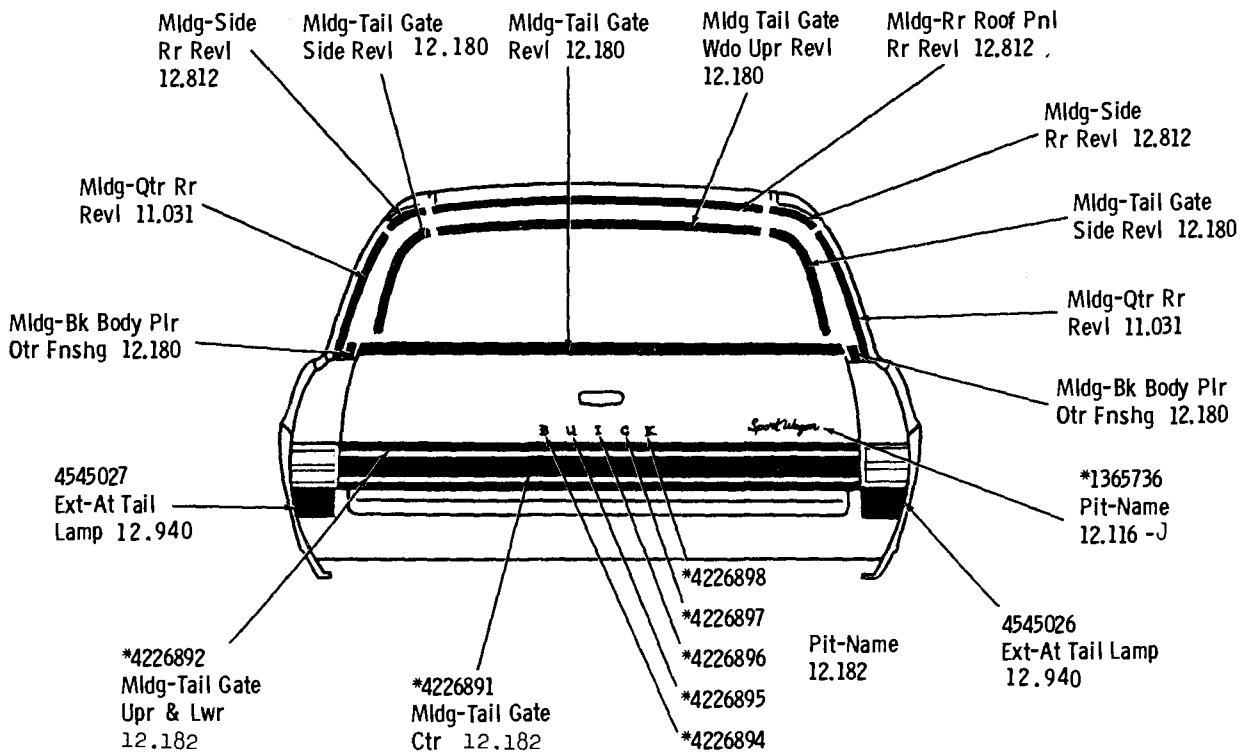


### 1966 BUICK SKYLARK EXCEPT STATION WAGONS (44400-44600)

\*KIT—Includes attaching parts. First number indicates right hand kits unless specifically noted otherwise.

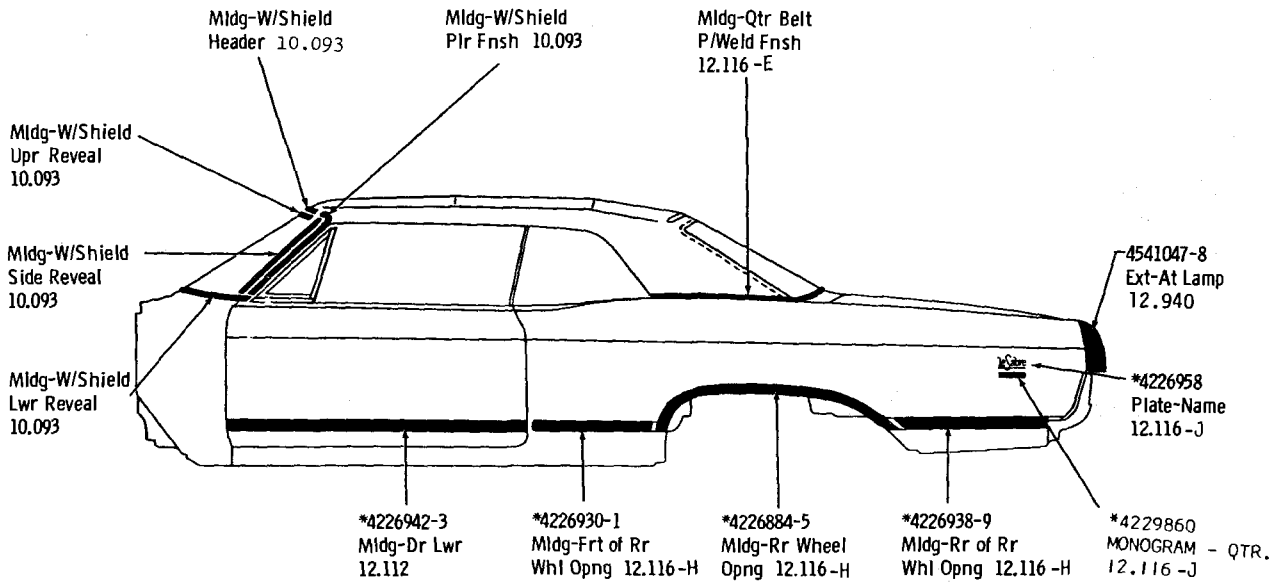


**1966 BUICK SPECIAL STATION WAGONS (43435-43635)**

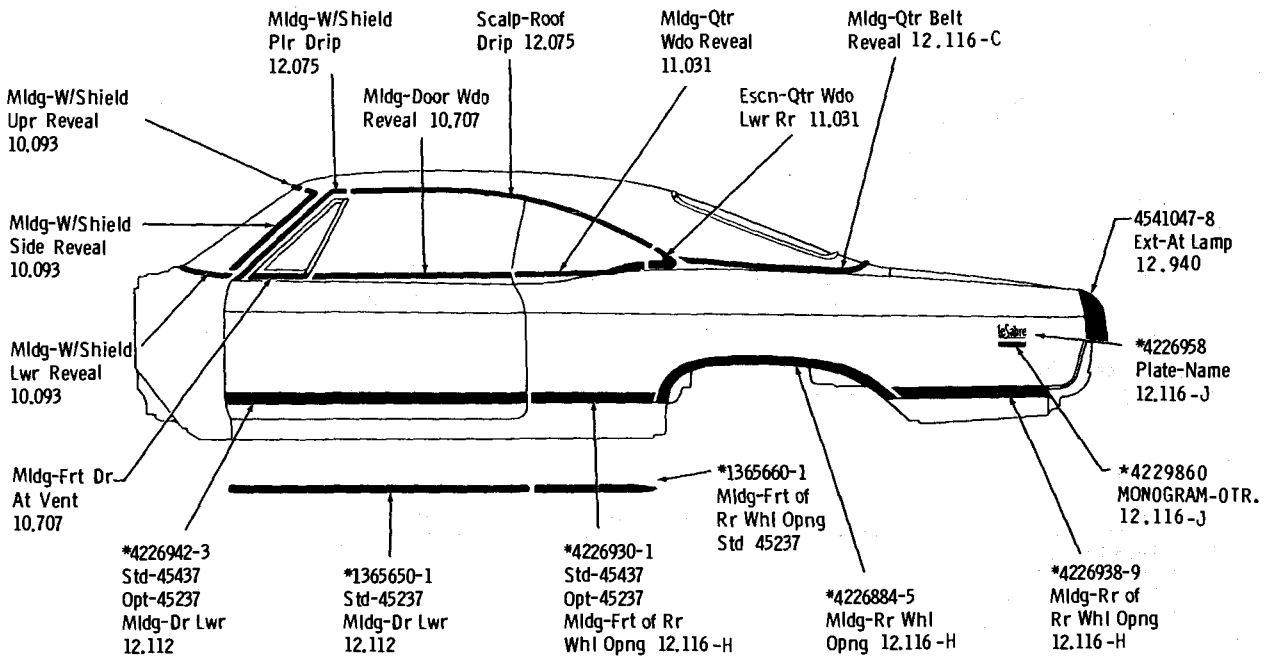


**1966 BUICK SPORTWAGONS (44255-65-44455-65)**

\*KIT—Includes attaching parts. First number indicates right hand kits unless specifically noted otherwise.

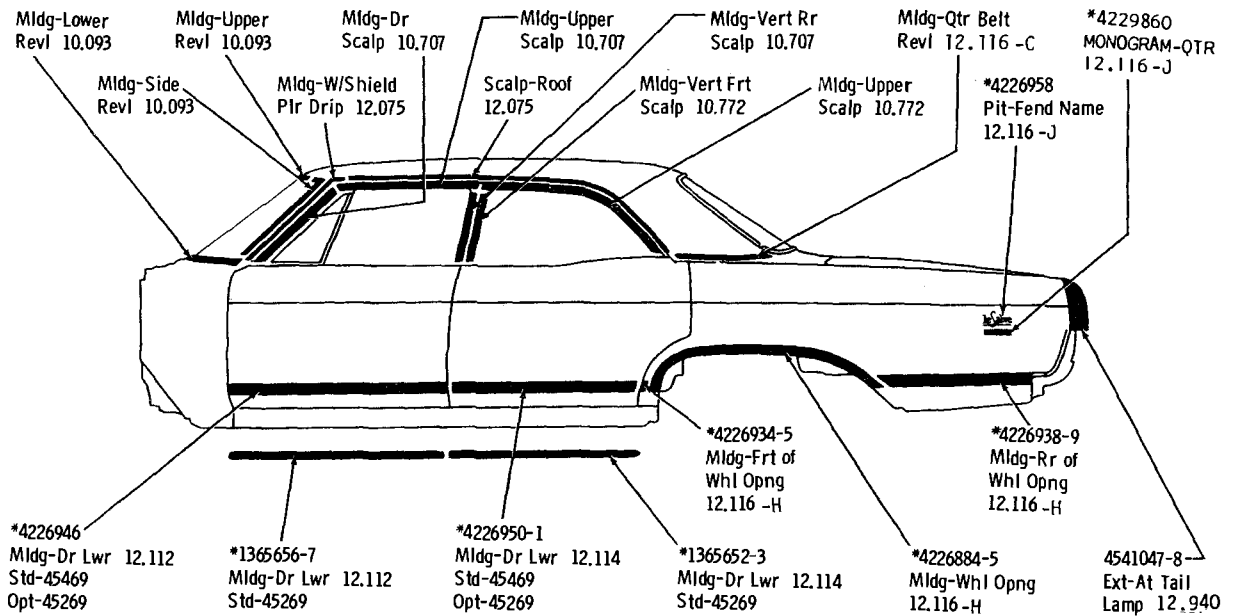


### 1966 BUICK LE SABRE CONVERTIBLE (45467)

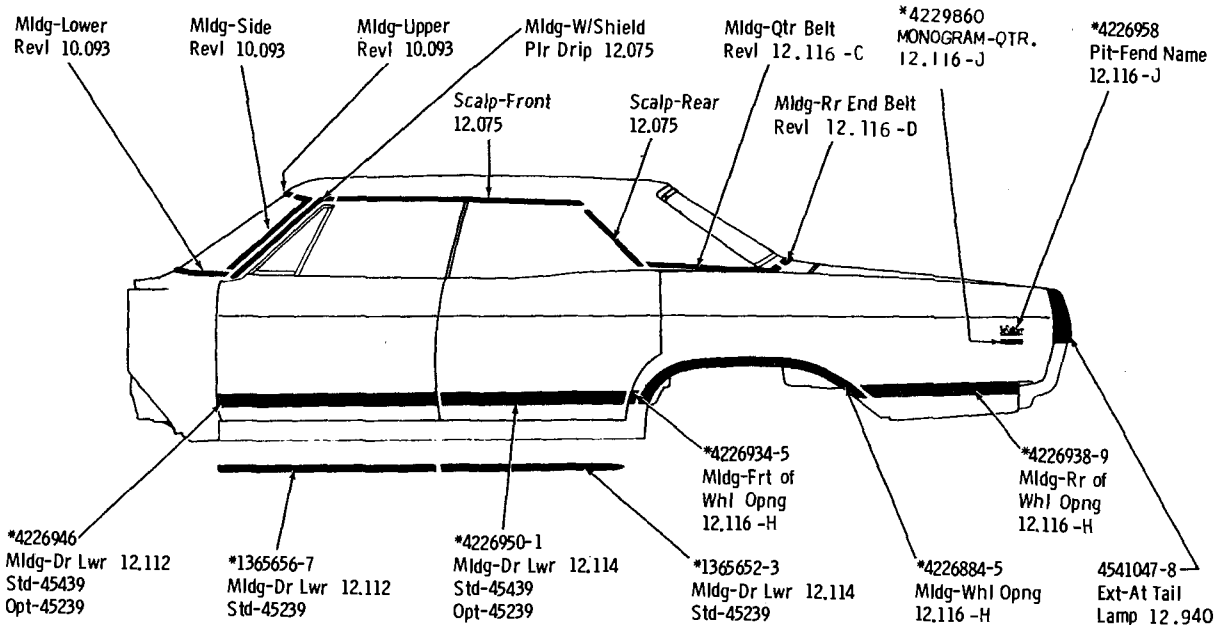


### 1966 BUICK LE SABRE SPORT COUPE (45237-45437)

\*KIT—includes attaching parts. First number indicates right hand kits unless specifically noted otherwise.

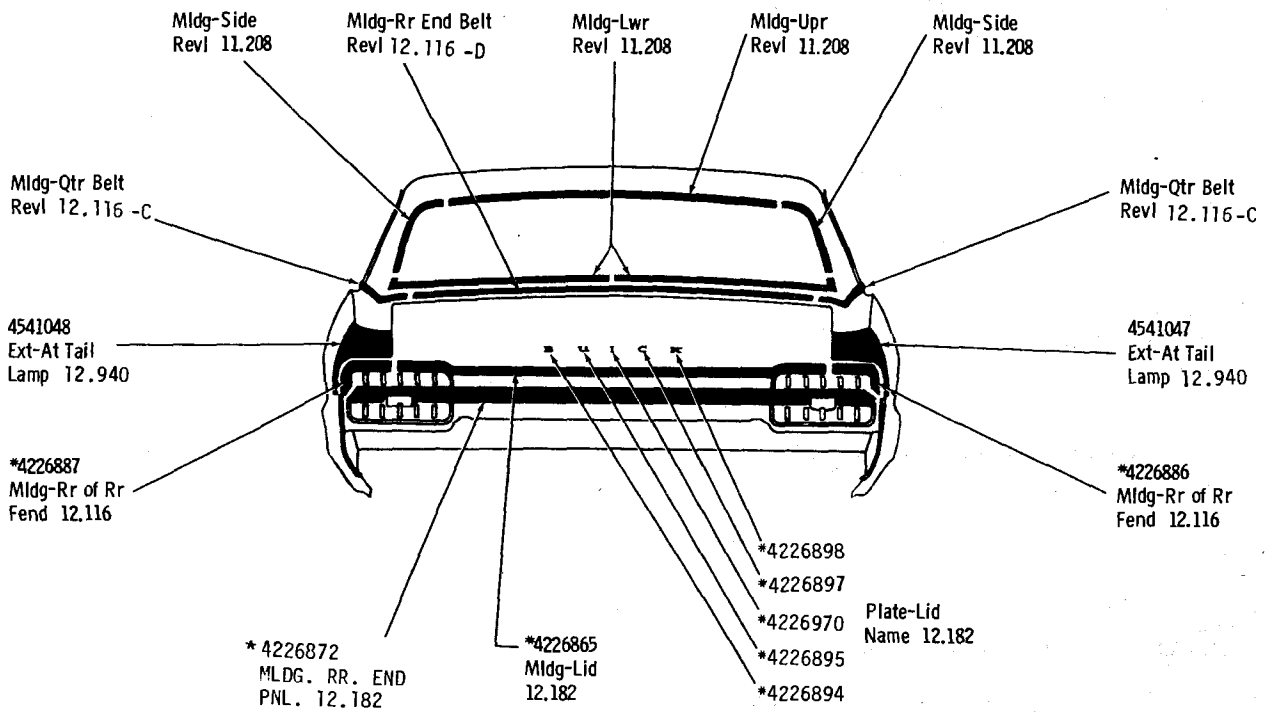


### 1966 BUICK LE SABRE FOUR DOOR SEDANS (45269-45469)



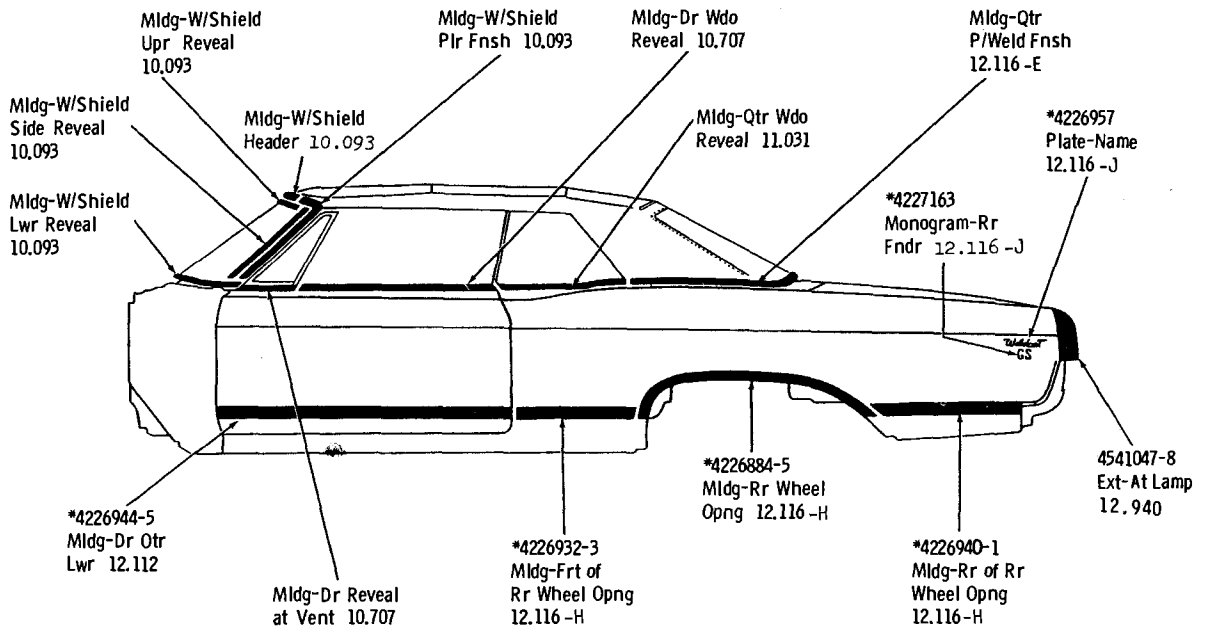
### 1966 BUICK LE SABRE FOUR DOOR SPORT SEDANS (45239-45439)

\*KIT—Includes attaching parts. First number indicates right hand kits unless specifically noted otherwise.

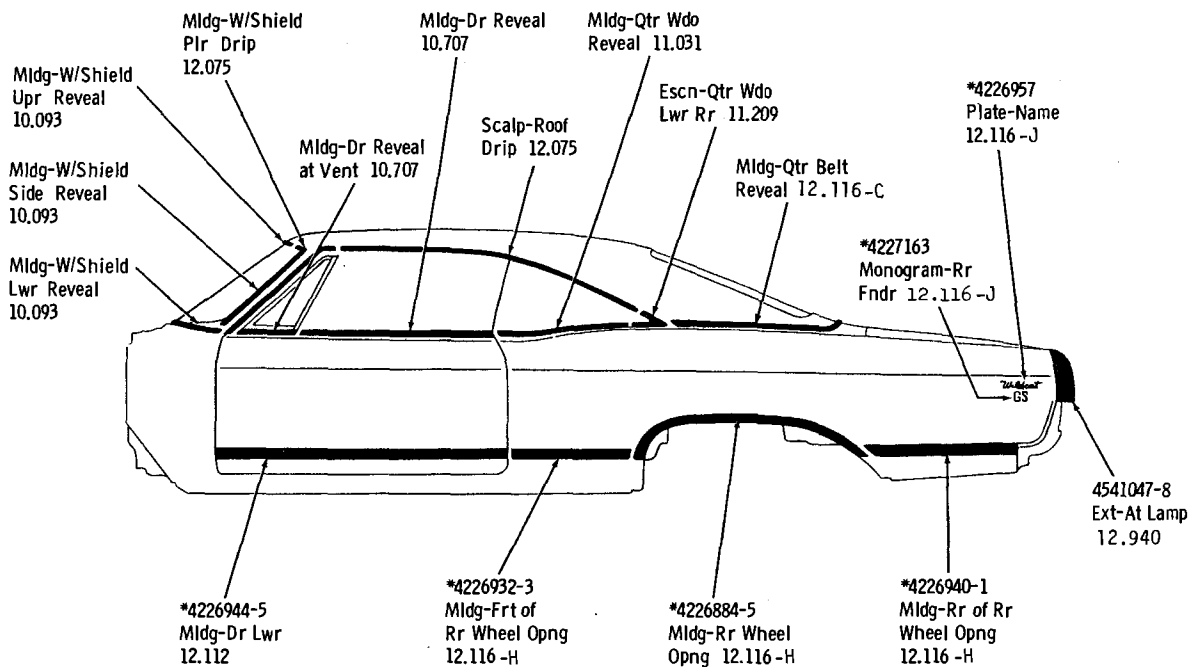


**1966 BUICK LE SABRE (45200-45400)**

\*KIT—Includes attaching parts. First number indicates right hand kits unless specifically noted otherwise.



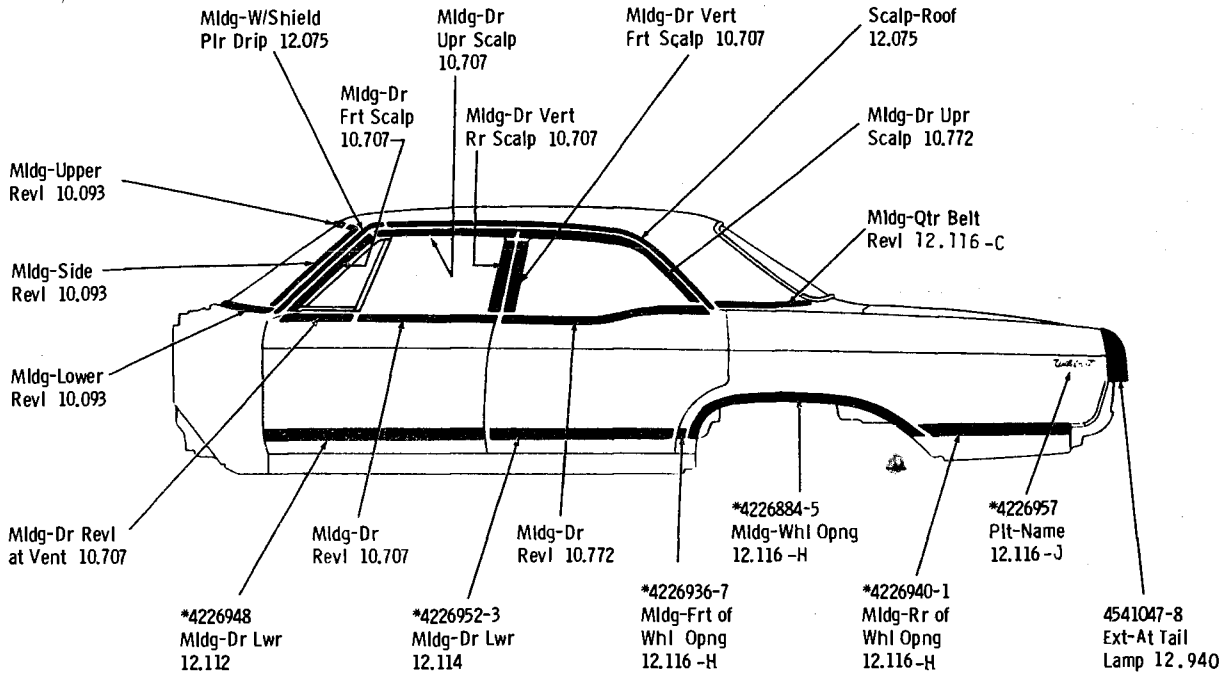
**1966 BUICK WILDCAT CONVERTIBLE (46467-46667)**



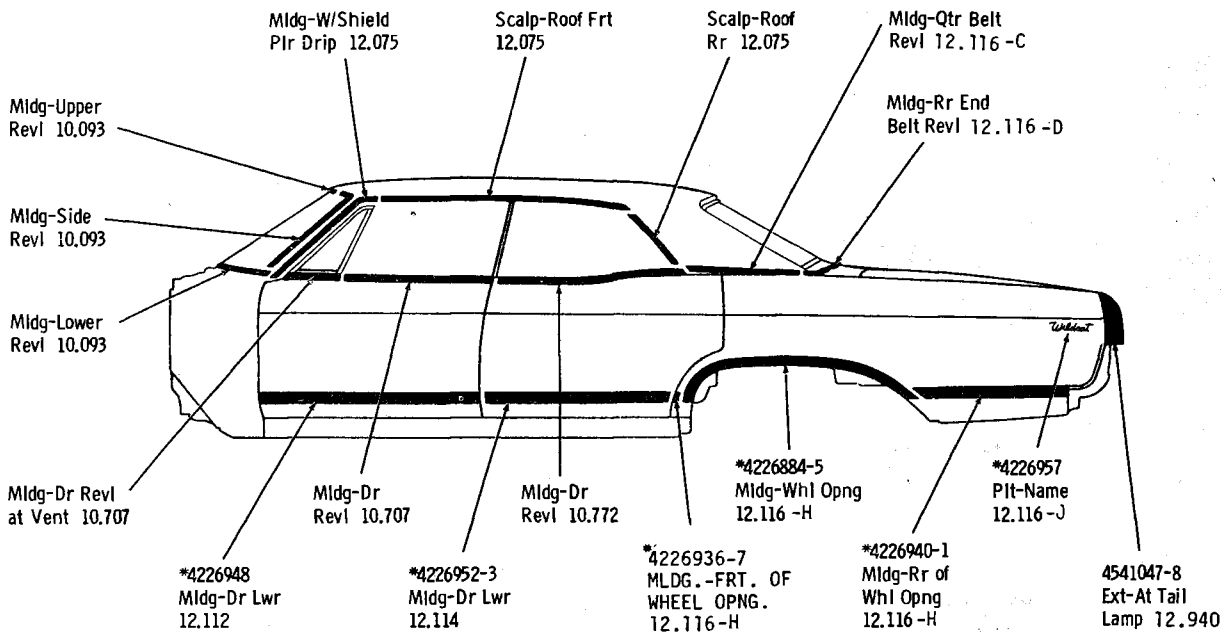
**1966 BUICK WILDCAT SPORT COUPE (46437-46637)**

\*KIT—includes attaching parts. First number indicates right hand kits unless specifically noted otherwise.



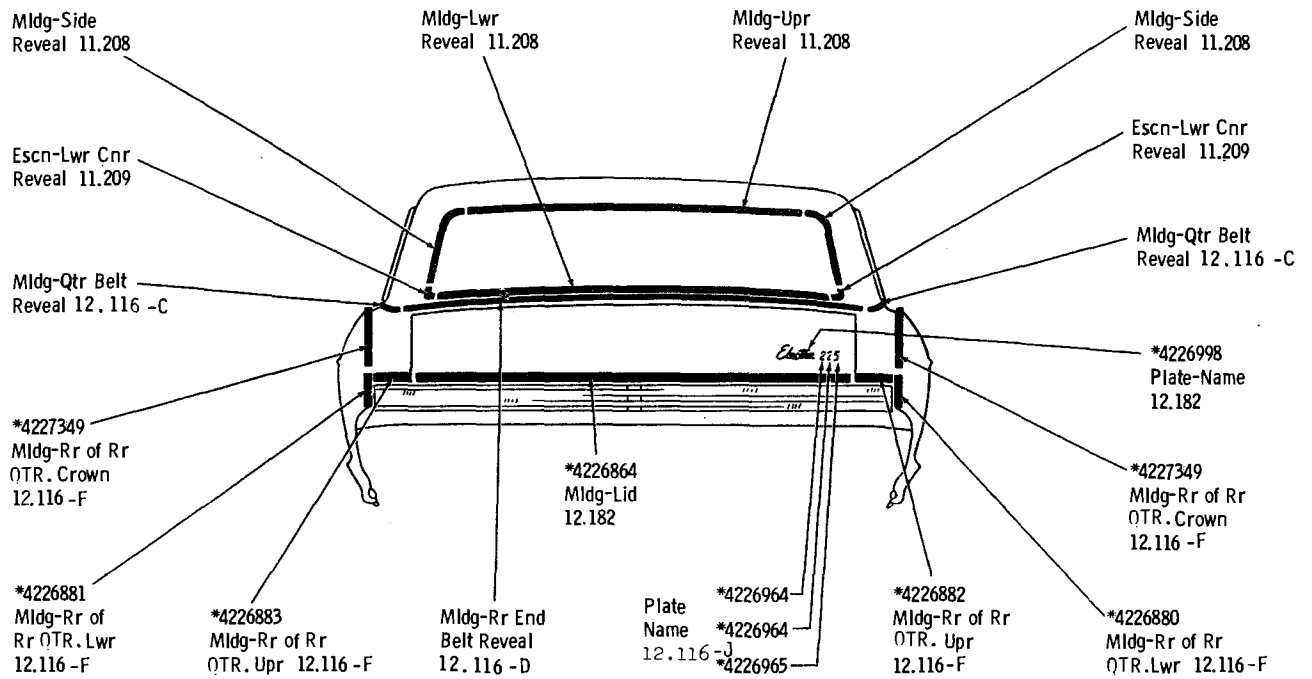


### 1966 BUICK WILDCAT FOUR DOOR SEDAN (46469)

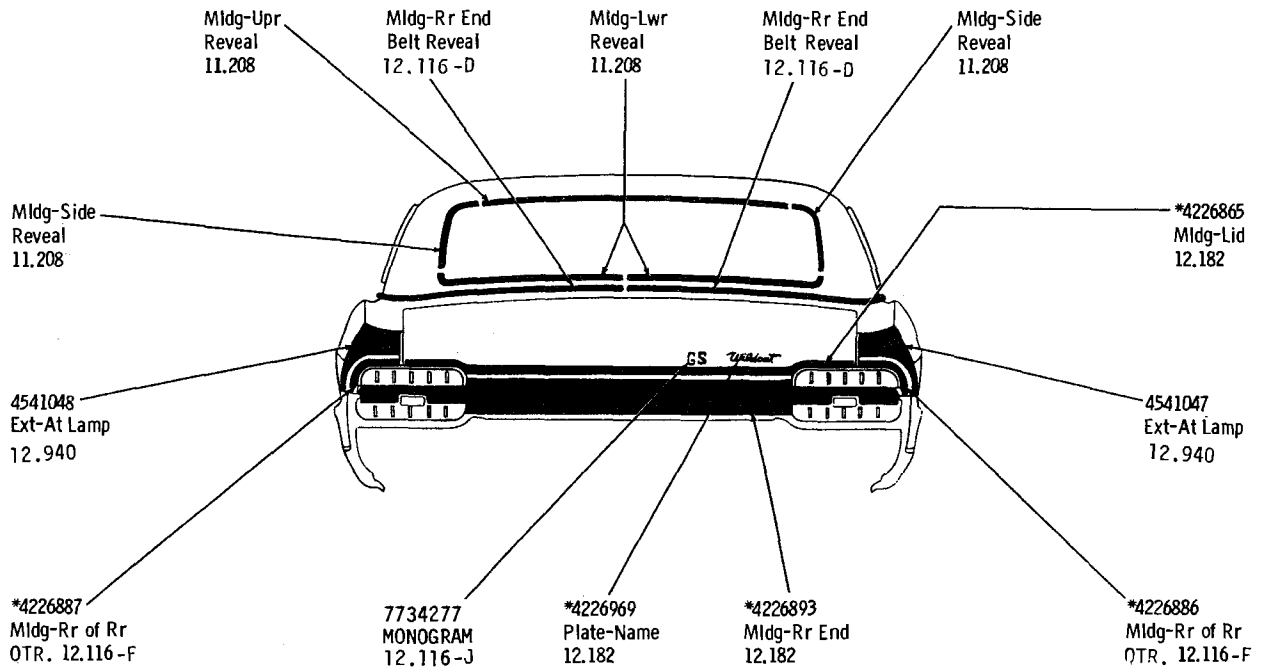


### 1966 BUICK WILDCAT FOUR DOOR SPORT SEDANS (46439-46639)

\*KIT—Includes attaching parts. First number indicates right hand kits unless specifically noted otherwise.

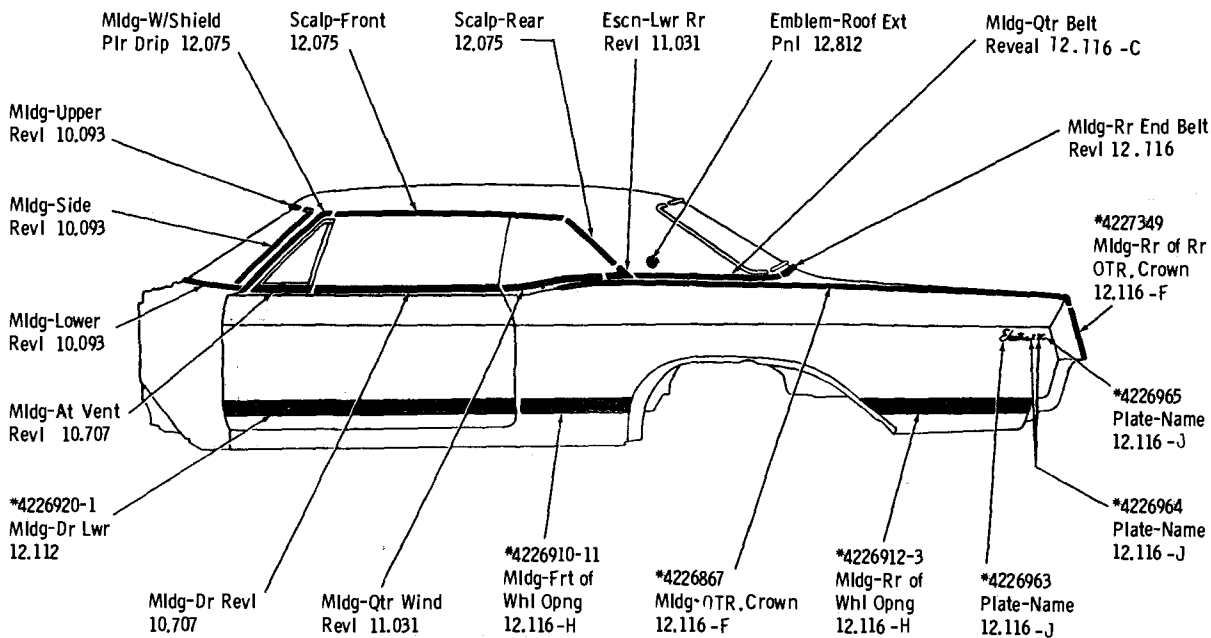


### 1966 BUICK ELECTRA (48200-48400)

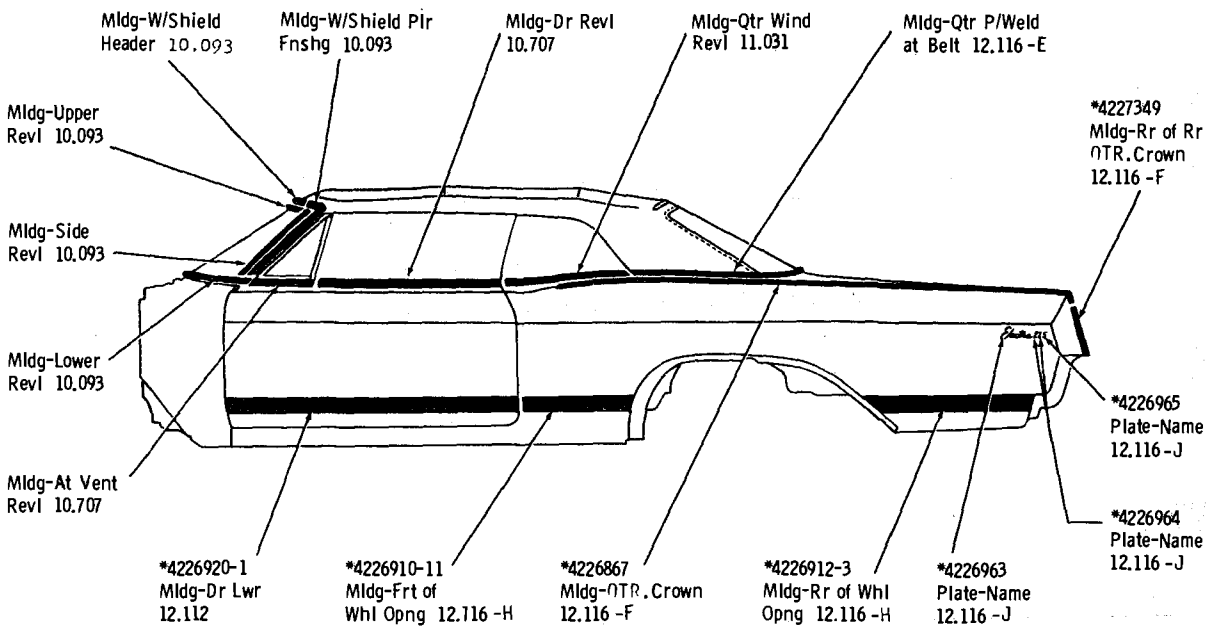


### 1966 BUICK WILDCAT (46400-46600)

\*KIT—Includes attaching parts. First number indicates right hand kits unless specifically noted otherwise.



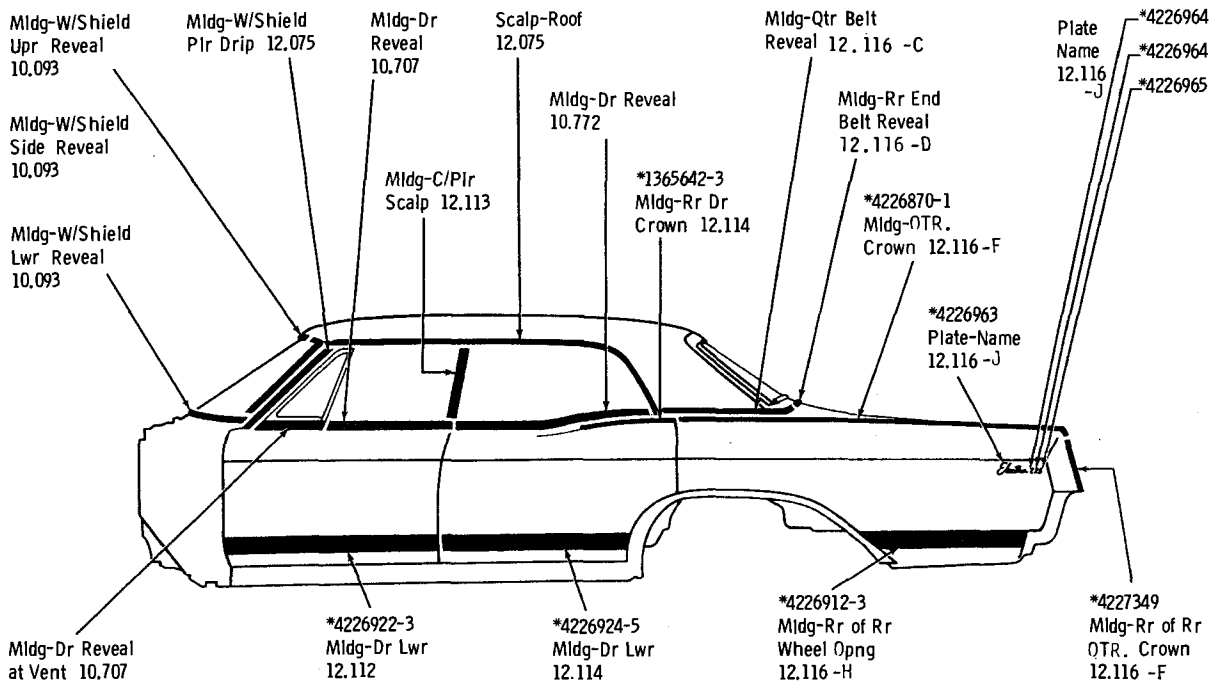
### 1966 BUICK ELECTRA SPORT COUPE (48237-48437)



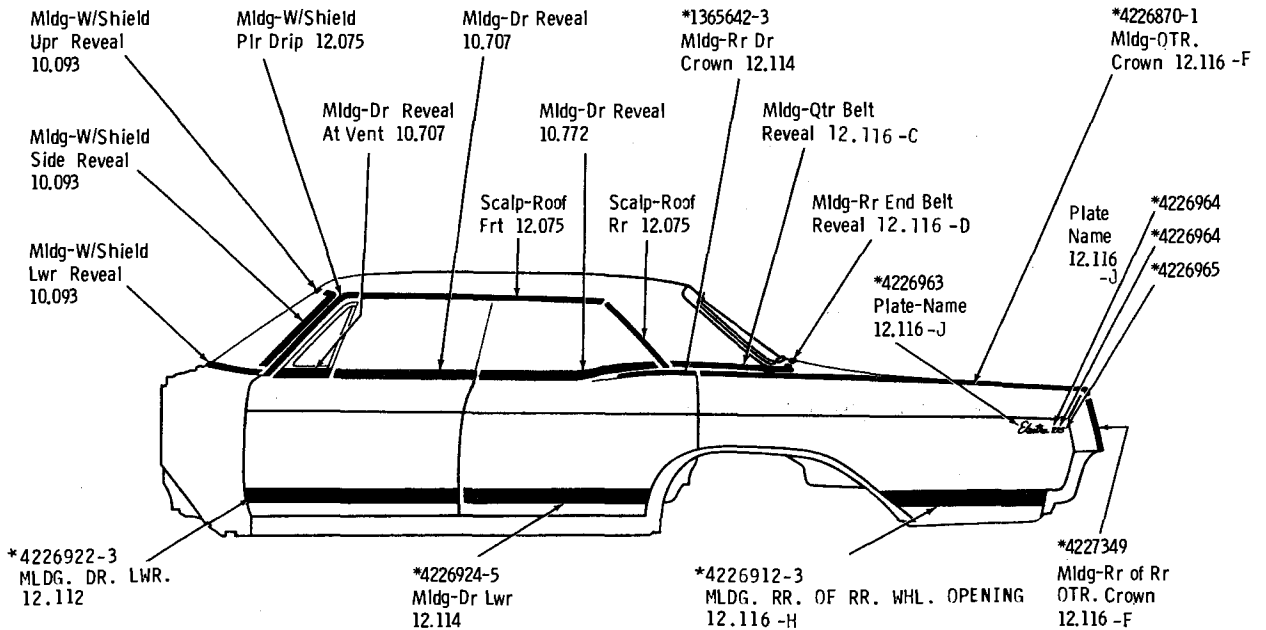
### 1966 BUICK ELECTRA CONVERTIBLE COUPE (48467)

\*KIT--Includes attaching parts. First number indicates right hand kits unless specifically noted otherwise.

BUICK MOTOR DIVISION, GENERAL MOTORS CORPORATION

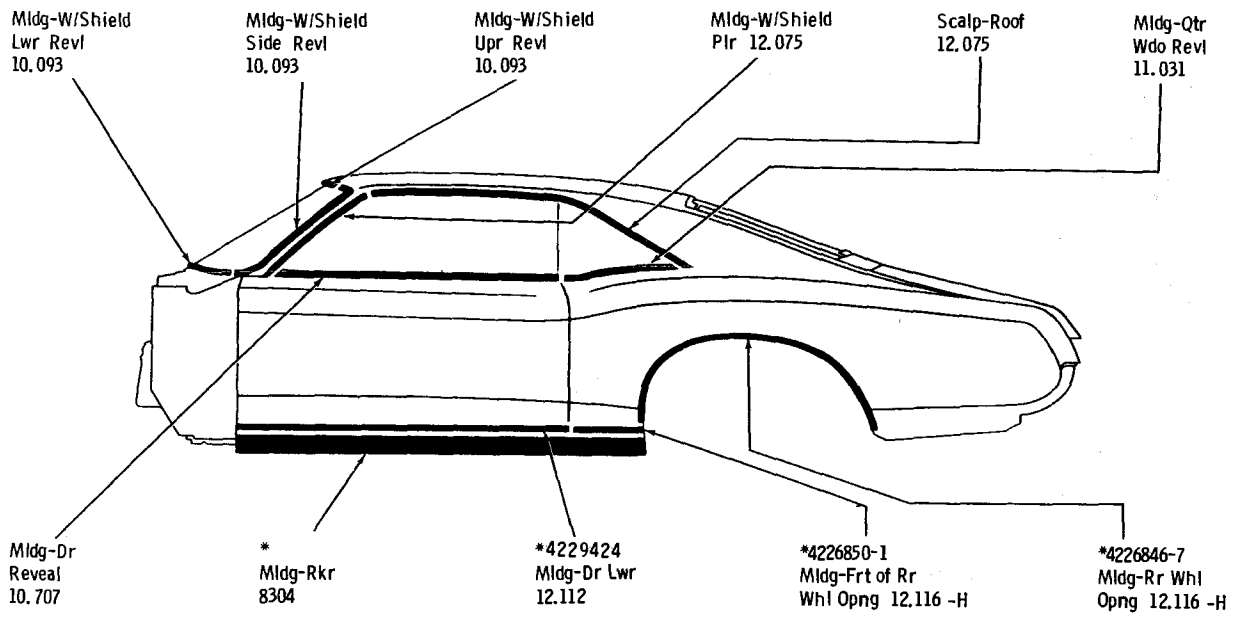


**1966 BUICK ELECTRA FOUR DOOR SEDAN (48269-48469)**

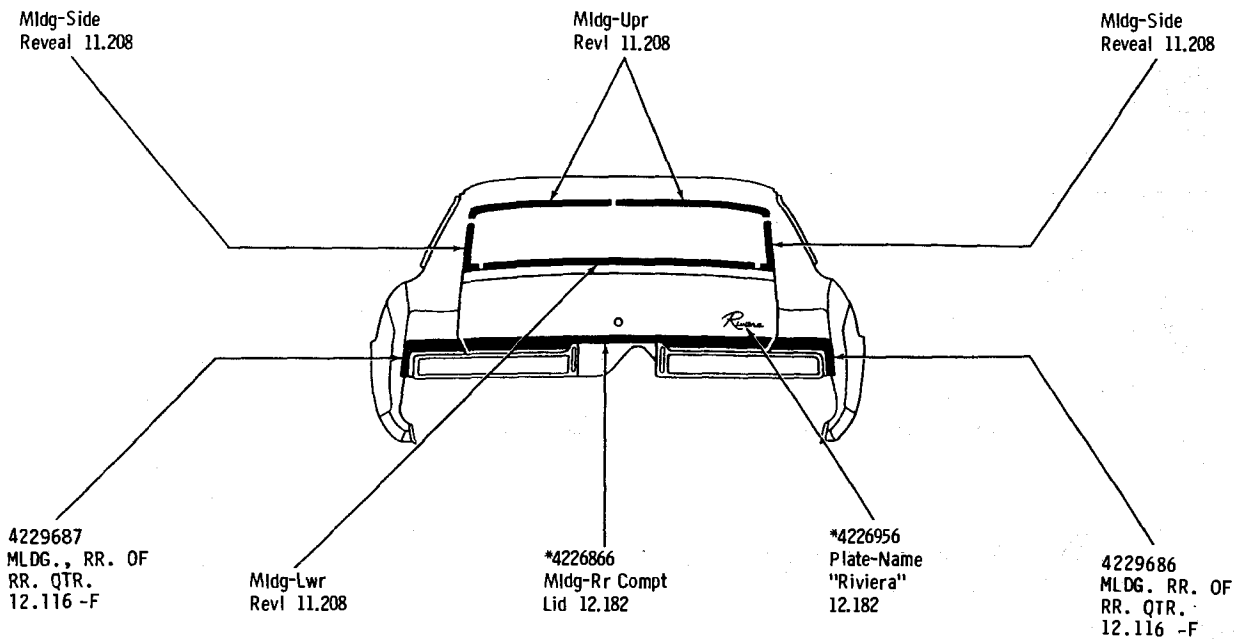


**1966 BUICK ELECTRA FOUR DOOR SPORT SEDAN (48239-48439)**

\*KIT—Includes attaching parts. First number indicates right hand hits unless specifically noted otherwise.

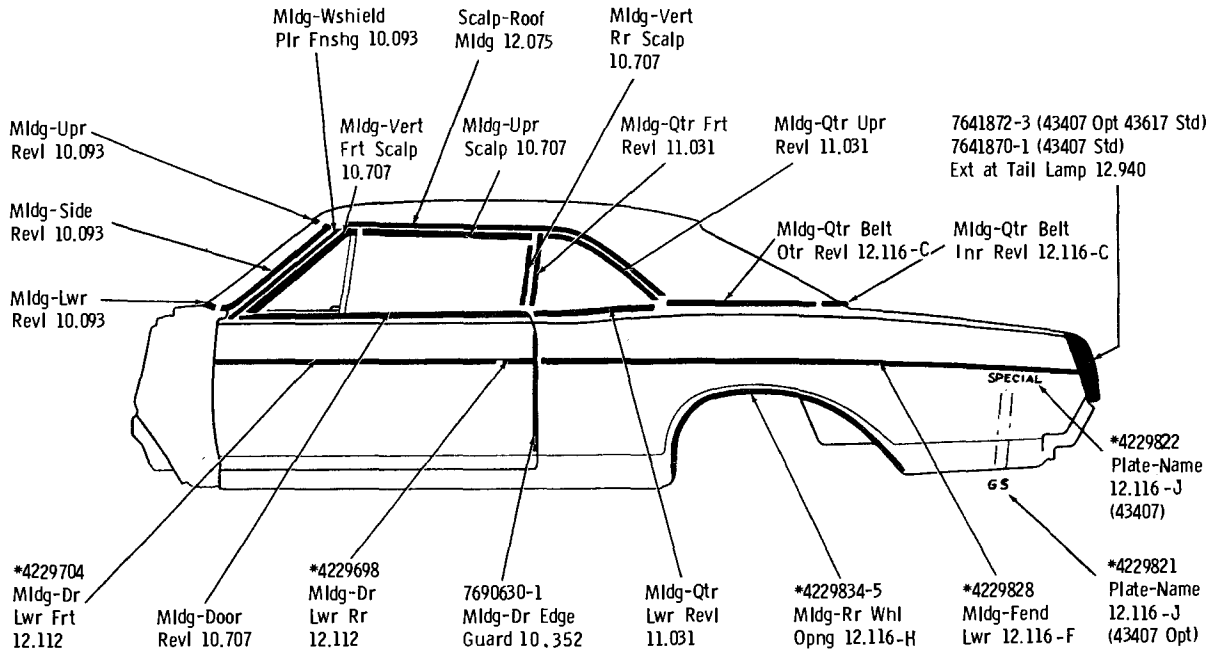


**1966 BUICK RIVIERA (49487)**

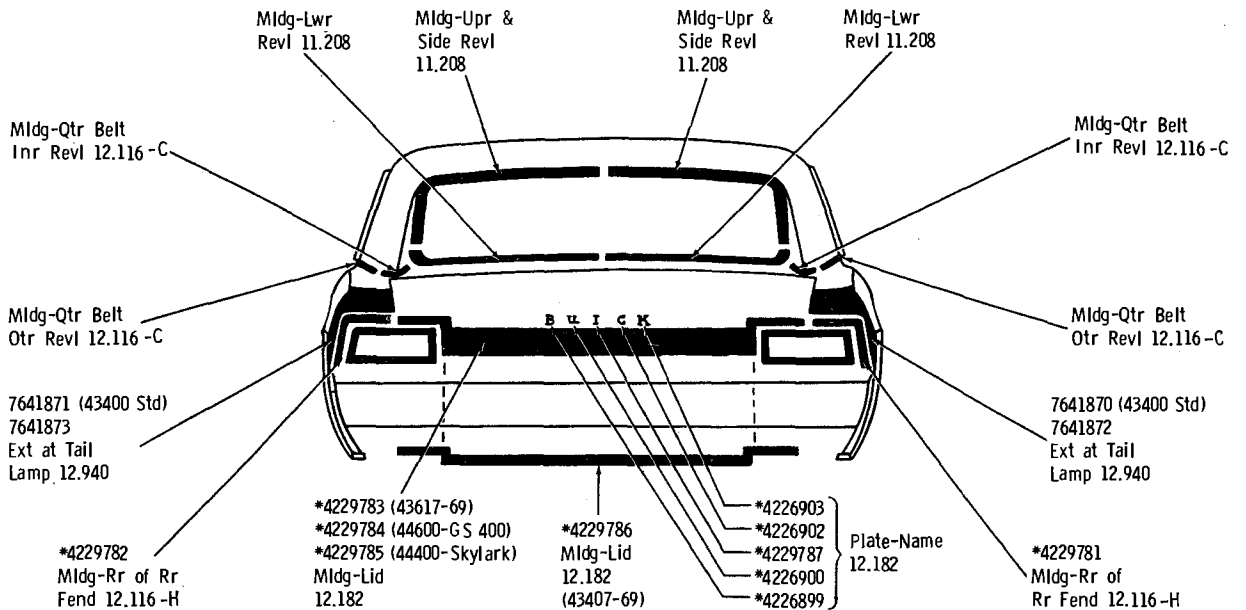


**1966 BUICK RIVIERA (49487)**

\*KIT—Includes attaching parts. First number indicates right hand hits unless specifically noted otherwise.

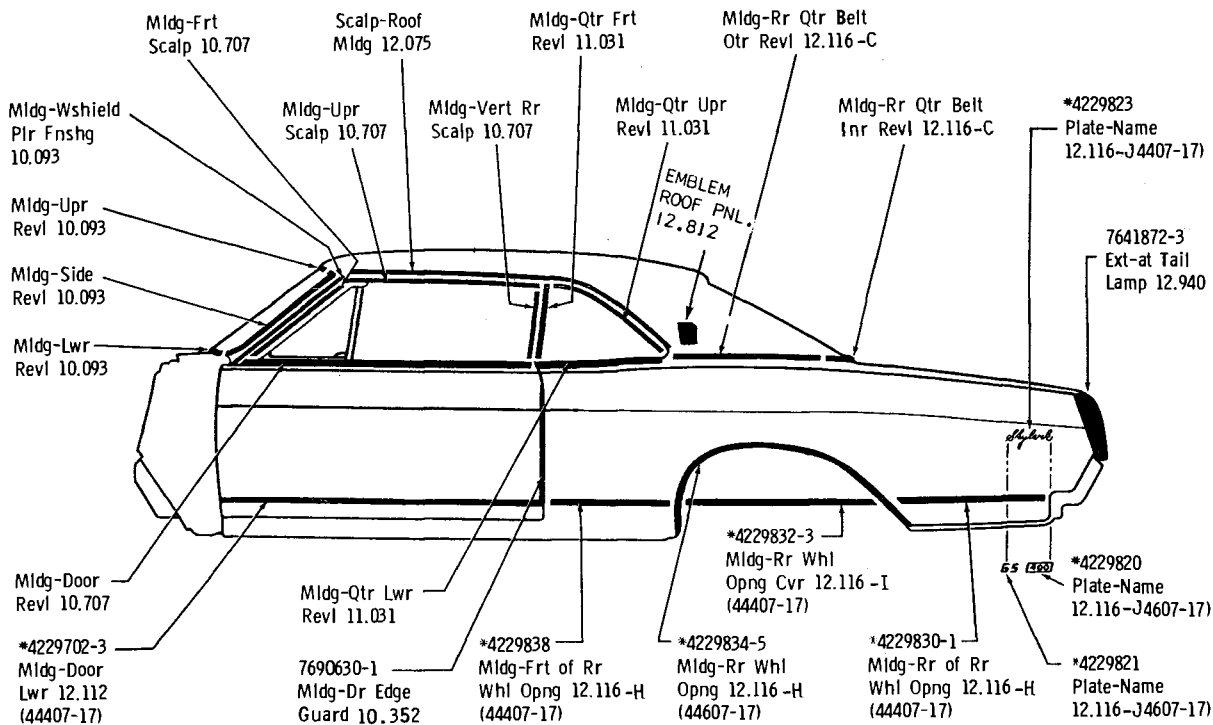


### 1967 BUICK SPECIAL COUPE (43407-43617)

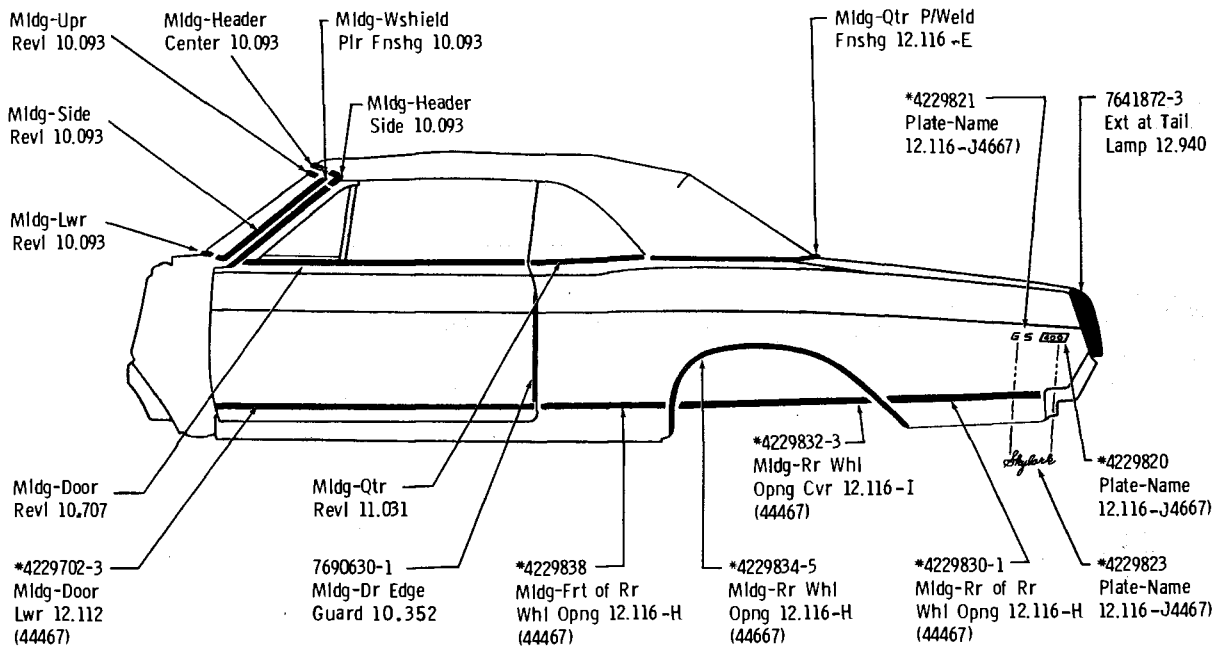


### 1967 BUICK SPECIAL AND SKYLARK EXCEPT STATION WAGON (43400-43600-44400-44600)

\*KIT—Includes attaching parts. First number indicates right hand kits unless specifically noted otherwise.

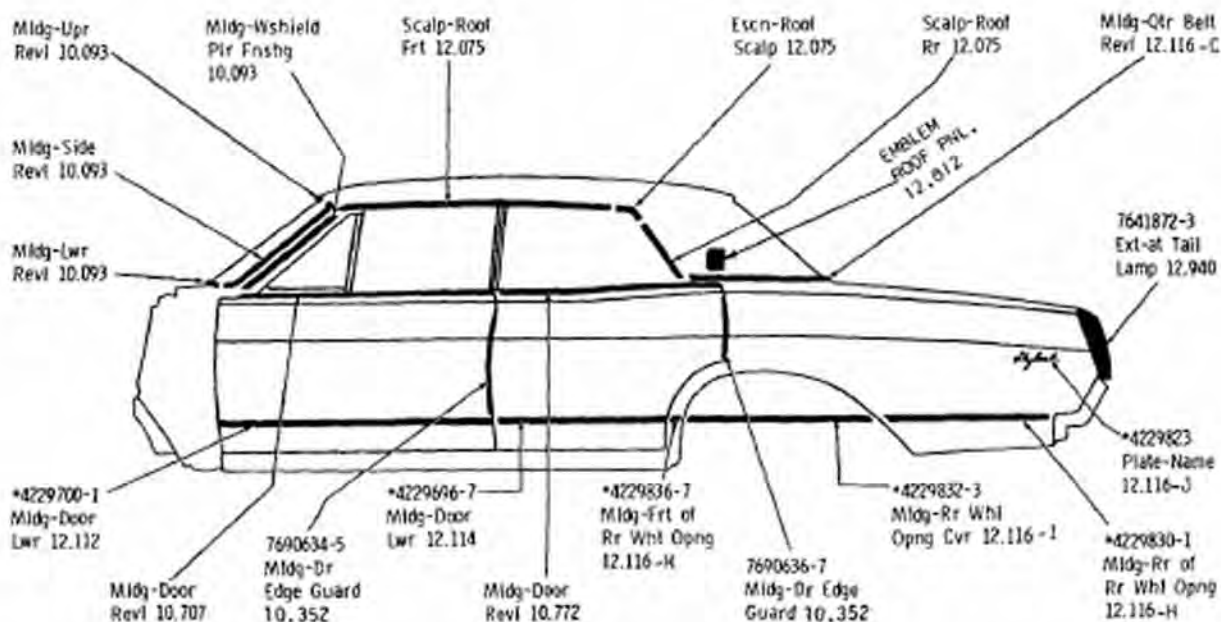


### 1967 BUICK SKYLARK COUPES (44407-17-44607-17)

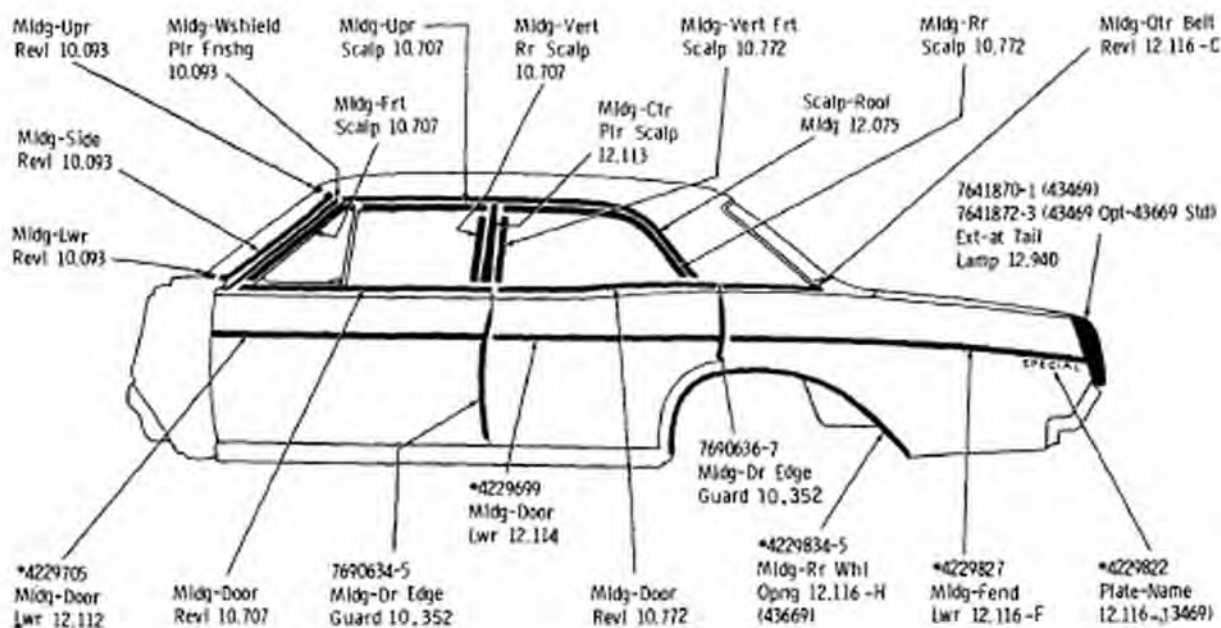


### 1967 BUICK SKYLARK CONVERTIBLES (44467-44667)

\*Kit—includes attaching parts. First number indicates right hand kits unless specifically noted otherwise.



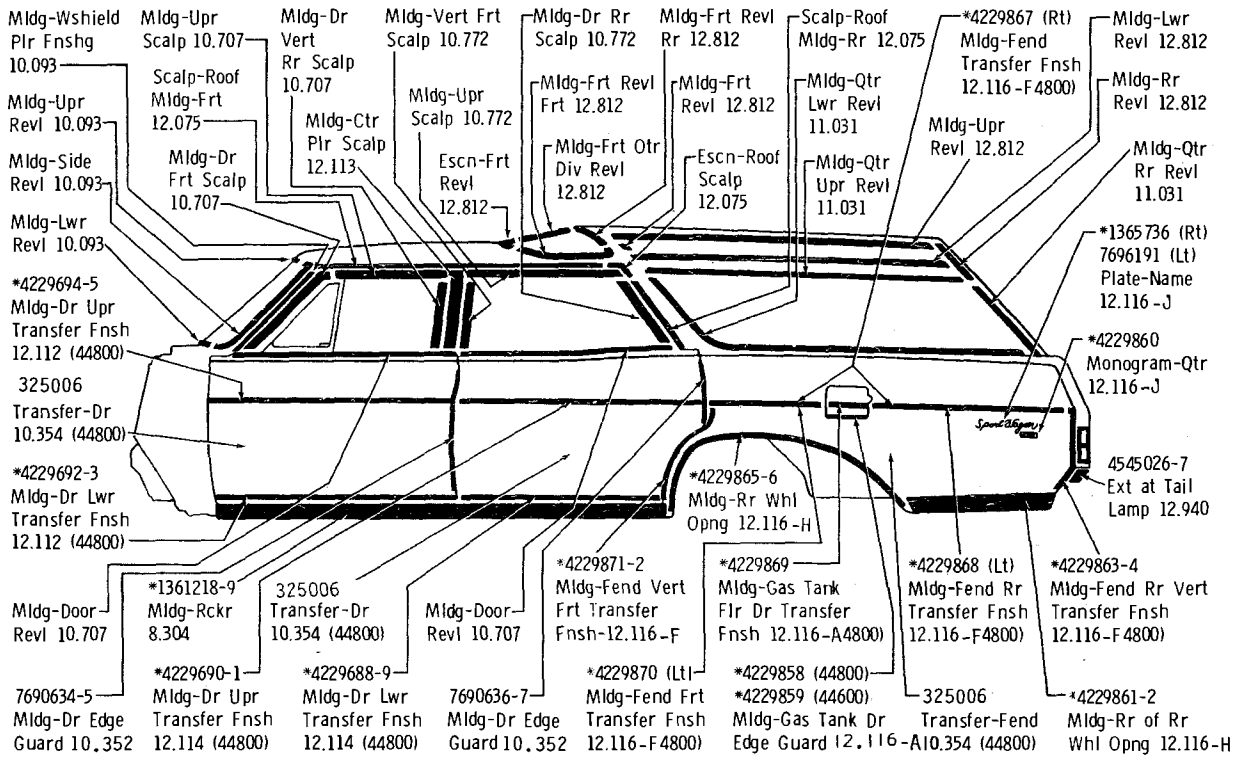
### 1967 BUICK SKYLARK FOUR DOOR SPORT SEDAN (44439)



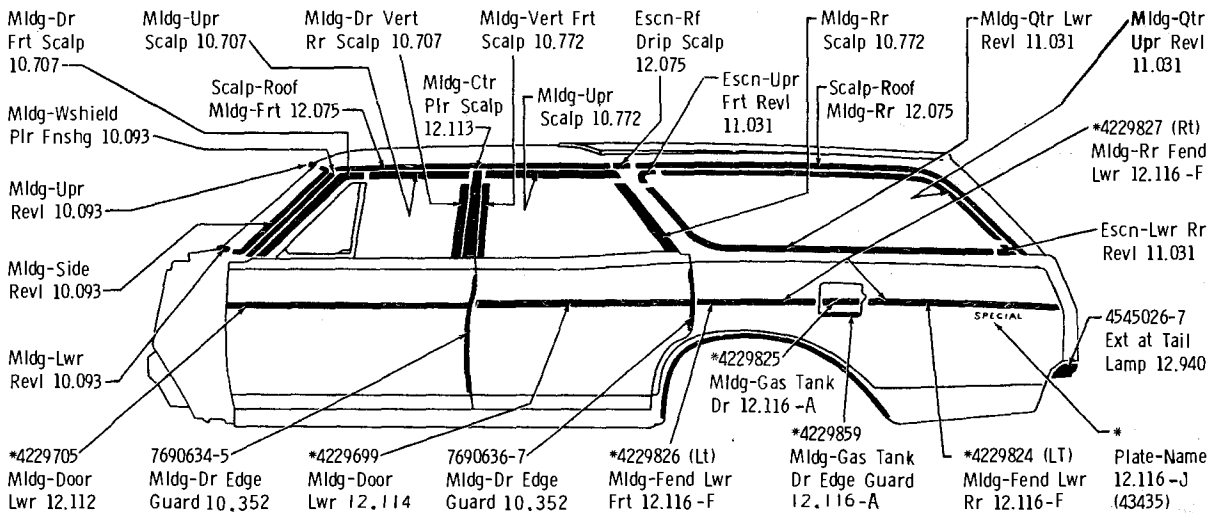
### 1967 BUICK SPECIAL FOUR DOOR SEDANS (43469-43669)

\*R1 - includes attaching parts. First number indicates right hand side unless specifically noted otherwise.



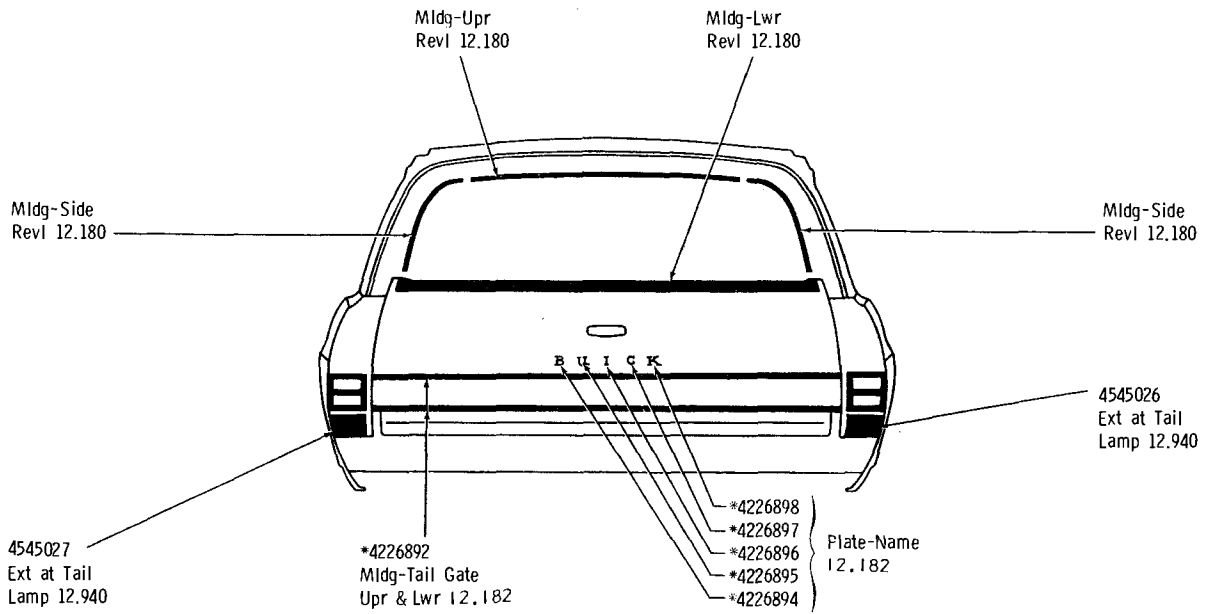


### 1967 BUICK SPORT STATION WAGON (44455-65-44855-65)

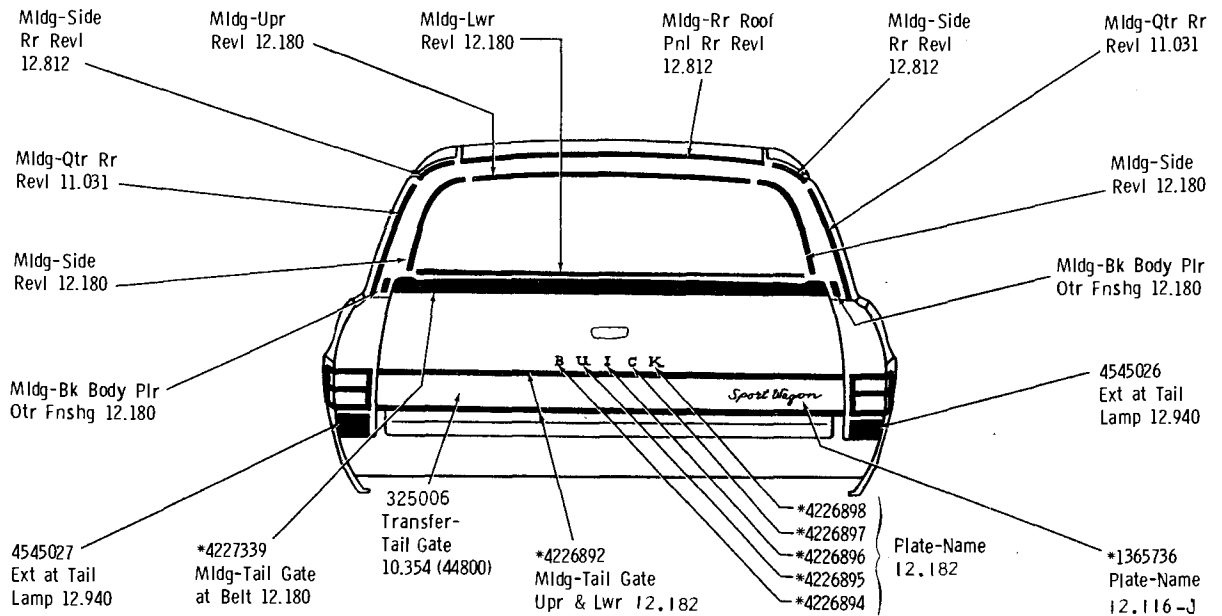


### 1967 BUICK SPECIAL STATION WAGON (43435-43635)

\*KIT—Includes attaching parts. First number indicates right hand kits unless specifically noted otherwise.

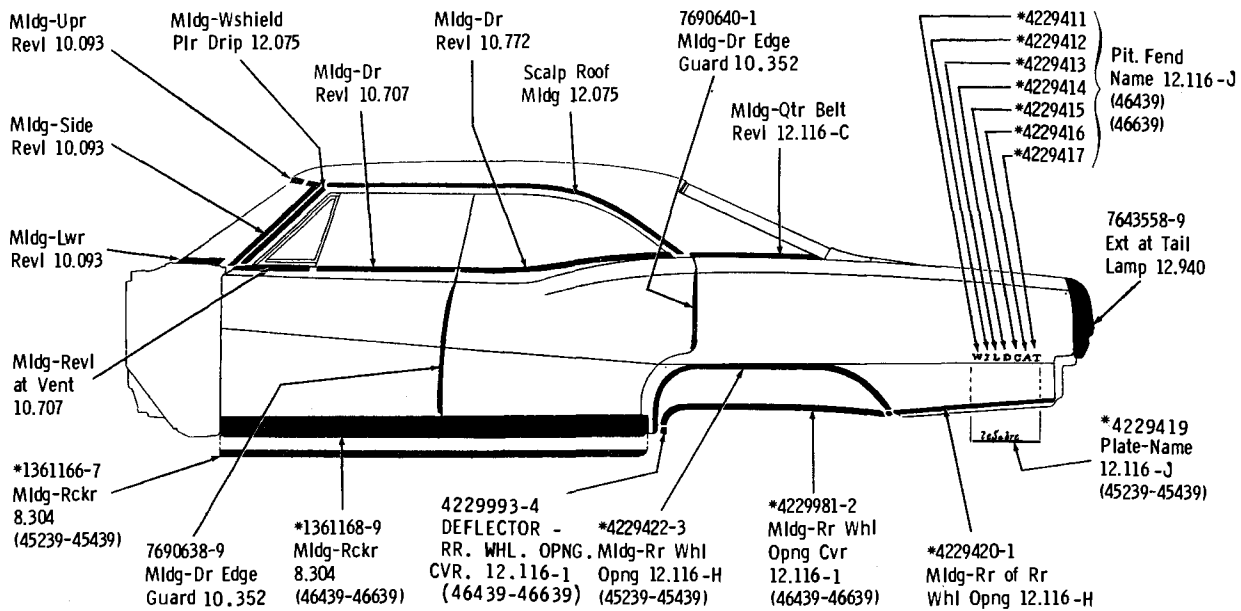


### 1967 BUICK SPECIAL STATION WAGONS (43435-43635)

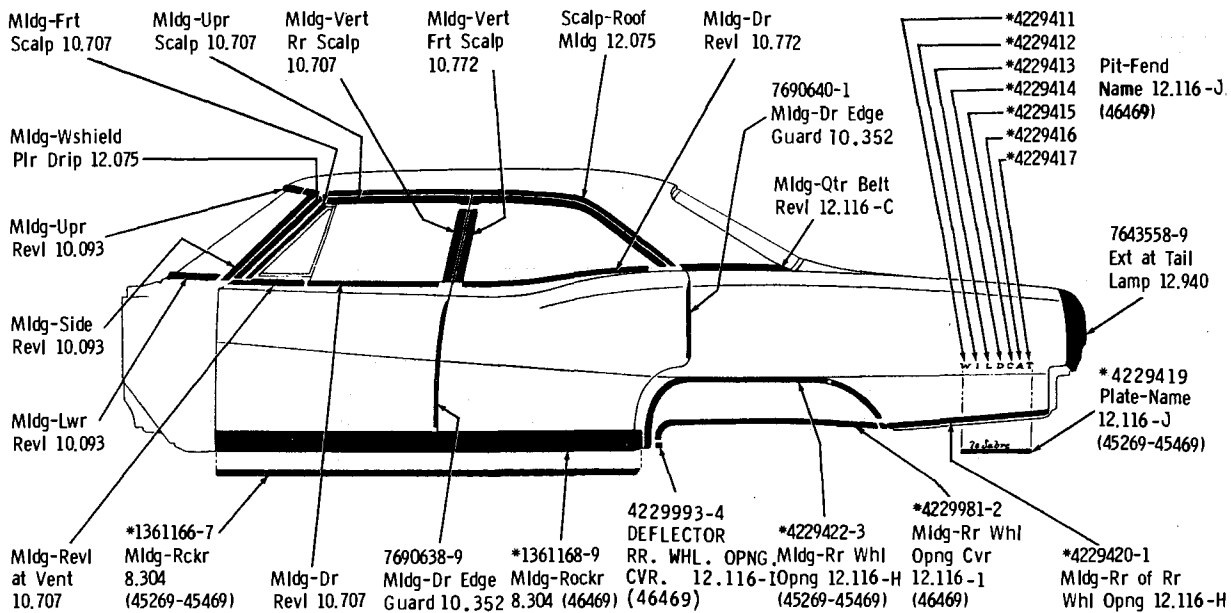


### 1967 BUICK SPORTWAGON (44255-65-44455-65)

\*KIT—Includes attaching parts. First number indicates right hand hits unless specifically noted otherwise.

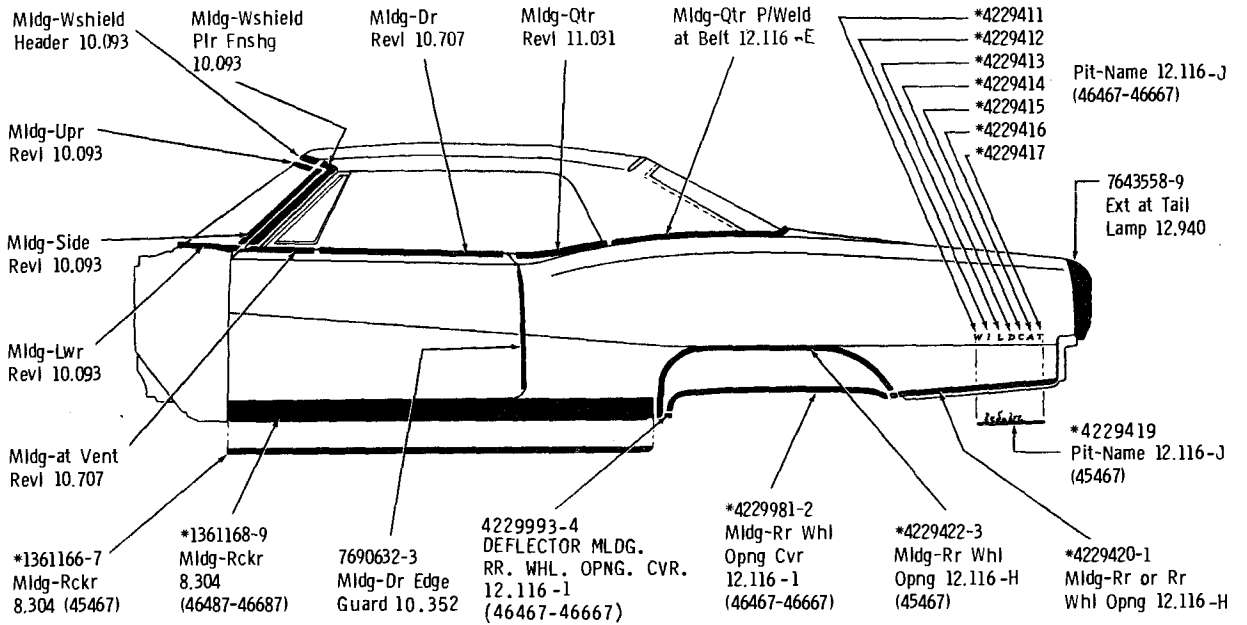


**1967 BUICK LE SABRE AND WILDCAT FOUR DOOR SPORT SEDAN  
(45239-45439-46439-46639)**

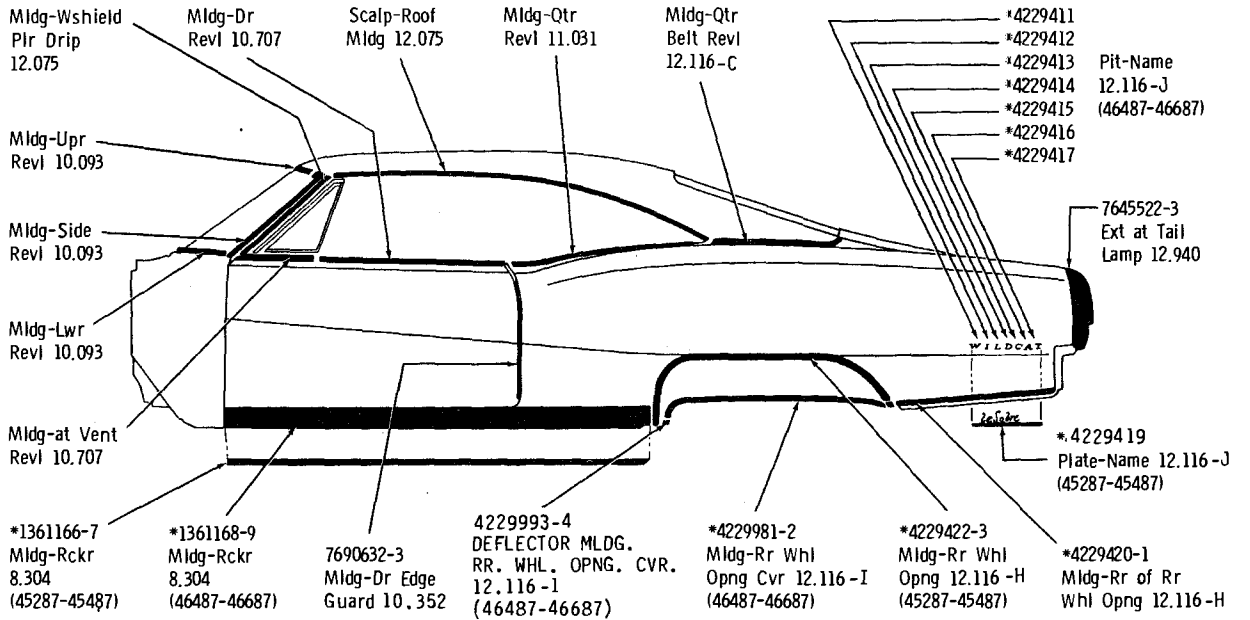


**1967 BUICK LE SABRE AND WILDCAT FOUR DOOR SEDAN  
(45269-45469-46469)**

\*KIT—Includes attaching parts. First number indicates right hand kits unless specifically noted otherwise.

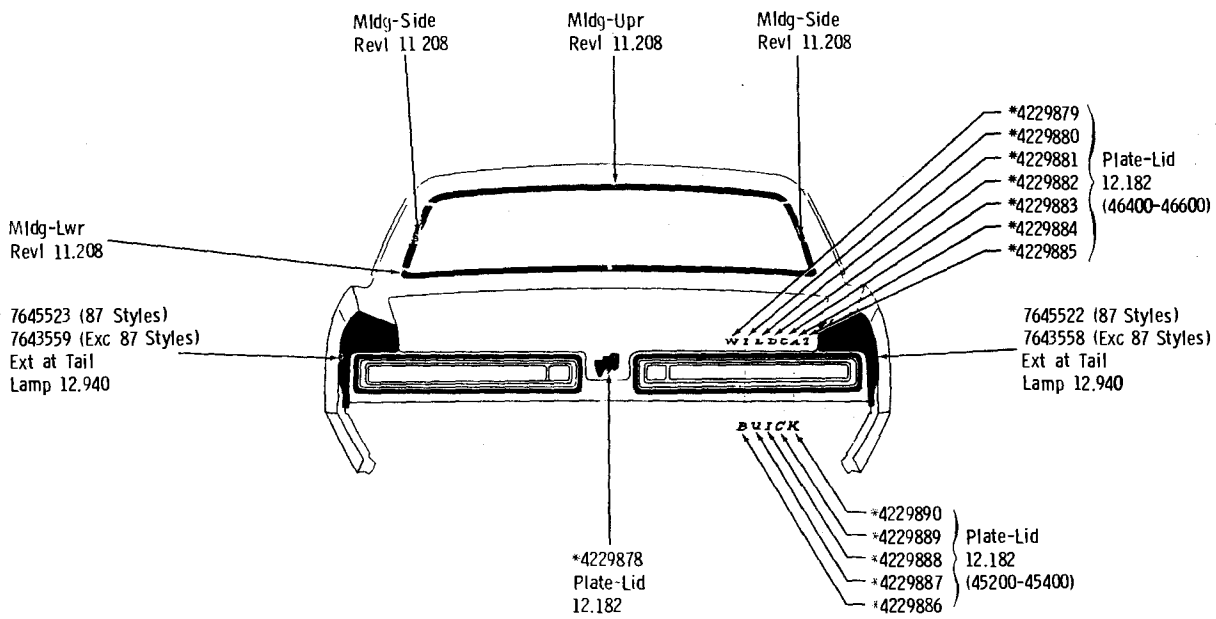


**1967 BUICK LE SABRE AND WILDCAT CONVERTIBLE  
(45467-46467-46667)**

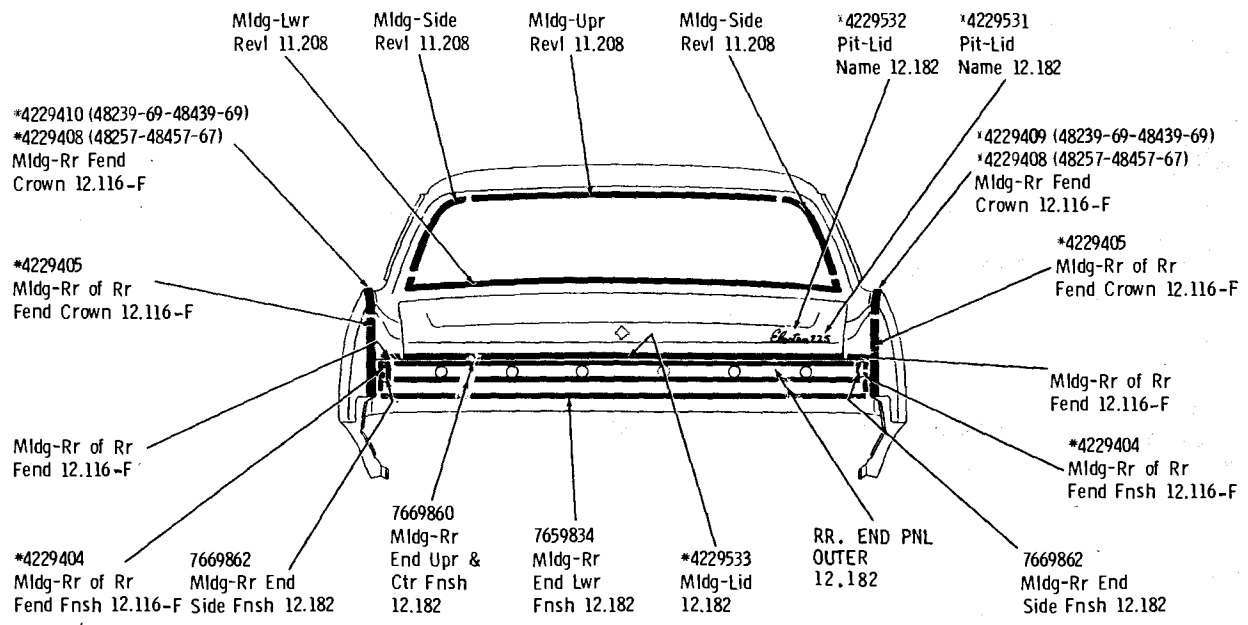


**1967 BUICK LE SABRE AND WILDCAT SPORT COUPE  
(45287-45487-46487-46687)**

\*KIT—Includes attaching parts. First number indicates right hand kits unless specifically noted otherwise.

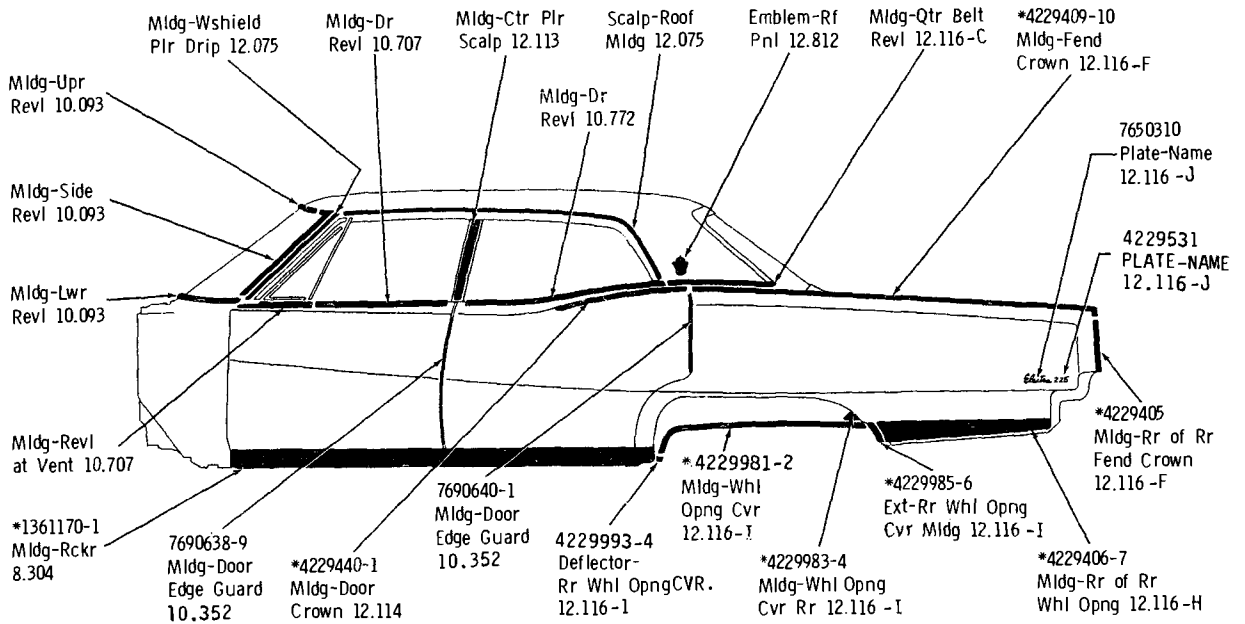


**1967 BUICK LE SABRE AND WILDCAT (45200-45400-46400-46600)**

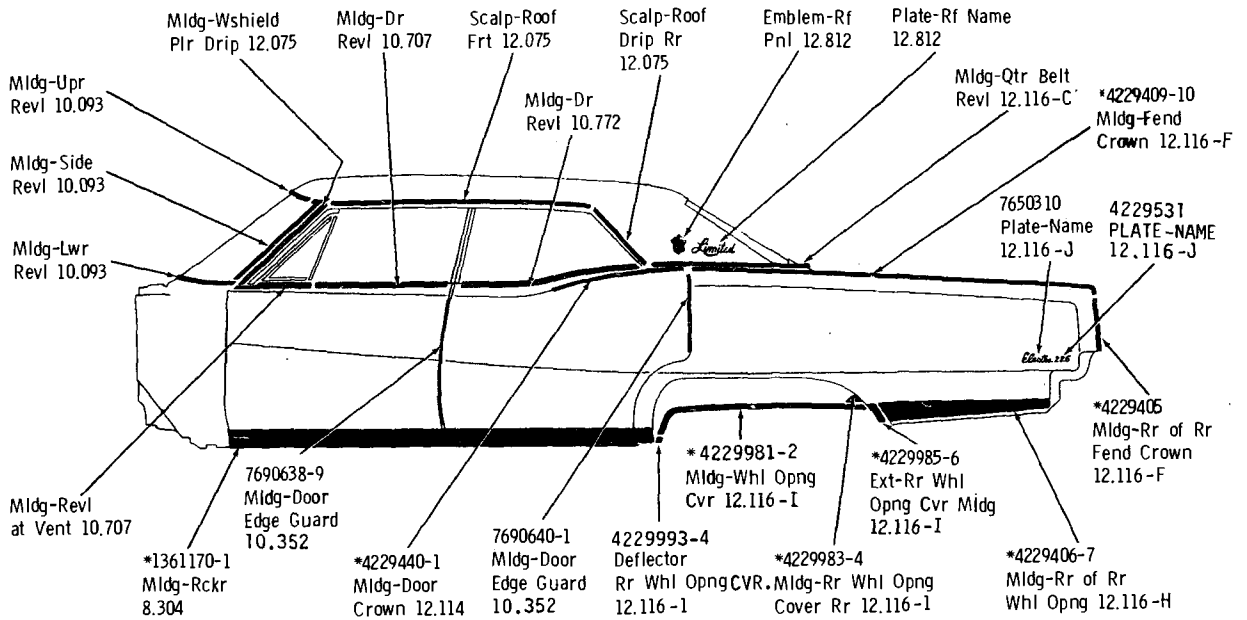


**1967 BUICK ELECTRA (48200-48400)**

\*KIT—Includes attaching parts. First number indicates right hand kits unless specifically noted otherwise.

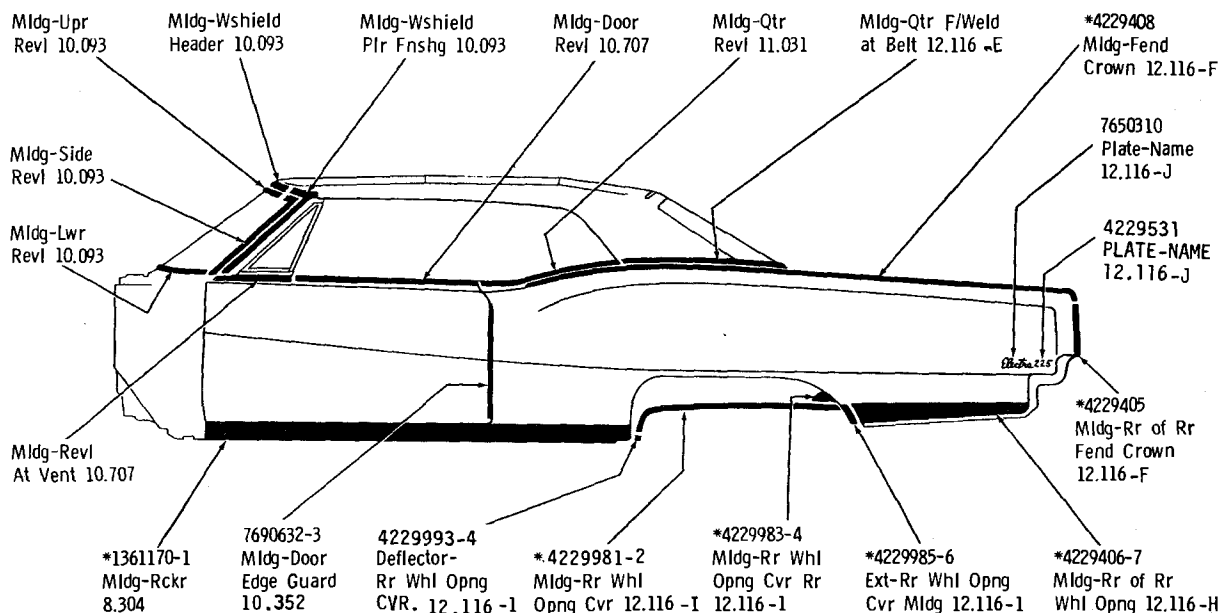


**1967 BUICK ELECTRA FOUR DOOR SEDAN (48269-48469)**

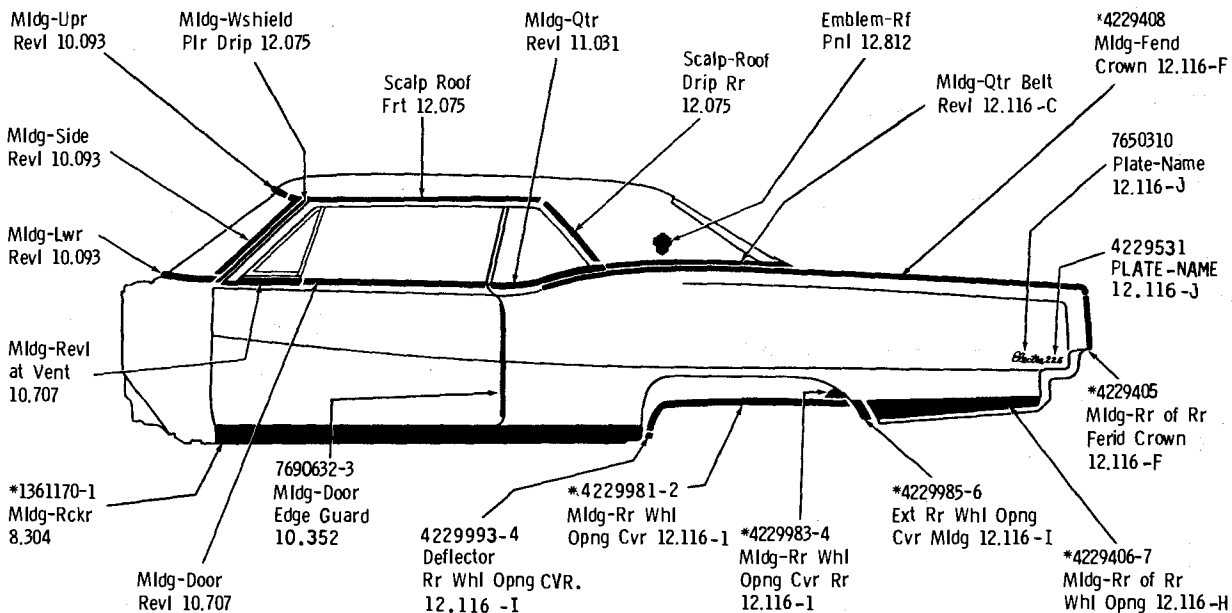


**1967 BUICK ELECTRA FOUR DOOR SPORT SEDAN (48239-48439)**

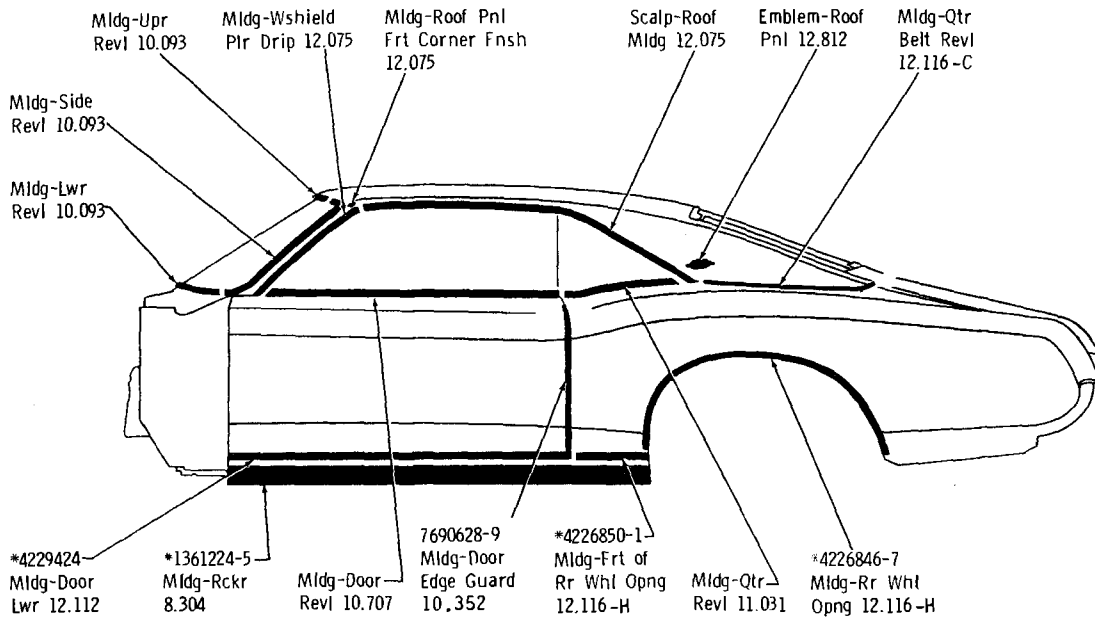
\*KIT—Includes attaching parts. First number indicates right hand kits unless specifically noted otherwise.



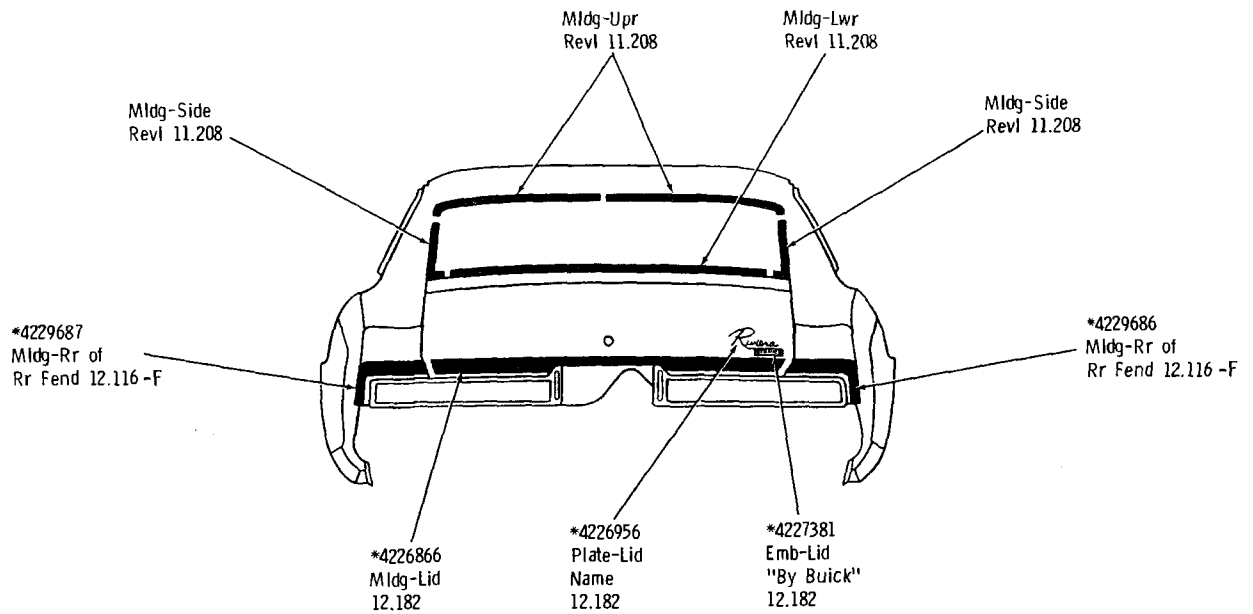
### 1967 BUICK ELECTRA CONVERTIBLE COUPE (48467)



### 1967 BUICK ELECTRA SPORT COUPE (48257-48457)



**1967 BUICK RIVIERA (49487)**



**1967 BUICK RIVIERA (49487)**

\*KIT—Includes attaching parts. First number indicates right hand kits unless specifically noted otherwise.



MOULDING ATTACHING PARTS - BY LOCATION

1967 MODELS

(NOTE: PLEASE READ COMPLETELY BEFORE USING ATTACHING CHART)

Attached for your convenience is a chart showing moulding clips and attaching parts by specific body location.

To use this chart:

1. Determine the correct moulding number from groups 8.005, 8.054, 8.147, 8.304, 12.112, 12.114, 12.116 or 12.182.
2. Use the attached chart (in moulding part number sequence) and refer to the specific moulding number for which the attaching part is required.
3. Specific location of the required attaching part is determined by counting from front to rear (of car) the attaching points, for a specific moulding.
4. Using the attached chart (in moulding number sequence), determine the attaching part code number.
5. Refer to final page of this chart listed in code number sequence to determine the service part number.

1967 MOULDING CLIP LOCATION  
Locations Read Front to Rear of Car and/or From Top to Bottom of Car

	Loc. 1	Loc. 2	Loc. 3	Loc. 4	Loc. 5	Loc. 6	Loc. 7	Loc. 8	Loc. 9	Loc. 10	Loc. 11	Loc. 12	Loc. 13
1361048-9	1	1	1	1	1	1							
1361106-7	2	1	1	1									
1361136	3	3	3	3	3	3	3	3					
1361136-7	4	4	72	72									
1361139	4	4	4	4	4	6	4	4	4	4			
1361140-1	4	4	4	4	4								
1361142	4	4	4										
1361160-1	8	8	74										
1361166-7	8	8	74										
1361168-9	4	4	4	4	4	4	4	1	4	1	1		
1361160-1	4	4	4	4	4	4							
1361164-6	1	1	1	1	1	1							
1361166-7	75	75	76	75	75	75	75	75	75	75			
1361168-9	76	76	76	76	76	76	76	76	76	76			
1361170-1	75	75	76	75	75	75	75	75	75	75			
1361172-3	76	76	76	76	76	76	76	76	76	76			
1361176-7	1	1	1	1	1	1	1	1	1	1			
1361184-6	1	1	1	1	1	1	1	1	1	1			
1361207	4	4	4										

Refer to last page for cross reference from code number to part number

	Loc. 1	Loc. 2	Loc. 3	Loc. 4	Loc. 5	Loc. 6	Loc. 7	Loc. 8	Loc. 9	Loc. 10	Loc. 11	Loc. 12	Loc. 13
1361210-1	77	77	77	77	77	77	77	77					
1361212-3	1	1	4	4									
1361214-5	1	1	1	1	1	1	1	1					
1361218-9	78	78	78	78	78	78	78	78	78	78	78	78	78
1361224-5	79	79	79	79	79	79	79	79	79	79	79	79	79
1361226-7	1	1	1	1									
1361237	80	3	3	3	3	3	3	3	3	3	3	3	3
1361252-3	1	1	1	1	1	1	1	1					
1361254-5	1	1	1	1									
1361256-7	1												
1361258-9	4	4	4	4	4	4	4	4					
1365766-7	4	4	4	4									
1365768-9	81	81	81	81	81	81	81	81					
1365778	3	3	3	3	3	3	3	3					
1365779	4	4	4	4	4	4	4	4					
1394044-5	73	4	4	4	4	4	4	4					
4226846-7	34	34	34	34	34	34	34	34	34	34	34	34	34
4226850-1	82	82											
4226866	83	84	84	84	84	84	84	84	83				
4226892	85	44	44	44	44	44	44	44	44	44	44	44	85
4229404	46	46											
4229405	86	46											

	Loc. 1	Loc. 2	Loc. 3	Loc. 4	Loc. 6	Loc. 6	Loc. 7	Loc. 8	Loc. 9	Loc. 10	Loc. 11	Loc. 12	Loc. 13
4229406-7	87	87	36	46	45	46	46						
4229408	88	89	90	90	90	90	91	90	90	86	86	86	46
4229409-10	90	90	90	90	90	86	86	86	92	86	46		
4229420-1	68	68	58	58									
4229422-3	34	34	34	34	34	34							
4229424	93	94	94	94	94	94	94	93					
4229438	95	96	95	96	96	96	96	95	95	96			
4229440-1	97	68	68	68									
4229633	43	43	43	43	43	43	43	43	43	43	43	43	
4229686-7	98	98	98										
4229688-9	30	30	30	30	30	30							
4229690-1	86	29	29	29	29	29	85						
4229692-3	30	30	30	30	30	30							
4229694-6	86	29	29	29	29	29							
4229696-7	99	25	26	99									
4229698	*100	101											
4229699	101	19	102	19	101	101							
4229700-1	99	26	26	26	99								
4229702-3	99	26	26	26	26	99							
4229704	101	*100	*100	*100	*100	*100	*100						*100
4229706	101	19	19	19	19	101							
4229781-2	60	60	60										

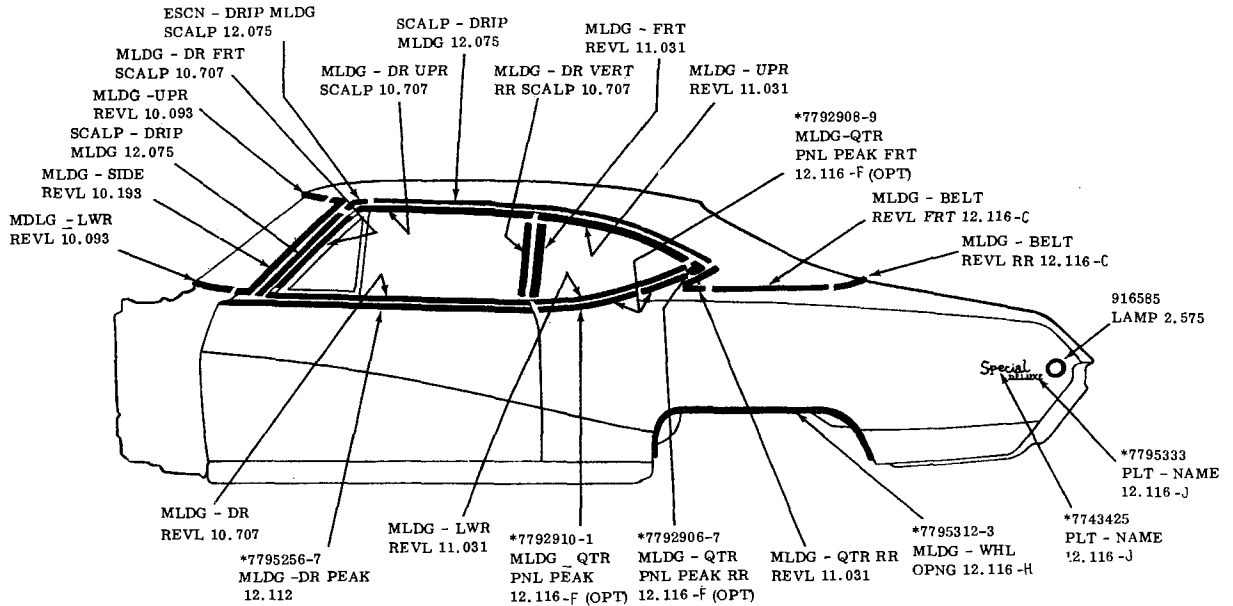
	Loc. 1	Loc. 2	Loc. 3	Loc. 4	Loc. 5	Loc. 5	Loc. 5	Loc. 7	Loc. 8	Loc. 9	Loc. 10	Loc. 11	Loc. 12	Loc. 13
4229783	95	95	95	95	95	95	95	95	95	95	95	95	95	95
4229784	95	95	95	47/49	47/49	47/49	47/49	47/49	95	95	95	95	95	95
4229785	95	95	95	47/49	47/49	47/49	47/49	47/49	95	95	95	95	95	95
4229785	95	95	95	47/48	47/48	47/48	47/48	47/48	95	95	95	95	95	95
4229824	19	19	19	19	102	102								
4229825	103													
4229825	19	19	19	19	19									
4229827	19	19	19	19	19	19	19	19	20/21	20/21				
4229828	*100	102	*100	*100	*100	*100	*100	*100	*100	*100	102	102		
4229830-1	104	104	105	105										
4229832-3	1	1	1	1										
4229834-5	34	34	34	34	34	34	34	34						
4229835-7	92	38												
4229838	25	25	105	25	25									
4229858	45	59												
4229859	45	59												
4229851-2	45	45	45	45	45	45	45							
4229853-4	44	44	44											
4229855-5	34	34	34	34	34	34	34	34						
4229657	29	29	29	29	29	29	29	29	29	48				
4229853	29	29	29	29	29	29	29	44	44	44	44	44	44	44
4229859	107	107												

	Loc.	Loc.	Loc.	Loc.	Loc.	Loc.	Loc.	Loc.	Loc.	Loc.	Loc.	Loc.	Loc.	Loc.	Loc.	Loc.	Loc.
	1	2	3	4	5	6	7	8	9	10	11	12	13				
4229870	29	29	29	29	29												
4229871-2	70	70	70	70	70	70											
4229937-8	34	34															
4229939-40	34	34															
4229981-2	34	34	34	34	34												
4229983-4	34	71															
4229985-6	34																
4229981-2	34	34	34	34	34												

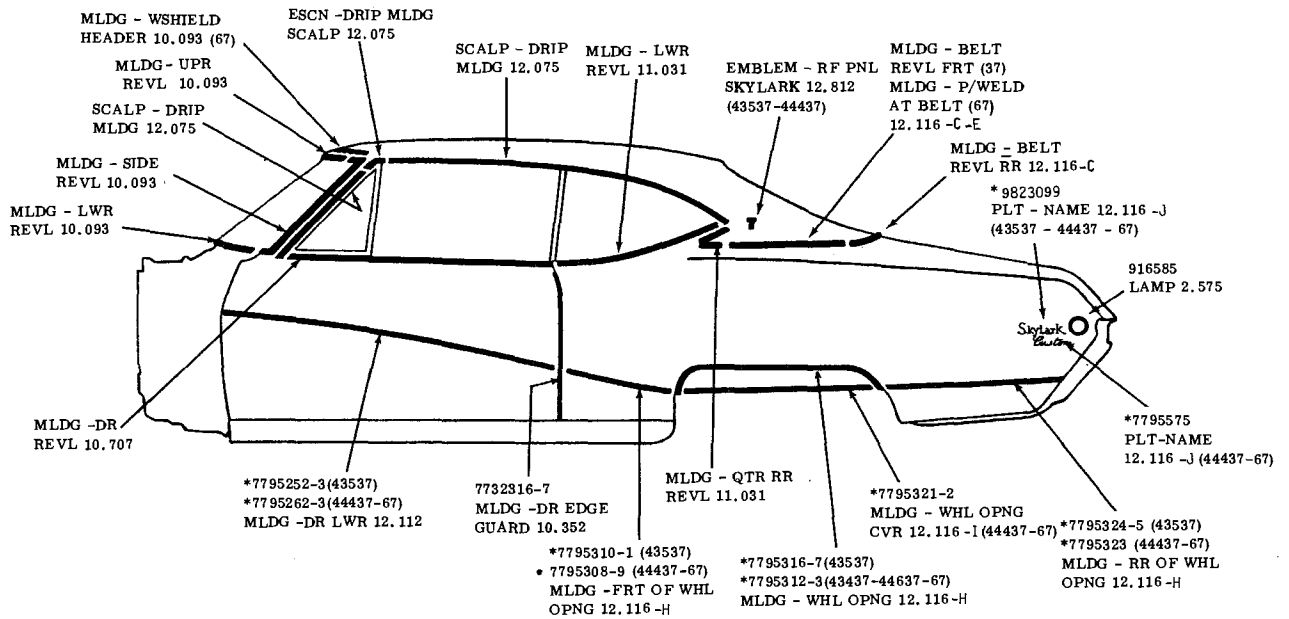
\*Note - 19 Used on Cars with Slots,  
22/23 Used on Cars that have Weld Studs

**MOULDING ATTACHING PARTS IN  
CODE NUMBER SEQUENCE**

<u>Code</u>	<u>Part No.</u>	<u>Code</u>	<u>Part No.</u>
1	N.L. - 8-18 x 3/8 Screw	55	N.L. - 8-32 x 1/2 Screw
2	N.L. - 8-18 x 1/2 Screw	56	N.L. - Screw
3	8.921 - 3844131 Nut	57	12.182 - 4544642 Spacer
4	N.L. - 3/16 Nut, Stamped	58	12.118 - 4510025 Screw
5	N.L. - #8 Nut, Spring	59	12.812 - 9419763 Nut
6	12.116 - 4528566 Nut	60	12.116 - 7664496 Gasket
7	8.147 - 1383480 Bracket	61	12.116 - 4889529 Washer
8	N.L. - 8-18 x 1 Screw	62	8.921 - 9422265 Nut
9	8.309 - 1380000 Retainer	63	12.116 - 7664497 Gasket
10	8.309 - 1383844 Retainer	64	12.116 - 7664498 - Gasket
11	N.L. - #10-24 Nut, Stamped	65	12.114 - 4878384 - Washer
12	8.147 - 1381662 Fastener	66	12.112 - 4880645 - Washer
13	8.309 - 1363697 Retainer	67	N.L. - 10/24 x 3/8 Screw
14	8.309 - 1371725 Retainer	68	12.118 - 4528486 Nut
15	8.054 - 1381390 Spacer	69	12.183 - Screw
16	8.147 - 1377379 Clip	70	N.L. - Screw
17	N.L. - Screw	71	N.L. - 3/16 Nut, Stamped
18	12.118 - 7767523 Clip	72	Use 4 and 5
19	12.118 - 4876993 Clip	73	Use 4 and 7
20	12.118 - 4518711 Clip	74	Use 2 and 5
21	12.116 - 4837002 Nut	75	Use 1 and 9
22	12.118 - 7661013 Clip	76	Use 1 and 10
23	12.116 - 4492963 Screw	77	Use 11 and 12
24	12.118 - 7667608 Clip	78	Use 1 and 13
25	N.L. - Screw	79	Use 2 and 14
26	12.118 - 7667275 Clip	80	Use 3 and 15
27	N.L. - Screw	81	Use 11 and 16
28	12.182 - 4490167 Clip	82	Use 53 and 54
29	12.118 - 4403445 Clip	83	Use 53 and 55
30	10.051 - Screw	84	Use 56 and 57
31	12.118 - 7667609 Clip	85	Use 27 and 28
32	12.118 - 4845320 Clip	86	Use 61 and 62
33	N.L. - Screw	87	Use 38 and 65
34	12.116 - 4879431 Screw	88	Use 59, 60 and 61
36	8.921 - 9419766 Nut	89	Use 59 and 61
37	12.183 - 4401600 Washer	90	Use 38 and 61
38	12.116 - 4877401 Clip	91	Use 38, 61 and 64
39	N.L. - Washer	92	Use 61, 62 and 63
40	N.L. - Screw	93	Use 27 and 51
41	12.118 - 4848478 Clip	94	Use 23 and 52
42	N.L. - Washer	95	Use 47 and 48
43	12.116 - 4879431 Screw	96	Use 47 and 49
44	12.116 - 7584569 Clip	97	Use 66 and 67
45	12.118 - 7584788 Clip	98	Use 36 and 53
46	12.116 - 4879431 Screw	99	Use 24 and 25
47	12.183 - 9421827 Nut	100	*Use 19 or 22 and 23
48	12.180 - 4452339 Washer	101	Use 17 and 18
49	12.180 - 4485531 Washer	102	Use 20 and 21
50	N.L. - Nut, Stamped	103	Use 18 and 40
51	12.112 - 4541171 Clip	104	Use 36 and 37
52	12.118 - 7681737 Clip	105	Use 38 and 39
53	12.116 - 4485659 Washer	106	Use 21 and 31
54	N.L. - 1/4 Nut, Stamped	107	Use 40, 41 and 42



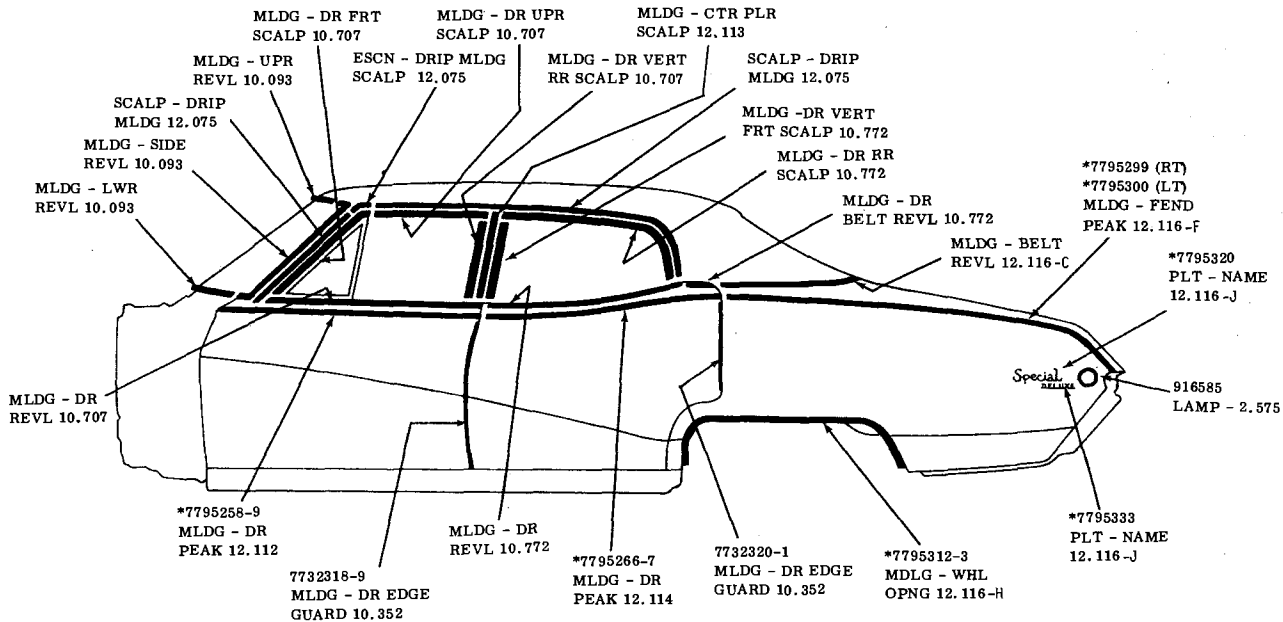
1968 BUICK COUPE (43327)



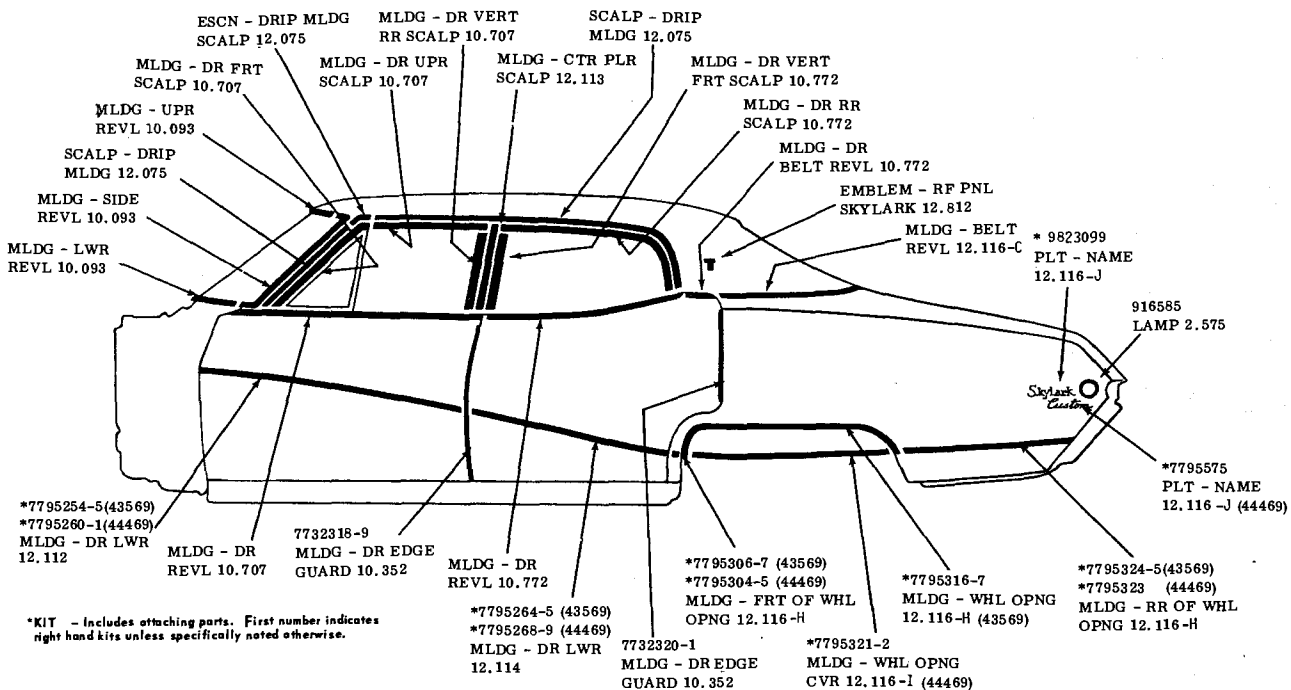
\*KIT - Includes attaching parts. First number indicates right hand kits unless specifically noted otherwise.

1968 BUICK SPORT COUPES & CONVERTIBLES (43437-43537 -44437 -67-44637-67)

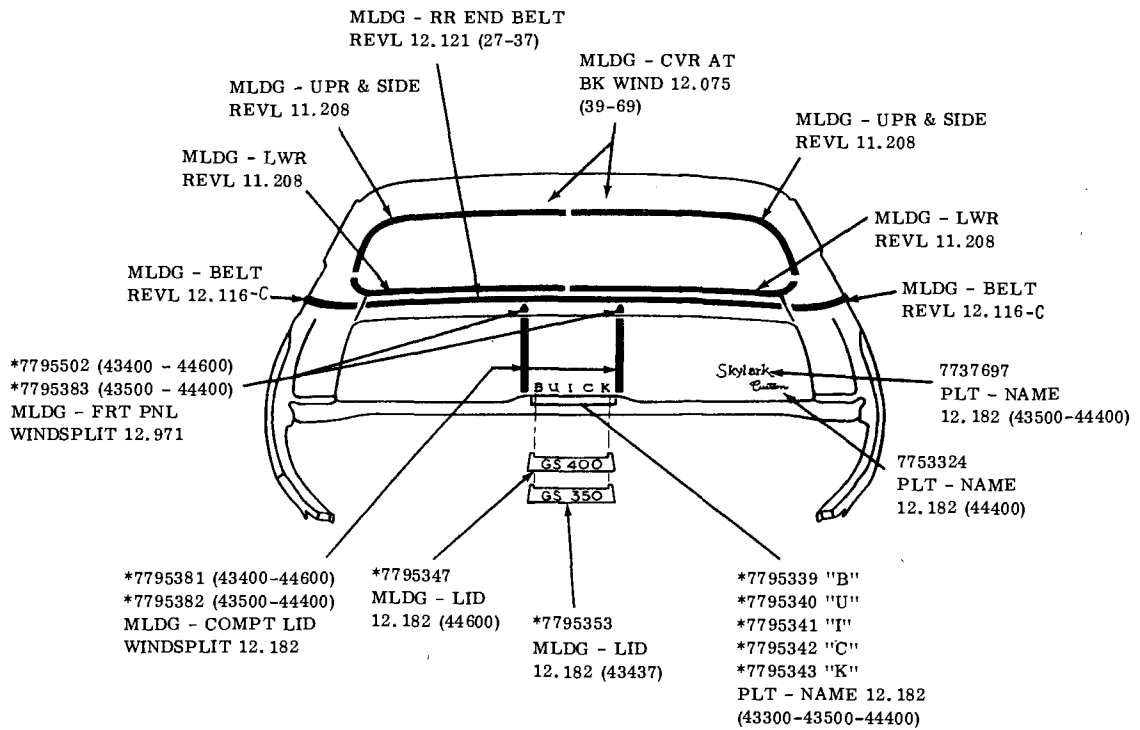




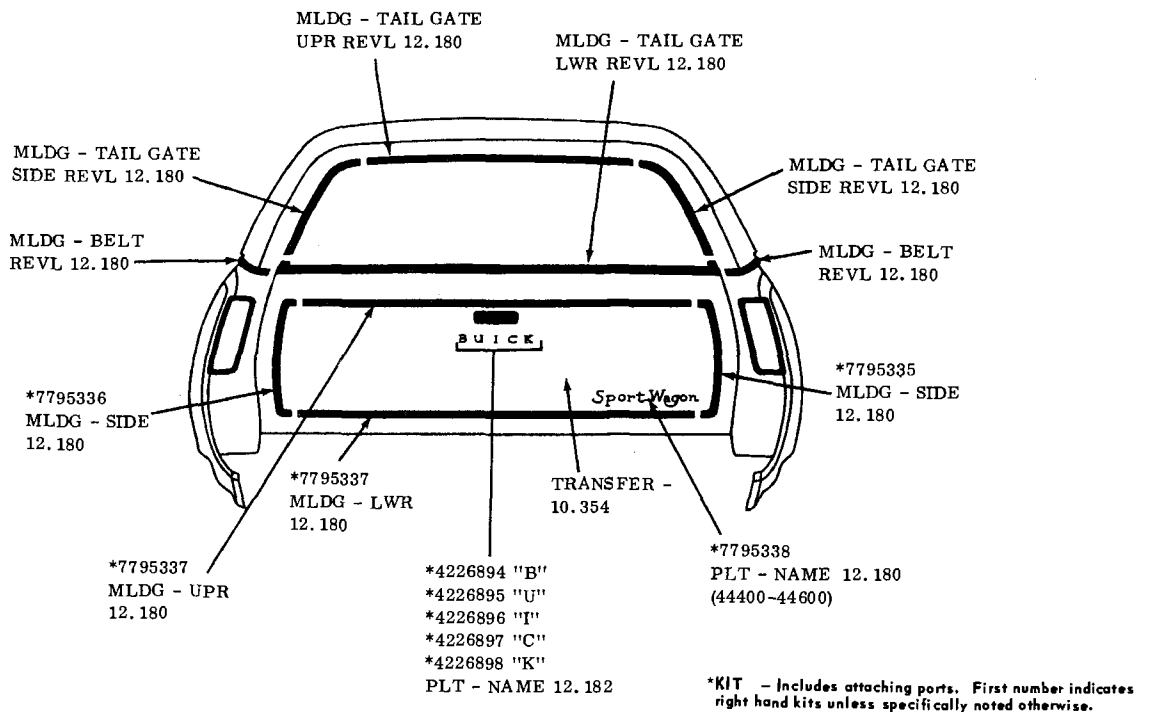
1968 BUICK SPECIAL FOUR DOOR SEDAN (43369)



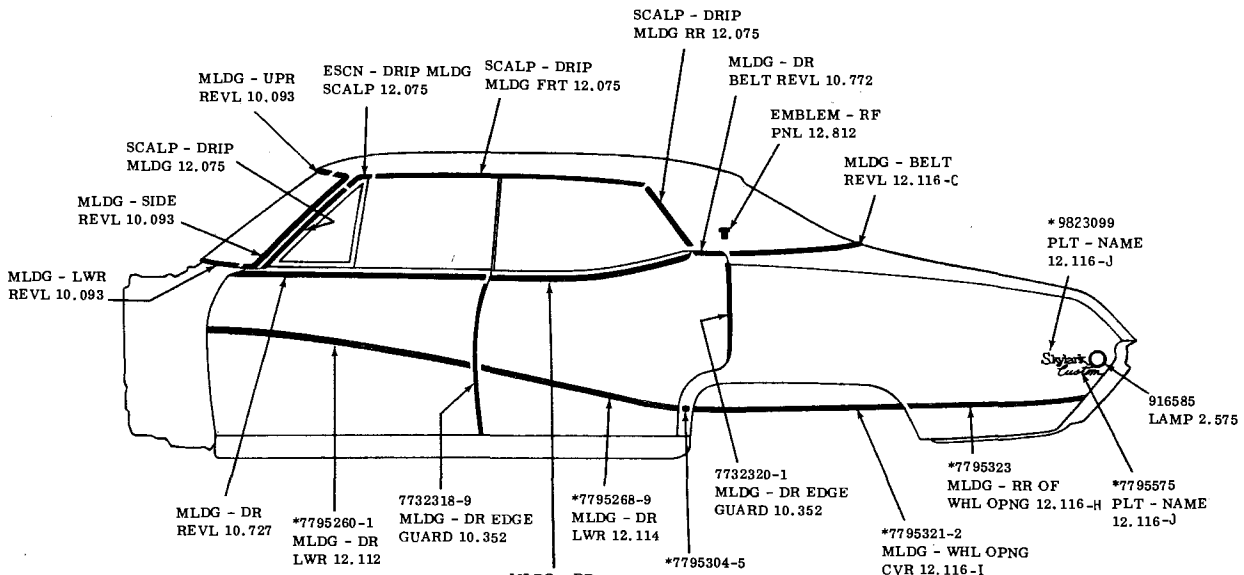
1968 BUICK SKYLARK FOUR DOOR SEDAN (43569-44469)



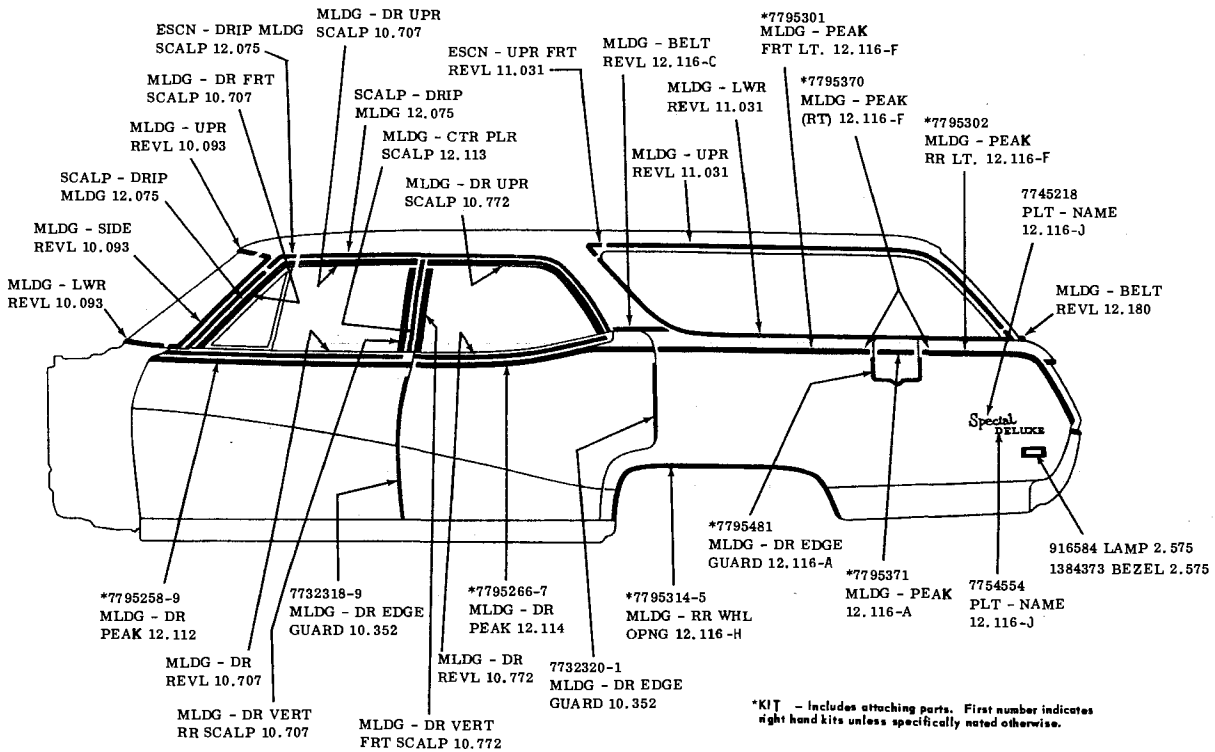
1968 BUICK SPECIAL & SKYLARK EXCEPT STATION WAGON (43300-43400-43500-4444400-44600)



1968 BUICK SPECIAL & SPORTS WAGONS (43435-44455-65-44855-65)

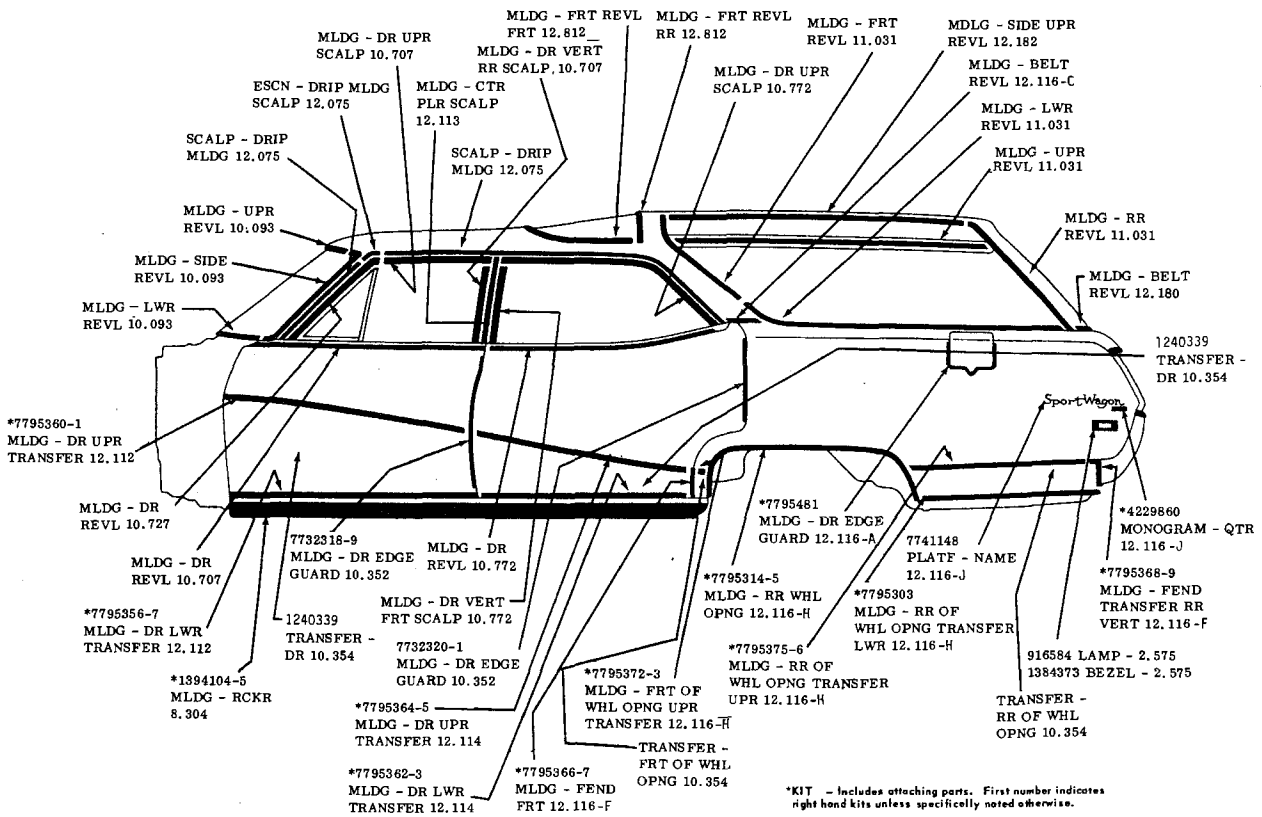
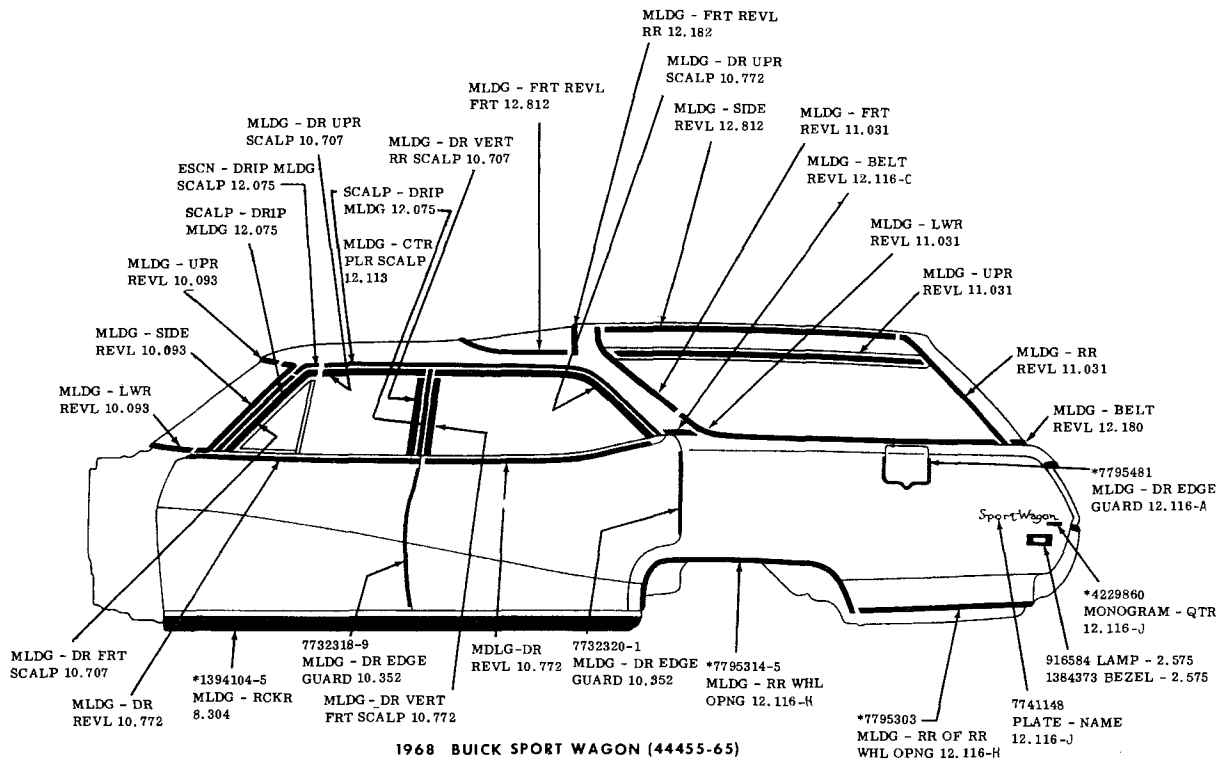


1968 BUICK SKYLARK FOUR DOOR SPORT SEDAN (44439)

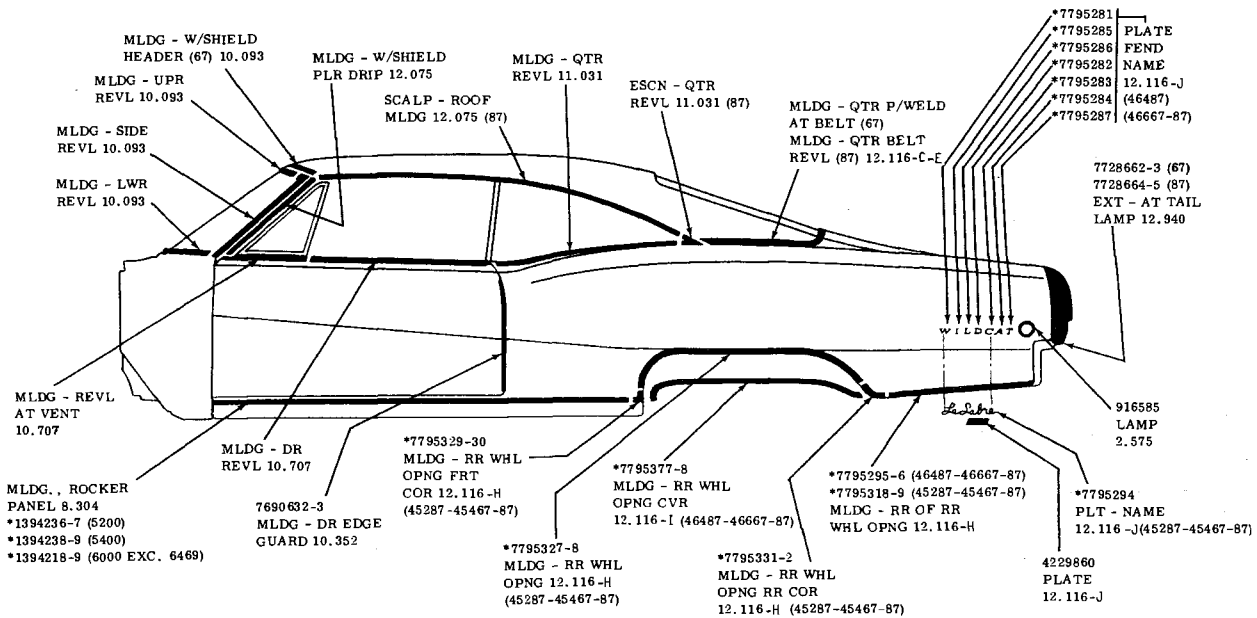


1968 BUICK SPECIAL STATION WAGON (43435)

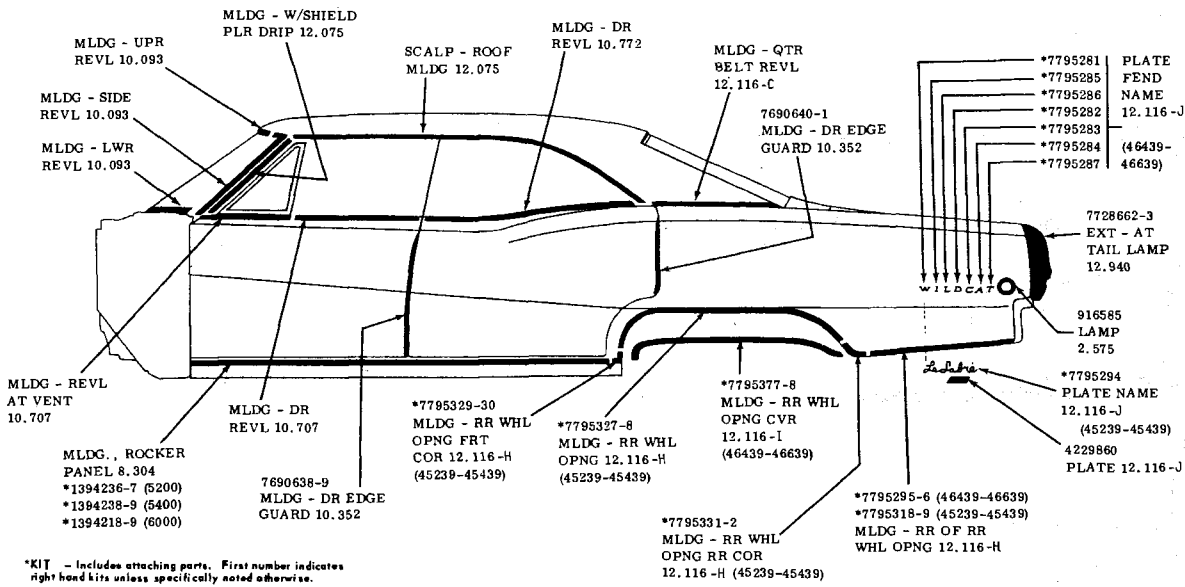
\*KIT - Includes attaching parts. First number indicates right hand kits unless specifically noted otherwise.



\*KIT - Includes attaching parts. First number indicates right hand kits unless specifically noted otherwise.

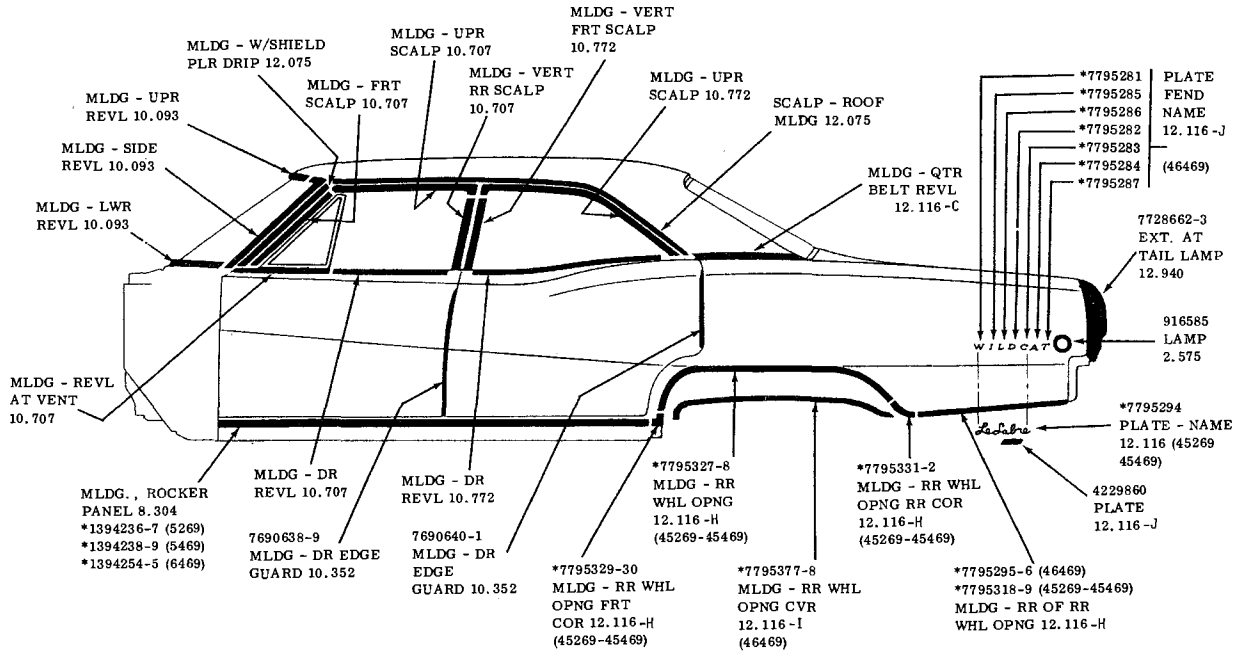


1968 BUICK LESABRE - WILDCAT (45282-45467-87-46487-46667-87)

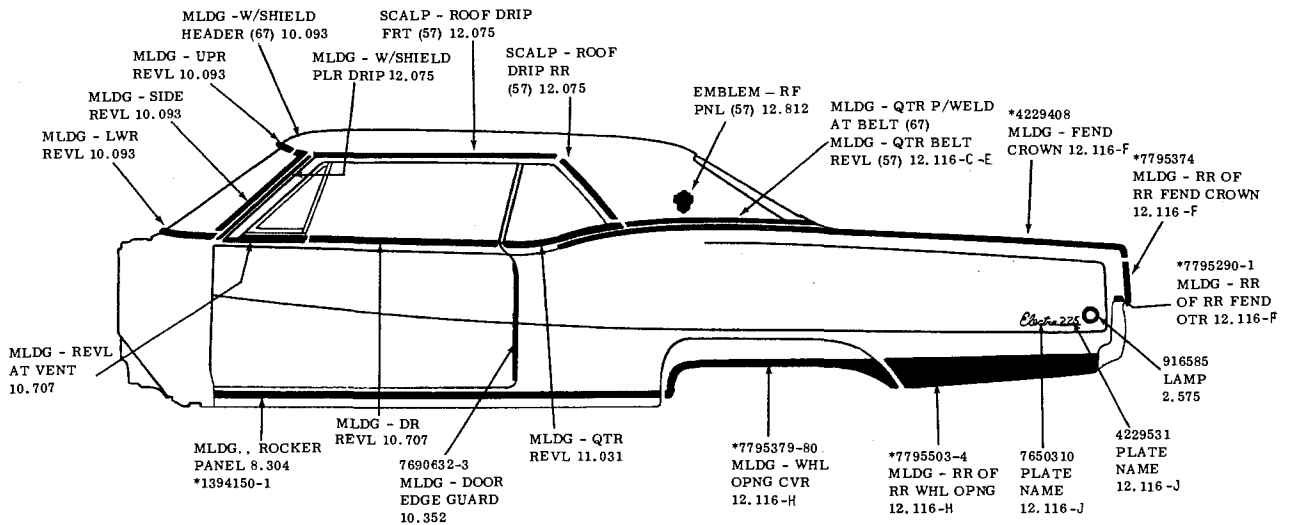


1968 BUICK LESABRE - WILDCAT (45239-45439-46439-46639)

\*KIT - Includes attaching parts. First number indicates right hand kits unless specifically noted otherwise.

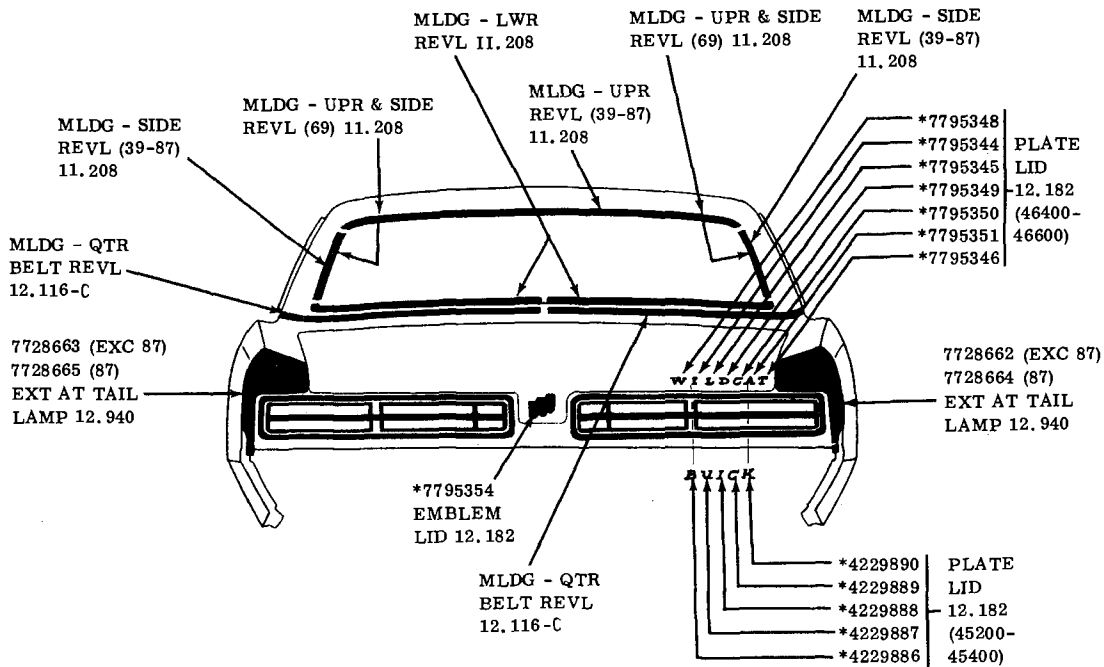


1968 BUICK LESABRE - WILDCAT (45269-45469-46469)

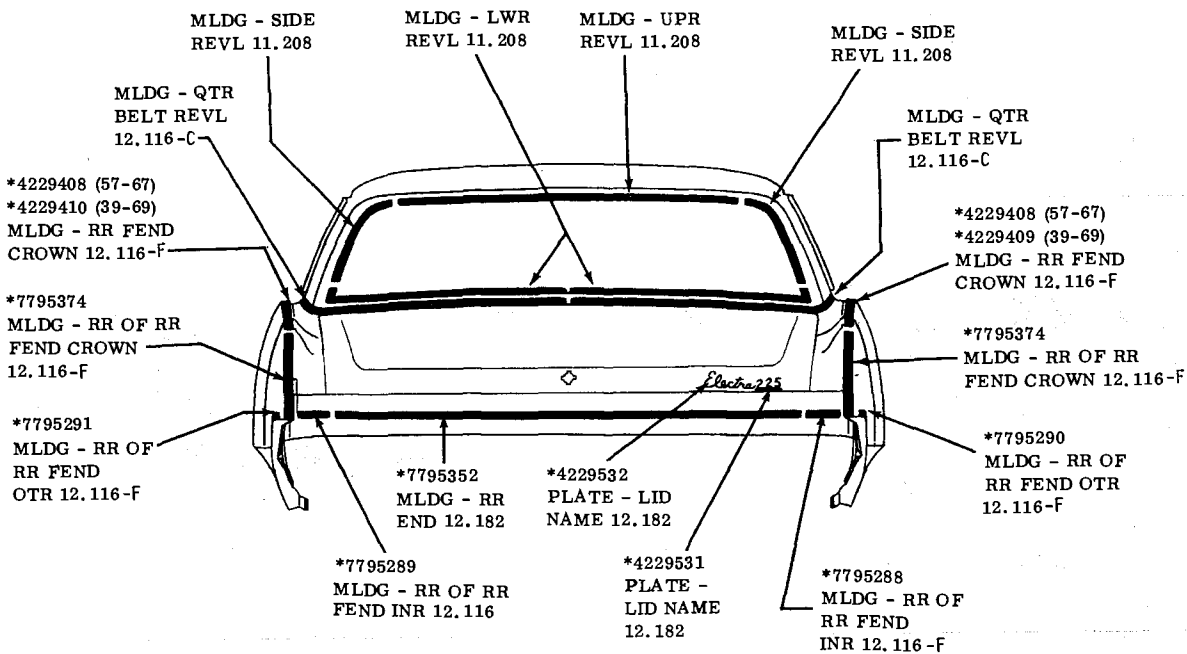


\*KIT - Includes attaching parts. First number indicates right hand kits unless specifically noted otherwise.

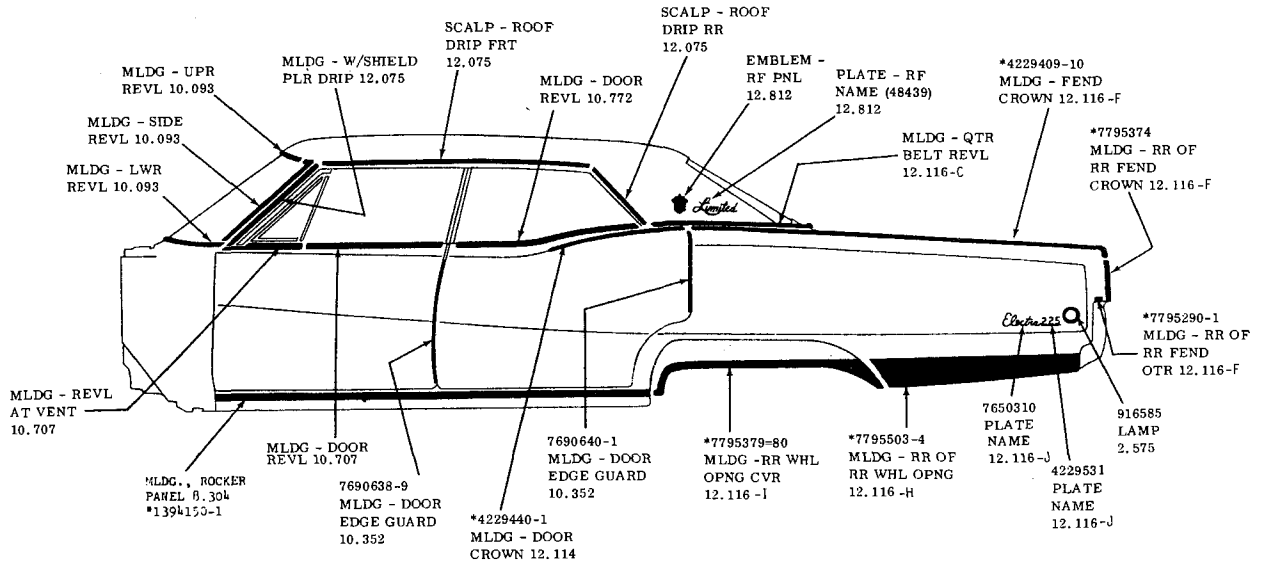
1968 BUICK ELECTRA (48252-48457-67)



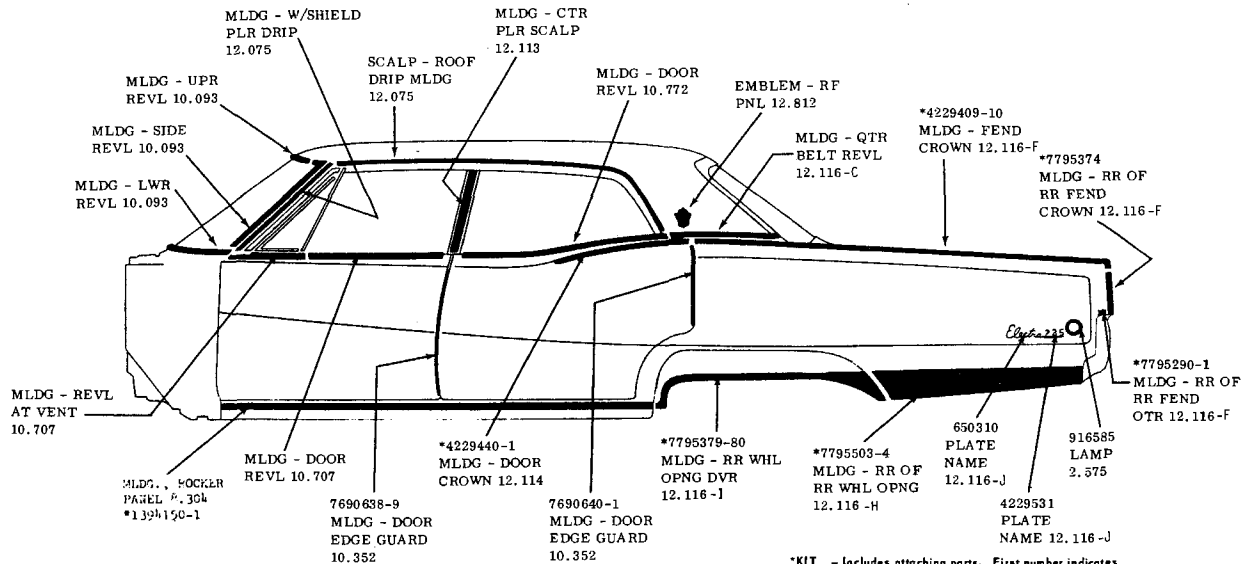
1968 BUICK LESABRE - WILDCAT (45200-45400-46400-46600)



\*KIT - Includes attaching parts. First number indicates right hand kits unless specifically noted otherwise.



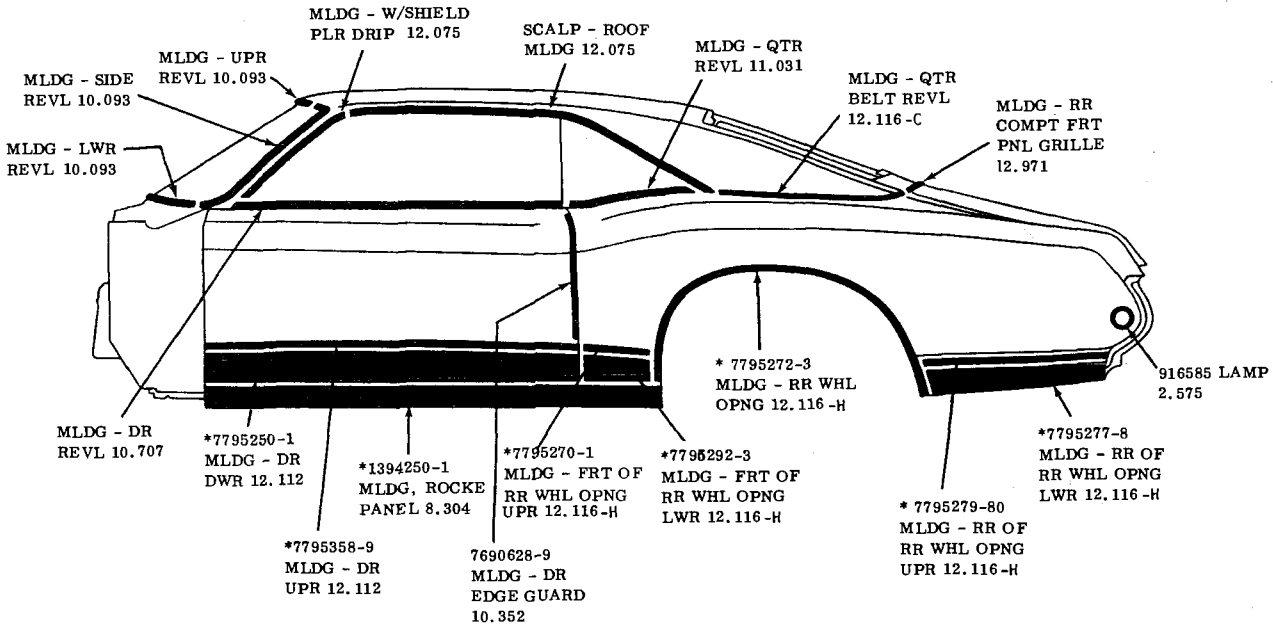
1968 BUICK ELECTRA (48239-48439)



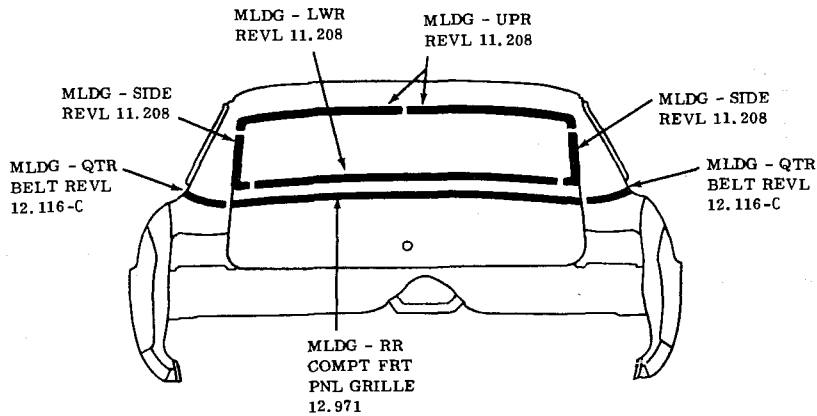
\*KIT - Includes attaching parts. First number indicates right hand kits unless specifically noted otherwise.

1968 BUICK ELECTRA (48269-48469)



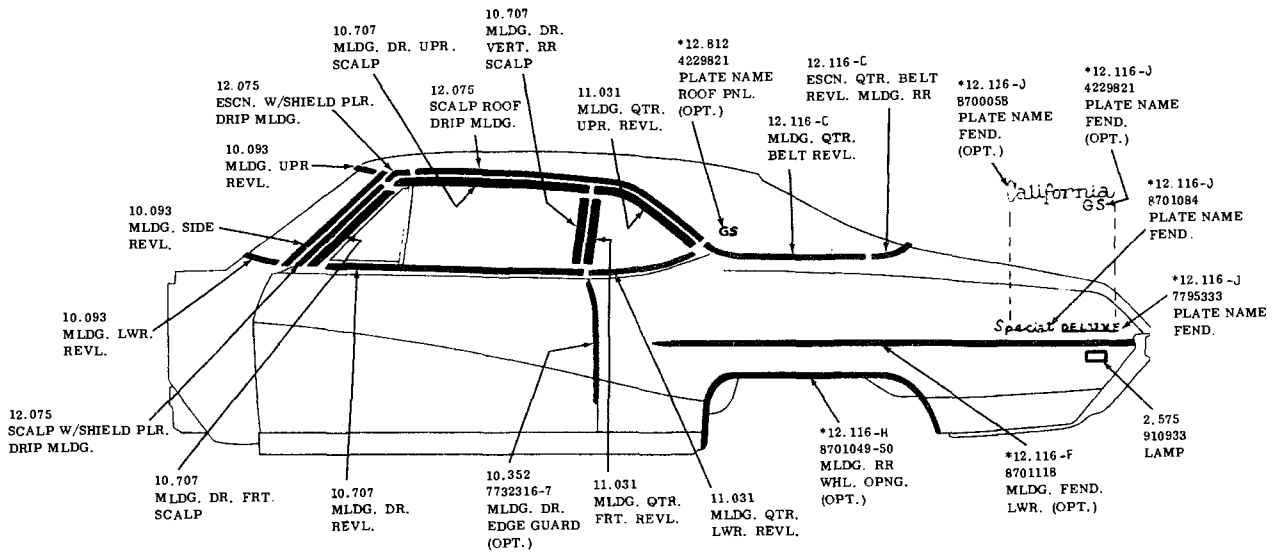


1968 BUICK RIVIERA (49487)

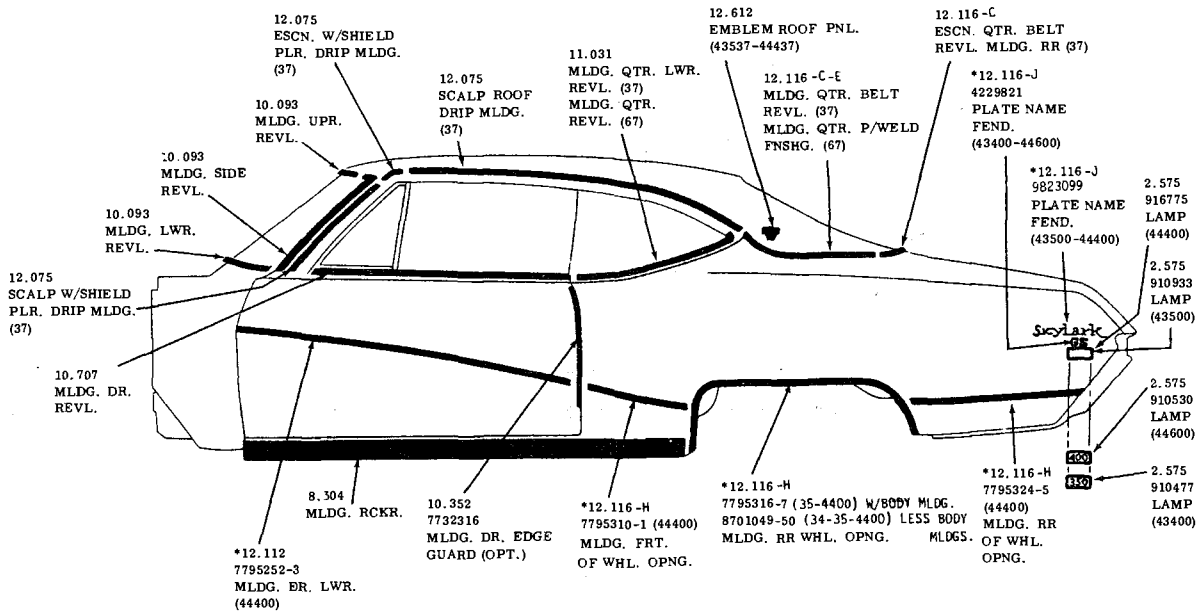


\*KIT - Includes attaching parts. First number indicates right hand kits unless specifically noted otherwise.

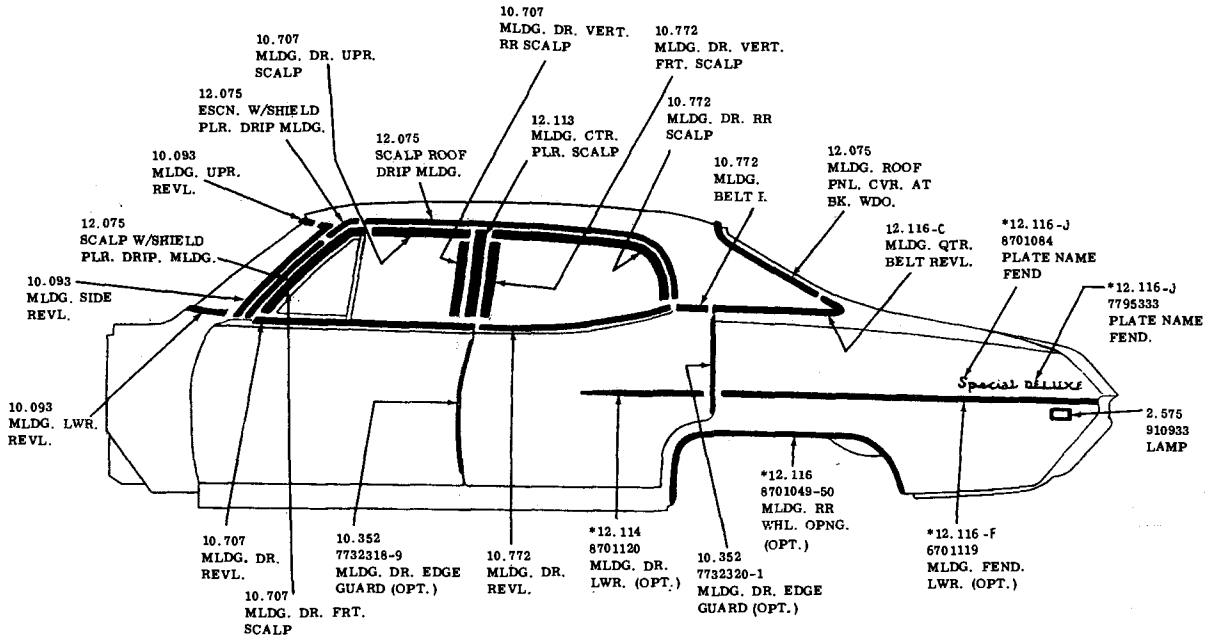
1968 BUICK RIVIERA (49487)



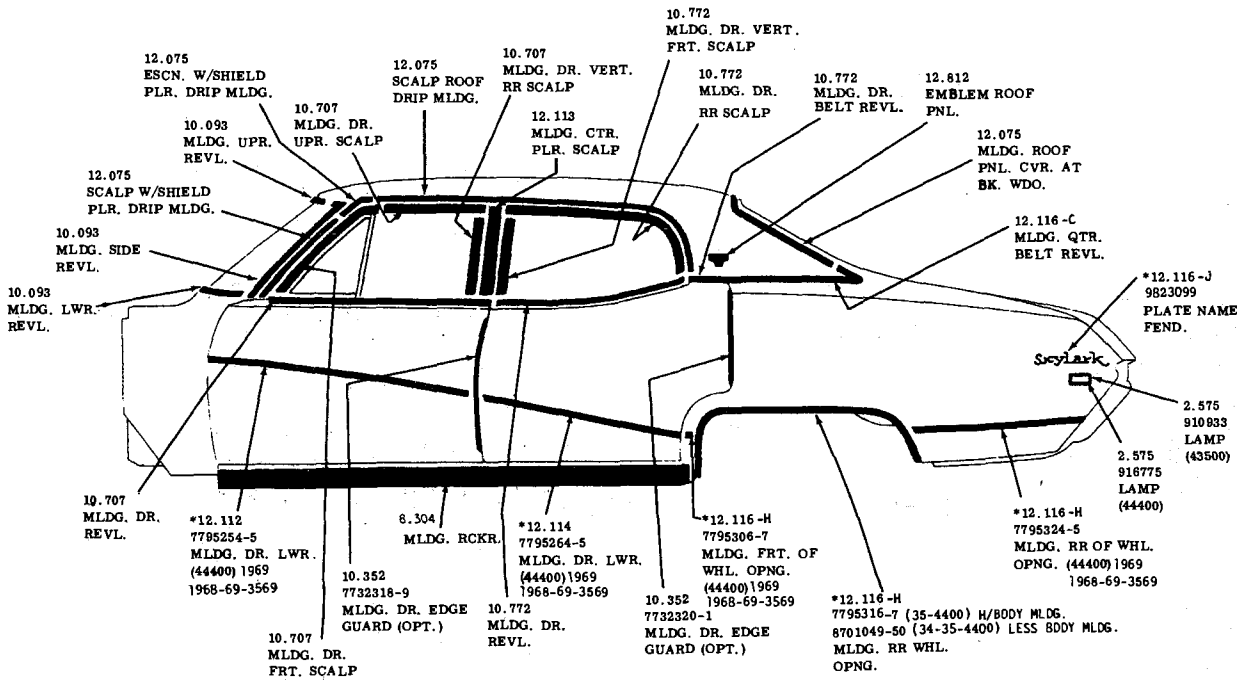
\* KIT INCL. ATT. PARTS 1969 BUICK (43327)



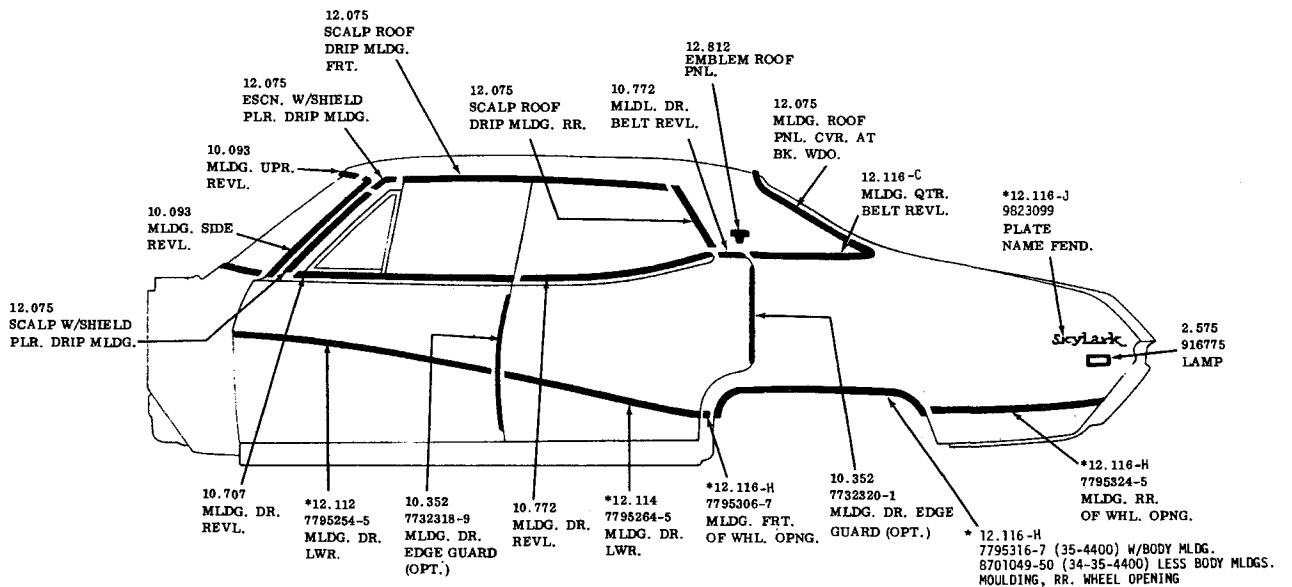
\* KIT INCL. ATT. PARTS 1969 BUICK (43437-43537-44437-67-44637-67)



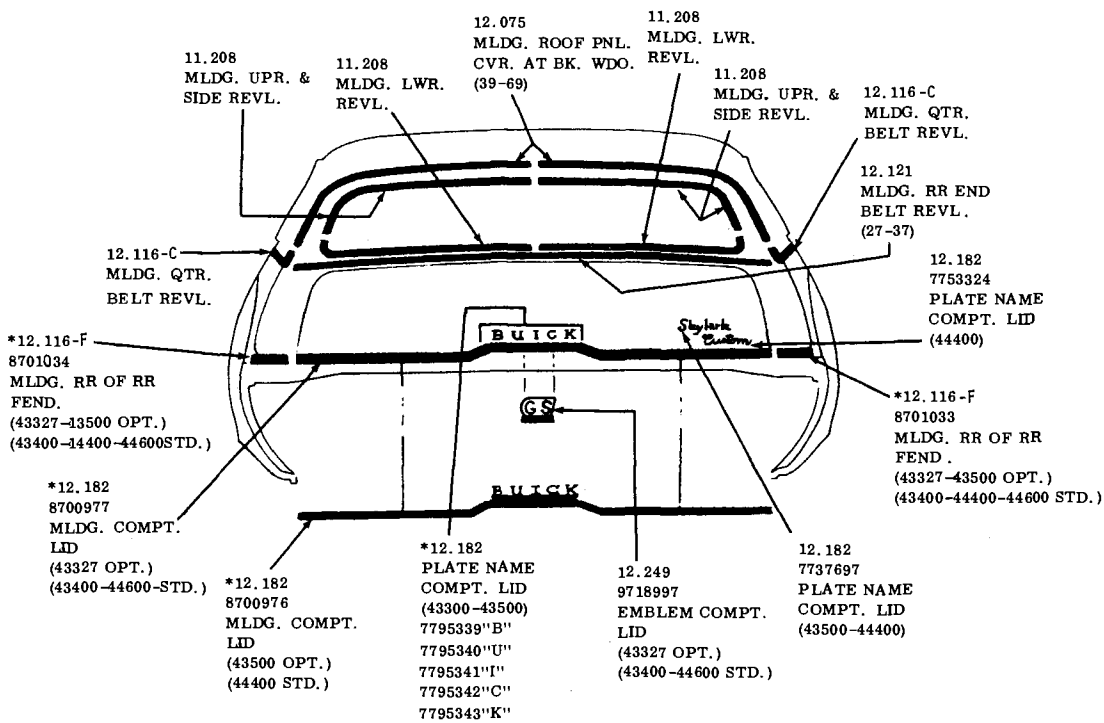
\* KIT INCL. ATT. PARTS 1969 BUICK (43369)



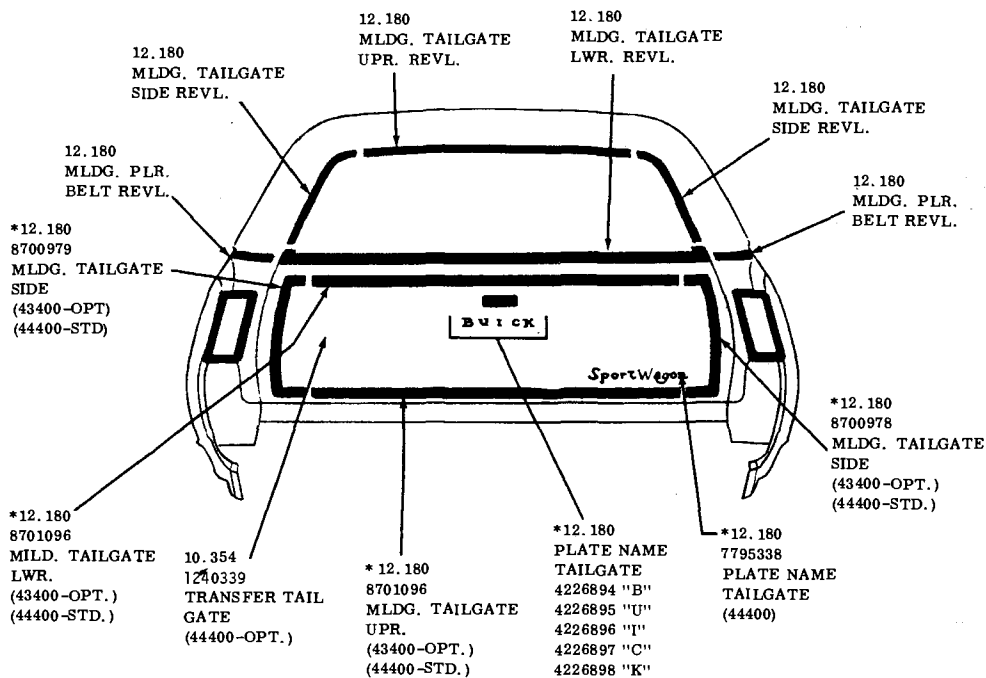
\*KIT INCL. ATT. PARTS 1969 BUICK (43569-44469)



\*KIT INCL. ATT. PARTS 1969 BUICK (44439)

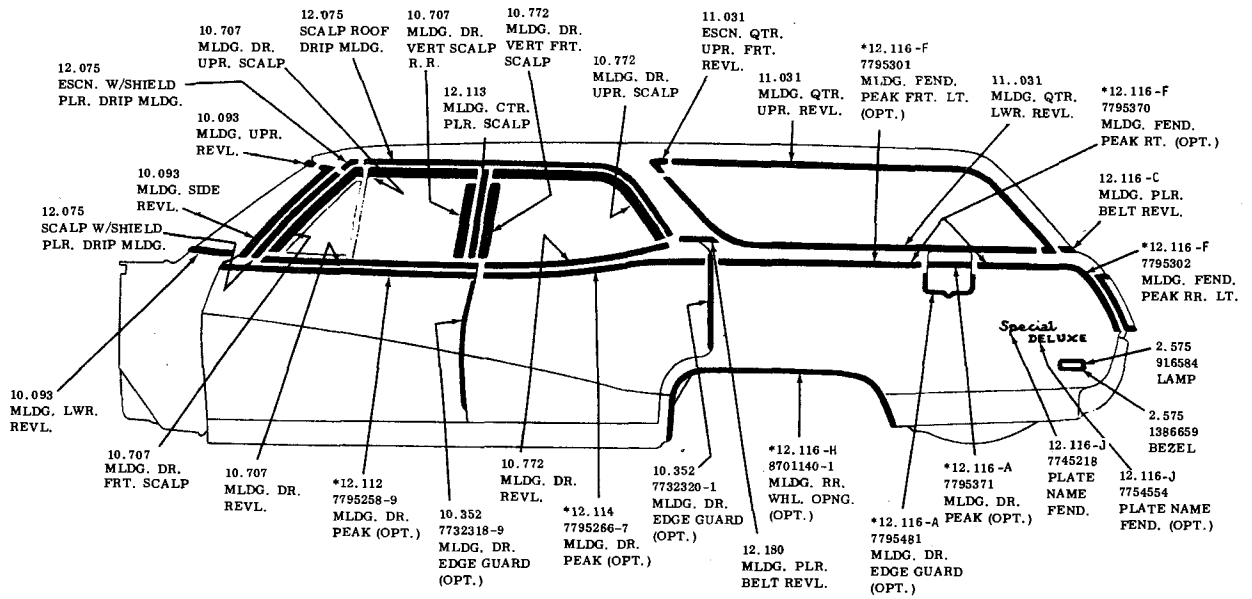


\*KIT INCL. ATT. PARTS 1969 BUICK EXCEPT STATION WAGON (43300-43400-43500-44400-44600)

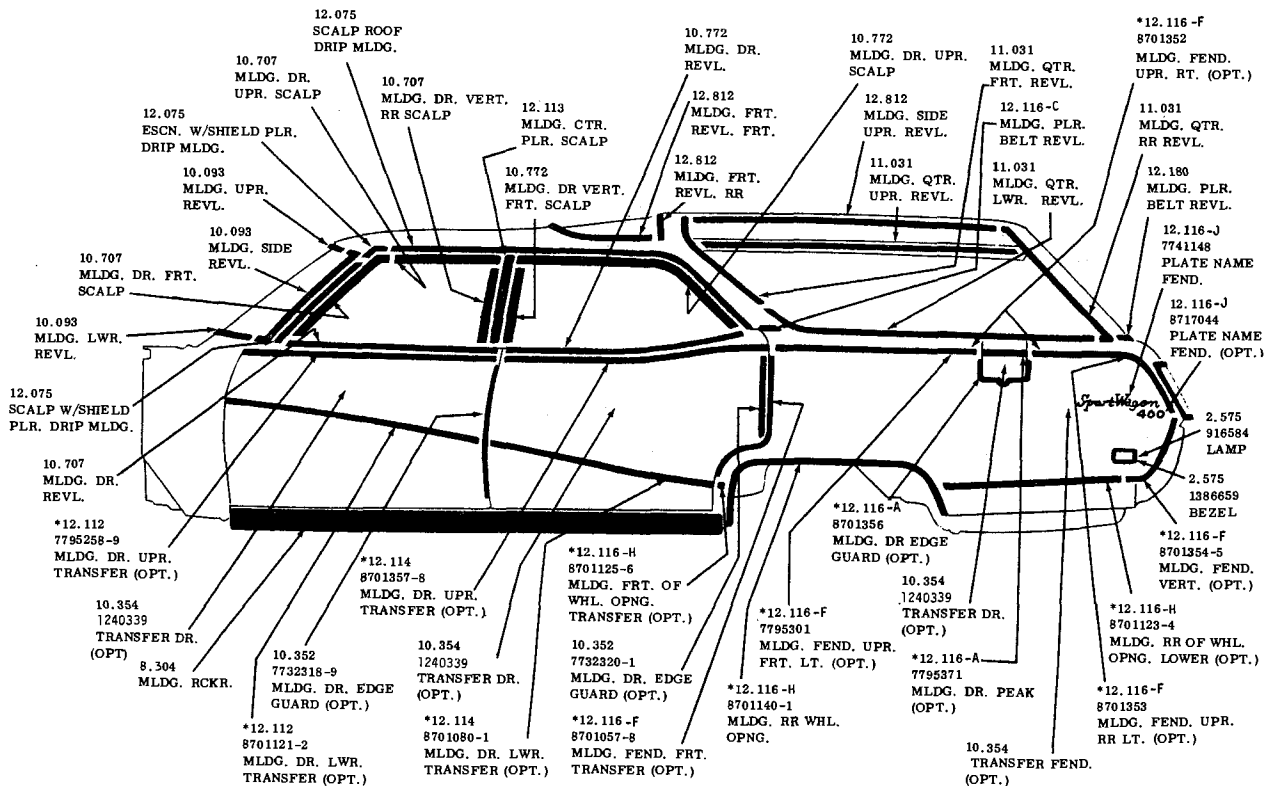


\*KIT INCL. ATT. PARTS

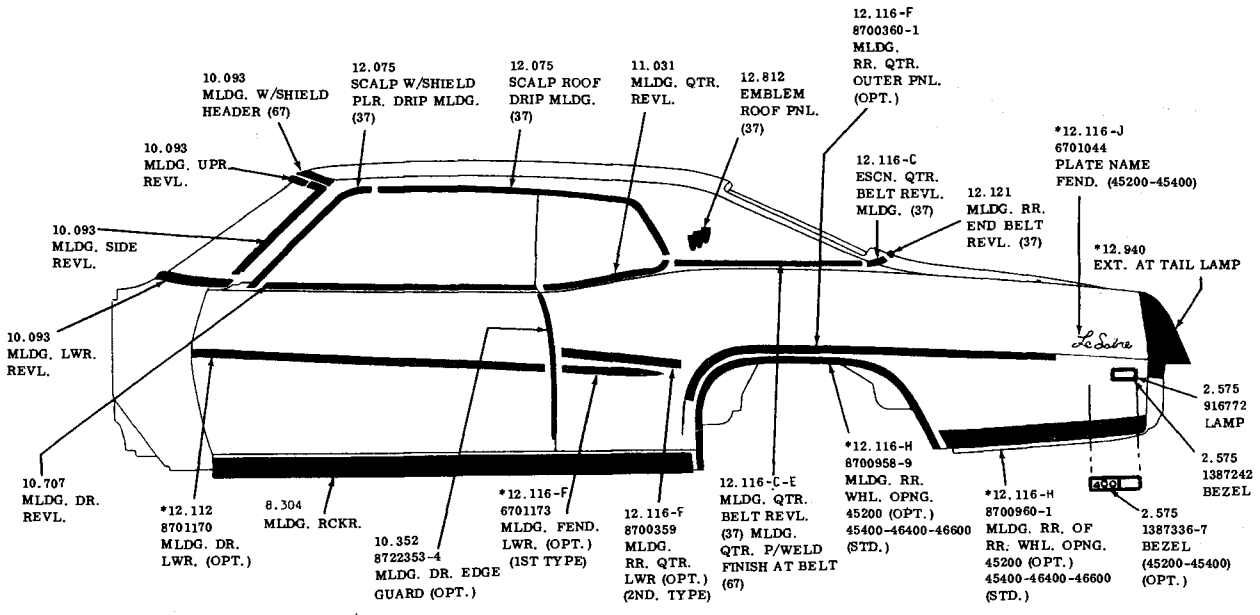
1969 BUICK STATION WAGON (43400-44400)



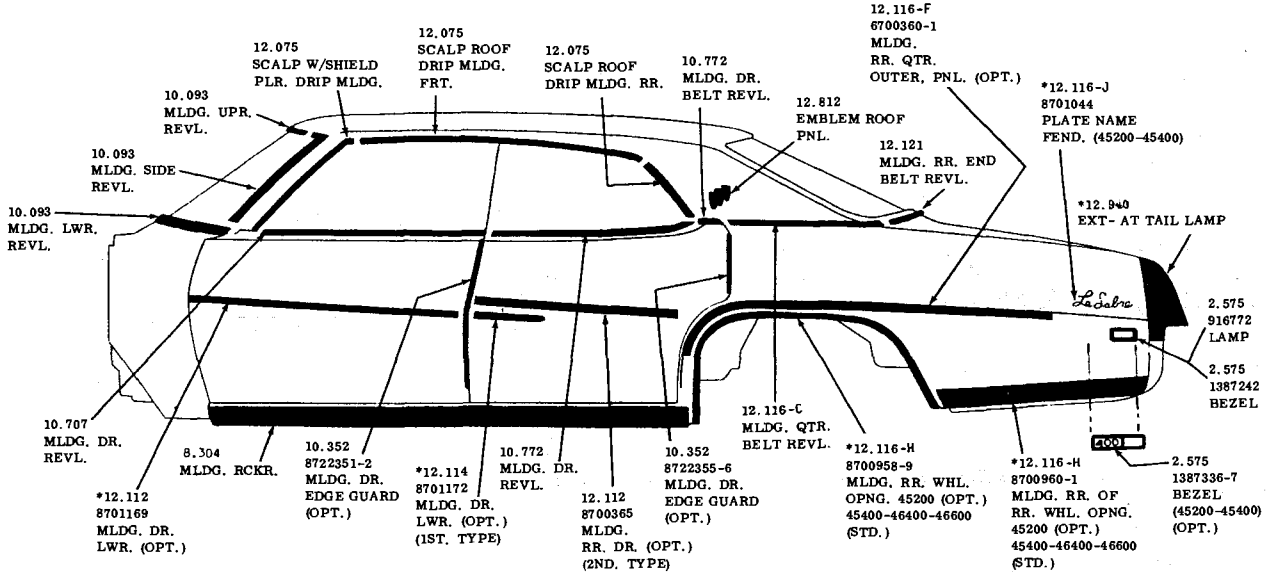
\*KIT INCL. ATT. PARTS 1969 BUICK (43435-36)



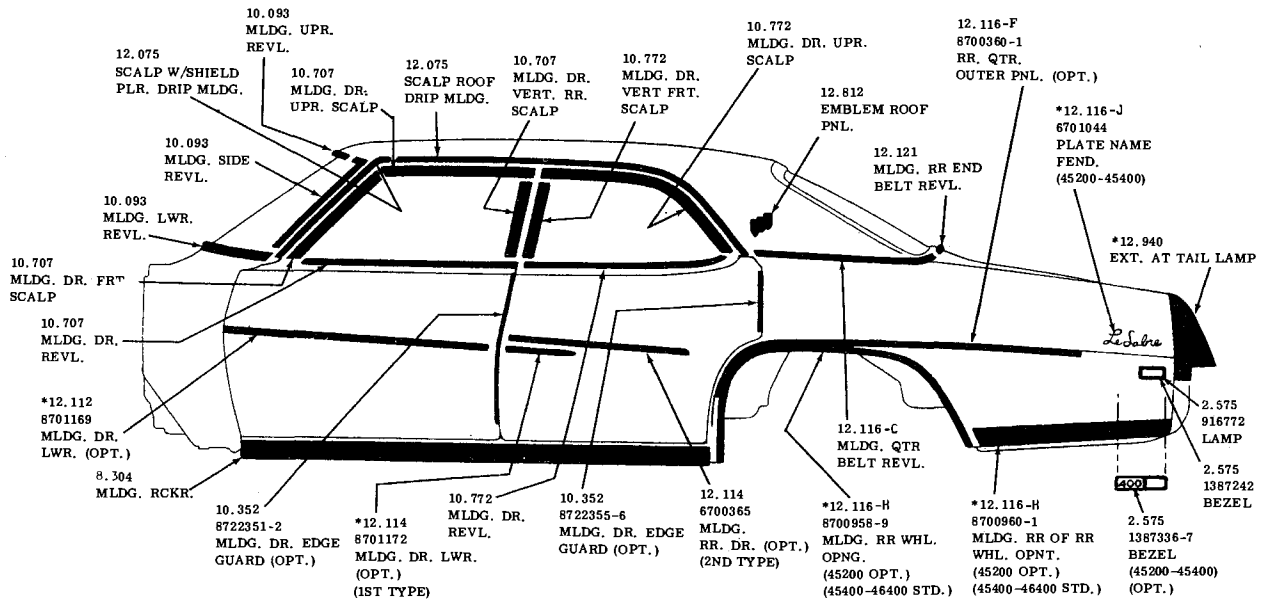
\*KIT INCL. ATT. PARTS 1969 BUICK (44456-66)



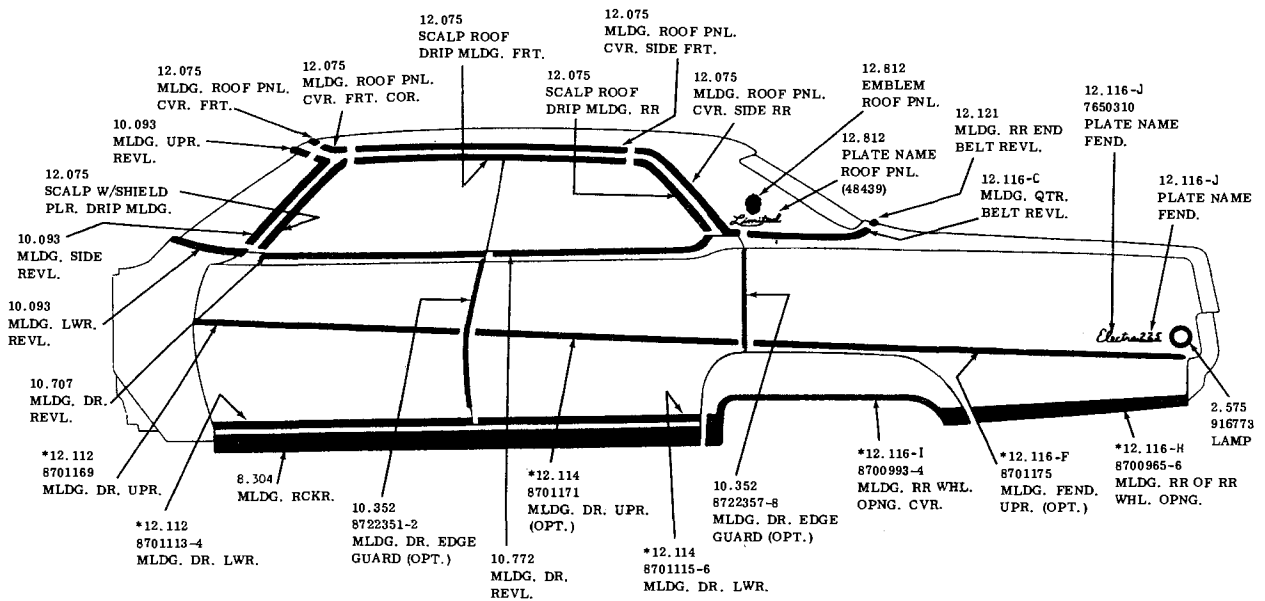
\*KIT INCL. ATT. PARTS 1969 BUICK (45237-45437-67-46437-46637-67)



\*KIT INCL. ATT. PARTS 1969 BUICK (45239-45439-46439-46639)

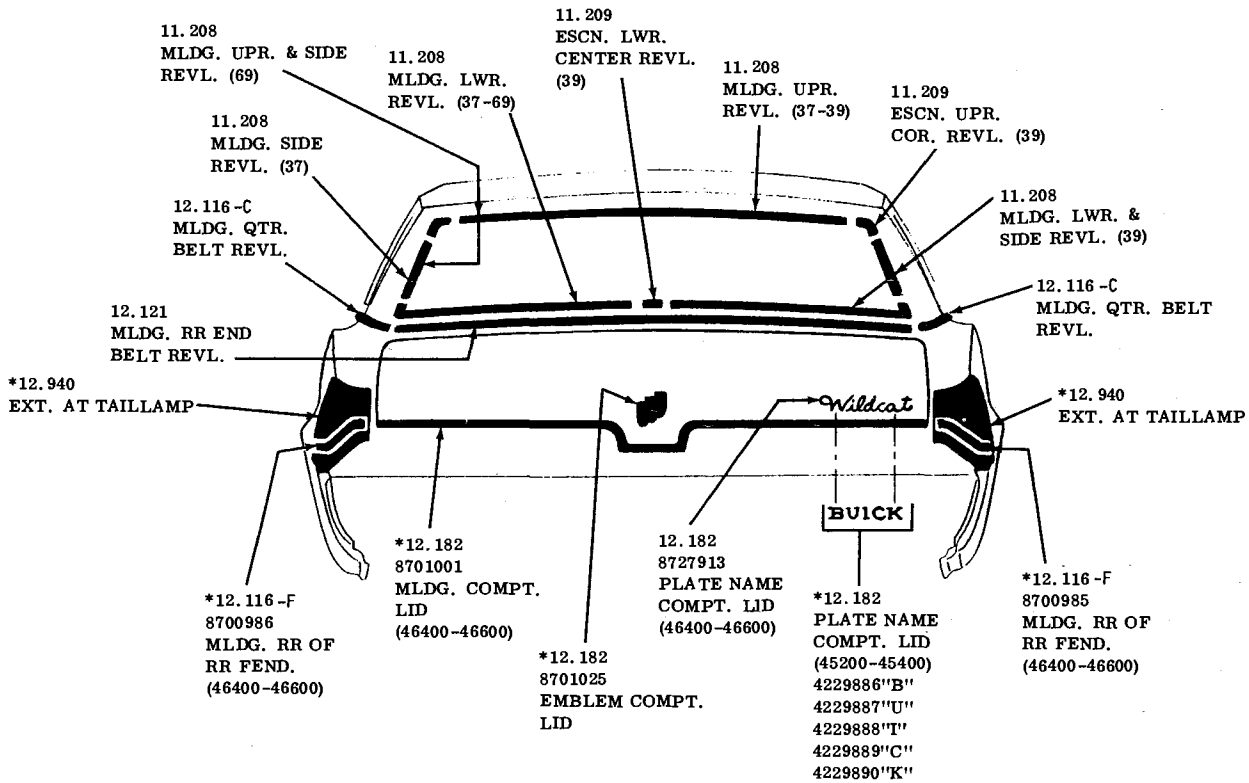


\* KIT INCL. ATT. PARTS 1969 BUICK (45269-45469-46469)

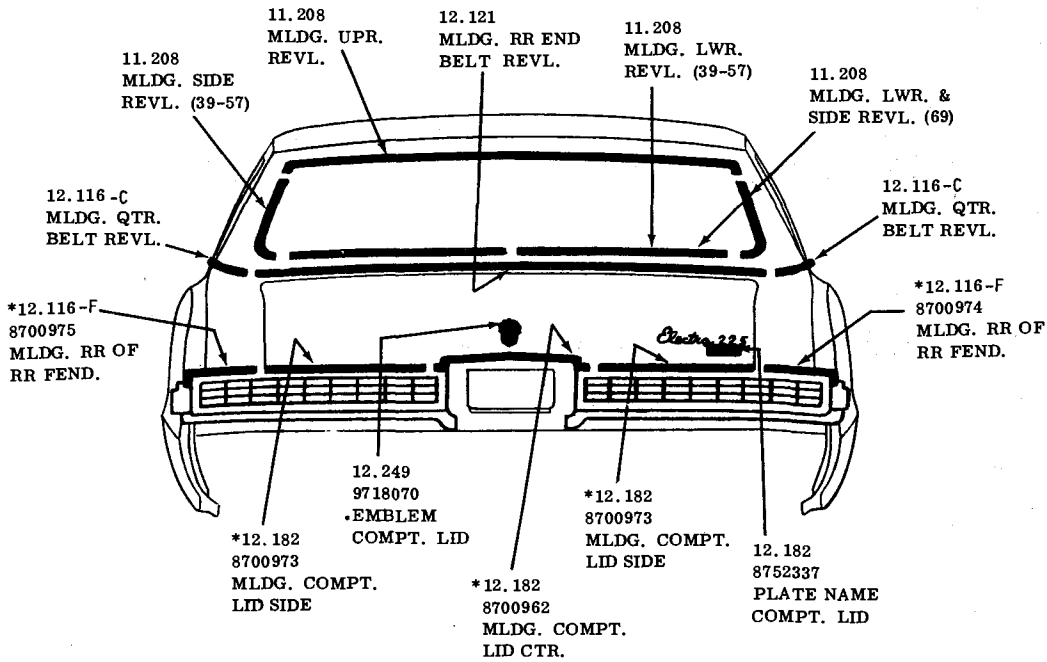


\* KIT INCL. ATT. PARTS 1969 BUICK (48239-48439)

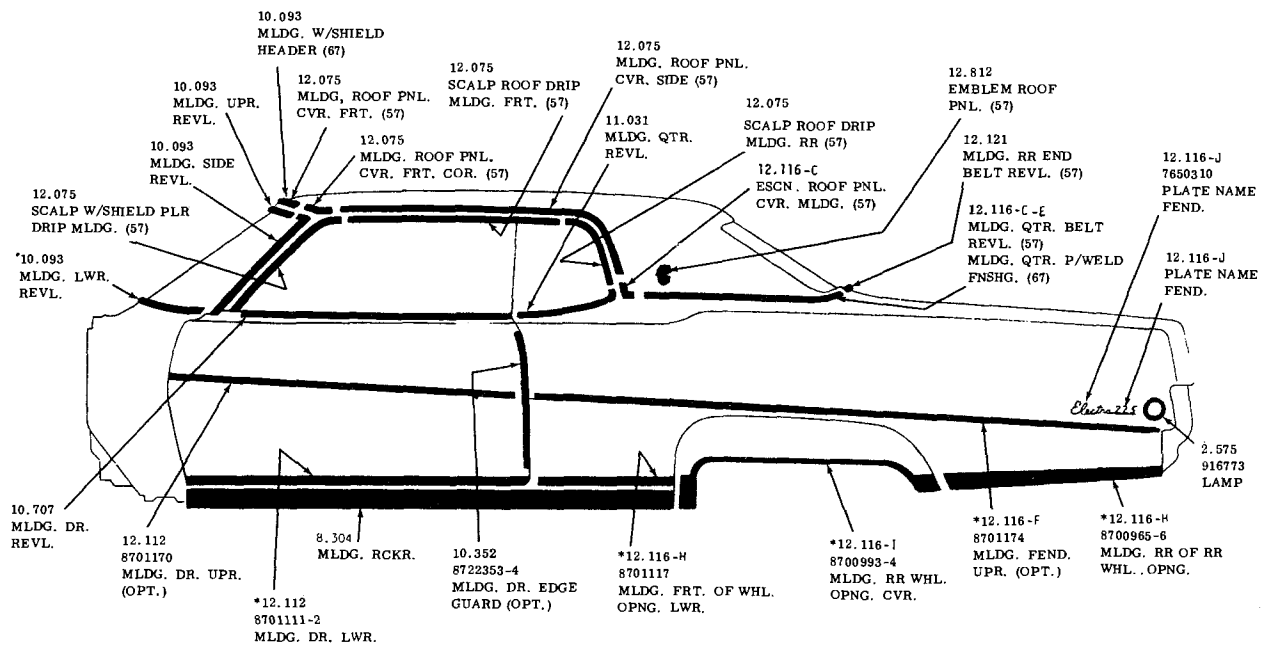




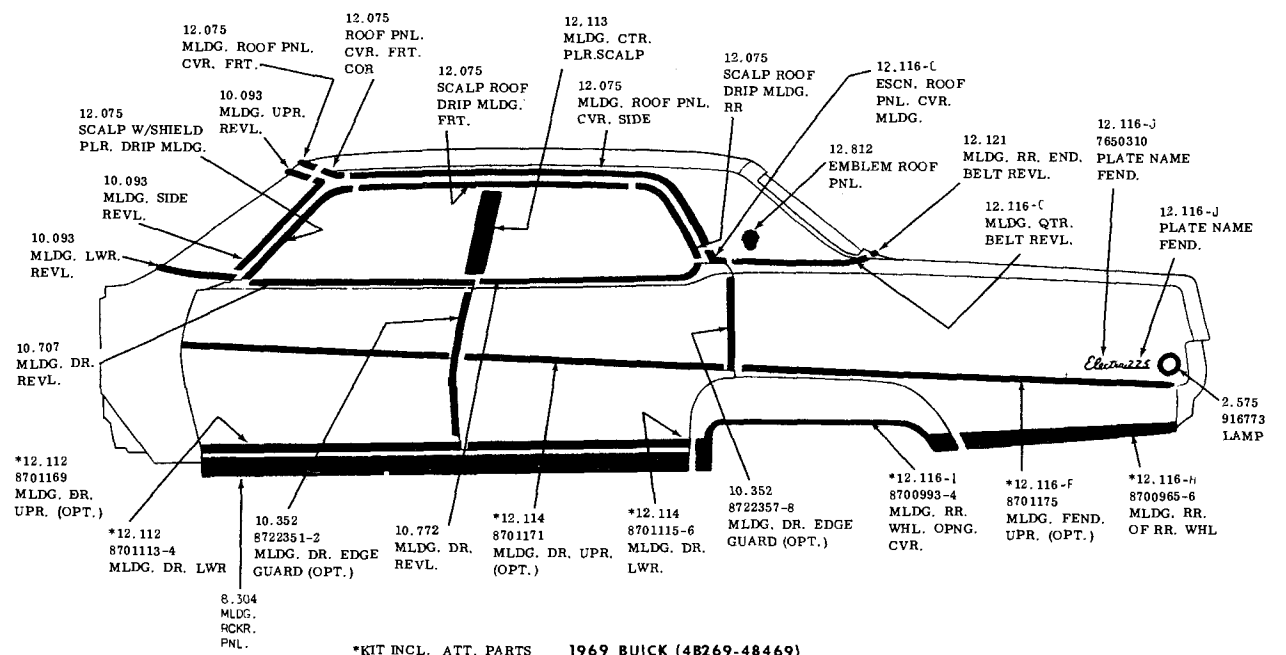
\*KIT INCL. ATT. PARTS 1969 BUICK (45200-45400-46400-46600)



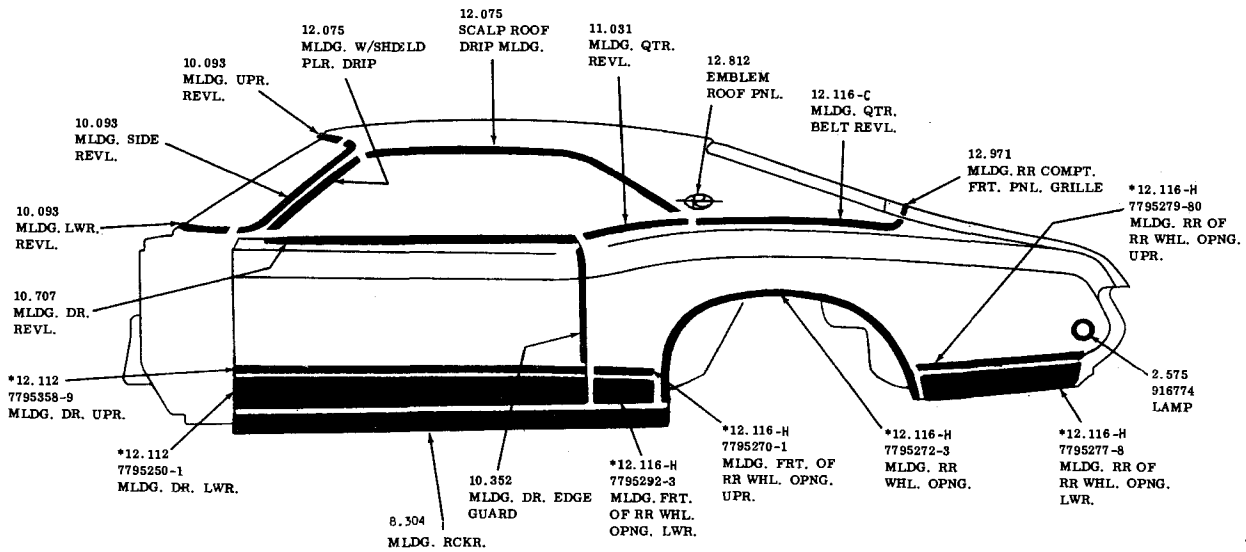
\*KIT INCL. ATT. PARTS 1969 BUICK (48200-48400)



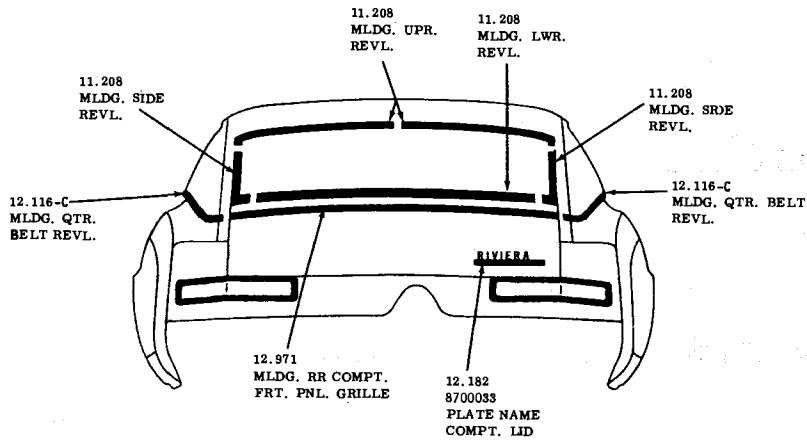
\*KIT INCL. ATT. PARTS 1969 BUICK ( 448257-4B457-67)



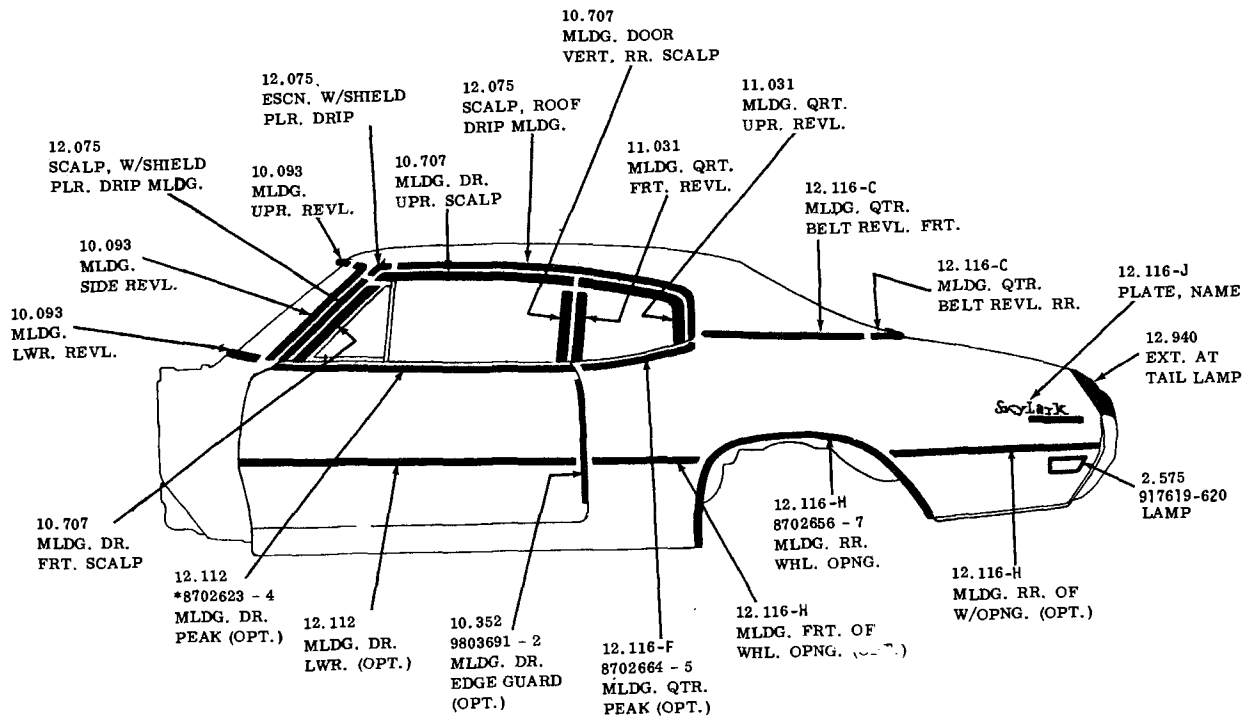
\*KIT INCL. ATT. PARTS 1969 BUICK (48269-48469)



\*KIT INCL. ATT. PARTS 1969 BUICK (49487)

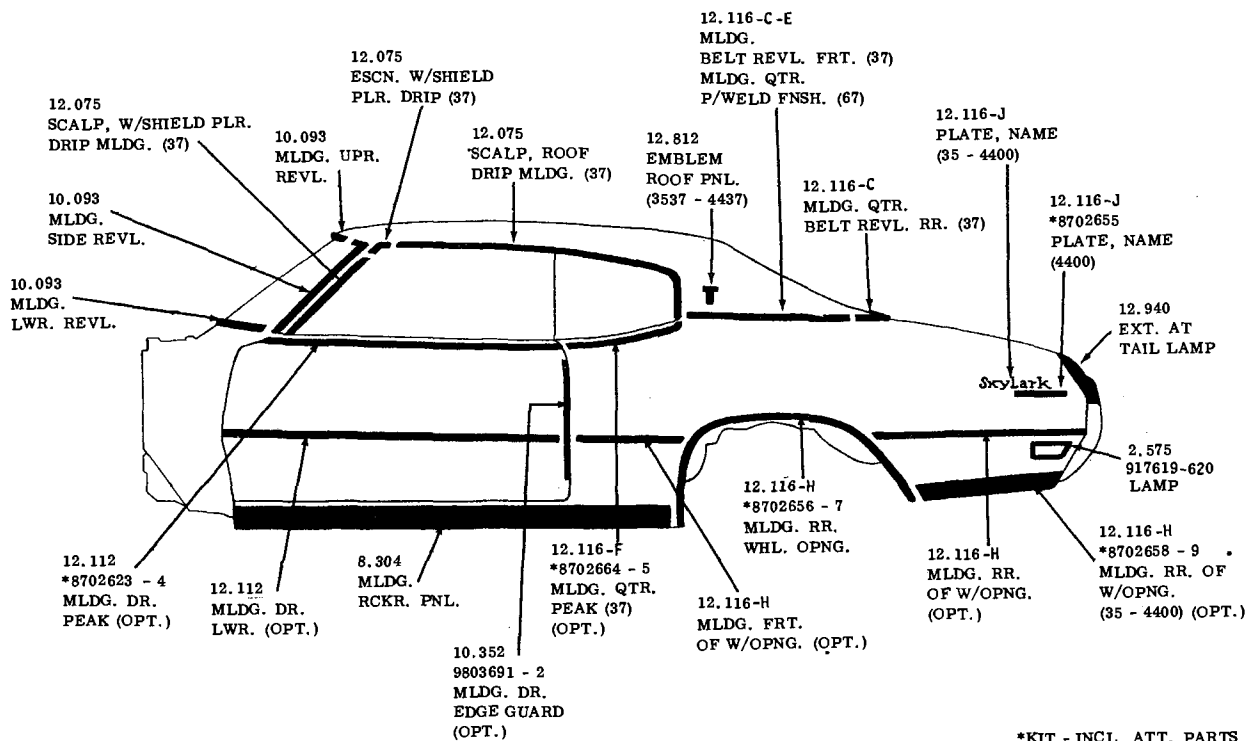


\*KIT INCL. ATT. PARTS 1969 BUICK (49487)



\*KIT - INCL. ATT. PARTS

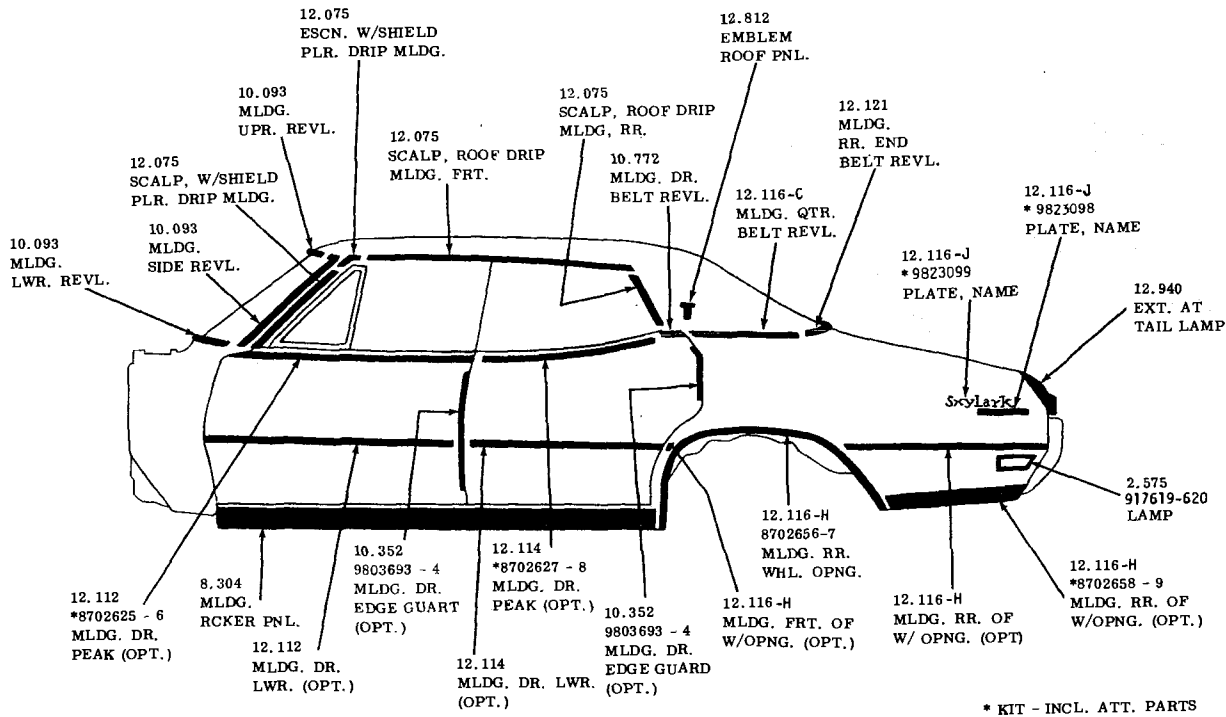
1970-BUICK (3327)



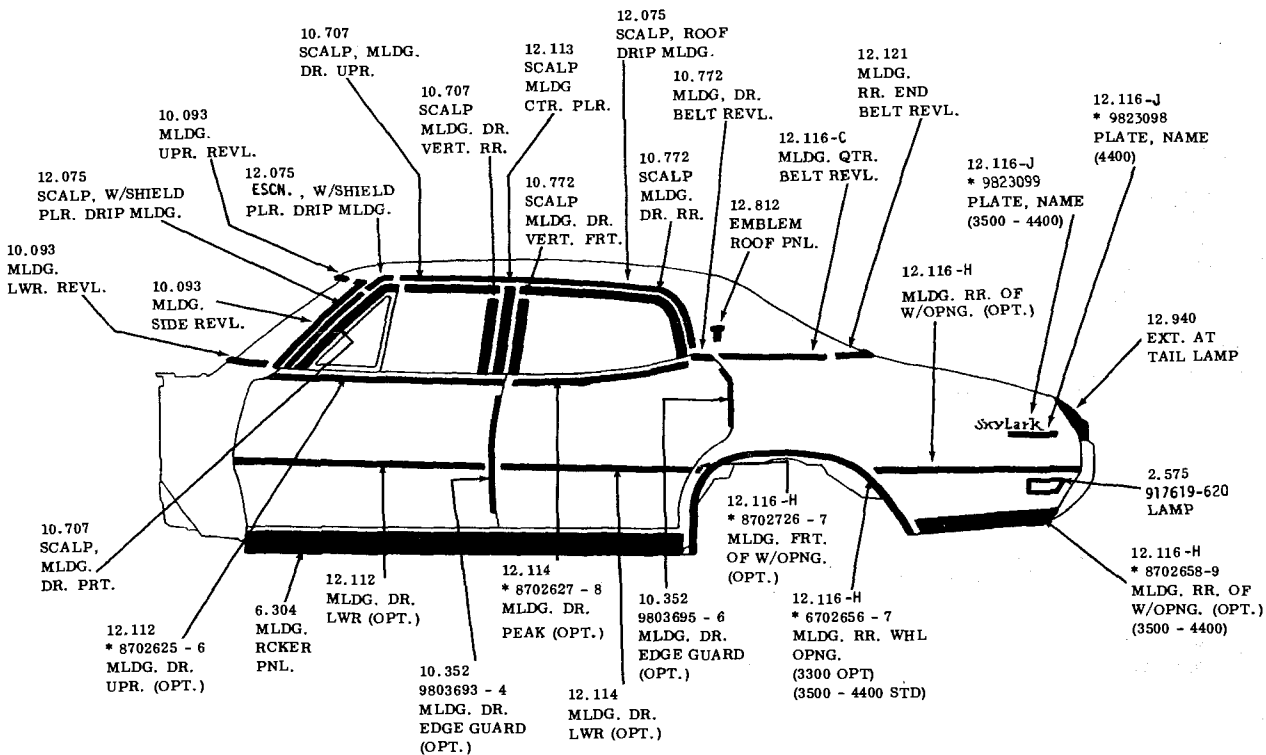
\*KIT - INCL. ATT. PARTS

1970-BUICK (3437-3537-4437-67-4637-67)

BODY MOULDING  
1970-30-4000 2DR.

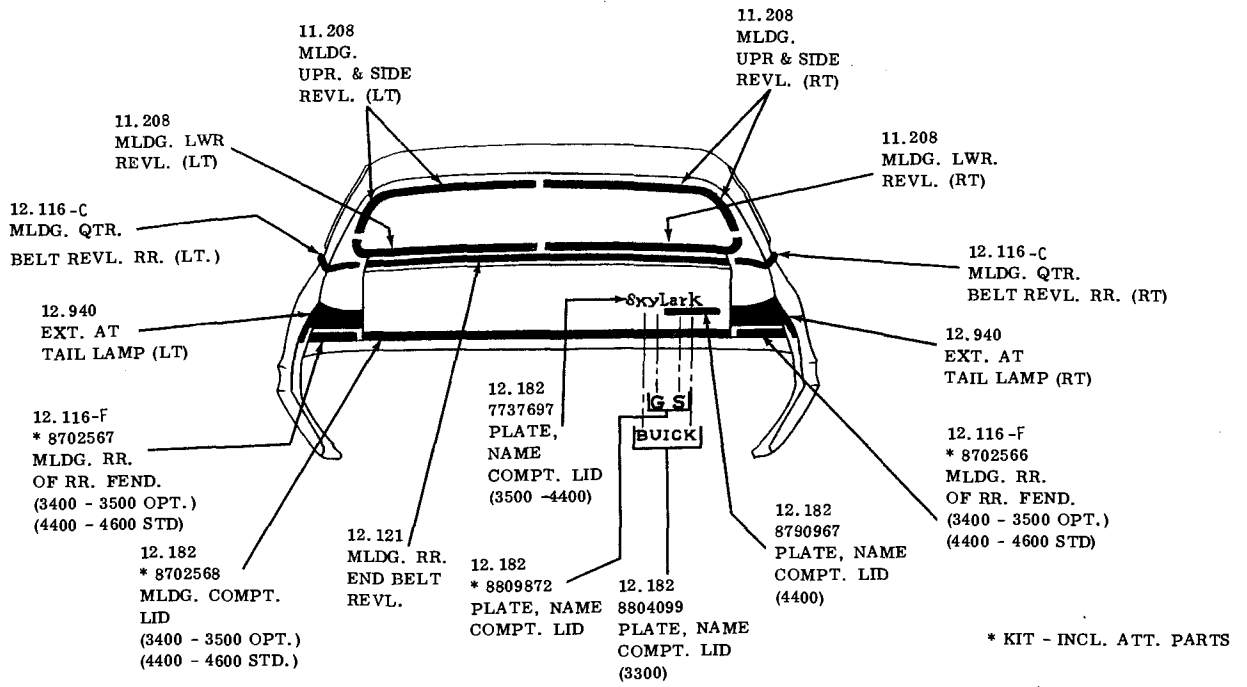


1970-BUICK (4439)

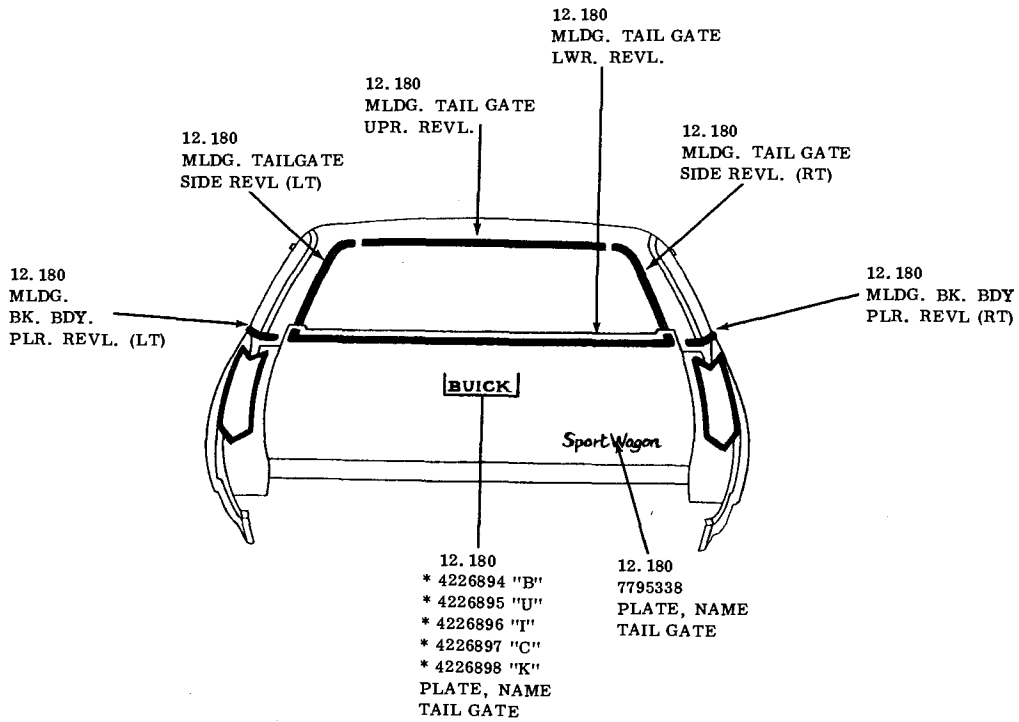


1970-BUICK (3369-3569-4469)

BODY MOULDING  
1970-30-4000 4DR.

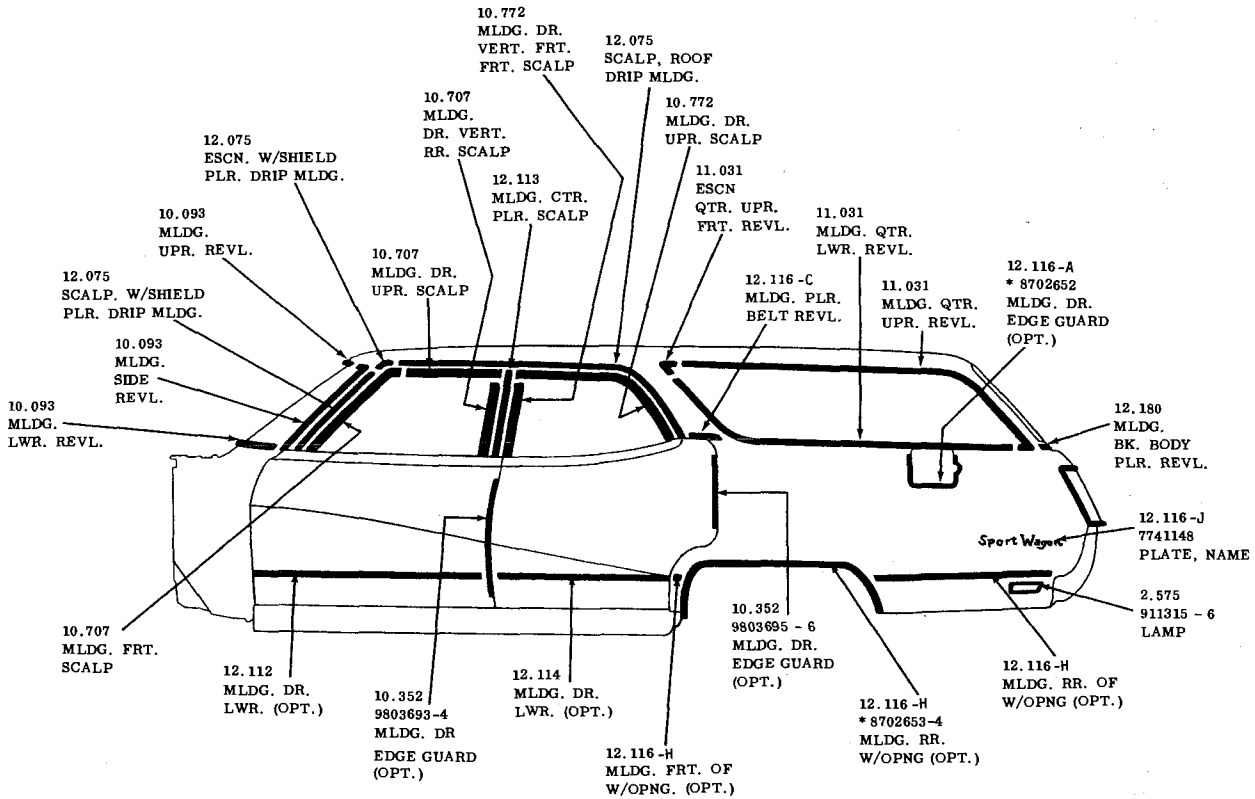


**1970-BUICK (33-34-35-44-4600) EXCEPT STATION WAGON**



**1970-BUICK (3435-36)**

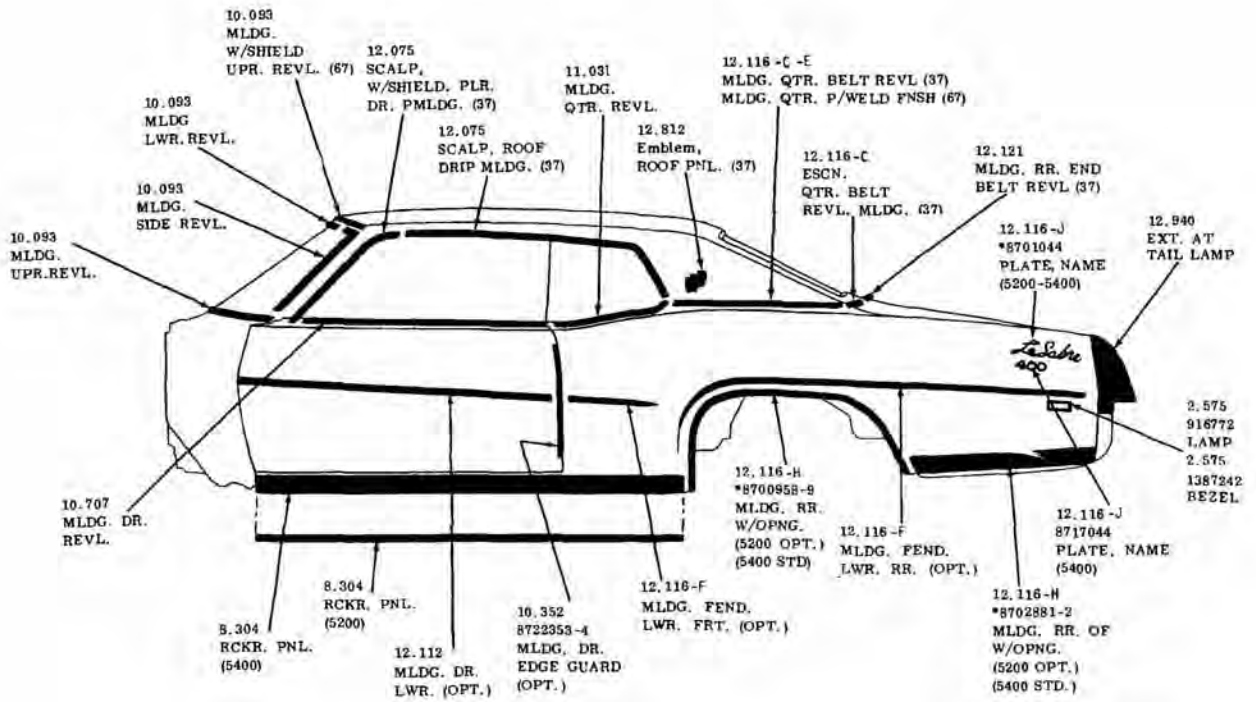
**BODY MOULDING  
1970-30-4000**



\* KIT - INCL. ATT. PARTS

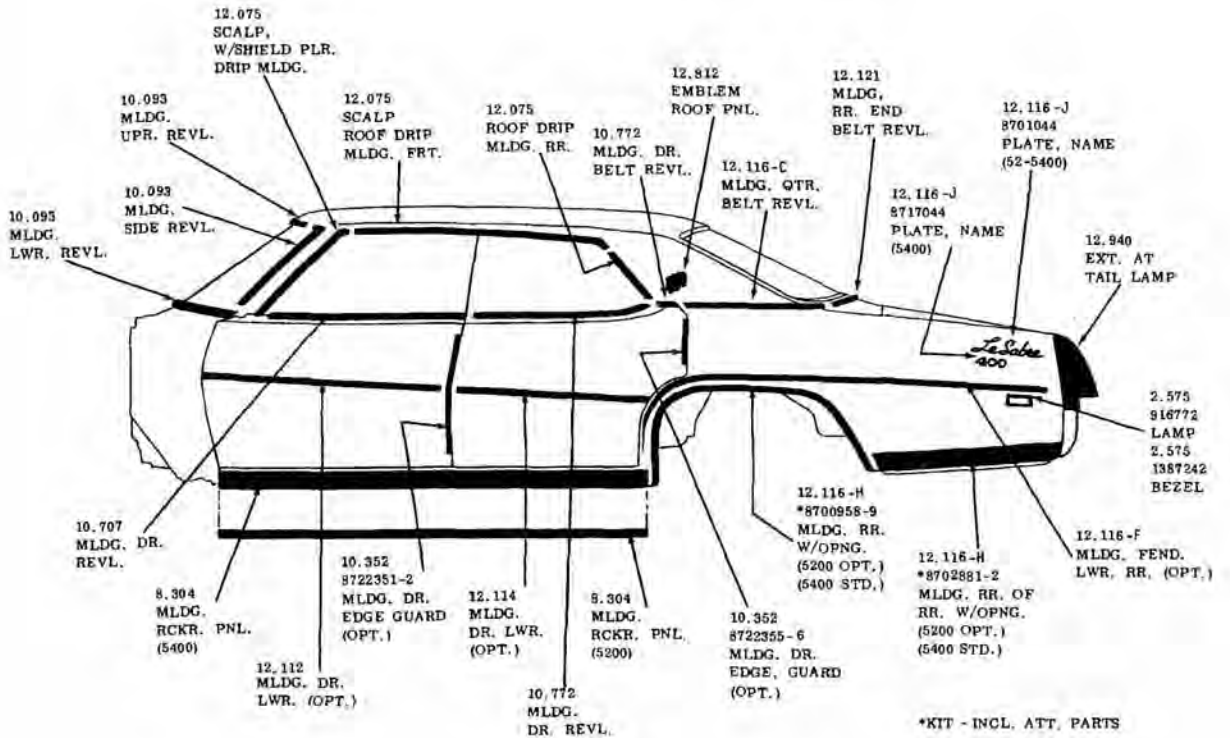
3435-3436

BODY MOULDING  
1970-3000 WAGONS



(5237-5437-67)

\*KIT - INCL. ATT. PARTS

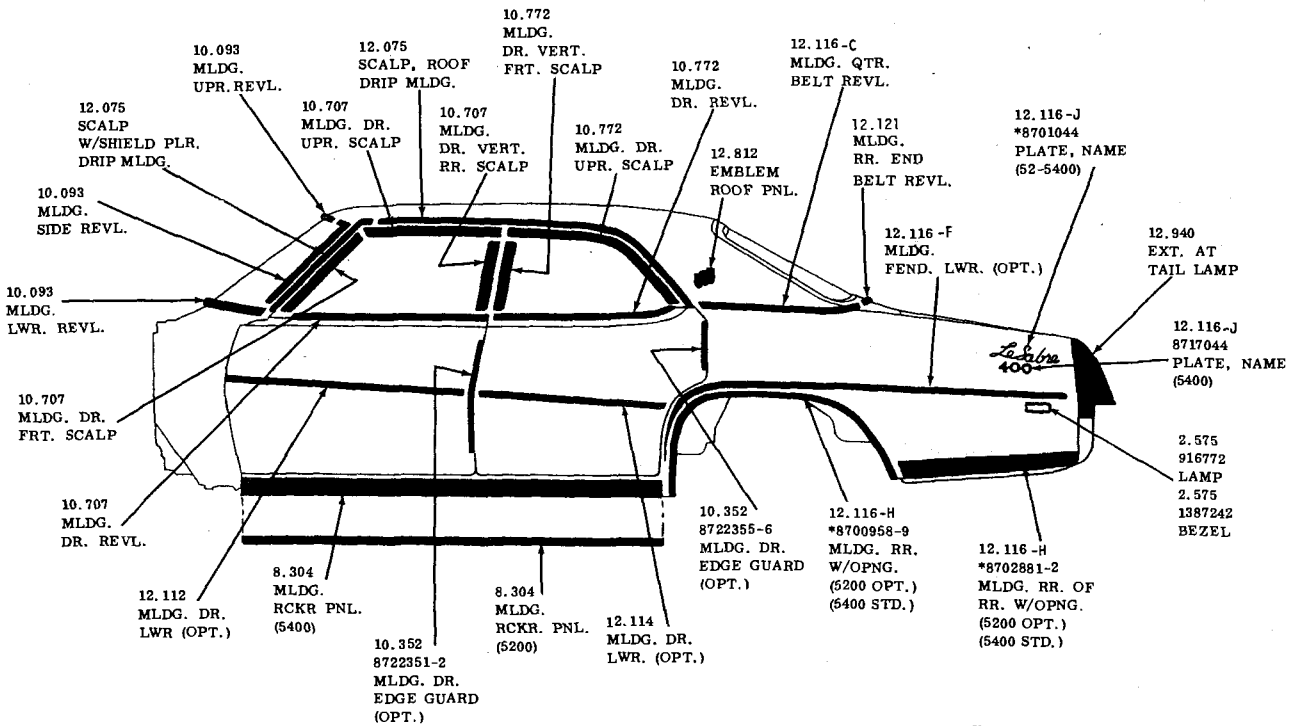


(5239-5439)

\*KIT - INCL. ATT. PARTS

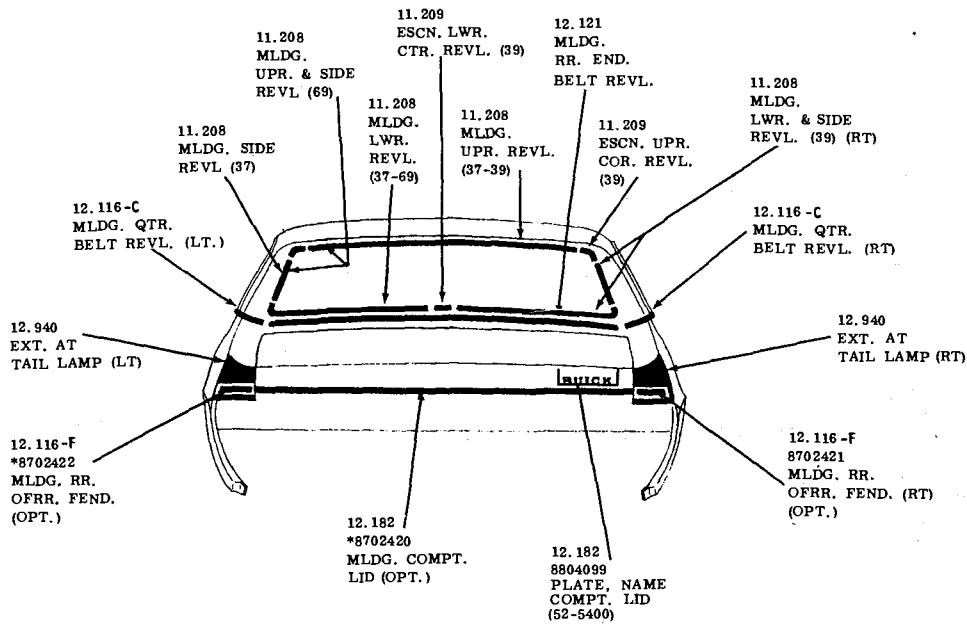
BODY MOULDING  
 1970-5000





(5269-5469)

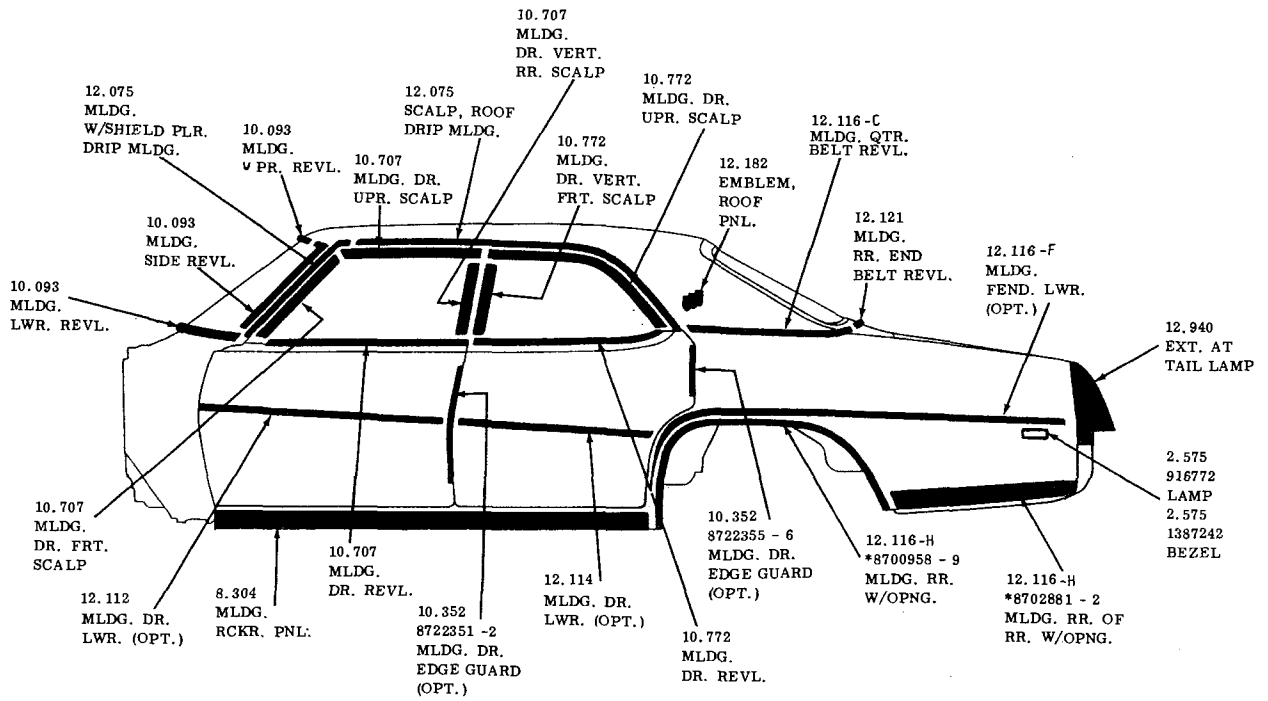
\*KIT - INCL. ATT. PARTS



(52-5400)

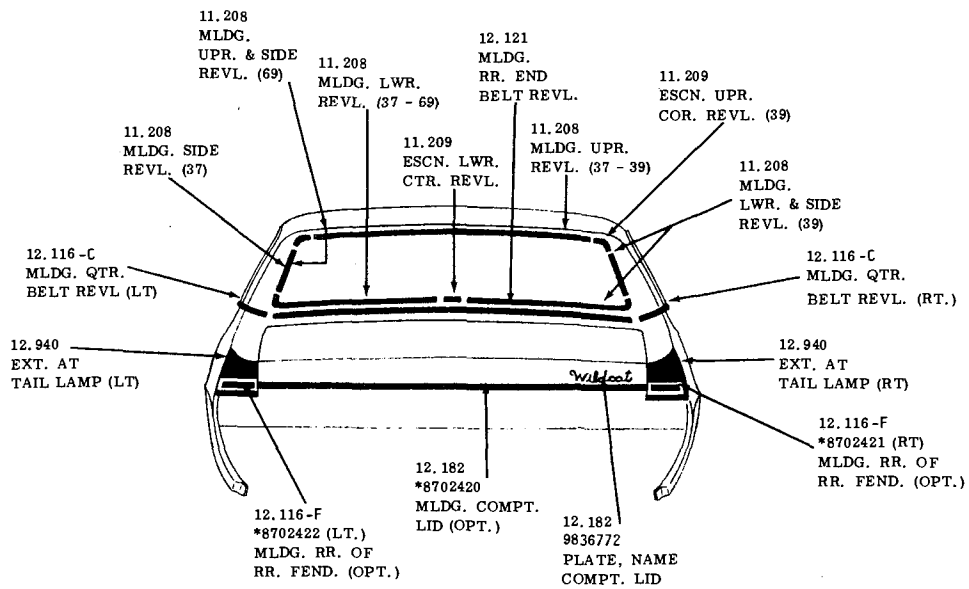
\*KIT - INCL. ATT. PARTS

**BODY MOULDINGS**  
 1970-5269-5469



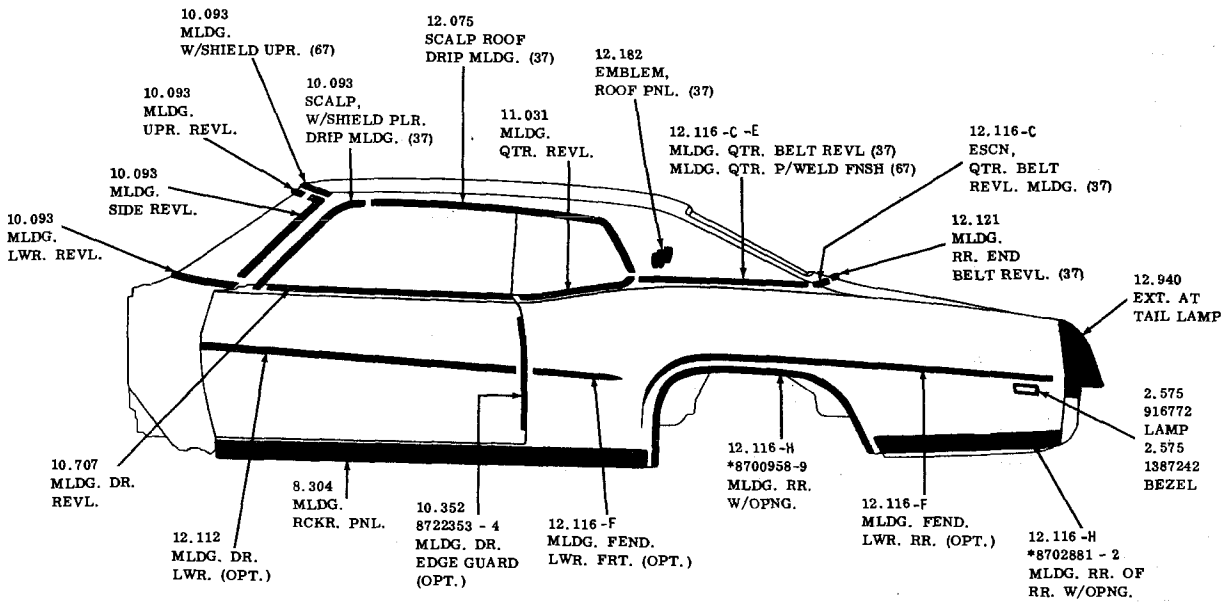
(6469)

\*KIT - INCL. ATT. PARTS



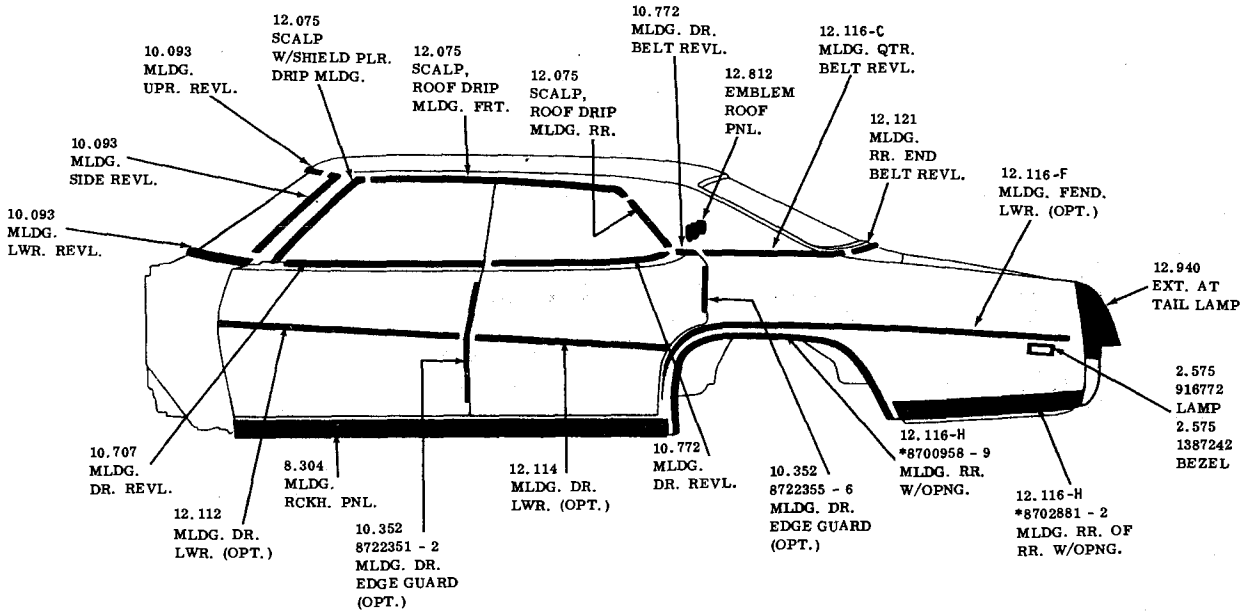
(64-6600)

BODY MOULDING  
1970-6000



\*KIT - INCL. ATT. PARTS

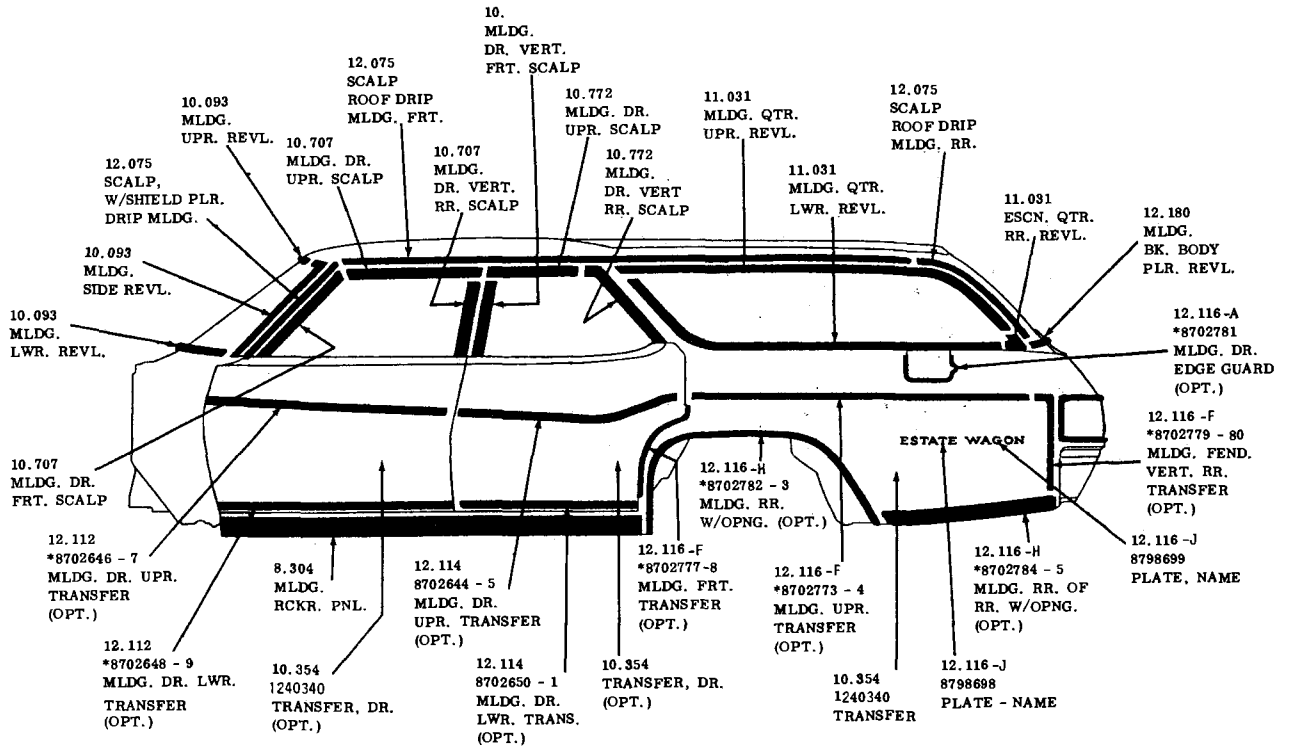
(6437-6637-67)



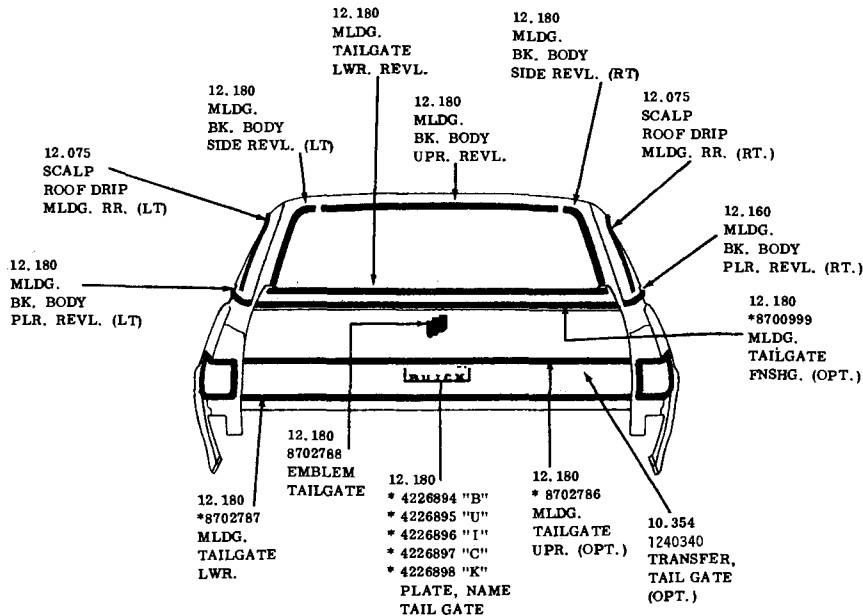
\*KIT - INCL. ATT. PARTS

(6439-6639)

BODY MOULDING  
 1970-6437-39-6637-39-67

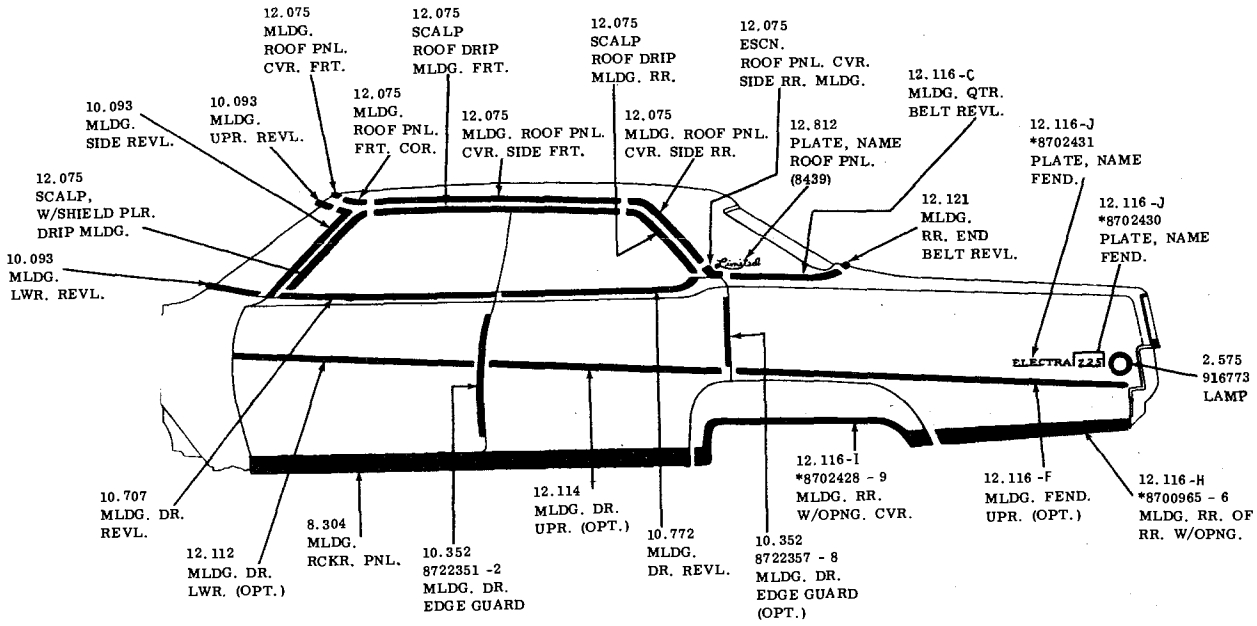


\*KIT -INCL. ATT. PARTS



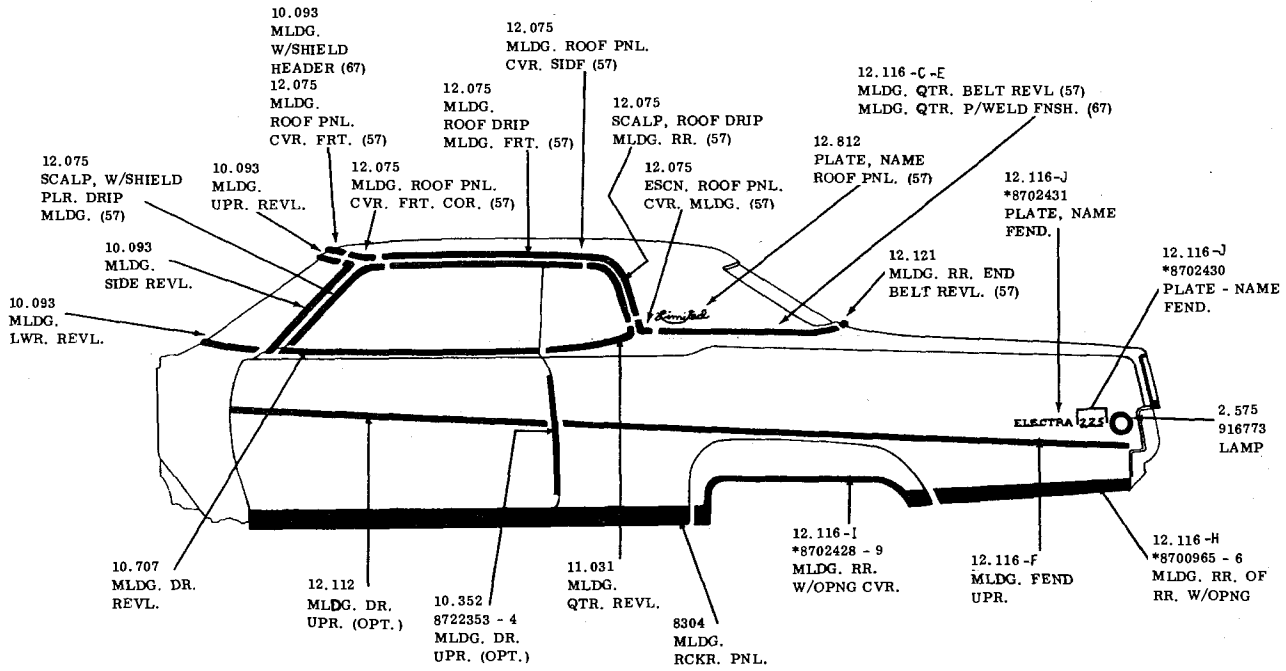
\*KIT - INCL. ATT. PARTS

**BODY MOULDING**  
1970-6036-6046



(8239-8439)

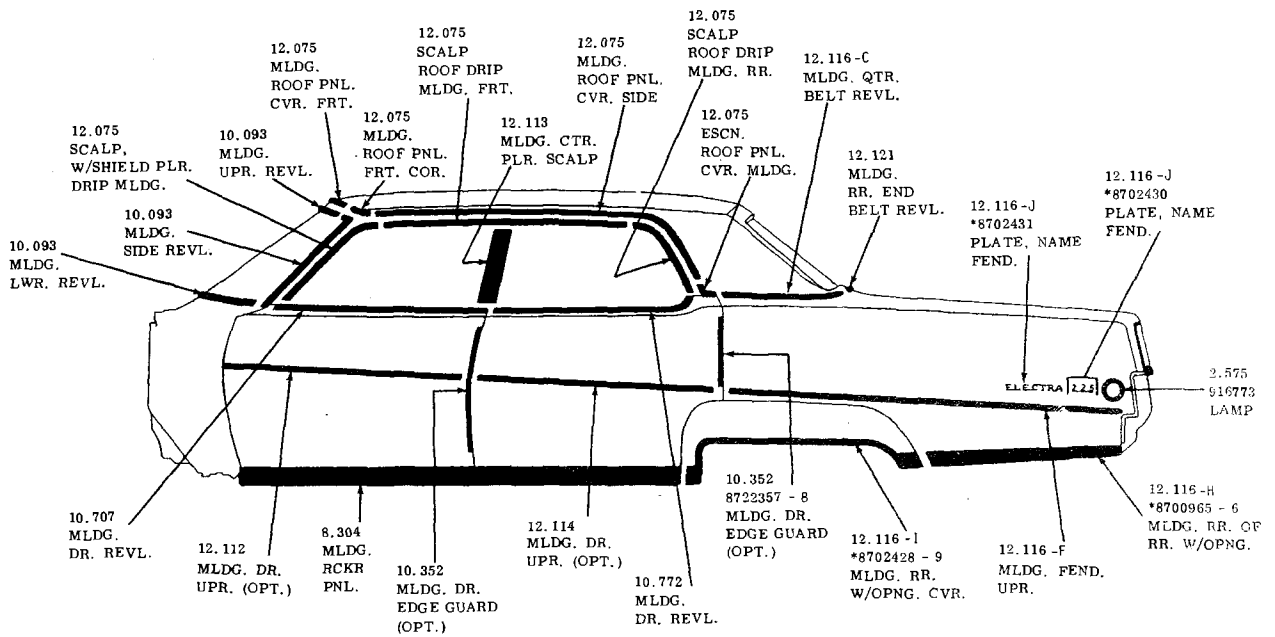
\*KIT - INCL. ATT. PARTS



(8257-8457-8467)

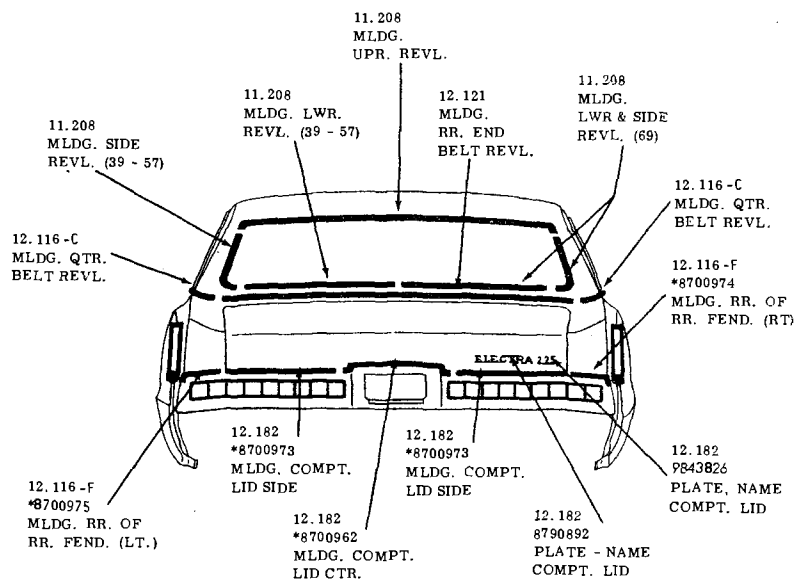
\*KIT - INCL. ATT. PARTS

BODY MOULDING  
1970-8239-57-8439-57-67



\*KIT - INCL. ATT. PARTS

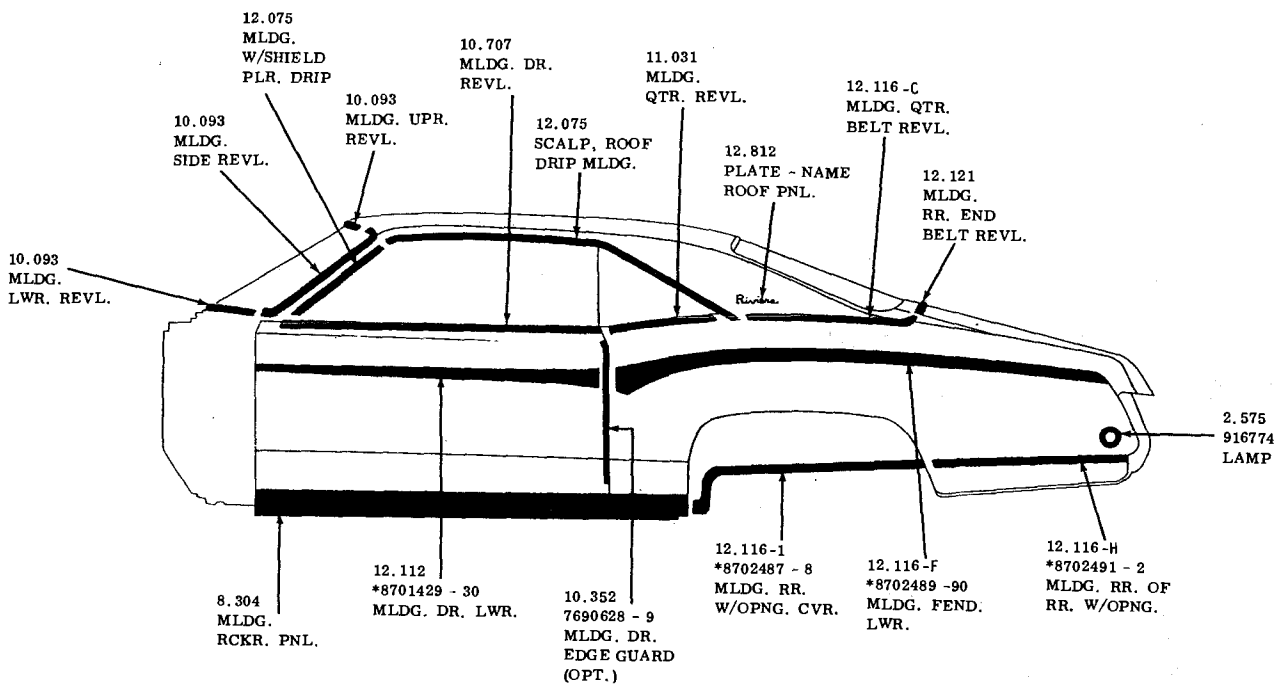
(8269-8469)



\*KIT - INCL. ATT. PARTS

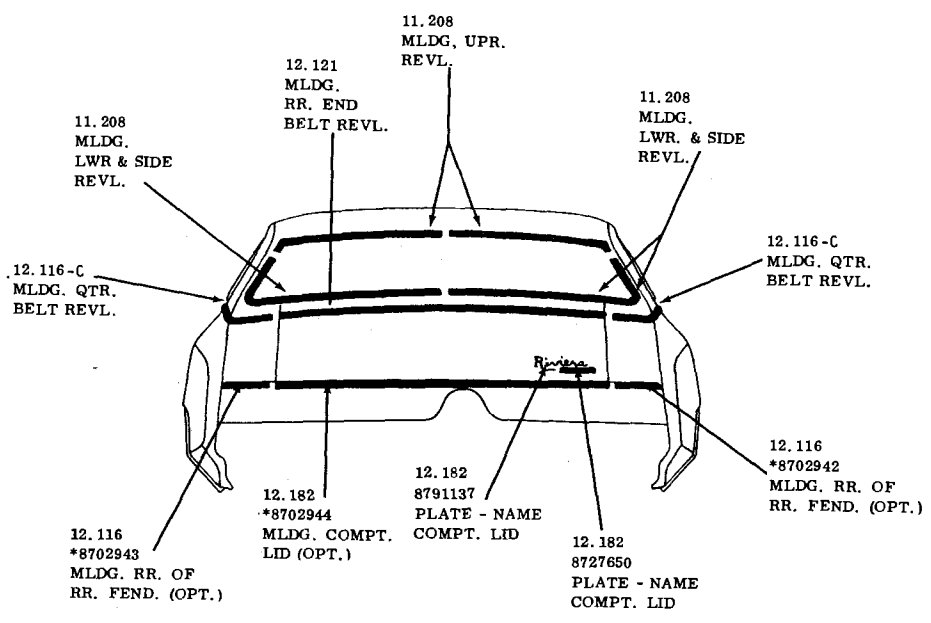
(82-8400)

BODY MOULDING  
 1970-8000



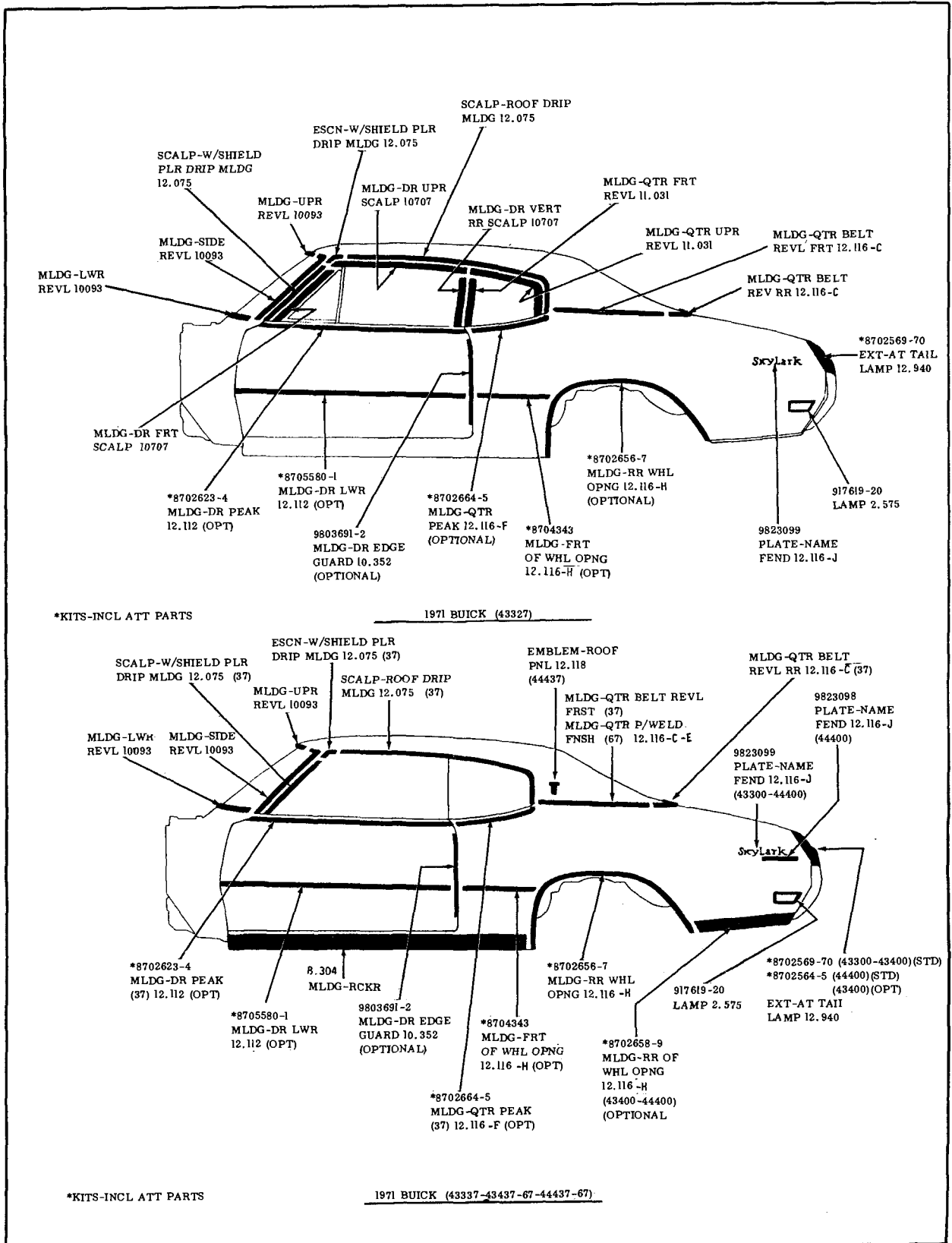
\*KIT - INCL. ATT. PARTS

(9487)



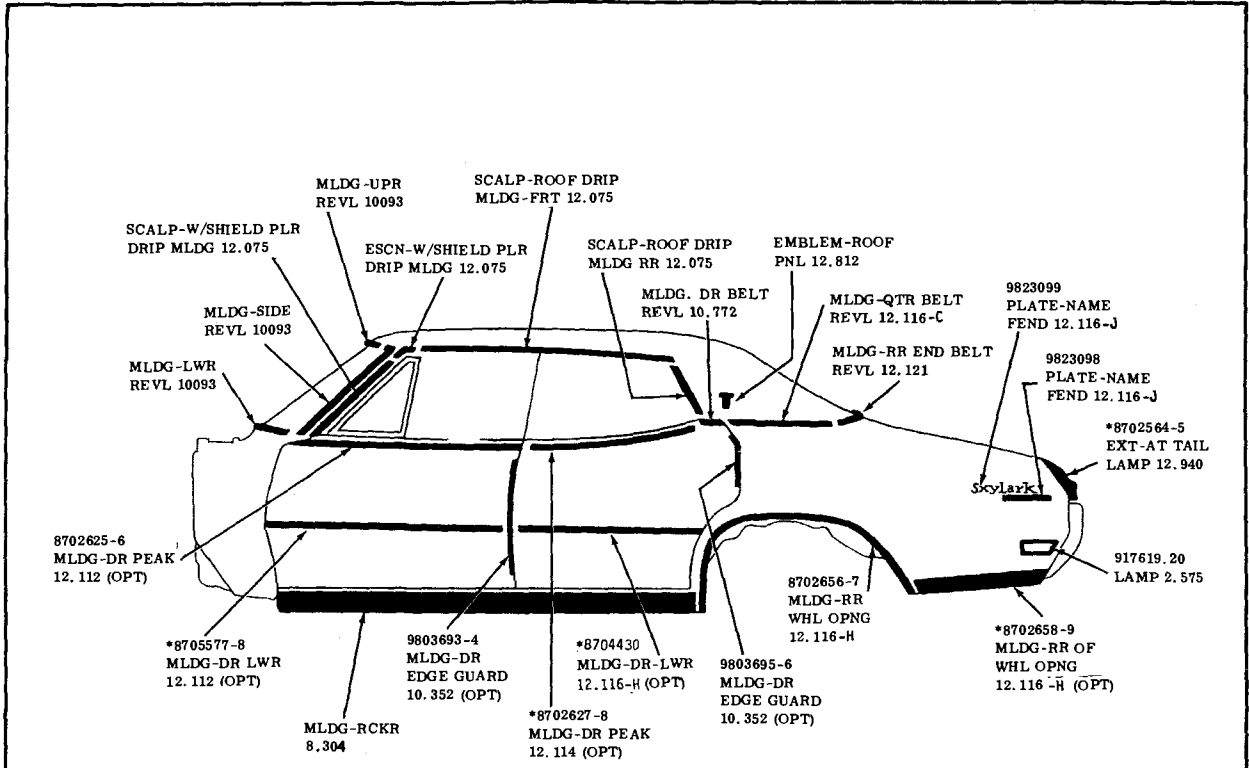
(9487)

**BODY MOULDING  
1970-9000**



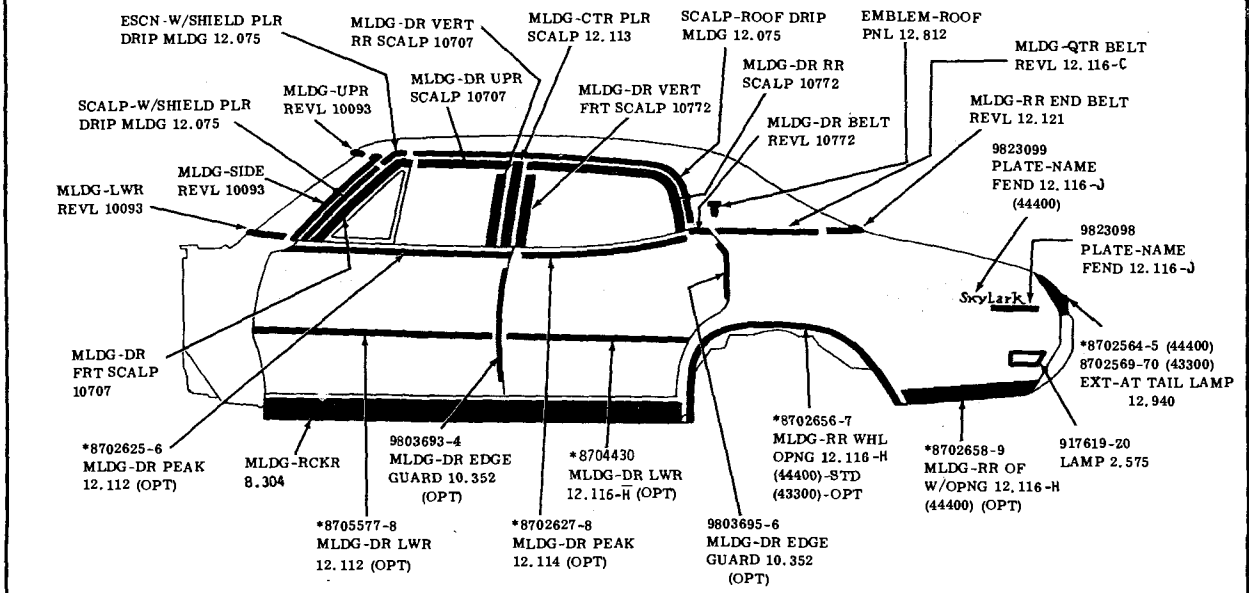
**BODY MOULDINGS**  
**1971-30-4000 2DRS.**





\*KITS-INCL ATT PARTS

1971 BUICK (44439)

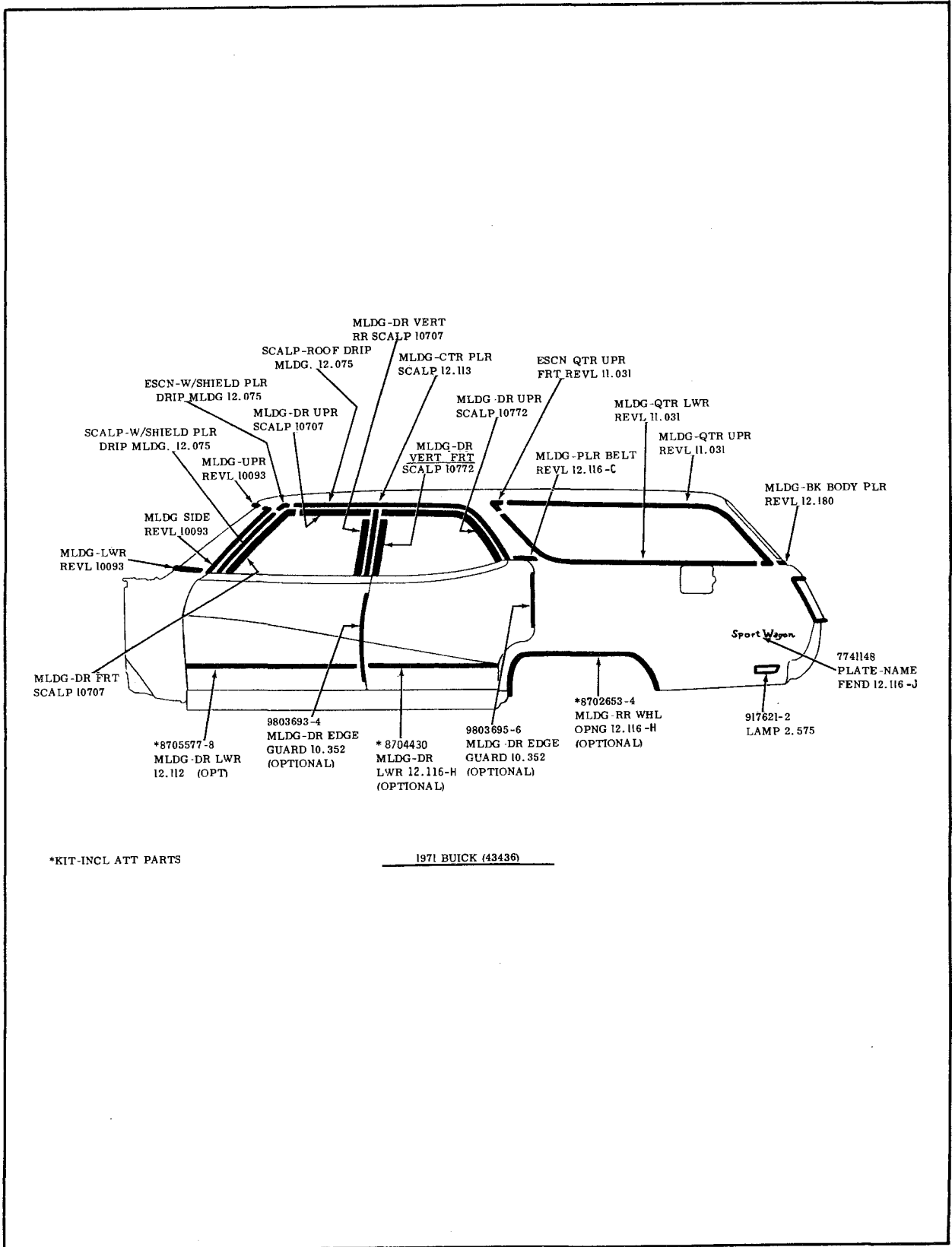


\*KITS-INCL ATT PARTS

1971 BUICK (43369 - 44469)

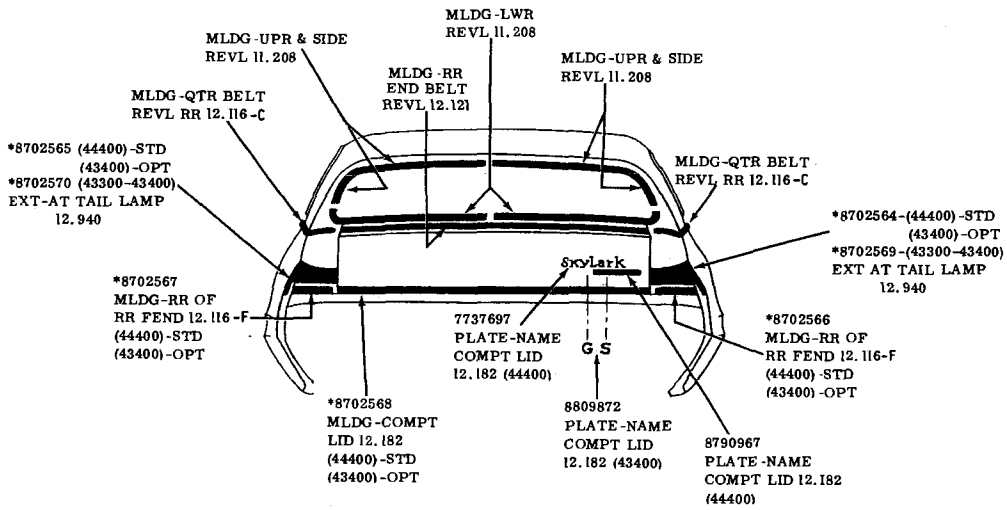
**BODY MOULDINGS**

1971-30-4000 4DRS.

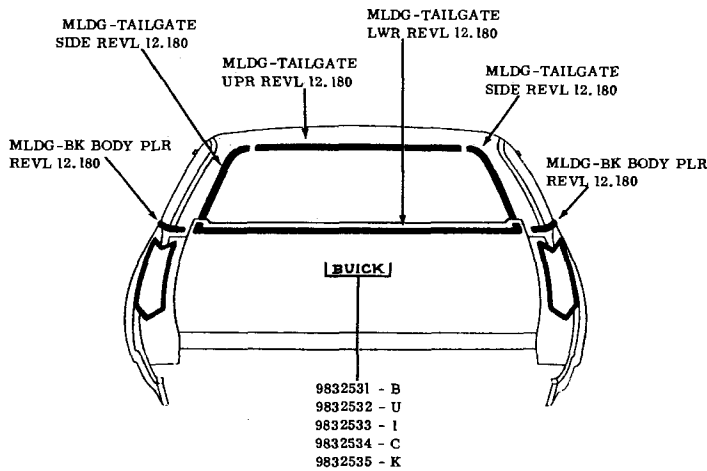


**BODY MOULDINGS**

1971-3436

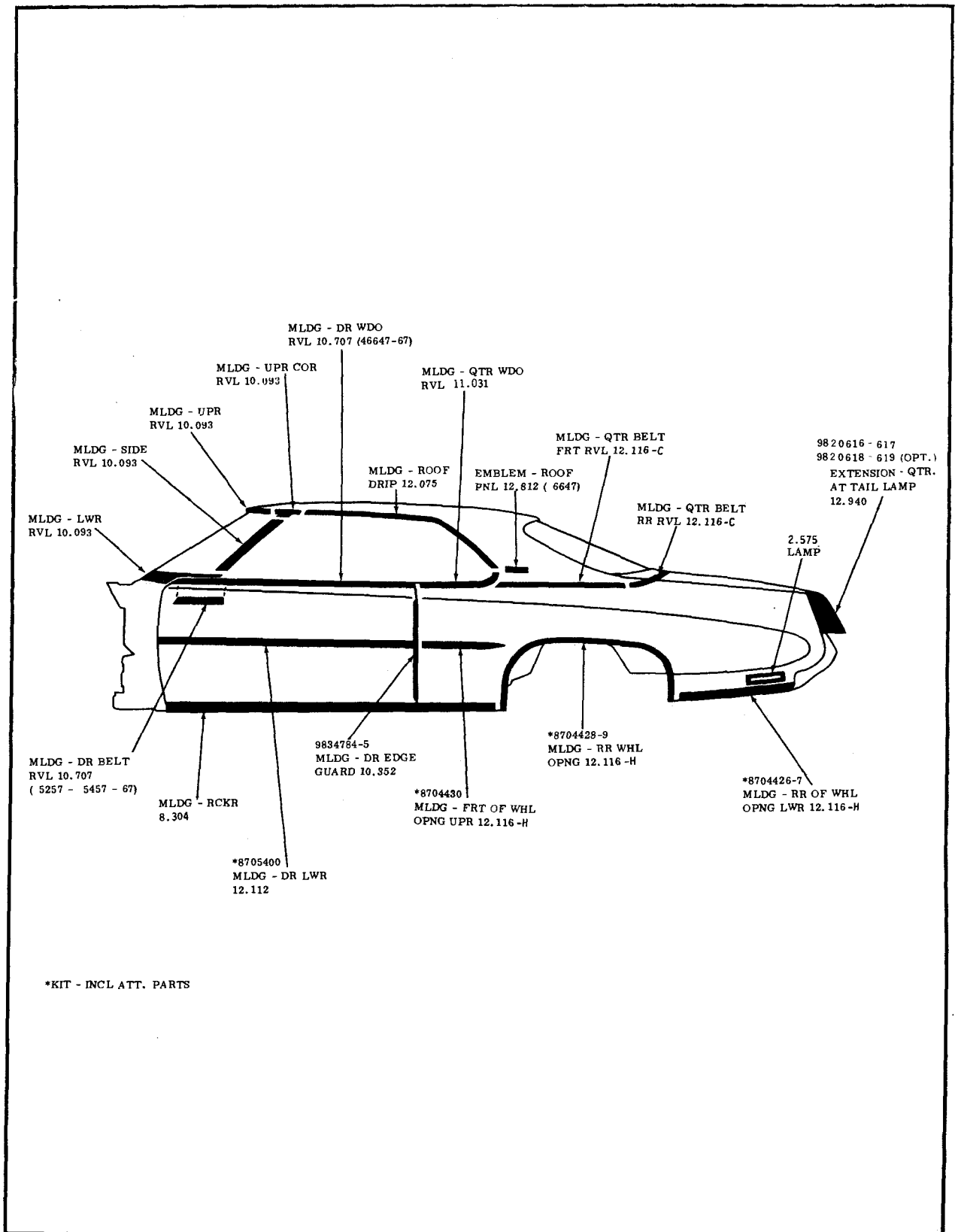


1971 BUICK (43300-43400-44400) EXCEPT STATION WAGON



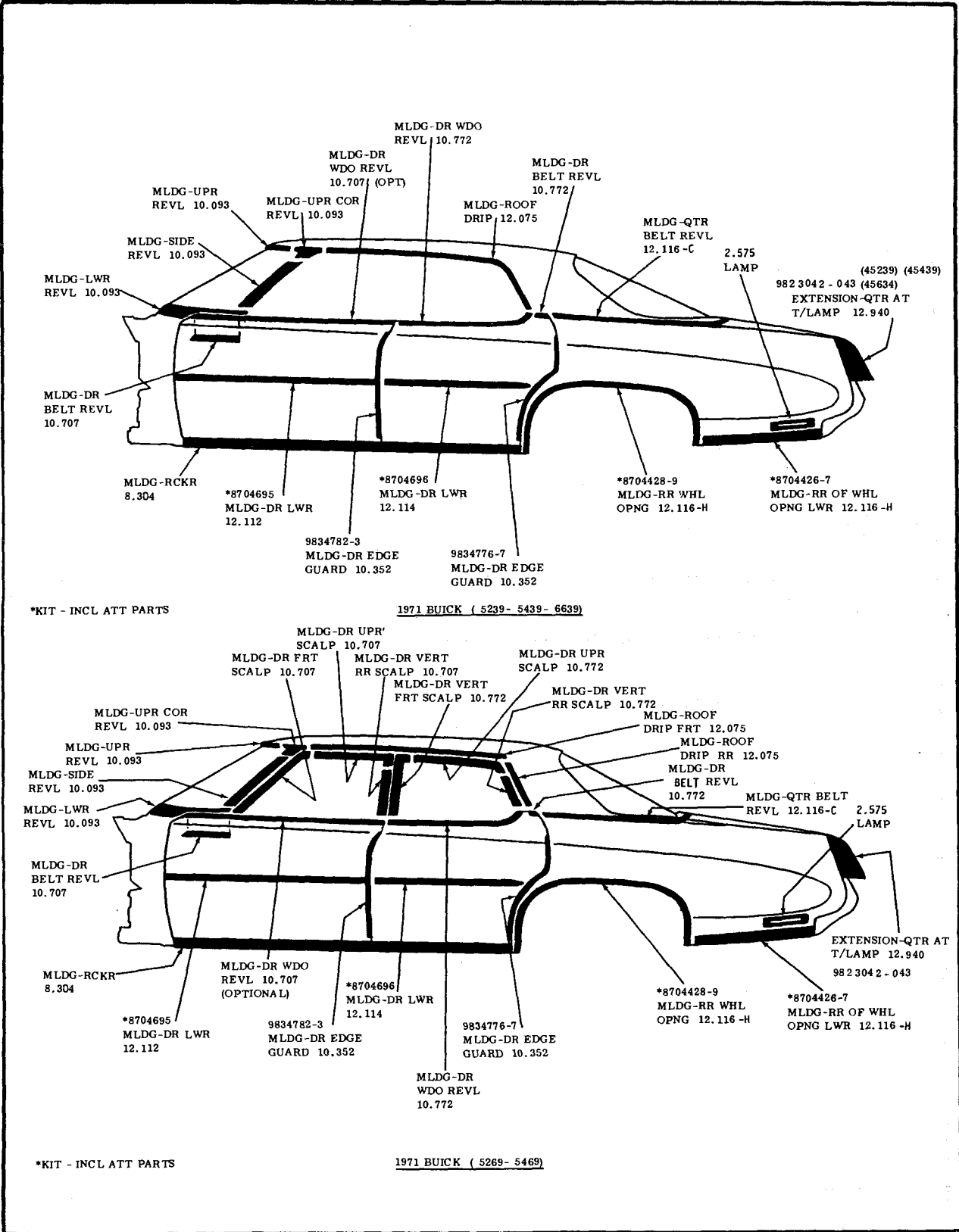
1971 BUICK (43436)

BODY MOULDINGS  
1971-30-4000



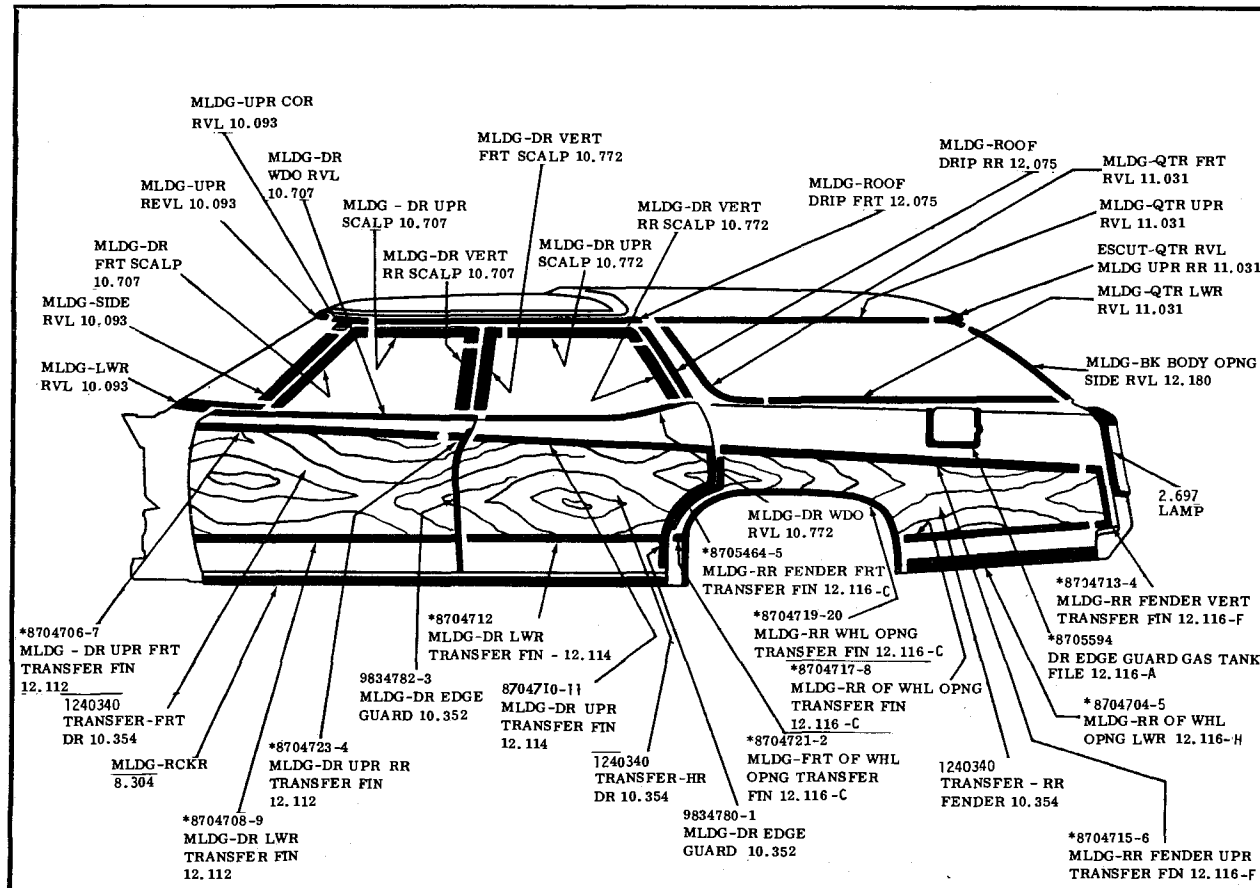
**BODY MOULDINGS**

1971-5257-5457-67-6647-67



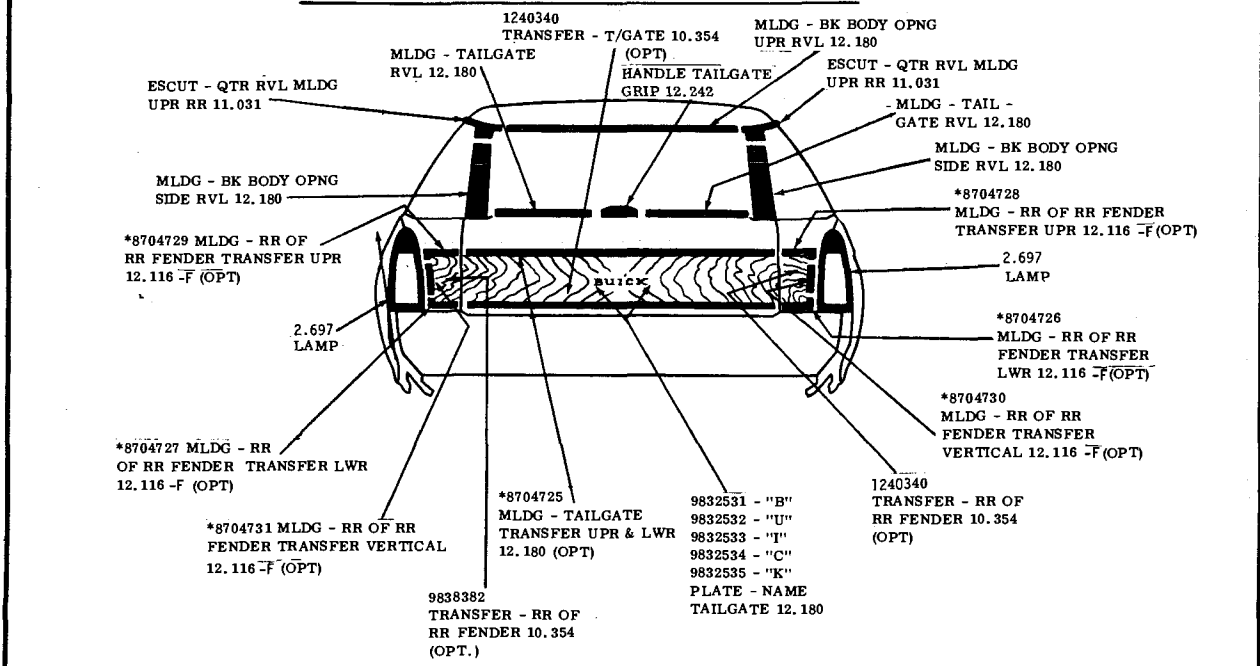
**BODY MOULDING**  
 1971-50-6000 (4 DR.S.)





\*KIT-INCL ATT PARTS

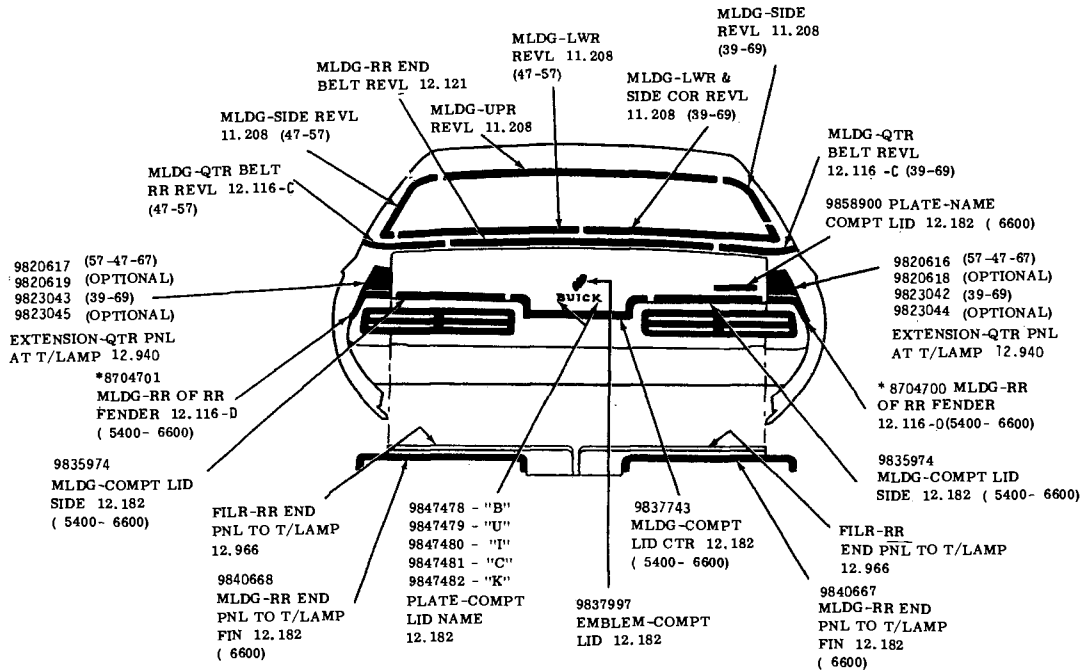
1971 BUICK ( 6035-45) STATION WAGON (WITH WOOD GRAIN ORNA.-OPT)



\*KIT - INCL ATT PARTS

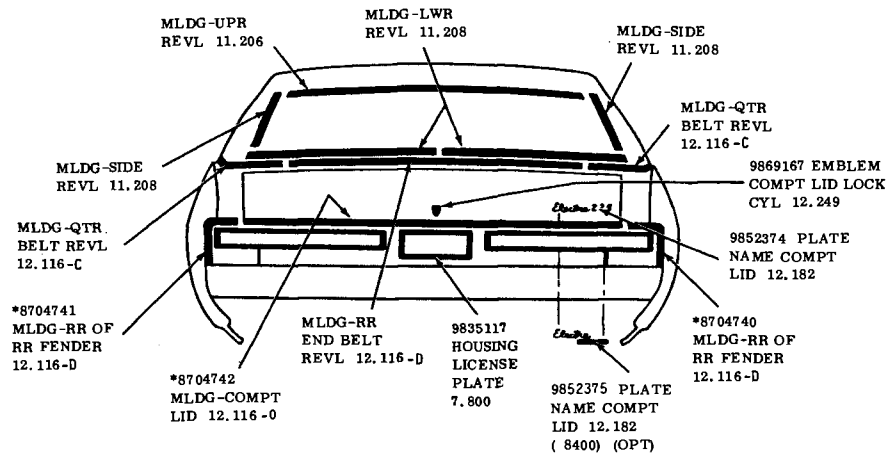
1971 BUICK ( 6035-45)

**BODY MOULDING**  
1971-6035-45



\*KIT - INCL ATT PARTS

1971 BUICK ( 52- 54- 6600)

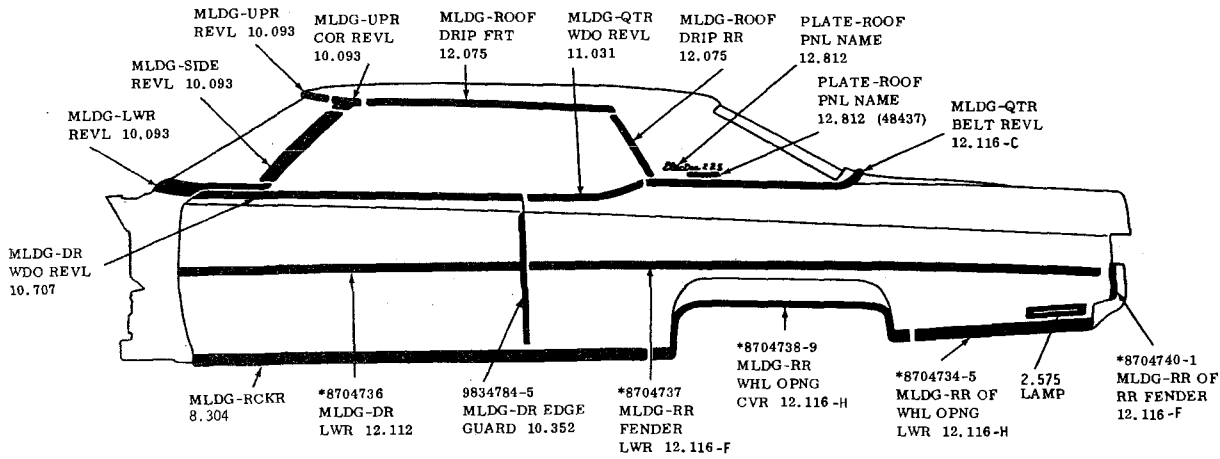


\*KIT - INCL ATT PARTS

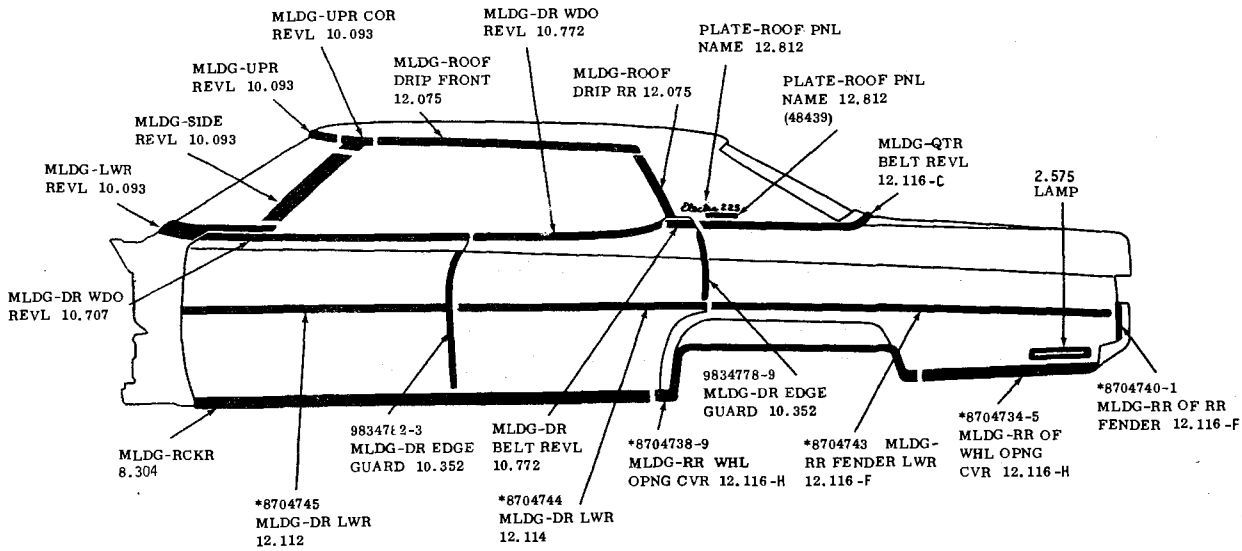
1971 BUICK ( 8200- 8400)

**BODY MOULDING**  
1971-50-66-8000



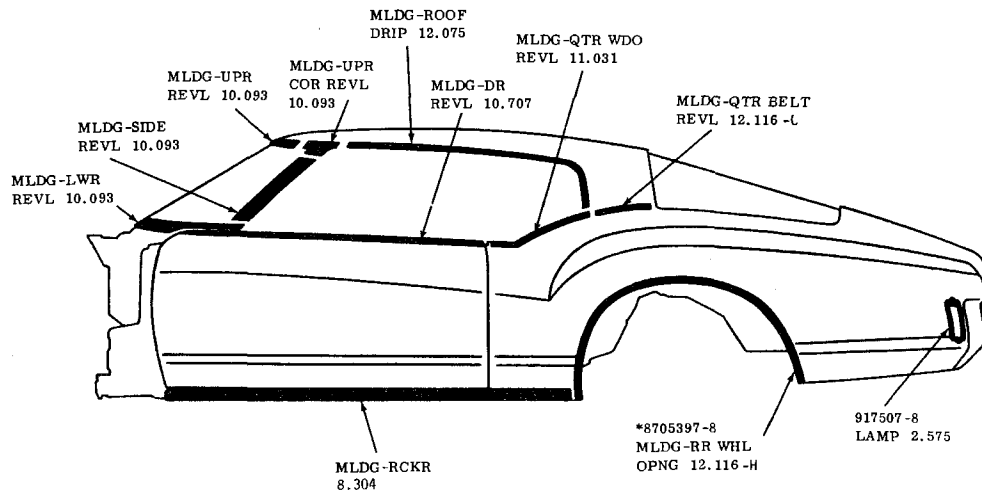


1971 BUICK ( 8237- 8437)



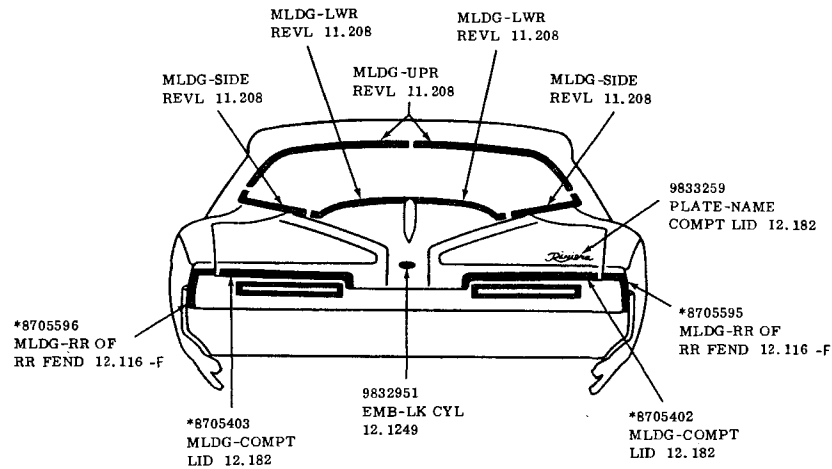
1971 BUICK ( 8239- 8439)

BODY MOULDING  
1971-8000



\*KIT - INCL ATT PARTS

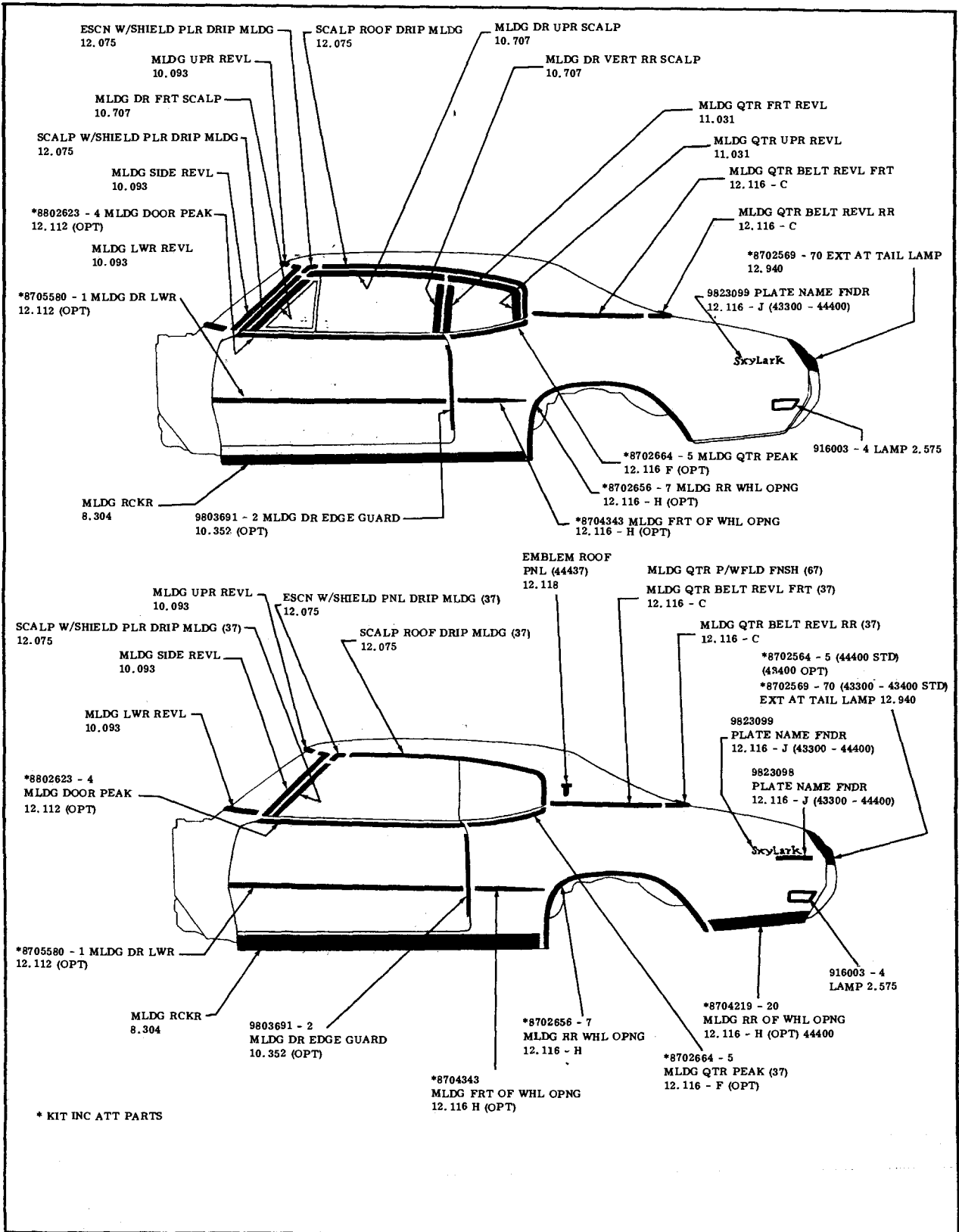
1971 BUICK ( 9487)



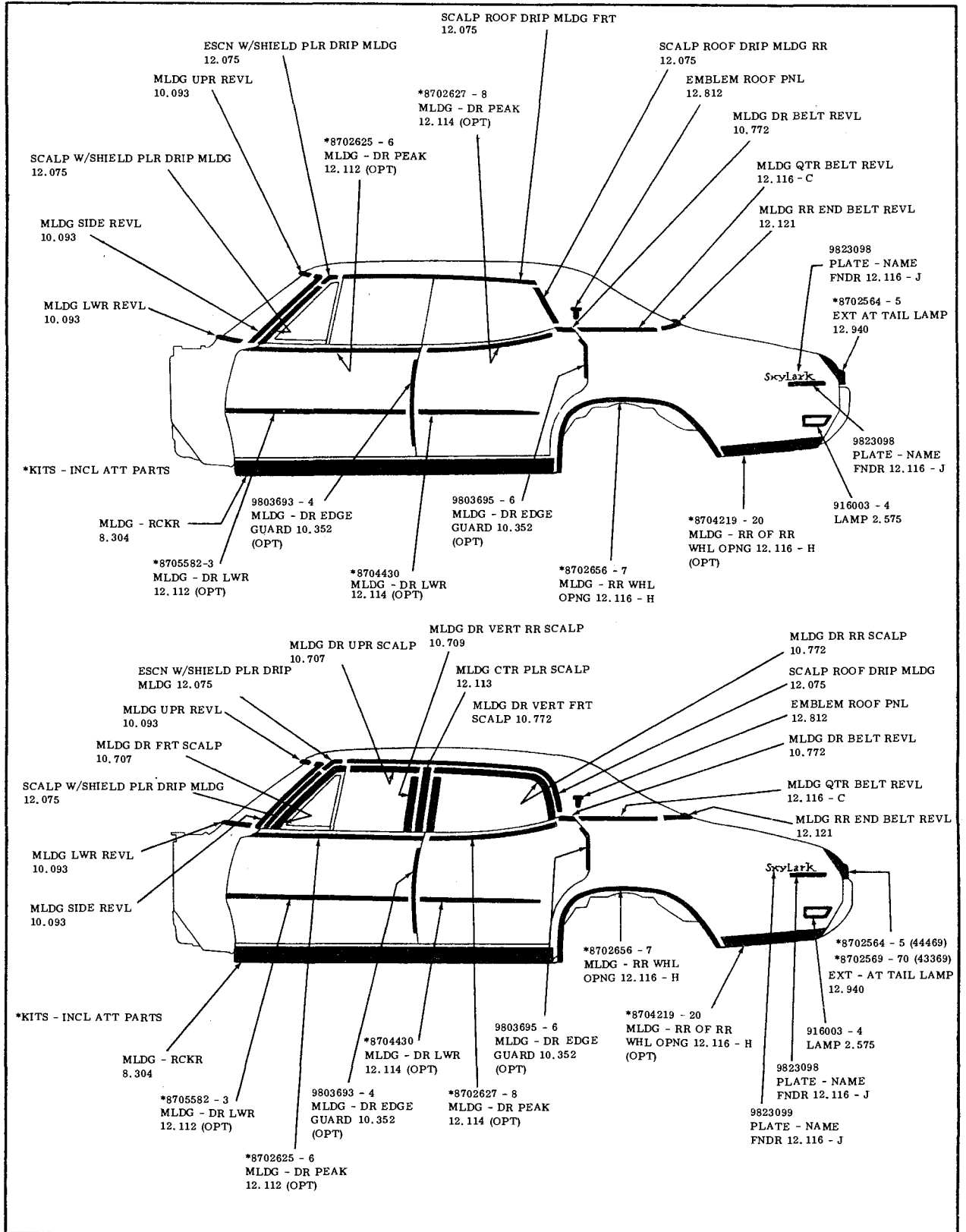
\*KIT - INCL ATT PARTS

1971 BUICK ( 9487)

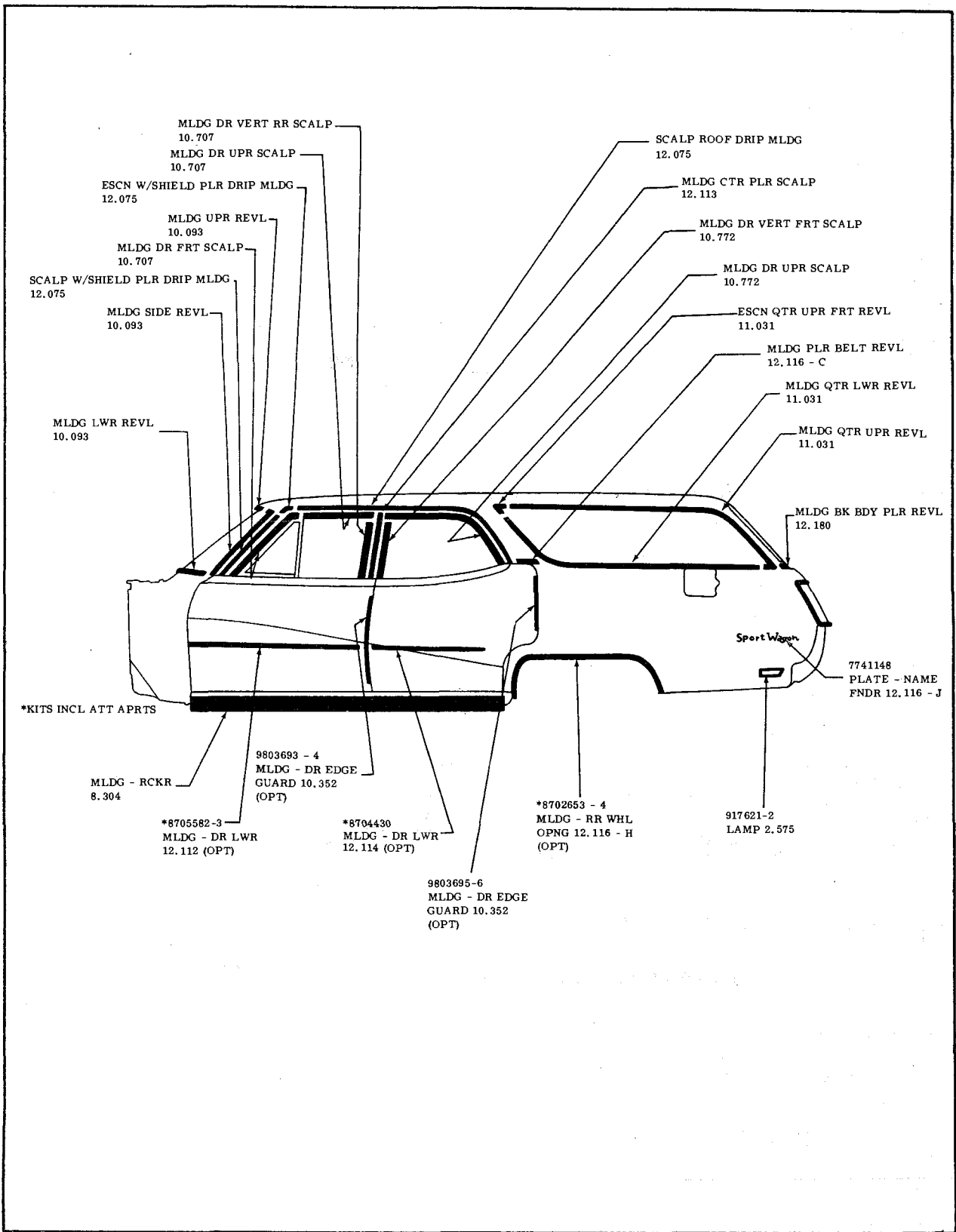
BODY MOULDING  
1971-9000



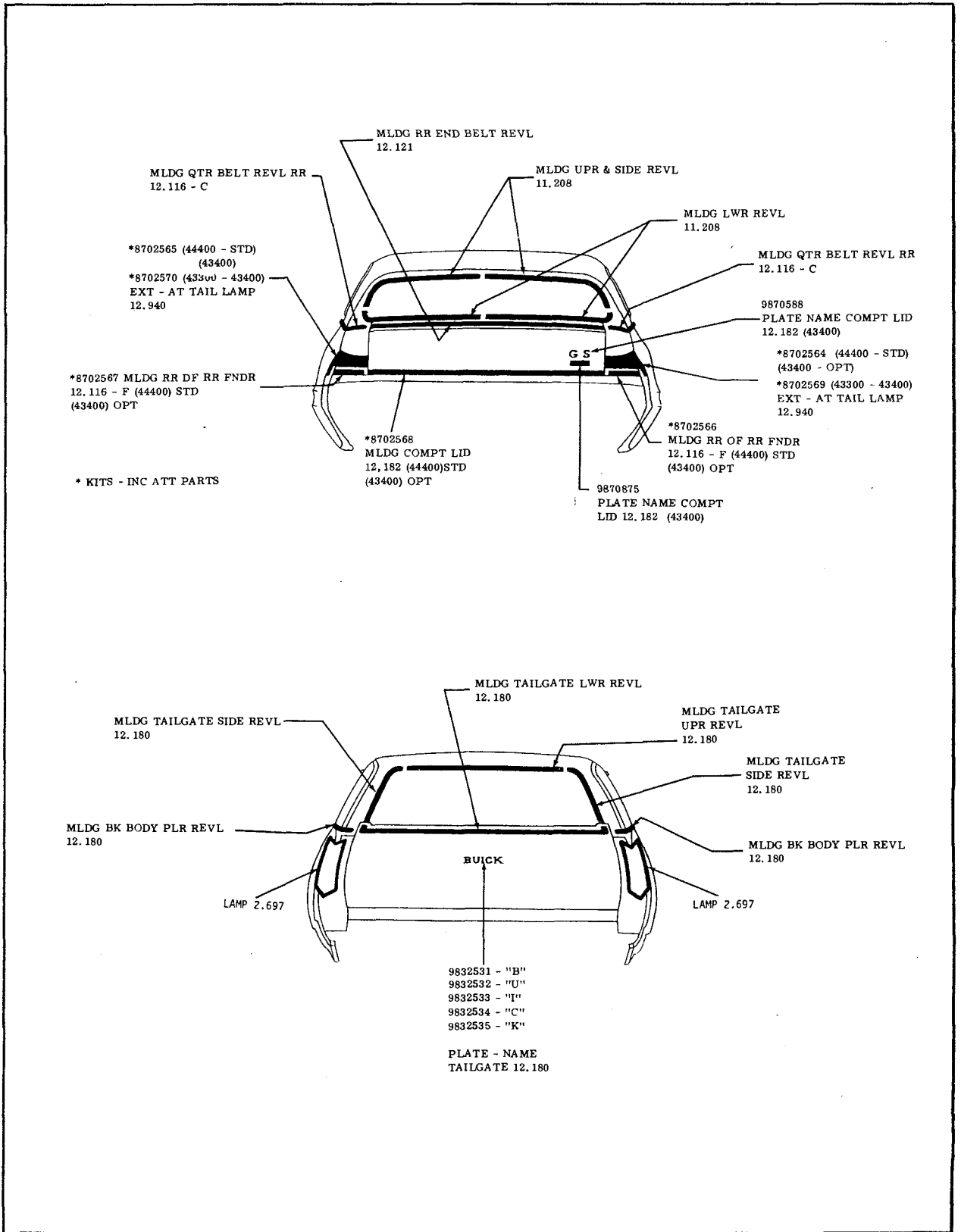
BODY MOLDINGS  
1972-30-4000 2 DR5.



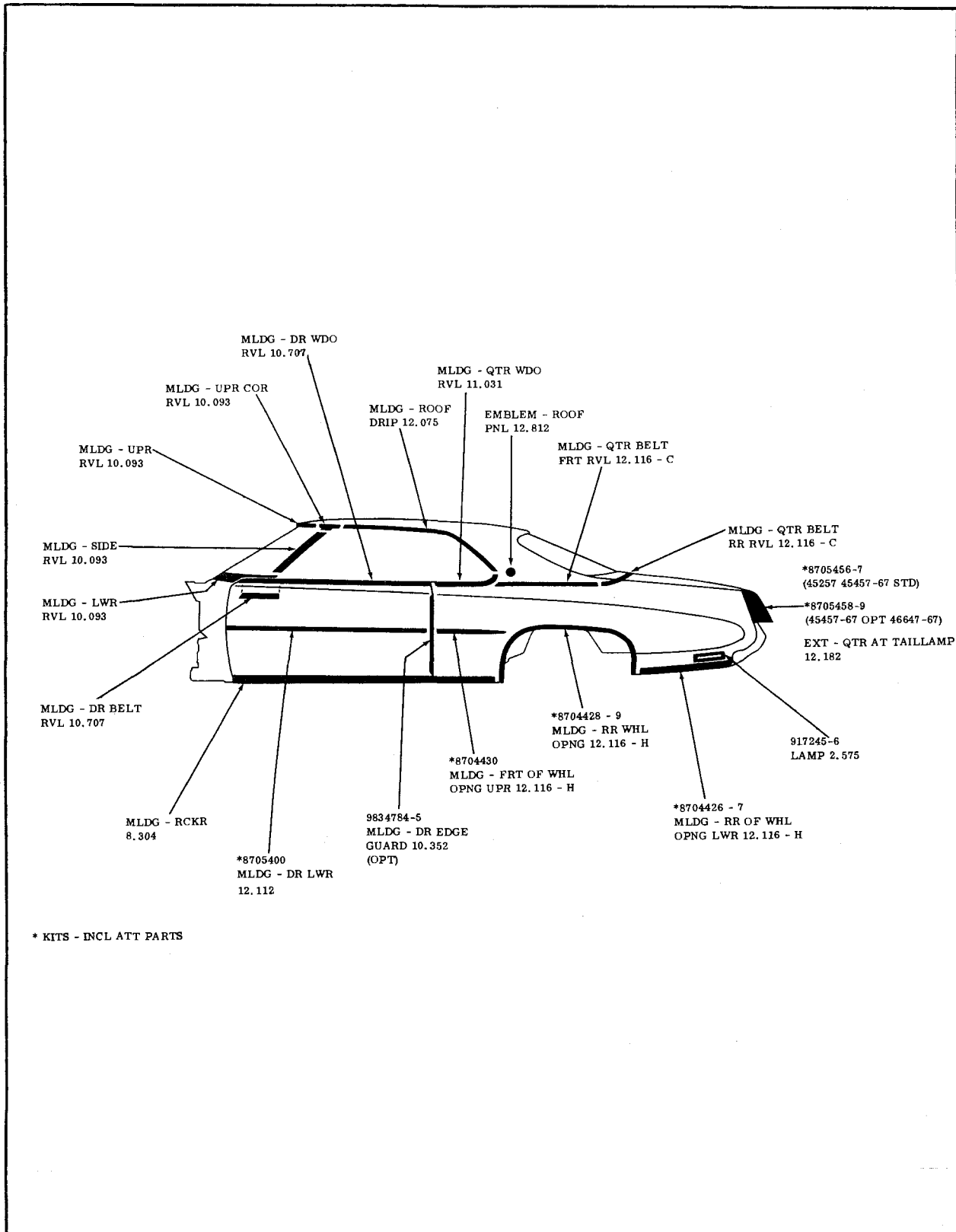
BODY MOLDINGS  
1972-30-4000 4 DR5.



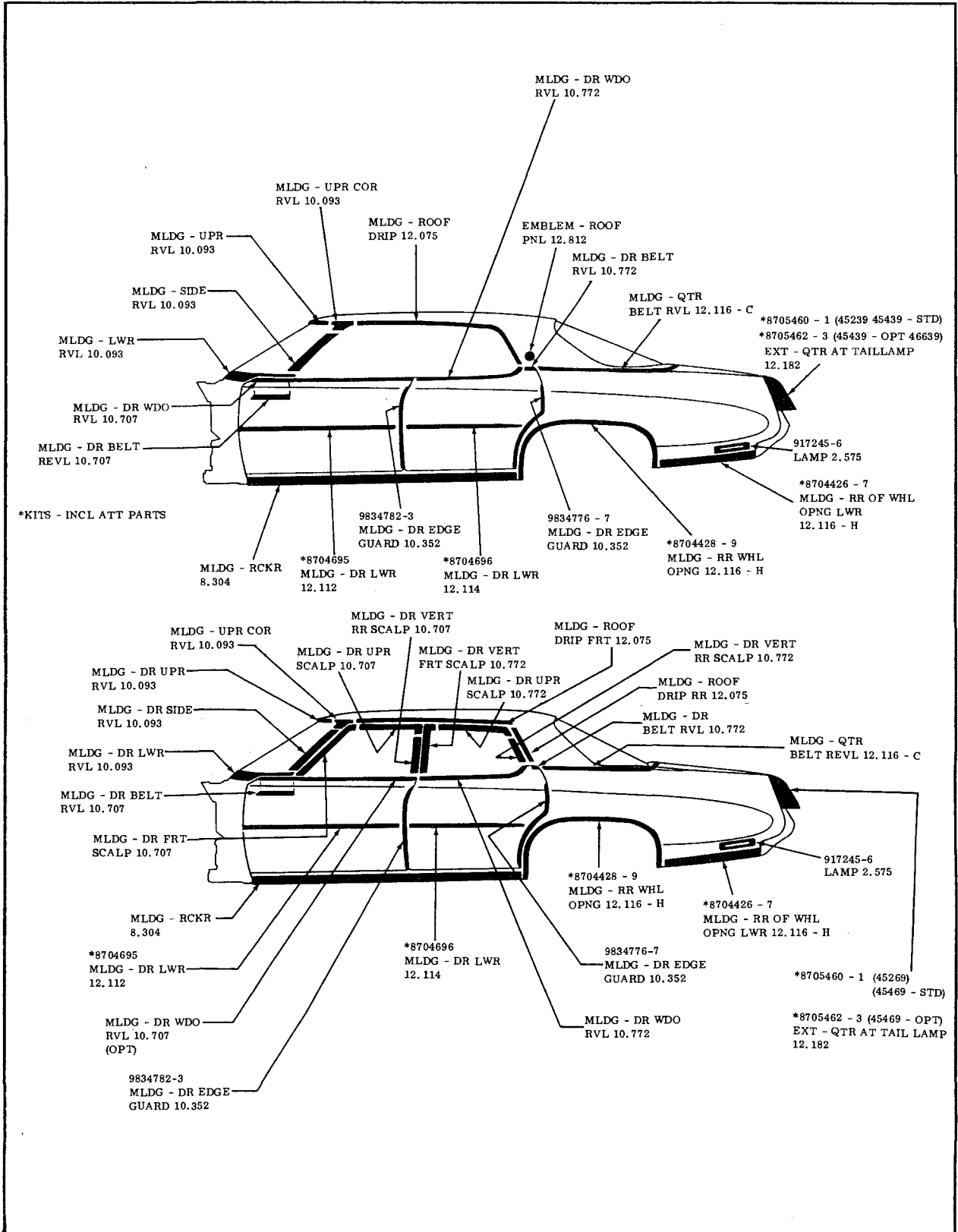
BODY MOLDINGS  
1972-3436



BODY MOLDINGS  
1972-30-4000

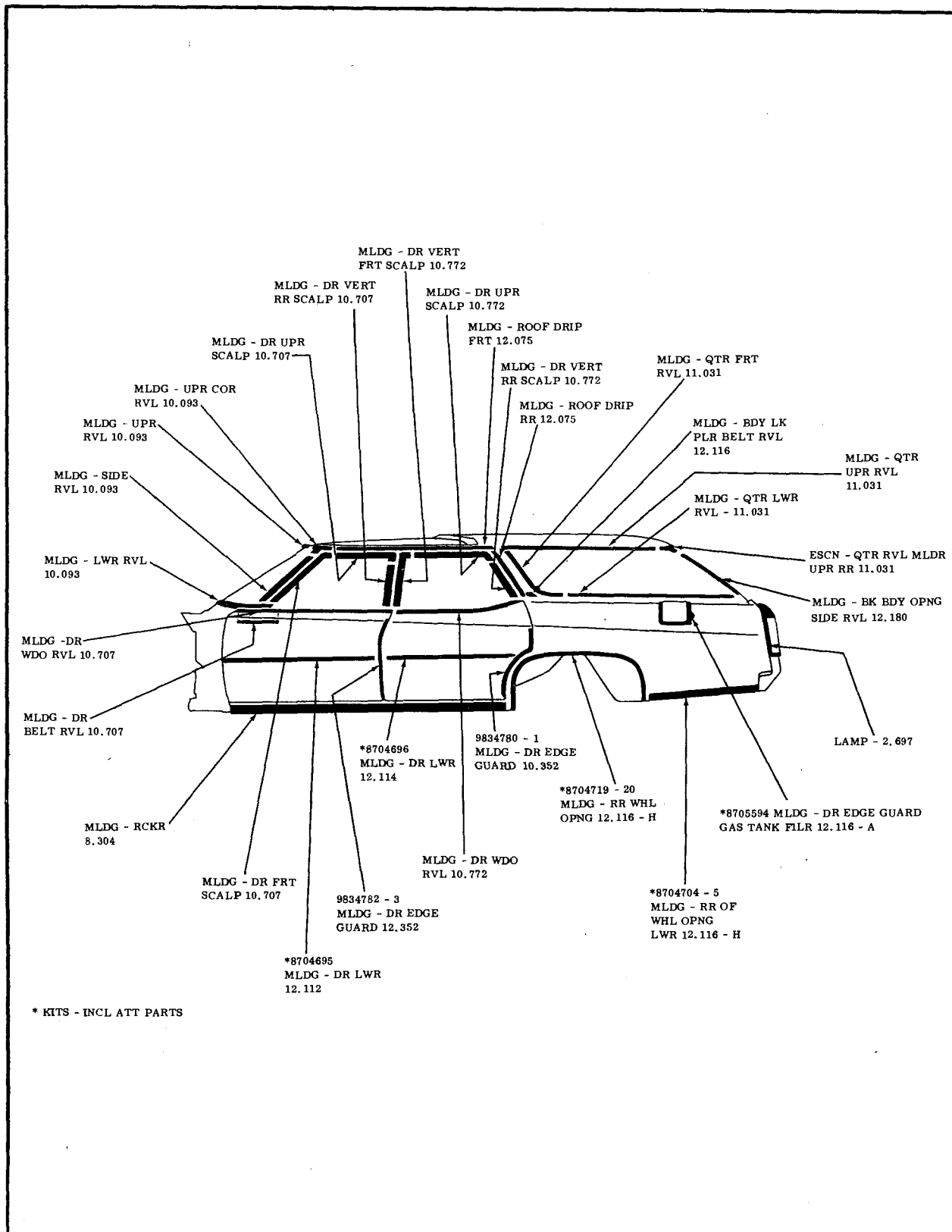


BODY MOLDINGS  
1972-5257-5457-67-6647-67



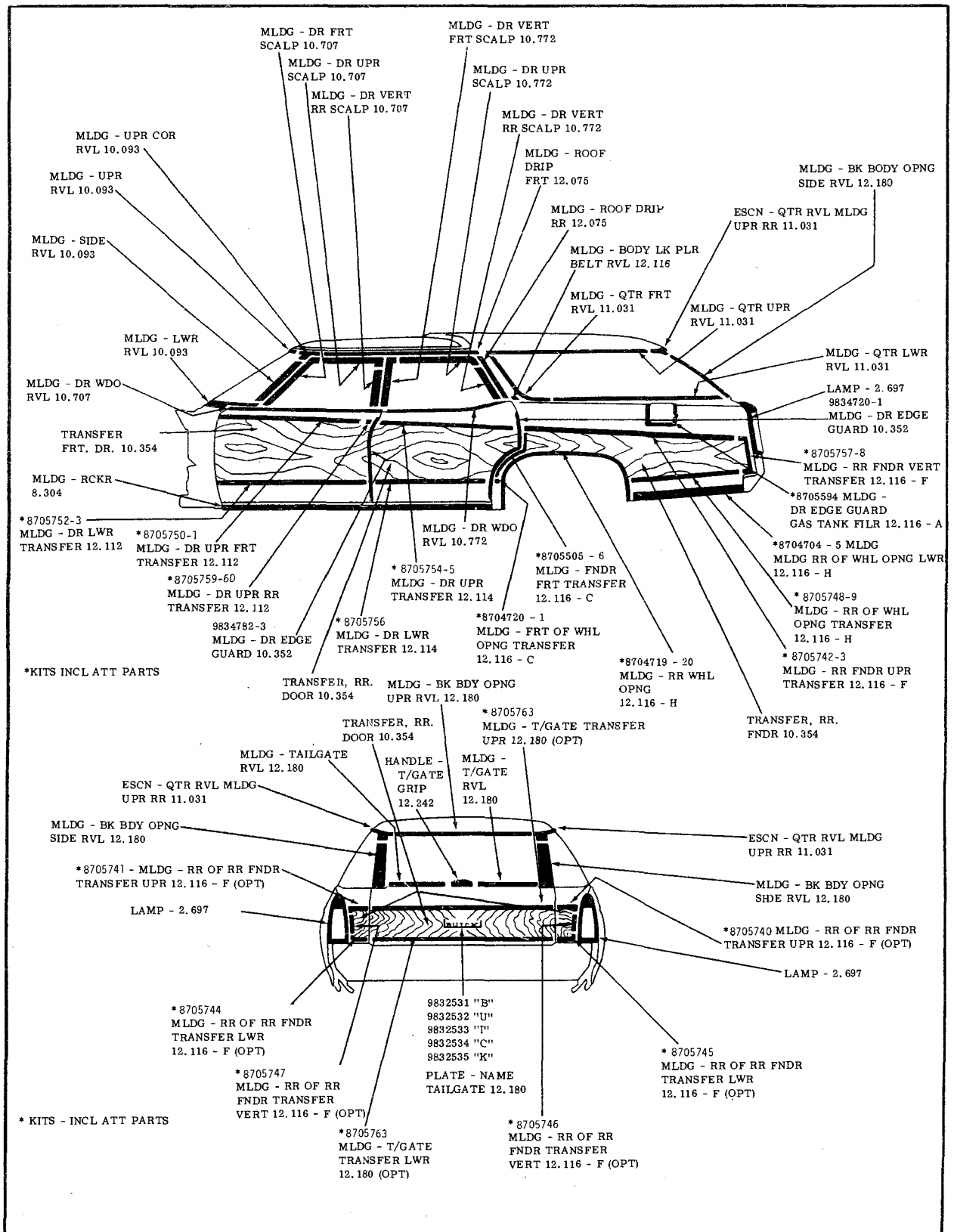
BODY MOLDINGS  
1972-50-6000 4 DRS.





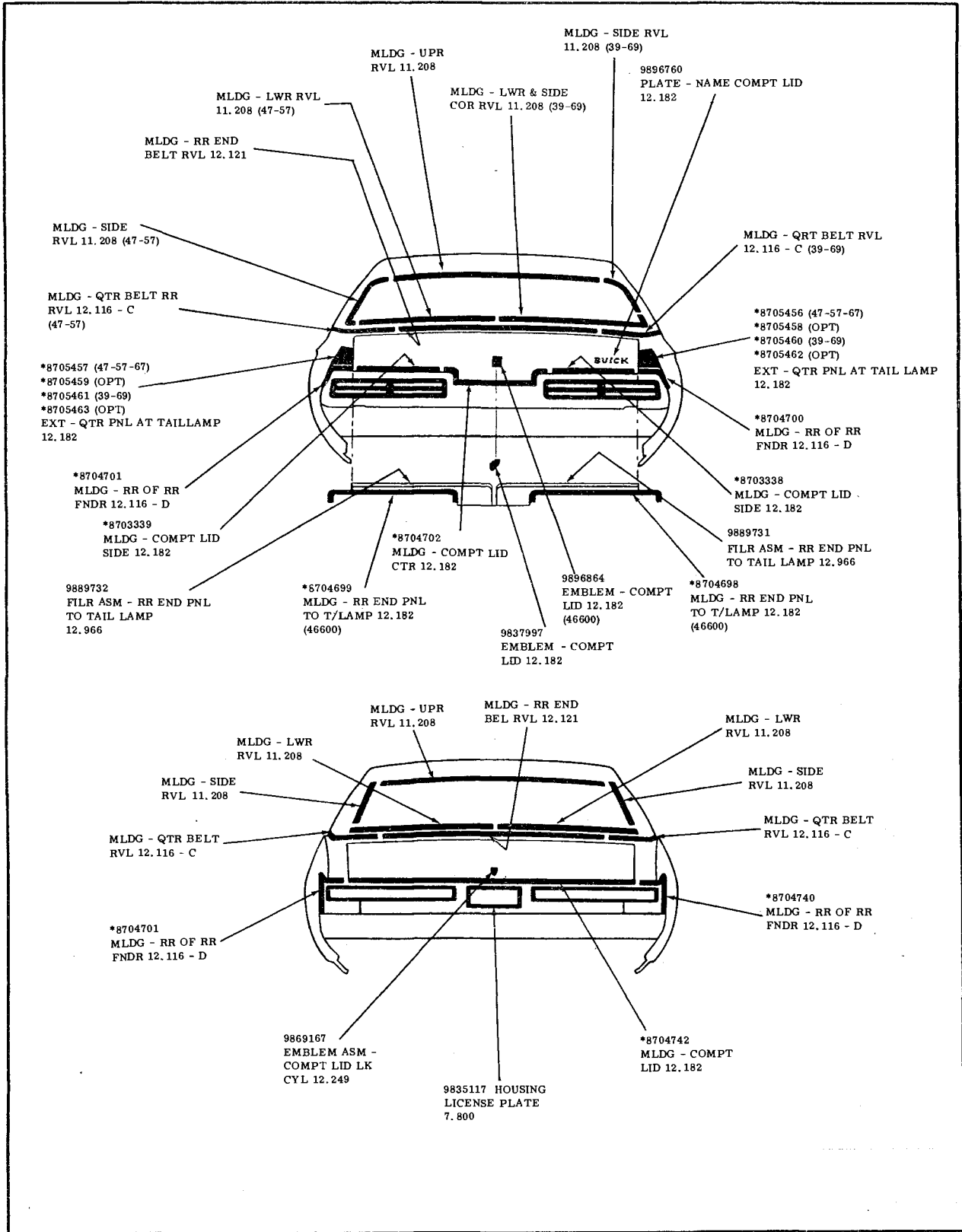
\* KITS - INCL ATT PARTS

BODY MOLDINGS  
 (LESS WOOD GRAIN)  
 1972-6035-45

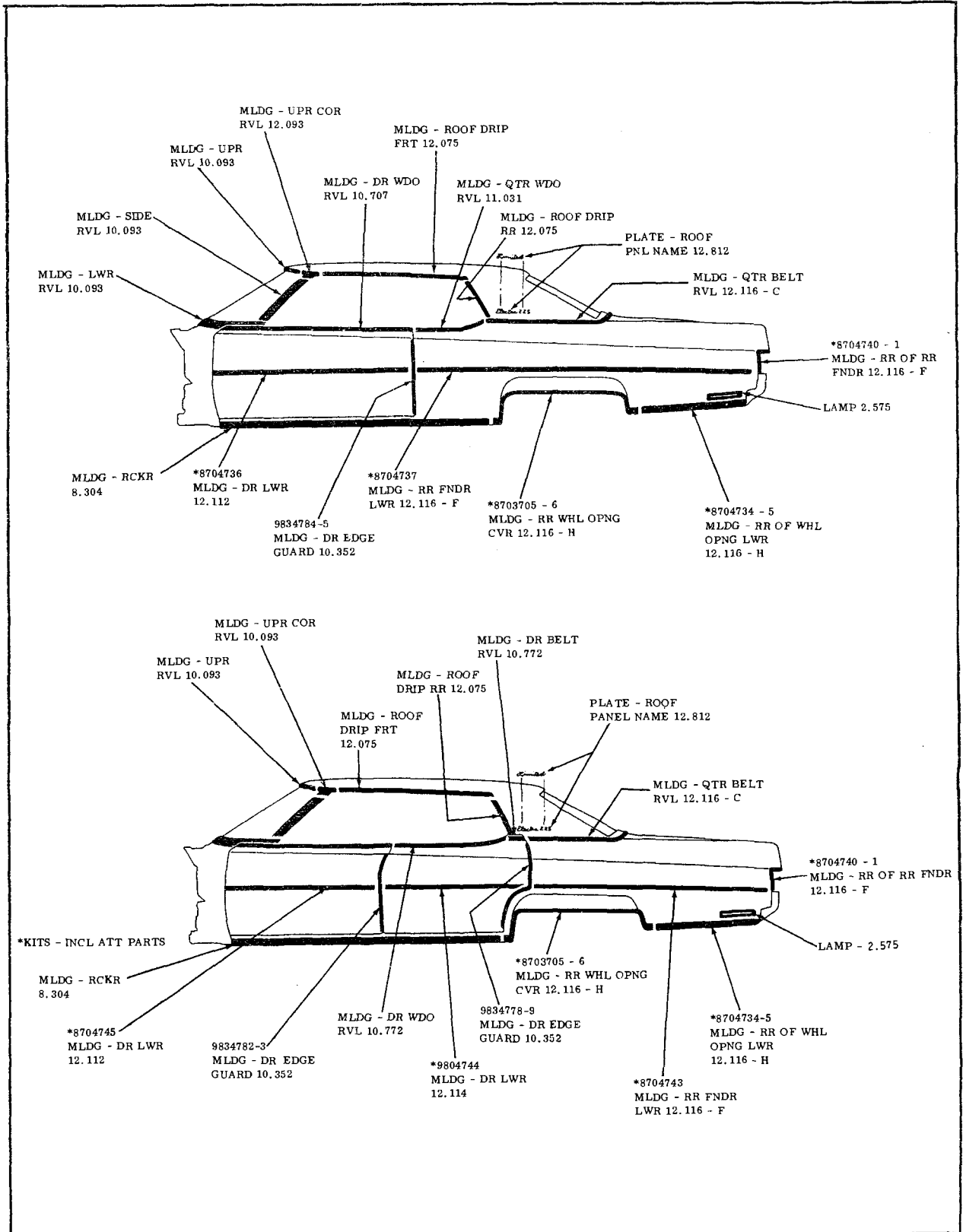


**BODY MOLDING**  
(WITH WOOD GRAIN ORN.)

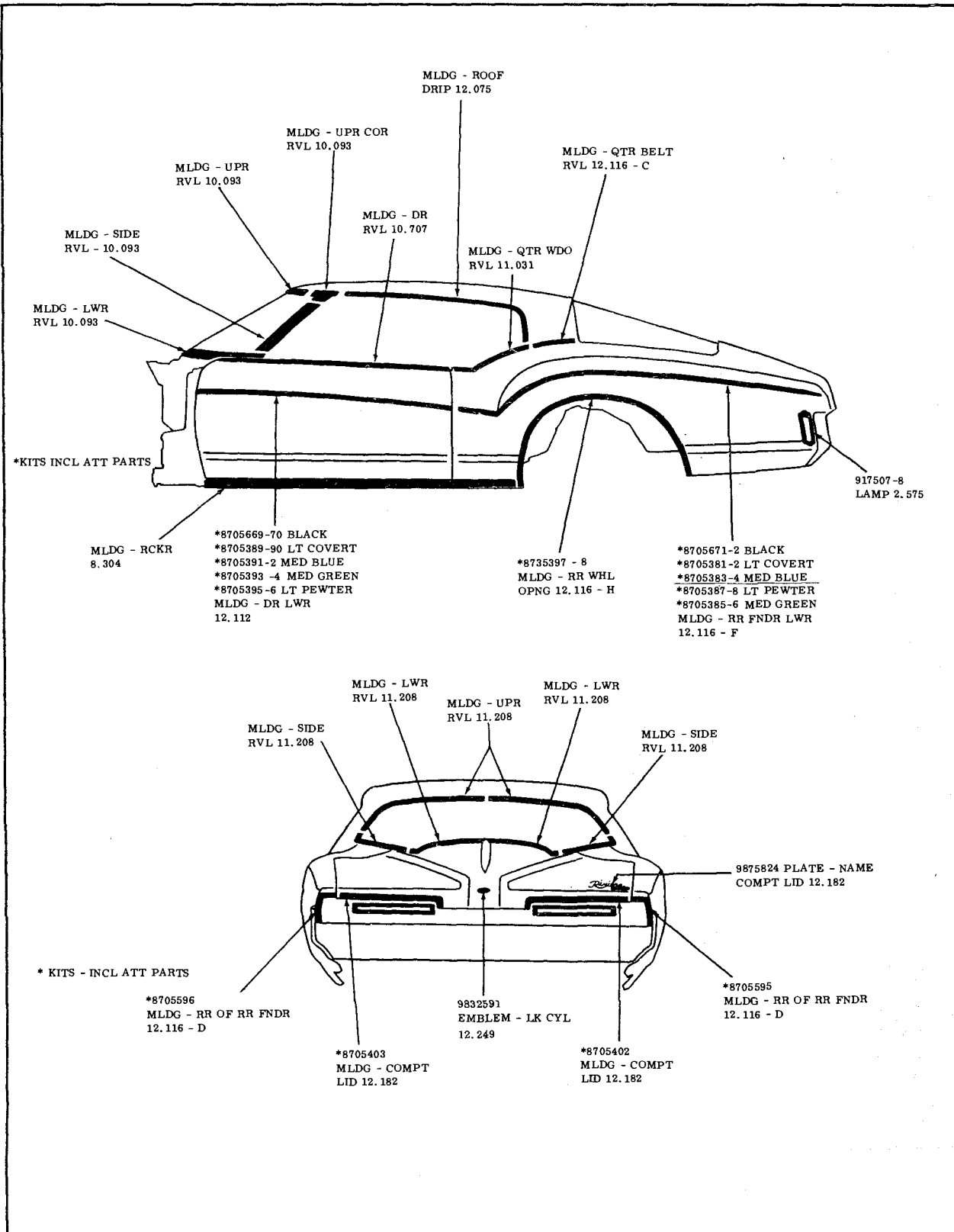
1972-6035-45



BODY MOLDINGS  
1972-50-66-8000

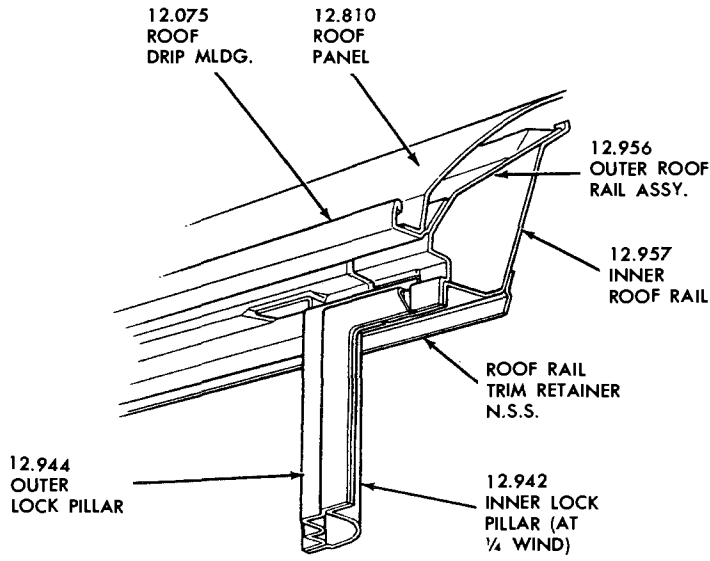


BODY MOLDINGS  
1972-8000 4 DRS.

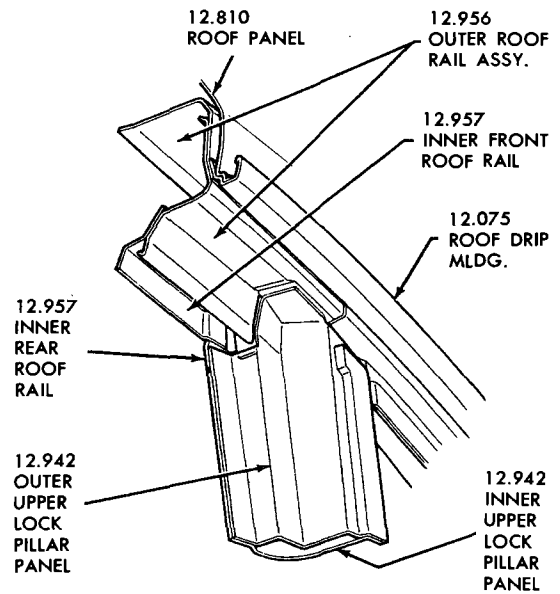


BODY MOLDINGS  
1972-9000

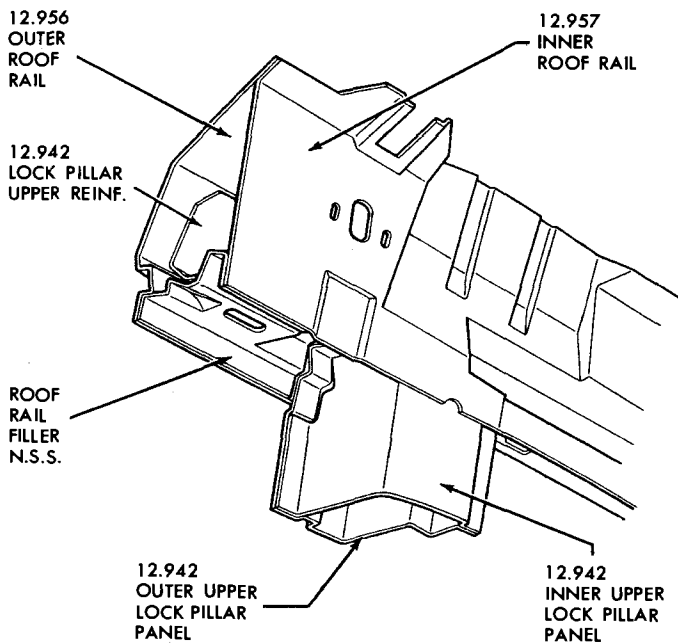
# MEMORANDA



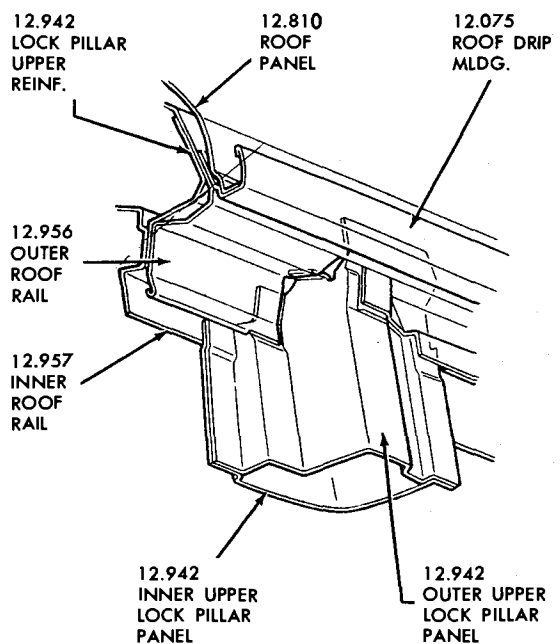
**1963-4027  
 (EXTERIOR VIEW)**



**4 DOOR  
 SEDANS  
 (EXTERIOR VIEW)**

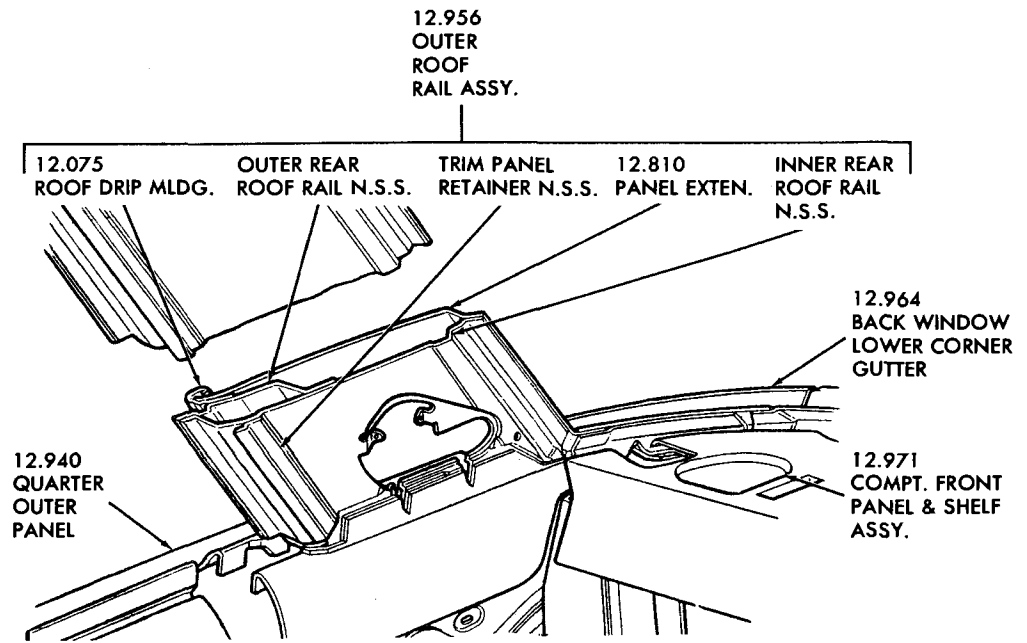


**STATION WAGON (INTERIOR VIEW)**

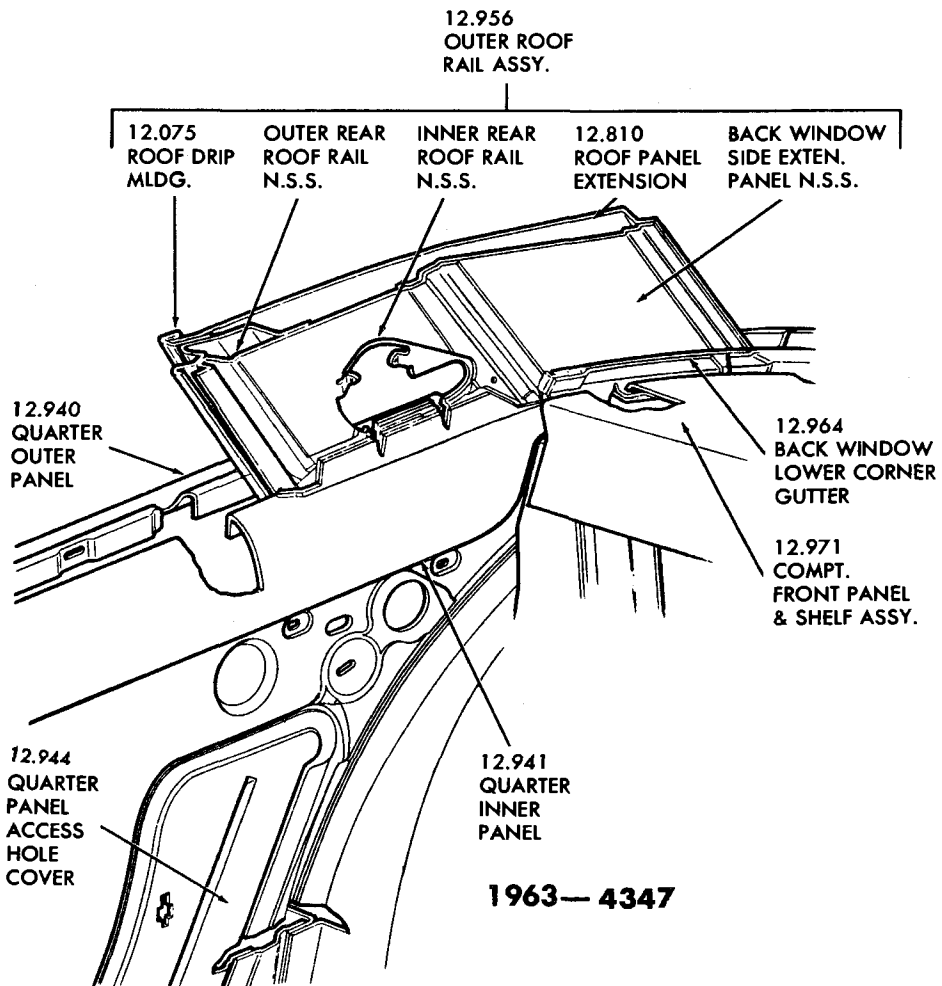


**STATION WAGON (EXTERIOR VIEW)**

**1963—LOCK PILLAR TO ROOF RAIL DETAILS**



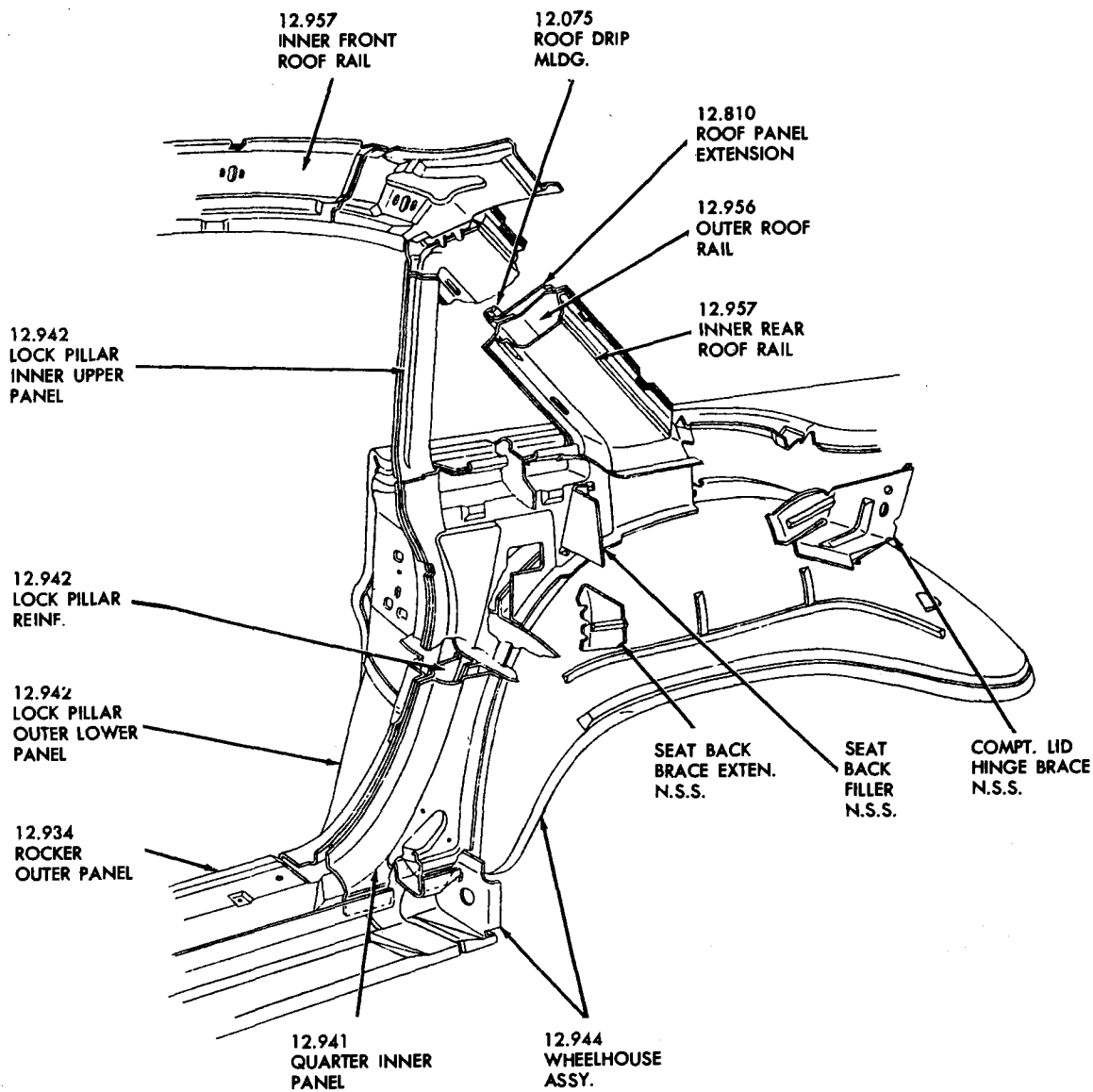
**1963— 4027**



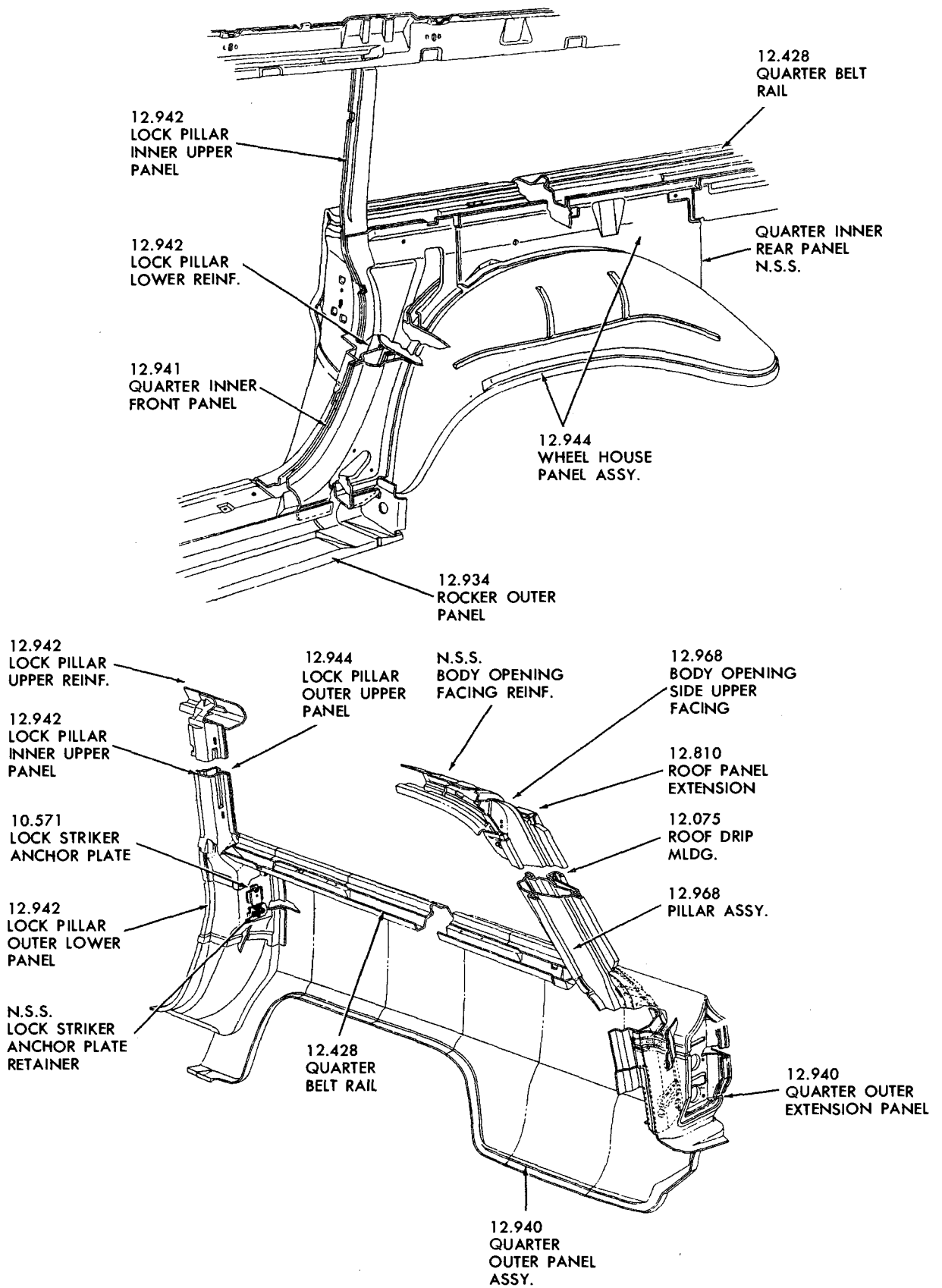
**1963— 4347**

**REAR QUARTER CORNER SECTION (INTERIOR VIEW)**

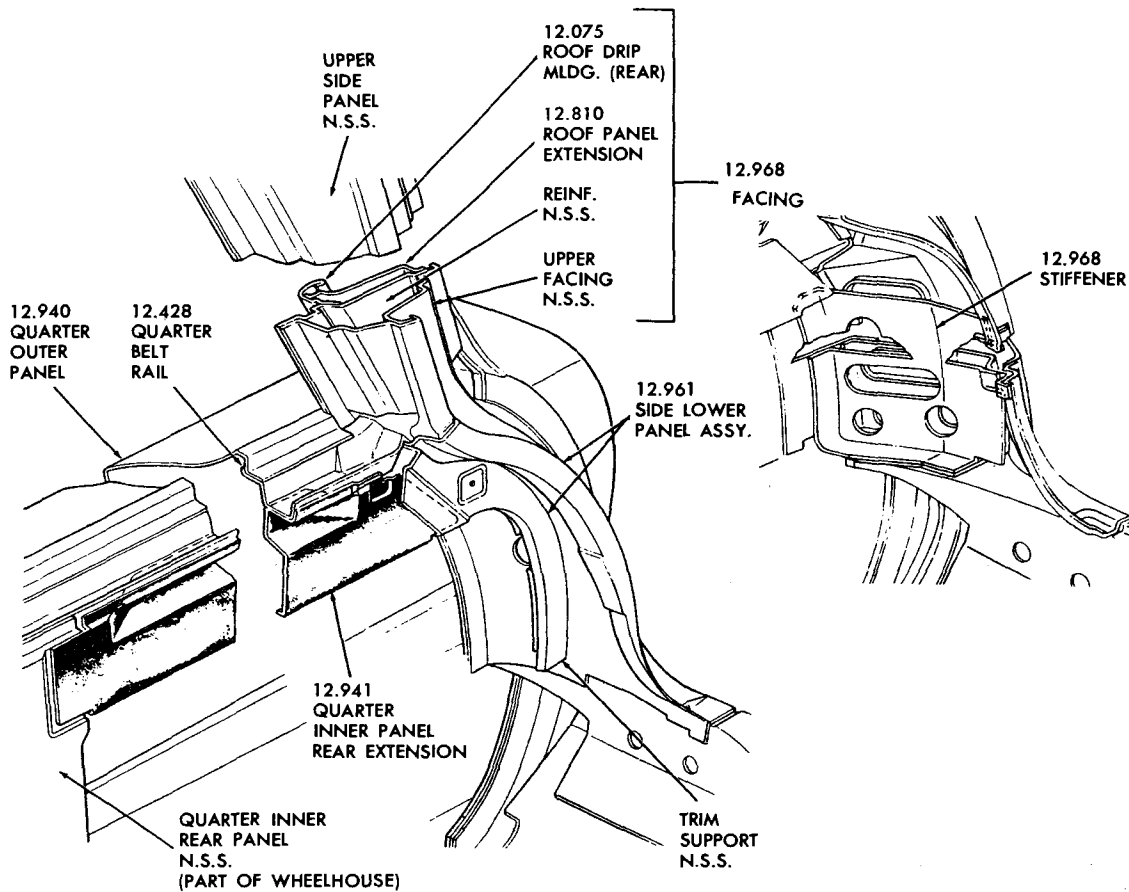




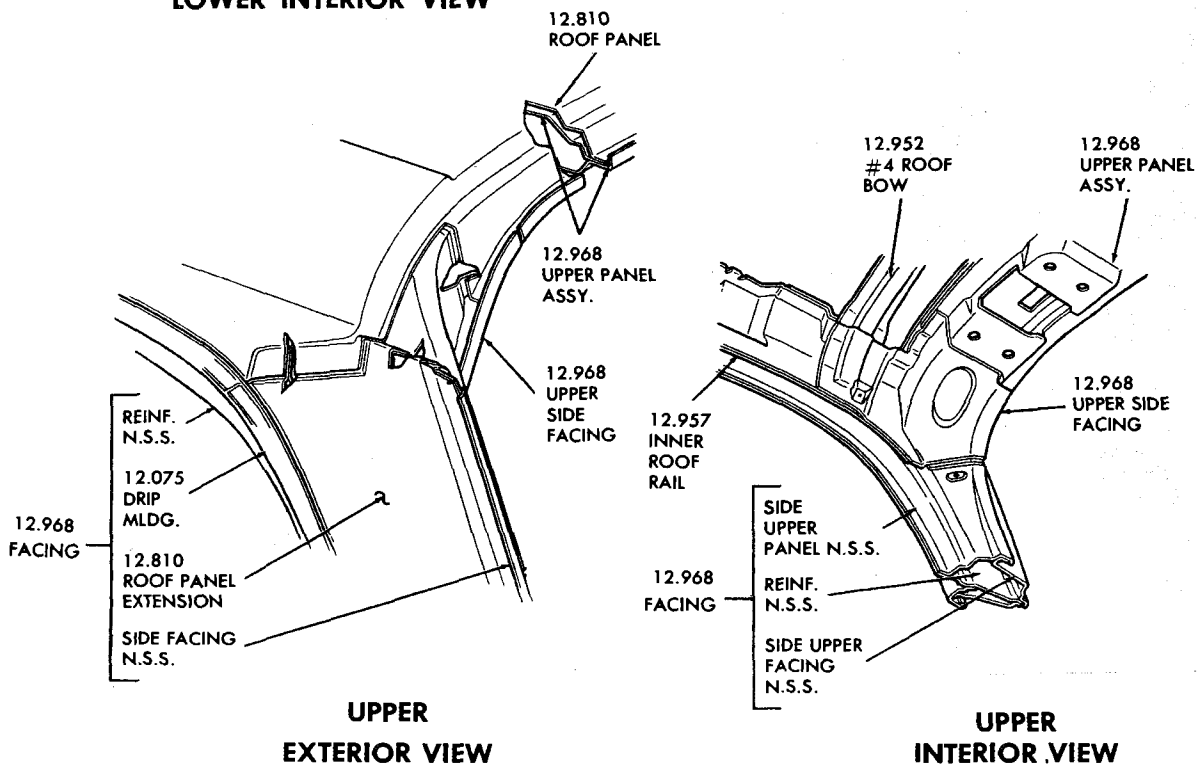
**1963— REAR QUARTER & LOCK PILLAR DETAILS**



**1963— S.W. REAR QUARTER A LOCK PILLAR DETAILS**



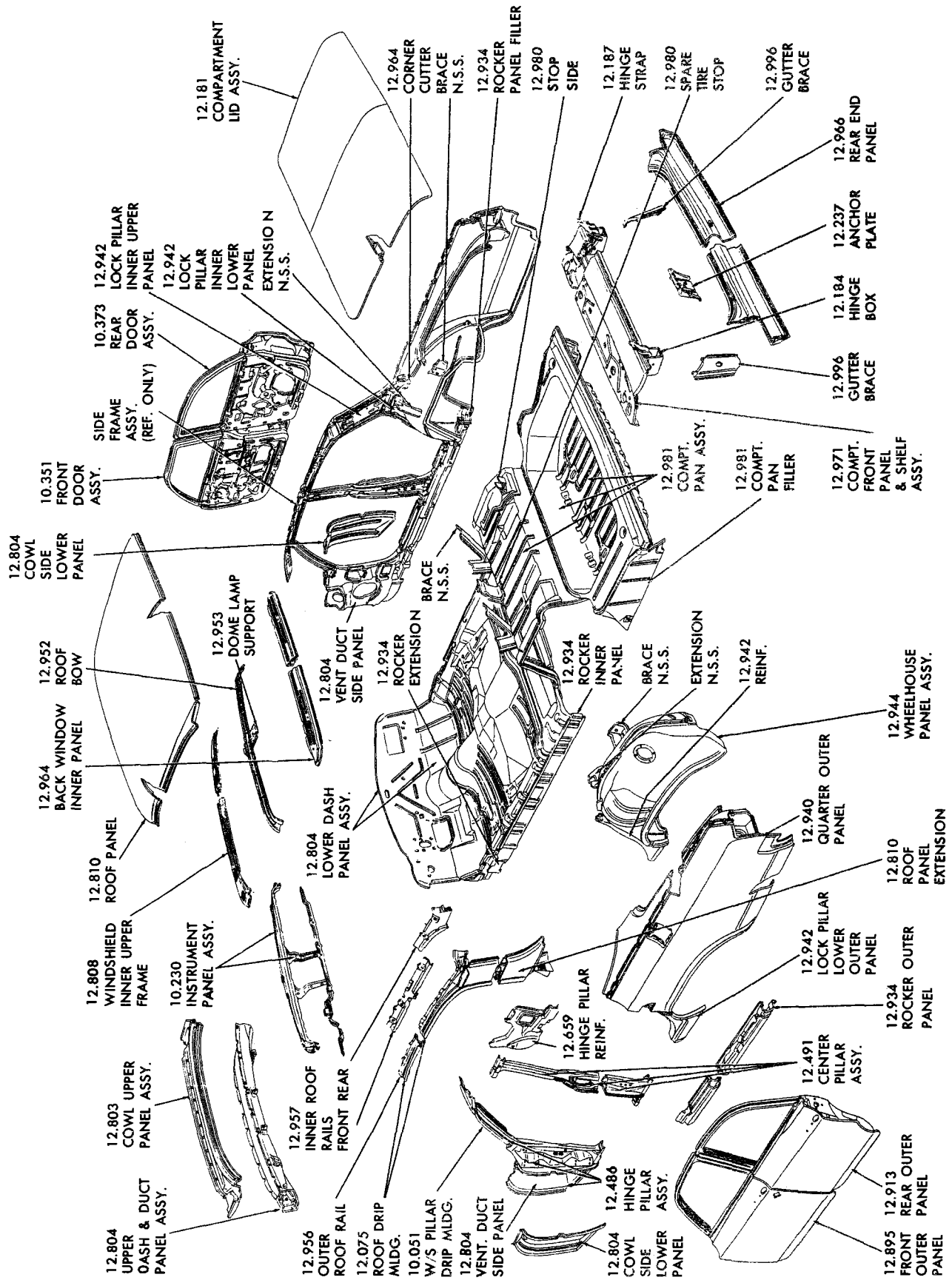
**LOWER INTERIOR VIEW**



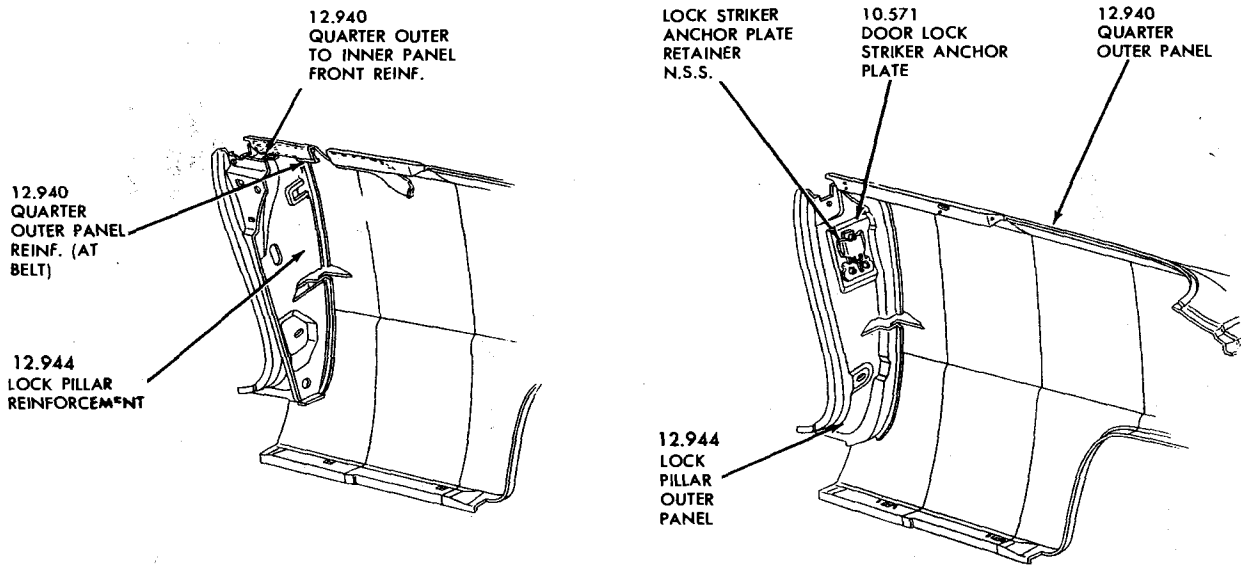
**UPPER EXTERIOR VIEW**

**UPPER INTERIOR VIEW**

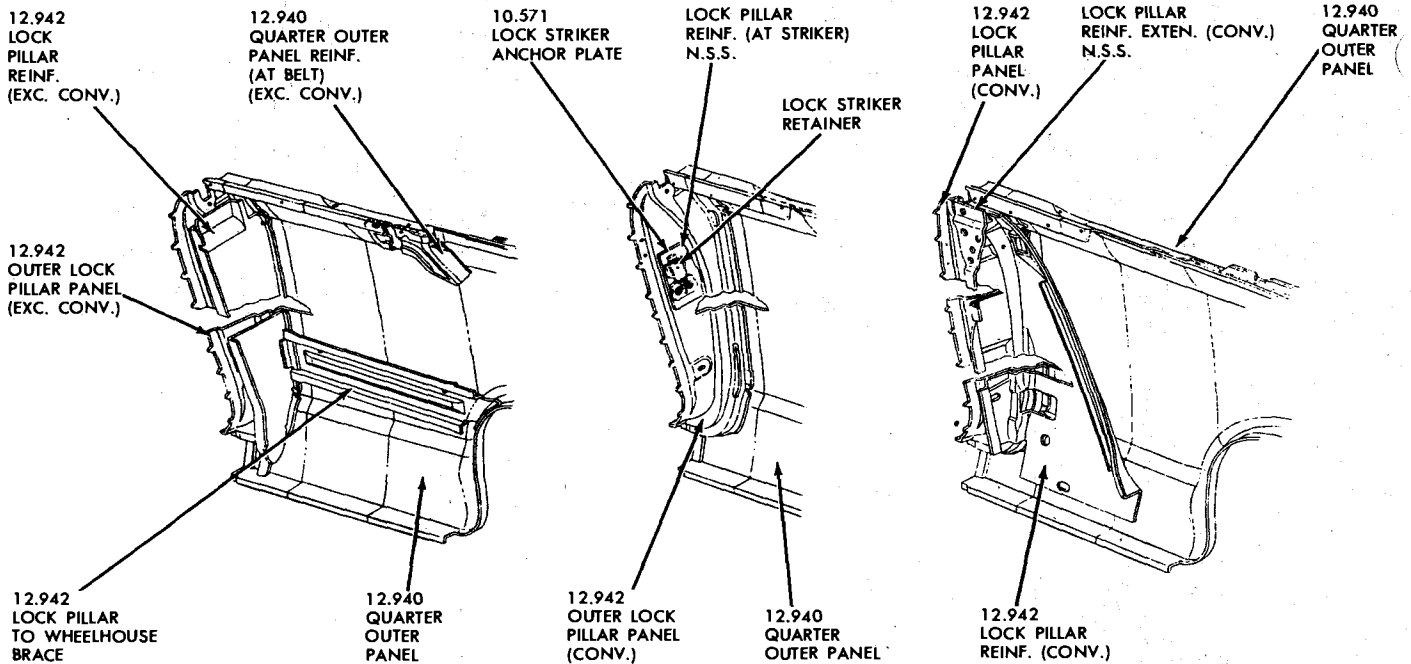
**1963—SPECIAL S.W. BACK BODY OPENING DETAILS**



**1963--4 DOOR SEDAN BODY SHEET METAL (63-4469)**



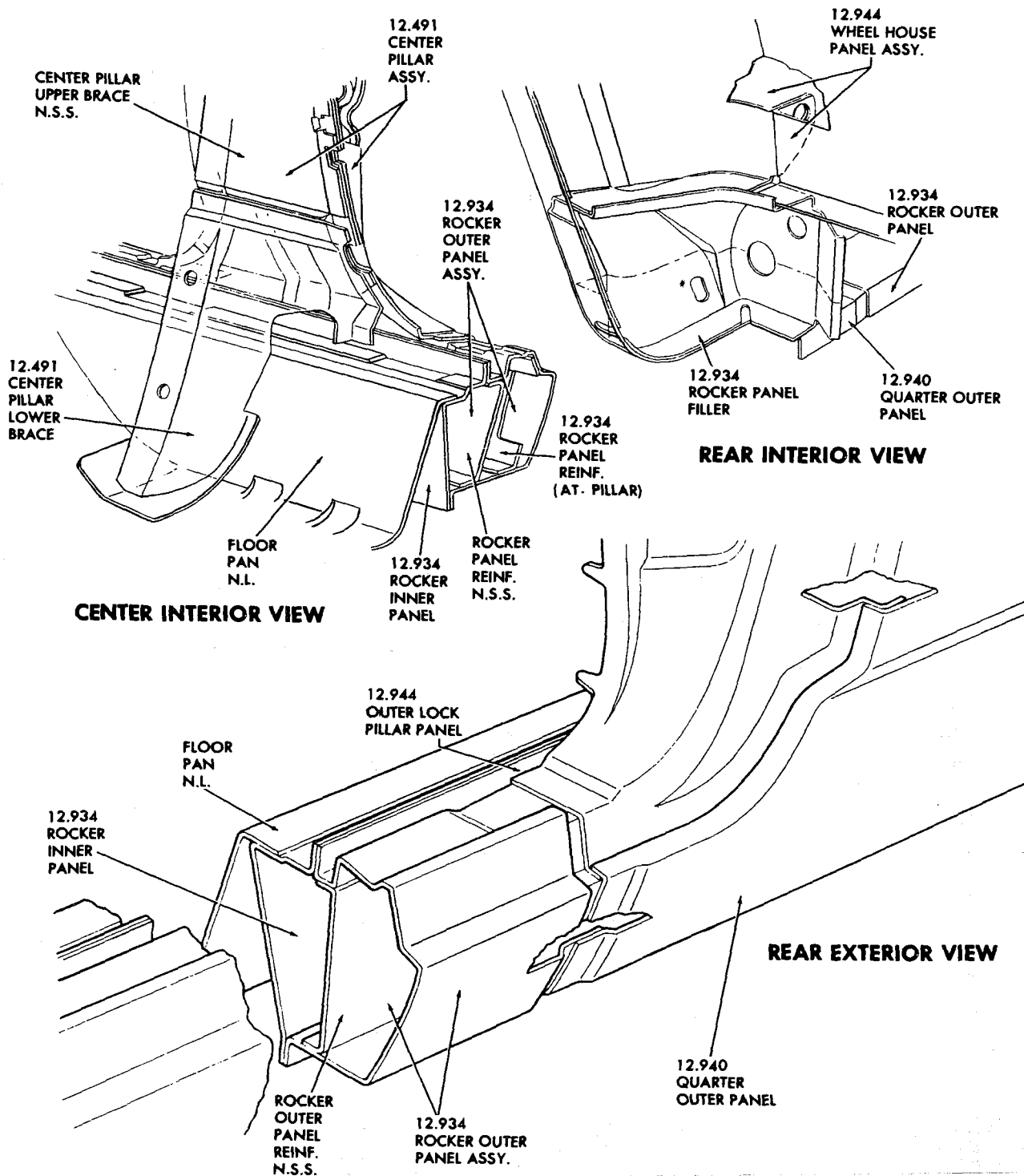
**1963 SPECIAL CONVERTIBLE**



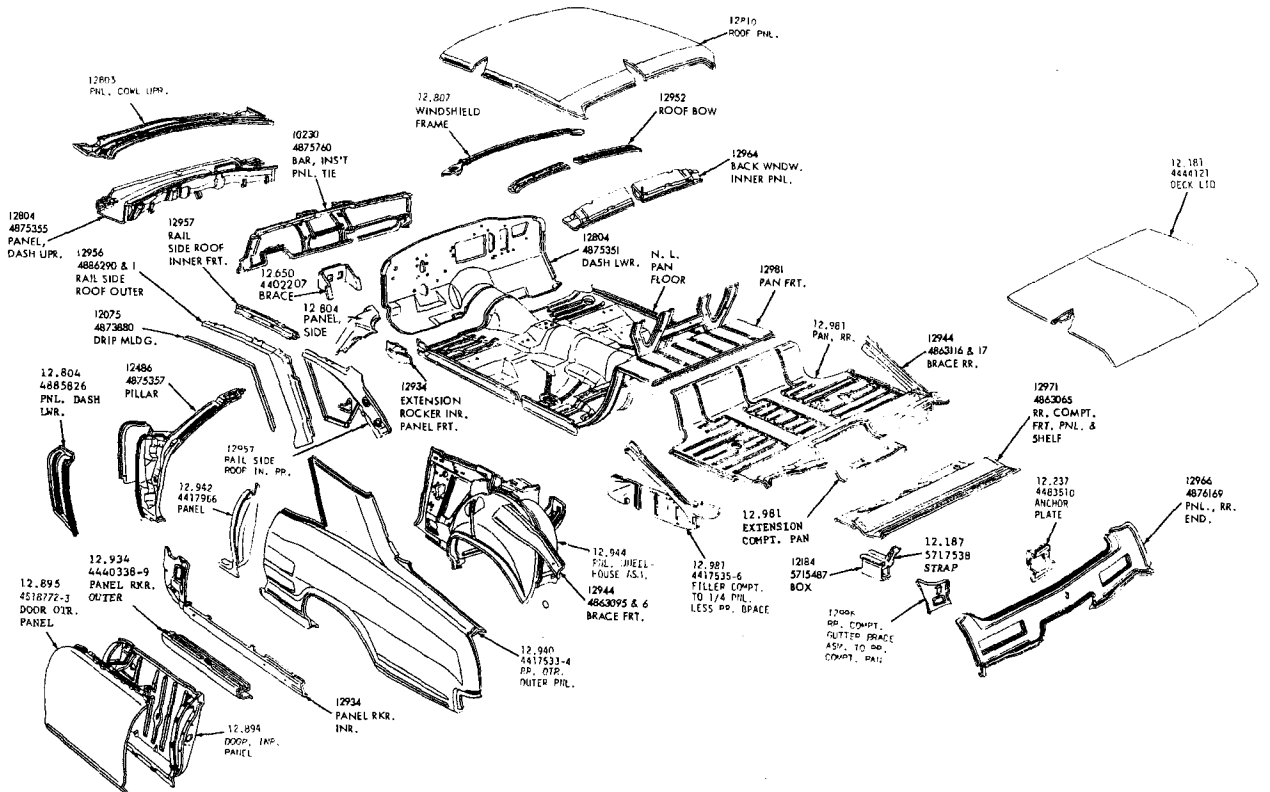
**1963 2 DOORS EXC. SPECIAL**

**1963—2 DOORS REAR LOWER LOCK PILLAR DETAILS**





**1963—ROCKER PANEL TO CENTER & REAR BODY PILLARS (EXC.SPECIAL)**

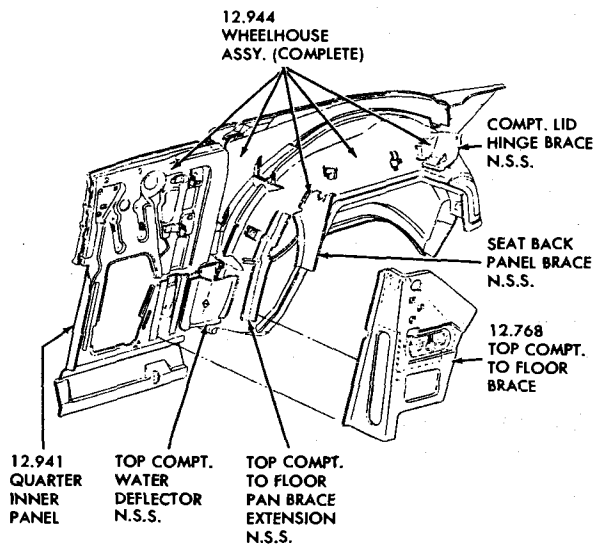
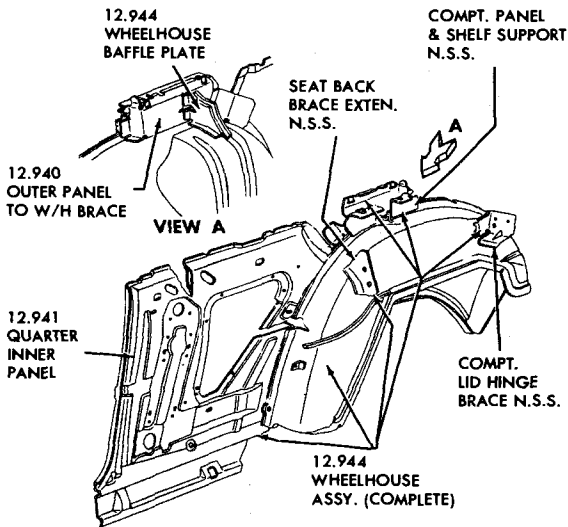
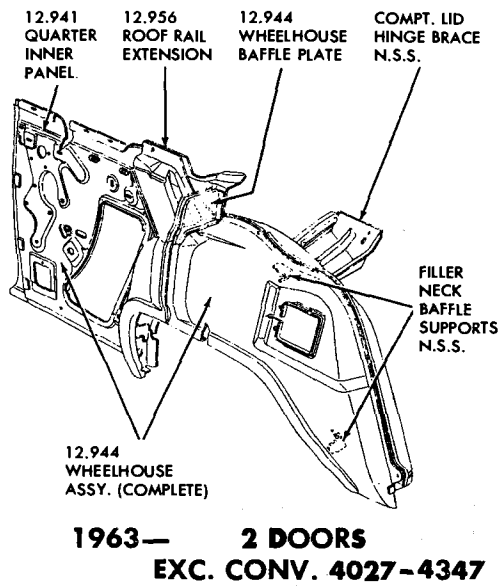
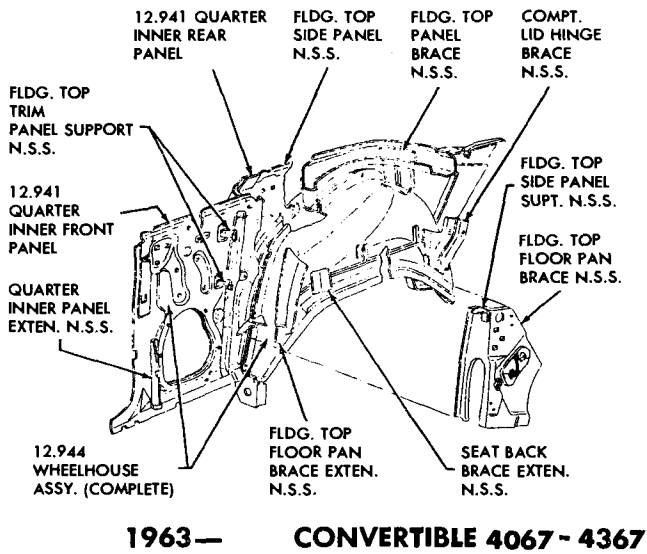


SHEET METAL VIEWS  
1963-4747

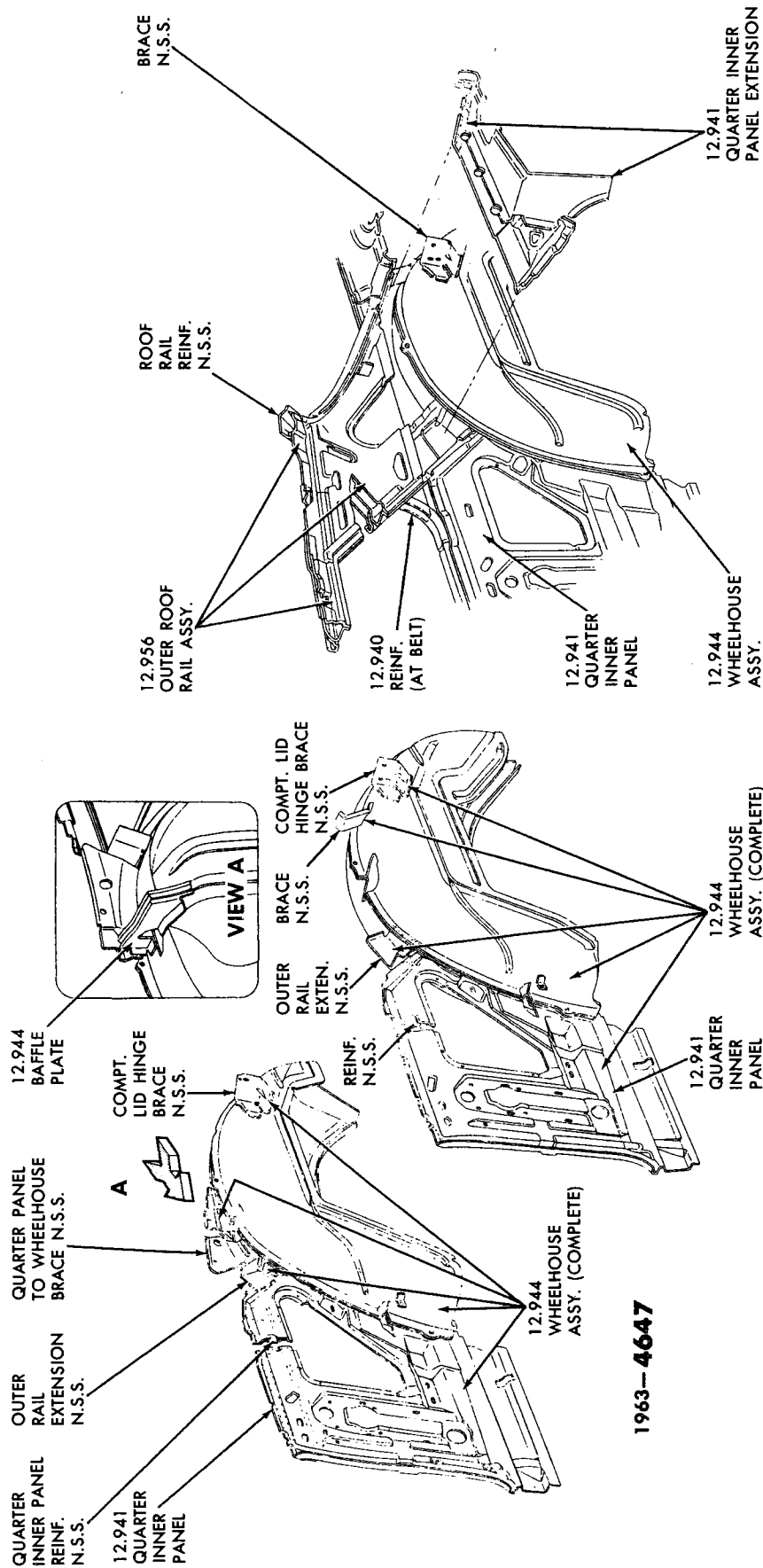






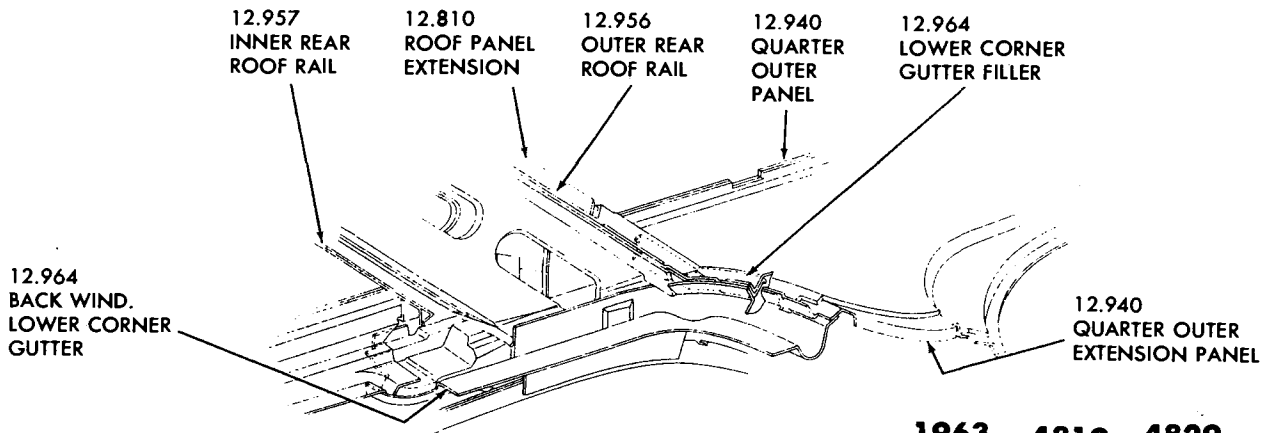


1963—WHEELHOUSE ASSY. DETAILS

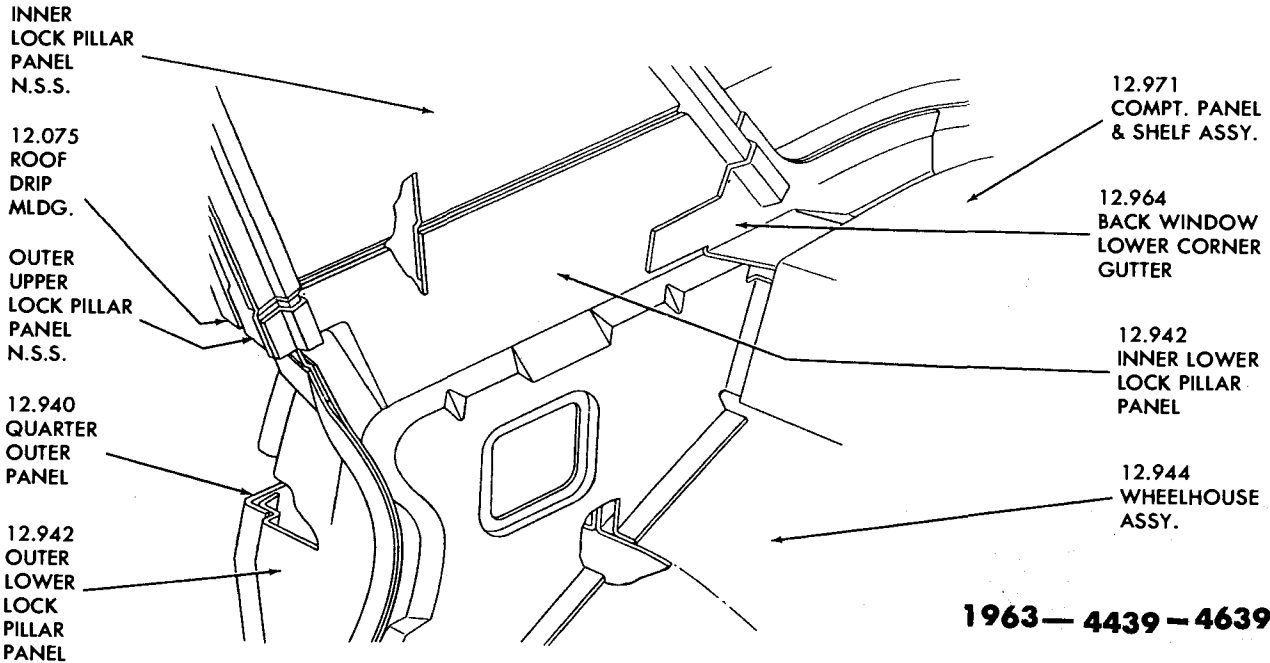


1963-4647

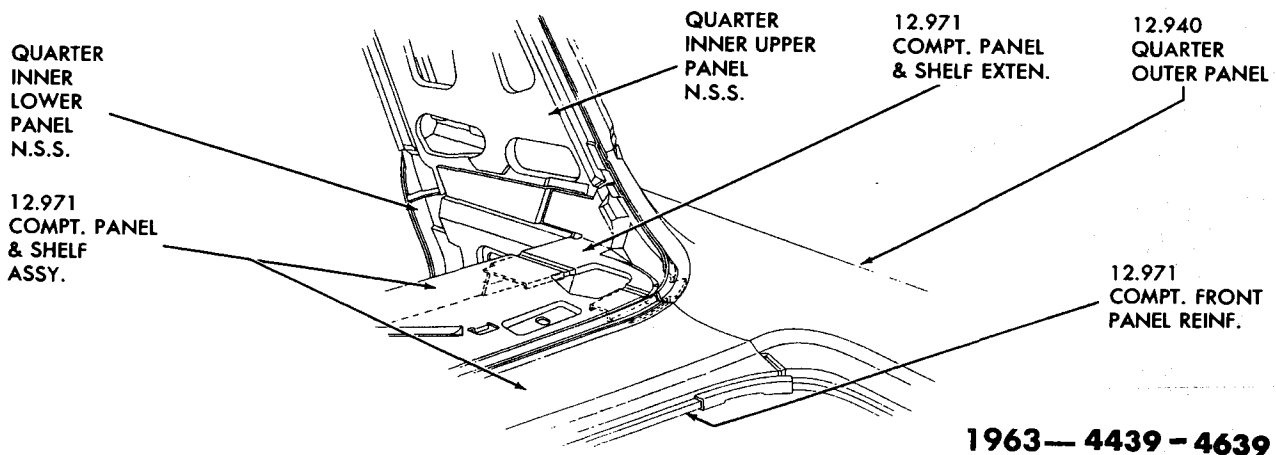
1963--REAR QUARTER INNER PANEL TO WHEELHOUSE DETAILS



**1963-4819-4829**



**1963-4439-4639**



**1963-4439-4639**

**1963-REAR QUARTER CORNER SECTION  
(INTERIOR VIEW)**

12.956  
OUTER  
ROOF RAIL

12.940  
QUARTER OUTER  
PANEL

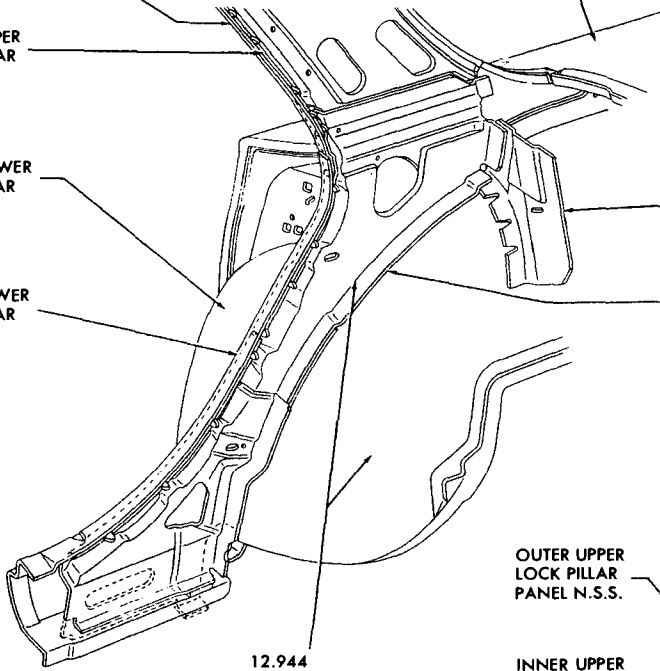
12.942  
INNER UPPER  
LOCK PILLAR  
PANEL

12.942  
OUTER LOWER  
LOCK PILLAR  
PANEL

12.942  
INNER LOWER  
LOCK PILLAR  
PANEL

SEAT BACK  
BRACE EXTEN.  
N.S.S.

QUARTER INNER  
PANEL N.S.S.



12.944  
WHEEL HOUSE  
ASSY.

**1963-4469**

OUTER UPPER  
LOCK PILLAR  
PANEL N.S.S.

12.940  
QUARTER  
OUTER PANEL

12.944  
WHEEL HOUSE  
ASSY.

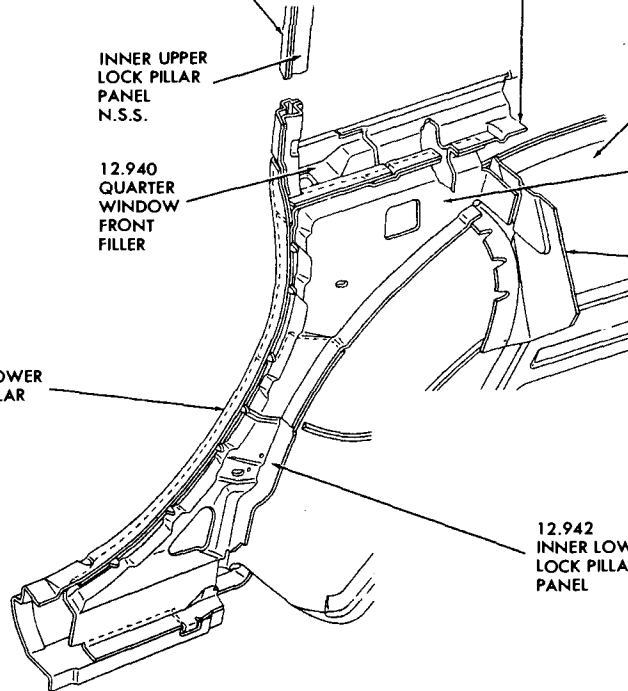
INNER UPPER  
LOCK PILLAR  
PANEL  
N.S.S.

12.940  
QUARTER  
WINDOW  
FRONT  
FILLER

QUARTER  
INNER  
PANEL  
N.S.S.

SEAT BACK  
BRACE EXTEN.  
N.S.S.

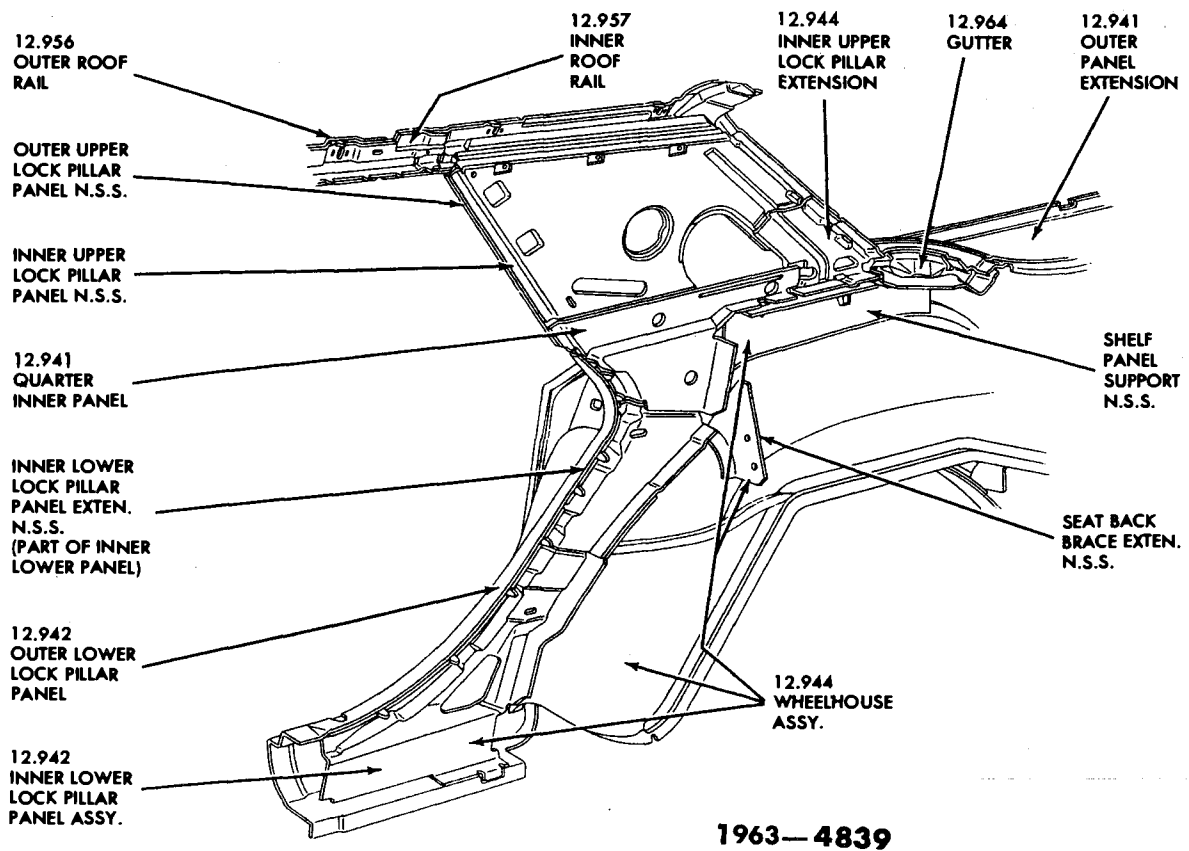
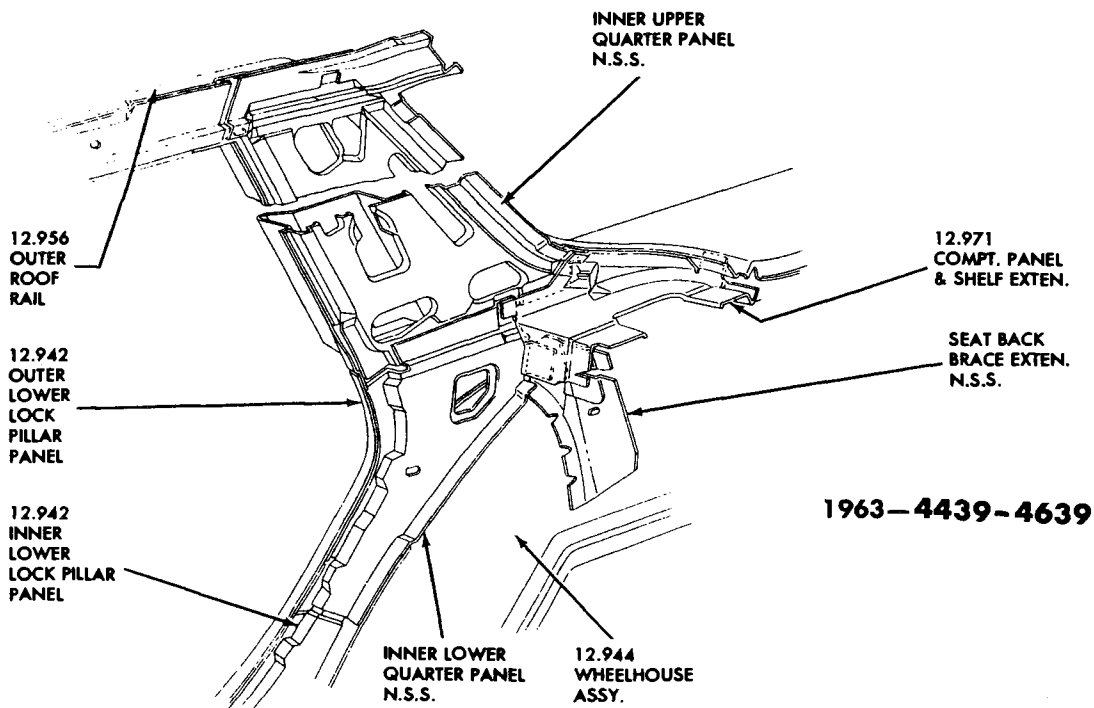
12.942  
OUTER LOWER  
LOCK PILLAR  
PANEL



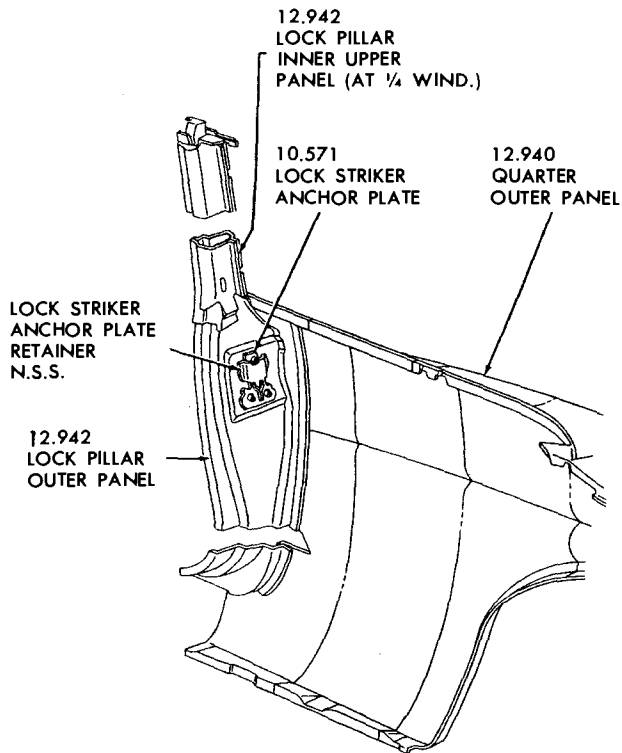
12.942  
INNER LOWER  
LOCK PILLAR  
PANEL

**1963- 4819 - 4829**

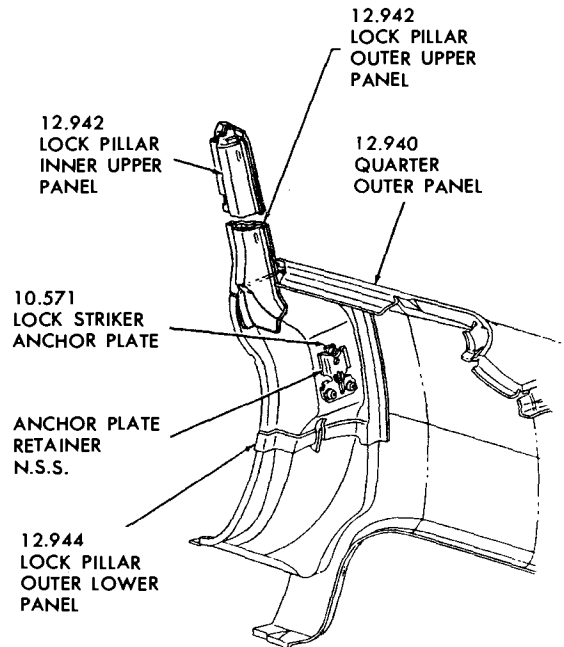
**1963-REAR QUARTER & LOCK PILLAR DETAILS**



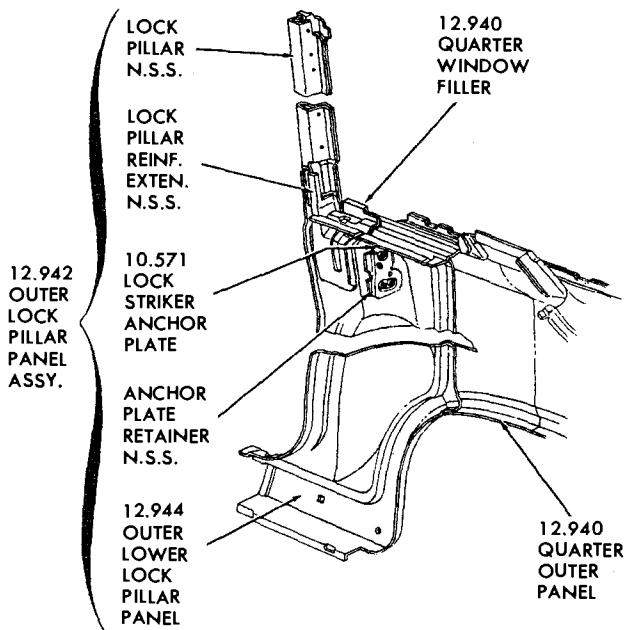
**1963- REAR QUARTER & LOCK PILLAR DETAILS**



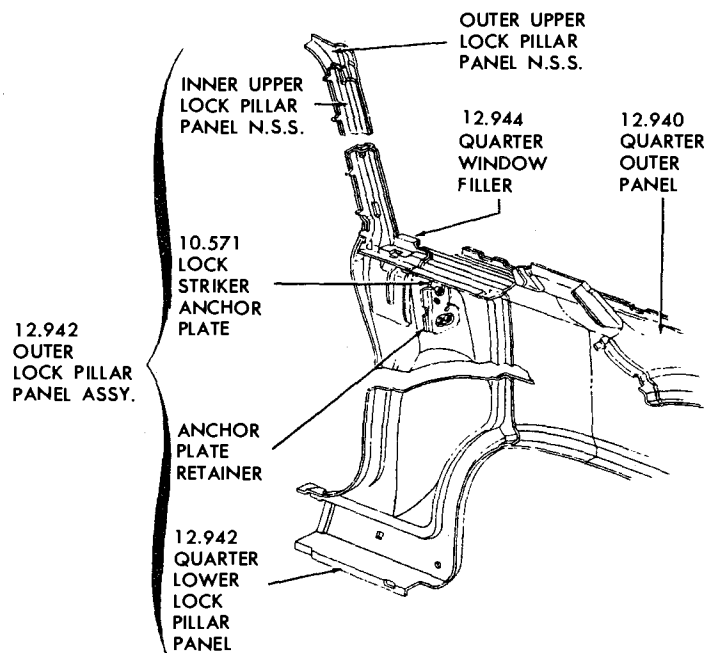
1963-4027



1963-4019-4119



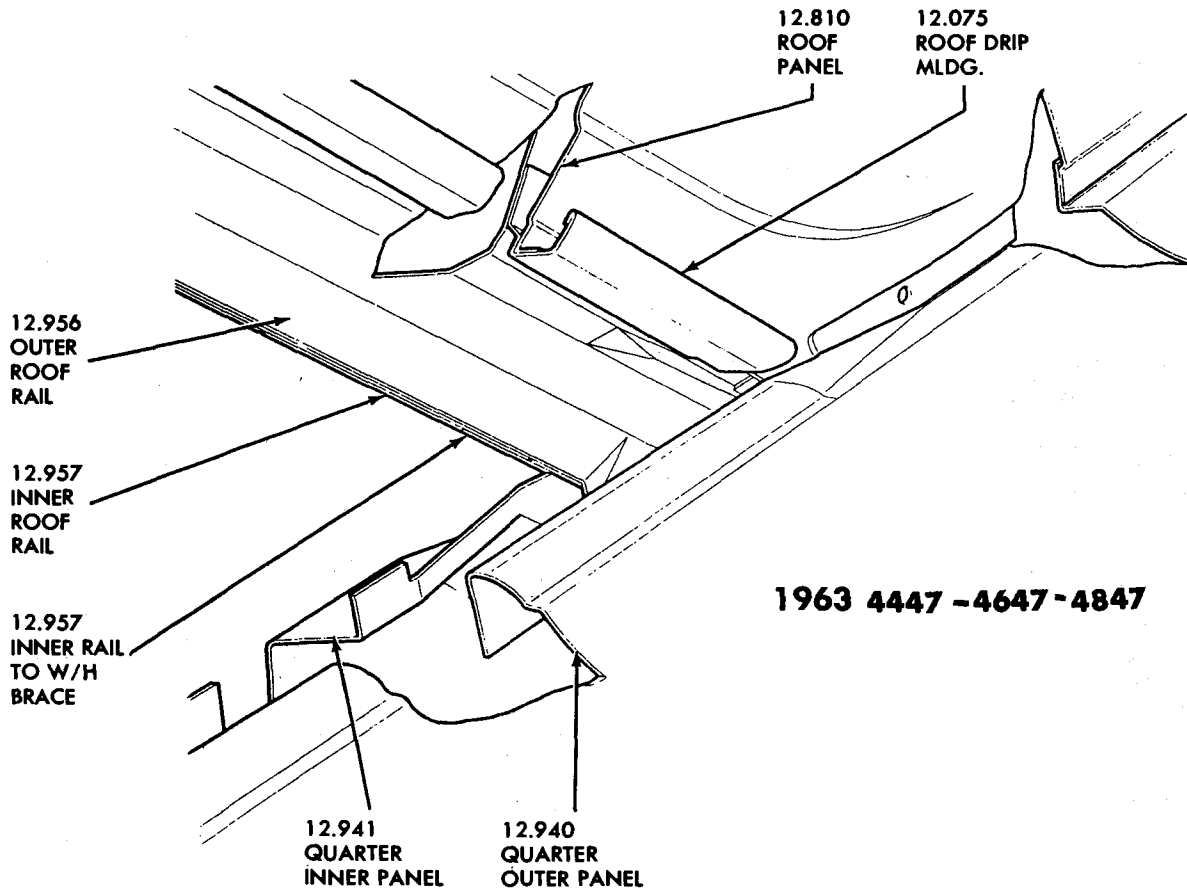
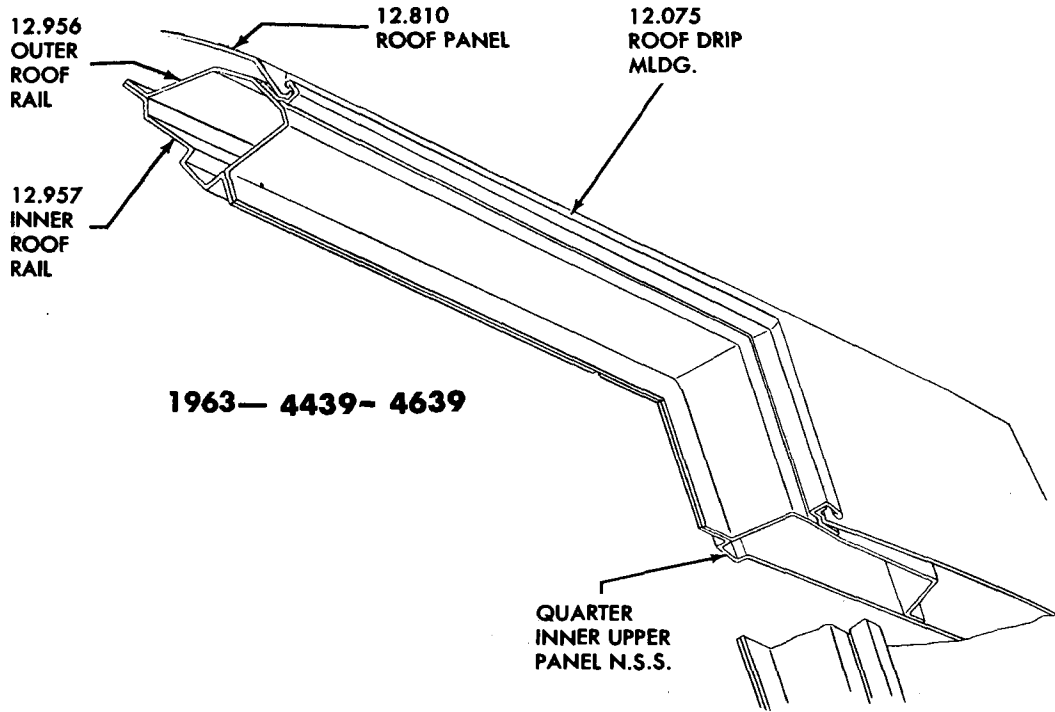
1963-4829



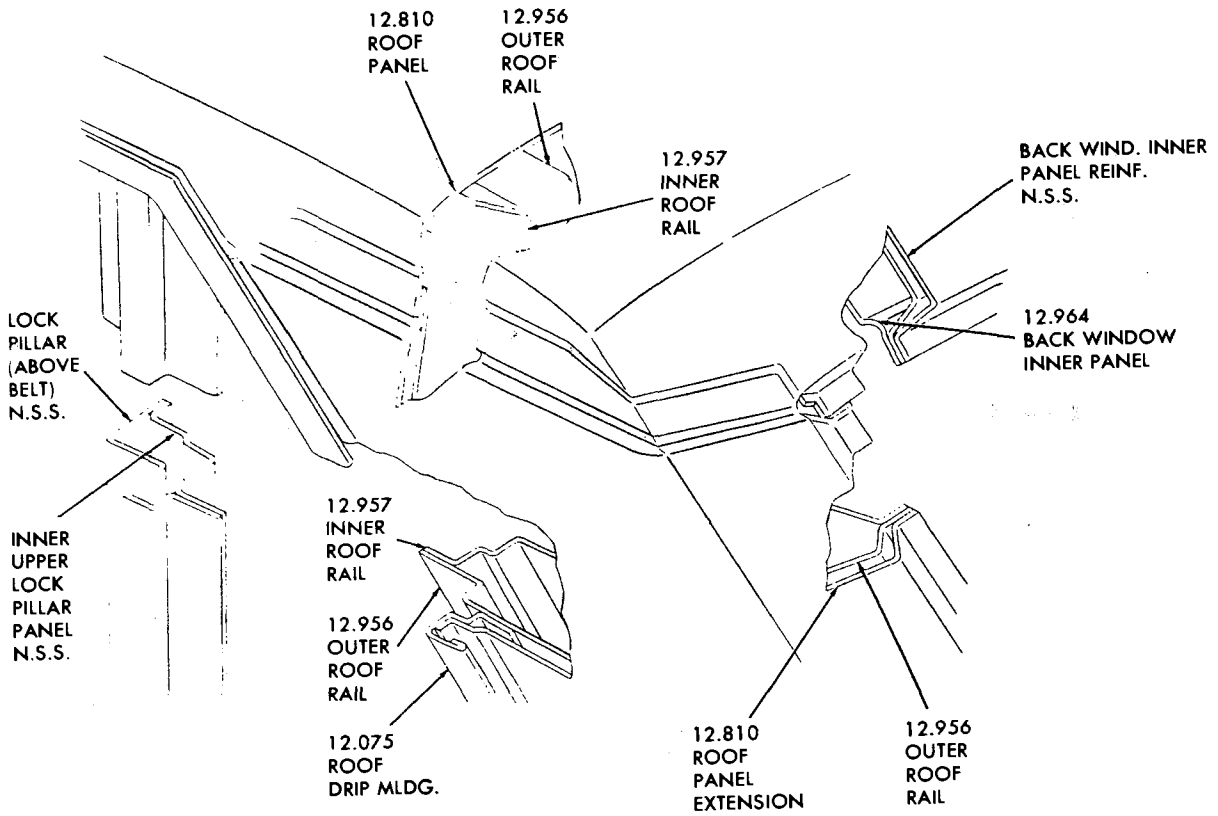
1963-4819

**REAR QUARTER & LOCK PILLAR DETAILS**

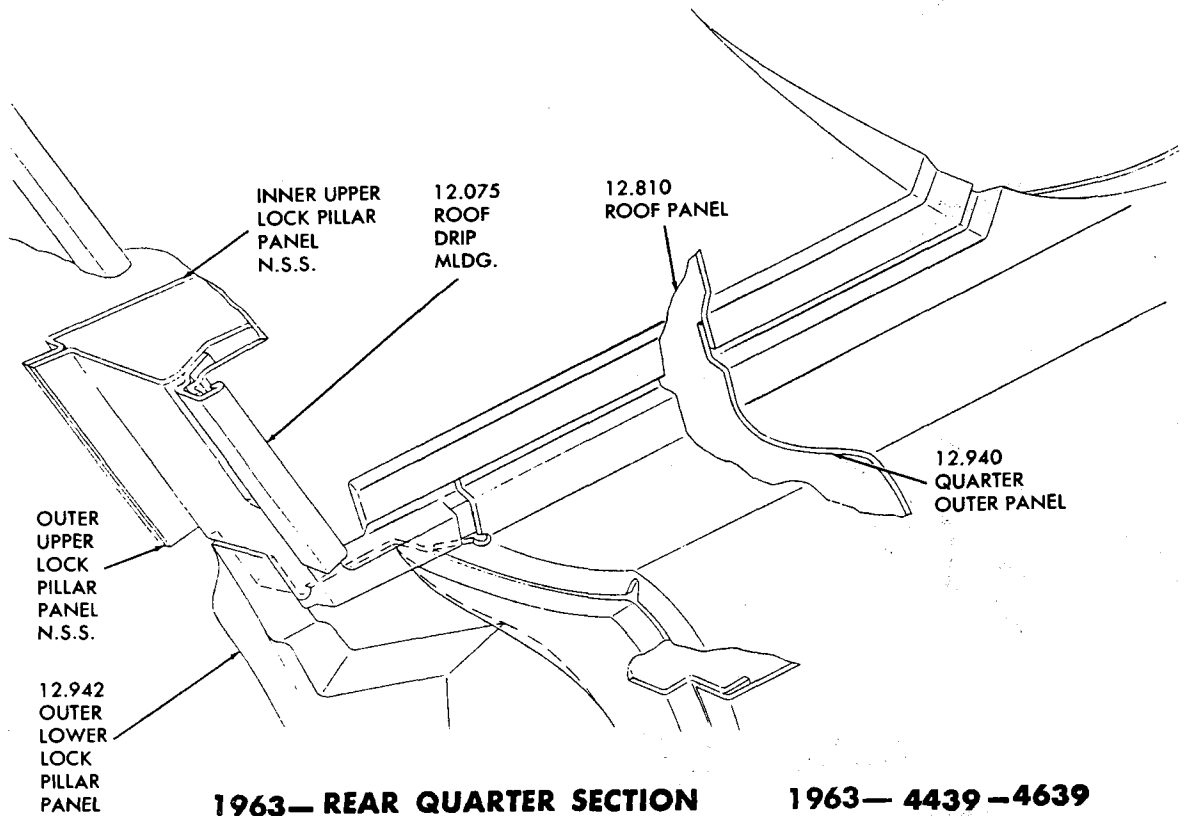




**1963—REAR QUARTER CORNER SECTION (EXTERIOR VIEW)**

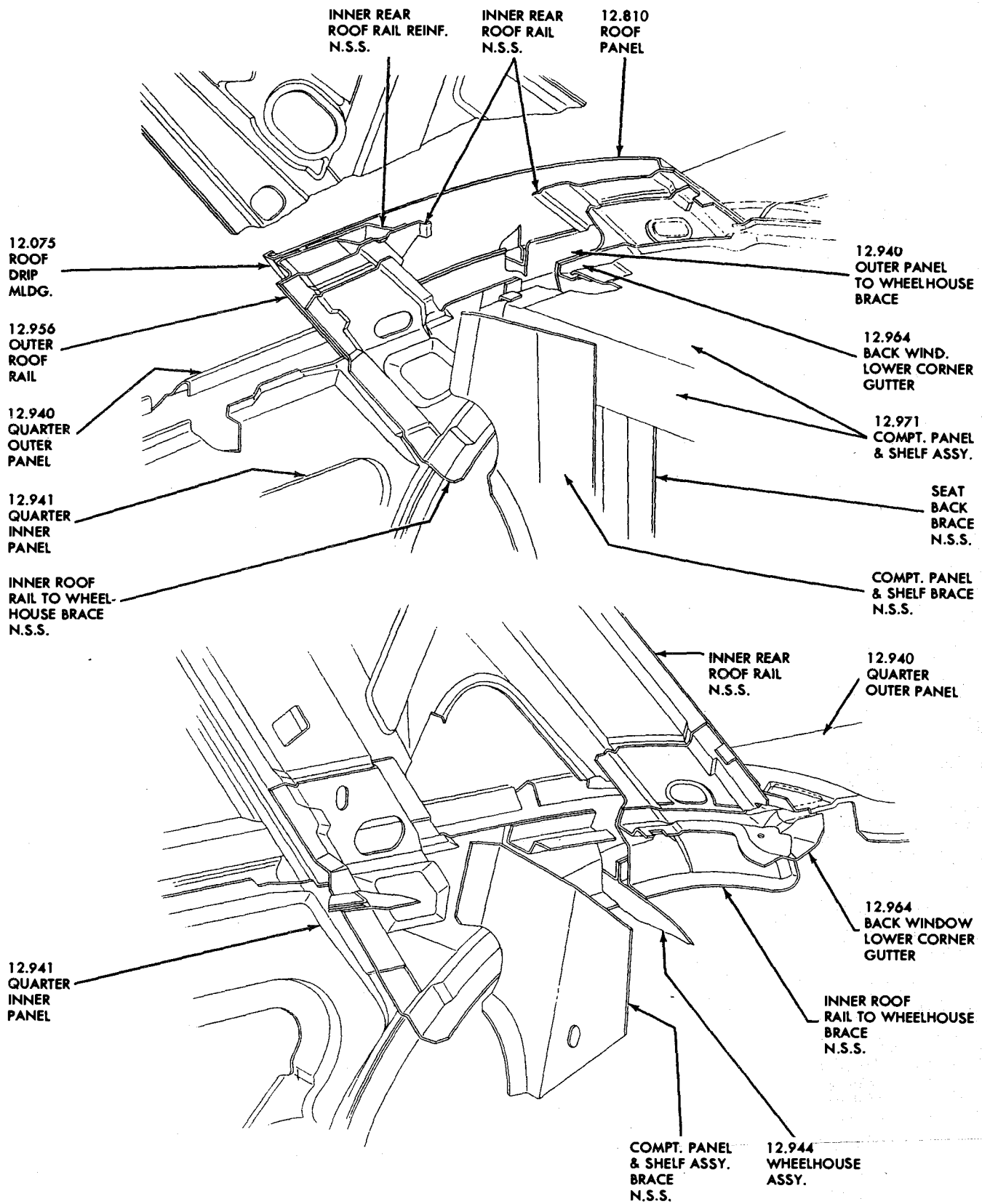


1963-4819-4829

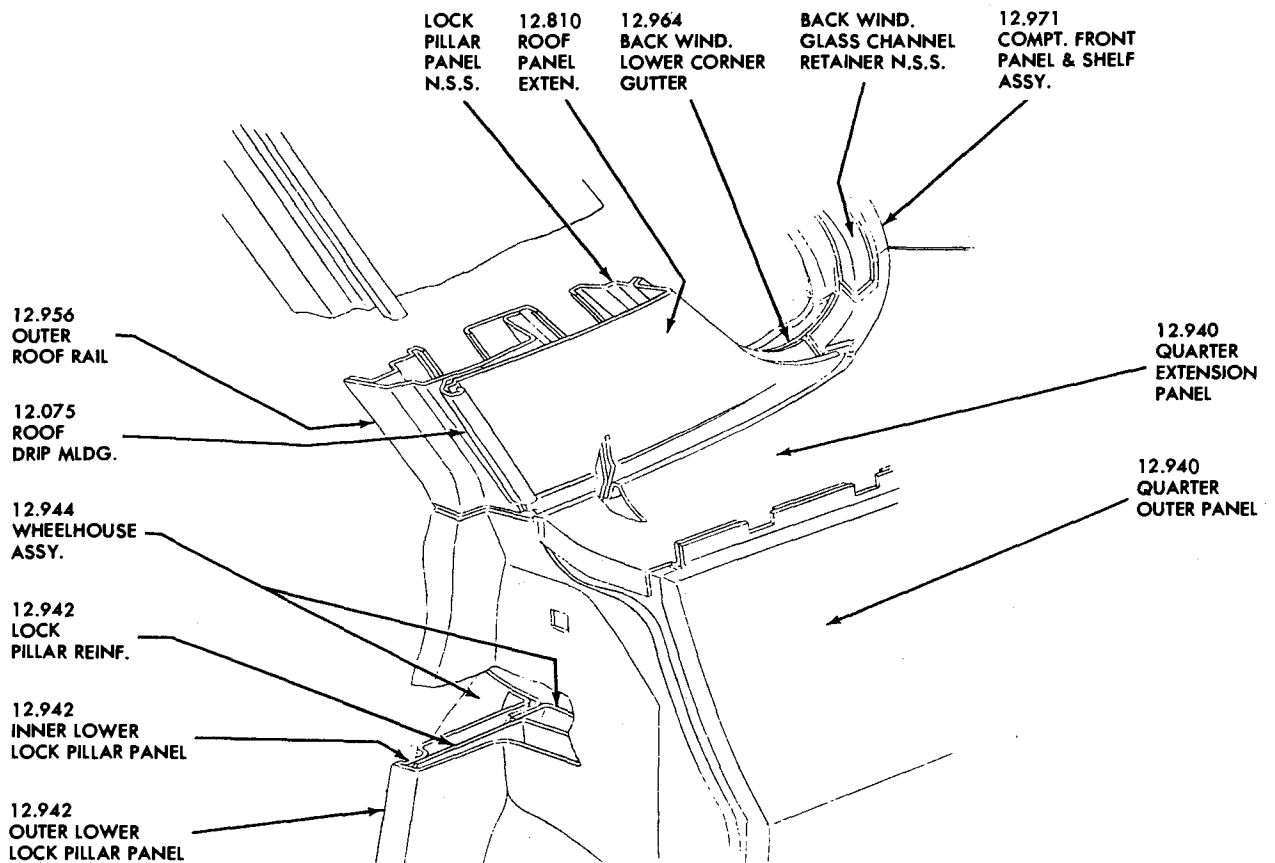
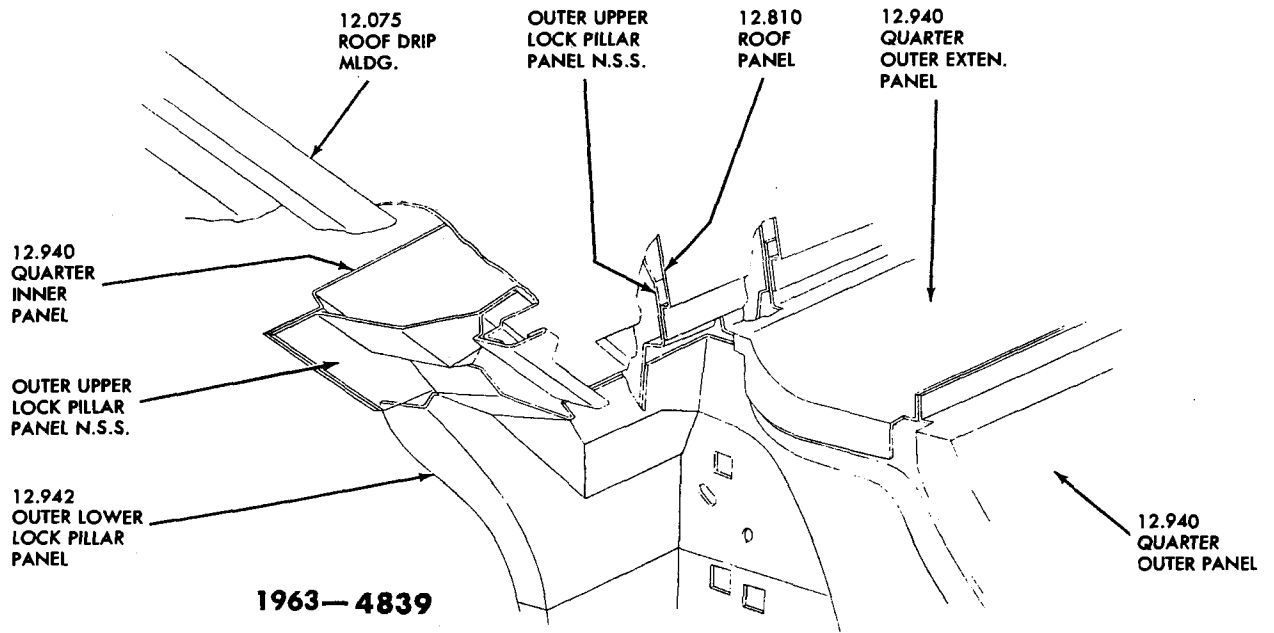


1963- REAR QUARTER SECTION  
(EXTERIOR VIEW)

1963- 4439-4639

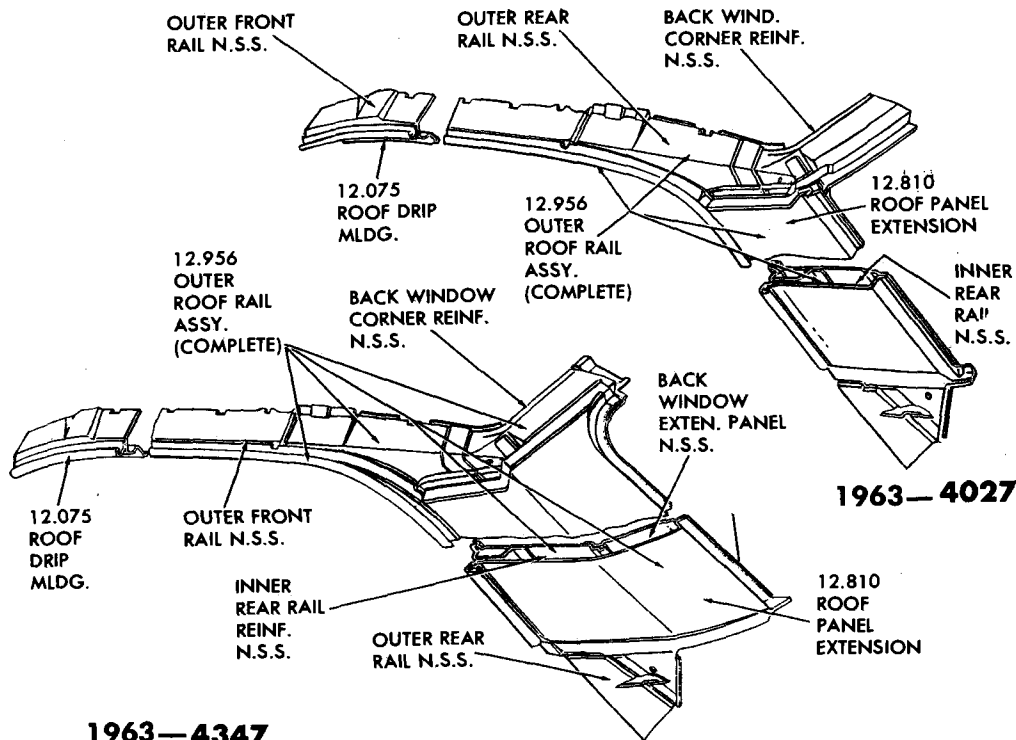


**1963-4447-4647 REAR QUARTER CORNER SECTION (INTERIOR VIEW)**



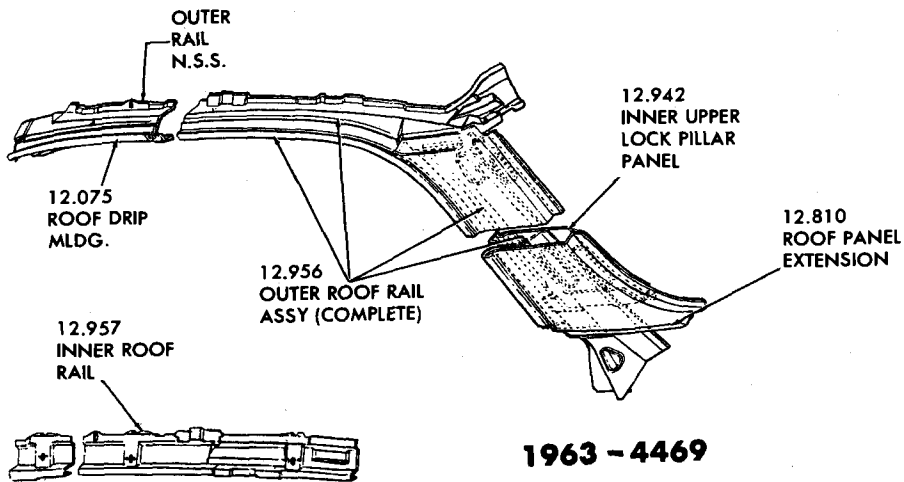
**1963-4469**

**1963- REAR QUARTER CORNER SECTION (EXTERIOR VIEW)**

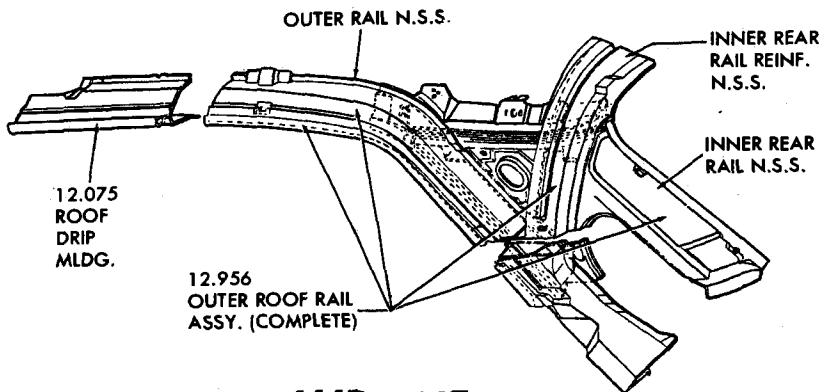


**1963-4027**

**1963-4347**

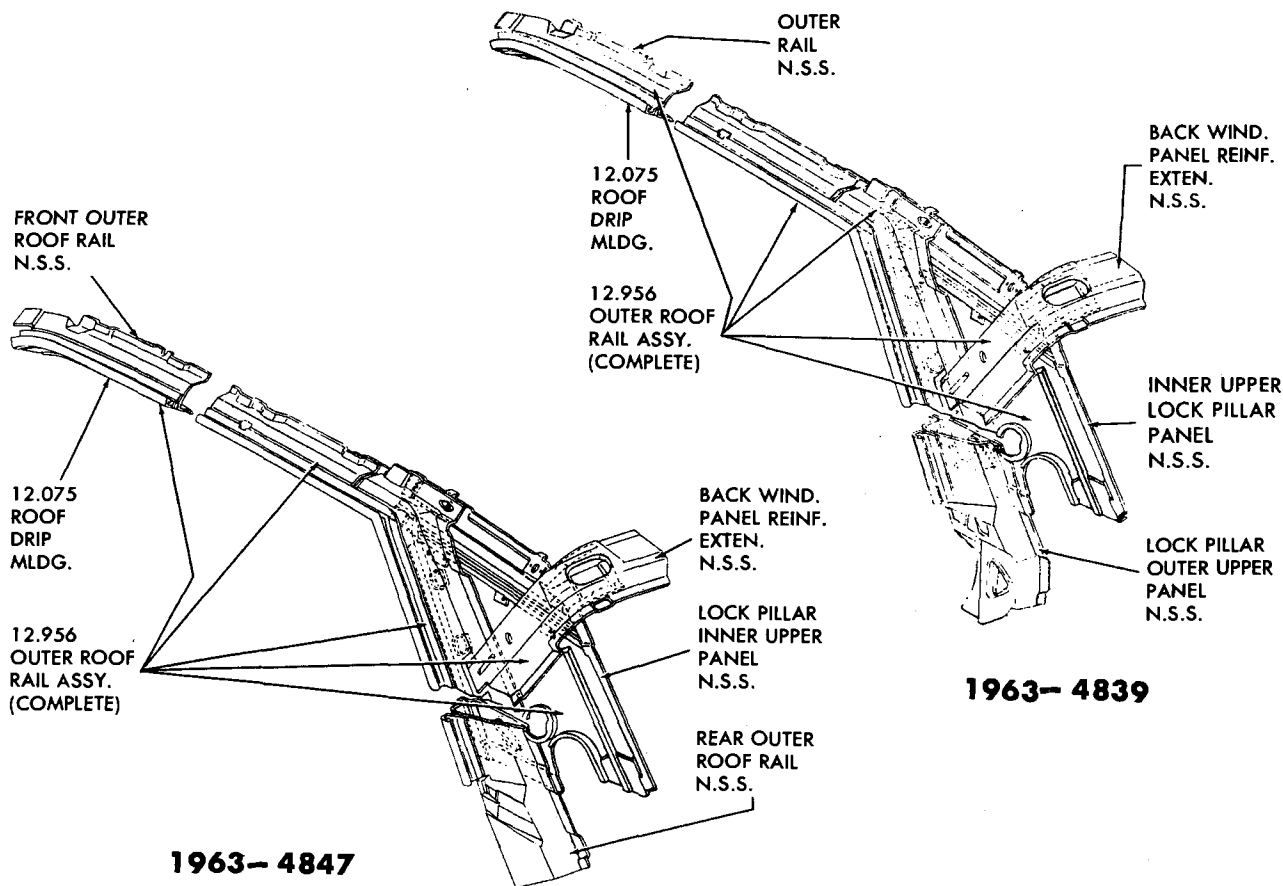
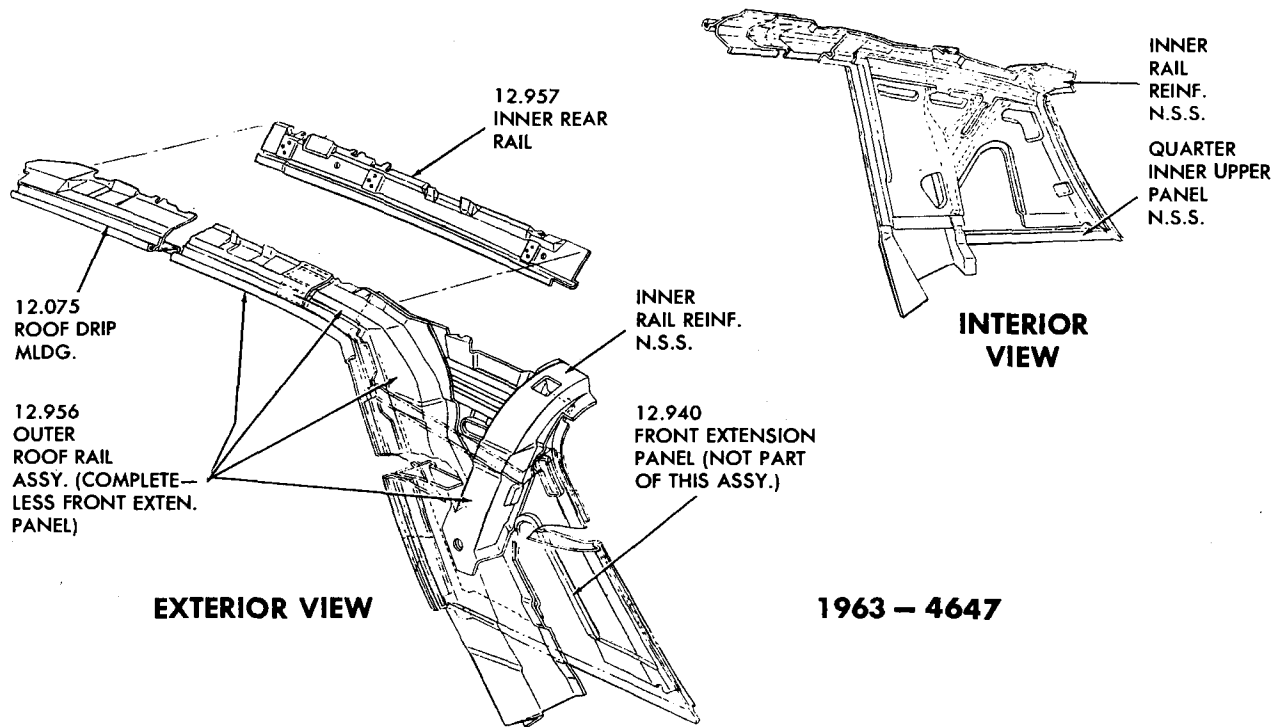


**1963-4469**



**1963-4447-4647**

**1963- OUTER ROOF RAIL ASSEMBLIES**



**1963— OUTER ROOF RAIL ASSEMBLIES**

12.940  
REINF., QUARTER OUTER PANEL AT BELT

12.768  
FILLER, FLDG. TOP COMPT.  
SIDE TO REAR PANEL

12.804  
PANEL, COWL SIDE

12.808  
FRAME ASSY., WINDSHIELD UPPER

12.804  
PANEL ASSY., UPPER DASH AND DUCT

10.230  
PANEL ASSY., INSTRUMENT

12.804  
PANEL ASSY., INSTRUMENT

12.804  
PANEL ASSY., DASH LOWER

12.804  
PANEL ASSY., COWL SIDE DUCT

12.684  
BRACE, BODY LOCK  
PILLAR TO FLOOR PAN

12.804  
PANEL, COWL SIDE

12.941  
PANEL ASSY., REAR  
QUARTER INNER FRONT

12.486  
PANEL ASSY., FRONT  
BODY HINGE PILLAR

12.941  
PANEL ASSY., REAR  
QUARTER INNER FRONT

12.944  
PANEL, DOOR OPENING  
ROCKER OUTER

10.351  
DOOR ASSY.

12.940  
PANEL, REAR QUARTER OUTER

12.985  
PANEL ASSY., FRONT DOOR OUTER

12.934  
PANEL, DOOR OPENING  
ROCKER OUTER

12.944  
PANEL ASSY., WHEELHOUSE

12.944  
PANEL, ROCKER INNER

12.944  
PANEL ASSY., WHEELHOUSE

12.940  
PANEL, REAR QUARTER OUTER

12.940  
PANEL, REAR QUARTER OUTER

12.940  
PANEL, REAR QUARTER OUTER

12.940  
PANEL, REAR QUARTER OUTER

12.940  
PANEL, REAR QUARTER OUTER

12.940  
PANEL, REAR QUARTER OUTER

12.940  
PANEL, REAR QUARTER OUTER

12.940  
PANEL, REAR QUARTER OUTER

12.940  
PANEL, REAR QUARTER OUTER

12.989  
PANEL, FLDG. TOP COMPT. REAR

12.996  
GUTTER, REAR COMPT. LID SIDE

12.768  
FILLER, FLDG.  
TOP COMPT. SIDE  
TO REAR PANEL

12.768  
BRACE, FLDG. TOP COMPT.  
TO WHEELHOUSE OUTER

12.971  
PANEL, REAR COMPT.  
FRONT

12.996  
BRACE, REAR  
COMPT.  
GUTTER  
TO  
COMPT.  
PAN

12.184  
SUPPORT,  
REAR COMPT.  
LID HINGE

12.187  
STRAP, REAR  
COMPT. LID HINGE

12.986  
BAR, REAR CROSS

12.981  
FILLER, COMPT.  
PAN TO QUARTER PANEL

12.237  
PLATE,  
REAR COMPT.  
LID LOCK

12.237  
PLATE,  
REAR COMPT.  
LID LOCK

12.237  
PLATE,  
REAR COMPT.  
LID LOCK

12.237  
PLATE,  
REAR COMPT.  
LID LOCK

12.237  
PLATE,  
REAR COMPT.  
LID LOCK

12.237  
PLATE,  
REAR COMPT.  
LID LOCK

12.237  
PLATE,  
REAR COMPT.  
LID LOCK

12.237  
PLATE,  
REAR COMPT.  
LID LOCK

12.237  
PLATE,  
REAR COMPT.  
LID LOCK

12.237  
PLATE,  
REAR COMPT.  
LID LOCK

12.237  
PLATE,  
REAR COMPT.  
LID LOCK

12.237  
PLATE,  
REAR COMPT.  
LID LOCK

12.237  
PLATE,  
REAR COMPT.  
LID LOCK

12.237  
PLATE,  
REAR COMPT.  
LID LOCK

12.237  
PLATE,  
REAR COMPT.  
LID LOCK

12.237  
PLATE,  
REAR COMPT.  
LID LOCK

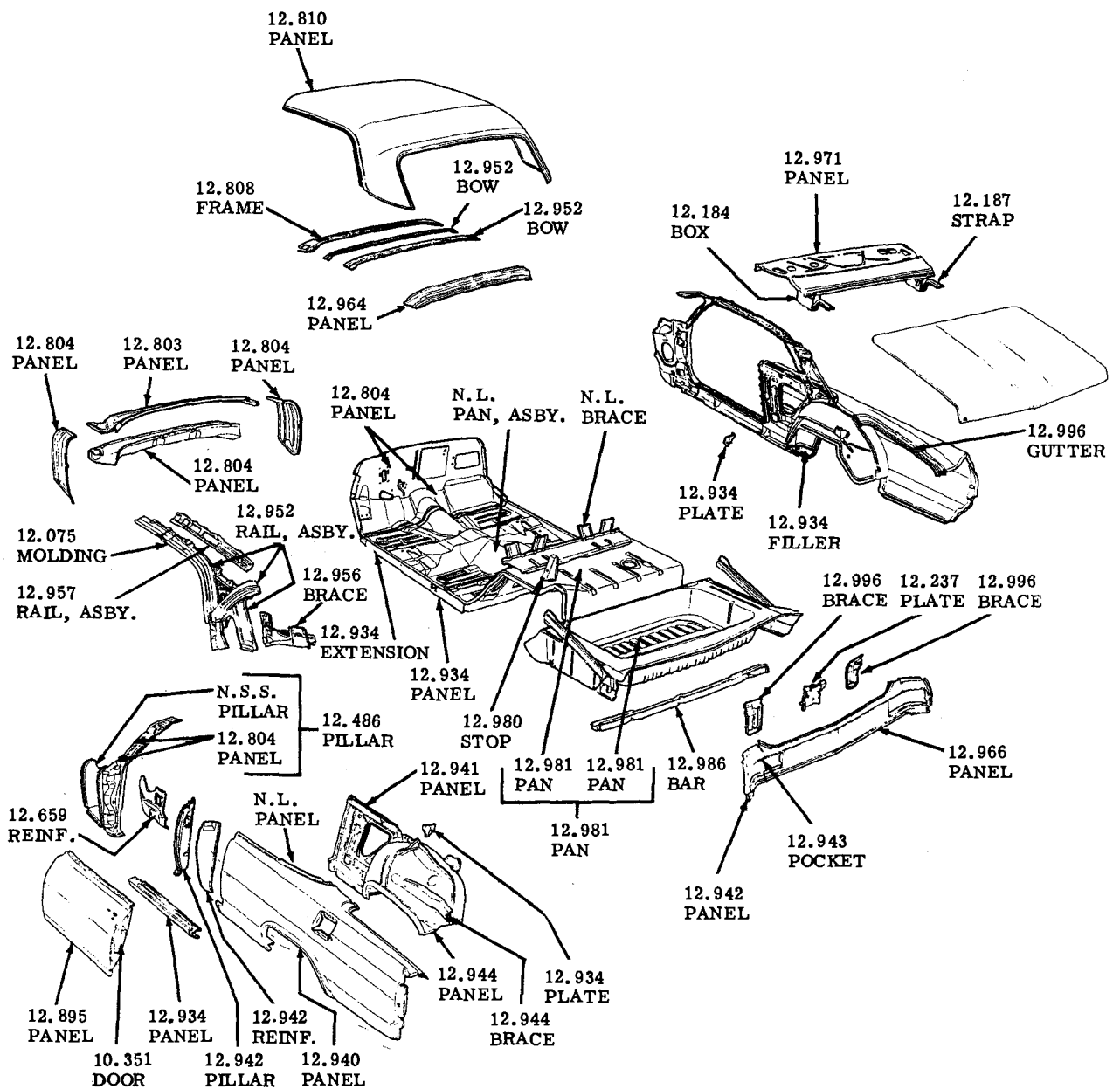
12.237  
PLATE,  
REAR COMPT.  
LID LOCK

12.237  
PLATE,  
REAR COMPT.  
LID LOCK

12.237  
PLATE,  
REAR COMPT.  
LID LOCK

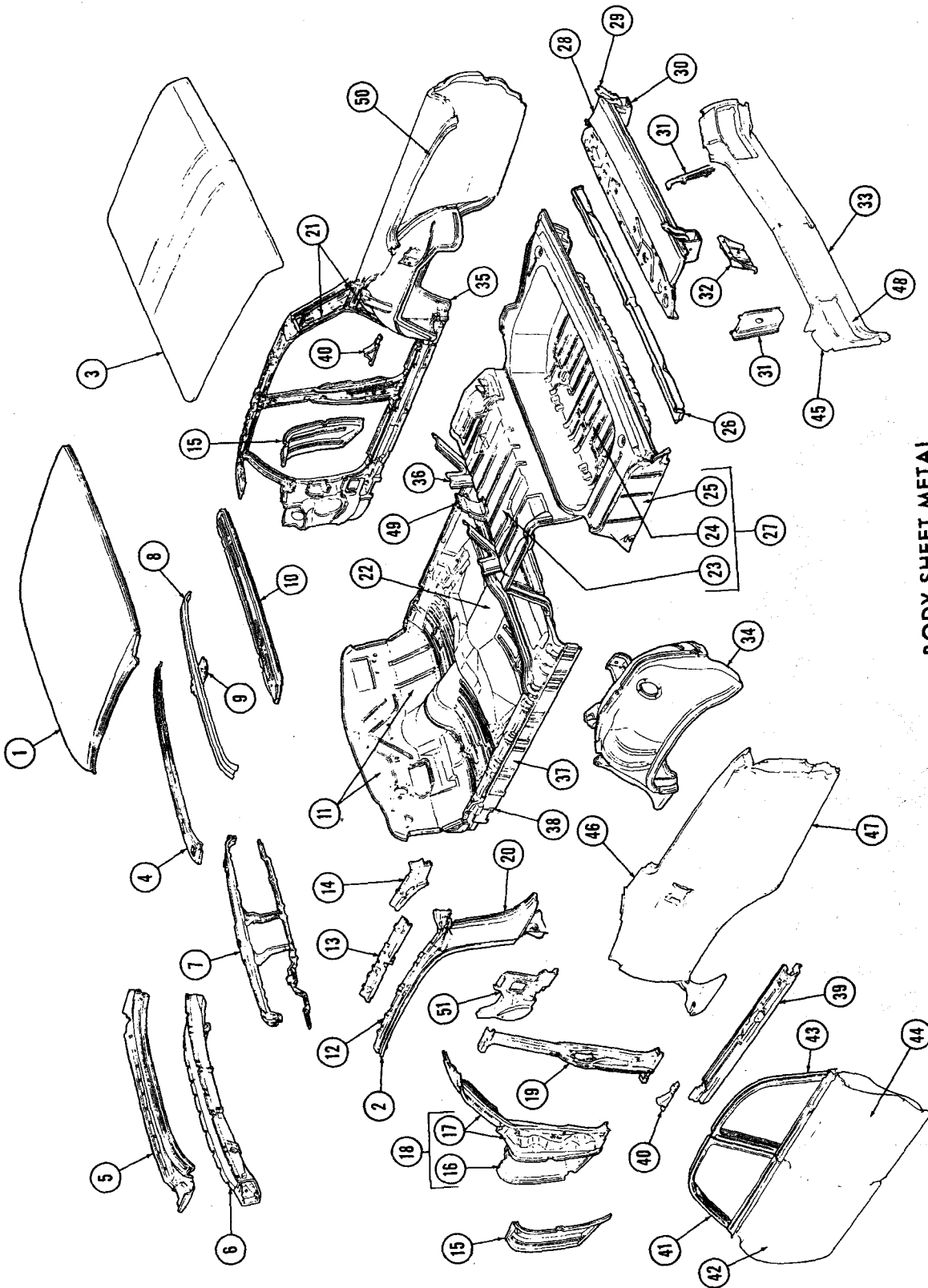
12.237  
PLATE,  
REAR COMPT.  
LID LOCK

12.237  
PLATE,  
REAR COMPT.  
LID LOCK



1964-4447-4647  
 BODY SHEET METAL





BODY SHEET METAL  
1964 4469-4669

**BODY SHEET METAL  
1964-4469-4669**

1.	PANEL, Roof	12.810	27.	PAN ASSEMBLY, Rear Compartment	12.981
2.	MOLDING, Roof Drip	12.075	28.	PANEL ASSEMBLY, Rear Compartment Front and Shelf (Note 2)	12.971
3.	LID ASSEMBLY, Rear Compartment	12.181	29.	STRAP, Rear Compartment Lid Hinge	12.187
4.	FRAME ASSEMBLY, Windshield Inner Upper*	12.807	30.	BOX, Rear Compartment Lid Hinge	12.184
5.	PANEL ASSEMBLY, Shroud Upper*	12.803	31.	BRACE, Rear Compartment Gutter to Compartment Pan	12.996
6.	PANEL ASSEMBLY, Upper Dash and Duct*	12.804	32.	PLATE, Rear Compartment Lid Lock Anchor	12.237
7.	PANEL ASSEMBLY, Instrument*	10.230	33.	PANEL ASSEMBLY, Rear End	12.966
8.	BOW, Roof	12.952	34.	PANEL ASSEMBLY, Wheelhouse***	12.944
9.	SUPPORT, Dome Lamp	12.953	35.	FILLER, Rocker Panel Rear	12.934
10.	PANEL ASSEMBLY, Back Window Inner	12.964	36.	BRACE, Rear Seat Back Diagonal	N. L.
11.	PANEL ASSEMBLY, Dash Lower	12.804	37.	PANEL, Rocker Inner	12.934
12.	RAIL, Side Roof Outer	12.956	38.	EXTENSION, Rocker Inner Panel Front	12.934
13.	RAIL, Side Roof Inner Front	12.957	39.	PANEL, Door Opening Rocker Outer	12.934
14.	RAIL ASSEMBLY, Side Roof Inner Rear	12.957	40.	FILLER, Center Pillar Outer Panel Lower	12.491
15.	PANEL, Shroud Lower Side*	12.804	41.	DOOR ASSEMBLY, Front	10.351
16.	PANEL, Shroud Vent Duct Side*	12.804	42.	PANEL ASSEMBLY, Front Door Outer	12.895
17.	PANEL, Front Body Hinge Pillar*	N.S.S.	43.	DOOR ASSEMBLY, Rear	10.378
18.	PANEL ASSEMBLY, Front Body Hinge Pillar*	12.840	44.	PANEL ASSEMBLY, Rear Door Outer	12.918
19.	PILLAR ASSEMBLY, Center	12.491	45.	PANEL ASSEMBLY, Quarter Outer Extension (Note 3)	12.940
20.	PANEL ASSEMBLY, Roof Extension	12.810	46.	PANEL ASSEMBLY, Quarter Outer Extension	12.940
21.	PANEL ASSEMBLY, Body Lock Pillar**	12.942	47.	PANEL, Quarter Outer	12.943
22.	PAN ASSEMBLY, Floor	N. L.	48.	POCKET, Tail Lamp Opening	12.980
23.	PAN ASSEMBLY, Rear Compartment Front	12.981	49.	STOP, Spare Tire	12.980
24.	PAN ASSEMBLY, Rear Compartment Rear	12.981	50.	GUTTER, Rear Compartment Lid Side	12.996
25.	FILLER, Rear Compartment Pan to Quarter Panel	12.981	51.	REINFORCEMENT, Front Body Hinge Pillar to Rocker	12.659
26.	BAR, Rear Cross (Note 1)	12.986			

Note 1 - Part of Rear Compartment Pan Assembly.

Note 2 - Does not include Lid Hinge Box or Strap.

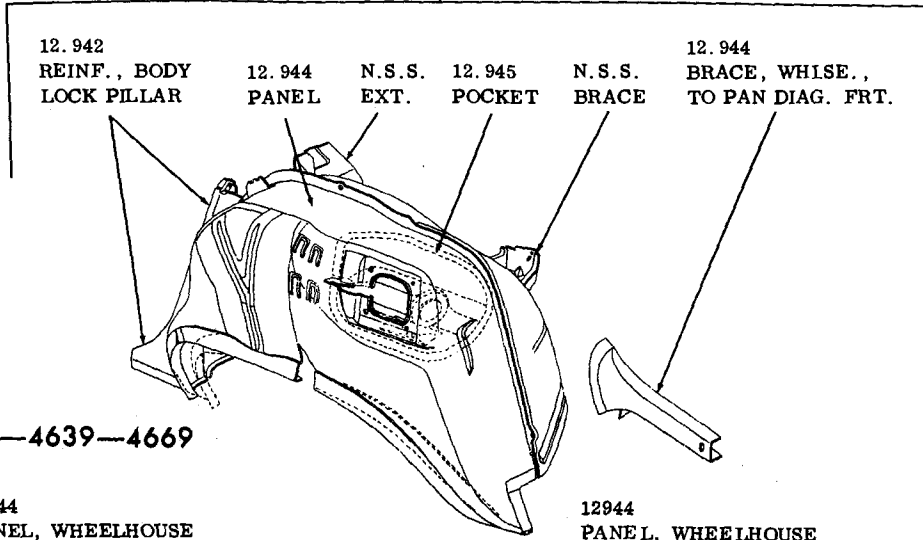
Note 3 - Not part of Rear End Panel.

\* - See Front End Illustration for detail parts.

\*\* - See Body Lock Pillar Illustration for detail parts.

\*\*\* - See Wheelhouse Panel Illustration for detail parts.

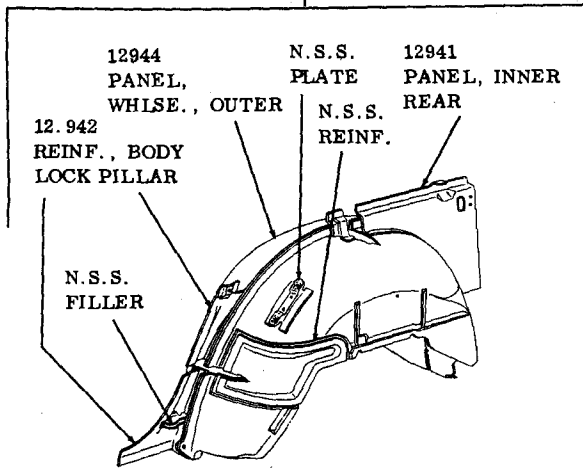
12.944  
PANEL,  
WHEELHOUSE



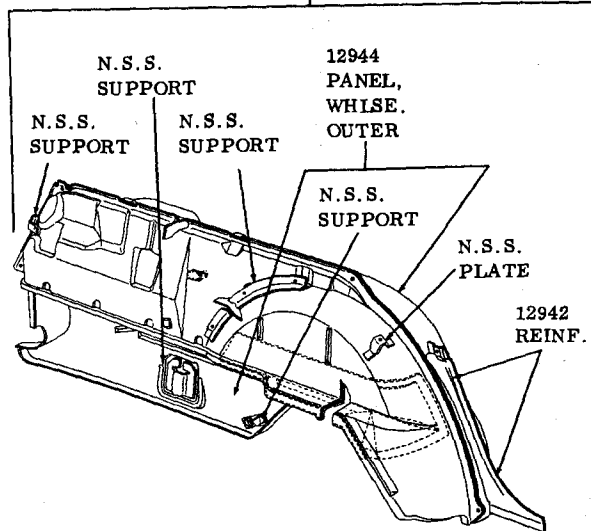
1964 4439-4469-4639-4669

12944  
PANEL, WHEELHOUSE

12944  
PANEL, WHEELHOUSE



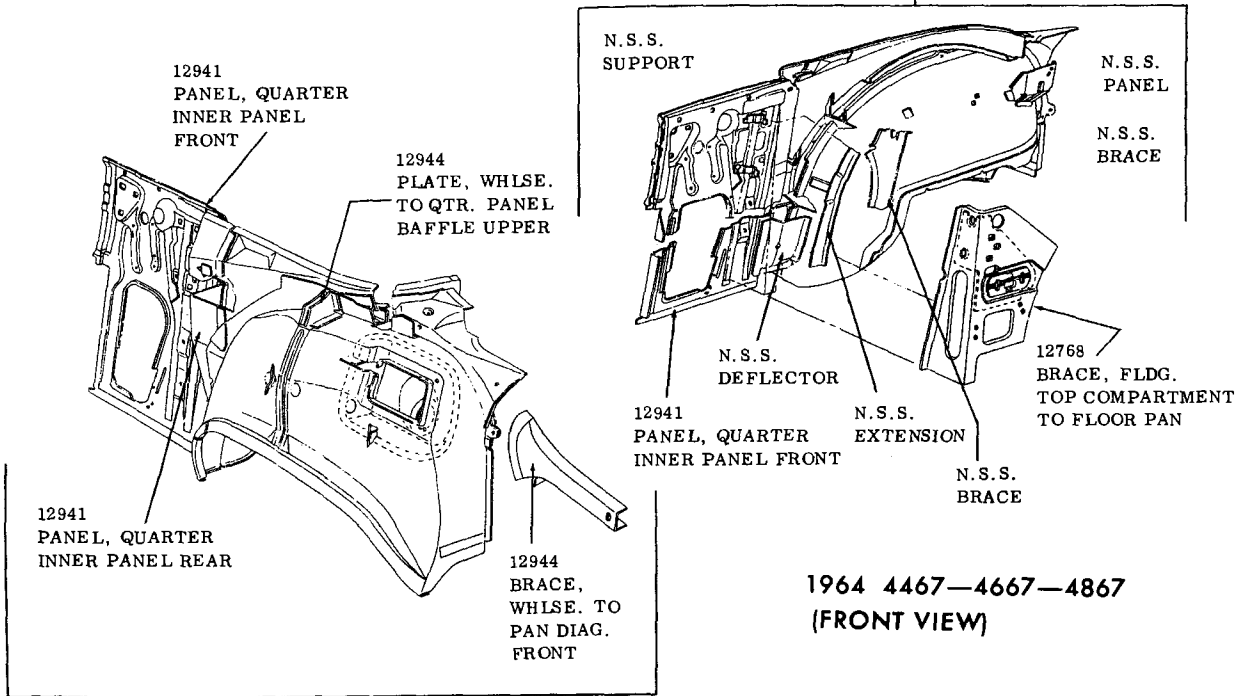
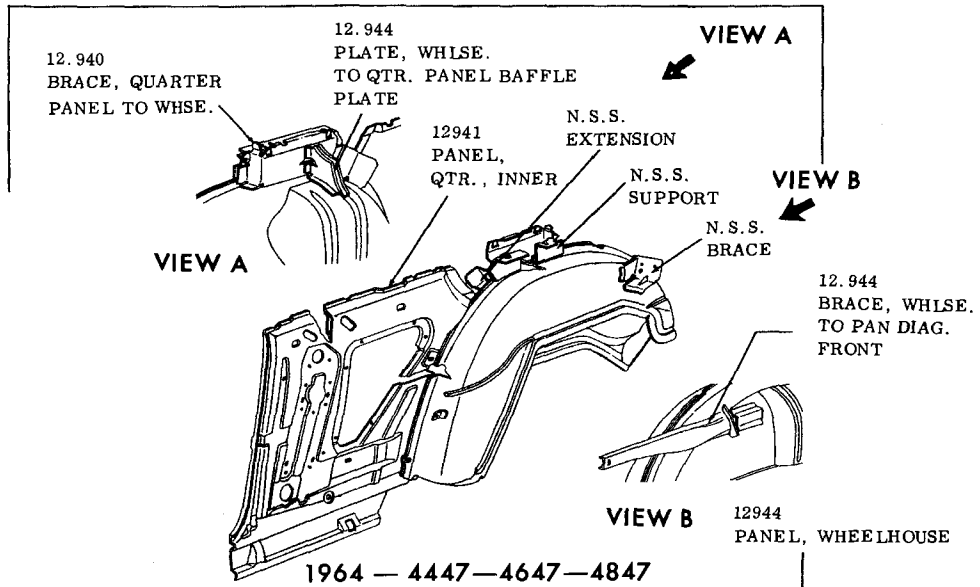
1964 4635-4645  
RIGHT SIDE



1964 4635-4645  
LEFT SIDE

**WHEELHOUSE PANEL AND DETAILS**

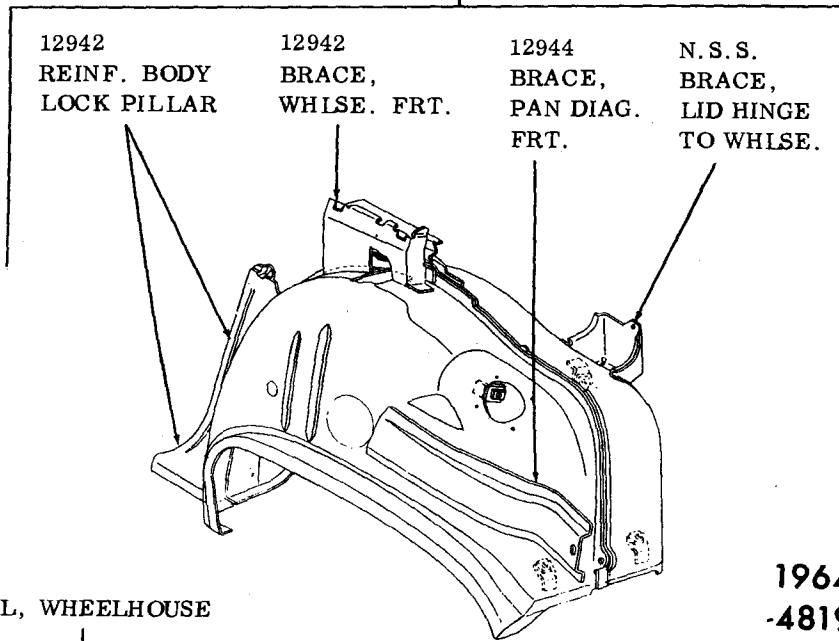
1964 — 4439-4469-4635-4639-4645-4669



12944  
PANEL, WHLSE.  
1964 4467-4667-4867  
(REAR VIEW)

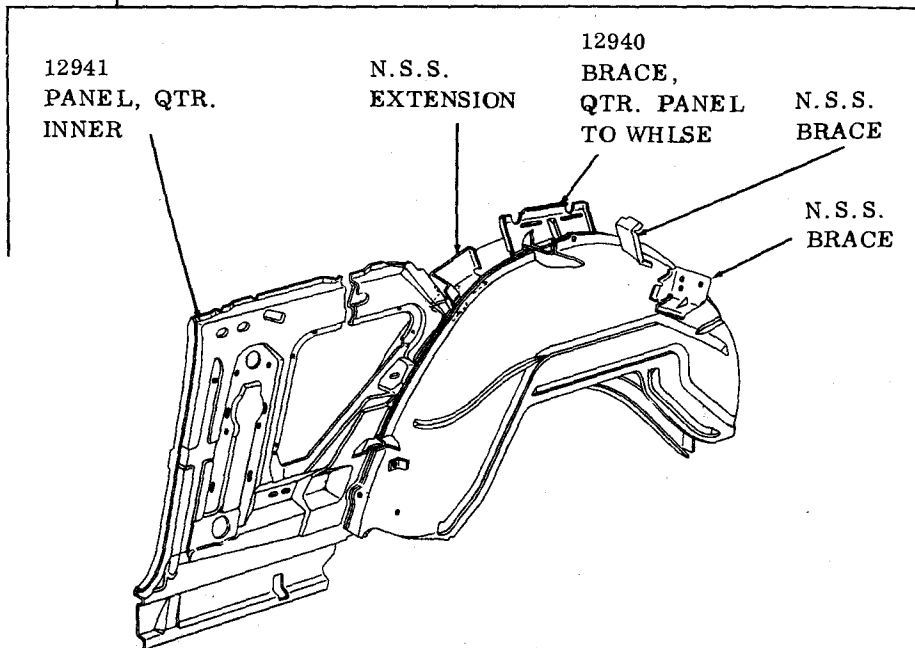
WHEELHOUSE PANEL AND DETAILS  
1964 - 4447-4467-4647-4667-4847-4867

12944  
PANEL,  
WHEELHOUSE



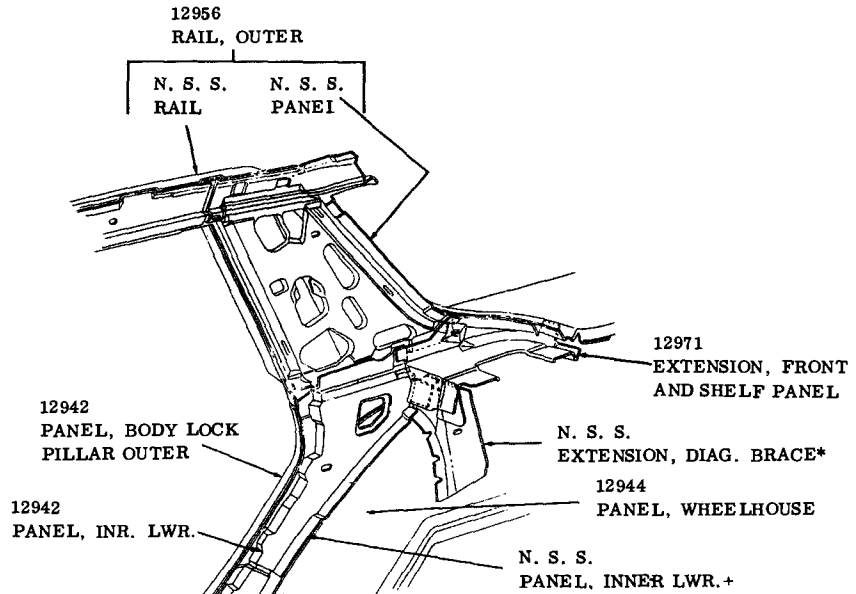
12944  
PANEL, WHEELHOUSE

1964 4439—4639  
-4819—4829—4839

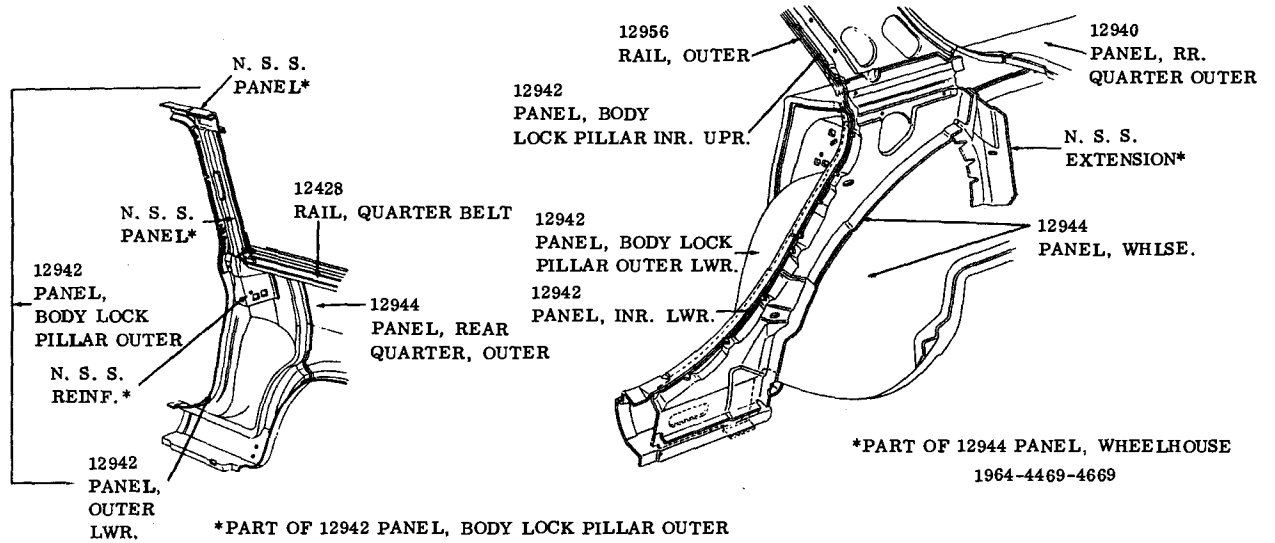


1964 4447—4647—4847

**WHEELHOUSE PANEL AND DETAILS**  
1964 — 4439—4447—4639—4647  
4819—4829—4839—4847



\*PART OF 12944 PANEL, WHEELHOUSE  
 +PART OF 12942 PANEL, BODY LOCK PILLAR INR. LWR.  
 1964-4439-4639



\*PART OF 12942 PANEL, BODY LOCK PILLAR OUTER  
 1964-4435-4445

\*PART OF 12944 PANEL, WHEELHOUSE  
 1964-4469-4669

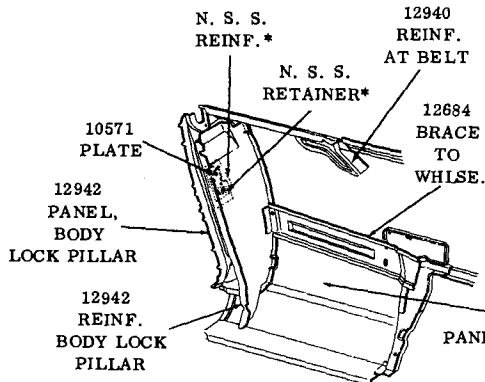
**REAR BODY LOCK PILLAR**  
 1964-4435-4439-4445-4469-4639-4669



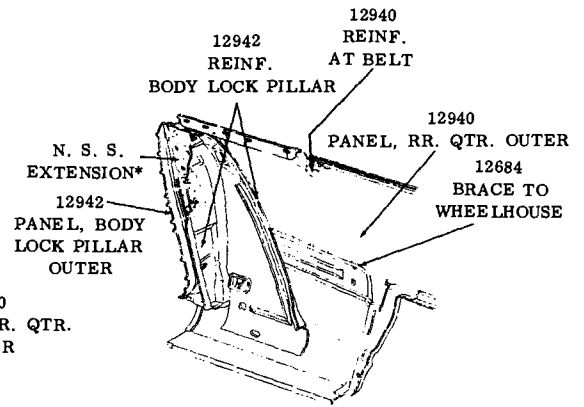




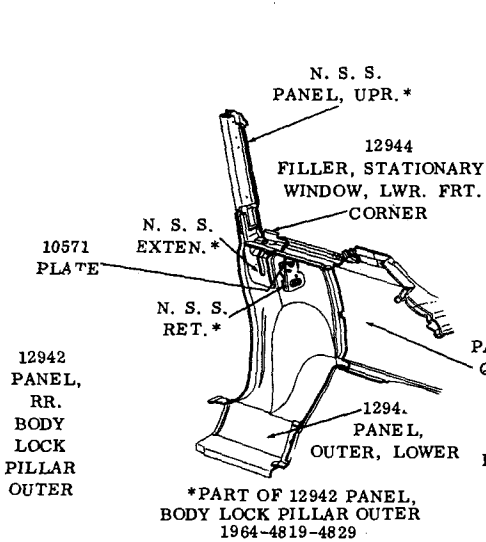




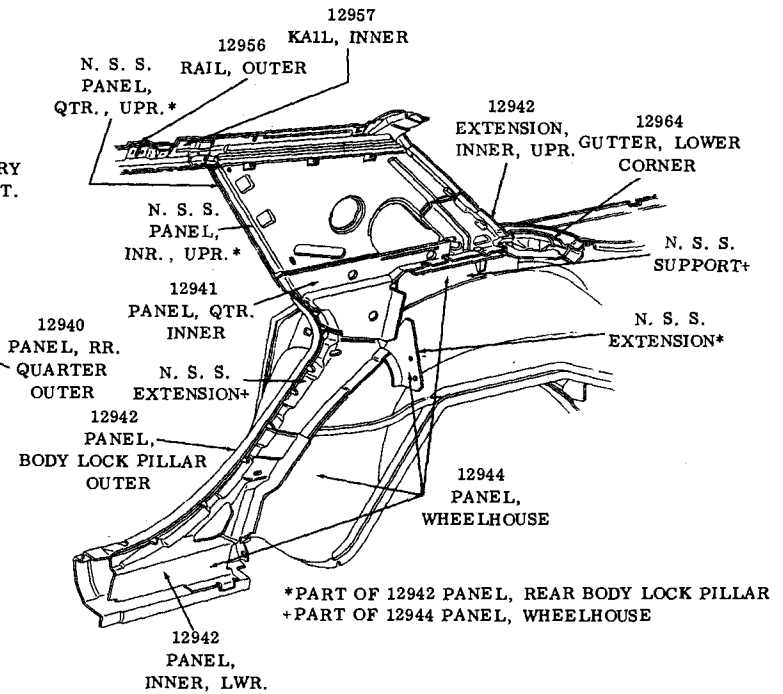
\*PART OF 12942 PANEL, REAR BODY LOCK PILLAR  
1964-4847



\*PART OF 12942 PANEL, REAR BODY LOCK PILLAR  
1964-4867



\*PART OF 12942 PANEL, BODY LOCK PILLAR OUTER  
1964-4819-4829

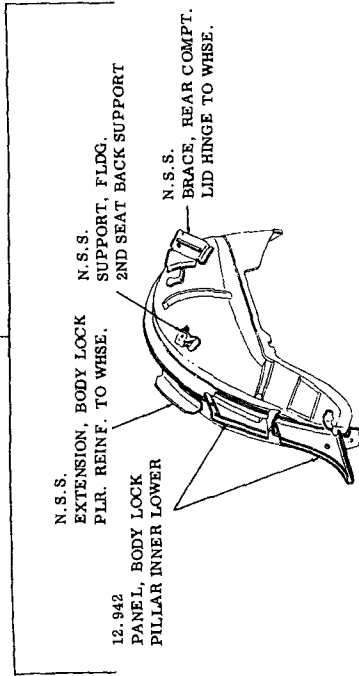


\*PART OF 12942 PANEL, REAR BODY LOCK PILLAR +PART OF 12944 PANEL, WHEELHOUSE

**REAR BODY LOCK PILLAR**  
1964-4829-4839-4847-4867

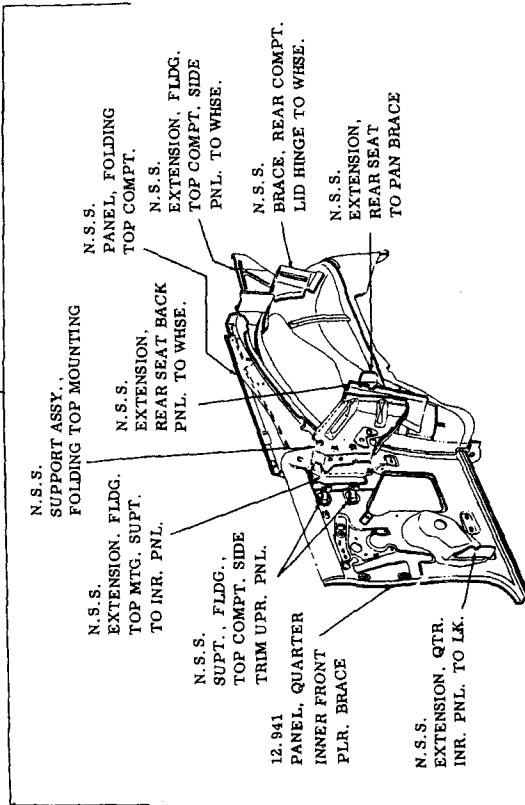


12.944  
 PANEL ASSY., WHEELHOUSE



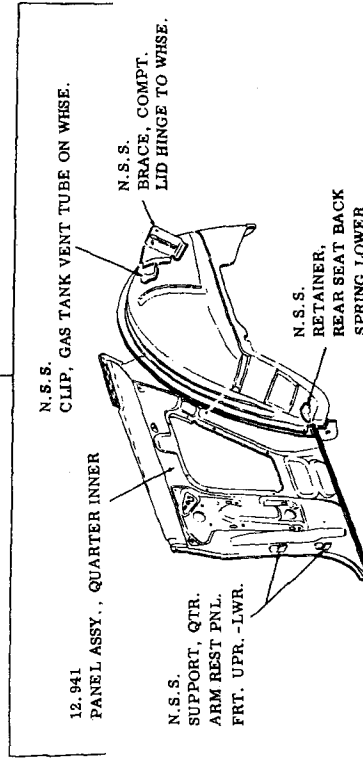
1964 FOUR DOOR STYLES

12.944  
 PANEL ASSY., WHEELHOUSE



1964 CONVERTIBLES

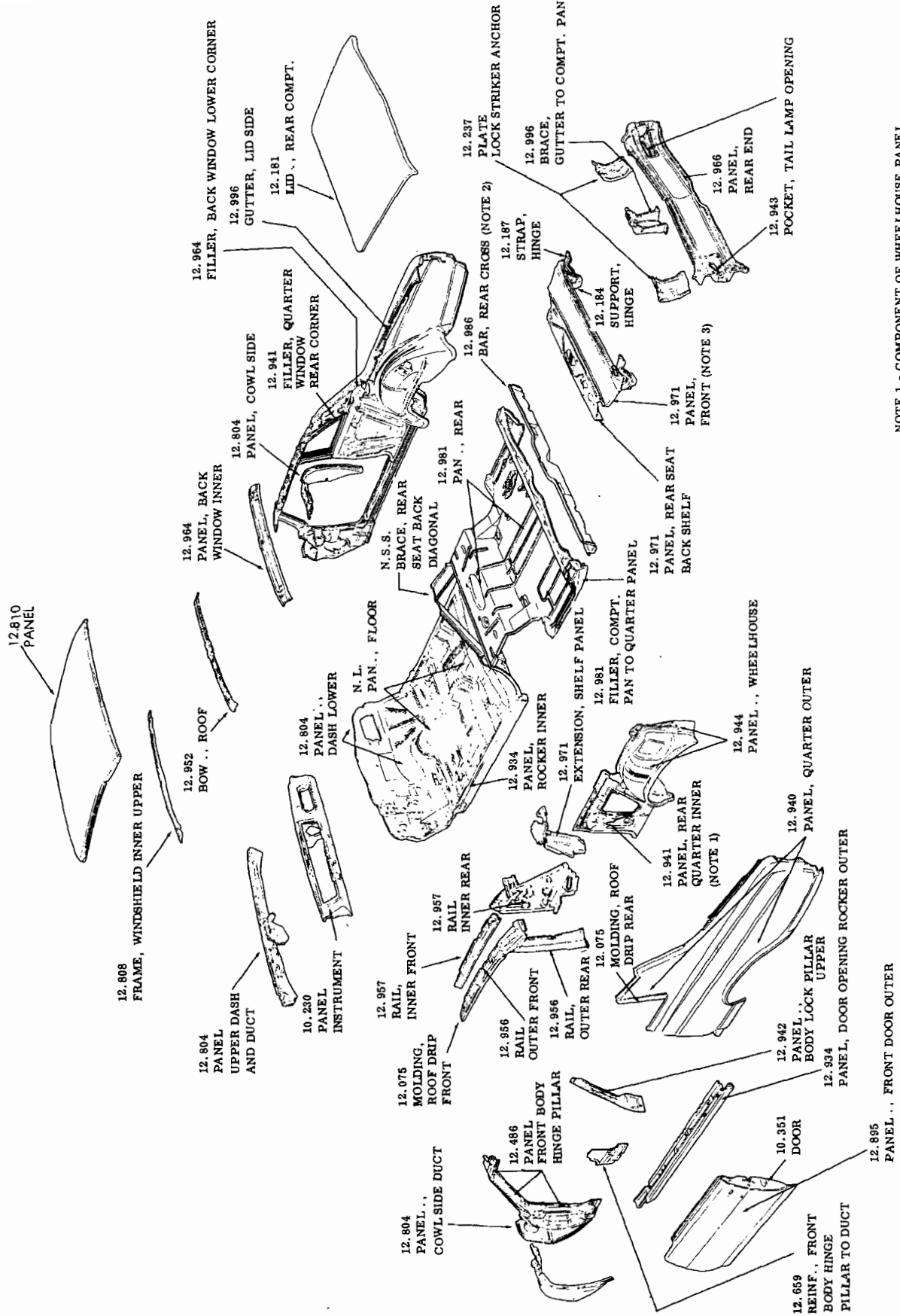
12.944  
 PANEL ASSY., WHEELHOUSE



1964 4027 - 4127

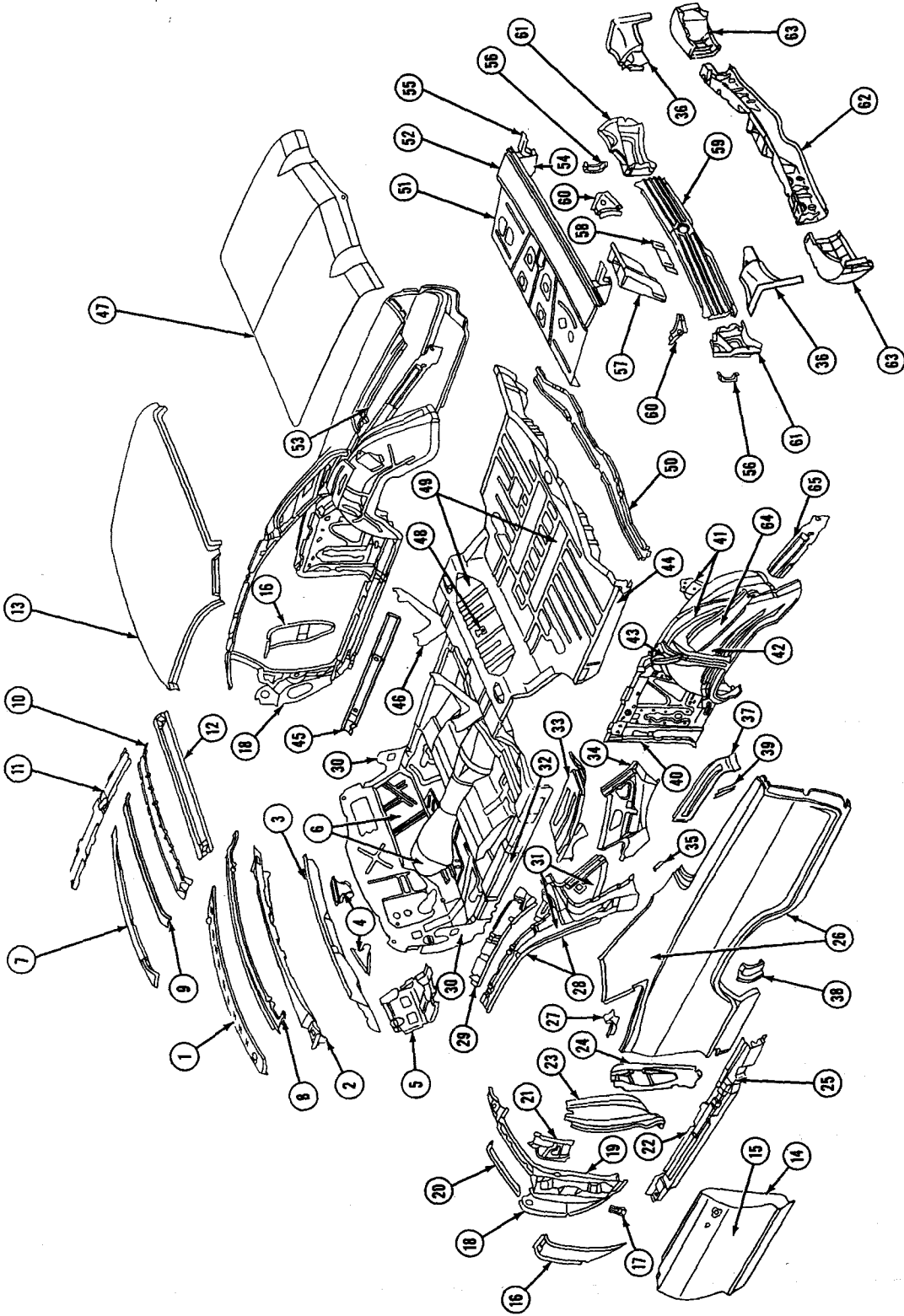
WHEELHOUSE PANEL AND DETAILS  
 1964-4000-4100-4300





NOTE 1 - COMPONENT OF WHEELHOUSE PANEL  
 NOTE 2 - COMPONENT OF REAR COMPT. PAN  
 NOTE 3 - DOES NOT INCLUDE LID HINGE SUPPORT AND STRAP

**BODY SHEET METAL  
 1965-SPECIAL-SKYLARK  
 2 DOOR COUPES**

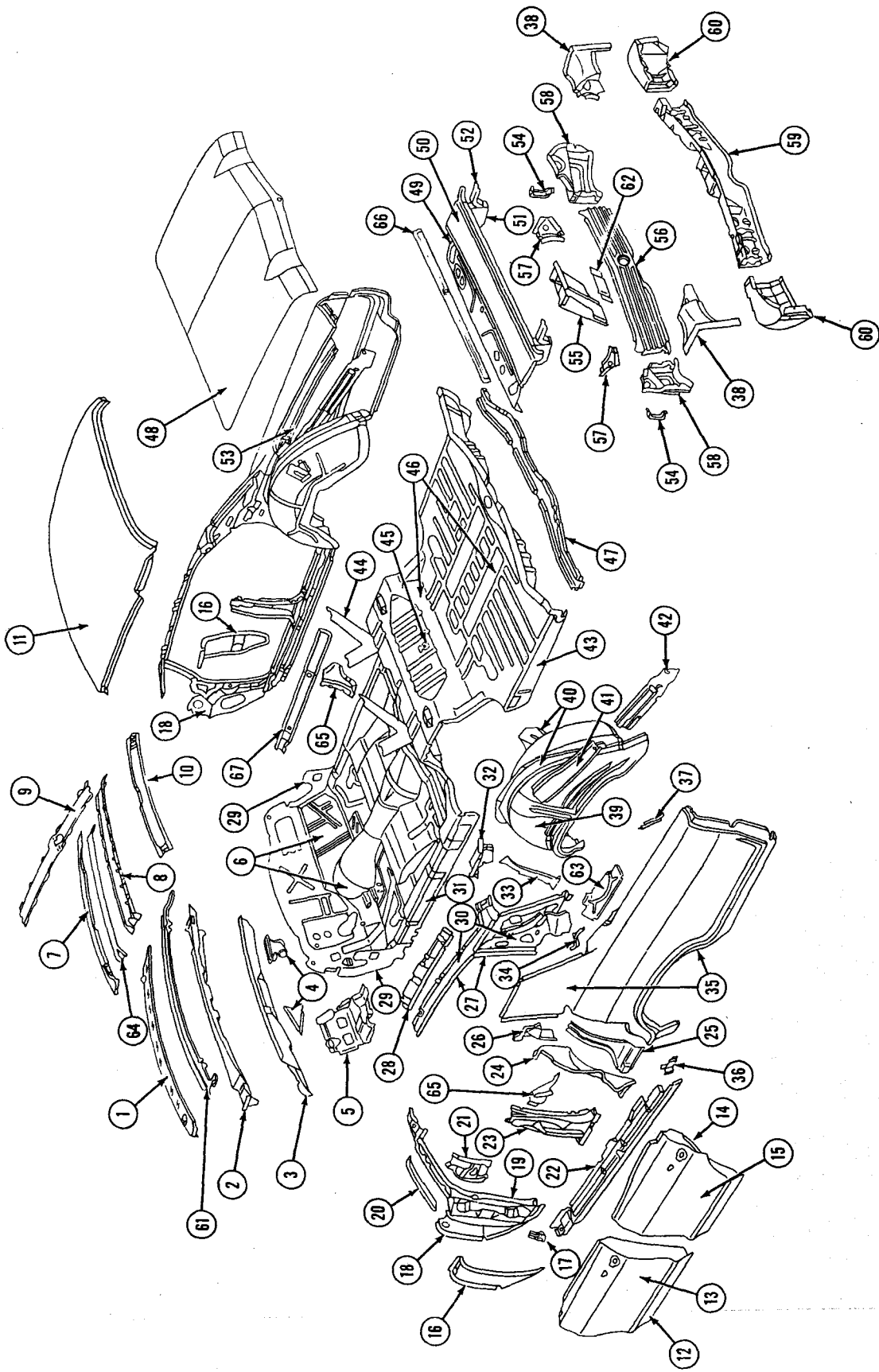


BODY SHEET METAL  
 1965-LESABRE-WILDCAT-ELECTRA 225  
 2 DOOR HARDTOPS

**BODY SHEET METAL**  
**1965 LE SABRE, WILDCAT, ELECTRA 225—2 DOOR HARDTOPS**

1.	GRILLE, Cowl to Vent . . . . .	10.307	36.	PANEL, Rear Quarter Side Outer Ext - Electra 225 . . . . .	12.940
2.	PANEL ASSEMBLY, Cowl Upper . . . . .	12.803	37.	BRACE, Body Lock Pillar to Wheelhouse . . . . .	12.684
3.	PANEL ASSEMBLY, Cowl Vent Duct Ctr. . . . .	12.804	38.	FILLER, Quarter Outer Panel Front at Wh Opening - Electra 225 . . . . .	12.940
4.	OUTLET ASSEMBLY, W/Shield Defroster . . . . .	9.779	39.	FILLER, Quarter Outer Panel Rear at Wh Opening - Electra 225 . . . . .	12.940
5.	BRACE ASSY, Dash to Chassis Frame . . . . .	12.650	40.	PANEL, Rear Quarter Inner Lower . . . . .	12.941
6.	PANEL ASSY, Dash (Incl Item "5") . . . . .	12.803	41.	PANEL ASSEMBLY, Wheelhouse (Incl Items "40" - "42" - "64") . . . . .	12.944
7.	FRAME ASSY, W/Shield Inner Upper . . . . .	12.807	42.	PANEL, Wheelhouse Outer . . . . .	12.944
8.	FRAME, Windshield Lower . . . . .	12.807	43.	PLATE, Wheelhouse to Quarter Baffle Upper . . . . .	12.944
9.	BOW, Auxiliary Roof . . . . .	12.952	44.	FILLER, Compartment Pan to Quarter Panel . . . . .	12.981
10.	BOW, Roof . . . . .	12.952	45.	REINF, Rocker Outer Panel - Electra 225 . . . . .	12.934
11.	BOW, Roof Longitudinal . . . . .	12.952	46.	BRACE, Rear Seat Back Diag . . . . .	N.L.
12.	PANEL ASSEMBLY, Back Wind Inner . . . . .	12.964	47.	LID ASSEMBLY, Rear Compartment . . . . .	12.181
13.	PANEL, Roof . . . . .	12.810	48.	SUPPORT ASSY, Spare Tire Clamp Plt . . . . .	12.981
14.	DOOR ASSEMBLY, (Incl Item "15") . . . . .	10.351	49.	PAN ASSY, Rear Comat (Incl Item "BM") . . . . .	12.981
15.	PANEL ASSEMBLY, Door Outer . . . . .	12.895	50.	BAR ASSEMBLY, Rear Cross . . . . .	12.986
16.	PANEL, Cowl Lower . . . . .	12.804	51.	PANEL, Rear Seat Back Shelf . . . . .	12.971
17.	SUPPORT ASSY, Front Fender Lower . . . . .	12.934	52.	PANEL, Rear Compartment Front . . . . .	12.971
18.	PANEL, Shroud Vent Duct Side . . . . .	12.804	53.	GUTTER, Rear Compartment Lid Side . . . . .	12.996
19.	PANEL ASSY, Front Body Hinge Pillar . . . . .	12.840	54.	BOX ASSEMBLY, Rear Compartment Lid Hge . . . . .	12.184
20.	MOLDING, Windshield Pillar Drip . . . . .	12.075	55.	STRAP & LINK ASSY, Rear Compt Lid Hge . . . . .	12.187
21.	BRACE ASSY, Front Body Hge Plr to Duct . . . . .	12.659	56.	PLATE, Tail Lamp Mounting - B Body Only . . . . .	12.943
22.	PANEL ASSEMBLY, Door Opng Rckr Outer . . . . .	12.934	57.	PLATE, Compartment Lid Link Striker Anohor - B Body Only on Butok . . . . .	12.237
23.	PANEL, Body Lock Pillar Outer . . . . .	12.942	58.	PLT, Compartment Lid Link Striker Book - B Body Only . . . . .	12.237
24.	REINFORCEMENT, Body Lock Pillar . . . . .	12.942	59.	PANEL ASSEMBLY, Rear End (Incl Items "BZ" - "CA" - "CD") B Body Only on Buick . . . . .	12.966
25.	REINF, Floor Pan to Quarter Outer Panel . . . . .	12.940	60.	PANEL, Rear End Side Upper - B Body Only . . . . .	12.966
26.	PANEL, Rear Quarter Side Outer . . . . .	12.940	61.	PANEL, Rear End Side Lower - B Body Only . . . . .	12.966
27.	FILLER, Quarter Wind Lower Rear Corner . . . . .	12.941	62.	PANEL ASSY, Rear End Ctr - C Body Only . . . . .	12.966
28.	MOLDING, Roof Drip . . . . .	12.075	63.	PANEL, Rear End Side - C Body Only . . . . .	12.966
29.	RAIL ASSEMBLY, Side Roof Inner . . . . .	12.957	64.	BRACE, Wheelhouse to Pan Diagonal Front . . . . .	12.944
30.	REINF, Front Body Hinge Pillar to Rocker . . . . .	12.659	65.	BRACE, Wheelhouse to Pan Diagonal Rear . . . . .	12.944
31.	RAIL ASSEMBLY, Side Roof Outer (Incl Item "28") . . . . .	12.956			
32.	PANEL, Rocker Inner . . . . .	12.934			
33.	EXTENSION, Shelf Panel . . . . .	12.971			
34.	PANEL, Quarter Inner Extension . . . . .	12.941			
35.	FILLER, Back Wind Lower Corner - Electra 225 . . . . .	12.964			

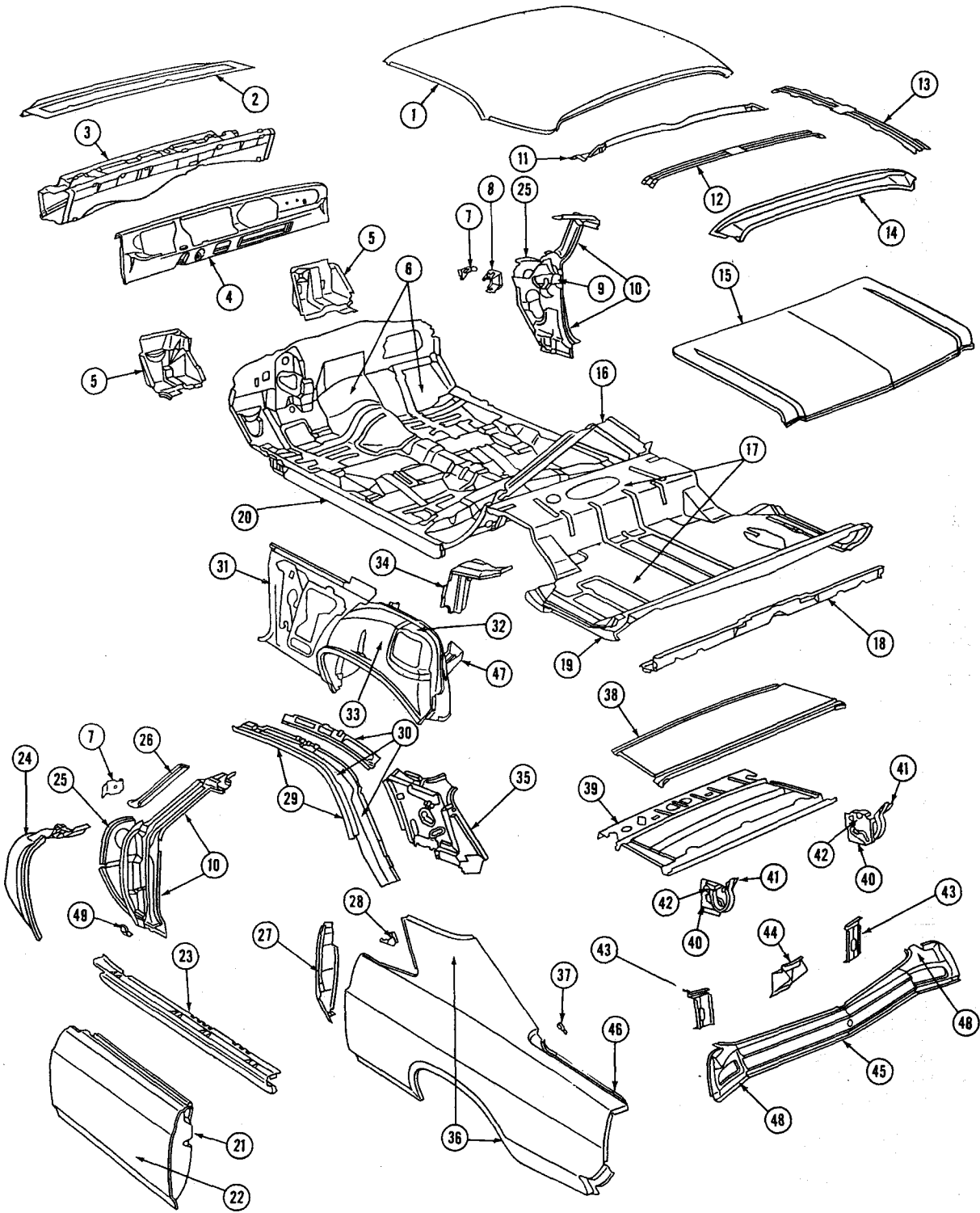




BODY SHEET METAL  
 1965-LESABRE-WILDCAT  
 4 DOOR HARDTOP AND 4 DOOR SEDAN

**BODY SHEET METAL**  
**1965 LE SABRE, WILDCAT—4 DOOR HARDTOP AND 4 DOOR SEDAN**

1.	GRILLE, Cowl Top Vent . . . . .	10.307	40.	PANEL ASSEMBLY, Wheelhouse (Incl Items "33" - "39" - "41") . . . . .	12.944
2.	PANEL ASSEMBLY, Cowl Upper . . . . .	12.803	41.	BRACE, Wheelhouse to Pan Diag Front . . . . .	12.944
3.	PANEL ASSEMBLY, Cowl Vent Duct Ctr. . . . .	12.804	42.	BRACE, Wheelhouse to Pan Diag Rear . . . . .	12.944
4.	OUTLET ASSEMBLY, W/Shield Defroster . . . . .	9.779	43.	FILLER, Compartment Pan to Quarter Panel . . . . .	12.981
5.	BRACE ASSEMBLY, Dash to Chassis Frame . . . . .	12.650	44.	BRACE, Rear Seat Back Diagonal . . . . .	N.L.
6.	PANEL ASSEMBLY, Dash (Incl Item "5") . . . . .	12.803	45.	SUPPORT ASSEMBLY, Spare Tire Clamp Plt. . . . .	12.981
7.	FRAME ASSEMBLY, W/Shield Inner Upper. . . . .	12.807	46.	PAN ASSY, Rear Compt (Incl Item "47") . . . . .	12.981
8.	BOW, Roof . . . . .	12.952	47.	BAR ASSEMBLY, Rear Cross . . . . .	12.986
9.	BOW, Roof Longitudinal. . . . .	12.952	48.	LID ASSEMBLY, Rear Compartment . . . . .	12.181
10.	PANEL ASSEMBLY, Back Wind Inner . . . . .	12.964	49.	PANEL, Rear Seat Back Shelf . . . . .	12.971
11.	PANEL, Roof . . . . .	12.810	50.	PANEL, Rear Compartment Front . . . . .	12.971
12.	DOOR ASSEMBLY, Front (Incl Item "13") . . . . .	10.351	51.	BOX ASSEMBLY, Rear Compartment Lid Hinge . . . . .	12.184
13.	PANEL ASSEMBLY, Front Door Outer . . . . .	12.895	52.	STRAP & LINK ASSY, Rear Compt Lid Hge. . . . .	12.187
14.	DOOR ASSEMBLY, Rear (Incl Item "15") . . . . .	10.373	53.	GUTTER, Rear Compartment Lid Side . . . . .	12.996
15.	PANEL, Rear Door Outer. . . . .	12.913	54.	PLATE, Tail Lamp Mounting—Le Sabre—Wildcat . . . . .	12.943
16.	PANEL, Cowl Lower . . . . .	12.804	55.	PLATE, Compt Lid Look Striker Anchor Le Sabre—Wildcat . . . . .	12.237
17.	SUPPORT ASSEMBLY, Front Fender Lower. . . . .	12.934	56.	PANEL ASSEMBLY, Rear End - Le Sabre— Wildcat (Incl Items "57" and "58") . . . . .	12.966
18.	PANEL, Shroud Vent Duct Side . . . . .	12.804	57.	PANEL, Rear End Side Upper - Le Sabre— Wildcat . . . . .	12.966
19.	PANEL ASSEMBLY, Front Body Hinge Pillar . . . . .	12.075	58.	PANEL, Rear End Side Lower - Le Sabre— Wildcat . . . . .	12.966
20.	MOLDING, Windshield Pillar Drip . . . . .	12.075	59.	PANEL ASSEMBLY, Rear End Center - Eteira 225 . . . . .	12.966
21.	BRACE ASSY, Front Body Hinge Pillar to Duo . . . . .	12.659	60.	PANEL, Rear End Side - Electra 225 . . . . .	12.966
22.	PANEL ASSY, Door Opening Rocker Outer. . . . .	12.934	61.	FRAME, Windshield Lower . . . . .	12.807
23.	PILLAR ASSEMBLY, Center Pillar . . . . .	12.491	62.	PLATE, Compartment Lid Look Striker Plt Bk - Le Sabre—Wildcat . . . . .	12.237
24.	PANEL, Body Lock Pillar Outer Lower . . . . .	12.942	63.	REINFORCEMENT, Quarter Panel Lid Opng Upper Corner - Le Sabre—Wildcat . . . . .	12.940
25.	PANEL ASSY, Body Lock Pillar Inner Lower . . . . .	12.942	64.	BOW, Auxiliary Roof (Electra 225 - 4 Door Hardtop) . . . . .	12.952
26.	REINF, Body Lock Plr Otr Pnl at Lk Striker . . . . .	12.942	65.	BRACE, Center Pillar to Floor Lower (4 Door Hardtops) . . . . .	12.491
27.	MOLDING, Roof Drip . . . . .	12.075	66.	PANEL, Back Wind Inner Lower (Electra 225 - 4 Door Hardtop) . . . . .	12.964
28.	RAIL ASSEMBLY, Side Roof Inner . . . . .	12.957	67.	REINFORCEMENT, Rocker Outer Panel (Electra 225 - 4 Door Hardtop) . . . . .	12.934
29.	REINF, Front Body Hinge Pillar to Rocker. . . . .	12.659			
30.	RAIL ASSY, Side Roof Outer (Incl Item "27") . . . . .	12.956			
31.	PANEL, Rocker Inner. . . . .	12.934			
32.	EXTENSION, Shelf Panel . . . . .	12.971			
33.	REINF, Body Lock Pillar Lower. . . . .	12.942			
34.	FILLER, Back Wind Lower Corner. . . . .	12.964			
35.	PANEL, Rear Quarter Side Outer . . . . .	12.940			
36.	FILLER, Rocker Panel Rear - Electra 225 . . . . .	12.934			
37.	FILLER, Qtr Panel Rear at Wheel Opng Electra 225 . . . . .	12.940			
88.	PANEL, Rr Qtr Side Outer Ext - Electra 225 . . . . .	12.940			
39.	PANEL, Wheelhouse Outer . . . . .	12.944			

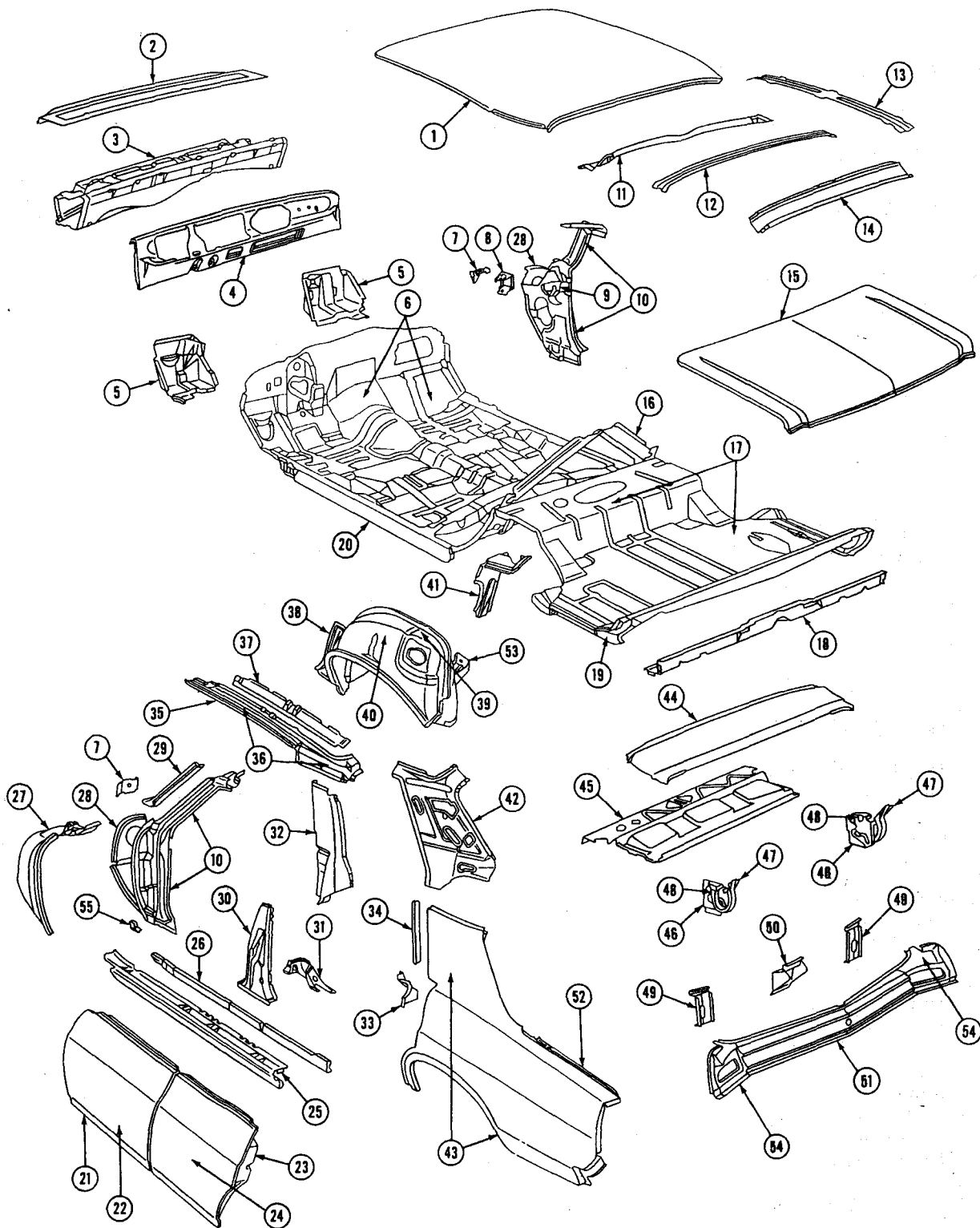


**BODY SHEET METAL**  
 1966-1967 **SPECIAL SKYLARK GRAN SPORT**  
**TWO DOOR HARDTOP**

BUICK MOTOR DIVISION GENERAL MOTORS CORPORATION

**BODY SHEET METAL**  
**1966-1967 SPECIAL SKYLARK GRAN SPORT—TWO DOOR HARDTOP**

1. PANEL, Roof . . . . .	12.810	25. PANEL ASSY, Shroud Vent Duct Side . . . . .	12.804
2. GRILLE, Cowl Top Vent . . . . .	10.307	26. FRAME, Windshield Outer Side . . . . .	12.808
3. PANEL ASSY, Upper Dash and Duct . . . . .	12.804	27. REINFORCEMENT, Body Lock Pillar . . . . .	12.942
4. PANEL ASSY, Instrument . . . . .	10.230	28. FILLER, Qtr Wind Lwr Rear Corner . . . . .	12.941
5. BRACE ASSY, Dash to Chassis (Comp of Item 6) . . . . .	12.650	29. MOLDING, Roof Drip (Comp of Item 30) . . . . .	12.075
6. PANEL ASSY, Dash Lower (Incl Item 5) . . . . .	12.804	30. RAIL ASSY, Side Roof (Incl Item 29) . . . . .	12.956
7. REINFORCEMENT, Front Body Hinge Pillar to Duct . . . . .	12.659	31. PANEL, Rear Quarter Inner Lower (Comp of Item 32) . . . . .	12.941
8. REINFORCEMENT, Front Body Hinge Pillar at Upper Hinge . . . . .	12.659	32. PANEL ASSY, Wheelhouse ( INCL. ITEMS 31-33-47) . . . . .	12.944
9. SUPPORT ASSY, Inst Panel End . . . . .	10.230	33. PANEL, Wheelhouse Outer (Comp of Item 32) . . . . .	12.944
10. PANEL ASSY, Front Body Hinge Pillar . . . . .	12.840	34. EXTENSION, Shelf Panel . . . . .	12.971
11. FRAME, Windshield Inner Upper . . . . .	12.808	35. PANEL, Rear Quarter Inner Upper . . . . .	12.941
12. BOW ASSY, Roof . . . . .	12.952	36. PANEL, Rear Quarter Side Outer . . . . .	12.940
13. BOW, Roof Longitudinal . . . . .	12.952	37. REINFORCEMENT, Compt Lid Opening Upper Comer . . . . .	12.940
14. PANEL, Back Wind Inner . . . . .	12.964	38. PANEL, Rear Compartment Front . . . . .	12.971
15. LID ASSY, Rear Compartment . . . . .	12.181	39. PANEL, Rear Seat Back Shelf . . . . .	12.971
16. BRACE, Rear Seat Back Diag . . . . .	N.L.	40. SUPPORT, Rear Compt Lid Hinge . . . . .	12.184
17. PAN ASSY, Rear Compartment (Incl Item 18) . . . . .	12.981	41. STRAP & LINK, Rr Compt Lid Hinge . . . . .	12.187
18. BAR ASSY, Rear Cross (Comp. of Item 17) . . . . .	12.986	42. PIN, Rr Compartment Lid Hinge . . . . .	12.186
19. FILLER, Rr Compartment Pan to Quarter Panel . . . . .	12.981	43. BRACE, Compt Gutter to Compt Pan . . . . .	12.996
20. PANEL, Rocker Inner . . . . .	12.934	44. PLATE, Rr Compt Lid Lk Striker Anchor . . . . .	12.237
21. DOOR ASSY, Front (Incl Item 22) . . . . .	10.351	45. PANEL ASSY, Rear End (Incl Item 48) . . . . .	12.966
22. PANEL ASSY, Front Door Outer (Comp of Item 21) . . . . .	12.895	46. GUTTER, Rear Compartment Lid Side . . . . .	12.996
23. PANEL, Door Opening Rocker Outer . . . . .	12.934	47. BRACE, Whse to Compt Lid Gutter . . . . .	12.944
24. PANEL, Shroud Lower Side . . . . .	12.804	48. PANEL, Rear End Side (Comp of Item 45) . . . . .	12.966
		49. SUPPORT, Front Fender . . . . .	8.144

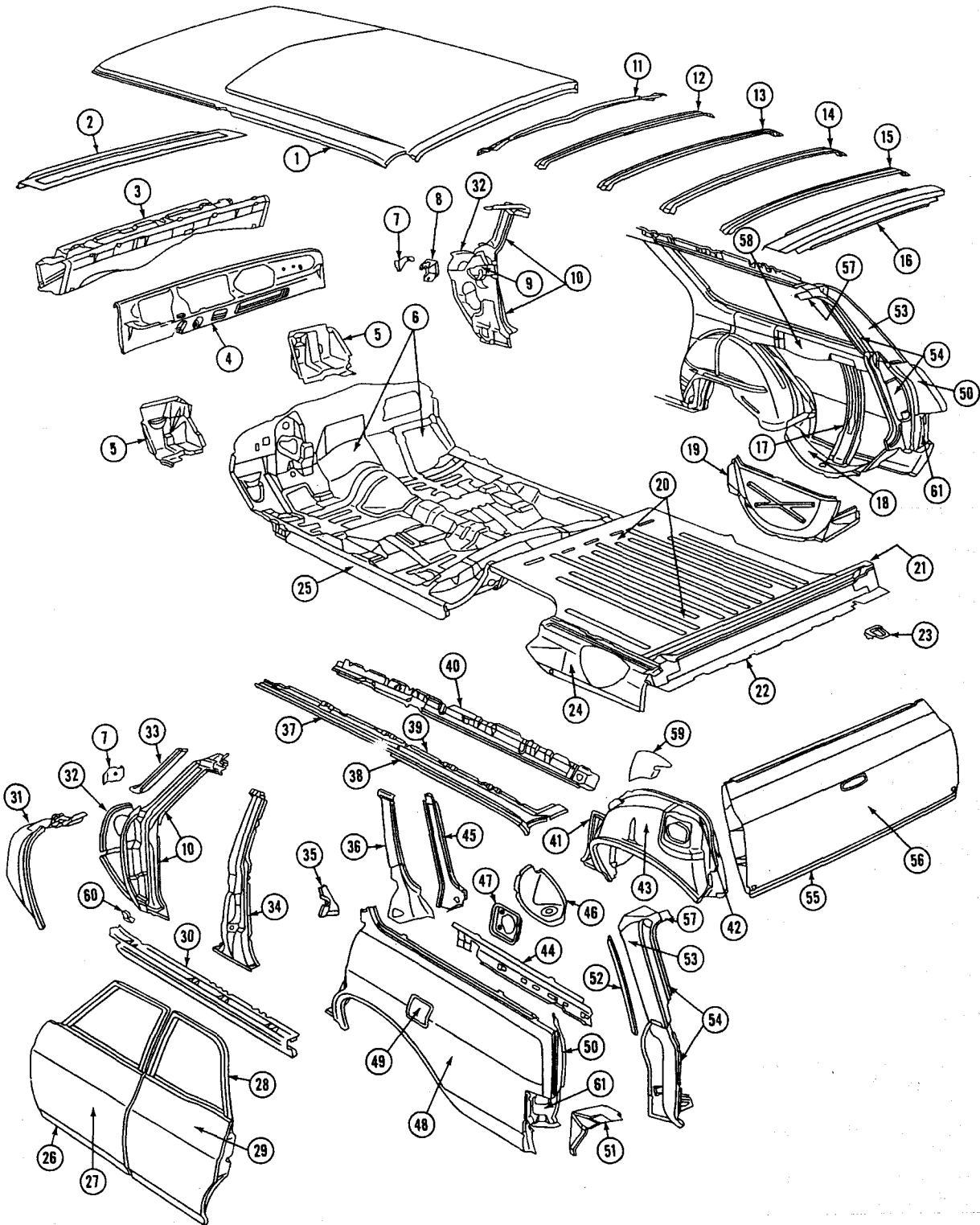


**BODY SHEET METAL**  
 1966-1967 **SKYLARK**  
**4 DOOR HARDTOP**

BUICK MOTOR DIVISION, GENERAL MOTORS CORPORATION

**BODY SHEET METAL**  
**1966-1967 SKYLARK 4 DOOR HARDTOP**

1. PANEL, Roof . . . . .	12.810	29. FRAME, Windshield Outer Side . . . . .	12.808
2. GRILLE, Cowl Top Vent . . . . .	10.307	30. PILLAR ASSY, Center . . . . .	12.491
3. PANEL ASSY, Upper Dash and Duct . . . . .	12.804	31. BRACE, Center Pillar to Floor Lower . . . . .	12.491
4. PANEL ASSY, Instrument . . . . .	10.230	32. REINFORCEMENT, Body Lock Pillar . . . . .	12.942
5. BRACE ASSY, Dash to Chassis (Comp of Item 6) . . . . .	12.650	33. FILLER, Body Lock Pillar at Belt . . . . .	12.942
6. PANEL ASSY, Dash Lower (Incl. Item 5) . . . . .	12.804	34. MOLDING, Roof Drip Rear . . . . .	12.075
7. REINF, Front Body Hinge Pillar to Duct . . . . .	12.659	35. MOLDING, Roof Drip Front (Comp of Item 36) . . . . .	12.075
8. REINF, Front Body Hinge Pillar at Upper Hinge . . . . .	12.659	36. RAIL ASSY, Side Roof Outer (Incl Item 35) . . . . .	12.956
9. SUPPORT ASSY, Instrument Panel End . . . . .	10.230	37. RAIL, Side Roof Inner . . . . .	12.957
10. PANEL ASSY, Front Body Hinge Pillar . . . . .	12.840	38. PANEL, Body Lock Pillar Inner Lower (Comp of Item 39) . . . . .	12.942
11. FRAME, Windshield Inner Upper . . . . .	12.808	39. PANEL ASSY, Wheelhouse (Incl Items 38-40-55) . . . . .	12.944
12. BOW ASSY, Roof . . . . .	12.952	40. PANEL, Wheelhouse Outer (Comp of Item 39) . . . . .	12.944
13. BOW, Roof Longitudinal . . . . .	12.952	41. EXTENSION, Shelf Panel . . . . .	12.971
14. PANEL, Back Wind Inner . . . . .	12.964	42. PANEL, Rear Quarter Inner . . . . .	12.941
15. LID ASSY, Rear Compartment . . . . .	12.181	43. PANEL, Rear Quarter Side Outer . . . . .	12.940
16. BRACE, Rear Seat Back Diag . . . . .	N.L.	44. PANEL, Rear Compartment Front . . . . .	12.971
17. PAN ASSY, Rear Compartment (Incl Item 18) . . . . .	12.981	45. PANEL, Rear Seat Back Shelf . . . . .	12.971
18. BAR ASSY, Rear Cross (Comp of Item 17) . . . . .	12.986	46. SUPPORT, Rear Compt. Lid Hinge . . . . .	12.184
19. FILLER, Rear Compt Pan to Otr Panel . . . . .	12.981	47. STRAP & LINK, Rr Compt Lid Hinge . . . . .	12.187
20. PANEL, Rocker Inner . . . . .	12.934	48. PIN, Rear Compartment Lid Hinge . . . . .	12.186
21. DOOR ASSY, Front (Incl Item 22) . . . . .	10.351	49. BRACE, Compt Gutter to Compt Pan . . . . .	12.996
22. PANEL ASSY, Front Door Outer (Comp of Item 21) . . . . .	12.895	50. PLATE, Rr Compt Lid Lock Striker Anchor. . . . .	12.237
23. DOOR ASSY, Rear (Incl. Item 24) . . . . .	10.373	51. PANEL ASSY, Rear End (Incl Item 54) . . . . .	12.966
24. PANEL ASSY, Rear Door Outer (Comp of Item 23) . . . . .	12.913	52. GUTTER, Rear Compartment Lid Side . . . . .	12.996
25. PANEL, Door Opening Rocker Outer . . . . .	12.934	53. BRACE, Wheelhouse to Compartment Lid Gutter . . . . .	12.944
26. REINFORCEMENT, Rocker Outer Panel . . . . .	12.934	54. PANEL, Rear End Side (Comp of Item 51) . . . . .	12.966
27. PANEL, Cowl Lower Side . . . . .	12.804	55. SUPPORT, Front Fender . . . . .	8.144
28. PANEL ASSY, Cowl Vent Duct Side . . . . .	12.804		

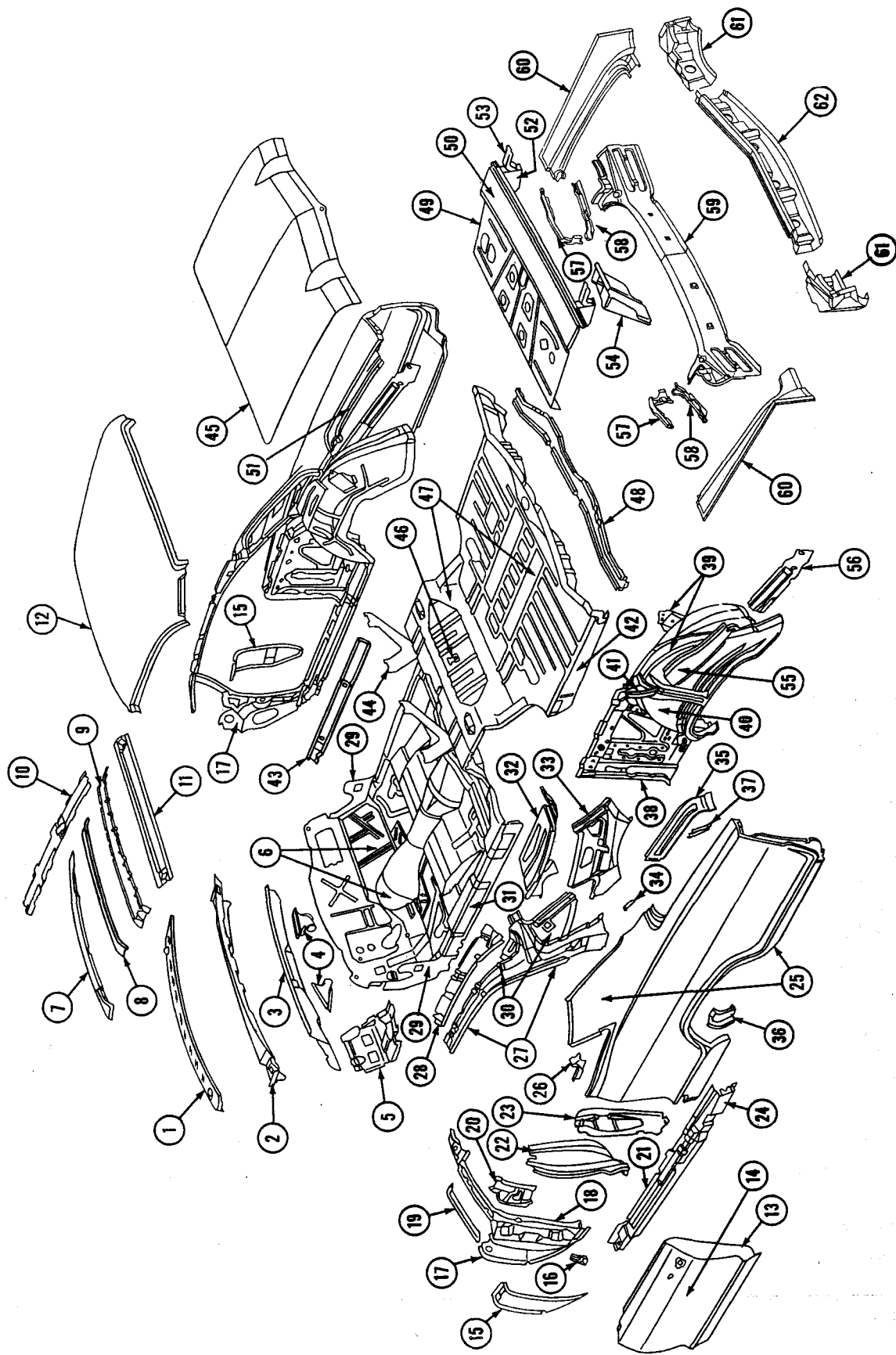


**BODY SHEET METAL**  
 1966-1967 —SPECIAL STATION WAGON

## BODY SHEET METAL 1966-1967 —SPECIAL STATION WAGON

1. PANEL, Roof . . . . .	12.810	31. PANEL, Cowl Lower Side . . . . .	12.804
2. GRILLE, Cowl Top Vent . . . . .	10.307	32. PANEL ASSY, Cowl Vent Duct Side . . . . .	12.804
3. PANEL ASSY, Upper Dash and Duct . . . . .	12.804	33. FRAME, Windshield Outer Side . . . . .	12.808
4. PANEL ASSY, Instrument . . . . .	10.230	34. PILLAR ASSY, Center . . . . .	12.491
5. BRACE ASSY, Dash to Chassis (Comp of Item 6) . . . . .	12.650	35. FILLER, Body Lock Pillar at Belt . . . . .	12.942
6. PANEL ASSY, Dash Lower (Incl Item 5) . . . . .	12.804	36. PANEL, Body Lock Pillar Outer Upper . . . . .	12.942
7. REINFORCEMENT, Front Body Hinge Pillar to Duct . . . . .	12.659	37. MOLDING, Roof Drip Front (Comp of Item 39) . . . . .	12.075
8. REINFORCEMENT, Front Body Hinge Pillar at Upper Hinge . . . . .	12.659	38. MOLDING, Roof Drip Center . . . . .	12.075
9. SUPPORT ASSY, Instrument Panel End . . . . .	10.230	39. RAIL ASSY, Side Roof Outer (Incl Item 37) . . . . .	12.956
10. PANEL ASSY, Front Body Hinge Pillar . . . . .	12.840	40. RAIL, Side Roof Inner . . . . .	12.957
11. FRAME, Windshield Inner Upper . . . . .	12.808	41. PANEL, Body Lock Pillar Inner Lower (Comp of Item 42) . . . . .	12.942
12. BOW, Roof No. 1 . . . . .	12.952	42. PANEL ASSY, Wheelhouse (Incl Items 41-43-46) . . . . .	12.944
13. BOW, Roof No. 2 . . . . .	12.952	43. PANEL, Wheelhouse Outer (Comp of Item 42) . . . . .	12.944
14. BOW, Roof No. 3 . . . . .	12.952	44. PANEL, Rear Quarter Inner Lt. . . . .	12.941
15. BOW, Roof No. 4 . . . . .	12.952	45. PANEL, Body Lock Pillar Inner Upper . . . . .	12.942
16. PANEL ASSY, Back Body Opening Upper . . . . .	12.968	46. POCKET, Gas Tank Filler Neck (Comp of Item 42) . . . . .	12.945
17. SUPPORT, Spare Tire . . . . .	12.980	47. FILLER, Gas Tank Door Opening . . . . .	12.945
18. POCKET, Spare Tire . . . . .	12.981	48. PANEL, Rear Qtr Side Outer . . . . .	12.940
19. FILLER, Rear Compt Pan to Tire Pocket (Comp of Item 20) . . . . .	12.981	49. DOOR ASSY, Gas Tank Filler . . . . .	12.945
20. PAN ASSY, Rear Compartment (Incl Items 19-21-22-24 . . . . .	12.981	50. PANEL ASSY, Rr Qtr Side Otr Ext . . . . .	12.940
21. BAR ASSY, Rear Cross Front (Comp of Item 20) . . . . .	12.986	51. FILLER, Qtr Otr Pnl Rr Lwr Corner Left . . . . .	12.940
22. BAR, Rear Cross Rear (Comp of Item 20) . . . . .	12.986	52. MOLDING, Roof Drip Rear (Comp of Item 53) . . . . .	12.075
23. FILLER, Rear Cross Rear Lower Bar Side Right . . . . .	12.986	53. PANEL ASSY, Back Body Plr Otr Upr (Incl Item 52) . . . . .	12.968
24. FILLER, Rear Compt Pan to Qtr Panel (Comp of Item 20) . . . . .	12.981	54. PANEL ASSY, Back Body Pillar . . . . .	12.968
25. PANEL, Rocker Inner . . . . .	12.934	55. GATE ASSY, Tail (Incl. Item 56) . . . . .	12.179
26. DOOR ASSY, Front (Incl Item 27) . . . . .	10.351	56. PANEL ASSY, Tail Gate Outer (Comp of Item 55) . . . . .	12.179
27. PANEL ASSY, Front Door Outer (Comp of Item 26) . . . . .	12.895	57. REINF, Bk Body Opng Upper Panel Side . . . . .	12.968
28. DOOR ASSY, Rear (Incl Item 29) . . . . .	10.373	58. PANEL, Rear Quarter Inner Right . . . . .	12.941
29. PANEL ASSY, Rear Door Outer (Comp of Item 28) . . . . .	12.913	59. BRACE, Whse Inr Pnl to Seat Pan . . . . .	12.944
30. PANEL, Door Opening Rocker Outer . . . . .	12.934	60. SUPPORT, Front Fender . . . . .	8.144
		61. SUPPORT ASSY, Tail Lamp . . . . .	12.943



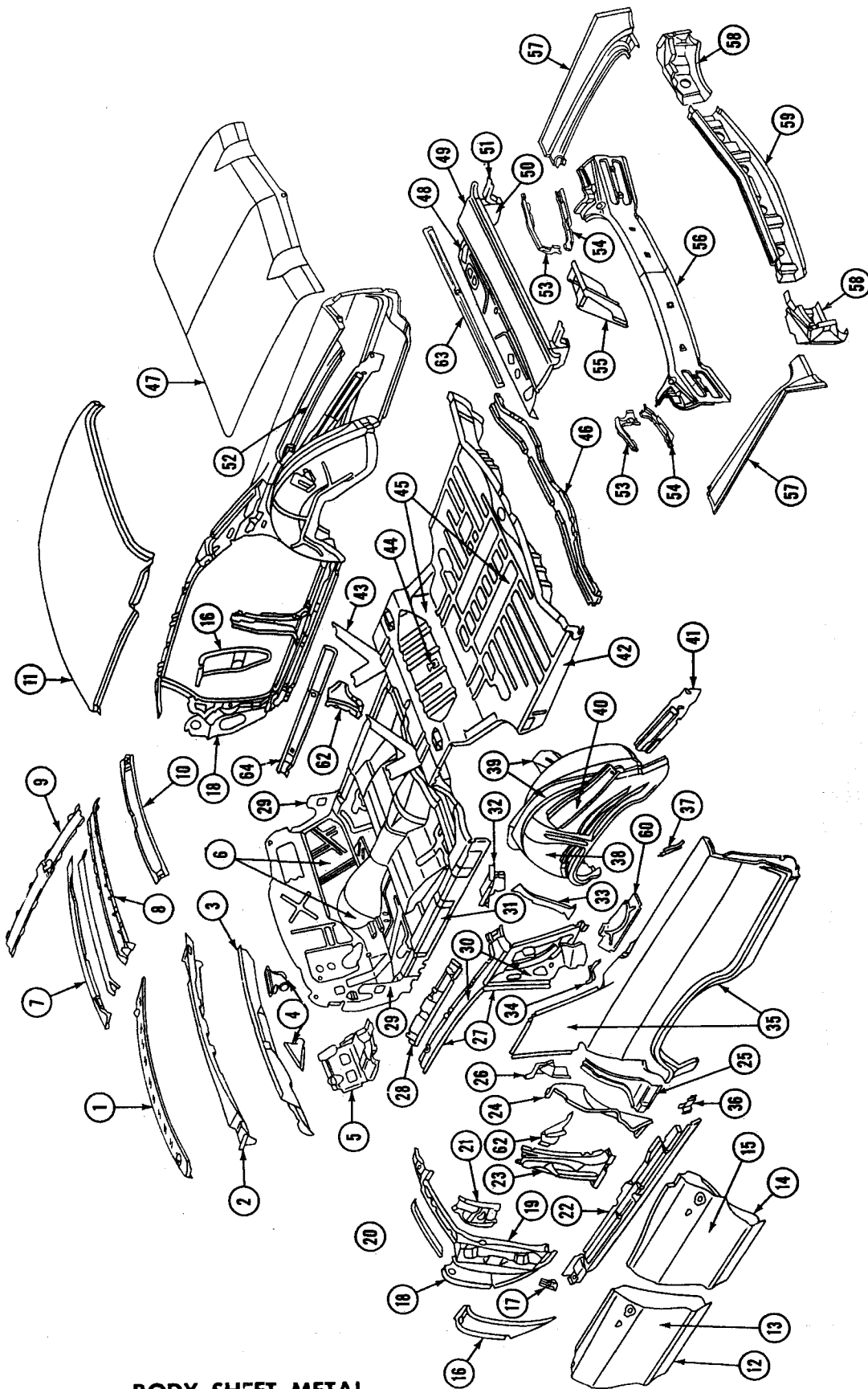


**BODY SHEET METAL  
 1966 LE SABRE, WILDCAT, ELECTRA 225  
 2 DOOR HARDTOP**

BUICK MOTOR DIVISION, GENERAL MOTORS CORPORATION

**BODY SHEET METAL  
1966 LE SABRE, WILDCAT, ELECTRA 225-2 DOOR HARDTOPS**

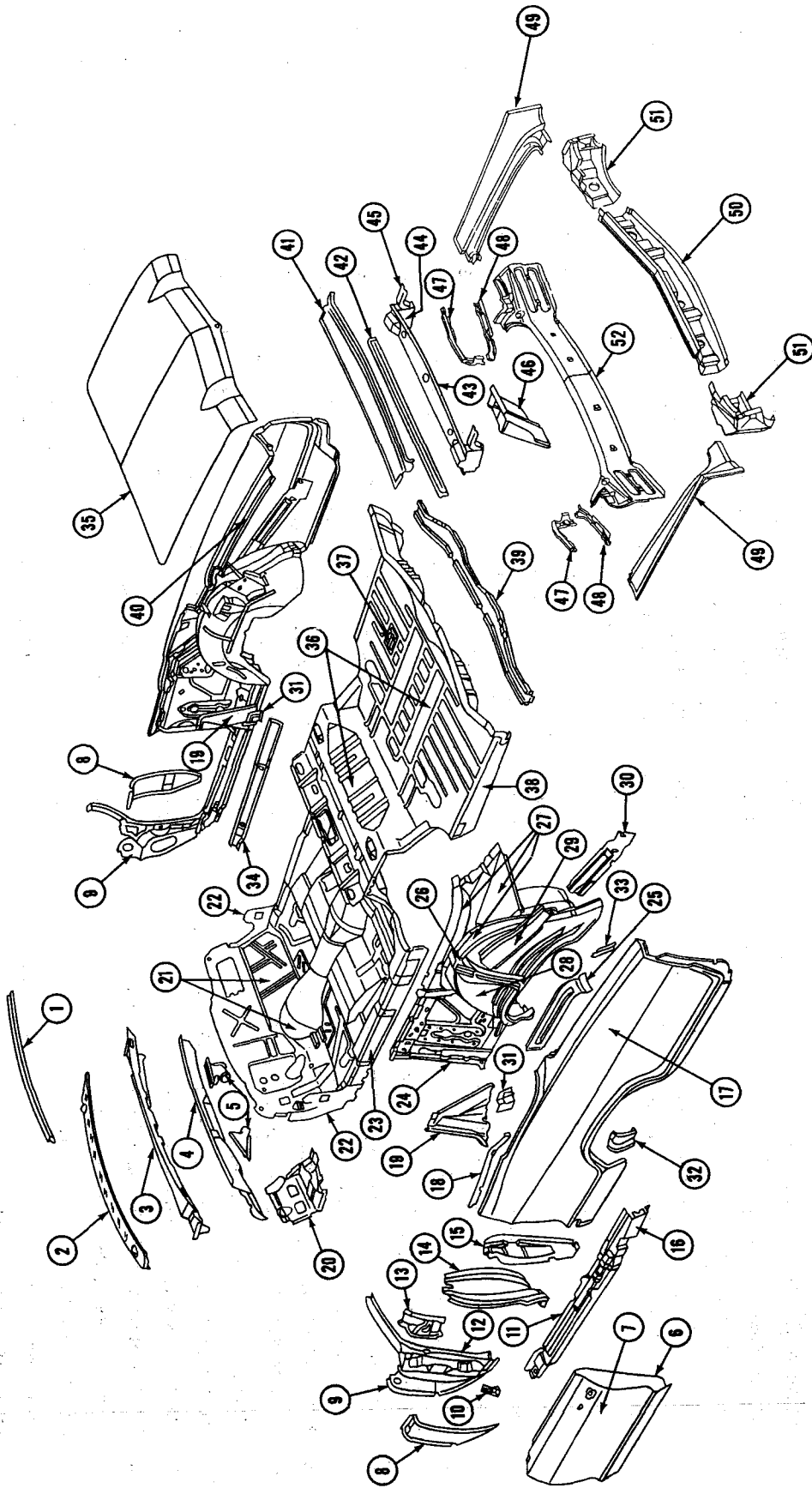
1.	GRILLE, Cowl to Vent .....	10.307	EXTENSION, Shelf Panel .....	12.971
2.	PANEL ASSY, Cowl Upper .....	12.804	PANEL, Quarter Inner Extension .....	12.941
3.	PANEL ASSY, Cowl Vent Duct Center .....	12.804	FILLER, Back Window Lower Corner (Electra) .....	12.964
4.	OUTLET ASSY, Windshield Defroster .....	9.779	BRACE, Body Lock Pillar to Wheelhouse .....	12.684
5.	BRACE ASSY, Dash to Chassis Frame (Comp. of Item 6) .....	12.650	FILLER, Quarter Outer Panel Front at Wheelhouse Opg (Electra) ..	12.944
6.	PANEL ASSY, Dash (Incl Item 5) .....	12.803	FILLER, Quarter Outer Panel Rear at Wheelhouse Opg (Electra) ..	12.944
7.	FRAME ASSY, Windshield Inner Upper .....	12.808	PANEL, Rear Quarter Inner Lower (Comp of Item 39) .....	12.941
8.	BOW, Auxiliary Roof (Electra) .....	12.952	PANEL ASSY, Wheelhouse (Incl Items 38-40-55) .....	12.944
9.	BOW, Roof .....	12.952	PANEL, Wheelhouse Outer (Comp of Item 39) .....	12.944
10.	BOW, Roof Longitudinal .....	12.952	PLATE, Wheelhouse to Quarter Baffle Upper .....	12.944
11.	PANEL ASSY, Back Wind Inner .....	12.964	FILLER, Compartment Pan to Quarter Panel .....	12.981
12.	PANEL, Roof .....	12.810	REINFORCEMENT, Rocker Outer Panel (Electra) .....	12.934
13.	DOOR ASSY, (Incl Item 14) .....	10.351	BRACE, Rear Seat Back Diagonal .....	N.L.
14.	PANEL ASSY, Door Outer (Comp of Item 13) .....	12.895	LID ASSEMBLY, Rear Compartment .....	12.181
15.	PANEL, Cowl Lower .....	12.804	SUPPORT ASSEMBLY, Spore Tire Clamp Plt .....	12.981
16.	SUPPORT ASSEMBLY, Front Fender Lower .....	8.144	PAN ASSEMBLY, Rear Compartment (Incl Item 48) .....	12.981
17.	PANEL, Cowl Vent Duct Side .....	12.804	BAR ASSEMBLY, Rear Cross (Comp of Item 47) .....	12.986
18.	PANEL ASSEMBLY, Front Body Hinge Pillar .....	12.486	PANEL, Rear Seat Back Shelf .....	12.971
19.	MOLDINO, Windshield Pillar Drip .....	10.051	PANEL, Rr Compartment Front .....	12.971
20.	BRACE ASSEMBLY, Front Body Hinge Pillar to Duct .....	12.659	GUTTER, Rear Compartment Lid Side .....	12.996
21.	PANEL ASSY, Door Opening Rocker Outer .....	12.934	BOX ASSEMBLY, Rear Compartment Lid Hinge .....	12.184
22.	PANEL, Body Lock Pillar Outer .....	12.942	STRAP & LINK ASSEMBLY, Rear Compartment Lid Hinge .....	12.187
23.	REINFORCEMENT, Body Lock Pillar .....	12.942	PLATE, Compt Lid Lk Strkr Anchor (LeSabre-Wildcat) .....	12.237
24.	REINFORCEMENT, Floor Pan to Quarter Outer Panel .....	12.940	BRACE, Wheelhouse to Pan Diagonal Frt (Comp of Item 39) .....	12.944
25.	PANEL, Rear Quarter Side Outer .....	12.940	BRACE, Wheelhouse to Pan Diagonal Rear .....	12.944
26.	FILLER, Quarter Window Lower Rear Corner .....	12.941	PLATE, Tail Lamp Mounting Upper (LeSabre-Wildcat) .....	12.943
27.	MOLDINO, Roof Drip (Comp of Item 30) .....	12.075	PLATE, Tail Lamp Mounting Lower (LeSabre-Wildcat) .....	12.943
28.	RAIL ASSEMBLY, Side Roof Inner .....	12.956	PANEL ASSEMBLY, Rear End (LeSabre-Wildcat) .....	12.966
29.	REINFORCEMENT, Front Body Hinge Pillar to Rocker .....	12.659	PANEL, Quarter Side Outer Extension (Electra) .....	12.942
30.	RAIL ASSEMBLY, Side Roof Outer (Incl Item 27) .....	12.956	PANEL ASSEMBLY, Rear End Side (Electra) .....	12.966
31.	PANEL, Rocker Inner .....	12.934	PANEL ASSEMBLY, Rear End Center (Electra) .....	12.966



**BODY SHEET METAL  
1966 LE SABRE, WILDCAT, ELECTRA 225  
4 DOORS**

**BODY SHEET METAL**  
**1966 LE SABRE, WILDCAT, ELECTRA 225-4 DOOR HARDTOPS AND 4 DOOR SEDAN**

1.	GRILLE, Cowl Top Vent .....	10.307	34.	FILLER, Back Window Lower Corner (Electra) .....	12.964
2.	PANEL ASSEMBLY, Cowl Upper .....	12.804	34.	FILLER, Back Wind Lwr Corner (4 Door Hardtops Only) .....	12.964
3.	PANEL ASSEMBLY, Cowl Vent Duct Center .....	12.804	35.	PANEL, Rear Quarter Side Outer .....	12.940
4.	OUTLET ASSEMBLY, Windshield Defroster .....	9.779	36.	FILLER, Rocker Panel Rear (Electra) .....	12.934
5.	BRACE ASSEMBLY, Dash to Chassis Frame (Comp of Item 6) .....	12.650	37.	FILLER, Quarter Otr Panel Rear at Wheel Opening (Electra) ..	12.940
6.	PANEL ASSEMBLY, Dash (Incl Item 5) .....	12.803	38.	PANEL, Wheelhouse Outer (Comp of Item 39) .....	12.944
7.	FRAME ASSEMBLY, Windshield Inner Upper .....	12.808	39.	PANEL ASSEMBLY, Wheelhouse (Incl Items 33-38-40) .....	12.944
8.	BOW, Roof .....	12.952	40.	BRACE, Wheelhouse to Pan Diag Front (Comp of Item 39) .....	12.944
9.	BOW, Roof Longitudinal .....	12.952	41.	BRACE, Wheelhouse to Pan Diagonal Rear .....	12.944
10.	PANEL ASSEMBLY, Back Window Inner .....	12.964	42.	FILLER, Compartment Pan to Quarter Panel .....	12.981
11.	PANEL, Roof .....	12.810	43.	BRACE, Rear Seat Back Diagonal .....	N.L.
12.	DOOR ASSEMBLY, Front (Incl Item 13) .....	10.351	44.	SUPPORT ASSEMBLY, Spare Tire Clamp Plate .....	12.981
13.	PANEL ASSEMBLY, Front Door Outer (Comp of Item 12) .....	12.895	45.	PAN ASSEMBLY, Rear Compartment (Incl Item 46) .....	12.981
14.	DOOR ASSEMBLY, Rear (Incl Item 15) .....	10.373	46.	BAR ASSEMBLY, Rear Cross (Comp of Item 46) .....	12.986
15.	PANEL, Rear Door Outer (Comp of Item 14) .....	12.913	47.	LID ASSEMBLY, Rear Compartment .....	12.181
16.	PANEL, Cowl Lower .....	12.804	48.	PANEL, Rear Seat Back Shelf .....	12.971
17.	SUPPORT ASSEMBLY, Front Fender Lower .....	8.144	49.	PANEL, Rear Compartment Front .....	12.971
18.	PANEL, Cowl Vent Duct Side .....	12.804	50.	BOX ASSEMBLY, Rear Compartment Lid Hinge .....	12.184
19.	PANEL ASSEMBLY, Front Body Hinge Pillar .....	12.486	51.	STRAP & LINK ASSEMBLY, Rear Compartment Lid Hinge .....	12.187
20.	MOLDING, Windshield Pillar Drip .....	10.051	52.	GUTTER, Rear Compartment Lid Side .....	12.996
21.	BRACE ASSEMBLY, Front Body Hinge Pillar to Duct .....	12.659	53.	PLATE, Tail Lamp Mounting Upper (LeSabre-Wildcat) .....	12.943
22.	PANEL ASSEMBLY, Door Opening Rocker Outer .....	12.934	54.	PLATE, Tail Lamp Mounting Lower (LeSabre-Wildcat) .....	12.943
23.	PILLAR ASSEMBLY, Center Pillar .....	12.491	55.	PLATE, Compartment Lid Lk Str Anoh (LeSabre-Wildcat) .....	12.237
24.	PANEL, Body Lock Pillar Outer Lower .....	12.942	56.	PANEL ASSEMBLY, Rear End (LeSabre-Wildcat) .....	12.966
25.	PANEL ASSEMBLY, Body Lock Pillar Inner Lower .....	12.942	57.	PANEL, Quarter Side Outer Ext. (Electra) .....	12.940
26.	REINF, Body Lock Pl: Outer Panel of Lock Stricker .....	12.942	58.	PANEL ASSY, Rear End Side (Electra) .....	12.966
27.	MOLDING, Roof Drip (Comp of Item 30) .....	12.075	59.	PANEL ASSY, Rear End Center (Electra) .....	12.966
28.	RAIL ASSEMBLY, Side Roof Inner .....	12.957	60.	REINF, Qtr Pnl Lid Opng Upjr Cor (LeSabre-Wildcat) .....	12.940
29.	REINF, Front Body Hinge Pillar to Rocker .....	12.659	61.	BOW, Auxiliary Roof (Electra - 4 Door Hardtops Only) .....	12.952
30.	RAIL ASSEMBLY, Side Roof Outer (Incl Item 27) .....	12.956	62.	BRACE, Ctr Pillar to Floor Lower (4 Door Hardtops Only) .....	12.491
31.	PANEL, Rocker Inner .....	12.934	63.	PANEL, Back Wind Inr Lwr (Electro - 4 Door Hardtops Only) ..	12.964
32.	EXTENSION, Shelf Panel .....	12.971	64.	REINFORCEMENT, Rocker Outer Panel .....	12.934
33.	REINF, Body Lock Pillar Lower (Comp of Item 39) .....	12.942		(Electra - 4 Door Hardtops Only) .....	12.934

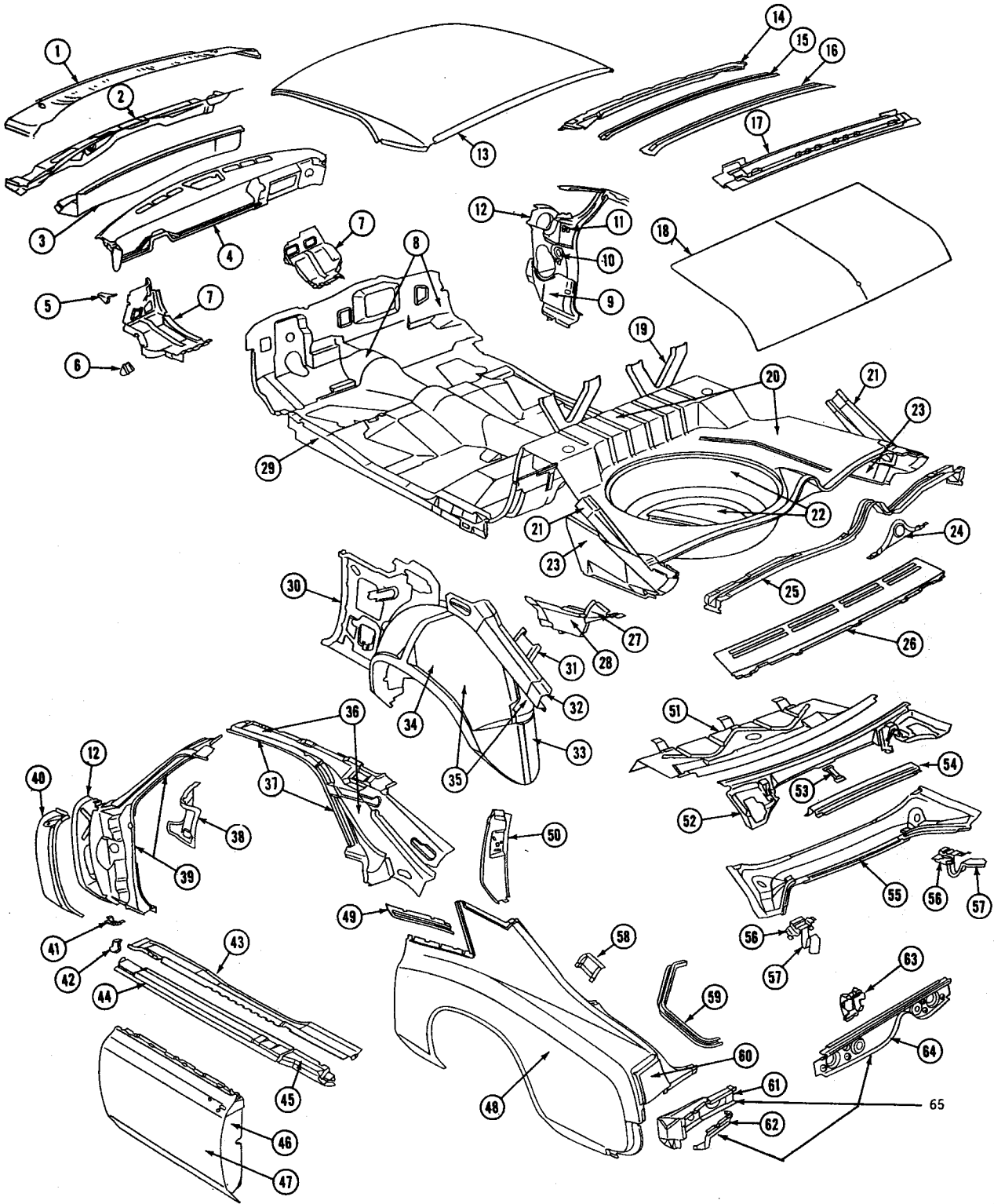


**BODY SHEET METAL  
1966 LE SABRE, WILDCAT, ELECTRA 225  
CONVERTIBLES**

BUICK MOTOR DIVISION, GENERAL MOTORS CORPORATION

**BODY SHEET METAL**  
**1966 LE SABRE, WILDCAT, ELECTRA 225--CONVERTIBLES**

1.	FRAME ASSY, Windshield Inner Upper	12.808	27.	PANEL ASSY, Wheelhouse (Incl Items 24-26-28-29)	12.944
2.	GRILLE, Cowl Top Vent	10.307	28.	PANEL, Wheelhouse Outer (Comp of Item 27)	12.944
3.	PANEL ASSEMBLY, Cowl Upper	12.803	29.	BRACE, Wheelhouse to Pan Diag Front (Comp of Item 27)	12.944
4.	PANEL ASSEMBLY, Cowl Vent Duct Center	12.804	30.	BRACE, Wheelhouse to Pan Diagonal Rear	12.944
5.	OUTLET ASSEMBLY, Windshield Defroster	9.779	31.	EXTENSION, Body Lock Pillar to Floor Pan Brace	12.684
6.	DOOR ASSEMBLY, (Incl Item 7)	10.351	32.	FILLER, Quarter Outer Panel Front at Wheelhouse Opng (Electra)	12.940
7.	PANEL ASSEMBLY, Door Outer (Comp of Item 6)	12.895	33.	FILLER, Quarter Outer Panel Rear at Wheelhouse Opng (Electra)	12.940
8.	PANEL, Cowl Lower	12.804	34.	REINFORCEMENT, Rocker Outer Panel (Electra)	12.934
9.	PANEL, Cowl Vent Duct Side	12.804	35.	LID ASSEMBLY, Rear Compartment	12.181
10.	SUPPORT ASSEMBLY, Front Fender Lower	8.144	36.	PAN ASSEMBLY, Rear Compartment (Incl Item 39)	12.981
11.	PANEL ASSEMBLY, Door Opening Rocker Outer	12.934	37.	SUPPORT ASSY, Spare Tire Clamp Pillar	12.981
12.	PANEL ASSEMBLY, Front Body Hinge Pillar	12.840	38.	FILLER, Compartment Pan to Quarter Panel	12.981
13.	BRACE ASSEMBLY, Front Body Hinge Pillar to Duct	12.659	39.	BAR ASSEMBLY, Rear Cross (Compartment of Item 36)	12.986
14.	PANEL, Body Lock Pillar Outer	12.942	40.	GUTTER, Rear Compartment Lid Side	12.996
15.	REINFORCEMENT, Body Lock Pillar	12.942	41.	PANEL, Rear Compartment Front	12.971
16.	REINFORCEMENT, Floor Pan to Quarter Outer Panel	12.940	42.	PANEL, Folding Top Compartment Rear	12.989
17.	PANEL, Rear Quarter Side Outer	12.940	43.	REINFORCEMENT, Rear Compartment Front Panel	12.971
18.	REINFORCEMENT, Rear Quarter Outer Panel at Belt	12.940	44.	BOX ASSY, Rear Compartment Lid Hinge	12.184
19.	BRACE ASSEMBLY, Body Lock Pillar to Pan	12.684	45.	STRAP & LINK ASSY, Rear Compartment Lid Hinge	12.187
20.	BRACE ASSEMBLY, Dash to Chassis Frame (Comp of Item 21)	12.650	46.	PLATE, Comp Lid Lock Str Anch (LeSabre-Wildcat)	12.237
21.	PANEL ASSEMBLY, Dash (Incl Item 20)	12.803	47.	PLATE, Tail Lamp Mounting Upper (LeSabre-Wildcat)	12.943
22.	REINFORCEMENT, Front Body Hinge to Rocker	12.659	48.	PLATE, Tail Lamp Mounting Lower (LeSabre-Wildcat)	12.943
23.	PANEL, Rocker Inner	12.934	49.	PANEL, Rear Quarter Side Outer Ext (Electra)	12.940
24.	PANEL ASSEMBLY, Rear Quarter Inner (Comp of Item 27)	12.941	50.	PANEL ASSY, Rear End Center (Electra)	12.966
25.	BRACE, Body Lock Pillar to Wheelhouse	12.684	51.	PANEL ASSEMBLY, Rear End Side (Electra)	12.966
26.	PLATE, Whee to Quarter Baffle Upper (Comp of Item 27)	12.944	52.	PANEL, REAR END (LESABRE-WILDCAT)	12.966



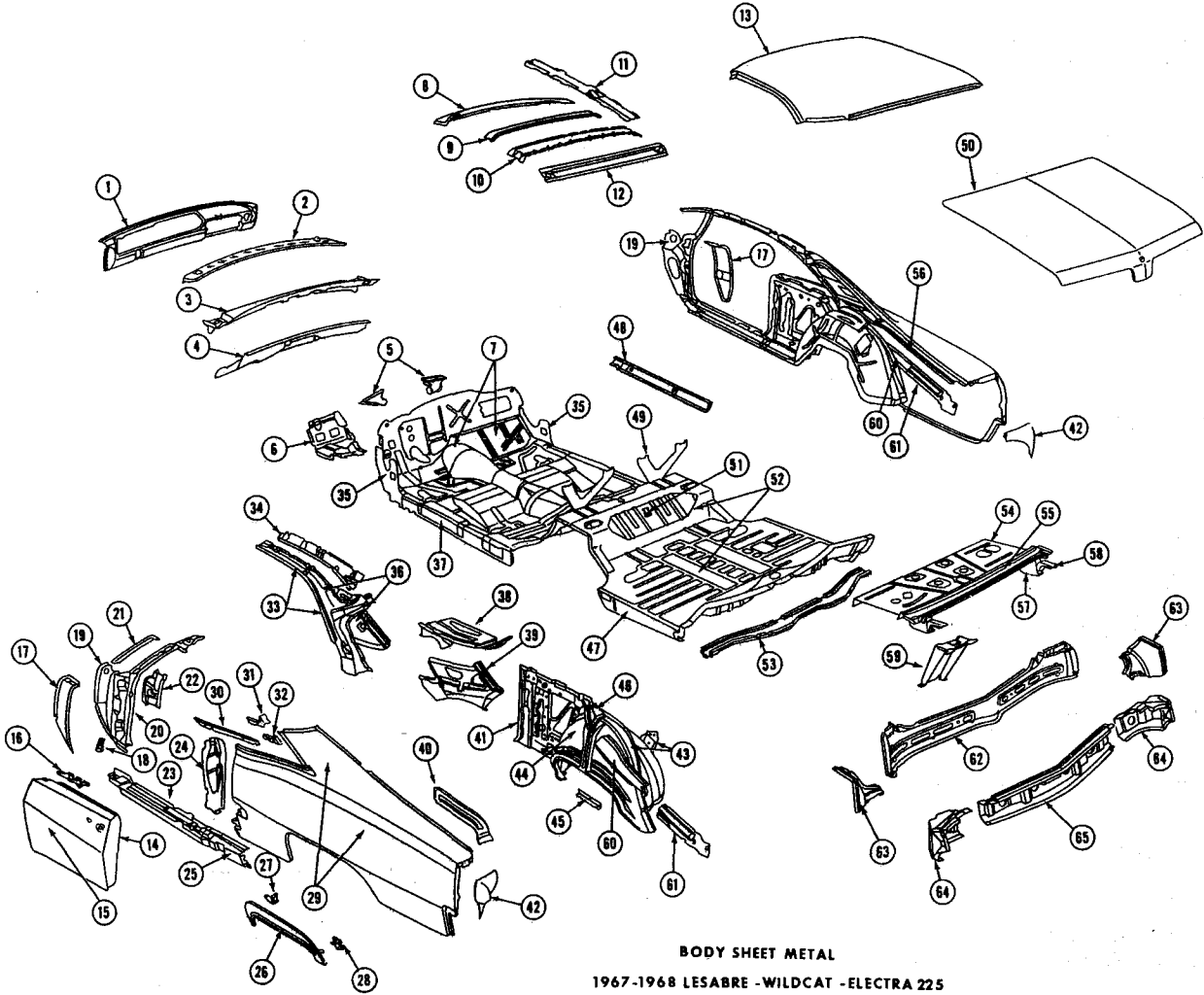
**BODY SHEET METAL**  
1966-1969—RIVIERA

BUICK MOTOR DIVISION, GENERAL MOTORS CORPORATION

## BODY SHEET METAL 1966-1969 —RIVIERA

1. GRILLE, Cowl Top Vent . . . . .	10.307	33. PLATE, Whse Pnl Baffle at Muffler R & L .	12.944
2. PANEL ASSY, Cowl Upper . . . . .	12.804	34. PANEL, Wheelhouse Outer R & L (Comp of Item 35) . . . . .	12.944
3. PANEL ASSY, Cowl Vent Duct Center . . . . .	12.804	35. PANEL ASSY, Wheelhouse R & L (Incl. Items 30-31-32-34 . . . . .	12.944
4. PANEL ASSY, Instrument . . . . .	10.230	36. RAIL ASSY, Side Roof (Incl Item 37) . . . . .	12.956
5. SUPPORT, Front Fender Skirt R & L (Comp of Item 8) . . . . .	8.153	37. MOLDING, Roof Drip (Comp of Item 36) . . . . .	12.075
6. SUPPORT, Front Fender Front R & L (Comp of Item 8) . . . . .	8.144	38. BRACE, Frt Body Hge Plr to Duct R & L . . . . .	12.659
7. BRACE ASSY, Dash to Chassis Frame R & L (Comp of Item 8) . . . . .	12.650	39. PANEL ASSY, Frt Body Hge Plr R & L . . . . .	12.486
8. PANEL ASSY, Dash (Incl. Items 5-6-7) . . . . .	12.803	40. PANEL, Cowl Lower R & L . . . . .	12.804
9. REINF ASSY, Frt Body Hinge Blr to Rocker R & L (Incl Item 41) . . . . .	12.659	41. SUPPORT, Frt Fender Rear (Comp of Item 9) . . . . .	8.144
10. SUPPORT, Inst. Panel End Lwr R & L . . . . .	10.230	42. FILLER ASSY, Rocker Panel Front R & L . . . . .	12.932
11. SUPPORT, Inst. Panel End Upper . . . . .	10.230	43. PANEL ASSY, Door Opening Rocker Otr Upper R & L . . . . .	12.934
12. PANEL, Cowl Vent Duct Side R & L . . . . .	12.804	44. PANEL ASSY, Door Opening Rocker Otr Lower R & L (Incl Item 45) . . . . .	12.934
13. PANEL, Roof . . . . .	12.810	45. EXTENSION, Rocker Otr Panel at Rear R & L (Comp of Item 44) . . . . .	12.934
14. FRAME ASSY, Windshield Inner Upper . . . . .	12.808	46. DOOR ASSY, Front R & L (Incl Item 47) . . . . .	10.351
15. BOW, Auxiliary Roof . . . . .	12.952	47. PANEL ASSY, Front Door Outer R & L (Comp of Item 46) . . . . .	12.895
16. BOW, Roof . . . . .	12.952	48. PANEL, Rear Qtr Side Outer R & L . . . . .	12.940
17. PANEL ASSY, Back Window Inner R & L . . . . .	12.964	49. REINFORCEMENT, Rear Qtr Otr Panel at Belt R & L . . . . .	12.940
18. LID ASSY, Rear Compartment . . . . .	12.181	50. REINFORCEMENT, Body Lock Pillar R & L . . . . .	12.942
19. BRACE, Rear Seat Back Diagonal . . . . .	N.L.	51. PANEL, Rear Seat Back Shelf . . . . .	12.971
20. PAN ASSY, Rear Compartment (Incl Items 22-24-25) . . . . .	12.981	52. REINFORCEMENT, Rear Compartment Shelf Panel . . . . .	12.971
21. BRACE, Rear Quarter Diagonal . . . . .	12.944	53. BRACE, Shelf Panel to Duct Panel . . . . .	12.971
22. POCKET ASSY, Spare Tire (Comp of Item 20) . . . . .	12.981	54. REINFORCEMENT, Shelf Duct Pnl Gutter . . . . .	12.971
23. FILLER, Compt Pan to Qtr Panel R & L . . . . .	12.981	55. PANEL, Rear Compt Shelf Duct . . . . .	12.971
24. REINFORCEMENT, Rear Cross Bar (Comp of Item 20) . . . . .	12.986	56. BOX, Rear Compt Lid Hinge . . . . .	12.184
25. BAR ASSY, Rear Cross (Comp of Item 20) . . . . .	12.986	57. STRAP & ROLLER, Rr Compt Lid Hinge . . . . .	12.187
26. GRILLE ASSY, Rr Compt Front Panel . . . . .	12.971	58. BRACE, Qtr Otr Panel to Wheelhouse Upper R & L . . . . .	12.944
27. EXTENSION, Shelf Panel R & L . . . . .	12.971	59. GUTTER, Rear Compt Lid Side R & L . . . . .	12.996
28. EXTENSION, Qtr Inr Panel to Wheelhouse . . . . .	12.941	60. PANEL, Rr Qtr Side Outer Ext R & L . . . . .	12.940
29. PANEL, Rocker Inner R & L . . . . .	12.934	61. PANEL, Rear End Side Lwer R & L . . . . .	12.966
30. PANEL ASSY, Rear Qtr Inr Lower R & L (Comp of Item 35) . . . . .	12.941	62. PANEL, Rear End Side Upper R & L . . . . .	12.966
31. BRACE, Qtr Otr Pnl to Whse Lower R & L (Comp of Item 35) . . . . .	12.940	63. PLATE, Compt Lid Lock Striker Anchor . . . . .	12.237
32. EXTENSION, Roof Otr Rail to Wheelhouse R & L (Comp of Item 35) . . . . .	12.957	64. PANEL, Rear End Center . . . . .	12.966
		65. PANEL, REAR END ASSY (1968 ONLY) . . . . .	12.966

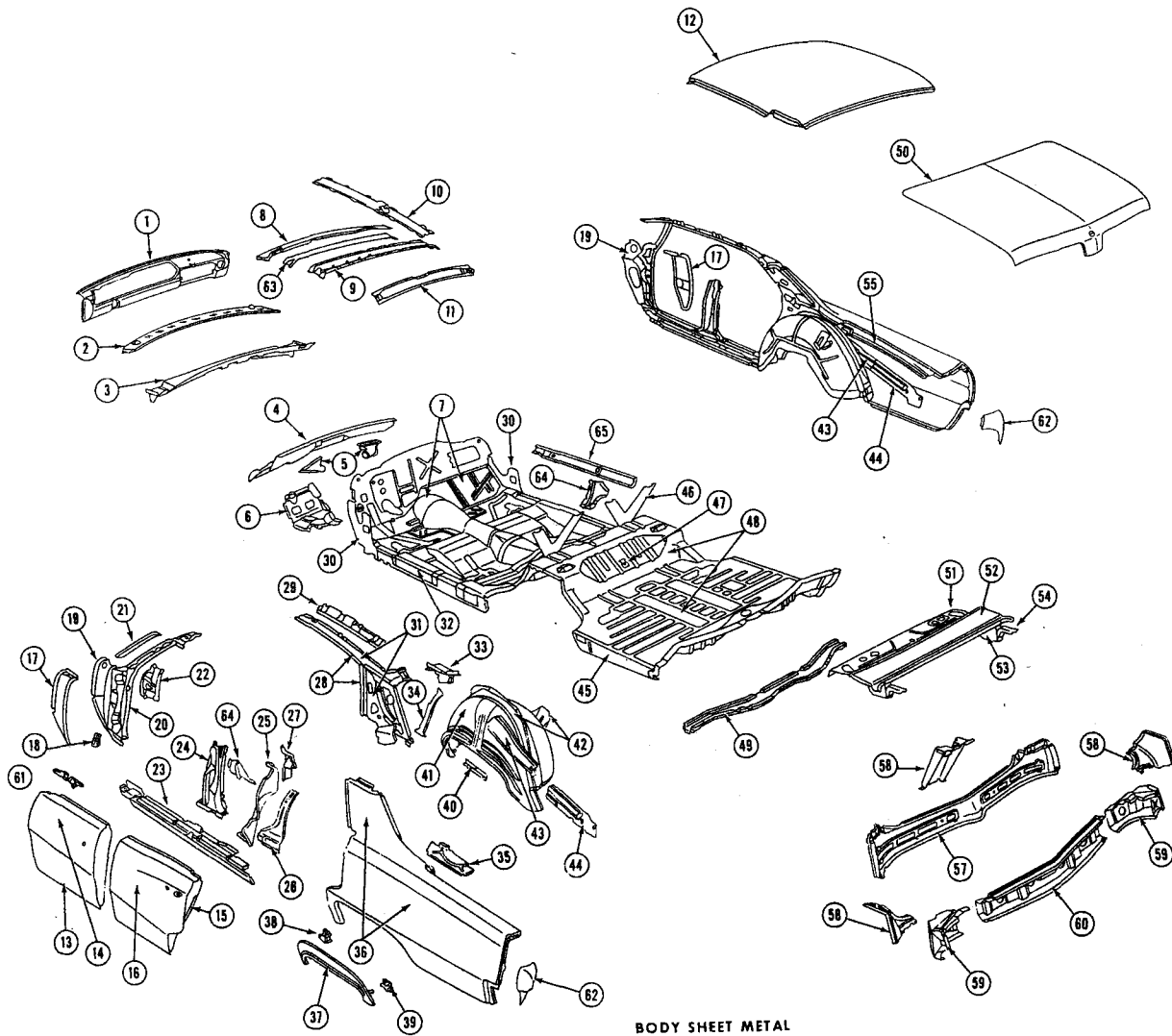




**BODY SHEET METAL**  
**1967-1968 LESABRE - WILDCAT - ELECTRA 225**  
**2 DOOR HARDTOPS**

**BODY SHEET METAL**  
**1967-1968 —LE SABRE—WILDCAT—ELECTRA 225—2 DOOR HARDTOPS**

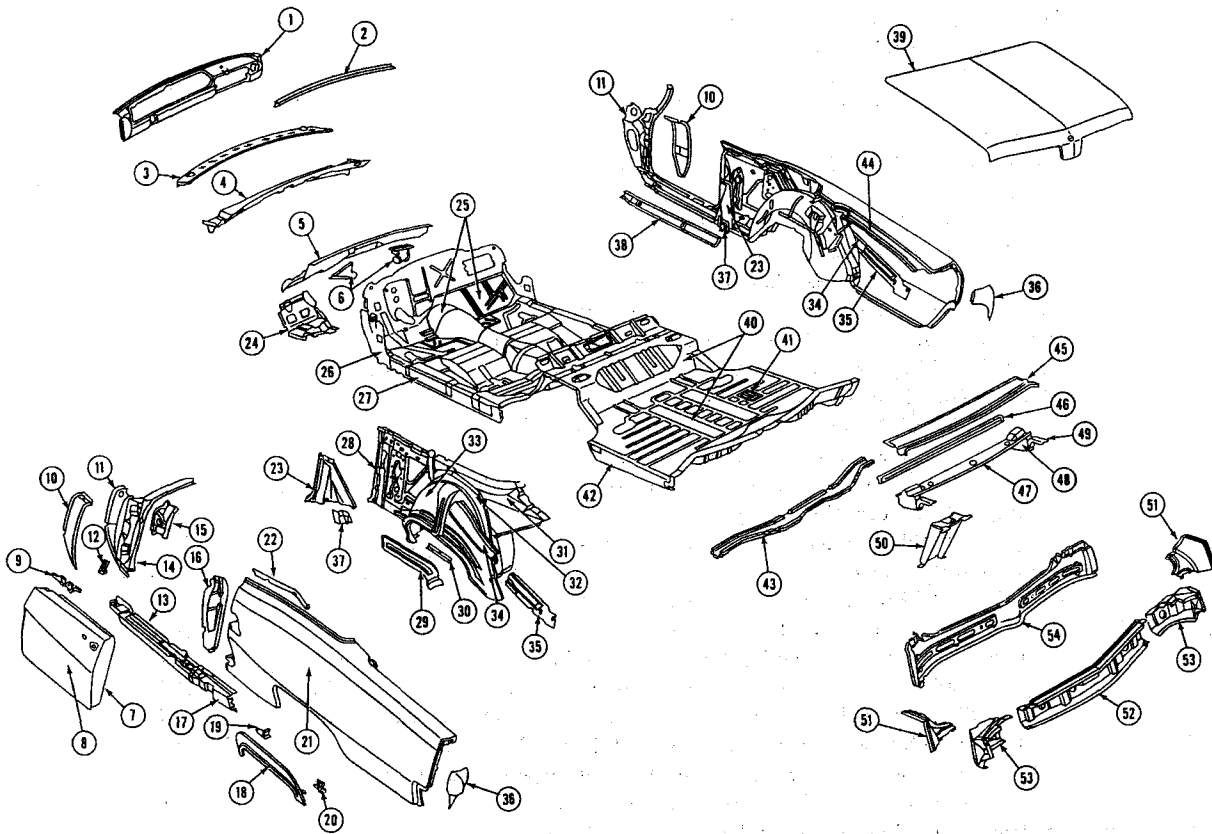
1	PANEL ASSY., Instrument	10230
2	GRILLE, Shroud to Ventilator	10307
3	PANEL ASSY., Shroud Upper	12803
4	PANEL ASSY., Shroud Ventilator Duct Center	12804
5	OUTLET ASSY., Windshield Defroster	9779
6	BRACE ASSY., Dash to Chassis Frame (Component of Item 7)	12650
7	PANEL ASSY., Dash (Including Item 6)	12803
8	FRAME ASSY., Windshield Inner Upper	12807
9	BOW, Auxiliary Roof (48257 Style)	12952
10	BOW, Roof	12952
11	BOW, Roof Longitudinal (Except 48257)	12952
12	PANEL ASSY., Back Window Inner	12964
13	PANEL, Roof	12810
14	DOOR ASSY., (Including Item 15)	10351
15	PANEL ASSY., Door Outer (Component of Item 14)	12895
16	REINFORCEMENT, Front Door Outer Panel at Ventilator	10657
17	PANEL, Shroud Lower	12804
18	SUPPORT ASSY., Front Fender Lower	8141
19	PANEL, Shroud Ventilator Duct Side	12804
20	PANEL ASSY., Front Body Hinge Pillar	12840
21	MOLDING, Windshield Pillar Drip	12075
22	BRACE ASSY., Front Body Hinge Pillar to Duct	12659
23	PANEL ASSY., Door Opening Rocker Outer	12934
24	REINFORCEMENT, Body Lock Pillar	12942
25	REINFORCEMENT, Floor Pan to Quarter Outer Panel	12940
26	COVER, Rear Wheel Opening (Wildcat-Electra)	12940
27	SUPPORT, Rear Wheel Opening Cover Front (Wildcat-Electra)	12940
28	SUPPORT ASSY., Rear Wheel Opening Cover Rear (Wildcat-Electra)	1940
29	PANEL, Rear Quarter Side Outer	12940
30	REINFORCEMENT, Quarter Outer Panel Front at Belt (87 Styles)	12940
31	FILLER, Quarter Window Lower Rear Corner (57 Styles)	12941
32	REINFORCEMENT, Quarter Outer Panel Rear at Belt (87 Styles)	12940
33	MOLDING, Roof Drip (Component of Item 36)	12075
34	RAIL ASSY., Side Roof Inner (Component of Item 36)	N.S.S.
35	REINFORCEMENT, Front Body Hinge Pillar to Rocker	12659
36	RAIL ASSY., Side Roof (Including Items 33-34)	12956
37	PANEL, Rocker Inner	12934
38	EXTENSION, Shelf Panel	12971
39	PANEL, Quarter Inner Extension (57 Styles)	12941
40	BRACE, Body Lock Pillar to Wheelhouse	12684
41	PANEL, Rear Quarter Inner Lower (Component of Item 43)	12941
42	EXTENSION, Quarter Outer Panel at Tail Lamp (87 Styles)	12940
43	PANEL ASSY., Wheelhouse (Including Items 41-44-60)	12944
44	PANEL, Wheelhouse Outer (Component of Item 43)	12944
45	SUPPORT, Rear Wheel Opening Cover on Wheelhouse (Wildcat-Electra)	12940
46	PLATE, Wheelhouse to Quarter Baffle Upper	12944
47	FILLER, Compartment Pan to Quarter Panel	12981
48	REINFORCEMENT, Rocker Outer Panel (57 Styles)	12934
49	BRACE, Rear Seat Back Diagonal	N.L.
50	LID ASSY., Rear Compartment	12181
51	SUPPORT ASSY., Spare Tire Clamp Plate	12981
52	PAN ASSY., Rear Compartment (Including Item 53)	12981
53	BAR ASSY., Rear Cross (Component of Item 52)	12986
54	PANEL, Rear Seat Back Shelf	12971
55	PANEL, Rear Compartment Front (57 Styles)	12971
	REINFORCEMENT, Rear Seat Back Shelf Panel (87 Styles)	
56	GUTTER, Rear Compartment Lid Side	12996
57	BOX ASSY., Rear Compartment Lid Hinge	12184
58	STRAP & LINK ASSY., Rear Compartment Lid Hinge	12187
59	PLATE, Compartment Lid Lock Striker Anchor	12237
60	BRACE, Wheelhouse to Pan Diagonal Front (Component of Item 43)	12944
61	BRACE, Wheelhouse to Pan Diagonal Rear	12944
62	PANEL ASSY., Rear End (87 Styles)	12966
63	PANEL, Quarter Side Outer Extension (57 Styles)	12966
64	PANEL ASSY., Rear End Side (57 Styles)	12966
65	PANEL ASSY., Rear End Center (57 Styles)	12966



**BODY SHEET METAL**  
**1967 - 1968 LESABRE-WILDCAT -ELECTRA 225**  
**4 DOOR HARDTOPS AND DOOR SEDANS**

**BODY SHEET METAL**  
**1967-1968 —LE SABRE—WILDCAT—ELECTRA 225—4 DOOR HARDTOPS**  
**AND 4 DOOR SEDANS**

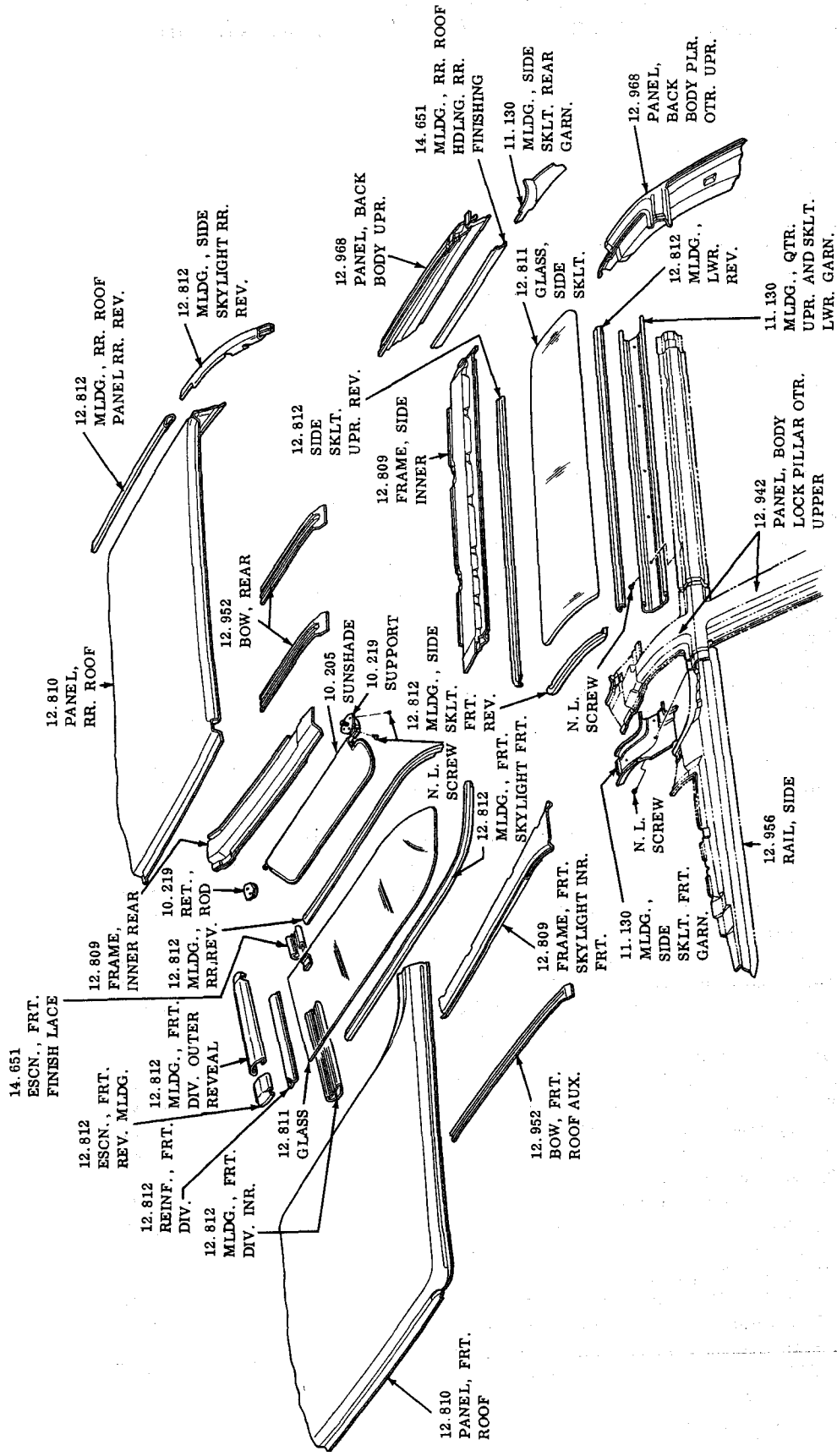
1	PANEL ASSY., Instrument	10230
2	GRILLE, Shroud Top Ventilator	10307
3	PANEL ASSY., Shroud Upper	12803
4	PANEL ASSY., Shroud Ventilator Duct Center	12804
5	OUTLET ASSY., Windshield Defroster	9779
6	BRACE ASSY., Dash to Chassis Frame (Component of Item 7)	12650
7	PANEL ASSY., Dash (Including Item 6)	12803
8	FRAME ASSY., Windshield Inner Upper	12807
9	BOW, Roof	12952
10	BOW, Roof Longitudinal (Except 48239-48269)	12952
11	PANEL ASSY., Back Window Inner	12964
12	PANEL, Roof	12810
13	DOOR ASSY., Front (Including Item 14)	10351
14	PANEL ASSY., Front Door Outer (Component of Item 13)	12895
15	DOOR ASSY., Rear (Including Item 16)	10373
16	PANEL, Rear Door Outer (Component of Item 15)	12913
17	PANEL, Shroud Lower	12804
18	SUPPORT ASSY., Front Fender Lower	8141
19	PANEL, Shroud Ventilator Duct Side	12804
20	PANEL ASSY., Front Body Hinge Pillar	12840
21	MOLDING, Windshield Pillar Drip	12075
22	BRACE ASSY., Front Body Hinge Pillar to Duct	12659
23	PANEL ASSY., Door Opening Rocker Outer	12934
24	PILLAR ASSY., Center Pillar	12491
25	PANEL, Body Lock Pillar Outer Lower	12942
26	PANEL ASSY., Body Lock Pillar Inner Lower	12942
27	REINFORCEMENT, Body Lock Pillar Outer Panel at Lock Striker	12942
28	MOLDING, Roof Drip (Component of Item 31)	12075
29	RAIL ASSY., Side Roof Inner (Not serviced on 39 styles - Component of Item 31)	12957
30	REINFORCEMENT, Front Body Hinge Pillar to Rocker	12659
31	RAIL ASSY., Side Roof Outer (Including Item 28)	12956
32	PANEL, Rocker Inner	12934
33	EXTENSION, Shelf Panel	12971
34	REINFORCEMENT, Body Lock Pillar (Component of Item 42)	12942
35	REINFORCEMENT, Quarter Panel Lid Opening Upper Corner (LeSabre-Wildcat)	12940
36	PANEL, Rear Quarter Side Outer	12940
37	COVER, Rear Wheel Opening (Wildcat-Electra)	12940
38	SUPPORT, Rear Wheel Opening Cover Front (Wildcat-Electra)	12940
39	SUPPORT ASSY., Rear Wheel Opening Cover Rear (Wildcat-Electra)	12940
40	SUPPORT, Rear Wheel Opening Cover on Wheelhouse (Wildcat-Electra)	12940
41	PANEL, Wheelhouse Outer (Component of Item 42)	12944
42	PANEL ASSY., Wheelhouse (Including Items 34-41-43)	12944
43	BRACE, Wheelhouse to Pan Diagonal Front (Component of Item 42)	12944
44	BRACE, Wheelhouse to Pan Diagonal Rear	12944
45	FILLER, Compartment Pan to Quarter Panel	12981
46	BRACE, Rear Seat Back Diagonal	N.L.
47	SUPPORT ASSY., Spare Tire Clamp Plate	12981
48	PAN ASSY., Rear Compartment (Including Item 49)	12981
49	BAR ASSY., Rear Cross (Component of Item 48)	12986
50	LID ASSY., Rear Compartment	12181
51	PANEL, Rear Seat Back Shelf	12971
52	PANEL, Rear Compartment Front	12971
53	BOX ASSY., Rear Compartment Lid Hinge	12184
54	STRAP & LINK ASSY., Rear Compartment Lid Hinge	12187
55	GUTTER, Rear Compartment Lid Side	12996
56	PLATE, Compartment Lid Lock Striker Anchor	12237
57	PANEL ASSY., Rear End (LeSabre-Wildcat)	12966
58	PANEL, Quarter Side Outer Extension (Electra)	12940
59	PANEL ASSY., Rear End Side (Electra)	12966
60	PANEL ASSY., Rear End Center (Electra)	12966
61	REINFORCEMENT, Front Door Outer Panel at Ventilator	10657
62	EXTENSION, Quarter Outer Panel at Tail Lamp (LeSabre-Wildcat)	12940
63	FILLER, Back Window Lower Corner (69 styles only)	19640
63	BOW, Auxiliary Roof (39 styles only)	12952
64	BRACE, Center Pillar to Floor Lower (39 styles only)	12491
65	REINFORCEMENT, Rocker Outer Panel (Electra) (39 styles only)	12934



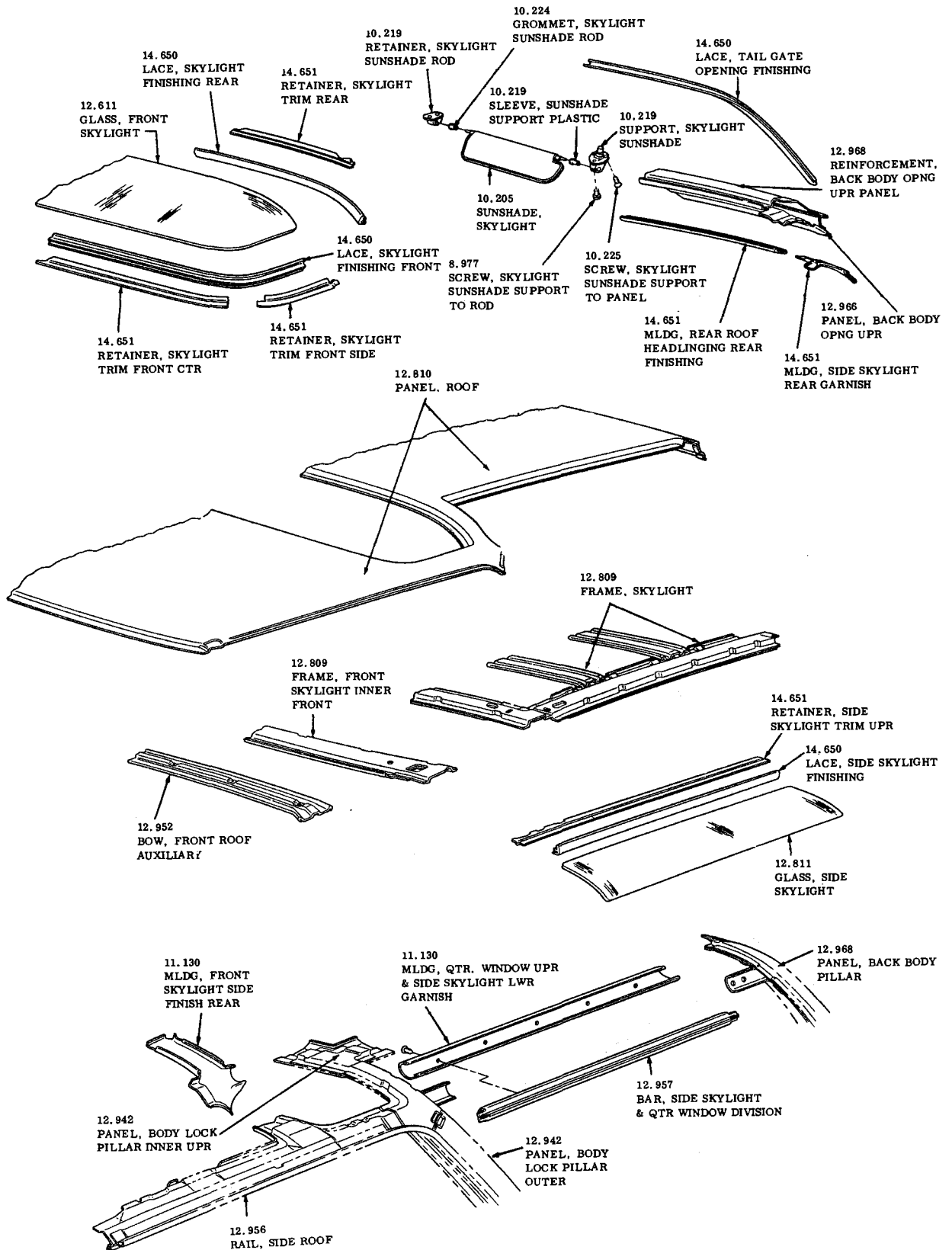
BODY SHEET METAL  
 1967-1968 LESABRE-WILDCAT - ELECTRA 225  
 CONVERTIBLES

**BODY SHEET METAL**  
**1967-1968 —LE SABRE—WILDCAT—ELECTRA 225—CONVERTIBLES**

1	PANEL ASSY, Instrument . . . . .	10230
2	FRAME ASSY, Windshield Inner Upper . . . . .	12807
3	GRILLE, Shroud Top Ventilator . . . . .	10307
4	PANEL ASSY, Shroud Upper . . . . .	12803
5	PANEL ASSY, Shroud Ventilator Duct Center . . . . .	12804
6	OUTLET ASSY, Windshield Defroster . . . . .	9779
7	DOOR ASSY (Including Item 8) . . . . .	10351
8	PANEL ASSY, Door Outer (Component of Item 7) . . . . .	12895
9	REINFORCEMENT, Front Door Outer Panel at Ventilator . . . . .	10657
10	PANEL, Shroud Lower . . . . .	12804
11	PANEL, Shroud Ventilator Duct Side . . . . .	12804
12	SUPPORT ASSY, Front Fender Lower . . . . .	8141
13	PANEL ASSY, Door Opening Rocker Outer . . . . .	12934
14	PANEL ASSY, Front Body Hinge Pillar . . . . .	12840
15	BRACE ASSY, Front Body Hinge Pillar to Duct . . . . .	12659
16	REINFORCEMENT, Body Lock Pillar . . . . .	12942
17	REINFORCEMENT, Floor Pan to Quarter Outer Panel . . . . .	12940
18	COVER, Rear Wheel Opening (Wildcat-Electra) . . . . .	12940
19	SUPPORT, Rear Wheel Opening Cover Front (Wildcat-Electra) . . . . .	12940
20	SUPPORT ASSY, Rear Wheel Opening Cover Rear (Wildcat-Electra) . . . . .	12940
21	PANEL, Rear Quarter Side Outer . . . . .	12940
22	REINFORCEMENT, Rear Quarter Outer Panel at Belt . . . . .	12940
23	BRACE ASSY, Body Lock Pillar to Pan . . . . .	12684
24	BRACE ASSY, Dash to Chassis Frame (Component of Item 25) . . . . .	12650
25	PANEL ASSY, Dash (Including Item 24) . . . . .	12803
26	REINFORCEMENT, Front Body Hinge to Rocker . . . . .	12659
27	PANEL, Rocker Inner . . . . .	12934
28	PANEL ASSY, Rear Quarter Inner (Component of Item 32) . . . . .	12941
29	BRACE, Body Lock Pillar to Wheelhouse . . . . .	12684
30	SUPPORT, Rear Wheel Opening Cover on Wheelhouse (Wildcat-Electra) . . . . .	12940
31	BRACE, Folding Top Compartment to Wheelhouse . . . . .	12944
32	PANEL ASSY, Wheelhouse (Including Items 28-33-34) . . . . .	12944
33	PANEL, Wheelhouse Outer (Component of Item 32) . . . . .	12944
34	BRACE, Wheelhouse to Pan Diagonal Front (Component of Item 32) . . . . .	12944
35	BRACE, Wheelhouse to Pan Diagonal Rear . . . . .	12944
36	EXTENSION, Quarter Outer Panel at Tail Lamp . . . . .	12940
37	EXTENSION, Body Lock Pillar to Floor Pan Brace . . . . .	12684
38	REINFORCEMENT, Rocker Outer Panel (Electra) . . . . .	12934
39	LID ASSY, Rear Compartment . . . . .	12181
40	PAN ASSY, Rear Compartment (Including Item 43) . . . . .	12981
41	SUPPORT ASSY, Spare Tire Clamp Plate . . . . .	12981
42	FILLER, Compartment Pan to Quarter Panel . . . . .	12981
43	BAR ASSY, Rear Cross (Component of Item 40) . . . . .	12986
44	GUTTER, Rear Compartment Lid Side . . . . .	12996
45	PANEL, Rear Compartment Front . . . . .	12971
46	PANEL, Folding Top Compartment Rear . . . . .	12989
47	REINFORCEMENT, Rear Compartment Front Panel . . . . .	12971
48	BOX ASSY, Rear Compartment Lid Hinge . . . . .	12184
49	STRAP & LINK ASSY, Rear Compartment Lid Hinge . . . . .	12187
50	PLATE, Compartment Lid Lock Striker Anchor . . . . .	12237
51	PANEL, Rear Quarter Side Outer Extension (Electra) . . . . .	12940
52	PANEL ASSY, Rear End Center (Electra) . . . . .	12966
53	PANEL ASSY, Rear End Side (Electra) . . . . .	12966
54	PANEL ASSY, Rear End (LeSabre-Wildcat) . . . . .	12966

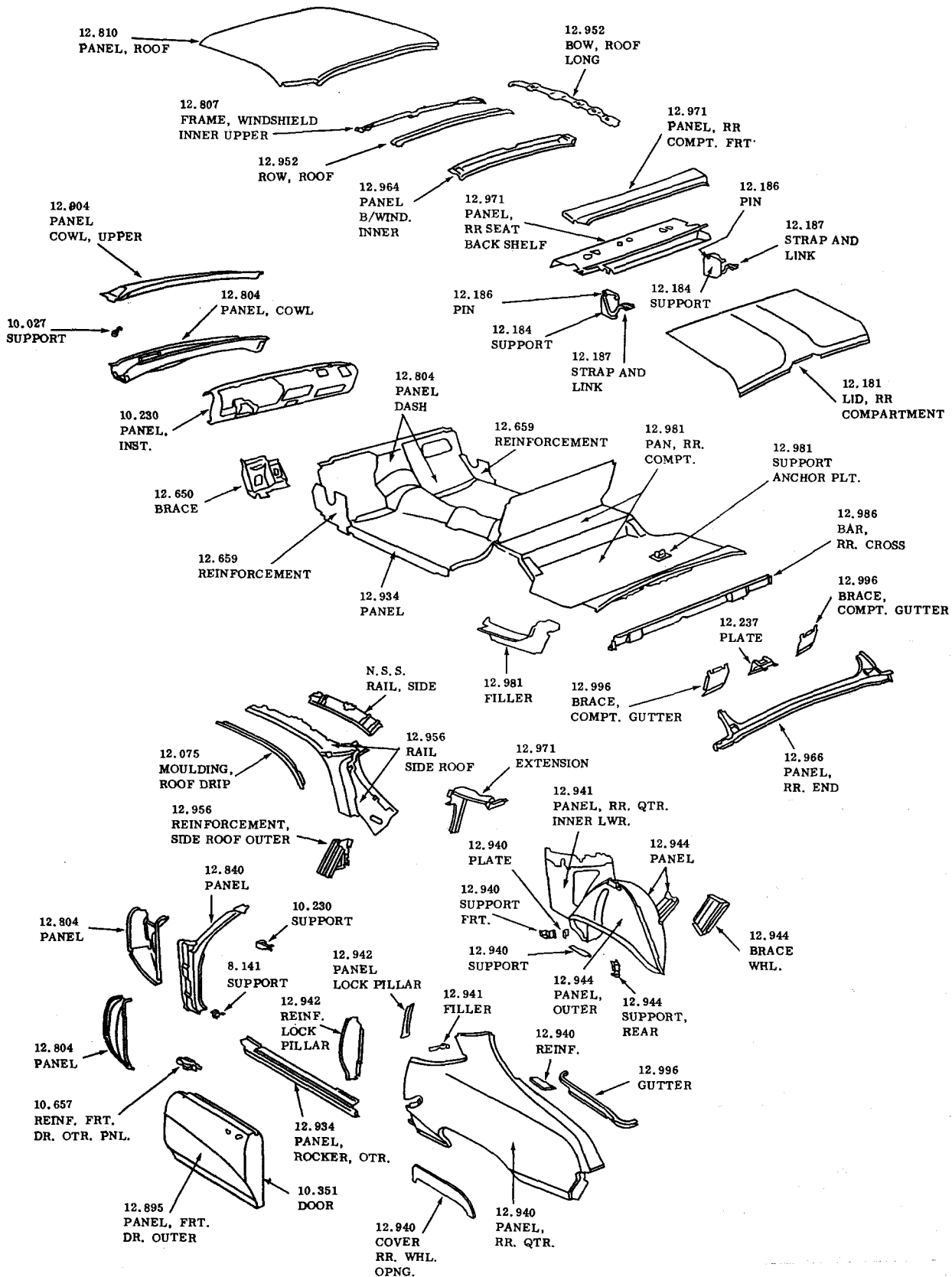


SPORT WAGON SKYLIGHT PARTS  
1964-1967

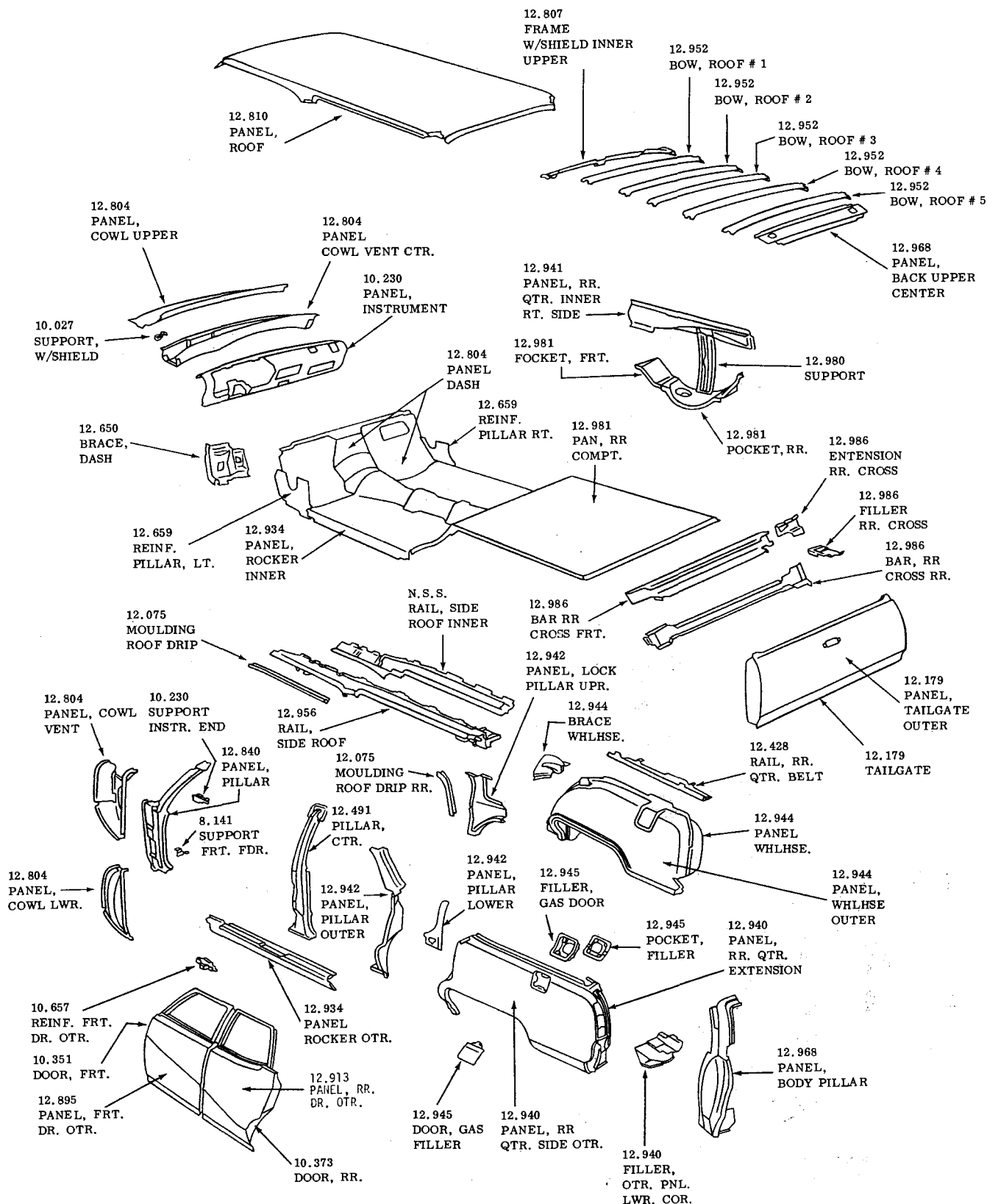


**SKYLIGHT HARDWARE  
1968 SPORTWAGON**

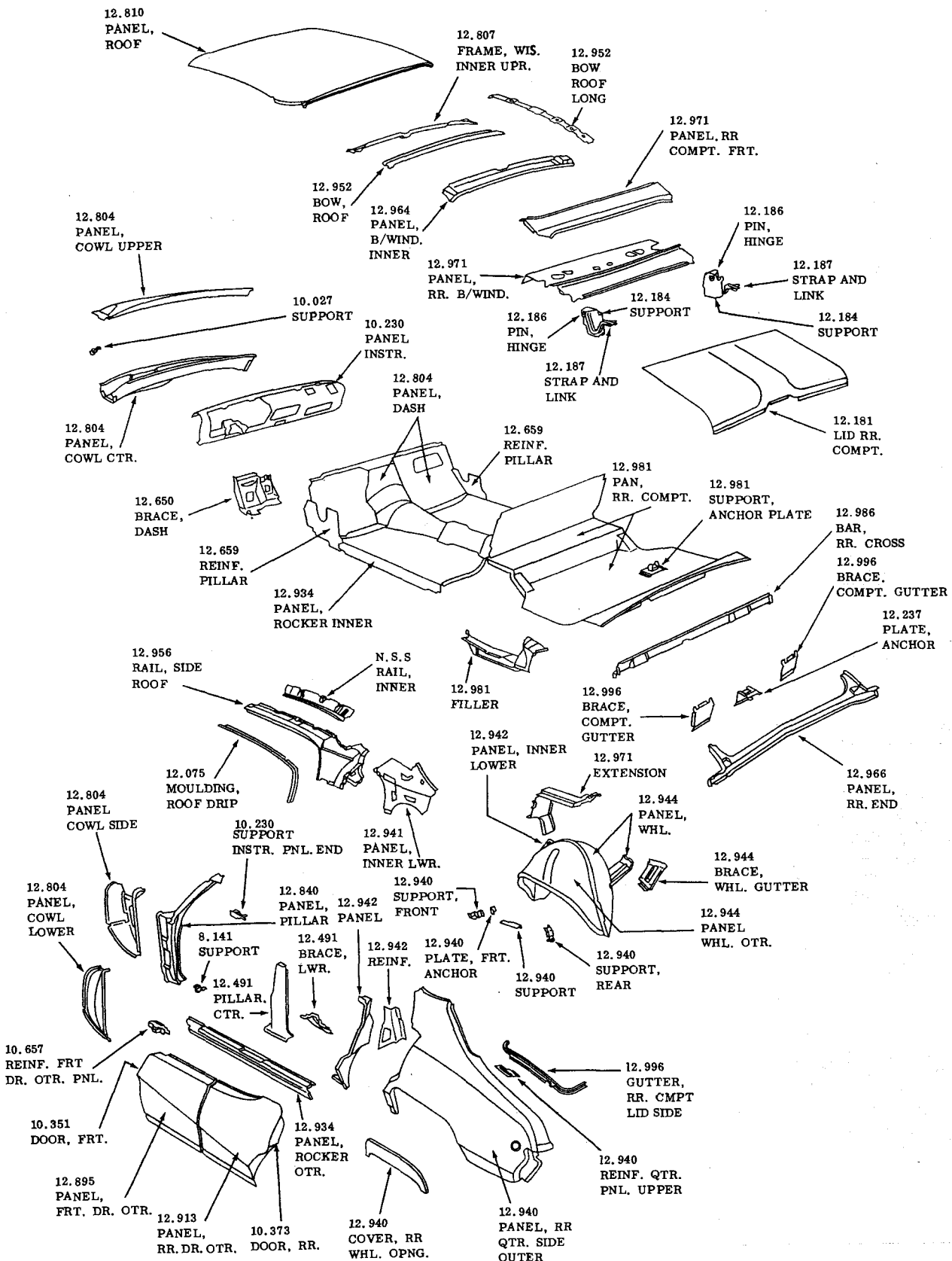




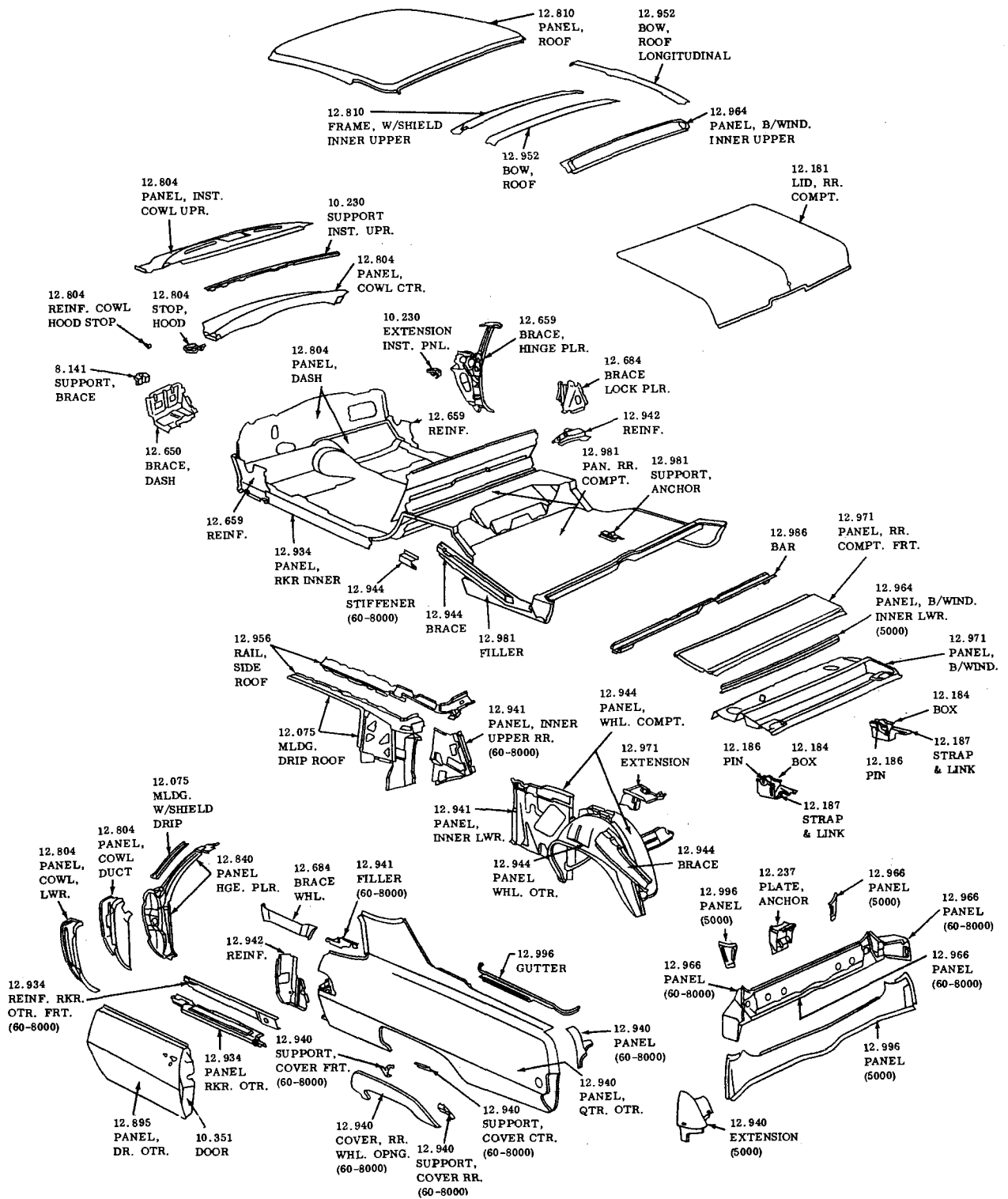
BODY SHEET METAL  
 2 DOOR HARDTOP  
 1968-1969 -SPECIAL SKYLARK GRAN SPORT



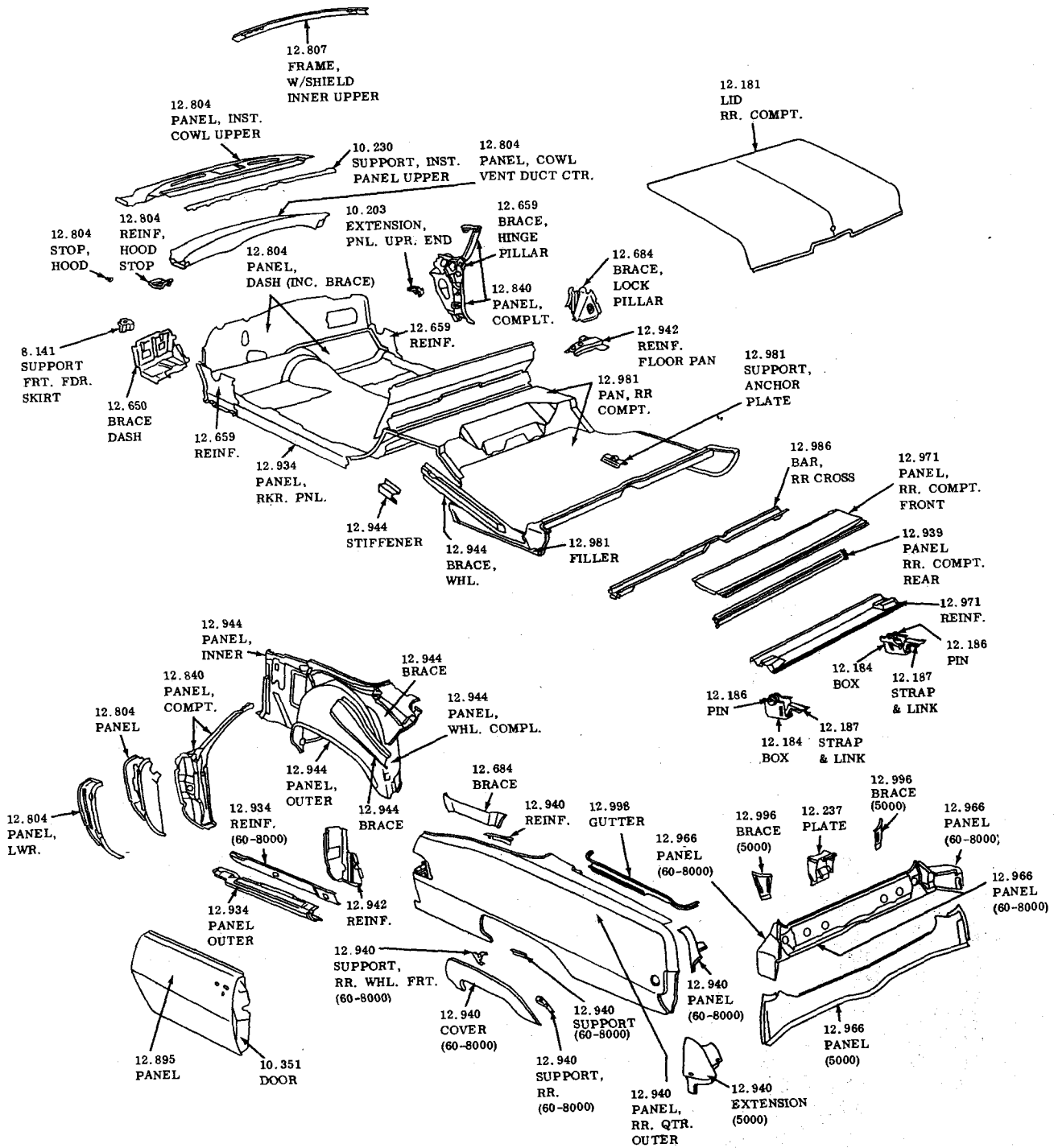
**BODY SHEET METAL  
4 DOOR STATION WAGON  
1968-1969 -SPECIAL SKYLARK GRAN SPORT**



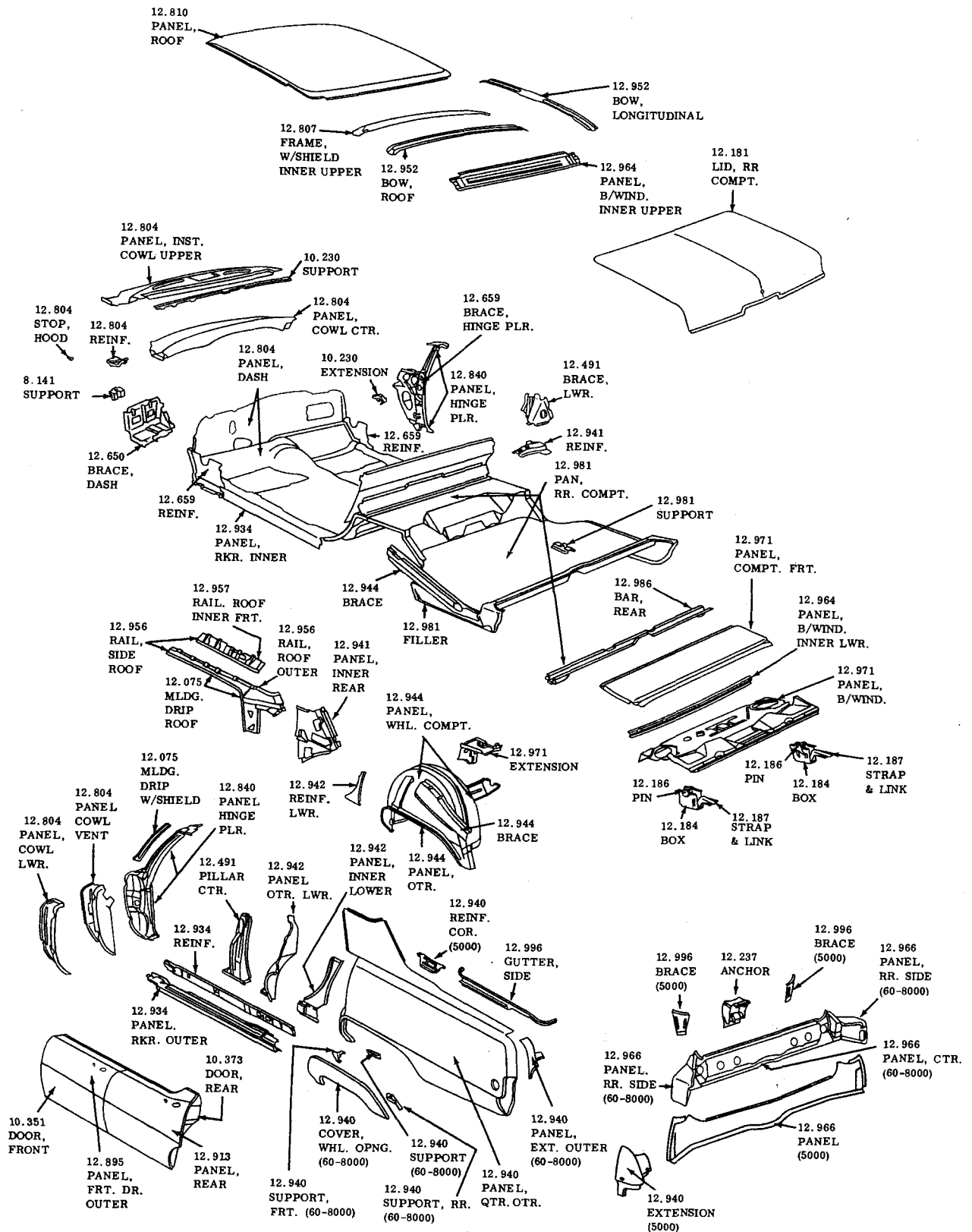
**BODY SHEET METAL**  
**4 DOOR HARDTOPS**  
**1968-1969 -SPECIAL SKYLARK GRAN SPORT**



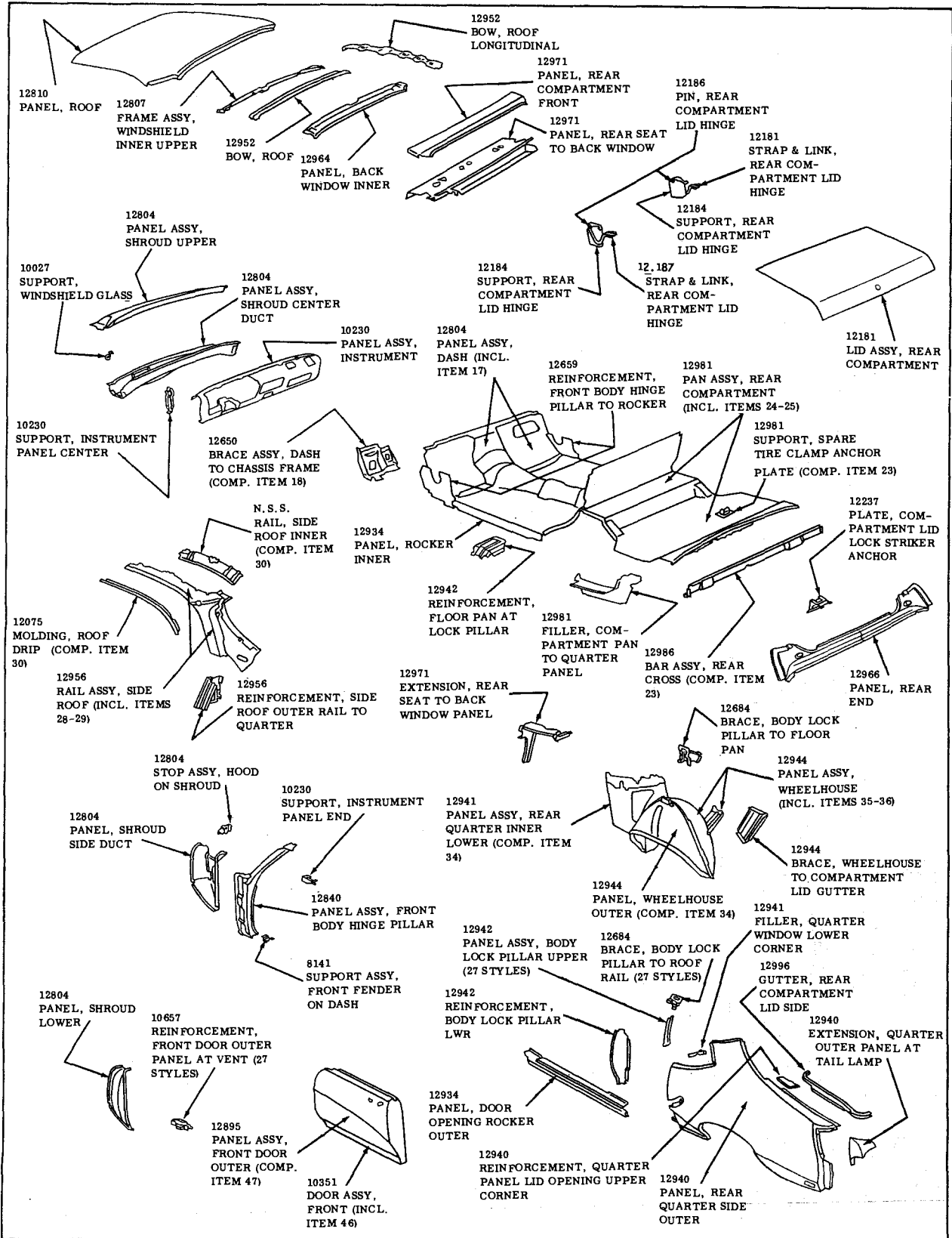
**BODY SHEET METAL  
2 DOOR HARDTOP**  
1969-1970 - 50-60-8000



**BODY SHEET METAL  
2 DOORS CONVERTIBLES  
1969-1970 -50-60-8000**



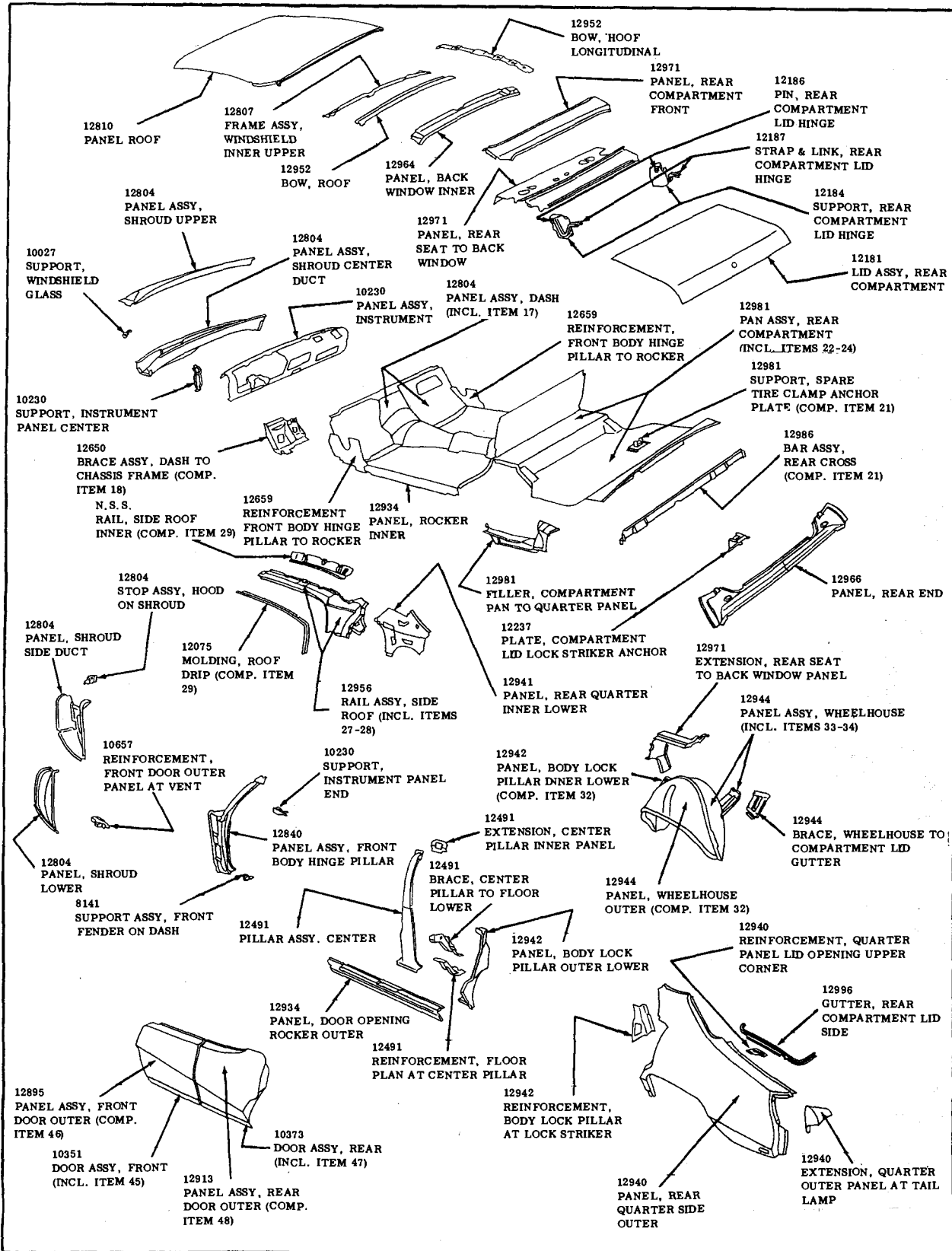
**BODY SHEET METAL  
 4 DOORS  
 1969-1970 -50-60-8000**



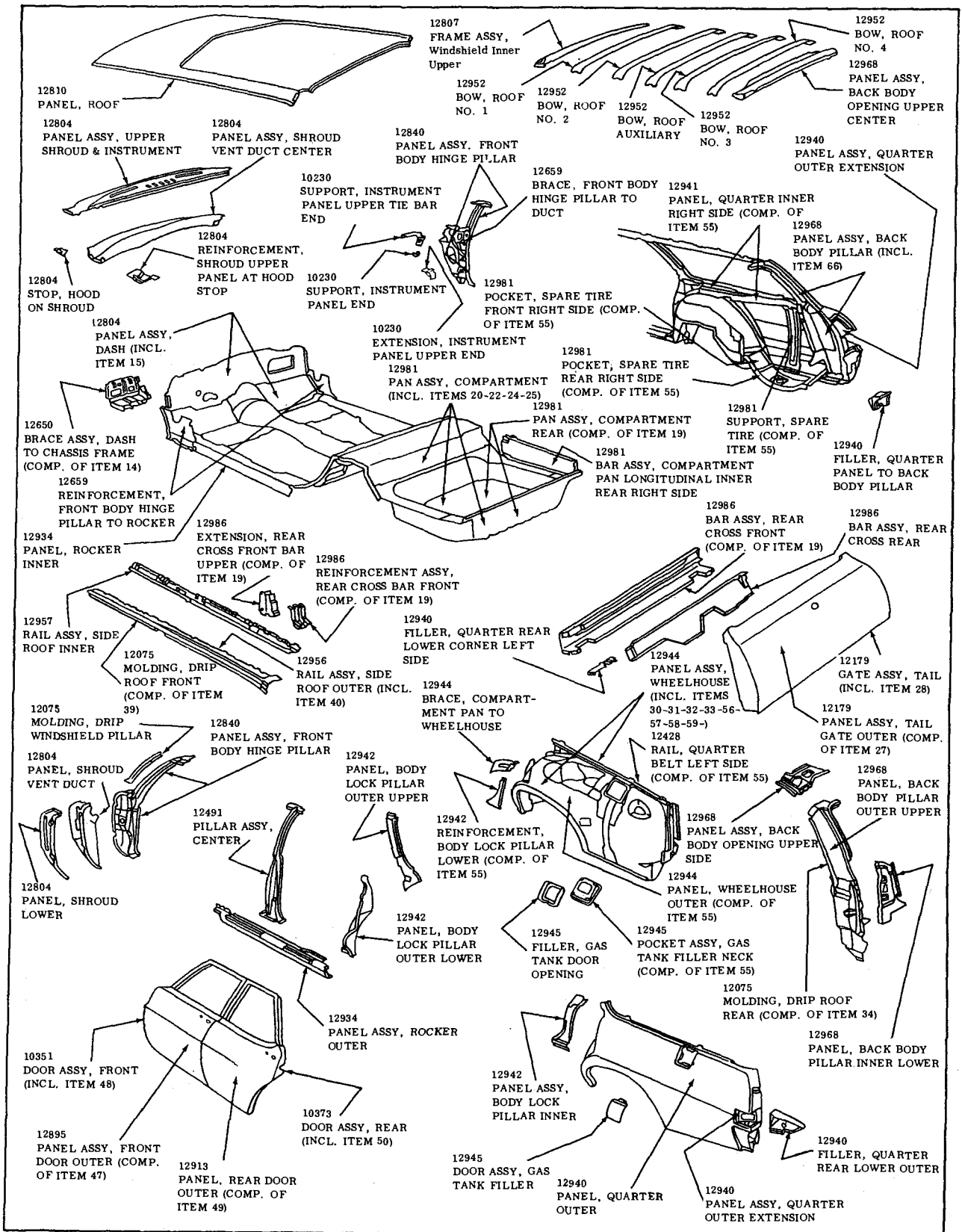
BODY SHEET METAL  
1970-1972 30-4000 2DRS.



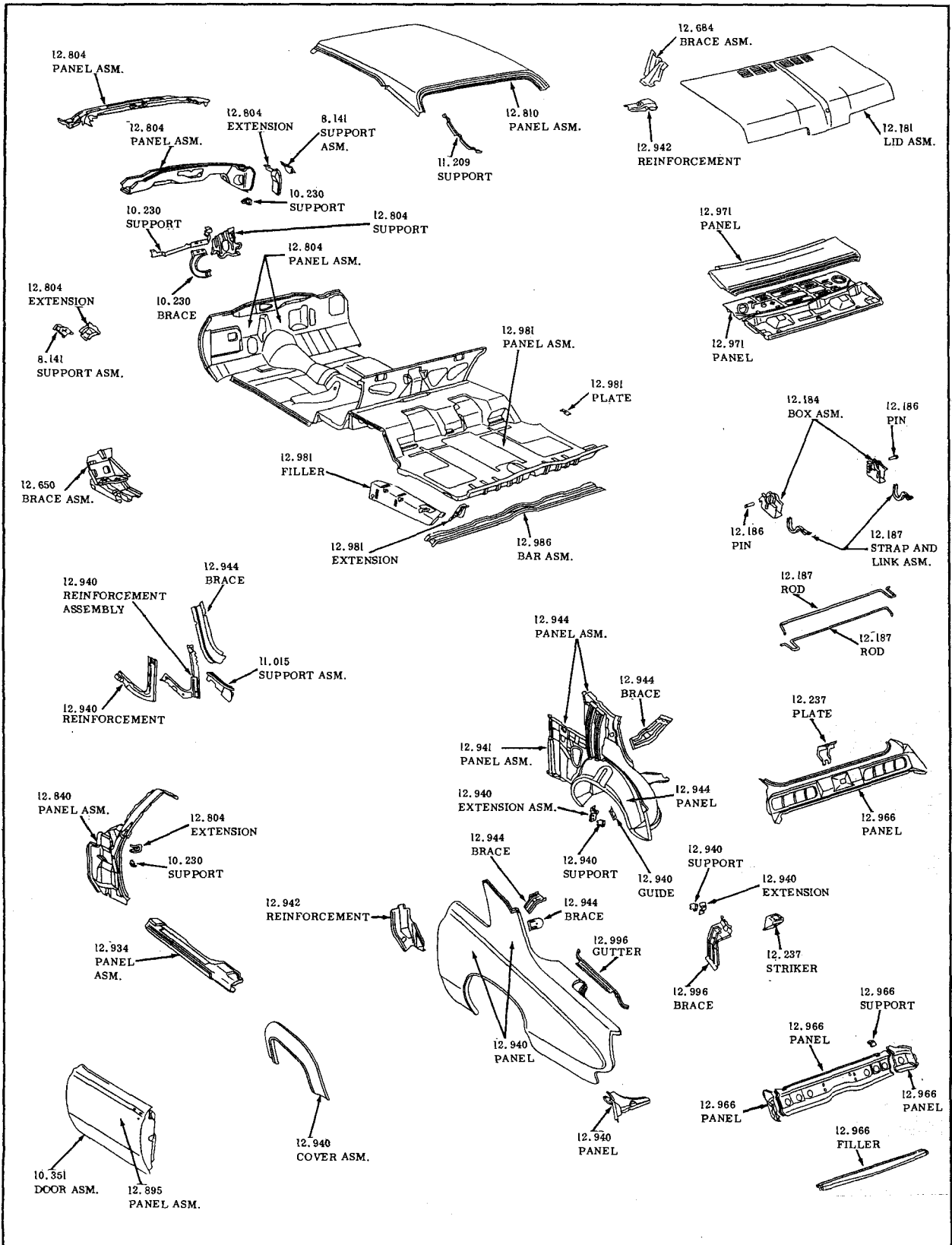




BODY SHEET METAL  
1970-1972-30-4000 4DRS.



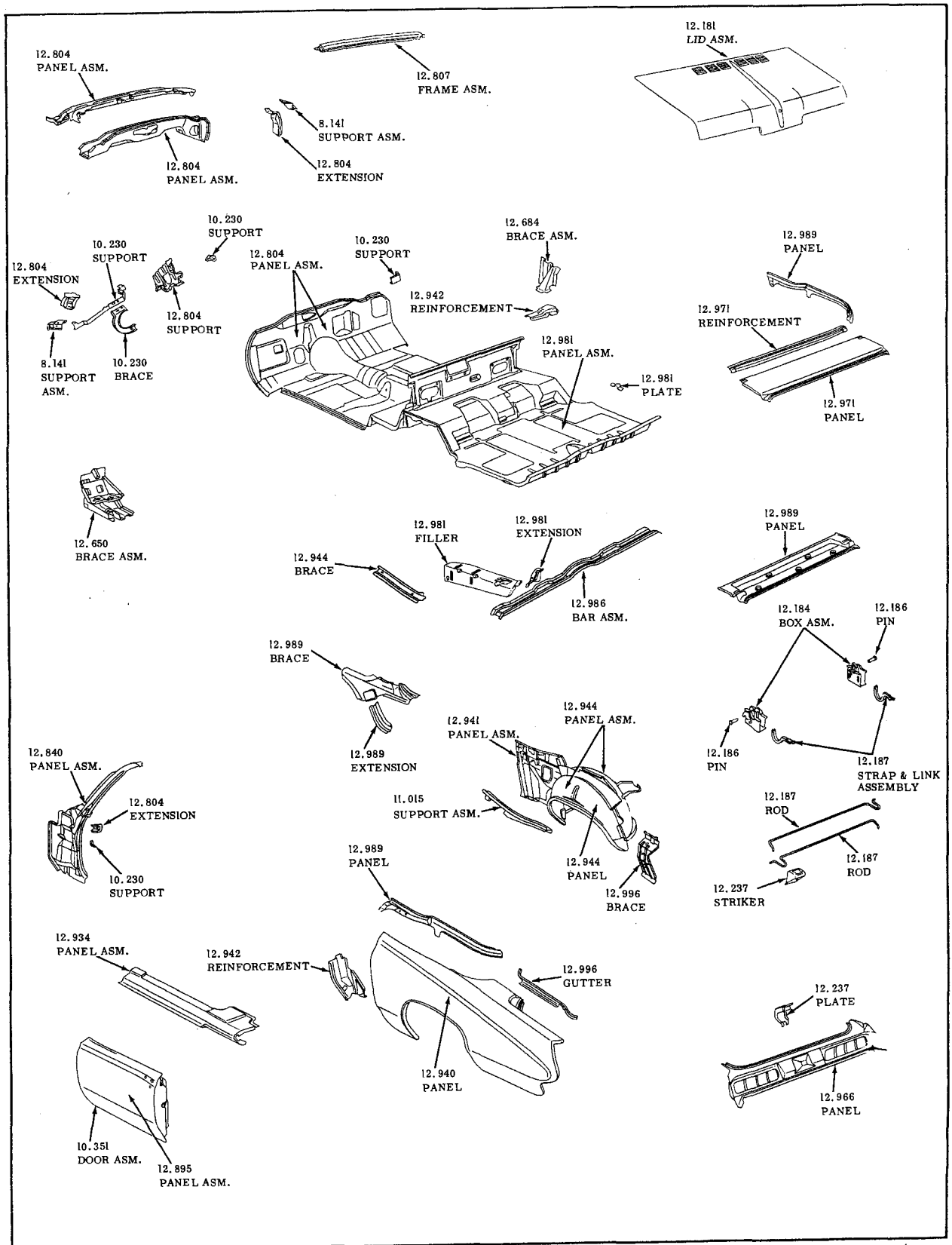
**BODY SHEET METAL**  
**1970-6000 WAGON**



**BODY SHEET METAL (TYPICAL)**

**2 DR. HARDTOP**

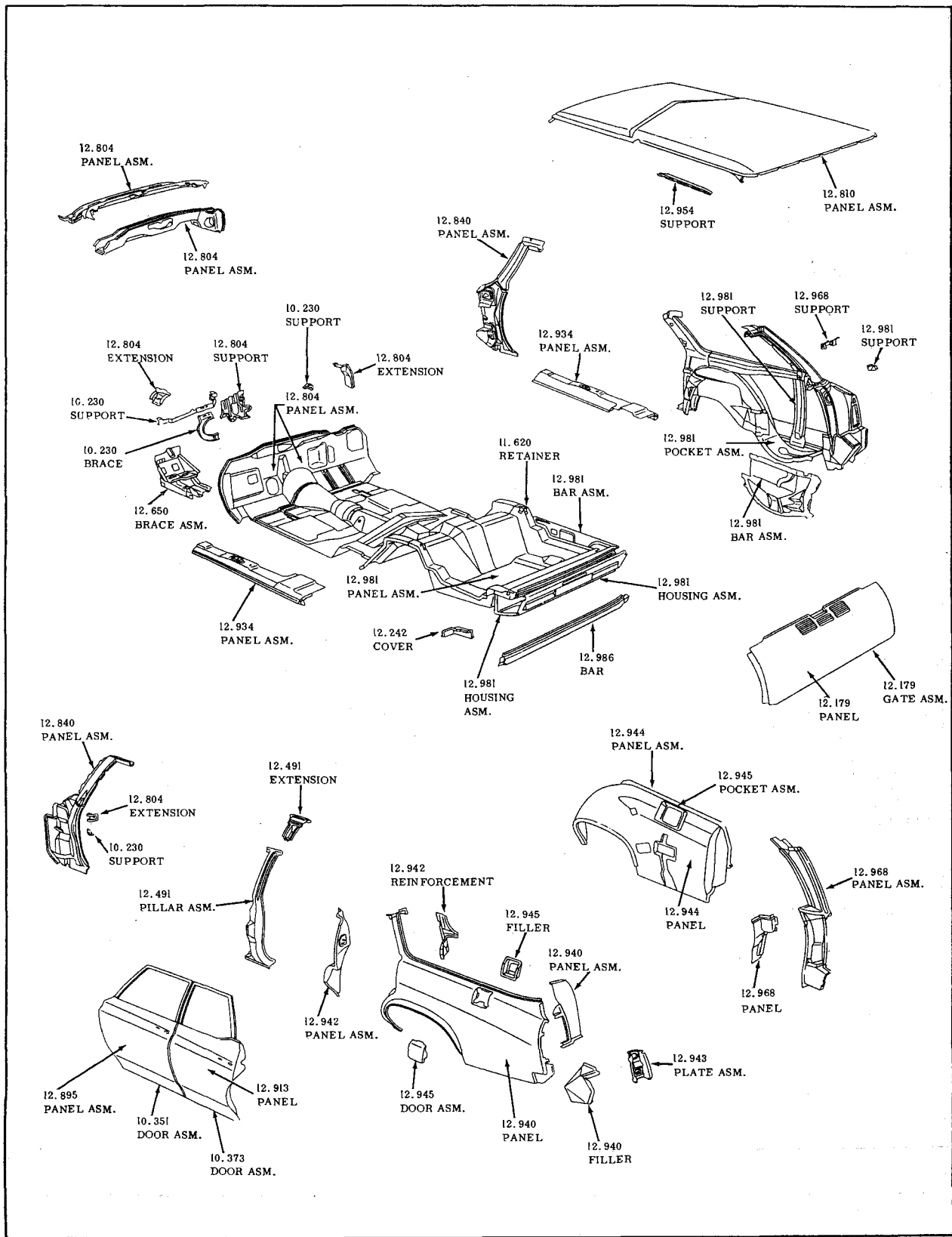
1971-1972 50-60-8000



**BODY SHEET METAL (TYPICAL)**

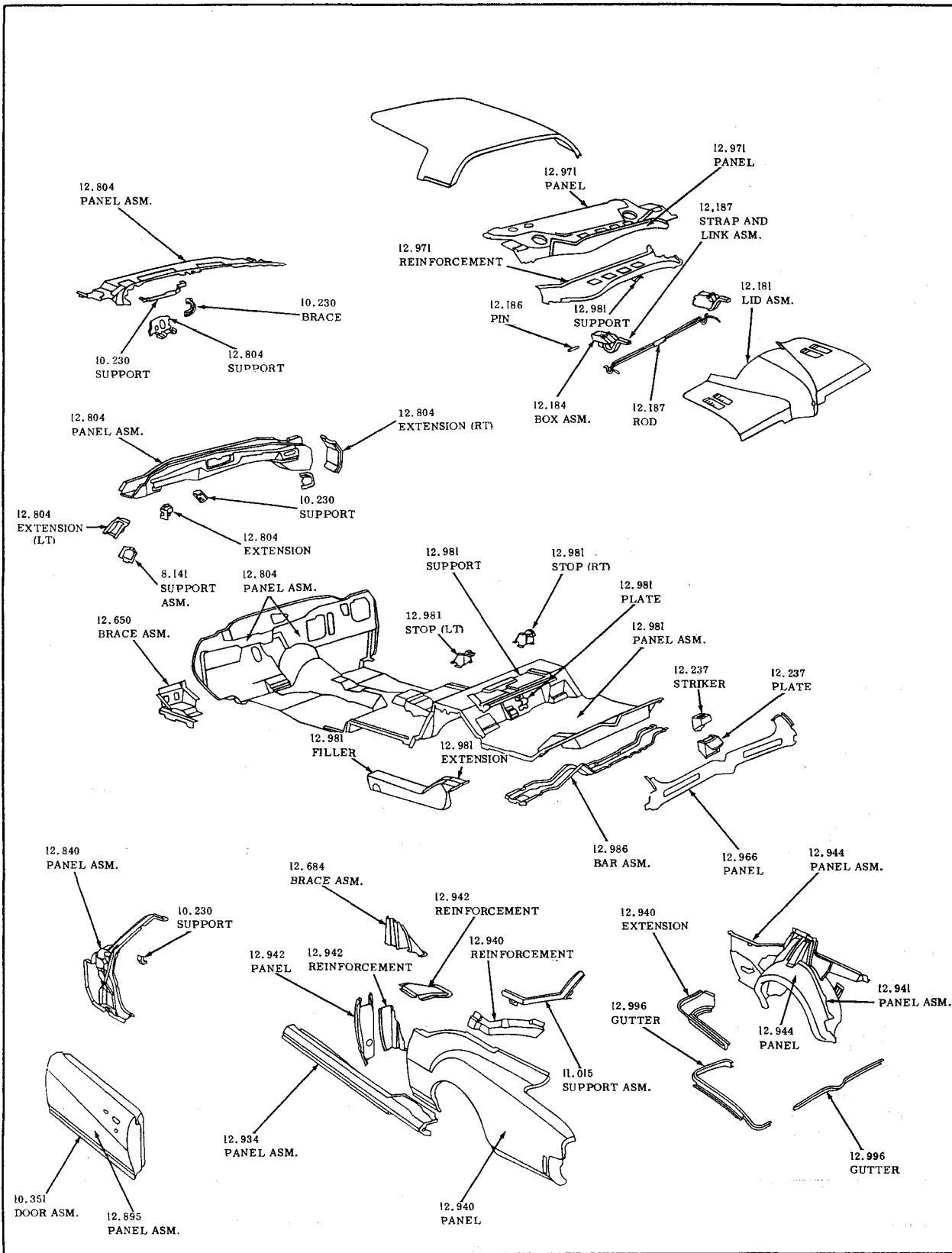
**CONVERTIBLE**

**1971-50-6000**

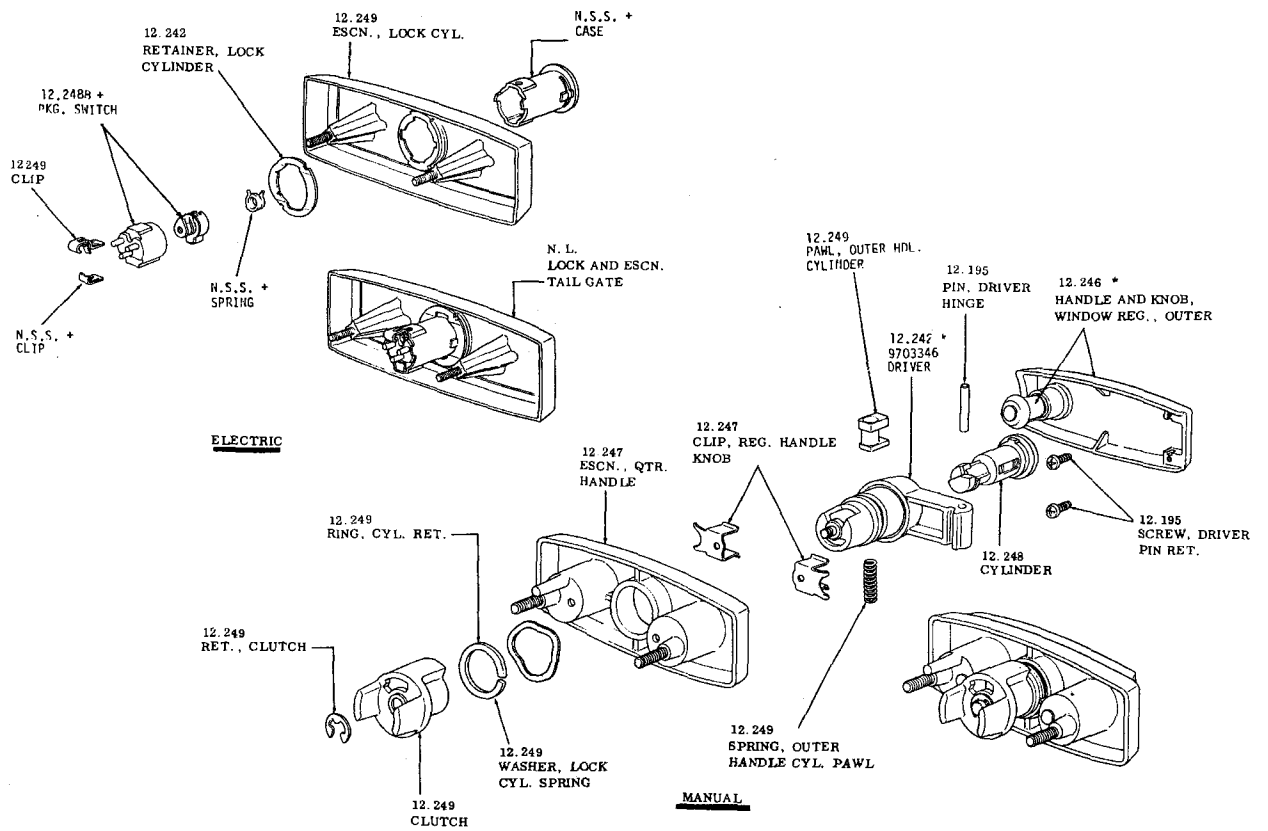


BODY SHEET METAL (TYPICAL)  
1971-1972 6035-45



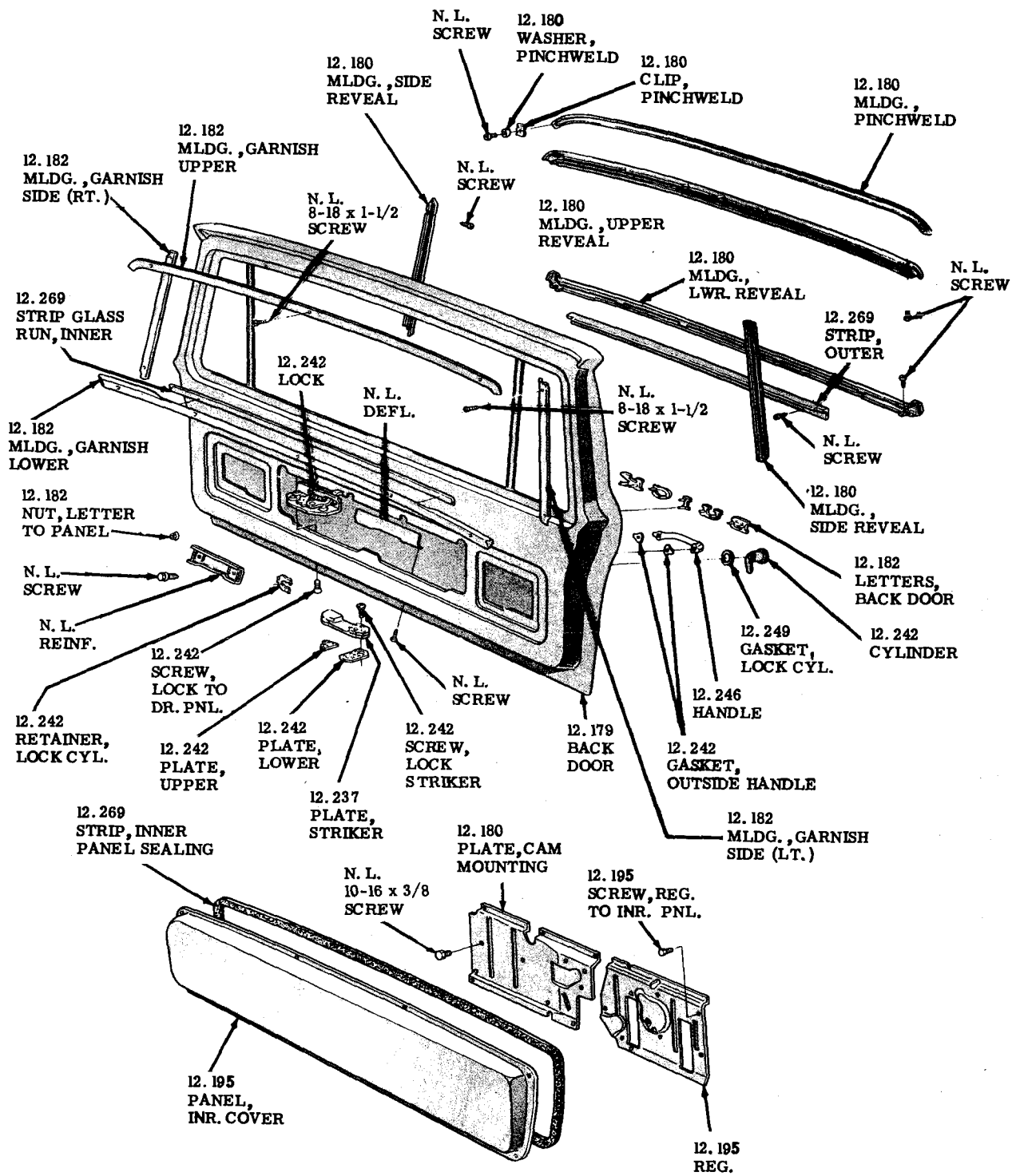


**BODY SHEET METAL**  
 1971-1972 9000

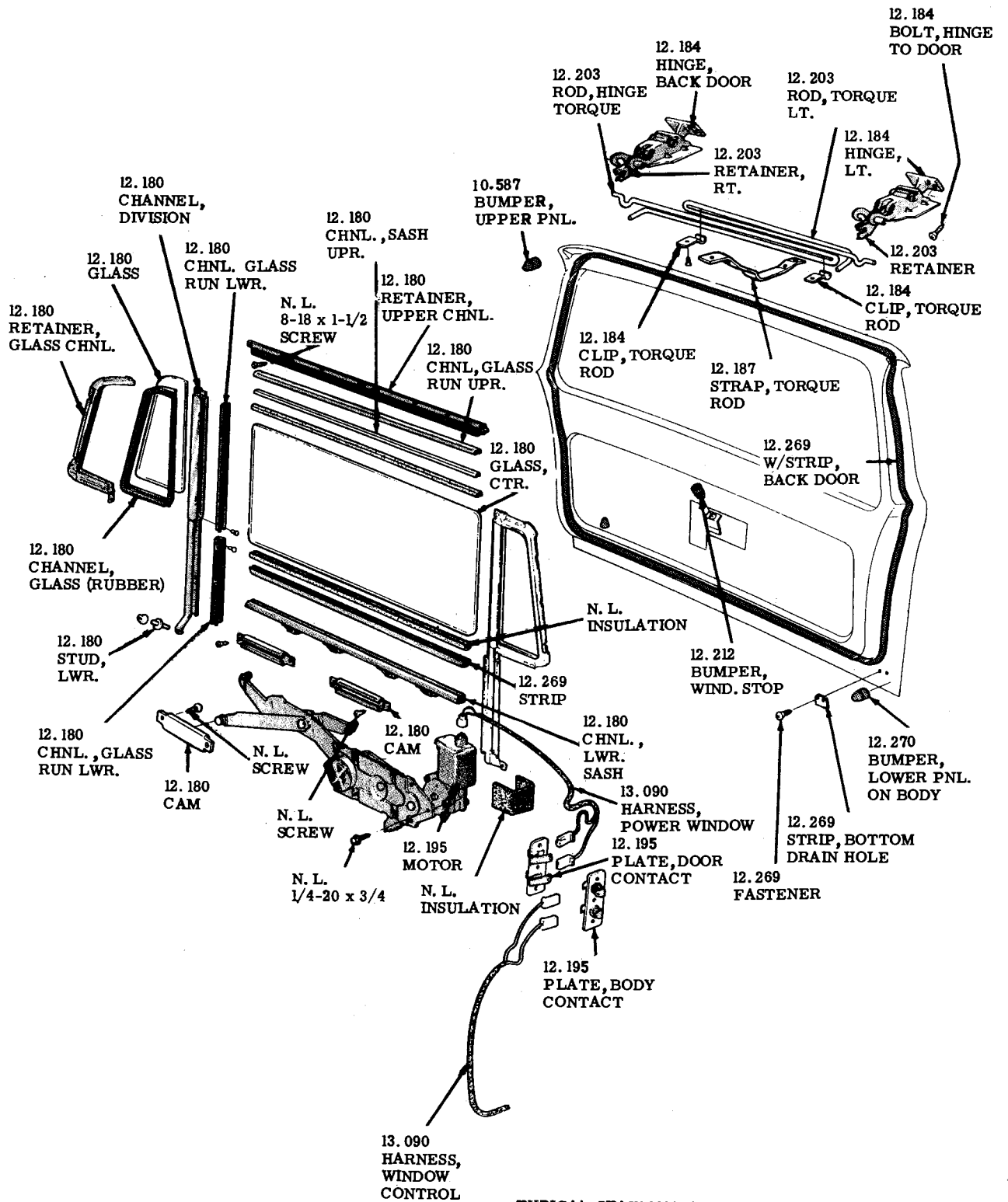


1964-1972 TAIL GATE ESCUTCHEON & HANDLE

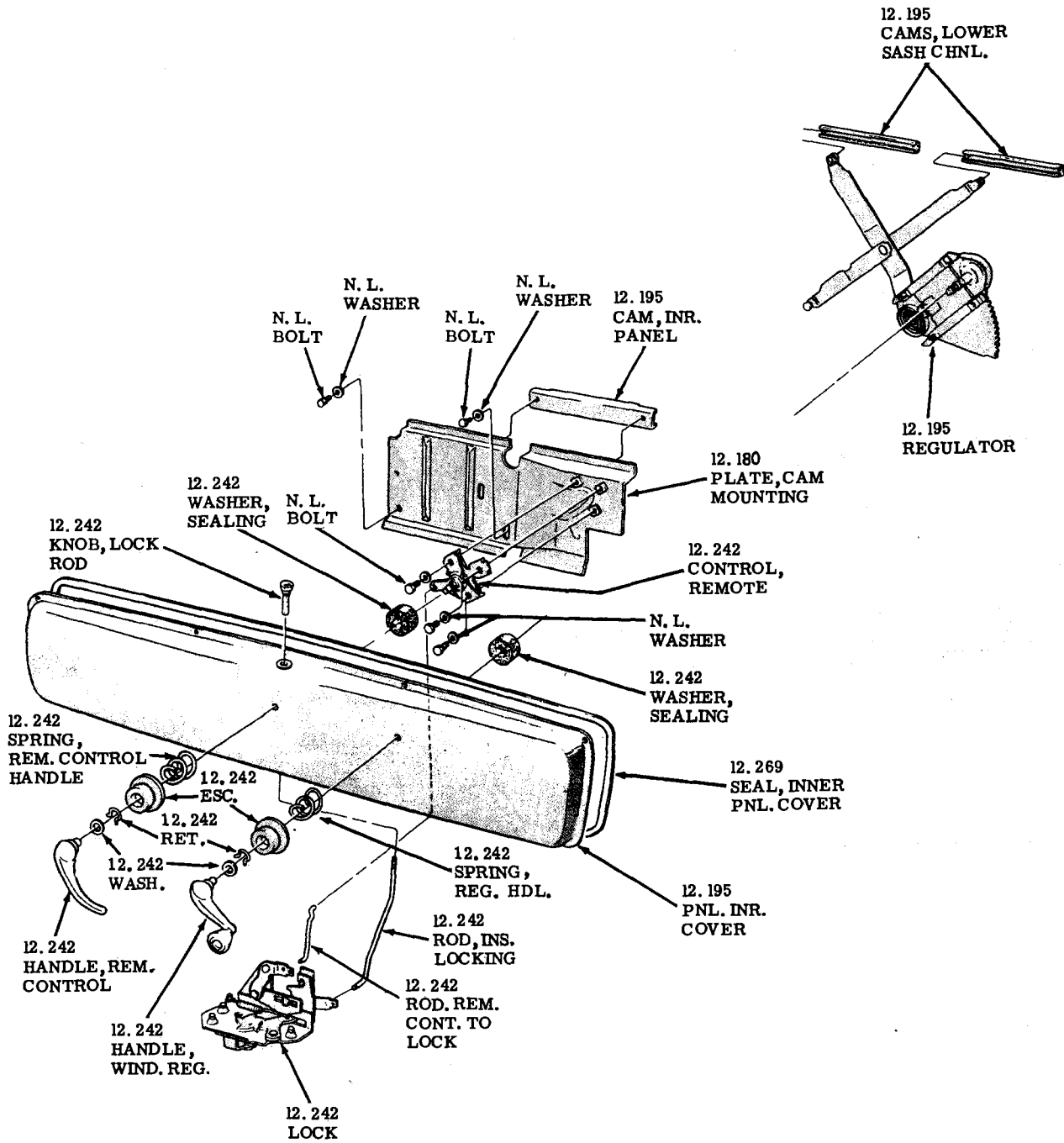




TYPICAL STATION WAGON BACK DOOR  
 MOLDINGS, ORNAMENTS, AND LOCK HARDWARE  
 1961 - 1963 - 4035 - 4045 - 4135

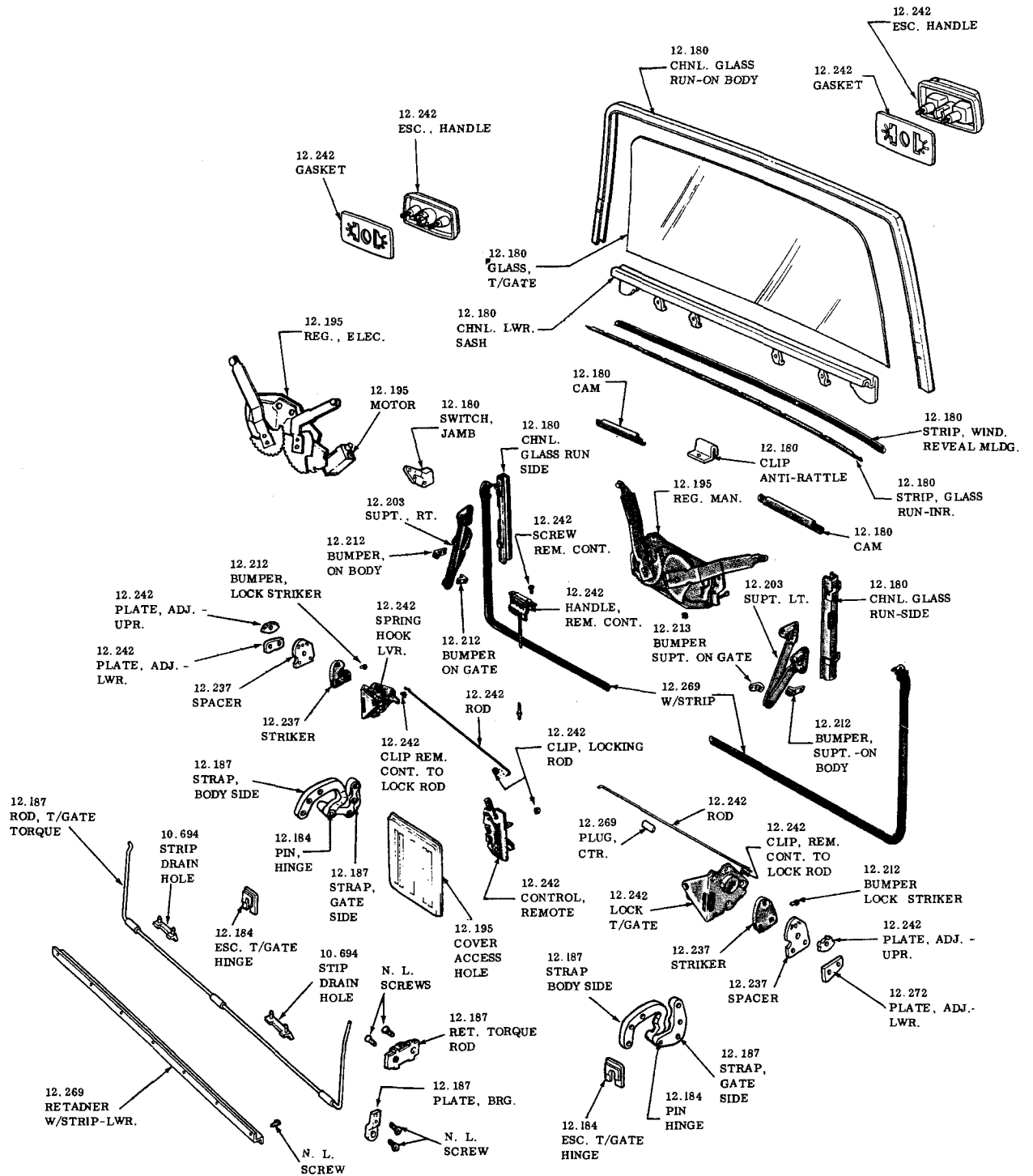


TYPICAL STATION WAGON BACK DOOR POWER WINDOW  
 1962 - 1963 - 4035 - 4045 - 4135

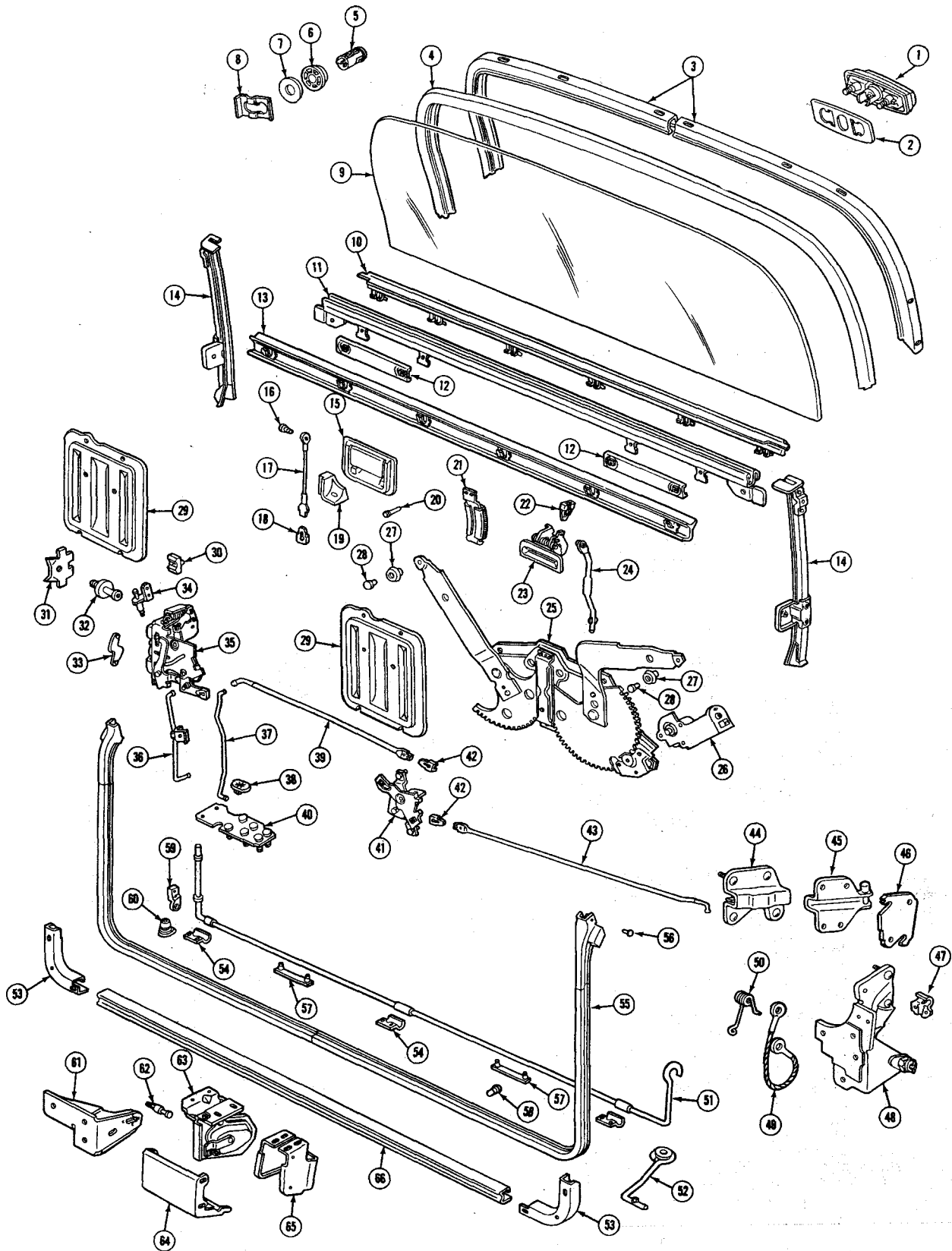


**TYPICAL STATION WAGON BACK DOOR MANUAL WINDOW  
 AND LOCK HARDWARE  
 1962-63-4035-4045-4135**

BUICK MOTOR DIVISION, GENERAL MOTORS CORPORATION



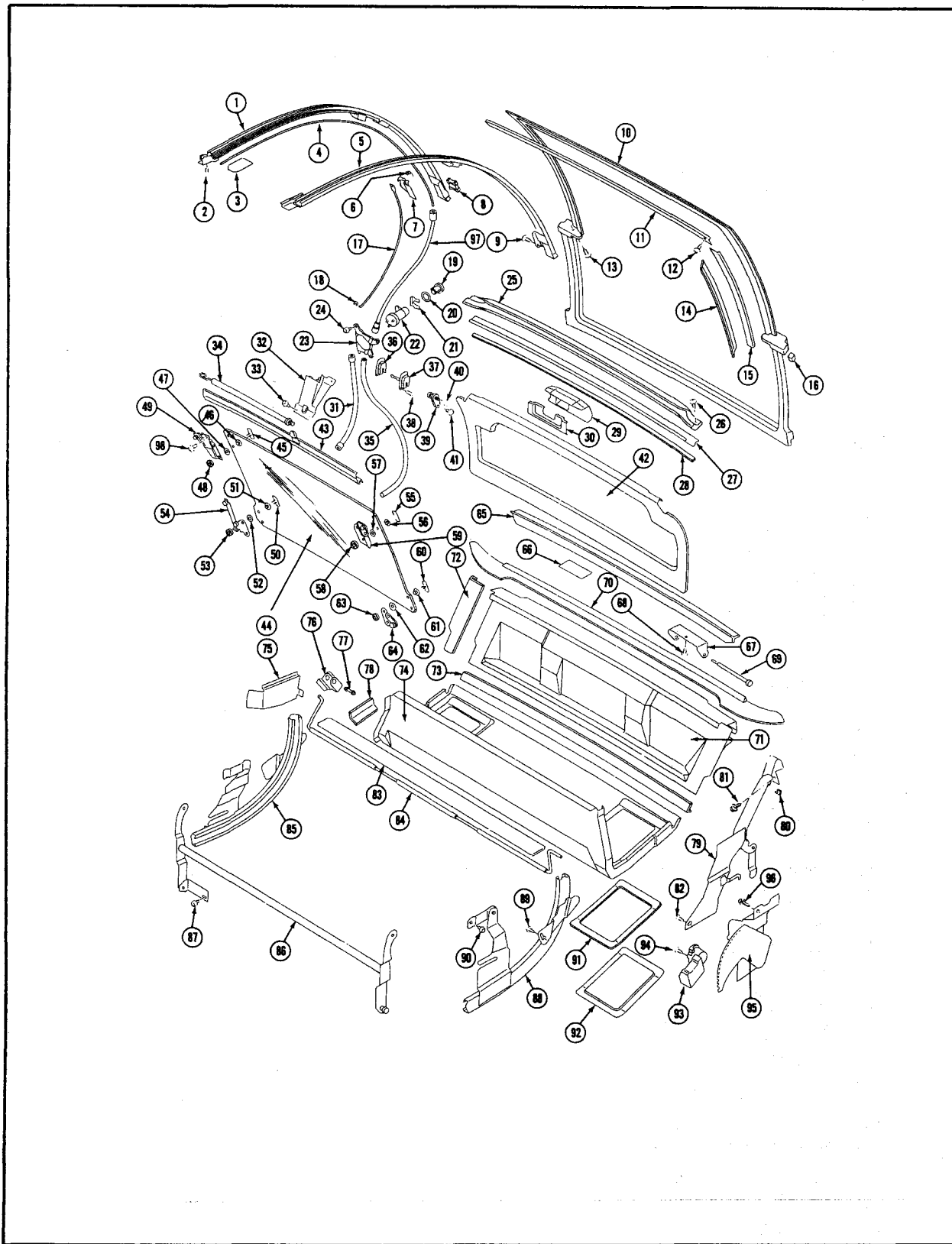
SINGLE ACTION ONLY  
TAILGATE HARDWARE  
1966-1972 ALL WAGONS



TYPICAL  
 TAIL GATE HARDWARE  
 (DOUBLE ACTION TAIL GATES)  
 1969-1972 STATION WAGON

1969-1972 **30-4000 STATION WAGONS TAIL GATE HARDWARE (TYPICAL)**  
**(Double Action Tail Gate)**

1.	HANDLE ASSY, T/Gate Wdo Reg Outside (See Escn Illus. for Components)	12.195
2.	GASKET, T/Gate Wdo Reg Outside Handle to Pnl. . . . .	12.195
3.	RETAINER, T/Gate Wdo Gl's Run Chnl on Body . . . . .	12.180
4.	CHANNEL ASSY, T/Gate Wdo Glass Run on Body . . . . .	12.180
5.	LOCK CYL & SWITCH ASSY, T/Gate (See Escn Illus. for Components) . .	12.195
6.	ESCN, T/Gate Electric Wdo Lock Cylinder . . . . .	12.195
7.	GASKET, T/Gate Electric Wdo Lk Cyl Escn . . . . .	12.195
8.	RETAINER, T/Gate Switch & Lock Cylinder . . . . .	12.195
9.	GLASS, T/Gate Window . . . . .	12.180
10.	STRIP ASSY, T/Gate Wdo Otr at Belt . . . . .	12.180
11.	CHANNEL ASSY, T/Gate Wdo Lwr Sash . . . . .	12.180
12.	CAM ASSY, T/Gate Wdo Lwr Sash Chnl . . . . .	12.180
13.	STRIP ASSY, T/Gate Wdo Inr Pnl at Belt . . . . .	12.180
14.	CHANNEL ASSY, T/Gate Wdo Glass Run Side . . . . .	12.180
15.	HANDLE ASSY, T/Gate Inside Remote Rt . . . . .	12.242
16.	RIVET, T/Gate Inside Handle Cable Rt . . . . .	12.242
17.	CABLE ASSY, T/Gate Inside Handle Rt . . . . .	12.242
18.	CLIP, T/Gate Inside Handle Cable Spring Rt . . . . .	12.242
19.	STRIP, T/Gate Inr Pnl at Rt Handle . . . . .	12.195
20.	BUMPER, T/Gate Inside Handle Rt . . . . .	12.242
21.	CLIP ASSY, T/Gate Wdo Glass Anti-Rattle . . . . .	12.180
22.	CLIP, T/Gate Lock Rem Control Handle . . . . .	12.242
23.	HANDLE ASSY, T/Gate Lock Remote Control . . . . .	12.242
24.	ROD ASSY, T/Gate Lock Rem Control Handle . . . . .	12.242
25.	REGULATOR ASSY, T/Gate Window . . . . .	12.195
26.	MOTOR ASSY, T/Gate Wdo Reg Electric (with Gear & Pintion) . . . . .	12.195
27.	ROLLER, T/Gate Wdo Regulator . . . . .	12.195
28.	PIN, T/Gate Wdo Regulator Roller . . . . .	12.195
29.	COVER, T/Gate Inner Panel Access Hole . . . . .	12.195
30.	BUMPER, T/Gate Lock Striker . . . . .	12.212
31.	PLATE, T/Gate Lock Striker Anch Upper Rt . . . . .	12.237
32.	STRIKER ASSY, T/Gate Lock Upr Rt . . . . .	12.237
33.	PLUG, T/Gate Upper Rt Lock. . . . .	12.242
34.	SWITCH ASSY, T/Gate Electric Lock Upper Rt . . . . .	12.242
35.	LOCK ASSY, T/Gate Upper Rt . . . . .	12.242
36.	ROD & GUIDE ASSY, T/Gate Lock Blockout . . . . .	12.242
37.	ROD, T/Gate Upr to Lwr Lock Control . . . . .	12.242
38.	PLUG, T/Gate Lower Rt Lock. . . . .	12.242
39.	ROD, T/Gate Lock Rem Cont to Lock Rt . . . . .	12.242
40.	PLATE ASSY, T/Gate Lwr Lock Anchor Rt . . . . .	12.237
41.	CONTROL ASSY, T/Gate Lock Remote. . . . .	12.242
42.	CLIP, T/Gate Rem Cont to Upr Lt Lock Rod. . . . .	12.242
43.	ROD, T/Gate Lock Rem Cont Lt . . . . .	12.242
44.	LOCK & HINGE ASSY, T/Gate Upper Lt (Gate Side) . . . . .	12.242
45.	STRIKER & HINGE ASSY, T/ Gate Upr (Body Side) . . . . .	12.184
46.	SPACER, T/Gate Upr Hinge on Body . . . . .	12.195
47.	RETAINER, T/Gate Hinge Torq Rod Link . . . . .	12.187
48.	HINGE ASSY, T/Gate Lower Lt . . . . .	12.184
49.	SUPPORT ASSY, T/Gate (Cable Type) . . . . .	12.203
50.	SPRING, T/Gate Support Assist . . . . .	12.203
51.	ROD, T/Gate Hinge Torque . . . . .	12.187
52.	LINK ASSY, T/Gate Hinge Torque Rod . . . . .	12.187
53.	RETAINER, T/Gate Weatherstrip Lower Corner . . . . .	12.269
54.	RETAINER, T/Gate Hinge Torq Rod Lower . . . . .	12.187
55.	WEATHERSTRIP ASSY, T/Gate Opening Complete . . . . .	12.269
56.	FASTENER, T/Gate Weatherstrip to Panel . . . . .	10.695
57.	STRIP, T/Gate Bottom Drain Hole . . . . .	10.694
58.	PLUG, T/Gate Supt Asst Spring Ret . . . . .	12.203
59.	PLATE, T/Gate Hinge Torque Rod Bearing Rt . . . . .	12.187
60.	PLUG, T/Gate Inr Pnl Ext at Torq Rod . . . . .	12.180
61.	SUPPORT ASSY, T/Gate Lock Striker Lower Rt . . . . .	12.237
62.	STRIKER, T/Gate Lock Lwr Rt. . . . .	12.237
63.	LOCK ASSY, T/Gate Lower Rt . . . . .	12.242
64.	COVER, T/Gate Lower Lock Rt . . . . .	12.242
65.	SUPPORT, Rear Bumper Pillar Cap on Gate . . . . .	7.836
66.	RETAINER, T/Gate Weatherstrip Lower Center . . . . .	12.269

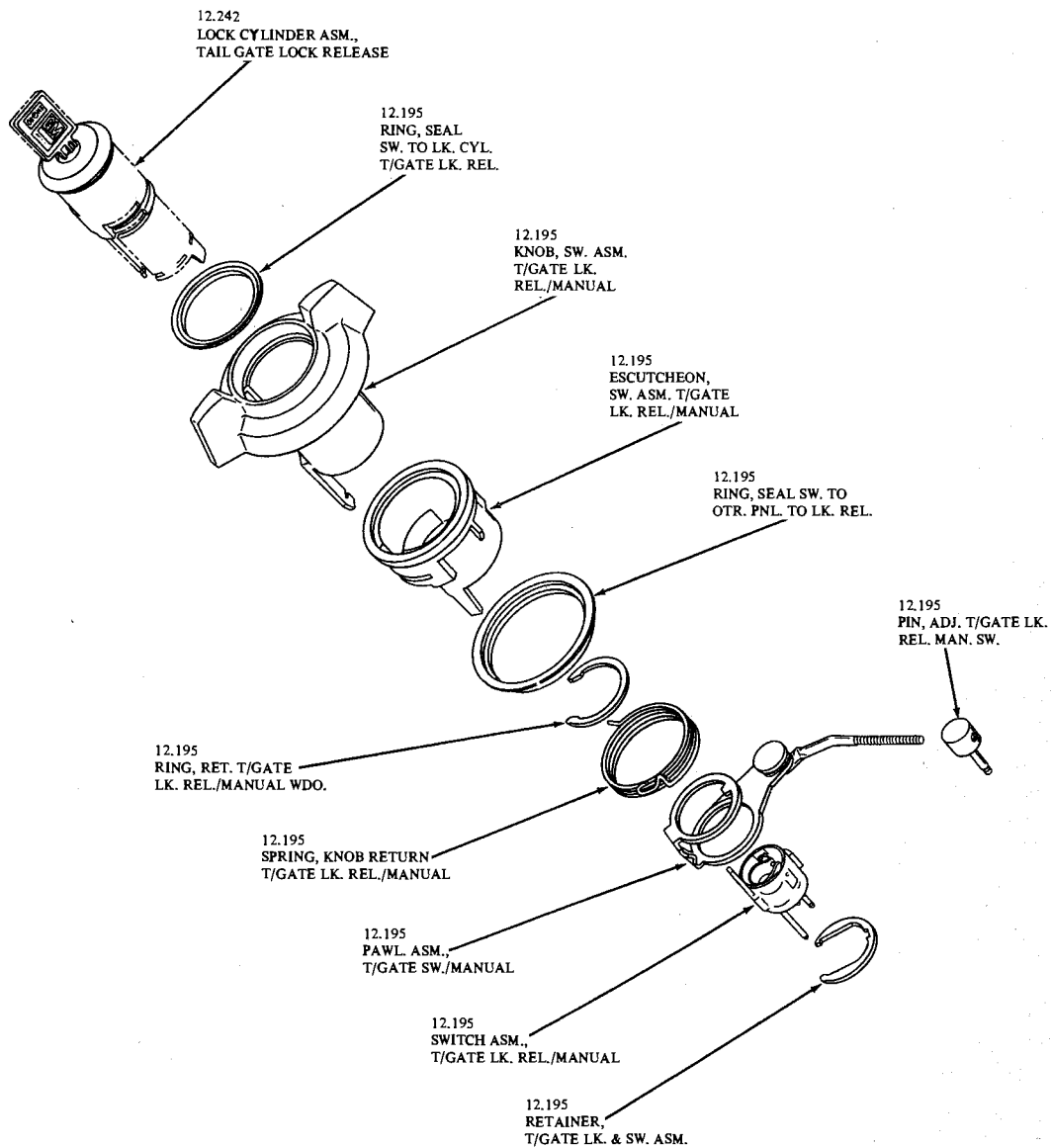


TAILGATE HARDWARE (TYPICAL)  
1971-1972 6035-45

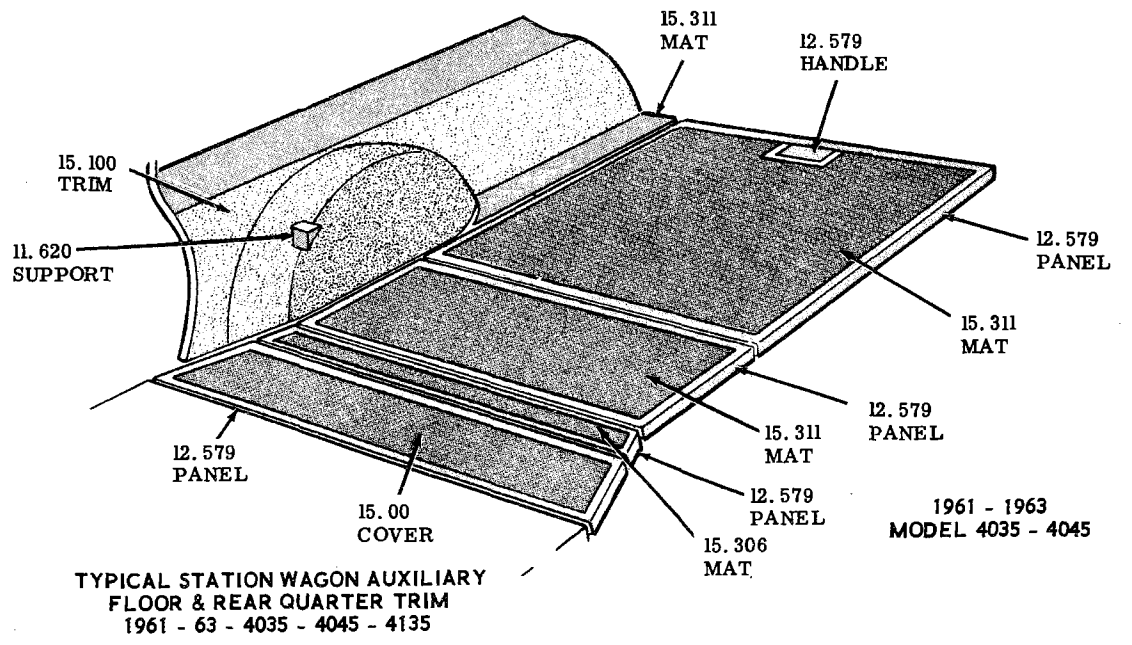
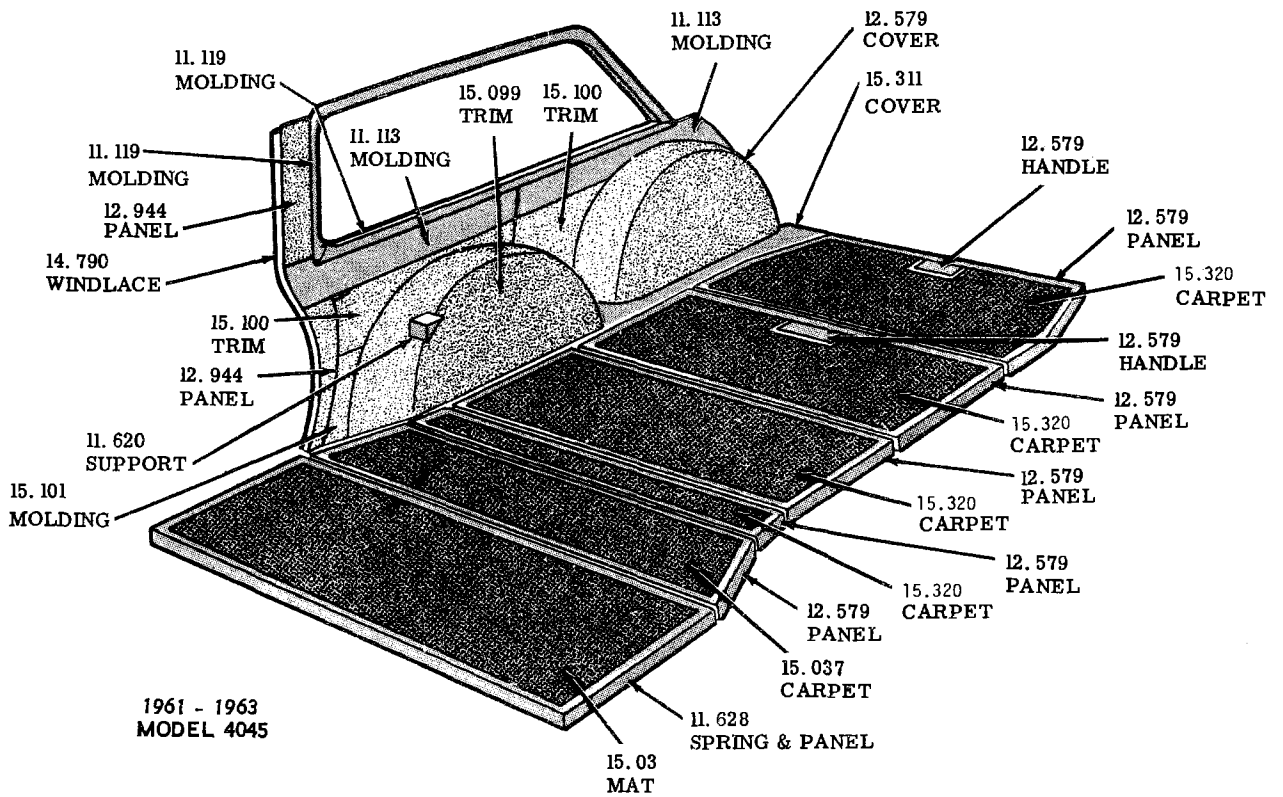
1971-1972 6035-45 TAIL GATE HARDWARE (TYPICAL) ALL "B" BODY STATION WAGONS

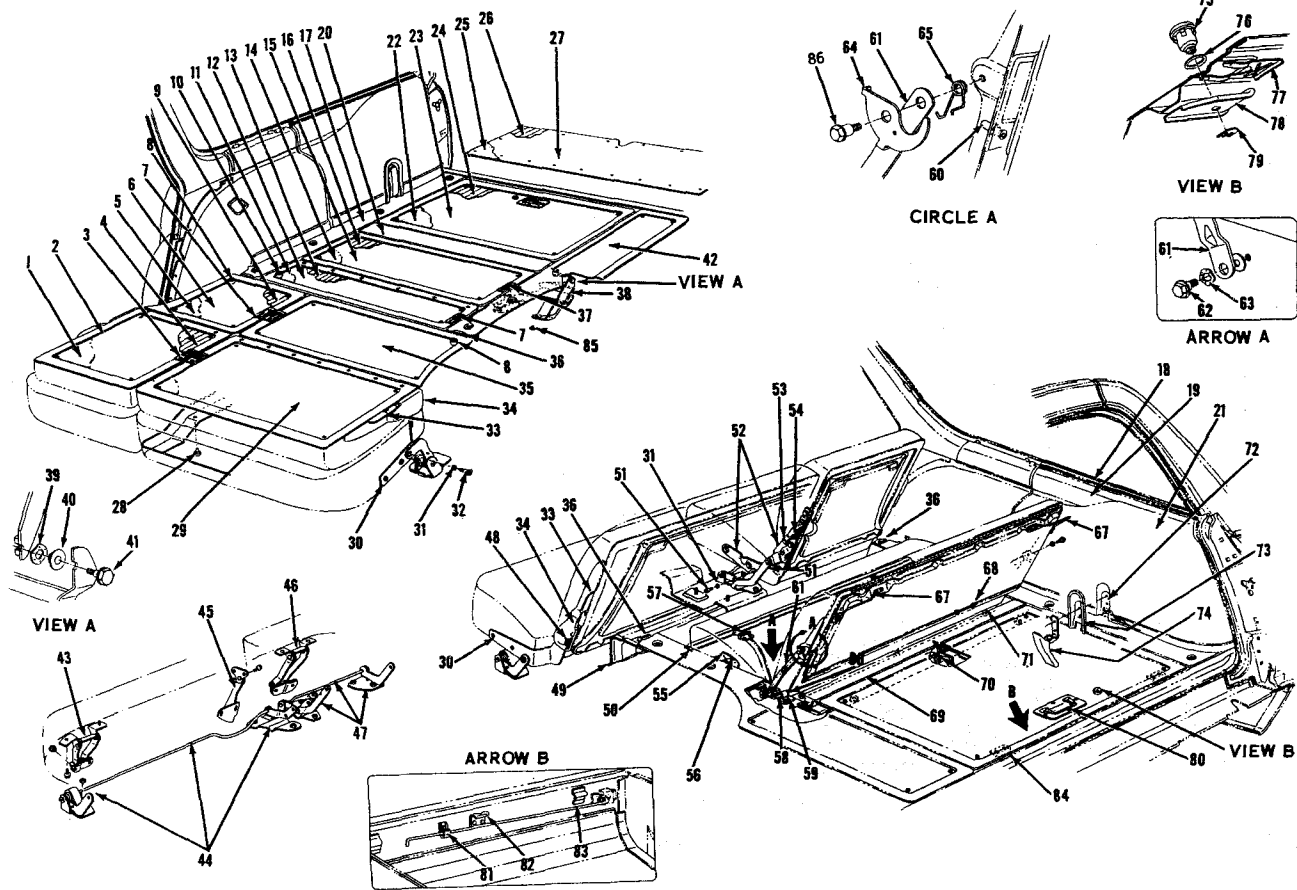
1. CAM ASM., Tail Gate Wdw Guide/Rt Side	12.180	51. SPACER, Tail Gate Window Guide Lower	
2. SCREW, Tail Gate Window Guide/Rt Side	12.180	Rt Side Roller to Glass	12.195
3. COVER, Roof Inner Panel Access Hole	12.812	52. WASHER, Tail Gate Window Guide Lower	
4. CABLE, Tail Gate Window Guide Cam		Rt Side Roller to Glass	12.195
Drive/Rt Side	12.180	53. NUT, Tail Gate Window Guide Lower Rt	
5. CAM ASM., Tail Gate Window Guide/Lt		Side Roller to Glass	12.195
Side	12.180	54. ROLLER & LINK ASM., Tail Gate Window	
6. SPRING, Tail Gate Window Stop	12.180	Guide Lower/Rt Side	12.180
7. STOP ASM., Tail Gate Window	12.180	55. BOLT, Tail Gate Window Guide Upper Lt	
8. STOP ASM., Tail Gate Wdw Lower/Rt Side	12.195	Side Roller to Glass	12.195
9. SCREW, Tail Gate Window Guide Lt Side		56. SPACER, Tail Gate Window Guide Upper	
Cam to Panel	12.180	Lt Side Roller to Glass	12.195
10. WEATHERSTRIP ASM., Tail Gate Opening		57. WASHER, Tail Gate Window Guide Upper	
Complete	12.269	Lt Side Roller to Glass	12.195
11. RETAINER, Back Body Opening W/Strip Upper	12.269	58. NUT, Tail Gate Window Guide Upper Lt	
12. FASTENER, Tail Gate Opening Weatherstrip		Side Roller to Glass	12.195
to Panel	10.695	59. ROLLER ASM., Tail Gate Window Guide	
13. SCREW, Tail Gate Open W/Strip to Panel	10.695	Upper/Lt Side	12.180
14. STRIP ASM., Tail Gate Window Inner Side		60. BOLT, Tail Gate Window Guide Lower Lt	
Filler	12.180	Side Roller to Glass	12.195
15. RETAINER, Back Body Opening Weatherstrip		61. SPACER, Tail Gate Window Guide Lower	
Side	12.269	Lt Side Roller to Glass	12.195
16. BUMPER, Tail Gate Upper Stop/at Belt/Lt		62. WASHER, Tail Gate Window Guide Lower	
Side	12.212	Lt Side Roller to Glass	12.195
17. CABLE ASM., Tail Gate Window Stop	12.180	63. NUT, Tail Gate Window Guide Lower Lt	
18. CLIP, Tail Gate Window Stop Cable Spring	12.180	Side Roller to Glass	12.195
19. LOCK CYLINDER ASM., Tail Gate	N.S.S.	64. ROLLER ASM., Tail Gate Window Guide	
20. GASKET, Tail Gate Electric Window Lock		Lower/Lt Side	12.180
Cylinder	12.195	65. STRIP ASM., Tail Gate to Bmpr Filler/on Gate	12.195
21. RETAINER, Tail Gate Lock Cylinder	12.195	66. VALVE ASM., Tail Gate Inner Panel Drain	12.181
22. SWITCH ASM., Tail Gate Lock & Release/		67. SUPPORT, Tail Gate Roller/Lt Side	12.180
Electric Window & Gate	12.195	68. SCREW, Tail Gate Roller Support to Panel	12.180
23. REGULATOR ASM., Tail Gate Window/		69. ROLLER & SHAFT ASM., Tail Gate/Lt Side	12.187
Electric	12.195	70. STRIP ASM., Tail Gate to Bmpr Filler/on Body	12.195
24. SCREW, Tail Gate Window/Electric		71. HOUSING ASM., Tail Gate Upper	12.981
Regulator to Panel	12.195	72. GASKET, Tail Gate Housing to Pillar	12.195
25. WEATHERSTRIP ASM., Tail Gate at Belt		73. GASKET, Tail Gate Upper to Lower Housing	12.195
Complete	12.269	74. HOUSING ASM., Tail Gate Lower	12.981
26. SCREW, Tail Gate W/Strip to Inner Panel	10.695	75. COVER, Tail Gate Hge Torque Rod End/Rt Side	12.242
27. RETAINER, Tail Gate Weatherstrip at Belt	12.269	76. RETAINER, Tail Gate Hinge Torque Rod	12.187
28. SEALING STRIP, Tail Gate Weatherstrip		77. PIN, Tail Gate Hinge Torque Rod Retainer	12.184
Retainer/at Belt	12.180	78. COVER, Tail Gate Housing Drain Hole	12.180
29. HANDLE, Tail Gate Outer Panel Grip	12.242	79. HINGE ASM., Tail Gate Lift Arm/Lt Side	
30. COVER, Tail Gate Inner Panel at Handle	12.242	Manual	12.184
31. CABLE ASM., Tail Gate Window Regulator		80. BUMPER ASM., Tail Gate Lift Arm Hinge/	
Motor	12.195	Lt Side	12.184
32. MOTOR ASM., Tail Gate Window Regulator	12.195	81. BOLT, Tail Gate Lift to Hge on Gate/Lt Side	12.184
33. SCREW, Tail Gate Window Regulator Motor		82. SCREW, Tail Gate Lift Arm Hinge to	
to Panel	12.195	Longitudinal Bar	12.184
34. SPRING ASM., Tail Gate Window Lift	12.195	83. COVER, Tail Gate Hinge Torque Rod	12.242
35. CONDUIT, Tail Gate Window Regulator		84. ROD ASM., Tail Gate Hinge Torque	12.187
Cable Storage	12.195	85. CHANNEL ASM., Tail Gate Guide/Rt Side	12.195
36. GUIDE ASM., Tail Gate/Electric	12.180	86. TUBE ASM., Tail Gate Synchro Torque	12.187
37. LOCK ASM., Tail Gate Electric/Rt Side	12.242	87. SCREW, Tail Gate Synchro Torque Tube to	
38. SCREW, Tail Gate Lock to Panel	12.184	Panel	12.187
39. STRIKER ASM., Tail Gate Lock/Rt Side	12.237	88. CHANNEL ASM., Tail Gate Guide/Lt	
40. NUT, Tail Gate Lock Striker to Panel	12.237	Side	12.195
41. SCREW, Tail Gate Lock Striker to Panel	12.237	89. SCREW, Tail Gate Guide Channel Asm to	
42. PANEL, Tail Gate Inner Cover	12.195	Panel	12.184
43. CHANNEL ASM., Tail Gate Window Upper		90. BOLT ASM., Tail Gate Synchro Link to	
Sash	12.180	Support	12.187
44. GLASS, Tail Gate Window	12.180	91. GASKET, Tail Gate Housing Access Hole	
45. BOLT, Tail Gate Window Guide Upper Rt		Cover	12.195
Side Roller to Glass	12.195	92. COVER, Tail Gate Housing Access Hole	12.195
46. SPACER, Tail Gate Window Guide Upper Rt		93. MOTOR ASM., Tail Gate Electric	12.195
Side Roller to Glass	12.195	94. SCREW, Tail Gate Electric Motor to Guide	12.195
47. WASHER, Tail Gate Window Guide Upper		95. REGULATOR ASM., Tail Gate Lift Arm	
Rt Side Roller to Glass	12.195	Hinge Electric	12.184
48. NUT, Tail Gate Window Guide Upper Rt		96. SCREW, Tail Gate Lift Arm Hinge Regulator	
Side Roller to Glass	12.195	to Support	12.184
49. ROLLER ASM., Tail Gate Window Guide		97. CONDUIT ASM., Tail Gate Wdw Guide	
Upper/Rt Side	12.180	Cam/Rt Side	12.180
50. BOLT, Tail Gate Window Guide Lower Rt		98. SCREW, Tail Gate Window Upper Sash	
Side Roller to Glass	12.195	Channel to Roller	12.195





TAIL GATE LOCK & RELEASE MANUAL SWITCH ASSEMBLY  
1972 6035-45

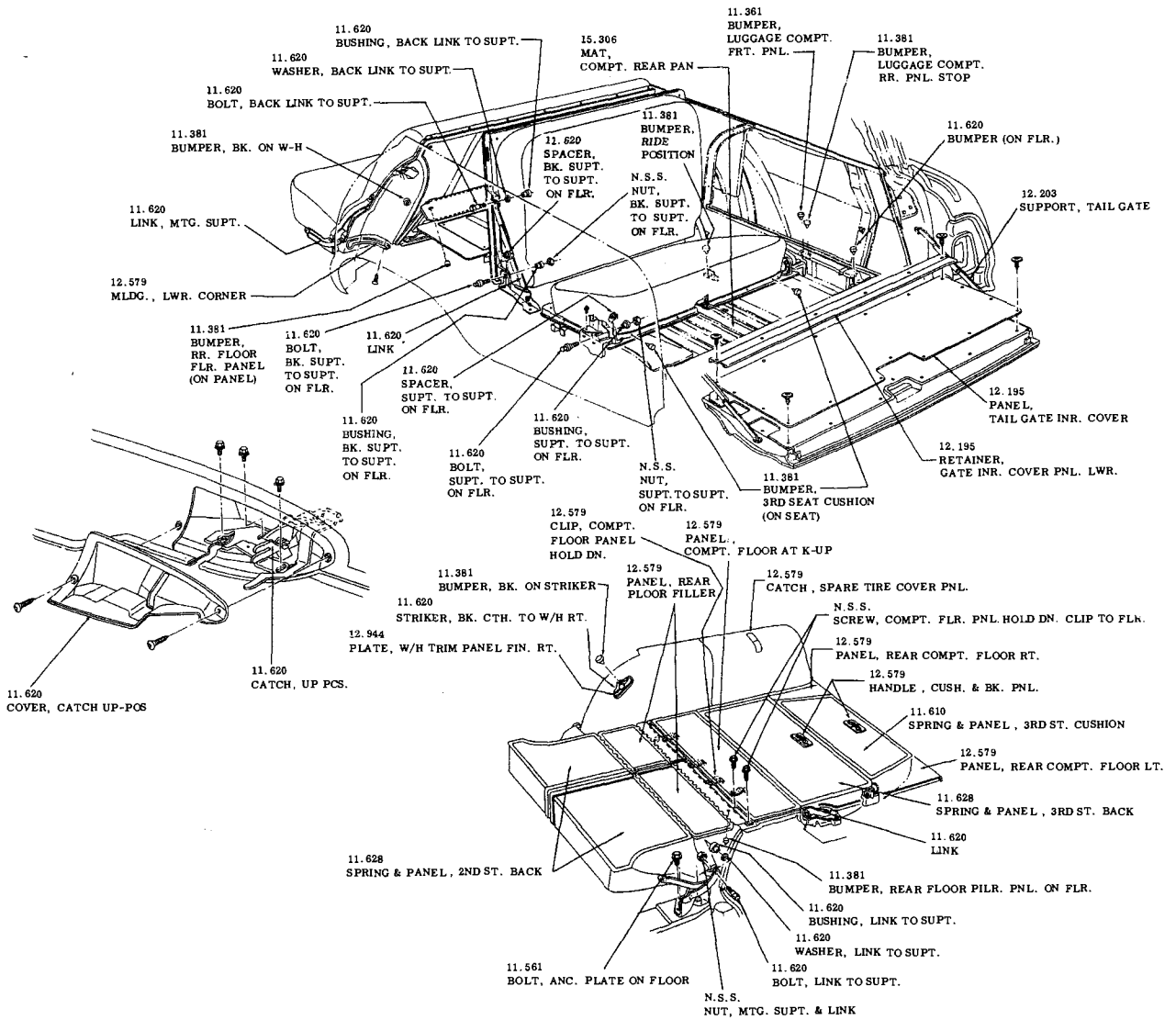




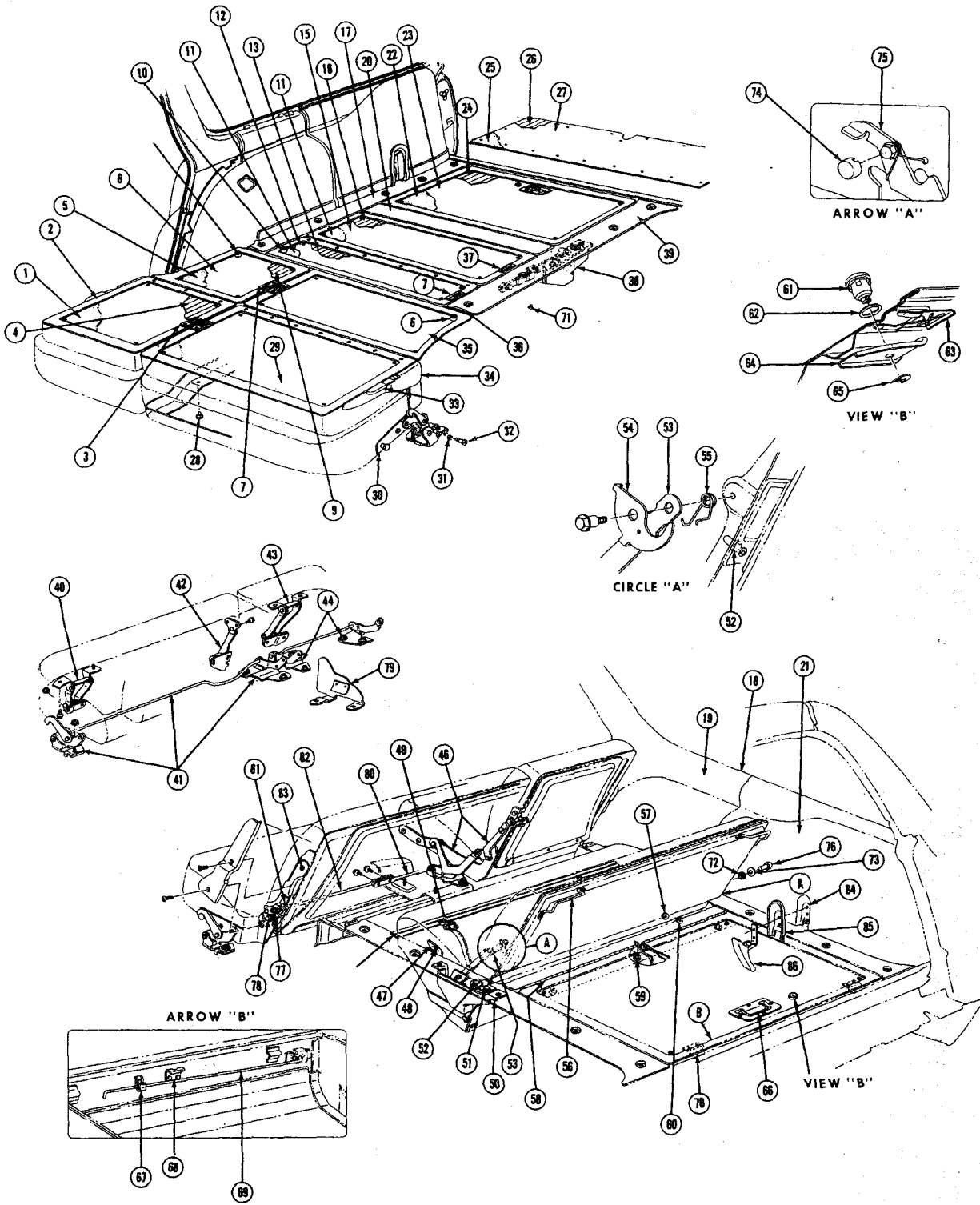
**1964-1968 SPORT WAGONS  
LOAD FLOOR**

1. CARPET, 2nd Seat Back Panel . . . . .	15.320	30. LINK, Folding 2nd Seat Back Outer Rear . . .	11.620	59. SCREW, Folding 3rd Seat Back Hinge Pin . . .	N.L.
2. PANEL, Folding 2nd Seat Back Right . . . . .	12.975	31. BUSHING, 2nd St Cush Rr Link Inr and Otr . . .	11.620	60. BUSHING, Folding 3rd Seat Back Hinge Pin . . . . .	11.620
3. ESCN, Folding 2nd Seat Back Panel Link . . . . .	11.620	32. BOLT, 2nd St Cush Rr Link to Outer Rear Link-R-L . . . . .	11.620	61. LINK, Folding 3rd Seat Back Left . . . . .	11.620
4. MAT, 2nd Seat Back Panel . . . . .	15.311	33. KNOB, Folding 2nd Seat Link Lock Handle . . . . .	11.620	62. SCREW, Folding 3rd Seat Back Link . . . . .	11.620
5. CARPET, Rear Floor Filler Panel . . . . .	15.320	34. COVER, Folding 2nd Seat Outer Link-R-L . . . . .	11.620	63. WASHER, Fldg 3rd Seat Back Link to Pit . . . . .	11.620
6. PANEL, Rear Floor Filler Right . . . . .	12.975	35. PANEL, Rear Floor Filler Left . . . . .	12.975	64. RET, Rear Floor Filler Panel Lt Up Position . . . . .	11.381
7. ESCN, Rear Floor Filler Panel Link . . . . .	11.620	36. BUMPER, Folding 2nd Seat Back Ref. . . . .	11.381	65. SPRING, Rear Floor Filler Panel Ref Left . . . . .	11.381
8. BUMPER, Rear Floor Filler Panel . . . . .	12.977	37. ESCN, Folding 3rd Seat Back Panel Link . . . . .	12.976	66. CAP, Folding 3rd Seat Back Panel Link Esc Atch Screw Protr . . . . .	12.977
9. MAT, Rear Floor Filler Panel . . . . .	15.311	38. SUPPORT, Folding 3rd Seat Cushion . . . . .	11.620	67. HANDLE, Folding 3rd Seat Back R & L . . . . .	12.975
10. BUMPER, Rr Floor Filr Panel at Kickup . . . . .	12.977	39. WASHER, Folding 3rd Seat Cushion Side Supt . . . . .	11.620	68. BUMPER, Rear Floor Filler Panel at Kickup . . . . .	11.381
11. CARPET, Rr Floor Filr Panel at Kickup . . . . .	15.320	40. BUSHING, Folding 3rd Seat Cush Side Supt . . . . .	11.620	69. HINGE, Luggage Compartment Cover . . . . .	12.977
12. PANEL, Rear Floor Filler at Kickup . . . . .	12.975	41. SCREW, Folding 3rd Seat Cushion Side Supt . . . . .	11.620	70. BUMPER, Luggage Compartment Cover Panel Supt . . . . .	11.381
13. MAT, Rear Floor Filler Panel at Kickup . . . . .	15.311	42. PANEL, Compartment Side Pan Cover Left . . . . .	12.975	71. BUMPER, Folding 3rd Seat Back on Seat . . . . .	11.381
14. CARPET, 3rd Seat Back Panel . . . . .	15.320	43. LINK, Folding 2nd Seat Cush Frt Otr Left . . . . .	11.620	72. STRIKER, Spare Tire Cover Panel Catch Right . . . . .	12.579
15. PANEL, Folding 3rd Seat Back . . . . .	12.975	44. LINK, Folding 2nd Seat Cushion Rear Left . . . . .	11.620	73. PLATE, Spare Tire Cover Panel Catch Fin . . . . .	12.579
16. MAT, 3rd Seat Back Panel . . . . .	15.311	45. LINK, Folding 2nd Seat Cush Frt Inr Left . . . . .	11.620	74. CATCH, Spare Tire Cover Panel . . . . .	12.579
17. PANEL, Compt Side Pan Cover Right . . . . .	12.975	46. LINK, Folding 2nd Seat Cushion Front Right . . . . .	11.620	75. CYLINDER, Luggage Compartment Lock . . . . .	12.977
18. FILLER, Spare Tire Cover Panel Ext Right . . . . .	12.579	47. LINK, Folding 2nd Seat Cushion Rear Right . . . . .	11.620	76. GASKET, Luggage Compartment Lock Cyl . . . . .	12.977
19. PANEL, Spare Tire Cover Ext Right . . . . .	12.579	48. BUMPER, Fldg 2nd Seat Bk Otr Rr Link Left . . . . .	11.620	77. RETAINER, Luggage Compartment Lock Cyl . . . . .	12.977
20. PANEL, Luggage Compartment Filler . . . . .	12.975	49. COVER, Rr Floor Filr Pnl Supt Lt at Kickup . . . . .	12.977	78. PAWL, Luggage Compartment Lock . . . . .	12.977
21. PANEL, Spare Tire Cover Right . . . . .	12.579	50. MLDG, Compartment Floor Center at Kickup . . . . .	12.580	79. RETAINER, Luggage Compartment Lock Pawl . . . . .	12.977
22. CARPET, Luggage Compartment Panel Cover . . . . .	15.320	51. BOLT, 2nd Seat Cushion Rear Link to Back Inner Link R-L . . . . .	11.620	80. HANDLE, Luggage Compartment Cover . . . . .	12.977
23. PANEL, Luggage Compartment Cover (Incl. Item "69") . . . . .	12.975	52. LINK, Folding 2nd Seat Back Rear Inner . . . . .	11.620	81. CLIP, Luggage Compartment Cover Supt Ret . . . . .	12.977
24. MAT, Luggage Compartment Panel Cover . . . . .	15.311	53. BUMPER, Fldg 2nd Seat Bk Rr Inr Link Left . . . . .	11.620	82. STRIKER, Luggage Compartment Lock . . . . .	12.977
25. CARPET, Tail Gate Inner Cover Panel . . . . .	15.320	54. BUMPER, Fldg 2nd Seat Bk Rr Inr Link Right . . . . .	11.620	83. SUPPORT, Luggage Compartment Cover . . . . .	12.977
26. MAT, Tail Gate Inner Cover Panel . . . . .	15.311	55. STRIKER, Folding 3rd Seat Back Handle . . . . .	12.977	84. CLIP, Luggage Compartment Cover Panel Holdn . . . . .	12.977
27. PANEL, Tail Gate Inner Cover . . . . .	12.195	56. BUMPER, Fldg 3rd Seat Back Supt on Pan . . . . .	11.381	85. BUMPER, Fldg 3rd Seat Cush Supt Ride Pos . . . . .	11.381
28. BUMPER, Fldg 2nd Seat Cushion Frame Inner Bar Left . . . . .	11.620	57. GUIDE, Folding 3rd Seat Cushion . . . . .	11.620		
29. PANEL, Folding 2nd Seat Back Left . . . . .	12.975	58. RET, Folding 3rd Seat Back Hinge Pin . . . . .	11.620		

BUICK MOTOR DIVISION, GENERAL MOTORS CORPORATION

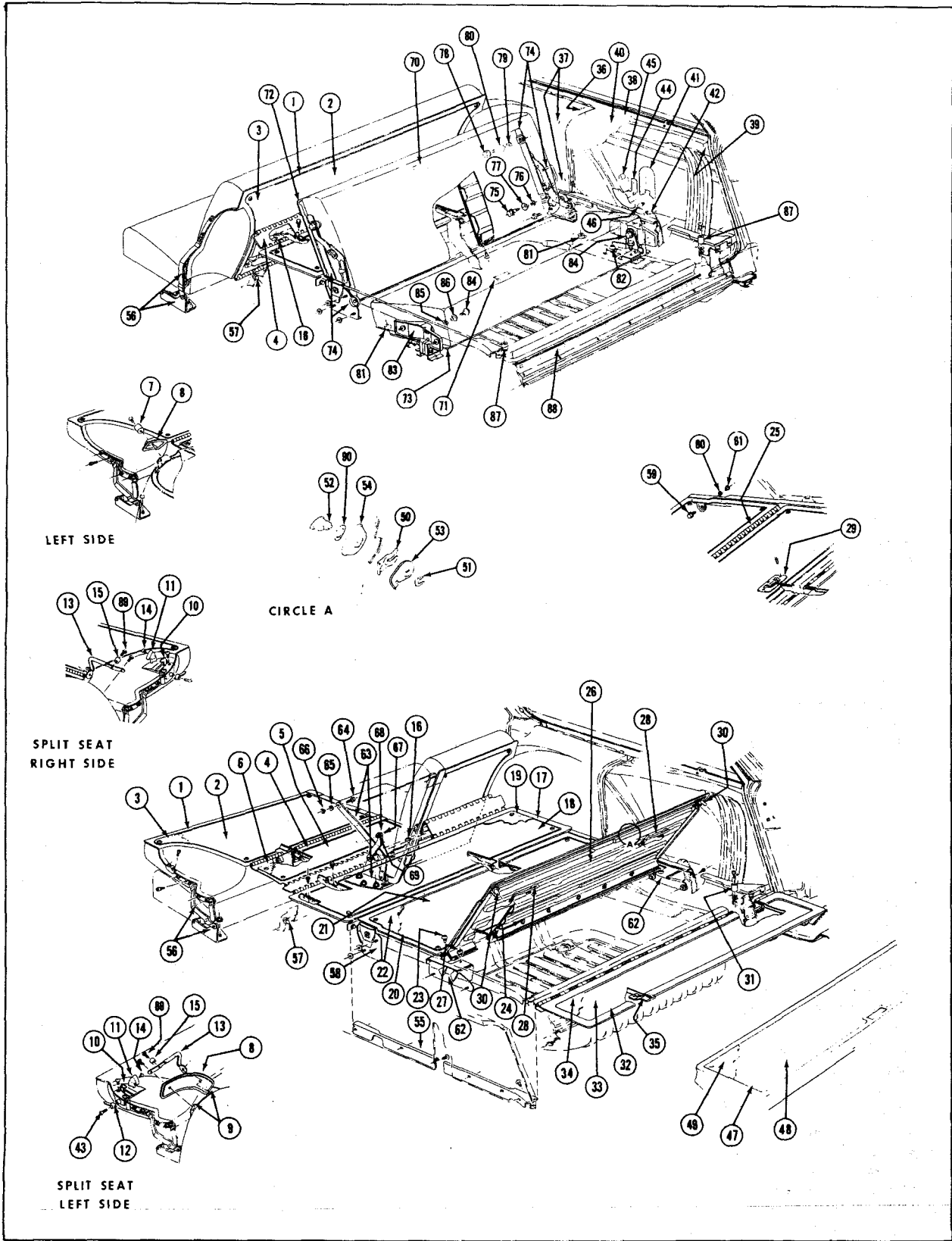


**LOAD FLOOR**  
 1964-1965-SPECIAL STATION WAGON



## 1969 30-4000 WAGONS LOAD FLOOR SKYLIGHT STATION WAGON

1. CARPET, Second Seat Back Panel . . . . .	15.320	46. LINK, Folding Seat Back Rear . . . . .	11.620
2. PANEL, Folding Second Seat Back Right . .	12.975	47. STRIKER, Folding Third Seat Back Handle .	12.977
3. ESCUTCHEON, Folding Second Seat Back Panel Link . . . . .	11.620	48. BUMPER, Folding Third Seat Back Support on Pan . . . . .	11.381
4. MAT, Second Seat Back Panel . . . . .	15.311	49. GUIDE, Folding Third Seat Cushion . . . .	11.620
5. CARPET, Rear Floor Filler Panel . . . . .	15.320	50. RETAINER, Folding Third Seat Back Hinge Pin . . . . .	11.620
6. PANEL, Rear Floor Filler Right . . . . .	12.975	51. SCREW, Folding Third Seat Back Hinge Pin	N.L.
7. ESCUTCHEON, Rear Floor Filler Panel Link	11.620	52. BUSHING, Folding Third Seat Back Hinge Pin . . . . .	11.620
8. BUMPER, Rear Floor Filler Panel . . . . .	12.977	53. LINK, Folding Third Seat Back Left . . . .	11.620
9. MAT, Rear Floor Filler Panel . . . . .	15.311	54. RETAINER, Rear Floor Filler Panel Left Up Position . . . . .	11.381
10. BUMPER, Rear Floor Filler Panel at Kick-Up	12.977	55. SPRING, Rear Floor Filler Panel Retainer Left . . . . .	11.381
11. CARPET, Rear Floor Filler Panel at Kick-Up	15.311	56. HANDLE, Folding Third Seat Back R & L .	12.975
12. PANEL, Rear Floor Filler at Kick-Up. . . .	12.975	57. BUMPER, Rear Floor Filler Panel at Kick-Up . . . . .	11.381
13. MAT, Rear Floor Filler Panel at Kick-Up .	15.311	58. HINGE, Luggage Compartment Cover . . .	12.977
14. CARPET, Third Seat Back Panel . . . . .	15.320	59. BUMPER, Luggage Compartment Cover Panel Support . . . . .	11.381
15. PANEL, Folding Third Seat Back . . . . .	12.975	60. BUMPER, Folding Third Seat Back on Seat . .	11.381
16. MAT, Third Seat Back Panel . . . . .	15.311	61. CYLINDER, Luggage Compartment Lock . .	12.977
17. FILLER, Pan to Spare Tire Cover . . . . .	12.981	62. GASKET, Luggage Compartment Lock Cylinder . . . . .	12.247
18. FILLER, Spare Tire Cover Panel Extension Right . . . . .	12.579	63. RETAINER, Luggage Compartment Lock Cylinder . . . . .	12.977
19. PANEL, Spare Tire Cover Extension Right .	12.579	64. PAWL, Luggage Compartment Lock . . . . .	12.977
20. PANEL, Luggage Compartment Filler . . . .	12.975	65. RETAINER, Luggage Compartment Lock Pawl.	12.977
21. PANEL, Spare Tire Cover Right . . . . .	12.579	66. HANDLE, Luggage Compartment Cover . . .	12.975
22. CARPET, Luggage Compartment Panel Cover.	15.320	67. CLIP, Luggage Compartment Cover Support Retainer . . . . .	12.977
23. PANEL, Luggage Compartment Cover (Incl. Item 58). . . . .	12.975	68. STRIKER, Luggage Compartment Lock . . . .	12.977
24. MAT, Luggage Compartment Panel Cover. .	15.311	69. SUPPORT, Luggage Compartment Cover. . .	12.977
25. CARPET, Tail Gate Inner Cover Panel . . .	15.320	70. CLIP, Luggage Compartment Cover Panel Holding . . . . .	12.977
26. MAT, Tail Gate Inner Cover Panel . . . . .	15.311	71. BUMPER, Folding Third Seat Cushion Support Ride Position . . . . .	11.381
27. PANEL, Tail Gate Inner Cover . . . . .	12.195	72. STRIKER, Folding Third Seat Back Lock. . .	11.620
28. BUMPER, Folding Second Seat Cushion Frame Inner Bar Left . . . . .	11.620	73. WASHER, Folding Third Seat Back Lock . .	11.620
29. PANEL, Folding Second Seat Back Left . .	12.975	74. COVER, Folding Third Seat Back Lock . . .	11.620
30. LINK, Folding Second Seat Back Outer Rear	11.620	75. LOCK, Folding Third Seat Back Lock . . .	11.620
31. BUSHING, Second Seat Cushion Rear Link Inner and Outer . . . . .	11.620	76. BUSHING, Folding Third Seat Back Lock. .	14.160
32. BOLT, Second Seat Cushion Rear Link to Outer Rear Link R & L . . . . .	11.620	77. BUSHING, Second 2/3 Seat Back Lock Rod	11.377
33. KNOB, Folding Second Seat Link Lock Handle	11.620	78. NUT, Second 2/3 Seat Back Lock Rod . . .	14.157
34. COVER, Folding Second Seat Outer Link R & L . . . . .	11.620	79. COVER, Second 2/3 Seat Belt Protector at Inner Link. . . . .	14.875
35. PANEL, Rear Floor Filler Left . . . . .	12.975	80. ROD, Second 2/3 Seat Back Locking Inner .	11.620
36. BUMPER, Folding Second Seat Back Retainer.	11.381	81. SPRING, Second 2/3 Seat Back Lock Rod Handle . . . . .	11.620
37. ESCUTCHEON, Folding Third Seat Back Panel Link . . . . .	11.620	82. ROD, Second 2/3 Seat Back Locking Outer . . . . .	11.620
38. SUPPORT, Folding Third Seat Cushion . . .	11.620	83. SCREW, Folding Second Seat Back Panel. .	12.203
39. FILLER, Compartment Side Left . . . . .	12.981	84. STRIKER, Spare Tire Cover Panel Catch . .	12.579
40. LINK, Folding Second Seat Cushion Front Outer. . . . .	11.620	85. PLATE, Spare Tire Cover Panel Catch . . .	12.579
41. LINK, Folding Second Seat Cushion Rear .	11.620	86. CATCH, Spare Tire Cover Panel . . . . .	12.579
42. LINK, Folding Second Seat Cushion Front Inner . . . . .	11.620		
43. LINK, Folding Second Seat Cushion Front .	11.620		
44. LINK, Folding Second Seat Cushion Rear .	11.620		
45. MOLDING, Compartment Floor Center At Kick-Up . . . . .	12.976		

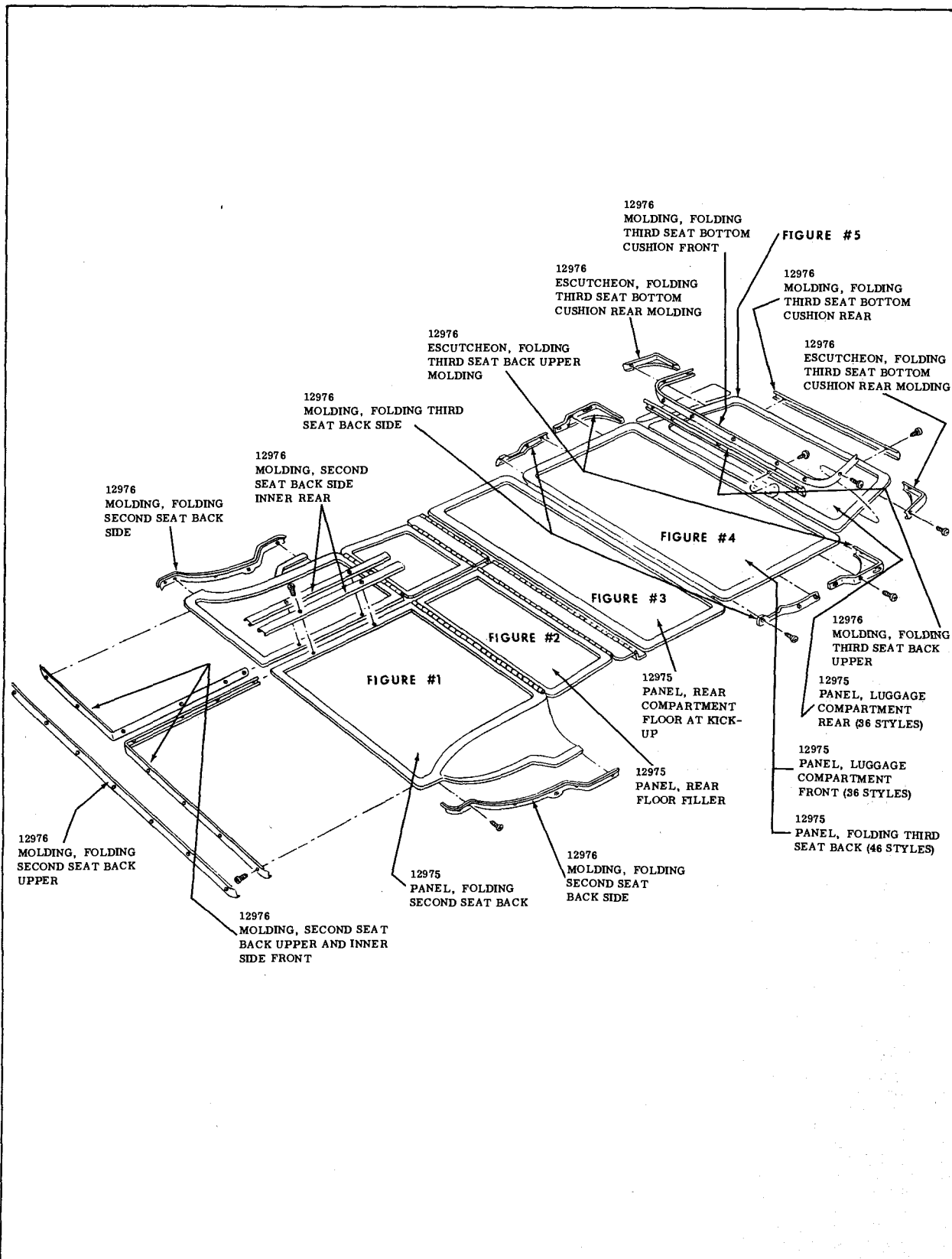


LOAD FLOOR (TYPICAL)  
1970-1971-6000

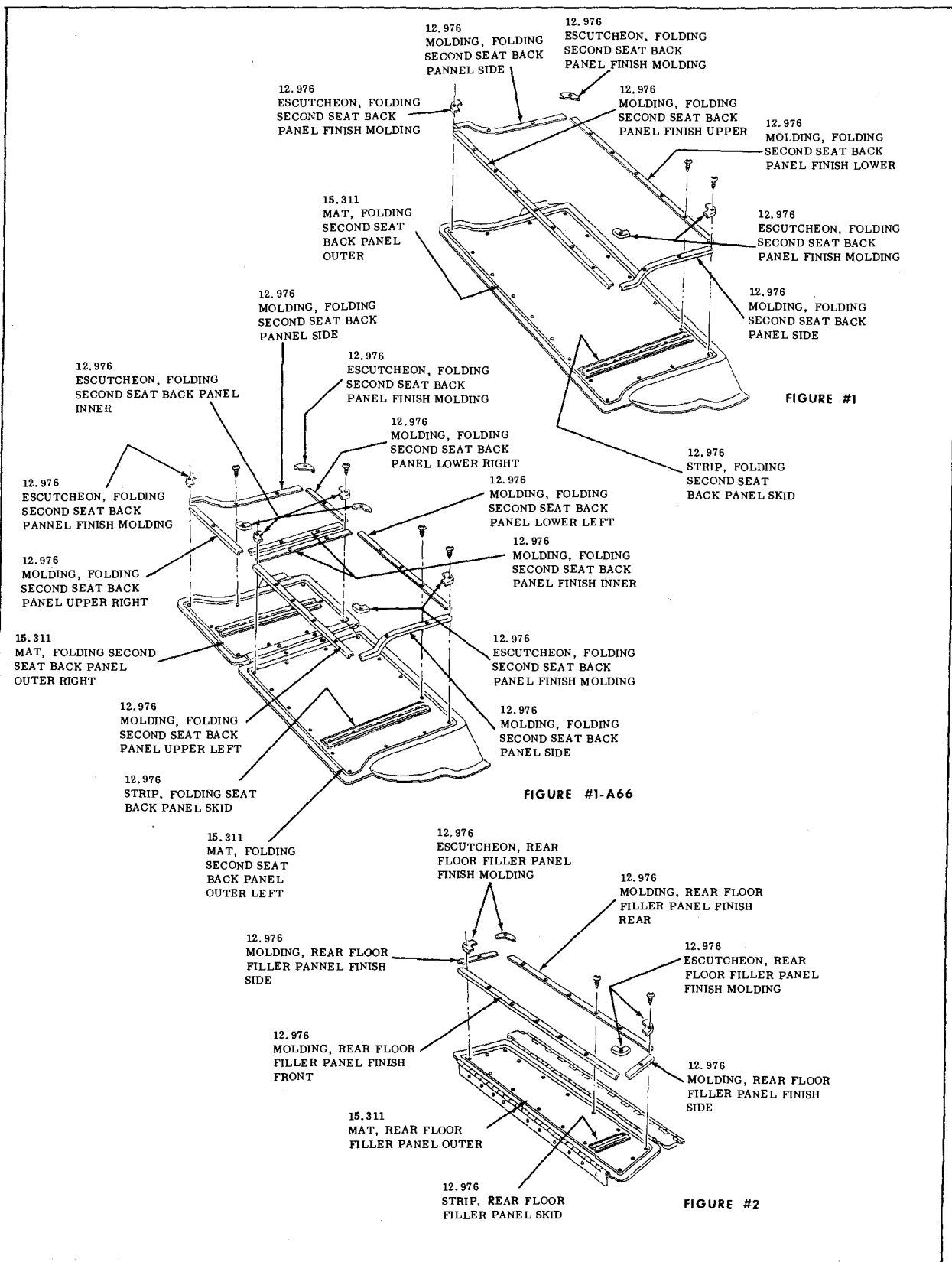
1970-1971 (6000) STATION WAGON LOAD FLOOR (TYPICAL)

1. PANEL ASSY, Folding 2nd Seat Back . . . . .	12.975	51. RETAINER, Luggage Compartment Lock	
2. MAT, Folding 2nd Seat Back Panel . . . . .	15.311	Catch (Chev.) . . . . .	12.977
3. CARPET, Folding 2nd Seat Back Panel . . . . .	15.320	52. CYLINDER, Luggage Compartment Lock	
4. PANEL ASSY, Rear Floor Filler . . . . .	12.975	(Chev.) . . . . .	12.977
5. MAT, Rear Floor Filler Panel . . . . .	15.311	53. CATCH ASSY, Luggage Compartment Lock	
6. CARPET, Rear Floor Filler Panel . . . . .	15.320	(Chev.) . . . . .	12.977
7. BUMPER, Folding 2nd Seat Back Left on		54. ESCUTCHEON, Luggage Compartment Lock	
Wheelhouse . . . . .	11.381	Cylinder (Chev.) . . . . .	12.977
8. COVER, Folding 2nd Seat Back Finishing		55. FILLER, Compartment Pan Longitudinal	
Left . . . . .	11.620	Bar . . . . .	12.981
9. PLATE ASSY, Folding 2nd Seat Back Catch		56. LINK ASSY, Folding 2nd Seat Mounting	
Striker Anchor on Wheelhouse Left . . . . .	12.944	Support . . . . .	11.620
10. LOCK ASSY, Folding 2nd Seat Back . . . . .	11.377	57. BUMPER, Folding 2nd Seat Back on Rear	
11. COVER, Folding 2nd Seat Back Lock . . . . .	11.620	Seat Pan . . . . .	11.381
12. HANDLE, Folding 2nd Seat Back Lock . . . . .	11.377	58. SUPPORT ASSY, Luggage Compartment Front	
13. STRIKER, Folding 2nd Seat Back Lock . . . . .	11.377	Panel on Floor . . . . .	12.977
14. FASTENER, Folding 2nd Seat Back Lock		59. SCREW, Luggage Compartment Front Panel	
Cover to Lock . . . . .	11.377	to Support . . . . .	11.620
15. BUMPER, Folding 2nd Seat Back on		60. WASHER, Luggage Compartment Front Panel	
Wheelhouse . . . . .	11.381	to Support . . . . .	11.620
16. BUMPER, Folding 2nd Seat Back on		61. BUSHING, Luggage Compartment Front Panel	
Compartment Front Pan . . . . .	11.381	to Support . . . . .	11.620
17. PANEL, Rear Compartment Floor at		62. STOP, Luggage Compartment Rear Panel . . . . .	12.977
Kick-Up . . . . .	12.975	63. LINK ASSY, Folding 2nd Seat Back Inner. . . . .	11.620
18. MAT, Rear Compartment Floor at Kick-Up . . . . .	15.311	64. BOLT, Folding 2nd Seat Inner Link to	
19. CARPET, Rear Compartment Floor at		Bar Front . . . . .	11.620
Kick-Up . . . . .	15.320	65. WASHER, Folding 2nd Seat Inner Link to	
20. PANEL ASSY, Luggage Compartment		Bar Front . . . . .	11.620
Front . . . . .	12.975	66. BUSHING, Folding 2nd Seat Inner Link to	
21. MAT, Luggage Compartment Front Panel . . . . .	15.311	Bar Front . . . . .	11.620
22. CARPET, Luggage Compartment Front Panel . . . . .	15.320	67. BOLT, Folding 2nd Seat Inner Link to Bar	
23. BUMPER, Luggage Compartment Front Panel		Rear . . . . .	11.620
Rear . . . . .	11.381	68. WASHER, Folding 2nd Seat Inner Link to	
24. CAP, Luggage Compartment Screw		Bar Rear . . . . .	11.620
Protector . . . . .	12.977	69. BUSHING, Folding 2nd Seat Inner Link to	
25. HINGE ASSY, Luggage Compartment Cover		Bar Rear . . . . .	11.620
Panel . . . . .	12.977	70. HANDLE ASSY, Folding 3rd Seat Back	
26. PANEL ASSY, Luggage Compartment Rear. . . . .	12.975	Panel . . . . .	12.975
27. BUMPER, Luggage Compartment Rear Panel		71. HANDLE ASSY, Folding 3rd Seat Cushion	
Front . . . . .	11.381	Panel . . . . .	12.975
28. HANDLE, Luggage Compartment Rear Panel		72. PANEL ASSY, Folding 3rd Seat Back . . . . .	12.975
Closing . . . . .	12.975	73. PANEL ASSY, Folding 3rd Seat Cushion. . . . .	12.975
29. HANDLE ASSY, Luggage Compartment Rear		74. LINK ASSY, Folding 3rd Seat Back Side . . . . .	11.620
Panel Opening . . . . .	12.975	75. SCREW, Folding 3rd Seat Back to Link	
30. CLIP, Luggage Compartment Panel		Front . . . . .	11.620
Retaining . . . . .	12.977	76. WASHER, Folding 3rd Seat Back to Link	
31. BUMPER, Luggage Compartment Panel Rear		Front . . . . .	11.620
on Floor . . . . .	11.381	77. BUSHING, Folding 3rd Seat Back to Link	
32. PANEL ASSY, Rear Floor to Tail Gate		Front . . . . .	11.620
Filler . . . . .	12.975	78. SCREW, Folding 3rd Seat Back to Link	
33. MAT, Rear Floor to Tail Gate Filler		Rear . . . . .	11.620
Panel . . . . .	15.311	79. WASHER, Folding 3rd Seat Back to	
34. CARPET, Rear Floor to Tail Gate Filler		Link Rear . . . . .	11.620
Panel . . . . .	15.320	80. BUSHING, Folding 3rd Seat Back to Link	
35. BUMPER, Rear Floor to Tail Gate Filler		Rear . . . . .	11.620
Panel . . . . .	11.381	81. BUMPER, Folding 3rd Seat Back on Floor	
36. BUMPER, Spare Tire Cover Panel Support		Ride Position . . . . .	11.620
at Belt . . . . .	12.579	82. BUMPER, Folding 3rd Seat Back Link on	
37. BUMPER, Spare Tire Cover Panel Front . . . . .	12.579	Floor . . . . .	11.620
38. EXTENSION, Spare Tire Cover Panel . . . . .	12.579	83. SUPPORT ASSY, Folding 3rd Seat Cushion	
39. SUPPORT, Spare Tire Cover Panel Rear . . . . .	12.579	on Floor R & L . . . . .	12.977
40. PANEL ASSY, Spare Tire Cover . . . . .	12.579	84. SCREW, Folding 3rd Seat Cushion Support	
41. PLATE, Spare Tire Cover Panel Catch		to Panel . . . . .	11.620
Finishing . . . . .	12.980	85. WASHER, Folding 3rd Seat Cushion Support	
42. STRIKER, Spare Tire Cover Panel Catch . . . . .	12.579	to Panel . . . . .	11.620
43. SCREW, Handle to Lock . . . . .	N.S.	86. BUSHING, Folding 3rd Seat Cushion Support	
44. CATCH, Spare Tire Cover Panel . . . . .	12.579	to Panel . . . . .	11.620
45. BUMPER, Spare Tire Cover Panel Catch . . . . .	12.579	87. BUMPER, Folding 3rd Seat Cushion on Floor	
46. BUMPER, Spare Tire Cover Panel at Striker. . . . .	12.579	Load Position . . . . .	11.620
47. PANEL, Tail Gate Inner Cover . . . . .	12.195	88. MOLDING, Rear Compartment Pan	
48. MAT, Tail Gate Inner Panel . . . . .	15.311	Finishing . . . . .	12.976
49. CARPET, Tail Gate Inner Cover Panel . . . . .	15.320	89. SCREW, Bumper to Striker . . . . .	N.S.
50. RETAINER, Luggage Compartment Lock		90. GASKET, Luggage Compartment Lock	
Cylinder (Chev.) . . . . .	12.977	Cylinder (Chev.) . . . . .	12.977

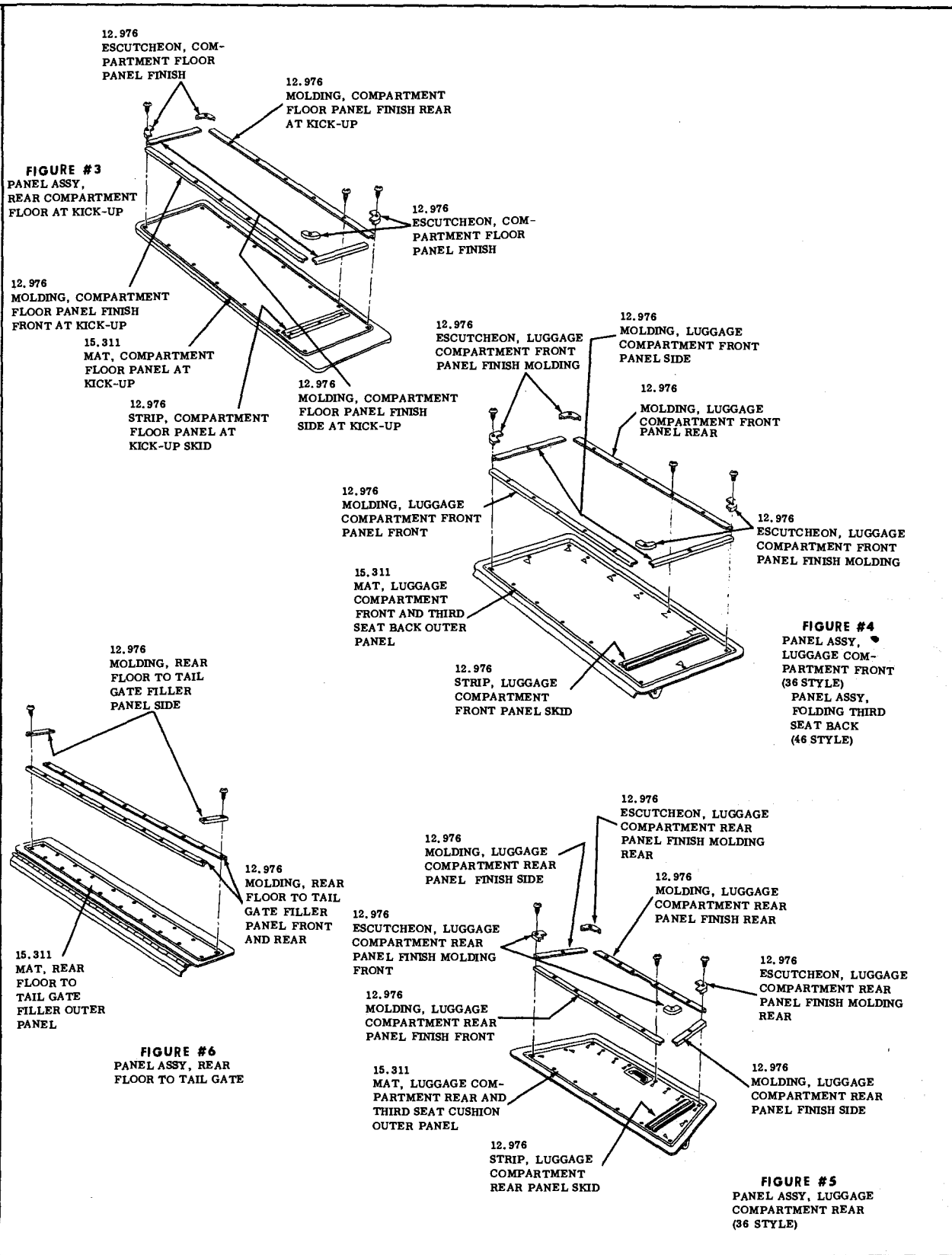




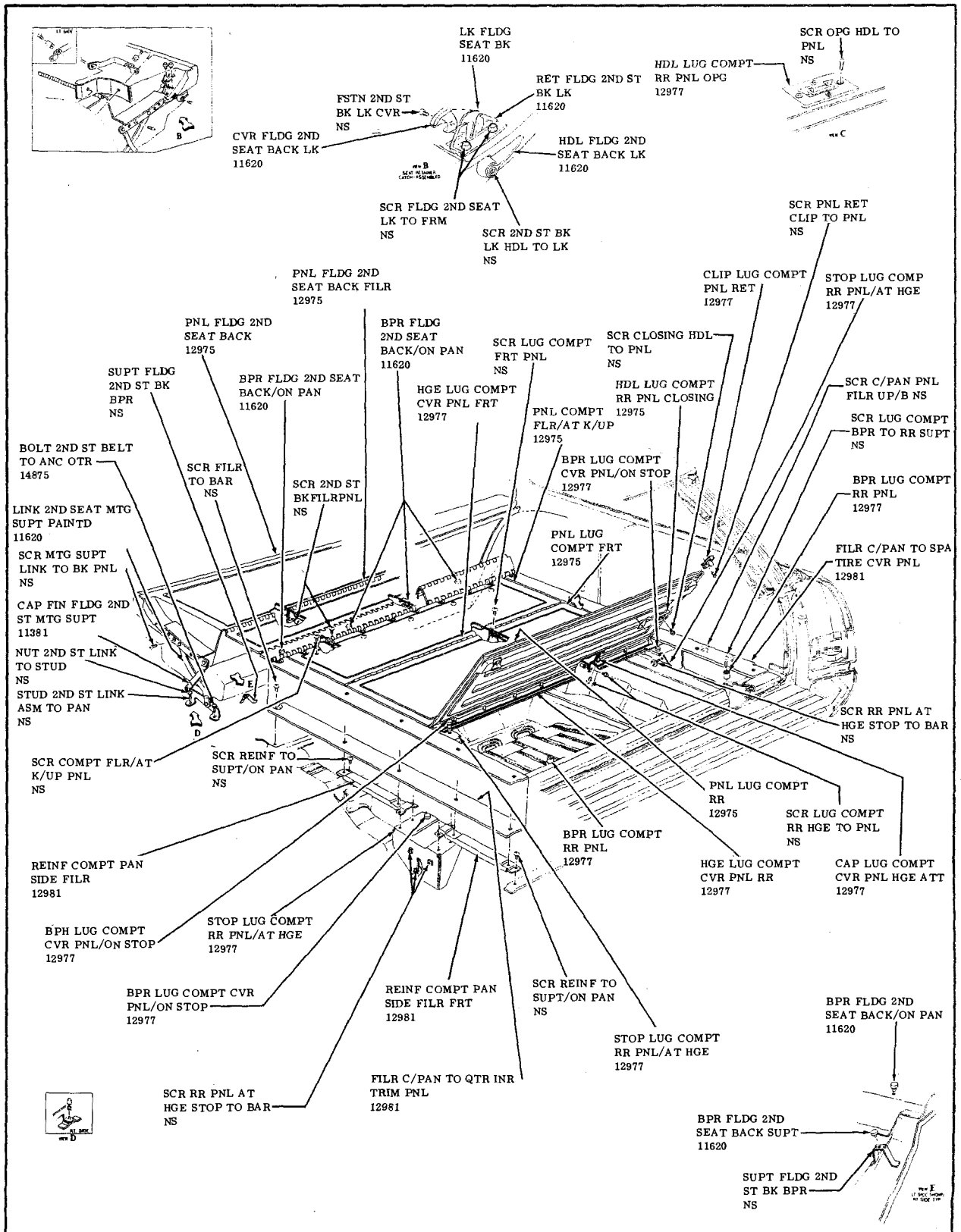
LOAD FLOOR  
1970-1971 -6000



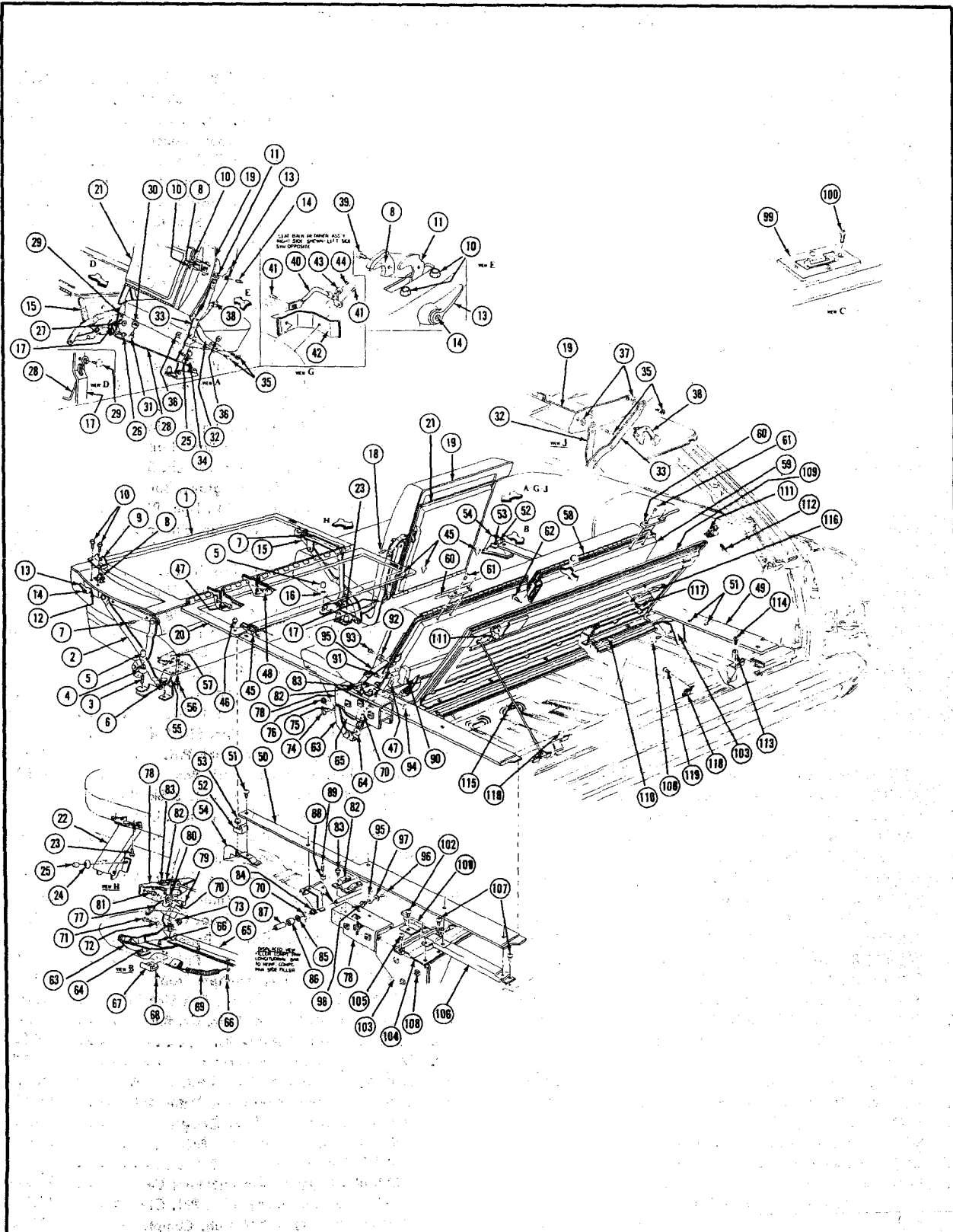
LOAD FLOOR MOULDINGS (TYPICAL)  
1970-1971-6000



LOAD FLOOR MOULDINGS (TYPICAL)  
 1970-71-6000



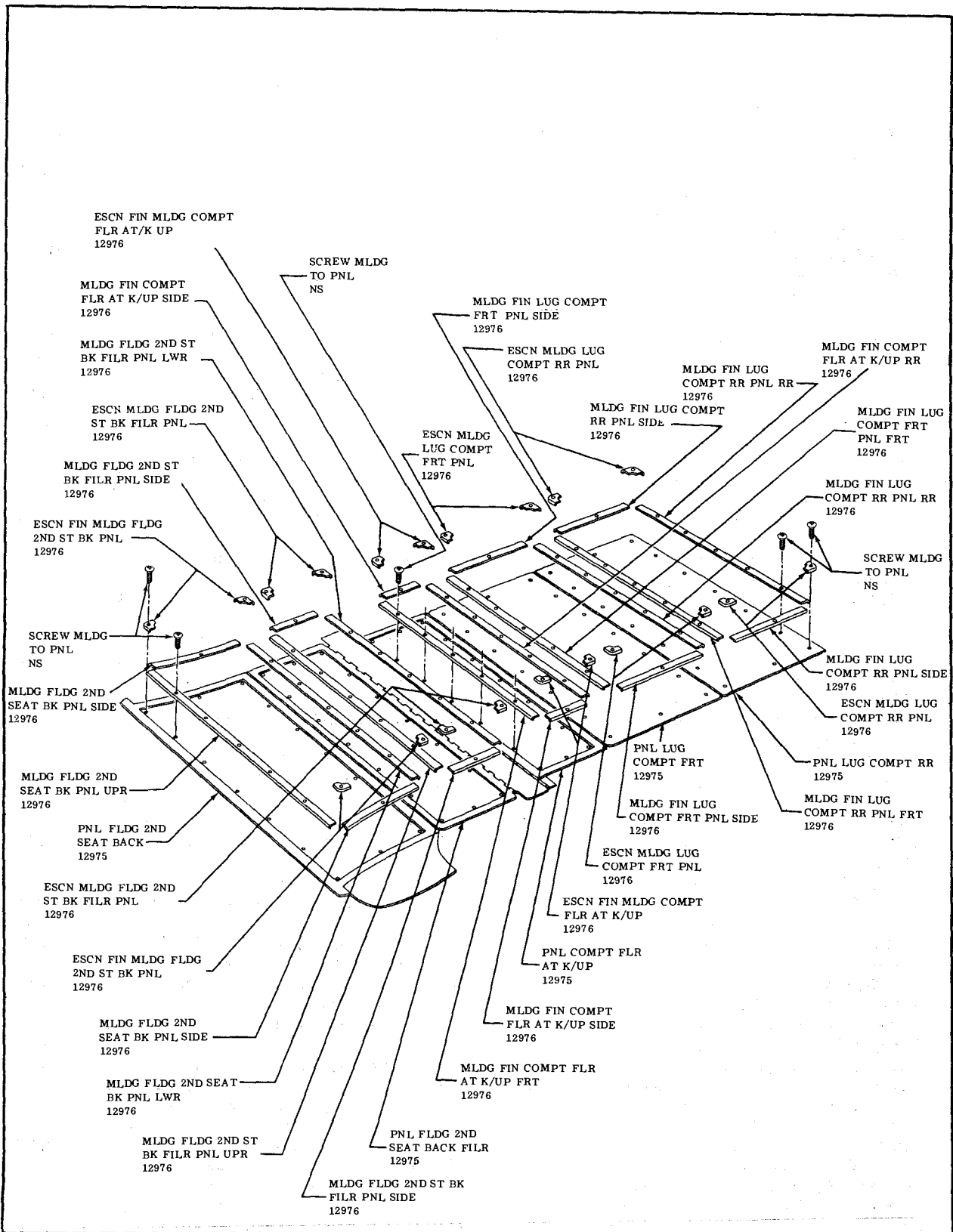
LOAD FLOOR  
1972-6035



LOAD FLOOR  
1972-6045

## 1972 6045 BODY LOAD FLOOR

1.	PANEL, Folding 2nd 2/3 Seat Back . . . . .	12.975	61.	SCREW, Clutch to Panel 3rd St. Bk. Fil. . . .	N.S.
2.	LINK, Folding 2nd 2/3 Seat Back Outer . . . .	11.620	62.	SCREW, Pnl. St. Bk. to Pnl. St. Bk. Fl. . . .	N.S.
3.	STUD, 2nd 2/3 Outer Link to Floor . . . . .	N.S.	63.	LINK, Fldg. 3rd Seat Bk. Frt. . . . .	11.620
4.	NUT, 2nd 2/3 Outer Link to Floor . . . . .	N.S.	64.	NUT, 3rd Front Link to Floor Support . . . .	N.S.
5.	CAP, 2nd 2/3 Seat Link to Floor . . . . .	11.381	65.	SUPPORT, Fldg. 3rd Seat Cushion . . . . .	11.620
6.	BOLT, 2nd Seat Belt to Plt. Outer. . . . .	14.875	66.	SCREW, 3rd Seat Cushion Support to Frame . .	N.S.
7.	SCREW, Link to Panel 2/3 Seat Back . . . . .	N.S.	67.	GUIDE, Folding 3rd Seat Cushion . . . . .	15.034
8.	COVER, Fldg. 2nd 1/3 & 2/3 St. Bk. Lk. - L .	11.620	68.	SCREW, Guide to Frame 3rd Seat Cushion . . .	N.S.
9.	RETAINER, Folding 2nd 2/3 St. Bk. Lack . . .	11.620	69.	SPRING, 3rd Seat Bottom Cushion Asst. . . .	11.620
10.	SCREW, Lk. to Pnl. 1/3 & 2/3 St. Bk. . . . .	N.S.	70.	LINK, Folding 3rd Seat Back . . . . .	11.620
11.	LINK, Folding 2nd 1/3 Seat Back . . . . .	11.620	71.	SCREW, Link Seat Back to Support Cushion . .	N.S.
12.	LINK, Folding 2nd 2/3 Seat Back . . . . .	11.620	72.	WASHER, Link St. Bk. to Support Cushion . . .	N.S.
13.	HANDLE, Fold 2nd 1/3 & 2/3 Seat Back Lock	11.620	73.	BUSHING, Link St. Bk. to Supt. Cush. . . . .	N.S.
14.	SCREW, Handle to Seat Back Link Assembly . .	N.S.	74.	NUT, Link St. Bk. Frt. to Support . . . . .	N.S.
15.	LINK, Folding 2nd 2/3 Seat Back Inner . . . .	11.620	75.	WASHER, Link St. Bk. Front to Support . . . .	N.S.
16.	NUT, 2nd 2/3 Inner Link to Floor . . . . .	N.S.	76.	BUSHING, Link Seat Back Front to Support . .	N.S.
17.	LINK, Folding 2nd 1/3 Seat Back Inner . . . .	11.620	77.	LINK, Folding 3rd Seat Back . . . . .	11.620
18.	SCREW, Link to Panel 1/3 Seat Back . . . . .	N.S.	78.	SUPPORT, 3rd St. Bk./On Lgtdnl. Bar . . . . .	11.620
19.	PANEL, Folding 2nd 1/3 Seat Back . . . . .	12.975	79.	STRIKER, Folding 3rd Seat Back Link . . . . .	11.620
20.	PANEL, Folding 2nd 2/3 Seat Back Filler . . .	12.975	80.	WASHER, Folding 3rd Seat Bk. Lk. Stkr. . . .	11.390
21.	PANEL, Folding 2nd 1/3 Seat Back Filler . . .	12.975	81.	SCREW, Supt. 3rd Bk. to Lgtdnl. Bar . . . . .	N.S.
22.	LINK, Folding 2nd 1/3 Seat Frt. . . . .	11.620	82.	RETAINER, Fldg. 3rd St. Bk. Hge. Pin . . . .	11.620
23.	SCREW, Link to Frame 1/3 Seat Cushion . . .	N.S.	83.	SCREW, Retainer St. Bk. Hge. Pin to Supt. . .	N.S.
24.	NUT, 2nd 1/3 Front Link to Floor . . . . .	N.S.	84.	BUSHING, Fldg. 3rd Seat Back Link . . . . .	11.620
25.	CAP, 2nd 1/3 Seat Link to Floor . . . . .	11.381	85.	RETAINER, Link to Pnl. 3rd St. Bk. . . . .	N.S.
26.	NUT, Link 1/3 Inner to 2/3 Inner . . . . .	N.S.	86.	SPACER, Folding 3rd Seat Back Hinge - L . . .	N.S.
27.	WASHER, Spring 1/3 & 2/3 Inner Link . . . .	N.S.	87.	BUSHING, Folding 3rd St. Bk. Hge. Pin . . . .	11.620
28.	ROD, 2nd 1/3 Seat Inner Link Torque . . . . .	11.620	88.	BUMPER, Fldg. 3rd St. Bk. Pnl. Frt. . . . .	11.620
29.	SCREW, Rod to Link 1/3 Seat Inner . . . . .	N.S.	89.	SCREW, Bumper to Supt. on Lgtdnl. Bar . . . .	N.S.
30.	BUMPER, Folding 2nd 1/3 Seat Cushion . . . .	11.620	90.	BUMPER, Fldg. 3rd St. Bk. Fil. Pnl. . . . .	11.620
31.	SCREW, Bumper to Frame 1/3 Seat Cushion . .	N.S.	91.	SCREW, Bumper to Pnl. 3rd St. Bk. Fil. . . . .	N.S.
32.	LINK, 2nd 1/3 Seat Back Quarter Lower . . .	11.620	92.	BUMPER, Fldg. 3rd Seat Back Fil. . . . .	11.620
33.	LINK, Folding 2nd 1/3 Seat Back Quarter . .	11.620	93.	SCREW, Bpr. St. Fil. to Bpr. Fil. Pnl. . . . .	N.S.
34.	NUT, 2nd 1/3 Quarter Link to Floor . . . . .	N.S.	94.	BUMPER, Fldg. 3rd Seat Back Pnl. . . . .	11.620
35.	SCREW, Link to Panel Brake & Frame Cush. . .	N.S.	95.	LINK, Fldg. 3rd St. Bk. Pnl. Ret. . . . .	11.620
36.	WASHER, Between Link & Frame Cushion . . .	N.S.	96.	SCREW, Retainer Link to Supt. & Bk. Pnl. . .	N.S.
37.	WASHER, Spring Between Link & Panel . . . .	N.S.	97.	WASHER, Spring 3rd Bk. Pnl. Ret. Link . . . .	N.S.
38.	LATCH, Folding 2nd 1/3 Seat Back . . . . .	11.620	98.	BUSHING, 3rd St. Bk. Pnl. Ret. Link . . . . .	N.S.
39.	FASTENER, 2nd Seat Back Cover to Link . . .	11.620	99.	HOLDING, Lug. Compt. Rr. Pnl. . . . .	12.977
40.	STRIKER, 2nd 1/3 & 2/3 Seat Back Link . . . .	11.620	100.	SCREW, Holding to Luggage Compt. Pnl. . . .	N.S.
41.	SCREW, Striker to Longitudinal Bar . . . . .	N.S.	101.	PANEL, Luggage Compartment Filter . . . . .	12.975
42.	COVER, 2nd 1/3 & 2/3 St. Bk. Lk. Stkr. . . .	11.620	102.	SCREW, Fil. Pnl. to Stop Lug. Compt. . . . .	N.S.
43.	BUMPER, 2nd 1/3 & 2/3 St. Bk. Stkr. . . . .	11.620	103.	STOP, Luggage Compt. Rr. Panel . . . . .	12.977
44.	SCREW, Bumper to Stkr. Seat Back Link . . . .	N.S.	104.	SUPPORT, Lug. Compt. Cvr. Pnl. Hge. . . . .	12.977
45.	BUMPER, Fold 3rd St. Bk. Fil. Pnl. Frt. . . . .	11.620	105.	SCREW, Supt. to Lug. Compt. Stop . . . . .	N.S.
46.	BUMPER, Folding 2nd St. Bk. Fil. Pnl. . . . .	11.620	106.	REINFORCEMENT, Compt. Pan Side Fil. . . .	12.981
47.	SCREW, Seat Back Panel to Frame Asm. . . . .	N.S.	107.	SCREW, Reinf. to Stop & Rr. Cr. Bar . . . . .	N.S.
48.	SCREW, Pnl. St. Bk. Fl. to Pnl. St. Bk. . . . .	N.S.	108.	SCREW, Stop to Lgtdnl. Bar . . . . .	N.S.
49.	FILTER, C/Pan. to Spa. Tire Cvr. Pnl. - R . .	12.981	109.	PANEL, Luggage Compartment . . . . .	12.975
50.	FILTER, C/Pan. to Qtr. Inr. Trim Panel - L . .	12.981	110.	SCREW, Pnl. to Supt. Lug. Compt. Cvr. . . .	N.S.
51.	SCREW, Filter to Retainer & Lgtdnl. Bar . . . .	N.S.	111.	CLIP, Luggage Compartment Panel Retainer . .	12.977
52.	STOP, 2nd 1/3 & 2/3 St. Bk. Filler . . . . .	11.620	112.	SCREW, Clip to Pnl. Lug. Compt. . . . .	N.S.
53.	SCREW, Stop to Support/On Floor . . . . .	N.S.	113.	BUMPER, Lug. Compt. Cvr. Pnl. . . . .	12.977
54.	COVER, Compt. Pan. Fil. Frt. Supt. . . . .	12.977	114.	SCREW, Bumper to Rr. Cr. Bar . . . . .	N.S.
55.	RETAINER, Folding 2nd 2/3 Cushion Frame . .	11.620	115.	SUPPORT, Luggage Compartment Cover . . . .	12.977
56.	SCREW, 2/3 Cushion Frame Retainer to Frame	N.S.	116.	HOLDING, Lug. Compt. Rr. Pnl. Closing . . . .	12.975
57.	NUT, 2/3 Cushion Frame Retainer to Frame . .	N.S.	117.	SCREW, Holding to Pnl. Lug. Compt. . . . .	N.S.
58.	PANEL, Folding 3rd Seat Back . . . . .	12.975	118.	CLIP, Lug. Compt. Cvr. Supt. Ret. . . . .	12.977
59.	PANEL, Folding 3rd Seat Back Filter . . . . .	12.975	119.	SCREW, Cvr. Supt. to Rr. Cr. Bar . . . . .	N.S.
60.	CATCH, Folding 3rd Seat Back Filter Panel . .	11.620			

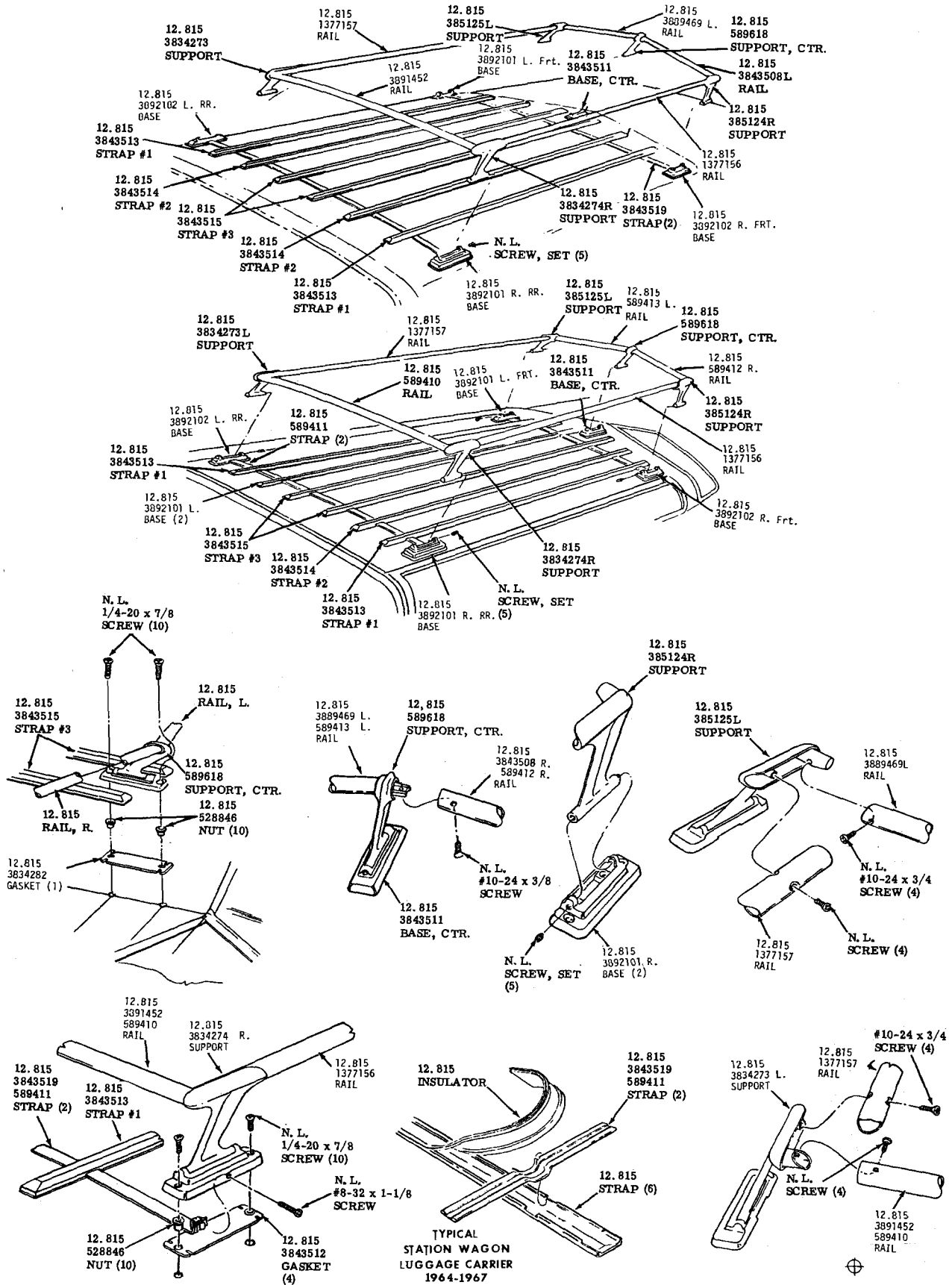


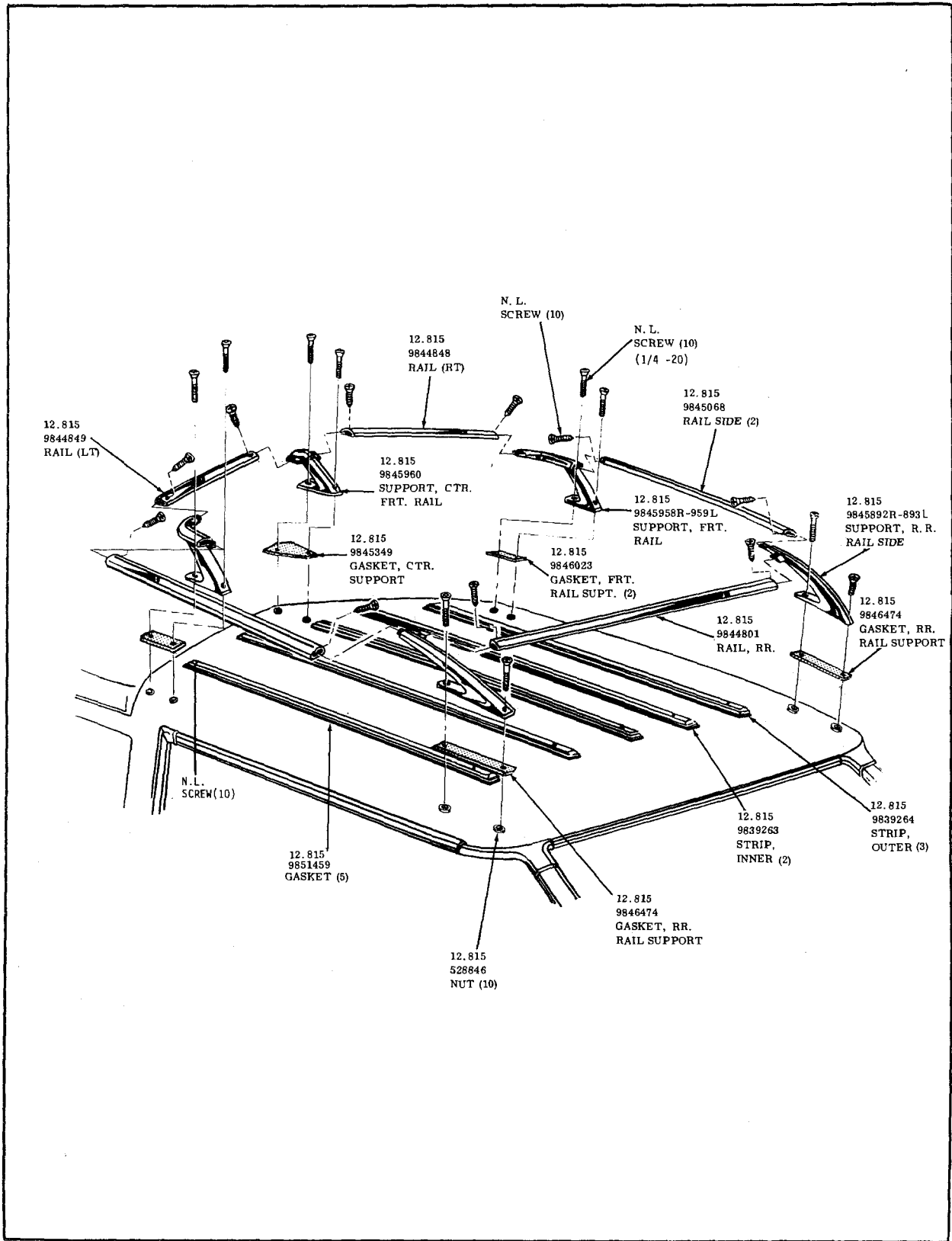
MOLDINGS LOAD FLOOR

1972-6035

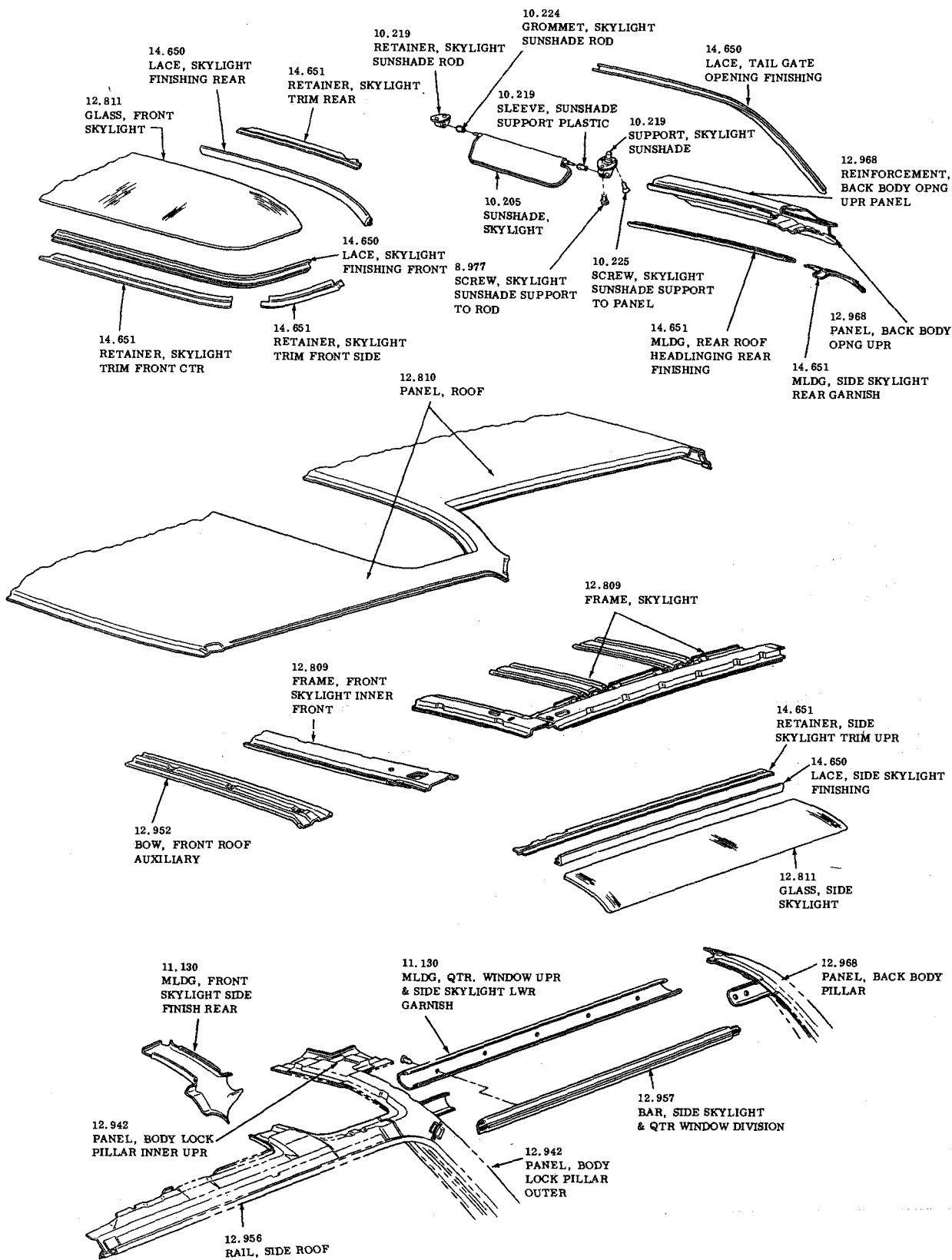






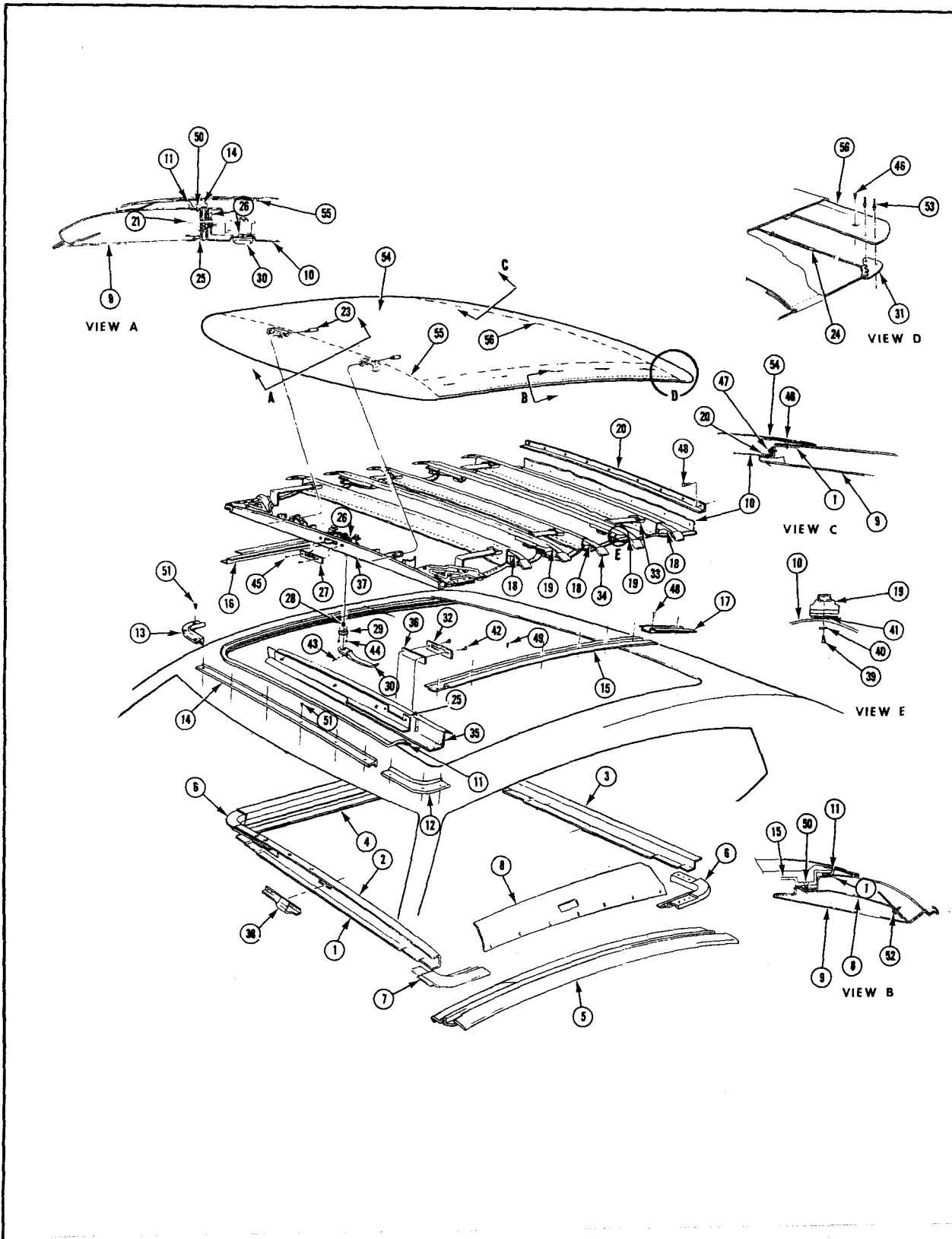


ROOF TOP CARRIER  
 (FACTORY INSTALLED)  
 1971-1972 - 6035-45



**SKYLIGHT HARDWARE  
SPORTWAGON  
1968-1969**

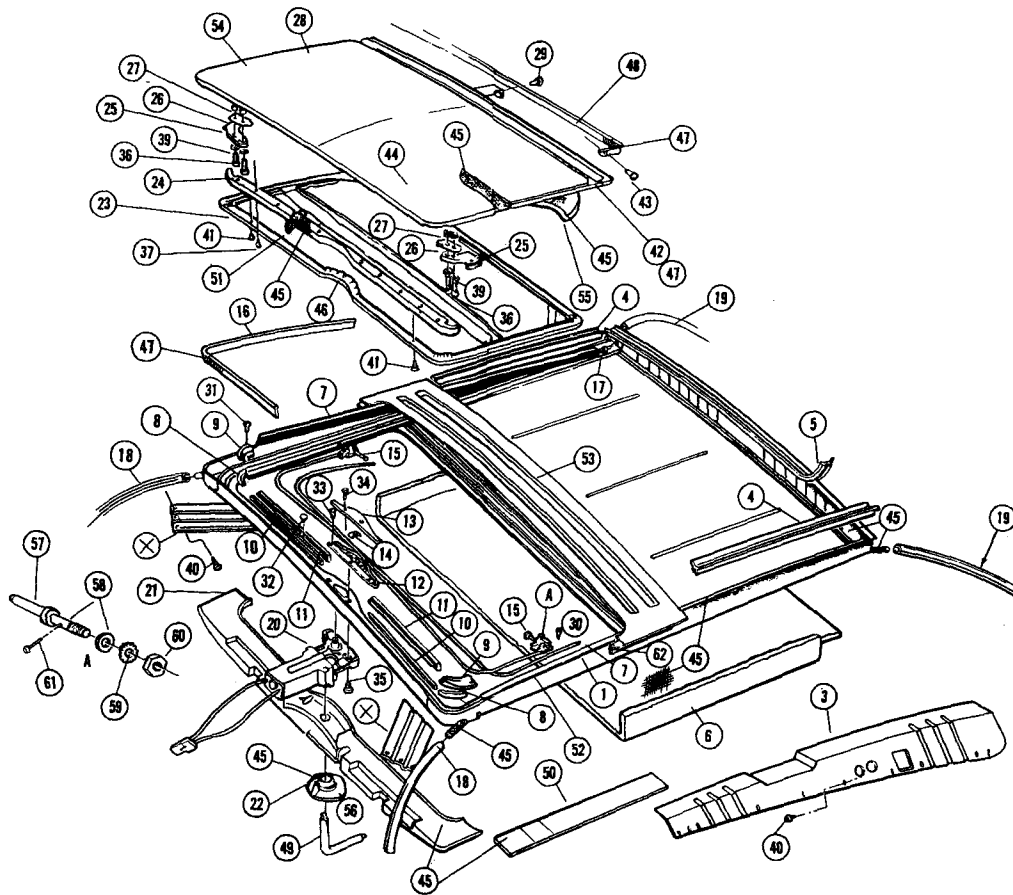
# MEMORANDA



MANUAL FOLDING SUNROOF  
1972 - 3337

## MANUAL FOLDING SUNROOF 1972-3337

1. FRAME, Assembly . . . . .	12.809 - 1241210
2. FRAME, Crossmember (Front) (Part of Frame) . . . . .	N.S.S.
3. FRAME, Crossmember (Rear) (Part of Frame) . . . . .	N.S.S.
4. FRAME, Sidemember (RH) (Part of Frame) . . . . .	N.S.S.
5. FRAME, Sidemember (LH) (Part of Frame) . . . . .	N.S.S.
6. BRACKET, Corner (Frt. RH & RR LH) . . . . .	12.809 - 1241484-487
7. BRACKET, Corner (Frt. LH & RR RH) . . . . .	12.809 - 1241485-486
8. BRACKET, Side Support (RH & LH) . . . . .	12.809 - 1241488-489
9. HEADLINER, Roof (Order by Color) Interior . . . . .	14.640
10. HEADLINER, Folding Top (Incl. Frt. Header, Bows & Inter. Hdliner)(Order by Color)	14.640 - 1242107-8-9-10-11
11. WEATHERSTRIP, Front Roof . . . . .	12.810 - 1241213
12. MOLDING, Corner (LH) . . . . .	12.810 - 1241215
13. MOLDING, Corner (RH) . . . . .	12.810 - 1241214
14. MOLDING, Roof Header . . . . .	12.810 - 1241220
15. GUIDE, Rail (LH) . . . . .	12.957 - 1241217
16. GUIDE, Rail (RH) . . . . .	12.957 - 1241216
17. EXTENSION, Guide Rail (RH & LH) . . . . .	12.957 - 1241218-9
18. BOW, No. 1, No. 3, & No. 5 . . . . .	12.952 - 1241221
19. BOW, No. 2, & No. 4 . . . . .	12.952 - 1241222
20. RETAINER, Headliner Folding Top to Roof (Part of Panel) (Rear) . . . . .	14.640 - 1241509
21. LATCH, Hook . . . . .	14.570 - 1241223
23. PIN, Cover Outer (Securing) . . . . .	14.090 - 1241225
24. CABLE, Assembly . . . . .	14.090 - 1241226
25. RETAINER, Trim Assembly - Roof Panel Header - Front . . . . .	12.810 - 1241227
26. LATCH, Assembly (Complete) . . . . .	14.570 - 1241504
27. ESCUTCHEON, Latch Pawl . . . . .	14.570 - 1241229
28. ABSORBER, Rubber . . . . .	14.640 - 1241230
29. PLATE, Actuator Handle Bearing . . . . .	14.570 - 1241231
30. HANDLE, Actuator . . . . .	14.570 - 1241505
31. RETAINER, Cable (RH & LH) . . . . .	14.090 - 1241234-5
32. ESCUTCHEON, Roof Header - Striker Plate . . . . .	14.570 - 1241233
33. CLIP, Bow (No. 1, No. 3, & No. 5) . . . . .	12.952 - 1241236
34. COVER, End Bow . . . . .	12.952 - 1241237
35. TRIM, Retainer, Fldg. Top Roof Header (Assembly) . . . . .	12.810 - 1241239-1242091-2-3-4
36. GROMMET, Striker Plate . . . . .	14.570 - 1241238
37. HEADER, Folding Top (Assembly) (Not Trimmed) . . . . .	12.810 - 1241503
38. REINFORCEMENT, Frame (Front) (Part of Frame) . . . . .	N.S.S.
39. SCREW, No. 2 Bow (Part of Bow) . . . . .	N.S.S.
40. WASHER, No. 2 Bow (Part of Bow) . . . . .	N.S.S.
41. SPACER, No. 2 Bow (Part of Bow) . . . . .	N.S.S.
42. SCREW, Escutcheon - Striker Plate . . . . .	N.L.
43. SCREW, Set - Handle . . . . .	14.570 - 1241240
44. SCREW, Bearing Plate . . . . .	14.570 - 1241568
45. SCREW, Escutcheon - Folding Top Header . . . . .	N.L.
46. SCREW, Rear Plate - Outer Cover . . . . .	N.L.
47. SCREW, Headliner Retainer . . . . .	N.L.
48. SCREW, Guide Rail Extension . . . . .	N.L.
49. SCREW, Guide Rail . . . . .	N.L.
50. SCREW, Molding Roof Header . . . . .	14.570 - 1241569
51. SCREW, Molding Corner . . . . .	14.570 - 1241569
52. SCREW, Bracket . . . . .	N.L.
53. RIVET, Cable Retainer . . . . .	14.090 - 1241495
54. COVER, Outer Trim Assembly (Order by Color) (Complete) . . . . .	13.250 - 1241435-6-7-8-9-10
55. PLATE, (Outer Cover Front) (Incl. Foam Rubber) . . . . .	12.810 - 1241496
56. PLATE, Rear (Outer Cover) (Part of Cover) (Outer) . . . . .	N.S.S.

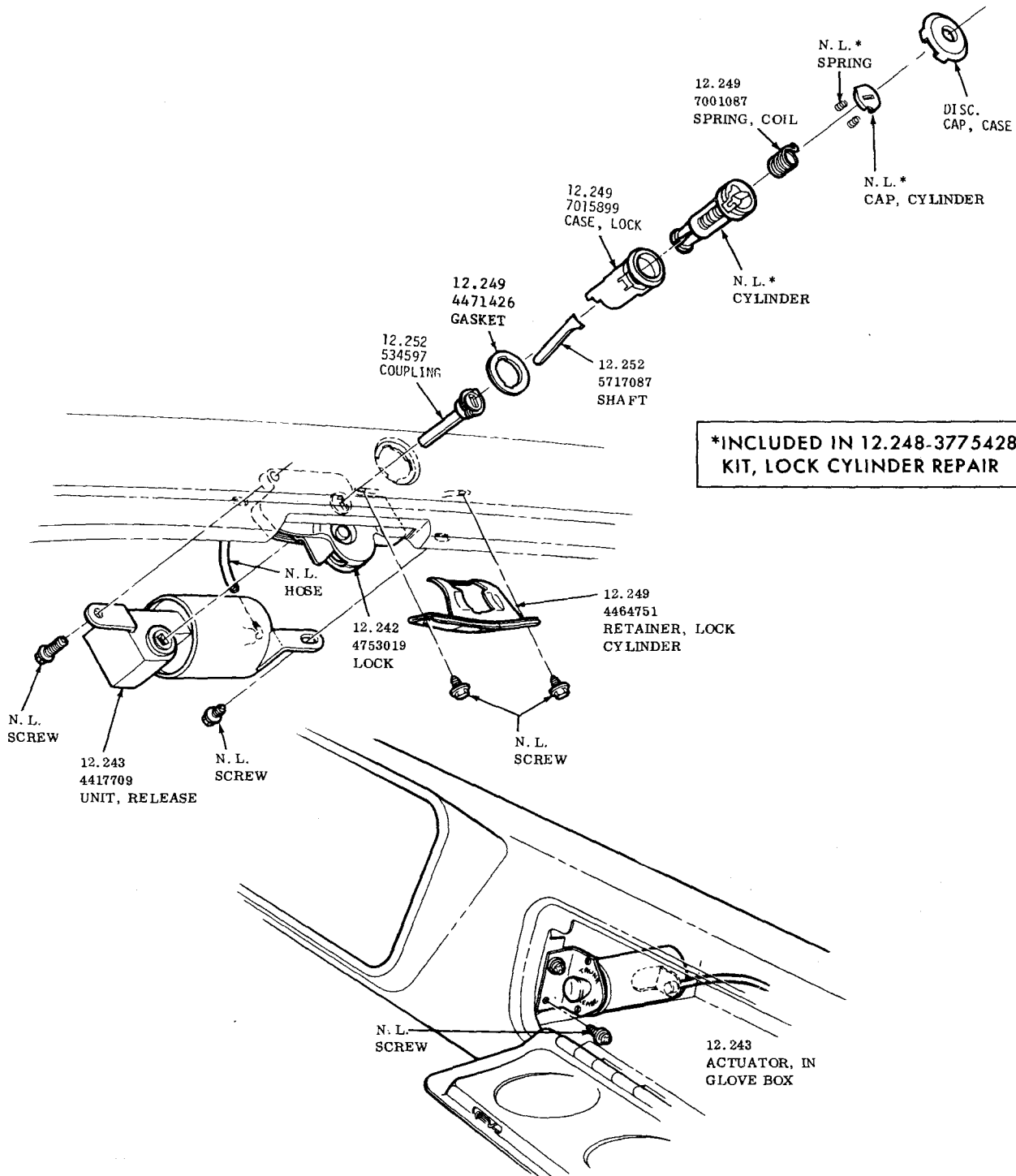


ELECTRIC SLIDING SUNROOF  
1972 - 9000

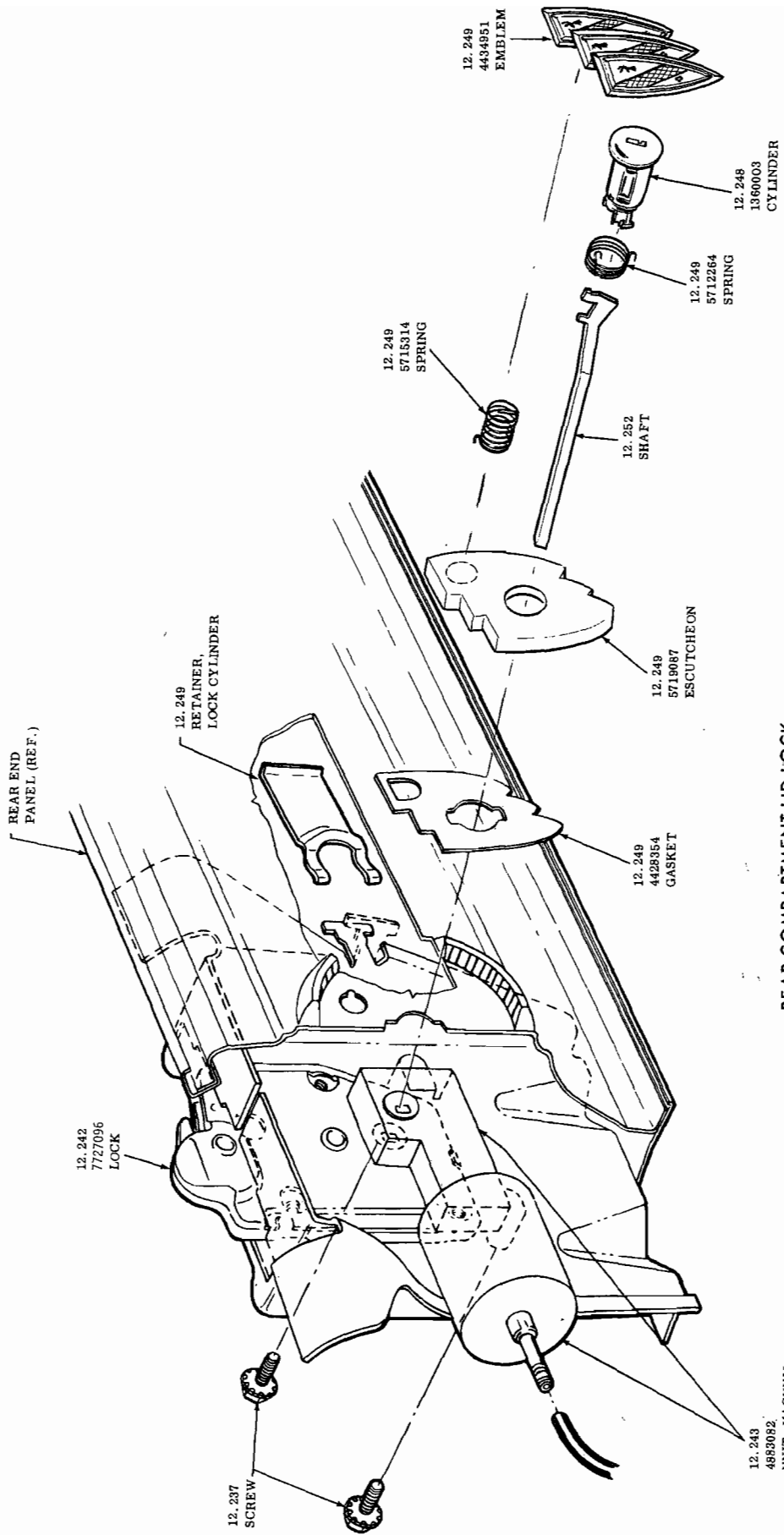
## ELECTRIC SLIDING SUNROOF 1972—RIVIERA

1.	FRAME, Assembly . . . . .	12.809
2.	BRACKET, Frame to Side Roof Rail (RH) (Part of Frame) . . . . .	N.S.S.
3.	BRACKET, Frame to Side Roof Rail (LH) (Part of Frame) . . . . .	N.S.S.
4.	WEATHERSTRIP, Front & Side . . . . .	12.810
5.	WEATHERSTRIP, Rear . . . . .	12.810
6.	ABSORBER, Sound . . . . .	14.640
7.	GUIDE RAIL (RH & LH) . . . . .	12.957
8.	ELBOW, Guide Rail, Upper (RH & LH) . . . . .	12.957
9.	ELBOW, Guide Rail, Lower (RH & LH) . . . . .	12.957
10.	GUIDE, Joint Rail Elbow, Upper (RH & LH) . . . . .	12.957
11.	GUIDE, Joint Rail Elbow, Lower (RH & LH) . . . . .	12.957
12.	HOUSING, Motor Cable Guide . . . . .	14.555
13.	PLATE, Motor Drive Housing . . . . .	14.555
14.	PLATE, Motor Drive Housing Retainer . . . . .	14.555
15.	GUIDE, Assembly with Cable (RH & LH) . . . . .	14.090
16.	WEATHERSTRIP, Frame . . . . .	12.810
17.	PIN, Guide Rail . . . . .	14.090
18.	DRAIN TUBE, Front . . . . .	12.809
19.	DRAIN TUBE, Rear . . . . .	12.809
20.	MOTOR, Assembly . . . . .	14.550
21.	PAD, Windwhield Header (Foam Rubber) . . . . .	14.640
22.	COVER PLUG, Crank Opening (Less Trim) . . . . .	14.570
23.	HEADLINING FRAME . . . . .	14.640
24.	ROOF RAIL, Front . . . . .	12.810
25.	GUIDE SHOE (RH & LH) . . . . .	14.090
26.	PLATE, Guide Shoe (Part of Guide Shoe) . . . . .	N.S.S.
27.	NUT, Guide Shoe Frt. Adjusting (Part of Guide Shoe) . . . . .	N.S.
28.	PANEL, Sliding Roof . . . . .	12.810
29.	BUMPER, Sliding Roof Panel . . . . .	12.810
30.	SCREW, Guide Rail (Part of Guide) . . . . .	12.957
31.	SCREW, Elbow Guide Rail (Part of Guide) . . . . .	12.957
32.	SCREW, Guide Front (Part of Guide) . . . . .	12.957
33.	SCREW, Mtr. Hse. Guide (Part of Guide) . . . . .	12.957
34.	SCREW, Plate Hse. Mtr. Guide . . . . .	14.560
35.	SCREW, Motor Attaching . . . . .	14.560
36.	SCREW, Guide Shoe (Part of Guide) . . . . .	N.S.S.
37.	SCREW, Headliner Retainer . . . . .	14.640
39.	WASHER, Guide Shoe (Part of Guide) . . . . .	N.S.S.
40.	SCREW, Bracket . . . . .	N.S.S.
41.	SCREW, Panel Retainer . . . . .	14.640
42.	SEAL, Sliding Panel Rear . . . . .	12.810
43.	NAIL, Sliding Panel (Part of Panel) . . . . .	12.157
44.	COVER, Sliding Panel Exterior (Vinyl) (Color) (Yardage) . . . . .	15.490
46.	HEADLINER, Sliding Panel (Color) . . . . .	14.640
48.	WEATHERSTRIP, Sliding Panel . . . . .	12.810
49.	HANDLE, Emergency . . . . .	14.570
50.	PAD, Side Front . . . . .	14.640
52.	FRAME, Roof (Part of Frame) . . . . .	N.S.S.
53.	REINFORCEMENT, Frame (Roof Bow) . . . . .	14.640
54.	PANEL, Assembly - Sliding (Order Components) . . . . .	N.L.
55.	ABSORBER, Sliding Panel (Sound) . . . . .	14.640
56.	COVER, Plug Button . . . . .	13.250
57.	PIN, Cable Lifter (Part of Guide) . . . . .	N.S.S.
58.	WASHER, Flat - Cable Lifter (Part of Guide) . . . . .	N.S.S.
59.	WASHER, Spur - Cable Lifter (Part of Guide) . . . . .	N.S.S.
60.	NUT, Cable Lifter Pin (Part of Guide) . . . . .	N.S.S.
61.	SCREW, Cable Lifter Pin (Part of Guide) . . . . .	N.S.S.
62.	SUPPORT, Frame (Part of Frame) . . . . .	N.S.S.
63.	HEADLINER (Color) . . . . .	14.640
64.	HEADLINER, Assembly (Color) . . . . .	14.640
65.	BRACKET, Front Frame (RH & LH) (Part of Frame) . . . . .	N.S.S.



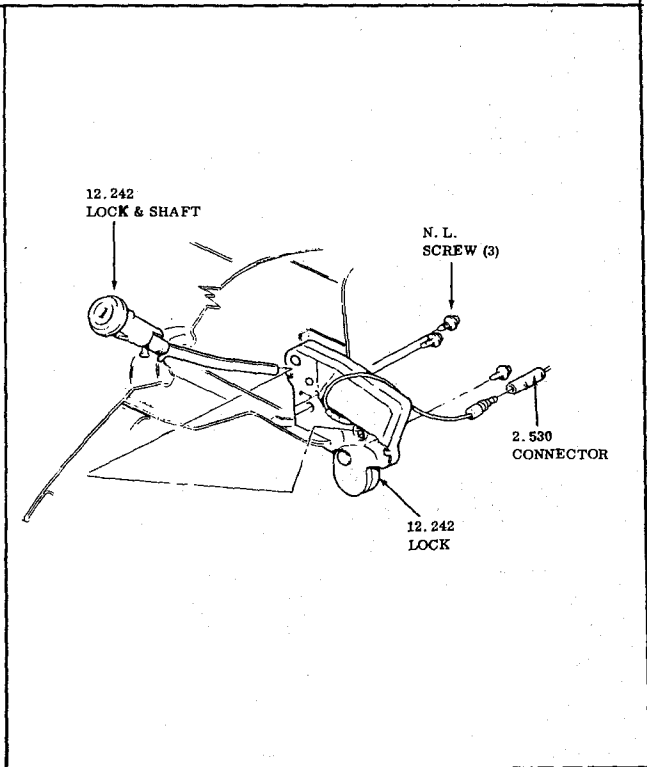
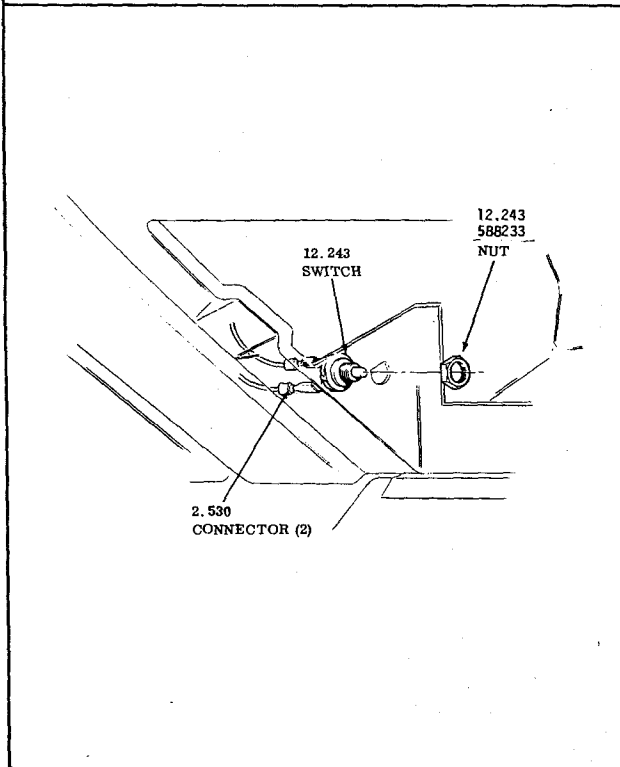
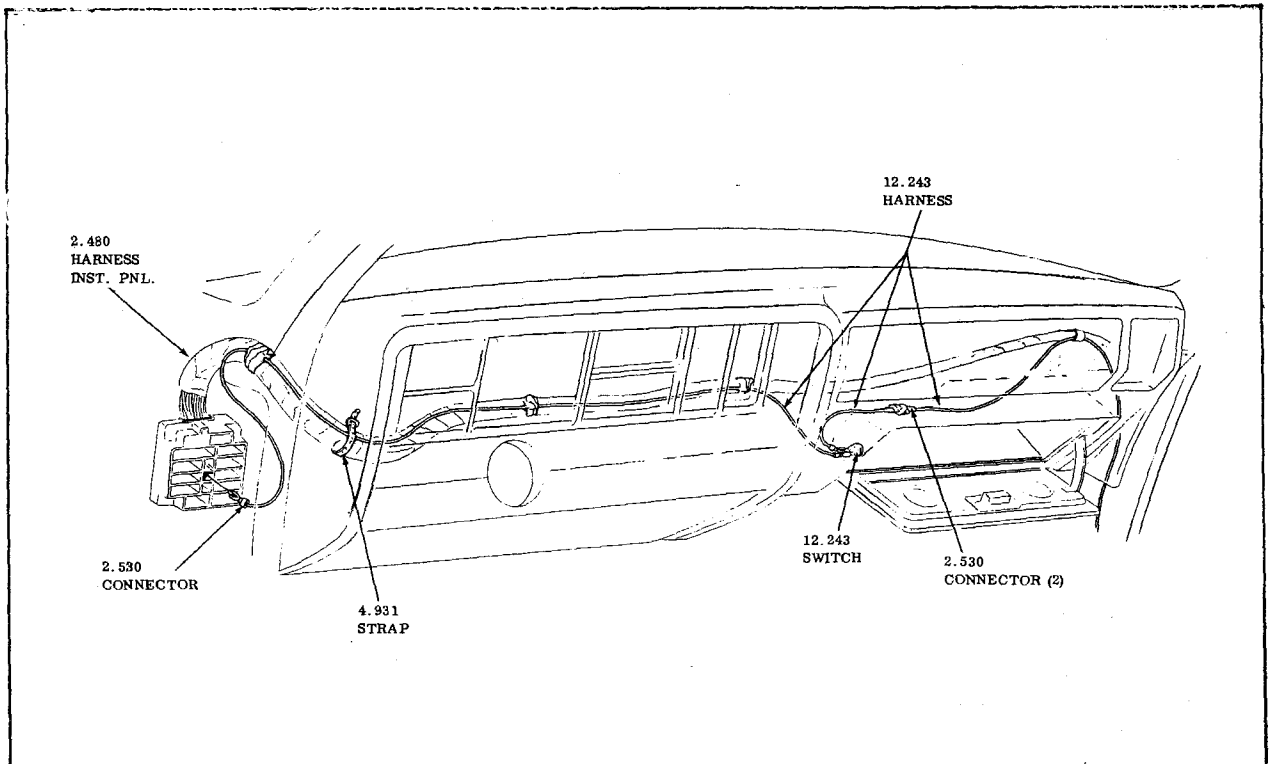


VACUUM TRUNK RELEASE AND REAR COMPARTMENT LOCK  
1964-4000-4100-4300



**REAR COMPARTMENT LID LOCK  
AND VACUUM RELEASE**  
1964--4400--4600--4800

12. 243  
4882082  
UNIT, VACUUM  
RELEASE



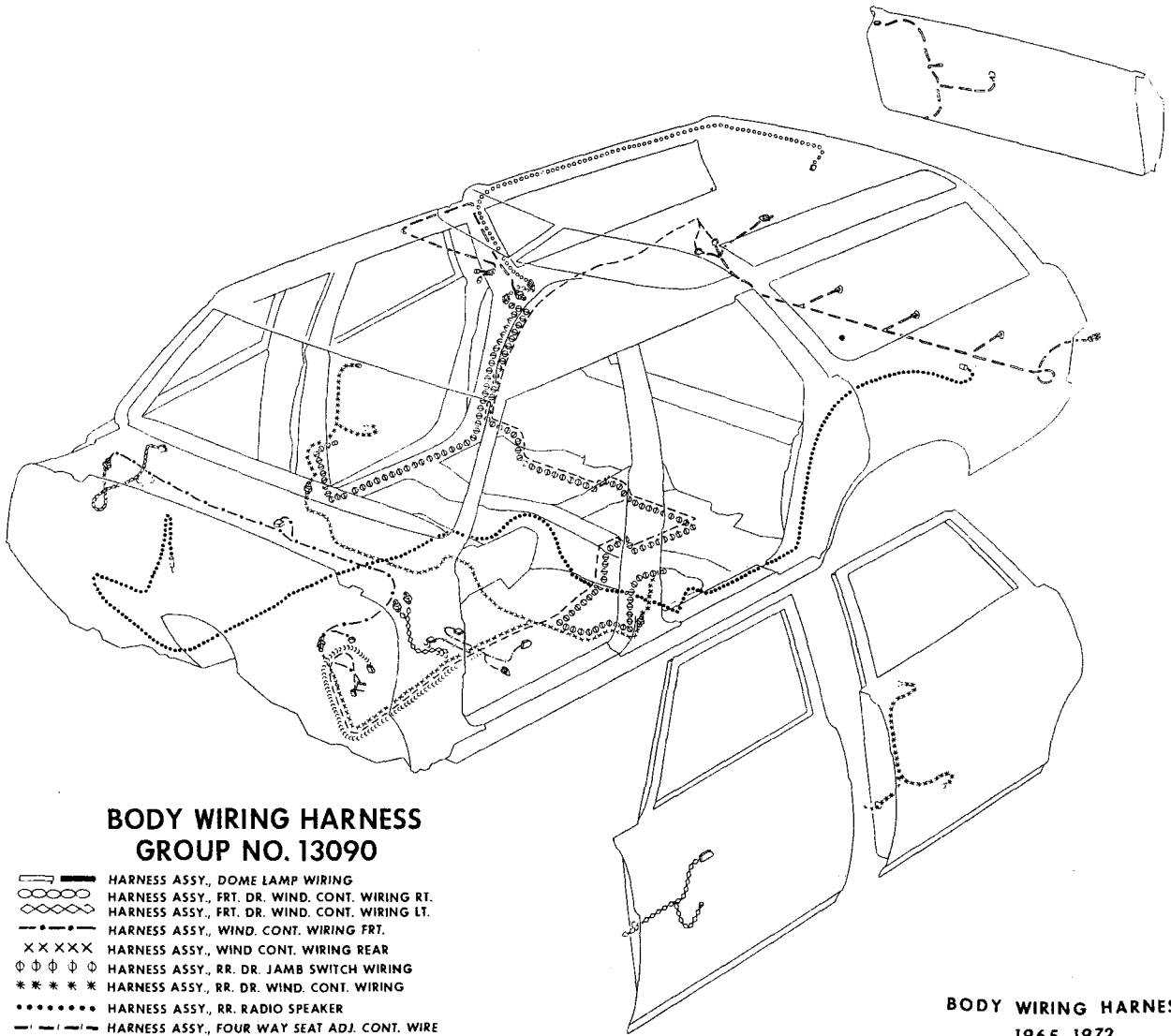
ELECTRIC TRUNK RELEASE  
1969-ALL

# **GROUP 13**

## **WIRING HARNESS**

### **FOLDING TOP SOFT TRIM**

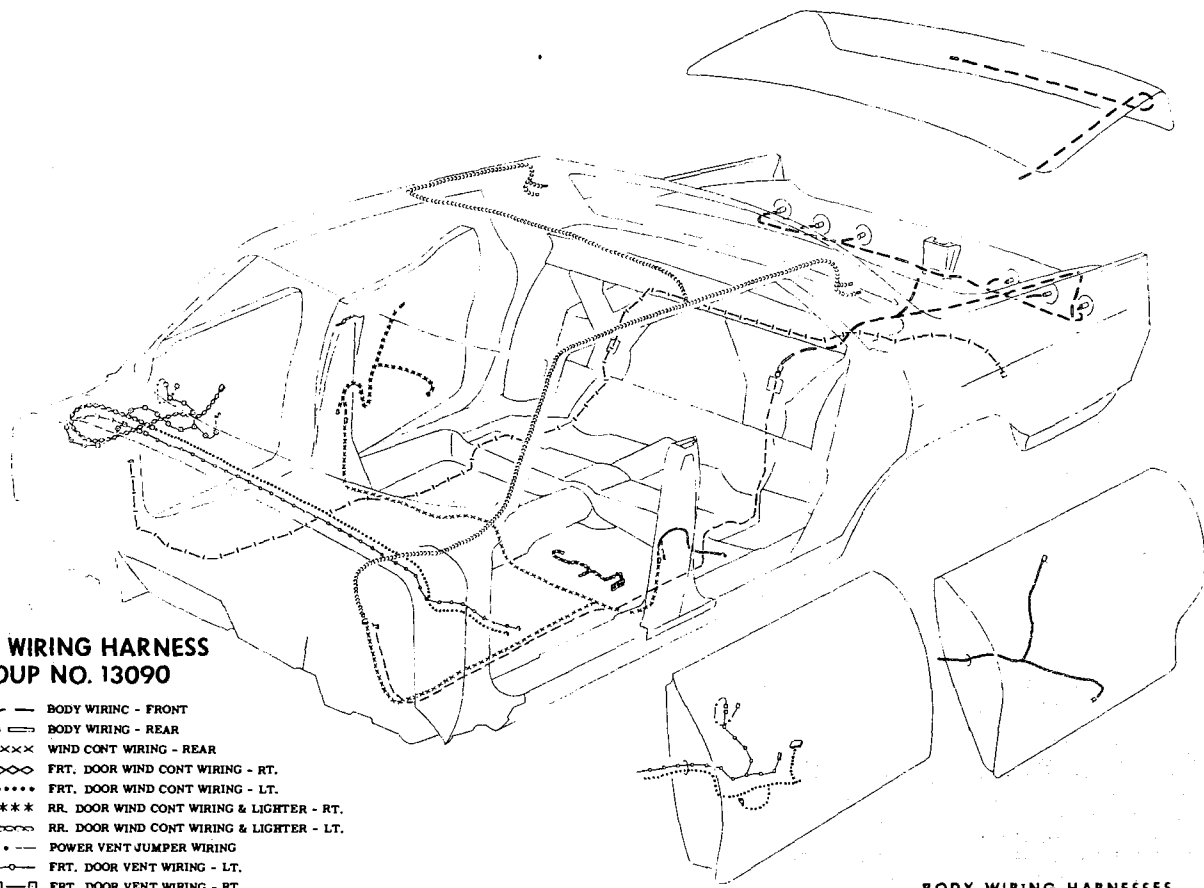




**BODY WIRING HARNESS  
GROUP NO. 13090**

- HARNESS ASSY., DOME LAMP WIRING
- ○ ○ ○ ○ HARNESS ASSY., FR. DR. WIND. CONT. WIRING RT.
- ○ ○ ○ ○ HARNESS ASSY., FR. DR. WIND. CONT. WIRING LT.
- · - · - HARNESS ASSY., WIND. CONT. WIRING FR. T.
- × × × × × HARNESS ASSY., WIND. CONT. WIRING REAR
- ⊕ ⊕ ⊕ ⊕ ⊕ HARNESS ASSY., RR. DR. JAMB SWITCH WIRING
- \* \* \* \* \* HARNESS ASSY., RR. DR. WIND. CONT. WIRING
- · · · · HARNESS ASSY., RR. RADIO SPEAKER
- / - / - HARNESS ASSY., FOUR WAY SEAT ADJ. CONT. WIRE
- — — HARNESS ASSY., POWER T/GATE & BODY WIRING FR. T.
- — — HARNESS ASSY., POWER T/GATE WIRING RR.
- ○ ○ ○ ○ HARNESS ASSY., RR. HEADER COURTESY LAMP FEED
- cccccccc HARNESS ASSY., FR. SEAT ADJ. FEED

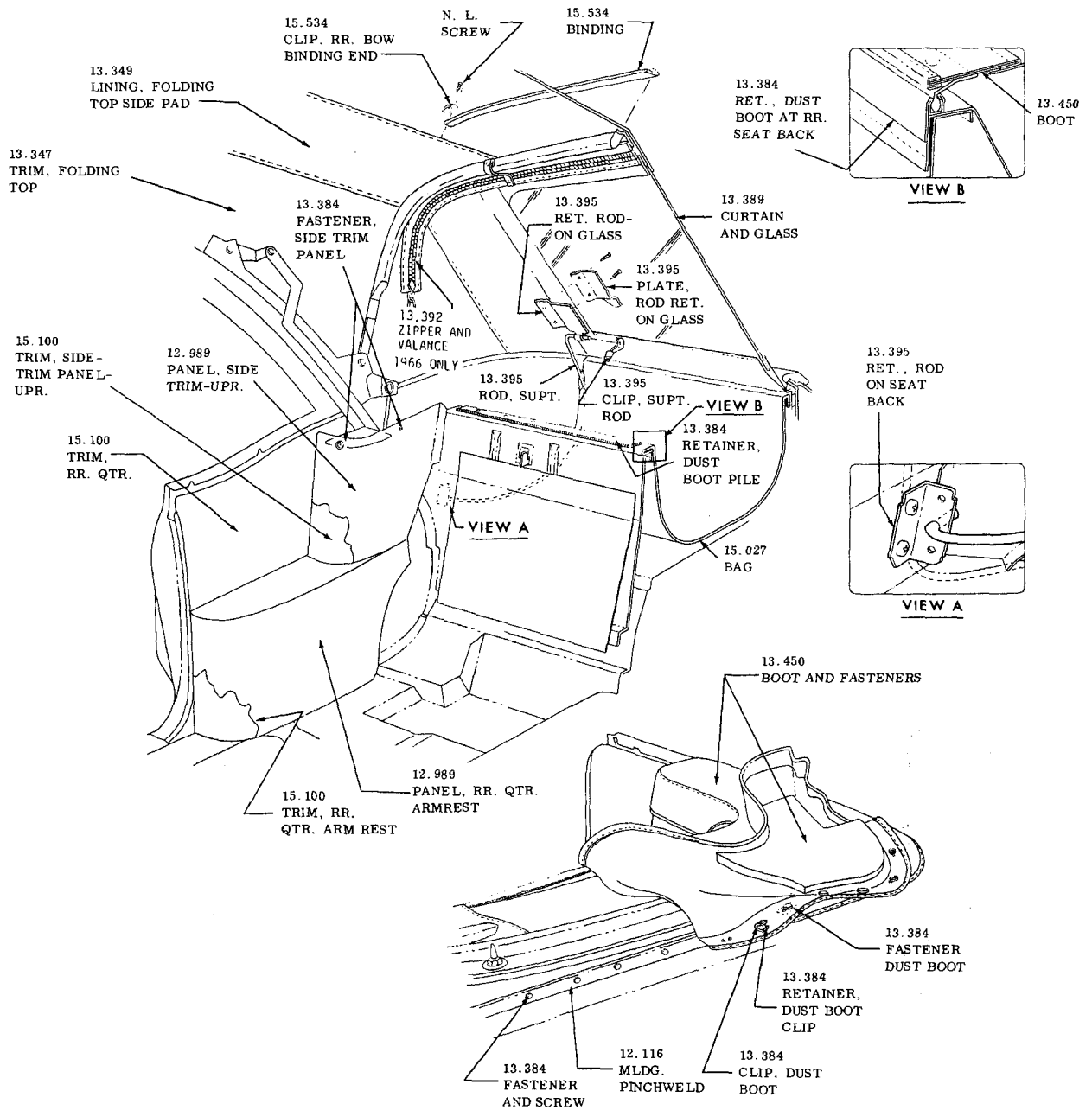
**BODY WIRING HARNESS  
1965-1972**



**BODY WIRING HARNESS  
GROUP NO. 13090**

- — — — — BODY WIRING - FRONT
- — — — — BODY WIRING - REAR
- ×××××××× WIND CONT WIRING - REAR
- ◇◇◇◇◇◇◇◇ FRT. DOOR WIND CONT WIRING - RT.
- ◇◇◇◇◇◇◇◇ FRT. DOOR WIND CONT WIRING - LT.
- \*\*\*\*\* RR. DOOR WIND CONT WIRING & LIGHTER - RT.
- \*\*\*\*\* RR. DOOR WIND CONT WIRING & LIGHTER - LT.
- • — • — • — POWER VENT JUMPER WIRING
- ○ — ○ — ○ — FRT. DOOR VENT WIRING - LT.
- □ — □ — □ — FRT. DOOR VENT WIRING - RT.
- cccccccccccc REAR QTR. CORNER LAMP
- ⊞⊞⊞⊞⊞⊞⊞⊞⊞ SIX WAY SEAT ADJ. CONT WIRE
- | — | — | — REAR SPEAKER, DEFOGGER, AND ANTENNA

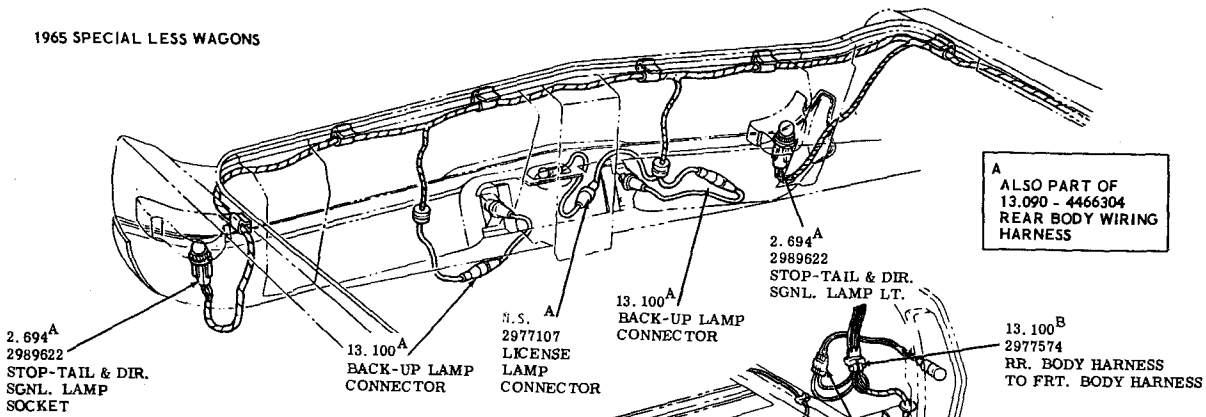
**BODY WIRING HARNESSES  
1965-1972**



FOLDING TOP COMPARTMENT AND TRIM PARTS  
1966-1972 — CONVERTIBLES

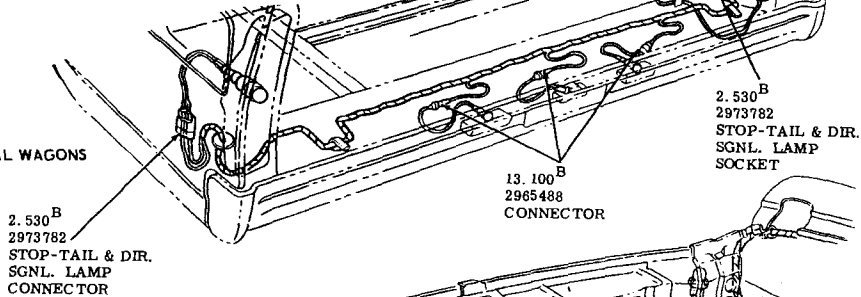


1965 SPECIAL LESS WAGONS



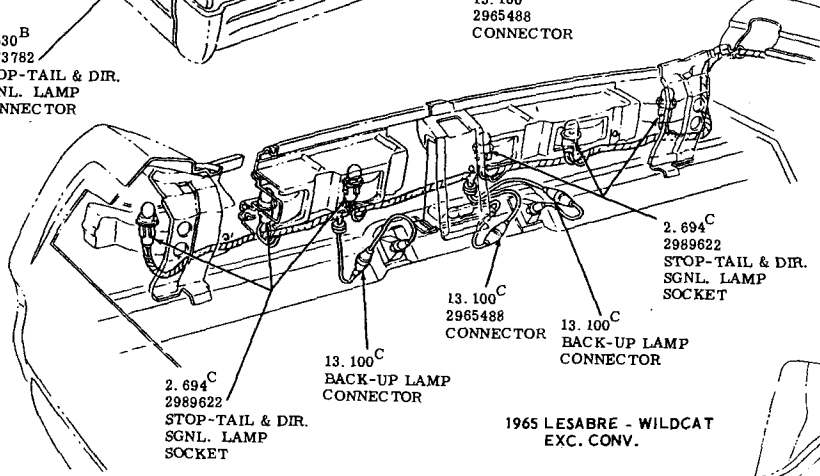
A  
ALSO PART OF  
13.090 - 4466304  
REAR BODY WIRING  
HARNESS

1965 SPECIAL WAGONS



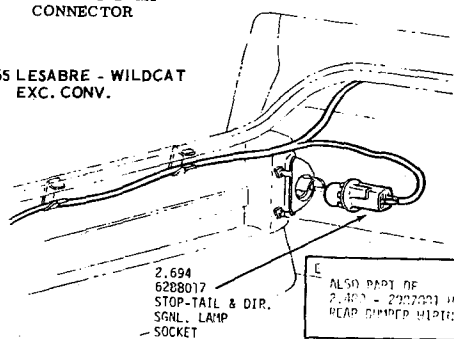
B  
ALSO PART OF  
13.090 - 4466352  
REAR BODY WIRING  
HARNESS

1965 SKYLARK



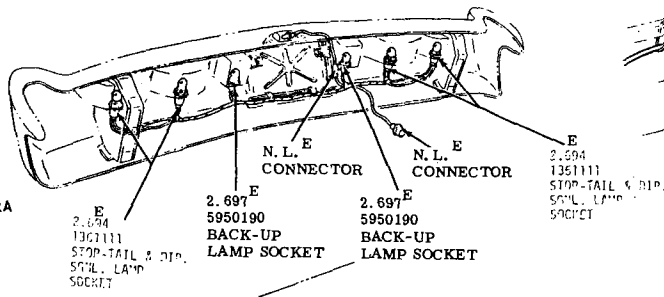
C  
ALSO PART OF  
13.090 - 4466390  
REAR BODY WIRING  
HARNESS

1965 LESABRE - WILDCAT  
EXC. CONV.

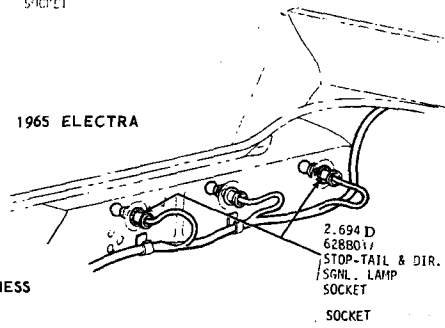


E  
ALSO PART OF  
2.400 - 2002001 HARNESS  
REAR DIMMER WIRING

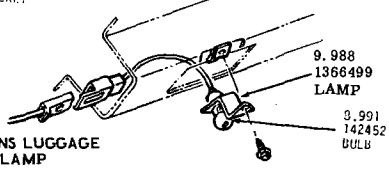
1965 RIVIERA



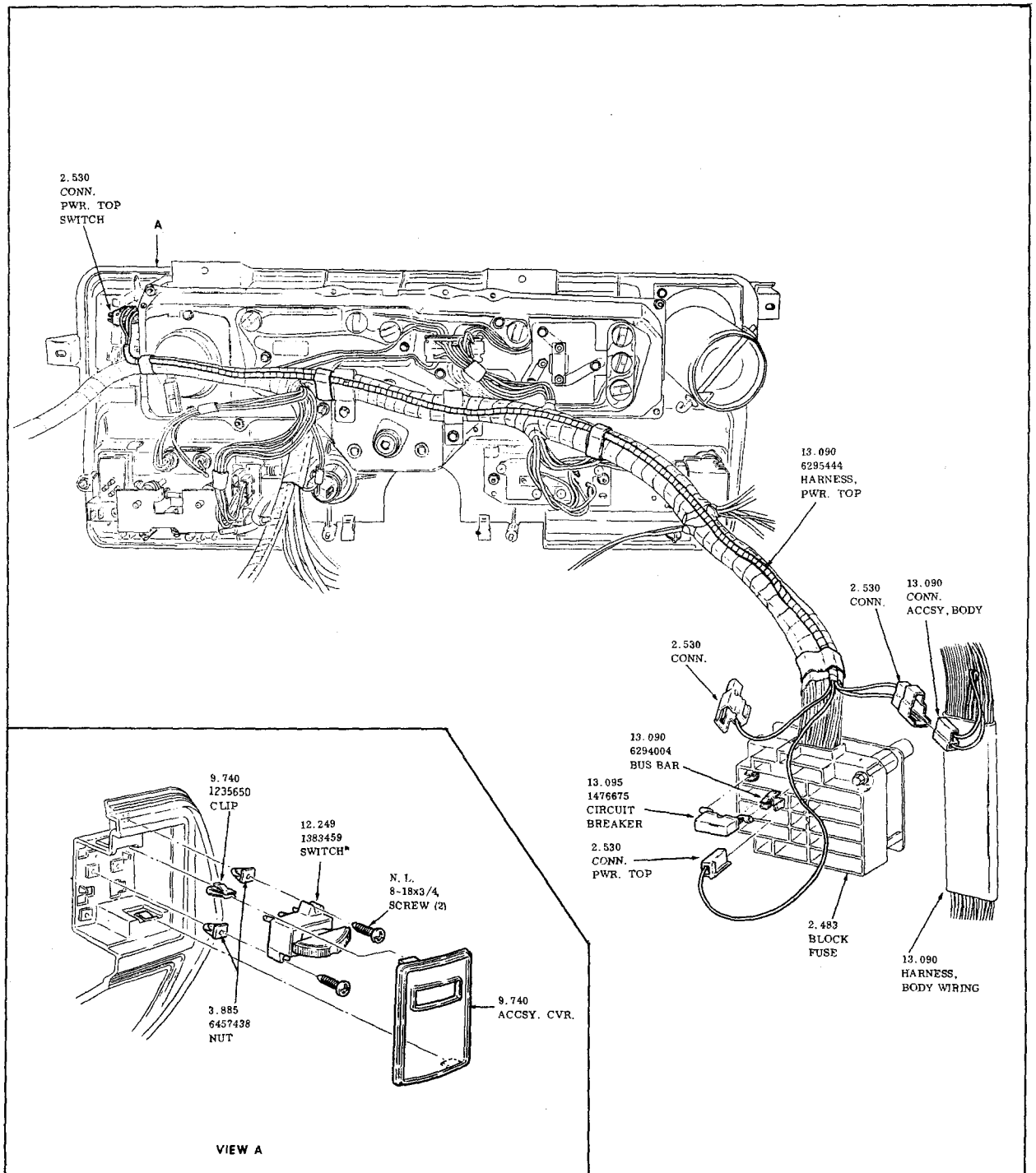
1965 ELECTRA



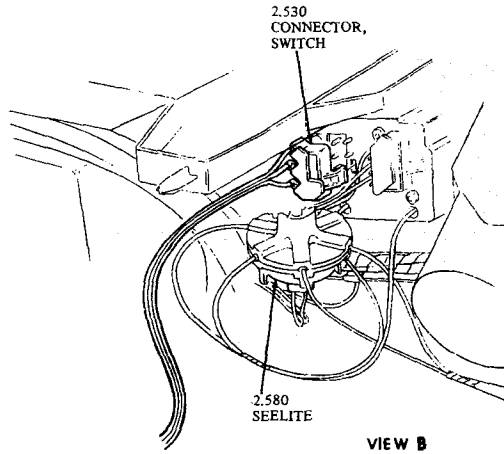
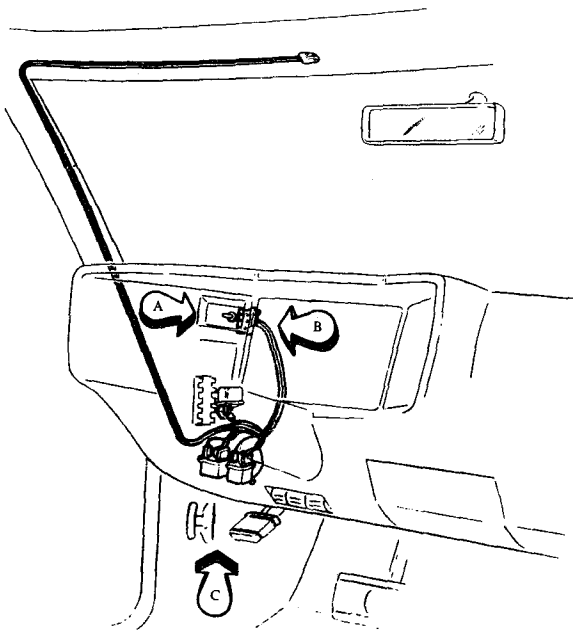
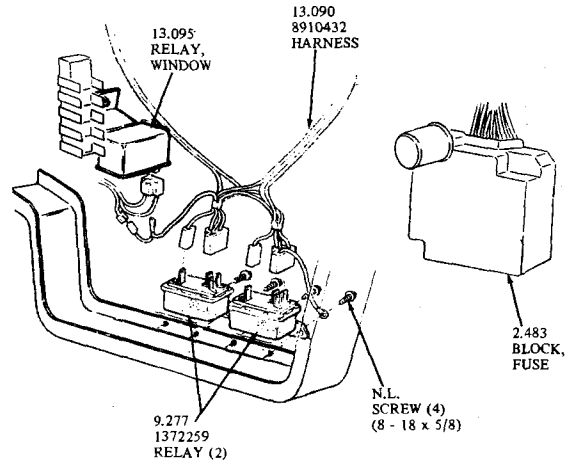
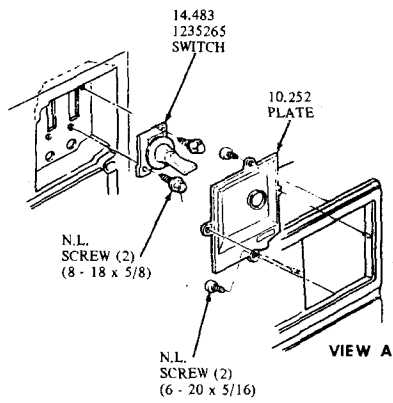
1964-65 ALL EXC. WAGONS LUGGAGE  
COMPARTMENT LAMP



1965 REAR BODY WIRING HARNESS



**POWER TOP WIRING**  
1968-1972 - 30-4000



ELECTRIC SUNROOF WIRING HARNESS  
1972 - RIVIERA

# **GROUP 14**

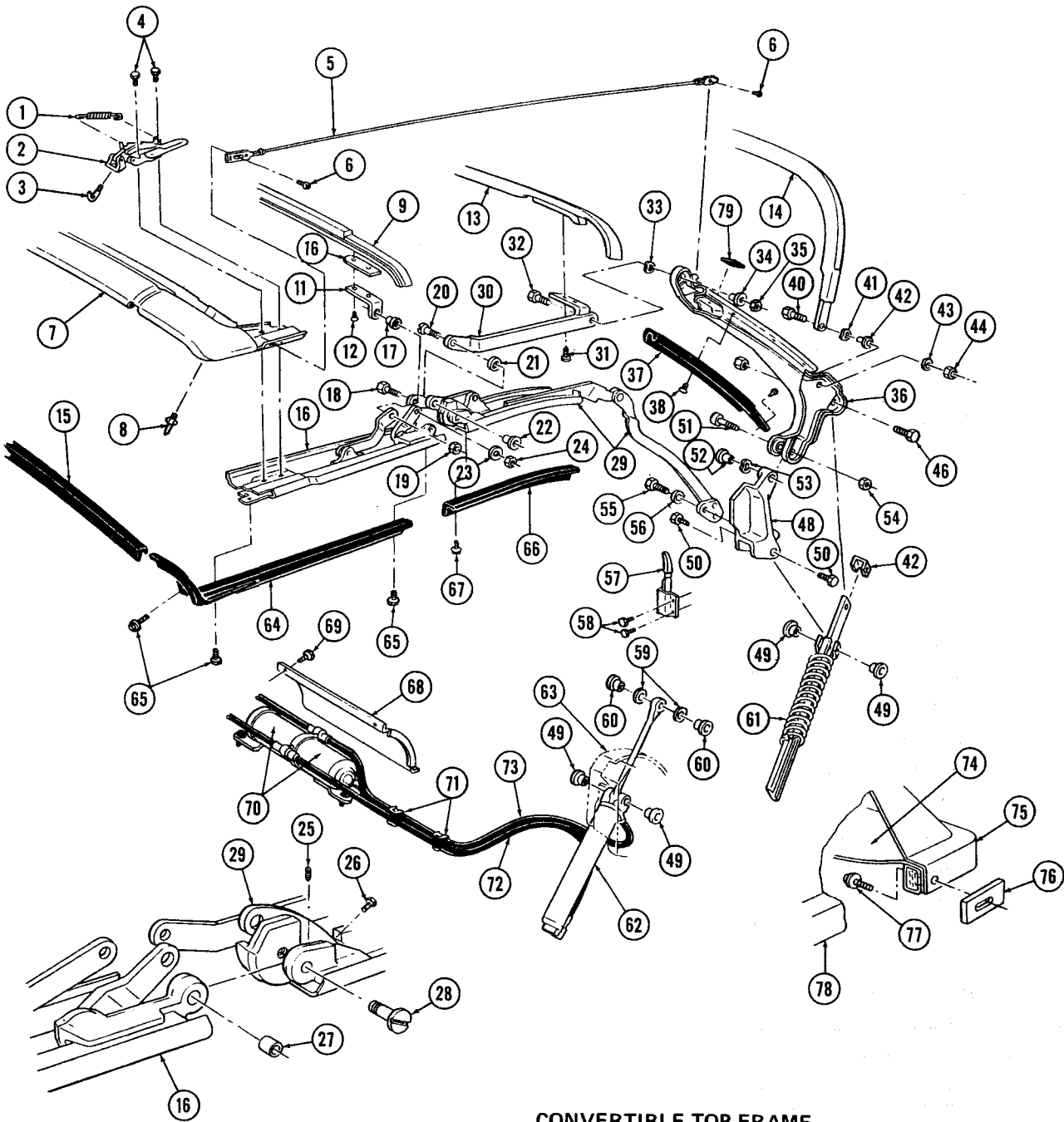
**FOLDING TOP HARDWARE**

**CUT TRIM HEADLININGS**

# MEMORANDA

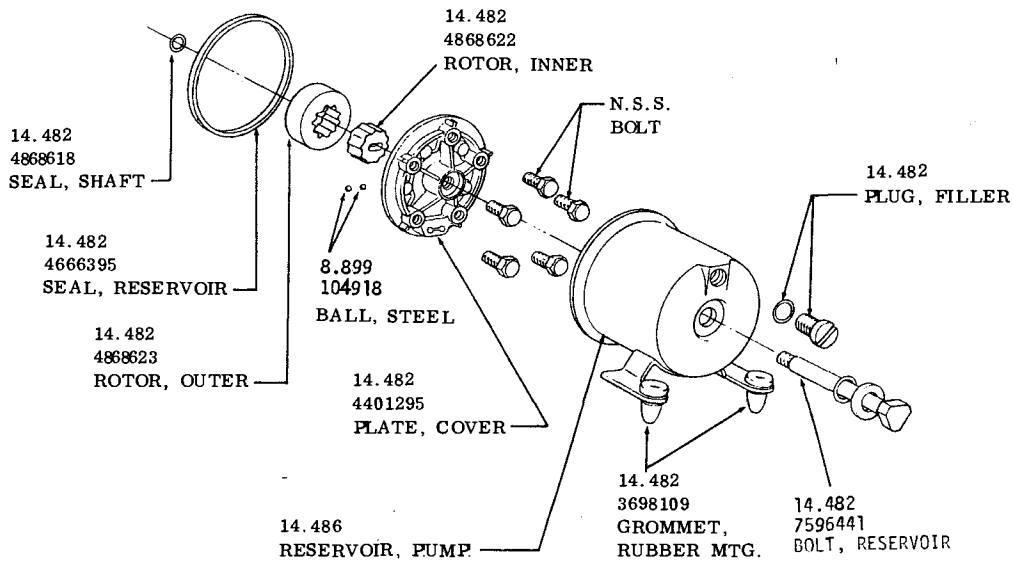
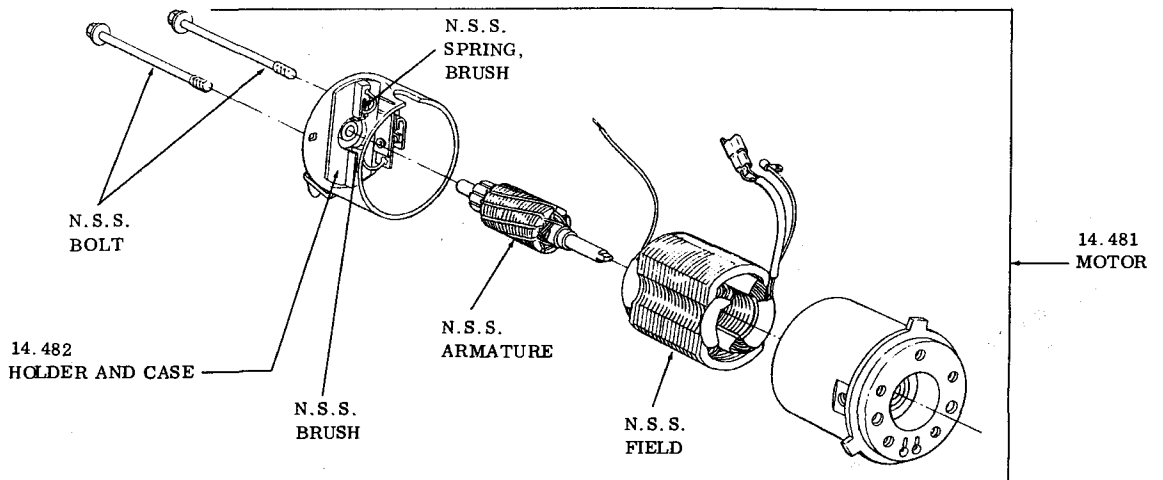
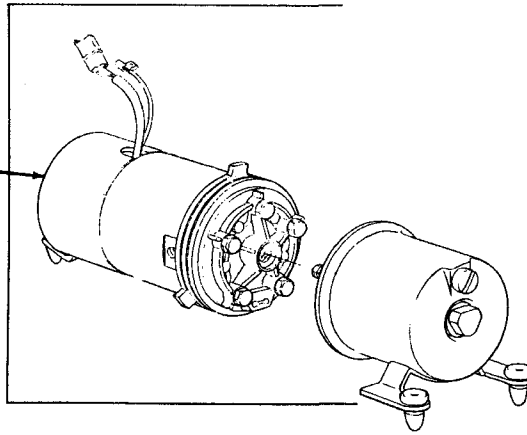
## 1963-4067-4367 CONVERTIBLE TOP FRAME WORK

A	WEATHERSTRIP, Front Roof Rail . . . . .	14.060	AN	NUT, Rail to Hinge (3/8" jam) . . . . .	N.L.
B	HOOK, Lock Handle . . . . .	14.080	AO	BUSHING, Rear Side Rail to Hinge . . . . .	14.160
C	SPRING, Lock Over Center . . . . .	14.080	AP	HINGE, Male . . . . .	14.310
D	RAIL, Front Roof . . . . .	14.050	AQ	LIFT, Counter-Balanced-Manual . . . . .	14.481
E	WASHER, Front W/Strip to Rail . . . . .	N.L.	AR	NUT, Rail to Qtr. Panel (3/8"-16) . . . . .	N.L.
F	LOCKWASHER, Front W/Strip to Rail . . . . .	N.L.	AS	ADAPTER, Cylinder to Rear Rail . . . . .	N.S.S.
G	NUT, Front W/Strip to Rail . . . . .	8.915	AT	BOLT, Lift to Support . . . . .	14.155
H	BOLT, W/Rail to Front Rail Corner . . . . .	14.155	AU	CLIP, Hydraulic Hose . . . . .	N.L.
I	NUT & L/WASHER ASSY., Link to Rail . . . . .	N.L.	AV	HOSE, Pump to Lift. . . . .	14.472
J	SCREW, Front Bow to Support . . . . .	14.155	AW	LIFT, Hydraulic . . . . .	14.475
K	SCREW, Side Roof Rail Stop - Set. . . . .	14.155	AX	SCREW & 1/WASHER (#8-18 x 1/2") . . . . .	N.L.
L	BOW, Top - Front. . . . .	14.130	AY	WEATHERSTRIP, Roof Rail - Rear . . . . .	14.260
M	SPACER, Front Bow . . . . .	14.225	AZ	BOLT, Rail to Hinge . . . . .	14.155
N	LINK, Side Roof Rail Control . . . . .	14.140	BA	LOCKWASHER, Rail to Qtr. Panel (3/8" int.) . . . . .	N.L.
O	BOLT, Side Roof Front to Center Rail . . . . .	14.155	BB	WASHER, Rail to Qtr. Panel (3/8") . . . . .	N.L.
P	BOLT, Link to Center Rail. . . . .	N.L.	BC	BOLT, Rail to Qtr. Panel (3/8"-6 x 1 1/4") . . . . .	N.L.
Q	BUSHING, Front Rail to Center Rail . . . . .	14.155	BD	CATCH, Top Center Rail . . . . .	14.180
R	GUARD, Center Rail Protector . . . . .	N.S.S.	BE	SCREW, Catch to Qtr. Panel . . . . .	N.L.
S	WASHER, Rear Bow to Rear Rail . . . . .	14.155	BF	PLATE, Pump Cover. . . . .	14.482
T	BUSHING, Side Rail Control Link. . . . .	14.155	BG	MOTOR & PUMP, Top - Hydraulic . . . . .	14.481
U	BOLT, Link To Rear Rail . . . . .	14.155	BH	RESERVOIR, Top Hydraulic Fluid. . . . .	14.486
V	LINK, Rail Control (Part of N) . . . . .	N.S.S.	BI	WASHER, Rear Bow to Rear Rail . . . . .	14.155
W	SCREW, Center Bow to Support . . . . .	14.155	BJ	BUSHING, Rear Rail to Side Rail . . . . .	14.155
X	BOW, Top - Center . . . . .	14.215	BK	RAIL, Side Roof Center . . . . .	14.170
Y	BOW, Top - Rear. . . . .	14.340	BL	SCREW, Rail to Guard (#8-18 x 1/2") . . . . .	N.L.
Z	LOCKWASHER, Rear Rail (3/8" int.) . . . . .	N.L.	BM	RAIL, Side Roof Front . . . . .	14.100
AA	NUT, Front & Rear Rail (3/8"-16) . . . . .	N.L.	BN	SCREW, Rail to Link . . . . .	N.L.
AB	BOLT, Side Rail Rear Link. . . . .	14.155	BO	LOCK, Top . . . . .	14.080
AC	BUSHING, Rear Bow to Rear Rail . . . . .	14.155	BP	BOLT, Lock to Rail . . . . .	14.080
AD	WASHER, Rear Bow to Rear Rail (3/8") . . . . .	N.L.	BQ	WEATHERSTRIP, Roof Rail Center . . . . .	14.190
AE	NUT, Rear Bow to Rear Rail (3/8"-16 w/ nylon insert) . . . . .	N.L.	BR	WEATHERSTRIP, Roof Rail Front . . . . .	14.120
AF	BOLT, Side Rail to Lift . . . . .	14.155	BS	SCREW, W/Strip to Rail. . . . .	N.L.
AG	TRIM STICK, Rear Qtr. Belt Rail - Rear . . . . .	12.946	BT	WEATHERSTRIP, Front Roof Rail - Center . . . . .	14.060
AH	BAG, Folding Top Compt. . . . .	13.450	BU	RETAINER, Roof Rail W/Strip . . . . .	14.060
AI	SCREW, Trimstick . . . . .	N.L.	BV	GROMMET, Sunshade & Striker . . . . .	10.219
AJ	FILLER, Trimstick to Panel . . . . .	N.S.S.	BW	SUPPORT, Sunshade . . . . .	10.219
AK	TRIM STICK, Rear Qtr. Belt Rail - Front . . . . .	12.946	BX	RETAINER, Sunshade Grommet . . . . .	10.219
AL	STRIP, Rear Roof Rail Filler . . . . .	14.260			
AM	RAIL, Side Roof - Rear . . . . .	14.170			




**CONVERTIBLE TOP FRAME  
1964-1968 SPECIAL-SKYLARK**

14.481  
7595117  
MOTOR AND PUMP,  
HYDRAULIC



**CONVERTIBLE TOP  
HYDRAULIC MOTOR AND PUMP  
1964-1972**

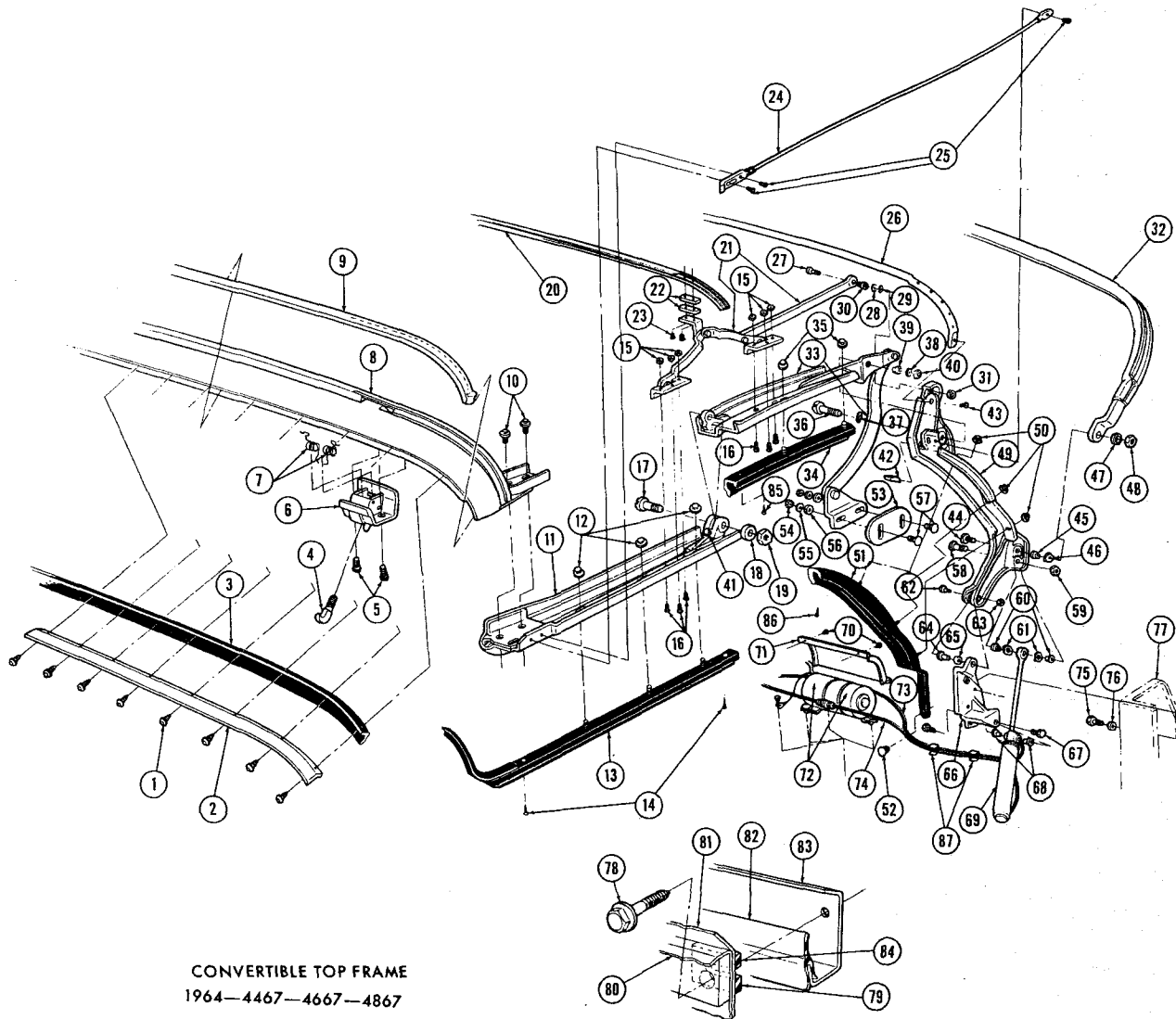




**CONVERTIBLE TOP FRAME**  
**SPECIAL—SKYLARK**

1964-66

1.	SPRING, Frt. Roof Rail Lock Hdle. Return (Component of 2) . . . . .	14.080	38.	SCREW, Rear Rail W/Strip to Rail . . . . .	N.L.
2.	LOCK & HDLE. ASSY., Fldg. Top Frt. Roof Rail . . . . .	14.080	39.	FASTENER, Side Roof Rear Rail W/Strip . . . . .	14.260
3.	HOOK, Frt. Roof Rail Lock Hdle. (Component of 2) . . . . .	14.080	40.	BOLT, Rear Bow to Rear Rail . . . . .	14.155
4.	SCREW, Fldg. Top Frt. Roof Rail Hdle. & Lock . . . . .	14.080	41.	WASHER, Rear Bow to Rear Rail Spring . . . . .	14.162
5.	CABLE, Fldg. Top Trim Hold Down . . . . .	14.102	42.	BUSHING, Rear Bow to Rear Rail . . . . .	14.160
6.	SCREW, Fldg. Top Trim Hold Down Cable . . . . .	N.L.	43.	WASHER, Rear Bow to Rear Rail Lock . . . . .	N.L.
7.	RAIL ASSY., Front Roof . . . . .	14.050	44.	NUT, Rear Bow to Rear Rail . . . . .	14.157
8.	GUIDE, Fldg. Top Front Roof Rail . . . . .	14.090	45.	NUT, Fldg. Top Lift to Rear Rail . . . . .	14.157
9.	BOW ASSY., Folding Top Front . . . . .	14.130	46.	BOLT, Fldg. Top Lift to Rear Rail . . . . .	14.155
10.	SPACER, Fldg. Top Front Bow . . . . .	14.130	47.	SPACER, Fldg. Top Lift Guide . . . . .	14.475
11.	SUPPORT, Fldg. Top Front Bow . . . . .	14.140	48.	HINGE, Folding Top Male . . . . .	14.310
12.	SCREW, Fldg. Top Frt. Bow to Supt. . . . .	14.155	49.	BUSHING, Fldg. Top Male Hinge to Lift . . . . .	14.160
13.	BOW ASSY., Folding Top Center . . . . .	14.215	50.	BOLT, Fldg. Top Male Hinge to Lift . . . . .	14.155
14.	BOW ASSY., Folding Top Rear . . . . .	14.340	51.	BOLT, Fldg. Top Male Hinge to Male Hinge . . . . .	14.155
15.	WEATHERSTRIP, Front Roof Rail . . . . .	14.060	52.	BUSHING, Fldg. Top Male Hinge to Male Hinge . . . . .	14.160
16.	RAIL ASSY., Fldg. Top Side Roof Front . . . . .	14.100	53.	WASHER, Fldg. Top Male Hinge to Male Hinge . . . . .	14.162
17.	BUSHING, Roof Rail Frt. Bow Supt. to Link . . . . .	14.160	54.	NUT, Fldg. Top Male Hinge to Male Hinge . . . . .	14.157
18.	BOLT, Front Rail to Frt. Bow Link to Bow Supt. . . . .	14.155	55.	BOLT, Fldg. Top Center Rail to Male Hinge . . . . .	14.155
19.	NUT, Frt. Rail to Frt. Bow Link to Bow Supt. Belt . . . . .	N.L.	56.	WASHER, Fldg. Top Center Rail to Male Hinge . . . . .	N.L.
20.	BOLT, Side Roof Rail Control Link to Frt. Rail Link . . . . .	14.155	57.	CATCH ASSY., Fldg. Top Center Rail . . . . .	14.180
21.	WASHER, Side Roof Rail Control Link to Frt. Rail Link Spring . . . . .	14.162	58.	SCREW, Fldg. Top Center Rail Catch . . . . .	N.L.
22.	BUSHING, Side Roof Rail Control Link to Frt. Rail Link . . . . .	14.160	59.	WASHER, Fldg. Top Rear Rail to Lift . . . . .	14.162
23.	WASHER, Side Roof Rail Control Link to Frt. Rail Link Lock . . . . .	N.L.	60.	BUSHING, Fldg. Top Rear Rail to Lift . . . . .	14.160
24.	NUT, Side Roof Rail Control Link to Frt. Rail Link . . . . .	N.L.	61.	LIFT ASSY., Fldg. Top Counter Balanced . . . . .	14.481
25.	SCREW, Side Roof Center Rail Belt Set . . . . .	14.155	62.	LIFT ASSY., Fldg. Top Hydraulic . . . . .	14.481
26.	SCREW, Side Roof Rail Step Set . . . . .	14.155	63.	SUPPORT, Fldg. Top Mounting . . . . .	REFERENCE
27.	BUSHING, Side Roof Frt. to Ctr. Rail . . . . .	14.160	64.	WEATHERSTRIP ASSY., Side Roof Front Rail . . . . .	14.120
28.	BOLT, Side Roof Frt. to Ctr. Rail . . . . .	14.155	65.	SCREW, Side Roof Frt. Rail W/Strip to Rail . . . . .	N.L.
29.	RAIL ASSY., Side Roof Ctr. & Adj. Plote . . . . .	14.170	66.	WEATHERSTRIP ASSY., Side Roof Center Rail . . . . .	14.190
30.	LINK ASSY., Fldg. Top Side Roof Rail Control . . . . .	14.140	67.	SCREW, Side Roof Ctr. Rail W/Strip to Rail . . . . .	N.L.
31.	SCREW, Center Bow to Support . . . . .	14.215	68.	SHIELD, Fldg. Top Hydraulic Motor and Pump . . . . .	N.L.
32.	BOLT, Control Link to Rear Rail . . . . .	14.155	69.	SCREW, Hydraulic Motor and Pump Shield . . . . .	N.L.
33.	WASHER, Control Link to Rear Rail Spring . . . . .	14.162	70.	MOTOR & PUMP ASSY., Hydraulic . . . . .	14.481
34.	BUSHING, Control Link to Rear Rail . . . . .	14.160	71.	CLIP, Hydraulic Motor and Pump Hose . . . . .	N.L.
35.	NUT, Control Link to Rear Rail . . . . .	N.L.	72.	HOSE, Hydraulic Pump to Bottom of Lift . . . . .	14.472
36.	RAIL ASSY., Fldg. Top Side Roof Rear . . . . .	14.170	73.	HOSE, Hydraulic Pump to Top of Lift . . . . .	14.472
37.	WEATHERSTRIP ASSY., Side Roof Rear Rail . . . . .	14.260	74.	BAG, Folding Top Compartment . . . . .	13.450
			75.	TRIMSTICK, Qtr. Belt Rail Rear . . . . .	12.946
			76.	FILLER, Trimstick to Panel . . . . .	N.L.
			77.	SCREW, Trimstick . . . . .	N.L.
			78.	TRIMSTICK, Qtr. Belt Rail Front . . . . .	12.946
			79.	STRIP, Fldg. Top Side Roof Rear Rail Filler . . . . .	14.260

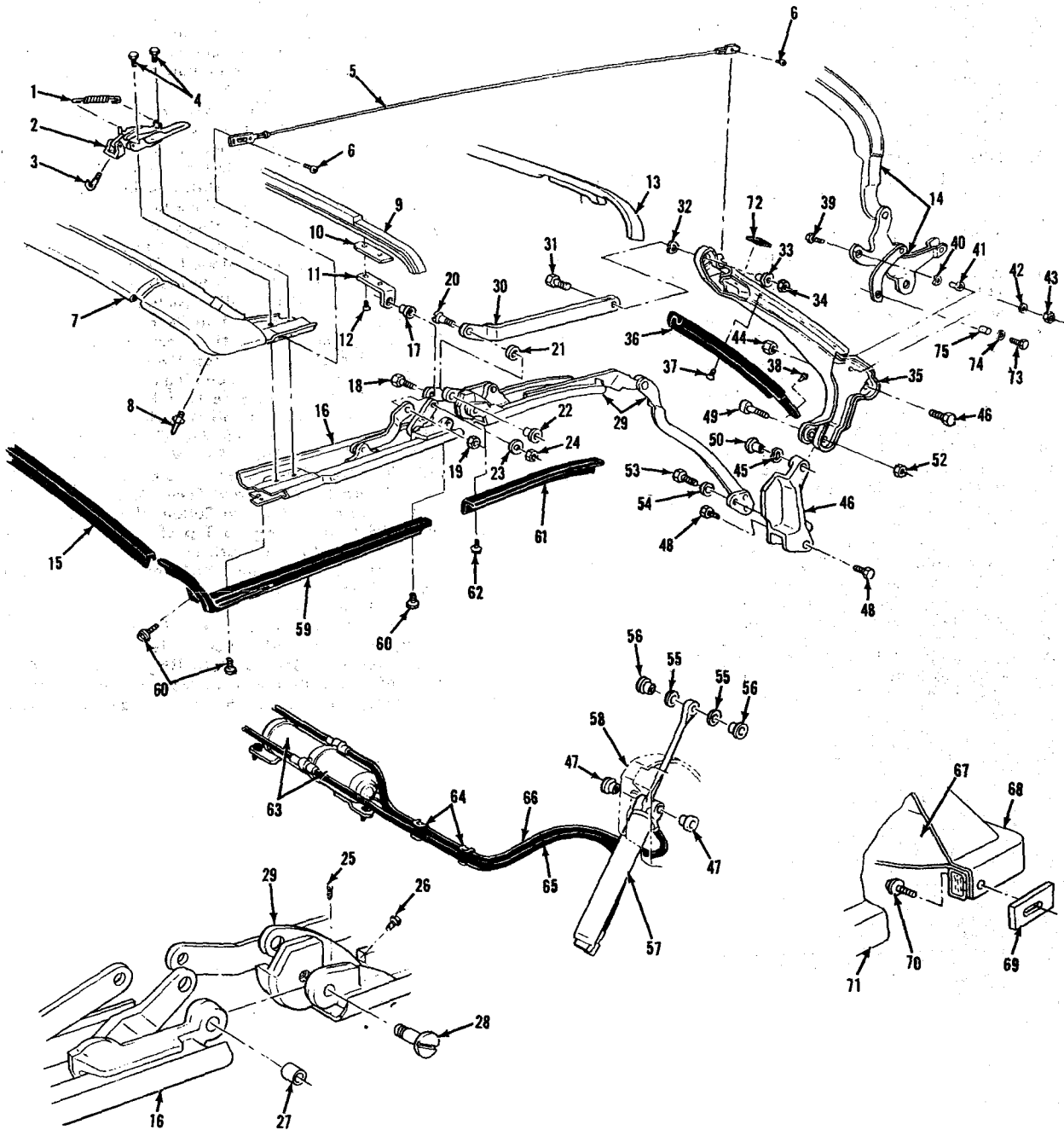


**CONVERTIBLE TOP FRAME**  
 1964-4467-4667-4867

## 1963-64 CONVERTIBLE TOP FRAME

4467 - 4667 - 4867

1. SCREW, Front Roof Rail Weatherstrip Retainer to Rail . . . . .	N.L.	45. BUSHING, Rear Roof Bow to Rear Rail . . . . .	14.160
2. RETAINER, Front Roof Rail Weatherstrip . . . . .	14.060	46. WASHER, Rear Roof Bow to Rear Rail Spring . . . . .	14.162
3. WEATHERSTRIP, Front Roof Rail Rear Center . . . . .	14.060	47. WASHER, Rear Roof Bow to Rear Rail Lock . . . . .	N.L.
4. HOOK, Front Roof Rail Lock Handle (Component of 6) . . . . .	14.080	48. NUT, Rear Roof Bow to Rear Rail . . . . .	14.157
5. BOLT, Folding Top Front Roof Rail Lock to Rail . . . . .	14.080	49. RAIL ASSY., Folding Top Side Roof Rear . . . . .	14.170
6. LOCK ASSY., Folding Top Front Roof Rail . . . . .	14.080	50. NUT, Side Roof Rear Rail Weatherstrip . . . . .	N.L.
7. SPRING, Front Roof Rail Lock Over Center (Component of 6) . . . . .	14.080	51. WEATHERSTRIP ASSY., Side Roof Rear Rail . . . . .	14.260
8. RAIL ASSY., Front Roof . . . . .	14.050	52. FASTENER, Side Roof Rear Rail Weatherstrip . . . . .	14.260
9. WEATHERSTRIP ASSY., Folding Top Front Roof Rail Front . . . . .	14.060	53. SUPPORT, Folding Top Control Link Adj. Plate . . . . .	N.L.
10. SCREW, Side Roof Rail to Front Roof Corner . . . . .	14.155	54. NUT, Center Rail Rear Control Link Adj. Plate . . . . .	N.L.
11. RAIL ASSY., Folding Top Side Roof Front . . . . .	14.100	55. WASHER, Center Rail Rear Control Link Adj. Plate Lock . . . . .	N.L.
12. NUT, Side Roof Front Rail Weatherstrip . . . . .	N.L.	56. WASHER, Center Rail Rear Control Link Adj. Plate Flat . . . . .	N.L.
13. WEATHERSTRIP ASSY., Side Roof Front Rail . . . . .	14.120	57. BOLT, Center Rail Rear Control Link Adj. Plate . . . . .	N.L.
14. SCREW, Side Roof Rail Front Weatherstrip to Rail . . . . .	N.L.	58. BOLT, Side Roof Rear Rail to Lift . . . . .	14.155
15. NUT, Side Roof Rail to Link Support . . . . .	N.L.	59. NUT, Side Roof Rear Rail to Lift . . . . .	14.157
16. SCREW, Side Roof Rail to Link Support . . . . .	N.L.	60. BUSHING, Side Roof Rear Rail to Lift . . . . .	14.160
17. BOLT, Front Rail to Center Rail Hinge . . . . .	14.155	61. WASHER, Side Roof Rear Rail to Lift Spring . . . . .	14.162
18. BUSHING, Front Rail to Center Rail Hinge . . . . .	14.160	62. BOLT, Side Roof Rear Rail to Male Hinge . . . . .	14.155
19. NUT, Front Rail to Center Rail Hinge . . . . .	N.L.	63. NUT, Side Roof Rear Rail to Male Hinge . . . . .	14.157
20. BOW ASSY., Folding Top Front . . . . .	14.130	64. BUSHING, Side Roof Rear Rail to Male Hinge . . . . .	14.160
21. LINK ASSY., Fldg. Top Front Bow Support & Side Roof Rail Control . . . . .	14.140	65. WASHER, Side Roof Rear Rail to Male Hinge Spring . . . . .	14.162
22. SPACER, Folding Top Front Bow . . . . .	14.130	66. HINGE, Folding Top Male . . . . .	14.310
23. SCREW, Folding Top Front Bow to Support . . . . .	14.155	67. BOLT, Folding Top Male Hinge to Lift . . . . .	14.155
24. CABLE ASSY., Folding Top Trim Hold Down . . . . .	14.102	68. BUSHING, Folding Top Male Hinge to Lift . . . . .	14.160
25. SCREW, Folding Top Material Hold Down Cable . . . . .	N.L.	69. LIFT ASSY., Folding Top Hydraulic . . . . .	14.481
26. BOW ASSY., Folding Top Center . . . . .	14.215	70. SCREW, Folding Top Hydraulic and Pump Shield . . . . .	N.L.
27. BOLT, Control Link to Rear Rail . . . . .	14.155	71. SHIELD, Folding Top Hydraulic Motor and Pump . . . . .	N.L.
28. WASHER, Control Link to Rear Rail Spring . . . . .	14.162	72. MOTOR & PUMP ASSY., Hydraulic . . . . .	14.481
29. WASHER, Control Link to Rear Rail Lock . . . . .	N.L.	73. HOSE, Hydraulic Pump to Top of Lift . . . . .	14.472
30. BUSHING, Control Link to Rear Rail . . . . .	14.160	74. HOSE, Hydraulic Pump to Bottom of Lift . . . . .	14.472
31. NUT, Control Link to Rear Rail . . . . .	N.L.	75. BOLT, Folding Top Male Hinge to Brace . . . . .	14.155
32. BOW ASSY., Folding Top Rear . . . . .	14.340	76. WASHER, Folding Top Male Hinge to Brace . . . . .	N.L.
33. RAIL ASSY., Folding Top Side Roof Center . . . . .	14.170	77. BRACE, Folding Top Compartment to Floor Pan . . . . .	REFERENCE
34. WEATHERSTRIP ASSY., Side Roof Center Rail . . . . .	14.190	78. SCREW, Trimstick . . . . .	N.L.
35. NUT, Side Roof Center Rail Weatherstrip . . . . .	N.L.	79. TRIMSTICK, Quarter Belt Rail . . . . .	12.946
36. BOLT, Side Roof Center Rail to Rear Rail . . . . .	14.155	80. BAG, Folding Top Compartment . . . . .	13.450
37. WASHER, Side Roof Center Rail to Rear Rail Spring . . . . .	14.162	81. TRIM ASSY., Folding Top Roof . . . . .	13.347
38. WASHER, Side Roof Center Rail to Rear Rail Lock . . . . .	N.L.	82. DEFLECTOR, Folding Top Compartment Water . . . . .	N.L.
39. BUSHING, Side Roof Center Rail to Rear Rail . . . . .	14.160	83. PANEL, Folding Top Compartment Rear . . . . .	REFERENCE
40. NUT, Side Roof Center Rail to Rear Rail . . . . .	N.L.	84. FILLER, Quarter Belt Rail Trimstick . . . . .	N.L.
41. SET SCREW, Folding Top Front Rail Female Hinge . . . . .	14.155	85. SCREW, Side Roof Center Rail Weatherstrip to Rail . . . . .	N.L.
42. STRIP, Folding Top Side Roof Rear Rail Filler . . . . .	14.260	86. SCREW, Side Roof Rear Rail Weatherstrip to Rail . . . . .	N.L.
43. SCREW, Center Bow to Rear Rail . . . . .	N.L.	87. CLIP, Folding Top Hydraulic Motor and Pump Hose . . . . .	N.L.
44. BOLT, Rear Roof Bow to Rear Rail . . . . .	14.155		

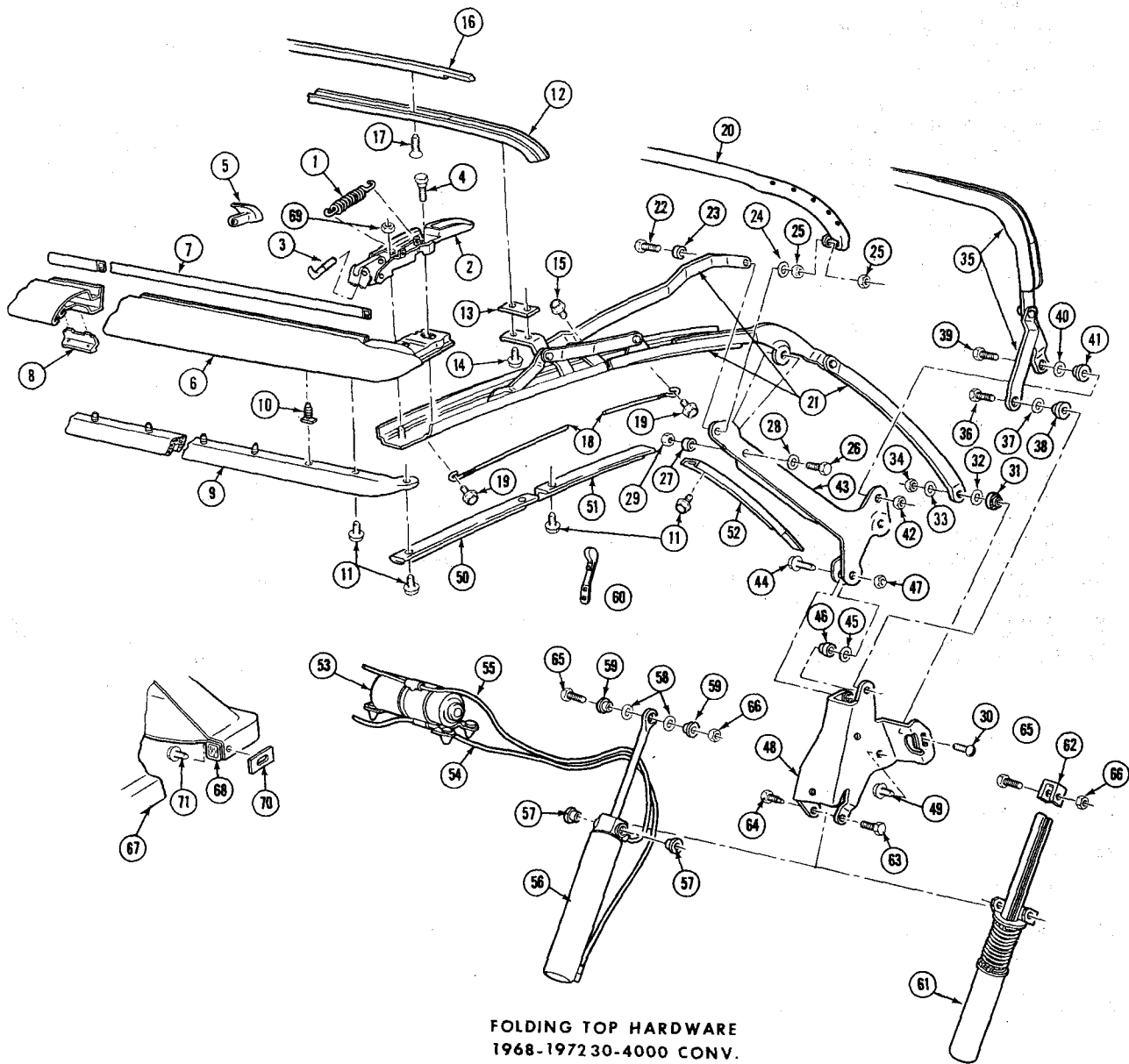


**CONVERTIBLE TOP FRAME**  
**1965 -1970 LESABRE-WILDCAT-ELECTRA 225**

# LE SABRE, WILDCAT, ELECTRA 225 BODY, CONVERTIBLE TOP FRAME

1965-1970

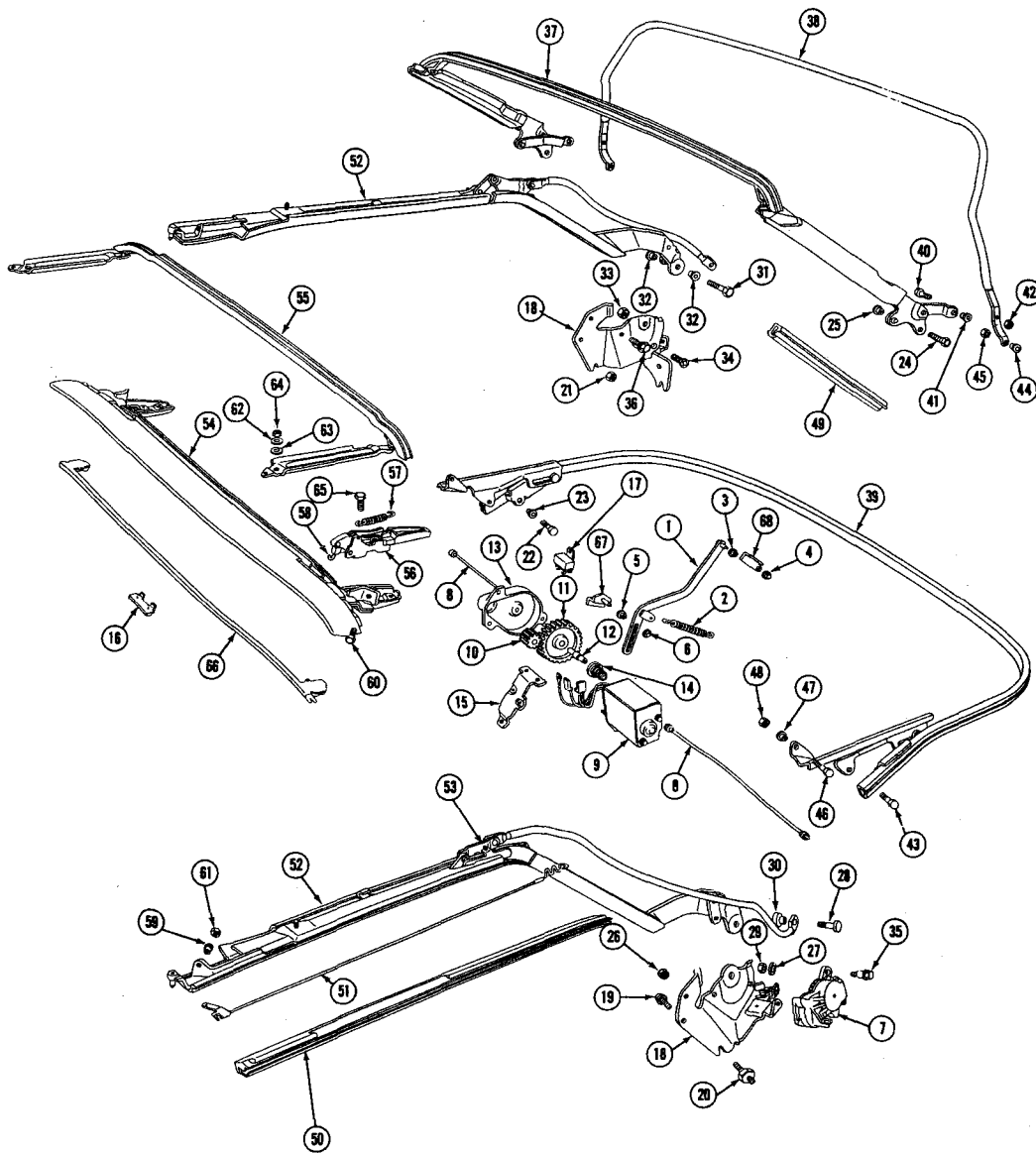
1.	SPRING, Front Roof Rail Lock Handle Return (Component of 2) . . . . .	14.080		38.	FASTENER, Side Roof Rear Rail W/Strip . . .	14.260
2.	LOCK & HDLE ASSY, Fldg Top Frt Roof Rail .	14.080		39.	BOLT, Rear Bow to Rear Rail . . . . .	14.155
3.	HOOK, Frt Roof Rail Lock Hdle (Comp of 2) .	14.080		40.	WASHER, Rear Bow to Rear Rail Spring . . .	14.162
4.	SCREW, Fldg Top Frt Roof Rail Hdle & Lock . .	14.080		41.	BUSHING, Rear Bow to Rear Rail . . . . .	14.160
5.	CABLE, Folding Top Trim Hold Down . . . . .	14.102		42.	WASHER, Rear Bow to Rear Rail Lock . . . .	N.L.
6.	SCREW, Folding Top Trim Hold Down Cable .	N.L.		43.	NUT, Rear Bow to Rear Rail . . . . .	14.157
7.	RAIL ASSEMBLY, Front Roof . . . . .	14.050		44.	NUT, Folding Top Lift to Rear Rail . . . . .	14.157
8.	GUIDE, Folding Top Front Roof Rail . . . . .	14.090		45.	BOLT, Folding Top Lift to Rear Rail . . . . .	14.155
9.	BOW ASSEMBLY, Folding Top Front . . . . .	14.130		46.	HINGE, Folding Top Male . . . . .	14.310
10.	SPACER, Folding Top Front Bow . . . . .	14.130		47.	BUSHING, Folding Top Male Hinge to Lift .	14.160
11.	HINGE ASSY, Fldg Top Front Bow Support .	14.140		48.	BOLT, Folding Top Male Hinge to Lift . . .	14.155
12.	SCREW, Fldg Top Frt Bow to Support Hinge . .	14.155		49.	BOLT, Folding Top Male Hinge to Rear Rail .	14.155
13.	BOW, Folding Top Center . . . . .	14.215		50.	BUSHING, Fldg Top Male Hinge to Rear Rail .	14.160
14.	BOW ASSEMBLY, Folding Top Rear . . . . .	14.340		51.	WASHER, Fldg Top Male Hinge to Rear Rail .	14.162
15.	WEATHERSTRIP ASSY, Front Roof Rail Front .	14.060		52.	NUT, Folding Top Male Hinge to Rear Rail . .	14.157
16.	RAIL ASSY, Folding Top Side Roof Front . . .	14.100		53.	BOLT, Fldg Top Center Rail to Male Hinge . .	14.155
17.	BUSHING, Front Bow Support Hinge to Rail . .	14.160		54.	WASHER, Fldg Top Ctr Rail to Male Hinge . .	N.L.
18.	BOLT, Front Bow Support Hinge to Rail . . .	14.155		55.	WASHER, Folding Top Lift to Rear Rail . . .	14.162
19.	NUT, Front Bow Support Hinge to Rail . . .	N.L.		56.	BUSHING, Folding Top Lift to Rear Rail . . .	14.160
20.	BOLT, Side Roof Front & Center Rail to Link .	14.155		57.	LIFT ASSEMBLY, Folding Top Hydraulic . . .	14.481
21.	WASHER, Side Roof Front & Center Rail to Lk	14.162		58.	SUPPORT, Folding Top Mounting . . . . .	14.120
22.	BUSHING, Side Roof Frt & Center Rail to Lk .	14.160		59.	WEATHERSTRIP ASSY, Side Roof Front Rail .	N.L.
23.	WASHER, Side Roof Frt & Ctr Rail to Link . .	N.L.		60.	SCREW, Side Roof Front Rail W/Strip to Rail .	N.L.
24.	NUT, Side Roof Front & Center Rail to Link .	N.L.		61.	WEATHERSTRIP ASSY, Side Roof Center Rail .	14.190
25.	SCREW, Side Roof Center Rail Bolt Set . . .	14.155		62.	SCREW, Side Roof Center Rail W/Strip to Rail	N.L.
26.	SCREW, Side Roof Rail Stop Set . . . . .	14.155		63.	MOTOR AND PUMP ASSY, Hydraulic . . . . .	14.481
27.	BUSHING, Side Roof Front to Center Rail .	14.160		64.	CLIP, Hydraulic Motor and Pump Hose . . . .	N.L.
28.	BOLT, Side Roof Front to Center Rail . . . .	14.155		65.	HOSE, Hydraulic Pump to Bottom of Lift . .	14.472
29.	RAIL ASSY, Side Roof Center & Adj Plate . .	14.170		66.	HOSE, Hydraulic Pump to Top of Lift . . . .	14.472
30.	LINK, Folding Top Side Roof Rail Control . .	14.140		67.	BAG, Folding Top Compartment . . . . .	13.450
31.	BOLT, Control Link to Rear Rail . . . . .	14.155		68.	TRIM STICK, Quarter Belt Rail Rear . . . . .	12.946
32.	WASHER, Control Link to Rear Rail Spring . .	14.162		69.	FILLER, Trim Stick to Panel . . . . .	N.L.
33.	BUSHING, Control Link to Rear Rail . . . . .	14.160		70.	SCREW, Trim Stick . . . . .	N.L.
34.	NUT, Control Link to Rear Rail . . . . .	N.L.		71.	TRIM STICK, Quarter Belt Rail Front . . . . .	12.946
35.	RAIL ASSY, Folding Top Side Roof Rear . . .	14.170		72.	STRIP, Rear Roof Rail Rubber Filler . . . . .	14.260
36.	WEATHERSTRIP ASSY, Side Roof Rear Rail . .	14.260		73.	BOLT, Top Rear Bow to Male Hinge . . . . .	14.155
37.	SCREW, Rear Rail Weatherstrip to Rail . . . .	N.L.		74.	BUSHING, Top Rear Bow to Male Hinge . . .	14.160
				75.	WASHER, Top Rear Bow to Male Hinge . . .	14.162



**FOLDING TOP FRAME**  
**1968-1972—30-4000 CONV.**

1	SPRING, Front Roof Rail Lock Handle Return (Comp. of Item 2) . . . . .	14.080	36	BOLT, Rear Bow Control Link to Male Hinge . . . . .	14.155
2	LOCK & HANDLE, Front Roof Rail (Incl. Items 1-3). . . . .	14.080	37	WASHER, Rear Bow Control Link to Male Hinge . . . . .	N.L.
3	HOOK, Front Roof Rail Lock Handle (Comp. of Item 2) . . . . .	14.080	38	BUSHING, Rear Bow Control Link to Male Hinge . . . . .	14.160
4	BOLT, Front Roof Rail Handle & Lock . . . . .	14.080	39	BOLT, Rear Bow to Rear Rail . . . . .	14.155
5	STRIKER, Lock . . . . .	14.080	40	WASHER, Rear Bow to Rear Rail . . . . .	N.L.
6	RAIL, Front Roof . . . . .	14.050	41	BUSHING, Rear Bow to Rear Rail . . . . .	14.160
7	LACE, Front Roof Rail Rear . . . . .	14.650	42	NUT, Rear Bow to Rear Rail . . . . .	14.157
8	SPACER, Front Roof Rail Center. . . . .	14.090	43	RAIL, Side Roof Rear . . . . .	14.170
9	WEATHERSTRIP, Front Roof Rail . . . . .	14.060	44	BOLT, Rear Rail to Male Hinge . . . . .	14.155
10	FASTENER, Front Roof Rail Weatherstrip . . . . .	14.060	45	WASHER, Rear Rail to Male Hinge . . . . .	14.162
11	SCREW, Roof Rail Weatherstrip to Rail . . . . .	N.L.	46	BUSHING, Rear Rail to Male Hinge . . . . .	14.160
12	BOW, Front . . . . .	14.130	47	NUT, Rear Rail to Male Hinge . . . . .	14.157
13	SPACER, Front Bow . . . . .	14.130	48	HINGE, Male . . . . .	14.310
14	SCREW, Front Bow to Rail . . . . .	14.155	49	BOLT, Male Hinge to Mounting Support . . . . .	14.155
15	SCREW, Side Roof Front Rail Hinge Set . . . . .	14.155	50	WEATHERSTRIP, Side Roof Rail Front . . . . .	14.120
16	RETAINER, Front Bow Material . . . . .	14.130	51	WEATHERSTRIP, Side Roof Rail Center . . . . .	14.190
17	SCREW, Front Bow Material Retainer . . . . .	N.L.	52	WEATHERSTRIP, Side Roof Rail Rear . . . . .	14.260
18	CABLE, Material Hold Down . . . . .	14.102	53	MOTOR & PUMP, Hydraulic (See Motor and Pump Illustration for Components) . . . . .	14.481
19	SCREW, Material Hold Down Cable. . . . .	N.L.	54	HOSE, Pump to Bottom of Lift . . . . .	14.472
20	BOW, Center . . . . .	14.215	55	HOSE, Pump to Top of Lift . . . . .	14.472
21	RAIL, Side Roof Front and Center. . . . .	14.100	56	LIFT, Hydraulic . . . . .	14.475
22	BOLT, Control Link to Rear Rail . . . . .	14.155	57	BUSHING, Hydraulic Lift to Male Hinge. . . . .	14.160
23	BUSHING, Control Link to Rear Rail. . . . .	14.160	58	WASHER, Hydraulic Lift to Rear Rail. . . . .	14.162
24	WASHER, Control Link to Rear Rail . . . . .	14.162	59	BUSHING, Hydraulic Lift to Rear Rail . . . . .	14.160
25	NUT, Control Link to Rear Rail . . . . .	N.L.	60	CATCH, Center Rail (Chev. - Pont.) . . . . .	14.310
26	BOLT, Center Rail to Rear Rail. . . . .	14.155	61	LIFT, Counter Balance (Chev. - Pont.) . . . . .	14.475
27	BUSHING, Center Rail to Rear Rail . . . . .	14.160	62	SPACER, Lift to Rear Rail (Chev. - Pont.) . . . . .	14.475
28	WASHER, Center Rail to Rear Rail . . . . .	14.162	63	BOLT, Lift to Male Hinge. . . . .	14.155
29	NUT, Center Rail to Rear Rail . . . . .	N.L.	64	BOLT, Lift to Male Hinge Shoulder. . . . .	14.155
30	BOLT, Center Rail to Male Hinge . . . . .	14.155	65	BOLT, Lift to Rear Rail . . . . .	14.155
31	BUSHING, Center Rail to Male Hinge . . . . .	14.160	66	NUT, Lift to Rear Rail . . . . .	14.157
32	WASHER, Center Rail to Male Hinge Spring . . . . .	14.162	67	TRIMSTICK, Quarter Belt Rail Front . . . . .	12.946
33	WASHER, Center Rail to Male Hinge Flat . . . . .	N.L.	68	TRIMSTICK, Quarter Belt Rail Rear. . . . .	12.946
34	NUT, Center Rail to Male Hinge. . . . .	14.157	69	NUT, Front Rail Lock Handle. . . . .	N.L.
35	BOW, Rear. . . . .	14.340	70	FILLER, Trimstick to Panel . . . . .	N.L.
			71	SCREW, Trimstick . . . . .	N.L.

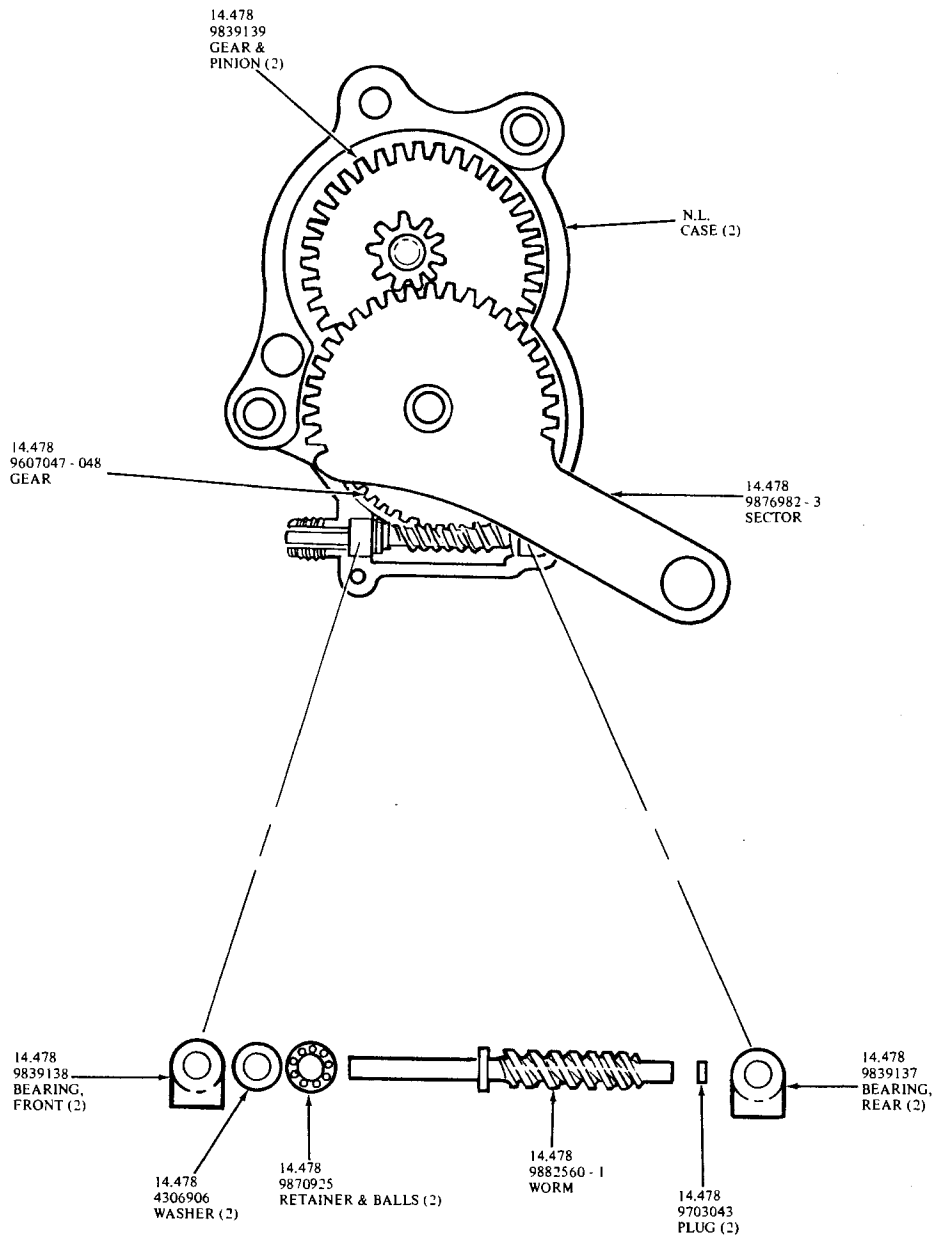




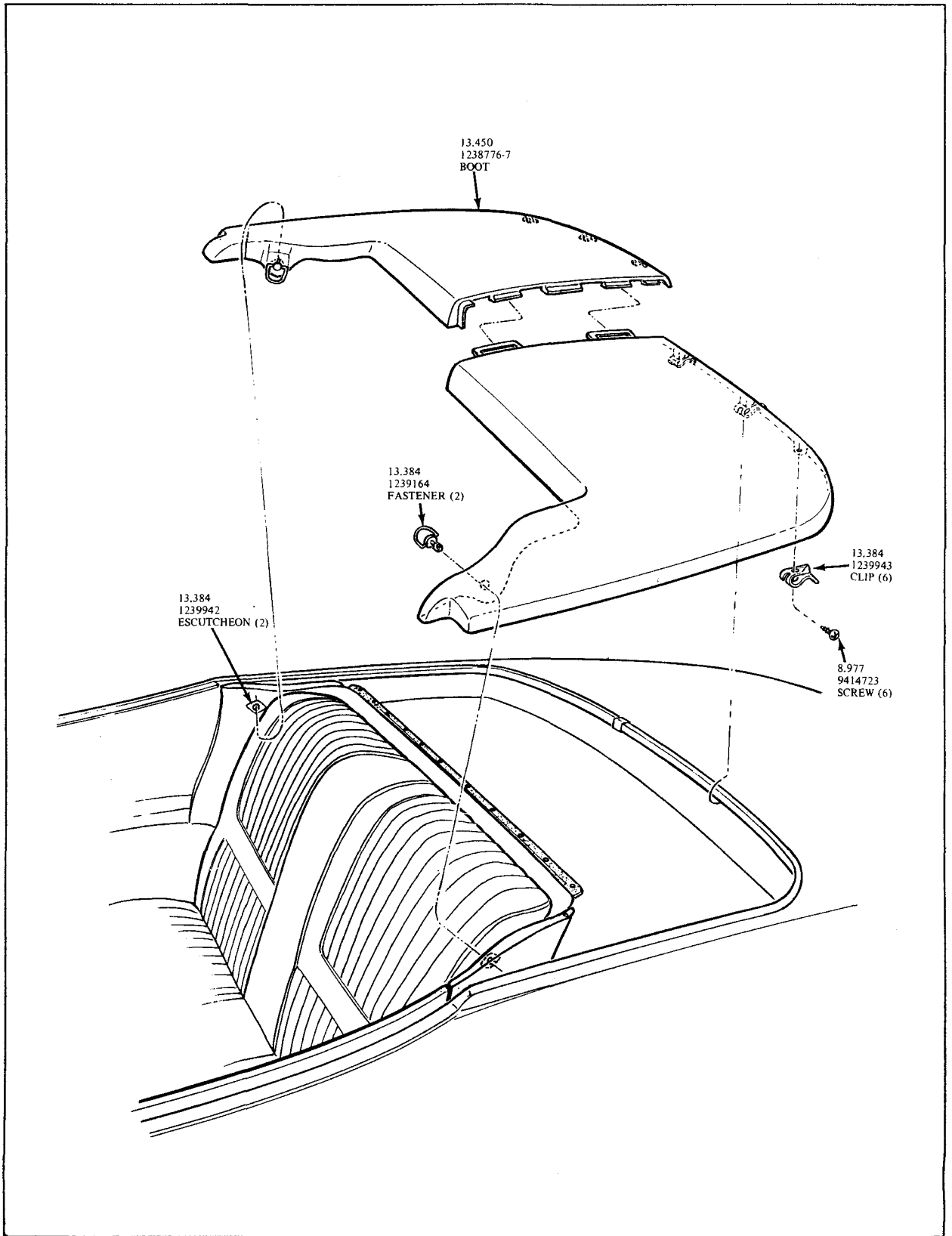
CONVERTIBLE TOP HARDWARE  
 (TYPICAL)  
 1971-72 - 5467-6667

1971-72 50-6000 CONVERTIBLE TOP HARDWARE (TYPICAL)

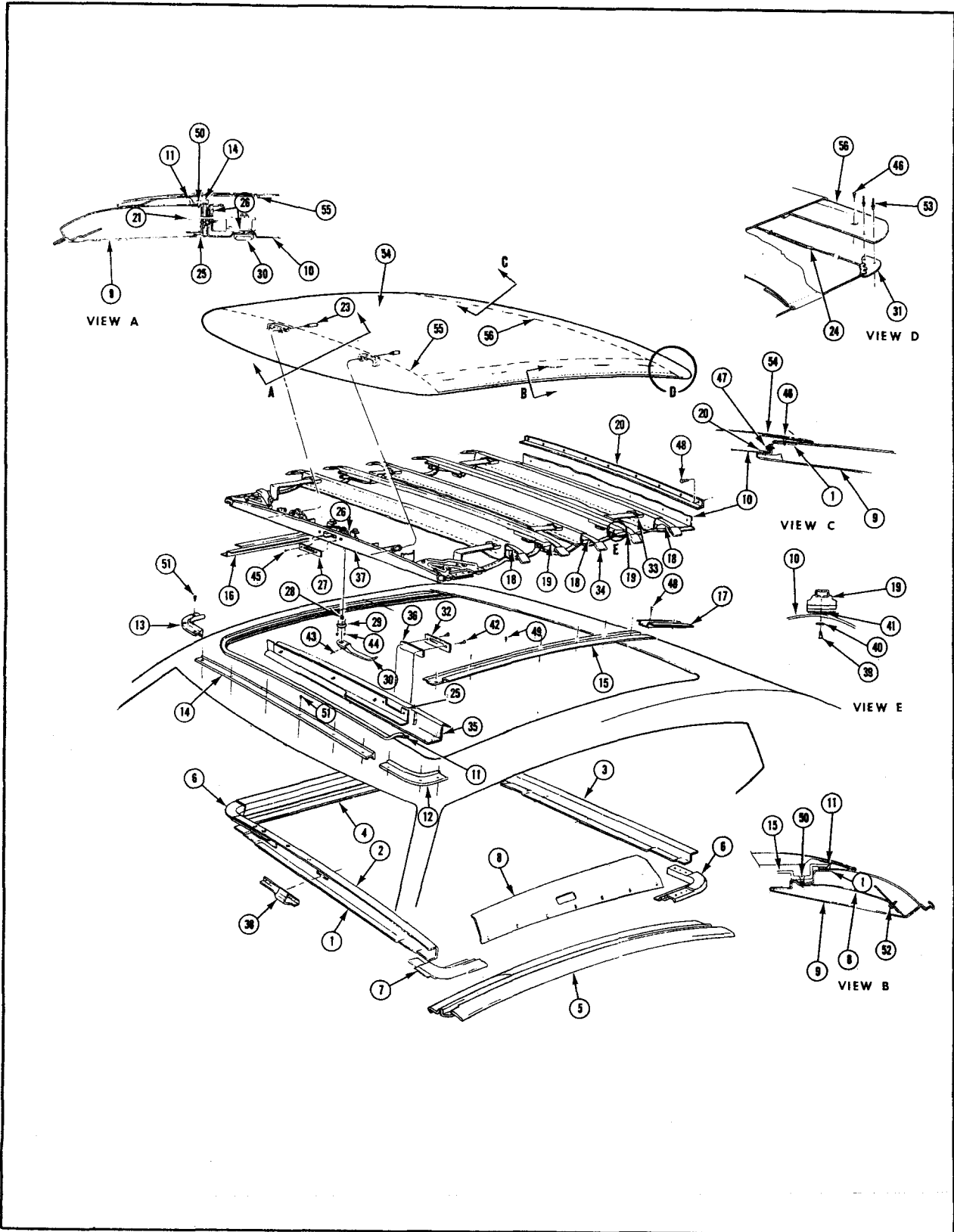
1.	LINK ASM., Folding Top Back Window Glass . . . . .	13.395
2.	SPRING, Folding Top Back Window Glass Actuating. . . . .	14.475
3.	BUSHING, F/Top B/W Guide Link to B/W Guide Link Support/On Glass .	13.395
4.	RETAINER, F/Top B/W Guide Link to B/W Guide Link Support/On Glass .	13.395
5.	BUSHING, F/Top B/W Guide Link to B/W Guide Link Support/On Wheelhouse . . . . .	13.395
6.	RETAINER, F/Top B/W Guide Link to B/W Guide Link Support/On Wheelhouse . . . . .	13.395
7.	ACTUATOR ASM., Folding Top . . . . .	14.475
8.	CABLE ASM., Folding Top Actuator Drive. . . . .	14.475
9.	MOTOR ASM., Folding Top Actuator . . . . .	14.482
10.	PINION, Folding Top Reduction Unit . . . . .	14.482
11.	GEAR, Folding Top Reduction Unit . . . . .	14.482
12.	SHAFT, Folding Top Reduction Unit . . . . .	14.482
13.	COVER, Folding Top Reduction Unit . . . . .	14.482
14.	BUSHING, Folding Top Reduction Unit. . . . .	14.482
15.	SUPPORT, Folding Top Motor . . . . .	14.482
16.	SPACER, Front Roof Rail . . . . .	14.090
17.	RELAY, Power Folding Top. . . . .	14.482
18.	HINGE ASM., Folding Top Male . . . . .	14.310
19.	BOLT, Folding Top Male Hinge to Quarter Inner Rear Panel . . . . .	14.310
20.	SCREW, Folding Top Male Hinge to Quarter Inner Rear Panel . . . . .	14.155
21.	NUT, Folding Top Male Hinge to Quarter Inner Rear Panel . . . . .	14.157
22.	BOLT, Bow Asm Unit to Male Hinge Lower . . . . .	14.155
23.	BUSHING, Bow Asm Unit to Male Hinge Lower. . . . .	14.160
24.	BOLT, Bow Asm Unit to Male Hinge Upper . . . . .	14.155
25.	BUSHING, Bow Asm Unit to Male Hinge Upper. . . . .	14.160
26.	NUT, Bow Asm Unit to Male Hinge Upper . . . . .	14.157
27.	WASHER, Folding Top Rear Control Link to Main Hinge . . . . .	14.162
28.	BOLT, Folding Top Control Link to Hinge Adjustable Plate . . . . .	14.155
29.	NUT, Folding Top Control Link to Hinge Adjustable Plate . . . . .	14.157
30.	BUSHING, Folding Top Control Link to Hinge Adjustable Plate . . . . .	14.160
31.	BOLT, Folding Top Rear Rail to Male Hinge. . . . .	14.155
32.	BUSHING, Folding Top Rear Rail to Male Hinge . . . . .	14.160
33.	NUT, Folding Top Rear Rail to Male Hinge . . . . .	14.157
34.	SCREW, Folding Top Actuator to Hinge . . . . .	14.155
35.	SCREW, Folding Top Actuator to Rear Link . . . . .	14.155
36.	SCREW, Actuator to Folding Top Male Hinge . . . . .	14.155
37.	BOW ASM., Folding Top Center . . . . .	14.215
38.	BOW ASM., Folding Top Rear . . . . .	14.340
39.	TRIMSTICK ASM., Folding Top Rear Belt Rail . . . . .	12.946
40.	BOLT, Folding Top Center Bow Link to Rear Bow. . . . .	14.155
41.	BUSHING, Folding Top Center Bow Link to Rear Bow. . . . .	14.160
42.	NUT, Folding Top Center Bow Link to Rear Bow . . . . .	14.157
43.	BOLT, Folding Top Trimstick to Rear Bow. . . . .	14.155
44.	BUSHING, Folding Top Trimstick to Rear Bow. . . . .	14.160
45.	NUT, Folding Top Trimstick to Rear Bow . . . . .	14.157
46.	BOLT, Folding Top Trimstick to Center Bow and Outer Rail . . . . .	14.155
47.	BUSHING, Folding Top Trimstick to Center Bow and Outer Rail. . . . .	14.160
48.	NUT, Folding Top Center Bow and Outer Rail to Hinge . . . . .	14.157
49.	WEATHERSTRIP ASM., Side Roof Rail Rear . . . . .	14.260
50.	WEATHERSTRIP ASM., Folding Top Side Roof Rail Front . . . . .	14.120
51.	CABLE ASM., Folding Top Material Hold Down. . . . .	14.102
52.	RAIL ASM., Folding Top Links and Side Roof Complete . . . . .	14.100
53.	SCREW, F/Top Side Roof Frt Rail Pin to F/Top Side RF Frt Rail RR Hge. . . . .	14.080
54.	RAIL ASM., Front Roof Complete. . . . .	14.150
55.	BOW & LINK ASM., Folding Top Front Roof . . . . .	14.130
56.	LOCK ASM., Folding Top Front Roof Rail Handle . . . . .	14.080
57.	SPRING, Front Roof Rail Lock Handle Return . . . . .	14.080
58.	HOOK, Front Roof Rail Lock Handle. . . . .	14.080
59.	BUSHING, Folding Top Front Roof Rail to Side Roof Rail . . . . .	14.160
60.	BOLT, Folding Top Front Roof Rail to Side Roof Rail . . . . .	14.155
61.	NUT, Folding Top Front Roof Rail to Side Roof Rail . . . . .	14.157
62.	WASHER, Folding Top Front Bow and Link to Rail . . . . .	14.162
63.	WASHER, Folding Top Front Bow and Link to Rail . . . . .	14.162
64.	NUT, Folding Top Front Bow and Link to Rail . . . . .	14.157
65.	SCREW, Folding Top Front Roof Rail Handle . . . . .	14.155
66.	WEATHERSTRIP ASM, Front Roof Rail Complete . . . . .	14.060
67.	SUPPORT ASM., Folding Top Back Window Glass Guide Link/On Wheelhouse . . . . .	N S S
68.	SUPPORT, Folding Top Back Glass Inner . . . . .	13.395



ACTUATOR-FOLDING TOP  
1971-1973-B-CONVERTIBLES



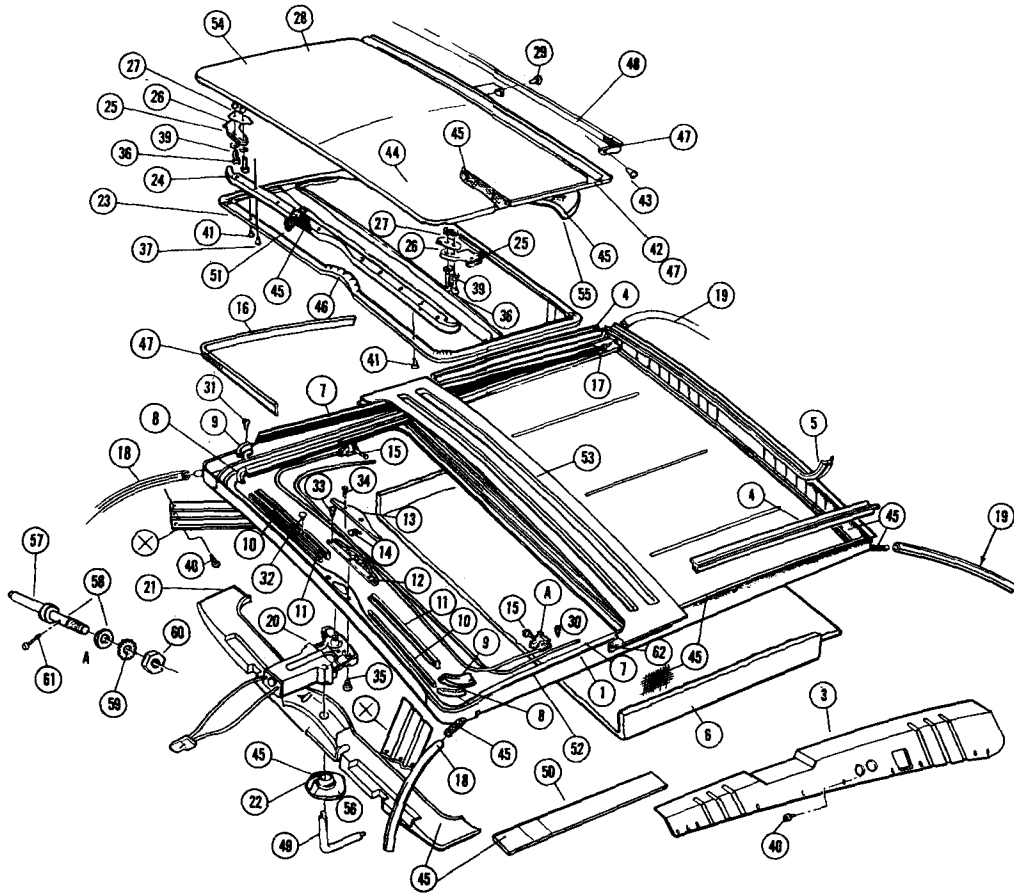
BOOT (PLASTIC) CONVERTIBLE TOP  
1971-72 - 5467-6667



MANUAL FOLDING SUNROOF  
1972 - 3337

# MANUAL FOLDING SUNROOF 1972-3337

1. FRAME, Assembly . . . . .	12.809 - 1241210
2. FRAME, Crossmember (Front) (Part of Frame) . . . . .	N.S.S.
3. FRAME, Crossmember (Rear) (Part of Frame) . . . . .	N.S.S.
4. FRAME, Sidemember (RH) (Part of Frame) . . . . .	N.S.S.
5. FRAME, Sidemember (LH) (Part of Frame) . . . . .	N.S.S.
6. BRACKET, Corner (Frnt. RH & RR LH) . . . . .	12.809 - 1241484-487
7. BRACKET, Corner (Frnt. LH & RR RH) . . . . .	12.809 - 1241485-486
8. BRACKET, Side Support (RH & LH) . . . . .	12.809 - 1241488-489
9. HEADLINER, Roof (Order by Color) Interior . . . . .	14.640
10. HEADLINER, Folding Top (Incl. Frnt. Header, Bows & Inter. Hdliner)(Order by Color)	14.640 - 1242107-8-9-10-11
11. WEATHERSTRIP, Front Roof . . . . .	12.810 - 1241213
12. MOLDING, Corner (LH) . . . . .	12.810 - 1241215
13. MOLDING, Corner (RH) . . . . .	12.810 - 1241214
14. MOLDING, Roof Header . . . . .	12.810 - 1241220
15. GUIDE, Rail (LH) . . . . .	12.957 - 1241217
16. GUIDE, Rail (RH) . . . . .	12.957 - 1241216
17. EXTENSION, Guide Rail (RH & LH) . . . . .	12.957 - 1241218-9
18. BOW, No. 1, No. 3, & No. 5 . . . . .	12.952 - 1241221
19. BOW, No. 2, & No. 4 . . . . .	12.952 - 1241222
20. RETAINER, Headliner Folding Top to Roof (Part of Panel) (Rear) . . . . .	14.640 - 1241509
21. LATCH, Hook . . . . .	14.570 - 1241223
23. PIN, Cover Outer (Securing) . . . . .	14.090 - 1241225
24. CABLE, Assembly . . . . .	14.090 - 1241226
25. RETAINER, Trim Assembly - Roof Panel Header - Front . . . . .	12.810 - 1241227
26. LATCH, Assembly (Complete) . . . . .	14.570 - 1241504
27. ESCUTCHEON, Latch Pawl . . . . .	14.570 - 1241229
28. ABSORBER, Rubber . . . . .	14.640 - 1241230
29. PLATE, Actuator Handle Bearing . . . . .	14.570 - 1241231
30. HANDLE, Actuator . . . . .	14.570 - 1241505
31. RETAINER, Cable (RH & LH) . . . . .	14.090 - 1241234-5
32. ESCUTCHEON, Roof Header - Striker Plate . . . . .	14.570 - 1241233
33. CLIP, Bow (No. 1, No. 3, & No. 5) . . . . .	12.952 - 1241236
34. COVER, End Bow . . . . .	12.952 - 1241237
35. TRIM, Retainer, Fldg. Top Roof Header (Assembly) . . . . .	12.810 - 1241239-1242091-2-3-4
36. GROMMET, Striker Plate . . . . .	14.570 - 1241238
37. HEADER, Folding Top (Assembly) (Not Trimmed) . . . . .	12.810 - 1241503
38. REINFORCEMENT, Frame (Front) (Part of Frame) . . . . .	N.S.S.
39. SCREW, No. 2 Bow (Part of Bow) . . . . .	N.S.S.
40. WASHER, No. 2 Bow (Part of Bow) . . . . .	N.S.S.
41. SPACER, No. 2 Bow (Part of Bow) . . . . .	N.S.S.
42. SCREW, Escutcheon - Striker Plate . . . . .	N.L.
43. SCREW, Set - Handle . . . . .	14.570 - 1241240
44. SCREW, Bearing Plate . . . . .	14.570 - 1241568
45. SCREW, Escutehcon - Folding Top Header . . . . .	N.L.
46. SCREW, Rear Plate - Outer Cover . . . . .	N.L.
47. SCREW, Headliner Retainer . . . . .	N.L.
48. SCREW, Guide Rail Extension . . . . .	N.L.
49. SCREW, Guide Rail . . . . .	N.L.
50. SCREW, Molding Roof Header . . . . .	14.570 - 1241569
51. SCREW, Molding Corner . . . . .	14.570 - 1241569
52. SCREW, Bracket . . . . .	N.L.
53. RIVET, Cable Retainer . . . . .	14.090 - 1241495
54. COVER, Outer Trim Assembly (Order by Color) (Complete) . . . . .	13.250 - 1241435-6-7-8-9-40
55. PLATE, (Outer Cover Front) (Incl. Foam Rubber) . . . . .	12.810 - 1241496
56. PLATE, Rear (Outer Cover) (Part of Cover) (Outer) . . . . .	N.S.S.



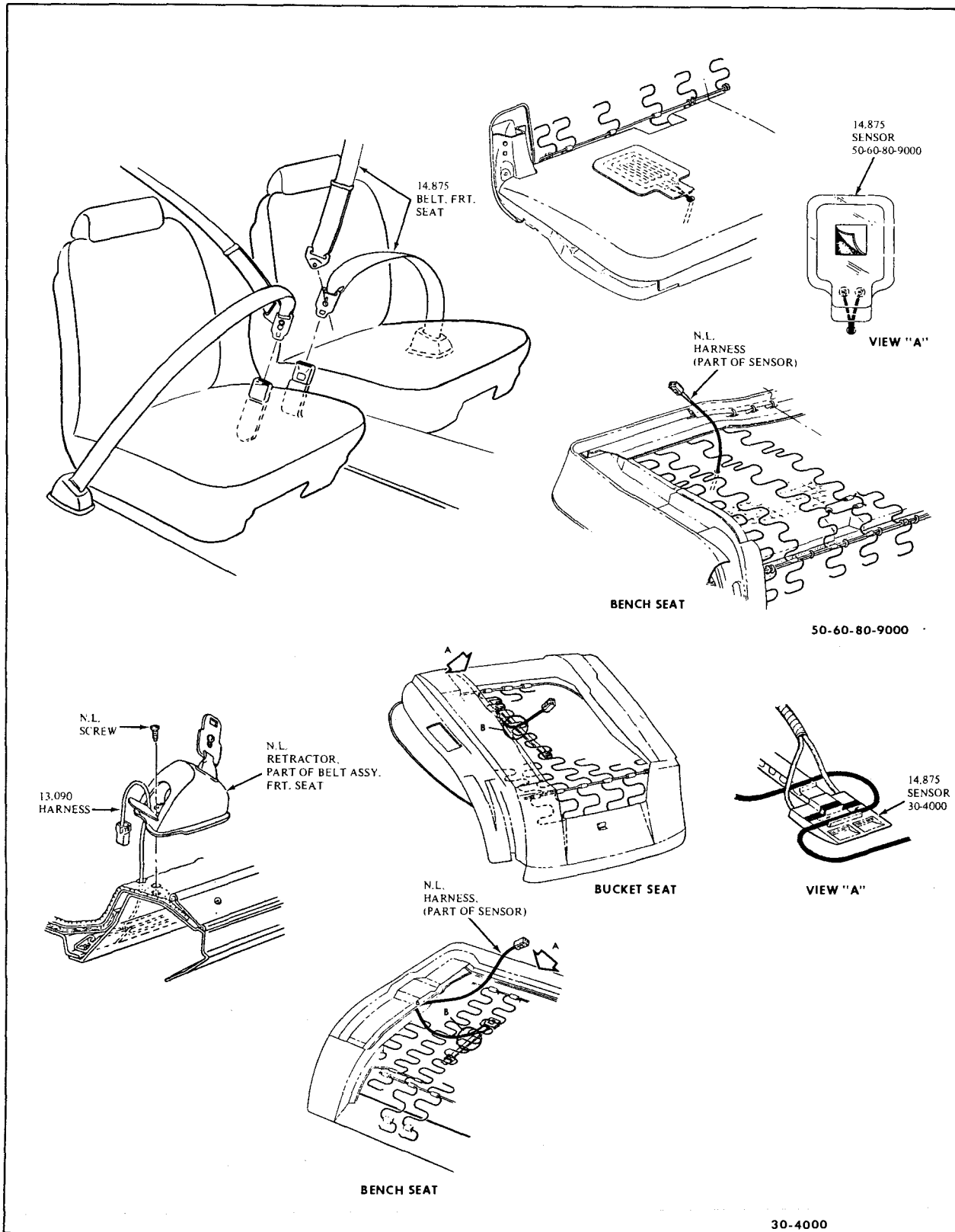
ELECTRIC SLIDING SUNROOF  
1972 - 9000

BUICK MOTOR DIVISION, GENERAL MOTORS CORPORATION

## ELECTRIC SLIDING SUNROOF 1972—RIVIERA

1.	FRAME, Assembly . . . . .	12.809
2.	BRACKET, Frame to Side Roof Rail (RH) (Part of Frame) . . . . .	N.S.S.
3.	BRACKET, Frame to Side Roof Rail (LH) (Part of Frame) . . . . .	N.S.S.
4.	WEATHERSTRIP, Front & Side . . . . .	12.810
5.	WEATHERSTRIP, Rear . . . . .	12.810
6.	ABSORBER, Sound . . . . .	14.640
7.	GUIDE RAIL (RH & LH) . . . . .	12.957
8.	ELBOW, Guide Rail, Upper (RH & LH) . . . . .	12.957
9.	ELBOW, Guide Rail, Lower (RH & LH) . . . . .	12.957
10.	GUIDE, Joint Rail Elbow, Upper (RH & LH) . . . . .	12.957
11.	GUIDE, Joint Rail Elbow, Lower (RH & LH) . . . . .	12.957
12.	HOUSING, Motor Cable Guide . . . . .	14.555
13.	PLATE, Motor Drive Housing . . . . .	14.555
14.	PLATE, Motor Drive Housing Retainer . . . . .	14.555
15.	GUIDE, Assembly with Cable (RH & LH) . . . . .	14.090
16.	WEATHERSTRIP, Frame . . . . .	12.810
17.	PIN, Guide Rail . . . . .	14.090
18.	DRAIN TUBE, Front . . . . .	12.809
19.	DRAIN TUBE, Rear . . . . .	12.809
20.	MOTOR, Assembly . . . . .	14.550
21.	PAD, Windshield Header (Foam Rubber) . . . . .	14.640
22.	COVER PLUG, Crank Opening (Less Trim) . . . . .	14.570
23.	HEADLINING FRAME . . . . .	14.640
24.	ROOF RAIL, Front . . . . .	12.810
25.	GUIDE SHOE (RH & LH) . . . . .	14.090
26.	PLATE, Guide Shoe (Part of Guide Shoe) . . . . .	N.S.S.
27.	NUT, Guide Shoe Frt. Adjusting (Part of Guide Shoe) . . . . .	N.S.
28.	PANEL, Sliding Roof . . . . .	12.810
29.	BUMPER, Sliding Roof Panel . . . . .	12.810
30.	SCREW, Guide Rail (Part of Guide) . . . . .	12.957
31.	SCREW, Elbow Guide Rail (Part of Guide) . . . . .	12.957
32.	SCREW, Guide Front (Part of Guide) . . . . .	12.957
33.	SCREW, Mtr. Hse. Guide (Part of Guide) . . . . .	12.957
34.	SCREW, Plate Hse. Mtr. Guide . . . . .	14.560
35.	SCREW, Motor Attaching . . . . .	14.560
36.	SCREW, Guide Shoe (Part of Guide) . . . . .	N.S.S.
37.	SCREW, Headliner Retainer . . . . .	14.640
39.	WASHER, Guide Shoe (Part of Guide) . . . . .	N.S.S.
40.	SCREW, Bracket . . . . .	N.S.S.
41.	SCREW, Panel Retainer . . . . .	14.640
42.	SEAL, Sliding Panel Rear . . . . .	12.810
43.	NAIL, Sliding Panel (Part of Panel) . . . . .	12.157
44.	COVER, Sliding Panel Exterior (Vinyl) (Color) (Yardage) . . . . .	15.490
46.	HEADLINER, Sliding Panel (Color) . . . . .	14.640
48.	WEATHERSTRIP, Sliding Panel . . . . .	12.810
49.	HANDLE, Emergency . . . . .	14.570
50.	PAD, Side Front . . . . .	14.640
52.	FRAME, Roof (Part of Frame) . . . . .	N.S.S.
53.	REINFORCEMENT, Frame (Roof Bow) . . . . .	14.640
54.	PANEL, Assembly - Sliding (Order Components) . . . . .	N.L.
55.	ABSORBER, Sliding Panel (Sound) . . . . .	14.640
56.	COVER, Plug Button . . . . .	13.250
57.	PIN, Cable Lifter (Part of Guide) . . . . .	N.S.S.
58.	WASHER, Flat - Cable Lifter (Part of Guide) . . . . .	N.S.S.
59.	WASHER, Spur - Cable Lifter (Part of Guide) . . . . .	N.S.S.
60.	NUT, Cable Lifter Pin (Part of Guide) . . . . .	N.S.S.
61.	SCREW, Cable Lifter Pin (Part of Guide) . . . . .	N.S.S.
62.	SUPPORT, Frame (Part of Frame) . . . . .	N.S.S.
63.	HEADLINER (Color) . . . . .	14.640
64.	HEADLINER, Assembly (Color) . . . . .	14.640
65.	BRACKET, Front Frame (RH & LH) (Part of Frame) . . . . .	N.S.S.





ONE BUCKLE THREE POINT FRONT SEAT BELT WARNING SYSTEM

1972 ALL (2ND TYPE)