

BUICK

MASTER

PARTS BOOK CHASSIS SECTION

MODELS 1940 TO 1972 INCLUSIVE




EFFECTIVE FEBRUARY, 1972

BUICK

MASTER

PARTS BOOK CHASSIS SECTION

MODELS 1940 TO 1972 INCLUSIVE



EFFECTIVE FEBRUARY, 1972
COMPLETE REPRINT

(NOTE PRICE CHANGE INCLUDED THRU PRCN 72-2)

CHASSIS SECTION

Group No.

CHASSIS ALPHABETICAL INDEX..	-
ACCESSORY SECTION.	-
MODEL CHARTS.	
TRIM CHARTS.	
PAINT CHARTS.	
ENGINE—CLUTCH.	0.000
COOLING—OILING.	1.000
ELECTRICAL	2.000
FUEL—EXHAUST.	3.000
TRANSMISSION—BRAKE CONTROL	4.000
BRAKE OPERATING—REAR AXLE.	5.000
FRONT SUSPENSION—STEERING..	6.000
SPRINGS—SHOCKS—BUMPER..	7.000
SHEET METAL—HEATER PART ...	8.000
STANDARD PARTS.	8.900
AIR CONDITIONING- INSTRUMENTS.	9.000

BODY SECTION

Group No.

BODY ALPHABETICAL INDEX ...	-
MODEL CHARTS.	
TRIM CHARTS.	
PAINT CHARTS.	
DOOR—HARDWARE—GLASS..	10.000
REAR QTR. HARDWARE- SEAT PART.	11.000
BODY MOULDINGS- SHEET METAL	12.000
BODY WIRING— FOLDING TOP.	13.000
HEADLINING—SEAT TRIM. . . .	14.000
TRIM—CARPET—YD. GOODS..	15.000

ILLUSTRATION SECTION

Page No.

CHASSIS ILLUSTRATION INDEX..	1-5
ABBREVIATIONS.	1-29
MODEL INFORMATION.	1-18
BODY ILLUSTRATION INDEX....	1-1
TRIM INFORMATION.	1-1
EXTERIOR PAINT INFORMATION	1-1
REPAIR KITS.	1-1

INTRODUCTION

This MASTER PARTS BOOK has been carefully compiled to cover Service Parts available on all models to **1972**, inclusive.

The Buick standard grouping system is followed throughout this book, and for convenience in locating, the various GROUP SECTIONS are listed in combination with an index feature on the title page. All parts are listed in GROUP NUMBER sequence except parts used at two or more places in the car. Parts not listed in group sequence have the group number enclosed in parentheses.

To assist in the rapid location of service parts, reference should be made to the Illustrations shown in the Illustration Catalog, indicating the Group Number under which these parts are listed. These illustrations and line drawings may not show the exact part required, but are for identification purposes only.

The ALPHABETICAL INDEX immediately precedes the Group Section, showing the correct group number when the part name is known. Each individual part is listed by noun, i.e., "Rod, connecting."

In addition directly preceding the alphabetical index is a listing of the chassis groups contained in this catalog and the major contents of each group. This will aid in selecting the correct major group. Further, at the beginning of each group will be an index of the major parts within a group showing the group of this major part and other associated groups for related parts.

NOTE: The "List Prices" shown are suggested prices only for sales to consumers.

Parts for which suggested list prices were not available prior to catalog printing date will not be noted in the price column.

Please note on exchange items:

If the defective part is not returned, refer to the Price Schedule and add the exchange allowance to the Suggested List Price.

As the demand for parts diminishes and no sales are recorded, these part numbers will be discontinued from service and removed from the catalog at the next printing. Reference should be made to the Dealer Parts *Sc.* Accessories Price Schedule for recent discontinued or superseded part numbers.

Right Hand and Left Hand parts are so designated from the driver's position when seated in the car.

This catalog will be published bi-monthly, complete. New or revised illustrations and general information pages will be mailed to dealers subscribing to the Parts Catalog service as they are made available.

ACCESSORIES

69	30-4000 exc. Conv. & Wagons (For cars with Forced Air Vents)	981552	33.85	ANTENNA, elec—(9.645)
69	50-6000	981431	39.70	ANTENNA, elec—(9.645)
70-72	3000 Wagons	981586	10.00	AUTO LEVEL CONTROL PACKAGE (7.345)
70	9000	981588	10.00	AUTO LEVEL CONTROL PACKAGE (7.345)
71-72	6000 Wagons	981809	97.50	AUTO LEVEL CONTROL PACKAGE (7.345)
71-72	50-66-80-9000	981669	10.00	AUTO LEVEL CONTROL PACKAGE (7.345)
63-72	All	981148	2.56	BALL, trailer hitch (1")—(7.068)
63-72	All	980670	2.67	BALL, trailer hitch (2")—(7.068)
71-72	All	981837		CAP, fuel tank locking—(3.028)
71-72	All	981837		CAP, fuel tank locking—(3.028)
40-72	All w/Drip Mldgs. exc. Wagons w/Roof Carrier	981554	38.50	CARRIER & CANVAS COVER, roof top (3x4 ft.)
68-72	3000 Wagons	981531	59.05	CARRIER, roof top—(12.815)
71-72	6035-45	994158	10.00	CARRIER, roof top—(12.815)
66	30-4000	981068	18.95	CLOCK (9.772)
67	30-4000	981216	18.95	CLOCK (9.772)
68	30-4000	981321	18.95	CLOCK (9.772)
68	50-60-80-9000	981322	20.00	CLOCK (9.772)
69	30-4000	981520	18.95	CLOCK (9.772)
69-70	50-60-8000	981528	20.00	CLOCK (9.772)
69-70	9000	981322	20.00	CLOCK (9.772)
70-72	30-4000	981663	18.95	CLOCK (9.772)
71-72	50-60-80-9000	981656	20.00	CLOCK (9.772)
All	All exc. Conv.	981490	3.33	CLOTHES ROD (15.388)
61-70	All	981247	7.10	COMPASS, lighted (less battery)—(8.873)
68	50-60-8000 Less Tilt Whl	981386	10.00	CORNERING LAMP PACKAGE (2.585)
69-70	30-40-50-6000	981463	5.50	COURTESY LAMP PACKAGE (2.774)
71-72	30-4000	981463	5.50	COURTESY LAMP (2.774)
71-72	50-6000	981659	5.50	COURTESY LAMP PACKAGE (2.774)
71-72	30-4000 (V-8) A.T.	981785	73.30	CRUISE MASTER PACKAGE (3.885)
71-72	50-60-80-9000 A.T.	981786	82.00	CRUISE MASTER PACKAGE (3.885)
69-72	3000 Wagons	981625	20.45	DEFLECTOR, air (rr. wind.)—(12.180)
69-70	9000	981437	25.65	DEFROSTER PACKAGE, rr. wind.—(9.778)
71-72	30-4000 exc. Conv. & Wagons	981746	28.85	DEFROSTER PACKAGE, rr. wind.—(9.778)
71-72	50-60-8000 exc. Conv. & Wagons	981747	40.00	DEFROSTER PACKAGE, rr. wind.—(9.778)
71-72	9000	981748	41.00	DEFROSTER PACKAGE, rr. wind.—(9.778)
67-70	9000	981232	4.87	DOOR GUARD PACKAGE (10.352)
69-70	8000 (4 Dr.)	981485	8.45	DOOR GUARD PACKAGE (10.352)
70-72	30-4000 (2 Dr.)	981635	4.87	DOOR GUARD PACKAGE (10.352)
70-72	30-4000 (4 Dr.) (23" Dr. Guard)	981636	8.45	DOOR GUARD PACKAGE (23")—(10.352)
71-72	50-6000 (4 Dr. exc. Wagons)	981707	8.45	DOOR GUARD PACKAGE (10.352)
71-72	6000 Wagons less Wood Grain	981708	8.45	DOOR GUARD PACKAGE (10.352)
71-72	50-60-8000 (2 Drs.)	981706	4.87	DOOR GUARD PACKAGE (10.352)
71-72	8000 (4 Dr.)	981709	8.45	DOOR GUARD PACKAGE (10.352)
71-72	9000	981710	4.87	DOOR GUARD PACKAGE (10.352)
All	All	993537	10.20	EMERGENCY HIGHWAY PACKAGE (8.821)
61-64	40-41-4300	981400	10.75	ENGINE BLOCK HEATER (1.150)
64-66	Special-Skylark-LeSabre	981400	10.75	ENGINE BLOCK HEATER (1.150)
67	5000 Exc. P.C.V. with Exh. Emission Control	981400	10.75	ENGINE BLOCK HEATER (1.150)
67-70	All V-8 exc. G.S. 400 & 455	981400	10.75	ENGINE BLOCK HEATER (1.150)
71-72	350 Eng.	981400	10.75	ENGINE BLOCK HEATER (1.150)
71-72	455 Eng.	981760	11.55	ENGINE BLOCK HEATER (1.150)
All	All	994177	15.30	FIRE EXTINGUISHER (9.990)
All	All	985593	2.20	REFILL, fire extinguisher—(9.990)
64-72	All	981756	1.85	FRAME, lie. plate—(7.800)
70-72	3000 Wagons	981647	4.36	GUARD, gas tank dr.—(8.210)
71	30-4000	981736	15.40	GUARD, frt. bumper (R. & L) (installation pkg.)—(7.828)
71	30-4000 exc. Wagons	981737	15.40	GUARD, rr. bumper (R. & L) (installation pkg.)—(7.828)
71	50-60-8000	981738	15.40	GUARD, frt. bumper (R. & L) (installation pkg.)—(7.828)
71	50-6000 exc. Wagons	981739	15.40	GUARD, rr. bumper (R. & L) (installation pkg.)—(7.828)

NOTE 1: For use only on cars with rubber bumper protective strips.

72	30-4000 (See Note 1) ...	981788	1	15.40	GUARD, frt. bpr. (R & L) (installation pkg.)—(7.828)
72	30-4000 exc. Wagons (See Note 1)	981789	1	15.40	GUARD, rr. bpr. (R & L) (installation pkg.)—(7.828) .
72	50-60-8000 (See Note 1)	981795	1	15.40	GUARD, frt. bpr. (R & L) (installation pkg.)—(7.828)
72	50-6000 exc. Wagons (See Note 1)	981792	1	15.40	GUARD, rr. bpr. (R & L) (installation pkg.)—(7.828) .
72	6000 Wagons (See Note 1)	981791	1	15.40	GUARD, rr. bpr. (R & L) (installation pkg.)—(7.828) . .
72	8000 (See Note 1)	981793	1	15.40	GUARD, rr. bpr. (R & L) (installation pkg.)—(7.828) ..
72	9000 (See Note 1)	981794	1	29.75	GUARD, frt. bpr. (R & L) (installation pkg.)—(7.828) .
68-72	All	981333	1	46.15	GUIDEMATIC PACKAGE (2.459)
	NOTE For Trailer Harness Adapter-Refer to 13.090				
68	30-40-80-9000 exc. Wagons	981344	1	10.20	HARNES, trailer wiring—(7.068)
68	50-6000	981401	1	10.20	HARNES, trailer wiring—(7.068)
69-70	All exc. Wagons & 8000	981344	1	10.20	HARNES, trailer wiring—(7.068)
68-72	30-4000 Wagons	981589	1	10.20	HARNES, trailer wiring—(7.068) (5-wire)
69-70	8000	981589	1	10.20	HARNES, trailer wiring—(7.068)
70	6000 Wagons	981667	1	10.20	HARNES, trailer wiring—(7.068)
71-72	30-4000 exc. Wagons	981344	1	10.20	HARNES, trailer wiring—(7.068) (5-wire)
71-72	6000 Wagons	981720	1	13.20	HARNES, trailer wiring—(7.068) (5-wire)
71-72	50-66-80-9000	981719	1	10.85	HARNES, trailer wiring—(7.068) (5-wire)
All	All 12 Volt	981730	1	19.90	HORN PACKAGE (incl. 1-"C" note horn, 1-"D" note horn & 5 brkts.)—(2.810)
64-67	Skylark Sportwagon w/Permanent Roof Top Carrier	980909	1	37.35	LUGGAGE COVER (31" x 46")
68-72	3000 Wagons exc. Roof Top Rack	981559	1	37.35	LUGGAGE COVER (37" x 46")—(12.815)
71-72	6035-45	981769	1	42.80	LUGGAGE COVER (40" x 42")—(1 2.8 1 5)
64-72	Special	981397	1	2.00	LIGHT, ash tray & glove box—(10.275)
64-70	All exc. Wagons	981537	1	3.95	LIGHT, luggage compt.—(9.988)
64-72	All	981201	1	8.55	LIGHT, underhood & luggage compt. (utility)— (9.988)
71-72	50-60-80-9000 exc. Wagons	981718	<1	6.30	LIGHT, luggage compt—(9.988)
71-72	30-4000 exc. Wagons	981537	1	3.95	LIGHT, luggage compt—(9.988)
All	All	986607	1	2.46	LITTER BASKET (Black)—(8.89 1)
All	All	986603	1	2.46	LITTER BASKET (Beige)—(8.89 1)
All	All	980668	1	2.61	LITTER BASKET (Blue)—(8.891)
All	All	980667	1	2.61	LITTER BASKET (Red)—(8.891)
All	All	981728	1	2.61	LITTER BASKET (green)—(8.89 1)
71-72	All exc. 6-way Pwr. Seats	981798	1	4.05	LITTER CONTAINER (under seat) (beige)—(8.891) .
71-72	All	981711	AR	4.51	LOCK PACKAGE, rr. dr.—(10.559)
71-72	50-60-80-9000	981734	1	7.70	MAP LAMP PACKAGE (10.219)
69-70	All Col. Shift exc. 9000	981495	1	10.45	MAT, frt.-overall (Blue)—(1 5.292)
61-64	44-46-47-4800	980998	1	7.95	MAT, frt. (R & L) Black—(1 5.292)
65-70	All	980998	1	7.95	MAT, frt. (R & L) Black—(1 5.292)
69-72	All	981685	1	8.45	MAT, frt. (R & L) Blue—(1 5.292)
70-72	All	981779	1	8.45	MAT, frt. (R & L) Green—(1 5.292)
70-72	All	981687	« ^ 1	8.45	MAT, frt. (R & L) Dk. Saddle—(1 5.292)
71-72	All	981689	1	8.45	MAT, frt. (R & L) black—(1 5.292)
72	All	981780	1	8.45	MAT, frt. (R & L) Midnite Covert—(1 5.292)
65-70	All exc. 9000	981010	1	6.40	MAT, rr.-overall (Black)—(1 5.292)
69-70	All exc. 9000	981503	1	6.40	MAT, rr.-overall (Blue)—(1 5.292)
70	All exc. 9000	981609	1	6.40	MAT, rr.-overall (Dk. Green)—(1 5.292)
70	All exc. 9000	981695	1	6.40	MAT, rr.-overall (Dk. Rosewood)—(1 5.292)
70	All exc. 9000	981610	1	6.40	MAT, rr.-overall (Dk. Sandalwood)—(15.292)
70	All exc. 9000	981611	1	6.40	MAT, rr.-overall (Dk. Saddle)—(1 5.292)
71	All	981609	1	6.40	MAT, rr. overall (Dk. Green)
71	All	981673	1	6.40	MAT, rr.-overall (beige)—(1 5.292)
71-72	All	981694	1	6.40	MAT, rr.-overall (saddle)—(1 5.292)
71-72	All	981010	1	6.40	MAT, rr. overall (Black)
71-72	All	981503	1	6.40	MAT, rr. overall (Blue)
71	All	981695	1	6.40	MAT, rr.-overall (rosewood)—(15.292)
72	All	981774	1	6.40	MAT, rr.-overall (Dk. Green)—(15.292)
72	All	981775	1	6.40	MAT, rr.-overall (midnight covert)—(15.292)
61-72	All	981714	2	6.35	MAT, rr. (R & L) Black—(1 5.292)
69-72	All	981715	2	6.35	MAT, rr. (R & L) Blue—(15.292)
70-71	All	981682	2	6.35^	MAT, rr. (R & L) Dk. Rosewood—(15.292 1 ^,
70-72	All	981681	2 1	6.35	MAT, rr. (R & L) Dk. Saddle—(1 5.292)
71	All	981682	1	6.35	MAT, rr. (R & L) rosewood—(1 5.292)
72	All	981782	1	6.35	MAT, rr. (R & L) Midnite Covert—(1 5.292)
70-72	All	981781	1	6.35	MAT, rr. (R & L) Dk. Green—(1 5.292)
61-72	All	981403	1	6.10	MAT, trunk—(15.294)
All	All				MIRROR, inside rear view (Refer to Group 10.185)
61-67	All	981257	1	5.40	MIRROR, outside (R & L)—(10.1 85)
64-67	All	981016	LH	12.60	MIRROR, remote control-outside—(10.185)

68	All.....	981299	LH	15.90	MIRROR, remote control-outside—(10.185).....
69	All exc. 9000 .	981483	LH	15.90	MIRROR, outside-remote control—(10.185).....
68-69	All.....	981424	RH	6.90	MIRROR, outside—(10.185).....
68-69	All.....	981425	LH	6.90	MIRROR, outside—(10.185).....
70	All.....	981638	RH	7.70	MIRROR, outside—(10.185).....
70	All.....	981639	1	7.70	MIRROR, outside—(10.185).....
70	All exc. 9000 .	981727	LH	18.20	MIRROR, remote control—(10.185).....
70	9000.....	981641	LH	17.45	MIRROR, remote control—(10.185).....
71-72	30-4000.....	981725	RH	8.45	MIRROR, outside (manual)—(10.185).....
71-72	30-4000.....	981757	LH	8.30	MIRROR, outside (manual)—(10.185).....
71-72	30-4000.....	981727	LH	18.20	MIRROR, remote control—(10.185).....
71-72	30-4000.....	981771	RH	11.80	MIRROR, outside rr. view man. (sport) paint to match—(10.185).....
71-72	30-4000	981770	LH	17.15	MIRROR, outside rr. view remote control (sport) paint to match—(10.185).....
71-72	50-60-80-9000	981724	RH	9.50	MIRROR, manual—(10.185).....
71-72	50-60-80-9000	981726	LH	19.75	MIRROR, remote control—(10.185).....
71-72	50-6000.....	981723	1	8.30	MIRROR, man. (R. & L.)—(10.185).....
60-70	All.....	981651	1	12.80	MIRROR, trailer towing (fr. mtg.)—(10.185).....
71-72	30-4000.....	981651	AR	12.80	MIRROR, trailer towing (fr. mtg.)—(10.185).....
71-72	50-60-80-9000	981765	AR	12.80	MIRROR, trailer towing-hood mount.—(10.185).....
69-70	All.....	981533	1	12.05	MIRROR & MAP LAMP, inside rr. view—(10.185) .
71-72	30-4000.....	981533	1	12.05	MIRROR & MAP LAMP, inside rr. view—(10.185) .
All	All.....	981825	1		MIRROR, adhesive backed-sun visor— (10.195).....
71-72	All.....	981817	AR	24.95	MOLDING, vinyl car side-adhesive backed (4—16" speared ends & roll, 38 ft. total) (black)—(8.132) .
71-72	All	981818	AR	24.95	MOLDING, vinyl car side-adhesive backed (4—16" speared ends & roll, 38 ft total) (tan)—(8.132) ...
71-72	All	981819	AR	24.95	MOLDING, vinyl car side-adhesive backed (4—16" speared ends & roll, 38 ft. total) (green)—(8.132) .
71-72	All	981820	AR	24.95	MOLDING, vinyl car side-adhesive backed (4—16" speared ends & roll, 38 ft. total) (blue)—(8.132) ..
71-72	All	981821	AR	24.95	MOLDING, vinyl car side-adhesive backed (4—16" speared ends & roll, 38 ft. total) (silver)—(8.132) .
68-72	30-4000 . .	981519	1	10.00	POWER BRAKE PACKAGE (4.901).....
68-69	3000 (L-6)	981488	1	10.00	POWER STEERING PACKAGE (when using on 1968 also order 1-1.062 3900434 Pulley)—(6.508).....
68	30-4000 (350 Eng.).....	981367	1	10.00	POWER STEERING PACKAGE (6.508).....
69	5000.....	981591	1	10.00	POWER STEERING PACKAGE (6.508).....
69	6000.....	981592	1	10.00	POWER STEERING PACKAGE (6.508).....
70	30-4000 (350 Eng.).....	981544	1	10.00	POWER STEERING PACKAGE (6.508).....
70	4600.....	981545	1	10.00	POWER STEERING PACKAGE (6.508).....
70	5000.....	981542	1	10.00	POWER STEERING PACKAGE (6.508).....
71	30-4000 (350 Eng.).....	981652	1	10.00	POWER STEERING PACKAGE (6.508).....
71	3437-67 (455 Eng.).....	981653	1	10.00	POWER STEERING PACKAGE (6.508).....
72	30-4000 (350 Eng.) less A.I.R.	981652	1	10.00	POWER STEERING PACKAGE (6.508).....
72	30-4000 (350 Eng.) with A.I.R.	981823	1	10.00	POWER STEERING PACKAGE (6.508).....
72	3437-67 (455 Eng.) with A.I.R.	981822	1	10.00	POWER STEERING PACKAGE (6.508).....
68	50-60-8000.....	981314	1	10.00	RADIO, Sonomatic—(9.650).....
68	9000.....	981315	1	10.00	RADIO, Sonomatic—(9.650).....
68-72	30-4000.....	981583	1	66.65	RADIO, AM—(9.650).....
69-70	50-60-8000.....	981616	1	88.15	RADIO, AM—(9.650).....
69-70	9000.....	981617	1	88.15	RADIO, AM—(9.650).....
68-72	30-4000.....	981584	1	133.25	RADIO, AM-FM—(9.650).....
72	30-4000.....	981824	1	229.85	RADIO, AM-FM stereo (Note, must be used with rr. spkr. pkg. 981302 on cpe. & sedans and 981303 on wgn.).
69-70	9000.....	981619	1	148.50	RADIO, AM-FM—(9.650).....
69-70	50-60-8000	981620	1	223.50	RADIO, AM-FM stereo—(9.650).....
71-72	50-60-80-9000	981784	1	215.25	RADIO, AM-FM Stereo (less spkr.)—(9.650).....
71-72	50-60-80-9000	981701	1	91.60	RADIO, AM—(9.650).....
71-72	50-60-80-9000	981702	1	153.75	RADIO, AM-FM—(9.650).....
71-72	50-60-80-9000 .	981777	1	209.10	RADIO, AM & stereo 8 track tape player—(9.650) ..
71-72	50-60-80-9000	981778	1	353.65	RADIO, AM-FM stereo 8 track tape player—(9.650)
66-69	All.....	981766	1	10.20	RESERVOIR KIT, radiator coolant tank (incl. cap, reservoir, decal & hose)—(1.219).....
All	All.....	980883	1	3.90	RETRACTOR, seat belt—(14.875).....
71-72	All exc. Conv.	988969	1	61.50	SKI RACK PACKAGE, roof—(12.815).....
68-72	30-4000 exc. Wagons	981302	1	13.35	SPEAKER, rr. seat—(9.665).....
68-72	30-4000 Wagons	981303	1	13.35	SPEAKER, rr. seat—(9.665).....
68-70	9000.....	981305	1	13.35	SPEAKER, rr. seat—(9.665).....
71-72	50-60-80-9000 exc. Conv. & Wagons ...	981721	AR	16.00	SPEAKER, rr. seat—(9.665).....
71-72	6000 Wagons.....	981722	AR	16.00	SPEAKER, rr. seat—(9.665).....

71-72	50-60-8000.	981761	1	21.55	SPEAKER PACKAGE, stereo, frt. (incl. R. & L. spkrs.)—(9.650)
71-72	9000.	981776	1	21.55	SPEAKER PACKAGE, stereo-frt. (incl. R. & L. spkrs.)—(9-650)
70	50-60-80-9000.	981590	1	16.75	STEREO TAPE PLAYER (use with radio & rr. seat spkr.) w/case—(9.670)
68-70	All.	981454	1	128.15	STEREO TAPE PLAYER (use with radio & rr. speaker) less case—(9.670)
71-72	30-4000.	981454	1	128.15	STEREO TAPE PLAYER, use with radio & rr. seat spkr. (2 spkrs. only) black metal case—(9.670)
71-72	50-60-80-9000.	981693	1	143.00	STEREO TAPE PLAYER (rigid plastic case) use with 2 or 4 speakers—(9.670)
68-72	All.	981420	1	7.10	TAPE, stereo (demonstration)—(9.670)
66-67	50-60-80-9000.	981467	1	35.90	TWILIGHT SENTINEL PACKAGE (2.485)
68	50-60-8000.	981467	1	35.90	TWILIGHT SENTINEL PACKAGE (2.485)
69-70	All exc. 9000.	981467	1	35.90	TWILIGHT SENTINEL PACKAGE (2.485)
71-72	All.	981467	1	35.90	TWILIGHT SENTINEL PACKAGE (2.485)
69	30-4000 A.T. Col. Shift	981455	1	10.00	TILT STRG. WHL. PACKAGE (6.518)
71-72	30-4000 A.T. Col. Shift	981665	1	10.00	TILT STRG. WHL PACKAGE (6.518)
71-72	50-60-8000 Col. Shift	981660	1	10.00	TILT STRG. WHL PACKAGE (6.518)
All	All.	981649	1	6.90	TISSUE DISPENSER & BASKET (Black)—(8.891)
All	All.	981650	1	6.90	TISSUE DISPENSER & BASKET (Fawn)—(8.891)
63-67	All exc. Riviera, A.C. & Long Console.	981395	1	5.15	TISSUE DISPENSER (8.891)
68-72	All.	981395	1	5.15	TISSUE DISPENSER (on dash)—(8.891)
71-72	All.	981799	1	4.36	TISSUE DISPENSER (under seat) beige—(8.891)
68	4000 Wagons.	981391	1	23.30	TRAILER HITCH (less ball)—(7.068)
69-72	30-4000 Wagons.	981391	1	23.30	TRAILER HITCH (less ball)—(7.068)
69	50-6000.	981522	1	25.35	TRAILER HITCH (less ball)—(7.068)
69	8000.	981630	1	25.35	TRAILER HITCH (less ball)—(7.068)
70	50-60-8000 exc. Wagons	981630	1	25.35	TRAILER HITCH (less ball)—(7.068)
70	6000 Wagons.	981633	1	13.35	TRAILER HITCH (less ball)—(7.068)
71	30-4000 exc. Wagons	981677	1	20.50	TRAILER HITCH (less ball)—(7.068)
71-72	6000 Wagons.	981683	1	20.50	TRAILER HITCH (less ball)—(7.068)
71-72	50-6000 exc. Wagons	981674	1	26.90	TRAILER HITCH (less ball)—(7.068)
71-72	8000.	981675	1	26.90	TRAILER HITCH (less ball)—(7.068)
71-72	9000.	981676	1	26.90	TRAILER HITCH (less ball)—(7.068)
72	30-4000 exc. Wagons (for Car without Bpr. Guards).	981677	1	20.50	TRAILER HITCH (less ball)—(7.068)
72	30-4000 exc. Wagon (For cars with rr. bpr. guards).	981813	1	20.50	TRAILER HITCH (less ball)—(7.068)
72-73	All B/Wgn.	994126	1	83.55	TRAILER HITCH (less ball) Class III—(7.068)
69-70	All exc. Wagons.	981491	1	12.25	TRUNK RELEASE PACKAGE (elec.)—(12.243)
71-72	30-4000 exc. Wagons	981491	1	12.25	TRUNK RELEASE PACKAGE (elec.)—(12.243)
72	50-66-80-9000.	981802	1	12.25	TRUNK RELEASE PACKAGE (12.243)
71-72	All.	981417	1	25.55	VIGILITE PACKAGE, headlamp & turnsignal monitor—(2.580)
64-66	Special-Skylark-G.S.	980787	4	25.65	WHEEL COVER (14") wire—(5.858)
64-66	Riviera.	980789	4	28.20	WHEEL COVER (15") wire—(5.858)
64-66	LeSabre-Wildcat	980788	4	28.20	WHEEL COVER (15") wire—(5.858)
64-72	All (15" Whls.) exc. Disc Brks.	981298	4	23.60	WHEEL COVER, simulated mag. whl—(5.858)
64-72	All (14" Whls.) less Disc Brks.	981406	4	21.55	WHEEL COVER, simulated mag. whl—(5.858)
66	3000.	981101	4	14.10	WHEEL COVER, deluxe—(5.858)
66	4000 Wagons.	981101	4	14.10	WHEEL COVER, std.—(5.858)
66	4000 Exc. Wagons.	981161	4	17.95	WHEEL COVER, std.—(5.858)
66	5000.	981102	4	17.15	WHEEL COVER, deluxe—(5.858)
66	50-8000.	981103	4	22.30	WHEEL COVER, super deluxe (std. on 8000)—(5.858)
66	6000.	981159	4	17.15	WHEEL COVER, std.—(5.858)
66	9000.	981160	4	17.15	WHEEL COVER, std.—(5.858)
66	9000.	981104	4	28.20	WHEEL COVER, super deluxe—(5.858)
67	3000.	981196	4	16.50	WHEEL COVER, deluxe—(5.858)
67	4000 Wagons.	981196	4	16.50	WHEEL COVER, std.—(5.858)
67	3000-4455-65-4600-4800.	980787	4	25.65	WHEEL COVER (14") wire (incl. spinner)—(5.858)
67-72	30-4000.	981270	4	25.65	WHEEL COVER (14") wire-less spinner—(5.858)
67	30-4000.	981203	4	17.60	WHEEL COVER (15") deluxe—(5.858)
67	4000 exc. Wagons.	981197	4	15.45	WHEEL COVER (5.858)
67	5000.	981203	4	17.60	WHEEL COVER, deluxe—(5.858)
67	5000.	980788	4	28.20	WHEEL COVER (15") wire (incl. spinner)—(5.858)
67-68	5000.	981271	4	28.20	WHEEL COVER (15") wire-less spinner—(5.858)
67-68	5000.	981198	4	20.80	WHEEL COVER, super deluxe—(5.858)
67	6000.	981204	4	16.60	WHEEL COVER, std.—(5.858)
67-68	6000.	981283	4	28.20	WHEEL COVER (15") wire-less spinner

67-68	8000	981198	4	20.80	WHEEL COVER	std.—(5.858)
64-67		980789	4	28.20	WHEEL COVER	(15") wire—(5.858)
67-69	9000	981199	4	28.20	WHEEL COVER	super deluxe—(5.858)
67	9000	981205	4	16.60	WHEEL COVER	std.—(5.858)
68	4000	981398	4	15.90	WHEEL COVER	(14")—(5.858)
68	30-40-5000	981363	4	16.90	WHEEL COVER	(15") deluxe—(5.858)
68	6000	981364	4	16.90	WHEEL COVER	std.—(5.858)
68	9000	981366	4	16.90	WHEEL COVER	std.—(5.858)
69	3000	981442	4	15.90	WHEEL COVER	deluxe—(5.858)
69	4000	981443	4	15.90	WHEEL COVER	std.—(5.858)
69	30-40-5000	981427	4	16.90	WHEEL COVER	deluxe (1 5")—(5.858)
69	4000 Wagons	981442	4	15.90	WHEEL COVER	deluxe—(5.858)
69	5000	981487	4	20.80	WHEEL COVER	super deluxe—(5.858)
69	6000	981428	4	16.90	WHEEL COVER	std.—(5.858)
69-70	50-6000	981283	4	28.20	WHEEL COVER	(15") wire-less spinner—(5.858)
69	8000	981426	4	20.80	WHEEL COVER	, std.—(5.858)
69	9000	981429	4	16.90	WHEEL COVER	, std.—(5.858)
69-70	8000	981551	4	28.20	WHEEL COVER	(15") wire-less spinner—(5.858)
70-72	30-4000	981565	4	15.90	WHEEL COVER	deluxe—(5.858)
70	5000-6036-46	981562	4	16.90	WHEEL COVER	deluxe—(5.858)
70	50-6000	981567	4	20.80	WHEEL COVER	, super deluxe—(5.858)
70	8000	981561	4	20.80	WHEEL COVER	, std.—(5.858)
70	9000	981564	4	16.90	WHEEL COVER	std.—(5.858)
70	9000	981560	4	28.20	WHEEL COVER	super deluxe—(5.858)
71-72	50-6000	981696	4	28.70	WHEEL COVER	wire-less spinner—(5.858)
71-72	6600	981751	4	25.10	WHEEL COVER	(deluxe)—(5.858)
71-72	6600	981750	4	21.00	WHEEL COVER	(std.)—(5.858)
71	9000	981698	4	21.00	WHEEL COVER	(std.)—(5.858)
71-72	9000	981655	4	28.20	WHEEL COVER	(deluxe)—(5.858)
72	30-4000	981812	4	21.00	WHEEL COVER	(5.858)
72	9000	981814	4	21.00	WHEEL COVER	(5.858)

MAINTENANCE ACCESSORIES (Refer to Group 8.800 in Chassis Catalog)

SPECIAL APPLICATION HEAVY DUTY ENGINE PARTS

NOTE. NOT RECOMMENDED FOR REPLACEMENT OF STANDARD PARTS

0.096 BEARING, CRANKSHAFT MAIN					
67-71	400-430-455 Eng. H.D. . .	5469066	1	5.15	BEARING (.001 U.S.)
67-71	400-430-455 Eng.-Heavy Duty.	5469065	1	5.15	BEARING, No. 2,4 (.002 U.S.)
67-71	400-430-455 Eng. H.D. . .	5469067	1		BEARING (std.)
0.101 BEARING, CRANKSHAFT-CENTER					
67-71	400-430-455 Eng.-Heavy Duty.	5469064	1	8.45	BEARING, No. 3 (std.)
67-71	400-430-455 Eng.-Heavy Duty.	5469063	1	8.50	BEARING, No. 3 (.001 U.S.)
67-71	400-430-455 Eng.-Heavy Duty.	5469062	1	8.50	BEARING, No. 3 (.002 U.S.)
0.303 SPRING & DAMPER, VALVE					
67-70	400-430-455 Eng.-Heavy Duty.	1383851	16	1.18	SPRING & DAMPER
69-70	4600 Stage 1.	1383851	16	1.18	SPRING & DAMPER
0.426 ROD, VALVE PUSH					
67-69	400-430 Eng.-Heavy Duty	1383852	16	1.49	ROD
0.519 CAMSHAFT					
67-71	400-430-455 Eng.-Heavy Duty.	1383853		34.45	CAMSHAFT (Stage 1)
67-71	400-430-455 Eng.-Heavy Duty.	1385557	1	15.60	CAMSHAFT (Stage 2)
67-69	400-430 Eng.-Heavy Duty	1394270		10.00	CAMSHAFT PACKAGE (Stage 1) incl. (1) 1383853 camshaft, (16) 1383851 valve spring & damper assm. (16) 1383852 rod, valve push, & (1) 1383854 spring, oil pump.
67-69	400-430 Eng.-Heavy Duty	1394021	1	10.00	CAMSHAFT PACKAGE (Stage 2)
69-70	4600 Stage 1.	1383853	1	34.45	CAMSHAFT
0.616 CONNECTING ROD BEARINGS					
67-71	400-430-455 Eng.-Heavy Duty.	5468714	8	4.05	BEARING (std.)
67-71	400-430-455 Eng.-Heavy Duty.	5468713	8	4.25	BEARING (.001 O.S.)
0.629 PISTON & PIN					
65-66	400 Eng.-Heavy Duty	1396799	8	22.15	PISTON & PIN (.024 O.S.)
67-69	400 Eng.-Heavy Duty	1394179	8	42.90	PISTON & PIN
67-69	430 Eng.-Heavy Duty	1394180	8	42.90	PISTON & PIN
0.643 PISTON RINGS					
67-69	400 Eng.-Heavy Duty	1394202	8	8.20	RING SET, for 1 piston (std.) .
67-69	430 Eng.-Heavy Duty _____	1394203	8	9.45	RING SET, for 1 piston (std.) .
1.609 SPRING, OIL PUMP RELIEF VALVE					
67-70	400-430 Eng.-Heavy Duty	1233892	1	.87	SPRING
3.270 GASKET, INTAKE MANIFOLD					
67-71	400-430-455 Eng.-Heavy Duty.	1383831	1	6.60	GASKET

SERVICE PARTS NECESSARY TO INSTALL ENGINE STAGE 1 OPTION

69	Stage 1	1231542	1	1 1.70	VALVE ROCKER ARM COVER (chrome) R.H- (0.386).....
69	Stage 1	1231543	1	1 1.70	VALVE ROCKER ARM COVER (chrome) LH — (0.386).....
69	Stage 1	1231587		3.02	LABEL, valve rocker arm cvr.—(0.386).....
69	Stage 1	1231544		.77	SCREW & PLATE, rocker arm cover to cyl. head— (0.413).....
69	Stage 1	1231545	6	.41	SCREW & PLATE, rocker arm cover to cyl. head— (0.413).....
69	Stage 1	1394270	1	10.00	PACKAGE, valve train (incl. camshaft push rods, valve spring & oil pump spring)—(0.519).....
69	Stage 1	1236791		45.05	CLUTCH (1.050).....
69	Stage 1	1236787		45.05	CLUTCH (1.050).....
69	Stage 1	1375146		4.41	PULLEY (1.062).....
69	Stage 1	1236303			FAN (1.064).....
69	Stage 1	3020113			RADIATOR (1.219).....
69	Stage 1	6410204		3.23	CAP, oil filler—(1.758).....
69	Stage 1	5613248		1.35	SPARK PLUG (40TS)—(2.270).....
69	Stage 1	1112016		40.80	DISTRIBUTOR (see parts book for part for this distributor).....
69	Stage 1	3019022			SWITCH, therm, vac—(2.4 10).....
69	Stage 1	1231614		20.00	PIPE, exh. frt. (R.H.)—(3.609).....
69	Stage 1	1231615		22.25	PIPE, exh. frt. (LH.)—(3.609).....
69	Stage 1	1231616		18.85	PIPE, tail (R.H.)—(3.609).....
69	Stage 1	1231617		18.85	PIPE, tail (LH.)—(3.609).....
69	Stage 1	1394348		28.65	MUFFLER (R.H.)—(3.701).....
69	Stage 1	1394440		28.65	MUFFLER (LH.)—(3.701).....
69	Stage 1	7036730		84.40	CARBURETOR (see parts book for parts for this carb.).....
69	Stage 1	1384487		5.50	CHOKE (3.750).....
69	Stage 1	6470098		14.95	FUEL PUMP (3.900).....
69	Stage 1	8626408		449.80	TRANSMISSION (refer to parts book for parts for this transmission).....

Rear Axle ratios used on production stage 1 are. 3.42 P.T., 3.64 P.T.

SERVICE PARTS NECESSARY TO INSTALL ENGINE STAGE 2 OPTION

NOTE For stage 2 substitute (1) 0.519 1394021 valve train package for 1394270 package. All other parts are the same as Stage 1.

(Stage 2 is not recommended for street use or when engine is equipped with mufflers.

NOTE. For further information consult your zone service & parts manager.

ALPHABETICAL INDEX

A

ACCUMULATOR, ACCUMULATOR BODY.	4.121
ACTUATOR BAR, HORN BLOWING.	2.830
ACTUATOR, BRAKE ADJUSTER.	5.103
ACTUATOR, DIRECTIONAL SIGNAL SWITCH.	2.895
ACTUATOR, ELECTRIC DOOR LOCKS.	10.485
ACTUATOR, FOLDING TOP.	14.475
ACTUATOR, FRONT SEAT ADJUSTER.	1.1561
ACTUATOR, HEATER & A.C.	9.798
ACTUATOR, PARKING BRAKE WARNING LIGHT.	4.589
ACTUATOR, SEAT BACK LOCKS.	1.1390
ACTUATOR, TRANSMISSION PARKING LOCK.	4.290
ACTUATOR, TRANSMISSION PARKING BRAKE.	4.290
ACTUATOR, TRANSMISSION PARK LOCK.	4.290
ACTUATOR, VACUUM DOOR LOCKS.	10.485
ACTUATOR, VACUUM TRUNK RELEASE.	12.243
ADAPTER, AIR CONDITIONING HEATER DUCT.	9.784
ADAPTER, AIR CONDITIONING COMPRESSOR.	9.171
ADAPTER, ANTENNA MOUNTING.	9.622
ADAPTER, AUTOMATIC LEVEL CONTROL HEIGHT VALVE.	7.455
ADAPTER, AUTOMATIC LEVEL CONTROL COMPRESSOR.	7.465
ADAPTER, CRANKCASE VENTILATION.	1.745
ADAPTER, EXHAUST MANIFOLD HEAT.	3.265
ADAPTER, FUEL TANK.	3.003
ADAPTER, HEATED AIR.	3.602
ADAPTER, HEATER & AC.	9.798
ADAPTER, HEATER & DEFROSTER.	9.779
ADAPTER, HYDROVAC POWER BRAKE.	4.957
ADAPTER, LUGGAGE CARRIER.	12.815
ADAPTER, OIL PAN GAUGE ROD.	1.516
ADAPTER, RADIATOR.	1.272
ADAPTER, REAR WINDOW DEFROSTER.	9.778
ADAPTER, SPEEDO., DRIVEN GEAR.	4.329
ADAPTER, SPEEDOMETER DRIVEN GEAR.	4.329
ADAPTER, SPEEDOMETER DRIVEN GEAR.	4.329
ADAPTER, SPEEDOMETER DRIVEN GEAR.	4.329
ADAPTER, SPEEDOMETER DRIVEN GEAR.	4.329
ADAPTER, SPEEDOMETER DRIVEN GEAR.	4.329
ADAPTER, STEERING GEAR OIL PUMP.	6.606
ADAPTER, STEERING SHAFT.	6.521
ADAPTER, TISSUE DISPENSER.	8.891
ADAPTER, TRANSMISSION CONTROL SHAFT.	4.027
ADAPTER, TRANSMISSION REAR BEARING.	4.317
ADJUSTER, FRONT SEAT (ELECTRIC).	1.1561
ADJUSTER, FRONT SEAT (MANUAL).	11.561
ADJUSTER, STEERING GEAR LASH.	6.822
ADJUSTER, STEERING GEAR WORM THRUST BEARING.	6.830
AIRATOR, CARBURETOR.	3.820
AIR CLEANER AND SILENCER.	3.402
AIR INLET PACKAGE, AIR CLEANER COLD.	3.417
AMMETER.	2.515
AMPLIFIER, AIR CONDITIONING CONTROL.	9.275
AMPLIFIER, CRUISE MASTER.	3.887
AMPLIFIER, TWILIGHT SENTINEL.	2.485
ANCHOR, LOW AND REVERSE BRAKE.	4.251
ANCHOR, PARKING BRAKE CABLE TO REAR AXLE BACKING PLATE.	4.785
ANTENNA, RADIO.	9.645
APPLIQUE, INSTRUMENT PANEL.	10.252
APPLIQUE, ROCKER PANEL MOLDING.	8.304
ARMATURE, GENERATOR.	2.279
ARMATURE, REAR QUARTER ELECTRIC WINDOW.	11.041
ARMATURE, STARTER MOTOR.	2.043
ARMATURE, TAILGATE WIPER MOTOR.	1.1255
ARMATURE, WINDOW ELECTRIC MOTOR.	10.783
ARMATURE, WIPER MOTOR.	10.150
ARM, AUTOMATIC TEMPERATURE CONTROL	

PROGRAMMER (GRP. CHANGED TO 9.275).	9.280
ARM, CARBURETOR PUMP.	3.845
ARM, CARBURETOR THROTTLE SHAFT.	3.759
ARM, GENERATOR BRUSH.	2.291
ARM, HEADLAMP PIVOT.	2.726
ARM (INCLUDES BUSHING), REAR SUSPENSION CONTROL.	5.382
ARM, INSTRUMENT CLUSTER.	9.746
ARMREST, FRONT DOOR.	14.686
ARMREST, FRONT SEAT BACK CENTER.	1.1374
ARMREST REAR DOOR.	14.762
ARMREST, REAR DOOR.	14.686
ARMREST, REAR QUARTER.	15.108
ARMREST, REAR SEAT BACK CENTER.	15.039
ARM & SHAFT, UPPER CONTROL ARM.	6.164
ARM & SHAFT, UPPER CONTROL ARM.	6.178
ARM, STEERING GEAR PITMAN.	6.859
ARM, STEERING IDLER.	6.895
ARM, STEERING IDLER.	6.231
ARM, STEERING KNUCKLE LOWER CONTROL.	6.168
ARM, STEERING KNUCKLE.	6.103
ARM, TAILGATE WIPER.	11.257
ARM, VALVE ROCKER.	0.333
ARM, WINDSHIELD WIPER GEAR BOX.	10.151
ARM, WINDSHIELD WIPER.	10.147
ASPIRATOR & SHIELD, AIR CONDITIONING CONTROL.	9.275
AUTOMATIC LEVEL CONTROL HEIGHT VALVE PARTS.	7.476
AUTOMATIC TRANSMISSION (NEW).	4.003
AUTOMATIC TRANSMISSION (NEW).	4.003

B

BACK, PASSENGER AND DRIVERS SEATS (LESS TRIM COVER).	1.1373
BACK, REAR SEAT LESS TRIM.	11.628
BACK, 3RD. SEAT BACK.	11.628
BAFFLE, AIR CONDITIONING HEATER DUCT.	9.784
BAFFLE, CARBURETOR FLOAT BOWL.	3.740
BAFFLE, CARBURETOR FUEL BOWL.	3.745
BAFFLE, ENGINE OIL PAN.	1.430
BAFFLE, FRONT END PANEL.	1.274
BAFFLE, FRONT FENDER INNER SKIRT.	8.153
BAFFLE, FRONT FENDER SKIRT.	8.155
BAFFLE, FRT. SPOILER.	7.833
BAFFLE, FUEL FILLER PIPE.	3.015
BAFFLE, HEATER & DEFROSTER.	9.779
BAFFLE, HOOD.	8.010
BAFFLE, RADIATOR FAN.	1.277
BAFFLE, RADIATOR GRILLE LOWER.	7.833
BAFFLE, RADIATOR.	1.272
BAFFLE, STARTER MOTOR SOLENOID.	2.100
BAFFLE, VALVE ROCKER ARM OIL.	0.354
BAG, FOLDING TOP COMPARTMENT.	15.027
BAG, FOLDING TOP DUST BOOT RETAINING.	13.450
BAIL, FUEL FILTER.	3.903
BALANCER, HARMONIC.	0.659
BALL, A.C. AND INSTRUMENT PANEL VENTS.	9.260
BALL, CARBURETOR PUMP DISCHARGE (ROCHESTER).	3.825
BALL, CARBURETOR PUMP INLET CHECK.	3.826
BALL, CLUTCH EQUALIZER.	0.851
BALL, COMPRESSOR CLUTCH.	9.188
BALL JOINT, STEERING KNUCKLE UPPER CONTROL ARM.	6.178
BALL JOINT, STEERING KNUCKLE LOWER CONTROL ARM.	6.169
BALL JOINT, UPPER CONTROL ARM.	6.164
BALL KIT, STEERING GEAR RECIRCULATING.	6.844
BALL, STEERING SHAFT WORM & NUT.	6.844

BALL STUD, STEERING KNUCKLE UPPER CONTROL ARM	6.178	BEARING, CONVERTER STATOR THRUST NEEDLE	4.118
BALL STUD & SWIVEL, CRUISE MASTER	3.885	BEARING, CONVERTER SUN GEAR	4.125
BALL, TRAILER HITCH	7.068	BEARING, CONVERTER SUN GEAR	4.125
BALL, TRANSMISSION GEAR SHIFTER YOKE POPPET	4.311	BEARING, CRANKSHAFT-CENTER	0.101
BALL, TRANSMISSION GEAR SHIFTER YOKE POPPET	4.311	BEARING, CRANKSHAFT (CENTER).	0.101
BALL, UNIVERSAL JOINT TORQUE	5.564	BEARING, CRANKSHAFT FRONT (INTERMEDIATE).	0.099
BALL, VALVE BODY	4.265	BEARING, CRANKSHAFT (MAIN).	0.096
BALL, VALVE ROCKER ARM	0.429	BEARING, CRANKSHAFT MAIN	0.096
BAND, INTERMEDIATE OVERRUN BRAKE	4.251	BEARING, CRANKSHAFT (REAR).	0.106
BAND, LOW AND REVERSE BRAKE	4.251	BEARING, CRANKSHAFT REAR (INTERMEDIATE).	0.103
BAND, LOW & REVERSE BRAKE	4.251	BEARING, DELCOTRON (SLIP RING END)	2.298
BAND, LOW & REVERSE BRAKE	4.251	BEARING, DIFFERENTIAL	5.536
BAR AND BUSHING, TRACK BAR	5.415	BEARING, DIRECT CLUTCH DRUM TO FORWARD CLUTCH HOUSING	4.164
BAR COMBINATION, STOP, TAIL & DIRECTIONAL SIGNAL LAMP (ORNAMENT).	2.680	BEARING, DISTRIBUTOR SHAFT PILOT	2.375
BAR, CONTROL RELEASE	4.008	BEARING, FRONT WHEEL INNER BEARING	6.318
BAR, CONTROL RELEASE	4.008	BEARING, FRONT WHEEL INNER (COMPLETE)	6.311
BAR, DOOR ARM REST	10.777	BEARING, FRONT WHEEL—OUTER (COMPLETE).	6.313
BAR, FRONT BUMPER BACK	7.836	BEARING, GENERATOR DRIVE END	2.298
BAR, FRONT BUMPER GUARD ANCHOR	7.838	BEARING, GOVERNOR	4.267
BAR, FRONT BUMPER UPPER	7.831	BEARING, GOVERNOR	4.267
BAR, FRONT FENDER TIE	8.155	BEARING, GOVERNOR	4.267
BAR, HORN (WOOD WHEEL).	2.830	BEARING KIT, PLANET	4.176
BAR, INSTRUMENT PANEL TIE	10.230	BEARING KIT, THRUST WASHER AND NEEDLE	4.004
BAR, RADIATOR GRILLE	1.266	BEARING, LEVER & HUB TO ENGINE BLOCK	0.851
BAR, REAR BUMPER BACK	7.836	BEARING, LOW SUN GEAR NEEDLE THRUST	4.176
BAR, REAR CROSS	12.986	BEARING, MAIN DRIVE GEAR BALL (REAR)	4.408
BAR, SIDE SKYLIGHT & QUARTER WINDOW DIVISION	12.957	BEARING, MAIN SHAFT REAR	4.408
BASE, BATTERY	2.333	BEARING, OUTPUT RING GEAR	4.176
BASE, BUMPER JACK	8.820	BEARING, POWER BRAKE CYLINDER POWER PISTON	4.924
BASE, CIGAR LIGHTER	9.709	BEARING & RACE, INTERNAL GEAR TO OUTPUT SHAFT	4.187
BASE, FRONT DOOR ARM REST	14.686	BEARING & RACE, SUN GEAR	4.159
BASE, FRONT DOOR VENTILATOR	10.664	BEARING, REAR AXLE DRIVE PINION (REAR).	5.484
BASE, FRONT FENDER TOP ORNAMENT	8.147	BEARING, REAR AXLE DRIVE PINION (FRONT)	5.447
BASE, FRONT SEAT ADJUSTER SWITCH	1 1.558	BEARING, REAR WHEEL	5.855
BASE PLATE, AIR CONDITIONING CONTROL	9.279	BEARING & RETAINER, PROPELLER SHAFT	5.436
BASE, RAD. GRILLE ORNAMENT	1.303	BEARING & RETAINER, PROPELLER SHAFT (Grp. Changed to 5.436 Eff. 7-1-71).	5.441
BASE, RADIO ANTENNA	9.647	BEARING, REVERSE IDLER GEAR	4.437
BASE, REAR DOOR ARMREST (PAINT TO MATCH AS REQ.).	14.762	BEARING, REVERSE SUN GEAR	4.178
BASE, REAR DOOR ASH TRAY MOUNTING	12.045	BEARINGS, CONNECTING ROD	0.616
BASE, REAR QUARTER	15.108	BEARING SET, (COMPLETE) CRANKSHAFT MAIN	0.094
BASE, REAR SEAT LIGHTER	12.006	BEARING, STEERING GEAR HOUSING SIDE	6.807
BBL) ENGINE	3.725	BEARING, STEERING GEAR HOUSING END COVER	6.826
BBL) ENGINE	3.725	BEARING, STEERING GEAR OIL PUMP SHAFT	6.615
BEAM, SPOTLAMP	9.773	BEARING, STEERING GEAR PITMAN SHAFT	6.786
BEARING, ACCELERATOR LEVER	3.454	BEARING, STEERING GEAR SHAFT COUPLING	6.525
BEARING, A.C. COMPRESSOR	9.172	BEARING, STEERING SHAFT	6.521
BEARING & ADAPTER, CLUTCH PILOT (IN END OF CRANKSHAFT).	0.649	BEARING, STEERING SHAFT WORM THRUST	6.835
BEARING, AIR INJECTOR REACTOR PUMP	3.665	BEARING, STEERING TIE ROD BALL SEAT	6.241
BEARING, AUXILIARY VALVE (CRUISE MASTER).	4.265	BEARING, TILT TYPE STEERING SHAFT	6.521
BEARING, (BETWEEN REAR PUMP & PARKING WHEEL RATCHET).	4.290	BEARING, TORQUE TUBE	5.506
BEARING, BRAKE HIGH AND LOW	4.169	BEARING, TRANSMISSION COUNTER GEAR	4.422
BEARING, BRAKE PEDAL TO DASH	4.634	BEARING, TRANSMISSION CONTROL SHAFT	4.030
BEARING, CAMSHAFT (CENTER).	0.546	BEARING, TRANSMISSION CONTROL LEVER	4.008
BEARING, CAMSHAFT (FRONT CENTER).	0.543	BEARING, TRANSMISSION COUNTER GEAR	4.422
BEARING, CAMSHAFT (FRONT).	0.539	BEARING, TRANSMISSION CLUTCH GEAR	4.355
BEARING, CAMSHAFT (REAR CENTER).	0.546	BEARING, TRANSMISSION MAIN SHAFT PILOT	4.352
BEARING, CAMSHAFT (REAR).	0.549	BEARING, TRANSMISSION MAIN DRIVE GEAR BALL (FRONT).	4.355
BEARING, (CAMSHAFT THRUST).	0.533	BEARING, TRANSMISSION MAIN SHAFT PILOT	4.352
BEARING, CLUTCH EQUALIZER BALL STUD	0.851	BEARING, TRANSMISSION MAIN DRIVE OR CLUTCH GEAR	4.355
BEARING, CLUTCH PEDAL	0.831	BEARING, TRANSMISSION NEEDLE	4.398
BEARING, CLUTCH PILOT (IN END OF CRANKSHAFT).	0.649	BEARING, TRANSMISSION, PLANET CARRIER TO TRANSMISSION CASE NEEDLE	4.176
BEARING, CLUTCH RELEASE (INCLUDES SLEEVE)	0.799	BEARING, TRANSMISSION REAR	4.408
BEARING, COMPRESSOR CLUTCH PULLEY	9.181		
BEARING, CONTROL SHAFT	4.027		
BEARING, CONVERTER PUMP	4.115		
BEARING, CONVERTER STATOR	4.117		

BEARING, TRANSMISSION REAR	4.408	BOLT, CONVERTER	4.226
BEARING, TRANSMISSION REAR	4.408	BOLT, CRANKSHAFT BEARING CAPS	0.056
BEARING, TRANSMISSION REAR BEARING RETAINER	4.352	BOLT, CYLINDER HEAD	0.293
BEARING, TRANSMISSION REVERSE IDLER GEAR	4.431	BOLT, DIFFERENTIAL BEARING CAP TO CARRIER	5.506
BEARING, TRANSMISSION REAR	4.408	BOLT, DIFFERENTIAL CASE	5.510
BEARING, TURBINE	4.127	BOLT, DIFFERENTIAL RING GEAR TO CASE	5.531
BELLCRANK, THROTTLE RELAY	3.463	BOLT, DOOR LOCK STRIKER	10.570
BELLOWS, ACCELERATOR PEDAL ROD	3.469	BOLT, EXHAUST PIPE TO EXHAUST MANIFOLD	3.613
BELLOWS, CLUTCH PEDAL ROD	0.829	BOLT, FILLISTER HEAD	8.907
BELLOWS, POWER BRAKE BELLOWS	4.922	BOLT, FLYWHEEL TO CRANKSHAFT LOCKING	0.669
BELLOWS, WINDSHIELD WASHER	10.153	BOLT, FOLDING TOP	14.155
BELT, AIR CONDITIONING COMPRESSOR (6 CYLINDER)	1.066	BOLT, FRONT DOOR HINGE	10.463
BELT, AIR CONDITIONING COMPRESSOR (5 CYLINDER)	1.066	BOLT, FRONT & REAR WHEEL HUB	5.812
BELT, AIR INJECTION REACTOR PUMP	1.066	BOLT, GAS TANK TO UNDERBODY	3.023
BELT, AIR RIDE COMPRESSOR & DRIVE	1.066	BOLT, GENERATOR THROUGH	2.316
BELT, FAN 8i DELCOTRON	1.066	BOLT, HARMONIC BALANCER	0.662
BELT, STEERING GEAR OIL PUMP	1.066	BOLT, HEXAGON HEAD BODY	9.008
BEZEL, BACK-UP LAMP	2.697	BOLT, HEXAGON HEAD	8.900
BEZEL, COMBINATION STOP, TAIL & DIRECTION SIGNAL	2.680	BOLT, HOOD HINGE	8.014
BEZEL COMBINATION, STOP, TAIL TURN & BACK-UP LAMP	2.681	BOLT, HOOD LATCH RELEASE LEVER	8.037
BEZEL, CONSOLE MEDALLION	9.750	BOLT, INTAKE MANIFOLD TO CYLINDER HEAD	3.275
BEZEL, CORNERING LAMP	2.586	BOLT & NUT, BATTERY TERMINAL	2.343
BEZEL, FRONT PARKING AND TURN SIGNAL LAMP	2.586	BOLT, OIL PUMP TO CASE	4.226
BEZEL, HEADLAMP	2.728	BOLT, PROPELLER SHAFT	5.441
BEZEL, SPEEDOMETER & GAUGE	9.761	BOLT, PROPELLER SHAFT TO COMPANION FLANGE	5.586
BINDING, FOLDING TOP	15.534	BOLT, RADIATOR FAN	1.064
BLADE, AIR DEFLECTOR (TAILGATE WINDOW)	12.180	BOLT, REAR AXLE CONTROL ARM	5.383
BLADE, TAIL GATE WIPER	11.252	BOLT, REAR BUMPER LAMP	2.679
BLADE, WINDSHIELD WIPER	10.146	BOLT, REAR DOOR HINGE	10.463
BLOCK, FUSE	2.483	BOLT, REAR LEAF SPRING	7.516
BLOWER & AIR INLET, HEATER & DEFROSTER	9.779	BOLT, REAR SEAT SPEAKER	9.665
BLOWER, FORCED AIR VENTILATION	9.790	BOLT, REAR SPRING SHACKLE	7.529
BLOWER, REAR WINDOW DEFROSTER	9.778	BOLT, SEAT BELTS AND SHOULDER STRAPS	14.875
BODY AND GEAR, TRANSMISSION REAR OIL PUMP	4.200	BOLT, SHOCK ABSORBER	7.347
BODY, AUTOMATIC TEMPERATURE CONTROL	9.276	BOLT, SPARE WHEEL RETAINING	7.632
BODY, CARBURETOR AUXILIARY THROTTLE	3.758	BOLT, STARTER MOTOR THROUGH	2.077
BODY, CARBURETOR THROTTLE	3.729	BOLT, STEERING GEAR SHAFT COUPLING	6.525
BODY CLOTH MATERIAL	15.500	BOLT, STEERING GEAR TO FRAME	6.509
BODY, CONSOLE	4.015	BOLT, STEERING KNUCKLE LOWER CONTROL ARM	6.169
BODY, CONSOLE	4.015	BOLT, STEERING KNUCKLE LOWER CONTROL ARM	6.172
BODY, LONG CONSOLE	10.240	BOLT, STEERING KNUCKLE	6.106
BODY, MINI CONSOLE	10.240	BOLT, TAILGATE WINDOW GUIDE	12.195
BODY, OIL PUMP	4.224	BOLT, TORQUE TUBE	5.505
BODY, POWER BRAKE MASTER CYLINDER	4.904	BOLT, TORQUE TUBE	5.508
BODY, RADIATOR	1.266	BOLT, TRACK BAR	5.418
BODY, STEERING GEAR OIL PUMP	6.635	BOLT, TRANSMISSION MAIN DRIVE GEAR BEARING	4.356
BODY, TRANSMISSION OIL PUMP BODY	4.224	BOLT, TRANSMISSION MAIN DRIVE GEAR BEARING	4.356
BODY, TRANSMISSION OIL PUMP BODY	4.224	BOLT, UPPER CONTROL ARM	6.178
BODY, TRANSMISSION STATOR CONTROL VALVE	4.122	BOLT, VALVE LIFTER COVER TO CYLINDER CRANKCASE	0.446
BODY, TRANSMISSION VALVE	4.265	BOLT, VALVE ROCKER ARM COVER TO CYLINDER HEAD	0.413
BODY, VALVE BODY	4.265	BOLT, WATER OUTLET TO INTAKE MANIFOLD	1.154
BODY, VALVE BODY	4.265	BOLT, WINDOW GLASS TO CAM	10.745
BODY, WIRING HARNESS IGNITION SWITCH CONNECTOR	2.530	BOOT, CALIPER	4.670
BOLT, AIR CLEANER HOLD DOWN	3.403	BOOT, CARBURETOR PUMP	3.838
BOLT AND NUT, CONNECTING ROD	0.623	BOOT, CARBURETOR PUMP (ROCHESTER)	3.843
BOLT, BATTERY HOLD DOWN	2.334	BOOT, CLUTCH RELEASE YOKE	0.797
BOLT, BRAKE REACTION ROD	6.171	BOOT, DELCOTRON TERMINAL	2.258
BOLT, BUMPER	7.874	BOOT & FASTENERS, FOLDING TOP	13.450
BOLT, CAMSHAFT SPROCKET	0.738	BOOT, FRONT & REAR SEAT BELT ANCHOR- INNER	14.875
BOLT, CARBURETOR TO INTAKE MANIFOLD	3.275	BOOT, MASTER CYLINDER	4.659
BOLT, CARRIAGE	8.903	BOOT & RETAINER, FLOOR PAN TRANSMISSION	4.015
BOLT & CLAMP, EXHAUST SYSTEM	3.708	BOOT, SPARK PLUG	2.258
BOLT, CLUTCH COVER TO FLYWHEEL	0.862	BOOT, STARTER MOTOR GEAR SHIFT LEVER	2.108
BOLT, CLUTCH PRESSURE PLATE RETRACTING SPRING	0.864	BOOT, TORQUE BALL	5.565
		BOOT, TRANSMISSION CONTROL LEVER	4.015

BOOT, VACUUM CONTROL	2.414	BRACKET, DETENT VALVE ACTUATOR (Grp. Changed to 4.275).	4.278
BOOT, WHEEL BRAKE CYLINDER	4.670	BRACKET, DETENT VALVE CONTROL	4.275
BOW, FOLDING SUN ROOF BOW.	12.952	BRACKET, DISCHARGE MUFFLER MOUNTING	9.242
BOW, FOLDING TOP—CENTER	14.215	BRACKET, DISTRIBUTOR.	2.393
BOW, FOLDING TOP—FRONT.	14.130	BRACKET, DOWNSHIFT SWITCH MOUNTING	4.060
BOW, FOLDING TOP REAR.	14.340	BRACKET, ENGINE MOUNTING FRAME	0.029
BOWL, CARBURETOR FLOAT.	3.734	BRACKET, EQUALIZER.	4.040
BOWL	6.518	BRACKET, EQUALIZER.	4.040
BOWL, CONTROL LEVER.	4.010	BRACKET, EVAPORATOR MOUNTING.	9.211
BOWL, FUEL FILTER.	3.890	BRACKET, FAST IDLE ADJUSTMENT.	3.481
BOWL SHROUD, CONTROL LEVER.	4.010	BRACKET, FENDER TO WHEELHOUSE.	8.162
BOWL, TRANSMISSION CONTROL LEVER.	4.010	BRACKET, FRAME TO BODY MOUNTING	7.330
BOWL, TRANSMISSION CONTROL LEVER.	4.010	BRACKET, FREEZE PROTECTION AND EXPANSION VALVE	9.213
BOW , ROOF	12.952	BRACKET, FRONT AND REAR BUMPER MOUNTING.	7.869
BOW & SUPPORT, ROOF.	12.952	BRACKET, FRONT BUMPER	7.828
BOX, FRONT DOOR HINGE (LOWER).	10.454	BRACKET, FRONT BUMPER GUARD.	7.829
BOX, FRONT DOOR HINGE (UPPER).	10.450	BRACKET, FRONT BUMPER MOUNTING	7.838
BOX, INSTRUMENT PANEL COMPARTMENT	10.260	BRACKET, FRONT DISC BRAKE	5.001
BOX, REAR COMPARTMENT LID HINGE	12.184	BRACKET, FRONT DOOR WINDOW ELECTRIC	10.783
BRACE, AIR CONDITIONING COMPRESSOR.	9.171	BRACKET, FRONT END PANEL	1.267
BRACE, AIR INJECTION REACTOR PUMP	3.655	BRACKET, FRONT FENDER SKIRT.	8.155
BRACE, BODY LOCK PILLAR TO WHEELHOUSE.	12.684	BRACKET, FRONT STABILIZER SHAFT.	7.242
BRACE, BODY LOCK PILLAR TO FLOOR PAN	12.684	BRACKET, FUEL FILTER MOUNTING.	3.890
BRACE, BODY LOCK PILLAR TO RAIL	12.684	BRACKET, GAS TANK FILLER DOOR HINGE.	8.209
BRACE, CENTER PILLAR	12.491	BRACKET, GENERATOR MOUNTING	2.277
BRACE, DASH TO CHASSIS.	12.650	BRACKET, HEATER & A.C.	9.798
BRACE, DASH TO FENDER SKIRT.	8.155	BRACKET, HEATER & DEFROSTER.	9.779
BRACE, FOLDING TOP COMPARTMENT TO FLOOR.	12.768	BRACKET, HOT GAS VALVE DISCHARGE	9.225
BRACE, FOLDING TOP COMPARTMENT	12.989	BRACKET, IDLE CONTROL	3.440
BRACE, FRONT BODY HINGE PILLAR.	12.659	BRACKET, IGNITION COIL	2.183
BRACE, FRONT BUMPER.	7.836	BRACKET, INSTRUMENT PANEL	9.740
BRACE, FRONT FENDER TIE	8.155	BRACKET, JACK STOWAGE.	8.820
BRACE, FR. SPOILER.	7.833	BRACKET & LEVER, HOOD LATCH RELEASE	8.075
BRACE, GENERATOR ADJUSTING.	2.317	BRACKET, MANUAL MIRROR (OUTSIDE).	10.185
BRACE, RADIATOR SUPPORT.	1.271	BRACKET, PARK & TURN SIGNAL LAMP.	2.587
BRACE, REAR BUMPER.	7.836	BRACKET PKG., HEADLAMP BODY.	2.736
BRACE, REAR BUMPER.	7.838	BRACKET, PRESSURE METERING.	4.690
BRACE , REAR COMPARTMENT GUTTER.	12.996	BRACKET, PROPELLER SHAFT (Grp. Changed to 5.598 Eff. 5-1-71).	5.441
BRACE, STEERING GEAR OIL PUMP BRACKET	6.606	BRACKET, PROPELLER SHAFT.	5.598
BRACE , WHEELHOUSE PANEL	12.944	BRACKET, RAD. GRILLE ORNAMENT.	1.303
BRACKET, AIR CONDITIONING LINES & HOSES.	9.242	BRACKET, RADIATOR FAN.	1.277
BRACKET, AIR DEFLECTOR (TAILGATE WINDOW).	12.180	BRACKET, RADIATOR GRILLE.	1.267
BRACKET, AIR INJECTION REACTOR PUMP	3.655	BRACKET, RADIATOR.	1.270
BRACKET, AIR INJECTOR REACTOR VALVE	3.670	BRACKET, RADIO.	9.650
BRACKET, ANTENNA MOUNTING.	9.622	BRACKET, REAR AXLE CONTROL ARM TO BODY FRAME.	5.380
BRACKET, AUTO. LEVEL CONTROL SPRING PAD.	7.477	BRACKET, REAR BUMPER MOUNTING.	7.838
BRACKET, AUTO LEVEL CONTROL COMPRESSOR.	7.452	BRACKET, REAR DOOR WINDOW (ELECTRIC)	10.791
BRACKET, AUTOMATIC LEVEL CONTROL	7.345	BRACKET, REAR LAMP TO BUMPER.	2.662
BRACKET, BACK-UP LAMP.	2.698	BRACKET, REAR SHOCK ABSORBER MOUNTING.	7.357
BRACKET, BRAKE HOSE	4.681	BRACKET, RECEIVER AND DEHYDRATOR	9.195
BRACKET, BRAKE PEDAL MOUNTING.	4.634	BRACKET, REVERBERATOR.	9.665
BRACKET, BRAKE REACTION.	6.171	BRACKET, SHIFT EQUALIZER	4.040
BRACKET, CARBURETOR IDLE CONTROL SOLENOID.	3.444	BRACKET, SHIFT EQUALIZER.	4.040
BRACKET, CARBURETOR VACUUM BREAK	3.765	BRACKET, SPARK PLUG WIRE (FASTENS TO ROCKER ARM COVER).	2.251
BRACKET, CENTER WINDSHIELD WIPER TRANSMISSION.	10.159	BRACKET, STEERING COLUMN SUPPORT.	6.760
BRACKET, CENTER WINDSHIELD WIPER TRANSMISSION.	10.160	BRACKET, STEERING GEAR OIL PUMP.	6.606
BRACKET, CLUTCH EQUALIZER.	0.852	BRACKET, STEERING KNUCKLE UPPER & LOWER CONTROL ARM.	6.177
BRACKET, CLUTCH PEDAL	0.833	BRACKET, STOP LIGHT.	2.447
BRACKET, CLUTCH PEDAL RETURN SPRING	0.846	BRACKET, THROTTLE CABLE.	3.454
BRACKET, COMPRESSOR MOUNTING".	9.177	BRACKET, THROTTLE OPERATING.	3.453
BRACKET, CONTROL LEVER SHAFT.	4.010	BRACKET, THROTTLE RETURN SPRING	3.459
BRACKET, CRANKING MOTOR MOUNTING	2.077	BRACKET, TRACK BAR 7. -TVT-T—5:4-1-8-	
BRACKET, CRUISE MASTER POWER UNIT	3.885	BRACKET, TRANSMISSION CONTROL	4.047
BRACKET, CRUISE RELEASE SWITCH.	3.885	BRACKET, TRANSMISSION CONTROL	4.047
BRACKET, DASH POT.	3.444	BRACKET, TRANSMISSION CONTROL SWITCH MOUNTING.	4.060
BRACKET, DELCOTRON DIODE RECTIFIER MOUNTING.	2.319	BRACKET, TRANSMISSION CONTROL LEVER	4.037
BRACKET, DELCOTRON MOUNTING.	2.277	BRACKET, TRANSMISSION CONTROL SHAFT	4.030
		BRACKET, TRANSMISSION CONTROL SWITCH MOUNTING.	4.060

BRACKET, TRANSMISSION CONTROL LEVER	4.037	BUSHING, DISTRIBUTOR TERMINAL SCREW	
BRACKET, TRANSMISSION CONTROL	4.047	INSULATING	2.401
BRACKET, TRANSMISSION MOUNTING		BUSHING, DOOR HINGE	10.464
THRUST	4.083	BUSHING, EXHAUST MANIFOLD VALVE	
BRACKET, TRANSMISSION PARK LOCK	4.290	SHAFT	3.647
BRACKET, TRANSMISSION PARKING BRAKE	4.290	BUSHING, FOLDING TOP	14.160
BRACKET, TRANSMISSION SHIFT EQUALIZER	4.046	BUSHING, FRONT STABILIZER SHAFT	7.243
BRACKET, TRANSMISSION SHIFT EQUALIZER	4.040	BUSHING, GENERATOR COMMUNTATOR END	
BRACKET, TRANSMISSION SUPPORT	4.083	FRAME	2.298
BRACKET, TRANSMISSION SHIFT LEVER	4.004	BUSHING, HILL BRAKE	4.180
BRACKET, TRANSMISSION SHIFT EQUALIZER	4.046	BUSHING, HOOD LATCH RELEASE ROD	8.077
BRACKET, TRANSMISSION SUPPORT	4.083	BUSHING, HORN BLOWING CONTACT	2.819
BRACKET, TRANSMISSION SHIFT EQUALIZER	4.040	BUSHING, INSTRUMENT CLUSTER	9.746
BRACKET, TRANSMISSION SHIFT EQUALIZER	4.046	BUSHING KIT	4.005
BRACKET, TRANS. SHIFT EQUALIZER	4.040	BUSHING, OIL PUMP	4.226
BRACKET, VACUUM BREAK CONTROL	3.444	BUSHING, PARKING BRAKE CABLE	4.785
BRACKET, VALVE ROCKER ARM SHAFT	0.349	BUSHING, REAR AXLE STRUT ROD TO STRUT	
BRACKET, WINDSHIELD WASHER	10.154	ROD BRACKET	5.384
BRACKET, WINDSHIELD WIPER MOTOR	10.152	BUSHING, REAR AXLE	5.381
BRAKE PEDAL	4.625	BUSHING, REAR LEAF SPRING	7.504
BRAKE SHOE & LINING SET (METALLIC)	5.017	BUSHING, REAR VIEW MIRROR (INSIDE)	10.186
BREATHER CAP, TRANSMISSION CASE	4.104	BUSHING, REVERSE RING GEAR	4.190
BREATHER, CRANKCASE VENTILATION	1.758	BUSHINGS, CONVERTER	4.126
BREATHER PACKAGE, AIR CLEANER	3.410	BUSHING, SHIFT EQUALIZER	4.040
BREATHER PIPE, TRANS. VENT.	4.104	BUSHING, SHOCK ABSORBER	7.347
BREATHER, TRANSMISSION VENT PIPE	4.104	BUSHING & SLEEVE, TRANSMISSION SHIFT	
BREATHER, TRANSMISSION CASE	4.104	LEVER	4.037
BRUSH & HOLDER, GENERATOR	2.285	BUSHING & SLEEVE, TRANSMISSION SHIFT	
BRUSH, STARTER MOTOR	2.051	LEVER	4.037
BRUSH, TAILGATE WIPER MOTOR	11.255	BUSHING & SLEEVE, TRANSMISSION SHIFT	
BRUSH, WIPER MOTOR	10.150	LEVER	4.037
BUCKET SEAT, COMPLETE (LESS TRIM)	14.896	BUSHING & SLEEVE, TRANSMISSION SHIFT	
BUFFER, PARKING BRAKE CABLE	4.784	LEVER	4.037
BULBS, LAMP	8.991	BUSHING & SLEEVE, TRANSMISSION SHIFT	
BUMPER, ASH TRAY	9.766	LEVER	4.037
BUMPER, BACK DOOR	12.270	BUSHING, STABILIZER TO SHAFT & LWR.	
BUMPER, BEARING HOUSING	6.515	CONTROL ARM	7.388
BUMPER, CLUTCH PEDAL	0.833	BUSHING, STARTER MOTOR DRIVE END	2.083
BUMPER, DOOR	10.587	BUSHING, STATOR SHAFT	4.161
BUMPER, DOOR WINDOW	10.716	BUSHING, STEERING GEAR PITMAN SHAFT	6.786
BUMPER, FRONT DOOR WINDOW GLASS AT		BUSHING, STEERING KNUCKLE LOWER	
VENT.	10.670	CONTROL ARM	6.169
BUMPER, GAS TANK FILLER DOOR	8.210	BUSHING, SUN GEAR TO OUTPUT SHAFT	4.176
BUMPER, HEATER & DEFROSTER	9.779	BUSHING, THROTTLE OPERATING LEVER	3.454
BUMPER, HOOD	8.024	BUSHING, THROTTLE OPERATING LEVER	3.425
BUMPER, INSTRUMENT CLUSTER DIAL	9.761	BUSHING, TRACK BAR (RADIUS ROD	
BUMPER, INSTRUMENT PANEL		BUSHING)	5.417
COMPARTMENT DOOR	10.263	BUSHING, TRANSMISSION CONTROL LEVER	4.037
BUMPER, LICENSE PLATE	7.807	BUSHING, TRANSMISSION CONTROL LEVER	
BUMPER, REAR AXLE	5.395	PIVOT SHAFT	4.037
BUMPER, REAR BUMPER END PLATE		BUSHING, TRANSMISSION CONTROL LEVER	4.037
SUPPORT	7.838	BUSHING, TRANSMISSION CONTROL LEVER	
BUMPER, REAR COMPARTMENT LID	12.212	(CONSOLE SHIFT)	4.006
BUMPER, REAR DOOR WINDOW	10.768	BUSHING, TRANSMISSION CONTROL LEVER	4.037
BUMPER, REAR FACE PLATE	7.865	BUSHING, TRANSMISSION CASE	4.104
BUMPER, REAR FLOOR FILLER PANEL	12.977	BUSHING, TRANSMISSION CONTROL LEVER	4.037
BUMPER, REAR SEAT CENTER ARMREST	1.1649	BUSHING, TRANSMISSION CASE	4.104
BUMPER (RUBBER) HOOD	8.037	BUSHING, TRANSMISSION CONTROL LEVER	4.037
BUMPER, SEAT CUSHIONS & BACKS	1.1381	BUSHING, TRANSMISSION CONTROL LEVER	
BUMPER, STEERING KNUCKLE CONTROL		CABLE	4.008
ARM	6.176	BUSHING, TRANSMISSION CASE	4.104
BUMPER, STEERING TIE ROD	6.244	BUSHING, TRANSMISSION CONTROL LEVER	4.037
BUMPER, TAILGATE	12.212	BUSHING, TRANSMISSION CASE EXTENSION	4.319
BURR, WINDSHIELD WIPER MOTOR	10.157	BUSHING, TRANSMISSION DIRECT CLUTCH	4.169
BUS BAR, WIRING	13.090T	BUSHING, TRANSMISSION EXTENSION	4.319
BUSHING, AUTOMATIC LEVEL CONTROL		BUSHING, TRANSMISSION EQUALIZER	4.042
COMPRESSOR	7.452	BUSHING, TRANSMISSION EXTENSION	4.319
BUSHING, BRAKE PEDAL	4.626	BUSHING, TRANSMISSION EXTENSION	4.319
BUSHING, BRAKE REACTION ROD	6.171	BUSHING, TRANSMISSION EXTENSION	4.319
BUSHING, CASE TO OUTPUT SHAFT	4.104	BUSHING, TRANSMISSION EQUALIZER	4.046
BUSHING, CLUTCH & BRAKE PEDAL	0.833	BUSHING, TRANSMISSION EXTENSION	4.319
BUSHING, CLUTCH EQUALIZER OPERATING	0.851	BUSHING, TRANSMISSION INPUT SHAFT	4.123
BUSHING, CLUTCH LOW SUN	4.162	BUSHING, TRANSMISSION OIL PUMP	4.224
BUSHING, CLUTCH RELEASE	0.795	BUSHING, TRANSMISSION OUTPUT SHAFT	4.176
BUSHING, CONVERTER	4.126	BUSHING, TRANSMISSION OUTPUT SHAFT	4.176
BUSHING, CONVERTER STATOR	4.117	BUSHING, TRANSMISSION OIL PUMP	4.226
BUSHING, CONVERTER SUN GEAR	4.125	BUSHING, TRANSMISSION OIL PUMP BODY	4.224
BUSHING, DISTRIBUTOR SHAFT	2.363	BUSHING, TRANSMISSION OUTPUT SHAFT	4.176

BUSHING, TRANSMISSION PLANET.	4.175	CABLE, PARKING BRAKE.	4.779
BUSHING, TRANSMISSION REAR BEARING RETAINER.	4.319	CABLE, REAR BRAKE.	4.779
BUSHING, TRANSMISSION REAR BEARING RETAINER.	4.319	CABLE, REAR SEAT SPEAKER.	9.665
BUSHING, TRANSMISSION REVERSE IDLER GEAR.	4.431	CABLE, RECLINING SEAT BACK.	11.377
BUSHING, TRANSMISSION SUPPORT.	4.085	CABLE, SEAT BACK STOP.	1 1.38 1
BUSHING, TRANSMISSION SUPPORT.	4.085	CABLE SET, IGNITION.	2.239
BUSHING, TRANSMISSION SHIFT EQUALIZER.	4.040	CABLE, SPEEDOMETER DRIVE.	4.342
BUSHING, TRANSMISSION SHIFT.	4.040	CABLE, SPEEDOMETER.	4.342
BUSHING, TRANSMISSION SHIFT.	4.040	CABLE, SPEEDOMETER.	4.342
BUSHING, TRANSMISSION SHIFTER SHAFT.	4.226	CABLE, SPEEDOMETER.	4.342
BUSHING, TRANSMISSION.	4.162	CABLE, SPEEDOMETER.	4.342
BUSHING, TRANSMISSION SHIFT EQUALIZER.	4.046	CABLE, SUN ROOF.	14.090
BUSHING, TRANSMISSION SHIFT.	4.040	CABLE, TAILGATE.	12.242
BUSHING, TRANSMISSION SUPPORT.	4.085	CABLE, TAILGATE WINDOW REGULATOR MOTOR.	12.195
BUSHING, TUBE & PIPE FITTINGS.	8.963	CABLE, TAILGATE WINDOW.	12.180
BUSHING, UPPER CONTROL ARM.	6.178	CABLE, TERMINAL BLOCK TO STARTER (POS.).	2.342
BUSHING, UPPER CONTROL ARM.	6.164	CABLE, THROTTLE OPERATING.	3.453
BUSHING & VALVE, MODULATION BOOSTER.	4.265	CABLE, THROTTLE OPERATING.	3.430
BUSHING & VALVE PKG., MODULATOR REGULATOR BOOSTER.	4.216	CABLE, TRANSMISSION CONTROL REVERSE RELEASE.	4.006
BUTTON, CRUISE MASTER.	3.883	CABLE, TRANSMISSION CONTROL.	4.047
BUTTON, FRONT DOOR VENTILATOR.	10.664	CABLE, TRANSMISSION CONTROL.	4.047
BUTTON, FRONT SEAT ADJUSTER SWITCH.	11.558	CABLE, TRANSMISSION CONTROL.	4.047
BUTTON, FRONT SEAT BACK MAP POCKET.	14.810	CABLE, TRANSMISSION DETENT VALVE CONTROL.	4.050
BUTTON, HORN BLOWING.	2.830	CALIPER, DISC BRAKES.	4.665
BUTTON, INTERIOR TRIM.	14.804	CAM, AIR CONDITIONING CONTROL.	9.275
BUTTON, REAR DOOR WINDOW ELECTRIC SWITCH.	10.791	CAM, BACK DOOR & TAILGATE-INNER PANEL.	12.180
BUTTON, REAR QUARTER ELECTRIC WINDOW.	11.041	CAM, CARBURETOR FAST IDLE.	3.766
BUTTON & SHAFT, DOOR HANDLE PUSH BUTTON.	10.529	CAM, DIRECTIONAL SIGNAL CANCELLING.	2.896
BUTTON, TIMING CHAIN CAMSHAFT THRUST.	0.206	CAM, DISTRIBUTOR.	2.381
BUTTON, TRANSMISSION CONTROL LEVER (CONSOLE SHIFT).	4.006	CAM, DOOR INNER PANEL.	10.792
BUTTON, WINDSHIELD WIPER & WASHER CONTROL.	10.164	CAM, FRONT DOOR WINDOW LOWER SASH CHANNEL.	10.687
BUZZER, SEAT BELT LATCH INDICATOR.	9.765	CAM, GASOLINE GAUGE (TANK UNIT).	3.107
BUZZER, SEAT BELT WARNING SYSTEM.	14.875	CAM, INTERMEDIATE OVERRUN CLUTCH.	4.167
BUZZER, SPEEDOMETER SAFETY.	9.762	CAM, REAR AXLE UPPER CONTROL ARM.	5.382
BUZZER, SPEED SAFETY.	1.800	CAM, REAR DOOR WINDOW GUIDE.	10.792
B).	5.017	CAM, REAR DOOR WINDOW LOWER SASH CHANNEL.	10.748
		CAM, REAR QUARTER WINDOW LOWER SASH CHANNEL.	1 1.007
		CAMSHAFT.	0.5 19
		CAMSHAFT.	0.519
		CAM & SUPPORT, HEATER & DEFROSTER.	9.779
		CAM, TAIL GATE LOCK.	12.249
		CAM, TAILGATE WINDOW.	12.180
		CAM, TRANSMISSION DETENT.	4.311
		CAM, TRANSMISSION DETENT.	4.311
		CAM, TRANSMISSION DETENT.	4.311
		CAM, WINDSHIELD WASHER.	10.153
		CAM, WINDSHIELD WIPER ARM.	10.147
		CANISTER, LIQUID VAPOR.	3.130
		CAPACITOR, CRUISE MASTER.	3.885
		CAPACITOR, DELCOTRON.	2.319
		CAP, BUMPER FILLER (FRONT & REAR).	7.831
		CAP, CENTER PILLAR TRIM (PAINT TO MATCH AS REQUIRED).	14.730
		CAP, COMPRESSOR THROTTLE VALVE.	9.198
		CAP, CRANKCASE OIL FILLER.	1.758
		CAP, CRANKSHAFT CENTER BEARING.	0.100
		CAP, CRANKSHAFT FRONT INTERMEDIATE BEARING.	0.098
		CAP, CRANKSHAFT MAIN BEARING.	0.095
		CAP, CRANKSHAFT REAR BEARING.	0.105
		^AFVCRANKSHAFT-RtAR-INTEFIMtDJAT-E BEARING.	0.102
		CAP, DISTRIBUTOR.	2.367
		CAP, DOOR LOCK PILLAR WEATHERSTRIP.	10.694
		CAP, DOOR SAFETY LOCK.	10.552
		CAP, DOOR WINDOW GLASS BEARING.	10.685
		CAP, FILLER—FRONT AND REAR BUMPER.	7.838
		CAP, FRONT BUMPER END PLATE.	7.832
		CAP, GASOLINE TANK FILLER.	3.028

C

CABLE AND CASING, SPEEDOMETER.	4.342	CABLE, TRANSMISSION DETENT.	4.311
CABLE AND CASING, SPEEDOMETER.	4.342	CABLE, TRANSMISSION DETENT.	4.311
CABLE AND CASING, SPEEDOMETER.	4.342	CAM, WINDSHIELD WASHER.	10.153
CABLE AND CASING, SPEEDOMETER.	4.342	CAM, WINDSHIELD WIPER ARM.	10.147
CABLE AND CASING, SPEEDOMETER.	4.342	CANISTER, LIQUID VAPOR.	3.130
CABLE, ANTENNA LEAD—IN.	9.645	CAPACITOR, CRUISE MASTER.	3.885
CABLE, BATTERY GROUND (NEGATIVE).	2.341	CAPACITOR, DELCOTRON.	2.319
CABLE, BATTERY TO TERMINAL BLOCK (POS.).	2.342	CAP, BUMPER FILLER (FRONT & REAR).	7.831
CABLE & CASING, SPEEDOMETER.	4.342	CAP, CENTER PILLAR TRIM (PAINT TO MATCH AS REQUIRED).	14.730
CABLE & CASING, SPEEDOMETER.	4.342	CAP, COMPRESSOR THROTTLE VALVE.	9.198
CABLE & CASING, SPEEDOMETER.	4.342	CAP, CRANKCASE OIL FILLER.	1.758
CABLE & CASING, SPEEDOMETER.	4.342	CAP, CRANKSHAFT CENTER BEARING.	0.100
CABLE, CLUTCH LINKAGE.	0.854	CAP, CRANKSHAFT FRONT INTERMEDIATE BEARING.	0.098
CABLE, FAST IDLE ADJUSTMENT.	3.481	CAP, CRANKSHAFT MAIN BEARING.	0.095
CABLE, FOLDING TOP.	14.475	CAP, CRANKSHAFT REAR BEARING.	0.105
		^AFVCRANKSHAFT-RtAR-INTEFIMtDJAT-E BEARING.	0.102
CABLE, FRONT SEAT ADJUSTER.	11.561	CAP, DISTRIBUTOR.	2.367
CABLE, HEADLAMP MOTOR TO HEADLAMP CONTROL.	2.765	CAP, DOOR LOCK PILLAR WEATHERSTRIP.	10.694
CABLE, HEATER CONTROL.	8.852	CAP, DOOR SAFETY LOCK.	10.552
CABLE, HEATER & WINDOW DEFOGGER.	9.778	CAP, DOOR WINDOW GLASS BEARING.	10.685
CABLE & HOOD, CRUISE LIGHT.	3.885	CAP, FILLER—FRONT AND REAR BUMPER.	7.838
CABLE, LUGGAGE COMPARTMENT PANEL LIMIT STOP.	12.977	CAP, FRONT BUMPER END PLATE.	7.832
		CAP, GASOLINE TANK FILLER.	3.028

CAP , HEADLINING WIRE	12.954	CASE, TRANSMISSION.	4.103
CAP, HOOD EXTENSION	8.037	CASE, TRANSMISSION.	4.103
CAP, HORN BLOWING.	2.830	CASE, TRANSMISSION.	4.103
CAP, HUB GREASE RETAINER.	6.330	CASE, TRANSMISSION.	4.103
CAP, HUB.	5.858	CASE, WIPER MOTOR.	10.150
CAP, HYDRAULIC BRAKE MASTER CYLINDER RESERVOIR	4.651	CAST ALUMINUM WHEEL COVER.	5.858
CAP & LENS, HORN BLOWING.	2.830	CASTING, WIRE WHEEL COVER.	5.871
CAP, LOW BAND ADJUSTER.	4.253	CATCH, FOLDING TOP CENTER RAIL	14.310
CAP, OIL PRESSURE VALVE.	1.609	CATCH, SPARE TIRE COVER.	12.579
CAP, RADIATOR PRESSURE.	1.203	CENTER PILLAR.	12.491
CAP, REAR BODY LOCK PILLAR FINISHING (PAINT TO MATCH).	14.731	CHAIN, TIMING.	0.724
CAP, REAR COMPARTMENT LID LOCK.	12.249	CHANNEL, BACK WINDOW GLASS.	11.207
CAP, REAR FLOOR COMPARTMENT LOCK.	12.977	CHANNEL, DOOR WINDOW CAM & GLASS RUN.	10.687
CAP, REAR QUARTER WINDOW.	11.021	CHANNEL FILLER, REAR QUARTER WINDOW —LOWER.	11.007
CAP, REAR VIEW MIRROR SUPPORT.	10.187	CHANNEL, FRONT DOOR VENT DIVISION	10.688
CAP, RESERVOIR.	1.203	CHANNEL, FRONT DOOR VENTILATOR GLASS	10.655
CAP, STEERING GEAR OIL PUMP RESERVOIR	6.635	CHANNEL, FRONT DOOR WINDOW GLASS RUN—FRONT.	10.688
CAPSULE, TILT TYPE STEERING SHAFT	6.521	CHANNEL, FRONT DOOR WINDOW UPPER SASH.	10.685
CAP, VALVE SPRING.	0.309	CHANNEL, FRONT DOOR WINDOW LOWER SASH.	10.685
CAP, WATER PUMP COVER.	1.070	CHANNEL, FRONT DOOR WINDOW GLASS RUN.	10.701
CAP, WOOD STEERING WHEEL	6.513	CHANNEL, REAR DOOR WINDOW GLASS RUN.	10.759
CARBURETOR.	3.725	CHANNEL, REAR DOOR WINDOW SASH.	10.747
CARBURETOR & PARTS.	3.725	CHANNEL, REAR DOOR WINDOW.	10.763
CARBURETOR & PARTS.	3.725	CHANNEL, REAR QUARTER STATIONARY WINDOW GLASS.	11.008
CARBURETOR & PARTS.	3.725	CHANNEL, REAR QUARTER WINDOW.	11.021
CARBURETOR & PARTS.	3.725	CHANNEL, REAR QUARTER WINDOW SASH- UPPER.	11.005
CARBURETOR & PARTS.	3.725	CHANNEL & SCALP, FRONT DOOR VENTILATOR DIVISION.	10.688
CARPET, DOORS AND SHROUDS.	15.512	CHANNEL, TAILGATE WINDOW GUIDE SIDE .	12.195
CARPET, FOLDING 3RD SEAT WELL	15.320	CHANNEL, TAILGATE WINDOW & BACK DOOR WINDOW.	12.180
CARPET, FRONT FLOOR.	15.286	CHANNEL, WINDSHIELD GLASS (RUBBER)	10.092
CARPET, LOAD FLOOR (ROLL).	15.512	CHECK, CARBURETOR PUMP INTAKE BALL	3.862
CARPET, LOAD FLOOR TO TAILGATE PANEL.	15.320	CHECK, CARBURETOR PUMP INLET CHECK	3.826
CARPET, LUGGAGE COMPARTMENT PANEL COVER.	15.320	CHILD SEAT PARTS.	14.870
CARPET, REAR FLOOR AT KICK-UP.	15.320	CHOKE, CARBURETOR THERMOSTAT.	3.750
CARPET, REAR FLOOR.	15.306	CHOKE, IN INTAKE MANIFOLD.	3.603
CARPET, REAR FLOOR FILLER PANEL	15.320	CHOKE PISTON, LINKAGE AND HOUSING CARBURETOR (CARTER).	3.750
CARPET, REAR FLOOR FILLER PANEL	15.300	CIRCUIT BOARD, AIR CONDITIONING CONTROL	9.270
CARPET, TAILGATE INNER COVER PANEL.	15.320	CIRCUIT BREAKER.	13.095
CARPET, TRUNK LINING.	15.512	CLAMP, AIR CONDITIONING HOSES & LINES	9.242
CARPET, 2ND SEAT BACK OUTER PANEL	15.320	CLAMP, BACK—UP LAMP.	2.698
CARPET, 2ND SEAT PAN.	15.320	CLAMP, BATTERY HOLD DOWN.	2.335
CARPET, 3RD SEAT BACK PANEL	15.320	CLAMP, CONTROL WIRES.	9.798
CARPET, 3RD SEAT CUSHION & BACK PANEL	15.320	CLAMP, CORNERING LAMP LENS.	2.594
CARRIER, CONVERTER.	4.126	CLAMP, CRUISE MASTER	3.880
CARRIER, CONVERTER PLANET.	4.117	CLAMP, DISTRIBUTOR TO ENGINE FRONT COVER MANIFOLD.	3.273
CARRIER, FRONT LICENSE PLATE.	7.800	CLAMP, EVAPORATOR THERMOSTATIC EXPANSION	9.213
CARRIER, INFANT SAFETY.	14.870	CLAMP, FREEZE PROTECTION AND EXPANSION VALVE.	9.213
CARRIER, LICENSE PLATE.	7.800	CLAMP, FUEL LINE.	3.162
CARRIER PINION PACKAGE.	4.175	CLAMP, GENERATOR COOLING AIR.	2.274
CARRIER, PINION & PLANETARY GEAR SET	4.175	CLAMP, HEATER & A.C.	9.798
CARRIER, TRANSMISSION OUTPUT.	4.175	CLAMP, HEATER.	8.854
CARRIER, TRANSMISSION REACTION PLANET.	4.175	CLAMP, HOSE.	8.948
CARTRIDGE, HORN (WOOD WHEEL).	2.830	CLAMP, HOSE.	1.166
CASE & BOLT, INSTRUMENT PANEL COMPARTMENT DOOR LOCK.	10.266	CLAMP, HOSE.	9.787
CASE & BRACKET, STEREO TAPE PLAYER	9.670	CLAMP, IGNITION DISTRIBUTOR MOUNTING	2.363
CASE & BUSHING, TRANSMISSION.	4.103	CLAMP, INTAKE & EXHAUST MANIFOLD	3.273
CASE, CONSOLE MEDALLION	9.750	CLAMP, JACK STOWAGE.	8.820
CASE & CUTOFF, BLOWER & AIR INLET.	8.857	CLAMP KIT, STEERING COLUMN JACKET.	6.525
CASE, DIFFERENTIAL (LESS GEARS).	5.510	CLAMP, OIL COOLER.	4.128
CASE, DOOR SAFETY LOCK	10.552	CLAMP, OIL COOLER.	4.128
CASE, EVAPORATOR.	9.211	CLAMP, OIL COOLER.	4.129
CASE, EVAPORATOR MOTOR.	9.216	CLAMP, P.O.A. VALVE.	9.214
CASE, FORCED AIR VENTILATION.	9.790		
CASE, HEATER & DEFROSTER.	9.779		
CASE, HEATER.	8.854		
CASE, INSTRUMENT CLUSTER.	9.746		
CASE, REAR COMPARTMENT LID LOCK	12.249		
CASE, REAR FLOOR COMPARTMENT LOCK.	12.977		
CASE, REAR WINDOW DEFROSTER.	9.778		
CASE, TAIL GATE LOCK	12.249		
CASE, TRANSMISSION.	4.103		

CLAMP, PROPELLER SHAFT TO COMPANION FLANGE	5.586	CLIP, REAR END PANEL MOLDING	12.183
CLAMP, PROPELLER SHAFT TO COMPANION FLANGE (Grp. Changed to 5.586 Eff. 7-1-71)	5.546	CLIP, REAR FENDER NAME	8.204
CLAMP, REAR SPRING	7.518	CLIP, REAR QUARTER MOLDING	12.118
CLAMP, SPARK CONTROL SOLENOID	3.405	CLIP, REAR QUARTER NAME PLATE	12.118
CLAMP, STEERING COLUMN HOUSING	6.760	CLIP, REAR QUARTER PANEL MOLDING	8.214
CLAMP, STEERING GEAR OIL RETURN LINE	6.671	CLIP, REAR QUARTER WINDOW REVEAL MOLDING	11.032
CLAMP, STEERING SHAFT WORM BALL RETURN GUIDE	6.843	CLIP, REAR QUARTER WINDOW REGULATOR	1.041
CLAMP, STEERING TIE ROD ADJUSTER	6.234	CLIP, REAR SEAT BACK	12.958
CLAMP, SUCTION PIPE	9.225	CLIP, ROCKER PANEL MOLDING	8.309
CLAMP, THERMOSTATIC EXPANSION VALVE	9.214	CLIP, ROOF PANEL TRIM	13.260
CLAMP, TRANSMISSION CONTROL ROD	4.037	CLIPS & ATTACHING PARTS, REAR QUARTER MOLDING & ORNAMENTS (REFER TO GROUP 12.1 18)	12.116
CLAMP, TRANSMISSION OIL FILLER PIPE	4.132	CLIPS, DOOR OUTER PANEL MOLDINGS	8.132
CLAMP, TRANSMISSION SHIFT ROD	4.037	CLIP, SPEEDO DRIVING WORM RETAINING	4.345
CLAMP, TRANSMISSION SHIFT ROD	4.037	CLIP, SPEEDOMETER DRIVE GEAR	4.345
CLAMP, TRANSMISSION SHIFT ROD	4.037	CLIP, SPEEDOMETER DRIVING WORM	4.345
CLAMP, TRANSMISSION SHIFT ROD	4.037	CLIP, SPEEDOMETER DRIVING WORM RETAINER	4.345
CLAMP, TRANSMISSION SHIFT ROD	4.037	CLIP, SUN ROOF OUTER COVER RETAINING	13.269
CLAMP, TRANSMISSION SHIFT ROD	4.037	CLIP, TACHOMETER VENT HOSE	2.765
CLAMP, WIRING HARNESS	2.480	CLIP, TAILGATE OUTER PANEL MOLDING	12.183
CLEVIS, MASTER CYLINDER STOP PUSH ROD	4.662	CLIP, TAIL GATE WINDOW REGULATOR HANDLE	12.195
CLEVIS, THROTTLE OPERATING ROD	3.425	CLIP, THROTTLE OPERATING ROD END SPRING	3.425
CLEVIS, TRANSMISSION SHIFT ROD	4.037	CLIP, TRANSMISSION BOOT	4.017
CLEVIS, TRANSMISSION SHIFT ROD	4.037	CLIP, TRIM PAD	14.683
CLEVIS, TRANSMISSION SHIFT ROD	4.037	CLIP, WINDSHIELD REVEAL MOLDING	10.096
CLEVIS	8.946	CLIP, WIRING HARNESS	2.559
CLIP, AUTO CHOKE	3.603	CLOCK, INSTRUMENT PANEL	9.772
CLIP, BACK BODY OPENING	12.180	CLOTHES ROD	15.388
CLIP, BACK WINDOW GLASS	3.395	CLOTH, HEADLINING	15.500
CLIP, BACK WINDOW LOWER GARNISH MOLDING	11.128	CLUTCH, COMPLETE	0.858
CLIP, BACK WINDOW REVEAL MOLDING	1.209	CLUTCH, FAN DRIVEN	1.050
CLIP, BELT REVEAL MOLDINGS	12.118	CLUTCH HUB, REACTOR GEAR	4.161
CLIP, CARBURETOR CHOKE ROD (ROCHESTER)	3.752	CLUTCH HUB, REACTOR GEAR	4.164
CLIP, CARBURETOR PUMP (ROCHESTER)	3.843	CLUTCH, INTERMEDIATE OVERRUN CLUTCH	4.167
CLIP, CIGAR LIGHTER	9.712	CLUTCH PLATE	4.163
CLIP, CRUISE MASTER SWITCH	3.887	CLUTCH PLATE	4.163
CLIP, DOOR LOCKING ROD	10.565	CLUTCH, TAIL GATE OUTER HANDLE CYLINDER	12.195
CLIP, FOLDING SUN ROOF BOW	12.952	CLUTCH, TRANSMISSION INTERMEDIATE OVERRUN (Grp. Changed to 4.167)	4.164
CLIP, FOLDING TOP BOW BINDING END	13.342	CLUTCH, TRANSMISSION LOW & REVERSE	4.180
CLIP, FRONT DOOR MOLDINGS, (REFER TO GROUP 12.1 18)	12.1 12	CLUTCH, TRANSMISSION SYNCHRONIZING	4.380
CLIP, FRONT DOOR OUTER PANEL MOLDING	12.1 18	CLUTCH, TRANSMISSION SYNCHRONIZING	4.380
CLIP, FRONT DOOR WINDOW REVEAL MOLDING	10.708	CLUTCH, TRANSMISSION SYNCHRONIZING	4.380
CLIP, FRONT FENDER MOLDING	8.147	COAT HOOK	15.388
CLIP, FRONT FENDER SKIRT	8.154	COCK, RADIATOR DRAIN	1.229
CLIP, FRONT FENDER TO BUMPER SEAL	8.177	COCK, RADIATOR DRAIN	8.95 1
CLIP, FRT. FDR. TO FRT. BPR. SEAL	7.133	COIL & HOUSING, CLUTCH ACTUATING	9.186
CLIP, FUEL LINE	3.162	COIL, IGNITION	2.170
CLIP, FUSE	2.483	COIL SET, GENERATOR FIELD	2.310
CLIP, HEADLINING WIRE	12.954	COIL, STARTER MOTOR FIELD	2.049
CLIP, HEATER & A.C.	9.798	COIL, STARTER MOTOR SHUNT	2.049
CLIP, HEATER HOSE	8.847	COLD AIR INLET, AIR CLEANER	3.417
CLIP, HOOD MONOGRAM AND EMBLEM	8.006	COLLAR, GENERATOR DRIVE END	2.307
CLIP, HOOD MOULDING	8.056	COLLAR, STARTER MOTOR ARMATURE	2.063
CLIP, HUB CAP & WHEEL COVER	5.864	COLLECTOR, EXHAUST MANIFOLD HEAT	3.602
CLIP, INSTRUMENT PANEL	9.740	COLLECTOR, FRONT WHEEL STATIC	6.331
CLIP, PARKING BRAKE CABLE	4.785	COLLECTOR, STATIC	9.663
CLIP, PARKING BRAKE LEVER	5.158	COLUMN, STEERING	6.518
CLIP, RADIATOR HOSE TO UPPER TIE BAR	1.159	COMPARTMENT, SHORT CONSOLE	10.240
CLIP, RADIATOR OVERFLOW HOSE	1.240	COMPASS	8.873
CLIP, REAR BODY SIDE TRIM PANEL	8.215	COMPENSATOR, CARBURETOR IDLE	3.820
CLIP, REAR BUMPER LAMP	2.679	COMPRESSOR, AIR CONDITIONING	9.170
CLIP, REAR COMPARTMENT LID MOLDING AND NAME PLATE	12.183	COMPRESSOR, AUTOMATIC LEVEL CONTROL	7.455
CLIP, REAR DOOR MOLDING	8.214	CONDENSER, AIR CONDITIONING	9.190
CLIP, REAR DOOR OUTER PANEL MOLDING (Refer to Group 12.118)	12.114	CONDENSER, DISTRIBUTOR	2.393
CLIP, REAR DOOR OUTER PANEL MOLDING (REFER TO GROUP 12.118)	12.114	CONDENSER, MAX-TRAC	4.720
CLIP, REAR DOOR OUTER PANEL MOLDING	12.118	CONDUIT, FRONT DOOR ELECTRIC	10.778
CLIP, REAR DOOR WINDOW ELECTRIC SWITCH	10.791	CONDUIT, HYDRAULIC BRAKE	4.685
		CONNECTING ROD BEARINGS	0.616
		CONNECTOR, AIR CLEANER	3.440
		CONNECTOR, AIR CONDITIONING WIRING	9.281
		CONNECTOR, BACK—UP LAMP WIRING	2.698

CONNECTOR BODY, INSTRUMENT PANEL		
WIRING HARNESS.	2.483	
CONNECTOR, BODY WIRING.	13.100	
CONNECTOR, CONVERTER REACTOR SHAFT.	4.226	
CONNECTOR, EMISSION CONTROL HOSE.	3.415	
CONNECTOR, FUEL & VACUUM PUMP.	3.901	
CONNECTOR, HEADLAMP BODY.	2.530	
CONNECTOR, HEATER & A.C.	9.798	
CONNECTOR, HEATER & DEFROSTER.	9.779	
CONNECTOR, HORN BLOWING.	2.830	
CONNECTOR, HORN.	2.819	
CONNECTOR, MODULATOR.	4.205	
CONNECTOR, MODULATOR.	4.205	
CONNECTOR, OIL COOLER.	4.128	
CONNECTOR, OIL FILTER.	1.855	
CONNECTOR, PARKING BRAKE CABLE.	4.765	
CONNECTOR, RADIO.	9.650	
CONNECTOR, STEERING GEAR OIL		
PRESSURE HOSE.	6.673	
CONNECTOR, TRANSMISSION REAR		
BEARING.	4.317	
CONNECTOR, TUBE & PIPE FITTINGS.	8.963	
CONNECTOR, VAPOR RETURN OUTLET AT		
STRAINER HOSE.	3.890	
CONNECTOR, WINDSHIELD WASHER.	10.155	
CONNECTOR, WIRING HARNESS.	2.480	
CONNECTOR, WIRING HARNESS.	2.530	
CONSOLE, MINI CONSOLE.	10.240	
CONSOLE, SHORT CONSOLE.	10.240	
CONTACT AND PUSH ROD, CRANKING		
MOTOR SOLENOID SWITCH.	2.102	
CONTACT, HORN.	2.819	
CONTACTS, AUTOMATIC TEMPERATURE		
CONTROL PROGRAMMER (GRP.		
CHANGED TO 9.275).	9.280	
CONTACT, STARTER MOTOR SOLENOID		
SWITCH TERMINAL.	2.102	
CONTAINER, MINI CONSOLE.	10.240	
CONTROL, AIR CONDITIONING.	9.273	
CONTROL, BACK DOOR LOCK.	12.242	
CONTROL, CARBURETOR IDLE SPEED-UP.	3.820	
CONTROL, CARBURETOR VACUUM BREAK.	3.765	
CONTROL, CRUISE MASTER POWER UNIT.	3.885	
CONTROL, DOOR LOCK REMOTE.	10.500	
CONTROL, HEATER & A.C.	9.798	
CONTROL, HEATER AND DEFROSTER.	9.779	
CONTROL, HEATER.	8.849	
CONTROL, PARKING BRAKE.	4.591	
CONTROL, RECLINING SEAT BACK.	11.377	
CONTROL, REMOTE CONTROL MIRROR.	10.185	
CONTROL, SEAT BACK LOCKS.	11.390	
CONTROL, TAILGATE.	12.242	
CONTROL, VACUUM BREAK.	3.755	
CONTROL, WINDSHIELD WIPER MOTOR.	10.163	
CONVERTER PUMP, AUTOMATIC		
TRANSMISSION.	4.115	
CONVERTER PUMP, AUTOMATIC		
TRANSMISSION.	4.115	
CONVERTER, TRANSMISSION (COMPLETE).	4.115	
CONVERTER, TRANSMISSION (COMPLETE).	4.115	
CONVERTER, TRANSMISSION (COMPLETE).	4.115	
COOLER, OIL.	4.128	
CORD, ELECTRIC HEATER.	1.150	
CORD, HEATER & A.C.	9.798	
CORE, COMPRESSOR BODY VALVE-		
EVAPORATOR GAGE CONNECTOR.	9.212	
CORE, COMPRESSOR BODY VALVE		
EVAPORATOR.	9.177	
CORE, COMPRESSOR THROTTLING VALVE.	9.198	
CORE, EVAPORATOR (INCLUDES PIPES).	9.210	
CORE & FITTING, HEATER.	8.854	
COUNTERSHAFT, CLUTCH CONTROL.	0.852	
COUNTERSHAFT, TRANSMISSION.	4.428	
COUNTERSHAFT, TRANSMISSION.	4.428	
COUNTERSHAFT, TRANSMISSION.	4.428	
COUPLING, STEERING GEAR SHAFT.	6.525	
COURTESY LAMP.	2.774	
COVER, AIR CLEANER & SILENCER.	3.410	
COVER, AIR INJECTOR REACTOR PUMP.	3.660	
COVER, ANTENNA ACCESS HOLE.	8.153	
COVER, BACK OF FRONT BACK INSERT.	14.810	
COVER, BACK OF REAR SEAT BACK.	15.000	
COVER, BACK-UP LAMP OPENING.	2.698	
COVER, BELL HOUSING.	4.118	
COVER, BELL HOUSING.	4.118	
COVER, BODY LOCK PILLAR—ABOVE BELT		
(PAINT TO MATCH AS REQ.).	14.731	
COVER, BRAKE ADJUSTING HOLE.	5.117	
COVER, BRAKE BAND ADJUSTING.	4.127	
COVER, CARBURETOR IDLE.	3.820	
COVER, CARBURETOR THERMOSTAT		
(ROCHESTER).	3.750	
COVER, CARBURETOR THERMOSTAT		
(STROMBERG).	3.750	
COVER, CENTER PILLAR TRIM (PAINT TO		
MATCH AS REQUIRED).	14.730	
COVER, COMBINATION STOP, TAIL &		
DIRECTIONAL SIGNAL AND BACK-UP		
LAMP LICENSE.	2.680	
COVER, CONVERTER PUMP.	4.115	
COVER, COWL SIDE DUCT AIR OUTLET.	9.789	
COVER, DIRECTIONAL SIGNAL SWITCH.	2.906	
COVER, DOOR ARM REST.	10.777	
COVER, DOOR ARMREST FINISHING.	14.686	
COVER, FLOOR PAN.	12.980	
COVER, FOLDING SUN ROOF BOW.	12.952	
COVER, FOLDING TOP COMPARTMENT.	12.989	
COVER, FOLDING TOP ROOF (LESS BACK		
GLASS).	13.347	
COVER, FOLDING TOP.	14.482	
COVER, FOLDING 2ND SEAT.	11.620	
COVER, FOLDING 3RD SEAT.	11.620	
COVER, FRONT DOOR ARM REST.	14.686	
COVER, FRONT DOOR HINGE.	10.469	
COVER, FRONT DOOR INNER PANEL ACCESS		
HOLE.	10.587	
COVER, FRONT PUMP.	4.225	
COVER, FRONT SEAT ADJUSTER TRACK.	11.573	
COVER, FRONT SEAT ADJUSTER		
TRANSMISSION.	11.556	
COVER, FRONT SEAT BACK ARM REST TRIM		
PANEL (PAINT TO MATCH AS REQD.).	14.900	
COVER, FRONT SEAT BACK HEADRESTRAINT.	14.924	
COVER, FRONT SEAT BACK OUTER PANEL.	11.358	
COVER, FRONT SEAT BACK OUTER HINGE		
ARM.	11.375	
COVER, FRONT SEAT BOTTOM FRAME		
CENTER HINGE ARM.	11.375	
COVER, FRONT SEAT BOTTOM INNER HINGE		
SUPPORT.	11.375	
COVER, FRONT SEAT CENTER		
COMPARTMENT LID.	10.240	
COVER, FRONT SEAT SHOULDER STRAP		
ANCHOR—BUCKLE SIDE.	14.875	
COVER, FUEL & VACUUM PUMP.	3.901	
COVER, HEADLAMP FILLER.	2.726	
COVER, HEATER & A.C.	9.798	
COVER, HEATER AND DEFROSTER.	9.779	
COVER, HYDRAULIC BRAKE MASTER		
CYLINDER RESERVOIR.	4.651	
COVER, INSTRUMENT PANEL.	9.740	
COVER, INSTRUMENT PANEL RADIO FILLER.	10.256	
COVER, INSTRUMENT PANEL.	11.655	
COVER, INTAKE MANIFOLD.	3.265	
COVER, INTERMEDIATE CLUTCH		
ACCUMULATOR.	4.228	
COVER, OIL FILTER.	1.837	
COVER, OIL PUMP BODY.	1.723	
COVER, OIL PUMP.	4.224	
COVER & PLATE, CLUTCH PRESSURE.	0.859	
COVER, PUSH ROD.	0.439	
COVER, REAR AXLE HOUSING.	5.398	
COVER, REAR COMPARTMENT SHELF TRIM		
FINISH.	15.011	
COVER, REAR COMPARTMENT PAN HOLE.	12.981	
COVER, REAR COMPARTMENT LID LOCK		

CYLINDER	12.182	CYLINDER, BACK DOOR LOCK	12.242
COVER, REAR DOOR ARM REST	14.762	CYLINDER, COAST CLUTCH	4.181
COVER, REAR DOOR ARMREST	14.686	CYLINDER, CONSOLE LID	10.242
COVER, REAR DOOR WINDOW	10.791	CYLINDER, DOOR SAFETY LOCK	10.550
COVER, REAR FLOOR FILLER PANEL		CYLINDER, FORWARD CLUTCH	4.183
SUPPORT	12.977	CYLINDER, HYDRAULIC BRAKE MASTER	4.650
COVER, REAR QUARTER INNER PANEL		CYLINDER, HYDRAULIC CRUISE MASTER	3.885
ACCESS HOLE	12.944	CYLINDER, HYDRAULIC WINDOW LIFT	10.791
COVER, REAR SEAT BACK TRIM	15.000	CYLINDER, IGNITION LOCK (UNCODED)	2.188
COVER, REAR SEAT CENTER ARM REST	15.040	CYLINDER, INSTRUMENT PANEL	
COVER, REAR WHEEL HOUSE OPENING	12.940	COMPARTMENT DOOR LOCK	10.266
COVER, ROCKER PANEL DRAIN HOLE	12.934	CYLINDER, LIFT GATE	12.248
COVER, ROOF PANEL INNER ACCESS HOLE	12.812	CYLINDER, POWER BRAKES	4.901
COVER, SHORT CONSOLE	10.240	CYLINDER, REAR COMPARTMENT LID LOCK	12.248
COVER, SPARE WHEEL	7.629	CYLINDER, REAR FLOOR COMPARTMENT	
COVER, STEERING COLUMN AT DASH	6.758	LOCK	12.977
COVER, STEERING COLUMN HOUSING	6.760	CYLINDER, TAILGATE	12.242
COVER, STEERING GEAR HOUSING SIDE	6.807	CYLINDER, TAILGATE	12.248
COVER, STEERING TIE ROD & IDLER ARM		CYLINDER, WHEEL BRAKE	4.665
DUST	6.231		
COVER, STEERING TIE ROD	6.242		
COVER, STEERING WHEEL LOWER	6.512		
COVER, TAIL GATE ACCESS	12.195		
COVER, TAILGATE HINGE	12.242		
COVER, TAILGATE INNER PANEL AT HANDLE	12.242		
COVER, TAILGATE LINKAGE	12.242		
COVER, THROTTLE CONTROL CABLE TO			
DASH	3.454		
COVER, TIMING CHAIN	0.206		
COVER, TRANSMISSION CASE	4.105		
COVER, TRANSMISSION CASE	4.105		
COVER, TRANSMISSION CASE	4.105		
COVER, TRANSMISSION GOVERNOR	4.256		
COVER, TRANSMISSION GOVERNOR	4.256		
COVER, TRANSMISSION OIL PUMP	4.224		
COVER, TRANSMISSION SERVO	4.228		
COVER, TRANSMISSION TO BLOCK	4.105		
COVER (TRIM), SUN ROOF-OUTER	13.250		
COVER, UPPER PANEL ACCESS HOLE	12.804		
COVER, VALVE ROCKER ARM	0.386		
COVER & VENTILATOR, VALVE LIFTER	0.439		
COVER, WATER TEMPERATURE CONTROL			
VALVE	9.795		
COVER, WHEEL	5.858		
COVER, WINDSHIELD WASHER	10.153		
COVER, WINDSHIELD WASHER	10.154		
COVER, WINDSHIELD WIPER GEAR BOX	10.151		
COVER 2ND SEAT BELT PROTECTOR	14.875		
COVER, 3rd SEAT BACK	15.060		
COVER, 3rd SEAT CUSHION	15.070		
CO, WINDSHIELD WIPER AND WASHER	10.153		
CRANKCASE, CYLINDER (INCLUDES PISTON,			
RINGS & PINS & MAIN CRANKSHAFT			
BEARINGS)	0.033		
CRANKSHAFT	0.646		
CRANK, SUN ROOF	14.570		
CUP, COMMUTATOR END OIL	2.301		
CUP, HYDRAULIC BRAKE MASTER CYLINDER	4.654		
CUP, RECEIVER	2.819		
CUP, STEERING GEAR WORM THRUST			
BEARING	6.835		
CUP, WHEEL CYLINDER PISTON	4.667		
CURTAIN AND GLASS, FOLDING TOP BACK	13.389		
CURTAIN, FRONT SEAT BACK CENTER ARM			
REST	14.900		
CURTAIN, REAR SEAT CENTER ARM REST	15.040		
CUSHION, FRONT BUMPER	7.828		
CUSHION, FRONT BUMPER GUARD	7.829		
CUSHION, FRONT & REAR BUMPER (FACE			
PLATE)	7.828		
CUSHION FRONT SEAT (LESS TRIM COVER			
AND SEAT ADJUSTER)	11.419		
CUSHION, INSULATOR MOUNTING (CRUISE			
MASTER)	3.885		
CUSHION, REAR PUMP DRIVE	4.191		
CUSHION, REAR SEAT LESS TRIM	11.610		
CYLINDER, AIR CONDITIONING			
COMPRESSOR	9.170		

D

DAMPER, TIMING CHAIN	0.724
DASH POT	3.440
DECAL, REAR QUARTER BELT	12.1 16L
DECAL, REAR QUARTER (BODY SIDE BELOW	
BELT)	12.1 16L
DECAL, REAR SPOILER	12.181
DECAL, ROOF PANEL	12.812
DEFLECTOR, DOOR INNER PANEL	10.355
DEFLECTOR, FRONT FENDER SKIRT	8.154
DEFLECTOR, REAR AXLE PINION FLANGE	5.545
DEFLECTOR, REAR BUMPER GRAVEL	7.834
DEFLECTOR, REAR QUARTER INNER PANEL	12.941
DEFLECTOR, TAIL GATE (OR BACK DOOR)	12.269
DELCO TRON, (REBUILT)	2.275
DIAL, GAS GAUGE & SHIFT INDICATOR	9.741
DIAL, GAS GAUGE	3.108
DIAL, SHIFT INDICATOR	4.020
DIAL, SHIFT INDICATOR	4.020
DIAPHRAGM, AUTOMATIC LEVEL CONTROL	
COMPRESSOR	7.460
DIAPHRAGM, COMPRESSOR THROTTLING	
VALVE	9.198
DIAPHRAGM, CRUISE MASTER POWER UNIT	3.885
DIAPHRAGM, FUEL PUMP PULSATOR	3.910
DIAPHRAGM, HEATER AND DEFROSTER	9.779
DIAPHRAGM, HYDRAULIC BRAKE MASTER	
CYLINDER RESERVOIR	4.651
DIAPHRAGM MOTOR, AIR CLEANER	3.415
DIAPHRAGM & PLATE, TEMPERATURE	
INDICATOR VACUUM SWITCH	1.150
DIAPHRAGM, POWER BRAKE CYLINDER	4.922
DIAPHRAGM, POWER BRAKE CYLINDER	
POWER PISTON	4.922
DIAPHRAGM, VACUUM	9.277
DIAPHRAGM, VACUUM	8.850
DIAPHRAGM, VACUUM	9.280
DIAPHRAGM, VACUUM	9.281
DISC, A.C. COMPRESSOR	9.172
DISC, DIFFERENTIAL SIDE	5.51
DISC, FRICTION	5.51
DISC, POWER BRAKE CYLINDER POWER	
PISTON REACTION	4.93
DISTRIBUTOR, IGNITION	2.36
DISTRIBUTOR SWITCH, BRAKE PIPE	4.874
DISTRIBUTOR, VACUUM	9.75
DOG, CARBURETOR THROTTLE	3.76
DOG, FRONT SEAT ADJUSTER	
TRANSMISSION CLUTCH	11.55
DOME, FUEL LINE AIR DOME	3.16
DOOR, AIR OUTLET (DASH & COWL)	9.78
DOOR, CONSOLE LID	10.24
DOOR, FRONT (LESS PAINT, TRIM, GLASS &	

HARDWARE)	10.351	EQUALIZER, TRANSMISSION SHIFT	4.046
DOOR, FRONT PARKING & TURN SIGNAL LAMP	2.586	EQUALIZER, TRANS. SHIFT EQUALIZER	4.040
DOOR, GAS TANK FILLER NECK OPENING	12.945	ESCUTCHEON, BACK DOOR WINDOW REGULATOR	12.242
DOOR, GAS TANK FILLER	8.208	ESCUTCHEON, BACK WINDOW REVEAL MOLDING	1.1209
DOOR, HEADLAMP	2.728	ESCUTCHEON, BACK WINDOW LOWER CORNER FINISHING (PAINT TO MATCH AS REQD.)	1.1133
DOOR, INSTRUMENT PANEL ACCESS	10.230	ESCUTCHEON, CENTER PILLAR CIGAR LIGHTER	12.052
DOOR, INSTRUMENT PANEL COMPARTMENT (PAINT TO MATCH AS REQD.)	10.261	ESCUTCHEON, CIGAR LIGHTER	9.713
DOOR, LONG CONSOLE	10.240	ESCUTCHEON, DOOR ARM REST	14.686
DOOR, RADIATOR	1.266	ESCUTCHEON, FRONT DOOR PULL	14.691
DOOR, REAR (LESS GLASS & HARDWARE)	10.373	ESCUTCHEON, FRONT DOOR VENTILATOR	10.664
DOWEL, FLYWHEEL HOUSING UPPER TO CRANKCASE	0.685	ESCUTCHEON, FRONT SEAT ADJUSTER SWITCH	11.558
DRIVE GEAR, STARTER MOTOR	2.086	ESCUTCHEON, FRONT SEAT ADJUSTER AUXILIARY LOCKING	11.589
DRIVE LINK & BELL CRANK, WINDSHIELD WIPER TRANSMISSION	10.159	ESCUTCHEON, FRONT SEAT BACK LIGHTER	12.007
DRIVER, TAILGATE WINDOW REGULATOR	12.242	ESCUTCHEON, FRONT SEAT HEAD RESTRAINT	1.1376
DRUM, BRAKE HIGH AND LOW	4.169	ESCUTCHEON, HEADLAMP SWITCH	2.486
DRUM & BUSHING, CLUTCH DRUM	4.169	ESCUTCHEON, IGNITION SWITCH	2.189
DRUM, FRONT WHEEL BRAKE	5.809	ESCUTCHEON, INSTRUMENT PANEL COMPARTMENT LOCK	10.267
DRUM, REAR BRAKE	5.809	ESCUTCHEON, RADIO CONTROL	9.649
DRUM, TRANSMISSION DIRECT CLUTCH	4.169	ESCUTCHEON, REAR DOOR PULL	14.764
DUCT, A.C. AND INSTRUMENT PANEL VENTS	9.260	ESCUTCHEON, REAR DOOR WINDOW ELECTRIC SWITCH	10.791
DUCT, AIR CONDITIONING DISTRIBUTION	9.779	ESCUTCHEON, REAR DOOR WINDOW REVEAL MOLDING	11.031
DUCT, AIR CONDITIONING	9.262	ESCUTCHEON, REAR QUARTER WINDOW GARNISH MOLDING	1.1133
DUCT, BLOWER INLET VALVE HOUSING	9.215	ESCUTCHEON, REAR SEAT ASH TRAY	12.048
DUCT, BLOWER TO EVAPORATOR	9.786	ESCUTCHEON, ROOF DRIP MOLDING (CHROME)	12.075
DUCT, EVAPORATOR	9.211	ESCUTCHEON, SUN ROOF	14.570
DUCT, HEATER AND DEFROSTER	9.779	ESCUTCHEON, TAIL GATE WINDOW REGULATOR HANDLE	12.195
DUCT, REAR WINDOW DEFROSTER	9.778	ESCUTCHEON, WINDOW CORNER TRIM	14.651
DUCT, UPPER LEVEL VENTS	9.786	ESCUTCHEON, WINDSHIELD WIPER & WASHER SWITCH	10.166
E			
ECCENTRIC, FUEL PUMP	3.935	ESCUTCHEON, WINDSHIELD WIPER TRANSMISSION	10.160
ELASTIC, FRONT SEAT BACK MAP POCKET	14.810	ESCUTCHEON, WINDSHIELD PILLAR	10.093
ELBOW, SENSOR TO CARBURETOR	3.417	ESCUTCHEON, 2ND SEAT BACK	14.818
ELBOW, SUN ROOF	12.957	EXTENSION & ATTACHING PARTS, FRONT FENDER WHEEL OPENING MOLDING	8.147
ELBOW, TUBE & PIPE FITTINGS	8.963	EXTENSION & BUSHING, TRANSMISSION	4.317
ELEMENT, AIR CLEANER	3.410	EXTENSION & BUSHING, TRANSMISSION	4.317
ELEMENT AND KNOB, CENTER PILLAR CIGAR LIGHTER	12.052	EXTENSION, CENTER PILLAR	12.491
ELEMENT, CIGAR LIGHTER	12.007	EXTENSION, CLUTCH PEDAL OVER CENTER SPRING	0.846
ELEMENT, CIGAR LIGHTER	9.709	EXTENSION, COMPARTMENT PAN FILLER	12.981
ELEMENT, FUEL FILTER	3.890	EXTENSION, EXHAUST PIPE	3.609
ELEMENT, OIL FILTER REPLACEMENT	1.836	EXTENSION, FOLDING TOP HINGE ANCHOR (Grp. Changed to 14.310 Eff. 1-1-7 1)	13.395
ELEMENT, WINDSHIELD WIPER BLADE	10.146	EXTENSION, FOLDING TOP HINGE ANCHOR	14.310
EMBLEM, AIR CLEANER	3.402	EXTENSION, FRONT END PANEL	1.272
EMBLEM, COMBINATION STOP, TAIL AND DIRECTIONAL SIGNAL LAMP	2.682	EXTENSION, FRONT FENDER INNER SKIRT	8.153
EMBLEM, DOOR TRIM FINISHING	14.691	EXTENSION, FRONT FENDER FRONT	8.131
EMBLEM, FRONT SEAT BACK CENTER ARMREST	1.1374	EXTENSION, FUEL TANK	3.003
EMBLEM, HOOD FRONT ORNAMENT	8.005	EXTENSION, RADIATOR	1.266
EMBLEM, REAR BUMPER	7.832	EXTENSION, RADIATOR GRILLE	1.266
EMBLEM, REAR COMPARTMENT LID	12.182	EXTENSION, RADIATOR	1.272
EMBLEM, REAR COMPARTMENT LID LOCK CYLINDER	12.249	EXTENSION, REAR BODY LOCK PILLAR	12.942
EMBLEM, REAR DOOR TRIM FINISHING	14.764	EXTENSION, REAR COMPARTMENT GUTTER	12.996
EMBLEM, REAR END PANEL	12.182	EXTENSION, REAR COMPARTMENT SHELF PANEL	12.971
EMBLEM, ROOF PANEL ORNAMENT	12.812	EXTENSION, REAR COMPARTMENT	12.981
EMBLEM, TAILGATE	12.182	EXTENSION, REAR QUARTER TRIM	15.100
EMBLEM, WIRE WHEEL COVER	5.871	EXTENSION, REAR QUARTER OUTER AT TAIL LAMP	12.940
ENGINE (BASIC)	0.033	EXTENSION, REAR QUARTER INNER PANEL	12.941
EQUALIZER, BACK DRIVE	4.070	EXTENSION, ROCKER PANEL	12.934
EQUALIZER, CLUTCH RELEASE	0.852	EXTENSION, ROOF OUTER RAIL	12.957
EQUALIZER, PARKING BRAKE CABLE	4.765		
EQUALIZER, TRANSMISSION SHIFT	4.046		
EQUALIZER, TRANSMISSION SHIFT	4.046		
EQUALIZER, TRANSMISSION SHIFT	4.046		
EQUALIZER, TRANSMISSION SHIFT	4.046		
EQUALIZER, TRANSMISSION SHIFT	4.046		
EQUALIZER, TRANSMISSION SHIFT	4.046		

EXTENSION, SPARE TIRE COVER	12.579
EXTENSION, SUN ROOF	12.957
EXTENSION, TAILPIPE	3.705
EXTENSION, TRANSMISSION	4.317
EXTENSION, TRANSMISSION	4.317
EXTENSION, TRANSMISSION	4.317
EXTENSION, TRANSMISSION CASE	4.317
EXTENSION UNIT, FRAME SIDE MEMBER	7.009
EXTENSION, VALVE STEM	5.875
EYE, BATTERY CAP	2.345
EYELET, HORN CONTACT	2.819

F

FABRIC, FOLDING TOP MATERIAL	15.490
FABRIC, ROOF COVER MATERIAL	15.490
FABRIC, WELL LINING	15.530
FACE, TRANSMISSION SHIFT CONTROL	4.020
FACE, TRANSMISSION SHIFT CONTROL	4.020
FADER CONTROL, RADIO SPEAKER (LESS STEREO)	9.649
FAN, AIR INJECTOR REACTOR PUMP	3.665
FAN BLADES	1.064
FAN, BLOWER MOTOR	8.857
FAN, CUSTOM AIR CONDITIONING	9.216
FAN, EVAPORATOR MOTOR BLOWER	9.216
FAN, FORCED AIR VENTILATION	9.790
FAN, GENERATOR (DELCOTRON)	2.274
FAN, REAR WINDOW DEFROSTER	9.778
FASTENER, CENTER PILLAR FOUNDATION	14.732
FASTENER, DOOR WINDOW GLASS BEARING	10.685
FASTENER, FOLDING TOP DUST BOOT	13.384
FASTENER, FRONT SEAT ADJUSTER TRACK	1.573
FASTENER, REAR QUARTER TRIM	15.100
FASTENERS, DOOR & BODY WEATHERSTRIP	10.695
FASTENER, SIDE ROOF RAIL WEATHERSTRIP	10.721
FASTENER, WINDOW GLASS TO CAM	10.745
FELT SEAL, REAR BRAKE CABLES TO BACKING PLATE	4.784
FENDER, FRONT	8.130
FERRULE, DOOR LOCKING ROD KNOB	10.560
FILLER, BACK WINDOW LOWER CORNER	12.964
FILLER, BODY LOCK PILLAR AT BELT	12.942
FILLER, CENTER PILLAR	12.491
FILLER, COWL	12.804
FILLER, DOOR UPPER FRONT CORNER	14.691
FILLER, FOLDING TOP COMPARTMENT SIDE PANEL	12.768
FILLER, FRONT BUMPER	7.833
FILLER, FRONT DOOR REVEAL MOLDING	10.710
FILLER, FRONT DOOR WINDOW	10.685
FILLER, FRONT FENDER	8.131
FILLER, FUEL TANK	3.003
FILLER, GAS TANK DOOR OPENING	8.208
FILLER, HEADLAMP DOOR	2.728
FILLER, INSTRUMENT PANEL	9.740
FILLER, QTR. INNER TRIM PANEL	12.941
FILLER, REAR BUMPER	7.833
FILLER, REAR BUMPER TO BODY	7.834
FILLER, REAR COMPARTMENT	12.981
FILLER, REAR CROSS	12.986
FILLER, REAR END PANEL	12.966
FILLER, REAR QUARTER OUTER PANEL REAR LOWER CORNER	12.940
FILLER, REAR QUARTER PANEL	12.944
FILLER, REAR QUARTER WINDOW—LOWER REAR CORNER	12.941
FILLER, REAR SEAT BACK TO QUARTER PANEL	11.629
FILLER, ROCKER PANEL	12.932
FILLER, SPARE TIRE COVER	12.579
FILLER, TAILGATE PANEL (RUBBER)	12.195
FILLER, WHEELHOUSE PANEL EXTENSION	8.154
FILTER, AUTOMATIC LEVEL CONTROL AIR	

COMPRESSOR	7.447
FILTER, CARBURETOR CHOKE HOUSING (ROCHESTER)	3.750
FILTER, CARBURETOR FUEL INLET	3.740
FILTER, FRONT PARKING & TURN SIGNAL LAMP	2.589
FILTER, FUEL	3.890
FILTER, GAS GAUGE (TANK UNIT)	3.110
FILTER, HEATER & A.C.	9.798
FILTER, INSTRUMENT CLUSTER	9.744
FILTER, OIL	1.835
FILTER, POWER BRAKE CYLINDER	4.913
FILTER, STEERING GEAR OIL PUMP RESERVOIR	6.635
FILTER, TACHOMETER VENT.	3.440
FILTER, TAILGATE VENT.	12.180
FILTER, TRANSMISSION OIL SUCTION	4.197
FIRE EXTINGUISHER	9.990
FITTING, BRAKE LINE	4.686
FITTING, CARBURETOR FUEL INLET	3.740
FITTING, CARBURETOR TO DISTRIBUTOR VACUUM	2.420
FITTING, CRANKCASE VENTILATION	1.745
FITTING, INTAKE MANIFOLD	3.278
FITTING, INTAKE MANIFOLD CHOKE	3.545
FITTINGS, LUBRICATION	8.984
FITTING, SPEEDOMETER DRIVEN GEAR	4.338
FITTING, SPEEDOMETER DRIVEN GEAR	4.338
FITTING, SPEEDOMETER DRIVEN GEAR	4.338
FITTINGS, POWER BRAKE CYLINDER	4.931
FITTING, STEERING GEAR OIL PRESSURE HOSE	6.673
FITTING, STEERING KNUCKLE SUPPORT LOWER CONTROL ARM	6.174
FITTING, STEERING KNUCKLE TIE ROD	6.230
FITTING, STEERING KNUCKLE UPPER CONTROL ARM	6.178
FITTING, TRANSMISSION OIL COOLER LINE TO RADIATOR ELBOW	1.229
FITTING, WATER PUMP COVER	1.070
FLAG, HIGHWAY EMERGENCY KIT	8.821
FLANGE, EXHAUST PIPE	3.610
FLANGE, FRONT COMPANION	5.555
FLANGE, FRONT COMPANION (Grp. Changed to 5.555 Eff. 7-1-71)	5.548
FLANGE, REAR AXLE PINION	5.545
FLANGE, STEERING GEAR SHAFT	6.525
FLAP, REAR SEAT ARM REST REAR LOWER	15.040
FLARE, HIGHWAY EMERGENCY KIT	8.821
FLASHER, DIRECTIONAL SIGNAL	2.892
FLOAT, CARBURETOR	3.745
FLUID, HYDRAULIC BRAKE	4.683
FLYWHEEL AND RING GEAR, ENGINE	0.666
FM	9.650
FOLDING TOP (COMPLETE)	13.346
FOLDING TOP HYDRAULIC PUMP PARTS	14.482
FOLDING TOP (LESS TRIM)	13.365
FORK, REVERSE SHIFTER	4.304
FOUNDATION, REAR COMPARTMENT	15.222
FOUNDATION, REAR SEAT BACK	11.628
FOUNDATION & TRIM, REAR COMPARTMENT SHELF	15.024
FRAME, BACK WINDOW	11.208
FRAME, FOLDING 2ND SEAT BACK	11.628
FRAME, FRONT DOOR VENTILATOR	10.656
FRAME, GENERATOR COMMUTATOR END	2.297
FRAME, GENERATOR DRIVE END	2.305
FRAME, HEADLAMP	2.728
FRAME, LICENSE PLATE	7.800
FRAME T. rr. r. rrr—rrr	7:003-
FRAME, RADIATOR GRILLE	1.267
FRAME, SKYLIGHT	12.809
FRAME & SPRING, FRONT SEAT BACK	1.1373
FRAME & SPRING, FRONT SEAT CUSHION	1.1419
FRAME & SPRING, REAR (2ND) SEAT BACK	11.628
FRAME & SPRING, REAR (2nd) SEAT CUSHION	11.610
FRAME & SPRING 3RD. SEAT BACK	11.628

FRAME, STARTER MOTOR COMMUTATOR	
END.	2.067
FRAME, SUN ROOF.	12.809
FRAME, WINDSHIELD.	12.807
FREON, A.C. MAINTENANCE ITEMS.	9.282
FRONT DOOR ELECTRIC WINDOW PARTS	
(LISTED ALPHABETICALLY).	10.777
FUSE, CIGAR LIGHTER.	9.712
FUSE, ELECTRICAL.	8.965
FUSE, REAR SEAT LIGHTER.	12.008
FUSIBLE LINK, REPAIR PACKAGE.	2.480

G

GAS, A.C. MAINTENANCE ITEMS.	9.282
GASKET, ACCUMULATOR BODY.	4.122
GASKET, ACCUMULATOR.	4.122
GASKET, ACCUMULATOR BODY.	4.121
GASKET, ACCUMULATOR.	4.122
GASKET, ACCUMULATOR BODY.	4.121
GASKET, ACCUMULATOR BODY.	4.1 22
GASKET, AIR CLEANER.	3.406
GASKET, AUTOMATIC LEVEL CONTROL	
COMPRESSOR.	7.457
GASKET, BACK-UP LAMP.	2.697
GASKET, BEARING RETAINER DRIVE GEAR	
OR CLUTCH GEAR.	4.358
GASKET, BETWEEN AIR CLEANER &	
CARBURETOR.	3.403
GASKET, BODY LOCK PILLAR PRESSURE	
RELIEF.	12.942
GASKET, BRAKE BACKING PLATE.	5.002
GASKET, BRAKE BAND ADJUSTING.	4.127
GASKET, CARBURETOR AIR HORN.	3.738
GASKET, CARBURETOR (CARTER).	3.814
GASKET, CARBURETOR COMPENSATOR IDLE	
(ROCHESTER).	3.820
GASKET, CARBURETOR FUEL INLET.	3.740
GASKET, CARBURETOR IDLE.	3.820
GASKET, CARBURETOR NEEDLE & SEAT	
(ROCHESTER).	3.858
GASKET, CARBURETOR PISTON HOUSING	3.750
GASKET, CARBURETOR POWER VALVE	
(ROCHESTER).	3.858
GASKET, CARBURETOR PUMP (CARTER)	3.844
GASKET, CARBURETOR THERMOSTAT VALVE	3.750
GASKET, CARBURETOR THROTTLE BODY.	3.735
GASKET, CARBURETOR TO INTAKE	
MANIFOLD.	3.726
GASKET, CARBURETOR VENTURI CLUSTER	
(ROCHESTER).	3.790
GASKET, CARBURETOR VENTURI CLUSTER	
(CARTER).	3.790
GASKET, CLUTCH ACTUATING.	9.186
GASKET, CLUTCH GEAR BEARING RETAINER	4.358
GASKET, CLUTCH GEAR BEARING.	4.358
GASKET, CLUTCH RELEASE BEARING.	0.805
GASKET COMBINATION, STOP, TAIL &	
DIRECTION SIGNAL LAMP MOUNTING	2.660
GASKET, COMBINATION STOP, TAIL AND	
DIRECTION SIGNAL LAMP LENS.	2.684
GASKET, COMPRESSOR DISCHARGE LINE	9.225
GASKET, COMPRESSOR SHELL CHARGING	9.177
GASKET, CONSOLE MEDALLION.	9.749
GASKET, CONVERTER PUMP.	4.115
GASKET, CORNERING LAMP LENS.	2.590
GASKET, CORNERING LAMP & SIDE MARKER	
LAMP.	2.596
GASKET, CRANKCASE FRONT END COVER	0.207
GASKET, CYLINDER HEAD.	0.289
GASKET, DIFFERENTIAL CARRIER TO REAR	
AXLE HOUSING.	5.508
GASKET, DOOR LOCK	12.249
GASKET, DOOR OUTSIDE HANDLE.	10.537

GASKET, ENGINE OIL PAN.	1.429
GASKET, EVAPORATOR.	9.211
GASKET, EVAPORATOR MOTOR MOUNTING.	9.216
GASKET, EXHAUST MANIFOLD.	3.601
GASKET, EXHAUST MANIFOLD HEAT	
CONTROL.	3.647
GASKET, EXHAUST MANIFOLD TO INTAKE	
MANIFOLD.	3.272
GASKET, EXHAUST PIPE.	3.61 1
GASKET, FRONT DOOR LOCK CYLINDER	10.552
GASKET, FRONT LIGHT MONITOR HOUSING.	2.584
GASKET, FRONT PARKING & TURN SIGNAL	
LAMP LENS.	2.590
GASKET, FRONT PUMP.	4.225
GASKET, FRONT WHEEL HUB.	6.308
GASKET, FUEL FILTER.	3.890
GASKET, FUEL PUMP.	3.904
GASKET, GASOLINE GAUGE (TANK UNIT).	3.1 12
GASKET, GENERATOR BALL BEARING INSIDE	
RETAINER.	2.307
GASKET, HEATER & A.C.	9.798
GASKET, HEATER AND DEFROSTER.	9.779
GASKET, HEATER CONTROL.	8.866
GASKET, HEATER.	8.845
GASKET, HORN BLOWING.	2.830
GASKET, HOT GAS BY-PASS VALVE.	9.198
GASKET, HYDRAULIC BRAKE MASTER	
CYLINDER RESERVOIR.	4.651
GASKET, HYDROVAC POWER BRAKE.	4.957
GASKET, INSTRUMENT CLUSTER.	9.749
GASKET, INSTRUMENT PANEL MAIN WIRING	
HARNESS FUSE PANEL.	2.483
GASKET, INTAKE MANIFOLD.	3.270
GASKET, INTAKE MANIFOLD.	3.270
GASKET KIT, TRANSMISSION.	4.005
GASKET, LUGGAGE CARRIER.	12.815
GASKET, OIL FILTER.	1.844
GASKET, OIL PAN DRAIN PLUG.	1.456
GASKET, OIL PUMP BODY.	1.655
GASKET, OIL PUMP COVER.	1.724
GASKET, OIL PUMP.	1.657
GASKET, OIL PUMP TO CASE.	4.226
GASKET, O-RING EVAPORATOR.	9.214
GASKET, PLENUM BLOWER MOUNTING.	9.216
GASKET, POWER BRAKE CYLINDER AIR	
CLEANER.	4.913
GASKET, POWER BRAKE MASTER CYLINDER	4.648
GASKET, PUSH ROD COVER.	0.443
GASKET, RADIATOR THERMOSTAT HOUSING	1.252
GASKET, REAR AXLE FILLER PLUG.	5.400
GASKET, REAR AXLE HOUSING COVER	5.399
GASKET, REAR AXLE HOUSING END.	5.819
GASKET, REAR COMPARTMENT LID LOCK	
CYLINDER.	12.247
GASKET, REAR COMPARTMENT LID LOCK	
CYLINDER.	12.249
GASKET, REAR LICENSE LAMP.	2.707
GASKET, REAR PUMP.	4.201
GASKET, REAR QUARTER CROWN	
MOLDINGS.	12.1 16G
GASKET, REAR QUARTER EXTENSION-AT	
TAIL LAMP.	12.943
GASKET, REAR VIEW MIRROR (OUTSIDE)	10.186
GASKET, REAR WHEEL BEARING (GRP.	
CHANGED TO 5.819).	5.855
GASKET, REAR WHEEL BEARING.	5.819
GASKET, REAR WINDOW DEFROSTER.	9.778
GASKET, RECIRCULATING AIR.	9.789
GASKET, REVERSE CLUTCH PISTON.	4.188
GASKET & SEAL KIT, TRANSMISSION.	4.005
GASKET, SEAL & SNAP RING COMPLETE	
OVERHAUL KIT.	4.005
GASKET, SEAL & SNAP RING COMPLETE	
OVERHAUL KIT.	4.005
GASKET, SEAL & SNAP RING COMPLETE	
OVERHAUL KIT.	4.005
GASKET, SERVO BODY SPACER.	4.247
GASKET SET, CARBURETOR-TO MODEL	

GENERATOR (DELCO TRON)	2.275	GUIDE, SUN ROOF	12.957
GENUINE LEATHER	15.504	GUIDE, SUN ROOF	14.090
GLASS, BACK DOOR WINDOW AND TAILGATE	12.180	GUIDE, TAILGATE WINDOW	12.180
GLASS, BACK WINDOW	11.204	GUIDE, VALVE STEM	0.283
GLASS, FRONT DOOR VENTILATOR	10.658	GUTTER, BACK WINDOW LOWER CORNER	12.964
GLASS, FRONT DOOR WINDOW	10.681	GUTTER, FOLDING TOP REAR QUARTER GUTTER DRAIN	10.997
GLASS, MANUAL MIRROR (OUTSIDE)	10.185	GUTTER, FRONT DOOR VENT DRAIN	10.655
GLASS, REAR DOOR WINDOW	10.741	GUTTER, REAR COMPARTMENT LID	12.996
GLASS, REAR QUARTER VENTILATOR	11.011		
GLASS, REAR QUARTER WINDOW	11.011		
GLASS, REAR VIEW MIRROR (OUTSIDE)	10.186		
GLASS, REMOTE CONTROL MIRROR	10.185		
GLASS, SKYLIGHT	12.811		
GLASS, WINDSHIELD (SAFETY)	10.027		
GOVERNOR & PARTS, TRANSMISSION	4.256		
GOVERNOR, TRANSMISSION GOVERNOR	4.256		
GOVERNOR, TRANSMISSION (COMPLETE)	4.256		
GRILLE, AUTOMATIC TEMPERATURE CONTROL SENSOR	9.275		
GRILLE & CLIP, REAR QUARTER ORNAMENTAL	12.116K		
GRILLE, COWL DUCT PANEL AIR	9.789		
GRILLE, COWL TOP VENT	12.800		
GRILLE, FRONT BUMPER (GRP. CHANGED TO 1.266 EFF. 9-1-71)	7.820		
GRILLE, FRONT BUMPER—LOWER	1.26fc		
GRILLE, FRONT FENDER PARKING AND TURN SIGNAL LAMP	2.586		
GRILLE, INSTRUMENT PANEL RADIO	9.655		
GRILLE, RADIATOR	1.266		
GRILLE, REAR COMPARTMENT FRONT PANEL	12.971		
GRILLE, REAR DEFROSTER	9.778		
GRILLE, REAR SEAT SPEAKER	9.665		
GROMMET, COLUMN TOE PLATE	6.758		
GROMMET, CRANKCASE VENTILATION	1.745		
GROMMET, DISTRIBUTOR	2.400		
GROMMET, DISTRIBUTOR	2.401		
GROMMET, FRONT FLOOR CARPET, AT DIMMER SWITCH	15.300		
GROMMET, FRONT SHOCK ABSORBER	7.348		
GROMMET, FUEL TANK	3.008		
GROMMET, HEATER AND AIR CONDITIONING	9.798		
GROMMET, RADIO ANTENNA	9.647		
GROMMET, REAR DOOR WINDOW (ELECTRIC)	10.791		
GROMMET, REAR QUARTER	12.940		
GROMMET, REAR QUARTER WINDOW	11.033		
GROMMET (RUBBER)	9.775		
GROMMET, SPARK PLUG WIRE	2.251		
GROMMET, STABILIZER LINK	7.244		
GROMMET, STARTER MOTOR FIELD FRAME	2.102		
GROMMET, SUNSHADE ROD (ANTI—RATTLE)	10.224		
GROMMET, SUNSHADE	10.219		
GROMMET, TRANSMISSION SHIFT RODS	4.037		
GROMMET, WIRING HARNESS	13.090S		
GROMMET, WIRING HARNESS	2.480		
GUARD, COMBINATION STOP, TAIL & DIRECTIONAL SIGNAL AND BACK-UP LAMP LICENSE	2.680		
GUARD, FRONT BUMPER	7.828		
GUARD, GAS TANK DOOR	8.210		
GUARD, HOOD LATCH RELEASE	8.029		
GUARD, RADIATOR FAN	1.277		
GUARD, REAR BUMPER LICENSE PLATE	7.807		
GUARD, REAR BUMPER	7.828		
GUARD, REAR COMPARTMENT LID LOCK	12.249		
GUIDE, CARBURETOR PUMP DISCHARGE (ROCHESTER)	3.825		
GUIDE, FOLDING TOP FRONT ROOF RAIL	14.090		
GUIDE, FOLDING 3RD SEAT CUSHION	15.034		
GUIDE, FRONT DOOR WINDOW	10.685		
GUIDE, FRONT SEAT HEAD RESTRAINT	11.376		
GUIDEMATIC PARTS	2.459		
GUIDE PACKAGE, SUN ROOF	14.090		
GUIDE, PARKING BRAKE CABLE	4.785		
GUIDE, REAR QUARTER WINDOW	11.040		
GUIDE, STEERING SHAFT BALL RETURN GUIDE	6.842		
		H	
		HANDLE, DOOR LOCK INSIDE REMOTE CONTROL	10.512
		HANDLE, DOOR OUTSIDE	10.527
		HANDLE, DOOR WINDOW REGULATOR	10.797
		HANDLE, FOLDING 2ND SEAT	11.620
		HANDLE, FOLDING 3RD SEAT	11.620
		HANDLE, FRONT DOOR PULL	14.691
		HANDLE, FRONT DOOR VENTILATOR	10.664
		HANDLE, FRONT SEAT ADJUSTER	11.588
		HANDLE, HOOD LATCH RELEASE	8.075
		HANDLE, LUGGAGE COMPARTMENT COVER	12.975
		HANDLE, LUGGAGE COMPARTMENT COVER	12.977
		HANDLE, PARKING BRAKE LEVER RELEASE	4.592
		HANDLE, REAR DOOR PULL	14.764
		HANDLE, REAR QUARTER WINDOW REGULATOR	11.044
		HANDLE, REMOTE CONTROL MIRROR	10.185
		HANDLE, SPARE TIRE COVER OR 3RD SEAT PANEL	12.977
		HANDLE, SUN ROOF	14.570
		HANDLE, TAIL GATE AND BACK DOOR AND LIFT GATE	12.246
		HANDLE, TAILGATE	12.242
		HANDLE, TAILGATE OUTER PANEL GRIP	12.242
		HANDLE, TRANSMISSION CONTROL	4.006
		HANDLE, TRANSMISSION CONTROL LEVER	4.006
		HANGER, MUFFLER (REFER TO GRP. 3.710)	3.704
		HANGER, TAILPIPE	3.706
		HARNESS, A.C. WIRING	2.480
		HARNESS, BACK—UP LAMP WIRING	2.698
		HARNESS, BODY WIRING	13.090A
		HARNESS, CARBURETOR THROTTLE CONTROL	2.480
		HARNESS, CENTER CONSOLE WIRING	2.480
		HARNESS, CHASSIS WIRING	2.480
		HARNESS, CIGAR LIGHTER WIRING (ALSO LISTED UNDER POWER WINDOW WIRING)	13.090B
		HARNESS, CONVERTIBLE TOP WIRING	13.090C
		HARNESS, CORNERING LAMPS WIRING (ENGINE COMPARTMENT)	2.587
		HARNESS, CRUISE MASTER WIRING	2.480
		HARNESS, DOME & COURTESY LAMP	13.090D
		HARNESS, DOOR JAMB WIRING (ALSO LISTED UNDER CIGAR LIGHTER WIRING)	13.090E
		HARNESS, ELECTRIC DOOR LOCK WIRING	13.090U
		HARNESS, ELECTRIC SEAT BACK LOCK WIRING	13.090V
		HARNESS, ELECTRIC TRUNK RELEASE WIRING	13.090W
		HARNESS, ENGINE COMPARTMENT WIRING	2.480
		HARNESS, HEADLAMP EXTENSION	2.480
		HARNESS, HEATER & A.C. BLOWER	8.852
		HARNESS, HEATER CONTROL	8.852
		HARNESS, INSTRUMENT PANEL AND ACCESSORY WIRING	2.480
		HARNESS, MAX-TRAC SENSOR	4.720
		HARNESS, POWER SEAT WIRING	13.090F
		HARNESS, POWER TAILGATE	13.090K
		HARNESS, POWER WINDOW WIRING	13.090L
		HARNESS, REAR ANTENNA WIRING	9.665
		HARNESS, REAR BUMPER LAMP WIRING	2.480

HARNESSES, REAR BUMPER LAMP WIRING . . .	13.090H	HOSE, RECEIVER TO EVAPORATOR.	9.242
HARNESSES, REAR COMPARTMENT LAMP WIRING.	13.090G	HOSE, RECEIVER TO EVAPORATOR.	9.233
HARNESSES, REAR DEFROSTER.	9.778	HOSE, RUBBER.	8.962
HARNESSES, REAR SEAT SPEAKER-DEFROSTER—ANTENNA WIRING.	13.090I	HOSE, SHROUD PANEL DRAIN.	10.997
HARNESSES, SUN ROOF.	13.090X	HOSE, STEERING GEAR OIL PRESSURE LINE.	6.670
HARNESSES, SWITCH, RELAY, WIRING SEAT BELT WARNING.	13.090Y	HOSE, STEERING GEAR OIL RETURN LINE	6.671
HARNESSES, TACHOMETER.	2.480	HOSE, THERMO BY-PASS.	1.097
HARNESSES, TAILGATE & CONVERTIBLE TOP	2.480	HOSE, VACUUM MODULATOR.	4.205
HARNESSES, TAILGATE WINDOW WIRING (ALSO LISTED UNDER BODY WIRING).	13.090J	HOSE, VACUUM MODULATOR.	4.205
HARNESSES, TAPE PLAYER WIRING.	2.480	HOSE, VACUUM MOUPLATOR.	4.205
HARNESSES, TRAILER WIRING.	7.068	HOSE, VACUUM TRUNK RELEASE.	12.243
HARNESSES, TRAILER WIRING (CAR SECTION).	13.090R	HOUSING, AUTOMATIC LEVEL CONTROL	7.455
HARNESSES, TRANSMISSION JUMPER (SEAT BELT WARNING).	2.480	HOUSING, BACK-UP LAMP.	2.697
HEAD, COMPRESSOR.	9.174	HOUSING & BASE, SEAT BELT WARNING LAMP.	2.580
HEAD, CYLINDER.	0.269	HOUSING, CARBURETOR CHOKE THERMOSTAT (ROCHESTER).	3.750
HEADER, Sun Roof.	12.810	HOUSING, CARBURETOR PUMP (CARTER)	3.844
HEADLAMP ACTUATOR MOTOR PARTS	2.760	HOUSING, CARBURETOR WATER JACKET (ROCHESTER).	3.750
HEADLAMP.	2.725	HOUSING, COAST CLUTCH.	4.181
HEADLINING, LESS LISTING WIRE.	14.640	HOUSING & COIL, CARBURETOR THERMOSTAT (CARTER).	3.750
HEADLINING PANEL.	14.640	HOUSING, COMBINATION STOP, TAIL & DIRECTION SIGNAL	2.680
HEADLINING, SUN ROOF.	14.640	HOUSING, CONTROL LEVER.	4.010
HEAD RESTRAINT, FRONT SEAT BACK.	14.924	HOUSING, CONVERTER CLUTCH.	4.115
HEATER & AIR CONDITIONING PARTS LIST	9.169	HOUSING, CONVERTER PUMP.	4.115
HEATER WATER HOSE (FORMED).	8.846	HOUSING, CONVERTER PUMP.	4.115
HEATER WATER HOSE (ROLL).	8.846	HOUSING, CORNERING LAMP.	2.586
HEIGHT CONTROL VALVE, AUTOMATIC LEVEL CONTROL	7.475	HOUSING, COVER, FLYWHEEL (LOWER).	0.679
HINGE, CONSOLE LID.	10.242	HOUSING, CRUISE MASTER.	3.885
HINGE, FOLDING TOP.	14.310	HOUSING, CRUISE MASTER.	9.761
HINGE, FRONT DOOR HINGE (LOWER).	10.454	HOUSING, DIRECTIONAL SIGNAL SWITCH	2.906
HINGE, FRONT DOOR HINGE (UPPER).	10.450	HOUSING, DISTRIBUTOR.	2.362
HINGE, GAS TANK FILLER DOOR.	8.209	HOUSING, FLYWHEEL (UPPER).	0.683
HINGE, HOOD.	8.015	HOUSING, FORWARD CLUTCH.	4.169
HINGE, INSTRUMENT PANEL, COMPARTMENT DOOR.	10.262	HOUSING, FRONT LIGHT MONITOR.	2.583
HINGE, LUGGAGE COMPARTMENT COVER.	12.977	HOUSING, FRONT PARKING & TURN SIGNAL LAMP.	2.586
HINGE, REAR DOOR (LOWER).	10.460	HOUSING, HEADLAMP MOUNTING.	2.726
HINGE, REAR DOOR (UPPER).	10.456	HOUSING, INSTRUMENT PANEL.	9.743
HINGE, RECLINING SEAT BACK.	1.377	HOUSING, INSTRUMENT PANEL.	9.740
HINGE, TAIL GATE OR BACK DOOR.	12.184	HOUSING, LICENSE PLATE.	7.800
HOLDER, GENERATOR BRUSH.	2.291	HOUSING & LINK, WINDSHIELD WIPER TRANSMISSION.	10.159
HOLDER, STARTER MOTOR BRUSH.	2.052	HOUSING, OIL PUMP.	1.657
HOOD.	8.000	HOUSING & PLUG, CARBURETOR PISTON (CARTER).	3.750
HOOD, IGNITION LOCK.	2.198	HOUSING, POWER BRAKE CYLINDER.	4.906
HOOK, CLUTCH PEDAL RETURN SPRING	0.846	HOUSING & RACE, DIRECT CLUTCH	4.169
HOOK, FOLDING TOP FRONT ROOF RAIL	14.080	HOUSING, RADIATOR THERMOSTAT.	1.251
HOOK, FRONT SEAT SHOULDER STRAPS	14.875	HOUSING, REAR AXLE HOUSING.	5.387
HORN, CARBURETOR AIR.	3.730	HOUSING, REVERSE CLUTCH PISTON.	4.188
HORNS.	2.810	HOUSING, SIGNAL SWITCH.	6.521
HOSE, AIR.	9.786	HOUSING, STARTER MOTOR DRIVE.	2.085
HOSE, AIR INJECTOR REACTOR.	3.675	HOUSING, STEERING COLUMN.	6.518
HOSE, AIR.	9.260	HOUSING, STEERING GEAR OIL PUMP.	6.608
HOSE, AUTO CHOKE.	3.603	HOUSING, STEERING GEAR.	6.803
HOSE, AUTOMATIC CHOKE HEAT PIPE.	3.545	HOUSING & STUDS, INSTRUMENT CLUSTER	9.746
HOSE, BRAKE.	4.680	HOUSING, SUN ROOF MOTOR.	14.555
HOSE, CARBURETOR TO DISTRIBUTOR VACUUM.	2.410	HOUSING, TAILGATE.	12.981
HOSE, COMPRESSOR SUCTION.	9.238	HOUSING, TAILGATE WINDOW REGULATOR.	12.242
HOSE, CRANKCASE VENTILATION.	1.762	HOUSING, TRANSMISSION CONTROL LEVER	4.010
HOSE, FUEL LINE (RUBBER).	3.158	HOUSING, TRANSMISSION CONTROL LEVER	4.010
HOSE, FUEL PUMP TO CARBURETOR.	3.201	HOUSING, TRANSMISSION CONTROL LEVER	4.010
HOSE, FUEL TANK.	3.003	HOUSING, TRANSMISSION CONTROL LEVER	4.010
HOSE, GENERATOR COOLING AIR.	2.274	HOUSING, TRANSMISSION CONTROL LEVER	4.010
HOSE & GROMMET.	9.795	HOUSING, TRANSMISSION FORWARD CLUTCH	4.169
HOSE, HOT GAS VALVE DISCHARGE".	9.225	HOUSING, TRANSMISSION SHIFT INDICATOR	4.020
HOSE, HYDRAULIC PUMP.	14.472	HOUSING & VALVE, AIR CONDITIONING	9.262
HOSE, INTAKE MANIFOLD CHOKE.	3.545	HOUSING, WINDSHIELD WASHER.	10.156
HOSE, OIL COOLER.	4.129	HUB, CHROME WHEEL (GRP. CHANGED TO 5.871 EFF. 1-1-72).	5.858
HOSE, PIPE SPARK CONTROL	2.420	HUB, CHROME WHEEL.	5.871
HOSE, POWER BRAKE CYLINDER.	4.931	HUB, DIRECT CLUTCH.	4.164
HOSE, RADIATOR INLET (UPPER).	1.159	HUB & DRUM, FRONT WHEEL BRAKE.	5.809
HOSE, RADIATOR OUTLET (LOWER).	1.173		
HOSE, REAR COMPARTMENT PAN.	12.981		

HUB, FRONT WHEEL	6.307
HUB, POWER BRAKE BELLOWS.	4.904
HUB, POWER BRAKE BELLOWS.	4.922
HUB, RALLYE STEERING WHEEL	6.512
HUB, REVERSE CLUTCH.	4.189
HUB, TRANSMISSION FORWARD CLUTCH	4.164
HUB, WHEEL COVER (GRP. CHANGED TO 5.871 EFF. 1-1-72).	5.858
HUB, WHEEL COVER.	5.871
HUB, WHEEL TRIM.	5.871
HUB, WIRE WHEEL COVER.	5.871
HUB, WOOD STEERING WHEEL	6.513

I

IMITATION LEATHER	15.506
INCLUDES BOWS).	13.346
INDEX FOR BODY WIRING HARNESS.	13.090
INDEX FOR REAR QUARTER MOLDING.	12.116
INDEX	9.169
INDICATOR, TRANSMISSION SHIFT CONTROL	4.020
INDICATOR, TRANSMISSION SHIFT CONTROL	4.020
INDICATOR, TRANSMISSION SHIFT CONTROL	4.020
INDICATOR, TRANSMISSION SHIFT.	4.020
INFLATOR, SPARE TIRE.	5.880
INLET, POWER BRAKE BELLOWS.	4.906
INSERT, BRAKE MASTER CYLINDER TUBE	4.661
INSERT, CARBURETOR FLOAT.	3.734
INSERT, DASH.	15.280
INSERT, HEATER & A.C.	9.798
INSERT, MASTER CYLINDER.	4.657
INSERT, RAD. GRILLE ORNAMENT.	1.303
INSERT, ROOF PANEL ORNAMENT.	12.812
INSERT, SIDE ROOF RAIL WEATHERSTRIP	10.721
INSTALLATION PACKAGE, POWER BRAKES	4.901
INSTRUMENT CLUSTER TELL	9.750
INSULATION, EVAPORATOR BULB (Grp. Changed to 9.213 Eff. 5-1-71).	9.211
INSULATION, EVAPORATOR BULB.	9.213
INSULATOR, ACCELERATOR PEDAL LEVER BEARING.	3.454
INSULATOR, AIR CONDITIONING LINES & HOSES.	9.242
INSULATOR, AUTOMATIC CHOKE HEAT PIPE	3.545
INSULATOR, BODY MOUNTING.	9.011
INSULATOR, CLUTCH PEDAL STOP.	0.833
INSULATOR, DASH.	15.280
INSULATOR, FREEZE PROTECTION AND EXPANSION VALVE.	9.213
INSULATOR, FRONT BUMPER.	7.838
INSULATOR, FRONT FLOOR CARPET.	15.286
INSULATOR, FRONT SPRING.	7.420
INSULATOR, GASOLINE TANK	3.022
INSULATOR, HORN BLOWING CONTACT	2.819
INSULATOR, HORN CONTACT.	2.819
INSULATOR, HOT GAS BY-PASS VALVE	9.198
INSULATOR, LUGGAGE CARRIER.	12.815
INSULATOR, PROPELLER SHAFT.	5.598
INSULATOR, RADIATOR.	1.270
INSULATOR, REAR SPRING.	7.545
INSULATOR, SHIFT EQUALIZER LEVER.	4.042
INSULATOR, STARTER MOTOR SHUNT	2.049
INSULATOR, STARTER MOTOR FIELD.	2.049
INSULATOR, SUCTION HOSE OR DISCHARGE LINE.	9.225
INSULATOR, THROTTLE VALVE.	9.212
INSULATOR, TRANSMISSION SELECTOR CONTROL	4.045
INSULATOR, TRANSMISSION SHIFT ROD	4.037
INSULATOR, TRANSMISSION SHIFT.	4.046
INSULATOR, TRANSMISSION EQUALIZER.	4.042
INTERLOCK, TRANSMISSION SHIFTER INTERLOCK.	4.307

J

JACK, AUTO.	8.820
JACKET, STEERING GEAR COLUMN.	6.518
JACKSCREW, FRONT SEAT ADJUSTER	11.561
JAR, WINDSHIELD WASHER.	10.154
JET, CARBURETOR MAIN METERING (CARTER).	3.792
JET, CARBURETOR MAIN METERING (ROCHESTER).	3.792
JOINT, LOWER CONTROL ARM BALL	6.174
JUMPER, NEUTRAL SAFETY & BACK—UP LAMP.	4.054
JUMPER, NEUTRAL SAFETY SWITCH	4.054
JUMPER, NEUTRAL SAFETY SWITCH.	4.054
JUNCTION BLOCK, CRUISE MASTER.	3.887
JUNCTION, BRAKE LINE.	4.686

K

KEY, COMPRESSOR CLUTCH.	9.188
KEY (IGNITION, DOOR, GLOVE COMPARTMENT & REAR COMPARTMENT).	2.187
KEY, REAR PUMP DRIVE.	4.191
KEY, SPRING TRANSMISSION SYNCHRONIZING.	4.384
KEY, VALVE SPRING CAP.	0.310
KEY, WOODRUFF.	0.729
KEY, WOODRUFF.	8.960
KIT, AIR CONDITIONING COMPRESSOR	9.170
KIT, AIR VALVE SPRING & CAM.	3.766
KIT, BACK WINDOW INSTALLATION.	1.1204
KIT (BUSHING & SLEEVE) TRANSMISSION SHIFT LEVER.	4.037
KIT, CARBURETOR AIR VALVE (ROCHESTER).	3.757
KIT, CARBURETOR CHOKE MODIFICATION	3.750
KIT, CARBURETOR COMPENSATOR IDLE (ROCHESTER).	3.820
KIT, CARBURETOR IDLE VENT (ROCHESTER).	3.852
KIT, COMPRESSOR HEAD GASKET & VALVE	7.460
KIT, CONVERTER PLANET PINION	4.125
KIT, DIRECTIONAL SIGNAL SWITCH CONTACT SPRING.	2.896
KIT, EXHAUST EMISSION CONTROL.	2.408
KIT, FORWARD CLUTCH.	4.183
KIT, FREE WHEEL.	4.181
KIT, FRONT DOOR SAFETY LOCK REPAIR	10.550
KIT, FRONT STABILIZER REPAIR.	7.240
KIT, FUEL LINE AIR DOME.	3.163
KIT, GASKET, SNAP RINGS & RETAINERS.	4.005
KIT, HEIGHT CONTROL VALVE (AIR RIDE).	7.475
KIT, INTERMEDIATE TIE ROD REPAIR.	6.240
KIT, LOCK REPAIR—TAIL GATE AND REAR COMPARTMENT LID.	12.248
KIT, NEUTRAL CLUTCH.	4.170
KIT, OCTANE ADJUSTMENT.	2.408
KIT, OIL PAN DRAIN PLUG & GASKET.	1.453
KIT, OIL PUMP OVERHAUL	1.652
KIT, OIL PUMP RELIEF VALVE.	1.609
KIT, PISTON HOUSING REPAIR.	4.667
KIT, PISTON HOUSING REPAIR (Grp. changed to 4.667 Eff. 5-1-71).	4.665
KIT, PLANET.	4.176
KIT, POSITIVE CRANKCASE VENTILATION INSTALLATION.	1.745
KIT, POWER STEERING GEAR MASTER SEAL.	6.507
KIT, POWER STEERING GEAR INSTALLATION	6.508
KIT, REACTOR GEAR.	4.161
KIT, REAR AXLE FILLER PLUG.	5.400
KIT, REAR STABILIZER BAR.	7.241

KIT, REAR WHEEL BEARING (GRP. CHANGED TO 5.819)	5.855
KIT, REAR WHEEL BEARING	5.819
KIT, SHIFTER CONTROL	4.040
KIT, SHIFTER UNIT CONVERSION	4.004
KIT, SHIFTER UNIT CONVERSION	4.004
KIT, SIGHT GLASS	9.202
KIT, STEEL BALL (PINION TO SHAFT)	4.174
KIT, STEERING GEAR OIL PUMP SEAL	6.609
KIT, STEERING GEAR OIL PUMP ROTOR VANE	6.610
KIT, STEERING GEAR PITMAN SHAFT	6.855
KIT, STEERING GEAR THRUST BEARING	6.835
KIT, STEERING GEAR VALVE	6.552
KIT, STEERING SHAFT BALL RETURN GUIDE	6.842
KIT, STEERING SHAFT REPAIR	6.524
KIT, TORQUE BALL RETAINER SHIM	5.560
KIT, TORQUE TUBE	5.505
KIT, TRANSMISSION GASKETS	4.005
KIT, TRANSMISSION GASKETS	4.005
KIT, TRANSMISSION GASKET AND SEALS	4.005
KIT, TRANSMISSION GASKETS	4.005
KIT, TRANSMISSION GASKET & SEALS	4.005
KIT, TRANSMISSION GASKETS	4.005
KIT, TRANSMISSION OIL PUMP	4.224
KIT, TRANSMISSION RETAINER RINGS, SEALS AND SNAP RINGS	4.005
KIT, TRANSMISSION SEAL	4.005
KIT, TRANSMISSION SEAL	4.005
KIT, TRANSMISSION SEAL	4.005
KIT, TRANSMISSION SEAL	4.005
KIT, TRANSMISSION SEAL	4.005
KIT, TRANSMISSION SHIFT ROD	4.037
KIT, WINDSHIELD AND BACK WINDOW INSTALLATION	10.027
KIT, 3T to 2T CONVERSION PARTS	4.005
KNOB, A.C. AND INSTRUMENT PANEL VENTS	9.260
KNOB, ANTENNA SWITCH	9.612
KNOB, BACK DOOR AND TAIL GATE WINDOW SWITCH	12.195
KNOB, CIGAR LIGHTER	9.709
KNOB, CLOCK RESET	9.772
KNOB, COURTESY AND MAP LIGHT	2.773
KNOB, DIRECTIONAL SIGNAL SWITCH CONTROL	2.897
KNOB, DOOR INSIDE LOCKING ROD	10.559
KNOB, FRONT SEAT ADJUSTER	11.588
KNOB & HANDLE, TAILGATE WINDOW REGULATOR	12.246
KNOB, HEADLAMP SWITCH	2.486
KNOB, HEATER & A.C.	9.798
KNOB, HEATER CONTROL	8.852
KNOB, INSTRUMENT PANEL CRUISE MASTER	3.885
KNOB & NUT, AIR CLEANER & SILENCER COVER	3.403
KNOB, RADIO CONTROL	9.649
KNOB, REAR DEFROSTER	9.778
KNOB, REVERBERATOR	9.665
KNOB, SAFETY BUZZER	9.762
KNOB, SEAT BACK LOCKS	11.390
KNOB, SPEEDOMETER TRIP RESET	9.761
KNOB, STEREO TAPE PLAYER	9.670
KNOB, TAILGATE WIPER	11.253
KNOB, TRANSMISSION CONTROL LEVER	4.006
KNOB, TRANSMISSION CONTROL	4.006
KNOB, TRANSMISSION CONTROL	4.006
KNOB, TRANSMISSION CONTROL LEVER	4.006
KNOB, TRANSMISSION CONTROL LEVER	4.006
KNOB, TRANSMISSION CONTROL LEVER	4.006
KNOB, TRANSMISSION CONTROL LEVER	4.006
KNOB, TRANSMISSION CONTROL LEVER	4.006
KNOB, TWILIGHT SENTINEL	2.485
KNOB, WINDSHIELD WIPER & WASHER CONTROL	10.164
KNOB & WIRE, COWL DUCT PANEL AIR CONTROL	9.787
KNUCKLE, STEERING	6.020

L

LABELS, VEHICLE INFORMATIVE AND CAUTIONARY	8.800
LABEL, VALVE ROCKER ARM COVER	0.386
LACE, BACK WINDOW TRIM FINISH	14.650
LACE, FOLDING TOP DUST BOOT RETAINING	13.450
LACE, FRONT SKYLIGHT FINISH	14.650
LACE, PINCHWELD	15.534
LACE, REAR CROSS BAR FINISH	14.650
LACE, REAR QUARTER WINDOW FINISHING	14.650
LACE, ROOF INNER SIDE MOLDING FINISH	14.650
LACE, ROOF RAIL PINCHWELD	14.650
LACE, SIDE ROOF RAIL TRIM FINISH	14.650
LACE, SIDE SKYLIGHT FINISH	14.650
LACE, TAILGATE OPENING TOP FINISH	14.650
LACE, WINDSHIELD UPPER TRIM FINISH	14.650
LACING, COWL HOOD LEDGE	12.801
LAMP, BACK-UP LAMP	2.697
LAMP, COMBINATION STOP, TAIL & DIRECTION SIGNAL	2.679
LAMP, CORNERING LAMP	2.585
LAMP, COURTESY LAMP	2.776
LAMP, FRONT PARKING AND DIRECTIONAL SIGNAL	2.585
LAMP, LONG CONSOLE	10.240
LAMP, LUGGAGE COMPARTMENT	9.988
LAMP, REAR LICENSE	2.700
LAMP, SIDE MARKER (FRONT)	2.575
LAMP, SIDE MARKER (REAR)	2.575
LATCH, CONSOLE LID	10.242
LATCH, FRONT SEAT CENTER COMPARTMENT LID	10.242
LATCH, HOOD	8.080
LATCH, HOOD UPPER	8.083
LATCH, SUN ROOF	14.570
LEAD, DISTRIBUTOR	2.400
LEAD, STARTER MOTOR BRUSH GROUND	2.055
LENS, ACCESSORY SWITCH ILLUMINATION	10.252
LENS, AIR CONDITIONING CONTROL	9.279
LENS, BACK-UP LAMP	2.697
LENS, COMBINATION STOP, TAIL & DIRECTION SIGNAL LAMP HOUSING REFLEX	2.689
LENS, COMBINATION STOP, TAIL & DIRECTION SIGNAL LAMP	2.682
LENS, CORNERING LAMP	2.585
LENS, DOME LAMP	1.1928
LENS, ENGAGEMENT (CRUISE MASTER)	3.885
LENS, FRONT LIGHT MONITOR	2.583
LENS, FRONT PARKING & TURN SIGNAL LAMP	2.589
LENS, HEATER & A.C.	9.798
LENS, HEATER CONTROL	8.852
LENS, INSTRUMENT CLUSTER	9.748
LENS, INSTRUMENT PANEL	9.740
LENS, MAP LAMP	2.774
LENS, REAR LICENSE LAMP	2.709
LENS, REAR QUARTER COURTESY LAMP	1.1928
LENS, SEAT BELT WARNING LAMP	2.583
LENS, TAIL LAMP	2.682
LENS, TRANSMISSION INDICATOR	4.020
LENS, TRANSMISSION SHIFT INDICATOR	4.020
LENS, TRANSMISSION SHIFT INDICATOR	4.020
LENS, TRANSMISSION SHIFT INDICATOR	4.020
LENS, TRANSMISSION SHIFT INDICATOR	4.020
LENS, TRANSMISSION SHIFT INDICATOR	4.020
LETTERS, BACK DOOR & TAIL GATE	12.182
LETTERS, HOOD NAME IBUICKI	8.00
LETTERS, REAR COMPARTMENT LID	12.18
LETTERS, REAR QUARTER NAME	12.116
LETTERS	12.11
LEVER, ACCELERATOR PEDAL	3.45
LEVER, AIR CONDITIONING IDLE SPEED-UP	3.45
LEVER, AIR CONDITIONING	9.27

LEVER AND COLLAR, CHOKE (ROCHESTER)	3.752	LEVER, TRANSMISSION RANGE SELECTOR (OUTER).	4.045
LEVER AND LINK, CHOKE PISTON (ROCHESTER).	3.752	LEVER, TRANSMISSION SELECTOR CONTROL	4.045
LEVER AND LINK, CHOKE PISTON (CARTER)	3.752	LEVER, TRANSMISSION SHIFT INDICATOR	4.020
LEVER AND SCREW, CHOKE (CARTER).	3.752	LEVER, TRANSMISSION SHIFT INDICATOR	4.020
LEVER AND SHAFT, CHOKE (CARTER).	3.752	LEVER, TRANSMISSION SHIFT.	4.046
LEVER AND SHAFT, CHOKE (ROCHESTER)	3.752	LEVER, TRANSMISSION SHIFT INDICATOR	4.020
LEVER AND SLEEVE, TRANSMISSION CONTROL IDLER.	4.046	LEVER, TRANSMISSION SHIFT.	4.045
LEVER, BACK-UP LAMP.	2.698	LEVER, TRANSMISSION SHIFT IDLER.	4.040
LEVER & BUSHING, CLUTCH CONTROL COUNTERSHAFT.	0.852	LEVER, TRANSMISSION SHIFT.	4.045
LEVER, CARBURETOR CAM CONTACT.	3.766	LEVER, TRANSMISSION SHIFT EQUALIZER	4.040
LEVER, CARBURETOR CAM TRIP.	3.752	LEVER, TRANSMISSION SHIFT.	4.045
LEVER, CARBURETOR CHOKE SHAFT (CARTER).	3.752	LEVER, TRANSMISSION SHIFT.	4.315
LEVER, CARBURETOR CHOKE (ROCHESTER)	3.752	LEVER, TRANSMISSION SHIFT.	4.046
LEVER, CARBURETOR THROTTLE ACTUATING	3.820	LEVER, TRANSMISSION THROTTLE CONTROL AND RANGE FINDER.	4.275
LEVER, CARBURETOR THROTTLE.	3.762	LEVER, TRANSMISSION THROTTLE CONTROL AND RANGE SELECTOR	4.275
LEVER, CLUTCH EQUALIZER (OPERATING)	0.852	LEVER, TRANS. PARK LOCK & RANGE SELECTOR.	4.279
LEVER, CLUTCH RELEASE.	0.854	LEVER, 2ND & 3RD SHIFT—EQUALIZER PIVOT.	4.314
LEVER, DETENT VALVE ACTUATOR	4.279	LID, ASH TRAY (REAR DOOR & REAR QUARTER ARMREST).	12.045
LEVER, DIRECTIONAL SIGNAL SWITCH CONTROL	2.897	LID, REAR COMPARTMENT.	12.181
LEVER, DIRECTIONAL SIGNAL ACTUATOR	2.897	LIFTER, VALVE.	0.459
LEVER, FORWARD CLUTCH.	4.183	LIFT, FOLDING TOP HYDRAULIC.	14.481
LEVER, GOVERNOR.	4.267	LIFT, FOLDING TOP HYDRAULIC.	14.475
LEVER, HEATER & A.C.	9.798	LIFT, MANUAL FOLDING TOP.	14.481
LEVER, HEATER CONTROL	8.852	LIGHT, INSTRUMENT PANEL COMPARTMENT	10.275
LEVER & HUB, CLUTCH CONTROL COUNTERSHAFT.	0.852	LIMITER, AIR CONDITIONING CUT OFF SWITCH.	2.510
LEVER KIT, CARBURETOR THROTTLE.	3.759	LIMITER, AIR CONDITIONING CUT OFF SWITCH.	9.172
LEVER, LINK AND SHAFT, CHOKE PISTON (CARTER).	3.752	LINER, WINDSHIELD WIPER ARM.	10.147
LEVER, LOW & REVERSE BRAKE BAND	4.253	LINING, FOLDING TOP.	15.530
LEVER, NEUTRAL SAFETY AND BACK-UP LAMP.	4.054	LINING, FOLDING TOP SIDE PAD.	13.349
LEVER, NEUTRAL SAFETY AND BACK-UP LAMP.	4.054	LINKAGE, TRANSMISSION SHIFT ROD.	4.037
LEVER, NEUTRAL SAFETY AND BACK-UP LAMP.	4.054	LINK, AUTOMATIC LEVEL CONTROL	7.345
LEVER, NEUTRAL SAFETY & BACK-UP LAMP.	4.054	LINK, BACK WINDOW GLASS.	13.395
LEVER, OUTSIDE MANUAL	4.045	LINK, BRAKE ADJUSTER.	5.105
LEVER, OUTSIDE MANUAL	4.045	LINK, CARBURETOR PUMP (CARTER).	3.843
LEVER, PARKING BRAKE CABLE.	4.785	LINK, CRUISE MASTER.	3.885
LEVER, PARKING BRAKE.	4.591	LINK, DOOR LOCK REMOTE CONTROL	10.506
LEVER, PARKING BRAKE.	5.149	LINK, FOLDING TOP SIDE ROOF RAIL CONTROL	14.140
LEVER, PARKLOCK & RANGE SELECTOR.	4.278	LINK, FOLDING 2ND SEAT.	11.620
LEVER PAWL, PARKING LOCK APPLY.	4.294	LINK, FOLDING 3RD SEAT.	11.620
LEVER & PIN, TRANSMISSION PARKING BRAKE INSIDE DETENT.	4.279	LINK, FRONT STABILIZER	7.240
LEVER, POWER BRAKE CYLINDER POWER PISTON REACTION.	4.934	LINK, HEADLAMP VISOR ACTUATOR.	2.755
LEVER & SHAFT, TEMPERATURE CONTROL	8.852	LINK, HEATER & A.C.	9.798
LEVER & SHAFT, TEMPERATURE CONTROL	9.786	LINK, HEATER AND A.C.	8.858
LEVER & SHAFT, TRANSMISSION SHIFT	4.302	LINK, HEATER AND DEFROSTER.	9.779
LEVER, STARTER MOTOR GEAR SHIFT.	2.108	LINK, OVERCENTER SPRING ACTUATOR	0.833
LEVER, STATOR CONTROL OPERATING	4.052	LINK, PROPELLER SHAFT.	5.555
LEVER, STEERING COLUMN LOCK.	4.040	LINK, RANGE SELECTOR.	4.275
LEVER, STEERING COLUMN LOCK.	4.040	LINK, REAR SEAT CENTER ARM REST.	1.1651
LEVER, TEMPERATURE CONTROL.	9.278	LINK, SHOCK ABSORBER REAR.	7.355
LEVER, THROTTLE OPERATING.	3.454	LINK, STARTER MOTOR GEAR SHIFT LEVER	2.113
LEVER, THROTTLE OPERATING.	3.453	LINK, TAIL GATE TORQUE ROD MOUNTING	12.187
LEVER, THROTTLE VALVE CONTROL	4.052	LINK, TAILGATE WIPER.	11.257
LEVER, TRANSMISSION CONTROL	4.006	LINK, TRANS. IDLER.	4.035
LEVER, TRANSMISSION CONTROL	4.006	LINK, TRANSMISSION CONTROL SWITCH MOUNTING.	4.060
LEVER, TRANSMISSION CONTROL	4.006	LINK, TRANSMISSION CONTROL SWITCH MOUNTING.	4.060
LEVER, TRANSMISSION CONTROL	4.006	LINK, TRANSMISSION IDLER.	4.035
LEVER, TRANSMISSION CONTROL	4.006	LINK, TRANSMISSION SHIFT INDICATOR	4.020
LEVER, TRANSMISSION CONTROL	4.030	LINK, TRANSMISSION SHIFT INDICATOR	4.020
LEVER, TRANSMISSION CONTROL	4.006	LINK, TRANSMISSION SHIFT INDICATOR	4.020
LEVER, TRANSMISSION CONTROL	4.006	LINK, TRANSMISSION SHIFT.	4.035
LEVER, TRANSMISSION CONTROL	4.006	LINK, WHEEL BRAKE CYLINDER TO BRAKE SHOE	4.675
LEVER, TRANSMISSION CONTROL	4.006	LITTER BASKET.	8.891
LEVER, TRANSMISSION CONTROL SHAFT	4.030	LITTER CONTAINER, COWL SIDE.	14.630
LEVER, TRANSMISSION DETENT.	4.032	LOAD MEMBER, JACK.	8.820
LEVER, TRANSMISSION RANGE SELECTOR (OUTER).	4.045	LOCK, BACK DOOR & TAIL GATE.	12.242
		LOCK, CLUTCH GEAR BEARING.	4.356

LOCK, FOLDING TOP FRONT ROOF RAIL	14.080
LOCK, FRONT DOOR	10.470
LOCKNUT, PROPELLER SHAFT.	5.443
LOCK, REAR AXLE SHAFT.	5.422
LOCK, REAR COMPARTMENT LID.	12.242
LOCK, REAR DOOR.	10.473
LOCK, SEAT BACK LOCKS.	11.390
LOCK, TAILGATE.	12.242
LOCK, TAILGATE.	12.248
LOCK, TRANSMISSION REAR BEARING	4.412
LOCK, TRANSMISSION REAR BEARING	4.412
LOCK, TRANSMISSION REAR BEARING	4.412
LOCK, TRANSMISSION REAR BEARING	4.412
LOCKWASHER, PROPELLER SHAFT CENTER BEARING.	5.601
LOGIC BOX, MAX-TRAC.	4.720
LUBRICANT.	4.683
LUBRICANT, REAR AXLE.	5.535
LUGGAGE CARRIER & COVER.	12.815

M

MAIN SHAFT & PLUG	4.172
MAINTENANCE ACCESSORIES.	8.800
MANIFOLD AND PIPES, AIR INJECTOR REACTOR AIR FEED.	3.675
MANIFOLD, EXHAUST.	3.601
MANIFOLD, HEATER AND DEFROSTER.	9.779
MANIFOLD, INTAKE.	3.265
MANIFOLD, STEERING GEAR OIL PUMP RESERVOIR.	6.635
MANIFOLD, WATER.	1.251
MAP LAMP, SUNSHADE SUPPORT.	10.219
MAST, RADIO ANTENNA	9.647
MATERIAL, TRUNK LINING.	15.330
MAT, FLOOR FILLER PANEL	15.311
MAT, FRONT FLOOR (INCL. R. & L).	15.292
MAT, FRONT FLOOR (OVERALL).	15.292
MAT, FRONT FLOOR (RUBBER).	15.286
MAT, LOAD FLOOR TO TAILGATE PANEL	15.311
MAT, LUGGAGE COMPARTMENT PANEL COVER	15.311
MAT, REAR COMPARTMENT FLOOR.	15.222
MAT, REAR COMPARTMENT LOAD FLOOR (RUBBER).	15.311
MAT, REAR COMPARTMENT PAN.	15.311
MAT, REAR FLOOR (OVERALL).	15.292
MAT, REAR FLOOR (R. & L).	15.292
MAT, REAR FLOOR (RUBBER).	15.306
MAT, TAILGATE INNER COVER PANEL	15.311
MAT, TRUNK (RUBBER).	15.294
MAT, 2ND SEAT BACK OUTER PANEL	15.311
MAT, 3RD SEAT BACK PANEL	15.311
MAT, 3RD SEAT CUSHION PANEL	15.311
MEDALLION, CAST ALUMINUM WHEEL COVER	5.871
MEDALLION, CONSOLETTA SHIFT PATTERN	4.015
MEDALLION, CONSOLETTA SHIFT PATTERN	4.015
MEDALLION, WHEEL COVER (GRP. CHANGED TO 5.871 EFF. 1-1-72).	5.859
MEDALLION, WHEEL COVER.	5.871
MEMBER, FRONT BUMPER FRAME CROSS	7.009
MEMBER, FRONT SPRING CROSS	7.010
MEMBER, REAR BUMPER FRAME CROSS	7.014
MEMBER, TRACK BAR.	5.415
MIRROR, INSIDE REAR VIEW.	10.187
MIRROR, REAR VIEW (INSIDE).	10.185
MIRROR, REAR VIEW (OUTSIDE).	10.185
MIRROR, SUN VISOR VANITY.	10.195
MIRROR, TRAILER TOWING.	10.185
MODULATOR, TRANSMISSION VACUUM	4.205
MODULATOR, TRANSMISSION VACUUM	4.205
MODULATOR, TRANSMISSION VACUUM	4.205
MOLDING AND ATTACHING PARTS, REAR	

WHEEL OPENING COVER.	12.1 16 I
MOLDING & ATTACHING PARTS, REAR WHEEL OPENING OUTER PANEL	12.1 16H
MOLDING & ATTACHING PARTS PACKAGE, REAR QUARTER PANEL	12.1 16F
MOLDING & ATTACHING PARTS PACKAGE, REAR END PANEL	12.182
MOLDING & ATTACHING PARTS, REAR COMPARTMENT LID.	12.182
MOLDING & ATTACHING PARTS, REAR COMPARTMENT LID WINDSPLIT.	12.182
MOLDING & ATTACHING PARTS, REAR DOOR OUTER PANEL	12.1 14
MOLDING & ATTACHING PARTS PACKAGE, TAILGATE OUTER PANEL	12.182
MOLDING & ATTACHING PARTS PACKAGE, FRONT DOOR OUTER PANEL	12.112
MOLDING & ATTACHING PARTS, REAR COMPARTMENT FRONT PANEL WINDSPLIT.	12.971
MOLDING & ATTACHING PARTS, HOOD	8.054
MOLDING & ATTACHING PARTS PACKAGE, RADIATOR GRILLE.	1.303
MOLDING & ATTACHING PARTS, RADIATOR GRILLE.	1.267
MOLDING, BACK BODY OPENING.	12.180
MOLDING, BACK DOOR.	12.180
MOLDING, BACK DOOR WINDOW GARNISH	12.182
MOLDING, BACK WINDOW GARNISH	1.120
MOLDING, BACK WINDOW REVEAL	11.208
MOLDING, CENTER PILLAR.	12.113
MOLDING, CENTER PILLAR TRIM (PAINT TO MATCH TRIM AS REQ.).	14.730
MOLDING & CLIP PACKAGE, HOOD.	8.005
MOLDING, DOOR ARMREST.	14.688
MOLDING, DOOR EDGE GUARD.	10.352
MOLDING, FRONT DOOR TRIM FINISHING	14.691
MOLDING, FRONT DOOR WINDOW REVEAL	10.707
MOLDING, FRONT DOOR WINDOW SCALP	10.707
MOLDING, FRONT FENDER.	8.147
MOLDING, FRONT SEAT.	14.818
MOLDING, FRONT SEAT.	14.823
MOLDING, GAS TANK FILLER EDGE GUARD	12.1 16A
MOLDING, HOOD FRONT ORNAMENT.	8.005
MOLDING, INSTRUMENT PANEL	10.252
MOLDING, INSTRUMENT PANEL	9.740
MOLDING, RADIATOR GRILLE.	1.266
MOLDING, RADIATOR GRILLE.	1.268
MOLDING, REAR BODY LOCK PILLAR FINISH (ABOVE BELT).	10.721
MOLDING, REAR BODY LOCK PILLAR WEATHERSTRIP RETAINER AND REVEAL	10.721
MOLDING, REAR COMPARTMENT LID.	12.182
MOLDING, REAR COMPARTMENT FRONT PANEL	12.971
MOLDING, REAR COMPARTMENT.	12.580
MOLDING, REAR DOOR TRIM FINISHING	14.764
MOLDING, REAR DOOR WINDOW.	10.772
MOLDING, REAR END BELT REVEAL	12.121
MOLDING, REAR END BELT REVEAL	12.1 16D
MOLDING, REAR END PANEL	12.182
MOLDING, REAR END PANEL	12.182
MOLDING, REAR FENDER LOUVER.	8.204
MOLDING, REAR FLOOR & SEAT PANEL FINISHING.	12.976
MOLDING, REAR QUARTER ARMREST.	15.108
MOLDING, REAR QUARTER BELT REVEAL.	12.1 16C
MOLDING, REAR QUARTER BELT FINISHING.	1.1 19
MOLDING, REAR QUARTER PINCHWELD FINISHING.	7. ~ 7 T. T27TT6E
MOLDING, REAR QUARTER TRIM PAD.	15.108
MOLDING, REAR QUARTER TRIM FINISHING.	15.101
MOLDING, REAR QUARTER WINDOW GARNISH (PAINT TO MATCH AS REQD.)	11.119
MOLDING, REAR QUARTER WINDOW SCALP	1.031
MOLDING, REAR QUARTER WINDOW REVEAL	1.031
MOLDING, ROCKER PANEL	8.304
MOLDING, ROOF DRIP (PAINT TO MATCH)	12.075

MOLDING, ROOF PANEL COVER FINISHING	12.075	NAME PLATE, REAR END PANEL	12.182
MOLDING, ROOF PANEL FINISH	14.651	NAME PLATE, REAR QUARTER NAME	12.116J
MOLDING, ROOF PANEL SIDE	12.075	NAMEPLATE, TAILGATE	12.182
MOLDING, SIDE ROOF RAIL	10.721	NEEDLE AND SEAT, CARBURETOR (ROCHESTER).	3.814
MOLDING, SIDE ROOF RAIL (PAINT TO MATCH AS REQD.).	14.651	NEEDLE, CARBURETOR CHECK VALVE (CARTER).	3.825
MOLDING, SKYLIGHT GARNISH MOLDING	11.130	NEEDLE, CARBURETOR IDLE ADJUSTING (ROCHESTER).	3.822
MOLDING, SKYLIGHT REVEAL	12.812	NEEDLE & DIAPHRAGM, CARBURETOR FLOAT (ROCHESTER).	3.814
MOLDING, Sun Roof	12.810	NEEDLE & SEAT, CARBURETOR (CARTER).	3.814
MOLDING, TAILGATE INNER	12.180	NIPPLE, HEATER CONTROL	8.866
MOLDING, TAILGATE OUTER PANEL	12.180	NIPPLE, INSULATING IGNITION WIRE.	2.258
MOLDING, TAILGATE WINDOW.	12.182	NOZZLE, TIMING GEAR OIL	0.748
MOLDING, VINYL CAR SIDE (ADHESIVE BACKED).	12.112	NOZZLE, WINDSHIELD WASHER.	10.156
MOLDING, WINDSHIELD GARNISH	10.051	NUT, ANTENNA	9.618
MOLDING, WINDSHIELD HEADER.	10.093	NUT, ANTENNA SWITCH MOUNTING.	9.599
MOLDING, WINDSHIELD PILLAR.	10.093	NUT, AUTOMATIC CHOKE HEAT PIPE TO CARBURETOR.	3.602
MOLDING, WINDSHIELD PILLAR DRIP.	12.075	NUT, BRAKE REACTION ROD.	6.171
MOLDING, WINDSHIELD REVEAL	10.093	NUT, BRAKE SHOE ADJUSTING SCREW.	5.111
MONOGRAM, AIR CLEANER.	3.402	NUT, BUMPER	7.874
MONOGRAM & ATTACHING PARTS PACKAGE, HOOD.	8.055	NUT, CONNECTING ROD BOLT.	0.626
MONOGRAM & ATTACHING PARTS, RADIATOR GRILLE.	1.303	NUT, DELUXE WHEEL COVER (GRP. CHANGED TO 5.871 EFF. 1-1-72).	5.858
MONOGRAM, FRONT FENDER SIDE.	8.147	NUT, DIFFERENTIAL ADJUSTING.	5.539
MONOGRAM, INSTRUMENT PANEL	9.740	NUT, DIRECTIONAL SIGNAL & PARKING LAMP TO BUMPER FACE PLATE.	2.587
MONOGRAM, INSTRUMENT PANEL	10.254	NUT, EXHAUST PIPE TO EXHAUST MANIFOLD.	3.613
MONOGRAM, INSTRUMENT PANEL	10.256	NUT, FOLDING TOP.	14.157
MONOGRAMS, REAR QUARTER NAME.	12.1 16J	NUT, FRONT FENDER	8.139
MOTOR, AUTO. TEMP. CONTROL PROGRAMMER.	9.270	NUT, FRONT FENDER SKIRT.	8.154
MOTOR, ENGINE STARTING (COMPLETE)	2.041	NUT, GAS TANK TO UNDERBODY.	3.023
MOTOR, EVAPORATOR BLOWER.	8.855	NUT, GENERATOR ARMATURE DRIVE END SHAFT.	2.280
MOTOR, EVAPORATOR BLOWER (GRP. CHANGED TO 8.855).	9.215	NUT, HEADLAMP BEAM ADJUSTING.	2.737
MOTOR, FOLDING TOP HYDRAULIC.	14.481	NUT, HEADLAMP BODY.	2.736
MOTOR, FOLDING TOP.	14.482	NUT, HEADLAMP DOOR.	2.729
MOTOR, FORCED AIR VENTILATION.	9.790	NUT, HEADLAMP MOUNTING.	2.729
MOTOR, FRONT DOOR WINDOW ELECTRIC	10.783	NUT, HOOD MONOGRAM AND EMBLEM.	8.006
MOTOR, FRONT SEAT ADJUSTER.	11.556	NUT, HOOD MOULDING.	8.056
MOTOR, HEATER & DEFROSTER & AIR CONDITIONING.	8.855	NUT, IGNITION LOCK RETAINING.	2.198
MOTOR, RADIO ANTENNA.	9.647	NUT, INVERTED FLARE.	8.963
MOTOR, REAR DEFROSTER.	9.778	NUT, PINION FLANGE.	5.595
MOTOR, REAR DOOR WINDOW (ELECTRIC).	10.791	NUT, RADIO TO INSTRUMENT PANEL	9.667
MOTOR, REAR QUARTER ELECTRIC WINDOW	11.041	NUT, REAR AXLE CONTROL ARM	5.383
MOTOR, SUN ROOF.	14.550	NUT, REAR AXLE DRIVE PINION LOCK.	5.595
MOTOR, TAIL GATE REGULATOR - ELECTRIC.	12.195	NUT, REAR AXLE PINION BEARING.	5.445
MOTOR, TAIL GATE WIPER.	11.254	NUT, REAR AXLE UPPER CONTROL ARM	7.395
MOTOR, WINDSHIELD WIPER.	10.150	NUT, REAR BUMPER LAMP.	2.679
MOULDING COMBINATION, STOP, TAIL AND DIRECTIONAL SIGNAL LAMP.	2.680	NUT, REAR LEAF SPRING.	7.248
MOUNT, BODY SILL	9.023	NUT, REAR LICENSE PLATE.	7.809
MOUNT, ENGINE.	0.027	NUT, REAR QUARTER MOLDING.	12.118
MOUNT, FRONT SUSPENSION.	7.010	NUT, REAR QUARTER NAME PLATE.	12.118
MOUNT, TRANSMISSION.	4.081	NUTS, CHECK	8.916
MOUNT, TRANSMISSION.	4.081	NUTS, HEXAGON.	8.915
MOUNT, TRANSMISSION.	4.081	NUTS, HEXAGON LOCK.	8.917
MOUNT, TRANSMISSION.	4.081	NUT, SHOCK ABSORBER.	7.347
MOUNT, TRANSMISSION.	4.081	NUT, STABILIZER LINK	7.238
MOUNT, TRANSMISSION.	4.081	NUT, STAMPED (LOCK).	8.921
MOUNT, TRANSMISSION.	4.081	NUT, STEERING GEAR PITMAN ARM.	6.861
MUFFLER, AIR INJECTION REACTOR PUMP	3.672	NUT, STEERING GEAR WORM BEARING	6.832
MUFFLER, EXHAUST SYSTEM.	3.701	NUT, STEERING KNUCKLE.	6.106
MUFFLER, HOT GAS VALVE DISCHARGE	9.225	NUT, STEERING KNUCKLE LOWER CONTROL ARM	6.172
MULTIPLEX, AM-FM STEREO ADAPTER	9.650	NUT, STEERING KNUCKLE LOWER CONTROL ARM	6.169
		NUT, STEERING KNUCKLE SPINDLE.	6.022
		NUT, STEERING KNUCKLE SUPPORT LOWER CONTROL ARM.	6.174
		NUT, STEERING OIL PUMP DRIVEN PULLEY TO PUMP.	6.655
		NUT, STEERING SHAFT WORM BALL	6.841
		NUT, TORQUE TUBE.	5.505
		NUT, TRANSMISSION CONTROL INDICATOR.	4.022
		NUT, TRANSMISSION SHIFT ROD.	4.037

N

NUT, TRANSMISSION SHIFT LEVER. 4.030
 NUT, VALVE ROCKER ARM. 0.429
 NUT, WHEEL TO HUB (FRONT & REAR) 5.813
 NUT, WINDOW GLASS TO CAM. 10.745
 NUT, WINDSHIELD WIPER MOTOR. 10.163
 NUT, WINDSHIELD WIPER TRANSMISSION. 10.160
 NUT, WING. 8.920

O

ODOMETER. 9.761
 OIL, A.C. MAINTENANCE ITEMS. 9.282
 OIL, AUTOMATIC TRANSMISSION. 4.101
 OIL, AUTOMATIC TRANSMISSION. 4.101
 OIL, AUTOMATIC TRANSMISSION. 4.101
 OIL, FOR BUICK AUTOMATIC TRANSMISSION 4.101
 OIL, FOR BUICK AUTOMATIC TRANSMISSION 4.101
 OIL, FOR BUICK AUTOMATIC TRANSMISSION 4.101
 ORDINATOR, WINDSHIELD WIPER AND
 WASHER. 10.153
 O RING, COMPRESSOR HEAD. 9.172
 O RING, HEIGHT CONTROL VALVE (AIR RIDE) 7.476
 O RING, STEERING GEAR OIL PUMP
 PRESSURE. 6.612
 ORNAMENT & ATTACHING PARTS, HOOD
 TOP VENT. 8.054
 ORNAMENT & ATTACHING PARTS, FRONT
 BUMPER. 7.832
 ORNAMENT, DELUXE WHEEL COVER (GRP.
 CHANGED TO 5.871 EFF. 1-1-72). 5.858
 ORNAMENT, DELUXE WHEEL COVER. 5.871
 ORNAMENT, FRONT FENDER SIDE. 8.147
 ORNAMENT, HOOD FRONT ORNAMENT 8.005
 ORNAMENT, REAR BUMPER (BACK-UP LAMP
 OPENING). 2.697
 OUTER PANEL, WHEELHOUSE. 12.944
 OUTLET, A.C. AND INSTRUMENT PANEL
 VENTS. 9.260
 OUTLET, AIR CONDITIONING. 9.262
 OUTLET, AIR DUCT (COWL & DASH). 9.789
 OUTLET, CYLINDER WATER. 1.153
 OUTLET, HEATER & A.C. 9.798
 OUTLET, HEATER AIR DISTRIBUTOR-
 CENTER. 9.789
 OUTLET, HEATER & DEFROSTER. 9.779
 OUTLET, HEATER DISCHARGE. 9.784

P

PACKAGE, AIR DEFLECTOR. 12.180
 PACKAGE, AUTO LEVEL CONTROL. 7.345
 PACKAGE, BEARING CLEARANCE CHECKING
 GAUGES. 0.093
 PACKAGE, BOWDEN WIRE REPAIR. 9.787
 PACKAGE, CARBURETOR STEP-UP ROD AND
 JET (CARTER). 3.858
 PACKAGE, COMPRESSOR BODY SHAFT SEAL 9.175
 PACKAGE, CORNERING LAMP. 2.585
 PACKAGE, COURTESY LAMP. 2.774
 PACKAGE, CRUISE MASTER. 3.885
 —PACKAGED «LCOTRON-DJO-D£J3ECXIF4ER-.....2J1^9
 PACKAGE, DIFFERENTIAL GEARS, PINIONS
 AND THRUST WASHERS. 5.527
 PACKAGE, DOOR EDGE GUARD. 10.352
 PACKAGE, ENGINE BLOCK HEATER. 1.150
 PACKAGE, FRONT DOOR WINDOW ELECTRIC 10.783
 PACKAGE, FRONT LIGHT MONITOR-
 HEADLAMP & TURN SIGNAL MONITOR. 2.580
 PACKAGE, FRONT & REAR BUMPER GUARD . 7.828
 PACKAGE, GLOVE BOX & ASH TRAY LIGHT . 10.275

PACKAGE, GUIDEMATIC. 2.459
 PACKAGE, HEADLAMP MOUNTING. 2.726
 PACKAGE, HIGHWAY EMERGENCY. 8.821
 PACKAGE, HORN CABLE & TERMINAL. 2.859
 PACKAGE, LOWER CONTROL ARM SHAFT 6.170
 PACKAGE, LUGGAGE COMPARTMENT LIGHT 9.988
 PACKAGE, POSITIVE TRACTION
 DIFFERENTIAL (INCL. CASE). 5.510
 PACKAGE, REAR DOOR SAFETY LOCK. 10.559
 PACKAGE, REAR DOOR WINDOW (ELECTRIC) 10.791
 PACKAGE, REAR SEAT SPEAKER. 9.665
 PACKAGE, REAR WINDOW DEFROSTER 9.778
 PACKAGE, SPRINGS & ATTACHING PARTS 5.026
 PACKAGE, TILT TYPE STEERING WHEEL
 CONVERSION. 6.518
 PACKAGE, TRANSMISSION OIL SUCTION. 4.197
 PACKAGE, TRANSMISSION REVERSE &
 MODULATOR BOOSTER VALVE. 4.216
 PACKAGE, TRANSMISSION SNAP RING 4.005
 PACKAGE, TRUNK RELEASE. 12.243
 PACKAGE, TWILIGHT SENTINEL 2.485
 PACKAGE, UNIVERSAL JOINT TORQUE BALL
 AND RETAINER. 5.564
 PACKAGE, UPPER CONTROL ARM. 6.178
 PACKAGE, WINDSHIELD WIPER
 TRANSMISSION. 10.160
 PACKING, CARBURETOR CHOKE SUCTION
 TUBE. 3.750
 PACKING, CRANKCASE OIL SHEDDER (IN
 TIMING CHAIN COVER). 0.213
 PACKING, CRANKSHAFT BEARING CAP OIL 0.137
 PAD, ANTENNA MOUNTING. 9.622
 PAD, BRAKE AND CLUTCH PEDAL 4.630
 PAD, COWL TRIM (PAINT TO MATCH TRIM IF
 NECESSARY). 14.630
 PAD, DOOR LOCK HANDLE. 10.515
 PAD, FRONT SEAT ADJUSTER. 11.556
 PAD, FRONT SEAT BACK CENTER ARM REST
 (RUBBER). 14.900
 PAD, FRONT SEAT BACK CENTER ARMREST
 TRIM PANEL. 14.900
 PAD, FRONT SEAT BACK REAR UPPER PANEL 14.810
 PAD, FRONT SEAT BACK (RUBBER). 14.802
 PAD, FRONT SEAT CUSHION (RUBBER) 14.890
 PAD, FRONT SEAT HEADRESTRAINT. 14.924
 PAD, HOOD INSULATOR. 8.021
 PAD, MANUAL MIRROR (OUTSIDE). 10.185
 PAD, PARKING BRAKE LEVER PEDAL 4.630
 PAD, QUARTER ARMREST FINISHING. 15.108
 PAD, REAR BUMPER BRACKET. 7.838
 PAD, REAR BUMPER. 7.875
 PAD, REAR DOOR ARM REST. 14.762
 PAD, REAR SEAT BACK (RUBBER). 15.002
 PAD, REAR SEAT CENTER ARM REST
 (RUBBER). 15.042
 PAD, REAR SEAT CUSHION. 15.036
 PAD, REAR VIEW MIRROR (OUTSIDE). 10.186
 PAD, SHORT CONSOLE. 10.240
 PAD, SUN ROOF. 14.640
 PAD, TRANSMISSION MOUNTING THRUST. 4.083
 PAD, TRANSMISSION MOUNTING THRUST. 4.083
 PAD, TRANSMISSION SUPPORT. 4.081
 PAD, 3RD SEAT CUSHION. 15.244
 PANEL, BACK BODY OPENING. 12.968
 PANEL, BACK WINDOW—INNER. 12.964
 PANEL, COWL AND DASH. 12.803
 PANEL, COWL & DASH. 12.804
 PANEL, FOLDING TOP COMPARTMENT 12.989
 PANEL, FRONT BODY HINGE PILLAR 12.486
 PANEL, FRONT BODY HINGE PILLAR. 12.840
 PANEL, FRONT BUMPER FACE PLATE. 7.831
 PANEL, FRONT DOOR INNER. 12.894
 PANEL, FRONT DOOR OUTER. 12.895
 PANEL, FRONT DOOR TRIM FINISHING 14.691
 PANEL, FRONT FENDER TIE. 8.155
 PANEL, FRONT FENDER TRIM. 8.147
 PANEL, FRONT SEAT BACK CENTER
 ARMREST. 1 1.374

PANEL, FRONT SEAT BACK	11.358	PAWL, TRANSMISSION PARK LOCK	4.294
PANEL, FRONT SEAT HEAD RESTRAINT	11.376	PAWL, TRANSMISSION PARKING BRAKE	4.294
PANEL, FRONT SEAT SIDE	11.362	PEDAL, ACCELERATOR	3.45 1
PANEL, FRONT WHEELHOUSE	8.153	PEDAL, CLUTCH	0.830
PANEL, GRILLE HEADER (FRONT END)	1.263	PHOTOCELL, TWILIGHT SENTINEL	2.485
PANEL, HEATER & DEFROSTER	9.779	PIN, BRAKE SHOE HOLD DOWN SPRING	5.041
PANEL, HOOD LOWER LATCH MOUNTING	8.081	PIN, CALIPER	4.666
PANEL, INSTRUMENT PANEL	9.740	PIN, CARBURETOR FLOAT	3.747
PANEL, INSTRUMENT	10.230	PIN, CHOKE PISTON (CARTER)	3.752
PANEL, LICENSE PLATE	7.800	PIN, CHOKE PISTON (ROCHESTER)	3.752
PANEL, LONG CONSOLE	10.240	PINCHWELD LACE	15.520
PANEL, LUGGAGE COMPARTMENT	12.975	PIN, CLEVIS	8.942
PANEL, QUARTER ARMREST FINISHING	15.108	PIN, CLUTCH EQUALIZER	0.854
PANEL, RADIATOR GRILLE LOWER (TRIM)	1.287	PIN, CLUTCH RELEASE ROD	0.793
PANEL, RADIATOR	1.266	PIN, COMPRESSOR	9.174
PANEL, RADIATOR UPPER MOUNTING	1.270	PIN, CONTROL LEVER PIVOT	4.008
PANEL, REAR BODY LOCK PILLAR	12.942	PIN, CONVERTER	4.126
PANEL, REAR BUMPER FILLER	7.834	PIN, COTTER	8.938
PANEL, REAR BUMPER	7.833	PIN, COUNTERSHAFT SPRING (CARTER)	3.843
PANEL, REAR BUMPER TRIM	7.832	PIN, CYLINDER HEAD	0.253
PANEL, REAR COMPARTMENT FLOOR AT KICK-UP	12.975	PIN, DIFFERENTIAL SIDE PINION SHAFT LOCK	5.518
PANEL, REAR COMPARTMENT SHELF DUCT	12.971	PIN, DIRECTIONAL SIGNAL CANCELLING	2.896
PANEL, REAR COMPARTMENT SIDE PAN COVER	12.975	PIN, DISTRIBUTOR GEAR	2.379
PANEL, REAR COMPARTMENT (FRONT)	12.971	PIN, DOOR HINGE	10.466
PANEL, REAR COMPARTMENT SHELF (PAINT TO MATCH AS REQUIRED)	15.024	PIN, GOVERNOR	4.267
PANEL, REAR DOOR OUTER	12.913	PIN, GROOVED SPRING	8.940
PANEL, REAR DOOR TRIM FINISHING	14.764	PIN, HEATER & A.C.	9.798
PANEL, REAR END	12.966	PIN, HYDROVAC POWER BRAKE VALVE PUSH ROD	4.926
PANEL, REAR FLOOR FILLER	12.975	PINION AND PLANETARY GEAR	4.175
PANEL, REAR FLOOR TO TAILGATE FILLER (FOLLOWER BOARD)	12.975	PINION & GEAR, REAR QUARTER WINDOW ELECTRIC MOTOR GEAR	11.041
PANEL, REAR LICENSE FILLER	7.807	PIN, MASTER CYLINDER STOP PUSH ROD	4.662
PANEL, REAR QUARTER—ABOVE BELT	15.100	PIN, OIL PUMP	4.226
PANEL, REAR QUARTER ARM REST	12.989	PIN, OIL PUMP STATOR VALVE (Grp. Changed to 4.122)	4.235
PANEL, REAR QUARTER INNER FINISHING	15.101	PIN, OVERCENTER SPRING ACTUATOR	0.833
PANEL, REAR QUARTER SIDE—OUTER (LESS WHEELHOUSE)	12.940	PIN, PARKING BRAKE LEVER	5.158
PANEL, REAR QUARTER SIDE—INNER	12.941	PIN, PISTON	0.636
PANEL, REAR QUARTER SIDE OUTER EXTENSION	12.940	PIN, PROPELLER SHAFT COUPLING (Grp. Changed to 5.457 Eff. 7-1-71)	5.546
PANEL, REAR QUARTER SIDE EXTENSION	12.941	PIN, PROPELLER SHAFT COUPLING	5.457
PANEL, REAR QUARTER TRIM FINISHING	15.101	PIN, REAR COMPARTMENT LID HINGE	12.186
PANEL, REAR QUARTER UPPER (ABOVE BELT)	14.645	PIN, REAR DOOR WINDOW ELECTRIC SWITCH	10.791
PANEL, REAR SEAT BACK & AUXILIARY FLOOR	12.975	PIN, REAR DOOR WINDOW SASH	10.747
PANEL, REAR SEAT BACK—CENTER	11.649	PIN, REAR QUARTER WINDOW LOWER SASH CHANNEL	11.007
PANEL, REAR SEAT BACK SHELF	12.971	PIN, REVERSE IDLER SHAFT LOCK	4.435
PANEL, REAR SEAT CENTER ARMREST	11.649	PIN, REVERSE IDLER SHAFT LOCK	4.435
PANEL, REAR SEAT CUSHION—CENTER	11.649	PIN, STARTER MOTOR BRUSH	2.052
PANEL, REAR WHEEL HOUSE OPENING	12.940	PIN, STARTER MOTOR GEAR SHIFT LEVER TO SOLENOID	2.108
PANEL, ROOF (LESS DRIP MOLDINGS)	12.810	PIN, STARTER MOTOR PLUNGER TO GEAR SHIFT LEVER	2.108
PANEL, SPARE TIRE COVER	12.579	PIN, STEERING GEAR OIL PUMP	6.608
PANEL & SPRING, REAR SEAT BACK CENTER ARMREST	11.649	PIN, STEERING GEAR SHAFT COUPLING	6.525
PANEL, Sun Roof	12.810	PIN, STEERING KNUCKLE UPPER SUPPORT PIVOT	6.178
PANEL, TAIL GATE AND BACK DOOR INNER COVER	12.195	PIN, STRAIGHT	8.939
PANEL, TAILGATE—OUTER	12.179	PIN, SUN ROOF	14.090
PANEL, WHEELHOUSE	12.944	PIN, TAILGATE OUTER HANDLE DRIVEN HINGE	12.195
PANEL, 3RD SEAT	12.975	PIN, TRANSMISSION CONTROL LEVER	4.008
PAN, ENGINE OIL	1.426	PIN, TRANSMISSION CONTROL LEVER	4.008
PAN, REAR COMPARTMENT	12.981	PIN, TRANSMISSION CONTROL LEVER	4.008
PAN, TRANSMISSION CASE OIL	4.195	PIN, TRANSMISSION CONTROL SWITCH	4.277
PAN, TRANSMISSION CONVERTER COVER	4.1 15	PIN, TRANSMISSION CONTROL LEVER	4.008
PAN, TRANSMISSION CONVERTER COVER	0.679	PIN, TRANSMISSION CONTROL LEVER	4.008
PAN, TRANSMISSION OIL	4.195	PIN, TRANSMISSION CONTROL SHAFT INTERLOCK	4.307
PAN, TRANSMISSION OIL	4.195	PIN, TRANSMISSION CONTROL LEVER	4.008
PAN, TRANSMISSION OIL	4.195	PIN, TRANSMISSION DETENT	4.311
PAN, TRANSMISSION OIL	4.195	PIN, TRANSMISSION GEAR SHIFT INTERLOCK ROD	4.307
PAWL, DOOR LOCK	12.249	PIN, TRANSMISSION INTERLOCK SHIFT	4.307
PAWL, FRONT DOOR LOCK CYLINDER	10.551	PIN, TRANSMISSION INTERLOCK SHIFT	4.307
PAWL, PARKING LOCK	4.294		
PAWL, PARKING LOCK	4.294		
PAWL, TAIL GATE OUTER HANDLE CYLINDER	12.195		

PIN, TRANSMISSION OIL PUMP.	4.224	PISTON, REVERSE SERVO.	4.241
PIN, TRANSMISSION REAR BAND APPLY	4.241	PISTON RINGS.	0 643
PIN, TRANSMISSION SHIFT ROD.	4.037	PISTON ROD, TRANSMISSION	
PIN, TRANSMISSION SHIFT ROD.	4.037	INTERMEDIATE SERVO.	4.228
PIN, TRANSMISSION STATOR CONTROL		PISTON, TRANSMISSION CLUTCH.	4.166
VALVE.	4.122	PISTON, TRANSMISSION DIRECT CLUTCH	
PIPE, AIR INJECTOR REACTOR.	3.675	ACCUMULATOR.	4.228
PIPE, AUTOMATIC CHOKE HEAT.	3.545	PISTON, TRANSMISSION FORWARD CLUTCH	4.166
PIPE, BRAKE CYLINDER TO DISTRIBUTOR	4.685	PISTON, TRANSMISSION INTERMEDIATE	
PIPE, CONDENSER (GRP. CHANGE TO 9.227		CLUTCH.	4.166
EFF. 9-1-71).	9.192	PISTON, WHEEL BRAKE CYLINDER.	4.668
PIPE, CONDENSER TO MUFFLER.	9.226	PIVOT, BRAKE ADJUSTER.	5.103
PIPE, CRANKCASE VENTILATOR.	1.762	PIVOT, TRANSMISSION EQUALIZER.	4.042
PIPE, DISC BRAKES.	4.685	PLANET CARRIER & OUTPUT SHAFT.	4.175
PIPE, ENGINE OIL PUMP.	1.656	PLASTIC MOLDING, WINDSHIELD UPPER	
PIPE, EVAPORATOR EMISSION SYSTEM.	3.163	TRIM FINISHING (See Group 14.650 Lacc,	
PIPE, EXHAUST—FRONT.	3.609	windshield upper trim finishing).	10.051
PIPE, EXHAUST—REAR (REFER TO GRP.		PLATE AND ATTACHING PARTS, REAR DOOR	
3.710).	3.609	NAME.	12.114
PIPE, FUEL FILTER TO CARBURETOR.	3.201	PLATE & ATTACHING PARTS, TAILGATE	12.180
PIPE, FUEL PUMP TO CARBURETOR.	3.201	PLATE, AUXILIARY VALVE (CRUISE MASTER)	4.265
PIPE, FUEL TANK.	3.003	PLATE, BACK DOOR ELECTRIC WINDOW	
PIPE, GASOLINE FEED.	3.158	CONTACT.	12.195
PIPE, HEATED AIR.	3.603	PLATE, BACK DOOR & TAILGATE—INNER	
PIPE, HEATED AIR.	3.602	PANEL.	12.180
PIPE, OIL COOLER.	4.129	PLATE, BACKING.	5.001
PIPE, OIL COOLER.	4.128	PLATE, BACK WINDOW GLASS.	13.395
PIPE, OIL COOLER.	4.128	PLATE, BAFFLE (CARTER).	3.750
PIPE, OIL COOLER.	4.128	PLATE, BAFFLE (ROCHESTER).	3.750
PIPE, POWER BRAKE CYLINDER.	4.931	PLATE & BRACKET, FORCED AIR	
PIPE, RECEIVER TO CONDENSER.	9.227	VENTILATION.	9.790
PIPE, RECEIVER TO EVAPORATOR.	9.233	PLATE, BRAKE PEDAL COVER.	4.630
PIPE, TRANSMISSION GOVERNOR.	4.248	PLATE, BRAKE SHOE GUIDE.	5.045
PIPE, TRANSMISSION OIL FILLER PIPE.	4.133	PLATE, CARBURETOR STEP—UP (CARTER)	3.858
PIPE, TRANSMISSION OIL FILLER.	4.133	PLATE, CARBURETOR TO INTAKE MANIFOLD	3.726
PIPE, TRANSMISSION OIL FILLER PIPE.	4.132	PLATE, CENTER PILLAR TO ROOF RAIL	
PIPE, TRANSMISSION OIL INTAKE.	4.197	FINISH.	14.651
PIPE, TRANSMISSION OIL SUCTION.	4.197	PLATE, CLUTCH DRIVEN.	0.886
PIPE, TRANSMISSION VENT.	4.104	PLATE, CLUTCH PEDAL RETURN SPRING	0.846
PIPE, TRANSMISSION VENT PIPE.	4.104	PLATE, CLUTCH PRESSURE.	0.863
PIPE, VACUUM MODULATOR.	4.205	PLATE, CLUTCH SYNCHRONIZER.	4.384
PIPE, VACUUM MODULATOR.	4.205	PLATE, CLUTCH SYNCHRONIZER.	4.384
PIPE, VACUUM MODULATOR.	4.205	PLATE, COAST CLUTCH.	4.181
PISTON, A.C. COMPRESSOR.	9.172	PLATE, COMPRESSOR CLUTCH.	9.188
PISTON AND LINK, CARBURETOR PUMP	3.838	PLATE, COMPRESSOR DISCHARGE VALVE	9.172
PISTON AND PIN, CARBURETOR		PLATE, CONTROL LEVER.	4.010
VACUUMETER (CARTER).	3.858	PLATE, CONTROL LEVER SHAFT INTERLOCK.	4.027
PISTON, AUTOMATIC LEVEL CONTROL	7.455	PLATE, CONTROL LEVER SHAFT.	4.027
PISTON, AUXILIARY VALVE (CRUISE		PLATE, CONVERTER CLUTCH.	4.115
MASTER).	4.265	PLATE, CORNERING LAMP & SIDE MARKER	
PISTON, CALIPER.	4.668	LAMP.	2.596
PISTON, CARBURETOR CHOKE (ROCHESTER)	3.752	PLATE, COURTESY LAMP SWITCH ON BACK	
PISTON, CARBURETOR CHOKE (CARTER)	3.752	ROOF PILLAR.	11.938
PISTON, CARBURETOR POWER VALVE		PLATE, COWL	12.804
(ROCHESTER).	3.858	PLATE, DIFFERENTIAL SIDE.	5.511
PISTON, CARBURETOR STEP—UP (CARTER)	3.858	PLATE, DIRECT CLUTCH.	4.163
PISTON, COAST CLUTCH.	4.181	PLATE, DIRECTIONAL SIGNAL SWITCH	2.896
PISTON, CONVERTER CLUTCH.	4.1 15	PLATE, DIRECTIONAL SIGNAL SWITCH	
PISTON, CONVERTER STATOR.	4.117	LEVER.	2.910
PISTON, DIRECT CLUTCH.	4.166	PLATE, DISTRIBUTOR BREAKER.	2.385
PISTON, FORWARD CLUTCH.	4.183	PLATE, DISTRIBUTOR WEIGHT HOLD DOWN.	2.390
PISTON, FRONT.	4.228	PLATE, DOME LAMP SWITCH.	11.938
PISTON, HIGH CLUTCH.	4.166	PLATE, DOOR ARM REST.	14.688
PISTON, HIGH CLUTCH.	4.166	PLATE, DOOR ARM REST OR PULL HANDLE	14.690
PISTON, HYDRAULIC BRAKE MASTER		PLATE, DOOR LOCK INSIDE REMOTE	
CYLINDER.	4.653	CONTROL	10.512
PISTON, INTERMEDIATE CLUTCH		PLATE, DOOR LOCK STRIKER.	10.57 1
ACCUMULATOR.	4.228	PLATE, DOOR REMOTE CONTROL COVER.	14.688
" PISTON, LOW SERVO	4.228	PLATE, DOOR WEDGE.	10.584
PISTON & PIN.	0.629	PLATE, DOOR WINDOW REGULATOR	
PISTON & PIN.	0.629	HANDLE.	10.797
PISTON, POWER BRAKE CYLINDER POWER		PLATE, EVAPORATOR MOTOR MOUNTING	9.216
PISTON REACTION.	4.934	PLATE, EXHAUST MANIFOLD.	3.604
PISTON, POWER BRAKE.	4.922	PLATE, FENDER SKIRT.	8.153
PISTON, REVERSE CLUTCH.	4.166	PLATE, FLOOR PAN FILLER AT LOCK PILLAR.	12.980
PISTON, REVERSE CLUTCH.	4.189	PLATE, FOLDING TOP HINGE ANCHOR	14.310
PISTON, REVERSE SERVO ACCUMULATOR	4.241	PLATE, FOLDING TOP HINGE ANCHOR (Grp.	
		Changed to 14.310 Eff. 1 1-1-7 1).	13.395

PLATE, FOLDING 2ND SEAT BACK CATCH STRIKER	12.944	PLATE, TAIL GATE WIPER MOTOR MOUNTING	11.258
PLATE, FORWARD CLUTCH	4.183	PLATE, TAIL LAMP MOUNTING	12.943
PLATE, FORWARD CLUTCH	4.163	PLATE, TORQUE TUBE	5.506
PLATE, FORWARD CLUTCH	4.183	PLATE, TRANSMISSION CONTROL LOCK	6.514
PLATE, FORWARD & DIRECT CLUTCH	4.163	PLATE, TRANSMISSION CONTROL LEVER STOP	2.895
PLATE, FRONT BUMPER FACE	7.831	PLATE, TRANSMISSION CONTROL LEVER	4.008
PLATE, FRONT DOOR SILL	11.175	PLATE, TRANSMISSION CONTROL	4.030
PLATE, FRONT DOOR VENTILATOR	10.660	PLATE, TRANSMISSION CONTROL STOP	4.004
PLATE, FRONT DOOR VENTILATOR	10.664	PLATE, TRANSMISSION CONTROL SHAFT	4.004
PLATE, FRONT DOOR WINDOW LOWER SASH CHANNEL GUIDE	10.728	PLATE, TRANSMISSION CONTROL SHIFT LEVER	4.017
PLATE, FRONT DOOR WINDOW FRAME CHANNEL GUIDE	10.728	PLATE, TRANSMISSION CONTROL SHIFT LEVER	4.017
PLATE, FRONT SEAT ADJUSTER	11.588	PLATE, TRANSMISSION CONSOLE SHIFT	4.020
PLATE, FRONT SEAT BOTTOM FRAME CENTER HINGE ARM	11.375	PLATE, TRANSMISSION CONTROL LEVER	4.037
PLATE, FRONT SEAT CENTER HINGE ARM	1 1.375	PLATE, TRANSMISSION IDLER & COUNTER SHAFT LOCK	4.435
PLATE, GENERATOR BALL BEARING INSIDE RETAINER	2.307	PLATE, TRANSMISSION INTERMEDIATE CLUTCH	4.163
PLATE, HEADLAMP FILLER	2.726	PLATE, TRANSMISSION PLANET PIN SHAFT LOCK	4.176
PLATE, HEATER & A.C.	9.798	PLATE, VALVE BODY	4.265
PLATE, HEATER MOTOR MOUNTING	8.856	PLATE, VALVE BODY	4.265
PLATE, HOOD LATCH	8.083	PLATE & VALVE BODY, POWER BRAKE CYLINDER	4.922
PLATE, HORN BLOWING	2.830	PLATE, VALVE BODY	4.265
PLATE, HORN	2.819	PLATE, VEHICLE IDENTIFICATION	10.252
PLATE, IGNITION COIL MOUNTING	2.183	PLATE, VEHICLE IDENTIFICATION (Grp. Changed to 10.252).	14.655
PLATE, INSTRUMENT PANEL RADIO FILLER	10.256	PLATE, WHEELHOUSE TO QUARTER PANEL BAFFLE	12.944
PLATE, INSTRUMENT PANEL COMPARTMENT DOOR	10.262	PLATE, WINDOW REGULATOR HANDLE BEARING	10.515
PLATE, INSTRUMENT PANEL	10.252	PLUG, BUMPER FILLER (FRONT & REAR)	7.831
PLATE, INSTRUMENT PANEL CONSOLE	9.740	PLUG, BUTTON	8.973
PLATE, INSTRUMENT PANEL	9.740	PLUG, CAMSHAFT REAR BEARING CAP	0.553
PLATE, INTERMEDIATE CLUTCH	4.163	PLUG, CARBURETOR AIR HORN & CHOKE HOUSING (ROCHESTER).	3.750
PLATE, LEAF SPRING ANCHOR	7.518	PLUG, CARBURETOR	3.775
PLATE, LIFT OR TAIL GATE OR BACK DOOR	12.237	PLUG, CLOCK LENS	9.772
PLATE, LIGHT AND WINDSHIELD WASHER SWITCH	2.486	PLUG, CONVERTER PUMP	4.115
PLATE, LONG CONSOLE	10.240	PLUG, CONVERTER PUMP	4.115
PLATE, LOW & REVERSE CLUTCH	4.163	PLUG, CONVERTER PUMP	4.1 15
PLATE, MASTER BRAKE CYLINDER	4.656	PLUG, CYLINDER CRANKCASE	0.034
PLATE, PARKING BRAKE CABLE	4.765	PLUG, CYLINDER HEAD	0.253
PLATE, POWER BRAKE CYLINDER POWER PISTON REACTION	4.934	PLUG, EXPANSION	8.970
PLATE, PROPELLER SHAFT TO COMPANION FLANGE	5.586	PLUG, FLYWHEEL HOUSING DUST	0.686
PLATE, REAR BUMPER FACE	7.831	PLUG, FRONT DOOR INNER PANEL SEALING	10.587
PLATE, REAR COMPARTMENT LID LOCK	12.237	PLUG, FRONT DOOR VENTILATOR REGULATOR	10.661
PLATE, REAR DOOR (LOWER)	10.460	PLUG, INTAKE MANIFOLD	3.265
PLATE, REAR DOOR LOWER SASH CHANNEL	10.747	PLUG, OIL PRESSURE REGULATOR HOLE	1.531
PLATE, REAR DOOR SILL	11.179	PLUG, PIPE	8.971
PLATE, REAR DOOR WINDOW WEDGE	10.769	PLUG, PROPELLER SHAFT	5.441
PLATE, REAR PUMP	4.201	PLUG, REAR AXLE FILLER PLUG	5.400
PLATE, REAR QUARTER WINDOW	11.040	PLUG, REAR DOOR ARMREST BASE (PAINT TO MATCH AS REQ.)	14.762
PLATE, REAR QUARTER WINDOW REGULATOR	11.044	PLUG, REVERSE CLUTCH PISTON	4.188
PLATE, REAR QUARTER WINDOW	11.012	PLUG, RUBBER	12.980
PLATE, REAR SEAT CENTER ARM REST HANGER	1 1.65 1	PLUG, STEERING GEAR HOUSING END	6.824
PLATE, REAR SHOCK ABSORBER	7.370	PLUG, STEERING GEAR HOUSING	6.806
PLATE, REVERSE CLUTCH	4.189	PLUG, STEERING GEAR RACK PISTON	6.579
PLATE, REVERSE CLUTCH	4.189	PLUG, STEERING KNUCKLE TIE ROD	6.230
PLATE, REVERSE CLUTCH PRESSURE	4.163	PLUG, STEERING TIE ROD	6.244
PLATE, SEAT BELTS AND SHOULDER STRAPS	14.875	PLUG, STEERING TIE ROD	6.243
PLATE, STARTER MOTOR CENTER BEARING (WITH BUSHING)	2.082	PLUG, TAILGATE WIRING HOLE	12.195
PLATE, STEERING COLUMN SHIFT STOP	4.027	PLUG, TIE ROD END	6.881
PLATE, STEERING GEAR OIL PUMP END	6.609	PLUG, TORQUE TUBE	5.508
PLATE, STEERING GEAR OIL PUMP THRUST	6.612	PLUG, TRANSMISSION	4.103
PLATE, STEERING GEAR OIL PUMP PRESSURE	6.612	PLUG, TRANSMISSION	4.103
PLATE, STEERING GEAR OIL PUMP RESERVOIR	6.635	PLUG, TRANSMISSION	4.103
PLATE, STEREO ADAPTER TRIM	9.655	PLUG, TRANSMISSION	4.103
PLATE, SUN ROOF MOTOR	14.555	PLUG, TRIM PAD	14.683
PLATE, TAIL GATE AND BACK DOOR STRIKER ADJUSTING	12.242	PLUG, VALVE ROCKER ARM SHAFT	0.356
		PLUNGER AND ROD, CARBURETOR PUMP (CARTER).	3.838

PLUNGER, CARBURETOR PUMP (ROCHESTER)	3.838	RAIL, FOLDING TOP SIDE ROOF iCENTER & REARI	14.170
PLUNGER, FRONT SEAT ADJUSTER		RAIL, FOLDING TOP SIDE ROOF iFRONTI	14.100
TRANSMISSION CLUTCH	11.556	RAIL, FRONT CROSS	7.009
PLUNGER, LOWER STEERING SHAFT	4.030	RAIL, REAR QUARTER BELT	12.428
PLUNGER, LOWER STEERING SHAFT	4.030	RAIL, SIDE ROOF—INNER	12.957
PLUNGER, REAR DOOR SAFETY LOCK	10.559	RAIL, SIDE ROOF - OUTER	12.956
PLUNGER, STARTER MOTOR GEAR SHIFT LEVER	2.113	RAIL, SUN ROOF	12.957
POCKET, GAS TANK FILLER NECK	12.945	REAR AXLE (COMPLETE)	5.386
POCKET, REAR COMPARTMENT SPARE TIRE	12.981	RECEIVER AND DEHYDRATOR	9.195
POCKET, TAIL LAMP OPENING	12.943	RECEIVER, ASH TRAY	9.766
POINT SET, DISTRIBUTOR	2.384	RECEIVER, ASH TRAY (REAR DOOR & REAR QUARTER ARMREST)	12.045
POPPET, VACUUM POWER CYLINDER	4.928	REFLECTOR, DOME & SIDE ROOF RAIL LAMP	1.927
POPPET, VALVE BODY	4.218	REFLECTOR, DOOR ARM REST	14.686
POWER UNIT, CRUISE MASTER	3.885	REFLECTOR, REAR QUARTER COURTESY LAMP	1.927
PRINTED CIRCUIT, INSTRUMENT CLUSTER	9.744	REGULATOR, AUTOMATIC LEVEL CONTROL COMPRESSOR	7.460
PRISM, ACCESSORY SWITCH ILLUMINATION	10.252	REGULATOR, FRONT DOOR VENTILATOR	10.661
PROGRAMMER, AIR CONDITIONING CONTROL	9.275	REGULATOR, FRONT DOOR WINDOW (MANUAL)	10.783
PROTECTOR, CRUISE MASTER WIRING	3.887	REGULATOR, FRONT DOOR WINDOW (ELECTRIC)	10.783
PROTECTOR, DIRECTIONAL SIGNAL SWITCH	2.906	REGULATOR, HEATER & A.C.	9.798
PROTECTOR, FRONT SEAT BELT TRIM	14.875	REGULATOR HINGE PIN, TAILGATE LIFT ARM	12.184
PROTECTOR, SHOULDER STRAP	14.875	REGULATOR (LESS MOTOR), REAR QUARTER WINDOW (ELECTRIC)	11.041
PULLEY, AIR INJECTION REACTOR PUMP	3.650	REGULATOR & MOTOR, FRONT DOOR VENTILATOR	10.661
PULLEY & BRACKET, CRUISE RELEASE	3.885	REGULATOR, REAR DOOR WINDOW (ELECTRIC)	10.791
PULLEY, COMPRESSOR CLUTCH	9.180	REGULATOR, REAR DOOR WINDOW (MANUAL)	10.791
PULLEY, FAN DRIVEN	1.062	REGULATOR, REAR QUARTER WINDOW (MANUAL)	11.041
PULLEY, FAN DRIVING	0.659	REGULATOR, TAIL GATE AND BACK DOOR WINDOW	12.195
PULLEY & FAN, GENERATOR	2.274	REGULATOR, VOLTAGE & CURRENT CONTROL	2.500
PULLEY, FRONT SEAT ADJUSTER TRANSMISSION	1.556	REINFORCEMENT, ACCELERATOR ROD	3.452
PULLEY, GENERATOR	2.274	REINFORCEMENT, BACK BODY OPENING	12.968
PULLEY, PARKING BRAKE CABLE	4.785	REINFORCEMENT, BODY HINGE PILLAR TO ROCKER PANEL	12.659
PULLEY, STEERING GEAR OIL PUMP DRIVEN	6.655	REINFORCEMENT, BRAKE PEDAL TO DASH	4.634
PUMP, AIR INJECTOR REACTOR PUMP	3.660	REINFORCEMENT, COMPARTMENT PAN FILLER	12.981
PUMP, CARBURETOR (ROCHESTER)	3.838	REINFORCEMENT, FAN DRIVING PULLEY	0.660
PUMP & COVER, OIL	1.652	REINFORCEMENT, FENDER SKIRT	8.153
PUMP & COVER, TAILGATE WINDOW WASHER	11.260	REINFORCEMENT, FRONT BODY HINGE PILLAR	12.659
PUMP & FILTER, FUEL GAUGE (TANK UNIT)	3.107	REINFORCEMENT, FRONT BODY PILLAR TO DUCT	12.659
PUMP, FUEL	3.900	REINFORCEMENT, FRONT DOOR TRIM AT VENT SWITCH	10.664
PUMP, OIL PUMP	4.224	REINFORCEMENT, GAS TANK FILLER NECK OPENING	12.945
PUMP, STEERING GEAR OIL	6.605	REINFORCEMENT, REAR BODY LOCK PILLAR	12.942
PUMP, TRANSMISSION OIL	4.224	REINFORCEMENT, REAR COMPARTMENT PAN FRONT AT GAS TANK	12.981
PUMP, TRANSMISSION OIL PUMP	4.224	REINFORCEMENT, REAR COMPARTMENT SHELF DUCT	12.971
PUMP, TRANSMISSION OIL PUMP	4.224	REINFORCEMENT, REAR COMPARTMENT PANEL	12.971
PUMP; WATER (INCLUDED COVER GASKET)	1.069	REINFORCEMENT, REAR COMPARTMENT LID OPENING—UPPER CORNER	12.940
PUMP, WINDSHIELD WASHER	10.153	REINFORCEMENT, REAR CROSS	12.986
		REINFORCEMENT, REAR DOOR WINDOW (ELECTRIC)	10.791
		REINFORCEMENT, REAR QUARTER-OUTER PANEL	12.940
		REINFORCEMENT, REAR QUARTER PANEL AT BELT	12.944
		REINFORCEMENT, ROCKER PANEL	12.934
		REINFORCEMENT, SHROUD PANEL AT HOOD STOP	12.804
		REINFORCEMENT, WHEELHOUSE PANEL	12.944
		RELAY, AIR CONDITIONING WIRING	9.281

R

RACE, A.C. COMPRESSOR	9.172
RACE AND ROLLER, REAR AXLE DRIVE PINION (REAR)	5.484
RACE, (BETWEEN REAR PUMP & PARKING WHEEL RATCHET)	4.290
RACE, CONVERTER PUMP	4.115
RACE, DIFFERENTIAL	5.536
RACE, FREE WHEEL	4.181
RACE, FRONT WHEEL BEARING (INNER)	6.316
RACE, REAR AXLE ROLLER BEARING OUTER (REAR)	5.447
RACE & ROLLER, DIFFERENTIAL	5.536
RACE, TILT TYPE STEERING SHAFT	6.521
RACE, TRANSMISSION INTERMEDIATE "CLUTCH"	4.168
RACE, TRANSMISSION	4.176
RACE, TRANSMISSION OVERRUN CLUTCH	4.168
RACK, PISTON & NUT, STEERING GEAR POWER CYLINDER	6.586
RACK, ROOF TOP CARRIER	12.815
RADIATOR	1.219
RADIO (AM)	9.650
RAIL, FOLDING TOP FRONT ROOF	1.4050

RELAY, AUTO. TEMP. CONTROL PROGRAMMER	9.270	RETAINER, CONSOLETTA GEARSHIFT AND BODY	4.015
RELAY, BLOWER MOTOR	9.277	RETAINER, CONSOLETTA GEAR SHIFT AND BODY	4.015
RELAY, CRUISE MASTER	3.887	RETAINER, DOOR BINDING STRIP TO INNER PANEL	14.683
RELAY, ELECTRIC	2.510	RETAINER, DOOR HANDLE PUSH BUTTON	10.529
RELAY, ELECTRIC	13.095	RETAINER, DOOR LOCK STRIKER	10.571
RELAY, HEADLAMP VISOR ACTUATOR	2.755	RETAINER, EVAPORATOR DOOR	9.264
RELAY, HEATER & A.C.	9.798	RETAINER & FELT, DELCOTRON (SLIP RING END)	2.298
RELAY, HEATER & WINDOW DEFOGGER	9.778	RETAINER, FOLDING TOP DUST BOOT	13.384
RELAY, HORN	2.815	RETAINER, FRONT BODY PILLAR ELECTRIC CONDUIT	10.778
RELAY, HYDRAULIC CRUISE MASTER	3.885	RETAINER, FRONT DOOR LOCK CYLINDER	10.551
RELAY & JUNCTION BLOCK, HORN	2.815	RETAINER, FRONT DOOR LOCK PAWL	10.551
RELAY, STARTER MOTOR SOLENOID SWITCH	2.127	RETAINER, FRONT DOOR WINDOW GLASS RUN	10.703
RELAY, SUN ROOF	13.095	RETAINER, FRONT FENDER SIDE MOLDING	8.133
RELAY, TAILGATE WIPER	11.253	RETAINER, FRONT SEAT ADJUSTER AUXILIARY LOCKING	11.589
RELAY, WIPER MOTOR	10.150	RETAINER, FRONT SEAT ADJUSTER TO SEAT SUPPORT	11.561
REPAIR KIT, AUTO. BRAKE ADJUSTER	5.103	RETAINER, FRONT SEAT ADJUSTER	11.581
REPAIR KIT, CRUISE MASTER	3.885	RETAINER, FRONT SEAT BACK TRIM	1.368
REPAIR KIT, FRONT BRAKE WHEEL CALIPER	4.667	RETAINER, FRONT SEAT CENTER HINGE ARM	1.375
REPAIR KIT, FUEL PUMP DIAPHRAGM	3.925	RETAINER, GENERATOR DRIVE END	2.307
REPAIR KIT, FUEL PUMP	3.925	RETAINER, HEATER & A.C.	9.798
REPAIR KIT, HYDRAULIC BRAKE WHEEL CYLINDER	4.665	RETAINER, INSTRUMENT PANEL COMPARTMENT DOOR KNOB	10.267
REPAIR KIT, HYDRAULIC BRAKE MASTER CYLINDER	4.649	RETAINER, INTERMEDIATE OVERRUN CLUTCH	4.167
REPAIR KIT, POWER BRAKE CYLINDER OVERHAUL	4.898	RETAINER, INTERMEDIATE CLUTCH ACCUMULATOR	4.228
REPAIR KIT, PROPELLER SHAFT	5.548	RETAINER, INTERMEDIATE CLUTCH RETURN	4.164
REPAIR KIT, PROPELLER SHAFT (Grp. Changed to 5.548 Eff. 1-1-7 1)	5.442	RETAINER, LIGHT SWITCH & ESCUTCHEON	2.486
REPAIR KIT, REAR SPRING SHACKLE	7.523	RETAINER, LOCK CYLINDER	10.267
REPAIR KITS	3.725	RETAINER, LOW SERVO	4.233
REPAIR KIT, STRG. COL. TILT TYPE (INCL. JACKET)	6.518	RETAINER, MASTER BRAKE CYLINDER	4.656
REPAIR KIT, TRANSMISSION OVERHAUL	4.005	RETAINER, MASTER CYLINDER STOP PUSH ROD	4.662
REPAIR KIT, TRANSMISSION OVERHAUL	4.005	RETAINER, MOLDING TO RADIATOR GRILLE	8.133
REPAIR KIT TRANS. OVERHAUL	4.005	RETAINER, PARKING BRAKE CABLE	4.785
REPAIR PACKAGE, HOT GAS BY-PASS VALVE	9.198	RETAINER, POWER BRAKE CYLINDER	4.910
RESERVOIR, HYDRAULIC PUMP	14.486	RETAINER, POWER BRAKE CYLINDER FLOATING CONTROL	4.935
RESERVOIR, RADIATOR COOLANT	1.219	RETAINER, POWER BRAKE CYLINDER SUPPORT	4.911
RESERVOIR, STEERING GEAR OIL PUMP	6.635	RETAINER, REAR AXLE SHAFT BEARING-INNER	5.816
RESISTANCE UNIT, COIL	2.173	RETAINER, REAR AXLE SHAFT BEARING-OUTER	5.816
RESISTOR, AIR CONDITIONING BLOWER	9.275	RETAINER, REAR COMPARTMENT LID LOCK CYLINDER	12.249
RESISTOR, HEATER & DEFROSTER	9.779	RETAINER, REAR DOOR WINDOW ELECTRIC SWITCH	10.791
RESISTOR, HEATER	8.855	RETAINER, REAR FLOOR FILLER PANEL	12.977
RESISTOR, RADIO	9.650	RETAINER, REAR PISTON SPRING	4.247
RESONATOR, EXHAUST SYSTEM (REFER TO GRP. 3.710)	3.702	RETAINER, REAR QUARTER TRIM	15.100
REST, REAR SEAT CENTER ARM (LESS TRIM)	1.649	RETAINER, REAR SEAT LIGHTER	12.006
RESTRICTOR, FUEL TANK VENT.	3.163	RETAINER, REAR VIEW MIRROR (OUTSIDE)	10.186
RESTRICTOR, HEATER & A.C.	9.798	RETAINER, REAR WHEEL BEARING RETAINING (GRP. CHANGED TO 5.816 EFF. 3-1-71)	5.855
RETAINER, A.C. AND INSTRUMENT PANEL VENTS	9.260	RETAINER, ROCKER PANEL MOLDING	8.309
RETAINER & APPLIQUE, INSTRUMENT CLUSTER	9.750	RETAINER, ROOF PANEL FINISH	14.651
RETAINER, BACK BODY PILLAR FINISH LACE	14.651	RETAINER, ROOF PANEL TRIM	13.260
RETAINER, BACK WINDOW TRIM	11.120	RETAINER & SEAL, CLUTCH GEAR BEARING	4.356
RETAINER, BODY MOUNTING	9.011	RETAINER & SEAL PACKAGE, INPUT SHAFT REAR BEARING	4.356
RETAINER, BRACE TO SHIFT UNIT	4.027	RETAINER, SEAT BELT STOWAGE	1.4875
RETAINER, BRACE TO SHIFT UNIT	4.027	RETAINER, SHOCK ABSORBER	7.245
RETAINER, BUCKET SEAT BACK TO BOTTOM FRAME	14.823	RETAINER, SHOULDER STRAP	14.875
RETAINER, BUSHING	6.163	RETAINER, SIDE ROOF RAIL TRIM	14.651
RETAINER, CARBURETOR FILTER (ROCHESTER)	3.750	RETAINER, SIDE ROOF RAIL WEATHERSTRIP	10.721
RETAINER, CARBURETOR POWER PISTON (ROCHESTER)	3.858	RETAINER, SKYLIGHT TRIM	14.651
RETAINER, CARBURETOR PUMP INLET	3.841	RETAINER, SPARE WHEEL	7.629
RETAINER, CENTER PILLAR WEATHER STRIP	10.730	RETAINER, SPARK PLUG WIRE (FASTENS TO	
RETAINER, CLOCK SPRING PLATE	9.772		
RETAINER, CLUSTER LENS	9.747		
RETAINER, CLUTCH EQUALIZER	0.854		
RETAINER, CLUTCH GEAR BEARING	4.356		
RETAINER, CLUTCH PEDAL ROD	0.829		
RETAINER, COIL HOUSING COVER (CARTER)	3.750		
RETAINER, COIL HOUSING COVER (ROCHESTER)	3.750		

ROCKER ARM COVER)	2.251	RING, CLUTCH SYNCHRONIZER	4.383
RETAINER, SPEEDOMETER DRIVEN GEAR.	4.338	RING, CLUTCH SYNCHRONIZER	4.383
RETAINER, SPEEDOMETER DRIVEN GEAR.	4.338	RING, COMPRESSOR CLUTCH	9.188
RETAINER, SPEEDOMETER DRIVEN GEAR.	4.338	RING, COMPRESSOR CLUTCH PULLEY.	9.181
RETAINER, SPEEDOMETER DRIVE GEAR.	4.345	RING, DIFFERENTIAL SIDE.	5.511
RETAINER, SPEEDOMETER DRIVEN GEAR.	4.338	RING, DIRECT CLUTCH ACCUMULATOR	
RETAINER, SPEEDOMETER DRIVEN GEAR.	4.338	PISTON RETURN	4.229
RETAINER, SPEEDOMETER DRIVE GEAR.	4.338	RING, DIRECT CLUTCH.	4.164
RETAINER, STABILIZER LINK & SHOCK		RING, DIRECTIONAL SIGNAL SWITCH	
ABSORBER.	7.389	ACTUATOR POST PIVOT.	2.895
RETAINER, STEERING COLUMN OPENING		RING, DOOR HANDLE PUSH BUTTON.	10.529
COVER.	6.758	RING, EXHAUST PIPE TO MANIFOLD.	3.61 1
RETAINER, STEERING COLUMN OPENING		RING, FLYWHEEL	0.673
COVER.	6.758	RING, FORWARD CLUTCH.	4.183
RETAINER, STEERING SHAFT WORM THRUST	6.835	RING, FRONT SEAT ADJUSTER	
RETAINER, STEERING SHAFT.	6.525	TRANSMISSION.	1 1.556
RETAINER, STEERING SHAFT.	6.521	RING, FRONT SERVO PISTON OIL SEAL	4.229
RETAINER, SUNSHADE.	10.219	RING, GEAR (CRANKING).	0.673
RETAINER, TAILGATE WINDOW REGULATOR	12.242	RING, HEADLAMP MOUNTING.	2.726
RETAINER, THROTTLE CABLE.	3.425	RING, HEADLAMP SEALED BEAM RETAINER	2.731
RETAINER, TORQUE BALL	5.560	RING, IGNITION LOCK (UNCODED).	2.188
RETAINER, TRANSMISSION SHIFTER		RING KIT, TRANSMISSION.	4.005
INTERLOCK.	4.307	RING, LOW SERVO.	4.233
RETAINER, TRANSMISSION MAIN DRIVE		RING, MASTER BRAKE CYLINDER.	4.656
GEAR BEARING.	4.376	RING, OIL PAN GAUGE ROD.	1.516
RETAINER, TRANSMISSION MAIN DRIVE		RING, PISTON (PRODUCTION TYPE).	0.643
GEAR BEARING.	4.353	RING, PLANET.	4.176
RETAINER, TRANSMISSION FIRST AND		RING, POWER BRAKE BELLOWS.	4.922
REVERSE GEAR.	4.416	RING, POWER BRAKE CYLINDER POWER	
RETAINER, TRANSMISSION SUPPORT TO		PISTON LOCK	4.935
FRAME.	7.01 1	RING, POWER BRAKE CYLINDER POWER	
RETAINER, TRANSMISSION SHIFT ROD	4.037	PISTON	4.924
RETAINER, TRANSMISSION PARKING LOCK		RING, PROPELLER SHAFT.	5.442
RATCHET.	4.290	RING, PROPELLER SHAFT.	5.441
RETAINER, TRANSMISSION SHIFT CONTROL	4.020	RING, RAD. GRILLE ORNAMENT.	1.303
RETAINER, TRANSMISSION REAR BEARING	4.317	RING, REACTOR GEAR.	4.162
RETAINER, TRANSMISSION EQUALIZER.	4.042	RING, REAR AXLE SHAFT BEARING—INNER	5.816
RETAINER, TRANSMISSION SHIFT CONTROL	4.020	RING, REAR COMPARTMENT LID.	12.182
RETAINER, TRANSMISSION CONTROL	4.015	RING, REAR END PANEL	12.182
RETAINER, TRANSMISSION MAIN DRIVE		RING, REAR PISTON SPRING.	4.247
GEAR BEARING.	4.353	RING, REAR QUARTER WINDOW REGULATOR 1	1.041
RETAINER, TRANSMISSION MAIN DRIVE		RING, REAR WHEEL BEARING RETAINING	
GEAR OR CLUTCH GEAR.	4.353	(GRP. CHANGED TO 5.816 EFF. 3-1-71)	5.855
RETAINER, TRANSMISSION MAIN DRIVE		RING, REVERSE CLUTCH	4.164
GEAR BEARING.	4.356	RING, REVERSE CLUTCH	4.189
RETAINER, TRANSMISSION CONTROL LEVER		RING, REVERSE IDLER GEAR RETAINER	4.435
CABLE	4.008	RING, REVERSE IDLER SHAFT LOCK	4.435
RETAINER, TRANSMISSION CONTROL	4.015	RING, REVERSE PLANET SHAFT RETAINING	4.191
RETAINER, WINDOW TRIM (WINDSHIELD		RING, REVERSE SERVO PISTON.	4.242
AND BACK WINDOW).	14.651	RING, ROOF PANEL ORNAMENT.	12.812
RETAINER, WINDSHIELD LOWER CORNER		RING SET (CHROME) COMPLETE ENGINE	0.643
SEALING	10.096	RING SET (FOR ONE COMPLETE ENGINE)	0.643
RETAINER, WINDSHIELD PILLAR		RING SET (PRODUCTION TYPE) FOR ONE	
WEATHERSTRIP.	10.093	PISTON.	0.643
RETAINER, WINDSHIELD PILLAR		RING, SHIFT TUBE RETAINER.	4.027
WEATHERSTRIP (Refer to Group 10.093).	10.694	RING, SHIFT TUBE RETAINER.	4.027
RETAINING RINGS & SPRINGS.	8.934	RING, SHIFT TUBE RETAINING.	4.027
RETAINING RING, WINDSHIELD WIPER		RING, SPEEDO DRIVEN GEAR.	4.338
TRANSMISSION.	10.160	RING, SPEEDO DRIVEN GEAR.	4.338
RETAINING SPRING, CARBURETOR.	3.752	RING, SPEEDO DRIVEN GEAR.	4.338
RETRACTOR, SEAT BELT.	14.875	RING, SPEEDOMETER DRIVE GEAR TO SHAFT	4.345
RIM, DOME LAMP.	11.928	RINGS, PISTON (CHROME).	0.643
RING, ACCUMULATOR PISTON CONTROL		RING, SPRING TANSMISSION	
VALVE OIL SEAL	4.229	SYNCHRONIZING.	4.384
RING, ADAPTER SEAL RETAINING.	4.106	RING, STARTER MOTOR ARMATURE.	2.063
RING, ADAPTER SEAL RETAINING.	4.106	RING, STARTER MOTOR GEAR SHIFT.	2.108
RING, AUTOMATIC LEVEL CONTROL		RING, STARTER MOTOR GEAR SHIFT LEVER	2.108
COMPRESSOR.	7.457	RING, STEERING GEAR ADJUSTER.	6.840
RING, (BETWEEN PARKING WHEEL RATCHET		RING, STEERING GEAR HOUSING.	6.806
& SPEEDO DRIVEN GEAR)	4.290	RING, STEERING G-EAR-HeUSIN<3-£ND-T-→•	6.824
RING, BRAKE BACKING PLATE	5.002	RING, STEERING GEAR OIL PUMP END.	6.609
RING, CAMSHAFT RETAINING SNAP (REAR)	0.554	RING, STEERING GEAR OIL PUMP.	6.611
RING, CARRIER 8. OUTPUT SHAFT.	4.176	RING, STEERING GEAR OIL PUMP BEARING	
RING CLAMP, EXHAUST SYSTEM.	3.708	RETAINER.	6.616
RING, CLUTCH.	4.164	RING, STEERING GEAR PITMAN SHAFT SEAL	
RING, CLUTCH.	4.164	RETAINING.	6.856
RING, CLUTCH GEAR BEARING LOCATING	4.376	RING, STEERING GEAR RACK PISTON.	6.579
		RING, STEERING SHAFT.	6.525

RING, STEERING SHAFT.	6.521	ROD, ELECTRIC DOOR LOCKS.	10.485
RING, TAIL GATE OUTER HANDLE CYLINDER	12.195	ROD, FRONT DOOR HINGE TORQUE.	10.454
RING, TILT TYPE STEERING SHAFT.	6.521	ROD, FRONT SEAT ADJUSTER AUXILIARY	
RING, TORQUE BALL	5.560	LOCKING.	11.589
RING, TRANSMISSION BLOCKING RING TO		ROD & HANDLE, PARK BRAKE RELEASE.	4.594
SHAFT.	4.397	ROD, HOOD LATCH.	8.080
RING, TRANSMISSION CLUTCH PRESSURE		ROD, HOOD LATCH LEVER.	8.029
PLATE TO DRUM.	4.167	ROD, HOOD LATCH RELEASE.	8.075
RING, TRANSMISSION CLUTCH.	4.164	ROD, MASTER BRAKE CYLINDER PUSH	4.658
RING, TRANSMISSION CONTROL SHAFT	4.032	ROD, OIL PAN GAUGE ROD.	1.516
RING, TRANSMISSION CONTROL SHAFT	4.027	ROD, PARKING BRAKE CABLE.	4.785
RING, TRANSMISSION CONTROL SHAFT	4.030	ROD, PARKING BRAKE INTERMEDIATE LEVER	4.765
RING, TRANSMISSION CONTROL SHAFT	4.030	ROD & PLUNGER, POWER BRAKE CYLINDER	
RING, TRANSMISSION CONTROL SHAFT	4.032	VALVE.	4.918
RING, TRANSMISSION DRIVE GEAR AND		ROD, POWER BRAKE CYLINDER.	4.924
REAR BEARING (SNAP).	4.376	ROD & RACK, STEERING COLUMN LOCK	2.195
RING, TRANSMISSION DRIVE GEAR & REAR		ROD, SEAT BACK LOCKS.	11.390
BEARING.	4.412	ROD, SHIFT LEVER TO EQUALIZER.	4.035
RING, TRANSMISSION FORWARD CLUTCH.	4.164	ROD, SPARE WHEEL RETAINING	7.632
RING, TRANSMISSION INPUT SHAFT.	4.123	ROD, STATOR CONTROL OPERATING.	4.052
RING, TRANSMISSION MAIN DRIVE GEAR	4.376	ROD, STEERING KNUCKLE INTERMEDIATE	6.870
RING, TRANSMISSION MAIN SHAFT REAR		ROD, SWITCH ACTUATOR.	2.195
RETAINER.	4.397	ROD, TAILGATE.	12.242
RING, TRANSMISSION MAIN DRIVE GEAR		ROD, THROTTLE OPERATING.	3.430
BEARING (FRONT).	4.376	ROD, THROTTLE VALVE CONTROL	4.052
RING, TRANSMISSION MAIN DRIVE GEAR		ROD, TRANSMISSION CONTROL.	4.035
BEARING (REAR).	4.412	ROD, TRANSMISSION OIL FILLER PIPE (OIL	
RING, TRANSMISSION MAIN SHAFT.	4.397	GAUGE).	4.133
RING, TRANSMISSION OIL SEAL	4.162	ROD, TRANSMISSION OIL FILLER PIPE (OIL	
RING, TRANSMISSION OUTPUT SHAFT	4.175	GAUGE).	4.133
RING, TRANSMISSION OUTPUT.	4.175	ROD, TRANSMISSION OIL FILLER PIPE (OIL	
RING, TRANSMISSION OVERRUN CLUTCH	4.168	GAUGE).	4.133
RING, TRANSMISSION PARKING BRAKE.	4.290	ROD, TRANSMISSION OIL FILLER TUBE (OIL	
RING, TRANSMISSION PRESSURE		GAUGE).	4.133
REGULATOR.	4.216	ROD, TRANSMISSION OIL FILLER PIPE (OIL	
RING, TRANSMISSION PUMP COVER.	4.169	GAUGE).	4.133
RING, TRANSMISSION REAR BEARING.	4.412	ROD, TRANSMISSION OIL FILLER PIPE (OIL	
RING, TRANSMISSION REAR BEARING.	4.412	GAUGE).	4.133
RING, TRANSMISSION SHIFTER YOKE.	4.312	ROD, TRANSMISSION SERVO.	4.228
RING, TRANSMISSION SYNCHRONIZING	4.383	ROD, TRANSMISSION SHIFT.	4.035
RING (TRANS. SHIFT TUBE RETAINER) PLATE	4.027	ROD, TRANSMISSION SHIFT.	4.035
RING, TRANS. 1ST GEAR RETAINING SNAP.	4.419	ROD, TRANSMISSION SHIFT.	4.035
RING, TRANS. 1ST GEAR RETAINING SNAP.	4.419	ROD, TRANSMISSION SHIFT.	4.035
RING, TURBINE AND SUN GEAR.	4.127	ROD, TRANSMISSION SHIFT.	4.035
RING, WATER MANIFOLD.	1.252	ROD, TRANSMISSION SHIFT.	4.035
RING, WHEEL TRIM.	5.871	ROD, TRANSMISSION SHIFT.	4.035
RING, WHEEL TRIM (GRP. CHANGED TO		ROD, VACUUM BREAK.	3.755
5.871 EFF. 3-1-71).	5.858	ROD, VACUUM POWER CYLINDER.	4.928
RIVET, BRAKE DRUM TO FRONT WHEEL HUB		ROD, VALVE PUSH.	0.426
PILOT.	6.308	ROD, VALVE PUSH.	0.426
RIVET, BRAKE LINING.	5.019	ROLLER BEARING, TRANSMISSION COUNTER	
RIVET, DIFFERENTIAL RING GEAR TO CASE	5.531	GEAR.	4.422
RIVET, FRONT DOOR WINDOW GLASS AT		ROLLER BEARING, TRANSMISSION MAIN	
VENT.	10.670	SHAFT.	4.352
RIVET, HORN BLOWING.	2.830	ROLLER, DIRECTIONAL SIGNAL SWITCH	2.910
RIVETS.	8.967	ROLLER, FREE WHEEL	4.181
ROCKER PANEL	12.934	ROLLER & INNER RACE, FRONT WHEEL	
ROD, BACK-UP LAMP.	2.698	OUTER BEARING.	6.319
ROD, BACK WINDOW GLASS	13.395	ROLLER, PLANET.	4.176
ROD & BALL STUD, STEERING KNUCKLE TIE	6.230	ROLLER, REAR DOOR WINDOW.	10.763
ROD, BRAKE REACTION.	6.171	ROLLER, REAR DOOR WINDOW SASH	10.747
ROD, CARBURETOR AIR VALVE (ROCHESTER)	3.757	ROLLER, REAR QUARTER WINDOW LOWER	
ROD, CARBURETOR CHOKE CONNECTOR	3.752	SASH CHANNEL	11.007
ROD, CARBURETOR CHOKE (ROCHESTER)	3.752	ROLLER & SPRING, TRANSMISSION MAIN	
ROD, CARBURETOR FAST IDLE CONNECTOR.	3.768	DETENT.	4.293
ROD, CARBURETOR METERING (ROCHESTER)	3.806	ROLLER, TAILGATE WINDOW.	12.180
ROD, CARBURETOR PUMP (CARTER).	3.843	ROLLER, THROTTLE OPERATING.	3.454
ROD, CARBURETOR PUMP (ROCHESTER)	3.843	ROLLER, TRANSMISSION LOW CLUTCH	4.180
ROD, CARBURETOR STEP—UP (CARTER)	3.858	ROLLER, TRANSMISSION SHIFTER YOKE	4.312
ROD, CARBURETOR THROTTLE.	3.762	ROTOR, DISTRIBUTOR.	2.382
ROD, CARBURETOR VACUUM BREAK	3.765	ROTOR, GENERATOR.	2.279
ROD, CLUTCH OPERATING (PUSH).	0.854	ROTOR & SLEEVE, STEERING GEAR OIL	
ROD, CLUTCH RELEASE.	0.787	PUMP.	6.610
ROD, CLUTCH RELEASE YOKE OPERATING	0.795	ROTOR, TRANSMISSION OIL PUMP.	4.224
ROD, CONNECTING (LESS BEARING).	0.603		
ROD, DIRECTIONAL SIGNAL ACTUATOR.	2.897		
ROD, DOOR INSIDE LOCKING TO LOCK	10.563		
ROD, DOOR LOCK REMOTE CONTROL	10.506		

S

SCALP, FRONT DOOR VENT DIVISION	
CHANNEL	10.689
SCALP, ROOF DRIP MOLDING (CHROME)	12.075
SCREEN, CARBURETOR PUMP INLET.	3.841
SCREEN, COMPRESSOR EXPANSION VALVE	
FILTER.	9.214
SCREEN, COWL TOP VENT.	12.800
SCREEN, OIL PUMP.	1.656
SCREEN, OIL PUMP PRESSURE.	4.105
SCREEN, RADJATOR GRILLE	1.267
SCREEN, REAR COMPARTMENT FRONT	
PANEL	12.971
SCREW, TRANSMISSION GOVERNOR.	4.256
SCREW, TRANSMISSION GOVERNOR.	4.248
SCREW, TRANSMISSION OIL PAN.	4.197
SCREW, TRANSMISSION OIL SUCTION	4.197
SCREW, TRANSMISSION OUTPUT SHAFT	4.175
SCREW AND WASHER, CARBURETOR AIR	
HORN	3.730
SCREW, BOWL PLATE TO BOWL	4.012
SCREW, BOWL PLATE TO BOWL	4.012
SCREW, BRAKE SHOE ADJUSTING.	5.110
SCREW, CARBURETOR CHOKE.	3.751
SCREW, CARBURETOR CHOKE HOUSING	
(ROCHESTER).	3.750
SCREW, CARBURETOR COMPENSATOR IDLE	
(ROCHESTER).	3.820
SCREW, CARBURETOR FAST IDLE.	3.766
SCREW, CARBURETOR IDLE ADJUSTMENT	
(CARTER).	3.822
SCREW, CARBURETOR IDLE STOP.	3.761
SCREW, CARBURETOR THROTTLE BODY	3.741
SCREW, CARBURETOR THROTTLE	
ADJUSTING.	3.761
SCREW, COMBINATION STOP, TAIL &	
SIGNAL LAMP.	2.688
SCREW, COMPRESSOR SHELL CHARGING	9.177
SCREW, CONTROL SHAFT.	4.027
SCREW, CORNERING LAMP LENS.	2.594
SCREW, DELUXE WHEEL COVER (GRP.	
CHANGED TO 5.871 EFF. 1-1-72).	5.858
SCREW, DISTRIBUTOR POINT SET	
ATTACHING.	2.387
SCREW, DOOR LOCK STRIKER.	10.570
SCREW, FAST IDLE CAM.	3.767
SCREW, FOLDING TOP.	14.155
SCREW, FRONT DOOR VENTILATOR.	10.670
SCREW, FRONT FENDER SKIRT.	8.154
SCREW, FRONT PARKING AND DIRECTIONAL	
SIGNAL LAMP LENS.	2.588
SCREW, FRONT PARKING & TURN SIGNAL	
LAMP LENS.	2.587
SCREW, HARMONIC BALANCER.	0.662
SCREW, HEADLAMP BEAM ADJUSTING.	2.737
SCREW, HEADLAMP MOUNTING RING.	2.736
SCREW, HOOD HINGE.	8.014
SCREW, HOSE TO CALIPER.	4.371
SCREW.	8.908
SCREW, INSTRUMENT PANEL	
COMPARTMENT DOOR . KNOB.	10.267
SCREW, INTAKE MANIFOLD TO CYLINDER	
HEAD.	3.275
SCREW & LOCKWASHER, FUEL PUMP.	3.901
SCREW & LOCK WASHER, OIL PAN TO CASE	1.428
SCREW & LOCK WASHER, SHROUD	6.760
SCREW & LOCKWASHER.	TTT-8:916-
SCREW, LOW BAND ADJUSTER.	4.253
SCREW, OIL PUMP COVER.	1.723
SCREW, PAN HEAD.	8.913
SCREW, REAR COMPARTMENT HINGE TO LID	12.184
SCREW, REAR QUARTER MOLDING.	12.118
SCREW, REAR VIEW MIRROR (INSIDE).	10.186
SCREW, SPEEDOMETER MOUNTING.	9.762
SCREWS, SET.	8.975

SCREWS, SHEET METAL AND TAPPING	8.977
SCREW, STARTER MOTOR.	2.051
SCREW, STARTER MOTOR POLE.	2.077
SCREW, SUN ROOF MOTOR.	14.560
SCREW, SUNSHADE SUPPORT.	10.225
SCREW, TAILGATE OUTER HANDLE DRIVEN	
HINGE.	12.195
SCREW, TAIL GATE WIPER MOTOR	
MOUNTING.	1 1.258
SCREW, THERMOSTAT VALVE (CARTER)	3.820
SCREW, TRANSMISSION CONTROL	
INDICATOR TO CONTROL SHAFT.	4.022
SCREW, TRANSMISSION CONTROL	
INDICATOR TO CONTROL SHAFT.	4.022
SCREW, TRANSMISSION GEAR SHIFTER	
YOKE TO SHAFT.	4.312
SCREW, TRANSMISSION SHIFTER	
INTERLOCK	4.302
SCREW, TRANSMISSION SHIFTER FORK	4.312
SCREW, TRANSMISSION SHIFTER	
INTERLOCK	4.302
SCREW, VACUUM BREAK	3.755
SCREW, VALVE ROCKER ARM COVER TO	
CYLINDER HEAD.	0.413
SCREW, VENTURI CLUSTER ATTACHING	
(GRP. CHANGED TO 3.790 EFF. 1-1-71)	3.786
SCREW, VENTURI CLUSTER ATTACHING	3.790
SCREW & WASHER, PISTON HOUSING	
(CARTER).	3.750
SCREW, WATER JACKET TO THERMOSTAT	
COVER (ROCHESTER).	3.750
SCREW, WINDSHIELD GARNISH MOLDING.	10.056
SCREW, WINDSHIELD WIPER	
TRANSMISSION.	10.160
SEAL, ACCUMULATOR.	4.122
SEAL, ACCUMULATOR.	4.122
SEAL ACCUMULATOR PISTON COVER.	4.229
SEAL, ACCUMULATOR.	4.122
SEAL, AIR INJECTOR REACTOR AIR	
DISTRIBUTOR.	3.680
SEAL, AUTOMATIC LEVEL CONTROL	
COMPRESSOR.	7.457
SEAL, BALL STUD TO EQUALIZER.	0.851
SEAL, BODY TO BUMPER.	12.966
SEAL, CALIPER.	4.667
SEAL, CLUTCH GEAR BEARING RETAINER	4.358
SEAL, CLUTCH OIL.	4.123
SEAL, CLUTCH PEDAL ROD.	0.829
SEAL, CLUTCH PISTON OIL	4.166
SEAL, CLUTCH PISTON OIL	4.167
SEAL, COAST CLUTCH.	4.181
SEAL, CONSOLETTA GEAR SHIFT AND BODY	4.015
SEAL, CONSOLETTA GEARSHIFT AND BODY	4.015
SEAL, CONVERTER PUMP.	4.115
SEAL, CONVERTER PUMP.	4.115
SEAL, CONVERTER PUMP.	4.115
SEAL, CRANKSHAFT BEARING CAP OIL	0.137
SEAL, DASH TO FRONT FENDER.	8.154
SEAL, DIRECT CLUTCH ACCUMULATOR	
PISTON.	4.229
SEALED BEAM UNIT, HEADLAMP.	2.727
SEAL, EVAPORATOR.	9.211
SEAL, FORWARD CLUTCH.	4.183
SEAL, FORWARD CLUTCH.	4.183
SEAL, FRONT BUMPER.	7.833
SEAL, FRONT BUMPER TO HOOD.	8.010
SEAL, FRONT DOOR VENT SWITCH DUST	10.664
SEAL, FRONT FENDER SKIRT.	8.154
SEAL, FRONT WHEEL HUB OIL	6.326
SEAL, FUEI TANK.	3 008
SEAL, HEATER & A.C.	9.798
SEAL, HEATER & DEFROSTER	9.779
SEAL, HEATER.	8.854
SEAL, HILL BRAKE.	4.180
SEAL, HYDRAULIC BRAKE MASTER	
CYLINDER.	4.654
SEALING STRIP, COMPARTMENT FRONT	
PANEL	12.971

SEALING STRIP, COMPARTMENT FRONT PANEL (GRP. CHANGED TO 12.971 EFF. 3-1-71)	12.981	SEAL, STEERING KNUCKLE SUPPORT LOWER CONTROL ARM	6.166
SEALING STRIP, REAR END PANEL TO BUMPER	7.833	SEAL, STEERING KNUCKLE TIE ROD (GRP. CHANGED TO 6.898 EFF. 9-1-71).	6.230
SEAL, INTAKE MANIFOLD	3.270	SEAL, STEERING KNUCKLE UPPER CONTROL ARM	6.178
SEAL, INTERMEDIATE CLUTCH ACCUMULATOR PISTON	4.242	SEAL, STEERING SHAFT	6.519
SEAL, INTERMEDIATE ROD	6.898	SEAL, STEERING TIE ROD	6.242
SEAL KIT, REVERSE CLUTCH	4.166	SEAL, Sun Roof	12.810
SEAL KIT, STEERING GEAR ADJUSTER	6.840	SEAL, THROTTLE CABLE	3.425
SEAL KIT, STEERING GEAR HOUSING END COVER	6.825	SEAL, TIMING CHAIN COVER	0.213
SEAL, LINKAGE TO SHIELD	4.015	SEAL, TORQUE TUBE & UNIVERSAL JOINT.	5.560
SEAL, LOW AND REVERSE SERVO PISTON	4.233	SEAL, TRANSMISSION CLUTCH GEAR OR MAIN DRIVE GEAR	4.354
SEAL, LOW SERVO PISTON OIL	4.227	SEAL, TRANSMISSION CONTROL SHAFT	4.027
SEAL, LOW SERVO PISTON OIL	4.229	SEAL, TRANSMISSION CONTROL	4.015
SEAL, MODULATOR	4.205	SEAL, TRANSMISSION CONTROL	4.015
SEAL, MODULATOR	4.205	SEAL, TRANSMISSION CONTROL LEVER	4.015
SEAL, OIL PUMP CONTROL	6.612	SEAL, TRANSMISSION CONTROL	4.015
SEAL, OIL PUMP	4.226	SEAL, TRANSMISSION CONTROL	4.047
SEAL, OUTPUT SHAFT TO EXT.	4.318	SEAL, TRANSMISSION EXTENSION & CASE	4.318
SEAL PACKAGE, TRANSMISSION CLUTCH	4.166	SEAL, TRANSMISSION INPUT SHAFT.	4.123
SEAL, PARKING LOCK & RANGE SELECTOR SHAFT OIL	4.275	SEAL, TRANSMISSION INPUT SHAFT.	4.123
SEAL, POWER BRAKE CYLINDER	4.910	SEAL, TRANSMISSION INTERMEDIATE SERVO PISTON	4.229
SEAL, POWER BRAKE CYLINDER	4.910	SEAL, TRANSMISSION MAIN SHAFT BEARING	4.318
SEAL, PRESSURE REGULATOR	4.266	SEAL, TRANSMISSION MAIN DRIVE GEAR BEARING OIL	4.318
SEAL, PROPELLER SHAFT	5.443	SEAL, TRANSMISSION MAIN DRIVE GEAR OR CLUTCH GEAR	4.354
SEAL, PROPELLER SHAFT	5.442	SEAL, TRANSMISSION MAIN SHAFT BEARING	4.318
SEAL, RANGE SELECTOR	4.275	SEAL, TRANSMISSION MAIN DRIVE GEAR OIL	4.354
SEAL, REAR AXLE HOUSING COVER	5.399	SEAL, TRANSMISSION OIL FILLER	4.133
SEAL, REAR AXLE PINION BEARING	5.445	SEAL, TRANSMISSION OIL FILLER PIPE	4.132
SEAL, REAR AXLE PINION BEARING	5.469	SEAL, TRANSMISSION OIL FILLER PIPE	4.133
SEAL, REAR AXLE SHAFT BEARING OIL	5.822	SEAL, TRANSMISSION OIL PAN	4.196
SEAL, REAR BEARING RETAINER TO PLANET CARRIER & OUTPUT SHAFT.	4.318	SEAL, TRANSMISSION OIL PUMP BODY.	4.224
SEAL, REAR BUMPER GRAVEL	7.834	SEAL, TRANSMISSION OIL PUMP	4.224
SEAL, REAR PROP. SHAFT BALL STUD SUPPORT.	5.446	SEAL, TRANSMISSION OIL PUMP	4.226
SEAL, REAR WHEEL BEARING (GRP. CHANGED TO 5.819).	5.855	SEAL, TRANSMISSION OIL PUMP	4.224
SEAL, REAR WHEEL HOUSE OPENING.	12.940	SEAL, TRANSMISSION OIL PUMP	4.226
SEAL, REVERSE CLUTCH	4.189	SEAL, TRANSMISSION OIL SUCTION.	4.197
SEAL, REVERSE SERVO PISTON	4.242	SEAL, TRANSMISSION OIL SUCTION.	4.197
SEAL, SELECTOR LEVER SHAFT OIL	4.313	SEAL, TRANSMISSION OUTPUT SHAFT	4.318
SEAL, SHIFTER SHAFT OIL	4.460	SEAL, TRANSMISSION OUTPUT SHAFT	4.318
SEAL, SPEEDO DRIVEN GEAR	4.338	SEAL, TRANSMISSION REAR BEARING RETAINER	4.318
SEAL, SPEEDO DRIVEN GEAR	4.338	SEAL, TRANSMISSION REAR BEARING RETAINER TO CASE	4.318
SEAL, SPEEDO DRIVEN GEAR	4.338	SEAL, TRANSMISSION REAR BEARING.	4.318
SEAL, SPEEDOMETER DRIVEN GEAR	4.338	SEAL, TRANSMISSION SHIFTER SHAFT OIL	4.313
SEAL, SPEEDOMETER DRIVEN GEAR	4.338	SEAL, TRANSMISSION SHIFTER SHAFT OIL	4.313
SEAL, SPEEDOMETER DRIVEN GEAR	4.338	SEAL, TRANSMISSION SHIFTER SHAFT OIL	4.313
SEAL, SPEEDOMETER DRIVEN GEAR	4.338	SEAL, VACUUM MODULATOR	4.205
SEAL, SPEEDOMETER DRIVEN GEAR	4.338	SEAL, VALVE BODY PRESSURE REGULATOR.	4.273
SEAL, STEERING COLUMN JACKET.	6.519	SEAL, VALVE BODY PRESSURE REGULATOR.	4.269
SEAL, STEERING COLUMN OPENING COVER.	6.758	SEAL, VALVE BODY PRESSURE REGULATOR.	4.273
SEAL, STEERING GEAR HOUSING.	6.806	SEAL, VALVE STEM	0.308
SEAL, STEERING GEAR HOUSING SIDE COVER	6.809	SEAT BELT, INCLUDES BELTS FOR (1) PERSON (PAINTED BUCKLE)-(STANDARD)	14.875
SEAL, STEERING GEAR HOUSING END PLUG.	6.825	SEAT BELTS, INCLUDES BELTS FOR (1) PERSON (DELUXE).	14.875
SEAL, STEERING GEAR OIL PUMP PRESSURE PRESSURE LINE	6.612	SEAT, BRAKE MASTER CYLINDER TUBE.	4.661
SEAL, STEERING GEAR OIL PUMP OUTLET PRESSURE LINE	6.674	SEAT, CLUTCH	4.164
SEAL, STEERING GEAR OIL PUMP DRIVE SHAFT	6.617	SEAT, CLUTCH	4.164
SEAL, STEERING GEAR OIL PUMP RESERVOIR	6.635	SEAT, CLUTCH EQUALIZER BALL	0.793
SEAL, STEERING GEAR PITMAN	6.859	SEAT, INTERMEDIATE SERVO PISTON.	4.233
SEAL, STEERING GEAR PITMAN SHAFT	6.855	SEAT, LUBRICATION OIL PRESSURE REGULATOR	4.216
SEAL, STEERING GEAR POWER CYLINDER	6.584	SEAT, OIL COOLER BY-PASS	4.216
SEAL, STEERING GEAR RACK PISTON.	6.579	SEAT, REAR SPRING	7.545
SEAL, STEERING GEAR VALVE	6.552	SEAT, REVERSE CLUTCH	4.164
SEAL, STEERING IDLER ARM BUSHING	6.898	SEAT, STEERING SHAFT UPPER BEARING.	6.521
SEAL, STEERING IDLER ARM	6.231	SEAT, TILT TYPE STEERING SHAFT.	6.521
SEAL, STEERING KNUCKLE LOWER CONTROL ARM	6.169	SEAT, TRANSMISSION CLUTCH	4.164
		SEAT, TRANSMISSION OIL COOLER BY-PASS	4.216

SEELITE, CENTRAL LIGHT SOURCE	2.580	(GRP. CHANGED TO 4.309 EFF. 1-1-72)	4.301
SELECTOR, HEATER & DEFROSTER	9.779	SHAFT, TRANSMISSION INPUT	4.351
SENSOR, AUTOMATIC TEMPERATURE CONTROL	9.276	SHAFT, TRANSMISSION INPUT	4.351
SENSOR, AUTO. TEMP. CONTROL PROGRAMMER	9.270	SHAFT, TRANSMISSION INPUT SHAFT	4.123
SENSOR, MAX-TRAC	4.710	SHAFT, TRANSMISSION MAIN	4.403
SENSOR, MAX-TRAC SPEEDO DRIVEN GEAR	4.337	SHAFT, TRANSMISSION MAIN DRIVE	4.403
SENSOR, SPEEDO DRIVEN GEAR	4.337	SHAFT, TRANSMISSION MAIN DRIVE	4.403
SEPARATOR, LIQUID VAPOR	3.120	SHAFT, TRANSMISSION OUTPUT SHAFT	4.175
SHACKLE, REAR LEAF SPRING	7.523	SHAFT, TRANSMISSION OUTPUT	4.175
SHAFT, AIR CONDITIONING COMPRESSOR	9.170	SHAFT, TRANSMISSION OUTPUT	4.175
SHAFT AND LEVER, CARBURETOR PUMP OPERATING (ROCHESTER)	3.842	SHAFT, TRANSMISSION PARKING BRAKE	4.294
SHAFT AND LEVER, CHOKE (ROCHESTER)	3.752	SHAFT, TRANSMISSION PARK LOCK	4.294
SHAFT AND LEVER, PISTON HOUSING CHOKE (CARTER)	3.752	SHAFT, TRANSMISSION PLANET PINION	4.175
SHAFT AND LEVER, TRANSMISSION GEAR SELECTOR LEVER (INNER)	4.302	SHAFT, TRANSMISSION PLANET	4.175
SHAFT	4.309	SHAFT, TRANSMISSION REVERSE IDLER	4.433
SHAFT, BRAKE PEDAL TO DASH	4.634	SHAFT, TRANSMISSION REVERSE IDLER	4.433
SHAFT, CHOKE (ROCHESTER)	3.752	SHAFT, TRANSMISSION SUN GEAR	4.161
SHAFT, CLUTCH RELEASE	0.795	SHAFT, TRANS. REVERSE IDLER GEAR	4.433
SHAFT, DIFFERENTIAL SIDE PINION	5.517	SHAFT VALVE AND WEIGHT, CARBURETOR THROTTLE (CARTER)	3.759
SHAFT, DISTRIBUTOR	2.372	SHAFT, VALVE OPERATING CROSS	4.270
SHAFT & DRIVE ARM, SAFETY BUZZER	9.762	SHAFT, VALVE ROCKER ARM	0.353
SHAFT & FLANGE, CONVERTER	4.226	SHAFT, WINDSHIELD WIPER GEAR BOX	10.151
SHAFT, FOLDING TOP	14.482	SHEAVE, PARKING BRAKE CABLE	4.785
SHAFT, FRONT DOOR VENTILATOR GLASS CHANNEL	10.657	SHEDDER, CRANKCASE OIL (IN TIMING CHAIN COVER)	0.211
SHAFT, FRONT SEAT ADJUSTER TRANSMISSION CLUTCH	11.556	SHELL, AIR CONDITIONING COMPRESSOR	9.170
SHAFT, FRONT STABILIZER	7.241	SHELL & STUD, POWER BRAKE CYLINDER	4.906
SHAFT & GEAR, FRONT DOOR VENTILATOR REGULATOR	10.661	SHELL, TRANSMISSION SUN GEAR	4.175
SHAFT, HEATER & A.C.	9.798	SHIELD, BRAKE SPLASH	4.710
SHAFT & LEVER, AIR CONDITIONING	9.786	SHIELD, CARBURETOR IDLE VENT (ROCHESTER)	3.852
SHAFT & LEVER, CARBURETOR THROTTLE (CARTER)	3.759	SHIELD, CIGAR LIGHTER LIGHT	9.712
SHAFT & LEVER, DEFROSTER VALVE	9.786	SHIELD, CIRCUIT BREAKER	2.393
SHAFT & LEVER, DEFROSTER VALVE (Grp. Changed to 9.786 Eff. 9-1-71)	8.852	SHIELD, COMPRESSOR	9.226
SHAFT & LEVER, HEATER & DEFROSTER	9.779	SHIELD, DIRECTIONAL SIGNAL SWITCH	2.906
SHAFT & LEVER, TRANSMISSION GEAR SHIFTER	4.309	SHIELD, ENGINE MOUNT	0.027
SHAFT, LOW & REVERSE BRAKE BAND	4.253	SHIELD, EXHAUST MANIFOLD	3.602
SHAFT, PARKING BRAKE MANUAL	4.275	SHIELD, FUEL TANK	3.015
SHAFT, PARKING LOCK	4.294	SHIELD, GAS FEED TUBING	3.163
SHAFT & PLATE, TRANSMISSION	4.309	SHIELD, GASOLINE TANK	3.022
SHAFT, PROPELLER (Grp. Changed to 5.544 Eff. 1-1-71)	5.441	SHIELD, NEUTRAL SAFETY AND BACK-UP LAMP	4.054
SHAFT, PROPELLER	5.544	SHIELD, POWER UNIT (GRP. CHANGED TO 9.735 EFF. 5-1-71)	9.743
SHAFT, RANGE SELECTOR	4.275	SHIELD, POWER UNIT	9.735
SHAFT, REAR AXLE	5.420	SHIELD, PROPELLER SHAFT CENTER BEARING	5.601
SHAFT, REAR COMPARTMENT LID LOCK CYLINDER	12.252	SHIELD, REAR DOOR SAFETY LOCK	10.559
SHAFT, REAR STABILIZER BAR	7.241	SHIELD, TRANSMISSION SHIFT OPENING	4.006
SHAFT, SAFETY BUZZER RESET	9.761	SHIELD, VALVE STEM	0.308
SHAFT & SEAL, AIR VALVE	9.210	SHIFTER, TRANSMISSION	4.006
SHAFT, SPEEDOMETER TRIP RESET	9.761	SHIFT UNIT, TRANSMISSION CONTROL (COMPLETE)	4.004
SHAFT, STARTER MOTOR GEAR SHIFT LEVER	2.108	SHIFT UNIT, TRANSMISSION CONTROL	4.004
SHAFT, STEERING COLUMN LOCK	2.195	SHIM, (BETWEEN PARKING WHEEL RATCHET & SPEEDO DRIVING GEAR)	4.290
SHAFT, STEERING GEAR	6.524	SHIM, CONDENSER MOUNTING	9.192
SHAFT, STEERING GEAR OIL PUMP DRIVE	6.614	SHIM, DIFFERENTIAL ADJUSTING	5.537
SHAFT, STEERING GEAR PITMAN	6.850	SHIM, FRONT FENDER TO BODY	8.143
SHAFT, TAILGATE WIPER	11.257	SHIM, FRONT SPRING	7.425
SHAFT, THROTTLE OPERATING	3.454	SHIM, HOOD HINGE & FENDER ALIGNING	8.014
SHAFT, TRANSMISSION CONTROL	4.025	SHIM, HOT GAS BY-PASS VALVE	9.198
SHAFT, TRANSMISSION CONTROL	4.025	SHIM PACKAGE, COMPRESSOR CLUTCH	9.175
SHAFT, TRANSMISSION CONTROL	4.025	SHIM PACKAGE, DIFFERENTIAL BEARING ADJUSTER	5.537
SHAFT, TRANSMISSION CONTROL	4.025	SHIM PACKAGE, STEERING GEAR LASH ADJUSTER	6.828
SHAFT, TRANSMISSION DETENT	4.311	SHIM, POWER BRAKE CYLINDER	4.910
SHAFT, TRANSMISSION FRONT TURBINE	4.123	SHIM, RADIATOR	1.220
SHAFT, TRANSMISSION GEAR SHIFTER	4.309	SHIM, REAR AXLE CONTROL ARM TO BODY FRAME	5.380
SHAFT, TRANSMISSION GEAR SHIFTER	4.309	SHIM, REAR AXLE PINION	5.460
SHAFT, TRANSMISSION GEAR SELECTOR	4.309	SHIM, REAR CROSS MEMBER	6.163
SHAFT, TRANSMISSION GEAR SELECTOR	4.309	SHIM, THROTTLE VALVE	9.212
		SHIM, TORQUE BALL RETAINER SHIM	5.560
		SHIM, TRANSMISSION MOUNTING PAD	4.085
		SHIM, TRANSMISSION SUPPORT	4.085

SHIM, TRANSMISSION SUPPORT.	4.085	DIRECTION SIGNAL LAMP.	2.694
SHIM, TRANSMISSION SUPPORT.	4.085	SOCKET, CORNERING LAMP & SIDE MARKER	
SHIM, TRANSMISSION SUPPORT.	4.085	LAMP.	2.596
SHIM, UPPER CONTROL ARM.	6.178	SOCKET, DOME & SIDE ROOF RAIL LAMP.	1 1.927
SHOCK ABSORBER, FRONT.	7.345	SOCKET, INSTRUMENT CLUSTER LAMP.	9.765
SHOCK ABSORBER, REAR.	7.345	SOCKET, REAR QUARTER COURTESY LAMP.	1 1.927
SHOCK ABSORBER (SUPERLIFT), AUTOMATIC		SOCKET & WIRE, PARK & TURN SIGNAL	2.596
OR MANUAL FILL.	7.345	SOLENOID, FRONT SEAT ADJUSTER	
SHOE, AIR INJECTOR REACTOR PUMP.	3.665	TRANSMISSION.	1 1.556
SHOE, FRONT SEAT ADJUSTER.	11.561	SOLENOID, IDLE CONTROL	3.440
SHOE, STARTER MOTOR POLE.	2.077	SOLENOID, MAX-TRAC.	4.720
SHROUD, CONTROL LEVER.	4.010	SOLENOID, SEAT BACK LOCKS.	11.390
SHROUD GEAR SHIFT LEVER (REFER TO GRP.		SOLENOID, SPARK CONTROL	2.408
4.010).	6.518	SOLENOID, TRANSMISSION STATOR	
SHROUD, HORN BLOWING.	2.830	CONTROL	4.122
SHROUD, RADIATOR FAN.	1.277	SONOMATIC & STEREO).	9.650
SHROUD, TRANSMISSION CONTROL LEVER	4.010	SPACER, AIR CONDITIONING UNITS	
SHROUD, TRANSMISSION CONTROL LEVER	4.010	MOUNTING.	9.778
SILENCER, FOLDING TOP LINING.	13.347	SPACER, AIR CONDITIONING COMPRESSOR	9.171
SILENCER, POWER BRAKE	4.913	SPACER, ANTENNA MOUNTING.	9.622
SKI RACK & LUGGAGE ADJUSTER PARTS	12.815	SPACER, BACK WINDOW REVEAL MOLDING. 1 1.209	
SKI RACK & LUGGAGE CARRIER.	12.815	SPACER, BETWEEN CARBURETOR & AIR	
SKIRT, FRONT FENDER.	8.153	CLEANER.	3.407
SLEEVE, ACCELERATOR CONTROL LEVER		SPACER, COMPARTMENT LID NAME PLATE	12.183
STUD.	3.463	SPACER, COMPRESSOR CLUTCH PULLEY.	9.181
SLEEVE, ADAPTER SEAL RETAINING.	4.106	SPACER, DOOR LOCK STRIKER.	10.571
SLEEVE, ADAPTER SEAL RETAINING.	4.106	SPACER, DOOR WEDGE.	10.584
SLEEVE AND LEVER, VALVE OPERATING		SPACER, DOOR WINDOW.	10.716
CROSS.	4.270	SPACER, ENGINE BRACKET.	0.002
SLEEVE, CLOCK RESET.	9.772	SPACER, FOLDING TOP LIFT GUIDE.	14.475
SLEEVE, CONTROL LEVER SHAFT.	4.027	SPACER, FRONT BUMPER.	7.838
SLEEVE, DOOR HINGE.	10.464	SPACER, FRONT STABILIZER.	7.240
SLEEVE, GOVERNOR.	4.267	SPACER, HOT GAS BY-PASS VALVE.	9.198
SLEEVE, IGNITION LOCK (UNCODED).	2.188	SPACER, -LOW SUN GEAR NEEDLE THRUST	4.176
SLEEVE, INSTRUMENT PANEL TELL-TALE.	9.748	SPACER, OIL COOLER.	4.129
SLEEVE, LOWER STEERING SHAFT.	4.030	SPACER, OIL COOLER.	4.128
SLEEVE & PIPE, TRANSMISSION VENT.	4.104	SPACER, OIL COOLER.	4.128
SLEEVE, PROPELLER SHAFT.	5.442	SPACER, OIL PUMP COVER.	1.723
SLEEVE, RADIATOR OUTLET HOSE.	1.160	SPACER, RADIATOR FAN.	1.064
SLEEVE, (RUBBER) BUMPER JACK	8.820	SPACER, REACTOR GEAR.	4.161
SLEEVE, SEALED BEAM HEADLAMP.	2.584	SPACER, REAR AXLE BUMPER.	5.394
SLEEVE & SEAL, SPEEDO DRIVEN GEAR.	4.338	SPACER, REAR AXLE DRIVE PINION (REAR).	5.484
SLEEVE, SPEEDOMETER DRIVEN GEAR	4.338	SPACER, REAR AXLE PINION BEARING	
SLEEVE, SPEEDOMETER DRIVEN GEAR	4.338	(PRE-LOAD).	5.453
SLEEVE, SPEEDOMETER DRIVEN GEAR	4.338	SPACER, REAR DOOR SAFETY LOCK.	10.559
SLEEVE, SPEEDOMETER DRIVEN GEAR	4.338	SPACER, REAR FACE PLATE.	7.865
SLEEVE, THROTTLE OPERATING LEVER	3.454	SPACER, REAR QUARTER WINDOW REVEAL	
SLEEVE, TRANSMISSION CONTROL	4.032	MOLDING.	11.032
SLEEVE, TRANSMISSION INTERLOCK SHIFT	4.307	SPACER, SEAT BELTS AND SHOULDER	
SLEEVE, TRANSMISSION INTERLOCK SHIFT	4.307	STRAPS	14.875
SLEEVE, TRANSMISSION OUTPUT SHAFT	4.318	SPACER, SHOCK ABSORBER LOWER	
SLEEVE, TRANSMISSION PRESSURE		BRACKET.	7.347
REGULATOR.	4.216	SPACER, STEERING TIE ROD	6.243
SLEEVE, TRANSMISSION 1STGEAR.	4.419	SPACER, TAIL GATE HINGE ON BODY	12.184
SLEEVE, VALVE BODY.	4.265	SPACER, TAILGATE HINGE ON BODY.	12.195
SLEEVE, VALVE BODY.	4.218	SPACER, TAILGATE WINDOW GUIDE.	12.195
SLIDE, CONTROL RELEASE.	4.008	SPACER, TRANS. COUNTERSHAFT BEARING.	4.426
SLIDE, CONTROL RELEASE.	4.008	SPACER, TRANSMISSION COUNTERSHAFT	
SLIDE, TRANSMISSION SHIFT INDICATOR	4.020	GEAR BEARING.	4.423
SLINGER, CLUTCH GEAR BEARING.	4.374	SPACER, TRANSMISSION CONTROL SHAFT	4.032
SLINGER, CLUTCH GEAR BEARING OIL	4.374	SPACER, TRANSMISSION CONTROL LEVER	4.008
SLINGER, CRANKSHAFT OIL	0.648	SPACER, TRANSMISSION CONTROL LEVER	4.008
SLINGER, DELCOTRON DRIVE END GREASE	2.307	SPACER, TRANSMISSION CONTPOL LEVER	4.008
SLINGER, PROPELLER SHAFT CENTER		SPACER, TRANSMISSION CONTROL LEVER	4.008
BEARING	5.601	SPACER, TRANSMISSION MAIN SHAFT	4.397
SLINGER, TRANSMISSION MAIN DRIVE GEAR		SPACER, TRANSMISSION PRESSURE	
BEARING OIL.	4.374	REGULATOR.	4.216
SLIPPER, TRANSMISSION OIL PUMP.	4.224	SPACER, TRANSMISSION PRESSURE	
SNAP RING, DIRECT CLUTCH.	4.167	MODULATOR.	4.216
SNAP RING, INTERMEDIATE CLUTCH.	4.164	SPACER, WASHER, TRANSMISSION	
SNAP RING, U-JOINT YOKE.	5.586	COUNTERSHAFT GEAR BEARING.	4.423
SOCKET & BOOT, FRONT PARKING LAMP.	2.587	SPACER, WINDSHIELD GLASS	10.027
SOCKET, BRAKE SHOE ADJUSTING SCREW	5.111	SPACER, WINDSHIELD GLASS.	10.096
SOCKET & CABLE, INSTRUMENT PANEL		SPACER, WINDSHIELD WIPER	
COMPARTMENT.	10.275	TRANSMISSION.	10.160
SOCKET COMBINATION, STOP, TAIL &		SPACE, SEAT ADJUSTER TO FLOOR.	11.582
DIRECTIONAL SIGNAL LAMP.	2.596	SPARK PLUGS.	2.270
SOCKET, COMBINATION STOP, TAIL &			

SPEAKER, INSTRUMENT PANEL RADIO	9.650	SPRING, DOOR WINDOW REGULATOR	
SPEAKER, REAR SEAT SPEAKER	9.665	HANDLE	10.806
SPEEDOMETER	9.761	SPRING, DOOR WINDOW REGULATOR	
SPHERE, CENTERING	6.514	HANDLE	10.797
SPINNER, CAST ALUMINUM WHEEL COVER . .	5.871	SPRING, EVAPORATOR MOTOR	8.857
SPINNER, WHEEL COVER (GRP. CHANGED TO		SPRING, EXHAUST MANIFOLD THERMOSTAT .	3.640
5.871 EFF. 1-1-72).	5.858	SPRING, EXHAUST MANIFOLD VALVE STOP .	3.641
SPINNER, WHEEL COVER	5.871	SPRING, EXHAUST MANIFOLD HEAT TRAP . .	3.641
SPOILER, FRT. SPOILER	7.833	SPRING & EXPANDER, WHEEL CYLINDER	
SPOILER, REAR SPOILER	12.181	PISTON	4.669
SPOKE, WIRE WHEEL COVER	5.871	SPRING, FOLDING TOP LOCK HANDLE	14.080
SPRAG, CONVERTER SUN GEAR	4.125	SPRING, FOLDING 2ND SEAT	11.620
SPRAG, CONVERTER SUN GEAR	4.125	SPRING, FORWARD CLUTCH	4.183
SPRAG, FREE WHEEL	4.181	SPRING, FREE WHEEL	4.181
SPRAG, INTERMEDIATE CLUTCH	4.167	SPRING, FRONT CHASSIS	7.412
SPRAG, TRANSMISSION LOW CLUTCH	4.180	SPRING, FRONT DOOR HINGE	10.455
SPRING, ACCELERATOR PEDAL TENSION . . .	3.459	SPRING, FRONT DOOR REGULATOR HANDLE	
SPRING, AIR CLEANER & SILENCER	3.415	ESCUTCHEON	10.666
SPRING, AIR INJECTOR REACTOR PUMP . . .	3.665	SPRING, FRONT DOOR VENT HANDLE	10.665
SPRING AND CLIP, CARBURETOR FLOAT . . .	3.747	SPRING, FRONT DOOR VENTILATOR	10.660
SPRING AND CUP, BRAKE SHOE HOLD		SPRING, FRONT SEAT ADJUSTER	
DOWN	5.042	TRANSMISSION CLUTCH	11.556
SPRING, ASH TRAY	9.766	SPRING, FRONT SEAT ADJUSTER	11.581
SPRING, BRAKE ADJUSTER	5.107	SPRING, FRONT SERVO AND ACCUMULATOR	
SPRING, BRAKE PEDAL RETURN	4.639	PISTON	4.233
SPRING, BRAKE SHOE HOLD DOWN	5.043	SPRING, GAS TANK FILLER DOOR HINGE . . .	8.209
SPRING, BRAKE SHOE	5.026	SPRING, GENERATOR BRUSH	2.286
SPRING, BUMPER JACK RETAINER	8.820	SPRING, GOVERNOR	4.267
SPRING, CALIPER PISTON	4.669	SPRING, HEADLAMP BODY	2.736
SPRING, CARB. IDLE ADJUST.	3.823	SPRING, HEATER & A.C.	9.798
SPRING, CARBURETOR FAST IDLE CAM -		SPRING, HEATER & DEFROSTER	9.779
SCREW	3.767	SPRING, HOOD HINGE	8.013
SPRING, CARBURETOR FAST IDLE	3.766	SPRING, HOOD LATCH	8.083
SPRING, CARBURETOR METERING ROD		SPRING, HORN CONTROL	2.819
(ROCHESTER).	3.810	SPRING, INSTRUMENT PANEL	
SPRING, CARBURETOR METERING ROD		COMPARTMENT DOOR	10.268
(CARTER).	3.810	SPRING, INTERMEDIATE CLUTCH	
SPRING, CARBURETOR POWER PISTON		ACCUMULATOR PISTON	4.233
(ROCHESTER).	3.859	SPRING, INTERMEDIATE CLUTCH RETURN . .	4.164
SPRING, CARBURETOR PUMP DISCHARGE		SPRING, INTERMEDIATE SERVO PISTON (Grp.	
(ROCHESTER).	3.825	Changed to 4.233).	4.216
SPRING, CARBURETOR PUMP INLET	3.841	SPRING, INTERMEDIATE SERVO PISTON . . .	4.233
SPRING, CARBURETOR PUMP RETURN		SPRING, INTERMEDIATE TIE ROD AT PITMAN	
(ROCHESTER).	3.841	ARM	6.255
SPRING, CARBURETOR PUMP (CARTER). . . .	3.838	SPRING, LOW SERVO PISTON	4.233
SPRING, CARBURETOR THROTTLE	3.763	SPRING, LUBRICATION OIL PRESSURE	
SPRING, CARBURETOR THROTTLE		REGULATOR	4.216
ADJUSTING	3.761	SPRING, MASTER CYLINDER	4.655
SPRING, CARBURETOR THROTTLE	3.762	SPRING, OIL COOLER BY-PASS	4.216
SPRING, CARBURETOR VACUUM PISTON		SPRING, OIL FILTER BY-PASS	1.837
(CARTER).	3.859	SPRING, OIL PRESSURE REGULATOR	4.216
SPRING, CLUTCH	4.164	SPRING, OIL PUMP CONTROL	6.612
SPRING, CLUTCH	4.164	SPRING, OIL PUMP RELIEF VALVE	1.609
SPRING, CLUTCH PEDAL RETURN	0.844	SPRING, OIL PUMP RELIEF VALVE	1.609
SPRING, CLUTCH RELEASE	0.793	SPRING, OUTSIDE AIR	9.786
SPRING, CLUTCH SYNCHRONIZER	4.413	SPRING & PANEL, FRONT SEAT BACK	
SPRING, CLUTCH SYNCHRONIZER	4.413	CENTER ARM REST (REFER TO GROUP	
SPRING, COMPRESSOR CLUTCH	9.188	1 1.374).	10.240
SPRING, COMPRESSOR THROTTLING VALVE .	9.198	SPRING & PANEL, FRONT SEAT BACK	
SPRING, CONTROL LEVER PIVOT	4.008	CENTER ARMREST	1 1.374
SPRING, CONTROL LEVER SHAFT	4.027	SPRING, PARKING BRAKE IDLER LEVER	4.760
SPRING & DAMPER, VALVE	0.303	SPRING, PARKING BRAKE PAWL & TENSION .	4.295
SPRING, DELCOTRON	2.319	SPRING, PARKING BRAKE RELEASE	4.597
SPRING DETENT	4.027	SPRING, PARKING BRAKE STRUT TO BRAKE	
SPRING, DIRECT CLUTCH ACCUMULATOR		SHOE IN REAR BRAKE ASSEMBLY.	5.151
PISTON	4.233	SPRING, PARKING LOCK APPLY	4.295
SPRING, DIRECT CLUTCH	4.164	SPRING, PARKING LOCK PAWL	
SPRING, DIRECTIONAL SIGNAL SWITCH		DISENGAGING	4.295
ACTUATOR CANCELLING	2.896	SPRING, PARK LOCK PAWL DESENGAGING . .	4.295
SPRING, DIRECTIONAL SIGNAL ACTUATOR . .	2.897	SPRING, POWER BRAKE CYLINDER	
SPRING, DIRECTIONAL SIGNAL SWITCH		FLOATING CONTROL	4.935
DETENT	2.910	SPRING, POWER BRAKE CYLINDER	4.924
SPRING, DISTRIBUTOR AUTOMATIC		SPRING, POWER BRAKE CYLINDER POWER	
ADVANCE WEIGHT	2.389	PISTON	4.924
SPRING, DISTRIBUTOR BREAKER	2.385	SPRING, POWER BRAKE CYLINDER AIR	
SPRING, DOOR HANDLE PUSH BUTTON	10.529	VALVE	4.918
SPRING, DOOR INSIDE HANDLE RETAINING .	10.513	SPRING, REAR ACCUMULATOR	4.246
SPRING, DOOR LOCK	10.474	SPRING, REAR CHASSIS	7.503

SPRING, REAR COMPARTMENT LID LOCK CYLINDER	12.249	SPRING WASHER, FOLDING TOP.	14.162
SPRING, REAR DOOR (LOWER).	10.460	SPRING, WINDSHIELD WIPER ARM	10.147
SPRING, REAR FLOOR FILLER PANEL	12.977	SPRING, 1ST & 2ND ACCUMULATOR VALVE —PRIMARY.	4.246
SPRING, REAR PISTON.	4.246	SPRING, 3RD SEAT CUSHION.	11.610
SPRING, REAR QUARTER WINDOW REGULATOR.	11.044	SPROCKET, CAMSHAFT.	0.736
SPRING, REAR SEAT ASH TRAY.	12.050	SPROCKET, CRANKSHAFT.	0.728
SPRING, RELIEF VALVE.	4.216	STANDPIPE, FUEL	3.120
SPRING, REVERSE CLUTCH.	4.164	STATOR, CONVERTER	4.116
SPRING, SEALED BEAM UNIT.	2.737	STATOR, CONVERTER STATOR.	4.117
SPRING, SEAT BACK LOCKS.	11.390	STATOR, GENERATOR (DELCO TRON).	2.310
SPRING, SEAT BACK STOP.	11.381	STEEL BALL	8.899
SPRING, SHIFT LEVER POPPET.	4.311	STEERING GEAR ANTI, LOCK PARTS.	6.500
SPRING, SHIFT TUBE RETURN.	4.008	STEREOTAPE PLAYER.	9.670
SPRING, SIDE ROOF RAIL WEATHERSTRIP	10.721	STIFFNER, REAR QUARTER PANEL	12.940
SPRING, STARTER MOTOR BRUSH.	2.053	STOP, DOOR HANDLE PUSH BUTTON.	10.529
SPRING, STARTER MOTOR GEAR SHIFT	2.108	STOP, DOOR WINDOW.	10.716
SPRING, STARTER MOTOR GEAR SHIFT PLUNGER RETURN	2.108	STOP, EXHAUST MANIFOLD THERMOSTAT	3.640
SPRING, STEERING COLUMN SHAFT—UPPER	6.521	STOP, FOLDING TOP REAR RAIL	14.310
SPRING, STEERING GEAR OIL PUMP PRESSURE.	6.612	STOP, FRONT DOOR VENTILATOR.	10.660
SPRING, STEERING GEAR VALVE.	6.552	STOP, FRONT DOOR WINDOW.	10.685
SPRING, STEERING SHAFT.	6.521	STOP, INSTRUMENT PANEL COMPARTMENT DOOR.	10.268
SPRING, STEERING SHAFT UPPER BEARING	6.521	STOP, REAR DOOR WINDOW.	10.768
SPRING, STEERING TIE ROD.	6.242	STOP, REAR QUARTER WINDOW.	11.012
SPRING, STEERING TIE ROD.	6.876	STOP, TAIL GATE.	12.203
SPRING, STEERING WHEEL HORN BLOWING CONTACT.	2.820	STOP, VALVE BODY PRESSURE REGULATOR	4.273
SPRING, TAIL GATE LOCK.	12.249	STOP, VALVE DEFROSTER DOOR.	8.858
SPRING, TAILGATE WINDOW LIFT.	12.195	STOVE, CARBURETOR AIR HEAT.	3.417
SPRING, THROTTLE RETURN.	3.459	STRAINER, CARBURETOR FUEL INLET.	3.740
SPRING, TIMING CHAIN.	0.724	STRAINER, GAS GAUGE (TANK UNIT).	3.110
SPRING, TRANSMISSION CLUTCH.	4.164	STRAINER, TRANSMISSION OIL SUCTION	4.197
SPRING, TRANSMISSION CONTROL LEVER HOUSING.	4.008	STRAINER, TRANSMISSION OIL SUCTION	4.197
SPRING, TRANSMISSION CONTROL LEVER.	4.008	STRAP, BATTERY GROUND (NEGATIVE)	2.341
SPRING, TRANSMISSION CONTROL LEVER (CONSOLE SHIFT).	4.006	STRAP, BATTERY HOLD DOWN	2.335
SPRING, TRANSMISSION CONTROL LEVER.	4.008	STRAP, ENGINE GROUND.	2.341
SPRING, TRANSMISSION CONTROL LEVER.	4.008	STRAP, FRONT DOOR HINGE (LOWER).	10.454
SPRING, TRANSMISSION CONTROL LEVER.	4.008	STRAP, FRONT DOOR HINGE (UPPER).	10.450
SPRING, TRANSMISSION CONTROL LEVER.	4.008	STRAP, FRONT DOOR PULL	14.691
SPRING, TRANSMISSION CONTROL LEVER.	4.008	STRAP, GASOLINE TANK	3.022
SPRING, TRANSMISSION CONTROL SHAFT.	4.032	STRAP & LINK, REAR COMPARTMENT LID HINGE.	12.187
SPRING, TRANSMISSION CONTROL LEVER.	4.008	STRAP, LUGGAGE CARRIER.	12.815
SPRING, TRANSMISSION DETENT.	4.311	STRAP, RADIO SPEAKER.	9.650
SPRING, TRANSMISSION DETENT.	4.311	STRAP, REAR DOOR PULL	14.764
SPRING, TRANSMISSION DETENT.	4.293	STRAP, SEAT SHOULDER DELUXE—CHROME BUCKLES (INCLUDES ATTACHING PARTS).	14.875
SPRING, TRANSMISSION DETENT.	4.293	STRAP, SEAT SHOULDER, STANDARD— PAINTED BUCKLE (INCLUDES ATTACHING PARTS).	14.875
SPRING, TRANSMISSION EQUALIZER.	4.042	STRAP, TAILGATE HINGE.	12.187
SPRING, TRANSMISSION EQUALIZER.	4.042	STRAP, TAIL GATE OR BACK DOOR.	12.184
SPRING, TRANSMISSION EQUALIZER.	4.042	STRAP, WIRING HARNESS.	2.480
SPRING, TRANSMISSION FORWARD CLUTCH	4.164	STRAP, WIRING.	13.090T
SPRING, TRANSMISSION GEAR SHIFTER YOKE POPPET.	4.311	STRIKER, CONSOLE LID.	10.242
SPRING, TRANSMISSION MAIN DRIVE GEAR.	4.361	STRIKER, DOOR LOCK	10.569
SPRING, TRANSMISSION OIL COOLER BY-PASS.	4.216	STRIKER, FOLDING 2ND SEAT.	11.620
SPRING, TRANSMISSION OIL PUMP.	4.226	STRIKER, FOLDING 3RD SEAT.	11.620
SPRING, TRANSMISSION RANGE SELECTOR LEVER.	4.042	STRIKER, INSTRUMENT PANEL COMPARTMENT DOOR.	10.268
SPRING, TRANSMISSION SHIFTER INTERLOCK.	4.311	STRIKER, LIFT OR TAIL GATE OR BACK DOOR.	12.237
SPRING, TRANSMISSION SHIFTER.	4.311	STRIKER, REAR COMPARTMENT LID LOCK	12.237
SPRING, TRANSMISSION SHIFT LEVER POPPET.	4.311	STRIKER, SEAT BACK LOCKS.	11.390
SPRING, TRANSMISSION STATOR CONTROL.	4.122	STRIKER, TAIL GATE OR BACK DOOR.	12.184
SPRING, TRANSMISSION SYNCHRONIZER	4.413	STRIP, BODY LOCK PILLAR — UPPER CORNER.	11.015
SPRING, TRANSMISSION SYNCHRONIZING.	4.384	STRIP, BOTTOM DRAIN HOLE.	10.694
SPRING, TRANSMISSION SYNCHRONIZING DETENTION.	4.413	STRIP, COWL VENT GRILLE SEALING.	12.800
SPRING, VALVE BODY.	4.265	STRIP, FOLDING TOP BOW CENTER.	14.215
SPRING, VALVE BODY PRESSURE REGULATOR.	4.269	STRIP, FOLDING TOP BOW REAR.	14.170
SPRING, VALVE BODY.	4.218	STRIP, FRONT DOOR INNER GLASS RUN	10.710
SPRING, VALVE ROCKER ARM SHAFT.	0.376	STRIP, FRONT DOOR LOCK PILLAR SEALING.	10.694
SPRING, VALVE.	0.303	STRIP, FRONT DOOR WINDOW SEALING	10.652
		STRIP, REAR DOOR WINDOW GLASS RUN	10.774
		STRIP, REAR QUARTER LOWER SASH	

CHANNEL (GRP. CHANGED TO 1 1.007) . . . 1	1.031	SUPPORT, FRONT DOOR VENTILATOR	10.669
STRIP, REAR QUARTER WINDOW GLASS		SUPPORT, FRONT DOOR WINDOW GLASS	
RUN OUTER	11.015	RUN CHANNEL	10.690
STRIP, STEERING GEAR HORN GROUND	2.859	SUPPORT, FRONT FENDER	8.141
STRIP, STEERING GEAR HORN GROUND	6.525	SUPPORT, FRONT FENDER TIE	8.155
STRIP, TAIL GATE ACCESS	12.195	SUPPORT, FRONT LICENSE PLATE	7.800
STRIP, TAILGATE (OR BACK DOOR)	12.269	SUPPORT, FRONT SEAT ADJUSTER	1 1.556
STRIP, TAILGATE WINDOW OPENING AT		SUPPORT, FRONT SEAT ADJUSTER TRACK	1 1.573
BELT	12.180	SUPPORT, FRONT SEAT ADJUSTER MOTOR	1 1.556
STRIP, WINDSHIELD GARNISH MOLDING	10.051	SUPPORT, FRONT SEAT BACK PANEL	1 1.368
STRUT KIT, PARKING BRAKE	5.149	SUPPORT, FRONT SEAT BACK LIGHTER	
STRUT, LOW BAND ANCHOR	4.251	ESCUTCHEON	11.373
STRUT, LOW BRAKE BAND	4.252	SUPPORT, FRONT SEAT BOTTOM SWITCH	1 1.558
STRUT, LOW BRAKE BAND	4.252	SUPPORT, FRONT SEAT CENTER ARM REST	1 1.374
STRUT, LOW & REVERSE BRAKE BAND	4.253	SUPPORT, FRONT STABILIZER	7.242
STRUT, PARKING BRAKE	5.150	SUPPORT, FUEL TANK	3.015
STUD, ACCELERATOR PEDAL	3.452	SUPPORT, HEADLAMP HOUSING	2.726
STUD, AIR CLEANER HOLD DOWN	3.403	SUPPORT, HEADLINING LISTING WIRE	12.954
STUD, CARBURETOR TO INTAKE MANIFOLD	3.275	SUPPORT, HEATER & A.C.	9.798
STUD, CARBURETOR TO INTAKE MANIFOLD	3.288	SUPPORT, HOOD LATCH	8.080
STUD, CLUTCH EQUALIZER	0.851	SUPPORT, INSTRUMENT PANEL	10.230
STUD, CLUTCH RELEASE FORK BALL	0.796	SUPPORT, LOW & REVERSE CLUTCH	4.162
STUD, CLUTCH TO HUB	1.050	SUPPORT, LUGGAGE COMPARTMENT COVER	12.977
STUD, CYLINDER HEAD	0.293	SUPPORT PACKAGE, PARK BRAKE RELEASE	
STUD, DIRECTIONAL SIGNAL SWITCH		HANDLE	4.606
ACTUATOR POST PIVOT	2.895	SUPPORT, PARKING BRAKE CABLE	4.785
STUD, DISTRIBUTOR	2.400	SUPPORT, PARK & TURN SIGNAL LAMP	2.587
STUD, EXHAUST PIPE TO EXHAUST		SUPPORT, PROPELLER SHAFT	5.598
MANIFOLD	3.613	SUPPORT, PROPELLER SHAFT (Grp. Changed	
STUD, FRONT DOOR VENTILATOR	10.670	to 5.598 Eff. 5-1-71)	5.441
STUD, FRONT & REAR WHEEL HUB	5.812	SUPPORT & RACE, TRANSMISSION	4.162
STUD, INTAKE & EXHAUST MANIFOLD	3.288	SUPPORT, RADIATOR	1.270
STUD, REAR DOOR WINDOW GUIDE	10.765	SUPPORT, RADIATOR GRILLE	1.267
STUD, STARTER MOTOR GEAR SHIFT LEVER	2.108	SUPPORT, RADIATOR INLET HOSE	1.159
STUD, STARTER MOTOR SOLENOID SWITCH		SUPPORT, RADIO	9 650
TERMINAL	2.102	SUPPORT, REAR BUMPER END PLATE	7.838
STUD, STEERING GEAR OIL PUMP	6.606	SUPPORT, REAR BUMPER	7.836
STUD, STEERING KNUCKLE LOWER		SUPPORT, REAR COMPARTMENT SHELF	
CONTROL ARM	6.169	DUCT	12.971
STUD, TRANSMISSION SHIFTER INTERLOCK	4.307	SUPPORT, REAR COMPARTMENT LID HINGE	12.184
STUD, VALVE PUSH ROD ADJUSTING BALL	0.429	SUPPORT, REAR DOOR WINDOW GUIDE	10.765
STUD, VALVE ROCKER ARM	0.429	SUPPORT, REAR FENDER GRAVEL	
STUD	8.981	DEFLECTOR	12.966
SUNSHADE, FRONT SKYLIGHT	10.205	SUPPORT, REAR QUARTER INNER PANEL	12.941
SUNSHADE (TRIMMED)	10.203	SUPPORT, REAR QUARTER WINDOW	1 1.040
SUPERLIFT REAR SHOCK ABSORBER		SUPPORT, REAR VIEW MIRROR (INSIDE)	10.187
PACKAGE (INCLUDES RIGHT & LEFT		SUPPORT, REAR WHEEL HOUSE OPENING	12.940
REAR SHOCK & INSTALLATION PARTS)	7.345	SUPPORT, RECEIVER AND DEHYDRATOR	9.195
SUPPORT, ACCELERATOR ROD	3.452	SUPPORT & SHAFT, TRANSMISSION	
SUPPORT AND BRACKET, TRANSMISSION		CONTROL	4.004
CONTROL UNIT	4.037	SUPPORT, SHIFT LEVER BRACKET TO	
SUPPORT AND HUB, CONVERTER	4.126	TRANSMISSION	4.030
SUPPORT, BACK WINDOW FRAME SIDE	11.209	SUPPORT, SHIFT LEVER BRACKET TO	
SUPPORT, BACK WINDOW REVEAL MOLDING	1 1.209	TRANSMISSION	4.030
SUPPORT, BATTERY	2.333	SUPPORT, SPARE TIRE ANCHOR	12.981
SUPPORT & BRACKET, TRANSMISSION		SUPPORT, STEREO TAPE PLAYER	9.670
CONTROL UNIT	4.004	SUPPORT, SUNSHADE	10.219
SUPPORT & BRACKET, TRANSMISSION		SUPPORT, TAIL GATE	12.203
CONTROL UNIT	4.004	SUPPORT, TAILGATE MOTOR ON	
SUPPORT & BUSHING, STEERING GEAR		WHEELHOUSE	12.944
CONNECTING ROD IDLER ARM	6.231	SUPPORT, TAILGATE WINDOW MOTOR	
SUPPORT, CARBURETOR MAIN WELL		MOUNTING	12.968
(ROCHESTER)	3.794	SUPPORT, TAILGATE WINDOW	12.180
SUPPORT, CLUTCH RELEASE BEARING	0.805	SUPPORT, TAIL LAMP	12.943
SUPPORT, COMPARTMENT SHELF FINISH		SUPPORT, TRANSMISSION	4.081
PANEL	12.971	SUPPORT, TRANSMISSION	4.081
SUPPORT, CONDENSER MOUNTING	9.192	SUPPORT, TRANSMISSION	4.081
SUPPORT, CONTROL LEVER SHAFT	4.010	SUPPORT, TRANSMISSION	4.081
SUPPORT, DELCOTRON MOUNTING	2.277	SUPPORT, TRANSMISSION	4.081
SUPPORT, DIFFERENTIAL BEARING	5.537	SUPPORT, TRANSMISSION	4 081
SUPPORT, DOME LAMP	12.953	SUPPORT, TRANSMISSION	4.081
SUPPORT, DOOR WINDOW	10.716	SUPPORT, VALVE BODY	4.265
SUPPORT, FAST IDLE ADJUSTMENT	3.481	SUPPORT, WINDSHIELD GLASS	10.027
SUPPORT, FOLDING TOP FRONT BOW	14.140	SUPPORT, 3RD SEAT CUSHION	12.977
SUPPORT, FOLDING 3RD SEAT	11.620	SWITCH, BACK BODY HEADER COURTESY	
SUPPORT, FREEZE PROTECTION AND		LAMP	1 1.935
EXPANSION VALVE	9.213	SWITCH, BACK-UP LAMP	2.698
SUPPORT, FRONT BUMPER	7.836	SWITCH, BLOWER (AIR CONDITIONING)	9.275

SWITCH & CABLE, TRANSMISSION CONTROL	4.057	SWITCH, WATER TEMPERATURE	1.150
SWITCH & CABLE, TRANSMISSION CONTROL	4.057	SWITCH, WINDSHIELD WIPER MOTOR	10.163
SWITCH, CARBURETOR STARTER VACUUM	3.541	SWIVEL, CLUTCH RELEASE ROD	0.787
SWITCH, CLUTCH START	4.054	SWIVEL, GRP. 0.793 CHANGED TO GRP.	
SWITCH, CLUTCH START	4.054	0.787 EFF. 1-1-72	0.793
SWITCH, CLUTCH START	4.054	SWIVEL, TRANSMISSION SHIFT ROD	4.037
SWITCH, CONV. TOP	14.483	SWIVEL, TRANSMISSION SHIFT ROD	4.037
SWITCH, COURTESY AND MAP LIGHT	2.773	SWIVEL, TRANSMISSION SHIFT ROD	4.037
SWITCH, COURTESY LAMP	2.776	SWIVEL, TRANSMISSION SHIFT ROD	4.037
SWITCH, CRUISE MASTER	3.883	SWIVEL, TRANSMISSION SHIFT ROD	4.037
SWITCH, CRUISE MASTER SWITCH	3.887	SWIVEL, TRANSMISSION SHIFT ROD	4.037
SWITCH, DIRECTIONAL SIGNAL	2.895	SYNCHRONIZER, TRANSMISSION	4.380
SWITCH, DOME & COURTESY LAMP	11.935		
SWITCH, DOOR JAMB	11.950		
SWITCH, ELECTRIC ANTENNA	9.598		
SWITCH, ELECTRIC DOOR LOCKS	10.485		
SWITCH, ENGAGEMENT (CRUISE MASTER)	3.885		
SWITCH, FRONT DOOR VENTILATOR	10.664		
SWITCH, FRONT SEAT ADJUSTER	11.558		
SWITCH, HEADLAMP DIMMER	2.459	TACHOMETER	9.750
SWITCH, HEADLAMP	2.485	TAILGATE (DOOR)	12.179
SWITCH, HEATER & A.C. BLOWER	8.852	TAILPIPE, EXHAUST SYSTEM	3.705
SWITCH, HEATER & A.C.	9.798	TALE AND FIGURE FACE PARTS	9.750
SWITCH, HEATER CONTROL	8.852	TANK, FUEL TANK VENT.	3.163
SWITCH, HEATER & WINDOW DEFOGGER	9.778	TANK, GASOLINE	3.001
SWITCH, HORN	2.819	TANK, HEATER & A.C.	9.798
SWITCH, HYDRAULIC CRUISE MASTER	3.885	TANK, POWER BRAKE VACUUM	4.902
SWITCH, IGNITION	2.188	TANK, VACUUM DOOR LOCKS	10.485
SWITCH, IGNITION WARNING BUZZER	2.195	TANK, VACUUM TRUNK RELEASE	12.243
SWITCH, INSTRUMENT PANEL		TEE, AIR INJECTOR REACTOR AIR	
COMPARTMENT LIGHT	10.275	DISTRIBUTOR	3.680
SWITCH KIT, COMPRESSOR SUPER HEAT		TEE, BRAKE LINE	4.686
(Grp. Changed to 9.172)	9.174	TEE, HEATER & A.C.	9.798
SWITCH, MAX-TRAC	4.710	TEE, POWER BRAKE VACUUM HOSE	4.740
SWITCH, NEUTRAL SAFETY AND BACK-UP		TEE, TUBE & PIPE FITTINGS	8.963
LAMP	4.054	TERMINAL BOARD	9.747
SWITCH, NEUTRAL SAFETY AND BACK-UP		TERMINAL BOARD, TAIL GATE WIPER	
LAMP	4.054	MOTOR	11.256
SWITCH, NEUTRAL SAFETY AND BACK-UP		TERMINAL PACKAGE, DELCOTRON	2.313
LAMP	4.054	TERMINAL SENSOR, AIR CLEANER	3.415
SWITCH, NEUTRAL SAFETY & BACK-UP		TERMINAL, WIRING HARNESS	2.530
LAMP	4.054	THEFT, LOCK PARTS	6.500
SWITCH, NEUTRAL SAFETY & BACK-UP	4.054	THERMOSTAT, EXHAUST MANIFOLD VALVE	3.640
SWITCH, NEUTRAL SAFETY & BACK-UP		THERMOSTAT, RADIATOR	1.246
LAMP	4.054	THERMO, TEMPERATURE	1.148
SWITCH, OIL PRESSURE	1.800	TIE ROD END	6.233
SWITCH, PARKING BRAKE WARNING LIGHT	4.589	TILT TYPE STEERING WHEEL PARTS	
SWITCH, POWER TAIL GATE	12.249	(ALPHABETICALLY)	6.514
SWITCH, REAR DEFROSTER	9.778	TISSUE DISPENSER	8.891
SWITCH, REAR DOOR WINDOW	10.791	TO MODEL YEAR 1967 (REFER TO CHARTS	
SWITCH, REAR QUARTER ELECTRIC		FOLLOWING GRP. 3.725)	3.725
WINDOW	11.041	TORQUE ROD, REAR COMPARTMENT LID	12.187
SWITCH, REVERBERATOR	9.665	TORQUE ROD, TAIL GATE OR BACK DOOR	12.187
SWITCH, SEAT BELT WARNING SYSTEM	14.875	TRAFFIC HAZARD FLASHER PARTS	2.575
SWITCH, SPARK CONTROL	2.408	TRAILER HITCH (LESS BALL)	7.068
SWITCH, SPOTLAMP	9.773	TRANSDUCER, AUTO. TEMP. CONTROL	
SWITCH, STARTER MOTOR SOLENOID	2.100	PROGRAMMER	9.270
SWITCH, STOP LIGHT	2.447	TRANSDUCER, CRUISE MASTER	3.885
SWITCH, SUN ROOF OPERATING	14.565	TRANSFER, DOORS—REAR QUARTER-	
SWITCH, TAILGATE LOCK RELEASE	12.195	TAILGATE	10.354
SWITCH, TAIL GATE WINDOW JAMB	12.195	TRANSFER, FRONT FENDER	8.147
SWITCH, TAILGATE WINDOW CONTROL (ON		TRANSFER, GAS TANK FILLER DOOR	12.945
DASH)	12.249	TRANSFER TAPE DECAL, FRONT DOOR	12.1 12
SWITCH, TAILGATE WIPER	11.253	TRANSFER TAPE, REAR QUARTER	12.1 16B
SWITCH, THERMOSTATIC VACUUM		TRANSFER, WOOD GRAIN	8.132
(DISTRIBUTOR, ADVANCE)	2.410	TRANSMISSION (COMPLETE)	4.003
SWITCH, THERMOSTATIC VACUUM		TRANSMISSION COMPLETE	4.003
(DISTRIBUTOR ADVANCE)	1.246	TRANSMISSION (COMPLETE)	4.003
SWITCH, TRANSMISSION CONTROL SPARK	4.075	TRANSMISSION, CONVENTIONAL TYPE	4.003
SWITCH, TRANSMISSION CONTROL SLOW		TRANSMISSION, FRONT SEAT ADJUSTER	11.556
IDLE	3.440	TRANSMISSION SHIFTER	4.309
SWITCH, TRANSMISSION CONTROL SPARK	4.075	TRANSMISSION, WINDSHIELD WIPER	10.159
SWITCH, TRANSMISSION CONTROL SPARK	4.075	TRAY, ASH TRAY	9.766
SWITCH, TRANSMISSION CONTROL SPARK	4.075	TRAY, ASH TRAY (REAR DOOR & REAR	
SWITCH, TRANSMISSION CONTROL SPARK	4.075	QUARTER ARMREST)	12.045
SWITCH, TRANSMISSION DOWNSHIFT	4.057	TRIGGER, CONTROL RELEASE	4.008
SWITCH, TRANSMISSION OIL PRESSURE	4.075	TRIGGER, CONTROL RELEASE	4.008
SWITCH & TUBING, CRUISE RELEASE	3.885	TRIM, BACK WINDOW LOWER CORNER	14.645

TRIM COVER, FRONT SEAT CUSHION COVER	14.880
TRIM, FOLDING TOP COMPARTMENT SIDE	
TRIM PANEL	15.108
TRIM, FOLDING TOP COMPARTMENT SIDE	
TRIM PANEL	15.100
TRIM, FRONT DOOR INSERT	14.685
TRIM, FRONT DOOR LOWER PAD & COVER	
ARMREST	14.686
TRIM, FRONT SEAT BACK COVER	14.800
TRIM (INSERT) FRONT DOOR TRIM	14.685
TRIM (INSERT) REAR DOOR UPPER TRIM PAD	14.760
TRIM (INSERT) REAR QUARTER TRIM PAD	15.100
TRIM PAD COVER, FRONT SEAT CENTER	
ARM REST	14.900
TRIM PAD, FRONT DOOR ARM REST	14.686
TRIM PAD, FRONT DOOR TRIM	14.685
TRIM PAD, REAR DOOR ARMREST	14.686
TRIM PAD, REAR DOOR TRIM	14.760
TRIM, REAR COMPARTMENT	15.222
TRIM, REAR DOOR ARM REST	14.762
TRIM, REAR DOOR LOWER PAD COVER	
A/REST	14.762
TRIM, REAR QUARTER ARMREST	15.108
TRIM, REAR QUARTER ARM REST	15.100
TRIM, REAR QUARTER, BELOW BELT	15.100
TRIM, REAR QUARTER—UPPER ABOVE BELT	15.100
TRIM, REAR QUARTER UPPER ABOVE BELT	14.645
TRIM, REAR SEAT CUSHION COVER	15.035
TRIM, ROOF PANEL COVERING	13.250
TRIM, SPARE TIRE COVER PANEL	15.100
TRIMSTICK, REAR BELT RAIL	12.946
TRIMSTICK, REAR QUARTER INNER PANEL	12.941
TRIM, WHEELHOUSE COVER PANEL	15.099
TRIM, 3RD SEAT WELL SIDE	15.311
TRIPLE TURBINE TRANSMISSION OUTPUT	
SHAFT PARTS	4.175
TRUNNION, THROTTLE OPERATING ROD	3.430
TRUNNION, TRANSMISSION CONTROL	4.047
TRUNNION, TRANSMISSION CONTROL	4.047
TRUNNION, TRANSMISSION CONTROL	4.047
TUBE, A.C. BLEED	9.220
TUBE, CALIPER	4.666
TUBE, COLUMN FILLER	6.518
TUBE, CRANKCASE VENT BREATHER	1.762
TUBE, CRUISE MASTER	3.880
TUBE, EVAPORATOR CASE DRAIN	9.211
TUBE, EVAPORATOR MOTOR COOLING	9.218
TUBE, HEATED AIR	3.602
TUBE, OIL FILLER	4.133
TUBE, SHIFT	4.025
TUBE, STEERING GEAR VALVE TO HEAD END	
OF CYLINDER	6.678
TUBE, STEERING TIE ROD ADJUSTER	6.232
TUBE, SUN ROOF	12.809
TUBE, TRANSMISSION CONTROL LEVER	
CABLE	4.008
TUBE, TRANSMISSION SHIFT (STEERING	
COLUMN)	4.025
TUBE, TRANSMISSION SHIFT	4.025
TUBE, TRANSMISSION SHIFT	4.025
TUBE, TRANSMISSION SHIFT	4.025
TUBE, WHEEL BRAKE CYLINDER	4.671
TUBE, WIPER SWITCH COVER	2.580
TUBING, AUTOMATIC LEVEL CONTROL	
SUPPLY	7.346
TUBING	8.964
TUBING, FUEL LINE (Refer to Grp. 8.964)	3.158
TUBING, HYDRAULIC BRAKE	4.685
TUBING, SUPERLIFT SHOCK ABSORBER	7.346
TURBINE & SHAFT. CONVERTER	4.126
TURN BUCKLE, STATOR CONTROL	
OPERATING	4.052
TURNBUCKLE, THROTTLE OPERATING ROD	3.430
TURN BUCKLE, THROTTLE VALVE CONTROL	4.052

U

UNIT, ELECTRIC THERMOSTAT GAUGE	1.150
UNIT, VACUUM TRUNK RELEASE	12.243
UNIVERSAL JOINT	5.548
UPPER	14.685

V

VACUUM CONTROL, DISTRIBUTOR	2.410
VACUUM HOSE HARNESS, AUTO. AIR LIFT	
SHOCKS	7.346
VACUUM HOSE, HEATER AND AIR	
CONDITIONING	9.798
VALANCE, REAR SEAT BACK	15.011
VALVE, AIR CONDITIONING	9.786
VALVE, AIR CONDITIONING CONTROL	9.270
VALVE, AIR DIVERTER	3.670
VALVE, AIR INJECTOR REACTOR	3.670
VALVE, AIR OUTLET (DASH & COWL)	9.789
VALVE, AUTOMATIC LEVEL CONTROL	7.345
VALVE, AUTOMATIC LEVEL CONTROL	
COMPRESSOR	7.460
VALVE, AUXILIARY VALVE (CRUISE MASTER)	4.265
VALVE, BODY LOCK PILLAR PRESSURE	
RELIEF	12.942
VALVE, BRAKE MASTER CYLINDER BLEEDER	4.650
VALVE, CARBURETOR CHOKE	3.751
VALVE, CARBURETOR IDLE VENT	
(ROCHESTER)	3.852
VALVE, CARBURETOR POWER VALVE	
(ROCHESTER)	3.858
VALVE, CARBURETOR THROTTLE (CARTER)	3.758
VALVE, COMPRESSOR BODY PRESSURE	
RELIEF	9.178
VALVE, COMPRESSOR HEAD	9.172
VALVE, COMPRESSOR SUCTION REED	9.172
VALVE, CRUISE RELEASE	3.883
VALVE, EVAPORATOR THERMOSTATIC	
EXPANSION	9.213
VALVE, EXHAUST GAS RECIRCULATION	3.670
VALVE, EXHAUST	0.297
VALVE, EXHAUST MANIFOLD HEAT	
CONTROL	3.640
VALVE, FRESH AIR INTAKE (COWL SIDE)	9.784
VALVE, GOVERNOR	4.267
VALVE, HEATER & A.C.	9.798
VALVE, HEATER AND A.C.	8.858
VALVE, HEATER WATER TEMPERATURE	
CONTROL	9.795
VALVE, HOT GAS BY-PASS	9.198
VALVE, INTAKE	0.296
VALVE, LIQUID VAPOR	3.130
VALVE, LUBRICATION OIL PRESSURE	
REGULATOR	4.216
VALVE, MASTER CYLINDER	4.657
VALVE, OIL COOLER BY-PASS	4.216
VALVE, OIL FILTER BY-PASS	1.837
VALVE, OIL PRESSURE REGULATOR	4.265
VALVE, OIL PRESSURE REGULATOR	4.216
VALVE, OIL PUMP RELIEF VALVE	1.609
VALVE, OIL PUMP STATOR (Grp. changed to	
4.122)	4.224
VALVE, OIL PUMP STATOR	4.122
VALVE, PACKAGE, OIL COOLER BY-PASS	4.21
VALVE, POSITIVE CRANKCASE VENTILATION	1.74
VALVE, POWER BRAKE AIR	4.91
VALVE, POWER BRAKE CYLINDER AIR	4.65
VALVE, POWER BRAKE CYLINDER FLOATING	
CONTROL	4.93
VALVE, POWER BRAKE VACUUM CHECK	4.95

VALVE, PRESSURE METERING	4.690	DRUM)	4.169
VALVE & SEAL, AIR	9.782	WASHER, GEAR THRUST	4.419
VALVE & SEAL, BLOWER	8.857	WASHER, GENERATOR ARMATURE DRIVE	
VALVE & SEAL, DIVERTER	9.786	END SHAFT	2.280
VALVE & SEAL, HEATER & DEFROSTER	9.779	WASHER, GENERATOR DRIVE END	2.307
VALVE, SELECT AIR CONDITIONING		WASHER, GENERATOR DRIVE END SPACER	2.307
CONTROL	9.280	WASHER, HARMONIC BALANCER	0.662
VALVE, STEERING GEAR OIL FLOW CONTROL	6.624	WASHER, HEATER & A.C.	9.798
VALVE, STEERING GEAR	6.550	WASHER, HIGH CLUTCH	4.166
VALVE, SUCTION THROTTLING	9.198	WASHER, HIGH CLUTCH	4.166
VALVE, THROTTLE BODY	3.729	WASHER, HOLD-DOWN BOLT	2.335
VALVE, TRANSMISSION COAST DOWN SHIFT		WASHER, IDLER ARM SUPPORT TO FRAME	6.897
TIMING	4.234	WASHER, MASTER CYLINDER	4.657
VALVE, TRANSMISSION DOWNSHIFT TIMING	4.265	WASHER & NEEDLE BEARING KIT	4.004
VALVE, TRANSMISSION MANUAL	4.275	WASHER, OUTPUT RING GEAR	4.176
VALVE, TRANSMISSION OIL PUMP	4.226	WASHER, PARKING BRAKE LEVER	5.158
VALVE, TRANSMISSION OIL COOLER		WASHER, PINION FLANGE	5.595
BY-PASS	4.216	WASHER, PLANET	4.176
VALVE, TRANSMISSION STATOR CONTROL	4.122	WASHER, PROPELLER SHAFT	5.443
VALVE, TRANSMISSION VALVE BODY	4.265	WASHER, REACTOR GEAR	4.161
VALVE, TRANSMISSION VALVE BODY	4.265	WASHER, REAR AXLE PINION BEARING	5.445
VALVE, VACUUM DOOR LOCKS	10.485	WASHER, REAR DOOR INNER LOCKING	10.556
VALVE, VACUUM MODULATOR	4.205	WASHER, REAR QUARTER MOLDING	12.118
VALVE, VACUUM MODULATOR	4.205	WASHER, REAR QUARTER WINDOW	
VALVE, VACUUM MOUDLATOR	4.205	REGULATOR HANDLE	11.044
VALVE, VALVE BODY PRESSURE REGULATOR	4.269	WASHER, REAR SPRING CLAMP (GRP.	
VALVE, VALVE BODY PRESSURE REGULATOR	4.273	CHANGED TO 7.518 EFF. 3-1-7 1)	7.531
VALVE, WHEEL BRAKE CYLINDER BLEEDER	4.666	WASHER, REAR SPRING CLAMP	7.518
VANE, AIR INJECTOR REACTOR PUMP	3.665	WASHER, REVERSE IDLER GEAR THRUST	
VENT., HOOD AIR INLET	8.054	(FRONT)	4.437
VENTILATOR, FRONT DOOR (LESS GLASS)	10.650	WASHER, REVERSE SUN GEAR	4.178
VENT, REAR AXLE HOUSING	5.387	WASHER, SELECTOR LEVER SHAFT OIL	4.313
VENTURI CLUSTER, CARBURETOR (CARTER)	3.786	WASHERS, FLAT	8.929
VENTURI CLUSTER, CARBURETOR		WASHER, SLAVE VALVE	9.279
(ROCHESTER)	3.786	WASHERS, LOCK	8.931
VISOR, HEADLAMP	2.770	WASHER, SPEEDOMETER	4.342
		WASHER, SPRING WAVE	8.928

W

WASHER, ANTENNA	9.618	WASHER, STABILIZER LINK & SHOCK	
WASHER, BACK DOOR WINDOW		ABSORBER	7.389
REGULATOR	12.242	WASHER, STARTER MOTOR	2.108
WASHER, BRAKE REACTION ROD	6.171	WASHER, STARTER MOTOR SOLENOID	
WASHER, CAMSHAFT SPROCKET TO		SWITCH COVER	2.102
CAMSHAFT	0.738	WASHER, STARTER MOTOR THRUST	2.063
WASHER, CARBURETOR THROTTLE		WASHER, STEERING GEAR TO FRAME	6.509
ADJUSTING	3.761	WASHER, STEERING KNUCKLE SPINDLE NUT	6.321
WASHER, CARRIER & OUTPUT SHAFT	4.176	WASHER, STEERING KNUCKLE	6.106
WASHER, CLUTCH EQUALIZER	0.854	WASHER, STEERING SHAFT	4.012
WASHER, CLUTCH PEDAL TO		WASHER, STEERING SHAFT	4.012
COUNTERSHAFT	0.846	WASHER, STEERING SHAFT UPPER	4.012
WASHER, COMPRESSOR CLUTCH	9.181	WASHER, STEERING SHAFT UPPER	4.012
WASHER, CONTROL SHAFT	4.027	WASHER, STEERING SHAFT	4.012
WASHER, COUNTER GEAR THRUST	4.423	WASHER, STEERING TIE ROD	6.243
WASHER, DIFFERENTIAL BEVEL SIDE GEAR		WASHERS, TOOTH LOCK	8.932
THRUST	5.543	WASHER, TACHOMETER HOSE CONNECTOR	7.397
WASHER, DIFFERENTIAL SIDE PINION		WASHER, THROTTLE LEVER TO SHAFT	4.278
SPHERICAL THRUST	5.542	WASHER, TRACK BAR	5.418
WASHER, DIRECTIONAL SIGNAL SWITCH		WASHER, TRANSMISSION COUNTER GEAR	
ACTUATOR POST PIVOT	2.895	BEARING	4.423
WASHER, DISTRIBUTOR & OIL PUMP GEAR	1.649	WASHER, TRANSMISSION COUNTERSHAFT	
WASHER, DISTRIBUTOR	2.374	THRUST (Grp. Changed to 4.423)	4.442
WASHER, DOOR LOCKING ROD	10.565	WASHER, TRANSMISSION CONTROL SHAFT	4.032
WASHER, DOOR WINDOW REGULATOR	10.797	WASHER, TRANSMISSION CONTROL	
WASHER, FREE WHEEL	4.181	HOUSING	4.012
WASHER, FRONT DOOR VENT AT		WASHER, TRANSMISSION CONTROL LEVER	4.008
REGULATOR SPINDLE	10.665	WASHER, TRANSMISSION CONTROL LEVER	
WASHER, FRONT DOOR VENTILATOR	10.660	HOUSING	4.012
WASHER, FRONT DOOR WINDOW GLASS		WASHER, TRANSMISSION CONTROL ROD	4.037
RUN CHANNEL	10.701	WASHER, TRANSMISSION CONTROL LEVER	
WASHER, FRONT DOOR WINDOW		HOUSING	4.012
REGULATOR SPINDLE	10.517	WASHER, TRANSMISSION CONTROL LEVER	
WASHER, FRONT TURBINE SHAFT THRUST		HOUSING	4.012
(BETWEEN COVER & FORWARD CLUTCH		WASHER, TRANSMISSION DIRECT CLUTCH	4.169
		WASHER, TRANSMISSION GEAR THRUST	4.419

WASHER, TRANSMISSION MAIN DRIVE GEAR BEARING.	4.376	PILLAR.	14.665
WASHER, TRANSMISSION MAIN DRIVE GEAR BEARING.	4.376	WINDLACE.	15.520
WASHER, TRANSMISSION MAIN DRIVE GEAR	4.361	WINDLACE, REAR BODY LOCK PILLAR.	14.790
WASHER, TRANSMISSION RANGE SELECTOR LEVER.	4.042	WING NUT, JACK HOLD-DOWN.	8.820
WASHER, TRANSMISSION RANGE SELECTOR LEVER.	4.042	WINGNUT, SPARE WHEEL CLAMPING.	7.633
WASHER, TRANSMISSION REVERSE IDLER GEAR THRUST.	4.437	WIRE, AIR CONDITIONING COLD CONTROL	9.798
WASHER, TRANSMISSION REVERSE IDLER GEAR THRUST.	4.437	WIRE, AIR FLOW CONTROL	9.798
WASHER, TRANSMISSION SECOND SPEED GEAR.	4.398	WIRE AND SOCKET, COURTESY LAMP.	2.776
WASHER, TRANSMISSION SELECTOR ROD.	4.037	WIRE, BRAKE WARNING LIGHT.	4.587
WASHER, TRANSMISSION SHIFTER YOKE	4.312	WIRE, DEFROSTER CONTROL	9.798
WASHER, TRANSMISSION SHIFT RODS	4.037	WIRE, DETENT VALVE CONTROL	4.275
WASHER, TRANSMISSION SHIFT ROD.	4.037	WIRE, DIRECTIONAL SIGNAL ACTUATOR	2.897
WASHER, TRANSMISSION SHIFT ROD.	4.008	WIRE, DIRECTIONAL SIGNAL SWITCH.	2.906
WASHER, TURBINE AND SUN GEAR.	4.127	WIRE, DISTRIBUTOR TO COIL.	2.171
WASHER, VALVE ROCKER ARM SHAFT	0.373	WIRE, EVAPORATOR MOTOR GROUND	9.215
WASHER, WAVE.	4.012	WIRE, FRONT SEAT ADJUSTER AUXILIARY LOCKING.	11.589
WASHER, WHEEL BRAKE HOSE & PIPE FITTING.	4.671	WIRE, GAS GAUGE TANK UNIT.	2.480
WASHER, WINDSHIELD WIPER TRANSMISSION.	10.160	WIRE, GAS GAUGE (TANK UNIT).	3.108
WEATHERSTRIP, CENTER PILLAR.	10.721	WIRE, HEADLINING LISTING SUPPORT.	12.955
WEATHERSTRIP, DRIP MOLDING ROOF (REAR SCALP).	12.075	WIRE, HEATER TEMPERATURE CONTROL.	9.798
WEATHERSTRIP, FOLDING TOP SIDE ROOF REAR RAIL	14.260	WIRE, HYDRAULIC BRAKE MASTER CYLINDER RESERVOIR.	4.651
WEATHERSTRIP, FOLDING TOP COMPARTMENT SIDE PANEL	13.352	WIRE, IGNITION FEED JUMPER.	13.090N
WEATHERSTRIP, FOLDING TOP SIDE ROOF RAIL	14.120	WIRE, RANCO TO BLOWER SWITCH (GRP. CHANGED TO 9.275 EFF. 3-1-71).	9.276
WEATHERSTRIP, FRONT DOOR.	10.694	WIRE, RANCO TO BLOWER SWITCH.	9.275
WEATHERSTRIP, FRONT DOOR HINGE PILLAR AND BODY LOCK PILLAR.	10.694	WIRE, REAR HEAT CONTROL	9.798
WEATHERSTRIP, FRONT DOOR VENT DIVISION CHANNEL	10.652	WIRE, REAR MIRROR MAP LAMP.	13.090P
WEATHERSTRIP, FRONT DOOR WINDOW OUTER GLASS RUN.	10.710	WIRE, SELECTOR VALVE CONTROL	9.798
WEATHERSTRIP, FRONT DOOR VENTILATOR	10.652	WIRE, SPARK PLUG.	2.240
WEATHERSTRIP, FRONT ROOF RAIL	14.060	WIRE & SWITCH, HEATER & DEFROSTER.	9.779
WEATHERSTRIP, REAR COMPARTMENT LID GUTTER.	12.269	WIRE, TRANSMISSION CONTROL DIAL	4.020
WEATHERSTRIP, REAR DOOR WINDOW FRAME.	10.764	WIRE, VENTILATOR CONTROL	9.798
WEATHERSTRIP, REAR DOOR AND BODY.	10.694	WIRE, WATER VALVE CONTROL	9.798
WEATHERSTRIP, REAR QUARTER WINDOW FRAME (FRONT—VERTICAL).	1.1015	WIRE WHEEL COVER.	5.858
WEATHERSTRIP, REAR QUARTER WINDOW GLASS RUN INNER.	1.1015	WIRING, AIR CONDITIONING WIRING.	9.281
WEATHERSTRIP, SIDE ROOF RAIL	10.721	WIRING, DELCOTRON—CABLE & HOOD, SEALITE.	2.480
WEATHERSTRIP, SIDE ROOF CENTER RAIL.	14.190	WIRING HARNESS, HEATER AND AIR CONDITIONING.	9.798
WEATHERSTRIP, Sun Roof.	12.810	WIRING, HEADLAMP.	2.750
WEATHERSTRIP, TAILGATE (OR BACK DOOR) WEATHERSTRIP, WINDSHIELD PILLAR.	12.269	WIRING, REAR COMPARTMENT LID LOCK	12.243
WEIGHT AND RETAINER, GOVERNOR.	4.267	WIRING, REAR SEAT SPEAKER.	9.656
WEIGHT AND RETAINER, GOVERNOR.	4.267	WRENCH, WHEEL AND JACK HANDLE.	8.821
WEIGHT, BRAKE DRUM BALANCE.	5.810		
WEIGHT, CONVERTER PUMP.	4.115		
WEIGHT, CONVERTER PUMP.	4.115		
WEIGHT, DISTRIBUTOR AUTOMATIC ADVANCE.	2.388		
WEIGHT, WHEEL BALANCE.	5.805		
WHEEL, CHROME.	5.803		
WHEEL; STEEL.	5.803		
WHEEL, STEERING.	6.513		
WHEEL, TRANSMISSION PARKING LOCK RATCHET.	4.290		
WICK, DISTRIBUTOR.	2.364		
WICK	8.927		
WINDLACE, BODY LOCK PILLAR.	14.735		
WINDLACE, CENTER PILLAR.	14.730		
WINDLACE, DOOR OPENING AND HINGE			

Y

YOKE, BRAKE HOSE.	4.681
YOKE, CLUTCH RELEASE.	0.795
YOKE, FRONT PROPELLER SHAFT LINK	5.555
YOKE, TRANSMISSION SHIFTER.	4.303
YOKE, TRANSMISSION SHIFTER.	4.303
YOKE, TRANSMISSION SHIFTER.	4.303
YOKE, TRANSMISSION 2ND & 3RD SHIFTER.	4.303

Z

ZIPPER, FOLDING TOP BACK CURTAIN.	13.392
---	--------

BUICK CHASSIS MAIN GROUP 0.000 SUB-GROUP SEQUENCE

Group 0.000		Page
0.010	Gasket Set, Engine	
0.027	Pad, Front Engine Mounting	
0.033	Crankcase, Cylinder (Includes Pistons, Rings & Pins)	
0.033	Engine (Basic)	
0.056	Bolt, Crankcase Bearing Caps	
0.093	Package, Bearing Clearance Checking Gauges	
0.094	Bearing Set Complete, Crankshaft Main	
0.096	Bearing, Crankshaft - Main	
0.101	Bearing, Crankshaft - Center	
0.106	Bearing, Crankshaft - Rear	
0.137	Seal-Packing, Crankshaft Bearing Oil Cap	
0.206	Cover, Timing Chain	
0.207	Gasket, Timing Chain Cover	
0.211	Shedder, Crankcase Oil	
0.269	Head, Cylinder	
0.283	Guide, Valve Stem	
0.289	Gasket, Cylinder Head	
0.293	Bolt, Cylinder Head	
0.296-0.297	Valve, Intake - Valve, Exhaust	
0.303	Spring, Valve	
0.333	Arm, Valve Rocker	
0.353	Shaft, Valve Rocker Arm	
0.354	Baffle, Valve Rocker Arm Oil	
0.376	Spring, Valve Rocker Arm Shaft	
0.386	Cover, Valve Rocker Arm	
0.423	Gasket, Valve Rocker Arm Cover	
0.426	Rod, Valve Push	
0.439	Cover, Valve Lifter	
0.443	Gasket, Valve Lifter Cover	
0.459	Lifter, Valve	
0.519	Camshaft	
0.539	Bearing, Camshaft - Front	
0.543	Bearing, Camshaft - Front Center	
0.546	Bearing, Camshaft - Center	
0.546	Bearing, Camshaft - Rear Center	

GROUP 0.000 CONTINUED

Group 0.000		Page
0.549	Bearing, Camshaft - Rear	
0.603	Rod, Connecting (Less Bearings)	
0.6)6	Bearing, Connecting Rod (Upper & Lower Half)	
0.623	Bolt & Nut, Connecting Rod	
0.629	Piston and Pin	
0.643	Rings, Piston (Production Type)	
0.643	Ring Sets, (Chrome) Special for Service	
0.646	Crankshaft	
0.649	Bearing, Clutch Pilot	
0.659	Balancer, Crankshaft Harmonic	
0.659	Pulley, Fan Driving	
0.666	Flywheel, Engine	
0.679-0.683	Housing, Flywheel	
0.724	Chain Damper, Timing	
0.728-0.736	Sprocket, Crankshaft - Sprocket, Camshaft	
0.787	Rod, Clutch Release	
0.795	Fork, Yoke, Clutch Release	
0.799	Bearing, Clutch Release	
• 0.830	Clutch Pedal	
0.833	Bearing - Bracket - Bumper, Clutch & Brake Pedal	
0.834	Rod, Clutch Pedal	
0.844	Spring, Clutch Pedal Return	
0.851	Ball - Seal - Stud, Clutch Equalizer	
0.852	Equalizer, Clutch Release	
0.854		
0.854		
0.858	Clutch, Complete	179
0.862	Bolt, Clutch Cover to Flywheel	180
0.863	Plate, Clutch Pressure	180
0.886	Plate, Clutch Driven	181

BUICK



P&A Product Information

BULLETIN

72-7

FILE UNDER PARTS GROUP 0

DATE: July 2, 1972

SUBJECT: Motor Mounts - Group 0.207 1377840
Group 0.207 1237584

Engine Motor Mount 1377840 for 1966 model 6000-8000 was recently replaced by 1237584 in error.

Part 1377840 is now re-instated for service. Order requirements from your normal shipping Parts Distribution Center.

Part 1237584 - retain in dealer stock for 1961-1962-1963 models 4400-4600-4700-4800; 1964 models 4600-4700-4800; 1965 models 60-80-9000; 1966 - 9000. (1237584 is now in process of replacing 1376874.)

Parts and Accessories

Specifications and Cataloguing

0.002 SPACER, ENGINE BRACKET

68-71 L-6 Eng. 3866234 2 10 SPACER

0.010 GASKET SET, ENGINE

68-69 350 Eng. 1394805 16.30 GASKET SET (.045") ..
 67-69 400-430 Eng. 1394702 19.05 GASKET SET ..
 68-71 250 Eng. 3970635 4.51 GASKET SET ..
 70-71 350 Eng. 1394899 14.10 GASKET SET, overhaul
 70-71 455 Eng. 1394897 14.60 GASKET SET ..
 72-73 350 Eng. 1394957 16.30 GASKET SET ..
 72-73 455 Eng. 1394955 18.65 GASKET SET ..

NOTE 1964-66-400-401-425 Eng. - Use the following parts for engine gasket set. 1-0289 Head Gskt. Set, 1-1394512 Timing Chain Cover Gasket Set, 2-1 193151 Seal, Rr. Brg., 2-1 193133 Packing Rr. 1-1 199739 Gasket Oil Pan, 1-1 193862 Gasket, 1-1368388 Gasket.

0.027 SHIELD, ENGINE MOUNT (GRP. CHANGED TO 0.029 EFF. 5-1-72)

0.027 MOUNT, ENGINE

53-56 All V-8. 1345389 LH 5.80 MOUNT
 59-60 All. 1192125 2 5.02 MOUNT
 61-63 40-41-4300 V-8 exc.
 1963-4067-4367. 1362078 2 5.40 MOUNT
 61-63 44-46-47-4800. 1376874 2 5.80 MOUNT
 62-63 V-6. 381334 RH 5.30 MOUNT
 62-63 V-6. 1354499 LH 5.30 MOUNT
 63 4067-4367 V-8. 1362078 2 5.40 MOUNT
 64 V-6 less A.C. 1364726 2 6.75 MOUNT
 64 V-6 A.C. 1369348 2 5.60 MOUNT
 64 4P-41-42-43-4400 V-8 . . . 1364726 2 6.75 MOUNT
 64 4^47-4800. 1376874 2 5.80 MOUNT
 65-67 V-6'. 1375488 RH 6.30 MOUNT
 65-67 V-6 less A.C. 1371313 LH 6.30 MOUNT
 65-67 V-6 A.C. 1369657 LH 6.45 MOUNT
 65-67 30-4000 (300-340 Eng.) . 1380965 2 8.00 MOUNT
 65-66 400 Eng. 1372540 2 6.00 MOUNT
 65-67 5000. 1380965 2 8.00 MOUNT
 65 60-80-9000. 1376874 2 5.80 MOUNT
 66 60-8000. 1377840 2 6.75 MOUNT
 65-66 9000. 1376874 2 5.80 MOUNT
 67 400 Eng. 1380064 RH 12.45 MOUNT
 67 400 Eng. 1231009 LH 14.30 MOUNT
 67 60-8000*. 1236965 2 10.25 MOUNT

NOTE* When using on 1967 models, it will be necessary to remove

67 9000. 1231008 RH 14.30 MOUNT
 67-68 9000. 1231009 LH 14.30 MOUNT
 68-70 350 Eng. 1237369 2 9.65 MOUNT
 68 L-6 Eng. 1384945 2 7.45 MOUNT
 68 400 Eng.-1st Type
 (White) Weld Nut on
 Side of Mount. 1385002 RH 13.10 MOUNT
 68 400 Eng.-2nd Type
 (Yellow) No Weld Nut
 on Side of Mount. 1236965 RH 10.25 MOUNT
 68 400 Eng. 1236965 LH 10.25 MOUNT
 68 60-80-9000. 1236965 RH 10.25 MOUNT
 68 60-8000. 1236965 LH 10.25 MOUNT
 69-70 5000. 1237369 2 9.65 MOUNT
 69-70 4600. 1236965 RH 10.25 MOUNT
 69-70 4600. 1387999 LH 14.45 MOUNT

NOTE. 1st type 2 mounting holes with weld nut 2nd type 4 mounting hole with weld nut.

69 60-8000 (1st Type). 1231008 RH 14.30 MOUNT
 69 60-8000 (2nd Type). 1236965 RH 10.25 MOUNT ..
 69 60-8000 (1st Type). 1231009 LH 14.30 MOUNT ..
 69 60-8000'(2nd Type) 1387999 LH 14.45 MOUNT ..
 69-70 9000. 1236965 RH 10.25 MOUNT ..
 69-70 9000. 1231009 LH 14.30 MOUNT ..
 70-71 L-6 Eng. 1237020 2 7.05 MOUNT ..
 70 60-8000 exc. Wagons 1234714 RH 13.95 MOUNT ..
 70 60-8000 exc. Wagons 1234715 LH 14.45 MOUNT ..
 70 6000 Wagons. 1234714 RH 13.95 MOUNT ..
 70 6000 Wagons. 1236965 LH 10.25 MOUNT ..
 71-73 All A (455 Eng.). 1236965 2 10.25 MOUNT ..
 71-72 All A (350 Eng.). 1237369 2 9.65 MOUNT ..
 71-73 All B-C-E (455 Eng.). 1237574 2 10.70 MOUNT ..
 71-72 All B (350 Eng.). 1238061 2 10.25 MOUNT, engine ..
 65-66 400 Eng. 1375721 2 10.00 ADAPTER, eng. mtr. pad

0.029 BRACKET, ENGINE MOUNTING

65-66	30-4000 (300-340 Eng.)	1369906	2	1.85	BRACKET.....
65-66	4000 G.S.	1372538	RH	3.69	BRACKET.....
65-66	4000 G.S.	1372539	LH	3.60	BRACKET.....
67	30-4000 less 400 Eng.	1381266	2	3.69	BRACKET.....
67	400 Eng.	1380116	RH	8.80	BRACKET.....
67	400 Eng.	1380117	LH	8.80	BRACKET.....
68-71	L-6 Eng.	3839621	RH	.72	BRACKET, mount to frame
68-71	L-6 Eng.	3839622	LH	.72	BRACKET, mount to frame
68-71	L-6 Eng.	3866250	RH	2.15	BRACKET, mount to engine
68-71	L-6 Eng.	3866249	LH	2.15	BRACKET, mount to engine
68-72	All A (350 Eng.)	1383506	2	3.59	BRACKET.....
68	400 Eng.-1st Type (Use with 1385002 Mount)	1380116	RH	8.80	
68	400 Eng.-2nd Type (Use with 1385582 Mount)	1385580	RH	8.95	BRACKET
69-72	All A (G.S.)	1385580	RH	8.95	BRACKET
69-72	All A (G.S.)	1385581	LH	8.95	BRACKET
68-70	L-6 Eng.	3972745	2	.36	BRACKET, mtg. stop
71-72	All B (350 Eng.)	1234864	2	3.54	BRACKET
71-72	All B-C-E (455 Eng.)	1236486	RH	5.40	BRACKET.....
71-72	All B-C-E (455 Eng.)	1236487	LH	5.40	BRACKET.....
71	L-6 Eng.	3997595	2	6.70	BRACKET, mtg. stop.....
61-63	40-41-4300 V-8	454945	2	.25	BOLT, pad to cyl. ck/case (R. & L) (hex. H.D. T V - 14 x 1 1/2")—(8.900).....
61-63	44-46-47-4800	454899	2	.15	BOLT, mount to brkt.—(8.900).....
65-67	30-40-5000	9419713	2	.30	BOLT, frt. eng. mtg. pad to eng. mtg. frame brkt.—(8.900).....
67	46-60-80-9000	399803	2	.36	BOLT, frt. eng. mtg. pad to eng. mtg. frame brt.—(6.509).....
68-71	L-6 Eng. ..	9423624	2	.30	BOLT, eng. mtg. to eng. brkt. (1/8" — 14 x 4)—(8.900)
68-71	350 Eng. .	9419713	2	.30	BOLT, frt. mtg. pad to frame brkt.—(8.900).....
68-72	All as req.	399803	2	.36	BOLT (1/8" — 14 x 4 1/16") mtg. pad to frame brkt — (6.509).....
69-71	5000 C.T.	1230476	LH	3.64	BOLT, frt. eng. mtg. pad to eng. (also used 0.683) ...

0.029 SHIELD, NGINE MOUNT

67	425	1381364	RH	.62	SHIELD
67	425	1381365	LH	.62	SHIELD
68-73		1381364	RH	.62	SHIELD

0.033 ENGINE (BASIC)

NOTE Basic engine includes - cylinder block, camshaft, pistons & rods, cam rod bearings, crankshaft & crankshaft bearings.

68-70	350 Eng. (2-Bbl.) Dom	1394885		445.90	ENGINE (basic).....
68-70	L-6 Eng.	325184		384.00	ENGINE (basic).....
68-69	350 Eng. (4 Bbl.) Dom.	1394431		445.90	ENGINE (basic).....
68-71	350 Eng. (Exp.)	1394884		422.30	ENGINE (basic).....
68-69	400 Eng.	1394434		451.00	ENGINE (basic).....
69	All (Stage 1).	1394501		451.00	ENGINE (basic).....
67-69	430 Eng.	1394435		454.10	ENGINE (basic) when using on C.T. it will be necessary to replace crankshaft (also when using on 1st type 1967 model check pilot hole of cam sprocket per dimensions grp. 0.736).....
67-69	430 Eng. (Exp.)	1394436	1	454.10	ENGINE (basic).....
70	350 Eng. (4 Bbl.) Low	1394885	1	445.90	ENGINE (basic).....
70	350 Eng. (4 Bbl.) High	1394431	1	445.90	ENGINE (basic).....
70	455 (Exp.)	1394549	1	558.65	ENGINE (basic) .
70	455 Eng. (Dom.) exc. Stage 1	1394850	1	558.65	ENGINE (basic) (repls. 1394548 3/72).....
70	455 Eng. (Stage 1)	1394850	1	558.65	ENGINE (basic) (also use 1-1383853 camshaft)
71	30-4000 (350 Eng.) Dom.	1394885	1	445.90	ENGINE (basic).....
71	5000 (350 Eng.) Dom.	1394883	1	445.90	ENGINE (basic).....
71	455 Eng. less Stage 1 & Stage 1	1394850	1	558.65	ENGINE (basic).....
71-73	455 Eng. (Stage 1)	1394851	1	558.65	ENGINE (basic).....
71	66-9000 G.S. (455 Eng.)	1394888	1	558.65	ENGINE (basic).....
72		1394987	1	445.90	ENGINE (basic) (domestic)
72-73	455 Eng. exc. B & E (G.S.) or Stage 1	1394989	1	558.65	ENGINE (basic) .
72	All B & E (455 Eng. G.S.)	1394888	1	558.65	ENGINE (basic) .

0.033 CRANKCASE, CYLINDER (INCLUDES PISTON, RINGS & PINS & MAIN CRANKSHAFT BEARINGS)

61-63	40-4100 V-8 (2 Bbl.)	1389424	1	343.97	CRANKCASE.....
-------	----------------------	---------	---	--------	----------------

61-63	40-41-4300 V-8 (4 Bbl.) .	1389808	1	343.97	CRANKCASE
62	44-46-4800 exc. Exp. & Reg. Gas Opt.1396373		358.75	CRANKCASE
62-63	4400 Reg. Gas Eng. Opt.	1396374		358.75	CRANKCASE
62-66	401 Eng. (Exp.)1396374		358.75	CRANKCASE
63-66	400-401 Eng.	1396373		358.75	CRANKCASE
64-66	V-6	1394141		291.10	CRANKCASE
64-66	V-6 (Exp.)1396507		256.25	CRANKCASE
64-65	300 Eng. (2 Bbl.)1396700		333.15	CRANKCASE
64-65	300 Eng. (Exp.)1394142		333.15	CRANKCASE
64-65	300 Eng. (4 Bbl.) Less G.S.1396702		333.15	CRANKCASE
63-65	425 Eng.1396720		379.25	CRANKCASE
66	300 Eng.1396738		345.15	CRANKCASE
66	300 Eng. (Exp.)1396739		335.95	CRANKCASE
66	340 Eng. (2 Bbl.)1396740		369.50	CRANKCASE
66	340 Eng. (4 Bbl.)1396741		369.50	CRANKCASE
66	425 Eng.1396720		379.25	CRANKCASE
67	All V-6.1394141		291.10	CRANKCASE (also order 2-0.034-1384101 plug)
67	300 Eng.1394142		333.15	CRANKCASE (also order 2-0.034-1384101 plug)
67	340 Eng. (2 Bbl.)1396918		336.20	CRANKCASE
67	340 Eng. (4 Bbl.)1396919		336.20	CRANKCASE (also order 2-0.034-1384101 plug)
67	400 Eng.1396872		358.75	CRANKCASE
68-70	L-6 Eng.	325183		212.20	CRANKCASE

NOTE. For models not listed refer to Group 0.033 Engine (basic).

0.034 PLUG, CYLINDER CRANKCASE

34-53	All as req.1344355	AR	.15	PLUG, to plug main oil line (1/8")—(4.1 15)
50-53	All as req.1339424	AR	.36	PLUG (1", V dia.)
53-73	All as req.1343096	AR	.25	PLUG, cup type (V/ea" dia. x V _x " thick) also used 0.253
53-66	All as req.1343487	AR	.41	PLUG, cup type (2 1/4" dia.)
54-73	All as req.1343470	AR	.25	PLUG, cup type (3 1/4" dia. x 'A" thick)
57-73	All as req.9427468	AR	.25	PLUG (1 1/2" dia.)—(8.970)
53-66	All as req.1343546	AR	.25	PLUG, cup type (% dia. x 'A" thick)
64-69	All as req.444613	2	.10	PLUG, water drain (Vi"-27) (also used 4.226)— (8.971)
60-70	All as req.444788	AR	.20	PLUG, sq. socket drain (V ₂ "—14) CK/case (use in place of 444782—(8.971)
40-73	All as req.444782	AR	.10	PLUG, sq. socket (1/2) CK/case—(8.97 1)
61-73	All as req.9427467	AR	.25	PLUG (1 1/4" dia.) use when nec. in place of 9427468 to prevent leaks—(8.970)
62-73	All as req.444776		.15	PLUG, rr. of cyl. CK/case to plug lifter gallery oil holes W)—(8.971)
62-63	40-41-43001348730	AR	.30	PLUG, cup (2 1/31" O.D.)
65-66	400-401-425 Eng.1372941	AR	1.49	PLUG, cup type core hole (.060 O.S.)
67	225-300-340 Eng.1384101	2	.62	SCREW PLUG, timing chain cvr. hole in cyl. block (refer to BPPI 66-39)
67-73	All as req.3835577	2	.10	PLUG, frt. eng. of cyl. CK/case at oil gallery cup (1 %4" x %/n
67-73	400-430-455 Eng.1374295	4	.25	PLUG, core holes in side of CK/case (cup type 2" O.D.)
67-73	400-430-455 Eng.1380425	AR	.30	PLUG, cyl. CK/case (cup type 2V ₁₆ " O.D.)
68-70	L-6 Eng.3788418	3	.20	PLUG, cyl. head jacket hole (cup type 1 1/16" O.D.)
68	L-6 Eng.838538	3	.20	PLUG, water jacket-side
68-70	L-6 Eng.3789860	1	.20	PLUG, water jacket-rr. (cup type 2" O.D.)
68-72	All V-8.9427467	AR	.25	PLUG, core holes in side of CK/case (1 3/16" dia.)— (8.970)
70-73	All V-8.1344355	2	.15	PLUG, cyl. block water drain—(4.1 15)
70-71	350 Eng.444054	1	.82	ELBOW, pressure sender to cyl. block—(8.963)

0.056 BOLT, CRANKSHAFT BEARING CAPS

59-69	All as req.1234618	AR	.51	BOLT f/2"—13 x 3)
61-63	40-41-4300 V-8.1194065	10	.25	BOLT (y ₂ "—13 x 3/16")
67	400-430 Eng.1379245	10	.41	BOLT ('A"—13 x 3%)
67-69	400-430 Eng.1381704	10	.41	BOLT W—13 x 3 1/16",")
68-71	L-6 Eng.3872781	13	.25	BOLT (1/16"—14 x 3 1/16")
68-71	L-6 Eng.3852870	RH	.30	STUD (No. 6 loc.)
70-73	350 Eng.1234618	10	.51	BOLT ('A"—13 x 3)
70-73	455 Eng.1234619	10	.51	BOLT (1/8"—13 x 3%)

0.093 PACKAGE, BEARING CLEARANCE CHECKING GAUGES

49-72	All1390274	AR	5.15	PACKAGE, (for use when installing full precision CK/shaft rod bearing)
-------	---------------	----------	----	------	---

0.094 BEARING SET, (COMPLETE) CRANKSHAFT MAIN

57-58	All1388817	1	30.70	BEARING SET (std.)
59-61	46-47-48001396200	1	31.70	BEARING SET (std]

59-61	4400	1388817	1	30.70	BEARING SET (std.)
61-63	40-41-4300 V-8	5458463	1	22.20	BEARING SET (std.)
62-63	44-46-47-4800	1396200	1	31.70	BEARING SET (std.)
64-67	V-6	5468582	1	16.00	BEARING SET (std.)
64-66	V-6	1396498	1	19.90	BEARING SET (.001 U.S.)
64-67	V-6	5468584	1	16.70	BEARING SET (.002 U.S.)
64-67	300 Eng.	5468586	1	17.90	BEARING SET (std.)
64-66	300 Eng.	1396499	1	22.65	BEARING SET (.001 U.S.)
64-66	300 Eng.	1396501	1	22.10	BEARING SET (.002 U.S.)
64-67	300 Eng.	5468589	1	18.55	BEARING SET (.010 U.S.)
64-66	400-401-425 Eng.	1396200	1	31.70	BEARING SET (std.)
64-66	400-401-425 Eng.	1396436	1	19.95	BEARING SET (.001 U.S.)
64-66	400-401-425 Eng.	1396437	1	21.75	BEARING SET (.002 U.S.)
66-72	340-350 Eng.	5468574	1	21.75	BEARING SET (std.)
66-72	340-350 Eng.	5468575	1	22.40	BEARING SET (.001 U.S.)
66-72	340-350 Eng.	5468576	1	22.70	BEARING SET (.002 U.S.)
66-72	340-350 Eng.	5468577	1	22.60	BEARING SET (.010 U.S.)
67	V-6	5468583	1	16.10	BEARING SET (.001 U.S.)
67	300 Eng.	5468587	1	18.55	BEARING SET (.001 U.S.)
67	300 Eng.	5468588	1	18.25	BEARING SET (.002 U.S.)
67-72	400-430-455 Eng.	5468566	1	23.70	BEARING SET (std.)
67-72	400-430-455 Eng.	5468567	1	24.00	BEARING SET (.001 U.S.)
68-72	400-430-455 Eng.	5468568	1	24.30	BEARING SET (.002 U.S.)
69-72	400-430-455 Eng.	5468569	AR	24.30	BEARING SET (.010 U.S.)

0.095 CAP, CRANKSHAFT MAIN BEARING

69-71	L-6 Eng.	3829309	AR	3.79	CAP (also used 0.098-0.100-0.102).....
71	L-6	3928975	AR	4.56	CAP, ck/shaft main bearing (No. 7)—(0.105)

0.096 BEARING, CRANKSHAFT (MAIN)

59-63	44-46-47-4800	5458294	3	4.05	BEARING (std.) frt.-frt. ctr.-rr. ctr.....
59-63	44-46-47-4800	5458295	3	4.58	BEARING (.001 U.S.) frt.-frt. ctr.-rr. ctr.....
59-63	44-46-47-4800	5458296	3	4.43	BEARING (.002 U.S.) frt.-frt. ctr.-rr. ctr.....
61-63	40-41-4300 V-8	5458455	4	3.49	BEARING (upr. & lwr. half std.) frt.- frt. ctr.-rr. ctr.-rr. .
61-63	40-41-4300 V-8	5458501	4	3.38	BEARING (upr. & lwr. half-.010 U.S.) frt.-frt. ctr.-rr. ctr.-rr.
62-63	V-6	5458455	3	3.49	BEARING (upr. & lwr. half-std.) frt.-rr. ctr.-rr.
62-63	V-6	5458501	3	3.38	BEARING (upr. & lwr. half-.010 U.S.) frt.-rr. ctr.-rr.
64-67	V-6	5452294	3	3.49	BEARING (std.) frt.-rr. ctr.....
64-66	V-6	5466031	3	3.98	BEARING (.001 U.S.) frt.-rr. ctr.....
64-66	V-6	5466034	3	3.77	BEARING (.002 U.S.) frt.-rr. ctr.....
64-66	300 Eng.	5466031	3	3.98	BEARING (.001 U.S.) upr. & lwr. half (frt.-frt. ctr.-rr. ctr.).....
64-66	300 Eng.	5466034	3	3.77	BEARING (.002 U.S.) upr. & lwr. half (frt.-frt. ctr.-rr.ctr.).....
64-67	300 Eng.	5452294	3	3.49	BEARING (std.) frt.-frt. ctr.-rr. ctr.....
64-66	400-401-425 Eng.	5458294	3	4.05	BEARING (std.) frt.-frt. ctr.-rr. ctr.....
64-66	400-401-425 Eng.	5458295	3	4.58	BEARING (.001 U.S.) frt.-frt. ctr. rr. ctr.....
64-66	400-401-425 Eng.	5458296	3	4.43	BEARING (.002 U.S.) frt.-frt. ctr. rr. ctr.....
66-73	340-350 Eng.	5466515	3«r-	4.46	BEARING frt.-frt. ctr.-rr. ctr.....
66-73	340-350 Eng.	5466519	3	4.77	BEARING frt.-frt. ctr.-rr. ctr. (.001 U.S.).....
66-73	340-350 Eng.	5466523	3	4.97	BEARING frt.-frt. ctr.-rr. ctr. (.002 U.S.).....
67-73	400-430-455 Eng.	5457119	3	4.41	BEARING (std.) frt.-frt.-ctr. rr. ctr.....
67-73	400-430-455 Eng.	5457127	3	4.61	BEARING (.001 U.S.) frt.-frt. ctr.-rr. ctr.....
66-67	340 Eng.	5466527	3	4.90	BEARING frt.-frt. ctr.-rr. ctr. (.010 U.S.).....
67	225 Eng.	5452296	2	3.35	BEARING frt.-rr. ctr. (.001 U.S.).....
67	225 Eng.	5452298	2	3.53	BEARING frt.-rr.-rr. ctr. (.002 U.S.).....
67	300 Eng.	5452296	3	3.35	BEARING, frt.-frt. ctr.-rr. ctr. (.001 U.S.).....
67	300 Eng.	5452298	3	3.53	BEARING, frt.-frt. ctr.-rr. ctr. (.002 U.S.).....
67-73	400-430-455 Eng.	5457131	3	4.82	BEARING (.002 U.S.) frt.-front ctr.-rr. ctr.....
68-71	L-6 Eng.	3792553	3	3.43	BEARING, frt-upr. lwr halves (std.) also used 0.099-0.101-0.103.....
68-71	L-6 Eng.	3792554	3	4.05	BEARING, frt. upr & lwr halves (.001 U.S.) also used 0.999-0.101-0.103.....
68-71	L-6 Eng.	3792555	3	4.05	BEARING, frt. upr. & lwr halves (.002 U.S.) also used 0.099-0.101-0.103.....
68-71	L-6 Eng.	3792556	3	4.05	BEARING, frt. upr. & lwr halves (.010 U.S.) also used 0.999-0.101-0.103.....
68-71	L-6 Eng.	3792557	3	4.05	BEARING, frt. upr. & lwr. halves (.020 U.S.) also used 0.099-0.100-0.103.....
69	350 Eng.	5466527	3	4.90	BEARING (.010 U.S.) frt.-frt. ctr.-rr. ctr.....
69	400-430 Eng.	5457141	3	4.70	BEARING (.010 U.S.) frt.-frt. ctr.-rr. ctr.....

0.098 CAP, CRANKSHAFT FRONT INTERMEDIATE BEARING

69-70	L-6 Eng.	3829309	AR	3.79	CAP (0.095).....
-------	----------	-------	---------	----	------	------------------

0.099 BEARING, CRANKSHAFT FRONT (INTERMEDIATE)

68-71	L-6 Eng.	3792553	2	3.43	BEARING, upr. & lwr. halves (std.)—(0.096).....
68-71	L-6 Eng.	3792554	2	4.05	BEARING, upr. & lwr. halves (.001 U.S.)—(0.096)
68-71	L-6 Eng.	3792555	2	4.05	BEARING, upr. & lwr. halves (.002 U.S.)—(0.096)
68-71	L-6 Eng.	3792556	2	4.05	BEARING, upr. & lwr. halves (.010 U.S.)—(0.096)
68-71	L-6 Eng.	3792557	2	4.05	BEARING, upr. & lwr. halves (.020 U.S.)—(0.096)

0.100 CAP, CRANKSHAFT CENTER BEARING

69-70	L-6 Eng.	3829309	AR	3.79	CAP, (0.095).....
-------	---------------	---------	----	------	-------------------

0.101 BEARING, CRANKSHAFT (CENTER)

NOTE: Crankshaft center bearings also listed group 0.096.

64-67	225-300 Eng.	5452295		6.05	BEARING (std.).....
64-67	225-300 Eng.	5452297		6.00	BEARING (.001 U.S.).....
64-67	225-300 Eng.	5452299		6.10	BEARING (.002 U.S.).....
64-67	225-300 Eng.	5452301		6.45	BEARING (.010 U.S.).....
64-66	400-401-425 Eng	5466057		6.45	BEARING (std.).....
64-66	400-401-425 Eng	5466058		6.10	BEARING (.001 U.S.).....
64-66	400-401-425 Eng	5466059		6.10	BEARING (.002 U.S.).....
66-73	340-350 Eng.	5466516		7.80	BEARING (std.).....
66-73	340-350 Eng.	5466520		7.70	BEARING (.001 U.S.).....
66-73	340-350 Eng.	5466524		7.52	BEARING (.002 U.S.).....
66-67	340 Eng.	5466528		7.90	BEARING (.010 U.S.).....
67-73	400-430-455 Eng	5457124		7.90	BEARING (std.).....
67-73	400-430-455 Eng	5457128		7.98	BEARING (.001 U.S.).....
67-73	400-430-455 Eng	5457132		8.12	BEARING (.002 U.S.).....
68-71	L-6 Eng.	3792553		3.43	BEARING, upr. & lwr. halves (std.)—(0.096).....
68-71	L-6 Eng.	3792554		4.05	BEARING, upr. & lwr. halves (.001 U.S.)—(0.096)
68-71	L-6 Eng.	3792555		4.05	BEARING, upr. & lwr. halves (.002 U.S.)—(0.096)
68-71	L-6 Eng.	3792556		4.05	BEARING, upr. & lwr. halves (.010 U.S.)—(0.096)
68-71	L-6 Eng.	3792557		4.05	BEARING, upr. & lwr. halves (.020 U.S.)—(0.096)
69	350 Eng	5466528		7.90	BEARING (.010 U.S.)
69	400-430 Eng	5457142	AR	8.12	BEARING (.010 U.S.)

0.102 CAP, CRANKSHAFT REAR INTERMEDIATE BEARING

69-70	L-6 Eng.	3829309	AR	3.79	CAP (0.095).....
-------	---------------	---------	----	------	------------------

0.103 BEARING, CRANKSHAFT REAR (INTERMEDIATE)

68-71	L-6 Eng.	3792553		3.43	BEARING, upr. & lwr. halves (std.)—(0.096).....
68-71	L-6 Eng.	3792554		4.05	BEARING, upr. & lwr. halves (.001 U.S.)—(0.096)
68-71	L-6 Eng.	3792555		4.05	BEARING, upr. & lwr. halves (.002 U.S.)—(0.096)
68-71	L-6 Eng.	3792556		4.05	BEARING, upr. & lwr. halves (.010 U.S.)—(0.096)
68-71	L-6 Eng.	3792557		4.05	BEARING, upr. & lwr. halves (.020 U.S.)—(0.096)

0.105 CAP, CRANKSHAFT REAR BEARING

68	L-6 Eng.	3791428	AR	4.00	CAP
69-70	L-6 Eng.	3928975	AR	4.56	CAP (also used 0.095)

0.106 BEARING, CRANKSHAFT (REAR)

59-61	46-47-4800.	5458810	1	3.84	BEARING (std.).....
59-61	46-47-4800.	5458811	1	4.36	BEARING (.001 U.S.).....
59-61	46-47-4800.	5458812	1	4.36	BEARING (.002 U.S.).....
59-61	46-47-4800.	5458813	1	4.36	BEARING (.003 U.S.).....
62-63	44-46-47-4800.	5458810	1	3.84	BEARING (std.).....
62-63	44-46-47-4800.	5458811	1	4.36	BEARING (.001 U.S.).....
62-63	44-46-47-4800.	5458812	1	4.36	BEARING (.002 U.S.).....
62-63	44-46-47-4800.	5458813	1	4.36	BEARING (.003 U.S.).....
64-67	225-300 Eng.	5468578	1	4.05	BEARING (std.).....
64-67	225-300 Eng.	5468579	1	4.15	BEARING (.001 U.S.).....
64-67	225-300 Eng.	5468580	1	4.41	BEARING (.002 U.S.).....
64-67	225-300 Eng.	5468581	1	4.61	BEARING (.010 U.S.).....
64-66	400-401-425 Eng.	5458810	1	3.84	BEARING (std.).....
64-66	400-401-425 Eng.	5458811	1	4.36	BEARING (.001 U.S.).....
64-66	400-401-425 Eng.	5458812	1	4.36	BEARING (.002 U.S.).....
64-66	400-401-425 Eng.	5458813	1	4.36	BEARING (.003 U.S.).....
66-73	340-350 Eng.	5468570	—1	4.46	BEARING (std.).....
66-73	340-350 Eng.	5468571	1	4.61	BEARING (.001 U.S.).....
66-73	340-350 Eng.	5468572	1	4.72	BEARING (.002 U.S.).....
66-69	340-350 Eng.	5468573	1	5.07	BEARING (.010 U.S.).....
67-73	400-430-455 Eng.	5468562	1	4.72	BEARING (std.).....
67-73	400-430-455 Eng.	5468563	1	4.97	BEARING (.001 U.S.).....
67-73	400-430-455 Eng.	5468564	1	5.20	BEARING (.002 U.S.).....
68-71	L-6 Eng.	3792558	1	4.56	BEARING, upr. & lwr. halves (std.).....
68-71	L-6 Eng.	3792559	1	4.97	BEARING, upr. & lwr. halves (.001 U.S.)
68-71	L-6 Eng.	3792560	1	4.97	BEARING, upr. & lwr. halves (.002 U.S.)
68-71	L-6 Eng.	3792561	1	4.97	BEARING, upr. & lwr. halves (.010 U.S.)
68-71	L-6 Eng.	3792562	1	4.97	BEARING, upr. & lwr. halves (.020 U.S.)
69	400-430 Eng.	5468565	1	5.15	BEARING (.010 U.S.).....

0.137 SEAL—PACKING, CRANKSHAFT BEARING CAP OIL

31-66	All1193151	2	.36	SEAL, rr. brg
67-73	225-300-340-350 Eng.1193151	2	.36	SEAL, rr. brg
68-71	L-6 Eng.3958001	2	1.08	SEAL, rr. oil
53-73	All exc. L-61379246	2	.41	PACKING, rr. main brg. oil seal

0.206 BUTTON, TIMING CHAIN CAMSHAFT THRUST

62-63	40-41-43001396311	1	.97	BUTTON, pkg.
64-65	V-61396311	1	.97	BUTTON, pkg.

0.206 COVER, TIMING CHAIN

57-61	All exc. 40-41-43001396911	1	24.70	COVER (incl. gasket)
61-63	40-41-43001396912	1	27.15	COVER (incl. gaskets)
62-63	44-46-47-48001396914	^1	27.15	COVER (incl. gaskets)
64-66	400-401-425 Eng.1396914	1	27.15	COVER (incl. gaskets)
64-67	225-300-340 Epg.1396917	1	33.25	COVER (incl. gaskets)
67-73	400-430-455 Eng.1396916	—1	37.70	COVER (incl. gaskets)
68	L-6 Eng.3998160	1	4.61	COVER (incl. gasket)
68-73	350 Eng.1396917	—1	33.25	COVER (incl. gaskets)
69-71	L-6 Eng.3996616	1	4.31	COVER
66	400-401-425 Eng.1377348	1	.41	BOLT cvr. to ck/case
53-66	All as req.1170801	2	.10	PIN, '1/16" x '1/16" (also used 0.253-0.349)
64-67	All as req.443767	2	.10	PIN, 'A" x '1/16"—(8.939)
71	L-6 Eng.3770309	2	.15	SCREW & WASHER, oil pan to frt. cvr.

0.207 GASKET, TIMING CHAIN COVER

56-63		1192739	1	1.03	GASKET
57-61		1394510	1	1.69	GASKET SET
61		1394511	1	.92	GASKET SET
61-63		1357706	1	.51	GASKET
62-63		1394512	1	1.74	GASKET SET
64-65		1362007	1	.51	GASKET
64-65		1394513	1	.91	GASKET SET
64-66		1394512	1	1.74	GASKET SET
64-66		1192739	1	1.03	GASKET
66	225-300-340 Eng. (1st Type)1362007	1	.51	GASKET (timing chain cvr. stamped 1358076)
66	225-300-340 Eng. (2nd Type)1385478	1	1.03	
67		1394514	1	1.54	GASKET SET
67	225-301	1385478	1	1.03	GASKET
67-72	400-431	1394515	1	1.38	GASKET SET
67-73	400-43(1238865	1	.82	GASKET
68-72	350 En<	1394514	1	1.54	GASKET SET
68-73	350 Em	1385478	1	1.03	GASKET

0.207 GASKET, CRANKCASE FRONT END COVER

68-71	L-6 Eng3923472	1	.30	GASKET
-------	---------	--------------	---	-----	--------

0.211 SHEDDER, CRANKCASE OIL (IN TIMING CHAIN COVER)

53-63	All exc. 1961-63 40-41-43-44001343029		.46	SHEDDER
61-63	40-41-42-43-44001193966		.46	SHEDDER
64-73	225-300-340-350 Eng.1193966		.46	SHEDDER
64-73	400-401-425-430-455 Eng.1343029		.46	SHEDDER

0.213 PACKING, CRANKCASE OIL SHEDDER (IN TIMING CHAIN COVER)

38-73	All1305044	1	.30	PACKING
-------	-----	--------------	---	-----	---------

0.213 SEAL, TIMING CHAIN COVER

68-71	L-6 Eng.3980267	1	1.79	SEAL, ck/shaft frt. oil
-------	----------	--------------	---	------	-------------------------

0.253 PLUG—PIN, CYLINDER HEAD

42-73	All663032	AR	.15	PLUG (1.224" x 'A")
53-73	All as req.1343096	AR	.25	PLUG, core supt. holes (V/U" dia. x' /i _s " thick)—(0.034)
55-56	All1343643	2	.15	PLUG, asm. in cyl. hd. to restrict flow of oil to rkr. arm shaft
61-64	40-41-42-43-4400 V-8444789	4	.41	PLUG, water jacket core hole drain—(8.97 1)
65	300 Eng.1374438	2	.30	PLUG, cyl. hd. core hole cup (for use when cyl. hd. 1374720 has been installed)
64-66	444788	1	.20	PLUG, %"—18—(8.971)
66	All A.I.R.1377317	AR	.25	PLUG, cyl. hd
67	225-300-340 Eng. less A.I.R.1377317	AR	.25	PLUG, cyl. hd
67	400-430 Eng. A.I.R.1237691	10	.15	PLUG, A.I.R. holes in cyl. hd.—(0.356)

\$3-66 All as req **1170801** AR .10
61-69 All as req **443767** 4 .10

PIN ('/«" x"/,,").
PIN, cyl. hd. to c/case **V,"** x 14"—(8.939)

0.269 HEAD, CYLINDER

59-60 All **1396789** 2 102.65
61-63 40-41-4300 V-8. **1193743** 2 95.25
61-63 44-46-47-4800. **1396789** 2 102.65
62-63 V-6. **1354391** 2 56.80
64 V-6. **1369427** 2 57.65
64 40-41-42-43-4400 V-8 .. **1394280** 2 102.80
64-66 400-401-425 Eng. **1396789** 2 102.65
65-67 V-6. **1396787** 2 62.55
65 300 Eng. **1374720** 2 69.75
66-67 300-340 Eng. **1396788** 2 69.75
67 400-430 Eng. less A.I.R. **1385649** 2 80.10
67 400-430 Eng. A.I.R. **1382984** 2 75.95
68-71 L-6 Eng. **6263037** 1 76.15
68-70 350 Eng. **1382720** 2 79.75

68 400-430 Eng. **1385649** 2 80.10
69 400-430 Eng. **1240144** 2 89.70
70 4600 Stage 1. **1234602** 2 82.55
70 455 Eng. exc. 4600
 Stage 1. **1231785** 2 79.20
71 350 V-8 Eng. **1237649** 2 75.85
71 455 Eng. exc. Stage 1 &
 6600-9000 G.S. Eng. **1237659** 2 81.40
71 455 Eng. (Stage 1) &
 6600-9000 G.S.-Eng. **T - 1237660** • 2 84.65
72 350 Eng. less A.I.R. **1238532** 2 75.85
72-73 350 Eng. w/A.I.R. **1238533** 2 75.85
72-73 455 Eng. (Riv. G.S. or
 Stage 1). **1238530** —2 84.65
72 455 Eng. (Std.). **1238529** 2 81.40

HEAD.
HEAD.
HEAD.
HEAD.
HEAD.
HEAD (rebuilt) (exchange item).
HEAD.
HEAD.
HEAD.
HEAD.
HEAD.
HEAD (Note - When using for 1970 the cyl. head
 gskt. will plug the oil hole found in the cyl. head).
HEAD.
HEAD (repls. 1231 108 3/72).
HEAD.

HEAD.

HEAD.

HEAD.

HEAD.

HEAD.

HEAD.

HEAD.

HEAD.

NOTE: Cylinder heads include valve stem guides only. Additional parts must be ordered separately.

0.283 GUIDE, VALVE STEM

54-63 All exc. 40-41-4300 V-8 **1362589** 16 .97
61-63 40-41-4300 V-8 **1164906** 16 .97
64 40-41-42-43-4400 V-8 .. **1368166** 16 .87
64-65 400-401-425 Eng. **1362589** 16 .97
66 400-401-425 Eng. **1362589** 8 .97
66 400-401-425 Eng. **1377868** 8 .97

GUIDE.
GUIDE (O.S.).
GUIDE.
GUIDE.
GUIDE.
GUIDE, exh.
GUIDE, int.

0.289 GASKET, CYLINDER HEAD

53 50-70 A.T. Less Exp. **1165307** 2 1.64
54-56 40-50-60-70 Less Exp. **1165307** 2 1.64
57-60 All. **1371338** 2 1.23
57-60 All. **1196917** 2 2.82
61-63 40-41-4300 V-8. **1190997** 2 2.31
61-63 40-41-4300 V-8. **1364993** 2 4.77
61-66 400-401 Eng. **1371338** 2 1.23
61-66 400-401 Eng. **1196917** 2 2.82
62-63 V-6. **1350280** 2 1.54
63-66 425 Eng. **1377869** 2 4.51
64-67 V-6. **1357869** 2 1.49
64-67 V-6. **1384256** 2 4.92
64-67 300-340 Eng. **1379757** 2 4.77
64 300 Eng. **1357871** 2 2.20
65-67 300-340 Eng. **1374869** 2 1.28
67 400-430 Eng. **1373719** 2 1.38
67-69 400-430-455 Eng. **1384094** 2 -4.77
68-71 L-6 Eng. **3901016** 1 3.18
68-69 350 Eng. **1231136** 2 1.23
68-69 350 Eng. **1385204** 2 —5.65
68-69 400 Eng. **1384313** 2 1.79
68-69 430 Eng. **1384411** 2 .i.38
70 350 Eng. **1235380** 2 2.87
70 455 Eng. **1237849** 2 3.79
70 455 Eng. Stage 1 (H.D.) **1236030** 2 3.90
71-73 350 Eng. **1235380** 2 2.87
71-72 455 Eng. exc. Stage 1 **1237849** 2 3.79
71-73 455 Eng. (Stage 1 or 2) **1236030** 2 3.90

GASKET (.015).
GASKET (.015).
GASKET (.015).
GASKET (.045).
GASKET.
GASKET (.045).
GASKET (.015).
GASKET (.045).
GASKET.
GASKET (.015).
GASKET (.020).
GASKET.
GASKET (.015).
GASKET (.020).
GASKET (.045) (with overhead oil holes)
GASKET.
GASKET.
GASKET (.045) (with overhead oil holes)
GASKET.
GASKET (.020).
GASKET.
GASKET.
GASKET.
GASKET (.020).
GASKET.
GASKET.
GASKET.
GASKET (less overhead oil holes).
GASKET (less overhead oil holes).
GASKET.

0.289 GASKET SET, CYLINDER HEAD OVERHAUL

NOTE For complete engine overhaul gasket sets refer to Grp. 0.010.
53-56 All V-8. **1392042** 1 6 80
57-60 All A.T. **1396343** 1 10.05

GASKET SET (.015).
GASKET SET (.045).

57-60	All A.T.	1396340	1	9.40	GASKET SET (.015)
61-62	40-41-4300 V-8	1396341	1	10.05	GASKET SET (.015)
61-63	40-41-4300 V-8 (1963-1st Type Less Tabs)	1396433	1	14.65	GASKET SET (.045)
61-63	40-41-4300 V-8 2nd Type With Keystone	1396559	1	14.65	GASKET SET (.045)
61-63	44-46-47-4800 (401 Eng.)	1396340	1	9.40	GASKET SET (.015)
61-63	44-46-47-4800 (401 Eng.)	1396343	1	10.05	GASKET SET (.045)
62-63	V-6	1396345	1	8.30	GASKET SET
63	40-4 1-4300 V-8 1st Type	1396341	1	10.05	GASKET SET (.015)
63	40-41-4300 V-8 2nd Type with Key Tabs	1396378	1	12.20	GASKET SET
63	46-4700 (425 Eng.)	1396344	1	9.00	GASKET SET (.015)
64-67	V-6	1396320	1	8.90	GASKET SET
64	40-41-42-43-4400 V-8	1396321	1	8.25	GASKET SET (.015)
64	46-47-4800 (401 Eng.)	1396605	1	7.05	GASKET SET
64	46-47-4800 (401 Eng.)	1396543	1	1 1.60	GASKET SET (.015)
64	425 Eng. (1-4 Bbl.)	1396602	1	8.30	GASKET SET (.045)
64	425 Eng. (2-4 Bbl. Carb.)	1396603	1	9.55	GASKET SET (.015)
65-66	300 Eng.	1396703	1	7.65	GASKET SET
65-66	400 Eng.	1396605	1	7.05	GASKET SET
65-66	400 Eng.	1396604	1	14.75	GASKET SET (.015)
65-66	401 Eng. (T.H. 400)	1396605	1	7.05	GASKET SET (.045)
65-66	401 Eng. (T.H. 400)	1396604	1	14.75	GASKET SET (.015)
65-66	425 Eng. C.T.	1396624	1	7.55	GASKET SET (.045)
65	425 Eng. (1-4 Bbl.) T.H. 400	1396602	1	8.30	GASKET SET
65	425 Eng. (2-4 Bbl.) T.H. 400	1396603	1	9.55	GASKET SET
66-67	340 Eng.	1396815	1	7.75	GASKET SET
66	425 Eng. (T.H. 400)	1396602	1	8.30	GASKET SET
67	300 Eng.	1396922	1	7.75	GASKET SET
67-69	400-430 Eng.	1394804	1	14.75	GASKET SET (.045 thick)
68-71	L-6 Eng.	3960191	1	8.80	GASKET SET
68-69	350 Eng.	1394196	1	8.55	GASKET SET (incl. steel hd. gsks.)
68-69	350 Eng.	1394802	1	13.70	GASKET SET (.045 thick)
68-69	400 Eng.	1394197	1	9.70	GASKET SET (incl. steel hd. gsks.)
68-69	430 Eng.	1394148	1	1 1.50	GASKET SET (incl. steel hd. gsks.)
70		1394541-	1	1 1.70	GASKET SET
70	350 Eng.	1394772.	1	10.55	GASKET SET
71	350 Eng.	139489.8	1	9.35	GASKET SET
71		1394896.-	1	12.10	GASKET SET
72	350 Eng.	1394956	1	1 1.75	GASKET SET
72		1394954	1	14.45	GASKET SET (intake mfd. & cyl. head)

0.293 BOLT—STUD, CYLINDER HEAD

53-66		1342899	AR	.46	BOLT (1/2"—14 x 2") hex. hd.
53-66		1342898	AR	.46	BOLT (1/2"—14 x 4 1/8") hex hd.
54-66	All as Req.	1191534	AR	.46	BOLT (1/2"—14 x 4 "A") 1/2"—20 x 1 V ₂ " stud on hd.
61-63	All as Req.	1359780	AR	.41	BOLT (1/2"—14 x 2 "A") hex hd.
61-67	All as Req.	1377540	AR	.82	BOLT (1/2"—14 x 2 1/2") 3/4"—24 x V ₂ " stud on hd.
61-73		9419652	AR	.46	BOLT (1/2"—14 x 2"A") hex. hd.—(8.900)
61-73		9422542	AR	.30	BOLT, hex. hd. (1/2"—14 x 3 1/2")—(8.900)
61-63		1196942	AR	.46	BOLT (1/2"—14 x 5) hex hd.
61-66		1196893	AR	.46	BOLT (1/2"—14 x 4 1/2") hex. washer hd.
63-66		1354035	AR	.46	BOLT (1/2"—14 x 4 1/2") hex. hd.
64		9419651	AR	.46	BOLT (1/2"—14 x 2 3/4") hex hd.—(8.900)
64-67	All as Req.	9419653	AR	.46	BOLT (1/2"—14 x 3 "A") hex. hd.—(8.900)
67-73		1378940	AR	.62	BOLT (1/2"—13 x 4)
67-73		1378939	AR	.51	BOLT (1/2"—13 x 2 3/4")
68-70	L-6 Eng.	3788417	AR	.36	BOLT (1/2" x 13 x 3 3/4")
73	All as Req.	443899	AR	.10	BOLT, eng. frt. cvr. to cyl. hd. (V ₂ "—18 x 1/2")
71	L-6 Eng.	3834490	1	.35	STUD, cyl. head
63-64	40-41-42-43-4400 V-8	150008	20	.10	WASHER (8.929)
65	30-40-5000	150008	20	.10	WASHER (8.929)

0.296 VALVE, INTAKE

31-42	60-70-80-90	1289906	8	2.26	VALVE
34-53	40-50 Straight 8 Eng.	1295704	8	2.41	VALVE
57-58	All	1167510	8	2.41	VALVE
59-63	All exc. 1961-1963-40-41-4300	1365232	8	3.08	VALVE
61-63	40-41-4300	1192802	AR	2.82	VALVE
62-63	All V-6	1353266	6	2.82	VALVE (.004 OS.)

64	All V-6	1362086	6	2.97	VALVE
64	40-41-42-43-4400 V-8	1362086	8	2.97	VALVE
64-66	400-401-425 Eng.	1365232	8	3.08	VALVE
65-67	V-6	1370109	6	2.92	VALVE
65-67	V-6	1371342	6	5.50	VALVE (.004 O.S.)
65-67	300-340 Eng.	1371343	8	5.50	VALVE (.004 O.S.)
65-67	300-340 Eng.	1370110	8	2.72	VALVE
66-67	V-6	1378309	6	5.65	VALVE (.010 O.S.)
66-67	300-340 Eng.	1378310	8	5.65	VALVE (.010 O.S.)
67	400-430 Eng.	1378504	8	5.60	VALVE (.010 O.S.)
68	L-6 Eng.	3989083	6	2.36	VALVE (std.)
68	L-6 Eng.	3995684	6	2.36	VALVE (.003 O.S.)
68	L-6 Eng.	3995685	6	2.36	VALVE (.015 O.S.)
68	L-6 Eng.	3995686	6	2.36	VALVE (.030 O.S.)
68-73	350 Eng.	1381657	8	2.77	VALVE
68-72	350 Eng.	1384614	8	5.60	VALVE (.010 O.S.)
67-69	400-430 Eng.	1385075	8	2.82	VALVE
68-72	400-430-455 Eng.	1385094	8	5.60	VALVE (.010 O.S.)
69-71	L-6 Eng.	3989088	6	2.36	VALVE
70	All (Stage 1)	1234604	8	12.55	VALVE
70	455 Eng. exc. Stage 1	1385075	8	2.82	VALVE
71-73	455 Eng. exc. Stage 1 & Riviera G.S.	1385075	8	2.82	VALVE
71-73	455 Eng. (Stage 1)	1237092	8	1 1.85	VALVE
71-73	Riviera (455 Eng. G.S.)	1237090	8	3.43	VALVE

0.297 VALVE, EXHAUST

54	All	1165558	8	3.84	VALVE
55-56	All	1167984	8	3.84	VALVE
57-58	All	1167484	8	3.84	VALVE
59-63	44-46-47-4800	1350852	8	4.41	VALVE
61-63	40-41-4300	1196963	AR	4.41	VALVE
62-63	All V-6	1353267	6	4.41	VALVE (.004 O.S.)
64	40-41-42-4300 V-6	1371915	6	4.25	VALVE (.004 O.S.)
64	225-300 Eng.	1362087	AR	4.15	VALVE
64-66	400-401-425 Eng.	1350852	8	4.41	VALVE
65-67	225-300-340 Eng.	1370108	AR	3.54	VALVE
65-67	225-300-340 Eng.	1371341	AR	5.80	VALVE (.004 O.S.)
66-67	225-300-340 Eng.	1378311	AR	5.65	VALVE (.010 O.S.)
67-68	400-430 Eng.	1385076	8	4.72	VALVE
67	400-430 Eng.	1378505	8	6.35	VALVE (.010 O.S.)
68-71	L-6 Eng.	3989084	6	2.92	VALVE (std.)
68-71	L-6 Eng.	6263774	6	2.92	VALVE (.003 O.S.) (replaced 3995602 eff. 1-72)
68-71	L-6 Eng.	3995603	6	2.92	VALVE (.015 O.S.)
68-71	L-6 Eng.	3995604	6	2.92	VALVE (.030 O.S.)
68-70	350 Eng.	1381658	8	3.95	VALVE
68-70	350 Eng.	1384615	8	5.60	VALVE (.010 O.S.)
69	400-430 Eng.	1231079	8	4.15	VALVE
68-70	400-430-455 Eng.	1231260	8	6.20	VALVE (.010 O.S.)
70	455 (Stage 1)	1234605	8	12.95	VALVE
70	455 Eng. exc. (Stage 1)	1231079	8	4.15	VALVE
71-73	350 V-8 Eng.	1237653	8	4.10	VALVE (std.)
71-72	350 V-8 Eng.	1237655	AR	4.10	VALVE (.010 O.S.)
71-73	455 Eng. (Stage 1)	1237093	8	12.20	VALVE
71-73	All E (455 Eng.-G.S.) & B H.P.	1237091	8	4.25	VALVE
71-73	455 Eng.	1237669	AR	4.25	VALVE (.010 O.S.)
71-73	455 Eng. exc. Stage 1	1237667	8	4.25	VALVE (std.)

0.303 SPRING, VALVE

48	70 A.T. after Eng. 5192693	1339191	16	.56	SPRING, inner
48-49	40-50	1339191	16	.56	SPRING, inner
49	50 C.T. after Eng. 5225237	1339191	16	.56	SPRING, inner
49	50-70 A.T.	1339191	16	.56	SPRING, inner
50-52	50-70	1339191	16	.56	SPRING, inner
50-53	40	1339191	16	.56	SPRING, inner
53-56	All V-8	1179086	16	.67	SPRING, inner
57-58	All	1179086	16	.67	SPRING, inner
53-58	All V-8	1352424	16	.82	SPRING, outer
61-63	40-41-4300	1349041	AR	.82	SPRING
59-63	44-46-47-4800	1179086	16	.67	SPRING, inner
59-63	44-46-47-4800	1352424	16	.82	SPRING, outer
64	40-41-42-43-4400	1349041	AR	.82	SPRING
64-66	400-401-425 Eng.	1179086	16	.67	SPRING, inner
64-66	400-401-425 Eng.	1352424	16	.82	SPRING, outer
65-67	225-300-340 Eng.	1369982	AR	.87	SPRING

67-69	400-430 Eng	1379908	16	1.08	SPRING
68-71	L-6 Eng	3864895	12	.92	SPRING
68-70	350 Eng	1384936	16	.87	SPRING
69-70	400-455 Eng. (Stage 1)	1383851	16	1.18	SPRING 8. DAMPER
70	455 Eng. exc. Stage 1	1379908	16	1.08	SPRING
71	350 V-8 Eng	1237656	8	.87	SPRING cV DAMPER
71	350 Eng	1238158	8	.87	SPRING, valve-intake
71-73	455 Eng. exc. Stage 1 & E (G.S.)	1237670	16	1.08	SPRING & DAMPER
71-73	455 Stage 1 Eng	1383851	16	1.18	SPRING & DAMPER
71-72	All E (G.S.) & B (H.P.)	1238382	16	1.33	SPRING & DAMPER
72-73	350 Eng	1238158	16	.87	SPRING, valve (intake & exhaust)
73	All E (G.S.)	1238302	16	.10	SPRING & DAMPER

0.308 SEAL—SHIELD. VALVE STEM

56-57	All	1180942	AR	.20	SEAL
59-65	All as req.	1372472	AR	.15	SEAL
68-71	L-6 Eng	3835333	12	.15	SEAL
68-73	All V-8	1382076	AR	.46	SEAL
65-67	300-340 eng.	1396851	1	7.65	SEAL kit, (contains 8 seals, 1 cap & instruction sheet)
64-66	400-401-425 eng.	1396849	1	7.65	SEAL kit, int. valve guide (contains 8 seals, 1 cap, instruction sheet)
67	400-430 Eng	1396858	2	7.65	SEAL, kit, int. & exh. (contains 8 seals, 1 cap & instruction sheet)
68-71	L-6 eng.	3836755	12	.15	SHIELD

0.309 CAP, VALVE SPRING

57-63	All exc. 40-41-4300	1362641	16	.30	CAP
61-63	40-41-4300	1192816	AR	.51	CAP
64-67	225-300-340 Eng	1192816	AR	.51	CAP
64-66	400-401-425 Eng	1362641	16	.30	CAP
67	400-430 Eng	1362510	16	.30	CAP
68-71	L-6 Eng	3729363	12	.20	CAP
68-73	All V-8	1362510	16	.30	CAP

0.310 KEY, VALVE SPRING CAP

61-63	40-41-4300	1192817	AR	.10	KEY
36-63	All exc. 40-41-4300	1373184	32	.10	KEY
64-67	225-300-340 eng.	1192817	AR	.10	KEY
64	46-47-4800	1195266	32	.15	KEY
65	400-401-425 eng.	1373184	32	.10	KEY
66-67	400-401-425-430 eng.	1195266	32	.15	KEY
68-71	L-6 eng.	838029	24	.10	KEY
68-73	All V-8	1195266	32	.15	KEY

0.333 ARM, VALVE ROCKER

53-58	All V-8	1169375	8	2.46	ARM, 4 (R.) rr. & 4 (L.) frt.
53-58	All V-8	1169374		2.46	ARM, 4 (R.) frt. & 4 (L.) rr.
57-58	All high pwr. equip.	1175508		4.61	ARM, 4 (R.) frt. & 4 (L.) rr.
59-63	All exc. 40-41-4300	1187800		2.97	ARM: 4 (R.) frt. & 4 (L.) rr.
59-63	All exc. 40-41-4300	1187801		2.97	ARM 4 (R.) rr. & 4 (L.) frt.
61-63	40-41-4300 V-8	1194142		2.46	ARM int. 1-3-6-8) (exh. 2-4-5-7)
61-63	40-41-4300 V-8	1194143		2.46	ARM (exh 1-3-6-8) (int. 2-4-5-7)
62-67	V-6	1194143	AR	2.46	ARM (exh 1-3-4-6) (int. 2-5)
62-67	V-6	1194142	AR	2.46	ARM (int. 1-3-4-6) (exh. 2-5)
64-67	300-340 Eng	1194142	8	2.46	ARM (int. 1-3-6-8) (exh. 2-4-5-7)
64-67	300-340 Eng	1194143	8	2.46	ARM (exh 1-3-6-8) (int. 2-4-5-7)
64-66	400-401-425 Eng	1187800	8	2.97	ARM, 4 (R.) frt. & 4 (L.) rr.
64-66	400-401-425 Eng	1187801		2.97	ARM, 4 (R.) rr. & 4 (L.) frt.
67	400-430 Eng	1381214		1.54	ARM (int. 1-3-6-8) (exh. 2-4-5-7)
67	400-430 Eng	1381215	8	1.54	ARM (int. 2-4-5-7) (exh. 1-3-6-8)
68-71	L-6 Eng	5723551	12	1.74	ARM, includes nut & ball
68-69	350-400-430 Eng	1382004	8	1.54	ARM (int. 1-4-5-8) (exh. 2-3-6-7)
68-69	350-400-430 Eng	1382005	8	1.54	ARM (int. 2-3-6-7) (exh. 1-4-5-8)
70-72	All V-8	1234502	8	1.54	ARM (int. 1-4-5-8) (exh., 2-3-6-7)
70-72	All V-8	1234503	8	1.54	ARM (int. 2-3-6-7) (exh. 1-4-5-8)
70-72	All V-8	1234424	16	.10	RETAINER (plastic)

0.349 BRACKET, VALVE ROCKER ARM SHAFT

53-60	All V-8	1168126	8	1.44	BRACKET
61-63	40-41-4300	1192124	AR	1.08	BRACKET
61-63	44-46-47-4800	1168126	8	1.44	BRACKET
64-67	225-300-340	1192124	AR	1.08	BRACKET
64-66	400-401-425 Eng	1168126	8	1.44	BRACKET
53-63	All Exc. 40-41-4300	1195666	8	.20	BOLT, to cyl. hd. (%"-16)
64	46-47-4800	1195666	8	.20	BOLT, brkts. to cyl. hd.
§4	All V-6	1195666	4	.20	BOLT, brkts. to cyl. hd.

64	All V-6.....	1195666	2	.20	BOLT , brkts. & baffle to cyl. hd.-rr. No. 2 loc.
65-66	All.....	1195666	AR	.20	BOLT , brkts. to cyl. hd.
65-67	225-300-340 eng.....	1372462	2	.20	BOLT , brkt. & baffle to cyl. hd. rr. No. 2 loc.
67	225-300-340 Eng.....	1195666	AR	.20	BOLT , brkt. to cyl. hd.....
67	400-430 Eng.....	1381272	8	.15	BOLT , shaft to cyl. hd.....
68-69	All V-8.....	1381272	8	.15	BOLT
70-73	All V-8.....	1231428	8	.20	BOLT , to cyl. head (% $\frac{1}{8}$ "—18 x 2" O.L.)
67-70	400-430-455 Eng. Stage 2.....	1238391	20	.46	BOLTS , cyl. head (use with cyl. head 1235714).....
53-63	All exc. 40-41-4300.....	1170801	8	.10	PIN (% $\frac{1}{8}$ " x % $\frac{1}{8}$ ")—(0.206).....
64-66	400-401-425 Eng.....	1170801	4	.10	PIN , brkts. to cyl. hd.—(0.206).....
61-62	40-41-4300 V-8.....	1195495	6	.20	SCREW , brkt. to cyl. hd. (all exc. R. hand rr. two loc.) also used 4.08 1).....
63	40-41-4300.....	1195495	6	.20	SCREW , brkt. to cyl. hd. (also used 4.081).....
64	40-41-42-43-4400 V-8	1195495	2	.20	SCREW , brkt. & baffle to cyl. hd.-rr. No. 2 loc.....
64	40-41-42-43-4400 V-8	1195495	6	.20	SCREW , brkt. to cyl. hd.....
50-53	All Straight 8 Eng.....	3866766	2	.10	NUT (% $\frac{1}{8}$ "—24) no. 1 & no. 8 stud—(8.915).....
64-67	225-300-340 Eng.....	1340719	AR	.10	WASHER , used under hd. bolt 1 195666 & on top of valve rkr. arm shaft baffle 1353596 to stop oil leak.....

0.353 SHAFT, VALVE ROCKER ARM

53-63	All exc. 40-41-4300.....	1390967	2	7.50	SHAFT
61-63	40-41-4300 V-8.....	1389430	2	7.60	SHAFT
62-67	V-6.....	1388972	2	6.65	SHAFT
64-67	300-340 Eng.....	1389430	2	7.60	SHAFT
64-66	400-401-425 Eng.....	1390967	2	7.50	SHAFT
67	400-430 Eng.....	1381691	2	7.20	SHAFT
68-69	350 Eng.....	1382008	2	6.65	SHAFT
68-69	400-430 Eng.....	1383912	2	6.45	SHAFT
70-73	350 Eng.....	1234283	2	5.45	SHAFT
70-73	455 Eng.....	1234284	2	6.00	SHAFT
68-69	350 Eng.....	1230690	8	.36	RETAINER , shaft to cylinder head
67-69	400-430 Eng.....	1230691	8	.36	RETAINER , shaft to cylinder head

0.354 BAFFLE, VALVE ROCKER ARM OIL

61-63	40-41-4300.....	1353596	1	.30	BAFFLE
63	44-46-47-4800.....	1356977	1	.41	BAFFLE
64-67	225-300-340 eng.....	1353596	1	.30	BAFFLE
64-66	400-401-425 eng.....	1356977	1	.41	BAFFLE

0.356 PLUG, VALVE ROCKER ARM SHAFT

31-66	All.....	1237691	2	.15	PLUG
67	225-300-340 Eng.....	1237691	4	.15	PLUG , both ends (also used 0.253)
67	400-430 Eng.....	1380465	4	.36	CAP (ends).....
68-69	All V-8.....	1380465	4	.36	CAP (ends).....

0.373 WASHER, VALVE ROCKER ARM SHAFT

31-66	All.....	1237679	4	.15	WASHER
67	225-300-340 Eng.....	1237679	4	.15	WASHER

0.376 SPRING,, VALVE ROCKER ARM SHAFT

31-66	All.....	1249383	4	.20	SPRING , shaft end
53-60	All V-8.....	1343467	2	.20	SPRING , long.....
54-66	All.....	1343468	AR	.10	SPRING , short
61-63	44-46-47-4800.....	1343467	2	.20	SPRING , long.....
64-66	400-401-425 Eng.....	1343467	2	.20	SPRING , long.....
67-69	All exc. L-6.....	1378985	AR	.05	SPRING
67	225-300-340 Eng.....	1249383	4	.20	SPRING , shaft end
68-69	All V-8.....	1381756	4	.05	SPRING , shaft end

0.386 COVER, VALVE ROCKER ARM

57-60	All.....	1361643	2	3.79	COVER
61-62	40-41-4300 V-8	1363379	RH	3.59	COVER , also use 1-0.423-1363914 gskt.....
61-63	44-46-47-4800	1361643	2	3.79	COVER
62-63	V-6.....	1369725	LH	3.23	COVER , when using on 1962-63 V-6 also use 1- 1.745-1365030 seal.....
63	40-41-4300 V-8.....	1363368	RH	3.59	COVER (when repl. 1356766 & 1355385 also use 0.423-1376426 gskt.).....
63	40-41-4300 V-8 2 Bbl.	1363379	LH	3.59	COVER
64	All V-6.....	1369725	LH	3.23	COVER
64	40-41-42-43-4400 V-8	1361834	RH	4.97	COVER
64	40-41-42-43-4400 V-8	1364823	LH	3.59	COVER
64-65	400-401-425 (1-4 Bbl.)	1365062	RH	2.97	COVER
64-65	400-401-425 Eng. (1-4 Bbl.).....	1366945	LH	2.67	COVER
64-65	425 Eng. (2-4 Bbl.).....	1366222	RH	31.60	COVER

64-65	425 Eng. (2-4 Bbl.) Less Ck/case Vent.-Closed Circuit	1370315	LH	32.60	COVER
65	All V-6	1369724	RH	4.36	COVER
65	All V-6	1369725	LH	3.23	COVER
65	300 Eng.	1369720	RH	4.36	COVER
65	300 Eng.	1369721	LH	3.23	COVER
66-67	V-6	1379902	RH	5.30	COVER
66	V-6	1376085	LH	3.84	COVER
66	300 Eng.	1376087	LH	3.64	COVER
66	300 Eng.	1377418	RH	5.45	COVER
66	340 Eng.	1375130	RH	4.20	COVER
66	340 Eng.	1375131	LH	2.97	COVER
66	400-401-425 Eng. (1-4 Bbl.) (Less G.S. on 60- 9000)	1366945	LH	2.67	COVER
66	400-401-425 Eng. (1-4 Bbl.) (Less G.S. on 60- 9000)	1378304	RH	4.56	COVER
66	425 Eng. (2-4 Bbl.)	1377933	LH	35.40	COVER
67	V-6	1379903	LH	4.05	COVER
67	300-340 Eng.	1379938	RH	4.66	COVER
67	300-340 Eng.	1379939	LH	3.95	COVER
67	400-430 Eng.	1381446	RH	5.45	COVER
67	400-430 Eng.	1381447	LH	4.05	COVER
68-70	L-6 Eng.	3980229	1	5.02	COVER
68-69	350 Eng.	1383286	RH	2.41	COVER
68-69	350 Eng.	1383287	LH	2.41	COVER
68	400-430 Eng.	1383430	RH	2.51	COVER
68	400-430 Eng.	1383431	LH	2.51	COVER
69	All (Stage 1)	1231542	RH	1 1.70	COVER
69	All (Stage 1)	1231543	LH	1 1.70	COVER
69	400-430 Eng. exc. Stage 1	1383430	RH	2.51	COVER
69	400-430 Eng. exc. Stage 1	1383431	LH	2.51	COVER
70-73	350 Eng.	1232182	RH	2.51	COVER
70-73	350 Eng.	1232183	LH	2.51	COVER
70-73	455 Eng. (Stage 1)	1233422	RH	9.35	COVER
70-73	455 Eng. (Stage 1)	1233423	LH	9.35	COVER
70-73	455 Eng. exc. Stage 1	1232068	RH	2.61	COVER
70-73	455 Eng. exc. Stage 1	1232069	LH	2.61	COVER
71	L-6 Eng.	3994204	1	5.07	COVER
65-66	225-300-340 Eng. Less Ck/Case Vent.-Closed Circuit & Air	1365030	LH	.51	SEAL (1.745)
64-65	401-425 Eng. (1-4 Bbl.) Less Ck/Case Vent.- Closed Circuit	1365030	LH	.51	SEAL (1.745)
66	401 Eng. Less A.I.R. Ck/Case Vent.-Closed Circuit	1365030	1	.51	SEAL (1.745)
66	60-80-9000 Less G.S., A.I.R.	1365030	LH	.51	SEAL (1.745)
67	All less A.I.R.	1365030	LH	.51	SEAL (1.745)
70-73	All V-8	1231486	1	.36	GROMMET (in left rr. arm cvr.)—(1.745)

0.386 LABEL, VALVE ROCKER ARM COVER

67	300 Eng. (2 Bbl.)	1380560	2	.36	LABEL
67	340 Eng. (2 Bbl.)	1380559	2	.36	LABEL
67	340 Eng. (4 Bbl.)	1380558	2	.36	LABEL
67-68	430 Eng.	1380557	2	.56	LABEL
67-68	400 Eng.	1380556	2	.56	LABEL
69	455 Eng. (Stage 1)	1231587	2	3.02	LABEL

0.413 BOLT—SCREW, VALVE ROCKER ARM COVER TO CYLINDER HEAD

57-60	All	187147	4	50/6.50	BOLT (5/16"-18 x 3 1/2")—(8.900)
62-63	44-46-47-4800	1352720	4	.15	BOLT, also holds spark plug wire clip-rr. Bolt also holds thermostat to under seat htr. hose & dash htr. core to w/pump hose clip-(R.) boltalso used 0.439)
64-66	All as Req.	187147	4	50/6.50	BOLT (5/16"-18 x 3V4")—(8.900)
61-63	40-41-4300 V-8	1195640	8	.15	SCREW
64-67	225-300-340 Eng.	1364099	8	.15	SCREW
67	400-430 Eng.	1381008	10	.20	SCREW & PLATE
68-71	L-6 Eng.	3877670	7	.10	BOLT & REINFORCEMENT
68-73	All V-8 exc. (Stage 1)	1383823	AR	.36	SCREW & PLATE (hex. hd. with 1" threaded stud)
68-73	All V-8 exc. Stage 1	1381008	AR	.20	SCREW & PLATE (hex. hd. less unthreaded stud)

69-73	All (Stage 1)	1231544	4	.77	SCREW 6V PLATE (hex. hd. with 1" unthreaded stud) (chrome)
69-73	All (Stage 1)	1231545	6	.41	SCREW 6V PLATE (hex. hd. less unthreaded stud) (chrome)

0.423 GASKET, VALVE ROCKER ARM COVER

34-53	40-50 Straight 8 Eng.	1185780	1	1.44	GASKET
36-52	60-70-80-90	1185781	1	1.44	GASKET
53-63	All exc. 40-41-4300	1366224	2	2.82	GASKET
61-62	40-41-4300 V-8	1363781	2	1.85	GASKET
62-67	V-6	1363779	2	2.56	GASKET
63	40-41-4300 V-8 1st Type	1363781	2	1.85	GASKET
63	40-41-4300 V-8 2nd Type	1376426	2	.97	GASKET
64	40-41-43-4400 V-8	1376426	2	.97	GASKET
64-65	400-401-425 Eng. (1-4 Bbl.)	1367859	2	2.20	GASKET
64-66	425 Eng. (2-4 Bbl.)	1366224	2	2.82	GASKET
66	400-401-425 Eng. (1-4 Bbl.) Less 425 Eng. G.S.	1367859	2	2.20	GASKET
66	425 Eng. G.S.	1366224	2	2.82	GASKET
65-67	300-340 Eng.	1376426	2	.97	GASKET
67-73	400-430-455 Eng.	1370548	2	1.03	GASKET
68-73	350 Eng.	1380788	2	.92	GASKET
68-71	L-6 Eng.	3930912	1	1.13	GASKET
63	All	1360016	AR	10.00	ADHESIVE (2-3Vi oz. tubes)

0.426 ROD, VALVE PUSH

53-55	All V-8	1343359	16	1.23	ROD
53-56	All V-8 High Pwr. Equip.	1171074	16	1.23	ROD
56	All	1171345	16	1.08	ROD
57-58	All	1350159	16	1.13	ROD
59-61	46-47-4800	1185648	16	1.38	ROD
59-61	4400	1350159	16	1.13	ROD
61-63	40-41-4300 V-8	1192920	16	1.13	ROD
62-63	V-6	1350159	12	1.13	ROD
62-63	44-46-47-4800	1185648	16	1.38	ROD •
64	40-41-42-43-4400	1357864	AR	1.13	ROD
64	46-47-4800	1185648	16	1.38	ROD
65-66	All exc. 340 Eng.	1185648	AR	1.38	ROD
66	340 Eng.	1380441	16	1.44	ROD
67	225-300 Eng.	1185648	AR	1.38	ROD
67	340-400-430 Eng.	1380441	16	1.44	ROD
68-69	350 Eng.	1379745	16	1.44	ROD
68-69	400-430 Eng.	1380441	16	1.44	ROD
68-71	L-6 Eng.	3788495	AR	.97	ROD
69	All (Stage 1)	1383852	16	1.49	ROD
70-73	350 Eng.	1233793	16	1.44	ROD
70-73	455 Eng.	1233794	16	1.44	ROD ..

0.429 STUD, VALVE PUSH ROD ADJUSTING BALL

53-58	All V-8 High Pwr. Equip.	1171076	16	.41	SCREW
53-58	All V-8 High Pwr. Equip.	1171073	16	.10	NUT, adj. screw

0.429 BALL—NUT—STUD, VALVE ROCKER ARM

68-70	L-6 Eng.	3992294	12	.25	BALL
68-71	L-6 Eng.	3744341	12	.20	NUT, arm adjuster.
68-71	L-6 Eng.	3815892	AR	.46	STUD (.013 O.S.) %"-24 : 2 y ₂ "
68	L-6 Eng.	3814692	AR	.46	STUD (.003 O.S. V-2 4 x 2 Vi")

0.439 COVER, PUSH ROD

68-71	L-6 Eng.	3788496	2	1.28	COVER
-------	------------------	---------	---	------	-------

0.439 COVER & VENTILATOR, VALVE LIFTER

63	44-46-47-4800	1356567	1	3.46	COVER
64-66	400-401-425 Eng.	1366239	1	2.29	COVER
61	44-46-47-4800	1174633	2	.20	INSULATOR, valve lifter cvr. to cyl. ck/case rubber- (0.4 13)
62-63	44-46-47-4800	1352720	2	.15	BOLT, valve lifter cvr. to cyl. ck/case (0.413)
64-66	400-401-425 Eng.	187147	2	50/6.50	BOLT, cvr. to ck/case (%/«"-18 x 3 1/2")—(8.900)

0.443 GASKET, PUSH ROD COVER

57-63	All exc. 40-41-4300	1377870	1	.97	GASKET
64-66	400-401-425 Eng.	1377870	1	.97	GASKET
68-71	L-6 Eng.	3920938	2	1.13	GASKET

0.446 BOLT, VALVE LIFTER COVER TO CYLINDER CRANKCASE

53-58	All V-8.....	9423543	2	.20	BOLT (8.900).....
59-63	All exc. 40-41-4300.....	187147		50/6.50	BOLT (7/16"-18 x 3/16")—(8.900)
69-71	L-6 Eng.....	3814350		.15	BOLT & SEAL.....

0.459 LIFTER, VALVE

53-55	All V-8.....	5231804	16	4.10	LIFTER .
57-58	All High Pwr. Equip.....	5232099	16	4.10	LIFTER .
56-66	All.....	5232245	16	4.04	LIFTER .
67	225-300-340 Eng.....	5232245	AR	4.04	LIFTER .
67	400-430 Eng.....	5231740	16	4.28	LIFTER .
68-71	L-6 Eng.....	5232450	12	3.42	LIFTER .
68-69	All V-8.....	5231740	16	4.28	LIFTER .
70-73	All V-8.....	5232765	16	3.33	LIFTER

0.519 CAMSHAFT

59-61	4400 A.T.....	1196037	1	39.90	CAMSHAFT.....
59-61	46-47-4800.....	1185918	1	39.90	CAMSHAFT.....
61-63	40-41-4300 V-8.....	1362245	1	38.40	CAMSHAFT.....
62-63	V-6.....	1362248	1	29.30	CAMSHAFT.....
62-66	400-401-425 Eng.....	1368090	1 v	34.15	CAMSHAFT.....
64-67	V-6.....	1357868	1	32.60	CAMSHAFT.....
64	40-41-42-43-4400 V-8 ..	1358398	1	36.85	CAMSHAFT.....
65-67	300 Eng.....	1370740	1	36.55	CAMSHAFT.....
66-67	340 Eng.....	1376059	1	34.15	CAMSHAFT.....
67-69	400-430 Eng.....	1237665	1	43.80	CAMSHAFT (when using as repl. in engines up to code No. 044, also use 1-0.736-1233449 sprocket) 2.26 pilot dia.....
68-71	L-6 Eng.....	3864497	1	31.20	CAMSHAFT.....
68-69	350 Eng.....	1237736	1	41.95	CAMSHAFT.....
69-73	All (Stage 1).....	1383853	1	34.45	
70	350 Eng. exc. 4 Bbl. High Comp.....	1237736	1	41.95	CAMSHAFT.....
70	350 Eng. 4 Bbl. High Comp.....	1237736	1	41.95	CAMSHAFT.....
70	455 Eng. exc. Stage 1 ..	1237665	1	43.80	(repls. 1233232 3/72).....
70-71	455 Eng. (Stage 1).....	1394519	1	10.00	CAMSHAFT PACKAGE.....
70-71	455 Eng. (Stage 2).....	1394520	1	10.00	CAMSHAFT PACKAGE.....
67-71	400-430-455 Eng. (Stage 2).....	1385557	1	1 15.60	
71	30-4000 (350 Eng.).....	1237736	1	41.95	CAMSHAFT.....
71	5000 (350 Eng.).....	1237651	1	41.95	CAMSHAFT.....
71-73	All E (G.S.) & B (H.P.) (455 Eng.).....	1237664	1	43.80	CAMSHAFT.....
71	455 Eng. less E (G.S.) & (Stage 1).....	1237665	1	43.80	CAMSHAFT.....
72-73	350 Eng.....	1237736	1	41.95	
72-73	455 Eng. less E (G.S.) & (Stage 1).....	1239629	1	43.80	

0.533 BEARING, (CAMSHAFT THRUST)

68-71	L-6 Eng.....	3790531	1	1.28	BEARING WITH SPACING RING
-------	--------------	---------	---	------	---------------------------

0.539 BEARING, CAMSHAFT (FRONT)

57-60	All.....	1231143	1	2.31	BEARING.....
61-63	40-41-4300 V-8.....	1231148	1	2.56	BEARING.....
61-63	44-46-47-4800.....	1231143	1	2.31	BEARING.....
62-67	V-6.....	1231148	1	2.56	BEARING (No. 1) ALSO USED 0.543
64-66	300-340 Eng.....	1234441	1	2.41	BEARING.....
64-66	400-401-425 Eng.....	1231143	1	2.31	BEARING.....
67-73	All V-8.....	1234441	1	2.41	BEARING.....
68-69	L-6 Eng.....	3750882	1	1.74	BEARING (No. 1) (0.543).....

0.543 BEARING, CAMSHAFT (FRONT CENTER)

57-63	All.....	1231148	1	2.56	BEARING (0.539).....
64-67	300-340 Eng.....	1231148	1	2.56	BEARING (0.539).....
64-66	400-401-425 Eng.....	1231148	1	2.56	BEARING (0.539).....
67	400-430 Eng.....	1231142	1	2.77	BEARING (ALSO USED 0.546-0.549)
68-70	L-6 Eng.....	3750882	2	1.74	BEARING (used 0.539-0.549).....
68-71	L-6 Eng.....	3750884	1	1.74	BEARING (No. 2) (0.546).....
68-73	All V-8.....	1231142	1	2.77	BEARING.....

0.546 BEARING, CAMSHAFT (CENTER)

57-63	All.....	1231145	1	2.31	BEARING
64-67	V-6.....	1231145	1	2.31	BEARING (No. 2)
64-66	All V-8.....	1231145	1	2.31	BEARING
67	300-340 Eng.....	1231145	1	2.31	BEARING

67	400-430 Eng.	1231142	1	2.77	BEARING (0.543)
68-71	All V-8.	1231142	1	2.77	BEARING (0.543)
0.546 BEARING, CAMSHAFT (REAR CENTER)					
57-63	All.	1231146	1	2.31	BEARING.
64-67	V-6.	1231146	1	2.31	BEARING (No. 3).
64-66	All V-8.	1231146	1	2.31	BEARING.
67	300-340 Eng.	1231146	1	2.31	BEARING.
67	400-430 Eng.	1231142	1	2.77	BEARING (0.543).
68-71	L-6 Eng.	3750884	1	1.74	BEARING (No. 3) (ALSO USED 0.543-0547)
68-72	All V-8.	1231142	1	2.77	BEARING (0.543).
0.549 BEARING, CAMSHAFT (REAR)					
57-63	All.	1231147	1	2.31	BEARING.
64-67	V-6.	1231147	1	2.31	BEARING (No. 4).
64-66	All V-8.	1231147	1	2.31	BEARING.
67	300-340 Eng.	1231147	1	2.31	BEARING.
67	400-430 Eng.	1231142	1	2.77	BEARING (0.543).
68-69	L-6 Eng.	3750882	1	1.74	BEARING (No. 4) (0.543)
68-72	All V-8.	1231142	1	2.77	BEARING (0.543).
0.553 PLUG, CAMSHAFT REAR BEARING CAP					
57-63	All Exc. 40-41-4300.	1172025	1	.25	PLUG
61-63	40-41-4300 V-8.	1193557	1	.25	PLUG
62-63	V-6.	1172025	1	.25	PLUG
64-66	All.	1172025	1	.25	PLUG
67	225-300-340 Eng.	1172025	1	.25	PLUG
67	400-430 Eng.	1363755	1	.20	PLUG
68-71	L-6 Eng.	3704158	1	.15	PLUG
68-73	All V-8.	1363755	1	.20	PLUG
0.554 RING, CAMSHAFT RETAINING SNAP (REAR)					
57-63	All Exc. 40-41-4300.	1378634	1	.20	RING.
64-66	400-401-425 Eng.	1378634	1	.20	RING.
0.603 ROD, CONNECTING (LESS BEARING)					
53	50-70.	1162054	8	8.00	ROD
54-56	All (Also Use Piston Pin 0.636-1 166391 On 40 & 1 16205 1 On 50-60- 70).	1162054	8	8.00	ROD
57-58	All.	1186540	8	1 1.85	ROD
59-61	4400.	1186540	8	1 1.85	ROD
59-61	46-47-4800.	1185496	8	12.20	ROD
61-63	40-41-4300 V-8.	1193362	8	10.75	ROD
62-63	44-46-47-4800.	1185496	8	12.20	ROD
64-67	225-300 Eng.	1377248	AR	1 1.50	ROD
64-66	400-401-425 Eng.	1185496	8	12.20	ROD
66-72	340-350 Eng.	1385362	8	13.00	ROD
67-73	400-430-455 Eng.	1385363	8	12.60	ROD
68-71	L-6 Eng.	3788435	6	9.05	ROD'.
0.616 BEARINGS, CONNECTING ROD					
53-56	All V-8.	1392024	8	3.13	BEARING (STD.)
57-63	All Exc. 40-41-4300.	5468714	8	4.05	BEARING (STD.)
57-63	All exc. 40-41-4300.	5463679	8	2.72	BEARING (.001 U.S.)
57-63	All Exc. 40-41-4300.	5463680	8	4.10	BEARING (.002 U.S.)
57-63	All Exc. 40-41-4300.	5463681	8	4.56	BEARING (.010 U.S.)
57-63	All Exc. 40-41-4300.	5463682	8	4.15	BEARING (.020 U.S.)
57-63	All Exc. 40-41-4300.	1392786	8	3.63	BEARING (.021 U.S.)
61-63	40-41-4300.	5463932	AR	2.51	BEARING (std.)
61-63	40-41-4300.	5458451	AR	3.23	BEARING (.001 U.S.)
61-63	40-41-4300.	5463930	AR	5.35	BEARING (.002 U.S.)
61-63	40-41-4300.	5463929	AR	5.35	BEARING (.010 U.S.)
61-63	40-41-4300.	5463928	AR	3.62	BEARING (.020 U.S.)
61-63	40-41-4300.	5458454	AR	2.93	BEARING (.021 U.S.)
64-66	225-300-340 Eng.	5463932	AR	2.51	BEARING (std.)
64-66	225-300-340 Eng.	5463931	AR	2.67	BEARING (.001 U.S.)
64-66	225-300-340 Eng.	5463930	AR	5.35	BEARING (.002 U.S.)
64-66	225-300-340 Eng.	5463929	AR	5.35	BEARING (.010 U.S.)
64-69	400-401-425-430 Eng.	5463682	8	4.15	BEARING (.020 U.S.)
64-69	400-401-425-430 Eng.	1392786	8	3.63	BEARING (.021 U.S.)
64-69	400-401-425-430 Eng.	5463681	8	4.56	BEARING (.010 U.S.)
64-69	400-401-425-430 Eng.	5463680	8	4.10	BEARING (.002 U.S.)
64-73	400-401-425-430-455 Eng.	5463679	8	2.72	BEARING (.001 U.S.)
64-73	400-401-425-430-455 Eng.	5468714	8	4.05	BEARING (std.)

67	225-300 Eng.	5463932	AR	2.51	BEARING (std.)
67	225-300 Eng.	5458451	AR	3.23	BEARING (.001 U.S.)
67	225-300 Eng.	5463930	AR	5.35	BEARING (.002 U.S.)
67	225-300 Eng.	5463928	AR	3.62	BEARING (.020 U.S.)
67	225-300 Eng.	5458454	AR	2.93	BEARING (.021 U.S.)
67	225-300 Eng.	5463929	AR	5.35	BEARING (.010 U.S.)
67-73	340-350 Eng.	5463932	AR	2.51	BEARING (std.)
67-73	340-350 Eng.	5463931	AR	2.67	BEARING (.001 U.S.)
67-69	340-350 Eng.	5463930	AR	5.35	BEARING (.002 U.S.)
67-69	340-350 Eng.	5463929	8	5.35	BEARING (.010 U.S.)
68-71	L-6 Eng.	3715040	6	2.20	BEARING (Std.)
68-71	L-6 Eng.	3715041	AR	2.20	BEARING (.001 U.S.)
68-70	L-6 Eng.	3715046	AR	3.38	BEARING (.002 U.S.)
68-70	L-6 Eng.	3715048	AR	3.43	BEARING (.010 U.S.)
68-70	L-6 Eng.	3715047	AR	3.43	BEARING (.020 U.S.)

0.623 BOLT AND NUT, CONNECTING ROD

53-56	All V-8.	1390956	16	.72	BOLT & NUT
59-63	All Exc. 40-41-4300.	1394227	16	.67	BOLT & NUT
61-63	40-41-4300.	1389372	AR	.62	BOLT & NUT
64-67	225-300 Eng.	1396399	AR	.41	BOLT & NUT
64-73	400-401-425-430-455 Eng.	1394227	16	.67	BOLT & NUT
66-67	340 Eng.	1394226	16	.67	BOLT & NUT
68-71	L-6 Eng.	3892670	12	.41	BOLT
68-72	350 Eng.	1394226	16	.67	BOLT & NUT (conn. rod thread length 1/8")
72	350 Eng.	1240022	AR	.67	BOLT & NUT (thread length -)

0.626 NUT, CONNECTING ROD BOLT

46-54	All.	3866766	AR	.10	NUT (% -24)
57-63	All Exc. 40-41-4300.	1174201	16	.20	NUT ...
61-63	40-41-4300.	1193342	AR	.15	NUT ...
64-67	225-300-340 Eng.	1193342	AR	.15	NUT ...
64-73	400-401-425-430-455 Eng.	1174201	16	.20	NUT
68-71	L-6 Eng.	3815280	12	.15	NUT
68-72	350 Eng.	1193342	16	.15	NUT

0.629 PISTON & PIN

57	50-60-70 (up to Eng. No. 376792-S.G.)	1388542		15.90	PISTON & PIN std.)
58	50-60-70-700 (Omit on S.G. Jobs)	1388542		15.90	PISTON & PIN std.)
59-60	4400 A.T. (Omit on Low Compr. Exp. Jobs)	1388542		15.90	PISTON & PIN std.)
59-61	400 Eng.-Heavy Duty	1388538		15.25	PISTON & PIN std.)
59-61	46-47-4800 (Omit on Low Compr. Exp. Jobs)	1388856		15.85	PISTON & PIN .010")
59-61	46-47-4800 (Omit on Low Compr. Exp. Jobs)	1388857		15.85	PISTON & PIN .020")
59-61	46-47-4800 (Omit on Low Compr. Exp. Jobs)	1388858		15.85	PISTON & PIN .030")
60-61	46-47-4800 (2 Bbl. & Exp.)	1388539		15.25	PISTON & PIN std.)
60-61	46-47-4800 (2 Bbl. & Exp.)	1388859		13.80	PISTON & PIN .005")
60-61	46-47-4800 (2 Bbl. & Exp.)	1388860		13.80	PISTON & PIN .010")
61	40-4100 (2 Bbl.)	1389184		13.70	PISTON & PIN std.)
61	40-41-4300 (4 Bbl.)	1389648		13.70	PISTON & PIN std.)
61	4400 (Omit on Low Compr. & Exp.)	1388542		15.90	PISTON & PIN std.)
62	V-6.	1399001		13.70	PISTON & PIN std.)
62	V-6.	1388970		12.70	PISTON & PIN .030")
62	40-41-4300 4 Bbl. (up to Eng. 1-99418).	1389648		13.70	PISTON & PIN std.)
62	40-41-4300 4 Bbl. (after Eng. 1-99418).	1399074		13.70	PISTON & PIN std.)
62	4100 2 Bbl. (up to Eng. 1-66679).	1389184		13.70	PISTON & PIN std.)
62	40-4100 V-8 2 Bbl. (after Eng. 1-66679), 4300 Exp.	1399081	8	13.70	PISTON & PIN (std.)
62-63	401 Eng.	1388538	8	15.25	PISTON & PIN (std.)
62-63	401 Eng.	1388856	8	15.85	PISTON & PIN (.010")
62-63	401 Eng.	1388857	8	15.85	PISTON & PIN (.020")
62-63	401 Eng.	1388858	8	15.85	PISTON & PIN (.030")

62-63	44-46-47-4800 (Reg. Gas Opt. & Exp.)	1388539	8	15 25	PISTON 8. PIN std.)
62-63	44-46-47-4800 (Reg. Gas Opt. & Exp.)	1388859	8	13.80	PISTON & PIN ;.005")
62-63	44-46-47-4800 (Reg. Gas Opt. & Exp.)	1388860	8	13.80	PISTON 87 PIN ;.010")
63	V-6 (Dom.)	1399001	6	13.70	PISTON 87 PIN [std.]
63	V-6 (Dom.)	1388970	6	12.70	PISTON & PIN [.030")
63	40-41-4300 (2 Bbl.) Dom.	1399081	8	13.70	PISTON & PIN [std.]
63	40-41-4300 (2 Bbl. Exp.)	1389618	8		PISTON & PIN [.010")
63	40-41-4300 (4 Bbl.)	1399074	8	13.70	PISTON & PIN [std.]
63-66	425 Eng.	1399211	8	16.35	PISTON 67 PIN [std.]
63-66	425 Eng.	1396257	8	15.85	PISTON 8. PIN [.005")
63-66	425 Eng.	1396258	8	15.80	PISTON 8t PIN [.010")
63-66	425 Eng.	1396259	8	15.30	PISTON 67 PIN (.020")
64-67	V-6 & 300 Eng. (2 Bbl.) Dom.	1396481	AR	14.05	PISTON 67 PIN (.020")
64-65	V-6 & 300 Eng. (Exp.)	1395513	AR	13.70	PISTON 67 PIN [std.]
64-65	V-6 & 300 Eng. (Exp.)	1396854	AR	13.60	PISTON & PIN [.005")
64-65	V-6 & 300 Eng. (Exp.)	1396855	AR	13.60	PISTON 67 PIN (.010")
64-67	V-6 & 300 Eng. (2 Bbl.) Dom.	1399524	AR	13.70	PISTON 67 PIN (std.)
64-67	V-6 & 300 Eng. (2 Bbl.) Dom.	1396479	AR	14.05	PISTON 67 PIN (.005")
64-65	V-6 & 300 Eng. (Exp.)	1396856	AR	14.05	PISTON 67 PIN (.020")
64-65	V-6 & 300 Eng. (Exp.)	1396857	AR	13.60	PISTON 67 PIN (.030")
64-67	300 Eng. (4 Bbl.)	1399525	8	13.70	PISTON 67 PIN (std.)
64-65	300 Eng. (4 Bbl.)	1396486	8	13.60	PISTON 67 PIN (.030")
64-66	400-401 Eng. (Dom.)	1388538	8	15 25	PISTON 67 PIN (std.)
64-66	400-401 Eng. (Dom.)	1388856	8	15 85	PISTON 87 PIN (.010")
64-66	400-401 Eng. (Dom.)	1388857	8	15.85	PISTON 67 PIN (.020")
64-66	400-401 Eng. (Dom.)	1388858	8	15.85	PISTON & PIN (.030")
64-66	400-401 Eng. (Exp.)	1388539	8	15.25	PISTON 8. PIN (std.)
64-66	400-401 Eng. (Exp.)	1388859	8	13.80	PISTON 8< PIN (.005")
64-66	400-401 Eng. (Exp.)	1388860	8	13.80	PISTON 87 PIN (.010")
66-67	225-300-340 Eng. (Exp.)	1395513	AR	13.70	PISTON & PIN (std.)
66-67	225-300-340 Eng. (Exp.)	1396854	AR	13.60	PISTON 8< PIN (.005")
66-67	225-300-340 Eng. (Exp.)	1396855	AR	13.60	PISTON 6V PIN (.010")
66-67	225-300-340 Eng. (Exp.)	1396856	AR	14.05	PISTON 8< PIN (.020")
66-67	225-300-340 Eng. (Exp.)	1396857	AR	13.60	PISTON 6V PIN (.030")
66-67	340 Eng. (2 Bbl.) Dom.	1395184	8	13.70	PISTON 8< PIN (std.)
66-67	340 Eng. (2 Bbl.) Dom.	1396732	8	18.30	PISTON 67 PIN (.005")
66-67	340 Eng. (2 Bbl.) Dom.	1396733	8	19.24	PISTON 67 PIN (.010")
66-67	340 Eng. (2 Bbl.) Dom.	1396735	8	17.68	PISTON 67 PIN (.030")
66-67	340 (4 Bbl.)	1395312	8	13.70	PISTON 8< PIN [std.]
66-67	340 Eng. (4 Bbl.)	1396729	8	19.25	PISTON & PIN (.010")
66-67	340 Eng. (4 Bbl.)	1396730	8	15.85	PISTON 67 PIN (.020")
67-69	400 Eng.	1394209	8	15.45	PISTON 67 PIN (std.)
67-69	400 Eng.	1394052	8	15.30	PISTON 67 PIN (.005")
67-69	400 Eng.	1394053	8	15.50	PISTON 8. PIN (.010")
67-69	400 Eng.	1396900	8	15.65	PISTON 8i PIN (.020")
67-69	400 Eng.	1396901	8	15.65	PISTON 8. PIN (.030")
67-69	430 Eng. (Dom.)	1394210	8	15.25	PISTON 67 PIN (std.)
67-69	430 Eng. (Dom.)	1396894	8	15.85	PISTON 8< PIN (.005" O.S.)
67-69	430 Eng. (Dom.)	1396895	8	15.50	PISTON 67 PIN [.010" O.S.)
67-69	430 Eng. (Dom.)	1396896	8	15.65	PISTON 67 PIN (.020" O.S.)
67-69	430 Eng. (Dom.)	1396897	8	15.65	PISTON 8. PIN (.030" O.S.)
67-69	430 Eng. (Exp.)	1395653	8	16.10	PISTON 67 PIN (std.)
67-69	430 Eng. (Exp.)	1396890	8	15.95	PISTON 67 PIN (.005" O.S.)
67-69	430 Eng. (Exp.)	1396891	8	16.05	PISTON 67 PIN [.010" O.S.)
67-69	430 Eng. (Exp.)	1396892	8	16.25	PISTON 67 PIN [.020" O.S.)
67-69	430 Eng. (Exp.)	1396893	8	16.24	PISTON 87 PIN [.030" O.S.)
68-69	L-6 Eng. (Dom.)	3886040	8	10.55	PISTON 67 PIN [std.]
68-70	L-6 Eng. (Dom.)	3886041	6	10.85	PISTON 67 PIN (.001" U.S.)
68-70	L-6 Eng. (Dom.)	3886042	6	10.35	PISTON 8. PIN [.020")
68-70	L-6 Eng. (Dom.)	3886043	6	10.35	PISTON 67 PIN [.030")
68-70	L-6 Eng. (Exp.)	3886055	6	9.30	PISTON 8. PIN [std.]
68-69	350 Eng. Exp.	1394560	8	15.40	PISTON & PIN [std.]
68-69	350 Eng. (Exp.)	1394183	8	14.95	PISTON 67 PIN [.005" O.S.)
68-69	350 Eng. (Exp.)	1394184	8	15.25	PISTON 67 PIN [.010" O.S.)
68-69	350 Eng. (Exp.)	1394185	8	15.65	PISTON 67 PIN [.020" O.S.)
68-69	350 Eng. (Exp.)	1394186	8	15.65	PISTON 67 PIN [.030" O.S.)
68-69	350 Eng. (2 Bbl.)	1394558	8	15.40	PISTON 67 PIN [std.] low compr.
68-69	350 Eng. (2 Bbl.)	1394191	8	15.45	PISTON 67 PIN [.005" O.S.] low compr.
68-69	350 Eng. (2 Bbl.)	1394192	8	15.80	PISTON 67 PIN [.010" O.S.] low compr.
68-69	350 Eng. (2 Bbl.)	1394193	8	16.10	PISTON 8. PIN [.020" O.S.] low compr.
68-69	350 Eng. (2 Bbl.)	1394194	8	16.10	PISTON 67 PIN [.030" O.S.] low compr.

68-69	350 Eng. (4 Bbl.)	1394559	-^8	15.40	PISTON & PIN (std.) hi compr.
68-69	350 Eng. (4 Bbl.)	1394187	8	15.45	PISTON & PIN (.005" O.S.) hi compr.
68-69	350 Eng. (4 Bbl.)	1394188	8	15.80	PISTON & PIN (.010" O.S.) hi compr.
68-69	350 Eng. (4 Bbl.)	1394189	8	16.10	PISTON & PIN (.020" O.S.) hi compr.
68-69	350 Eng. (4 Bbl.)	1394190	8	16.10	PISTON & PIN (.030" O.S.) hi compr.
70	L-6 Eng. (Built Prior to 2-15-70)	3886040	6	10.55	PISTON & PIN (uses W compression ring)
70	L-6 Eng. (Built After 2-15-70)	3886048	6	10.55	PISTON & PIN (uses YSA" compression ring)
70	350 Eng. (2 & 4 Bbl.)	1394558	8	15.40	PISTON & PIN (std.) (dom.) low comp.
70-72	350 Eng. (2 Bbl.) (Exp.)	1394560	8	15.40	PISTON & PIN (std.)
70-72	350 (2 Bbl.) (Exp.)	1394561	8	15.75	PISTON & PIN .005" O.S.)
70-72	350 (2 Bbl.) (Exp.)	1394562	8	16.00	PISTON & PIN (.010" O.S.)
70	350 (2 Bbl.) (Exp.)	1394563	8	16.25	PISTON & PIN (.020" O.S.)
70	350 Eng. (2 Bbl.) (Exp.)	1394564	8	16.25	PISTON & PIN (.030" O.S.)
70	350 (2 & 4 Bbl.)	1394569	8	16.00	PISTON & PIN (.005" O.S.) (dom.) low comp.
70	350 Eng. (2 & 4 Bbl.)	1394570	8	16.25	PISTON & PIN (.010" O.S.) (dom.) low comp.
70	350 Eng. (2 & 4 Bbl.)	1394571	8	16.55	PISTON & PIN (.020" O.S.) (dom.) low comp.
70	350 Eng. (2 & 4 Bbl.)	1394572	8	16.55	PISTON & PIN (.030" O.S.) (dom.) low comp.
70	350 Eng. (4 Bbl.) (Dom.)	1394559	8	15.40	PISTON & PIN (std.) hi compr.
70	350 Eng. (4 Bbl.)	1394565	^8	16.55	PISTON & PIN (.005" O.S.) hi compr.
70	350 Eng. (4 Bbl.)	1394566	8	16.85	PISTON & PIN (.010" O.S.) hi compr.
70	350 Eng. (4 Bbl.)	1394567	8	16.85	PISTON & PIN (.020" O.S.) hi compr.
70	350 Eng. (4 Bbl.)	1394568	8	16.85	PISTON & PIN (.030" O.S.) hi compr.
70	455 Eng. (Dom.)	1394671	8	16.25	PISTON & PIN (std.)
70	455 Eng. (Exp.)	1394852	8	16.25	PISTON & PIN (std.)
70	455 Eng. (Dom.)	1394674	8	16.55	PISTON & PIN (.005" O.S.)
70	455 Eng. (Exp.)	1394675	8	16.25	PISTON & PIN (.005" O.S.)
70	455 Eng. (Dom.)	1394677	8	16.25	PISTON & PIN (.010" O.S.)
70	455 Eng. (Exp.)	1394678	8	16.25	PISTON & PIN (.010" O.S.)
70	455 Eng. (Dom.)	1394680	8	16.25	PISTON & PIN (.020" O.S.)
70	455 Eng. (Exp.)	1394681	8	16.55	PISTON & PIN (.020" O.S.)
70		1394683	8	17.10	PISTON & PIN (.030" O.S.)
70	455 Eng. (Exp.)	1394684	8	16.51	PISTON & PIN (.030" O.S.)
70	455 Eng. Stage 1 or 2	1394878	8	21.45	PISTON & PIN
71-73	350 Eng. (2 Bbl. & 4 Bbl.) Std. Comp.	1394558	8	15.40	
71-72	350 Eng. (2 Bbl. & 4 Bbl.) Std. Comp.	1394569	8	16.00	PISTON & PIN .005 oversize (dom.)
71-72	350 Eng. (2 Bbl. & 4 Bbl.) Std. Comp.	1394570	8	16.25	PISTON & PIN, .010 oversize (dom.)
71-72	350 Eng. (2 Bbl. & 4 Bbl.) Std. Comp.	1394571	8	16.55	PISTON & PIN, .020 oversize (dom.)
71-72	350 Eng. (2 Bbl. & 4 Bbl.) Std. Comp.	1394572	8	16.55	PISTON & PIN, .030 oversize (dom.)
71-73	455 Eng.	1394852	8	16.25	PISTON & PIN (std.)
71-72		1394853	8	16.25	PISTON & PIN (.005 O.S.)
71-72		1394854	8	16.25	PISTON & PIN (.010 O.S.)

0.636 PIN, PISTON

57-63	All exc. 1961-63 40-41-4300	1359492	AR	2.09	PIN,
64-73	225-300-340-350 Eng.	1365034	AR	1.79	PIN.
64-73	400-401-425-430-455	1359492	AR	2.09	PIN

0.643 RING, PISTON (PRODUCTION TYPE)

59-61	46-47-4800	1187906	8	.97	RING, comp. (No. 2) .020"
59-61	46-47-4800	1188400	8	1.79	RING, oil (No. 3) .020"
59-61	46-47-4800	1187904	8	.97	RING, comp. (No. 1) .030"
59-61	46-47-4800	1187907	8	.87	RING, comp. (No. 2) .030"
59-61	46-47-4800	1188401	8	1.56	RING, oil (No. 3) .030"
62-66	400-401 Eng.	1187906	8	.97	RING, comp. (No. 2) .020"
62-66	400-401 Eng.	1188400	8	1.79	RING, oil (No. 3) .020"
62-66	400-401 Eng.	1187904	8	.97	RING, comp. (No. 1) .030"
62-66	400-401 Eng.	1187907	8	.87	RING, comp. (No. 2) .030"
62-66	400-401 Eng.	1188401	8	1.56	RING, oil (No. 3) .030"
63-66		1362521	8	3.23	RING, comp. (No. 1) std.
63-66	425 Eng.	1396306	8	1.95	RING, comp. (No. 2) std.
63-66	425 Eng.	1396307	8	3.59	RING, oil (No. 3) std.

NOTE: For rings not listed, order ring sets

0.643 RINGS, PISTON (CHROME)

59-61	46-47-4800	1191702	8	2.60	RING, comp. (No. 1) std.
59-61	46-47-4800	1191701	8	2.77	RING, oil (No. 3)
59-61	46-47-4800	1191702	8	2.60	RING, comp. (No. 1) .010"
59-61	46-47-4800	1191703	8	2.30	RING, oil (No. 3) .010"

59-61	46-47-4800	.1191704	8	2.60	RING, comp. (No. 1) .020"
59-61	46-47-4800	.1187904	8	.97	RING, comp. (No. 2) .020"
59-61	46-47-4800	.1191705	8	2.30	RING, oil (No. 3) .020" ..
59-61	46-47-4800	.1191706	8	2.97	RING, comp. (No. 1) .030"
59-61	46-47-4800	.1187904	8	.97	RING, comp. (No. 2) .030"
59-61	46-47-4800	.1191707	8	2.61	RING, oil (No. 3) .030" ..
62-66	400-401 Eng.	.1191700	8	3.08	RING, comp. (No. 1) std. .
62-66	400-401 Eng.	.1191701	8	2.77	RING, oil (No. 3) std.
62-66	400-401 Eng.	.1191702	8	2.60	RING, comp. (No. 1) .010"
62-66	400-401 Eng.	.1191704	8	2.60	RING, comp. (No. 1) .020"
62-66	400-401 Eng.	.1191705	8	2.30	RING, oil (No. 3) .020" ..
62-66	400-401 Eng.	.1191706	8	2.97	RING, comp. (No. 1) .030"
62-66	400-401 Eng.	.1187904	8	.97	RING, comb. (No. 2) .030"
62-66	400-401 Eng.	.1191707	8	2.61	RING, oil (No. 3) .030" ..

0.643 RING SET (PRODUCTION TYPE) FOR ONE PISTON

57-61	364 Eng.	.1394055	8	4.72	RING SET (std.)
59-66	400-401 Eng.	.1394059	8	4.56	RING SET (std.)
59-66	400-401 Eng.	.1394061	8	4.72	RING SET (.010 O.S.) ..
61-63	40-41-4300 V-8	.1394067	8	6.00	RING SET (std.) chrome
62-63	V-6	.1394063	6	4.92	RING SET (std.)
63-66	425 Eng.	.1394071	8	6.85	RING SET (std.)
64-67	225-300-340 Eng.	.1396985	8	5.07	RING SET (std.)
67-69	400 Eng.	.1396991	8	6.05	RING SET (std.)
67-69	400 Eng.	.1396993	8	6.15	RING SET (.010" O.S.) .
67-69	430 Eng.	.1396995	8	7.30	RING SET (std.)
67-69	430 Eng.	.1396997	8	7.70	RING SET (.010" O.S.) .
68-72	350 Eng.	Jf-JT^1394136 ^8_	"	5.55	RING SET (std.)
68-71	350 Eng.	.1240965	"	6.15	RING SET (.030" O.S.) .
68-73	350 Eng.	.1394138	"	5.60	RING SET (.010" O.S.) .
70	455 Eng. (Stage 1 or 2)	.1394879	"	7.00	RING SET
70-73	455 Eng. / * .	.1394616	"	6.80	RING SET, std
70-72	455 Eng.	.1394617	8	7.95	RING SET (.010" O.S.) .

0.643 RING SET (FOR ONE COMPLETE ENGINE)

57-58	All.	.1392983		30.55	RING SET (std.)
59-61	4400	.1392983		30.55	RING SET (std.)
59-61	46-47-4800	.1394060		33.55	RING SET (std.)
59-61	46-47-4800	.1394062		33.15	RING SET (.010")
59-61	46-47-4800	.1388565		28.80	RING SET (.030")
62-63	V-6	.1389781		29.35	RING SET (std.)
64-67	V-6	.1396986		28.20	RING SET (std.)
64-67	300-340 Eng.	.1396987		38.95	RING SET (std.)
62-66	400-401 Eng.	.1394060		33.55	RING SET (std.)
62-66	400-401 Eng.	.1394062		33.15	RING SET (.010")
62-66	400-401 Eng.	.1388565		28.80	RING SET (.030")
63-66	425 Eng.	.1394072		51.00	RING SET (std.)
65-66	400 H.D. Eng.	.1396845		59.60	RING SET (std.)
67-69	400 Eng.	.1396992		43.65	RING SET (std.)
67-69	400 Eng.	.1396994		43.60	RING SET (.010" O.S.)
67-69	430 Eng.	.1396995		7.30	RING SET (std.)
67-69	430 Eng.	.1396998		54.65	RING SET (.010" O.S.)
68-70	L-6 Eng. (Dom.)	.3892343		35.35	RING SET (std.) (for 1970 eng. built prior to 2-15-70)
68-70	L-6 Eng. (Dom.)	.3892345		35.35	RING SET (.030" O.S.)
68-71	L-6 Eng.	.3892385		41.65	RING SET (std.) (for 1970 eng. built after 2-15-70)
68-72	350 Eng.	.1394139		41.60	RING SET (.010" O.S.)
70-72	455 Eng.	.1394619		51.35	RING SET (.010" O.S.)

0.643 RING SET (CHROME) COMPLETE ENGINE

59-61	46-47-4800	.1388983		46.15	RING SET (std.) ..
59-61	46-47-4800	.1394061		4.72	RING SET (.010")
61-63	40-41-4300 V-8	.1394067		6.00	RING SET (std.) ..
62	44-46-4800	.1388983		46.15	RING SET (std.) ..
62	44-46-4800	.1394061		4.72	RING SET (.010")
63-66	400-401 Eng.	.1388983		46.15	RING SET (std.) ..
63-66	400-401 Eng.	.1394061		4.72	RING SET (.010")

NOTE: For rings not listed, order ring se

0.646 CRANKSHAFT

59-61	46-47-4800	.1396254		170.85	CRANKSHAFT
61-63	40-41-4300 V-8	.1193645		128.85	CRANKSHAFT
62-63	V-6	.1349429		115.25	CRANKSHAFT
62-63	44-46-47-4800	.1396254		170.85	CRANKSHAFT
64-67	V-6	.1378354		123.55	CRANKSHAFT
64-67	300 Eng.	.1378350		130.95	CRANKSHAFT
64-66	400-401-425 Eng.	.1361799		171.40	CRANKSHAFT
66-73	340-350 Eng.	.1235419		134.40	CRANKSHAFT

67-73	400-430-455 Eng.	1379242 "	1	148.80	CRANKSHAFT.....
68-71	L-6 Eng.	3876840	1	101.65	CRANKSHAFT, with pilot bearing
68-70	L-6 Eng.	106751	1	.10	KEY, ck/shaft balancer—(8.960) ..

0.648 SLINGER, CRANKSHAFT OIL

57-63	All exc. 40-41-4300.	1173854		.20	SLINGER
61-63	40-41-4300.	1193967		.20	SLINGER
64-73	225-300-340-350 Eng. exc. L-6.	1193967		.20	SLINGER
64-66	400-401-425 Eng.	1173854	1.	.20	SLINGER
67-73	400-430-455 Eng.	1371196	1	.25	SLINGER

0.649 BEARING—BEARING & ADAPTER, CLUTCH PILOT (IN END OF CRANKSHAFT)

32-35	40-50	907321	1	3.11	BEARING
36-37	All.	907321	1	3.11	BEARING
38-49	60-80-90	907321	1	3.11	BEARING
40-56	All C.T. ..	907321	1	3.11	BEARING
53		1161771	1	5.75	BEARING & ADAPTER
54-56		1161771	1	5.75	BEARING & ADAPTER
57-62	All C.T.	3752487	1	.97	BEARING.....
63	40-41-4300 C.T.	3752487	1	.97	BEARING.....
57-60	4400 C.T.	411617	1	.15	RETAINER.....
63	44-4600 C.T. 4 Speed	1351963	1	4.87	BEARING & ADAPTER
64-66	Skylark G.S. & Wildcat	1365976	1	7.40	BEARING & ADAPTER
65	400 Eng. C.T. 4 Speed	1365976	1	7.40	BEARING & ADAPTER
67	30-40-5000 C.T. exc. G.S.	3752487	1	.97	BEARING
68	30-40-5000 V-8 C.T. ..	3752487	1	.97	BEARING
69-73	All C.T.	3752487	1	.97	BEARING

AN DRIVING

60-61	44-46-47-4800 P.S. exc. A.C.	1191660	1	5.07	
60-62	44-4600 Reg. Strg.	1191405	1	4.51	
61	40-4100 1st Type P.S. or A.C. less P.S.	1195960	1	5.45	PULLEY (3 groove)
61	40-4100 2nd Type, 4300 P.S. or A.C. less P.S. (Use with Groove Pulley 1350142).	1350141	1	3.95	
61	44-46-47-4800 A.C.	1196307	1	4.51	
61-62	40-41-4300 V-8 less P.S. & A.C.	1194884	1	3.23	
62	44-46-4800 P.S. less A.C.	1348048	1	3.64	
62	44-46-4800 A.C. with P.S.	1348045		2.15	PULLEY (1 groove)
62	44-46-4800.	1348046	1	3.64	PULLEY (2 groove)
62	V-6 P.S. less A.C.	1358914	1	6.35	PULLEY (2 groove)
62-63	40-41-4300 V-8 A.C. less P.S.	1350141		3.95	PULLEY (2 groove)
62-63	40-41-4300 V-8 P.S.	1350141		3.95	PULLEY (2 groove)
63	40-41-4300 V-8 less A.C. & P.S. & Pol. Car Gen. ..	1194884	1	3.23	PULLEY (1 groove)
63	40-41-4300 V-8 Pol. Car Gen. less A.C. or A.C. Modif. & less Pol. Car Cooling.	1195960	1	5.45	PULLEY (3 groove)
63	44-4600 less A.C. & P.S. (401 Eng.).	1191405		4.51	PULLEY (1 groove)
63	44-4800 P.S. less A.C. ...	1348048		3.64	PULLEY (2 groove)
63	44-4800 A.C. with P.S. ...	1348045		2.15	PULLEY (1 groove)
63	44-4800 A.C.	1348046		3.64	PULLEY (2 groove)
63	4600 P.S. less A.C. (401 Eng.).	1348048	1	3.64	PULLEY (2 groove)
63	4600 A.C. with P.S. (401 Eng.).	1348045	1	2.15	PULLEY (1 groove)
63	4600 A.C. (401 Eng.) ...	1348046	1	3.64	PULLEY (2 groove)
63	4600 (425 Eng.) less A.C.	1354042	1	4.36	PULLEY (2 groove).....
63	4600 A.C. (425 Eng.) ...	1358014	1	5.80	PULLEY (3 groove).....
63	4700 A.C.	1358014	1	5.80	PULLEY (3 groove) Delcotron & compr. & strg. oil pump drive.....
63	4700 less A.C.	1354042	1	4.36	PULLEY (2 groove).....
64	40-41-42-43-4400 Pol. Car Cooling or Gen. Opt. less A.C.	1362611		6.20	PULLEY (3 groove)

64-65	225-300 Eng. less A.C., P.S., H.D. Cooling & Pol. Car Delcotron.	1365028	3.90	PULLEY (2 groove) (replaces 1 groove)
64-65	225-300 Eng. P.S. less A.C., H.D. Cooling & Pol. Car Delcotron.	1365028	3.90	PULLEY 2 groove)
64-65	225-300 Eng. A.C. less H.D. Cooling & Pol. Car Gen.	1362611	6.20	PULLEY 3 groove)
64	4600 (401 Eng.) less P.S. less A.C. less H.D. Cooling.	1191405	4.51	PULLEY 1 groove)
64	46-4800 (401 Eng.) P.S. less A.C. less Cooling . . .	1348048	3.64	PULLEY 2 groove)
64-65	400-401-425 Eng. A.C. & H.D. Cooling.	1363692	6.20	PULLEY 3 groove)
64	46-47-4800 (425 Eng.) less A.C. less H.D. Cooling.	1354042	4.36	PULLEY 2 groove)
64	46-4800 A.C. Modif.	1354042	4.36	PULLEY 2 groove)
64	46-4800 Exp. Low Compr.	1354042	4.36	PULLEY 2 groove)
65	225-300 Eng. Pol. Car Gen.-H.D. Cooling less A.C.	1362611	6.20	PULLEY 3 groove)
65	4427-37-67 (400 Eng.) less A.C. or A.C. Modif. & P.S.	1191405	4.51	PULLEY 1 groove)
65	4427-37-67 A.C. Modif. (400 Eng.)	1354042	4.36	PULLEY 2 groove)
65	400-401-425 Eng. P.S. less A.C. or A.C. Modif., H.D. Cooling & Pol. Car Delcotron.	1368359	4.87	PULLEY 2 groove)
65	Wildcat less A.C., P.S. & Pol. Car Delcotron.	1191405	4.51	PULLEY 1 groove)
65	6269 Pol. Car Delcotron less H.D. Cooling.	1354042	4.36	PULLEY 2 groove)
66	30-4000 less A.C., P.S., Fan Drive Therm. Control & G.S.	1365028	3.90	PULLEY 2 groove) (replaces 1 groove type).
66	30-4000 P.S. less A.C., Fan Drive Therm. Control, 62 Amp. Delcotron & G.S.	1365028	3.90	PULLEY 2 groove)
66	30-4000 A.C. less Gran Sport, Fan Drive Therm. Controlled & 62 Amp. Delcotron.	1362611	6.20	PULLEY 3 groove)
65	401-425 Eng. A.C. Modif.	1354042	4.36	PULLEY 2 groove)
66	30-40-5000 Fan Drive Auto. Control exc. 4600.	1362611	6.20	PULLEY 3 groove)
66	4600 less A.C. & A.C. Modif., P.S., Fan Drive Therm. Control & A.I.R.	1191405	4.51	PULLEY 1 groove)
66	4600 with P.S. less A.C. & A.C. Modif. & Fan Drive Therm. Control	1368359	4.87	PULLEY 2 groove)
66	4600 A.I.R. less P.S.	1368359	4.87	PULLEY 2 groove)
66	46-60-80-9000 Fan Drive Therm. Control & A.C.	1363692	6.20	PULLEY 3 groove)
66	46-60-8000 A.C. Modif.	1354042	4.36	PULLEY 2 groove)
66	5000 less A.C., A.C. Auto Control, P.S., & Fan Drive Therm. Control	1365028	3.90	PULLEY 2 groove) (replaces 1 groove type) .
66	5000 A.C. & A.C. Auto. Control.	1362611	6.20	PULLEY 3 groove)
66	5000 P.S. less A.C., Auto. Temp. Control, Fan Drive Therm. Control & 62 Amp. Delcotron_____	1365028	3.90	PULLEY 2 groove)
66	6000 less A.C. or A.C. Modif., P.S. Fan Drive Therm. Control & 62 Amp. Delcotron.	1191405	4.51	PULLEY (1 groove)

66	60-80-9000 P.S. less A.C., A.C. Modif., A.C. Auto. Control & Fan Drive Therm. Control.	1368359	4.87	PULLEY (2 groove)
66	80-9000 Auto. A.C.	1363692	6.20	PULLEY (3 groove)
68-70	L-6 Eng. w/A.C. & P.S.	3876872	4.51	PULLEY (1 groove)
67-70	30-40-5000.	1365028	3.90	PULLEY (2 groove) (5"AT O.D.) (replaces 1 groove type)
67-70	30-40-5000.	1365028	3.90	PULLEY (2 groove) (5 ⁷ / ₁₆ " O.D.)
67-70	30-40-5000.	1382532	6.25	PULLEY (3 groove) (6 ¹ / ₂ " O.D.)
67-70	40-60-80-9000.	1375142	5.50	PULLEY (2 groove) (6V ₁₆ " O.D.)
67-70	40-50-60-80-9000.	1375143	7.90	PULLEY (3 groove) (7V ¹ / ₂ " O.D.)
70	GSX.	1375143	7.90	PULLEY (3 groove)
71	250 L-6 Eng. less A.C. or Thermo. Fan Drive	1235798	4.36	PULLEY (2 groove)
71-73	350 V-8 less Man. or Auto. A.C. or Thermo. Fan Drive.	1235798	4.36	PULLEY (2 groove)
71-73	350 Eng.	1235821	3.74	PULLEY (3 grooves-2 grooves 6 ³ / ₄ " O.D.-1 groove 5 % " O.D.)
71-73	455 Eng.	1235777	7.35	PULLEY (3 groove-2 grooves 7 ¹ / ₂ " O.D.-1 groove 5 ¹ / ₂ " O.D.)
71-73	455 Eng.	1235779	4.97	PULLEY (2 grooves-1 groove 6 ¹ / ₂ " O.D.-1 groove 5 ¹ / ₂ " O.D.)

0.659 BALANCER, HARMONIC

54-55	50-60-70-100	1165934	1	20.95	BALANCER
56	All.	1165934	1	20.95	BALANCER
57-58	All.	1189535	1	18.20	
59-61	4400.	1189535	1	18.20	
61-63	40-41-4300	1358524	1	19.15	BALANCER
59-66		1356957	1	19.05	
64-67		1379553	1	15.65	
64-73		1379555	1	16.25-	
67-69"	400-430 Eng.	1381609	1	19.25	
68-71	L-6 Eng. less A.C. & H.D. Cooling.	3896590	1	14.75	
68-71	L-6 Eng. w/A.C. or H.D. Cooling.	3896591	1	21.45	
70-73	455 Eng.	1233832	1	15.90	BALANCER

0.660 REINFORCEMENT, FAN DRIVING PULLEY

57-70	All as Req.	1358431	AR	.47	REINFORCEMENT
-------	---------------------	---------	----	-----	---------------

0.662 BOLT—SCREW—WASHER, HARMONIC BALANCER

46-54	All.	271627	1	.46	BOLT (1 ¹ / ₂ "—16 1 ¹ / ₂ ")—(8.900)
55	All 1st Type.	271627	1	.46	BOLT (1 ¹ / ₂ "—16 x 1 ¹ / ₂ ")—(8.900)
55	All 2nd Type.	455012	1	.20	BOLT (1 ¹ / ₂ "—20 x 1 ¹ / ₂ ")—(8.900)
56	All.	455012	1	.20	BOLT (1 ¹ / ₂ "—20 x 1 ¹ / ₂ ")—(8.900)
57-60	All.	271627	1	.46	BOLT (%—16 x 1 ¹ / ₂ ")—(8.900)
61-63	40-41-4300.	271582	1	.41	BOLT [Va"—18 x 1 ¹ / ₂ ")—(8.900)
61-64	46-47-4800.	271627	1	.46	BOLT (Y"—16 x 1 ¹ / ₂ ")—(8.900)
64	40-41-42-43-4400.	271582	1	.41	BOLT (%—18 x 1%")—(8.900)
65-69	30-40-5000 Exc. G.S.	271582	1	.41	BOLT (Y"—18 x 1%")—(8.900)
65	4000 G.S. (400 Eng.)	271627	1	.46	BOLT (%—16 x 1 ¹ / ₂ ")—(8.900)
65	60-80-9000.	271627	1	.46	BOLT (1 ¹ / ₂ "—16 x 1 ¹ / ₂ ")—(8.900)
66	46-60-80-9000.	271627	1	.46	BOLT (%—16 x 1 ¹ / ₂ ")—(8.900)
67-73	400-430-455 Eng.	271629	1	.62	BOLT (%—16 x 1%")—(8.900)
70-73	350 Eng.	271582	1	.41	BOLT (Y"—18 x 1 ¹ / ₂ ")—(8.900)
66	30-4000.	3815933	AR	.56	BOLT (used 6.106)
57-66	All as Req.	1171530	AR	.08	SCREW (1 ¹ / ₁₆ "—18 x 1) hex. hd. with spg. lock washer
38-60	All exc. 1955-56.	1199944	1	.90	WASHER (2%" x 1 ¹ / ₂ " x %")
61-63	40-41-4300.	1231966	1	.49	WASHER, to ck/shaft.
61-63	44-46-47-4800.	1199944	1	.90	WASHER, balancer to ck/shaft.
64-67	225-300-340 Eng.	1231966	1	.49	WASHER, balancer to ck/shaft.
64-73	400-401-425-430-455 Eng.	1199944	1	.90	WASHER, ck/shaft (1 ¹ / ₂ " x 1 ¹ / ₂ " x 1 ¹ / ₂ ")
68-73	250-350 Eng.	1231966	1	.49	WASHER, balancer to ck/shaft

0.666 FLYWHEEL AND RING GEAR, ENGINE

57-58	ALL A.T.	1172084	1	1 1.40	FLYWHEEL
57-60	4400 C.T.	1172688	1	56.85	FLYWHEEL
59-61	46-47-4800	1186398	1	1 1.90	FLYWHEEL
59-61	4400 A.T.	1172084	1	1 1.40	FLYWHEEL
61-63	40-41-4300 A.T V-8	1353302	1	20.50	FLYWHEEL (incl. ring)
62	44-46-4800.	1186398	1	1 1.90	FLYWHEEL
63	44-46-47-4800 A.T (401	1186398	1	1 1.90	FLYWHEEL

62-63	V-6 A.T.	1353302	1	20.50	FLYWHEEL (incl. ring)
63	46-4700 A.T. (425 Eng.)	1356956	1	12.05	FLYWHEEL
64-67	V-6 C.T.	1359407	1	51.05	FLYWHEEL & RING GEAR
64-67	V-6 ST. 300.	1381226	1	20.25	FLYWHEEL & RING GEAR
64-68	300-340-350 Eng. A.T.	1230923	1	22.80	FLYWHEEL & RING GEAR
64-66	Wildcat C.T. (401-425 Eng.)	1363016	1	49.40	FLYWHEEL & RING GEAR
64-66	400-401-425 Eng.-AT.	1372132	1	21.70	FLYWHEEL & RING GEAR
65-66	400 Eng. C.T.	1372997	1	51.05	FLYWHEEL & RING GEAR
67-69	400-430 Eng. C.T.	1230927	1	48.00	FLYWHEEL & RING GEAR
68-71	L-6 Eng. C.T.	3973452	1	25.20	FLYWHEEL & RING GEAR
68-70	L-6 Eng. AT.	3789821	1	18.05	FLYWHEEL & RING GEAR
67-69	400-430 Eng. A.T.	1230925	1	22.80	FLYWHEEL 8i RING GEAR
68-73	350 Eng. C.T.	1230921	1	45.60	FLYWHEEL & RING GEAR
69-73	350 Eng. A.T. (dom. & exp.)	1230923	1	22.80	FLYWHEEL & RING GEAR
70-73	455 Eng. A.T.	1233837	1	22.20	FLYWHEEL & RING GEAR
70-73	455 Eng. C.T.	1234377	1	47.35	FLYWHEEL & RING GEAR
71	L-6 Eng. A.T.	3991402	1	18.40	FLYWHEEL & RING GEAR
68	L-6 Eng. C.T.	839756	6	.15	80LT, flwhl
64-72	ALL A.T.	1374782	AR	.10	CLIP flywheel balance

0.669 BOLT, FLYWHEEL TO CRANKSHAFT LOCKING

53-63	All as req.	454957	6	.20	BOLT (1/8" x 20 x 1")—(8.900)
61-64	44-46-47-4800	186634	3		BOLT, flywheel to ring gr—(8.900)
61-63	All as req.	3727207	6	.15	BOLT (1/8"—20 x %")
63-73	All C.T. exc. L-6	454956	AR	.10	BOLT (1/8"—20 x %) flwhl. to ck/shaft—(8.900)
64-73	All A.T.	3727207	6	.15	BOLT, flywheel to ck/shaft locking (1/8"—20 x %")
68-71	L-6 Eng. C.T.	839756	6	.15	BOLT, flywheel

0.673 RING, FLYWHEEL

57-60	4400 C.T.	1172131		8.55	RING
57-60	All A.T.	1186833		9.70	RING
61-63	40-41-4300.	1194117		8.75	RING
63	4400 C.T.	1172131		8.55	RING
63	46-4800 C.T. 4-Speed	1172131		8.55	RING
64-67	225-300-340 Eng.	1230924		9.05	RING
64-66	Wildcat C.T.	1230928		9.85	RING
65-67	400 Eng. C.T.	1230928		9.85	RING
68-73	400-430-455 Eng.	1230928		9.85	RING
68-73	350 Eng. C.T.	1230924		9.05	RING

0.673 RING, GEAR (CRANK NG)

61-63	44-46-47-4800 A.T.	1186833		9.70	RING, assm. on converter hsg.
-------	----------------------------	---------	--	------	-------------------------------

0.679 HOUSING, COVER, FLYWHEEL (LOWER)

61-63	40-41-4300 C.T.	1194310		4.36	HOUSING
63	4400 C.T.	1358519		9.00	HOUSING
63	46-4800 C.T. 4-Speed	1358519		9.00	HOUSING
64-65	Wildcat C.T.	1358519		9.00	HOUSING
64-67	225-300-340 Eng. C.T.	1363732		2.56	COVER, lwr.
65	Skylark G.S.	1372374		2.31	COVER, flywheel
66	46-6000 C.T.	1372374		2.31	COVER, flywheel housing
67	30-4000 C.T.	1378868		4.09	COVER, flwhl. hsg.
67-70	4600-6000 C.T.	1378091		4.51	COVER, housing
68-71	L-6 Eng.	3788422		2.10	COVER
71-73	455 Eng C.T.	1378091		4.51	COVER
68-73	350 Eng. C.T.	1378868		4.09	COVER, hsg.

0.679 PAN, TRANSMISSION CONVERTER COVER

64-65	225-300 Eng. AT.	1386324	1	6.40	PAN
64-66	400-401-425 Eng. A.T.	1359739	1	4.36	PAN
66	225-300-340 Eng. A.T.	1377229	1	7.95	PAN
67	225-300-340 Eng. A.T.	1386324	1	6.40	PAN
67-68	400-430 Eng. (T.H. 400)	1386322	1	6.40	PAN
68-69	L-6 Eng. A.T.	393933	1	6.25	PAN (used 4.1 15)
68-69	350 Eng. ST. 300.	1386324	1	6.40	PAN (used 4.115)
68-69	5000 T.H. 400.	1386324	1	6.40	PAN (used 4.1 15)
68	4000 Wagons T.H. 400	1386322	1	6.40	PAN (used 4.1 15)
69-73	T.H. 400.	1386322	1	6.40	PAN (used 4.1 15)
69-73	T.H. 350-T.H. 375B.	1386323	1	4.92	PAN (used 4.1 15)
70-71	L-6 Eng. (T.H. 350).	6261091	1	3.33	PAN (also used 4.115)
50-53	All C.T.	3829139	5	.05	BOLT (%*—18 x y.") to upr. hsg.—(4.196)
68	L-6 Eng.	3817006	4	.10	BOLT & LOCK WASHER, pan to frt, cvr. (also used 1.428)

0.683 HOUSING, FLYWHEEL (UPPER)					
61-63	40-41-4300 C.T.	1355746	1	21.75	HOUSING
63	44-46-4800 C.T.	1358906	1	51.05	HOUSING
64-67	225-300-340 Eng. C.T.	9774035	1	23.90	HOUSING
64-65	Wildcat C.T.	1358906	1	51.05	HOUSING
65-67	400 Eng. C.T.	1373726	1	49.60	HOUSING
66	6000 C.T.	1373726	1	49.60	HOUSING, flywhl
68-71	L-6 Eng. C.T.	3858403	1	24.10	HOUSING
68-69	350-400 Eng. C.T.	9785581	1	28.95	HOUSING
70-73	All V-8 (C.T.)	9785581	1	28.95	HOUSING
69-71	5000 C.T.	1230396	RH	2.26	BRACE
69-71	5000 C.T.	1230397	LH	3.02	BRACE
69-71	5000 C.T.	1230561	1	.36	
69-71	5000 C.T.	1230476	1	3.64	BOLT (L.H.) flywheel housing brace—(0.029)
61-63	40-41-4300 C.T.	1195564	8	.20	SCREW, upr. flywheel hsg. to cyl. ck/case—(3.275)
0.685 DOWEL, FLYWHEEL HOUSING UPPER TO CRANKCASE					
65-66	400 Eng. C.T.	1368084	2	.30	DOWEL
65-66	401-425 Eng. ST. 400 ..	1368084	2	.30	DOWEL, trans, to cyl. ck/case
65-66	6000 C.T.	1368084	2	.30	
65-70	30-40-5000.	3712745	2	.41	PIN, dowel ($\frac{1}{8}$ " x 1%")
67-69	60-80-9000.	3712745	2	.41	
71	L-6 Eng. A.T.	3712745	2	.41	PIN, trans, lineup ($\frac{1}{8}$ " x $1\frac{1}{32}$ ")
71	L-6 Eng. C.T.	3712745	2	.41	PIN, clutch hsg. ($\frac{1}{8}$ " x $1\frac{1}{32}$ ")
0.686 PLUG, FLYWHEEL HOUSING DUST					
66	46-6000 C.T. 3-Speed ...	3771273	4	.10	PLUG (in $V\frac{1}{2}$ " outer flwhl. hsg. holes)—(6.009)
67-72	30-4000 C.T. less G.S.	9776400	1	.10	PLUG, flwhl. lwr. hsg. mtg. holes (black)
67-70	4600 C.T. 4-Speed.	9776400	1	.10	PLUG, flwhl. lwr. hsg. htg. holes (black)
67-70	C.T. 3-Speed Floor Shift .	3771273	2	.10	PLUG, trans, mtg. holes in hsg.—(6.009)
68-70	6000 C.T.	3771273	2	.10	PLUG, trans, mtg. holes in housing—(6.009)
71-72	50-6000 C.T.	3771273	2	.10	PLUG, flwhl. hsg. dust—(6.009)
73	All C.T.	9776400	1	.10	PLUG, flwhl. lwr. hsg. mtg. holes (black)
0.724 CHAIN, TIMING					
53-63	All V-8 exc. 40-41-4300 .	1175722		12.90	CHAIN
62	V-6.	1396142		20.95	KIT, timing chain & damper
61-63	40-41-4300.	1359707		10.45	CHAIN
64-69	225-300-340-350 Eng. . .	1359707		10.45	CHAIN
NOTE 62-67 V-6 for parts required to repair timing chain noise use 0.724 Chain, 0.728 Sprocket, Ck./Shaft, 0.736 Sprocket, Cam Shaft - 0.724 Damper, 0.724 Spring & 0.206 Thrust Button, and 0.207 Gasket					
64-66	400-401-425 Eng.	1175722	1	12.90	CHAIN
67-73	400-430-455 Eng.	1368051	—1	10.70	CHAIN
70-73	350 Eng.	1233448	1	9.25	CHAIN
0.724 DAMPER—SPRING, TIMING CHAIN					
62	40-4100 V-8 2nd Type	1356634		1.33	DAMPER (spg. loaded design)
62-67	V-6.	1354138		1.33	DAMPER
63-67	V-6.	1356634		1.33	DAMPER (spg. loaded design)
57-64	All as Required	1358431		.47	REINFORCEMENT
62	40-4100 V-6 2nd Type	1355525		.25	SPRING
63-67	V-6.	1358909		.25	SPRING
62-67	V-6.	1356635		.56	BOLT, damper to ck/case (use with spg. loaded damper)
0.728 SPROCKET, CRANKSHAFT					
57-63	All exc. 40-41-4300 ..	1173853		6.60	SPROCKET
64-73	225-300-340-350 Eng	1192916		2.92	SPROCKET
61-63	40-41-4300.	1192916		2.92	SPROCKET
64-66	400-401-425 eng.	1173853		6.60	SPROCKET
67-73	400-430-455 Eng.	1370648		2.56	SPROCKET
68-71	L-6 Eng.	3836605		4.41	SPROCKET
0.729 KEY, WOODRUFF					
34-60	All.	1321045	1	.36	KEY
56-60	44-46-47-4800.	106751	1	.10	KEY, c/shaft sprocket to c/shaft—(8.960)
61	40-41-4300.	144542	1	.15	KEY, harmonic balancer & ck/shaft sprocket to ck/shaft—(8.960)
62-63	40-41-4300.	1352537	2	.15	KEY, harmonic bal. & ck/shaft sprocket to ck/shaft (also used 0.736)
61-63	44-46-47-4800.	1321045	1	.36	KEY, harmonic bal. & ck/shaft sprocket to ck/shaft
64-67	225-300-340 Eng.	1352537	1	.15	KEY, harmonic bal. to ck/shaft
64-73	400-401-425-430-455 Eng.	1321045	1	.36	KEY, harmonic balancer & ck/shaft sprocket to ck/shaft
68-73	350 Eng.	1352537	1	.15	KEY, harmonic balance to ck/shaft ($V\frac{1}{2}$ " x 2 x $V\frac{1}{2}$ ")

68-72	350 Eng.1352537	1	.15	KEY, ck/shaft fuel pump eccentric & distributor drive to ck/shaft
61-63	44-46-47-4800.1352538	1	.10	KEY, c/shaft sprocket to c/shaft
64-66	400-401-425 Eng.1352538	1	.10	KEY, c/shaft sprocket to c/shaft
0.736 SPROCKET, CAMSHAFT					
57-63	All exc. 1961-63 40-41-4300.1350597	1	9.05	SPROCKET
61-63	40-41-4300.1233447	1	4.92	SPROCKET
64-73	225-300-340-350 Eng.1233447	1	4.92	SPROCKET
64-66	400-401-425 Eng.1350597	1	9.05	SPROCKET
67	400-430 Eng. 1st Type1368013	1	4.36	SPROCKET, pilot dia. 2.20"
67	400-430 Eng. 2nd Type1233449	1	4.92	SPROCKET, pilot dia. 2.26"
68-71	L-6 Eng.3788508	1	1 1.75	SPROCKET
68-73	400-430-455 Eng.1233449	1	4.92	SPROCKET.
61	40-41-4300.144542	1	.15	KEY, c/shaft sprocket, fuel pump eccentric & distr. drive gr. to c/shaft—(8.960).
62-63	40-41-4300.1352537	1	.15	KEY, c/shaft sprocket-fuel pump eccentric & distr. drive gr. to c/shaft—(0.729).
64-66	225-300-340 Eng.1352537	1	.15	KEY, c/shaft fuel pump eccentric & distr. drive gr. to c/shaft—(0.729).
0.738 BOLT, CAMSHAFT SPROCKET					
36-66	All1285606	1	.25	BOLT
67-73	225-300-340-350 Eng.1285606	1	.25	BOLT
67-73	400-430-455 Eng.1383886	2	.10	BOLT
0.738 WASHER, CAMSHAFT SPROCKET TO CAMSHAFT					
36-65	All exc. V-61285607	AR	.20	WASHER.
67-73	225-300-340-350 Eng.1285607	1	.20	WASHER, sprocket to c/shaft
0.748 NOZZLE, TIMING GEAR OIL					
68-71	L-6 Eng.3875950	1	.25	NOZZLE.
0.787 SWIVEL, CLUTCH RELEASE ROD					
61-63	40-41-4300 C.T.3764588	1	.30	SWIVEL, release rod.
67	4000 G.S. C.T.3840845	1	1.08	SWIVEL, rod to equalizer
68-69	30-4000 C.T.3840845	1	1.08	SWIVEL, rod to equalizer
70-72	All C.T.3840845	1	1.08	SWIVEL, rod to equalizer
0.787 ROD, CLUTCH RELEASE					
64-67	Special-Skylark C.T. less G.S.1363431	1	.92	ROD, release-upr.
65-66	Skylark Gran Sport C.T.1373020	1	4.97	ROD, release-lwr.
65-66	Skylark Gran Sport C.T.1373022	1	2.31	ROD.
67-68	4600 C.T. FLR. SHIFT1378077	1	2.56	ROD.
68-70	30-4000 C.T. 3-Speed Col. Shift less G.S.9779202	1	.67	ROD.
69-70	46-50-6000 C.T.1386010	1	6.25	ROD & BUSHING
70-72	All A (C.T.) (455 Eng.)1386010	1	6.25	ROD & BUSHING
68	6000 C.T.1383405	1	5.25	ROD & CLEVIS
71-72	All A (C.T.) less 455 Eng.9779202	1	.67	ROD, cl. release
71-72	All B (C.T.)9779202	1	.67	ROD, cl. fork push
73	All C.T.9779202	1	.67	ROD, cl. fork push
0.793 SPRING, CLUTCH RELEASE					
62-63	40-41-4300 C.T.1352190	1	.15	SPRING, rod to release fork (anti-rattle).
71	50-6000 C.T.9787410	1	.30	SPRING, cl. fork push rod (anti-rattle).
61-70	All C.T.3750696	AR	.10	SPRING, ball stud ret. (V O.S. dia.)—(0.851).
39-60	All C.T.1302539	AR	.05	WASHER, cl. release rod spring (also used 4.037-4.040-4.045-4.658).
0.793 SEAT, CLUTCH EQUALIZER BALL					
64	40-41-42-4300 C.T.1363420	1	.46	SEAT, inner
64	40-41-42-4300 C.T.1363421	1	.46	SEAT, outer
65	30-4000 C.T. (225-300 Eng.) 1st Type-Round Shaft1363420	1	.46	SEAT, inner
65	30-4000 C.T. (225-300 Eng.) 1st Type-Round Shaft1363421	1	.46	SEAT, outer
0.793 PIN, CLUTCH RELEASE ROD					
61	40-41-4300 C.T.3738054	1	15	PIN, rod to release yoke
62-63	40-41-4300 C.T.1352189	1	15	PIN (%) rod to release yoke
64-67	LeSabre C.T.1352189	1	15	PIN (%) rod to release yoke
68-70	50-6000 C.T.1352189	1	15	PIN (%) rod to release yoke
69-72	30-4000 C.T. (455 Eng.)1352189	1	15	PIN (%) rod to cl. fork.

62-63	40-41-4300 C.T.	1351769	1	.10	RETAINER, rod to release yoke—(4.040)_____
59-60	4400 C.T.	1302539	1	.05	WASHER, to cl. release to equalizer.
64	40-41-4300.	120394	1		WASHER, between cl. release bushing & ret- (8.929).....

0.793 SWIVEL, GRP. 0.793 CHANGED TO GRP. 0.787 EFF. 1-1-72

0.795 YOKE, CLUTCH RELEASE

53-60	V-8 C.T. exc 1957-1958 .	1344149		5.30	YOKE & BOOT
63	4400 C.T.	1352404		6.55	YOKE
63	46-4800 C.T. 4-Speed .	1352404		6.55	YOKE
64-67	Special-Skylark C.T. exc. G.S.	1363719		4.20	YOKE
64-68	LeSabre C.T.	1363721		4.56	YOKE
61-63	40-41-4300 C.T.	1358916		4.72	YOKE (when repl. 1353484 also use 0.787- 1358548)
64-66	Skylark Gran Sport- Wildcat C.T.	1352404		6.55	YOKE
67	Skylark G.S. C.T.	9787069		7.40	YOKE
68	30-4000 V-8 C.T.	9787069		7.40	YOKE
68-71	L-6 Eng. C.T.	9787069		7.40	YOKE
68	6000 C.T.	1383406		4.31	YOKE
69-72	All A (C.T.) (350 Eng.) . . .	9787069		7.40	YOKE
69-70	46-50-6000 C.T.	1237118		8.15	YOKE
71-72	All (C.T.) (455 Eng. & Stage 1)	1237118		8.15	YOKE
71-72	All A (C.T.) (exc. 455 Eng.)	397116		.25	EXTENSION, clutch release yoke
71-72	All B (C.T.)	9787069	1	7.40	YOKE

0.795 SHAFT—BUSHING, CLUTCH RELEASE

63	44-4600 C.T.	1357832	1	11.15	SHAFT.
64-66	Skylark Gran Sport & Wildcat C.T.	1357832		11.15	SHAFT...
	44-4600 C.T.	1356209		.67	BUSHING
63	Skylark Gran Sport & Wildcat C.T.	1356209		.67	BUSHING
64-66	44-4600 C.T.	1357833		.25	SEAL
63	Skylark Gran Sport & Wildcat C.T.	1357833		.25	SEAL
	44-4600 C.T.	1358160		.05	WASHER, cl. release shaft bshg. ret.
64-66	Skylark Gran Sport & Wildcat C.T.	1358160		.05	WASHER, shaft bshg. ret.
63	30-4000 C.T.	120394			WASHER, between cl. release backing & ret- (8.929).....
64-66	44-4600 C.T.	214401		.10	PLUG, flywheel hsg.
65-66	Skylark G.S. & Wildcat C.T.	214401	1	.10	PLUG, shaft (in flywheel hsg.) .

0.795 ROD, CLUTCH RELEASE YOKE OPERATING

64-68 63	LeSabre C.T.	1367519	1	5.50	ROD.....
---------------------	-------------------	---------	---	------	----------

0.796 STUD, CLUTCH RELEASE FORK BALL

61-63	40-41-4300 C.T.	3836314	1	.30	STUD
64-66	225-300-340 Eng. C.T. . .	3729000	1	.82	STUD
67	30-40-5000 C.T.	3729000	1	.82	STUD
68-70	L-6 Eng. C.T.	3729000	1	.82	STUD
68-73	350-400-430-455 Eng. C.T.	3729000	1	.82	STUD

0.797 BOOT, CLUTCH RELEASE YOKE

61-63	40-41-4300 C.T.	3738282	1	1.95	BOOT
63	4400 C.T.	1357843	1	.87	BOOT
63	46-4800 C.T. 4-Speed . . .	1357843	1	.87	BOOT
64-66	Special-Skylark C.T. exc. Gran Sport	3993851	1	.56	BOOT
64-68	LeSabre C.T.	1359410	1	.97	BOOT
64-66	Skylark Gran Sport & Wildcat C.T.	1357843	1	.87	BOOT
67-69	30-4000 C.T. exc. 4600 .	3993851	1	.56	BOOT
68	6000 C.T.	3993851	1	.56	BOOT
70-71	All A (C.T.) exc. 455 Eng.	3993851	1	.56	BOOT
70-72	All A (C.T.) (455 Eng.) . . .	1359410	1	.97	BOOT
69-70	46-50-6000 C.T.	1359410	1	.97	BOOT
71	All B (C.T.)	3993851	1	.56	BOOT
73	All C.T.	3993851	1	.56	BOOT
61-63	40-41-4300 C.T.	3756554	1	.10	CLIP

0.799 BEARING, CLUTCH RELEASE (INCLUDES SLEEVE)					
39-48	60-70-80-90.....	1367058	1	12.90	BEARING
53-60	V-8 C.T.....	1367058	1	12.90	BEARING
61-63	40-41-4300 C.T.....	907963	1	9.40	BEARING
63	4400 C.T.....	1367058	1	12.90	BEARING
63	46-4800 4-Speed C.T. ...	1367058	1	12.90	BEARING
64-67	225-300-340 Eng. C.T. ...	907588	1	10.20	BEARING
64-66	Skylark G.S. & Wildcat C.T.....	1367058	1	12.90	BEARING
67-72	All A (400-455 Eng.)	907963	1	9.40	BEARING
68-72	All A-B C.T. (250-350 Eng.).....	909422	1	11.00	BEARING
68-71	All B C.T. (430-455 Eng.)	907963	1	9.40	BEARING
0.805 SUPPORT—GASKET, CLUTCH RELEASE BEARING					
38-60	C.T.	1308585	1	3.95	SUPPORT (use ret. 1302021 to fasten to hsg.)
38-60	C.T.	1302022		.10	GASKET
38-60	C.T.	1302021		.20	WASHER, brg. supt. spring (also used 4.361)
0.829 SEAL—RETAINER—BELLOWS, CLUTCH PEDAL ROD					
61-63	40-41-4300 C.T.	1199106	1	1.54	SEAL
64	40-41-42-4300 C.T.	383752	1	.77	SEAL
65	30-4000 1st Type (Round hole).....	383752		.77	SEAL
65	30-4000 2nd Type (Octagon hole).....	384239	1	.41	SEAL.....
65-68	50-6000 C.T.	1369218	1	2.15	SEAL.....
66	30-4000 C.T.	384239	1	.41	SEAL.....
68-72	30-4000 C.T.	399904	1	2.15	SEAL.....
69-70	50-6000 C.T.	402296	1	3.59	SEAL.....
71	50-6000 C.T.	3988202	1	2.31	SEAL.....
69-70	50-6000 C.T.	382658	1	.15	SEAL (used 0.851)
64	40-41-42-4300 C.T.	383753	1	.20	RETAINER, seal ...
65	30-4000 1st Type (Round hole).....	383753		.20	RETAINER, seal
65	30-4000 2nd Type (Octagon hole).....	384240	1	.26	RETAINER, seal.....
66	30-4000 C.T.	384240	1	.26	RETAINER, seal.....
67	30-4000 C.T.	3903973	1	.30	RETAINER, seal.....
69-70	50-6000 C.T.	402297	1	2.46	RETAINER, seal.....
67-68	30-4000 C.T.	9776826	1	.82	BELLOWS.....
64-66	Special-Skylark C.T.	1361714	1	.05	BUMPER, cl. pedal (used 0.833).....
61-63	40-41-4300 C.T.	583389	1	.10	BUMPER, cl. pedal brkt. (also used 0.833)
67-72	All A (C.T.).....	1380966	1	.10	BUMPER, cl. pedal (also used 0.833).....
69-70	All C.T.	1380966	1	.10	BUMPER, cl. pedal (also used 0.833).....
71	All B (C.T.).....	3781770	1	.10	BUMPER, cl. pedal (also used 0.833).....
73	All C.T.	3781770	1	.10	BUMPER, cl. pedal (also used 0.833).....
61-63	40-41-4300 C.T.	580198	1	.92	BRACKET, cl. pedal bpr. (also used 0.833)
0.830 PEDAL, CLUTCH					
61-63	40-41-4300 C.T.	583360	1	8.70	PEDAL (also use 0.833-583389 bpr.)
66-67	5000 C.T.	1375454	1	18.25	PEDAL.....
66	6000 C.T.	1376126	1	18.25	PEDAL.....
67-72	All A (C.T.).....	1231313	1	6.25	PEDAL.....
68	50-6000 C.T.	1375454	1	18.25	PEDAL.....
69-70	50-6000 C.T.	1385963	1	10.90	PEDAL.....
71	50-6000 C.T.	3988193	1	3.84	PEDAL.....
NOTE. Pedal pads 8i covers Group 4.630					
0.831 BEARING, CLUTCH PEDAL					
61-63	40-41-4300 C.T.....	579984	2	.05	BEARING (also used 4.634-4.041)
63		579984	2	.05	BEARING.....
0.833 BUSHING, CLUTCH & BRAKE P					
63	44-46-4800 C.T.....	1357842	1	.10	BUSHING, cl. opr. lvr. rod—(0.851).....
64	4400 C.T.....	1359510	1	.46	BUSHING, cl. pedal pivot.....
64-66	Skylark Gran Sport	1359510	2	.46	BUSHING, outer lvr. to brkt. & sleeve.....
65	5000-6000 C.T.....	1359510	1	.46	BUSHING, pivot.....
66	50-6000 C.T.....	3965692	2	.10	BUSHING, pivot—(4.626).....
66-68	9000.....	1378052	3	.15	BUSHING (used 4.006).....
67-73	All C.T.....	3965692	2	.10	BUSHING, pivot (%)—(4.626).....
61-63	40-41-4300 C.T.....	580196	1	1.64	PIN, pivot.....
63	44-46-4800 C.T.....	1357841	1	.10	PIN, cl. oper. lvr. rod—(0.854).....
64	44-4600 C.T.....	1357841	1	.10	PIN, clevis to cl. equalizer—(0.854).....
61-63	40-41-4300 C.T.....	413329	1	.10	WASHER, pivot pin spg. (also used 4.041-8.928)

0.833 BRACKET—BUMPER, CLUTCH PEDAL

61-63	40-41-4300 C.T.	580198	1	.92	BRACKET, cl. pedal bpr.—(0.829)
61-63	40-41-4300 C.T.	583389	1	.10	BUMPER, cl. pedal bkrt.—(0.829)
63-66	44-4600 C.T.	1374189	1	.77	BUMPER, stop brkt.
64	40-41-42-43-4400 C.T.	1361714	1	.05	BUMPER (0.829)
65-66	30-4000	1361714	1	.05	BUMPER (0.829)
67-72	30-4000 C.T.	1380966	1	.10	BUMPER (0.829)
68	50-6000 C.T.	1374189	1	.77	BUMPER
69-70	All C.T.	1380966	1	.10	BUMPER
71	50-6000 C.T.	3781770	1	.10	BUMPER (0.829)
73	All C.T.	3781770	1	.10	BUMPER (0.829)
67-73	All A C.T.	9783098	1	.56	SPACER, cl. pedal pivot—(4.634)
67	30-4000 C.T.	9422299	1	.15	NUT, cl. pedal pivot bolt—(8.917)
64-65	Special-Skylark C.T.	3828428	1	.15	RETAINER, cl. pedal bpr. to pedal pivot—(4.634)
65-66	5000 C.T.	3828428	1	.15	RETAINER, cl. pedal pivot bshg. to sleeve—(4.634)
67-68	5000 C.T.	3828428	1	.15	RETAINER, cl. pedal pivot to brkt—(4.634)

0.833 LINK—PIN, OVERCENTER SPRING ACTUATOR

63	44-46-4800 C.T.	1353085	1	1.54	LINK
63	44-46-4800 C.T.	1353083	1	1.54	LINK, pivot
64-66	Wildcat C.T.	1353085	1	1.54	LINK
64-66	Wildcat C.T.	1353083	1	1.54	LINK, spg. pivot
63	44-46-4800 C.T.	1353084	1	.41	PIN
64-66	Wildcat	1353084	1	.41	PIN
63	44-46-4800 C.T.	9421540	2	.15	RING, actuator link & pivot pin ret—(8.934)
64-66	Wildcat C.T.	9421540	2	.15	RING, actuator link & pivot pin ret—(8.934)
66	Wildcat C.T.	1376128	1	2.82	LEVER
65-66	Wildcat C.T.	1367568	1	.56	SEAT, cl. pedal over ctr. spg.-uper.
65-66	Wildcat C.T.	1367569	1	.56	SEAT, cl. pedal over ctr. spg.-lwr.
65-66	Wildcat C.T.	1367570	1	.05	SEAT, cl. pedal over ctr. spg. eye bolt
65-66	Wildcat C.T.	1367571	1	3.74	BOLT, cl. pedal over ctr. spg. eye
65-66	Wildcat C.T.	1367572	1	.10	WASHER, cl. pedal over ctr. spg. ret. (spec)

0.833 INSULATOR, CLUTCH PEDAL STOP

66	Wildcat C.T.	1376258	1	.77	INSULATOR
----	--------------	---------	---	-----	-----------

0.844 SPRING, CLUTCH PEDAL RETURN

61-63	40-41-4300 C.T.	1347555	1	1.13	SPRING...
63	44-46-4800 C.T. 4-speed	1359979	1	.62	SPRING...
63	4400 C.T.	1357946	1	1.54	SPRING, cl. control overcenter
63	46-4800 C.T. 4-speed	1357946	1	1.54	SPRING, cl. control overcenter
64-66	Special-Skylark C.T. exc.				
	G.S.	1363432	1	.41	SPRING
64-67	5000 C.T.	1365213	1	2.41	SPRING
64-65	6000 C.T.	1359979	1	.62	SPRING
64	4600 C.T.	1357946	1	1.54	SPRING, cl. control over ctr.
65	400 Eng. C.T. Floor Shift	1376061	1	.97	SPRING
65-66	6000 C.T.	1367566	1	5.65	SPRING, over ctr.
66	46-6000 C.T.	1376061	1	.97	SPRING
67	30-4000 C.T. less G.S.	1381476	1	.62	SPRING
67	4600 C.T.	1380967	1	.46	SPRING
68-70	All A (C.T.)	1385861	1	.56	SPRING
68-70	All B (C.T.)	1383402	1	2.61	SPRING
71-72	All A (C.T.)	404201	1	1.08	SPRING
71	All B (C.T.)	482677	1	.67	SPRING

0.846 BRACKET, CLUTCH PEDAL RETURN SPRING

64-67	5000 C.T.	1365214	1	1.13	BRACKET
68	50-6000 C.T.	1383401	1	1.28	BRACKET
69-70	50-6000 C.T.	1386007	1	.30	BRACKET

0.846 EXTENSION, CLUTCH PEDAL OVER CENTER SPRING

65-66	6000 C.T.	1369544	1	1.69	EXTENSION
-------	-----------	---------	---	------	-----------

0.846 HOOK—PLATE, CLUTCH PEDAL RETURN SPRING

61-63	40-41-4300 C.T.	1347556	1	.56	HOOK
61-63	40-41-4300 C.T.	3764732		.15	PLATE

0.846 WASHER, CLUTCH PEDAL TO COUNTERSHAFT

71-72	All B (C.T.)	535076	1	.05	WASHER, cl. pedal push rod to countershaft (used 0.852)
-------	--------------	--------	---	-----	---

0.851 BALL—STUD, CLUTCH EQUALIZER

63	4400 C.T.	1355954	1	.82	BALL
63	46-4800 C.T. 4-Speed	1355954	1	.82	BALL
64-65	Wildcat C.T.	1355954	1	.82	BALL
65	400 Eng. C.T. Floor Shift	1355954	1	.82	BALL

66	46-6000 C.T.	1355954	1	.82	BALL
63	44-46-4800 C.T.	1351769	1	.10	RETAINER , clevis to cl. equalizer—(4.040)
64	4400 Less A.T.	1365067	1	.10	NUT , ball stud to cl. equalizer frame brkt.—(7.347)
64	4400 Less A.T.	1365067	1	.10	NUT , ball stud to cl. equalizer mtg. brkt.-trans. end—(7.347)
64	4600 Less A.T.	1365067	1	.10	NUT , ball stud to cl. equalizer frame brkt.—(7.347)
61-62	40-41-4300 C.T.	138489	1		WASHER , ball stud to frame brkt.—(8.932)
63	All C.T.	138489	1		WASHER , equalizer ball stud to frame brkt.—(8.932)
64	44-4600 C.T.	138489	1		WASHER , ball stud to frame brkt.—(8.932)
61	40-4 100 C.T. after Eng. H-123952, 4300 C.T.	1354670	1	1.33	STUD , ball-eng. side assm. to cyl. ck/case (also use 1-0.851-1354671 seal)
61-62	40-41-4300 C.T.	3935289	1	.82	STUD , equalizer special-ball
62	40-41-4300 C.T.	1354670	1	1.33	STUD , ball-eng. side assm. to cyl. ck/case (also use 1-0.851-1354671 seal)
63	40-41-4300 C.T.	1354670	1	1.33	STUD , ball (eng. side) assy. to cyl. ck/case
63	All C.T.	3935289	1	.82	STUD , equalizer to frame brkt. spec. ball
63	4400 C.T.	1357837	1	8.95	STUD , equalizer ball
63	46-4800 C.T. 4 speed	1357837	1	8.95	STUD , equalizer ball
64-68	LeSabre C.T.	1373721	1	1.79	STUD , equalizer mtg. brkt. trans. end
64-66	Skylark G.S.-Wildcat	1357837	1	8.95	STUD , equalizer ball
65	400 Eng. C.T. Floor Shift	3935289	1	.82	STUD , cl. equalizer to frame brkt.
66	All A C.T. Col. Shift	1375615	1	3.59	STUD , cl. equalizer to eng. (spec. ball)
66-73	All A C.T.	3935289	1	.82	STUD , equalizer to equalizer frame brkt.
66-68	All B C.T.	3935289	1	.82	STUD , to cl. equalizer frame brkt.
66	46-6000 C.T.	1357837	1	8.95	STUD , cl. equalizer lvr. to trans.
67	30-4000 C.T. exc. 4600 Col. Shift	1375615	1	3.59	STUD , cl. equalizer to eng. spec. ball
67-70	4600 C.T. Floor Shift	1375615	1	3.59	STUD , equalizer to eng.-spec. ball
68-72	All A (C.T.) exc. 400-455 Eng.	3816341	1	1.33	STUD , special ball-equalizer to eng.
68	All B (C.T.)	1373721	1	1.79	STUD , equalizer mtg. brkt. trans. end-spec. ball
69-70	All B (C.T.)	388907	1	.87	STUD , ball cl. equalizer frame brkt.
69-70	All B	9777166	1	1.38	STUD , equalizer mounting bracket trans. end
71-72	All A (C.T.) 455 Eng. & Stage 1	1375615	1	3.59	STUD , cl. equalizer to eng.-spec. ball
64-65	Special-Skylark C.T.	1363414	1	.97	PIVOT , lvr. outer
64-65	Special-Skylark C.T.	1363426	1	1.64	PIVOT , lvr.-inner
64-65	Special-Skylark C.T.	1363428	1	.41	WASHER , lvr. inner to pivot

0.851 SEAL, BALL STUD TO EQUALIZER

61-62	40-41-4300 C.T.	1347563	1	.20	SEAL , ball stud-eng. side
63	40-41-4300 C.T.	382658	1	.15	SEAL
63	All C.T.	1354668	1	.30	SEAL , equalizer to frame brkt.
63	44-46-4800 C.T.	1357838	1	.20	SEAL , cl. equalizer ball stud
64-65	Special-Skylark C.T. (225-300 eng.)	1363430	1	.46	SEAL , equalizer opr. lvr. to pivot
64-65	Special-Skylark C.T. (225-300 eng.)	1363413	1	.10	SEAL , between equalizer brkt. & equalizer opr. lvr.- outer
64-65	Special-Skylark C.T. (225-300 eng.)	1363429	1	.62	SEAL , equalizer shaft to equalizer opr. lvr.-outer
64-65	Special-Skylark C.T. (225-300 eng.)	1363422	1	.72	SEAL , equalizer shaft to equalizer opr. lvr.-inner
64-65	Wildcat C.T.	1357838	1	.20	SEAL , cl. equalizer ball stud
64	4400 C.T.	1363591	1	.46	SEAL , between equalizer frame & cl. equalizer
64	44-4600 C.T.	1354668	1	.30	SEAL , equalizer to frame brkt.
65	400 eng. C.T. floor shift	1357838	1	.20	SEAL , cl. equalizer ball stud
65	400 eng. C.T.	1369546	1	.10	SEAL , ball stud to equalizer frame brkt.
65-68	5000 C.T.	1369546	1	.10	SEAL , between cl. equalizer frame brkt. & cl. equalizer
65-67	5000 C.T.	1354668	1	.30	SEAL , ball stud to cl. equalizer mtg. brkt.-trans. end
65-66	6000 C.T.	1369546	1	.10	SEAL , ball stud to equalizer frame brkt.
66	4600 C.T.	1357838	1	.20	SEAL , cl. equalizer rod to cl. equalizer
66	6000 C.T.	1357838	1	.20	SEAL , cl. release rod to cl. equalizer
67	30-4000 C.T. exc. 4600 Col. Shift	1363429	1	.62	SEAL , cl. equalizer to eng.
67-70	4600 C.T. floor shift	1363429	1	.62	SEAL , clutch equalizer to eng.
68-73	All C.T. (250-350 Eng.)	382658	1	.15	SEAL , clutch equalizer to eng.
68	4600-6000 C.T.	1369546	1	.10	SEAL , between cl. equalizer frame brkt. & cl. equalizer
68	50-6000 C.T.	1354668	1	.30	SEAL , ball stud to cl. equalizer mtg. brkt.-trans. end
69-72	All A (400-455 Eng.)	1369546	1	.10	SEAL , between clutch equalizer frame brkt. & clutch equalizer
69-70	50-6000 C.T.	382658	1	.15	SEAL , ball stud to trans, equalizer mounting bracket
71-72	All A (C.T.) 455 Eng. & Stage 1	1363429	1	.62	SEAL , cl. equalizer to eng.
61-62	40-41 4300 C.T.	3743360	1	.15	WASHER
69-72	All C.T.	138489	1		WASHER , ball stud to cl. equalizer frame—(8.932)

0.851 BUSHING, CLUTCH EQUALIZER OPERATING

64-65	Special-Skylark C.T. (225-300 eng.).....	1363427	1	.56	BUSHING, lvr.-inner
64-65	Special-Skylark C.T. (225-300 eng.).....	1363412	1	.46	BUSHING, lvr.-outer.....
65-70	50-6000 C.T.....	1357842	1	.10	BUSHING, rod to cl. opr. lvr.....
65-69	50-6000 C.T.....	1357842	1	.10	BUSHING, clevis to cl. equalizer (also used 0.833)
71	All B (C.T.).....	9779158	1	.15	BUSHING, cl. pedal push rod (lwr.).....

0.851 BEARING, CLUTCH EQUALIZER

36-56	C.T.....	1310245	2	.41	BEARING, outer ($\frac{1}{16}$ " I.D. x 1" O.D. x $\frac{3}{16}$ " duresx sponge iron).....
59-60	C.T.....	1310245	2	.41	BEARING, outer ($\frac{1}{8}$ " I.D. x 1" O.D. x duresx sponge iron).....
61-62	40-41-4300 C.T.....	3743349	2	.15	SEAT.....
63	All C.T.....	3743349	2	.15	SEAT.....
64-65	LeSabre-Wildcat C.T.....	3743349	2	.15	SEAT, ball stud to cl. equalizer frame brkt.....
65	400 eng. C.T. floor shift	3743349	2	.15	SEAT, ball stud to cl. equalizer frame brkt.....
66-69	All C.T.....	3743349	2	.15	SEAT, ball stud to clutch equalizer frame bracket ..
69-70	All B (C.T.).....	388905	2	.41	SEAT, clutch equalizer assm. to ball stud.....
70-73	All A (C.T.).....	3743349	2	.15	SEAT, ball stud to cl. equalizer frame brkt.....
68	All A (C.T.).....	382588	1	.10	WASHER, between ball stud & frame brkt—(6.897)
68-69	All A (C.T.) exc. G.S.....	3743360	1	.15	WASHER, ball stud to cl. equal. frame brkt.....
61-73	All C.T.....	3750696	1	.10	SPRING, ball stud to equal, (also used 0.793).....
70-73	All C.T. exc. 455 Eng.	3743360	1	.15	WASHER, ball stud to cl. equalizer frame brkt.....

0.851 BEARING, LEVER & HUB TO ENGINE BLOCK

71	All B (C.T.).....	9791018	1	.62	BEARING.....
----	-------------------	---------	---	-----	--------------

0.852 EQUALIZER. CLUTCH RELEASE

63	40-41-4300 C.T.....	1354667		5.40	EQUALIZER.....
63	4400 C.T.....	1358010		10.50	EQUALIZER.....
63	44-46-4800 C.T. 4-Speed	1358010		10.50	EQUALIZER.....
64	4400 C.T.....	1363590		9.40	EQUALIZER, cl.....
64	4600 C.T.....	1358010		10.50	EQUALIZER.....
64-65	Special-Skylark C.T.....	1394214		17.90	KIT, cl. equalizer.....
65-66	400 Eng. C.T.....	1373024		28.65	EQUALIZER.....
65-66	5000 C.T.....	1367516		27.75	EQUALIZER.....
65-66	6000 C.T.....	1367579		28.85	EQUALIZER.....
66-67	30-4000 C.T. Co. Shift. ...	1376762		13.10	EQUALIZER, bushing & swivel ..
66	4600 C.T.....	1373024		28.65	EQUALIZER.....
67	4600 C.T.....	1378073		30.10	EQUALIZER.....
67-68	5000 C.T.....	1378149		25.25	EQUALIZER.....
68-72	All A (C.T.) exc. 400-455 Eng.....	401077	1	12.60	EQUALIZER.....
68-72	All A (400-455 Eng.)	1385404	1	30.50	EQUALIZER & BUSHING
68	6000 C.T.....	1378015	1	25.70	EQUALIZER.....
69-70	50-6000 C.T.....	1385927	1	39.35	EQUALIZER & BUSHING

0.852 BRACKET. CLUTCH EQUALIZER

61-63	40-41-4300 C.T.....	1199794		.62	BRACKET, frame
64-67	Special-Skylark C.T. (225-300 Eng.).....	3840841		.56	BRACKET, cl. lvr. & shaft equalizer mtg.
64-66	Special-Skylark Less Long Console.....	1359840		1.44	BRACKET, mtg frame—(4.040).....
65	400 Eng. C.T.....	1373016		6.70	BRACKET.....
65	400 Eng. C.T. Floor Shift	1373025		1.95	BRACKET, cl. equalizer mtg. frame
65	LeSabre C.T.....	1367515		2.72	BRACKET, mtg.-trans.....
65	Wildcat C.T.....	1368603		6.10	BRACKET, cl. & shift equalizer frame ..
65	Wildcat C.T. 3-Speed.....	1368412		5.35	BRACKET, cl. equalizer mtg.-trans. end
66	4600 C.T.....	1373025		1.95	BRACKET, mtg. frame.....
66	50-6000 C.T.....	1377055		8.65	BRACKET, mtg. frame.....
66	4600 C.T.....	1373016		6.70	BRACKET, cl. idler.....
66-68	5000 C.T.	1377056		7.90	BRACKET, mtg. trans.....
67-68	5000 C.T.	1377055		8.65	BRACKET, mtg. frame.....
68-72	All A (C.T.) ..	3918098		.56	BRACKET, mounting frame.....
68	6000 C.T.	1383407		8.90	BRACKET, mtg. frame.....
68	6000 C.T.	1383408		8.25	BRACKET, mtg. trans.....
69-70	50-6000 C.T.....	1385996		2.56	BRACKET, mounting trans.....
69-70	50-6000 C.T.....	1385995		2.97	BRACKET, clutch equalizer frame.....

NOTE Brackets also listed in 4.040 grp.

0.852 LEVER. CLUTCH EQUALIZER (OPERATING)

65	400 Eng. C.T.....	1373013	1	8.90	LEVER, outer .
65	400 Eng. C.T.....	1373019	1	2.26	LEVER, inner .
66	4600 C.T.....	1373019	1	2.26	LEVER, inner .
66	4600 C.T.....	1373013	1	8.90	LEVER, outer .

0.852 COUNTERSHAFT, CLUTCH CONTROL

71	5000 C.T.	482673	1	8.45	COUNTERSHAFT
71	6000 C.T.	1238415	1	8.45	COUNTERSHAFT

0.852 LEVER & HUB—LEVER & BUSHING, CLUTCH CONTROL COUNTERSHAFT

71	5000 C.T.	9797165	1	2.82	LEVER & HUB
71	6000 C.T.	1238416	1	2.82	LEVER & HUB
71	50-6000 C.T.	482755	1	5.40	LEVER & BUSHING
71	50-6000 C.T.	482674	1	4.61	BRACKET, frame
71	50-6000 C.T.	482664	1	2.15	LINK
71-72	50-6000 C.T.	535076	1	.05	WASHER, cl. pedal to countershaft—(0.846)

0.854 PIN, CLUTCH EQUALIZER

61-63	40-41-4300 C.T.	1348717	1	.10	PIN, cl. pedal rod
63-68	All as req.	1357841	AR	.10	PIN, clevis (1" long x 7/16" dia.) also used 0.833
69-70	50-6000 C.T.	1357841	AR	.10	PIN, clutch arm to opr. rod

0.854 ROD, CLUTCH OPERATING (PUSH)

61	40-41-4300 C.T. 2nd Type (clevis welded on one end)	1348714	1	2.05	ROD
62-63	40-41-4300 C.T.	1348714	1	2.05	ROD
63	4400 C.T.	1359072	1	2.05	ROD, upr.
63	46-4800 C.T. 4-Speed	1359072	1	2.05	ROD, upr.
63	4400 C.T.	1358066	1	1.69	ROD, lwr.
63	46-4800 C.T. 4-Speed	1358066	1	1.69	ROD, lwr.
64-66	Special-Skylark C.T. exc. Gran Sport	1363433	1	2.05	ROD
64	44-4600 C.T.	1359072	1	2.05	ROD, upr.
64	4600 C.T.	1358066	1	1.69	ROD, lwr.
65-66	Skylark Gran Sport C.T.	1373012	1	4.46	ROD
65-68	5000 C.T.	1367082	1	15.70	ROD
65-66	Wildcat C.T.	1373190	1	1.90	ROD, upr.
65-66	Wildcat C.T.	1373849	1	15.25	ROD, lwr.
67	Special-Skylark C.T. less G.S.	1381314	1	2.82	ROD
67	Skylark G.S. C.T.	1380188	1	2.82	ROD
68-72	All A (C.T.) exc. 400-455 Eng.	401080	1	3.59	ROD
68-72	All A (400-455 Eng.)	1385394	1	2.72	ROD
69-70	50-6000 C.T.	1386008	1	4.77	ROD
71	50-6000 C.T.	482676	1	3.02	ROD
65-66	Wildcat C.T.	1373191	1	2.05	TURNBUCKLE, opr. rod
71	50-6000 C.T.	406172	1	.67	BUSHING, push rod to cl. pedal
73	All C.T.	406172	1	.67	BUSHING, push rod to cl. pedal

0.854 CABLE, CLUTCH LINKAGE

57-58	40 C.T.	1173376	1	2.41	CABLE, upr.
-------	---------	---------	---	------	-------------

0.854 LEVER, CLUTCH RELEASE

63	4400 C.T.	1357834	1	4.05	LEVER
64-66	Wildcat C.T.	1357834	1	4.05	LEVER
65	400 Eng. C.T. (Fir. Shift)	1374146	1	4.97	LEVER
66	Skylark G.S. C.T.	1374146	1	4.97	LEVER

0.854 RETAINER--WASHER, CLUTCH EQUALIZER

61-62	40-41-4300 C.T.	455563	1	.20	RETAINER, cl. pedal pad to cl. equalizer—(8.934)
63	40-41-4300 C.T.	1351769	1	.10	RETAINER, cl. pedal rod to pedal—(4.040)
61	40-4100 C.T. 1st Type up to Frame H-1517801FI., 2512906 S.G.	3709568	1	.10	WASHER, cl. rod to cl. equalizer
61	40-4100 C.T. 1st Type up to Frame H-1517801, FI., H-2512906 S.G.	838090	2	.10	WASHER, cl. pedal rod to cl. equalizer
61	40-4100 C.T. 2nd Type after Frame H-1517801 FI., H-2512806 S.G.	1348713	1	.10	WASHER, rod to cl. equalizer spring
61-63	40-41-4300 C.T.	838090	2	.10	WASHER, cl. pedal rod to pedal
61-63	40-41-4300 C.T.	3709568	2	.10	WASHER, cl. pedal to rod arm (also used 4.019 & 4.035-9.790)
62-63	40-41-4300 C.T.	1348713	1	.10	WASHER, rod to cl. equalizer sprg
67-73	All A (C.T. 4-Speed)	3709568	1	.10	WASHER (used 4.035)

0.858 CLUTCH, COMPLETE

57-60	C.T.1389016	1	55.15	CLUTCH
61-63	40-41-4300 V-8 C.T.1396036	1	50.75	CLUTCH
62-63	V-6 C.T.1396070	1	50.75	CLUTCH
63	44-46-4800 C.T.1396609	1	72.45	CLUTCH
64-67	V-6 C.T. 3-Speed.1396798	1	75.75	CLUTCH
64-66	6000 C.T.1396609	1	72.45	CLUTCH
65-66	400 Eng. C.T.1396721	1	96.85	CLUTCH
68-70	L-6 Eng. C.T.1396798	1	75.75	CLUTCH

0.859 COVER & PLATE, CLUTCH PRESSURE

64	40-41-42-43-4400 V-8 ..	3991496	1	35.50	COVER	PRESSURE PLATE
65	300 Eng.	3991496	1	35.50	COVER	PRESSURE PLATE
65	V-6 4-Speed.	3991496	1	35.50	COVER	PRESSURE PLATE
66-'3	300-340-350 Eng. C.T. ..	3991496	1	35.50	COVER	PRESSURE PLATE
67-70	4600-6000 C.T.	3884598	1	45.95	COVER	PLATE.....
68-71	L-6 Eng. C.T.	3992290	1	27.95	COVER	PLATE.....
71-73	455 Eng. C.T.	3884598	1	45.95	COVER	PLATE.....

0.862 BOLT, CLUTCH COVER TO FLYWHEEL

56-60	C.T.1170256	6	.15	BOLT .
61-62	40-41-4300 C.T.1353547	6	.15	BOLT.
63	All C.T.1353547	6	.15	BOLT .
64-67	30-40-5000 C.T.838653	6	.15	BOLT.
64-66	6000 C.T.1353547	6	.15	BOLT.
68-73	All V-8 C.T.838653		.15	BOLT (%"—16 x 1)

0.863 PLATE, CLUTCH PRESSURE

68	L-6 Eng.3992287	1	10.65	PLATE
71	L-6 Eng.3992287	1	10.65	PLATE

0.864 BOLT, CLUTCH PRESSURE PLATE RETRACTING SPRING

68-71	L-6 Eng.3962058	3	.15	BOLT.
68	L-6 Eng. C.T.3788605	3	.10	SPRING.
71	L-6 Eng.3788605	3	.10	SPRING, plate ret.

0.886 PLATE, CLUTCH DRIVEN

61-63	40-41-4300 C.T. V-8	1355747	1	32.95	PLATE
62-63	All V-6 C.T.	1357349	1	29.95	PLATE
63	44-46-4800 C.T.	1359649	1	37.15	PLATE
64-65	V-6 C.T. 3-Speed.	3886126	1	19.50	PLATE
64-68	300-340-350 Eng. C.T. ..	1378623	1	33.00	PLATE
64-66	6000 C.T.	1359649	1	37.15	PLATE
65	All V-6 C.T. 4-Speed.	1378623	1	33.00	PLATE
65-66	400 Eng. C.T.	1373115	1	46.90	PLATE
66-67	V-6 C.T.	3886126	1	19.50	PLATE
67-70	4600-6000 C.T.	1234961	1	56.15	PLATE
68-72	350 Eng. C.T. 3-Speed.	1378623	1	33.00	PLATE
68-71	L-6 Eng. C.T.	3886126	1	19.50	PLATE
69-70	4600-6000 C.T.	1234961	1	56.15	PLATE
71-72	350 V-8 4 Bbl. (4-Speed C.T.)	1236999	1	32.65	PLATE
71-72	455 Eng. C.T. 3-Speed ...	1234961	1	56.15	PLATE
71-72	455 Eng. C.T. 4-Speed ...	1237000	1	50.70	PLATE

BUICK CHASSIS MAIN GROUP 1.000 SUB-GROUP SEQUENCE

Group 1.000		Page
1.050	Clutch, Fan Drive	
1.062	Pulley, Fan Driven	
1.064	Fan & Fan Blades & Spacers	
1.066	Belts, Fan-Compressor-Steering Gear	
1.069	Pump, Water (Includes Cover Gasket)	
1.150	Switch, Water Temperature	
1.153	Outlet, Cylinder Wafer	
1.159	Hose, Radiator	
1.203	Cap, Radiator Pressure	
1.203	Tester, Pressure Cap & Cooling System	
1.219	Radiator	
1.219	Reservoir, Radiator Coolant	
1.246	Thermostat, Radiator	
1.251	Manifold, Water	
1.252	Gasket, Water Manifold	
1.266	Grille - Body, Radiator	
1.270	Insulator, Radiator	
1.270	Panel, Radiator Upper Mounting	
1.277	Shroud, Radiator	
1.303	Radiator Grille Ornament Parts	
1.426	Crankcase - Lower (Oil Pan)	
1.453.	Kit, Crankcase Drain Plug and Gasket	
1.516	Rod, Crankcase Oil Gauge	
1.609	Valve - Gasket Cap, Oil Pressure	
1.652	Kit, Oil Pump Overhaul	
1.652	Pump & Cover, Oil	
1.656	Screen, Oil Pump	
1.657	Housing, Oil Pump	
1.723	Cover, Oil Pump Body	

GROUP 1.000 CONTINUED

Group 1.000		Page
1.723	Screw, Oil Pump Cover to Timing Chain Cover	
1.745	Kit, Positive Crankcase Ventilation	
1.758	Cap, Crankcase Oil Filler	
1.762	Hose, Crankcase Ventilation	
1.800	Switch, Oil Pressure	
1.835	Filter, Oil	
1.836	Element, Oil Filter Replacement	
1.837	Valve, Oil Filter By-Pass	
1.844	Gasket, Oil Filter to Cylinder Crankcase	
1.855	Connector, Oil Filter	

1.050 CLUTCH, FAN DRIVEN

59	A.C.	1353190	36.50	CLUTCH
60	A.C.	1389419	35.50	CLUTCH
61	40-41-4300 A.C.	1359027	36.15	CLUTCH
61	44-46-47-4800 A.C.	1199597	39.60	CLUTCH
62	40-41-4300 A.C. 1st Type	1359027	36 15	CLUTCH
62	40-41-4300 V-8 Pol. Cooling Opt. less A.C. "	1359027	36.15	CLUTCH (also use 9419638 bolt)
62	40-41-4300 V-8 1st Type Pol. Cooling Opt. less A.C.	1359027	36.15	CLUTCH (use with rad. stamped 121 or 143 on tank)
62	40-41-4300 A.C. less Pol. Cooling Opt.	1359027	36.15	CLUTCH (also use 9419638 bolt)
63	40-41-4300 V-8 Pol. Car Cooling & Gen. Opt. or A.C.	1359027	36.15	CLUTCH (also use 9419638 bolt)
62-63	44-46-47-4800 A.C.	1236787	45.05	CLUTCH
64	40-41-42-4300 V-8 H.D. Cooling, Pol. Car Delcotron or A.C.	1386934	42.60	CLUTCH
64-65	V-6 H.D. Cooling or Pol. Car Gen. or A.C.	1357707	42.60	CLUTCH
64	4400 H.D. Cooling & A.C.	1362631	42.60	CLUTCH
64-65	60-80-9000 A.C. or H.D. Cooling exc. Riviera Gran Sport	1236787	45.05	CLUTCH
65	400 Eng. A.C.	1236787	45.05	CLUTCH
65-70	9000 G.S., A.C. Auto. A.C. & H.D. Cooling	1377854	43.90	CLUTCH
66-67	All V-6 A.C. or H.D. Cooling less 62 Amp. Delcotron.	1377857	41.55	CLUTCH
66-68	46-60-80-9000 w/A.C. or Auto. Temp. Control or H.D. Cooling exc. 9000 G.S.	1236787	45.05	CLUTCH
65-67	30-40-5000 V-8 with A.C, Auto Climate Control & H.D. Cooling exc. G.S.	1386934	42.60	CLUTCH
68	L-6 Eng. w/A.C. or Fan Drive Therm. Control . . .	3916141	30.15	CLUTCH
68	30-4000 (350 Eng.) w/A.C. or Fan Drive- Therm. Control	1384777	41.85	CLUTCH
68	4000 Wagons (400 V-8 Eng.) A.C. & Fan Drive Thermo. Control	1236787	45.05	CLUTCH
69-70	L-6 Eng. A.C. or Fan Drive Therm. Control . . .	3991430	30.00	CLUTCH (replaces 4939900 1/72)
69-70	30-4000 (350 Eng.) A.C. or Fan Drive Therm. Control.	1386934	42.60	CLUTCH
68-70	5000 A.C. or Auto. A.C. or Fan Drive Therm. Control.	1386934	42.60	CLUTCH
69	400-430 Eng. A.C. exc. H.D. Cooling.	1236787	45.05	CLUTCH
69-70	400-430-455 Eng. A.C. & H.D. Cooling.	1236791	45.05	CLUTCH
70	GSX	1236791	45.05	CLUTCH
70	All (Stage 1) less A.C. . . .	1236787	45.05	CLUTCH
70	60-80-9000 w/A.C.	1236787	45.05	CLUTCH
71	All A (455 Eng.)	1236787-	45.05	CLUTCH
71-73	455 Eng. w/Manual or • Auto. A.C. less Extra H.D. Cooling.	1236787.	45.05	CLUTCH
71-73	455 Eng. H.D. Cooling less Stage 1 w/A.C.	1236791	45.05	CLUTCH
71-72	350 Eng. (Man or Auto. A.C. or Thermo. Fan Drive).	1236786	45 05	CLUTCH

71	All BE (455 Eng. Hi-Comp.) less Manual or Auto. A.C.	1236787	1	45.05	CLUTCH
71-73	All E (Man. or Auto. A.C. or Auto. Fan Thermo.)	1236785	1	45.05	CLUTCH
72	All A (455 Eng.) w/A.C., Auto. Thermo. Control	1236787	1	45.05	CLUTCH
73	All A (455 Eng.)	1236787	1	45.05	CLUTCH
1.050 STUD. CLUTCH TO HUB					
61-73	All as Req.	1364760	AR	.25	STUD ($\frac{1}{16}$ " x 1)
1.062 PULLEY, FAN DRIVEN					
61	40-41-4300 A.C.	1348229	1	4.56	PULLEY (1 groove) 5" dia
61	44-46-47-4800 A.C.	1196308	1	5.65	PULLEY (3 groove) 4%" dia
61-63	40-41-4300 V-8 less A.C. less Pol. Car Cooling & Pol. Car Gen. Opt.	1194887	1	3.59	PULLEY (1 groove) 6 $\frac{1}{8}$ " dia
62	40-41-4300 V-8 Pol. Cooling & Gen. Opt. less A.C.	1348229	1	4.56	PULLEY (1 groove) 5" dia
62-63	V-6 less A.C.	1351245	1	3.90	PULLEY (1 groove) 6%" dia
62-63	40-41-4300 V-8 A.C.	1348229	1	4.56	PULLEY (1 groove) 5" dia
62-63	44-46-4800 A.C. with P.S. (401 Eng.)	1348049	1	1.95	PULLEY (1 groove) 4%" dia
62-63	44-46-4800 A.C. less Pol. Car Gen. Opt. (401 Eng.)	1348050	1	2.61	PULLEY (2 grooves) 4 $\frac{3}{4}$ " dia
62-63	44-46-4800 P.S. less A.C. (401 Eng.)	1348051	1	3.23	PULLEY (2 grooves) 6%" dia
63	40-4 1-4300 V-8 Pol. Car Cooling less Pol. Car Gen. Opt. less A.C.	1348229	1	4.56	PULLEY (1 groove) 5" dia
63-64	46-4800 (401 Eng.) P.S. less A.C. less H.D. Cooling.	1348051	1	3.23	PULLEY (2 grooves) 6%" dia
63	4600 A.C. (425 Eng.)	1358015	1	4.56	PULLEY (3 grooves) 4 $\frac{3}{8}$ " dia
63	4600 less A.C. (425 Eng.)	1354043	1	3.90	PULLEY (2 grooves) 6 $\frac{1}{8}$ " dia
63	4700 less A.C.	1354043	1	3.90	PULLEY (2 grooves) 6 $\frac{3}{8}$ " dia
63	4700 A.C.	1358015	1	4.56	PULLEY (3 grooves) 4%" dia
64	40-41-4300 less A.C. less H.D. Cooling & Pol. Car Delcotron.	1231724	1	2.20	PULLEY (1 groove) 6" dia
64	40-41-42-43-4400 A.C.	1380956	1	3.90	PULLEY (2 groove) 5 $\frac{1}{2}$ " dia
64	40-41-42-43-4400 H.D. Cooling & Pol. Car Delcotron less A.C.	1380956	1	3.90	PULLEY (2 groove) 5 $\frac{1}{2}$ " dia
64	4400 less A.C. less H.D. Cooling.	1231724	1	2.20	PULLEY (1 groove) 6" dia
64	46-47-4800 (425 Eng.) less A.C. & H.D. Cooling.	1354043	1	3.90	PULLEY (2 groove) 6 $\frac{1}{8}$ " dia
64	46-47-4800 A.C. & H.D. Cooling.	1363693	1	5.25	PULLEY (3 groove) 5" dia
64	46-4800 A.C. or A.C. Modif.	1354043	1	3.90	PULLEY (2 groove) 6%" dia
64	46-4800 Exp. Low Compr.	1354043	1	3.90	PULLEY (2 groove) 6%" dia
65-68	30-40-5000.	1231724	1	2.20	PULLEY (1 groove) 6" dia
65-66	30-40-5000.	1380956	1	3.90	PULLEY (2 groove) (W dia.)
65-66	40-60-80-9000.	1354043	1	3.90	PULLEY (2 groove) (6%" dia.)
65-66	40-60-80-9000.	1363693	1	5.25	PULLEY (3 groove) 5" dia
65-66	40-60-80-9000.	1368358	1	2.15	PULLEY (1 groove) (6 $\frac{1}{8}$ " dia.)
67	30-40-5000 A.C. Auto. Climate Control & Fan Drive Therm. Control less G.S.	1382533	1	3.43	PULLEY (2 groove) (5%" dia.)
67	60-80-9000 A.I.R. less A.C. or A.C. Auto. Control & Fan Drive Therm. Control.	1377645	1	5.55	PULLEY (2 groove)
67	60-80-9000 A.I.R., A.C., A.C. Auto. Control & Fan Drive Therm. Control.	1377646	1	7.00	PULLEY (3 grooves) (5 $\frac{2}{32}$ " dia.)
68	L-6 Eng. less A.C. & Fan Drive Therm. Control	1231724	1	2.20	PULLEY (1 groove) 6" dia

68	L-6 Eng. w/A.C. or Fan Drive-Therm. Control ...	3995643	1	4.05	PULLEY (2 groove) (6%" dia.)
68	L-6 Eng. less A.C. & Fan Drive Therm. Control 8t P.S.	3905995	1	2.61	PULLEY (1 groove) (7 ¹ / ₁₆ " dia.)
68	L-6 Eng. P.S. less A.C. & Fan Drive Thermo. Control.	3900434	1	4.51	PULLEY (2 groove) (7%" dia.)
68-70	30-4000 (350 Eng.) A.C. or Fan Drive Therm. Control.	1382533	1	3.43	PULLEY (2 groove) (5 ¹ / ₁₆ " dia.)
68-70	5000 A.C. or Auto. Climate Control or Fan Drive Therm. Control ..	1382533	1	3 43	PULLEY (2 groove) (5%" dia.)
66-68	5000 less A.C., A.C. Auto. Control & Fan Drive Therm. Control ..	1231724	1	2.20	PULLEY (1 groove) (6" dia.)
67-70	400-430-455 Eng.	1375141	1	2.61	PULLEY (1 groove) 6 ¹ / ₁₆ " dia.
67-70	400-430-455 Eng.	1375146	1	4.41	PULLEY (2 groove) 5 ¹ / ₁₆ " dia.
69	L-6 Eng. P.S. less A.C. or Fan Drive Therm. Control.	3927796	1	4.46	PULLEY (2 groove) (6 ¹ / ₁₆ " dia.) replaces 3927797-72/1.
69-70	350 Eng. less A.C.	1231724	1	2.20	PULLEY (1 groove) 6" dia.
70	L-6 A.C.	3995646	1	4.61	PULLEY, w/pump & fan.
69-71	L-6 Eng.	3995648	1	4.4 1	PULLEY (2 groove) 6 ¹ / ₁₆ " O.D.
71-72	350 Eng.	1235797	1	2.82	PULLEY (1 groove) (6 ¹ / ₁₆ " dia.)
71-72	350 Eng.	1235822	1	2.31	PULLEY (2 grooves—6" O.D.)
71-73	455 Eng.	1235778	1	4.31	PULLEY (2 grooves—5 ¹ / ₁₆ " O.D.)
71-72	455 Eng.	1238156	1	2.56	PULLEY (1 groove 5 ¹ / ₁₆ " O.D.)
71-72	455 Eng. w/A.C.	406098	1	1.54	HUB, fan drive.
73	350-455 Eng.	406098	1	1.54	HUB, fan drive.
68	L-6 Eng. (ST. 300) less A.C. & P.S. & Fan Drive Therm. Control.	3720616	1	.46	REINFORCEMENT, w/pump and fan pulley
1.064 FAN BLADES					
50-57	All less A.C.	1344087	1	5.65	FAN (4 blade)
50-56	All.	1161825	1	12.85	FAN (6 blade)
58	A.C. 1st Type.	1185095	1	13.85	FAN (5 blade)
59	A.C. 2nd Type.	1199896	1	8.20	FAN (21" dia.) 4 blade ...
60	A.C.	1199896	1	8.20	FAN (4 blade)
61-64	40-41-42-4300 V-8 less Cust. A.C.	1239013	1	15.90	FAN (7 blade)
61-64	40-41-42-4300.	1353768	1	4.41	FAN (4 blade)
61-63	44-46-47-4800 less A.C. .	1344087	1	5.65	FAN (4 blade)
61-63	40-41-4300 A.C.	1164312	1	14.05	FAN (6 blade-.6297 hole) .
61-63	44-46-47-4800 A.C.	1185095	1	13.85	FAN (5 blade-2.625 hole) .
62-67	V-6 A.C. or H.D. Cooling or Fan Drive Therm. Control.	1352344	1	16.55	FAN (7 blade)
64-66	Special-Skylark Cust. A.C.	1370234	1	23.50	FAN (7 blade)
64	4400 H.D. Cooling less A.C.	1239013	1	15.90	FAN (7
64-65	300 Eng. A.C. less H.D. Cooling & H.D. Delcotron.	1239013	1	15.90	FAN (7 blade)
64-65	60-80-9000 A.C. less H.D. Cooling.	1185095	1	13.85	FAN (5 _____)
64-65	60-80-9000 H.D. Cooling	1185095	1	13.85	FAN (5 _____)
64-65	All exc. Special-Skylark less A.C. & H.D. Cooling.	1344087	1	5.65	FAN (4 blade)
65	Special-Skylark (225-300 Eng.) less A.C., H.D. Cooling & Pol. Car Delcotron.	1353768	1	4.41	FAN (4
65	Special-Skylark V-8 H.D. Cooling less A.C. & H.D. Delcotron.	1239013	1	15.90	FAN (7 blade) .
65-66	400 Eng. A.C.	1185095	1	13.85	FAN (5 _____)
65	400 Eng. less A.C.	1344087	1	5.65	FAN (4 blade)
66	225 Eng. Fan Drive Therm. Control less A.C. & 62 Amp. Delcotron.	1352344	1	16.55	FAN (7 blade) .

66	225 Eng. A.C. less Fan Drive Therm. Control & 62 Amp. Delcotron	1352344	1	16.55	FAN (7 blade)
66-67	30-4000 exc. 4000 Wagon (225-300 Eng.) less A.C. & Fan Drive Therm. Control	1353768	1	4.41	FAN (4 blade)
66	300-340 Eng. with A.C. or Fan Drive Therm. Control	1239013	1	15.90	FAN (7 blade)
66-67	30-4000 V-8 less G.S., (340 Eng.) less A.C. & Fan Drive Therm. Control	1488156	1	18.50	FAN (7 blade)
66-67	4600 less A.C. & Fan Drive Therm. Control	1344087	1	5.65	FAN (4 blade)
66-68	50-60-8000 less A.C., A.C. Auto. Control, Fan Drive & Therm. Control	1344087	1	5.65	FAN (4 blade)
66-70	9000 less A.C., Auto. Climate Control & Fan Drive, Therm. Control	1488156	1	18.50	FAN (7 blade)
67	30-40-5000 V-8 H.D. Cooling & A.C.	1239013	1	15.90	FAN (7 blade)
67	30-4000 Cust. A.C. exc. 4600	1370234	1	23.50	FAN (7 blade)
66-70	60-80-9000 A.C.	1185095	1	13.85	FAN (5 blade)
68	L-6 Eng. A.C. & Fan Drive Therm. Control	3931002	1	13.25	FAN (5 blade)
68	30-4000 less A.C. 8i Fan Drive Therm. Control	1235032	1	5.65	FAN (4 blade)
68	L-6 Eng. A.C.	1239013	1	15.90	FAN (7 blade)
68-70	350-400 Eng. Man. or Auto. A.C.	1239013	1	15.90	FAN (7 blade)
69	L-6 Eng.	3927791	1	5.15	FAN (4 blade)
69-70	L-6 Eng. A.C. or Fan Drive Thermo. Control	393996	1	17.30	FAN (5 blade)
69-70	350-400-430-455 Eng. exc. GSX	1235032	1	5.65	FAN (4 blade)
70	250 Eng. less A.C.	483611	1	5.50	FAN (4 blade)
70	GSX	1239013	1	15.90	FAN (7 blade)
71	L-6 Eng.	483611	1	5.50	FAN (4 blade)
71-72	30-40-5000 V-8	1239013	1	15.90	FAN (7 blades)
71-73	455 Eng.	1185095	1	13.85	FAN (5 blades)
71-73	30-40-5000	1235032	1	5.65	FAN (4 blades)
71-73	455 Eng.	1488156	1	18.50	FAN (7 blades)
1.064 SPACER—BOLT, RADIATOR FAN					
60	All Less A.C.	1193250	1	2.10	SPACER (3.38" long)
61	44-46-47-4800 Less A.C.	1193250	1	2.10	SPACER (3.38" long)
62	44-46-4800 Less A.C. or A.C. Modif.	1358074	1	1.79	SPACER
62-63	V-6 Less A.C.	1351720	1	1.79	SPACER
62-63	44-46-4800(401 Eng.) A.C. Modif.	1351720	1	1.79	SPACER
63	44-46-47-4800 Less A.C. Modif.	1358074	1	1.79	SPACER
64-65	V-6 Less A.C., H.D. Cooling & Pol. Car Delcotron	1361930	1	1.95	SPACER
64	40-41-42-4300 V-8 Less A.C. Less Pol. Car Cooling & Pol. Car Delcotron	1351720	1	1.79	SPACER
64	4400 Less A.C. & A.C. Modif. Less H.D. Cooling	1361930	1	1.95	SPACER
64	4400 A.C. Modif. Less H.D. Cooling & Pol. Car Delcotron	1361930	1	1.95	SPACER
64	46-47-4800 Exc. 4669 Less A.C. & A.C. Modif. & H.D. Cooling	1358074	1	1.79	SPACER
64-65	60-80-9000 Less A.C. or A.C. Modif. & Hd. Cooling	1358074	1	1.79	SPACER, fan

65	Special-Skylark (300 Eng.) Less A.C. H.D. Cooling & Pol. Car Delcotron-w/Down Flow Rad	1351720	1	1.79	SPACER
63-70	All exc. GSX less A.C.	1353848	AR	1.79	SPACER (between pulley & blade) 2%" dia. x 1%" thick
65	400 Eng. Less A.C. or A.C. Modif.	1358074	1	1.79	SPACER, fan (2 1/2" long x 2%" dia.)
65	5000 A.C. Less H.D. Cooling & Pol. Car Delcotron	1351720	1	1.79	SPACER, fan
66-67	All V-6 Less A.C. & Fan Drive Therm Control	1361930	1	1.95	SPACER (2" long x 2 1/8" dia.)
66	4600 Less A.C. & Fan Drive Therm. Control	1358074	1	1.79	SPACER (2 1/2" long x 2%" dia.)
66-68	60-8000 Less A.C. & A.C. Modif.. Auto. Climate Control & Fan Drive Therm Control	1372634	1	2.46	SPACER (2 7/8" long x 2%" dia.)
66-67	9000 Less A.C, Auto. Climate Control & Fan Drive Therm Control	1372634	1	2.46	SPACER (2%" long x 2 3/8" dia.)
67-68	60-8000 Less A.C. or A.C. Auto. Control & Fan Drive Therm. Control	1361930	1	1.95	SPACER (2" long x 2 1/8" dia.)
67	4600 Less A.C. & Fan Drive Therm Control	1361930	1	1.95	SPACER (2" long x 2%" dia.)
68	350 V-8 Eng. Less A.C. & Auto Therm Control	1361930	1	1.95	SPACER (2" long x 2%" dia.)
68	L-6 Eng. Less A.C. & Fan Drive Therm Control	1361930	1	1.95	SPACER (2" long x 2 3/8" dia.)
69	L-6 Eng	3947132	1	1.90	SPACER, (2 1/8" dia.)
69	350-400 Eng	1353848	1	1.79	SPACER (2 1/8" dia.)
69-71	60-80-9000	1372634	1	2.46	SPACER (2 3/8" dia.)
70	L-6 Eng	3927793	1	1.85	SPACER (2 1/8" long x 2V." dia.)
69-71	L-6 Eng	3927794	1	1.85	SPACER
71-73	350 Eng. less A.C or Thermo. Fan Drive	1235960	1	1.79	SPACER, fan (between pulley & fan blades) (2%" x 1 1/8")
72	All B-C-E (455 Eng.) less A.C. & Fan Drive-Thermostatically Controlled	1372634	1	2.46	SPACER, fan
61	44-46-47-4800 Less A.C.	9416784	4	.20	BOLT, fan driven pulley & fan spacer to hub—(8.900)
60		9416784	4	.20	BOLT, fan driven pulley & spacer to hub—(8.900)
62-63	44-46-47-4800 Less A.C. Modif.	9423529	4	.30	BOLT, fan-fan driven pulley & fan spacer to hub—(8.900)
		9418099	4	.20	BOLT, fan—p/16"—24 x 2.38—(8.900)
		9420514	4	.15	BOLT, w/washer (1/16"—24 x 1%) fan-fan driven pulley & fan spacer to hub—(8.900)
		9420516	4	.30	BOLT, w/washer (W—24 x 3 1/16") fan-fan driven pulley & fan spacer to hub—(8.900)
		9420515	4	.20	BOLT, w/washer (V,—"—24 x 2 7/8") fan-fan driven pulley & fan spacer to hub—(8.900)
65	V-6 A.C. Less H.D. Cooling	9419683	AR	.11	BOLT, fan to fan cl—(8.900)
66	60-80-9000 Less A.C. A.C. Modif. & Auto. Climate Control & Fan Drive-Therm Control	9423529	4	.30	BOLT, fan-fan spacer & pulley to hub—(8.900)

1.066 BELT, FAN & DELCOTRON

NOTE. Sizes shown are thickness & circumference

53	50-70	1375406		3.43	BELT (5/8" x 53%)
54-57	All Less A.C.	1163447		5.02	BELT (5/8" x 53")
57	1st Type A.C.	1163447		5.02	BELT (5/8" x 53")
57	All 2nd Type A.C.	1185534		4.72	BELT (5/8" x 5 1 1/2")
58	All Exc. A.C.	1163447		5.02	BELT (5/8" x 53)
58	All A.C.	1185534		4.72	BELT (5/8" x 5 1 1/2")
59-60	All Exc. A.C.	1375406		3.43	BELT (7/8" x 53"A)
59-60	All A.C. Modif. Jobs.	1163447		5.02	BELT (5/8" x 53)
61	40-41-4300 V-8 A.C.	1355504		3.23	BELT (1/2" x 42 1/2")
61	44-46-47-4800 A.C. Modif.	1185534		4.72	BELT fIV x 51 1/2")

61-62	40-41-4300 V-8 Less A.C. & Pol. Gen. & Cooling Opt.	1196920	1	3.43	BELT (Vf x 43V").
61-62	44-46-47-4800 Less A.C. & Pol. Gen. Opt. Less Delcotron.	1163447	1	5.02	BELT (% x 53).
61-62	44-46-4800 A.C. Modif.	1163447	1	5.02	BELT (A x 53).
62	V-6.	1352212	1	3.69	BELT (V" x 4 1 V").
62	40-41-4300 V-8 A.C.	1352212	1	3.69	BELT (V" x 4 1 V").
62	40-41-4300 V-8 1st Type A.C. With Pol. Cooling Opt.	1355504	1	3.23	BELT (A 42 1/2").
62	40-41-4300 V-8 Pol. Gen. Opt.	1355504	1	3.23	BELT (A x 42A").
62	44-46-4800 A.C. Modif. & Delcotron Belt	391213	1	4.10	BELT, fan & gen. drive (V" x 54 1/2").
63	V-6 A.C.	1352212	1	3.69	BELT (V" x 41V").
63	40-41-4300 Less A.C. Less Pol. Car Cooling & Pol. Car Gen. Opt.	3888453	1	3.18	BELT (% x 42 < 1/2").
63	40-41-4300 V-8 A.C.	1357077	1		
63	40-41-4300 V-8 Pol. Car Cooling-Pol. Car Gen. Opt.-Less A.C.	1357077	1	3.43	BELT (V" x 40V").
63	44-46-4800 Less A.C. & Pol. Car Gen. Opt. (401 Eng.).	391213	1	3.43	BELT (V x 40V").
63	44-46-4800 Pol. Car Gen. Opt. Less A.C.	1359742	1	4.10	BELT, fan & gen. drive (V" x 54 1/2").
63	44-46-4800 A.C. Pol. Car Gen. Opt.	1359743	1	5.80	BELT (V x 57 1/2").
63	4600 Less A.C. (425 Eng.).	1375406	1	9.70	BELT, matched set (incl. 2 belts) (%—63'A"
63	4700 Less A.C.	1375406	1	3.43	BELT (% x 53'A").
64	40-41-42-4300 less Pol. Car Delcotron.	1196920	1	3.43	BELT (A x 53'A").
64-65	Special-Skylark Pol. Car Delcotron.	1363480	1	3.43	BELT (V" x 43V1").
64	4400 Less A.C.	1196920	1		
64	46-4800 (401 Eng.) Less A.C. Less Pol. Car Delcotron Less H.D. Cooling.	391213	1	3.59	BELT (2 matched belts) (V," x 48).
64	4669 Pol. Car Delcotron With Spec. Pol. Car Body.	1359742	1	3.43	BELT (V," x 43V").
64	46-4800 (425 Eng.) Less A.C.	1375406	1	4.10	BELT (V" x 54 1/2").
64	46-47-4800 H.D. Cooling	1375406	1	3.43	BELT (A x 53'A").
64	46-4800 A.C. Modif.	1375406	1	3.43	BELT (% x 53'A").
64	46-4800 Exp. Low Compr.	1375406	1	3.43	BELT (A x 53 1/2").
64	4700 (425 Eng.) Less A.C.	1375406	1	3.43	BELT (% x 53'A").
64	4700 (425 Eng.) Less A.C.	1375406	1	3.43	BELT (A x 53'A").
65	Special-Skylark (225-300 Eng.) Less Pol. Car Delcotron.	1196920	1	3.43	BELT (A x 53'A").
65	400 Eng. A.C. Modif.	1375406	1	3.43	BELT (V x 43V").
65	400 Eng. Less A.C. or A.C. Modif.	391213	1	4.10	BELT (V" x 53'A").
65	5000.	1196920	1	4.10	BELT (V" x 54 1/2").
65	6269 Pol. Car Delcotron	1370867	1	3.43	BELT (4" x 43V").
65	60-80-9000 Less A.C. or A.C. Modif., H.D. Cooling & Pol. Car Delcotron.	391213	1	5.02	BELT (A x 58 1/2").
65	60-8000 A.C. Modif. & H.D. Cooling.	1375406	1	4.10	BELT (Vf x 54 1/2").
66	30-4000 Exc. 4000 Wagon & Gran Sport (225-300 Eng.) 62 Amp. Delcotron.	1363480	1	3.43	BELT (% x 53'A").
66	225-300 Eng. Less 62 Amp. Delcotron.	1196920	1	3.59	BELT (matched belts) (V," x 48).
66	30-4000 (340 Eng.) 62 Amp. Delcotron.	1375841	1	3.43	BELT (V x 43V").
66	30-4000 (340 Eng.) 62 Amp. Delcotron.	1375841	1	8.30	BELT (2 matched belts) (V," x 49V").

66	30-40-5000 (340 Eng.) Less 62 Amp. Delcotron1374979	1	3.13	BELT (A" x 45) ...
66	4600 Less A.C. & A.C. Modif.391213	1	4.10	BELT (V/I" x 54'A")
66	4600-6469 (62 Amp. Delcotron).1370867	1	5.02	BELT (V x 58'A")
66	46-60-8000 A.C. Modif. . . 1375406	1	3.43	BELT (% x 53%)
66	46-60-80-9000 Fan Drive Therm. Control Less 62 Amp. Delcotron.1375406	1	3.43	BELT (% x 53 V)
66	60-80-9000 Less A.C. & A.C. Modif., Auto Climate Control, Fan Drive Therm. Control & 62 Amp. Delcotron_____391213	1	4.10	BELT (V/I" x 54'A")
67	30-4000 (62 Amp. Delcotron) Less G.S. . . . 1382563	1	8.55	BELT SET (A" x 50)
67	30-4000 (225-300 Eng.) Less A.C. & 62 Amp. Delcotron.1196920	1	3.43	BELT (°/I" x 43'/I")
67	340 Eng. less 62 Amp. Delcotron-A.C. or Auto. A.C.1374979	1	3.13	BELT (% x 45)
67	30-4000 (300 Eng.) A.C. Less 62 Amp. Delcotron.1374979	1	3.13	BELT (A" x 45)
67	340 Eng. A.C. or Auto. A.C. less 62 Amp. Delcotron.3937790	1	3.28	BELT (°A" x 45'A").....
67	4600.3988721	1	3.02	BELT (°/I" x 48'A").....
67	60-80-9000 Less 62 Amp. Delcotron.3988721	1	3.02	BELT (°/I" x 48'A").....
67	6469 (62 Amp. Delcotron).1379723	1	8.80	BELT SET (incl. 2 belts) (A" x 54'A")
68-69	L-6 Eng. A.C. & P.S.3946009	1	2.82	BELT (°/I" x 31Vi«").
68-71	L-6 Eng. less P.S.3850801	1	3.18	BELT (38'A") (A" x 38'A").....
68-71	350 Eng. A.C, Auto Climate Control & Fan Drive.1383024	1	3.33	BELT (A" x 46)
68	30-4000 (350 V-8 Eng.) Less A.C. & Auto Therm Control.3937790	1	3.28	BELT (A" x 45'A")
68	5000 less A.C. & Auto. A.C. 8l Auto. Therm. Control.3937790	1	3.28	BELT (A" x 45'A")
68-70	400-430-455 Eng.exe. GSX.3988721,-H-	1	3.02	BELT (°/f x 48'A")
68	9000 Heated Glass-Rr. Wind. Defogger A.C. or Auto. A.C.398872V	1	3.02	BELT (°/I" x 48'A").....
69-70	350 Eng. Less A.C. . . . 13,74979	1	3.13	BELT PA" x 45).....
67-72	400-430-455 Eng.5 4 5 2 8 4 -^	1	4.20	BELT (°/I" x 49'A") rr.....
70	250 Eng. A.C. & P.S. . . . 3953733	1	2.72	BELT, Delcotron (A" x 37'A").....
70	250 Eng. A.C. Less P.S. . . . 3871258	1	2.82	BELT, Delcotron (°/I" x 37'A").....
70	250 Eng. P.S. Less A.C. . . . 6263720	1	3.95	BELT, Delcotron (A" x 50").....
70-72	455 Eng. Stage 1 & GSX 545284—	1	4.20	BELT, Delcotron (°/I" x 49'A").....
70-71	5000 Heated Back Glass 1232791	1	4.77	BELT, Delcotron (A," x 45'A").....
70	5000 A.C. less Heated Back Glass.1383024	1	3.33	BELT, Delcotron (A" x 46").....
71	250 L-6 Eng. w/P.S. . . . 6263720	1	3.95	BELT, Delcotron (A" x 50").....
71-72	250-350 Eng. less A.C. or Thermo. Fan Drive . . 1374979	1	3.13	BELT, fan & Delcotron (45" in circumference-code RF).....
71-72	350 Eng.1234576	1	3.18	BELT (As" x 44'A").....
71-72	455 Eng.3845653-	1	3.90	BELT (°/," x 47").....
71-73	455 Eng.3988721 .	1	3.02	BELT, Delcotron (°/I" x 48'A").....
71-73	All A (455 Eng.) 545284	1	4.20	BELT, Delcotron (49'A").....
71-72	455 Eng.1363480.	1	3.59	BELT (matched set) (°/," x 48).....
72	All A (350 Eng.) w/A.C, Fan Drive-Thermo. Control.1383024	1	3.33	BELT, (46")
72-73	All B (350 Eng.) w/Heated Back Wind., A.C. Fan Drive-Thermo. Controlled.1232791	1	4.77	BELT (°A," x 45'A")

1.066 BELT, AIR CONDITIONING COMPRESSOR (5 CYLINDER)

NOTE. Belt sets consist of 2 matched belts (sizes shown are thickness & circumference)

57	All 1st Type	1175076	1	4.51	BELT (59"A").
	NOTE 1st type D-104638 FL. D-2023672 S.G., D-3028475 Lin., D-4014970 L.C., D-501 24960 Wilm., D-16020364 Atla. D-70 12042 Fram D-80 16773 Arl.				
57	All 2nd Type	9782697		4.61	BELT (Repls. 1 179392 3/72)
59-61	46-47-4800 A.C.	1188359		6.15	BELT SET (V¹ x 60).
60	4400 C.T.	1353459		7.70	BELT SET (A" x 60 V).
61	40-41-4300	3850801		3.18	BELT (% x 38"A").
61	4400	1180979		6.95	BELT SET PA" x 58%".
61	46-47-4800	1199591		6.95	BELT SET PA" x 59 V).

1.066 BELT, AIR CONDITIONING COMPRESSOR (6 CYLINDER)

NOTE. Belt sets consists of 2 matched belts (sizes shown are thickness & circumference.)

58	All Exc. Cool-Pak	1180979	1	6.95	BELT SET (V x 58%").
59-60	44-46-47-4800 A.C.	1353459	1	7.70	BELT SET PA" x 60 V).
62	44-46-4800 A.C.			7.70	BELT SET (1/8" x 60 V).
	w/Delcotron	1353459	1		
62	44-46-4800 w/Gen	1374267	1	8.45	BELT SET PA" x 62).
62-63	V-6 A.C.	9782697	1	4.61	BELT (A" x 58"A") (Repls. 1 179392 3/72)
62-63	40-41-4300 V-8 A.C.	3850801	1	3.18	BELT (V x 38"A").
63	44-46-4800 A.C. (401 Eng.) Less Pol. Car Gen.	1374267	1	8.45	BELT SET (V x 62)
63	4700 A.C.	1352244	1	7.45	BELT SET (A" x 61)
63	4600 A.C. (425 Eng.)	1352244	1	7.45	BELT SET (A" x 61)
64	40-41-42-43-4400 A.C. Less Pol. Car Gen. Opt.	1363785	1	5.35	BELT, fan & A.C. (A" x 57"A")
64	4645 A.C.	1374267	1	8.45	BELT PA" x 62).
64-65	Special-Skylark Cust. A.C.	1363785	1	5.35	BELT (A" x 57"A").
64-65	401-425 Eng. A.C. Less Pol. Car Delcotron	1374267	1	8.45	BELT SET PA" x 62).
65	30-40-5000 A.C. Less G.S.	6263716	1	4.96	BELT (V x 60).
65	4000 Gran Sport 9000 A.C.	1374267	1	8.45	BELT SET (A" x 62).
66	30-4000 A.C. Exc. 4000 Wagons & G.S.	9782697	1	4.61	BELT (A" x 58"A") (Repls. 1 179392 3/72)
66	3400-3600-4407-17-39-67 A.C. (340 Eng.) 4 Bbl.	1175076	1	4.51	BELT (V x 59"A")
66	4255-65-44 5 5-65-5000 A.C.	1175076	1	4.51	BELT (V x 59 V)
66	5000 Auto. Climate Control	1175076		4.51	BELT (V x 59"A")
66	46-60-80-9000 A.C. or Auto Climate Control	1374267	1	8.45	BELT SET PA"—62).
67	V-6 A.C.	1175076	1	4.51	BELT (V x 59"A").
67	300 Eng. A.C.	9782697	1	4.61	BELT (A" x 58"A") (Repls. 1 179392 3/72)
67	340 Eng. A.C. or Auto Climate Control	1175076	1	4.51	BELT (V x 59"A") .
67-68	4600 W/A.C.	1381471	1	5.15	BELT (1/8" x 63 V)
67-68	60-80-9000 W/A.C. or Auto Climate Control Less Performance Axle Ratio	1378322	1	5.70	BELT (A," x 62 V)
67	60-9000 A.C. or Auto Climate Control & Performance Axle Ratio	1381471	1	5.15	BELT (1/8" x 63 V)
68-69	L-6 Eng. A.C. Less Spec. Order Axle Ratio	3986189	1	4.10	BELT (54 V).
68	30-40-5000 (350 Eng.) A.C. or Auto Climate Control Less Special Order Axle Ratios	9775522	1	4.51	BELT (V x 60 V) •
68	Sportwagons (400 Eng.) W/A.C.	1381471	1	5.15	BELT PAs" x 63 V)
68	60-80-9000 A.C. or Auto Climate Control & Performance Axle Ratio	1381471	1	5.15	BELT PAe" x 63 V)
68	30-40-5000 (350 Eng.) A.C. or Auto Climate Control-Special Order Axle Ratio	1384992	1	4.77	BELT PA," x 6 1"A")
69-70	30-4000 (350 Eng.) A.C. & Std. Axle Ratio	1384992	1	4.77	BELT (As" x 61"A")

68-70	5000 A.C. or Auto. Climate Control (Std. & Econ. Axle Ratio).....	1384992	1	4.77	BELT (1/8" x 6 T/1")
69-70	30-4000 (350 V-8) With A.C. & Performance Axle Ratio.....	1378322	1	5.70	BELT (1/16" x 62%)
69-70	5000 A.C. or Auto Climate With Performae Axle Ratio ..	1378322	1	5.70	BELT (1/16" x 62%)
69	400 Eng. A.C. or Auto. Climate Control.....	1387173	1	4.92	BELT (1/16" x 65") ..
69	60-8000 A.C. or Auto. Climate Control With Spec. Order Axle Ratio	1387173	1	4.92	BELT (1/16" x 65")
69	60-8000 A.C. or Auto Climate Control Less Spec. Order Axles.....	1385525	1	4.41	BELT [V ₂ " x 64]
69	9000 A.C. or Auto. Climate Control & Performance Axle Ratio	1381471	1	5.15	BELT (1/16" x 63 1/2")
69-70	9000 A.C. or Auto. Climate Control Less Performance Axle Ratio	1378322	1	5.70	BELT (1/16" x 62%)
70	L-6 Eng. A.C.....	391213	1	4.10	BELT (V ₁ " x 54 V ₂ ") ..
70	455 Eng.....	1381471	1	5.15	BELT (V ₁₆ " x 63VV)
70	455 Eng.....	1387173	1	4.92	BELT (1/16" x 65") ..
71-73	250-350 Eng. as Required.....	6263716	1	4.96	BELT (1/16" wide—60" circumference) .
71	30-4000 (250-350 Eng.) w/Man. A.C. less Special Order Axle Ratio.....	1384992	1	4.77	BELT (1/16" wide & 6V 1/2" circumference)
71	5000-6000 Wagon-9000 w/Man. or Auto. A.C. less Special Order Ratio Axle.....	1384992	1	4.77	BELT (1/16" wide & 61VV' circumference) ..
71-72	All V-8 as Required.....	1381471	1	5.15	BELT (1/16" wide—6314" in circumference)
71-72	All B-C-E (455 Eng.).....	1378322	1	5.70	BELT (1/16" x 62%).....
72	350 Eng. (Man. A.C. w/Std. Axle).....	1384992	1	4.77	BELT (1/16" x 6114")
72	All A (455 Eng.) A.C.....	1378322	1	5.70	BELT (1/16" x 62%)
1.066 BELT, STEERING GEAR OIL PUMP					
54	All A.T.....	1163447	1	5.02	BELT, %" x 53 "
55-56	All P.S.....	1168092	1	4.41	BELT, x 55y ₂ "
57	All Less A.C.....	3986189	1	4.10	BELT, yr x 54 1/2"
57	All A.C. 1st Type.....	3986189	1	4.10	BELT, '4" x 54 1/2"
57	All 2nd Type.....	1358510	1	3.90	BELT, 'A' x 54"
58	All P.S. Less A.C. & A.R. .	3986189	1	4.10	BELT, y ₂ " x 54 1/2"
58	All A.C. & P.S.....	1358510	1	3.90	BELT, V ₂ 1/4 x 54"
59-61	44-46-47-4800 P.S.....	1188361	1	4.68	BELT, '4" x 50
62-63	V-6 P.S.....	1352211	1	2.61	BELT, %" x 36%"
61-63	40-41-4300 V-8.....	1196920	1	3.43	BELT, V - x 43V "
62-63	44-46-4800 P.S. (401 Eng.).....	1350352	1	4.61	BE LT. y ₂ " x 50 1/2"
63	4600 Less A.C. (425 Eng.).....	3986189	1	4.10	BELT, y ₂ " x 54y ₂ "
63	4600 A.C. P.S. (425 Eng.).....	1358510	1	3.90	BELT, V ₂ 1/4 x 54"
63	4700 A.C.....	1358510	1	3.90	BELT, V ₂ 1/2" x 54"
63	4700 Omit on A.C.....	3986189	1	4.10	BELT, y ₂ " x 54 1/2"
64-65	225-300 Eng.....	1375404	1	4.36	BELT, y ₂ " x 53
64	46-4800 P.S. Less A.C. or A.C. Modif. Less H.D. Cooling (401 Eng.)	1350352	1	4.61	BELT, y ₂ " x 50 1/2"
64	46-4800 (401 Eng.) P.S. A.C. or A.C. Modif.....	3986189	1	4.10	BELT, y ₂ " x 54y ₂ "
64	46-4800 (425 Eng.) P.S. .	3986189	1	4.10	BELT, '1/2" x 54'A"
64	46-4800 P.S Exp. Low Compr.....	3986189	1	4.10	BELT, y ₂ " x 54'A"
64	4700.....	3986189	1	4.10	BELT, y ₂ " x 54'A"
65	400-401-425 Eng. P.S. & A.C. or A.C. Modif. W/H.D. Cooling.....	3986189	1	4.10	BELT, '4" x 54'A"
65	400-401-425 Eng. P.S. Less A.C. & A.C. Modif. & H.D. Cooling.....	1378417	1	4.41	BELT, '1/2" x 51"

66	34-3600-4407-17-39-67 P.S. (340 Eng.) Less A.I.R. & 62 Amp. Delco- tron.....	3986189	1	4.10	BELT, Vi" x 54 1/2"
66	30-4000 P.S. Exc. 4000 Wagons & G.S.-Less A.I.R. 62 Amp. Delcotron & 340 Eng.	1375404	1	4.36	BELT, V x 53
66	4000 Wagons P.S. Less A.I.R.....	3986189	1	4.10	BELT, V ₂ " x 54 1/2"
66	4600 P.S. Less A.C. or A.C. Modif. & Fan Drive Therm. Control.....	1378417	1	4.41	BELT, y ₂ " x 51"
66	4600 Fan Drive-Therm Control Less A.I.R.....	3986189	1	4.10	BELT, y ₂ " x 54 1/2"
66	4600 P.S., A.C. or A.C. Modif. & Fan Drive Therm Control.....	3986189	1	4.10	BELT, 'A" x 54y ₂ "
66	5000 P.S. Less A.I.R. & 62 Amp. Delcotron ...	3986189	1	4.10	BELT, y ₂ " x 54y ₂ "
66	60-8000 P.S.-A.C. or A.C. Modif., Auto Climate Control & Fan Drive Therm Control.....	3986189	1	4.10	BELT, y ₂ " x 54y ₂ -
66	80-9000 Less A.C. & A.C Modif., Auto. Climate Control & Fan Drive Therm. Control.....	1378417	1	4.41	BELT, y ₂ " x 5 V
66	6000 P.S. Less A.C. & H.D. Cooling, A.C. Modif. & 62 Amp. Delcotron.....	1378417	1	4.41	BELT, y ₂ " x 51"
66	6269 (62 Amp. Delcotron).....	3986189	1	4.10	BELT, V ₂ " x 54V ₂ '
66	9000 A.C., Auto. Climate Control & Fan Drive Therm. Control.....	3986189	1	4.10	BELT, '1/2" x 54 1/2"
67	3407-3607-4407-1 7-39- 67-69 P.S. 8i High Performance.....	9783071		4.00	BELT, V ₂ " x 52 1/2"
67	4000 Wagons-5000 P.S.	9783.071		4.00	BELT, y ₂ " x 5 2 V
67	3417 P.S.....	9783071		4.00	BELT, Yt" x 52 1/2"
67-70	4600 W/P.S. ...',	1378417		4.41	BELT, y ₂ " x 51 .
67	30-4000 Exc. 4000 Wagon P.S. Less High Performance.....	1378417		4.41	BELT, V ₂ " x 51 ...
67-69	400 Eng.....	1378417		4.41	BELT, y ₂ " x 51 ...
67-68	60-80-9000 W/P.S.	1377872		3.49	BELT, Yt" x 41 ...
68-70	L-6 Eng.-P.S.	3909819		3.33	BELT (V ₂ " x 49V ₂ ")
68	350 Eng. W/P.S.	9783071		4.00	BELT ('1/2" x 52 1/2")
68	Sportwagons (400 Eng.) W/P.S.	1378417		4.41	BELT, '1/s" x 51
69-70	30-4000 350 Eng. w/P.S.	9783071		4.00	BELT (Vi" x 52y ₂ ").....
69-70	5000 P.S.	1385181		3.13	BELT ('A" x 39).....
69-70	430-455 Eng.	1355504		3.23	BELT, Vi" x 42'A".....
71-72	All A (350 Eng.) P.S.	1355504		3.23	BELT (V ₂ " x 42 1/2").....
71-72	All B (350 V-8).	3850801		3.18	BELT (V x 38 1/2").....
71-72	455 Eng. P.S.	1235759		3.18	BELT, strg. oil pump (V ₂ " x 44").....
72	All A (350 V-8).	3850801		3.18	BELT (V x 38 1/2").....
72	All A (455 Eng.).....	3B26327		3.38	BELT, " x 40V ₂ " long).....

NOTE. D-1089897 FL., D-2028461 S.G D-3032180 Lin., D-4029873 K.C, D-5027418 Wil., D-6126535

Atla., D-7012053 Fra., D-8019815 Arl.

NOTE. Sizes shown are thickness & circumference

1.066 BELT, AIR INJECTION REACTOR PUMP

66	30-4000 (225-300 Eng.) P.S.....	1374904	1	4.56	
66	225-300-340 Eng. Less A.C.....	1374972	1	2.61	BELT, fan pulley to air pump ('1/8" x 36 1/2")
66	225-300-340 Eng. A.C. ...	1380955	1	2.61	BELT, fan pulley to air pump Vi" x 33V "
66	340 Eng. P.S.	1374905	1	4.56	BELT, '1/8" x 55.....
66	4600 Less P.S.	1378417	1	4.41	BELT, strg. oil pump V x 51".....
66	4600 A.C. & A.C. Modif. .	3986189	1	4.10	BELT, strg. oil pump '1/2" x 54y ₂ ".....
66	400-401-425 Eng.....	1374970	1	2.20	BELT, pump to hyd. pump '1/8" x 27V ₂ "
67	30-4000 A.I.R.-A.C. & Fan Drive Therm. Control.....	1380955	1	2.61	BELT, fan pulley to air pump W x 33 1/2"

67	30-4000 Less G.S. & A.C. & Fan Drive Therm. Control.....	1374972	1	2.61	BELT, fan pulley to air pump $\frac{5}{16}$ " x 36'//"
67	5000 A.I.R. Less A.C. & Climate Control & Fan Drive Therm. Control ..	1374972	1	2.61	BELT, fan pulley to air pump ($\frac{5}{16}$ " x 36'A")
67	5000 A.I.R., A.C. & Climate Control & Fan Drive Therm. Control ..	1380955	1	2.61	BELT, fan pulley to air pump ($\frac{5}{16}$ " x 33V]") •
67	60-80-9000 A.I.R., A.C. Or A.C. Modif., A.C. Auto. Control & Fan Drive Therm. Control ..	1377874	1	3.02	BELT, $\frac{5}{16}$ " x 44 $\frac{1}{2}$ " .
67	60-80-9000 A.I.R. less A.C.	1377873		2.87	BELT, V_{16} " x 41 $\frac{1}{2}$ "
72	350 Eng.	1231375		2.61	BELT (40 $\frac{1}{2}$ " x $\frac{5}{16}$ ")
72	All A-B (A.I.R. less Fan Drive Thermo. Control) .	1377873		2.87	BELT (V_{16} " x 41V ").....
72	455 Eng.	1231373		3.02	BELT (38" x $\frac{5}{16}$ ").....
72	455 Eng.	1238433		3.05	BELT (37" long— $\frac{5}{16}$ " wide)
72	455 Eng.	1239544		3.13	BELT (39" x $\frac{5}{16}$ ").....
1.066 BELT, AIR RIDE COMPRESSOR & DRIVE					
57-58	All A.C. & P.S.	1363785	1	5.35	BELT, V_{16} " x 57 $\frac{1}{16}$ "
58	All P.S. Less A.C.	9782697	1	4.61	BELT (V_{16} " x 58)
66	400-401-425 Eng.	1374970	1	2.20	BELT, pump to hyd. pump (V_{16} " x 27 V_{16} ")
1.069 PUMP, WATER (INCLUDES COVER GASKET)					
53-55	V-8.	1392632	1	22.95	PUMP
56	All.	1392637	1	23.60	PUMP
57	All.	1396560	1	27.60	PUMP
58	All Less A.C.	1396560	1	27.60	PUMP
58	All Std. A.C. Up To Eng. Mfg. No. 446330 on 40, No. 456352 On 50-60-70-7000.	1396560	1	27.60	PUMP
58	All Std. A.C. After Eng. Mfg. No. 446330 On 40, No. 456352 On 50-60-70-700.	1396561		24.80	PUMP
59-60	All.	1396562		26.35	PUMP
61	44-46-47-4800 Less A.C	1396562		26.35	PUMP
61	40-41-4300 A.C.	1388513		20.30	PUMP
61	44-46-47-4800 A.C.	1396563		31.80	PUMP
61-63	40-41-4300 V-8 Less A.C. & Pol. Cooling & Gen. Opt.	1389457		20.30	PUMP
62	40-41-4300 V-8 A.C. Modif.	1388513		20.30	PUMP
62-63	V-6.	1389457		20.30	PUMP
62-63	40-41-4300 V-8 Pol. Car Cooling & Pol. Car Gen. Opt. Less A.C. Or A.C. Modif.	1388513	1	20.30	PUMP
62-66	400-401-425 Eng. Less A.C. Or A.C. Modif., Fan Drive Therm. Control & H.D. Cooling	1396759	1	23.90	PUMP
62-66	400-401-425 Eng. A.C. & A.C. Modif. & Fan Drive Ther. Control & H.D. Cooling.	1396758	1	23.90	PUMP
63	40-41-4300 V-8 A.C. Or A.C. Modif.	1388513	1	20.30	PUMP
64	40-41-42-43-4400.	1396876	1	23.00	PUMP
65-67	225-300-340 Eng.	1396876	1	23.00	PUMP
67-70	400-430-455 Eng. A.C. ..	1394316	- *1	30.65	PUMP
67-72	400-430-455 Eng. Less A.C.	1396879	1	24.30	PUMP.....
68-71	L-6 Eng.	3947042	1	17.15	PUMP.....
68-70	350 Eng. A	1396876	1	23.00	PUMP.....
71-72	350 Eng.	1394926	1	22.50	PUMP.....
71-72	455 Eng. w/A.C.	1394877	1	32.30	PUMP.....
64-67	All.	443767	2	.10	PIN, pump cvr. to timing chain cvr.—(8.939)
68-73	All V-8.	443767	2	.10	PIN, pump cover to timing chain cover—(8.939)

1.070 FITTING—CAP. WATER PUMP COVER					
64	40-41-42-43-4400 V-8 ..	1356005	1	.51	FITTING, water pump cvr.-choke outlet--(1.745) .
58-69	All Less Htr. 8t Def.	1191141	1	.36	CAP, inlet hose on water pump cvr
1.079 GASKET. WATER PUMP					
68-71	L-6 Eng.	3788478	1	.15	GASKET
1.079 GASKET, WATER PUMP COVER					
53-55	V-8.	1343920	1	.25	GASKET
56-61	All exc. 40-41-4300.	1182971	1	.30	GASKET
61-63	40-41-4300.	1358410	1	.25	GASKET
62-66	400-401-425 Eng.	1348129	1	.30	GASKET
64-73	225-300-340-350 Eng.	1358410	1	.25	GASKET
67-73	400-430-455 Eng.	1373407,	1	.36	GASKET
1.097 HOSE, THERMO BY-PASS					
61-63	40-41-4300 V-8.	1195030		.51	HOSE
62-67	V-6 Eng.	1241054		.65	HOSE (Repls. 1394301 3/72)
64-73	300-340-350 Eng.	1241054		.65	HOSE (Bepls. 1394301 3/72)
67-72	400-430-455 Eng.	1239056		.87	HOSE (Repls. 1394303 3/72)
73	455 Eng.	1241055		.85	HOSE
1.148 THERMO-GAUGE, TEMPERATURE					
59	All	1513694		15.60	THERMO-GAUGE
66-67	Riviera	6402335		10.35	GAUGE (incl. reisor) .
68	9000	6402872		8.90	GAUGE
70-72	All A (w/Oil, Fuel & Temp. Gauges).	6431404		18.55	GAUGE PACKAGE, oil, fuel, temp.—(3.108)
1.150 SWITCH, WATER TEMPERATURE					
60	All.	1998874	1	1.56	SWITCH, temp. indicator vac.-assm. to fuel filter brkt—(9.172).
60-63	44-46-47-4800.	1993444		3.60	SWITCH, assm. in r. cyl. hd.
61-63	40-41-4300.	1993588		3.49	SWITCH, assm. in int. mfld.
63	46-4700 A.C. (425 Eng.)	1993588		3.49	SWITCH, assm. in r. cyl. hd. (use with 18 No. press. cap)
64-65	225-300 Eng.	1993588		3.49	SWITCH, ass. in int. mfld.
64-66	400-401-425 Eng.	1993444		3.60	SWITCH, in (r.) cyl. hd.
66-67	225-300-340 Eng.	6489395		3.82	SWITCH
67	400-430 Eng.	1993444		3.60	SWITCH, in int. mfld.
68-70	350 Eng.	6489395-		3.82	SWITCH
68-69	L-6 Eng.	1993427		3.29	SWITCH
69	400 Eng.	6489395		3.82	SWITCH
69-70	430-455 Eng.	6489395		3.82	SWITCH (in int. mfld.)
69-70	430-455 Eng.	6489285		3.60	SWITCH (cyl. hd. temp.)
68	400-430 Exc. Riviera.	1993444		3.60	SWITCH (in int. mfld.)
70	L-6 Eng.	6489600		3.65	SWITCH
71-72	L-6 Eng.	6489903		5.20	SWITCH (water temp.)
71-73	All V-8 Eng.	6489395		3.82	SWITCH, water temp, (in manifold)
71-73	All B-C-E (455 Eng.)	6489285		3.60	SWITCH (cyl. head temp.)
71-73	All B-C-E.	6490265		3.36	SWITCH, htr. blower delay (in right cyl. hd.)—(8.852).
1.150 SENDING UNIT, ENGINE TEMPERATURE					
66-68	9000.	546702	1	3.74	SENDING UNIT (12 volt)
70-73	All A (V-8 Eng.) Fuel-Oil-Temp. Gauges.	6402383	1	3.44	SENDING UNIT
1.150 DIAPHRAGM & PLATE, TEMPERATURE INDICATOR VACUUM SWITCH					
60	All.	1950656	1	.43	DIAPHRAGM & PLATE
1.150 CORD, ELECTRIC HEATER					
All	All w/Eng. Block Htr.	732546	1	3.18	CORD, elec. (semi-circular receptacle)
All	All w/Eng. Block Htr.	732591	1	3.18	CORD elec. (rectangular receptacle) .
1.150 PACKAGE, ENGINE BLOCK HEATER					
61-63	40-41-4300.	981400		10.75	PACKAGE, eng block htr.
64-72	300-350 Eng.	981400		10.75	PACKAGE, eng block htr.
67-70	All V-8 exc. G.S. 400 8t G.S. 455.	981400		10.75	PACKAGE. eng. block htr.
71-72	455 Eng.	981760	1	1.55	PACKAGE, eng block htr.
1.153 OUTLET, CYLINDER WATER					
54-57'	All.	1186342	1	3.38	OUTLET
58-61	All Exc. 40-41-4300.	1187707	1	3.79	OUTLET
61-63	40-41-4300.	1194041	1	2.05	OUTLET
62-63	44-46-47-4800.	1350825	1	3.38	OUTLET

64	40-41-42-43-4400	1194041	1	2.05	OUTLET
64-66	400-401-425 Eng.	1350825	1	3.38	OUTLET
65	V-6	1194041	1	2.05	OUTLET
65	300 Eng.	1380207	1	2.15	OUTLET
66	225-300-340 Eng.	1380207	1	2.15	OUTLET
67-73	All exc. L-6	1380207	1	2.15	OUTLET
68-71	L-6 Eng.	3789162	1	1.95	OUTLET

1.154 GASKET, WATER OUTLET CYLINDER

36-53	All Exc. 1953 V-8	1271686	1	.25	GASKET
53-60	All V-8	1192735	1	.30	GASKET
61-63	40-41-4300	1194629	1	.30	GASKET
61-63	44-46-47-4800	1192735	1	.30	GASKET
64-66	225-300-340 Eng.	1194629	1	.30	GASKET
64-66	400-401-425 Eng.	1192735	1	.30	GASKET
67-73	All exc. L-6	1194629	1	.30	GASKET
68-71	L-6 Eng.	3701777	1	.15	GASKET

1.154 BOLT, WATER OUTLET TO INTAKE MANIFOLD

69-70	350-400-455 Eng. (4 Bbl.)	1386234		.15	BOLT (also used 2.408)
71-73	455 Eng.	1386234		.15	BOLT, water outlet to intake manifold

1.159 HOSE, RADIATOR INLET (UPPER)

54-56	All	1163095		2.97	HOSE
57	All	1173211		2.82	HOSE
58	All	1180759		2.15	HOSE
59	All	1186272		2.51	HOSE
60	All	1193230		2.67	HOSE
61	40-41-4300	1349724		2.77	HOSE
61	44-46-47-4800	1199653		3.18	HOSE
62-63	V-6	1352339		2.77	HOSE
62	40-41-4300 V-8 1st Type (121 Or 143 Stamped On Rad. Tank.)	1349724	1	2.77	HOSE
62	40-41-4300 V-8 2nd Type (124 Or 125 Stamped On Rad. Tank.)	1351500		2.26	HOSE
62-63	44-46-4800 Less A.C.	1349623		2.97	HOSE
62-63	44-46-4800 A.C.	1349622		2.61	HOSE
63	40-41-4300 V-8	1351500		2.26	HOSE
63-64	4700	1353849		2.97	HOSE
64	V-6	1362549		3.64	HOSE
64	40-41-42-4300 V-8 A.C. & Pol. Delcotron	1362547	1	3.33	HOSE
64	40-41-42-4300 V-8 Less A.C.	1362548		3.13	HOSE
64	4400 Less A.C.	1363115		2.92	HOSE
64	4400 A.C.	1367402		3.79	HOSE
64	46-4800 A.C.	1349622		2.61	HOSE
64	46-4800 Less A.C.	1349623		2.97	HOSE
65	V-6 Down Flow Rad	1362549		3.64	HOSE
65	V-6 Cross Flow Rad	1373026		5.35	HOSE
65	30-4000 (300 Eng.) A.C. & Pol. Delcotron-Down Flow Rad	1369099	1	3.59	HOSE
65	30-4000 (300 Eng.) Less A.C. & Pol. Delcotron- Down Flow Rad	1369098	1	3.18	HOSE
65	30-4000 (300 Eng.) Cross Flow Rad	1372789	1	4.25	HOSE
65-66	400 Eng. Less A.C.	1372861		4.41	HOSE
65-66	400 Eng. A.C.	1372862		3.23	HOSE
65	5000 less A.C. & H.D. Cooling	1368462	1	3.23	HOSE
65	5000 A.C. & H.D. Cooling	1366382	1	3.79	HOSE
65	60-8000 Less A.C. & H.D. Cooling	1366788		3.79	HOSE
65	60-8000 A.C. Or H.D. Cooling	1366789		3.69	HOSE
65	9000	1353849		2.97	HOSE
66-67	V-6	1376774		4.51	HOSE
66	30-4000 (300-340 Eng.) Less A.I.R.	1372789		4.25	HOSE
66	30-4000 (300-340 Eng.) A.I.R.	1373825		4.41	HOSE

66	5000 Less A.I.R., A.C. Or H.D. Cooling	1375529	1	4.15	HOSE
66	401-425 Eng. less A.C or H.D. Cooling	1366788	1	3.79	HOSE
66	5000 A.I.R., A.C. or H.D. Cooling	1374252	1	4.51	HOSE
66	401-425 Eng. A.C. Or H.D. Cooling	1372683	1	3.95	HOSE
67	300-340 Eng. A.I.R.	1373825	1	4.41	HOSE
67	300-340 Eng. Less A.I.R.	1372789	1	4.25	HOSE
67	5000 A.I.R.	1374252	1	4.51	HOSE
67	5000 Less A.I.R.	1377889	1	4.51	HOSE
67	400 Eng.	1378479	1	3.74	HOSE
67	430 Eng.	1377889	1	4.51	HOSE
68-69	L-6 Eng. less A.C. or Fan Drive	3905964	1	1.95	HOSE
68-69	L-6 Eng. A.C. or Fan Drive	1382435	1	4.56	HOSE
68	30-4000 (350 Eng.)	1387768	1	5.15	HOSE
68	5000 (350 Eng.)	1387737	1	4.25	HOSE
68	400 Eng.	1382423	1	4.92	HOSE
68	60-80-9000.	1385523	1	5.07	HOSE
69-70	50-60-80-9000.	1385523	1	5.07	HOSE
69-70	350 Eng. Exc. Dual Snorkel Air Cleaner.	1387768	1	5.15	HOSE
69-70	350 Eng. Dual Snorkel Air Cleaner.	1386848	1	4.97	HOSE
69	4000'5/Vagons (400 Eng.)	1382423	1	4.92	HOSE
69-70	4600.	1386849	1	4.97	HOSE
70-71	L-6 Eng.	1382435	1	4.56	HOSE
71	3437-67.	1386849	1	4.97	HOSE
71	All V-8 exc. 3437-67	1238171	1	4.05	HOSE
72-73	All (350 Eng.) exc. 3437- 67 & AD37	1238340	1	4.05	HOSE
72-73	3437-67-AD37 (350 Eng.)	1239644	1	4.97	HOSE
72-73	455 Eng.	1238171	1	4.05	HOSE

1.159 CLIP, RADIATOR HOSE TO UPPER TIE BAR

66	5000	1377930	1	.10	CLIP.
----	-----------------	---------	---	-----	---------------

1.159 SUPPORT. RADIATOR INLET HOSE

69-70	All A (w/Dual Snorkel A/Cleaner).	1231860	1	1.64	SUPPORT .
-------	--	---------	---	------	-----------

1.160 SLEEVE, RADIATOR OUTLET HOSE

63	V-6.	9771859	1	.72	SLEEVE.. .
----	--------------	---------	---	-----	------------

1.166 CLAMP. HOSE

NOTE - Hose clamps are also listed in 8.948 Standard Parts Group.

All	All	1470030	AR	.51	CLAMP, worm type ("/.," to 1V,»").
All	All	2468878	AR	.59	CLAMP, worm type (1Vi" to 2"/,")
ALL	ALL	2494772	2	.48	CLAMP, worm type (1/," to 5/,"")
All	AJL	1470029	AR	.51	CLAMP (for " /," dia. hose) (also listed 8.948)
59-72	Alfas Req.	2471945	AR	.59	CLAMP (used 9.21 1-9.225).
72-73	All w/A.I.R.	1238958	* T	.25	STRAP, radiator inlet hose.

1.173 HOSE. RADIATOR OUTLET (LOWER)

54-56	All	1391165	1	3.23	HOSE
57	All	1392922	1	2.82	HOSE
58	All	1388374	1	2.82	HOSE
59	All	1388584	1	2.97	HOSE
60	All	1199313	1	3.02	HOSE
61	1199616	1	2.77	HOSE
61	1199651	1	3.54	HOSE
62	1352340	1	3.43	HOSE 122 or 123 stamped on rad. tank)
62	1353381	1	3.43	HOSE (126 or 127 stamped on rad. tank)
62	40-41-4300 V-8 (1st Type)	1199616	1	2.77	HOSE [121 or 143 stamped on rad. tank)
62	40-41-4300 V-8 (2nd Type).	1351496	1	2.77	HOSE (124 or 125 stamped on rad. tank)
62	1349621	1	2.97	HOSE
63	V-6	1353383	1	4.15	HOSE
63	1357681	1	3.08	HOSE
63	1357182	1	3.38	HOSE
64	V-6	1362550	1	4.66	HOSE
64	1362552	1	4.66	HOSE
64	1363116	1	3.33	HOSE

64	4400 A.C.	1363069	1	4.10	HOSE
64	46-47-4800	1357182	1	3.38	HOSE
65	V-6 (Down Flow Rad.)	1362550	1	4.66	HOSE
65	V-6 (Cross Flow Rad.)	1373027	1	5.75	HOSE
65-66	400 Eng.	1372827	1	3.13	HOSE
65	5000 A.C.	1366383	1	4.31	HOSE
65	5000 less A.C.	1370779	1	3.95	HOSE
65	60-8000	1372632	1	3.49	HOSE
65	9000	1357182	1	3.38	HOSE
66-67	V-6	1373027	1	5.75	HOSE
65-66	30-4000 (300-340 Eng.)	1362552	1	4.66	HOSE
66-68	5000	1382662	1	4.56	HOSE
66	401-425 Eng.	1372632	1	3.49	HOSE
67	30-4000 (300-340 Eng.) less A.C.	1382662	1	4.56	HOSE
67	30-4000 (300-340 Eng.) A.C.	1380626	1	4.77	HOSE
67	400 Eng.	1378480	1	4.56	HOSE
67-68	430 Eng.	1382662	1	4.56	HOSE
68-69	L-6 Eng. A.C.	1382605	1	4.82	HOSE
68-69	L-6 Eng. less A.C.	479236	1	3.38	HOSE
68	30-4000 (350 Eng.)	1382157	1	4.66	HOSE
68-70	4600-4800 (400 Eng.)	1382424	1	5.15	HOSE
69-70	350 Eng.	1382157	1	4.66	HOSE
69-70	60-80-9000	1380626	1	4.77	HOSE
70-71	L-6 Eng.	1382605	1	4.82	HOSE
71	350 Eng.	1234853	1	5.15	HOSE
71-73	455 Eng.	1234738	1	4.61	HOSE
72-73	350 Eng.	1237523	1	5.15	HOSE

1.203 CAP, RADIATOR PRESSURE

48	All	850796	1	1.79	CAP
47	All After Frame 147 17305 On 40-50, 14710656 On 70	850796	1	1.79	CAP
49-56	All	6410458	1	1.79	CAP (7 lbs.)
49	70	6410457	1	1.79	CAP (13 lbs.)
55-56	All	6410457	1	1.79	CAP (13 lbs.)
57-69	All	6410456	1	1.79	CAP (15 lbs. pressure)
63	4600 A.C. only	6410160	1	1.93	CAP (1 8 lbs. for use with coolant with high boiling point)
66-69	All	6410570	1	2.64	CAP, rad. (universal-movable top ring) part of 981766
70-73	All	6410481	1	2.64	CAP, rad. pressure:

1.203 CAP, RESERVOIR

70	9000	1235153	1	1.08	CAP, reservoir
----	------	---------	---	------	----------------

1.219 RADIATOR

62	40-4 1-4300 V-8 2nd Type for Serv. Repl. on Rad. Stamped 124 or 125	3154325		66.05	RADIATOR
62-63	44-46-4800 less A.C.	3153922		107.20	RADIATOR
62-63	44-46-4800 A.C. or A.C. Modif.	3153925		130.90	RADIATOR
63	40-41-4300 V-8	3154325		66.05	RADIATOR
63-65	Riviera	3155529		134.95	RADIATOR
64-65	V-6 less A.C. or A.C. Modif.	3000122		84.95	RADIATOR, downflow
64-65	V-6 A.C. or A.C. Modif. & H.D. Cooling	3000126		93.75	RADIATOR, downflow
64	40-41-42-43-4400 V-8 A.C. or A.C. Modif. & H.D. Cooling	3000123	1	14.30	RADIATOR
64-65	300 Eng. less A.C. or A.C. Modif.	3000126		93.75	RADIATOR, down flow
64	46-4800 less A.C. or A.C. Modif.	3153922		107.20	RADIATOR
64	46-4800 A.C. or A.C. Modif. (401 Eng.)	3153925		130.90	RADIATOR
64	46-4800 less A.C. (401 Eng. with H.D. Cooling)	3153925		130.90	RADIATOR
64	46-4800 H.D. Cooling	3000120		153.60	RADIATOR
64	46-4800 A.C. with (425 Eng.)	3000120		153.60	RADIATOR
65-66	V-6 less A.C. or A.C. Modif.	3007322		87.05	RADIATOR, cross flow

65-66	V-6 A.C. or A.C. Modif. ..	3022040	1	125.40	RADIATOR, cross flow
65	400 Eng. A.C. or A.C. Modif.	3005828	1	142.65	RADIATOR
65	30-4000 (300 Eng.) less A.C. or A.C. Modif.	3022040	1	125.40	RADIATOR, cross flow
65	30-4000 (300 Eng.) A.C. or A.C. Modif.	3022040	1	125.40	RADIATOR, cross flow
65	300 Eng. A.C. or A.C. Modif., H.D. Cooling & Pol. Car Delcotron. . . .	3000123	1	1 14.30	RADIATOR, down flow
65	400 Eng. less A.C. or A.C. Modif.	3005827	1	123.40	RADIATOR
65	5000 A.C. or A.C. Modif. & H.D. Cooling	3017282	1	1 19.80	RADIATOR
65	5000 less A.C. or A.C. Modif. & H.D. Cooling .	3022040	1	125.40	RADIATOR
65	6000 T.H. 400 (425 Eng.)	3006224	1	120.40	RADIATOR
65	6000-8000 less A.C. or A.C. Modif. & H.D. Cooling.	3006224	1	120.40	RADIATOR
65	60-8000 A.C. or A.C. Modif. & H.D. Cooling .	3003925	1	138.80	RADIATOR
66	30-4000 V-8 less A.C. & A.C. Modif., H.D. Rad. . .	3022040	1	125.40	RADIATOR
66	30-4000 V-8 (300 Eng.) A.C. & A.C. Modif. less H.D. Rad. & Wagons . . .	3022040	1	125.40	RADIATOR
66-67	30-4000 V-8 (340 Eng.) A.C. & A.C. Modif. Exc. 3435-3635.	3010030	1	139.90	RADIATOR
66	3435-3635 V-8 A.C. & A.C. Modif.	3010030	1	139.90	RADIATOR
66	30-4000 less G.S.-H.D. Rad.	3010030	1	139.90	RADIATOR
66	4600 Less A.C. & A.C. Modif. & H.D. Rad. . . .	3005827	1	123.40	RADIATOR
66	4600 A.C. & A.C. Modif. 8t H.D. Rad.	3005828	1	142.65	RADIATOR
66-67	5000.	3017282	1	1 19.80	RADIATOR
66	60-80-9000 less A.C. & A.C. Modif., Auto Climate Control & H.D. Rad.	3006224	1	120.40	RADIATOR
66	60-80-9000 A.C. & A.C. Modif.	3003925	1	138.80	RADIATOR
67	3435-3635 A.C. & H.D. Rad.	3010030	1	139.90	RADIATOR
67	30-4000 (300 Eng.) exc. Wagons-A.C. or H.D. Rad.	3022040	1	125.40	RADIATOR
67	3435-3635 V-8 ST. 300 less A.C. or H.D. Rad. . .	3022040	1	125.40	RADIATOR
67	All V-6.	3022040	1	125.40	RADIATOR
67	30-4000 V-8 (340 Eng.) less A.C. or H.D. Rad. . .	3022040	1	125.40	RADIATOR
67	30-4000 (300 Eng.) exc. Wagons less A.C. 62 Amp. Delcotron & H.D. Rad.	3022040	1	125.40	RADIATOR
67	4600.	3010128	1	127.30	RADIATOR
67	60-80-9000.	3022500	1	146.35	RADIATOR
68-69	L-6 Eng. A.C.	3017282	1	1 19.80	RADIATOR
68-69	L-6 Eng. Less A.C.	3022040	1	125.40	RADIATOR
68	350-400 Eng.	3017282	1	1 19.80	RADIATOR
68	430 Eng.	3022500	1	146.35	RADIATOR
69	350-400 Eng. exc. H.D. Cooling when used with A.C.	3017282	1	1 19.80	RADIATOR
69	350-400 Eng. H.D. Cooling with A.C.	3017258	1	129.15	RADIATOR
69	60-8000 exc. H.D. Cooling when used with A.C.	3022500	1	146.35	RADIATOR
69	430 Eng. H.D. Cooling with A.C.	3020114	1	153.30	RADIATOR
69	60-8000 exc. Extra H.D. Cooling w/A.C.	3022500	1	146.35	RADIATOR

70-71	30-40-5000 exc. Extra H.D. Cooling w/A.C.	3017258	1	129.15	RADIATOR
70	30-40-5000 Extra H.D. Cooling & A.C.	3017258	1	129.15	RADIATOR
70-71	GSX.	3017258	1	129.15	RADIATOR
70	60-8000 less Extra H.D.	3022500	1	146.35	RADIATOR
70	60-80-9000 Extra H.D. Cooling w/A.C.	3021397	1	180.45	RADIATOR
70	9000 less Extra H.D. Cooling w/A.C.	3020585	1	131.95	RADIATOR
71	All (350 Eng.) exc. H.D. Cooling.	3017258	1	129.15	RADIATOR
71	GSX or Stage 1.	3017258	1	129.15	RADIATOR (code SW)
71	All (350 Eng.) w/Extra H.D. Cooling	3017258	1	129.15	RADIATOR (code SW)
71	All B-C-E (455 Eng.) H.D.	3023564	1	176.05	RADIATOR
71	All B-C-E (455 Eng.) less H.D. Cooling	3023563	1	137.65	RADIATOR
72-73	All A (455 Eng. Stage 1 or H.D. Cooling)	3025232	1	126.25	RADIATOR (repl. for rad. coded CF) .
72-73	350 Eng. (H.D. Cooling)	3025232	1	126.25	RADIATOR (repl. for rad. coded CF) .
72-73	All B-C-E (455 Eng.)	3025131	1		RADIATOR (repl. for rad. coded ZM) .
72	All B-C-E (455 Eng.) w/A.C.	3025233	1	137.65	RADIATOR (repl. for rad. coded CG)
72	350 Eng. w/A.C.	3025230	1	125.95	RADIATOR (repl. for rad. coded OD, CA, CE) .
72	All A (455 Eng.) w/A.C.	3025230	1	125.95	RADIATOR (repl. for rad. coded OD, CA, CE) .
72	All V-8 less A.C. & Stage 1 & H.D. Cooling.	3025243	1	107.05	RADIATOR (repl. for rad. coded CQ, CR, CL) .

1.219 RESERVOIR, RADIATOR COOLANT

66-69	All.	981766	1	10.20	RESERVOIR KIT, rad. coolant tank (incl. reservoir, hose, cap, decal)
66-69	All.	1239023	1	6.40	RESERVOIR (square) part of 98 1 766.
70 72	AM A.	1236684	1	3.79	RESERVOIR & COVER.
70	All B-C.	1236685	1	-3.79	RESERVOIR & COVER.
70	All E.	1234290	1	3.79	RESERVOIR & COVER.
71-72	All B-C-E.	1236978	1	2.82	RESERVOIR 8t COVER, rad. coolant
73	All.	1236684	1	3.79	RESERVOIR & CAP.

NOTE Refer to Grp. 1.203 for Reservoir Cap.

1.229 COCK, RADIATOR DRAIN

34-73	All.	9427524	1	.56	COCK(8.951)
-------	--------------	---------	---	-----	-----------------------

1.229 FITTING, TRANSMISSION OIL COOLER LINE TO RADIATOR ELBOW

65-66	All A.T.	3002843	1	.82	FITTING, oil cooler line to rad. elbow.
-------	------------------	---------	---	-----	---

1.240 CLIP, RADIATOR OVERFLOW HOSE

61-63	40-41-4300	580659		10	CLIP, hose.
63	44-46-47-4800	1351261		10	CLIP, hose—(2.559)
64	All Exc. 4700	580659		10	CLIP, hose.
65	30-4000.	580659		10	CLIP, hose.
64-66	9000.	1351261		10	CLIP, hose—(2.559)
65-66	60-8000 Man. or Auto A.C.	1351261		10	CLIP, hose—(2.559)
65-66	50-60-8000 less A.C.	580659		10	CLIP, hose.
66	30-4000.	1351261		10	CLIP, hose.
67	All.	1381484		10	CLIP, hose .v.
70	All B-C.	3016522		20	CLIP, hose.
71-72	All B-C-E.	3016522		20	CLIP.

1.246 SWITCH, THERMOSTATIC VACUUM (DISTRIBUTOR ADVANCE)

68	5000 (350 Eng.) A.T.	3024924	1	9.75	SWITCH, therm, vac. distr. advance—(2.4 10) (Repls. 3019022 3/72)
68	400-430 Eng. A.T.	3024924	1	9.75	SWITCH, therm, vac. distr. advance—(2.4 10)
68	350-400-430 Eng.	3024924	1	9.75	SWITCH, three port vacuum switch assemblies in front of intake manifold—(2.410)
69-72	350 Eng. (2 Bbl.)	1385063	1	.10	CLIP, switch to tee hose—(2.410)

69 1.246 THERMOSTAT, RADIATOR

33-53	All Straight 8.	3156260	1	3.97	THERMOSTAT (160 degrees)
33-53	All Straight 8.	3156280	1	3.97	THERMOSTAT (180 degrees) (Repls. 3156283 3/72)
53-58	V-8.	3156261	1	4.23	THERMOSTAT (160 degrees)
53-60	V-8.	3156288	1	4.23	THERMOSTAT (180 degrees)
59-63	44-46-47-4800	3156288	1	4.23	THERMOSTAT (180 degrees)

61-66	225-300-340 Eng.	3015493	1	3.79	THERMOSTAT (190 degrees)
				3.97	THERMOSTAT (180 degrees) (Repls. 3156283 3/72)
61-64	40-41-42-4300.	3156280	1	3.97	THERMOSTAT (180 degrees) (Repls. 3156283 3/72)
64	4400.	3156280	1	3.97	THERMOSTAT (180 degrees) (Repls. 3156283 3/72)
65-66	225-300-340 Eng.	3156280	1	4.23	THERMOSTAT (180 degrees)
64-66	400-401-425 Eng.	3156288	1	3.79	THERMOSTAT (190 degrees)
67-73	All exc. L-6.	3015493	1	3.95	THERMOSTAT (195 degrees) (Repls. 3015490 3/72)
68-71	NOTE: 190 degree thermostat use with permanent type anti-freeze only.	3027868	1		

1.251 MANIFOLD, WATER

57-58	All.	1181025	1	8.55	MANIFOLD
59-61	4400.	1181025	1	8.55	MANIFOLD
59-61	46-47-4800.	1185400	1	9.00	MANIFOLD
62	44-46-4800.	1185400	1	9.00	MANIFOLD
63-66	400-401-425 Eng.	1375163	1	12.60	MANIFOLD

1.251 HOUSING, RADIATOR THERMOSTAT

68-71	L-6 Eng.	3789160	1	2.26	HOUSING
69-70	L-6 Eng. less Heater.	438159	1	.15	PLUG, heater hole-in therm, housing—(8.971) ..

1.252 GASKET, RADIATOR THERMOSTAT HOUSING

68-71	L-6 Eng.	3789161	1	.10	GASKET
-------	------------------	---------	---	-----	------------------

1.252 RING—GASKET, WATER MANIFOLD

53-60	All V-8.	1342978	1	.30	"O" RING
61-63	44-46-47-4800.	1342978	1	.30	"O" RING
64-66	400-401-425 Eng.	1342978	1	.30	RING
53-63	All V-8 exc. 40-41-4300	1394806	2	.30	GASKET
64-66	400-401-425 Eng.	1394806	2	.30	GASKET

1.263 PANEL, GRILLE HEADER (FRONT END)

71-72	All E.	1239822	1	61.00	PANEL, frt. end. when using steel panel to replace plastic panel also use 12-2.725 - 1237287 pad, 4-2.737 - 1231641 springs, 8-2.729 - 1383497 screw.
72	All E.	1238582	1	.72	BRACKET (1.267)

1.266 GRILLE—BODY—DOOR—PANEL—EXTENSION, RADIATOR

60	All.	1195922	1	43.05	GRILLE
61	40-4100.	1199899	1	21.00	BODY..
61	44-46-47-4800	1199910	RH	43.05	BODY..
61	44-46-47-4800...	1199911	LH	43.05	BODY..
61	4300.	1348598	1	24.35	BODY
62	40-41-4300.	1348598	1	24.35	BODY .
62	44-46-4800.	9700708	RH	41.95	BODY..
62	44-46-4800.	9700709	LH	41.95	BODY..
63	40-41-4300.	1354728	1	24.35	BODY..
63	4400-4635-4800	1353340	1	43.05	BODY..
63-64	4700.	5719753	1	47.90	BODY..
64	4400-4635-45	1363508	RH	29.65	BODY..
64	4400-4635-45	1363509	LH	29.65	BODY..
64	40-41-42-4300...	5719754	1	37.65	BODY..
64	4669 Spec. Pol. Car Body.	1363508	RH	29.65	BODY
64	4669 Spec. Pol. Car Body.	1363509	LH	29.65	BODY.
64	4800.	1363504	RH	43.05	BODY
64	4800.	1363505	LH	43.05	BODY .
65	30-4000 less Gran Sport	9704333	1	41.95	BODY .
65	4000 Gran Sport.	9706795	1	41.90	BODY .
65	5000.	9704338	RH	29.65	BODY .
65	5000.	9704339	LH	29.65	BODY .
65	8000.	9704334	RH	53.05	BODY .
65	8000.	9704335	LH	53.05	BODY .
65	9000.	9704332	1	81.95	BODY .
66	30-4000 exc. 4600.	9707521	1	41.95	BODY .
66	4600.	9707526	1	41.95	BODY .
66	5000-6469 Pol. Car Spec. Body	1375489	1	65.10	BODY.
66	8000.	9707522	RH	53.05	BODY.
66	8000.	9707523	LH	53.05	BODY.
66	9000.	9710586	1	69.95	BODY.
67	43-44-4800	9711440	1	47.90	BODY.
67	3000-4600	1379223	1	43.80	BODY (complete)

67	5000	9711442	1	78.15	BODY
67	6469 Pol. Car Body	9711442	1	78.15	BODY
67	6000 less Pol. Car Body	9711441	1	88.85	BODY
67	8000	9711442	1	78.15	BODY
66-67	9000	9710586	1	69.95	BODY (when installing on 1966 models also use 2-1.266-1379832 bar, grille dr.)
68	3437-4600	1381846	1	32.30	BODY
68	3300-3435-4455-65-4855-65	9714901	1	32.30	BODY
68	3327 (Calif. Only)	1381846	1	32.30	BODY, G.S. rad. grille
68	3500-4437-39-67-69	1381937	1	32.30	BODY
68	5000	9714902	RH	43.80	BODY
68	5000	9714903	LH	43.80	BODY
68	6469 Pol. Car	9714902	RH	43.80	BODY
68	6469 Pol. Car	9714903	LH	43.80	BODY
68	6000 exc. Pol. Car	9714904	RH	52.05	BODY
68	6000 exc. Pol. Car	9714905	LH	52.05	BODY
68	8000	1382038	RH	53.05	BODY
68	8000	1382039	LH	53.05	BODY
68	9000	9714906	1	50.15	BODY
69	3327 G.S. Monogram	9719111	1	30.25	BODY
69	G.S. 350-G.S. 400	9719111	1	30.25	BODY
69	33-34-35-4400 exc. 3327 with G.S. Monogram	9719114	1	27.95	BODY
69	5000	9719116	RH	45.60	BODY
69	5000	9719117	LH	45.60	BODY
69	6469 Pol. Car	9719116	RH	45.60	BODY
69	6469 Pol. Car	9719117	LH	45.60	BODY
69	6000 exc. Pol. Car	1385194	RH	53.30	BODY
69	6000 exc. Pol. Car	1385195	LH	53.30	BODY
69	8000	1385196	RH	53.05	BODY
69	8000	1385197	LH	53.05	BODY
69	9000	9719115	1	37.65	BODY, less mldg
70	3437-4600	9722787	1	27.95	BODY
70	3300-3435-3436-3500	9722788	1	27.95	BODY
70	4400	1231480	1	37.65	BODY
70	52-5400-6400	9722790	RH	44.60	BODY
70	52-5400-6400	9722791	LH	44.60	BODY
70	6600	9722792	RH	49.45	BODY
70	6600	9722793	LH	49.45	BODY
70	6036-46-8000	9722794	RH	53.05	BODY
70	6036-46-8000	9722795	LH	53.05	BODY
70	9000	1230790	1	43.00	BODY
71	3300-3436	1234279	1	31.50	BODY
71	3437-67	9852564	1	33.75	BODY
71	4400	9852565	1	35.80	BODY
71	5000	9852567	1	74.30	BODY
71	6600	9852568	1	76.35	BODY
71	6035-45-8000	9852569	1	78.40	BODY
71	9000	9852566	1	48.70	BODY
72	3300-3436	9608381	1	32.30	BODY
72	3437-67	9608382	1	33.75	BODY
72	4400	1239070	1	35.80	BODY
72	5000	1238260	1	46.65	BODY
NOTE: 1972 6600 1st type Buick name plate attch. w/rectangular ret., 2nd type name plate attch. w/studs.					
72	6600 (1st Type)	1238121	1	48.70	BODY
72	6600 (2nd Type)	1240619	1	46.65	BODY
72	6035-6045,8000	1237966	1	50.75	BODY
72	9000	9899124	1	48.70	BODY
66	9000	1380104	RH	9.50	DOOR
66	9000	1372859	LH	11.00	DOOR
67	9000	1380104	RH	9.50	DOOR
67	9000	1380105	LH	9.50	DOOR
68	9000	1382950	RH	8.45	DOOR
68	9000	1382951	LH	8.45	DOOR
69	9000	1385812	RH	2.77	DOOR
69	9000	1385813	LH	2.77	DOOR
66	6000 less Pol. Car	1376642	RH	1.44	PANEL, lwr. bar filler-plastic
66	6000 less Pol. Car	1376643	LH	1.44	PANEL, lwr. bar filler-plastic
61	40-4100	1164404	RH	11.20	PANEL, ext
61	40-4100	1164405	LH	11.20	PANEL, ext
67	43-44-4800	9708594	RH	6.95	EXTENSION, rad. grl.-lwr.
67	43-44-4800	9708595	LH	6.95	EXTENSION, rad. grl.-lwr.
68	50-60-8000	1394130	RH	11.20	EXTENSION & ATTACHING PARTS PACKAGE
68	50-60-8000	1394131	LH	11.20	EXTENSION & ATTACHING PARTS PACKAGE
68	50-60 8000	1385982	1	.77	SPACER, rad. grl.
67	3000-4600	1379639	2	1.38	SUPPORT, rad. grl.

68	5000	1385631	2	.36	PAD, grille strap
68	5000	1385632	2	.20	STRAP, grl
68	50-60-8000	1386426	1	1.23	FILLER (also used 7.831)
68	50-60-8000	1378945	2	.10	BUMPER, grl. ext. outer—(10.263)
68	60-8000 . . .	1385526	RH	.62	BRACE, rad. grille to upr. tie bar
68	60-8000 . . .	1385527	LH	.62	BRACE, rad. grille to upr. tie bar
62	44-46-4800	1368382	AR	.05	WASHER, between rad. grille & grille supt. (R. & L) for align, also between rad. grille assm. & hood latch assm. for align-upr. loc. only—(8.014)
62	44-46-4800	1368382	2	.05	WASHER, outer supt. to rad. grille-upr. loc—(8.014)
62	44-46-4800	1368382	1	.05	WASHER, hood latch assm. to rad. grille-upr. loc— (8.014)
63	40-41-4300	1178669	AR	.05	WASHER, grl. to upr. tie panel supt.—(8.929)
63	44-46-47-4800 A.C. Modif.	1178669	1	.05	WASHER, shroud to rad. supt-upr.--(8.929)
60	All	9419763	AR	.10	NUT—(8.921)
64	4400-4635-45-69-4800	1355261	4	.10	NUT, grl. at hdlp. opening—(8.139)

1.266 GRILLE, FRONT BUMPER—LOWER

70	9000	1230788	RH	12.75	GRILLE, frt. bpr.-lwr.
70	9000	1230789	LH	12.75	GRILLE, frt. bpr.-lwr.
71	5000	1234358	RH	12.55	GRILLE, frt. bpr.-lwr.
71	5000	1234359	LH	12.55	GRILLE, frt. bpr.-lwr.
71	6035-45-8000	1234360	RH	12.55	GRILLE, frt. bpr.-lwr.
71	6035-45-8000	1234361	LH	12.55	GRILLE, frt. bpr.-lwr.
71	6600	1234362	RH	12.55	GRILLE, frt. bpr.-lwr.
71	6600	1234363	LH	12.55	GRILLE, frt. bpr.-lwr.
72	5000	1238166	RH	12.55	GRILLE
72	5000	1238167	LH	12.55	GRILLE
72	6000 Wagons & 8000	1237964	RH	12.55	GRILLE
72	6000 Wagons & 8000	1237965	LH	12.55	GRILLE
72	6600	1239560	RH	12.55	GRILLE
72	6600 . . .	1239561	LH	12.55	GRILLE

1.266 MOLDING—EXTENSION, RADIA

61-62	40-41-4300	1349258	RH	4.44	MOLDING, fdr. on fdr. (usage 8.147)
61-62	40-41-4300	1349259	LH	4.44	MOLDING, fdr. on fdr. (usage 8.147)
61	44-46-47-4800	1164224	RH	5.50	MOLDING, fdr. to fdr. (usage 8.147)
61	44-46-47-4800	1164225	LH	5.50	MOLDING, fdr. to fdr. (usage 8.147)
62	44-46-4800	1350102	RH	1.64	MOLDING, fdr. (usage 8.147)
62	44-46-4800	1350103	LH	1.64	MOLDING, fdr. (usage 8.147)
67	3000-4600	1361149	1	10.00	MOLDING & ATTACHING PARTS PACKAGE, ctr.
67	3000-4600	1377191	1	5.90	MOLDING, lwr.
67	3000-4600	1377190	1	5.90	MOLDING, upr.
67	50-8000	1361150	RH	12.25	EXTENSION & ATTACHING PARTS
67	50-8000	1361151	LH	12.25	EXTENSION & ATTACHING PARTS
67	6000 Pol. Car.	1361150	RH	12.25	EXTENSION 8. ATTACHING PARTS
67	6000 exc. Pol. Car.	1361156	RH	15.80	EXTENSION 8. ATTACHING PARTS
67	6000 Pol. Car.	1361151	LH	12.25	EXTENSION & ATTACHING PARTS
67	6000 exc. Pol. Car.	1361157	LH	15.80	EXTENSION & ATTACHING PARTS
67	3307-3407-4600	3796506	7	.10	RETAINER, ctr. mldg. to grl—(8.133)

1.266 BAR, RADIATOR GRILLE

63	4639-47-67	1358350		26.05	BAR, rad. grl.-upr.
63	4639-47-67	1358351		26.05	BAR, rad. grl.-lwr.
64	4639-47-67	5719755		29.80	BAR, upr.
64	4639-47-67	5719760		32.65	BAR, lwr.
64	4669 less Spec. Pol. Car Body	5719755		29.80	BAR, upr.
64	4669 less Spec. Pol. Car Body	5719760		32.65	BAR, lwr.
65	50-8000	1365693		29.20	BAR & ATTCH. PARTS PKG.. rad. grl. ctr.
65	6000 less Pol. Car Spec. Body	9704336		34.35	BAR, lwr.
65	6000 less Pol. Car Spec. Body	9704337		35.60	BAR, upr.
66	6000 less Pol. Car.	9707524		44.95	BAR, lwr.
66	6000 less Pol. Car.	1374468		21.85	BAR, ctr.
66	6000 less Pol. Car.	9707525		43.85	BAR, upr.
67	3000-4600	1378413		2.00	BAR, grl.-vert.-ctr.
66-67	9000	1379832		1.90	BAR, rad. grl. dr.
65	6000 less Pol. Car Spec. Body	1371310	RH	2.87	PANEL, lwr. bar filler
65	6000 less Pol. Car Spec. Body	1371311	LH	2.87	PANEL, lwr. bar filler

1.267 FRAME, RADIATOR GRILLE					
70	9000.....	9722785	1	55.90	FRAME.....
70	9000.....	1234790	RH	1.74	BRACE, grille frame to upr. tie bar
70	9000.....	1234791	LH	1.74	BRACE, grille frame to upr. tie bar
1.267 BRACKET, RADIATOR GRILLE					
66	6000 less Pol. Car.	1375271	1	.87	BRACKET, lwr.
66	6000 less Pol. Car.	1375269	1	.87	BRACKET, upr.
1.267 BRACKET, FRONT END PANEL					
72	9000.....	1238582	1	.72	BRACKET (also used 1.263)
1.267 SUPPORT—SCREEN, RADIATOR GRILLE					
62	44-46-4800.....	1350186	RH	1.64	SUPPORT, outer.....
62	44-46-4800.....	1350187	LH	1.64	SUPPORT, outer.....
63	4639-47-67.....	1358513	LH	2.77	SUPPORT, outer.....
63	4400-4635-4800.....	1356736	RH	2.41	SUPPORT, outer.....
63	4400-4635-4800.....	1356737	LH	2.41	SUPPORT, outer.....
64	44-46-4800.....	1363294	RH	1.54	SUPPORT, outer.....
64	44-46-4800.....	1363295	LH	1.54	SUPPORT, outer.....
65	6000 less Pol. Car Body .	1367916	2	1.13	SUPPORT.....
66	6000 less Pol. Car.	1374469	2	.92	SUPPORT, grl. bar
68	30-4000.....	1384262	RH	1.03	SUPPORT.....
68	30-4000.....	1384263	LH	1.03	SUPPORT.....
69	30-4000.....	1387442	RH	1.18	SUPPORT.....
69	30-4000.....	1387443	LH	1.18	SUPPORT.....
70	50-60-8000.....	1231457	1	1.49	SUPPORT, ctr.....
70	9000.....	1231576	RH	2.41	SUPPORT, frame.....
70	9000.....	1231577	LH	2.41	SUPPORT, frame.....
70	9000.....	1231552	RH	3.18	SUPPORT.....
70	9000.....	1231553	LH	3.18	SUPPORT.....
71-72	9000.....	1236430	RH	2.00	SUPPORT, mtg.-outer
71-72	9000.....	1236431	LH	2.00	SUPPORT, mtg.-outer
68	30-4000.....	1384264	RH	1.13	FILLER, outer.....
68	30-4000.....	1384265	LH	1.13	FILLER, outer.....
63	4639-47-67.....	1358544	RH	3.38	SCREEN.....
63	4639-47-67.....	1358545	LH	3.38	SCREEN.....
64	4600 less Spec. Pol. Car Body.....	1364220	RH	1.13	
64	4600 less Spec. Pol. Car Body.....	1364221	LH	1.13	SCREEN.....
68	6000 exc. Pol. Car.	1382904	2	1.74	SCREEN.....
65-66	5000.....	1377349	1	1.64	REINFORCEMENT, rod grl. ctr.....
68	9000.....	1383957	1	.92	REINFORCEMENT, ctr.....
65	5000-8000.....	1369028	2	.67	RETAINER, ctr.....
65	6269 Pol. Car Body.....	1369028	2	.67	RETAINER, rad. grl. ctr.....
68-69	30-4000.....	1196207	4	.15	NUT, radiator side baffle to grille support-outer (7/8," 18)—(8.921).....
69	9000.....	1231601	2	.13	PLUG, vac. hose (on rad. grille-ctr. reinf. studs)— (2.770).....
62-65	All as required	1368382	AR	.05	SHIM (.060" thick)—(8.014).....
1.267 MOLDING & ATTACHING PARTS, RADIATOR GRILLE					
69	9000 ..	1394402	RH	3.82	MOLDING & ATTACHING PARTS, lower .
69	9000 ..	1394403	LH	3.82	MOLDING & ATTACHING PARTS, lower .
69	9000 ..	1394404	RH	4.00	MOLDING ATTACHING PARTS, center
69	9000 ..	1394405	LH	3.76	MOLDING ATTACHING PARTS, center
69	9000 ..	1394406	RH	1.04	MOLDING ATTACHING PARTS, outer .
69	9000 ..	1394407	LH	1.13	MOLDING ATTACHING PARTS, outer .
69	9000 ..	1394408	RH	2.31	MOLDING ATTACHING PARTS, upper
69	9000 ..	1394409	RH	2.31	MOLDING ATTACHING PARTS, upper
69	9000 ..	1394410	LH	2.31	MOLDING ATTACHING PARTS, door. .
69	9000 ..	1394411	LH	2.31	MOLDING ATTACHING PARTS, door.
70-73	All.....				MOLDING (Refer to grp. 1 268-1.303)
1.268 MOLDING, RADIATOR GRILLE					
70	33-34-35-4600.....	1232935	1	3.69	MOLDING, lwr.....
70	30-4000.....	1394516	RH	3.08	MOLDING & ATTACHING PARTS
70	30-4000.....	1394517	LH	3.08	MOLDING & ATTACHING PARTS
71	4400.....	1236413	3	2.15	MOLDING
1.270 BRACKET, RADIATOR					
63	44-46-4800 less A.C. Modif.	1354158	1	2.77	BRACKET, supt.-upr.
63-65	Riviera less A.C. or A.C. Modif. & H.D. Cooling .	1353689	1	3.08	BRACKET, upr.

63-65	Riviera A.C. or A.C. Modif. & H.D. Cooling1353714	1	1.23	BRACKET, upr.
64	40-41-42-4300 V-8 less A.C. or A.C. Modif.1362066	1	3.69	BRACKET, upr.
64	40-41-42-4300 V-8 A.C. or A.C. Modif.-H.D. Cooling or Pol. Car Delcotron1362453	1	2.61	BRACKET, upr.
64	40-41-42-4300 V-8589326	2	1.03	BRACKET, lwr.
64	4400 A.C.1354158	1	2.77	BRACKET, supt.-upr.
64	46-4800 less A.C. or A.C. Modif.1354158	1		
64-65	V-6 less A.C. or A.C. Modif., H.D. Cooling 8i Pol. Car Delcotron- w/Down Flow Rad.589324	2	2.77	BRACKET, supt. (upr.)
64-65	V-6 less A.C. or A.C. Modif., H.D. Cooling & Pol. Car Delcotron- w/Down Flow Rad.1362180	1	1.03	BRACKET, lwr.
64-65	V-6 A.C. or A.C. Modif. H.D. Cooling & Pol. Car Delcotron w/Down Flow Rad.589326	2	2.20	BRACKET, upr.
64-65	V-6 A.C. or A.C. Modif. H.D. Cooling & Pol. Car Delcotron-w/Down Flow Rad.1362066	1	1.03	BRACKET, lwr.
65	30-4000 (300 Eng.) less A.C. or A.C. Modif., H.D. Cooling & Pol. Car Delcotron-with Down Flow Rad.589326	2	3.69	BRACKET, upr.
65	30-4000 (300 Eng.) less A.C. or A.C. Modif., H.D. Cooling & Pol. Car Delcotron-with Down Flow Rad.1362066	1	1.03	BRACKET, lwr.
65	30-4000 (300 Eng.) A.C. or A.C. Modif., H.D. Cooling & Pol. Car Delcotron-with Down Flow Rad.1362453	1	3.69	BRACKET, upr.
65	225-300 Eng. w/Cross Flow Rad.1366821	2	2.61	BRACKET, upr.
65	5000 less A.C. or A.C. Modif. & H.D. Cooling .	.1366821	RH	.67	BRACKET, small tank supt. (3W long)
65	5000 A.C. or A.C. Modif. & H.D. Cooling1366820	RH	.67	BRACKET, small tank supt. (3V ₂ " long)
65	60-80001366821	RH	.67	BRACKET, large tank supt. (4" long)
65	50-60-80001366820	LH	.67	BRACKET, small tank supt. (3 1/2" long)
66	All1366820	AR	.67	BRACKET, large tank supt. (4" long)
66	All1366821	AR	.67	BRACKET, large tank supt. (4" long)
67	All V-81380944	AR	.67	BRACKET, large tank supt. (4" long)
67	All1380945	AR	.67	BRACKET, small tank supt. (3V ₂ " long)
68-69	30-40001383416	RH	.36	BRACKET, large tank supt. (3")
68-69	30-40001383417	LH	.36	BRACKET, small tank supt. (2W)
68	60-80-90001235028	RH	.92	BRACKET, radiator upper mounting
68	50001380945	2	.92	BRACKET, radiator upper mounting
68	60-80-90001380945	LH	7.70	BRACKET, large tank supt.
69	50-60-80001386312	RH	.36	BRACKET, small tank supt.
69-70	All exc. 9000 (1st Type 1970)1232819	LH	.36	BRACKET, small tank supt.
				1.44	BRACKET, radiator upper mounting
				1.44	BRACKET, radiator upper mounting (use w/steel pnl.)
69	455 Eng.1380944	RH	.36	BRACKET, large tank support
69	90001380945	LH	.36	BRACKET, small tank support
70	All exc. 9000 1st Type . .	.1234644	RH	.36	BRACKET, rad. upr. mtg. (use w/plastic pnl.)
70	9000 less Extra Heavy Duty Cooling & A.C.1380945	LH	1.33	BRACKET, rad. small tank supt.
70	90001233109	RH	.62	BRACKET, large tank supt.
70	9000 w/Extra H.D. Cooling 8i A.C.1233109	LH	.62	BRACKET, large tank supt.
1.270 SUPPORT, RADIATOR					
61-62	44-46-47 48001199655	1	4.92	SUPPORT, lwr.
63-65	Riviera1356919	1	1.03	SUPPORT, upr.
64	40-41-42-43001364795	1	33.30	SUPPORT, rad

64	40-41-42-43-4400 V-8 A.C. & A.C. Modif., H.D. Cooling & Pol. Car Del- cotron	1362455		.77	SUPPORT, brkt-lwr.
65	30-4000 (300 Eng.) A.C. or A.C. Modif., H.D. Cooling & Pol. Car Delcotron-w/Down Flow Rad	1362455		.77	SUPPORT, lwr.
65	30-4000 (225, 300 Eng.) w/Down Flow Rad	1370925		37.15	SUPPORT
65	30-4000 Cross Flow Rad.	1372366		37.15	SUPPORT
65-66	50-60-8000 A.C. or A.C. Modif. or H.D. Cooling or Auto. Climate Control	1366618		.30	SUPPORT, fan shroud-lwr.
65	50-60-8000	1369418		46.90	SUPPORT (complete) incl. 1368498 latch & grl. supt.
66	30-4000	1380030		38.45	SUPPORT (complete)
66	50-60-8000	1379831		43.30	SUPPORT (complete)
66	9000	1373271		59.20	SUPPORT (complete)
67	30-4000	1379564		37.15	SUPPORT (complete)
67	50-60-8000	1377918		44.35	SUPPORT (complete)
67	9000	1380992		59.40	SUPPORT (complete)
68	50-60-8000	1382688		1.74	SUPPORT, ctr.
68-69	30-4000	1232915		42.30	SUPPORT (complete)
68	50-60-8000	1230571		42.55	SUPPORT (complete)
69	50-60-8000	1232919		46.15	SUPPORT (complete)
68-69	9000	1231365		61.00	SUPPORT (complete)
70	30-4000	1231867		45.35	SUPPORT (complete)
70	50-60-8000	1231736		51.50	SUPPORT (complete)
70	9000	1231761		64.60	SUPPORT (complete)
71-72	30-4000	1237211		31.70	SUPPORT (complete)
71	50-60-8000	1235174		42.55	SUPPORT (complete)
71	9000	1235175		47.90	SUPPORT (complete)
72	50-60-8000	1238981		42.55	SUPPORT (complete)
72	9000	1239441		47.90	SUPPORT (complete)
64	40-41-42-4300 V-8 A.C. or A.C. Modif.-H.D. Cooling or Pol. Car Delcotron	588759	2	.25	SEAL, side supt. to rad.
65	30-4000 (300 Eng.) A.C. or A.C. Modif., H.D. Cooling & Pol. Car Delcotron-with Down Flow Rad	588759	2	.25	SEAL, side supt. to rad
64-65	30-4000	587283	6	.10	CLIP, rad. side supt. seal to rad. side supt—(8.154) .
65	50-60-8000	1373069	2	1.13	BOLT, frt. sheet metal to frt. bpr. outer supt
68-72	30-4000	1385671	2	.20	BOLT, rad. side supt. to frame (also used 8.154)
68	30-4000	1196207	4	.15	NUT, rad. side baffle to rad. grl. supt.-outer—(8.921)
64	40-41-42-4300	1195233	AR	.15	WASHER, rad. side supt. to frame side rail—(9.01 1)
R, RADIATOR					
61	All	578372	AR	.25	INSULATOR, supt. brkt-upr. & lwr.
61-62	40-41-4300 1st Type (See Footnote Group 1.272)	578373	2	.20	INSULATOR, supt. brkt-lwr.
62	40-41-4300 2nd Type (See Footnote Group 1.272)	1351470	2	.41	INSULATOR, supt. brkt-upr.
62	40-41-4300 2nd Type (See Footnote Group 1.272)	1351469	2	.41	INSULATOR, supt. brkt-lwr.
62-63	44-46-47-4800	578372	AR •	.25	INSULATOR
63-64	40-41-42-4300	1351470	1	.41	INSULATOR, upr.
63	40-41-4300	1351469	2	.41	INSULATOR, supt. brkt-lwr.
63-65	Riviera	1353713	2	.25	INSULATOR, upr.
64	40-41-42-43-4400 V-8 less A.C. or A.C. Modif. less H.D. Cooling	588665	2	.30	INSULATOR, lwr.
64	40-41-42-43-4400 V-8 less A.C. or A.C. Modif., less Pol. Delcotron & H.D. Cooling	1351470	1	.41	INSULATOR, upr.
64	40-41-42-43-4400 V-8 A.C. or A.C. Modif., H.D. Cooling & Pol. Car Delcotron	588667	2	.30	INSULATOR, lwr.

64	40-41-42-4300.	1363549	2	.30	INSULATOR, lwr. supt. to frame side rail—(9.01 1) ..
64	4400 A.C. or A.C. Modif.	578372	2	.25	INSULATOR, upr.
64	46-4800 less A.C. or A.C. Modif. less H.D. Cooling.	578372	4	.25	INSULATOR, upr. & lwr.
64	46-4800 (401 Eng.) A.C. or A.C. Modif. less H.D. Cooling.	578372	4	.25	INSULATOR, upr. & lwr.
64-65	Riviera.	578372	2	.25	INSULATOR, lwr. supt.
64-65	V-6 w/Down Flow Rad.	588665	2	.30	INSULATOR, lwr.
64-65	All V-6 A.C. or A.C. Modif., H.D. Cooling & Pol. Car Delcotron- w/Down Flow Rad.	1351470	1	.41	INSULATOR, upr.
65	30-4000 (300 Eng.) less A.C. or A.C. Modif.- w/Down Flow Rad.	588665	2	.30	INSULATOR lwr.
65	30-4000 (300 Eng.) A.C. or A.C. Modif., H.D. Cooling & Pol. Car Delcotron-w/Down Flow Rad.	588667	2	.30	INSULATOR, lwr.
65	30-4000 w/Cross Flow Rad.	1366822	4	.25	INSULATOR, rad. small tank supt.-brkt.
65	30-4000 w/Down Flow Rad.	1351470	2	.41	INSULATOR, upr.
65	400 Eng.	1366823	4	.25	INSULATOR, rad. large tank upr. & lwr. rad. supt. (5% " long).
65	5000 A.C. or A.C. Modif. & H.D. Cooling	1366823	2	.25	INSULATOR, large tank supt. brkt. (5'A" long).
65	5000 less A.C. or A.C. Modif. & H.D. Cooling	1366822	2	.25	INSULATOR, small tank supt. brkt.-outlet (4VV long)
65	50-60-8000.	1366822	2	.25	INSULATOR, small tank supt. brkt.-inlet (4 1/2" long)
65	60-8000.	1366823	2	.25	INSULATOR, large tank supt. brkt.
66	All.	1366822	AR	.25	INSULATOR, small tank supt. brkt. inlet (4 1/2") long
66	All.	1366823	2	.25	INSULATOR, large tank supt. brkt. (5V) long
67	All.	1378522	AR	.30	INSULATOR, small tank supt. brkt. (2'A").
67	All V-8.	1378523	AR	.30	INSULATOR, large tank supt. brkt. (3").
68	50-60-80-9000.	1378522	AR	.30	INSULATOR, small tank supt. brkt.
68-69	30-4000.	1383960	1	.46	INSULATOR, tank support bracket
68	60-80-9000.	1378523	2	.30	INSULATOR, large tank supt. brkt.
69-70	5000.	1387422	2	.51	INSULATOR, small tank support bracket (upper R.H. & lower L.H.)
69-70	60-8000.	1387422	1	.51	INSULATOR, small tank support bracket (lower-L.H.)
69	9000.	1378522	AR	.30	INSULATOR, small tank support brkt.
69-70	5000.	1387423	2	.51	INSULATOR, small tank support bracket (upper L.H. & Lower R.H.).
69-70	60-8000.	1387423	1	.51	INSULATOR, small tank support bracket, (upper LH.)
69-70	60-8000.	1387424	RH	.51	INSULATOR, large tank-lower.
69	60-8000.	1387426	RH	.51	INSULATOR, large tank-upper.
69	9000.	1378523	2	.30	INSULATOR, large tank support brkt.
70	30-4000.	1387423	2	.51	INSULATOR (RH-lwr., LH-upr.)
70	30-4000.	1387422	2	.51	INSULATOR (RH-upr., LH-lwr.)
70	60-8000.	1233005	RH	.51	INSULATOR, large tank-upr.
70	60-8000 Extra H.D. Cooling w/A.C.	1233005	LH	.51	INSULATOR, large tank lwr.
70	9000.	1234255	1	.62	INSULATOR, small tank (upr. lt. loc.)
70	9000.	1378522	AR	.30	INSULATOR, rad. small tank supt. brkt. (exc. upr. lt. loc.)
70	9000.	1378523	2	.30	INSULATOR, large tank supt. brkt. (upr.-Rt. & lwr- Rt).
70	9000 w/Extra Heavy Duty Cooling & A.C.	1378523	2	.30	INSULATOR, rad. large tank supt. brkt. (upr.-Lt. & lwr.-Lt. loc.)
71-73	All B-C-E (455 Eng.) less H.D. Cooling.	1236777	2	.51	INSULATOR (1 upr.-L. & 1 lwr.-R.)
71	All (350 Eng.) less H.D. Cooling.	1236777	2	.51	INSULATOR (1 upr.-L. & 1 lwr.-R.)
71-73	All B-C-E (455 Eng.) less H.D. Cooling.	1236778	2	.51	INSULATOR (1 upr.-R. & 1 lwr.-L.)
71	All (350 Eng.) less H.D. Cooling.	1236778	2	.51	INSULATOR (1 upr.-R. & 1 lwr.-L.)
71-72	All B-C-E (455 Eng.) w/H.D. Cooling.	1233005	2	.51	INSULATOR, rad. large tank upr. (R. & L).
71	All B-C (455 Eng.) H.D. Cooling w/A.C.	1387424	2	.51	INSULATOR (lwr. inlet lwr. outlet).
71	60-80-9000.	1387424	1	.51	INSULATOR (lwr.-R.)

72-73	All (350 Eng.)	1236777	2	.51	INSULATOR
72-73	All (350 Eng.)	1236778	2	.51	INSULATOR
72-73	All B-C-E (455 Eng.) H.D. Cooling	1387424	2	.51	INSULATOR lwr. inlet, upr. outlet)

1.270 PANEL, RADIATOR UPPER MOUNTING

65	225-300 Eng. W/Cross Flow Rad.	1373931		6.20	PANEL, rad. mtg.-upr.
65	400 Eng.	1373204		6.20	PANEL, rad. upr. mtg.
65	5000 Less A.C. or A.C. Modif. & H.D. Cooling	1369043		5.55	PANEL
65	50-60-8000 A.C. or A.C. Modif. & H.D. Cooling	1369044		6.45	PANEL.
65	60-8000 Less A.C. or A.C. Modif. & H.D. Cooling	1369042		5.95	PANEL
66	All V-6 H.D. Rad.	1373931		6.20	PANEL.
66	30-4000 (300 Eng.) Less Wagons, A.C. Modif. & H.D. Rad.	1373931		6.20	PANEL.
66	30-4000 V-8 Wagons Less A.C. or A.C. Modif. & H.D. Rad.	1373931		6.20	PANEL.
66	30-4000 Less Gran Sport & H.D. Rad.	1373204		6.20	PANEL.
66	30-4000 V-8 Wagons A.C. or A.C. Modif.	1373204		6.20	PANEL.
66	30-4000 (340 Eng.) Less Wagons & A.C. or A.C. Modif.	1373204		6.20	PANEL .
66	400 Eng.	1373204		6.20	PANEL .
66	5000 A.I.R.	1375533		6.45	PANEL .
66	50-60-8000 A.C.	1375533		6.45	PANEL .
66	50-60-8000 less A.C.	1375531		5.55	PANEL .
66	9000 A.C.	1374220		7.70	PANEL .
66	9000 less A.C.	1374222		6.80	PANEL .
67	All V-6.	1381193		5.65	PANEL .
67	300 Eng. A.C., Less H.D. Rad. Exc. Wagons.	1381193		5.65	PANEL
67	3417-4439-69 Less A.C. or H.D. Rad.	1381193		5.65	PANEL .
67	All Wagons V-8 Less A.C. & H.D. Rad.	1381193		5.65	PANEL .
67	34 17-4439-69 A.C. or H.D. Rad.	1381192		5.65	PANEL .
67	All Wagons V-8 A.C. or H.D. Rad.	1381192		5.65	PANEL .
67	340 Eng. A.C. or H.D. Rad. Exc. Wagons.	1381192		5.65	PANEL
67	4600.	1381192		5.65	PANEL
67-68	5000 less A.C., H.D. Rad. & A.I.R.	1379532		6.60	PANEL.
67-68	60-8000 less A.C. or H.D. Rad.	1379532		6.60	PANEL .
67	5000 A.I.R.	1379531		6.45	PANEL .
67	50-60-8000 A.C. or Auto. A.C. & H.D. Rad. less A.I.R.	1379531		6.45	PANEL .
67-70	9000 A.C. or Auto. A.C. or H.D. Rad.	1232987		8.25	PANEL .
67-69	9000 less A.C. & Fan Drive Therm. Control	1232989		7.70	PANEL
68-69	L-6 Eng. Less A.C. & H.D. Cooling	1383610		4.72	PANEL .
69	L-6 Eng. A.C. & H.D. Cooling	1383415		3.90	PANEL_____
68-69	30-4000 (350 Eng.)	1383415		3.90	PANEL_____
68	50-60-8000.	1385980		5.35	PANEL, ctr.
68	50-60-8000 A.C. or Auto. A.C. or H.D. Rad.	1379531		6.45	PANEL
69	5000.	1233126		4.36	PANEL, plastic
69	60-8000 A.C. & Auto. A.C.	1233126		4.36	PANEL, plastic
69	60-8000 less A.C.	1233127		5.40	PANEL, plastic
70	L-6 (less A.C. 1 st type)	1233127		5.40	PANEL, plastic
70	L-6 Eng. A.C. & H.D. Cooling 1st Type.	1233126		4.36	PANEL, plastic
70	350 Eng. (1st type).	1233126		4.36	PANEL, plastic

70	9000 less Man. or Auto. A.C. or H.D. Rad.	1232989		7.70	PANEL.
70	60-8000 less A.C. 1st Type	1233127		5.40	PANEL, plastic
70	60-8000 A.C. 1st Type . . .	1233126		4.36	PANEL, plastic
70	5000 1st Type	1233126		4.36	PANEL, plastic
70	All exc. 9000 2nd Type . . .	1240323		5.40	PANEL (steel)
71-72	All	1240323		5.40	PANEL
1.271 BRACE, RADIATOR SUPPORT					
70	60-8000	1233350	RH	1.95	BRACE, frt. bpr. anchor brkt. to rad. lwr. supt. (Also used 7.836)
70	60-8000	1233351	LH	1.95	BRACE, frt. bpr. anchor brkt. to rad. lwr. supt. (Also used 7.836)
1.272 BAFFLE—ADAPTER—EXTENSION, RADIATOR					
63	40-41-4300	1354592	RH	1 1.55	BAFFLE, rad side
63		1354593	LH	1 1.55	BAFFLE, rad side
70		1231062	RH	10.75	BAFFLE, rad side
70		1231063	LH	10.75	BAFFLE, rad side
70	All A	1231394	RH	7.50	BAFFLE, rad side
70	All A	1231395	LH	7.50	BAFFLE, rad side
71-72	All A	1237216	RH	8.45	BAFFLE, rad side
71-72	All A	1237217	LH	8.45	BAFFLE, rad side
71	All B-C	1238984	RH	10.50	BAFFLE, rad side
71		1234753	LH	10.50	BAFFLE, rad side
71	All	1235010	RH	10.50	BAFFLE, rad. side
71	All	1235011	LH	10.50	BAFFLE, rad. side
72		1238984	RH	10.50	BAFFLE, rad. side
72	All B-C	1238985	LH	10.50	BAFFLE, rad. side
72	All E	1239436	RH	10.50	BAFFLE, rad. side
72	All E	1239437	LH	10.50	BAFFLE, rad. side
61-62	40-41-4300	1196593	LH	2.41	ADAPTER, side baffle
63	40-41-4300	1355198	RH	5.50	ADAPTER, side baffle
63	40-41-4300	1355199	LH	5.50	ADAPTER, side baffle
68-69	L-6 Eng. less A.C. or H.D.	1383632	RH	2.00	EXTENSION, rad. side baffle
68-69	L-6 Eng. less A.C. or H.D. Rad.	1383633	LH	2.46	EXTENSION, rad. side baffle
	(*) 1st Type - Radiators Stamped 121-122-123 or 143.				
	(*) 2nd Type - Radiators Stamped 124-125-126 or 127.				
1.272 EXTENSION, FRONT END PANEL					
71	All E	1239824	RH	5.90	EXTENSION
71-72	All E	1236981	LH	5.90	EXTENSION
1.274 BAFFLE, FRONT END PANEL					
72	All E	1240318	1	4.51	BAFFLE, plastic between radiator support & frt. end panel
1.277 SHROUD—BRACKET, RADIATOR FAN					
61	44-46-47-4800 A.C.	1199665		12.25	SHROUD
62	V-6 1st Type (Rad. Stamped 122 or 123)	1352149		9 25	SHROUD
62	V-6 2nd Type (Rad. Stamped 126 or 127)	1353410		8.10	SHROUD
62	44-46-4800 A.C. or A.C. Modif.	1349624		1 1.90	SHROUD
63	V-6	1353410		8.10	SHROUD
64	All V-6 Less A.C. or A.C. Modif. Less H.D. Cooling & Pol. Delcotron	1361903		11.85	SHROUD
64	All V-6 H.D. Cooling or A.C. or Pol. Car Delcotron	1362122	1	14.05	SHROUD
64	40-41-42-4300 V-8	1362319	1	8.10	SHROUD
63	44-46-47-4800 A.C. Modif. A.C.	1363183	1	8.10	SHROUD
64	4400 A.C. or A.C. Modif. & H.D. Cooling	1363068	1	8.10	SHROUD
64	46-47-4800 A.C. or A.C. Modif. & H.D. Cooling	1363183	1	8.10	SHROUD
65	V-6 Less A.C. or A.C. Modif., H.D. Cooling & Pol. Car Delcotron- w/down flow rad	1361903	1	1 1.85	SHROUD

65	V-6 A.C. & A.C. Modif., H.D. Cooling & Pol. Car Delcotron-w/down flow rad.....	1362122	1	14.05	SHROUD
65	V-6 w/cross flow rad.....	1373000	1	17.15	SHROUD
65	30-4000 (300 Eng.) w/down flow rad.....	1362319	1	8.10	SHROUD
65	30-4000 (300 Eng.) w/cross flow rad.....	1372784	1	10.10	SHROUD
65-66	400 Eng. A.C. or A.C. Modif. & H.D. rad.....	1372617	1	13.15	SHROUD
65	5000 A.C. or A.C. Modif. & H.D. Cooling.....	1366387	1	9.40	SHROUD
65	60-8000 A.C. or A.C. Modif. & H.D. Cooling ..	1366791	1	9.85	SHROUD
65	9000 A.C. or A.C. Modif. & H.D. Cooling.....	1363183	1	8.10	SHROUD
66-67	225 Eng.....	1373000	1	17.15	SHROUD
66-67	30-4000 V-8 (300-340 Eng.).....	1372784	1	10.10	SHROUD
66	5000 A.C. or A.C. Modif., A.I.R., H.D. Rad. & Auto. Climate Control ..	1379839	1	7.50	SHROUD (when using on 1966 model also use 2-1.277-1380820 support).....
66	60-8000 A.C. Auto. Climate Control, A.C. Modif. & H.D. Rad.....	1366791	1	9.85	SHROUD
66	9000 A.C. or A.C. Modif., Auto Climate Control & H.D. Cooling.....	1372711	1	8.95	SHROUD
67	4600 A.C. & A.C. Modif. or H.D. Rad.....	1378478	1	6.75	SHROUD
67	5000 A.C. or Auto. Climate Control or H.D. Rad. or A.I.R.....	1379839	1	7.50	SHROUD
67-68	60-80-9000 A.C. & A.C. Modif. or Auto. Climate Control or H.D. Rad.	1377909	- 1	6.65	SHROUD
68-69	L-6 Eng. A.C. or H.D. Radiator.....	1382549		16.50	SHROUD
68-69	350 Eng. exc. 5000.....	1230038		14.00	SHROUD
68-69	400 Eng.....	1230036		12.00	SHROUD
68	5000 A.C. or Auto Climate Control or H.D. Rad.....	1379839	1	7.50	SHROUD
69	5000.....	1232980	1	9.95	SHROUD
69	60-8000 A.C. or Auto. Climate Control or Fan Drive Therm. Control ..	1385484	1	6.30	SHROUD
69-70	9000 A.C. or Auto. Climate Control or H.D. Radiator.....	1377909	1	6.65	SHROUD
70	33-3500 (250 L-6) A.C. or H.D. Cooling.....	1233024		17.60	SHROUD
70	33-34-35-4400 (350 V-8) 4600.....	1232996		13.15	SHROUD
70	5000.....	1233000		12.20	SHROUD
70	5000.....	1232980		9.95	SHROUD
70	60-8000 Man. or Auto. A.C. 1st Type.....	1235028	1	7.70	SHROUD, use w/plastic pnl.....
70	60-8000 A.C. 2nd Type ..	1235028	1	7.70	SHROUD, fan use w/steel pnl. (thickness thru circular portion 4").....
70	60-8000 A.C. Extra H.D. Cooling 2nd Type.....	1235029	1	12.20	SHROUD, fan use w/steel pnl. (thickness thru circular portion 3'A").....
70	9000 H.D. Cooling w/A.C.....	1232679	1	9.75	SHROUD
71	350 Eng.....	1234555	1	12.60	SHROUD
72	350 Eng.....	1238972	1	12.60	SHROUD
71-72	455 Eng.....	1238973	1	1 1.65	SHROUD
67-68	50-60-8000 w/A.C. or Auto Climate Control or H.D. Rad.....	1380820	2	.25	SUPPORT.....
62	V-6.....	1178669	3	.05	WASHER, fan shroud to upr. & lwr. mtg. brkt.- (8.929).....
63	44-46-47-4800 A.C. Modif.....	1178669	1	.05	WASHER, shroud to rad. supt. upr.—(8.929).....
63	44-46-47-4800 C.T.....	1178669	1	.05	WASHER, shroud to mtg. brkt.—(8.929).....
65	9000.....	1362292	2	.15	CLIP, frt. fdr. to shroud at frt. loc—(3.023).....
63-73	All.....	1354161	AR	.15	INSULATOR, lwr. fan shroud supt. (A" x 3/8") rubber

1.277 GUARD, RADIATOR FAN

65-66	400 Eng. Less A.C. & A.C. Modif. & H.D. Rad.	1373242	1	1.90	GUARD
67-68	4600 Less A.C. & H.D. Rad.	1380106	1	2.05	GUARD
70-71	250 Eng. less A.C.	1234607	1	2.46	GUARD, fan (plastic) attaches to back of steel rad. upr. mtg. pnl.
70-71	60-8000.	1234607	1	2.46	GUARD, fan (plastic) attaches to back of steel rad. upr. mtg. pnl.

1.287 PANEL, RADIATOR GRILLE LOWER (TRIM)

70	30-4000.	1232999	1	6.75	PANEL
----	----------	---------	---	------	-------

1.303 MONOGRAM & ATTACHING PARTS, RADIATOR GRILLE

63	4639-47-67.	1358348		23.95	ORNAMENT.
61-62	4167-4300.	1360025		8.05	ORNAMENT 8. ATCH. PARTS
62	44-46-47-4800.	1360026		9.75	ORNAMENT & ATCH. PARTS
63	4300.	1360028		6.30	PACKAGE, orn. & atch. parts
63	4400-4635-4800.	1360029		6.95	PACKAGE, orn. & atch. parts
63	4639-47-67.	1360027		25.00	PACKAGE, orn. & atch. parts
64	42-4300.	1365461		7.65	EMBLEM & ATCH. PARTS
64	4400-4635-45.	1365434		6.75	EMBLEM & ATCH. PARTS
64	4639-47-67.	1365436		32.90	EMBLEM & ATCH. PARTS
64	4669 Less Spec. Pol. Car Body.	1365436		32.90	EMBLEM & ATCH. PARTS
64	4800.	1365435		6.70	EMBLEM & ATCH. PARTS
65	6000.	1365692		13.85	EMBLEM & ATCH. PARTS, rad.
65	4427-37-67 Gran Sport.	1365743		6.05	MONOGRAM 8. ATCH. PARTS, rad. grl. "Gran Sport".
66	4600.	1361056		5.65	MONOGRAM & ATCH. PARTS
66	5400.	1365775		4.31	MONOGRAM & ATCH. PARTS
66	6000 Gran Sport.	1361108		6.00	MONOGRAM & ATCH. PARTS
66	8000.	1361069		6.95	MONOGRAM & ATCH. PARTS
67	3307-35-69-3407-35-69-3500-3600.	1396984		4.72	EMBLEM & ATCH. PARTS
67	43-44-4800.	1361138		12.25	ORNAMENT & ATCH. PARTS
67	3307-3407-17-4600	1361143		2.31	MONOGRAM & ATCH. PARTS (G.S.)
67	50-8000.	1361186		10.75	ORNAMENT & ATCH. PARTS
68	3437-4600.	1394229		2.61	MONOGRAM, "G.S."
68	3327 (Calif. Only).	1394229		2.61	MONOGRAM, "G.S."
68	50-60-8000.	1394158		2.67	MONOGRAM
68	50-60-8000.	1394149		3.28	ORNAMENT
68	3300-3435-3500-4400-4800.	1394201		3.84	ORNAMENT
69	4400 exc. Wagons.	1394340		6.35	ORNAMENT & ATCH. PARTS (tri-shield).
69	G.S. 350-G.S. 400.	1361143		2.31	MONOGRAM & ATCH. PARTS, "GS"
68-69	Sportwagons.	1394217		3.74	NAME PLATE & ATCH. PARTS (Sport Wagon)
69	Sportwagons.	1394339		4.56	EMBLEM & ATCH. PARTS (tri-shield)
69	50-60-8000.				MONOGRAM (refer to grp. 7.832).
70	3437-4600 less GSX	1394500		2.46	MONOGRAM & ATCH. PARTS (G.S.)
70	GSX	1394799		4.05	ORNAMENT & ATCH. PARTS (GSX).
70	35-4400.	1394717		2.20	MONOGRAM & ATCH. PARTS (Skylark).
70	35-4400.	1394601		3.74	ORNAMENT & ATCH. PARTS
70	6600.	1394628		1.90	PLATE & ATCH. PARTS, "Widcat".
70	6000 Wagons.	1394709		2.31	MONOGRAM & ATCH. PARTS (Estate Wagon)
70	9000.	1394719		3.18	ORNAMENT 8. ATCH. PARTS (Tri-Shield).
71	3300-4400.	1394861		2.51	MONOGRAM & ATCH. PARTS, "Skylark".
71	3436.	1394931		2.67	NAME PLATE & ATCH. PARTS (Buick).
71	3437-3467 G.S.	1394829		2.51	MONOGRAM 8. ATCH. PARTS (G.S.)
71	GSX	1394871		3.84	MONOGRAM & ATCH. PARTS (GSX)
71	50-60-8000.	1394870		2.61	NAME PLATE & ATCH. PARTS, "Buick".
71-72	9000.	1394860		3.02	MONOGRAM 8. ATCH. PARTS
72	3437-67.	1394958		2.51	MONOGRAM & ATCH. PARTS (G.S.)
72	5000.	1394959		2.61	NAMEPLATE 8t ATCH. PARTS (Buick)
72	6000 Wagons, 8000	1239984		2.61	NAMEPLATE 8t ATCH. PARTS (Buick)
	NOTE 1972 6600 1st type nameplate				attach with rectangular retainer, 2nd type attach with studs.
72	6600 1st Type.	1394959		2.61	NAMEPLATE 8L ATCH. PARTS (Buick)
72	6600 2nd Type.	1240620		2.61	NAMEPLATE 8L ATCH. PARTS (Buick)

1.303 INSERT—BASE—RING—BRACKET, RAD. GRILLE ORNAMENT

61	44-46-47-4800.	1347051		2.15	INSERT
61-63	4300.	1349458		2.20	INSERT, emb. (also used 12.182)
62	4167.	1349458		2.20	INSERT
62	44-46-4800.	1350437		2.20	INSERT
63	4400-4635-4800.	1357128		2.05	INSERT, rad. grl. emb.
63	4639-47-67.	1350437		2.20	INSERT
64	42-4300.	1362917		1.49	INSERT

64	44-46-4800.....	1364576	1	1.44	
65	Wildcat Less Pol. Car				
	Body.....	1364576	1	1.44	INSERT, rad. grl. emb.....
67	43-44-48-50-8000.....	1379634	1	3.64	INSERT, orn. (tri-shield).....
69	Sportswagons.....	1349458	1	2.20	INSERT, emblem (Also used 7.832)
61	43-44-46-47-4800.....	9419761	2	.10	NUT, emb. insert & base—(8.921) ..
62	4167-4300.....	541237	AR	.10	NUT, emb. insert & base—(8.006) ..
61	44-46-47-4800.....	1347050	1	2.15	BASE.....
62	44-46-4800.....	1350436	1	1.13	BASE.....
63	4400-4635-4800.....	1357129	1	1.33	BASE, rad. grl. emb.....
63	4639-47-67.....	1350436	1	1.13	BASE.....
64	42-4300.....	1362918	1	1.69	BASE.....
64	44-46-4800.....	1364574	1	1.33	BASE.....
65	6000 Less Pol. Car Body	1364574	1	1.33	BASE, rad. grl. emb.....
62	44-46-4800.....	1350438	1	.10	PAD.....
63	4400-4635-4800.....	1357256	1	.20	PAD, rad. grl. emb.....
63	4639-47-67.....	1350438	1	.10	PAD.....
68	50-60-8000.....	1384148	1	.10	PAD, orn.....
61	44-46-47-4800.....	1164961	1	4.31	RING.....
62	44-46-4800.....	1350424	1	3.90	RING.....
63	4400-4635-4800.....	1356673	1	4.25	RING, rad. grl. orn.....
65	4427-37-67 Gran Sport.	1375426	2	.10	BRACKET, rad. grl. monogram to rad. grl. mtg.....
66	4600.....	1376285	2	.10	BRACKET, rad. grl. monogram.....
66	5000.....	1378220	1	.13	BRACKET, rad. grl. monogram.....
67	30-43-44-4800.....	1379875	2	.15	BRACKET, rad. grl. orn.....
69	30-4000 exc. Wagons ..	1231540	2	.30	BRACKET, grille orn.....
70	3500-4400.....	1232397	1	.10	PLATE, mtg. Skylark monogram.....
70	3500-4400.....	1233070	1	.20	BRACKET, rad. grille ornament.....
68-69	Sportswagons.....	1384926	2	.10	RETAINER.....
66	6000 Gran Sport.....	1377392	1	.25	RETAINER rad. grl. monogram.....
70	6036-46.....	1234675	1	.55	RETAINER rad. grille name plate.....
71	50-60 8000.....	1237525	AR	.56	RETAINER name plate to grille.....
71-72	9000.....	1238402	AR	.10	RETAINER mldg.-radiator grille (steel no threaded stud).....
72	3437-67.....	1239934	1	.25	RETAINER, G.S. monogram to grille.....
71-72	9000		AR	.15	CLIP, rad. grille mldg. (steel - No. 10-24 threaded stud).....
63	4300.....	9417395	2	.10	NUT, rad. grl. emb. brkt. to grl.—(8.921).....
63	44-46-4800.....	541237	2	.10	NUT, rad. grl. emb. to ring—(8.006).....
63	4700.....	9417395	7	.10	NUT, rad. grl. hood mldg. to hood—(8.921).....
1.303 MOLDING & ATTACHING PARTS PACKAGE, RADIATOR GRILLE					
69	All A ...	1394309	1	18.90	MOLDING & ATCH. PARTS.....
68	All A ...	1394117	1	18.10	MOLDING.....
71-72	All E	1239842	RH	3.13	MOLDING & ATCH. PARTS.....
71-72	All E	1239843	LH	3.13	MOLDING & ATCH. PARTS.....
71-72	All E	1394865	1	4.72	MOLDING & ATCH. PARTS.....
1.426 NE OIL					
		1372290	1	18.00	OIL PAN.....
		1347480	1	1 1.35	OIL PAN (on 1961 1st type with oil drain hole in forward position use 1-1.65 7-1347485 oil screen hsg. pipe & fig. & 1-1.516-1347875 oil gauge rod)
61	44-46-47-4800.....	1372290	1	18.00	OIL PAN.....
62	44-46-4800.....	1347483	1	26.80	OIL PAN.....
62-63	V-6.....	1349838	1	8.90	OIL PAN (incl. drain plug).....
63	44-46-47-4800.....	1362169	1	26.80	OIL PAN.....
64	All V-6 (Use with oil gauge rod 1368545 less P.B. 8i 1368547 with P.B. & Oil Screen Hsg. 1368543).....	1368539	1	1 1.60	OIL PAN (incl. drain plug)
64-67	300-340 Eng.....	1374509	1	14.20	PAN.....
64-66	401-425 Eng.....	1362169	1	26.80	PAN.....
64-67	225 Eng.....	1368539	1	1 1.60	PAN (with drain plug)
65-66	400 Eng.....	1372290	1	18.00	PAN.....
66-68	30-40-5000 V-8 Less G.S.....	1374509	1	14.20	PAN.....
67-68	400 Eng.....	1377948	1	19.15	PAN.....
67-68	60-80-9000.....	1234297	1	18.15	PAN.....
68-71	L-6 Eng.....	3988790	1	21.00	PAN.....
69-73	350 Eng.....	1234282	1	15.30	PAN.....
67-70	9000.....	1234297	1	18.15	PAN.....
69-70	All A-B-C (455 Eng.)	1234296	1	17.10	PAN.....
71-73	455 Eng.....	1234296	1	17.10	PAN.....
46-66	All.....	3829139	AR	.05	SCREW, lwr. to upr. ck/case—(4.196).....
64-73	All V-8.....	3829139	AR	.05	SCREW, oil pan to c/case—(4.196).....
67-70	46-60-80-9000.....	1378725	2	.41	SCREW, pan to front cover-outer (double end)

1.428 SCREW & LOCK WASHER, OIL PAN TO CASE

68	L-6 Eng.180075	4		SCREW & LOCK WASHER, frt. & rr.
68	L-6 Eng.3817006	18	.10	BOLT & LOCKWASHER (0.679)

1.429 GASKET, ENGINE OIL PAN

34-53	40-50 Straight 8.1185786	1	1.64	GASKET.....
53-56	V-8.1185788	1	1.13	GASKET.....
57-63	All exc. 40-41-4300.1199739	1	1.38	GASKET.....
61-63	40-41-4300 V-8.1193807	1	1.23	GASKET.....
62-63	V-6.1349804	1	1.03	GASKET.....
64-67	225 Eng.1358356	1	1.08	GASKET.....
64-73	300-340-350 Eng.1358238	➔ 1	1.18	GASKET.....
64-66	400-401-425 Eng.1199739	1	1.38	GASKET.....
67-73	400-430-455 Eng.1396972	1	2.26	GASKET KIT.....
68-71	L-6 Eng.3930962	1	2.05	GASKET KIT.....
68.1	L-6 Eng.3921973	1	.36	SEAL, rr.....
68-71	L-6 Eng.3923440	1	.62	SEAL, frt.....

1.430 BAFFLE, ENGINE OIL PAN

64-67	225-300-340 Eng.1379743	1	2.05	BAFFLE.....
67-69	400-430 Eng.1234098	1	1.13	BAFFLE.....
68-73	350 Eng.1380403	1	2.15	BAFFLE.....
70-73	455 Eng.1234098	1	1.13	BAFFLE.....

1.453 KIT, OIL PAN DRAIN PLUG & GASKET

38-58	All exc. 1939.1390566	1	.67	KIT (also used 4.195).....
59-73	All as Req.3923420	1	.30	SCREW, oil pan drain (also used 4.196)
68-69	L-6 Eng.3723008	1	.30	FLANGE (also used 4.195).....

1.456 GASKET, OIL PAN DRAIN PLUG

29-58	All.840277	1	.10	GASKET (also used 4.195).....
59-72	All.3921989	1	.15	GASKET (nylon) also used 4.196.....

1.516 ROD—RING—ADAPTER, OIL PAN GAUGE ROD

59	All.1190442	1	.67	ROD
60	All less A.C.1190442	1	.67	ROD
60	A.C.1195350	1	.67	ROD
61	40-4 100 up to Eng. H- 7547 inc.1194088	1	.56	ROD
61	40-4100 after Eng. H- 7547.4300.1347875	1	.51	ROD
61	44-46-47-4800 less A.C.1199976	1	.67	ROD
61	44-46-47-4800 A.C.1190442	1	.67	ROD
62	40-41-4300 P.B.1353299	1	.51	ROD
62-63	V-6 less P.B.1352847	1	.51	ROD
62-63	40-41-4300 V-8 less P.B.1347875	1	.51	ROD
62-63	44-46-47-4800.1356562	1	.72	ROD
63	40-41-4300 AT. P.B.1353299	1	.51	ROD
64	V-6 less P.B. 1st Type1358949	1	.51	ROD
64	V-6 less P.B. 2nd Type ..	.1374247	1	.51	ROD
64	V-6 P.B. 1st Type.1361747	1	.51	ROD
64	V-6 P.B. 2nd Type.1234632	1	1.08	ROD
64	40-4 1-42-43-4400 V-8 1st Type.1359950	1	.41	ROD
64	40-4 1-42-43-4400 V-8 2nd Type.1368546	1	.46	ROD
	NOTE: V-6 engine 2nd type beginning code KL325.				KH235 & KJ2
64-66	401-425 Eng.1356562	1	.72	ROD
65-66	All V-6 less P.B.1374247	1	.51	ROD
65-67	V-6 Eng. P.B.1234632	1	1.08	ROD
65-66	400 Eng.1372785	1	.82	ROD
65-67	300 Eng. less A.I.R.1368546	1	.46	ROD
66-67	300 Eng. A.I.R.1377739	1	.82	ROD
66-67	340 Eng. less A.I.R.1375251	1	.51	ROD
66-67	340 Eng. A.I.R.1377740	1	.82	ROD
67	225 Eng. A.I.R. less P.B.1234632	1	1.08	ROD
67	225 Eng. less P.B. A.I.R. & Pwr. Disc. Brks.1374247	1	.51	ROD
67-68	400 Eng.1234632	1	1.08	ROD
67-68	430 Eng.1373406	1	.51	ROD
68-71	L-6 Eng.3886082	1	.92	ROD
68	30-4000 (350 Eng.) with Rod Adapter.1234632	1	1.08	ROD
68-71	5000 (350 Eng.)1381751	1	.46	ROD
68-71	30-4000 (350 Eng.) less Rod Adapter.1381751	1	.46	ROD

69	350 Eng. with Rod Adapter.....	1234632	1	1.08	ROD
69	350 Eng. less Rod Adapter.....	1381751		.46	ROD.....
69	400 Eng.....	1234636		1.13	ROD.....
69	430 Eng.....	1230489		.56	ROD.....
70-71	All A (455 Eng.).....	1234636		1.13	ROD.....
70-71	All B-C-E (455 Eng.).....	1230489		.56	ROD.....
70-71	All A (350 Eng.) P.B.....	1234632		1.08	ROD.....
72-73	All.....	1240523		.56	ROD.....
68-71	All A (350 Eng.) P.B.....	1234432		.97	EXTENSION, rod adapter .
72-73	350 Eng.....	1240524		.97	EXTENSION, rod adapter .
62-63	40-4 100 V-6 A.T. P.B. .	1353293		1.23	ADAPTER.....
64-66	225 Eng. P.B.....	1364317		1.23	ADAPTER.....
66-67	300-340 Eng. A.I.R.	1377537		1.54	ADAPTER.....
67	225 Eng. P.B.....	1379851		4.97	ADAPTER.....
67	225 Eng. A.I.R. Less P.B	1379851		4.97	ADAPTER.....
67	400 Eng.....	1383775		1.69	ADAPTER.....
68-73	350 Eng.....	1381804		1.08	ADAPTER.....
68-69	400 Eng.....	1234633	1	1.85	ADAPTER.....
71	All A (455 Eng. Stage 1)	1234633	1	1.85	ADAPTER.....
68-71	L-6 Eng.....	3828073	1	.41	TUBE, oil level gage.....
70	4600.....	1234633	1	1.85	ADAPTER.....
72-73	455 Eng.....	1240527	1	1.85	ADAPTER.....
1.531 PLUG, OIL PRESSURE REGULATOR HOLE					
68-71	L-6 Eng.....	3930824	1	.10	PLUG . .
1.609 KIT—VALVE SPRING, OIL PUMP RELIEF VALVE					
31-56	All.....	1393633	1	.39	KIT, oil pump press valve & spg.
62	44-46-4800.....	1396076	1	.20	KIT, oil pump relief valve.....
61-63	40-41-4300.....	1368502	1	.36	VALVE.....
64-66	225-300-340 Eng.....	1368502	1	.36	VALVE.....
67	All.....	1368502	1	.36	VALVE.....
68-71	L-6 Eng.....	3829433	1	.46	VALVE.....
68-73	All V-8.....	1368502	1	.36	VALVE.....
57-63	All exc. 1961-1963 40-4 1-4300.....	1362937	1	.20	SPRING
61-63	40-41-4300.....	1193162	1	.15	SPRING .
64-66	225-300-340 Eng.....	1382628	1	.10	SPRING
64-66	400-401-425 Eng.....	1362937	1	.20	SPRING .
67	All.....	1382628	1	.10	SPRING .
67-69	400-430 H.D. Eng.....	1233892	1	.87	SPRING .
68-71	L-6 Eng.....	3814903	1	.15	SPRING
68-71	350-400-430-455 Eng. exc. (Stage 1).....	1382628	1	.10	SPRING.....
69-71	455 Eng. (Stage 1).....	1233892	1	.87	SPRING.....
72-73	350 Eng.....	1382628	1	.10	SPRING.....
72-73	455 Eng.....	1233892	1	.87	SPRING.....
61-62	40-41-4300 V-8.....	1196898	1	.10	GASKET, relief valve also filter by-pass valve.....
63	40-41-4300.....	1196898	2	.10	GASKET, oil press, relief valve & filter by-pass valve
64-66	225-300-340 Eng.....	1196898	1	.10	GASKET, oil press, relief valve.....
67-73	All exc. L-6.....	1196898	1	.10	GASKET.....
62-63	44-46-47-4800.....	1351587	1	.10	RETAINER, oil press, valve spg. & BALL RET.....
64-66	400-401-425 Eng.....	1351587	1	.10	RETAINER, oil press, valve spg. & ball.....
59-60	All.....	6555258	1	1.18	BALL, steel—(9.172).....
1.609 CAP, OIL PRESSURE VALVE					
61-63	40-41-4300.....	1194360	1	.30	CAP, regulating.....
64-66	225-300-340 Eng.....	1194360	1	.30	CAP, oil press, regulating valve
67-73	All exc. L-6.....	1194360	1	.30	CAP.....
1.649 WASHER, DISTRIBUTOR & OIL PUMP GEAR					
34-63	All Exc. 40-41-4300.....	1945776	1	.25	WASHER (2.379)
64-66	400-401-425 Eng.....	1945776	1	.25	WASHER (2.379)
1.652 PUMP & COVER, OIL					
57-58	All.....	1175268	1	44.30	PUMP & SCREEN.....
59-61	44-46-47-4800.....	1185507	1	30.35	PUMP & SCREEN.....
62-66	400-401-425 Eng.....	1362546	1	32.70	PUMP.....
68-71	L-6 Eng.....	3832449	1	17.75	PUMP.....
48-69	All.....	179825	AR	.10	BOLT, cvr. to pump ($\frac{7}{16}$ "—18 x 1%)—(8.900)
NOTE. 1964 40-4 1-42-43-4400-Oil pump-order components parts-assembly not available.					
1.652 KIT, OIL PUMP OVERHAUL					
61-63	40-41-4300 V-8.....	1389346	1	12.75	KIT.....
62-66	400-401-425 Eng.....	1396305	1	10.75	KIT.....
62-63	V-6.....	1389961	1	12.10	KIT.....

64-67	225-300-340 Eng.	1396313	1	11.55	KIT.
67-73	400-430-455 Eng.	1396823	1	17.90	KIT (when using on stage 1 cars also use 1233892 in place of 1382628 spring).
68-69	250-350 Eng.	1396313	1	11.55	KIT.
70-73	350 Eng.	1396313	1	1.55	KIT.
63-66	225-300-340 Eng.	1193214	1	.72	PIN, oil pump idler gr.
67-73	All.	1193214	1	.72	PIN.
61-62	44-46-47-4800.	6555258	1	1.18	BALL (9.172).
62	44-46-4800 1st Type	6555258	1	1.18	BALL (9.172).
62	44-46-4800 2nd Type	1362558	1	.20	BALL J.638/.636 dia.) in oil pump—(8.899).
63-66	400-401-425 Eng.	1362558	1	.20	BALL (.6387.636 dia.) in oil pump—(8.899).

1.655 GASKET, OIL PUMP BODY

57-58	All.	1174285	1	.15	GASKET.
53-61	All V-8 Exc. 1957-58	1343230	1	.15	GASKET.
61-63	40-41-4300.	1385179	1	.36	GASKET, oil pump cvr.
62-63	44-46-47-4800.	1368388	1	.10	GASKET, oil pump body
64-66	225-300-340 Eng.	1385179	1	.36	GASKET, cvr.
64-66	400-401-425 Eng.	1368388	1	.10	GASKET, body.
67-73	All exc. L-6.	1385179	1	.36	GASKET.

1.656 SCREEN, OIL PUMP

61	40-41-4300.	1193859	1	.72	SCREEN
62-66	All.	1193859	1	.72	SCREEN
67	46-60-80-9000 1st Type.	1347577	1	.41	STRAINER

1.656 PIPE, ENGINE OIL PUMP

68-71	L-6 Eng.	3859941	1	2.15	PIPE, incl. screen & support
-------	------------------	---------	---	------	--

1.657 HOUSING—GASKET, OIL PUMP

61	40-4 100 after Eng. H-7547,4300.	1347485	1	2.36	HOUSING
62-63	40-41-4300.	1347485	1	2.36	HOUSING
64	40-41-42-43-4400 (Use with Oil Gauge Rod 1368545 less P.B. V-6 & 1368547 P.B. V-6 or 1368546 V-9 & Oil Pan 1368539 V-6 or 1368541 V-8).	1368543	1	1.64	HOUSING, pipe & flg.-oil screen.
62-66	401-425 Eng.	1347580	1	2.26	HOUSING, pipe & flg.-oil pump screen
64-66	225-300-340 Eng.	1368543	1	1.64	HOUSING, pipe & flg.-oil screen.
65-66	400 Eng.	1372292	1	2.51	HOUSING, pipe & flg.-oil screen.
67	225-300-340 Eng.	1379350	1	2.15	HOUSING & SCREEN.
67-68	400 Eng.	1379744	1	3.08	HOUSING & SCREEN.
67-68	430 Eng.	1379343	1	2.15	HOUSING & SCREEN.
68	350 Eng.	1379350	1	2.15	HOUSING & SCREEN.
69-73	350 Eng.	1385349	1	2.46	HOUSING & SCREEN.
69	4600-6000-8000.	1238065	1	6.50	HOUSING & SCREEN.
69-70	9000.	1379343	1	2.15	HOUSING & SCREEN.
70-73	455 Eng.	1238065	1	6.50	HOUSING & SCREEN.
55-56	All.	1167336	1	.10	GASKET.
59-61	44-46-47-4800.	1191690	1	.10	GASKET, screen hsg.
61	40-41-4300.	1238862	1	.10	GASKET, suction pipe fig.
62-71	All exc. L-6.	1238862	1	.10	GASKET, oil pump suction pipe fig.

1.723 COVER, OIL PUMP BODY

61-63	40-41-4300 V-8.	1347578	1	6.30	_____
62-63	V-6.	1350468	1	6.30	_____
62-66	1347460	1	.82	_____
64-67	1382725	1	7.25	COVER, incl. fitting (Note. Must also use 1.609-1368502 valve).
67	1382725	1	7.25	_____
68-71	3788457	1	.82	_____
68-73	All V-8.	1382725	1	7.25	_____

NOTE. See Group 8.964-1390796 For Pipe, Crankcase to Oil Pressure Gauge

1.724 GASKET, OIL PUMP COVER

69-71	L-6 Eng.	3789970	1	.10	GASKET.
61-63	40-41-4300 V-8 Pol. Car Gen. Opt.	1349892	1	.46	GASKET, cvr. spacer.

1.745 ADAPTER—FITTING—GROMMET, CRANKCASE VENTILATION

59-60	All.	5646195	1	1.80	ADAPTER, tube vent
59-61	4400 (4 Bbl.).	1354216	1	2.20	ADAPTER
59-61	46-47-4800.	1354216	1	2.20	ADAPTER
59-62	44-46-47-4800.	5646195	1	1.80	ADAPTER, vent tube
61	4400 4 Bbl., 46-47-4800	1354216	1	2.20	ADAPTER

70-73	All V-8	• •	1231498	1	.56	ADAPTER, breather tube (also used 3.602)
62	V-6 A.C. Less P.B. 2nd Type from Frame 1- 3 103 1 Fl., 1-10229 S.G.112877	1	.36	BUSHING, pipe reducer (1/2" to 14")—(8.963)
63	V-6 A.C. Modif.112877	1	.36	BUSHING, pipe reducer (1/2"-1/8")—(8.963)
65	425 Eng. (2-4 Bbl. In Rr. Of Primary Carb. For Vac. Conn.)		444024	1	.72	BUSHING, reducer—(8.963)
65	All Ck/Case Vent.-Closed Circuit1371349	1	.10	CLAMP, breather tube to ck/case 'breather
66	225-300-340 Eng. Air Injector Reactor & Ck/Case Vent.-Closed Circuit1371349	1	.10	CLAMP breather tube to ck/case breather
66	400-401-425 Eng. A.I.R.1371349	1	.10	CLAMP, breather tube to ck/case breather
67	400-430 Eng.1379100	1	.10	CLIP, pos. cl/case vent, hose to int. mflid.
68-70	350-400-430 Eng. (4Bbl.)		.1379100	1	.10	CLIP, positive cl/case vent, hose to intake manifold
62	4000 V-6 P.B. Less P.C.V. 2nd Type Frame 1-47671 FL, 1-1401 S.G., 1-17776 K.C.145476	1	.30	CONNECTOR, inverted flared tube (1/2"a")—(8.963)
62	V-6 P.B. Less A.C. 2nd Type Frame 1-53031 FL, 1-10229 S.G.145476	1	.30	CONNECTOR, inverted flared tube (1/2")—(8.963)
62	4100 V-8 (2 Bbl.) P.B. Less P.C.V. 2nd Type Frame 1-34767 Fl., 1- 8744 S.G., 1-7225 K.C.145476	1	.30	CONNECTOR, inverted flared tube (1/2"<T)—(8.963)
63	40-41-4300145476	1	.30	CONNECTOR, P.B. in int. mflid.—(8.963)
68	L-6 Eng.3859374	1	.10	CONNECTOR, ck/case vent
68-71	L-6 Eng.3921983	1	.51	CONNECTOR, ck/case vent.-a/cl. to valve rkr, arm cover
69-70	L-6 Eng.3928988	1	.62	CONNECTOR, ck/case vent, hose
71	L-6 Eng.3988772	1	.62	CONNECTOR, c/case vent, hose-in intake manifold .
63-69	All as Req.1356005	AR	.51	FITTING, in carb.-straight (1 1/2"=V—1 8 thread) (also used 1.070)
63-66	All as Req.1357031	AR	.36	FITTING, in carb.-straight (114"=W—18 thread)
64-66	All as Req.1363936	AR	.82	FITTING, vac 2 outlets
64	All1363937	AR	1.03	FITTING, vac.-4 outlets
62	V-6581114	1	.30	GROMMET, valve cvr.
61-62	40-41-4300 V-81164539	1	.67	GROMMET
62	V-6581114	1	.30	GROMMET, valve cvr.
62	V-63989344	1	.20	GROMMET, ck/case vent, pipe
63	All1381487	1	.92	GROMMET, ck/case vent valve
64	40-41-42-43-44001381487	1	.92	GROMMET, ck/case vent, valve (in valve rkr. arm cvr.)
64	40-41-42-43-4400 Ck/Case Vent.-Closed Circuit1364117	1	.25	GROMMET, valve rkr. arm cvr. (L.)
64	46-47-4800 (1-4 Bbl. Carb.)1381487	1	.92	GROMMET, ck/case vent valve (in valve rkr. arm cvr.)
64	46-47-4800 (1-4 Bbl.) Ck/Case Vent.-Closed Circuit1364117	1	.25	GROMMET, valve rkr. arm cvr. (L.)
64-66	425 Eng. (2-4 Bbl.)1366225	1	.92	GROMMET, valve rkr. arm cvr —
64-65	425 Eng. (2-4 Bbl.) Ck/Case Vent.-Closed Circuit1367397	1	.87	GROMMET, valve rkr. arm cvr. (L.)
65	All1381487	1	.92	GROMMET, (in valve rkr. arm cvr.)
65	30-40-5000 Ck/Case Vent.-Closed Circuit1364117	1	.25	GROMMET, vlave rkr. arm cvr. (L.)
65	401-425 Eng. (1-4 Bbl.) Ck/Case Vent.-Closed Circuit1364117	1	.25	GROMMET, valve rkr. arm cvr. (L.)
66	60-80-9000 (1-4 Bbl.) Less G.S.1381487	1	.92	GROMMET
66	225-300-340 Eng.-A.I.R. & Ck/Case Vent.- Closed Circuit1364117	1	.25	GROMMET, valve rkr. arm cvr. (L.)
66	60-80-9000 (1-4 Bbl.) less G.S.1381487	1	.92	GROMMET
66	400-401-425 Eng. A.I.R.1364117	1	.25	GROMMET, valve rkr. arm cvr. (L.)
66	60-9000 (425 Eng.) G.S. 2-4 Bbl.1367397	1	.87	GROMMET, valve rkr. arm cvr. (L.)
67	225-300-340 Eng.1381487	1	.92	GROMMET, ck/case vent, valve . . .
67	All A.I.R.1364117	1	.25	GROMMET, valve rkr. arm cvr. (L.)

67	400-430 Eng.	1381487	1	.92	GROMMET, (assm. in int. mflid.)
68-73	All V-8.	1381487	1	.92	GROMMET (assm. in intake manifold).....
68-71	L-6 Eng.	3989344	1	.20	GROMMET, ck/case vent, valve.....
68-71	L-6 Eng.	3989347	1	.20	GROMMET, ck/case vent, hose
70-73	All V-8.	1231486	1	.36	GROMMET, valve cover (in left rkr. arm cover) also used 0.386.....
64-67	All.	1365030	1	.51	SEAL (used 0.386).....
62	V-6 P.C.V. With P.B. Or A.C. 2nd Type 1-31031 Fl., 1-10229 S.G.	444134		3.28	TEE, auto, pipe-internal, external ("")—(8.963) .
63	V-6 A.C. Modif.	9409935		.87	TEE, (/,) assm. in carb. nipple—(8.963).....
63	4300 A.C. Modif. 2 Bbl. Carb.	9409935	1	.87	TEE (V) assm. in carb. nipple—(8.963) ..
70	L-6 Eng. Evap. Emission Control	3970076	1	.82	TEE, c/case vent, hose (also used 3.130)

1.745 VALVE, POSITIVE CRANKCASE VENTILATION

59-60	All.	5646180	1	2.21	VALVE
61-62	40-41-4300 V-8.	5647361	1	2.21	VALVE
61-62	44-46-47-4800.	5646180	1	2.21	VALVE (part of 5645743-5645756)
62	V-6.	5647361	1	2.21	VALVE
63-71	All V-8.	6478503	1		VALVE (Repls. 6421972 3/72).....
63-67	V-6.	6421971	1	1.94	VALVE, ck/case vent, control.....
68-70	L-6 Eng.	6422718	1	1.94	VALVE, ck/case vent, control.....
71-72	L-6 Eng.	6422717	1	1.94	VALVE
72-73	All.	6487503	1	1.23	VALVE, AC type (CV-7 68-C).....

1.745 KIT, POSITIVE CRANKCASE VENTILATION INSTALLATION

53-54	All V-8 2 Bbl. ...	6419926	1	3.30	KIT (KV 1003).....
54-55	All V-8 (4 Bbl.)	6419926	1	3.30	KIT (KV 1003).....
55-60	All 2 Bbl.	6419927	1	3.77	KIT (KV 1004).....

1.758 CAP, CRANKCASE OIL FILLER

64-65	Special-Skylark-LeSabre less Ck/Case Vent.- Closed Circuit-A.I.R. ...	1552232	2	1.82	CAP
39-53	Straight 8.	1552232	AR	1.82	CAP
55	All Between Eng. 1035541 to 1037099 Incl., & after Eng. 1044020.	1552232	AR	1.82	CAP
56-63	All.	1552232	1	1.82	CAP
64-65	401-425 Eng. (1-4 Bbl.) Less Ck/Case Vent.- Closed Circuit.	1552232	2	1.82	CAP
64-65	425 Eng. Ck/Case Vent.- Closed Circuit (2-4 Bbl.)	6410204	1	3.23	CAP (chrome)
64-65	425 Eng. (2-4 Bbl.) Less Ck/Case Vent.-Closed Circuit.	6420359	1	4.31	CAP
64-65	30-40-5000 Ck/Case Vent-Closed Circuit ...	3835665	1	67	CAP
64-65	401-425 Eng. Ck/Case Vent.-Closed Circuit (1- 4 Bbl.)	3835665	1	.67	CAP
66	30-40-5000 Ck/Case Vent.-Closed Circuit Less G.S.	3835665	1	.67	CAP
66	4600 Less A.I.R.	3835665	1	.67	CAP
66	30-40-5000 Less A.I.R. 8i Ck/Case Vent.-Closed Circuit.	1552232	1	1.82	CAP
66	30-40-5000 A.I.R.	3835665	1	.67	CAP
66	60-80-9000 A.I.R. Less G.S.	3835665	1	.67	CAP.....
66	60-9000 (425 Eng.) G.S. (2-4 Bbl.)	6410204	1	3.23	CAP (chrome)
66	60-80-9000 less G.S. 8i A.I.R. (1-4 Bbl.)	1552232	1	1.82	CAP
67	All Less A.I.R.	1552232	1	1.82	CAP
67	46-60-80-9000 (Used when 0.003-981268 Kit, Eng. Dress up has been Inst;.)	6410204	1	3.23	CAP (chrome)

67	46-60-80-9000 (Used when 0.003-981269 Kit, Eng. Dress up has been Instl.)	6420359	4.31	CAP (chrome)
67	All A.I.R.	3835665	.67	CAP
68-73	All exc. Stage 1	3835665	.67	CAP
69-73	All (Stage 1)	6410204	3.23	CAP (chrome)
71-72	L-6 Eng.	3980273	.56	CAP

1.758 BREATHER, CRANKCASE VENTILATION

64-65	30-40-5000 Ck/Case Vent-Closed Circuit	1364792	1	1.85	BREATHER
64-65	401-425 Eng. (1-4 Bbl.) Ck/Case Vent-Closed	1364792	1	1.85	BREATHER
64-65	425 Eng. (2-4 Bbl.) Ck/Case Vent-Closed	1367396	1	4.20	BREATHER
66	30-40-5000 exc. G.S., A.I.R. & Ck/Case Vent Closed Circuit	1364792	1	1.85	BREATHER
66	4600 A.I.R.	1364792	1	1.85	BREATHER
66	60-80-9000 less G.S., A.I.R.	1364792	1	1.85	BREATHER
66	60-9000 (425 Eng.) G.S. less A.I.R.	6423033	1	4.43	BREATHER
66	60-9000 (425 Eng. G.S.) A.I.R.	1367396	1	4.20	BREATHER
66	425 Eng. (2-4 Bbl.) with Ck/Case Vent-Closed Circuit	1367396	1	4.20	BREATHER
66	425 Eng. (2-4 Bbl.) less Ck/Case Vent-Closed Circuit	6423033	1	4.43	BREATHER
67	All	1364792	1	1.85	BREATHER
67	46-60-80-9000 (Use When 981268 Eng. Dress Up Kit has been Instl.)	1367396	1	4.20	BREATHER

1.762 PIPE, CRANKCASE VENTILATOR

62	40-41-4300 V-8 Less P.C.V.	1350203	1	1.95	PIPE
62	44-46-4800 Less P.C.V. For B.O.P.-S.G.	1349786	1	2.72	PIPE
62	V-6	3989344	1	.20	GROMMET, ck/case vent. pipe—(1.745)

1.762 HOSE, CRANKCASE VENTILATION

61-62	40-4100 (2 Bbl.)	1349468	1	1.03	HOSE, ck/case vent (formed)
59-61	All exc. 40-41-4300	1182989	1	1.59	HOSE
62		1352727	1	.92	HOSE, valve to carb. fitting
62	44-46-4800	1352225	1	1.64	HOSE (formed) when using on 4 Bbl. cut 1%" form long end.
64	V-6	1365014	1	.67	HOSE, valve to carb.
63	40-41-4300 P.B.	1365014	1	.67	HOSE, valve to carb.
64	40-41-42-43-4400	1364798	AR	1.18	HOSE, pos. ck/case vent (% I.D.)
64-65	425 Eng. (2-4 Bbl.)	1366228	1	1.18	HOSE, valve to frt. carb.
65	V-6	1365014	1	.67	HOSE, valve to carb.
65	30-4000 Cust. A.C.	1364798	AR	1.18	HOSE (>" I.D.)
65	300 Eng.	1365014	1	.67	HOSE, valve to carb.
66-67	225 Eng. A.I.R.	1364798	AR	1.18	HOSE, pos. ck/case vent. (% I.D.)
66-67	300-340 Eng. less A.I.R.	1378576	1	1.49	HOSE, valve to carb.
66	30-4000 (300 Eng.) A.I.R.	1378576	1	1.49	HOSE, valve to carb.
66	4000 Wagons-5000 A.I.R.	1378576	1	1.49	HOSE, valve to carb.
66	400 Eng. less H.P. 8i A.I.R. & High Compr.	1378576	1	1.49	HOSE, valve to carb.
66	400 Eng. H.P., High Compr. & A.I.R.	1375095	1	1.54	HOSE, valve to carb.
66	401 Eng. less A.I.R.	1378576	1	1.49	HOSE, valve to carb.
66	425 Eng. (1-4 Bbl.)	1375095	1	1.54	HOSE, valve to carb.
66	60-8000 (2-4 Bbl.) 425 Eng.	1364798	1	1.18	HOSE, %" I.D. (cut 2Vi" from long end)
66-67	225 Eng.	1365014	1	.67	HOSE, valve to carb.
67	300-340 Eng. A.I.R.	1378576	1	1.49	HOSE, valve to carb.
67	400-430 Eng.	1380093	1	1.90	HOSE, valve to carb.
68-70	All 4 Bbl.	1383552	1	1.95	HOSE (formed) 1 IV long.
68-73	350 Eng. (2 Bbl.)	1383491	1	1.03	HOSE, valve to carb. (formed).

68-70	All	3977226	AR	.46	HOSE (rubber) %" x 10 ft.—(8.962)
68-71	L-6 Eng.	3939005	1	1.08	HOSE, A/cl. to rkr. arm cvr.
71	350-455 Eng. (4 Bbl.)	1236358	1	1.54	HOSE, valve to vac. fitting in carb.
72-73	350 - 455 Eng. (4 Bbl.)	1238656	1	1.54	HOSE, vent, valve to carb.

1.762 TUBE, CRANKCASE VENT BREATHER

64-66	V-6 Ck/Case Vent-Closed Circuit	1364794	1	3.79	TUBE, A/cl. to rkr. arm cvr.
64-66	300 Eng. Ck/Case Vent-Closed Circuit	1364820	1	3.49	TUBE, A/cl. to rkr. arm cvr.
64	46-4800 (1-4 Bbl.) Ck/Case Vent-Closed Circuit	1366929	1	3.90	TUBE, a/cl. to rkr. arm cvr.
64-65	425 Eng. (2-4 Bbl.) Ck/Case Vent-Closed Circuit	1367398	1	12.40	TUBE, a/cl. to rkr. arm cvr.
64	4700 (1-4 Bbl.) Ck/Case Vent-Closed Circuit	1366928	1	3.90	TUBE, a/cl. to rkr. arm cvr.
65-66	400 Eng. Ck/Case Vent-Closed Circuit & A.I.R.	1374001	1	3.23	TUBE, A/cl. to rkr. arm cvr.
65	401-425 Eng. (1-4 Bbl.) Ck/Case Vent-Closed Circuit	1372108		1.74	TUBE, breather.
66-67	225 Eng. A.I.R.	1364794		3.79	TUBE, A/cl. to rkr. arm cvr.
66	300 Eng. A.I.R.	1373993		1.33	TUBE, breather.
66	340 Eng. A.I.R.	1375884		1.44	TUBE, A/cl. to rkr. arm cvr.
66	5000 Ck/Case Vent-Closed Circuit & A.I.R.	1375884		1.44	TUBE, A/cl. to rkr. arm cvr.
66	340 Eng. Ck/Case Vent-Closed Circuit	1376361		1.33	TUBE, A/cl. to rkr. arm cvr.
66	60-80-9000 A.I.R. exc. G.S.	1377345		5.90	TUBE, A/cl. to rkr. arm cvr.
66	60-9000 (425 Eng.) G.S. A.I.R.	1377735		3.33	TUBE, breather (P.C.V.)
66	425 Eng. (2 Bbl.) Ck/Case Vent-Closed Circuit	1377735		3.33	TUBE, breather to A/cl.
67	300-340 Eng. A.I.R.	1375884		1.44	TUBE, A/cl. to rkr. arm cvr.
67	400 Eng. A.I.R.	1380092		6.05	TUBE, A/cl. to rkr. arm cvr.
67	430 Eng.-A.I.R. less Dual Inlet A/cl.	1376361		1.33	TUBE, A/cl. to rkr. arm cvr.
67	430 Eng. A.I.R. & Dual Inlet A/cl.	1380092		6.05	TUBE, A/cl. to rkr. arm cvr.
68	350 Eng. (2 Bbl.)	1383965		2.41	TUBE, breather.
68-69	350-400-430 Eng.	1383358		2.56	TUBE, breather.

60-63	All exc. 40-4 1-4300	1359289	1	1.18	
61-63	40-41-4300 V-8	1359289	1	1.18	
62-63	V-6	1359288	1	1.18	
64	40-41-42-43-4400	1359288	1	1.18	
64-65	400-401-425 Eng.	1359289	1	1.18	
65-66	225-300-340 Eng.	1370748	1	1.54	
66	46-60-8000	1359289	1	1.18	SWITCH, in cyl. ck/case.
66	9000	6460470	1--	27.65	
67	All exc. 9000	1370748	1	1.54	
68-70	L-6 Eng.	3B15936	1	2.41	SWITCH
68-73	All V-8 Eng. exc. 69-70 9000	1370748	1	1.54	
69-70	9000	6460748	1	5.60	
70	350 Eng. (4 Bbl.) Hi Compr. (T.H. 350)	6462514	1	2.16	
71	L-6 Eng.	3973617	1	2.41	
70-73	All A (V-8 Eng.) w/Fuel-Oil-Temp. Gauges	6462849	1	20.40	
67	9000	6460874	1	24.00	

1.800 BUZZER, SPEED SAFETY

59-61	44-46-47-4800	1116952	1	3.92	BUZZER (also used 9.762)
-------	---------------	---------	---	------	--------------------------

1.803 GAUGE, OIL

66-67	9000	6460334	1	8.55	GAUGE
70-72	All A (w/Oil, Fuel & Temp. Gauges)	6431404	1	18.55	GAUGE PACKAGE, oil, fuel, temp.—(3.108)
72-73	All A w/Instr. Pnl. Gauges	1240005	1	.82	ELBOW, pressure sender to cyl. block (45y."—11 w/teflon tape)

1.835		FILTER, OIL			
53-60	V-8	5575199	1	7.35	FILTER (when repl. 55731 12 use 1 hex. hd. bolt 3/8" 16 x Vz" to plug unused hole).....
61-63	44-46-47-4800.....	5577811		9.95	FILTER , oil (incl. base).....
64-66	400-401-425 Eng. ..	5577811		9.95	FILTER
59-61	All Exc. 40-41-4300	179840		.10	BOLT , filter to ck/case—(8.900).....
1.836		ELEMENT, OIL FILTER REPLACEMENT			
41-48	All.....	5572288	1	3.05	ELEMENT , A.C. type P-1 15 ..
53-58	V-8.....	5572128	1	3.72	ELEMENT , A.C. type PF-122
59-73	All exc. L-6.....	6437462	1	4.69	ELEMENT (A.C. type PF 24)
68-71	L-6 Eng.....	6438261	1	4.66	ELEMENT
59-63	All.....	5575288	1	.39	GASKET (rubber)—(1.837) ..
1.837		VALVE, OIL FILTER BY-PASS			
68-71	L-6 Eng.....	5575416	1	1.57	VALVE
1.837		COVER, OIL FILTER			
62	V-6 less Oil Filter Jobs ..	579426	1	.77	COVER , oil pump filter pad
1.844		GASKET, OIL FILTER			
53-58	V-8.....	1343672	1	.15	GASKET , to ck/case.....
59-60	All.....	1192738	1	.10	GASKET , to ck/case.....
61-63	44-46-47-4800.....	1358987	1	.15	GASKET , to ck/case.....
64-66	400-401-425 Eng.....	1358987	1	.15	GASKET , to ck/case.....
59-63	All.....	5575288	1	.39	GASKET , oil filter element
53-58	V-8.....	5572800	1	.15	GASKET , bolt (rubber).....
1.855		CONNECTOR, OIL FILTER			
68-71	L-6 Eng.....	3853870	1	56	CONNECTOR

BUICK CHASSIS MAIN GROUP 2.000 SUB-GROUP SEQUENCE

Group 2.000		Page
2.041	Motor Assembly Engine Starting (Complete)	
2.043	Armature, Starter Motor	
2.049	Coil - Insulator, Starter Motor	
2.051	Brush, Starter Motor	
2.055	Lead, Starter Motor Brush Ground	
2.067	Frame, Starter Motor Commutator End	
2.077	Screw Bolt, Starter Motor Pole Shoe and Thru	
2.077	Shoe - Screw, Starter Motor Pole	
2.083	Bushing, Starter Motor	
2.085	Housing, Starter Motor Drive	
2.100	Switch - Baffle, Starter Motor Solenoid	
2.104	Cover, Starter Motor Solenoid Switch	
2.108	Lever, Starter Motor Gear Shift	
2.170	Coil, Ignition	
2.187	Key, Ignition, Door, Glove Compartment & Rear Compartment	
2.188	Cylinder, Ignition Lock (Uncoded)	
2.189	Switch, Ignition	
2.195	Shaft, Steering Column Lock	
2.239	Cable Set, Ignition	
2.240	Wire, Spark Plug	
2.251	Bracket, Spark Plug Wire	
2.270	Spark Plug	
2.274	Fan & Pulley, Generator	
2.275	Generator - Delcotron	
2.277	Bracket, Delcotron Mounting	
2.279	Rotor, Delcotron	
2.285	Brush & Holder, Generator	
2.297	Frame, Delcotron Silicon Rectifier	
2.298	Bearing, Delcotron Drive End	
2.305	Frame, Delcotron ' Drive End	
2.307	Collar - Plate, Delcotron Drive End	
2.316	Bolt, Delcotron Through	
2.317	Brace, Adjusting	
2.319	Capacitor, Delcotron	
2.333	Base - Spacer - Bracket - Reinforcement, Battery	
2.334	Bolt, Battery Hold Down	
2.341	Strap, Engine Ground	
2.341	Cable, Battery Ground (Negative)	
2.342	Cable, Terminal Block to Starter	

GROUP 2.000 CONTINUED

Group 2.000		Page
2.342	Cable, Battery to Terminal Block	
2.361	Distributor, Ignition (Less Rotor & Cap)	
2.367	Cap, Distributor	
2.372	Shaft, Distributor	
2.381	Cam, Distributor	
2.382	Rotor, Distributor	
2.384	Point Set, Distributor	
2.385	Plate, Distributor Breaker	
2.393	Condenser - Bracket, Distributor	
2.410	Vacuum Control, Distributor	
2.447	Switch, Hydraulic Stop Light	
2.459	Switch, Headlamp Dimmer	
2.480	Harness, Chassis Wiring	
2.483	Block, Fuse	
2.485	Switch, Headlamp - Switch, Twilight Sentinel	
2.500	Regulator, Voltage & Current Control	
2.530	Connector, Wiring Harness	
2.585	Lamp, Front Parking & Turn Signal	
2.585	Lamp - Lens, Cornering	
2.587	Harness, Cornering Lamp Wiring	
2.590	Gasket, Front Parking & Turn Signal Lamp Lens	
2.679	Lamp, Combination Stop, Tail & Directional Signal	
2.697-2.698	Back-Up Lamp & Parts	
2.700	Lamp, Rear License	
2.725	Headlamp	
2.728	Door, Headlamp	
2.755-2.760	Headlamp, Visor Parts	
2.773	Switch, Courtesy	
2.774	Courtesy, Lamp	
2.810	Horns	
2.815	Relay and Junction Block, Horn	
2.819	Contact, Horn Blowing	
2.830	Actuator Bar - Button, Horn	
2.892	Flasher, Directional Signal	
2.895	Switch, Directional Signals	
2.896	Plate - Pin, Directional Signal Switch	
2.910	Roller, Directional Signal Switch Actuator	
2.897	Lever, Directional Signal Actuator	
2.906	Housing, Directional Signal Switch	
2.910	Plate, Directional Signal Switch Lever	

2.041 MOTOR, ENGINE STARTING (COMPLETE)

65	400 Eng.	.1107361	80.80	MOTOR.
66	400-401-425 Eng.	.1107361	80.80	MOTOR.
67	225-300 Eng.	.1107596	69.80	MOTOR.
64-66	225-300-340 Eng.	.1108363	106.60	MOTOR.
67	340 Eng.	.1108363	106.60	MOTOR.
67-72	400-430-455 Eng.	.1108381	81.80	MOTOR.
68-70	L-6 Eng.	.1108366	78.75	MOTOR.
68-72	350 Eng.	.1108391	75.85	MOTOR.
73	350-455 Eng.	.1108391	75.85	MOTOR.
62-66	All as Req.	.454945	AR .25	BOLT, 7/16"—14 x 1V—(8.900)
65-73	All as Req.	.1366042	AR .25	BOLT (%—16 x 1 1/16")—(2.077)
65-73	All as Req.	.1366043	AR .51	BOLT (%—1 6 x 4 1/2")—(2.077)

2.043 ARMATURE, STARTER MOTOR

54-56	All	.1935851	21.85	ARMATURE (exchange item).
61	40-41-4300.	.1955937	21.10	ARMATURE (exchange item).
62-63	V-6	.1955937	21.10	ARMATURE (exchange item).
62	40-41-4300 V-8 1st type	.1955937	21.10	ARMATURE (starter 1 108303) (exchange item)
61-63	44-46-47-4800.	.1956941	22.65	ARMATURE (1961 starter 1 107230) (exchange item).
64-67	225-300-340 Eng.	.1955937	21.10	ARMATURE (exchange item).
64-67	400-401-425-430 Eng.	.1940624	21.65	ARMATURE (exchange item).
68-70	L-6 Eng.	.1966228	21.10	ARMATURE (exchange item).
68	350 Eng.	.1966228	21.10	ARMATURE (exchange item).
68	400-430 Eng.	.1965724	21.95	ARMATURE (exchange item).
69-71	350 Eng.	.1971568	22.90	ARMATURE (exchange item).
69-71	400-430-455 Eng.	.1970548	21.80	ARMATURE (exchange item).
72	All (with Mtr. Stamped 1108391 or 1108496)	.1971568	1 22.90	ARMATURE (exchange item)
72	All (with Mtr. Stamped 1108392 or 1108381 or 1 108497).	.1970548	1 21.80	ARMATURE (exchange item)

2.049 COIL—INSULATOR, STARTER MOTOR FIELD

57-58	All.	.1935128	1 7 40	COIL (3 coils)
59-60	4400.	.1935128	1 7 40	COIL (3 coils)
60	46-47-4800.	.1949332	1 8 85	COIL (2 coils)
61	40-41-4300.	.1945790	1 6 40	COIL (4 coils)
61	4400 Less A.C.	.1935128	1 7 40	COIL (3 coils) use on mtr. 1107800.
61	4400 A.C.-46-47-4800	.1949332	1 8 85	COIL (2 coils) 1 107876-1 107230.
62	40-41-4300 V-8 1st Type	.1945790	1 6 40	COIL (4 coils) use on mtr. 1108303.
62	40-4 1-4300 V-8 2nd Type.	.1935128	1 7 40	COIL (3 coils) use on mtr. 1107266
62	44-46-4800.	.1949332	1 8 85	COIL (2 coils) use on mtr. 1107221
62-63	V-6.	.1945790	1 6 40	COIL (4 coils)
63	40-41-4300 V-8.	.1935128	1 7 40	COIL (3 coils)
63	44-46-47-4800.	.1949332	1 8 85	COIL (2 coils)
64-67	All V-6.	.1967968	1 8 25	COIL (4 coils)
64-71	300-340-350 Eng.	.1935128	1 7 40	COIL (3 coils)
64-67	400-402-425-430 Eng.	.1949332	1 8 85	COIL (2 coils)
67	300 Eng.	.1967968	1 8 25	COIL (4 coils)
67-71	400-430-455 Eng.	.1949332	1 8 85	COIL (2 coils)
68-70	L-6 Eng.	.1967968	1 8 25	COIL (4 coils)
72	All (with Mtr. Stamped 1108391 or 1108496)	.1935128	1 7 40	COIL (3 coils)
72	All (with Mtr. Stamped 1 108381)	.1965730	1 9 00	COIL
72	All (with Mtr. Stamped 1108497 or 1108392)	.1949332	1 8 85	COIL (2 coils)
61	40-4 1-43-4400.	.1927853	4	INSULATION,
62	40-41-4300.	.1927853	4	INSULATION,
64-72	225-250-300-340-350 Eng.	.1927853	AR	INSULATOR,

2.049 COIL—INSULATOR STARTER MOTOR SHUNT

57-58	All shunt.	.1935131	2.95	COIL
59-60	4400 shunt.	.1935131	2.95	COIL
60	46-47-4800.	.1952304	5.20	COIL, shunt (2 coils).
61	4400 less A.C.	.1935131	2.95	COIL, shunt (use on mtr. 1 107800).
61	4400 A.C.	.1952304	5.20	COIL, shunt (2 coils).
61-62	44-46-47-4800.	.1952304	5.20	COIL, shunt (2 coils) use on mtr. 1 107230-1 107221-1 107886.
62	40-4 1-4300 V-8 2nd type.	.1935131	1 2.95	COIL, shunt (use on mtr. 1 107266)
63	40-41-4300 V-8.	.1935131	1 2.95	COIL, shunt
63	44-46-47-4800.	.1952304	1 5.20	COIL, shunt (2 coils).

64-71	300-340-350 Eng	1935131	1	2.95	COIL, shunt
64-71	400-401-425-430-455 Eng	1952304	1	5.20	COIL, shunt (2 coils)
67-71	400-430-455 Eng	1952304	1	5.20	COIL (shunt-2 coils)
72	All (with Mtr. Stamped 1 108496 or 1 108391)	1935131	1	2.95	COIL (shunt)
72	All (with Mtr. Stamped 1 108497 or 1 108392)	1952304	1	5.20	COIL (shunt-2 coils) —
54-58	All	1927853	4		INSULATOR, shunt coil
59-60	4400	1927853	4		INSULATOR, shunt coil
62-63	40-41-4300	1927853	4		INSULATOR, shunt coil

2.051 BRUSH—SCREW, STARTER MOTOR

28-52	All	811553	4	.32	BRUSH
53	40	811553	4	.32	BRUSH
54-72	All	1906945	4	.32	BRUSH
ALL	ALL	448015	4	.05	SCREW, brush attach—(8.917)

2.052 HOLDER—PIN, STARTER MOTOR BRUSH

54-72	All	1926618	2	.52	HOLDER (insulated)
54-72	All	1940477	2	.93	HOLDER (ground)
54-72	All	1928015	2	.88	SUPPORT PACKAGE, brush holder
54-58	All	1966923	2	.08	PIN, brush holder supt
59	46-47-4800	1938058	2	.08	PIN, brush holder supt
59	4400	1966923	2	.08	PIN, brush holder supt
60-64	All	1966923	2	.08	PIN, brush holder supt
65	401-425 Eng	1966923	2	.08	PIN, brush holder supt
65-67	All V-6	1966923	2	.08	PIN, brush holder supt
65-66	300 Eng. 2nd Type	1938058	2	.08	PIN, brush holder supt
65	300 Eng. 1st Type	1966923	2	.08	PIN, brush holder supt
66	All	1966923	2	.08	PIN, brush holder supt
67	300 Eng	1966923	2	.08	PIN, brush holder supt
67	340-400-430 Eng	1938058	2	.08	PIN, brush holder supt
68-72	All	1966923	2	.08	PIN, brush holder support

NOTE: 1st Type Used On Cranking Motor 1 107306, 2nd Type Used on Cranking Motor 1 107374

2.053 SPRING, STARTER MOTOR BRUSH

54-72	All	1926622	2	.20	SPRING
-------	-----	---------	---	-----	--------

2.055 LEAD, STARTER MOTOR BRUSH GROUND

54-72	All	1960864	2	.20	LEAD
-------	-----	---------	---	-----	------

2.063 WASHER, STARTER MOTOR THRUST

28-49	All	1914842	1	.06	WASHER, commutator end (steel)
30-61	All	818265	1		WASHER, commutator end (leather)
53	50-70	1914842	1	.06	WASHER
54-57	All	1914842	1	.06	WASHER, use on gen. 1 102005-1 102061-1 102066
59	All 1st type	1914842	1	.06	WASHER, use on gen. 1 102147
61-62	44-46-47-4800	1914842	1	.06	WASHER, for use on starter mtrs. 1 107230- 1107221
62-63	40-41-4300	818265	1		WASHER (leather) commutator end
63	44-46-47-4800	1914842	1	.06	WASHER, commutator end
64-72	All	818265	1		WASHER (leather) commutator end

2.063 COLLAR—RING, STARTER MOTOR ARMATURE

54-72	All	1927849	1	.52	COLLAR, pinion stop-drive end
54-72	All	1927850	1	.12	COLLAR, armature thrust-drive end
54-72	All	1927848	1		RING, pinion stop ret.-drive end

2.067 FRAME, STARTER MOTOR COMMUTATOR END

61-62	44-46-47-4800	1928966	1	3.26	FRAME
54-60	All	1928966	1	3.26	FRAME
61	40-41-4300	1946745	1	2.90	FRAME
62	40-41-4300 V-8 1st type	1946745	1	2.90	FRAME (use on mtr. 1 108303)
62	40-41-4300 V-8 2nd type	1928966	1	3.26	FRAME (use on mtr. 1 107266)
62-63	V-6	1946745	1	2.90	FRAME
63	All V-8	1928966	1	3.26	FRAME
64-72	All	1928966	1	3.26	FRAME

2.077 SHOE—SCREW, STARTER MOTOR POLE

59-60	46-47-4800	810601	4	1.03	SHOE (14.482)
61	44-46-47-4800	810601	4	1.03	SHOE, for use on cranking mtr. 1 107876-1 107230 —(14.482)
61-63	40-41-4300 V-8	1931129	4	1.05	SHOE
62	44-46-4800	810601	4	1.03	SHOE, for use on cranking mtr. 1 107221—(14.482)
63	44-46-47-4800	810601	4	1.03	SHOE (14.482)
64	40-41-42-43-4400	1931129	4	1.05	SHOE

64	46-47-4800.810601		1.03	SHOE (14.482)
65-67	225-300-340 Eng.1931129		1.05	SHOE
65-71	400-401-425-430-455 Eng.810601		1.03	SHOE (14.482)
68-72	250-350 Eng.1931129		1.05	SHOE
72	All (with Mtr. Stamped 1108392 or 1108381 or 1108497).810601		1.03	SHOE (14.482).
64	40-41-42-43-4400.1970469		.10	SCREW.
65	All V-6.1970469		.10	SCREW.
65	300 Eng. 1st type.1970469		.10	SCREW.
65-67	All.1949653		.03	SCREW, solenoid switch terminal (Vie")
66	225-300-340 Eng.1970469		.10	SCREW.
67	225-300 Eng.1970469		.10	SCREW.
68	L-6 Eng.1970469		.10	SCREW.
68-71	L-6 Eng.3941029		.87	BRACE.

2.077 BOLT, STARTER MOTOR THROUGH

54-66	All.1939970	2	.31	BOLT.
67	225-300 Eng.1941111	1	.52	BOLT.
69-70	L-6 Eng.1941111	1	.52	BOLT.
68-72	All.1939970	2	.31	BOLT.
65-73	All.1366043	1	.51	BOLT (%"—16 x 4 ³¹ / ₃₂ ") used 2.041.
65-73	All.1366042	1	.25	BOLT (%"—16 x 1%.") used 2.041.
72	350-455 Eng.1941111	1	.52	BOLT (w/extension).
70-71	All V-8.9785608	1	.10	SHIM, starting motor stud pinion engagement (.015" thick).

2.077 BRACKET, CRANKING MOTOR MOUNTING

64-66	225-300-340 Eng.1358760	1	.30	BRACKET.
67-72	All V-8.1378215	1	.25	BRACKET.

2.082 PLATE, STARTER MOTOR CENTER BEARING (WITH BUSHING)

61-63	44-46-47-4800.1956939	1	1.82	PLATE (use on 1961 mtr. 1 107230 & 1962 mtr. 1 107221)
-------	------------------------	----------	---	------	--

2.083 BUSHING, STARTER MOTOR DRIVE END

31-42	60-70-80-90.810620	1	.26	BUSHING
34-52	40-50.1839345	1	.26	BUSHING
46-52	70.810620	1	.26	BUSHING
53	40.1839345	1	.26	BUSHING
53	50-70.1923907	1	.28	BUSHING
54-68	All.1923907	1	.28	BUSHING
69-70	L-6 Eng.1923907	1	.28	BUSHING
69-71	All V-8.1932190	1	.25	BUSHING

2.085 HOUSING, STARTER MOTOR DRIVE

61	40-41-4300.1949779	1	7.10	HOUSING, with bshg.
62	40-41-4300 V-8 1st Type	.1949779	1	7.10	HOUSING, with bshg. (use on mtr. 1 108303)
62	40-41-4300 V-8 2nd Type.1959543	1	11.65	HOUSING, with bshg. (use on mtr. 1 107266)
62-63	V-6.1949779	1	7.10	HOUSING, with bshg.
63	40-41-4300 V-8.1959543	1	11.65	HOUSING, with bshg.
63	44-46-47-4800.1956943	1		HOUSING
64-66	225-300-340 Eng.1968122	1	9.40	HOUSING
64-66	400-401-425 Eng.1963318	1	9.75	HOUSING
67-72	All.1968122	1	9.40	HOUSING

2.086 DRIVE GEAR, STARTER MOTOR

39-52	All.1873789	1	12.15	GEAR (exchange item).
53	40.1873789	1	12.15	GEAR (exchange item).
54-56	All.1946221	1	10.20	GEAR (exchange item).
57-61	All exc. 40-41-4300	.1935853	1	10.75	GEAR (exchange item).
61-63	44-46-47-4800.1949772	1	9.60	GEAR (use on 1961 mtr. 1 107230) (exchange item) .
61-63	40-41-4300.1954842	1	11.20	GEAR (exchange item).
64-72	All.1954842	1	11.20	GEAR (exchange item).

2.100 SWITCH—BAFFLE, STARTER MOTOR SOLENOID

54-56	All.1119760	1	14.90	SOLENOID SWITCH
57-72	All.1114356	1	12.25	SWITCH
62-63	44-46-47-4800.1349619	1	.55	BAFFLE.
64-66	401-425 Eng.1349619	1	.55	BAFFLE.
67	400-430 Eng.1377494	1	1.28	BAFFLE.
68-73	All V-8.1382858	1	1.28	BAFFLE.

2.102 CONTACT—STUD, STARTER MOTOR SOLENOID SWITCH TERMINAL

54-66	All.1935645	1	.10	CONTACT, ter. blade—(8-32).
-------	--------------	----------	---	-----	-------------------------------------

54-60	All	.1927344	1	.29	STUD, ter. (1/16") used on solenoid switch 111821-11 14256.
64-66	300-340 Eng.	.1927344	2	.29	STUD, btry. ter. (1/16").
59-60	4400	.1948656	1	.12	NUT, ter. (No. 8-32) 1960-4400 used on solenoid switch 1118821.
60-67	All as Req.	.1950064	1	.03	WASHER, ter. stud (1/16"-16) rubber.
2.102 CONTACT AND PUSH ROD, CRANKING MOTOR SOLENOID SWITCH					
51-56	All	.1952563	1	1.07	CONTACT 8i PUSH ROD.
57-67	All	.1956226	1	1.07	CONTACT & PUSH ROD.
2.102 GROMMET, STARTER MOTOR FIELD FRAME					
57-58	All	.1966391	1	.11	GROMMET.
59-60	4400	.1966391	1	1.1	GROMMET.
60	46-47-4800	.1965047	1	.21	GROMMET.
61	40-4 1-4300	.1945827	1	.08	GROMMET.
61	4400 less A.C.	.1966391	1	.11	GROMMET, use on mtr. 1 107800.
61	4400 AC—46-47-4800	.1965047	1	.21	GROMMET.
62	40-41-4300 V-8 1st type	.1945827	1	.08	GROMMET, use on mtr. 1 108303.
62	40-41-4300 V-8 2nd type	.1966391	1	.11	GROMMET, use on mtr. 1 107266.
62-63	V-6	.1945827	1	.08	GROMMET.
62-63	44-46-47-4800	.1965047	1	.21	GROMMET.
63	40-41-4300 V-8	.1966391	1	.11	GROMMET.
64-66	All V 6	.1933765	1	.11	GROMMET.
64-66	300-340 Eng.	.1966391	1	.11	GROMMET.
64-71	400-401-425-430-455 Eng.	.1965047	1	.21	GROMMET.
67-72	225-250-300-340-350 Eng.	.1966391	1	.11	GROMMET.
2.102 WASHER, STARTER MOTOR SOLENOID SWITCH COVER					
53	50-70	.1923935	1	.09	WASHER.
54-67	All	.1923935	2	.09	WASHER.
2.108 PIN, STARTER MOTOR GEAR SHIFT LEVER TO SOLENOID					
34-56	All	.1853305	1	.23	PIN.
2.108 PIN, STARTER MOTOR PLUNGER TO GEAR SHIFT LEVER					
59-72	All	.456652	1	.20	PIN—(8.939).
2.108 SPRING—RING, STARTER MOTOR GEAR SHIFT					
57-58	All	.1932209	1	.27	SPRING, lvr. assist.
59-61	4400	.1932209	1	.27	SPRING, lvr. assist.
61-63	40-41-4300	.1951002	1	.29	SPRING, lvr. assist.
64-67	V-6	.1951002	1	.29	SPRING, lvr. assist.
2.108 LEVER, STARTER MOTOR GEAR SHIFT					
57-63	All exc. 40-41-4300	.1951567	1	1.65	LEVER.
61	40-41-4300	.1951658	1	1.54	LEVER.
62	40-41-4300 V-8 1st Type	.1951658	1	1.54	LEVER (use on mtr. 1 108303).
62-63	V-6	.1951658	1	1.54	LEVER.
62-72	All	.1951567	1	1.65	LEVER.
2.108 BOOT, STARTER MOTOR GEAR SHIFT LEVER					
60	All	.1951546	1	.60	BOOT.
62	40-41-4300 2nd Type	.1951546	1	.60	BOOT, lvr. (use on mtr. 1 107266).
63	40-41-4300 V-8	.1951546	1	.60	BOOT.
2.108 SPRING, STARTER MOTOR GEAR SHIFT PLUNGER RETURN					
57-72	All	.1958679	1	.57	SPRING.
2.108 STUD, STARTER MOTOR GEAR SHIFT LEVER					
57-60	All	.1932197	1	.15	STUD.
61-62	44-46-47-4800	.1932197	1	.15	STUD.
62	40-41-4300 V-8 2nd Type	.1932197	1	.15	STUD (use on mtr. 1 107266)
63	All V-8	.1932197	1	.15	STUD.
64-66	400-401-425 Eng.	.1932197	1	.15	STUD.
2.108 SHAFT—RING, STARTER MOTOR GEAR SHIFT LEVER					
61	40-4 1-4300	.1945804	1	.11	SHAFT.
62	40-41-4300 V-8 1st Type	.1945804	1	.11	SHAFT (use on mtr. 1 108303)
62-63	V-6	.1945804	1	.11	SHAFT.
64-66	225-300-340 Eng.	.1945804	1	.11	SHAFT.
67-72	All	.1945804	1	.11	SHAFT.
61-72	All as Req.	.274676	AR	.20	RING, lvr. shaft ret. (1/16")—(8.934)

2.108 WASHER, STARTER MOTOR					
28-42	60-70-80-90.....	821453	1	.20	WASHER, between ctr. brg. & shift sleeve
46-52	70.....	821453	1	.20	WASHER, between ctr. brg. & shift sleeve
63	All.....	821453	1	.20	WASHER, between ctr. brg. & shift sleeve
2.113 PLUNGER—LINK, STARTER MOTOR GEAR SHIFT LEVER					
57-72	All.....	1941113	1	2.98	PLUNGER.....
54-56	All.....	1926647	1	2.30	LINK & plunger, gr. shift lvr. . .
54-56	All.....	1927033	1	.33	LINK, gr. shift lvr. adj.....
2.127 RELAY, STARTER MOTOR SOLENOID SWITCH					
53	50-70.....	1116967		50	RELAY
54-60	All.....	1116967		50	RELAY
2.170 COIL, IGNITION					
48-52	All.....	1115328		8.55	COIL.
53	40.....	1115380		11.55	COIL.
53-73	All.....	1115202		11.95	COIL.
2.171 WIRE, DISTRIBUTOR TO COIL					
57-63	All.....	2980115		1.49	WIRE, high tension .
64-65	Special-Skylark-LeSabre .	2979565		1.59	WIRE, distr. to coil .
64-65	401 Eng.....	2979565		1.59	WIRE, high tension .
64-65	425 Eng.....	2980115		1.49	WIRE, high tension
66	400-401-425 Eng.....	2980115		1.49	WIRE
67	All.....	6286104		1.79	WIRE, distr. to coil
68-73	All V-8.....	6286104		1.79	WIRE, distr. to coil
68-71	L-6 Eng.....	2979565		1.59	WIRE.....
66	225-300-340 Eng.....	2985822		1.81	CABLE, high tension.....
48-55	All LHD.....	5289527		.10	NIPPLE, at coil—(2.258).....
29-60	All.....	5289527		.10	NIPPLE, distr. eng—(2.258).....
57-60	All.....	5290441		.18	NIPPLE, coil end—(2.258).....
61-62	40-41-4300.....	2973999		.26	NIPPLE, coil wire to distr. eng—(2.258).....
63	All.....	5290441		.18	NIPPLE, coil eng—(2.258).....
64-69	All exc. Riviera.....	5289527		.10	NIPPLE, coil to distr. (distr. end)—(2.258).....
64-67	All.....	2977517		.26	NIPPLE, coil end—(2.258).....
64-67	Riviera.....	2973999		.26	NIPPLE, coil to distr.-distr. end—(2.258).....
68-69	All V-8.....	2973999		.26	NIPPLE, distributor end (180 degree)—(2.258)
68-69	All V-8.....	2977517		.26	NIPPLE, coil end (90 degree)—(2.258).....
66-73	All.....	120614			NUT, coil wire to starter solenoid—(8.915)
69	All.....	5290441		.18	NIPPLE, coil end (180 degree)—(2.258).....
29-56	All.....	829833		.03	INSERT, ter.....
2.173 RESISTANCE UNIT, COIL					
54-59	All.....	1957154	1	2.30	RESISTANCE unit .
2.183 BRACKET, IGNITION COIL					
48-56	All.....	1909326	1	.50	BRACKET (incl. screw)
57-63	All exc. 40-4 1-4300	1962049	1	.53	BRACKET (incl. screw)
61-63	40-41-4300.....	1909326	1	.50	BRACKET, incl. screw .
64-65	All.....	1909326	1	.50	BRACKET (incl. screw)
66	225-300-340 Eng.....	1380426	1	.77	BRACKET, mtg.....
66	225-300-340 Eng.....	1846736	1	.60	BRACKET, less screw .
66-67	400-401-425-430 Eng.	1909326	1	.50	BRACKET (incl. screw)
67	225-300-340 Eng.....	1968084	1	.53	BRACKET (less screw)
69-72	L-6 Eng.....	1846736	1	.60	BRACKET (less screw)
70	All V-8.....	1968084	1	.53	BRACKET (less screw)
66-71	All.....	1945901	1	.04	SCREW, coil brkt.....
2.183 PLATE, IGNITION COIL MOUNTING					
68-70	L-6 Eng. A.C.....	3843253	1	.25	PLATE.....
2.187 KEY (IGNITION, DOOR, GLOVE COMPARTMENT & REAR COMPARTMENT)					
36-66	All.....	3694624	AR	.15	KEY (octagon hd.).....
65-66	All.....	7002238	AR	.15	KEY (round).....
67	All.....	7033454	AR	.10	KEY, hex. blank (ign. lock & drs.).....
67	All.....	7033455	AR	.10	KEY, round-blank (glove box & trunk) (also used 10.266).....
68	All.....	7034680	AR	.10	KEY, hex.-blank (ign. lock & drs.).....
68	All.....	7034702	AR	.10	KEY, round-blank (glove box & trunk) (also used 10.266).....
69	All.....	7025014	AR	.20	KEY, square-blank (ignition & drs.).....
69	All.....	7025019	AR	.20	KEY, oval-blank (glove box & trunk) (also used 10.266).....
70	All.....	7025282	AR	.25	KEY, square blank (ign. & doors).....

70	All.....	7025288	AR	.25	KEY, round blank (glove box & trunk) (also used 10-266).....
71	All.....	7027275	AR	.25	KEY, square blank (ign. & doors).....
71	All.....	7027281	AR	.20	KEY, round blank (glove box & trunk) (also used 10.266).....
72	All.....	7024229	AR	.17	KEY, square (ignition & dr. locks).....
72	All.....	7024235	1	.17	KEY, round (glove box & trunk).....
73	All.....	7025014	AR	.20	KEY, square (ign. & drs.).....
73	All.....	7025019	AR	.20	KEY, oval (glove box & trunk).....

2.188 CYLINDER—SLEEVE-RING, IGNITION LOCK (UNCODED)

41-53	AM.....	1396566		2.10	CYLINDER.....
54-60	All.....	3772085		1.69	CYLINDER.....
61-62	40-41-4300.....	3772085		1.69	CYLINDER.....
61-64	44-46-47-4800.....	1396566		2.10	CYLINDER.....
63	All.....	1396566		2.10	CYLINDER.....
64	40-41-42-4300.....	3772085		1.69	CYLINDER.....
65	All.....	3869215		1.33	CYLINDER.....
66	30-4000.....	7031272		.92	CYLINDER.....
66	50-60-80-9000.....	7031271		1.23	CYLINDER.....
67	30-4000.....	7033216		.92	CYLINDER.....
67	50-60-80-9000.....	7033217--		1.44	CYLINDER.....
68	All.....	7023261		2.26	CYLINDER.....
69	All.....	7025216		3.90	CYLINDER.....
70	All.....	3981938-		5.70	CYLINDER (incl. cyl.-ring-sleeve-washer-adapter)
71	All.....	3990946		6.60	KIT, ign. lock service.....
72	All.....	7044844		6.60	KIT, ign. lock service.....
69	All.....	7024624		1.03	SLEEVE, lock cyl.....
69	All.....	7024780		.20	RING, lock cyl.....
69	All.....	7025198		.25	WASHER, ign. lock.....

2.188 SWITCH, IGNITION

49	50-70.....	1116551	1	3.55	SWITCH.....
50-58	All.....	1116551	1	3.55	SWITCH.....
59	All.....	1116561	1	3.35	SWITCH.....
60	All.....	1116573	1	3.41	SWITCH.....
61-62	All.....	1116621	1	4.66	SWITCH.....
63	All.....	1116647	1	4.66	SWITCH.....
64	40-41-42-4300.....	1116656	1	4.53	SWITCH.....
64	44-46-47-4800.....	1116650	1	4.53	SWITCH.....
65	30-4000.....	1116663	1	4.53	SWITCH.....
65	50-60-80-9000.....	1116664	1	4.53	SWITCH.....
66	All exc. 9000.....	1116685	1	4.47	SWITCH.....
66	9000.....	1116677	1	4.41	SWITCH.....
67	30-4000.....	1116685	1	4.47	SWITCH.....
67	50-60-80-9000.....	1116682	1	4.66	SWITCH.....
68	All.....	1116698	1	5.30	SWITCH.....
69-73	All less Tilt Whl.....	1990095	1	5.25	SWITCH.....
69-73	All Tilt Whl.....	1990096—	1	5.55	SWITCH.....
69-72	All A (Tilt Wheel).....	7805374	1	2.61	ROD, switch actuator—(2.195).....
69-70	All B-C (Tilt Whl.).....	7805376	1	3.02	ROD, actuator switch—(2.195)——
69-70	All E.....	7805377	1	2.92	ROD, actuator switch—(2.195)——
71-73	All B-C-E (Tilt Whl.).....	7805376	1	3.02	ROD, switch actuator—(2.195)——
69	All less tilt wheel.....	7806046	1	1.03	SECTOR, switch actuator—(2.195)
69-73	All.....	7806433	2	.25	SCREW, switch.....
68	All.....	1386278	1	4.10	BUZZER (9.762).....

2.189 ESCUTCHEON, IGNITION SWITCH

60	All.....	1192604	1	.46	ESCUTCHEON.....
61-62	40-41-4300.....	1192604	1	.46	ESCUTCHEON.....
61-62	44-46-47-4800.....	1351216	1	.51	ESCUTCHEON.....
63	40-41-4300.....	1355924	1	.62	ESCUTCHEON.....
63-64	44-46-47-4800.....	1359653	1	.51	ESCUTCHEON.....
64	40-41-42-4300.....	1362934	1	.77	ESCUTCHEON.....
66	50-60-8000.....	1376886	1	.92	ESCUTCHEON.....
67	50-60-8000.....	1379720	1	.92	ESCUTCHEON.....
67	9000.....	1379721	1	1.13	ESCUTCHEON (also used 9.649)

2.195 SWITCH, IGNITION WARNING BUZZER

69-73	All less tilt whl.....	7804414		2.00	SWITCH.....
69	All tilt whl.....	7804514		1.54	SWITCH.....
70-73	All tilt whl.....	7811092		1.49	SWITCH.....
69-73	All tilt whl.....	7804518		.30	CLIP, switch retaining
69-73	All less tilt whl.....	7804419		.56	CLIP, switch retaining

2.195 ROD, SWITCH ACTUATOR

69-72	All A (Tilt Wheel).....	7B05374	1	2.61	ROD, switch actuator (also used 2.188-6.500)
69-70	All B-C (Tilt Whl.).....	7805376	1	3.02	ROD, switch actuator (also used 2.188-6.500)

69-70	All E.7805377	1	2.92	ROD, switch actuator (also used 2.188-6.500)
71-73	All B-C-E (Tilt Whl.)7805376	1	3.02	ROD, switch actuator.
69-73	All tilt wheel7804923	1	3.02	RACK, actuator switch (also used 6.500)
69-73	All Tilt Wheel7805158	1	.51	SECTOR, switch actuator (also used 6.500)
69-70	All Less Tilt Wheel.7806046	1	1.03	SECTOR, switch actuator (also used 6.500)
71-73	All less Tilt Whl.7812526	1	1.03	SECTOR, switch actuator (also used 6.500)

2.195 GATE, SHIFT LEVER LOCK

69	All (Floor Shift).7804761	1	.77	GATE (4.027)
70-71	All C.T.7804761	1	.77	GATE (4.027)
70	All Fir. Shift less Tilt.7804761	1	.77	GATE (4.027)
71	All A (Fir. Shift less Tilt Whl.)7804761	1	.77	GATE, shift lever lock—(4.027)
71	All A (350 Eng.) 3-Speed Col. Shift less Tilt Whl.7804761	1	.77	GATE, shift lever lock—(4.027)

2.195 SHAFT—ROD & RACK, STEERING COLUMN LOCK

69	All Less Tilt Wheel.7804412		1.03	SHAFT, sector (also used 6.500)
69	All Tilt Wheel.7804917		2.82	SHAFT, sector drive (also used 6.500)
70-73	All w/Tilt Whl.7809368		2.72	SHAFT, sector drive (Also used 6.500)
70	4600 A.T. Fir. Shift less Tilt Whl.7807284	1	4.51	ROD 8. RACK, strg. col. lock (also used 6.500)
69-72	All A (Col. Shift less Tilt Whl.)7806114	1	4.10	ROD 8. RACK, strg. col. lock (also used 6.500)
69-72	All A (Fir. Shift less Tilt Whl.)7807282	1	4.77	ROD & RACK, strg. col. lock (also used 6.500)
69-72	All B-C (Col. Shift less Tilt Whl.)7806117	1	5.35	ROD 8i RACK, strg. col. lock (also used 6.500)
69-70	All Tilt Wheel.7804910	1	.46	WASHER, drive shaft shear (also used 6.500)
69-73	All Tilt Wheel.7804911	1	.46	RING, retaining sector (also used 6.500)
69-73	All Less Tilt Wheel.7804410	1	.46	SPRING, rack preload (also used 6.500)
69-73	All Tilt Whl.7804908	1	.46	SPRING, rack preload (also used 6.500)

2.198 HOOD, IGNITION LOCK

66	50-60-8000	1377041		.62	HOOD, lock lamp 8i ground
67	50-60-8000	1381276		.46	HOOD, lock lamp 8i ground

2.198 NUT, IGNITION LOCK RETAINING

65	All1370896	1	.62	NUT (ign. lock retainer)
66	9000.1374931	1	.92	NUT, switch ret.
66-67	30-4000.1376691	1	.62	NUT
68	All1376691	1	.62	NUT
68	50-60-80-9000.1384041	1	.10	RETAINER, ign. switch light

2.239 CABLE SET, IGNITION

53	50 70.	2964949	1	1 1.80	CABLE SET
54-56	All.	2964949	1	11.80	CABLE SET
57-60	All.	6289500	1	1 1.65	CABLE SET
61-63	40-41-4300 (4 Bbl.)	2979343	1	9.70	CABLE SET
61-63	44-46-47-4800.	6289500	1	1 1.65	CABLE SET
62-63	V-6.	2980337	1	9.15	CABLE SET
61-63	40-41-4300 V-8 (2 Bbl.)	2976383	1	9.70	CABLE SET
64	All V-6.	2987383	1	9.10	CABLE SET
64	40-4 1-42-43-4400 V-8	2987384	1	1 1.70	CABLE SET
64	46-47 4800.	6289500	1	1 1.65	CABLE SET
65	All V-6.	6286251	1	9.60	CABLE SET
65	300 Eng.	6286250	1	12.05	CABLE SET
65-66	400-401-425 Eng.	6289500	1	1 1.65	CABLE SET
66	V-6 A.I.R.	6287796	1	9.05	CABLE SET
66	V-6 Less A.I.R.	6287797	1	8.65	CABLE SET
66	300-340 Eng. Less A.I.R.	6287799	1	16.50	CABLE SET
66	300-340 Eng. A.I.R.	6287798	1	16.10	CABLE SET
67	225 Eng.	6292225	1	9.10	CABLE SET
67	300-340 Eng.	6292226	1	12.30	CABLE SET
67	400-430 Eng.	6292227	1	1 1.55	CABLE SET
68-69	L-6 Eng.	2986606	1	6.60	CABLE SET
69	L-6 Eng. A.C.	6292484	1	9.10	CABLE SET
68-73	All V-8.	6296637	1	12.95	CABLE SET
68	350 Eng.	6291951	RH	9.30	CABLE SET
68	350 Eng.	8912108	LH		CABLE SET
68	400-430 Eng.	6296637	RH	12.95	CABLE SET
68	400-430 Eng.	6291954	LH	8.75	CABLE SET
70-71	250 Eng.	8909903	1	7.50	CABLE SET

2.240 WIRE, SPARK PLUG

NOTE For individual cables not listed, order cable sets from grp. 2.239.

57-60	All.	2979304	8	2.40	WIRE (No. 1-2-3-4-5-6-7-8)
61	40-41-4300 (2 Bbl.)	2980114	8	2.40	WIRE (No. 1-2-3-4-5-6-7-8)

61	40-41-4300 (4 Bbl.)	2979304	4	2.40	WIRE (No. 1-3-5-7)
61	40-41-4300(4 Bbl.)	2980114	4	2.40	WIRE (No. 2-4-6-8)
61-63	44-46-47-4800	2979304	8	2.40	WIRE (No. 1-2-3-4-5-6-7-8)
62-63	V-6	2979304	1	2.40	WIRE (No. 1)
62-64	V-6	2980114	4	2.40	WIRE (No. 2-3-4-6)
62-64	V-6	2979570	1	2.20	WIRE (No. 5)
62-63	40-41-4300 V-8	2979304	4	2.40	WIRE (No. 1-3-5-7)
62-63	40-41-4300 V-8	2980114	4	2.40	WIRE (No. 2-4-6-8)
64	40-41-42-43-4400 V-8	2980114	4	2.40	WIRE (No. 2-4-6-8)
64	40-41-42-43-4400 V-8	2979304	2	2.40	WIRE (No. 3-5)
64	40-41-42-43-4400 V-8	2979570	1	2.20	WIRE (No. 7)
64-65	401 Eng. A.C.	2979304	1	2.40	WIRE (No. 1)
64-65	400-401 Eng.	2979570	1	2.20	WIRE (No. 1)
64-65	400-401 Eng.	2979304	4	2.40	WIRE (No. 2-6-7-8)
64-65	400-401 Eng.	2985987	2	1.52	WIRE (No. 3-4)
64-65	400-401 Eng.	2985986	1	1.52	WIRE (No. 5)
64-65	425 Eng.	2985988	1	1.93	WIRE (No. 1)
64-65	425 Eng.	2979304	3	2.40	WIRE (No. 2-6-8)
64-65	425 Eng.	2985985	2	1.69	WIRE (No. 3-5)
64-65	425 Eng.	2985987	1	1.52	WIRE (No. 4)
64-65	425 Eng.	2980114	1	2.40	WIRE (No. 7)
65	V-6	2979304	4	2.40	WIRE (No. 2-4-5-6)
65	300 Eng.	2979304	3	2.40	WIRE (No. 3-5-7)
65	300 Eng.	2980114	4	2.40	WIRE (No. 2-4-6-8)
66	V-6 A.I.R.	2985864	2	1.95	WIRE (No. 1-3)
66	V-6 A.I.R.	6286103	3	3.59	WIRE (No. 2-4-6)
66	V-6 A.I.R.	2985880	1	1.64	WIRE (No. 5)
66	V-6 less A.I.R.	6289339	1	2.26	WIRE (No. 1)
66	V-6 less A.I.R.	6286103	1	3.59	WIRE (No. 2)
66	V-6 less A.I.R.	2979304	2	2.40	WIRE (No. 3-5)
66	V-6 less A.I.R.	2980114	2	2.40	WIRE (No. 4-6)
66	300 Eng. A.I.R.	2985861	1	2.46	WIRE (No. 1)
66	300 Eng. A.I.R.	2980114	2	2.40	WIRE (No. 2-7)
66	300 Eng. A.I.R.	2985880	2	1.64	WIRE (No. 3-5)
66	300 Eng. A.I.R.	2986327	2	3.13	WIRE (No. 4-6)
66	300 Eng. A.I.R.	6286114	1	2.87	WIRE (No. 8)
66	300 Eng. less A.I.R.	6289339	1	2.26	WIRE (No. D)
66	300 less A.I.R.	2980114	1	2.40	WIRE (No. 2-8)
66	300 Eng. less A.I.R.	2979304	4	2.40	WIRE (No. 3-4-6-7)
66	300 Eng. less A.I.R.	2986327	2	3.13	WIRE (No. 4-6)
66	340 Eng. A.I.R.	2985861	1	2.46	WIRE (No. 1)
66	340 Eng. A.I.R.	6286103	1	3.59	WIRE (No. 2)
66	340 Eng. A.I.R.	2985880	2	1.64	WIRE (No. 3-5)
66	340 Eng. A.I.R.	2986327	2	3.13	WIRE (No. 4-6)
66	340 Eng. A.I.R.	2980114	1	2.40	WIRE (No. 7)
66	340 Eng. A.I.R.	6286114	1	2.87	WIRE (No. 8)
66	340 Eng. less A.I.R.	6289339	1	2.26	WIRE (No. 1)
66	340 Eng. less A.I.R.	6286103	1	3.59	WIRE (No. 2)
66	340 Eng. less A.I.R.	2983716	2	1.45	WIRE (No. 3-5)
66	340 Eng. less A.I.R.	2986327	2	3.13	WIRE (No. 4-6)
66	340 Eng. less A.I.R.	2986314	1	2.00	WIRE (No. 7)
66	340 Eng. less A.I.R.	6286114	1	2.87	WIRE (No. 8)
66	400-401-425 Eng.	2985988	1	1.93	WIRE (No. 1)
66	400-401-425 Eng.	6289342	1	2.51	WIRE (No. 4)
66	400-401-425 Eng.	2985986	1	1.52	WIRE (No. 6)
66	400-401-425 Eng.	6286195	1	2.20	WIRE (No. 7)
66	400-401-425 Eng.	2979304	1	2.40	WIRE (No. 8)
67	225 Eng.	6289022	2	2.26	WIRE (No. 1-3)
67	225 Eng.	2985903	2	2.53	WIRE (No. 4-6)
67	300-340 Eng.	6289022	1	2.26	WIRE (No. 1)
67	300-340 Eng.	2985887	1	2.34	WIRE (No. 5)
67	300-340 Eng.	2985898	1	2.47	WIRE (No. 7)
67	400-430 Eng.	6289030	3	2.28	WIRE (No. 1)
67	400-430 Eng.	6289032	1	2.45	WIRE (No. 2-4-5)
67	400-430 Eng.	6289031	1	2.21	WIRE (No. 3)
68-69	L-6 Eng.	2979304	1	2.40	WIRE (No. 1-2)
68-69	L-6 Eng. A.C.	2979302	1	2.40	WIRE (No. 3-4-5-6)
68-69	L-6 Eng. less A.C.	2979304	1	2.40	WIRE (No. 3-4-5-6)
70-71	L-6 Eng.	8907609	AR	3.04	WIRE, 34 in. cable for single wire replacement, Straight plug boot & straight distr. nipple

2.251 BRACKET—RETAINER, SPARK PLUG WIRE (FASTENS TO ROCKER ARM COVER)

64-65	425 Eng. (2-4 Bbl.) Less C/Case Vent.-Closed Circuit	1366527	LH	1.69	BRACKET
66	225-300-340 Eng. A.I.R.	1377413	1	.72	BRACKET
66	225-300-340 Eng. A.I.R.	1377409	1	.51	BRACKET, ret.-frt. <i>jr.</i> of air. pump)

66	225-300-340 Eng. A.I.R.	1377414	LH	.10	BRACKET.
66	225-300-340 Eng. Less A.I.R.	1377500	RH	.20	BRACKET.
66	400-401-425 Eng. A.I.R. Less 60-9000 G.S.	1377474	RH	.92	BRACKET, ret.-lwr.
66	400-401-425 Eng. A.I.R. Less 60-9000 G.S.	1377475	LH	.92	BRACKET, ret.-lwr.
66	425 Eng. G.S. (2-4 Bbl.)	1378060	RH	.92	BRACKET.
66	60-9000 (425 Eng.) G.S. & 2-4 Bbl.	1366527	LH	1.69	BRACKET, ret.
66	425 Eng. G.S. A.I.R.	1378058	RH	1.69	BRACKET, lwr.
66	425 Eng. G.S. A.I.R.	1378059	LH	1.69	BRACKET, lwr.
59-65	All V-8.	2965950	2	.15	RETAINER, assm. to brkt.
62-66	V-6.	1352299	2	.20	RETAINER, assm. to brkt.
66	300-340 Eng. A.I.R.	2977555	3	.20	RETAINER, rr. of air pump mtg. loc. L. (1), on rocker arm cvr. R. (2).
66	300-340 Eng. Less A.I.R.	2965950	RH	.15	RETAINER (on brkts. on rkr. arm cvr.)
66	300-340-400 Eng.	2965950	LH	.15	RETAINER (on brkts. on rkr. arm cvr.)
66	400-401-425 Eng.	2965950	2	.15	RETAINER (on brkts. on rkr. arm cvr.)
66	400-401-425 Eng. A.I.R.	1352299	2	.20	RETAINER.
67	V-6 A.I.R.	1379904	RH	1.38	RETAINER, under rkr. arm cvr. bolts.
67	V-6 A.I.R.	1379905	LH	1.38	RETAINER, under rkr. arm cvr. bolts.
67	300-340 Eng. A.I.R.	1379846	RH	.72	RETAINER, under rkr. arm cvr. bolts.
68-70	L-6 Eng. A.C.	2965736	1	.15	RETAINER.
68-70	All.	8905417	2	.36	RETAINER, rr. (2 wire).
68-73	All.	6294103	2	.46	RETAINER, frt. (4 wire).

2.251 GROMMET, SPARK PLUG WIRE

54-56	All.	1163838	4	.15	GROMMET, assm. in rr. of spark plug cvr. & in clips on top of rkr. arm cvr.
-------	------	---------	---	-----	--

2.258 NIPPLE, INSULATING IGNITION WIRE

29-60	All.	5289527	8	.10	NIPPLE (distr. end) also used 2.171.
57-63	All.	5290441	1	.18	NIPPLE, coil to distr.-coil end (also used 2.171).
61-63	44-46-47-4800.	5289527	8	.10	NIPPLE, spark plug wire-distr. end.
63	40-41-4300.	2973999	8	.26	NIPPLE, spark plug wires-distr. end.
63	40-41-4300.	2973999	1	.26	NIPPLE, coil to distr. high tension wire distr. end (also used 2.171).
63	44-46-47-4800.	5289527	1	.10	NIPPLE, ign. coil to distr. high tension wire-distr. end
64-69	All.	5289527	8	.10	NIPPLE, distributor end (also used 2.171).
64-67	All.	2977517	1	.26	NIPPLE, coil end (used 2.171).

2.258 BOOT, DELCOTRON TERMINAL

65-67	All.	2984033	AR	.22	BOOT, Delcotron terminal—(2.53,0)
-------	------	---------	----	-----	-----------------------------------

2.258 BOOT, SPARK PLUG

53	50-70.	5297132	8	.39	BOOT.
54-56	All.	5297132	8	.39	BOOT.
57-60	All.	2965024	8	.45	BOOT.
61-63	40-41-4300	2965285	8	.18	BOOT.
61-63	44-46-47-4800	2965024	8	.45	BOOT.
64-67	All.	2965024	AR	.45	BOOT.
68-69	L-6 Eng.	5297132	6	.39	BOOT (180 degree).
68-69	All V-8.	6288057	8	.21	BOOT.

2.270 SPARK PLUGS

NOTE For basic tune-up parts, refer to chart at end of 2 - Group.

38-52	All	1559494	AR	1.35	SPARK PLUG (46)
53	40	1559494	AR	1.35	SPARK PLUG (46)
53-57	All V-8	1559492	AR	1.35	SPARK PLUG (44)
53-60	All V-8	5612371	AR	1.35	SPARK PLUG (45S) (city driving)
59-60	All	5612386	AR	1.35	SPARK PLUG (44S) (std. driving)
All	198-225 Eng.	5612386	AR	1.35	SPARK PLUG (44S)
All	215 Eng. (2-Bbl.)	5612443	AR	1.35	SPARK PLUG (45FFS)
All	215 Eng. (4-Bbl.)	5612585	AR	1.35	SPARK PLUG (44FFS)
64	300 Eng.	5612585	AR	1.35	SPARK PLUG (44FFS)
65-67	300-340 Eng. (2-Bbl.)	5612371	AR	1.35	SPARK PLUG (45S)
65-67	300-340 Eng. (4-Bbl.)	5612386	AR	1.35	SPARK PLUG (44S)
69-73	350 Eng.	5613303	AR	1.68	SPARK PLUG (R-45TS)
68	350 Eng.	5613246	AR	1.35	SPARK PLUG (45TS)
65-66	400 Eng.	5612386	AR	1.35	SPARK PLUG (44S)
67-68	400 Eng.	5613191	AR	1.35	SPARK PLUG (44TS)
69	400 Eng.	5613302	AR	1.68	SPARK PLUG (R44TS)
All	401-425 Eng.	5612386	AR	1.35	SPARK PLUG (44S)
67-68	430 Eng.	5613191	AR	-1.35	SPARK PLUG (44TS)
69-71	430-455 Eng.	5613302	AR	1.68	SPARK PLUG (R44TS)
68	L-6 Eng.	5612630	AR	1.35	SPARK PLUG (46N)

69	L-6 Eng.	5612826	AR	1.68	SPARK PLUG (R46N) .
70	L-6 Eng.	5613357	AR	1.68	SPARK PLUG (R46T) . .
71	L-6 Eng.	5613326	AR	1.68	SPARK PLUG (R46TS)
72	455 Eng.	5613303	AR	1.68	SPARK PLUG (R45TS)
NOTE High speed and trailer hauling (recommended plugs).					
(") Not serviced by Buick.					
All	198 & 225 Eng.		AR		SPARK PLUG (43S) (*) ...
All	215 Eng. (2-Bbl.)	5612394	AR	1.35	SPARK PLUG (42FF)
All	215 Eng. (4-Bbl.)	5612394	AR	1.35	SPARK PLUG (42FF)
64	300 Eng.	5612394	AR	1.35	SPARK PLUG (42FF)
65-67	300-340 Eng. (2-Bbl.)		AR		SPARK PLUG (43S) (*) ***
65-67	300-340 Eng. (4-Bbl.)		AR		SPARK PLUG (43S) D ...
68	350 Eng.	5613191	AR	1.35	SPARK PLUG (44TS)
69-70	350 Eng.	5613302	AR	1.68	SPARK PLUG (R44TS)
65-66	400 Eng.		AR		SPARK PLUG (43S) (*) ...
67-69	400 Eng.		AR		SPARK PLUG (R43TS) (*)•
All	401-425 Eng.		AR		SPARK PLUG (43S) (*) ...
67-70	430-455 Eng.		AR		SPARK PLUG (R43TS) (*)).
69-71	455 Eng. Stage 1 or 2 (Heavy Duty)	5613248	AR	1.35	SPARK PLUG (40TS)
68-69	L-6 Eng.		AR		SPARK PLUG (R45N) (*)
70	L-6 Eng.		AR		SPARK PLUG (R45T) (*)
NOTE City driving (recommended plugs).					
All	198-225 Eng.	5612386	AR	1.35	SPARK PLUG (44S)
All	215 Eng. (2-Bbl.)	5612443	AR	1.35	SPARK PLUG (45FFS) ..
All	215 Eng. (4-Bbl.)	5612585	AR	1.35	SPARK PLUG (44FFS) ..
64	300 Eng.	5612585	AR	1.35	SPARK PLUG (44FFS) ..
65-67	300-340 Eng. (2-Bbl.)	5612390	AR	1.35	SPARK PLUG (46S)
65-67	300-340 Eng. (4-Bbl.)	5612371	AR	1.35	SPARK PLUG (45S)
68-70	350 Eng.	5613326	AR	1.68	SPARK PLUG (R46TS) ..
65-66	400 Eng.	5612371	AR	1.35	SPARK PLUG (45S)
67-68	400 Eng.	5613246	AR	1.35	SPARK PLUG (45TS)
69	400 Eng.	5613303	AR	1.68	SPARK PLUG (R45TS) ..
All	401-425 Eng.	5612371	AR	1.35	SPARK PLUG (45S)
67-68	430 Eng.	5613246	AR	1.35	SPARK PLUG (45 TS) ...
69-70	430-455 Eng.	5613303	AR	1.68	SPARK PLUG (R45TS) ..
68	L-6 Eng.	5612630	AR	1.35	SPARK PLUG (46N)
69	L-6 Eng.	5612826	AR	1.68	SPARK PLUG (R46N) ...
70	L-6 Eng.		AR		SPARK PLUG (R46T) (*)
NOTE Cold weather (recommended plugs).					
("J Not serviced by Buick.					
All	198-225 Eng.	5612386	AR	1.35	SPARK PLUG (B44S)
All	215 Eng. (2-Bbl.)		AR		SPARK PLUG (B45FFS) (*)
All	215 Eng. (4-Bbl.)		AR		SPARK PLUG (B44FFS) (*)
64	300 Eng.		AR		SPARK PLUG (B44FFS) (*)
65-67	300-340 Eng. (2-Bbl.)	5612371	AR	1.35	SPARK PLUG (45S)
65-67	300-340 Eng. (4-Bbl.)	5612386	AR	1.35	SPARK PLUG (44S)
68	350 Eng.	5613246	AR	1.35	SPARK PLUG (45TS)
69-71	350 Eng.	5613303	AR	1.68	SPARK PLUG (R45TS)
65-66	400 Eng.	5612386	AR	1.35	SPARK PLUG (44S)
67-68	400 Eng.	5613191	AR	1.35	SPARK PLUG (44TS)
69	400 Eng.	5613302	AR	1.68	SPARK PLUG (R44TS)
All	401-425 Eng.	5612386	AR	1.35	SPARK PLUG (44S)
67-68	430 Eng.	5613191	AR	1.35	SPARK PLUG (44TS)
69-71	430-455 Eng.	5613302	AR	1.68	SPARK PLUG (R44TS)
68	L-6 Eng.	5612630	AR	1.35	SPARK PLUG (46N)
69	L-6 Eng.	5612826	AR	1.68	SPARK PLUG (R46N)
70	L-6 Eng.		AR		SPARK PLUG (R46T) n ...

2.271 GASKET, SPARK PLUG

42-68 All. 1555475 6 GASKET

2.274 FAN, GENERATOR (DELCO TRON)

37-50	All.	1866400	1	1.21	FAN
53		1866400	1	1.21	FAN
54	41D-52-56R-61-72R-76R	1866400	1	1.21	FAN
55	41-43-46R-52-56R-61-				
		1866400	1	1.21	FAN
56	All A.C. Jobs.	1922950	1	1.33	FAN
58-60	All	800594	1	1.87	FAN
61-62	44-46-47-4800.	800594	1	1.87	FAN
61-62	40-41-4300 less Pol.				
		1944437	1	1.73	FAN
63-65	All exc. 62 Amp. Delcotron.	800594	1	1.87	FAN
64	4069-4669 (52 Amp. Opt.)	800594	1	1.87	FAN
67-70	All exc. 80 Amp.	800594	1	1.87	FAN

71-73	All exc. 80 Amp.	800594	1	1.87	FAN.
71-73	All 80 Amp.	801808	1	2.77	FAN.
2.274 PULLEY—PULLEY & FAN, GENERATOR					
51-56	All	1949358	1	3.1 1	PULLEY (1 groove) use fan 1940944.
57	All	1949355	1	2.97	PULLEY (1 groove) when repl. 1936622 also use 1-1940944 fan.
58	All	1939845	1	3.05	PULLEY.
59-60	All less A.C.	1949355	1	2.97	PULLEY (1 groove) when repl. 1936622 also use 1-1940994 fan.
59-60	All AC.	1944312	1	3.97	PULLEY.
61	40-41-4300.	1949355	1	2.97	PULLEY (1 groove).
61	44-46-47-4800.	1949355	1	2.97	PULLEY (1 groove) when repl. 1936622 also use 1-1940994 fan.
61-62	44-46-47-4800 A.C. or A.C. Modif.	1944312	1	3.97	PULLEY.
62	40-41-4300.	1949355	1	2.97	PULLEY (1 groove).
62	44-46-4800 less A.C. Modif.	1949355	1	2.97	PULLEY (1 groove).
63	40-4 1-4300 less Pol. Car Gen.	1949355	1	2.97	PULLEY (1 groove).
63	44-46-4800 Pol. Gen. less A.C.	1949357	1	2.97	PULLEY (1 groove).
63	44-46-47-4800 A.C. or A.C. Modif.-also less Pol. Car Gen.	1944312	1	3.97	PULLEY
63	44-46-47-4800 less A.C. or A.C. Modif. & Pol. Car Gen.	1949355	1	2.97	PULLEY (1 groove)
64-65	All less A.C. or A.C. Modif. & Pol. Car Delcotron.	1949355	1	2.97	PULLEY, Delcotron (1 groove)
64	All A.C. or A.C. Modif. less Pol. Car Delcotron	1961408	1	4.36	PULLEY, Delcotron
64-65	Special-Skylark Cust. A.C.	1963942	1	3.24	PULLEY, Delcotron
64-65	Special-Skylark Pol. Car Delcotron.	1363484	1	12.45	PULLEY (2 grooves).
64	4069-4669 (52 Amp. Opt.)	1963942	1	3.24	PULLEY, Delcotron
64	4069-4469 (52 Amp. Delcotron).	1961408	1	4.36	PULLEY, Delcotron
64	4669 Pol. Car Delcotron	1949357	1	2.97	PULLEY (1 groove).
65	30-40-5000 A.C. or A.C. Modif. (52 Amp.) H.D. Cooling.	1963942	1	3.24	PULLEY, Delcotron
65	6269 Pol. Car Delcotron	1370868	1	8.00	PULLEY (1 groove)
65	60-80-9000 A.C. or A.C. Modif. (52 Amp.) H.D. Cooling.	1961408	1	4.36	PULLEY, Delcotron
66	30-4000 A.C. or A.C. Modif.	1963942	1	3.24	PULLEY.
66	30-4000 (62 Amp. Delcotron) exc. 4600	1363484	1	12.45	PULLEY (2 grooves)
66	4600 A.C. or A.C. Modif.	1961408	1	4.36	PULLEY.
66	6469 (62 Amp. Delcotron).	1370868	1	8.00	PULLEY (1 groove)
66	60-80-9000 A.C. or A.C. Modif., Auto. Climate Control, 55 Amp. Delcotron & Fan Drive Therm. Control.	1961408	1	4 36	PULLEY
66	All less A.C. or A.C. Modif. less Auto. Climate Control & 55 & 62 Amp. Delcotron	1949355	1	2.97	PULLEY (1 groove)
67	All A.C.	1961408	1	4.36	PULLEY.
67	All less A.C.	1949355	1	2.97	PULLEY (1 groove)
67	30-4000 Cust. A.C. exc. 4600.	1963942	1	3.24	PULLEY.
67	All 62 Amp. Delcotron	1363484	1	12.45	PULLEY (2 grooves)
68-69	L-6 Eng. A.C.	1966787	1	14.80	PULLEY.
68-70	L-6 Eng. C.T. less A.C.	1964758	1	3.69	PULLEY.
68-70	L-6 Eng. A.T-P.S. less A.C.	1964758	1	3.69	PULLEY.
68-70	L-6 Eng. A.T. less P.S. & AC.	1949355	1	2.97	PULLEY (1 groove)
68-70	All V-8 Eng. less AC.	1949355	1	2.97	PULLEY (1 groove)

68-70	All A.C. & 62 Amp. Delcotron exc. L-6	1961408	1	4.36	PULLEY.
68	9000 (42 Amp.)	1939845	1	3.05	PULLEY.
	9000 w/Htr. Rr. Wind.				
68-70	Defogger	1944312	1	3.97	PULLEY.....
	30-4000 w/A.C. 55 Amp.				
71-72	Delcotron	1964758	1	3.69	PULLEY.....
	37 Amp.-42 Amp.				
71-72	Delcotron	1949355	1	2.97	PULLEY (1 groove)
	55 Amp. Delcotron exc.				
71	30-4000 w/A.C.	800260	1	5.65	PULLEY.....
	61 Amp.-63 Amp.				
71	Delcotron	800260	1	5.65	PULLEY.....
71-72	All 80 Amp. Delcotron	1970830	1	3.60	PULLEY.....
72	All	1852856	1	5.07	PULLEY (2 groove) (includes nut & lockwasher)

2.274 HOSE—CLAMP, GENERATOR COOLING AIR

58	All A.C.	1182018		1.90	HOSE (also used 9.786)
59	All A.C.	1189164		1.33	HOSE
60	All A.C. or Modif.	1194734		2.15	HOSE (also use 9.786) .
61	44-46-47-4800	1182018		1.90	HOSE
62	44-46-4800 A.C. Modif	1189164		1.33	HOSE
59	All A.C. Modif.	443635		.20	CLAMP, gen. cooling hose to adapter pipe in rad. 8i gen. hose to adapter—(9.242).....
60	All A.C. or Modif.	443635	AR	.20	CLAMP, gen. cooling hose to adapter pipe in frt. fdr. skirt R. & hose to gen. adapter.....
61-62	44-46-47-4800 A.C. or A.C. Modif.	443635	AR	.20	CLAMP, gen. cooling hose.....
61-62	44-46-47-4800 A.C. or A.C. Modif.	443635	1	.20	CLAMP, gen. cooling hose to adapter pipe in frt. fdr.-frt. skirt (R.).....
61-62	44-46-47-4800 A.C. or A.C. Modif.	443635	1	.20	CLAMP, gen. cooling hose to gen. adapter . . .
61-62	44-46-47-4800 A.C. or A.C. Modif.	443635	1	.20	CLAMP, air hose to outer distr. duct. (R. & L.)

2.275)R (DELCO TRON)

		1100694	1	79.70	DELCO TRON, less pulley 8i fan (52-55 amp.) (exchange item).....
63-70	All (42 Amp.)	1100842	1	74.20	DELCO TRON (42 amp.) less pulley & fan (exchange item).....
63-67	All (62 Amp.)	1117765	1	154.25	DELCO TRON (62 amp.) heavy duty.....
66-71	All	1100697	1	81.05	DELCO TRON (62 amp.).....
71	37 Amp. & 42 Amp. exc. E	1100842	1	74.20	DELCO TRON (42 amp.) _____
71	All 55 Amp. exc. E	1100694	1	79.70	DELCO TRON (52-55 amp.) .
71	All 61 Amp.	1100849	1	80.45	DELCO TRON (61 amp.) _____
71	All 63 Amp. exc. E	1100742	1	81.05	DELCO TRON (63 amp.)
71-72	All E	1100554	1	94.80	DELCO TRON (55-63 amp.) .
71-72	All E	1100543	1	88.65	DELCO TRON (42 amp.)
71-73	All 80 Amp.	1101019	1	133.25	DELCO TRON (80 amp.) _____
72	All A-B-C	1102459	1	74.20	DELCO TRON (37-42 amps.)
72	All A-B-C	1102455	1	80.80	DELCO TRON (55-61 amps.)
72	All B-C	1102451	1	80.80	DELCO TRON (63 amps.) . . .
73	All B-C-E	1100543	1	88.65	DELCO TRON (37-42 amp.) .
73	All B-C-E	1100554	1	94.80	DELCO TRON (55-63 amp.) .
61	40-4 100 1st Type	454874	AR	.10	BOLT (8.900)

2.275 DELCOTRON, (REBUILT)

64	40-41-42-4300	1846935	1	38.75	DELCOTRON (42 amps.) exchange item
64	40-41-42-4300	1963778		42.75	DELCOTRON (52 amp) exchange item . .
63-64	44-46-47-4800	1963778		42.75	DELCOTRON (52 amps) exchange item
63-64	44-46-47-4800	1846935		38.75	DELCOTRON (42 amps.) exchange item

2.277 BRACKET SUPPORT, DELCOTRON MOUNTING

64-66	Special-Skylark less A.C. & Pol. Car Delcotron 8i Gran Sport	1380288		5.35	BRACKET.....
64	40-41-42-43-4400 A.C.	1367476		11.15	BRACKET, Delcotron & compr. mtg.
64-66	Special-Skylark Pol. Car Delcotron	1363485		26.00	BRACKET.
64-66	LeSabre less A.C.	1380288		5.35	BRACKET.
64	46-4800 exc. 4669 (401 Eng.) less A.C. or A.C. Modif., Exp. Low Compr., H.D. Cooling & Pol. Car Delcotron	1359028		2.92	BRACKET

64	46-4800 A.C. or A.C. Modif.-H.D. Cooling less Pol. Car Delcotron	1355896	1	6.80	BRACKET & SUPPORT, Delcotron & compr. mtg.
63-64	4700 less A.C.	1355896	1	6.80	BRACKET & SUPPORT, Delcotron & compr. mtg.
65	30-4000 Cust. A.C.	1367476	1	11.15	BRACKET, Delcotron & compr. mtg.
65	30-40-5000 A.C. less G.S.	1368640	1	13.15	BRACKET.
65	4000 Gran Sport less A.C.	1359028	1	2.92	BRACKET.
65	4000 Gran Sport A.C. or A.C. Modif.	1355896	1	6.80	BRACKET 8i SUPPORT, Delcotron & compr.
65	60-8000-9000 less A.C. & H.D. Cooling	1359028	1	2.92	BRACKET.
65	60-80-9000 A.C. & A.C. Modif. & H.D. Cooling	1355896	1	6.80	BRACKET & SUPPORT, Delcotron & compr. mtg.
66	30-4000 (62 Amps. Delcotron) exc. 4600	1363485	1	26.00	BRACKET.
66	30-40-5000 Man. or Auto. A.C. less G.S.	1381728	1	15.50	BRACKET, Delcotron & compr. mtg.
66	30-4000 exc. 4600 less A.C. & 62 Amp. Delcotron.	1380288	1	5.35	BRACKET
66	4600 less A.C. or A.C. Modif. & Fan Drive Therm. Control.	1359028	1	2.92	BRACKET
66	5000 less A.C.	1380288	1	5.35	BRACKET
66	60-80-9000 less A.C. or A.C. Modif., Auto. Climate Control Fan Drive Therm. Control & 62 Amp. Delcotron	1359028	1	2.92	BRACKET
66	46-60-80-9000 A.C. or A.C. Modif., Auto. Climate Control & Fan Drive Therm. Control	1355896	1	6.80	BRACKET 8i SUPPORT.
67-68	All Man. or Auto. AC.	1381728	1	15.50	BRACKET, Delcotron 8i compr. mtg.
67	All 62 Amp. Delcotron	1379636	1	8.40	BRACKET.
67	All less A.C. or Auto. Climate Control & 62 Amp. Delcotron.	1380288	1	5.35	BRACKET.
68-71	L-6 Eng.	3838441	1	1.49	BRACKET.
68-73	All V-8 less A.C. & 80 Amp. Delcotron.	1380288	1	5.35	BRACKET.
69-70	All Man. or Auto. A.C. exc. 9000.	1231871	1	15.65	BRACKET, Delcotron & compr. mtg.
69-70	9000 Man. or Auto. A.C.	1381728	1	15.50	BRACKET, Delcotron & compressor mounting
71-73	All V-8 Man. or Auto. A.C. exc. 80 Amp.	1235835	1	15.50	BRACKET, Delcotron & A.C. compressor mtg. (also used 9.171).
71	All 80 Amp. Delcotron	1239494	1	15.50	BRACKET, mtg.
62	44-46-4800 Delcotron	9424877	1	.20	BOLT, brace to mtg. brkt—(8.900).
64-72	All.	9419688	1	.41	BOLT. Delcotron mtg. brkt. (Vf—16 x 6"/1") (on 1968-72 models use 1/1" Thick washers)—(8.900)
66	46-60-80-9000 less A.C., Auto. Climate Control, H.D. Cooling & 62 Amp. Delcotron	9422297	1	.15	NUT, mtg. brkt thru Delcotron pivot location—(8.917).
67	All 62 Amp. Delcotron	502306	1	.05	WASHER, Delcotron to mtg. brkt. pivot loc. rr—(8.929).
68-71	L-6 Eng.	3825451	1	.10	SPACER, pivot mounting location
2.277 BRACKET. GENERATOR MOUNTING					
61	44-46-47-4800.	1196890	1	2.31	BRACKET.
62	V-6.	1350700	1	2.05	BRACKET.
62	44-46-4800.	1348042	1	2.56	BRACKET, all exc. Delcotron jobs.
62	44-46-4800 A.C. or Modif.	1359028	1	2.92	BRACKET, Delcotron mtg.
63	40-4100 V-6.	1353382	1	4.92	BRACKET.
63	40-41-4300 V-8 less Pol. Car Gen.	1357702	1	4.41	BRACKET.
63	44-46-4800 A.C. Modif.	1359028	1	2.92	BRACKET.
63	44-46-4800 less Pol. Car Gen. (401 Eng.).	1359028	1	2.92	BRACKET.
63	4600-4700 (425 Eng.)	1355896	1	6.80	BRACKET & SUPPORT, Delcotron & compr. mtg.

2.279 ARMATURE—ROTOR, GENERATOR

54-55	All	1932900	1	26.55	ARMATURE (exchange item)
56	All up to Frame (Refer to Group 2.275-1 102005 for Chg. Points).	1932900	1	26.55	ARMATURE (exchange item)
56-57	All Omit on A.C.	1932900	1	26.55	ARMATURE (exchange item)
58	All	1939837	1	27.45	ARMATURE (exchange item)
59-60	All A.C.	1939837	1	27.45	ARMATURE (exchange item)
59	1st Type Less A.C.	1932900	1	26.55	ARMATURE (for use with gen. 1 102147) (exchange item)
59	All 2nd Type Less A.C.	1946719	1	26.55	ARMATURE (for use with gen. 1 102165) (exchange item)
60	All Less A.C.	1946719	1	26.55	ARMATURE (exchange item)
61-62	44-46-47-4800 A.C. Modif.	1939837		27.45	ARMATURE (exchange item)
61-62	44-46-47-4800 Less A.C.	1946719		26.55	ARMATURE (exchange item)
62	44-46-4800.	1958565		25.35	ROTOR, delcotron
64-67	All 62 Amp. Delcotron	1955497		53.95	ROTOR (incl. slip ring)
63-70	All exc. 62 Amp. Delcotron.	1958565		25.35	ROTOR, delcotron
68-70	All (62 Amp. Delcotron)	1964119		22.25	ROTOR
71-72	All exc. 9000 & 80 Amp.	1958565		25.35	ROTOR
71	9000 exc. 80 Amp.	1846657		20.45	ROTOR
71-73	All 80 Amp. Delcotron	801792		31.80	ROTOR
72	9000 (42 & 55 amp.)	1846657		20.45	ROTOR

2.280 NUT—WASHER, GENERATOR ARMATURE DRIVE END SHAFT

37-65	All less A.C. & Pol. Car Opt.	1915172		.26	NUT (⁵ / ₁₆ " dia. 1" thick)
59-65	All A.C. & Pol. Car Opt.	1944313		.73	NUT (1 ¹ / ₁₆ " dia. 1" thick)
66	30-4000 A.C. or A.C. Modif.	1944313	1	73	NUT
66	60-80-9000 A.C. or A.C. Modif., 55 Amp. Delcotron & Fan Drive Therm. Control.	1915172		.26	NUT
67-70	All	1915172		.26	NUT
67	30-4000 Cust. A.C. Exc. 4600.	1944313	1	.73	NUT
68	9000 w/Htr.-Rr. Wind. Defogger.	1944313		.73	NUT
69-71	L-6 Eng.	9422297		.15	NUT (%—16)—(8.9 1 7)
71-72	30-4000.	9422297		.15	NUT, Delcotron pivot mtg. loc--(8.917)
71	9000 63 Amp. & All 42 Amp. & 80 Amp. Delcotrons.	1915172		.26	NUT
71	63 Amp. exc. 9000-61 Amp.-55 Amp.-37 Amp. Delcotrons.	1944313		.73	NUT
71	51-61-63 Amp. Delcotron	1969206		1.55	NUT
72	9000 63 Amp. & All 42-55 & 80 Amp. Delcotron.	1915172		.26	NUT
72	63 Amp. exc. 9000, 61 Amp. & 37 Amp. Delcotron	1944313		.73	NUT.
73	All.	1915172		.26	NUT.
62-65	All as Req.	1941978			WASHER, wave (1 ¹ / ₁₆ " I.D. X 1" O.D.) shaft nut
63-65	All as Req.	1944314		.22	WASHER, wave 1" I.D. x ¹ / ₁₆ " O.D.) shaft nut
66	30-4000 A.C. or A.C. Modif.	1944314		.22	WASHER, shaft nut
66	60-80-900 A.C. or A.C. Modif., 55 Amp. Delcotron & Fan Drive Therm. Control.	1941978			WASHER, shaft nut
67	30-4000 Cust. A.C. exc. 4600.	1944314		.22	WASHER, WASHER
67-70	All.	1941978			WASHER
68	9000 w/Heater-Rr. Wind. Defogger.	1944314		.22	WASHER
71-72	All 42 Amp. & 9000 63 Amp. & 55 Amp. & 80 Amp.	1941978			WASHER
71	63 Amp. exc. 9000-55 Amp.-61 Amp. Delcotron.	1944314		.22	WASHER
72	63 Amp. exc. 9000-61 Amp.	1944314		.22	WASHER

2.285 BRUSH & HOLDER, GENERATOR

				so located in Grp. 2.291.	
40-51	All.....	1878249	2	.59	BRUSH.....
52-57	All.....	1923295	2	.59	BRUSH.....
58-60	All.....	1932506	2	.68	BRUSH.....
61-62	Omit on Pol. Gen. Opt.	1932506	2	.68	BRUSH.....
62	44-46-4800.....	1958197	1	1.48	BRUSH PACKAGE, Delcotron
63-64	All Less Pol. Car Delcotron.....	1958197	1	1.48	BRUSH PACKAGE, Delcotron
64-67	All 62 Amp. Delcotron	1958827	1	1.76	BRUSH PACKAGE.....
71	9000 & 80 Amp.....	801466	1	3.84	BRUSH HOLDER & BRUSH..
72-73	All.....	801466	1	3.84	BRUSHHOLDER & BRUSH..
62	44-46-7800.....	9420489	2	.05	SCREW, holder atch.—(8.913)
63-67	All exc. 62 Amp. Delcotron.....	9420489	2	.05	SCREW, holder atch.—(8.9 13).....
68-70	All.....	9420489	2	.05	SCREW, holder atch.—(8.9 13).....
71	All exc. 9000.....	9420489	2	.05	SCREW, holder atch.—(8.913) (No. 8-32 x 1/2,@
71-72	All.....	1964117	2	.12	SPRING, brush-Delcotron.....

2.286 SPRING, GENERATOR BRUSH

52-62	All Less Pol. Gen.....	1916324	2	.22	SPRING, main brush
-------	------------------------	---------	---	-----	--------------------

2.291 ARM, GENERATOR BRUSH

40-62	All Less Pol. Gen.....	1944373	2	.49	ARM.....
62	44-46-4800.....	1957562	2	.05	INSULATOR, delcotron brush holder screw
63-64	All Less Pol. Car Delcotron.....	1957562	2	.05	INSULATOR, Delcotron brush holder screw

2.291 HOLDER, GENERATOR BRUSH

52-62	All.....	1925378	1	1.68	HOLDER, gen. brush.....
52-66	All.....	1925379	1	1.88	HOLDER, gen. insulated brush
63	All V-8 exc. 4700 Pol.	1962608	1	3.72	HOLDER, delcotron brush.....
64-67	All 62 Amp. Delcotron ...	1962608	1	3.72	HOLDER, delcotron brush.....
62	44-46-4800.....	1964682	1	2.12	BRUSH PACKAGE (incl. holder)
63-67	All exc. 62 Amp. Delcotron.....	1964682	1	2.12	BRUSH PACKAGE (incl. holder)
68-70	All.....	1964682	1	2.12	BRUSH PACKAGE (incl. holder)
71	All exc. 9000 & 80 Amp.	1964682	1	2.12	BRUSH PACKAGE (incl. holder)
71	9000 & 80 Amp. Delcotron.....	1846864	2	.13	SCREW, brush holder attach, (insulated) Delcotron ..
71	9000 & 80 Amp. Delcotron.....	1971519	1	.06	SCREW, brush holder attach, (ground) Delcotron ...
72	All.....	1846864	2	.13	SCREW, brush holder attach, (insulated).....
72	All.....	1971519	1	.06	SCREW, brush holder attaching (ground) Delcotron
72	All exc. 9000 & 80 amp. Delcotron.....	1847933	AR	.24	WASHER, rectifier bridge attaching screw & brush holder & capacitor screw Delcotron.....

2.297 FRAME, GENERATOR COMMUTATOR END

53	50-70.....	1933933		4.99	FRAME
54-56	All.....	1933933		4.99	FRAME
61-62	40-41-4300.....	1951273		4.99	FRAME
62	44-46-4800 less A.C. or A.C. Modif.....	1949248		4.99	FRAME
62	44-46-4800.....	800396		19.60	FRAME, delcotron slip ring end
63-67	All 62 Amp. Delcotron ..	1955545		6.80	FRAME
63-67	All exc. 62 Amp. Delcotron.....	800396		19.60	FRAME.....
68-70	All.....	800396		19.60	FRAME.....
71	All exc. 9000 & 80 Amp.	800396		19.60	FRAME, Delcotron slip ring end
71-72	9000.....	1846523		6.90	FRAME, Delcotron slip ring end
71-73	All 80 Amp. Delcotron ..	801813		8.60	FRAME, delcotron slip ring end .
72	All exc. 9000 & 80 Amp. Delcotron.....	1852101		7.30	FRAME, Delcotron slip ring end.....

2.298 BEARING-RETAINER & FELT, DELCOTRON (SLIP RING END)

65	44-46-4800.....	7451931		2 12	BEARING, roller replaces 7451763 72/1
63-67	All exc. 62 Amp. Delcotron.....	7451931		2.12	BEARING, roller replaces 7451763 72/1
68-72	All.....	7451931		2.12	BEARING, roller.....
62	44-46-4800.....	1961323		.22	RETAINER & FELT.....
63-67	All exc. 62 Amp. Delcotron.....	1961323		.22	RETAINER 8. FELT.....
68-70	All.....	1961323		.22	RETAINER 8. FELT
71	All exc. 9000.....	1961323		.22	RETAINER & FELT.....
71-72	9000 & 80 Amp.....	1961323		.22	SEAL, bearing-seal ring end.....
63-67	All 62 Amp. Delcotron ...	1961871		.26	NUT, slip ring-end frame atch. (also used 2.305)

2.298 BUSHING, GENERATOR COMMUNTATOR END FRAME					
38-52	All	.812823	1	.48	BUSHING
58-62	All	.1929959	1	.08	CLAMP, ball brg. ret.
2.298 BEARING, GENERATOR DRIVE END					
37-70	All	.905429	1	2.56	BEARING, slip ring end ball
63-69	All Pol. Car Delcotron	.905429	1	2.56	BEARING
71	All exc. 9000 & 80 Amp.	.905429	1	2.56	BEARING, slip ring end ball
71	9000 8i 80 Amp.	.907998	1	2.77	BEARING, slip ring end ball
72-73	All	.907998	1	2.77	BEARING, slip ring end ball
71-72	80 Amp. Delcotron	.1846578	1	1.39	BUSHING, slip ring end mtg. hinge
2.301 CUP, COMMUTATOR END OIL					
53-62	All as Req.	.125609	1	.12	CUP (% dia.) ³ / ₁₆ " drive base—(8.984)
2.305 FRAME, GENERATOR (DELCO TRON) DRIVE END					
53	50-70	.1910404		5.50	FRAME
54-55	All	.1910404		5.50	FRAME
56	All 1st Type (Refer to Group 2.275-1 102005 for Chg. Points)	.1910404	1	5.50	FRAME
60		.1948003	1	5.60	FRAME
61-62	40-41-4300 V-8 Less Pol. Opt	.1951265	1	4.79	FRAME (use on gen. 1 102307-1 102317)
61-62	44-46-47-4800	.1948003	1	5.60	FRAME
62	V-6	.1951265	1	4.79	FRAME (use on gen. 1 102310)
62	44-46-4800 Delcotron	.1959917	1	5.25	FRAME
63-67	All 62 Amp. Delcotron	.1955492	1	5.95	FRAME (incl. bshg.)
63-67	All exc. 62 Amp. Delcotron	.1959917	1	5.25	FRAME
68-70	All	.1959917	1	5.25	FRAME
71	All exc. 9000 & 80 Amp.	.1959917	1	5.25	FRAME
71	9000	.800135	1	5.40	FRAME
71-73	80 Amp. Delcotron	.801806	1	7.25	FRAME
72-73	All exc. 80 Amp. Delcotron	.800135	1	5.40	FRAME
63-66	All 62 Amp. Delcotron	.1961871	3	.26	NUT, drive end frame atch.—(2.297)
2.307 ; R-RETAINER, GENERATOR					
36-62	All	.809961	1		WASHER, felt-outside
63-67	All 62 Amp Delcotron	.809961	1		WASHER, drive end frame felt
36-60	All	.819104	1	.05	RETAINER, steel washer
63-67	All 62 Amp Delcotron	.809960	1	.06	RETAINER, drive end felt washer
2.307 WASHER, GENERATOR DRIVE END SPACER					
36-60	All	.809945	1	.06	WASHER, inside next to ball brg
61-62	All exc. Police Gen.	.809945	1	.06	WASHER, drive end spacing
2.307 PLATE—GASKET, GENERATOR (DELCO TRON) BALL BEARING INSIDE RETAINER					
36-60	All	.1911263	1	.22	PLATE
61-62	All exc. Pol. Gen.	.1911263	1	.22	PLATE
61-62	40-41-4300 V-8 Pol. Gen.	.1944964	1	.80	PLATE
62	44-46-4800 Pol. Gen. Less A.C.	.1944964	1	.80	PLATE ..
62	44-46-4800	.1971993	1	.49	PLATE .
63-67	All exc. 62 Amp. Delcotron	.1971993	1	.49	PLATE ..
63-67	All 62 Amp. Delcotron	.1944964	1	.80	PLATE ..
68-73	All	.1971993	1	.49	PLATE ..
36-60	All	.1912008	1	.05	GASKET
61-62	40-41-4300 Less Pol. Gen. Opt.	.1912008	1	.05	GASKET
61-62	40-41-4300 Police Gen.	.1945070	1	.05	GASKET
62	44-46-4800	.1912008	1	.05	GASKET, ret plate
62	44-46-4800 Police Gen. Less A.C.	.1945070	1	.05	GASKET
63-67	All exc. 62 Amp. Delcotron	.1912008	1	.05	GASKET
63-67	All 62 Amp. Delcotron	.1945070	1	.05	GASKET
68-70	All	.1912008	1	.05	GASKET
71	All exc. 9000	.1912008	1	.05	GASKET
61-62	40-41-4300 V-8 Police Gen.	.809960	1	.06	RETAINER, ball brg. inside
62	44-46-4800 Police Gen. Less AC.	.809960	1	.06	RETAINER, ball brg. inside

63-67	All 62 Amp. Delcotron	1914580		.03	SCREW, ret. atch
62	44-46-4800	1965104		.04	SCREW, ret. plate atch. . . .
37-62	All	1914580		.03	SCREW, ball brg. ret. plate
63-67	All exc. 62 Amp. Delcotron	1965104		.04	SCREW, ret. plate atch
68-72	All	1965104		.04	SCREW, retainer plate atch.

2.307 COLLAR, GENERATOR (DELCO TRON) DRIVE END

36-60	All	1858603		.30	COLLAR, between ball brg. & pulley
61-62	44-46-47-4800	1858603		.30	COLLAR, between ball brg. & pulley
61-62	40-41-4300	1858603		.30	COLLAR, fan spacer inside collar . . .
62	44-46-4800 Pol. Gen. Less A.C.	1858603		.30	COLLAR, fan spacer inside
62	44-46-4800 Delcotron	1843015		.31	COLLAR, inside
62	44-46-4800 Delcotron	1959991		.24	COLLAR, outside
63	All Less Pol. Car Gen.	1843015		.31	COLLAR, end shaft-inside
64	46-47-4800 Less A.C. or A.C. Modif.-Less Pol. Car Delcotron	1843015	1	.31	COLLAR, inside
63-67	All 62 Amp. Delcotron	1955490	1	.20	COLLAR, inside
63-67	All 62 Amp. Delcotron	1956856	1	.25	COLLAR, outside
63-67	All exc. 62 Amp. Delcotron	1959991	1	.24	COLLAR, outside
64-67	All exc. 62 Amp. Delcotron	1963139		.55	COLLAR, inside
68-72	All	1959991		.24	COLLAR, outside
68-72	All	1963139		.55	COLLAR, inside

2.307 SLINGER, DELCOTRON DRIVE END GREASE

62	40-41-4300 Less Pol. Opt	1947344	1	.10	SLINGER
62	44-46-4800 Less A.C.	1947344	1	.10	SLINGER
62	44-46-4800 A.C.	1947344	1	.10	SLINGER (for delcotron 1 100622)
63-67	All exc. 62 Amp. Delcotron	1947344	1	.10	SLINGER
68-70	All	1947344	1	.10	SLINGER
71-73	All	800832	1	.07	WASHER, grease slinger drive end Delcotron

2.310 COIL SET, GENERATOR FIELD

53	50-70	1922701	1	12.05	COIL SET (incl 1 R. & 1 L)
54-57	All	1922701	1	12.05	COIL SET (incl. 1 R. & 1 L)
59-60	All Less A.C.	1922701	1	12.05	COIL SET (incl. 1 R. & 1 L)
61-62	40-41-4300 Omit on Pol. Gen.	1922701	1	12.05	COIL SET (1 R. & 1 L)
61-62	44-46-47-4800 Less A.C.	1922701	1	12.05	COIL SET (1 R. & 1 L)

2.310 STATOR, GENERATOR (DELCO TRON)

62	44-46-4800	1962025	1	17.85	STATOR, Delcotron
63-67	All 42 Amp Delcotron	1959381	1	17.85	STATOR, delcotron (42 amp.)
63-67	All 52 Amp Delcotron	1962025	1	17.85	STATOR (52 amp.) use as repl. for (55 amp.)
63-67	All 62 Amp Delcotron	1958822	1	38.95	STATOR
68-70	All exc. A.C & 62 Amp.	1959381	1	17.85	STATOR
67-70	All A.C. & A.C. Modif.	1962025	1	17.85	STATOR
68-70	All (62 Amp. Delcotron)	1964122	1	17.85	STATOR
68-70	9000 w/Heater-RR. Wind. Defogger	1962025	1	17.85	
71	All 37-42 Amp. exc. 9000	1959381	1	17.85	
71	All (55-61-63 Amp. exc. 9000)	1962025	1	17.85	STATOR
71	9000 (42 Amp.)	1971986	1	18.20	STATOR
71	9000 (55 & 63 Amp.)	1971639	1	18.20	STATOR
71-73	All 80 Amp. Delcotron	801818	1	29.75	STATOR
72		1971986	1	18.20	STATOR
72		1971639	1	18.20	STATOR

2.313 TERMINA PACKAGE, DELCOT

63-67	All 62 Amp. Delcotron	1958828	1	.59	PACKAGE, btry.
62	44-46-4800 A.C. or A.C. Modif.	1959832	1	.66	PACKAGE, diode rectifier mtg. brk. to end frame battery ter.
62	44-46-4800 A.C. or A.C. Modif.	1959833	1	.59	PACKAGE, diode rectifier mtg. brkt. to frame ground ter.
62	44-46-4800 A.C. or A.C. Modif.	1959834	3	.29	PACKAGE, diode rectifier mtg. brk.-ter.

63-67	All exc. 62 Amp. Delcotron	1959832	1	.66	PACKAGE, diode rectifier mtg. brkt. to end frame btry. ter.....
63-67	All exc. 62 Amp. Delcotron	1959833	1	.59	PACKAGE, diode rectifier mtg. brkt. to end frame ground ter.....
63-67	All exc. 62 Amp. Delcotron	1959834	3	.29	PACKAGE, diode rectifier mtg. brk-ter.....
68-70	All.....	1959832	1	.66	PACKAGE, rectifier mtg. brkt. to end frame btry.....
68-70	All.....	1959833	1	.59	PACKAGE, rectifier mtg. brkt. to end frame ground ..
68-70	All.....	1959834	3	.29	PACKAGE, diode rectifier mtg brk-ter.....
71	All exc. 9000 ...	1959832	1	.66	PACKAGE (Delcotron) diode rectifier mtg. brkt. to end frame btry.....
71	All exc. 9000 .	1959833	1	.59	PACKAGE, Delcotron diode rectifier mtg. brkt. to end frame ground.....
71	All exc. 9000.....	1959834	3	.29	PACKAGE (Delcotron) diode rectifier Mtg. brkt.....
71	9000.....	1846900	1	1.28	PACKAGE, battery-Delcotron.....
71-72	All 80 Amp. Delcotron	1846901	1	1.38	PACKAGE, btry. term.....
72	All exc. 80 Amp. Delcotron.....	1846900	1	1.28	PACKAGE, battery-term.
72	All exc. 9000 & 80 Delcotron.....	1852097	1	1.13	TERMINAL & SPACER (field & indicator light) Delcotron.....
69-71		3852446	AR	.10	WASHER, Delcotron adj. brace—(4.008).....
71	All	9419392	AR	.03	WASHER, rectifier bridge attaching screw & brush holder & capacitor terminal screw-Delcotron.....
72	9000 & 80 Amp. Delcotron.....	9419392	AR	.03	WASHER, rectifier bridge attaching screw & brush holder & capacitor terminal screw-Delcotron
71-72	9000.....	1970149	2	.10	WASHER, insulator-brush holder attaching screw .
71	All exc. 9000.....	1959389	1	.07	INSULATOR, capacitor terminal screw.....
71-72	All 80 Amp. Delcotron	9422873	1	.10	SCREW, btry. term, conn.—(8.977).....
71-73	All 80 Amp. Delcotron	801815	1	.15	CONNECTOR, btry. term, to rectifier bridge.....
2.316 BOLT, GENERATOR (DELCO TRC)					
40-62	All Less Pol. Gen. Opt.	809763	1	.36	BOLT
62	44-46-4800.....	1956975	1	.15	BOLT
63-67	All exc. 62 Amp. Delcotron.....	1956975	4	.15	BOLT
68-72	All exc. 80 Amp. Delcotron.....	1956975	1	.15	BOLT
71-73	All 80 Amp. Delcotron	801810	1	.16	BOLT
2.317 BRACE, GENERATOR (DELCO TRON) ADJUSTING					
61	40-41-4300.....	1194627	1	.67	BRACE.....
62	4000 V-6.....	1350701	1	.62	BRACE.....
62	40-41-4300 V-8 less Pol Gen. Opt.....	1353179	1	.67	BRACE
62	44-46-4800 A.C. or A.C. Modif.....	1352161		1.13	BRACE
62	44-46-4800 A.C.....	1353375		1.18	BRACE
62	44-46-4800 Delcotron ...	1356688		.56	BRACE, mtg. brkt.
63	44-46-4800 (401 Eng.) Less A.C. & Pol. Car Gen.....	1357619		.97	BRACE
63	44-46-4800 Less A.C. Pol. Car Gen. Opt.....	1357673		2.41	BRACE
63	4600 A.C. or A.C. Modif. (425 Eng.).....	1355841		13	BRACE, Delcotron & compr. mtg. brkt.
63	4700 A.C. or A.C. Modif.	1355841		13	BRACE, Delcotron & compr. mtg. brkt.
64	40-41-42-4300 Less A.C. Less Pol. Car Delcotron	1359089	1	.67	BRACE
63	44-46-4800 less Pol. Gen. Opt. (401 Eng.) ...	1356688	1	.56	BRACE Delcotron mtg. brkt.
64	40-41-42-4300 Pol. Car Delcotron.....	1363408		4.92	BRACE
64	40-41-42-43-4400 A.C. ...	1367467		1.69	BRACE, compr. & Delcotron-frt.
64	4400 less A.C.....	1359089		.67	BRACE
64	46-4800 exc. 4669 (401 Eng.) Less A.C. or A.C. Modif. Less Exp. Low Compr. Less H.D. Cooling.....	1356688	1	.56	BRACE
64	4669 (401 Eng.) Less A.C. or A.C. Modif. Less Pol Car Delcotron Less Exp. Low Compr. Less H.D. Cooling.....	1356688	1	.56	BRACE

64	4669 (401 Eng.) less Pol. Car Delcotron less A.C. or A.C. Modif. less Exp. Low Compr. less H.D. Cooling.	1357619	1	.97	BRACE
64	46-4700 exc. 4669 (401 Eng.) Less A.C. or A.C, Modif. Less Exp. Low Compr. Less H.D. Cooling.	1357619	1	.97	BRACE
64	4669 Pol. Car Delcotron with Spec. Pol. Car Body.	1357673	1	2.41	BRACE
64-65	Wildcat-Electra-Riviera A.C. or A.C. Modif.	1355841	1	1.13	BRACE, delcotron & compr. mtg. brkt
65	30-4000 Cust. A.C.	1367467	1	1.69	BRACE, compr. & delcotron-frt
65	30-40-5000 A.C. less Gran Sport	1368796	1	1.38	BRACE, Delcotron & compr.
65	30-4000 Pol. Car Delcotron.	1363408	1	4.92	BRACE
65	4000 Gran Sport A.C. or A.C. Modif.	1355841	1	1.13	BRACE, delcotron & compr. mtg
65	4000 Gran Sport A.C. or A.C. Modif.	1356688	1	.56	BRACE, mtg. brkt
65	4000 Gran Sport less A.C. or A.C. Modif.	1357619	1	.97	BRACE
65	5000 less A.C.	1359089	1	.67	BRACE
65	6269 Pol. Car Delcotron	1357673	1	2.41	BRACE
65	60-80-9000 less A.C. or A.C. Modif., H.D. Cooling & Pol. Car Delcotron.	1356688	1	.56	BRACE, mtg. brkt
65	60-80-9000 Less A.C. or A.C. Modif., H.D. Cooling & Pol. Car Delcotron.	1357619	1	.97	BRACE,
66	30-4000 (62 Amp. Delcotron) exc. Wagon	1363408	1	4.92	BRACE
66	30-4000 Less A.C, 62 Amp. Delcotron & G.S. 1st Type.	1379990	1	.97	BRACE (htr. water valve mounted to rr. A.C. mtg. brace)
66	30-40-5000 A.C. exc. 4600 1st Type-Htr. Water Valve Mounted to Rr. A.C. Compr. Mtg. Brace.	1375050	1	1.33	BRACE, Delcotron & compr.
66	30-40-5000 less 62 Amp. Delcotron & G.S. 2nd Type Htr. Water Valve Mounted at RR. of R. Cyl. H.D.	1379990	1	.97	BRACE
66	30-40-5000 A.C. Less G.S. 2nd Type-Htr. Water Valve Mounted at Rr. of R. Cyl. H.D.	1380072	1	5.15	BRACE, compr. mtg
66	4000 Wagons (62 Amp. Delcotron).	1375842	1	3.08	BRACE
66	4600 less A.C. or A.C. Modif. & Fan Drive Therm. Control	1357619	1	.97	BRACE
66	4600 Less A.C. & A.C. Modif. & Fan Drive Therm. Control.	1356688	1	.56	BRACE, mtg. brkt
66	4600 A.C. & A.C. Modif.	1355841	1	1.13	BRACE, Delcotron & compr. mtg. brkt
66	5000 Less A.C.	1379990	1	.97	BRACE
66	60-80-9000 A.C.	1355841	1	1.13	BRACE, Delcotron & compr. mtg. brkt
66	46-60-80-9000 Fan Drive Therm. Control.	1355841	1	1.13	BRACE, Delcotron & compr. mtg. brkt
66	80-9000 Auto. Climate Control.	1355841	1	1.13	BRACE, Delcotron & compr. mtg. brkt
66	60-8000 A.C. Modif.	1355841	1	1.13	BRACE, Delcotron & compr. mtg. brkt
66	60-80-9000 Less A.C. or A.C. Modif., Auto. Climate Control, Fan Drive Therm. Control & 62 Amp. Delcotron_____	1356688	1	.56	BRACE, mtg. brkt

66	60-80-9000 less A.C. or A.C. Modif. Auto. Cli- mate Control, Fan Drive Therm. Control & 62 Amp. Delcotron	1357619	1	.97	BRACE
66	6469 (62 Amp. Delcotron)	1357673	1	2.41	BRACE
67	30-40-5000 exc. 400 Eng. & 62 Amp. Delcotron	1379990	1	.97	BRACE
67	30-40-5000 A.C. Auto. Climate Control less 4600	1380072		5.15	BRACE, compr. mtg.
67	46-60-80-9000 less 62 Amp. Delcotron	1378319		1.49	BRACE
67	6469 (62 Amp. Delcotron)	1379195	1	10.40	BRACE
68-70	L-6 Eng. A.T.	3838444	1	.56	BRACE
67-73	350 Eng. less A.C. or 80 Amp. Delcotron	1379990	1	.97	BRACE
68	30-44-48-5000 V-8 w/A.C. or Auto. Climate Control	1381729	1	.87	BRACE
68	400-430 Eng.	1378319	1	1.49	BRACE
69-70	350 Eng. Man. or Auto. A.C.	1385628	1	.82	BRACE
69-70	400-430-455 Eng. exc. 9000	1387139	1	1.33	BRACE
69-70	9000	1378319	1	1.49	BRACE
71	L-6 Eng.	3838444	1	.56	BRACE
71-73	350 Eng. Man. or Auto. A.C. exc. 80 Amp. Delcotron	1235823	1	.82	BRACE
71-73	455 Eng. exc. 80 Amp. Delcotron	1235837	1	1.33	BRACE
71-73	350 Eng. (Pol. Car)	1239497	1	2.31	BRACE, adj.
71-73	455 Eng. (Pol. Car)	1239498	1	2.56	BRACE, adj.
71	All V-8	186677	2	.10	BOLT, Delcotron brace to Delcotron ($\frac{7}{16}$ "—18 x 1)- (8.900)

2.319 CAPACIT>R—SPRING, DELCOT

62	44-46-4800	1959455	1	1.03	CAPACITOR
63-67	All exc. 62 Amp. Delcotron	1959455	1	1.03	CAPACITOR
63-67	All 62 Amp. Delcotron	1961891	1	1.39	CAPACITOR
68-70	All	1959455	1	1.03	CAPACITOR
71	All exc. 9000 & 80 Amp. 9000 & 80 Amp. Delcotron	1959455	1	1.03	CAPACITOR
71	9000 & 80 Amp. Delcotron	801824	1	1.62	CAPACITOR
72-73	All	801824	1	1.62	CAPACITOR
63-67	All 62 Amp. Delcotron	1956279	1	.24	BRACKET
62-67	All exc. 62 Amp. 1960750	1960750	1	.05	SPRING, capacitor ret
68-70	1960750	1960750	1	.05	SPRING, capacitor ret
71	All exc. 9000	1960750	1	.05	SPRING, Delcotron capacitor ret.

2.319 BRACKET, DELCOTRON DIODE RECTIFIER MOUNTING

62	44-46-4800	1959828		13.70	BRACKET.
63-67	All exc. 62 Amp. Delcotron	1959828		13.70	BRACKET
63-67	All 62 Amp. Delcotron	1958823		13.15	BRACKET mtg. pos. (incl. 3 rectifiers)
63-67	All 62 Amp. Delcotron	1958824		13.15	BRACKET, mtg. neg. (incl. 3 rectifiers)
68-70	All	1959828		13.70	BRACKET
71	All exc. 9000	1959828		13.70	BRACKET, Delcotron rectifier mtg
63-67	All 62 Amp. Delcotron	1955543		.22	INSULATOR, rectifier brkt

2.319 PACKAGE. DELCOTRON DIODE RECTIFIER

61-62	40-41-4300 Pol. Gen	1954785	3	12.50	PACKAGE, gen. rectifier (neg.)
62	44-46-4800 Pol. Gen. less A.C.	1954785	1	12.50	PACKAGE, rectifier (neg.)
62	44-46-4800	1959829	3	3.17	PACKAGE (pos.) silicone rectifier
62	44-46-4800	1959830	3	3.17	PACKAGE (neg.) silicone rectifier
63-67	All exc. 62 Amp. Delcotron	1959829	3	3.17	PACKAGE (pos.) silicone rectifier
63-67	All exc. 62 Amp. Delcotron	1959830	3	3.17	PACKAGE (neg.) silicone rectifier
63-67	All 62 Amp. Delcotron	1958825	3	3.88	RECTIFIER, pos.
63-67	All 62 Amp. Delcotron	1958826	3	3.88	RECTIFIER, neg.

68-70	All	1959829	3	3.17	PACKAGE (pos.) silicone rectifier.
68-70	All	1959830	3	3.17	PACKAGE (neg.) silicone rectifier.
71	All exc. 9000.	1959829	3	3.17	PACKAGE, pos. silicone (Delcotron).
71	All exc. 9000.	1959830	3	3.17	PACKAGE, neg. silicone (Delcotron).
71	9000.	1971987	1	9.30	RECTIFIER BRIDGE, pos.-Delcotron.
71-73	All 80 Amp. Delcotron	801816	1	9.45	RECTIFIER BRIDGE, delcotron.
72	All exc. 80 amp.				
	Delcotron.	1852209	1	9.50	RECTIFIER BRIDGE, pos.-Delcotron.
71-72	9000.	1971528	1	2.41	DIODE, trio-neg.-Delcotron.
71-73	All 80 Amp. Delcotron	801817	1	3.20	DIODE, trio delcotron.
71-72	9000 & 80 Amp.				
	Delcotron.	436698	1	.10	SCREW, rectifier bridge attach. Delcotron—(8.913).
72	All exc. 9000 & 80 Amp.				
	Delcotron.	1970145	1	.04	SCREW, rectifier bridge attach. Delcotron—(8.9 13) .
73	All E.	436698	1	.10	SCREW, rectifier bridge attach. Delcotron—(8.91 3) .

NOTE Rectifier Packages Also Listed in Grp. 2.313.

2.333 BASE—SUPPORT, BATTERY

64	46-47-4800.	1354027	1	3.02	BASE
65-66	5000.	1367241	1	3.79	BASE
65-66	60-8000.	1367269	1	2.15	BASE
65	9000.	1354027	1	3.02	BASE
66	30-4000.	1374325	1	2.36	BASE
66-70	9000.	1384584	1	3.28	BASE
67	30-4000.	1379248	1	2.31	BASE
67	50-60-8000.	1378587	1	2.87	BASE
68-72	30-4000.	1382372	1	3.28	BASE
68	50-60-8000.	1382669	1	2.72	BASE
69-70	50-60-8000.	1235630	1	4.51	BASE
71-72	50-60-80-9000.	1238534	1	4.56	BASE
64-65	Special-Skylark	589445	1	2.61	SUPPORT
64-65	Special-Skylark	589448	1	.46	BRACKET, frt
68	30-44-48-5000 V-8 w/A.C. or Auto. Climate Control.	1381729	1	87	BRACE
66 67	All V-6 Less H.D. Btry. & Clamp Jobs	1374326	1	.51	FILLER
67	5000 Less H.D. Btry. & Clamp Jobs	1379722	1	.36	FILLER
59	All	1185885	2	.25	BOLT
64-65	Special-Skylark Less H.D. Btry. & Clamp Jobs	589706	RH	.72	BRACKET, ctr
64-65	Special-Skylark Less H.D. Btry. & Clamp Jobs	589446	RH	.62	BRACKET, rr.
65	4000 Gran Sport	589446	RH	.62	BRACKET, rr
65	4000 Gran Sport H.D. Btry. & Clamp Jobs	589447	LH	.67	BRACKET, rr
65	4000 Gran Sport	589706	RH	.72	BRACKET, ctr.
65	4000 Gran Sport H.D. Btry. & Clamp Jobs	589707	1	.97	BRACKET, ctr.

2.334 BOLT, BATTERY HOLD DOWN

50	All	126987	2	.41	BOLT (8.903)
50-52	All	454905	AR	.10	BOLT (8.900)
53	50-70.	126987	2	.41	BOLT (8.903)
59	All	1185885	2	.25	BOLT
60	All	1192115	2	.56	BOLT
61	44-46-47-4800.	1199970	2	.51	BOLT
61-62	40-41-4300.	1350220	1	.56	BOLT, inside
61-62	40-41-4300.	1350221	2	.46	BOLT, outside
62	44-46-4800.	1192115	2	.56	BOLT
63	40-41-4300.	485005	2	.36	BOLT
64	40-41-42-4300 less H.D. Btry. & Clamp Jobs	485005	2	.36	BOLT
63-64	44-46-47-4800.	1354023	1	.56	BOLT
64	40-41-42-4300 V-8 H.D. Btry. & Clamp Jobs	485005	1	.36	BOLT
65	30-40-5000 less H.D. Btry. & Clamp Jobs less Gran Sport	485005	2	.36	BOLT
65	30-40-5000 V-8 H.D. Btry. & Clamp Jobs	485005	1	.36	BOLT
65	60-8000.	485005	1	.36	BOLT
65	9000.	1354023	1	.56	BOLT
66	All less H.D. Btry. & Clamp Jobs	485005	2	.36	BOLT
66	30-40-5000 H.D. Btry. 8i Clamp Jobs	485005	1	.36	BOLT

67	30-4000 H.D. Btry. & Clamp Jobs less G.S.	485005	1	.36	BOLT
67	4600	485005	1	.36	BOLT
67	30-4000 less G.S. & H.D. Btry. & Clamp Jobs	485005	1	.36	BOLT
67	50-60-80-9000	485005	1	.36	BOLT
68-70	9000	485005	1	.36	BOLT
38-60	All	9427872	2	.10	NUT. wing—(8.920)

2.335 STRAP—CLAMP, BATTERY HOLD DOWN

60-62	44-46-47-4800	1192132		1.03	CLAMP
61-63	40-41-4300	580517		.72	CLAMP
63	44-46-47-4800	589878		1.85	CLAMP
64	40-41-42-4300 less H.D. Btry. & Clamp Jobs _____	1372725		.97	CLAMP
64 35	Special-Skylark V-8 H.D. Btry. & Clamp Jobs less G.S.	1368204		4.00	CLAMP, when using 1368204 as repl. for 1366747 it will be nec. to use 1-1368054 ret.
64	4400	1365018		1.28	CLAMP
64	4 6-4800	1363821		1.33	CLAMP
64-65	Riviera	589878	1	1.85	CLAMP
65	30-4000 less H.D. Btry. & Clamp Jobs	1372725	1	.97	CLAMP
65	5000 H.D. Btry. & Clamp Jobs	1379867	1	1.13	CLAMP
65	5000 less H.D. Btry. & Clamp Jobs	1369259	1	1.08	CLAMP, btry. hold-down
65	60-8000	1369259	1	1.08	CLAMP, btry. hold-down
66	30-40-5000 less G.S. & H.D. Btry. & Clamp Jobs	1369259	1	1.08	
66	30-40-5000 less G.S.- H.D. Btry. 8i Clamp Jobs	1379867	1	1.13	CLAMP
66	46-60-8000	1369259	1	1.08	CLAMP
66-67	9000	1374367	1	1.08	CLAMP
67	30-4000	1369259	1	1.08	CLAMP
67	50-60-8000	1379867	1	1.13	CLAMP
68-70	9000	1383550	1	1.33	CLAMP
68-70	All exc. 9000	6270159	1	.25	CLAMP
71-72	All	6270159	1	.25	CLAMP
73	All A-B-C	6270159	1	.25	CLAMP
65	4000 Gran Sport H.D. Btry. & Clamp Jobs	388588	1	5.65	ROD, btry. hold-down
64-65	Special-Skylark	1368054	1	.10	RETAINER, btry. hold-down
60	All	1178669	2	.05	WASHER (8.929)

2.335 WASHER, HOLD-DOWN BOLT

64-67	All	1178669	1	.05	WASHER. hold-down bolt to clamp--(8.929)
68-69	9000	1178669	1	.05	WASHER. hold-down bolt to clamp--(8.929)

2.341 STRAP, ENGINE GROUND

54-55	40-50-60 C.T.	2961773	1	.72	STRAP
56	All	2961773	1	.72	STRAP
61-62	40-41-4300	6299407	1	.97	STRAP, cyl. hd. to dash
62-64	44-46-47-4800	6299407	AR	.97	STRAP
63	40-41-4300	6299407	1	.97	STRAP (braided wire) 12" long
64-66	Special-Skylark exc. Gran Sport	2961773	1	.72	STRAP, R. cyl. hd. to toe pan.
65-66	Skylark G.S.	6299407	1	.97	STRAP (R.) cyl. hd. ctr. row rr. bolt to dash .
65-73	All	6299407	AR	.97	STRAP, eng. ground (braided wire) 12"
66-67	9000	6299406	1	.87	STRAP (R.) cyl. hd. ctr. row-rr. bolt to dash .
67	30-4000	2961773	1	.72	STRAP (R.) cyl. hd. to toe pan.
67-70	9000	6299406	2	.87	STRAP, cylinder head to toe pan.

2.341 STRAP—CABLE, BATTERY GROUND (NEGATIVE)

53	50-70	2961704	1	3.67	CABLE
54-56	All	2961704	1	3.67	CABLE
58-60	All	2961704	1	3.67	CABLE
61-62	40-41-4300	8907369	1	6.10	CABLE
61-63	4700	6296313	1	6.10	CABLE
61-63	44-46-4800	2961704	1	3.67	CABLE
63	40-41-4300	2961704	1	3.67	CABLE
64	40-41-42-4300	2987235	1	5.25	CABLE
64	4400	8907362	1	5.65	CABLE
64	46-4800 (401-425 Eng.)	8907369	1	6.10	CABLE
64	46-4800 H.D. cooling	8907369	1	6.10	CABLE, btry. to p.s. pump bolt

6468	Riviera.....	8907369	1	6.10	
65	4000 Gran Sport H.D. Btry. & Clamp Jobs....	8907369	1	6.10	
65	30-4000 less G.S. H.D. Btry. & Clamp Jobs....	2987235	1	5.25	CABLE
65-66	5000.....	8907362	1	5.65	CABLE
65-66	60-8000.....	8907369	1	6.10	CABLE
66-67	All V-6 Less H.D. Btry. & Clamp Jobs.....	8907369	1	6.10	
66	All V-6 H.D. Btry. & Clamp Jobs.....	2987235	1	5.25	CABLE.
66	30-4000 V-8 Less G.S. . .	2987235	1	5.25	CABLE .
66	4600.....	8907369	1	6.10	CABLE .
67	All V-6 H.D. Btry. & Clamp Jobs.....	8907362	1	5.65	CABLE .
67-68	4600.....	6289127	1	6.85	CABLE.
67-71	60-8000.....	8907370	1	7.85	CABLE.
68	4000 Wagons (400 Eng.)	6289127	1	6.85	CABLE .
67-70	350 Eng.....	8907362	1	5.65	CABLE .
69-70	30-4000 (G.S.).....	8907370	1	7.85	CABLE .
69-70	9000.....	6296313	1	6.10	CABLE .
68-71	250 L-6 Eng. (1971 1st Type).....	8907362	1	5.65	CABLE
69-70	5000.....	8907362	1	5.65	CABLE .
	NOTE 1971 All A 1st type terminals in top of battery				
71	All A (350 Eng.) 1st Type	8907354	1	3.62	CABLE (neg.) .
71	All A (250,350 Eng.) 2nd Type.....	8907027	1	6.25	CABLE (neg.) .
71	All B (350 Eng.).....	8907027	1	6.25	CABLE (neg.) .
71	All A (455 Eng.) 1st Type	8907345	1	5.20	CABLE (neg.) .
71	All A (455 Eng.) 2nd Type.....	8907036	1	7.55	CABLE (neg.).....
71	All B-C-E (455 Eng.) . .	8907036	1	7.55	CABLE.....
72-73	350 Eng.....	8907027	1	6.25	CABLE (neg.).....
72-73		8907035	1	7.75	CABLE (neg.).....
68	9000.....	180134	1	50/5.90	BOLT, btry. neg. cable—(8.900)

2.342 CABLE, TERMINAL BLOCK TO STARTER (POS)

62	44-46-4800.....	2979760	1	6.75	CABLE, starter to ter. block.....
63	44-46-47-4800.....	2979760	1	6.75	
64	46-47-4800.....	6290399	1	8.90	
65	4000 G.S. H.D. Btry.	6290399	1	8.90	
65	60-8000.....	6286945	1	8.10	
65	9000.....	6290399	1	8.90	
66	4600.....	6290399	1	8.90	
66	60-80-9000.....	6286945	1	8.10	

2.342 CABLE, BATTERY TO TERMINAL BLOCK (POS.)

54-56	All.....	2978842	1	4.39	CABLE, btry. to btry. ter. block.
57-60	All.....	6296286	1	3.85	CABLE, btry. to btry ter. block .
61-62	40-41-4300.....	2978481	1	2.77	CABLE, btry. to ter. block
61	44-46-47-4800.....	2978842	1	4.39	CABLE, btry. to ter. block
62	44-46-4800.....	6296286	1	3.85	CABLE btry. to ter. block.....
63	40-4100 V-6.....	2978481	1	2.77	CABLE.....
63	40-41-4300 V-8.....	6286169	1	6.70	CABLE.....
63	44-46-4800.....	6286169	1	6.70	CABLE.....
64	46-4800.....	6286169	1	6.70	CABLE.....
64	40-4 1-42-4300 Less H.D. Btry. & Clamp Jobs	6297829	1	6.60	CABLE.....
63-64	Riviera.....	6286169	1	6.70	CABLE, btry. to Ter. Block
64-67	Le Sabre.....	6289116	1	5.30	CABLE (pos.).....
65	30-4000 V-8 Less G.S. & H.D. Btry. & Clamp Opt.	6297829	1	6.60	CABLE (pos.).....
65	44-46-47-4800.....	6286169	1	6.70	CABLE (pos. btry. to starter)
66-67	30-4000 less G.S.	6297829	1	6.60	CABLE (pos.) btry. to starter
66	4600.....	6286169	1	6.70	CABLE (pos.).....
65-66	60-80-9000.....	6286169	1	6.70	CABLE (pos.).....
67-70	400-430-455 Eng. exc. 9000.....	6297949	1	12.25	CABLE (pos.) .
67-70	9000.....	6290278	1	16.10	CABLE (pos.)
68-71	L-6 Eng. (197 1 1st Type)	6297829	1	6.60	CABLE.....
68	350 Eng.....	6297829	1	6.60	CABLE.....
68-69	4000 Wagons (400 Eng.)	6297949	1	12.25	CABLE.....
69	30-4000 exc. 4600.....	6297829	1	6.60	CABLE.....
69-70	5000.....	6297829	1	6.60	CABLE (pos.) .
70	30-4000 (250-350 Eng.) .	6297829	1	6.60	CABLE (pos.)
	NOTE 1971 30-4000 1st type - terminals in top of ba				
71	All A (350 Eng.) 1st Type	8907356	1	4.78	CABLE (pos.)

71	All A (250-350 Eng.) 2nd Type	8907028	6.40	CABLE, pos.
71	All A (455 Eng.) 1st Type	6297949	12.25	CABLE (pos.)
71	All A (455 Eng.) 2nd Type	8909818	9.05	CABLE, pos.
71-73	All B (350 Eng.)	8907029	7.65	CABLE (pos.)
71	All B-C-E (455 Eng.)	8909818	9.05	CABLE (pos.)
72-73	All A (350 Eng.)	8907028	6.40	CABLE (pos.)
72-73	All 455 Eng.	8909818	9.05	CABLE (pos.)
64	46-47-4800	1165892	.12	CLIP, starting cbl. to (L) rr. fdr. skirt—(2.559)
71	All A	138489		WASHER, battery cable—(8.932)
2.343 BOLT & NUT, BATTERY TERMINAL				
24-60	All	1846534	2	.20 BOLT & NUT
71	50-60-80-9000 less Cruise Master	9772827	1	.07 CLIP (used 4.342)
71-72	All	8900305	AR	.70 SCREW, btry. cable to btry. (for side mounted cbl.) (V--16 x 1")
2.345 EYE, BATTERY CAP				
53-67	All	1966128	AR	.51 EYE (push type)
2.361 DISTRIBUTOR, IGNIT ON				
59	46-47-4800 A.T.	1110993	40.90	DISTRIBUTOR (when used as repl. for 1 1 10959 also use 2.410-1 193627 nipple & 2.4 10-1 1967 42 hose)
60	46-47-4800	1110993	40.90	DISTRIBUTOR
61	40-41-4300	1111007	37.10	DISTRIBUTOR
62-63	40-41-4300 V-8	1111007	37.10	DISTRIBUTOR
61	44-46-47-4800	1110993	40.90	DISTRIBUTOR
62-63	V-6	1110291	37.10	DISTRIBUTOR
62	44-46-4800 Std. Comp.	1110993	40.90	DISTRIBUTOR
63	44-46-47-4800 A.T. Less Reg. Gas Eng. & Exp. Low Compr.	1110993	40.90	DISTRIBUTOR
64-65	All V-6	1110322	40.60	DISTRIBUTOR
64	40-41-42-43-4400 V-8	1111050	37.85	DISTRIBUTOR
64	4600 A.T. (2-4 Bbl. Carb.) 1st Type	1111055	37.85	DISTRIBUTOR
64	46-47-4800 (1-4 Bbl.)	1111055	37.85	DISTRIBUTOR
64	4600 A.T. (2-4 Bbl. Carb.) 2nd Type	1110993	40.90	DISTRIBUTOR
64	47-4800 (2-4 Bbl. Carb.)	1110993	40.90	DISTRIBUTOR
65	30-40-5000 V-8 exc. Gran Sport	1111083	37.85	DISTRIBUTOR
65	4000 Gran Sport	1111055	37.85	DISTRIBUTOR
65	60-80-9000	1111055	37.85	DISTRIBUTOR
65	60-80-9000 T.H. 400 (2-4 Bbl.) 425 Eng	1110993	40.90	DISTRIBUTOR
66-67	V-6	1110376	39.65	DISTRIBUTOR
66	300 Eng	1111158	36.35	DISTRIBUTOR
NOTE: 1st type, adj. window on side, 2nd type-adj. window on front				
66-67	340 Eng	1111159	36.35	DISTRIBUTOR
66	400-401-425 Eng. (1-4 Bbl.) less H.P. on 4600	1111055	37.85	DISTRIBUTOR
66	4600 H.P. A.T. less A.C.	1110993	40.90	DISTRIBUTOR
66	425 Eng. (2-4 Bbl.)	1110993	40.90	DISTRIBUTOR
67	300 Eng	1111158	36.35	DISTRIBUTOR
67	400-430 Eng	1111260	37.00	DISTRIBUTOR
68	L-6 Eng	1110351	30.40	DISTRIBUTOR
68-69	350 Eng. (4 Bbl.)	1111334	38.00	DISTRIBUTOR
68-69	350 Eng. (2 Bbl.)	1111964	38.65	DISTRIBUTOR
68	400-430 Eng	1111335	38.90	DISTRIBUTOR
69-71	L-6 Eng. C.T.	1110465	33.70	DISTRIBUTOR
69-71	L-6 Eng. A.T.	1110466	34.00	DISTRIBUTOR
69	4600 (Stage 1)	1112016	40.80	DISTRIBUTOR
69	400-430 Eng. exc. G.S. 400 (Stage 1)	1111335	38.90	DISTRIBUTOR
70	350 Eng. exc. 4 Bbl. High Comp	1111986	40.55	DISTRIBUTOR
70	350 Eng. 4 Bbl. High Comp	1112006	41.75	DISTRIBUTOR
70	455 Eng. exc. Stage 1	1112027	39.50	DISTRIBUTOR
70-73	455 Eng. (Stage 1)	1112016	40.80	DISTRIBUTOR
71	All A (350 Eng. A.T.)	1112037	40.95	DISTRIBUTOR
71	All A (350 Eng. C.T.)	1112006	41.75	DISTRIBUTOR
71	All B (350 Eng.) (Dual Diaph.)	1112066	1	40.95 DISTRIBUTOR

71	455 Eng. A.T. (Dual Diaph.)	.1112104	1	38.55	DISTRIBUTOR
71-73	455 Eng. (C.T.) G.S.	.1112016	1	40.80	DISTRIBUTOR
72-73	350 Eng.	.1112109	1	40.75	DISTRIBUTOR
72-73	455 Eng. exc. Stage 1	.1112110	1	39.50	DISTRIBUTOR
2.362 HOUSING, DISTRIBUTOR					
69-70	L-6 Eng.	.1954539	1	5.15	HOUSING
69	350 Eng. (2 Bbl.)	.1967025	1	12.00	HOUSING (incl. seal) use with distr. 1 1 1 1964
70-72	All V-8	.1967025	1	12.00	HOUSING (includes seal)
70	L-6 Eng.	.1960325	1	.73	SHIELD, dust
70	L-6 Eng.	.1963610	1	.46	BOOT, vac. control—(2.4 1 4)
2.363 CLAMP—"O" RING, IGNITION DISTRIBUTOR MOUNTING					
61-63	40-4 1-4300	.1240162	1	.82	CLAMP
59-63	All exc. 40-41-4300	.1186046	1	.41	CLAMP
64-66	225-300-340 Eng.	.1240162	1	.82	CLAMP
64-66	400-401-425 Eng.	.1186046	1	.41	CLAMP
67	225-300-340 Eng.	.1374776	1	.82	CLAMP
67-73	400-430-455 Eng.	.3835505	1	.25	CLAMP, distr. to eng. frt. cvr. mfld.—(3.273)
68-72	350 Eng.	.1374776	1	.82	CLAMP
69-71	L-6 Eng.	.3998172	1	.36	CLAMP
53	50-70	.1343260	1	.18	"O" RING
54-60	All	.1343260	1	.18	"O" RING
61-62	40-4 1-4300	.1194359	1	.25	"O" RING
61-63	44-46-47-4800	.1343260	1	.18	"O" RING
62-63	40-41-4300	.1959331	1	.24	"O" RING
63	4400 C.T.	.1928415	1	.25	"O" RING
63	46-4800 C.T. 4-Speed	.1928415	1	.25	"O" RING
64-66	225-300-340 Eng.	.1959331	1	.24	"O" RING
64-66	400-401-425 Eng.	.1928415	1	.25	"O" RING
67-72	All exc. L-6	.1959331	1	.24	"O" RING
68-71	L-6 Eng.	.6256636	1	.10	GASKET
68-71	L-6 Eng.	.3770598	1	.10	RETAINER
2.363 BUSHING, DISTRIBUTOR SHAFT					
54-56	All	.1923250	1	.53	BUSHING, upr.
53	50-70	.1923250	1	.53	BUSHING, upr.
2.364 WICK, DISTRIBUTOR					
28-56	All	.1963555	1	.05	WICK, distr. cam felt
53	50-70	.1947350	1	.13	WICK, distr. oiler
54-55	All	.1947350	1	.13	WICK, distr. oiler
68-72	All	.1852935	1	.37	WICK, distr. cam lub. (also listed 8.927)
68-71	All V-8	.1963858	1	.31	RETAINER, wick-cam lub.
72	All V-8 exc. Stage 1	.1963858	1	.31	RETAINER, wick-cam lub. (replaces 1846818 72/1)
72	455 Eng. Stage 1	.1963858	1	.31	RETAINER, wick-cam lub.
61-72	All exc. L-6	.1950569	1	.08	SEAL, distr. lub.
57-72	All exc. L-6	.1951099	1	.07	WASHER (felt) under plate
2.367 CAP, DISTRIBUTOR					
53	50-70	.1917247	1	4.25	CAP
54-56	All	.1917247	1	4.25	CAP
57-69	All V-8	.800061	1	5.35	CAP
62-65	V-6	.1957693	1	5.15	CAP
66	V-6 1st type	.1957693	1	5.15	CAP
66	V-6 2nd type	.1967286	1	5.03	CAP
NOTE. 1st type, adj. wind, on side of distributor-2nd type, adj. window on front of distributor					
67	225 Eng.	.1967286	1	5.03	CAP
68-70	L-6 Eng.	.1971324	1	3.25	CAP
70-73	All V-8	.800061	1	5.35	CAP
2.372 SHAFT, DISTRIBUTOR					
58	All A.T. Between Eng. 5465555 to 561999				
	Incl. & After 567038	.1943398	1	3.79	SHAFT.
59-60	All A.T.	.1943398	1	3.79	SHAFT.
61-62	44-46-47-4800	.1943398	1	3.79	SHAFT.
62-63	V-6	.1960754	1	3.96	SHAFT.
63	44-46-47-4800 A.T.	.1943398	1	3.79	SHAFT
64	4600 A.T. (2-4 Bbl. Carb.) 2nd Type-Used with Distr. 1 1 1 1058	.1943398	1	3.79	SHAFT.
64	47-4800 (2-4 Bbl. Carb.)	.1943398	1	3.79	SHAFT.
64-67	225 Eng.	.1963900	1	3.78	SHAFT.
64	40-4 1-42-43-4400 V-8	.1960754	1	3.96	SHAFT.
64	4600 C.T.	.1919147	1	3.74	SHAFT.

64	4600 A.T. (2-4 Bbl. Carb) 1st type (used on distr. 1 1 1 1055)	1919147		3.74	SHAFT.
64	47-4800 (1-4 Bbl. Carb.)	1919147		3.74	SHAFT.
65-67	300 Eng.	1965178		3.78	SHAFT.
65	400 Eng.	1919147		3.74	SHAFT.
65	401-425 Eng. (1-4 Bbl.)	1919147		3.74	SHAFT.
65-66	425 Eng. A.T. (2-4 Bbl.)	1943398		3.79	SHAFT.
66-67	340 Eng.	1950567		3.71	SHAFT.
66	400-401-425 Eng. less H.P. on 401 Eng.	1919147	1	3.74	SHAFT.
66	400 Eng. H.P. A.T. less A.C.	1943398		3.79	SHAFT
67	400-430 Eng.	1967022		4.21	SHAFT
69-70	L-6 Eng. A.T.	1966436		4.98	SHAFT & WEIGHT PLATE
68	350 Eng. (2 Bbl.)	1971449		4.05	SHAFT.
68-69	350 Eng. (4 Bbl.)	1970945		3.92	SHAFT.
68-69	400-430 Eng.	1970085		4.45	SHAFT.
69-70	L-6 Eng. C.T.	1970840		3.99	SHAFT & WEIGHT PLATE
69-70	All (Stage 1)	800958		4.45	SHAFT (w/auto cam)
69	350 Eng. (2 Bbl.)	1971449		4.05	SHAFT (use with distr. 1 1 1 1938)
69	350 Eng. (2 Bbl.)	801056		4.26	SHAFT (w/auto cam) use with distr. 1 1 1 1964
70	350 Eng. exc. 4 Bbl. High Compression Group	801608	1	3.85	SHAFT (w/auto cam)
70	350 Eng. 4 Bbl. High Comp	1846091		4.23	SHAFT (w/auto cam)
70	455 Eng.	801459		4.38	SHAFT (w/auto cam)
71	All A (350 Eng.) C.T.	1846091		4.23	SHAFT (w/auto cam)
71	All A (350 Eng.) w/Dual Diaphragm.	1851053	1	3.76	SHAFT (w/auto. cam)
71	All B (350 Eng.) (Dual Diaph.)	1851522	1	3.99	SHAFT (w/auto. cam)
71	455 Eng. C.T.	800958	1	4.45	SHAFT (w/auto cam) .
71	455 Eng. A.T. (Dual Diaph.)	1851291		4.11	SHAFT w/auto. cam) .
72	350 Eng.	1852203		4.25	SHAFT (w/auto. cam)
72	455 Eng. exc. Stage 1	1852211		4.69	SHAFT (w/auto. cam)
72-73	455 Eng. Stage 1	800958		4.45	SHAFT (w/auto. cam)

2.374 GEAR—WASHER, DISTRIBUTOR

56-63	All exc. 40-41-4300.	1932667	1	4.62	GEAR.
61-63	40-41-4300.	1361749	1	1.79	GEAR, drive-on camshaft.
61-63	40-41-4300.	1950570	1	6.20	GEAR.
64-67	225-300-340 Eng.	1361749	1	1.79	GEAR, on c/shaft.
64-67	225-300-340 Eng.	1950570	1	6.20	GEAR, on distr. shaft.
64-66	400-401-425 Eng.	1932667	1	4.62	GEAR.
67-72	400-430-455 Eng.	1967024	1	5.15	GEAR, on dist.
68-70	L-6 Eng.	1962052	1	3.25	GEAR, on distr.
68-72	350 Eng.	1950570	1	6.20	GEAR, on distr.
68-73	350 Eng.	1361749	1	1.79	GEAR, on c/shaft.
61-63	40-41-4300.	1852793	1	.06	WASHER, under shaft—(2.379)
64-66	225-300-340 Eng.	1852793	1	.06	WASHER, distr. under shaft—(2.379)
67-72	All exc. L-6.	1852793	1	.06	WASHER, distr. under shaft—(2.379)

2.375 BEARING, DISTRIBUTOR SHAFT PILOT

68-71	L-6 Eng.	3792286	1	.25	BEARING
-------	------------------	---------	---	-----	---------

2.379 PIN, DISTRIBUTOR GEAR

37-60	All.	822273	1		PIN.
61	40-41-4300.	455862	1	.10	PIN (8.939)
61	44-46-47-4800.	822273	1		PIN.
62-72	All exc. L-6.	455862	1	.10	PIN (8.939)
68	L-6 Eng.	456652	1	.20	PIN (8.939)
34-63	All exc. 40-4 1-4300.	1945776	1	.25	WASHER, distr. 8i oil pump. gr. (also used 1.649)
64-66	400-401-425 Eng.	1945776	1	.25	WASHER, distr. & oil pump gr. (also used 1.649)
68-71	L-6 Eng.	3792285	1	.10	WASHER, thrust.
72	All V-8.	1852793	1	.06	WASHER, distr. shaft (also used 2.374)

2.381 CAM, DISTRIBUTOR

57-60	All exc. 4400 C.T.	1938116	1	5.04	CAM.
59-60	4400 C.T.	1942360	1	5.04	CAM.
61-62	44-46-47-4800.	1938116	1	5.04	CAM.
61-63	40-41-4300 V-8.	1952701	1	5.09	CAM (use on distr. 1 1 1 1077)
62	V-6.	1957686	1	5.11	CAM (use on distr. 1 1 10286)
62	V-6.	1963631	1	4.77	CAM (use on distr. 1 1 10291)
63	40-4100 V-6.	1963631	1	4.77	CAM.
63	4400 C.T.	1938116	1	5.04	CAM.

63	46-4800 C.T. 4 Speed ...	1938116	1	5.04	CAM
63	44-46-47-4800 A.T.	1938116	1	5.04	CAM
64-65	All V-6.	1957686	1	5.11	CAM
64-67	400-401-425 Eng.	1938116	1	5.04	CAM
65	300 Eng.	1965191	1	4.79	CAM
	NOTE: 1st type, adj. window on side of distributor, 2nd type, adj. window on front of distributor				
66	All V-6 1st type.	1957686	1	5.11	CAM
66	V-6 2nd type.	1967285	1	5.15	CAM
66	300 Eng. 1st type.	1967256	1	4.66	CAM
66	300 Eng. 2nd type.	1967005	1	4.66	CAM
66	340 Eng. 1st type.	1966796	1	4.66	CAM
66	340 Eng. 2nd type.	1938116	1	5.04	CAM
67	225 Eng.	1967285	1	5.15	CAM
67	300 Eng.	1967005	1	4.66	CAM
67	340 Eng.	1938116	1	5.04	CAM
67	400-430 Eng.	1967002	1	4.73	CAM
68-69	350 Eng. (4 Bbl.).	1938116	1	5.04	CAM
68-69	350 Eng. (2 Bbl.).	1967005	1	4.66	CAM
68-69	400-430 Eng.	1967005	1	4.66	CAM
69	All (Stage 1).	1942360	1	5.04	CAM
68	L-6 Eng.	1966621	1	4.70	CAM, advance & breaker
69-70	L-6 Eng. A.T.	1970537	1	4.76	CAM, advance & breaker
69-70	L-6 Eng. C.T.	1970841	1	4.53	CAM, advance & breaker
70	350 Eng. exc. 4 Bbl. High Compression Group.	1942360	1	5.04	CAM.
70	350 Eng. 4 Bbl. High Comp.	1963492	1	4.74	CAM
70	455 Eng.	1966686	1	4.79	CAM (breaker w/weight base)
71	455 Eng. C.T.	1942360	1	5.04	CAM (breaker w/weight base)
71	350 Eng. exc. 5000 350 Eng. Dual Diaphragm ..	1851057	1	4.93	CAM, distr. (breaker w/weight base)
71	5000 (350 Eng.) Dual Diaph.	1942360	1	5.04	CAM, distr. (breaker w/weight base)
71	455 Eng. A.T. (Dual Diaph.).	1938116	1	5.04	CAM
72	350 Eng.	1851249	1	5.45	CAM (breaker w/weight base)
72	455 Eng. exc. Stage 1 ...	1963492	1	4.74	CAM (breaker w/weight base)
72	455 Eng. Stage 1.	1942360	1	5.04	CAM

2.382 ROTOR, DISTRIBUTOR

NOTE For basic tune-up parts refer to chart at end of 2 - Group.

51-52	All.	1912768 •	2.31	ROTOR, resistance type
53	40.	1912768	2.31	ROTOR, resistance type
53	50-70.	1917249	1.80	ROTOR
54-56	All.	1917249	1.80	ROTOR
57-71	All V-8.	1971247	1.87	ROTOR
61-67	All V-6.	1957684	1.87	ROTOR
68-71	L-6 Eng.	800056	1.09	ROTOR
72	All V-8 1st Type.	1971247	1.87	ROTOR
72	All V-8 2nd Type.	1852722		ROTOR

NOTE: 1972 1st Type - Condensor & Point Set separate, 2nd Type - Point Set includes Condensor.

2.384 POINT SET, DISTRIBUTOR

NOTE For basic tune-up parts refer to chart at end of 2 - Group.

37-52	All.	1938330	3.21	POINT SET (1 piece-preset)
53	40.	1938330	3.21	POINT SET (1 piece-pre-set)
53	50-70.	1938340	3.21	POINT SET (1 piece-preset)
54-56	All.	1938340	3.21	POINT SET (1 piece-pre-set)
57-71	All exc. L-6.	1931988	4.00	POINT SET (clip on type) ...
57-67	All.	1966289	4.00	POINT SET (screw terminal)
68-71	L-6 Eng.	1954557	3.08	POINT SET (clip on type) ...
72	All V-8 (1st Type).	1931988	4.00	POINT SET (clip on type) ...
72	All V-8 (2nd Type).	1975000	1.39	POINT SET 8. CAPACITOR

NOTE: 1972 1st Type - Point Set 8L Condensor are separate, 2nd Type - Point Set includes Condensor.

2.385 PLATE—SPRING, DISTRIBUTOR BREAKER

57-60	All.	1962141	2.10	PLATE
61-63	40-41-4300 V-8.	1950575	2.92	PLATE
61-63	44-46-47-4800.	1962141	2.10	PLATE
62-65	All V-6.	1957689	1.92	PLATE
64-65	300 Eng.	1950575	2.92	PLATE
64-66	400-401-425 Eng.	1962141	2.10	PLATE
66	All V-6 1st type.	1957689	1.92	PLATE
66	300-340 Eng. 1st Type ..	1950575	2.92	PLATE
66	225-300-340 Eng. 2nd Type.	1962141	2.10	PLATE
67-69	All exc. L-6.	1962141	2.10	PLATE

68-70	L-6 Eng.	1961428	1	2.10	PLATE & SUPPORT
70-71	All V-8.	1846122	1	2.29	PLATE.....
72	All V-8 (1st Type).	1846122	1	2.29	PLATE.....
72	All V-8 (2nd Type).	1851537	1	2.53	PLATE.....
NOTE: 1972 1st Type - Point Set & Condensor are separate, 2nd Type - Point Set includes Condensor.					
57-72	All exc. L-6.	1932024	1	.10	SPRING, plate ret.
68-70	L-6 Eng.	1956213		.03	SPRING, plate ret. .

2.387 SCREW, DISTRIBUTOR POINT SET ATTACHING

37-56	All.	455957	1	.05	SCREW, distr. contact arm tension spg. atch— (8.900).....
28-56	All.	131954	1		SCREW, distr. stationary breaker point atch.— (8.907).....
57-73	All exc. L-6.	453418	2	.05	SCREW 8. LOCK WASHER (8.906).....
68-69	L-6 Eng.	131954	1		SCREW (No. 8-32 x 1 "A")—(8.907).....
40-56	All.	1868992	1	.06	CLIP, distr. arm tension spg. lock.....

2.388 WEIGHT, DISTRIBUTOR AUTOMATIC ADVANCE

54-56	All.	1881371	2	.63	_____
57-61	All.	1880902	2	.64	_____
62	40-41-4300 V-8 4 Bbl. ...	1881371	2	.63	_____
62	44-46-4800.	1880902	2	.64	_____
62-63	V-6.	1881371	2	.63	_____
63	4400 C.T. Reg. Gas Eng, Opt. & Exp.	1924737	2	.63	WEIGHT
63	4400 less Reg. Gas Eng. Opt. & Exp.	1924737	2	.63	WEIGHT
62-63	40-41-4300 V-8 2 Bbl. ...	1880902	2	.64	WEIGHT
63	44-4800 4-speed.	1924737	2	.63	WEIGHT
63	44-4800 Exp. Low Compr.	1924737	2	.63	_____
63	44-4800 A.T. Less Reg. Gas Eng. Opt. 8i Exp. Low Compr.	1880902	2	.64	_____
63	44-46-47-4800 A.T. Reg. Gas Eng. Opt. 8c Exp. Low Compr.	1880902	2	.64	_____
63	46-4700 A.T. less Exp. Low Compr.	1880902	2	.64	WEIGHT
64-66	225-300-400 Eng.	1881371	2	.63	_____
64	4600 C.T.	1881371	2	.63	WEIGHT
64	4600 A.T. 2-4 Bbl. Carb. 1st Type Used on Distr. 1 1 11055.	1881371	2	.63	WEIGHT
64	4600 A.T. 2-4 Bbl. Carb. 2nd Type Used With D. 1 1 11058.	1880902	2	.64	_____
64	47-4800 1-4 Bbl. Carb. ...	1881371	2	.63	WEIGHT
65-66	400-401-425 Eng. (1-4 Bbl.) less H.P. on 400 Eng.	1881371	2	.63	WEIGHT
64-66	425 Eng. A.T. (2-4 Bbl.) ..	1880902	2	.64	WEIGHT
66	400 Eng. HP., A.T. less A.C.	1880902	2,	.64	_____
67-69	All.	1881371	2	.63	WEIGHT
69	All (Stage 1).	1924737	2	.63	WEIGHT
70	L-6 Eng.	1881371	2	.63	WEIGHT
70	350 Eng.	1924737	2	.63	WEIGHT
70	455 Eng.	1965843	2	.70	WEIGHT
71-72	All V-8.	1881371	2	.63	WEIGHT .

2.389 SPRING, DISTRIBUTOR AUTOMATIC ADVANCE WEIGHT

57	All.	1938064	2	.30	SPRING
58	40 C.T., 1958 A.T. up to Eng. Mfg. Code No. 546555 Incl. 8. Between Eng. Mfg. Code 561999 to 567038 Incl.	1938064	2	.30	SPRING
59-60	4400 C.T.	1938064	2	.30	SPRING
59-60	46-47-4800.	1908587	2	.30	SPRING (use on distr. 1 1 10959) . .
61-62	40-41-4300 V-8.	1900221	2	.30	SPRING (use on distr. 1 1 10997) . .
61-63	44-46-47-4800 A.T.	1908587	2	.30	SPRING
62	V-6.	1958122	2	.30	SPRING (use on distr. 1 1 10286)
62	V-6.	1916848	2	.30	SPRING (use on distr. 1 1 1 029 1)
62	40-41-4300 V-8.	1925251	2	.30	SPRING (use on distr. 1 1 1 1007)
63	40-4100 V-6.	1916848	2	.30	SPRING
63	40-41-4300 V-8 2 Bbl. .	1900221	2	.30	SPRING

63	40-41-4300 V-8 4 Bbl.	1925251		.30	SPRING .
63	44-46-4800 C.T.	1961933		.30	SPRING .
64-67	225 Eng.	1938064		.30	SPRING .
64	40-4 1-42-43-4400 V-8	1886967		.30	SPRING .
64	4600 A.T. 2-4 Bbl. Carb. 2nd Type Used with Distr. 11 1 1058.	1908587		.30	SPRING.
64-66	All T.H. 400 (425 Eng.) 2-4 Bbl.	1908587		.30	SPRING .
65-67	300 Eng.	1964400		.33	SPRING .
66-67	340 Eng.	1946276		.30	SPRING .
66	400 Eng. H.D., A.T. less A.C.	1908587		.30	SPRING .
66	400-401-425 Eng.	1964400		.33	SPRING, for use in areas having low octane fuel
67	400-430 Eng.	1935843		.30	SPRING .
67	225-340 Eng.	1933350		.30	SPRING, for use in areas having low octane fuel
67	300 Eng. (2 Bbl.)	1917710		.30	SPRING, for use in areas having low octane fuel
67	400-430 Eng.	1886538		.30	SPRING, for use in areas having low octane fuel
68	L-6 Eng.	1928363		.30	SPRING .
68-69	350 Eng. (4 Bbl.)	1941964		.30	SPRING .
68	350 Eng. (2 Bbl.)	1971453		.28	SPRING .
68-69	400-430 Eng.	1900221		.30	SPRING
68-69	350 Eng. (2 Bbl.)	1971709		.31	SPRING, centrifugal advance.
68-69	350 Eng. (4 Bbl.)	1933350		.30	SPRING, centrifugal advance (for use in areas having low octane fuel).
68-69	400-430 Eng.	1970823	1	.28	SPRING, centrifugal advance (for use in areas having low octane fuel).
69-70	L-6 Eng. C.T.	1922381		.30	SPRING
69-70	L-6 Eng. A.T.	1970536		.27	SPRING
69-70	All (Stage 1)	1963965		.30	SPRING
69	350 Eng. (2 Bbl.)	1971453		.28	SPRING (use with distr. 1 1 1 1938).
69	350 Eng. (2 Bbl.)	801022		.30	SPRING (use with distr. 1 1 1 1964).
70	350-455 Eng.	1886538		.30	SPRING, dist. centrifugal advance (for use with low octane fuel).
70	350 Eng. exc. 4 Bbl. High Compression	1963965	2	.30	SPRING
70	350 Eng. 4 Bbl. High Comp.	1968353		.30	SPRING
70	455 Eng. exc. 4600	1963965		.30	SPRING.
70	4600 exc. Stage 1	1916297		.30	SPRING .
71	350 Eng. exc. 5000 w/Dual Diaphragm	1851056	2	.30	SPRING.
71	455 Eng. C.T.	1963965	2	.30	SPRING
71	455 Eng. A.T. (Dual Diaph.)	1970572		.27	SPRING
71	All B (350 Eng.) (Dual Diaphragm).	1884623		.30	SPRING
71	All A (350 Eng. 2 Bbl.)	1851726		.30	SPRING
71	All A (350 Eng. 4 Bbl.)	1851929		.30	SPRING
71	All B (350 Eng.)	1851929		.30	SPRING
71	455 Eng.	1886538		.30	SPRING, dist. centrifugal advance (for use with low octane fuel).
72	350-455 Eng. exc. Stage 1	1852669	2	.36	SPRING
72	455 Eng. (Stage 1).	1963965	2	.30	SPRING, distr. weight.
72	All.	1867460	2	.36	SPRING, distr. weight (use with low octane fuel)]

2.390 PLATE, DISTRIBUTOR WEIGHT HOLD DOWN

68-70	L-6 eng.	1954548	1	.54	PLATE
-------	------------------	---------	---	-----	-----------------

2.393 CONDENSER—BRACKET, DISTRIBUTOR

NOTE For basic tune-up parts refer to chart at end of 2 - Group.

37-56	All	1928111		1.39	CONDENSER
57-60	All	1932004		1.39	CONDENSER
61-63	40-4 1-4300.	1928111		1.39	CONDENSER
61-63	44-46-47-4800.	1932004		1.39	CONDENSER
64-65	225-300 Eng.	1928111		1.39	CONDENSER
64-66	400-401-425 eng.	1932004		1.39	CONDENSER
66	225-300-340 eng. 1st type (adjr. wind, on side of distr.)	1928111		1.39	CONDENSER
66	225-300-340 eng. 2nd type (adjr. wind, on frt. of distr.)	1932004		1.39	CONDENSER
67-72	All exc. L-6.	1932004		1.39	CONDENSER
68-71	L-6 eng.	1928111		1.39	CONDENSER
50-72	All exc. L-6.	1869573	10/70		BRACKET
68-70	L-6 eng.	1944118			BRACKET

71	9000 & 80 Amp. Delco-								
	tron	1869573	1	10/.70					BRACKET, capacitor-Delcotron
72	All.....	1869573	1	10/.70					BRACKET, capacitor-Delcotron
2.393 SHIELD, CIRCUIT BREAKER									
70-72	All V-8.	1846216	1	1 86					SHIELD (for radio frequency interference) (also used 9.663).....
71-72	All V-8	1846215	2	.05				SCREW & LOCKWASHER, shield (8—32 x V,")

2.400 LEAD—GROMMET—STUD, DISTRIBUTOR

37-56	All.....	1865978			.34				LEAD, ter. conn
57-60	All.....	1942518			.66				LEAD (primary).....
57-67	All.....	1932002			.28				LEAD, breaker plate ground
61-63	40-4 1-4300 V-8.....	1963575			.66				LEAD (primary).....
62	44-46-4800 exc. & Reg Gas Opt	1963575			.66				LEAD (primary) .
61-62	44-46-47-4800.....	1942518			.66				LEAD (primary) .
63	4400 C.T.....	1942518			.66				LEAD (primary) .
63	44-4800 A.T. less Reg. Gas Eng. Opt	1942518	1		.66				LEAD (primary)
63	44-4800 A.T. Reg. Gas Eng. Opt & Exp	1963575			.66				LEAD (primary) .
63	46-4700 A.T.	1942518			.66				LEAD (primary) .
63	46-4800 C.T. 4-speed .	1942518			.66				LEAD (primary) .
64-65	225-300 Eng	1963575			.66				LEAD (primary) .
64-66	400-401-425 Eng	1942518			.66				LEAD (primary) .
66	225-300-340 Eng. 1st Type.....	1963575	1		.66				LEAD (primary) .
66	225-300-340 Eng. 2nd Type (Adj. Wind, on Frt. of Distr.)	1942518			.66				LEAD (primary).....
67-69	All exc. L-6.....	1942518			.66				LEAD (primary).....
68-70	L-6 Eng.....	1954563			.47				LEAD (primary).....
68-72	All V-8.....	1932002			.28				LEAD, breaker plate ground
70-72	All V-8.....	1846199			.67				LEAD (primary).....
72	All V-8 (1st Type)	1846199			.67				LEAD, primary.....
72	All V-8 (2nd Type)	1942518			.66				LEAD, primary

NOTE: 1972 1st Type - Point Set & Condenser separate, 2nd Type - Point Set includes Condenser.

2.401

53	50-70 .								BUSHING, DISTRIBUTOR TERMINAL BUSHING, INSULATING
54-56	All	1914142			.18				BUSHING, outside

2.401 GROMMET, DISTRIBUTOR

68-70	L-6 Eng.....	1954564	1						GROMMET.....
57-72	All exc. L-6.....	1932023	1						GROMMET, primary lead

2.408 SOLENOID—SWITCH, SPARK CONTROL

70	L-6.....	1114431			6.75				SOLENOID, spark control.....
70-73	455 Eng.....	1114430			7.65				SOLENOID (on rt. frt. carb. to manif. bolt).....
70-73	350 (4 BBL) High Comp	1114430			7.65				SOLENOID (on rt. frt. carb. to manif. bolt).....
71-73	350 V-8 (2 Bbl.)	1114455			7.65				SOLENOID, trans, control switch.....
71	All A.T.....	8908923			2.00				HARNES, trans, control spark solenoid to idle control solenoid (also used 4.075).....
70-72	T.H. 400.....	6462286	1		1.79				SWITCH, trans, control spark (on trans, valve body) —(4.075).....
70	6000 C.T.....	9799655			1.85				SWITCH, trans, control spark—(4.075).....
70-73	All A (C.T.).....	9799850			2.36				SWITCH, trans, control spark—(4.075).....
71-72	All B (C.T.).....	9799655			1.85				SWITCH, trans, control spark—(4.075).....
70	6000 C.T.....	9799666			.82				BRACKET, switch—(4.075).....
71	All B (C.T.).....	9799666			.82				BRACKET, switch—(4.075).....
70	T.H. 350 (350 Eng. Hi. Compr. w/Trans. Spark Control).....	6462514	1		2.16				SWITCH, trans, oil pressure—(4.075).....
70	250 Eng. (T.H. 350).....	6462514	1		2.16				SWITCH, trans, or pressure—(4.075).....
70-72	T.H. 400.....	8626426	1		1.27				WIRE, trans, control spark switch to case connector —(4.075).....
71-72	All A (C.T.).....	8904120			1.44				WIRE, harness to trans, controlled spark switch—(4.075).....
71	All B (C.T.).....	8904583			3.95				CABLE, jumper—used at trans, controlled spark switch (also used 4.075).....
71	All B (C.T.).....	8904584	1		5.15				CABLE, jumper-clutch start switch (also used 4.054)
70	L-6 Eng. ..	3961573	1		1.90				RELAY, trans, controlled spark (on lt. fdr. skirt)—(4.075).....
71-72	L-6 Eng.....	3990842			1.90				RELAY, trans, controlled spark reversing—(4.075) . .
71	L-6 Eng.....	3990843			1.90				RELAY, trans, controlled spark (time delay)—(4.075)
71	350-455 Eng. C.T.	3961573			1.90				RELAY, trans, controlled spark.....

70	L-6 Eng.	3824400	1	.20	CLAMP , spark cont. solenoid to intake manifold—(3.405).....
70-72	T.H. 400.	8626597	1	2.18	CONNECTOR , trans, case electrical—(4.265).....
70	All A (C.T.).....	3906448	1	.67	PLUG (in spark control switch hole—(4.010).....
70-71	All A (C.T.).....	3906462	1	.15	GASKET , switch or plug (in case)—(4.010).....
70	6000 C.T.....	9788460	1	.10	CLIP , spark control switch to brkt—(3.885).....
71	All B (C.T.).....	9788460	1	.10	CLIP , spark control switch to bracket—(3.885).....
71-73	350 V-8 (2 Bbl.)	1386234	1	.15	BOLT , solenoid valve trans, control switch—(1.154) ..

2.408 KIT, EXHAUST EMISSION CONTROL

NOTE The following kits are not for use in California.

65-67	All As Req	3023806	1	3.01	KIT (for re-adjustment of all cars after initial installation of exh. emission kit).....
55-67	All As Req	3023803	1	10.15	KIT , exh. emission control (fits 1Vi" & 1% rad. inlet hose).....
55-67	All As Req	3023802	1	10.15	KIT , exh. emission control (fits 1 1/8" rad. inlet hose) ..
55-67	All As Req	3023804	1	10.15	KIT , exh. emission control (fits 1 5/8" & 1 3/4" rad. inlet hose).....
55-67	All As Req	3023805	1	10.15	KIT , exh. emission control (fits 2" rad. inlet hose)

2.408 KIT, OCTANE ADJUSTMENT

NOTE - Octane Adjustment Kits are used to enable past model Buicks to burn low-leaded fuel. Decals & instruction sheet are supplied with kits.

68-70	L-6 Eng. (1 Bbl.) Low Compr.	1851775		62	KIT ncl. 2 distr. springs).....
61-63	215 V-8 Eng. (2 Bbl.) Low Compr.	1851775		.62	KIT ncl. 2 distr. springs).....
64-67	225 V-6 (1 or 2 Bbl.) Low Compr.	1851776		1.95	KIT ncl. 2 distr. weights & 2 springs)
64-67	300 V-8 (2 Bbl.) Low Compr.	1851776		1.95	KIT ncl. 2 distr. weights & 2 springs)
64-65	300 V-8 (4 Bbl.) High Compr.	1851776		1.95	KIT ncl. 2 distr. weights & 2 springs)
66-67	340 V-8 (2 Bbl.) Low Compr.	1851778		1.95	KIT ncl. 2 distr. weights & 2 springs)
66-67	340 V-8 (4 Bbl.) High Compr.	1851778		1.95	KIT ncl. 2 distr. weights & 2 springs)
68-69	350 Eng. (2 Bbl.) Low Compr.	1851780		1.33	KIT ncl. 2 distr. weights).....
69-70	350 Eng. (4 Bbl.) High Compr.	1851780		1.33	KIT ncl. 2 distr. weights).....
70	350 V-8 (2 Bbl.) Low Compr.	1851782		.62	KIT ncl. 2 distr. springs).....
70	350 V-8 (4 Bbl.) Low Compr.	1851782		.62	KIT ncl. 2 distr. springs).....
70	350 V-8 (4 Bbl.) High Compr.	1851783		.62	KIT ncl. 2 distr. springs).....
60-61	364 V-8 (2 Bbl.) High Compr.	1851784		1.95	KIT ncl. 2 distr. weights & 2 springs)
62-63	401 V-8 (2 Bbl.) High Compr.	1851784		1.95	KIT ncl. 2 distr. weights & 2 springs)
60-63	401 V-8 (4 Bbl.) High Compr.	1851785		1.95	KIT ncl. 2 distr. weights & 2 springs)
64-66	401 V-8 (4 Bbl.) High Compr.	1851786		1.95	KIT ncl. 2 distr. weights & 2 springs)
64-66	425 V-8 (4 Bbl.) High Compr.	1851786		1.95	KIT ncl. 2 distr. weights & 2 springs)
67-69	430 V-8 (4 Bbl.) High Compr.	1851787		.62	KIT ncl. 2 springs).....
70	455 V-8 (4 Bbl.) with 1 1 1984 First Job Distr.	1851788		1.95	KIT ncl. 2 distr. weights & 2 springs)
70	455 V-8 (4 Bbl.) with 1 1 12027 After Jobs Distr.	1851789		1.95	KIT ncl. 2 distr. weights & 2 springs)

2.410 VACUUM CONTROL, DISTRIBUTOR

53	50-70.	1116090		4.58	CONTROL
54-56	All.	1116090		4.58	CONTROL
57-58	All.	1116162		3.35	CONTROL
59	C.T.	1116162		3.35	CONTROL
59	A.T.	1116162		3.35	CONTROL (use on distr. tagged 1 1 10936 & 1 1 10956).....
59	4400 A.T. to Eliminate Detonation.	1116162		3.35	CONTROL
59	A.T.	1116162		3.35	CONTROL (use on distr. tagged 1 1 10959)
60-70	All exc. L-6.	1116163		2.86	CONTROL
68	L-6 Eng.	1116195		3.22	CONTROL

69-70		1116217		3.22	CONTROL
71		1116163		2.86	CONTROL
71	455 Eng. C.T.	1116163		2.86	CONTROL
71	455 Eng. A.T.	1973440		2.82	CONTROL
72-73	350 Eng.	1116210		2.85	CONTROL
72	455 Stage 1	1116210		2.85	CONTROL
72	455 Eng. exc. Stage 1	1973440		2.82	CONTROL
2.410 HOSE, CARBURETOR TO DISTRIBUTOR VACUUM					
62-68	All	3987363	AR	.15	HOSE, carb. to distr—(8.962)
68	5000 (S.T. 300) 350 Eng. (2 Bbl.)	1385063	1	.10	CLIP, therm vac. switch to tee hose (also used 1.246)
2.410 SWITCH, THERMOSTATIC VACUUM (DISTRIBUTOR ADVANCE)					
68	5000 (350) Eng.) A.T.	3024924	1	9.75	SWITCH, therm, vac.-distr. advance (used 1.246) (Repls. 3019022 3/72)
68	400-430 Eng. A.T.	3024924	1	9.75	SWITCH, therm, vac.-distr. advance (used 1.246) (Repls. 3019022 3/72)
69-72	350-400-430-455 Eng.	3024924	1	9.75	SWITCH, three port vacuum switch assemblies in front of intake manifold (also used 1.246)
72	All V-8.	1239631	1	9.75	SWITCH (valve) vac. (3 port-2 term.) (in intake mfld.) (incl. spark control valve)
2.414 BOOT, VACUUM CONTROL					
70	L-6 Eng.	1963610	1	46	BOOT (also used 2.362)
2.420 FITTING, CARBURETOR TO DISTRIBUTOR VACUUM					
65-66	V-6	1370246	1	.30	FITTING, distr. vac. hose to carb. (also used 3.201-3.885)
65	5000 Cruise Control	1370246	1	.30	FITTING, assm. in vac. fig. in carb.
65	425 Eng. (2-4 Bbl.) Cruise Control	1370246		.30	FITTING, assm. in vac. fig. in rr. carb.
66-67	30-4000	1370246		.30	FITTING (used 3.201)
2.420 HOSE, PIPE SPARK CONTROL					
68-72	L-6 Eng.	3982953	1	.56	HOSE (8.962)
68-69	L-6 Eng.	3918988	1	.62	PIPE
68	L-6 Eng.	3797828	1		CLIP (3.162)
2.447 SWITCH—BRACKET, STOP LIGHT					
41-55	All	1328118	1	1.08	SWITCH, hyd
56-63	All	1171472	1	1.17	SWITCH, hyd
64-70	All	1362835	1	1.75	SWITCH
71-73	All less Cruise Control	1362835	1	1.75	SWITCH
71-73	All Cruise Master	9794682	1	3.59	SWITCH, stop lamp 8s cruise release—(3.887)
64-66	Special-Skylark-G.S.	1361715	1	.25	BRACKET, switch
66	50-60-8000	1374664	1	.15	BRACKET
67-70	30-4000	1385520	1	.36	BRACKET, switch mtg
67	50-6000 Reg. Brks.	1385521	1	.30	BRACKET
67-68	50-60-80-9000 P.B.	1385522	1	.36	BRACKET, switch mtg
68	50-6000 less P.B.	1385521	1	.30	BRACKET, switch mtg
69-70	All B-C	1385521	1	.30	BRACKET, switch mtg
69-70	All E	1385522	1	.36	BRACKET, switch mtg
71-72	All A less Cruise Master	1385520	1	.36	BRACKET, switch mtg
71-72	All A (350) A.T. w/Cruise Control	403878	1	1.08	BRACKET, switch mtg.—(3.887)
71-73	All B-C-E	1236462	1	.30	BRACKET, switch mtg
64-73	All	1361699	1	.15	CLIP (also used 3.885)
72-73	All B-C-E	1361699	1	.15	CLIP, switch to brkt
2.459 SWITCH, HEADLAMP DIMMER					
34-58	All exc. Autronic Eye	1997008		2.94	SWITCH
59-60	All exc. Autronic Eye	1997023		2.94	SWITCH
59-60	All Autronic Eye	1997026		4.16	SWITCH & OVERRIDE CONTROL
61-63	40-41-4300	1997037		2.18	SWITCH
61-62	44-46-47-4800	1997037		2.18	SWITCH
61-63	44-46-47-4800	1997030		3.63	SWITCH, guide mtr. pwr. hdlp. control
63-66	All less Guidematic	1997037		2.18	SWITCH
64-71	All (Guidematic Jobs)	1481873		3.13	SWITCH
66-73	All exc. Guidematic	1997037		2.18	SWITCH
72	All A (Guidematic)	1481873		3.13	SWITCH
2.459 PACKAGE, GUIDEMATIC					
68-72	All	981333	1	46.15	PACKAGE, guidematic

2.459 GUIDEMATIC PARTS				
66	9000.....	5954654	1	5.60
68-71	All.....	5959584	1	4.11
72	30-4000.....	5959584	1	4.11
67	All.....	5958406	1	14.05
68-71	All.....	5960568	1	15.65
72	30-4000.....	5960568	1	15.65
67-70		1379700	4	.92
71	All exc. 9000.....	1379700	1	.92
72	30-4000.....	1379700	1	.92
67-68	All.....	5959607	1	3.12
68-71	All.....	5959606	1	1.52
72	30-4000.....	5959606	1	1.52
67	All.....	916161	1	80.85
68-71	All.....	916606	1	56.50
72	30-4000.....	916606	1	56.50
67-71	All.....	5959965	1	4.25
72	30-4000.....	5959965	1	4.25
59	All Autronic Eye.....	5954799	1	9.95
63-64	44-46-47-4800.....	5954799	1	9.95
65	50-60 8000.....	5957342	1	8.30
65	9000.....	5954799	1	9.95
66	All Guidematic.....	5954799	1	9.95
67	All.....	5959960	1	10.45
68-71	All.....	5960669	1	8.15
72	30-4000.....	5960669	1	8.15
66	50-60-80-9000.....	5951283	1	.19
68-71	All.....	5959585	1	.68
72	30-4000.....	5959585	1	.68
66	50-60-80-9000.....	5951282	1	.56
66	50-60-80-9000.....	9780769	1	1.18
66	50-60-80-9000.....	9780770	1	1.18
67-68	All.....	5959961	1	10.95
63	44-46-47-4800.....	1342207	2	.10
65	50-60-8000.....	2977045	1	.11
68-70	All.....	5960670	1	5.55
71-72	All.....	5962098	1	8.15
68-69	All.....	5960802	1	1.33

2.480 HARNESS, CHASSIS WIRING

62	40-41-4300 V-8 1st Type	2980680	1	57.90	HARNESS (incl. fuse block) use when L. horn is mounted on L. frt. whl. hsg.....
65	9000.....	2987881	1	18.65	HARNESS, rr. bpr. wiring.....

2.480 HARNESS, INSTRUMENT PANEL AND ACCESSORY WIRING

59	AT 1st Type.....	2971706	1	39.00	HARNESS, instr. panel (incl. fuse block) (*).....
	(*) 1959 - Frame No. F-1047292 FL, F-201 1816 S.G., F-30181 18 Lin., F-4018079 K.C., F-5012047 Wil., F-6014093 Atla., F-6014093 Fram., F-801 1613 Fram. Not Available.				
61	40-41-4300.....	2979959	1	50.10	HARNESS (incl. eng. compt. wiring harness 8i fuse block).....
62	44-46-4800 exc. Wildcat	2981199	1	42.60	HARNESS, instr. panel (incl. fuse block).....
63	40-41-4300.....	2983562	1	53.00	HARNESS, instr. panel 8t eng. compt.....
63	44-4635-4800.....	2981833	1	45.40	HARNESS, instr. panel.....
63	4639 Col. Shift.....	2981833	1	45.40	HARNESS, instr. panel.....
63	4700 1st Type up to Frame 1065934.....	2981830	1	50.25	HARNESS, instr. panel.....
64	40-41-42-4300.....	2983760	1	40.25	HARNESS, instr. panel wiring.....
64	40-41-42-4300 Tilt Whl. .	2987077	1	3.63	HARNESS, instr. panel jpr. to turn sig. switch.....
64	4400-4600-4800 less Guide-Matic, Cruise Control 8t Floor Console.....	2983750	1	52.80	HARNESS, instr.....
64	4700 less Guide-Matic less Cruise Control	2983748	1	42.70	HARNESS, instr.....
64	4700 less Guide-Matic less Cruise Control	2983948	1	37.60	HARNESS, instr.....
65	30-4000 exc. Long Console & Tach Jobs ..	2989384	1	43.20	HARNESS, instr.....
65	30-4000 ST. 300-Long Console.....	2989488	1	48.60	HARNESS, instr.....
64-66	Special-Skylark Tilt Whl. .	2987077	1	3.63	HARNESS, instr. panel jpr. to turn sig. switch.....
65	50-60-8000 Less Cruise Control, Guide-Matic, Rr. Wind. Def. & Long Console.....	2987869	1	62.65	HARNESS, instr.....

65	50-60-8000 Guide-Matic or Cruise Control or Rr. Wind. Def.-Less Long Console Jobs.	2987870	1	75.55	HARNESS, instr. panel wiring.
65	9000 Less Cruise Control & Guidematic	2987865	1	45.30	HARNESS, instr. panel wiring.
65	9000 Less Cruise Control & Guidematic	2987867	1	37.95	HARNESS, instr. cluster wiring.
65	50-60-8000 Cruise Control or Rr. Wind. Def. Less Guidematic & Long Console.	6287046	1	70.65	HARNESS, instr. panel wiring.
66	6637-67 T.H. 400 Cruise Control with Long Console & Rr. Wind. Def. Less Guidematic ..	6287047	1	71.05	HARNESS, instr. panel wiring.
66	30-4000.	6290168	1	49.25	HARNESS, instr. panel wiring.
66	4600 Consolette & Tach.	6290191	1	48.88	HARNESS, instr. panel wiring.
66	4000 exc. 43-4439 & . Wagons (S.T. 300) Long Console & Cruise Control.	6290189	1	54.50	HARNESS, instr. panel wiring.
66	50-60-8000 less Cruise Control, Rr. Wind. Def., Auto. A.C. & Long Console.	6286850	1	59.40	HARNESS, instr. panel wiring.
66	50-60-8000 Cruise Control, Rr. Wind. Def. less Auto. A.C. & Long Console.	6286851	1	70.40	HARNESS, instr. panel wiring.
66	8000 Auto. A.C.	6286885	1	65.55	HARNESS, instr. panel wiring.
66	6637-67 T.H. 400 Long Console & Rr. Wind. Def.	6286853	1	75.47	HARNESS, instr. panel wiring.
66	9000 Less Cruise Control, Long Console	6289953	1	70.05	HARNESS, instr. panel wiring.
66	9000 Cruise Control Less Long Console.	6289954	1	73.95	HARNESS, instr. panel wiring.
66	9000 Long Console Less Cruise Control.	6289955	1	76.45	HARNESS, instr. panel wiring.
66	9000 Cruise Control & Long Console.	6289956	1	79.63	HARNESS, instr. panel wiring.
66	9000 Auto. A.C. & Long Console.	6289958	1	84.65	HARNESS, instr. panel wiring.
66	9000 Auto. A.C. less Long Console.	6289957	1	75.13	HARNESS, instr. panel wiring.
67	30-4000 Less Long Console & Tach.	6291794	1	57.00	HARNESS, instr. panel wiring.
67	4000 Long Console.	6291795	1	73.60	HARNESS, instr. panel wiring.
67	4600 Tach & Consolette	6293796	1	60.17	HARNESS, instr. panel wiring.
67	50-60-8000.	6290107	1	77.93	HARNESS, instr. panel wiring.
67	6667-87 Long Console ..	6290109	1	102.15	HARNESS, instr. panel wiring.
67	9000 Col. Shift less Auto. A.C.	6291803	1	95.35	HARNESS, instr. panel wiring.
67	9000 Long Console.	6291805	1	102.15	HARNESS, instr. panel wiring.
67	9000 Auto. A.C. less Long Console.	6291806	1	95.35	HARNESS, instr. panel wiring.
67	9000 Auto. A.C. & Long Console.	6291807	1	94.00	HARNESS, instr. panel wiring.
68	30-4000 Col. Shift.	6295437	1	70.65	HARNESS, instr. panel wiring.
68	30-4000 w/Long Console.	6295438	1	83.10	HARNESS, instr. panel wiring.
68	6000 Long Console.	6295416	1	105.93	HARNESS, instr. panel wiring.
68	50-60-8000 Col. Shift	6295415	1	90.05	HARNESS, instr. panel wiring.
68	9000 Col. Shift.	6295426	1	104.20	HARNESS, instr. panel wiring.
68	9000 Long Console.	6295428	1	106.90	HARNESS, instr. panel wiring.
69	30-4000 Col. Shift.	6297390	1	72.55	HARNESS, instr. panel wiring.
69	30-4000 Long Console ..	6297391	1	80.73	HARNESS, instr. panel wiring.
69	50-60-8000 less A.C. & Long Console & Twilight Switch.	6299401	1	120.85	HARNESS, instr. panel wiring (also use 6297406)
69	50-60-8000 A.C. less Long Console, Rear Window Def. or Cruise Master.	6297381	1	84.60	HARNESS, instr. panel wiring
69	6637-67 Long Console & Heated Back Glass	6299400	1	96.28	HARNESS, instr. panel wiring
69	8000 Twilight Sentinel	6299401	1	120.85	HARNESS, instr. panel wiring

69	6637-67 Long Console less Heated Back Glass	6297383	1	84.35	HARNESS, instr. panel wiring
69	9000 Col. Shift	6299353	1	99.25	HARNESS, instr. panel wiring
69	9000 Long Console	6299354	1	104.25	HARNESS, instr. panel wiring
70	30-4000 less Temp.-Oil- Fuel Gauges & Long Console	6299922	1	64.60	HARNESS, instr. panel wiring
70	30-4000 Exc. GSX w/Temp.-Oil-Fuel Gauges or Tach. less Long Console	8904033	1	77.70	HARNESS, instr. panel wiring
70	30-4000 w/Long Consoles less Temp- Fuel-Oil Gauges	8903768	1	76.95	HARNESS, instr. panel wiring
70	30-4000 w/Long Console & Temp.-Fuel- Oil Gauges	8904034	1	83.93	HARNESS, instr. panel wiring
70	GSX w/Temp.-Oil-Fuel Gauges or Tach. less Long Console	8904033	1	77.70	HARNESS (instr. panel wiring)
70	GSX w/Long Console & Temp.-Fuel-Oil Gauges & Tach	8904034	1	83.93	HARNESS (instr. panel wiring)
70	6000 w/Long Console	8903719	1	86.23	HARNESS, instr. pnl. wiring ..
70	50-60-8000 A.T. w/Man. A.C, Conv. w/Man. Top & Wagons w/Man. T/Gate less Console & Rr. Wind. Defogger	6299941	1	77.25	HARNESS, instr. panel wiring Note-When using on cars with man A.C. also use 1-2.481.....
70	50-60-8000 less A.C. & Long Console	6299942	1	79.50	HARNESS, instr. panel wiring, Note-When using on cars with heated glass also use 1-2.480-8903838 harness.....
70	50-60-8000 A.T. w/Auto A.C. less Long Console	6299942	1	79.50	HARNESS, instr. panel wiring, Note-When using on cars with heated glass also use 1-2.480-8903838 harness.....
70	50-60-8000 Conv. w/Pwr. Top & Wagons w/Pwr. T/Gate less Long Console	6299942	1	79.50	HARNESS, instr. panel wiring, Note-When using on cars with heated glass also use 1-2.480-8903838 harness.....
70	50-60-8000 Rr. Wind. Defogger less Long Console	6299942	1	79.50	HARNESS, instr. panel wiring, Note-When using on cars with heated glass also use 1-2.480-8903838 harness.....
70	9000 w/Long Console less Whl. Lock Control	8903787	1	95.03	HARNESS, instr. panel wiring.....
70	9000 Col. Shift	8904020	1	98.00	HARNESS, instr. panel wiring.....
70	9000 Whl. Lock Control & Long Console	8904022	1	102.30	HARNESS, instr. panel wiring.....
71	30-4000	8907274	1	64.60	HARNESS, instr. panel wiring.....
71	50-60-80-9000 1st Type	8907271	1	78.65	HARNESS, instr. panel wiring.....
71	50-60-80-9000 (2nd Type)	8907639	1	71.50	HARNESS, instr. panel wiring.....
	NOTE 1971 50-60-80-9000 1st type, pwr. wind, relay connector (black), 2nd type pwr. wind, relay connector (white) (cars with 2nd type to be built on or after 2-1-7 1).				
72	30-4000 1st Type	8907274	RH	64.60	HARNESS, instr. pnl.....
72	30-4000 2nd Type	8908918	1	64.60	HARNESS, instr. panel.....
72	50-60-80-9000 (1st Type)	8907639	1	71.50	HARNESS, instr. pnl.....
72	50-60-80-9000 2nd Type	8909884	1	71.50	HARNESS, instr. pnl.....
	NOTE 1972 1st Type; less seat belt indicating system., 2nd Type with seat belt latch indicating system.				
71-73	All B Conv.	8904106	1	5.50	WIRE, instr. pnl.....
71-72	All B Wagons less Pwr. Tailgate Dr.	8904106	1	5.50	WIRE, power tailgate wind, at instr. pnl.....
71-72	50-60-80-9000 exc. Conv. & Wagons	8907804	1	8.20	HARNESS, cluster wiring (also used 9.778).....
70	30-4000 V-8 Eng. w/Cruise Master or Rr. Wind. Defogger 1st type	6299938	1	7.43	HARNESS, composite accessory wiring (66" long) .

70	30-4000 V-8 Eng. w/Cruise Master or Rr.	Type.....	8904255	1	16.20	HARNESS, individual acc. wiring harness (also used 13.090).....
70	30-4000 Cruise Master, Pwr. T/Gate or Pwr.		8904256	1	16.20	HARNESS, individual acc. wiring harness (also used 13.090).....
71-72	30-4000 V-8 A.T. Cruise		8904147	1	6.50	HARNESS ASSEMBLY, accessory wiring.....
71-73	All A Rr. Wind. Defogger exc. Conv. 8i Wagons &		8904255	1	16.20	HARNESS, wiring (also used 13.090).....
66	50-60-80-9000.....		2982533	1	3.10	CABLE, guide-matic chassis ext.....
69-70	9000.....		6299379	1	.83	WIRE, parking brk. jpr.....
70	9000.....		6299923	1	4.68	HARNESS, 4-note horn (used 2.815).....
70	50-60-8000 Heated Back		8904154	1	7.92	HARNESS, heated back glass & indicator.....
71-73	All B-C w/Elec. Rr. Wind. Defogger.....		8904107	1	7.82	WIRE, heated rr. wind.....
72-73	All B Wagons.....		8910435	1	8.00	HARNESS, heated rr. wind.....
70	All as Req.....		8903904	1	1.59	CABLE, fuse block jumper (from mirror lamp terminal to radio suppression capacitor) (5" O.L.-3 Conn.) (also used 9.663).....
71-73	All w/Finger Tip w/s Wiper & Washer Control less Long		8904243	1	8.40	WIRE, finger tip w/s wiper.....
71-72	50-60-80-9000 less A.C. .		8904110	1	3.74	JUMPER, htr.....
71-72	30-4000.....		8908782	1	2.72	JUMPER, accessory feed (from fuse block to pwr. wind, relay & cruise master or rr. wind, defogger wire) (6" long-3 conn.-pink wires).....
71-72	30-4000 Instr. Cluster Gages & Hood Mtd.		8908689	1	1.79	JUMPER, tach. 8i cluster wiring (also used 9.750) ..
71-72	30-4000 Instr. Cluster Gages & Dash Mtd. Tach.....		8908687	1	1.79	JUMPER, gage cluster wiring (6" long)
73	All less A.C.....		8904110	1	3.74	JUMPER, htr.....
72-73	All A.....		8908981	1	1.79	WIRE, adaptor gauge & tach.....
2.480 HARNESS, ENGINE COMPARTMENT WIRING						
59	All.....		2971708	1	22.75	HARNESS, eng. wiring
60	All.....		2974717	1	26.40	HARNESS, eng. wiring
61	44-46-47-4800.....		2978518	1	28.25	HARNESS, eng. wiring
62	44-46-4800 Less A.C. ...		2979768	1	30.55	HARNESS, eng. wiring
62	44-46-4800 1st Type on A.C. (When Gen. is Used).....		2979768	1	30.55	HARNESS, eng. wiring
62	44-46-4800 A.C. Delcotron.....		2981198	1	32.15	HARNESS, eng. wiring
63	44-46-4800.....		2981834	1	32.15	HARNESS, eng. wiring
63	4700 up to Frame 1065934.....		2981834	1	32.15	HARNESS, eng. wiring
63	4700 after Frame 1065934.....		2985391	1	35.63	HARNESS, eng. wiring
64	All V-6.....		2983762	RH	16.30	HARNESS, eng. wiring
64	40-41-42-4300 V-8.....		2983763	RH	16.85	HARNESS, eng. wiring
64	40-4 1-4300 exc. 4355- 65 Less C.T. 4-Speed with Back-Up Lamp		2983764	LH	12.60	HARNESS, eng. wiring
64	4200-4355-65.....		2983764	LH	12.60	HARNESS, eng. wiring
64	40-41-4300 exc. 4355- 65 C.T. 4-Speed with Back-Up Lamps.....		2988162	LH	16.00	HARNESS, eng. wiring
64	4400 2nd Type-2 Cavity Park 8i Dir. Signal Lamp Conn.....		2988326	LH	20.85	HARNESS, eng. wiring
64	4 400.....		2983755	RH	19.35	HARNESS, eng. wiring
64	4400 1st Type-3 Cavity Park & Dir. Signal Lamp Conn.....		2983756	LH	18.80	HARNESS, eng. wiring
64	46-4800.....		2983867	RH	15.80	HARNESS, eng. wiring
64	4700.....		2983757	RH	19.35	HARNESS, eng. wiring
64	4700.....		2983758	LH	19.35	HARNESS, eng. wiring

64	46-4800 1st Type-3 Cavity-Park & Dir. Signal Lamp Conn.	2983759	LH	18.80	HARNESS, eng. wiring
64	44-4800 2nd Type-2 Cavity-Park & Dir. Signal Lamp Conn.	2987822	LH	19.60	HARNESS, eng. wiring
64	4669 Pol. Car Delcotron Spec. Body.	2986288	1	1.05	CABLE, Delcotron groui
65	All V-6.	2989424	RH	19.70	HARNESS, eng. wiring
65	30-4000 C.T. 4-Speed Floor Shift with Back-up Lamp Less Gran Sport & Tach.	2989339	LH	17.72	HARNESS, eng. wiring
65	30-4000 Tach. Jobs Less Gran Sport.	2989339	LH	17.72	HARNESS, eng. wiring
65	30-4000 (300 Eng.).	2989036	RH	17.25	HARNESS, eng. wiring
65	30-4000 Less C.T. 4-Speed with Back-Up Lights, & Gran Sport.	2989037	LH	14.05	HARNESS, eng. wiring
65	4000 Gran Sport.	2989270	RH	17.25	HARNESS, eng. wiring
65	4000 Gran Sport.	2989269	LH	18.40	HARNESS, eng. wiring
65	5000 A.C. &/or Cruise Control.	2987877	RH	23.50	HARNESS, eng. wiring
65	5000 Less A.C. & Cruise Control.	2989499	RH	23.90	HARNESS, eng. wiring
65	50-8000.	2987878	LH	23.80	HARNESS, eng. wiring
65	6000 Less C.T. 4-Speed with Back-Up Lamps.	2987878	LH	23.80	HARNESS, eng. wiring
65	60-8000 Less Tach Jobs, A.C. & Cruise Control.	2987879	RH	21.95	HARNESS, eng. wiring
65	60-8000 with Tach., Cruise Control & A.C.	2988178	RH	26.40	HARNESS, eng. wiring
65	9000.	2988268	RH	19.25	HARNESS, eng. wiring
65	9000 2nd Type with Aux. Relay Wire (Black with Sgl. Orange Strip).	6287001	LH	17.35	HARNESS, eng. wiring
66	All V-6.	6287083	RH	19.60	HARNESS, eng. wiring
66	30-4000 V-8 exc. 4600.	6287084	RH	19.90	HARNESS, eng. wiring
66	30-4000 exc. 4600.	6289278	LH	16.70	HARNESS, eng. wiring
66	4307-17-67-4407-17-67 Tach Jobs.	6289279	LH	18.20	HARNESS, eng. wiring
66	4600.	6289280	LH	20.90	HARNESS, eng. wiring
66	4600.	6287085	RH	19.65	HARNESS, eng. wiring
66	5000.	6286854	RH	23.20	HARNESS, eng. wiring
66	50-60-8000.	6289281	LH	30.25	HARNESS, eng. wiring
66	60-8000 Less Cruise Control & Tach. & Auto. A.C.	6286855	RH	19.25	HARNESS, eng. wiring
66	60-8000 Cruise Control 8t Tach. & Auto. A.C.	6286856	RH	20.85	HARNESS, eng. wiring
66	9000 less A.C.	6286797	RH	23.90	HARNESS, eng. wiring
66	9000 Man. A.C.	6286798	RH	26.60	HARNESS, eng. wiring
66	9000 Auto. A.C.	6289442	RH	31.05	HARNESS, eng. wiring
66	9000.	6289462	LH	37.60	HARNESS, eng. wiring
67	225-Eng.	6290575	RH	23.30	HARNESS, eng. wiring
67	30-4000 (300-340 Eng.)	6290576	RH	24:90	HARNESS, eng. wiring
67	4600.	6292004	RH	25.70	HARNESS, eng. wiring
67	30-4000.	6291869	LH	21.05	HARNESS, eng. wiring
67	50-60-8000.	6290045	LH	29.15	HARNESS, eng. wiring
67	9000.	6290083	LH	42.75	HARNESS, eng. wiring
67	5000 Less A.C.	6289985	RH	31.30	HARNESS, eng. wiring
67	5000 Man. or Auto. A.C.	6289986	RH	34.35	HARNESS, eng. wiring
67	60-8000 less A.C. & Tach.	6289988	RH	33.10	HARNESS, eng. wiring
67	8000 Auto. A.C. less Tach.	6289989	RH	36.95	HARNESS, eng. wiring
67	60-8000 Man. A.C. less Tach.	6289989	RH	36.95	HARNESS, eng. wiring
67	6667-87 with Tach.	6289991	RH	42.25	HARNESS, eng. wiring
67	9000 less A.C.	6290084	RH	35.70	HARNESS, eng. wiring
67	9000 Man. A.C.	6290085	RH	36.60	HARNESS, eng. wiring
67	9000 Auto. A.C.	6290086	RH	39.25	HARNESS, eng. wiring
68	L-6 Eng.	6297001	RH	37.60	HARNESS, eng. wiring
68	30-4000 (350 V-8 Eng.)	6295440	RH	36.40	HARNESS, eng. wiring
68	30-4000.	6295442	LH	28.15	HARNESS, eng. wiring
68	400 Eng.	6295441	RH	37.30	HARNESS, eng. wiring
68	5000 Less A.C.	6295417	RH	31.20	HARNESS, eng. wiring
68	5000 Man. or Auto. A.C.	6295418	RH	33.35	HARNESS, eng. wiring

68	50-60-8000.....	6295422	LH	33.75	HARNESS, eng. wiring
68	60-8000 Less A.C. & Tach	6295419	RH	33.75	HARNESS, eng. wiring
68	60-8000 Man. or Auto. A.C. less Tach	6295420	RH	35.90	HARNESS, eng. wiring
68	6667-6687 Tach. 8i Long	6295421	RH	37.28	HARNESS, eng. wiring
68	9000 Auto. A.C.	6297094	RH	39.10	HARNESS, eng. wiring
68	9000 Man. A.C.	6297095	RH	42.95	HARNESS, eng. wiring
68	6295434	LH	49.40	HARNESS, eng. wiring
68	9000 Less A.C.	6297093	RH	38.00	HARNESS, eng. wiring
69	L-6 Eng. A.C.	6299277	RH	39.72	HARNESS, eng. wiring
69	L-6 Eng. Less A.C.	6297392	LH	35.60	HARNESS, eng. wiring
69	30-4000 (350 Eng.) A.C. .	6299278	RH	38.20	HARNESS, eng. wiring
69	30-4000 (350 Eng.) less A.C.	6297393	RH	33.10	HARNESS, eng. wiring
69	400 Eng. Less A.C.	6297394	RH	36.30	HARNESS, eng. wiring
69	400 Eng. A.C.	6299279	RH	39.45	HARNESS, eng. wiring
69	30-4000.....	6297395	LH	25.45	HARNESS, eng. wiring
69	5000 less A.C.	6297384	RH	31.80	HARNESS, eng. wiring
69	5000 Man. or Auto. A.C. .	6297385	RH	36.95	HARNESS, eng. wiring
69	60-8000 less A.C.	6297386	RH	37.65	HARNESS, eng. wiring
69	60-8000 Man. or Auto. A.C.	6297387	RH	39.45	HARNESS, eng. wiring
69	50-60-8000.....	6299350	LH	32.00	HARNESS, eng. wiring
69	9000 less A.C.	6297401	RH	37.23	HARNESS, eng. wiring
69	9000 Auto. A.C.	6297402	RH	42.05	HARNESS, eng. wiring
69	9000 A.C.	6297403	RH	44.55	HARNESS, eng. wiring
69	9000.....	6297404	LH	44.55	HARNESS, eng. wiring
70	250 Eng. C.T.	6299924	RH	34.75	HARNESS, eng. wiring
70	250 Eng. A.T. less A.C. .	6299925	RH	36.45	HARNESS, eng. wiring
70	250 Eng. A.T. w/A.C.	6299934	RH	35.30	HARNESS, eng. wiring
70	30-4000.....	6299935	LH	27.75	HARNESS, eng. wiring
70	30-4000 (350 Eng.) less A.C. & Trans. Cont. Spark	8903991	RH	40.05	HARNESS, eng. wiring
70	30-4000 (350 Eng.) w/A.C. less Trans. Controlled Spark.....	8903991	RH	40.05	HARNESS, eng. wiring
70	30-4000 C.T. (350 Eng. 4-Bbl.) High Comp. w/Trans. Controlled Spark	8903989	RH	36.85	HARNESS, eng. wiring
70	30-4000 T.H. 350 (350 Eng. 4-Bbl.) High Comp. w/Trans. Controlled Spark.	8903991	RH	40.05	HARNESS, eng. wiring
70	4600 C.T.	6299931	RH	36.80	HARNESS, eng. wiring
70	4600 A.T. less A.C.	6299932	RH	37.40	HARNESS, eng. wiring
70	4600 A.T. w/A.C.	6299933	RH	36.50	HARNESS, eng. wiring
70	5000.....	8903992	RH	36.30	HARNESS, eng. wiring
70	60-8000 less Man. or Auto. A.C.	6299948	RH	35.30	HARNESS, eng. wiring
70	60-8000 w/Man. or Auto. A.C.	6299950	RH	36.60	HARNESS, eng. wiring
70	50-60-8000.....	6299951	LH	34.40	HARNESS, eng. wiring
70	9000 less Man. or Auto. A.C.	6299957	RH	36.08	HARNESS, eng. wiring
70	9000 Man. A.C.	6299958	RH	45.75	HARNESS, eng. wiring
70	9000 Auto. A.C.	6299959	RH	41.80	HARNESS, eng. wiring
70	9000.....	6299960	LH	38.25	HARNESS, eng. wiring
71	L-6 Eng.	8904258	RH	36.05	HARNESS, eng. wiring
71	30-4000 V-8.....	8907275	RH	27.95	HARNESS, eng. wiring
71-72	All A.....	8904111	LH	27.35	HARNESS, eng. wiring
71	50-60-8000 Auto. A.C. .	8904501	RH	36.40	HARNESS, eng. wiring
71-72	50-60-8000 less Auto. A.C.	8907272	RH	35.25	HARNESS, eng. wiring
71	9000 Auto. A.C.	8904502	RH	41.45	HARNESS, eng. wiring
71	9000 less Auto. A.C.	8907273	RH	34.75	HARNESS, eng. wiring
71-72	All B-C-E.....	8904117	LH	34.15	HARNESS, eng. wiring
72	30-4000.....	8909883	RH	27.95	HARNESS, eng. wiring
72	50-60-8000 Std. Heater or Manual A.C.	8909886	RH	36.60	HARNESS, eng. wiring
72	50-60-8000 w/Auto. A.C.	8908822	RH	36.40	HARNESS, eng. wrg. .
72	9000 Std. Htr. or Man. A.C.	8909888	RH	35.60	HARNESS, eng. wiring
72	9000 w/Heater & Auto. A.C.	8908837	RH	41.45	HARNESS, eng. wiring

71-72	All 80 Amp. Delcotron . . .	8908788	1	25.65	JUMPER, voltage reg
71	All V-8	8907592	1	3.84	HARNESS, anti dieseling solenoid wiring—(3.440) . .
70	9000	6299425	2	2.26	WIRE & SOCKET, cornering lamps (used 2.587)
71-72	All B-C w/Cornering Lamps	8904257	2	6.70	WIRE & SOCKET, cornering lamp (also used 2.587)
71-73	All E Cornering Lamp	8904437	2	2.20	CABLE, cornering lamp (used 2.587)
2.480 HARNESS, TACHOMETER					
70-72	GSX (Hood Mtd. Tach.)	5657144	1	6.33	HARNESS, tach. (also used 9.750)
71-72	3437-67 Intr. Pnl. Mtd. Tach	8908688	1	2.82	JUMPER, tach. wiring (44" long) (also used 9.750)
2.480 WIRING, DELCOTRON—CABLE & HOOD, SEALITE					
65-67	30-4000 Less G.S. (62 Amp. Delcotron)	2989142	1	2.61	CABLE, pol. car Delcotron
65-67	6269-6469 Pol. Car Delcotron	2986288	1	1.05	CABLE, Delcotron ground
65	30-4000 Pol. Car Delcotron	6286997	1	1.90	WIRE, Delcotron to starter sgl. lead
66	30-4000 exc. 4600	6286997	1	1.90	WIRE, Delcotron to starter sgl. lead
67	30-4000-6469 Less G.S. (62 Amp. Delcotron)	6293112	1	2.53	WIRE, Delcotron feed circuit ext.
67	30-4000-6469 Less G.S. (62 Amp. Delcotron)	6293113	1	3.35	WIRE, Delcotron-frt. & rr. circuit ext.
68	All	6292245	1	4.97	CABLE, trouble lamp feed
68-70	30-4000 (62 Amp. Delcotron)	6295741		2.87	CABLE, hi output Delcotron
68	50-60-8000 (62 Amp. Delcotron)	6295742		2.95	CABLE, hi output Delcotron
68	50-60-8000	6297307		2.87	CABLE & HOOD, sealite switch illumination
68	9000	6295802		8.85	CABLE 8i HOOD, sealite
69-70	50-60-8000 (62 Amp. Delcotron)	6297896		4.23	CABLE, hi output Delcotron
2.480 HARNESS, HEADLAMP EXTENSION					
61	44-46-47-4800	2978566	2	1.79	HARNESS, hdlp. ext.
2.480 HARNESS, CARBURETOR THROTTLE CONTROL					
71	350-455 Eng. C.T.	8904591	1	5.95	HARNESS, carb. throttle control solenoid—(3.440)
2.480 HARNESS, CENTER CONSOLE WIRING					
64	4700	2983947	1	12.30	HARNESS, console wiring
65-66	30-4000 A.T.-Long Console	2989489		6.93	HARNESS, console wiring
65-68	6000 Long Console	2987885		1 1.53	HARNESS, console wiring
65	9000	2988896		13.75	HARNESS, console wiring
66-68	9000 Long Console	6286795		4.92	HARNESS, console wiring
67	4000 Long Console	6291860		6.78	HARNESS, console wiring
68	30-4000 w/Long Console	6295448		7.85	HARNESS, console wiring
69	30-40-6000 Long Console	6295448		7.85	HARNESS, console wiring
69	9000 Long Console	6297494		5.85	HARNESS, console wiring
2.480 HARNESS, A.C. WIRING					
66	30-4000 A.C.	6287183		8.25	HARNESS, wiring-A.C. with htr.
66-67	30-4000 A.C.	6287183		8.25	HARNESS, wiring-A.C. w/htr.
66	80-9000 Auto. A.C.	3010998		1.54	HARNESS, auto, climate control wiring
67	50-60-8000 Auto. A.C. 1st Type (colored tape on vac. hose at firewall)	3013513		1.79	HARNESS, master switch wiring
68	30-4000 A.C.	6295447		9.45	HARNESS, A.C. w/htr. wiring . . .
69-72	All A (A.C.)	6299281		12.90	HARNESS, A.C. w/htr. wiring . . .
69-70	50-60-8000 Man. A.C. Long Console or Rr. Wind. Def. or Cruise	6297406		13.05	HARNESS, wiring A.C. ext. (also used 8.852)
67	50-60-8000 Auto. A.C.	6291524		2.97	JUMPER, auto. A.C. adapter
68	50-60-80-9000 Auto. A.C.	6291524		2.97	JUMPER, auto. A.C. adapter
68	30-4000	6295719		2.20	WIRE, A.C. blower jpr.-single lead
71-73	All (Auto. A.C.)	8904108		6.30	WIRE, auto A.C. cluster-ext. (50" long)
71-72	All Auto. A.C.	8904109		9.35	WIRE, auto A.C. body exc. (74" long)
71	80-9000 A.C.	8908644		3.95	CABLE, AC. compr. cut off switch jumper .

2.480 HARNESS, CRUISE MASTER WIRING					
67	30-4000 ST. 300.....	6292433	1	10.05	HARNESS, cruise master wiring.....
68-69	30-4000 V-8.....	6295449	1	10.80	HARNESS, cruise master wiring.....
68	50-60-8000.....	6296654	1	24.65	HARNESS, cruise master wiring.....
69	50-60-8000.....	6297816	1	15.25	HARNESS, cruise master wiring.....
69	50-60-8000.....	6300107	1	21.80	HARNESS, cruise master (for dealer installed cruise master only).....
69-70	9000.....	6300106	1	24.05	HARNESS, cruise master (for dealer installed cruise master only).....
68	9000.....	6296655	1	24.03	HARNESS, cruise master.....
70	50-60-8000.....	6299962	1	8.80	HARNESS, cruise extension wiring.....
70	50-60-8000 w/Dealer Instr. Cruise Master....	8903230	1	33.00	HARNESS, cruise master
70	9000 w/Dir. Instr. Cruise				
		8903231	1	30.30	HARNESS, cruise master
71-72	All B-C-E.....	8907979	1	31.30	HARNESS, cruise master
71-73	All B-C-E.....	8904125	1	8.75	WIRE, cruise ext.....

2.480 HARNESS, REAR BUMPER LAM					
68	30-4000 exc. Wagons ...	6295443	1	27.45	HARNESS (also used 13.090).....
69	30-4000 exc. Wagons ...	6297396	1	28.65	HARNESS (also used 13.090).....
68	8000.....	6295424	1	33.35	HARNESS (also used 13.090).....
68	9000.....	6295436	1	33.05	HARNESS (also used 13.090).....
69	50-6000.....	6297389	1	40.60	HARNESS (also used 13.090).....
69	9000.....	6297405	1	31.80	HARNESS (also used 13.090).....
70-72	All A exc. Wagons	6299936	1	31.55	HARNESS (also used 13.090).....
70	50-6000 exc. Wagons ...	8904075	1	34.10	HARNESS, rr. bpr. lamp wiring (also used 13.090)
70	9000.....	6299961	1	40.05	HARNESS (also used 13.090).....

2.480 HARNESS, TAPE PLAYER WIRING					
68	All.....	6297155	1	4.52	HARNESS (also used 9.670).....
69-72	All A (less Console).....	6299100	1	6.35	HARNESS.....
69-70	50-60-8000.....	6299100	1	6.35	HARNESS.....
69-70	9000.....	6299100	1	6.35	HARNESS.....
71	50-60-80-9000 Col. Shift	8907837	1	4.46	HARNESS (9.670).....
71	All Radio & Tape Player ..	8904366	1	3.84	CAPACITOR & WIRE, to fuse block (asm. to park brk. pedal brkt. (used 9.663).....
72	30-40-9000.....	8904366	1	3.84	CAPACITOR & WIRE, to fuse block (asm. to park brk. pedal brkt.).....

2.480 WIRE, GAS GAUGE TANK UNIT					
68	30-4000 less Wagons ...	6295404	1	3.02	WIRE, tank unit (used 3.108).....
68-72	All A Wagons	6295102	1	5.17	WIRE, tank unit (used 3.108).....
70-73	All A exc. Wagons.....	8903609	1	1.85	WIRE, fuel gage (also used 3.108).....
70	50-60-8000 exc. Wagons	8903608	1	1.85	WIRE (also used 3.108).....
71-72	All B-C.....	8904155	1	1.79	WIRE, gas tank lead (fuel gage feed & grd.) (also used 3.108).....
71-72	All E.....	8904191	1	1.64	WIRE, gas tank lead (fuel gage feed & grd.) (also used 3.108).....

2.480 HARNESS, TAILGATE & CONVERTIBLE TOP					
70-72	All A Wagons.....	6299937	1	7.20	HARNESS, pwr. t/gate (also used 13.090).....
70-72	All A/Conv.....	6299937	1	7.20	HARNESS, conv. top (also used 13.090).....
70	6000 Wagons.....	8904075	1	34.10	HARNESS, pwr. t/gate wind, (also used 13.090) ..
70	50-60-8000 Conv.	8904075	1	34.10	HARNESS, conv. top (also used 13.090).....
70	50-60-8000 w/Elec. Deck Lid Release less Long Console.....	6299954	1	2.63	HARNESS, deck lid release (also used 13.090)
71-73	All B Wagons - Elec. T/Gate.....	8908618	1	22.95	HARNESS, pwr. t/gate & wind, (also used 13.090)
70-72	3300-3435-3436 Non-Depressed Park Wipers	8903611	1	2.97	CABLE, w/shield wiper switch jpr. (also used 10.163).....

2.480 HARNESS, TRANSMISSION JUMPER (SEAT BELT WARNING)					
72	30-4000 C.T. w/Seat Belt Warning System ..	8910571	1	12.75	HARNESS, from fuse block to neutral switch conn. (also used 13.090).....

2.480 CONNECTOR—CLAMP—GROMMET—STRAP, WIRING HARNESS					
60	All.....	2962448		.10	CONNECTOR, wiring harness—(2.530) ..
63	40-41-4300 V-8 Pol. Car Gen.....	2973781		.12	CONNECTOR, wiring harness to field jpr. wire—(2.698).....
60	All.....	1185159		.10	CLAMP, wiring harness—(9.242).....
62 63	44-46-47-4800	1350657		.10	GROMMET, hdlp. wire harness thru fdr. skirt (R.)—(9.775).....

68	50-60-8000	3816659		.25	STRAP, instr. panel harness to instr. cluster—(2.559)
	9000.	1385029		.15	STRAP, instrument panel wiring to instrument panel—(10.153)
68-70	30-4000 V-8 Cruise				
68	Master	8877976	1	.30	STRAP, cruise vac. hose to wiring harness—(4.931) .
61-69	All as Req.	1472825	AR	.10	JUMPER, 2 way male (used 4.054)
70-72	All	8877976	AR	.30	STRAP, eng. block htr. cord to pos. battery cable (6 %" plastic)

2.480 FUSIBLE LINK, REPAIR PACKAGE

67-72	All Less 9000.	6292294	AR	1.79	PACKAGE (No. 16 gage) fusible link repair (black)
67-72	All	6292295	AR	1.79	PACKAGE (No. 14 gage) fusible link repair (brown)

2.483 GASKET, INSTRUMENT PANEL MAIN WIRING HARNESS FUSE PANEL

65-67	30-4000	3866142	1	.10	GASKET
-------	-------------------	---------	---	-----	------------------

2.483 CONNECTOR BODY, INSTRUMENT PANEL WIRING HARNESS

65	30-4000.	2989685	1	.82	CONNECTOR, body, on back of fuse block—(2.530) .
65-66	50-60-8000.	2984875		2.41	CONNECTOR body, on back of fuse block

2.483 BLOCK—CLIP, FUSE

61-63	44-46-47-4800.	2977627		2.46	BLOCK
64	44-46-4800.	2984341		3.28	BLOCK
65	30-4000 less Pwr. Wind. & Seat Jobs	2989598		3.28	BLOCK, fuse
65-66	50-60-8000.	2984874		7.05	BLOCK
65-67	50-60-8000.	6288263		2.20	BLOCK, acc. compt. mtg. (on back of instr. panel-R. side) .
65	9000.	2989569		3.28	BLOCK, fuse
64-65	9000.	2984464		2.20	BLOCK, junction
66	4000.	6288121		5.50	BLOCK
66	9000.	6288026		10.35	BLOCK
67	30-4000 less Pwr. Opts.	6288420		4.20	BLOCK
67	30-4000 Pwr. Opts.	6288421		5.02	BLOCK
67	50-60-8000.	6288467		7.50	BLOCK
67	9000.	6288422		6.70	BLOCK
68	All	6294007		6.25	BLOCK, fuse
69-70	30-4000.	6294534		9.50	BLOCK
69-70	50-60-80-9000.	6294535		9.35	BLOCK
61	40-41-4300.	2965785		.15	CLIP, elec. clock fuse
62	4100.	2965785	1	.15	CLIP, elec. clock fuse
63	41-4300.	2965785	AR	.15	CLIP (with tandem blade) .

2.485 SWITCH, HEADLAMP

54-55	All	1995057	1	7.70	SWITCH
56-58	All	1995079	1	6.90	SWITCH
61-62	40-41-4300.	1995099	1	6.05	SWITCH
59-62	All exc. 40-4 1-4300.	1995096	1	6.65	SWITCH
63	All	1995096	1	6.65	SWITCH
64-67	All	1995179	1	4.77	SWITCH
68-69	All A B C.	1995180	1	5.00	SWITCH
68-69	All E.	1995153	1	6.95	SWITCH
70-73	All	1995180	1	5.00	SWITCH
68	All B-C-E.	1383644	1	.72	NUT, light switch ret
69-70	All E.	1383644	1	.72	NUT, switch retainer
69-70	All B-C.	1386666	1	.92	NUT (chrome escn.) switch retainer (also used 2.486)
71-73	All B-C-E.	1235263	1	.92	NUT, light switch retainer

2.485 PACKAGE, TWILIGHT SENTINEL

66-67	50-60-80-9000.	981467	1	35.90	PACKAGE, twilight sentinel .
68-72	All as Req.	981467	1	35.90	PACKAGE, twilight sentinel .

2.485 AMPLIFIER—KNOB—PHOTOCELL, TWILIGHT SENTINEL

66-67	50-60-80-9000	911488	1	32.75	AMPLIFIER
68-72		911313	1	31.55	AMPLIFIER
58	All	2962448	AR	.10	CONNECTOR, to resistor (black) kool-pak A.C—(2.530)
62	44-46-4800	2962448	3	.10	CONNECTOR, twilight sentinel light switch wires to instr. panel wire harness—(2.530)
60	All	1189054	AR	.20	GROMMET, harness thru dash.—(9.775)
61-62		1189054	1	.20	GROMMET, auto light switch wires thru dash—(9.775)
60	All	1569776	1	.24	KNOB, reset stem—(9.761)
62	44-46-4800	1569776	1	.24	KNOB, twilight sentinel light switch reset stem—(9.761)
63	44-46-47-4800	1569776	1	.24	KNOB, auto, light switch-twilight sentinel—(9.761) ..

64	44-46-47-4800	1569776	1	.24	KNOB, reset stem (black) auto, light switch-twilight sentinel—(9.761).
66-68	50-60-80-9000	1482215		1.03	KNOB, twilight sentinel
60	All	1564075		.66	NUT, ret. (switch override)—(9.761)
62	44-46-4800	1564075		.66	NUT, twilight sentinel light switch ret.—(9.761)
63	44-46-47-4800	1564075		.66	NUT, override switch to (l.) side control panel-twilight sentinel—(9.761)
66-67	50-60-80-9000	911494		7.70	PHOTOCELL
68-72	All as Req.	911306		13.20	PHOTOCELL
69	50-60-8000 Twilight Sentinel	5962143		1.13	PAD, photocell mtg. (on l.h. pillar post)
71-72	All	5962143		1.13	PAD, photocell mtg.
62	44-46-4800	3816659		.25	STRAP, twilight sentinel harness to lwr. tie bar l. side of instr. panel cbl. strap—(2.559)

2.486 KNOB, HEADLAMP SWITCH

63	All	1355395	1	.72	KNOB
64	40-41-42-4300	1362775	1	1.18	KNOB
64	44-46-47-4800	1363875	1	.72	KNOB
65	30-4000	1370821	1	.97	KNOB
65	50-60-8000	1370808	1	.92	KNOB
65	9000	1370758	1	1.13	KNOB
66	30-4000	1376890	1	.92	KNOB
66	50-60-8000	1376891	1	.92	KNOB
66	9000	1374929	1	1.90	KNOB
67	30-4000	1379703	1	1.08	KNOB
67	50-60-80-9000	1379702	1	1.08	KNOB
67-68	All Guidematic	1379700	1	.92	KNOB—(9.649)
68	All	1383641	1	1.03	KNOB
69-70	All B-C-E	1231082	1	1.13	KNOB
69-72	All A	1231082	1	1.13	KNOB
71-72	All B-C-E	1235264	1	1.08	KNOB

2.486 ESCUTCHEON, HEADLAMP SWITCH

65	30-4000	1370802	1	1.08	ESCUTCHEON
65	50-60-8000	1369303	1	.56	ESCUTCHEON
65	9000	1370851	2	.92	ESCUTCHEON, light 8. w/s washer
66	30-4000	1376903	1	.87	ESCUTCHEON
66	50-60-8000	1376882	1	.92	ESCUTCHEON
66	9000	1374930	1	1.64	ESCUTCHEON
67	30-4000	1379715	1	.82	ESCUTCHEON
67	50-60-80-9000	1379718	1	.82	ESCUTCHEON
68-72	All A	1383642	1	.92	ESCUTCHEON
68	All B-C-E	1383643	1	.72	ESCUTCHEON
69-70	All B-C	1386666	1	.92	ESCUTCHEON (nut)—(2.485)
69-70	E	1383643	1	.72	ESCUTCHEON
71-73	All B-C-E	1235262	1	.72	ESCUTCHEON
68-70	All	1364791	1	.20	PLATE, switch ground-between instr. panel housing & light switch
71-72	All A	1364791	1	.20	PLATE, switch ground-between instr. pnl. hsg. & light switch
69-70	All B-C	1386536	1	2.46	LENS, switch

2.486 PLATE, LIGHT AND WINDSHIELD WASHER SWITCH

64-65	Riviera	1364791	1	.20	PLATE
-------	---------	---------	---	-----	-------

2.486 RETAINER, LIGHT SWITCH & ESCUTCHEON

64	4700	1365040	1	1.03	RETAINER
65	50-60-8000	1369302	1	1.03	RETAINER

2.500 REGULATOR, VOLTAGE & CURRENT CONTROL

53	50-70	1119003	1	17.15	REGULATOR (exchange item)
54-55	All	1119003	1	17.15	REGULATOR (exchange item)
56	All 1st Type (Refer to Group 2.275-1 102005 for Chg. Points)	1119003	1	17.15	REGULATOR (exchange item)
56	All 2nd Type Less A.C.	1119168	1	17.15	REGULATOR (exchange item)
57	All	1119168	1	17.15	REGULATOR
58	All Less A.C.	1119600	1	21.70	REGULATOR (exchange item)
58-60	All A.C.	1119601	1	21.70	REGULATOR (exchange item)
59-60	All Less A.C. & Modif.	1119168	1	17.15	REGULATOR (exchange item)
61-62	All exc. A.C. or A.C. Modif. or Pol. Gen.	1119168	1	17.15	REGULATOR (exchange item)
61-62	44-46-47-4800 A.C. or A.C. Modif.	1119601	1	21.70	REGULATOR (exchange item)
62	44-46-4800 A.C.	1119515	1	17.60	REGULATOR (use w/delcotron)
63	All Less Pol. Car Gen.	1119515	1	17.60	REGULATOR

64	40-41-42-4300-4669 Less Pol. Car Delcotron	1119515	1	17.60	REGULATOR.
64	44-46-47-4800 exc. 4669.....	1119515		17.60	REGULATOR.
63	Pol. Gen. Opt. Cars.....	9000567		53.35	REGULATOR.
64	40-41-42-4300 Pol. Car Delcotron.....	9000590	1	55.85	REGULATOR.
64	4669 Pol. Car Delcotron with Spec. Body.....	9000590	1	55.85	REGULATOR.
65	All Less Pol. Car Delcotron.....	1119515		17.60	REGULATOR.....
65-67	All 62 Amp. Delcotron ...	1116378		35.10	REGULATOR (exchange item)
66-67	All exc. 62 Amp. Delcotron & Riviera	1119515	1	17.60	REGULATOR.....
66-67	9000.....	1119507	1	15.65	REGULATOR.....
68-70	All (62 Amp. Delcotron) ..	1116378	1	35.10	REGULATOR (exchange item)
68-71	All less 62 Amp.-80 Amp. Delcotron.....	1119515	1	17.60	REGULATOR.....
71	All B-C (62 Amp. Delcotron).....	1119519		18.25	REGULATOR.....
71-72	9000 & 80 Amp. Delcotron.....	1116387		16.65	REGULATOR (in Delcotron)
72	All A less 80 amp. Delcotron.....	1119515		17.60	REGULATOR.....
72	All B-C w/Heater or Elec. Rr. Wind. Defogger less 80 amp. Delcotron	1119515	1	17.60	REGULATOR.
72	All B-C Man. or Auto. A.C. less Elec. Rr. Wind. Defogger & 80 amp. Delcotron.....	1119515	1	17.60	REGULATOR
72	All B-C Man. or Auto. A.C. & Rr. Wind. Defogger.....	1119519	1	18.25	REGULATOR.....
73	All.....	1116387	1	16.65	REGULATOR (in Delcotron) .
2.510 RELAY, ELECTRIC					
63	All V-8 exc. 4700 Pol. Car Gen. Opt.....	1115814		7.25	RELAY, indicator
64	40-41-42-4300 Pol. Car Delcotron.....	1115827		6.95	RELAY, indicator.....
64	4669 Pol. Car Delcotron ..	1115827		6.95	RELAY, indicator.....
61-62	40-41-4300 V-8 Pol.	1115841		7.45	RELAY, gen. field (also used 13.095)
63	40-41-4300 V-8.....	1115841		7.45	RELAY, gen. field.....
71-73	All B Wagons (Elec. T/Gate).....	9785034		6.40	RELAY, pwr. t/gate (also used 13.095)
	All B Wagons.....	9831949		4.56	RELAY, elec. t/gate—(13.095).....
72	2.510 LIMITER, AIR CONDITIONING CUT OFF SWITCH				
71	80-9000.....	6556440	1	2.00	LIMITER (3 term.-plastic) clip to top of Delcotron & A.C. compr. adj. brace—(9.172).....
72	AM.....	6556440	1	2.00	LIMITER, air conditioning cut off switch thermal plastic-three terminals—(9.172).....
2.515 AMMETER					
66-67	9000.....	1503177	1	7.40	AMMETER
2.530 CONNECTOR, WIRING HARNESS					
56	All.....	2973453	AR	.10	CONNECTOR, rr. compt. light wire.....
58	All Kool-Pak A.C.	2965104	1	.11	CONNECTOR, body (3 way-female) in evap.....
58	All Kool-Pak A.C.	2973453	2	.10	CONNECTOR, rr. compt. light wire.....
56-62	All exc. 40-41-4300.	2962510	AR	.15	CONNECTOR, blower switch.....
57-60	All.....	2965077	1	.22	CONNECTOR, carb. starter switch.....
58-60	All.....	2962448	AR	.10	CONNECTOR (also used 2.485-2.480).....
61-62	40-41-4300 A.C.	2973778	1	.11	CONNECTOR, wire harness to hdlp. circuit at light switch conn, body (also used 2.815-9.773).....
61-64	All Pol. Delcotron Opt.	2973778	1	1 1	CONNECTOR, wiring harness to ign. switch cbl.....
61-62	40-41-4300 V-8 Pol. Opt.	2973778	1	1 1	CONNECTOR, ign. switch to field relay wire.....
63-64	4435-45-4635-45.	2977253	1	10	CONNECTOR (used 10.150-1 1.253).....
64	40-41-42-4300.....	2973778	1	1 1	CONNECTOR, between comp. & idle speed up control.....
64	4700	2977045	AR	1 1	CONNECTOR, frt. park & turn signal lamp wire (also use 2.459-9.779-13.100).....
63	40-41-4300	2977864		15	CONNECTOR (ctsy. lamp wiring) (also used 2.774).....
65	30-4000 ...	6294730		30	CONNECTOR, foot dimmer switch.....
65-68	All.....	2984164		20	CONNECTOR, dimmer switch.....
65	30-4000 ...	2973385		23	CONNECTOR, w/s washer switch.....
65	30-4000 ...	2973872		10	CONNECTOR, neutral safety switch.....

65	30-4000.....	2989649	1	.72	CONNECTOR, eng. compt. harness (r.) to bulkhead ..
65-66	30-4000.....	2989650	1	.41	CONNECTOR, eng. compt. wiring harness (l.) to bulk hd.....
65	30-4000.....	2984170	1	.28	CONNECTOR, ign. switch.....
65-66	30-4000.....	2984411	1	.41	CONNECTOR, turn sig. switch.....
65-67	30-4000.....	2984857	1	.30	CONNECTOR, instr. panel wiring harness (to body wiring harness) (also used 13.100).....
65-67	30-4000.....	2965073	1	.23	CONNECTOR, to htr. blower switch (also used 9.275).....
65	30-4000 exc. Wagons 54-64-66-8467.....	2984857	1	.30	CONNECTOR, rr. body harness to frt. body harness ..
65	30-4000 exc. Wagons 8i Conv.....	2973782	AR	.14	CONNECTOR, dome or rr. qtr. corner lamp (also used 13.100).....
65-66	30-4000 exc. Wagons & Conv. Rr. Wind. Def. Jobs.....	2973778	1	.11	CONNECTOR, body.....
65	50-60-8000.....	2989590	1	.97	CONNECTOR, eng. compt. (l.) to bulkhead.....
65	30-4000.....	2962448	1	.10	CONNECTOR, elec. clock.....
65	All Wagons.....	2973782	AR	.14	CONNECTOR, stop-tail & dir. lamp.....
65-66	30-4000.....	2973778	1	.1 1	CONNECTOR, parking brk. warning light.....
65-67	50-60-80-9000.....	2984928	1	.20	CONNECTOR, instr. panel harness (to body wiring harness).....
65	50-60-8000.....	2989591	RH	.97	CONNECTOR, eng. compt. harness to bulkhead ..
65	50-60-8000.....	2962679	1	.26	CONNECTOR, horn relay.....
65-66	50-60-80-9000.....	2965809	AR	.20	CONNECTOR, hdlp. (2-way).....
65-66	50-60-8000.....	2965810	AR	.17	CONNECTOR, hdlp. (3-way).....
65	50-60-8000.....	2989590	1	.97	CONNECTOR, eng. compt. (L.) to bulkhead.....
65-66	50-60-8000.....	2977373	AR	.15	CONNECTOR, Delcotron.....
65	50-60-8000.....	2977607	1	.21	CONNECTOR, voltage regulator.....
65	50-60-8000.....	2962510	1	.15	CONNECTOR, relay coil (3 wire) also used 13.100..
65	50-60-80-9000 Conv.....	2984959	1	.39	CONNECTOR, pwr. top switch.....
65	50-60-80-9000.....	2965019	1	.21	CONNECTOR, htr. resistor.....
65	50-60-80-9000.....	2962448	1	.10	CONNECTOR, relay coil (1 wire).....
65	50-60-80-9000.....	2965077	AR	.22	CONNECTOR, back-up lamp switch (also used 10.163).....
65-67	50-60-80-9000 (4-Note Horn).....	2973778	1	.1 1	CONNECTOR, horn feed wire to horn wiring harness
65-66	50-60-8000.....	2965077	AR	.22	CONNECTOR, w/washer.....
65-67	50-60-8000.....	2977048	1	.23	CONNECTOR, rr. compt. accessory.....
65-67	50-60-80-9000.....	2977646	AR	.23	CONNECTOR, pwr. ant.....
65	50-60-8000 A.C.....	2962679	1	.26	CONNECTOR, compr. cl.....
65-66	50-60-80-9000.....	2977233	1	.23	CONNECTOR, dir. sig. switch.....
65-66	50-60-8000.....	2977233	1	.23	CONNECTOR, htr. blower switch.....
65-68	All.....	6294730	1	.30	CONNECTOR, hdlp. switch.....
65	9000.....	2973890	1	.17	CONNECTOR, to console wiring.....
65-67	9000.....	2984928	1	.20	CONNECTOR, rr. body wiring harness to frt. body wiring harness.....
65	9000.....	2965104	1	.11	CONNECTOR, rr. wind, def.....
65	9000 A.C.....	2965073	1	.23	CONNECTOR, htr. switch.....
65	All Conv.....	2973781	2	.12	CONNECTOR—(2.698).....
65-70	9000.....	2984792	1	.62	CONNECTOR, instr. panel harness-to printed circuit ..
65	30-4000.....	2989685	1	.82	CONNECTOR, instr. panel wiring harness (in back of fuse block) also used 2.483.....
65	9000.....	2984678	1	.19	CONNECTOR, rr. qtr. corner lamp 8; r. radio spkr. (also used 13.100).....
65	9000.....	2962510	1	.15	CONNECTOR, pwr. relay 8: relay coil 8i safety buzzer.....
65	9000.....	2965114	1	.15	CONNECTOR, cruise master eng. switch 8; rr. wind. del.....
65	9000.....	2973903	1	.16	CONNECTOR, to instr. panel harness on console harness 8i cruise master amplifier.....
65	9000 A.C.....	2977647	1	.23	CONNECTOR, master switch.....
65-67	50-60-80-9000.....	2977647	1	.23	CONNECTOR, cruise master brk. switch.....
65-67	9000.....	2973903	1	.16	CONNECTOR, cruise master amplifier.....
65	9000 A.C.....	2965073	1	.23	CONNECTOR, htr. switch.....
65-67	30-4000.....	2984170	1	.28	CONNECTOR, ign. switch.....
65	All.....	2989922	1	.10	CONNECTOR, 4 note horn cbl. to relay.....
66-68	All.....	2984378	1	.12	CONNECTOR, htr. resistor.....
66-67	All.....	6294730	1	.30	CONNECTOR, hdlp. switch.....
66	30-4000.....	2973778	1	.1 1	CONNECTOR, traffic hazard flasher.....
66-67	30-4000.....	2989906	1	1.08	CONNECTOR, bulk hd.....
66-67	30-4000.....	2965073	1	.23	CONNECTOR, htr. switch.....
66-70	30-40-50-60-8000.....	2984792	1	.62	CONNECTOR, instr. & cluster.....
66-67	30-4000 Less G.S. (62 Amp. Delcotron).....	2962679	1	.26	CONNECTOR, horn relay wires to horn relay.....
66	60-8000.....	2973385	1	.23	CONNECTOR, water temp.....
66	60-8000.....	2973781	1	.12	CONNECTOR, starter solenoid.....

66-67	50-60-80-9000	2977233	1	.23	CONNECTOR, blower switch.
66-67	5000-9000	2973872	1	.10	CONNECTOR, cruise control pwr. unit.
66	50-60-8000	2977253	1	.10	CONNECTOR, htr. blower feed.
66	9000	2989591	RH	.97	CONNECTOR, eng. compt. to bulkhead.
66	9000	2989590	LH	.97	CONNECTOR, eng. compt. to bulkhead.
66	50-60-8000	2977253	AR	.10	CONNECTOR, htr. blower feed & cornering lamp wire.
66	50-60-80-9000	2977607	1	.21	CONNECTOR, voltage regulator.
66-67	50-60-80-9000	2965114	1	.15	CONNECTOR, cruise master eng. switch.
66	50-60-80-9000	2962448	1	.10	CONNECTOR, traffic hazard flasher.
66	50-60-8000	6288169	1	1.13	CONNECTOR, rr. wind. def. switch.
66-67	All	2984164	1	.20	CONNECTOR, dimmer switch.
66	50-60-8000 Rr. Seat Spkr.	2977049	1	.52	CONNECTOR, body (4-way).
66	50-60-80-9000	2984958	1	.62	CONNECTOR, cornering lamp switch.
66	6000 Console	2977049	1	.52	CONNECTOR, console.
66	9000 less Console & Auto. A.C.	2977603	1	.54	CONNECTOR, w/s wiper & washer switch.
66-67	9000	6288038	1	3.28	CONNECTOR, bulkhead (on back of fuse block).
66-67	9000 A.C.	2965073	1	.23	CONNECTOR, A.C. compr. cl. switch.
66	9000 less Console & Auto. A.C.	6288025	1	2.72	CONNECTOR, bulk head.
66-67	9000 A.C.	2965073	1	.23	CONNECTOR, A.C. compr. cl. switch.
67-68	All	2973385	1	.23	CONNECTOR, flasher.
67-68	All	2973872	1	.10	CONNECTOR, neutral safety switch.
67	30-4000	6288387	1	1.08	CONNECTOR, w/s wiper.
67	30-4000	6288589	1	1.49	CONNECTOR, turn signal.
67	30-40-50-60-8000	2984378	1	.12	CONNECTOR, htr. resistor.
67-68	All	2962510	1	.15	CONNECTOR, buzzer.
67	30-40-9000	2962510	1	.15	CONNECTOR, buzzer.
67-68	All	2973781	AR	.12	CONNECTOR, ctsy. lamp.
67	50-60-8000	2984875	1	2.41	CONNECTOR, bulk head.
67	50-60-80-9000	6288386	1	1.33	CONNECTOR, turn signal.
67-68	50-60-80-9000	2973781	1	.12	CONNECTOR, pwr. ant.
67-68	50-60-80-9000	6288385	1	1.18	CONNECTOR, cornering lamp switch.
67-68	30-40-50-60-8000	2977253	AR	.10	CONNECTOR, clock feed, radio feed & buzzer pwr. wind.
67	9000	2973781	1	.12	CONNECTOR, console.
67	9000	2977253	AR	.10	CONNECTOR, pwr. wind. & frt. seat back light.
67	9000	2984958	1	.62	CONNECTOR, w/s wiper & washer.
67	50-60-80-9000	6288390	1	.41	CONNECTOR, ign. switch.
68	All	6294223	1	.46	CONNECTOR, ign. switch.
68	All	6288589	1	1.49	CONNECTOR, turn sig.
68-69	All	6288976	1	3.08	CONNECTOR, bulkhead-on back of fuse block.
68-69	50-60-80-9000	8912257	1	3.75	CONNECTOR, cigar lighter base—(9.709).
68	All	6288992	1	1.64	CONNECTOR, female-w/s wiper switch.
67-70	3437-4600 Tach. & Long Console.	2973778	1	.11	CONNECTOR, body.
68	9000	2973778	1	.11	CONNECTOR, horn feed wire to 4-note horn.
68	6639	2977253	1	.10	CONNECTOR, rr. dr. lamp feed.
68	8457	2977253	1	.10	CONNECTOR, rr. qtr. lighter feed.
68	9000	2977253	1	.10	CONNECTOR, seat adjr. harness.
68	8467	2962448	1	.10	CONNECTOR, frt. body wiring harness to rr. compt. lamp.
68	All Wagons	2973890	1	.17	CONNECTOR, frt. body harness.
68	9000 Pwr. Wind.	2973903	1	.16	CONNECTOR, (l.) frt. dr. wind. control.
68	50-6000	2977048	1	.23	CONNECTOR, frt. harness to body wiring.
68	50-60-8000	2977049	1	.52	CONNECTOR, body (4-way).
68	50-60-8000	2973781	1	.12	CONNECTOR, clock.
68	9000	2989922	1	.10	CONNECTOR, body 4-note horn.
68	All	2977253	1	.10	CONNECTOR, glove box lamp.
65-68	50-60-80-9000	2977048	1	.23	CONNECTOR, rr. compt. accessory.
68	All	2973453	1	.10	CONNECTOR, rr. compt. light wire.
68	50-60-80-9000	6288990	1	1.64	CONNECTOR, pwr. ant. switch.
68-70	50-60-80-9000	6288990	1	1.64	CONNECTOR, ctsy. lamp.
68	50-60-80-9000	6288991	1	1.64	CONNECTOR, cruise switch.
68	50-60-80-9000	6288991	1	1.64	CONNECTOR, rr. wind, def.
68	30-40-50-60-8000	2989641	2	.20	SOCKET, htr. control lamp.
69-70	All	6294509	1	1.23	CONNECTOR, turn signal switch.
66-67	9000	2989641	1	.20	SOCKET, glove box lamp.
66	All	7270537	2	1.03	SOCKET, htr. control lamp.
67	50-60-80-9000	7270537	2	1.03	SOCKET, htr. control lamp.
70-72	All	2977253	1	.10	CONNECTOR, w/s wiper jumper.
70	30-4000	6288976	1	3.08	CONNECTOR, bulkhead-on back of fuse block.
70	30-4000	6294647	2	1.13	CONNECTOR, instr. panel harness printed circuit.
70	50-60-8000	6288896	1	1.85	CONNECTOR, bulkhead (on firewall end of eng. wiring harness).

70	9000	8900460	1	3.13	CONNECTOR, bulkhead (on firewall end of eng. wiring)
70	9000	8900461	1	4.77	CONNECTOR, bulkhead (on back of fuse block)
71-72	All w/Guidematic	2984164	1	.20	CONNECTOR, dimmer switch
71-72	All w/Vigilite	6288471	2	.16	CONNECTOR, 3-way
71		8905206	1	.25	CONNECTOR, radio spkr. wiring harness (snaps into radio) (also used 9.650)
71-72	All B-C-E Man. A.C	2965019	1	.21	CONNECTOR, htr. resistor (4 cavity conn.)

2.530 CONNECTOR, HEADLAMP BODY

61-62	AH	2965809	AR	.20	CONNECTOR (2 way)
61-62	All	2965810	AR	.17	CONNECTOR (3 way)

2.530 TERMINAL, WIRING HARNESS

69	All	1230042	1	.10	TERMINAL, inst. panel hsg. wiring-ground
70-72	All A	1230042	1	.10	TERMINAL, inst. panel hsg. wiring ground
56-62	All exc. Special-Skylark	2962679	1	.26	CONNECTOR, hyd. stop light switch
65-67	All	2984033	AR	.22	800T (used 2.258)

2.530 BODY, WIRING HARNESS IGNITION SWITCH CONNECTOR

63-66	All as Req.	2973933	1	.96	BODY
-------	-------------	---------	---	-----	------

2.559 CLIP, WIRING HARNESS

50-66	All	1338561	AR	.15	CLIP ("A," x 1/2")
50-70	All as Req.	1351261	AR	.10	CLIP ("A" x 1") (also used 1.240-9.988)
50-70	All as Req.	1341007	AR	.05	CLIP ("," x 1"A")
51-66	All as Req.	1343439	AR	.08	CLIP ("<" x 2")
54-66	All as Req.	1165892	AR	.12	CLIP ("A," x 2")
57-67		1175893	AR	.15	CLIP ("A" wide with "A," dia. hole) also listed 3.158-4.342
59	All	1342207	2	.10	CLIP, license, stop, & tail lamp—(9.665)
62	44-46-4800	1351501	1	.05	CLIP, htr. blower feed wire (also used 9.798)
62	44-4600	1351501	4	.05	CLIP, back up lamp harness to tail lamp harness in trunk comp.
62-65	All as Req.	1351174	AR	.15	CLIP, eng. compt. wiring to fdr. skirt (2 wire-nylon)
63	41-4300 exc. 4067	1342207	4	.10	CLIP, dr. jamb switch cbl. to main harness to dash mat—(9.665)
64	40-41-43-4700	1342207	2	.10	CLIP, instr. panel wiring harness to tie bar—(9.665)
62-64	44-46-47-4800	3954218	3	.20	CLIP, instr. panel wiring harness to lwr. tie bar (R.) (also used)—(9.766)
64-68	All as Req.	380782	AR	.15	CLIP, black nylon-strap type (1WS" x "A")
64	40-41-42-43-4400	1366613	1	.15	CLIP, rr. eng. compt. wiring harness to Delcotron mtg. brkt
64-66	All as Req.	589464	AR	.15	CLIP, btry. cables (black nylon) 1%" x "A"
63-64	4700	1362545	1	.10	CLIP, instr. panel wire harness to rr. seat htr. duct—(9.798)
64	40-41-42-4300	588693	3	.05	CLIP, L. eng. compt. wire harness to L. filler plate (plastic)
64	46-47-4800 (425 Eng. 2-4 Bbl. Carb.)	1367647	2	1.62	CLIP, eng. wire harness to R. rkr. arm cvr.
64	4700	1366090	1	.15	CLIP, wiring harness to instr. cluster
65	30-4000	581361	3	.15	CLIP, L. eng. compt. wire harness to L. filler plate
65	30-4000	1342207	2	.10	CLIP, instr. panel wiring harness to tie bar-R. 8t ctr.—(9.665)
65-67	6637-67 Long Console	3954218	2	.20	CLIP, selector lvr. indicator lamp feed wire to frame
65	30-4000 Long Console	1358967	5	.05	CLIP, console wiring harness to console
64-66	Special-Skylark-Le Sabre less Gran Sport	1366613	1	.15	CLIP, R. eng. compt. wiring harness to delcotron mtg. brkt
65	4000 Gran Sport	1371034	2	.15	CLIP, eng. wiring harness to R. rkr. arm cvr.
65-66	6637-67 Long Console	1372814	5	.05	CLIP, console wiring harness to console (R.)
65-68	50-60-8000	1366090	2	.15	CLIP, fuel line to rr. c/mbr.
64-65	Wildcat-Electra-Riviera (425 Eng.) 2-4 Bbl.	1367647	2	1.62	CLIP, eng. wire harness to R. rkr. arm cvr.
65	60-80-9000	1371034	AR	.15	CLIP, eng. wire-mounted on rkr. arm cvr.
65-66	60-80-9000 (425 Eng.) 2-4 Bbl.	1367647	2	1.62	CLIP, eng. wire harness to (R.) rkr. arm cvr.
63-65	Riviera	1358967	1	.05	CLIP, console wiring harness to console spec. spg. ("A" wide x .61 I.D.)
64-65	Riviera	1366090	1	.15	CLIP, wiring harness to instr. cluster
63-65	Riviera	1362545	1	.10	CLIP, instr. panel wire harness to rr. (L.) htr. duct—(9.798)
65	9000	1342207	2	.10	CLIP, instr. panel wiring harness to lwr. tie bar (R.)—(9.665)
65	9000	1342207	2	.10	CLIP, parking lamp wires to frt. bpr. back bar—(9.665)
65	9000	1342207	1	.10	CLIP, gas gauge feed wire to frame—(9.665)

65	9000	1342207		.10	CLIP, rr. bpr. wire harness to gas filler pipe dr. hinge—(9.665).....
65	9000.....	1342207	1	.10	CLIP, visor mtr. wires to frame (L.)—(9.665).....
65	9000.....	1342207	1	.10	CLIP, license lamp feed wire to rr. body (L.)—(9.665).....
65	6637-67 Long Console	1342207	1	.10	CLIP, neutral safety & back-up lamp switch feed wire to selector lvr. brkt.—(9.665).....
65	50-60-80 ...	1342207	1	.10	CLIP, instr. panel radio conn, branch to supt.—(9.665).....
65	50-60-8000	1342207	1	.10	CLIP, turn sig. & cornering light switch branch to brk. pedal supt— (9.665).....
66-67	4000 Long Console	1358967	5	.05	CLIP, console wiring harness to console.....
67-70	All.....	1371750	1	.10	CLIP, turn sig. flasher to park brk.....
66	46-60-80-9000 less G.S. on 60-9000.....	1371034	2	.15	CLIP, eng. wiring harness to R. rkr. arm cvr.....
66	50-60-8000 less Radio Jobs.....	1358967	2	.05	CLIP, instr. panel wiring harness to radio ball cvr. plate.....
66	60-9000 (425 G.S.)....	1367647	1	1.62	CLIP, under r. frt. rkr. arm cvr. bolt to hold delcotron wire harness.....
66	60-9000 (425 Eng.) G.S.	1377731	1	.30	CLIP, under-r-rr. rkr. arm cvr. bolt to hold Delcotron wiring harness.....
66-68	9000 Long Console	1358967		.05	CLIP, console wiring harness to console.....
66-67	4600.....	1342207	1	.10	CLIP, back-up light switch wires to switch mtg. brkt.—(9.645).....
67-72	All.....	1384285	1	.15	CLIP, positive battery cable to frame side rail.....
67	30-4000-6449 less G.S. (62 Amp. Delcotron) ..	821240		.02	CLIP, splice (used to splice wires 62931 12-1 13 to eng. compt. wiring harness).....
67	30-4000.....	3834036	1	.15	CLIP, brk. warning light to frt. of dash.....
67-72	All C.T. 4-Speed.....	1381079	1	1.17	CLIP, speedo cbl. to flywhl. hsg.....
67	6667-87 Long Console ..	1372814	5	.05	CLIP, console wiring harness to console (R.) side....
67	9000.....	3954218	3	.20	CLIP, ctsy. light switch branch of instr. panel wiring harness to instr. panel-upr.....
67-70	6667-6687 Long Console & A.C.	1175893	2	.15	CLIP, console branch of instrument panel wiring harness to heater case (also used 9.21 1).....
67-70	9000	1175893	2	.15	CLIP, eng. wiring harness to dash-under htr. & blower to dash (also used 9.21 1).....
68-72	L-6 Eng.....	1366613	1	.15	CLIP, engine wiring to engine.....
68-72	L-6 Eng.....	1366613	1	.15	CLIP, wire harness to P.S. mounting support.....
68-72	All A.....	1385032	AR	.10	CLIP, instr. panel wiring to def. duct—(2.679).....
68	All V-8.....	1384233	3	.15	CLIP, eng. wiring harness-rrk. arm cvr. to stud.....
67-68	50-60-8000.....	380782	4	.15	CLIP, forward lamp wiring harness to tie bar.....
68	6667-87 Long Console	1372814	RH	.05	CLIP, console wiring harness to console.....
69-70	50-60-80-9000.....	1231057	1	.15	CLIP, turn signal flasher to park brake.....
69-73	All V-8.....	1236359	1	.30	CLIP, wiring harness (R.H.) inner rocker arm cover center screw.....
69	50-60-8000	1351261	1	.10	CLIP, temperature control wire to pedal support bracket.....
69	All Wagons Elec. T/Gate	4576889	6	.06	CLIP, wiring harness to rr. cross bar panel.....
70-72	All A.....	1235211	2	.15	CLIP, wiring harness to instr. panel hsg.....
71-72	All w/Auto. A.C.....	1236691	1	.15	CLIP, holds program & A.C. htr. harness to instr. pnl. control harness.....
71-73	All B-C-E w/Man. A.C. ...	1236691	1	.15	CLIP, instr. pnl. control harness to A.C. htr. harness ..
71-73	All.....	1236728	AR	.15	CLIP, special retainer-holds instr. pnl. harness to instr. pnl. control.....
71-73	All B-C-E Cruise Master ..	1341007	1	.05	CLIP, in frame for cruise flex shaft.....
71	All E (Max.-Trac.).....	9782572	1	.12	CLIP, sensor harness to frt. of dash.....
71-72	All B-C.....	9782572	2	.12	CLIP, wiring harness to frt. of dash.....
72	350 Eng.....	1239954	1	.30	CLIP, wiring harness (attached by rt. inner rocker arm cvr. ctr. screw) (steel 9" long).....
72	All w/Whl. Spin Control	9782572	1	.12	CLIP, whl. spin sensor ham. to frt. of dash.....
50-73	All as Req.....	3816659	AR	.25	STRAP, adj. (plastic) used for retaining wiring cables & vac. hoses (also used 2.480-2.485).....
69-73	All as Req.....	8877974	1	.56	STRAP, instr. panel wiring to strg. col. supt. (plastic) 15" O.L.....
68-73	400-430-455 Eng.....	1378726	1	1.13	BRACKET, battery cbl.....
68-73	All V-8 Cruise Master ..	1384509	1	1.44	GROMMET, cruise speedo. cbl. wiring harness vac. hose thru dash (for 1"A" hole)—(9.775).....
2.575 LAMP, SIDE MARKER (FRONT)					
68	30-4000.....	916581	2	3.08	LAMP, frt. (less gasket).....
68	50-60-80-9000 less Cornering Lamps.	916581	2	3.08	LAMP, frt. (less gasket).....
69	30-40-9000.....	916581	2	3.08	LAMP, frt.....
69	50-60-8000.....	916771	2	2.46	LAMP, frt.....
70-72	30-4000.....	917618	RH	4.92	LAMP, frt.....
70-72	30-4000.....	917617	LH	4.92	LAMP, frt.....

70	50-60-8000.....	911086	RH	4.92	LAMP, frt.....
70	50 60-8000.....	911085	LH	4.92	LAMP, frt.....
70	9000 less Cornering				
		911096	RH	6.10	LAMP, frt.....
70	9000 less Cornering				
		911095	LH	6.10	LAMP, frt.....
70	9000 w/Corner Lamp ...	917624	RH	30.75	LAMP, cornering & side marker.....
70	9000 w/Corner Lamp ...	911093	LH	30.75	LAMP, cornering & side marker.....
71	50-60-80-9000.....				LAMP, frt. (order component parts).....
69	50-60-8000.....	5961613	1	.77	LENS, frt. lamp.....
71-72	50-60-8000 less Cornering Lamp.....	5963923	2	2.97	HOUSING & LENS, frt. lamp.....
71-72	9000 Cornering & Side Marker Lamp.....	5963516	RH	18.95	HOUSING & LENS, frt. cornering & side marker lamp.....
71-72	9000 Cornering & Side Marker Lamp.....	5963515	LH	18.95	HOUSING & LENS, frt. cornering & side marker lamp.....
71-72	9000 less Cornering				
		5963414	RH	4.36	HOUSING & LENS, frt. lamp.....
71-72	9000 less Cornering				
		5963413	LH	4.36	HOUSING & LENS, frt. lamp.....
69	50-60-8000.....	1387242	2	.51	BEZEL, frt. lamp.....
70	50-60-8000.....	5962060	RH	2.72	BEZEL, frt. lamp.....
70	50-60-8000.....	5962059	RH	2.72	BEZEL, frt. lamp.....
70	9000 less Corner Lamp ..	5962308	LH	3.54	BEZEL, frt. lamp.....
70	9000 less Corner Lamp ..	5962307	LH	3.54	BEZEL, frt. lamp.....
71-72	50-60-8000 less Cornering Lamp.....	5963928	RH	8.15	BEZEL, frt. lamp.....
71-72	50-60-8000 less Cornering Lamp.....	5963927	LH	8.15	BEZEL, frt. lamp.....
71-72	9000 Cornering & Side Marker Lamp.....	5963528	RH	8.45	BEZEL, frt. cornering & side marker lamp.....
71-72	9000 Cornering & Side Marker Lamp.....	5963527	LH	8.45	BEZEL, frt. cornering & side marker lamp.....
71-72	9000 less Cornering Lamp.....	5963420	RH	5.50	BEZEL, frt. lamp.....
71-72	9000 less Cornering Lamp.....	5963419	LH	5.50	BEZEL, frt. lamp.....
68	All less Cornering Lamps	1384230	2	.25	RETAINER, frt. lamp.....
69	All.....	1384230	2	.25	RETAINER, frt. lamp.....
70-72	30-4000.....	1233020	2	.25	RETAINER, frt. lamp.....
68-72	All.....	6298886	AR	1.03	SOCKET & WIRE, frt. lamp.....
68	All.....	400529	2	.15	GASKET, frt. lamp.....
69	30-40-9000.....	400529	2	.15	GASKET, frt. lamp.....
69	50-60-8000.....	5961507	2	.51	GASKET, frt. lamp-mtg.....
70-72	30-4000.....	1233018	RH	.20	GASKET, frt. lamp.....
70-72	30-4000.....	1233019	LH	.20	GASKET, frt. lamp.....
70	50-60-8000.....	1232098	2	.15	GASKET, frt. lamp.....
71-72	50-60-8000 less Cornering Lamps.....	5964261	2	.97	GASKET, frt. lamp bezel.....
2.575 LAMP, SIDE MARKER (REAR)					
68	All exc. 4000 Wagons ..	916585	2	2.77	LAMP, rr. (with gasket)
68	4000 Wagons.....	916584	2	2.46	LAMP, rr. (less gasket)
69	33-3500.....	916632	2	2.56	LAMP, rr.....
69	3437.....	910477	2	3.84	LAMP, rr.....
69	30-4000 Wagons.....	916584	2	2.46	LAMP, rr.....
69	4400 exc. Wagons.....	916775	2	3.69	LAMP, rr.....
69	4600.....	910530	2	3.84	LAMP, rr.....
69-70	All B-C.....	916772	2	2.46	LAMP, rr.....
69-70	All C.....	916773	2	3.08	LAMP, rr.....
69-70	All E.....	916774	2	3.69	LAMP, rr.....
70-72	All A Wagons.....	917622	RH	4.92	LAMP, rr.....
70-72	All A Wagons.....	917621	LH	4.92	LAMP, rr.....
70-72	All A exc. Wagons.....	917620	RH	4.92	LAMP, rr.....
70-72	All A exc. Wagons.....	917619	LH	4.92	LAMP, rr.....
71-73	All B exc. Wagons.....	917246	RH	6.65	LAMP, rr.....
71-73	All B exc. Wagons.....	917245	LH	6.65	LAMP, rr.....
71-72	All C.....	917252	RH	6.15	LAMP, rr.....
71-72	All C.....	917251	LH	6.15	LAMP, rr.....
71-73	All E.....	917508	RH	6.15	LAMP, rr.....
71-73	All E.....	917507	LH	6.15	LAMP, rr.....
71-72	All B exc. Wagons.....	5963442	RH	1.90	LENS, rr. lamp.....
71-72	All B exc. Wagons.....	5963441	LH	1.90	LENS, rr. lamp.....
71-72	All C.....	5963732	RH	1.38	LENS, rr. lamp.....
71-72	All C.....	5964949	LH	1.95	LENS, rr. lamp.....
71-72	All E.....	5963398	RH	2.46	LENS, rr. lamp.....

71-72	All E.....	5963397	LH	2.46	LENS, rr. lamp.....
68	30-4000 Wagons.....	1384373	2	1.13	BEZEL, rr. lamp.....
69	30-4000 Wagons.....	1232461	2	.97	BEZEL, rr. lamp.....
69	5000 T.H. 400.....	1387336	RH	1.23	BEZEL, rr. (incl. 400 monogram)
69	5000 T.H. 400.....	1387337	LH	1.23	BEZEL, rr. (incl. 400 monogram)
69-70	5000 exc. Rr. End Panel Molding.....	1387242	2	.51	BEZEL, rr. lamp
69	6000.....	1387242	2	.51	BEZEL, rr. lamp
70	50-6000.....	1387242	2	.51	BEZEL, rr. lamp
71-72	5200-5400-6600.....	5963948	RH	3.54	BEZEL, rr. lamp
71-72	5200-5400-6600.....	5963947	LH	3.54	BEZEL, rr. lamp
71-72	8000.....	5963936	RH	3.79	BEZEL, rr. lamp
71-72	8000.....	5963935	LH	3.79	BEZEL, rr. lamp
71-72	9000.....	5963402	RH	3.84	BEZEL, rr. lamp
71-72	9000.....	5963401	LH	3.84	BEZEL, rr. lamp
68	3300-3437-3500-4437- 39-67-69 & 50-60-80- 9000.....	7742448	2	.62	RETAINER, rr. lamp ...
69	30-4000 exc. Wagons ..	8767586	2	1.54	RETAINER, rr. lamp ...
69-70	80-9000.....	8731992	2	.51	RETAINER, rr. lamp ...
70-72	30-4000 exc. Wagons ..	8787385	2	.67	RETAINER, rr. lamp ...
68-69	All Wagons.....	7765668	2	.15	GASKET, rr. lamp.....
69	30-4000 exc. Wagons ..	5961699	2	1.85	GASKET, rr. lamp.....
69-70	50-6000.....	5961507	2	.51	GASKET, rr. lamp.....
69	80-9000.....	7798720	2	.20	GASKET, rr. lamp.....
70-72	3435-3436.....	8791822	RH	.56	GASKET, rr. lamp.....
70-72	3435-3436.....	8791823	LH	.56	GASKET, rr. lamp.....
70-72	30-4000 exc. 3435-36 ..	8787997	RH	.51	GASKET, rr. lamp.....
70-72	30-4000 exc. 3435-36 ..	8787998	LH	.51	GASKET, rr. lamp.....
71-72	5200-5400-6600.....	5963438	2	.51	GASKET, rr. lamp-mtg.
71-72	8000.....	5963678	2	.56	GASKET, rr. lamp-mtg.
71-72	9000.....	5963399	2	.56	GASKET, rr. lamp lens .
68-69	30-4000 Wagons.....	8779101	4	.15	NUT, rr. lamp to pnl....
70	3327-69-3437-3537-69- 4437-39-67-69-4600 ..	8797130	4	.10	NUT, rr. lamp to pnl.
71	30-40-50-6000 exc. Wagons.....	8797130	4	.10	NUT, rr. lamp to pnl.....
71	All.....	6296855	AR	1.64	SOCKET 8L WIRE, rr. lamp
2.575 TRAFFIC HAZARD FLASHER PARTS					
66	9000.....	1377528	1	1.28	BRACKET, traffic hazard flasher mtg.....
66	9000.....	3843743	1	.97	BRACKET, traffic hazard flasher switch mtg.
66	All.....	391416	1	1.28	KNOB.....
67-73	All.....	411525	1	.95	KNOB (also use 1-9433331 screw) ...
67-73	All.....	9433331	1	.35	SCREW, knob (use with 41 1525 knob)
66	30-4000.....	1377671	1	6.00	HARNESS, hazard warning light.....
66	50-60-80-9000.....	1377674	1	5.75	HARNESS, hazard warning light.....
66	30-4000.....	1377694	1	.97	SPACER, traffic hazard flasher.....
66-73	All.....	3883794	1	2.51	FLASHER (also used 2.892).....
66	30-4000.....	1377670	1	.51	WIRE, hazard warning light.....
66	50-60-80-9000.....	1377673	1	.51	WIRE, hazard warning light.....
2.580 CABLE (SEELITE) CENTRAL LIGHT SOURCE					
68-70	50-60-8000.....	6297311		8.65	CABLE (SEELITE) (2 switches-4 cables).....
69	9000.....	6297312		9.10	CABLE (SEELITE).....
69-70	50-60-8000.....	6299129		6.95	CABLE (SEELITE) (1 switch-2 cables).....
69	9000.....	6299253		5.35	CABLE (SEELITE) courtesy light & cruise control
69	9000.....	6299254		6.35	CABLE (SEELITE) antenna & rear wind, def.....
71-72	Master.....	8904152	1	9.10	CABLE (SEELITE) central light source (10V." long)
71-73	All B-C-E Cruise Master or Elec. Rr. Wind.	8904152	1	9.10	CABLE, central light source (10V<T long) .
73	All A-B-C Headed Back Glass.....	8904152	1	9.10	CABLE (SEELITE) central light source
71-72	50-60-80-9000.....	8903935	1	6.85	CABLE (SEELITE) (2 cbls.).....
71-73	All B-C-E.....	8904153	AR	2.82	CABLE (SEELITE) (Fiber) (19" long) ..
69-70	All Heated Rr. Wind. Defog.....	6299410	1	3.38	CABLE (SEELITE) (9V." long)
70	50-60-80-9000 w/Heated RR. Wind. Defogger.....	1232794	1	.51	LENS, see lite indicator (snaps into hole on accessory switch cvr. trimplate) (also used 10.252)
71-72	All A w/Cruise Master ...	6294200	1	.10	CLIP, seelite.....
71-73	All B-C-E w/Cruise Master.....	1238603	1	.10	CLIP, seelite.....

	2.580	CABLE (SEELIGHT) WIPER SWITCH COVER			
67	9000	6291862	1	1.38	CABLE (SEELIGHT) wiper switch cvr. ret. to instr. cluster 16" long (used 10.163).....
	2.580	PACKAGE. FRONT LIGHT MONITOR—HEADLAMP & TURN SIGNAL MONITOR			
71-72	All	981417	1	25.55	PACKAGE.....
71-72	AH B-C-E	6297346	RH	8.75	HOUSING, monitor light (incl. Seelight cbls. & lens)
71-72	AM B-C-E	6297345	LH	8.75	HOUSING, monitor light (incl. Seelight cbls. & lens)
	2.580	HOUSING & BASE, SEAT BELT WARNING LAMP			
72-73	All A	1240036	1	2.95	HOUSING & BASE (paint to match).....
	2.583	HOUSING—LENS, FRONT LIGHT MONITOR			
71-72	All	6294161	2	2.48	HOUSING (less Seelite cbls.)
71-72	All	6294181	RH	2.05	RETAINER & LENS
71-72	All	6294182	LH	1.49	RETAINER & LENS
	2.583	LENS, SEAT BELT WARNING LAMP			
72-73	All A	1240039	1	.35	LENS.....
	2.584	SLEEVE, SEALED BEAM HEADLAMP			
71-73	All w/Vigilite	3906125	4	.15	SLEEVE.....
	2.584	GASKET, FRONT LIGHT MONITOR HOUSING			
71-73	All	1239020	2	.51	GASKET, hsg.
71-72	All	3975131	2	.15	GROMMET, frt. fdr. hsg. wiring hole—(4.037)
	2.585	LAMP, FRONT PARKING AND DIRECTIONAL SIGNAL			
56-57	All	898594	2	8.00	LAMP
60	All	899422	RH	12.90	LAMP
61	44-46-47-4800	899658	RH	10.45	LAMP
61	44-46-47-4800	899657	LH	10.45	LAMP
61-62	40-41-4300	899710	RH	10.45	LAMP
61-62	40-41-4300	899709	LH	10.45	LAMP
62	44-46-4800	916054	RH	15.40	LAMP
62	44-46-4800	916053	LH	15.40	LAMP
63	40-41-4300	927248	2	8.00	LAMP
63	44-46-4800	910293	2	1 1.70	LAMP
63	4700 1st Type (up to Frame No. 1065934)	928822	RH	31.60	LAMP (amber)
63	4700 1st Type (up to Frame No. 1065934)	928821	LH	31.60	LAMP (amber)
63	4700 2nd Type (From Frame No. 1065935)	910550	RH	31.60	LAMP
63	4700 2nd Type (From Frame No. 1065935)	910549	LH	31.60	LAMP
64	40-41-42-4300	910274	2	14.15	LAMP
64	44-46-4800 1st Type-3 Cavity Conn.	910286		14.15	LAMP
64	44-46-4800 2nd Type with 2 Cavity Conn	910767	2	14.15	LAMP
64	4700	910550	RH	31.60	LAMP
64	4700	910549	LH	31.60	LAMP
65	3000	910304	2	14.15	LAMP
65	4000 Exc. Wagons	910307	2	20.30	LAMP
65	Sport Wagons	910304	2	14.15	LAMP
65	50-60-8000	910752	RH	10.45	LAMP
65	50-60-8000	910751	LH	10.45	LAMP
65	9000	910621	2	15.40	LAMP
66	30-4000	910932	RH	6.75	LAMP
66	30-4000	910931	LH	6.75	LAMP
66	50-60-8000	910950	RH	14.15	LAMP
66	50-60-8000	910949	LH	14.15	LAMP
66-67	9000	910944	RH	21.55	LAMP
66-67	9000	910943	LH	21.55	LAMP
67	30-4000	911364	RH	7.20	LAMP
67	30-4000	911363	LH	7.20	LAMP
67	50-60-8000	911365	2	14.15	LAMP
68	All exc. 9000	911328	RH	8.00	LAMP
68	All exc. 9000	911327	LH	8.00	LAMP
68-69	9000	916199	2	22.75	LAMP
69	30-4000	911328	RH	8.00	LAMP
69	30-4000	911327	LH	8.00	LAMP
69	50-60-8000	916770	RH	14.15	LAMP
69	50-60-8000	916769	LH	14.15	LAMP
70	30-4000	916888	2	1 1.80	LAMP

70	50-60-8000	911044	2	15.40	LAMP
70	9000	917143	2	11.80	LAMP
71-72	30-4000	917208	RH	11.80	LAMP
71-72	30-4000	917207	LH	11.80	LAMP
71	50-60-8000	917215	2	10.45	LAMP
71-72	9000	917234	RH	14.15	LAMP
71-72	9000	911757	LH	14.15	LAMP (Repls. 917233 3/72)
72	50-60-8000	911948	RH	15.10	LAMP
72	50-60-8000	911947	LH	15.10	LAMP
68-70	9000	8903283	AR	3.02	SOCKET & WIRE, frt. park & turn signal lamp
63-64	4700	5954349	2	16.30	EXTENSION, frt. fdr. lamp dr.
50	All	120614	4		NUT, lamp to bpr. guard—(8.915)
63-64	44-46-47-4800	1342207	2	.10	CLIP, parking lamp wires to frt. bpr. back bar—(9.665)
64	4700	1364625	1	2.67	RELAY, parking lamp
2.585 PACKAGE, CORNERING LAMP					
68	50-60-8000 less Tilt				
	Whl.	981386	1	10.00	PACKAGE, cornering lamp
2.585 LAMP—LENS, CORNERING LAMP					
63	44-46-4800	926968	RH	27.70	LAMP
63	44-46-4800	926967	LH	27.70	LAMP
64	44-46-4800	910770	RH	21.55	LAMP
64	44-46-4800	910769	LH	21.55	LAMP
65	50-60-8000	910652	RH	26.15	LAMP
65	50-60-8000	910651	LH	26.15	LAMP
66	50-60-8000	910962	RH	27.70	LAMP
66	50-60-8000	910961	LH	27.70	LAMP
66-67	9000	910946	RH	19.50	LAMP
66-67	9000	910945	LH	19.50	LAMP
68-69	9000	916198	RH	22.80	LAMP
68-69	9000	916197	LH	22.80	LAMP
69-70	50-60-8000	911302	RH	22.80	LAMP
69-70	50-60-8000	911301	LH	22.80	LAMP
70-71	9000				LAMP, refer to grp. 2.575 side marker lamp
71-72	50-60-8000	917220	RH	18.45	LAMP
71-72	50-60-8000	917219	LH	18.45	LAMP
67-68	50-60-8000	5958740	RH	2.41	LENS, outer
67-68	50-60-8000	5958739	LH	2.41	LENS, outer
67-68	50-60-8000	5958742	RH	1.74	LENS, inner
67-68	50-60-8000	5958741	LH	1.74	LENS, inner
63	44-46-4800	5954364	RH	2.82	LENS
63	44-46-4800	5954363	LH	2.82	LENS
64	44-46-4800	5955396	RH	6.30	LENS
64	44-46-4800	5955395	LH	6.30	LENS
65	50-60-8000	5956404	RH	8.95	LENS
65	50-60-8000	5956403	LH	8.95	LENS
66	50-60-8000	5957976	RH	2.87	LENS
66	50-60-8000	5957975	LH	2.87	LENS
66-67	9000	5957594	RH	4.72	LENS (outer)
66-67	9000	5957593	LH	4.72	LENS (outer)
66-67	9000	5957597	RH	1.74	LENS (inner)
66-67	9000	5957598	LH	1.74	LENS (inner)
68-69	9000	5960276	RH	4.61	LENS & ORNAMENT, cornering & side marker lamp
68-69	9000	5960275	LH	4.61	LENS & ORNAMENT, cornering & side marker lamp
69-70	50-60-8000	5961350	RH	2.15	LENS, outer
69-70	50-60-8000	5961349	LH	2.15	LENS, outer
69-70	50-60-8000	5961354	RH	1.64	LENS, inner
69-70	50-60-8000	5961353	LH	1.64	LENS, inner
70	9000	5962513	LH	6.85	LENS
70	9000	5962514	RH	6.85	LENS
71-72	50-60-8000	5963409	2	1.28	LENS, filter
71-72	50-60-8000	5964062	RH	5.85	LENS
71-72	50-60-8000	5964061	LH	5.85	LENS
65-67	50-60-8000	1372327	1	3.95	SWITCH
64	44-46-4800	1363440	RH	1.74	RETAINER
64	44-46-4800	1363441	LH	1.74	RETAINER
65	50-60-8000	1369806	RH	1.79	RETAINER
65	50-60-8000	1369807	LH	1.79	RETAINER
67-68	50-60-8000	1385220	RH	4.00	RETAINER
67	50-60-8000	1379219	LH	3.43	RETAINER
68	50-60-8000	1385221	LH	4.00	RETAINER
63	44-46-4800	5961749	8	.25	SCREW, lens—(2.594)
64-65	LeSabre-Wildcat-Electra	5953496	12	.20	SCREW, lens—(2.587)
66-67	9000	5957601	8	.20	SCREW, lens—(2.587)
69-70	50-60-8000	5959860	4	.10	SCREW, lens—(2.688)
70	9000	5959860	4	.10	SCREW, lens

68	9000.....	5959492	2	.10	SCREW (used 2.596).....
63	44-46-4800.....	1357508	10	.05	NUT, lamp to frt. fdr.—(2.591) ..
64-66	LeSabre-Wildcat-Electra ..	9417395	10	.10	NUT, lamp to fdr.—(8.921).....
66	9000.....	1373943	AR	.25	NUT, lamp to frt. bpr. ext. panel--(8.147)
66	50-60-8000.....	2977253	2	.10	CONNECTOR, lamp wire.....
2.586 DOOR, FRONT PARKING & TURN SIGNAL LAMP					
58	All.....	5949367	2	2.87	DOOR.....
2.586 HOUSING, FRONT PARKING & TURN SIGNAL LAMP					
63	4700 2nd Type 311065934.....	5955200	RH	10.20	HOUSING, frt. fdr. turn sig. & parking
63	4700 2nd Type 311065934.....	5955199	LH	10.20	HOUSING, frt. fdr. turn sig. & parking
2.586 HOUSING, CORNERING LAMP					
67	50-60-8000.....	5958736	RH	17.65	HOUSING
67	50-60-8000.....	5958735	LH	17.65	HOUSING
68	50-60-8000.....	5960150	RH	17.65	HOUSING
68	50-60-8000.....	5960149	LH	17.65	HOUSING
2.586 BEZEL, FRONT PARKING AND TURN SIGNAL LAMP					
61-62	40-41-4300.....	5951902	RH	2.56	BEZEL.....
61-62	40-41-4300.....	5951901	LH	2.56	BEZEL.....
62	44-46-4800.....	5953198	RH	6.00	BEZEL.....
62	44-46-4800.....	5953197	LH	6.00	BEZEL.....
63	44-46-4800.....	5953986	2	4.56	BEZEL.....
65	4000.....	5955988	2	9.55	BEZEL.....
65	9000.....	5956474	2	7.70	BEZEL.....
68-69	9000.....	5960016	2	9.75	BEZEL.....
72	50-60-8000.....	1238762	RH	8.95	BEZEL.....
72	50-60-8000.....	1238763	LH	8.95	BEZEL.....
63	44-46-4800.....	1355890	2	3.28	ESCUTCHEON, frt. bpr. lamp.....
2.586 BEZEL, CORNERING LAMP					
66	50-60-8000.....	5957980	RH	1 1.80	BEZEL.....
66	50-60-8000.....	5957979	LH	1 1.80	BEZEL.....
68-69	9000.....	5960284	RH	7.70	BEZEL, cornering & side marker lamp
68-69	9000.....	5960283	LH	7.70	BEZEL, cornering & side marker lamp
69	50-60-8000.....	5961356	RH	9.55	BEZEL.....
69	50-60-8000.....	5961355	LH	9.55	BEZEL.....
70	50-60-8000.....	5962986	RH	9.50	BEZEL.....
70	50-60-8000.....	5962985	LH	9.50	BEZEL.....
70	9000.....	5964110	RH	17.70	BEZEL.....
70	9000.....	5962523	LH	17.70	BEZEL.....
71-72	50-60-8000.....	5964068	RH	6.50	BEZEL.....
71-72	50-60 8000.....	5964067	LH	6.50	BEZEL.....
2.586 GRILLE, FRONT FENDER PARKING AND TURN SIGNAL LAMP					
63-64	4700.....	5954200	2	14.10	GRILLE.....
66	9000.....	1361046	RH	24.05	GRILLE & ATCH., parts pkg., frt. fdr. parking 8i turn sig. lamp (incl. frt. fdr. frt. mldg.) also used 8.147 ..
66	9000.....	1361047	LH	24.05	GRILLE & ATCH., parts pkg., frt. fdr. parking 8i turn sig. lamp (incl. frt. fdr. frt. mldg.) also used 8.147 ..
67	9000 (Argent Silver)	1361216	RH	29.80	GRILLE 8t ATCH. PARTS (incl. frt. fdr. frt. mldg.) also used 8.147.....
67	9000 (Argent Silver)_____	1361217	LH	29.80	GRILLE & ATCH. PARTS (incl. frt. fdr. frt. mldg.) also used 8.147.....
67	9000 (Chrome 8i Black Paint).....	1394006	RH	29.80	GRILLE 8. ATTACHING PARTS (incl. frt. fdr. frt. mldg.) also used 8.147.....
67	9000 (Chrome & Black Paint).....	1394007	LH	29.80	GRILLE 8i ATTACHING PARTS (incl. frt. fdr. frt. mldg.) also used 8.147.....
2.587 HARNESS, CORNERING LAMPS WIRING (ENGINE COMPARTMENT)					
65-67	50-60-8000.....	2988895	1	8.00	HARNESS, driving light adapter.....
70	9000.....	6299425	2	2.26	WIRE & SOCKET, cornering lamp—(2.480)
71-72	All B-C.....	8904257	2	6.70	WIRE & SOCKET, cornering lamp—(2.480)
71-73	All E.....	8904437	2	2.20	CABLE, cornering lamp—(2.480).....
2.587 SOCKET & BOOT, FRONT PARKING LAMP					
59-60	All.....	2972525	2	.97	SOCKET 8. BOOT.....
68-70	9000.....	8903283	AR	3.02	SOCKET 8. WIRE (2.694)
2.587 SCREW, FRONT PARKING & TURN SIGNAL LAMP LENS					
62	44-46-4800.....	5953199	AR	.10	SCREW
65	3000-Sport Wagons ..	5952891	4	.25	SCREW

65	4000 exc. Wagons	.5955987	4	.10	SCREW
65	50-60-8000	.5950220	4	.15	SCREW (2.709)
64-65	50-60-8000	.5953496	12	.20	SCREW, cornering lamp lens (used 2.585)
65	9000	.5956266	6	.10	SCREW
66	30-40-4600	.5957162	4	.10	SCREW
66	50-60-8000	.5957542	4	.25	SCREW
66-67	9000	.5957601	8	.20	SCREW (used 2.585)
66	9000	.5958128	12	.25	SCREW (2.594)
67	30-4000	.5957162	4	.10	SCREW
66-67	50-60-8000	.5957542	4	.25	SCREW
68	All exc. 9000	.5959755	4	.10	SCREW (2.594)

2.587 NUT, DIRECTIONAL SIGNAL & PARKING LAMP TO BUMPER FACE PLATE

63-64	All exc. 4700	1357508	4	.05	NUT (also used 2.697)
64	All exc. 4700	1357508	4	.05	NUT, dir. sig. & parking lamp to frt. bpr. face plate
64	40-41-42-43-44-4600				
	exc. Special Wagons	1357508	4	.05	NUT, back-up lamp opening cvr. to rr. bpr. face plate
64	4635-45-47-4800	1357508	4	.05	NUT, back-up lamp to rr. bpr. face plate
65-66	30-4000	1357508	2	.05	

2.587 SUPPORT—BRACKET, PARK & TURN SIGNAL LAMP

70	9000	.1234276		.20	SUPPORT (3" long)
71	50-60-8000	.1235898		.20	BRACKET

2.588 SCREW, FRONT PARKING AND DIRECTIONAL SIGNAL LAMP LENS

69	30-4000	.5959755		.10	SCREW (2.594)
69	50-60-8000	.5960949		.10	SCREW (2.594)

2.589 LENS—FILTER, FRONT PARKING & TURN SIGNAL LAMP

50-52	All	.5938915	2	.46	LENS
56-57	All	.5947045	2	1.03	LENS
58	All	.5949368	2	1.33	LENS
59	All	.5949932	2	3.23	LENS
60	All	.5951100	RH	5.07	LENS
60	All	.5951099	LH	5.07	LENS
61	44-46-4800	.5952165	2	1.54	LENS, outer
61	44-46-47-4800	.5952167	2	.77	LENS, inner
61-62	40-41-4300	.5951868	RH	2.05	LENS
61-62	40-41-4300	.5951867	LH	2.05	LENS
62	44-46-4800	.5953736	RH	3.33	LENS
62	44-46-4800	.5953735	LH	3.33	LENS
63	40-41-4300	.5953835	2	2.05	LENS (amber)
63	44-46-4800	.5953987	2	1.85	LENS (amber)
63	44-46-4800	.5955225	2	1.79	LENS (clear)
63-64	4700	.5954384	2	3.33	LENS inner
63-64	4700	.5954383	2	7.70	LENS, outer
64	40-41-42-4300	.5955123	2	3.59	LENS
64	44-46-4800	.5955375	2	3.84	LENS
65	3000-4255-65-4455-65	.5956444	2	3.59	LENS
65	4000 exc. Wagons	.5955989	2	3.02	LENS
65	50-60-8000	.5956295	2	1.79	LENS (incl. orn., nut & sealer)
65	9000	.5956476	2	1.28	LENS, inner
65	9000	.5956475	2	3.02	LENS, outer
66	30-4000	.5957779	2	1.54	LENS
66	50-60-8000	.5957540	RH	3.59	LENS
66	50-60-8000	.5957539	LH	3.59	LENS
66-67	9000	.5957505	2	5.40	LENS
67	30-4000	.5958828	RH	2.00	LENS
67	30-4000	.5958827	LH	2.00	LENS
67	50-60-8000	.5958763	2	3.59	LENS
68	All exc. 9000	.5958798	RH	2.00	LENS
68	All exc. 9000	.5958797	LH	2.00	LENS
68-69	9000	.5962108	2	7.70	LENS & ORNAMENT
69	30-4000	.5958798	RH	2.00	LENS
69	30-4000	.5958797	LH	2.00	LENS
69	50-60-8000	.5960956	RH	3.59	LENS
69	50-60-8000	.5960955	LH	3.59	LENS
70	30-4000	.5962076	2	4.36	LENS
70	50-60-8000	.5962245	2	4.87	LENS
70	9000	.5963078	2	4.36	LENS
71-72	30-4000	.5963662	RH	4.36	LENS
71-72	30-4000	.5963661	LH	4.36	LENS
71	50-60-8000	.5961562	2	3.84	LENS
71-72	9000	.5964836	RH	9.45	LENS
71-72	9000	.5964835	LH	9.45	LENS
72	50-60-8000	.5965762	RH	9.70	LENS
72	50-60-8000	.5965761	LH	9.70	LENS
64	40-41-42-4300	.5955372	2	2.05	FILTER, lens

2.590 GASKET, FRONT PARKING & TURN SIGNAL LAMP LENS

62	44-46-4800	5953190	2	1.28	GASKET
63-64	4700.....	5954381	2	1.55	GASKET,
64		5955376	2	1.08	GASKET
65	30-4000.....	5956446	2	1.28	GASKET
65	50-60-8000 ..	5956291	2	.97	GASKET
65	9000.....	5956477	2	1.03	GASKET
66-67	30-4000.....	5957780	2	.30	GASKET
66-67	50-60-8000 ..	5957543	2	1.03	GASKET
66-67	9000.....	5957503	2	1.28	GASKET
68	All exc. 9000 ..	5957884	2	.97	GASKET
68	9000.....	5960011	2	.92	GASKET
69	30-4000.....	5957884	2	.97	GASKET
68-69	9000.....	5960011	2	.92	GASKET
69	50-60-8000 ..	5960950	2	1.54	GASKET
70	30-40-9000 ..	5962075	2	1.28	GASKET
70	50-60-8000 ..	5962244	2	1.28	GASKET
71-72	30-4000	5962075	2	1.28	GASKET
71	50-60-8000 ..	5961352	2	1.03	GASKET
71-72	9000.....	5963514	2	1.28	GASKET
72		5965174	RH	1.49	GASKET
72	50-60-8000.....	5965173	LH	1.49	GASKET

2.590 GASKET, CORNERING LAMP LENS

64	44-46-4800	5955378	2	.87	GASKET
65	50-60-8000	5956410	RH	1.45	GASKET
65	50-60-8000	5956409	LH	1.45	GASKET
66	50-60-8000	5957978	RH	2.31	GASKET
66	50-60-8000	5957977	LH	2.31	GASKET
66-67	9000	5957599	2	1.28	GASKET
66-67	9000	5957668	RH	1.28	GASKET, lamp mtg.
66-67	9000	5957667	LH	1.28	GASKET, lamp mtg.
67-68	50-60-8000	5958743	2	.87	GASKET.....
68-69	9000	5960243	2	1.08	GASKET.....
69-70	50-60 8000.....	5961630	RH	.97	GASKET.....
69-70	50-60 8000	5961629	LH	.97	GASKET.....
70	9000	5962511	2	1.69	GASKET.....
71-72	50-60 8000	5964059	LH	.62	GASKET, lens.....
71-72	50-60-8000.....	5964060	RH	.62	GASKET, lens.....
71-72	50-60 8000	5964069	LH	1.13	GASKET, lamp mtg.
71-72	50-60 8000.....	5964070	RH	1.13	GASKET, lamp mtg.

2.594 SCREW—CLAMP, CORNERING LAMP LENS

63	44-46-4800.....	5961749	8	.25	SCREW (also used 2.585-2.697) .
66-67	9000.....	5958128	AR	.25	SCREW (used 2.587-2.688)
67-68	50-60-8000.....	5953438	8	.10	SCREW, lens.....
66	50-60-8000.....	5957997	8	.20	SCREW, lens.....
66	9000.....	5957601	8	.20	SCREW, lens.....
68-69	30-4000.....	5959755	4	.10	SCREW, used 2.587-2-2588
68	50-60-8000.....	5959755	4	.10	SCREW, used 2.587-2.588 .
69	50-60-8000.....	5960949	AR	.10	SCREW, used 2.588.....
66	50-60-8000.....	5957968	2	3.08	CLAMP, lens.....

2.596 PLATE—GASKET- SOCKET, CORNERING LAMP & SIDE MARKER LAMP

66	All.....	5957582	2	4.10	PLATE, socket & mtg.....
67	9000.....	5957582	2	4.10	PLATE, socket 8i mtg.....
67-69	9000.....	5957592	2	.72	GASKET, socket 8i mtg. plate.....
• 68	9000.....	5960264	2	3.23	SOCKET & WIRE, cornering & side marker lamp ..
69	50-60-8000.....	5957592	2	.72	GASKET, socket SL mtg.....
70	50-60-8000.....	5957592	2	.72	GASKET, socket & mtg. plate.....
69	50-60-80-9000.....	5960264	2	3.23	SOCKET 8. WIRE, cornering & side marker lamp ...
70	50-60-8000.....	5960264	2	3.23	SOCKET 8. WIRE, cornering & 8L side marker lamp ...
66	All.....	5957721	4	.20	SCREW, socket ret.....
67	9000.....	5957721	4	.20	SCREW, socket ret.....
68-69	9000.....	5959492	2	.10	SCREW, cornering & side marker lamp socket retaining—(2.585).....
69	50-60-8000.....	5959492	2	.10	SCREW, cornering lamp socket—(2.585).....
70	50-60-8000.....	5959492	2	.10	SCREW, cornering lamp socket—(2.585).....

2.596 SOCKET COMBINATION STOP, TAIL & DIRECTIONAL SIGNAL LAMP

68-69	30-4000 exc. Wagons ...	5960498	AR	.97	SOCKET (also use 2.694).....
-------	-------------------------	---------	----	-----	------------------------------

2.596 SOCKET & WIRE, PARK & TURN SIGNAL

71	50-60-80-9000.....	8903202	2	2.92	SOCKET & WIRE (twist lock) gray-focal length %'
----	--------------------	---------	---	------	---

2.660 GASKET COMBINATION, STOP, TAIL & DIRECTION SIGNAL LAMP MOUNTING

62	4400-4639-67-4800 ..	5952962	2	.62	GASKET.....
63	40-41-4300 exc. Wgns.	5953999	2	1.03	GASKET, bezel.....
63		4887054	2	.56	GASKET (cut 3" off each end of gskt. for wagon usage).....
63-64	4700.....	5953882	2	1.38	GASKET, to body-cements to bezel.....
63	4800.....	4892786	RH	1.38	GASKET, body mtg.....
63	4800.....	4892787	LH	1.38	GASKET, body mtg.....
64	44-4600 exc. 4635-45 ,	5955439	2	2.92	GASKET.....
64	4800.....	5955142	2	2.05	GASKET.....
64	40-41-4300 exc. Wgns..	5955147	RH	2.41	GASKET.....
64	4635-45.....	4887054	2	.56	GASKET.....
65	35-3669.....	5956616	RH	3.13	GASKET.....
65	35-3669.....	5956615	LH	3.13	GASKET.....
65	33-3400.....	5956742	RH	4.41	GASKET.....
65	33-3400.....	5956741	LH	4.41	GASKET.....
65	4000 exc. Wgns.	5956564	RH	7.05	GASKET.....
65	4000 exc. Wgns.	5956563	LH	7.05	GASKET.....
65	50-6000.....	5956236	2	4.00	GASKET.....
65	8000.....	5956327	6	.72	GASKET.....
65	9000.....	5956136	2	4.10	GASKET.....
66-67	30-4000 Wagons.....	5957516	RH	1.44	GASKET.....
66-67	30-4000 Wagons.....	5957515	LH	1.44	GASKET.....
66	30-4000 exc. Wgns.....	5957965	2	1.95	GASKET.....
66	50-6000.....	5957613	2	4.72	GASKET.....
66-67	8000.....	5957676	6	.62	GASKET.....
66-67	9000.....	5957457	8	.62	GASKET.....
66-67	30-4000 Wagons.....	5957675	2	.25	GASKET, mtg. lwr.....
67	50-6000.....	5958576	2	2.92	GASKET.....
67	30-4000 exc. Wgns.....	5958554	2	1.74	GASKET.....
68-69	30-4000 Wagons.....	5960302	RH	1.79	GASKET.....
68-69	30-4000 Wagons.....	5960301	LH	1.79	GASKET.....
68	5000.....	5959677	2	1.85	GASKET.....
68	6000.....	5959741	2	2.41	GASKET.....
69-70	8000.....	5961454	2	1.13	GASKET.....
70-72	3000 Wagons.....	5962174	RH	3.49	GASKET.....
70-72	3000 Wagons.....	5962173	LH	3.49	GASKET.....
70	6000 Wagons 1st Type	5962592	RH	3.55	GASKET (stepped designed flange area of rr. qtr. ext. panel).....
70	6000 Wagons 1st Type	5962591	LH	2.41	GASKET (stepped designed flange area of rr. qtr. ext. panel).....
70	6000 Wagons 2nd Type	5964210	RH	2.41	GASKET (straight designed flange area of rr. qtr. ext. panel).....
70	6000 Wagons 2nd Type	5964209	LH	2.41	GASKET (straight designed flange area of rr. qtr. ext. panel).....
71-73	All B Wagon.....	5963798	RH	1.79	GASKET, lamp mtg.....
71-73	All B Wagons.....	5963797	LH	1.79	GASKET, lamp mtg.....
71-72	All B exc. Wagons .	5963686	RH	2.51	GASKET.....
71-72	All B exc. Wagons .	5963685	LH	2.51	GASKET.....
71-72	All C.....			.56	GASKET (use 1051042 Grp. 8.800).....

2.662 BRACKET, REAR LAMP TO BUMPER

70	50-6000.....	1231196	4	.41	BRACKET, mtg.....
71	30-4000 exc. Wagon ..	1235301	4	.15	BRACKET, lamp mtg.

2.679 LAMP, COMBINATION STOP, TAIL & DIRECTION SIGNAL

60	All.....	899436	2	14.75	LAMP
61	4019-41 19 ..	899878	RH	15.40	LAMP
61	4019-41 19 ..	899877	LH	15.40	LAMP
61	46-47-4800.....	899655	LH	39.35	LAMP
61-62	4027-4067-4167-4300..	916050	RH	15.40	LAMP
61-62	4027-4067-4167-4300..	916049	LH	15.40	LAMP
61-62	4035-4045-4135.....	899633	2	19.05	LAMP
62	4019-41 19.....	911184	RH	20.30	LAMP
62	4019-41 19.....	911183	LH	20.30	LAMP
62	4400-4639-67.....	916060	RH	44.30	LAMP
62	4400-4639-67.....	916059	LH	44.30	LAMP
62	Wilcat, 4800.....	925772	2	44.30	LAMP
63	40-41-4300 exc. 4035-4045-4135.....	927252	RH	23.35	LAMP, stop, tail, dir. sig. & back-up
63	40-41-4300 exc. 4035-4045-4135.....	927251	LH	23.35	LAMP, stop, tail, dir. sig. & back-up
63	4035-45-4135.....	897691	2	26.40	LAMP, stop, tail, dir. sig. & back-up .
63	44-4600 exc. 4435-45-4635.....	897689	2	27.70	LAMP
63-64	4435-45-4635-45.....	897690	2	28.30	LAMP
63	4700.....	927250	RH	22.15	LAMP
63	4700.....	927249	LH	22.15	LAMP
63	4800.....	897688	RH	38.75	LAMP

63	4800.....	897687	LH	38.75	LAMP
64	40-41-4300 exc. Wagons	910282	RH	24.55	LAMP
64	40-41-4300 exc. Wagons	910281	LH	24.55	LAMP
64	40-41-42-4300 Wagons	910396	RH	26.40	LAMP
64	40-41-42-4300 Wagons	910395	LH	26.40	LAMP
64	44-4600 exc. 4635-45	910278	RH	39.35	LAMP
64	44-4600 exc. 4635-45	910277	LH	39.35	LAMP
64	4800.....	910592	2	34.10	LAMP
be nec. to change both (R.) & (L.) lamps, also use 5956049 bezel.....					
65	33-3427-33-3467-33-3469 Less Rr. End Panel Mldg.	910756	RH	21.55	LAMP
65	33-3427-33-3467-33-3469 Less Rr. End Panel Mldg.	910755	LH	21.55	LAMP
65	33-3427-22-3467-33-3469 with Rr. End Panel Mldg.	910772	RH	22.75	LAMP
65	33-3427-33-3467-33-3469 with Rr. End Panel Mldg.	910771	LH	22.75	LAMP
65	35-3669.....	910772	RH	22.75	LAMP
65	35-3669.....	910771	LH	22.75	LAMP
65	All Wagons.....	910396	RH	26.40	LAMP
65	All Wagons.....	910395	LH	26.40	LAMP
65	4000 exc. Wagons.....	910758	RH	50.50	LAMP
65	4000 exc. Wagons.....	910757	LH	50.50	LAMP
65	5000.....	910832	RH	38.20	LAMP
65	5000.....	910831	LH	38.20	LAMP
65	6000.....	910644	RH	44.30	LAMP
65	6000.....	910643	LH	44.30	LAMP
65	8000.....	910646	RH	53.50	LAMP
65	8000.....	910645	LH	53.50	LAMP
65	9000.....	910642	RH	42.45	LAMP, stop, tail, dir. sig. & back-up (also used 2.697).....
65	9000.....	910641	LH	42.45	LAMP, stop, tail, dir. sig. & back-up (also used 2.697).....
66	30-4000 exc. Wagons ...	910936	RH	24.00	LAMP
66	30-4000 exc. Wagons ...	910935	LH	0	LAMP
69	5000-6469 Pol. Car.	916684	RH	0	LAMP
69	5000-6469 Pol. Car.	916683	LH	0	LAMP
69	6000 exc. Pol. Car.	916690	RH	5	LAMP
69	6000 exc. Pol. Car.	916689	LH	5	LAMP
69	8000.....	916386	RH	5	LAMP
69	8000.....	916385	LH	5	LAMP
69	9000.....	916294	2	5	LAMP
70	30-4000 exc. Wagons ...	910661	2	10	LAMP
70-72	3435-36.....	5963206	RH	0	LAMP
70-72	3435-36.....	5963205	LH	0	LAMP
70	6000 Wagons.....	917666	RH	15	LAMP
70	6000 Wagons.....	917665	LH	15	LAMP
70	9000.....	911190	RH	10	LAMP
70	9000.....	911189	LH	10	LAMP
70	NOTE. For models not listed, order component 50-60-8000.....			s	LAMP, not serviced as a complete assembly (order hsg., grp. 2.680 bezel (66-8000) 2.681 & lens 2.682).....
71	3300-3437-67-4400	917214	RH	28.45	LAMP, rr. tail-stop-turn & back-up Note - When using on 3300 series remove the argent silver paint striping from lens.....
71	3300-3437-67-4400	917213	LH	28.45	LAMP, rr. tail-stop-turn & back-up Note - When using on 3300 series remove the argent silver paint striping from lens.....
71	5000.....	917222	RH	35.90	LAMP, rr. tail-stop-turn & back-up.....
71	5000.....	917221	LH	35.90	LAMP, rr. tail-stop-turn & back-up.....
71	6600.....	917226	RH	46.35	LAMP, rr.-tail-stop-turn & back-up.....
71	6600.....	917225	LH	46.35	LAMP, rr.-tail-stop-turn & back-up.....
71	8000.....	917230	RH	46.75	LAMP, rr.-tail-stop-turn & back-up.....
71	8000.....	917229	LH	46.75	LAMP, rr. tail-stop-turn & back-up.....
71	9000.....	917204	RH	42.45	LAMP, rr. tail-stop-turn & back-up.....
71	9000.....	917203	LH	42.45	LAMP, rr. tail-stop-turn & back-up.....
72	5000.....	911844	RH	35.90	LAMP, rr. tail stop turn & back-up.....
72	5000.....	911843	LH	35.90	LAMP, rr. tail stop turn & back-up.....
72	6600.....	911846	RH	46.35	LAMP, rr. tail stop turn 7 back-up.....
72	6600.....	911845	LH	46.35	LAMP, rr. tail stop turn & back-up.....
72	8000 exc. Limited.....	911752	RH	46.75	LAMP, rr. tail stop turn & back-up.....
72	8000 Limited.....	911778	RH	46.75	LAMP, rr. tail stop turn & back-up.....

72	8000	911751	LH	46.75	LAMP, rr. tail stop turn & back-up—
72	9000	911690	RH	42.45	LAMP, rr. tail stop turn & back-up—
72	9000	911689	LH	42.45	LAMP, rr. tail stop turn & back-up—
65	All Wagons	4547109	6	.10	SCREW, rr. lamp to pocket—(2.680) ..
66	50-6000	7581448	10	.20	CLIP, rr. lamp—(2.680) ..
66	9000	4500771	14	.10	WASHER, rr. lamp to panel—(12.1 18)
65	30-4000 exc. Wagons	7581429	AR	.25	NUT, rr. lamp to panel ..
66	50-6000	7616775	10	.20	NUT, rr. lamp clip to panel—(1 2.940) ..
2.679 BOLT—CLIP—NUT, REAR BUMPER LAMP					
68-69	30-4000 exc. Wagons	1382166	8	.20	BOLT, rear lamp to bumper (also used 7.831) ..
71	All as Req.	1235330	AR	.30	BOLT (1/2"—20 x %) (also used 7.874) ..
68	30-40-8000 exc. Wagons	1385032	2	.10	CLIP, lamp wires to bpr. (also used 2.559) ..
68-71	30-4000	1385032	1	.10	CLIP, instrument panel wiring harness to def. duct
68	30-4000 Less 4000 Wagon	9427335	4	.05	NUT, push-on rr. bpr. lamp wiring to lamp .
70	9000	1385032	4	.10	CLIP, wiring harness to rr. lamp ..
70	52-54-64-6600	1385032	2	.10	CLIP, rr. bpr. lamp wires to bpr.
2.680 HOUSING—BEZEL, COMBINATION STOP, TAIL & DIRECTION SIGNAL					
64	4700	5953874	RH	4.46	HOUSING ..
64	4700	5953873	LH	4.46	HOUSING ..
66-67	All Wagons	5957510	RH	6.55	HOUSING ..
66-67	All Wagons	5957509	LH	6.55	HOUSING ..
66	50-6000	5958296	RH	34.25	HOUSING ..
66	50-6000	5958295	LH	34.25	HOUSING ..
66	8000	5958380	RH	24.85	HOUSING ..
66	8000	5958379	LH	24.85	HOUSING ..
66-67	9000	5958308	RH	21.25	HOUSING ..
66-67	9000	5958307	LH	21.25	HOUSING ..
67	30-4000 exc. Wagons	5958550	RH	4.72	HOUSING ..
67	30-4000 exc. Wagons	5958549	LH	4.72	HOUSING ..
67	50-6000	5959256	RH	18.60	HOUSING ..
67	50-6000	5959255	LH	18.60	HOUSING ..
67	8000	5958578	2	37.50	HOUSING ..
68-69	30-4000 exc. Wagons	5958884	RH	22.95	HOUSING (incl. lens gasket) ..
68-69	30-4000 exc. Wagons	5958883	LH	22.95	HOUSING (incl. lens gasket) ..
68-69	30-4000 Wagons—	5960298	RH	19.05	HOUSING (incl. mounting & lens gaskets) ..
68-69	30-4000 Wagons—	5960297	LH	19.05	HOUSING (incl. mounting 8i lens gaskets) ..
68	5000	5959672	RH	11.55	HOUSING (incl. mtg. & lens gsks.) ..
68	5000	5959671	LH	11.55	HOUSING (incl. mtg. & lens gsks.) ..
68	6000	5959736	RH	15.70	HOUSING (incl. mtg. & lens gsks.) ..
68	6000	5959735	LH	15.70	HOUSING (incl. mtg. & lens gsks.) ..
68	8000	5959855	2	19.50	HOUSING (incl. lens gsks.) ..
68	9000	5960569	RH	26.00	HOUSING (incl. lens gsks.) ..
70	50-64-6600	5961826	2	19.60	HOUSING, less lens (for complete lamp also order lens-bezel (6600) & screws ..
70	50-64-6600	5961825	LH	19.60	HOUSING, less lens (for complete lamp also order lens, bezel (6600) & screws ..
70	8000	5962576	RH	16.50	HOUSING (less lens-bezel 8i screws) ..
70	8000	5962575	LH	16.50	HOUSING (less lens-bezel 8i screws) ..
71-72	All A exc. Wagons	5963657	2	13.50	HOUSING ..
71-73	All B Wagon	5963790	RH	12.25	HOUSING ..
71-73	All B Wagon	5963789	LH	12.25	HOUSING ..
59	All	5949896	2	9.45	BEZEL ..
60	All	5951151	2	5.20	BEZEL ..
61	4019-41 19	5952578	RH	9.08	BEZEL ..
61	4019-41 19	5952577	LH	9.90	BEZEL ..
61	44-46-47-4800 exc. 4435-4445	5951940	RH	17.20	BEZEL ..
61	44-46-47-4800 exc. 4435-4445	5951939	LH	17.20	BEZEL ..
61	4435-45	5952291	2	3.49	BEZEL (outboard L.H.-inboard R.H.)
61	4435-45	5952292	2	3.49	BEZEL (outboard L.H.-inboard R.H.)
61-62	4027-67-4167-4300	5952858	RH	10.10	BEZEL ..
61-62	4027-67-4167-4300	5952857	LH	10.10	BEZEL ..
61-62	4035-45-4135	5951889	2	8.70	BEZEL ..
62	4019-41 19	5952978	RH	14.25	BEZEL ..
62	4019-41 19	5952977	LH	14.25	BEZEL ..
62	4400-4639-67	5952961	2	20.60	BEZEL ..
62	4635-45	5953173	2	6.55	BEZEL, outboard L.H. inboard R.H.
62	4635-4645	5953174	2	6.55	BEZEL, outboard R.H. inboard L.H.
62	Wildcat, 4800	5952969	2	18.75	BEZEL ..
63	40-41-4300 exc. 4035- 45-4135	5953998	RH	10.55	8EZEL, stop, tail, sig. 8t backup
63	40-41-4300 exc. 4035- 45-4135	5953997	LH	10.55	BEZEL, stop, tail, sig. & back-up
63	44-4600	5953896	2	20.80	BEZEL ..

63-64	4700.....	5953881	2	14.15	BEZEL.....
63	4800.....	5953980	RH	10.90	BEZEL.....
63	4800.....	5953979	LH	10.90	BEZEL.....
64	44-4600 exc. 4635-45 ..	5955434	RH	19.95	BEZEL.....
64	44-4600 exc. 4635-45 ..	5955433	LH	19.95	BEZEL.....
64	4635-45.....	5953896	2	20.80	BEZEL.....
64	4800.....	5956049	2	17.10	BEZEL (when using on jobs with vertical bars it is also nec. to use a new Bezel on the opposite side & lamps 910592).....
65	6000.....	5956242	RH	17.90	BEZEL.....
65	6000.....	5956241	LH	17.90	BEZEL.....
65	5000.....	5956874	RH	20.45	BEZEL.....
65	5000.....	5956873	LH	20.45	BEZEL.....
65	9000.....	5956134	2	21.70	BEZEL.....
66	30-4000 exc. Wagons ..	5957960	RH	13.40	BEZEL.....
66	30-4000 exc. Wagons ..	5957959	LH	13.40	BEZEL.....
66-67	30-4000 Wagons.....	5957520	RH	15.90	BEZEL (incl. lens).....
66-67	30-4000 Wagons.....	5957519	LH	15.90	BEZEL (incl. lens).....
66-67	9000.....	5957632	2	15.70	BEZEL.....
67	30-4000 exc. Wagons ..	5958560	RH	7.70	BEZEL.....
67	30-4000 exc. Wagons ..	5958559	LH	7.70	BEZEL.....
67	5000.....	5958940	RH	28.45	BEZEL.....
67	5000.....	5958939	LH	28.45	BEZEL.....
67	6000.....	5959044	RH	32.80	BEZEL.....
67	6000.....	5959043	LH	32.80	BEZEL.....
68	5000.....	5960158	RH	30.50	BEZEL.....
68	5000.....	5960157	LH	30.50	BEZEL.....
68	6000.....	5959748	RH	30.40	BEZEL.....
68	6000.....	5959747	LH	30.40	BEZEL.....
68	8000.....	5959859	2	26.25	BEZEL.....
68-69	9000.....	1232186	RH	12.80	BEZEL.....
68-69	9000.....	1232187	LH	12.80	BEZEL.....
69	6000 exc. 6469 Pol. Car	5961124	RH	26.90	BEZEL.....
69	6000 exc. 6469 Pol. Car	5961123	LH	26.90	BEZEL.....
69	8000.....	5961462	RH	23.45	BEZEL.....
69	8000.....	5961461	LH	23.45	BEZEL.....
66-67	30-4000 Wagons.....	5958942	RH	.56	GASKET.....
66-67	30-4000 Wagons.....	5958941	LH	.56	GASKET.....
63-64	4700.....	5953875	8	.20	STUD, hsg. mtg.....
65	All Wagons.....	4547109	6	.10	SCREW, lamp to pocket (also used 2.679).....
68-69	9000.....	1230185	4	.20	SCREW, lamp to bumper (also used 7.831).....
66	30-4000 exc. Wagons ..	5958933	8	.10	NUT, lamp stud seal—(8.921).....
68-69	9000.....	1383385	4	.15	NUT, special-rear lamp to rear bumper (also used 7.831).....
66	50-6000.....	7581448	10	.20	CLIP, rr. lamp (also used 2.679).....

NOTE For models not listed refer to 2.681.

2.680 BAR COMBINATION, STOP, TAIL & DIRECTIONAL SIGNAL LAMP (ORNAMENT)

58	40-50-60-70.....	5949079	2	4.51	BAR, orn. (vert.) incl. reflex lens
60	All.....	5951152	8	1.18	BAR.....
61	46-47-4800.....	5951941	RH	.92	BAR.....
61	46-47-4800.....	5951938	LH	.92	BAR.....
61	46-47-4800.....	5951942	6	.92	BAR, ctr.
64	40-41-4300 exc. Wagons	5955136	RH	4.82	BAR
64	40-41-4300 exc. Wagons	5955135	LH	4.82	BAR
65	4000 exc. Wagons.....	5956574	RH	4.97	BAR, outer.....
65	4000 exc. Wagons.....	5956573	LH	4.97	BAR, outer.....
65	4000 exc. Wagons.....	5956578	RH	6.20	BAR, inner & ctr.
65	4000 exc. Wagons.....	5956577	LH	6.20	BAR, inner & ctr.
65	6000.....	5956312	RH	9.65	BAR, ctr.....
65	6000.....	5956311	LH	9.65	BAR, ctr.....
65	8000.....	5956324	RH	7.10	BAR, ctr.....
65	8000.....	5956323	LH	7.10	BAR, ctr.....
65	8000.....	5956600	RH	5.60	BAR, upr.....
65	8000.....	5956599	LH	5.60	BAR, upr.....
65	8000.....	5956602	RH	8.15	BAR, lwr.....
65	8000.....	5956601	LH	8.15	BAR, lwr.....
66	8000.....	5958002	RH	1 1.05	BAR, upr.....
66	8000.....	5958001	LH	1 1.05	BAR, upr.....
66	8000.....	5958006	RH	13.75	BAR, lwr.....
66	8000.....	5958005	LH	13.75	BAR, lwr.....
72	8000.....	5958005	RH	7.00	BAR, lwr.....
	5000.....	5964102			BAR ORNAMENT, comb, tail, stop, turn & back-up lamp-rr.....
72	5000	5964101	LH	7.00	BAR ORNAMENT, comb, tail, stop, turn 8i back-up lamp-rr.....

2.680 MOULDING COMBINATION, STOP, TAIL AND DIRECTIONAL SIGNAL LAMP

65	8000.....	.5956986	RH	5.02	MOULDING, lamp end bar.....
65	8000.....	.5956985	LH	5.02	MOULDING, lamp end bar.....

2.680 COVER—GUARD, COMBINATION STOP, TAIL & DIRECTIONAL SIGNAL AND BACK-UP LAMP LICENSE

66-67	9000.....	.1376364	RH	1.79	COVER, "silver painted".....
66-67	9000.....	" 1376365	LH	1.79	COVER, "silver painted".....
66	9000.....	.5957456	RH	8.30	GUARD.....
66	9000.....	.5957455	LH	8.30	GUARD.....
67	9000.....	.5959062	RH	6.00	GUARD.....
67	9000.....	.5959061	LH	6.00	GUARD.....

2.681 BEZEL COMBINATION, STOP, TAIL TURN & BACK-UP LAMP

70	6600.....	.5962166	RH	17.80	BEZEL.....
70	6600.....	.5962165	LH	17.80	BEZEL.....
70	8000.....	.5961968	RH	20.65	BEZEL.....
70	8000.....	.5961967	LH	20.65	BEZEL.....
71-73	All B Wagons.....	.5963810	RH	9.15	BEZEL.....
71-73	All B Wagons.....	.5963809	LH	9.15	BEZEL.....
71	6600.....	.5963680	RH	18.10	BEZEL.....
71	6600.....	.5963679	LH	18.10	BEZEL.....
71	8000.....	.5964004	RH	26.75	BEZEL.....
71	8000.....	.5964003	LH	26.75	BEZEL.....
71	9000.....	.5963390	RH	23.05	BEZEL.....
71	9000.....	.5963389	LH	23.05	BEZEL.....
72	6600.....	.5963954	RH	18.10	BEZEL, rr. tail-stop-turn & back-up lamp.....
72	6600.....	.5963953	LH	18.10	BEZEL, rr. tail-stop-turn & back-up lamp.....
72	8000 exc. Limited.....	.5965046	RH	26.75	BEZEL, rr. tail-stop-turn & back-up lamp.....
72	8000 Limited.....	.5965212	RH	26.75	BEZEL, rr. tail-stop-turn & back-up lamp.....
72	8000.....	.5965045	LH	26.75	BEZEL, rr. tail-stop-turn & back-up lamp.....
72	9000.....	.5964696	RH	23.05	BEZEL, rr. tail-stop-turn & back-up lamp.....
72	9000.....	.5964695	LH	23.05	BEZEL, rr. tail-stop-turn & back-up lamp.....

2.682 LENS, TAIL LAMP

57	40-60.....	.5948182	2	.97	LENS, tail lamp.....
57	50-70.....	.5948168	2	1.13	LENS, tail lamp.....

2.682 LENS, COMBINATION STOP, TAIL & DIRECTION SIGNAL LAMP

53	All.....	.5943937	4	1.95	LENS, rr. dir. sig. lamp lens.....
54	40-50-60-70.....	.5945026	4	1.74	LENS.....
55	All.....	.5946031	2	3.28	LENS.....
56	All.....	.5946952	2	4.46	LENS.....
57	All.....	.5948169	2	1.54	LENS, stop & turn sig.....
58	40-60.....	.5949418	2	4.10	LENS.....
58	50-70.....	.5949037	2	4.77	LENS.....
59	All.....	.5949897	2	3.08	LENS.....
60	All.....	.5951148	2	3.74	LENS.....
61	4019-41 19.....	.5952554	RH	1.85	LENS.....
61	4019-4119.....	.5952553	LH	1.85	LENS.....
61-	44-46-47-4800 exc. Wag.....	.5951945	2	2.20	LENS, inner.....
61	46-47-4800.....	.5951944	RH	6.20	LENS, outer.....
61	46-47-4800.....	.5951943	LH	6.20	LENS, outer.....
61	4400 exc. 4435-45.....	.5952048	RH	6.55	LENS, outer.....
61	4400 exc. 4435-45.....	.5952047	LH	6.55	LENS, outer.....
61	4435-4445.....	.5952293	2	1.28	LENS, outer-outboard L.H.-inboard R.H.
61	4435-4445.....	.5952294	2	1.49	LENS, outer-outboard R.H.-inboard L.H.
61-62	4035-45-4135.....	.5951888	2	2.82	LENS.....
61-62	4027-67-4167-4300.....	.5952836	RH	3.08	LENS, outer.....
61-62	4027-67-4167-4300.....	.5952835	LH	3.08	LENS, outer.....
61-62	4027-67-4167-4300.....	.5952856	1	1.54	LENS, inner.....
62	4019-4119.....	.5952984	RH	2.05	LENS.....
62	44-4600 exc. 4635-45.....	.5952956	RH	3.18	LENS, outer.....
62	44-4600 exc. 4635-45.....	.5952955	LH	3.18	LENS, outer.....
62	44-4600 exc. 4635-45.....	.5952958	RH	1.49	LENS, inner.....
62	44-4600 exc. 4635-45.....	.5952957	LH	1.49	LENS, inner.....
61-62	4435-45-4635-45.....	.5952295	2	1.08	LENS, inner-outboard-L.H.-inboard R.H.
61-62	4435-45-4635-45.....	.5952296	2	1.08	LENS, inner-outboard R.H.-inboard L.H.
62	4635-45.....	.5953175	2	3.59	LENS, outer-outboard L.H.-inboard R.H.
62	4635-45.....	.5953176	2	3.59	LENS, outer-outboard R.H.-inboard L.H.
62	Wildcat, 4800.....	.5952966	4	3.28	LENS, outer.....
62	Wildcat, 4800.....	.5952967	4	1.38	LENS, inner.....
63	40-41-4300 exc. 4035- 45-4135.....	.5953996	2	2.51	LENS
63	4035-45-4135.....	.5953887	2	4.72	LENS

63	44-4600 exc. 4435-45-4635	5953897	2	2.41	LENS
63	4435-45-4635	5953902	2	4.36	LENS
63	4700	5953877	2	2.67	LENS
63	4800	5953978	RH	3.95	LENS
63	4800	5953977	LH	3.95	LENS
64	40-41-4300 exc. Wagons	5955134	RH	4.05	LENS
64	40-4 1-4300 exc. Wagons	5955133	LH	4.05	LENS
64	40-41-42-4300 Wagons	5955070	RH	3.1 1	LENS, outer
64	40-4 1-42-4300 Wagons	5955069	LH	3.1 1	LENS, outer
64	40-41-42-4300 Wagons	5955072	RH	1.49	LENS, inner
64	40-41-42-4300 Wagons	5955071	LH	1.49	LENS, inner
64	44-4600 exc. 4635-45	5955436	RH	5.75	LENS
64	44-4600 exc. 4635-45	5955435	LH	5.75	LENS
64	4635-45	5953902	2	4.36	LENS
64	4700	5955242	2	2.41	LENS
64	4800	5955140	2	1.79	LENS, inner
64	4800	5955139	2	4.61	LENS, outer
65	3000 exc. Wagons	5956618	RH	2.87	LENS
65	3000 exc. Wagons	5956617	LH	2.87	LENS
65	All Wagons	5955072	RH	1.49	LENS, inner
65	All Wagons	5955071	LH	1.49	LENS, inner
65	All Wagons	5955070	RH	3.1 1	LENS, outer
65	All Wagons	5955069	LH	3.1 1	LENS, outer
65	4000 exc. Wagons	5956567	4	4.05	LENS, inner & ctr.
65	4000 exc. Wagons	5956566	RH	7.45	LENS, outer
65	4000 exc. Wagons	5956565	LH	7.45	LENS, outer
65	50-6000	5956244	RH	6.25	LENS, outer
65	50-6000	5956243	LH	6.25	LENS, outer
65	8000	5956322	RH	1.44	LENS, inner
65	8000	5956321	LH	1.44	LENS, inner
65	8000	5956318	RH	8.45	LENS, outer
65	8000	5956317	LH	8.45	LENS, outer
65	9000	5956130	2	3.59	LENS
66	30-4000 exc. Wagons	5957962	RH	5.30	LENS
66	30-4000 exc. Wagons	5957961	LH	5.30	LENS
66-67	30-4000 Wagons	5957524	RH	3.13	LENS
66-67	30-4000 Wagons	5957523	LH	3.13	LENS
66	5000	5957610	RH	9.65	LENS
66	5000	5957609	LH	9.65	LENS
66	6000	5957618	RH	1 1.80	LENS
66	6000	5957617	LH	1 1.80	LENS
66	8000	5958110	RH	8.20	LENS
66	8000	5958109	LH	8.20	LENS
66-67	9000	5957453	2	6.40	LENS
67	3000 exc. Wagons	5958558	RH	6.05	LENS
67	3000 exc. Wagons	5958557	LH	6.05	LENS
67	4000 exc. Wagons	5958556	RH	8.80	LENS
67	4000 exc. Wagons	5958555	LH	8.80	LENS
67	50-6000	5958572	2	5.45	LENS
67	8000	5958582	2	14.60	LENS
68	3300	5958948	RH	10.15	LENS
68	3300	5958947	LH	10.15	LENS
68	3300-3500 Less Chrome Mldg. on Lens	5958948	RH	10.15	LENS
68	3300-3500 Less Chrome Mldg. on Lens	5958947	LH	10.15	LENS
68	34-35-4000 exc. Wagons w/Chrome Mldg. on Lens	5959704	RH	12.45	LENS
68	34-35-4000 exc. Wagons w/Chrome Mldg. on Lens	5959703	LH	12.45	LENS
68-69	30-4000 Wagons	5960692	RH	6.25	LENS
68-69	30-4000 Wagons	5960691	LH	6.25	LENS
68	5000	5960156	RH	6.25	LENS
68	5000	5960155	LH	5.95	LENS
68	6000	5960164	RH	5.95	LENS
68	6000	5960163	LH	6.7 5	LENS
68	8000	5959858	2	6.75	LENS
68	9000	5959787	2	7.10	LENS
69	3300-3437-3500	5958948	RH	6.30	LENS
69	3300-3437-3500	5958947	LH	10.15	LENS
69	4000 exc. Wagons	5959704	RH	10.15	LENS
69	4000 exc. Wagons	5959703	LH	12.45	LENS
69	5000-6469 Pol. Car.	5960934	RH	12.45	LENS
69	5000-6469 Pol. Car.	5960933	LH	15.10	LENS
69	6000 exc. 6469 Pol. Car	5961120	RH	15.10	LENS
				12.90	LENS

69	6000 exc. 6469 Pol. Car	5961119	LH	12.90	LENS
69	8000	5961456	RH	13.00	LENS
69	8000	5961455	LH	13.00	LENS
69	9000	5960654	2	17.10	LENS
70-72	3000 Wagons	5962176	RH	6.90	LENS
70-72	3000 Wagons	5962175	LH	6.90	LENS
70	30-4000 exc. Wagons	5962139	2	6.40	LENS
70	6000 Wagons	5964150	RH	9.70	LENS
70	6000 Wagons	5964149	LH	9.70	LENS
	NOTE 1970 1st type, lens has reflex area next to back-up lamp section, 2nd type, has reflex area in second section from outside of car.-				
70	6600 1st Type	5964194	RH	11.05	LENS
70	6600 1st Type	5964193	LH	11.05	LENS
70	50-6400 1st Type	5964188	RH	24.55	LENS
70	50-6400 1st Type	5964187	LH	24.55	LENS
70	8000 1st Type	5962580	RH	12.25	LENS
70	8000 1st Type	5962579	LH	12-25	LENS
70	50-6400 2nd Type	5963358	RH	24.55	LENS
70	50-6400 2nd Type	5963357	LH	24.55	LENS
70	6600 2nd Type	5963502	RH	11.05	LENS
70	6600 2nd Type	5963501	LH	11.05	LENS
70	8000 2nd Type	5963506	RH	14.95	LENS
70	8000 2nd Type	5963505	LH	14.95	LENS
70	8000	5964195	2	2.00	LENS, reflex comb
70	9000	5962092	RH	20.20	LENS
70	9000	5962091	LH	20.20	LENS
71	3300-3437-67-4400	5963644	RH	16.20	LENS, Note - When using on model 3300 remove the argent silver paint striping from lens
71	3300-3437-67-4400	5963643	LH	14.10	LENS, Note - When using on model 3300 remove the argent silver paint striping from lens
71	5000	5963614	RH	21.70	LENS
71	5000	5963613	LH	21.10	LENS
71-72	All B Wagon	5963802	RH	10.45	LENS
71-73	All B Wagon	5963801	LH	10.45	LENS
71	6600	5963682	RH	15.10	LENS
71	6600	5963681	LH	15.10	LENS
71	8000	5963998	RH	15.40	LENS
71	8000	5963997	LH	15.40	LENS
71	9000	5963380	RH	11.00	LENS
71	9000	5963379	LH	11.00	LENS
71	9000	5963630	RH	3.49	REFLEX & LENS
71	9000	5963629	LH	3.49	REFLEX & LENS
72	3300 3437 67	5964018	RH	15.65	LENS
72	3300-3437-67	5964017	LH	15.65	LENS
72	4400	5963866	RH	16.80	LENS
72	4400	5963865	LH	16.80	LENS
72	5000	5964304	RH	14.10	LENS
72	5000	5964303	LH	14.10	LENS
72	6600	5963958	RH	15.10	LENS
72	6600	5963957	LH	15.10	LENS
72	8000	5964998	RH	15.40	LENS
72	8000	5964997	LH	15.40	LENS
72	9000	5964690	RH	11.00	LENS
72	9000	5964689	LH	11.00	LENS
72	9000	5964698	RH	3.49	REFLEX & LENS
72	9000	5964697	LH	3.49	REFLEX & LENS
70	9000	5962102	1	6.85	BAFFLE
66	8000	1376161	1	.30	ESCUTCHEON, tail lamp ctr. mldg.-ctr.
66-67	3000-4000 Wagons	9420202	2	.10	NUT, tail lamp bezel, lens & reflector—(8.921)
2.682 EMBLEM, COMBINATION STOP, TAIL AND DIRECTIONAL SIGNAL LAMP					
63	4700	5954683	2	2.36	EMBLEM
64	4700	5955243	2	1.74	EMBLEM
63-64	4700	9420202	2	.10	NUT & SEAL, emblem—(8.921)
2.684 GASKET, COMBINATION STOP, TAIL AND DIRECTION SIGNAL LAMP LENS					
63-64	4700	5953870	2	1.38	GASKET
63	4800	5954403	4	2.15	GASKET
64	40-41-42-4300 Wagons	5955062	2	1.59	GASKET (cements to hsg.)
64	44-4600 exc. 4635-45	5955437	2	2.61	GASKET
64	4800	5955141	2	1.18	GASKET
65	3000 exc. Wagons	5956620	RH	2.05	GASKET
65	3000 exc. Wagons	5956619	LH	2.05	GASKET
65	4000 exc. Wagons	5956571	4	.92	GASKET, inner
65	All Wagons	5955062	2	1.59	GASKET (cements to hsg.)
65	50-6000	5956294	RH	3.38	GASKET
65	50-6000	5956293	LH	3.38	GASKET

65	8000.....	5956319	2	2.82	GASKET
65	8000.....	5956325	4	.92	GASKET
65	9000.....	5956135	2	3.84	GASKET
66	30-4000 exc. Wagons ..	5957964	RH	1.23	GASKET
66	30-4000 exc. Wagons ..	5957963	LH	1.23	GASKET
66	50-6000.....	5957612	RH	4.25	GASKET
66	50-6000.....	5957611	LH	4.25	GASKET
66	8000.....	5958111	2	2.41	GASKET
66-67	9000.....	5957454	2	2.97	GASKET
67	30-4000 exc. Wagons ..	5958553	2	1.85	GASKET
67	50-6000.....	5958571	2	2.56	GASKET
67	8000.....	5958580	2	4.05	GASKET
68-69	30-4000 exc. Wagons ..	5958934	2	3.38	GASKET
68-69	30-4000 Wagons.....	5960995	RH	1.18	GASKET
68-69	30-4000 Wagons.....	5960996	LH	1.18	GASKET
68	5000.....	5959675	2	1.69	GASKET
68	6000.....	5959739	2	2.05	GASKET
68	8000.....	5959857	2	2.31	GASKET
68	9000.....	5959786	2	2.36	GASKET
69	50-6000.....	5960928	2	3.02	GASKET
69-70	8000.....	5961277	2	.62	GASKET
69	9000.....	5960646	2	5.65	GASKET
70-72	3000 Wagons.....	5962172	RH	2.46	GASKET
70-72	3000 Wagons.....	5962171	LH	2.46	GASKET
70-71	30-4000 exc. Wagons ..	5962138	2	3.02	GASKET
70	5000-6000 exc. Wagons	5961560	2	5.35	GASKET
70	6000 Wagons.....	5962586	2	1.49	GASKET
70	9000.....	5962099	2	2.92	GASKET
71-72	5000-6600.....	5963612	RH	3.59	GASKET
71-72	5000-6600.....	5963611	LH	3.59	GASKET
71-73	All B Wagons.....	5963796	RH	1.08	GASKET
71-73	All B Wagons.....	5963795	LH	1.08	GASKET
71-72	8000.....	5963996	RH	2.67	GASKET
71-72	8000.....	5963995	LH	2.67	GASKET
71-72	9000.....	5963387	2	3.08	GASKET
72	30-4000 exc. Wagons ..	5963881	2	3.02	GASKET

2.685 GASKET, TAIL LAMP OPENING

63	4035-45-4125.....	4402241	2	.41	GASKET.....
----	-------------------	---------	---	-----	-------------

2.688 SCREW, COMBINATION STOP, TAIL & SIGNAL LAMP

61	4435-4635.....	5952297	8	.10	SCREW 8i SEAL, inner lens to hsg. ...
62	4435-4645.....	5952297	8	.10	SCREW & SEAL, inner lens to hsg. ...
64	40-41-42-4300 Wagons ..	5953654	8	.10	SCREW, tail lamp lens.....
65	All Wagons.....	5953654	8	.10	SCREW, tail lamp lens.....
65	9000.....	5956137	16	.10	SCREW.....
66	50-6000.....	5958128	16	.25	SCREW (2.594).....
66	8000.....	5957514	24	.20	SCREW.....
66-67	9000.....	9414224	22	.15	SCREW (8.977).....
67	3000 exc. Wagons.....	5959164	12	.15	SCREW.....
67	4000 exc. Wagons.....	5942132	12	.10	SCREW.....
67-68	50-6000.....	5959034	20	.20	SCREW.....
67	8000.....	5958961	16	.25	SCREW.....
68-69	30-4000 exc. Wagons ...	5958954	6	.20	SCREW.....
67-68	50-60-8000.....	5953438	AR	.10	SCREW, cornering lamp lens—(2.594)
68	8000.....	5960095	8	.10	SCREW.....
68	9000.....	5950220	AR	.15	SCREW, back-up lamp lens—(2.709) ..
68-69	9000.....	5959860	8	.10	SCREW (also used 2.585).....
68-69	9000.....	5959034	AR	.20	SCREW, parking & signal lamp.....
69-70	8000.....	5959034	AR	.20	SCREW.....
69	9000.....	5960095	3	.10	SCREW (used 2.726).....
72	5000.....	5964533	3	.25	SCREW, bar ornament.....

2.689 LENS, COMBINATION STOP, TAIL & DIRECTION SIGNAL LAMP HOUSING REFLEX

58	700.....	5947192	2	1.44	LENS.mb. stop, tail & dir. sig. lamp—(2.679).....
65	4000 exc. Wagons ..	5956570	RH	.72	_____
65	4000 exc. Wagons ..	5956569	LH	.72	_____
65	50-6000.....	5956246	RH	1.49	_____
65	50-6000.....	5956245	LH	1.49	_____

2.694 SOCKET, COMBINATION STOP, TAIL & DIRECTION SIGNAL LAMP

59-60	All.....	2972526		.87	SOCKET, comb, stop, tail & dir. sig. lamp ...
61-62	All.....	2979415		2.20	SOCKET (incl. cbl.).....
64	40-41-43-4800 Exc. Wagons.....	2973972		.51	SOCKET
64	4635-45.....	2977877		1.54	SOCKET

64	4439-47-67-69-4639-47-67-69.....	6288017	AR	1.23	SOCKET
65	50-60-8000.....	6288017	AR	1.23	SOCKET
65	30-4000 Exc. Wagons ...	2973198	AR	2.80	SOCKET
65	9000.....	1361111	4	1.90	SOCKET
66	All exc. Wagons & 8000 ..	2989656	AR	1.33	SOCKET, stop-tail 8t dir. sig. lamp.....
66-67	8000.....	6288088	6	2.72	SOCKET
67	30-4000 exc. Wagons ...	2973972	2	.51	SOCKET
67	50-6000.....	6288550	8.	2.00	SOCKET
66-67	9000.....	2989656	6	1.33	SOCKET
68-69	50-60-80-9000.....	8903283	6	3.02	SOCKET & WIRE
68-69	30-4000 exc. Wagons ...	5960498	AR	.97	SOCKET, stop, tail & dir. sig. lamp (also use 2.596)
70	All.....	8903283	AR	3.02	SOCKET & WIRE (also used 2.587).....
71	30-4000.....	8903283	AR	3.02	SOCKET & WIRE
71	50-60-8000 exc. Wagons	8907677	AR	5.45	SOCKET & WIRE
71	50-60-8000 exc. Wagons	8909908	AR	3.02	SOCKET & WIRE (3 wire-3 term.).....
71	6035-45.....	8909910	AR	3.02	SOCKET 8L WIRE
71	9000.....	8909909	AR	3.02	SOCKET 8r WIRE
68	50-60-80-9000.....	2973195	AR	1.03	TERMINAL, bulb contact.....
53-57	All.....	2971077	AR	.46	PLUG, body wiring harness dir. signal lamp ter.
64	4635-45.....	2965834	4	.72	BOOT.....
65	9000.....	2965834	4	.72	BOOT socket
65	All Conv.....	5289524	AR	.36	SOCKET (used 2.776 & 1 1.928).....

2.697 LAMP—HOUSING—GASKET—BEZEL—LENS, BACK-UP LAMP

60	All.....	5951143	2	3.08	BEZEL
61-62	40-41-4300.....	5951930	2	5.45	BEZEL
61	44-46-47-4800.....	5952130	2	3.28	BEZEL
62	4635-45.....	5952130	2	3.28	BEZEL
63-64	4700.....	5953826	RH	6.20	BEZEL
63-64	4700.....	5953825	LH	6.20	BEZEL
70	8000.....	5962726	RH	12.55	BEZEL & LENS.....
70	8000.....	5962725	LH	12.55	BEZEL & LENS.....
69	30-4000.....	1387901	2	.30	BRACKET.....
68	3435-4455-65-4855-65	3841098	2	.10	BUMPER, special-back-up lamp to bpr—(7.800)——
68	50-60-8000.....	1386304	2	.10	BUMPER, park 8i turn signal lamp supt. brkt. (V hole).....
68	All exc. 9000 & Wagons ..	1359491	2		BUMPER, park & turn sig. lamp supt. brkt. (V ₈ " hole) —(8.210).....
69-70	3435.....	3841098	1	.10	BUMPER, lamp to bumper—(7.800).....
63	4700.....	1342207	2	.10	CLIP, back-up lamp wire to rr. bpr.—(9.665).....
67	30-4000.....	1372787	2	.10	CLIP, back-up lamp wire—(4.060).....
63	44-4600.....	1355906	2	2.77	ESCUTCHEON
64	4635-45.....	1355906	2	2.77	ESCUTCHEON
70	8000.....	5962495	2	2.73	FILTER, back-up lamp.....
54	All exc. 100.....	5942304	2	.30	GASKET back-up lamp lens.....
64	40-41-4300 exc. Wagons	5955032	2	.62	GASKET, back-up lamp lens
64-67	Special-Skylark Wagons ..	5955112	2	.97	GASKET, lamp mtg.....
64-67	Special-Skylark Wagons ..	5955114	2	.82	GASKET, lens.....
65	30-4000 exc. Wagons ...	5955032	2	.62	GASKET, back-up lens
65	50-60-8000.....	5956172	2	1.13	GASKET, back-up lens
66	30-4000 exc. Wagons ...	5957420	2	.92	GASKET, lens
66	50-6000.....	5958080	RH	.77	GASKET, lens
66	50-6000.....	5958079	LH	.77	GASKET, lens
66	8000.....	5957498	2	.97	GASKET, lens
67	30-4000 Exc. Wagons ...	5958755	2	.77	GASKET
67	30-4000 exc. Wagons ...	5958753	2	1.54	GASKET, lamp mtg.....
67	8000.....	5956155	2	1.13	GASKET, lamp mtg.....
67	8000.....	5956156	2	.36	GASKET, lens
68-69	30-4000 Wagons.....	5957877	2	.41	GASKET, lens
69	3436-4456-4466.....	5958289	1	1.08	GASKET, lens
68	5000.....	5959525	2	.82	GASKET
68	5000.....	5959529	2	.82	GASKET, mtg.....
68	8000.....	5958753	2	1.54	GASKET, mtg.....
68	8000.....	5958755	2	.77	GASKET
68	9000.....	5959888	2	.56	GASKET
68	9000.....	5959895	2	1.49	GASKET, mtg.....
70	3435.....	5957877	2	.41	GASKET
70	3436-6036-6046.....	5958289	1	1.08	GASKET
70	8000.....	5962732	RH	1.33	GASKET, lamp mtg.....
70	8000.....	5962731	LH	1.33	GASKET, lamp mtg.....
71-72	3436.....	5958289	1	1.08	GASKET, lens
71-72	6000 Wagons.....	5963950	2	.62	GASKET, lens
67	30-4000 Exc. Wagons ...	5959617	2	1 1.95	HOUSING
68	5000.....	5959670	2	4.77	HOUSING (incl. mtg. & lens gskts.).....
68	8000.....	5959617	2	1 1.95	HOUSING.....
60	All.....	899628	2	10.50	LAMP.....
61	44-46-47-4800.....	899695	2	10.75	LAMP.....

61-62	40-41-4300	.899745	2	15.90	LAMP
62	4635-45	.899695	2	10.75	LAMP
63	44-4600	.910467	2	9.85	LAMP
63	4700	.910466	RH	12.90	LAMP
63	4700	.910465	LH	12.90	LAMP
63	4800	.897702	2	6.65	LAMP
64-65	Special-Skylark exc. Wagons	.910290	RH	9.15	LAMP
64-65	Special-Skylark exc. Wagons	.910289	LH	9.15	LAMP
64	40-41-42-4300 Wagons	.910869	2	8.00	LAMP
64	44-46-4800 exc. 4635- 45	.910280	2	1 1.70	LAMP
64	4635-45	.910467	2	9.85	LAMP
64	4700	.910466	RH	12.90	LAMP
64	4700	.910465	LH	12.90	LAMP
65-67	30-4000 Wagons	.910869	2	8.00	LAMP
65	50-6000	.910648	RH	11.70	LAMP
65	50-6000	.910647	LH	1 1.70	LAMP
65	8000	.910650	RH	1 1.70	LAMP
65	8000	.910649	LH	1 1.70	LAMP
65	9000	.910642	RH	42.45	LAMP (back-up, stop, tail & dir. sig.)—(2.679)
65	9000	.910641	LH	42.45	LAMP (back-up, stop, tail & dir. sig.)—(2.679)
66	30-4000 exc. Wagons	.910942	RH	11.70	LAMP
66	30-4000 exc. Wagons	.910941	LH	11.70	LAMP
66	8000	.910956	RH	12.60	LAMP
66	8000	.910955	LH	12.60	LAMP
67	8000	.911378	RH	11.70	LAMP
67	8000	.911377	LH	1 1.70	LAMP
68	30-4000 Wagons	.916614	2	8.90	LAMP
68	9000	.916196	RH	1 1.70	LAMP
68	9000	.916195	LH	11.70	LAMP
69-70	3435	.916614	2	8.90	LAMP
69	30-4000 exc. Wagons	.916851	1	7.70	LAMP (in ctr. of rr. face plate)
69	3436-4456-4466	.911622	2	11.40	LAMP
70-72	3436	.911622	2	1 1.40	LAMP
70	6000 Wagons	.911192	2	11.70	LAMP
70	8000	.917432	RH	16.90	LAMP
70	8000	.917431	LH	16.90	LAMP
	All B Wagons	.917439	2	14.60	LAMP
71-73	NOTE. For Models Not Listed, Order Component Parts				
	All	.5938905	2	.51	LENS
50	50-70	.5938905	2	.51	LENS
51-53	All exc. 100	.5964535	2	.87	LENS
54	All	.5946070	2	.51	LENS crystal
55	All	.5947192	2	1.44	LENS, crystal (used 2.689)
56	All	.5948170	2	1.74	LENS
57	40-60	.5949419	2	2.00	LENS
58	All	.5951144	2	1.54	LENS
60	40-41-4300	.5951931	2	1.79	LENS
61-62	44-46-47-4800	.5952128	2	1.38	LENS
61	4635-45	.5952128	2	1.38	LENS
62	4400-4639-67	.5952960	RH	2.87	LENS
62	4400-4639-67	.5952959	LH	2.87	LENS
62	Special-Skylark exc. Wagons	.5955030	RH	1.28	LENS
64-65	Special-Skylark exc. Wagons	.5955029	LH	1.28	LENS
62	Wildcat-4800	.5952968	2	2.05	LENS
63	40-41-4300 exc. 4035- 45-4135	.5953995	2	.97	LENS
63	44-4600	.5953907	2	1.54	LENS
64-67	Special-Skylark Wagons	.5955113	2	1.49	LENS
64	44-46-4800 exc. 4635- 45	.5955009	2	2.26	LENS
64	4635-45	.5953907	2	1.54	LENS
63-64	4700	.5953827	2	1.79	LENS
65	50-60-8000	.5955144	2	1.38	LENS
65	9000	.5956133	2	1.79	LENS
66	30-4000 exc. Wagons	.5957431	2	1.69	LENS
66	50-6000	.5957615	2	1.54	LENS
66	8000	.5957497	2	1.44	LENS
66-67	9000	.5957452	2	1.69	LENS
67	30-4000 exc. Wagons	.5958754	2	1.69	LENS
67	50-6000	.5958574	2	1.38	LENS
67	8000	.5956154	RH	1.79	LENS
67	8000	.5956153	LH	1.79	LENS
68	30-4000 Wagons	.5957876	2	1.44	LENS

68	5000	5960378	RH	1.08	LENS
68	5000	5960377	LH	1.08	LENS
68	6000	5959682	RH	1.64	LENS
68		5959681	LH	1.64	LENS
68		5959371	2	1.33	LENS
68	9000	5959894	RH	2.36	LENS
68	9000	5959893	LH	2.36	LENS
69-71	3436-4456-66	5963569	2	3.69	LENS
70	3435	5957876	2	1.44	LENS
70	6036-6046	5963569	2	3.69	LENS
70	8000	5964274	RH	3.33	LENS, back-up
70	8000	5964273	LH	3.33	LENS, back-up
71-72	6000 Wagons	5963951	2	2.92	LENS
63-64	4700	1342207	2	.10	CLIP (back-up lamp wire to rr. bpr.—(9.665)
63	44-4600	1357508	AR	.05	NUT, back-up lamp cvr. to rr. bpr. end also holds back-up lamp—(2.587).....
64	40-41-43-44-4600 exc. Spec. Wagons	1357508	4	.05	NUT, back-up lamp opening cvr. to rrl bpr. face plate —(2.587).....
64	4800	1357508	4	.05	NUT, back-up lamp to rr. bpr. face plate—(2.587) ...
70	8000	8783942	RH	2.41	RETAINER.....
70	8000	8783943	LH	2.41	RETAINER.....
56	All	9420489	4	.05	SCREW, back-up lamp lens—(2.688).....
64	4635-45	5961749	4	.25	SCREW, back-up lens—(2.594).....
65	50-60-8000	5951844	4	.10	SCREW.....
66	30-4000-8000 exc. Wagons	9420489	4	.05	SCREW, lens (8.900).....
67	30-4000 exc. Wagons	5957653	4	.15	SCREW, lens.....
67	8000	5956394	4	.25	SCREW, lens.....
68	8000	5957653	4	.15	SCREW.....
69	3436-4456-4466	5958366	2	1.38	SCREW, lens.....
70	3436-6036-6046	5958366	2	1.38	SCREW, lens.....
71-72	3436	5958366	2	1.38	SCREW, lens.....
65	9000	5950190	2	.96	SOCKET.....
66	50-6000	1376729	2	1.18	SOCKET.....
67	9000	2969729	1	2.00	SOCKET.....
71	30-4000	8902487	AR	5.45	SOCKET & WIRE (also used 2.587)
71	50-60-8000 Exc. 6035-45	8909908	AR	3.02	SOCKET & WIRE.....
67	4600 C.T.	6291766	1	3.28	WIRE, back-up lamp-ctr. extension
68	3437-4600 C.T.	6291766	1	3.28	WIRE, back-up lamp-ctr. extension
2.697 ORNAMENT, REAR BUMPER (BACK-UP LAMP OPENING)					
64	40-41-42-4300 Wagons less Back-Up Lamps	589014	2	1.44	ORNAMENT
65	All Wagons less Back-Up	589014	2	1.44	ORNAMENT
65	50-6000 less Back-Up	910894	RH	8.05	ORNAMENT
65	50-6000 less Back-Up	910893	LH	8.05	ORNAMENT
2.698 SWITCH—BRACKET—ROD—LEVER, BACK-UP LAMP					
61-62	40-41-4300 C.T.	1993523	1	6.15	SWITCH.....
62-63	40-41-4300 4-Speed	1998728	1	5.80	SWITCH (incl. wire & conn.)
63	40-41-43-4400 C.T. 3-Speed	1993523	1	6.15	SWITCH
63	44-46-4800 C.T. 4-Speed	1993662	1	8.25	SWITCH
64-65	All 4-Speed	1993662	1	8.25	SWITCH
64-66	Special-Skylark C.T. 3-Speed exc. G.S.	3745921	1	.97	SWITCH
64-66	Le Sabre-Wildcat C.T. 3-Speed	1993523		6.15	SWITCH
65-66	Skylark G.S. C.T.	1993662		8.25	SWITCH
67-68	All C.T. 3-Speed Col. Shift	3909537		1.79	SWITCH.....
67-68	All C.T. Fir. Shift	1993406	1	1.70	SWITCH.....
69-73	All C.T.	3943657		1.54	SWITCH.....
69-70	All less Long Console	3981828		.72	FASTENER, switch retaining (also used 4.054) ...
69-70	All	3981828		.72	SCREW, back-up lamp switch to steering column housing (also used 4.054).....
71-73	All	3981828	AR	.72	FASTENER, neu. start & back-up lamp switch—
62-66	All C.T. 4-Speed	3791656	1	.82	BRACKET, switch mtg.....
65-68	All C.T. 3-Speed Fir. Shift	9777322	1	2.67	BRACKET.....
66	Skylark G.S. 4-Speed	3791656	1	.82	BRACKET, switch mtg.....
67-68	All C.T. 4-Speed	3864296	1	.67	BRACKET, back-up lamp switch mtg.....
62	40-41-4300 C.T.	3770181	1	.67	ROD, switch control.....
63-66	All C.T. 4 Speed	3770181	1	.67	ROD, switch control.....

65-68	Skylark G.S. C.T. 3-Speed	1375085	1	1.23	ROD, switch control.....
66	Skylark G.S. 4-Speed	3770181	1	.67	ROD, switch control.....
67-68	All C.T. 4-Speed	3861440	1	.67	ROD.....
61-63	40-41-4300 C.T. 3-Speed	579827	1	.62	LEVER, switch.....
64	40-41-42-4300.....	579827	1	.62	LEVER.....
65-66	50-6000 3-Speed.....	1370008	1	1.54	LEVER.....
66	Skylark G.S. C.T.	1353031	AR	.08	CLIP.....
68	All C.T. Fir. Shift.....	1385031	3	.25	CLIP, back-up switch wires to speedo. cbl.....
63	All C.T. 4-Speed.....	836159	2	.07	SPRING, back-up light switch actuator rod to switch & trans, reverse lvr.—(3.841).....
64	40-4100-4337-67-69- 4600 C.T. 4-Speed	836159	2	.07	SPRING, rod to switch & trans, reverse lvr.—(3.841)

2.698 HARNESS-CONNECTOR, BACK-UP LAMP WIRING

64	40-4100-4337-67-69 C.T. 4-Speed.....	1364322	1		HARNESS.....
62-63	40-41-4300 4-Speed	2973781	1	.12	CONNECTOR, wiring harness at strg. col. (also used 2.480).....
62-65	All C.T. 4 Speed Trans. . .	1353031	3	.08	CLIP, wiring harness to speedo. cbl.....
66-67	Skylark G.S. C.T.	1353031	AR	.08	CLIP, switch wires to speedo. cbl.....

2.698 CLAMP, BACK-UP LAMP

64	44-46-4800 exc. 4635- 45.....	1363673	4	.77	CLAMP
----	----------------------------------	---------	---	-----	-------

2.698 COVER, BACK-UP LAMP OPENING

63	44-4600 Less Back-up Lamp Jobs.	1357132	2	2.61	COVER
64	4635-45 Less Back-up Lamp.....	1357132	2	2.61	COVER
64	44-4600 exc. 4635-45 Less Back-Up Lights ...	1363620	2	4.15	COVER.....
64	4635-45.....	9419844	2	.05	NUT, cvr. to rr. bpr.—(8.921) .

2.700 LAMP, REAR LICENSE

59	All exc. 4435-4635.	899101		7.80	LAMP
61	44-46-47-4800.....	899554		3.08	LAMP
61-62	40-41-4300.....	899617		3.08	LAMP
62	4400-4639-67-4800	910463		4.31	LAMP
62	4635-45.....	899554		3.08	LAMP
63	40-41-4300 exc. 4035- 45-4135.....	898474		4.31	LAMP
63	4035-45-4135.....	899617		3.08	LAMP
63	44-46-4800.....	910463		4.31	LAMP
63-64	4700.....	910464		4.31	LAMP
64-65	Special-Skylark.....	916112		4.31	LAMP
64	44-46-4800.....	910463		4.31	LAMP
65	All exc. 30-4000.	910653		4.31	LAMP
66-67	All exc. 9000.....	916112		4.31	LAMP
66-67	9000.....	910926		3.08	LAMP
68	All.....	916180		4.31	LAMP
69-70	All exc. 8000.....	916180		4.31	LAMP
69-70	8000.....	910926		3.08	LAMP
71-72	All (exc. 6000 Wagon- 8000).....	916180	1	4.31	LAMP
71-72	6000 Wagons.....	911547	1	3.59	LAMP
71-72	8000.....	917006	1	2.77	LAMP
73	All Wagons.....	911547	1	3.59	LAMP

2.707 GASKET, REAR LICENSE LAMP

46-49	50-70.....	5936537		.15	GASKET, dr.-outer ..
50-53	All.....	5936537		.15	GASKET, dr.-outer ..
58	700.....	5936537		.15	GASKET, dr.-outer ..
59	4435-4635.....	5936537		.15	GASKET, dr.-outer ..
61-62	40-41-4300.....	5936537		.15	GASKET, lamp cvr. .
61	All.....	5948767		.15	GASKET, lens.....
62	40-41-4300-4635-45....	5948767		.15	GASKET, lens.....
63	4035-45-4135.....	5948767		.15	GASKET, lens.....
64	40-41-42-4300.....	5955194		.25	GASKET.....
65	All.....	5955194		.25	GASKET.....
66-67	All exc. 9000.	5955194		.25	GASKET.....
66-67	9000.....	5952340		.15	GASKET.....
66-67	9000.....	5957327		.56	GASKET, lamp mtg.
68	All.....	5955194		.25	GASKET.....
69-72	All exc. 8000.	5955194		.25	GASKET.....
69-70	8000.....	5952340		.15	GASKET.....
69-70	8000.....	5957327		.56	GASKET, mtg.....
73	All Wagons.....	5955194		.25	GASKET.....

2.709 LENS, REAR LICENSE

59	All exc. 4435-4635.	5950218	1	.82	LENS.
61	All.	5949532	1	.51	LENS.
62	40-41-4300-4635-45.	5949532	1	.51	LENS.
63	40-41-4300 less 4035-45-4135.	5953800	1	1.03	LENS.
63	4035-45-4135.	5949532	1	.51	LENS.
62	4400-4639-67-4800	5953152	1	.77	LENS.
63-64	44-46-47-4800.	5953152	1	.77	LENS.
64-65	Special-Skylark.	5954917	1	.77	LENS.
65	All exc. 30-4000.	5955841	1	.77	LENS.
66	All exc. 9000.	5954917	1	.77	LENS.
66-67	9000.	5956395	1	.51	LENS.
67	All exc. 9000.	5959458	1	.77	LENS.
68	All.	5959244	2	.77	LENS.
69-72	All exc. 8000.	5959244	2	.77	LENS.
69-70	8000.	5956395	1	.51	LENS.
73	All Wagons.	5959244	2	.77	LENS.
59	All exc. 4435-4635.	5950220	2	.15	SCREW.
65	50-60-8000.	5950220	4	.15	SCREW (also used 2.688).
66-67	9000.	5953634	2	.25	SCREW.
68	9000.	5950220	4	.15	SCREW, back-up lamp lens (used 2.688)
69-70	8000.	5953634	2	.25	SCREW, lens.

2.725 HEADLAMP

60	All.	5950872	RH	27.60	HEADLAMP, dual (less dr.)
60	All.	5950871	LH	27.60	HEADLAMP, dual (less dr.)
61	40-4100.	5952082	RH	24.55	HEADLAMP (dual less dr.)
61	40-4100.	5952081	LH	24.55	HEADLAMP (dual less dr.)
61	44-46-47-4800.	5952080	RH	23.30	HEADLAMP, dual less dr.
61	44-46-47-4800.	5952079	LH	23.30	HEADLAMP, dual less dr.
61	4300.	5952866	RH	30.70	HEADLAMP, dual less dr.
61	4300.	5952865	LH	30.70	HEADLAMP, dual less dr.
62	40-41-4300.	5952866	RH	30.70	HEADLAMP, dual less dr.
62	40-41-4300.	5952865	LH	30.70	HEADLAMP, dual less dr.
62	44-46-4800.	5952898	RH	22.05	HEADLAMP, inner less dr.
62	44-46-4800.	5952897	LH	22.05	HEADLAMP, inner less dr.
62	44-46-4800.	5952992	2	16.15	HEADLAMP, outer (less dr.)
63	40-41-4300.	5953912	RH	36.20	HEADLAMP, dual
63	40-41-4300.	5953911	LH	36.20	HEADLAMP, dual
63	4400-4635-4800.	5953910	RH	30.50	HEADLAMP, dual
63	4400-4635-4800.	5953909	LH	30.50	HEADLAMP, dual
63	4639-47-67.	5954698	RH	33.00	HEADLAMP.
63	4639-47-67.	5954697	LH	33.00	HEADLAMP.
63-64	4700.	5955948	RH	43.65	HEADLAMP, dual
63-64	4700.	5955947	LH	43.65	HEADLAMP, dual
64	40-41-42-4300 Dom.	5954874	RH	22.50	HEADLAMP, dual
64	40-41-42-4300 Dom.	5954873	LH	22.50	HEADLAMP, dual
64	4400-4635-45-4800 Dom.	5954876	RH	21.00	HEADLAMP.
64	4400-4635-45-4800 Dom.	5954875	LH	21.00	HEADLAMP.
64	4639-47-67-69 exc. Pol. Car.	5955198	RH	34.10	HEADLAMP.
64	4639-47-67-69 exc. Pol. Car.	5955197	LH	34.10	HEADLAMP.
64	4669 Dom. Spec. Pol. Car Body.	5954876	RH	21.00	HEADLAMP.
64	4669 Dom. Spec. Pol. Car Body.	5954875	LH	21.00	HEADLAMP.
66	30-4000 Dom.	5957706	RH	23.60	HEADLAMP.
66	30-4000 Dom.	5957705	LH	23.60	HEADLAMP.
66	50-60-8000.	5957352	RH	25.10	HEADLAMP.
66	50-60-8000.	5957351	LH	25.10	HEADLAMP.
65	30-4000 Dom.	5956212	RH	23.05	HEADLAMP.
65	30-4000 Dom.	5956211	LH	23.05	HEADLAMP.
65	50-8000 Dom.	5956220	RH	14.10	HEADLAMP, outboard
65	50-8000 Dom.	5956219	LH	14.10	HEADLAMP, outboard
65	50-8000.	5956218	RH	13.85	HEADLAMP, inboard
65	50-8000.	5956217	LH	13.25	HEADLAMP, inboard
65	6269 Pol. Car Body.	5956218	RH	13.85	HEADLAMP, inboard
65	6269 Pol. Car Body.	5956217	LH	13.25	HEADLAMP, inboard
65	6269 Pol. Car Body.	5956220	RH	14.10	HEADLAMP, outboard
65	6269 Pol. Car Body.	5956219	LH	14.10	HEADLAMP, outboard
65	6000 Dom. less Pol. Car Body.	5956224	RH	30.50	HEADLAMP.

65	6000 Dom. less Pol. Car				
	Body	5956223	LH	30.50	HEADLAMP
65	9000 Dom.	5956980	RH	62.95	HEADLAMP 8t VISOR (also used 2.770)
65	9000 Dom.	5956979	LH	62.95	HEADLAMP & VISOR (also used 2.770)
66-67	9000.	5957350	RH	45.30	HEADLAMP
66-67	9000.	5957349	LH	45.30	HEADLAMP
68-69	9000 (Dom.)	5959652	RH	54.75	HEADLAMP
68-69	9000 (Dom.)	5959651	LH	54.75	HEADLAMP
	NOTE Capsule incl. mtg. ring, ret. ring, sealed beam unit & attaching screws.				
67	All exc. 9000.	5963837	2	8.15	CAPSULE (inner)
67	All exc. 9000.	5963839	2	8.15	CAPSULE (outer)
68	30-4000.	5963839	RH	8.15	CAPSULE (outer) also use 5959123 ring
68	30-4000.	5963837	RH	8.15	CAPSULE (inner) also use 5956629 ring
68	30-4000.	5963837	LH	8.15	CAPSULE (inner)
68	30-4000.	5963839	LH	8.15	CAPSULE (outer)
68	50-60-8000.	5963839	RH	8.15	CAPSULE (outer)
68	50-60-8000.	5963837	RH	8.15	CAPSULE (inner)
68	50-60-8000.	5963838	LH	8.15	CAPSULE (inner)
68	50-60-8000.	5963840	LH	8.15	CAPSULE (outer)
69	All exc. 9000.	5963838	RH	8.15	CAPSULE (inner)
69	All exc. 9000.	5963840	RH	8.15	CAPSULE (outer)
69	All exc. 9000.	5963839	LH	8.15	CAPSULE (outer)
69	All exc. 9000.	5963837	LH	8.15	CAPSULE (inner)
70-72	All.	5963837	LH	8.15	CAPSULE (inner)
70-72	All.	5963839	LH	8.15	CAPSULE (outer) (also used 1235816 screw 8i nut)
70-72	All.	5963838	RH	8.15	CAPSULE (inner) (also use 1235816 screw & nut)
70-72	All.	5963840	RH	8.15	CAPSULE (outer) (also use 1235816 screw 8i nut)
73	All B-C-E.	5963837	LH	8.15	CAPSULE (inner)
73	All B-C-E.	5963838	RH	8.15	CAPSULE (inner)
73	All B-C-E.	5963839	LH	8.15	CAPSULE (outer)
73	All B-C-E.	5963840	RH	8.15	CAPSULE (outer)
71-73	All B-C.	1237287	12	.10	BEARING PAD, in rad. side baffle
71-72	All A.	1237287	12	.10	BEARING PAD, in rad. side baffle
71-73	All E.	1237287	12	.10	BEARING PAD, in frt. end pnl. extension
64	4600 exc. Wagons.	1355261	4	.10	NUT, hdlp. to lwr. tie bar—(8.139)
65	6000 less Pol. Car body	1355261	4	.10	NUT, assm. on hdlp. adapter—(8.139)
63	4400-4635-4800.	1368382	AR	.05	WASHER, hdlp. hsg. to rad. outer supt—(1.267)
63-64	4700.	1178669	AR	.05	WASHER, hdlp. adapter to frt. fdr. skirt—(8.929)
64	44-46-4800.	1368382	AR	.05	SHIM (.060 thick) hdlp. to mtg. brkt-upr—(8.014)

2.726 HOUSING—RING—PACKAGE, HEADLAMP MOUNTING

61	4300.	5952860	RH	21.45	HOUSING
61	4300.	5952859	LH	21.45	HOUSING
62	40-41-4300.	5952860	RH	21.45	HOUSING
62	40-41-4300.	5952859	LH	21.45	HOUSING
40-54	All.	924535	2	3.59	RING, hdlp. mtg.
55	All 1st type.	924535	2	3.59	RING, hldp. mtg.
58-62	All.	5955498	RH	1.54	RING, inner upr. beam unit (type 1)
58-62	All.	5948825	LH	3.33	RING, inner upr. beam unit (type 1)
58-62	All.	5963890	RH	3.33	RING, outer lwr. & upr. beam unit (type 2)
58-62	All.	5963889	LH	3.33	RING, outer lwr. & upr. beam unit (type 2)
62	40-41-4300.	5963890	RH	3.33	RING, outer lwr. 8i upr. beam unit (type 2)
61-62	44-46-47-4800.	5963890	2	3.33	RING, outer-lwr & upr. beam unit
63-65	All exc. Riviera.	5955498	1	1.54	RING, inner (R.) upr. beam unit (type No. 1)
63-66	All exc. Riviera.	5948825	1	3.33	RING, inner (L.) upr. beam unit (type No. 1)
63-65	All exc. Riviera.	5963890	1	3.33	RING, outer (R.) lwr. & upr. beam unit (type No. 2)
63-66	All exc. Riviera.	5963889	1	3.33	RING, outer (L.) lwr. 8< upr. beam unit (type No. 2)
63-64	4700.	922540	1	3.33	RING, inner (R.) upr. beam unit (type No. 1)
63-64	4700.	5954293	1	3.33	RING, inner (L.) upr. beam unit (type No. 1)
63-67	Riviera.	5954295	RH	3.33	RING, outer-lwr. & upr. beam unit (type No. 2)
63-67	Riviera.	5954294	LH	3.33	RING, outer-lwr. & upr. beam unit (type No. 2)
65	9000.	5963890	2	3.33	RING, mtg.-upr.
65	9000.	5954293	2	3.33	RING, mtg.-lwr.
66	30-4000.	5963890	1	3.33	RING, outer (L.) upr. 8i lwr. beam unit (type No. 2)
66	30-4000.	5963889	1	3.33	RING, outer (R.) lwr. & upr. beam unit (type No. 2)
66	30-4000.	5955498	1	1.54	RING, inner (R.) upr. beam unit (type No. 1)
66	50-60-8000.	5963890	1	3.33	RING, inner (R.) upr. beam unit (type No. 1)
66	50-60-8000.	5963889	1	3.33	RING, outer (L.) lwr. & upr. beam unit (type No. 2)
66	50-60-8000.	5955498	1	1.54	RING, outer (L.) upr. & lwr. beam unit (type No. 2)
66-67	9000.	5948825	RH	3.33	RING, inner upr. beam unit (type No. 1)
66-67	9000.	5955498	LH	1.54	RING, inner upr. beam unit (type No. 1)
67	All exc. 9000.	5955498	2	1.54	RING, inner.
67	All exc. 9000.	5963889	2	3.33	RING, outer.
68	30-4000.	5955498	1	1.54	RING, L-inner.
68	30-4000.	5963889	1	3.33	RING, L-outer.
68	30-4000.	5963890	1	3.33	RING, Router.
68	30-4000.	5956629	1	3.33	RING, R-inner.
68	50-60-8000.	5955498	1	1.54	RING, R-inner.

68	50-60-8000	5963889	1	3.33	RING, R-outer
68	50-60-8000	5963890	1	3.33	RING, L-outer
68	50-60-8000	5956629	1	3.33	RING, L-inner
68-69	9000	922540	1	3.33	RING (type No. 1) inner (R.H.)
68-69	9000	5954293	1	3.33	RING (type No. 1) inner (L.H.)
68-69	9000	5954295	1	3.33	RING (type No. 2) outer R.H.
68-69	9000	5954294	1	3.33	RING (type No. 2) outer L.H.
69	All exc. 9000	5955498	1	1.54	RING (L.H.-inner)
69	All exc. 9000	5963889	1	3.33	RING (L.H.-outer)
69	All exc. 9000	5963890	1	3.33	RING (R.H.-outer)
69	All exc. 9000	5956629	1	3.33	RING (R.H.-inner)
71-72	All	5963888	RH	3.33	RING, mtg. headlamp capsule (inner)
71-72	All	5963887	LH	3.33	RING, mtg. headlamp capsule (inner)
71-72	All	5963890	RH	3.33	RING, mtg. headlamp capsule (outer)
71	All	5963889	LH	3.33	RING, mtg. headlamp capsule (outer)
55-57	All	5947771	2	3.33	PACKAGE, hdlp. ret. & mtg. rings

2.726 SUPPORT, HEADLAMP HOUSING

66-67	9000	5957491	4	8.95	SUPPORT, outer
66-67	9000	5957490	RH	16.15	SUPPORT, pivot, inner
66-67	9000	5957489	LH	16.15	SUPPORT, pivot, inner
68-69	9000	5960110	RH	7.95	SUPPORT, inner
68-69	9000	5960109	LH	7.95	SUPPORT, inner
68-69	9000	5960104	RH	12.80	SUPPORT, outer
68-69	9000	5960103	LH	12.80	SUPPORT, outer

2.726 COVER—PLATE, HEADLAMP FILLER

65	9000	5956898	2	3.33	COVER (R. inner & L. outer)
65	9000	5956897	2	3.33	COVER (L. inner & R. outer)
65	9000	1370545	2	.97	PLATE, hdlp. visor filler

2.726 ARM, HEADLAMP PIVOT

68-69	9000	5960238	RH	4.87	ARM
68-69	9000	5960237	LH	4.87	ARM
69	9000	5960095	1	.10	SCREW, pivot arm—(2.688)

2.727 SEALED BEAM UNIT, HEADLAMP

40-52	All	5956006	2	3.21	SEALED BEAM, 6 volt
53	40	5956006	2	3.21	SEALED BEAM, 6 volt
53	50-70	5956007	2	3.26	SEALED BEAM, 12 volt
54-57	All	5956007	2	3.26	SEALED BEAM, 12 volt
58-64	All	5956001	2	2.89	SEALED BEAM, inner upr. beam (type No. 1)
58-64	All	5956002	2	2.89	SEALED BEAM, outer lwr. & upr. beam (type No. 2)
65	All exc. 9000	5956001	2	2.89	BEAM UNIT, hdlp. sealed (inner) upr. beam (type No. 1)
65	All exc. 9000	5956002	2	2.89	BEAM UNIT, hdlp. sealed (outer) lwr. & upr. beam (type No. 2)
65	9000	5956001	2	2.89	BEAM UNIT, hdlp. sealed-lwr. (type No. 1)
65	9000	5956002	2	2.89	BEAM UNIT, hdlp. sealed-upr. (type No. 2)
66-72	All	5956001	2	2.89	BEAM UNIT (inner) upper beam (type No. 1)
66-72	All	5956002	2	2.89	BEAM UNIT (outer) lower & upper beam (type No. 2)

2.728 DOOR—BEZEL—FRAME, HEADLAMP

49	50-70	5940756	2	4.00	DOOR
50-52	All	5940756	2	4.00	DOOR
60	All	1192684	2	5.55	DOOR
61	40-4100	1164122	RH	10.15	DOOR
61	40-4100	1164123	LH	10.15	DOOR
61	44-46-47-4800	1199960	RH	10.75	DOOR
61	44-46-47-4800	1199961	LH	10.75	DOOR
61	4300	1348946	4	4.31	DOOR
62	40-41-4300	1348946	4	4.31	DOOR
62	44-46-4800	1349591	2	4.31	DOOR, inner
62	44-46-4800	1350190	2	4.31	DOOR, outer
63	40-41-4300	5954315	2	4.31	DOOR, inner
63	40-41-4300	5954316	2	4.31	DOOR, outer
63	44-4635-4800	5954324	RH	15.40	DOOR (incl. insert)
63	44-4635-4800	5954323	LH	15.40	DOOR (incl. insert)
63	4639-47-67	5954705	4	4.31	DOOR
63	4639-47-67	5954700	RH	15.40	FRAME & DOOR
63	4639-47-67	5954699	LH	15.40	FRAME & DOOR
63-64	4700	5954320	RH	4.31	DOOR
63-64	4700	5954319	LH	4.31	DOOR
64	4639-47-67	1363492	2	4.31	DOOR (outer L. & inner R.)
64	4639-47-67	1363493	2	4.31	DOOR (outer R. & inner L.)
64	40-41-42-4300	5719756	RH	15.40	DOOR
64	40-41-42-4300	5719757	LH	15.40	DOOR

64	4600 exc. 4635-45-69 Pol. Car opt.	1363488	RH	15.40	FRAME 8i DOOR.
64	4600 exc. 4635-45-69 Pol. Car opt.	1363489	LH	15.40	FRAME & DOOR.
64	4400-4635-45-4800	1363510	RH	4.31	DOOR, inner & outer ...
64	4400-4635-45-4800	1363511	LH	4.31	DOOR, inner & outer ...
64	4669 Spec. Pol. Car body.	1363510	RH	4.31	DOOR, inner & outer ...
64	4669 Spec. Pol. Car body.	1363511	LH	4.31	DOOR, inner 8t outer ...
65	30-4000.	1368696	RH	15.40	DOOR.
65	30-4000.	1368697	LH	15.40	DOOR.
65	6000 less Pol. Car body .	1367942	RH	4.61	DOOR.
65	6000 less Pol. Car body .	1367943	LH	4.61	DOOR.
66	30-4000 exc. G.S.	1373262	RH	14.45	DOOR.
66	30-4000 exc. G.S.	1373263	LH	14.45	DOOR.
66	Skylark G.S.	1376322	RH	14.45	DOOR.
66	Skylark G.S.	1376323	LH	14.45	DOOR.
66	50-8000.	1374296	RH	4.61	DOOR, inner.
66	50-8000.	1374297	LH	4.61	DOOR, inner.
66	50-8000.	1374298	RH	4.61	DOOR, outer.
66	50-8000.	1374299	LH	4.61	DOOR, outer.
66	6000 less Pol. Car spec. body.	1374300	RH	5.55	DOOR, hdlp.-inner.
66	6000 less Pol. Car spec. body.	1374301	LH	5.55	DOOR, hdlp.-inner.
66	6000.	1374302	RH	5.55	DOOR, outer.
66	6000.	1374303	LH	5.55	DOOR, outer.
66	6469 Pol. Car spec, body	1374296	RH	4.61	DOOR, hdlp.-inner.
66	6469 Po. Car Spec. Body	1374297	LH	4.61	DOOR, hdlp.-inner.
66	6469 Pol. Car spec, body	1374298	RH	4.61	DOOR, hdlp.-outer.
66	6469 Pol. Car spec, body	1374299	LH	4.61	DOOR, hdlp.-outer.
66	6000.	1374300	RH	5.55	DOOR, inner.
66	6000.	1374301	LH	5.55	DOOR, inner.
66	6000 less Pol. Car spec. body.	1374302	RH	5.55	DOOR, hdlp.-outer.
66	6000 less Pol. Car spec. body.	1374303	LH	5.55	DOOR, hdlp.-outer.
66-67	9000.	1373814	RH	11.70	DOOR.
66-67	9000.	1373815	LH	11.70	DOOR.
67	3000-4600.	1378796	RH	11.70	DOOR.
67	3000-4600.	1378797	LH	11.70	DOOR.
67	43-44-4800.	1377970	RH	11.70	DOOR.
67	43-44-4800.	1377971	LH	11.70	DOOR.
67	50-60-8000.	1380156	2	11.05	DOOR.
68	30-4000.	1381910	RH	11.40	DOOR.
68	30-4000.	1381911	LH	11.40	DOOR.
68	50-60-8000.	1381940	RH	4.92	DOOR.
68	50-60-8000.	1381941	LH	4.92	DOOR.
68-69	9000.	1382074	RH	2.46	DOOR.
68-69	9000.	1382075	LH	2.46	DOOR.
69	30-4000.	9719112	RH	11.40	DOOR.
69	30-4000.	9719113	LH	11.40	DOOR.
69	5000.	1387240	RH	4.92	DOOR.
69	5000.	1387241	LH	4.92	DOOR.
69	60-8000.	1387240	RH	4.92	DOOR.
69	60-8000.	1387241	LH	4.92	DOOR.
70	30-4000 exc. GSX.	1230764	RH	11.05	DOOR.
70	30-4000 exc. GSX.	1230765	LH	11.05	DOOR.
70	GSX.	1235818	RH	8.90	DOOR (paint to match)
70	GSX.	1235819	LH	8.90	DOOR (paint to match)
70-71	50-60-8000.	1231710	4	4.00	DOOR.
70	9000.	1230858	RH	10.75	DOOR.
70	9000.	1230859	LH	10.75	DOOR.
71	30-4000 less GSX.	1234178	RH	1 1.05	DOOR.
71	30-4000 less GSX.	1234179	LH	10.80	DOOR.
71	GSX.	1237226	RH	11.05	DOOR.
71	GSX.	1237227	LH	1 1.05	DOOR.
71-72	9000.	1236098	RH	6.60	DOOR.
71-72	9000.	1236099	LH	6.60	DOOR.
72	30-4000.	1239158	RH	11.05	DOOR.
72	30-4000.	1239159	LH	11.05	DOOR.
72	50-60-8000.	1238282	RH	11.75	DOOR.
72	50-60-8000.	1238283	LH	1 1.75	DOOR.
65	6000 less Po.. Car body .	1367940	RH	16.10	FRAME.
65	6000 less Pol. Car body .	1367941	LH	16.10	FRAME.
66	6000.	1375264	RH	16.10	FRAME.
66	6000.	1375265	LH	16.10	FRAME.

66	6000 less Pol. Car spec. body.....	1375264	RH	16.10	FRAME, hdlp.
66	6000 less Pol. Car spec. body.....	1375265	LH	16.10	FRAME, hdlp.....
60	All.....	1192682	2	4.31	BEZEL, R. outer-L. inner
60	All.....	1192683	2	4.31	BEZEL, R. inner-L. outer
65	50-8000.....	1367954	RH	5.25	BEZEL, outboard.....
65	50-8000.....	1367955	LH	5.25	BEZEL, outboard.....
65	50-8000.....	1367958	RH	5.25	BEZEL, inboard.....
65	50-8000.....	1367959	LH	5.25	BEZEL, inboard.....
65	6269 Pol. Car body.....	1367954	RH	5.25	BEZEL, outboard.....
65	6269 Pol. Car body.....	1367955	LH	5.25	BEZEL, outboard.....
65	6269 Pol. Car body.....	1367958	RH	5.25	BEZEL, inboard.....
65	6269 Pol. Car body.....	1367959	LH	5.25	BEZEL, inboard.....
66	30-4000.....	1378665	2	.30	BAFFLE, dr. to bpr.....

2.728 FILLER, HEADLAMP DOOR

65	30-4000.....	1372946	RH	1.13	FILLER, hdlp. dr. to bpr.
65	30-4000.....	1372947	LH	1.13	FILLER, hdlp. dr. to bpr.
67	6000 less Pol. Car body.....	1379887	2	.36	FILLER, dr. to bpr.....
67	50-8000.....	1380157	2	1.03	FILLER, dr. to bpr.
67	6469 Pol. Car body.....	1380157	2	1.03	FILLER, dr. to bpr.
71	50-60-8000.....	1235160	RH	1.13	FILLER, door.....
71	50-60-8000.....	1235161	LH	1.13	FILLER, door.....

2.729 NUT, HEADLAMP DOOR

64-66	All.....	1355003	8	.10	NUT, dr. to rad. grl. anchor-nylon.....
67	30-4000.....	1383497	8	.20	NUT, dr. mtg. (in rad. side baffle) nylon.....
67	50-60-80-9000.....	1355003	6	.10	NUT, dr. to rad. grl. anchor-nylon.....
68-72	50-60-8000.....	1355003	8	.10	NUT, to rad. grl. anchor (nylon) (also used 7.831) .
69	50-60-80-9000.....	1355003	8	.10	NUT, door to radiator grille anchor (nylon).....
68	30-40-9000.....	1383497	AR	.20	NUT, door to radiator side baffle-screw (nylon)
69-72	30-40-9000.....	1385235	AR	.20	NUT, door mtg.....
73	All A.....	1355003	4	.10	NUT, dr. to frt. end pnl. (nylon).....
68-69	30-4000.....	1386175	4	.10	SCREW, door to front side baffle at lower location
69	50-60-8000.....	1386175	8	.10	SCREW, door to radiator grille.....
71-72	50-60-8000.....	9431911	AR	.05	SCREW, hd. Imp. dr. to side baffle (#8-18 x 2%)— (8.977).....

2.729 NUT, HEADLAMP MOUNTING

59	All.....	1188099	4	.10	NUT, dr. to hdlp. hsg-upr. loc (also used 6.760)
62	44-46-47-4800.....	445388	AR	.05	NUT, hdlp. mtg—(8.921).....
63	4700.....	445388	AR	.05	NUT, hdlp. mtg.—(8.921).....
63	4400-4635-4800.....	1358543	4	.10	CLIP, hdlp. to frt. fdr.....

2.731 RING, HEADLAMP SEALED BEAM RETAINER

40-54	All.....	5950248	2	2.77	RING.....
55	All 1st type.....	5950248	2	2.77	RING.....
56-57	All.....	5948399	2	3.33	RING.....
58-72	All.....	5954892	AR	1.85	RING.....

2.736 SCREW, HEADLAMP MOUNTING RING

40-66	All.....	924552	AR	.15	SCREW.....
-------	----------	--------	----	-----	------------

2.736 BRACKET PKG.—NUT SPRING, HEADLAMP BODY

58-61	All.....	5951770	8	.41	BRACKET & SCREW PACKAGE.....
62	44-46-4800.....	5951770	AR	.41	BRACKET 8i SCREW PACKAGE, outer lamps .
62	All.....	5951770	AR	.41	BRACKET 8i SCREW PACKAGE, inboard lamp
60	All.....	5950786	8	.15	NUT, rivets to hdlp. body.....
61	40-4100.....	5952158	AR	.33	NUT, lug-upr.....
61	40-4100.....	5952159	AR	.22	NUT, lug-lwr.....
63-67	All.....	3921446	8	.15	NUT (2.737).....
63-67	All.....	3996200	8	.15	SCREW (used 2.737).....
68	All.....	3921446	8	.15	NUT, capsule to rad. side baffle—(2.737).....
67	9000.....	924552	8	.15	SCREW.....
68-69	9000.....	5958081	2	.25	BOLT, headlamp hsg.....
71-72	All.....	5959530		.15	SCREW, capsule.....

2.737 SPRING, SEALED BEAM UNIT

67	All exc. 9000.....	9781661	4	.20	SPRING, to rad. side baffle.....
58-61	All.....	5948814	4	.20	SPRING, body tension.....
70-72	All.....	1231641	4	.36	SPRING (capsule assem. to rad. side baffle)

2.737 SCREW—NUT, HEADLAMP BEAM ADJUSTING

40-61	All.....	924561	AR	.10	SCREW.....
62	40-41-4300.....	924561	8	.10	SCREW.....
68	9000.....	924561	AR	.10	SCREW.....
41-57	All.....	5939769	4	.15	NUT.....

69	All exc. 9000.	1235816	8	.51	NUT & SCREW, headlamp adjusting.
68-69	9000.	5964501	AR	.30	NUT & SCREW, headlamp adj.
70-73	All.	1235816	8	.51	SCREW & NUT, headlamp adjusting (snaps into hole in frt. end pnl.)
68-69	All exc. 9000.	9790354	4	.41	SPRING, to pad side baffle.
72	9000.	1238106	4	.36	SPRING, headlamp adjuster - used when headlamps aiming nut and screw are screwed to frt. end panel.
63-68	All.	3921446	AR	.15	NUT (used 2.736).
63-68	All.	3996200	8	.15	SCREW, hdlp. (used 2.736).
72	9000.	1238444	8	.5 1	NUT & RETAINER, headlamp aiming.
72	9000.	9432523	AR	.15	SCREW, headlamp aiming - used with nut & retainer 2.737 - 1238444—(8.907).

2.750 WIRING. HEADLAMP

59-60	All.	5949744	2	4.00	WIRING.
-------	------	---------	---	------	---------

2.755 LINK—RELAY, HEADLAMP VISOR ACTUATOR

65	9000.	4914861	RH	10.65	LINK
65	9000.	4914862	LH	10.65	LINK
65	9000.	4916925	RH	20.95	LINK, drive
65	9000.	4916926	LH	20.95	LINK, drive
65	9000.	1396790	1	2.67	PACKAGE, hdlp. actuator link.
65	9000.	1365166	1	3.95	RELAY (9.277).
65-66	9000.	1369331	1	4.15	RELAY, aux.
66-67	9000.	1377940	1	6.00	RELAY, control.
67	9000.	1381074	1	4.51	RELAY, aux.
65	9000.	4914812	4	.10	RETAINER, link to ball stud.
65	9000.	4905636	AR	.05	RETAINER, hdlp. drive link—(10.160).
65	9000.	4914811	2	5.60	ROD, drive link adj. mtg. end.
65	9000.	4915114	RH	5.50	SOCKET, vert. link to drive link.
65	9000.	4915236	LH	5.30	SOCKET, vert. link to drive link.
66-67	9000.	1374304	1	2.61	BREAKER, visor mtr.-circuit in fuse block (also used 13.095).
65	9000.	4906868	AR	.05	WASHER, hdlp. drive link spg—(10.1 60).
68-69	9000.	393688	1	1.59	VALVE, check (also used 2.760).

2.760 HEADLAMP ACTUATOR MOTOR PARTS

65	9000.	4915683	1	6.80	ARM, crank
65	9000.	4916132	1	9.40	ARMATURE (10.661).
66-67	9000.	4917375	2	14.60	ARMATURE, mtr.
65	9000.	169064	AR	.10	BALL, armature thrust—(8.899).
68-69	9000.	5638106	2	19.70	ACTUATOR, vacuum
65	9000.	1372692	.1	2.46	BAFFLE, hdlp. mtr.
66-67	9000.	7002117	AR	.05	BALL, mtr. thrust—(3.825).
65	9000.	4302757	AR	.25	BEARING, worm shaft & gr.—(10.66 1)
66-67	9000.	4916080	1	.49	BEARING, mtr.
65-70	9000.	9422758	2	.10	BOLT, hdlp. mtr. supt. reinf. to frame frt. c/mbr.—(8.903).
65	9000.	4908628	AR	.10	BOLT, tie.
66-67	9000.	4916380	AR	.10	BOLT, mtr. tie—(10.7 83).
65	9000.	4904212	AR	.05	BRACKET, mtr. brush holder—(10.783).
65	9000.	4915118	1	1.47	BRACKET, switch mtg.
66-67	9000.	1375300	RH	2.15	BRACKET, pivot supt.
66-67	9000.	1375301	LH	2.15	BRACKET, pivot supt.
66-67	9000.	4916088	1	2.59	BRACKET, mtr.
65-67	9000.	4918916	AR	.24	BRUSH, mtr.—(10.783).
65	9000.	4910468	AR	3.96	BRUSH HOLDER & CIRCUIT BREAKER (10.661)
66-67	9000.	4917808	AR	3.95	BRUSH HOLDER & CIRCUIT BREAKER.
68-69	9000.	1382728	2	.15	BUSHING, clevis-vacuum controlled
68-69	9000.	1384304	4	.15	BUSHING, vacuum tank-mounting.
66-67	9000.	4916087	1	.38	CAM, mtr.
65	9000.	587283	2	.10	CLIP, mtr. baffle to lwr. tie panel—(8.154).
65	9000.	535862	1	2.56	CIRCUIT BREAKER, visor mtr. feed—(13.095).
68-69	9000.	1382617	2	1.18	CLEVIS, vacuum controlled
68	9000.	6465399	AR	.83	CONNECTOR, hdlp. relay to actuators—(3.885).
69	9000.	123137B	1	1.23	COVER, vacuum relay.
65	9000.	4914798	1	2.54	GEAR, drive
66-67	9000.	4916081	1	10.30	GEAR, output
66-67	9000.	4916078	1	1.78	GEAR & WORM
65	9000.	5045399	1	87.75	MOTOR, brkt. & switch hdlp. visor.
66-67	9000.	5045537	1	73.05	MOTOR.
68-69	9000.	107806	2	.10	NUT, clevis to vac. control actuator.
65	9000.	4916425	1	.85	PACKAGE, actuator spacer & spg.
66-67	9000.	5092145	1	.05	PLATE, mtr. thrust—(10.150).
68-69	9000.	1382727	2	.10	PIN, clevis operating rod.
65	9000.	4232319	AR	.20	PLUG, mtr. thrust—(10.661).
66	9000.	5098080	AR	.10	PLUG, mtr. thrust—(10.783).

65	9000	1371516	1	1.23	REINFORCEMENT, hdlp. mtr. supt.
68-69	9000	5638344	1	15.90	RELAY, pneumatic & bracket.
66-67	9000	4916339	1	.24	RING, mtr. ret.
65	9000	4906744	AR	.10	SCREW, mtr. end play adj.—(10.1 50).
66-67	9000	4917377	AR	.33	SCREW, mtr. end play.
65	9000	4303965	AR	.10	SEAL, defl. (also used 10.661).
65	9000	4913817	1	1 1.40	SHAFT, worm.
66-67	9000	4916340	1	.54	SHIELD.
68-69	9000	5638424	2	.77	SHIELD, actuator.
68-69	9000	1384305	2	.20	SPACER, vac. tank-mounting.
65-67	9000	4913805	AR	.16	SPRING, mtr. brush—(10.1 50).
65	9000	4915656	RH	.54	SPRING, switch.
65	9000	4915657	LH	.56	SPRING, switch.
65	9000	4915372	AR	4.39	SUPPORT.
65	9000	1372694	1	.67	SUPPORT, hdlp. mtr.-frt. (between hdlp. mtr. brkt. & guard supt.).
68-69	9000	1384500	RH	.92	SUPPORT, vacuum actuator mounting bracket.
68-69	9000	1384501	LH	.92	SUPPORT, vacuum actuator mounting bracket.
65	9000	4915119	1	13.10	SWITCH 8. HARNESS.
66-67	9000	4916341	1	13.10	SWITCH 8. WIRING HARNESS.
65-67	9000	4915251	AR	.16	NUT 8t WASHER, switch mtg.
68-69	9000	1230522	1	18.15	TANK, vacuum storage.
65	9000	4238082	AR	.10	WASHER, Belleville (also used 10.661).
65	9000	4238083	AR	.10	WASHER, thrust (also used 10.661).
65	9000	4308259	AR	.20	WASHER, thrust plug (also used 10.661).
66	9000	5097480	AR	.05	WASHER, mtr. thrust—(10.783).
67	9000	5093788	AR	.05	WASHER, mtr. (felt)—(10.1 50).
68-69	9000	1385311	1	4.20	VACUUM HARNESS, switch to relay.
68-69	9000	1386469	1	4.97	VACUUM HARNESS, actuator to relay.
68-69	9000	393688	1	1.59	VALVE, check—(2.755).

2.765

66-67	9000	1381453	2	18.85	CABLE.
-------	------	---------	---	-------	--------

2.765 CLIP, TACHOMETER VENT HOSE

71-72	3437-67.	9793032		.55	CLIP, tach. vent, hose to frt. of dash (also used 9.750).
-------	----------	---------	--	-----	--

2.770 VISOR, HEADLAMP

65	9000	5956584	4	1.38	LINK, hdlp. visor.
65	9000	5956980	RH	62.95	HEADLAMP 8. VISOR (2.725).
65	9000	5956979	LH	62.95	HEADLAMP & VISOR (2 725).
65	9000	5958114	16	2.05	PIN, hdlp. visor pivot.
65	9000	5956588	2	.25	RING, line ret. "E".
65	9000	1372693	2	.41	SPRING, hdlp. visor.
65	9000	5956450	2	13.55	VISOR, hdlp. upr.
65	9000	5958113	2	21.00	VISOR, hdlp.-lwr.
65	9000	1370788	2	.10	WASHER, used between visor & actuator link
65	9000	5956587	2	.10	WASHER, link spg.
66-69	9000	5957563	2	.25	WASHER, retainer.
66-69	9000	5957560	2	.25	WASHER, bearing.
65	9000	1174953	2	.10	BUMPER, hdlp. lwr. visor to fdr.—(7.807).
66-68	9000	5957561	2	.56	BUSHING.
66-69	9000	5957561	2	.56	BUSHING.
66-69	9000	5957562	2	1.13	SPRING.
69	9000	1231601	2	.13	PLUG, vacuum hose on rad. grille-ctr. reinf. studs (also used 1.267).

2.773 SWITCH—KNOB, COURTESY AND MAP LIGHT

62	44-46-4800	1350484	1	1.18	SWITCH, ctsy. light
63-64	44-46-4800	1358959	1	1.18	SWITCH.
64	4700 1st Type-Lvr. Offset %".	1358959	1	1.18	SWITCH.
64	4700 2nd Type-Lvr. Offset y,"	1367555	1	1.54	SWITCH.
65	9000	1367555	1	1.54	SWITCH.
66-67	9000	1375214	1	3.38	SWITCH & KNOB.
68	50-60-80-9000	1383460	1	2.26	SWITCH.
69	50-60-80-9000	1231086	1	2.31	SWITCH.
70	50-60-8000	1231086	1	2.31	SWITCH.
62	44-46-4800	1350297	1	.77	KNOB (also used 9.598-9.665-9.778-12.249)
63	44-46-47-4800	1396466	1	.62	KNOB, ctsy. light—(9.798).
62	44-46-4800	147460	1	.15	SCREW, ctsy. light knob—(8.975).
63	44-46-4800	147460	1	.15	SCREW, knob to ctsy. light switch—(8.975) ..
62	44-46-4800	541237	2	.10	NUT, ctsy. light switch to mtg. panel—(8.006)

NOTE Switches also listed in grp. 2.776.

2.774 PACKAGE, COURTESY LAMP

69-70	30-40-50-6000	981463	1	5.50	PACKAGE, ctsy. lamp
71-72	30-4000	981463	1	5.50	PACKAGE, ctsy. lamp
71-72	5000-6000	981659	1	5.50	PACKAGE, ctsy. lamp

2.774 LENS, MAP LAMP

62	40-41-4300	537784	AR	.51	LENS 8i RETAINER ctsy. lamp—(2.776)
66-67	50-6000 less Ctsy. Lights	9783008	1	.82	COVER

2.774 COURTESY LAMP

61-62	44-46-47-4800	1164429	2	1.08	LAMP, courtesy
63-64	44-46-47-4800	1357126	1	2.41	LAMP, assm. in instr. panel cvr.
65	50-60-8000	1369271	1	4.56	LAMP
65	9000	1357126	1	2.41	LAMP, assm. in instr. panel cvr.
66-67	50-60-8000	1376562	1	3.90	LAMP
66-67	9000	1374450	1	3.43	LAMP
63	40-41-4300	2977864	1	.15	CONNECTOR, ctsy. lamp—(2.530)
66	50-60-9000	9414752	2	.10	SCREW, ctsy. lamp to instr. panel—(8.977)

2.776 LAMP—WIRE AND SOCKET—SWITCH, COURTESY LAMP

64	4067-42-4300	2983868	2	1.13	WIRE & SOCKET
67	4000	2983868	2	1.13	WIRE & SOCKET
65-66	33-3467-4000	2983868	2	1.13	WIRE & SOCKET
65	6637-67 Long Console . . .	5289524	3	.36	SOCKET (2.694)
67	50-60-8000	5289524	2	.36	SOCKET, ctsy. lamp—(2.694)
68	All	2983868	2	1.13	WIRE & SOCKET
71-73	All B-C-E	8904105	RH	1.08	SOCKET & WIRE, instr. pnl. courtesy lamp
69-72	All w/Ctsy. Lamp	6297495	AR	2.82	LAMP
70	9000	1233460	1	2.15	SWITCH
62	40-41-4300	537784	AR	.51	LENS 8i RETAINER (also used 2.774)

2.810 HORNS

All	12 Volt	981730	1	19.90	HORN PACKAGE (incl. 1-"C" note & 1-"D" note horn 8i 5 brackets)
57	All	9000239	RH	9.30	HORN, low note
58-59	All	9000011	RH	9.50	HORN, high note
57	All	9000011	LH	9.50	HORN, high note
59-60	All	9000239	RH	9.30	HORN, low note
60	All	9000011	LH	9.50	HORN, high note
61-73	All	9000011	1	9.50	HORN, high note
61-73	All	9000239	1	9.30	HORN, low note
64	44-46-47-4800	1999935	1	1 1.05	HORN, trumpet-high "C" note
64	44-46-47-4800	9000236	1	9.50	HORN, low "D" note
65	50-60-80-9000	9000236	1	9.50	HORN, trumpet-low "C" note
66-68	50-60-80-9000	9000236	1	9.50	HORN, "D" note
65-72	50-60-80-9000	1999935	1	1 1.05	HORN, trumpet-high "C" note
69-72	50-60-80-9000	9000236	1	9.50	HORN, seal shell "D" note

2.815 RELAY—RELAY & JUNCTION BLOCK, HORN

53	50-70	1116781	1	3.30	RELAY, horn (12 volt)
54-56	All	1116781	1	3.30	RELAY, horn (12 volt)
57-58	All	1116920	1	3.30	RELAY, horn
59-60	All	1116970	1	3.35	RELAY & JUNCTION BLOCK
61-64	All	391924	1	3.33	RELAY & JUNCTION BLOCK
65-66	30-4000 (62 Amp. Delcotron)	391924	1	3.33	RELAY 8. JUNCTION BLOCK
65-66	G.S. 400-50-60-80-9000 . . .	391924	1	3.33	RELAY 8. JUNCTION BLOCK
65-66	30-4000 exc. G.S. 8i 62 Amp. Delcotron	1377993	1	2.24	RELAY
67	30-4000 Less 62 Amp. Delcotron	1377993	1	2.24	RELAY
67	50-60-80-9000	1377993	1	2.24	RELAY
68	All	1377993	1	2.24	RELAY, horn
69-73	All	1115879	1	4.17	HORN RELAY & BUZZER (also used 9.762)
67	30-4000 Less G.S. (55 8i 62 Amp. Delcotron)	391924	1	3.33	BLOCK, horn relay 8i junction
64	40-41-42-4300	2984681	1	.51	COVER, horn relay & June, block insulating

2.815 4 NOTE HORN TRUMPET PARTS

63-64	4700 Horn Opt	2973778	1	.11	CONNECTOR, eng. compt. wiring harness horn feed at horn relay—(2.530)
63-64	4700 Horn Opt	2983513	1	2.36	HARNESS, wiring
64	44-46-4800	2986237	1	3.28	HARNESS, wiring
65	30-4000	2986237	1	3.28	HARNESS, wiring
65	9000	2983513	1	2.36	HARNESS, wiring
66	30-4000	6289577	1	6.30	HARNESS
66	50-60-8000	6289392	1	5.25	HARNESS

66	9000.....	<u>6286806</u>	1	5.30	HARNESS
67-70	50-60-8000.....	<u>6292064</u>	1	5.40	HARNESS
67-68	9000.....	<u>6292063</u>	1	5.02	HARNESS
70	9000.....	<u>6299923</u>	1	4.68	HARNESS, 4-Note horn—(2.480)
71	All w/4-Note Horn (Dir. Installed).....	<u>6287846</u>	1	.87	HARNESS, wiring.....
71-73	All B-C-E.....	<u>6292064</u>	1	5.40	HARNESS, four-note horn wiring.....
63	4700 Horn Opt.....	<u>1359299</u>	3	.10	INSULATOR, horn clamp.....
64-65	All exc. 30-4000.....	<u>1359299</u>	AR	.10	INSULATOR, horn clamp.....
66	50-60-80-9000.....	<u>1385290</u>	2	.51	PLATE, horn to hood inner panel reinf.....
67	50-60-80-9000.....	<u>1385290</u>	AR	.51	PLATE, horn to whlhse. panel reinf.....
68	9000.....	<u>1385290</u>	1	.51	PLATE, horn to hood inner panel.....
69	9000.....	<u>1232600</u>	1	1.17	PLATE, horn reinf.....
70	9000.....	<u>1233314</u>	1	1.64	PLATE, reinforcing.....
63	4700 Horn Opt.....	<u>1359287</u>	1	.77	STRAP, horn mtg.....
64	44-46-47-4800.....	<u>1359287</u>	1	.77	STRAP, supt. to hood inner panel lwr. "C" horn
65	9000.....	<u>1359287</u>	1	.77	STRAP, supt. to hood inner panel lwr. "C" horn
63	4700 Horn Opt.....	<u>1359280</u>	2	.67	SUPPORT.....
64-65	All exc. 30-4000.....	<u>1359280</u>	AR	.67	SUPPORT.....
69	9000.....	<u>6297408</u>	1	6.60	WIRE.....

2.819 BUSHING—INSULATOR. HORN BLOWING CONTACT

61	4300.....	<u>767385</u>	1	1.03	BUSHING, horn blowing insulating
62	All.....	<u>767385</u>	1	1.03	BUSHING, horn blowing insulating
63	All Deluxe.....	<u>767385</u>	1	1.03	BUSHING, insulating.....
64	44-46-47-4800 Std. Whl.....	<u>767385</u>	1	1.03	BUSHING, insulating.....
64	44-4600 Deluxe Whl.....	<u>767385</u>	1	1.03	BUSHING, insulating.....
65-66	50-60-80-9000.....	<u>9742605</u>	2	.25	BUSHING.....
66-72	33-3400 Std.....	<u>9740172</u>	1	.20	SPACER, bshg.....
65 66	50-60-80-9000.....	<u>9742604</u>	1	.15	INSULATOR.....
61	4300.....	<u>767395</u>	4	.10	SCREW, strg. whl. actuator bar
62	All exc. 4000 Std. Whl.....	<u>767395</u>	4	.10	SCREW, strg. whl. actuator bar
63	All Deluxe.....	<u>767395</u>	4	.10	SCREW, actuator bar.....
64	44-46-47-4800 Std. Whl.....	<u>767395</u>	4	.10	SCREW, strg. whl. actuator bar
64	44-4600 Deluxe Whl.....	<u>767395</u>	4	.10	SCREW, strg. whl. actuator bar
66	60-9000.....	<u>763323</u>	1	.41	RING, pivot-hub.....
64-65	Riviera.....	<u>763323</u>	1	.41	RING, pivot whl. hub.....

HORN CONTROL

64	40-41-42-4300.....	<u>404234</u>	1	.10	SPRING.
64	40-41-42-4300 less Tilt Type Strg. Whl.....	<u>5955237</u>	1	.10	SPRING, horn brush contact (guide lamp)
66	All exc. Tilt Strg. Whl.....	<u>404234</u>	1	.10	
67	33-3400 Deluxe Whl.; 35-36-4000 less Tilt Whl.....	<u>404234</u>	1	.10	SPRING.....
67	50-60-80-9000.....	<u>404234</u>	1	.10	SPRING.....
66	33-34-4200 Std.....	<u>9741644</u>	1	.51	SPRING (Bellville) horn blowing
67-68	33-3400 Std. Whl.....	<u>9741644</u>	1	.51	SPRING, horn blowing (Bellville)
64-65	Riviera.....	<u>765631</u>	1	.46	SPRING (Belleville) whl. hub. ...
66	60-9000.....	<u>765631</u>	1	.46	SPRING (Belleville) whl. hub. ...
68	All exc. 30-4000 Rallye Whl.....	<u>404234</u>	1	.10	SPRING.....
69	All.....	<u>404234</u>	1	.10	SPRING.....
69-72	3300-3437 Std. Wheel ..	<u>9749363</u>	1	.62	SPRING (Belleville) horn blowing
70	3437 Std. Whl.....	<u>404234</u>	1	.10	SPRING, horn contact.....
70-73	All A (Rallye Whl.).....	<u>404234</u>	1	.10	SPRING, horn contact.....
71 73	All A (Std. Whl.).....	<u>404234</u>	1	.10	SPRING, horn contact.....

2.819 CONTACT—CONNECTOR--PLA E, HORN

50-52	All Man Strg.....	<u>263287</u>	1	1.08	CONTACT, strg. shaft
53-54	50 Man Strg.....	<u>263287</u>	1	1.08	CONTACT, strg. shaft
53-55	40 Man Strg.....	<u>263287</u>	1	1.08	CONTACT, strg. shaft
54-55	60 Man Strg.....	<u>263287</u>	1	1.08	CONTACT, strg. shaft
56-60	All.....	<u>263287</u>	1	1.08	CONTACT, strg. shaft
61-63	4000.....	<u>765443</u>	1	1.13	CONTACT, horn switch ...
61-63	40-41-4300.....	<u>5674661</u>	1	1.74	CONTACT & CABLE, horn
63-64	44-4600 C.T. 3-Speed ..	<u>5678265</u>	1	1.64	CONTACT & CABLE.....
67-68	30-40-50-6400 Deluxe Whl.....	<u>9746065</u>	1	3.90	CONTACT, horn switch (incl. contact & wires)
63-64	44-46-47-4800 Tilt Whl.....	<u>5679849</u>	1	2.82	CONTACT & CABLE, horn.....
64	40-4 1-42-4300 Tilt Whl.....	<u>5679863</u>	1	2.61	CONTACT & CABLE.....
65-66	30-4000 Tilt Strg. Whl.....	<u>5694237</u>	1	4.10	CONTACT.....
65-66	50-60-80-9000 Tilt Strg Whl.....	<u>5694268</u>	1	3.02	CONTACT
65	9000 Tilt Whl.....	<u>5695571</u>	1	3.08	CONTACT
66	& Tilt Whl.....	<u>5694268</u>	1	3.02	CONTACT

67	33-3400 Deluxe Whl. 35-36-40-50-6400.....	9746065	1	3.90	CONTACT (incl. contacts & wires)
68	30-4000 Rallye Whl.....	3901330	1	2.61	CONTACT, horn.....
69	33-3400 Deluxe Whl. 35-36-40-50-6400.....	9746065	1	3.90	CONTACT (incl. contracts & wires)
69-73	All A (Rallye Whl.).....	9751046	1	3.49	CONTACT.....
70-71	GSX.....	9751046	1	3.49	CONTACT, horn.....
49	50-70.....	1997832	1	.90	CONNECTOR, on col. jacket.....
50-60	All.....	1997832	1	.90	CONNECTOR, on col. jacket.....
64	40-4 1-42-4300 Tilt Whl.-Std. Whl.....	9741178	1	.67	CONNECTOR, horn blowing (in strg. whl.).....
65	All Tilt Whl.....	9741178	1	.67	CONNECTOR, horn blowing (in strg. whl.) (also used 2.830).....
61-62	All Std. Whl.....	766648	1	2.15	CONNECTOR, horn blowing-staked in strg. whl. hub (also used 2.830).....
63	4000 Std. Whl.....	766648	1	2.15	CONNECTOR (staked in strg. whl. hub).....
61	4300.....	768857	1	.51	PLATE, contact ground.....
62	All.....	768857	1	.51	PLATE, strg. whl. horn blowing contact ground.....
63	All Deluxe.....	768857	1	.51	PLATE, contact ground.....
64	44-46-47-4800 Std. Whl.....	768857	1	.51	PLATE, ground.....
64	44-4600 Deluxe Whl.....	768857	1	.51	PLATE, ground.....
65-66	50-60-80-9000.....	9742601	1	.56	PLATE, ground.....
65-66	50-60-80-9000.....	9742602	1	.36	PLATE.....
64	4700 Wood Whl.....	768233	1	.67	CARTRIDGE, horn contact (also used 2.830).....
64-65	Riviera.....	764761	1	.46	SPACER, bshg.-whl. hub (also used 2.830).....
66	60-9000.....	764761	1	.46	SPACER, bshg.-whl. hub.....

IR—EYELET, HORN CI

64	40-4200 Less Deluxe Strg. Whl. Less Tilt Type Whl.....	382117	1	.10	INSULATOR
65	33-34-4200 Less Deluxe Strg. Whl. & Tilt Strg. Whl.....	382117	1	.10	INSULATOR
65	50-60-8000 Less Tilt Whl.....	382117	1	.10	INSULATOR
66	33-34-4200 Less Deluxe Strg. Whl.....	382117	1	.10	INSULATOR
66	35-36-43-44-4600 Tilt Whl.....	382117	1	.10	INSULATOR
66	50-60-80-9000.....	382117	1	.10	INSULATOR
68-70	30-4000 Rallye Wheel ..	382117	1	.10	INSULATOR
69-70	3300,3437 less Deluxe Steering Wheel.....	382117	1	.10	INSULATOR
70	GSX.....	382117	1	.10	INSULATOR
71-72	3300,3437-67 less Deluxe Strg. Whl.....	409190	1	.10	INSULATOR, horn contact .
71-72	30-4000 Rallye Whl.	409190	1	.10	INSULATOR, horn contact
64	40-4 100 Less Deluxe Whl. & Tilt Whl.....	382933	1	.10	EYELET .
65	33-34-4200 Less Deluxe Whl. & Tilt Whl.....	382933	1	.10	EYELET .
65	50-60-8000 Less Tilt Whl.....	382933	1	.10	EYELET
66	35-36-43-44-4600 Tilt Type Strg. Whl.....	382933	1	.10	EYELET
66	50-60-80-9000.....	382933	1	.10	EYELET
66	33-34-4200 Less Deluxe Strg. Whl.....	382933	1	.10	EYELET
68	30-4000 Rallye & Tilt Whl.....	400220	1	.10	EYELET
68	30-4000 Rallye Less Tilt Whl.....	1386608	1	.46	EYELET
69-73	All A (Rallye Wheel)	400220	1	.10	EYELET
69-73	All A less Deluxe Wheel	400220	1	.10	EYELET
70	GSX.....	400220	1	.10	EYELET

2.819 SWITCH, HORN

69	30-40-50-6400.....	9749719	1	3.38	SWITCH (used with horn having buick letters across top).....
69	66-80-9000.....	9749582	1	10.90	SWITCH & RETAINER.....

2.819 CUP, RECEIVER

66-72	30-4000 Std. Whl.	770904	1	1.03	CUP
-------	------------------------	--------	---	------	-----

2.820 SPRING, STEERING WHEEL HORN BLOWING CONTACT

61	4300 .	768856	AR	.20	SPRING, at strg. whl. hub loc.
62	All	768856	AR	.20	SPRING, at strg. whl. hub loc.

63	All Deluxe	768856	AR	20	SPRING, horn blowing contact
64	44-46-47-4800 Std. Whl.	768856	1	20	SPRING
64	44-4600 Deluxe Whl.	768856	1	20	SPRING
65-66	50-60-80-9000	768856	2	20	SPRING
2.830 BUTTON, HORN BLOWING					
61-63	4000	765448	1	.97	BUTTON, horn.
2.830 CAP—CAP & LENS- SHROUD--ACTUATOR BAR, HORN BLOWING					
64	40-4200 Reg. Whl	9740201	I	4.82	CAP & LENS
64	4800	9740231	I	8.35	CAP & LENS
64	40-4200 Deluxe Whl	9740212	I	14.50	SHROUD 8t SWITCH, strg. whl
64	41-4300	9740212		14.50	SHROUD 8t SWITCH, strg. whl
65	33-34-4200 Less Deluxe Strg. Whl	9740201		4.82	CAP
65	52-6200 Std	9742672		10.35	CAP & LENS
65	50-60-8000 Deluxe	9742673		1 1.70	CAP 8. LENS
65	9000 Std	9742674		10.30	CAP & LENS
65	35-36-43-4400	9740212		14.50	SHROUD & SWITCH, strg. whl.
65	33-34-4200 Deluxe Whl.	9740212		14.50	SHROUD & SWITCH, strg. whl.
66	3307-35-67-69-4307-35 67-69-4255-65 Less Deluxe Strg. Whl	9740201		4.82	CAP, horn button.
66	30-4000 Deluxe Whl.	9744100		12.75	CAP
66	5200 Std	9744250		8.65	CAP & LENS
66	54-60-8000	9744251		13.45	CAP 8. LENS
66	9000	9743946		27.35	SHROUD 8> HORN BAR
67	33-3400 Less Deluxe Strg. Whl	1380204		6.10	CAP
67	33-3400 Deluxe Whl., 35-36-40-50-6400	9745670		13.10	CAP 8. LENS (black)
67	33-3400 Deluxe Whl., 35-36-40-50-6400	9745671		12.70	CAP 8. LENS (dk. green) T-170
67	33-3400 Deluxe Whl., 35-36-40-50-6400	9745680		12.70	CAP 8. LENS (med. green) T-400
67	33-3400 Deluxe Whl., 35-36-40-50-6400	9745672		12.70	CAP 8t LENS (dk. blue) T-16 1-1 7 1-19 1-4 1 1-42 1
67	33-3400 Deluxe Whl., 35-36-40-50-6400	9745678		12.70	CAP & LENS (med. blue) T-101-1 1 1-131-141-151-181-401
67	33-3400 Deluxe Whl., 35-36-40-50-6400	9745670	1	13.10	CAP 8. LENS (dk. red) T-177-427
67	33-3400 Deluxe Whl., 35-36-40-50-6400	9745677	1	12.70	CAP 8. LENS (red) T-1 1 7-1 67-1 97 . . .
67	33-3400 Deluxe Whl., 35-36-40-50-6400	9745679	1	12.70	CAP 8. LENS (med. turquoise) T-146
67	33-3400 Deluxe Whl., 35-36-40-50-6400	9745676	1	12.70	CAP 8. LENS (dk. maroon)
67	33-3400 Deluxe Whl., 35-36-40-50-6400	9745681	1	12.55	CAP 8. LENS (med. saddle)
67	60-80-9000 1st Type	9743946	1	27.35	SHROUD 8i HORN BAR ("Buick" on shroud)
67	60-8000 2nd ype	9745663	1	25.55	SHROUD 8. HORN BAR ("Tri-Shield" on shroud)
67	9000 2nd Type	9748216	1	25.55	SHROUD & HORN BAR ("R" on shroud)
67-68	30-4000 Deluxe Whl	9746069	1	3.95	EMBLEM, shroud 8t horn bar
67-68	50-6000 Std. Whl	9746069	1	3.95	EMBLEM, shroud 8t horn bar
67-68	6000 Deluxe Whl., 8000	9745358	1	4.31	EMBLEM, shroud 8t horn bar
67-68	9000	9745359	1	4.15	EMBLEM, shroud 8t horn bar
68	30-40-50-6400 exc. 3300	9748042	1	12.70	CAP 8i LENS (dark green)
68	3300 Deluxe Strg. Whl.	9748044	1	12.70	CAP & LENS (dk. gold)
68	34-35-40-50-6400	9748044	1	12.70	CAP 8. LENS (dk. gold)
68	30-40-50-6400	9748045	1	12.70	CAP 8t LENS (dk. maroon)
68	34-35-40-50-6400	9748212	1	13.10	CAP 8t LENS (black) (paint to match)
68	3300 Deluxe Strg. Whl.	9748212	1	13.10	CAP & LENS (black) (paint to match)
68	3300 Deluxe Strg. Whl.	9748213	1	12.70	CAP 8. LENS (dk. red)
68	34-35-40-50-6400	9748213	1	12.70	CAP 8i LENS (dk. red)
68	30-4000 Rallye Whl	9748872	1	14.45	CAP 8> LENS
68	30-40-50-6400 exc. 3300	9748041	1	12.70	CAP 8. LENS (dark buckskin)
68	3300 Std. Whl	1385316	1	5.65	CAP, horn
68	35-44-4800 Cust. Whl.	9748215	-1	25.25	SHROUD 8t HORN BAR
68	50-6400 Deluxe Whl	9748215	1	25.25	SHROUD 8t HORN BAR
68	66-8000	9748215	1	25.25	SHROUD 8t HORN BAR
68	9000	9748216	1	25.55	SHROUD eV HORN BAR
69-73	All A (Std. Whl.)	1387786	1	6.95	CAP, horn
69	All A (Rallye Whl.)	9750035	1	12.90	CAP (dark sandalwood)
69	All A (Rallye Whl.)	9750036	1	12.90	CAP (dark green)
69	All A (Rallye Whl.)	9750037	1	12.90	CAP (dark red)

69	All A (Rallye Whl.)	9750033	1	12.90	CAP (dark blue)
69-73	All A (Rallye Whl.)	9750032	1	12.90	CAP (black) (paint to match)
70-71	GSX	9750032	1	12.90	CAP & LENS (black)
	NOTE: 1969 Horn Button has "Buick" name, & horn pad has a "Tri-Shield".				
69	30-40-50-6400	9749697	1	14.85	HORN BUTTON (dark red)
69	30-40-50-6400	9749693	1	14.85	HORN BUTTON (dark blue)
69	30-40-50-6400	9749692	1	14.85	HORN BUTTON (black)
69	6600-8000-9000	9749674	1	27.20	HORN PAD (black)
69	6600-8000-9000	9751539	1	26.10	HORN PAD (dark blue)
69	9000	9749676	1	27.20	HORN PAD (dark gold)
69	6600-8000-9000	9751541	1	26.10	HORN PAD (dark sandalwood)
69	6600-8000-9000	9749678	1	27.20	HORN PAD (dark green)
69	6600-8000-9000	9749679	1	27.20	HORN PAD (dark red)
70	30-4000 Rallye Whl.	9751577	1	12.40	CAP (dk. blue)
70	30-4000 Rallye Whl.	9751580	1	12.40	CAP (dk. green)
70	30-4000 Rallye Whl.	9751579	1	12.40	CAP (dk. sandalwood) (*)
70	30-4000 Rallye Whl.	9751582	1	12.40	CAP (dk. saddle) (*)
70	All Rim Blow	9751286	1	20.10	PAD (black)
70	All Rim Blow	9751305	1	20.10	PAD (dk. brown) (*)
70	All Rim Blow	9751287	1	20.10	PAD (dk. blue)
70	All Rim Blow	9751290	1	20.10	PAD (dk. green)
70	All Rim Blow	9751291	1	20.10	PAD (dk. red)
70	All Rim Blow	9751306	1	20.10	PAD (dk. saddle) (*)
70	All Rim Blow	9751289	1	20.10	PAD (dk. sandalwood) (*)
	NOTE 1970 Horn Button has "Buick" name.				
70	30-40-50-60-6400 less Rim Blow	9751986	1	14.95	HORN BUTTON (black)
70	30-40-50-60-6400 less Rim Blow	9751525	1	14.25	HORN BUTTON (dk. blue)
70	30-40-50-60-6400 less Rim Blow	9751530	1	14.25	HORN BUTTON (dk. brown) C)
70	30-40-50-60-6400 less Rim Blow	9751528	1	14.25	HORN BUTTON (dk. green)
70	5000 less Rim Blow	9751529	1	14.25	HORN BUTTON (dk. red)
70	30-40-50-60-6400 less Rim Blow		1	14.25	HORN BUTTON (dk sandalwood) (*)
70	30-40-50-60-6400 less Rim Blow	9751527	1	14.25	HORN BUTTON (dk. saddle) (*)
	NOTE 1970 Horn Pad has				
70	60-80-9000 less Rim Blow "Tri-Shield"	9751531	1	27.45	PAD (black)
70	60-80-9000 less Rim Blow	9751988	1	26.10	PAD (dk. blue)
70	60-80-9000 less Rim Blow	9751539	1	26.10	PAD (dk. brown)
70	60-80-9000 less Rim Blow	9751542	1	26.10	PAD (dk. green)
70	8000 less Rim Blow	9751543	1	26.10	PAD (dk. red)
70	60-80-9000 less Rim Blow	9751541	1	26.10	PAD (dk. sandalwood)
70	60-9000	9751545	1	26.10	PAD (dk. saddle) f ³) n
	(*) Dk. Brown - use with Trim No. 129-159-179-189-449-459-619-629-639-649-659-679-699.				
	(*) Dk. Sandalwood - use with Trim No. 104-1 14-1 24-134-144-1 54-404-4 1 4-434-444-454-484-494-604-614-624-634-635-654-684.				
	(*) Dk. Saddle - use with Trim No. 176-426-666-686.				
71	30-40-5000 8< 6000 Wagons	9752741	1	25.10	SHROUD & HORN BUTTON (black) (Buick name)
71	30-40-5000 8i 6000 Wagons	9752744	1	25.10	SHROUD 8i HORN BUTTON (dk. beige) (Buick name) (Refer to Note 1)
71	30-40-5000 8< 6000 Wagons	9752742	1	25.10	SHROUD 8i HORN BUTTON (dk. blue) (Buick name)
71	30-40-5000 8i 6000 Wagons	9752743	1	25.10	SHROUD & HORN BUTTON (dk. green) (Buick name)
71	30-40-5000 8< 6000 Wagons	9752745	1	25.10	SHROUD & HORN BUTTON (dk. saddle) (Buick name) (refer to Note 2)
71	60-80-9000 less Rim Blow	9752723	1	25.10	SHROUD & HORN BAR (black) (3-spoke)
71	60-80-9000 less Rim Blow	9752726	1	25.10	SHROUD & HORN BAR (dk. beige) (3-spoke) (refer to Note 3)
71	60-80-9000 less Rim Blow	9752724	1	25.10	SHROUD & HORN BAR (dk. blue) 3-spoke
71	60-80-9000 less Rim Blow	9752725	1	25.10	SHROUD & HORN BAR (dk. green) (3-spoke)

71	6000-9000 less Rim Blow	9752727	1	25.10	SHROUD & HORN BAR (dk. saddle) (3-spoke) (refer to Note 4).....
71	80-9000 less Rim Blow	9752728		25.10	SHROUD & HORN BAR (dk. rosewood) (3-spoke) ...
71	All Rim Blow.....	9752971		20.00	PAD (black).....
71	All Rim Blow.....	9752974		20.00	PAD (dk. beige) (refer to Note 5).....
71	All Rim Blow.....	9752972		20.00	PAD (dk. blue).....
71	All Rim Blow.....	9752973		20.00	PAD (dk. green).....
71	80-9000 Rim Blow.....	9752976		20.00	PAD (dk. rosewood).....
71	All Rim Blow.....	9752975		20.00	PAD (dk. saddle) (refer to Note 6).....
	NOTE 1971 (dk. beige) use with trims	104-1 14-134-1		44-154-404-424-434-444-454.	
	NOTE 1971 (dk. saddle) use with trim ^s	156-166-416		436-446-456	
	NOTE 1971 (dk. beige) use with trims	462-464-484-4			
	NOTE 1971 (dk. saddle) use with trim ^s	466-686		94-604-61 4-624-632-644-654-664-674-684.	
	NOTE 1971 (dk. beige) use with trims	104-1 14-134-1			
		604-614-624-632-644-654		664-674-684	
	NOTE 6 1971 (dk. saddle) use with trim ^s	156-166-416		44-154-404-424-434-4 44-454-462-464-484-494-	
72	60-80-9000.....	9752723		25.10	436-446-456-466-686
72	60-80-9000.....	9752724		25.10	SHROUD & HORN BAR (black) (3-spoke).....
72	60-80-9000.....	9753861		25.10	SHROUD & HORN BAR (dk. blue) (3-spoke).....
72	60-80-9000.....	9753860		25.10	SHROUD & HORN BAR (midnight covert) (3-spoke) ..
72	6000 & 9000.....	9752727		25.10	SHROUD & HORN BAR (dk. green) (3-spoke)
72	30-40-5000 & 6000 Wagons.....	9752741		25.10	SHROUD & HORN BAR (dk. saddle) (3-spoke).....
72	30-40-5000 & 6000 Wagons.....	9752742		25.10	SHROUD & HORN BUTTON (black) (Buick name) ..
72	30-40-5000 & 6000 Wagons.....	9753851		25.10	SHROUD & HORN BUTTON (dk. blue) (Buick name)
72	30-40-5000 & 6000 Wagons.....	9753850		25.10	SHROUD & HORN BUTTON (midnight covert) (Buick name).....
72	30-40-5000 & 6000 Wagons.....	9752745		25.10	SHROUD & HORN BUTTON (dk. green) (Buick name).....
61	4300.....	767975		6.95	SHROUD & HORN BUTTON (dk. saddle) (Buick name).....
62	All less 4000 Std. Whl.	767975		6.95	ACTUATOR BAR , paint to match trim.....
63	All Deluxe.....	767975		6.95	ACTUATOR BAR , paint to match trim.....
64	44-46-47-4800 STD. WHL.....	767975		6.95	ACTUATOR BAR , paint to match trim.....
64	44-4600 Deluxe Whl.	767975		6.95	ACTUATOR BAR (paint to match).....
65-66	All exc. 30-4000.....	9742668		4.31	ACTUATOR BAR (paint to match).....
					ADAPTER , strg. whl. (paint to match).....
2.830 CONNECTOR, HORN BLOWING					
61	4300.....	767386		1.69	CONNECTOR , horn blowing-in strg. whl. hub.....
61-62	All STD. Strg. Whls	766648		2.15	CONNECTOR , horn blowing-staked in strg. whl. hub —(2.819).....
62	All.....	767386		1.69	CONNECTOR , horn blowing-in strg. whl. hub.....
63	4000 Std. Whl.....	766648		2.15	CONNECTOR (stake in whl. hub)—(2.819).....
63	All Deluxe Whl.....	767386		1.69	CONNECTOR , horn blowing (in whl.).....
64	40-4 1-42-4300 Std. Whl. Tilt Type Strg.....	9741178		.67	CONNECTOR (in strg. whl.)—(2.8 19).....
64	44-46-47-4800 Std. Whl.	767386		1.69	CONNECTOR (in strg. whl.).....
64	40-4 1-42-4300 STD. Whl. Tilt Type Strg.....	9741178		.67	CONNECTOR (in strg. whl.)—(2.8 19).....
64	44-4600 Deluxe Whl.....	767386		1.69	CONNECTOR (in strg. whl.).....
65	All Tilt Whl.....	9741178		.67	CONNECTOR (in strg. whl.)—(2.8 19).....
60	All.....	764158	AR	.20	PIVOT , ins.-deluxe whl.....
61	4 1-44-46-47-4800.....	764158	AR	.20	PIVOT , ins.....
63	4000.....	764158	1	.20	PIVOT , ins.....
66	9000.....	764158	3	.20	PIVOT , button ins.....
2.830 PLATE—GASKET—RIVET, HORN BLOWING					
61	4300.....	767382	2	.51	PLATE , contact plate to actuator bar contact-hot
62	All.....	767382	2	.51	PLATE , contact plate to actuator bar contact-hot
64	44-46-47-4800 Std. Whl.	767382	2	.51	PLATE , contact plate to actuator bar contact-hot
63	All Deluxe.....	767382	2	.51	PLATE , contact plate to actuator bar contact-hot
64	44-4600 Deluxe Whl.....	767382	2	.51	PLATE , contact plate to actuator bar contact-hot
64	4000 Std. Whl.....	9740174	1	3.69	MECHANISM , horn blowing.....
65	3000 Std. Whl.....	9740174	1	3.69	MECHANISM , horn blowing.....
61	4300.....	767383	4	.20	RIVET , contact plate to actuator bar.....
64	44-46-47-4800 Std. Whl.	767383	4	.20	RIVET , contact plate to actuator bar.....
63	All Deluxe.....	767383	4	.20	RIVET , contact plate to actuator bar.....
64	44-46-47-4800 STD. Whl.....	767383	4	.20	RIVET , contact plate to actuator bar.....
64	44-4600 Deluxe Whl.....	767383	4	.20	RIVET , contact plate to actuator bar.....
65-66	50-60-80-9000.....	767383	4	.20	RIVET , contact plate to actuator bar.....

2.830 CARTRIDGE—BAR, HORN (WOOD WHEEL)

64	4700.....	.768233	1	.67	CARTRIDGE , horn contact—(2.8 19)
66	60-9000.....	.770824	1	9.65	BAR (wood wheel).....
64-65	Riviera.....	.770824	1	9.65	BAR , horn (wood strg. whl.).....
64-65	Riviera.....	.770855	1	.77	INSULATOR
66	60-9000.....	.770855	1	.77	INSULATOR
64-65	Riviera.....	.764761	1	.46	SPACER , bshg. whl. hub—(2.819) ..
66	60-9000.....	.764761	1	.46	SPACER , bshg.-hub—(2.819).....

2.859 PACKAGE, HORN CABLE & TERMINAL

39-59	All.....	.1390931	1	1.03	PACKAGE , horn cbl. & ter.
-------	----------	-----------------	---	------	-----------------------------------

2.859 STRIP, STEERING GEAR HORN GROUND

56-58	All.....	.5683937	1	.76	STRIP (also used 6.525) .
59-61	44-4600.....	.5683937	1	.76	STRIP
63	40-41-4300.....	.5683937	1	.76	STRIP
64	40-4 1-42-43-44-4600 less Tilt Whl.....	.5683937	1	.76	STRIP

2.892 FLASHER, DIRECTIONAL SIGNAL

41-52	All.....	.5947767	1	1.59	FLASHER 8, BRACKET
53	40.....	.5947767	1	1.59	FLASHER 8> BRACKET
53	50-70.....	.5943797	1	1.35	FLASHER UNIT
54-60	All.....	.5943797	1	1.35	FLASHER UNIT
61-63	All.....	.543283	1	1.49	FLASHER
61-71	All.....	.3883794	1	2.51	FLASHER (for use with trailer harness)—(2.575)
64	All.....	.383639	1	1.54	FLASHER
65	3000-4255-65-5000- 6000.....	.383639	1	1.54	
65	40-80-9000 exc. 4255- 65.....	.383637	1	1.54	FLASHER
66-67	30-4000.....	.383639	1	1.54	FLASHER (2 bulb) .
66-70	50-60-80-9000 exc. Wgns.....	.383637	1	1.54	FLASHER (3 bulb)
66-73	All with Hazard Warning Flasher.....	.3883794	1	2.51	FLASHER , variable rate-heavy duty—(2.575)
68-72	All A exc. Wagons.....	.383637	1	1.54	FLASHER (3 bulb).....
68-70	All Wagons.....	.383639	1	1.54	FLASHER (2 bulb).....
71-73	All A Wagons.....	.383639	1	1.54	FLASHER (2 bulb).....
71-73	All.....	.383637	1	1.54	FLASHER (3 bulb).....

2.895 SWITCH, DIRECTIONAL SIGNAL

55	All.....	.1995595	1	17.00	SWITCH
57-60	All.....	.1998183	1	4.41	SWITCH
61-62	All.....	.579500	1	1.64	SWITCH
63	All Omit on Tilt Type Strg. Whl. also less Cornering Lamp.....	.579500	1	1.64	SWITCH
63	44-46-47-4800 1st Type Tilt Type Strg. Whl.....	.1993600	1	5.20	SWITCH , strg. col. wall thickness—(.065")
63	44-46-47-4800 2nd Type Tilt Type Strg. Whl.....	.1993621	1	5.45	SWITCH , strg. col. wall thickness—(.095")
63-64	44-46-47-4800 less Tilt Type Strg. Whl.....	.1993603	1	3.5 1	SWITCH , cornering lights & dir. sig.....
64	40-41-42-4300 Less Tilt Type Strg. Whl.....	.382048	1	9.60	SWITCH 8. CONTROL (complete) use as a repl. for switch & hsg. stamped either bpc or guide (used 2.896).....
64-66	Special-Skylark Tilt Type Strg. Whl.....	.1993624	1	5.50	SWITCH
64	44-46-47-4800 less Tilt Type Strg. Whl. also less Cornering Lamp579500		164	SWITCH
64-66	LeSabre-Wildcat-Electra- Riviera Tilt Whl.....	.1993621		5.45	SWITCH
65-66	30-4000 less Tilt Whl.911051		10.90	SWITCH (stamped guide)
65-66	30-4000 Less Tilt Whl.387115		10.00	SWITCH (stamped bpc) ..
65-66	50-60-8000 Cornering Lamps less Tilt Whl.1370139	—1	8.50	SWITCH
65-66	50-60-8000 Less Cornering Lamps & Tilt Whl.....	.1370140	1	8.50	SWITCH
65	9000 less Tilt Whl.....	.1370140	1	8.50	SWITCH
67-68	All Less Cornering Lamp .	.7800482	1	9.60	SWITCH (delco) color code white or green (incl. hazard warning switch).....
67	All Cornering Lamps.7800483	1	19.15	SWITCH (delco) color code white (incl. hazard warning switch).....

67-68	All with or without Cornering Lamps	7805675	1	16.15	SWITCH (bpm) color code red (incl. hazard warning switch)
69-73	All w/Cornering Lamps	1997939	1	13.95	SWITCH
69-73	All Less Cornering Lamp	1997963	1	9.40	SWITCH
71	50-6000 C.T. 3-Speed	1997939	1	13.95	SWITCH
67-68	All exc. 9000	5698392	1	.25	SCREW, switch mtg.
69-73	All	7809128	AR	.25	SCREW, switch mtg.

2.895 ACTUATOR, DIRECTIONAL SIGNAL SWITCH

57-59	All	1995816		8.50	ACTUATOR
60	All	1995838		8.15	ACTUATOR
61-62	44-46-47-4800	1995843		4.25	ACTUATOR
61-63	40-41-4300	1995841		4.25	ACTUATOR
63	4400 C.T. 3 Speed	1995841		4.25	ACTUATOR
63	4400 Less 4 Speed & Tilt Type Strg. Whl.	1995843		4.25	ACTUATOR
63	46-47-4800 Less Tilt Whl.	1995843		4.25	ACTUATOR
64	44-4600 C.T. 3-Speed less Tilt Whl.	1995841		4.25	ACTUATOR
64	44-46-47-4800 A.T. Less Tilt Type Strg. Whl.	1995843		4.25	ACTUATOR
64	4600 C.T. 4-Spd. Less Tilt Type Strg. Whl.	1995843		4.25	ACTUATOR
63-66	All Tilt Type Strg. Whl.	5678167		34.75	HOUSING KIT, turn sig. actuator (incl. actuator, hsg., pins & spg.)—(6.5 14)
61-64	All less Tilt Whl.	1932216		.10	LEVER, actuating rod (also used 2.897)
61-62	All	1963157		.10	LEVER, switch rod
63	All less Tilt Whl.	1963157		.10	LEVER, switch rod
64	4400-4600-4700-4800 less Tilt Whl.	1963157		.10	LEVER, switch rod (also used 2.897)
61-64	All less Tilt Whl.	1932217		.05	SPRING, actuating rod to strg. col.-anti-rattle (also used 2.897)
64-66	Special-Skylark Tilt Whl.	1963518		.84	WIRE, acutator (also used 2.897)
64-66	Special-Skylark less Tilt Whl.	3745292	1	.10	WASHER, switch unit to control cvr hsg. (also used 4.012)
64-65	Special-Skylark less Tilt Whl.	5957063		.97	PLATE, dir. signal switch actuating-nylon (guide lamp) also used 2.896
64-65	Special-Skylark less Tilt Whl.	5957066	1	.58	SPRING KIT, switch contact (also used 2.896)

2.895 RING—STUD—WASHER, DIRECTIONAL SIGNAL SWITCH ACTUATOR POST PIVOT

63-66	All Tilt Type Whl.	1927545	1	.03	RING
57-60	All	1937405	1	.11	STUD
61-63	All Less Tilt Whl.	1944521	1	.11	STUD
64	44-46-47-4800 Less Tilt Type Strg. Whl.	1944521		.11	STUD
61-63	All Less Tilt Whl.	1943853		10/.10	WASHER, spg.
64	44-46-47-4800 Less Tilt Type Strg. Whl.	1943853		10/.10	WASHER, stud spg.

2.895 PLATE, TRANSMISSION CONTROL LEVER STOP

61-62	40-41-4300 A.T.	1352191	1	2.10	PLATE, control lvr. stop (fastens to actuator)
65	50-60-8000 A.T. exc. 6637-6667 Less Tilt Type Strg. Whl.	1367556	1	1.59	PLATE
65	6637-6667 T.H. 400 Less Frt. Compt. Floor Console-Long-Less Tilt Type Strg. Whl.	1367556	1	1.59	PLATE
66	50-60-8000 A.T. Less Tilt Whl. Less Long Console	1367556	1	1.59	PLATE
57-64	All as Req.	169064	2	.10	BALL, switch actuator-1/8" -(8.899)

2.896 CAM—PIN, DIRECTIONAL SIGNAL CANCELLING

64	40-4 1-42-4300 Less Tilt & Deluxe Whl.	382931	1	.56	CAM (incl. contact ring) also use 1 each from Group-2.816, 2.819 ins., 2.819 eyelet
65-66	All less Tilt Whl.	382931	1	.56	CAM (incl. contact ring) also use 1 each from Group-2.816 spg., 2.819 ins., 2.819 eyelet
67	35-3600, 40-50-60-8000 Less Tilt Whl.	399292		.56	CAM

67	33-3400 Deluxe Whl. Less Tilt Whl.	399292		.56	CAM
67	All Tilt Whl.	399294		.56	CAM .
68	30-4000 Rallye Whl. Less Tilt Whl.	399292		.56	CAM.
68	30-40-50-60-8000 (exc. 3300-3437) Less Tilt Whl.	399292	1	.56	CAM
68	3300-3437 Deluxe or Cust. Strg. Whl. Less Tilt Whl.	399292	1	.56	CAM
68	3300-3437 Less Deluxe Whl. & Tilt Whl. & Rallye Whl.	399293		1.49	CAM, complete.....
68	All w/Tilt Whl.	399294		.56	CAM.....
69-70	All Less Tilt Wheel.	7804768		1.44	CAM.....
69-70	All Tilt Wheel.	7805224		1.44	CAM.....
71-73	All less Tilt Whl.	7812210		1.44	CAM.....
71-73	All w/Tilt Whl.	7812211		1.44	CAM.....
61-62	All.....	456826		.10	PIN, dir. sig. cancelling-asm. in strg. whl. hub— (8.939).....
63	All Omit on Tilt Type Strg. Whl.	456826	1	.10	PIN, dir. sig. cancelling (asm. in strg. whl. hub)— (8.939).....
63-64	All Tilt Whl.	380780	1	.25	PIN.....
64	44-46-47-4800 Less Tilt Type Strg. Whl.	456826	1	.10	PIN, asm. in strg. whl. hub—(8.939) .
65	All Tilt Whl. exc. 30- 4000.....	456826	1	.10	PIN (asm. in strg. whl. hub)—(8.939)
66	All Tilt Whl.	1377340	1	2 00	CAM.....
67	33-3400 Less Deluxe & Tilt Whl.	1381400	1	2.56	CAM.....
65	30-4000 Tilt Whl.	380780	1	.25	PIN (in strg. whl. hub]
65	50-60-80-9000 Less Tilt Whl.	1371256	2	.05	CLIP, turn sig. switch wires to strg. col.
66	50-60-8000 Less Tilt Whl.	1371256	2	.05	CLIP, turn sig. switch wires to strg. col.

2.896 SPRING, DIRECTIONAL SIGNAL SWITCH ACTUATOR CANCELLING

52-54	All.....	1921885	2	.12	SPRING.....
55-60	All.....	1930005	1	.27	SPRING.....
61-63	All Less Tilt Whl	1929955	1	.25	SPRING.....
63-66	All Tilt Whl.	1921885		.12	SPRING (for use with actuator plate w/plastic release triggers).....
63-66	All Tilt Whl.	1966522	RH	.11	SPRING (for use with actuator plate less plastic release triggers).....
63-66	All Tilt Whl.	1966523	LH	.11	SPRING (for use with actuator plate less plastic release triggers).....
64	44-46-47-4800 Less Tilt Type Strg. Whl.	1929955	1	.25	SPRING
65	50-60-8000 Tilt Type Strg. Whl. Less Cornering Lamps.	1962761	1	.15	SPRING, dir. sig. circuit switch return
65	9000 Tilt Whl.	1962761	1	.15	SPRING, dir. sig. circuit switch return
67	All (Delco Switch).	1964784	RH	.12	SPRING, cam.....
67	All (Delco Switch).	1964785	LH	.12	SPRING, cam.....
67	All (Delco Switch).	1967685	1	.10	SPRING (lane change switch) .
69-70	All Tilt Wheel.	7805554	1	.25	SPRING
67-68	All Tilt Whl.	3900514	1	.10	SPRING, upr. brg. (also used 6.514)
71-73	All Tilt Whl.	7811800	1	1.13	SPRING, upr. brg.—(6.521).....

2.896 KIT, DIRECTIONAL SIGNAL SWITCH CONTACT SPRING

64-65	Special-Skylark Less Tilt Whl.	5957066	1	.56	KIT, spg. (guide lamp)—(2.895)
-------	--	---------	---	-----	--------------------------------

2.896 PLATE, DIRECTIONAL SIGNAL SWITCH

61-62	44-46-47-4800.....	1347327	1	.41	PLATE, trans, control lvr. to turn sig. switch hsg.
61-63	40-41-4300 Less 4 Speed.....	5670853		.62	PLATE, actuator to strg. col. locking
64	44-4600 C.T. 3 Speed ..	5670853		.62	PLATE, actuator to strg. col. locking
64	40-41-42-4300 Less Tilt Type Strg. Whl.	5957063		.97	PLATE, actuating (nylon) guide lamp—(2.895)
63	4400 C.T. 3 Speed.	5670853		.62	PLATE, actuator to strg. col. locking
63	4400-4635-4800 A.T. less Tilt Whl.	1347327			PLATE, trans, control lvr. to turn sig. switch hsg. lock

63	4 639 A.T. Less Tilt Type Strg. Whl. & Frt. Compt. Floor Console.....	1347327	.41	PLATE, trans, control lvr. to turn sig. switch hsg. lock
63	4 700.....	1347327	.41	PLATE, turn sig. switch hsg. to mast jacket.....
64	46-4800 AT. Less Tilt Type Strg. Whl. & Less Long Console.....	1347327	.41	PLATE, trans, control lvr. to turn sig. switch hsg.....
64	4 4-46-47-4800 A.T. Less Tilt Type Strg. Whl.....	1347327	.41	PLATE, turn sig. switch hsg. to mast jacket.....
65	All exc. 30-4000 Less Tilt Type Strg. Whl.....	1369409	.36	PLATE, turn signal lock.....
64-65	Special-Skylark Less Tilt Whl.....	382048	9.60	PLATE 8i WIRING, switch (nylon) guide lamp- (2.895).....
66	50-60-8000 Less Tilt Strg. Whl.....	1369409	1 .36	PLATE, turn signal lock
2.897 WIRE—LEVER—SPRING—ROD, DIRECTIONAL SIGNAL ACTUATOR				
57-59	All.....	1937400	1.33	WIRE.....
60	All.....	1948822	1.33	WIRE.....
63	44-46-47-4800 Tilt Whl.....	1960533	.92	WIRE, dir. sig. actuator (used with strg. col. jacket (.065") wall thickness).....
63-64	44-46-4800 Tilt Type Strg. Whl.....	1962876	.84	WIRE 8. PARTS PACKAGE (used with strg. col. jacket having .095" wall thickness).....
63-64	4 700.....	1962877	1 25	WIRE 8. PARTS PACKAGE, used with strg. col. jacket having .095" wall thickness.....
64-66	Special-Skylark Tilt Whl.....	1963518	.84	WIRE, actuator—(2.895).....
65	50-60-8000 Tilt Strg. Whl.....	1965040	1.68	WIRE.....
65	9000.....	1962877	1.25	WIRE & PARTS PACKAGE ..
66	50-60-8000 Tilt Whl.....	1966817	1.88	WIRE.....
66	9000 Tilt Whl.....	1966818	1.88	WIRE.....
61-62	All.....	1963157	.10	LEVER, switch rod—(2.895) ..
61-63	All Less Tilt Whl.....	1932216	.10	LEVER, actuating rod—(2.895)
63	All Less Tilt Whl.....	1963157	.10	LEVER, switch rod—(2.895) ..
64	44-46-47-4800 Less Tilt Type Strg. Whl.....	1963157	.10	LEVER,—(2.895)
64	44-46-47-4800 Less Tilt Type Strg. Whl.....	1932216	.10	LEVER, actuating rod—(2.895).....
61-63	All Less Tilt Whl.....	1932217	.05	SPRING, actuating rod to strg. col. anti-rattle- (2.895).....
61-62	All.....	1963169	.62	ROD, actuator.....
63	All exc. 4700 Less Tilt Type Whl.....	1963169	.62	ROD, actuator .
64	44-46-4800 Less Tilt Type Strg. Whl.....	1963169	.62	ROD, actuator .
2.897 LEVER—KNOB, DIRECTIONAL J				
57-59	All.....	1940918	1 2.15	LEVER.....
60	All.....	1194412	1 .87	LEVER (black).....
60	44-46-47-4800.....	1194412	1 .87	LEVER (black).....
61-62	All.....	1351321	1 .41	LEVER, turn sig. switch
63	40-41-4300.....	1351321	1 .41	LEVER turn sig. switch
63-64	44-46-47-4800.....	1358012	1 .41	LEVER.....
64-65	Special-Skylark Less Tilt Whl.....	1378388	1 .77	LEVER
64	40-41-42-4300 Tilt Whl.....	1358012	1 .41	LEVER
65	50-60-80-9000 Less Tilt Whl.....	1370387	1 .77	LEVER
65-66	All Tilt Type Strg. Whl. ...	1358012	1 .41	LEVER
66	All Less Tilt Type Strg. exc. 9000.....	1378388	1 .77	LEVER
69	50-60-80-9000 Cruise	6465868	1	LEVER & SWITCH, dir. signal & cruise master (also used 3.885).....
70	All Cruise Master.....	6465868	1	LEVER 8i SWITCH, directional signal &: cruise master
69-72	All.....	6465869	1 2.28	BUTTON, cruise master switch (in dir. signal lvr.)— (3.883).....
67	All.....	1382526	1 1.33	LEVER 8. KNOB.....
68	All.....	1385401	1 1.33	LEVER & KNOB.....
69-70	30-4000.....	1230801	1 1.54	LEVER & KNOB.....
69-70	50-60-80-9000 less Cruise Master.....	1230801	1 1.54	LEVER & KNOB.....
71-73	All less Cruise Master	1235829	1 1.54	LEVER & KNOB.....
71-73	All w/Cruise Master.....	6465661	1 15.65	SWITCH 8i LEVER, cruise master (also used 3.885)

61-62	All	1347567		.30	KNOB (black)
61	44-46-47-4800	1351291		.20	KNOB (med. red)
62	All	1351289		.20	KNOB (med. blue)
62	All	1351290		.20	KNOB (med. fawn)
62	All	1351291		.20	KNOB (med. red)
62	All	1356715		.30	KNOB (sandalwood)
63	40-41-4300	1347567		.30	KNOB (black)
63	40-41-4300	1351289		.20	KNOB (med. blue)
63	40-41-4300	1351291		.20	KNOB (med. red)
63	40-41-4300	1356715		.30	KNOB (sandalwood)
63	44-46-47-4800	1358110		.36	KNOB (black) also used 6.514
63	44-46-47-4800	1358108		.36	KNOB (med. red) also used 6.514
63	44-46-47-4800	1358109		.36	KNOB (med. saddle) also used 6.514
64	All	1358110		.36	KNOB (black) also used 6.514
64	All	1363786		.41	KNOB (dk. blue) also used 6.514
64	All	1363050		.41	KNOB (fawn) also used 6.514
64	All	1358108		.36	KNOB (med. red) also used 6.514
64	All	1358109		.36	KNOB (med. saddle) also used 6.514
64	All exc. 42-4300	1363054		.36	KNOB (silver) also used 6.514
65-66	All	1369839		.15	KNOB (black) also used 6.514
65	All	1369840		.15	KNOB (med. green) also used 6.514
65	All	1369841		.15	KNOB (med. blue) also used 6.514
65	All	1369842		.15	KNOB (silver) also used 6.514
65	All	1369843		.15	KNOB (med. fawn) also used 6.514
65	All	1369844		.15	KNOB (dk. gray) also used 6.514
65	All	1369845		.10	KNOB (med. turquoise) also used 6.514
65	All	1369846		.15	KNOB (med. red) also used 6.514
65	All	1369847		.15	KNOB (med. saddle) also used 6.514
65	All	1369848		.15	KNOB (dk. blue) also used 6.514
65	All	1369849		.15	KNOB (dk. green) also used 6.514
66	All A.T.	1376220		.15	KNOB (med. fawn) also used 6.514
66	All A.T.	1369840		.15	KNOB (med. green) also used 6.514
66	All A.T.	1369841		.15	KNOB (med. blue) also used 6.514
66	All A.T.	1369845		.10	KNOB (med. turquoise) also used 6.514
66	30-40-50-60-8000 AT	1376213		.15	KNOB (med. red) metal (also used 6.514)
66	All exc. 9000	1376216		.15	KNOB (med. saddle) also used 6.514
66	50-60-8000 A.T.	1376219		.15	KNOB (med. slate) also used 6.514
66	50-60-8000 A.T.	1376221		.15	KNOB (dk. red) also used 6.514
66	50-60-80-9000 AT	1376217		.15	KNOB (dk. blue) also used 6.514
66	9000	1376214		.10	KNOB (dk. green) also used 6.514
66	9000	1376215		.12	KNOB (plum) also used 6.514
66	50-60-80-9000	1376218		.15	KNOB (dk. turquoise) also used 6.514
66	9000	1378845		.15	KNOB (bronze) also used 6.514
71-73	All Tilt Whl. less Cruise Master	1235773		.25	KNOB (6.514)
2.906 HOUSING, DIRECTIONAL SIGNAL SWITCH					
57-59	All	1938270		3.35	HOUSING & SHIELD (incl. nylon lvr.)
60	All	1948863		3.24	HOUSING & SHIELD
61-62	44-46-47-4800	1951768		2.30	HOUSING
61-63	40-41-4300	1951066		2.12	HOUSING , actuator brg
63	4400 C.T. 3 Speed	1951066		2.12	HOUSING
63	4400 A.T. Less Tilt Whl.	1951768		2.30	HOUSING
63	46-47-4800 less Tilt Whl	1951768		2.30	HOUSING , actuator
64	40-41-42-4300 Less Tilt Type Strg. Whl	5955586		1.03	HOUSING (guide lamp) use only as repl. for hsg. stamped guide
64	40-41-42-4300 less Tilt Type Strg. Whl	383034	1	1.69	HOUSING (Boyne) use only as repl. for hsg. stamped BPC
64	44-46-47-4800 A.T. Less Tilt Type Strg. Whl	1951768		2.30	HOUSING , actuator
64	44-4600 C.T. 3-Speed less Tilt Whl	1951066		2.12	HOUSING , brg
64	4600 C.T. 4 Speed Less Tilt Type Strg. Whl	1951768		2.30	HOUSING , actuator
65	30-4000 C.T. Less Tilt Type Strg. Whl	388200		1.44	HOUSING (Boyne)
65	3367-3467 ST. 300 Long Console-Less Tilt Whl	388200	1	1.44	HOUSING (Boyne)
65	4000 ST. 300 exc. 4369-4469 & Wagons- Long Console Less Tilt Whl	388200	1	1.44	HOUSING (Boyne)
65-66	30-4000 C.T. Less Tilt Type Strg. Whl	5955586	1	1 03	HOUSING , dir. sig. switch (guide lamp)

65	3367-3467 ST. 300 Less Tilt Whl. & Long Console.....	5955586	1	1.03	HOUSING (guide lamp) .
65	4000 ST. 300 exc. 4369-4469 & Wagons Less Tilt Whl. & Long Console	5955586	1	1.03	HOUSING (guide lamp)
65-66	30-4000 ST. 300 Less Tilt Strg. Whl. & Frt. Compt. Floor Console- Long.....	385981		1.13	HOUSING, dir. sig. switch (Boyne)
65-66	30-4000 ST. 300 Less Tilt. Whl. & Long Console	5956382		1.08	HOUSING, dir. sig. switch (guide lamp)
66	30-4000 Less Tilt Whl.	388200		1.44	HOUSING, dir. sig. switch (Boyne).....
66	4600 C.T. Less Tilt Whl.	5955586		1.03	HOUSING, dir. sig. switch (guide lamp)
66	43-4407-17-67 A.T. Long Console Less Tilt Whl.	5955586	1	1.03	HOUSING, dir. sig. switch (guide lamp)
67	30-40-5000 C.T. exc. 4600.....	7800586		5.65	HOUSING, sig. switch (incl. upr. brg.)—(6.5 18) .
67	4600 C.T.....	5698375		7.20	HOUSING, sig. switch (incl. upr. brg.) also used 6.521.....
67-68	All A.T. Less Tilt Whl. exc. 9000.....	5698375		7.20	HOUSING, sig. switch (incl. upr. brg.) use 6.521
68	30-40-50-6000 C.T. exc. 4600.....	7800586		5.65	HOUSING (incl. upr. brg.) used 6.521.....
69-70	All less Tilt Wheel.	7808301		14.95	HOUSING (incl upper bearing (also used 6.521)
71-73	All less Tilt Whl.	7811172		14.85	HOUSING (incl. bearing shaft & sector).....
69-73	All Less Tilt Wheel.	7806867		.10	SCREW, housing mounting (also used 4.010) . . .
69-73	All Less Tilt Wheel.	7804413		.36	CUP, thrust (also used 6.521).....

2.906 PROTECTOR—WIRE, DIRECTIONAL SIGNAL SWITCH

67-68	All exc. 9000 Less Tilt Whl	5699961	1	1.44	WIRE
69-73	All Less Tilt Wheel	7804558	1	1.08	WIRE
69-73	All Tilt Wheel.....	7804955	1	1.49	PROTECTOR.....
71-72	All Tilt Whl	7812619	1	.77	PROTECTOR (upper)

2.906 SHIELD—COVER, DIRECTIONAL SIGNAL SWITCH

61-62	44-46-47-4800.....	579694		1.49	SHIELD
63	40-41-4300 C.T.....	579694		1.49	SHIELD
63	4400 C.T. 3-Spd.....	579694		1.49	SHIELD
63	44-46-4800 less Tilt Whl	579694		1.49	SHIELD.....
64	44-4600 Less Tilt Whl.	579694		1.49	SHIELD, actuator .
65-66	50-60-8000 less Tilt Whl	1369410		1.85	COVER
67-68	50-60-8000 Less Tilt Whl	5698373		4.51	COVER (Boyne)
67-68	50-60-8000 w/Tilt Whl.	7800215		5.75	COVER (Boyne)
67	30-40-5000 Less Tilt Whl.....	7800436		3.18	COVER (Delco) .
67	All exc. 9000 Less Tilt Whl. & Long Console	7800436		3.18	COVER (Delco) .
67	4307-17-67-4407-17-67 A.T. Long Console Less Tilt Whl	7800436		3.18	COVER (Delco) .
67-68	50-60-8000 A.T. w/Tilt Whl	7800498		5.60	COVER (Delco) .
67-68	30-40-9000 A.T. w/Tilt Whl.....	7800499		7.10	COVER (Delco) .
67-68	30-4000 AT. Less Tilt Whl. & Long Console	5698373		4.51	COVER (Boyne)
67	30-40-9000 Tilt Whl	5698780		3.69	COVER (Boyne)
68	30-40-9000 A.T. w/Tilt Whl.....	5698780		3.69	COVER (Boyne)
68	All exc. 9000 Less Tilt Whl.....	7800436		3.18	COVER (delco).....
69-73	All Tilt Wheel.....	7805986		15.90	COVER, lock housing (also used 6.500)
67-68	30-4000 AT.-Tilt Whl.	7801578		1.49	GUIDE, wire.....
67-68	All exc. 9000.....	7800151		.25	SPRING, retaining
64-66	Special-Skylark Less Tilt Whl.....	382051	1	.10	RETAINER, cvr.

2.910 PLATE, DIRECTIONAL SIGNAL SWITCH LEVER

55-56	All	1930038	1	2.26	PLATE.....
57-59	All	1937410	1	1.13	PLATE
60	All	1948315	1	1.13	PLATE.....

61-63	All Less Tilt Whl.	1950524	1	.87	PLATE
64	All Tilt Whl.	1967311	1	1.30	PLATE, actuator lvr.
63	All Tilt Whl.	1968091	1	2.51	PLATE, actuator lvr.
64	44-46-47-4800 Less Tilt Type Strg. Whl.	1950524	1	.87	PLATE
65	All Tilt Whl.	1968091	1	2.51	PLATE
66	50-60-80-9000 Tilt Whl.	1966809	1	1.30	PLATE, actuator lvr.
63-65	All Tilt Strg. Whl.	1964461	1	.12	SPRING

2.910 SPRING, DIRECTIONAL SIGNAL SWITCH DETENT

55-56	All.	1930043	1	.24	SPRING
57-60	All.	1937408	1	.22	SPRING
61-63	All Less Tilt Whl.	1960990	1	.12	SPRING
63-66	All Tilt Strg. Whl.	1964461	1	.12	SPRING
64	44-46-47-4800 Less Tilt Type Strg. Whl.	1960990	1	.12	SPRING
67	All (Delco Switch).	1967684	1	.10	SPRING, switch detent

2.910 ROLLER, DIRECTIONAL SIGNAL SWITCH

57-63	All less Tilt Whl.	1937411	1	.21	ROLLER, actuator.
64	44-46-47-4800 less Tilt Whl.	1937411	1	.21	ROLLER, actuator.

1961-1972
TUNE-UP PARTS CHART

YEAR	6 CYL.	V-8								
61		215-364-401								
62-63	198 V-6	215401								
64	225 V-6	300401-425	2.270	2.384	2.393	2.382	3.890 IN-LINE FUEL FILTERS			3.740
65	225 V-6	300400401425								
66	225 V-6	300-340-400401425								
67	225 V-6	300-340400430								
68-69	250 L-6	350400-430	(STANDARD) SPARK PLUGS	POINT SET	CONDENSER (DISTR.)	ROTOR (DISTR.)	W/A.C. OR FUEL RETURN LINE	LESS A.C. OR FUEL RETURN LINE	FILTER ELEMENT (BOWL-TYPE)	IN-CARB. INLET FUEL FILTER
70-71	250 L-6	350455								
	ENGINE	OPTIONS	YEAR							
198-225	V-6		1962-67	5612386	1931988	1932004	1957684		854347	7013404
215	V-8	2 Bbl. w/A.C.	1961-62	5612443	1931988	1928111	1971247	5650427	854567	
215	V-8	2 Bbl. Less A.C.	1961-62	5612443	1931988	1928111	1971247		5650288	854347
215	V-8	4 Bbl. w/A.C.	1961-62	5612585	1931988	1928111	1971247	5650427		854567
215	V-8	4 Bbl. Less A.C.	1961-62	5612585	1931988	1928111	1971247		5650288	854347
215	V-8	2 Bbl.	1963	5612443	1931988	1928111	1971247	5651305	5650780	7013404
215	V-8	4 Bbl.	1963	5612585	1931988	1928111	1971247	5651305		5650780
250	L-6		1968	5612630	1954557	1928111	800056			5651393
250	L-6		1969	5612826	1954557	1928111	800056			5651393
250	L-6		1970	5613357	1954557	1928111	800056			5651393
250	L-6		1971	5613326	1954557	1928111	800056			5651393
300	V-8		1964	5612585	1931988	1928111	1971247	5651305	5650780	
300	V-8	2 Bbl.	1965	5612371	1931988	1928111	1971247	5651305	5650780	
300	V-8	4 Bbl.	1965	5612386	1931988	1928111	1971247	5651305	5650780	
300-340	V-8	2 Bbl.	1966	5612371	1931988	1932004	1971247	5651305	5650780	
300-340	V-8	4 Bbl.	1966	5612386	1931988	1932004	1971247	5651305	5650780	
300-340	V-8	2 Bbl.	1967	5612371	1931988	1932004	1971247			5651393
300-340	V-8	4 Bbl.	1967	5612386	1931988	1932004	1971247			5651393
350	V-8	2 Bbl.	1968	5613246	1931988	1932004	1971247			5651393
350	V-8	4 Bbl.	1968	5613246	1931988	1932004	1971247			5650906
350	V-8	2 Bbl.	1969-72	5613303	1931988	1932004	1971247			5651393
350	V-8	4 Bbl.	1969-72	5613303	1931988	1932004	1971247			5650906
364401	V-8	w/A.C.	1961-62	5612386	1931988	1932004	1971247	5650359		854567
364-401	V-8	Less A.C.	1961-62	5612386	1931988	1932004	1971247		5650288	854347
400	V-8		1965-66	5612386	1931988	1932004	1971247	5651305	5650780	*7013404
400	V-8		1967	5613191	1931988	1932004	1971247			5651393
400	V-8		1968	5613191	1931988	1932004	1971247			5650906
400	V-8		1969	5613302	1931988	1932004	1971247			5650906
401-425	V-8		1963-66	5612386	1931988	1932004	1971247	5651305	5650780	
425	V-8		1966	5612386	1931988	1932004	1971247			7013404
430	V-8		1967	5613191	1931988	1932004	1971247			5651393
430	V-8		1968	5613191	1931988	1932004	1971247			5650906
430-455	V-8		1969-72	5613302	1931988	1932004	1971247			5650906

1967-71 Engine Identification is Located on the Air Cleaner or Rocker Arm Cover of Engine. For Models Prior to 1967 Refer to "Model Identification Data" Located in Front of the Chassis Illustration Catalog.

NOTE *Used Only on 1966 - 400 Eng. A.T. Less A.C.

"Standard" Spark Plugs are the Recommended Plug for Standard Driving. For Other Types of Spark Plugs Refer to 2.270 Group in Master Chassis Parts Catalog.

BUICK CHASSIS MAIN GROUP 3.000 SUB-GROUP SEQUENCE

Group 3.000		Page
3.001	Tank, Gasoline	
3.003	Filler-Hose - Pipe, Fuel Tank	
3.028	Cap, Gasoline Tank Filler	
3.107-3.108	Gauge, Gasoline	
3.130	Canister - Valve, Liquid Vapor	
3.158	Hose, Fuel Line	
3.201	Pipe, Fuel Pump to Filter and Filter to Carburetor	
3.265	Manifold, Intake and Parts	
3.402	Air Cleaner, Carburetor	
3.430	Rod, Throttle Operating	
3.440	Dash Pot	
3.451	Pedal, Accelerator	
3.453	Lever, Throttle Operating	
3.459	Spring, Throttle Return	
3.541	Switch, Carburetor Starter Vacuum	
3.545	Pipe, Automatic Choke Heat	
3.601	Manifold, Exhaust	
3.640	Thermostat, Exhaust Manifold Valve	
3.660	Pump, Air Injector Reactor	
3.670	Valve, Air Injector Reactor	
3.672	Muffler, Air Injector Reactor Pump	
3.675	Muffler & Pipes, Air Injector Reactor Air Feed	
3.609-3.706	Exhaust System (Listings Following Grp. 3.708)	
3.725	Carburetor	
3.729	Body, Carburetor Throttle	
3.730	Horn, Carburetor Air	
3.734	Bowl, Carburetor Float	
3.740	Filter - Strainer, Carburetor Fuel Inlet	
3.745	Float & Lever, Carburetor	
3.750	Carburetor Thermostat Parts	

NOTE: For Model Years After 1967 Refer to Carb. Listings, Grp. 3.725

GROUP 3.000 CONTINUED

Group 3-000		Page
3.751	Valve, Carburetor Choke	
3.752	Carburetor Choke Parts	
3.752	Rod, Carburetor Fast Idle	
3.759	Arm, Carburetor Throttle	
3.762	Carburetor, Throttle Parts	
3.766	Cam-Screw, Fast Idle	
3.775	Plug, Carburetor	
3.786	Venturi Cluster, Carburetor	
3.792	Jet, Carburetor Main Metering	
3.814	Needle & Seat, Carburetor	
3.820	Airator, Carburetor	
3.820	Kit, Carburetor Compensator Idle	
3.822	Needle, Carburetor Idle Adjusting	
3.838	Pump, Carburetor (Rochester)	
3.842	Lever & Shaft, Carburetor Pump Operating	
3.858	Rod, Carburetor Step-up	
3.858	Piston, Carburetor Power Valve	
3.880-3.887	Cruise Control Parts	
3.890	Filter, Fuel	
3.900	Pump, Fuel	
3.904	Gasket, Fuel Pump	
3.925	Repair Kit, Fuel Pump	
3.935	Eccentric, Fuel Pump	

NOTE: For Carburetor Parts After Model Year 1967 Refer to Listings By Year and Engine Grp. 3.725

3.001 TANK, GASOLINE

60	44-46-4700-4867.	1192058	1	42.20	TANK 8. FILLER.
61	4019-35-4 100 1st Type	1349532	1	38.45	TANK & FILLER
61	4019-35-4100 2nd Type	1348494	1	39.20	TANK 8. FILLER ("")
61	4027-4300.	1349062	1	39.65	TANK & FILLER.
61	44-4600 exc. 4435-45	1353303	1	35.25	TANK (less filler).
61	47-4800 2nd Type (Use on One Wire Gas Gauge System).	1353303	1	35.25	TANK (less filler).
61-62	4435-45-4635-45.	1361898	1	48.85	TANK (less filler) also order 1-1361900 8i 1- 1353035.
62	4019-35-4119-35.	1348494	1	39.20	TANK 8. FILLER.
62	4027-67-4167-4300	1349062	1	39.65	TANK 8t FILLER.
62	44-46-4800 exc. Wagons	1353303	1	35.25	TANK (less filler).
63	40-41-4300 exc. 4045	1358425	1	41.82	TANK & FILLER.
63	44-46-4800 exc. 4435- 45-4635.	1352132	1	49.80	TANK (less filler).
63	4435-45-4635.	1361898	1	48.85	TANK (less filler).
63-65	Riviera.	1353540	1	49.80	TANK & FILLER.
64-66	Special-Skylark-G.S. exc. Wagons.	1377756	1	40.25	TANK & FILLER.
64-67	Special Wagons.	394906	1	34.25	TANK (less filler).
64-67	SportWagons.	394910	1	34.25	TANK (less filler).
64	44-46-4800 exc. 4635- 45.	1352132	1	49.80	TANK (less filler).
64	4635-45.	1361898	1	48.85	TANK (less filler).
65	50-60-8000.	389915	1	37.53	TANK (less filler).
66	50-60-8000.	393017	1	37.53	TANK (less filler).
66-67	9000.	1371916	1	41.20	TANK & FILLER.
67	30-4000 exc. Wagons	1379823	1	36.22	TANK & FILLER.
67	50-60-8000.	1377460	1	44.12	TANK (less filler).
68-69	30-4000 exc. Wagons	404078	1	41.75	TANK 8. FILLER.
68-69	All Wagons.	398168	1	45.85	TANK 8. FILLER.
68	50-6000.	1384180	1	47.40	TANK 8. FILLER.
68	8000.	1384177	1	48.60	TANK & FILLER.
68	9000.	1383538	1	50.05	TANK & FILLER.
69	50-6000.	399730	1	42.55	TANK (less filler).
69	8000 (1st Type) Fuel Tank Filler Dr. Hinged at Top.	399730	1	42.55	TANK (less filler).
69	8000 (2nd Type) Fuel Tank Filler Dr. Hinged at Bottom.	1232646	1	48.60	TANK & FILLER.
69	9000.	1230323	1	41.00	TANK (less filler).
70	3435-36 less Evap. Emission Control	404160	1	47.15	TANK & FILLER.
70	3435-36 w/Evap. Emission Control	404964	1	50.80	TANK & FILLER.
70	30-4000 less Wagons or Evap. Emission Control	1234123	1	38.50	TANK & FILLER.
70	30-4000 w/Evap. Emission Control exc. Wagons.	1234125	1	49.50	TANK & FILLER.
70	50-6000 w/Evap. Emission exc. Wagons	1233773	1	52.25	TANK.
70	50-6000 less Evap. Emission Control & Wagons.	1231813	1	45.10	TANK & FILLER.
70	6000 Wagons w/Evap. Emission Control.	3972572	1	43.05	TANK & FILLER.
70	6000 Wagons less Evap. Emission Control.	3972571	1	39.50	TANK 8. FILLER.
70	8000 w/Evap. Emission Control.	1233774	1	54.15	TANK.
70	8000 less Evap. Emission Control.	1233035	1	47.30	TANK 8< FILLER.
70	9000 less Evap. Emission Control.	1233346	1	51.75	TANK (less filler).
70	9000 Evap. Emission Control.	1233337	1	45.60	TANK (less filler).
71-72	All A exc. Wagons.	1235674	1	40.65	TANK 8. FILLER.
71-72	All A Wagons.	408439	1	49.25	TANK.
71-72	All B-C exc. Wagons.	1235529	1	47.10	TANK.
71-73	All B Wagons.	410364	1	42.80	TANK.
71-72	All C.	1235697	1	53.55	TANK & FILLER.
71-72	All E.	1235871	1	53.55	TANK.

(*) 1st Type Rr. Compr. Pan (as seen from looking into interior of Rr. Compr.) has flat floor area directly opposite gas tank filler neck, 2nd Type-Rr. Compr. Pan has raised area approx. one inch high by approx. nine inches long extending into the Compr. Pan opposite gas tank filler neck.

3.003 ADAPTER—EXTENSION. FUEL TANK

65-67	50-60-8000.....	1369279	1	.77	ADAPTER, tank filler.....
69	9000.....	1230326	1	2.45	BRACKET, filler pipe.....
70	9000.....	1231864	1	.56	BRACKET, filler pipe.....
64-67	Sport Wagons.....	383032	1	.56	CLAMP, baffle to filler pipe ..
64-71	All.....	1470030	AR	.51	CLAMP, hose-adj.—(1.166) ...
69-70	9000.....	9411668	2	.30	CLAMP, filler hose.....
68-69	30-4000 exc. Wagons ..	400809	1	.10	CLIP, vent, hose to underbody
70	30-4000 exc. Wagons & Evap. Emission Control	403849	1	.10	CLIP, vent, hose to underbody.....
64	4035-4135.....	381986	1	1.85	EXTENSION, filler (solders to gas tank)
64-67	Sport Wagons.....	382765	1	1.03	EXTENSION.....
64-67	Special Wagons.....	381986	1	1.85	EXTENSION.....

3.003 FILLER—HOSE—PIPE, FUEL TANK

63	44-46-4800 exc. 4435-	1356825	1	2.92	FILLER .
63-64		1361900	1	3.79	FILLER .
63-65	Riviera.....	1353521	1	1.90	FILLER .
64-66	Special-Skylark exc.				
		1377757	1	3.38	FILLER .
64		382766	1	4.72	FILLER .
64	44-46-4800 exc. 4635-				
		1356825	1	2.92	FILLER .
65	4000 Wagons.....	382766	1	4.72	FILLER
65	50-6000.....	1373715	1	3.13	FILLER .
65	8000.....	1373914	1	3.59	FILLER .
66-67	3000 Wagons.....	383986	1	4.66	FILLER .
66-67	4000 Wagons.....	390284	1	6.90	FILLER .
66-67	50-6000.....	1382304	1	5.70	FILLER .
66-67	8000.....	1382307	1	6.55	FILLER
66-67	9000.....	1371920	1	3.18	FILLER .
67	30-4000 exc. Wagons	1379824	1	3.49	FILLER .
68	30-4000 exc. Wagons	401457	1	3.74	FILLER .
68	50-6000.....	1384181	1	5.70	FILLER .
68	8000.....	1383954	1	6.55	FILLER .
68	9000.....	1383539	1	3.43	FILLER .
69	30-4000 exc. Wagons	404080	1	3.69	FILLER
69	50-6000.....	1386223	1	4.15	FILLER
69	8000.....	1232645	1	4.15	FILLER
69	9000.....	1230321	1	4.20	FILLER
70	30-4000 less Wagons	1234124	1	3.74	FILLER
70	9000.....	1231863	1	2.97	FILLER .
71-72	30-4000 exc. Wagon .	1235673	1	3.74	FILLER
61-62	44-46-47-4800 exc.				
		1199364	1	.97	HOSE, tank filler.....
61-62	44-46-47-4800 exc.	1186638	1	.15	HOSE [also used 8.155)
	Wagons.....	1348591	1	.51	HOSE, tank vent (8.50")
61-63	40-41-4300.....	231027	1	.56	HOSE, vent, pipe to filler V ₂ " x 10 ft. ROLL—(8.962)
63	44-46-4800 exc. Wagons	1348591	1	.51	HOSE, tank vent.—(8.50").....
64-70	All.....	3977224	AR	.20	HOSE, fuel tank vent. (1/2" x 10 ft. roll)—(8.962)
64-67	Special Wagons.....	384654	1	1.44	HOSE, fuel tank vent.....
64-67	Skylark Sport Wagons ..	231027	1	.56	HOSE, fuel tank vent. (Vi" x 10 ft. roll)—(8.962)
64-67	Special-Skylark Wagons .	1199364	1	.97	HOSE, fuel filler to ext.....
64	44-46-4800 exc. 4635-				
	45.....	1348591	1	.51	HOSE, tank vent. (8.50).....
65	50-60-8000.....	1376106	1	.92	HOSE, fuel tank vent, pipe to fuel vent, pipe-external (9.25 long)
66-69	All exc. Wagons &	231027	1	.56	HOSE, vent, to underbody clip (V ₂ " x 10 ft. Roll)— (8.962).....
66	5000 A.C. - A.C. Modif. . .	1178805	AR	4.36	HOSE, fuel filler to return pipe V _w " I.D. x 50 ft. roll— (8.962).....
66-67	Riviera.....	1348591		.51	HOSE, fuel tank vent pipe to fuel vent pipe-external .
68		1385556	1	.56	HOSE, fuel tank vent, pipe to fuel vent, pipe-external (8V).....
68	350 Eng. (2 Bbl.).....	1186638	AR	.15	HOSE, assm. to fuel inlet pipe (also used 8.155)
69-70	9000.....	1199364	1	.97	HOSE, filler.....
61	40-4100.....	579970	1	.82	PIPE, vent filler.....
61-64	44-46-47-4800 exc.				
	Wagons & Riviera	1348597	1	1.95	PIPE 8. SUPPORT
64-66	Special-Skylark exc.				
		381451	1	.87	PIPE, vent-external

65	50-60-8000.	1376107		1.38	PIPE, vent, external
66-69	9000.	1374002		2.15	PIPE, vent, external
70	9000 exc. Evap. Emission Control	1374002		2.15	PIPE, vent-ext
68-69	30-4000 exc. Wagons	398339		.10	RESTRICTOR, vent. hose
70	30-4000 exc. Wagons & Evap. Emission Control	403844		.10	RESTRICTOR, fuel vent, hose
69-70	50-60-8000.	403844	1	.10	RESTRICTOR, vent hose (also listed 3.163)
3.008 SEAL—GROMMET, FUEL TANK					
63-64	44-46-4800.	1353035	1	.25	SEAL, filler opening on tank
65-67	50-60-8000.	1369281		.41	SEAL, filler opening on gas tank
64-66	Special-Skylark exc. Wagons.	3853970		.15	GROMMET, vent pipe—(9.775)
64-67	Wagons.	580531		.20	GROMMET, filler.
65	50-60-8000.	1379078		.56	GROMMET, vent, pipe—(9.775)
66-69	9000.	1379078		.56	GROMMET, vent, pipe—(9.775)
70	9000 exc. Exhaust Emission Control	1234957		.67	GROMMET, vent, pipe
64-66	Special-Skylark exc. Wagons.	386264	AR	.10	CLIP, vent hose to underbody
3.015 BAFFLE, FUEL FILLER PIPE					
64-67	Sportwagons.	382999	1	3.08	BAFFLE
3.015 SUPPORT—SHIELD, FUEL TANK					
64-67	Special Wagons.	383948	1	2.92	SUPPORT, frt.
64-67	Special Wagons.	383961	1	3.02	SUPPORT, rr.
68-72	All A Wagons.	398994	1	4.10	SHIELD (also used 3.022)
70	All B Wagons.	1232213	1	4.31	SHIELD (behind left rr. whl] (also listed 3.022)
71-73	All B Wagons.	408526	1	5.07	SHIELD, fuel tank.
3.022 STRAP—INSULATOR—SHIELD, GASOLINE TANK					
60	All.	1192034	2	1.23	STRAP.
61-62	40-41-4300 exc. 4045	581621	2	1.59	STRAP, lwr.
61-64	4435-45-4635-45.	1164914	2	.97	STRAP.
63	40-41-4300 exc. 4045	380133	2	1.59	STRAP, lwr.
63-65	Riviera.	1353523	2	1.03	STRAP.
64-67	Special Wagons.	384655	2	1.33	STRAP.
64-67	Special exc. Wagons	396711	2	1.44	STRAP.
65-67	4000.	396711	2	1.44	STRAP.
65-67	50-60-8000.	1384678	2	1.79	STRAP.
66-68	9000.	1381842	1	1.18	STRAP, frt.
66-68	9000.	1381841	1	1.18	STRAP, rr.
67	Special Wagons.	397621	1	2.72	STRAP.
68-72	30-4000 exc. Wagons	401794	2	.97	STRAP.
68-69	All Wagons.	400675	1	1.44	STRAP, frt.
68-69	All Wagons.	400676	1	1.33	STRAP, lwr.
68	50-60-8000.	1384678	2	1.79	STRAP.
69-70	50-60-8000.	402242	2	1.44	STRAP.
69-70	9000.	1387658	1	1.44	STRAP, frt.
69-70	9000.	1387657	1	1.44	STRAP, rr.
70-72	3435-36.	404127	1	1.33	STRAP, frt.-inner.
70-72	3435-36.	404128	1	2.26	STRAP, frt.-outer.
70-72	3435-36.	404190	1	1.74	STRAP, lwr.
70	All B Wagons.	1232521	1	.92	STRAP, frt.
70	All B Wagons.	3857541	1	.97	STRAP (bottom of tank)
71-73	All Wagons.	404128	1	2.26	STRAP, frt.-outer.
71-73	All B Wagon.	408013	1	1.28	STRAP, frt. inner.
71-72	All B Wagon.	408014	1	.97	STRAP, lwr.
71-72	All B-C-E exc. Wagons	407327	2	1.54	STRAP.
73	All Wagon.	408014	1	.97	STRAP, lwr.
64-67	Special Wagons.	384950	2	.10	INSULATOR, strap.
67	Special Wagons.	397622	2	.10	INSULATOR, ret. strap
64-67	Special-Skylark exc. Wagons.	385155	1	1.85	INSULATOR, tank to underbody
68-70	30-4000 exc. Wagons	400109	1	1.69	INSULATOR, tank to underbody
68-72	All A Wagons.	398994	1	4.10	SHIELD.
70	6000 Wagons.	1232213	1	4.31	SHIELD, fuel tank—(3.015).
3.023 BOLT—NUT, GAS TANK TO UNDERBODY					
51-56	50-70.	1335214	2	.41	BOLT.
59-60	All.	4770720	2	.20	BOLT.
61-64	4435-45-4635-45.	1164917	2	.20	BOLT.
61-70	All As Req.	396712	AR	.25	BOLT (1/8"—16 x 3%)
68	Special-Skylark-G.S.	399739	1	.15	BOLT, strap to underbody
68-72	All A Wagons.	402476	AR	.72	BOLT, strap hook.
69	All Wagons.	399739	1	.15	BOLT, strap to underbody

69-70	50-60-8000.....	402475	2	.25	BOLT, rear strap to underbody.....
70-71	All A.....	1386291	1	.20	BOLT, strap to underbody.....
70	All B Wagons.....	9777719	1	.46	BOLT, strap hook.....
71-72	All B-C-E.....	402475	2	.25	BOLT, mtg.-frt.....
71-72	All B Wagons.....	1386291	1	.20	BOLT, strap to underbody.....
73	All Wagons.....	1386291	AR	.20	BOLT, strap to underbody.....
71	All B Wagons.....	402476	1	.72	BOLT, strap hook.....
73	All exc. Wagons.....	402475	2	.25	BOLT, mtg. frt.....
73	All Wagons.....	402476	1	.72	BOLT, strap hook.....
68-72	All A exc. Wagons.....	399782	2	.10	SCREW, strap thru underbody to strap..
72	All B-C-E.....	411028	2	.05	SCREW, tank mtg. (rr.) f"/,"—14 x 1) ...
73	All exc. Wagons.....	411028	2	.05	SCREW, tank mtg. (rr.) ("A"—14 x 1) ...
61-62	44-46-47-4800.....	9414034	2		NUT, frt—(8.915).....
61-63	44-46-47-4800.....	1362292	AR	.15	NUT.....
63	All.....	9414034	2		NUT, tank to underbody—(8.9 15).....
64-67	Special Wagons.....	1372369	4	.15	NUT, supt. to frame.....
64-72	All as req.....	9414034	AR		NUT, hex. flange (f."—1 6)—(8.9 15) ...
67	All Wagons.....	397758	2	.56	NUT, tank ret.....
68	All A.....	399862	1	.15	NUT, strap to underbody.....
69-73	All A exc. Wagons.....	399862	1	.15	NUT, frt. strap to underbody.....
71-72	All B-C-E exc. Wagons ...	399862	2	.15	NUT, mtg.-frt.....
64	44-46-4800 exc. 4635-45.....	1362292	2	.15	CLIP, rr. (also used 1.277-8.130)
66-67	All exc. Wagons & 9000 .	396713	2	.05	WASHER, strap under nut.....
68	50-60-8000.....	396713	2	.05	WASHER, strap under nut.....
70	6000 Wagons.....	396713	2	.05	WASHER, strap under nut.....

3.028 CAP, GASOLINE TANK FILLER

57-63	All exc. 59 Wagons.....	583604	1	.82	CAP (vented)_____
65	Riviera.....	583604	1	.82	CAP (vented)_____
65	50-60-8000.....	383153	1	.82	CAP (not vented)
65-67	All Wagons.....	383155	1	.82	CAP (vented)_____
64	44.46-47-4800.....	583604	1	.82	CAP (vented)_____
64	40-41-42-4300 Wagons	3843698	1	1.13	CAP (vented)_____
64-65	Special-Skylark exc. Wagons.....	1368656	1	.72	CAP (not vented)
66-69	All exc. Wagons.....	405373	1	.87	CAP (not vented)
68-69	All Wagons.....	3931449	1	1.18	CAP, vented
70	L-6 Eng. w/Evap. Emission Control.....	407010	1	1.33	CAP, letter (pressure vac.) on cap.
70	All exc. Wagons & 250 Eng. w/Evap. Emission Control.....	405373	1	.87	CAP (not vented)
70	All Wagons less Evap. Emission Control.....	3843698	1	1.13	CAP.....
70	3435-36 Evap. Emission Control.....	405373	1	.87	CAP.....
70	6000 Wagons w/Evap. Emission Control.....	3914863	1	1.18	CAP.....
71-73	All.....	408679	1	1.54	CAP.....
71-72	All.....	981837	1		CAP (lockable)

3.107 GAUGE, GASOLINE (TANK UNIT)

51-52	40.....	1517475	1	8.10	GAUGE.....
53	40.....	1517475	1	8.10	GAUGE.....
54-56	40-60-100.....	1517475	1	8.10	GAUGE.....
57	All.....	1518726	1	7.05	GAUGE.....
58	All exc. K.C. & Arl.....	5640312	1	12.75	GAUGE (incl. feed pipe)
58	All K.C. & Arl. up to Frame £-4026945 K.C, E-80 17601 Arl. Std. A.C. Jobs.....	5640312	1	12.75	GAUGE (incl. feed pipe) .
59	All exc. Arl. & K.C. A.C Jobs.....	5640299	1	13.45	GAUGE (incl. feed pipe) .
60	All exc. Arl. 8i K.C.-A.C or Modif. Jobs.....	5641218	1	13.30	GAUGE (incl. feed pipe) .
60	All Arl. & K.C.-A.C. & A.C. Modif. Jobs & A.C. Exp.	5641219	1	16.95	GAUGE (incl. feed pipe) .
61	44-4600 Less A.C. Modif. exc. Wagons.....	6426926	1	11.70	GAUGE (incl. feed pipes)
61	44-4600 A.C. Modif. exc. Wagons.....	5641448	1	12.65	GAUGE (incl. feed pipe) .
61	4435-45 Less A.C. Modif.	6426927	1	12.45	GAUGE (incl. feed pipe) .
61	4435-45 A.C. Modif.....	5641628	1	16.45	GAUGE (incl. feed pipe) .
61	47-4800 2nd Type Less A.C. Modif.....	6426926	1	1 1.70	GAUGE (incl. feed pipe) one wire gas gauge system
61	47-4800 1st Type A.C. Modif.....	5641407	1	26.75	GAUGE (incl. feed pipe) two wire gas gauge system

61	47-4800 2nd Type A.C. Modif.	5641448	12.65	GAUGE (incl. feed pipe) one wire gas gauge system
61-63	40-41-4300 Less A.C. or A.C. Modif. exc. 4045 .	6426922	13.90	GAUGE.....
61-63	40-41-4300 A.C. or A.C. Modif. exc. 4045.	6426923	16.15	GAUGE, gas (tank unit).....
61-63	4045 A.C. or A.C. Modif.	5642097	19.05	GAUGE.....
64	40-4 1-42-4300 A.C. or A.C. Modif.	6425198	1 1.75	GAUGE.....
64	40-41-42-4300 Less A.C. or A.C. Modif.	6426932	1 1.50	GAUGE.....
62	44-46-4800 A.C. Modif. exc. Wagons.	5641448	12.65	GAUGE (incl. feed pipe).....
62	4635-45 A.C. Modif.	5641628	16.45	GAUGE (incl. feed pipe).....
62-64	44-46-4800 exc. 4435- 45-4635-45 Less A.C. or A.C. Modif.	6426926	11.70	GAUGE (incl. feed pipe).....
62-64	4435-45-4635-45 Less A.C. or A.C. Modif.	6426927	12.45	GAUGE (incl. feed pipe).....
63-64	4435-45-4635-45 A.C. or A.C. Modif.	5642800	12.25	GAUGE (incl. feed pipe).....
63-64	4700 Less A.C. or A.C. Modif.	5642781	9.95	GAUGE (incl. feed pipe).....
63-64	4700 A.C. or A.C. Modif.	6426930	12.65	GAUGE (incl. feed pipe).....
63-64	44-46-4800 exc. Wagons A.C. or A.C. Modif.	5642799	11.10	GAUGE (incl. feed pipe).....
65	30-4000 Less A.C. or A.C. Modif.	6427583	12.20	GAUGE (incl. mtg. gskt.).....
65	30-4000 A.C. or A.C. Modif.	6427584	13.90	GAUGE.....
65-66	50-60-8000 A.C. or A.C. Modif.	6426941	15.80	GAUGE (incl. filter-tank unit).....
65	Riviera A.C. or A.C. Modif.	6426301	13.10	GAUGE (incl. feed pipe).....
65	Riviera Less A.C. or A.C. Modif.	6426302	1 1.80	GAUGE (incl. feed pipe & filter).....
66-67	V-6.	6427583	12.20	GAUGE (incl. gskt.).....
66	30-4000 V-8 A.C. or A.C. Modif.	6427584	13.90	GAUGE.....
66	30-4000 V-8 Less A.C. or A.C. Modif.	6427583	12.20	GAUGE (incl. mtg. gskt.).....
65-66	50-60-8000 Less A.C. or A.C. Modif. & A.C. Auto. Climate Control . .	6426940	14.65	GAUGE (incl. filter & mtg. gskt.).....
66	9000 A.C. or A.C. Modif. & A.C. Auto. Climate Control.	6427586	16.70	GAUGE (incl. filter & mtg. gskt.).....
66	9000 Less A.C. or Auto. Climate Control.	6426942	16.25	GAUGE (incl. filter & mtg. gskt.).....
67	30-4000 V-8 Less A.C. & Fuel Return Line.	6427583	12.20	GAUGE (incl. mtg. gskt.).....
67	30-4000 (4 Bbl.) A.C. Less Fuel Return Line (2nd Type).	6427583	12.20	GAUGE (incl. mtg. gskt.).....
67	30-4000 V-8 (2 Bbl.) A.C. or Fuel Return Line.....	6427584	13.90	GAUGE.....
67	30-4000 (4 Bbl.) A.C. or Fuel Return Line (1st Type).	6427584	13.90	GAUGE.....
67	4600.	6427584	14.75	GAUGE.....
67-68	5000 Less Fuel Return Line.	6427508	16.15	GAUGE.....
67-68	5000 Fuel Line Return . .	6427509	16.15	GAUGE.....
67-68	60-8000.	6427509	16.70	GAUGE (incl. filter & mtg. gskt.).....
67	9000.	6427586	11.45	GAUGE, dual fuel line.....
68-70	30-4000 exc. Wagons (350 Eng.) A.C. or Fuel Return Line.	6428035	10.35	GAUGE, single fuel line.....
68-70	30-4000 exc. Wagons 4600.	6428034	15.50	GAUGE, dual fuel line.....
68-70	Wagons A.C. or Fuel Return Line.	6428037	14.05	GAUGE, single fuel line.....
68-70	Wagons less A.C. & Fuel Return Line.	6428036	11.45	GAUGE, dual fuel line.....
68-70	4600.	6428035	17.55	GAUGE.....
68	9000.	6428180	12.15	GAUGE.....
69-70	5000 Less A.C.	6428403	13.45	GAUGE.....
69-70	5000 AC.	6428404		

69-70	60-8000.....	6428404	1	13.45	GAUGE
69-70	9000.....	6428307	1	23.95	GAUGE
70	6000 Wagons.....	6427638	1	21.20	GAUGE
71-72	3437-67 (455 Eng.).....	6428837	1	13.25	GAUGE
71-72	30-4000 A.C. or Fuel Return Line-A.T. (less 455 Eng.).....	6428837	1	13.25	
71-72	3437-67 C.T.-less A.C. or Fuel Return Line or 455 Eng.....	6428838	1	12.20	GAUGE
71-72	3300-4400 less A.C. or Fuel Return Line.....	6428838	1	12.20	GAUGE.....
71-72	3436 less Return Line ...	6428036	1	14.05	GAUGE (single fuel line)
71-72	3436 w/Return Line....	6428037	1	15.50	GAUGE (single fuel line)
71-72	5000 less A.C. or Fuel Return Line 8t Pol. Car.	6428630	1	12.75	GAUGE
71	50-6000 Pol. Car.....	6428629	1	14.35	GAUGE
71-72	All B Wagons.....	6428944	1	21.40	GAUGE
71-72	5000 w/A.C. or Fuel Return Line.....	6428629	1	14.35	GAUGE.....
71-72	66-80-9000.....	6428629	1	14.35	GAUGE.....
61-64	40-41-4300.....	1342207	4	.10	CLIP, gauge wire to tank—(9.665) .
61-64	4435-45-4635-45.....	1342207	4	.10	CLIP, gauge wire to tank—(9.665) .

3.107 PUMP & FILTER, FUEL GAUGE (TANK UNIT)

69-70	Riviera.....	6417483	1	25.75	PUMP & FILTER (in tank)—(3.900)
-------	--------------	---------	---	-------	---------------------------------

3.107 CAM, GASOLINE GAUGE (TANK UNIT)

64	40-41-42-4300	3774937		.20	CAM .
65-66	All.....	3774937		.20	CAM .
67-70	All E.....	3774937		.20	CAM .
67-72	All B-C.....	394938		.46	CAM .
68-72	All A.....	3774937		.20	CAM .
73	All.....	394938		.46	CAM .

3.108 GAUGE, GASOLINE (DASH UNIT)

56	All.....	1518438		10.40	GAUGE.....
59	All.....	5640303		7.65	GAUGE.....
60	All.....	5643079		14.05	GAUGE 8. PRINTED CIRCUIT .
61	44-4600.....	5643079		14.05	GAUGE & PRINTED CIRCUIT .
61	47-4800.....	5643424		12.80	GAUGE 8i PRINTED CIRCUIT .
61-62	40-41-4300	5643354		9.00	GAUGE.....
62	44-46-4800	5643915		10.85	GAUGE 8. PRINTED CIRCUIT .
63	40-41-4300	5644229		8.35	GAUGE.....
63-64	44-46-47-4800	6430058		9.60	GAUGE.....
64	40-41-42-4300	5644806		9.05	GAUGE.....
65	Special-Skylark.....	6430152		7.00	GAUGE.....
65	LeSabre (ST. 300).....	6430345		12.55	GAUGE (incl. trans, shift plate)
65	LeSabre-Wildcat C.T.	6430158		10.35	GAUGE.....
65	LeSabre-Wildcat-Electra (ST. 400).....	6430346		12.55	GAUGE (incl. trans, shift plate)
65	Riviera.....	6430160		10.40	GAUGE.....
66	30-4000.....	6430500		9.05	GAUGE.....
66-67	50-60-8000.....	6430864		1 1.35	GAUGE.....
66-67	Riviera.....	6430603		9.50	GAUGE.....
67	Special-Skylark-G.S.	6430753		9.80	GAUGE.....
68	30-4000.....	6430811		8.10	GAUGE.....
68	50-60-8000.....	6431214		9.05	GAUGE.....
68	9000.....	6430831		8.95	GAUGE.....
69	30-4000.....	6431219		7.85	GAUGE.....
69-70	50-60-80-9000.....	6431214		9.05	GAUGE.....
68	50-60-8000.....	6408961		.18	NUT, gauge mtg.—(9.761).....
70-71	30-4000 w/Tell-Tale Lights for Oil & Temp. .	6431546		8.50	GAUGE PACKAGE, resistor 8t fuel (dash unit)
70-72	30-4000 w/Oil, Fuel 8. Temp. Gages.....	6431404		18.55	GAUGE PACKAGE, oil fuel, temp. (also used 1.148-1.803).....
71-72	50-60-80-9000	6431477		8.40	GAUGE & RESISTOR.....
72	30-4000.....	6431725		8.50	GAUGE PACKAGE, resistor 8t fuel (dash unit) used on instr. cluster having tell-tale lights for oil 8i temperature.....

3.108 WIRE, GAS GAUGE (TANK UNIT)

68-72	All A Wagons.....	6295102	1	5.17	WIRE, fuel tank ext.-gas gauge tank to fisher wire— (2.480).....
68	All A less Wagons.....	6295404	1	3.02	WIRE, gas gauge tank unit to fisher wire—(2.480) .
69	All exc. Wagons 8i E.	6297232	1	3.02	WIRE.....
70-73	All A exc. Wagons.....	8903609	1	1.85	WIRE (2.480).....

70		8903608	1	1.85	WIRE (2.480).....
71-72	All B-C	8904155	1	1.79	WIRE, gas tank lead (fuel gage feed & ground)—
71-73	All E	8904191	1	1.64	WIRE, gas tank lead (fuel gage feed & ground)—
72	All B-C-E	6492506	3	.19	CLIP, fuel gage terminal connector (to printed
3.108 DIAL, GAS GAUGE					
65	50-60-8000.....	6455193		3.96	DIAL, gas gauge—(9.741)
3.110 FILTER—STRAINER. GAS GAUGE (TANK UNIT)					
60-64	All exc. 40-41-42-4300 ..	1193012	1	.82	FILTER....
65	9000.....	1193012	1	.82	FILTER....
61-63	40-41-4300.....	3717027	1	.92	STRAINER
69-70	9000.....	5651590	1	1.21	FILTER....
69-70	30-4000.....	5651264	1	.99	FILTER....
3.112 GASKET, GASOLINE GAUGE (TANK UNIT)					
37-60	All.....	1188342	1	.15	GASKET
61	40-41-43-44-4600.....	1188342	1	.15	GASKET
61	47-4800 2nd Type.....	1188342	1	.15	GASKET one wire gas gauge)
62-63	All.....	1188342	1	.15	GASKET
64	40-41-42-4300.....	3825206	1	.25	GASKET
64	44-46-47-4800.....	1188342	1	.15	GASKET
65	All exc. 9000.....	3825206	1	.25	GASKET
65	9000.....	1188342	1	.15	GASKET
66	All.....	3825206	1	.25	GASKET
67 70	All E.....	3825206	1	.25	GASKET
67-72	All B-C.....	394937	1	.41	GASKET
67-72	All A.....	3825206	1	.25	GASKET
3.120 SEPARATOR. LIQUID VAPOR					
70	All w/Evap. Emission Control exc. 9000 ..	7028074	1	9.30	SEPARATOR
70	9000 w/Evap. Emission Control.....	1233139	1	21.05	SEPARATOR
70	9000 w/Evap. Emission Control.....	1232838	1	.56	GROMMET, vent, pipe (separator to body)
3.120 STANDPIPE. FUEL					
71-72	All.....	407742		14.30	STANDPIPE.....
71-72	All exc. Wagons ..	3993625		1.54	HOSE (standpipe to rr. evap. pipe)
71	All.....	9837479		.97	GASKET, emission separator.....
72	All exc. Wagon ..	9837479		.97	GASKET, emission separator.....
3.130 CANISTER—VALVE, LIQUID VAPOR					
70	All w/Evap. Emission Control.....	7027659		20.40	CANISTER, vapor.....
71	L-6 Eng.....	7030541		24.40	CANNISTER, charcoal
71-73	All V-8 Eng.....	7028131		20.40	CANNISTER, charcoal
70	All w/Evap. Emission Control (V-8).....	4949865	1	5.02	VALVE, pressure vac. relief.....
70-72	All w/Evap. Emission Control.....	1238330	1	1.85	BRACKET, charcoal canister mtg.....
70	All w/Evap. Emission Control.....	1234556	1	.36	CONNECTOR, purge hose to air cleaner.....
70	250 Eng. w/Evap. Emission Control ..	3967086	1	.15	CONNECTOR, fuel vapor purge (on a/cl. snorkel)
70	250 Eng. w/Evap. Emission Control ..	3970076	1	.82	TEE, c/case vent, hose—(1.745).....
70	All w/Evap. Emission Control.....	3977168		.10	CLIP, vac. conn, to a/cl.
71-72	3437-67.....	3977168		.10	CLIP, vac. conn. to a/cl.
70-72	All w/Evap. Emission Control.....	7026014		.98	ELEMENT, vapor canister filter
71	L-6 Eng.....	7023987		.64	SPRING, purge valve diaph.
71	L-6 Eng.....	7041344		2.26	KIT, purge valve repair.....
3.158 PIPE, GASOLINE FEED					
53-54	All V-8.....	1169718	1	1.74	PIPE, frt.
55-56	All.....	1169718	1	1.74	PIPE, frt.
3.158 HOSE, FUEL LINE (RUBBER)					
57-69	All.....	1178095	AR	32.00	HOSE, fuel line (rubber) $\frac{1}{8}$ " I.D. x 100 ft.—(8.962) ..
61-69	All.....	3977222	1	.36	HOSE, fuel line ($\frac{1}{8}$ " I.D. x $\frac{1}{2}$ " O.D. x 25 ft.)—(8.962) ..
68	All V-8.....	3987364	AR	.20	HOSE, sensor to carb. ($\frac{1}{32}$ " x 25 ft.)—(8.962).....
69	50-60-8000.....	1231750	1	1.18	HOSE (formed) fuel feed-tank unit to feed pipe.....
69	9000.....	3987364	AR	.20	HOSE, carb. to vacuum manifold [$\frac{1}{8}$ " x 25 ft.)— (8.962).....

3.158 TUBING, FUEL LINE (Refer to Grp. 8.964)

3.162 CLAMP, FUEL LINE

NOTE For clamps not listed, refer to grp. 8.948

53-58	All	1185159	AR	10	CLAMP, pipe to vac. pump to dash pipe & vac. pump to mfld. pipe—(9.242)
63-64	44-46-47-4800 A.C.	1185159	1	10	CLAMP, vapor ret. hose to A.C. pipe on (R.) fdr. skirt—(9.242)
61-65	LeSabre-Wildcat-Electra-Riviera A.C. or A.C. Modif.	1347654	AR	10	CLAMP, fuel feed pipe & vapor return pipe to underbody
66-69	50-60-8000 A.C. & A.C. Modif. & Auto. Climate Control	1347654	AR	10	CLAMP, fuel feed pipe & return vapor pipe to frame L. side-frt
68-69	4000 Wagons	1347654	1	10	CLAMP, fuel line to lower control arm bracket
70	3435-36	1347654	1	10	CLAMP, evap. & fuel pipe to frame
71	L-6 Eng	1347654	4	10	CLAMP, fuel feed & evap. pipe to frame

3.162 CLIP, FUEL LINE

55-60	All	1190951	AR	10	CLIP, fuel hose to frt. body-vapor by-pass
61	44-46-47-4800	1190951	1	10	CLIP, fuel hose to No. 1 body brkt
62	V-6 Less P.S. & A.C. Modif.	1190951	1	10	CLIP, fuel hose to L. eng. mtg. brkt
62	44-46-4800 A.C.	1351541	2	10	CLIP, fuel line to R. frt. fdr. skirt
62-64	4435-45-4635-45 A.C. or A.C. Modif.	1351541	2	.10	CLIP, fuel & vapor return lines to R. frame side mbr. at kick-up
63	All	1190951	1	.10	CLIP, fuel hose to L. eng. mtg. brkt
64-65	LeSabre-Wildcat-Electra-Riviera Less A.C. or A.C. Modif.	1357311	AR	.10	CLIP, gas feed pipe to underbody
64	40-41-4300	1190951	1	.10	CLIP, instr. panel wiring harness to tie bar-L. ctr.
64-65	Special-Skylark A.C. or A.C. Modif.	540029	4	.10	CLIP, vapor ret. pipe to main pipe fuel pipe
64	40-41-42-4300 A.C. or A.C. Modif.	383596	1	.10	CLIP
64	44-46-4800	1190951	1	.10	CLIP, fuel hose to No. 1 body brkt
65	33-34-35-3635 A.C. or A.C. Modif.	383596	1	.10	CLIP
65-66	400 Eng	1373096	2	.10	CLIP, fuel line to eng.
65-66	5000	1351541	1	.10	CLIP, btry. cbl. & R. eng. compt. wiring harness to frame
65-66	60-8000	1351541	1	.10	CLIP, btry. cbl. junction block to starter to L. whlhse.
		531433	AR	.10	CLIP, ctr. brk pipe to fuel line at trans, supt. loc. (S-Type)
65-66	60-8000 A.C. or A.C. Modif.	1190951	1	.10	CLIP, vapor return line to frt. c/mbr.
66-67	30-4000 V-8 exc. Wagons A.C. or A.C. Modif.	383596	AR	.10	CLIP, fuel ret. pipe
66-67	30-4000 V-8 A.C. or A.C. Modif.	540029	4	.10	CLIP, vapor ret. pipe to main fuel pipe
66	46-60-8000 A.C. Modif.	1378814	1	.35	CLIP, fuel hose to eng. (between filter & carb.)
66	50-60-8000 Less A.C. & A.C. Modif. & Auto. Climate Control	1357311	1	.10	CLIP, fuel feed pipe to frame L. side-frt
66	5467-60-8000	531433	1	.10	CLIP, ctr. brk. pipe to fuel line at trans, supt. loc.
66	8000 Auto. Climate Control	1190951	1	.10	CLIP, vapor return line to frt. c/mbr.
67	30-4000 V-8 Less G.S.	540029	1	.10	CLIP, fuel return line
67	4600	398385	1	.15	CLIP, fuel return pipe to spg. bar.
67	5000 (340 Eng.) 4 Bbl. A.C. Auto. Climate Control	1357311	1	.10	CLIP, fuel feed pipe to frame (L.) side-frt
68	30-4000 V-8 (exc. G.S. 400) A.C. or Fuel Return Line	387507	1	.10	CLIP, fuel & return pipe at rr. frame rail
68	30-4000 exc. Wagons	568523	1	.10	CLIP, fuel pipe at rr. kick-up
68	4000 Wagons	568523	1	.10	CLIP, fuel pipe at rr. frame rail
68	4600	387507	1	.10	CLIP, fuel & return pipe at kick-up
68	50-60-8000	568523	1	.10	CLIP, ctr. brk.-pipe to rr. susp. lwr. control arm brkt.
68	5000 Less Man. or Auto. A.C. & Fuel Return Line	1357311	1	.10	CLIP, fuel feed pipe to frame-L. side-frt
68-72	30-4000 exc. Wagons	1231002	1	.10	CLIP, fuel pipe at rear kick-up
68-69	4600	1386214	1	.10	CLIP, fuel & return pipe at kick-up

68-69	30-4000 V-8 exc. G.S. 400-A.C. or Fuel Return Line.....	1386214		.10	CLIP, fuel & return pipe at rear frame rail.....
68-69	4000 Wagons.....	1231002		.10	CLIP, fuel pipe at rear frame rail.....
69-71	L-6 Eng.....	3918968		.10	CLIP, carburetor gas pipe.....
69	L-6 Eng. Less A.C.....	9792805		.10	CLIP, fuel pipe at rear spring seat.....
69	3000 Wagons.....	1230219		.15	CLIP, fuel pipe at rear frame cross member & rr. frame side rail.....
69	30-4000 exc. 4000 Wagon.....	1231003		.10	CLIP, fuel line (also used 4.686) ..
67-73	All A.....	1382640		.10	CLIP (used 4.686).....
68-69	30-4000 exc. Wagons ...	9792805		.10	CLIP, fuel pipe at rear spring seat
69	30-4000 exc. 4000 Wagon.....	3952717		.10	CLIP, fuel line to frame (also used 4.686).....
69-73	350 Eng.....	1386875		.15	CLIP, fuel pipe to intake manifold.....
69	50-60-8000.....	1386214		.10	CLIP, fuel line to frame-left side.....
69	50-60-8000.....	1386214		.10	CLIP, fuel line to rear speaker seat frame.....
69-70	50-60-8000.....	1386215		.10	CLIP, fuel return line-rear lower control arm bracket (also used 4.686).....
69-70	9000.....	1384157	1	.20	CLIP, fuel line to intake manifold.....
69-70	All.....	1386214	1	.10	CLIP, fuel & return pipe.....
70-71	L-6 Eng. exc. Evap. Emission Control	1231003		.10	CLIP, fuel line to frame.....
70	30-4000.....	3952717		.10	CLIP, brk. & fuel line to frame (also used 4.686) ..
71	30-4000 V-8 A.C.....	1386214		.10	CLIP, fuel & return pipe.....
71-72	30-4000.....	3952717		.10	CLIP, ctr. vent pipe to underbody.....
71-72	5000.....	3952717		.10	CLIP, fuel feed.....
71-72	All B Wagons.....	478597		.10	CLIP, fuel feed pipe to frt. cross member (L. side)
71	50-66-80-9000.....	478728		.10	CLIP, fuel feed pipe to frt. c/mbr.-(L. side).....
71-73	All B-C-E.....	1235755		.10	CLIP, brake-fuel & return line to frame.....
72	3437-67 (455 Eng.) ...	1386214		.10	CLIP, fuel & return pipe at kick-up.....
72	30-4000 w/A.C. Fuel Return Line, A.C, T.H. 350 (350 Eng.).....	1386214		.10	CLIP, fuel & return pipe at kick-up.....
72-73	All B Wagons.....	478728		.10	CLIP, fuel return to rr. cr/mbr. (R. side)
73	All B-C-E exc. Wagons .	478728		.10	CLIP, fuel feed pipe to frt. cr/mbr. (L. side)

NOTE: Feed pipe connections are listed group 8 963.

3.163 KIT—DOME, FUEL LINE AIR DOME

61-63	40-41-4300 A.C.....	1389806	1	2.7 2	KIT
64-65	Special-Skylark-LeSabre A.C. or A.C. Modif.....	1396622		2.36	DOME KIT.....
61-62	40-41-4300 A.C.....	1523319		1.03	DOME, fuel line air (part of 1 389806)
63	40-41-4300 V-8 A.C. ...	1523319		1.03	DOME.....
64-65	Special-Skylark-LeSabre A.C. or A.C. Modif. Less Gran Sport	1523319		1.03	DOME.....
71	5000 (350 Eng.).....	1239890		1.79	TEE CONNECTOR, fuel inlet line air dome adapter

3.163 TANK—RESTRICTOR, FUEL TANK VENT

69-70	All exc. 9000 8* Wagons exc. Evap. Emission Control.....	403846	1	.62	TANK, fuel vent, surge (in fuel tank vent, hose) 3V ₂ " long.....
69-70	All exc. 9000 8i Wagons exc. Evap. Emission Control.....	403844	1	.10	RESTRICTOR, fuel tank vent, hose—(3.003)....
71-72	All exc. Wagons.....	3992372	1	.10	RESTRICTOR, fuel vapor pipe to cannister hose ..

3.163 PIPE, EVAPORATOR EMISSION SYSTEM

70	30-4000 exc. Conv.....	1235146		4.61	PIPE, evap. rr.
70	30-4000 Conv.....	1235147		6.50	PIPE, evap. rr.
70	50-60-8000 Conv. w/Evap. Emission Control.....	1235183	1	6.60	PIPE, evap. rr.
70	50-60-8000 exc. Conv. 8i Wagons w/Evap. Emission Control.....	1235184	1	4.36	PIPE, evap. rr.

3.163 SHIELD, GAS FEED TUBING

65-70	All.....	3792505	AR	2.51	SHIELD (95 ³ / ₁₆ " O.L-1 1 coil per in.) (for ³ / ₁₆ " O.D. pipe).....
-------	----------	---------	----	------	--

3.201 PIPE, FUEL FILTER TO CARBURETOR

65	All (425 Eng.) 2-4 Bbl.	1370889	1	.72	PIPE
66	30-40-5000 V-8 A.I.R. (340 Eng.) 4 Bbl.....	1378687		1.69	PIPE

66	425 Eng. (2-4 Bbl.)	1370889		.72	PIPE.....
61-62	40-41-4300 V-8	137406		.20	CONNECTOR, inverted flared tube (1/4") carb. to fuel pipe (carb. end)—(8.963).....
61-62	40-41-4300.....	137422	1	.46	ELBOW, inverted flared tube (7/16") V-8 fuel pump to pipe, V-6 carb. to fuel pipe—(8.963).....

3.201 PIPE—HOSE, FUEL PUMP TO CARBURETOR

63	40-4100 V-6 A.C. 2nd Type.....	1362346	1	1.38	PIPE, pump to tee
64-65	All V-6 A.C. (1 Bbl.).....	1364207	1	1.03	PIPE, pump to tee
64-65	All V-6 A.C. or A.C. Modif. (1 Bbl.).....	1364205	1	1.03	PIPE, tee to carb.
64	46-47-4800 (425 Eng.) (2-4 Bbl. Carb.).....	1364047	1	1.03	PIPE, frt. to rr. carb.
64-66	All (425 Eng.) 2-4 Bbl.....	1364047	1	1.03	PIPE, frt. to rr. carb.
67	225 Eng.....	1380930		1.18	PIPE.....
67	300-340 Eng. (2 Bbl.).....	1380931		1.18	PIPE.....
67	400-430 Eng.....	1380929		1.64	PIPE.....
68-71	L-6 Eng.....	3918986		1.17	PIPE.....
68	350 Eng. (2 Bbl.).....	1384106		1.79	PIPE.....
68	350 Eng. (4 Bbl.).....	1383837		1.54	PIPE.....
68	400-430 Eng.....	1383234		1.33	PIPE.....
69	350 Eng. (2 Bbl.).....	1387070		2.46	PIPE.....
69-71	350 Eng. (4 Bbl.).....	1232130		2.51	PIPE.....
69-70	400-430-455 Eng. exc. 9000 & Stage 1.....	1383234		1.33	PIPE.....
71	50-60-8000 (455 Eng.).....	1383234		1.33	PIPE.....
63	4700.....	1356887		.82	HOSE, filter to carb.
64-65	Riviera (1-4 Bbl.).....	1356887		.82	HOSE, filter to carb.
63	40-4100 V-8 2 Bbl. A.C. Modif.....	128275	1	.77	TEE, vapor return pipes-between pump & carb.—(8.963).....
64-65	V-6 A.C. or A.C. Modif. (1 Bbl.).....	128275	1	.77	TEE, vapor return tee-fuel pipe—(8.963).....
64-66	425 Eng. (2-4 Bbl.).....	143483	1	1.23	TEE, assm. in secondary carb. for fuel inlet—(8.963) .
63	40-4100 V-8 2 Bbl.....	137422	1	.46	ELBOW, pump to fuel pipe—(8.963).....
64	V-6.....	137422	1	.46	ELBOW, pump to fuel pipe—(8.963).....
66-67	30-4000 A.I.R. 8i A.C. exc. G.S.....	1370246	1	.30	FITTING, in tee in int. mflid.—(2.410).....

NOTE. 1963 1st Type, Use with fuel pump stamped 4827,«2nd Type Use with pump stamped 6729.

3.265 MANIFOLD, INTAKE

57-61	40, 4400 (2 Bbl.).....	1175327		32.20	MANIFOLD
59-61	46-47-4800.....	1187708		33.25	MANIFOLD
61-62	40-41-4300 V-8 (2 Bbl.).....	1354966		51.20	MANIFOLD
61-63	40-41-4300 V-8 (4 Bbl.).....	1358983		51.20	MANIFOLD
62	4400 (2 Bbl.).....	1349425		33.25	MANIFOLD
62	44-46-4800 (4 Bbl.).....	1187708		33.25	MANIFOLD
62-63	V-6.....	1351679		26.45	MANIFOLD
63	4400 Omit on H.P.....	1355410		37.35	MANIFOLD
63	4400 H.P.-46-47-4800 ..	1353531		37.35	MANIFOLD
64	All V-6.....	1363176		30.10	MANIFOLD
64-65	Wildcat-Electra-Riviera (1-4 Bbl.).....	1375548		38.75	MANIFOLD.....
64	46-47-4800 (425 Eng.) 2-4 Bbl.....	1357106		46.50	MANIFOLD.....
65	All V-6 (1 Bbl.).....	1369904		33.75	MANIFOLD.....
65	300 Eng. (2 Bbl.).....	1367507		36.50	MANIFOLD.....
65	30-40-5000 V-8 (4 Bbl.).....	1367299		38.15	MANIFOLD.....
65	4000 Gran Sport.....	1375548		38.75	MANIFOLD.....
65-66	425 Eng. (2-4 Bbl.).....	1370316		54.75	MANIFOLD, int.....
66-67	225 Eng.....	1378703		38.35	MANIFOLD.....
66	340 Eng. (4 Bbl.).....	1379948		50.55	MANIFOLD (also order 1-8.846 hose htr. case to mflid.).....
66	400-401 Eng. Less H.P. & High Compr. on 400 Eng.....	1375548	1	38.75	MANIFOLD
66	400 H.P. & High Compr. Eng. A.T. Less A.C.....	1375118		54.85	MANIFOLD.....
66	425 Eng. (1-4 Bbl.).....	1375118		54.85	MANIFOLD.....
66-67	300 Eng. (2 Bbl.).....	1378705		46.70	MANIFOLD (when using on 1966 model also order 1-8.846-1380655 hose).....
66-67	340 Eng. (2 Bbl.).....	1378707		49.25	MANIFOLD.....
67	340 Eng. (4 Bbl.).....	1379948		50.55	MANIFOLD.....
67	400-430 Eng.....	1374062		49.85	MANIFOLD.....
68-71	L-6 Eng.....	3929253		15.20	MANIFOLD.....
68	350 Eng. (2 Bbl.).....	1231379		55.55	MANIFOLD.....
68	350 Eng. (4 Bbl.).....	1231380		52.85	MANIFOLD.....

68	400-430 Eng.	1386681	46.00	MANIFOLD
69	350 Eng. (2 Bbl.)	1386845	53.75	MANIFOLD
69	350 Eng. (4 Bbl.)	1387069	54.15	MANIFOLD
69	400-430 Eng.	1386003	47.85	MANIFOLD
70	350 Eng. (2 Bbl.)	1231381	56.10	MANIFOLD
70	350 Eng. (4 Bbl.)	1231924	56.50	MANIFOLD
70	455 Eng.	1231718	53.00	MANIFOLD
71	350 Eng. (2 Bbl.)	1236402	55.30	MANIFOLD
71	350 Eng. (4 Bbl.)	1236389	55.85	MANIFOLD
71	455 Eng. (4 Bbl.)	1236403	56.30	MANIFOLD
72-73	350 Eng. (2 Bbl.) w/A.I.R.	1238576	57.35	MANIFOLD
72	350 Eng. A.T. (2 Bbl.) less A.I.R.	1238643	55.30	MANIFOLD
72-73	350 Eng. C.T. (4 Bbl.)	1238586	57.90	MANIFOLD (Calif.)
72-73	350 Eng. A.T. (4 Bbl.) w/A.I.R.	1238586	57.90	MANIFOLD (Calif.)
72	350 Eng. A.T. (4 Bbl.) less A.I.R.	1238647	1 55.85	MANIFOLD
72	455 Eng.	1238397	1 58.35	MANIFOLD (Calif.)
72	455 Eng. exc. California	1239924	1 54.95	MANIFOLD
73	455 Eng.	1238397	1 58.35	MANIFOLD

3.265 ADAPTER, EXHAUST MANIFOLD HEAT

68-69	350 Eng.	1381843	.56	ADAPTER
68-69	400-430 Eng.	1382260	.72	ADAPTER

3.265 COVER—PLUG, INTAKE MANIFOLD

55-56	All.	1168892	1 .51	COVER
57-58	All.	1174531	1 .46	PLUG, expan.
59-61	4400 (2 Bbl.)	1174531	.46	PLUG, expan.
59-62	44-46-47-4800	1189802	.46	PLUG, expan.
62	44-46-4800 Less Htr.	438159	.15	PLUG, in water mfl.—(8.97 1)
63	40-4100 V-6.	438159	.15	PLUG, in intake mfl.—(8.97 1)
63	44-46-47-4800	1189802	.46	PLUG EXPANSION, int. mfl. core hole
63	44-46-47-4800 Less Htr.	445673	.10	PLUG, in water mfl. to plug hole for htr.—(8.971)
64	46-47-4800	445673	.10	PLUG, %" in water mfl.—(8.97 1)
64	V-6.	445673	.10	PLUG, 1/4" in int. mfl.—(8.971)
64-66	400-401-425 Eng. (1-4 Bbl.)	1189802	.46	PLUG, int. mfl. expan.
	Wildcat-Electra-Riviera	445673	.10	PLUG, to plug hole for htr. (8.971)
65	30-50-5000 Less Htr.—	438159	.15	PLUG, int. mfl. to plug hole for htr.—(8.971)
66-68	60-80-9000 Less Htr.			
66	Def.	445673	.10	PLUG, int. mfl. to plug hole for htr.—(8.97 1)
67	400-430 Eng. Less Htr.	445673	.10	PLUG, in int. mfl. to plug hole for htr.—(8.971)
69-70	400 Eng. Less Heater.	438159	.15	PLUG, intake manifold to plug hole for heater— (8.971)
72	350-455 Eng. C.T.	444788	1 .20	PLUG, intake manifold in place of vac. switch— (8.971)

3.270 GASKET—SEAL, INTAKE MANIFOLD

31-35	60.	1391684	1.64	GASKET SET (incl. 3 gskts.)
34-40	40.	1391684	1.64	GASKET SET (incl. 3 gskts.)
40	50.	1391684	1.64	GASKET SET (incl. 3 gskts.)
40-52	40-50.	1323724	.15	GASKET.
40-52	60-70-80-90.	1323725	.10	GASKET.
53	40.	1323724	.15	GASKET.
53-54	All V-8.	1165750	.72	GASKET.
55	40 C.T.	1165750	.72	GASKET.
55	40 A.T. up to Eng. 1315079 & Between Eng. 13 15999 to 1325199.	1165750	2 .72	GASKET
55	40 A.T. Between Eng. 1315079 to 1315999 & after Eng. 1325129	1168511	2 .72	GASKET
55	50-60-70 Up to Eng. 1325567.	1165750	2 .72	GASKET
55	50-60-70 after Eng. 1325567.	1168511	2 .72	GASKET
56	All.	1168511	2 .72	GASKET
56	All.	1172722	1 .20	GASKET, intake manifold cover
57-58	All High Pwr. Equip.	1173705	2 .97	GASKET, less heat holes.
57-60	40-4400 C.T.	1179071	2 .82	GASKET
57-60	All A.T.	1173390	2 .82	GASKET
61-63	40-41-4300 V-8.	1353019	1 2.61	GASKET (metal)
61-62	44-46-47-4800.	1173390	2 .82	GASKET.
62-63	V-6.	1351758	2 .36	GASKET (metal)
63	44-46-4800 C.T.	1179071	2 .82	GASKET.

63	44-46-47-4800 A.T.	1173390	2	.82	GASKET.....
64-67	225 Eng.	1357866	2	.41	GASKET, metal
64	40-4 1-42-43-4400 V-8 ..	1378453	2	.97	GASKET.....
64	4600 C.T. 3-Speed.....	1173390	2	.82	GASKET.....
64-66	Skylark G.S. & Wildcat C.T.	1179071	2	.82	GASKET
64-66	400-401-425 Eng. A.T.	1173390	2	.82	GASKET
65-66	300-340 Eng.	1378454	2	1.13	GASKET
66	400-401-425 Eng. A.T. A.I.R.	1179071	2	.82	GASKET
67	300-340 Eng.	1378454	2	1.13	GASKET
67-71	400-430-455 Eng. Heavy Duty.....	1383831	1	6.60	GASKET, intake manif. (heat holes blocked off)
68-71	L-6 Eng.	3953746	1	1.54	GASKET.....
67-71	400-430-455 Eng.	1394705	1	4.05	GASKET SET.....
68-71	350 Eng.	1394699	1	4.05	GASKET SET, int. manifold & seal.....
72-73	350 Eng.	1394953	1	6.00	GASKET SET, intake manif. & seal.....
72	455 Eng.	1242283	1		GASKET SET (intake manifold & seal).....
72-73	455 Eng.	1238514	1	2.82	GASKET.....
61-63	40-41-4300 V-8	1351670	2	.41	SEAL, gskt.
62-63	V-6.....	1350377	2	.36	SEAL, gskt. (rubber).....
64-67	225-300 Eng.	1357738	2	.46	SEAL, gskt. (rubber).....
66-67	340 Eng.	1374880	2	.46	SEAL, gskt. (rubber).....
67-71	400-430-455 Eng.	1230501	2	.62	SEAL, gasket (rubber).....
68	9000.....	1358554	1	1.64	FITTING, in int. mflid.-htr. & A.C. control.....
61-63	40-41-4300 V-8.....	1195558	AR	.10	SCREW (used 1.060-3.275).....
3.272 GASKET, EXHAUST MANIFOLD TO INTAKE MANIFOLD					
68-71	L-6 Eng.	3788485	1	.20	GASKET
3.273 CLAMP, INTAKE & EXHAUST MANIFOLD					
61-63	40-41-4300 V-8.....	1348763	2	.72	CLAMP, manifold gasket
68-71	L-6 Eng.	3792519		.25	CLAMP
68-71	L-6 Eng.	3823035		.25	CLAMP, at end exhaust ports.....
3.273 CLAMP, DISTRIBUTOR TO ENGINE FRONT COVER MANIFOLD					
67-73	400-430-455 Eng.	3835505	1	.25	CLAMP (also used 2.363).....
3.275 BOLT—SCREW, INTAKE MANIFOLD TO CYLINDER HEAD					
65	400-401-425 Eng.	1363932	1	.36	BOLT (%—16) hex. hd. dbl. end (also used 3.613)
65-66	30-4000 less G.S.	1368810	1	.20	BOLT (used 3.613).....
64-68	All as Req.	1364915	AR	.13	BOLT (%—16 x 1 ¹ / ₂ ") ³ / ₈ "e—18 Stud on Hd.
65-69	All as Req.	1371336	AR	.20	BOLT (1 ¹ / ₂ " -16 1 ¹ / ₂ ") hex. head.....
65-69	All as Req.	1231418	AR	.30	BOLT (%--16 11V).....
67	All as Req.	9424820	AR	.20	BOLT (% ¹ / ₂ --16 1%) flanged hex. hd.—(8.900) ..
68	All as Req.	9426545	AR	.21	BOLT (1 ¹ / ₂ "--16 2%).....
69-73	350 Eng.	1231417	AR	.30	BOLT(%"- 16 x 1%) .
69	350 Eng.	1231419	8	.30	BOLT (%--16 x 2%)
70-73	455 Eng.	1237059	12	.30	BOLT, ⁷ / ₁₆ "—14 x 1 ³ / ₄ ".....
70-73	350 Eng.	1232281	8	.30	BOLT, %"—16 x 2 ¹ / ₂ ".....
72-73	455 Eng.	1238525	8	.30	BOLT (1 ¹ / ₂ "—14 x 2 ¹ / ₂ ".....
61-63	40-41-4300 V-8	1195564	8	.20	SCREW, intake mflid. to cyl. hd. (also used 0.683) ..
61-63	40-41-4300 V-8-C.T.	1195564	2	.20	SCREW, intake mflid. to cyl. hd. at l. rr. fig. (also used 0.683).....
61-63	40-41-4300 V-8.....	1195558	2	.10	SCREW, int. mflid. clamp & gskt. to c/case—(3.270)
68-71	L-6 Eng.	3835487	2	.36	STUD, manifold locating.....
68-71	L-6 Eng.	3760425	2	.20	STUD (used 3.613).....
67	400-430 Eng.	1377649	2	.20	PIN (V ₄ " x ¹³ / ₁₆ ".....
68-73	All V-8.....	1377649	2	.20	PIN (1 ¹ / ₄ " x ³ / ₁₆ ".....
3.275 BOLT—STUD, CARBURETOR TO INTAKE MANIFOLD					
58-62	All as Req.	186677	AR	.10	BOLT (1 ¹ / ₂ "r—18 x 1)—(8.900).....
61-62	40-41-4300.....	180080	4	.10	BOLT (V ₁₆ "—18 x 1 ¹ / ₂ "—(8.900).....
61-62	44-46-47-4800.....	179840	8	.10	BOLT—(8.900).....
71	L-6 Eng.	9419061	1	.20	BOLT, cable bracket to manifold (%—16 x 2 ¹ / ₂ "- (8.900).....
65-67	30-40-5000 Less G.S.	3760425	2	.20	STUD (used 3.613).....
68-71	L-6 Eng.	3792369	2	.15	STUD, int. & exh. manif. clamp (used 3.288)
3.278 FITTING, INTAKE HMANIFOLD					
55	All A.T. P.B. after Eng. ...	1169606	1	.87	FITTING (2 way) tee.....
56-58	All A.T. P.B.	1169606	1	.87	FITTING (2 way) tee.....
60	All.....	1195296	AR	.87	FITTING, vac. (1 ¹ / ₂ ") inverted flared elbow.....
60	All P.B.	1195301	AR	.87	FITTING, tee (%) inverted flared.....
59-73	All as Req.	187322	AR	.46	FITTING, inverted flared tube 90 degree elbow-(1 ¹ / ₂ ") in intake mflid.—(8.963).....
59-63	All as Req.	1189746	AR	1.74	FITTING (%) inverted flared tee.....

62-63	4800 Vac. Dr. Lock Less A.C.	1358559		4.51	FITTING, in mfld. tee.....
63-63		1358554	A	1.64	FITTING, elbow-brass (W O.D. one end. V," dryseal thread one end) V," I.D.-in intake mfld.....
63	44-46-4800 A.C. P.B.	1358559		4.51	FITTING, in int. mfld.....
63	4819-29-39 Less A.C.- Vac. Dr. Locks.....	1358559		4.51	FITTING, in int. mfld.....
67	50-60-80-9000 P.B.	1381663		.85	FITTING, elbow P.B. vac. hose to int. mfld.- (8.963)
68-69	L-6 Eng. A.C. & Pwr. Brakes.....	3920994		1.33	FITTING, P.B. (in intake manifold for vacuum hose)— (7.447).....
70	L-6 Eng. A.C. & P.B.	3977106		1.23	FITTING, P.B. (in intake manifold for vacuum hose) ..
68-70	L-6 Eng. A.C. Less Pwr. Brakes.....	3891523		.87	FITTING, A.C. in intake manifold for vacuum hose ...
68-69	L-6 Eng. P.B.-less A.C.	3915971		.87	FITTING, P.B. vacuum hose—(4.931).....
70	250 Eng. P.B. less A.C.	3977105		.82	FITTING, P.B. (also used 4.931).....
70	L-6 Eng. A.C. & P.B.	3977106		1.23	FITTING, P.B. in intake mfld. for vac. hose (also used 4.931).....
70-73	350 Eng. (2 Bbl.).....	1233443		1.44	FITTING, vacuum ("Y" shaped) in rr. of carb.— (8.963).....
66	4000 Wagons W/Auto. Air Lift Shocks.....	1369465		.35	CONNECTOR, in tee at rr. of carb.—(4.205)
66-67	30-4000 Less G.S.. A.I.R. & AC.....	9409939		.83	TEE, int. mfld.—(8.963).....
66-67	4600 A.C. & A.I.R.	9409943		.62	TEE, int. mfld.—(8.963).....
68-73	All Auto Air Lift Shock....	1484399		.77	CONNECTOR (tee) in P.C.V. hose for level control (also used 7.346).....
68-71	All as Reqd.	9784580		.51	TEE, thermo. vacuum & air cleaner line (3-way) (/ie" x 7/16" x W ends)—(12.243).....
69-73	All as Reqd.	444788		.20	PLUG, sq. (V ₂ "—14)—(8.971).....
68	9000 2nd Type.	1385867		2.26	HARNES, vac. source hoses (for htr. on A.C. & hdtps.) mfld. to storage tank & check valve.....
68	9000 2nd Type.	1385866	1	.51	TUBING, vac. source fitting on eng. to vac. mfld.
	NOTE. Other fittings listed group 8.963.				

3.288 STUD, INTAKE & EXHAUST MANIFOLD

68-70	L-6 Eng.	3792369	2	.15	STUD, manifold clamp--(3.275)
69-71	L-6 Eng.	3798281	1	.20	STUD.....
70	L-6 Eng. w/Evap. Emission Control.	3967070	2	.25	STUD
71	L-6 Eng.	3973169	2	.20	STUD

3.288 STUD, CARBURETOR TO INTAKE MANIFOLD

50-57	All as Reqd.	3959570	4	.15	STUD.....
-------	-------------------	---------	---	-----	-----------

3.402 AIR CLEANER AND SILENCER

50-51	70.	1551361	1	23.05	SILENCER, less element & oil base
59-60	46-47-4800 Less A.C.	5645217	1	25.70	CLEANER SILENCER
61-63	40-41-4300 V-8 4 Bbl.	5647047	1	22.00	CLEANER SILENCER
61-63	40-41-4300 V-8 2 Bbl.	5647063	1	22.90	CLEANER SILENCER
61	46-47-4800.	5645217	1	25.70	CLEANER SILENCER
62	V-6.	5648159	1	18.95	CLEANER SILENCER
62	4400 2 Bbl.	5646672	1	24.00	CLEANER SILENCER
62	44-46-4800.	5645217	1	25.70	CLEANER SILENCER
63	40-4100 V-6.	5649854	1	16.80	CLEANER SILENCER
63	4400 H.P.-4800.	6418755	1	25.05	CLEANER SILENCER
63	4400 Omit on H.P. also Omit on Exp. Lwr. Compr. & Reg. Gas Eng. Opt.	5646672	1	24.00	CLEANER 8i SILENCER
63	4600(401 Eng.).	6418755	1	25.05	CLEANER & SILENCER
64-66	All V-6 Less Ck & Case Vent-Closed Circuit 8t A.I.R.	6484447	1	27.60	CLEANER 8. SILENCER
64-66	All V-6 Ck/Case Vent.- Closed Circuit.	6419588	1	18.45	CLEANER 8. SILENCER
64-66	300-340 Eng. (2 Bbl.) less Ck/Case Vent.- Closed Circuit & A.I.R.	6486329	1	32.60	CLEANER & SILENCER
64-65	300 Eng. (2 Bbl.) Ck/Case Vent.-Closed Circuit.	6486329	1	32.60	CLEANER & SILENCER
64-65	300 Eng. (4 Bbl.) Less Ck/Case Vent.-Closed Circuit.	6486328	1	32.30	CLEANER & SILENCER
64	40-41-42-43-4400 V-8 4 Bbl. Ck/Case Vent.- Closed Circuit.	6486328	1	32.30	CLEANER & SILENCER

64	46-4800 (1-4 Bbl.) less Ck/Case Vent.-Closed Circuit	6419868	1	24.45	CLEANER & SILENCER
64	4700 (1-4 Bbl.) Ck/Case Vent.-Closed Circuit . . .	6419475	1	33.55	CLEANER & SILENCER
65	300 Eng. (4 Bbl.) Ck/Case Vent.-Closed Circuit	6486328	1	32.30	CLEANER & SILENCER
65	4000 Gran Sport Less Ck/Case Vent.-Closed Circuit	6484452	1	48.90	CLEANER & SILENCER
65	4000 Gran Sport Ck/Case Vent.-Closed Circuit	6422290	1	33.55	CLEANER & SILENCER
65	Wildcat-Electra-Riviera (1-4 Bbl.) Ck/Case Vent.-Closed Circuit . . .	6420990	1	28.20	CLEANER & SILENCER
65	Wildcat-Electra-Riviera (1-4 Bbl.) Less Ck/Case Vent.-Closed Circuit . . .	6484448	1	40.75	CLEANER & SILENCER
66-67	225 Eng. A.I.R.	6423155	1	19.75	CLEANER & SILENCER
66	300-340 Eng. (2 Bbl.) A.I.R.	6423156	1	27.05	CLEANER & SILENCER
66	340 Eng. (2 Bbl.) Ck/Case Vent.-Closed Circuit	6486329	1	32.60	CLEANER & SILENCER
66	340 Eng. (4 Bbl.) Less A.I.R. & Ck/Case Vent.- Closed Circuit	6486328	1	32.30	CLEANER & SILENCER
66	340 Eng. Ck/Case Vent.- Closed Circuit	6486328	1	32.30	CLEANER & SILENCER
66	340 Eng. (4 Bbl.) A.I.R. . .	6423157	1	26.65	CLEANER & SILENCER
66	400 Eng. Less H.P. & High Compr. & A.I.R. . .	6484452	1	48.90	CLEANER & SILENCER
66	400 Eng. A.I.R. Less H.P. & High Compr.	6423160	1	35.50	CLEANER & SILENCER
66	400 H.P. & High Compr. Eng. A.T. Less A.I.R. & A.C.	6423490	1	38.45	CLEANER & SILENCER
66	400 H.P. & High Compr. Eng. A.T., A.I.R. Less A.C.	6423491	1	43.65	CLEANER & SILENCER
66	(401 Eng.) A.I.R.	6423158	1	28.95	CLEANER & SILENCER
66	401 Eng. (1-4 Bbl.) Less A.I.R.	6484448	1	40.75	CLEANER & SILENCER
66	425 Eng. G.S. Less A.I.R. .	6484414	1	57.25	CLEANER & SILENCER
66	425 Eng. G.S.-A.I.R.	6423161	1	59.65	CLEANER & SILENCER
66	60-8000 (425 Eng.) A.I.R. .	6423159	1	30.55	CLEANER & SILENCER
66	60-8000 (425 Eng.) Less A.I.R.	6484412	1	27.00	CLEANER & SILENCER
66	9000 (425 Eng.) A.I.R. Less G.S.	6423159	1	30.55	CLEANER & SILENCER
66	9000 (425 Eng.) 1-4 Bbl. Less A.I.R. & G.S.	6484412	1	27.00	CLEANER & SILENCER
66	425 Eng. (2-4 Bbl.).	6422706	1	106.75	CLEANER & SILENCER
67	225 Eng. Less A.I.R.	6484447	1	27.60	CLEANER & SILENCER
67	300-340 Eng. (2 Bbl.) Less A.I.R.	6424149	1	25.55	CLEANER & SILENCER
67	340 G.S.	6421289	1	38.30	CLEANER & SILENCER
67	340 Eng. (4 Bbl.) Less A.I.R.	6424150	1	24.50	CLEANER & SILENCER
67	340 Eng. (4 Bbl.) A.I.R. . .	6423922	1	28.30	CLEANER & SILENCER
67	340 Eng. (2 Bbl.) A.I.R. . .	6423745	1	28.85	CLEANER & SILENCER
67	400-430 Eng. Less A.I.R. .	6423354	1	48.65	CLEANER & SILENCER (plastic)
67	6467-87-6667-87-9000 Dual Inlet A/CI. Less A.I.R.	6423354	1	48.65	CLEANER & SILENCER (plastic)
67	400 Eng. A.I.R.	6423361	1	54.05	CLEANER & SILENCER (plastic)
67	60-9000 Dual Inlet A/CI. & A.I.R.	6423361	1	54.05	CLEANER & SILENCER (plastic)
67	430 Eng. A.I.R. Less Dual Inlet	6423016	1	28.95	CLEANER & SILENCER
67	430 Eng. Less A.I.R. & Dual Inlet	6484492	1	32.60	CLEANER & SILENCER
68	L-6 Eng. H.D.	6484314	1	37.75	CLEANER & SILENCER, heavy duty
68	L-6 Eng. Less H.D.	6424423	1	40.60	CLEANER & SILENCER
68	3327 (Calif. Only)	6484022	1	50.65	CLEANER & SILENCER, g.s. a/cl. chrome less h.d.
68	350 Eng. (2 Bbl.).	6484186	1	36.95	CLEANER & SILENCER, heavy duty

68	350 Eng. (2 Bbl.)	6424910	1	33.40	CLEANER & SILENCER, less heavy duty
68	3437-4600-9000 G.S. Chrome A/Cl.	6484313	1	54.75	CLEANER & SILENCER, heavy duty
68	3437-3600-9000 Chrome A/Cl.	6484022	1	50.65	CLEANER & SILENCER, less heavy duty
68	350-430 (4 Bbl.) Less Chrome A/Cl.	6484312	1	42.50	CLEANER & SILENCER, heavy duty
68	350 Eng. (4 Bbl.)	6484532	1	57.85	CLEANER & SILENCER, less heavy duty
68	400 Eng. (4 Bbl.) Less Chrome A/Cl.	6484312	1	42.50	CLEANER & SILENCER, heavy duty
68	400 Eng.	6484532	1	57.85	CLEANER & SILENCER, less heavy duty
68	60-8000.	6484532	1	57.85	CLEANER & SILENCER, less heavy duty
68	9000 Less Chrome A/Cl.	6484532	1	57.85	CLEANER & SILENCER, less heavy duty
69-72	L-6 Eng.	6484662	1	40.95	CLEANER & SILENCER.
69	350 Eng. (2 Bbl.)	6484241	1	57.85	CLEANER & SILENCER.
69	350-400 Eng.	6485044	1	56.50	CLEANER & SILENCER (dual snorkel) . .
69	350-430 Eng. (4 Bbl.) Less Chrome or Dual Snorkel Air Cleaner_____	6484532	1	57.85	CLEANER & SILENCER (not chrome)
69	9000 Chrome Air Cleaner.	6484793	1	69.45	CLEANER & SILENCER.
70-71	350 Eng. (2 Bbl.)	6485408	1	54.35	CLEANER & SILENCER.
70-71	350 Eng. (4 Bbl.) less Chrome or Dual Snorkel A/Cl.	6485409	1	54.35	CLEANER & SILENCER
70	60-80-9000 less Chrome A/Cl.	6485827	1	45.65	CLEANER & SILENCER
70-71	350-455 (4 Bbl.) Dual Snorkel Air Cleaner_____	6485517	1	67.35	CLEANER & SILENCER
70-71	9000 w/Chrome A/Cl.	6485518	1	65.20	CLEANER & SILENCER
71	50-60-80-9000 (455 Eng.) less Chrome or H.D. A/Cl.	6485827	1	45.65	CLEANER & SILENCER.
72-73	350 Eng. (2 Bbl.)	6487171	1	54.35	CLEANER & SILENCER.
72-73	350 Eng. (4 Bbl.)	6487173	1	54.35	CLEANER & SILENCER.
72-73	All B-C-E (455 Eng.) exc. Chrome Air Cleaner	6487179	1	54.35	CLEANER & SILENCER.
72	3437-67 (4 Bbl.)	6487175	1	67.35	CLEANER & SILENCER (dual snorkel)
72-73	All E.	6487177	1	65.20	CLEANER & SILENCER (chrome).
68	L-6 Eng.	6484228	1	1.13	SPRING, anti-rattle—(3.417).

3.402 MONOGRAM—EMBLEM, AIR CLEANER

64-66	300 Eng.	1367279	1	1.23	MONOGRAM (Wildcat 310).
64-65	300 Eng. (4 Bbl.)	1366202	1	1.44	MONOGRAM.
64-66	401 Eng.	1366205	1	1.49	MONOGRAM (Wildcat 445).
64	4700 (1-4 Bbl.)	1366146	1	3.64	MONOGRAM (Wildcat 465).
65-66	400 Eng.	1366147	1	4.15	MONOGRAM (Wildcat 445).
66	340 Eng. (4 Bbl.)	1376787	1	1.69	MONOGRAM, "Wildcat 375".
66	400 H.P. & High Compr. Eng.	1380423	1	3.79	MONOGRAM, "Wildcat G.S.".
66	425 Eng. G.S.	1366146	1	3.64	MONOGRAM, "Wildcat 465".

3.403 GASKET, BETWEEN AIR CLEANER & CARBURETOR

52-56	70.	1341090	1	.20	GASKET _____
54-56	60-100.	1341090	1	.20	GASKET _____
55-56	50.	1341090	1	.20	GASKET _____
55-57	50-60-70.	1169957	1	.25	GASKET _____
57	50-60-70.	1458911	1	.36	GASKET _____
57-60	40-4400 2 Bbl.	3970102	1	.15	GASKET _____
58	50-60-70-700.	1181130	1	.25	GASKET _____
59-65	All (4 Bbl.)	1181130	AR	.25	GASKET _____
61-67	All (2 Bbl.)	3970102	1	.15	GASKET _____
62-63	4400 2 Bbl.	1351346	1	.20	GASKET _____
66-67	340 Eng. (4 Bbl.)	1181130	1	.25	GASKET _____
66	400-401 Eng. Less 400 H.P. & High Compr. Eng.	1181130	1	.25	GASKET.
66	400 H.P. & High Compr. Eng. A.T. Less A.C.	3969843	1	.25	GASKET.
66	425 Eng. (1-4 Bbl.)	3969843	1	.25	GASKET.
66	425 Eng. (2-4 Bbl.)	1379685	2	1.08	GASKET.
67	3417 A.I.R.	1181130	1	.25	GASKET.
67	3417 Less A.I.R.	1463468	1	.15	GASKET.
67	400-430 Eng.	3969843	1	.25	GASKET (also used 3.4 13)
68	L-6 Eng.	3970102	1	.15	GASKET.
68-69	350 Eng. (2 Bbl.)	3970102	1	.15	GASKET.
68	All (4 Bbl.)	3969843	1	.25	GASKET.
69	350-400 Eng. (4 Bbl.)	1230747	1	.87	GASKET.

69	430 Eng.	3969843	1	.25	GASKET...
70-71	L-6 Eng.	3970102	1	.15	GASKET .
70-72	3437-67-4600 Dual Air Inlet1230747	1	.87	GASKET...
70-73	350 Eng. (2 Bbl.)	3970104	1	.15	GASKET...
70-72	350-455 Eng. (4 Bbl.) ...	3969843	1	.25	GASKET...

3.403 BOLT—STUD, AIR CLEANER HOLD DOWN

64-66	425 Eng. (2-4 Bbl.)	1366218		.31	BOLT.....
59-61	4400 (2 Bbl.).....	1365001		.41	STUD & BAIL.....
60	AN.....	1194512		.36	STUD (use with Carter)
60-61	46-47-4800.....	1194511		.46	STUD (Rochester carb.)
61	40-41-4300 2 Bbl.	1193077		.15	STUD.....
61-62	44-46-47-4800 (4 Bbl.) . . .	1194512		.36	STUD (Carter).....
61-63	40-41-4300 V-8 4 Bbl. ...	1373267		.36	STUD.....
62-63	40-41-43-4400 V-8 2 Bbl.	1193077		.15	STUD.....
62-63	40-4100 V-6.	1357597		.10	STUD.....
63	44-4800 (4 Bbl.)	1194511		.46	STUD (Rochester)
63	44-46-4800 (4 Bbl.)	1194512		.36	STUD (Carter)
63	4700.....	1353526		.46	STUD (Carter)
64-65	V-6 (1 Bbl.).....	3851738		.20	STUD.....
64	46-4800 1-4 Bbl. Carb. ...	1373267		.36	STUD.....
64	4700 (1-4 Bbl.).....	1353526		.46	STUD.....
64-67	300-340 Eng. (2 Bbl.) ...	1365001		.41	STUD & BAIL_____
64-67	300-340 Eng. (4 Bbl.) ...	1373267		.36	STUD.....
65	400-401-425 Eng. (1-4 Bbl.).....	1353526		.46	STUD, a/cl. hold down
66	All V-6.....	1353526		.46	STUD.....
66	400-401-425 Eng. (1-4 Bbl.).....	1353526		.46	STUD (Carter carb.)
67	225-400-430 Eng.	1382106		.20	STUD.....
67	3417 A.I.R.	1373267		.36	STUD.....
67	3417 Less A.I.R.	9781682		.72	STUD.....
68-71	L-6 Eng.	3928914		.20	STUD.....
68	350 Eng. (2 Bbl.)	1384227		.46	STUD 8t BAIL .
68-73	350-400-430-455 Eng. (4 Bbl.)	400055		.20	STUD (V—20 x 4).....
69	350 Eng. (2 Bbl.)	1387634		.62	STUD & BAIL.....
70	L-6 Eng.	3851738		.20	STUD.....
70-73	350 Eng. (2 Bbl.)	3851738		.20	STUD.....
All	All	219281		.15	NUT, a/cl. to carb. stud—(8.920) .
68-73	All	1385852		.15	WING NUT (8.920).....
71-72	All	3914997		.20	WING NUT ("1/2,"—18) 1 1/2" O.D. ..
67	All Exc. Dual Air Inlet A/Cl.	1188022		.15	WASHER.....
68	L-6 Eng.	7014349		.10	SCREW, stud brk.-attaching_____
69-71	L-6 Eng.	7038913		.25	SCREW, stud brkt.....
68-69	L-6 Eng.	7037774		.91	BRACKET (Rochester)—(3.730)

3.403 KNOB & NUT, AIR CLEANER & SILENCER COVER

67	All Dual Inlet A/Cl.	6423962	1	2.61	KNOB.....
67	All Dual Inlet A/Cl.	6424720	1	.21	NUT, spg. push on knob

3.405 CLAMP, SPARK CONTROL SOLENOID

70	L-6.....	3824400	1	.20	CLAMP, solenoid to intake manifold (also used 2.408).....
----	----------	---------	---	-----	--

3.406 GASKET, AIR CLEANER

53	70.....	1551322	1	.92	GASKET.....
54-56	All.....	1551322	1	.92	GASKET.....
59-63	4400 (2 Bbl.)	1554094	1	1.69	GASKET, a/cl. conn, plate
63	44-4800 (4 Bbl.)	5647243	1	1.48	GASKET, cvr.....
61-64	40-41-4300 V-8.	1554094	1	1.69	GASKET, a/cl. conn, plate
64-67	300-340 Eng.	1554094	1	1.69	GASKET.....
64-66	Wildcat-Electra-Riviera (1-4 Bbl.).....	5647243	1	1.48	GASKET cvr. .
67	430 Eng. less Dual Inlet .	5647243	1	1.48	GASKET, cvr.

3.407 SPACER, BETWEEN CARBURETOR & AIR CLEANER

62	V-6.....	1357596	1	.51	SPACER.....
63	40-4100 V-6.	1358149	1	.51	SPACER.....
66-67	225 Eng.	1377065	1	1.13	SPACER.....
68	350 Eng. (2 Bbl.)	1384191	1	1.18	SPACER.....

3.410 ELEMENT, AIR CLEANER

59	4400 (2 Bbl.)	6420690	1	5.50	ELEMENT (paper).....
60-63	All V-8 exc. Riviera.	6420137	1	4.51	ELEMENT (paper) type A-180C

62-67	All V-6.	5649797	3.60	ELEMENT, paper (A.C. type A-169-CW)
63-64	4700 (1-4 Bbl.).	5645342	7.30	ELEMENT (paper) A.C. type A-85C.
64	46-4800 (1-4 Bbl.).	6420137	4.51	ELEMENT (paper) type A-180C.
64-67	300-340 Eng.	6420137	4.51	ELEMENT (paper) type A-180C.
64-66	425 Eng. (2-4 Bbl.).	1553443	6.65	ELEMENT (paper) type A-59C.
65-66	400 Eng.	5645342	7.30	ELEMENT (paper) type A-85C.
66	425 Eng. G.S. Less A.I.R.	5645342	7.30	ELEMENT (paper) type A85C.
66	425 Eng. A.I.R.	5645342	7.30	ELEMENT (paper) type A-85C.
65-66	Wildcat-Electra-Riviera (401 Eng.) 1-4 Bbl.	6421618	84	ELEMENT (paper) A-21 1C.
66	425 Eng. Less G.S.	6421618	84	ELEMENT (paper) A-211C.
67	340 G.S.	6484295	20	ELEMENT (polyurethane) A.C. type A-98C
67	430 Eng. Less Dual Inlet.	6421618	84	ELEMENT (paper) A-21 1C.
67	300-340-400 Eng.	6420137	51	ELEMENT (paper) type A-180C.
67	All Dual Inlet.	6420137	51	ELEMENT (paper) type A-180C.
68-71	250 L-6 Eng. less H.D.	5649797	60	ELEMENT (paper) A.C.-A-169CN.
68	L-6 Eng. A.T. & 350 V-8 (2 Bbl.) Heavy Duty.	6422866	7.05	ELEMENT (paper & poly.) AC-A-277C
68	350 Eng. (2 Bbl.) less H.D.	5649797	3.60	ELEMENT (paper) AC-A-169CN
68	350-400-430 Eng. (4 Bbl.) Heavy Duty.	6424140	8.55	ELEMENT (paper & poly.) AC-A-279C
68	350-400-430 Eng. (4 Bbl.) less H.D.	6421746	6.65	ELEMENT (paper).
69-71	L-6 Eng. Heavy Duty.	6422866	7.05	ELEMENT (paper & poly.) A.C. type A-277C
69	3327-3437-4600-9000 Heavy Duty.	6424140	8.55	ELEMENT (paper & poly.) A.C. type A-279C
69-72	350-430 Eng. less H.D. & Chrome A/Cl.	6483645	5.40	ELEMENT (paper) A.C. type A-329C -r.
69	3437-4600 less H.D.	6421746	6.65	ELEMENT (paper) A.C. type A-212CW
69	3327-9000 Chrome A/Cl., less H.D.	6421746	6.65	ELEMENT (paper) A.C. type (A2 12CW)
6%	350-430 Eng. Heavy Duty.	6485108	8.65	ELEMENT (paper) A.C. type A-368C
70-72	350 (4 Bbl.) less Chrome or Dual Snorkel A/Cl.	6483645	5.40	ELEMENT (paper) A.C. type A329C
70-71	350 Eng. Heavy Duty.	6485108	8.65	ELEMENT (paper) A.C. type A368C
70	350-455 (4 Bbl.) Dual Snorkel A/Cl. less H.D.	6421746	6.65	ELEMENT (paper) A.C. type A212CW.
70-72	All 455 Eng. less H.D.	6421746	6.65	ELEMENT (paper) A.C. type A212CW.
70-72	455 Eng. Heavy Duty.	6424140	8.55	ELEMENT (paper & poly.) A.C. type A279C
71-72	G.S. 350 Eng. less Heavy Duty.	6421746	6.65	ELEMENT (paper) A.C. type A-212CW.
60-62	All V-8.	5645168	1.81	SCREEN, poly, element
62-63	V-6.	5648116	3.18	SCREEN poly, element
63	All V-8 exc. 46-4700.	5645168	1.81	SCREEN poly, element
64-67	All V-6.	6419867	2.64	SCREEN poly, element
65-66	401-425 Eng. (1-4 Bbl.).	6420937	5.20	SCREEN, poly, element
67	430 Eng. less Dual Inlet	6420937	5.20	SCREEN, poly, element
3.410 BREATHER PACKAGE, AIR CLEANER				
68-72	All.	6484966	1.82	PACKAGE, breather (incl. flat retaining clips & filter)
72-73	All A.	1240611	.77	CONNECTOR, purge (on air cleaner carb. plate) (90 deg.).
3.410 COVER, AIR CLEANER				SILENCER
64-67	225 Eng.	6419318	1	1.30 COVER & FELT.
66	400-401 Eng.	1554248	1	6.25 COVER.
68-69	All (4 Bbl.).	6484052	1	17.45 COVER (chrome).
70-72	9000.	6484052	1	17.45 COVER, chrome.
3.415 TERMINAL SENSOR—DIAPHRAGM MOTOR, AIR CLEANER				
68-71	L-6 Eng. A.T.	6484242	1	4.10 PACKAGE, terminal sensor
68-72	All exc. L-6 Eng. A.T.	6484243		3.54 PACKAGE, terminal sensor
68	3437-4600-9000 G.S.	6484246		2.77 PACKAGE, diaph. mtr. heavy duty (chrome)
68	350 V-8 (2 Bbl.).	6484245		3.18 PACKAGE, diaph. mtr.
68	All exc. 350 V-8 Eng. (2 Bbl.).	6484247	1	3.18 PACKAGE, diaph. mtr.
69-71	L-6 Eng. Heavy Duty A/Cleaner.	6484245		3.18 PACKAGE, diaph. mtr.
69	3327-9000 Chrome A/Cl.	6484246		2.77 PACKAGE, diaph. mtr.
69-71	All exc. 3327-9000 A/Cl. & 250 L-6 Eng. with Heavy Duty A/Cleaner	6484247	1	3.18 PACKAGE, diaphragm motor
70	30-4000 (A Bbl.) Dual Snorkel A/Cl.	6484245	1	3.18 PACKAGE, mtr. diaphragm

70	30-4000 (4 Bbl.) Dual Snorkel A/Cl.-Heavy Duty.....	6484246		2.77	PACKAGE, mtr. diaphragm.....
70-71	9000 Chrome A/Cl.	6484246		2.77	MOTOR PACKAGE, a/cl. diaphragm .
72	All 350 Eng.	6484247		3.18	PACKAGE, diaphragm motor.....
72	3437-67 (4 Bbl.) ..	6484247		3.18	PACKAGE, diaphragm motor.....
72	3437-67 (4 Bbl.).....	6484245		3.18	PACKAGE, diaphragm motor.....
72	50-60-80-9000 (455 Eng.).....	6484246		2.77	PACKAGE, diaphragm motor
3.415 SPRING, AIR CLEANER SILENCER					
68	L-6 Eng.	6484228	1	1.13	SPRING (anti-rattle).....
3.415 CONNECTOR, EMISSION CONTROL HOSE					
72	350 Eng.	6487360	1	.23	CONNECTOR, evap. emission control hose to air cleaner.....
3.417 AIR INLET PACKAGE, AIR CLEANER COLD					
68	G.S. 350 & 400.	1394349	1	14.05	AIR INLET PACKAGE
3.417 COLD AIR INLET, AIR CLEANER					
69	350-400 Eng. Dual Snorkel.....	1233101	1	5.75	INLET, upper
69-72	350-400-455 Eng. Dual Snorkel.....	1386816	RH	3.38	INLET, lower
69-71	350-400-455 Eng. Dual Snorkel.....	1386817	LH	3.38	INLET, lower
70-71	30-4000 w/Dual Snorkel A/Cl.	1233101	1	5.75	INLET, upper.....
72	3437-3467.....	1239657	1	5.75	INLET, cold air upr.
72	3437-3467.....	1239659	1	3.38	INLET, cold air-lwr. (L.)
72	3437-67 (350 Eng.)	1239661	1	4.20	SEAL, cold air inlet (L.)
72	3437-67 (455 Eng.)	1239663	1	4.05	SEAL, cold air inlet (L.)
69-71	350 Eng. Dual Snorkel ..	1386813	1	4.20	SEAL, cold air inlet
69-70	4600.....	1386814	1	4.05	SEAL, cold air inlet
72	3400 (350 Eng.) Dual Snorkel.....	1386813	1	4.20	SEAL, cold air inlet (R.)
72	3400 (455 Eng.) Dual Snorkel.....	1386814	1	4.05	SEAL, cold air inlet (R.)
71	455 Eng. Dual Snorkel ..	1386814	2	4.05	SEAL, cold air inlet_____
69-72	350 Eng. Dual Snorkel ..	1386810	1	1.38	SUPPORT, inlet
69-70	4600.....	1386811	1	1.38	SUPPORT, inlet
71-72	3400 (350 Eng.).....	1386811	1	1.38	SUPPORT, inlet.....
3.417 STOVE, CARBURETOR AIR HEAT					
68-71	L-6 Eng.	3915954	1	2.51	STOVE
68	L-6 Eng.	3915952	1	2.56	TUBE, stove.....
69-71	L-6 Eng.	3941030	1	2.56	TUBE, stove to air cleaner
3.417 ELBOW, SENSOR TO CARBURETOR					
68-71	All V-8.	1385026	1	.51	ELBOW (90 degree-'A x y _s ," ends)
3.425 RETAINER—SEAL, THROTTLE CABLE					
68-70	L-6 Eng.	583105	1	.05	RETAINER, cbl. to relay bell crank (al 3-,50)
68-72	30-4000	403929	1	.10	RETAINER, throttle cbl. to throttle lv , .o used 3.430).....
71-73	T.H. 350-375B.	403929	1	.10	RETAINER, detent cable to throttle lever.....
68	30-4000.	392237	1	.05	SEAL, cbl. to dash.....
69-71	L-6 Eng.	392237	1	.05	SEAL, cable to dash.....
68-69	L-6 Eng.	3962782	1	.10	CLIP (used 8.029).....
68-69	L-6 Eng.	3790816	1	.10	CLIP, carb. rod to bellcrank relay.....
68-70	L-6 Eng.	520511	1	.10	CLIP, carb. rod to carb.....
70	L-6 Eng.	3962782	1	.10	CLIP, carb. rod.....
71	L-6 Eng.	3909973	1	.10	SLEEVE, accel. control lever stud—(3.463).....
3.425 BUSHING, THROTTLE OPERATING LEVER					
53-63	All.	3794377	1	.15	BUSHING (also used 3.454)
48-63	All.	1330891	AR	.92	JOINT, ball
3.425 CLIP, THROTTLE OPERATING ROD END SPRING					
40-58	All.....	1314091	2	.10	CLIP (9.281).....
48-58	All.....	1233816	1	.15	CLIP (also used 4.052-4.594).....
61-62	40-41-4300 A.T.	1314091	2	.10	CLIP, upr. & lwr. throttle valve control operating rod carb. end—(9.281).....
61-62	44-46-47-4800 4 Bbl. ...	1314091	1	.10	CLIP, stator control operating rod upr. at idler lvr.—(9.281).....
61-62	44-46-47-4800.....	1314091	1	.10	CLIP, upr. stator control operating rod at carb.—(9.281).....

61-62	44-46-47-4800.....	1314091	1	.10	CLIP, lwr. control operating rod at trans.—(9.281) ...
61-62	40-41-4300 V-8 A.T. . . .	1233816	1	.15	CLIP, upr. & lwr. throttle valve control operating rod idler lvr.
61-62	4400 2 Bbl.....	1233816	1	.15	CLIP, upr. stator control operating rod at idler lvr. ...
61-62	44-46-47-4800.....	1233816	1	.15	CLIP, lwr. stator control operating rod at idler lvr. ...
63	40-41-4300 A.T.....	1314091	2	.10	CLIP, upr. & lwr. throttle valve control opr. rod—(9.281) .
63	4400 A.T. (Less H.P.) ..	1233816	1	.15	CLIP, upr. stator control opr. rod at idler lvr.
63	40-41-4300 A.T. V-8 . . .	1233816	1	.15	CLIP, upr. & lwr. throttle valve control opr. rod idler lvr.
63	4400 A.T. H.P., 46-47-4800 A.T.	1314091		.10	CLIP, stator control opr. rod upr. at idler lvr.—(9.281).....
63	44-46-47-4800 A.T.	1314091		.10	CLIP, upr. & lwr. end stator control opr. rod—(9.281)
63	44-46-47-4800 A.T.	1233816		.15	CLIP, lwr. stator control opr. rod at idler lvr.....
71	L-6 Eng.....	3989067		.10	CLIP, auto, choke rod to carb.....
68-70	50-60-80-9000	1383809		.10	FASTENER, throttle rod to throttle lvr. (also used 3.454).....

3.425 CLEVIS. THROTTLE OPERATING ROD

65-66	All	1370497	1	.72	CLEVIS.....
59-63	All.	3866271	1	.10	SLEEVE, opr. lever (also used 3.454)

3.430 ROD, THROTTLE OPERATING

61-63	40-41-4300 (2 Bbl.)	1195679	1	.92	ROD
61-62	4300 Exp.	1195679	1	.92	ROD
63	44-46-4800 (4 Bbl.)	1362889	1	.56	ROD
64-66	Special-Skylark (300-340 Eng.) 2 Bbl.	1364454	1	.77	ROD
64-65	300 Eng. (4 Bbl.)	1368657	1	1.03	ROD
64	46-47-4800 (425 Eng.) 2-4 Bbl.	1365973	1	1.18	ROD
64-65	Riviera (425 Eng.) 2-4 Bbl.	1365070	1	2.15	ROD, rr.
64-65	All V-6 (1 Bbl.)	1374068	1	1.13	ROD ..
65-66	400 Eng.	1372473	1	1.54	ROD ...
65	5000 (2 Bbl.)	1369990	1	1.08	ROD ...
65	5000 (4 Bbl.)	1369991	1	1.08	ROD ...
65	60-8000 (1-4 Bbl.)	1369992	1	1.13	ROD ...
65	60-8000 (425 Eng.) 2-4 Bbl.	1369993	1	2.05	ROD
65	All (425 Eng.) 2-4 Bbl. 1st Type (use with Carbs. 3925S-3645S)	1365973	1	1.18	ROD, frt.
65	All (425 Eng.) 2-4 Bbl. 2nd Type (used with Carbs. 3924SA-3925SA-3645SB).	1373761	1	1.18	ROD ...
65	Riviera (1-4 Bbl.)	1370247	1	1.13	ROD ...
66	225 Eng.	1374462	1	.92	ROD ...
66	340 Eng. exc. LeSabre	1368657	1	1.03	ROD ..
66	5000 (2 Bbl.)	1375138	1	1.08	ROD ...
66	5000 (4 Bbl.)	1375137	1	1.08	ROD ...
66	60-8000 (1-4 Bbl.)	1374393	1	1.08	ROD ...
66	6000 (425 Eng.) 2-4 Bbl.	1369993	1	2.05	ROD, rr.
66	60-9000 (425 Eng.) 2-4 Bbl.	1373761	1	1.18	ROD, frt.
66	9000 (1-4 Bbl.)	1375365	1	1.13	ROD.....
66	9000 (425 Eng.) 2-4 Bbl.	1373980	1	1.49	ROD, rr.....
67	225 Eng.	1380514	1	1.64	ROD & BALL JOINT
67	Special-Skylark (300-340 Eng.) 2 Bbl.	1380515	1	1 54	ROD & BALL JOINT
67	Special-Skylark (340 Eng.) 4 Bbl.	1380517	1	1.79	ROD & BALL JOINT.....
67	400 Eng.	1380519	1	1.74	ROD & BALL JOINT.....
67	5000 (340 Eng.) 2 Bbl.	1380516	1	1.64	ROD & BALL JOINT.....
67	5000 (340 Eng.) 4 Bbl.	1380518	1	1.69	ROD & BALL JOINT.....
67	60-8000.	1382129	1	1.69	ROD & BALL JOINT.....
67	9000 (430 Eng.)	1380521	1	1.74	ROD & BALL JOINT.....
68-70	L-6 Eng.	400158	1	.41	ROD.....
68-70	5000.	1384447	1	1.74	ROD & BALL JOINT.....
68-70	60-8000.	1384446	1	1.74	ROD & BALL JOINT.....
68-70	9000.	1383952	1	1 85	ROD & BALL JOINT.....
71	L-6 Eng.	6261779	1	36	ROD.....
67	All.	1378717	2	1.03	BALL JOINT.....
68-70	50-60-80-9000.	1378717	1	1.03	BALL JOINT.....
67	All.	1396999	1	.25	FASTENER & PIN, throttle opr. rod clevis to throttle opr. lvr. clevis.....

64	46-47-4800 (425 Eng.) 2-4 Bbl. Carb.	1369367	1	1.23	BOLT, throttle opr. rod adjr.-frt.
65	All (425 Eng.) 2-4 Bbl. 1st Type used with Carbs. 3925S-3645S . . .	1369367	1	1.23	BOLT, throttle opr. rod adjr.-frt.
65	All (425 Eng.) 2-4 Bbl. 2nd Type (used with Carbs. 3924SA-3925SA-3645SB).	1373762		2.10	BOLT, throttle opr. rod adjr.-frt.
65	All (425 Eng.) 2-4 Bbl.	1373763		.36	SPRING, throttle opr. rod adjr.-frt. bolt used with carbs. 3924SA-3925SA-3645SB.
66	425 Eng. (2-4 Bbl.).	1373763		.36	SPRING, opr. rod adjr. frt. bolt
71	L-6 Eng.	3998634		.10	RETAINER, carb. to accel. control lwr. rod-upr.

3.430 CABLE. THROTTLE OPERATING

68-70	L-6 Eng.	403401	1	5.25	CABLE
68-70	350 Eng. (2 Bbl.) exc. LeSabre.	1387260	1	3.95	CABLE
68-70	350 Eng. (4 Bbl.) exc. LeSabre.	1387886	1	3.95	CABLE
68-70	4600.	1387887	1	3.95	CABLE
71	30-4000 (350 Eng. 2 Bbl.).	1387260	1	3.95	CABLE .
71	30-4000 (350 Eng. 4 Bbl.).	1387261	1	3.95	CABLE.
71	30-4000 (455 Eng.).	1387262	1	3.95	CABLE.
71	L-6 Eng.	406168	1	4.66	CABLE.
71	5000 (350 Eng.-2 Bbl.)	1235113	1	3.90	CABLE
71	5000 350 Eng. (4 Bbl.) Hi Compression.	1235110	1	3.90	CABLE .
71	50-6000 Man. Throttle Control.	1238336	1	3.90	CABLE.
71	50-60-8000 (455 Eng.)	1235111	1	3.90	CABLE.
71	9000.	1235112	1	3.90	CABLE
72	All A (350 Eng.-2 Bbl.)	1239786	1	3.95	CABLE
72	All A (350 Eng.-4 Bbl.)	1239787	1	3.95	CABLE
72	All A (455 Eng.).	1239788	1	3.95	CABLE
72-73	All B (350 Eng.).	1239789	1	3.90	CABLE
72-73	All B (350 Eng.-4 Bbl.) High Compr.	1239790	1	3.90	CABLE
72-73	All B-C (455 Eng.).	1239791	1	3.90	CABLE
72-73	All E.	1239792	1	3.90	CABLE
69-70	T.H. 350.	1387342	1	.10	GUIDE, cable to throttle lever.
71	30-4000 (T.H. 350).	1387342	1	.10	GUIDE, cable to throttle lvr.
68-70	L-6 Eng.	583105	1	.05	RETAINER, cable to relay bellcrank—(3.425) .
68-72	30-4000.	403929	1	.10	RETAINER, cable to lever—(3.425).
69-72	T.H. 350.	1386458	1	.20	RETAINER, cable at operating lvr.

3.430 TRUNNION—TURNBUCKLE. THROTTLE OPERATING ROD

64	46-47-4800 (425 Eng.) 2-4 Bbl.	1369368		1.08	TRUNNION, frt.
65	All (425 Eng.) 2-4 Bbl. 1st Type use with Carbs. 3925S-3645S	1369368	1	1.08	TRUNNION, frt.
65	All (425 Eng.) 2-4 Bbl. 2nd Type used with Carbs. 3924SA-3925SA-3645SB.	1375060	1	2.56	TRUNNION, frt.
66	425 Eng. (2-4 Bbl.).	1375060	1	2.56	TRUNNION.
64-66	425 Eng. (2-4 Bbl.).	1365972	1	1.28	TURNBUCKLE.
64-65	425 Eng. (2-4 Bbl.).	3750683	1	.10	WASHER, frt. & turnbuckle to carb. rod—(4.037)

NOTE: Throttle rod return springs group 3.459.

3.440 DASH POT

54-56	All A.T.	1172162		2.05	DASH POT
57-63	All exc. 1961-6340-41-4300.	1186326		2.36	DASH POT (less brkt.).
61-63	40-41-4300 V-8 2 Bbl.	1376158		2.72	DASH POT (less brkt.) (when using as replacement on 1961 with brk. welded to dash pot—also use 1357420 Brkt.).
61-63	40-41-4300 (4 Bbl.).	1357021	1	2.36	DASH POT (when using as repl. on 1961 models w/dash pot welded to brkt. it will be nec. to use 1-3.444-1357424).
62-63	V-6 A.T.	1376158	1	2.72	DASH POT.
64	S.T. 300 up to Eng. KL 444.	1367053	1	8.85	DASH POT & SWITCH, slow idle (also used 4.057)
64	S.T. 300 after Eng. KL 444.	1367645	1	4.10	DASH POT

64	4400 T.H. 400.....	1367978	2.92	DASH POT
64	46-47-4800 A.T.	1376158	2.72	DASH POT
65-67	All A.T. Less A.I.R.	1376158	2.72	DASH POT
68-69	L-6 Eng. C.T.	1385042	2.61	DASH POT
68-71	350-400-430-455 Eng. A.T. (1971 1st Type) ..	1376158	2.72	DASH POT.....
68-69	46-6000 C.T.	1385042	2.61	DASH POT.....
66-72	All (4 Bbl.).....	9428787	.22	PIN, dash pot & pump lvr. hinge ball (Rochester)- (8.940) .

3.440 SOLENOID—BRACKET, IDLE CONTROL

NOTE 1971 1st type uses dash pot, 2nd type uses solenoid

68-70	L-6 Eng.	1114421	1	7.05	SOLENOID.....
71	350-455 Eng. C.T.	1114421	1	7.05	SOLENOID.....
71	All V-8 A.T. (2nd Type) ..	1114421	1	7.05	SOLENOID.....
71	All V-8 A.T.	1394994	1	10.20	SOLENOID PACKAGE (anti-diesel) (to be used for converting 1971 models with dash pot to carb. idle control solenoid).....
71	L-6 Eng.	1114444		10.50	SOLENOID KIT, carb. (C.E.C.) (also used 4.075).....
72-73	All V-8 Eng.	1114452		7.30	SOLENOID & BRACKET, idle control.....
71-72	350-455 Eng. C.T.	8904591		5.95	HARNES, carb. throttle control solenoid (also used 2.480).....
71	All V-8.....	8907592		3.84	HARNES, anti-dieseling solenoid (also used 2.480)
68-69	L-6 Eng.	3941077		.92	BRACKET.....
71	All V-8 A.T. (2nd Type)	1239727		.15	RETAINER, idle control solenoid.....
71	L-6 Eng.	7042653		.27	WASHER, locking (solenoid retaining nut) also used 4.075.....
71	L-6 Eng.	7042654	1	1.03	NUT, solenoid retaining (also used 4.075).....

3.440 SWITCH, TRANSMISSION CONTROL SLOW IDLE

64	S.T. 300 after Eng. KL 444.....	1367646	1	5.02	SWITCH, trans, control slow idle—(4.057)
----	------------------------------------	---------	---	------	--

3.440 FILTER, TACHOMETER VENT.

71-73	All A (with Tach.).....	6420962	1	.95	FILTER (also used 9.750)
-------	-------------------------	---------	---	-----	--------------------------

3.440 CONNECTOR, AIR CLEANER

72	350 Eng.	1239681	1	.77	CONNECTOR, air cleaner to carb. to T.V.S. 3-way - (/."—y,"—y," - "V" shape.....
72-73	350 Eng.	1239685	1	.97	CONNECTOR, air cleaner to carb. to diverter valve 3-way - Vt"—As"—As"—As" - L-shape.....
72-73	All V-8.....	1239684	1	1.54	CONNECTOR, air cleaner to carb. to T.V.S. to diverter valve 4-way - Vi"—Yte"—VK"—/i" - L-shape

3.444 BRACKET, DASH POT

61	40-41-4300 (2 Bbl.)	1357420	1	.51	BRACKET (when using on models with dash pot welded to bracket also use 1376158 dash pot)
61	40-41-4300 (4 Bbl.)	1357424	1	.46	BRACKET (when using on models with dash pot welded to brkt. also use 1357021 dash pot) . . .
61-63	44-46-47-4800 4 Bbl. ..	1357424		.46	BRACKET.....
62-63	40-41-4300 V-8 2 Bbl. . .	1357422		.46	BRACKET.....
62-63	40-41-4300 V-8 4 Bbl. . .	1357418		.51	BRACKET.....
61	4400 (2 Bbl.).....	1357420		.51	BRACKET.....
64-65	401-425 Eng. (4 Bbl.) S.T. 400.....	1362824	1	.51	BRACKET.
65	V-6 A.T. (1 Bbl.).....	1370741	1	.72	BRACKET
65	300 Eng. V-8 A.T. (4 Bbl.).....	1370734	1	.92	BRACKET.
65	400 Eng. S.T. 300.....	1362824	1	.51	BRACKET.
66-67	300-340 Eng. A.T. Less A.I.R.	1375370	1	.72	BRACKET.
66	400-401 Eng. A.T. Less A.I.R.	1362824	1	.51	BRACKET.
66	425 Eng. (1-4 Bbl.) Less A.I.R.	1375344	1	.51	BRACKET.
66	6000 (425 Eng.) G.S. Less A.I.R.....	1375344	1	.51	BRACKET.
67	400-430 Eng. A.T. Less A.I.R.	1377917	1	.46	BRACKET.
68-69	350 Eng. (2 Bbl.) A.T. . . .	1384102	1	.46	BRACKET.
68-70	350 Eng. (4 Bbl.) A.T. . . .	1384088	1	.46	BRACKET.
68	400-430 Eng.-1st Type (Use with 1383448 Manifold).....	1383818	1	.62	BRACKET
68	400-430 Eng.-2nd Type (Use with Mfld. 1386681).....	1386682	1	.62	BRACKET .
69	400-430 Eng.	1386682	1	.62	BRACKET

70	350 Eng. (2 Bbl.) A.T. ...	1231866	1	.30	BRACKET.
70	455 Eng. A.T.	1231870	1	.77	BRACKET
71	350 Eng. (2 Bbl.) A.T. 1st Type.	1231866	1	.30	BRACKET (use with dash pot)
71	350 Eng. A.T. (4 Bbl.) 1st Type.	1384088	1	.46	BRACKET (use with dash pot)
71	455 Eng. A.T. 1st Type . .	1231870	1	.77	BRACKET (use with dash pot)
3.444 BRACKET, CARBURETOR IDLE CONTROL SOLENOID					
70	250 Eng.	3967067	1	.92	BRACKET.
71	350 Eng. (2 Bbl.) A.T. 2nd Type.	1239724	1	41	BRACKET (use with solenoid)
71	350 Eng. (4 Bbl.) A.T. 2nd Type.	1239725	1	.92	BRACKET (use with solenoid)
71	455 Eng. A.T. 2nd Type . .	1239726	1	.77	BRACKET (use with solenoid)
70	250 Eng.	3967068	1	.30	BRACE.
3.444 BRACKET, VACUUM BREAK CONTROL					
67	400-430 Eng.	7033062	1	3.95	BRACKET, carb. vac. break control (Rochester) (also used 3.765).
3.451 PEDAL, ACCELERATOR					
46-48	All C.T.	1320159	1	1.85	PEDAL (black)
49	All C.T. 1st Type on 1949-50 Series.	1320159		1.85	PEDAL (black)
50	40-50 C.T.	1320159		1.85	PEDAL (black)
51-53	50 C.T.	1320159		1.85	PEDAL (black)
54	50-70 C.T.	1320159		1.85	PEDAL (black)
56	All.	1172454		1.85	PEDAL (black)
57-58	All.	1175718		1.85	PEDAL (black)
59	All.	1188608		1.74	PEDAL (black)
60	All.	1193655		1.69	PEDAL (black)
61-63	40-41-4300.	1196570		1.69	PEDAL (black)
62	44-46-4800.	1350809		3.18	PEDAL (black)
63	44-46-47-4800.	1365810		3.23	PEDAL (black)
64-67	Special-Skylark-G.S.	1365362		1.69	PEDAL (black)
64-65	Riviera.	1365810		3.23	PEDAL (black)
64-68	LeSabre-Wildcat-Electra .	1369460		3.59	PEDAL (black)
66-70	All E.	1369460		3.59	PEDAL (black)
68-72	All A.	399431		.67	PEDAL
69-70	All B (Reg. Brks.)	1386005		2.36	PEDAL
69-70	All B-C (P.B.)	1386006		4.00	PEDAL
71	All B-C-E.	1237532		3.84	PEDAL
72	All B-C-E.	1240050		3.84	PEDAL
73	All.	1240050		3.84	PEDAL
3.452 STUD, ACCELERATOR PEDAL					
59-62	All.	1188346	2	.36	STUD, pedal to toe pan
63	40-41-4300.	1188346	2	.36	STUD, pedal to toe pan
64-67	Special-Skylark-G.S.	1365088	2	.41	STUD, anchor plate
64-70	LeSabre-Wildcat-Electra- Riviera.	1364462	2	.30	STUD
3.452 SUPPORT—REINFORCEMENT, ACCELERATOR ROD					
71-73	All B-C-E.	3993087		.51	SUPPORT.
73	All A.	3993087		.51	SUPPORT.
71-73	All B (350 Eng.)	3972288		.41	REINFORCEMENT, rod supt.
71	All B-C-E (455 Eng.) A.T.	3972298		.41	REINFORCEMENT, rod supt.
71	All B (C.T.)	3972288		.41	REINFORCEMENT, rod supt.
72-73	All B-C-E (T.H. 400).	3972298		.41	REINFORCEMENT, rod supt.
73	All A (C.T. or T.H. 350) .	3972288		.41	REINFORCEMENT, rod supt.
73	All A (T.H. 400).	3972298		.41	REINFORCEMENT, rod supt.
3.453 LEVER, THROTTLE OPERATING					
63	40-41-4300.	1356954	1	1.49	LEVER
63	44-46-4800.	1356876	1	1.38	LEVER
65	All V-6 (1 Bbl.) 1st Type with 3.460-1363143 Clip-Throttle Return Spg.	1370659	1	5.40	LEVER (3.454)
65	30-4000 (300 Eng.) less Pol. Car Hand Throttle 1st Type with 3.460- 1363143 Clip, Throttle Return Spg.	1370661	1	5.35	LEVER
65	LeSabre-Wildcat-Electra Less Pol. Car Hand Throttle.	1370327	1	2.82	LEVER

65	Riviera.....	1370890	1	3.18	LEVER
66	V-6.....	1378859	1	6.15	LEVER
66	30-4000 V-8 Less Man. Throttle Control.....	1378859	1	6.15	LEVER
66-67	30-4000 V-8 Less G.S. with Man. Throttle Control Less A.C. & Cruise Control.....	1375685	1	8.95	LEVER
66	50-60-8000 Less Man. Throttle Control.....	1374592	1	3.64	LEVER
66	6469 Man. Throttle Control Less A.C. or A.C. Modif., & Cruise Control.....	1376064	1	7.60	LEVER
66-67	9000.....	1378389	1	3.54	LEVER
67	All V-6.....	1378859	1	6.15	LEVER
67	30-4000 V-8 Less Man. Throttle Control.....	1378859	1	6.15	LEVER
67	6469 Man. Throttle Control Less A.C. & Auto. Climate Control & Cruise Control.....	1383011	1	8.65	LEVER
67	60-8000 Less Man. Throttle Control.....	1381500	1	3.59	LEVER
68	50-60-8000.....	1386069	1	3.13	LEVER
68	9000.....	1386072	1	3.23	LEVER
69	50-60-8000.....	1387959	1	4.61	LEVER
69-70	9000.....	1387955	1	4.77	LEVER
70	60-8000.....	1387959	1	4.61	LEVER
70	34-4400 Man. Throttle Control exc. T.H. 400 ..	399624	1	.72	BEARING, lever-rr. (also used 3.481)
70	4600 T.H. 400.....	399624	1	.72	BEARING, lever-rr. (also used 3.481)

NOTE Levers also listed in 3.454.

3.453 BRACKET—CABLE, THROTTLE OPERATING

64	4400.....	1367448		.41	BRACKET, lvr. frt. ..
64	4400.....	1367449		.41	BRACKET, lvr.-rr. ...
64	46-47-4800 (1-4 Bbl.) ..	1367448		.41	BRACKET, lvr.-frt. ...
64	46-47-4800 (1-4 Bbl.) ..	1367449		.41	BRACKET, lvr.-rr. ...
65-70	50-60-80-9000.....	1367448		.41	BRACKET, lvr.-frt. ...
65-70	50-60-80-9000.....	1367449		.41	BRACKET, lvr.-rr. ...
68-70	50-60-80-9000 A.T.	1386229		36	BRACKET, lvr. stop .
68	34-44-4800 Man. Throttle Control Less A.C. & Cruise Control	1385147	1	17.95	CABLE, manual

3.453 LEVER, AIR CONDITIONING IDLE SPEED-UP

66-67	All V-6 A.C.	1377619	1	.30	LEVER, idle speed-up.....
64	All V-6 A.C.	1364104	2	.67	FITTING, control—(9.798)

3.454 COVER, THROTTLE CONTROL CABLE TO DASH

69-70	All A ...	1230378	1	.62	COVER.....
-------	-----------	---------	---	-----	------------

3.454 INSULATOR, ACCELERATOR PEDAL LEVER BEARING

68-72	All A ...	401098	1	.10	INSULATOR.....
-------	-----------	--------	---	-----	----------------

3.454 BEARING, ACCELERATOR LEVER

61-63	All.....	1195676		.30	BEARING, lvr.-frt.
61-63	All.....	1195677		.30	BEARING, lvr.-rr.
68-72	All A.....	399612		.62	BEARING, lvr.-frt.
68-71	All A (C.T. less Man. Throttle Control).....	399613		.15	BEARING, lvr.-rr.
68-69	All A (A.T.).....	399624		.72	BEARING, lvr.-rr. (also used 3.48 1)
68-69	All A (C.T. Man. Throttle Control).....	399624		.72	BEARING, lvr.-rr. .
72	All A exc. T.H. 400.....	399613		.15	BEARING, lvr. (rr.)

3.454 LEVER, THROTTLE OPERATING

65	All V-6 (1st Type) Use with 1363143-3.640 Clip, Return Spg.	1370659	1	5.40	LEVER, throttle opr. (also used 3.453)
70	5000.....	1231774	1	4.36	LEVER, throttle oper.

NOTE Levers also listed in 3.453.

3.454 LEVER, ACCELERATOR PEDAL

68	34-44-4800 Man. Throttle Control less A.C. 8i Cruise Master ..	1385109	1	19.70	LEVER (manual)
----	--	---------	---	-------	----------------

68	30-4000 less Man. Throt- tle.....	399608	1	3.90	LEVER
68-71	All A.....	1230488	1	6.75	LEVER
71	All B-C-E (T.H. 400).....	1238334	1	3.02	LEVER
71	All B (C.T.).....	1238334	1	3.02	LEVER
71	All B (T.H. 350).....	1237698	1	2.82	LEVER
72	All A (350 Eng.).....	1239564	1	6.75	LEVER
72	All A (455 Eng.).....	1239565	1	6.75	LEVER
72	All B (T.H. 350-375).....	1240668	1	2.82	LEVER
72	All B-C-E (T.H. 400).....	1240672	1	3.02	LEVER
68-70	All A.....	455532	1	.05	PIN (1/8" x 1/2")--(8.939)
71-73	All.....	455532	1	.05	PIN (1/8" x 1/2")--(8.939)

3.454 BUSHING—SLEEVE, THROTTLE)PERATING

59-63	All.....	3794377	1	.15	BUSHING, opr. lvr.—(3.425) .. .
65-67	All.....	1370501	1	.15	BUSHING, rod clevis pin to opr. lvr. (also used 9.618).....
65-67	All.....	1370503	1	.25	BUSHING, rod clevis to opr. lvr. (slow idle switch actuating).....
68-70	50-60-80-9000.....	1383270	1	.15	BUSHING, lvr. to rod.....
59-63	All.....	3866271	1	.10	SLEEVE, lvr.—(3.425).....
64	40-41-43-4400.....	1364334	2	.15	SLEEVE, rod to lvr.....
64-65	All.....	1365316	1	.15	SLEEVE, inter, roller.....
64	46-47-4800 (1-4 Bbl.).....	1364334	2	.15	SLEEVE, opr. rod to lvr.....
65-67	All.....	1370500	2	.10	SLEEVE rod clevis pin to throttle opr.-lvr.....
68-70	50-60-80-9000.....	1383271	2	.10	SLEEVE, lvr. to rod.....
65-67	All.....	1370502	1	.10	WASHER, rod clevis pin to opr. lvr.....
65-66	All.....	1370499	1	.11	PIN, rod clevis to throttle opr. lvr. clevis.....
68-70	50-60-80-9000.....	1383809	1	.10	FASTENER, lvr. to rod—(3.425).....
72	All B-C.....	2260007	1	.03	RETAINER, accel. pedal to throttle lever (for 1/8" dia. stud)—(8.849).....

3.454 SHAFT—ROLLER, THROTTLE OPERATING

64-65	All.....	1365792		.30	SHAFT, inter, roller .
64-65	All.....	1368178		.41	ROLLER, lvr. inter. . .
66-67	All exc. 9000 .	1368178		.41	ROLLER, lvr. inter. . .

3.454 BRACKET, THROTTLE CABLE

68-70	L-6 Eng. A.T.	399618	1	3.28	BRACKET.....
68-70	L-6 Eng. C.T.	1386955	1	7.55	BRACKET, cable & dash pot. . .
68	4600.....	1383884	1	1.18	BRACKET.....
68-71	350 Eng.	1383370	1	.41	BRACKET (on intake mfd.)——
69-71	400-455 Eng.	1387560	1	1.74	BRACKET.....
71	L-6 Eng.	3972291	1	.41	BRACKET.....
71	All B (Man. Throttle). . .	1238337	1	1.74	BRACKET.....
72-73	350 Eng.	1239450	1	1.74	BRACKET.....
72-73	455 Eng.	1239464	1	1.74	BRACKET.....
71	L-6 Eng.	3972293	1	1.18	LEVER, acc. cont. (used 3.463)

3.459 SPRING, THROTTLE RETURN

48-52	All.....	1345063		.30	SPRING
53	40.....	1345063		.30	SPRING
54	All.....	1162437		.30	SPRING
55-56	All.....	1167235		.30	SPRING
57-58	All.....	1178983		.30	SPRING (also used 3.463) .
59-60	All.....	1189157		.30	SPRING
61-62	44-46-47-4800.....	1199279		.36	SPRING
61-63	40-41-4300 A.T.	1195985		.30	SPRING
63	44-46-4800.....	1364132		.30	SPRING
63	4700.....	1199279		.36	SPRING
64	All.....	1367288		.30	SPRING
65	All V-6 (1 Bbl.).....	1370514		.36	SPRING
65	30-4000 V-8 1st Type used with 3.460- 1363143 Clip, Throttle Return Spg. Less Gran Sport-4 Bbl. V-6.....	1370514	1	.36	SPRING.
65	30-4000 V-8 2nd Type Less 3.460-1363143 Clip, Throttle Return Spg.....	1372475	1	.56	SPRING.
65	4000 Gran Sport 1st Type Used w/3.460- 1363143 Clip, Throttle Return Spg.....	1372475		.56	SPRING .
65	50-60-80-9000.....	1370514		.36	SPRING .
66-67	30-4000.....	1372475		.56	SPRING
66-67	50-60-8000.....	1375242		.36	SPRING

66-67	9000.	1378838	1	.36	SPRING, lvr.
68-70	L-6 Eng.	401170	1	.25	SPRING....
68-71	All A (350 V-8 Eng.)	1387338	1	.51	SPRING....
68-71	All B-C-E.	1387338	1	.51	SPRING
71	L-6 Eng.	3920266	1	.36	SPRING. . . .
72	All.	1240110	1	.51	SPRING

3.459 BRACKET, THROTTLE RETURN SPRING

66-67	50-60-80-9000.	1373379	1	.30	BRACKET.....
68-69	350 Eng. (2 Bbl.).	1384205	1	.20	BRACKET.....
68-69	350 Eng. (4 Bbl.).	1384206	1	.20	BRACKET.....
68-69	400-430 Eng.	1384126	1	.25	BRACKET.....
70-71	350 Eng. (2 Bbl.).	1231865	1	.36	BRACKET.....
70-71	350 Eng. (4 Bbl.).	1232053	1	.25	BRACKET.....
70-71	455 Eng.	1231869	1	.25	BRACKET.....
71	L-6 Eng.	3973100	1	.20	BRACKET, pull brk. spg.
72-73	350 Eng. (2 Bbl.).	1239694	1	.36	BRACKET.....
72-73	350 Eng. (4 Bbl.).	1239604	1	.25	BRACKET.....
72-73	455 Eng.	1239596	1	.25	BRACKET.....

3.459 SPRING, ACCELERATOR PEDAL TENSION

68-72	All A	399611	1	.25	SPRING
-------	-----------------	--------	---	-----	--------

3.463 BELLCRANK, THROTTLE RELAY

68-69	L-6 Eng. A.T.	399615	1	1.74	BELLCRANK.....
68-69	L-6 Eng. C.T.	1386957	1	3.18	BELLCRANK & LEVER.....
71	L-6 Eng.	3972293	1	1.18	LEVER, accel. control—(3.454) .
68-70	L-6 Eng.	399614	1	.41	STUD.....
71	L-6 Eng.	3997258	1	.56	STUD, accel. control lever.....

3.463 SLEEVE, ACCELERATOR CONTROL LEVER STUD

71	L-6 Eng.	3909973	1	.10	SLEEVE (also used 3.425)
----	------------------	---------	---	-----	--------------------------

3.469 BELLOWS, ACCELERATOR PEDAL ROD

48-58	All A.T.	1338148	1	.41	BELLOWS.....
59-60	All.	1189163	1	.41	BELLOWS

3.481 BRACKET—CABLE—SUPPORT, FAST IDLE ADJUSTMENT

68	34-44-4800 Man. Throttle Control Less A.C. & Cruise Control	1385007	1	8.65	BRACKET, cbl.
68	6469 Pol. Car.	1384674	1	8.65	BRACKET.
69	34-44-4800 Man. Throttle Control Less Cruise Control	1385007	1	8.65	BRACKET, cable
69-70	50-6000 Man. Throttle Control Less A.C. & Cruise Control	1230037	1	.65	BRACKET.
70	34-4400 Man. Throttle Control less Cruise Master.	1385007	1	8.65	BRACKET, cable-man.
65	6269 Pol. Car Hand Throttle Less A.C. or A.C. Modif., Cruise Control & 425 Eng. (2- 4 Bbl.).	1371496	1	12.15	CABLE.
66	6469 Man. Throttle Control Less A.C. or A.C. Modif., & Cruise Control.	1371496	1	12.15	CABLE.
68	6469 Man. Throttle Control Less A.C. & Cruise Control	1385183	1	17.95	CABLE.
69	34-44-4800 Man. Throttle Control Less Cruise Control	1385147	1	17.95	CABLE.
69-70	50-6000 Man. Throttle Control Less A.C. & Cruise Control	1230044	1	13.40	CABLE.
70	33-34-35-4400 Manual Throttle Control (350 V-8) less Cruise Master	1385147	1	17.95	CABLE.
63-71	All Manual Throttle Control	1362278	1	.15	GROMMET, plastic (snaps into hole in throttle controller lever) plastic-for V," hole.
69-70	50-6000 Man. Throttle Control Less A.C. & Cruise Control	1386890	1	.97	SUPPORT

68-69	34-44-4800 C.T. Man Throttle Control.....	399624	1	.72	BEARING, lever-rear—(3.454)
70	34-4400 Man. Throttle Control exc. T.H. 400 ..	399624		.72	BEARING, lever rr.—(3.454).....
70-72	All A (T.H. 400).....	399624		.72	BEARING, lever rr.—(3.454).....
65	30-40-5000.....	581285		.10	CLIP, upr. choke pipe to lwr. choke pipe- (3.603)

3.541 SWITCH, CARBURETOR STARTER VACUUM

39-40	40-50.....	1332620		5.55	SWITCH.....
41-51	All.....	1332620		5.55	SWITCH.....
50	All 2nd Type.....	1346700		7.10	SWITCH (Stromberg).....
51-54	All.....	1346700		7.10	SWITCH (Stromberg).....
52-54	40-50.....	1332620		5.55	SWITCH (Carter).....
52-54	60-70-100.....	1346589		5.80	SWITCH (Carter).....
55	40.....	1332620		5.55	SWITCH (Carter carb. 2179S).....
55-56	50-60-70 ..	1346589		5.80	SWITCH.....
55-56	40.....	1172257		5.70	SWITCH (Carter-1955 carb. 2292S)
57-60	All.....	1179345		5.30	SWITCH.....

3.545 PIPE, AUTOMATIC CHOKE HEAT

NOTE. For specific models not listed-use V," bulk steel pipe listed Group 8.964.

56	All.....	1168111	1	1.33	PIPE, lwr
62		1168111	1	1.33	PIPE, lwr.
62	44-46-4800 ..	1351706	1	1.23	PIPE, lwr
62-63	40-4100 V-6	1356873	1	1.69	PIPE, lwr
63	All V-8.....	1363350	1	1.64	PIPE, lwr
64		1363350	1	1.64	PIPE, lwr
64	46-47-4800.....	1363350	1	1.64	PIPE, lwr
65-66	All.....	1363350	1	1.64	PIPE, lwr
67	30-40-5000 less G.S.	1363350	1	1.64	PIPE, lwr

3.545 INSULATOR, AUTOMATIC CHOKE HEAT PIPE

53 54	60-70-100.....	1162832	1	.92	INSULATOR
55	40 Between Eng. 1315079 to 1315999 Incl., & after Eng. 1325129.....	1162832		.92	INSULATOR (Carter)
56	50-60-70.....	1162832		.92	INSULATOR (Rochester)
57-58	50-60-70-700 1st Type	1162832		.92	INSULATOR (Carter)
56	50-60-70.....	1162832		.92	INSULATOR (rochester)
57-58	50-60-70-700 1st Type	1162832		.92	INSULATOR (carter).....
57-58	Up to Eng. 585965 Incl 8i Between Eng. 588199 to 600687 Inc.....	1162832		.92	INSULATOR.....
60-61	All.....	1193102		.46	INSULATOR.....
62-66	V-6.....	1162832		.92	INSULATOR.....
62-63	40-41-4300 V-8.....	1193102		.46	INSULATOR.....
63-66	401-425 Eng.....	1364102		1.03	INSULATOR, upr.
65-67	300-340 Eng. (2 Bbl.) ..	1370113		1.18	INSULATOR.....
65	300-340 Eng. (4 Bbl.) ..	1162832		.92	INSULATOR.....
65	400 Eng.....	1193102		.46	INSULATOR.....
65-66	V-6.....	1162832		.92	INSULATOR ...
66-67	340 Eng. (4 Bbl.).....	1162832		.92	INSULATOR
66	400 Eng. H.P. & High Compr. A.T. Less A.C.	1364102	1	1.03	INSULATOR, upr.
67	225 Eng.....	1364102	1	1.03	INSULATOR.....

3.545 HOSE, AUTOMATIC CHOKE HEAT PIPE

62-67	All as Reg.....	1173011		.30	HOSE, heat (air feed)—(3.603).....
63	44-46-47-4800	1353543		.10	CLIP, heat air feed pipe.....
64	All V-6	581285		.10	CLIP, choke htr. upr. to lwr. pipe—(3.603).....
64	All V-6	1369304		.15	CLIP, auto, choke heat air feed pipe & vac. modulation pipe to cyl. hd. (also used 4.205)
64-65	401-425 Eng. (1-4 Bbl.) ..	1353543		.10	CLIP, heat air feed pipe.....
64-65	425 Eng. (2-4 Bbl.) ..	1369304		.15	CLIP, auto choke heat air feed pipe to cyl. hd ..
65-67	225-300-340 Eng.	581285		.10	CLIP, upr. choke pipe to lwr. choke pipe—(3.603) ..
65-67	225-300-340 Eng.	1369304		.15	CLIP, heat air feed pipe 8t vac. modulation pipe to cyl. hd.....
66	60-80-9000 (1-4 Bbl.) exc. G.S.	1353543	1	.10	CLIP, heat air feed pipe.....
66	425 Eng. (2-4 Bbl.) ..	1369304	1	.15	CLIP, heat air feed pipe to cyl. hd.

3.545 FITTING, INTAKE MANIFOLD CHOKE

64	40-41-42-43-4400.....	1356005	1	.51	FITTING, choke water outlet in water pump- (1.745)
65	300 Eng.....	1369305	1	1.23	FITTING, vac. assms. in rr. or carb.....
64	40-41-42-43-4400 V-8 ..	1364148	1	.87	FITTING, choke water inlet-in mfld.

66-69	All	1376374	1	1.59	FITTING, vac. in rr. of carb. (1/8" No. 1 8 thread-straight)
66	All exc. 9000 A.I.R.	1378554	1	1.23	FITTING, carb. rr. to int. air bleed valve.....
66	All exc. 9000 A.I.R.	1378554	1	1.23	FITTING, carb. rr. to int. air bleed valve.....
67	225-300-340 Eng. A.I.R.	1378554	1	1.23	FITTING, carb. rr. to int. air bleed valve.....
69	350 Eng.	1230352	1	.33	FITTING, straight vacuum-in rear of carburetor

3.601 MANIFOLD, EXHAUST

56	All	1175576	RH	39.60	MANIFOLD.....
57-58	All	1187336	RH	37.30	MANIFOLD, when using on jobs with 7/16" studs, enlarge holes in exh. pipe fig. to take V ⁶ studs
57-58	All Dual Muffler.	1185463	LH	40.15	MANIFOLD.....
59-60	All	1186502	RH	41.30	MANIFOLD.....
59-60	44-4600 SGL. Muffler	1186503	LH	37.20	MANIFOLD.....
59-60	All Dual Muffler.	1186291	LH	37.30	MANIFOLD.....
61	44-46-47-4800.	1196974	RH	42.95	MANIFOLD.....
61-62	40-41-4300 V-8.	1347776	RH	28.60	MANIFOLD.....
61-63	40-41-4300 V-8.	1193697	LH	29.20	MANIFOLD.....
62-63	V-6.	1354701	LH	24.85	MANIFOLD.....
62	44-46-4800.	1351702	RH	41.30	MANIFOLD.....
62-63	44-46-47-4800.	1348477	LH	41.30	MANIFOLD.....
63	40-41-4300 V-8.	1356754	RH	30.90	MANIFOLD.....
63	44-46-47-4800.	1396568	RH-	35.15	MANIFOLD PACKAGE (incl. mflld.-heat control fig. & gskt.).....
64-65	All V-6.	1359710	RH	22.75	MANIFOLD.....
64-65	All V-6.	1359691	LH	21.25	MANIFOLD.....
64	40-41-42-4400 V-8.	1359689	LH	23.20	MANIFOLD.....
64	40-41-42-43-4400 V-8	1364178	RH	20.90	MANIFOLD.....
64-66	401-425 Eng.	1377480	RH	25.10	MANIFOLD.....
64	46-47-4800.	1348477	LH	41.30	MANIFOLD.....
65	300 Eng.	1369310	RH	21.65	MANIFOLD.....
65	300 Eng.	1359689	LH	23.20	MANIFOLD.....
65-66	400 Eng.	1377476	RH	24.80	MANIFOLD.....
65-66	400 Eng.	1372319	LH	26.70	MANIFOLD.....
65-66	401-425 Eng.	1367159	LH	22.60	MANIFOLD.....
66-67	225 Eng.	1375906	RH	22.30	MANIFOLD.....
66-67	225 Eng.	1375915	LH	20.55	MANIFOLD.....
66-67	300-340 Eng.	1375910	RH	23.70	MANIFOLD.....
66-67	300-340 Eng.	1375917	LH	20.25	MANIFOLD.....
67	400-430 Eng.	1383648	RH	23.45	MANIFOLD.....
67	400-430 Eng.	1378117	LH	24.50	MANIFOLD.....
68-71	L-6 Eng.	6270070	1	19.10	MANIFOLD repls. 3918982 3/72)
68-70	350 Eng.	1381750	RH	23.20	MANIFOLD
68-69	350 Eng.	1383427	LH	22.65	MANIFOLD
68-73	400-430-455 Eng.	1383648	RH	23.45	MANIFOLD
68-69	400-430 Eng.	1384089	LH	23.45	MANIFOLD
70	350 Eng.	1231359	LH	19.55	MANIFOLD
70	455 Eng.	1233899	LH	20.65	MANIFOLD
71-73	350 Eng.	1236336	RH	20.75	MANIFOLD
71-73	350 Eng.	1234655	LH	19.35	MANIFOLD
71-73	455 Eng.	1233451	LH	20.75	MANIFOLD

3.601 GASKET, EXHAUST MANIFOLD

63	44-46-47-4800.	1361862	1	20	GASKET, exh. mflld. (between exh. mflld. & heat control fig.).....
64	All V-6	1359716	1	.20	GASKET (between exh. mflld. & heat control fig.)-(3.640).....
64	46-47-4800.	1361862	1	.20	GASKET (between exh. mflld. 8t heat control fig.)
64	44-46-47-4800.	179840	AR	.10	BOLT, mflld. & exh. pipes—(8.900).....

3.602 COLLECTOR, EXHAUST MANIFOLD HEAT

68-70	350 Eng.	1383476	1	2.82	COLLECTOR
68-70	400-430-455 Eng.	1383784	1	3.49	COLLECTOR
71-73	350 Eng.	1233455	1	3.28	COLLECTOR
71-73	455 Eng.	1233450	1	3.33	COLLECTOR

3.602 PIPE—TUBE—ADAPTER, HEATED AIR

68-69	All V-8 exc. Dual Snorkel A/CL. Job.	1386431	1	2.67	PIPE, adapter to a/cl. heated air
69	350-400 Eng. Dual Snorkel Air Cleaner	1386812	1	5.70	PIPE
70-71	All V-8.	1232085	1	1.03	TUBE, breather .
72	3437-67.	1232085	1	1.03	TUBE, breather .
72	All exc. 3437-67.	1241105	1	1.00	TUBE, breather .
NOTE Pipes also listed in 3.603.						
68-69	All V-8.	1383166	1	1.69	ADAPTER, air pipe.....
70-72	All V-8.	1231498	1	.56	ADAPTER, breather tube—(1.745)
70-73	350 Eng.	1231307	1	.77	ADAPTER, exh. manifold heated ..

70-73	455 Eng.	1231308	1	.92	ADAPTER, exh. manifold heated
68-69	All	1387528	1	.15	SPRING SUPPORT, air pipe adapter
69-70	All	1384962	AR	.25	CLAMP, hose (adapter to hot air pipe & air cleaner)

3.602 NUT, AUTOMATIC CHOKE HEAT PIPE TO CARBURETOR

39-65	All	3736846		.15	NUT
66	All V-6	3736846		.15	NUT

3.602 SHIELD, EXHAUST MANIFOLD

65-66	400 Eng.	1376287	i	1.69	SHIELD, exh. mfl'd. heat (l.)
-------	---------------	---------	---	------	-------------------------------

3.603 PIPE, HEATED AIR

70-71	All V-8.	1232181		2.56	PIPE, heat air .
71	L-6 Eng.	1232181		2.56	PIPE, heat air .
72	3437-67.	1232181		2.56	PIPE, heat air .
70 71	All V-8.	1231150		.41	
72	3437-67.	1231150		.41	

3.603 CHOKE, IN INTAKE MANIFOLD

NOTE Refer to carb. listings in Grp. 3.725.

70	350 Eng. C.T. (2 Bbl.) .	1231906	1	6.10	<u>CHOKE .</u>
70	350 Eng. A.T. (2 Bbl.) .	1231905	1	6.10	<u>CHOKE .</u>
70	350 Eng. A.T. (4 Bbl.) .	1232374	1	6.50	<u>CHOKE .</u>
70	455 Eng. C.T.	1232269	1	6.75	<u>CHOKE .</u>
70		1232261	1	6.75	<u>CHOKE .</u>
71	350 Eng.	7041194	1	6.90	<u>CHOKE .</u>
71	350 Eng.	7041192	1	7.35	<u>CHOKE .</u>
71	455 Eng. A.T. exc. Export	7041190	1	7.05	<u>CHOKE .</u>
71	455 Eng. C.T.	7041191	1	7.35	<u>CHOKE .</u>

3.603 HOSE—CLIP, AUTO CHOKE

62-67	All as Req.	1173011	1	.30	HOSE, heat (air feed) also used 3.545.....
64	All V-6.	581285	1	.10	CLIP, choke heater upr. to lwr. pipe (used 3.545-3.481).....
65	30-40-5000 less G.S. ...	581285	1	.10	CLIP, upr. choke pipe to lwr. pipe

3.604 PLATE, EXHAUST MANIFOLD

61-63	40-41-4300.	1351099	AR	.15	PLATE, bolt locking
59-63	All exc. 40-41-4300.	1174991	AR	.08	PLATE, bolt locking r. & l.).....
6263	44-46-47-4800.	1349575	4	.10	PLATE, to cyl. hd. (l. bolt locking
64-65	225-300 Eng.	1358803	AR	.10	PLATE.....
64-65	400-401-425 Eng.	1174991	6	.08	PLATE, bolt locking (4 r. & 2 l.)
64-65	400-401-425 Eng.	1349575	4	.10	PLATE (l.).....
66	225-300-340 Eng. A.I.R. .	1349575	AR	.10	PLATE.....
66	225-300-340 Eng. Less A.I.R. 1st Type.	1358803	AR	.10	PLATE.....
66	400-401-425 Eng. 1st Type.	1174991	6	.08	PLATE, exh. mfl'd. bolt locking (4 r. & 2 l.) .
66	400-401-425 Eng. 1st Type.	1349575	4	.10	PLATE (l.).....

3.609 EXTENSION, EXHAUST PIPE

68-71	L-6 Eng.	3748781	1	25	EXTENSION, exhaust pipe
-------	---------------	---------	---	----	-------------------------

3.609 PIPE, EXHAUST—FRONT

57-58	All (Sgl.)	1185465	1	15.40	PIPE, exh.-frt.
59	4400 Sgl.	1188204	1	17.55	PIPE, exh.-frt.
59	4600 (Sgl.)	1188314	1	16.15	PIPE, exh.-frt.

NOTE For model years after 1959 refer to exhaust systems listings by model year.

3.609 PIPE, EXHAUST—REAR (REFER TO GRP. 3.710)

3.610 FLANGE, EXHAUST PIPE

60	All.	1168293	1	1.33	FLANGE.....
66-70	9000.	1374114	2,	.93	FLANGE,ctr.....
68	4000 Wagons.	1348895	1	.92	FLANGE, exh. pipe (connects inter, to frt. exh. pipe)
68-71	L-6 Eng.	3761393	1	1.03	FLANGE, pipe to manifold

3.611 RING, EXHAUST PIPE TO MANIFOLD

68-71	L-6 Eng.	3731062	1	.56	RING, sealing.....
-------	---------------	---------	---	-----	--------------------

3.611 GASKET, EXHAUST PIPE

53-55	V-8.	3981068	1	.25	GASKET, rr.....
53-55	V-8.	1345224	2	.20	GASKET, frt.....

3.613 STUD—BOLT—NUT, EXHAUST PIPE TO EXHAUST MANIFOLD

58-63	All exc. 1961-63 40-41-4300.	1365273	4	.15	STUD.....
-------	-----------------------------------	---------	---	-----	-----------

64	V-6	3760425		.20	STUD, exh. mfl'd. thru heat control fig. to exh. pipe—(3.275).....
64-66	400-401-425 Eng.	1365273	4	.15	STUD (l.).....
64-66	400-401-425 Eng.	1366341	2	.36	STUD, fig. & (r.) exh. pipe to (r.) exh. mfl'd.....
65-67	225-300-340 Eng.	3760425	2	.20	STUD (l.) exh. pipe frt. to (l.) exh. mfl'd.—(3.275)
67	3417-6000-8000-9000..	1378119	2	.15	STUD (l) frt. exh. pipe to exh. mfl'd. in exh. mfl'd.
68-70	L-6 Eng.	3760425	2	.20	STUD (l.) exh. pipe to (l.) exh. mfl'd. ("A"-16 x 2 'y,")—(3.275).....
68-70	350 Eng.	1382667	2	.15	STUD (r.) exh. pipe to exh. mfl'd. (in exh. mfl'd.).....
68-69	400-430 Eng.	1382667	2	.15	STUD (l.) exh. pipe to exh. mfl'd. (in exh. mfl'd.).....
67-68	4600.	1378119	2	.15	STUD (l) frt. exh. pipe to exh. mfl'd. (in exh. mfl'd.) ..
64	40-41-42-43-4400.	1363932	1	.36	BOLT, (l) exh. mfl'd. to cyl. hd-upr. boss at 2nd branch—(3.275).....
65	225-300 Eng.	1368810	1	.20	BOLT, exh. mfl'd. to cyl. hd-upr. boss at end branch—(3.275).....
65-66	30-40-5000 Less G.S. on	1368810	1	.20	BOLT, exh. mfl'd. to cyl. hd-upr. loc.(r.)—(3.275)
66		1378975	1	.36	BOLT (l) exh. mfl'd. to cyl. hd. upr. boss at 2nd branch.....
66	225-300-340 Eng. A.I.R.	1378975	1	.36	BOLT (l) exh. mfl'd. to cyl. hd-upr. boss at 1st branch.....
66	46-60-80-9000.....	1377401	1	.30	BOLT, No 1 (r.) frt. side of int. mfl'd.....
66-67	All.....	1378970	AR	.25	BOLT, exh. mfl'd. to cyl. hd.....
66	30-40-5000 Less G.S. Less A.I.R.....	1378970	1	.25	BOLT, l. exh. mfl'd. to cyl. hd-upr. boss at 1st branch
66	60-80-9000.....	1378971	1	.36	BOLT, l. exh. mfl'd. to cyl. hd. (frt. loc. 3rd branch)
66	60-80-9000.....	1378972	1	.51	BOLT, l. exh. mfl'd. to cyl. hd. (rr. loc. 4th branch)
67	V-6.....	1378975	1	.36	BOLT (l) exh. mfl'd. to cyl. hd-upr. boss at 2nd brace
67	225-300-340 Eng. Less A.C.....	1378975	1	.36	BOLT, exc. mfl'd. to cyl. hd-(r.) upr. loc.
67	30-40-5000 A.C. & Auto. Climate Control.....	1378975	1	.36	BOLT, exh. mfl'd. to cyl. hd. (r) upr. loc. (double end)
67-73	400-430-455 Eng.....	1378971	2	.36	BOLT, exh. mfl'd. to cyl. hd. ctr. loc.....
67	400-430 Eng.....	1379427	1	.35	BOLT (r.) exh. mfl'd. to cyl. hd-rr. loc.....
68-73	350-400-430-455 Eng. .	1378970	AR	.25	BOLT. exh. mfl'd. to cyl. hd. ("A"-16 x 1'A").....
68-73	350 Eng.....	1378972	AR	.51	BOLT 8i LOCKWASHER. exh. mfl'd. to cyl. hd-ctr. & rr. (16 x 3'A").....
68-72	350-400-430-455 Eng.	1384929	1	.25	BOLT 8i LOCKWASHER (l) exh. mfl'd. to cyl. hd. (No. 6 loc.).....
68-73	350-400-430-455 Eng.	1382331	AR	.30	BOLT, exh. mfl'd. to cyl. hd. ("A"—16 x 1'A").....
68-73	350 Eng.....	1382333	1	.46	BOLT & LOCKWASHER (l) exh. mfl'd. to cyl. hd-ctr. (V 16 x 3.....)
68-73	430-455 Eng.....	1382335	1	.51	BOLT (r.) exh. mfl'd. to cyl. hd-rr. ("A"-16 x 4'A").....
69-70	250-400-430-455 Eng.	1378975	1	.36	BOLT (r.) exh. mfl'd. to cyl. hd. (%"-16 x 1 1/16") ("A" stud on hd.).....
71-72	350 Eng.....	1382331	AR	.30	BOLT, exh. mfl'd. to cyl. head ("A"—16 x 1'A").....
71	455 Eng.....	1237441	1	.30	BOLT (L) frt. exh. manifold to cyl. hd. No. 2 loc.....
56	All 2nd Type.....	9422300	4	.10	NUT, V, "-20—(8.917).....
57-58	All 1st Type.....	9422300	4	.10	NUT, y, "-20—(8.917).....
58-60	All Start 1958 2nd Type .	9422302	4	.15	NUT. 'A"-20—(8.917).....
61	44-46-47-4800.....	9422302	4	.15	NUT, fig. to mfl'd.—(8.917).....
69	L-6 Eng.....	9422297	2	.15	NUT, front exhaust pipe to manifold ("A"-16)—(8.917).....

3.616 REINFORCEMENT, MUFFLER HANGER (REFER TO GRP. 3.710)

3.640 THERMOSTAT, EXHAUST MANIFOLD VALVE

53-60	All V-8 ..	1343657		1.85	THERMOSTAT
61	44-46-47 4800	1350844		2.05	THERMOSTAT .
62	V-6 ..	1357490		1.44	THERMOSTAT .
62-63	44-46-47-4800.	1351057	-	1.74	THERMOSTAT
63	40-4100 V-6 ..	1363437		1.44	THERMOSTAT
64	All V-6 ..	1370674		1.23	THERMOSTAT
65	225-300 Eng.	1370674		1.23	THERMOSTAT .
64-66	400-401-425 Eng.	1377419		2.00	THERMOSTAT .
67	225-300-340 Eng.	1381414		1.49	THERMOSTAT .
67-68	400-430 Eng.	1381506		1.74	THERMOSTAT .
68-71	L-6 Eng.	3881831		1.03	THERMOSTAT.
68-70	350 Eng.	1382762		1.74	THERMOSTAT
69	400-430 Eng.	1382762		1.74	THERMOSTAT .

3.640 SPRING—STOP, EXHAUST MANIFOLD THERMOSTAT

60	44-46-47-4800.	1196465	1	.20	SPRING, heat valve (anti-rattle).....
61	44-46-47-4800.	1347364	1	.20	SPRING (anti-rattle) valve shaft to exh. pipe fig.....
66-67	225-300-340 Eng.	1379476	1	.25	SPRING, heat control valve stop.....
66	46-60-80-9000.	1377510	1	.15	SPRING, exh. mfl'd. heat control valve anti-rattle-stop
67	400-430 Eng.	1380121	1	.10	SPRING, heat control valve stop (anti-rattle).....
68 69	All V-8.....	1380121	1	.10	SPRING,heat control valve (anti-rattle, stop).....

70	350 Eng.	1380121	1	.10	SPRING, heat control valve (anti-rattle) stop
53-60	All V-8.	1343658	1	.10	STOP, thermostat.
61-63	44-46-47-4800.	1196971	1	.15	STOP, valve therm.
62-63	V-6.	1352531	1	.10	STOP, valve therm.
64-66	400-401-425 Eng.	1368099	1	.11	STOP, exh. mfl. valve therm.
64-65	401-425 Eng.	1396716	1	.87	PACKAGE, spg. & anchor (heat trap anti-rattle)
64	All V-6.	1359716	1	.20	GASKET, exh. mfl. (also used 3.601).

3.640 VALVE, EXHAUST MANIFOLD HEAT CONTROL

64	All V-6.	1386476	1	1.85	VALVE ASSEMBLY, fig. (repl. 1369986 3/72)
64-66	400-401-425 Eng.	1377547	1	1.50	VALVE (Note, for 1964-65 models file Vie " from manifold boss located near the flange to allow clearance for the stop spring (see service info. ltr. 66-149).
65-67	225-300-340 Eng.	1386476	1	1.85	VALVE
68-70	350 Eng.	1387452	1	10.45	VALVE
67-69	400-430 Eng.	1387452	1	10.45	VALVE

3.641 SPRING, EXHAUST MANIFOLD VALVE STOP

68-71	L-6 Eng.	3895015	1	.10	SPRING
-------	---------------	---------	---	-----	------------------

3.641 SPRING, EXHAUST MANIFOLD HEAT TRAP

62-70	All as req.	1179444	1	.10	SPRING, heat trap (anti-rattle)
-------	------------------	---------	---	-----	---------------------------------

3.647 BUSHING, EXHAUST MANIFOLD VALVE SHAFT

68-71	L-6 Eng.	3848282	2	.20	BUSHING
-------	---------------	---------	---	-----	-------------------

3.647 GASKET, EXHAUST MANIFOLD HEAT CONTROL

67-69	All V-8.	1232617	1	.15	GASKET.
-------	---------------	---------	---	-----	--------------

3.650 PULLEY, AIR INJECTION REACTOR PUMP

66	All.	1374702	1	1.18	PULLEY, driven
66	225-300-340 Eng. A.C. . . .	1380954	1	1.44	PULLEY, driving
66	225-300-340 Eng. Less A.C.	1374886	1	1.44	PULLEY, driving
66	4600 Less A.C. & P.S.	1374703	1	7.55	PULLEY, driven—(6.655)
66	4600 A.C. Less P.S.	1374704	1	7.40	PULLEY, driven—(6.655)
67	225-300-340-400 Eng. A.I.R.	1374702	1	1.18	PULLEY, driven
67	30-4000 A.I.R. Less A.C. & Fan Drive Therm. Control Less G.S.	1374886	1	1.44	PULLEY, driving
67	5000 A.I.R. Less A.C. & Climate Control.	1374886	1	1.44	PULLEY, driving
67	30-4000 A.I.R., A.C. & Fan Drive Therm. Control Less G.S.	1380954	1	1.44	PULLEY, driving
67	5000 A.I.R. with Climate Control-A.C. & Fan Drive Therm. Control	1380954	1	1.44	PULLEY, driving
67	400 Eng. A.I.R., A.C. & Fan Drive Therm. Control.	1378360	1	3.33	PULLEY, driving
67	400 Eng. A.I.R. Less A.C. & Fan Drive Therm. Control.	1378361	1	3.38	PULLY, driving
67	430 Eng. A.I.R. Less A.C. or A.C. Modif., A.C. Auto Control & Fan Drive Therm. Control	1377640	1	1.69	PULLEY, driving
67	430 Eng. A.I.R., A.C. or A.C. Modif., A.C. Auto Control & Fan Drive Therm. Control	1377641	1	1.74	PULLEY, driven.
72	30-40-5000.	1238317	1	1.44	PULLEY, pump driving (1 groove - 4%" O.D.)
72	30-40-5000.	1238318	1	1.74	PULLEY, pump driving (1 groove - 5 ⁷ / ₁₆ " O.D.)
72-73	All 455 Eng. w/A.I.R.	1238511	1	1.85	PULLEY, pump driving (1 groove - 4%" O.D.)
72	All w/455 Eng. & A.I.R.	1238512	1	1.85	PULLEY, pump driving (1 groove - 5" O.D.)
72-73	All.	1238316	1	1.74	PULLEY, pump driven.

3.655 BRACKET—BRACE, AIR INJECTION REACTOR PUMP

66	30-40-5000 less G.S., & P.S.	1374667	1	6.50	BRACKET, air pump mtg. frt.
66	30-40-5000 Less G.S.	1374652	1	1.74	BRACKET, air pump mtg.-rr.
66	4600 Less P.S.	1375359	1	6.05	BRACKET, strg. gr. oil pump mtg.-frt—(6.606)
66	46-60-80-9000.	1375360	1	2.10	BRACKET, air pump mtg.-frt.
66	46-60-80-9000.	1375361	1	.97	BRACKET, air pump mtg.-rr.

67	225-300-340-400 Eng.			8.65	BRACKET, air pump mtg--(6.606) .
	A.I.R.	1378367			
67	6000 A.I.R. Less P.S.	1377521		1 1.00	BRACKET, mtg.—(6.606)
67	430 Eng.	1377642		1.38	BRACKET, mtg. (frt.)
67	430 Eng.	1377643		2.20	BRACKET, mtg. (rr.)
66-67	225-300-340 Eng. A.I.R. .	1374653		.92	BRACE
66	4600 Less P.S.	1356131		1.59	BRACE, strg. gr. oil pump—(6.606)
66	46-60-80-9000.	1375362		.97	BRACE, air pump adj.
67	400 Eng. A.I.R.	1378370		2.77	BRACE.
67	430 Eng.	1377644		.82	BRACE, pump adj.
72	All V-8.	1239525		.97	BRACE, pump adj.
72	All B-C-E (455 Eng. & A.I.R.)	1238389		3.54	BRACKET, A.I.R. pump mtg-rr.—(6.606)
72	All A-B (exc. B w/455 Eng.)	1238313		2.77	BRACKET, A.I.R. pump mtg. rr.—(6.606)
72	455 Eng.	1241246		.90	BRACKET, A.I.R. pump supt.
3.660 PUMP—COVER, AIR NJECTOR REACTOR PUMP					
66-67	All.	5696104		46.05	PUMP, air.
66	4600 Less P.S.	5694686		58.15	PUMP, strg. gr. oil—(6.605)
72-73	All A.I.R.	7803943		43.90	PUMP UNIT, service kit.
66-67	All.	5697748		21.05	COVER, air pump.
66-67	All.	5695873		1.33	TUBE, pump cvr. int.
66-67	All.	5697746		1.33	TUBE, pump cvr. exh.
66-67	All.	9424877		.20	BOLT, pump cvr. (1/8"-18 x 7/16") (8.900) . .
67	All A.I.R.	502306		.05	WASHER, A.I.R. pump to brace—(8.929)
3.665 SHOE—SPRING, AIR NJECTOR REACTOR PUMP					
66-67	All.	5695846		.87	SHOE, vane ..
66-67	All.	5695845		.56	SPRING, shoe
3.665 VANE—FAN—BEARING, AIR INJECTOR REACTOR PUMP					
66-67	All.	5696594	1	9.05	VANE (incl. brg.) ctr. loc.
66-67	All.	5696599	2	9.05	VANE (incl. brg.) end loc.
72-73	All A.I.R.	7801137	1	1.74	FAN, filter.
66-67	All.	5696030	1	6.45	NEEDLE BEARING (1 %" ID.)
66-67	All.	7801092	1	1.33	PLATE, rr. seal & valve thrust
66-67	All.	5697026	6	.62	SCREW, rotor control air pump.
66	All.	1050525	AR		GREASE, A.I.R. pump brg. (2 oz. container)—(8.800)
3.670 VALVE, AIR DIVERTER (AIR INJECTOR REACTOR)					
69	L-6 Eng.	7029198		13.40	VALVE
72	All V-8 w/A.I.R. exc. Max Trac.	7044832		13.40	VALVE, air diverter .
72	All V-8 w/A.I.R. & Max- Trac.	7030619		13.40	VALVE, air diverter
72	All.	1491696		.26	GASKET, diverter valve
3.670 VALVE, AIR INJECTOR REACTOR					
66-67	All.	5354988	RH	4.56	VALVE, check
66-67	All.	5354987	LH	3.66	VALVE, check
66-67	All.	5696639	1	1.95	VALVE, relief
66	All.	7027199		10.25	VALVE, int. air bleed.
67	225-300-340 Eng.	7027199		10.25	VALVE, int. air bleed (Rochester)
67	400-430 Eng. A.I.R.	7037095		10.25	VALVE, int. air bleed (assm. in carb-rr. fig.) ..
72	350 - 455 Eng.	5361992		4.41	VALVE, A.I.R. check
66-67	All.	7801660		.51	PLUG, valve press, set (painted green)
72-73	350 Eng. w/A.I.R.	1238545		.72	ADAPTER, check valve
72	455 Eng. w/A.I.R.	1241247		1.50	ADAPTER, check valve
72-73	All V-8 w/A.I.R.	1238403		.46	GASKET, check valve (adapter to intake mfd.) . .
66-67	All.	7801659		.51	PLUG, valve press, set (painted black)
3.670 VALVE, EXHAUST GAS RECIRCULATION					
72	30-4000 (350 Eng.)	7030643	1	15.65	VALVE, exhaust gas recirculation stamped N K & 7030643 on top of valve
72	5000 (350 Eng.)	7030642	1	15.65	VALVE, exh. gas recirculation stamped N J & 7030642 on top of valve.
72	455 Eng. A.T. exc. Stage 1.	7030642	1	15.65	VALVE, exh. gas recirculation stamped N J & 7030642 on top of valve.
72	455 Eng. C.T.	7030643	1	15.65	VALVE, exhaust gas recirculation stamped N K & 7030643 on top of valve.
72	455 Eng. A.T. (Stage) .	7030643	1	15.65	VALVE, exhaust gas recirculation stamped N K & 7030643 on top of valve.
72-73	All.	1241051	1	.25	GASKET, exh. gas recirculation valve.

3.670 BRACKET, AIR INJECTOR REACTOR VALVE

66-67	All V-6.....	1377376	1	1.18	BRACKET, int. air bleed valve mtg.
66-67	340 Eng. (2 Bbl.)	1377376	1	1.18	BRACKET, air int. bleed valve mtg.
66-67	340 Eng. (4 Bbl.)	1377377	1	1.33	BRACKET, int. air bleed valve mtg.
66	400-401-425 Eng.....	1377378		.82	BRACKET, air int. bleed valve mtg.
67	400-430 Eng.....	1381884		1.13	BRACKET, int. air bleed valve mtg.

3.672 MUFFLER, AIR INJECTION REACTOR PUMP

66-67	All.....	1492575	1	1.85	MUFFLER.....
-------	----------	---------	---	------	--------------

3.675 MANIFOLD AND PIPES, AIR INJECTOR REACTOR AIR FEED

66	46-60-80-9000.....	1376089	2	3.13	MANIFOLD 8. PIPES (No. 1-3 R., 6-8 L)
66	All V-6.....	1376834	2	3.33	MANIFOLD 8. PIPES (No. 1-3 L, 4-6 R.)
66	30-40-5000 V-8 less G.S.	1376834	2	3.33	MANIFOLD 8. PIPES (No. 1-3 L., 6-8 R.)
66-67	V-6.....	1376840	2	3.08	MANIFOLD & PIPES (No. 2 R., No. 5 L)
66-67	300-340 Eng.....	1376837	2	4.20	MANIFOLD & PIPE (No. 2-4 R., No. 5-7 L.)
66	46-60-80-9000.....	1376093	2	4.10	MANIFOLD & PIPE (No. 5-7 R., No. 2-4 L.)
67	V-6.....	1381348	2	3.33	MANIFOLD & PIPE (No. 1-3 L, No. 4-6 R-)
67	300-340 Eng.....	1381348	2	3.33	MANIFOLD & PIPE (No. 6-8 R., No. 1-3 L)

3.675 PIPE, INJECTOR REACTOR

66	All.....	3880812	AR	.25	PIPE, air feed-lwr.
66	All V-6.....	1378270	RH	2.67	PIPE, air pump outlet .
66	30-40-5000 V-8 exc. G.S.	1378274	RH	2.72	PIPE, air pump outlet .
66	30-40-5000 less G.S.	1377319	LH	2.87	PIPE, air pump outlet .
66	46-60-80-9000.....	1378278	RH	4.05	PIPE, air pump outlet .
66	46-60-80-9000.....	1378279	LH	2.26	PIPE, air pump outlet .
67	225-300-340 Eng.....	1381078	RH	5.15	PIPE, outlet.....
67		1381069	LH	5.70	PIPE, outlet.....
67		3880812	AR	.25	PIPE, air feed-lwr.
67		1377531	8	.46	PIPE, air feed.....
67		1379102	RH	3.18	PIPE, outlet.....
67		1379103	LH	2.97	PIPE, outlet.....

3.675 HOSE, AIR INJECTOR REACTOR

66-67	V-6 ...	1377197	1	2.10	HOSE, air pump inlet.....
66	AM V-6	1378271	1	1.59	HOSE, int. air bleed valve (to A/CL.)
66	30-40-5000 V-8 Less G.S.	1377203	1	2.05	HOSE, air pump inlet.....
66	30-40-5000 V-8 less G.S.	1378284	RH	3.54	HOSE, A.I.R. air pump outlet
66	All V-6.....	1378288	RH	3.23	HOSE, air pump outlet.....
66-67	225-300-340 Eng.....	1377199	LH	2.46	HOSE, air pump outlet.....
66-67	300-340 Eng.....	1378269	1	1.64	HOSE, int. air bleed valve to A/CL.
66	4600 Less P.S.	5697995	1	9.08	HOSE, strg. oil pump—(6.671)
66	46-60-80-9000.....	1375440	1	.72	HOSE, air pump inlet
66	46-60-80-9000.....	1378282	RH	3.38	HOSE, air pump outlet.....
66	46-60-80-9000.....	1378267	1	9.55	HOSE, int. air bleed valve to A/CL.....
66	46-60-9000.....	1378283	1	1.74	HOSE, air pump to L. check valve
67	V-6.....	1380802	RH	2.61	HOSE, air pump outlet.....
67	V-6.....	1379834	1	1.74	HOSE, int. air bleed valve.....
67	300-340 Eng.....	1380654	RH	3.59	HOSE, air pump outlet.....
67	340 Eng.....	1380241	1	1.64	HOSE air pump inlet.....
67	400 Eng.....	1380111	1	1.74	HOSE, air pump inlet.....
67	400 Eng.....	1380112	RH	3.84	HOSE, air pump outlet.....
67	400 Eng.....	1379177	LH	1.74	HOSE, air pump outlet.....
67	400-430 Eng.....	1379901	1	2.46	HOSE, int. air bleed valve to check valve
67	430 Eng. A.I.R. less Dual inlet A/CL.....	1380110	RH	4.05	HOSE, air pump outlet.
67	6467-6487-6667-6687, 9000 A.I.R. &t Dual Inlet A/CL.....	1380206	RH	4.61	HOSE, air pump outlet.
67	430 Eng.....	1379315	LH	.56	HOSE, air pump outlet.
67	430 Eng.....	1380109	1	2.41	HOSE, air pump inlet ..
72	30-40-5000 (350 Eng.) w/A.I.R.....	1238913	1	3.59	HOSE, A.I.R. pump outlet (formed) ..
72		1238799	1	1.79	HOSE, A.I.R. pump outlet (formed) ..
66-67	All.....	9423581	1	.20	CLAMP, int. air bleed valve hose ...
66-67	All.....	9423581	2	.20	CLAMP, inlet hose to pump & A/CL.

NOTE For clamps not listed, refer to Grp. 8.948.

3.680 TEE—SEAL, AIR INJECTOR REACTOR AIR DISTRIBUTOR

66	All.....	1377002	2	2.87	TEE.....
66	All.....	1373876	2	.30	SEAL, emission mfl'd. to tee.....
67		1373876	2	.30	SEAL, mfl'd. to tee.....
66	46-60-80-9000	1378578	1	.62	SUPPORT, hose int. air bleed valve hose to carb. under R. rr. carb. bolt.....
66-67	All	381934	1	.20	REDUCER, hose conn. (1/8" to 3/8").....

3.701 MUFFLER, EXHAUST SYSTEM

56	40-50-60-70 (Dual)1168687	2	30.05	MUFFLER
57-58	All Sgl.1352876		32.50	MUFFLER
57	All Dual.1353395		31.90	MUFFLER
58	All Dual (1st Type).1353395		31.90	MUFFLER (t/pipe 2")

NOTE: For model years after 1959 refer to exhaust system listings by model year. (Grp. 3.7 10)

3.702 RESONATOR, EXHAUST SYSTEM (REFER TO GRP. 3.710)

3.704 HANGER, MUFFLER (REFER TO GRP. 3.710)

3.705 TAILPIPE, EXHAUST SYSTEM

51-53	40.1342003	1	7.35	TAILPIPE
59	All Sgl.1191526	1	7.30	TAILPIPE
59	All Dual.1191526	RH	7.30	TAILPIPE

NOTE: For model years after 1959 refer to exhaust system listings by model year. (Grp. 3.710)

3.705 EXTENSION, TAILPIPE

56	40-50-60-70 (Dual).1170412	RH	6.75	EXTENSION
57	40-50-60-70.1174990	2	1.95	EXTENSION

3.706 HANGER, TAILPIPE

54-55	40-60-100 (Sgl.).1163722	1	1.23	HANGER, frt.
58	All 1st Type.1180354	AR	1.13	HANGER, frt.

NOTE: For model years after 1959 refer to exhaust system listings by model year. (Grp. 3.710)

3.708 BOLT & CLAMP—RING CLAMP, EXHAUST SYSTEM

All	All as Req.381781	AR	.46	U-BOLT 8. CLAMP (1 1/2") . . .
All	All as Req.1396335	AR	.48	U-BOLT & CLAMP (1%) . . .
All	All as Req.1396337	AR	.48	U-BOLT 8. CLAMP (1 1/2") . . .
All	All as Req.1396334	AR	.48	U-BOLT 8. CLAMP (2") . . .
All	All as Req.3857547	AR	.92	U-BOLT 8. CLAMP [2V"] . . .
All	All as Req.2378615	AR	.67	U-BOLT 8. CLAMP (1 1/2") . . .
All	All as Req.9793544	AR	.20	RING CLAMP (2")
All	All as Req.9793545	AR	.25	RING CLAMP [2V"]

3.710 3.609-3.708 1960 44-46-47-4800 EXHAUST SYSTEM

60	4400 (Sgl.).1192434	1	16.75	PIPE, exh,*frt.—(3.609).
60	4600 (Sgl.).1188314	1	16.15	PIPE, exh,*frt.—(3.609).
60	44-4600 (Dual).1193668	RH	15.70	PIPE, exh,*frt.—(3.609).
60	47-4800 (Dual).1193670	RH	15.25	PIPE, exh,-frt.—(3.609).
60	47-4800 (Dual).1193671	LH	16.40	PIPE, exh,-frt.—(3.609).
60	44-4600 (Sgl.).1193680	1	14.10	PIPE, exh,*ctr.—(3.609).
60	44-4600 (Sgl.).1193678	1	7.55	PIPE, exh,rr—(3.609).
60	44-46-47-4800 (Dual)1193678	RH	7.55	PIPE, exh,*rr.—(3.609).
60	44-46-47-4800 (Dual)1193679	LH	7.55	PIPE, exh,*rr.—(3.609).
60	44-4600 (Sgl.).1389198	1	20.80	MUFFLER (3.701).
60	44-46-47-4800 (Dual)1389199	1	47.60	MUFFLER (3.701).
60	44-4600 (Sgl.).1195391	1	5.75	TAILPIPE (3.705).
60	44-46-4700-4867 (Dual)1195376	RH	5.35	TAILPIPE (3.705).
60	44-46-4700-4867 (Dual)1195377	LH	5.75	TAILPIPE (3.705).
60	4829-39 (Dual).1195916	RH	5.35	TAILPIPE (3.705).
60	44-4600 (Sgl.).1199182	1	2.46	HANGER, rr. exh. pipe at muffler—(3.616)
60	44-46-47-4800 (Dual)1199182	RH	2.46	HANGER, rr. exh. pipe at muffler—(3.616)
60	44-46-47-4800 (Dual)1199183	LH	2.46	HANGER, t/pipe at muffler—(3.616).
60	44-46-47-4800 (Sgl. & Dual).1191696	AR	.82	HANGER, t/pipe-rr.—(3.706).
60	44-46-47-4800.9793544	AR	.20	RING CLAMP (2")—(3.708).
60	44-46-47-4800.9793545	AR	.25	RING CLAMP (2 1/2")—(3.708).
60	44-46-47-4800.2378615	AR	.67	U-BOLT 8. CLAMP (1%)—(3.708)
60	44-46-47-4800.1396334	AR	.48	U-BOLT & CLAMP (2")—(3.708) . .
60	44-46-47-4800.3857547	AR	.92	U-BOLT 8. CLAMP (2%)—(3.708)

3.710 3.609-3.708 1961 40-41-4300 EXHAUST SYSTEM

61	40-41-4300 (2 Bbl.).578279	1	13.45	PIPE, exh.-frt.—(3.609) . . .
61	40-41-4300 (4 Bbl.).1348743	1	13.85	PIPE, exh.-frt.—(3.609). . .
61	40-41-4300 (2 Bbl.).581379	1	12.35	PIPE, exh.-ctr.—(3.609)
61	40-41-4300 (4 Bbl.).1348747	1	16.60	PIPE, exh.-ctr.—(3.609)
61	40-4100 (2 Bbl.) exc. 4045.1355854	1	24.55	MUFFLER (3.701)
61	40-4100 (4 Bbl.) exc. 4045.1355856	1	24.55	MUFFLER (3.701)
61	40-4100 Pol. Car. exc. 4045.1355856	1	24.55	MUFFLER (3.701)
61	4045 Less H.P. & Pol. Car.1355854	1	24.55	MUFFLER (3.701)
61	4045 H.P. & Pol. Car.1355856	1	24.55	MUFFLER (3.701)
61	4300 Export.1355854	1	24.55	MUFFLER (3.701)

61	4300 (4 Bbl.)	1355856	1	24.55	
61	4019-27-4035-4100- 4300 (2 Bbl.)	1349057	1	5.45	
61	40-41-4300 (4 Bbl.) exc. 4045 & Pol. Car.	1348749	1	6.05	TAILPIPE (3.705)
61	4045 (2 Bbl.)	581844	1	5.80	
61	40-41-4300 exc. 4045	579469	LH	.15	INSULATOR, muffler supt—(3.704)
61	4045	580148	LH	.15	INSULATOR, muffler supt—(3.704)
61	40-41-4300	579468	AR	.15	REINFORCEMENT, muffler supt—(3.704)
61	40-4100 2 Bbl. exc. 4045	580609	RH	.97	SUPPORT, muffler—(3.704)
61	4019-35-4100 (2 Bbl.) 1st Type	588262	1	1.23	
61	4019-4035-4100 (2 Bbl.) 2nd Type	1349058	1	1.23	SUPPORT, t/pipe—(3.706)
61	4027-4300 (2 Bbl.)	1349058	1	1.23	
61	40-4 1-4300 exc. 4045	580615	1	.25	RING CLAMP, t/pipe (1%)—(3.708)
61	4045	581848	1	1.13	RING CLAMP, t/pipe (1.72)—(3.708)
61	40-41-4300 (4 Bbl. & Pol. Car.) exc. 4045	411510	1	.62	RING CLAMP, t/pipe (1 3/4")—(3.708)
EXHAUST SYSTEM					
61	4400 (Sgl.)	1196813	1	23.50	PIPE, exh.-frt.—(3.609)
61	46-47-4800 (Sgl.)	1196756	1	23.50	PIPE, exh.-frt.—(3.609)
61	44-4600 (Dual)	1199024	RH	21.95	PIPE, exh.-frt.—(3.609)
61	44-4600 (Dual)	1199025	LH	33.00	PIPE, exh.-frt.—(3.609)
61	47-4800 (Dual)	1199026	RH	21.95	PIPE, exh.-frt.—(3.609)
61	47-4800 (Dual)	1199027	LH	22.50	PIPE, exh.-frt.—(3.609)
61	44-4600 (Sgl.)	1199873	1	13.60	PIPE, exh.-ctr.—(3.609)
61	47-4800 (Sgl.)	1347804	1	18.10	PIPE, exh.-ctr.—(3.609)
61	44-46-47-4800 (Sgl.) exc. 4435-45	1199875	1	1 1.50	PIPE, exh.-rr.—(3.609)
61	4435-45	1164875	1	12.80	PIPE, exh.-rr.—(3.609)
61	44-46-47-4800 (Dual)	1199072	RH	12.80	PIPE, exh.-rr.—(3.609)
61	44-46-47-4800 (Dual)	1199073	LH	12.80	PIPE, exh.-rr.—(3.609)
61	44-46-47-4800 (Sgl.)	1396068	1	33.75	MUFFLER (3.701)
61	44-46-47-4800 (Dual)	1389474	1	50.15	MUFFLER (3.701)
61	44-4600 (Sgl.) exc. 4435-45	1199878	1	5.85	TAILPIPE (3.705)
61	4435-45	1347016	1	6.00	TAILPIPE (3.705)
61	47-4800 (Sgl.)	1363670	1	7.85	TAILPIPE (3.705)
61	44-4600 (Dual)	1199076	RH	5.85	TAILPIPE (3.705)
61	44-4600 (Dual)	1199077	LH	5.85	TAILPIPE (3.705)
61	47-4800 (Dual)	1199078	RH	5.85	TAILPIPE (3.705)
61	47-4800 (Dual)	1199079	LH	6.45	TAILPIPE (3.705)
61	44-46-47-4800 (Sgl.)	1356692	1	2.20	HANGER, ctr. pipe—(3.616)
61	44-46-47-4800 (Dual)	1356692	2	2.20	HANGER, ctr. pipe—(3.616)
61	44-46-47-4800 (Sgl.) exc. Wagons	1356694	RH	2.20	HANGER, rr. pipe at muffler—(3.616)
61	4435-45	1356785	RH	2.72	HANGER, rr. pipe at muffler—(3.616)
61	44-46-47-4800 (Dual)	1356694	RH	2.20	HANGER, rr. pipe at muffler—(3.616)
61	44-46-47-4800 (Sgl.) exc. Wagons	1356701	LH	2.05	HANGER, t/pipe at muffler—(3.616)
61	4435-45	1356786	LH	2.05	HANGER, t/pipe at muffler—(3.616)
61	44-46-47-4800 (Dual)	1356695	LH	2.20	HANGER, t/pipe at muffler—(3.616)
61	44-46-47-4800 (Sgl. & Dual)	1356699	AR	1.33	HANGER, tailpipe-rr.—(3.706)
61	44-46-47-4800	9793544	AR	.20	RING CLAMP (2")—(3.708)
61	44-46-47-4800	9793545	AR	.25	RING CLAMP (2VV)—(3.708)
61	44-46-47-4800	2378615	AR	.67	U-BOLT & CLAMP (1 3/4")—(3.708)
61	44-46-47-4800	1396334	AR	.48	U-BOLT & CLAMP (2")—(3.708)
61	44-46-47-4800	3857547	AR	.92	U-BOLT & CLAMP (2 1/2")—(3.708)

3.710 3.609-3.708 1962 40-41-4300 EXHAUST SYSTEM

62	1st Type w/Flat Area, 2nd Type Round				
62	40-4100 (V-6)	578279	1	13.45	PIPE, exh.-frt.—
62	40-4100 (V-8)	582020	1	14.75	PIPE, exh.-frt.—
62	4300 (2 Bbl.)	578279	1	13.45	PIPE, exh.-frt.—
62	4300 (4 Bbl.)	582020	1	14.75	PIPE, exh.-frt.—
62	4000 V-6 1st Type	585572	1	12.95	PIPE, exh.-ctr.- (3.609)
62	4000 V-6 2nd Type	586886	1	12.80	PIPE, exh.-ctr.- (3.609)
62	40-4100 V-8 (2 Bbl.)	585572	1	12.95	PIPE, exh.-ctr.- (3.609)
62	40-4100 V-8 (4 Bbl.) 1st Type	1351929	1	19.95	PIPE, exh.-ctr.- (3.609)
62	40-4100 V-8 (4 Bbl.) 2nd Type	1354502	1	19.70	PIPE, exh.-ctr.- (3.609)
62	4300 (2 Bbl.)	586886	1	12.80	PIPE, exh.-ctr.- (3.609)

62	4300 (4 Bbl.) 1st Type ..	1351929	1	19.95	PIPE, exh.-ctr.—(3.609).....
62	4300 (4 Bbl.) 2nd Type ..	1354502	1	19.70	PIPE, exh.-ctr.—(3.609).....
62	V-6	1355854	1	24.55	MUFFLER (3.701).....
62	40-41-4300 V-8 (2 Bbl.) exc. Pol. Car. Opt	1355854	1	24.55	MUFFLER (3.701).....
62	40-41-4300 V-8 (4 Bbl.) & Pol. Car. Opt	1355856	1	24.55	MUFFLER (3.701).....
62	4035-4135 V-8 8* Pol. Car.	1348749	1	6.05	TAILPIPE (3.705).....
62	4045 (V-6)	581844	1	5.80	TAILPIPE (3.705).....
62	4300 (Exp.)	1349057	1	5.45	TAILPIPE (3.705).....
62	40-4100 (V-6) exc. 4045 & Pol. Car.	1349057	1	5.45	TAILPIPE (3.705).....
62	4300 (Std. Comp.)	1352200	1	6.45	TAILPIPE (3.705).....
62	4019-27-67-4119-67 (V- 8) (4 Bbl.)	1352200	1	6.45	TAILPIPE (3.705).....
62	4019-27-67-41 19-67 (V- 8) (2 Bbl.) 8L Pol. Car ..	1352200	1	6.45	TAILPIPE (3.705).....
62	40-41-4300	1347632	1	6.45	TAILPIPE (3.705).....
62	40-41-4300	1347631	1	2.26	CLAMP 8. BRACKET, frt. exh. pipe—(3.617)
62	40-41-4300 exc. 4045 ..	579469	LH	.30	CLAMP, lwr.-frt. exh. pipe—(3.708).....
62	4045	580148	LH	.15	INSULATOR, muffler—(3.704).....
62	40-41-4300	579468	AR	.15	INSULATOR, muffler—(3.704).....
62	40-41-4300 exc. Wagons	588262	1	.15	REINFORCEMENT, muffler supt—(3.704) ..
62	4035-4135	1349058	1	1.23	SUPPORT, t/pipe—(3.706).....
62	4045	581847	1	1.23	SUPPORT, t/pipe—(3.706).....
62	40-41-4300 exc. 4045 ..	580615	1	.97	HANGER, t/pipe.....
62	4045 (2 Bbl.)	581848	1	.25	RING CLAMP, t/pipe (1%)—(3.708).....
62	4045 (4 Bbl.)	2378615	1	1.13	RING CLAMP, t/pipe (1.72)—(3.708).....
62	40-41-4300	1396335	AR	.67	U-BOLT 8. CLAMP, t/pipe (1 1/2")—(3.708) ..
62	40-41-4300	381781	AR	.48	U-BOLT 8. CLAMP (1%)—(3.708).....
62	40-41-4300	1396337	AR	.46	U-BOLT 8. CLAMP (1%)—(3.708).....
				.48	U-BOLT 8. CLAMP (1 1/2")—(3.708).....
	3.710 3.609-3.708 1962 44-46 4800 EXHAUST SYSTEM				
62	44-46-4800 (Sgl.)	1352516	1	24.35	PIPE, exh.-frt—(3.609).....
62	44-4600 (Dual)	1348686	RH	9.70	PIPE, exh.-frt—(3.609).....
62	44-4600 (Dual)	1348687	LH	9.70	PIPE, exh.-frt—(3.609).....
62	4800 (Dual)	1348692	RH	9.25	PIPE, exh.-frt—(3.609).....
62	4800 (Dual)	1348693	LH	9.25	PIPE, exh.-frt—(3.609).....
62	44-46-4800 (Dual)	1357197	2	15.05	RESONATOR (3.702).....
62	44-4600 (Sgl.)	1348401	1	15.60	PIPE, exh.-ctr.—(3.609).....
62	4800 (Sgl.)	1348404	1	16.00	PIPE, exh.-ctr.—(3.609).....
62	44-4600 (Dual)	1350314	RH	10.95	PIPE, exh.-ctr.—(3.609).....
62	44-4600 (Dual)	1350315	LH	11.45	PIPE, exh.-ctr.—(3.609).....
62	4800 (Dual)	1350320	RH	10.95	PIPE, exh.-ctr— (3 609).....
62	4800 (Dual)	1350321	LH	10.95	PIPE, exh.-ctr—(3.609).....
62	44-46-4800 (Sgl.) exc. Wagons	1199875	1	11.50	PIPE, exh.-rr.—(3.609).....
62	4635-45	1164875	1	12.80	PIPE, exh.-rr.—(3.609).....
62	44-46-4800 (Dual)	1199072	RH	12.80	PIPE, exh.-rr—(3.609).....
62	44-46-4800 (Dual)	1199073	LH	12.80	PIPE, exh.-rr—(3.609).....
62	44-46-4800 (Sgl.)	1396068	1	33.75	MUFFLER (3.701).....
62	44-46-4800 (Dual) exc. Wildcat	1355436	1	61.50	MUFFLER (3.701).....
62	Wildcat	1357150	1	61.50	MUFFLER (3.701).....
62	44-4600 (Sgl.) exc. Wagons	1351938	1	5.50	TAILPIPE (3.705).....
62	4635-45	1347016	1	6.00	TAILPIPE (3.705).....
62	4800 (Sgl.)	1351939	1	6.15	TAILPIPE (3.705).....
62	Wildcat	1356098	RH	6.20	TAILPIPE (3.705).....
62	Wildcat	1356099	LH	6.20	TAILPIPE (3.705).....
62	4800 (Dual)	1351948	RH	6.20	TAILPIPE (3.705).....
62	44-46-4800 (Sgl.)	1356692	1	2.20	HANGER, ctr. pipe—(3.616).....
62	44-46-4800 (Dual)	1356692	2	2.20	HANGER, ctr. pipe—(3.616).....
62	44-46-4800 exc. Wagons	1356694	RH	2.20	HANGER, rr. exh. pipe at muffler—(3.616) ..
62	4635-45	1356785	RH	2.72	HANGER, rr. exh. pipe at muffler—(3.616) ..
62	44-46-4800 (Sgl.) exc. Wagons	1356701	LH	2.05	HANGER, t/pipe at muffler—(3.616).....
62	4635-45	1356786	LH	2.05	HANGER, t/pipe at muffler—(3.6 1 6).....
62	44-46-4800 (Dual)	1356695	LH	2.20	HANGER, t/pipe at muffler—(3.616).....
62	44-46-4800 (Sgl. or Dual)	1356699	AR	1.33	HANGER, t/pipe-rr.—(3.706).....
62	44-46-4800	9793544	AR	.20	RING CLAMP (2")—(3.708).....
62	44-46-4800	9793545	AR	.25	RING CLAMP (2 1/2")—(3.708).....
62	44-46-4800	2378615	AR	.67	U-BOLT 8. CLAMP (1%)—(3.708).....
62	44-46-4800	1396334	AR	.48	U-BOLT & CLAMP (2")—(3.708).....
62	44-46-4800	3857547	AR	.92	U-BOLT 8t CLAMP (2 1/2")—(3.708).....

3.710 3.609-3.708 1963 40-41-4300 EXHAUST SYSTEM

63	40-4 1-4300 (V-6).....	578279	1	13.45	PIPE, exh.-frt—(3.609) .
63	40-41-4300 (V-8).....	582020	1	14.75	PIPE, exh.-frt.—(3.609) .
63	40-41-4300 (V-6).....	1358400	1	13.90	PIPE, exh.-ctr.—(3.609)
63	40-41-4300 (V-8).....	1358401	1	17.10	PIPE, exh.-ctr.—(3.609)
63	40-41-4300 (V-6).....	1355854	1	24.55	MUFFLER (3.701).....
63	40-41-4300 (V-8).....	1355856	1	24.55	MUFFLER (3.701).....
63	40-41-4300 (V-6) exc. Wagons.....	1356003	1	4.92	TAILPIPE (3.705).....
63	40-41-4300 (V-8) exc. Wagons.....	1356002	1	4.92	TAILPIPE (3.705).....
63	4035-4 135 (V-6).....	1356253	1	8.10	TAILPIPE (3.705).....
63	4045 (V-6).....	1356255	1	8.10	TAILPIPE (3.705).....
63	4035-4135 (V-8).....	1356252	1	8.10	TAILPIPE (3.705).....
63	4045 (V-8).....	1356254	1	7.65	TAILPIPE (3.705).....
63	40-41-4300.....	1347632	1	2.26	CLAMP & BRACKET, frt. exh. pipe—(3.617)
63	40-4 1-4300.....	1347631	1	.30	CLAMP, frt. exh. pipe—(3.708).....
63	40-41-4300.....	579468	AR	.15	REINFORCEMENT, muffler support—(3.704)
63	40-41-4300 exc. Wagons	588262	1	1.23	HANGER (supt.) t/pipe—(3.706).....
63	4035-4135.....	1349058	1	1.23	HANGER (supt.) t/pipe—(3.706).....
63	4045.....	581847	1	.97	HANGER, t/pipe.....
63	40-4 1-4300 exc. 4045	579469	LH	.15	INSULATOR, muffler supt.....
63	4045.....	580148	LH	.15	INSULATOR, muffler supt.....
63	40-41-4300.....	1396335	AR	.48	U-BOLT & CLAMP (1 1/2")—(3.708).....
63	40-41-4300.....	381781	AR	.46	U-BOLT & CLAMP (1%)—(3.708).....
63	40 4 1 4300.....	1396337	AR	.48	U-BOLT & CLAMP (1 1/2")—(3.708).....
63	40-4 1-4300 (V-6) exc. 4045.....	580615	1	.25	RING CLAMP, t/pipe (1%)—(3.708).....
63	40-41-4300 (V-8) exc. 4045.....	411510	1	.62	RING CLAMP, t/pipe (1%)—(3.708).....
63	4045 (V-6).....	581848	1	1.13	RING CLAMP, t/pipe (1.72)—(3.708).....
63	4045 (V-8).....	2378615	1	.67	U-BOLT & CLAMP, t/pipe (W)—(3.708) .

3.710 3.609-3.708 1963 44-46-4800 EXHAUST SYSTEM

63	44-4800 (Sgl.) exc. Wagons.....		1	24.35	PIPE, exh.-frt--(3.609) .
63	44-4600 (Wagons).....		1	24.35	PIPE, exh.-frt--(3.609).
63	44-4600 (Dual).....		RH	9.70	PIPE, exh.-frt--(3.609) .
63	44-4600 (Dual).....		LH	9.70	PIPE, exh.-frt--(3.609) .
63	4800 (Dual).....		RH	9.25	PIPE, exh.-frt--(3.609) .
63	4800 (Dual).....		LH	9.25	PIPE, exh.-frt--(3.609).
63	44-46-4800 (Dual).....	1357197	2	15.05	RESONATOR (3.702) .
63	4400 (Sgl.) exc. Wagons		1	15.60	PIPE, exh.-ctr.—(3.609)
63	44-4600 (Wagons).....		1	15.60	PIPE, exh.-ctr.—(3.609)
63	44-4600 (Dual).....		RH	10.95	PIPE, exh.-ctr.—(3.609)
63	44-4600 (Dual).....		LH	1 1.45	PIPE, exh.-ctr.—(3.609)
63	4800 (Sgl.).....		1	16.00	PIPE, exh.-ctr.—(3.609)
63	4800 (Dual).....		RH	10.95	PIPE, exh.-ctr.—(3.609)
63	4800 (Dual).....		LH	10.95	PIPE, exh.-ctr.—(3.609)
63	44-4800 (Sgl.) exc. Wagons.....	1199875	1	1 1.50	PIPE, exh,rr.—(3.609).....
63	44-4600 (Wagons).....	1164875	1	12.80	PIPE, exh,rr.—(3.609).....
63	44-46-4800 (Dual).....	1199072	RH	12.80	PIPE, exh,rr.—(3.609).....
63	44-46-4800 (Dual).....	1199073	LH"	12.80	PIPE, exh,rr.—(3.609).....
63	44-46-4800 (Sgl.).....	1396068	1	33.75	MUFFLER (3.701).....
63	44-4800 (Dual).....	1355436	1	61.50	MUFFLER (3.701).....
63	4600 (Dual).....	1357150	1	61.50	MUFFLER (3.701).....
63	4400 (Sgl.) exc. Wagons	1355493	1	5.50	TAILPIPE (3.705).....
63	44-4600 (Wagons).....	1355466	1	6.20	TAILPIPE (3.705).....
63	4800 (Sgl.).....	1363670	1	7.85	TAILPIPE (3.705).....
63	4400 4-Speed (Dual).....	1356720	RH	5.85	TAILPIPE (3.705).....
63	4400 4-Speed (Dual).....	1356721	LH	5.85	TAILPIPE (3.705).....
63	4600 (Dual).....	1356720	RH	5.85	TAILPIPE (3.705).....
63	4600 (Dual).....	1356721	LH	5.85	TAILPIPE (3.705).....
63	4800 (Dual).....	1355434	RH	6.20	TAILPIPE (3.705).....
63	4800 (Dual).....	1355435	LH	6.20	TAILPIPE (3.705).....
63	44-46-4800 (Sgl.).....	1356692	1	2.20	HANGER, ctr. pipe—(3.6 1 6)
63	44-46-4800 (Dual).....	1356692	2	2.20	HANGER, ctr. pipe—(3.6 1 6)
63	44-4800 (Sgl.) exc. Wagons.....		RH	2.20	HANGER, rr. exh. pipe at muffler—(3.6 1 6)
63	44-4600 (Wagons).....		RH	2.72	HANGER, rr. exh. pipe at muffler—(3.6 1 6)
63	44-46-4800 (Dual).....	1356694	RH	2.20	HANGER, rr. exh. pipe at muffler—(3.6 1 6)
63	44-4800 (Sgl.) exc. Wagons.....		LH	2.05	HANGER, t/pipe at muffler—(3.706) .
63	44-4600 (Wagons).....		LH	2.05	HANGER, t/pipe at muffler—(3.706) .
63	44-46-4800 (Dual).....		LH	2.20	HANGER, rr. pipe at muffler—(3.6 1 6)

63	44-46-4800 (Sgl. or Dual)								
		1356699	AR	1.33				HANGER, tailpipe-rr.—(3.706)	
63	44-46-4800	9793544	AR	.20				RING CLAMP (2")—(3.708)	
63	44-46-4800	9793545	AR	.25				RING CLAMP (2',")—(3.708)	
63	44-46-4800	2378615	AR	.67				U-BOLT 8. CLAMP (1',")—(3.708)	
63	44-46-4800	1396334	AR	.48				U-BOLT 8. CLAMP (2")—(3.708) . . .	
63	44-46-4800	3857547	AR	.92				U-BOLT 8. CLAMP (2',")—(3.708)	
3.710 3.609-3.708 1963-65 RIVIERA EXHAUST SYSTEM									
63-65	Riv era exc. G.S.	1355762	RH	13.90				PIPE, exh.-frt.—(3.609)	
63-64	Riviera	1355763	LH	13.90				PIPE, exh.-frt.—(3.609)	
65	Riv era exc. G.S.	1368069	LH	17.30				PIPE, exh.-frt.—(3.609)	
65	Riv era G.S.	1372850	RH	28.90				PIPE, exh.-frt.—(3.609)	
65	Riv era G.S.	1372851	LH	28.55				PIPE, exh.-frt.—(3.609)	
63-65	Riviera exc. G.S.	1355768	2	19.15				RESONATOR & PIPE (3.702)	
65	Riviera G.S.	1372928	2	24.55				RESONATOR 8c PIPE (3.702)	
63-65	Riv era	1353876	RH	12.80				PIPE, exh.-rr.—(3.609)	
63-65	Riviera	1353877	LH	12.80				PIPE, exh.-rr.—(3.609)	
63-65	Riviera exc. G.S.	1353677	1	61.10				MUFFLER (3.701)	
65	Riviera G.S.	1372927	1	88.95				MUFFLER (3.701)	
63-65	Riv era exc. G.S.	1372936	RH	10.00				TAILPIPE (3.705)	
63-65	Riviera exc. G.S.	1372937	LH	10.00				TAILPIPE (3.705)	
65	Riv era G.S.	1372820	RH	12.50				TAILPIPE (3.705)	
65	Riv era G.S.	1372821	LH	12.50				TAILPIPE (3.705)	
63-65	Riviera	1372870	RH	2.72				HANGER, pipe to resonator—(3.616)	
63-65	Riviera	1372871	LH	2.72				HANGER, pipe to resonator—(3.616)	
63-65	Riv era	1353666	RH	2.92				HANGER, rr. exh. pipe—(3.616)	
63-65	Riv era	1353667	LH	2.92				HANGER, rr. exh. pipe—(3.616)	
63-65	Riv era	1356699	2	1.33				HANGER, t/pipe—(3.706)	
63-65	Riviera	9793544	AR	.20				RING CLAMP (2")—(3.708)	
63-65	Riviera	9793545	AR	.25				RING CLAMP (2',")—(3.708)	
63-65	Riviera	2378615	AR	.67				U-BOLT 8. CLAMP (1%",")—(3.708) . . .	
63-65	Riviera	1396334	AR	.48				U-BOLT 8. CLAMP (2')—(3.708)	
63-65	Riviera	3857547	AR	.92				U-BOLT 8. CLAMP (2',")—(3.708) . . .	
3.710 3.609-3.708 1964 40-41-42-4300 EXHAUST SYSTEM									
64	40-41-42-4300 (Sgl.)	1359832	1	15.50				PIPE, exh.-frt.—(3.609)	
64	40-41-42-4300 (Dual)	1362392	RH	18.65				PIPE, exh.-frt.—(3.609)	
64	40-41-42-4300 (Dual)	1362393	LH	15.60				PIPE, exh.-frt.—(3.609)	
64	V-6 (Sgl.)	1361534	1	11.15				PIPE, exh.-ctr.—(3.609)	
64	40-41-42-4300 V-8 (Sgl.)	1359861	1	11.15				PIPE, exh.-ctr.—(3.609)	
64	V-6 (Sgl.)	1396410	1	23.50				MUFFLER (3.701)	
64	40-41-42-4300 V-8 (Sgl.)	1396411	1	24.55				MUFFLER (3.701)	
64	40-41-42-4300 (Dual)	1396412	RH	25.55				MUFFLER (3.701)	
64	40-41-42-4300 (Dual)	1396413	LH	25.55				MUFFLER (3.701)	
64	4255-65-4355-65 (V-8)	1370217	1	7.95				PIPE, exh.-rr.—(3.609)	
64	4255-65-4355-65 (V-8)	383599	1	8.65				RESONATOR (3.702)	
64	V-6 (Sgl.) exc. Wagons	1361558	1	10.50				TAILPIPE (3.705)	
64	4035-45 V-6 (Sgl.)	1361550	1	8.65				TAILPIPE (3.705)	
64	4255-65-4355-65 V-6 (Sgl.)	1364210	1	8.55				TAILPIPE (3.705)	
64	40-41-4300 V-8 (Sgl.) exc. Wagons	1359863	1	10.50				TAILPIPE (3.705)	
64	4035-4135 V-8 (Sgl.)	1357053	1	8.65				TAILPIPE (3.705)	
64	4255-65-4355-65 V-8 (Sgl.-less Resonator)	1364063	1	1 1.45				TAILPIPE (3.705)	
64	4255-65-4355-65 V-8 (Sgl.-with Resonator)	383723	1	7.20				TAILPIPE (3.705)	
64	4035-4135 (Dual)	1361550	RH	8.65				TAILPIPE (3.705)	
64	40-4 1-4300 (Dual) exc. Wagons	1361558	RH	10.50				TAILPIPE (3.705)	
64	40-4 1-4300 (Dual) exc. Wagons	1361559	LH	8.55				TAILPIPE (3.705)	
64	4255-65-4355-65 (Dual)	1364210	RH	8.55				TAILPIPE (3.705)	
64	4255-65-4355-65 (Dual)	1364211	LH	8.55				TAILPIPE (3.705)	
64	40-41-4300 (Sgl.) exc. 4355-65	9783845	1	1.44				HANGER, muffler—(3.706)	
64	4255-65-4355-65 (Sgl. & Dual)	1382972	AR	2.00				HANGER, muffler—(3.706)	
64	40-41-4300 (Dual) exc. 4355-65	9783845	RH	1.44				HANGER, muffler—(3.706)	
64	40-41-4300 (Dual) exc. 4355-65	1364301	LH	1.64				HANGER, muffler—(3.706)	
64	40-41-42-4300	1361728	AR	.15				REINFORCEMENT, muffler hanger—(3.706) . . .	
64	40-41-4300 (Sgl.) exc. Wagons	1382598	1	2.61				HANGER, t/pipe—(3.706)	
64	4035-4 135 (Sgl.)	1364064	1	1.13				HANGER, t/pipe—(3.706)	

64	40-41-4300 (Dual) exc. Wagons	1382598	2	2.61	HANGER, t/pipe—(3.706)
64	4035-4135 (Dual).....	1364064	RH	1.13	HANGER, t/pipe—(3.706)
64	4035-4135 (Dual).....	1382598	LH	2.61	HANGER, t/pipe—(3.706)
64	4255-65-4355-65 V-8 (Sgl.-w/Resonator)	391256	1	1.74	HANGER, (supt.) tailpipe—(3.706)
64	4255-65-4355-65 V-8 (Sgl.-less Resonator) ...	1364064	1	1.13	HANGER, tailpipe—(3.706).....
64	40-41-42-4300.....	9793544	AR	.20	RING CLAMP (2")—(3.708).....
64	40-41-42-4300.....	2378615	AR	.67	U-BOLT & CLAMP (1%)—(3.708)
64	40-41-42-4300.....	1396334	AR	.48	U-BOLT & CLAMP (2')—(3.708) ..
64	40-41-42-4300.....	3857547	AR	.92	U-BOLT & CLAMP (2'//)—(3.708)

3.710 3.609-3.708 1964 44-46-4800 EXHAUST SYSTEM

64	4400 (Sgl.).....	1362329	1	27.40	PIPE, exh.-frt--(3.609).....
64	46-4800 (Sgl.).....	1352516	1	24.35	PIPE, exh.-frt--(3.609).....
64	4600 (Dual).....	1348686	RH	9.70	PIPE, exh.-frt--(3.609).....
64	4600 (Dual).....	1348687	LH	9.70	PIPE, exh.-frt--(3.609).....
64	4800 (Dual).....	1348692	RH	9.25	PIPE, exh.-frt--(3.609).....
64	4800 (Dual).....	1348693	LH	9.25	PIPE, exh.-frt--(3.609).....
64	4400 (Sgl.).....	1363709	1	21.95	RESONATOR & PIPE (3.702)
64	46-4800 (Sgl. & Dual) ...	1357197	AR	15.05	RESONATOR & PIPE (3.702)
64	4400 (Sgl.).....	1350314	1	10.95	PIPE, exh.-ctr. -(3.609).....
64	4600 (Sgl.).....	1348401	1	15.60	PIPE, exh.-ctr. -(3.609).....
64	4600 (Dual).....	1350314	RH	10.95	PIPE, exh.-ctr.-(3.609).....
64	4600 (Dual).....	1350315	LH	1 1.45	PIPE, exh.-ctr.-(3.609).....
64	4800 (Sgl.).....	1348404	1	16.00	PIPE, exh.-ctr.-(3.609).....
64	4800 (Dual).....	1350320	RH	10.95	PIPE, exh.-ctr.-(3.609).....
64	4800 (Dual).....	1350321	LH	10.95	PIPE, exh.-ctr.-(3.609).....
64	4400 (Sgl.).....	1363710	1	15.30	PIPE, exh.-rr. (3.609).....
64	46-4800 (Sgl.) exc. Wagons	1199875	1	1 1.50	PIPE, exh.-rr—(3.609)
64	4635-45 (Sgl.).....	1164875	1	12.80	PIPE, exh.-rr.—(3.609)
64	46-4800 (Dual).....	1199072	RH	12.80	PIPE, exh.-rr.—(3.609)
64	46-4800 (Dual).....	1199073	LH	12.80	PIPE, exh.-rr—(3.609)
64	4400 (Sgl.).....	1396414	1	29.65-	MUFFLER (3.701)
64	46-4800 (Sgl.).....	1396068	1	33.75	MUFFLER (3.701)
64	46-4800 (Dual).....	1355436	1	61.50	MUFFLER (3.701)
64	44-46-4800 (Sgl.) exc. Wagons	1363670	1	7.85	TAILPIPE (3.705)
64	4635-45 (Sgl.).....	1355466	1	6.20	TAILPIPE (3.705)
64	4600 (Dual).....	1364152	RH	6.95	TAILPIPE (3.705)
64	4600 (Dual).....	1364153	LH	6.95	TAILPIPE (3.705)
64	4800 (Dual).....	1355434	RH	6.20	TAILPIPE (3.705)
64	4800 (Dual).....	1355435	LH	6.20	TAILPIPE (3.705)
64	44-46-4800 (Sgl.).....	1356692	1	2.20	HANGER, ctr. exh. pipe—(3.616) .
64	46-4800 (Dual).....	1356692	2	2.20	HANGER, ctr. exh. pipe—(3.616) .
64	44-46-4800 (Sgl.) exc. Wagons	1356694	1	2.20	HANGER, rr. exh. pipe—(3.616) .
64	4635-45 (Sgl.).....	1356785	1	2 72	HANGER, rr. exh. pipe—(3.616)
64	46-4800 (Dual).....	1356694	RH	2.20	HANGER, rr. exh. pipe—(3.616)
64	46-4800 (Dual).....	1356695	LH	2.20	HANGER, rr. exh. pipe—(3.616)
64	44-46-4800 (Sgl.) exc. Wagons	1356701	1	2.05	HANGER, t/pipe at muffler—(3.706)
64	4635-45 (Sgl.).....	1356786	1	2.05	HANGER, t/pipe at muffler—(3.706)
64	44-46-4800 (Sgl. & Dual)	1356699	AR	1.33	HANGER, tailpipe-rr—(3.616).....
64	44-46-4800.....	9793544	AR	.20	RING CLAMP (2")—(3.708).....
64	44-46-4800.....	9793545	AR	.25	RING CLAMP (2'//")—(3.708).....
64	44-46-4800.....	2378615	AR	.67	U-BOLT & CLAMP (1%)—(3.708) ..
64	44-46-4800.....	1396334	AR	.48	U-BOLT & CLAMP (2")—(3.708)
64	44-46-4800.....	3857547	AR	.92	U-BOLT & CLAMP (2'//")—(3.708) ..

3.710 3.609-3.708 1964 RIVIERA EXHAUST SYSTEM (REFER TO 1963-65 LIST)

3.710 3.609-3.708 1965 30-4000 EXC. SPORTWAGON EXHAUST SYSTEM

65	30-4000 (Sgl.).....	1369936	1	21.30	PIPE, exh.-frt (3.609) .
65	30-4000 (Dual) exc. G.S. .	1362392	RH	18.65	PIPE, exh.-frt —(3.609) .
65	30-4000 (Dual) exc. G.S. ,	1362393	LH	15.60	PIPE, exh.-frt.—(3.609) .
65	4000 G.S. (Dual).....	1372712	RH	20.80	PIPE, exh.-frt —(3.609) .
65	4000 G.S. (Dual).....	1372713	LH	21.30	PIPE, exh.-frt —(3.609) .
65	30-4000 V-6 (Sgl.).....	1372949	1	21.35	PIPE, exh.-ctr.—(3.609)
65	30-4000 V-8 (Sgl.).....	1369940	1	15.80	PIPE, exh.-ctr.—(3.609)
65	30-4000 V-6 (Sgl.).....	1396589	1	23.50	MUFFLER (3.701)
65	30-4000 V-8 (Sgl.).....	1394175	1	24.55	MUFFLER (3.701)
65	30-4000 (Dual) exc. G.S.	1396592	RH	25.55	MUFFLER (3.701)
65	30-4000 (Dual) exc. G.S.	1396593	LH	25.55	MUFFLER (3.701)
65	4000 G.S. (Dual).....	1372718	RH	26.60	MUFFLER (3 701)
65	4000 G.S. (Dual).....	1372719	LH	26.60	MUFFLER (3.701)

65	30-4000 V-6 exc. Wagons	1369946	1	14.55	TAILPIPE (3.705)
65	30-4000 V-8 (Sgl.) exc. Wagons & G.S.	1369942	1	13.65	TAILPIPE (3.705)
65	3000 Wagons V-6 (Sgl.)	1369938	1	10.75	TAILPIPE (3.705)
65	3000 Wagons V-8 (Sgl.)	1369943	1	10.75	TAILPIPE (3.705)
65	30-4000 (Dual) exc. Wagons & G.S.	1369946	RH	14.55	TALLPIPE (3.705)
65	30-4000 (Dual) exc. Wagons & G.S.	1369947	LH	10.00	TAILPIPE (3.705)
65	3000 Wagons (Dual)	1369938	RH	10.75	TAILPIPE (3.705)
65	4000 G.S. (Dual)	1369942	RH	13.65	TAILPIPE (3.705)
65	4000 G.S. (Dual)	1372721	LH	13.60	TAILPIPE (3.705)
65	30-4000 (Sgl.)	9783845	1	1.44	HANGER, muffler to t/pipe—(3.706)
65	30-4000 (Dual)	9783845	RH	1.44	HANGER, muffler to t/pipe—(3.706)
65	30-4000 (Dual)	1364301	LH	1.64	HANGER, muffler to t/pipe—(3.706)
65	30-4000 (Sgl.) exc. Wagons	1382598	1	2.61	HANGER, t/pipe—(3.706)
65	3000 Wagons (Sgl.)	1364064	1	1.13	HANGER, t/pipe—(3.706)
65	30-4000 (Dual)	1364064	RH	1.13	HANGER, t/pipe—(3.706)
65	30-4000 (Dual)	1382598	LH	2.61	HANGER, t/pipe—(3.706)
65	30-4000	1361728	RH	.15	REINFORCEMENT, hanger—(3.706)
65	30-4000	9793544	AR	.20	RING CLAMP (2")—(3.708)
65	30-4000	9793545	AR	.25	RING CLAMP (2 1/2")—(3.708)
65	30-4000	2378615	AR	.67	U-BOLT 8. CLAMP (1 1/2")—(3.708)
65	30-4000	1396334	AR	.48	U-BOLT 8. CLAMP (2")—(3.708)
65	30-4000	3857547	AR	.92	U-BOLT 8i CLAMP (2 1/2")—(3.708)
3.710 3.609-3.708 1965 4000 WAGONS EXHAUST SYSTEM					
65	4000 Wagons (Sgl.)	1369936	1	21.30	PIPE, exh.frt.—(3.609)
65	4000 Wagons (Dual)	1362392	RH	18.65	PIPE, exh.frt.—(3.609)
65	4000 Wagons (Dual)	1362393	LH	15.60	PIPE, exh.frt.—(3.609)
65	4000 Wagons (Sgl.)	1369940	1	15.80	PIPE, exh.ctr.—(3.609)
65	4000 Wagons (Sgl.)	1394175	1	24.55	MUFFLER (3.701)
65	4000 Wagons (Dual)	1396592	RH	25.55	MUFFLER (3.701)
65	4000 Wagons (Dual)	1396593	LH	25.55	MUFFLER (3.701)
65	4000 Wagons (Sgl.)	1370588	1	7.55	PIPE, exh.rr.—(3.609)
65	4000 Wagons (Sgl.)	383599	1	8.65	RESONATOR (3.702)
65	4000 Wagons (Sgl.)	383723	1	7.20	TAILPIPE (3.705)
65	4000 Wagons (Dual)	1369948	RH	10.35	TAILPIPE (3.705)
65	4000 Wagons (Dual)	1369949	LH	10.35	TAILPIPE (3.705)
65	4000 Wagons (Sgl.)	1382972	1	2.00	HANGER, muffler to rr. exh. pipe—(3.706)
65	4000 Wagons (Dual)	1382972	2	2.00	HANGER, muffler to t/pipe—(3.706)
65	4000 Wagons (Sgl.)	391256	1	1.74	HANGER (supt.) t/pipe—(3.706)
65	4000 Wagons (Dual)	1364064	RH	1.13	HANGER, t/pipe—(3.706)
65	4000 Wagons (Dual)	391256	LH	1.74	HANGER (supt.) t/pipe—(3.706)
65	4000 Wagons	1361728	AR	.15	REINFORCEMENT, hanger—(3.706)
65	4000 Wagons	9793544	AR	.20	RING CLAMP (2")—(3.708)
65	4000 Wagons	2378615	AR	.67	U-BOLT 8i CLAMP (1 1/2")—(3.708)
65	4000 Wagons	1396334	AR	.48	U-BOLT 8. CLAMP (2")—(3.708)
8 1965 50-60-8000 E					
65	5000 (Sgl.)	1366407	1	30.20	PIPE, exh.frt.—(3.609)
65	5000 (Dual)	1370090	RH	20.65	PIPE, exh.frt.—(3.609)
65	5000 (Dual)	1370091	LH	20.65	PIPE, exh.frt.—(3.609)
65	60-8000 (Sgl.)	1366893	1	35.60	PIPE, exh.frt.—(3.609)
65	60-8000 A.T. (Dual)	1366902	RH	27.20	PIPE, exh.frt.—(3.609)
65	60-8000 A.T. (Dual)	1366903	LH	26.15	PIPE, exh.frt.—(3.609)
65	5000 (Sgl.)	1366416	1	20.20	PIPE, exh.ctr.—(3.609)
65	6000 C.T. (Sgl.)	1366416	1	20.20	PIPE, exh.ctr.—(3.609)
65	60-8000 A.T. (Sgl.)	1370174	1	17.10	PIPE, exh.ctr.—(3.609)
65	5000 (Sgl.)	1394400	1	27.60	MUFFLER (3.701)
65	5000 (Dual)	1366706	RH	35.80	MUFFLER (3.701)
65	5000 (Dual)	1396751	LH	35.80	MUFFLER (3.701)
65	60-8000 (Sgl.)	1396581	1		MUFFLER (3.701)
65	60-8000 (Dual)	1396582	RH	37.85	MUFFLER (3.701)
65	60-8000 (Dual)	1396583	LH	29.65	MUFFLER (3.701)
65	5000 (Sgl.)	1366646	1	9.85	PIPE, exh.rr.—(3.609)
65	50-60-8000 (Dual)	1366646	RH	9.85	PIPE, exh.rr.—(3.609)
65	50-60-8000 (Dual)	1366647	LH	10.00	PIPE, exh.rr.—(3.609)
65	60-8000 (Sgl.)	1366420	1	10.25	PIPE, exh.rr.—(3.609)
65	5000 (Sgl.) All 4 Bbl. & 2 Bbl. Conv.	1394166	1	16.95	RESONATOR T/PIPE (3.702)
65	50-6000 (Dual)	1396586	2	28.45	RESONATOR T/PIPE (3.702)
65	6000 (Sgl.)	1396585	1	22.15	RESONATOR T/PIPE (3.702)
65	8000 (Sgl.)	1396587	1	22.45	RESONATOR T/PIPE (3.702)
65	8000 (Dual)	1396588	2	28.70	RESONATOR T/PIPE (3.702)
65	50-60-8000	1372390	AR	2.92	HANGER, muffler to rr. exh. pipe—(3.706)

65	50-60-8000	1366734	AR	3.18	HANGER, t/pipe—(3.706).....
65	50-60-8000	9793544	AR	.20	RING CLAMP (2")—(3.708).....
65	50-60-8000	9793545	AR	.25	RING CLAMP (2 1/2")—(3.708).....
65	50-60-8000	2378615	AR	.67	U-BOLT & CLAMP (1%)—(3.708)
65	50-60-8000	1396334	AR	.48	U-BOLT & CLAMP (2")—(3.708) ..
65	50-60-8000	3857547	AR	.92	U-BOLT & CLAMP (2 1/2")—(3.708)

3.710 3.609-3.708 1965 RIVIERA EXHAUST SYSTEM (REFER TO 1963-65 RIVIERA LIST)

3.710 3.609-3.708 1966-67 30-4000 EXC. 4000 WAGONS EXHAUST SYSTEM

66-67	V-6.....	1375977	1	19.20	PIPE, exh.-frt.—(3.609).....
66-67	30-4000 (300 Eng.)	1375977	1	19.20	PIPE, exh.-frt.—(3.609).....
66-67	30-4000 (340 Eng.) exc.				
	3417 G.S.....	1375649	1	19.90	PIPE, exh.-frt.—(3.609) .
66	4600 (Dual).....	1372712	RH	20.80	PIPE, exh.-frt.—(3.609) .
66	4600 (Dual).....	1372713	LH	21.30	PIPE, exh.-frt.—(3.609) .
67	3417 (Dual).....	1383936	RH	21.75	PIPE, exh.-frt.—(3.609) .
67	3417 (Dual).....	1383937	LH	22.05	PIPE, exh.-frt.—(3.609) .
67	4600 (Dual).....	1382006	RH	16.60	PIPE, exh.-frt.—(3.609) .
67	4600 (Dual).....	1382007	LH	18.95	PIPE, exh.-frt.—(3.609) .
66-67	V-6.....	1372949	1	21.35	PIPE, exh.-ctr.—(3.609)
66-67	30-4000 (300-340 Eng.)				
	Sgl.....	1369940	1	15.80	PIPE, exh.-ctr.—(3.609)
66-67	V-6.....	1396589	1	23.50	MUFFLER (3.701)
66-67	30-4000 (300-340 Eng.)				
	Sgl.....	1394175	1	24.55	MUFFLER (3.701)
67	3417 (Dual).....	1236982	2	29.50	MUFFLER (3.701)
66	4600 (Dual).....	1372718	RH	26.60	MUFFLER (3.701)
66	4600 (Dual).....	1372719	LH	26.60	MUFFLER (3.701)
67	4600 (Dual).....	1396886	RH	26.60	MUFFLER (3.701)
67	4600 (Dual).....	1234706	LH	26.60	MUFFLER (3.701)
66-67	V-6 exc. Wagons.....	1369946	1	14.55	TAILPIPE (3.705)
66-67	V-6 Wagons.....	1369938	1	10.75	TAILPIPE (3.705)
66-67	30-4000 V-8 exc.				
	Wagons & G.S.....	1369942	1	13.65	TAILPIPE (3.705).....
66-67	3000 V-8 Wagons.....	1369943	1	10.75	TAILPIPE (3.705).....
66-67	3417-4600 (Dual).....	1369942	RH	13.65	TAILPIPE (3.705).....
66-67	3417-4600 (Dual).....	1372721	LH	13.60	TAILPIPE (3.705).....
66-67	30-4000 (Sgl.).....	9783845	1	1.44	HANGER, muffler to t/pipe—(3.706)
66-67	3417-4600 (Dual).....	9783845	RH	1.44	HANGER, muffler to t/pipe—(3.706)
66-67	3417-4600 (Dual).....	1364301	LH	1.64	HANGER, muffler to t/pipe—(3.706)
66-67	3000 Wagons.....	1364064	1	1.13	HANGER, t/pipe—(3.706).....
66-67	30-4000 exc. Wagons & G.S.....	1382598	1	2.61	HANGER, t/pipe—(3.706).....
66-67	3417-4600 (Dual).....	1382598	2	2.61	HANGER, t/pipe—(3.706).....
66-67	30-4000.....	9793544	AR	.20	RING CLAMP (2-)-—(3.708).....
66-67	30-4000.....	2378615	AR	.67	U-BOLT & CLAMP (1%)—(3.708) ..
66-67	30-4000.....	1396334	AR	.48	U-BOLT & CLAMP (2")—(3.708)
66-67	30-4000.....	3857547	AR	.92	U-BOLT & CLAMP (2 1/2")—(3.708) ..
66-67	3000 Wagons.....	1361728	AR	.15	REINFORCEMENT, hanger—(3.706)

3.710 3.609-3.708 1966-67 4000 WAGONS EXHAUST SYSTEM

66-67	4000 Wagons exc. T.H.				
	400.....	1375649	1	19.90	PIPE, exh.-frt.—(3.609) .
67	4000 Wagons (T.H. 400)	1381456	1	20.60	PIPE, exh.-frt.—(3.609) .
	4000 Wagons exc. T.H.				
	400.....	1369940	1	15.80	PIPE, exh.-ctr.—(3.609).....
	4000 Wagons (T.H. 400)	1381455	1	12.05	PIPE, exh.-ctr.—(3.609).....
67	4000 Wagons.....	1394175	1	24.55	MUFFLER (3.701).....
66-67	4000 Wagons.....	1376545	1	6.80	PIPE, exh.-rr.—(3.609).....
66-67	4000 Wagons.....	383599	1	8.65	RESONATOR (3.702).....
66-67	4000 Wagons.....	1376548	1	7.35	TAILPIPE (3.705).....
66-67	4000 Wagons.....	1382972	1	2.00	HANGER, muffler to rr. exh. pipe—(3.706)
66-67	4000 Wagons.....	391256	1	1.74	HANGER (supt.) t/pipe—(3.706).....
66-67	4000 Wagons.....	1361728	2	.15	REINFORCEMENT, hanger—(3.706).....
66-67	4000 Wagons.....	9793544	AR	.20	RING CLAMP (2")—(3.708).....
66-67	4000 Wagons.....	1396334	AR	.48	U-BOLT & CLAMP (2")—(3.708).....
66-67	4000 Wagons.....	3857547	AR	.92	U-BOLT & CLAMP (2 1/2")—(3.708).....

3.710 3.609-3.708 1966 50-60-8000 EXHAUST SYSTEM

66	5000 (Sgl.).....	1377339	1	23.90	PIPE, exh.-frt.—(3.609) .
66	5000 (Dual).....	1375578	RH	22.90	PIPE, exh.-frt.—(3.609) .
66	5000 (Dual).....	1375579	LH	23.70	PIPE, exh.-frt.—(3.609) .
66	60-8000 (Sgl.).....	1366893	1	35.60	PIPE, exh.-frt.—(3.609) .
66	60-8000 (Dual).....	1366902	RH	27.20	PIPE, exh.-frt.—(3.609) .
66	60-8000 (Dual).....	1366903	LH	26.15	PIPE, exh.-frt.—(3.609) .

66	50-6000 (Sgl.) exc. T.H. 400.....	1366416	1	20.20	PIPE, exh.-ctr.—(3.609)
66	50-60-8000 (Sgl.) T.H. 400.....	1370174	1	17.10	PIPE, exh.-ctr.—(3.609)
66	5000.....	1394400	1	27.60	MUFFLER (3.701).....
66	5000 (Dual).....	1396751	2	35.80	MUFFLER (3.701).....
66	60-8000 (Sgl.).....	1394348	—1	28.65	MUFFLER (3.701).....
66	60-8000 (Dual).....	1396582	RH	37.85	MUFFLER (3.701).....
66	60-8000 (Dual).....	1396583	LH	29.65	MUFFLER (3.701).....
66	5000 (Sgl.).....	1366646	1	9.85	PIPE, exh.-rr.—(3.609) ..
66	60-8000 (Sgl.).....	1366420	1	10.25	PIPE, exh.-rr.—(3.609) ..
66	50-60-8000 (Dual).....	1366646	RH	9.85	PIPE, exh.-rr.—(3.609) ..
66	50-60-8000 (Dual).....	1366647	LH	10.00	PIPE, exh.-rr.—(3.609) ..
66	5000 (Sgl.) (All 4 Bbl. & 2 Bbl. Conv.).....	1394166	1	16.95	RESONATOR & PIPE (3.702).....
66	50-6000 (Dual).....	1396762	2	25.40	RESONATOR & PIPE (3.702).....
66	6000 (Sgl.).....	1396585	1	22.15	RESONATOR & PIPE (3.702).....
66	8000 (Sgl.).....	1396587	1	22.45	RESONATOR & PIPE (3.702).....
66	8000 (Dual).....	1396763	2	27.95	RESONATOR & PIPE (3.702).....
66	5000 2 Bbl. exc. 5467 ..	1377289	1	13.65	TAILPIPE (3.705).....
66	50-60-8000.....	1372390	AR	2.92	HANGER, muffler to rr. pipe—(3.706)
66	50-60-8000.....	1366734	AR	3.18	HANGER, t/pipe—(3.706).....
66	50-60-8000.....	9793544	AR	.20	RING CLAMP (2")—(3.708).....
66	50-60-8000.....	1396334	AR	.48	U-BOLT & CLAMP (2")—(3.708).....
66	50-60-8000.....	3857547	AR	.92	U-BOLT & CLAMP (2V)—(3.708) ..

3.710 3.609-3.708 1966-70 9000 EXHAUST SYSTEM

66	9000.....	1378758	RH	15.70	PIPE, exh.-frt.—(3.609).....
66	9000.....	1378759	LH	15.70	PIPE, exh.-frt.—(3.609).....
67-70	9000.....	1382636	RH	14.40	PIPE, exh.-frt.—(3.609).....
67-70	9000.....	1382637	LH	14.40	PIPE, exh.-frt.—(3.609).....
66	9000.....	1234818	RH	37.85	MUFFLER (3.702).....
67-70	9000.....	1234818	RH	37.85	MUFFLER (3.702).....
66-70	9000.....	1234818	LH	37.85	MUFFLER (3.702).....
66-70	9000.....	1374108	RH	12.30	PIPE, exh.-ctr.—(3.609).....
66-70	9000.....	1374109	LH	12.30	PIPE, exh.-ctr.—(3.609).....
66-70	9000.....	1234750	RH	9.25	PIPE, exh.-rr.—(3.609).....
66-70	9000.....	1377351	LH	9.50	PIPE, exh.-rr.—(3.609).....
66-70	9000.....	1234280	RH	35.75	RESONATOR & T/PIPE (3.702).....
66-70	9000.....	1234281	LH	35.75	RESONATOR & T/PIPE (3.702).....
66-70	9000.....	1374102	RH	4.66	HANGER, muffler to ctr. pipe—(3.616)
66-70	9000.....	1374103	LH	4.66	HANGER, muffler to ctr. pipe—(3.616)
66-70	9000.....	1374116	RH	2.72	HANGER, ctr. pipe to rr. pipe—(3.616)
66-70	9000.....	1374117	LH	2.72	HANGER, ctr. pipe to rr. pipe—(3.616)
66-70	9000.....	1374126	RH	2.82	HANGER, t/pipe—(3.706).....
66-70	9000.....	1374127	LH	2.82	HANGER, t/pipe—(3.706).....
66-70	9000.....	9793544	AR	.20	RING CLAMP (2")—(3.708).....
66-70	9000.....	1396334	AR	.48	U-BOLT & CLAMP (2")—(3.708).....
66-70	9000.....	3857547	AR	.92	U-BOLT & CLAMP (2V,")—(3.708) ..

3.710 3.609-3.708 1967-68 50-60-8000 EXHAUST SYSTEM

67	5000 (Sgl.).....	1377339	1	23.90	PIPE, exh.,frt.—(3.609) ..
68	5000 (Sgl.).....	1382233	1	20.95	PIPE, exh.,frt.—(3.609) ..
67-68	60-8000 (Sgl.).....	1380898	1	21.90	PIPE, exh.,frt.—(3.609) ..
67-68	60-8000 (Dual).....	1377848	RH	19.85	PIPE, exh.,frt.—(3.609) ..
67-68	60-8000 (Dual).....	1377849	LH	21.45	PIPE, exh.,frt.—(3.609) ..
67-68	5000 (Sgl.) exc. T.H. 400	1366416	1	20.20	PIPE, exh.,ctr.—(3.609) ..
67-68	5000 (Sgl.) T.H. 400 ..	1370174	1	17.10	PIPE, exh.,ctr.—(3.609)
67-68	60-8000 (Sgl.).....	1370174	1	17.10	PIPE, exh.,ctr.—(3.609)
67-68	5000.....	1394400	1	27.60	MUFFLER (3.701).....
67-68	60-8000 (Sgl.).....	1394348	1	28.65	MUFFLER (3.701).....
67-68	60-8000 (Dual).....	1386492	RH	29.65	MUFFLER (3.701).....
67-68	60-8000 (Dual).....	1386493	LH	37.85	MUFFLER (3.701).....
67-68	5000 (Sgl.).....	1366646	1	9.85	PIPE, exh.,rr.—(3.609) ..
67-68	60-8000 (Sgl.).....	1366420	1	10.25	PIPE, exh.,rr.—(3.609) ..
67-68	60-8000 (Dual).....	1366420	RH	10.25	PIPE, exh.,rr.—(3.609) ..
67-68	60-8000 (Dual).....	1376455	LH	8.15	PIPE, exh.,rr.—(3.609) ..
67	5000 (Sgl.) All 4 Bbl. & 2 Bbl. Conv.....	1394166	1	16.95	RESONATOR & T/PIPE (3.702).....
68	5000 (Sgl.).....	1394166	1	16.95	RESONATOR & T/PIPE (3.702).....
67-68	6000 (Sgl.).....	1387704	1	19.60	RESONATOR & T/PIPE (3.702).....
67-68	8000 (Sgl.).....	1387705	1	19.60	RESONATOR & T/PIPE (3.702).....
67-68	6000 (Dual).....	1396865	2	25.55	RESONATOR & T/PIPE (3.702).....
67-68	8000 (Dual).....	1396867	2	25.95	RESONATOR & T/PIPE (3.702).....
67	5000 2 Bbl. exc. 5467 ..	1377289	1	13.65	TAILPIPE (3.705).....
67-68	50-60-8000.....	1372390	AR	2.92	HANGER, muffler to rr. exh. pipe—(3.706)
67-68	50-60-8000.....	1366734	AR	3.18	HANGER, t/pipe—(3.706).....
67-68	50-60-8000.....	9793544	AR	.20	RING CLAMP (2")—(3.708).....

67-68	50-60-8000	1396334	AR	.48	U-BOLT & CLAMP (2")—(3.708) ..
67-68	50-60-8000	3857547	AR	.92	U-BOLT & CLAMP (2 1/2")—(3.708)
68	5000 (350-2 Bbl Conv.)	1384731	1	.46	CLAMP, resonator 8i pipe to tail pipe hanger— (3.708)

3.710 3.609-3.708 1968-69 30-4000 EXC. 4000 WAGONS EXHAUST SYSTEM

68-69	3369-3569 (L-6)	399589	1	13.15	PIPE, exh.-frt.—(3.609) .
68-69	3327-3537 (L-6)	399590	1	10.50	PIPE, exh.-frt.—(3.609) .
68-69	30-4000 (350 Eng.) Sgl. .	1382158	1	17.75	PIPE, exh.-frt.—(3.609) .
68-69	3437 (Dual)	1384736	RH	15.30	PIPE, exh.-frt.—(3.609) .
68-69	3437 (Dual)	1384737	LH	17.75	PIPE, exh.-frt.—(3.609) .
68-69	4600 (Dual) exc. Stage I .	1382354	RH	16.60	PIPE, exh.-frt.—(3.609) .
68-69	4600 (Dual) exc. Stage I .	1382355	LH	18.55	PIPE, exh.-frt.—(3.609) .
69	4600 Stage I (Dual)	1231614	RH	20.00	PIPE, exh.-frt.—(3.609) .
69	4600 Stage I (Dual)	1231615	LH	22.25	PIPE exh.-frt.—(3.609) .
68-69	3327-3537-4437-67 (350 Eng.) (Sgl.)	1239473	1	10.75	PIPE, exh.-ctr.—(3.609)
68-69	30-4000 (4 Drs.) 350 Eng. (Sgl.)	1239474	1	11.35	PIPE, exh.-ctr.—(3.609)
68-69	3000 (L-6)	1394174	1	23.50	MUFFLER (3.701)
68-69	30-4000 (350 Eng.) (Sgl.)	1394175	1	24.55	MUFFLER (3.701)
68-69	3437 (Dual)	1236982	2	29.50	MUFFLER (3.701)
68-69	4600 (Dual) exc. Stage I .	1234706	2	26.60	MUFFLER (3.701)
69	4600 Stage I (Dual)	1394348	RH	28.65	MUFFLER (3.701)
69	4600 Stage I (Dual)	1394440	LH	28.65	MUFFLER (3.701)
68-69	3000 (L-6)	1239009	1	12.05	TAILPIPE (3.705)
68-69	30-4000 (350 Eng.) (Sgl.) exc. Wagons.	1239010	1	12.05	TAILPIPE (3.705)
68	3435	1387769	1	16.60	TAILPIPE (3.705)
69	3435-36	1387769	1	16.60	TAILPIPE (3.705)
68-69	3437-4600 (Dual) exc. Stage I	1239010	RH	12.05	TAILPIPE (3.705)
68-69	3437-4600 (Dual) exc. Stage I	1239011	LH	12.05	TAILPIPE (3.705)
69	4600 Stage I (Dual)	1231616	RH	18.85	TAILPIPE (3.705)
69	4600 Stage I (Dual)	1231617	LH	18.85	TAILPIPE (3.705)
68-69	3000 (L-6)	9790493	1	1.44	HANGER, muffler to t/pipe—(3.706)
68-69	30-4000 (350 Eng.) Sgl. .	9790492	1	1.44	HANGER, muffler to t/pipe—(3.706)
68-69	3437-4600 (Dual)	9790492	RH	1.44	HANGER, muffler to t/pipe—(3.706)
68-69	3437-4600 (Dual)	9790493	LH	1.44	HANGER, muffler to t/pipe—(3.706)
68-69	3000 (L-6)	1384483	1	1.44	HANGER, t/pipe—(3.706)
68-69	3000 (L-6)	1236068	AR	1.79	HANGER, t/pipe (R. & L)
68-69	30-4000 V-8 exc. 3435- 36	1382598	AR	2.61	HANGER, t/pipe—(3.706)
68-69	3435-3436	1383761	1	3.43	HANGER, t/pipe—(3.706)
68-69	30-4000	9793544	AR	.20	RING CLAMP (2")—(3.708)
68-69	30-4000	2378615	AR	.67	U-BOLT & CLAMP (1")—(3.708)
68-69	30-4000	1396334	AR	.48	U-BOLT & CLAMP (2")—(3.708) ..
68-69	30-4000	3857547	AR	.92	U-BOLT & CLAMP (2 1/2")—(3.708)

3.710 3.609-3.708 1968-69 4000 WAGONS EXHAUST SYSTEM

68-69	4000 Wagons (350 Eng.)	1382158	1	17.75	PIPE, exh.-frt.—(3.609)
68	4000 Wagons (400 Eng.)	1384377	1	31.97	PIPE, exh.-frt.—(3.609)
69	4000 Wagons (400 Eng.)	1385702	1		PIPE, exh.-frt.—(3.609)
68	4000 Wagons (350 Eng.)	1383233	1	9.75	PIPE, exh.-ctr.—(3.609)
68	4000 Wagons (400 Eng.)	1384320	1	8.35	PIPE, exh.-ctr.—(3.609)
69	4000 Wagons	1383233	1	9.75	PIPE, exh.-ctr.—(3.609)
68-69	4000 Wagons	1394400	1	27.60	MUFFLER (3.701)
68	4000 Wagons	1384521	1	8.40	PIPE, exh.-rr.—(3.609)
69	4000 Wagons	1387861	1	7.55	PIPE, exh.-rr.—(3.609)
68	4000 Wagons	1387703	1	27.40	RESONATOR & T/PIPE (3.702)
69	4000 Wagons (350 Eng.)	1230295	1	30.75	RESONATOR & T/PIPE (3.702)
69	4000 Wagons (400 Eng.)	1386489	1	33.10	RESONATOR & T/PIPE (3.702)
68-69	4000 Wagons	1382972	1—	2.00	HANGER, muffler to rr. exh. pipe—(3.706)
68-69	4000 Wagons	1361728	AR	.15	REINFORCEMENT, hanger—(3.706)
68-69	4000 Wagons	1383761	1	3.43	HANGER, t/pipe—(3.706)
68-69	4000 Wagons	9793544	AR	.20	RING CLAMP (2")—(3.708)
68-69	4000 Wagons	1396334	AR	.48	U-BOLT & CLAMP (2")—(3.708)
68-69	4000 Wagons	3857547	AR	.92	U-BOLT & CLAMP (2"A")—(3.708)

3.710 3.609-3.708 1969 50-60-8000 EXHAUST SYSTEM

69	5000 (Sgl.)	1382158	1	17.75	PIPE, exh.-frt.—(3.609)
69	60-8000 (Sgl.) .	1240331	1	21.10	PIPE, exh.-frt.—(3.609)
69	6000 (Dual)	1385950	RH	17.50	PIPE, exh.-frt.—(3.609)
69	6000 (Dual)	1385951	LH	19.25	PIPE, exh.-frt.—(3.609)
69	8000 (Dual)	1385952	RH	17.85	PIPE, exh.-frt.—(3.609)
69	8000 (Dual)	1385953	LH	19.70	PIPE, exh. frt.—(3.609)

69	5000 A.T.	1385693	1	16.00	PIPE, exh.-ctr.—(3.609).....
69	5000 C.T.	1385692	1	15.70	PIPE, exh.-ctr.—(3.609).....
69	6000 (Sgl.)	1385692	1	15.70	PIPE, exh.-ctr.—(3.609).....
69	8000 (Sgl.)	1236957	1	16.15	PIPE, exh.-ctr.—(3.609).....
69	5000.	1394400	1	27.60	MUFFLER (3.701).....
69	60-8000 (Sgl.)	1394348	1	28.65	MUFFLER (3.701).....
69	60-8000 (Dual).....	1386492	RH	29.65	MUFFLER (3.701).....
69	60-8000 (Dual).....	1386493	LH	37.85	MUFFLER (3.701).....
69	5000 (Sgl.)	1385689	1	9.40	PIPE, exh.-rr.—(3.609).....
69	60-8000 (Sgl.)	1385695	1	8.25	PIPE, exh.-rr.—(3.609).....
69	60-8000 (Dual).....	1385695	RH	8.25	PIPE, exh.-rr.—(3.609).....
69	60-8000 (Dual).....	1386051	LH	7.95	PIPE, exh.-rr.—(3.609).....
69	5000.	1394345	1	20.60	RESONATOR & T/PIPE (3.702)....
69	6000 (Sgl.)	1394346	1	20.60	RESONATOR 8< T/PIPE (3.702)....
69	8000 (Sgl.)	1394347	-1	20.80	RESONATOR 8t T/PIPE (3.702)....
69	6000 (Dual).....	1386436	2	28.70	RESONATOR 8. T/PIPE (3.702)....
69	8000 (Dual).....	1386497	2	28.80	RESONATOR & T/PIPE (3.702)....
69	50-60-8000	1385757	AR	1.49	HANGER, muffler to rr. pipe—(3.706)
69	50-60-8000	1386688	AR	.46	REINFORCEMENT, hanger—(3.706) .
69	50-60-8000	1385765	AR	2.31	HANGER, t/pipe—(3.706).....
69	50-60-8000	9793544	AR	.20	RING CLAMP (2")—(3.708).....
69	50-60-8000	9793545	AR	.25	RING CLAMP (2 1/4")—(3.708).....
69	50-60-8000	1396334	AR	.48	U-BOLT 8. CLAMP (2")—(3.708)....
69	50-60-8000	3857547	AR	.92	U-BOLT 8. CLAMP (2 1/2")—(3.708)...

3.710 3.609-3.708 1970 30-4000 EXHAUST SYSTEM

70	3369-3569 (L-6).....	399589	1	13.15	PIPE, exh.-frt—(3.609).
70	3327-3537 (L-6).....	399590	1	10.50	PIPE, exh.-frt—(3.609) .
70	30-4000 (350 Eng.) (Sgl.)	1382158	1	17.75	PIPE, exh.-frt—(3.609).
70	3327-3537-4437 (350 Eng.) Dual	1232664	RH	16.40	PIPE, exh.-frt—(3.609) .
70	3327-3537-4437 (350 Eng.) Dual	1232665	LH	20.20	PIPE, exh.-frt—(3.609) .
70	3437 (Dual).....	1384736	RH	15.30	PIPE, exh.-frt—(3.609) .
70	3437 (Dual).....	1384737	LH	17.75	PIPE, exh.-frt—(3.609) .
70	3369-3569-4439-69 (350 Eng.) (Dual).....	1232666	RH	16.80	PIPE, exh.-frt—(3.609) .
70	3369-3569-4439-69 (350 Eng.) (Dual).....	1232667	LH	21.00	PIPE, exh.-frt—(3.609) .
70	4600 (Dual).....	1382354	RH	16.60	PIPE, exh.-frt—(3.609) .
70	4600 (Dual).....	1382355	LH	18.55	PIPE, exh.-frt—(3.609) .
70	3327-3537-4437-67 (350 Eng.) (Sgl.)	1239473	1	10.75	PIPE, exh.-ctr.—(3.609)
70	3369-3569-3435-36-4439-69 (350 Eng.) (Sgl.).....	1239474	1	1 1.35	PIPE, exh.-ctr.—(3.609)
70	3000 (L-6).....	1394174	1	23.50	MUFFLER (3.701).....
70	30-4000 (350 Eng.) (Sgl.)	1394175	1	24.55	MUFFLER (3.701).....
70	33-35-4400 (350 Eng.) (Dual).....	1232564	RH	25.55	MUFFLER (3.701)
70	33-35-4400 (350 Eng.) (Dual).....	1232565	LH	25.55	MUFFLER (3.701)
70	3437 (Dual).....	1236982	2	29.50	MUFFLER (3.701)
70	4600 (Dual).....	1234706	2	26.60	MUFFLER (3.701)
70	3000 (L-6).....	1232487	1	1 1.45	TAILPIPE (3.705)
70	30-4000 (350 Eng.) (Sgl.)	1232488	1	12.45'	TAILPIPE (3.705)
70	33-35-4400 (350 Eng.) Dual.....	1232660	RH	18.05	TAILPIPE (3.705)
70	33-35-4400 (350 Eng.) Dual.....	1232487	LH	1 1.45	TAILPIPE (3.705)
70	3435-36.....	1387769	1	16.60	TAILPIPE (3.705)
70	3437-4600 (Dual).....	1232488	RH	12.45	TAILPIPE (3.705)
70	3437-4600 (Dual).....	1232489	LH	12.45	TAILPIPE (3.705)
70	3000 (L-6).....	9790493	1	1.44	HANGER muffler to t/pipe—(3.706)
70	30-4000 (V-8).....	9790492	RH	1.44	HANGER muffler to t/pipe—(3.706)
70	30-4000 (V-8).....	9790493	LH	1.44	HANGER muffler to t/pipe—(3.706)
70	30-4000 exc. 3435-36 ..	1382598	AR	2.61	HANGER t/pipe-rr.—(3.706).....
70	3435-36.....	1383761	1	3.43	HANGER t/pipe-rr.—(3.706).....
70	30-4000.....	9793544	AR	.20	RING CLAMP (2")—(3.708).....
70	30-4000.....	2378615	AR	.67	U-BOLT & CLAMP (1 1/2")—(3.708) ..
70	30-4000.....	1396334	AR	.48	U-BOLT 8. CLAMP (2")—(3.708)
70	30-4000.....	3857547	AR	.92	U-BOLT 8i CLAMP (2 1/2")—(3.708) .

3.710 3.609-3.708 1970 50-60-8000 E

70	5000 (Sgl.).....	1382158	1	17.75	PIPE, exh.-frt—(3.609) .
70		1232228	RH	17.85	PIPE, exh.-frt—(3.609) .
70		1232229	LH	20.65	PIPE, exh.-frt—(3.609).
70	6000 (Sgl.) exc. Wagons	1240331	1	21.10	PIPE, exh.-frt—(3.609) .

70	6000 (Dual)	1385950	RH	17.50	PIPE, exh.-frt—(3.609)
70	6000 (Dual)	1385951	LH	19.25	PIPE, exh.-frt—(3.609)
70	6000 Wagons (Sgl.)	1385702	—1		PIPE, exh.-frt—(3.609)
70	8000 (Sgl.)	1385702	1		PIPE, exh.-frt—(3.609)
70	8000 (Dual)	1385952	RH	17.85	PIPE, exh.-frt—(3.609)
70	8000 (Dual)	1385953	LH	19.70	PIPE, exh.-frt—(3.609)
70	5000 A.T. (Sgl.)	1385693	1	16.00	PIPE, exh.-ctr—(3.609)
70	5000 C.T. (Sgl.)	1385692	1	15.70	PIPE, exh.-ctr—(3.609)
70	6000 (Sgl.) exc. Wagons	1385692	1	15.70	PIPE, exh.-ctr—(3.609)
70	6000 Wagons (Sgl.)	1231539	—1	12.50	PIPE, exh.-ctr—(3.609)
70	8000 (Sgl.)	1236957	1	16.15	PIPE, exh.-ctr—(3.609)
70	5000 (Sgl.)	1394400	1	27.60	MUFFLER (3.701)
70	5000 (Dual)	1232534	RH	29.65	MUFFLER (3.701)
70	5000 (Dual)	1232535	LH	35.80	MUFFLER (3.701)
70	60-8000 (Sgl.) exc. Wagons	1394348	1	28.65	MUFFLER (3.701)
70	60-8000 (Dual)	1232538	RH	33.75	MUFFLER (3.701)
70	60-8000 (Dual)	1232539	LH	33.75	MUFFLER (3.701)
70	6000 Wagons (Sgl.)	1394553	1	26.60	MUFFLER (3.701)
70	5000 (Sgl.)	1385689	1	9.40	PIPE, exh.-rr—(3.609)
70	5000 (Dual)	1385689	RH	9.40	PIPE, exh.-rr—(3.609)
70	5000 (Dual)	1232387	LH—	11.95	PIPE, exh.-rr—(3.609)
70	60-8000 (Sgl.) exc. Wagons	1385695	1	8.25	PIPE, exh.-rr—(3.609)
70	60-8000 (Dual)	1385695	RH	8.25	PIPE, exh.-rr—(3.609)
70	60-8000 (Dual)	1386051	LH	7.95	PIPE, exh.-rr—(3.609)
70	6000 Wagons	1231531	1	6.85	PIPE, exh.-rr—(3.609)
70	5000 (Sgl.)	1394345	—1	20.60	RESONATOR & T/PIPE (3.702)
70	5000 (Dual)	1232536	2	34.35	RESONATOR & T/PIPE (3.702)
70	6000 Wagons (Sgl.)	1394732	—1	25.30	RESONATOR & T/PIPE (3.702)
70	6000 (Sgl.) exc. Wagons	1394551	1	17.15	RESONATOR & T/PIPE (3.702)
70	6000 (Dual)	1232529	2	26.65	RESONATOR & T/PIPE (3.702)
70	8000 (Sgl.)	1394552	1	17.35	RESONATOR & T/PIPE (3.702)
70	8000 (Dual)	1232530	2	27.05	RESONATOR & T/PIPE (3.702)
70	50-60-8000	1385757	AR	1.49	HANGER, muffler-rr—(3.706)
70	50-60-8000	1386688	AR	.46	REINFORCEMENT, muffler hanger
70	50-60-8000	1385765	AR	2.31	HANGER, t/pipe—(3.706)
70	6000 Wagons	1234586	1	1.03	SUPPORT, t/pipe—(3.706)
70	50-60-8000	2378615	AR	.67	U-BOLT 8. CLAMP (1%)—(3.708)
70	50-60-8000	9793544	AR	.20	RING CLAMP (2")—(3.708)
70	50-60-8000	9793545	AR	.25	RING CLAMP (2VV)—(3.708)
70	50-60-8000	1396334	AR	.48	U-BOLT 8. CLAMP (2")—(3.708)
70	50-60-8000	3857547	AR	.92	U-BOLT 8. CLAMP (2/,")—(3.708)

3.710 3.609-3.708 1971-72 3(I-4000 EXHAUST SYSTEM

71	3369 (L-6) Sgl.	399589	1	13.15	PIPE, exh.-frt—(3.609)
71	3327-37 (L-6) Sgl.	399590	1	10.50	PIPE, exh.-frt—(3.609)
71-72	30-4000 (350 Eng.) Sgl.	1382158	1	17.75	PIPE, exh.-frt—(3.609)
71	3327-37-4437-67 (Dual)	1232664	RH	16.40	PIPE, exh.-frt—(3.609)
71	3327-37-4437-67 (Dual)	1232665	LH	20.20	PIPE, exh.-frt—(3.609)
71	3369-4439-69 (Dual)	1232666	RH	16.80	PIPE, exh.-frt—(3.609)
71	3369-4439-69 (Dual)	1232667	LH	21.00	PIPE, exh.-frt—(3.609)
71	3437-67 (350 Eng.) (Dual)	1384736	RH	15.30	PIPE, exh.-frt—(3.609)
71	3437-67 (350 Eng.) (Dual)	1384737	LH	17.75	PIPE, exh.-frt—(3.609)
71-72	3437-67 (455 Eng.) (Dual)	1382354	RH	16.60	PIPE, exh.-frt—(3.609)
71-72	3437-67 (455 Eng.) (Dual)	1382355	LH	18.55	PIPE, exh.-frt—(3.609)
71-72	3369-3436-4439-69 (350 Eng.) (Sgl.)	1239474	1	11.35	PIPE, exh.-ctr—(3.609)
71-72	3327-37-4437-67 (350 Eng.) (Sgl.)	1239473	1	10.75	PIPE, exh.-ctr—(3.609)
72	3437-67 (Dual Exh.)	1240264	RH	15.30	PIPE, exh. frt
72	3437-67 (Dual Exh.)	1240265	LH	17.75	PIPE, exh. frt
71	3000 (L-6)	1394174	1	23.50	MUFFLER (3.701)
71-72	30-4000 (350 Eng.) (Sgl.)	1394175	1	24.55	MUFFLER (3.701)
71	33-4400 (350 Eng.) (Dual)	1232564	RH	25.55	MUFFLER (3.701)
71	33-4400 (350 Eng.) (Dual)	1232565	LH	25.55	MUFFLER (3.701)
71	3437-67 (350 Eng.) (Dual)	1236982	2	29.50	MUFFLER (3.701)
71	3437-67 (455 Eng.) (Dual)	1234706	2	26.60	MUFFLER (3.701)
72	3437-67 (Dual Exh.)	1240263	2	29.65	MUFFLER (3.701)

72	3437-67 (350-4 Bbl. - Hi-Perl).....	1386183	2								
71	3000 (L-6) Sgl.	1239009	1	12.05						MUFFLER (3.701).....	
71-72	30-4000 (350 Eng.) (Sgl.)	1239010	1	12.05						TAILPIPE (3.705).....	
71-72	3436.....	1387769	1	16.60						TAILPIPE (3.705).....	
71	350 Eng. (Dual).....	1239012	RH	17.35						TAILPIPE (3.705).....	
71-72	350 Eng. (Dual).....	1239009	LH	12.05						TAILPIPE (3.705).....	
71-72	3437-67 less Ext. Exh.	1239010	RH	12.05						TAILPIPE (3.705).....	
71-72	3437-67 less Ext. Exh.	1239011	LH	12.05						TAILPIPE (3.705).....	
71-72	3437-67 w/Ext. Exh.	1236640	RH	12.30						TAILPIPE (3.705).....	
71-72	3437-67 w/Ext. Exh.	1236641	LH	12.30						TAILPIPE (3.705).....	
71-72	3437-67 w/Ext. Exh.	1236877	2	8.70						EXTENSION, t/pipe—(3.609).....	
71-72	30-4000 (V-8 Sgl.).....	1236174	1	1.54						HANGER, muffler—(3.706).....	
71-72	30-4000 (Dual).....	1236174	RH	1.54						HANGER, muffler—(3.706).....	
71-72	30-4000 (Dual).....	1236175	LH	2.00						HANGER, muffler—(3.706).....	
71-72	3000 (L-6).....	1236175	1	2.00						HANGER, muffler—(3.706).....	
71-72	30-4000 exc. Wagons & Ext. Exhaust.....	1236068	AR	1.79						HANGER, t/pipe—(3.706).....	
71-72	3436.....	1236072	1	1.79						HANGER, t/pipe—(3.706).....	
71-72	3437-67 Ext. Exh.	1236548	RH	4.00						SUPPORT, t/pipe—(3.706).....	
71-72	3437-67 Ext. Exh.	1236549	LH	4.00						SUPPORT, t/pipe—(3.706).....	
71-72	30-4000.....	9793544	AR	.20						RING CLAMP (2")—(3.708).....	
71-72	30-4000.....	2378615	AR	.67						U-BOLT 8i CLAMP (1%")—(3.708).....	
71-72	30-4000.....	1396334	AR	.48						U-BOLT & CLAMP (2")—(3.708).....	
71-72	30-4000.....	3857547	AR	.92						U-BOLT & CLAMP (2 1/2")—(3.708).....	
3.710 3.609-3.708 1971-73 ALL B-C EXC. WAGONS EXHAUST SYSTEM											
71-72	5000 (350 Eng.) (Sgl.) ..	1382158	1	17.75						PIPE, exh.-frt—(3.609).....	
71	5000 (350 Eng.) (Dual) ..	1237142	RH	17.70						PIPE, exh.-frt—(3.609).....	
71	5000 (350 Eng.) (Dual) ..	1237143	LH	17.70						PIPE, exh.-frt—(3.609).....	
71-72	50-66-8000 (455 Eng.) (Sgl.).....	1240331	1	21.10						PIPE, exh.-frt—(3.609).....	
71-73	All B (455 Eng.) (Dual) ..	1237162	RH	18.20						PIPE, exh.-frt—(3.609).....	
71-73	All B (455 Eng.) (Dual) ..	1237151	LH	18.20						PIPE, exh.-frt—(3.609).....	
71-73	All C (Dual).....	1237160	RH	18.45						PIPE, exh.-frt—(3.609).....	
71-73	All C (Dual).....	1237153	LH	18.45						PIPE, exh.-frt— (3.609).....	
71-72	5000 (350 Eng.) (Sgl.) ..	1237174	1	14.30						PIPE, exh.-ctr.—(3.609).....	
71-73	All B (455 Eng.) (Sgl.) ..	1237450	1	15.30						PIPE, exh.-ctr.—(3.609).....	
71-73	All C (Sgl.).....	1237175	1	16.00						PIPE, exh.-ctr.—(3.609).....	
71	5000 (350 Eng.) (Sgl.) ..	1240538	1	26.60						MUFFLER (repls. 1 237 1 36 3/72)—(3.70 1)	
71	5000 (350 Eng.) (Dual) ..	1237904	RH	33.75						MUFFLER (3.701).....	
71	5000 (350 Eng.) (Dual) ..	1237905	LH	33.75						MUFFLER (3.701).....	
71-72	50-60-8000 (455 Eng.) (Sgl. Exh.).....	1239015	1	26.60						MUFFLER (3.701).....	
71-72	50-66-8000 (455 Eng.) (Dual).....	1239412	RH	37.85						MUFFLER (3.701).....	
71-72	50-66-8000 (455 Eng.) (Dual).....	1239413	LH	37.85						MUFFLER (3.701).....	
72	5000 (350 Eng.) Sgl. Exh. exc. 3.42 Axle Ratio.....	1240538	1	26.60						MUFFLER (3.701)	
72	5000 (350 Eng.) Sgl. Exh. with 3.42 Axle Ratio.....	1239015	1	26.60						MUFFLER (3.701)	
71	5000 (350 Eng.) (Sgl.) ..	1237021	1	14.85						TAILPIPE (3.705)	
72	5000 (350 Eng.) (Sgl.) less 3.42 Axle Ratio										
71	5000 (350 Eng.) (Dual) ..	1237906	RH	13.85						TAILPIPE (3.705).....	
71	5000 (350 Eng.) (Dual) ..	1237907	LH	13.85						TAILPIPE (3.705).....	
72	5000 (350 Eng.) Sgl. with 3.42 Axle Ratio ..	1237908	1	13.85						TAILPIPE (3.705).....	
71-72	50-66-8000 (455 Eng.) (Sgl.).....	1237908	1	13.45						PIPE, exh.-rr. between muffler & resonator—(3.705)	
71-72	50-66-8000 (455 Eng.) (Dual).....	1237908	RH	13.45						PIPE, exh.-rr. between muffler & resonator—(3.705)	
71-72	50-66-8000 (455 Eng.) (Dual).....	1237909	LH	13.45						PIPE, exh.-rr. between muffler 8i resonator—(3.705)	
71-73	All B-C (455 Eng.) (Sgl.) ..	1237159	1	13.45						PIPE, exh.-rr. between muffler & resonator—(3.705)	
71-72	50-66-8000 (455 Eng.) (Dual).....	1237266	2	20.00						RESONATOR & T/PIPE (3.702).....	
72-73	All B (350 Eng.) (Sgl.) ..	1237159	1	26.60						RESONATOR & T/PIPE (3.702).....	
71-73	All B-C.....	1237359	AR	20.00						RESONATOR (3.702).....	
71-73	All B-C.....	1238385	AR	2.00						HANGER, muffler to rr. pipe—(3.706).....	
71-73	All B-C (Sgl.).....	1237362	1	.97						BRACKET, muffler hanger—(3.706).....	
71-73	All B-C (Dual).....	1237362	RH	2.00						HANGER, t/pipe—(3.706).....	
71-73	All B-C (Dual).....	1237363	LH	2.00						HANGER, t/pipe—(3.706).....	
71-73	All B-C.....	1237366	AR	2.00						HANGER, t/pipe—(3.706).....	
71-73	All B-C.....	9793544	AR	.41						BRACKET, t/pipe hanger—(3.706).....	
				.20						RING CLAMP (2")—(3.708).....	

71-73	All B-C	9793545	AR	.25	RING CLAMP (2',")—(3.708)
71-73	All B-C	2378615	AR	.67	U-BOLT & CLAMP (1',")—(3.708)
71-73	50-66-8000	1396334	AR	.48	U-BOLT & CLAMP (2")—(3.708)
71-73	All B-C	3857547	AR	.92	U-BOLT & CLAMP (2',")—(3.708)

3.710 3.609-3.708 1971-73 ALL B WAGONS EXHAUST SYSTEM

71-72	All B/Wgn.	1240331		21.10	PIPE, exh.-frt.—(3.609)
71-73	All B/Wgn.	1237450		15.30	PIPE, exh. inter.—(3.609)
71-72	All B/Wgn.	1237267		6.65	PIPE, exh.-rr.—(3.609)
71-72	All B/Wgn.	1237181		25.95	MUFFLER (3.701)
71-72	All B/Wgn.	3992948		25.10	RESONATOR, rr. exh. pipe—(3.702)
71-73	All B/Wgn.	1238258		12.25	TAILPIPE (3.705)
71-73	All B/Wgn.	1238326		1.74	HANGER, muffler to ctr. pipe—(3.704)
71-73	All B/Wgn.	1236950		1.28	HANGER, resonator at t/pipe—(3.706)
71-73	All B/Wgn.	410020		2.31	SHIELD, exh.-rr.—(3.705)
71-73	All B/Wgn.	1236947		.25	REINFORCEMENT, muffler hanger to frame—(3.6 16)
71-73	All B/Wgn.	1236948		2.31	BRACKET, resonator hanger—(3.706)
71-73	All B/Wgn.	1235537		1.64	HANGER, t/pipe—(3.706)
71-73	All B/Wgn.	9793545	AR	.25	RING CLAMP (2',")—(3.708)
71-73	All B/Wgn.	3857547	AR	.92	U-BOLT & CLAMP (2',")—(3.708)

3.710 3.609-3.708 1971-73 ALL E (RIVIERA) EXHAUST SYSTEM

71-73	All E	1237164	RH	18.95	PIPE, exh.-frt.—(3.609)
71-73	All E	1237155	LH	18.95	PIPE, exh.-frt.—(3.609)
71-72	All E	1239412	RH	37.85	MUFFLER (3.701)
71-72	All E	1237445	LH		MUFFLER (3.701)
71-72	All E	1237908	RH	13.45	PIPE, exh.-rr.—(3.609)
71-72	All E	1237909	LH	13.45	PIPE, exh.-rr.—(3.609)
71-73	All E	1237180	2	35.35	RESONATOR 8. T/PIPE (3.702)
71-73	All E	1237359	2	2.00	HANGER, muffler to rr. pipe—(3.706)
71-73	All E	1238385	2	.97	BRACKET, muffler hanger—(3.706)
71-73	All E	1235848	RH	2.87	HANGER, t/pipe—(3.706)
71-73	All E	1235849	LH	2.87	HANGER, t/pipe—(3.708)
71-73	All E	9793544	AR	.20	RING CLAMP (2")—(3.708)
71-73	All E	3857547	AR	.92	U-BOLT & CLAMP (2',")—(3.708)

3.724 GASKET SET. CARBURETOR—TO MODEL YEAR 1967 (REFER TO CHARTS FOLLOWING GRP. 3.725)

3.725 CARBURETOR—REPAIR KITS—TO MODEL YEAR 1967 (REFER TO CHARTS FOLLOWING GRP. 3.725)

3.725 1968-69 L-6 ENGINE CARBURETOR & PARTS

68-69	L-6 Eng	7036546	1	2.26	GASKET SET—(3.724)
68-69	L-6 Eng. A.T.	7016902	1	45.75	CARBURETOR—(3.725)
68	L-6 Eng. C.T.	7036474	1	45.75	CARBURETOR—(3.725)
69	L-6 Eng. C.T.	7016947	1	45.75	CARBURETOR (3.725)
68	L-6 Eng. A.T.	7016824	1	12.20	OVERHAUL KIT—(3.725)
68	L-6 Eng. C.T.	7036475	1	12.20	OVERHAUL KIT—(3.725)
69	L-6 Eng. A.T.	7036548	1	12.25	OVERHAUL KIT (3.725)
69	L-6 Eng. C.T.	7036591	1	12.25	OVERHAUL KIT (3.725)
68-69	L-6 Eng	7039147	1	4.61	KIT, power—(3.7 25)
68-69	L-6 Eng	3953732	1	.40	GASKET, carb. to mfld.—(3.726)
68	L-6 Eng. A.T.	7034383	1	18.25	THROTTLE BODY—(3.729)
69	L-6 Eng. A.T.	7037033	1	17.10	THROTTLE BODY (3.729)
69	L-6 Eng. C.T.	7037063	1	17.10	THROTTLE BODY (3.729)
68	L-6 Eng. C.T.	7036281	1	18.25	THROTTLE BODY—(3.729)
68-69	L-6 Eng	7037774	1	.91	BRACKET, air cleaner stud (also used 3403)— (3.730)
68-69	L-6 Eng	7014698	3	.09	SCREW, air horn-short—(3.730)
68-69	L-6 Eng	7038912	3	.29	SCREW, air horn-long—(3.730)
68	L-6 Eng. A.T.	7036314	1	13.85	AIR HORN—(3.730)
68	L-6 Eng. C.T.	7036476	1	13.85	AIR HORN—(3.730)
69	L-6 Eng. A.T.	7037776	1	14.10	AIR HORN (3.730)
69	L-6 Eng. A.T.	7037590	1	14.10	AIR HORN (3.730)
69	L-6 Eng	7037591	1	.66	GASKET, air horn—(3.738)
68-69	L-6 Eng	7037022	1	2.92	FLOAT—(3.734)
68-69	L-6 Eng. A.T.	7036400	1	20.35	FLOAT BOWL (3.734)
68-69	L-6 Eng. C.T.	7036477	1	21.90	FLOAT BOWL (3.734)
69	L-6 Eng	7037767	1	.84	GASKET, throttle body—(3.735)
68-69	L-6 Eng	5651393	1	.75	FILTER—(paper)—(3.740)
68-69	L-6 Eng	7032508	1	.26	GASKET, filter nut—(3.740)
68	L-6 Eng	7010434		.17	SCREW, vac. break cvr. (used 3.755)—(3.740)
68-69	L-6 Eng	7031539	1	.26	SPRING, fuel filter—(3.740)
68-69	L-6 Eng	7033500	1	1.59	FITTING, fuel inlet filter—(3.740)
68-69	L-6 Eng	7038875	2	.30	SCREW, throttle body—(3.741)
68-69	L-6 Eng	7034032	1	.22	PIN, float hinge—(3.747)

68-69	L-6 Eng. A.T.	3821564
68-69	L-6 Eng. C.T.	3927770
68-69	L-6 Eng.	3918984
68-69	L-6 Eng.	6255773
68-69	L-6 Eng.	7036973
68-69	L-6 Eng.	7034012
68-69	L-6 Eng.	7036973
68	L-6 Eng.	7034057
69	L-6 Eng.	7037000
68-69	L-6 Eng.	7019709
68-69	L-6 Eng.	7034013
68-69	L-6 Eng. A.T.	7035877
68-69	L-6 Eng. C.T.	7036293
68-69	L-6 Eng.	7034017
68-69	L-6 Eng.	7034018
68-69	L-6 Eng.	7034034
68-69	L-6 Eng.	7010435
68	L-6 Eng.	7036222
69	L-6 Eng.	7003561
68	L-6 Eng.	7036239
69	L-6 Eng. A.T.	7040633
69	L-6 Eng. C.T.	7040634
68	L-6 Eng.	7034203
68	L-6 Eng. C.T.	7034198
68	L-6 Eng. A.T.	7034200
69	L-6 Eng. C.T.	7034201
69	L-6 Eng. A.T.	7034203
68	L-6 Eng.	7035931
69	L-6 Eng.	7037974
68-69	L-6 Eng.	7019535
68-69	L-6 Eng.	7035133
68-69	L-6 Eng. A.T.	7033940
68-69	L-6 Eng. C.T.	7033932
68-69	L-6 Eng.	7020926
68-69	L-6 Eng.	7027970
68-69	L-6 Eng.	7034030
68-69	L-6 Eng.	7035870
68-69	L-6 Eng.	7035670
68-69	L-6 Eng. C.T.	7013116
68-69	L-6 Eng. A.T.	7031242
68-69	L-6 Eng.	7011479
68-69	L-6 Eng.	7002117
68-69	L-6 Eng.	7002118
68-69	L-6 Eng.	7003838
68-69	L-6 Eng.	7008694
68-69	L-6 Eng. A.T.	7037595
68-69	L-6 Eng. C.T.	7037597
68-69	L-6 Eng.	7034048
68-69	L-6 Eng.	7038049
68-69	L-6 Eng.	7037981
68-69	L-6 Eng.	7035502
68-69	L-6 Eng.	7012548
68-69	L-6 Eng.	7036348
68-69	L-6 Eng. A.T.	7012515
68	L-6 Eng. C.T.	7036280
68	L-6 Eng. A.T.	7035295
69	L-6 Eng. A.T.	7037780
68-69	L-6 Eng. C.T.	7036066
69	L-6 Eng.	7035297
68-69	L-6 Eng.	7041830

2.46	THERMOSTAT & COVER—(3.750)
2.67	THERMOSTAT & COVER—(3.750)
.56	ROD, auto, choke—(3.752)
.15	CLIP, auto, choke rod to carb.—(3.752)
2.10	SHAFT & LEVER, choke—(3.752)
.65	VALVE, choke—(3.751)
2.10	LEVER, choke—(3.752)
.58	ROD, choke—(3.752)
.60	ROD, choke—(3.752)
.05	SCREW, choke lvr.—(3.752)
.52	CONNECTOR, vac. breakline—(3.755)
.93	LINK, vac. break—(3.755)
.93	LINK, vac. break—(3.755)
1.13	DIAPHRAGM, vac. break—(3.755)
.58	COVER, vac. break—(3.755)
.38	SCREW, slow idle—(3.822)
.09	SCREW, lvr. attach.—(3.762)
.30	SCREW, cam attach.—(3.766)
.33	SCREW, fast idle cam—(3.767)
.58	CAM, fast idle—(3.766)
.70	CAM, fast idle—(3.766)
.93	CAM, fast idle—(3.766)
.93	JET, main metering—(3.792)
.93	JET, altitude—(3.792)
.93	JET, altitude—(3.792)
.93	JET, main metering—(3.792)
1.49	JET, main metering—(3.792)
1.49	ROD 8. SPRING, metering—(3.806)
.09	ROD & SPRING, metering—(3.806)
2.82	GASKET, needle seat—(3.858)
1.13	NEEDLE 8. SEAT—(3.814)
1.13	TUBE, idle—(3.818)
.09	TUBE, idle—(3.818)
.26	SCREW, choke valve—(3.820)
.19	GASKET, idle compensator—(3.820)
2.00	SCREW, idle compensator cvr.—(3.820)
.41	COMPENSATOR, idle—(3.820)
.75	COVER, idle compensator—(3.820)
.81	NEEDLE, idle—(3.822)
.09	NEEDLE, idle
.05	SPRING, idle needle—(3.823)
.26	BALL, pump disch.—(3.825)
.19	SPRING, disch. ball—(3.825)
.19	GUIDE, pump disch.—(3.825)
2.82	SPRING, pump return—(3.838)
2.82	PUMP—(3.838)
.65	PUMP—(3.838)
.51	LEVER, pump activating—(3.858)
.58	LEVER, pump & pwr. rod—(3.842)
.58	LINK, pump lvr.—(3.843)
.09	LINK, pwr. piston rod—(3.858)
.52	SCREW, idle vent—(3.852)
.26	KIT, idle vent, valve—(3.852)
.36	SPRING, pwr. piston—(3.859)
1.64	SPRING, pwr. piston—(3.859)
1.64	PISTON, pwr.—(3.858)
1.64	PISTON, pwr.—(3.858)
.52	PISTON, pwr.—(3.858)
2.46	ROD, pwr. piston—(3.858)
	SCREW PACKAGE (assortment of the "upset-thread type screws"—(3.864)

3.725 1968-69 350 ENG. (2 BBL), CARBURETOR & PARTS

68-69	350 Eng. (2 Bbl.)	7016840	1
68	350 Eng. (2 Bbl.) A.T.	7016804	1
68	350 Eng. (2 Bbl.) C.T.	7016805	1
69	350 Eng. (2 Bbl.) A.T.	7016940	1
69	350 Eng. (2 Bbl.) C.T.	7016941	1
68	350 Eng. (2 Bbl.)	7016830	1
68-69	350 Eng. (2 Bbl.)	7039119	1
68-69	350 Eng. (2 Bbl.)	1383855	1
68-69	350 Eng. (2 Bbl.)	186677	2
68-69	350 Eng. (2 Bbl.)	7015105	3
68	350 Eng. (2 Bbl.) A.T.	7034861	1
68	350 Eng. (2 Bbl.) C.T.	7035771	1
69	350 Eng. (2 Bbl.) A.T.	7037652	1
69	350 Eng. (2 Bbl.) C.T.	7037654	1
68-69	350 Eng. (2 Bbl.)	7010432	1

2.56	GASKET SET—(3.724)
52.50	CARBURETOR—(3.725)
51.05	CARBURETOR—(3.725)
53.70	CARBURETOR (3.725)
53.70	CARBURETOR (3.725)
12.00	OVERHAUL KIT—(3.725)
6.35	OK KIT—(3.725)
.93	GASKET, carb. to mflid.—(3.726)
.10	BOLT, carb. to int. mflid.—(8.900)
.12	SCREW, throttle body-small—(3.741)
18.30	THROTTLE BODY (3.729)
18.30	THROTTLE BODY (3.729)
19.90	THROTTLE BODY (3.729)
19.90	THROTTLE BODY (3.729)
.09	SCREW, air horn (long)—(3.730)

68-69	350 Eng. (2 Bbl.)	7006119	2	.09	SCREW, air horn (short) (3.730)
68-69	350 Eng. (2 Bbl.)	7035374	1	10.80	AIR HORN—(3.730)
68-69	350 Eng. (2 Bbl.)	7032888	1	.80	GASKET, air horn—(3.738)
68	350 Eng. (2 Bbl.)	7036517	1	16.75	FLOAT BOWL (3.734)
69	350 Eng. (2 Bbl.) A.T.	7036517	1	16.75	FLOAT BOWL (3.734)
69	350 Eng. (2 Bbl.) C.T.	7036516	1	16.75	FLOAT BOWL (3.734)
68	350 Eng. (2 Bbl.)	7035480	1	.49	INSERT, float bowl—(3.734)
69	350 Eng. (2 Bbl.)	7037286	1	.56	INSERT, float bowl—(3.734)
68-69	350 Eng. (2 Bbl.)	7031283	1	.37	GASKET, throttle body—(3.735)
68-69	350 Eng. (2 Bbl.)	5651393	1	.75	FILTER (paper)—(3.740)
68-69	350 Eng. (2 Bbl.)	7010007	1	.26	SPRING, fuel filter—(3.740)
68-69	350 Eng. (2 Bbl.)	7032508	1	.26	GASKET, filter nut—(3.740)
68-69	350 Eng. (2 Bbl.)	7042357	1	1.79	NUT, fuel inlet filter—(3.740)
68-69	350 Eng. (2 Bbl.)	7032887	1	2.00	FLOAT—(3.745)
68-69	350 Eng. (2 Bbl.)	7002081	1	.09	PIN, float hinge—(3.747)
68-69	350 Eng. (2 Bbl.)	1382190	1	5.95	CHOKE—(3.750)
68-69	350 Eng. (2 Bbl.)	7007627	1	.09	SCREW, choke valve—(3.750)
68	350 Eng. (2 Bbl.)	1377069	1	.49	TEE, in vac. hose (3.885)—(3.751)
68-69	350 Eng. (2 Bbl.)	7016977	1	.56	VALVE, choke—(3.751)
68-69	350 Eng. (2 Bbl.)	836159	AR	.07	SPRING, ret.—(3.841)
68-69	350 Eng. (2 Bbl.)	7019568	1	.29	WASHER, between horn & pump arm—(3.842)
68-69	350 Eng. (2 Bbl.)	7021459	1	.88	ROD, choke—(3.752)
68-69	350 Eng. (2 Bbl.)	7026238	1	.78	LEVER & COLLAR, choke—(3.752)
68-69	350 Eng. (2 Bbl.)	7024464	1	1.59	SHAFT, choke—(3.752)
68-69	350 Eng. (2 Bbl.)	7035476	1	.58	LEVER, choke—(3.752)
68-69	350 Eng. (2 Bbl.)	7019709	1	.05	SCREW, choke lvr.—(3.752)
68-69	350 Eng. (2 Bbl.)	7026685	1	.75	LINK, vac. break control—(3.755)
68-69	350 Eng. (2 Bbl.)	7036766	1	3.18	CONTROL, vac. breaker (incl. brkt. & link)—(3.755)
69	350 Eng. (2 Bbl.)	7036766	1	3.18	CONTROL, vac. breaker (incl. brkt. but not link)—(3.755)
68-69	350 Eng. (2 Bbl.)	7029427	1	.24	SCREW, fast idle—(3.761)
68-69	350 Eng. (2 Bbl.)	7029428	1	.37	SPRING, fast idle screw—(3.761)
68-69	350 Eng. (2 Bbl.)	7036222	1	.30	SCREW, cam attach—(3.766)
68-69	350 Eng. (2 Bbl.) A.T.	7036703	1	.72	CAM, fast idle—(3.766)
68	350 Eng. (2 Bbl.) C.T.	7033585	1	.67	CAM, fast idle—(3.766)
69	350 Eng. (2 Bbl.) C.T.	7031286	1	.88	CAM, fast idle—(3.766)
68-69	350 Eng. (2 Bbl.)	7000293	2	.09	SCREW, venturi cluster-outer—(3.790)
68-69	350 Eng. (2 Bbl.)	7000294	1	.19	SCREW, venturi cluster-ctr.—(3.786)
68-69	350 Eng. (2 Bbl.) A.T.	7035706	1	10.85	VENTURI CLUSTER—(3.786)
68-69	350 Eng. (2 Bbl.) C.T.	7035769	1	10.85	VENTURI CLUSTER—(3.786)
68-69	350 Eng. (2 Bbl.)	7000295	1	.07	GASKET, cluster-ctr. screw—(3.790)
68	350 Eng. (2 Bbl.)	7002649	2	.93	JET, altitude—(3.792)
69	350 Eng. (2 Bbl.) A.T.	7002650	1	.93	JET, std.—(3.792)
68-69	350 Eng. (2 Bbl.) C.T.	7002653	2	.93	JET (std.) main metering—(3.792)
68-69	350 Eng. (2 Bbl.)	7033104	2	2.36	ROD, metering secondary—(3.806)
68-69	350 Eng. (2 Bbl.)	7006474	1	.05	CLIP, float needle pull—(3.814)
68-69	350 Eng. (2 Bbl.)	7019535	1	.09	GASKET, pwr. valve—(3.814)—(3.858)
68-69	350 Eng. (2 Bbl.)	7023809	1	2.82	NEEDLE & SEAT, viton—(3.814)
68	350 Eng. (2 Bbl.)	7015110	1	7.30	AIRATOR—(3.820)
68-69	350 Eng. (2 Bbl.)	7013116	2	.75	NEEDLE, idle adj.—(3.822)
68-69	350 Eng. (2 Bbl.)	7000286	1	.07	GUIDE, pump disch—(3.825)
68-69	350 Eng. (2 Bbl.)	7002117	1	.05	BALL, disch. pump—(3.825)
68-69	350 Eng. (2 Bbl.)	7002118	1	.26	SPRING, disch. ball—(3.825)
68-69	350 Eng. (2 Bbl.)	7002120	1	.05	BALL, pump inlet check—(3.826)
68-69	350 Eng. (2 Bbl.)	7008694	1	.19	SPRING, pump return—(3.838)
68-69	350 Eng. (2 Bbl.)	7031824	1	2.92	PUMP—(3.838)
68-69	350 Eng. (2 Bbl.)	7004557	1	.36	SCREEN, pump inlet—(3.841)
68-69	350 Eng. (2 Bbl.)	7032377	1	.69	LEVER, pump inside—(3.842)
68-69	350 Eng. (2 Bbl.)	7035477	1	1.13	SHAFT & LEVER, pump—(3.842)
68-69	350 Eng. (2 Bbl.)	7035482	1	1.74	ROD, pump—(3.843)
68-69	350 Eng. (2 Bbl.)	7029993	1	.29	VALVE, idle vent.—(3.852)
68-69	350 Eng. (2 Bbl.)	701.2252	1	.75	KIT, idle vent, valve—(3.852)
68-69	350 Eng. (2 Bbl.)	7012548	1	.09	SCREW, idle vent—(3.852)
68-69	350 Eng. (2 Bbl.)	7012835	1	.50	SHIELD, idle vent—(3.852)
68-69	350 Eng. (2 Bbl.)	7006323	1	.69	PISTON, pwr.—(3.858)
68-69	350 Eng. (2 Bbl.)	7006331	1	1.64	VALVE, pwr.—(3.858)
3.725 1968 350 ENG. (4 BBL), CARBURETOR & PARTS					
68	350 Eng. (4 Bbl.)	7016841	1	5.65	GASKET SET—(3.724)
68	350 Eng. (4 Bbl.) A.T.	7016808	1	88.45	CARBURETOR—(3.725)
68	350 Eng. (4 Bbl.) C.T.	7016807	1	88.45	CARBURETOR—(3.725)
68	350 Eng. (4 Bbl.) A.T.	7016832	1	17.80	OVERHAUL KIT—(3.725)
68	350 Eng. (4 Bbl.) C.T.	7016833	1	17.80	OVERHAUL KIT—(3.725)
68	350 Eng. (4 Bbl.)	7039121	1	8.45	OK KIT—(3.725)
68	350 Eng. (4 Bbl.)	1386301	1	1.28	GASKET, carb. to mfld.—(3.726)
68	350 Eng. (4 Bbl.) A.T.	7036372	1	39.45	THROTTLE BODY (3.729)
68	350 Eng. (4 Bbl.) C.T.	7036373	1	39.45	THROTTLE BODY (3.729)
68	350 Eng. (4 Bbl.)	7031925	1	.17	SCREW, vac. break control (used 3.765)—(3.755)

68	350 Eng.	4 Bbl.)	7014699	5	.13	SCREW, air horn—(3.730)
68	350 Eng.	4 Bbl.)	7029912	2	.37	SCREW, air horn—(3.730)
68	350 Eng.	4 Bbl.)	7031105	2	.14	SCREW, air horn—(3.730)
68	350 Eng.	4 Bbl.)	7034830	1	33.60	AIR HORN—(3.730)
68	350 Eng.	4 Bbl.)	7029087	1	1.03	GASKET, air horn (repls. 7035561 3/72)—(3.738)
68	350 Eng.	4 Bbl.)	7031365	1	.50	BAFFLE, float bowl—(3.740)
68	350 Eng.	4 Bbl.)	7034361	1	1.49	INSERT, float bowl—(3.734)
68	350 Eng.	4 Bbl.) A.T.	7035381	1	36.60	FLOAT BOWL (3.734)
68	350 Eng.	4 Bbl.) C.T.	7035382	1	36.60	FLOAT BOWL (3.734)
68	350 Eng.	4 Bbl.)	7035752	1	2.72	GASKET, throttle body—(3.735)
68	350 Eng.	4 Bbl.)	5650906	1	.88	FILTER (paper)—(3.740)
68	350 Eng.	4 Bbl.)	7032508	1	.26	GASKET, filter nut—(3.740)
68	350 Eng.	4 Bbl.)	7034442	1	.25	SPRING, fuel filter—(3.740)
68	350 Eng.	4 Bbl.)	7040957	1	2.51	NUT, fuel filter—(3.740)
68	350 Eng.	4 Bbl.)	7041634	1	6.05	KIT, nut adapter-fuel inlet—(3.740)
68	350 Eng.	4 Bbl.)	7029891	3	.14	SCREW, throttle body (used 3.729)—(3.741)
68	350 Eng.	4 Bbl.)	7034454	1	3.28	FLOAT—(3.745)
68	350 Eng.	4 Bbl.)	7029856	1	.40	PIN, float hinge—(3.747)
68	350 Eng.	4 Bbl.) A.T.	1382191	1	5.80	CHOKE—(3.750)
68	350 Eng.	4 Bbl.) C.T.	1383453	1	5.65	CHOKE—(3.750)
68	350 Eng.	4 Bbl.)	7029866	2	.13	SCREW, choke valve—(3.751)
68	350 Eng.	4 Bbl.)	836159	AR	.07	SPRING, ret—(3.841)
68	350 Eng.	4 Bbl.) C.T.	7027270	1	.79	LEVER, secondary lockout—(3.752)
68	350 Eng.	4 Bbl.)	7031231	1	.56	LEVER, inter, choke—(3.752)
68	350 Eng.	4 Bbl.)	7036736	1	1.49	AIR VALVE LOCKOUT & CHOKE KIT (3.752)
68	350 Eng.	4 Bbl.)	7036432	1	2.26	KIT, choke shaft & valve—(3.752)
68	350 Eng.	4 Bbl.)	7035344	1	2.26	KIT, air valve spg. & cam—(3.757)
68	350 Eng.	4 Bbl.)	7001690	1	.09	SPRING, fast idle screw—(3.761)
68	350 Eng.	4 Bbl.)	7002121	1	.09	SCREW, idle stop—(3.761)
68	350 Eng.	4 Bbl.)	7010435	1	.09	SCREW, fast idle lvr.—(3.762)
68	350 Eng.	4 Bbl.)	3987363	1	.15	HOSE, vac. break—(8.962)
68	350 Eng.	4 Bbl.)	7038167	1	.55	ROD, vac. break—(3.755)
68	350 Eng.	4 Bbl.)	7038237	1	3.79	CONTROL, vac. break—(3.755)
68	350 Eng.	4 Bbl.) A.T.	7036771	1	6.10	BRACKET & CAM, vac. break control—(3.765)
68	350 Eng.	4 Bbl.) C.T.	7036772	1	6.10	BRACKET & CAM, vac. break control—(3.765)
68	350 Eng.	4 Bbl.)	7029899	1	.22	SCREW, fast idle adj.—(3.766)
68	350 Eng.	4 Bbl.)	7029900	1	.25	SPRING, fast idle screw—(3.766)
68	350 Eng.	4 Bbl.)	7031161	1	.69	LEVER, cam—(3.766)
68	350 Eng.	4 Bbl.)	7033880	1	.53	LEVER, cam follower—(3.766)
68	350 Eng.	4 Bbl.)	7031162	1	.75	LEVER, fast idle—(3.766)
68	350 Eng.	4 Bbl.) A.T.	7036507	1	2.15	ALTITUDE KIT—(3.792)
68	350 Eng.	4 Bbl.) C.T.	7036508	1	2.15	ALTITUDE KIT—(3.792)
68	350 Eng.	4 Bbl.) A.T.	7031970	2	.93	JET, main metering (std.)—(3.792)
68	350 Eng.	4 Bbl.) C.T.	7031973	2	.93	JET, main metering (std.)—(3.792)
68	350 Eng.	4 Bbl.)	7033104	1	2.36	ROD, metering secondary—(3.806)
68	350 Eng.	4 Bbl.)	7034522	1	.88	KIT, secondary metering rod holder—(3.806)
68	350 Eng.	4 Bbl.)	7034843	2	1.23	ROD, metering-primary—(3.806)
68	350 Eng.	4 Bbl.)	7029862	1	.47	SPRING, metering rod-primary—(3.810)
68	35Q Eng.	4 Bbl.)	7033751	1	.40	CLIP, float needle pull—(3.814)
68	350 Eng.	4 Bbl.)	7033747	1	.20	GASKET, needle seat—(3.814)
68	350 Eng.	4 Bbl.)	7035140	2	3.33	NEEDLE & SEAT—(3.814)
68	350 Eng.	4 Bbl.)	7015110	1	7.30	AIRATOR—(3.820)
68	350 Eng.	4 Bbl.)	7020926	2	.09	SCREW, cvr. attach.—(3.820)
68	350 Eng.	4 Bbl.)	7027970	1	.26	GASKET, idle compensator—(3.820)
68	350 Eng.	4 Bbl.)	7029865	1	.56	COVER, idle compensator—(3.820)
68	350 Eng.	4 Bbl.)	7034818	1	3.08	COMPENSATOR, idle—(3.820)
68	350 Eng.	4 Bbl.)	7031242	2	.81	NEEDLE, idle adj.—(3.822)
68	350 Eng.	4 Bbl.)	7011479	2	.09	SPRING, idle needle—(3.823)
68	350 Eng.	4 Bbl.)	7002117	1	.05	BALL, disch. pump—(3.825)
68	350 Eng.	4 Bbl.)	7034823	1	3.13	PUMP—(3.825)
68	350 Eng.	14 Bbl.)	7004597	1	.33	SPRING, pump return—(3.841)
68	350 Eng.	4 Bbl.)	7029849	1	.69	PLUG, pump disch. ball—(3.825)
68	350 Eng.	4 Bbl.)	7037309	1		LEVER, pump actuating—(3.842)
68	350 Eng.	4 Bbl.)	7032716	1	1.23	ROD, pump—(3.843)
68	350 Eng.	4 Bbl.)	7012548	1	.09	SCREW, idle vent—(3.852)
68	350 Eng.	4 Bbl.)	7029993	1	.29	VALVE, idle vent—(3.852)
68	350 Eng.	4 Bbl.)	7031423	1	.81	KIT, idle vent, valve—(3.852)
68	350 Eng.	4 Bbl.)	7011957	1	.26	SPRING, pwr. piston—(3.859)
68	350 Eng.	4 Bbl.)	7036480	1	1.79	PISTON, pwr.—(3.858)
		4 Bbl.)	7034339	1	.19	RETAINER, pwr. piston—(3.858)
3.725 1968 (400 ENG.) CARBURETOR & PARTS						
68	400 Eng.		7016841	1	5.65	GASKET SET (3.724)
68	400 Eng.	A.T. (Carb. Stamped No. 7028242).	7036532	1	88.45	CARBURETOR (3.725)

68	400 Eng. A.T. (Carb. Stamped No. 7028246)	7036532	1	88.45	CARBURETOR (3.725).....
68	400 Eng. C.T.....	7036531	1	88.45	CARBURETOR (3.725).....
68	400 Eng.....	7036534	1	18.15	OVERHAUL KIT (3.725).....
68	400 Eng. 2nd Type (for Carb. Stamped 7028246).....	7039146	1	8.45	KIT, pwr.—(3.725).....
68	400 Eng.....	7039146	1	8.45	OK KIT (3.725).....
68	400 Eng.....	1386301	1	1.28	GASKET, carb. to mfl.—(3.726).....
68	400 Eng.....	7031925	1	.17	SCREW, vac. break control (used 3.765)—(3.755) ...
68	400 Eng. A.T.....	7036369	1	39.45	THROTTLE BODY (3.729).....
68	400 Eng. C.T.....	7036371	1	39.45	THROTTLE BODY (3.729).....
68	400 Eng.....	7031105	2	.14	SCREW, air horn—(3.730).....
68	400 Eng.....	7029912	2	.37	SCREW, air horn—(3.730).....
68	400 Eng.....	7014699	5	.13	SCREW, air horn—(3.730).....
68	400 Eng. C.T.....	7034827	1	34.70	AIR HORN (3.730).....
68	400 Eng. A.T.....	7036085	1	36.60	AIR HORN (3.730).....
68	400 Eng.....	7029087	1	1.03	GASKET, air horn (repls. 7035561 3/72)—(3.738) ..
68	400 Eng.....	7031365	1	.50	BAFFLE, float bowl—(3.740).....
68	400 Eng.....	7034361	1	1.49	INSERT, float bowl—(3.734).....
68	400 Eng. A.T.....	7036506	1	36.60	FLOAT BOWL—(3.734).....
68	400 Eng. C.T.....	7035378	1	36.60	FLOAT BOWL—(3.734).....
68	400 Eng.....	7035752	1	2.72	GASKET, throttle body—(3.735).....
68	400 Eng.....	5650906	1	.88	FILTER (paper)—(3.740).....
68	400 Eng.....	7032508	1	.26	GASKET, filter nut—(3.740).....
68	400 Eng.....	7034442	1	.25	SPRING, fuel filter—(3.740).....
68	400 Eng.....	7040957	1	2.51	NUT, fuel inlet filter—(3.740).....
68	400 Eng.....	7041634	1	6.05	KIT, nut adapter-fuel inlet—(3.740).....
68	400 Eng.....	7029891	1	.14	SCREW, throttle body (used 3.729)—(3.741).....
68	400 Eng. (Carb. Stamped 7028240-7028242-7028243).....	7034454	1	3 28	FLOAT (3.745)
68	400 Eng. (Carb. Stamped 7028246-7028247-7028248).....	7033752	1	3.28	FLOAT (3.745).....
68	400 Eng.....	7029856	1	.40	PIN, float hinge—(3.747).....
68	400 Eng. A.T.....	1384488	1	6.35	CHOKE (3.750).....
68	400 Eng. C.T.....	1384489	1	5.75	CHOKE (3.750).....
68	400 Eng.....	7029866	2	.13	SCREW, choke valve—(3.751).....
68	400 Eng.....	836159	AR	.07	SPRING, ret. (3.841).....
68	400 Eng. C.T.....	7027270	1	.79	LEVER, secondary lockout—(3.752).....
68	400 Eng.....	7031231	1	.56	LEVER, inter, choke—(3.752).....
68	400 Eng.....	7036432	1	2.26	KIT, choke shaft & valve—(3.752).....
68	400 Eng.....	7036736	1	1.49	AIR VALVE LOCKOUT 8. CHOKE KIT (3.752)
68	400 Eng.....	7035344	1	2.26	KIT, air valve spg. 8< cam.—(3.757).....
68	400 Eng.....	7001690	1	.09	SPRING, fast idle screw—(3.761).....
68	400 Eng.....	7002121	1	.09	SCREW, idle stop—(3.761).....
68	400 Eng.....	7010435	1	.09	SCREW, fast idle lvr.—(3.762).....
68	400 Eng.....	3987363	1	.15	HOSE, vac. break—(8.962).....
68	400 Eng.....	7038167	1	.55	ROD, vac. break—(3.755).....
68	400 Eng.....	7038237	1	3.79	CONTROL, vac. break—(3.755).....
68	400 Eng.....	7036770	1	6.10	CAM KIT, fast idle & vac. break control brkt.—(3.765).....
68	400 Eng.....	7029899	1	.22	SCREW, fast idle adj.—(3.766).....
68	400 Eng.....	7029900	1	.25	SPRING, fast idle screw—(3.766).....
68	400 Eng. C.T.....	7031161	1	.69	LEVER, cam—(3.766).....
68	400 Eng. A.T.....	7033880	1	.53	LEVER, cam follower—(3.766).....
68	400 Eng.....	7031162	1	.75	LEVER, fast idle—(3.766).....
68	400 Eng.....	7036507	1	2.15	ALTITUDE KIT—(3.792).....
68	400 Eng.....	7031970	2	.93	JET, main metering-primary (std.)—(3.792).....
68	400 Eng.....	7034522	1	.88	KIT, secondary metering rod holder—(3.806) ...
68	400 Eng.....	7033830	2	2.36	ROD, metering-secondary—(3.806).....
68	400 Eng. Heavy Duty.....	7034822	1	2.87	ROD, secondary metering (incl. 2 rods)—(3.806)
68	400 Eng.....	7034845	2	1.23	ROD, metering-primary—(3.806).....
68	400 Eng.....	7029862	1	.47	SPRING, metering rod-primary—(3.810).....
68	400 Eng. (Carb. Stamped 7028240-7028242-7028243).....	7023897	1	3.08	NEEDLE 8< SEAT (3.814)
68	400 Eng. (Carb. Stamped 7028246-7028247-7028248).....	7023897	1	3.08	NEEDLE 8< SEAT (3.814).....
68	400 Eng.....	7033747	1	.20	GASKET, needle seat—(3.814).....
68	400 Eng.....	7033751	1	.40	CLIP, float needle pull—(3.814).....
68	400 Eng.....	7020926	2	.09	SCREW, cvr. attach—(3.820).....
68	400 Eng.....	7027970	1	.26	GASKET, idle compensator—(3.820)
68	400 Eng.....	7029865	1	.56	COVER, idle compensator—(3.820) ..
68	400 Eng.....	7034818	1	3 08	COMPENSATOR, idle—(3.820).....

68	400 Eng.	7031242	1	81	NEEDLE, idle adj.—(3.822)
68	400 Eng.	7011479	2	.09	SPRING, idle needle—(3.823)
68	400 Eng.	7002117	1	05	BALL, pump disch.—(3.825)
68	400 Eng.	7034823	1	3.13	PUMP—(3.838)
68	400 Eng.	7004597	1	.33	SPRING, pump return—(3.841)
68	400 Eng.	7029849	1	.69	PLUG, disch. ball—(3.825)
68	400 Eng.	7037309	1		LEVER, pump actuating—(3.842)
68	400 Eng.	7032716	1	1.23	ROD, pump—(3.843)
68	400 Eng.	7012548	1	09	SCREW, idle vent.—(3.852)
68	400 Eng. C.T.	7029993	1	.29	VALVE, idle vent.—(3.852)
68	400 Eng. C.T.	7031423	1	.81	KIT, idle vent, valve—(3.852)
68	400 Eng.	7011957	1	.26	SPRING, pwr. piston—(3.859)
68	400 Eng.	7036480	1	1.79	PISTON, pwr.—(3.858)
68	400 Eng.	7034339	1	19	RETAINER, pwr. piston—(3.858)

3.725 1968 (430 ENG.) CARBURETOR & PARTS

68	430 Eng.	7016841	1	5.65	GASKET SET (3.724)
68	430 Eng. C.T.	7036531	1	88.45	
68	430 Eng. A.T. (Carb. Stamped No. 7028240)	7036530	1	88.45	CARBURETOR—(3.725)
68	430 Eng. A.T. (Carb. Stamped NO. 7028248)	7036530	1	88.45	CARBURETOR—(3.725)
68	430 Eng.	7036534	1	18.15	CARBURETOR—(3.725)
68	430 Eng. 2nd type (for Carb. Stamped 7028246)	7039146	1	8.45	OVERHAUL KIT—(3.725)
68	430 Eng.	7039146	1	8.45	KIT, pwr—(3.725)
68	430 Eng.	1386301	1	128	OK KIT—(3.725)
68	430 Eng.	7031925	1	.17	GASKET, carb. to mfld.—(3.726)
68	430 Eng. A.T.	7036369	1	39.45	SCREW, vac break control (used 3.765)—(3.755)
68	430 Eng. C.T.	7036371	1	39.45	THROTTLE BODY (3.729)
68	430 Eng.	7031105	2	.14	THROTTLE BODY (3.729)
68	430 Eng.	7029912	2	.37	SCREW, air horn—(3.730)
68	430 Eng.	7014699	5	.13	SCREW, air horn—(3.730)
68	430 Eng. C.T.	7034827	1	34.70	SCREW, air horn—(3.730)
68	430 Eng. A.T.	7036085	1	36.60	AIR HORN—(3.730)
68	430 Eng.	7035561	1		AIR HORN—(3.730)
68	430 Eng.	7031365	1	.50	GASKET, air horn—(3.738)
68	60-8000 (430 Eng.)	7034361	1	1.49	BAFFLE, float bowl—(3.740)
68	9000 (430 Eng.)	7034666	1	1.64	INSERT, float bowl—(3.734)
68	430 Eng. (Carb. Stamped 7028240-7028242-7028243)	7034454	1	3.28	INSERT, float bowl—(3.734)
68	430 Eng. (Carb. Stamped 7028246-7028247-7028248)	7033752	1	3.28	FLOAT—(3.745)
68	430 Eng. C.T.	7035378	1	36.60	FLOAT (3.745)
68	430 Eng. A.T.	7036506	1	36.60	FLOAT BOWL—(3.734)
68	430 Eng.	7035752	1	2.72	FLOAT BOWL—(3.734)
68	9000 (430 Eng.)	7029885	1	.18	GASKET, throttle body—(3.735)
68	430 Eng.	7032508	1	.26	CLIP, float needle pull—(3.740)
68	430 Eng.	5650906	1	.88	GASKET, filter NUT—(3.740)
68	430 Eng.	7034442	1	.25	FILTER (paper)—(3.740)
68	430 Eng.	7040957	1	2.51	SPRING, fuel filter—(3.740)
68	430 Eng.	7041634	1	6.05	NUT, fuel inlet filter—(3.740)
68	430 Eng.	7029891	1	.14	KIT, nut adapter-fuel inlet—(3.740)
68	430 Eng.	7029856	1	.40	SCREW, throttle body (used 3.729)—(3.741)
68	430 Eng. C.T.	1384489	1	5.75	PIN, float hinge—(3.747)
68	430 Eng. A.T.	1384487	1	5.50	CHOKE—(3.750)
68	430 Eng.	7029866	2	.13	CHOKE—(3.750)
68	430 Eng.	836159	AR	.07	SCREW, choke valve—(3.751)
68	430 Eng. C.T.	7027270	1	.79	SPRING, ret—(3.841)
68	430 Eng.	7031231	1	.56	LEVER, secondary lockout—(3.752)
68	430 Eng.	7036736	1	1.49	LEVER, inter, choke—(3.752)
68	430 Eng.	7036432	1	2.26	AIR VALVE LOCKOUT & CHOKE KIT (3.752)
68	430 Eng.	7035344	1	2.26	KIT, choke shaft 8i valve—(3.752)
68	430 Eng.	7001690	1	.09	KIT, air valve spg. 8t cam—(3.757)
68	430 Eng.	7002121	1	.09	SPRING, fast idle screw—(3.761)
68	430 Eng.	7010435	1	.09	SCREW, idle stop—(3.761)
68	430 Eng.	3987363	1	.15	SCREW, fast idle lvr.—(3.762)
68	430 Eng.	7038167	1	.55	HOSE, vac. break—(8.962)
68	430 Eng.	7038237	1	3.79	ROD, vac. break—(3.755)
68	430 Eng.	7036770	1	6.10	CONTROL, vac. break—(3.755)
68	430 Eng.	7029899	1	.22	CAM KIT, fast idle & vac. break control brkt—(3.765)
68	430 Eng.	7029900	1	25	SCREW, fast idle adj.—(3.766)
					SPRING, fast idle screw—(3.766)

68	430 Eng.	7033880	1	.53	LEVER, cam follower—(3.766).....
68	430 Eng.	7031162	1	.75	LEVER, fast idle—(3.766).....
68	430 Eng.	7036507	1	2.15	ALTITUDE KIT—(3.792).....
68	430 Eng.	7031970	2	.93	JET, main metering-primary (std.)—(3.792).....
68	430 Eng.	7034522	1	.88	KIT, secondary metering rod holder—(3.806).....
68	430 Eng.	7033830	2	2.36	ROD, metering-secondary—(3.806).....
68	430 Eng. Heavy Duty	7034822	1	2.87	ROD, secondary metering (incl. 2 rods)—(3.806)
68	430 eng.	7034845	2	1.23	ROD, metering-primary—(3.806).....
68	430 Eng.	7029862	1	.47	SPRING, metering rod-primary—(3.810).....
68	430 Eng.	7023897	1	3.08	NEEDLE 8. SEAT—(3.814).....
68	60-8000 (430 Eng.)	7033747	1	.20	GASKET, needle seat—(3.814).....
68	(430 Eng.)	7007090	2	10/.40	SCREW, carb. ret. attaching—(3.814).....
68	430 Eng. exc. 9000.	7033751	1	.40	CLIP, float needle pull—(3.814).....
68	430 Eng.	7020926	2	.09	SCREW, cvr. attach—(3.820).....
68	430 Eng.	7027970	1	.26	GASKET, idle compensator—(3.820).....
68	430 Eng.	7029865	1	.56	COVER, idle compensator—(3.820).....
68	430 Eng.	7034818	1	3.08	COMPENSATOR, idle—(3.820).....
68	430 Eng.	7031242	2	.81	NEEDLE, idle adj.—(3.822).....
68	430 Eng.	7011479	2	.09	SPRING, idle needle—(3.823).....
68	430 Eng.	7002117	1	.05	BALL, pump disch.—(3.825).....
68	430 Eng.	7034823	1	3.13	PUMP—(3.838).....
68	430 Eng.	7004597	1	.33	SPRING, pump return—(3.841).....
68	430 Eng.	7029849	1	.69	PLUG, disch. ball—(3.825).....
68	430 Eng.	7037309	1		LEVER, pump actuating—(3.842).....
68	430 Eng.	7032716	1	1.23	ROD, pump—(3.843).....
68	430 Eng.	7012548	1	.09	SCREW, idle vent—(3.852).....
68	430 Eng.	7029993	1	.29	VALVE, idle vent—(3.852).....
68	430 Eng. C.T.	7031423	1	.81	KIT, idle vent, valve—(3.852).....
68	430 Wng.	7011957	1	.26	SPRING, pwr. piston—(3.859).....
68	430 Eng.	7036480	1	1.79	PISTON, pwr.—(3.858).....
68	430 Eng.	7034339	1	.19	RETAINER, pwr. piston—(3.859).....

3.725 1969 350 ENGINE (4 BBL CARBURETOR & PARTS

69	350 Eng. (4 Bbl.)	7036749	1	5.50	GASKET SET (3.724).....
69	350 Eng. (4 Bbl.) A.T.	7036753	1	83.45	CARBURETOR (3.725).....
69	350 Eng. (4 Bbl.) C.T.	7036754	1	88.45	CARBURETOR (3.725).....
69	350 Eng. (4 Bbl.) A.T.	7036747	1	17.55	OVERHAUL KIT (3.725).....
69	350 Eng. (4 Bbl.) C.T.	7036748	1	17.55	OVERHAUL KIT (3.725).....
69	350 Eng. (4 Bbl.)	7039165	1	8.45	KIT, power—(3.725).....
69	350 Eng. (4 Bbl.)	186677	2	.10	BOLT, carburetor to intake manifold—(8.900).....
69	350 Eng. (4 Bbl.)	1238658	1	1.03	GASKET, carburetor to manifold—(3.726).....
69	350 Eng. (4 Bbl.)	7031925	1	.17	SCREW, vacuum break control attach.—(3.755).....
69	350 Eng. (4 Bbl.) A.T.	7036603	1	39.45	THROTTLE BODY (3.729).....
69	350 Eng. (4 Bbl.) C.T.	7036604	1	39.45	THROTTLE BODY (3.729).....
69	350 Eng. (4 Bbl.)	7014699	5	.13	SCREW, air horn—(3.730).....
69	350 Eng. (4 Bbl.)	7029912	2	.37	SCREW, air horn—(3.730).....
69	350 Eng. (4 Bbl.)	7031105	2	.14	SCREW, air horn—(3.730).....
69	350 Eng. (4 Bbl.)	7037386	1	36.60	AIR HORN (3.730).....
69	350 Eng. (4 Bbl.)	7029087	1	1.03	GASKET, air horn (repls. 7035561 3/72)—(3.738).....
69	350 Eng. (4 Bbl.)	7031365	1	.50	BAFFLE, float bowl—(3.740).....
69	350 Eng. (4 Bbl.)	7036601	1	37.45	FLOAT BOWL (3.734).....
69	350 Eng. (4 Bbl.)	7036602	1	37.45	FLOAT BOWL (3.734).....
69	350 Eng. (4 Bbl.)	7037319	1	1.49	INSERT, float bowl—(3.734).....
69	350 Eng. (4 Bbl.)	7035752	1	2.72	GASKET, throttle body—(3.735).....
69	350 Eng. (4 Bbl.)	5650906	1	.88	FILTER (paper—(3.740).....
69	350 Eng. (4 Bbl.)	7032508	1	.26	GASKET, filter nut—(3.740).....
69	350 Eng. (4 Bbl.)	7034442	1	.25	SPRING, fuel filter—(3.740).....
69	350 Eng. (4 Bbl.)	7041634	1	6.05	KIT, nut adapter-fuel inlet—(3.740).....
69	350 Eng. (4 Bbl.)	7040956	1	2.26	NUT, fuel inlet filter—(3.740).....
69	350 Eng. (4 Bbl.)	7035790	1	.14	SCREW, throttle body—(3.741).....
69	350 Eng. (4 Bbl.)	7037705	1	3.28	FLOAT (3.745).....
69	350 Eng. (4 Bbl.)	7037317	1	.40	PIN, float hinge—(3.747).....
69	350 Eng. (4 Bbl.)	1383453	1	5.65	CHOKE (3.750).....
69	350 Eng. (4 Bbl.) A.T.	1382191	1	5.80	CHOKE (3.750).....
69	350 Eng. (4 Bbl.)	7029866	1	.13	SCREW, choke valve—(3.751).....
69	350 Eng. (4 Bbl.)	836159	AR	.07	SPRING RETAINER (3.841).....
69	350 Eng. (4 Bbl.) C.T.	7027270	1	.79	LEVER, secondary lockout—(3.752).....
69	350 Eng. (4 Bbl.)	7031231	1	.56	LEVER, inter, choke—(3.752).....
69	350 Eng. (4 Bbl.)	7036736	1	1.49	AIR VALVE LOCKOUT 8. CHOKE KIT (3.752).....
69	350 Eng. (4 Bbl.)	9428787	1	.22	PIN, carburetor lockout lever roll—(8.940)—(3.752)
69	350 Eng. (4 Bbl.)	7036432	1	2.26	KIT, choke shaft & valve—(3.752).....
69	350 Eng. (4 Bbl.)	7035344	1	2.26	KIT, air valve spring & cam—(3.757).....
69	350 Eng. (4 Bbl.)	7001690	1	.09	SPRING, fast idle screw—(3.761).....
69	350 Eng. (4 Bbl.)	7002121	1	.09	SCREW, idle stop—(3.761).....
69	350 Eng. (4 Bbl.)	7010435	1	.09	SCREW, lever Attach.—(3.762).....
69	350 Eng. (4 Bbl.)	7038167	1	.55	ROD, vacuum break—(3.755).....
69	350 Eng. (4 Bbl.)	7038237	1	3.79	CONTROL, vacuum break—(3.755).....
	A.T.	7040811	1	3.33	CAM, fast idle—(3.766).....

69	350 Eng. (4 Bbl.) C.T.	7038757	1	1.38	CAM , fast idle—(3.766).....
69	350 Eng. (4 Bbl.)	7042343	1	6.55	CONTROL , vacuum break (incl. bracket)—(3.765)
69	350 Eng. (4 Bbl.)	7029899	1	.22	SCREW , fast idle adj.—(3.766).....
69	350 Eng. (4 Bbl.)	7029900	1	.25	SPRING , fast idle screw—(3.766).....
69	350 Eng. (4 Bbl.)	7031933	1	.93	LEVER , fast idle—(3.766).....
69	350 Eng. (4 Bbl.)	7037429	1	.60	LEVER , cam follower—(3.766).....
69	350 Eng. (4 Bbl.) A.T.	7031970	2	.93	JET , main metering primary (std.)—(3.792).....
69	350 Eng. (4 Bbl.) C.T.	7031973	2	.93	JET , main metering primary (std.)—(3.792).....
69	350 Eng. (4 Bbl.) C.T.	7036508	1	2.15	ALTITUDE KIT (3.792).....
69	350 Eng. (4 Bbl.) A.T.	7036507	1	2.15	ALTITUDE KIT (3.792).....
69	350 Eng. (4 Bbl.)	7033104	2	2.36	ROD , metering-secondary—(3.806).....
69	350 Eng. (4 Bbl.)	7034522	1	.88	KIT , secondary metering rod holder—(3.806).....
69	350 Eng. (4 Bbl.)	7034843	2	1.23	ROD , metering-primary—(3.806).....
69	350 Eng. (4 Bbl.)	7029862	1	.47	SPRING , metering rod-primary—(3.810).....
69	350 Eng. (4 Bbl.)	7033747	1	.20	GASKET , needle seat—(3.814).....
69	350 Eng. (4 Bbl.)	7033751	1	.40	CLIP , float needle pull—(3.814).....
69	350 Eng. (4 Bbl.)	7035140	1	3.33	NEEDLE & SEAT (3.814).....
69	350 Eng. (4 Bbl.)	7031242	2	.81	NEEDLE , idle adj.—(3.822).....
69	350 Eng. (4 Bbl.)	7011479	2	.09	SPRING , idle needle—(3.823).....
69	350 Eng. (4 Bbl.)	7002117	1	.05	BALL , pump discharge—(3.825).....
69	350 Eng. (4 Bbl.)	7037504	1	2.92	PUMP (3.838).....
69	350 Eng. (4 Bbl.)	7004597	1	.33	SPRING , pump return—(3.841).....
69	350 Eng. (4 Bbl.)	7029849	1	.69	PLUG , pump discharge ball—(3.825).....
69	350 Eng. (4 Bbl.)	7026139	1	.67	LEVER , pump actuating—(3.842).....
69	350 Eng. (4 Bbl.)	7032716	1	1.23	ROD , pump—(3.843).....
69	350 Eng. (4 Bbl.)	7012548	1	.09	SCREW , idle vent—(3.852).....
69	350 Eng. (4 Bbl.)	7029993	1	.29	VALVE , idle vent—(3.852).....
69	350 Eng. (4 Bbl.)	7031423	1	.81	VALVE KIT , idle vent—(3.852).....
69	350 Eng. (4 Bbl.)	7011957	1	.26	SPRING , power piston—(3.859).....
69	350 Eng. (4 Bbl.)	7034903	1	1.54	PISTON , power—(3.858).....

3.725 1969 (400 ENGINE) CARBURETOR

69	G.S. 400 (Stage 1).....	7036730	1	84.40	CARBURETOR (3.725).....
69	400 Eng. A.T.	7036751	1	88.45	CARBURETOR (3.725).....
69	400 Eng. C.T.	7036752	1	88.45	CARBURETOR (3.725).....
69	400 Eng. A.T.	7036745	1	17.30	OVERHAUL KIT (3.725).....
69	400 Eng. C.T.	7036746	1	17.30	OVERHAUL KIT (3.725).....
69	400 Eng.	7036749	1	5.50	GASKET SET (3.724).....
69	400 Eng.	7039164	1	8.45	KIT , power carburetor—(3.725).....
69	400 Eng.	186677	2	.10	BOLT , carburetor to intake manifold—(8.900).....
69	400 Eng.	1238658	1	1.03	GASKET , carburetor to manifold—(3.726).....
69	400 Eng.	7031925	1	.17	SCREW , vacuum break control attach, (used 3.765) —(3.755).....
69	G.S. 400 (Stage 1).....	7036597	1	39.45	THROTTLE BODY (3.729).....
69	400 Eng. A.T.	7036596	1	39.45	THROTTLE BODY (3.729).....
69	400 Eng. C.T.	7036597	1	39.45	THROTTLE BODY (3.729).....
69	G.S. 400 (Stage 1).....	7037385	1	36.60	AIR HORN (3.730).....
69	400 Eng. C.T.	7037385	1	36.60	AIR HORN (3.730).....
69	400 Eng. A.T.	7037384	1	36.60	AIR HORN (3.730).....
69	400 Eng.	7014699	5	.13	SCREW , air horn—(3.730).....
69	400 Eng.	7029912	2	.37	SCREW , air horn—(3.730).....
69	400 Eng.	7031105	2	.14	SCREW , air horn—(3.730).....
69	400 Eng.	7029087	1	1.03	GASKET , air horn (repls. 7035561 3/72)—(3.738).....
69	400 Eng.	7031365	1	.50	BAFFLE , float bowl—(3.740).....
69	G.S. 400 (Stage 1).....	7036729	1	37.45	FLOAT BOWL (3.734).....
69	400 Eng. A.T.	7036594	1	37.45	FLOAT BOWL (3.734).....
69	400 Eng. C.T.	7036595	1	37.45	FLOAT BOWL (3.734).....
69	400 Eng.	7037319	1	1.49	INSERT , float bowl—(3.734).....
69	400 Eng.	7035752	1	2.72	GASKET , throttle body—(3.735).....
69	400 Eng.	5650906	1	.88	FILTER (paper—(3.740).....
69	400 Eng.	7032508	1	.26	GASKET , filter nut—(3.740).....
69	400 Eng.	7034442	1	.25	SPRING , fuel filter—(3.740).....
69	400 Eng.	7040956	1	2.26	NUT , fuel filter—(3.740).....
69	400 Eng.	7041634	1	6.05	KIT , nut adapter-fuel inlet—(3.740).....
69	400 Eng.	7035790	1	.14	SCREW , throttle body—(3.741).....
69	400 Eng.	7037705	1	3.28	FLOAT (3.745).....
69	400 Eng.	7037317	1	.40	PIN , float hinge—(3.747).....
69	G.S. 400 (Stage 1) C.T.	1384489	1	5.75	CHOKE (3.750).....
69	G.S. 400 (Stage 1) A.T.	1384487	1	5.50	CHOKE (3.750).....
69	400 Eng. A.T.	1384488	1	6.35	CHOKE (3.750).....
69	400 Eng. C.T.	1384489	1	5.75	CHOKE (3.750).....
69	400 Eng.	7029866	1	.13	SCREW , choke valve—(3.751).....
69	400 Eng.	836159	AR	.07	SPRING RETAINER (3.841).....
69	G.S. 400 (Stage 1).....	7027270	1	.79	LEVER , secondary lockout—(3.752).....
69	400 Eng. C.T.	7027270	1	.79	LEVER , secondary lockout—(3.752).....
69	400 Eng.	7031231	1	.56	LEVER , inter, choke—(3.752).....
69	400 Eng. A.T.	7036736	1	1.49	AIR VALVE LOCKOUT & CHOKE KIT (3.752)
69	400 Eng.	7036432	1	2.26	KIT , choke, shaft 8< valve—(3.752).....

69	400 Eng. A.T.	9428787	1	.22	PIN, carburetor lockout lever roll—(8.940)—(3.752)
69	400 Eng.	7035344	1	2.26	KIT, air valve spring & cam—(3.757)
69	400 Eng.	7001690	1	.09	SPRING, fast idle screw—(3.761)
69	400 Eng.	7002121	1	.09	SCREW, idle stop—(3.761)
69	400 Eng.	7010435	1	.09	SCREW, lever attach—(3.762)
69	400 Eng.	7038167	1	.55	ROD, vacuum break—(3.755)
69	400 Eng.	7038237	1	3.79	CONTROL, vacuum break—(3.755)
69	400 Eng.	7038245	1	6.85	CONTROL & BRACKET, vacuum break—(3.765)
69	400 Eng.	7029899	1	.22	SCREW, fast idle adj.—(3.766)
69	400 Eng.	7029900	1	.25	SPRING, fast idle screw—(3.766)
69	400 Eng.	7031933	1	.93	LEVER, fast idle—(3.766)
69	400 Eng.	7040837	1	3.33	CAM, fast idle—(3.766)
69	400 Eng.	7037429	1	.60	LEVER, cam follower—(3.766)
69	400 Eng. C.T.	7031971	2	.93	JET, main metering primary (std.)—(3.792)
69	400 Eng. A.T.	7031970	2	.93	JET, main metering-primary (std.)—(3.792)
69	400 Eng. A.T.	7036507	1	2.15	ALTITUDE KIT (3.792)
69	400 Eng. C.T.	7036725	1	2.15	ALTITUDE KIT (3.792)
69	400 Eng.	7033830	1	2.36	ROD, metering-secondary—(3.806)
69	400 Eng. Heavy Duty	7034822	1	2.87	ROD, secondary metering (incl. 2 rods)—(3.806)
69	400 Eng.	7034522	1	.88	KIT, secondary metering rod holder—(3.806)
69	400 Eng.	7034845	1	1.23	ROD, metering-primary—(3.806)
69	400 Eng.	7029862	1	.47	SPRING, metering rod-primary—(3.810)
69	400 Eng.	7035142	1	3.08	NEEDLE & SEAT (3.814)
69	400 Eng.	7033747	1	.20	GASKET, needle seat—(3.814)
69	400 Eng.	7033751	1	.40	CLIP, float needle pull—(3.814)
69	400 Eng.	7031242	2	.81	NEEDLE, idle adj.—(3.822)
69	400 Eng.	7011479	2	.09	SPRING, idle needle—(3.823)
69	400 Eng.	7002117	1	.05	BALL, pump discharge—(3.825)
69	400 Eng.	7037504	1	2.92	PUMP (3.838)
69	400 Eng.	7004597	1	.33	SPRING, pump return—(3.841)
69	400 Eng.	7029849	1	.69	PLUG, discharge ball—(3.825)
69	400 Eng.	7026139	1	.67	LEVER, pump actuating—(3.842)
69	400 Eng.	7032716	1	1.23	ROD, pump—(3.843)
69	400 Eng.	7012548	1	.09	SCREW, idle vent—(3.852)
69	400 Eng.	7029993	1	.29	VALVE, idle vent—(3.852)
69	400 Eng.	7031423	1	.81	VALVE KIT, idle vent—(3.852)
69	400 Eng.	7011957	1	.26	SPRING, power piston—(3.859)
69	400 Eng.	7034903	1	1.54	PISTON, power—(3.858)

3.725 1969 (430 ENGINE) CARBURETOR & PARTS

69	430 Eng. A.T. exc. 9000	7036750	1	88.45	CARBURETOR (3.725)
69	9000	7036755	1	88.45	CARBURETOR (3.725)
69	430 Eng. C.T.	7036752	1	88.45	CARBURETOR (3.725)
69	430 Eng. (4 Bbl.)	7036749	1	5.50	GASKET SET (3.724)
69	430 Eng. A.T.	7036745	1	17.30	OVERHAUL KIT(3.725)
69	430 Eng. C.T.	7036746	1	17.30	OVERHAUL KIT (3.725)
69	430 Eng.	7039164	1	8.45	KIT, power carburetor—(3.725)
69	430 Eng.	186677	2	.10	BOLT, carburetor to intake manifold (7/16"-1 8 x 1)—(8.900)
69	430 Eng.	1238658	1	1.03	GASKET, carburetor to manifold—(3.726)
69	430 Eng. C.T.	7036597	1	39.45	THROTTLE BODY (3.729)
69	430 Eng. A.T. exc. 9000	7036596	1	39.45	THROTTLE BODY (3.729)
69	9000	7036710	1	39.45	THROTTLE BODY (3.729)
69	430 Eng.	7031925	1	.17	SCREW, vacuum break control attach. (Rochester) used 3.765—(3.755)
69	430 Eng. C.T.	7037385	1	36.60	AIR HORN (3.730)
69	430 Eng. A.T. exc. 9000	7037384	1	36.60	AIR HORN (3.730)
69	9000	7037883	1	36.60	AIR HORN (3.730)
69	430 Eng.	7014699	5	.13	SCREW, air horn—(3.730)
69	430 Eng.	7029912	2	.37	SCREW, air horn—(3.730)
69	430 Eng.	7031105	2	.14	SCREW, air horn—(3.730)
69	430 Eng.	7029087	1	1.03	GASKET, air horn (repls. 7035561)
69	430 Eng. C.T.	7036595	1	37.45	FLOAT BOWL (3.734)
69	430 Eng. A.T. exc. 9000	7036593	1	37.45	FLOAT BOWL (3.734)
69	9000	7036709	1	37.45	FLOAT BOWL (3.734)
69	430 Eng.	7037319	1	1.49	INSERT, float bowl—(3.734)
69	430 Eng.	7031365	1	.50	BAFFLE, float bowl—(3.740)
69	430 Eng.	7035752	1	2.72	GASKET, throttle body—(3.735)
69	430 Eng.	5650906	1	.88	FILTER (paper)—(3.740)
69	430 Eng.	7032508	1	.26	GASKET, filter nut—(3.740)
69	430 Eng.	7034442	1	.25	SPRING, fuel filter—(3.740)
69	430 Eng.	7040956	1	2.26	NUT, filter—(3.740)
69	430 Eng.	7041634	1	6.05	KIT, nut adapter-fuel inlet—(3.740)
69	430 Eng.	7035790	3	.14	SCREW, throttle body—(3.741)
69	430 Eng.	7037705	1	3.28	FLOAT (3.745)
69	430 Eng.	7037317	1	.40	PIN, float hinge—(3.747)
69	430 Eng. A.T.	1384487	1	5.50	CHOKE (3.750)
69	430 Eng. C.T.	1384489	1	5.75	CHOKE (3.750)

69	430 Eng.	7029866	2	.13	SCREW ,choke valve—(3.751).....
69	430 Eng.	836159	AR	.07	SPRING RETAINER (3.841).....
69	430 Eng. C.T.	7027270	1	.79	LEVER , secondary lockout—(3.752).....
69	430 Eng. A.T.	9428787	1	.22	PIN , carburetor lockout lever roll—(8.940)—(3.752) ..
69	430 Eng.	7031231	1	.56	LEVER , inter, choke—(3.752).....
69	430 Eng. A.T.	7036736	1	1.49	AIR VALVE LOCKOUT 8. CHOKE KIT (3.752).....
69	430 Eng.	7036432	1	2.26	KIT , choke shaft & valve—(3.752).....
69	430 Eng.	7035344	1	2.26	KIT , air valve spring & cam—(3.757).....
69	430 Eng.	7001690	1	.09	SPRING , fast idle screw—(3.761).....
69	430 Eng.	7002121	1	.09	SCREW , idle stop—(3.761).....
69	430 Eng.	7010435	1	.09	SCREW , lever attaching—(3.762).....
69	430 Eng.	7038167	1	.55	ROD , vacuum break—(3.755).....
69	430 Eng.	7038237	1	3.79	CONTROL , vacuum break—(3.755).....
69	430 Eng.	7038245	1	6.85	CONTROL 8. BRACKET , vac. break—(3.765).....
69	430 Eng.	7029899	1	.22	SCREW , fast idle adj.—(3.766).....
69	430 Eng.	7029900	1	.25	SPRING , fast idle screw—(3.766).....
69	430 Eng.	7031933	1	.93	LEVER , fast idle—(3.766).....
69	430 Eng.	7040837	1	3.33	CAM , fast idle—(3.766).....
69	430 Eng.	7037429	1	.60	LEVER , cam follower—(3.766).....
69	430 Eng. C.T.	7031971	2	.93	JET . main metering-primary (std.)—(3.792).....
69	430 Eng. A.T.	7031970	2	.93	JET , main metering primary (std.)—(3.792).....
69	430 Eng. A.T.	7036507	1	2.15	ALTITUDE KIT (3.792).....
69	430 Eng. C.T.	7036725	1	2.15	ALTITUDE KIT (3.792).....
69	430 Eng. Heavy Duty	7034822	1	2.87	ROD , secondary metering (incl. 2 rods).....
69	430 Eng.	7033830	1	2.36	ROD , metering secondary—(3.806).....
69	430 Eng.	7034522	1	.88	KIT , secondary metering rod holder—(3.806).....
69	430 Eng.	7034845	1	1.23	ROD , metering-primary—(3.806).....
69	430 Eng.	7029862	1	.47	SPRING , metering rod primary—(3.810).....
69	430 Eng.	7033747	1	.20	GASKET , needle seat—(3.814).....
69	430 Eng.	7033751	1	.40	CLIP .float needle pull—(3.814).....
69	430 Eng.	7035142	1	3.08	NEEDLE 8. SEAT (3.814).....
69	430 Eng.	7031242	2	.81	NEEDLE .idle adj.—(3.822).....
69	430 Eng.	7011479	2	.09	SPRING , idle needle—(3.823).....
69	430 Eng.	7002117	1	.05	BALL , pump discharge (also used 4.169)—(3.825) ..
69	430 Eng.	7037504	1	2.92	PUMP (3.838).....
69	430 Eng.	7004597	1	.33	SPRING , pump return—(3.841).....
69	430 Eng.	7029849	1	.69	PLUG , discharge ball—(3.825).....
69	430 Eng.	7026139	1	.67	LEVER , pump actuating—(3.842).....
69	430 Eng. (4 Bbl.)	7032716	1	1.23	ROD , pump—(3.843).....
69	430 Eng.	7012548	1	.09	SCREW , idle vent—(3.852).....
69	430 Eng.	7029993	1	.29	VALVE , idle vent—(3.852).....
69	430 Eng.	7031423	1	.81	VALVE KIT , idle vent—(3.852).....
69	430 Eng.	7011957	1	.26	SPRING , power piston—(3.859).....
69	430 Eng.	7034903	1	1.54	PISTON , power—(3.858).....

3.72E 1970-71 L-6 ENG. CARBURETOR & PARTS

70	L-6 Eng.	7036784	1	3.13	GASKET KIT (3.724).....
71	L-6 Eng.	7041599	1	2.67	GASKET KIT (3.724).....
70	L-6 Eng. A.T.	7036782	1	14.35	OVERHAUL KIT (3.725).....
70	L-6 Eng. C.T.	7036783	1	14.30	OVERHAUL KIT (3.725).....
71	L-6 Eng. A.T.	7041598	1	13.20	OVERHAUL KIT (3.725).....
71	L-6 Eng. C.T.	7041597	1	13.20	OVERHAUL KIT (3.725).....
70	L-6 Eng.	7039166	1	4.61	POWER KIT (3.725).....
71	L-6 Eng.	7039196	1	4.61	POWER KIT (3.725).....
70	L-6 Eng. A.T.	7047014	1	47.55	CARBURETOR (3.725).....
70	L-6 Eng. C.T.	7047015	1	47.55	CARBURETOR (3.725).....
71	L-6 Eng. A.T.	7047114	1	51.40	CARBURETOR (3.725).....
71	L-6 Eng. C.T.	7047117	1	49.10	CARBURETOR (3.725).....
70	L-6 Eng.	3967077	1	2.10	SHIELD , carb. heat—(3.726).....
71	L-6 Eng.	6270073	1	.72	INSULATOR , flange—(3.726).....
70	L-6 Eng. Evap. Emission Control	3967065	1	4.1	GASKET , carb.—(3.726).....
70	L-6 Eng. less Evap. Emission Control	3953732	1	.40	GASKET , carb. to mfld.—(3.726).....
70	L-6 Eng. C.T.	7040696	1	17.10	THROTTLE BODY (3.729).....
70	L-6 Eng. A.T.	7040631	1	17.10	THROTTLE BODY (3.729).....
71	L-6 Eng. A.T.	7041594	1	17.55	THROTTLE BODY (3.729).....
71	L-6 Eng. C.T.	7041595	1	17.55	THROTTLE BODY (3.729).....
70	L-6 Eng.	7038875	2	.30	SCREW , throttle body—(3.741).....
70	L-6 Eng. A.T.	7038554	1	11.20	AIR HORN (3.730).....
70	L-6 Eng. C.T.	7038556	1	11.20	AIR HORN (3.730).....
71	L-6 Eng. A.T.	7042482	1	11.20	AIR HORN (3.730).....
71	L-6 Eng. C.T.	7042480	1	11.20	AIR HORN (3.730).....
70-71	L-6 Eng.	7038912	1	.29	SCREW , air horn-long—(3.730).....
70	L-6 Eng.	7014698	3	.09	SCREW , air horn-short—(3.730).....
70-71	L-6 Eng.	7037591	1	.66	GASKET , air horn—(3.738).....
70-71	L-6 Eng.	7037774	1	.91	BRACKET , air cleaner stud—(3.730).....
70	L-6 Eng.	7036785	1	21.90	FLOAT BOWL (3.734).....

71	L-6 Eng. A.T.	7041591	1	21.35	FLOAT BOWL (3.734)	1
71	L-6 Eng. C.T.	7041592	1	20.35	FLOAT BOWL (3.734)	1
71	L-6 Eng.	7038946	1	1.74	NUT, fuel filter—(3.740)	1
71	L-6 Eng.	7032508	1	.26	GASKET FILTER NUT (3.740)	1
70-71	L-6 Eng.	5651393	1	.75	FILTER, carb.-paper—(3.740)	1
70-71	L-6 Eng.	7031539	1	.26	SPRING, fuel filter—(3.740)	1
70	L-6 Eng.	7033500	1	1.59	FITTING, inlet filter—(3.740)	1
71	L-6 Eng.	7038875	2	.30	SCREW, throttle body—(3.741)	1
70-71	L-6 Eng.	7037022	1	2.92	FLOAT (3.745)	1
70-71	L-6 Eng.	7034032	1	.22	PIN, float hinge—(3.747)	1
70-71	L-6 Eng. CT.	3927770	1	2.67	THERMOSTAT & COVER (3.750)	1
70-71	L-6 Eng. A.T.	3821564	1	2.46	THERMOSTAT & COVER (3.750)	1
70-71	L-6 Eng.	7034012	1	.65	CHOKE VALVE (3.751)	1
71	L-6 Eng.	7026277	1	.55	LEVER, choke—(3.752)	1
71	L-6 Eng.	7028175	1	2.00	SHAFT & LEVER (3.752)	1
70-71	L-6 Eng.	3967069	1	.41	ROD, auto, choke—(3.752)	1
70	L-6 Eng.	9414805	1	.10	RETAINER, rod to carb.—(3.752)—(8.934)	1
70-71	L-6 Eng.	7019709	1	.05	SCREW, choke lever—(3.752)	1
70	L-6 Eng.	7036973	1	2.10	SHAFT 8. LEVER, choke—(3.752)	1
70-71	L-6 Eng.	7037000	1	.60	ROD, choke—(3.752)	1
70-71	L-6 Eng. A.T.	7040606	1	.93	LINK, vac. break—(3.755)	1
70-71	L-6 Eng. C.T.	7040646	1	.93	LINK, vac. break—(3.755)	1
70-71	L-6 Eng.	7034013	1	.52	CONNECTOR, vac. break link—(3.755)	1
70-71	L-6 Eng.	7034017	1	1.13	DIAPHRAGM, vac. break—(3.755)	1
70-71	L-6 Eng.	7034018	1	.58	COVER, vac. break—(3.755)	1
70-71	L-6 Eng.	7010435	1	.09	SCREW, lvr. attach.—(3.762)	1
70-71	L-6 Eng.	7034034	1	.38	SCREW, slow idle—(3.822)	1
70	L-6 Eng. A.T.	1114421	1	7.05	VALVE, idle control—(3.766)	1
70-71	L-6 Eng. C.T.	7038956	1	.66	CAM, fast idle—(3.766)	1
70	L-6 Eng. A.T.	7040633	1	.70	CAM, fast idle—(3.766)	1
70-71	L-6 Eng.	7003561	1	.33	SCREW, fast idle cam—(3.767)	1
70	L-6 Eng. C.T.	7034204	1	.93	JET, main metering—(3.792)	1
70	L-6 Eng. A.T.	7034203	1	.93	JET, main metering—(3.792)	1
71	L-6 Eng.	7034206	1	.93	JET, main metering—(3.792)	1
70	L-6 Eng.	7040630	1	1.49	ROD 8. SPRING, metering—(3.806)	1
71	L-6 Eng. C.T.	7040630	1	1.49	ROD & SPRING, metering—(3.806)	1
71	L-6 Eng. AT.	7044791	1	1.49	ROD 8i SPRING, metering—(3.806)	1
70-71	L-6 Eng.	7035133	1	2.82	NEEDLE 8. SEAT (3.814)	1
70	L-6 Eng. A.T.	7033945	1	1.13	TUBE, idle—(3.818)	1
70	L-6 Eng. C.T.	7033946	1	1.13	TUBE, idle—(3.818)	1
71	L-6 Eng. A.T.	7033942	1	1.13	TUBE, idle—(3.818)	1
71	L-6 Eng. C.T.	7033943	1	1.13	TUBE, idle—(3.818)	1
70-71	L-6 Eng.	7020926	2	.09	SCREW, cvr. attach.—(3.820)	1
70	L-6 Eng. C.T., A.C.	7034030	2	.19	SCREW, idle compensator cvr—(3.820)	1
70-71	L-6 Eng. A.T.	7034030	2	.19	SCREW, idle compensator cvr—(3.820)	1
70	L-6 Eng. C.T., A.C.	7035670	1	.41	COVER, idle compensator—(3.820)	1
70-71	L-6 Eng. AT.	7035670	1	.41	COVER, idle compensator—(3.820)	1
70-71	L-6 Eng. AT.	7035870	1	2.00	COMPENSATOR, idle—(3.820)	1
70	L-6 Eng. C.T.	7034204	1	.93	NEEDLE, idle—(3.822)	1
70	L-6 Eng. A.T.	7031242	2	.81	NEEDLE, idle—(3.822)	1
70	L-6 Eng. CT.	7013116	1	.75	NEEDLE, idle adj.—(3.822)	1
71^	L-6 Eng.	7041596	1	1.03	NEEDLE & LIMITER (3.822)	1
71	L-6 Eng.	7043677	1	.49	LIMITER, idle needle—(3.822)	1
70	L-6 Eng.	7011479	1	.09	SPRING, idle needle—(3.823)	1
71	L-6 Eng.	7038989	1	.29	SPRING, idle needle—(3.823)	1
70-71	L-6 Eng.	7002117	1	.05	BALL, discharge—(3.825)	1
70-71	L-6 Eng.	7002118	1	.26	SPRING, discharge ball—(3.825)	1
70-71	L-6 Eng.	7003838	1	.19	GUIDE, pump discharge—(3.825)	1
70-71	L-6 Eng.	7037597	1	2.82	PUMP (3.838)	1
70-71	L-6 Eng.	7008694	1	.19	SPRING, pump return—(3.841)	1
70	L-6 Eng.	7038596	1	.66	LEVER, pump actuating—(3.842)	1
71	L-6 Eng.	7042670	1	1.08	LEVER, pump actuating—(3.842)	1
70	L-6 Eng.	7038049	1	.51	LEVER, pump & pwr. rod—(3.842)	1
71	L-6 Eng.	7024216	1	.51	LEVER, pump & pwr. rod—(3.842)	1
70-71	L-6 Eng.	7037855	1	.58	LINK, pump lvr—(3.843)	1
70	L-6 Eng.	7035502	1	.58	LINK, pwr. piston rod—(3.858)	1
71	L-6 Eng.	7024214	1	.58	LINK, pwr. piston rod—(3.858)	1
70	L-6 Eng.	7012548	1	.09	SCREW, idle vent.—(3.852)	1
70-71	L-6 Eng.	7037780	1	1.64	PISTON, pwr.—(3.858)	1
70	L-6 Eng.	7024215	1	.52	ROD, pwr. piston—(3.858)	1
71	L-6 Eng.	7035297	1	.52	ROD, pwr. piston—(3.858)	1
70-71	L-6 Eng.	7012515	1	.26	SPRING, pwr. piston—(3.859)	1
70-71	L-6 Eng.	7041830	1	2.46	SCREW PACKAGE (assortment of the "upset-thread" screws)—(3.864)	1

3.725 1970 350 ENGINE (2 BBL.) CARBURETOR & PARTS

70	350 Eng. (2 Bbl.)	7036822	1	4.05	GASKET KIT (3.724)	1
----	-------------------	---------	---	------	--------------------	---

70	350 Eng. (2 Bbl.) A.T. less Evap. Emission Control	7041349	1	62.65	CARBURETOR (3.725).....
70	350 Eng. (2 Bbl.) C.T. less Evap. Emission Control.....	7047043	1	56.30	CARBURETOR (3.725).....
70	350 Eng. (2 Bbl.) A.T. Evap. Emission Control	7041350	1	62.65	CARBURETOR (3.725).....
70	350 Eng. (2 Bbl.).....	7036821	1	14.65	OVERHAUL KIT (3.725).....
70	350 Eng. (2 Bbl.).....	7039172	1	7.20	POWER KIT (3.725).....
70	350 Eng. (2 Bbl.).....	1230806	1	.76	GASKET, carb. to manifold—(3.726).....
70	350 Eng. (2 Bbl.) C.T.....	7026142	1	21.30	THROTTLE BODY (3.729).....
70	350 Eng. (2 Bbl.) A.T. 1st Type.....	7026142	1	21.30	THROTTLE BODY, use on carb. 7040142 & 7040446—(3.729).....
70	350 Eng. (2 Bbl.) A.T. 2nd Type.....	7029055	1	21.95	THROTTLE BODY, use on carb. 7040148-7040444 —(3.729).....
70	350 Eng. Bbl.)	7036815	1	1 1.70	AIR HORN (3.730).....
70	350 Eng. Bbl.)	7006119	2	.09	SCREW, air horn-short—(3.730).....
70	350 Eng. Bbl.)	7010432	1	.09	SCREW, air horn-long—(3.730).....
70	350 Eng. Bbl.)	7035815	1	1.49	GASKET, air horn—(3.738).....
70	350 Eng. Bbl.)	7037286	1	.56	INSERT, main well—(3.734).....
70	350 Eng. Bbl.)	7036999	1	16.25	FLOAT BOWL (3.734).....
70	350 Eng. Bbl.)	5651393	1	.75	FILTER, carb.-paper—(3.740).....
70	350 Eng. Bbl.)	7034356	1	.33	SPRING, filter—(3.750).....
70	350 Eng. Bbl.)	7040955	1	1.85	NUT, inlet filter—(3.740).....
70	350 Eng. Bbl.)	7015105	3	.12	SCREW, throttle body—(3.741).....
70	350 Eng. Bbl.)	7032887	1	2.00	FLOAT (3.745).....
70	350 Eng. Bbl.)	7010037	1	.09	PIN, float hinge—(3.747).....
70	350 Eng. Bbl.) A.T.	1231905	1	6.10	CHOKE (in intake mfd.)—(3.603)—(3.750).....
70	350 Eng. Bbl.) C.T.	1231906	1	6.10	CHOKE (in intake mfd.)—(3.603)—(3.750).....
70	350 Eng. Bbl.)	7007627	2	.09	SCREW, choke valve—(3.751).....
70	350 Eng. Bbl.)	7033443	1	.58	VALVE, choke—(3.751).....
70	350 Eng. Bbl.) C.T.	7038394	1	2.82	SHAFT, choke—(3.752).....
70	350 Eng. Bbl.) A.T.	7037556	1	2.05	SHAFT, choke—(3.752).....
70	350 Eng. Bbl.) A.T.	7038817	1	.67	STAT LEVER (3.752).....
70	350 Eng. Bbl.)	7038821	1	1.90	ROD, choke—(3.752).....
70	350 Eng. Bbl.)	7019709	AR	.05	SCREW, choke lever—(3.752).....
70	350 Eng. Bbl.)	7019568	1	.29	WASHER (between air horn & pump arm)—(3.842) .
70	350 Eng. Bbl.)	7026238	1	.78	LEVER & COLLAR, choke—(3.752).....
70	350 Eng. Bbl.) C.T.	7035476	1	.58	LEVER, choke—(3.752).....
70	350 Eng. Bbl.) A.T. (1st Type).....	7038825	1	7.10	CONTROL, aux. vac. break use with carbs. 7040142 & 7040446—(3.755).....
70	350 Eng. (2 Bbl.) A.T. 2nd Type.....	7029054	1	10.10	CONTROL, aux. vac. break use on carb. 7040148- 7040444—(3.755).....
70	350 Eng. (2 Bbl.) A.T.	7037911	1	2.51	CONTROL, vac. break—(3.755).....
70	350 Eng. (2 Bbl.) C.T.	7038036	1	2.51	CONTROL, vac. break—(3.755).....
70	350 Eng. (2 Bbl.) A.T.	7038818	1	3.13	CONTROL 8i BRACKET, vac. break—(3.755)
70	350 Eng. (2 Bbl.) C.T.	7027661	1	2.87	CONTROL 8i BRACKET, vac. break—(3.755).....
70	350 Eng. (2 Bbl.) A.T.	7038820	1	.62	LINK, aux. vac. break control—(3.755).....
70	350 Eng. (2 Bbl.) A.T.	7038874	1	.76	LINK, vac. break—(3.755).....
70	350 Eng. (2 Bbl.) C.T.	7026685	1	.75	LINK, vac. break control—(3.755).....
70	350 Eng. (2 Bbl.) A.T.	3760758	1	.44	TEE, hose conn.—(3.755).....
70	350 Eng. (2 Bbl.)	7029427	1	.24	SCREW, fast idle—(3.761).....
70	350 Eng. (2 Bbl.)	7029428	1	.37	SPRING, fast idle screw—(3.761).....
70	350 Eng. (2 Bbl.) A.T.	7038179	1	.64	CAM, fast idle—(3.766).....
70	350 Eng. (2 Bbl.) C.T.	7023988	1	.88	CAM, fast idle—(3.766).....
70	350 Eng. (2 Bbl.)	7036222	1	.30	SCREW, cam attach.—(3.767).....
70	350 Eng. (2 Bbl.) C.T.	7040682	1	8.10	CLUSTER, venturi—(3.786).....
70	350 Eng. (2 Bbl.) A.T. less Calif. cars-2nd Type.....	7038175	1	9.65	CLUSTER, venturi use with carb. 7040148—(3.786)
70	350 Eng. (2 Bbl.) A.T. Calif. cars.	7041347	1	1 1.30	CLUSTER, venturi—(3.786).....
70	350 Eng. (2 Bbl.).....	7008502	2	.09	SCREW, venturi cluster-outer—(3.786).....
70	350 Eng. (2 Bbl.).....	7009077	1	.19	SCREW, venturi cluster-ctr.—(3.790).....
70	350 Eng. (2 Bbl.) less Evap. Emission Control	7002660	2	.93	JET, main metering-std.—(3.792).....
70	350 Eng. (2 Bbl.) Evap. Emission Control.....	7002659	!	.93	JET, main metering-std.—(3.792).....
70	350 Eng. (2-Bbl.) C.T.	7008662	1	.93	JET (std.).....
70	350 Eng. (2 Bbl.).....	7035144	1	2.82	NEEDLE 8L SEAT (3.814).....
70	350 Eng. (2 Bbl.).....	7037806	1	.40	CLIP, float needle pull—(3.814).....
70	350 Eng. (2 Bbl.).....	7029605	1	.68	NEEDLE, idle adj.—(3.822).....
70	350 Eng. (2 Bbl.).....	7002117	1	.05	BALL (3.825).....
70	350 Eng. (2 Bbl.).....	7002118	1	.26	SPRING, discharge ball—(3.825).....

70	350 Eng. (2 Bbl.)	7000286	1	.07	GUIDE, pump discharge—(3.825)
70	350 Eng. (2 Bbl.)	7002120	1	.05	BALL, pump inlet check—(3.826)
70	350 Eng. (2 Bbl.)	7036282	1	3.79	PUMP (3.838)
70	350 Eng. (2 Bbl.)	7002101	1	.26	SPRING, pump return—(3.841)
70	350 Eng. (2 Bbl.)	7004557	1	.36	SCREEN, pump inlet—(3.841)
70	350 Eng. (2 Bbl.)	7038227	1	1.59	SHAFT & LEVER, pump—(3.842)
70	350 Eng. (2 Bbl.)	7038227	1	1.59	LEVER, pump-inside—(3.842)
70	350 Eng. (2 Bbl.)	7037991	1	.58	ROD, pump—(3.843)
70	350 Eng. (2 Bbl.)	7036556	1	.91	VALVE, idle vent.—(3.852)
70	350 Eng. (2 Bbl.)	7037718	1	.43	SHIELD, idle vent, valve—(3.852)
70	350 Eng. (2 Bbl.)	7012548	1	.09	SCREW, idle vent.—(3.852)
70	350 Eng. (2 Bbl.)	7011989	1	1.64	VALVE, power—(3.858)
70	350 Eng. (2 Bbl.)	7035603	1	1.54	PISTON, pwr.—(3.858)

3.725 1970 350 ENG. (4 BBL.) CARBURETOR & PARTS

70	350 Eng. (4 Bbl.)	7036749	1	5.50	GASKET SET (3.724)
70	350 Eng. (4 Bbl.)	7039165	1	8.45	POWER KIT (3.725)
70	350 Eng. (4 Bbl.) A.T.	7036833	1	17.80	OVERHAUL KIT (3.725)
70	350 Eng. (4 Bbl.) C T	7036748	1	17.55	OVERHAUL KIT (3.725)
70	350 Eng. (4 Bbl.) A.T.	7047044	1	95.50	CARBURETOR (3.725)
70	350 Eng. (4 Bbl.) CT	7047045	1	97.00	CARBURETOR (3.725)
70	350 Eng. (4 Bbl.)	1238658	1	1.03	GASKET, carb. to mfl.—(3.726)
70	350 Eng. (4 Bbl.) C T	7036604	1	39.45	THROTTLE BODY (3.729)
70	350 Eng. (4 Bbl.) A.T.	7036831	1	39.45	THROTTLE BODY (3.729)
70	350 Eng. (4 Bbl.) A.T.	7038473	1	36.60	AIR HORN (3.730)
70	350 Eng. (4 Bbl.) C T	7038474	1	36.60	AIR HORN (3.730)
70	350 Eng. (4 Bbl.)	7014699	5	.13	SCREW, air horn—(3.730)
70	350 Eng. (4 Bbl.)	7031105	2	1.4	SCREW, air horn—(3.730)
70	350 Eng. (4 Bbl.)	7029912	2	.37	SCREW, air horn—(3.730)
70	350 Eng. (4 Bbl.)	7029087	1	1.03	GASKET, air horn—(3.738)
70	350 Eng. (4 Bbl.) A.T.	7036829	1	37.45	FLOAT BOWL (3.734)
70	350 Eng. (4 Bbl.) C T	7036830	1	37.45	FLOAT BOWL (3.734)
70	350 Eng. (4 Bbl.)	7031365	1	.50	BAFFLE, float bowl—(3.740)
70	350 Eng. (4 Bbl.)	7037319	1	1.49	INSERT, float bowl—(3.734)
70	350 Eng. (4 Bbl.)	5650906	1	.88	FILTER, paper—(3.740)
70	350 Eng. (4 Bbl.)	7034442	1	.25	SPRING, filter—(3.740)
70	350 Eng. (4 Bbl.)	7040956	1	2.26	NUT, fuel filter—(3.740)
70	350 Eng. (4 Bbl.)	7041634	1	6.05	KIT, nut adapter-fuelinlet—(3.740)
70	350 Eng. (4 Bbl.)	7035790	3	.14	SCREW, throttle body—(3.741)
70	350 Eng. (4 Bbl.)	7037705	1	3.28	FLOAT (3.745)
70	350 Eng. (4 Bbl.)	7037317	1	.40	PIN, float hinge—(3.747)
70	350 Eng. (4 Bbl.) C T	1383453	1	5.65	CHOKE (3.750)
70	350 Eng. (4 Bbl.) A.T.	1232374	1	6.50	CHOKE, in intake mfl.—(3.603)—(3.750)
70	350 Eng. (4 Bbl.) A.T.	7031393	1	.43	LEVER, air valve lockout—(3.757)
70	350 Eng. (4 Bbl.) A.T.	7033517	1	.98	ROD, choke—(3.752)
70	350 Eng. (4 Bbl.)	7019709	AR	.05	SCREW, choke lvr.—(3.752)
70	350 Eng. (4 Bbl.) C T	7027270	1	.79	LEVER, secondary lockout—(3.752)
70	350 Eng. (4 Bbl.)	7031231	1	.56	LEVER, inter, choke—(3.752)
70	350 Eng. (4 Bbl.) C T	7036736	1	1.49	AIR VALVE LOCKOUT & CHOKE KIT (3.752)
70	350 Eng. (4 Bbl.)	7036432	1	2.26	KIT, choke shaft & valve—(3.752)
70	350 Eng. (4 Bbl.) A.T.	9428787	1	.22	PIN, lock out lvr—(8.940)—(3.752)
70	350 Eng. (4 Bbl.)	7031925	1	.17	SCREW, choke hsg.—(3.755)
70	350 Eng. (4 Bbl.)	7035344	1	2.26	KIT, air valve spring & cam—(3.757)
70	350 Eng. (4 Bbl.)	7002121	1	.09	SCREW, idle stop—(3.761)
70	350 Eng. (4 Bbl.)	7003176	1	.09	SPRING, fast idle screw—(3.761)
70	350 Eng. (4 Bbl.)	7010435	1	.09	SCREW, lvr. attach.—(3.762)
70	350 Eng. (4 Bbl.)	7038167	1	.55	ROD, vac. break—(3.755)
70	350 Eng. (4 Bbl.) A.T.	7038727	1	14.90	CONTROL & BRACKET, vac. break—(3.765)
70	350 Eng. (4 Bbl.) A.T.	7038732	1	7.90	CONTROL, aux. vac. break control—(3.765)
70	350 Eng. (4 Bbl.)	7038237	1	3.79	CONTROL, vac. break—(3.755)
70	350 Eng. (4 Bbl.) C T	7042343	1	6.55	CONTROL, vac. break (incl. brkt.)—(3.765)
70	350 Eng. (4 Bbl.) A.T.	7038744	1	.64	LINK, aux. vac. break—(3.765)
70	350 Eng. (4 Bbl.)	7029899	1	.22	SCREW, fast idle adj.—(3.766)
70	350 Eng. (4 Bbl.)	7029900	1	.25	SPRING, fast idle screw—(3.766)
70	350 Eng. (4 Bbl.)	7031933	1	.93	LEVER, fast idle—(3.766)
70	350 Eng. (4 Bbl.)	7037429	1	.60	LEVER, cam follower—(3.766)
70	350 Eng. (4 Bbl.) A.T.	7040811	1	3.33	CAM, fast idle—(3.766)
70	350 Eng. (4 Bbl.) C T	7040812	1	3.33	CAM, fast idle—(3.766)
70	350 Eng. (4 Bbl.) A.T.	7031969	2	.93	JET, primary—(3.792)
70	350 Eng. (4 Bbl.) C T	7031973	2	.93	JET, primary-std.—(3.792)
70	350 Eng. (4 Bbl.)	7034522	1	.88	KIT, secondary metering rod holder—(3.806)
70	350 Eng. (4 Bbl.) C T	7034843	2	1.23	ROD, metering-primary—(3.806)
70	350 Eng. (4 Bbl.) A.T.	7034845	2	1.23	ROD, metering-primary—(3.806)
70	350 Eng. (4 Bbl.)	7038911	1	2.67	ROD, secondary metering—(3.806)
70	350 Eng. (4 Bbl.)	7029862	1	.47	SPRING, primary metering rod—(3.810)
70	350 Eng. (4 Bbl.)	7033751	1	.40	CLIP, float needle pull—(3.814)
70	350 Eng. (4 Bbl.)	7035140	1	3.33	NEEDLE 8L SEAT (3.814)
70	350 Eng. (4 Bbl.)	7031242	2	.81	NEEDLE, idle adj.—(3.822)

70	350 Eng. (4 Bbl.)	.7011479	1	.09	SPRING , idle needle—(3.823)
70	350 Eng. (4 Bbl.)	.7002117	AR	.05	BALL (3.825)
70	350 Eng. (4 Bbl.)	.7037504	1	2.92	PUMP (3.838)
70	350 Eng. (4 Bbl.)	.7004597	1	.33	SPRING , pump return—(3.841)
70	350 Eng. (4 Bbl.)	.7029849	1	.69	PLUG , pump discharge ball—(3.825)
70	350 Eng. (4 Bbl.)	.7026139	1	.67	LEVER , pump actuating—(3.842)
70	350 Eng. (4 Bbl.)	.7026138	1	1.13	ROD , pump—(3.843)
70	350 Eng. (4 Bbl.)	.7012548	1	.09	SCREW , idle vent—(3.852)
70	350 Eng. (4 Bbl.)	.7034903	1	1.54	PISTON , pwr.—(3.858)
70	350 Eng. (4 Bbl.)	.7011957	1	.26	SPRING , pwr. Piston—(3.859)

3.725 1970 455 ENGINE (4 BBL.) CARBURETOR & PARTS

70	455 Eng.	.7036749	1	5.50	GASKET SET (3.724)
70	455 Eng. Stage 1	.7047047	1	97.00	CARBURETOR (3.725)
70	455 Eng. A.T. exc. Stage 1 & 9000	.7047040	1	97.00	CARBURETOR (3.725)
70	455 Eng. C.T. exc. Stage 1	.7047041	1	95.50	CARBURETOR (3.725)
70	9000	.7041324	1	95.50	CARBURETOR (3.725)
70	455 Eng. exc. Stage 1 & 9000	.7039164	^-1	8.45	POWER KIT (3.725)
70	455 Stage 1 & 9000	.7039189	1	8.45	KIT , pwr. carb.—(3.725)
70	455 Eng. Stage 1	.7039189	1	8.45	KIT , pwr. carb.—(3.725)
70	455 Eng. A.T. exc. Stage 1 & 9000	.7036828	1	17.55	OVERHAUL KIT (3.725)
70	455 Eng. Stage 1	.7041322	1	17.30	OVERHAUL KIT (3.725)
70	9000	.7041325	1	17.55	OVERHAUL KIT (3.725)
70	455 Eng.	.1238658	1	1.03	GASKET , carb. to mfl.—(3.726)
70	455 Eng. A.T. exc. Stage 1	.7036825	1	39.45	THROTTLE BODY (3.729)
70	455 Eng. C.T. exc. Stage 1	.7036826	1	39.45	THROTTLE BODY (3.729)
70	455 Eng. Stage 1	.7036827	1	39.45	THROTTLE BODY (3.729)
70	455 Eng. C.T.	.7038472	1	36.60	AIR HORN (3.730)
70	455 Eng. Stage 1	.7038472	1	36.60	AIR HORN (3.730)
70	455 Eng. A.T. exc. Stage 1	.7040602	1	36.60	AIR HORN (3.730)
70	455 Eng.	.7014699	5	.13	SCREW , air horn—(3.730)
70	455 Eng.	.7031105	2	.14	SCREW , air horn—(3.730)
70	455 Eng.	.7029912	2	.37	SCREW , air horn—(3.730)
70	455 Eng.	.7029087	1	1.03	GASKET , air horn—(3.738)
70	455 Eng. Stage 1	.7036824	1	37.45	FLOAT BOWL (3.734)
70	455 Eng. C.T. exc. Stage 1	.7036823	1	33.00	FLOAT BOWL (3.734)
70	455 Eng. A.T. exc. Stage 1	.7041683	1	39.30	FLOAT BOWL (3.734)
70	455 Eng.	.7031365	1	.50	BAFFLE , float bowl—(3.740)
70	455 Eng.	.7037319	1	1.49	INSERT , float bowl—(3.734)
70	455 Eng.	.5650906	1	.88	FILTER , paper—(3.740)
70	455 Eng.	.7034442	1	.25	SPRING , fuel filter—(3.740)
70	455 Eng.	.7040956	1	2.26	NUT , inlet filter—(3.740)
70	455 Eng.	.7041634	1	6.05	KIT , nut adapter-fuel inlet—(3.740)
70	455 Eng.	.7035790	1	.14	SCREW , throttle body—(3.741)
70	455 Eng.	.7037705	1	3.28	FLOAT (3.745)
70	455 Eng.	.7037317	1	.40	PIN , float hinge—(3.747)
70	455 Eng. A.T.	.1232261	1	6.75	CHOKE (in intake mfl.)—(3.603)—(3.750)
70	455 Eng. C.T.	.1232269	1	6.75	CHOKE (in intake mfl.)—(3.603)—(3.750)
70	455 Eng.	.7029866	2	.13	SCREW , choke valve—(3.751)
70	455 Eng.	.7036736	1	1.49	AIR VALVE LOCKOUT & CHOKE KIT (3.752)
70	455 Eng.	.7019709	AR	.05	SCREW , choke lvr—(3.752)
70	455 Eng.	.7027270	1	.79	LEVER , secondary lockout—(3.752)
70	455 Eng.	.7031231	1	.56	LEVER , inter, choke—(3.752)
70	455 Eng.	.7036432	1	2.26	KIT , choke shaft & valve—(3.752)
70	455 Eng.	.7031925	1	.17	SCREW , choke hsg.—(3.755)
70	455 Eng.	.7035344	1	2.26	KIT , air valve spring & cam—(3.757)
70	455 Eng.	.7002121	1	.09	SCREW , idle stop—(3.761)
70	455 Eng.	.7003176	1	.09	SPRING , fast idle screw—(3.761)
70	455 Eng.	.7010435	1	.09	SCREW , lvr. attach.—(3.762)
70	455 Eng.	.7038167	1	.55	ROD , vac. break—(3.755)
70	455 Eng.	.7038726	1	14.90	CONTROL & BRACKET , vac. break—(3.765)
70	455 Eng.	.7038237	1	3.79	CONTROL , vac. break—(3.755)
70	455 Eng.	.7038732	1	7.90	CONTROL , aux. vac. break control—(3.765)
70	455 Eng.	.7038744	1	.64	LINK , aux. vac. break—(3.765)
70	455 Eng. Stage 1	.7040809	1	3.33	CAM , fast idle—(3.766)
70	455 Eng. A.T.	.7040809	1	3.33	CAM , fast idle—(3.766)
70	455 Eng. C.T. exc. Stage 1	.7040810	1	3.33	CAM , fast idle—(3.766)
70	455 Eng.	.7029899	1	.22	SCREW , fast idle adj.—(3.766)

70	455 Eng.	7029900	1	.25	SPRING, fast idle screw—(3.766) . . .
70	455 Eng.	7031933	1	.93	LEVER, fast idle—(3.766)
70	455 Eng.	7037429	1	.60	LEVER, cam follower—(3.766)
70	455 Eng. exc. Stage 1 . . .	7031967	2	.93	JET, primary—(3.792)
70	455 Eng. Stage 1	7031968	2	.93	JET, primary (std.)
70	455 Eng. Stage 1	7034842	2	1.23	ROD, primary metering—(3.792)
70	455 Eng. C.T.	7033830	1	2.36	ROD, metering secondary—(3.806)
70	455 Eng. Stage 1	7033182	1	2.36	ROD, metering secondary—(3.806)
70	4600	7033830	2	2.36	ROD, metering-secondary—(3.806) .
70		7034522	1	.88	KIT, secondary metering rod holder- (3.806)
70	455 Eng. Auto exc. Stage 1	7034841	1	1.23	ROD, primary metering—(3.806)
70	455 Eng. exc. Stage 1 . . .	7033830	2	2.36	ROD, secondary metering—(3.806)
70	80-9000 455 Eng.	7042300	1	2.51	ROD, secondary metering Rochester—(3.806)
70	455 Eng. Stage 1	7034845	2	1.23	ROD, primary metering—(3.806)
70		7029862	1	.47	SPRING, primary metering rod—(3.810)
70		7033751	1	.40	CLIP, float needle pull—(3.814)
70	455 Eng. exc. Stage 1 & 9000	7035142	1	3.08	NEEDLE & SEAT (3.814)
70	455 Eng. Stage 1-9000 . .	7035134	1	3.08	NEEDLE & SEAT (3.814)
70	455 Eng.	7031242	2	.81	NEEDLE, idle adj.—(3.822)
70		7011479	1	.09	SPRING, idle needle—(3.823)
70	455 Eng.	7002117	AR	.05	BALL (3.825)
70		7037504	1	2.92	PUMP (3.838)
70		7004597	1	.33	SPRING, pump return—(3.841)
70	455 Eng.	7029849	1	.69	PLUG, pump discharge ball—(3.825) .
70	455 Eng.	7026139	1	.67	LEVER, pump actuating—(3.842) —
70		7026138	1	1.13	ROD, pump—(3.843)
70		7012548	1	.09	SCREW, idle vent—(3.852)
70	455 Eng.	7034903	1	1.54	PISTON, pwr.—(3.858)
70		7011957	1	.26	SPRING, pwr. piston—(3.859)

3.725 3.724 thru 3.859 1971 L-6 ENG 1970-71 L-6 PARTS LIST)

3.725 3.724 thru 3.859 1971 350 (2 BBL.) ENGINE- CARBURETOR & PARTS

71	30-4000 (350-2 Bbl.)				
	A.T.	7047142	1	65.55	CARBURETOR (3.725)
71	350 Eng. (2 Bbl.) C.T. . . .	7047143	1	65.55	CARBURETOR (3.725)
71	5000 (350-2 Bbl.) A.T. . . .	7047144	1	65.55	CARBURETOR (3.725)
71	350 Eng. (2 Bbl.)	7041810	1	3.08	GASKET KIT (3.724)
71	350 Eng. (2 Bbl.)	7039203	1	7.20	POWER KIT (3.725)
71	350 Eng. (2 Bbl.) A.T. . . .	7041687	1	14.95	OVERHAUL KIT (3.725)
71	350 Eng. (2 Bbl.) C.T. . . .	7041808	1	14.70	OVERHAUL KIT (3.725)
71	350 Eng. (2 Bbl.)	1230806	1	.76	GASKET, carb. to mfld.—(3.726)
71	350 Eng. (2 Bbl.)	121744	AR		LOCKWASHER, throttle body—(8.931)
71	350 Eng. (2 Bbl.)	7041685	1	25.30	THROTTLE BODY (3.729)
71	350 Eng. (2 Bbl.)	7006119	2	.09	SCREW, air horn (short)—(3.730)
71	350 Eng. (2 Bbl.)	7010432	1	.09	SCREW, air horn (long)—(3.730)
71	350 Eng. (2 Bbl.) exc.				
	5000 A.T.	7036815	1	11.70	AIR HORN (3.730)
71	5000 (350 Eng.-2 Bbl.)				
	A.T.	7041809	1	15.10	AIR HORN (3.730)
71	350 Eng. (2 Bbl.)	7043904	1	.57	GASKET, air horn—(3.738)
71	350 Eng. (2 Bbl.) A.T. . . .	7036999	1	16.25	FLOAT BOWL (3.734)
71	350 Eng. (2 Bbl.) C.T. . . .	7041760	1	14.65	FLOAT BOWL (3.734)
71	350 Eng. (2 Bbl.)	7037286	1	.56	INSERT, float bowl—(3.734)
71	350 Eng. (2 Bbl.)	120217	8		LOCKWASHER, float bowl screw—(8.931)
71	350 Eng. (2 Bbl.)	5651393	1	.75	FILTER (pleated paper)—(3.740)
71	350 Eng. (2 Bbl.)	7032508	1	.26	GASKET, filter nut—(3.740)
71	350 Eng. (2 Bbl.)	7034356	1	.33	SPRING, fuel filter—(3.740)
71	350 Eng. (2 Bbl.)	7040955	1	1.85	NUT, fuel filter—(3.740)
71	350 Eng. (2 Bbl.)	7015105	3	.12	SCREW, throttle body (small)—(3.741)
71	350 Eng. (2 Bbl.)	7037512	1	2.00	FLOAT (3.745)
71	350 Eng. (2 Bbl.)	7010037	1	.09	PIN, float hinge—(3.747)
71	350 Eng. (2 Bbl.)	1237084	1	3.59	HOUSING & GASKET, choke—(3.750)
71	350 Eng. (2 Bbl.)	7041194	1	6.90	CHOKE (3.603)—(3.750)
71	350 Eng. (2 Bbl.)	7007627	2	.09	SCREW, choke valve—(3.751)
71	350 Eng. (2 Bbl.)	7033443	1	.58	VALVE, carb. choke—(3.751)
71	350 Eng. (2 Bbl.)	7019709	AR	.05	SCREW, choke lvr.—(3.752)
71	350 Eng. (2 Bbl.)	7026238	1	.78	LEVER, choke—(3.752)
71	350 Eng. (2 Bbl.)	836159	AR	.07	SPRING, choke operating rod (hair pin type—%, shaft)—(3.841)
71	350 Eng. (2 Bbl.)	7037556	1	2.05	SHAFT, choke—(3.752)
71	350 Eng. (2 Bbl.)	7038817	1	.67	THERMOSTAT LEVER (3.752)
71	350 Eng. (2 Bbl.)	7038821	1	1.90	ROD, choke—(3.752)
71	350 Eng. (2 Bbl.)	7029054	1	1010	CONTROL, aux. vac. break—(3.755)
71	350 Eng. (2 Bbl.)	7037911	1	2.51	CONTROL, vac. break—(3.755)

71	350 Eng. (2 Bbl.)	7038818	1	3 13	CONTROL & BRACKET, vac. break—(3.755)
71	350 Eng. (2 Bbl.)	7037570	AR	12	SCREW, vac. break control—(3.755)
71	350 Eng. (2 Bbl.)	7038820	1	62	LINK, aux. vac. brk. control—(3.755)
71	350 Eng. (2 Bbl.)	7038874	1	76	LINK, vac. break—(3.755)
71	350 Eng. (2 Bbl.) C T	1238408	1	2 82	BRACKET, idle control solenoid—(3.765)
71	350 Eng. (2 Bbl.) C T	7038179	1	64	CAM, fast idle—(3.766)
71	30-4000 (350-2 Bbl.)				
	AT	7043669	1	91	CAM, fast idle—(3.766)
71	5000 (350-2 Bbl.) A.T.	7043669	1	91	CAM, fast idle—(3.766)
71	350 Eng. (2 Bbl.)	7029428	1	.37	SPRING, fast idle screw—(3.766)
71	350 Eng. (2 Bbl.)	7029427	1	24	SCREW, fast idle—(3.766)
71	350 Eng. (2 Bbl.)	7036222	1	.30	SCREW, cam attach.—(3.767)
71	30-4000 (350-2 Bbl.)				
	C T	7042387	1	9 65	VENTURI CLUSTER (3.786)
71	350 Eng. (2 Bbl.) A.T.	7041347	1	1 130	VENTURI CLUSTER (3.786)
71	350 Eng. (2 Bbl.)	7008502	2	09	SCREW, venturi-outer—(3.790)
71	350 Eng. (2 Bbl.)	7009077	1	19	SCREW, venturi-ctr.—(3 790)
71	350 Eng. (2 Bbl.) A.T.	7002660	1	93	JET, main metering-std.—(3.792)
71	350 Eng. (2 Bbl.) C.T.	7008660	1	93	JET, main metering-std.—(3.792)
71	350 Eng. (2 Bbl.)	7035144	1	2 82	NEEDLE & SEAT (3.814)
71	350 Eng. (2 Bbl.)	7041726	1	1 85	KIT, needle & limiter—(3.822)
71	350 Eng. (2 Bbl.)	7043684	2	49	LIMITER, carb. idle needle—(3.823)
71	350 Eng. (2 Bbl.)	7000286	1	07	GUIDE, pump discharge—(3.825)
71	350 Eng. (2 Bbl.)	7002117	1	05	BALL, steel 1/16"—(3.825)
71	350 Eng. (2 Bbl.)	7002118	1	26	SPRING, discharge ball—(3.825)
71	350 Eng. (2 Bbl.)	7002120	1	05	BALL, pump inlet check—(3.826)
71	350 Eng. (2 Bbl.)	7002101	1	26	SPRING, pump return—(3.838)
71	350 Eng. (2 Bbl.)	7036282	1	3 79	PUMP, carb.—(3.838)
71	350 Eng. (2 Bbl.)	7004557	1	36	SCREEN, pump inlet—(3.841)
71	350 Eng. (2 Bbl.)	7038227	1	1 59	SHAFT & LEVER, pump.
71	350 Eng. (2 Bbl.)	7038630	1	88	LEVER, pump inside air horn—(3.842)
71	350 Eng. (2 Bbl.)	7019568	1	29	WASHER, between air horn & pump arm—(3.842)
71	350 Eng. (2 Bbl.)	7038799	1	64	ROD, pump—(3.843)
71	350 Eng. (2 Bbl.)	7011989	1	1 64	VALVE, pwr.—(3.858)
71	350 Eng. (2 Bbl.) exc.				
	5000 AT	7009718	1	.69	PISTON, carb. pwr.—(3.858)
71	5000 (350 Eng,2 Bbl.)				
	AT	7006323	1	.69	PISTON, carb. pwr.—(3.858)
3.725 3.724 thru 3.859 1971 350 (4 E JL) ENGINE—CARBURETOR & PARTS					
71	350 Eng. (4 Bbl.) C.T.	7047145	1	97.90	CARBURETOR (Quadajet)—(3.725)
71	350 Eng. (4 Bbl.) A.T.	7047146	1	97.90	CARBURETOR (Quadajet)—(3.725)
71	350 Eng. (4 Bbl.)	7039205	1	8.45	POWER KIT (3.725)
71	350 Eng. (4 Bbl.)	7041695	1	4.72	GASKET SET (3.725)
71	350 Eng. (4 Bbl.) A.T.	7041693	1	17.00	OVERHAUL KIT (3 725)
71	350 Eng. (4 Bbl.) C.T.	7041700	1	17.20	OVERHAUL KIT (3.725)
71	350 Eng. (4 Bbl.)	1238658	1	1.03	GASKET, carb. to mfld.—(3.725)
71	350 Eng. (4 Bbl.) A.T.	9423543		.20	BOLT, carb. to mfld. (W—18 x 3%)—(3.726)—(8.900)
71	350 Eng. (4 Bbl.) C.T.	7041697	1	40.60	THROTTLE BODY (3.729)
71	350 Eng. (4 Bbl.) A.T.	7041698	1	40.60	THROTTLE BODY (3.729)
71	350 Eng. (4 Bbl.) A.T.	7043725	1	37.25	AIR HORN (3.730)
71	350 Eng. (4 Bbl.) C.T.	7038474	1	36.60	AIR HORN (3.730)
71	350 Eng. (4 Bbl.)	7014699	5	.13	SCREW, air horn—(3.730)
71	350 Eng. (4 Bbl.)	7029912	2	.37	SCREW, air horn—(3.730)
71	350 Eng. (4 Bbl.)	7031105	2	.14	SCREW, air horn—(3.730)
71	350 Eng. (4 Bbl.)	7029087	1	1.03	GASKET, air horn—(3.738)
71	350 Eng. (4 Bbl.)	7036829	1	37.45	FLOAT BOWL (3.734)
71	350 Eng. (4 Bbl.)	7037319	1	1.49	INSERT, float bowl—(3.734)
71	350 Eng. (4 Bbl.)	5650906	1	.88	FILTER (pleated paper) (AC type GF-44 1)—(3.740)
71	350 Eng. (4 Bbl.)	7040956	1	2.26	NUT, fuel filter inlet—(3.740)
71	350 Eng. (4 Bbl.)	7032508	1	.26	GASKET, filter nut—(3.740)
71	350 Eng. (4 Bbl.)	7034442	1	.25	SPRING, fuel filter—(3.740)
71	350 Eng. (4 Bbl.)	7031365	1	.50	BAFFLE, float bowl—(3.740)
71	350 Eng. (4 Bbl.)	7035790		.14	SCREW, throttle body—(3.741)
71	350 Eng. (4 Bbl.)	7037705	1	3.28	FLOAT, carb.—(3.745)
71	350 Eng. (4 Bbl.)	7037317	1	.40	PIN, float hinge—(3.747)
71	350 Eng. (4 Bbl.)	1237084	1	3.59	HOUSING & GASKET, choke—(3.750)
71	350 Eng. (4 Bbl.)	7041192	1	7.35	CHOKE (3.603)—(3.750)
71	350 Eng. (4 Bbl.)	7029866		.13	SCREW, choke valve—(3.75 1)
71	350 Eng. (4 Bbl.)	836159	AR	.07	SPRING, hair pin type-for 1/16" shaft—(3.84 1)
71	350 Eng. (4 Bbl.)	7027270	1	.79	LEVER, secondary lockout—(3.752)
71	350 Eng. (4 Bbl.)	7031231	1	.56	LEVER, inter, choke—(3.752)
71	350 Eng. (4 Bbl.)	7036432	1	2.26	KIT, choke shaft & valve—(3.752)
71	350 Eng. (4 Bbl.)	7036736	1	1.49	AIR VALVE LOCKOUT & CHOKE KIT (3.752)
71	350 Eng. (4 Bbl.)	7031925	1	.17	SCREW, choke hsg.—(3.755)
71	350 Eng. (4 Bbl.)	7035344	1	2.26	KIT, air valve spring & cam—(3.757)
71	350 Eng. (4 Bbl.)	7003176	1	.09	SPRING, fast idle screw—(3.761)

71	350 Eng. (4 Bbl.)	7010435	1	.09	SCREW, lvr. attaching—(3.762)
71	350 Eng. (4 Bbl.)	7038167	1	.55	ROD, vac. break—(3.755)
71	350 Eng. (4 Bbl.)	7038727	1	14.90	CONTROL & BRACKET, vac. break—(3.765)
71	350 Eng. (4 Bbl.)	7038732	1	7.90	CONTROL, aux. vac. break—(3.765)
71	350 Eng. (4 Bbl.)	7038744	1	.64	LINK, aux. vac. break—(3.765)
71	350 Eng. (4 Bbl.) C.T.	1238409	1	2.82	BRACKET, idle control solenoid—(3.765)
71	350 Eng. (4 Bbl.) C.T.	7043723	1	3.33	CAM, fast idle—(3.766)
71	350 Eng. (4 Bbl.) A.T.	7040809	1	3.33	CAM, fast idle—(3.766)
71	350 Eng. (4 Bbl.)	7031933	1	.93	LEVER, fast idle—(3.766)
71	350 Eng. (4 Bbl.)	7037429	1	.60	LEVER, cam follower—(3.766)
71	350 Eng. (4 Bbl.)	7002121	1	.09	SCREW, idle stop—(3.761)
71	350 Eng. (4 Bbl.)	7029899	1	.22	SCREW, fast idle adj.—(3.766)
71	350 Eng. (4 Bbl.)	7029900	1	.25	SPRING, fast idle screw—(3.766)
71	350 Eng. (4 Bbl.) A.T.	7031968	2	.93	JET, primary-std.—(3.792)
71	30-4000 (350 Eng. 4 Bbl.) C.T.	7031969	2	.93	JET, primary-std.—(3.792)
71	350 Eng. (4 Bbl.)	7034522	1	.88	KIT, secondary metering rod holder- (3.806)
71	30-4000 (350 Eng.-4 Bbl.) C.T.	7034844	2	1.23	
71	5000 (350 Eng. 4 Bbl.) A.T.	7034842	2	1.23	ROD, metering-primary—(3.806)
71	350 Eng. (4 Bbl.)	7038911	1	2.67	ROD, metering-secondary—(3.806)
71	350 Eng. (4 Bbl.) A.T.	7034844	1	1.23	ROD, metering-primary—(3.806)
71	350 Eng. (4 Bbl.)	7029862	1	.47	SPRING, metering rod primary—(3.810)
71	350 Eng. (4-Bbl.)	7035140	1	3.33	NEEDLE & SEAT (3.814)
71	350 Eng. (4 Bbl.)	7033751	1	.40	CLIP, float needle pull—(3.814)
71	350 Eng. (4 Bbl.)	7041739	1	1.85	KIT, idle needle & limiter—(3.822)
71	350 Eng. (4 Bbl.)	7042801	1	.49	LIMITER, idle needle—(3.823)
71	350 Eng. (4 Bbl.)	7011479	1	.09	SPRING, idle needle—(3.823)
71	350 Eng. (4 Bbl.)	7002117	1	.05	BALL, steel 1/8"—(3.825)
71	350 Eng. (4 Bbl.)	7029849	1	.69	PLUG, pump discharge ball—(3.825)
71	350 Eng. (4 Bbl.)	7037504	1	2.92	PUMP, carb—(3.838)
71	350 Eng. (4 Bbl.)	7004597	1	.33	SPRING, pump return—(3.841)
71	350 Eng. (4 Bbl.)	7026139	1	.67	LEVER, pump—(3.842)
71	350 Eng. (4 Bbl.)	7026138	1	1.13	ROD, pump—(3.843)
71	350 Eng. (4 Bbl.)	7034903	1	1.54	PISTON, pwr.—(3.858)
71	350 Eng. (4 Bbl.)	7036019	1	.25	SPRING, pwr. piston—(3.859)
3.725 3.724 thru 3.859 1971 455 ENGINE—CARBURETOR & PARTS					
71	455 Eng. (Stage 1)	7047140	1	97.90	CARBURETOR (Quadajet)—(3.725)
71	455 Eng. C.T. (exc. Stage 1)	7047141	1	97.90	CARBURETOR (Quadajet)—(3.725)
71	455 Eng. A.T. exc. Stage 1	7047147	1	97.90	CARBURETOR (Quadajet)—(3.725)
71	455 Eng.	7039219	1	8.45	POWER KIT (3.725)
71	455 Eng. (Stage 1) C.T.	7041694	1	17.00	OVERHAUL KIT (3.725)
71	455 Eng. A.T. (Stage 1)	7041702	1	17.00	OVERHAUL KIT (3.725)
71	455 Eng. A.T. exc. Stage 1	7041694	1	17.00	OVERHAUL KIT (3.725)
71	455 Eng.	7041695	1	4.72	GASKET SET (3.725)
71	455 Eng.	1238658	1	1.03	GASKET, carb. to mfld.—(3.726)
71	455 Eng.	9423543	2	.20	BOLT, carb. to mfld. (1/8" — 18 x 3/16) (8.900)—(3.726)
71	455 Eng. (Stage 1) A.T.	7041690	1	40.60	THROTTLE BODY (3.729)
71	455 Eng. (Stage 1) C.T.	7041691	1	40.60	THROTTLE BODY (3.729)
71	455 Eng. A.T. exc. Stage 1	7041701	1	40.60	THROTTLE BODY (3.729)
71	455 Eng. (Stage 1) C.T.	7038472	1	36.60	AIR HORN (3.730)
71	455 Eng. A.T. exc. Stage 1	7043755	1	37.25	AIR HORN (3.730)
71	455 Eng. A.T. Stage 1	7043916	1	36.60	AIR HORN (3.730)
71	455 Eng. (4 Bbl.)	7014699	5	.13	SCREW, air horn—(3.730)
71	455 Eng.	7029912	2	.37	SCREW, air horn—(3.730)
71	455 Eng.	7031105	2	.14	SCREW, air horn—(3.730)
71	455 Eng.	7029087	1	1.03	GASKET, air horn—(3.738)
71	455 Eng. (Stage 1) C.T.	7041744	1	39.30	FLOAT BOWL (3.734)
71	455 Eng. A.T.	7041744	1	39.30	FLOAT BOWL (3.734)
71	455 Eng.	7037319	1	1.49	INSERT, float bowl—(3.734)
71	455 Eng.	7031365	1	.50	BAFFLE, float bowl—(3.740)
71	455 Eng.	5650906	1	.88	FILTER (paper-A.C. type GF-44 1)—(3.740)
71	455 Eng.	7040956	1	2.26	NUT, fuel filter inlet—(3.740)
71	455 Eng.	7032508	1	.26	GASKET, filter nut—(3.740)
71	455 Eng.	7034442	1	.25	SPRING, fuel filter—(3.740)
71	455 Eng.	7035790	1	.14	SCREW, throttle body—(3.741)
71	455 Eng.	7037705	1	3.28	FLOAT (3.745)
71	455 Eng.	7037317	1	.40	PIN, float hinge—(3.747)
71	455 Eng.	1237084	1	3.59	HOUSING & GASKET, choke—(3.750)
71	455 Eng. A.T. Dom	7041190	1	7.05	CHOKE (3.603)—(3.750)

71	455 Eng. C.T.	7041191	1	7.35	CHOKE (3.603)—(3.750).....
71	455 Eng.	7029866	2	.13	SCREW , choke valve—(3.751).....
71	455 Eng.	7036736	1	1.49	AIR VALVE LOCKOUT & CHOKE KIT (3.752)
71	455 Eng.	7036432	1	2.26	KIT , choke shaft & valve—(3.752).....
71	455 Eng.	7031231	1	.56	LEVER , inter, choke—(3.752).....
71	455 Eng.	7027270	1	.79	LEVER , secondary lockout—(3.752).....
71	455 Eng.	7031925	1	.17	SCREW , choke hsg.—(3.755).....
71	455 Eng.	7035344	1	2.26	KIT , air valve spring & cam—(3.757).....
71	455 Eng.	7003176	1	.09	SPRING , fast idle screw—(3.761).....
71	455 Eng.	7010435	1	.09	SCREW , lever attach.—(3.762).....
71	455 Eng.	7038167	1	.55	ROD , vac. break—(3.755).....
71	455 Eng.	7043719	1	14.90	CONTROL & BRACKET , vac. break—(3.765)
71	455 Eng.	7043720	1	7.90	CONTROL , aux. vac. break control—(3.765)....
71	455 Eng.	7038744	1	.64	LINK , aux. vac. break—(3.765).....
71	455 Eng. (C.T.).....	1238410	1	2.82	BRACKET , idle control solenoid—(3.765).....
71	455 Eng. A.T.	7043753	1	3.33	CAM , fast idle—(3.766).....
71	455 Eng. (Stage 1) C.T. ...	7040810	1	3.33	CAM , fast idle—(3.766).....
71	455 Eng.	7031933	1	.93	LEVER , fast idle—(3.766).....
71	455 Eng.	7037429	1	.60	LEVER , cam follower—(3.766).....
71	455 Eng.	7002121	1	.09	SCREW , idle stop—(3.761).....
71	455 Eng.	7029899	1	.22	SCREW , fast idle adj.—(3.766).....
71	455 Eng.	7029900	1	.25	SPRING , fast idle screw—(3.766).....
71	455 Eng. exc. Stage 1				
	A.T.	7031973	2	.93	JET , primary—(3.792).....
71	455 Eng. (Stage 1) A.T. ...	7031975	2	.93	JET , primary—(3.792).....
71	455 Eng. (Stage 1) A.T. ...	7033182	2	2.36	ROD , metering-secondary—(3.806).....
71	455 Eng. (Stage 1) C.T. ...	7033830	2	2.36	ROD , metering-secondary—(3.806).....
71	455 Eng. A.T. exc. Stage				
	1	7038256	2	2.56	ROD , metering-secondary—(3.806).....
71	455 Eng. Stage 1 A.T.	7034844	2	1.23	ROD , metering-primary—(3.806).....
71	455 Eng. A.T. exc. Stage				
	1	7034836	2	1.23	ROD , metering-primary—(3.806).....
71	455 Eng. (Stage 1).....	7034845	2	1.23	ROD , metering-primary—(3.806).....
71	455 Eng.	7034522	1	.88	KIT , secondary metering rod holder—(3.806)
71	455 Eng.	7029862	1	.47	SPRING , metering rod-primary—(3.810).....
71	455 Eng.	7033751	1	.40	CLIP , float needle pull—(3.814).....
71	455 Eng.	7035134	1	3.08	NEEDLE & SEAT (3.814).....
71	455 Eng.	7041739	1	1.85	KIT , idle needle & limiter.....
71	455 Eng.	7042801	1	.49	LIMITER , idle needle—(3.823).....
71	455 Eng.	7011479	1	.09	SPRING , idle needle—(3.823).....
71	455 Eng.	7002117	1	.05	BALL , steel- ² / ₁₆ "—(3.825).....
71	455 Eng.	7029849	1	.69	PLUG , pump discharge ball—(3.825).....
71	455 Eng.	7037504	1	2.92	PUMP (3.838).....
71	455 Eng.	7004597	1	.33	SPRING , pump return—(3.841).....
71	455 Eng.	7026139	1	.67	LEVER , pump—(3.842).....
71	455 Eng.	7026138	1	1.13	ROD , carb. pump—(3.843).....
71	455 Eng.	7034903	1	1.54	PISTON , pwr.—(3.858).....
71	455 Eng.	7036019	1	.25	SPRING , pwr. piston—(3.859).....

3.725 3.724 thru 3.859 1972 350 (2-B L) ENGINE—CARBURETOR & PARTS

72	350 Eng. (2-Bbl.) A.T.				
	w/Calif	7047242		65.55	CARBURETOR (3.725).....
72	350 Eng. (exc. Calif.)	7046573		65.55	CARBURETOR (3.725).....
72	350 Eng. (2-Bbl.) C.T.	7047243		65.55	CARBURETOR (3.725).....
72	350 Eng. (2-Bbl.)	7041969		3.08	GASKET KIT (3.725).....
72	350 Eng. (2-Bbl.)	7039228		7.20	POWER KIT (3.725).....
72	350 Eng. (2-Bbl.) A.T.	7041967		13.80	OVERHAUL KIT (3.725).....
72	350 Eng. (2-Bbl.) C.T.	7041968		13.80	OVERHAUL KIT (3.725).....
72	350 Eng. (2-Bbl.)	1230806		.76	GASKET , carb. to manifold—(3.726)....
72	350 Eng. (2-Bbl.)	7041966		25.30	THROTTLE BODY (3.729).....
72	350 Eng. (2-Bbl.)	121744			LOCKWASHER , throttle body—(8.931)
72	350 Eng. (2-Bbl.)	7006119		.09	SCREW , air horn (short)—(3.730).....
72	350 Eng. (2-Bbl.)	7010432		.09	SCREW , air horn (long)—(3.730).....
72	350 Eng. (2-Bbl.)	7046533		15.10	AIR HORN (3.730).....
72	350 Eng. (2-Bbl.)	7043904		.57	GASKET , air horn—(3.738).....
72	350 Eng. (2-Bbl.)	7041965		14.65	FLOAT BOWL (3.734).....
72	350 Eng. (2-Bbl.)	120217			WASHER , float bowl screws.....
72	350 Eng. (2-Bbl.)	7037286		.56	INSERT , float bowl—(3.734).....
72	350 Eng. (2-Bbl.)	5651393		.75	FILTER (pleated paper)—(3.740).....
72	350 Eng. (2-Bbl.)	7032508		.26	GASKET , filter nut—(3.740).....
72	350 Eng. (2-Bbl.)	7034356		.33	SPRING , fuel filter—(3.740).....
72	350 Eng. (2-Bbl.)	7040955		1.85	NUT , fuel filter—(3.740).....
72	350 Eng. (2-Bbl.)	7015105		.12	SCREW , throttle body (small)—(3.741)....
72	350 Eng. (2-Bbl.)	7037512		2.00	FLOAT (3.745).....
72	350 Eng. (2-Bbl.)	7010037		.09	PIN , float hinge—(3.747).....
72	350 Eng. (2-Bbl.)	1239043		1.49	HOUSING & GASKET , choke—(3.750)
72	350 Eng. (2-Bbl.)	7042194		6.90	CHOKE (3.750).....
72	350 Eng. (2-Bbl.)	7007627		.09	SCREW , choke valve—(3.751).....

72	350 Eng. (2-Bbl.)	7033443	1	.58	VALVE, carb. choke—(3.751).....
72	350 Eng. (2-Bbl.)	7019709	AR	.05	SCREW, choke lvr.—(3.752).....
72	350 Eng. (2-Bbl.)	7026238	1	.78	LEVER, choke—(3.752).....
72	350 Eng. (2-Bbl.)	7037556	1	2.05	SHAFT, choke—(3.752).....
72	350 Eng. (2-Bbl.)	7038817	1	.67	THERMOSTAT LEVER (3.752).....
72	350 Eng. (2-Bbl.)	7038821	1	1.90	ROD, choke—(3.752).....
72	350 Eng. (2-Bbl.)	7037570	AR	.12	SCREW, vac. break control—(3.755).....
72	350 Eng. (2-Bbl.)	7037911		2.51	CONTROL, vac. break—(3.755).....
72	350 Eng. (2-Bbl.)	7045969		10.10	CONTROL, aux. vac. break.....
72	350 Eng. (2-Bbl.)	7038818		3.13	CONTROL 8. BRACKET, vac. break—(3.755).....
72	350 Eng. (2-Bbl.)	7038820		.62	LINK, aux. vac. break control—(3.755).....
72	350 Eng. (2-Bbl.)	7038874		.76	LINK, vac. brk.—(3.755).....
72	350 Eng. (2-Bbl.)	7029427		.24	SCREW, fast idle—(3.766).....
72	350 Eng. (2-Bbl.)	7029428		.37	SPRING, fast idle screw—(3.766).....
72	350 Eng. (2-Bbl.)	A.T. 7030599		.75	CAM, fast idle—(3.766).....
72	350 Eng. (2-Bbl.)	C.T. 7030651		.64	CAM, fast idle—(3.766).....
72	350 Eng. (2-Bbl.)	7036222		.30	SCREW, cam attach.—(3.767).....
72	350 Eng. (2-Bbl.)	A.T. 7041347		1 1.30	VENTURI CLUSTER (3.786).....
72	350 Eng. (2-Bbl.)	C.T. 7046062		9.65	VENTURI CLUSTER (3.786).....
72	350 Eng. (2-Bbl.)	7009077		.19	SCREW, venturi cluster-ctr.—(3.790).....
72	350 Eng. (2-Bbl.)	7002659		.93	JET, main metering (std.)—(3.792).....
72	350 Eng. (2-Bbl.)	7035144		2.82	NEEDLE 8. SEAT (3.814).....
72	350 Eng. (2-Bbl.)	7041590		1.85	KIT, carb. needle & limiter—(3.822).....
72	350 Eng. (2-Bbl.)	7043684		.49	LIMITER, idle needle—(3.823).....
72	350 Eng. (2-Bbl.)	7000286		.07	GUIDE, pump discharge—(3.825).....
72	350 Eng. (2-Bbl.)	7036282		3.79	PUMP, carb.—(3.838).....
72	350 Eng. (2-Bbl.)	7002118		.26	SPRING, discharge ball—(3.825).....
72	350 Eng. (2-Bbl.)	7002120		.05	BALL, pump inlet check—(3.826).....
72	350 Eng. (2-Bbl.)	7002101		.26	SPRING, pump return—(3.838).....
72	350 Eng. (2-Bbl.)	7004557		.36	SCREEN, pump inlet—(3.841).....
72	350 Eng. (2-Bbl.)	836159	AR	.07	SPRING, carb. rods (hair pin type $\frac{3}{16}$ " shaft)— (3.841).....
72	350 Eng. (2-Bbl.)	7019568	1	.29	WASHER, between air horn & pump arm—(3.842)
72	350 Eng. (2-Bbl.)	7038227	1	1.59	SHAFT & LEVER, pump—(3.842).....
72	350 Eng. (2-Bbl.)	7038630	1	.88	LEVER, pump-inside air horn—(3.842).....
72	350 Eng. (2-Bbl.)	7038799	1	.64	ROD, pump—(3.843).....
72	350 Eng. (2-Bbl.)	A.T. 7006323	1	.69	PISTON, carb. power—(3.858).....
72	350 Eng. (2-Bbl.)	A.T. 7011989	1	1.64	VALVE, carb. pwr.—(3.858).....
72	350 Eng. (2-Bbl.)	C.T. 7037811	1	1.69	PISTON, carb. pwr.—(3.858).....
72	350 Eng. (2-Bbl.)	C.T. 7037812	1	1.74	VALVE, carb. pwr.—(3.858).....

3.725 3.724 thru 3.859 1972 350 (4-BBL.) ENGINE—CARBURETOR & PARTS

72	350 Eng. (4-Bbl.)	A.T.			
	w/Calif.	7047244	1	97.90	CARBURETOR (Quadra Jet)—(3.725).....
72	350 Eng. (4-Bbl.)	C.T. 7047245	1	97.90	CARBURETOR (Quadra Jet)—(3.725).....
72	350 Eng. (4-Bbl.)	A.T.			
	exc. Calif.	7046576	1	97.90	CARBURETOR, quadrajct—(3.725).....
72	350 Eng. (4-Bbl.)	7039231	1	8.45	POWER KIT (3.725).....
72	350 Eng. (4-Bbl.)	7041977	1	4.61	GASKET SET (3.725).....
72	350 Eng. (4-Bbl.)	A.T. 7041985	1	16.90	OVERHAUL KIT (3.725).....
72	350 Eng. (4-Bbl.)	C.T. 7041986	1	16.90	OVERHAUL KIT (3.725).....
72	350 Eng. (4-Bbl.)	1238658	1	1.03	GASKET, carb—(3.726).....
72	350 Eng. (4-Bbl.)	A.T. 9423543	2	.20	BOLT, carb. to mfd. (Via"—18 x $3\frac{1}{8}$ ")—(8.900)
72	350 Eng. (4-Bbl.)	186677	2	.10	BOLT, carb. to int. mfd. ($\frac{1}{16}$ "—18 x 1)—(8.900) ...
72	350 Eng. (4-Bbl.)	7041984	1	40.60	THROTTLE BODY (3.729).....
72	350 Eng. (4-Bbl.)	A.T. 7044909	1	37.25	AIR HORN (3.730).....
72	350 Eng. (4-Bbl.)	C.T. 7044910	1	36.60	AIR HORN (3.730).....
72	350 Eng. (4-Bbl.)	7014699	5	.13	SCREW, air horn—(3.730).....
72	350 Eng. (4-Bbl.)	7029912	2	.37	SCREW, air horn—(3.730).....
72	350 Eng. (4-Bbl.)	7031105	2	.14	SCREW, air horn—(3.730).....
72	350 Eng. (4-Bbl.)	A.T.			
	exc. Calif.	7041983	1	37.45	FLOAT BOWL (3.734).....
72	350 Eng. (4-Bbl.)	A.T.			
	(Calif.)	7046558		37.45	FLOAT BOWL (3.734).....
72	350 Eng. (4-Bbl.)	7037319		1.49	INSERT, float bowl—(3.734).....
72	350 Eng. (4-Bbl.)	7029087		1.03	GASKET, air horn—(3.738).....
72	350 Eng. (4-Bbl.)	5650906		.88	FILTER (pleated paper)—(3.740).....
72	350 Eng. (4-Bbl.)	7024281		.13	GASKET, filter nut—(3.740).....
72	350 Eng. (4-Bbl.)	7034442		.25	SPRING, fuel filter—(3.740).....
72	350 Eng. (4-Bbl.)	7044951		2.26	NUT, fuel filter inlet—(3.750).....
72	350 Eng. (4-Bbl.)	7031365		.50	BAFFLE, float bowl—(3.740).....
72	350 Eng. (4-Bbl.)	7035790		.14	SCREW, throttle body—(3.741).....
72	350 Eng. (4-Bbl.)	7037705		3.28	FLOAT, carb.—(3.745).....
72	350 Eng. (4-Bbl.)	7037317		.40	PIN, float hinge—(3.747).....
72	350 Eng. (4-Bbl.)	1239043		1.49	HOUSING 8i GASKET, choke—(3.750).....
72	350 Eng. (4-Bbl.)	7042192		7.25	CHOKE (3.750).....
72	350 Eng. (4-Bbl.)	7029866	2	.13	SCREW, choke valve—(3.751).....
72	350 Eng. (4-Bbl.)	7027270	1	.79	LEVER, secondary lock-out—(3.752).....

72	350 Eng. (4-Bbl.)	7031231		.56	LEVER, inter, choke—(3.752)
72	350 Eng. (4-Bbl.)	7036736		1.49	ROD, choke—(3.752)
72	350 Eng. (4-Bbl.)	7036021		.78	VALVE, carb. choke—(3.752)
72	350 Eng. (4-Bbl.)	7036432		2.26	KIT, choke shaft & valve—(3.752)
72	350 Eng. (4-Bbl.)	7036736		1.49	KIT, air valve lock-out & choke—(3.752)
72	350 Eng. (4-Bbl.)	7031925		.17	SCREW, choke hsg—(3.755)
72	350 Eng. (4-Bbl.)	7038167		.55	ROD, vac. break—(3.755)
72	350 Eng. (4-Bbl.)	7035344		2.26	KIT, air valve spring & cam—(3.757)
72	350 Eng. (4-Bbl.)	7002121		.09	SCREW, idle stop—(3.761)
72	350 Eng. (4-Bbl.)	7003176		.09	SPRING, fast idle screw—(3.761)
72	350 Eng. (4-Bbl.)	7010435		.09	SCREW, fast idle lvr. atch.—(3.762)
72	350 Eng. (4-Bbl.)	7038237		3.79	CONTROL, vac. break—(3.765)
72	350 Eng. (4-Bbl.)	7045966		7.55	CONTROL, aux. vac. break—(3.765)
72	350 Eng. (4-Bbl.)	7045962		14.90	CONTROL & BRACKET, vac. break—(3.765)
72	350 Eng. (4-Bbl.)	7038744		.64	LINK, aux. vac. break—(3.765)
72	350 Eng. (4-Bbl.)	7029899		.22	SCREW, fast idle adj.—(3.766)
72	350 Eng. (4-Bbl.)	7029900		.25	SPRING, fast idle screw—(3.766)
72	350 Eng. (4-Bbl.)	7031933		.93	LEVER, fast idle—(3.766)
72	350 Eng. (4-Bbl.)	7037429		.60	LEVER, cam follower—(3.766)
72	350 Eng. (4-Bbl.) A.T.	7044875		3.33	CAM, fast idle—(3.766)
72	350 Eng. (4-Bbl.) C.T.	7044876		3.33	CAM, fast idle—(3.766)
72	30-4000 (4-Bbl.) A.T.	7031968		.93	JET, primary (std.)—(3.792)
72	350 Eng. (4-Bbl.) C T.	7031969		.93	JET, primary—(3.792)
72	350 Eng (4-Bbl.) A.T.	7034522			KIT, secondary metering rod holder--(3.806)
72	less Calif.	7034843		1.23	ROD, primary metering—(3.806)
72	350 Eng. (4-Bbl.) w/Calif.	7034844		1.23	ROD, primary metering—(3.806)
72	350 Eng. (4-Bbl.) A.T.	7045984		2.36	ROD, secondary metering—(3.806)
72	350 Eng. (4-Bbl.) C.T.	7045985		2.36	ROD, secondary metering—(3.806)
72	350 Eng. (4-Bbl.)	7029862		.47	SPRING, primary metering rod—(3.810)
72	350 Eng. (4-Bbl.)	7035140		3.33	NEEDLE & SEAT (3.814)
72	350 Eng. (4-Bbl.)	7033751		.40	CLIP, float needle pull—(3.814)
72	350 Eng. (4-Bbl.)	7041739		1.85	KIT, idle needle & limiter—(3.822)
72	350 Eng. (4-Bbl.)	7011479		.09	SPRING, idle needle—(3.823)
72	350 Eng. (4-Bbl.)	7042801		.49	LIMITER, idle needle—(3.823)
72	350 Eng. (4-Bbl.)	7029849		.69	PLUG, pump disch. ball—(3.825)
72	350 Eng. (4-Bbl.)	7037504		2.92	PUMP, carb.—(3.838)
72	350 Eng. (4-Bbl.)	836159	AR	.07	SPRING, carb. rods (hair pin type- $\frac{1}{8}$ " shaft)—(3.841)
72	350 Eng. (4-Bbl.)	7004597		.33	SPRING, pump return—(3.841)
72	350 Eng. (4-Bbl.)	7026139		.67	LEVER, pump—(3.842)
72	350 Eng. (4-Bbl.)	7026138		1.13	ROD, carb. pump—(3.843)
72	350 Eng. (4-Bbl.)	7034903		1.54	PISTON, pwr.—(3.858)
72	350 Eng. (4-Bbl.)	7029922		.18	SPRING, pwr. piston—(3.859)

3.725 3.724 thru 3.859 1972 455 ENGINE—CARBURETOR & PARTS

72	455 Eng. (Stage-1) A.T. w/Calif.	7047240	1	97.90	CARBURETOR (Quadra Jet)—(3.725)
72	455 Eng. (Stage-1) C.T.	7047241	1	97.90	CARBURETOR (Quadra Jet)—(3.725)
72	455 Eng. (Stage-1) less Calif.	7046575	1	97.90	CARBURETOR, quadrajete—(3.725)
72	455 Eng. exc. Stage-1 w/Calif.	7047247	1	97.90	CARBURETOR (Quadra Jet)—(3.725)
72	455 Eng. (4-Bbl.) exc. Stage-1 less Calif.	7046574	1	97.90	CARBURETOR (3.725)
72		7041977	1	4.61	GASKET SET (3.725)
72		7039230	1	8.45	POWER KIT (3.725)
72	455 Eng. exc. Stage-1	7041976	1	16.65	OVERHAUL KIT (3.725)
72	455 Eng. (Stage-1) A.T. (Calif.)	7041981	1	16.65	OVERHAUL KIT (3.725)
72	455 Eng. (Stage-1) A.T. less Calif.	7046542	1	16.65	OVERHAUL KIT (3.725)
72	455 Eng. A.T. (Stage-1) less Calif. Option	7041976	1	16.65	OVERHAUL KIT (3.725)
72	455 Eng. (Stage-1) C.T.	7041976	1	16.65	OVERHAUL KIT (3.725)
72		1238658	1	1.03	GASKET, carb.—(3.726)
72	455 Eng.	9423543	2	.20	BOLT, carb. to mfld. ($\frac{1}{8}$ "—18 x 3%)—(8.900)
72	455 Eng.	186677	2	.10	BOLT, carb. to mfld. ($\frac{1}{8}$ "—18 x 1)—(8.900)
72	455 Eng. C.T.	7041973	1	40.60	THROTTLE BODY (3.729)
72	455 Eng. A.T. less Stage 1	7041973	1	40.60	THROTTLE BODY (3.729)
72	455 Eng. A.T. (Stage-1) w/Calif. Opt.	7041980	1	40.60	THROTTLE BODY (3.729)
72	455 Eng. A.T. (Stage 1) less Calif. Opt.	7046617	1	40.60	THROTTLE BODY (3.729)
72	455 Eng. exc. Stage-1	7044906	1	37.25	AIR HORN (3.730)
72	455 Eng. (Stage-1) A.T.	7044907	1	36.60	AIR HORN (3.730)
72	455 Eng. (Stage-1) C.T.	7044908	1	36.60	AIR HORN (3.730)

72	455 Eng.	7029087	1	1.03	GASKET , air horn.....
72	455 Eng.	7014699	5	.13	SCREW , air horn—(3.730).....
72	455 Eng.	7029912	2	.37	SCREW , air horn—(3.730).....
72	455 Eng.	7031105	2	.14	SCREW , air horn—(3.730).....
72	455 Eng. C.T.	7041979	1	39.30	BOWL , float—(3.734).....
72	455 Eng. (Stage-1) A.T. w/Calif. Opt.	7041978	1	39.30	BOWL , float—(3.734).....
72	455 Eng. (Stage 1) A.T. Less Calif. Opt.	7046616	1	39.30	BOWL , float—(3.734).....
72	50-60-80-9000 (455 Eng.) less Calif. Opt.	7041972	1	39.30	BOWL , float—(3.734).....
72	50-60-80-9000 (455 Eng.) Calif. Opt.	7046619	1	39.30	BOWL , float—(3.734).....
72	455 Eng.	7037319	1	1.49	INSERT , float bowl—(3.734).....
72	455 Eng.	7031365	1	.50	BAFFLE , float bowl—(3.740).....
72	455 Eng.	5650906	1	.88	FILTER , pleated paper—(3.740).....
72	455 Eng.	7024281	1	.13	GASKET , filter nut—(3.740).....
72	455 Eng.	7044951	1	2.26	NUT , fuel inlet filter—(3.750).....
72	455 Eng.	7034442	1	.25	SPRING , fuel filter—(3.740).....
72	455 Eng.	7035790	3	.14	SCREW , throttle body—(3.741).....
72	455 Eng.	7037705	1	3.28	FLOAT , carb.—(3.745).....
72	455 Eng.	7037317	1	.40	PIN , float hinge—(3.747).....
72	455 Eng.	1239043	1	1.49	HOUSING & GASKET , choke—(3.750).....
72	455 Eng.	7042190	1	7.05	CHOKE (3.750).....
72	455 Eng.	7029866	1	.13	SCREW , choke valve—(3.751).....
72	455 Eng.	7027270	1	.79	LEVER , secondary lockout—(3.752).....
72	455 Eng.	7031231	1	.56	LEVER , inter, choke—(3.752).....
72	455 Eng.	7035675	1	1.08	ROD , choke—(3.752).....
72	455 Eng.	7036021	1	.78	VALVE , choke—(3.752).....
72	455 Eng.	7036432	1	2.26	KIT , choke shaft & valve—(3.752).....
72	455 Eng.	7036736	1	1.49	KIT , air valve lockout & choke—(3.752).....
72	455 Eng.	7031925	1	.17	SCREW , choke hsg.—(3.755).....
72	455 Eng.	7038167	1	.55	ROD , vac. break—(3.755).....
72	455 Eng.	7035344	1	2.26	KIT , air valve spring & cam—(3.757).....
72	455 Eng.	7002121	1	.09	SCREW , idle stop—(3.761).....
72	455 Eng.	7003176	1	.09	SPRING , fast idle screw—(3.761).....
72	455 Eng.	7010435	1	.09	SCREW , fast idle lvr atch.—(3.762).....
72	455 Eng.	7038237	1	3.79	CONTROL , vac. break—(3.765).....
72	455 Eng.	7045966	1	7.55	CONTROL , aux. vac. break—(3.765).....
72	455 Eng.	7045961	1	14.90	CONTROL & BRACKET , vac. break—(3.765).....
72	455 Eng.	7038744	1	.64	LINK , aux. vac. break—(3.765).....
72	455 Eng.	7029899	1	.22	SCREW , fast idle adj.—(3.766).....
72	455 Eng.	7029900	1	.25	SPRING , fast idle screw—(3.766).....
72	455 Eng.	7031933	1	.93	LEVER , fast idle—(3.766).....
72	455 Eng.	7037429	1	.60	LEVER , cam follower—(3.766).....
72	455 Eng. (Stage-1) A.T.	7044873	1	3.33	CAM , fast idle—(3.766).....
72	455 Eng. (Stage-1) C.T.	7044874	1	3.33	CAM , fast idle—(3.766).....
72	50-60-80-9000 (455 Eng.)	7044873	1	3.33	CAM , fast idle—(3.766).....
72	455 Eng. C.T.	7031973	2	.93	JET , primary metering (std.)—(3.792).....
72	455 Eng. (Stage 1) A.T.	7031975	2	.93	JET , primary metering—(3.792).....
72	455 Eng.	7034522	1	.88	KIT , secondary metering rod holder—(3.806).....
72	455 Eng. (Stage 1) A.T. less Calif.	7034844	2	1.23	ROD , primary metering—(3.806).....
72	455 Eng. C.T.	7034848	2	1.23	ROD , primary metering—(3.806).....
72	455 Eng. exc. Stage 1	7034848	2	1.23	ROD , primary metering—(3.806).....
72	455 Eng. exc. Stage-1	7045983	2	2.56	ROD , secondary metering—(3.806).....
72	455 Eng. (Stage-1) A.T.	7045984	2	2.36	ROD , secondary metering—(3.806).....
72	455 Eng. (Stage-1) C.T.	7045985	2	2.36	ROD , secondary metering—(3.806).....
72	455 Eng.	7029862	1	.47	SPRING , primary metering rod—(3.810).....
72	455 Eng.	7035134	1	3.08	NEEDLE & SEAT (3.814).....
72	455 Eng.	7033751	1	.40	CLIP , float needle pull—(3.814).....
72	455 Eng.	7041739	1	1.85	KIT , idle needle & limiter—(3.822).....
72	455 Eng.	7011479	1	.09	SPRING , idle needle—(3.823).....
72	455 Eng.	7042801	2	.49	LIMITER , idle needle—(3.823).....
72	455 Eng.	7029849	1	.69	PLUG , pump disch. ball—(3.825).....
72	455 Eng.	7037504	1	2.92	PUMP , carb.—(3.838).....
72	455 Eng.	836159	AR	.07	SPRING (hair pin type- $\frac{1}{16}$ " shaft)—(3.841) ..
72	455 Eng.	7004597	1	.33	SPRING , pump return—(3.841).....
72	455 Eng.	7026139	1	.67	LEVER , pump—(3.842).....
72	455 Eng.	7026138	1	1.13	ROD , pump—(3.843).....
72	455 Eng.	7034903	1	1.54	PISTON , pwr—(3.858).....
72	455 Eng. C.T.	7037851	1	.27	SPRING , pwr. piston—(3.859).....
72	455 Eng. A.T.	7036019	1	.25	SPRING , pwr. piston—(3.859).....

3.725 OK POWER KIT, CARTER CARBURETOR (VITON NEEDLE)

Model	Carb. Types or Number	Kit Number
1955-56-All	2 Barrel #2292S-2378S-2400S	7023544
1957-58-40	2 Barrel	7023544
1957-58-50-60-70-700	4 Barrel	7023545
1959-60-4400	2 Barrel	7023544
1959-60-4400-4600-4700-4800	4 Barrel	7023545
1961-1967 All 4 BBL.	4 Barrel	7039571

3.725 OK POWER KIT, ROCHESTER CARBURETOR (VITON NEEDLE)

Model	Carb. Types or Number	Kit Number
1958-50-60-70-700	4 Barrel #7013100	7039102
1959-62-4600-4700-4800	4 Barrel #7013044 & 7015040	7039002
1961-4000-4100	2 Barrel	7023352
1961-4400	2 Barrel	7039097
1962-4100-4300 V-8	2 Barrel #7019090 & 7019093	7023352
1962-4000-4100-4300 V-8	2 Barrel #7020146 & 7020147	7039034
1961-63-4000-4100-4300 V-8	4 Barrel	7039033
1962-63-4000 V-6	2 Barrel	7039093
1962-63 4400	2 Barrel	7039029
1963-4000-4100-1300 V-8	2 Barrel	7039034
1963-4400-3 Speed	4 Barrel	7039002
1963-4400-4600-1700-4800 A.T. (401 Eng.)	4 Barrel	7039002
1964-65 V-6	1 Barrel	7039060
1964-40-41-42-43-4400 V-8	2 Barrel	7039059
1964-40-41-42-43-4400 V-8	4 Barrel	7039058
1964-46-47-4800 A.T. (401 Eng.)	4 Barrel	7039002
1965 (300 Eng.)	2 Barrel	7039097
1965 (401 Eng. A. T.)	4 Barrel	7039102
1965-66 401 Eng. A.T. Less Air		
1966 225-300-340 Eng.		7039078
1966 400 H.P. Eng	—	7039082
1966 400 Eng. A.T. Less A.I.R.		7039102
1966 300-400 Eng.	Use on Carbs. 7026146-7026147- 7 7036146-7036248	7039088
1966 425 Eng.	4 Barrel	7039082
1967 V-6	—	7039078
1967 300-350 Eng.	—	7039088
1967 400-430 Eng. Less A.I.R. 1st Type	Use on Carbs. Marked 7027146- 7027148-7027240	7039104
1967 400-430 Eng. Less A.I.R. 2nd Type	Use on Carbs. Marked 7027244- 7027246-7027248	
1967 400-430 A.I.R.	4 Barrel	7039117
1968-69 All L-6	—	7039104
1968-69 350 Eng (2-BBL)	—	7039147
1968 350 Eng (4-BBL)	—	7039119
1968 400-430 Eng.	—	7039121
1968-70 350 Eng. (4-BBL)	—	7039146
1969 400-430 Eng.	—	7039121
1970 L-6 Eng.	—	7039164
1970 350 Eng. (2-BBL)	—	7039166
1970 455 Eng Exc. 9000-Stage 1	—	7039172
1970 455 Eng. (0900 & Stage 1)	—	7039164
1971 L-6 Eng.	—	7039189
1971 350 Eng. (2-BBL)	—	7039196
1971 350 Eng. (4-BBL)	—	7039203
1971 455 Eng.	—	7039205
1972 350 Eng. (2-BBL)	—	7039219
1972 350 Eng. (4-BBL)	—	7039228
1972 455 Eng.	—	7039231
	—	7039230

NOTE: FOR MODEL YEARS AFTER 1967 REFER TO CARBURATOR LISTINGS BY ENGINE

3.725 CARTER CARBURETOR, REPAIR KIT AND GASKET SET

Year	Model	Carburetor No. (3.725)	Carburetor Identification	Gasket Set (3.724)	Repair Kit (3.725)
1958	40 A.T.			1179759	
1958	50-60-70-700		AFB 2982S	1186708	
1959	4400 A.T. 2BBL			1179759	
1959	4400-4600-4700-4800-4BBL		AFB 2982S	1186708	
1960	4400 A.T. 2BBL			1186708	
1960	4400 4BBL			1186708	
1960	44-46-47-4800 4BBL		2982S	1186708	
1961	44-46-47-4800 4BBL	1359307	3297S		
1961	44-46-47-4800 4BBL		3088S	1349491	
1962	4400-4600-4800 4BBL	1359307	3297S	1349491	1353992
1963	4400 3-Speed 4BBL	1359307	3503S	1378159	1369452
1963	4400-4600-4800 4-Speed 4BBL		3579S	1378159	1369452
1963	4400-4600-4700-4800 A.T. (401 & 425 Eng.)	1359307		1378159	1369452
1964	4600 C.T. 4-Speed* (425 Eng.) 2-4BBL				1369454 Frt.
1964	46-4800 A.T. (401 Eng.) 4BBL			1378159	1369452
1964	46-47-4800 A.T. (425 Eng.) 1-4BBL	1362639		1378159	1369455
1964	46-47-4800 A.T. (425 Eng.) 2-4BBL	1363266 Rr.		1378159	1369454 Frt. 1369452 Rr.
1964	4700 Exp. Low Compr. (401 Eng.) 4BBL			1378159	1369452
1965	300 Eng. C.T. 4BBL			1378159	1372668
1965	300 Eng. A.T. 4BBL	1379945		1378159	1372668
1965	400 Eng. C.T.	1370046		1378159	1369452
1965	400 Eng. A.T.	1384068		1378159	1369452
1965	401 Eng. A.T.	1384068		1378159	1369452
1965	6000 C.T. (401 Eng.)	1370046		1378159	1369452
1965	425 Eng. (1-4BBL) A.T.	1370048		1378159	1369455
1965	6000 C.T. 4-Speed (425 Eng.) 1-4BBL			1378159	
1965	6000-80-9000 (425 Eng.) 2-4BBL 1st Type Carb. 3645-S	1370046		1378159	1369454
1965	6000-80-9000 (425 Eng.) 2-4BBL 2nd Type Carb. 3645-SB			1378159	1369454
1965	425 Eng. (2-4BBL) A.T. 1st Type Carb. 3925-S	1373999 Frt.			
1965	425 Eng. (2-4BBL) A.T. 2nd Type Carb. 3925-SA				
					1373998 Rr.

3.725 CARTER CARBURETOR, REPAIR KIT AND GASKET SET (CONT'D)

Year	Model	Carburetor No. (3.725)	Carburetor Identification	Gasket Set (3.724)	Repair Kit (3.725)
1966	340 Eng. A.T. (4-BBL) Less A.I.R.	1374634	—	1378159	1372668
1966	340 Eng. A.T. (4-BBL) A.I.R.	1374640	4061S	1378159	1378685
1966	30-4000 340 Eng. C.T. (4-BBL) Less A.I.R.	1374635	—	1378159	1372668
1966	400 Eng. A.T. Less A.I.R. & H.P.	1376792	—	1378159	1369452
1966	400 Eng. C.T. Less A.I.R. & H.P.	1376791	—	1378159	1369452
1966	400 Eng. A.T. A.I.R. Less H.P.	1374638	4181S	1378159	1378683
1966	400 ¹⁰¹ C.T. (4-BBL) A.I.R. Less 400 H.P. Eng.	1374639	4060S	1378159	1378684
1966	401 Eng. C.T. Less A.I.R.		4054S	1378159	1369452
1966	401 Eng. A.T. A.I.R.	1374638	4059S	1378159	1378683
1966	401 Eng. A.T. Less A.I.R.	1374632	4053S	1378159	1369452
1966	425 Eng. (2-4 BBL)	1373999 (Fr.) 1379226 (Rr.)	—	1378159	—
1966	Riviera (4-BBL) Exp. Low Compr.	1374632	4053S	1358159	—
1967	340 Eng. (4-BBL) A.T., A.I.R.	1380837	—	1378159	1378685
1967	30-4000 (340 Eng.) 4-BBL C.T. Less A.I.R.	1379944	—	1378159	1381966
1967	340 Eng. (4-BBL) A.T. Less A.I.R.	1379945	—	1378159	1372668

NOTE: FOR MODEL YEARS AFTER 1967 REFER TO CARBURATOR LISTINGS BY ENGINE

3.725 ROCHESTER CARBURETOR, REPAIR KIT AND GASKET SET

Year	Model	Carburetor No. (3.725)	Carburetor Identification	Gasket Set (3.724)	Repair Kit (3.725)
1959-60	4600-4700-4800	7032987		7015940	7016442
1961	4000-4100 A.T. Less H.P.; 4300 A.T. Exp.	7026709			
1961	4400 2BBL	7016112		7016152	7016132
1961-62	4000-4100-4300 V-8 C.T. 2BBL	7016305	7019090 7019093		
1961-62	4400-4600-4800 4BBL	7016200		7015940	7016442
1962	V-6 C.T. 2BBL		7020143	7016246	
1962	V-6 A.T. 2BBL	7016237	7020142	7016246	
1962	4000-4100-4300 V-8 C.T. 4BBL				
1962	4000-4100-4300 V-8 A.T.	7026709			
1962	4400 2BBL	7016201	7020048	7016240	
1961-63	4000-4100-4300 A.T. V-8 4BBL	7016302	7023044		
1963	V-6 C.T.		7023049	7016246	
1963	V-6 A.T.	7016306	7023048	7016246	
1963	40-41-42-4300 C.T. V-8 2BBL	7016305	7023047		
1963	4000-4100-4300 A.T. V-8 2BBL	7026709	7023142		
1963	40-41-4300 C.T. 4BBL		7023045		
1963	4400 C.T. 2BBL	7016301	7023041	7016240	
1963	4400 3-Speed 4BBL	7016300	7023143	7015940	7016442
1963	4400 A.T. 2BBL	7016301	7023042 7023043	7016240	
1963	401 Eng. A.T. 4BBL	7016300	7023143	7015940	7016442
1964	All V-6 C.T. 1 BBL	7016407		7016449	7016448
1964	All V-6 A.T. 1 BBL	7016406		7016449	7016447
1964	40-41-42-43-4400 V-8 C.T. 2BBL			7016446	7016445
1964	40-41-42-43-4400 V-8 A.T. 2BBL	7016404		7016446	7016445
1964	40-41-42-43-4400 V-8 C.T. 4BBL			7016444	7016443
1964	40-41-42-43-4400 V-8 A.T. 4BBL	7016401		7016444	7016443
1964	46-4800 A.T. (401 Eng.) 4BBL	7016400		7015940	7016442
1965	V-6 C.T. 1BBL	7016507		7016449	7016448
1965	V-6 A.T. 1BBL	7016506		7016449	7016447
1965	300 Eng. C.T. 2BBL			7033044	7016531
1965	300 Eng. A.T. 2BBL	7016604		70B3044	7016531
1965	401 Eng. A.T. 4BBL	7016600		7033050	7016530

ROCHESTER CARBURETOR, REPAIR KIT AND GASKET SET (CONT'D)

Year	Model	Carburetor No. (3.725)	Carburetor Identification	Gasket Set (3.724)	Repair Kit (3.725)
1966	V-6 A.T. A.I.R.	7036144	-	7016641	7016631
1966	V-6 A.T. Less A.I.R.	7016706	—	7016641	7016631
1966	V-6 C.T. Less A.I.R.	7016707	—	7016641	7016631
1966	300 Eng. A.T. A.I.R.	7036046		7016641 • 7033035*	7016631 7033034*
1966	300-340 Eng. A.T. (2-BBL) Less A.I.R.	7036604		7016641 7033035*	7016631 7033034*
1966	300-340 Eng. C.T. (2-BBL) Less A.I.R.	7016605		7016641 7033035*	7016631 7033034*
1966	340 A.T. (2-BBL) A.I.R.	7036248		7016641 7033035*	7016631 7033034*
1966	400 H.P. Eng. A.T. Less A.I.R.	7026242	—	7016650	7016630
1966	400 H.P. Eng. A.T. A.I.R.	7036242	—	7016650	7016643
1966	401 Eng. A.T. Less A.I.R.	7016600	—	7033050	7016530
1966	425 Eng. A.T. A.I.R.	7036240	—	7016650	7016643
1966	425 Eng. (1-4BBL) Less A.I.R.	7016603	—	7016650	7016630
1967	V-6 C.T.	7016707	—	7016641	7016631
1967	V-6 A.T., A.I.R.	7016708	—	7016641	7016631
1967	V-6 A.T. Less A.I.R.	7016706	—	7016641	7016631
1967	300 Eng. A.T. A.I.R.	7016709	—	7033035	7033034
1967	300-340 Eng. (2-BBL) ST300 Less A.I.R.	7016704	—	7033035	7033034
1967	300-340 Eng. (2-BBL) C.T. Less A.I.R.	7016705	—	7033035	7033034
1967	340 Eng. (2-BBL) ST300 A.I.R.	7016710	—	7033035	7033034
1967	400 Eng. TH400 Less A.I.R. (1st Type)	7035352	—	7016750	7016734
1967	400 Eng. TH400 Less A.I.R. (2nd Type)	7035352	Marked 7027244	7016750	7035355
1967	400 Eng. TH400 A.I.R.	7016711	—	7016750	7016734
1967	400 Eng. C.T. (1st Type)	7035353	Marked 7027148	7016750	7016733
1967	400 Eng. C.T. (2nd Type)	7035353	Marked 7027246	7016750	7035356
1967	430 Eng. Less A.I.R. (1st Type)	7035354	Marked 7027240	7016750	7016735
1967	430 Eng. Less A.I.R. (2nd Type)	7035354	Marked 7027248	7016750	7035357
1967	430 Eng. A.I.R.	7016711	—	7016750	7035335
NOTE: FOR MODEL YEARS AFTER 1967 REFER TO CARBURETOR LISTINGS BY ENGINE					

*NOTE: Used on Prod. Carbs. 7026146-7026147-7036146-7036248

3.725 STROMBERG CARBURETOR, REPAIR KIT AND GASKET SET

Year	Model	Carburetor No. (3.725)	Bendix Identification	Gasket Set (3.724)
1960	4400 A.T. 2BBL.		380987	
1961	4400 2BBL.	1196284	380997	

3.725 OK REPAIR KIT, STROMBERG CARBURETOR (VITON NEEDLE)

Model	Carb. Types or number	Kit Number
1957-60-4400	2 Barrel	7023526
1961-4400	2 Barrel	7039583

3.726 GASKET—PLATE, CARBURETOR TO INTAKE MANIFOLD

53	701170643		.36	GASKET
54	60-70-1001170643		.36	GASKET
55	40 after Eng. 1325129	..	.1170659		.15	GASKET (Stromberg)
55	40 after Eng. 1325129	..	.1170660		.20	GASKET (Carter & Rochester)
55-56	50-60-701170643		.36	GASKET
56-61	40-4400 2 Bbl.1170659		.15	GASKET (Stromberg)
56-61	40-4400 2 Bbl.1170660		.20	GASKET (Carter & L Rochester)
57-65	All 4 Bbl. exc. 1961-63					
	40-41-43001353378		.82	GASKET
61	40-4100 1st Type 2 Bbl.					
	P.C.V.1195122		.20	GASKET (between vent adapter 8(mfld.)
61-63	40-41-4300 V-8 2 Bbl.	..	.1195122		.20	GASKET
61-63	40-41-4300 4 Bbl.1353379	1.08		GASKET
62	4400 2 Bbl. P.C.V.1170660		.20	GASKET (Rochester) between adapter & mfld.
62-63	V-61352196		.20	GASKET
62-63	4400 2 Bbl.1351368		.20	GASKET
64-65	V-6 (1 Bbl.)3953732		.40	GASKET
64	40-41-42-43-4400 V-8 2					
	Bbl.1364417		.41	GASKET
64	40-41-42-43-4400 V-8 4					
	Bbl.1364416		.56	GASKET
65-66	300-340 Eng. (2 Bbl.)1380668		.50	GASKET
66	All V-61380668		.50	GASKET
66-67	340 Eng. (4 Bbl.)1353378		.82	GASKET
66	400-401 Eng. Less H.P.					
	& High Compr. on 400					
	Eng.1353378		.82	GASKET
66	400 H.P. & High Compr.					
	Eng. A.T. Less A.C.1378509		.53	GASKET
66	425 Eng. (2-4 Bbl.)1353378		.82	GASKET
66	425 Eng. (1-4 Bbl.)1378509		.53	GASKET
67	225-300-340 Eng. (2					
	Bbl.)1380668		.50	GASKET
67	400-430 Eng.1378509		.53	GASKET
57-63	All 4 Bbl. exc. 1959 &					
	1960-4400 (4 Bbl.)1353377		.25	PLATE
59	All 4 Bbl.1189868		.46	PLATE (Carter)
60	4400 4 Bbl.1189868		.46	PLATE (Carter)
64-65	Wildcat-Electra-Riviera					
	(Carter) 1-4 Bbl.1353377		.25	PLATE (1 large ctr. hole)
65	30-40-5000 (4 Bbl.)1372392		.48	PLATE (Carter)
65	4000 Gran Sport1353377		.25	PLATE
65	Wildcat C.T. 4-Speed					
	(425 Eng.) 2-4 Bbl.-Rr.1353377	1	.25	PLATE
65	Wildcat-Electra-Riviera					
	T.H. 400 (425 Eng.) 2-					
	4 Bbl.-Rr.1353377	1	.25	PLATE
66-67	340 Eng. (4 Bbl.)1372392	1	.48	PLATE (Carter)
66	400 H.P. & High Compr.					
	Eng.-A.T. Less A.C.1383634	1	.56	PLATE
66	425 Eng. (1-4 Bbl.)1383634	1	.56	PLATE
66	400-401 Eng. Less H.P.					
	& High Compr. on 400					
	Eng.1353377	1	.25	PLATE (Carter)
66	425 Eng. (2-4 Bbl.)1353377	1	.25	PLATE (Carter)
67	400-430 Eng.1383634	1	.56	PLATE
63	40-4100 V-6, 4300 2					
	Bbl., 44-46-47-4800	..	.186677	AR	.10	BOLT, carb. to intake mfld.—(8.900)
64-65	All V-8186677	4	.10	BOLT, carb. to int. mfld.—(8.900)
63	40-41-4300 V-8 4 Bbl.180080	AR	.10	BOLT, carb. to int. mfld.—(8.900)
66	425 Eng. (1-4 Bbl.)9423543	2	.20	BOLT, carb. to int. mfld. frt. loc—(8.900)
66	400 H.P. Eng. A.T. Less					
	A.C.9423543	2	.20	BOLT, carb. to int. mfld. frt. loc—(8.900)
66-67	All186677	AR	.10	BOLT, carb. to int. mfld.—(8.900)
67	400-430 Eng.9423543	2	.20	BOLT, carb. to int. mfld.-frt. loc—(8.900)

NOTE For model years after 1967 refer to Carb Listings Grp. 3.725

3.729 BODY, CARBURETOR THROTTLE

NOTE Refer to grp. 3.758 for Body, Carb. Aux. Throttle.

62	40-41-4300 V-8 2 Bbl.	..	.7020232	1	13.00	BODY (Rochester)
63	40-41-4300 V-8 2 Bbl.					
	A.T.7020232	1	13.00	BODY (Rochester)
64	All V-6 1 Bbl.7027815	1	10.15	BODY (Rochester)
65	All V-6 (1 Bbl.)7029714	1	12.90	BODY (Rochester)
65	30-40-5000 V-8 S.T. 300					
	(2 Bbl.)7028846	1	15.40	BODY (Rochester)

66-67	V-6 A.T. Less A.I.R.	7031551	19.50	BODY (Rochester)
66	V-6 S.T. 300 (2 Bbl.) A.I.R.	7032585	15.45	BODY (Rochester)
66-67	All V-6 C.T. (2 Bbl.) Less A.I.R.	7031944	18.30	BODY (Rochester)
66-67	300-340 Eng. (2 Bbl.) A.T.-A.I.R.	7031318	19.50	BODY (Rochester)
66	S.T. 300 (300-340 Eng.) 2 Bbl. Less A.I.R.	7031281	16.45	BODY (Rochester)
66	C.T. (300-340 Eng.) 2 Bbl. Less A.I.R.	7031288	16.45	BODY (Rochester)
66	S.T. 400 (401 Eng.) Less A.I.R.	7031457	48.75	BODY (Rochester)
66	425 Eng. Less A.I.R.	7031139	35.95	BODY (Rochester)
66	425 Eng. A.T.-A.I.R.	7031166	35.95	BODY (Rochester)
66	400 H.P. Eng. A.T. Less A.I.R.	7031139	35.95	BODY (Rochester)
66	400 H.P. Eng. A.T. A.I.R. less A.C.	7031166	35.95	BODY (Rochester)
67	V-6 A.T. (A.I.R.)	7034140	19.65	BODY (Rochester)
67	300-340 Eng. C.T. (2 Bbl.) Less A.I.R.	7034440	16.45	BODY (Rochester)
67	300-340 Eng. (2 Bbl.) S.T. 300 Less A.I.R.	7034124	16.45	BODY (Rochester)
67	4600 C.T.	7034597	35.45	BODY (Rochester)
67	4600 C.T. Less A.I.R. (2nd Type) Use with Carb. Marked 7027246.	7034597	35.45	BODY (Rochester)
67	400-430 Eng. A.T.-A.I.R.	7034596	35.45	BODY (Rochester)
67	400-430 Eng. A.T. Less A.I.R. (1st Type) Use with Carb. Marked 7027146-7027240	7034596	35.45	BODY (Rochester)
67	400-430 Eng. A.T. Less A.I.R. (2nd Type) Use with Carb. Marked 7027244-7027248	7034596	35.45	BODY (Rochester)
	NOTE For model years after 1967 refer to carb. listings Grp. 3.725.			
62	4000 V-6 P.B.	145476	1 .30	CONNECTOR, carb. throttle body—(1.745)
3.729 VALVE, THROTTLE BODY				
66	S.T. 400 (401 Eng.) Less A.I.R.	7031864	1 7.80	VALVE, aux. (Rochester)
3.730 HORN, CARBURETOR				
61-63	40-41-4300 V-8 (2 Bbl.)	7019695	1 5.85	HORN (Rochester)
63	40-41-4300 V-8 (2 Bbl.)	7021974	1 5.55	HORN (Rochester)
64	All V-6 A.T. (1 Bbl.)	7027810	1 12.30	HORN (Rochester)
64	40-41-42-43-4400 V-8 4 Bbl.	7027772	1 13.95	HORN (Rochester)
64	46-4800 A.T. (401 Eng.)	7027772	1 13.95	HORN (Rochester)
65	V-6 (1 Bbl.) C.T.	7031401	1 12.30	HORN (Rochester)
65-66	S.T. 400 (401 Eng.) Less A.I.R.	7029706	1 16.95	HORN (Rochester)
66	V-6 A.T. A.I.R.	7031459	1 10.30	HORN (Rochester)
66	V-6 Less A.I.R.	7031458	1 8.40	HORN (Rochester)
66	300-340 Eng. (2 Bbl.) A.T.-A.I.R.	7031454	1 9.25	HORN (Rochester) use on prod, carbs. 7036046- 7036048.
66	300-340 Eng. (2 Bbl.) Less A.I.R.	7032959	1 8.55	HORN (Rochester) use on prod, carbs. 7026046- 7026047.
66	300-340 Eng. (2 Bbl.) Less A.I.R.	7033032	1 8.30	HORN (Rochester) used on prod. carb. 7026146- 7026147.
66	300-340 Eng. (2 Bbl.) A.I.R.	7033033	1 7.80	HORN (Rochester) used on prod, carbs. 7036146- 7036248.
66	400 H.P. Eng. A.T. Less A.I.R. & A.C.	7031142	1 32.70	HORN (Rochester)
66	425 Eng. Less A.I.R.	7031142	1 32.70	HORN (Rochester)
67	V-6.	7031459	1 10.30	HORN (Rochester)
67	300-340 Eng. (2 Bbl.)	7033060	1 10.45	HORN (Rochester)
67	4600.	7034595	1 34.70	HORN (Rochester)
67	4600 A.T. (A.I.R.)	7034598	1 35.00	HORN (Rochester)
67	430 Eng. (A.I.R.)	7034599	1 35.00	HORN (Rochester)
67	430 Eng. Less A.I.R.	7033857	1 34.70	HORN (Rochester)
	NOTE For model years after 1967 refer to carb. listings Grp. 3.725.			

3.730 SCREW AND WASHER, CARBURETOR AIR HORN

41-60	All	7000744	AR	.10	SCREW & WASHER (Carter)
55-62	All 4 Bbl.	7000249	AR	.09	SCREW (Rochester)
57-60	All 4 Bbl.	1461360	AR	.15	SCREW & WASHER (Carter)
61-62	40-41-43-4400 2 Bbl.	7006119	7	.09	SCREW, short (Rochester)
61-62	40-41-43-4400 2 Bbl.	7010432	1	.09	SCREW, long (Rochester)
61-63	44-46-47-4800 (4 Bbl.)	1461360	AR	.15	SCREW & WASHER (Carter)
61-62	44-46-47-4800 4 Bbl.	7000744	1	.10	SCREW & WASHER (Carter)
63	40-4 1-43-4400 2 Bbl.	7006119	7	.09	SCREW, short (Rochester)
63	40-41-43-4400 2 Bbl.	7010432	1	.09	SCREW, long (Rochester)
63	40-41-4300 V-8 4 Bbl.	7000249	13	.09	SCREW (Rochester)
63	4400 C.T. 3 Speed 4 Bbl.	7000249	13	.09	SCREW (Rochester)
63	44-46-47-4800 A.T. 4 Bbl. (401 Eng.)	7000249	13	.09	SCREW (Rochester)
63	44-46-47-4800 4 Bbl.	7000744	1	.10	SCREW & WASHER (Carter) 1 1/16"
64	40-41-42-43-4400 V-8 4 Bbl.	7000249	13	.09	SCREW (Rochester)
64-65	Special-Skylark-LeSabre V-8 (2 Bbl.)	7010432	1	.09	SCREW, long (Rochester)
64-65	Special-Skylark-LeSabre V-8 (2 Bbl.)	7006119	7	.09	SCREW, short (Rochester)
64-66	All S.T. 400 (401 Eng.)	7000249	13	.09	SCREW (Rochester)
64-65	All V-6 (1 Bbl.)	7000745	1	.13	SCREW (Rochester)
64 65	All	7000744	1	.10	SCREW & WASHER (Carter) 101-152S
64-66	All	1461360	AR	.15	SCREW & WASHER (Carter)
66-67	30-40-5000 (2 Bbl.)	7010432	1	.09	SCREW, long (Rochester)
66-67	30-40-5000 (2 Bbl.)	7006119	2	.09	SCREW, short (Rochester)
66	400 H.P. Eng. A.T. Less A.C,425 Eng.	7029912	2	.37	SCREW (Rochester)
66	400 H.P. Eng. A.T. Less A.C,425 Eng.	7006119	2	.09	SCREW, short (Rochester)
66	400 H.P. Eng. A.T. Less A.C,425 Eng.	7014699	3	.13	SCREW (Rochester)
66	400 H.P. Eng. A.T. Less A.C,425 Eng.	7031105	2	.14	SCREW (Rochester)
66	All Less A.I.R.	7000744	1	.10	SCREW & WASHER (Carter) 101-152S
67	340 Eng. (4 Bbl.)	1461360	8	.15	SCREW & WASHER (Carter)
67	400-430 Eng.	7029912	2	.37	SCREW (Rochester)
67	400-430 Eng.	7014699	5	.13	SCREW (Rochester)
67	340 Eng. (4 Bbl.) Less A.I.R.-A.T.	7000744	1	.10	SCREW & WASHER (Carter)
67	400-430 Eng.	7031105	2	.14	SCREW (Rochester)

3.734 BOWL—INSERT, CARBURETOR FLOAT

64	All S.T. 400 (401 Eng.)	7027773	1	25.30	BOWL (Rochester)
66	V-6 C.T. Less A.I.R.	7032909	1	12.85	BOWL (Rochester)
66	All V-6 S.T. 300 A.I.R.	7032907	1	15.70	BOWL (Rochester)
66	300-340 Eng. (2 Bbl.) A.T.-A.I.R.	7032908	1	15.70	BOWL (Rochester)
66	30-40-5000 V-8 C.T. (2 Bbl.) Less A.I.R.	7032909	1	12.85	BOWL (Rochester)
66	300-340 Eng. (2 Bbl.) Less A.I.R.	7031455	1	12.85	BOWL (Rochester)
66	S.T. 400 (401 Eng.) Less A.I.R.	7027773	1	25.30	BOWL (Rochester)
67	V-6 Less A.I.R.	7034515	1	12.85	BOWL (Rochester)
67	V-6 A.T.-A.I.R.	7032907	1	15.70	BOWL (Rochester)
67	30-4000 A.T. (300 Eng.) A.I.R. (2 Bbl.)	7034593	1	16.50	BOWL (Rochester)
67	300-340 Eng. (2 Bbl.) S.T. 300 Less A.I.R.	7034514	1	12.85	BOWL (use on prod.)
67	300-340 Eng. C.T. (2 Bbl.) Less A.I.R.	7034515	1	12.85	BOWL (Rochester)
67	300-340 Eng. (2 Bbl.) S.T. 300 Less A.I.R.	7034553	1	13.35	BOWL (use on prod.)
67	340 Eng. (2 Bbl.) S.T. 300 (A.I.R.)	7034594	1	16.50	BOWL (Rochester)
67	Eng. C.T. Less A.I.R. (1st Type) Use with Carb. Marked 7027148	7033064	1	34.20	BOWL (Rochester)
67	400 Eng. C.T. Less A.I.R. (2nd Type) Use with Carb. Marked 7027247	7035350	1	36.60	BOWL (Rochester)
67	400 Eng. C.T.-A.I.R.	7033064	1	34.20	BOWL (Rochester)

67	400 Eng. T.H. 400 Less A.I.R. (1st Type) Use with Carb. Marked 7027146.....	7033063	1	34.20	BOWL (Rochester)
67	400 Eng. T.H. 400 Less A.I.R. (2nd Type) Use with Carb. Marked 7027244.....	7035349	1	36.60	BOWL (Rochester)
67	4600 A.T. (A.I.R.).....	7033065	1	40.10	BOWL (Rochester)
67	430 Eng. Less A.I.R. (1st Type) Use with Carb. Marked 7027240.....	7033061	1	34.20	BOWL (Rochester)
67	430 Eng. Less A.I.R. (2nd Type) Use with Carb. Marked 7027248.....	7035351	1	36.60	BOWL (Rochester)
67	430 Eng. (A.I.R.).....	7035300	1	40.10	BOWL (Rochester)
NOTE For model years after 1967 refer to carb. listings Grp. 3.725.					
61-63	40-41-4300 (2 Bbl.)	7021528	AR	.33	INSERT (Rochester)
63	40-4100 V-6.....	7021528		.33	INSERT (Rochester)
64-67	300-340 Eng. (2 Bbl.) ...	7021528		.33	INSERT (Rochester)
66	400 H.P. Eng. A.T. Less A.C, 425 Eng.....	7034666	1	1.64	INSERT (Rochester)
67	400-430 Eng. A.I.R.	7034666	1	1.64	INSERT (Rochester)
67	400-430 Eng. Less A.I.R. (1st Type) Use with Carb. Marked 7027146-7027148- 7027240.....	7034666	1	1.64	INSERT (Rochester)
67	400-430 Eng. (4 Bbl.) Less A.I.R. (2nd Type) Use with Carb. Marked 7027244-7027246- 7027248.....	7034361	1	1 49	INSERT (Rochester).....
64-65	All V-6 (1 Bbl.).....	7026716	1	.54	"O" RING , carb. float bowl vac. chnl. tube (Rochester).....
66	400 H.P. Eng. A.T. Less A.C, 425 Eng.....	7031365	1	.50	BAFFLE (Rochester)—(3.740)
67	400-430 Eng.....	7031365	1	.50	BAFFLE (Rochester)—(3.740)
66-68	All 4-Bbl.....	7041342	AR	.66	PLUG , main well.....

3.735 GASKET, CARBURETOR THROTTLE BODY

57-61	All (4 Bbl.).....	7013471	1	.50	GASKET (Rochester)
62	44-46-4800 (4 Bbl.).....	7013471	1	.50	GASKET (Rochester)
62-63	4400 (2 Bbl.).....	7015106	1	.38	GASKET (Rochester)
63	4400 C.T. 3-Speed 4 Bbl. 44-46-47-4800 A.T. 4 Bbl. (401 Eng.).....	7013471	1	.50	GASKET (Rochester)
64-65	All V-6 (1 Bbl.).....	7025560	1	.43	GASKET (Rochester)
64-66	T.H. 400 (401 Eng.) Less A.I.R.....	7013471	1	.50	GASKET (Rochester)
66-67	225-300-340 Eng. (2 Bbl.).....	7031283	1	.37	GASKET (Rochester)
66	400 H.P. Eng. A.T. Less A.C, 425 Eng.....	7031102	1	2.36	GASKET (Rochester)
67	400-430 Eng.....	7035752	1	2.72	GASKET (Rochester)

3.738 GASKET, CARBURETOR AIR HORN

55-58	50-60-70-700.....	7006061	1	1.13	GASKET (Rochester)
57-65	All (4-Bbl.).....	1180908	1	1.08	GASKET (Carter) _____
59-63	All (4-Bbl.).....	7015136	1	1.13	GASKET (Rochester)
61	40-41-43-4400 (2-Bbl.) ..	7021008	1	.80	GASKET (Rochester)
62-63	40-41-4300 (2-Bbl.)	7021008	1	.80	GASKET (Rochester)
62-63	4400 (2-Bbl.).....	7021007	1	.80	GASKET (Rochester)
64-65	All V-6 (1-Bbl.).....	7026584	1	1.23	GASKET (Rochester)
64-65	Special-Skylark-LeSabre V-8 (2-Bbl.).....	7021008	1	.80	GASKET (Rochester)
64	40-41-42-43-4400 (4- Bbl.).....	7025649	1	.82	GASKET (Rochester)
64	46-47-4800 A.T. (401 Eng.).....	7015136	1	1.13	GASKET (Rochester)
65-66	T.H. 400 (401 Eng.) less A.I.R.....	7028964	1	1.08	GASKET (Rochester).....
66	All less A.I.R.....	1180908	1	1.08	GASKET (Carter).....
66	30-40-5000 (2-Bbl.)	7021008	1	.80	GASKET (Rochester) use on prod, carbs. 7026046- 7026047-7026144-7026145-7036046-703604 8- 7036144.....
66	30-40-5000 (2-Bbl.)	7032888	1	.80	GASKET (Rochester) use on prod, carbs. 7026146- 7026147-7036146-7036248.....

66	All A.I.R.	1378170	1	.51	GASKET (Carter)
67	All V-6	7021008	1	.80	GASKET (Rochester).....
67	300-340 Eng. (2-Bbl.)	7032888	1	.80	GASKET (Rochester).....
67	340 Eng. (4-Bbl.) less A.I.R.	1180908	1	1.08	GASKET.....
67	30-40-5000 (4-Bbl.) A.I.R.	1378170	1	.51	GASKET (Carter).....
66-67	400-425-430 Eng.	7029087	1	1.03	GASKET (Rochester) (repls. 7035561 3/72)

3.740 FITTING, CARBURETOR FUEL INLET

57	50-60-70.	1180728	1	1.33	FITTING (Carter 156-1 16S).....
57-58	40.	1179335	1	.62	FITTING (Carter 156-1 14).....
58	50-60-70-700.	1180728	1	1.33	FITTING (Carter 156-1 16S).....
59	All	1180728	1	1.33	FITTING (Carter 156-116S).....
59-60	4400 2 Bbl.	1179335	1	.62	FITTING (Carter 156-1 14).....
60	4400 4 Bbl.	1180728	1	1.33	FITTING (Carter 156-116S).....
60	46-47-4800.	1180728	1	1.33	FITTING (Carter 156-116S).....
61-62	44-46-4800 (4 Bbl.)	1470447	1	.36	FITTING (Carter).....
63	40-41-4300 (2 Bbl.)	7040952	1	1.74	FITTING, fuel filter (Rochester).....
63	44-46-47-4800 4 Bbl.	1180728	1	1.33	FITTING (Carter).....
64-65	All V-6 (1 Bbl.)	7040952	1	1.74	FITTING, fuel filter (Rochester).....
64	46-47-4800 (401 Eng.) ..	1180728	1	1.33	FITTING (Carter).....
64	46-47-4800 (425 Eng.) 2-4 Bbl. Carb.-Frt.	1367537	1	.72	FITTING, carb. fuel inlet (Carter).....
64	46-47-4800 (425 Eng.) 2-4 Bbl. Carb.-Rr.	1470447	1	.36	FITTING, carb. fuel inlet (Carter).....
65	30-40-5000.	1180728	1	1.33	FITTING (Carter).....
65	T.H. 400 (401 Eng.)	1180728	1	1.33	FITTING (Carter).....
64-65	T.H. 400 (425 Eng.) 1-4 Bbl.	1180728	1	1.33	FITTING (Carter).....
65	Wildcat C.T. (401 Eng.) ..	1180728	1	1.33	FITTING (Carter).....
65	Wildcat C.T. 4-Speed (425 Eng.) 1-4 Bbl.	1180728	1	1.33	FITTING (Carter).....
65	Wildcat exc. C.T. 3- Speed (425 Eng.) 2-4 Bbl.-Frt.	1367537	1	.72	FITTING (Carter).....
65	Wildcat C.T. 4-Speed (425 Eng.) 2-4 Bbl.-Rr. .	1470447	1	.36	FITTING, carb. fuel inlet
65	Wildcat-Electra-Riviera T.H. 400 (425 Eng.) 2- 4 Bbl.-Rr.	1470447	1	.36	FITTING.....
65	Electra-Riviera (425 Eng.) 2-4 Bbl.-Frt.	1367537	1	.72	FITTING (Carter).....
66	All exc. 340 Eng.-4 Bbl- A.I.R.	1180728	1	1.33	FITTING (Carter).....
66	340 Eng. (4 Bbl.) A.I.R. . . .	1470447	1	.36	FITTING, carb. fuel inlet.....
66	All V-6.	7032341	1	1.64	FITTING (Rochester).....
66	400 H.P. Eng. A.T. less A.C, 425 Eng.	7032341	1	1.64	FITTING (Rochester).....
66	425 Eng. (2-4 Bbl.)	1367537	1	.72	FITTING, carb. fuel inlet-frt. (Carter).....
66	425 Eng. (2-4 Bbl.)	1470447	1	.36	FITTING, rr. (Carter).....
67	V-6.	7040952	1	1.74	FITTING (Rochester).....
67	300-340 Eng. (2 Bbl.)	7033500	1	1.59	FITTING (Rochester).....
57-58	50-60-70-700.	7010634	1	.15	GASKET, inlet fitting (Carter).....
59-65	All 4 Bbl. as Req.	7010634	1	.15	GASKET, inlet fitting (Carter).....

3.740 FILTER, CARBURETOR FUEL INLET

63	40-41-4300 (2 Bbl.)	7013404	1	.98	FILTER, fuel inlet (Rochester).....
62-67	All V-6.	7013404	1	.98	FILTER (Rochester).....
66	400 H.P. Eng. A.T. Less A.C, 425 Eng.	7013404	1	.98	FILTER (Rochester).....
67	All V-8.	5651393	1	.75	FILTER, pleated paper fuel (Rochester 8t Carter carb.).....
62	V-6 2 Bbl.	7013584	1	.13	GASKET, fuel filter (Rochester).....
63	40-41-4300 (2 Bbl.)	7032508	1	.26	GASKET, filter nut (Rochester).....
62	V-6 (2 Bbl.)	7032508	1	.26	GASKET, filter nut (Rochester).....
63	40-41-4300 2 Bbl.	7013584	1	.13	GASKET, fuel filter (Rochester).....
64-67	All V-6.	7013584	1	.13	GASKET (Rochester).....
66	400 H.P. Eng. A.T. Less A.C, 425 Eng.	7032508	1	.26	GASKET, filter nut (Rochester).....
66	All exc. 425 Eng. (2-4 Bbl.) Frt.	7010634	1	.15	GASKET, inlet fitting (Carter).....
66	400 H.P. Eng. A.T. Less A.C, 425 Eng.	7013584	1	.13	GASKET (Rochester).....
67	340 Eng. (4 Bbl.)	7032508	1	.26	GASKET, inlet nut fitting (Carter).....
64-66	All V-6.	7032508	1	.26	GASKET, filter nut (Rochester).....
67	All	7032508	1	.26	GASKET, filter nut (Rochester).....
62	V-6 (2 Bbl.)	7010007	1	.26	GASKET, filter nut (Rochester).....
63	40-41-4300 (2 Bbl.)	7010007	1	.26	SPRING, fuel filter (Rochester).....
				.26	SPRING, fuel filter (Rochester).....

64-66	All V-6	7010007	1	.26	SPRING (Rochester)
66	400 H.P. Eng. A.T. Less A.C, 425 Eng.	7034442		.25	SPRING (Rochester) ..
67	225-300-340 Eng.-2 Bbl.	7010007		.26	SPRING (Rochester) ..
67	340 Eng. (4 Bbl.)	3759765		.20	SPRING (Carter)
67	400-430 Eng.	7034442		.25	SPRING (Rochester) ..
62	V-6 (2 Bbl.)	7040953		1.74	NUT, filter (Rochester)
67	340 Eng. (4 Bbl.)	1381952		7.55	NUT, filter (Carter) ...
67	400-430 Eng.	7040955		1.85	NUT, filter (Rochester)

NOTE 1 For model years after 1967 refer to carb. listings Grp. 3.725.

3.740 STRAINER—GASKET, CARBURETOR FUEL INLET

55-58	50-60-70-700.	7006079	AR	.36	STRAINER, inlet (Rochester)
59-60	46-47-4800.	7006079	2	.36	STRAINER, inlet (Rochester)
61	All exc. 4000.	7006079	1	.36	STRAINER, needle seat (Rochester)
61	4400 (2 Bbl.)	7006079	1	.36	STRAINER, needle seat (Rochester)
62	44-46-4800.	7006079	1	.36	STRAINER, needle seat (Rochester)
62-63	4400 (2 Bbl.)	7000261	1	.36	STRAINER, fuel inlet (Rochester) ..
63	All	7006079	AR	.36	STRAINER, needle seat (Rochester)
65-66	T.H. 400 (401 Eng.) Less A.I.R.	7006079	2	.36	STRAINER, needle seat (Rochester)
41-56	All	1875030	1	.10	GASKET, carb. float bowl inlet strainer nut (Carter 20-35)
57	40	1875030	1	.10	GASKET, carb. float bowl inlet strainer nut (Carter 20-35)
64	46-47-4800 (425 Eng.) 2-4 Bbl. Carb.-Frt.	1875030		.10	GASKET, carb. float bowl inlet strainer nut.
65	Electra-Riviera (425 Eng.) 2-4 Bbl,Frt	1875030		.10	GASKET, carb. float bowl inlet strainer nut.
65	Wildcat exc. C.T. 3- Speed (425 Eng.) 2-4 Bbl.-Frt	1875030		.10	GASKET, carb. float bowl inlet strainer nut.
62-63	4400 2 Bbl.	7001597		.09	GASKET, strainer nut (Rochester)
62	4400 (2 Bbl.)	7000262		.81	NUT, strainer (Rochester)

3.740 BAFFLE, CARBURETOR FLOAT BOWL

66	400 H.P. Eng. A.T. & 425 Eng.	7031365	1	.50	BAFFLE (Rochester) (used 3.734)
67	400-430 Eng.	7031365	1	.50	BAFFLE (Rochester)

3.741 SCREW, CARBURETOR THROTTLE BODY

57-67	All as Req.	7015105	3	.12	SCREW, small (Rochester) (No. 12-28 x 3/16")
55-66	All as Req.	7004324	1	.33	SCREW, w/washer-large (Rochester) (%"—24 x 1/16")
64-65	All V-6 (1-Bbl.)	7015365	2	.11	SCREW (Rochester)
66	400 H.P. Eng. A.T. less A C, 425 Eng.	7029891	3	.14	SCREW (Rochester)
67	400-430 Eng.	7029891	3	.14	SCREW (Rochester)

3.745 FLOAT, CARBURETOR

55-60	40, 4400 (2 Bbl.)	1179283	1	2.26	FLOAT & LEVER (Carter 21-172S)
55-56	50-60-70.	7017488	2	3.49	FLOAT (Rochester)
57-58	50-60-70-700.	7011148	2	2.61	FLOAT & LEVER (Carter)
57-58	50-60-70-700.	7012148	1	3.49	FLOAT (Rochester)
59	46-47-4800.	7011945	1	3.49	FLOAT, primary (Rochester)
62-66	All	7011148	AR	2.61	FLOAT & LEVER, (Carter)
59-60	46-47-4800.	7012148	1	3.49	FLOAT, secondary (Rochester)
61	40-4 1-4300 (2 Bbl.)	7012974	1	1.74	FLOAT (Rochester)
61-63	4400 (2 Bbl.)	7012028	1	1.74	FLOAT (Rochester)
61-64	All (4 Bbl.)	7012148	2	3.49	FLOAT, secondary (Rochester)
62-63	40-41-4300 (2 Bbl.)	7012974	1	1.74	FLOAT (Rochester)
64-65	300 Eng. (2 Bbl.)	7012028	1	1.74	FLOAT (Rochester)
64-65	All V-6 (1 Bbl.)	7002672	1	2.92	FLOAT (Rochester)
65-66	T.H. 400 (401 Eng.) Less A.I.R.	7028875	1	3.49	FLOAT, carb. primary & secondary (Rochester)
66	225-300-340 Eng. (2 Bbl.)	7012028	1	1.74	FLOAT (Rochester) use on prod, carbs. 7026046- 7026047-7026144-7026145-7036046-7036048- 7036144.
66	30-40-5000 (2 Bbl.)	7032887	1	2.00	FLOAT (Rochester) used on prod, carbs. 7026146- 7026147-7036146-7036248.
66	400 H.P. Eng. A.T. Less A.C, 425 Eng.	7029854	1	3.69	FLOAT (Rochester)
67	V-6.	7012028	1	1.74	FLOAT (Rochester)
67	300-340 Eng. (2 Bbl.)	7032887	1	2.00	FLOAT (Rochester)
67	340 Eng. (4 Bbl.)	7011148	2	2.61	FLOAT & LEVER (Carter)
67	400-430 Eng. A.I.R.	7029854	1	3.69	FLOAT (Rochester)

67	400-430 Eng. Less A.I.R. (1st Type) Use with • Carb. Marked 7027 146- 7027148-7027240.....	7029854	1	3.69	FLOAT (Rochester)
67	400-430 Eng. Less A.I.R. (2nd Type) Use with Carb. Marked 7027244-7027246- 7027248.....	7034454	1	3.28	FLOAT (Rochester)

NOTE For model years after 1967 refer to carb. listings Grp. 3.725.

3.745 BAFFLE, CARBURETOR FUEL BOWL

57-67	All.....	7011204	2	.36	BAFFLE (Carter) ...
-------	----------	----------------	---	-----	----------------------------

3.747 PIN—SPRING AND CLIP, CARBURETOR FLOAT

55-63	(4 Bbl.)	7001595	2	.09	PIN (Rochester)
57-67	7005863	2	.15	PIN (Carter)
61	40-41-43-4400 (2 Bbl.) ..	7002081	2	.09	PIN (Rochester)
62-63	40-41-4300 2 Bbl.	7002081	1	.09	PIN (Rochester)
62-63	4400 2 Bbl.	7010037	1	.09	PIN (Rochester)
64-65	Special-Skylark-Le Sabre	7002081	1	.09	PIN (Rochester)
64-66	T.H. 400 (401 Eng.) less A.I.R.	7001595	2	.09	PIN (Rochester)
66-67	225-300-340 Eng.-2 Bbl.	7002081	1	.09	PIN (Rochester)
66	400 H.P. Eng. A.T. less A.C. 425 Eng.	7029856	1	.40	PIN (Rochester).....
67	400-430 Eng.	7029856	1	.40	PIN (Rochester).....
57-64	All as Req.	7001850	AR	.33	SPRING & CLIP BALANCE (Rochester)
66	T.H. 400 (401 Eng.) less A.I.R.	7033200	2	.34	SPRING , carb. float torsion (Rochester)

3.750 CHOKE PISTON, LINKAGE AND HOUSING CARBURETOR (CARTER)

NOTE. Used for hard cold starts.

61-62	44.46-47-4800.....	1378208	1	12.55	CHOKE , piston, linkage & hsg.
64	401-425 Eng. (1-4 Bbl.) ..	1378207	1	12.55	CHOKE , piston, linkage & housing
64-65	425 Eng. (2-4 Bbl.).....	1378208	1	12.55	CHOKE , piston, linkage & housing
65	30-40-5000 V-8 (4 Bbl.) ..	1378205	1	7.05	CHOKE , piston, linkage & housing
65	4000 C.T. (400 Eng.)	1378207	1	12.55	CHOKE , piston, linkage & housing
65	T.H. 400 (401 Eng.).....	1378206	1	8.10	CHOKE , piston, linkage & housing
65	T.H. 400 (425 Eng.) 1-4 Bbl.	1378206	1	8.10	CHOKE , piston, linkage & housing
65	6000 C.T. 4-Speed (425 Eng.) 1-4 Bbl.	1378207	1	12.55	CHOKE , piston, linkage & housing

3.750 CHOKE, CARBURETOR THERMOSTAT

67	400 Eng. (T.H. 400).	1379353	1	6.35	CHOKE (assm. in int. mfld.)
67	400 Eng. C.T.	1379354	1	7.35	CHOKE (assm. in int. mfld.).....
67	430 Eng.	1375065	1	6.35	CHOKE (assm. in int. mfld.).....

NOTE For model years after 1967 refer to carb. listings Grp. 3.725.

3.750 COVER, CARBURETOR THERMOSTAT (ROCHESTER)

60-61	46-47-4800.....	7016489	1	6.10	COVER (incl. coil & gskt.).....
61-63	40-41-4300 A.T. V-8 (2 Bbl.).....	7019705		5.35	COVER (incl. coil & gskt.)
61-63	40-41-4300 V-8 (4 Bbl.)	7020489		4.69	COVER (incl. coil & gskt.)
61	4400 (2 Bbl.).....	7021858		5.35	COVER (incl. coil & gskt.)
62-63	V-6.....	7021858		5.35	COVER (incl. coil & gskt.)
62	4400 (2 Bbl.).....	7021435		6.10	COVER (incl. coil & gskt.)
62	44-46-4800 (4 Bbl.)	7021432		6.10	COVER (incl. coil & gskt.)
63	4400 (2 Bbl.).....	7024865		5.35	COVER (incl. coil & gskt.)
64-65	All V-6 (1 Bbl.).....	7027812		5.35	COVER (incl. coil & gskt.)
64	300 Eng. C.T. (2 Bbl.) ...	7027794		7.70	COVER (incl. coil & gskt.)
64	300 Eng. (4 Bbl.).....	7027781		7.70	COVER (incl. coil & gskt.)
64	300 Eng. A.T. (2 Bbl.) ..	7027793		7.70	COVER (incl. coil & gskt.)
64-65	T.H. 400 (401 Eng.)	7027774		5.35	COVER (incl. coil & gskt.)
65	300 Eng. C.T. (2 Bbl.) ...	7029709		5.35	COVER (incl. coil & gskt.)
65	300 Eng. (S.T. 300) 2 Bbl.	7029708		5.35	COVER (incl. coil & gskt.).....
66	All V-6 (2 Bbl.).....	7031489		5.35	COVER (incl. coil & gskt.) Rochester
66	400 H.P. Eng. A.T. less A.C.	7031159	1	5.35	COVER (incl. coil) (Rochester)
66	300-340 Eng. (2 Bbl.) less A.I.R. (Used on Carb. not Identified by Change Letter "A" or Later or "Mod.")	7029708	1	5.35	COVER (incl. coil & gskt.) Rochester

66	300-340 Eng. A.T. (2 Bbl.) less A.I.R.-Used on Carb. Identified by Change Letter "A" or Later, or "Mod."	7034560	1	5.30	COVER (incl. coil & gskt.) Rochester
66	300-340 Eng. A.T. (2 Bbl.) A.I.R.-Used on Carb. Identified by Change Letter "A" or Later, or "Mod."	7034561	1	5.30	COVER (incl. coil & gskt.) Rochester .
66	401 Eng. A.T. less A.I.R.	7032910	1	5.35	COVER (incl. coil & gskt.) (Rochester)
66	425 Eng.	7033040	1	6.60	COVER (Incl. coil, gskt. & baffle)
67	V-6 less A.I.R.	7033085	1	5.30	COVER (incl. coil & gskt.) Rochester .
67	V-6 S.T. 300 (2 Bbl.) A.I.R.	7031489	1	5.35	COVER (incl. coil & gskt.) Rochester
66-67	300-340 Eng. (2 Bbl.) A.I.R.-A.T. (Used on Carb. Not Identified by Change "A" or "Mod."	7031483	1	5.35	COVER (incl. coil & gskt.) Rochester
67	300-340 Eng. A.T. (2 Bbl.) A.I.R. Used on Carb. Identified by change Letter "A" or Later, or "Mod."	7034561	1	5.30	COVER (incl. coil & gskt.) Rochester
66-67	300-340 Eng. (2 Bbl.) less A.I.R. (Used on Carb. Not Identified by Change Letter "A" or Later, or "Mod."	7029708	1	5.35	COVER (incl. coil & gskt.) Rochester
67	300-340 Eng. (2 Bbl.) C.T.	7031483	1	5.35	COVER (incl. coil & gskt.) Rochester

3.750 COVER, CARBURETOR THERMOSTAT (STROMBERG)

56-60	40 A.T., 4400 (2 Bbl.) A.T.	1173060	1	3.49	COVER
61	4400 (2 Bbl.)	1348142	1	3.95	COVER

3.750 FILTER, CARBURETOR CHOKE HOUSING (ROCHESTER)

64	40-41-42-43-4400 V-8 ..	7026817	1	.33	FILTER
----	-------------------------	----------------	---	-----	-------------------------

3.750 GASKET, THERMOSTAT COVER-CHOKE HSG. (ROCHESTER)

55-67	All exc. 1961-1963-40- 41-4300 (4 Bbl.)	7007502	1	.09	GASKET (Rochester)
5867	All	7002760	1	.09	GASKET (Rochester)
61-63	40-41-4300 V-8 4 Bbl.	7016472	1	.08	GASKET (Rochester)
64	40-41-42-43-4400 V-8 ..	7002760	1	.09	GASKET
64	40-41-42-43-4400 V-8 ..	7026814	1	.30	GASKET

3.750 GASKET, CARBURETOR PISTON HOUSING

41-60	All Compound Carbs _____	7000610	1	.10	GASKET , coil hsg. (Carter)
61-63	44-46-47-4800 4	7000610	1	.10	GASKET , coil hsg. (Carter)
64-67	All as req.	1367544	1	.15	GASKET , carb. coil hsg. (Carter)
57-67	All	1423131	1	.30	GASKET , piston hsg. (Carter) ..

3.750 GASKET, CARBURETOR THERMOSTAT VALVE

58-67	All	1186601	1	.15	GASKET , therm, valve (Carter)—(3.820)
-------	---------------	----------------	---	-----	---

3.750 GASKET, THERMOSTAT COVER (STROMBERG)

55-61	40-4400 A.T. (2 Bbl.) _____	2334911	1	.12	GASKET , therm, cvr. (Stromberg)
-------	-----------------------------	----------------	---	-----	---

3.750 HOUSING, CARBURETOR CHOKE THERMOSTAT (ROCHESTER)

60	46-47-4800	7021026	1	2.93	HOUSING (Rochester)
61-62	40-41-4300 (2 Bbl.) V-8 A.T.	7024970	1	3.74	HOUSING (Rochester)
61-62	40-41-4300 (4 Bbl.) V-8	7024967	1	3.74	HOUSING (Rochester)
61-62	44-46-4800 (4 Bbl.)	7021026	1	2.93	HOUSING (Rochester)
62	4400 (2 Bbl.)	7020550	1	2.93	HOUSING (Rochester) .
63	40-4 1-4300 A.T. (2 Bbl.)	7024970	1	3.74	HOUSING (Rochester) .
63	40-41-4300 C.T. V-8 (4 Bbl.)	7024967	1	3.74	HOUSING (Rochester)
63	4400 (2 Bbl.)	7024503	1	3.74	HOUSING (Rochester)
64-65	All V-6 C.T. (1 Bbl.)	7027784	1	3.69	HOUSING (Rochester)
64	300 Eng. (2 Bbl.)	7026623	1	3.33	
64-66	T.H. 400 (401 Eng.) less A.I.R.	7026972	1	3.74	HOUSING (Rochester)
65	300 Eng. (2 Bbl.)	7028837	1	3.74	HOUSING (Rochester)
66	400 H.P. Eng. A.T. less A.C.	7033667	1	1 1.30	HOUSING (Rochester)

66	425 Eng.	7033802	1	1 1.30	HOUSING (Rochester)
66-67	225-300-340 Eng.-2 Bbl.	7028837	1	3.74	HOUSING (Rochester)
3.750 HOUSING, CARBURETOR WATER JACKET (ROCHESTER)					
64	40-41-42-430-4400 V-8 .	7026852	1	3.95	HOUSING
3.750 HOUSING & COIL, CARBURETOR THERMOSTAT (CARTER)					
55-58	40.	1172255		4.77	HOUSING COIL (Carter)
57-58	50-60-70-700.	1180713		5.50	HOUSING COIL (Carter)
59-60	4400 (2 Bbl.) A.T.	1172255		4.77	HOUSING COIL (Carter)
59-60	44-46-47-4800 (4 Bbl.) ..	1188587		3.95	HOUSING COIL (Carter)
61-63	44-46-47-4800 (4 Bbl.) ..	1180713		5.50	HOUSING COIL (Carter)
64-65	401-425 Eng.	1367547		2.61	HOUSING COIL (Carter)
65	300 Eng. (4 Bbl.)	1372659		2.92	HOUSING COIL (Carter)
65	400 Eng. C.T.	541270		4.20	HOUSING COIL (Carter)
65	400 Eng. A.T.	1367547		2.61	HOUSING COIL (Carter)
65	T.H. 400 (401-425 Eng. 1-4 Bbl.)	541270		4.20	HOUSING
66	340 Eng.	9774754		2.92	HOUSING
66	4600.	541270		4.20	HOUSING
66	60-80-9000 T.H. 400 (401 Eng.)	541270		4.20	HOUSING
66	6000 C.T. (401 Eng.) A.I.R.	541270	1	4.20	HOUSING
66	6000 C.T. (401 Eng.) less A.I.R.	1367547		2.61	HOUSING
66	425 Eng. (2-4 Bbl.)	541270		4.20	HOUSING
67	340 Eng. (4 Bbl.)	9774754		2.92	HOUSING
3.750 HOUSING & PLUG, CARBURETOR PISTON (CARTER)					
63	44-46-47-4800 (4 Bbl.) ..	1360010	1	3.59	HOUSING & PLUG (Carter).
64	46-47-4800 (401 Eng.) ..	1378207	1	12.55	HOUSING & PLUG (Carter) .
64	46-47-4800 A.T. (425 Eng.) 1-4 Bbl. Carb. . . .	1378207	1	12.55	HOUSING & PLUG (Carter) .
65	300 Eng. (4 Bbl.)	1378172	1	4.97	HOUSING 8t PLUG (Carter) .
65	400 Eng. C.T.	1378206	1	8.10	HOUSING & PLUG (Carter).
65	400 Eng. A.T.	1378207	1	12.55	HOUSING & PLUG (Carter)
65	Wildcat C.T. (401 Eng.) ..	1378207	1	12.55	HOUSING & PLUG (Carter).
65	401-425 Eng. (1-4 Bbl.) ..	1378206	1	8.10	HOUSING & PLUG (Carter) .
65	Wildcat C.T. 4-Speed (425 Eng.) 1-4 Bbl.	1378207	1	1 2.55	HOUSING & PLUG (Carter).
66	340 Eng.	1378172	1	4.97	HOUSING & PLUG (Carter).
66	400-401 Eng. C.T. less A.I.R.	1378207	1	12.55	HOUSING & PLUG (Carter).
66	400-401 Eng. A.T.	1378206	1	8.10	HOUSING & PLUG (Carter).
66	46-6000 C.T. (400-401 Eng.) A.I.R.	1378206	1	8.10	HOUSING & PLUG (Carter).
67	340 Eng. (4 Bbl.)	1381964	1	4.51	HOUSING & PLUG (Carter) .
3.750 PACKING, CARBURETOR CHOKE SUCTION TUBE					
64-65	All V-6 (1 Bbl.)	7002883	1	.05	PACKING
3.750 PLATE, BAFFLE (CARTER)					
57-59	All (4 Bbl.)	7011203	1	.67	PLATE, baffle (Carter)
57-58	40-50-60-700.	1179342	1	.92	PLATE, fig. baffle (Carter)
59	44-46-47-4800 (4 Bbl.) ..	1179342	1	.92	PLATE, fig. baffle (Carter)
60-62	44-46-47-4800 (4 Bbl.) ..	1195601	1	.25	PLATE, choke baffle
61	44-46-47-4800 (4 Bbl.) ..	1179342	1	.92	PLATE, fig. baffle (Carter 3088 S)
62-63	44-46-47-4800 (4 Bbl.) ..	1179342	1	.92	PLATE, fig. baffle (Carter)
63	44-46-47-4800 (4 Bbl.) ..	7011203	1	.67	PLATE, choke baffle (Carter)
64	46-47-4800.	1179342	1	.92	PLATE, fig. baffle (Carter)
64	All.	1367548	1	.41	PLATE, choke baffle (Carter)
65-66	30-40-5000 V-8 (4 Bbl.) 1372666	1372666	1	.67	PLATE, choke baffle (Carter)
65-66	30-40-5000 V-8 (4 Bbl.) less G.S.	1372667	1	.67	PLATE, fig. baffle (Carter) . . .
65	400 Eng. A.T.	1367548	1	.41	PLATE, choke baffle (Carter) .
65	400 Eng. C.T.	1372400	1	.51	PLATE, choke baffle (Carter) .
65	401-425 Eng. (1-4 Bbl.) ..	1372400	1	.5 1	PLATE choke baffle (Carter) .
65	T.H. 400 (425 Eng.) 2-4 Bbl.,Rt.	1367548	1	.41	PLATE, choke baffle (Carter) .
65	Wildcat C.T. 4-Speed (425 Eng.) 1-4 Bbl	1367548	1	.4 1	PLATE, choke baffle (Carter)
65	Wildcat C.T. 4-Speed (425 Eng.) 2-4 Bbl.-Rr. .	1367548	1	.41	PLATE, choke baffle (Carter)
65	400-401-425 Eng.	1374579	1	.67	PLATE, fig. baffle (Carter) ..
66	400-401 Eng. C.T. less A.I.R.	1367548	1	.41	PLATE, choke baffle (Carter)

66	4600 S.T. 300	1372400	1	51	PLATE, choke baffle (Carter) .
66	401 Eng. (T.H. 400).	1372400	1	51	PLATE, choke baffle (Carter) .
66	425 Eng. (2-4 Bbl.).	1372400	1	51	PLATE, choke baffle-rr.
66	400-401 Eng. C.T.-A.I.R.	1372400	1	51	PLATE, choke baffle (Carter) .
66	46-60-80-9000.	1374579	1	67	PLATE, fig. baffle (Carter) ...
67	340 Eng. (4 Bbl.).	1381965	1	1 44	PLATE, choke baffle (Carter) .
67	340 Eng. (4 Bbl.).	1372667	1	67	PLATE, fig. baffle (Carter) ...

3.750 PLATE, BAFFLE (ROCHESTER)

55-61	50-60-70-700, 46-47-4800.	7006643	1	.33	PLATE (Rochester) . .
61	40-41-4300, 4400 (2 Bbl.).	7010598	1	.33	PLATE (Rochester) . .
62		7006643	1	.33	PLATE (Rochester) . .
62-63	40-41-4300 V-8	7010598	1	.33	PLATE (Rochester) . .
63		7010598	1	.33	PLATE (Rochester) . .
63		7010598	1	.33	PLATE (Rochester) . .
63	4400 C.T. 3-Speed 4 Bbl.	7010598	1	.33	PLATE (Rochester) . .
63	44-46-47-4800 A.T. 4 Bbl. (401 Eng.).	7010598	1	.33	PLATE (Rochester) . .
64	All V-6 (1 Bbl.).	7006643	1	.33	PLATE.
64	40-41-42-43-4400 V-8 T.H. 400 (401 Eng.) less	7026816	1	.31	PLATE.
64-66	A.I.R.	7010598	1	.33	PLATE (Rochester) . .
	30-40-5000.	7006643	1	.33	PLATE (Rochester) . .
65	V-6.	7032364	1	.75	PLATE (Rochester) . .
66-67	300-340 Eng. (2 Bbl.)	7006643	1	.33	PLATE (Rochester) . .
66-67	400 H.P. Eng A.T. less				
66	A.C.	7031923	1	.50	PLATE (Rochester) . .
66	401-425 Eng.	7029943	AR	.51	BAFFLE, carb. choke

3.750 PLUG, CARBURETOR AIR HORN & CHOKE HOUSING (ROCHESTER)

55-56	50-60-70.	7006475	1	.04	PLUG, carb. air horn expan.-small (Rochester)
55-66	All.	7003135	1	.07	PLUG, choke hsg. expan.-large (Rochester) ...
67	225-300-340 Eng. (2 Bbl.).	7003135	1	.07	PLUG, choke hsg. expan. large (Rochester)

3.750 RETAINER, CARBURETOR FILTER (ROCHESTER)

64	40-41-42-43-4400 V-8 ..	7026818	1	81	RETAINER.
----	-------------------------	---------	---	----	-------------------

3.750 RETAINER, COIL HOUSING COVER (CARTER)

46-67	All.	7000614	AR	.13	RETAINER (Carter).
-------	--------------	---------	----	-----	----------------------------

3.750 RETAINER, COIL HOUSING COVER (ROCHESTER)

55-64	All as Req.	7006846	AR	.07	RETAINER, toothed (Rochester).
61-66	All as Req.	7000614	AR	.13	RETAINER (Rochester)

3.750 SCREW & WASHER, PISTON HOUSING (CARTER)

57-67	All.	1179316		.15	SCREW, piston hsg. attach. (Carter).
66	All.	131963		.12	SCREW, carb. stationary cvr. (Rochester)- (8.907)
67	225-300-340 Eng. (2 Bbl.).	131963		.12	SCREW, carb. stationary cvr. (Rochester)—(8.907)

3.750 SCREW, CARBURETOR CHOKE HOUSING (ROCHESTER)

55-58	50-60-70-700.	7019516	2	.09	SCREW, choke hsg.
59-61	46-47-4800.	7019776	2	.09	SCREW, choke hsg.
61	40-41-43-4400 2-Bbl.	7019516	2	.09	SCREW, choke hsg.
61-63	40-41-4300 4-Bbl.	7019776	2	.09	SCREW, choke hsg.
62-63	44-46-47-4800 (4-Bbl.) ..	7019776	2	.09	SCREW, choke hsg.
62-63	40-41-4300 2-Bbl.	7019516	2	.09	SCREW, choke hsg.
64-67	225-300-340 Eng.	7019516	2	.09	SCREW, choke hsg.
64-66	All T.H. 400 (401 Eng.) less A.I.R.	7019776	2	.09	SCREW, choke hsg.

3.750 SCREW, WATER JACKET TO THERMOSTAT COVER (ROCHESTER)

64	40-41-42-43-4400 V-8 ..	7026780	1	.09	SCREW.
----	-------------------------	---------	---	-----	----------------

3.750 KIT, CARBURETOR CHOKE MODIFICATION

66-67	S.T. 300 (300-340 Eng.) 2 Bbl. less A.I.R.- for use on Carbs. NOT identified by Change Letter "A" or Later, or "Mod.".	7034562	1	6.35	KIT (Rochester) .
-------	--	---------	---	------	-------------------

66	300-340 Eng. (2 Bbl.) A.T. A.I.R.-for use on Carb. NOT identified by Change Letter "A" or Later, or "Mod."	7034563	1	6.35	KIT (Rochester) .
67	300-340 Eng. (2 Bbl.) S.T. 300 less A.I.R.	7035335	1	1.33	KIT (Rochester) .
67	300-340 Eng. (2 Bbl.) A.I.R. S.T. 300	7034563	1	6.35	KIT (Rochester) .

NOTE For model years after 1967 refer to carb. listings Grp. 3.725.

3.751 VALVE—SCREW, CARBURETOR CHOKE

55-63	All (4 Bbl.)	7000191	1	1.28	VALVE (Rochester)
59-63	44-46-47-4800 (4 Bbl.) ..	7013752	1	.70	VALVE (Carter)
61-63	40-41-4300 (2 Bbl.)	7000255	1	.56	VALVE (Rochester)
61	4400 (2 Bbl.)	7016977	1	.56	VALVE (Rochester)
62-63	4400 (2 Bbl.)	7033443	1	.58	VALVE (Rochester)
64-65	All V-6 (1 Bbl.)	7011651	1	.56	VALVE (Rochester)
64-66	300-340 Eng. (2 Bbl.)	7016977	1	.56	VALVE (Rochester)
64-66	T.H. 400 (401 Eng.) less A.I.R.	7000191	1	1.28	VALVE (Rochester)
64-65	All	7013752	1	.70	VALVE (Carter)
65-67	300-340 Eng. (2 Bbl.)	7016977	1	.56	VALVE (Rochester)
66-67	V-6 (2 Bbl.)	7000255	1	.56	VALVE (Rochester)
66	All Exc. 425 Eng. (2-4 Bbl.) Frt	1378158	1	.56	VALVE (Carter) .
67	340 Eng. (4 Bbl.)	1378158	1	.56	VALVE (Carter)

NOTE For model years after 1967 refer to carb. listings

50-60	All	1332688	2		SCREW, valve attach. (Stromberg)—(3.761)
55-66	All	7007627	2	.09	SCREW, valve (Rochester)
50-65	All	342146	AR	.10	SCREW, valve atch. (Carter)—(3.761)
66	400 H.P. Eng. A.T. less A.C. 425 Eng.	7031925	1	.17	SCREW, carb. hsg.-Rochester—(3.74 1)
66	400 H.P. Eng. A.T. less A.C. 425 Eng.	7029866	2	.13	SCREW, carb. choke valve (Rochester) .
66	All exc. 425 Eng. (2-4 Bbl.) Frt	3888029	2	.10	SCREW, choke valve-Carter—(3.761) . . .
67	225-300-340 Eng.-2 Bbl.	7007627	2	.09	SCREW, valve (Rochester)
67	340 Eng. (4 Bbl.)	3888029	2	.10	SCREW, valve (Carter)—(3.761)
67	400-430 Eng.	7029866	2	.13	SCREW, valve (Rochester)
58-67	All	1186600	2	.15	SCREW, thermo. valve (Carter)—(3.820)

3.752 CLIP, CARBURETOR CHOKE ROD (ROCHESTER)

55-63	All (4 Bbl.)	7005165	1	.09	
64-66	T.H. 400 (401 Eng.) Less A.I.R.	7005165	1	.09	CLIP, inter, choke rod spg. (Rochester)

3.752 LEVER, CARBURETOR CHOKE S

55-56	40	1173247	1	.30	LEVER (Carter)
57-60	All	1173247	1	.30	LEVER (Carter)
59-64	44-46-47-4800 (4 Bbl.) ..	7013753	1	.82	LEVER (Carter)
65-67	All	7013753	1	.82	LEVER (Carter)
66	400 H.P. Eng. A.T. Less A.C—425 Eng.	7031231	1	.56	LEVER, inter, choke (Rochester)
67	400 Eng. C.T.	7027270	1	.79	LEVER, secondary lockout (Rochester)
67	400-430 Eng. (T.H. 400)	7036736	1	1.49	KIT, air valve lockout & choke
67	400-430 Eng.	7031231	1	.56	LEVER, inter. (Rochester)

3.752 LEVER AND COLLAR, CHOKE (ROCHESTER)

56-60	50-60-70, 46-47-4800	7027897		.69	LEVER & COLLAR (Rochester)
62-63	4400 (2 Bbl.)	7026238		.78	LEVER & COLLAR (Rochester)
63	40-4100 V-6	7009248			LEVER & COLLAR (Rochester)
63	40-41-4300 V-8 (2 Bbl.)	7026238		.78	LEVER & COLLAR (Rochester)
64-67	225-300-340 Eng. (2 Bbl.)	7026238	1	.78	LEVER & COLLAR (Rochester)
64	40-41-42-43-4400 V-8 (4 Bbl.)	7027897	1	.69	LEVER & COLLAR (Rochester)

3.752 LEVER AND LINK, CHOKE PISTON (CARTER)

59-65	All (4 Bbl.)	1472184	1	1.13	LEVER & LINK (Carter)
66	All exc. 425 Eng. (2-4 Bbl.) frt	1472184	1	1.13	LEVER & LINK (Carter)

3.752 LEVER AND LINK, CHOKE PISTON (ROCHESTER)

56-58	50-60-70-700	7009852	1	.59	LEVER & LINK (Rochester)
59-62	44-46-47-4800 (4 Bbl.)	7009852	1	.59	LEVER & LINK (Rochester)
61	40-4100 (H.P), 4300	7012748	1	.59	LEVER & LINK (Rochester)
62-63	40-41-4300 V-8 (4 Bbl.)	7012748	1	.59	LEVER & LINK (Rochester)

63	40-4100 V-6.....	7010051	1	.70	LEVER 8t LINK (Rochester)
63	40-41-4300 C.T. V-8 (2 Bbl.).....	7010051	1	.70	LEVER & LINK (Rochester)
63	40-41-4300 A.T. V-8 2 Bbl. (Used on Prod. Carb. 7023046).....	7010051	1	.70	LEVER & LINK (Rochester)
63	44-46-47-4800.....	7009852	1	.59	LEVER & LINK (Rochester)
64-65	All V-6 (1 Bbl.).....	7027731	1	.82	LEVER & LINK (Rochester)
64	300 Eng. (2 Bbl.).....	7010051	1	.70	LEVER & LINK (Rochester)
64	300 Eng. (4 Bbl.).....	7009852	1	.59	LEVER & LINK (Rochester)
64-66	T.H. 400 (401 Eng.) less A.I.R.	7009852	1	.59	LEVER 8t LINK (Rochester)
66	225-300-340 Eng. A.T. (2 Bbl.) Used on Carb. Identified by Letter "A" or Later, or "Mod."	7010051	1	.70	LEVER & LINK (Rochester)
3.752 LEVER, LINK AND SHAFT, CHOKE PISTON (CARTER)					
67	340 Eng. (4 Bbl.).....	1472184	1	1.13	LEVER & LINK (Carter) ...
3.752 LEVER AND SCREW, CHOKE (CARTER)					
50-56	All 1955-40 Carb. 2179S	7002443	1	.77	LEVER 8t SCREW (Carter)
3.752 LEVER AND SHAFT, CHOKE (CARTER)					
61-65	All (4 Bbl.).....	1470446	1	4.25	LEVER & SHAFT (Carter) .
66	All Exc. 425 Eng. (2-4 Bbl.) Frt.	1486719	1	3.90	LEVER & SHAFT (Carter) .
67	340 Eng. (4 Bbl.).....	1486719	1	3.90	LEVER 8t SHAFT (Carter) .
3.752 LEVER AND SHAFT, CHOKE (ROCHESTER)					
55-56	50-60-70.....	7007503	1	.75	LEVER 8t SHAFT, inter. (Rochester)
57-60	50-60-70-700, 46-47- 4800.....	7010048	1	.75	LEVER 8t SHAFT, inter. (Rochester)
63	4400 (2 Bbl.).....	7010032	1	1.33	LEVER 8t SHAFT (Rochester).....
63	44-46-47-4800.....	7010048	1	.75	LEVER & SHAFT, inter. (Rochester)
3.752 LEVER, CARBURETOR CAM TRIP					
59-67	All.....	7013754	1	.41	LEVER, cam trip (Carter).....
3.752 PIN, CHOKE PISTON (CARTER)					
55	40 Carb. 2292S.....	1172252	1	.10	PIN (Carter)
56-65	All (4 Bbl.).....	1172252	1	.10	PIN (Carter)
66	All Exc. 425 Eng. (2- 4Bbl.) Frt.	1172252	1	.10	PIN (Carter).....
67	340 Eng. (4 Bbl.).....	1381963	1	.15	PIN, choke piston (Carter)
3.752 PIN, CHOKE PISTON (ROCHESTER)					
55-57	50-60-70.....	7004748	1	.03	PIN (Rochester)
58-66	All.....	7010746	1	.03	PIN (Rochester)
67	225-300-340 Eng.-2 Bbl.	7010746		.03	PIN (Rochester).....
66-71	All (4 Bbl.).....	9428787		.22	PIN, carb. lockout lvr. roll—(8.940) .
3.752 PISTON, CARBURETOR CHOKE (CARTER)					
60-62	44-46-47-4800 (4 Bbl.) ..	1195595	1	.77	PISTON (Carter)
63	44-46-47-4800 (4 Bbl.) ..	1360009	1	.72	PISTON (Carter)
65	400 Eng.	1360009	1	.72	PISTON (Carter)
65	T.H. 400 (401-425 Eng.) .	1360009	1	.72	PISTON (Carter)
66-67	300-340 Eng. (4 Bbl.) ...	1379864	1	.72	PISTON (Carter)
66	46-60-80-9000.....	1379865	1	.72	PISTON (Carter)
66	425 Eng. (2-4 Bbl.-RR.) ..	1379865	1	.72	PISTON (Carter)
3.752 PISTON, CARBURETOR CHOKE (ROCHESTER)					
60	46-47-4800.....	7012294		.57	PISTON (Rochester)
61-62	40-41-4300 V-8 (2 Bbl.) .	7019483		.77	PISTON (Rochester)
61	40-41-4300(4 Bbl.)	7012294		.57	PISTON (Rochester)
62	All (4 Bbl.).....	7012294		.57	PISTON (Rochester)
62-63	V-6.....	7012294		.57	PISTON (Rochester)
63	40-41-4300 C.T. V-8 (2 Bbl.).....	7019483		.77	PISTON (Rochester)
63	40-41-4300 A.T. V-8 2 Bbl. (Used on Prod. Carb. 7023046).....	7019483		.77	PISTON (Rochester)
63	40-41-4300 V-8 (4 Bbl.)	7012294		.57	PISTON (Rochester)
63	40-41-4300 A.T. V-8 2 Bbl. (Used on Prod. Carb. 7023142)	7012294		.57	PISTON (Rochester)
64-65	All V-6 (1 Bbl.).....	7021493		.65	PISTON (Rochester)

64	40-41-42-43-4400 V-8 (2 Bbl.)	.7021493	1		65	PISTON (Rochester)	
64-66	T.H. 400 (401 Eng.) less A.I.R.	.7012294	1	.57		PISTON (Rochester)	
66-67	225-300-340 Eng. 2 Bbl.	.7012294	1	.57		PISTON (Rochester)	
3.752 ROD, CARBURETOR CHOKE (ROCHESTER)							
57-63	50-60-70-700, 44-46-47-4800 (4 Bbl.)	.7010389	1	.57		ROD, inter, shaft actuating (Rochester)	
61	4400 (2 Bbl.)	.7025667	1	.55		ROD (Rochester)	
61-63	40-41-4300 V-8 (2 Bbl.)	.7017519	1	53		ROD (Rochester)	
62-63	V-6	.7021459	1	.88		ROD (Rochester)	
64	40-41-42-43-4400 V-8 (2 Bbl.)	.7017519	1	.53		ROD (Rochester)	
64-65	All V-6	.7028996	1	.62		ROD (Rochester)	
64-65	All T.H. 400 (401 Eng.)	.7010389	1	57		ROD, inter, choke shaft actuating (Rochester)	
65-67	225-300-340 Eng. 2 Bbl.	.7021459	1	.88		ROD (Rochester)	
66	225-300-340 Eng. (2 Bbl.)	.7021459	1	.88		ROD (Rochester)	
3.752 ROD, CARBURETOR CHOKE CONNECTOR							
58	50-60-70-700	.1182811	1	.82		ROD, choke conn. (Carter)	
3.752 SHAFT—SHAFT AND LEVER, CHOKE (ROCHESTER)							
62	4400 (2 Bbl.)	.7010032	1	1.33		SHAFT & LEVER (Rochester)	
61	46-47-4800	.7010048	1	75		SHAFT & LEVER, inter. (Rochester)	
61-62	40-41-4300 (2 Bbl.)	.7016979	1	1 50		SHAFT (Rochester)	
62	V-6 (2 Bbl.)	.7000253	1	1.33		SHAFT (Rochester)	
62	44-46-4800	.7010048	1	.75		SHAFT & LEVER, inter. (Rochester)	
63	40-4100 V-6	.7024464	1	1.59		SHAFT (Rochester)	
64-65	All V-6 (1 Bbl.)	.7022548	1	3.02		SHAFT (Rochester)	
64	40-41-42-43-4400 V-8 (4 Bbl.)	.7010048	1	.75		SHAFT & LEVER, inter. (Rochester)	
64-66	T.H. 400 (401 Eng.) less A.I.R.	.7010048	1	.75		SHAFT & LEVER, inter. (Rochester)	
65-67	225-300-340 Eng. 2 Bbl.	.7024464	1	1.59		SHAFT (Rochester)	
66-67	340-350-400-425-430 Eng.	.7036432	1	2.26		SHAFT & LEVER (Rochester)	
NOTE For model years after 1967 refer to carb. listings Grp. 3.725.							
3.752 RETAINING SPRING, CARBURETOR							
All	All as Req.	.836159		07		RETAINING SPRING (spring steel wire)—(3.841)...	
67	340 Eng. (4 Bbl.)	.1875354	1	.10		WASHER, choke shaft (Carter)	
67	30-40-5000 (2 Bbl.)	.7019568	1	.29		WASHER, between air horn & pump arm (Rochester)—(3.842)	
57-63	All	.7003137	AR	.09		CLIP (used 3.843)	
3.752 SHAFT AND LEVER, PISTON HOUSING CHOKE (CARTER)							
59-67	All	.1472185	1	.92		SHAFT & LEVER, piston hsg. choke	
55-67	All	.7019709	AR	.05		SCREW, trip lvr.-piston lvr. (No. 6-32 x 7/16") choke shaft lvr.	
3.752 LEVER, CARBURETOR CHOKE (ROCHESTER)							
55-62	All (4 Bbl.)	.7000196	1	.33		LEVER (Rochester)—(3.766)	
62	40-41-43-4400 2 Bbl.	.7006596	1	.20		LEVER (Rochester) used on carbs. 1962-7019090-7019093	
62	40-41-4300 V-8 2 Bbl.	.7021930	1	.19		LEVER, trip (Rochester) used on carbs. 7020146-7020147	
62	40-4400 (2 Bbl.)	.7006596	1	.20		LEVER (Rochester)	
63	40-41-4300 V-8 (4 Bbl.)	.7000196	1	.33		LEVER (Rochester)—(3.766)	
63	4400 (2 Bbl.)	.7006596	1	.20		LEVER (Rochester)	
63	44-46-47-4800 (4 Bbl.)	.7000196	1	.33		LEVER (Rochester)—(3.766)	
64-65	All V-6	.7009262	1	.57		LEVER (Rochester)	
64-66	T.H. 400 (401 Eng.) less A.I.R.	.7000196	1	.33		LEVER (Rochester)—(3.766)	
3.755 ROD—CONTROL—SCREW, VACUUM BREAK							
67-69	All V-8 (4 Bbl.)	.7038167	1	.55		ROD (also used 3.765)	
67-69	All V-8 (4 Bbl.)	.7031925	1	.17		SCREW (also used 3.750-3.765)	
67	400-430 Eng.	.7038237	1	3.79		CONTROL (also used 3.765)	
3.757 KIT—ROD, CARBURETOR AIR VALVE (ROCHESTER)							
66	400 H.P. Eng. A.T. less A.C, 425 Eng.	.7032978	1	1.54		KIT, carb (air valve lock-out (Rochester) incl. lvr. & rod)	
66	400 H.P. Eng. A.T. less A.C, 425 Eng.	.7031225	1	.93		ROD, carb air. valve (Rochester)	

66	400 H.P. Eng. A.T. less A.C.	7032733	1	.69	LEVER, dash pot actuating (Rochester)
66	425 Eng.	7032733	1	.69	LEVER, dash pot actuating (Rochester)
66	425 Eng.	7032503	1	2.41	DASH POT (Rochester) on carb.
3.758 VALVE, CARBURETOR THROTTLE (CARTER)					
57-58	50-60-70-700.	1180722	2	1.59	VALVE, primary (Carter) for carbs. tagged C-7 & later.
59-63	44-46-47-4800 4 Bbl.	1180722		1.59	VALVE, primary (Carter)
64-65	T.H. 400 (401 Eng.).	1180722		1.59	VALVE, primary (Carter)
64-65	T.H. 400 (425 Eng.) 1-4 Bbl.	1180722		1.59	VALVE, primary (Carter)
64	46-47-4800 (425 Eng.) 2-4 Bbl. Carb.-Frt. & RR.	1367529		.46	VALVE, primary (Carter)
65-66	300-340 Eng. (4 Bbl.)	1372650		1.38	VALVE, secondary (Carter)
65-67	300-340 Eng. (4 Bbl.)	7011097		1.38	VALVE, primary (Carter)
65	400 Eng.	1180722		1.59	VALVE, primary (Carter)
65	Wildcat C.T. (401 Eng.)	1180722		1.59	VALVE, primary (Carter)
65	Wildcat C.T. 4-Speed (425 Eng.) 1-4 Bbl.	1180722		1.59	VALVE, primary (Carter)
65	425 Eng. (2-4 Eng. (2-4 Bbl.)	1367529		.46	VALVE, primary (Carter)
66	400-401 Eng.	1180722		1.59	VALVE, primary (Carter)
66	425 Eng. (2-4 Bbl.)	1367529		.46	VALVE, primary (Carter)
67	340 Eng. (4 Bbl.)	1381951		3.64	VALVE, secondary (Carter)
3.758 BODY, CARBURETOR AUXILIARY THROTTLE					
59-61	46-47-4800.	7012578	1	7.70	BODY, aux. (Rochester)
62	44-46-4800 (4 Bbl.)	7012578	1	7.70	BODY, aux. (Rochester)
63	4400 C.T. 3-Speed (4 Bbl.)	7012578	1	7.70	BODY, aux. (Rochester)
63	44-46-47-4800 A.T. (401 Eng.-4 Bbl.)	7012578	1	7.70	BODY, aux. (Rochester)
64	46-47-4800 A.T. (401 Eng.)	7012578	1	7.70	BODY, aux. (Rochester)
65	T.H. 400 (401 Eng.)	7012578	1	7.70	BODY, aux. (Rochester)
3.759 SHAFT & LEVER, CARBURETOR THROTTLE (CARTER)					
64	46-47-4800 (425 Eng.) 2-4 Bbl. Carb.-Frt.	1367530	1	1.95	SHAFT, secondary (Carter)
64	46-47-4800 (425 Eng.) 2-4 Bbl. Carb.-Frt.	1374816		3.23	SHAFT & LEVER, primary (Carter)
65-66	All.	1372394		4.92	SHAFT & LEVER, primary (Carter)
65	80-9000 (425 Eng.) 2-4 Bbl.-Frt.-for Carb. 3645SA.	1374816		3.23	SHAFT & LEVER, primary (Carter)
65	425 Eng. (2-4 Bbl.) Frt.	1367530		1.95	SHAFT, secondary (Carter)
65	Wildcat C.T. (401 Eng.)	1372394		4.92	SHAFT & LEVER, primary (Carter)
65	Wildcat C.T. 4-Speed (425 Eng.) 1-4 Bbl.	1372394	1	4.92	SHAFT & LEVER, primary (Carter)
65	6000 exc. C.T. 3-Speed (425 Eng.) 2-4 Bbl.-Frt.- for Carb. 3645SA.	1374816	1	3.23	SHAFT & LEVER, primary (Carter)
65	80-9000 (425 Eng.) 2-4 Bbl. Frt.-for Carb. 3645 SB.	1374816	1	3.23	SHAFT & LEVER, primary (Carter)
65	6000 exc. C.T. 3-Speed (425 Eng.) 2-4 Bbl.-Frt. for Carb. 3645-SB.	1374816	1	3.23	SHAFT & LEVER, primary (Carter)
65	6000 C.T. 4-Speed (425 Eng.) 2-4 Bbl.-Rr. for Carbs. 3924S-3924SA- 3925S-3925SA.	1374817	1	3.23	SHAFT & LEVER, primary (Carter)
65	60-80-9000 T.H. 400 (425 Eng.) 2-4 Bbl.-Rr. for Carbs. 3924S- 3924SA-3925S- 3925SA.	1374817		3.23	SHAFT & LEVER, primary (Carter)
66	425 Eng. (2-4 Bbl.)	1367530		1.95	SHAFT, secondary frt. (Carter)
66	425 Eng. (2-4 Bbl.)	1374816		3.23	SHAFT & LEVER, primary-frt. (Carter)
66	425 Eng. (2-4 Bbl.)	1374817		3.23	SHAFT & LEVER, primary-rr. (Carter)
67	340 Eng. (4 Bbl.)	1372394		4.92	SHAFT & LEVER, primary (Carter)
3.759 SHAFT VALVE AND WEIGHT, CARBURETOR THROTTLE (CARTER)					
60-62	44-46-47-4800 4 Bbl.	1195569	1	7.30	SHAFT VALVE & WEIGHT, aux. (Carter)
63	44-46-47-4800 A.T. 4 Bbl.	1195569	1	7.30	SHAFT, valve & weight aux. (Carter)

63	44-46-4800 C.T. 4 Speed 4 Bbl.	1360013		2.41	SHAFT, valve & weight aux. (Carter)
64	4600 C.T. (401 Eng.)	1360013		2.41	SHAFT, valve & weight aux. (Carter)
64-66	401 Eng. (T.H. 400)	1195569		7.30	SHAFT, valve & weight, aux. (Carter)
64-65	T.H. 400 (425 Eng.) 1-4 Bbl.	1195569		7.30	SHAFT, valve 8i wgt. axu. (Carter) ...
64	46-47-4800 (425 Eng.) 2-4 Bbl. Carb.-Frt.	1367532		2.41	SHAFT, valve 8i weight, aux. (Carter)
64	46-47-4800 (425 Eng.) 2-4 Bbl. Carb.-Rr.	1367533		2.41	SHAFT, valve 8i weight, aux. (Carter) ...
65-67	300-340 Eng. (4 Bbl.)	1372651		2.67	SHAFT, valve & weight, aux. (Carter) ...
65	400 Eng. C.T.	1195569		7.30	SHAFT, valve &L wgt. aux. (Carter)
65	400 Eng. A.T.	1360013		2.41	SHAFT, valve 8. wgt. aux. (Carter)
65	425 Eng. (2-4 Bbl.) Frt. . . .	1367532		2.41	SHAFT, valve 8i wgt.-carb. aux. (Carter)
65	T.H. 400 (425 Eng.) 2-4 Bbl.-Rr.	1367533		2.41	SHAFT, valve & wgt.-carb. aux. (Carter)
64-65	Wildcat C.T. (401 Eng.) . .	1360013		2.41	SHAFT, valve & wgt. aux. (Carter)
65	Wildcat exc. C.T. 3- Speed (425 Eng.) 2-4 Bbl.-Frt.	1367532		2.41	SHAFT, valve &L wgt.-carb. aux. (Carter)
65	Wildcat C.T. 4-Speed (425 Eng.) 1-4 Bbl	1360013		2.41	SHAFT, valve & wgt. aux. (Carter)
65	Wildcat C.T. 4-Speed (425 Eng.) 2-4 Bbl.-Rr. . .	1367533		2.41	SHAFT, valve & wgt. aux. (Carter)
66	4600 S.T. 300.	1195569		7.30	SHAFT, valve &L wgt. aux. (Carter)
66	400-401 Eng. C.T. A.I.R. . .	1195569		7.30	SHAFT, valve 8i wgt. aux. (Carter)
66	400-401 Eng. C.T. Less A.I.R.	1360013		2.41	SHAFT, valve 8i wgt. aux. (Carter)——
66	425 Eng. (2-4 Bbl.)	1367532		2.41	SHAFT, valve & wgt. aux.-frt. (Carter)
66	425 Eng. (2-4 Bbl.)	1367533		2.41	SHAFT, valve & wgt. aux.-rr. (Carter) .
3.759 ARM, CARBURETOR THROTTLE SHAFT					
61-67	All (4 Bbl.)	1470468	1	.62	ARM, primary-outer (Carter)
61-67	All (4 Bbl.)	1470469	1	.30	ARM, primary-inner (Carter)
3.759 LEVER KIT, CARBURETOR THROTTLE					
66	400 H.P. Eng. A.T. Less A.C, 425 Eng.	7031160	1	2.5 1	LEVER, primary (Rochester) .
66	425 Eng.	1396859	1	.15	KIT, lvr. atch. screw &L nut . .
3.761 SPRING—SCREW—WASHER, CARBURETOR THROTTLE ADJUSTING					
50 66	AM.	1451460	1	.15	SPRING, lvr. adj. screw (Carter)
67	340 Eng. (4 Bbl.)	1451460	1	.15	SPRING, throttle lvr. adj. screw (Carter)
67	340 Eng. (4 Bbl.)	566255	1	.10	WASHER, lvr. adj. screw (Carter)
57-66	All (4 Bbl.)	7011174	4	.15	SCREW, secondary throttle valve atch. (Carter) .
50-65	All.	342146	AR	.10	SCREW, choke valve attach. (Carter) (also used 3.751)
64-66	All.	7011175	AR	.15	SCREW, primary throttle valve atch. (Carter) ...
62-66	All.	7012657	1	.25	SCREW, carb. throttle lvr. adj.
67	340 Eng. (4 Bbl.)	7012657	1	.25	SCREW, lvr. adj. (Carter)
67	340 Eng. (4 Bbl.)	7011175	4	.15	SCREW, primary throttle valve atch. (Carter) ...
67	340 Eng. (4 Bbl.)	7011174	4	.15	SCREW, secondary throttle valve atch. (Carter) .
57-66	All.	566255	1	.10	WASHER, lvr. adj. screw (Carter)
66 67	All.	3888029	AR	.10	SCREW (used 3.75 1)
3.761 SCREW, CARBURETOR IDLE STOP					
57-64	All (4 Bbl.)	7001619	1	.09	SCREW, idle stop (Rochester)
64-66	T.H. 400 (401 Eng.)	7001619	1	.09	SCREW, idle stop (Rochester)
66	400 H.P. Eng. A.T. less A.R., 425 Eng.	7002121		.09	SCREW, idle stop (Rochester)
67	400-430 Eng.	7002121		.09	SCREW, idle stop (Rochester)
3.762 DOG—LEVER—ROD—SPRING, CARBURETOR THROTTLE					
57-67	All (4 Bbl.)	7011158	1	.46	DOG, lockout (Carter)
57-67	All (4 Bbl.)	7011160	1	.51	LEVER, secondary opr. (Carter)
61-63	All (4 Bbl.)	7010352	1	.83	LINK, secondary lvr. (Rochester)
64	40-41-42-43-4400 V-8 4 Bbl.	7010352	1	.83	LINK (Rochester)
64-66	T.H. 400 (401 Eng.) Less A.I.R.	7010352	1	.83	LINK (Rochester)
64	All exc. 2-4 Bbl. Carb. . . .	138083	1	.05	PIN, throttle opr. rod to lvr.—(8.942)
58-60	All (4 Bbl.)	1185170	1	.72	ROD, throttle opr. (Carter 1 15-309) .
66	All exc. 425 Eng. (2-4 Bbl.) Frt.	1486723	1	.67	ROD, opr. (Carter)
67	340 Eng. (4 Bbl.)	1486723	1	.67	ROD, opr. (Carter)
66	400 H.P. Eng. A.T. Less A.C, 425 Eng.	7010435	1	.09	SCREW, carb. lvr. atch. (Rochester)
67	400-430 Eng.	7010435	1	.09	SCREW, lvr. atch. (Rochester)

66	400 H.P. Eng. A.T. Less A.C, 425 Eng.7010435	1	.09	SCREW, fast idle lvrs. (Rochester)
55-60	50-60-70-700, 46-47- 4800.836159	2	.07	SPRING, secondary lvr. link (Rochester)—(3.841)
57-67	All.1459371	1	.10	WASHER, primary throttle shaft (Carter).....
61-67	All.1360008	1	.36	ROD (used 3.843).....

3.763 SPRING CARBURETOR THROTTLE

57-58	50-60-70-700.563888	1	.30	SPRING, secondary throttle return.....
59-63	44-46-47-4800 (4-Bbl.) ..	.1190130	1	.25	SPRING, throttle flex (Carter).....
59-67	All.563888	1	.30	SPRING, secondary throttle return (Carter)
64-67	All.1190130	1	.25	SPRING, throttle flex (Carter).....

3.765 CONTROL—BRACKET—ROD, CARBURETOR VACUUM BREAK

67	400-430 Eng.7038237	1	3.79	CONTROL (Rochester)—(3.755).....
67	400-430 Eng.7033062	1	3.95	BRACKET (Rochester)—(3.444).....
67	400-430 Eng.7038167	1	.55	ROD (Rochester)—(3.755).....
67	400-430 Eng.3987363	AR	.15	HOSE, vac. break (Rochester)—(8.962).....
67	400-430 Eng.836159	1	.07	SPRING RETAINER, vac. break rod (Rochester)- (3.841).....
67	400-430 Eng.7031925	1	.17	SCREW, control atch. (Rochester)—(3.74 1), ...

NOTE Vacuum Break parts also listed under carburetor listings Grp. 3.725.

3.766 CAM, CARBURETOR FAST IDLE

61	40-41-4300 2 Bbl. A.T. ..	.7017771	1	.60	CAM (Rochester)
61-64	All (4 Bbl.) ..	.1348877	1	1.03	CAM (Carter)
62	V-6 (2 Bbl.) A.T.7017771	1	.60	CAM (Rochester)
62	40-41-4300 (2 Bbl.) V-8 A.T.7017771	1	.60	CAM (Rochester)
63	40-41-4300 A.T. 2 Bbl. (Used on Prod. Carb. 7023046 on V-8) ..	.7017771	1	.60	CAM (Rochester)
64	All V-6 A.T. (1 Bbl.) ..	.7026594	1	.65	CAM (Rochester)
64	40-41-42-43-4400 V-8 A.T. (2 Bbl.) ..	.7017771	1	.60	CAM (Rochester)
65	All V-6 A.T.7029554	1	.88	CAM (Rochester)
65	300 Eng. S.T. 300 (2 Bbl.).....	.7028970	1	.82	CAM (Rochester)
65	300 Eng. A.T. (4 Bbl.) ..	.1372660	1	.97	CAM (Carter)
65	400 Eng. A.T.1348877	1	1.03	CAM (Carter)
65	400 Eng. C.T.1372399	1	.82	CAM (Carter)
65	T.H. 400 (425 Eng.) 2-4 Bbl.—Rr.1372399	1	.82	CAM (Carter) .
65	401-425 Eng. (1-4 Bbl.) ..	.1372399	1	.82	CAM (Carter) .
65	Wildcat C.T. 4-Speed (425 Eng.) 1-4 Bbl.1348877	1	1.03	CAM (Carter)
65	Wildcat C.T. (401 Eng.) ..	.1348877	1	1.03	CAM (Carter) ...
66-67	V-6 C.T. Less A.I.R.7031943	1	.88	CAM (Rochester)
66-67	V-6 S.T. 300.7031549	1	.88	CAM (Rochester)
66	300-340 Eng. C.T. (2 Bbl.).....	.7031286	1	.88	CAM (Rochester)
66	340 Eng. A.T.1378173	1	.82	CAM (Carter)
66	30-4000 V-8 C.T. (340 Eng.) Less A.I.R.1378174	1	.82	CAM (Carter)
66-67	300-340 Eng. (2 Bbl.)7033585	1	.67	CAM (Rochester)
66	400-401 Eng. C.T. Less A.I.R.1378176	1	.77	CAM (Carter).....
66	400-401 Eng. A.T.1372399	1	.82	CAM (Carter).....
66	400-401 Eng. C.T.-A.I.R. .	.1372399	1	.82	CAM (Carter).....
66	401 Eng. A.T. Less A.I.R.	.7029533	1	.88	CAM (Rochester)
66	400 H.P. Eng. A.T. Less A.C, 425 Eng.7031155	1	1.03	CAM (Rochester)
66	425 Eng. (2-4 Bbl.) ..	.1372399	1	.82	CAM, rr. (Carter)
67	340 Eng. (4 Bbl.) A.T.1372660	1	.97	CAM (Carter)....
67	400 Eng. C.T.7033856	1	.67	CAM (Rochester)
67	400 Eng. A.T.7033827	1	.67	CAM (Rochester)
67	430 Eng. A.T. Less A.I.R.	.7033827	1	.67	CAM (Rochester)
67	430 Eng. (A.T.) A.I.R.7035464	1	.67	CAM (Rochester)

NOTE For model years after 1967 refer to carb. listings Grp. 3.725.

3.766 KIT, AIR VALVE SPRING & CAM

66-67	400-430 Eng. (4 Bbl.)7035344	1	2.26	KIT, air valve spg. 8i cam
-------	---------------------------	----------	---	------	----------------------------

3.766 LEVER, CARBURETOR CAM CONTACT

66	400 H.P. Eng. A.T. less A.C,425 Eng.7031161	1	.69	LEVER, carb. cam (Rochester) .
66	400 H.P. Eng. A.T. less A.C,425 Eng.7031162	1	.75	LEVER, fast idle (Rochester) ..

67	400-4300 Eng.	7031161	1	.69	LEVER, cam (Rochester).....
67	400-430 Eng.	7031162	1	.75	LEVER fast idle (Rochester) ...
55-62	All (4-Bbl.)	7000196	1	.33	LEVER, choke trip (used 3.752)
3.766 SCREW—SPRING, CARBURETOR FAST IDLE					
58-64	All (4 Bbl.)	7011546		.17	SCREW, fast idle cam (Rochester)
61-63	All (2 Bbl.)	7006213		.09	SCREW, fast idle (Rochester)
61	4400 (2 Bbl.)	7013347		.19	SCREW, fast idle cam (Rochester)
61-65	All (4 Bbl.)	1348865		.30	SCREW, fast idle adj. (Carter)
65	All (1 Bbl. or 2 Bbl.)	7029427		.24	SCREW, fast idle (Rochester)
65-66	T.H. 400 (401 Eng.) less A.I.R.	7029427		.24	SCREW, fast idle (Rochester)
67	225-300-340 Eng.	7029427		.24	SCREW, fast idle (Rochester)
66	All exc. 425 Eng. (2 Bbl.) Frt.	1348865		.30	SCREW, fast idle adj. (Carter)
67	340 Eng. (4 Bbl.)	1348865		.30	SCREW, fast idle adj. (Carter)
66-67	400-425-430 Eng.	7029899		.22	SCREW, fast idle adj. (Rochester) . . .
55-63	All.	7001690		.09	SPRING, fast idle screw (Rochester)
62-67	All (4 Bbl.)	603908		.10	SPRING, fast idle adj. screw (Carter)
63	44-46-47-4800 (4 Bbl.) ..	7001690		.09	SPRING, fast idle screw (Rochester)
64	All.	7001690		.09	SPRING, fast idle screw (Rochester)
65	All V-6 (1 Bbl.)	7029428		.37	SPRING, fast idle screw (Rochester)
65-66	60-80-9000 T.H. 400 (401 Eng.)	7029428		.37	SPRING, fast idle screw (Rochester)
65-66	T.H. 400 (401 Eng.) less A.I.R.	7001690		.09	SPRING, fast idle screw (Rochester)
65	30-40-5000.	7029428		.37	SPRING, fast idle
66	400 H.P. Eng. A.T. less A.C, 425 Eng.	7001690		.09	SPRING, idle stop screw (Rochester)
66-67	225-300-340 Eng. (2 Bbl.)	7029428		.37	SPRING, fast idle screw (Rochester)
67	400-430 Eng.	7001690		.09	SPRING, fast idle screw (Rochester)
NOTE For model years after 1967 refer to carb. listings Grp. 3.725.					
3.767 SPRING, CARBURETOR FAST IDLE CAM—SCREW					
59-67	All (4 Bbl.)	1384393	1	.41	SPRING, idle cam (Carter)
66	400 H.P. Eng. A.T. Less A.C, 425 Eng.	7029900		.25	SPRING, fast idle screw(Rochester) 1
67	400-430 Eng.	7029900		.25	SPRING, idle screw (Rochester)
3.767 SCREW, FAST IDLE CAM					
58-67	All.	7011620	1	46	SCREW, cam attach. (Carter)
61	40-41-4300, 4400 (2 Bbl.)	7036222		.30	SCREW, cam attach. (Rochester) .
62-65	All.	7036222		.30	SCREW, cam attach. (Rochester) .
66-67	All (2 Bbl.)	7036222		.30	SCREW. cam attach. (Rochester) .
66	401 Eng. (T.H 400) less A.I.R.	7036222		30	SCREW, cam attach. (Rochester)
3.768 ROD, CARBURETOR FAST IDLE CONNECTOR					
59-66	All (4 Bbl.)	7013762	1	.72	ROD, fast idle conn. (Carter) .
3.775 PLUG, CARBURETOR					
55-56	50-60-70.	7002814	2	.02	PLUG, in air horn (Rochester)
57-58	All Carb. 701 1 600 exc. 40.	7001638	1	25/50	PLUG, air horn lead ball (Rochester)
59-66	All.	7002814	2	.02	PLUG, choke hsg. (Rochester)
67	225-300-340 Eng.-2 Bbl	7002814	1	.02	PLUG, choke hsg. (Rochester)
63-67	All (4 Bbl)	1360005	2	.10	PLUG, fuel passage-secondary (Carter) ..
59	All 2nd Type 4 Bbl	7016494	2	.07	PLUG, idle port rivet (Carter 1 1 B-389) ..
60-67	All (4 Bbl.)	7016494	2	.07	PLUG, idle port rivet (Carter)
41-57	All.	1875256	AR	25/.77	PLUG, passage rivet (Carter 1 1 B-79)——
52-54	60-70-100.	7002439	AR	.05	PLUG, passage rivet (Carter 1 1 B-35)——
55	50-60-70.	7002439	AR	.05	PLUG, passage rivet (Carter 1 1B-35)——
56	All.	7002439	AR	.05	PLUG, passage rivet (Carter 1 1B-35)——
57	40.	7002439	AR	.05	PLUG, passage rivet (Carter 1 1 B-35)——
58	50-60-70-700.	7002439	AR	.05	PLUG, passage rivet (Carter 1 1 B-35)
58	All exc. 40.	1875256	AR	25A77	PLUG, passage rivet (Carter 1 1B-79)——
59-66	All (4 Bbl.)	7002439	1	.05	PLUG, passage rivet (Carter)
59-67	All (4 Bbl.)	1875256	AR	25A77	PLUG, passage rivet (Carter 11 B-79)——
57-66	All (4 Bbl.)	7011156	1	.05	PLUG, spark Port Welsh (Carter)
55-56	50-60-70.	7001637	1	.02	PLUG, throttle body lead ball (Rochester)
64-65	All V-6.	7002814	3	.02	PLUG, air horn (Rochester)
64-65	All V-6 (1 Bbl.)	7001637	1	.02	PLUG, idle passage-outer (Rochester) . . .
65-66	All.	1372395	AR	.05	PLUG, Venturi primary (Carter)
67	340 Eng. (4 Bbl.)	1372395	2	.05	PLUG, Venturi primary (Carter)

3.786 VENTURI CLUSTER, CARBURETOR (CARTER)

61-62	44-46-47-4800 4 Bbl. ...	7013760	1	5.90	VENTURI CLUSTER, secondary (pump side).....
63	4400 3 Speed (4 Bbl.) ...	1360277	1	5.40	VENTURI CLUSTER, primary (choke side).....
63	4400 3-Speed (4 Bbl.) ...	1360278	1	5.90	VENTURI CLUSTER, primary (pump side).....
63	4400 3-Speed (4 Bbl.) ...	7013760	1	5.90	VENTURI CLUSTER, secondary (pump side).....
63	44-46-4800 4-Speed (4 Bbl.).....	1360271	1	5.02	VENTURI CLUSTER, primary (choke side).....
63	44-46-4800 4-Speed (4 Bbl.).....	1360272	1	5.02	VENTURI CLUSTER, primary (pump side).....
63	44-46-4800 4 Speed (4 Bbl.).....	1360273	1	3.38	VENTURI CLUSTER, secondary (choke side).....
63	44-46-4800 4-Speed 4 Bbl.....	1360274	1	3.38	VENTURI CLUSTER, secondary (pump side).....
63	401 Eng. A.T. (4 Bbl.) ...	1360277	1	5.40	VENTURI CLUSTER, primary (choke side).....
63	401 Eng. A.T. (4 Bbl.) ...	1360278	1	5.90	VENTURI CLUSTER, primary (pump side).....
63	401 Eng. A.T. (4 Bbl.) ...	7013760	1	5.90	VENTURI CLUSTER, secondary (pump side).....
64	46-47-4800 (425 Eng.) 2-4Bbl.....	1360271	1	5.02	VENTURI CLUSTER, primary frt. (choke side).....
64	46-47-4800 (425 Eng.) 2-4 Bbl.....	1360272	1	5.02	VENTURI CLUSTER, primary-frt. (pump side).....
64	46-47-4800 (425 Eng.) 2-4 Bbl.....	7013760	2	5.90	VENTURI CLUSTER, secondary-frt. & rr. (pump side)
64-65	Wildcat C.T. (401 Eng.) ..	1360271	1	5.02	VENTURI CLUSTER, primary (choke side).....
64-65	Wildcat C.T. (401 Eng.) ..	1360272	1	5.02	VENTURI CLUSTER, primary (pump side).....
64-65	Wildcat C.T. (401 Eng.) ..	1360273	1	3.38	VENTURI CLUSTER, secondary (choke side).....
64-65	Wildcat C.T. (401 Eng.) ..	1360274	1	3.38	VENTURI CLUSTER, secondary (pump side).....
64-65	Wildcat 4-Speed (425 Eng.) 2-4Bbl.....	1360271	1	5.02	VENTURI CLUSTER, primary-rr. (choke side).....
64-65	Wildcat C.T. 4-Speed (425 Eng.) 2-4 Bbl. ...	1360272	1	5.02	VENTURI CLUSTER, primary rr. (pump side).....
64-65	401 Eng. (T.H. 400). ...	1360277	1	5.40	VENTURI CLUSTER, primary (choke side).....
64-65	401 Eng. (T.H. 400). ...	1360278	1	5.90	VENTURI CLUSTER, primary (pump side).....
64-65	401 Eng. (T.H. 400). ...	7013760	1	5.90	VENTURI CLUSTER, secondary (pump side).....
64-65	425 Eng. (2-4Bbl.) T.H. 400.....	1369929	1	4.00	VENTURI CLUSTER, primary rr. (choke side).....
64-65	425 Eng. (2-4Bbl.) T.H. 400.....	1369930	1	4.00	VENTURI CLUSTER, primary rr. (pump side).....
65	300 Eng. C.T. (4Bbl.)	1372656	1	4.82	VENTURI CLUSTER, primary (choke side).....
65	300 Eng. A.T. (4 Bbl.) ...	1372649	1	4.82	VENTURI CLUSTER, primary (choke side).....
65	300 Eng. A.T. (4 Bbl.) ...	1372653	1	4.92	VENTURI CLUSTER, primary (pump side).....
65	400 Eng. A.T.	1360271	1	5.02	VENTURI CLUSTER, primary (choke side).....
65	400 Eng. A.T.	1360272	1	5.02	VENTURI CLUSTER, primary (pump side).....
65	400 Eng. A.T.	1360273	1	3.38	VENTURI CLUSTER, secondary (choke side).....
65	400 Eng. A.T.	1360274	1	3.38	VENTURI CLUSTER, secondary (pump side).....
65	400 Eng. C.T.	1360277	1	5.40	VENTURI CLUSTER, primary (choke side).....
65	400 Eng. C.T.	1360278	1	5.90	VENTURI CLUSTER, primary (pump side).....
65	400 Eng. C.T.	7013760	1	5.90	VENTURI CLUSTER, secondary (pump side).....
65	Wildcat 4 Speed (425 Eng.) 1-4Bbl.	1360271	1	5.02	VENTURI CLUSTER, primary (choke side).....
65	Wildcat C.T. 4-Speed (425 Eng.) 1-4 Bbl. ...	1360272	1	5.02	VENTURI CLUSTER, primary (pump side).....
65	Wildcat exc. C.T. 3 Speed (425 Eng.) 2-4 Bbl.....	1360271	1	5.02	VENTURI CLUSTER, primary-frt. (choke side).....
65	Wildcat exc. C.T. 3 Speed (425 Eng.) 2-4 Bbl.....	1360272	1	5.02	VENTURI CLUSTER, primary-frt. (pumpsid).....
65	Wildcat C.T. 4-Speed (425 Eng.) 1-4 Bbl. ...	1360273	1	5.90	VENTURI CLUSTER, secondary frt. (pump side).....
65	Wildcat C.T. 4-Speed (425 Eng.) 1-4 Bbl. ...	1360274	1	3.38	VENTURI CLUSTER, secondary (choke side).....
65	Wildcat C.T. 4-Speed (425 Eng.) 2-4 Bbl. ...	7013760	1	3.38	VENTURI CLUSTER, secondary (pump side).....
65	Electra-Riviera (425 Eng.) 2-4 Bbl.	1360271	1	5.90	VENTURI CLUSTER, secondary (pump side) rr.....
65	Electra-Riviera (425 Eng.) 2-4 Bbl.	1360272	1	5.02	VENTURI CLUSTER, primary-frt. (choke side).....
65	425 Eng. (2-Bbl.) T.H. 400.....	7013760	1	5.02	VENTURI CLUSTER, primary frt. (pump side).....
66	340 Eng. A.T. (A.I.R.)	1378168	2	5.90	VENTURI CLUSTER, secondary-frt. & rr. (pump side)
66	340 Eng. A.T. (A.I.R.)	1378169	1	5.35	VENTURI CLUSTER, primary (choke side).....
66	340 Eng. A.T. Less A.I.R.	1372649	1	5.35	VENTURI CLUSTER, primary (pump side).....
66	340 Eng. A.T. Less A.I.R.	1372653	1	4.82	VENTURI CLUSTER, primary (choke side).....
66	340 Eng. A.T. Less A.I.R.	1372653	1	4.92	VENTURI CLUSTER, primary (pump side).....

65-66	30-40-5000 (4-Bbl.) Less G.S.	1372654	3.54	VENTURI CLUSTER, secondary (choke side)
65-66	30-40-5000 (4 Bbl.) Less G.S.	1372655	3.54	VENTURI CLUSTER, secondary (pump side)
66	30-4000 (340 Eng.) C.T. Less A.I.R.	1372656	4.82	VENTURI CLUSTER, primary (choke side)
66	400-401 Eng.-A.I.R.	1372649	4.82	VENTURI CLUSTER, primary (choke side)
66	400-401 Eng. A.I.R.	1372653	4.92	VENTURI CLUSTER, primary (pump side)
66	400-401 Eng. C.T. Less A.I.R.	1360271	5.02	VENTURI CLUSTER, primary (choke side) ...
66	400-401 Eng. C.T. Less A.I.R.	1360272	5.02	VENTURI CLUSTER, primary (pump side) ...
66	400-401 Eng. C.T. less A.I.R.	1360273	3.38	VENTURI CLUSTER, secondary (choke side)
66	400-401 Eng. C.T. Less A.I.R.	1360274	3.38	VENTURI CLUSTER, secondary (pump side)
66	400-401 Eng. A.T. Less A.I.R.	1360277	5.40	VENTURI CLUSTER, primary (choke side) ...
66	400-401 Eng. A.T. Less A.I.R.	1360278	5.90	VENTURI CLUSTER, primary (pump side)
66	400-401 Eng. A.I.R.	7013760	5.90	VENTURI CLUSTER, secondary (pump side) .
66	425 Eng. (2-4 Bbl.)	1360271	5.02	VENTURI CLUSTER, primary frt. (choke side)
66	425 Eng. (2-4 Bbl.)	1360272	5.02	VENTURI CLUSTER, primary frt. (pump side) .
66	425 Eng. (2-4 Bbl.)	1369929	4.00	VENTURI CLUSTER, primary rr. (choke side) .
66	425 Eng. (2-4 Bbl.)	1369930	4.00	VENTURI CLUSTER, primary rr. (pump side) .
66	425 Eng. (2-4 Bbl.)	7013760	5.90	VENTURI CLUSTER, secondary (pump side) .
67	30-4000 C.T. 340 Eng. (4 Bbl.)	1381960	8.40	VENTURI CLUSTER, primary (pump side) .
67	30-4000 C.T. 340 Eng. (4 Bbl.)	1381959	22.55	VENTURI CLUSTER, primary (choke side)
67	30-4000 A.T. 340 Eng. (4 Bbl.) A.I.R.	1381961	10.95	VENTURI CLUSTER, primary (choke side)
67	30-4000 A.T. 340 Eng. (4 Bbl.) A.I.R.	1381962	22.55	VENTURI CLUSTER, primary (pump side).....
67	5000 A.I.R. (4 Bbl.)	1381961	10.95	VENTURI CLUSTER, primary (choke side).....
67	5000 A.I.R. (4 Bbl.)	1381962	22.55	VENTURI CLUSTER, primary (carter) (pump side)
67	340 Eng. (4 Bbl.) Less A.I.R.	1381957	22.55	VENTURI CLUSTER, primary (choke side) ...
67	340 Eng. (4 Bbl.) less A.I.R.	1381958	22.55	VENTURI CLUSTER, primary (pumpside)
67	340 Eng. (4 Bbl.) Less A.I.R.	1372654	3.54	VENTURI CLUSTER, secondary (choke side)
67	340 Eng. (4 Bbl.) Less A.I.R.	1372655	3.54	VENTURI CLUSTER, secondary (pump side)
67	30-4000 A.T. 340 Eng. (4 Bbl.) A.I.R.	1381955	14.75	VENTURI CLUSTER, secondary (choke side)
67	30-4000 A.T. 340 Eng. (4 Bbl.) A.I.R.	1381956	17.70	VENTURI CLUSTER, secondary (pump side)
67	5000 A.I.R. (4 Bbl.)	1381955	14.75	VENTURI CLUSTER, secondary (choke side)
67	5000 A.I.R. (4 Bbl.)	1381956	17.70	VENTURI CLUSTER, secondary (pump side)
3.786 VENTURI CLUSTER, CARBURETOR (ROCHESTER)				
65-66	401 Eng. A.T. Less A.I.R.	7031617	8.10	VENTURI CLUSTER, primary.....
66	300-340 Eng. (2 Bbl.) C.T. Less A.I.R.	7032352	10.85	VENTURI CLUSTER.....
66	All V-6 C.T. Less A.I.R.	7032489	10.85	VENTURI CLUSTER.....
66	All V-6 S.T. 300 Less A.I.R.	7031800	10.85	VENTURI CLUSTER.....
66	300-340 Eng. (2 Bbl.) S.T. 300 Less A.I.R.	7031797	10.85	VENTURI CLUSTER.....
66	300-340 Eng. (2 Bbl.) A.T.-A.I.R.	7031804	10.85	VENTURI CLUSTER.....
67	V-6 C.T.	7034267	10.85	VENTURI CLUSTER.....
66-67	V-6 A.T. Less A.I.R.	7031800	10.15	VENTURI CLUSTER.....
67	300 Eng. (2 Bbl.) S.T. 300 A.I.R.	7034366	10.85	VENTURI CLUSTER.....
67	340 Eng. (2 Bbl.) S.T. 300 A.I.R.	7034343	10.15	VENTURI CLUSTER.....
66	T.H. 400 (401 Eng.) Less A.I.R.	7032362	10.15	VENTURI CLUSTER.....
67	300-340 Eng. (2 Bbl.) C.T. Less A.I.R.	7033272	10.85	VENTURI CLUSTER, secondary.....
67	300-340 Eng. (2 Bbl.) S.T. 300 Less A.I.R.	7034120	10.15	VENTURI CLUSTER.....
67	300-340 Eng. (2 Bbl.) S.T. 300 Less A.I.R.	7034341	10.15	VENTURI CLUSTER (used on prod. carb. 7027044)
			10.15	VENTURI CLUSTER (used on prod. carb. 7037034)

3.790 GASKET, CARBURETOR VENTURI CLUSTER (CARTER)

57-60	All (4 Bbl.)	7011196	2	.25	GASKET, primary (Carter 121-288)
61-63	44-46-47-4800 (4 Bbl.)	7011544	2	.20	GASKET, primary (Carter)
63	44-46-4800 C.T. 4 Speed 4 Bbl.	1360017	2	.10	GASKET, secondary (Carter)
63	46-4700 A.T. 4 Bbl. (425 Eng.)	1360017	2	.10	GASKET, secondary (Carter)
64-65	Wildcat C.T. (401 Eng.)	1360017	2	.10	GASKET, secondary (Carter)
64	46-47-4800	7011544	2	.20	GASKET, primary (Carter)
64-65	T.H. 400 (425 Eng.) 1-4 Bbl.	1360017	2	.10	GASKET, secondary (Carter)
	400 Eng. A.T.	1360017	2	.10	GASKET, secondary (Carter)
65	All	7011544	AR	.20	GASKET, primary (Carter)
65-66	Wildcat C.T. 4-Speed (425 Eng.) 1-4 Bbl.	1360017	2	.10	GASKET, secondary (Carter)
65	400-401 Eng. C.T.-Less A.I.R.	1360017	2	.10	GASKET, secondary (Carter)
67	340 Eng. (4 Bbl.)	7011544	2	.20	GASKET, primary (Carter)

3.790 GASKET, VENTURI CLUSTER CENTER SCREW (ROCHESTER)

61-67	All (2 Bbl.)	7000295	1	.07	GASKET, ctr. screw (Rochester)
-------	--------------	---------	---	-----	--------------------------------

3.790 GASKET, CARBURETOR VENTURI CLUSTER (ROCHESTER)

55-63	All (4 Bbl.)	7007803	2	.36	GASKET (Rochester)
61-62	All (2 Bbl.)	7019911	1	.28	GASKET (Rochester)
62-63	4400 (2 Bbl.)	7019533	1	.20	GASKET (Rochester)
63	40-41-4300 (2 Bbl.) 300-340 Eng. (2 Bbl.)	7019911	1	.28	GASKET (Rochester)
64-66	less A.I.R.	7019911	1	.28	GASKET (Rochester)
64	40-41-42-43-4400 V-8 (4 Bbl.)	7007803	2	.36	GASKET (Rochester)
64-66	T.H. 400 (401 Eng.) less A.I.R.	7007803	2	.36	GASKET (Rochester)
67	225-300-340 Eng. (2 Bbl.) less A.I.R.	7019911	1	.28	GASKET (Rochester)

3.790 SCREW, VENTURI CLUSTER ATTACHING

57-63	All (4 Bbl.)	7010421	AR	.08	SCREW, venturi cluster (Rochester)
58-62	44-46-47-4800 (4 Bbl.)	7006414	AR	.15	SCREW & WASHER, venturi cluster (Carter)
62-63	4400 (2 Bbl.)	7009077	1	.19	SCREW, venturi cluster-ctr. (Rochester)
61-65	All (2 Bbl.)	7000293	2	.09	SCREW, venturi cluster-outer (Rochester)
61-65	All 2 Bbl.	7000294	1	.19	SCREW, venturi cluster-ctr. (Rochester)
64	40-41-42-43-4400 (4 Bbl.)	7010421	6	.08	SCREW, venturi cluster (Rochester)
63-66	All (4 Bbl.)	7006414	8	.15	SCREW 8i WASHER, venturi cluster (Carter)
64-66	T.H. 400 (401 Eng.) less A.I.R.	7010421		.08	SCREW, venturi cluster (Rochester)
66-67	225-300-340 Eng. (2 Bbl.)	7000294	1	.19	SCREW, venturi cluster-ctr. (Rochester)
66-67	225-300-340 Eng. (2 Bbl.)	7000293		.09	SCREW, venturi cluster-outer (Rochester)
67	340 Eng. (4 Bbl.)	7006414		.15	SCREW & WASHER, secondary venturi (Carter)
67	340 Eng. (4 Bbl.)	7011542		.13	SCREW, primary venturi (Carter)

3.792 JET, CARBURETOR MAIN METERING (CARTER)

52	70	1346577	2	.77	JET, primary (Carter 120-165)
53	50	1346577	2	.77	JET, primary (Carter 120-165)
53	70 1st Type	1459366	2	.97	JET, primary (Carter 120-166)
53	70 2nd Type	1456135	2	.97	JET, primary (Carter 120-159)
54	40-50	1456135	2	.97	JET, primary (Carter 120-159)
54	60-70-100	1459366	2	.97	JET, primary (Carter 120-066)
55	40 Carb. 2179S	1456135	2	.97	JET, primary (Carter 120-159)
55	40 Carb. 2292S	1346577	2	.77	JET, primary (Carter 120-165)
55	50-60-70	7002494	2	.92	JET, primary (Carter 120-160)
56	50-60-70	7009575	2	.97	JET, primary (Carter 120-224)
56	50-60-70	1346577	2	.77	JET, secondary (Carter 120-165)
57-58	50-60-700	1459366	2	.97	JET, primary (Carter 120-166)
57-58	40 2 Bbl.	1179327	2	.56	JET, metering rod less gskt. (Carter 120-203)
59	4400 4 Bbl. Carb. 2877S	1465397	2	.97	JET, secondary (.070) Carter 120-222
59-60	4400 (4 Bbl.)	1459366	2	.97	JET, primary (Carter 120-166)
60	All 4 Bbl. Carb. 2982S	7011193	2	.72	JET, secondary std. (Carter 120-194)
61-63	44-46-47-4800 (4 Bbl.)	9789509	2	.30	JET, primary mtr. rod (Carter)
63	44-46-4800 C.T. 4 Speed 4 Bbl.	1346577	2	.77	JET, primary mtr. rod (Carter)
63	46-4700 A.T. 4 Bbl. (425 Eng.)	1456135	1	.97	JET, std. secondary (Carter)
64-65	Wildcat C.T. (401 Eng.)	1346577	2	.77	JET, secondary mtr. rod (.086") Carter

64	46-47-4800	9789509	2	.30	JET, primary metering rod (.092") Carter
64-65	T.H. 400 (425 Eng.) 1-4 Bbl.	1456135	2	.97	JET, secondary (.089")
64	46-47-4800 (425 Eng.) 2-4 Bbl. Carb. Frt. & Rr.	1465397	2	.97	JET, secondary mtr. rod (.070")
65-66	All Less A.I.R.	9789509	AR	.30	JET, primary metering rod (.092") Carter
65-66	30-40-5000 Less G.S.	1465397	2	.97	JET, secondary mtr. rod (.070") Carter
65	400 Eng. A.T.	1346577	2	.77	JET, secondary (.086") Carter
65	Wildcat C.T. 4-Speed (425 Eng.) 1-4 Bbl.	1346577	1	.77	JET, secondary mtr. rod (.086") Carter
65-66	425 Eng. (2-4 Bbl.)	1465397	4	.97	JET, secondary meter rod (.070") Carter
66	340 Eng. A.T. A.I.R.	1460475	2	.97	JET, secondary (.067") Carter
66	400-401 Eng. A.I.R.	1179327	2	.56	JET, primary (.070)
66	400-401 Eng. C.T. Less A.I.R.	1346577	2	.77	JET, secondary mtr. rod (.086") Carter
67	30-4000 (340 Eng.) 4 Bbl. A.T.-A.I.R.	1460475	2	.97	JET, secondary metering (.067") (Carter)
67	30-4000 (340 Eng.) 4 Bbl. A.T.-A.I.R.	1179327	2	.56	JET, primary metering (.070") (Carter)
67	340 Eng. (4 Bbl.) Less A.I.R.	1465397	2	.97	JET, secondary mtr. rod (.070") (Carter)
67	340 Eng. (4 Bbl.) Less A.I.R.	9789509	2	.30	JET, primary metering rod (.092) Carter
67	5000 (4 Bbl.) A.I.R.	1460475	2	.97	JET, secondary metering (.067") (Carter)
67	5000 (4 Bbl.) A.I.R.	1179327	2	.56	JET, primary metering (.070") (Carter)
3.792 JET, CARBURETOR MAIN METERING (ROCHESTER)					
55-56	50-60-70	7002655	2	.93	JET (.055) primary std.
55-56	50-60-70	7008678	2	.93	JET, secondary std. (Rochester)
56	50-60-70	7002654	2	.93	JET (.054) primary 1 size lean
57-58	50-60-70-700	7008663	2	.93	JET (.063) primary std.
57-58	50-60-70-700	7008660	2	.93	JET (.060) primary alt.
57	50-60-70	7008681	2	.93	JET (.081) secondary std.
58	All exc. 40	7008673	2	.93	JET (.073) secondary
58	All exc. 40	7008674	2	.93	JET (.074) secondary (Rochester)
59	46-47-4800	7002649	2	.93	JET (.049) primary 1 size lean
59	46-47-4800	7008672	2	.85	JET (.072) secondary alt. 5,000 ft. & up (Rochester)
59	46-47 4800	7002648	2	.93	JET (.048) primary alt. 5,000 ft. & up
59	46-47-4800	7002650	2	.93	JET (.050) primary std.
59	46-47-4800	7008674	2	.93	JET (.074) secondary 1 size lean
60	46-47-4800	7002651	2	.93	JET (.051) Primary std.
59-60	46-47-4800	7008677	2	.93	JET (.007) secondary std.
60-61	46-47-4800	7002650	2	.93	JET (.050) primary 1 size lean
61	40-41-4300 A.T. 2 Bbl.	7002946	2	.93	JET (Rochester)
61	40-41-4300 C.T. 2 Bbl.	7002948	AR	.93	JET (Rochester)
61	40-41-4300 (4 Bbl.)	7002652	2	.93	JET, primary (.052) secondary alt.
61	40-41-4300 A.T. (4 Bbl.)	7002646	2	.93	JET, primary (.046) alt.
61	40-41-4300 (4 Bbl.)	7002647	2	.93	JET, carb. main metering (.047) primary (Rochester)
61	4400 (2 Bbl.)	7002657	2	.93	JET (.057) alt. (Rochester)
61	46-47-4800	7002652	2	.93	JET, primary (.052) std. (Rochester)
61	46-47-4900	7008674	2	.93	JET, secondary (std.) Rochester
61-62	40-41-4300 C.T. 4 Bbl.	7002648	2	.93	JET, primary (std.)
61-62	40-41-4300 A.T. 4 Bbl.	7002653	2	.93	JET, secondary (std.) Rochester
61-62	4400 (2 Bbl.)	7002659	2	.93	JET (.059) (Rochester)
61-63	40-41-4300 C.T. V-8 (4 Bbl.)	7002654	2	.93	JET, secondary std. (Rochester)
62	V-6	7002645	AR	.93	JET, std. (Rochester)
62	V-6 A.T. (2 Bbl.)	7002643	AR	.93	JET, main metering (alt.) Rochester
62	V-6 C.T. (2 Bbl.)	7002644	AR	.93	JET, main metering (alt.) Rochester
62	40-41-4300 C.T. 2 Bbl.	7002946	AR	.93	JET, main metering (alt.) Rochester
62	40-41-4300 A.T. 2 Bbl.	7002946	AR	.93	JET, main metering (std.) Rochester
62	40-41-4300 C.T. 2 Bbl.	7002948	AR	.93	JET (std.) Rochester
62	40-41-4300 AT. 4 Bbl.	7002647	2	.93	JET, carb. main metering (.047 primary std.) Rochester
62	4400 (2 Bbl.)	7002660	2	.93	JET, carb. main metering (1 size rich .060) Rochester
62	All (4 Bbl.)	7002651	2	.93	JET, primary (.051 std.)
62	44-46-4800 (4 Bbl.)	7008676	2	.93	JET (.076" std.) Rochester
63	40-4100 V-6	7002644	2	.93	JET, std. (Rochester)
63	40-4100 V-6	7002643	2	.93	JET, alt. (Rochester)
63	40-41-4300 C.T. V-8 (4 Bbl.)	7002648	2	.93	JET, std. (primary) Rochester
63	40-41-4300 C.T. V-8 (2 Bbl.)	7002948	2	.93	JET.td. (Rochester)
63	40-41-4300 A.T. V-8 2 Bbl. (Used on Prod. Carb. 7023046)	7002946	2	.93	JET, std. (Rochester)
63	40-41-4300 V-8 4 Bbl.	7002654	2	.93	JET, secondary-std. (Rochester)

63	4400 C.T. (2 Bbl.)	7008660	2	.93	JET, main metering alt. (Rochester).....
63	4400 C.T. (2 Bbl.)	7008662	2		
63	4400 A.T. 2 Bbl. A.C. (Used on Prod. Carb. 7023043).	7002660	2	.93	JET. std. (Rochester).....
63	4400 A.T. 2 Bbl. Less A.C. (Use on Prod. Carb. 7023042).	7002659	2	.93	JET, std.-primary (Rochester).....
63	4400 A.T. 2 Bbl. (used on Prod. Carbs. 7023145-7023146) ...	7002658	2	.93	JET (Rochester).....
63	44-4800 exc. 4-Speed (Used on Prod. Carb. 7023040).	7008676	2	.93	JET, alt. (Rochester).....
63	44-46-47-4800 exc. 4- Speed 4 Bbl. (Used on Prod. Carb. 7023040) .	7002653	2	.93	JET, secondary (Rochester) .076" std.
63	44-46-47-4800 4 Bbl. exc. 4-Speed (Used on prod. Carb. 7023143) .	7002652	2	.93	JET, primary std. (Rochester).....
63	44-46-47-4800 4 Bbl. (401 Eng.) exc. 4- Speed (used on Prod. Carb. 7023143).	7028656	2	4.15	JET, alt. (Rochester).....
63	44-46-47-4800 4 Bbl. exc. 4-Speed (used on Prod. Carb. 7023143) .	7008680	2	.93	JET, secondary std. (Rochester).....
64-65	All V-6.	7002961	1	.93	JET (std.) Rochester.....
64-65	All V-6.	7002960	1	.93	JET, alt. (Rochester).....
64	All V-6 A.T. 1 Bbl.	7002959	1	.93	JET, alt. (Rochester).....
64-65	300 Eng. C.T. (2 Bbl.)	7002655	2	.93	JET, std. (Rochester).....
64	40-41-42-43-4400 V-8 C.T. (4 Bbl.).	7002654	2	.93	JET, secondary (std.) Rochester.....
64	40-41-42-43-4400 V-8 A.T. (2 Bbl.).	7002953	2	.93	JET, std. (Rochester).....
64	40-41-42-43-4400 V-8 A.T. (2 Bbl.).	7002951	2	.93	JET, alt. (Rochester).....
64	40-41-42-43-400 V-8 (4 Bbl.).	7008665	2	.93	JET, std. (Rochester).....
64	40-41-42-43-4400 V-8 A.T. (2 Bbl.).	7002652	2	.93	JET, primary (std.) Rochester.....
64	46-47-4800 A.T. 4 Bbl. (401 Eng.)	7028656	1	4.15	KIT. jet-alt. (Rochester).....
64-66	T.H. 400 (401 Eng.) Less A.I.R.	7002652	2	.93	JET, primary (std.) Rochester.....
64-66	T.H. 400 (401 Eng.) Less A.I.R.	7008680	2	.93	JET, (std.) secondary (Rochester).....
65	300 Eng. C.T. (2 Bbl.)	7002653	2		
65	300 Eng. S.T. 300 (2 Bbl.).	7002650	2	.93	JET, alt. (Rochester).....
65	300 Eng. S.T. 300 (2 Bbl.).	7002652	2	.93	JET, alt (Rochester).....
65	T.H. 400(401 Eng.).	7002650	2	.93	JET, std. (Rochester).....
65	T.H. 400(401 Eng.).	7008677	2	.93	JET, primary-alt. (Rochester).....
66	V-6 S.T. 300.	7002648	2	.93	JET, secondary-alt. (Rochester).....
66	V-6 C.T. Less A.I.R.	7002649	2	.93	JET, main metering (altitude).....
66	V-6 S.T. 300.	7002650	1	.93	JET, main metering (altitude).....
66	V-6 C.T. Less A.I.R.	7002651	1	.93	JET, std. (Rochester).....
66	300-340 Eng. (2 Bbl.) S.T. 300.	7002650	2	.93	JET, std. (Rochester).....
66	300 Eng. C.T. (2 Bbl.) Less A.I.R.	7002651	2	.93	JET, main metering-primary (altitude)
66	S.T. 300 (2 Bbl.) 300 Eng. A.I.R.	7002652	1	.93	JET, carb. (altitude).....
66	300-340 Eng. (2 Bbl.) S.T. 300 Less A.I.R. . . .	7002652	2	.93	JET, carb.-std. (Rochester).....
66	4000 Wagons & 5000 A.T. (2 Bbl.) A.I.R.	7002651	1	.93	JET, carb.-std. (Rochester).....
66	30-40-5000 V-8 C.T. (2 Bbl.) 300-340 Eng. Less A.I.R.	7002653	1	.93	JET, std. (Rochester).....
66	400 H.P. Eng. A.T. Less A.C, 425 Eng.	7031974	2	.93	JET, primary-std. (Rochester).....
65-66	T.H. 400 (401 Eng.) Less A.I.R.	7028656	2	4.15	JET, alt. (Rochester).....
66	60-68-9000 (425 Eng.) Less A.I.R.	7032957	1	2.92	JET KIT, altitude (Rochester).....
67	V-6 A.T. Less A.I.R.	7002650	2	.93	JET, alt. (Rochester).....

67	V-6 S.T. 300 A.I.R.	7002649		.93	JET, alt. (Rochester) .
67	V-6 C.T.	7002652		.93	JET, alt. (Rochester) .
67	V-6 A.T. Less A.I.R.	7002652		.93	JET, std. (Rochester) .
67	V-6 C.T.	7002653		.93	JET, std. (Rochester) .
67	V-6 A.T. A.I.R.	7002650		.93	JET, std. (Rochester) .
67	300 Eng. A.T. A.I.R. (2 Bbl.)	7002652		.93	JET, std. (Rochester)
67	300 Eng. (2 Bbl.) A.I.R.-A.T.	7002651		.93	JET, alt. (Rochester)
67	300-340 Eng. (2 Bbl.) S.T. 300 Less A.I.R.	7002649		.93	JET, alt. (Rochester)
67	300-340 Eng. (2 Bbl.) S.T. 300 Less A.I.R.	7002651		.93	JET, std. (Rochester)
67	300-340 Eng. (2 Bbl.) C.T. Less A.I.R.	7002653		.93	JET, alt. (Rochester)
67	300-340 Eng. (2 Bbl.) C.T. Less A.I.R.	7002655		.93	JET, std. (.055") Rochester
67	340 Eng. (2 Bbl.) S.T. 300 A.I.R.	7002651		.93	JET, std. (Rochester)
67	4000 Wagons, 4439, 5000 S.T. 300 (340 Eng.) A.I.R. (2 Bbl.)	7002649	2	.93	JET, alt. (.049") Rochester . . .
67	400 Eng.	7031971	2	.93	JET, primary-std. (Rochester) .
67	430 Eng. Less A.I.R.	7031970	2	.93	JET, primary-std. (Rochester) .
67	430 Eng. A.I.R.	7031971	2	.93	JET, primary-std. (Rochester) .
NOTE For model years after 1967 refer to carb. listings					
67	4600 (T.H. 400) Less A.I.R.	7035330	1	2.51	KIT, alt. (Rochester)
67	4600 C.T.	7035331	1	2.56	KIT, alt. (Rochester)
67	430 Eng. Less A.I.R.	7035331	1	2.56	KIT, alt. (Rochester)
67	430 Eng. (A.I.R.)	7035337	1	4.20	KIT, rod & jet (primary metering) std. (Rochester)
61-63	40-41-4300 (4 Bbl.)	7019644	AR	.27	BAFFLE, primary side (Rochester)
63	44-46-47-4800 4 Bbl. (401 Eng.) exc. 4-Speed.	7019644		.27	BAFFLE, primary side (Rochester)
64	40-41-42-43-4400 V-8 (4 Bbl.)	7019644		.27	BAFFLE, primary side (Rochester)
64-66	T.H. 400 (401 Eng.) Less A.I.R.	7019644		.27	BAFFLE, primary side (Rochester)
3.794 SUPPORT, CARBURETOR MAIN WELL (ROCHESTER)					
65	All V-6 (1 Bbl.) C.T.	7031000	1	3.64	SUPPORT (Rochester)——
3.806 ROD, CARBURETOR METERING (ROCHESTER)					
66	400 H.P. Eng. A.T. Less A.C. & A.I.R.	7031845	2	1.23	ROD, primary (Rochester) .
66	400 H.P. Eng. A.T.-A.I.R. Less A.C.	7031847	2	1.23	ROD, primary (Rochester) .
66	425 Eng. Less A.I.R.	7031845	2	1.23	ROD, primary (Rochester) .
66	T.H. 400 (425 Eng.) A.T., A.I.R.	7031847	2	1.23	ROD, primary (Rochester) .
66	400 Eng. A.T.-H.P. & High Compr., 425 Eng.	7034522	1	.88	KIT, secondary metering rod holder
67	400 Eng.	7033889	2	2.36	ROD, secondary (Rochester)
67	400 Eng. A.T.-A.I.R.	7031840	2	1.23	ROD, primary (Rochester)
67	400 Eng. A.T. Less A.I.R. (1st Type) Use with Carb. Marked 70274 16	7031840	1	1.23	ROD, primary (Rochester)
67	400 Eng. T.H. 400 Less A.I.R. (2nd Type) Use with Carb. Marked 7027244	7031841	1	1.23	ROD, primary (Rochester) . . .
67	400 Eng. C.T.	7031836	2	1.23	ROD, primary (Rochester) . . .
67	430 Eng. Less A.I.R.	7031837	2	1.23	ROD, primary (Rochester) . . .
67	430 Eng.	7033830	2	2.36	ROD, secondary (Rochester)
67	400-430 Eng. Heavy Duty	7034822	1	2.87	ROD, secondary metering (incl 2 rods)
67	400-430 Eng.	7034522	1	.88	KIT, secondary metering rod holder (Rochester)
3.810 SPRING, CARBURETOR METERING ROD (ROCHESTER)					
62-67	All	7011170	AR	.56	SPRING (step-up rod ret.) used 3.858
3.810 SPRING, CARBURETOR METERING ROD (ROCHESTER)					
66	400 H.P. Eng. A.T. less A.C., 425 Eng.	7029862	1	.47	SPRING, primary (Rochester)
67	400-430 Eng.	7029862	1	.47	SPRING, primary (Rochester)

3.814 NEEDLE & SEAT—GASKET, CARBURETOR (CARTER)

55	All 4 Bbl. No. 2197S-2358S.....	7023830	1	2.82	NEEDLE 8i SEAT (Carter) secondary (Viton)
55	40 (2 Bbl.) No. 2179S ..	7023830	1	2.82	NEEDLE & SEAT (Carter) primary (Viton) ..
55	All 4 Bbl. No. 2197S-2358S.....	7023830	1	2.82	NEEDLE & SEAT (Carter) primary (Viton)
55-56	All 2 Bbl. No. 2292A-2378S-2400S.....	7023830	!	2.82	NEEDLE 8< SEAT (Carter) Viton
56	All (4 Bbl.).....	7023830	1	2.82	NEEDLE 8> SEAT (Carter) Viton
57-58	40 (2 Bbl.).....	7023830	2	2.82	NEEDLE 8. SEAT (Carter) Viton
57-58	50-60-70-700 (4 Bbl.) ..	7023830	2	2.82	NEEDLE & SEAT (Carter) Viton
59-60	4400 (2 Bbl.).....	7023830	1	2.82	NEEDLE & SEAT (Carter) Viton
59-60	44-46-4700 (4 Bbl.)	7023830	2	2.82	NEEDLE 8> SEAT (Carter) Viton
61	44-46-47-4800 (4 Bbl.) .	1476775	2	2.72	NEEDLE 8. SEAT (Carter).....
61-62	44-46-4800 (4 Bbl.)	7023830	2	2.82	NEEDLE 8. SEAT (Carter) Viton
62-63	44-46-47-4800 (4 Bbl.) .	1476775	2	2.72	NEEDLE 8i SEAT, solid seat (Carter)
63	44-46-47-4800 (4 Bbl.) .	1367541	2	2.92	NEEDLE 8i SEAT, resilient seat (Carter).....
64	46-47-4800.....	1367541	2	2.92	NEEDLE RESILIENT SEAT (Carter).....
65-66	30-40-5000 V-8 (4 Bbl.)	9772939	2	2.92	NEEDLE RESILIENT SEAT, carb. (Carter) ...
64-65	400-401-425 Eng.....	1367541	2	2.92	NEEDLE RESILIENT SEAT, (Carter).....
66	400-401 Eng.....	1367541	2	2.92	NEEDLE RESILIENT SEAT, carb. (Carter) ...
66	425 Eng. (2-4 Bbl.).....	1367541	2	2.92	NEEDLE RESILIENT SEAT, rr. carb. (Carter)
67	340 Eng. (4 Bbl.).....	3890131	2	2.77	NEEDLE SEAT, flared tip needle (Carter) ..
67	340 Eng. (4 Bbl.).....	9772939	2	2.92	NEEDLE RESILIENT SEAT (Carter).....
65-66	All.....	543069	AR	.15	GASKET, carb. needle seat (Carter).....
67	340 Eng. (4 Bbl.).....	543069	2	.15	GASKET, needle seat (Carter).....

3.814 NEEDLE AND SEAT, CARBURETOR (ROCHESTER)

55-58	50-60-70-700.....	7023807	2	2.82	NEEDLE, seat & gasket-secondary.....
58	50-60-70-700.....	7023811	1	2.82	NEEDLE & SEAT (Rochester) primary (Viton) ..
55-58	50-60-70-700.....	7023807	1	2.82	NEEDLE SEAT & GSKT. secondary (Viton)....
59-61	46-47-4800.....	7023811	1	2.82	NEEDLE 8. SEAT (Rochester) primary (Viton) ..
59-61	46-47-4800.....	7023807	1	2.82	NEEDLE, seat & gskt.-secondary (Viton).....
61	40-41-4300 (4 Bbl.)	7023807	1	2.82	NEEDLE, seat & gskt., primary & secondary (Rochester) Viton
61-63	40-41-4300 (2 Bbl.)	7023809	1	2.82	NEEDLE 8t SEAT (Rochester) Viton.....
61-63	4400 (2 Bbl.).....	7023813	1	2.82	NEEDLE 8< SEAT (Rochester) Viton.....
62	44-46-4800 (4 Bbl.)	7023811	1	2.82	NEEDLE 8t SEAT (Rochester) primary (Viton) ..
62	All (4 Bbl.).....	7023807	1	2.82	NEEDLE, seat & gskt.-secondary (Viton).....
63	40-41-4300 V-8 (4 Bbl.) .	7023807	1	2.82	NEEDLE 8i SEAT (Rochester) secondary (Viton)
63	44-46-47-4800 exc. 4-Speed 4 Bbl. (401 Eng.).....	7023807	1	2.82	NEEDLE, seat & gasket, (Rochester) secondary (Viton)
63	44-46-47-4800 A.T. (4 Bbl.).....	7023811	1	2.82	NEEDLE 8t SEAT (Rochester) primary (Viton)
64-65	All V-6 (1 Bbl.).....	7023801	1	2.82	NEEDLE & SEAT.....
64	40-41-42-43-4400 V-8 (2 Bbl.).....	7023809	1	2.82	NEEDLE 8t SEAT (Rochester Viton
64	40-41-42-43-4400 V-8 (4 Bbl.).....	7023807	1	2.82	NEEDLE, SEAT 8. GSKT. secondary (Viton) .
64	40-41-42-43-4400 V-8 (4 Bbl.).....	7023811	1	2.82	NEEDLE & SEAT (Rochester) primary-(Viton)
64-66	T.H. 400 (401 Eng.) less A.I.R.....	7023807	1	2.82	NEEDLE, seat 8i gskt.-secondary (Viton)....
64-66	T.H. 400 (401 Eng.) less A.I.R.....	7023811	1	2.82	NEEDLE 8. SEAT (Viton).....
65	30-40-5000 V-8 (2 Bbl.) .	7023813	1	2.82	NEEDLE 8. SEAT, (viton).....
66-67	225-300-340 Eng.-2 Bbl.	7023809	1	2.82	NEEDLE 8< SEAT, (Rochester) viton
67	400-430 Eng. Less A.I.R. (2nd Type) Use with Carb. Marked 7027244-7027246-7027248.....	7023897	1	3.08	NEEDLE 8< SEAT.....
NOTE For model years after 1967 refer to carb. listings following grp. 3.859.					
64-65	All V-6 (1 Bbl.).....	7025735	1	.13	GASKET, needle seat (Rochester).....
64	All V-8.....	7019535	AR	.09	GASKET, needle seat (Rochester)—(3.858)
65	30-40-5000 V-8 (2 Bbl.) .	7019535	1	.09	GASKET, needle seat (Rochester)—(3.858)
65-66	T.H. 400 (401 Eng.) Less A.I.R.....	7019535		.09	GASKET, carb. needle seat-Rochester—(3.858)
65-66	T.H. 400 (401 Eng.) Less A.I.R.....	7019535		.09	GASKET, pwr. valve (Rochester)—(3.858).....
65-66	30-40-5000 (2 Bbl.).....	7019535		.09	GASKET, pwr. valve (Rochester)—(3.858).....
66	225-300-340 Eng.-2 Bbl.	7019535		.09	GASKET, needle seat (Rochester)—(3.858).....
66-67	30-40-5000 (2 Bbl.).....	7019535		.09	GASKET, carb. needle seat-Rochester—(3.858)
66	225-300-340 Eng. 2 Bbl.	7019535		.09	GASKET, pwr. valve (Rochester)—(3.858).....
66-67					

67	400-430 Eng. Less A.I.R. (2nd Type) Use with Carb. Marked 7027244- 7027246-7027248—	7033747	1	.20	GASKET, needle seat
64	All	7006474	1	.05	CLIP, carb. float needle
65	30-40-5000 V-8 (2 Bbl.)	7006474	1	.05	CLIP, carb. float needle pull (Rochester)
65-66	T.H. 400 (401 Eng.) Less A.I.R.	7006474	1	.05	CLIP, carb. float needle pull (Rochester)
66-67	225-300-340 Eng.-2 Bbl. 400 H.P. Eng. A.T. Less	7006474	1	.05	CLIP, float needle pull (Rochester)
66	A.C., 425 Eng.	7029885	1	.18	CLIP, float needle pull
67	400-430 Eng. A.I.R.	7029885	1	.18	CLIP, float needle pull-Rochester.
67	400-430 Eng. Less A.I.R. (1st Type) Use with Carb. Marked 7027146-7027148- 7027240.	7029885	1	.18	CLIP, float needle pull (Rochester)
67	400-430 Eng. Less A.I.R. (2nd Type) Use with Carb. Marked 7027244-7027246- 7027248.	7033751	1	.40	CLIP, float needle pull (Rochester)—
3.814 NEEDLE & DIAPHRAGM CARBURETOR FLOAT (ROCHESTER)					
66	400 H.P. Eng. A.T. Less A.C., 425 Eng.	7023889	1	4.10	NEEDLE <i>8i</i> DIAPHRAGM, (Rochester)
67	400-430 Eng. A.I.R.	7023889	1	4.10	NEEDLE <i>8L</i> DIAPHRAGM, (Rochester)
67	400-430 Eng. Less A.I.R. (1st Type) Use with Carb. Marked 7027146-7027148- 7027240.	7023889	1	4.10	NEEDLE <i>8i</i> DIAPHRAGM, (Rochester)
66	400 H.P. Eng. A.T. Less A.C., 425 Eng.	7031377	1	.31	RETAINER, float needle (Rochester)
67	400-430 Eng.	7031377	1	.31	RETAINER, needle (Rochester)
3.820 KIT—GASKET—SCREW, CARBURETOR COMPENSATOR IDLE (ROCHESTER)					
59-60	46-47-4800.	7013527	1	4.00	KIT
61-62	44-46-47-4800 (4 Bbl.)	7015163	1	4.00	KIT, (Rochester)
61-62	40-41-4300 (4 Bbl.)	7020488	1	4.00	KIT, (Rochester)
63-66	T.H. 400 (401 Eng.) Less A.I.R.	7015163	1	4.00	KIT, (Rochester)
63	4400 (2 Bbl.)	7013341	1	.26	GASKET, (Rochester)
59-66	All (4 Bbl.)	7013341	1	.26	GASKET, (Rochester)
63	4400 2 Bbl.	7015127	2	.12	SCREW, (Rochester)
59-66	All (4 Bbl.)	7015127	2	.12	SCREW, (Rochester)
3.820 AIRATOR, CARBURETOR					
61-64	Special-Skylark A.C.	7015110	1	7.30	AIRATOR
64-66	LeSabre A.C.	7015110	1	7.30	AIRATOR
67	30-4000 (300-340 Eng.) 2 Bbl. with A.C. or A.C. Modif.	7015110	1	7.30	AIRATOR
67	5000 A.C. Modif.-2 Bbl.	7015110	1	7.30	AIRATOR
67	5000 A.C. or A.C. Auto. Control.	7015110	1	7.30	AIRATOR
3.820 COMPENSATOR—COVER—GASKET, CARBURETOR IDLE					
58-63	All (4 Bbl.)	1348114		2.82	COMPENSATOR, hot idle (Carter)
64-67	All	1367545		2.20	COMPENSATOR, hot idle (Carter)
66	400 H.P. Eng. A.T. Less A.C., 425 Eng.	7032704	1	3.08	COMPENSATOR, (Rochester)
67	400-430 Eng.	7033152	1	3.08	COMPENSATOR, (Rochester)
66	400 H.P. Eng. A.T. Less A.C., 425 Eng.	7029865	1	.56	COVER, compensator (Rochester)
67	400-430 Eng.	7029865	1	.56	COVER, compensator (Rochester)
66	400 H.P. Eng. A.T. Less A.C., 425 Eng.	7027970	1	.26	GASKET, compensator (Rochester)
67	400-430 Eng.	7027970	1	.26	GASKET, compensator (Rochester)
66	400 H.P. Eng. A.T. Less A.C., 425 Eng.	7020926	2	.09	SCREW, cvr. atch. (Rochester)
67	400-430 Eng.	7020926	2	.09	SCREW, cvr. atch. (Rochester)
3.820 CONTROL, CARBURETOR IDLE SPEED-UP					
64	All V-6 A.C.	7024099		14.40	CONTROL
66-67	All V-6 A.C.	1377703		6.60	CONTROL

3.820 LEVER, CARBURETOR THROTTLE ACTUATING

66-67 V-6 A.C.1377620 1 .92 LEVER, throttle actuating

3.820 SCREW—GASKET, THERMOSTAT VALVE (CARTER)

58-67 All.1186600 2 .15 SCREW, thermo. valve (Carter) (used 3.751)
 58-67 All.1186601 1 .15 GASKET, therm, cvr. (Carter) (used 3.750)

3.822 NEEDLE, CARBURETOR IDLE ADJUSTING (ROCHESTER)

59-64 All (4 Bbl.)7013116 2 .75 NEEDLE, (Rochester)
 61 40-41-4300 (2 Bbl.)7013116 1 .75 NEEDLE, (Rochester)
 62-63 4400 (2 Bbl.)7013116 AR .75 NEEDLE, (Rochester)
 62-63 V-6.7013116 2 .75 NEEDLE, (Rochester)
 62-63 40-41-4300 V-8 2 Bbl.7013116 1 .75 NEEDLE, (Rochester)
 64-65 All V-6 (1 Bbl.)7002357 1 .81 NEEDLE, (Rochester)
 64-65 300 Eng. (2 Bbl.)7013116 2 .75 NEEDLE, (Rochester)
 64-66 T.H. 400 (401 Eng.) Less
 A.I.R.7013116 2 .75 NEEDLE, (Rochester)
 66-67 225-300-340 Eng. 2 Bbl.7013116 2 .75 NEEDLE, (Rochester)
 66 425 Eng.7031242 2 .81 NEEDLE, (Rochester)
 67 400-430 Eng.7031242 2 .81 NEEDLE, (Rochester)

3.822 SCREW, CARBURETOR IDLE ADJUSTMENT (CARTER)

57-65 All (4 Bbl.)7011583 2 .72 SCREW, (Carter)
 64-66 (425 Eng.) 2-4 Bbl.1367542 1 .41 SCREW, (Carter)
 66 All exc. 425 Eng. (2-4
 Bbl.) Frt.1470451 2 .82 SCREW, (Carter)
 67 340 Eng. (4 Bbl.)1470451 2 .82 SCREW, (Carter)

3.823 SPRING, CARB. IDLE ADJUST.

53-61 All 4 Bbl.563887 AR .15 SPRING (Carter 61-84).
 55-58 50-60-70-700.7003190 2 .09 SPRING, needle (Rochester) —
 59-60 46-47-4800.7011479 .09 SPRING (Rochester).
 61 All V-8 exc. 4400 4 Bbl.7011479 .09 SPRING, idle needle (Rochester)
 62 All V-8.7011479 .09 SPRING, idle needle (Rochester)
 63 40-4100 V-6.7011479 .09 SPRING, idle needle (Rochester)
 63 40-41-4300 V-8 2 Bbl.7003190 .09 SPRING, idle needle (Rochester)
 63 40-41-4300 V-8 4 Bbl.7011479 .09 SPRING, idle needle (Rochester)
 63 4400 2 Bbl.7011479 .09 SPRING, idle needle (Rochester)
 63 44-46-47-4800 4 Bbl.
 (401 Eng.) exc. 4
 Speed.7011479 .09 SPRING, idle needle (Rochester)
 63 44-46-47-4800 4 Bbl.563887 .15 SPRING, idle adjmt. screw (Carter)
 64-65 All V-6 (1 Bbl.)7003190 .09 SPRING (Rochester).
 64 All V-8.7011479 .09 SPRING (Rochester).
 64 46-47-4800 (401 Eng.)563887 .15 SPRING, idle adjmt. screw (Carter)
 64 46-47-4800 A.T. (425
 Eng.) 1-4 Bbl. Carb.563887 1 .15 SPRING, idle adjmt. screw (Carter).
 64-66 (425 Eng.) 2-4 Bbl.-Rr.1470460 1 .20 SPRING, carb. idle air adjr. screw (Carter)
 65 Special-LeSabre V-8 (2
 Bbl.)7011479 2 .09 SPRING (Rochester).
 66 400 H.P. Eng. A.T. less
 A.C, 425 Eng.7011479 2 .09 SPRING (Rochester).
 65-66 S.T. 400 (401 Eng.) less
 A.I.R.7011479 2' .09 SPRING (Rochester).
 65 All.563887 2 .15 SPRING, idle adjmt. screw (Carter).
 66 30-40-5000 (2 Bbl.)7011479 1 .09 SPRING (Rochester).
 66 All exc. 425 Eng. (2-4
 Bbl.) Frt.563887 2 .15 SPRING, idle adjmt. screw (Carter).
 67 All.7011479 2 .09 SPRING, idle needle (Rochester).
 67 340 Eng. (4 Bbl.)563887 2 .15 SPRING, idle adjmt. screw (Carter).

3.825 BALL—GUIDE—SPRING, CARBURETOR PUMP DISCHARGE (ROCHESTER)

55-72 All as Req.7002117 1 .05 BALL, (Rochester) also used 2.7 60-4.169-8.899-
 10.150-1 1.255).
 55-63 50-60-70-700.7003838 1 .19 GUIDE, (Rochester).
 61-65 Special-Skylark-LeSabre
 (2 Bbl.)7000286 .07 GUIDE, (Rochester)
 64-65 All V-6 (1 Bbl.)7003838 .19 GUIDE, (Rochester)
 64 40-41-42-43-4400 V-8 (4
 Bbl.)7003838 .19 GUIDE, (Rochester)
 64-66 T.H. 400 (401 Eng.) Less
 A.I.R.7003838 .19 GUIDE, (Rochester)
 66-67 225-300-340 Eng.-2 Bbl.7000286 .07 GUIDE, (Rochester)
 66 400 H.P. Eng. A.T. Less
 A.C, 425 Eng.7029849 .69 PLUG, disch. ball (Rochester).
 67 400-430 Eng.7029849 .69 PLUG, pump disch. ball (Rochester)
 55-67 All as Req.7002118 .26 SPRING, disch. ball (Rochester) —

3.825 NEEDLE, CARBURETOR CHECK VALVE (CARTER)

41-49	All.....	7000711	1	.46	NEEDLE (Carter 17-51).....
50-51	All.....	1438299	1	.38	NEEDLE, valve to float chamber body (Carter 17-50)
52-54	40-50.....	1438299	1	.38	NEEDLE, valve to float chamber body (Carter 17-50)
55	40 Carb. 2079S.....	1438299	1	.38	NEEDLE, valve to float chamber body (Carter 17-50)
54-65	All (4 Bbl.).....	7000711	1	.46	NEEDLE (Carter).....
66	425 Eng. (2-4 Bbl.).....	7000711	1	.46	NEEDLE (Carter).....
67	340 Eng. (4 Bbl.).....	7000711	1	.46	NEEDLE (Carter).....

3.826 BALL—CHECK, CARBURETOR PUMP INLET CHECK

39-59	All.....	1875237	1	.15	BALL, (Carter 116-113) .
55-67	All as Req.....	7002120	1	.05	BALL, (Rochester).....
59-60	All 4 Bbl.....	7013735	1	.67	CHECK (3.862).....
61-64	44-46-4800 4 Bbl.....	7013735	1	.67	CHECK (Carter)—(3.862)
65-67	All.....	7013735	1	.67	CHECK (Carter)—(3.862)

3.838 PUMP, CARBURETOR (ROCHESTER)

57-60	All (4 Bbl.).....	7012417		3.95	PUMP, (Rochester)
61-62	All (2 Bbl.).....	7031824		2.92	PUMP, (Rochester)
61	40-41-4300 (4 Bbl.).....	7022888		3.13	PUMP, (Rochester)
61	46-47-4800.....	7012417		3.95	PUMP, (Rochester)
62	40-41-43-4400 (4 Bbl.) ..	7022888		3.13	PUMP, (Rochester)
62	4400 (2 Bbl.).....	7016475		3.13	PUMP, (Rochester)
62	44-46-4800 (4 Bbl.) ..	7012417		3.95	PUMP, (Rochester)
63	40-4100 V-6.....	7031824		2.92	PUMP (Rochester)
64-65	300 Eng. (2 Bbl.).....	7031824		2.92	PUMP (Rochester)
63	40-41-4300 V-8 (4 Bbl.) .	7022888		3.13	PUMP, (Rochester)
63	4400 (2 Bbl.).....	7016475		3.13	PUMP (Rochester)
63	44-46-47-4800 4 Bbl. (401 Eng.) exc. 4-Spd.	7012417	1	3.95	PUMP, [Rochester]
63	40-41-4300 V-8 (2 Bbl.)	7031824	1	2.92	PUMP, [Rochester]
64	40-41-43-4400 V-8 (4 Bbl.).....	7022888	1	3.13	PUMP, (Rochester)
64	46-47-4800 A.T. (401 Eng.).....	7012417		3.95	PUMP, (Rochester)
65-66	T.H. 400 (401 Eng.) Less A.I.R.....	7031815		3.95	PUMP,, (Rochester)
66	30-40-5000 (2 Bbl.).....	7031824		2.92	PUMP,, (Rochester)
66	400 H.P. Eng. A.T. Less A.C, 425 Eng.....	7032811		3.13	PUMP,, (Rochester)
67	225-300-340 Eng.....	7031824		2.92	PUMP,, (Rochester)
67	400-430 Eng.....	7032811	1	3.13	PUMP,, (Rochester)

NOTE For model years after 1967 refer to carb. listings Grp. 3 725.

3.838 PLUNGER, CARBURETOR PUMP (ROCHESTER)

64-65	All V-6 C.T. (1 Bbl.)	7027806	1	3.13	PLUNGER, (Rochester).....
64-65	All V-6 S.T. 300 (1 Bbl.)	7028767	1	3.13	PLUNGER, (Rochester).....
55-56	50-60-70.....	7003242	1	.09	CLIP, rod spg.-lwr. (Rochester) (also used 3.843)

3.838 PLUNGER AND ROD- -SPRING, CARBURETOR PUMP (CARTER)

57-60	All (4 Bbl.).....	1172261		3.90	PLUNGER, ROD & SPRING, (Carter 64-209S)
61-63	44-46-47-4800 (4 Bbl.) ..	7012745		4.5 1	PLUNGER, ROD & SPRING, (Carter) .
64	46-47-4800.....	7012745		4.5 1	PLUNGER, ROD & SPRING, (Carter)
65	All.....	1180436		3.74	PLUNGER, ROD & SPRING, (Carter) .
65	425 Eng. (2-4 Bbl.) exc. C.T. 3-Spd.....	7013361		4.5 1	PLUNGER, ROD & SPRING, (Carter) .
66	All exc. 425 Eng. (2-4 Bbl.) Frt.....	1180436		3.74	PLUNGER, ROD & SPRING, (Carter)
66	425 Eng. (2-4 Bbl.).....	7013361		4.5 1	PLUNGER, ROD & SPRING, (Carter) .
67	340 Eng. (4 Bbl.).....	1180436		3.74	PLUNGER, ROD & SPRING, (Carter) .
64	46-47-4800 (425 Eng.) 2-4 Bbl. Carb.-Frt.....	1341648		.30	SPRING, pump lwr. (Carter) .
65	30-40-5000.....	1341648		.30	SPRING, pump lwr. (Carter) .
65	T.H. 400 (401 Eng.).....	1341648		.30	SPRING, pump lwr. (Carter) .
65	T.H. 400 (425 Eng.) 1-4 Bbl.....	1341648		.30	SPRING, pump lwr. (Carter) .
65	425 Eng. (2-4 Bbl.) exc. C.T. 3-Spd.....	1372402		.40	SPRING, pump lwr. (Carter) .
66	30-40-5000 V-8 (340 Eng.).....	1341648		.30	SPRING, pump lwr. (Carter).....
66	400-401 Eng. C.T.-A.I.R. .	1341648		.30	SPRING, pump lwr. (Carter).....
66	400-401 Eng. A.T.....	1341648		.30	SPRING, pump lwr. (Carter).....
66	425 Eng. (2-4 Bbl.).....	1372402		.40	SPRING, pump lwr. frt. (Carter) ..
57-67	All as Req.....	7011176		.15	SCREW, pump arm atch. (Carter)
67	340 Eng. (4 Bbl.) A.T. ...	1341648		.30	SPRING, pump lwr. (Carter).....

3.838 PISTON AND LINK CARBURETOR PUMP

60	4400 A.T. 2 Bbl.1195304	1	2.67	PISTON & LINK, (Stromberg)
61	4400 (2 Bbl.)1195304	1	2.67	PISTON & LINK, (Stromberg)

3.838 BOOT, CARBURETOR PUMP

59-63	All (4 Bbl.)7006372	1	.26	BOOT (Rochester) also used 3.843
64-66	401 Eng. (T.H. 400) less A.I.R.7006372	1	.26	BOOT (Rochester) also used 3.843

3.841 SCREEN—SPRING—RETAINER, CARBURETOR PUMP INLET

55-62	All (4 Bbl.)7001604	1	.36	SCREEN
61-63	4400 (2 Bbl.)7004557	1	.36	SCREEN, pump inlet (Rochester) ..
63	40-41-4300 V-8 (4 Bbl.)7001604	1	.36	SCREEN, pump inlet (Rochester) ..
63	44-46-47-4800 4 Bbl. (401 Eng.) exc. 4- Speed7001604		.36	SCREEN, pump inlet (Rochester)
64-65	300 Eng. (2 Bbl.)7004557		.36	SCREEN, pump inlet (Rochester)
64	40-41-42-43-4400 V-8 (4 Bbl.)7001604	1	.36	SCREEN, pump inlet (Rochester)
64-66	All T.H. 400 (401 Eng.) less A.I.R.7001604	1	.36	SCREEN, pump inlet (Rochester)
66-67	225-300-340 Eng.-2 Bbl.7004557	1	.36	SCREEN, pump inlet (Rochester)
All	All as req.836159	AR	.07	RETAINING SPRING (spring steel wire) (also used 2.698-3.762-3.765-3.843-4.045-4.054-4.060- 8.934)
55-66	All (4 Bbl.)7001605		.08	RETAINER, screen
67	225-300-340 Eng. (2 Bbl.)1875293		.07	CLIP, rod to throttle lvr. (Rochester)

3.841 SPRING, CARBURETOR PUMP RETURN (ROCHESTER)

59-64	All (4 Bbl.)7008694		.19	SPRING, return (Rochester)
61-67	All (2 Bbl.)7002101		.26	SPRING, return (Rochester)
64-65	All V-6 (1 Bbl.)7005954		.19	SPRING, return (Rochester)
64-66	401 Eng. (T.H. 400) less A.I.R.7008694	1	.19	SPRING, return (Rochester)
66	400 H.P. Eng. A.T. less A.C, 425 Eng.7004597		.33	SPRING (Rochester)
67	400-430 Eng.7004597		.33	SPRING (Rochester)

3.842 SHAFT AND LEVER, CARBURETOR PUMP OPERATING (ROCHESTER)

59-61	All (4 Bbl.)7013143	1	.87	SHAFT & LEVER (Rochester)
61-63	40-41-4300 (2 Bbl.)7017506	1	.87	SHAFT & LEVER (Rochester)
62	44-46-4800 (4 Bbl.)7013143	1	.87	SHAFT & LEVER (Rochester)
63	44-46-47-4800 4 Bbl. (401 Eng.) exc. 4- Speed7013143	1	.87	SHAFT & LEVER (Rochester)
64-65	300 Eng. (2 Bbl.)7017506	1	.87	SHAFT & LEVER (Rochester)
64-66	T.H. 400 (401 Eng.) less A.I.R.7013143		.87	SHAFT & LEVER (Rochester)
66	30-40-5000 (2 Bbl.) less A.I.R.7017506		.87	SHAFT & LEVER (Rochester)
66	30-40-5000 (2 Bbl.) A.I.R.7036764		.15	SHAFT & LEVER (Rochester) ...
67	225-300-340 Eng.-2 Bbl.7036764		.15	SHAFT & LEVER (Rochester) ...
61-67	All (2 Bbl.)7032377		.69	LEVER, pump inside (Rochester)
67	400-430 Eng.7037309			LEVER, actuating (Rochester) ...
66	400 H.P. Eng. A.T. less A.C, 425 Eng.7037309			LEVER, actuating (Rochester)
64	40-41-42-43-4400 V-8 2 Bbl.131963	1	.12	SCREW, carb. pump lvr. (Rochester)—(8.907) ...
66	300-340 Eng.131963	1	.12	SCREW, carb. pump lvr.-Rochester used on prod, carbs. 7026046-7026047-7026144-7026145- 7036046-7036048-7036144—(8.907)
66-67	225-300-340 Eng.131963		.12	SCREW, lvr. (Rochester)—(8.907)
55-62	All (4 Bbl.)7007616		10/.30	CLIP, shaft & lvr. (Rochester)
63	44-46-47-4800(401 Eng.)7007616		10/.30	CLIP, shaft & lvr. (Rochester)
64-66	401 Eng. (T.H. 400) less A.I.R.7007616		10/.30	CLIP, shaft & lvr. (Rochester)
61-63	40-41-4300 (4-Bbl.)149505		.10	CLIP, pump lvr. (Rochester)—(8.934)
64	40-41-42-43-4400(4- Bbl.)149505		.10	CLIP, pump lvr. (Rochester)—(8.934)
67	30-40-5000 (2-Bbl.)7019568		.29	WASHER (between air horn & pump arm) (Rochester) (also used 3.752)

3.843 ROD—LINK, CARBURETOR PUMP (CARTER)

61-67	All (4 Bbl.)	1360008		.36	ROD, throttle conn. (Carter)—(3.762)
57-66	All (4 Bbl.)	7015137		.15	LINK, conn. (Carter)
67	340 Eng. (4 Bbl.)	7015137		.15	LINK, conn. (Carter)

3.843 BOOT—ROD—CLIP, CARBURETOR PUMP (ROCHESTER)

55-63	All (4 Bbl.)	7006372	1	.26	BOOT (Rochester)—(3.838) ...
64-66	All T.H. 400 (401 Eng.)				
	less A.I.R.	7006372	1	.26	BOOT (Rochester)—(3.838) ...
59-63	All (4 Bbl.)	7013140	1	.54	ROD, actuating lvr. (Rochester)
64-66	All T.H. 400 (401 Eng.)				
	less A.I.R.	7013140	1	.54	ROD (Rochester)
65-67	225-300-340 Eng.-2 Bbl.	7034564	1	1.28	ROD (Rochester)
66	400 H.P. A.T. less A.C., 425 Eng.	7032716	1	1.23	ROD (Rochester)
67	400-430 Eng.	7032716	1	1.23	ROD (Rochester)
64-65	All V-6 (1 Bbl.)	7029787	1	.62	LINK (Rochester)
59	All 4 Bbl.	836159	1	.07	SPRING, actuating lvr—(3.841)
55-56	50-60-70.	7003242	1	.09	CLIP, rod spg.-lwr. (Rochester)—(3.838)
55-57	All 4 Bbl.	7003137	1	.09	CLIP, rod spg.-upr. (Rochester)—(3.752)
62-63	4400 2 Bbl.	7003137	1	.09	CLIP, pump rod spg.-upr. (Rochester)—(3.752)

3.843 PIN, COUNTERSHAFT SPRING (CARTER)

57-58	50-60-70-700.	1 180909		.10	PIN (Carter)
59	44-46-47-4800 (4 Bbl.)				
	1st Type.	1 180909		.10	PIN (Carter)

3.844 HOUSING—GASKET, CARBURETOR PUMP (CARTER)

57-64	All (4 Bbl.)	1179293		2.67	JET 8. HOUSING (Carter)
65	225-300 Eng.	1470452		3.33	JET 8. HOUSING (Carter)
65	T.H. 400 (401-425 Eng.)				
	1-4 Bbl.	1470452		3.33	JET 8. HOUSING (Carter)
65	400 Eng. A.T.	1179293		2.67	JET 8. HOUSING (Carter)
65	425 Eng. (2-4 Bbl.) Frt.	1179293		2.67	JET 8. HOUSING (Carter)
65	T.H. 400 (425 Eng.) 2-4				
	Bbl.-Rr.	1179293		2.67	JET 8. HOUSING (Carter)
65	Wildcat C.T. (401 Eng.)	1179293		2.67	JET 8. HOUSING (Carter)
65	Wildcat exc. C.T. 3- Speed (425 Eng.) 2-4				
	Bbl.-Frt.	1179293		2.67	JET 8. HOUSING (Carter)
65	Wildcat C.T. 4-Speed (425 Eng.) 1-4 Bbl.	1179293		2.67	JET 8. HOUSING (Carter)
65	Wildcat C.T. 4-Speed (425 Eng.) 2-4 Bbl.-Rr.	1179293		2.67	JET 8. HOUSING (Carter)
66	340-401 Eng. A.T. less A.I.R.	1470452		3.33	JET 8. HOUSING (Carter)
66-67	340 Eng. A.T. less A.I.R.	1470452		3.33	JET 8. HOUSING (Carter)
66-67	30-4000 C.T. (340 Eng.) less A.I.R.	1179293		2.67	JET 8. HOUSING (Carter)
66	400 Eng. less A.I.R.	1179293		2.67	JET 8. HOUSING (Carter)
66	400 Eng. (S.T. 300) A.I.R. less H.P.	1379996		1.54	JET 8. HOUSING (Carter)
66	340-401 Eng. A.T.-A.I.R.	1379927		1.38	JET 8. HOUSING (Carter)
66	400-401 Eng. C.T.-A.I.R.	1379927		1.38	JET 8. HOUSING (Carter)
66	425 Eng. (2-4 Bbl.)	1179293		2.67	JET 8. HOUSING, frt. & rr. (Carter)
67	30-4000 A.T. (340 Eng.) 4 Bbl. A.I.R.	1379927		1.38	JET & HOUSING (Carter)
66	All A.I.R.	3889750		.30	GASKET, jet hsg. (Carter)
67	30-4000 (340 Eng.) 4 Bbl. A.T.-A.I.R.	3889750		.30	GASKET, jet hsg. (Carter)
67	5000 A.I.R. (4 Bbl.)	3889750		.30	GASKET, jet hsg. (Carter)

3.845 ARM, CARBURETOR PUMP

61-67	All (4 Bbl.)	1470466		.46	ARM (Carter)
-------	--------------	---------	--	-----	--------------

3.852 KIT—VALVE—SHIELD, CARBURETOR IDLE VENT (ROCHESTER)

66	30-40-5000 (2 Bbl.) A.I.R.	7012252	1	.75	
67	225-300-340 Eng. 2 Bbl.	7012252	1	.75	
66	400 H.P. Eng. A.T. less A.C., 425 Eng.	7031423	1	.81	KIT (Rochester)
67	400-430 Eng.	7031423	1	.81	KIT (Rochester)
66	30-40-5000 (2 Bbl.) A.I.R.	7029993	1	.29	VALVE (Rochester)
66	400 H.P. Eng. A.T. less A.C., 425 Eng.	7029993	1	.29	VALVE (Rochester)
67	225-300-340 Eng.-2 Bbl.	7029993	1	.29	

67	400-430 Eng.	7029993	1	.29	VALVE (Rochester)
66	30-40-5000 (2 Bbl.) A.I.R.	7012835	1	.50	SHIELD (Rochester)
67	225-300-340 Eng.-2 Bbl.	7012835	1	.50	SHIELD (Rochester)
66-67	All.	7012548	1	.09	SCREW (Rochester)
3.858 PISTON—PLATE, CARBURETOR STEP—UP (CARTER)					
60-67	All (4 Bbl.)	1195596	AR	.82	PISTON (Carter)
57-67	All (4 Bbl.)	7011173	AR	.30	PLATE, step-up piston cvr. (Carter)
57-67	All (4 Bbl.)	3889745	2	.10	SCREW, piston cvr. plate atch. (Carter)
3.858 PACKAGE, CARBURETOR STEP-UP ROD AND JET (CARTER)					
63-64	44-46-47-4800 A.T. 4 Bbl. (401 Eng.)	1360021		1.74	PACKAGE (Carter)
63	44-46-4800 C.T.	1360268		1.59	PACKAGE (Carter)
63	46-4700 A.T. (425 Eng.) .	1360020		1.74	PACKAGE (Carter)
63	46-47-4800 A.T. (425 Eng. 1-4 Bbl. Carb.)	1360020		1.74	PACKAGE (Carter)
65	Wildcat-Electra-Riviera T.H. 400 (425 Eng.) 1- 4 Bbl.	1360020		1.74	PACKAGE (Carter)
65-66	400-401 Eng. A.T. less A.I.R.	1360021		1.74	PACKAGE (Carter)
66	4600 less A.I.R.	1360020		1.74	PACKAGE (Carter)
64	4600 C.T.	1360268		1.59	PACKAGE (Carter)
64	46-47-4800 (425 Eng.) 2-4 Bbl. Carb.	1368240		2.46	PACKAGE, frt. (Carter)
64-66	T.H. 400 (425 Eng.) 2-4 Bbl.	1368241		2.36	PACKAGE, rr. (Carter) .
65	300 Eng. (4 Bbl.)	1375484		1.54	PACKAGE, alt. (Carter)
65	425 Eng. (2-4 Bbl.)	1368240		2.46	PACKAGE, frt. (Carter)
65	Wildcat exc. C.T. 3- Speed (425 Eng.) 2-4 Bbl.	1368240		2.46	PACKAGE, frt. (Carter)
65	Wildcat C.T. (401 Eng.) . .	1360268		1.59	PACKAGE (Carter)
65	Wildcat C.T. 4-Speed (425 Eng.) 1-4 Bbl.	1360268		1.59	PACKAGE (Carter) . . .
65	400 Eng. C.T.	1360268		1.59	PACKAGE (Carter) . . .
65-66	425 Eng. 2-4 Bbl. A.T. . . .	1368241		2.36	PACKAGE, rr. (Carter)
66	340 Eng. less A.I.R.	1375484		1.54	PACKAGE (Carter) . . .
66	400-401 Eng. C.T. less A.I.R.	1360268		1.59	PACKAGE (Carter)
66	425 Eng. (2-4 Bbl.)	1368240		2.46	PACKAGE, frt. (Carter)
67	340 Eng. (4 Bbl.) less A.I.R.	1375484		1.54	PACKAGE (Carter)
3.858 ROD, CARBURETOR STEP—UP (CARTER)					
61	4400 4 Bbl. Carb. 3088S, 46-47-4800	1348859	2	.62	ROD, std. (Carter)
62	44-46-4800 4 Bbl.	1348859	2	.62	ROD, std. (Carter)
63	44-46-4800 C.T. 4 Bbl. . . .	1360006	2	.46	ROD, (std.) Carter
63	44-46-47-4800 4 Bbl. (401 Eng.) exc. 4- Speed.	1360006	2	.46	ROD (Carter)
63-64	46-4700 A.T. 1-4 Bbl. (425 Eng.)	1348859	2	.62	ROD, std. (Carter)
64-65	S.T. 400 (425 Eng.) 1-4 Bbl.	1348859	2	.62	ROD, std. (Carter)
64	46-47-4800 (425 Eng.) 2-4 Bbl. Carb.-Frt.	1367538	2	.46	ROD, std. (Carter)
64	46-47-4800 (425 Eng.) 2-4 Bbl. Carb.-Rr.	1360006	2	.46	ROD, std. (Carter)
65	300 Eng. (4 Bbl.)	1372652	2	.56	ROD, std. (Carter)
65	400 Eng.	1360006	2	.46	ROD, std. (Carter)
65	S.T. 400 (401 Eng.)	1360006	2	.46	ROD, std. (Carter)
65	425 Eng. (2-4 Bbl.) Frt.- exc. C.T. 3-Speed.	1367538	2	.46	ROD, std. (Carter)
65	S.T. 400 (425 Eng.) 2-4 Bbl.-Rr.	1360006	2	.46	ROD, std. (Carter)
65	Wildcat C.T. 4-Speed (425 Eng.) 1-4 Bbl.	1360006	2	.46	ROD, std. (Carter) . . .
66	425 Eng. (2-4 Bbl.)	1360006	2	.46	ROD, std. rr. (Carter)
66	400-401 Eng. less A.I.R. . .	1360006	2	.46	ROD, std. (Carter) . . .
66	425 Eng. (2-4 Bbl.) Frt. . .	1367538	2	.46	ROD, std. (Carter) . . .
66	340 Eng.-A.I.R.	1372652	2	.56	ROD, std. (Carter) . . .
65	Wildcat C.T. (401 Eng.) . . .	1360006	2	.46	ROD, std. (Carter) . . .
66	400-401 Eng. A.I.R.	1378160	2	.46	ROD (Carter)
66	340 Eng. A.T.-A.I.R.	1378161	2	.46	ROD (Carter)

67	30-4000 C.T. 340 Eng. (4 Bbl.)1381953	1.79	ROD, std. (Carter)
67	340 Eng. (4 Bbl.) A.T. less A.I.R.1372652	.56	ROD, std. (Carter)
67	30-4000 (340 Eng.) 4 Bbl. A.T.-A.I.R.1378161 2	.46	ROD (Carter)
67	5000 (4 Bbl.) A.I.R.1378161 2	.46	ROD (Carter)
57-67	All (4 Bbl.)7011170 AR	.56	SPRING, rod ret. (Carter)—(3.8 10)
3.858 PISTON—VALVE—GASKET, CARBURETOR POWER VALVE (ROCHESTER)				
59	46-47-48007011947	.65	PISTON (Rochester)
61	40-41-4300 2 Bbl.7006323	.69	PISTON (Rochester)_____
61	4400 2 Bbl.7006323	.69	PISTON, alt. (Rochester)
62-63	V-67009718	.69	PISTON (Rochester)
62-63	All V-8 (2 Bbl.)7006323	.69	PISTON (Rochester)
63	40-41-4300 V-8 4 Bbl.7025738	.60	PISTON (Rochester)
63	44-46-47-4800 4 Bbl. (401 Eng.) exc. 4-Speed7025738	.60	PISTON (Rochester)
64-65	All V-6 (1 Bbl.)7010002	1.28	PISTON (Rochester)
64-65	300 Eng. (2 Bbl.)7006323	.69	PISTON (Rochester)
64	40-41-4 2-43-4400 V-8 4 Bbl.7025738	.60	PISTON (Rochester)
64-66	T.H. 400 (401 Eng.) less A.I.R.7025738	.60	PISTON, std. (Rochester)
64-66	30-40-5000 (2 Bbl.)7006323	.69	PISTON (Rochester)
66	400 H.P. Eng. A.T. less A.C, 425 Eng.7032979	2.20	PISTON (Rochester)
67	V-67006323	.69	PISTON (Rochester)
67	300-340 Eng. (2 Bbl.) C.T. less A.I.R.7006323	.69	PISTON (used on prod. carb. 7027044) (Rochester)
67	300-340 Eng. (2 Bbl.) S.T. 300 less A.I.R.7006323	.69	PISTON (used on prod. carb. 7027044) (Rochester)
67	300 Eng. A.T. (2 Bbl.) A.I.R.7035603	1.54	PISTON (Rochester)
67	300-340 Eng. (2 Bbl.) S.T. 300 less A.I.R.7035603	1.54	PISTON (used on prod. carb. 7037034) .
67	400-430 Eng. (4 Bbl.)7032979	2.20	PISTON (Rochester)
NOTE For model years after 1967 refer to carb. listing Grp. 3.725.				
56	50-60-707009349	1.64	VALVE (Rochester)
57-63	All (4 Bbl.)7010918	1.64	VALVE
61	4400 (2 Bbl.)7010918	1.64	VALVE (Rochester)
61-63	40-41-4300 V-8 (2 Bbl.)7006331	1.64	VALVE (Rochester)
62-63	4400 (2 Bbl.)7011989	1.64	VALVE (Rochester)
64-65	All V-6 (1 Bbl.)7026961	.60	VALVE (Rochester)
64-65	300 Eng. (2 Bbl.)7006331	1.64	VALVE (Rochester)
64	40-41-42-44-4400 V-8 (4 Bbl.)7010918	1.64	VALVE (Rochester)
64-66	T.H. 400 (401 Eng.) less A.I.R.7010918	1.64	VALVE (Rochester)
66-67	225-300-340 Eng.-2 Bbl.7006331	1.64	VALVE (Rochester)
55-62	All7019535 AR	.09	GASKET, pwr. valve (Rochester) also used 3.814
63	40-41-43007019535	.09	GASKET, pwr. valve (Rochester) also used 3.814
64	All V-87019535	.09	GASKET, pwr. valve (Rochester) also used 3.814
65	300 Eng. (2 Bbl.)7019535	.09	GASKET, pwr. valve (Rochester) also used 3.814
65	T.H. 400(401 Eng.)7019535	.09	GASKET, pwr. valve (Rochester) also used 3.814
3.858 GASKET, CARBURETOR NEEDLE & SEAT (ROCHESTER)				
61	4400 (2 Bbl.)7019535 AR	.09	GASKET (Rochester)
61	All exc. 44007019535 AR	.09	GASKET (Rochester)
62	44-46-48007019535 AR	.09	GASKET (Rochester)
63	40-41-43007019535 AR	.09	GASKET (Rochester)
63	4400 (2 Bbl.)7019535 1	.09	GASKET (Rochester)
63	44-46-47-4800 (4 Bbl.) (401 Eng.) exc. 4-Speed7019535 2	.09	GASKET (Rochester)
3.858 RETAINER, CARBURETOR POWER PISTON (ROCHESTER)				
66	400 H.P. Eng. A.T. less A.C, 425 Eng.7034339 1	.19	RETAINER (Rochester)
67	400-430 Eng.7034339 1	.19	RETAINER (Rochester)
3.859 SPRING, CARBURETOR VACUUM PISTON (CARTER)				
54-67	All 4 Bbl.7000751 AR	.15	SPRING (Carter 61-259)
3.859 SPRING, CARBURETOR POWER PISTON (ROCHESTER)				
59	46-47-48007011957 1	.26	SPRING (Rochester)
64-65	All V-6 C.T. (1 Bbl.)7002366 1	.26	SPRING (Rochester)

65	All V-6 S.T. 300 (1 Bbl.)	7002071	1	.26	SPRING (Rochester)
66	400 H.P. Eng. A.T. less A.C, 425 Eng.	7011957	1	.26	SPRING (Rochester)
67	400-430 Eng.	7011957	1	.26	SPRING (Rochester)
3.862 CHECK, CARBURETOR PUMP INTAKE BALL					
59-67	All 4 Bbl.	7013735	1	67	CHECK (Carter) (also used 3.826)
3.880 TUBE—CLAMP, CRUISE MASTER					
64-65	All	1599451	1	.83	TUBE, vac. supply
63-66	All	1599227	1	1.66	TUBE, release
66	50-60-8000	1599451	1	.83	TUBE, vac. supply
66-67	9000	1599430	1	1.21	TUBE, vac. supply
67	50-60-8000	1599443	1	.74	TUBE, vac. supply
68-69	All V-8	6467956	1	1.54	TUBING (cut to fit)
63-67	All	1598472	1	.17	CLAMP, hose-vac. supply at conn
65-67	50-60-80-9000	2494772	1	.48	CLAMP, cruise release hose to pwr. unit—(1.166)
67	5000 S.T.300	1376790	1	.87	OCTAL PLUG, jpr.
3.883 VALVE, CRUISE RELEASE					
71-73	All V-8 A.T.	6465213	1	4.51	VALVE, cruise release
3.883 SWITCH—BUTTON, CRUISE MASTER					
66-67	50-60-80-9000	1598687	1	4.13	SWITCH, slide
69-72	All	6465869	1	2.28	BUTTON, cruise master switch (in dir. sig. lvr.) (also used 2.897 & 4.006)
3.885 BRACKET, CRUISE RELEASE SWITCH					
64-65	Riviera	1598682	1	.90	BRACKET
66	All	1598682	1	.90	BRACKET
66	All	1373670	1	.62	BRACKET, cruise release brk. switch
3.885 HOUSING, CRUISE MASTER					
65	50-60-8000 (w/Trip Odometer)	6408781	1	.89	HOUSING (9.761)
3.885 SWITCH & TUBING—PULLEY & BRACKET, CRUISE RELEASE					
63-67	All exc. Special-Skylark- G.S.	1598522	1	7.55	SWITCH & TUBING, cruise release
64-66	All	1598447	1	2.12	PULLEY & BRACKET
63-65	All	457008	1	.05	PIN, spec. spg. (—WF" x V/i")
66	50-60-8000	9416147	1	.15	PIN, spec. spg. (2/16" x 2.00)
66	9000	273863	1	.12	PIN, pressed into brk. pedal arm asm. to cruise release switch
63-67	All	6465343	1	.46	CHAIN, ball
68-70	50-60-8000	6465343	1	.46	CHAIN, power unit ball
68-70	30-4000	6465476	1	.56	CHAIN, power unit ball
68-70	9000	6465302	1	.56	CHAIN, power unit ball
72	All	6465959	1	1.28	CHAIN
63-67	All	1362705	1	.20	RETAINER, cruise release lvr.
3.885 SWITCH—LENS, ENGAGEMENT (CRUISE MASTER)					
63	44-46-47-4800 2nd Type	1598574	1	4.56	SWITCH, green filter (incl. hsg.)
63	44-46-47-4800 2nd Type	1598575	1	1 1.05	SWITCH, engagement (incl. brkt., button & green filter)
64	44-46-47-4800	1598575	1	1 1.05	SWITCH, engagement (incl. brkt. & button green filter)
65	50-60-8000	1598743		4.98	SWITCH, engagement
65	9000	1598574		4.56	SWITCH, engagement
65	9000	1598575		1 1.05	SWITCH, engagement (incl. brkt. & button green filter)
68	30-4000 V-8	1384993		12.80	SWITCH, cruise release brk.
68	50-60-8000	6465401		6.95	SWITCH, cruise release
68	All V-8	1394338		3.49	SWITCH, cruise master
68	9000	1598522		7.55	SWITCH & TUBING, cruise release
69	30-4000 V-8	1231084		3.90	SWITCH, cruise master
69	50-60-80-9000	6465868		27.08	SWITCH & LEVER, cruise master & dir. signal—(2.897)
69	All exc. 9000	1230471		10.75	SWITCH, cruise release brake
69	9000	1230472		14.35	SWITCH, cruise release brake
70	All	1230471		10.75	SWITCH, cruise release brk.
70	All	6465868		27.08	SWITCH & LEVER, cruise master & dir. signal—(2.897)
71	All V-8 A.T.	9794682		3.59	SWITCH, cruise release—(3.887)
71-73	All	6465661		15.65	SWITCH & LEVER, cruise master—(2.897)
68-70	30-4000 V-8	1380103		.92	BRACKET, release brake switch
67-68	50-60-80-9000	1379749		.67	BRACKET, cruise release brk. switch
69-70	50-60-80-9000	1387736		.72	BRACKET, release brake switch

68-70	All	1362705	1	.20	RETAINER, release switch lever
68-69	30-4000	6457438	2	.21	NUT, cruise master switch to instrument panel housing (also used 9.778-12.195-14.483)
68-70	30-4000	9424876	1	.15	PIN, pressed into brake pedal arm (7/16" x 2")
68		9425143	1	.15	PIN, brk. pedal arm to cruise release switch
69-70	50-60-8000	9425143	1	.15	PIN, cruise release switch in brake pedal arm (y ₁₆ " x 3")
69-70	9000	9428680	1	.13	PIN, cruise release switch in brake pedal arm
69	30-4000	502306	1	.05	WASHER, power unit & bracket to cylinder head—(6.606)
71	30-4000	1361699	1	.15	CLIP, cruise release switch to release switch mtg. brkt—(2.447)
3.885 CABLE & HOOD, CRUISE LIGHT					
68-70	All	6297307	1	2.87	CABLE & HOOD (also used 9.778)
68-69	All	1384715	1	3.49	RELAY, lamp
3.885 BALL STUD & SWIVEL, CRUISE MASTER					
67	50-60-8000	1383012	1	2.00	BALL STUD & SWIVEL
67	9000	1382049	1	1.74	BALL STUD & SWIVEL
68	All V-8 Eng. A.T.	1382049	1	1.74	BALL STUD & SWIVEL
69-72	All V-8	1241090	1		BALL STUD & SWIVEL
3.885 REPAIR KIT, CRUISE MASTER					
63	44-46-47-4800	1396312	1	10.00	REPAIR KIT, cruise master
3.885 CUSHION, INSULATOR MOUNTING (CRUISE MASTER)					
65-67	50-60-80-9000	1598782	1	.19	CUSHION, noise isolator-mtg.
3.885 POWER UNIT, CRUISE MASTER					
66	50-60-8000	1598779		28.40	POWER UNIT
66-67	9000	6465346		32.60	POWER UNIT
67	50-60-8000 S.T. 400	6465175		36.45	POWER UNIT
68	30-4000 V-8	6465390		16.50	POWER UNIT
68	50-60-80-9000	6465142		1 1.80	POWER UNIT
69-70	All	6465480		12.50	POWER UNIT & COUPLING
69	30-4000	6465669		19.20	POWER UNIT, brkt. & tube
69	50-60-8000	6465670		19.80	POWER UNIT, brkt. & tube
69	9000	6465671		18.10	POWER UNIT, brkt. & tube
70	30-4000	6465956			POWER UNIT, brkt. & tube
70	50-60-8000	6465679		31.00	POWER UNIT, brkt. 8i tube
70	9000	6465680		19.40	POWER UNIT, brkt. & tube
71	All V-8 Eng	6465956			POWER UNIT, brkt. & tube
72	All V-8 Eng	6465958		20.45	POWER UNIT, bracket & tube
69	All	1598502		.51	COUPLING, pwr. unit
3.885 CAPACITOR, CRUISE MASTER					
66	50-60-8000	6465251		2.56	CAPACITOR (external)
66	9000	6465207		1.95	CAPACITOR (external)
3.885 LINK, CRUISE MASTER					
68	30-4000 V-8	1394308	1	8.00	LINK
68	30-4000 V-8	1383883	1	2.36	PIN, carb. lvr. to link
68	30-4000 V-8	1383911	2	.30	FASTENER, link to carb. lvr. & cruise unit
68	30-4000 Vac. Trunk Release & A.I.R.	1377069	1	A&	TEE, assms. in vac. hose (also used 3.751)
3.885 BRACKET—CONTROL—DIAPHRAGM, CRUISE MASTER POWER UNIT					
65	50-60-80-9000	1598780	1	95	BRACKET, pwr. unit
66	50-60-8000	1598780	1	.95	BRACKET, pwr. unit
66-67	9000	1598919	1	3.18	BRACKET
67	50-60-8000 S.T. 400	6465177	1	4.41	BRACKET
67	9000	1381024	1	1.54	BRACKET, mtg.
67	50-60-80-9000	1379749	1	.67	BRACKET, brk. switch
68-70	30-4000 V-8	6465362	1	3.74	BRACKET, power unit
68-70	50-60-8000	6465364	1	3.49	BRACKET & PULLEY, power unit
68-70	9000	6465366	1	3.43	BRACKET & PULLEY, power unit
68-70	All V-8	6465399	1	.83	CONNECTOR, tee (also used 2.760)
63-65	All	1598428	1	21.85	CONTROL HALF, pwr. unit
66-67	50-60-8000	1598428	1	21.85	CONTROL HALF
66-67	9000	6465025	1	20.50	CONTROL HALF
67	9000	6465202	1	41.00	CONTROL
65-67	50-60-80-9000	1598734	1	.76	COVER
63	44-46-47-4800	1598577	1	5.40	DIAPHRAGM
64	44-46-47-4800	1598678	1	4.46	DIAPHRAGM
65-67	50-60-80-9000	1598733	1	5.08	DIAPHRAGM
63-67	All	1598435	1	24	FILTER ELEMENT

66-67	50-60-8000 Safety Buzzer 8i Cruise Master.....	1598944		2.23	KNOB
66-67	9000.....	1598944		2.23	KNOB (also used 9.761).....
67	50-60-80-9000 T.H. 400.....	9425143		.15	PIN
68	30-4000 V-8.....	6465304		1.69	ROD , pwr. unit actuator.....
63-67	All.....	1598436		.15	SCREEN
66	50-60-8000.....	1598973		4.08	SHAFT , setting.....
66	9000.....	1598908		4.22	SHAFT , setting.....
63-65	All.....	1598511		.86	SHIELD
66-67	50-60-8000.....	1598511		.86	SHIELD
66-67	9000.....	6455023		2.12	SHIELD (9.735).....
65-67	50-60-80-9000.....	1598714		.51	SPRING
65-66	50-60-80-9000.....	1598815		1.86	FITTING , throttle.....
65-66	425 Eng. (2-4 Bbl.).....	1370246		.30	FITTING , assm. in vac. flange in rr. carb—(2.4 10)
66-67	50-60-80-9000 Cruise Master A.I.R. less A.C., Auto. Climate Control, Vac. Dr. Locks & Auto. Trunk Release.....	1377069	1	.49	TEE , assm. in vac. hose
66	50-60-80-9000 Cruise Master, A.C, Auto. Temp. Control, Vac. Dr. Locks & Auto. Trunk Release.....	3847085	1	.77	TEE , in vac. hose—(9.798)
66	50-60-80-9000 w/A.C., Auto. Temp. Control, Vac. Dr. Locks & Auto. Trunk Release less Cruise Master.....	3847085	1	.77	TEE , in vac. hose—(9.798)
67	30-4000 S.T. 300.....	1382110	1	2.56	ESCUTCHEON , cruise master .
3.885 TRANSDUCER, CRUISE MASTER					
68	All exc. 9000.....	6465434	1	50.75	TRANSDUCER , brkt. 8i tube.....
68	9000.....	6465435	1	50.75	TRANSDUCER , brkt. & tube.....
69	All.....	6465584	1	55.30	TRANSDUCER , less bracket (when using on 9000 also order 1-6465382-shield-3885).....
70-73	All.....	6465477	1	51.60	TRANSDUCER (less brkt.).....
69	9000.....	6465382	1	2.26	SHIELD , transducer.....
68	All exc. 9000.....	6465381	1	2.01	BRACKET , transducer.....
68-69	9000.....	6465380	1	3.69	BRACKET , transducer.....
69	30-4000.....	6465381	1	2.01	BRACKET , transducer.....
69	50-60-8000.....	6465464	1	2.97	BRACKET , transducer.....
70-71	50-60-8000.....	6465658	1	1.95	BRACKET , transducer.....
70-71	9000.....	6465659	1	3.36	BRACKET , transducer.....
68-69	All.....	6465056	1	.36	ELEMENT , transducer filter—(3.887).....
68		6465410	1	.56	CONNECTOR , tee (transducer) also used 7.345 ...
3.885 KNOB, INSTRUMENT PANEL CRUISE MASTER					
63	44-46-47-4800.....	1396466	1	.62	KNOB (9.798).....
63	44-46-47-4800.....	147460	1	.15	SCREW , knob to engage switch—(8.975)
70-71	As req.....	9788460	1	.10	CLIP (used 2.408).....
3.885 SWITCH—CYLINDER- RELAY, HYDRAULIC CRUISE MASTER					
66-67	30-4000 S.T. 300 ...	1381695	1	2.00	BALL STUD 8i SWIVEL , throttle opr lvr. upr. end
67	5000 S.T. 300.....	1381698	1	4.31	BALL STUD 8i SWIVEL , throttle opr lvr. upr. end
66	30-4000 S.T. 300 ...	1374193	1	.67	BRACKET , cruise release brk. switch.....
67	30-4000 S.T. 300 ...	1380103	1	.92	BRACKET , cruise rel. brk. switch.....
66	30-4000 S.T. 300 ...	1374263	1	.25	CLIP , hyd. cyl. oil line to trans. case.....
66	30-4000 S.T. 300 ...	3007071	1	19.20	CYLINDER , hyd. control.....
67	30-40-5000 S.T. 300 ...	3012720	1	20.75	CYLINDER , hyd. control.....
66	30-4000 S.T. 300 ...	1376362	1	1.59	ESCUTCHEON
66	30-4000 S.T. 300 ...	1376326	1	.75	HOOD , cruise lamp.....
67	30-4000 S.T. 300 ...	1382109	1	.72	HOOD , cruise master lamp.....
66-67	30-4000 S.T. 300 ...	1396860	1	2.92	KIT , cyl. actuator 8i chain hyd. speed control
66	30-4000 S.T. 300 ...	1396820	1	1.38	KNOB , setting shaft.....
67	30-4000 S.T. 300 ...	1396881	1	2.15	KNOB
66	30-4000 S.T. 300 ...	1378988	1	7.30	LINE , hyd. cyl. oil.....
66	30-4000 S.T. 300 ...	1374956	1	.72	NUT , engagement switch.....
67	30-4000 S.T. 300 exc. 4600.....	1374956	1	.72	NUT , engage switch.....
67	30-40-5000 S.T. 300 ...	1381006	1	1.64	NUT , inv. flare tube (in hyd. pipe assm.).....
67	30-40-5000 S.T. 300 ...	120614	1		NUT , in ball jt.—(8.915).....
66	30-4000 S.T. 300 ...	457008	1	.05	PIN , spec. spg. (3/16" x 1VV).....
67	30-4000 S.T. 300 ...	9424876	1	.15	PIN , pressed into brk. pedal arm assm. (3/16" x 2")
67	5000 S.T. 300.....	9425143	1	.15	PIN (%."—16).....
67	30-4000 S.T. 300 ...	1381029	1	5.30	PIPE , hyd. cyl. oil.....
67	5000 S.T. 300.....	1380683	1	5.35	PIPE , hyd. cyl. oil.....
66	30-4000 S.T. 300 ...	1376294	1	5.60	RELAY , trans.....

67	30-40-5000 S.T. 300 exc. 4600.....	1376294	1	5.60	RELAY, trans.
67	30-40-5000 exc. 4600 S.T. 300.....	1362705	i	.20	RETAINER, cruise release lvr.....
67	30-4000 S.T. 300.....	427721	i	.15	SCREW, knob to switch.....
67	5000 S.T. 300.....	1598971	1	3.67	SHAFT, cruise master setting.....
66	30-4000 S.T. 300.....	1376342	1	4.92	SWITCH, engagement.....
67	30-4000 S.T. 300.....	1380568	i	5.45	SWITCH, cruise release.....
67	30-4000 S.T. 300.....	1382867	i	4.82	• SWITCH, engagement cruise master
67	5000 S.T. 300.....	1375201	1	4.82	SWITCH, cruise release brk.....
3.885 PACKAGE, CRUISE MASTER					
72	30-4000 (350-455 Eng.) A.T.....	981785		73.30	CRUISE MASTER PACKAGE
71-72	50-60-80-9000 A.T.....	981786		82.00	CRUISE MASTER PACKAGE
3.887 GASKET, TRANSDUCER SOLENOID & FILTER COVER					
68	All ...	6465055		.20	GASKET.....
69	All ...	6465055		.20	GASKET.....
68	All ...	6465054		.77	COVER, solenoid 8i filter.....
69-70	9000	1231327		.20	SPACER, cruise release brake switch bracket (between switch bracket & brake pedal support bracket).....
68-69	All	6465056	1	.36	ELEMENT, transducer filter (used 3.885).....
3.887 AMPLIFIER—JUNCTION BLOCK—RELAY, CRUISE MASTER					
63-67	LeSabre-Wildcat-Electra Riviera.....	1598455		17.70	AMPLIFIER, transistor .
66	9000.....	6465019		7.30	BLOCK, June, control ..
67	9000.....	6465203		8.25	BLOCK, June, control ..
63-67	LeSabre-Wildcat-Electra- Riviera.....	1598460		22.30	RELAY, diff.
63-64	44-46-47-4800.....	1598486		.71	CLAMP, diff. relay
65-67	9000.....	1598486		.71	CLAMP, diff. relay
3.887 SWITCH—CLIP, CRUISE MASTER SWITCH					
71-73	All.....	9794682	1	3.59	SWITCH, cruise release (incl. stop lamp switch) (also listed 3.885 - 2.447).....
71-73	All	9796744	1	.13	CLIP, cruise release valve to cruise release switch mtg. brkt. (1/8"-18 push-on).....
71-72	30-4000 (350 Eng.) A.T. .	403878		1.08	BRACKET, cruise release (also used 2.447).....
3.887 PROTECTOR, CRUISE MASTER WIRING					
69	50-60-80-9000.....	7806271	1	.33	PROTECTOR (on strg column)
70-73	All	7806271	1	.33	PROTECTOR (on strg column)
3.890 BRACKET, FUEL FILTER MOUNTING					
64-65	400-401-425 Eng.	1364248		.51	BRACKET.
66	300-340 Eng.	1377411		.30	BRACKET.
66	400-401-425 Eng.	1376363		.36	BRACKET.
3.890 FILTER, FUEL					
42-56	All.....	5452170	1	2.04	FILTER.
58	All exc. 2nd Type K.C. & Arl. A.C. Modif. & Exp. A.C.....	854476	1	4.00	FILTER .
NOTE K.C. E-4026945-Arl. E-8017601					
59 60	All exc. K.C. 8i Arl. A.C. 8i A.C. Exp.	854476	1	4.00	FILTER .
61-62	All V-8 less A.C. Modif. ..	5650288	1	3.49	FILTER
61-62	44-46-47-4800 A.C. Modif.....	5650359	1	4.77	FILTER.....
62-63	40-41-4300 V-6 8i V-8 (2 Bbl.)		1		FILTER (listed in grp. 3.740)
63-66	All V-8 less A.C. & Auto Climate Control.....	5650780	1	2.59	FILTER.....
63-66	All V-8 A.C. or Auto Climate Control.....	5651305	1	4.10	FILTER.....
67-70	All.....		1		FILTER (refer to 3.740 or carb. listings)
3.890 BOWL—ELEMENT—GASKET, FUEL FILTER					
57-62	All.....	854237	1	.46	BOWL, A.C. fuel filter.....
42-56	All.....	5452162	1	.81	ELEMENT, repair kit (for 5452170)
57-62	All exc. 61-62 A.C. . .	854347	1	1.69	ELEMENT (A.C. type).....
61-62	All V-8 A.C. Modif. . .	854567	1	1.77	ELEMENT.....
57-62	All.....	854389	1	.08	GASKET, filter bowl.....
57-62	All exc. 61-62 A.C. . .	854390	1	.08	GASKET, element sealing.....

3.890 CONNECTOR, VAPOR RETURN OUTLET AT STRAINER HOSE					
63	40-4100 A.C. 2 Bbl.1358148		.62	CONNECTOR
64-65	All V-6 A.C. or A.C. Modif.1358148		.62	CONNECTOR
3.900 PUMP, FUEL					
57-58	All.	5593987		20.00	PUMP, rotary vac.
57-58	All.	5621635		1 1.55	PUMP.
59-60	All.	6415631		17.20	PUMP, fuel (sgl.).
61-62	40-41-4300.	5621774		12.95	PUMP.
61-63	44-46-47-4800.	6415631		17.20	PUMP.
63	40-4100 V-6.	5621774		12.95	PUMP (use pump eccentric 1361789)
63	40-41-4300 V-8 1st Type Pump Stamped 4827	5621774		12.95	PUMP (use eccentric 1361789).
63	40-41-4300 2nd Type	6414989		12.95	PUMP (use eccentric 1361789).
64-65	225-300 Eng.	6414989		12.95	PUMP, fuel.
64-65	400-401-425 Eng.	6415631		17.20	PUMP, fuel (sgl.).
66	30-40-5000 exc. 4600	6416507		12.95	PUMP, fuel-when using as repl. up to eng. code No. MH-109, ML-109, MA-109, MB-109, also use 2.183-1380426 brkt.
66	46-60-80-9000 less A.C. or A.C. Modif.	6416172	1	15.45	PUMP, fuel
66	46-60-80-9000 A.C. or A.C. Modif. & A.C. Auto. Control	6416167	1	17.10	PUMP,
67	V-6.	6416782	1	15.75	PUMP
67	300-340 Eng. less A.C. & Climate Control or Fuel Return Line.	6416782	1	15.75	PUMP
67	340 Eng. (4 Bbl.) A.C. or Fuel Return Line (1st Type).	6416783	1	15.75	PUMP
67	340 Eng. (4 Bbl.) A.C. less Fuel Return Line (2nd Type).	6416782	1	15.75	PUMP
67	300-340 Eng. (2 Bbl.) A.C. or Fuel Return Line	6416783	1	15.75	PUMP
67-68	400-430 Eng.	6470634	1	16.20	PUMP
68-71	L-6 Eng.	6416502	1	10.85	PUMP
68-71	350 Eng.	6417173	1	16.00	PUMP
68-72	350 Eng. - 7 #. f £ #.	6470694	— 1	15.55	PUMP
69	G.S. 400 (Stage 1).	6470098	1	14.95	PUMP
69	46-60-8000.	6470634	1	16.20	PUMP
69-70	9000.	6417483	1	25.75	PUMP
70	60-8000.	6470634	1	16.20	PUMP
70-73	All A (455 Eng.).	6470098	1	14.95	PUMP
71-73	All B-C-E (455 Eng.).	6470634	1	16.20	PUMP,
72-73	350 Eng. w/A.C.	6470694	1	15.55	PUMP,
72-73	350 less A.C.	6417173	1	16.00	PUMP,
3.901 SCREW & LOCKWASHER, FUEL PUMP					
68-71	L-6 Eng.	3888192	2	.05	SCREW & LOCKWASHER, pump to cylinder block
3.901 COVER—CONNECTOR, FUEL & VACUUM PUMP					
69-70	9000.	1384207	1	.82	COVER, pump opening.
57-66	All.	5575492	AR	.51	CONNECTOR, fuel inlet (A.C. type AF21) (Also used 3.740).
61-62	40-41-4300 V-8 A.C. Modif.	579439	1	.97	CONNECTOR
61-62	44-46-47-4800 A.C. Modif.	579439	1	.97	CONNECTOR, vapor outlet to strainer
63	All.	579439	1	.97	CONNECTOR.
64-65	300-400 Eng.	579439,	1	.97	CONNECTOR, outlet.
65	All V-6.	579439	1	.97	CONNECTOR, fuel hose at fuel pump .
65	30-40-5000 V-8 Less A.C. or A.C. Modif.	579439	1	.97	CONNECTOR, fuel hose at fuel pump
3.903 BAIL, FUEL FILTER					
57-62	All.	5590153	1	.51	BAIL, screw nut & seat
3.904 GASKET. FUEL PUMP					
40-67	All.	1192736	1	.10	GASKET, pump to cyl. ck/case.
68-71	L-6 Eng.	9776705	1	.10	GASKET, flange (replaces 3705042 1/72)
68-73	All V-8	1192736		.10	GASKET, pump to cylinder ck/case

3.910 DIAPHRAGM, FUEL PUMP PULSATOR

55	40 Between 1315079 to 1315999 & after Eng. 1325129.....	5593898	1	.26	DIAPHRAGM.....
55	50-60-70 after Eng. 1325567.....	5593898	1	.26	DIAPHRAGM.....
56	All.....	5593898	1	.26	DIAPHRAGM.....
61-62	40-41-4300.....	5593899	1	.20	DIAPHRAGM.....
63	40-41-4300 V-8 2nd Type.....	6413726	1	.13	DIAPHRAGM, (for pump stamped 4001)
64	40-41-42-43-4400.....	6413726	1	.13	DIAPHRAGM.....
65	225-300 Eng.....	6413726	1	.13	DIAPHRAGM.....

3.925 REPAIR KIT, FUEL PUMP

59-60	All Pumps Marked 4672 .	5622154	1	4.43	KIT.....
61-62	40-41-4300.....	5622911	1	3.42	KIT.....
61-62	44-46-47-4800.....	5622154	1	4.43	KIT, for use in fuel pump marked 4672 .
63	V-6.....	5622911	1	3.42	KIT.....
63	40-41-4300 V-8 1st Type	5622911	1	3.42	KIT (use with pump stamped 4827).....
63	44-46-47-4800.....	5622154	1	4.43	KIT.....
64-65	400-401-425 Eng.....	5622154	1	4.43	KIT.....

3.925 REPAIR KIT, FUEL PUMP DIAPHRAGM

59-60	All Pumps Marked 4672 .	5622141	1	3.13	KIT.....
61-62	40-41-4300.....	5622912	1	2.36	KIT.....
61-62	44-46-47-4800.....	5622141	1	3.13	KIT (for use on fuel pump marked 4672)
63	40-41-4300 V-8 1st Type	5622912	1	2.36	KIT (pump stamped 4827).....
63	40-41-4300 V-8 2nd Type.....	6414927	1	4.43	KIT (pump stamped 4001).....
63	44-46-47-4800.....	5622141	1	3.13	KIT.....
64-65	225-300 Eng.....	6414927	1	4.43	KIT.....
64-65	400-401-425 Eng.....	5622141	1	3 13	KIT.....

3.935 ECCENTRIC, FUEL PUMP

59-60	All.....	1180105	1	2.26	ECCENTRIC
61-63	40-41-4300.....	1361789	1	1.03	ECCENTRIC
61-63	44-46-47-4800.....	1180105	1	2.26	ECCENTRIC
64-67	225-300-340 Eng.....	1361789	1	103	ECCENTRIC
64-66	400-401-425 Eng.....	1180105	1	2.26	ECCENTRIC
68-73	350 Eng.....	1361789	1	103	ECCENTRIC

BUICK CHASSIS MAIN GROUP 4.000 SUB-GROUP SEQUENCE

Group 4.000		Page
4.003	Transmission	
4.005	Gasket & Seal Kits, Transmission	
4.006	Lever - Knob, Transmission Control	
4.008	Bearing, Transmission Control Lever	
4.010	Housing, Transmission Control Lever	
4.015	Bezel - Emblem, Floor Shift	
4.020	Housing, Transmission Control Dial	
4.020	Dial, Transmission Shifts Control	
4.020	Monogram, Transmission Shift Indicator Lens	
4.025	Shaft, Transmission Control	
4.030	Bearing, Transmission Shaft Control	
4.030	Housing, Transmission Control	
4.030	Lever, Transmission Control	
4.035	Rod, Transmission Shift & Selector	
4.037	Bushing, Transmission Control Lever	
4.040	Rod, Transmission Shift	
4.040	Lever, Transmission Shift Equalizer	
4.046	Lever, Transmission Shift Idler	
4.046	Lever & Insulator, Transmission Shift	
4.047	Spring Transmission Shift Lever Return	
4.050	Lever, Transmission Selector	
4.052	Rod, Throttle Valve Control	
4.052	Rod, Stator Control Operating	
4.081	Support, Transmission	
4.081-4.083	Pad, Transmission Support	
4.101	Oil - Lubricant, Transmission	
4.103	Case, Transmission	
4.105	Cover, Transmission Case	
4.115	Converter Pump, Automatic Transmission	
4.116	Stator, Converter	
4.117	Converter Stator Parts (Listed Alphabetically)	
4.118	Cover, Bell Housing	
4.121	Accumulator	
4.123	Shaft, Transmission Input	
4.124	Housing, Bell	
4.125	Sprag, Converter Sun Gear	
4.125	Kit, Converter Planet Pinion	
4.126	Turbine, Converter	
4.127	Cover - Gasket, Brake Band Adjusting	
4.128	Oil Cooler	
4.133	Rod, Transmission Oil Gauge	
4.162	Gear, Reaction	
4.163	Kit, Clutch Plate	
4.169	Drum, High and Low Brake	
4.174	Pinion & Planetary Gear Set	
4.175	Shaft, Transmission Output	
4.178	Gear, Reverse Sun	
4.181	Coast Clutch Parts (Listed Alphabetically)	
4.183	Piston, Forward Clutch	
4.189	Reverse Clutch Parts	
4.190	Reverse Ring Gear	
4.195	Pan, Transmission Oil	
4.200	Body and Gear, Transmission Rear Oil Pump	
4.224	Pump, Transmission Oil	
4.226	Converter Reactor Shaft Flange Parts	
4.228	Piston, Servo	
4.251	Band, Low and Reverse Brake	
4.253	Shaft, Low and Reverse Brake Band	

GROUP 4.000 CONTINUED

Group 4.000		
4.265	Valve Body Parts	
4.268-4.270	Rod - Shaft, Valve Operatingo	
4.275	Lever, Transmission Throttle Control & Range Selector	
4.290-4.294	Transmission Parking Lock Parts	
4.304	Yoke, Transmission Gear Shifter	
4.309	Shaft, Transmission Gear Shifter	
4.317	Retainer, Transmission Rear Bearing	
4.319	Pipe, Transmission Vent	
4.337	Gear, Speedometer Driven	
4.342	Cable & Casing, Speedometer Drive	
4.343	Gear, Speedometer Driving Worm	
4.351	Gear, Transmission Clutch	
4.352	Bearing, Transmission Main Shaft Pilot	
4.355	Bearing, Transmission Main Drive Gear	
4.380	Clutch, Transmission Synchronizing	
4.395	Gear, Transmission Second Speed	
4.403	Shaft, Transmission Main Drive	
4.408	Bearing, Transmission Rear	
4.417	Gear, Transmission First & Reverse	
4.421	Gear, Transmission Counter	
4.428	Countershaft, Transmission	
4.588	Switch, Parking Brake Warning Light	
4.591	Lever, Parking Brake	
4.625	Pedal Brake	
4.630	Pad, Brake Pedal	
4.649	Repair Kit, Hydraulic Brake Master Cylinder	
4.650	Master Cylinder, Brake	
4.658	Package, Attaching Parts Master Cylinder to Brake Pedal	
4.665	Cylinder - Caliper, Wheel Brake	
4.665	Repair Kits, Wheel Brake Cylinder	
4.680	Hose, Brake	
4.683	Fluid, Hydraulic Brake	
4.685	Pipe, Brake Cylinder to Distributor	
4.710	Switch - Sensor, Max Trac	
4.779	Cable, Parking Brake	
4.898	Kit, Power Brake Cylinder Overhaul	
4.901	Installation Package, Power Brakes	
4.901	Cylinder, Power Brakes	
4.931	Hose & Fittings, Power Brake Cylinder	
4.955	Valve, Power Brake Vacuum	

***NOTE: To facilitate locating transmission service parts, the transmission parts for Groups 4.003 thru 4.499 are now listed by specific transmission as follows:

3 Speed Manual(Column Shift)	1940-72.....!
3 Speed Manual(Floor Shift)	1965-71.....
4 Speed Manual	1962-72.....
Dynaflow & Twin Turbine	1948-63.....
Triple Turbine	1958-59.....
Dual Path	1961-63 (Special).....
Super Turbine 300	1964-69.....
Turbo Hydra-Matic 350-375B	1969-72.....
Turbo Hydra-Matic 400	1964-72.....

3 SPEED MANUAL TRANSMISSION (COLUMN SHIFT)

4.003 TRANSMISSION (COMPLETE)

64-65	Special-Skylark-Le Sabre C.T. 3-Speed exc. Sport Wagons	3866689	1	179.85	TRANSMISSION
66-67	V-6 C.T. 3-Speed	3974484	1	186.35	TRANSMISSION
66-68	30-40-5000 V-8 C.T. 3- Speed	3968036	1	197.50	TRANSMISSION
66	6000 C.T. 3-Speed (1-4 Bbl.)	1373909	1	194.95	TRANSMISSION
68-71	L-6 Eng. C.T. 3-Speed	3974484	1	186.35	TRANSMISSION
68	430 Eng. C.T. 3-Speed	9793425	1	234.65	TRANSMISSION
69-71	All B-C (C.T. 3-Speed)	9793426	1	234.65	TRANSMISSION
69-71	All A (350 Eng.) C.T. 3- Speed	3968036	1	197.50	TRANSMISSION
72-73	All A (C.T. 3-Speed)	3974485	1	197.55	TRANSMISSION

4.004 WASHER & NEEDLE BEARING KIT

69-72	All A (C.T. 3-Speed)	3886339	AR	5.50	KIT
--------------	--------------------------------	----------------	----	------	------------

4.005 GASKET, TRANSMISSION CASE

38-55	40 C.T.	411714	1	.30	GASKET, case
39-48	60-70-80-90 C.T.	1308193	1	.30	GASKET, case
40-52	50 C.T.	411714	1	.30	GASKET, case
53-55	50-60 C.T.	1308193	1	.30	GASKET, case
56-40	40 C.T.	1308193	1	.30	GASKET, case

4.005 KIT, TRANSMISSION GASKETS

39-48	60-70-80-90 C.T.	1393206	1	.92	KIT, gasket...
39-52	40-50 C.T.	1393205	1	.67	KIT, gasket...
53-55	40 C.T.	1393205	1	.67	KIT, gasket...
53-55	50-60 C.T.	1393206	1	.92	KIT, gasket...
56-60	40 C.T., 4400 C.T.	1393206	1	.92	KIT, gasket...
66-68	30-40-5000 C.T. 3-Speed	3886338	1	.72	GASKET SET
66	6000 C.T. 3-Speed	9772958	1	1.28	GASKET SET
68	6000 C.T. 3-Speed	9772958	1	1.28	GASKET SET
69-72	All A (C.T.)	3886338	1	.72	GASKET SET

4.005 GASKET, SEAL & SNAP RING COMPLETE OVERHAUL KIT

61-63	40-41-4300 C.T.	1365518	1	4.92	KIT
63	4400 C.T.	1365520	1	6.10	KIT

4.005 KIT, GASKET, SNAP RINGS & RETAINERS

57-60	40 C.T., 4400 C.T.	1392856	1	3.74	KIT, gaskets, snap rings & ret.
61-63	40-41-4300 C.T. 3-Speed	1389885	1	2.97	KIT, gasket-snap rings
63	4400 C.T. 3-Speed	1396352	1	3.38	KIT, gasket-seals & snap rings
64-65	Special-Skylark-LeSabre C.T. 3-Speed	1396511	1	5.20	SEAL KIT, trans, seals, gskt, snap rings & locating rings
64-65	Wildcat C.T. 3-Speed	1396513	1	6.70	SEAL KIT, trans, seals, gsks, snap rings & locating rings

4.006 LEVER, TRANSMISSION CONTROL

53	50 C.T.	1162216	1	3.49	LEVER
54	40-50-60 C.T.	1162216	1	3.49	LEVER
61-63	40-41-43-4400 C.T. 3- Speed	1164654		3.23	LEVER, less knob
65-66	30-4000 C.T. 3-Speed	1371029		6.45	LEVER
65-66	50-6000 C.T. 3-Speed	1370007		12.30	LEVER
67	30-40-5000 C.T. 3-Speed	1386529		1 1.75	LEVER, & knob
68	All C.T. 3-Speed	1383948		7.00	LEVER, & knob
69-70	All C.T. 3-Speed	1386529		1 1.75	LEVER, & knob
71-73	All C.T. 3-Speed	1236395		1 1.65	LEVER, & knob

4.006 KNOB, TRANSMISSION CONTROL LEVER

61-70	All less Long Console	1230813	1	1.08	KNOB (chrome & black) (for ⁵ / ₁₆ " O.D. lever) not to be used if lvr. & knob are released as an assembly
--------------	---------------------------------	----------------	---	------	--

4.008 WASHER, TRANSMISSION CONTROL LEVER

65-66	30-4000 C.T. 3-Speed	388757	1	.15	WASHER, ret. (between spg. washer at control lvr. hsg.)—(4.012)
--------------	--------------------------------	---------------	---	-----	--

4.008 PIN, TRANSMISSION CONTROL LEVER

61-63	40-41-43-4400 C.T. 3- Speed	453670	1	.10	PIN, to hsg. pivot —(8.939)
63	4400 C.T. 3-Speed	456641	1	.10	PIN, slotted spg. —(8.939)

3 SPEED MANUAL TRANSMISSION (COLUMN SHIFT)

64	40-41-42-4300 C.T. 3-Speed	9425112	1	.15	PIN, trans. control lvr. to hsg.—(8.939)
64	4600 C.T. 3-Speed	453670	1	.10	PIN, trans. lvr. to hsg. pivot—(8.939) . .
65-68	All C.T. 3-Speed	387315	1	.15	PIN, shift lvr. pivot.....
69-73	All C.T. 3-Speed	402196	1	.15	PIN.....
4.008 BEARING—SPRING—SPACER, TRANSMISSION CONTROL LEVER					
65-66	50-6000 C.T. 3-Speed	1369490	1	.77	BEARING (plastic) .
53	50-70.....	561362	1	.30	SPRING, anti-rattle.....
54	All.....	561362	1	.30	SPRING, anti-rattle.....
55-56	All.....	1443266	1	.10	SPRING, yoke anti-rattle
57-60	40 C.T.....	1443266	1	.10	SPRING, yoke anti-rattle
61-66	All C.T. 3-Speed	3719853	1	.15	SPRING
67-68	All C.T. 3-Speed	5698381	1	.41	SPRING, shift tube return--(4.027)
67-68	All C.T. 3-Speed	7800604	1	.30	SPRING, upr. shift lvr.
69-72	All C.T. 3-Speed	7804624	1	.56	SPRING, upper shift lever
62-63	40-41-43-4400 C.T. 3-Speed	570383	1	.20	SPACER, anti-rattle ..
63	4435 C.T. 3-Speed	568018	1	.10	SPACER, anti-rattle ..
64	4600 C.T. 3-Speed	570383	1	.20	SPACER, anti-rattle ..
65-66	50-6000 C.T. 3-Speed	1369487	1	1.13	SPACER.....
67-68	All C.T. 3-Speed	5698382	1	1.13	SPACER, lwr. shift lvr- -(4.032)
4.010 HOUSING, TRANSMISSION CONTROL LEVER					
55	40-50-60 C.T.....	1172309	1	4.61	HOUSING .
56	40 C.T.....	1172309	1	4.61	HOUSING
57-59	40 C.T.....	1175018	1	4.00	HOUSING
64	40-41-42-4300 C.T. 3-Speed	382082	1	4.20	HOUSING.....
65-66	30-4000 C.T. 3-Speed	386095	1	3.54	HOUSING, trans, control lvr.
65	6000 C.T. 3-Speed	1369408	1	3.90	HOUSING.....
66	50-6000 C.T. 3-Speed	1369408	1	3.90	HOUSING.....
65	5000 C.T. 3-Speed	1369408	1	3.90	HOUSING.....
67-68	30-4000 C.T. 3-Speed exc. 4600	7800598	1	1 1.15	HOUSING.....
67	5000 C.T. 3-Speed	7800600	1	12.15	HOUSING.....
68	50-6000 C.T. 3-Speed	7802425	1	14.05	HOUSING.....
67	5000 C.T. 3-Speed	7800599	1	12.40	BOWL, gearshift lvr.....
69	30-4000 C.T. 3-Speed	7804646	1	24.40	BOWL & SHROUD.....
69	50-6000 C.T. 3-Speed	7804648	1	24.00	BOWL & SHROUD.....
69-70	All C.T. 3-Speed	7804112	1	12.90	BOWL.....
71-72	All C.T. 3-Speed	7812064	1	12.05	BOWL.....
69-70	All C.T. 3-Speed	7806853	1	.67	PLATE, bowl.....
69-70	30-4000 C.T. 3-Speed	7804471	1	5.15	SHROUD.....
71-72	All A (C.T. 3-Speed)	7811349	1	5.15	SHROUD, shift bowl.....
71	All B (C.T. 3-Speed)	7811350	1	5.20	SHROUD, shift bowl.....
69-70	All C.T. 3-Speed	7806110	1	.87	SPRING, detent—(4.027).....
69-71	30-4000 C.T. 3-Speed	7806867	4	.10	SCREW, hsg. mtg.—(2.906).....
70	30-4000 C.T. 3-Speed	3906448	1	.67	PLUG, trans. lwr. (in trans, control switch hole) (also used 2.408—4.075075).....
70-73	All A (C.T. 3-Speed)	3906462	1	.15	GASKET, trans, cont. spark switch or plug *o case—(4.075).....
4.012 WASHER, WAVE					
65	30-4000 C.T. 3-Speed	531868	1	.10	WASHER, between turn sig. & flat washer at top of shift bowl.....
70-72	C.T. 3-Speed	7806732	1	.30	WASHER, wave.....
4.012 WASHER, STEERING SHAFT UPPER					
67-73	All C.T. 3-Speed	7800580	1	.25	WASHER, thrust.....
67-68	All C.T. 3-Speed	7800581	1	.30	WASHER, wave.....
71	All C.T. 3-Speed	7811794	1	.36	WASHER, spring thrust . .
69-70	All C.T. 3-Speed	7810242	2	.62	SCREW, plate to bowl
69-73	All C.T. 3-Speed	7804407	2	.20	SCREW (gate to housing)
4.012 WASHER, TRANSMISSION CONTROL HOUSING					
61-63	All C.T. 3-Speed	1195708	1	.25	WASHER, hsg. ret. .
62-63	All C.T. 3-Speed	1195709	1	.10	WASHER, hsg. thrust spring—
62-63	All C.T. 3-Speed	1195710	1	.10	WASHER, hsg. thrust lwr.
62-63	All C.T. 3-Speed	5667525	1	.15	WASHER, shift tube upr. thrust
64	40-41-42-4300 C.T. 3-Speed	3745292	1	.10	(2.895)
64	40-41-42-4300 C.T. 3-Speed	388757	1	.15	washer at hsg.)

3 SPEED MANUAL TRANSMISSION (COLUMN SHIFT)

64	40-41-42-4300 C.T. 3-Speed	382085		.10	WASHER, spg. (ret. washer to hsg)
64	44-4600 C.T. 3-Speed	1195708		.25	WASHER, hsg. ret.
64	44-4600 C.T. 3-Speed	1195709		.10	WASHER, hsg. thrust spring
64	4400 C.T.	5667525		.15	WASHER hsg. shift tube upr. thrust
64	4400 C.T.	1195710		.10	WASHER hsg. thrust lwr.
65-66	30-4000 C.T. 3-Speed	3745292		.10	WASHER switch unit to control lvr. hsg (2.895)
65	50-6000 C.T. 3-Speed	1195710		.10	WASHER hsg. thrust lwr.
65	6000 C.T. 3-Speed	1195709		.10	WASHER hsg. thrust spring
65-66	30-4000 C.T. 3-Speed	382085		.10	WASHER spg. (ret. washer to hsg.)
65-66	30-4000 C.T. 3-Speed	388757		.15	WASHER ret. (between strg. col. jacket & spg washer at hsg.)
65	6000 C.T. 3-Speed	5667525		.15	WASHER, hsg. shift tube thrust
67-68	30-40-5000 C.T. 3-Speed	7800579		.30	WASHER, bowl spg.
67-68	All C.T. 3-Speed	5698379		.41	WASHER, bowl spg. thrust—(4.027)

4.020 LENS, TRANSMISSION SHIFT INDICATOR

64-65	Special-Skylark C.T.	1364316	1	.97	LENS (w/flat black paint)
66-67	30-4000 C.T. 3-Speed	1374429	1	1.33	LENS (black)
65	30-4000	6406360	2	.18	CLIP, lens to speedo. coaster-trimount
66-67	30-4000 C.T. 3-Speed	6456507	1	6.25	RETAINER

4.025 TUBE, TRANSMISSION SHIFT CONTROL

66	30-4000 C.T. 3-Speed	387102	1	9.35	TUBE
67	30-4000 C.T. 3-Speed	5699806	1	20.65	TUBE
67	50-6000 C.T. 3-Speed	5699805	1	22.05	TUBE
68	30-4000 C.T. 3-Speed	7802218	1	20.55	TUBE
68	50-6000 C.T. less Tilt Wheel	7806300	1	18.25	TUBE
69-72	All A (C.T. 3-Speed)	7805112	1	30.65	TUBE
69-70	50-6000 C.T. 3-Speed	7805119	1	31.10	TUBE
71	50-6000 C.T.	7805120	1	26.30	TUBE

4.025 SHAFT, TRANSMISSION CONTROL

61-63	40-41-43-4400 C.T. 3-Speed	1195698	1	4.41	SHAFT.
64	40-41-42-4300 C.T. 3-Speed	382068	1	6.55	SHAFT.
64	44-4600 C.T. 3-Speed	1195698	1	4.41	SHAFT.
65	30-4000 C.T. 3-Speed	387101	1	9.35	SHAFT.
	50-6000 C.T. 3-Speed	1369480	1	18.40	SHAFT

65-66 4.027 SEAL, TRANSMISSION CONTROL SHAFT

	40-41-42-4300 C.T. 3-Speed	3711055	1	.20	SEAL, shaft (felt)
64	30-4000 C.T. 3-Speed				
65-66	Strg. Col. Shift	3872057	1	1.1!	RING, shaft adjr.

4.027 SCREW—WASHER—BEARING, CONTROL SHAFT

69-70	All C.T. Speed	7806109		.72	SCREW, detent
67-68	All C.T. Speed	5698379		.41	WASHER (used 4.012)
67-68	All C.T. Speed	5698381		.41	SPRING (used 4.008)
69-70	All C.T.	7806110		.87	SPRING, detent (also used 2.195-4.010)
61-64	C.T. 3-Speed	1195701		.20	WASHER (used 4.032)
61-66	C.T. 3-Speed	1195702		.25	SPRING (used 4.032)
61-63	40-41-4300 C.T.	1195703		.82	BEARING (used 4.030)
71-72	All A (350 Eng.) 3-Speed Less Tilt Whl	7804761		.77	GATE, shift lever lock (also used 2.195)

4.030 LEVER, TRANSMISSION CONTROL SHAFT

61-63	40-41-4300 C.T. 3-Speed	1164626	2	1.90	LEVER, trans, control shaft
64	40-41-42-4300 C.T. 3-Speed 2nd type	388087	1	2.51	LEVER, 1st and reverse (less bshg.)
64	40-41-42-4300 C.T. 3-Speed 2nd type	388088	1	2.82	LEVER, 2nd and 3rd (less bshg.)
64	4400 C.T.	1363690	1	3.90	LEVER (1st & reverse)
64	4400 C.T.	1363691	1	3.90	LEVER (2nd & 3rd)
64	4600 C.T. 3-Speed	1366194	1	6.15	LEVER, 2nd & 3rd
65	30-4000 C.T. 3-Speed	387106	1	1.13	LEVER(1st 8i reverse)
65-66	50-6000 C.T. 3-Speed	1369488	1	4.36	LEVER (1st 8i reverse)
65-66	50-6000 C.T. 3-Speed	1373800	1	5.02	LEVER (2nd & 3rd) when using prior to frame 5H1245O5-500O C.T. series also use 1-4.035-1373802, prior to frame 5H904 1 84-6000 C.T. also use 1-4.035-1373803.
66	30-4000 C.T. 3-Speed	391198	1	1.59	LEVER, 1st reverse-lwr. shift tube
67	30-4000 C.T. 3-Speed	5698819	1	4.56	LEVER (1st & reverse)

3 SPEED MANUAL TRANSMISSION (COLUMN SHIFT)

67-68	50-6000 C.T. 3-Speed	5698815	1	5.55	LEVER
68	30-4000 C.T. 3-Speed	7802663	1	7.20	LEVER
70	50-6000 C.T. 3-Speed	7805350	1	4.31	LEVER, strg. col. lvr. shift

4.030 BEARING, TRANSMISSION CONTROL SHAFT

61-63	40-41-42-4400 C.T. 3-Speed	1195703	1	.82	BEARING (4.027)
64	40-41-42-4300 C.T. 3-Speed	382072		.43	BEARING, 1st & reverse lvr.
64	40-41-42-4300 C.T. 3-Speed	382073		.43	BEARING, 2nd & 3rd lvr. ..
61-63	40-41-43-4400 C.T. 3-Speed	1195703		.82	BEARING (4.027) .
65-66	50-6000 C.T. 3-Speed ..	1369485		.56	BEARING (plastic).

4.032 SPACER—RING—WASHER, TRANSMISSION CONTROL SHAFT

64	40-41-42-4300 C.T. 3-Speed 2nd type	388141	AR	.10	SHIM (.010) between 1st 8i reverse brg. & 1st 8i reverse lvr.
64	40-41-42-4300 C.T. 3-Speed 2nd type	388142	AR	.10	SHIM (.015) between 1st & reverse brg. & 1st 8i reverse lvr.
64	40-41-42-4300 C.T. 3-Speed 2nd type	388143	AR	.10	SHIM (.020) between 1st & reverse brg. & 1st & reverse lvr.
64	40-41-42-4300 C.T. 3-Speed	382081	1	.20	SPACER, lvr. (between 1st & reverse 2nd & 3rd shift lvrs.)
65	30-4000 C.T. 3-Speed (between 1st 8i Reverse-2nd 8i 3rd Shift Lvrs.)	3873130	1	.30	SPACER, lvr.
66	30-4000 C.T. 3-Speed ..	3873130	1	.30	SPACER, shaft lvr.
69-72	All C.T. 3-Speed	7805818	1	.30	SPACER, lower shift lever
61-63	40-41-43-4400 C.T. 3-Speed	1350403	1	1.08	RING, control lvr. retaining
64	44-4600 C.T. 3-Speed ..	1350403	1	1.08	RING, control lvr. ret.
61-63	40-41-43-4400 C.T. 3-Speed	1195701	1	.20	WASHER (4.027)
61-63	40-41-43-4400 C.T.	1195706	2	.15	WASHER, control shaft lvr. thrust.
64	40-41-42-4300 C.T. 3-Speed 1st Type	382083	1	.10	WASHER, trans, spg. (between 1st & reverse brg. 8i 1st Si reverse lvr.
64	44-4600 C.T. 3-Speed ..	1195701	1	.20	WASHER (4.027)
64	44-4600 C.T. 3-Speed ..	1195706	2	.15	WASHER
66-67	30-40-5000 C.T. 3-Speed	1377404	1	.25	WASHER, spg. (between 2nd & 3rd shift lvr. 8i trans, case)—(4.046)
67	30-4000 C.T. 3-Speed ..	1377404	1	.25	WASHER, spg. (between 1st & reverse lvr. & trans, case)—(4.046)

4.032 SPRING, TRANSMISSION CONTROL SHAFT

61-63	40-41-42-4400 C.T. 3-Speed	1195702		.25	SPRING, return—(4.027)
64-66	Le Sabre-Wildcat C.T. 3-Speed	1195702		.25	SPRING, return—(4.027)
65-66	50-6000 C.T. 3-Speed ..	1369486		.92	RETAINER, spg.
67-68	All C.T. 3-Speed	5698382		1.13	SPACER (used 4.008) ...

4.032 SLEEVE, TRANSMISSION CONTROL

64	40-41-42-4300 C.T. 3-Speed 2nd Type	389169	2	.10	SLEEVE, shifter lvr. (use with 2nd type control shift lvr.)
----	---	--------	---	-----	---

4.035 ROD, TRANSMISSION SHIFT

61-63	40-41-4300 C.T.	1164625	1	.87	ROD (2nd & 3rd) ...
61-63	40-41-4300 C.T.	1164624	1	1.08	ROD (1st cV reverse)
64	40-41-42-4300 C.T. 3-Speed	1372457	1	1.18	ROD (1st & reverse)
64	4400 C.T.	1363688	1	1.03	ROD (1st & reverse)
64	4400 C.T.	1363689	1	.92	ROD (2nd & 3rd) ...
64	4600 C.T. 3-Speed ..	1365302	1	1.85	ROD (1st & reverse)
65	30-4000 C.T. 3-Speed ..	1372457	1	1.18	ROD (1st & reverse)
64-65	Special-Skylark C.T. 3-Speed	1372458	1	1.13	ROD (2nd & 3rd) ...
	30-4000 C.T. 3-Speed ..	1375429	1	2.05	ROD (1st & reverse)
66	30-4000 C.T. 3-Speed ..	1375430	1	1.54	ROD (2nd & 3rd) ...
66-67					

3 SPEED MANUAL TRANSMISSION (COLUMN SHIFT)

66-68	5000 C.T. 3-Speed . . .	1377050		1.95	ROD (1st & reverse)
66	6000 C.T. 3-Speed . . .	1377057		1.95	ROD (1st & reverse)
66-67	6000 C.T. 3-Speed . . .	1377051		1.54	ROD (2nd & 3rd) . . .
67	30-4000 C.T. 3-Speed . . .	1381313		2.51	ROD (1st & reverse)
68-72	30-4000 C.T. 3-Speed . . .	3931427		5.50	ROD (2nd & 3rd) . . .
68	30-4000 C.T. 3-Speed . . .	1384340		2.46	ROD (1st & reverse)
66-68	5000 C.T. 3-Speed . . .	1377051		1.54	ROD (2nd & 3rd) . . .
68	6000 C.T. 3-Speed . . .	1378362		2.10	ROD (1st & reverse)
68	6000 C.T. 3-Speed . . .	1378363		1.69	ROD (2nd & 3rd) . . .
69-72	All A (C.T. 3-Speed) . . .	1387129		4.77	ROD (1st & reverse)
69-70	50-6000 C.T. 3-Speed . . .	1386647		10.95	ROD (1st & reverse)
69-70	50-6000 C.T. 3-Speed . . .	1386648		10.75	ROD (2nd & 3rd)
71	50-6000 C.T. 3-Speed . . .	481998		1.44	ROD (1st & rev.)
71	50-6000 C.T. 3-Speed . . .	481999		1.44	ROD (2nd & 3rd) . . .

4.035 LINK, TRANSMISSION SHIFT

64-65	All C.T. 3-Speed	1366160	2	.72	LINK, equalizer shift lvr.
-------	----------------------------	---------	---	-----	----------------------------

4.037 BUSHING, TRANSMISSION CONTROL LEVER

61-63	40-41-43-4400 C.T. 3-Speed	579454	2	.41	BUSHING, rod to control lever
64-66	LeSabre-Wildcat C.T. 3-Speed	579454	2	.41	BUSHING, rod to control lever .
71	50-6000 C.T. 3-Speed . . .	9776337	2	.15	BUSHING, rod to control lever
73	All A (C.T. 3-Speed). . . .	9776337	2	.15	BUSHING, rod to control lever

4.037 KIT (BUSHING & SLEEVE) TRANSMISSION SHIFT LEVER

64-73	All C.T. 3-Speed	1394293	1	.20	KIT, bshg. & sleeve
-------	----------------------------	---------	---	-----	-------------------------------

4.037 SWIVEL—CLAMP, TRANSMISSION SHIFT ROD

61-63	40-41-43-4400 3-Speed . . .	3756526	1	.46	SWIVEL, shift rod to equalizer & control lvr.
63	4400 C.T. 3-Speed	3756526	3	.46	SWIVEL, shift rods to shift lvr.
64	40-41-42-43-44-4600 C.T. 3-Speed	3756526	2	.46	SWIVEL, shift rods to equalizer & 1st & reverse shift lvr (GMPD 4.017).
61-62		1355610	3	.20	CLAMP, shift rod to equalizer lvr. & control lvr.
63	4400 C.T. 3-Speed	1355610	3	.20	CLAMP, shift rods to control lvr.
64	40-41-42-43-44-4600 C.T. 3-Speed	1355610	2	.20	CLAMP, shift rods to equalizer & 1st & reverse shift lvr.
66-73	All C.T. 3-Speed	1385607	1	.56	CLAMP, control rod to shift lever (swivel).
63	4400 C.T. 3-Speed	1349346	3	.30	NUT & SPRING WASHER, shift rod to control lvr.
64	40-41-42-43-44-4600 C.T. 3-Speed	1349346	2	.30	NUT, shift rods to equalizer & 1st & reverse shift lvr.
67-73	All C.T. 3-Speed	3989433	AR	.15	SCREW, shift rods to shift levers & brackets (1/16"—18 x vn.

4.037 WASHER, TRANSMISSION SELECTOR ROD

40-60	All C.T.	3750683	1	.10	WASHER, spg. to trans, selector lvr.-outer (also used 4.052-3.430).
60	4400 C.T.	3750683	1	.10	WASHER, spg. selector rod trunnion to lvr. friction spg.
62-73	All as Reg.	1351769	AR	.10	SPRING RETAINER (1.4)

4.037 LINKAGE—KIT—INSULATOR, TRANSMISSION SHIFT ROD

41-48	All C.T.	1393583	1	.51	KIT, linkage ins.
49-52	40-50 C.T.	1393583	1	.51	KIT, linkage ins.
53	40 C.T.	1393583	1	.51	KIT, linkage ins.
40-60	All C.T.	1314623	1	.30	INSULATOR, shift lvr.
41-48	All C.T.	1319010	1	.15	INSULATOR, idler lvr.
49-55	40-50-60 C.T.	1319010	1	.15	INSULATOR, idler lvr.
56	40 C.T.	1319010	1	.15	INSULATOR, idler lvr.

4.037 CLEVIS—PIN—WASHER, TRANSMISSION SHIFT ROD

41-56	All.	144243	1	.82	CLEVIS, adj. rod end-rod lvr. to shift idler lvr. (1/8")-(8.946).
41-57	All.	138084	1	.10	PIN, clevis-rod lvr. to shift idler lvr. %"—(3.942)
60	4400 C.T.	1302539	3	.05	WASHER, spg.-upr. end—(0.793).
66-73	All C.T. 3-Speed	3989434	AR	.10	WASHER, shift rods to shift levers-spring.
68-73	All C.T.	382105	1	.10	WASHER, clutch operating rod to equalizer.
69-73	All.	1382263	1	.30	WASHER (between equal, shaft bushing & spring
66-67	All.	1367657	AR	.11	SCREW, trans, shift rods to shift lvrs. set-cup point.
64	40-41-42-4300 C.T. 3-Speed 2nd Type.	3852837	2	.10	GROMMET, shifter lvr. (use only with 2nd Type lvr. with slip on sleeve
65-66	30-4000 C.T. 3 Speed	3852837	2	.10	GROMMET, trans, controlshifter lvr.
65-66	30-4000 C.T. 3 Speed	3852838	2	.15	SLEEVE, trans, control shift lvr.

3 SPEED MANUAL TRANSMISSION (COLUMN SHIFT)

4.040 KIT, SHIFT CONTROL

63	4400 C.T. 3-Speed	1396514	1	7.35	KIT, shift control
64-72	All C.T. 3-Speed	3749084	AR	.20	RETAINER (control rod) (all locations)
66	All C.T. 3-Speed	1375480	1	.15	SPRING

4.040 BRACKET, SHIFT EQUALIZER

64-65	Special-Skylark C.T. 3-Speed	1359840	1	1.44	BRACKET, mtg. frame (also used 0.852)
69-72	All A (C.T. 3-Speed)	1230115	1	.56	BRACKET, mounting frame
69	50-6000 C.T. 3-Speed	1385668	1	.56	BRACKET, mounting frame

4.040 LEVER—BRACKET, TRANSMISSION SHIFT EQUALIZER

61-63	40-41-4300 C.T. 3-Speed	1350390		2.92	LEVER (also used 4.046)
71	50-6000 C.T.	481997		3.90	LEVER, gearshift control cross shaft (also used 4.046)

64-65	Special-Skylark C.T. 3-Speed	1366154	1	1.54	BRACKET, equalizer mtg.-side (also used 4.046)
-------	------------------------------	---------	---	------	--

4.042 PIVOT—SPRING, TRANSMISSION EQUALIZER

61-63	40-41-4300 C.T.	1164671	1	.82	PIVOT (also used 4.314)
63	4400 C.T.	1164671	1	.82	PIVOT
64	4600 C.T.	1164671	1	.82	PIVOT
61-63	40-41-43-4400 C.T.	1164731	1	.30	SPRING, equal. lvr.
64	4600 C.T.	1164731	1	.30	SPRING, equal. lvr.
67-73	C.T. 3 Speed	1380549	1	.10	SPRING, equal, to mtg. brkt. bshg.
61-64	All C.T. 3-Speed	1347678	1	.15	INSULATOR, equal. lvr. to lvr. pin

4.045 INSULATOR, TRANSMISSION SELECTOR CONTROL

40-52		1313290	1	.05	INSULATOR, trunnion selector rod to selector control lvr.
53		1313290	1	.05	INSULATOR, trunnion selector rod to selector control lvr.
50-52	50.	149505	11	.10	SPRING, ret ("I,") control lvr. pin—(8.934)
53-55	60.	1302539	11	.05	WASHER, spg. control lvr.—(0.793)
54-55	60.	1302539	11	.05	WASHER, spg. control lvr.—(0.793)
54-58	40.	1302539	11	.05	WASHER, spg. control lvr.—(0.793)
59-60	4400 C.T.	1302539	11	.05	WASHER, spg. control lvr.—(0.793)

TRANSMISSION SHIFT

39-42	60-70-80-90 C.T.	1308191	1	1.40	LEVER (2nd & 3rd) shifter (also used 4.314)
40-42	60-70-80-90 C.T.	1312615	1	1.64	LEVER (1st & reverse) shifter
46-48	70 C.T.	1308191	1	1.40	LEVER (2nd & 3rd) shifter
53-55	50-60 C.T.	1308191	1	1.40	LEVER (2nd & 3rd) shifter
53-55	50-60 C.T.	1312615	1	1.64	LEVER (1st & reverse) shifter
56-60	40 & 4400 C.T.	1308191	1	1.40	LEVER (2nd & 3rd) shifter
56-60	40 & 4400 C.T.	1312615	1	1.64	LEVER (1st & reverse) shifter
61-63	40-41-4300 C.T.	1164669	1	.87	LEVER, 1st & reverse control
61-63	40-41-4300 C.T.	1164670	1	.87	LEVER 2nd & 3rd shift
63-64	4400-4600 C.T.	1164670	1	.87	LEVER 2nd & 3rd shift
64	40-41-42-43-4400 C.T.	388202	2	.51	LEVER, trans, shift
65	30-40-5000 C.T.	388202	2	.51	LEVER, trans, shift
65	4000 Wagons C.T.	3860335	1	1.08	LEVER, 1st & reverse shifter shaft
65	4000 Wagons C.T.	3859445	1	.82	LEVER, 2nd & 3rd shifter shaft (also used 4.314)
66-67	30-4000 C.T. 3-Speed	1375482	1	1.33	LEVER, 1st & reverse shift
66-73	All A (C.T. 3-Speed)	1375434	1	1.08	LEVER, 2nd & 3rd shift
69-72	All A (C.T. 3-Speed)	3945411	1	1.03	LEVER, 1st & reverse shift
71	All B (C.T. 3-Speed)	9799670	1	2.05	LEVER, trans, shift (2nd & 3rd) (also used 4.315)

4.046 LEVER, TRANSMISSION SHIFT

61-63	40-40-4300 C.T. 3-Speed	1350390	1	2.92	LEVER (4.040)
68	30-4000 C.T. 3-Speed	1385764	1	.82	
69-72	30-4000 C.T. 3-Speed	7805390	1	5.50	LEVER, lower shift (1st & reverse)
71	50-6000 C.T. 3-Speed	481997	1	3.90	LEVER, cross shaft—(4.040)
69-71	50-6000 C.T. 3-Speed	1387778	2	8.25	NUT, shift levers to transmission case—(4.103)
66-67	All C.T.	1377404	1	.25	WASHER (used 4.032)

4.046 EQUALIZER, TRANSMISSION SHIFT

64	40-41-42-4300 C.T. 3-Speed	1366155		8.50	EQUALIZER
64	4400 C.T.	1366163		8.00	EQUALIZER
65	30-4000 C.T. 3-Speed	1371022		14.55	EQUALIZER
65	5000 C.T.	1369494		16.20	EQUALIZER
65	6000 C.T. 3-Speed	1370184		16.50	EQUALIZER
66	30-4000 C.T. 3-Speed	1375431		4.20	EQUALIZER

3 SPEED MANUAL TRANSMISSION (COLUMN SHIFT)

66-68	5000 C.T. 3-Speed ...	1377052	1	8.65	EQUALIZER SHAFT & LEVER .
66	6000 C.T. 3-Speed ...	1377058	1	10 80	EQUALIZER SHAFT & LEVER
67	30-4000 C.T. 3-Speed	1380462	1	2.77	EQUALIZER SHIFT & LEVER .
68	30-4000 C.T. 3-Speed	1384341	1	4 05	EQUALIZER SHAFT & LEVER .
68	6000 C.T. 3-Speed ...	1378364	1	8.90	EQUALIZER SHAFT & LEVER .
69-72	All A (C.T. 3-Speed) ...	1231309	1	3.79	EQUALIZER.....
69-70	50-6000 C.T. 3-Speed	1386649	1	16.20	EQUALIZER SHAFT & LEVER .

4.046 BRACKET, TRANSMISSION SHIFT EQUALIZER

64-65	Special-Skylark-Le Sabre C.T. 3-Speed.....	1366154	1	1.54	BRACKET, equalizer mtg.-trans, side—(4.040)
66	30-4000 C.T. 3-Speed Col. Shift.....	1375483		1.49	BRACKET, mtg. frame
68	6000 C.T. 3-Speed.....	1383407		8.90	BRACKET, mtg.....

4.046 BUSHING, TRANSMISSION EQUALIZER

64-65	All C.T. 3-Speed.....	1199266		.15	BUSHING, equalizer shift rod to equalizer frame brkt.-inner—(4.042).....
64-65	All C.T. 3-Speed.....	1199267		.10	BUSHING, equalizer shift rod to equalizer frame brkt.-outer—(4.042).....
66	All C.T. 3-Speed.....	1375481		.56	BUSHING, equalizer shift pivot.....
67-72	All A (C.T. 3-Speed).....	1377083		.15	BUSHING, equalizer shift brkt. frame (plastic—". thk.—ft" I.D.)—(4.042).....
67-68	50-6000 C.T. 3-Speed .	1375481	1	.56	BUSHING, equalizer shift pivot.....

4.054 JUMPER, NEUTRAL SAFETY & BACK—UP LAMP

61-62	40-41-4300 C.T.....	1472825	1	.10	JUMPER, 2 way male insulated (connects switch connectors)—(2.480).....
64-66	Special-Skylark C.T. ..	1363560	1	.25	JUMPER(2-way male insulated-insert in neutral safety switch conn.).....
65-66	50-6000 C.T. 3-Speed	1472825	1	.10	JUMPER, two way male ins. (conn, switch conn.)- (2.480).....

4.054 SWITCH, CLUTCH START

69-72	All A (C.T. 3-Speed).....	1993485	1	5.90	SWITCH, clutch start.....
69-70	50-6000 C.T. 3-Speed ...	1993488	1	7.00	SWITCH.....
71	50-6000 C.T. 3-Speed ...	3986841	1	2.00	SWITCH, clutch start.....
69-72	All A (C.T. 3-Speed).....	1231315	1	.56	BRACKET, switch return.....
69-70	50-6000 C.T. 3-Speed ...	1231316	1	1.28	BRACKET, switch return.....
71	50-6000 C.T. 3-Speed ...	3986842	1	.25	BRACKET, switch.....
69-70	C.T. 3-Speed.....	6299255	1	5.15	WIRE, clutch start switch jumper
71-72	All A (C.T. 3-Speed).....	6299255	1	5.15	WIRE, clutch start switch jumper
71	50-6000 C.T.....	8904584	1	5.15	WIRE, clutch start switch jumper
69-71	All.....	3981828	2	.72	GROMMET, switch ret.—(2.698) .

4.075 SWITCH, TRANSMISSION CONTROL SPARK

70-73	All A (C.T.).....	9799850	1	2.36	SWITCH (also used 2.408).....
70-71	6000 C.T.....	9799655	1	1.85	SWITCH (also used 2.408).....
71	5000 C.T.....	9799655	1	1.85	SWITCH (also used 2.408).....
71	L-6 Eng.....	1114444	1	10.50	SOLENOID KIT, carb. (C.E.C.).....
70	L-6 Eng.....	3961573	1	1.90	RELAY, trans, controlled spark (on lt. fdr. skirt) (also used 2.408-9.798).....
71	L-6 Eng.....	3990842	1	1.90	RELAY, spark reversing (also used 2.408—9.798) ..
71-72	All C.T. 3-Speed	8904120	1	1.44	WIRE, harness to controlled spark switch (also used 2.408).....
71	50-6000 C.T.....	8904583	1	3.95	CABLE, jumper—used at trans, controlled spark switch—(2.408).....
71	L-6 Eng.....	7042667		1.44	BRACKET, solenoid.....
70-71	6000 C.T.....	9799666		.82	BRACKET, switch (also used 2.408).....
71	5000 C.T.....	9799666		.82	BRACKET, switch (also used 2.408).....
71	L-6 Eng.....	7042654		1.03	NUT, solenoid ret.....
71	L-6 Eng.....	7042653		.27	WASHER, solenoid nut.....
70-73	All A (C.T. 3-Speed).....	3906462		.15	GASKET, spark switch or plug to trans, (used 4.010- 4.105).....
70-71	All A (C.T. 3-Speed)	3906448	1	.67	PLUG, trans. lwr. (in spark switch hole).....

4.081 MOUNT, TRANSMISSION

48-56	All C.T.....	1165026	1	4.61	MOUNT.....
57-59	All.....	1171494	1	3.38	MOUNT.....
59	All C.T.....	1195074	1	3.23	MOUNT (1" wide)
60	4400 C.T.....	1195528	1	7.40	MOUNT.....
61-63	40-41-4300 C.T. 3-Speed	1353473	1	3.59	MOUNT.....
63	4400 C.T. 3-Speed	1381016	1	3.90	MOUNT.....
64	4400 C.T.....	1363770	1	6.55	MOUNT.....
64	40-41-42-4300 C.T.	3792133	1	2.92	MOUNT.....
64	4600 C.T.....	1381016	1	3.90	MOUNT.....

3 SPEED MANUAL TRANSMISSION (COLUMN SHIFT)

65-66	All C.T. 3-Speed exc. G.S.	1381016	1	3.90	<u>MOUNT</u>
67	V-6 A.C.	1381016	1	3.90	<u>MOUNT</u>
67	V-6 less A.C.	1369534	1	3.49	<u>MOUNT</u>
67	30-4000 V-8	1369534	1	3.49	<u>MOUNT</u>
67	5000 C.T. 3-Speed	1381016	1	3.90	<u>MOUNT</u>
68-72	All A (C.T. 3-Speed)	1369534	1	3.49	<u>MOUNT</u>
69-70	50-6000 C.T. 3-Speed	1381016	1	3.90	<u>MOUNT</u>
71-72	50-6000 C.T. 3-Speed	1239004	1	4.00	<u>MOUNT.</u>

4.081 SUPPORT, TRANSMISSION

61-63	40-4 100 C.T. 3-Speed	1195231	1	5.02	SUPPORT
62-63	4300 C.T.	1353471	1	5.15	SUPPORT
64	4027-35-69-4 100-4337-69				
		384125	1	17.65	SUPPORT
64	4400 C.T.	1363619	1	6.40	SUPPORT
64-66	Special-Skylark	393932	1	13.55	SUPPORT
64-66	Sport Wagons	393932	1	13.55	SUPPORT
65-66	3000 exc. Conv.	384125	1	17.65	SUPPORT
65	4327-37-69-4427-37-69 less H.D. Frame	384125	1	17.65	SUPPORT
65	4427-37 H.D. Frame	393932	1	13.55	SUPPORT
65-68	5000 exc. Conv.	1369556	1	20.85	SUPPORT
65-68	5467	1369652	1	20.90	SUPPORT
65	6000 C.T.	1378531	1	23.50	SUPPORT
66	4307-17-39-4407-17-39	384125	1	17.65	SUPPORT
66	6000 C.T.	1375446	1	25.20	SUPPORT
67	3000-4307-17-39-4407-17-39-69	9796240	1	16.40	SUPPORT
67	4367-4455-65-67-4800	9788824	1	13.10	SUPPORT
68	33-34-3500-4437-39-69 C.T. 3-Speed	9796240	1	16.40	SUPPORT
68	4467-4455-65-4855-65 C.T. 3-Speed	9790385	1	14.00	SUPPORT
68	6000 C.T. 3-Speed	1369652	1	20.90	SUPPORT
69	3000-4437-39-69 C.T. 3-Speed	9796240	1	16.40	SUPPORT
69-70	4000 Wagons-4467 C.T. 3-Speed	9796242	1	13.90	SUPPORT
69-70	50-6000 C.T. 3-Speed	1385239	1	23.15	SUPPORT
70	6036-46 C.T. 3-Speed	1231824	1	18.05	SUPPORT
70-72	30-4000 exc. Conv.	9796240	1	16.40	SUPPORT
71-72	34-4467 (350 Eng.)	9796242	1	13.90	SUPPORT
71-72	50-6000 C.T. 3-Speed	3988236	1	22.90	SUPPORT
67	30-4000	1381478	1	.92	INSULATOR, supt. to frame
68-72	30-4000 C.T. 3-Speed	1385001	2	.72	INSULATOR, support to frame
62-63	40-4100 3 Speed	1195495	4	.20	SCREW, trans, supt. to frame—(0.349)
62-63	40-4 100 C.T. 3 Speed	9414034	4		NUT, trans, supt. to frame—(8.9 1 5)

4.083 PAD, TRANSMISSION MOUNTING THRUST

48-56	All	1165206	1	5.60	PAD
57-59	All C.T.	1190873	1	5.70	PAD
59	All	1195075	1	5.45	PAD (use with 1" wide trans, mtg. pad)
50	All	9422298	AR	.10	NUT, pad to trans, supt. & to thrust plate—(8.917)
67-72	30-4000 C.T.	9785627	2	.87	RETAINER, supt. to frame—(7.01 1)

4.083 BRACKET, TRANSMISSION MOUNTING THRUST

61-63	4300	1351512	2	1.08	BRACKET, trans, supt
67-70	30-4000	9785627	2	.87	RETAINER, supt. to frame (also used 4.081)

4.085 BUSHING—SHIM, TRANSMISSION SUPPORT

61-63	4300	1351513	4	.20	BUSHING, mtg.
68	5467-6000 C.T. 3-Speed	1369737	AR	.30	SHIM, supt., to side rail
61-63	4300	1351514	2	.20	SPACER

4.103 CASE—PLUG, TRANSMISSION

64	40-41-43-4400 C.T. 3-Speed less 4355-65	3866696		37.55	CASE
65	30-40-5000 C.T. 3-Speed	3866696		37.55	CASE
66-67	30-40-5000 C.T. 3-Speed	3890566		35.25	CASE
66	6000 C.T. 3-Speed	9776576		54.35	CASE
68	250-350 Eng. C.T. 3-Speed	3987952		33.25	CASE
68	6000 C.T. 3-Speed	9793424		47.75	CASE
69-71	30-4000 C.T. 3-Speed	3987952		33.25	CASE
69-70	50-6000 C.T. 3-Speed	9798432		47.75	CASE

3 SPEED MANUAL TRANSMISSION (COLUMN SHIFT)

39-60	All as Req	103892	1	.05	PLUG, expan. (A") to plug selector shaft hole—(8.970)
41-55	All as Req	103893	1	.05	PLUG, expan. (1/8") to plug 2nd & 3rd shifter shaft hole—(8.970).
61-66	All as Req	438159	AR	.15	PLUG, sq. hd. (1/2"—14) trans, drain plug, filler plug—(8.971).
61-63	40-41-4300 C.T. 3-Speed	105602	1	.10	PLUG, (3/16") in trans, case—(8.970).
64	40-41-43-4400 C.T. 3 Speed	117919	1	.10	PLUG, trans, case reverse idler shaft hole-spec, expan.—(8.970).
65-67	30-40-5000 C.T. 3-Speed Col. Shift	444746	1	.10	PLUG, trans, filler (V)—(8.971).
66	6000 C.T. 3-Speed	117612	1	.15	PLUG, trans, case reverse idler shaft (1/16" dia.)—(8.970).
66	6000 C.T. 3-Speed	9776585	1	.97	PLUG, trans, drain (magnetic) V ₂ "—14
67-68	All C.T. 3-Speed	9776585	1	.97	PLUG, drain (V ₂ "—14) magnetic
69-70	50-6000 C.T. 3-Speed	438159	1	.15	PLUG, transmission filler—(8.971).
69	50-6000 C.T. 3-Speed	9776585	1	.97	PLUG, drain (magnetic) V ₂ "—14 (also used)—(5.400)
68	6000 C.T.	1365067	2	.10	NUT, shift lvr. to trans, case—(7.347).
69-71	50-6000 C.T. 3-Speed	1387778	2	8.25	NUT, shift levers to transmission case (also used 4.046).

4.104 BREATHER. TRANSMISSION CASE

63	4400 C.T. 3-Speed	3786022		.20	BREATHER, trans, case
64-65	Wildcat C.T. 3-Speed	3786022		.20	BREATHER
66-67	30-40-5000 C.T. 3-Speed	3820840		.30	VENT (5.387)
70	30-4000 C.T. 3-Speed	3820840		.30	VENT (5.387)
40-60	All C.T.	498373		.15	CAP, breather—(4.687)
53	50-70 A.T.	1169522		.25	GASKET—(4.127)

4.105 COVER. TRANSMISSION CASE

64-65	Special-Skylark LeSabre C.T. 3-Speed	3849534	1	5.50	COVER
64-65	Wildcat C.T. 3-Speed	3709340	1	8.10	COVER
66-68	30-40-5000 C.T. 3-Speed	3919365	1	8.35	COVER
66-69	6000 C.T. 3-Speed	9776577	1	2.00	COVER
68	3437-4600 C.T. 3-Speed	9776577	1	2.00	COVER
69	30-4000 C.T. 3-Speed	3919365	1	8.35	COVER
69-70	5000 C.T. 3-Speed	9776577	1	2.00	COVER
70	30-4000 C.T. 3-Speed	3952645	1	12.45	COVER
66-67	30-40-5000 C.T. 3-Speed	454779	1	.05	PIN, trans, case cvr.—(8.939)
66-67	30-40-5000 C.T. 3-Speed	3869240	1	1.13	KIT, clip collector magnet
66-67	30-40-5000 C.T. 3-Speed	9424877	7	.20	BOLT, trans., case cvr.—(8.900)
66	6000 C.T. 3-Speed	9776578	7	.15	SCREW, case cvr. (1/16"—18 x 1/8")
66	6000 C.T. 3-Speed	9776579	2	.15	SCREW, case cvr. (1/16"—18 x 1)
68	6000 C.T. 3-Speed	9776578	7	.15	SCREW (1/16"—18 x %)
68	6000 C.T. 3-Speed	9776579	2	.15	SCREW (1/16"—18 x 1)
69-70	50-6000 C.T. 3-Speed	9776578	7	.15	SCREW (%"—18 x %)
69-70	50-6000 C.T. 3-Speed	9776579	2	.15	SCREW (%"—18 x 1)

4.109 GASKET, TRANSMISSION CASE COVER

61-63	40-41-4300 C.T. 3 Speed	1164825	1	.41	GASKET
63	4400 C.T. 3-Speed	3709316	1	.15	GASKET
64-65	Special-Skylark-LeSabre C.T. 3-Speed	591513	1	.20	GASKET
64-65	Wildcat C.T. 3-Speed	3709316	1	.15	GASKET
66-68	30-40-5000 C.T. 3-Speed Col. Shift	3858990	1	.25	GASKET
66-68	6000 C.T. 3-Speed	9776584	1	.62	GASKET
69-72	30-4000 C.T. 3-Speed	3858990	1	.25	GASKET
69-70	50-6000 C.T. 3-Speed	9776584	1	.62	GASKET

4.301 SHAFT, TRANSMISSION GEAR SELECTOR (GRP. CHANGED TO 4.309 EFF. 1-1-72)

4.302 SHAFT AND LEVER, TRANSMISSION GEAR SELECTOR LEVER (INNER)

40-52	40-50 C.T.	1330676	1	1.38	SHAFT & LEVER
53-55	40 C.T.	1330676	1	1.38	SHAFT & LEVER
53-55	50-60 C.T.	1312622	1	1.74	SHAFT & LEVER
56-60	40 & 4400 C.T.	1312622	1	1.74	SHAFT & LEVER
63	4400 C.T. 3-Speed	1371078	1	8.45	SHAFT 8i LEVER, trans, gr. (1st & reverse-shifter) (also used 4.309)
64-65	Wildcat 3-Speed	1371078	1	8.45	SHAFT 8i LEVER, trans, gr. (1st & reverse-shifter)

4.302 SCREW, TRANSMISSION SHIFTER INTERLOCK

66-68	6000 C.T. 3-Speed	9776597	1	.15	SCREW, spg. ret. set (1/16"—16 x .88)
69-70	50-6000 C.T. 3-Speed	9776597	1	.15	SCREW, ret. (%"—16 x 1/8")

3 SPEED MANUAL TRANSMISSION (COLUMN SHIFT)

4.303 YOKE, TRANSMISSION 2ND & 3RD SHIFTER

46-48	70 C.T.	1162293	1	5.75	YOKE
53-55	50-60 C.T.	1162293	1	5.75	YOKE
56-60	40 & 4400 C.T.	1162293	1	5.75	YOKE
63	4400 C.T. 3-Speed.	3746272	1	9.85	YOKE
64-65	Special-Skylark-LeSabre C.T. 3-Speed.	3785217	1	2.26	YOKE
64-65	Wildcat C.T. 3-Speed	3746272	1	9.85	YOKE
66-72	30-40-5000 C.T. 3-Speed	3858997	2	4.00	YOKE
66-68	6000 C.T. 3-Speed.	9776591	1	7.50	YOKE
69-70	50-6000 C.T. 3-Speed ...	9776591	1	7.50	YOKE (2nd & 3rd gear) .

4.303 YOKE, TRANSMISSION SHIFTER

46-48	70 C.T.	1317457	1	4.10	YOKE
53-55	50 C.T.	1317457	1	4.10	YOKE
54-55	60 C.T.	1317457	1	4.10	YOKE
56-60	40 & 4400 C.T.	1317457	1	4.10	YOKE
61-63	40-41-4300 C.T. 3-Speed	1164829	1	3.38	YOKE
63	4400 C.T. 3-Speed.	3709308		3.79	YOKE
64-65	Special-Skylark-LeSabre C.T. 3-Speed.	3731918	1	3.38	YOKE
64-65	Wildcat C.T. 3-Speed	3709308	1	3.79	YOKE
66-68	6000 C.T. 3-Speed.	9781835	1	4.51	YOKE
69-70	30-4000 C.T. 3-Speed ...	3858997	2	4.00	YOKE
69-70	50-6000 C.T. 3-Speed ...	9781835	1	4.51	YOKE (1st & reverse gear)

4.307 PIN, TRANSMISSION CONTROL SHAFT INTERLOCK

66	6000 C.T. 3-Speed.	9776593	1	.15	PIN, trans, gr. shift interlock rod.
----	-------------------------	---------	---	-----	---

4.307 STUD—RETAINER—INTERLOCK, TRANSMISSION SHIFTER INTERLOCK

64-65	Special-Skylark-LeSabre C.T. 3-Speed.	591537	2	.25	STUD, interlock ret.
64-65	Special-Skylark-LeSabre C.T. 3-Speed.	591538	1	.20	RETAINER, interlock.
64-65	Special-Skylark-LeSabre C.T. 3-Speed.	3686833	1	.67	INTERLOCK.
64-65	Special-Skylark-LeSabre C.T. 3-Speed.	591539	2	.05	LOCK, interlock ret. stud nut .

4.307 SLEEVE—PIN, TRANSMISSION INTERLOCK SHIFT

63	4400 C.T. 3-Speed.	3709311	AR	.97	SLEEVE (1.0185 long) .
63	4400 C.T. 3-Speed.	3709312	AR	1.03	SLEEVE (1.0135 long) .
63	4400 C.T. 3-Speed	3709313	AR	.97	SLEEVE (1.0085 long)
63	4400 C.T. 3-Speed.	3709314	AR	1.03	SLEEVE (1.0235 long)
64-65	Wildcat C.T. 3-Speed	3709313	AR	.97	SLEEVE (1.0085 long)
64-65	Wildcat C.T. 3-Speed	3709312	AR	1.03	SLEEVE (1.0135 long)
64-65	Wildcat C.T. 3-Speed	3709311	AR	.97	SLEEVE (1.0185 long)
64-65	Wildcat C.T. 3-Speed	3709314	AR	1.03	SLEEVE (1.0235 long)
61-63	40-41-4300 C.T. 3-Speed	1164873	1	.20	PIN
63	4400 C.T. 3-Speed.	3709315	1	.20	PIN
64-65	Wildcat C.T. 3-Speed	3709315	1	.20	PIN

4.309 SHAFT & PLATE, TRANSMISSION

64-65	Special-Skylark-LeSabre C.T. 3-Speed exc. Sport Wagons.	3840454	1	3.64	SHAFT 8. PLATE (1st & reverse)
64-65	Special-Skylark-Le Sabre C.T. 3-Speed.	3840456	1	3.64	SHAFT 8. PLATE (2nd & 3rd) ...

4.309 SHAFT—SHAFT & LEVER TRANSMISSION GEAR SHIFTER

39-42	60-70-80-90 C.T.	1314508	1	2.41	SHAFT (1st & reverse).
46-48	70 C.T.	1314508	1	2.41	SHAFT (1st & reverse).
53-55	50-60 C.T.	1314508	1	2.41	SHAFT (1st & reverse).
56-60	40 & 4400 C.T.	1314508	1	2.41	SHAFT (1st & reverse).
39-42	60-70-80-90 C.T.	1334188	1	2.31	SHAFT (2nd & 3rd).
46-48	70 C.T.	1334188	1	2.31	SHAFT (2nd & 3rd).
53-55	50-60 C.T.	1334188	1	2.31	SHAFT (2nd & 3rd).
56-60	40 & 4400 C.T.	1334188	1	2.31	SHAFT (2nd & 3rd).
61-63	40-41-4300 C.T. 3-Speed	1164840	1	6.90	SHAFT 8. LEVER (1st & reverse).
61-63	40-41-4300 C.T. 3 Speed	1164843	1	6.90	SHAFT 8. LEVER (2nd & 3rd).
63	4400 C.T. 3-Speed.	1371078	1	8.45	SHAFT 8. LEVER (1st & reverse)—(4.302)
63	4400 C.T. 3-Speed.	1371077	1	7.05	SHAFT 8. LEVER (2nd & 3rd).
64	4600 C.T. 3-Speed.	1371077	1	7.05	SHAFT 8. LEVER (2nd & 3rd).
64	4600 C.T. 3-Speed.	1371077	1	7.05	SHAFT & LEVER (2nd & 3rd).
65	6000 C.T. 3-Speed.	1371077	1	7.05	SHAFT & LEVER (2nd & 3rd).

3 SPEED MANUAL TRANSMISSION (COLUMN SHIFT)

64-65	Wildcat C.T. 3-Speed	1371078		8.45	SHAFT & LEVER (1st & reverse)—(4.302)
66-67	30-40-5000 C.T. 3-Speed	3858994		3.90	SHAFT.....
66-68	6000 C.T. 3-Speed Col. Shift.	9776587		3.23	SHAFT & LEVER.
66	6000 C.T. 3-Speed.	9776595		3.28	SHAFT (1st & reverse).....
66-68	6000 C.T. 3-Speed.	9785718		7.55	SHAFT PACKAGE (incl. 1st & reverse 2nd & 3rd shafts, pins & spgs.).....
68	30-40-5000 C.T. 3-Speed	3950472		4.10	SHAFT (1st, 2nd, 3rd & reverse).....
69	30-4000 C.T. 3-Speed	3932234		4.25	SHAFT (1st, 2nd, 3rd & reverse).....
69-70	50-6000 C.T. 3-Speed	9785718		7.55	SHAFT PACKAGE (incl. 1st & reverse 2nd & 3rd shafts, pins & spring).....
69-70	50-6000 C.T. 3-Speed	9776587		3.23	SHAFT & LEVER.
70	30-4000 C.T. 3-Speed	3932234		4.25	SHAFT (1st & reverse).....
70-72	All A (C.T. 3-Speed).....	3952649		4.31	SHAFT (2nd & 3rd).....

4.309 SHAFT, TRANSMISSION GEAR SELECTOR

39-42	All C.T.	1308494	1	2.05	SHAFT.
46-48	70 C.T.	1308494	1	2.05	SHAFT.
53-55	50-60 C.T.	1308494	1	2.05	SHAFT.
56-60	40 & 4400 C.T.	1308494	1	2.05	SHAFT.

4.311 SPRING, TRANSMISSION SHIFT LEVER POPPET

61-63	40-41-4300 C.T. 3 Speed	1164874	1	.15	SPRING.....
63	4400 C.T. 3-Speed.	1380012	1	1.74	SPRING, shift lvr. poppet.....
64-65	Wildcat C.T. 3-Speed	1380012	1	1.74	SPRING.....

4.311 SPRING—BALL, TRANSMISSION GEAR SHIFTER YOKE POPPET

39-48	All C.T.	1314658	1	.20	SPRING, poppet ball_____
49-60	40 & 4400 C.T.	1314658	1	.20	SPRING, poppet ball_____
49-55	50 C.T.	1314658	1	.20	SPRING, poppet ball_____
55	60 C.T.	1314658	1	.20	SPRING, poppet ball_____
36-60	All C.T. as Req.	453593	2	.07	BALL, steel (%)—(8.899)
64-65	Wildcat C.T. 3 Speed	453593	2	.07	BALL, steel (%)—(8.889)

4.311 SPRING, TRANSMISSION SHIFTER

66	6000 C.T. 3-Speed.	9776599	2	.30	SPRING.....
69	50-6000 C.T. 3-Speed	9776599	2	.30	SPRING, shifter interlock

4.311 CAM—SHAFT—SPRING, TRANSMISSION DETENT

64-65	Special-Skylark-Le Sabre C.T. 3-Speed.	3869904	1	.67	CAM (1st & reverse detent)
64-65	Special-Skylark-Le Sabre C.T. 3-Speed.	3869906		.67	CAM (2nd & 3rd detent)
64-65	Special-Skylark-LeSabre C.T. 3-Speed.	3731912		.20	SHAFT, cam detent
66-68	30-40-5000 C.T. 3-Speed	3911919		.67	CAM, detent.....
6972	30-4000 C.T. 3-Speed	3911919		.67	CAM, detent.....
64-65	Special-Skylark-LeSabre C.T. 3-Speed.	3737068		.15	SPRING, cam detent
64-65	Special-Skylark-Le Sabre C.T. 3-Speed.	3731912		.20	SHAFT, cam detent .
64-65	Special-Skylark-LeSabre C.T. 3-Speed.	274612		.10	RING, cam detent ret.—(8.934)
64-65	Special-Skylark-Le Sabre C.T. 3-Speed.	3737068		.15	SPRING, cam detent
66-67	30-40-5000 C.T. 3-Speed	3831718		.15	SPRING, detent cam
70-72	30-4000 C.T. 3-Speed	3831718		.15	SPRING, detent cam
64-65	Special-Skylark-Le Sabre C.T. 3-Speed.	274612		.10	RING, cam detent ret. -(8.934)
66-68	30-40-5000 C.T. 3-Speed	3831715		.15	SHAFT.....
69-72	30-4000 C.T. 3-Speed	3831715		.15	SHAFT.....

4.312 SCREW, TRANSMISSION GEAR SHIFTER YOKE TO SHAFT

66-68	6000 C.T. 3-Speed	9776596	2	.15	SCREW, shifter fork to shaft (¹ / ₁₆ "—24 x 1)
69-70	50-6000 C.T. 3-Speed	9776596	2	.15	SCREW, shifter fork to shaft (¹ / ₁₆ "—24 x 1)

4.312 RING—ROLLER—WASHER, TRANSMISSION SHIFTER YOKE

64-65	C.T. 3-Speed exc. Wildcat.	9416094		.10	RING, ret.—(8.934)
64-65	C.T. 3-Speed exc. Wildcat.	3731920		.15	ROLLER
64-65	C.T. 3-Speed exc. Wildcat.	3731921		10	WASHER

3 SPEED MANUAL TRANSMISSION (COLUMN SHIFT)

4.313 SEAL TRANSMISSION SHIFTER SHAFT OIL

39-42	All C.T.	1189854	1	.62	SEAL.....
46-60	40-50-60 & 4400 C.T. ...	1189854	1	.62	SEAL.....
61-63	40-41-4300 C.T. 3-Speed	3712738	2	.92	SEAL (4.460)
63	4400 C.T. 3 Speed	3845164	2	.20	SEAL.....
64-65	Wildcat C.T. 3-Speed	3845164	2	.20	SEAL.....
66-68	30-40-5000 C.T. 3-Speed	3844036	2	.10	SEAL.....
66-68	6000 C.T. 3-Speed	9776598	2	.10	SEAL.....

4.313 SEAL—WASHER, SELECTOR LEVER SHAFT OIL

40-60	40-50-60 & 4400 C.T. ...	1166286	1	.10	SEAL, selector lvr. shaft oil.....
69-70	30-4000 C.T. 3-Speed ...	3844036	2	.10	SEAL.....
69-70	50-6000 C.T. 3-Speed	9776598	2	.10	SEAL.....
40-60	40-50-60 & 4400 C.T. ...	1312581	1	.10	WASHER, selector lvr. shaft oil seal

4.314 LEVER, 2ND & 3RD SHIFT—EQUALIZER PIVOT

39-42		1308191	1	1.49	LEVER (4.045)
46-48		1308191	1	1.49	LEVER (4.045)
53-55	50-60 C.T.	1308191	1	1.49	LEVER (4.045)
56-60		1308191	1	1.49	LEVER (4.045)
65	Sport Wagons C.T. 3-				
		3859445	1	.82	LEVER (2nd 8i 3rd)- (4.045)
66-68		1377053	1	1.95	LEVER (2nd & 3rd)
66	6000 C.T.	1377059	1	1.95	LEVER (2nd & 3rd)
68	6000 C.T.	1378366	1	2.26	LEVER (2nd & 3rd)

d refer to grp. 4.315.

62-63	40-41-43-4400 C.T. 3-				
		1164671	1	.82	PIVOT, equalizer—(4.042)
64	4600 C.T. 3-Speed ..	1164671	1	.82	PIVOT, equalizer—(4.042)

4.315 LEVER, TRANSMISSION SHIFT

40-42	60-70-80-90 C.T.	1312615	1	1.64	LEVER (1st & reverse) shifter—(4.045)
53-55	50-60 C.T.	1312615	1	1.64	LEVER (1st & reverse) shifter—(4.045)
56-60	40 & 4400 C.T.	1312615	1	1.64	LEVER (1st 8i reverse) shifter—(4.045)
65	6000 C.T. 3-Speed	1368415	1	1.03	LEVER (1st & reverse).....
66-68	5000 C.T. 3-Speed	1377054	1	3.59	LEVER (1st & reverse).....
66	6000 C.T. 3-Speed	1377060	1	10.20	LEVER (1st & reverse).....
68	6000 C.T. 3-Speed	1383403	1	3.74	LEVER (1st & reverse).....
69-70	50-6000 C.T. 3-Speed ...	1386646	1	1.64	LEVER (1st & reverse).....
69	50-6000 C.T. 3-Speed ...	1378366	1	2.26	LEVER (2nd & 3rd).....
70	5000 C.T. 3-Speed	1378366	1	2.26	LEVER (2nd & 3rd).....
70	6000 C.T.	1235019	1	2.72	LEVER (2nd & 3rd).....
71	50-6000 C.T. 3-Speed ...	9787084	1	2.31	LEVER (1st 8i reverse).....
71	50-6000 C.T. 3-Speed ...	9799670	1	2.05	LEVER (2nd & 3rd)—(4.045).....
66	6000 C.T. 3-Speed	1377108	2	4.31	WASHER, lvr. to trans.....

NOTE Levers also listed in Grp. 4.045.

4.317 EXTENSION, TRANSMISSION

64-65	All C.T. exc. Sport Wagons & Wildcat ...	3855709	1	20.90	EXTENSION (incl bshg.)
66-67	30-40-5000 C.T. 3-Speed	3873885	1	20.90	EXTENSION
66-68	6000 C.T. 3-Speed	9777227	1	59.10	EXTENSION ncl. brg.) ..
68	350 Eng. C.T. 3-Speed ...	3873885	1	20.90	EXTENSION
69-72	30-4000 C.T. 3-Speed ...	3873885	1	20.90	EXTENSION.....
69-70	50-6000 C.T. 3-Speed ...	9776580	1	39.50	EXTENSION.....
66-67	30-40-5000 C.T. 3-Speed	274560	1	.15	RING, ext. ret.—(8.934)
66-67	30-40-5000 C.T. 3-Speed	454945	5	.25	BOLT, EXT.—(8.900) .

4.318 SEAL, TRANSMISSION MAIN SHAFT BEARING

61-63	40-41-4300 C.T.	1386231	1	2.46	SEAL, trans, rr. brg. ret
63	4400 C.T. 3 Speed.....	3746213	1	2.92	SEAL, trans, ext. oil (on main shaft-rr)
64-67	Special-Skylark-LeSabre C.T. 3-Speed.....	1386231	1	2.46	SEAL, trans. Oil.....
64-65	Wildcat C.T. 3-Speed	3746213	1	2.92	SEAL, trans, main shaft rr. oil
66-68	30-40-5000 C.T. 3-Speed	1386231	1	2.46	SEAL, ext. oil
66-68	6000 C.T. 3-Speed.....	9776620	1	2.41	SEAL.....
69-70	50-6000 C.T. 3-Speed ...	9776620	1	2.41	SEAL, main drive gear bearing-oil
70-72	30-4000 C.T. 3-Speed ...	1386231	1	2.46	SEAL, ext. oil

4.318 GASKET, TRANS. REAR BEARING RETAINER

39-42	60-70-80-90 C.T.	1308163	1	.20	GASKET
46-48	70 C.T.	1308163	1	.20	GASKET
53-55	50-60 C.T.	1308163	1	.20	GASKET
56-60	40 & 4400 C.T.	1308163	1	.20	GASKET
61-63	40-41-4300 C.T. 3-Speed	1164679	1	.46	GASKET

3 SPEED MANUAL TRANSMISSION (COLUMN SHIFT)

63	4400 C.T. 3-Speed	1359476		.30	GASKET (between adapter & trans, case)
63	4400 C.T. 3-Speed	3787720		.92	GASKET, rr.
64-65	Special-Skylark-LeSabre C.T. 3-Speed	3707172		.05	GASKET, trans, ext.
64-65	Wildcat C.T. 3-Speed	1359476		.30	GASKET (between adapter & trans, case)
64-65	Wildcat C.T. 3-Speed	3787720		.92	GASKET, rr.
66-68	30-40-5000 C.T. 3-Speed	3876752		.10	GASKET.
66-68	6000 C.T. 3-Speed	9776583		.36	GASKET.
69-70	30-4000 C.T. 3-Speed	3876752		.10	GASKET.
69-70	50-6000 C.T. 3-Speed	9776583		.36	GASKET.

4.319 BUSHING, TRANSMISSION EXTENSION

64-68	Special-Skylark-LeSabre C.T. 3-Speed	6260048	1	.56	BUSHING.
66-68	6000 C.T. 3-Speed	392971	1	3.43	BUSHING.
69-72	30-4000 C.T. 3-Speed	6260048	1	.56	BUSHING.
69	50-6000 C.T. 3-Speed	392971	1	3.43	BUSHING.
65	6000 C.T. 3-Speed	3774911	1	.77	BOLT, ext. adapter to trans, case

4.319 BUSHING, TRANSMISSION REAR BEARING RETAINER

53-55	50-60 C.T.	1162702		1.95	BUSHING
54-60	40 & 4400 C.T.	1162702		1.95	BUSHING

4.329 ADAPTER, SPEEDOMETER DRIVEN GEAR

66-70	All C.T.	1367642		23.60	ADAPTER (1.125 ratio)
66	30-4000	1367641		24.45	ADAPTER (1.2020 ratio) black & white paint mark
66-72	All as Req.	1367643		22.85	ADAPTER (.8095 ratio) lt. green paint mark.
66-70	30-4000	1367644		22.85	ADAPTER (.7333 ratio) red paint mark.
66-68	All as Req.	9775436		23.60	ADAPTER (.8653 ratio) blue paint mark.
68-70	30-40-5000	1387467		14.50	ADAPTER (.6500 ratio) green paint mark.

4.337 GEAR, SPEEDOMETER DRIVEN

41-42	90.	1164879		3.18	GEAR & SHAFT (20 teeth)
42	60-70.	1164879		3.18	GEAR & SHAFT (20 teeth)
46-48	70 C.T.	1164879		3.18	GEAR & SHAFT (20 teeth)
53	50 C.T. 1st type.	1164879		3.18	GEAR & SHAFT (20 teeth)
57	40 C.T. 15 x 7.10 Tires	1164880		3.28	GEAR & SHAFT (21 teeth) 3.58 ratio
57	40 Exp.	1164880		3.28	GEAR & SHAFT (21 teeth) 3.9 ratio
57-59	All.	1164879		3.18	GEAR & SHAFT (20 teeth)
59	4400 C.T.	1164878		4.10	GEAR & SHAFT (19 teeth) 3.58 ratio
60	4400 C.T.	1164880		3.28	GEAR 8. SHAFT (21 teeth) 3.91 ratio
60	4600 (15 x 7.60 Tires)	1164879		3.18	GEAR 8. SHAFT (20 teeth) 3.2 ratio
60	46-47-4800 Exp. (15 x 8.00 Tires).	1164879		3.18	GEAR & SHAFT (20 teeth) 3.36 ratio
61	40-41-4300.	1350218		1.33	GEAR (use when 4.337-1389736 speedo driven gr. repair kit has been instl.)
61	40-4100 C.T.	1164846		1.33	GEAR (18 teeth) 15" wheels
61	4400 (2 Bbl.)	1164318		3.64	GEAR & SHAFT (19 teeth) 3.07 ratio
61	46-47-4800 (15 x 8.00 Tires).	1164318		3.64	GEAR & SHAFT (19 teeth) 3.23 ratio
61-62	40-41-4300 C.T.	1164713		1.33	GEAR (19 teeth) 13" whls. (3.36 ratio)
62	4019-27-35-41 19-35	1349483		1.33	GEAR, 15" whl. (4.30 ratio)
62	40-41-4300.	1164712		1.33	GEAR 8i SHAFT (21 teeth) 13" whl. (4.30 ratio)
62	40-41-4300.	1164713		1.33	GEAR (19 teeth) 13" whl. (3.90 ratio)
62	4019-27-35-41 19-35	1164846		1.33	GEAR (18 teeth) 15" whl. (3.90 ratio)
62	4019-27-35-41 19-35	1164713		1.33	GEAR (19 teeth) 15" whl.-13 x 6.00 tires (2.78 turnpike ratio) spec, order.
62	40-41-4300.	1349483	1	1.33	GEAR (2.78 turnpike ratio) 13" whl.
62	4019-27-35-41 19-35 C.T.	1164846		1.33	GEAR (18 teeth) 15" whls. (3.36 ratio)
62	40-4167-4300 C.T.	1164846		1.33	GEAR (18 teeth) 15" whls.
63	40-41-4300 A.T.-C.T. 3- Speed.	1164713	1	1.33	GEAR (19 teeth) 3.90 ratio (13" whls.)
63	40-41-4300 C.T. 3-Speed exc. 404 5.	1349483	1	1.33	GEAR (20 teeth) 3.23 ratio (15" whl.)
63	40-41-4300 exc. 4-Speed	1164712	1	1.33	GEAR (21 teeth) 4.30 ratio (13" whls.)
63	40-41-4300 C.T. 3-Speed exc. 4045.	1164846		1.33	GEAR (18 teeth) 15" whls (3.90 ratio spec, order)
63	40-41-4300 C.T. 3-Speed	1164712		1.33	GEAR (21 teeth) 3.23 ratio (13" whl.)
63	4019-27-35-67-4100- 4300 A.T.-C.T. 3-Speed	1164713	1	1.33	GEAR (19 teeth) 2.78-3.08 ratio (15" wheels)
63	4400 C.T. 3-Speed (4 Bbl.)	1164316		3.64	GEAR (20 teeth) 3.23 ratio)
63	44-4600 C.T.	3987918		.77	GEAR (18 teeth) 2.78 ratio (15 x 7.60 tires)

3 SPEED MANUAL TRANSMISSION (COLUMN SHIFT)

63	4400-4635-47-4800 Exp.	1164318	1	3.64	GEAR & SHAFT (19 teeth) 3.42 ratio (15 x 7.60 or 15 x 8.00 tires).....
64-69	All C.T. 3-Speed	3987919	1	.77	GEAR (19 teeth).....
64-69	All C.T. 3-Speed	3987918	1	.77	GEAR (18 teeth).....
64-69	All C.T. 3-Speed	3987920	1	.77	GEAR (20 teeth).....
64-69	All C.T. 3-Speed	3987921	1	.77	GEAR (21 teeth).....
64	40-41-4300 C.T.	3860347	1	.82	GEAR (24 teeth) yellow (3.73 ratio).....
64	40-41-4300 C.T.	3860345	1	.82	GEAR (22 teeth) 3.36-3.55 ratio.....
64	All exc. 4800 A.T.	1362049	1	1.08	GEAR (42 teeth) green.....
64	40-41-4300.....	1362196	1	1.18	GEAR (43 teeth) purple.....
65	30-40-5000 C.T. 3-Speed	3860345	1	.82	GEAR (22 teeth) green (3.73 ratio).....
65	30-40-5000 C.T. 3-Speed	3860347	1	.82	GEAR (24 teeth) 4.30 ratio.....
65	5000.....	3860348	1	.82	GEAR (25 teeth) spec, order.....
68-71	30-4000 C.T. 3-Speed ...	3987917	1	.82	GEAR (17 teeth).....
69-70	50-6000 C.T. 3-Speed ...	538359	1	4.41	GEAR 8. SLEEVE (18 teeth) brown.....
69	5000 C.T. 3-Speed.....	538360	1	4.47	GEAR 8< SLEEVE (19 teeth) green.....
69	5000 C.T. 3-Speed.....	538361	1	4.41	GEAR 8< SLEEVE (20 teeth) blue.....
70-71	30-4000 C.T. 3-Speed ...	3987918	1	.77	GEAR (18 teeth).....
70-71	30-4000 C.T. 3-Speed ...	3987919	1	.77	GEAR (19 teeth).....
70-71	30-4000 C.T. 3-Speed ...	3987920	1	.77	GEAR (20 teeth).....
70-73	All A (C.T. 3-Speed).....	3987921	1	.77	GEAR (21 teeth).....
70-71	50-6000 C.T.....	538361	1	4.41	GEAR (20 teeth) blue.....
70	50-6000 C.T.....	538360	1	4.47	GEAR (19 teeth) green.....

4.338 FITTING—RETAINER SEAL—SLEEVE, SPEEDOMETER DRIVEN GEAR

63	4400 C.T. 3-Speed.....	3869914	2.05	FITTING, speedo. driven gr.....
64-71	All C.T. 3-Speed.....	3869914	2.05	FITTING, gr.....
71-73	30-4000 C.T. 3-Speed ...	3869912	2.05	FITTING 8. SEAL.....
61-73	All C.T. 3-Speed.....	3708148	.10	RETAINER.....
69-70	50-6000 C.T. 3-Speed ...	537432	.30	RETAINER, shaft seal.....
69-70	50-6000 C.T. 3-Speed ...	538357	.20	RETAINER.....
61-63	40-41-4300 less 4-Speed	1194597	.15	SEAL, gr. sleeve oil.....
63	4400 C.T. 3-Speed.....	3708146	.10	SEAL, gr. sleeve "0" ring (.674 I.D. x .103)
65-73	All C.T. 3-Speed.....	3708146	.10	SEAL, fitting.....
69-70	50-6000 C.T. 3-Speed ...	541863	.10	SEAL, gear shaft oil.....
61-63	40-41-4300 C.T.....	1351475	2.05	SLEEVE.....
69-70	50-6000 C.T. 3-Speed ...	529019	.10	RING, retainer.....

4.342 CABLE, SPEEDOMETER

37-60	All.....	6477499	2.71	KIT, speedo. cblt (cut cbl. to desired length) see chart following 3T trans.....
63	44-46-47-4800.....	6405584	1.96	CABLE, speedo. (55' /,").....
64	46-47-4800.....	6409663	2.15	CABLE (57V).....
65	6000 C.T. 3-Speed.....	6452598	3.45	CABLE (58'A").....
66	30-4000 C.T.....	6453415	2.55	CABLE (57'A" long).....
66-67	5000 C.T.....	6453416	2.55	CABLE (58' /, " long).....
66-68	6000 C.T.....	6453417	2.91	CABLE (71' /, " long).....
67-68	30-4000 C.T. 3-Speed ...	6453416	2.55	CABLE (58' /, " long).....
68	5000 C.T. 3-Speed.....	6476816	2.74	CABLE (59' /, " long).....
68	3437-4600 C.T.....	6453417	2.91	CABLE (71' /, " long).....
69-71	30-4000 C.T. 3-Speed ...	6477287	2.05	CABLE (57' /, «»).....
69	50-6000 C.T. 3-Speed ...	6478057	2.41	CABLE (70' /, ").....
70	50-6000 C.T.....	6477306	2.16	CABLE (61' /, ") long).....

4.342 CABLE AND CASING SPEEDOMETER

61	40-41-4300.....	6478125	6.60	CABLE & CASING (55")
62	40-41-4300 exc. 4-Speed	6478125	6.60	CABLE & CASING (54")
63	40-41-4300 C.T. 3-Speed	6478125	6.60	CABLE 8t CASING (54")
63	44-46-47-4800.....	6478125	6.60	CABLE 8t CASING (54")
64-65	Special-Skylark C.T. 3-			
		6451042	5.50	CABLE & CASING.....
64	46-4800.....	6451027	7.00	CABLE & CASING.....
65	6000 C.T. 3-Speed.....	6451429	7.90	CABLE & CASING.....
66	30-4000 C.T.....	6454345	6.60	CABLE 8t CASING.....
66	5000 C.T.....	6454347	6.60	CABLE 8t CASING.....
66	6000 C.T.....	6454348	6.65	CABLE 8t CASING.....
67	30-40-5000 C.T. 3-Speed	6454835	6.45	CABLE & CASING (57" long) ..
68	30-4000 C.T. 3-Speed ...	6454835	6.45	CABLE & CASING (57" long) ..
68	3437-46-6000 C.T.....	6454836	6.20	CABLE & CASING (17" long) ..
68	5000 C.T. 3-Speed.....	6476822	5.60	CABLE & CASING (58" long) ..
69-70	30-4000 C.T. 3-Speed ...	6478175	6.00	CABLE 8t CASING (57" long) ..
69	50-6000 C.T. 3-Speed ...	6478176	6.20	CABLE & CASING.....
70	50-6000 C.T.....	6478179	8.50	CABLE & CASING.....
71-72	30-4000 C.T. 3-Speed ...	6478175	6.00	CABLE 8. CASING (57" long)
71-72	50-6000.....	6478174	5.50	CABLE & CASING (54'A" long)

3 SPEED MANUAL TRANSMISSION (COLUMN SHIFT)

61-62	40-41-4300 C.T.	.1175893	1	.15	CLIP speedo. cbl. to eng. side filler panel—(2.559) ..
61-62	40-41-4300	.1175893	1	.15	CLIP, speedo cbl. to trans. supt.—(2.559).....
64	44-46-47-4800	.1341007	1	.05	CLIP, cbl. to frame brace (L.)—(2.559).....
66	6000 C.T.	.9777381	1	1.28	CLIP, speedo. cbl. to trans. case.....
68	6000 C.T. 3-Speed	.9777381	1	1.28	CLIP, cbl. to trans. case.....
61-63	All	.1347497	1	.15	GROMMET, speedo cbl. thru dash—(9.775).....
64-65	Special-Skylark	.3786368	1	.36	GROMMET, speedo. cbl. thru dash—(9.775).....
64	44-46-4800	.1347497	1	.15	GROMMET, speedo cbl. thru dash—(9.775).....
65	50-6000	.1370947	1		GROMMET (rubber) speedo. cbl. thru dash—(9.775)
69-70	All	.6491006	1	.28	RETAINING SPRING, speedo. cable to speedo. hsg. .

4.343 GEAR, SPEEDOMETER DRIVING WORM

61	40-41-4300 C.T.	.1164715		2.46	GEAR.....
62	40-4 1-4300 C.T. 1st type	.1164715		2.46	GEAR (7 teeth) $\frac{1}{16}$ " long
62	40-41-4300 C.T. 2nd type	.1352402		2.77	GEAR (7 teeth) $\frac{3}{16}$ " long.....
62	40-41-4300	.1164833		2.46	GEAR (2.78 turnpike ratio).....
62	40-41-4300	.1352305		2.31	GEAR (6 teeth) 3.90-4.30 ratio.....
63	40-4100 C.T. 3-Speed	.1349889		2.77	GEAR (8 teeth) 3.08-3.36 ratio.....
63	40-41-4300 C.T.	.1164833		2.46	GEAR (2.78 turnpike ratio).....
63	40-41-4300 C.T.	.1352305		2.31	GEAR (6 teeth) 3.90-4.30 ratio.....
63	4300 C.T. 3-Speed	.1349889		2.77	GEAR (8 teeth) 3.08-3.36 ratio.....
63	44-4600 C.T.	.1354628		2.36	GEAR (9 teeth) 2.78 ratio.....
63	4400 C.T. 3-Speed	.1352315		2.87	GEAR (7 teeth) 3.91 spec, order.....
63	44-46-4800 C.T.	.1196698		2.82	GEAR (7 teeth) 3.91 ratio.....
63	4400-4635-47-4800 Exp.	.1352312		2.87	GEAR (8 teeth) 3.42 ratio (15 x 7.60 or 15 x 8.00 tires).....
64-68	All C.T. 3-Speed	.3708144	1	1.69	GEAR (8 teeth) steel (replaces both nylon & steel grs.).....
65	All C.T. 3-Speed	.1354627		3.08	GEAR (6 teeth) 3.90-4.30 ratio.....
65	All C.T. 3-Speed	.1354628		2.36	GEAR (9 teeth) 2.56-2.78-3.07 3.23 ratio-spec, order.....
65	30-4000 C.T. 3-Speed	.3708145		1.69	GEAR (8 teeth) 3.36-3.55-3.73 ratio-spec, order.....
65	Sport Wagons C.T.	.1196698		2.82	GEAR (7 teeth) spec, order.....
65	50-6000 C.T. 3-Speed	.1196698		2.82	GEAR (7 teeth) 3.91 ratio-spec, order.....
68	4000 Wagons C.T. 3-Speed	.1371878	1	.62	GEAR, plastic (17 teeth).....
68	6000 C.T. 3-Speed	.9777230	1	5.40	GEAR (8 teeth).....
68	30-40-5000 C.T. 3-Speed	.3708144	1	1.69	GEAR (8 teeth) (1 $\frac{3}{16}$ " I.D.) steel (replaces both nylon & steel grs.).....
69-71	30-4000 C.T. 3-Speed	.3708144	1	1.69	GEAR (8 teeth) (1 $\frac{1}{16}$ " I.D.) steel (replaces both nylon & steel grs.).....
69-70	50-6000 C.T. 3-Speed	.9776653	1	2.97	GEAR (8 teeth).....

4.345 CLIP, SPEEDOMETER DRIVING WORM RETAINER

68	30-40-5000 C.T. 3-Speed	.6261353	1		CLIP, ret.....
69-72	All A (C.T. 3-Speed)	.6261353	1		CLIP, retainer.....

4.351 GEAR, TRANSMISSION CLUTCH OR MAIN DRIVE

40-52	40-50 C.T.	.1193183	1	30.90	GEAR
53	40 C.T.	.1193183	1	30.90	GEAR
54-55	40 C.T.	.1194539	1	33.40	GEAR
57-60	40 C.T., 4400 C.T.	.1189183	1	33.05	GEAR
61	40-4 100 C.T. after job 1501234 FI, 2501230 S.G.	.1348234	1	26.70	GEAR
62-63	40-41-4300 C.T.	.1348234	1	26.70	GEAR
63	4400 C.T. 3-Speed	.2358433	1	27.45	GEAR
64-65	Special-Skylark-Le Sabre C.T. 3-Speed	.3848100	1	22.95	GEAR (incl. syncro. spg.)
66-67	V-6 C.T. 3-Speed	.3859030	1	22.75	GEAR.....
66-67	30-40-5000 V-8 C.T. 3-Speed	.3859035	1	22.75	GEAR
68-71	L-6 Eng. C.T. 3-Speed	.3859030	1	22.75	GEAR
68	350 Eng. C.T. 3-Speed	.3859035	1	22.75	GEAR
69-72	30-4000 V-8 C.T. 3-Speed	.3859035	1	22.75	GEAR

4.351 SHAFT, TRANSMISSION INPUT

66-68	6000 C.T. 3-Speed	.9781064	1	50.25	SHAFT.....
69-70	50-6000 C.T. 3-Speed	.9781064	1	50.25	SHAFT.....

4.352 BEARING, TRANSMISSION MAIN SHAFT PILOT

37-48	All C.T.	.7450059	1	1.34	BEARING.....
49-60	40 & 4400 C.T.	.7450059	1	1.34	BEARING.....
49-55	50-60 C.T.	.7450059	1	1.34	BEARING.....
61-63	40-41-4300 C.T.	.1389245	1	1.27	BEARING (incl. 14 rollers)

3 SPEED MANUAL TRANSMISSION (COLUMN SHIFT)

63	4400 C.T. 3 Speed.....	2358434	14	.20	BEARING
64-65	Special-Skylark-LeSabre C.T. 3-Speed.....	7450247	24	.10	BEARING rr
64-65	Special-Skylark-LeSabre C.T. 3-Speed.....	435844	14	.10	BEARING frt.....
64-65	Wildcat C.T. 3 Speed.....	2358434	14	.20	BEARING.....
66-68	30-40-5000 C.T. 3-Speed	3743449	14	.20	BEARING.....
69-72	30-4000 C.T. 3-Speed ...	3743449	14	.20	BEARING.....
66-68	6000 C.T. 3-Speed.....	9776618	15	.05	ROLLER BEARING
69-70	50-6000 C.T. 3-Speed ...	9776618	15	.05	ROLLER BEARING

4.353 RETAINER TRANSMISSION MAIN DRIVE GEAR BEARING

49-55	40-50-60 C.T.	1298456		.15	RETAINER.....
56-60	40 & 4400 C.T.	1298456		.15	RETAINER.....
61-63	40-41-4300 C.T. 3 Speed	1164677		7.70	RETAINER (4.356).....
63	4400 C.T. 3 Speed.....	1352480		9.30	RETAINER.....
64-65	Special-LeSabre C.T. 3- Speed.....	3741458		3.64	RETAINER (4.356).....
64-65	Wildcat C.T.	1352480		9.30	RETAINER.....
63	4400 C.T. 3 Speed.....	2358435		.20	SPACER, main shaft pilot brg. roller-rr.
64-65	Special-Skylark-LeSabre C.T. 3-Speed.....	591851		.10	SPACER, main shaft roller-frt.
64-65	Special-Skylark-LeSabre C.T. 3-Speed.....	591852		.10	SPACER, main shaft roller rr.....
64-65	Wildcat C.T. 3-Speed.....	2358435		.20	SPACER, main shaft roller-rr.....
54-55	60 C.T.	1299317		.15	WASHER, trans, main shaft pilot brg. ret.
56-60	40 & 4400 C.T.	1299317		.15	WASHER, trans, main shaft pilot brg. ret.
64-65	Special-Skylark-LeSabre C.T. 3-Speed.....	138485			WASHER, brg. ret. to case-ext. tooth lock—(8.932)

4.354 SEAL, TRANSMISSION MAIN DRIVE GEAR OIL

49-55	50 C.T.	1307729		.20	SEAL, to be assm. to cl. gr. when trans, is assm. to eng.....
49-60	40 8i 4400 C.T.	1307729		.20	SEAL, to be assm. to cl. gr. when trans, is assm. to eng.
54-55	60 C.T.	1307729		.20	SEAL, to be assm. to cl. gr. when trans, is assm. to eng.

4.354 SEAL, TRANSMISSION CLUTCH GEAR OR MAIN DRIVE GEAR

66-68	30-40-5000 C.T. 3-Speed	3987936	1	1.03	SEAL, cl. gr. brg. oil.....
66-68	6000 C.T. 3-Speed.....	9781063	1	4.20	SEAL, oil.....
69-72	All A (C.T. 3-Speed).....	3987936	1	1.03	SEAL.....
69-70	50-6000 C.T. 3-Speed ...	9781063	1	4.20	SEAL, oil.....

4.355 BEARING, TRANSMISSION MAIN DRIVE OR CLUTCH GEAR

36-60	All C.T.	954379	1	6.55	BEARING.....
61-63	40-41-4300 C.T. 3-Speed	907929	1	10.75	BEARING (also used 4.408).....
63	4400 C.T. 3-Speed.....	907372	1	9.55	BEARING (4.408).....
64-65	Special-Skylark-LeSabre C.T. 3-Speed.....	907930	1	13.35	BEARING.....
64-65	Wildcat C.T. 3-Speed.....	907372	1	9.55	BEARING (4.408)
66-67	V-6 C.T. 3-Speed.....	907929	1	10.75	BEARING.....
66-67	30-40-5000 V-8 C.T. 3-	907930	1	13.35	BEARING
69-71	30-4000 C.T. 3-Speed (L- 6).....	907929	1	10.75	BEARING
69-70	50-6000 C.T. 3-Speed ...	9776600	1	6.25	BEARING, front .
66-68	6000 C.T. 3-Speed.....	9776600	1	6.25	BEARING, gr.-frt.
68	30-40-5000 C.T. 3-Speed	907929	1	10.75	BEARING
69-70	30-4000 C.T. 3-Speed (350 Eng.).....	907930	1	13.35	BEARING
71-72	30-4000 C.T. 3-Speed ...	907929	1	10.75	BEARING

4.356 BOLT, TRANSMISSION MAIN DRIVE GEAR BEARING

66-68	6000 C.T. 3-Speed ...	9776626	4	.15	BOLT, main drive gr. brg. ret. to case (³ / ₁₆ "—18 x ..
69-70	50-6000 C.T. 3-Speed	9776626	4	.15	BOLT, bearing retainer to case (³ / ₁₆ "—18 x ³ / ₁₆ " ..

4.356 RETAINER & SEAL, CLUTCH GEAR BEARING

64-65	Special-Skylark-LeSabre C.T. 3-Speed.....	3741458	1	3.64	RETAINER, main dr. gr. brg. (also used 4.353)
62-63	40-41-4300 C.T.	1352092	1	9.30	RETAINER, main drive gr. brg.....
61-63	40-41-4300 C.T.	1164677	1	7.70	RETAINER, main dr. gr. brg. (also used 4.353)
66	6000 C.T. 3-Speed.....	1373910	1	17.20	RETAINER, hsg.....
66-68	30-40-5000 C.T. 3-Speed	3859032	1	4.00	RETAINER 8t SEAL.....
68	6000 C.T. 3-Speed.....	9777073	1	14.45	RETAINER & SEAL.....
69-71	30-4000 C.T. 3-Speed ...	3859032	1	4.00	RETAINER 8t SEAL.....

3 SPEED MANUAL TRANSMISSION (COLUMN SHIFT)

69-70	50-6000 C.T. 3-Speed ...	9777073	1	14.45	RETAINER & SEAL
64-65	Special-Skylark-LeSabre C.T.	591150	1	.92	NUT, cl. gr. brg. ret.
4.358 SEAL, CLUTCH GEAR BEARING RETAINER					
68	30-40-5000 C.T. 3-Speed	3916113	1	.25	SEAL
69-72	30-4000 C.T. 3-Speed ...	3916113	1	.25	SEAL
4.358 GASKET, CLUTCH GEAR BEARING RETAINER					
63	4400 C.T. 3-Speed.	1359473	1	.10	GASKET, brg. ret.-frt.
64-65	Wildcat C.T. 3-Speed	1359473	1	.10	GASKET, brg. ret. frt.
61-63	40-41-4300 C.T. 3-Speed	1164858	1	.20	GASKET, brg. ret. ...
64-65	Special-Skylark-LeSabre C.T.	591022	1	.20	GASKET, brg. ret.
66-68	6000 C.T. 3-Speed	9776603	1	.15	GASKET, brg. ret.
66-67	30-40-5000 C.T. 3-Speed	3915019	1	.25	GASKET.
69-70	50-6000 C.T. 3-Speed ...	9776603	1	.15	GASKET, brg. ret.
4.361 SPRING—WASHER, TRANSMISSION MAIN DRIVE GEAR					
64-65	Special-Skylark-Le Sabre C.T. 3-Speed.	3737448	2	.25	SPRING, trans, cl. gr. & brg. syncrol. energizing— (4.413).....
38-60	All C.T.	1302021	1	.20	WASHER, frt. brg. spg. assm. between cl. gr. brg. & cl. gr. brg. ret. when trans, is assm. to eng.— (0.805).....
65	6000 C.T. 3-Speed.	3709350	1	.30	WASHER, trans, main drive gr. brg.
4.374 SLINGER, TRANSMISSION MAIN DRIVE GEAR BEARING OIL					
38-60	All C.T.	1302020	1	.20	SLINGER.....
61-63	40-41-4300 C.T. 3-Speed	1164855	1	.41	WASHER, brg. oil ret.-frt.
63	4400 C.T. 3 Speed.	3709322	1	.20	WASHER, brg. oil ret.-rr.
64-65	Wildcat C.T. 3-Speed	3709322	1	.20	WASHER, brg. oil ret.-rr.
4.376 RING, TRANSMISSION DRIVE GEAR AND REAR BEARING (SNAP)					
56 60	4400 C.T.	590849	1	.25	RING, frt. brg. snap.....
63	4400 C.T. 3 Speed.	3709351	3	.15	RING, main drive gr. in ext. adapter (syncro. blocking).....
64	4600 C.T.	3709351		.15	RING, drive gr. snap.....
64	4600 C.T.	3709351		.15	RING, rr. brg. snap.....
65	6000 C.T. 3-Speed.	3709351		.15	RING, syncro. blocking snap (.086-.088" thick) ...
65	6000 C.T. 3-Speed.	3709351		.15	RING, main drive gr. snap (.086-.088" thick)....
65	6000 C.T. 3-Speed.	3709351		.15	RING, rr. brg. snap (.086-.088" thick).....
65	6000 C.T. 3-Speed.	3709352	AR	.15	RING, main drive gear snap (.089-.09 1" thick) ...
65	6000 C.T. 3-Speed.	3709352	AR	.15	RING, rr. brg. snap (.089-.091" thick).....
65	6000 C.T. 3-Speed.	3709352	AR	.15	RING, syncro. blocking snap (.089-.09 1" thick) ...
65	6000 C.T. 3-Speed.	3709353	AR	.15	RING, main drive gr. snap (.092"-.094" thick) —
65	6000 C.T. 3-Speed.	3709353	AR	.15	RING, rr. brg. snap (.092"-.094" thick).....
65	6000 C.T. 3-Speed.	3709353	AR	.15	RING, syncro. blocking snap (.092"-.094" thick) ..
65	6000 C.T. 3-Speed.	3709354	AR	.15	RING, main drive gr. snap (.095"-.097" thick) —
65	6000 C.T. 3-Speed.	3709354	AR	.15	RING, rr. brg. snap (.095"-.097" thick).....
65-	6000 C.T. 3-Speed.	3709354	AR	.15	RING, syncro. blocking snap (.095"-.097" thick) .
65	6000 C.T. 3-Speed.	3709355	AR	.15	RING, main drive gr. snap (.098"-.0100" thick) ...
65	6000 C.T. 3-Speed.	3709355	AR	.15	RING, rr. brg. snap (.098"-.0100" thick).....
65	6000 C.T. 3-Speed.	3709355	AR	.15	RING, syncro. blocking snap (.098"-.0 100" thick)
65	6000 C.T. 3-Speed.	3709356	AR	.15	RING, main drive gr. snap (.101"-.103" thick) —
65	6000 C.T. 3-Speed.	3709356	AR	.15	RING, rr. brg. snap (.10V-.103" thick).....
65	6000 C.T. 3-Speed.	3709356	AR	.15	RING, syncro. blocking snap (.101"-.103" thick) ..
66-68	30-40-5000 C.T. 3-Speed	3709351	1	.15	RING, brg. ret.....
66-68	6000 C.T. 3-Speed.	9776613		.15	RING, frt. brg. ret.-snap.....
66-68	6000 C.T. 3-Speed.	9776614		.15	RING, frt. brg. to shaft-snap.....
69-70	50-6000 C.T. 3-Speed ...	9776613		.15	RING, frt. brg. ret.-snap.....
69-70	50-6000 C.T. 3-Speed ...	9776614		.15	RING, frt. brg. to shaft-snap.....
70-72	30-4000 C.T. 3-Speed ...	3709351		.15	RING, brg. ret. (.086-088 thick).....
4.376 WASHER—RETAINER, TRANSMISSION MAIN DRIVE GEAR BEARING					
49-60	All C.T.	1295397	1	.20	WASHER, cl. gr. brg. ret. spg. (also incl. in sets 1391544-1393448 Grp. 4.005).....
63	4400 C.T. 3 Speed.	3709350	1	.30	WASHER.....
64	4600 C.T.	3709350	1	.30	WASHER.....
49-60	All C.T.	1321312	1	.10	RETAINER, main drive gr. brg. washer (also incl. in sets 1391544-1393488 Grp. 4.005).....
4.376 RING, CLUTCH GEAR BEARING LOCATING					
64-68	Special-Skylark-LeSabre C.T.	590849	1	.25	RING.....
67-71	30-4000 C.T.	590849	1	.25	RING.....

3 SPEED MANUAL TRANSMISSION (COLUMN SHIFT)

4.380 SYNCHRONIZER, TRANSMISSION

66-68	30-40-5000 C.T. 3-Speed	3924766	2	43.10	SYNCHRONIZER
69-72	30-4000 C.T. 3-Speed	3924766	2	43.10	SYNCHRONIZER.

4.380 CLUTCH, TRANSMISSION SYNCHRONIZING

40-42	60-70-80-90 C.T.	1314644		29.40	CLUTCH
46-48	70 C.T.	1314644		29.40	CLUTCH
53-55	50-60 C.T.	1314644		29.40	CLUTCH
56-60	40 & 4400 C.T.	1314644		29.40	CLUTCH
61	40-4100 C.T. 2nd Type H-1501234 Fl., 2501230 S.G. 4300 C.T.	1350365		13.55	CLUTCH.....
62-63	40-41-4300 C.T. 3-Speed	1350365		13.55	CLUTCH.....
63	4400 C.T. 3-Speed	3870789		31.20	CLUTCH, (2nd & 3rd)
64-65	Special-Skylark-LeSabre C.T. 3-Speed	3848090		25.70	CLUTCH, (2nd & 3rd) ...
64-65	Wildcat C.T. 3-Speed	3870789		31.20	CLUTCH, (2nd & 3rd) ...
66-68	6000 C.T. 3-Speed	9776631		48.70	CLUTCH, (1st & reverse)
66-68	6000 C.T. 3-Speed	9776641		27.70	CLUTCH, (2nd & 3rd) ...
69-70	50-6000 C.T. 3-Speed	9776631		48.70	CLUTCH, (1st & reverse)
69-70	50-6000 C.T. 3-Speed	9776641		27.70	CLUTCH, (2nd & 3rd) ...

4.383 RING, TRANSMISSION SYNCHRONIZING

63	4400 C.T. 3 Speed	3709348	2	7.70	RING, cl blocking (2nd & 3rd)
64-65	Special-Skylark-LeSabre C.T. 3-Speed	3845202	2	.20	RETAINER, syncro. cl. ring
61-63	40-41-4300 C.T. 3-Speed	1350364	2	5.70	RING, syncro. cl. blocking .
64-65	Special-Skylark-LeSabre C.T. 3-Speed	3845039	2	3.64	RING.....
69-72	30-4000 C.T. 3-Speed	3859027	3	5.80	RING, blocking ...
69-70	50-6000 C.T. 3-Speed	9776640	1	7.45	RING.....
64-65	Wildcat C.T. 3-Speed	3709348	2	7.70	RING, cl. blocking
66-68	30-40-5000 C.T. 3-Speed	3859027	3	5.80	RING.....
66-68	6000 C.T. 3-Speed	9776640	3	7.45	RING.....

4.384 PLATE, CLUTCH SYNCHRONIZER

63	4400 C.T. 3 Speed	3870793	3	.41	PLATE, cl. syncro. (3rd) .
64-65	Wildcat C.T. 3 Speed	3870793	3	.41	PLATE.....

4.384 RING—KEY, SPRING TRANSMISSION SYNCHRONIZING

66-68	30-40-5000 C.T. 3-Speed	3859025	2	.10	RING. ret.
66	6000 C.T. 3-Speed	9776615	1	.25	RING, 2nd & 3rd syncro. hub to shaft snap—(4.4 1 2)
66-68	6000 C.T. 3-Speed	9776612	1	.25	RING (1st & reverse) syncro. hub to shaft-snap
69-72	30-4000 C.T. 3-Speed	3859025	2	.10	RING, retainer.....
69-70	50-6000 C.T. 3-Speed	9776612	1	.25	RING (1st & reverse) syncro. hub to shaft
69-70	50-6000 C.T. 3-Speed	9776615	1	.25	RING (2nd & 3rd) syncro. hub to shaft snap—(4.4 1 2)
66-70	50-6000 C.T. 3-Speed	9798431	3	.15	SPRING, synchronizer.....
66-68	30-40-5000 C.T. 3-Speed	3871250	6	.41	KEY.....
69-72	30-4000 C.T. 3-Speed	3871250	6	.41	KEY.....

4.395 GEAR, TRANSMISSION SECOND

40-52	40-50 C.T.	1193439	1	24.80	GEAR
53-55	40 C.T.	1193439	1	24.80	GEAR
57-60	40 & 4400 C.T.	1193094	1	25.80	GEAR
61	40-4100 2nd Type (Gr. 1 2 1/32" wide), 4300 C.T.	1348233	1	19.95	GEAR (incl. bshg.)
62-63	40-41-4300 C.T. 3 Speed	1348233	1	19.95	GEAR (incl. bshg.)
63	4400 C.T. 3-Speed	2358437	1	22.45	GEAR (incl. bshg.).....
64-65	Special-Skylark-LeSabre C.T. 3-Speed	3834224	1	17.25	GEAR (incl. syncro. spring)
64-65	Wildcat C.T. 3-Speed	2358437	1	22.45	GEAR (incl. bshg.).....
66-68	30-40-5000 C.T. 3-Speed	3859019	1	16.70	GEAR (24 teeth).....
66-68	6000 C.T. 3-Speed	9776608	1	33.30	GEAR.....
69-72	30-4000 C.T. 3-Speed	3859019	1	16.70	GEAR (24 teeth).....
69-70	50-6000 C.T. 3-Speed	9776608	1	33.30	GEAR.....

4.397 RING—SPACER. TRANSMISSION MAIN SHAFT

34-35	40-50 C.T.	1287260		.10	RING, snap (also incl. in set 1393488 grp. 4.005)
36-39	40 C.T.	1287260		.10	RING, snap (also incl. in set 1393488 grp. 4.005) .
40-52	40-50 C.T.	1287260		.10	RING, snap (also incl. in set 1393488 grp. 4.005) .
53	40 C.T.	1287260		.10	RING, snap (also incl. in set 1393488 grp. 4.005) .
57-59	40 & 4400 C.T.	1174814		.10	RING (2nd speed) gr. thrust washer ret
64-65	Special-Skylark-LeSabre C.T. 3-Speed	3998394	AR	.5 1	RING, snap (088-086" thick)—(4.4 12)

3 SPEED MANUAL TRANSMISSION (COLUMN SHIFT)

65-70	30-40-5000 C.T. 3-Speed	3707189	AR	.15	RING, snap (.09 1/089" thick)—(4.41 2)
57-60	40 & 4400 C.T.	1174841	1	.10	SPACER (2nd speed) gr. thrust washer ret. ring
4.398 WASHER, TRANSMISSION SECOND SPEED GEAR					
57-60	40 & 4400 C.T.	1174810	1	.51	WASHER, second speed gr. thrust
64-65	Special-Skylark-LeSabre C.T. 3-Speed	3736753	1	.82	WASHER
4.403 SHAFT, TRANSMISSION MAIN DRIVE					
61-63	40-41-4300 C.T. 3 Speed	1164675	1	25.90	SHAFT.
63	4400 C.T. 3-Speed	1359467	1	33.05	SHAFT.
64	40-41-43-4400 C.T. 3- Speed exc. 4200-4355- 65	1364927	1	27.45	SHAFT.
64-65	Sportwagons C.T. 3- Speed	1363482		81.30	SHAFT .
64-65	Wildcat C.T. 3-Speed	1359467		33.05	SHAFT.
65	30-40-5000 C.T. 3-Speed exc. Sportwagons	1364927		27.45	SHAFT
66-67	30-40-5000 C.T. 3-Speed	3915014		19.90	SHAFT
66-68	6000 C.T. 3-Speed	9785698		37.15	SHAFT & WASHER PACKAGE
68	30-40-5000 C.T. 3-Speed	3915014		19.90	SHAFT
69-72	30-4000 C.T. 3-Speed	3915014		19.90	SHAFT
69-70	50-6000 C.T. 3-Speed	9785605		48.90	SHAFT
4.408 BEARING, TRANSMISSION REAR					
34-52	40	954380	1	4.35	BEARING
36-48	60-70-80-90	907765	1	12.75	BEARING
40-52	50	954380	1	4.35	BEARING
53-55	40 C.T.	954380	1	4.35	BEARING
53-55	50-60	907765	1	12.75	BEARING
56-60	40-4400 C.T.	907765	1	12.75	BEARING
61-63	40-41-4300 C.T. 3-Speed	907929	1	10.75	BEARING, main shaft—(4.355)
63	4400 C.T. 3-Speed	907372	1	9.55	BEARING, rr. (also used 4.355)
64-65	Wildcat C.T. 3-Speed	907372	1	9.55	BEARING, rr. (also used 4.355)
64-65	Special-Skylark-LeSabre C.T. 3-Speed	907765	1	12.75	BEARING
66-67	V-6 C.T. 3-Speed	907763	1	10.30	BEARING
66-67	30-40-5000 V-8 C.T. 3 Speed	907765	1	12.75	BEARING
66-68	6000 C.T. 3-Speed	907929	1	10.75	BEARING, main drive gr. ball-rr.
68	30-40-5000 C.T. 3-Speed	907763	2	10.30	BEARING
69-71	30-4000 C.T. 3-Speed	907763	1	10.30	BEARING
69-70	50-6000 C.T. 3-Speed	907929	1	10.75	BEARING, main drive gear ball-rear
4.412 LOCK, TRANSMISSION REAR BEARING					
53-55	40 C.T.	1258832	1	.20	LOCK, rr. brg.-frt.
4.412 RING, TRANSMISSION DRIVE GEAR & REAR BEARING					
53-55	50	1308271	1	.25	RING & SNAP
54-55	40-60	1308271	1	.25	RING, snap
57-60	40-4400 C.T.	1308271	1	.25	RING, snap
61-63	40-41-4300 C.T. 3-Speed	9028293	2	.30	RING, snap-frt. & rr.
61-63	40-4 1-4300 C.T. 3-Speed	1164816	AR	.20	RING, dr. gr. snap (thin)
61-63	40-41-4300 C.T. 3-Speed	1164857	AR	.25	RING, drive gr. snap (med.)
61-63	40-41-4300 C.T. 3-Speed	1347145	AR	.20	RING, drive gr. snap (thick)
61-63	40-41-4300 C.T. 3-Speed	1347146	AR	.20	RING, drive gr. snap (extra thick)
63	4400 C.T. 3-Speed	2830050	1	.32	RING, main dr. gr. brg. snap
64-65	Wildcat C.T. 3-Speed	2830050	1	.32	RING, main dr. gr. brg. snap
63	4400 C.T. 3-Speed	3725439	1	.92	RING, rr. brg. locating
64-68	Special-Skylark-LeSabre C.T. 3-Speed	3707174	1	.25	RING, brg. locating
64-65	Wildcat C.T. 3-Speed	3725439	1	.92	RING, ext. adapter
66-68	6000 C.T. 3-Speed	9776615	1	.25	RING, brg. to shaft snap (also used 4.345-4.384)
66-68	6000 C.T. 3-Speed	9776611	1	.25	RING, rr. brg. ret.-snap
69-72	30-4000 C.T. 3-Speed	3707174	1	.25	RING, bearing locating
69-70	50-6000 C.T. 3-Speed	9776611	1	.25	RING, rear bearing retainer-snap
69-70	50-6000 C.T. 3-Speed	9776615	1	.25	RING, main drive gear to shaft-snap
69-70	50-6000 C.T. 3-Speed	9776615	1	.25	RING, main drive gear rear bearing to shaft-snap (also used 4.384)
64-65	Special-Skylark-LeSabre	3998394	AR	.51	RING, main shaft rr. ret. (.088/.086" thick) snap (also used 4.397)
65-72		3707189	AR	.15	RING, main shaft rr. ret. (.09 1/.089" thick) snap (also used 4.397)
64-65	Special-Skylark-LeSabre C.T. 3-Speed	3707190	AR	.15	RING, main shaft rr. ret. (.094/.092" thick) snap

3 SPEED MANUAL TRANSMISSION (COLUMN SHIFT)

4.413 SPRING, TRANSMISSION SYNCHRONIZING DETENTION

37-48	60-70-80-90 C.T.1314727	3	.30	SPRING, syncro. detent.
56-60	40-4400 C.T.1314727	3	.30	SPRING, syncro. detent.
53-55	50-60 C.T.1314727	3	.30	SPRING, syncro. detent.

4.413 SPRING, CLUTCH SYNCHRONIZER

63	4400 C.T. 3-Speed.3870810	2	.25	SPRING, cl. syncro. (2nd & 3rd)
64-65	Wildcat C.T. 3-Speed3870810	2	.25	SPRING
66-68	30-40-5000 C.T. 3-Speed3924768	4	.25	SPRING
69-72	30-4000 C.T.3-Speed3924768	4	.25	SPRING
64-65	Special-Skylark-LeSabre C.T. 3-Speed.3737448	2	.25	SPRING, cl. gr. & brg. syncro. energizing (also used 4.361) ..

4.416 RETAINER, TRANSMISSION FIRST AND REVERSE GEAR

37-48	60-70-80-90 C.T. _____	.1298915	1	.15	RETAINER.....
53-55	50-60 C.T.1298915	1	.15	RETAINER.....
56-60	40-4400 C.T.1298915	1	.15	RETAINER.....

4.417 GEAR, TRANSMISSION FIRST AND REVERSE

39-52	40-50 C.T.1307764	1	22.40	GEAR.....
53-55	40 C.T.1307764	1	22.40	GEAR.....
57-60	40-4400 C.T.1189186	1	22.15	GEAR.....
61-63	40-4 1-4300 C.T. 3 Speed1164815	1	12.80	GEAR (1st & reverse)
63	4400 C.T. 3-Speed.2358439	1	22.15	GEAR (1st & reverse)
64-65	Special-Skylark-LeSabre C.T. 3-Speed.3848091	1	14.90	GEAR.....
64-65	Wildcat C.T. 3-Speed_____	.1364999	1	20.55	GEAR.....
66-68	30-40-5000 C.T. 3 Speed3859014	1	14.90	GEAR (1st).....
66-68	6000 C.T. 3 Speed.9776607	1	33.05	GEAR (1st).....
66-68	30 40-5000 C.T. 3-Speed3859015	1	14.90	GEAR (reverse).....
69-72	30-4000 C.T. 3 Speed3859014	1	14.90	GEAR, 1st (29 teeth)
69-72	30-4000 C.T. 3-Speed3859015	1	14.90	GEAR, reverse (28 teeth)
69-70	50-6000 C.T. 3-Speed9776607	1	33.05	GEAR, 1st.....

4.419 RING, TRANS. 1ST GEAR RETAINING SNAP

66-68	6000 C.T. 3-Speed.9776616	1	.10	RING (1st gr.) ret. snap.....
69-70	50-6000 C.T. 3-Speed9776616	1	.10	RING (1st gear) retaining snap

4.419 WASHER, GEAR THRUST

68	6000 C.T. 3-Speed.9785587	1	.30	WASHER (1st gr.) thrust.
66-68	30-40-5000 C.T. 3-Speed3884595	1	.15	WASHER (reverse) thrust wave
66-68	30-40-5000 C.T. 3 Speed3869940	1	.30	WASHER (reverse) gr. thrust . .
69-72	30-4000 C.T. 3-Speed3869940	1	.30	WASHER (reverse) gear thrust .
69-72	30-4000 C.T. 3-Speed3884595	1	.15	WASHER (reverse) thrust wave
69-70	50-6000 C.T. 3-Speed9785587	1	.30	WASHER (1st) gear thrust

4.421 GEAR, TRANSMISSION COUNTER

57-60	40-4400 C.T.1189189	1	43.45	GEAR.....
61-63	40-4 1-4300 C.T. 3 Speed1396760	1	33.75	GEAR KIT (incl. rr. thrust washer).....
63	4400 C.T. 3 Speed.2358436	1	47.30	GEAR.....
64	40-41-42-43-4400 C.T. 3 Speed.3834208	1	32.40	GEAR.....
64-65	Wildcat C.T. 3 Speed1364997	1	5 1.25	GEAR.....
65	Sportwagons C.T. 3 Speed3834207	1	29.60	GEAR.....
65	30-40-5000 C.T. 3 Speed exc. Sportwagons.3834208	1	32.40	GEAR.....
66-67	V-6 C.T. 3 Speed.3858998	1	42.75	GEAR.....
66-68	6000 C.T. 3 Speed.9776609	1	49.20	GEAR.....
66-67	30-40-5000 V-8 C.T. 3 Speed.3859036	1	32.35	GEAR.....
68-70	L-6 Eng. C.T. 3 Speed3858998	1	42.75	GEAR.....
68	30-40-5000 V-8 C.T. 3 Speed3859036	1	32.35	GEAR.....
69-72	30-4000 V-8 C.T. 3 Speed3859036	1	32.35	GEAR.....
69-70	50-6000 C.T. 3 Speed9776609	1	49.20	GEAR.....
68	6000 C.T. 3 Speed9413483	1	.20	PIN, countershaft ret.—(8.939).....
69-70	50-6000 C.T. 3 Speed9413483	1	.20	PIN, countershaft retainer—(8.939).....

4.422 BEARING, TRANSMISSION COUNTER GEAR

37-48	60-70-80-90 C.T.1394873	1	1.69	BEARING
40-55	40-50 C.T.435847	1	.10	BEARING
53-55	50-60 C.T.1394873	1	1.69	BEARING

3 SPEED MANUAL TRANSMISSION (COLUMN SHIFT)

56-60	40-4400 C.T.	1394873	1	1.69	BEARING
61-63	40-41-4300 C.T. 3 Speed	435847	44	.10	BEARING, countershaft.
63	4400 C.T. 3 Speed	3709328	80	.10	BEARING
64-65	Special-Skylark-LeSabre C.T. 3 Speed.	1396474	1	5.15	BEARING (incl. 50 rollers)
64-65	Wildcat C.T.	3709328	80	.10	BEARING
66-68	30-40-5000 C.T. 3 Speed	435847	54	.10	BEARING
66-68	6000 C.T. 3 Speed.	9776619	50	.05	BEARING
69-70	50-6000 C.T. 3 Speed ...	9776619	50	.05	BEARING
70-72	30-4000 C.T. 3-Speed ...	435847	AR	.10	BEARING
4.423 SPACER, TRANSMISSION COUNTERSHAFT GEAR BEARING					
63	4400 C.T. 3 Speed.	3709323	1	1.23	SPACER
64-65	Wildcat C.T. 3 Speed ...	3709323	1	1.23	SPACER
4.423 WASHER, TRANSMISSION COUNTER GEAR BEARING					
36-48	60-70-80-90 C.T.	1409103	2	.46	WASHER, thrust—(4.437)
37-48	60-70-80-90 C.T.	1298451	AR	.20	WASHER, ret.
37-42	60-70-80-90 C.T.	1298439	1	.56	WASHER, rr. (bronze)
46-48	70 C.T.	1298439	1	.56	WASHER, rr. (bronze)
53-55	50-60 C.T.	1409103	2	.46	WASHER, thrust.
53-55	50-60 C.T.	1298451	AR	.20	WASHER, ret.
53-55	50-60 C.T.	1298439	1	.56	WASHER, rr. (bronze)
56-59	40-4400 C.T.	1409103	2	.46	WASHER, thrust—(4.437)
56-60	40-4400 C.T.	1298451	AR	.20	WASHER, ret.
56	40 C.T.	1298439	1	.56	WASHER, rr. (bronze)
57-58	40 C.T.	1178268	1	1.69	WASHER, rr. (steel)
59-60	4400 C.T.	1189190	1	1.64	WASHER, rr. (steel)
59-60	4400 C.T.	1189191	1	.82	WASHER, rr. (bronze)
60	4400 C.T.	1409103	AR	.46	WASHER, thrust (reverse idler gr.) -(4.437)
61-63	40-41-4300 C.T.	1164867	1	.92	WASHER, frt.
61-63	40-41-4300 C.T.	1164831	1	.56	WASHER, rr. (steel)
61-63	40-41-4300 C.T. (1st Type) 2 Loc. Tangs	1164866	1	.72	WASHER, rr. (bronze)
61-63	40-41-4300 C.T. (2nd Type) 4 Oil Grooves ...	1374067	1	1.18	WASHER, rr. (bronze)
63	4400 C.T. 3 Speed.	3709324	4	.20	WASHER
63	4400 C.T. 3-Speed.	1374801	1	1.03	WASHER, rr.
64-65	Wildcat 3-Speed.	1374801	1	1.03	WASHER, rr.
63	4400 C.T. 3-Speed.	3709325	1	1.03	WASHER, frt.
64-65	Wildcat C.T. 3-Speed	3709325	1	1.03	WASHER, frt.
63	4400 C.T. 3-Speed.	3709327	1	1.03	WASHER, rr. (2 int. notches)
64-65	Wildcat C.T. 3-Speed	3709327	1	1.03	WASHER, rr. (2 int. notches)
64-65	Wildcat C.T. 3 Speed	3709324	4	.20	WASHER
64-65	Special-Skylark-LeSabre C.T. 3 Speed.	3737814	2	.20	WASHER, roller brg. thrust
64-65	Special-Skylark-LeSabre C.T. 3 Speed.	3834209	2	.20	WASHER, thrust
66-68	30-40-5000 C.T. 3 Speed	3890565	2	.56	WASHER, gr. thrust
66-68	30-40-5000 C.T. 3 Speed	3859006	2	.20	WASHER, gr. needle brg. thrust
66-68	6000 C.T. 3 Speed ...	9776650	2	.41	WASHER, gr. thrust
66-68	6000 C.T. 3 Speed ...	9776649	2	.05	WASHER, flat (.908/.918)
69-72	30-4000 C.T. 3 Speed	3890565	2	.56	WASHER, gear thrust
69-72	30-4000 C.T. 3 Speed	3859006	2	.20	WASHER, needle bearing thrust
69-70	50-6000 C.T. 3 Speed	9776650	2	.41	WASHER, thrust
69-70	50-6000 C.T. 3 Speed	9776649	2	.05	WASHER, flat (.908/.918)
4.426 SPACER, TRANS. COUNTERSHAFT BEARING					
37-42	60-70-80-90 C.T.	1393506	1	.77	SPACER
46-48	70 C.T.	1393506	1	.77	SPACER
53-55	50-60 C.T.	1393506	1	.77	SPACER
56-60	40-4400 C.T.	1393506	1	.77	SPACER
61-63	40-41-4300 C.T. 3 Speed	1164864	1	.56	SPACER
61-63	40-41-4300 C.T. 3 Speed	1164862	4	.15	SPACER, gr. brg
59	4400 C.T.	590832	1	.10	LOCK PIN, spacer—(4.435)
4.428 COUNTERSHAFT, TRANSMISSION					
61-63	40-41-4300 C.T.	1349693	1	3.08	COUNTERSHAFT
63	4400 C.T. 3 Speed.	3709300	1	5.70	COUNTERSHAFT
64-65	Special-Skylark-LeSabre C.T. 3 Speed.	3707179	1	4.51	COUNTERSHAFT
64-65	Wildcat C.T. 3 Speed ...	3709300	1	5.70	COUNTERSHAFT
66-68	30-40-5000 C.T. 3 Speed	3859005	1	4.25	COUNTERSHAFT
66-68	6000 C.T. 3 Speed.	9776602	1	3.79	COUNTERSHAFT
69-72	30-4000 C.T. 3 Speed ...	3859005	1	4.25	COUNTERSHAFT
69-70	50-6000 C.T. 3 Speed ..	9776602	1	3.79	COUNTERSHAFT

3 SPEED MANUAL TRANSMISSION (COLUMN SHIFT)

64-65	Wildcat C.T.	124545	1	.15	KEY, trans, countershaft to trans, case—(8.960)
66-67	30-40-5000 C.T. 3 Speed	124545	1	.15	KEY, shaft lock—(8.960)

4.430 GEAR, TRANSMISSION REVERSE IDLER

39-52	40-50 C.T.	1307851	1	19.05	GEAR..
41-48	60-70-90 C.T.	1189187	1	19.55	GEAR ...
53-55	40 C.T.	1307851	1	19.05	GEAR ..
53-55	50 C.T.	1189187	1	19.55	GEAR ...
54-55	60 C.T.	1189187	1	19.55	GEAR ..
56-60	40 C.T., 4400 C.T.	1189187	1	19.55	GEAR ..
61-63	40-41-4300 C.T. 3 Speed	1348187	1	8.15	GEAR..
63	4400 C.T. 3 Speed	2358431	1	15.00	GEAR ...
64	40-41-42-43-4400 C.T. 3 Speed 1st Type.	3834233	1	14.30	GEAR (incl. bshg.) .
64	40-41-42-43-4400 C.T. 3 Speed 2nd Type.	3851228	1	14.30	GEAR (less rollers)
64-65	Wildcat C.T. 3 Speed—	2358431	1	15.00	GEAR.
65	30-40-5000 C.T. 3 Speed exc. Sportwagons.	3851228	1	14.30	GEAR (less roller)
65	Sportwagons C.T. 3 Speed.	3834233	1	14.30	GEAR (incl. bshg.)
66-68	30-40-5000 C.T. 3 Speed	3859007	1	13.55	GEAR.
66-68	6000 C.T. 3 Speed.	9776604	1	27.60	GEAR (incl. bshg.)
69-72	30-4000 C.T. 3 Speed ...	3859007	1	13.55	GEAR (17 teeth)
69-70	50-6000 C.T. 3 Speed ...	9776604	1	27.60	GEAR (incl. bushing)
64-65	Wildcat C.T. 3 Speed—	124545	1	.15	KEY, gr.—(8.960)
66-67	30-40-5000 C.T. 3 Speed	124545	1	.15	KEY —(8.960)
66-68	6000 C.T. 3 Speed.	9421950	1	.13	PIN, ret (1/2" x 1")—(8.939) .
69-70	50-6000 C.T. 3 Speed ...	9421950	1	.13	PIN, gear retainer—(8.939)

4.431 BUSHING—BEARING, TRANSMISSION REVERSE IDLER GEAR

53-55	50-60 C.T.	553119	2	.46	BUSHING
56-60	40-4400 C.T.	553119	2	.46	BUSHING
64	40-41-42-43-4400 C.T. 3-Speed.	9421574	40	.10	BEARING, roller-idler gr.
65	30-40-5000 C.T. 3-Speed exc. Sportwagons.	9421574	30	.10	BEARING, roller-idler gr.

4.433 SHAFT, TRANSMISSION REVERSE IDLER

61-63	40-41-4300 C.T. 3 Speed	1164860	1	1.38	SHAFT
63	4400 C.T. 3 Speed	3709309	1	2.61	SHAFT .
64-65	Special-Skylark-LeSabre C.T. 3 Speed.	3820058	1	2.00	SHAFT (use with 3834233)
64	40-41-42-43-4400 C.T. 3 Speed 2nd Type.	590831	1	1.95	SHAFT (use with gr. 3841228)
64-65	Wildcat C.T. 3 Speed—	3709309	1	2.61	SHAFT.
66-68	30-40-5000 C.T. 3 Speed	3998253	1	1.95	SHAFT.
66-68	6000 C.T. 3 Speed.	9776628	1	2.05	SHAFT.
69-72	30-4000 C.T. 3 Speed ...	3998253	1	1.95	SHAFT.
69-70	50-6000 C.T. 3 Speed ...	9776628	1	2.05	SHAFT.

4.435 RING, REVERSE IDLER GEAR RETAINER

66-68	30-40-5000 C.T. 3 Speed Col. Shift	9414486	1	.15	RING, reverse idler gr. ret—(8.934)
-------	---	---------	---	-----	-------------------------------------

4.435 PIN, REVERSE IDLER SHAFT LOCK

39-48	All.	590832	1	.10	PIN (also used 4.428)
49-55	40-50-60 ...	590832		.10	PIN
56-60	40-4400 C.T.	590832		.10	PIN
64-65	All C.T.	590832		.10	PIN

4.435 PLATE, TRANSMISSION IDLER & COUNTER SHAFT LOCK

61-63	40-41-4300 C.T. 3-Speed	1164859	1	.10	PLATE, idler 8i counter shaft lock—
-------	-------------------------	---------	---	-----	-------------------------------------

4.437 WASHER, TRANSMISSION REVERSE IDLER GEAR THRUST

53-55	50-60.	1409103	2	.46	WASHER, frt. SL rr. (also used 4.423)
56-60	All C.T.	1409103	2	.46	WASHER, frt. 8< rr. (also used 4.423)
64	40-41-43-4400 C.T. 3- Speed 1st Type.	3820060	1	.20	WASHER.
64	40-41-42-43-4400 C.T. 3-Speed 2nd Type	3851259	2	.10	WASHER, use with gr. 3851288.
64	40-41-42-43-4400 C.T. 3-Speed 2nd Type.	3854027	1	.20	WASHER, frt. thrust (use with gr. 385 1 228)
64-65	Special-Skylark-LeSabre C.T. 3-Speed.	3854026	1	.25	WASHER, rr. thrust.

3 SPEED MANUAL TRANSMISSION (COLUMN SHIFT)

65	30-40-5000 C.T. 3-Speed exc. Sportwagons.	3851259	2	.10	WASHER , roller brg. thrust (use with gr. 3851228)
65	Sportwagons C.T. 3-Speed	3820060	1	.20	WASHER , frt. thrust (use with gr. 3834233).
65	30-40-5000 C.T. 3-Speed exc. Sportwagons.	3854027	1	.20	WASHER , frt. thrust (use with gr. 3851228).
66-67	30-40-5000 C.T. 3-Speed	3859011	1	.20	WASHER , rr.
66-68	6000 C.T. 3-Speed	9776651	1	.51	WASHER
69-70	50-6000 C.T. 3-Speed	9776651	1	.51	WASHER
4.437 BEARING, REVERSE IDLER GEAR					
64-65	Special-Skylark-LeSabre C.T. 3-Speed.	457202	1	.92	BEARING , rr. thrust.
4.442 WASHER, TRANSMISSION COUNTERSHAFT THRUST (Grp. Changed to 4.423)					
4.460 SEAL, SHIFTER SHAFT OIL					
61-63	40-41-4300 C.T.	3712738	2	.92	SEAL (also used 4.313).

3 SPEED MANUAL TRANSMISSION (FLOOR SHIFT)

4.003 TRANSMISSION COMPLETE

65-66	C.T. 3-Speed Fir. Shift ...	1373909	1	194.95	TRANSMISSION
67-69	C.T. 3-Speed Fir. Shift ...	9793425	1	234.65	TRANSMISSION
70	C.T. 3-Speed Fir. Shift ...	3952657	1	253.80	TRANSMISSION

4.004 BRACKET, TRANSMISSION SHIFT LEVER

65	C.T. 3-Speed Fir. Shift	1374577		40.90	BRACKET.....
66-67	C.T. 3-Speed Fir. Shift	1375658		50.85	BRACKET.....
66-67	C.T. 3-Speed Fir. Shift	1377245		1.69	BRACE, shift unit to underbody .

4.004 KIT, SHIFTER UNIT CONVERSION

65	C.T. 3-Speed Fir. Shift ...	1396817	1	49.20	KIT.....
----	-----------------------------	---------	---	-------	----------

4.004 SHIFT UNIT, TRANSMISSION CONTROL

69-70	C.T. 3-Speed Fir. Shift ...	404415	1	57.85	SHIFT UNIT, lwr. (less hdl)
-------	-----------------------------	--------	---	-------	-----------------------------

4.004 BEARING KIT, THRUST WASHER AND NEEDLE

70	C.T. 3-Speed Fir. Shift ...	3958615	1	9.15	BEARING KIT
----	-----------------------------	---------	---	------	-------------

4.005 GASKET KIT, TRANSMISSION

65-69	C.T. 3-Speed Fir. Shift ...	9772958	1	1.28	GASKET KIT.....
70	C.T. 3-Speed Fir. Shift ...	3958616	1	2.15	GASKET & SEAL KIT

4.006 LEVER—KNOB, TRANSMISSION CONTROL

65-67	C.T. 3-Speed Fir. Shift	1374596		22.95	LEVER (incl. fig.)
68-70	C.T. 3-Speed Fir. Shift	1385629		31.55	LEVER.....
65-67	C.T. 3-Speed Fir. Shift	384568		3.02	KNOB.....
68-70	C.T. 3-Speed Fir. Shift	409990		3.69	KNOB.....
68-70	C.T. 3-Speed Fir. Shift	392966		.62	NUT, lever knob- (4.008)
70	C.T. 3-Speed Fir. Shift	1234416		55.40	SHIFTER.....

4.008 SPRING, SHIFT TUBE RETURN

67-68	4600 3-Speed Fir. Shift less Tilt Whl.....	5698381	1	41	SPRING (4.027)
68	3437 C.T. 3-Speed Fir. Shift.....	7803304	1	.41	SPRING, shift tube return—(4.027)

4.008 WASHER, TRANSMISSION SHIFT ROD

68	C.T. 3-Speed Fir. Shift less Tilt Whl	5698379	1	.41	WASHER, bowl spg. thrust—(4.027)
65-67	C.T. 3-Speed Fir. Shift	3852446	2	.10	WASHER (usage 4.037).....
66	All Tilt Whl. ...	5676941	1	.30	WASHER, bowl thrust—(6.5 14)
67	All less Tilt Whl	5698379	1	.41	WASHER, bowl spg. thrust—(4.027)
65-67	C.T. 3-Speed Fir. Shift	3852444	2	.15	GROMMET (usage 4 037).....
68-70	C.T. 3-Speed Fir. Shift	392966	1	.62	NUT, knob (used 4.006).....

4.010 BOWL, TRANSMISSION CONTROL LEVER

67-68	C.T. 3-Speed Fir. Shift less Tilt Whl.....	5699003	1	1 1.60	BOWL, gearshift—(6.5 1 8)
69-70	C.T. 3-Speed Fir. Shift less Tilt Wheel.....	7804649	1	23.05	BOWL & SHROUD.....
69	C.T. 3-Speed Fir. Shift Tilt Wheel.....	7805999	1	24.15	SHROUD, bowl.....
68	C.T. 3-Speed Fir. Shift Tilt Whl.....	5698792	1	6.85	SHROUD, lwr. hsg.....
70	C.T. 3-Speed Fir. Shift Tilt Whl.....	7809289	1	17.80	SHROUD, bowl.....
69	C.T. 3-Speed Fir. Shift less Tilt Whl.....	7807229	1	.97	PLATE, bowl ...
69-70	C.T. 3-Speed Fir. Shift .	7806110	1	.87	SPRING, detent--(4.027)

4.010 HOUSING, TRANSMISSION CONTROL LEVER

65-66	C.T. 3-Speed Fir. Shift less Tilt Strg. Whl....	382063	1	3.28	HOUSING (6.518)
69-70	C.T. 3-Speed Floor Shift less Tilt Wheel.....	7806867		.10	SCREW, housing mounting—(2.906)
68-69	C.T. 3-Speed Fir. Shift ..	391863		3.02	SUPPORT (used 4.030).....

4.012 WASHER, STEERING SHAFT UPPER

67-68	All 3-Speed C.T. Fir. Shift less Tilt Whl.....	7800581	1	.30	WASHER, shaft upr. wave .
68	C.T. 3-Speed Fir. Shift ...	5698413	1	.41	WASHER, lwr. shaft thrust
68	C.T. 3-Speed Fir. Shift ...	5699618	1	.41	WASHER, lwr. shaft wave .
69-70	C.T. 3-Speed Fir. Shift ...	7800580	1	.25	WASHER, upper thrust_____

3 SPEED MANUAL TRANSMISSION {FLOOR SHIFT}

69-70	C.T. 3-Speed Fir. Shift less Tilt Wheel.	7806732	.30	WASHER, wave .
69-70	C.T. 3-Speed Fir. Shift . . .	7805159	.62	WASHER, wave .
69-70	C.T. 3-Speed Fir. Shift . . .	7804906	.62	WASHER, thrust
4.012 SCREW, BOWL PLATE TO BOWL				
69-70	C.T. 3-Speed Fir. Shift less Tilt Wheel.	7810242	1 .62	SCREW, plate to bowl.
69-70	C.T. 3-Speed Fir. Shift Tilt Wheel.	7800639	1 .20	SCREW, stop plate & detent plate
4.012 GATE, SHIFT LEVER LOCK				
69-70	C.T. 3-Speed Fir. Shift . . .	7804761	.77	GATE (also used 2.195)
4.015 BODY, CONSOLETTA				
65-70	C.T. 3-Speed Fir. Shift . . .	1386208	1 40.05	BODY, upper (black) paint to match
65-70	C.T. 3-Speed Fir. Shift . . .	1386199	1 42.65	BODY, lower.
65-66	All C.T. Floor Shift.	1381897	1 42.65	BODY, upr. (paint to match).
4.015 MEDALLION, CONSOLETTA SHIFT PATTERN				
65-70	C.T. 3-Speed Fir. Shift . . .	1361021	1 2.72	MEDALLION . .
65-70	C.T. 3 Speed fir. Shift	1376063	2 .10	CLIP, medallion to consolette-upper half
4.015 RETAINER—SEAL, CONSOLETTA GEARSHIFT AND BODY				
65-70	C.T. 3 Speed Fir. Shift . . .	1361012	1 1.18	RETAINER, seal-lower . .
65-70	C.T. 3-Speed Fir. Shift . . .	1361010	2 .25	RETAINER, body-upper . .
65-70	C.T. 3 Speed Fir. Shift . . .	1361011	2 .20	RETAINER, body-lower . .
65-70	C.T. 3 Speed Fir. Shift . . .	1361009	1 7.90	RETAINER, seal
67-70	C.T. 3 Speed Fir. Shift . . .	389808	1 1.13	RETAINER, lever seal . .
65-70	C.T. 3 Speed Fir. Shift . . .	1361008	1 5.35	SEAL, gear shift
65	C.T. Fir. Shift with Consolette	388494	1 6.05	SEAL, lvr. weather seal to underbody .
67	C.T. 3 Speed Fir. Shift . . .	388494	1 6.05	SEAL, weatherseal to underbody.
4.015 SEAL, TRANSMISSION CONTROL LEVER				
65-67	C.T. 3 Speed Fir. Shift less Consolette.	384431	1 14.65	SEAL
67-68	C.T. 3 Speed Fir. Shift . . .	7800580	1 .25	WASHER shaft upr. thrust.
68-70	C.T. 3-Speed Fir. Shift with Consolette.	389900	1 5.40	SEAL, weather seal to underbody
68-70	C.T. 3-Speed Fir. Shift less Consolette.	389905	1 17.25	SEAL, shift-lower . . .
65-67	C.T. 3-Speed Fir. Shift . . .	3903962	1 .51	RETAINER, lvr. seal
4.020 LENS, TRANSMISSION INDICATOR				
66-67	C.T. 3-Speed Fir. Shift . . .	1374429	1 1.33	LENS (black)
67	C.T. 3-Speed Fir. Shift . . .	6456507	1 6.25	RETAINER, instr. cluster lens
4.025 TUBE, SHIFT				
67	4600 less Tilt Whl.	5699811	1 9.55	TUBE.
69-70	C.T. 3-Speed Fir. Shift less Tilt Wheel.	7804493	1 21.30	TUBE.
69-70	C.T. 3-Speed Fir. Shift Tilt Wheel.	7804960	1 21.30	TUBE.
NOTE - Refer to Group 6.5 18 "Tube, Column Filler" for cars with floor or console shift.				
4.027 RING, SHIFT TUBE RETAINER				
68	C.T. 3-Speed Fir. Shift Tilt Whl.	5698409	1 .25	RING, shift tube ret.
69-70	C.T. 3-Speed Fir. Shift Tilt Wheel	7804907	1 .30	RING
69-70	C.T. 3-Speed Fir. Shift Tilt Wheel	7806054	.62	SPRING, detent
69-70	C.T. 3-Speed Fir. Shift Tilt Wheel	7806055	1.85	PLATE, detent. . .
69-70	C.T. 3-Speed Fir. Shift Tilt Wheel	7806056	.82	PLUNGER, detent spring
69-70	C.T. 3-Speed Fir. Shift Tilt Wheel	7806109	.72	SCREW, detent.
67	C.T. 3-Speed Fir. Shift . . .	5698379	.41	WASHER (used 4.008) . .
4.027 RETAINER, BRACE TO SHIFT UNIT				
66-67	C.T. 3-Speed Fir. Shift . . .	3841725	1 .25	RETAINER.
4.030 SUPPORT, SHIFT LEVER BRACKET TO TRANSMISSION				
68-69	C.T. 3-Speed Fir. Shift . . .	391863	1 3.02	SUPPORT (4.010).
70	C.T. 3-Speed Fir. Shift . . .	477706	1 3.02	SUPPORT, control shifter

3 SPEED MANUAL TRANSMISSION {FLOOR SHIFT}

4.030 NUT, TRANSMISSION SHIFT LEVER			
65	C.T. 3-Speed Fir. Shift ...	1365067 2	.10 NUT, lvr. to trans, case—(7.348)
4.035 ROD, TRANSMISSION SHIFT			
65-69	All as Req	1351769 AR	.10 SPRING, retainer (1 V,")
65-66	C.T. 3 Speed Fir. Shift ...	1373907 1	1.28 ROD (1st & reverse)
65-66	C.T Speed Fir. Shift ...	1375885 1	1.54 ROD (2nd & 3rd)
67	C.T Speed Fir. Shift ...	1378297 1	2.61 ROD (1st & reverse)
67	C.T Speed Fir. Shift ...	1378298 1	3.28 ROD (2nd & 3rd)
68-69	C.T. Speed Fir. Shift ...	9777320 1	2.51 ROD (1st & reverse)
70	C.T. Speed Fir. Shift ...	405834 1	2.41 ROD (2nd & 3rd)
70	C.T Speed Fir. Shift ...	405833 1	1.85 ROD (1st & reverse)
71	C.T Speed Fir. Shift ...	1387129 1	4.77 ROD (1st & reverse)
71	C.T Speed Fir. Shift ...	3931427 1	5.50 ROD (2nd & 3rd)
66-70	C.T Speed Fir. Shift ...	3749084 AR	.20 RETAINER, rods to shift levers .
4.035 ROD, SHIFT LEVER TO EQUALIZER			
68-69	C.T. 3-Speed Fir. Shift ...	393045 1	4.10 ROD (2nd & 3rd) ...
69	C.T. 3-Speed Fir. Shift ...	403946 1	2.97 ROD (1st & reverse)
69	C.T. 3-Speed Fir. Shift ...	403367 1	2.10 ROD, outer.
4.035 ROD, TRANSMISSION CONTROL			
69-70	C.T. 3-Speed Fir. Shift	1382860	.92 ROD
70	C.T. 3-Speed Fir. Shift	405832	1.08 ROD, strg. col. lock
4.037 WASHER—CLAMP—GROMMET, TRANSMISSION SHIFT RODS			
69-70	All	1382263 1	.30 WASHER (between equal shaft bushing & spring) ...
66-70	C.T. 3-Speed Fir. Shift	3989434 AR	.10 WASHER, shift rods to shift levers spring
65	C.T. 3-Speed Fir. Shift	3852446 2	.10 WASHER, shift rod spec. (² / ₁₆ ")—(4.008)
68-70	C.T. 3-Speed Fir. Shift	382105 1	.10 WASHER, clutch operating rod to equalizer
65-70	C.T. 3-Speed Fir. Shift	1385607 AR	.56 CLAMP, control rod to shift levers swivel
65	C.T. 3-Speed Fir. Shift	3852444 2	.15 GROMMET, shift rod spec. (¹ / ₁₆ ")—(4.008)
70	C.T. 3-Speed Fir. Shift	477821 2	.92 TRUNNION & PIN, shift rods to shifter
70	C.T. 3-Speed Fir. Shift	405831 2	.97 STUD, column lock lever
70	C.T. 3-Speed Fir. Shift	1234418 AR	.46 BUSHING, shift rod (in shifter unit) plastic ³ / ₁₆ " O.D. x ¹ / ₁₆ " I.D.
65	C.T. 3-Speed Fir. Shift	1367657 2	.11 SCREW, shift rod to shift lvrs.
67-70	C.T. 3-Speed Fir. Shift	3989433 AR	.15 SCREW, shift rods to shift levers & brackets (¹ / ₁₆ "-18 x W)
65-70	C.T. 3-Speed Fir. Shift	1351769 AR	.10 RETAINER, spg. (1 ¹ / ₁₆ " long) (also used 0.851)
4.037 BUSHING & SLEEVE, TRANSMISSION SHIFT LEVER			
69-70	C.T. 3-Speed Fir. Shift	1394293 1	.20 KIT, bshg. & sleeve
4.040 BRACKET, EQUALIZER			
69	C.T. 3-Speed Fir. Shift	403945 1	2.61 BRACKET ..
4.040 LEVER, STEERING COLUMN LOCK			
70	C.T. 3-Speed Fir. Shift	477707 1	3.02 LEVER, idler
4.045 LEVER, TRANSMISSION SHIFT			
65-67	C.T. 3-Speed Fir. Shift	1373906 1	2.46 LEVER, 2nd & 3rd ...
65-67	C.T. 3-Speed Fir. Shift	1373905 1	3.02 LEVER, 1st & reverse .
68-69	C.T. 3-Speed Fir. Shift	391865 1	2.51 LEVER, 2nd & 3rd ...
68	C.T. 3-Speed Fir. Shift	391864 1	3.64 LEVER, 1st & reverse .
69	C.T. 3-Speed Fir. Shift	403947 1	1.64 LEVER, 1st & reverse .
70	C.T. 3-Speed Fir. Shift	405830 1	2.15 LEVER, 2nd & 3rd ...
70	C.T. 3-Speed Fir. Shift	405829 1	2.15 LEVER, 1st & reverse .
4.046 EQUALIZER, TRANSMISSION SHIFT			
69-70	C.T. 3-Speed Fir. Shift	1382861 1	2.15 EQUALIZER.
4.054 JUMPER, NEUTRAL SAFETY SWITCH			
67-68	C.T. 3-Speed Fir. Shift	1363560 1	.25 JUMPER, two-way male insulated (insert in neutral safety switch conn.)
66-67	C.T. 3-Speed Fir. Shift	836159	.07 SPRING, back-up lamp switch control rod to switch & reverse lvr—(3.752)
4.054 SWITCH, CLUTCH START			
69-70	C.T. 3-Speed Fir. Shift	1993485 1	5.90 SWITCH
69-70	C.T. 3-Speed Floor Shift	1231315 1	.56 BRACKET, switch return.
69-70	C.T. 3-Speed Fir. Shift	6299255 1	5.15 WIRE, switch jumper
69-70	C.T. 3-Speed Fir. Shift	3981828 2	.72 GROMMET, switch ret—(2.698)

3 SPEED MANUAL TRANSMISSION (FLOOR SHIFT)

4.075 SWITCH, TRANSMISSION CONTROL SPARK					
70	C.T. 3-Speed Fir. Shift ..	9799850	1	2.36	SWITCH (also used 2.408).....
70	C.T. 3-Speed Fir. Shift ...	3906462	1	.15	GASKET, spark switch or plug to trans, case— (4.075).....
70	C.T. 3-Speed Fir. Shift . . .	3906448	1	.67	PLUG (in trans, control spark switch hole)—(4.010)
4.081 MOUNT, TRANSMISSION					
65-70	C.T. 3-Speed Fir. Shift . .	1369534	1	3.49	MOUNT. .
65	4427-37 H.D. Frame	393932	1	13.55	SUPPORT
66	C.T. 3-Speed Fir. Shift ..	393932	1	13.55	SUPPORT
67	C.T. 3-Speed Fir. Shift . . .	9788824	1	13.10	SUPPORT
68-70	4667 C.T. 3-Speed	9796243	1	13.20	SUPPORT
68-70	4637 C.T. 3-Speed	9796240	1	16.40	SUPPORT
69-70	3437 C.T. 3-Speed Fir. Shift.....	9796240	1	16.40	SUPPORT.....
67	C.T. 3-Speed Fir. Shift . . .	1382906	1	.92	INSULATOR, supt. to frame.....
68-70	C.T. 3-Speed Fir. Shift . . .	1385001	2	.72	INSULATOR, support to frame.....
67-70	C.T. 3-Speed Fir. Shift . . .	9785627	2	.87	RETAINER, support to frame—(7.01 1)
4.103 CASE—PLUG, TRANSMISSION					
65-67	C.T. 3-Speed Fir. Shift	9776576		54.35	CASE.....
68	C.T. 3-Speed Fir. Shift	9793424		47.75	CASE.....
69	C.T. 3-Speed Fir. Shift	9798432		47.75	CASE.....
70	C.T. 3-Speed Fir. Shift	3987947			CASE.....
65-69	C.T. 3-Speed Fir. Shift	9776585		.97	PLUG, drain (magnetic) y ₂ "-14.....
65-67	n.T. 3-Speed Fir. Shift	117612		.15	PLUG, trans, case reverse idler shaft ("I ₂ "")—(8.970)
65-67	C.T. 3-Speed Fir. Shift	438159		.15	PLUG, trans, filler (W-14—(8.97 1).....
69-70	C.T. 3-Speed Fir. Shift	438159		.15	PLUG, transmission filler—(8.97 1).....
65-69	C.T. 3-Speed Fir. Shift	1365067		.10	NUT, shift lvrs. to trans, case—(7.347).....
4.105 COVER, TRANSMISSION CASE					
65-69	C.T. 3-Speed Fir. Shift ...	9776577	1	2.00	COVER.....
70	C.T. 3-Speed Fir. Shift ...	3977508	1	9.05	COVER.....
65-69	C.T. 3-Speed Fir. Shift ...	9776578	7	.15	SCREW (1/2"e-18 X 1/2")
65-69	C.T. 3-Speed Fir. Shift ...	9776579	2	.15	SCREW (1/2"e-18 X 1")
4.109 GASKET, TRANSMISSION CASE COVER					
65-69	C.T. 3-Speed Fir. Shift	9776584		.62	GASKET
70	C.T. 3-Speed Fir. Shift	3952621		.25	GASKET
4.302 SCREW TRANSMISSION SHIFTER INTERLOCK					
65-69	C.T. 3-Speed Fir. Shift ..	9776597	1	.15	SCREW, spring retainer (1/2"e-16 X 1/2")
4.303 YOKE, TRANSMISSION SHIFTER					
65-69	C.T. 3-Speed Fir. Shift ...	9776591	1	7.50	YOKE (2nd & 3rd) ...
65-69	C.T. 3-Speed Fir. Shift ...	9781835	1	4.51	YOKE (1st & reverse)
4.307 PIN, TRANSMISSION GEAR SHIFT INTERLOCK ROD					
65-66	C.T. 3-Speed Fir. Shift ...	9776593	1	.15	PIN.....
4.309 SHAFT—TRANSMISSION SHIFTER					
65-66	C.T. 3-Speed Fir. Shift	9776595	1	3.28	SHAFT (1st & reverse).....
65-69	C.T. 3-Speed Fir. Shift	9776587	2	3.23	SHAFT & LEVER.....
65-69	C.T. 3-Speed Fir. Shift	9785718	1	7.55	SHAFT PACKAGE (incl. 1st & reverse 2nd & 3rd shafts, pins, springs.).....
70	C.T. 3-Speed Fir. Shift	3952650	1	4.31	SHAFT (2nd & 3rd).....
4.311 SPRING, TRANSMISSION SHIFTER INTERLOCK					
66	C.T. 3-Speed Fir. Shift ...	9776599	2	.30	SPRING.....
69	C.T. 3-Speed Fir. Shift ...	9776599	2	.30	SPRING.....
4.311 CAM, TRANSMISSION DETENT					
70	C.T. 3-Speed Fir. Shift ...	3911948	1	.72	CAM...
70	C.T. 3-Speed Fir. Shift ...	3831718	1	.15	SPRING, detent cam
4.312 SCREW, TRANSMISSION SHIFTER FORK					
65-69	C.T. 3-Speed Fir. Shift ...	9776596	2	.15	SCREW, fork to shaft locking set (1/2"e"—24 X 1/2")
4.313 SEAL, TRANSMISSION SHIFTER SHAFT OIL					
65-69	C.T. 3-Speed Fir. Shift ...	9776598	2	.10	SEAL.....
4.317 EXTENSION, TRANSMISSION					
65-69	C.T. 3-Speed Fir. Shift ...	9777227	1	59.10	EXTENSION (incl. bearing).....
70	C.T. 3-Speed Fir. Shift	3911941	1	34.65	EXTENSION

3 SPEED MANUAL TRANSMISSION (FLOOR SHIFT)

4.318 GASKET, TRANSMISSION EXTENSION TO CASE					
65-69	C.T. 3-Speed Fir. Shift ...	9776583	1	.36	GASKET.....
70	C.T. 3-Speed Fir. Shift ...	1386231	1	2.46	SEAL, oil.....
70	C.T. 3-Speed Fir. Shift ...	3911943	1	.25	GASKET, ext.....
4.318 SEAL, TRANSMISSION MAIN DRIVE GEAR BEARING OIL					
65-69	C.T. 3-Speed Fir. Shift ...	9776620	1	2.41	SEAL.....
4.319 BUSHING, TRANSMISSION EXTENSION					
65-68	C.T. 3-Speed Fir. Shift ...	392971	1	3.43	BUSHING.....
69-70	C.T. 3-Speed Fir. Shift ...	6260048	1	.56	BUSHING.....
4.329 ADAPTER, SPEEDO.. DRIVEN GEAR					
65	C.T. 3-Speed Fir. Shift ...	9775739	1	24.70	ADAPTER (2.56 ratio) spec, order.....
65	C.T. 3-Speed Fir. Shift ...	540474	1	25.20	ADAPTER (2.78 ratio) spec, order.....
65	C.T. 3-Speed Fir. Shift ...	535617	1	25.20	ADAPTER (3.55-3.73 ratio) spec, order.....
66	C.T. 3-Speed Fir. Shift ...	1367642	1	23.60	ADAPTER (1.125 ratio).....
66	C.T. 3-Speed Fir. Shift ...	1367641	1	24.45	ADAPTER (1.2020 ratio) black 8i white paint mark ..
69-70	C.T. 3-Speed Fir. Shift ...	1367643	1	22.85	ADAPTER (.8095 ratio) light green paint mark
66-70	C.T. 3-Speed Fir. Shift ...	1367644	1	22.85	ADAPTER (.7333 ratio) red paint mark.....
66-67	C.T. 3-Speed Fir. Shift ...	9775436	1	23.60	ADAPTER (.8653 ratio) blue paint mark.....
68-70	C.T. 3-Speed Fir. Shift ...	1387467	1	14.50	ADAPTER (.6500 ratio) green paint mark
68	All	9775436	1	23.60	ADAPTER (.8653 ratio).....
4.337 GEAR, SPEEDOMETER DRIVEN					
65-70	C.T. 3-Speed Fir. Shift ...	39B7918	1	.77	GEAR (18 teeth).....
65-70	C.T. 3-Speed Fir. Shift ...	3987919	1	.77	GEAR (19 teeth).....
65-70	C.T. 3-Speed Fir. Shift ...	3987920	1	.77	GEAR (20 teeth).....
65-70	C.T. 3-Speed Fir. Shift ...	3987921	1	.77	GEAR (21 teeth).....
65	4000 C.T. 3-Speed.	3860345	1	.82	GEAR (22 teeth) 3.73 ratio.....
68-70	C.T. 3-Speed Fir. Shift ...	3987917	1	.82	GEAR (17 teeth).....
4.338 SEAL—RETAINER—FITTING, SPEEDOMETER DRIVEN GEAR					
66-70	C.T. 3-Speed Fir. Shift ...	3708146	1	.10	
66-70	C.T. 3-Speed Fir. Shift ...	3708148	1	.10	RETAINER, gear sleeve.....
66-70	C.T. 3-Speed Fir. Shift ...	3869914	1	2.05	FITTING.....
4.342 CABLE AND CASING, SPEEDOMETER					
65-66	C.T. 3-Speed Fir. Shift ...	6451981	1	6.80	CABLE 8< CASING.....
67-68	C.T. 3-Speed Fir. Shift ...	6454836	1	6.20	CABLE 8. CASING (70" long).....
69	C.T. 3-Speed Fir. Shift ...	6478178	1	6.90	CABLE 8. CASING (70" long) type CC370.....
70	C.T. 3-Speed Fir. Shift				
	with rt. Angle Adapter .	6478175	1	6.00	CABLE 8. CASING (57" long).....
70	C.T. 3-Speed Fir. Shift				
	without Rr. Angle				
	Adapter.....	6478178	1	6.90	CABLE 8. CASING (70" long) type CC370.....
4.342 CABLE, SPEEDOMETER DRIVE					
65-66	C.T. 3-Speed Fir. Shift ...	6453308	1	2.68	CABLE (69 ¹ / ₂ ").....
67-68	C.T. 3-Speed Fir. Shift ...	6453417	1	2.91	CABLE (71 ¹ / ₂ " long).....
68	C.T. 3-Speed Fir. Shift ...	6453416	i	2.55	CABLE (58 ¹ / ₂ " long).....
69-70	C.T. 3-Speed Floor Shift .	6478057	1	2.41	CABLE (70 ¹ / ₂ ").....
65-69	C.T. 3-Speed Fir. Shift ...	9777381	1	1.28	CLIP, cable to case.....
65-66	C.T. 3-Speed Fir. Shift ...	1375285	1	.82	CLIP, speedo. cbl. under (L.) side of flwhl. hsg.....
67	C.T. 3-Speed Fir. Shift ...	1378566	1	3.90	CLIP, speedo cbl.....
65-69	C.T. 3-Speed Fir. Shift ...	9777380	1	2.36	GUIDE.....
69-70	C.T. 3-Speed Fir. Shift ...	6491006	1	.28	RETAINING SPRING, speedo. cbl. to speedo. hsg. ...
4.343 GEAR, SPEEDOMETER DRIVE WORM					
66	C.T. 3-Speed Fir. Shift ...	1354627	1	3.08	GEAR (6 teeth) 3.90 8i 4.30 ratio
66	C.T. 3-Speed Fir. Shift ...	1196698	1	2.82	GEAR (7 teeth).....
65-69	C.T. 3-Speed Fir. Shift ...	9777230	1	5.40	GEAR (8 teeth).....
4.345 RING, SPEEDOMETER DRIVE GEAR TO SHAFT					
65-67	C.T. 3-Speed Fir. Shift ...	9776615	1	.25	RING, snap—(4.412).....
4.351 SHAFT, TRANSMISSION INPUT					
65-69	C.T. 3-Speed Fir. Shift ...	9781064	1	50.25	SHAFT.....
4.351 GEAR & SLINGER, TRANSMISSION CLUTCH					
70	C.T. 3-Speed Fir. Shift ...	3932210	1	42.80	GEAR 8> SLINGER.....
4.352 ROLLER BEARING, TRANSMISSION MAIN SHAFT					
65-69	C.T. 3-Speed Fir. Shift ...	9776618	15	.05	ROLLER BEARING.....
70	C.T. 3-Speed Fir. Shift ...	7451735	16	.20	ROLLER BEARING.....

3 SPEED MANUAL TRANSMISSION (FLOOR SHIFT)

4.353 RETAINER, TRANSMISSION MAIN DRIVE GEAR OR CLUTCH GEAR					
65-66	C.T. 3-Speed Fir. Shift ...	1373910	1	17.20	RETAINER, drive gr. hsg.....
4.354 SEAL, TRANSMISSION MAIN DRIVE GEAR OR CLUTCH GEAR					
65-69	C.T. 3-Speed Fir. Shift ...	9781063	1	4.20	SEAL.....
4.355 BEARING, TRANSMISSION MAIN DRIVE GEAR BALL (FRONT)					
65-69	C.T. 3-Speed Fir. Shift ...	9776600	1	6.25	BEARING, front.....
70	C.T. 3-Speed Fir. Shift ...	907913	1	9.35	BEARING (4.408).....
4.356 BOLT—RETAINER, TRANSMISSION MAIN DRIVE GEAR BEARING					
65-69	C.T. 3-Speed Fir. Shift ...	9776626	4	.15	BOLT, bearing retainer to case (Vie"-18 x %")
70	C.T. 3-Speed Fir. Shift ...	3911976	1	8.95	RETAINER, brg.....
4.356 RETAINER & SEAL PACKAGE, INPUT SHAFT REAR BEARING					
67-69	C.T. 3-Speed Fir. Shift ...	9777073	1	14.45	PACKAGE, retainer 8t seal.....
69	C.T. 3-Speed Fir. Shift ...	3915020	1	4.46	RETAINER, cl. gr. brg.
4.358 GASKET, BEARING RETAINER DRIVE GEAR OR CLUTCH GEAR					
65-69	C.T. 3-Speed Fir. Shift ...	9776603	1	.15	GASKET, brg. ret.....
70	C.T. 3-Speed Fir. Shift ...	3915017	1	.25	GASKET, brg. ret.....
4.374 SLINGER, CLUTCH GEAR BEARING OIL					
70	C.T. 3-Speed Fir. Shift ...	3932213	1	.25	SLINGER.....
4.376 RING, TRANSMISSION MAIN DRIVE GEAR BEARING (FRONT)					
65-69	C.T. 3-Speed Fir. Shift ...	9776613	1	.15	RING, front bearing retainer-snap_____
65-69	C.T. 3-Speed Fir. Shift ...	9776614	1	.15	RING, front bearing to shaft-snap_____
4.380 CLUTCH, TRANSMISSION SYNCHRONIZING					
65-69	C.T. 3-Speed Fir. Shift ...	9776631	1	48.70	CLUTCH (1st & reverse).....
65-69	C.T. 3-Speed Fir. Shift ...	9776641	1	27.70	CLUTCH (2nd & 3rd).....
70	C.T. 3-Speed Fir. Shift ...	3911968	1	32.60	SYNCHRONIZER.....
4.383 RING, CLUTCH SYNCHRONIZER					
	C.T. 3-Speed Fir. Shift ...	9776640	AR	7.45	RING.....
	C.T. 3-Speed Fir. Shift ...	3911974	3	7.95	RING.....
4.384 SPRING, TRANSMISSION SYNCHRONIZING					
65-69	C.T.3-Speed Fir. Shift ...	9776612	1	.25	RING (1st & reverse) syncro. hub to shaft-snap.....
65-69	C.T. 3-Speed Fir. Shift ...	9776615	1	.25	RING (2nd & 3rd) syncro. to shaft snap—(4.412)_____
70	C.T. 3-Speed Fir. Shift ...	3911973	2	.25	
65-69	C.T. 3-Speed Fir. Shift ...	9798431	AR	.15	SPRING, synchronizer.....
70	C.T. 3-Speed Fir. Shift ...	3911972	6	.41	KEY.....
4.395 GEAR, TRANSMISSION SECOND SPEED					
65-69	C.T. 3-Speed Fir. Shift ...	9776608	1	33.30	GEAR ...
70	C.T. 3-Speed Fir. Shift ...	3911962	1	32.60	GEAR...
4.397 RING, TRANSMISSION BLOCKING RING TO SHAFT					
65-66	C.T. 3-Speed Fir. Shift ...	9776616	1	.10	RING, snap.....
4.403 SHAFT, TRANSMISSION MAIN					
67-69	C.T. 3-Speed Fir. Shift ...	9785698	1	37.15	SHAFT.....
70	C.T. 3-Speed Fir. Shift ...	3911960	1	66.10	SHAFT.....
4.408 BEARING, MAIN DRIVE GEAR BALL (REAR)					
65-69	C.T.3-Speed Fir. Shift	907929	1	10.75	BEARING, rear.....
70	C.T. 3-Speed Fir. Shift ...	907913	1	9.35	BEARING, main shaft (also used 4.355).....
4.412 RING, TRANSMISSION MAIN DRIVE GEAR BEARING (REAR)					
65-69	C.T. 3-Speed Fir. Shift ...	9776611	1	.25	RING, rear bearing retainer-snap.....
65-66	C.T. 3-Speed Fir. Shift ...	9776612	1	.25	RING, low & reverse syncro. to hub shaft snap_____
68-69	3437-4600 C.T. 3-Speed Fir. Shift	9776615	1	.25	RING, rear bearing to shaft-snap (also used 4.384-4.345).....
70	C.T. 3-Speed Fir. Shift ...	3911967	1	.41	RING, rr. brg. locating.....
70	C.T. 3-Speed Fir. Shift ...	2830050	1	.32	RING, cl. gr. brg. locating.....
4.413 SPRING, TRANSMISSION SYNCHRONIZER					
70	C.T. 3-Speed Fir. Shift ...	3911971	1	.25	SPRING.....
4.417 GEAR, TRANSMISSION					
65-69	C.T. 3-Speed Fir. Shift ...	9776607	1	* 33.05	GEAR, low
70	C.T. 3-Speed Fir. Shift ...	3911961	1	32.60	GEAR (1st speed)
70	C.T. 3-Speed Fir. Shift ...	3911964	1	32.60	GEAR (reverse) ...

© 1972 BUICK MOTOR DIVISION, GENERAL MOTORS CORPORATION.

3 SPEED MANUAL TRANSMISSION (FLOOR SHIFT)

4.419 RING, TRANS. 1ST GEAR RETAINING SNAP					
65-69	C.T. 3-Speed	Fir. Shift ...	9776616	1	.10 RING, retaining-snap.....
4.419 WASHER, TRANSMISSION GEAR THRUST					
66-69	C.T. 3-Speed	Fir. Shift ...	9785587	1	.30 WASHER, 1st gr.....
65	C.T. 3-Speed	Fir. Shift ...	9776648	1	.30 WASHER, 1st gr.....
70	C.T. 3-Speed	Fir. Shift ...	3911963	1	.30 WASHER, reverse gr.....
4.421 GEAR, TRANSMISSION COUNTER					
65-69	C.T. 3-Speed	Fir. Shift ...	9776609	1	49.20 GEAR.....
70	C.T. 3-Speed	Fir. Shift ...	3911950	1	69.95 GEAR.....
65-69	C.T. 3-Speed	Fir. Shift ...	9413483	1	.20 PIN, retainer—(8.939).....
4.422 ROLLER BEARING, TRANSMISSION COUNTER GEAR					
65-69	C.T. 3-Speed	Fir. Shift ...	9776619	50	.05 ROLLER BEARING.....
4.423 WASHER, TRANSMISSION COUNTERSHAFT					
65-69	C.T. 3-Speed	Fir. Shift ...	9776649	2	.05 WASHER, flat (.908/.918).....
65-69	C.T. 3-Speed	Fir. Shift ...	9776650	2	.41 WASHER, gear thrust.....
70	C.T. 3-Speed	Fir. Shift ...	3911955	1	.56 WASHER, gr. thrust.....
70	C.T. 3-Speed	Fir. Shift ...	3924786	1	.25 WASHER, brg.....
4.428 COUNTERSHAFT, TRANSMISSION					
65-69	C.T. 3-Speed	Fir. Shift ...	9776602	1	3.79 COUNTERSHAFT.....
70	C.T. 3-Speed	Fir. Shift ...	3911954	1	4.36 COUNTERSHAFT.....
4.430 GEAR, TRANSMISSION REVERSE IDLER					
65-69	C.T. 3-Speed	Fir. Shift ...	9776604	1	27.60 GEAR (incl. bushing).....
70	C.T. 3-Speed	Fir. Shift ...	3911956	1	21.40 GEAR.....
65-69	C.T. 3-Speed	Fir. Shift ...	9421950	1	.13 PIN, retainer—(8.939).....
66-67	C.T. 3-Speed	Fir. Shift ...	1377245	1	1.69 BRACE, shift unit to underbody ...
4.433 SHAFT, TRANS. REVERSE IDLER GEAR					
65-69	C.T. 3-Speed	Fir. Shift ...	9776628	1	2.05 SHAFT.....
70	C.T. 3-Speed	Fir. Shift ...	3911959	1	2.67 SHAFT.....
4.437 WASHER, TRANSMISSION REVERSE IDLER GEAR THRUST					
65-69	C.T. 3-Speed	Fir. Shift ...	9776651	1	.51 WASHER.....

4 SPEED MANUAL TRANSMISSION

4.003 TRANSMISSION, CONVENTIONAL TYPE

67-68	C.T. 4-Speed.	3964505	1	423.75	TRANSMISSION
69	C.T. 4-Speed.	3950316	1	375.10	TRANSMISSION
70	C.T. 4-Speed.	1234762	1	434.60	TRANSMISSION
71-72	C.T. 4-Speed.	6271518	1	378.75	TRANSMISSION

4.004 SHIFT UNIT, TRANSMISSION CONTROL (COMPLETE)

65	30-4000 C.T. 4-Speed less Gran Sport, 1st Type Flat Shift Lvr.1370065	1	96.35	LEVER 8t SHIFT UNIT.
68-69	C.T. 4-Speed.	404416	1	72.90	SHIFT UNIT.
70-72	C.T. 4-Speed.	1234417	1	63.70	SHIFTER.
66-67	All C.T. 4-Speed.	1375658	1	50.85	BRACKET.
66-67	All C.T. 4-Speed.	1377245	1	1.69	BRACE, shift unit to underbody.
67	All C.T. 4-Speed.	1383587	AR	.72	SPACER, between shifter unit & trans, supt. cross mbr.

4.004 KIT, SHIFTER UNIT CONVERSION

65	30-4000 2nd Type (use with Round Shift Lvr.)	1396818	1	52.95	KIT
----	---	---------	---	-------	-----

4.005 KIT, TRANSMISSION SEAL

64-66	All C.T. 4-Speed.	1396512	1	8.55	SEAL KIT, seals, gskts., & snap rings
67-71	C.T. 4-Speed.	3917763	1	2.26	GASKET KIT.

4.005 GASKET, SEAL & SNAP RING COMPLETE OVERHAUL KIT

62-63	All 4-Speed.	1365522	1	8.40	KIT.
-------	----------------------	---------	---	------	--------------

4.006 LEVER, TRANSMISSION CONTROL

62 63	40-41-4300 C.T. 4-Speed	1353587	1	15.55	LEVER, less knob
65	Special-Skylark C.T. 4- Speed less Gran Sport 2nd Type Round Shift Lvr.1374414	1	32.50	LEVER
65-67	Skylark G.S. C.T. 4-Speed	1374414	1	32.50	LEVER
66	All C.T. 4-Speed.	1374414	1	32.50	LEVER
68-72	C.T. 4-Speed.	1385629	1	31.55	LEVER

4.006 KNOB, TRANSMISSION CONTROL LEVER

62-63	40-41-4300 4-Speed	1352828		2.41	KNOB.
63	44-46-4800 C.T. 4-Speed	1358778		1.95	KNOB.
64	All C.T. 4-Speed.	1358778		1.95	KNOB.
65	Special-Skylark C.T. 4- Speed less Gran Sport 1st Type w/Flat Shift Lvr.1358778	1	1.95	KNOB.
65-67	Skylark C.T. 4-Speed less Consolette.	384569	1	3.79	KNOB.
65	Special-Skylark C.T. 4- Speed less Gran Sport 2nd Type used with Round Shift Lvr.-less Consolette.	384569	1	3.79	KNOB.
65-67	Skylark G.S. C.T. 4-Speed w/Consolette.	384568	1	3.02	KNOB.
65	Special-Skylark C.T. 4- Speed Gran Sport 2nd Type used with Round Shift Lvr.-with Consolette.	384568	1	3.02	KNOB.
65	Wildcat C.T. 4-Speed_____	1358778	1	1.95	KNOB.
68-72	C.T. 4-Speed Consolette	409990	1	3.69	KNOB, lever
68-72	C.T. 4-Speed less Consolette.	392967		4.61	KNOB, lever.
68-72	C.T. 4-Speed.	392966		.62	NUT, knob—(4.008)
65	30-4000 C.T. 4-Speed less G.S. 2nd Type (Round Shift Lvr.)	102583	1	.25	SCREW, knob to control lvr.—(8.975)
66	All C.T. 4-Speed	102583	1	.25	SCREW, lvr. knob to control lvr.—(8.975)
65-67	Skylark G.S. C.T. 4-Speed	102583	1	.25	SCREW, knob to lvr.—(8.975).

4.006 CABLE, TRANSMISSION CONTROL REVERSE RELEASE

65	30-4000 C.T. 4-Speed (used with Round Shift Lvr.)	3883686	1	1.90	CABLE
----	---	---------	---	------	-----------------

4 SPEED MANUAL TRANSMISSION

66-68	C.T. 4-Speed	3883686		1.90	CABLE
65	30-4000 C.T. 4-Speed (used with Round Shift Lvr.)	3860246		3.90	HANDLE , release cbl.
66-68	C.T. 4-Speed	3860246		3.90	HANDLE
4.006 SHIFTER, TRANSMISSION (Grp. Changed to 4.004)					
4.008 TUBE—BUSHING—RETAINER, TRANSMISSION CONTROL LEVER CABLE					
65	30-4000 C.T. 4-Speed (used with Round Shift Lvr.)	3859193	1	.56	TUBE
66-68	C.T. 4-Speed	3859193	1	.56	TUBE
65	30-4000 C.T. 4-Speed (used with Round Shift Lvr.)	3845636	3	.51	BUSHING , reverse release cbl. hdl.
66-68	C.T. 4-Speed	3845636	3	.51	BUSHING , cbl. hdl
65	30-4000 C.T. 4-Speed (used with Round Shift Lvr.)	3861020	1	.46	RETAINER , reverse release cbl.
65-67	All C.T. 4-Speed	427721	1	.15	SCREW , cbl. to ret—(8.975) ...
65	30-4000 C.T. 4-Speed (used with Round Shift Lvr.)	3845716	1	.36	SPRING , cbl. ret.
66-68	C.T. 4-Speed	3845716	1	.36	SPRING , cbl. ret
68	3437 C.T. 4-Speed Fir. Shift less Tilt Whl.	7803304	1	.41	SPRING , shift tube return—(4.027)
4.008 PLATE, TRANSMISSION CONTROL LEVER					
62-63	40-41-4300 4-Speed_____	3723123	1	1.54	PLATE , lvr. guide
62-63	40-41-4300 4-Speed	3756659	1	.25	PLATE , lvr. shaft spg.—(4.027)
63	40-41-4300 4-Speed_____	9413225	2	.46	RING , to control brkt. pin ext. ret. (use with 381336 pin)—(8.934)
68-72	C.T. 4-Speed	392966	1	.62	NUT , knob (used 4.006)
4.008 PIN, TRANSMISSION CONTROL LEVER					
62-63	40-41-4300 4-Speed_____	381336	1	1.54	PIN , control lvr. to control brkt.
63	4400-4635-39-4800 C.T. 4-Speed	456652		.20	PIN , control lvr. slide spring ret. assm. to control lvr. —(8.939)
63-64	4639-47-67 C.T. 4-Speed	274482		.20	PIN , trans. control lvr. slide spg. ret. (assm. in trans. control lvr.)—(8.940)
4.008 SPRING—WASHER, TRANSMISSION CONTROL LEVER					
62-63	40-41-4300 4-Speed_____	3760384	1	.82	SPRING
63	4639-47-67 C.T. 4 Speed	1191530	AR	.15	WASHER , trans. control slide spg. ret. to shift lvr.— (9.798)
65	30-4000 C.T. 4-Speed	3852446	2	.10	WASHER (used 4.037-2.313)
66	All Tilt Whl.	5676941	1	.30	WASHER , bowl thrust—(6.514)
66-67	All C.T. 4-Speed	3852446	1	.10	WASHER
64-69	All less Tilt Whl.	5698379	1	.41	WASHER , bowl spg. thrust—(4.027)
67	All less Tilt Whl.	5698381	1	.41	SPRING , shift tube return—(4.027)
65	30-4000 C.T. 4-Speed	3852444	2	.15	GROMMET ("/,") usage 4.037
66-67	All C.T. 4-Speed	3852444	2	.15	GROMMET , shift lvr. to brkt
4.010 BOWL—SHROUD, TRANSMISSION CONTROL LEVER					
67-68	4-Speed less Tilt Whl.	5699003	1	11.60	BOWL (6.518)
69-70	C.T. 4-Speed less Tilt Wheel	7804649		23.05	BOWL & SHROUD.
68	C.T. 4-Speed Tilt Whl.	5698792		6.85	SHROUD , lvr. hsg.
71	C.T. 4-Speed less Tilt Whl.	7810762		12.20	BOWL
69	C.T. 4-Speed Tilt Wheel	7805999		24.15	SHROUD
70-72	C.T. 4-Speed Tilt Whl.	7809289		17.80	SHROUD , bowl
71-72	C.T. 4-Speed less Tilt Whl.	7811349		5.15	SHROUD , bowl
69	C.T. 4-Speed less Tilt Wheel	7807229		.97	PLATE , bowl
4.010 HOUSING, TRANSMISSION CONTROL LEVER					
64-65	Special-Skylark C.T. 4- Speed	382063		3.28	HOUSING (6.518)
66	All C.T. 4 Speed	382063		3.28	HOUSING (6.518)
63	44-46-4800 C.T. 4-Speed Tilt Type Strg. Whl.	5678079		3.38	SHROUD , strg. gr. col. jacket

4 SPEED MANUAL TRANSMISSION

65	6000 C.T. 4-Speed & A.T. Tilt Strg. Whl. & Long Console	5678079	1	3.38	SHROUD, strg. gr. col. jacket
69-73	C.T. 4-Speed less Tilt Wheel	7806867	4	.10	SCREW, housing mounting—(2.906)
69-70	C.T. 4-Speed.....	7806110	1	.87	SPRING, detent—(4.027).....
4.010 BRACKET—SUPPORT. CONTROL LEVER SHAFT					
62-63	40-41-4300 C.T. 4-Speed	3814138	1	9.65	BRACKET
68-69	C.T. 4-Speed.....	392959	1	1.44	SUPPORT
4.012 WASHER. STEERING SHAFT UPPER					
65	6600 C.T.....	5667525	1	.15	WASHER, hsg. shift tube thrust.
67-73	C.T. 4-Speed less Tilt Whl.....	7800580	1	.25	WASHER,
67-68	C.T. 4-Speed less Tilt Whl.....	7800581	1	.30	WASHER,
68	C.T. 4-Speed.....	5699618	1	.41	WASHER,
68	C.T. 4-Speed Tilt Whl. ...	5698413	1	.41	WASHER,
69-70	C.T. 4-Speed less Tilt Wheel	7806732	1	.30	WASHER,
69-73	C.T. 4-Speed Tilt Whl. ...	7805159	1	.62	WASHER.
69-73	C.T. 4-Speed Tilt Whl. ...	7804906	1	.62	WASHER,
71	C.T. 4-Speed less Tilt Whl.....	7811794	1	.36	WASHER.
4.012 SCREW, BOWL PLATE TO BOWL					
69-70	C.T. 4-Speed.....	7810242		.62	SCREW, bowl plate to bowl.....
69-73	C.T. 4-Speed Tilt Wheel	7800639		.20	SCREW, stop plate & detent plate
4.012 GATE, SHIFT LEVER LOCK					
69-70	C.T. 4-Speed	7804761	1	.77	GATE (2.195)
4.015 BODY, CONSOLETTTE					
65-72	C.T. 4-Speed	1386208	1	40.05	BODY, upper (paint to match)
65-66	All C.T. 4-Speed	1372219	1	42.65	BODY, upr. (med. red).....
67-68	C.T. 4-Speed	1380324	1	42.65	BODY, upr. (dk. blue).....
67-68	C.T. 4-Speed	1380323	1	42.65	BODY, upr. (red).....
65-67	All C.T. 4-Speed	1381897	1	42.65	BODY, upr. (paint to match) ...
65-72	C.T. 4-Speed	1386199	1	42.65	BODY, lower.....
4.015 RETAINER—SEAL, CONSOLETTTE GEAR SHIFT AND BODY					
65-72	C.T. 4-Speed	1361009		7.90	RETAINER, seal
65-72	C.T. 4-Speed	1361010		.25	RETAINER, body-upper.....
65-72	C.T. 4-Speed	1361011		.20	RETAINER, body-lower.....
65-72	C.T. 4-Speed	1361012		1.18	RETAINER, seal-lower.....
68-72	C.T. 4-Speed	389808		1.13	RETAINER, seal.....
65-72	C.T. 4-Speed	1361008		5.35	SEAL, gear shift.....
68-72	C.T. 4-Speed less Consolette.....	389905		17.25	SEAL, shift-lower.....
68-72	C.T. 4-Speed with Consolette.....	389900	1	5.40	SEAL, lower weather seat to under-body
4.015 MEDALLION, CONSOLETTTE SHIFT PATTERN					
65-72	C.T. 4-Speed	1361022	1	2.72	MEDALLION
65-72	C.T. 4-Speed	1376063	2	.10	CLIP, medallion to consolette upper half
4.015 SEAL—RETAINER, TRANSMISSION CONTROL					
62	40-41-4300 4-Speed 1st Type	3770368	1	3.28	SEAL, shift control lvr.
62	40-41-4300 4-Speed 2nd Type	1355083	1	2.75	SEAL, control lvr.
63	40-41-4300 C.T. 4-Speed	1355083	1	2.75	SEAL, control lvr.
65	30-4000 C.T. 4-Speed less Gran Sport 2nd Type Round Shift Lvr- less Consolette	384431	1	14.65	SEAL, control lvr.
65-67	Skylark G.S. 4-Speed less Consolette	384431	1	14.65	SEAL, control lvr.
65-67	All C.T. 4-Speed with Consolette	388494	1	6.05	SEAL, weatherseal to underbody ...
64	All C.T. 4-Speed	1366493	1	4.31	SEAL & RETAINER, trans, floor pan
65	30-4000 C.T. 4-Speed less Gran Sport-1st Type with Flat Shift Lvr.....	1366493	1	4.31	SEAL & RETAINER, trans, floor pan

4 SPEED MANUAL TRANSMISSION

65	6000 C.T. 4-Speed	1366493	1	4.31	SEAL & RETAINER, trans, floor pan
62-63	40-41-4300 4 Speed_____	1352539	1	1.95	RETAINER, control lvr. seal
65	30-4000 C.T. 4-Speed less Gran Sport 2nd Type w/Round Shift Lvr.	3903962	1	.51	RETAINER, control lvr. seal.
65-67	SKYLARK G.S. C.T. 4- Speed.	3903962	1	.51	RETAINER, lvr. seal.
4.020 LENS, TRANSMISSION SHIFT INDICATOR					
64-65	Special-Skylark C.T.	1364316	1	.97	LENS (flat black paint).
66-67	All C.T. 4-Speed.	1374429	1	1.33	LENS (black).
65	30-4000.	6406360	2	.18	CLIP, lens to speedo. coaster-trimount
66-67	All C.T. 4-Speed.	6456507	1	6.25	RETAINER, instr. cluster lens.
4.025 TUBE, TRANSMISSION SHIFT (STEERING COLUMN)					
NOTE. Refer to group 6.518 "tube, column filler" for cars with floor or console shift.					
67	4600 less Tilt Whl.	5699811	1	9.55	TUBE, shift
69-71	C.T. 4-Speed less Tilt Wheel.	7804493	1	21.30	TUBE.
69-72	C.T. 4-Speed Tilt Wheel .	7804960	1	21.30	TUBE.
4.025 SHAFT, TRANSMISSION CONTROL					
62-63	40-41-4300 4-Speed	3758894	1	6.55	SHAFT.
4.027 SLEEVE—SPRING—PLATE, CONTROL LEVER SHAFT					
69-72	C.T. 4-Speed Tilt Wheel .	7806054	1	.62	SPRING, detent
71	C.T. 4-Speed less Tilt Whl.	7810567	1	.62	SPRING, shift tube ret.
62-63	40-41-4300 4-Speed_____	3756659	1	.25	PLATE, lvr. shaft spg. (also used 4.008)
4.027 RING, SHIFT TUBE RETAINER					
68	C.T. 4-Speed.	5698409	1	.25	RING.
69-73	C.T. 4-Speed Tilt Wheel .	7804907	1	.30	RING, retaining.
67-68	C.T. 4-Speed.	5698379	1	.41	WASHER, used 4.008.
4.027 RETAINER, BRACE TO SHIFT UNIT					
66-67	All C.T. 4-Speed.	3841725	1	.25	RETAINER.
69-72	C.T. 4-Speed Tilt Wheel .	7806055	1	1.85	PLATE, detent
69-72	C.T. 4-Speed Fir. Shift Tilt Wheel.	7806056	1	.82	PLUNGER, detent spring.
69-70	C.T. 4-Speed.	7806109	1	.72	SCREW, detent.
4.027 PLATE, CONTROL LEVER SHAFT INTERLOCK					
62-63	40-41-4300 C.T. 4-Speed	3769875	AR	.92	PLATE (.0897" thick).
4.030 SUPPORT, SHIFT LEVER BRACKET TO TRANSMISSION					
68-69	C.T. 4-Speed.	392959	1	1.44	SUPPORT (4.010).
70-73	C.T. 4-Speed.	477706	1	3.02	SUPPORT, shifter.
4.030 BRACKET, TRANSMISSION CONTROL SHAFT					
62-63	40-41-4300 4-Speed_____	3814138	1	9.65	BRACKET, control lvr. shaft—(4.010) .
64	40-4100-4337-67-69 C.T. 4-Speed.	1363525	1	3.59	BRACKET, trans, shift unit mtg.
65	30-4000 C.T. 4-Speed less Gran Sport 1st Type with Flat shift Lvr. .	1363525	1	3.59	BRACKET.
65	6000 C.T. 4-Speed.	1363525	1	3.59	BRACKET.
4.030 PLATE, TRANSMISSION CONTROL					
63	44-46-4800 C.T. 4-Speed 2nd Type Tilt Type Strg. Whl.	5679662	1	1.23	PLATE, control shaft.
64-65	All C.T. 4-Speed Tilt Type Strg. Whl.	5679662	1	1.23	PLATE.
4.030 LEVER, TRANSMISSION CONTROL					
62-63	40-41-430 4-Speed.	3772566	1	3.18	LEVER, control shaft 1st & 2nd
62-63	40-41-430 4-Speed.	3772567	1	3.18	LEVER, control shaft 3rd & 4th
4.035 ROD, TRANSMISSION SHIFT					
62-63	40-41-4300 4-Speed	3771964	1	1.33	ROD (1st & 2nd).
62-63	40-41-4300 4-Speed	3771965	1	1.54	ROD (3rd & 4th).
62-63	40-41-4300 4-Speed	3771966	1	.92	ROD (reverse).

4 SPEED MANUAL TRANSMISSION

63	4400-4635-39-4800 C.T. 4-Speed less Floor Console on 4639.....	1359764	1	2.92	ROD (1st 8i 2nd)
63	4400-4635-39-4800 C.T. 4-Speed less Floor Console on 4639.....	1359766		1.74	ROD (reverse).....
64	40-4 1-4300 4-Speed	1362413		.82	ROD (1st 8i 2nd).....
64	40-41-4300 4-Speed	1362414		.92	ROD (3rd 8i 4th).....
64	40-41-4300 4-Speed	1362415		.67	ROD (reverse).....
64	4600 C.T. 4-Speed.....	1359764		2.92	ROD (1st 8i 2nd shift)
64	4600 C.T. 4-Speed.....	1359766		1.74	ROD (reverse).....
65	Special-Skylark C.T. 4-Speed less Gran Sport 1st Type with Flat Shift Lvr.....	1362413	1	.82	ROD (1st 8i 2nd)
65	Special-Skylark C.T. 4-Speed less Gran Sport 2nd Type Round Shift Lvr.....	1374410	1	2.36	ROD (1st ci 2nd)
65-66	Skylark G.S. C.T. 4-Speed	1374410	1	2.36	ROD (1st 8i 2nd)
65	Wildcat C.T. 4-Speed.....	1362413	1	.82	ROD (1st & 2nd)
65	Special-Skylark C.T. 4-Speed less Gran Sport 1st Type with Flat Shift Lvr.....	1362414	1	.92	ROD (3rd 8i 4th)
65	Special-Skylark C.T. 4-Speed less Gran Sport 2nd Type Round Shift Lvr.....	1374409	1	2.15	ROD (3rd 8i 4th)
65-66	Skylark G.S. C.T. 4-Speed	1374409	1	2.15	ROD (3rd 8i 4th)
65	Wildcat C.T. 4-Speed	1362414	1	.92	ROD (3rd 8i 4th)
65	Special-Skylark C.T. 4-Speed less Gran Sport 1st Type with Flat Shift Lvr.....	1362415	1	.67	ROD (reverse)
65	Special-Skylark C.T. 4-Speed less Gran Sport 2nd Type Round Shift Lvr.....	1377359		.82	ROD (reverse).....
65	Wildcat C.T. 4-Speed	1362415		.67	ROD (reverse).....
65-66	Skylark G.S. C.T. 4-Speed	1377359		.82	ROD (reverse).....
67	All C.T. 4-Speed.....	3841494		1.18	ROD (1st & 2nd).....
67	All C.T. 4-Speed.....	3841495		1.54	ROD (3rd 8. 4th).....
67	All C.T. 4-Speed.....	3862915		.51	ROD (reverse).....
68-69	C.T. 4-Speed.....	392963		1.33	ROD (1st 8: 2nd).....
68-69	C.T. 4-Speed.....	392962		1.59	ROD (3rd 8: 4th).....
68-69	C.T. 4-Speed.....	392961		1.08	ROD (reverse).....
69	3437 C.T. 4-Speed.....	403367		2.10	ROD, outer shift lever to equalizer.....
69-72	C.T. 4-Speed.....	1382860		.92	ROD, trans, control.....
70-73	C.T. 4-Speed.....	477709		1.54	ROD (1st 8: 2nd).....
70-73	C.T. 4-Speed.....	477710		1.85	ROD (3rd 8: 4th).....
70-72	C.T. 4-Speed.....	477711		1.13	ROD (reverse).....
70-72	C.T. 4-Speed.....	477708		2.41	ROD, strg. col. lock lvr.....
62-72	C.T. 4-Speed.....	3749084	AR	.20	RETAINER, control rod.....
62-63	40-41-4300 4-Speed	3709568	3	.10	WASHER, trans, control rod to control lvrs.-trans. end—(0.854).....
67-73	C.T. 4-Speed.....	3709568	AR	.10	WASHER, control rod (1st 8i 2nd) transmission end—(0.854).....
67	All C.T. 4-Speed.....	120394	1		WASHER, trans, reverse control rod—(8.929).....
4.037 CLEVIS—NUT, TRANSMISSION SHIFT ROD					
62-63	40-41-4300 4-Speed	3771963	3	1.13	CLEVIS, shift rod.....
63	4639-47-67 C.T. 4 Speed with Floor Console	1349346	3	.30	NUT & SPRING, shift rod to control lvr.
4.037 SWIVEL—CLAMP, TRANSMISSION SHIFT ROD					
64	40-41-43-4600 C.T. 4-Speed.....	3756526		.46	SWIVEL, shift rods to shift lvrs.)—(GMPD 4.017)
67-69	C.T. 4-Speed.....	3843014		.46	SWIVEL.....
70-73	C.T. 4-Speed.....	477721		.97	SWIVEL, gear shift control rod.....
70-73	C.T. 4 Speed.....	477821		.92	TRUNNION 8. PIN, shift rods to shifter.....
63	4639-47-67 C.T. 4-Speed with Floor Console	1355610		.20	CLAMP, shift rods to control lvr.....
64	40-4 1-43-4600 C.T. 4-Speed.....	1355610	3	.20	CLAMP, shift rods to shift lvrs.....
65-73	C.T. 4-Speed.....	1385607	AR	.56	CLAMP, control rod to shift levers swivel

4 SPEED MANUAL TRANSMISSION

67-69		3841496	1	.92	CLEVIS, control rod (1st & 2nd rod transmission end)
64	40-41-43-4600 C.T. Speed.....	1349346	3	.30	NUT, shift rods to shift lvrs.....
67	All C.T. 4-Speed ...	3840137	5	.10	NUT, control rod—(4.253).....
67	All C.T. 4-Speed ...	1367657	AR	.11	SCREW, shift rods to shift lvr. (set-cup point)....
65-73	C.T. 4-Speed.....	3989434	AR	.10	WASHER, shift rods to shift levers spring.....
68-73	C.T. 4-Speed.....	382105	1	.10	WASHER, clutch operating rod to equalizer.....
69	C.T. 4-Speed.....	3852838	1	.15	SLEEVE, reverse rod to equalizer.....
67-73	C.T. 4-Speed.....	3989433	AR	.15	SCREW, shift rods to shift levers & brackets (⁷ / ₁₆ "-18 x y ₂ ").....
69-73	All.....	1382263	1	.30	WASHER, between equal, shaft bushing & spring
70-72	C.T. 4-Speed.....	405831	1	.97	STUD, strg. col. lock lvr.....
4.037 BUSHING & SLEEVE, TRANSMISSION SHIFT LEVER					
69-73	C.T. 4-Speed.....	1394293	1	.20	KIT, bshg. & sleeve.....
4.037 BUSHING, TRANSMISSION CONTROL LEVER					
63	44-46-4800 C.T. 4 Speed	1358920		.15	BUSHING, trans, shift rods & shift unit .
64	40-4100-4337-67-69-4600 4 Speed.....	1358920		.15	BUSHING, trans, shift rods & shift unit .
65	Special-Skylark C.T. 4-Speed less Gran Sport-1st Type with Flat Shift Lvr.....	1358920	3	.15	BUSHING, rods to shift lvrs.....
65	Wildcat C.T. 4-Speed .	1358920	3	.15	BUSHING, rods to shift lvr.....
68-69	C.T. 4-Speed.....	396399	3	.36	BUSHING, shift rods (1,2,3,4 & reverse).....
69	C.T. 4-Speed.....	1368982	2	.15	BUSHING, reverse idler rod to transmission lever. . .
70-73	C.T. 4-Speed.....	1234418	AR	.46	BUSHING, shift rod (in trans, shifter unit) plastic ("A" O.D. x %" I.D.).....
65	4000 V-8 C.T. 4-Speed Floor Shift.....	3852444	2	.15	GROMMET, trans, shift rod spec. (⁷ / ₁₆ ")—(4.008)
65	Special-Skylark C.T. 4-Speed less Gran Sport 2nd Type w/Round Shift Lvr.....	3852444	2	.15	GROMMET, trans, shift rod spec. (⁷ / ₁₆ ")—(4.008) ..
69	C.T. 4-Speed.....	3852837	1	.10	GROMMET, transmission reverse rod to equalizer
65	4000 V-8 C.T. 4-Speed Floor Shift.....	3852446	2	.10	WASHER, trans, shift rod spec. (⁷ / ₁₆ ")—(4.008) . . .
65	Special-Skylark C.T. 4-Speed less Gran Sport 2nd Type w/Round Shift Lvr.....	3852446	2	.10	WASHER, trans, shift rod spec. (⁷ / ₁₆ ")—(4.008)
62-73	All as Req.....	1351769	AR	.10	SPRING, retainer (iy ₂ ") (also used 0.85 1)
4.040 BRACKET, EQUALIZER					
69	C.T. 4-Speed.....	403366	1	.72	BRACKET
4.040 LEVER, STEERING COLUMN LOCK					
70-72	C.T. 4-Speed.....	477707	1	3.02	LEVER, idler
4.045 LEVER, TRANSMISSION SHIFT					
62-63	40-41-4300 4-Speed	3771960	1	.97	LEVER, shifter shaft (1st & 2nd)
62-63	40-41-4300 4-Speed	3771961	1	.97	LEVER, shifter shaft (3rd & 4th)
63	44-46-4800 4-Speed	1357123	1	.82	LEVER, reverse.....
64	40-41-4300 4-Speed	1362410	2	2.20	LEVER (1st, 2nd, 3rd & 4th) _____
64	All C.T. 4-Speed.....	1357123	1	.82	LEVER, reverse.....
65-66	All C.T. 4-Speed.....	1367633	2	2.05	LEVER (1st, 2nd, 3rd & 4th)
65-66	All C.T. 4-Speed.....	1367632	1	1.08	LEVER, reverse.....
67-68	C.T. 4-Speed.....	3859942	1	.82	LEVER (1st & 2nd).....
67-68	C.T. 4-Speed.....	3859943	1	.82	LEVER (3rd & 4th).....
67-68	C.T. 4-Speed.....	3857412	1	.67	LEVER (reverse).....
69	C.T. 4-Speed.....	403364	1	.51	LEVER (reverse).....
69	C.T. 4-Speed.....	3950195	1	.67	LEVER (1st & 2nd).....
69	C.T. 4-Speed.....	3950197	1	.30	LEVER (3rd & 4th).....
70-72	C.T. 4-Speed.....	9795695	1	.82	LEVER (reverse).....
70-72	C.T. 4-Speed.....	9798541	2	.67	LEVER (1st-2nd-3rd & 4th).....
4.046 EQUALIZER, TRANSMISSION SHIFT					
69-72	C.T. 4-Speed.....	1382861	1	2.15	EQUALIZER.....
4.054 JUMPER, NEUTRAL SAFETY SWITCH					
64-65	Special-Skylark C.T.	1363560	1	.25	JUMPER (2-way male insulated insert in neutral safety switch conn.).....
65	6000 C.T.	1472825	1	.10	JUMPER (2-way male insulated-connects switch conn.)—(2.480).....

4 SPEED MANUAL TRANSMISSION

66-68	All C.T. 4-Speed less Tach.				
	1363560	1	.25	JUMPER (in neutral safety switch conn.).....
68	3437 C.T.	1363560	1	.25	JUMPER, two-way male-insulated (insert in neutral safety switch conn.).....
62-68	C.T. 4-Speed.	3706355	1	.20	SHIELD, safety switch.....
66-67	All C.T. 4-Speed.	836159	2	.07	SPRING, back-up lamp switch control rod to switch & reverse lvr.—(3.752).....

4.054 SWITCH, CLUTCH START

69-72	C.T. 4-Speed.	1993485	1	5.90	SWITCH, clutch start.....
69-72	C.T. 4-Speed.	1231315	1	.56	BRACKET, switch return.....
69-72	C.T. 4-Speed.	6299255	1	5.15	WIRE, start switch jumper.....
69-71	C.T. 4-Speed.	3981828	2	.72	GROMMET, switch ret.—(2.698)

4.070 EQUALIZER, BACK DRIVE

69	C.T. 4-Speed.	403944	1	8.20	EQUALIZER.
----	--------------------	--------	---	------	------------

4.075 SWITCH, TRANSMISSION CONTROL SPARK

70-73	C.T. 4-Speed.	9799850	1	2.36	SWITCH (also used 2.408).....
71-72	C.T. 4-Speed.	8904120	1	1.44	WIRE, harness to switch (also used 2.408)
70-72	C.T. 4-Speed.	3906462	1	.15	GASKET, spark switch or plug.....
70	C.T. 4-Speed.	3906448	1	.67	PLUG, in spark switch hole—(4.010).....

4.081 SUPPORT, TRANSMISSION

62-63	40-4 1-4300 4-Speed	1352072	1	15.30	SUPPORT
64-65	Special-Skylark exc. Conv. &L Sport Wagons	384125	1	17.65	SUPPORT
64-65	Special-Skylark Conv. 8i Sport Wagons.....	393932	1	13.55	SUPPORT
65	4427-37 H.D. Frame	393932	1	13.55	SUPPORT
65	6000 C.T.....	1369653	1		SUPPORT
66	All C.T. 4-Speed.....	393932	1	13.55	SUPPORT
67	All C.T. 4-Speed.....	9788824	1	13.10	SUPPORT
68-70	4637 C.T. 4-Speed.....	9796240	1	16.40	SUPPORT
68-70	4667 C.T. 4-Speed.....	9796243	1	13.20	SUPPORT
69-70	3437 C.T. 4-Speed.....	9796240	1	16.40	SUPPORT
71-72	C.T. 4-Speed exc. Conv. & 455 Eng.....	9796240	1	16.40	SUPPORT.....
71-72	34-4467 (350 Eng.)	9796242	1	13.90	SUPPORT.....
71-72	3467 (455 Eng.).....	9796243	1	13.20	SUPPORT.....
71-72	3437 (455 Eng.).....	9796240	1	16.40	SUPPORT.....
67-72	C.T. 4-Speed.....	9785627	2	.87	RETAINER, support to frame—(7.0 1 1) . .
67	All C.T. 4-Speed.....	1382906	2	.92	INSULATOR, supt. to frame.....
68-72	C.T. 4-Speed.....	1385001	2	.72	INSULATOR, supt. to frame.....
63	40-4100 C.T. 4-Speed. ..	9414034	AR		NUT, trans, supt. to mtg. brkt. & to frame--(8.915)

4.081 MOUNT, TRANSMISSION

62-63	40-41-4300 C.T. 4-Speed	1365621	1	4.20	MOUNT.....
64	Special-Skylark exc. Sportwagon.....	3792133	1	2.92	MOUNT.....
64	46-4800 C.T. 4-Speed ...	1381016	1	3.90	MOUNT.....
65	30-4000 less G.S.	1381016	1	3.90	MOUNT.....
65	4000 Gran Sport C.T.	1369534	1	3.49	MOUNT.....
65	6000 C.T.....	1369534	1	3.49	MOUNT.....
66-72	C.T. 4-Speed.....	1369534	1	3.49	MOUNT.....

4.083 BRACKET, TRANSMISSION SUPPORT

61-63	C.T. 4-Speed.....	1351512	2	1.08	BRACKET.....
-------	-------------------	---------	---	------	--------------

4.085 BUSHING, TRANSMISSION SUPPORT

61-63	4300.....	1351513	1	.20	BUSHING (mtg.)
62-63	40-4100 4-Speed.....	1351513	4	.20	BUSHING, mtg.
61-63	4300.....	1351514	2	.20	SPACER.....
62-63	40-4100 4-Speed.....	1351514	2	.20	SPACER.....

4.103 CASE—PLUG, TRANSMISSION

62-66	All C.T. 4-Speed exc. 1964-4200-4355-65 ..	3772339	1	57.65	CASE.....
67-72	C.T. 4-Speed.....	3925659	1	65.10	CASE.....
61-62	40-41-4300 C.T.	105602	1	.10	PLUG, expan.-in trans, case—(8.970)
61-66	C.T. 4-Speed.....	438159	2	.15	PLUG, trans., drain 8i filler(8.97 1)
67-68	C.T. 4-Speed.....	9776585	1	.97	PLUG, drain (V—14) magnetic
70-72	C.T. 4-Speed.....	3968034	2	.82	PLUG, filler or drain.....
68-69	C.T. 4-Speed.....	1365067	2	.10	NUT, shift levers to case—(7.347) .

4 SPEED MANUAL TRANSMISSION

4.105 COVER, TRANSMISSION CASE

63-66	C.T. 4-Speed.	1378078	1	21.65	COVER
67-72	C.T. 4-Speed.	3977618	1	8.85	COVER

4.109 GASKET, TRANSMISSION CASE COVER

62-66	All C.T. 4-Speed.	3709316	1	.15	GASKET
67-72	C.T. 4-Speed.	3831705	1	.15	GASKET .

4.302 LEVER & SHAFT, TRANSMISSION SHIFT

62-66	C.T. 4-Speed.	1371083	1	10.20	LEVER & SHAFT (3rd & 4th) also used 4.309
62-66	C.T. 4-Speed.	1379207	1	1 1.05	LEVER & SHAFT (1st & 2nd) also used 4.309
62-65	C.T. 4-Speed.	3930922	1	1 1.30	LEVER & SHAFT (reverse) also used 4.309 . . .

4.303 YOKE, TRANSMISSION SHIFTER

62-66	C.T. 4-Speed.	3746272	2	9.85	YOKE
62-66	C.T. 4-Speed.	3743478	1	6.45	FORK, reverse shifter (used 4.304) .

4.304 FORK, REVERSE SHIFTER

62-66	C.T. 4-Speed.	3743478	1	6.45	FORK (4.303)
67-72	C.T. 4-Speed.	3831717	1	9.90	FORK, trans, shifter
67-72	C.T. 4-Speed.	3832786	1	6.40	FORK (reverse)

4.307 SLEEVE—PIN, TRANSMISSION INTERLOCK SHIFT

62-66	All C.T. 4-Speed.	3709311	AR	.97	SLEEVE (1.01855 long)
62-66	All C.T. 4-Speed.	3709312	AR	1.03	SLEEVE (1.0135 long) . . .
62-66	All C.T. 4-Speed.	3709313	AR	.97	SLEEVE (1.0085 long) . . .
62-66	All C.T. 4-Speed.	3709314	AR	1.03	SLEEVE (1.0235 long) . . .
62-66	All C.T. 4-Speed.	3709315	1	.20	PIN

4.309 SHAFT, TRANSMISSION GEAR SHIFTER

62-66	All C.T.	1379207	1	11.05	LEVER & SHAFT (1st & 2nd)—(4.302)
62-66	All C.T.	1371083	1	10.20	LEVER & SHAFT (3rd & 4th)—(4.302)
62-65	All 4-S]	3930922	1	1 1.30	LEVER & SHAFT (reverse)—(4.302) . .
66	All C.T.	1371081	1	14.55	LEVER & SHAFT (reverse)
67-68	C.T. 4-!	3831709	2	6.45	SHAFT (1st, 2nd, 3rd & 4th)
67-68	C.T. 4-!	3850086	1	5.85	SHAFT (reverse)
69-72		3950312	1	6.65	SHAFT (reverse)
69		3950308	2	6.65	SHAFT (1st, 2nd 3rd & 4th)
70-72	C.T.	3952651	1	6.75	SHAFT, shifter

4.311 SPRING, SHIFT LEVER POPPET

62-66	All C.T. 4-Speed.	1380012	1	1.74	SPRING
-------	---------------------------	---------	---	------	------------------

4.311 BALL, TRANSMISSION GEAR SHIFTER YOKE POPPET

64-66	All C.T. 4-Speed.	453593	3	.07	BALL (1/8") shift lvr. poppet spg.—(8.899)
67-68	C.T. 4-Speed.	453593	1	.07	BALL, reverse detent—(8.899)

4.311 CAM—PIN—SPRING, TRANSMISSION DETENT

67-72	C.T. 4-Speed.	3905462	2	.67	CAM, detent
66-72	C.T. 4-Speed.	3831718	1	.15	SPRING, detent cam
67-68	C.T. 4-Speed.	455563	1	.20	SPRING, detent cam—(8.934)
62-72	C.T. 4-Speed.	3773017	1	.20	SPRING, reverse detent ball . . .
67-69	C.T. 4-Speed.	3884686	1	.20	PIN, detent cam

4.313 SEAL, TRANSMISSION SHIFTER SHAFT OIL

62-66	All 4-Speed.	3845164	3	.20	SEAL
67-72	C.T. 4-Speed.	3831716	2	.41	SEAL

4.317 ADAPTER, TRANSMISSION REAR BEARING

62-66	All C.T. 4-Speed.	1353397	1	35.35	ADAPTER
62	40-41-4300 C.T.	1354276	1		RETAINER & OIL SEAL
67-72	C.T. 4-Speed.	3831752	1	30.85	RETAINER
62-66	All C.T. 4-Speed.	3774911	1	.77	BOLT, trans, ext. adapter to trans, case

4.317 EXTENSION, TRANSMISSION

62-63	All C.T. 4-Speed.	1373034	1	96.35	EXTENSION
64	40-4100-4300 C.T. 4-Speed.	1363864	1	77.10	EXTENSION, trans, rr. (incl. bshg.)
64-65	Wildcat C.T. 4-Speed	1373034	1	96.35	EXTENSION
65	Special-Skylark C.T. 4-Speed less Gran Sport	1363864	1	77.10	EXTENSION, trans, rr. (incl. bshg.)
65-66	Skylark G.S. C.T. 4-Speed	1373034	1	96.35	EXTENSION, rr.
67-70	C.T. 4-Speed.	3857583	1	45.30	EXTENSION
71-72	C.T. 4-Speed.	3978763	1	45.30	EXTENSION
64-68	C.T. 4-Speed.	103565	1	.20	PIN, reverse shift shaft to trans, ext.—(8.940)
72	C.T. 4-Speed.	274560	1	.15	RING, ext. ret—(8.934)

4 SPEED MANUAL TRANSMISSION

4.318 GASKET, TRANSMISSION REAR BEARING RETAINER

62-66	All C.T. 4-Speed	3787721	1	.82	GASKET, frt
67-72	C.T. 4-Speed	3911900	1	.97	GASKET, frt
62-66	All C.T. 4-Speed	3787720	1	.92	GASKET, rr
67-72	C.T. 4-Speed	3911901	1	.97	GASKET, rear

4.318 SEAL, TRANSMISSION MAIN SHAFT BEARING

61-62	40-41-4300 C.T.	1386231	1	2.46	SEAL, trans, rr. brg. ret.
62-66	All C.T. 4-Speed	3746213	1	2.92	SEAL, trans, ext. oil.
67-70	C.T. 4-Speed	1386231	1	2.46	SEAL
71-72	C.T. 4-Speed	8625893	1	2.20	SEAL

4.319 BUSHING, TRANSMISSION EXTENSION

64-70	C.T. 4-Speed	6260048	1	.56	BUSHING
71-72	C.T. 4-Speed	3978765	1	1.03	BUSHING (4.408)

4.329 ADAPTER SPEEDOMETER DRIVEN GEAR

66	All C.T. 4-Speed	1367641	1	24.45	ADAPTER (1.2020 ratio) black & white paint
66	All C.T. 4-Speed	1367642	1	23.60	ADAPTER (1.125 ratio) no paint mark
66	All C.T. 4-Speed	1367643	1	22.85	ADAPTER (.8095 ratio) lt. green paint mark
66-67	All C.T. 4-Speed	1367644	1	22.85	ADAPTER (.7333 ratio) red paint mark
66-67	40-41-4300 C.T. 4-Speed	9775436	1	23.60	ADAPTER (3.653 ratio) blue paint mark
67-71	C.T. 4-Speed	396338	1	14.05	ADAPTER (.785 ratio) yellow paint mark
67	All C.T. 4-Speed	395430	1	17.60	ADAPTER (.866 ratio) blue paint mark
68	All	9775436	1	23.60	ADAPTER (.8653 ratio)
68-70	C.T. 4-Speed	1387466	1	14.05	ADAPTER (.6500 ratio) green paint mark

4.337 GEAR SPEEDOMETER DRIVEN

62	40-41-4300	1164712	1	1.33	GEAR & SHAFT (21 teeth) 13" whl. (4.30 ratio)
62-63	40-4 1-4300 4-Speed	3987920	1	.77	GEAR (20 teeth) 13" whls. (2.78-3.08 ratio)
62-63	40-4 1-4300 4-Speed	3987919	1	.77	GEAR (19 teeth) 13" whls. (3.90 ratio)
63-64	40-41-4300 C.T. 4-Speed	3860345	1	.82	GEAR (22 teeth) 3.36 ratio
62	40-41-4300	1349483	1	1.33	GEAR (2.78 turnpike ratio) 13" whl.
62	40-4 1-4300	1164713	1	1.33	GEAR (19 teeth) 13" whl. (3.90 ratio)
62	4019-27-35-41 19-35	1164846	1	1.33	GEAR (18 teeth) 15" whl. (3.90 ratio)
62	4019-27-35-41 19-35-4-Speed	3987919	1	.77	GEAR (19 teeth) 15" whls. (2.78 ratio)
62	4019-27-35-41 19-35 4-Speed	3987918	1	.77	GEAR. 15" whls. (3.90 ratio)
62	4019-27-35-41 19-35 4-Speed	3987920	1	.77	GEAR (20 teeth) 15" whls. (4.30 ratio)
62	4019-27-35-41 19-35-4300 4-Speed	3987921	1	.77	GEAR (21 teeth) 15" whls. (3.36 ratio)
62-63	40-41-4300 C.T. 4-Speed	3987921	1	.77	GEAR (21 teeth) 4.30 ratio (13 x 6.50 x 7.00 tires)
63	40-4 100 exc. 4045 C.T. 4-Speed	3987921	1	.77	GEAR (21 teeth) 3.36 ratio (15 6.00 tires)
63	4019-27-35-67-41-4300 C.T. 4-Speed	3987918	1	.77	GEAR (18 teeth) 3.90 ratio (15 6.00 tires)
63	4019-27-35-67-41-4300 C.T. 4-Speed	3987919	1	.77	GEAR (19 teeth) 2.78-3.08 ratio (15 x 6.00 tires)
63	4019-27-35-67-41-4300 C.T. 4-Speed	3987920	1	.77	GEAR (20 teeth) 4.30 turnpike ratio (15x6 tires)
63	4400 C.T. 4-Speed 4 Bbl.	3987920	1	.77	GEAR (20 teeth) 3.23 ratio (15 x 7.60 or 15 x 8.00 tires)
63	44-46-4800 C.T. 4-Speed	3987919	1	.77	GEAR (19 teeth) 3.42-3.91 ratio (15 x 7.60 or 15 x 8.00 tires)
64	All C.T.	3860345	1	.82	GEAR (22 teeth) 3.36-3.55 ratio
65-72	C.T. 4-Speed	3987918	1	.77	GEAR (18 teeth)
65-71	C.T. 4-Speed	3987919	1	.77	GEAR (19 teeth) natural
64-71	C.T. 4-Speed	3987920	1	.77	GEAR (20 teeth)
64-73	C.T. 4-Speed	3987921	1	.77	GEAR (21 teeth)
68-72	C.T. 4-Speed	3987917	1	.82	GEAR (17 teeth)

4.338 FITTING—RETAINER—SEAL, SPEEDOMETER DRIVEN GEAR

62-70	C.T. 4-Speed	3869914	1	2.05	FITTING
71-73	C.T. 4-Speed	3869912	1	2.05	FITTING & SEAL
62-73	C.T. 4-Speed	3708148	1	.10	RETAINER, sleeve
62-73	C.T. 4-Speed	3708146	1	.10	SEAL, fitting

4.342 CABLE AND CASING, SPEEDOMETER

62-63	40-41-4300 C.T. 4-Speed	6405975	1	5.55	CABLE & CASING (56")
63	44-46-47-4800 less Cruise Control	6478125	1	6.60	CABLE & CASING (54")
64	40-41-4300 C.T. 4-Speed	6451039	1	5.95	CABLE & CASING
65	30-4000 C.T. 4-Speed	6451039	1	5.95	CABLE & CASING

4 SPEED MANUAL TRANSMISSION

65	6000 C.T. 4-Speed	6451429	1	7.90	CABLE & CASING
66	All C.T. 4-Speed	6454585	1	5.15	CABLE & CASING (speedo. end)
66	All C.T. 4-Speed	6454586	1	6.50	CABLE 8. CASING (trans, end) ..
67-68	C.T. 4-Speed less Spec. Order Axle	6454836	1	6.20	CABLE & CASING (70"long).....
68	C.T. 4-Speed	6454835	1	6.45	CABLE & CASING (57"long)
69	C.T. 4-Speed	6478178	1	6.90	CABLE & CASING (70" long) type CC 370
70	C.T. 4-Speed with Rt. Angle Adapter	6478175	1	6.00	CABLE 8, CASING (57" long)
70	C.T. 4-Speed without Rt. Angle Adapter	6478178	1	6.90	
71	C.T. 4-Speed	6478175	1	6.00	CABLE 8< CASING (57"
71-73	C.T. 4-Speed	6478178	1	6.90	
4.342 CABLE, SPEEDOMETER					
63	44-46-47-4800.....	6409238	1		CABLE (51'/.")
63	44-46-47-4800.....	6405584	1	1.96	CABLE, speedo. (55'/.')
64	46-47-4800 less Cruise Master.....	6409663	1	2.15	CABLE (57'/.").....
65	30-4000 C.T. 4-Speed ...	6452597	1	1.90	CABLE, speedo. (58'/.").....
65	6000 C.T. 4-Speed	6452598	1	3.45	CABLE, speedo. (58'/.")long
66	4600 C.T. 4-Speed	6453475	1	2.62	CABLE (speedo. end).....
66	4600 C.T. 4-Speed	6453556	1	2.98	CABLE (trans, end).....
67	C.T. 4-Speed (spec. RR. Axle).....	6453416	1	2.55	CABLE (58'/.")
67-68	C.T. 4-Speed.....	6453417	1	2.91	CABLE (71'/.")long)
68	C.T. 4-Speed.....	6453416	1	2.55	CABLE (58'/.")long)
69-71	C.T. 4-Speed.....	6478057	1	2.41	CABLE (70"y _w) ...
4.342 WASHER, SPEEDOMETER					
63-64	40-41-4300.....	1583567	1	.17	WASHER, felt ('/,") speedo. end of flex shaft
61-63	All.....	1347497	1	.15	GROMMET, speedo. cbl. thru dash—(9.775).....
64-65	Special-Skylark	3786368	1	.36	GROMMET, speedo. cable thru dash—(9.775) ...
65	6000.....	1370947	1		GROMMET (rubber) speedo. cable thru dash— (9.775).....
69	C.T. 4-Speed.....	6491006	1	.28	RETAINING SPRING, speedo. cbl. to speedo. hsg.
4.343 GEAR, SPEEDOMETER DRIVING WORM					
62	40-41-4300 C.T. 1st Type	1164715		2.46	GEAR (7 teeth) "/,." long
62	40-41-4300 C.T. 2nd Type	1352402		2.77	GEAR (7 teeth) ¹³ / ₁₆ "long
62	40-41-4300	1164833		2.46	GEAR(2.78 turnpike ratio).....
62	40-41-4300	1352305		2.31	GEAR (6 teeth) 3.90-4.30 ratio
62	4019-27-35-41 19-35 4- Speed 15" whls.	3708144		1.69	GEAR (8 teeth) 3.36 ratio steel (replaces nylon 8i steel grs.).....
62	40-41-4300 (4-Speed) ...	1352402	1	2.77	GEAR (7 teeth).....
62-63	40-41-4300 C.T. 4-Speed	3708145	1	1.69	GEAR (8 teeth) 3.36 ratio (13 x 6.50 or 13 x 7.00 tires).....
62-64	40-41-4300 C.T. 4-Speed	1354627	1	3.08	GEAR (6 teeth) 3.90 8i 4.30 ratio
62-63	40-41-4300 C.T. 4-Speed	1354628	1	2.36	GEAR (9 teeth) 2.78 ratio
63	40-41-4300 C.T. 4-Speed	3708144	1	1.69	GEAR (8 teeth) 3.36 ratio (1 5 x 6.00) steel .
63	44-46-4800 C.T. 4-Speed	3708144	1	1.69	GEAR (8 teeth) 3.42 ratio (1% ^a I.D.)
63	44-4600 C.T.	1354628	1	2.36	GEAR (9 teeth) 2.78 ratio.....
63	44-46-4800 C.T.	1196698	1	2.82	GEAR (7 teeth) 3.91 ratio.....
64	40-41-42-43-44-4600 ...	3708144	1	1.69	GEAR (8 teeth).....
65	30-4000 C.T. 4-Speed ...	3708145	1	1.69	GEAR (8 teeth) 3.36-3.55-3.73 ratio.....
65	All V-8 C.T. 4-Speed ...	1354627	1	3.08	GEAR (6 teeth-3.90 & 4.30 ratio).....
65	All V-8 C.T. 4-Speed ...	1354628	1	2.36	GEAR (9 teeth-2.78 ratio).....
65-66	All C.T. 4-Speed	1196698	1	2.82	GEAR (7 teeth).....
66	All C.T. 4-Speed	1354627	1	3.08	GEAR (6 teeth) 3.90-4.30 ratio.....
66	All C.T. 4-Speed	1196698	1	2.82	GEAR (7 teeth).....
66-70	All C.T. 4-Speed	3708144	1	1.69	GEAR (8 teeth) (1%." I.D.) steel (replaces nylon & steel grs.).....
71-72	C.T. 4-Speed	3978758	1	1.59	GEAR.....
4.345 RETAINER, SPEEDOMETER DRIVE GEAR					
69-70	All C.T. 4-Speed	6261353	1		RETAINER
4.351 GEAR, TRANSMISSION CLUTCH					
62	40-41-4300 C.T.	1348234	1	26.70	GEAR....
62-65	Special-Skylark C.T. 4- Speed less Gran Sport .	3783316	1	45.10	GEAR....
63	44-46-4800 C.T. 4-Speed	1358578	1	65.40	GEAR....

4 SPEED MANUAL TRANSMISSION

64-66	Skylark G.S.-Wildcat 4-Speed C.T.	9771377	1	55.85	GEAR
68-70	C.T. 4-Speed	3925690	1	47.50	GEAR (incl. oil slinger)
71-72	C.T. 4-Speed	3978773	1	47.10	GEAR (incl. oil slinger)
4.352 BEARING, TRANSMISSION REAR BEARING RETAINER					
62-65	Special-Skylark C.T. 4-Speed less Gran Sport	954953	1	8.20	BEARING (4.355)
63-65	Skylark G.S.-LeSabre-Wildcat C.T. 4-Speed	907458	1	12.90	BEARING, ret. rr.
66	All C.T. 4-Speed	907458	1	12.90	BEARING
4.352 BEARING, TRANSMISSION MAIN SHAFT PILOT					
62-66	All C.T. 4 Speed	3743449	14	.20	BEARING (incl. 14 rollers)
67-72	C.T. 4-Speed	9419248	1	1.54	BEARING, front
4.353 RETAINER, TRANSMISSION MAIN DRIVE GEAR BEARING					
62-63	40-41-4300 C.T. 4-Speed	1352092	1	9.30	RETAINER (4 356)
63	44-46-4800 C.T. 4-Speed	1352480	1	9.30	RETAINER
64	40-41-42-43-4400 C.T.	3741458	1	3.64	RETAINER
64	40-41-4300 exc. 4355-65 C.T. 4-Speed	1363460	1	7.30	RETAINER
64-65	Skylark G.S.—Wildcat C.T. 4-Speed	1352480	1	9.30	RETAINER
65	30-4000 C.T. 4-Speed less Gran Sport	1363460	1	7.30	RETAINER
66	All C.T. 4-Speed	1352480	1	9.30	RETAINER
4.355 BEARING, TRANSMISSION CLUTCH GEAR					
64-65	Special-Skylark C.T. 4-Speed less Gran Sport	954953	1	8.20	BEARING (also used 4.352)
63-65	Skylark G.S.-LeSabre-Wildcat C.T. 4-Speed	907457	1	12.10	BEARING, cl. gr.
66	All C.T. 4-Speed	907457	1	12.10	BEARING
67-72	C.T. 4-Speed	907572	1	15.25	BEARING
4.356 LOCK—RETAINER, CLUTCH GEAR BEARING					
67-72	C.T. 4-Speed	3849938	RH	.30	LOCK, bearing <i>retainer</i> bolt
67-72	C.T. 4-Speed	3849937	LH	.30	LOCK, bearing <i>retainer</i> bolt
62-63	40-4 1-4300 C.T. 4-Speed	1352092	1	9.30	RETAINER, dr. gr. brg. (also used 4.353)
67-72	C.T. 4-Speed	3915020	1	4.46	RETAINER
67-72	C.T. 4-Speed	5911150	1	.92	NUT, cl. gr. brg. ret.
4.358 GASKET, CLUTCH GEAR BEARING					
67-72	C.T. 4-Speed	3915019	1	.25	GASKET, bearing <i>retainer</i>
62-66	C.T. 4-Speed	3743481	1	.56	GASKET, brg. ret
4.374 SLINGER, CLUTCH GEAR BEARING					
68-72	C.T. 4-Speed	3925692	1	.67	SLINGER, oil
4.376 WASHER, TRANSMISSION MAIN DRIVE GEAR BEARING					
62-66	All C.T. 4-Speed	3709350	1	.30	WASHER
4.376 RING, TRANSMISSION MAIN DRIVE GEAR					
62	40-41-4300 4 Speed _____	3709351	3	.15	RING, trans, drive gr. snap, synchronizer blocking ring, in ext. adapter
63	All C.T. 4 Speed	3709351	3	.15	RING (main drive gr.) in ext. adapter (syncro. blocking)
64-66	All C.T. 4-Speed	3709351	1	.15	RING, trans, syncro. blocking snap (.086"-.088" thick)
64-66	All C.T. 4-Speed	3709351	1	.15	RING, trans main drive gr. snap (.086"-.088" thick)
65-66	All C.T. 4-Speed	3709352	AR	.15	RING, trans, syncro. blocking snap (.089"/.091" thick)
65-66	All C.T. 4-Speed	3709353	AR	.15	RING, trans, syncro. blocking snap (.092V/.094" thick)
65-66	All C.T. 4-Speed	3709354	AR	.15	RING, trans, rr. brg. snap (.095"/.097" thick)
65-66	All C.T. 4-Speed	3709354	AR	.15	RING, trans, syncro. blocking snap (.095"/.097" thick)
65-66	All C.T. 4-Speed	3709354	AR	.15	RING, trans, main drive gr. snap (.095/097" thick)
65-66	All C.T. 4-Speed	3709355	AR	.15	RING, trans, main drive gr. snap (.098"/0100"thick)
65-66	All C.T. 4-Speed	3709355	AR	.15	RING, trans, rr. brg. snap (.098"/.0100"thick)
65-66	All C.T. 4-Speed	3709355	AR	.15	RING, trans, xyncro. blocking snap (.098"/.0100"thick)
65-66	All C.T. 4-Speed	3709356	AR	.15	RING, trans, main drive gr. snap (.101"/.103"thick)
65-66	All C.T. 4-Speed	3709356	AR	.15	RING, trans, rr. brg. snap (.101/.103 thick)
65-66	All C.T. 4-Speed	3709356	AR	.15	RING, trans, syncro. blocking snap (.101"/.103"thick)

4 SPEED MANUAL TRANSMISSION

4.380 CLUTCH, TRANSMISSION SYNCHRONIZING

62-66	All C.T. 4-Speed.	1379213	1	51.25	CLUTCH (1st & 2nd)
62-66	All C.T. 4-Speed.	3870789	1	31.20	CLUTCH (3rd & 4th)
67-72	C.T. 4-Speed.	3924112	1	41.30	SYNCHRONIZER (1st & 2nd)
67-72	C.T. 4-Speed.	3924113	1	41.30	SYNCHRONIZER (3rd & 4th)

4.383 RING, CLUTCH SYNCHRONIZER

62-66	All C.T. 4-Speed.	3709348	4	7.70	RING
67-72	C.T. 4-Speed	3880850		7.00	RING, blocking

4.384 PLATE, CLUTCH SYNCHRONIZER

62-66	All C.T. 4 Speed.	3870793	6	.41	PLATE
67-72	C.T. 4-Speed	3915050		.41	PLATE
67 72	C.T. 4-Speed	3831741		.15	RING, retainer .

4.395 GEAR, TRANSMISSION SECOND SPEED

62-63	40-41-4300 C.T. 4-Speed	3743455	1	52.55	GEAR
63-65	Skylark G.S.-LeSabre- Wildcat C.T. 4-Speed . . .	1358579	1	61.00	GEAR
64-65	Special-Skylark C.T. 4- Speed less Gran Sport . . .	3910353		44.25	GEAR
66	All C.T. 4-Speed.	1358579		61.00	GEAR
67-72	C.T. 4-Speed.	3831746		48.85	GEAR

4.397 RING, TRANSMISSION MAIN SHAFT REAR RETAINER

65	30-4000 C.T. 4-Speed less Gran Sport	3998394	1	.51	KIT, snap ring (.088-.086)—(4.41 2)
----	---	---------	---	-----	-------------------------------------

4.398 BEARING, TRANSMISSION NEEDLE

62-66	C.T. 4-Speed.	457096	1	4.25	BEARING (between 2nd & 3rd speed gr.)
-------	-----------------------	--------	---	------	---------------------------------------

4.403 SHAFT, TRANSMISSION MAIN DRIVE

62-63	40-41-4300 C.T. 4-Speed	1351874	1		SHAFT.
64-65	Special-Skylark C.T. 4- Speed less Gran Sport . . .	1363459	1	86.10	SHAFT.
63-65	Skylark G.S.-LeSabre- Wildcat 4-Speed	1355461	1	53.95	SHAFT.
66	All C.T. 4-Speed.	1355461	1	53.95	SHAFT.
67-70	All C.T. 4-Speed.	3915087	1	54.00	SHAFT.
71-72	C.T. 4-Speed.	3978759	1	66.10	SHAFT.
62-63	40-41-4300 C.T. 4 Speed	1308271	1	.25	RING, main shaft snap ring-rr.—(4.412)

4.408 BEARING, MAIN SHAFT REAR

67-72	C.T. 4-Speed.	907474	1	10.30	BEARING.
71-72	C.T. 4-Speed.	3978765	1	1.03	BUSHING, ext. (used 4.319)

4.412 RING, TRANSMISSION REAR BEARING

62-66	All C.T. 4-Speed.	3725439	1	.92	RING, ext. adapter.
63	40-41-4300 C.T. 4 Speed	1308271	1	.25	RING (also used 4.403) . . .
67-72	C.T. 4-Speed.	3998395	1	.15	RING KIT (.100-.103 thick)
68-72	C.T. 4-Speed.	3831749	1	.82	RING, locating.
62-72	All C.T. 4-Speed.	2830050	1	.32	RING, drive gr. brg.-snap . .

4.413 SPRING, CLUTCH SYNCHRONIZER

62-66	All C.T. 4-Speed.	3870810	4	.25	SPRING.
67-72	C.T. 4-Speed.	3920775	4	.25	SPRING.

4.415 GEAR, TRANSMISSION THIRD SPEED

62-66	All C.T. 4-Speed.	1358576		49.65	GEAR
67-72	C.T. 4-Speed.	3831747		42.15	GEAR

4.417 GEAR, TRANSMISSION FIRST & REVERSE

62-66	All C.T. 4-Speed.	3774912	1	36.90	GEAR (reverse) . . .
62-63	40-41-4300 C.T. 4-Speed	3783317	1	78.40	GEAR
62-64	All C.T. 4-Speed.	3743458	1	57.65	GEAR (1st)
63	44-46-4800 C.T. 4-Speed	1358577	1	62.00	GEAR (1st speed)
64	4600 C.T. 4-Speed.	1358577	1	62.00	GEAR (1 st speed)
64-65	Special-Skylark C.T. 4- Speed less Gran Sport . . .	3743458	1	57.65	GEAR (1st speed)
65	Gran Sport-Wildcat C.T. 4-Speed.	1358577	1	62.00	GEAR (1st speed)
66	All C.T. 4-Speed.	1358577	1	62.00	GEAR (1st)
67-72	C.T. 4-Speed.	3849388	1	51.25	GEAR (1st)
67-72	C.T. 4-Speed.	3831748	1	55.15	GEAR (reverse) . . .

4 SPEED MANUAL TRANSMISSION

4.419 SLEEVE, TRANSMISSION 1ST GEAR

62-66	All C.T. 4-Speed	3743459	1	13.80	SLEEVE (1st)
67-72	C.T. 4-Speed	3978781	1	7.55	SLEEVE
62-66	All C.T. 4-Speed	3743460	1	2.56	WASHER (1st) gr. thrust

4.421 GEAR, TRANSMISSION COUNTERSHAFT

62-63	40-41-4300 4-Speed	3783317	1	78.40	GEAR
63	44-46-4800 C.T. 4-Speed	1358575	1	90.45	GEAR...
64-65	Special-Skylark C.T. 4-Speed less Gran Sport .	1358575	1	90.45	GEAR
64-65	Skylark G.S.-Wildcat C.T. 4-Speed	9771378	1	91.75	GEAR
66	All C.T. 4-Speed	9771378	1	91.75	GEAR
67-72	C.T. 4-Speed	3905465	1	62.25	GEAR

4.422 BEARING, TRANSMISSION COUNTER GEAR

62-66	All C.T. 4-Speed	3709328	80	.10	BEARING
67-72	C.T. 4-Speed	435847	112	.10	BEARING

4.423 SPACER, WASHER, TRANSMISSION COUNTERSHAFT GEAR BEARING

62-66	All C.T. 4-Speed	3709324	1	.20	SPACER
67-72		3912195	1	1.64	SPACER
62-66	All C.T.	3709324	6	.20	WASHER
67-72		3864856	AR	.20	WASHER
67-72	C.T.	3864860	2	.67	WASHER, thrust

4.423 WASHER, COUNTER GEAR THRUST

62-66	C.T. 4-Speed	3740819	3	.56	WASHER, reverse idler gr.
-------	------------------------	---------	---	-----	-----------------------------------

4.428 COUNTERSHAFT, TRANSMISSION

63	40-41-4300 C.T. 4-Speed	1349693		3.08	SHAFT
62-66	A. C.T. 4-Speed	3709300		5.70	COUNTERSHAFT
67-72	C.T. 4-Speed	3864850		6.20	COUNTERSHAFT
62-66	All C.T. 4-Speed	124545		.15	KEY, trans, countershaft to trans, case—(8.960)

4.430 GEAR, TRANSMISSION REVERSE IDLER

62-66	All C.T. 4-Speed	3774904	1	36.05	GEAR, frt
67-72	C.T. 4-Speed	3831762	1	10.65	GEAR, frt
62-66	All C.T. 4-Speed	3774905	1	45.60	GEAR, rr.
67-72	C.T. 4-Speed	3831764	1	11.55	GEAR, rr.
64-65	All C.T. 4-Speed	124545	1	.15	KEY, trans, reverse idler gr.—(8.960)

4.433 SHAFT, TRANSMISSION REVERSE IDLER

62-66	All C.T. 4-Speed	3746277	1	4.92	SHAFT
67-72	C.T. 4-Speed	3831761	1	5.35	SHAFT
67-69	C.T. 4-Speed	456722	1	.10	PIN, shaft lock- (8.939)

4.435 PIN—RING, REVERSE IDLER SHAFT LOCK

63	All C.T. 4-Speed	590832	1	.10	PIN
64	4600 C.T. 4-Speed	590832	1	.10	PIN, shaft lock
66	All C.T. 4-Speed	456876	1	.10	PIN(8.939)
62-66	All C.T. 4-Speed	3774910	1	.30	RING, snap
66	All C.T. 4-Speed	1379342	1	.05	PLUG, lock pin cup .

4.437 WASHER, REVERSE IDLER GEAR THRUST (FRONT)

62-72	C.T. 4-Speed	3774909	1	1.33	WASHER, rear .
67-72	C.T. 4-Speed	3834739	1	.56	WASHER, front

DYNA-FLOW & TWIN TURBINE A.T. 1948-1963

4.005 KIT, TRANSMISSION SEAL

NOTE: Kits do not contain front pump seal or companion flange seal

48-55	All A.T.1393985	1	3.74	KIT, seal
56-57	All A.T.1389671	1	3.74	KIT, seal .
58	40-50-60 A.T.1389671	1	3.74	KIT, seal
59	All 2T.1388762	1	3.49	KIT, seal
60	All A.T.1388762	1	3.49	KIT, seal ..
61-63	44-46-47-4800 A.T.1389488	1	3.95	SEAL KIT ..

4.005 KIT, TRANSMISSION GASKET & SEALS

57-58	All 2T.1389417	1	12.55	KIT, gskt. & seal (rebuilt trans.)
59-60	44-46-47-4800 2T.1396269	1	11.85	KIT, gskt. & seals
61-63	44-46-47-4800 A.T.1396270	1	13.00	KIT, gskt. & seals

4.005 KIT, TRANSMISSION GASKETS

48	70 A.T. after Trans. 41999.1391179	1	7.40	KIT, gasket
49-54	All A.T.1391179	1	7.40	KIT, gasket
55-56	All A.T.1392462	1	7.40	KIT, gasket
57-58	All 2T.1388265	1	7.40	KIT, gasket
59-60	All 2T.1388732	1	8.75	KIT, gasket
61-63	44-46-47-4800 A.T.1389490	1	9.50	GASKET SET

4.005 KIT, TRANSMISSION RETAINER RINGS, SEALS AND SNAP RINGS

61-63	44-46-47-4800 A.T.1389499	1	8.00	KIT, ret. rings-seals & snap rings
--------------	-------------------------	-----------------	---	------	---

4.005 GASKETS & SEAL, COMPLETE TRANSMISSION OVERHAUL KIT

48-52	All A.T.1365514	1	20.40	GASKETS & SEALS
57-58	All 2T.1365746	1		GASKETS & SEALS
61-63	44-46-47-4800 A.T.1365502	1	26.80	GASKETS & SEALS

4.006 LEVER, TRANSMISSION CONTROL

58-59	All A.T.1185804	1	2.51	LEVER
60	All A.T.1199880	1	2.56	LEVER
61-62	44-46-47-4800.1366195	1	4.51	LEVER
63	4400-4635-39-4800 A.T. less Tilt Type Strg. Whl. & Frt. Compt. Floor Console.1366195	1	4.51	LEVER
62	Wildcat.1199103	2	.10	BUSHING, trans, control lever-inner —(4.040)
62	Wildcat.1199104	2	.10	BUSHING, trans, control lever-outer —(4.040)
63-64	46-4700 Long Console ..	.1358888	2	.20	BUSHING, button
63-64	4600 A.T. Long Console, 4700.1359425	2	.15	BUSHING, pivot shaft
63-64	4600 A.T. Long Console ..	.1358892	1	.15	SPRING, button
63	4700 Push Button Shift ..	.1358892	1	.15	SPRING, button

4.006 KNOB, TRANSMISSION CONTROL LEVER

61-63	All.1230813	1	1.08	KNOB (chrome & black) ...
63	4600 A.T. Long Console ..	.1385449	1	5.15	KNOB
63	4700 Push Button Shift ..	.1385449	1	5.15	KNOB

4.008 SPRING—SPACER, TRANSMISSION CONTROL LEVER

57-60	All A.T.1174495	1	.15	SPRING, return
59	4400 A.T. 1st Type.1189556	1	.15	SPRING, shaft return
61-62	All A.T.1378849	1	.15	SPRING, return
63	44-46-4800 Col. Shift ..	.1378849	1	.15	SPRING, shift lvr. retrun ...
63	4700 less Push Button Shift.		1		SPRING, lvr. return (use kit 1360260)
61-62	All A.T.570383	1	.20	SPACER, anti-rattle
63	44-46-4800 Col. Shift less Tilt Whl.570383	1	.20	SPACER, anti-rattle
63	44-46-8400 A.T. P.S. Tilt Whl. less Floor Console	.568018	1	.10	SPACER, anti-rattle

4.008 PIN, TRANSMISSION CONTROL LEVER

62	44-46-4800.453670	1	.10	PIN, trans, control lever to hsg. pivot —(8.939) .
63	All exc. 4647-67-4700 A.T. less Tilt Type Strg. Whl.453670	1	.10	PIN, lvr. to hsg. pivot —(8.939).....
63	44-46-4800 A.T. P.S. Tilt Whl. less Floor Console	.456641	1	.10	PIN, slotted spg. —(8.939).....
63	4700 less Push Button Shift.		1		PIN, control lvr. pivot (use kit 1360260)

4.010 HOUSING, TRANSMISSION CONTROL LEVER					
55-56	All A.T.1172310	1	4.61	HOUSING
60	All A.T.1192678	1	4.41	HOUSING
63	4400-4600-4800 A.T. P.S. 2nd Type Tilt Whl. less Long Console5676517		8.35	HOUSING, control lvr.
63	4600 A.T. P.S. Tilt Type Strg. Whl. Long Console.5678079	1	3.38	SHROUD, strg. gr. col. jacket
63	4400-4635-39-4800 AT. less Floor Console.222375	1	.10	SCREW SET (8.975).....
4.012 WASHER, TRANSMISSION CONTROL LEVER HOUSING					
61-63	All A.T. Col. Shift less Tilt.1195709	1	.10	WASHER, hsg. thrust spg.
61-63	All A.T. Col. Shift less Tilt.1195710		.10	WASHER, thrust-lwr.
61-63	44-46-47-4800 less Tilt	.5667525		.15	WASHER, shift tube upr. thrust
63	44-46-47-4800 Col. Shift-P.S. & Tilt Whl. . .	.5676937	1	.30	WASHER, hsg. wave—(6.5 1 4) .
63	44-46-47-4800 Col. Shift-P.S. & Tilt Whl. . .	.5676941	1	.30	WASHER, hsg. thrust—(6.5 1 4)
4.015 SEAL—RETAINER, TRANSMISSION CONTROL					
62	Wildcat.1356519		5.25	RETAINER & SEAL, trans, shift rod
63	4600 Floor Console	.1356519		5.25	RETAINER & SEAL, trans, shift rod
4.020 WIRE, TRANSMISSION CONTROL DIAL					
59	All A.T.1188908	1	.72	WIRE, shift indicator control
4.020 INDICATOR, TRANSMISSION SHIFT CONTROL					
63	4400-4635-39-4800 A.T. less Tilt Type Whl. less Floor Console.1354518	1	.36	INDICATOR, shift
63	4639-47-67 with Floor Console.1358935	1	9.30	INDICATOR.
63	4700 less Push Button Shift		1		INDICATOR 8t BOOT, shift (use kit 4.004-1360260)
63	4700 Push Button Shift . .	.1358936	1	5.25	INDICATOR, shift.
63	46-4700 Long Console . .	.1358831	1	.36	SLIDE (plastic).....
62	Wildcat1396266	1	2.82	BOOT, shift indicator repair kit.....
63	4647-4667 A.T.1396266	1	2.82	BOOT, floor console shift indicator.....
61-62	44-46-47-4800.222375	1	.10	SCREW, shift indicator to trans, control lvr. hsg.— (8.975).....
4.030 RING, TRANSMISSION CONTROL SHAFT					
63	4400-4635-39-4800 A.T. P.S. 2nd Type Tilt Type Strg. Whl.5678535	1	.36	RING, control shaft lwr. brg. ret.
63	44-46-4800 A.T. P.S. Tilt Type Strg. Whl. less Floor Console.5667527	1	.10	RING, control shaft ret. upr.
4.032 LEVER, TRANSMISSION DETENT					
55-57	All A.T.1166048			LEVER, detent roller supt. shaft linkage adj—(4.275)
58-59	All 2T.1166048			LEVER, detent roller supt. shaft linkage adj—(4.27 5)
60	All A.T.1166048			LEVER, detent roller supt. shaft linkage adj—(4.275)
61-62	44-46-47-4800.1166048			LEVER, linkage adj. detent roller lvr. supt. shaft — (4.275).....
63	44-46-47-4800 A.T.1166048			LEVER, detent roller lvr. supt. shaft—(4.275).....
63	44-46-47-4800.3829139		.05	BOLT, linkage adj. lvr. to rr. brg. ret—(4.196).....
4.035 ROD, TRANSMISSION SHIFT					
62-63	44-46-4800 less Long Console.1351868	1	.87	ROD, upr.
62-63	44-46-4800 less Long Console.1351791		1.74	ROD, lwr.
63	4700 less Push Button . .				ROD, upr. (use kit 1360260)
63	4700.1356298	1	.56	ROD, lwr.
4.037 CLEVIS- PIN—WASHER, TRANSMISSION SHIFT ROD					
57-58	All D.F.144243	1	.82	CLEVIS, adj. rod end-rod lwr. to shift idler lvr. (%")- (8.946)
58	All 2T	.138084	1	.10	PIN, clevis-rod lwr. to shift idler lvr. (1/8")—(8.94 2)

DYNA-FLOW & TWIN TURBINE A.T. 1948-1963

61-62	All.....	1349346	AR	.30	NUT, spg. washer-shift rod to trans, shift equalizers & control lvr.....
63	4400-4635-39-4700-4800 A.T.....	1349346	1	.30	NUT & SPRING, upr. shift rod to equalizer (also used 4.040) ..
51-58	All A.T.....	1302539	3	.05	WASHER, spg.-lwr. rr. end—(0.792) ..
59	All 2T.....	1302539	3	.05	WASHER, spg.-lwr. rr. end—(0.792) ..
60	All A.T.....	1302539	3	.05	WASHER, spg.-upr. upr. end—(0.792)
60	All A.T.....	1302539	3	.05	WASHER, spg.-lwr. rr. end—(0.792) ..

4.037 BUSHING—BRACKET, TRANSMISSION CONTROL LEVER

62-63	44-46-4800 less Long Console.....	579454		.41	BUSHING, upr. shift rod to trans control shaft lvr.
63	4639 Floor Console.....	579454		.41	BUSHING, control upr. idler lvr. to upr. shaft rod .
63	4700 Push Button Shift.....	579454		.41	BUSHING, shift rod to control lvr.....
63	4700 less Push Button Shift.....				BRACKET, trans, control lvr. (use kit 1360260)
63	4639 A.T. Frt. Floor Console.....	455563	1	.20	SPRING, trans, control lvr. pivot pin to brkt.—(8.934)
63	4647-67-4700 A.T.....	455563	AR	.20	SPRING (1/i") trans, control lvr. pivot pin to control lvr. brkt.—(8.934).....

4.037 SWIVEL—CLAMP, TRANSMISSION SHIFT ROD

61	44-46-47-4800.....	3725298		.20	CLAMP, lwr. shift rod to swivel.....
62	44-46-4800.....	3756526		.46	SWIVEL, upr. shift rod to trans, shift equalizer (also used 4.040).....
63	4400-4635-39-4700-4800 A.T.....	3756526	1	.46	SWIVEL, upr. shift rod to shift equalizer (also used 4.040).....
62	44-46-4800.....	1355610	1	.20	CLAMP, upr. shift rod to trans, shift equalizer.....
63	44-46-47-4800 A.T.....	1355610	1	.20	CLAMP, upr. shift rod to shift equalizer lvr. (also used 4.040).....
62	44-46-4800.....	1351769	3	.10	RETAINER, trans, shift rod-upr. & lwr. ends (usage 0.787-0.851-4.046).....
63	4400-4635-39-4800 A.T.....	1351769	2	.10	RETAINER, shift rod lwr.-lwr. & upr. end (usage 0.787-0.834-0.851).....
63	4647-67 A.T.....	1351769	1	.10	RETAINER, lwr. shift rod to equalizer (usage 0.851) .
63	4647-67 A.T.....	1351769	1	.10	RETAINER, upr. shift rod to idler lvr. & equalizer (also use 0.787-0.834-0.85 1).....
63	4647-67 A.T.....	1351769	1	.10	RETAINER, lwr. shift rod to frame to shift lvr. (usage 0.787-0.806-0.834-0.851-4.046).....

4.040 BUSHING, TRANSMISSION SHIFT EQUALIZER

61-63	44-46-47-4800 less Long Console.....	1199103	1	.10	BUSHING, shift equalizer inner (other usage 4.006)
61 63	44-46-47-4800 less Long Console.....	1199104		.10	BUSHING shift equalizer outer (other usage 4.006)
63	4700 Push Button Shift ..	1199266		.15	BUSHING shift equalizer to brkt.-inner—(4.042)
63	4700 Push Button Shift ..	1199266		.15	BUSHING shift equalizer lvr. (L.)-inner—(4.042)
63	4700 Push Button Shift ..	1199267		.10	BUSHING shift equalizer lvr. (L.)-outer—(4.042)
63	4700 Push Button Shift ..	1199267		.10	BUSHING shift equalizer to brkt.-outer—(4.042) . . .
59-60	All A.T.....	138084		.10	PIN, lwr. to trans, shift idler lvr. clevis—(8.942)
59-60	All A.T.....	144243		.82	CLEVIS, lwr. to trans, shift idler lvr.—(8.946)
63	44-46-4800 A.T.....	1351769		.10	RETAINER, shift equalizer to equalizer brkt. (also used 0.787-0.834).....

4.040 BUSHING, TRANSMISSION SHIFT

61	44-46-47-4800.....	1199266	1	.15	BUSHING, shift rod upr. to control shaft lvr.-inner . . .
61	44-46-47-4800.....	1199267	1	.10	BUSHING, shift rod upr. to control shaft lvr.-outer . . .
62	44-46-4800.....	1349004	1	.15	BUSHING, shift rod to shift lvr.-inner.....
62	44-46-4800.....	1349005	1	.10	BUSHING, shift rod to shift lvr.-outer.....
62	4647 Wildcat.....	1199266	4	.15	BUSHING, upr. idler lvr. & pivot pin—(4.042)
62	4647 Wildcat.....	1199267	4	.10	BUSHING, upr. idler lvr. & pivot pin—(4.042)
62	Wildcat.....	1199266	AR	.15	BUSHING, trans, control upr. idler lvr. to control lvr. pivot pin & to shift rod & idler pivot pin to control lvr. brkt. inner—(4.042).....
62	Wildcat.....	1199267	AR	.10	BUSHING, trans, control upr. idler lvr. to control lvr. pivot pin & to shift rod & idler pivot pin to control lvr. brkt. outer—(4.042).....
63	44-46-47-4800 A.T.....	1349004	1	.15	BUSHING, lwr. shift rod to shift lvr.-inner.....
63	44-46-47-4800 A.T.....	1349005	1	.10	BUSHING, lwr. shift rod to shift lvr.-outer.....
63	4647-67 A.T.....	1355610	2	.20	CLAMP, shift upr. & lwr. rod to lwr. idler lvr.—(4.019).....
62	Wildcat.....	3756526	1	.46	SWIVEL, upr. & lwr. rod to lwr. idler lvr—(4.019)
63	4647-67 A.T.....	1349346	2	.30	NUT & SPRING, shift upr. & lwr. rod to lwr. idler lvr.—(4.019).....
48-50	All A.T.....	1302539	2	.05	WASHER, spg.-shift rod—(0.792).....

4.040 LEVER, TRANSMISSION SHIFT IDLER

63	4700 less Push Button Shift.....		1		LEVER, trans, shift upr. idler (use kit 1360260)
62	Wildcat.....	579984	4	.05	
63	4639-47-67 A.T. Floor Console.....	579984	2	.05	
63	Wildcat.....	455563	2	.20	
62	Wildcat.....	413329	1	.10	
63	4639-47-67 A.T. with Floor Console.....	413329	1	.10	WASHER, idler lvr. to lwr. idler lvr. brkt—(0.833)

4.042 INSULATOR, TRANSMISSION EQUALIZER

62-63	44-46-4800 Col. Shift ...	1347678	1	.15	INSULATOR, between mtg. brkt. & washer (also used 4.046).....
-------	---------------------------	---------	---	-----	---

4.046 EQUALIZER—INSULATOR, TRANSMISSION SHIFT

63	4700 less Push Button Shift.....				EQUALIZER (use kit 1360260)
63	4700 Push Button Shift	1359429		3.49	EQUALIZER, trans, shift
62-63	44-46-4800 less Long Console.....	1347678		.15	INSULATOR, between mtg. brkt. & washer—(4.042) .
62-63	44-46-4800 less Long Console.....	1351765		.10	INSULATOR, between spacer & mtg. brkt.....
62-63	44-46-4800 less Long Console.....	1351792		.15	BUSHING, to frame.....
63	4700 less Push Button Shift.....				BRACKER, mtg. trans end (use kit 1360260).....
62-63	44-46-4800.....	1351769		.10	RETAINER, trans, shift equalizer to equalizer brkt.—(4.040).....
63	4700 Push Button Shift	1359432	1	.15	SPRING, between equalizer lvr. & supt.....
63	4700 Push Button Shift	120394	1		WASHER, between equalizer lvr. & supt.—(8.929) ..

4.052 ROD—LEVER—TURN BUCKLE, STATOR CONTROL OPERATING

61-63	4400 2 Bbl.	1199212	1	.28	ROD, upr.....
61-63	44-46-47-4800 4 Bbl.	1199215	1	.36	ROD, upr.....
61-63	44-46-47-4800.	1199246	1	.56	ROD, lwr.....
61-63	44-46-47-4800.	1199280	1	1.74	LEVER, idler.....
61-62	44-46-47-4800.	1199211	1	.82	TRUNBUCKLE, opr. rod-upr.....
57-60	All A.T.....	1330891	1	.92	JOINT, ball for upr. rod—(3.455).....
55-57	All A.T.....	1314091	1	.10	CLIP, rod to valve opr. lvr.—(9.281).....
55-59	All A.T.....	1233816	1	.15	CLIP, upr. rod to idler lvr.—(3.425).....
58-59	All 2T.....	1314091	1	.10	CLIP, rod to valve opr. lvr.—(9.281).....
58	All 2T.....	1233816	1	.15	CLIP, lwr. rod to idler lvr.—(3.425).....
60	All A.T.....	1314091	1	.10	CLIP, opr. rod—(9.281).....
60	All A.T.....	1233816	1	.15	CLIP, upr. & lwr. arm to idler lvr.—(3.425)
55-58	All A.T.....	3750683	1	.10	WASHER, lvr. to upr. brkt. supt—(4.307)
59	All 2T.....	3750683	1	.10	WASHER, lvr. to upr. brkt. supt—(4.307)

4.054 SWITCH—LEVER—SHIELD, NEUTRAL SAFETY AND BACK-UP LAMP

53	50-70 A.T.....	1998101		3.35	SWITCH
54-56	All A.T.....	1998101		3.35	SWITCH
57-61	All A.T.....	1178137		2.15	SWITCH
62	44-46-4800 exc. Wildcat	1350339		2.15	SWITCH
62	Wildcat.....	1178137		2.15	SWITCH
63	44-4635-39-4800 A.T. Col. Shift.....	1350339		2.15	SWITCH
63	4639-47-67-4700 A.T. Fir. Console on 4639 ..	1178137		.15	SWITCH.....
63	All exc. 4700.....	1472825		.10	JUMPER, 2-way male insulated (connects switch conns.)—(2.480).....

4.081 SUPPORT, TRANSMISSION

61	44-46-47-4800.....	1196138	1	4.82	SUPPORT.....
62	44-46-4800 A.T.....	1358286	1	6.10	SUPPORT (Note-when using on 1962 models refer to BPPI 63-31 use pad 1362907).....
63	44-46-4800 A.T.....	1358286	1	6.10	SUPPORT.....
63	4700.....	1358440	1	6.20	SUPPORT, trans.....

4.081 MOUNT, TRANSMISSION

53	50-70 A.T.....	1165026	1	4.61	MOUNT .
57	All.....	1171494	1	3.38	MOUNT.
58	40-50-60 2T.....	1171494	1	3.38	MOUNT.
59	All 2T.....	1171494	1	3.38	MOUNT .
59	All exc. 3T.....	1195074	1	3.23	MOUNT 1" wide)

DYNA-FLOW & TWIN TURBINE A.T. 1948-1963

59-60	All A.T.1199092	1	7.70	MOUNT (use on 1959-2T only when 1389248 supt. & mtg. pkg. have been installed).....
61-62	44-46-47-4800.1349126	1	7.75	MOUNT
63	44-46-4700-4800 A.T.1362907	1	8.80	MOUNT
48-49	70 A.T.1393840	1	3.49	KIT , trans, mtg. pad & plate.....
49-52	All A.T.1393840	1	3.49	KIT , trans, mtg. pad & plate.....
53	40 A.T.1393840	1	3.49	KIT , trans, mtg. pad & plate.....
54-56	All A.T.1393840	1	3.49	KIT , trans, mtg. pad 8i plate.....
4.083 PAD, TRANSMISSION MOUNTING THRUST					
48-56	All.1165206	1	5.60	PAD
57	All.1190873	1	5.70	PAD
58	40-50-60 2T.1190873	1	5.70	PAD
59	All 2T.1190873	1	5.70	PAD
59	All exc. 3T.1195075	1	5.45	PAD (use with 1" wide trans, mtg. pad).....
4.085 SHIM, TRANSMISSION SUPPORT					
62-63	44-46-47-4800.1349149	AR	.20	SHIM
4.101 OIL, FOR BUICK AUTOMATIC TRANSMISSION					
48-63	All A.T.1050568	AR	.71	OIL (1 qt. can) Dexron—(8.800).....
48-63	All A.T.1050569	AR	2.72	OIL (4 qt. can) Dexron—(8.800).....
48-63	All A.T.1050570	AR	145.05	OIL (55 gal. drum) Dexron—(8.800).....
4.104 BUSHING, TRANSMISSION CASE					
48-57	All A.T.1338754	1	3.95	BUSHING
58-59	All 2T.1338754	1	3.95	BUSHING
60-63	44 46-47-4800.1338754	1	3.95	BUSHING
4.104 BREATHER—PIPE, TRANSMISSION VENT PIPE					
61-63	44-46-47-4800 A.T.1195212	1	.62	PIPE
53	50-70 A.T.1169522	1	.25	GASKET (4.127).....
54	All A.T.1169522	1	.25	GASKET (4.127).....
4.115 COVER, CONVERTER PUMP					
57-63	Dynaflow 8i 2T.1172043	1	35.95	COVER , converter pump.....
60-63	44-46-47-4800 A.T.1190752	1	2.00	ROLLER BEARING 8. RACE
4.115 GASKET—PLUG—SEAL, CONVERTER PUMP					
49-50	50 A.T.1336606	1	1.18	GASKET , primary pump.....
51	40-50 A.T. up to Trans. F-341.1336606	1	1.18	GASKET , primary pump.....
49	50-70 A.T.1344355	2	.15	PLUG , drain-in cvr. (1/8").....
50	All A.T.1344355	2	.15	PLUG , drain-in cvr. (1/8").....
51	All AT. up to Trans. F-341 on 40-50, G-341 on 70.1344355	2	.15	PLUG , drain-in cvr. (1/8").....
61-63	All.1344355	AR	.15	PLUG , hex. hd. pipe (also used 4.103-4.1 21-4.226-4.317-4.267-0.034).....
58-63	All Dynaflow 8i 2T.1172066	2	.10	PLUG , drain-in converter pump cvr.....
51	70 A.T. after Trans. G-341.1192094	1	1.33	SEAL , converter primary pump oil.....
52	70 A.T.1192094	1	1.33	SEAL , converter primary pump oil.....
53-63	All Dynaflow & 2T.1192094	1	1.33	SEAL , converter primary pump oil.....
4.115 WEIGHT, CONVERTER PUMP					
57-63	All Dynaflow 8< 2T.1178106	AR	.10	WEIGHT , balance (.009 thick).....
57-63	All Dynaflow & 2T.1178107	AR	.10	WEIGHT , balance (.018 thick).....
57-63	All Dynaflow & 21.1178108	AR	.10	WEIGHT , balance (.0345 thick).....
57-63	All Dynaflow & 2T.1178109	AR	.10	WEIGHT , balance (.060 thick).....
57-63	All Dynaflow cv 2T.1178110	AR	.10	WEIGHT , balance (.120 thick).....
4.115 CONVERTER PUMP, AUTOMATIC TRANSMISSION					
57-63	44-46-47-4800 A.T. exc. 1959-3T.1389187	1	72.20	PUMP 8t RING GEAR (incl. thrust brg. race-frt.) NOTE. When using 1389187 for replacements of 1957-58 2T it will be necessary to order a select fit front pump driving gear-4.224-135 1 55 1-2-3.
54	A.T. after Trans. K-084 on 40, M-084 on 60-100, L-084 on 50-70 ..	.1166156	15	.15	BOLT , converter pump used with alum, converter pump.....
55-56	All A.T.1166156	15	.15	BOLT , converter pump used with alum, converter pump.....
57-60	All A.T.186634	15		BOLT , pump cvr. to pump & ring gr.—(8.900)
61-63	44-46-47-4800.186634	12		BOLT , converter pump Sring gr.—(8.900)
50-56	All A.T.274312	AR	.15	NUT p/16"—24) pump to cvr.—(8.91 7).....

DYNA-FLOW & TWIN TURBINE A.T. 1948-1963

50-56	All A.T.	274312	AR	.15	NUT, lock (1/16"—24) converter to flwhl.—(8.917)....
63	44-46-47-4800	274312	AR	.15	NUT, converter pump to converter hsg. hex. lock (1/16"—24)—(8.9 17)

4.117 BEARING—PISTON—STATOR, CONVERTER STATOR

56-60	All A.T. exc. 3T.	1188543	AR	1.33	BEARING, outer stator—(4.125).....
56-63	All Dynaflo & 2T.	1170800	20	.77	BLADE, stator.....
55-63	All Dynaflo & 2T.	1181088	2	1.18	BUSHING, stator blade frt. carrier.....
55-63	All Dynaflo & 2T.	1167620	1	36.85	CARRIER, stator blade (incl. frt. & rr. carriers).....
55-57	All A.T.	1393674	1	.51	KEY, stator blade carrier to free whl. cam—(4.161).
58-59	All 2T.	1393674	1	.51	KEY, stator blade carrier to free whl. cam—(4.161) .
48-49	70 A.T.	1393676	1	2.05	KIT, secondary stator free whls. spgs, cups, 8t rollers.....
50-54	All A.T.	1393676	1	2.05	KIT, secondary stator free whls. spgs, cups, ck rollers.....
55-63	All A.T. exc. 40-41-4300	3741188		.77	KIT, converter stator free whl. spgs. 8t rollers.....
61-63	44-46-47-4800 A.T.	1393674		.51	KIT, stator blade carrier to free whl. cam key—(4.161).....
60-63	44-46-47-4800 A.T.	1190750	1	.82	RACE, thrust brg. frt. (between needle brg. 8t stator free whl. cam).....
55-63	All Dynaflo & 2T.	1166015	1	.77	RING, piston sealing-outer.....
55-63	All Dynaflo & 2T.	1167710	AR	.30	SPACER, stator (.013/010).....
55-63	All Dynaflo & 2T.	1167711	AR	.30	SPACER, stator (.023/.020).....
55-63	All Dynaflo & 2T.	1167712	AR	.30	SPACER, stator (.033/030).....
55-63	All Dynaflo & 2T.	1195037	1	9.30	SPRAG, outside stator—(4.125).....
59	A.T. after Trans. W-45	1189632	1	40.60	STATOR, converter-outer.....
60-63	44-46-47-4800 A.T.	1189632	1	40.60	STATOR, converter-outer.....
55-59	All Dynaflo & 2T.	1165990	1	1.13	WASHER, converter stator thrust.....
56-63	All Dynaflo & 2T.	1171017	AR	.92	WASHER, hub thrust.....

4.118 COVER, BELL HOUSING

57-63	All Dynaflo & 2T.	1172555	1	3 23	COVER.....
-------	------------------------	---------	---	------	------------

4.121 ACCUMULATOR—GASKET ACCUMULATOR BODY

60	All A.T. after Trans. 058	1394430	1	25.85	ACCUMULATOR, high.....
61-63	44-46-47-4800 A.T.	1394430	1	25.85	ACCUMULATOR, high.....
61-63	44-46-47-4800 A.T.	1389315	1	14.75	ACCUMULATOR, low.....
48	70 A.T.	1189372	1	.20	GASKET, low accumulator body.....
49	50-70 A.T.	1189372	1	.20	GASKET, low accumulator body.....
50-60	All A.T.	1189372	1	.20	GASKET, low accumulator body.....
61-63	44-46-47-4800 A.T.	1196069	1	.25	GASKET, low accumulator body.....
57-63	All Dynaflo 8t 2T.	1189373	1	.25	GASKET, high accumulator body.....
48-63	All Dynaflo 8t 2T.	179825	AR	.10	BOLT, accumulator to trans, case—(8.900).....
50-63	All Dynaflo & 2T.	1344355	AR	.15	PLUG, pipe (1/8") oil passage on high 8(low accumulator body—(4.115).....
50-63	All Dynaflo & 2T.	104918	1	.10	BALL, steel ("A") in high accumulator pump valve—(8.899).....
48-63	All Dynaflo 8t 2T.	9422296	2	.05	NUT, accumulator body to react, shaft Fig.—(8.917)

4.122 GASKET, ACCUMULATOR

55-63	All Dynaflo 8t 2T.	1166085	1	.10	GASKET, high accumulator stator control valve stop
-------	-------------------------	---------	---	-----	--

4.122 GASKET, ACCUMULATOR BODY

60-62	44-46-47-4800 A.T.	1393674	1	.51	KEY, stator blade carrier to free whl. cam.—(4.161)
48-60	All Dynaflo 8t 2T.	1358176	2	.05	GASKET, accumulator body cap.....

4.122 SEAL, ACCUMULATOR

57	All A.T.	1172566	AR	.25	OIL SEAL, high accumulator to trans, case.....
58	All 2T up to Trans. S-50	1172566	AR	.25	OIL SEAL, high accumulator to trans, case.....
55-63	All Dynaflo 8t 2T.	1166026	1	.30	SEAL, high accumulator control valve crank.....
55-63	All Dynaflo 8t 2T.	1166084	1	.10	GASKET, high accumulator control valve crank brg.
55-60	All A.T. exc. 3T.	1166117	2	.05	WASHER, high accumulator valve crank thrust 8t valve opr. to crank under bolt hd.....
61-63	44-46-47-4800 A.T.	1166117	1	.05	WASHER, high accumulator stator control valve crank thrust.....

4.123 SEAL, CLUTCH OIL

48-63	All Dynaflo 8t 2T.	1333302		1.13	SEAL
-------	-------------------------	---------	--	------	------

4.123 SEAL, TRANSMISSION INPUT SHAFT

53-63	All Dynaflo 8t 2T.	1161773	AR	1.03	SEAL, oil.....
58-59	All A.T.	1180182	1	.62	SEAL, converter 1st turb. at output shaft oil

4.123 BUSHING, TRANSMISSION INPUT SHAFT

55	All A.T.	1168262	1	.72	BUSHING (use w/4.123-1 166089 shaft 8t 4.226-1 166140 shaft)
56-63	All Dynaflo 8t 2T.	1168262	1	.72	BUSHING

DYNA-FLOW & TWIN TURBINE A.T. 1948-1963

4.125 GEAR—BEARING—BUSHING—SPRAG, CONVERTER SUN GEAR

59-63	44-46-47-4800 A.T.	1188485		21.20	GEAR & BUSHING, converter sun.
61-63	44-46-47-4800 A.T.	1188543		1.33	BEARING (1-in sun gr.) 2-in outer stator
56-63	All Dynaflo & 2T.	1191415		1.28	BUSHING, sun gr.
56-63	All Dynaflo & 2T.	1195037		9.30	SPRAG, sun gr. (also used 4.1 17).

4.125 KIT, CONVERTER PLANET PINION

53-63	All Dynaflo & 2T.	1391168	1	1.28	KIT (incl. 88 needle brg. rollers) . . .
54-63	All Dynaflo & 2T.	1391742	1	24.50	KIT (incl. 4 converter planet pinion)

4.126 CARRIER, CONVERTER

56-58	All A.T.	1190593	1	29.45	CARRIER, 2nd turb.
59	All 2T.	1190593	1	29.45	CARRIER, 2nd turb. (on 1st type also use 1-4.127-1 190594 washer).
60-63	44-46-47-4800 A.T.	1190593	1	29.45	CARRIER, converter 2nd turb.

4.126 BUSHING—SUPPORT AND HUB—PIN, CONVERTER

53-63	All Dynaflo & 2T.	1191196	AR	.77	BUSHING, converter 1st turb. hub.
59	A.T. after Trans. W-45	1347436	1	45.05	SUPPORT & HUB, 1st Turb.
60-63	All Dynaflo.	1347436	1	45.05	SUPPORT 8L HUB, converter 1st turb. (incl. 1st turb.).
59	2T after Trans. W-45	1188576	3	.10	PIN, 1st turb. to supt.
60-63	44-46-47-4800 A.T.	1188576	3	.10	PIN, converter 1st turb. to supt.

4.127 COVER- -GASKET, BRAKE BAND ADJUSTING

48-60	All A.T.	1189158	AR	.92	COVER, brk. band adjmt.
61-63	44-46-47 4800 A.T.	1189158	1	.92	COVER, low brk. bank adj.
48-63	All Dynaflo & 2T	1169522	AR	.25	GASKET, cvr. (also used 4.104)

4.127 RING. TURBINE AND SUN GEAR

53-63	All Dynaflo & 2T.	1318466	1	.10	RING, 2nd turb. ret. (mounted in input shaft)
-------	---------------------------	---------	---	-----	---

4.127 WASHER, TURBINE AND SUN GEAR

55	All A.T.	1190594	1	.67	WASHER, sun gr. thrust-frt.
55	All A.T.	1166034	1	.92	WASHER, thrust (.053/.050) between 1st turb. & pump cvr.
55	All A.T.	1171017		.92	WASHER, sun gr. thrust-rr.—(4.117).
55-57	All A.T.	1166059		.72	WASHER, 2nd turb. thrust.
55-63	All Dynaflo & 2T.	1166113		.56	WASHER, thrust (.063/.060) between 1st turb. hub & 2nd turb. ret. washer.
55-63	All Dynaflo & 2T.	1166112	AR	.56	WASHER, thrust (.070/.067) between 1st turb. hub & 2nd ret. washer.
56-63	All Dynaflo & 2T.	1170316	1	.82	WASHER, sun gr. thrust-frt.
56-63	All Dynaflo & 2T.	1195263	1	.51	WASHER, thrust (between 1st turb. & pump cvr.)
58	40-50-60 A.T.	1166059	1	.72	WASHER, 2nd turb. thrust.
59-63	All Dynaflo & 2T.	1190594	1	.67	WASHER, 2nd turb. thrust.
61-63	44-46-47-4800 A.T.	1346995	8		WASHER, thrust-each side of planet pinion.

4.128 COOLER, OIL

48-52	All A.T.	1390697	1	18.55	COOLER.
53	40 A.T.	1390697	1	18.55	COOLER.
55	All A.T.	8523158	1	22.70	COOLER.
48-52	All A.T.	9422296	2	.05	NUT, oil cooler to case—(8.917).
60-62	44-46-47-4800 A.T.	8625606	1	.47	CONNECTOR (used 4.129-4.226-4.317)
60-62	44-46-47-4800 A.T.	8625422	2	.12	WASHER (used 4.226-4.317).

4.129 PIPE—CLAMP—SPACER—HOSE, OIL COOLER

61	44-46-47-4800.	1199486	1	2.05	PIPE, inlet.
62	44-46-4800.	1351727	1	1.74	PIPE, outlet.
63	44-46-47-4800 A.T.	1353770	1	2.26	PIPE, inlet.
62-63	44-46-47-4800 A.T.	1349535	1	.13	CLAMP, oil cooler pipes.
57-58	All A.T.	1178002	2	.41	HOSE, oil cooler inlet & outlet pipe to oil cooler rad. pipe.
60-63	44-46-47-4800 A.T.	1194712	2	.10	SPACER, oil cooler pipes.
59-63	44-46-47-4800 A.T. exc. 1959-3T.	423105	AR	2.10	UNION, 3/4" to repair A.T. oil cooler lines—(8.963)
50-54	All A.T.	137406	1	.20	CONNECTOR, inverted flared tube-in react, fig.—(8.963).
60-62	44-46-47-4800 A.T.	8625606	2	.47	CONNECTOR, inverted flared tube (brass) oil cooler pipe (inlet & outlet)—(4.1 28).

4.132 PIPE, TRANSMISSION OIL FILLER PIPE

61-63	44-46-47-4800 A.T.	1196953	1	3.33	PIPE
58-63	All Dynaflo & 2T.	1186644	1	.10	GASKET

DYNA-FLOW & TWIN TURBINE A.T. 1948-1963

4.133 ROD, TRANSMISSION OIL FILLER PIPE (OIL GAUGE)

57-60	All A.T.	1185183	1	.67	ROD
61-63	44-46-47-4800 A.T.	1355378	1	1.44	ROD

4.161 CLUTCH HUB—KIT—SPACER—WASHER. REACTOR GEAR

57-63		1172060	1	12.85	CLUTCH HUB
48-63		1393674	AR	.51	KIT, reaction gr. brg. driving key (also used 4.1 17-4.122)
56-63		1170037	1	.36	SPACER, cl. hub-frt
56-63		1170038	1	.46	SPACER, low range reaction gr.-cl. hub thrust-rr.
48-55	All A.T.	1333096	2	.41	WASHER, cl. hub thrust-frt
48-55	All A.T.	1336849	1	1.03	WASHER, cl. hub thrust-rr.
56-63		1170351	AR	.51	WASHER, thrust (.100/.103) low range reaction gr. to needle thrust brg.
56-63		1170352	AR	.46	WASHER, thrust (.120/.123) low range reaction gr. to needle thrust brg.
56-63		1170353	AR	.51	WASHER, thrust (.140/.143) low range reaction gr. to needle thrust brg.
56-63		1170354	AR	.46	WASHER, thrust (.160/.163) low range reaction gr. to needle thrust brg.

4.162 GEAR—RING. REACTOR GEAR

57-63	All Dynaflo & 2T.	1173602	1	29.65	GEAR, low range reaction.
61-63	44-46-47-4800 A.T.	1196574	AR	.46	RING, ret. (.067/.063) reaction gr. fig. & high cl. drum
61-63	44-46-47-4800 A.T.	1196575	AR	.46	RING, ret. (.074/.070) reaction gr. fig. & high cl. drum

4.163 CLUTCH PLATE

48-56	All A.T.	1335192	5	2.20	PLATE, external splined
57-63	All Dynaflo & 2T.	1335192	6	2.20	PLATE, external splined
48-56	All A.T.	1357628	5	2.41	PLATE, internal splined
57-63	All Dynaflo & 2T.	1357628	6	2.41	PLATE, internal splined

4.164 SEAT—RING—SPRING CLUTCH

48-63	All Dynaflo & 2T.	1333015	1	.56	SEAT, cl spg.
48-52	70 A.T.	1333016	AR	.20	RING, secondary pump mtg.
48-63	All Dynaflo & 2T.	1333016	AR	.20	RING, cl. spg. seat ret.
48-63	All Dynaflo & 2T.	1335183	1	2.41	SPRING, cl

4.166 PISTON—WASHER HIGH CLUTCH

57	All A.T.	1350720	1	7.20	PISTON (when replacing 1 173730 also use 4.167-1 188614 seal).
58	40-50-60 A.T.	1350720	1	7.20	PISTON (when replacing 1 173730 also use 4.167-1 188614 seal).
59-63	All Dynaflo & 2T.	1350720	1	7.20	PISTON
56-63	All Dynaflo & 2T.	1170028	1	1.38	WASHER, high cl. thrust.

4.167 SEAL, CLUTCH PISTON OIL

48-58	All A.T. exc. 3T.	1333100	1	.72	SEAL, inner
59-63	All Dynaflo & 2T.	1188735	1	.92	SEAL, inner
48-58	All A.T. exc. 3T.	1333099	1	1.13	SEAL, outer
59-63	All Dynaflo & 2T.	1188614	1	1.54	SEAL, outer

4.169 DRUM—BEARING, BRAKE HIGH AND LOW

57-63	All Dynaflo & 2T.	1388730	1	18.15	DRUM (incl. oil seal ring).
55-60	All A.T. exc. 3T.	1166157	1	3.13	BEARING, cl. high & low brk. drum
61-63	44-46-47-4800 A.T.	1166157	1	3.13	BEARING, cl.

4.174 KIT, STEEL BALL (PINION TO SHAFT)

48-63	All Dynaflo Si 2T.	1393667	AR	.10	KIT, steel ball (pinion to shaft)
-------	--------------------	---------	----	-----	-----------------------------------

4.175 SHAFT—BUSHING, TRANSMISSION PLANET

48-63	All Dynaflo & 2T.	1333034	3	1.13	SHAFT, reverse planet pinion
48-63	All Dynaflo & 2T.	1333075	3	1.23	SHAFT, low planet pinion
48-63	All Dynaflo Si 2T.	1168263	1	1.44	BUSHING

4.175 SCREEN, TRANSMISSION OUTPUT SHAFT

61-63	44-46-47-4800 A.T.	1186081	1	.36	SCREEN, trans, output shaft
-------	--------------------	---------	---	-----	-----------------------------

4.176 ROLLER—RING—KIT, PLANET

48-63	All Dynaflo & 2T.	1331515	3	.30	ROLLER, low planet pinion brg. spacer
48-63	All Dynaflo & 2T.	1333076	3	.10	RING, low planet pinion shaft ret.
48-53	All A.T.	1333095	1	.72	WASHER, thrust-frt
48-55	All A.T.	1334100	1	1.38	WASHER, planet carrier thrust-rr.

DYNA-FLOW & TWIN TURBINE A.T. 1948-1963

54	All A.T. 1st Type.1333095	1	.72	WASHER, thrust-frt.
48-63	All Dynaflow & 2T.1333080	6	.20	WASHER, low planet pinion thrust.
61-63	44-46-47-4800 A.T.1199084	1	.67	WASHER, thrust between rr. planet carrier trans. case assm. in planet carrier.
61-63	44-46-47-4800 A.T.1333095	1	.72	WASHER, frt. between rr. planet carrier trans, case-assm. in trans, case.
4.178 BEARING—WASHER, REVERSE SUN GEAR					
56-63	All Dynaflow & 2T.457138	1	1.18	BEARING, needle (between reverse sun gr & low range reaction gr.)
48-63	All Dynaflow 8i 2T.1189275	6	.15	WASHER, reverse planet pinion thrust
48-63	All Dynaflow 8i 2T.1333098	1	.51	WASHER, reverse sun gr. thrust-rr.
4.190 GEAR—BUSHING, REVERSE RING GEAR					
53	50-70 A.T.1354974	1	16.00	GEAR.
54-63	All Dynaflow 8. 2T.1354974	1	16.00	GEAR.
48-63	All Dynaflow & 2T.1191416	1	3.79	BUSHING.
60	A.T. after Trans. A-1 191190344	1	1.95	BUSHING, slipper.
61-63	44-46-47 4800.1190344	1	1.95	BUSHING, slipper.
48-60	All A.T. exc. 3T.1333097	1	1.13	WASHER, thrust-rr.
61-63	44-46-47-4800 A.T.1196174	1	.77	WASHER, thrust-rr.
4.191 RING, REVERSE PLANET SHAFT RETAINING					
48-63	All Dynaflow 8. 2T.1333037	3	.10	RING.
4.191 KEY—CUSHION, REAR PUMP DRIVE					
48-63	All Dynaflow 8. 2T.1185720	1	.30	KEY.
48-63	All Dynaflow 8; 2T.1356963	1	.10	CUSHION.
4.195 PAN, TRANSMISSION CASE OIL					
59-63	All Dynaflow 8t 2T.1187990	1	9.65	PAN.
48-58	All A.T. exc. 3T.840277	1	.10	GASKET, drain plug—(1.456).
48-56	All A.T.1390566	1	.67	KIT, drain plug—(1.453).
49-54	All A.T.9422296	6	.05	NUT, oil pan to case 8t react, shaft fig.—(8.917)
57	All A.T.9422296	6	.05	NUT, oil pan to case 8t react, shaft fig.—(8.917)
58	All 2T 1st Type.9422296	6	.05	NUT, oil pan to case 8t react, shaft fig.—(8.917)
60	All A.T.9422296	6	.05	NUT, oil pan to react, shaft fig.—(8.917)
4.196 GASKET, TRANSMISSION OIL PAN					
48-63	All Dynaflow 8< 2T.1186139	1	.82	GASKET.
4.197 SCREEN. TRANSMISSION OIL SUCTION					
57-63	All Dynaflow & 2T.1172073	1	1.85	SCREEN, oil
4.197 PACKAGE, TRANSMISSION OIL SUCTION					
48-56	All A.T.1393842	AR	3.59	PACKAGE, oil screen assm. 8t suction pipe
4.200 BODY AND GEAR, TRANSMISSION REAR OIL PUMP					
48-63	All Dynaflow 8; 2T.1348283	1	23.30	BODY & GEARS.
4.201 PLATE—GASKET, REAR PUMP					
48-63	All Dynaflow 8< 2T.1333013	1	3.33	PLATE
48-63	All Dynaflow 8i 2T.1338170	1	.20	GASKET, rr. plate.
4.224 PUMP—BUSHING—PIN—SEAL, TRANSMISSION OIL PUMP					
59-63	All Dynaflow 8. 2T.1189452	1	24.70	PUMP, trans.-frt.
49	50-70 A.T. after Trans. 55999 on 70.1388210	1	25.35	PUMP, frt.
50-58	A.T. exc. 1958 3T.1388210	1	25.35	PUMP, frt.
48-63	All Dynaflow 8; 2T.1191197	1	.97	BUSHING, frt. pump body.
48-56	All A.T.1174916	1	8.05	SEAL, frt. pump oil-carbon face type
48-60	All A.T. exc. 3T.1171657	1	.87	SEAL, frt. pump body .
61-63	44-46-47-4800 A.T.1171657	1	.87	SEAL, frt. oil pump body 8. bell hsg.
48-63	All Dynaflow 8i 2T.1182111	1	2.72	SEAL, oil silicone lip type
48-53	All A.T.9422296	7	.05	NUT, pump to react, shaft fig.—(8.917)
54	A.T. up to Trans. 0709422296	7	.05	NUT, pump to react, shaft fig.—(8.917)
4.225 COVER—GASKET, FRONT PUMP					
49	50-70 A.T. after Trans. 55999 on 70.1338206	1	13.80	COVER.
50-54	All A.T.1338206	1	13.80	COVER.
55-63	All Dynaflow 8. 2T.1166056	1	14.75	COVER.
55-63	All Dynaflow 8. 2T.1350574	1	.72	GASKET.
48-54	All A.T.9422296	7	.05	NUT, cvr. to converter react, shaft fig.—(8.917)
61-63	44-46-47-4800 A.T.9422296	6	.05	NUT, trans, oil pan to reactor shaft fig.—(8.917)
48-63	All Dynaflow 8i 2T.179846	1	.10	BOLT, cvr. to trans, case—(8.900).

4.226 SHAFT & FLANGE—BOLT. CONVERTER

54	All A.T. after Trans. Coded 070.....	179821		.10	BOLT , frt. pump body to react, shaft fig.—(8.900)
55-63	All Dynaflo & 2T.....	179821		.10	BOLT , frt. pump body to react, shaft fig.—(8.900)
55-63	All Dynaflo & 2T.....	1166045		.10	BOLT , lock-frt. pump body to converter reaction shaft fig.....
54	All A.T. after Trans. Coded 070.....	1166045		.10	LOCK , bolt-frt. pump body to converter reaction shaft fig.....
56-57	All A.T.....	1170721		.41	CONNECTOR , in reactor shaft fig. & rr. brg. ret. . .
58	40-50-60 A.T. up to Frame E-1080791 FL, S.G. Not Avail, E- 3019062 Lind, E- 4018441 K.C, E- 5013267 Wilm, E- 6025717 Atla, Fram. Not Avail, E-801 1346 Arl.....	1170721	2	.41	CONNECTOR , in reactor shaft2
58	40-50-60 2nd Type	1186332	2	.41	CONNECTOR , in reactor shaft fig. & rr. brg. ret.
59	All A.T.....	1186332	2	.41	CONNECTOR , in reactor shaft fig. & rr. brg. ret.
55-60	All A.T.....	1168620	1	1.13	GASKET , reaction shaft fig.....
61-63	44-46-47-4800 A.T.	1196108	1	1.28	GASKET , reaction shaft fig.....
50-54	All A.T.....	3866766	1	.10	NUT , shaft & fig. to bell hsg.—(8.915).....
48-54	All A.T.....	9422296	1	.05	NUT , lvr. upr. to shaft—(8.9 17).....
48-63	All Dynaflo & 2T	1344355	1	.15	PLUG , pipe-in fig. for oil press check—(4.1 15) .
55-63	All Dynaflo & 2T	1166134	AR	.10	RING , brg. ret.....
61-63	44-46-47-4800 A.T.	1361278	1	63.45	PACKAGE , reaction shaft & fig.....

4.226 CONNECTOR, CONVERTER REACTOR SHAFT

63	44-46-47-4800 A.T	8625606		.47	CONNECTOR , in low accumulator for oil cooler pipe —(4.128).....
61-62	44-46-47-4800 A.T	1344355		.15	PLUG , react, shaft fig. to plug oil press, check hose —(4.1 15).....
60-63	44-46-47-4800 A.T	8625422		.12	WASHER , (copper) in low accumulator pipe-inlet & outlet—(4.128).....
50	All A.T. after Trans. Coded E-8 & C-8	179827	1	.10	BOLT , servo body to trans, case (1/16"-18 x 2W)—(8.900).....
5160	All A.T.....	179827	1	.10	BOLT , servo body to trans, case 1/16"™-18 x 2 1/4"—(8.900).....
57-63	All Dynaflo & 2T .	454866	1	.10	BOLT , servo body to case (1/16"-18 x 2 Vi")—(8.900)

4.227 SEAL, LOW SERVO PISTON OIL

56-63	All Dynaflo & 2T.	1199949	1	.77	SEAL
-------	------------------------	---------	---	-----	-------------

4.233 SEAL, LOW AND REVERSE SERVO PISTON

48-57	All A.T.....	1333544		.72	SEAL , reverse servo piston oil
58	40-50-60 A.T.....	1333544		.72	SEAL , reverse servo piston oil
59-63	44-46-47-4800 A.T.	1192597		1.54	SEAL , reverse servo piston oil

4.241 PISTON, REVERSE SERVO

59-63	All Dynaflo & 2T.	1388495	1	4.05	PISTON
50	All A.T. 2nd Type.	104918	1	.10	BALL , steel-in oil passage to reverse servo piston—(8.899).....
51-63	All Dynaflo & 2T.	104918	1	.10	BALL , (VV) in oil passage to reverse servo piston—(8.899)

4.247 GASKET, SERVO BODY SPACER

48	70 after Trans. 41999 ...	1189302	1	.77	GASKET , spacer plate-upr.
49-63	All Dynaflo & 2T.	1189302	1	.77	GASKET , spacer plate-upr.
57-63	All Dynaflo & 2T.	1189303	1	1.08	GASKET , spacer plate-lwr.

4.251 BAND—ANCHOR, LOW AND REVERSE BRAKE

48-63	All Dynaflo & 2T.	1371550	1	16.25	BAND , low brk. . .
48-63	All Dynaflo & 2T.	1371551	1	16.55	BAND , reverse brk.....
48-63	All Dynaflo & 2T.	1352975	1	6.10	ANCHOR , reverse brk. band

4.252 STRUT, LOW BRAKE BAND

48-63	All Dynaflo & 2T.	1333475	2	.72	STRUT
-------	------------------------	---------	---	-----	--------------------

4.253 SHAFT—LEVER—STRUT, LOW & REVERSE BRAKE BAND

48-63	All Dynaflo & 2T.	1333466	1	.92	SHAFT , reverse brk. band anchor.....
48-63	All Dynaflo & 2T.	1389296	1	3.08	LEVER , screw & nut-reverse brk. band opr.
48-63	All Dynaflo & 2T.	1333465	1	.67	STRUT , reverse brk. band opr.....

DYNA-FLOW & TWIN TURBINE A.T. 1948-1963

4.265 GASKET, VALVE BODY			
57-63	All Dynaflo & 2T.1172039 1	.4 1 GASKET, valve body plate-upr. . . .
57-63	All Dynaflo & 2T.1172041 1	.4 1 GASKET, valve body plate-lwr. . . .
4.269 SEAL, VALVE BODY PRESSURE REGULATOR			
61-63	44-46-47-4800 A.T.1195900 1	.10 SEAL, press, reg. spg. ret. oil. . . .
4.270 SHAFT—SLEEVE AND LEVER, VALVE OPERATING CROSS			
62	44-46-4800 A.T.1351763 1	2.77 SHAFT & LEVER, valve opr. cross
62	Wildcat.1355789 1	3.18 SHAFT & LEVER, valve opr. cross
63	4400-4635-39-4800 A.T.1351763 1	2.77 SHAFT & LEVER .
63	4647-67-4700 A.T.1355789 1	3.18 SHAFT & LEVER, valve opr.
62-63	44-46-47-4800 A.T.1351568 1	6.35 SLEEVE & LEVER
61-63	44-46-47-4800 A.T.456652 1	.20 PIN, valve opr. cross shaft & lvr. to sleeve & lvr-slotted spg—(8.939).
4.273 VALVE, VALVE BODY PRESSURE REGULATOR			
48-63	All Dynaflo & 2T.1195902 1	2.05 VALVE.
4.273 SEAL, VALVE BODY PRESSURE REGULATOR			
61-63	All.1195899 1	.10 SEAL, valve ret.
4.290 WHEEL, TRANSMISSION PARKING LOCK RATCHET			
48-60	All A.T.1333670 1	3.59 WHEEL.
61-63	44-46-47-4800 A.T.1195735 1	4.05 WHEEL.
4.290 SHIM—RING, (BETWEEN PARKING WHEEL RATCHET & SPEEDO DRIVING GEAR)			
61-63	44-46-47-4800 A.T.1196293 AR	.05 SHIM (.013/010).
61-63	44-46-47 4800 A.T.1196287 1	.15 RING, ret.
4.290 BEARING—RACE, (BETWEEN REAR PUMP & PARKING WHEEL RATCHET)			
61-63	44-46-47-4800 A.T.1194560 1	1.28 BEARING, needle.
61-63	44-46-47-4800 A.T.1187413 1	.4 1 RACE, thrust brg. (less shoulder 1.387" I.D)
4.294 LEVER PAWL, PARKING LOCK APPLY			
54-60	All A.T.1194730 1	7.30 LEVER & PAWL.
61-63	44-46-47-4800 A.T.1195732 1	8.55 LEVER & PAWL.
4.295 SPRING, PARKING LOCK APPLY			
54-60	All A.T.1163101 1	.25 SPRING, apply.
61-63	44-46-47-4800 A.T.1163101 1	.25 SPRING, parking lock apply.
4.317 CONNECTOR, TRANSMISSION REAR BEARING			
50	All A.T. 2nd Type.137406 1	.20 CONNECTOR, inverted flared tube (% \llcorner)—(8.963)
51-54	All A.T.137406 1	.20 CONNECTOR, inverted flared tube ($\frac{1}{16}$ " \gg)—(8.963)
56-57	All A.T.1170721 1	.4 1 CONNECTOR (4.226).
58	All 2T 1st Type.1170721 1	.41 CONNECTOR ($\frac{7}{8}$ " x $\frac{1}{16}$ ")—(4.226).
58	All 2T 2nd Type.1186332 2	.41 CONNECTOR (4.226).
59	All 2T.1186332 2	.41 CONNECTOR (4.226).
60	All A.T.8625606 1	.47 CONNECTOR (4.128)
61-63	44-46-47-4800 A.T.8625606 1	.47 CONNECTOR, in trans, rr. brg. ret. for oil cooler pipe—(4.128).
49-57	All A.T.1344355 1	.15 PLUG ($\frac{1}{16}$ " rr. brg. ret. for oil press, check hole—(4.115).
59-60	All A.T.179840 7	.10 BOLT, ret. to trans, case—(8.900).
60	All A.T.8625422 1	.12 WASHER (4.128).
61-63	44-46-47-4800 AT.8625422 1	.12 WASHER, in trans, rr. brg. ret. for oil cooler pipe—(4.128).
4.318 GASKET, TRANSMISSION REAR BEARING RETAINER			
48-60	All Dynaflo & 2T.1333718 1	.62 GASKET.
61-63	44-46-47-4800 A.T.1196279 1	.56 GASKET.
61-63	All.1386231 1	2.46 SEAL, trans, brg. ret.
4.319 BUSHING, TRANSMISSION REAR BEARING RETAINER			
61-63	44-46-47-4800 A.T.1351488 1	1.44 BUSHING
4.337 GEAR, SPEEDOMETER DRIVEN			
57-59	All.1164879 1	3.18 GEAR & SHAFT (20 teeth).
57-58	All A.T.1164880 1	3.28 GEAR 8i SHAFT (21 teeth).
59-60	4400 A.T. (2 Bbl).1164878 1	4.10 GEAR & SHAFT (19 teeth) 3.07 ratio
59	44-4600 A.T. Exp.1164880 1	3.28 GEAR & SHAFT (21 teeth).

DYNA-FLOW & TWIN TURBINE A.T. 1948-1963

59-60	46-47-4800 2T 15 x 8.00 Tires.....	1164878	1	4.10	GEAR & SHAFT (19 teeth) 3.2 ratio
60	4400 A.T. 4 Bbl.....	1164879	1	3.18	GEAR & SHAFT (20 teeth) 3.2 ratio
60	44-4600 A.T. Exp. 15 x 7.60 Tires.....	1164880	1	3.28	GEAR & SHAFT (21 teeth) 3.36 ratio .
60	4600 (15 x 7.60 Tires) . .	1164879	1	3.18	GEAR 8. SHAFT (20 teeth) 3.2 ratio .
60	46-47-4800 Exp. (15 x 8.00 Tires).....	1164879	1	3.18	GEAR & SHAFT (20 teeth) 3.36 ratio
61-62	4400 (2 Bbl.).....	1164318	1	3.64	GEAR 8t SHAFT (19 teeth) 3.07 ratio .
62	46-47-4800 (8.00 Tires) .	1164316	1	3.64	GEAR 8t SHAFT (20 teeth) 3.23 ratio
61	46-47-4800 (15 x 8.00 Tires).....	1164318		3.64	GEAR & SHAFT (19 teeth) 3.23 ratio .
61-62	4400 (4 Bbl.).....	1164316		3.64	GEAR 8. SHAFT (20 teeth) 3.23 ratio .
61-62	4600 (15 x 7.60 Tires) . .	1164316		3.64	GEAR & SHAFT (20 teeth) 3.23 ratio .
61-62	44-46-47-4800 Exp.....	1164317		3.90	GEAR & SHAFT (21 teeth) 3.36 ratio .
62	4400 (2 Bbl.).....	1352589		3.90	GEAR 6L SHAFT (18 teeth) 2.78 ratio
62	44-46-4800.....	1164318		3.64	GEAR & SHAFT (19 teeth) 3.91 ratio
62	44-46-4800.....	1164316		3.64	GEAR 8L SHAFT (20 teeth) 3.58 ratio
62	4600.....	1164318		3.64	GEAR 8. SHAFT (19 teeth) 3.07 ratio
62	4600 (7.60 Tires).....	1352589		3.90	GEAR (2.78 turnpike ratio)
62	Wildcat.....	1164318		3.64	GEAR & SHAFT (19 teeth) 3.42 ratio
62	46-4800 (8.00 Tires)_____	1352302		3.90	GEAR (17 teeth) 2.78 ratio
63	4400 A.T. 2 Bbl. less 4445.....	1352302		3.90	GEAR (17 teeth) 2.78 ratio (8.00 x 15" wheels)
63	4400 A.T. 2 Bbl. Dom.....	1352589		3.90	GEAR (18 teeth) 2.78 ratio.....
63	44-46-47-4800 A.T.....	1164318		3.64	GEAR & SHAFT (19 teeth) 3.91 ratio (15 x 7.60 or 15 x 8.00 tires spec, order).....
63	46-4700 A.T.....	1352589		3.90	GEAR (18 teeth) 2.78 ratio (15 x 7.10 or 15 x 7.60 tires).....
63	46-4800 A.T.....	1352302		3.90	GEAR (17 teeth) 2.78 turnpike ratio-spec, order (8.00 x 15 tires).....
63	4639-47-67 A.T.....	1164318		3.64	GEAR & SHAFT (19 teeth) 3.42 ratio.....
63	4635-47-4800 Dom. A.T.....	1164316		3.64	GEAR (20 teeth) 3.23 ratio (15 x 7.60 or 15 x 8.00 tires).....
63	4700.....	1164316		3.64	GEAR (20 teeth) 3.91 ratio.....
63	4700 Exp.....	1164316		3.64	GEAR (20 teeth) 3.42 ratio.....
63	4700.....	1164317		3.90	GEAR 8. SHAFT (21 teeth) 3.23 ratio (15 x 7.10 tires).....

4.338 RETAINER—SEAL, SPEEDOMETER DRIVE GEAR

62-63	All.....	3708148	1	.10	RETAINER, gr. fitting . .
61-63	44-46-47-4800.....	1196217	1	.15	SEAL, gr. sleeve oil_____

4.342 CABLE AND CASING, SPEEDOMETER

54-55	50-70 A.T.....	1585262	1	5.75	CABLE 8. CASING
57-58	All A.T.....	1585262	1	5.75	CABLE & CASING
59	All A.T.....	1587981	1	5.55	CABLE & CASING ...
61	44-46-47-4800.....	5655497	1	8.30	CABLE & CASING .
62	44-46-4800.....	6478125	1	6.60	CABLE & CASING (54"
63	44-46-47-4800 Cruise Control.....	6409484	1	7.55	
63	44-46-47-4800 less Cruise Control.....	6478125	1	6.60	

4.342 CABLE, SPEEDOMETER

48-60	All.....	6477499	1	2.71	KIT, speedo. cbl. (cut cbl. to desired length) see chart following 3T section.....
61	44-46-47-4800.....	5655638	1	2.15	CABLE, for repl. in cars having delrin cbl. 8t casings
62	44-46-4800.....	6409011	1	5.02	CABLE.....
63	44-46-47-4800.....	6405584	1	1.96	CABLE, speedo (55 1/2").....
60	All.....	1186638	1	.15	HOSE, rubber (cement to cbl. where cbl. crosses frame side rail)—(3.004).....
61-62	44-46-47-4800.....	1341007	1	.05	CLIP, speedo cbl. to frame—(2.559).....
61-63	All.....	1347497	1	.15	GROMMET, speedo cbl. thru dash—(9.775).....

4.343 GEAR, SPEEDOMETER DRIVING

57-60	All A.T.....	1171613	1	2.46	GEAR.....
61	44-46-47-4800.....	1196179	1	2.77	GEAR.....
62	44-46-4800.....	1196179	1	2.77	GEAR (2.78-3.23-3.36 ratio).....
62	44-46-4800.....	1352315	1	2.87	GEAR (7 teeth) 3.91 ratio.....
62	46-4800-8.00 Tires.....	1196179	1	2.77	GEAR (2.78 turnpike ratio).....
62	Wildcat.....	1352312	1	2.87	GEAR (8 teeth) 3.42 ratio.....
62	4400 A.T. 2 Bbl. Dom.....	1196179	1	2.77	GEAR (9 teeth) 2.78 ratio.....
63	4400 A.T. 4 Bbl. Dom.....	1196179	1	2.77	GEAR (9 teeth) 2.78 ratio.....
63	4400-4635-47-4800 Exp.....	1352312	1	2.87	GEAR (8 teeth) 3.42 ratio (15 x 7.60 or 15 x 8.00 tires).....

DYNA-FLOW & TWIN TURBINE A.T. 1948-1963

63	4400-4639-47-67 A.T.	1352312	1	2.87	GEAR (8 teeth) 3.42 ratio.....
63	44-46-47-4800 A.T.	1352315	1	2.87	GEAR (7 teeth) 3.91 ratio.....
63	46-47-4800 A.T.	1196179	1	2.77	GEAR (9 teeth) 2.78 turnpike ratio.....
63	4635-47-4800 A.T.	1196179	1	2.77	GEAR (9 teeth) 3.23 ratio.....
63	4700 Exp.	1352312	1	2.87	GEAR (8 teeth) 3.42 ratio (1 5 x 7.1 0 tires) ..

4.408 BEARING, TRANSMISSION REAR

56-60	All A.T.	954380	1	4.35	BEARING
--------------	------------------	---------------	---	------	----------------------

4.412 LOCK—RING, TRANSMISSION REAR BEARING

56-60	All A.T.	1258832	1	.20	LOCK , rr. brg -frt.....
53-55	50.	1308271	1	.25	RING , snap.....
54-55	40-60.	1308271	1	.25	RING , snap.....
56-57	All A.T.	1308271	1	.25	RING , snap.....
59-60	All A.T.	1308271	1	.25	RING , snap-frt. of ball brg. (also used 5.548)

TRIPLE TURBINE AUTOMATIC TRANSMISSION 1958-1959

4.005 KIT, TRANSMISSION SEAL

NOTE. Kits do not contain front pump seal or companion flange seal.

58-59 All 3T.1388291 1 5.50 KIT, seal.

4.005 KIT, TRANSMISSION GASKETS

58-59 All 3T.1388292 1 4.82 KIT, gasket.

4.005 GASKET, SEAL & SNAP RING COMPLETE OVERHAUL KIT

58-59 All 3T.1365516 1 10.85 KIT.

4.005 KIT, 3T to 2T CONVERSION PARTS

58 All.1396090 1 35.15 KIT, 3T trans, to 2T conversion parts.

59 All.1396091 1 28.20 KIT, 3T trans, to 2T conversion parts.

4.006 LEVER, TRANSMISSION CONTROL

58-59 All A.T.1185804 1 2.51 LEVER.

4.008 SPRING, TRANSMISSION CONTROL LEVER

58 All 3T.1174495 1 .15 SPRING, return.

59 4400 A.T.1174495 1 .15 SPRING, return.

59 4400 A.T. 1st Type.1189556 1 .15 SPRING, shaft return.

4.054 SWITCH—LEVER, NEUTRAL SAFETY AND BACK-UP LAMP

58-59 All 3T.1367775 1 2.10 SWITCH.

58-59 All 3T.1174502 1 LEVER, opr. light switch.

4.081 PAD, TRANSMISSION SUPPORT

58-59 All 3T.1189800 RH 5.45 PAD, trans, mtg.

4.101 OIL, FOR BUICK AUTOMATIC TRANSMISSION

48-67 All A.T.1050568 AR .71 OIL (1 qt. can) Dexron—(8.800).

48-67 All A.T.1050569 AR 2.72 OIL (4 qt. can) Dexron—(8.800).

48-67 All A.T.1050570 AR 145.05 OIL (55 gal. drum) Dexron—(8.800).

4.104 BREATHER CAP, TRANSMISSION CASE

58-59 All 3T.498373 1 .15 CAP, breather.

4.106 RING—SLEEVE, ADAPTER SEAL RETAINING

58-59 All 3T.1172516 3 .05 RING.

58-59 All 3T.1173471 4 20 SLEEVE, adapter.

4.115 HOUSING—WEIGHT—PLUG—SEAL, CONVERTER PUMP

58-59 All 3T.1182623 1 1.49 BUSHING, converter pump hub cvr.

57-58 All A.T.1389187 1 72.20 HOUSING 8t RING GEAR (when repl 1957-58 2T, also order 4.224-1351551-2-3).

58-59 All 3T Spec. Converter Pump Cvr. Under Hsg. & Ring Gr.1178106 AR .10 WEIGHT, balance (.009" thick).

58-59 All 3T.1178107 AR .10 WEIGHT, balance (.018" thick).

58-59 All 3T.1178108 AR .10 WEIGHT, balance (.0345" thick).

58-59 All 3T.1178109 AR .10 WEIGHT, balance (.060" thick).

58-59 All 3T.1178110 AR .10 WEIGHT, balance (.120" thick).

58-59 All 3T.1172066 2 .10 PLUG, drain-in converter pump cvr.

58-59 All 3T.1192094 1 1.33 SEAL, converter primary pump oil.

4.117 BUSHING, CONVERTER STATOR

58-59 All 3T.1182625 1 1.13 BUSHING, stator blade carrier sleeve.

58-59 All 3T.3741188 1 .77 KIT, cam & roller converter stator free whl.

58-59 All 3T.1172293 1 .72 RING, piston sealing-outer.

4.118 COVER, BELL HOUSING

58-59 All 3T.1172555 1 3.23 COVER.

4.121 GASKET, ACCUMULATOR BODY

58-59 All 3T.1189372 1 .20 GASKET, low accumulator body.

58-59 All 3T.1189373 1 .25 GASKET, high accumulator body.

4.122 SEAL—GASKET, ACCUMULATOR

58-59 All 3T.1172566 AR .25 OIL SEAL, high accumulator to trans, case.

58-59 All 3T.1166084 1 .10 GASKET, high accumulator control valve crank brg.

4.122 GASKET, ACCUMULATOR BODY

58-59 All 3T.1358176 2 .05 GASKET, accumulator body cap.

TRIPLE TURBINE AUTOMATIC TRANSMISSION 1958-1959

4.123 SEAL, TRANSMISSION INPUT SHAFT					
58-59	All 3T.	.1180169	1	.87	SEAL, transfer pipe oil.
58-59	All A.T.	.1180182	1	.62	SEAL, converter 1 st turb. at output shaft oil
58-59	All 3T.	.1180181	2	.72	SEAL, converter 1 st turb. at planet carrier oil
4.125 SPRAG, CONVERTER SUN GEAR					
58-59	All 3T.	.1195037	1	9.30	SPRAG, sun gr.
4.126 BUSHINGS, CONVERTER					
58-59	All 3T.	.1180180	3	.72	SEAL, input shaft 2nd turb. oil
58-59	All 3T.	.1182629	2	1.03	BUSHING, 3rd turb.
4.132 GASKET, TRANSMISSION OIL FILLER PIPE					
58-59	3T.	.1186644	1	.10	GASKET.
4.133 ROD, TRANSMISSION OIL FILLER PIPE (OIL GAUGE)					
58-59	3T.	.1185183	1	.67	ROD.
4.170 KIT, NEUTRAL CLUTCH					
58-59	All 3T.	.1388271	1	2.20	KIT, separator plate.
59	3T after Trans. 2-021	.1182642	1	.41	SEAL, piston oil-inner (rubber).
4.175 TRIPLE TURBINE TRANSMISSION OUTPUT SHAFT PARTS					
58-59	All 3T.	.1185645	1	27.25	SUPPORT (also use 1-4.1 83-1 1 82640 seal).
58-59	All 3T.	.1180175	2	.67	SEAL, at supt. oil
4.180 BUSHING—SEAL, HILL BRAKE					
58-59	All 3T.	.1182624	1	1.49	BUSHING, reaction shaft-frt.
58-59	All 3T.	.1388278	1	4.97	KIT, friction plate
58-59	All 3T.	.1180173	3	.72	SEAL, reaction shaft oil.
58	All 3T.	.1180176	1	.72	SEAL, piston (steel) inner—(4.183).
58-59	All 3T.	.1181523	1	1.18	SEAL, piston-outer—(4.183).
59	3T up to Trans. Z-001	.1180176	1	.72	SEAL, piston (steel) inner—(4.183).
59	3T after Trans. Z-01 1	.1182640	1	.41	SEAL, piston (rubber) inner—(4.183).
4.181 SPRAG, FREE WHEEL					
58-59	All 3T.	.1181017	1	12.50	SPRAG, rr. race.
4.183 PLATE—SEAL, FORWARD CLUTCH					
58-59	All 3T.	.1181834	5	3 38	PLATE, separator plate.
58-59	All 3T.	.1185075	5	3.18	PLATE, friction plate.
58	All 3T.	.1180176	2	.72	SEAL, oil forward & hill pistOn-inner-steel (also used 4.180).
58-59	All 3T.	.1181523	2	1.18	SEAL, piston oil-outer (also used 4.180).
59	3T up to Trans. Z-01 1	.1180176	2	.72	SEAL, oil forward & hill piston-inner (steel) also used 4.180
59	3T after Trans. Z-01 1	.1182640	2	.41	SEAL, piston oil-inner (rubber) also used 4.1 80.
4.189 PLATE—SEAL, REVERSE CLUTCH					
58-59	All 3T.	.1179669	2	3.79	PLATE, separator plate
58-59	All 3T.	.1182930	3	3.08	PLATE, friction plate.
58	All 3T.	.1180178	1	.72	SEAL, oil-inner (steel).
59	3T up to Trans. Z-021	.1180178	1	.72	SEAL, oil-inner (steel).
59	3T after Trans. Z-021	.1182641	1	.46	SEAL, oil-inner (rubber).
4.196 GASKET, TRANSMISSION OIL PAN					
58-59	All 3T.	.1186140	1	.67	GASKET.
4.224 PUMP—SEAL, TRANSMISSION OIL PUMP					
58-59	All 3T.	.1388752	1	33.75	PUMP, frt. oil.
58-59	All 3T.	.1179697	1	3.49	SEAL, frt. pump body oil.
58-59	All 3T.	.1180887	1	.46	SEAL, frt. pump to case oil.
4.337 GEAR, SPEEDOMETER DRIVEN					
58-59	All	.1164879	1	3.18	GEAR & SHAFT (20 teeth)
4.342 CABLE AND CASING, SPEEDOMETER					
58	All 3T.	.1585262	1	5.75	CABLE & CASING
59	All A.T.	.1587981	1	5.55	CABLE & CASING
58-59	All 3T.	.6477499	1	2.71	KIT, speedo. cbl. (cut cbl. to desired length) see chart following 3T section.
4.343 GEAR, SPEEDOMETER DRIVING WORM					
58	All 3T.	.1171613	1	2.46	GEAR.

TRIPLE TURBINE AUTOMATIC TRANSMISSION 1958-1959

4.408 BEARING, TRANSMISSION REAR

58-59 All 3T. 954380 1 4.35 BEARING.....

4.412 LOCK, TRANSMISSION REAR BEARING

58-59 All 3T. 1258832 1 .20 LOCK, rr. brg.-frt.....

DUAL PATH AUTOMATIC TRANSMISSION 1961-1963 SPECIAL

4.005 GASKETS & SEALS, COMPLETE TRANSMISSION OVERHAUL KIT				
61-63	40-41-4300 A.T.	.1365748	1	43.90 KIT, overhaul-repair.....
4.005 KIT, TRANSMISSION SEAL				
NOTE Kits do not contain front pump seal or seal.				
61-63	40-41-4300 A.T.	.1389501	1	5.15 KIT, oil seal (metal).....
4.005 KIT, TRANSMISSION GASKET AND SEALS				
61-63	40-41-4300 A.T.	.1396406	1	16.15 KIT, gsckt. & seal.....
4.006 LEVER—KNOB, TRANSMISSION CONTROL				
61-63	40-41-4300 A.T.	.1351351	1	3.23 LEVER, less knob.....
61-63	40-41-4300 A.T.	.1230813	1	1.08 KNOB (chrome 8t black).....
4.008 PIN—SPRING—SPACER, TRANSMISSION CONTROL LEVER				
61-62	40-41-4300 A.T.	.453670	1	.10 PIN, lvr. to hsg. pivot.....
61-63	40-41-4300 A.T.	.1378849	1	.15 SPRING, shift lvr. return.....
61-63	40-41-4300 A.T.	.570383	1	.20 SPACER, anti-rattle.....
4.012 WASHER, TRANSMISSION CONTROL LEVER HOUSING				
61-63	40-41-4300 A.T.	.1195709	1	.10 WASHER, hsg. thrust spg.....
61-63	40-41-4300 A.T.	.1195710	1	.10 WASHER, thrust lwr.....
61-63	40-41-4300 A.T.	.5667525	1	.15 WASHER, hsg. shift tube upr. thrust
61-63	40-41-4300 A.T.	.1195708	1	.25 WASHER, hsg. ret.....
4.025 SHAFT, TRANSMISSION CONTROL				
61-63	40-41-4300 A.T.	.1196035	1	11.15 SHAFT.....
4.032 RING, TRANSMISSION CONTROL SHAFT				
61-63	40-41-4300 A.T.	.1350403	1	1.08 RING, control lvr. retaining.....
4.037 BUSHING, TRANSMISSION CONTROL LEVER				
63	40-41-4300 A.T.	.579454	1	.41 BUSHING, shift rod to control shaft lvr.....
4.037 SWIVEL, TRANSMISSION SHIFT ROD				
63	40-4 1-4300 A.T.	.3756526	1	.46 SWIVEL, shift rod to equalizer & control lvr. (also used 4.040).....
4.042 WASHER, TRANSMISSION RANGE SELECTOR LEVER				
61-63	40-4 1-4300 A.T.	.3755644	1	.10 WASHER, lvr. to shift equal. lvr.....
4.042 INSULATOR, SHIFT EQUALIZER LEVER				
61-63	40-41-4300 A.T.	.1347678	1	.15 INSULATOR, shift equal. lvr.....
4.052 ROD—LEVER—TURN BUCKLE, THROTTLE VALVE CONTROL				
61-62	40-41-4300 V-8 A.T. 2			
	Bbl.....	.1164397	1	.41 ROD, upr. opr.....
61-62	40-41-4300 V-8 A.T. 4			
	Bbl.....	.1349527	1	.46 ROD, upr. opr.....
61-63	40-41-4300 A.T.	.1164387	1	1.74 ROD, lwr.....
63	4000 V-8 A.T., 4100 V-8 H.P., 4300 A.T. Exp. Std. Compr.....	.1349527	1	.46 ROD, upr.....
63	4000 A.T. V-8	.1164397	1	.41 ROD, opr. upr.....
63	4100 A.T. V-8 less H.P.	.1164397	1	.41 ROD, opr.-upr.....
63	4300 A.T. Exp. Lwr. Compr. & Exp. Std.			
		.1164397	1	.41 ROD, opr.-upr.
61-62	40-41-4300 V-8 A.T. 2			
	Bbl.....	.1164398	1	.82 TURNBUCKLE, opr. rod-upr.
61-63	40-41-4300 A.T. V-8	.1351039	1	1.38 LEVER, idler.....
62-63	V-6 A.T.....	.1352330	1	.92 TURNBUCKLE, opr. rod-upr.
63	4000 A.T. V-8.....	.1164398	1	.82 TURNBUCKLE, opr. rod-upr.
63	4100 A.T. V-8 less H.P.	.1164398	1	.82 TURNBUCKLE, opr. rod-upr.
63	4300 A.T. Exp. Low Compr. & Exp. Stud.			
		.1164398	1	.82 TURNBUCKLE, opr. rod-upr.
4.054 SWITCH—LEVER, NEUTRAL SAFETY & BACK-UP LAMP				
61-63	40-41-4300 A.T.	.1349888	1	2.10 SWITCH..
61-63	40-41-4300 A.T.	.579406	1	.25 LEVER....
4.081 MOUNT—SUPPORT, TRANSMISSION				
61-63	40-41-4300 A.T.	.1353473	1	3.59 MOUNT...
61-63	40-41-4300	.1353471	1	5.15 SUPPORT

DUAL PATH AUTOMATIC TRANSMISSION 1961-1963 SPECIAL

62-63	40-41-4300 V-8 A.T.	1354143	1	2.97	DAMPER.....
62	4300.....	9414034	6		NUT, supt. to frame & mtg. brkt.—(8.9 1 5).....
63	40-41-4300 A.T.	9414034	AR		NUT, trans, supt. to mtg. brkt. & to frame—(8.9 1 5)
4.083 BRACKET, TRANSMISSION SUPPORT					
61-63	40-41-4300 A.T.	1351512	2	1.08	BRACKET.....
4.085 BUSHING, TRANSMISSION SUPPORT					
61-63	40-41-4300 A.T.	1351513		.20	BUSHING, mtg.
61-63	40-41-4300 A.T.	1351514		.20	SPACER.....
4.101 OIL, AUTOMATIC TRANSMISSION					
48-67	All A.T.	1050568	AR	.71	OIL (1 qt. can) Dexron—(8.800)_____
48-67	All A.T.	1050569	AR	2.72	OIL (4 qt. can) Dexron—(8.800)_____
48-67	All A.T.	1050570	AR	145.05	OIL (55 gal. drum) Dexron—(8.800)
4.106 RING—SLEEVE, ADAPTER SEAL RETAINING					
61-63	40-41-4300 A.T.	1172516	3	.05	RING.....
61-63	40-41-4300 A.T.	1173471	AR	.20	SLEEVE.....
61-63	40-4 1-4300 A.T.	1172566	3	.25	SEAL, adapter sleeve to trans, case—(4.122) ..
61-63	40-4 1-4300 A.T.	1172566	3	.25	SEAL, adapter sleeve to case cl. supt—(4.1 22)
4.115 CONVERTER PUMP, AUTOMATIC TRANSMISSION					
61-62	40-41-4300 A.T.	1388552		47.30	PACKAGE, converter pump & bolts-when in stl. up to trans. No. C-091 1961, thrust grp. races-4.1 15-1 194428 or 1 194429 must be used as req. to maintain proper converter 1.....
63	40-41-4300 A.T. 1st Type.....	1388552		47.30	PACKAGE, converter pump & bolts
63	40-41-4300 A.T. 2nd Type.....	1396288		64.25	PACKAGE, converter pump & bolts
63	40-41-4300 A.T. 2nd Type.....	1359323		.5 1	BUSHING, converter pump & output shaft less bushing, 2nd type-with bushing
NOTE. (BPPI No. 23) package, converter pump-1st type					
61	40-4100 A.T. up to Trans. C-091.....	9424877	1	.20	BOLT, converter to flwhl.—(8.900).....
61-63	40-41-4300 A.T.	1347523	3	.25	BOLT, ring gr. to converter turb.....
61-63	40-4 1-4300 A.T.	1195068	18	.10	BOLT, converter pump to converter hsg. spec.....
61-63	40-41-4300 A.T.	274312	18	.15	NUT, converter pump to hsg—(8.9 17).....
4.115 PAN, TRANSMISSION CONVERTER COVER					
61-63	40-41-4300 A.T.	1361644	1	4.72	PAN, converter cvr.....
4.115 HOUSING—PLUG—SEAL, CONVERTER PUMP					
61-63	40-41-4300 A.T.	1164285	1	43.75	HOUSING.....
61-63	All.....	1344355	AR	.15	PLUG, hex. hd. pipe (also used 4.121-4 226-4.267) ..
61-63	40-41-4300 A.T.	1194417	1	.87	OIL SEAL, pump to converter hsg.....
4.115 BEARING—RACE, CONVERTER PUMP					
61	40-4100 A.T. 1st Type (3/4" thick)	1195634	1	.72	BEARING, needle (between frt. sun gr. & converter pump).....
61-62	40-41-4300 A.T. 2nd type (1/2" thick).	134881		1.23	BEARING, needle (between frt. sun gr. 8t converter pump).....
63	40-41-4300 A.T.	1348816		1.23	NEEDLE BEARING, between frt. sun gr. & converter pump.....
61	40-4100 A.T. up to Trans. C-142.....	1194428	AR	.30	RACE, thrust brg. (.032-.030 thick) between frt. sun gr. & converter pump.....
61	40-4100 A.T. after Trans. C-142.....	1348811	AR	.41	RACE, thrust brg. (.032-.030 thick) between frt. sun gr. & converter pump.....
61	40-4 100 A.T. up to Trans. C-142.....	1194429	AR	.36	RACE, thrust brg. (.042-.040 thick) between frt. sun gr. & converter pump.....
61	40-4100 A.T. 2nd Type, 4300.....	1348817	AR	.41	RACE, thrust brg. (.042-.040 thick) between frt. sun gr. & converter pump.....
61	40-41-4300 A.T. after Trans. C-142.....	1348818	AR	.41	RACE, thrust brg. (.052-.050 thick) between frt. sun gr. & converter pump.....
62-63	40-41-4300 A.T.	1348811	AR	.41	RACE, thrust brg. (.032-.030 thick) between frt. sun gr. & converter pump.....
62-63	40-41-4300 A.T.	1348817	AR	.41	RACE, thrust brg. (.042-.040 thick) between frt. sun gr. & converter pump.....

DUAL PATH AUTOMATIC TRANSMISSION 1961-1963 SPECIAL

62-63	40-41-4300 A.T.	1348818	AR	.41	RACE, thrust brg. (.052-.050 thick) between frt. sun gr. & converter pump.
63	40-4 1-4300	1359998	AR	.46	RACE, thrust brg. (.060 thick) between frt. sun gr. & converter pump.
61-63	40-4 1-4300 A.T.	1196395	2	.41	WASHER, thrust-between sun gr. & planet carrier (1 frt. & 1 rr.)
4.115 HOUSING--PISTON--PLATE, CC					
61-63	40-4 1-4300 A.T.	1194242	i	5.85	HOUSING, split torque cl.
61-63	40-4 1-4300 A.T.	1196774	i	9.00	PISTON, spg. plate & ret. split torque cl.
61-63	40-41-4300 A.T.	1199807	4	.92	PLATE, split torque cl. friction.
61-63	40-41-4300 A.T.	1194244	3	.72	PLATE, split tongue (also used 4.181)
61-63	40-4 1-4300 A.T.	1194249	1	.25	RING, split torque cl. hsg. to pump.
61-63	40-4 1-4300 A.T.	1194423	1	.51	SEAL, split torque cl. piston inner oil
61-63	40-4 1-4300 A.T.	1347529	1	2.51	SEAL, split torque cl. piston outer oil
4.116 STATOR, CONVERTER					
61-63	40-41-4300 A.T.	1199124	1	21.25	STATOR (exchange item)
4.117 CARRIER--GEAR, CONVERTER					
61	40-4 1-4300 after A.T. C-223	1351418	1	40.50	CARRIER
62-63	40-41-4300 A.T.	1351418	1	40.50	CARRIER
61	40-41-4300 after A.T. C-223	1351497	1	21.45	GEAR, ring
62-63	40-41-4300 A.T.	1351497	1	21.45	GEAR, ring
4.118 BEARING, CONVERTER STATOR THRUST NEEDLE					
61-63	40-41-4300 A.T.	1199120	1	2.77	BEARING
4.122 SEAL, ACCUMULATOR					
61-63	40-4 1-4300 A.T.	1172566	AR	.25	SEAL, oil (also used 4.106-4.275)
4.125 GEAR--BEARING, CONVERTER SUN GEAR					
61	40-41-4300 up to A.T. C-223	1196428	1	25.10	GEAR & SHAFT, rr. sun
61	40-4 1-4300 after Trans. Code C-223	1351126	1	13.45	GEAR, frt. sun
62-63	40-4 1-4300 A.T.	1351126	1	13.45	GEAR, frt. sun
61-63	40-4 1-4300 A.T.	1199121	1	2.92	BEARING, sun gr. thrust needle
4.126 TURBINE & SHAFT, CONVERTER					
61-63	40-4 1-4300 A.T.	1394343	1	32.45	TURBINE 8i SHAFT (exchange item) (rebuilt)
4.127 BEARING, TURBINE					
61-63	40-41-4300 A.T.	1199119	1	3.69	BEARING, turb. thrust needle
4.132 PIPE--CLAMP--SEAL, TRANSMISSION OIL FILLER PIPE					
61-63	40-41-4300 AT.	1195349	1	2.92	PIPE
61-63	40-41-4300 AT.	1349250		.15	CLAMP
61-63	40-41-4300 A.T.	1194793		.15	SEAL
4.133 ROD, TRANSMISSION OIL FILLER PIPE (OIL GAUGE)					
61-63	40-41-4300 A.T.	1194791	1	1.23	ROD
4.175 SHAFT--RING, TRANSMISSION OUTPUT SHAFT					
1st type-up to trans. K-300, 2nd type-after trans. K-300					
63	40-41-4300 A.T. 1st Type	1352784	1	24.25	SHAFT, output
63	40-41-4300 A.T. 2nd Type	1359324	1	22.25	SHAFT, output
61-62	40-41-4300 A.T.	1396261	1	47.30	REPAIR KIT (incl. shaft, coast cl. & forward cl. piston cyl., thrust washers & seal rings) also used 4.181-4.183
61-63	40-4 1-4300 A.T.	1348062	1	.05	RING, ret. (assm. in groove on output shaft)
61-63	40-41-4300 A.T.	1367471	2	.56	RING, oil seal (output shaft to forward cl. piston cyl.) —(4.123)
61-62	40-41-4300 A.T.	1347554	2	.97	SEAL, coast cl. supt. oil
63	40-41-4300 A.T.	1180175	AR	.67	SEAL (also used 4.181)
4.181 RACE--KIT, FREE WHEEL					
61-63	40-4 1-4300 A.T. (1st Type on 1963)	1348271	1	6.20	RACE, rr. sun gr. free whl.
63	40-4 1-4300 A.T. 2nd Type	1359453	1	5.85	RACE, rr. sun gr. free whl.
61-63	40-4 1-4300 A.T.	1348270	1	6.20	RACE, stator free whl.

DUAL PATH AUTOMATIC TRANSMISSION 1961-1963 SPECIAL

61-63	40-41-4300 A.T. (Note 1963 1st Type Only) ..	1388996	1	2.97	KIT, spgs. & rollers
63	40-41-4300 A.T. 2nd Type.....	1396280	1	3.18	KIT, spgs. 81 rollers.....
61-63	40-4 1-4300 A.T.	1396108	1	33.85	KIT, free whl. cam.....
63	40-41-4300 A.T.	1396339	1	16.30	PACKAGE, free whl. roller slipper (incl. 16 slippers)

4.181 ROLLER—SPRING—WASHER, FREE WHEEL

61-63	40-41-4300 A.T. (1st Type on 1963).....	1194577	16	.15	ROLLER
63	40-41-4300 A.T. 2nd Type.....	1359450	16	.10	ROLLER
61-63	40-41-4300 A.T. (1st Type on 1963).....	1348269	16	10	SPRING, free whl. roller.....
63	40-41-4300 A.T. 2nd Type.....	1359449	16	05	SPRING, free whl. roller.....
61-63	40-41-4300 A.T. (1st Type on 1963).....	1348268		97	WASHER, free whl. roller thrust
63	40-41-4300 A.T. 2nd Type.....	1359452		.67	WASHER, roller thrust
63	40-4 1-4300 A.T. 2nd Type.....	1359448		15	SEPARATOR, free whl. roller
CHANGE POINT. 1963-40-41-4300 1 Type up to Trans, coded K-300, 2nd Type after Trans, coded K-301					

4.181 CYLINDER—HOUSING—PISTON—PLATE—SEAL, COAST CLUTCH

63	40-41-4300 A.T.	1352774		9.50	CYLINDER, piston (incl. bshg.).....
61-63	40-41-4300 A.T.	1194460		12.60	HOUSING
61-63	40-4 1-4300 A.T.	1361597		3.49	HUB.....
61-63	40-41-4300 A.T.	1194466		.15	LEVER, coast cl. apply.....
61-62	40-41-4300.....	1396261		47.30	REPAIR KIT (incl. shaft, coast cl 8t forward cl. piston cyl. thrust washers 81 seal rings)—(4.175)
61-63	40-41-4300 A.T.	1356770		2.97	PISTON.....
61-63	40-41-4300 A.T.	1194481		.56	PLATE, backing.....
61-63	40-41-4300 A.T.	1199808		1.33	PLATE, coast cl. friction.....
61-63	40-4 1-4300 A.T.	1361981		2.46	PLATE.....
61-63	40-41-4300 A.T.	1194244		.72	PLATE, coast cl—(4.115).....
61-63	40-41-4300 A.T.	1194462		.10	RING, cam to coast cl. hsg. ret.....
61-63	40-41-4300 A.T.	1194459		.25	RING cyl. to hsg. ret.....
63	40-41-4300 A.T.	1367471		.56	RING, coast cl. piston cyl.—(4.175).....
61-63	40-41-4300 A.T.	1194239		.67	SEAL, piston-inner (also used 4.183).....
61-63	40-41-4300 A.T.	1366236		2.20	SEAL, piston outer oil.....
63	40-41-4300 A.T.	1180175		.67	SEAL, coast cl. piston cyl. to forward cl. piston cyl.— (4.175).....
61-63	40-41-4300 A.T.	1194465		.72	SPRING, release Belleville.....
61-62	40-41-4300 A.T.	1348262		.25	WASHER, thrust (between hub 81 supt.).....
63	40-41-4300 A.T.	1358159		.41	WASHER, thrust (between cl. hub 81 cl. piston cyl.)

4.183 PISTON—CYLINDER LEVER—PLATE, FORWARD CLUTCH

61-63	40-41-4300 A.T.	1199850		3.18	PISTON.....
63	40-41-4300 A.T.	1352776		8.35	CYLINDER, forward cl. piston.....
61-63	40-41-4300 A.T.	1194439	7	.15	LEVER, forward cl. release.....
61-63	40-41-4300 A.T.	1199782	9	1.33	PLATE, friction (5 forward-4 reverse) also used 4.189.....
61-63	40-41-4300 A.T.	1194442	5	1.44	PLATE, forward cl. separator.....
61-63	40-41-4300 A.T.	1194436	1	3.28	PLATE, forward 81 reverse cl. backing.....
61-62	40-41-4300 A.T.	1396261	1	47.30	REPAIR KIT (incl. shaft, coast cl. 8c forward cl. piston cyl., thrust washers 81 seal rings)—(4.175)

4.183 KIT—SEAL—RING—SPRING, FORWARD CLUTCH

61-63	40-41-4300 A.T.	1194236		.23	SEAL, forward cl. piston outer oil.....
61-63	40-41-4300 A.T.	1194239		.67	SEAL, oil forward cl. piston-inner—(4.181).....
61-63	40-41-4300 A.T.	1194576		.46	RING, spg. ret.....
61-63	40-41-4300 A.T.	1199834		.95	SPRING, release belleville.....
63	40-41-4300 A.T.	1352794		.30	WASHER, between forward cl. piston cyl. 81 coast cl. piston cyl. thrust.....

4.188 HOUSING -GASKET—PLUG, REVERSE CLUTCH PISTON

61	40-41-4300 A.T.	1348645	1	31.70	HOUSING (up to trans, code C-177 also use 1-4.189 1348648 ring).....
62-63	40-41-4300 A.T.	1348645	1	31.70	HOUSING, reverse cl. piston.....
61-63	40-41-4300 A.T.	1195083	1	.36	GASKET, reverse cl. hsg.....
61-63	40-41-4300 A.T.	1164808	1	.05	PLUG, reverse cl. hsg. oil line plug

4.189 HUB- -PISTON—PLATE—RING, REVERSE CLUTCH

61-63	40-41-4300 A.T.	1194580	1	.62	ANCHOR, reverse 81 forward cl.
61-63	40-41-4300 AT	1361596	1	8.35	HUB, reverse cl.

DUAL PATH AUTOMATIC TRANSMISSION 1961-1963 SPECIAL

61-63	40-41-4300	A.T.	1348649	10	.25	LEVER, reverse cl. apply
61-63	40-41-4300	A.T.	1194438	1	3.38	PISTON
61-63	40-4 1-4300	A.T.	1199782	9	1.33	PLATE, friction (5-forward-4 reverse)—(4.183)
61-63	40-41-4300	A.T.	1194437	1	3.79	PLATE, press. (.215/.195" thick)
61-63	40-41-4300	A.T.	1164726	1	4.10	PLATE, press. (.255A235" thick)
61-63	40-41-4300	A.T.	1348366	1	3.90	PLATE, press. (.235/.215" thick)
61-63	40-4 1-4300	A.T.	1199625	3	1.33	
61	40-4 1-4300	A.T.	1333302	1	1.13	RING, oil seal (converter feedline-asm. on reverse cl. hub)—(4.123)
61	40-4 100	A.T. 2nd Type,				
	4300		1348648	1	.25	RING, apply lvrs. (1/8" dia. wire)
62-63	40-4 1-4300	A.T.	1348648	1	.25	RING, reverse cl. apply lvrs
61-63	40-4 1-4300	A.T.	1194235	1	1.49	
61-63	40-41-4300	A.T.	1194238	1	.77	
62-63	40-41-4300	A.T.	1333302	2	1.13	SEAL, converter feedline asm. on reverse cl. hub—(4.123)
61-63	40-41-4300	A.T.	1194440	1	1.95	SPRING, reverse cl. release
61-63	40-41-4300	A.T.	1194514	1	.51	WASHER, thrust-between reverse cl. hub & stator
61-63	40-4 1-4300	A.T.	1351998	AR	.77	WASHER, thrust (.043/.040)
61-63	40-41-4300	A.T.	1351999	AR	.77	WASHER, thrust (.063/.060)
61-63	40-41-4300	A.T.	1352000	AR	.77	WASHER, thrust (.083/.080)
NOTE. Thrust washers-between reverse piston housing & reverse clutch hub						
4.195 PAN. TRANSMISSION OIL						
61-63	40-41-4300	A.T.	1194589	1	4.97	PAN
4.196 GASKET—SEAL, TRANSMISSION OIL PAN						
61-63	40-41-4300	A.T.	1195959	1	.05	
61-63	40-4 1-4300	A.T.	1194590	1	2.20	SEAL
61-63	40-41-4300	A.T.	1195908	1	.15	
4.197 STRAINER, TRANSMISSION OIL SUCTION						
61-63	40-4 1-4300	A.T.	1352583	1	2.05	STRAINER
4.218 SLEEVE—POPPET—SPRING, VALVE BODY						
61-63	40-41-4300	A.T.	1195383	1	1.18	
61-63	40-41-4300	A.T.	1353034	1	.30	SPRING, low & driver valve
61-63	40-41-4300	A.T.	1350732	1	1.69	SLEEVE, shift reg. valve
4.224 BODY—BUSHING—SEAL, TRANSMISSION OIL PUMP BODY						
61-63	40-41-4300	A.T.	1195116	1	20.10	BODY (incl. bshg.)
61-63	40-41-4300	A.T.	1348085	1	1.28	BUSHING, oil pump body
61-63	40-41-4300	A.T.	1194581	1	2.77	
61-63	40-41-4300	A.T.	1194447	1	.62	SEAL, between oil pump body & trans case oil
61-63	40-41-4300	A.T.	1194771	8	.15	SCREW, oil pump body & reverse cl. piston hsg. to
4.224 ROTOR--SLIPPER, TRANSMISSION OIL PUMP						
62-63	40-41-4300	A.T.	1349049	1	5.75	ROTOR
61-63	40-41-4300	A.T.	1352411	7	1.08	SLIPPER
61-63	40-41-4300	A.T.	1195117	7	.10	
61-63	40-41-4300	A.T.	1195025	7	.10	SPRING, trans, oil pump slipper
4.265 BODY—GASKET, VALVE BODY						
61-63	40-41-4300	A.T.	1193747	1	18.40	
61-63	40-41-4300	A.T.	1194657	1	.10	GASKET, valve body ret. plate
61-63	40-41-4300	A.T.	1193033	2	.41	GASKET, valve body plate
4.266 SEAL, PRESSURE REGULATOR						
61-63	40-41-4300	A.T.	1199566	1	.25	SEAL, oil-between valve body & trans. oil strainer
4.267 VALVE--BEARING—LEVER—PIN--SLEEVE, GOVERNOR						
61-62	40-41-4300	A.T.	1355615	1	3.64	BEARING, gov. thrust needle
63	40-41-4300	A.T.	1355615	1	3.64	
61-63	40-41-4300	A.T.	1194386	1	1.45	
61-63	40-41-4300	A.T.	1194820	1	.16	PIN, valve body 2nd stage gov. press
61-63	40-41-4300	A.T.	1396322	1	3.59	PACKAGE, valve & sleeve
61-63	40-41-4300	A.T.	1344355	1	.15	PLUG, gov. lvr. pin ret.—(4.1 15)
4.267 WEIGHT AND RETAINER—SPRING—BEARING, GOVERNOR						
61	40-41-4300	A.T.	1195909	1	4.04	WEIGHT & RETAINER, gov.
62-63	40-4100	A.T. 2 Bbl.	1195909	1	4.04	WEIGHT & RETAINER, gov
63	40-4100	A.T. V-6	1195909	1	4.04	WEIGHT & RETAINER, gov.
61-62	40-41-4300	A.T.	1355615	1	3.64	BEARING, gov. lvr. actuator

DUAL PATH AUTOMATIC TRANSMISSION 1961-1963 SPECIAL

4.269 VALVE—SPRING, VALVE BODY PRESSURE REGULATOR

61-63	40-41-4300 A.T.1194827	1	.30	VALVE, frt. pump press, ball check.....
61-63	40-4 1-4300 A.T.1193028	1	.25	SPRING, valve-outer.....

4.273 STOP, VALVE BODY PRESSURE REGULATOR

61-63	40-41-4300 A.T.1199967	1	.10	STOP, throttle.....
-------	----------------------	----------	---	-----	---------------------

4.273 SEAL, VALVE BODY PRESSURE REGULATOR

61-63	All.....	.1195899	1	.10	SEAL, valve ret. (also used 4.275).....
-------	----------	----------	---	-----	---

4.275 LEVER, TRANSMISSION THROTTLE CONTROL AND RANGE SELECTOR

61-63	40-41-4300 A.T.1164393	1	3.59	LEVER, trans, throttle.....
61-63	40-41-4300 A.T.1194658	1	3.69	LEVER, trans, throttle valve control-inner.....
61-63	40-41-4300 A.T.1194696	1	4.00	LEVER, trans, range selector-inner.....
61-63	40-41-4300 A.T.1195127	1	6.55	LEVER & SHAFT, trans, range selector-outer.....
61-63	40-41-4300 A.T.1172566	1	.25	SEAL, selector lvr. to shaft-between throttle lvr. & spec, washer—(4.122).....
61-63	40-41-4300 A.T.1195899	1	.10	SEAL, trans, parking lock & range selector shaft—(4.273).....
61-63	40-41-4300 A.T.445566	1	.20	SCREW, selector inner lvr. to shaft—(8.900).....

4.278 WASHER, THROTTLE LEVER TO SHAFT

61-63	40-41-4300 A.T.3978774	1	.10	WASHER.....
-------	----------------------	----------	---	-----	-------------

4.290 RETAINER, TRANSMISSION PARKING LOCK RATCHET

61-63	40-41-4300 A.T.1195761	1	.08	RETAINER, ratchet whl. to output shaft
-------	----------------------	----------	---	-----	--

4.294 PAWL, PARKING LOCK

61-63	40-41-4300 A.T.1195764	1	2.77	PAWL.....
61-63	40-41-4300 A.T.274795	1	.05	PIN, parking pawl shaft to trans, case- (8.939)

4.318 SEAL, OUTPUT SHAFT TO EXT

61-63	All.....	.1386231	AR	2.46	SEAL
-------	----------	----------	----	------	------

4.337 GEAR, SPEEDOMETER DRIVEN

61	40-41-4300.....	.1350218	1	1.33	GEAR (use when 4.337-1389736 speedo. driven gr. repair kit has been instl.).....
61	40-4 100 A.T. (4 Bbl.).....	.1164846		1.33	GEAR (18 teeth) 15" whls.....
61	4019-27-35-4100 A.T. 2 Bbl.....	.1164713		1.33	GEAR (19 teeth) 15" whls. (3.08 ratio)
61	40-4 100 A.T. 4 Bbl. 2nd Type.....	.1164713		1.33	GEAR (19 teeth) 13" whls. (3.36 ratio).....
61	40-4 1-4300 A.T. 4 Bbl.1350628		1.23	GEAR 8i SHAFT (22 teeth) 13" whls. (3.36 ratio)
61	40-4 100 A.T. (4 Bbl.).....	.1164712		1.33	GEAR 8. SHAFT (21 teeth) 15" whls. (3.36 ratio)
61	4300 A.T.....	.1164712		1.33	GEAR 8i SHAFT (21 teeth) 15" whls.....
61-62	40-4 100 A.T. (2 Bbl.).....	.1349483		1.33	GEAR (13" wheels).....
62	40-4 1-4300.....	.1349483		1.33	GEAR (2.78 turnpike ratio) 13" whl.....
62	40-41-4300.....	.1164712		1.33	GEAR 8i SHAFT (21 teeth) 13" whls. (4.30 ratio)
62	40-41-4300.....	.1164713		1.33	GEAR (19 teeth) 13" whls. (3.90 ratio).....
62	40-41-4300 A.T.....	.1164713		1.33	GEAR (19 teeth) 13" whls. (3.36 ratio).....
62	4019-27-35-41 19-35	.1164846		1.33	GEAR (18 teeth) 15" whls. (3.90 ratio).....
62	4019-27-35-41 19-35	.1349483		1.33	GEAR (15" wheels) 4.30 ratio.....
62	4019-27-35 V-8 A.T.1164846		1.33	GEAR (18 teeth) 15" wheels (3.36 ratio).....
62	4019-27-35-41 19-35 A.T. 2 Bbl.....	.1164713		1.33	GEAR (19 teeth) 3.08 ratio.....
62	41 19-35 A.T. (4 Bbl.).....	.1164846		1.33	GEAR (18 teeth) 15" whls. (3.36 ratio).....
62	40-4167-4300 A.T.....	.1164713		1.33	GEAR (19 teeth) 15" wheels.....
63	40-4 100 A.T.....	.1349483		1.33	GEAR (20 teeth) 3.08 ratio (less 15" whl. opt.)
63	40-41-4300 exc. 4045 A.T.....	.1164846		1.33	GEAR (18 teeth) 3.90 ratio (15 x 6.00 tires-spec, order).....
63	40-4 1-4300 exc. 4045 A.T.....	.1349483		1.33	GEAR (20 teeth) 4.30 ratio (spec, purpose ratio spec, order with 15 x 6.00 tires).....
63	40-4 1-4300.....	.1349483		1.33	GEAR (20 teeth) 2.78 ratio (turnpike ratio-spec, order with 13 x 6.50 x 13 x 7.00 tires).....
63	40-4 1-4300 A.T.-C.T. 3-Speed.....	.1164713		1.33	GEAR (19 teeth) 3.90 ratio (13" whl.)
63	40-41-4300.....	.1164712		1.33	GEAR (21 teeth) 4.30 ratio (13" whl.)
63	4019-27-35-67-4 1-4300 A.T.-C.T. 3-Speed	.1164713		1.33	GEAR (19 teeth) 2.78-3.08 ratio (15" whl.)
63	4300 A.T.....	.1164713		1.33	GEAR (19 teeth) 3.36 ratio (13" whl.)
63	4300 A.T.....	.1164846		1.33	GEAR (18 teeth) 3.36 ratio (15 x 6.00) ...
63	4300 A.T.....	.1164712		1.33	GEAR (21 teeth) 3.23 ratio (13" whl.) ...

DUAL PATH AUTOMATIC TRANSMISSION 1961-1963 SPECIAL

4.338 RETAINER—SEAL—SLEEVE, SPEEDOMETER DRIVEN GEAR			
61-63	40-41-4300 A.T.	3708148 1	.10 RETAINER, gr. fitting
61-63	40-41-4300.	1194597 1	.15 SEAL, gr. sleeve oil
61	40-4100 1st Type.	1351475 1	2.05 SLEEVE, gr. for case with "At" hole
61-63	40-41-4300 A.T.	1351798 1	2.10 SLEEVE
4.342 CABLE & CASING, SPEEDOMETER			
61-63	40-41-4300 A.T.	6478125 1	6.60 CABLE & CASING (54")
61	40-41 A.T. 1st Type.	6478127 1	8.75 CABLE & CASING (62 1/2")
61-62	40-41-4300.	1175893 1	.15 CLIP, speedo. cbl. to trans, supt.—(2.559)
61-63	All.	1347497 1	.15 GROMMET, speedo. cbl. thru dash—(9.775) .
63	40-41-4300.	1583567 1	.17 WASHER, felt (1/8") speedo. end of flex, shaft .
4.343 GEAR, SPEEDOMETER DRIVING WORM			
61	40-41-4300 A.T.	1349889 1	2.77 GEAR (when instl. on 1961 1st type trans., also use frt. companion fig. 5.548-5676065).
61	40-41-4300 A.T. 4 Bbl. 2nd Type after Frame H1550596 Fl., H251 1406 S.G.	1352402 1	2.77 GEAR (7 teeth)
62-63	40-41-4300 A.T.	1164833 1	2.46 GEAR (2.78 turnpike ratio)
62	40-41-4300.	1352305 1	2.31 GEAR (6 teeth) 3.90-4.30 ratio
62	40-4100 A.T.	1349889 1	2.77 GEAR (8 teeth)
62	40-41-4300 V-8 A.T. 4 Bbl.	1352402 1	2.77 GEAR (7 teeth)
63	40-4 100 A.T.	1349889 1	2.77 GEAR (8 teeth) 3.08-3.36 ratio . . .
63	40-41-4300 A.T.	1352305 1	2.31 GEAR (6 teeth) 3.90 & 4.30 ratio
63	4300 A.T.	1352402 1	2.77 GEAR (7 teeth) 3.36 ratio.
4.408 BEARING, TRANSMISSION REAR			
61-63	40-41-4300 A.T.	954380 1	4.35 BEARING
4.412 LOCK, TRANSMISSION REAR BEARING			
61-63	40-41-4300 A.T.	1258832 1	.20 LOCK, rr. brg.-frt.

SUPER TURBINE 300

4.003 AUTOMATIC TRANSMISSION (NEW)

64-67	Sportwagons S.T. 300 ...	1377119	1	391.15	TRANSMISSION
66	V-6 S.T. 300 less Cruise Control	1372629	1	337.90	TRANSMISSION
67	V-6 S.T. 300 less Cruise Control	1377111	1	347.70	TRANSMISSION
68	S.T. 300 (350 Eng.) exc. Wagons	1386511	1	364.00	TRANSMISSION
68	Sportwagons S.T. 300 ...	1383488	1	369.40	TRANSMISSION
68-69	S.T. 300 (L-6 Eng.)	1386503	1	364.00	TRANSMISSION
69	S.T. 300 (350 Eng.) exc. LeSabre	1386511	1	364.00	TRANSMISSION

4.004 SUPPORT & BRACKET, TRANSMISSION CONTROL UNIT

65-66	S.T. 300 Long Console	1373108	1	13.65	SUPPORT & BRACKET.....
67	S.T. 300 Long Console	1382015	1	14.45	SUPPORT & PLATE.....
68-69	S.T. 300 Long Console	1383570	1	9.65	SUPPORT & SHAFT.....
68-69	S.T. 300 Long Console	1383224	1	4.82	BRACKET, shift lever mounting

4.004 PLATE, TRANSMISSION CONTROL STOP

68-69	S.T.300 Long Console ...	1383222	1	1.33	PLATE, stop—(4.012)
-------	--------------------------	---------	---	------	---------------------

4.005 KIT, TRANSMISSION SEAL

64-69	ST. 300.....	1396508	1	4.82	SEAL KIT
-------	--------------	---------	---	------	----------

4.005 BUSHING KIT

64	S.T. 300.....	1394292		4.5 1	BUSHING KIT.
65-67	S.T. 300 exc. 4000 Wagons	1394292		4.5 1	BUSHING KIT .
68-69	S.T. 300.....	1394292		4.51	BUSHING KIT .

4.005 KIT, TRANSMISSION GASKETS

64-69	All S.T. 300.....	1381332	1	3.23	GASKET KIT
-------	-------------------	---------	---	------	------------

4.005 REPAIR KIT TRANS. OVERHAUL

64-69	S.T. 300.....	1394341	1	36.10	KIT, overhaul-repair.....
64-69	S.T. 300.....	1394145	AR	2.05	KIT, snap & retaining rings

4.006 LEVER, TRANSMISSION CONTROL

65-66	30-4000 S.T. 300 Tilt Whl. Col. Shift.....	1371386	1	6.80	LEVER.....
65-66	30-4000 S.T. 300 Col. Shift less Tilt Whl	1371100	1	3.79	LEVER
65-66	S.T. 300 Long Console ..	1373112	1	9.50	LEVER
65-66	5000 S.T. 300 less Tilt Whl	1370382	1	4.66	LEVER.....
65-66	5000 S.T. 300 Tilt Whl. .	1371387	1	5.55	LEVER.....
67	S.T. 300 Long Console ..	1382010	1	15.70	LEVER & SHAFT .
67	S.T. 300 Col. Shift less Tilt Whl.....	1380449	1		LEVER & KNOB .
67	S.T. 300 Col. Shift Tilt Whl.....	1380450	1	7.20	
68	30-4000 S.T. 300 Tilt Shl.-Col. Shift.....	1384781	1	7.65	LEVER & KNOB
68	S.T. 300 Long Console ..	1383227	1	1 1.80	
68	30-4000 S.T. 300 Col. Shift less Tilt Whl	1384779	1	7.00	LEVER & KNOB
68	5000 S.T. 300 Tilt Whl. .	1383942	1	7.65	LEVER & KNOB
68	5000 S.T. 300 less Tilt Whl	1383916	1	7.00	LEVER & KNOB
69	S.T. 300 Col. Shift-Tilt Wheel.....	1386527	1	6.95	LEVER & KNOB
69	S.T. 300 Col. Shift less Tilt Wheel.....	1386455	1	7.10	
69	S.T. 300 Long Console ..	1383227	1	1 1.80	
68-69	S.T. 300 Long Console ..	1383231	1	4.00	HANDLE, shift lever .
68-69	S.T. 300 Long Console ..	1383232	1	1 1.45	BAR, control release

4.006 KNOB, TRANSMISSION CONTROL LEVER

65-67	ST. 300 Long Console ..	1385449	1	5.15	KNOB.....
64-69	S.T. 300 less Long Console.....	1230813	1	1.08	KNOB (chrome & black) for O.D. shaft (not to be used if lvr. & knob are released as an assembly) . . .

SUPER TURBINE 300

**4.006 BUTTON—BUSHING—SPRING, TRANSMISSION CONTROL LEVER
(CONSOLE SHIFT)**

65-67	S.T. 300 Long Console	1385451	1	3.33	BUTTON
65-66	S.T. 300 Long Console	1359425	2	.15	BUSHING pivot shaft
65-66	S.T. 300 Long Console	1359425	2	.15	BUSHING , lvr. & sleeve to supt. & brkt.
65-67	S.T. 300 Long Console	1358888	1	.20	BUSHING , button
65-67	S.T. 300 Long Console	1358892	1	.15	SPRING , button
68-69	S.T. 300 Long Console	1383250	2	.51	SPRING , release bar (IW)

4.008 SPRING—SPACER, TRANSMISSION CONTROL LEVER

64	40-41-42-4300 A.T. less Tilt Whl.	3719853		.15	SPRING (GMPD 4.036)
64-66	30-4000 S.T. 300 Tilt Whl. less Long Console	391537		.36	SPRING , shift lvr. (not original design-refer to dealer service info, letter No.65-196)
65	S.T. 300 less Tilt Whl. & Long Console	1378849	1	.15	SPRING , lvr. return
65-66	LeSabre S.T. 300 less Tilt Whl.	1369407		.15	SPRING , hsg. ret
66	S.T. 300 Col. Shift.	1378849		.15	SPRING , lvr. return
67-68	S.T. 300 Tilt Whl.	7800670		.41	SPRING , shift lvr.
67-68	S.T. 300 less Tilt Whl.	5698381		.41	SPRING , shift tube return—(4.027)
67	S.T. 300 less Tilt Whl.	7800605		.30	SPRING , upr. shift lvr.
68	S.T. 300 Col. Shift less Tilt Whl.	7800605	1	.30	SPRING , upr. shift lvr.
69	S.T. 300 Col. Shift Tilt Whl.	7812853		.72	SPRING , upr. shift lvr.
64 69	S.T. 300 Long Console .	455563		.20	RETAINER , control lvr. to control lvr. brkt- -(8.934)
64	4400 Tilt Whl.	568018		.10	SPACER , anti-rattle
64	4400 less Tilt Whl.	570383		.20	SPACER , anti-rattle
69	S.T. 300 Col. Shift less Tilt Whl.	7808017	1	.51	SPRING , upr. shift lvr.

4.008 PIN, TRANSMISSION CONTROL LEVER

64	40-41-42-4300 A.T. Tilt Whl.	456641	AR	.10	PIN , lvr. to hsg.—(8.939)
64	40-41-42-4300 A.T. less Tilt Whl.	9425112		.15	PIN , lvr. to hsg.—(8.939)
65 68	S.T. 300 Col. Shift.	387315		.15	PIN , lvr. pivot
69	S.T. 300 Col. Shift.	402196		.15	PIN , lvr. pivot

4.010 HOUSING—SHROUD -BOWL, CONTROL LEVER

64	40-41-42-4300 A.T.	382082		4.20	HOUSING
64	40-41-42-4300 A.T. less Tilt Whl.	382063		3.28	HOUSING (6.518)
64	4400 A.T. Tilt Whl. Col. Shift	5676517		8.35	HOUSING
65-66	30-4000 S.T. 300 Col. Shift less Tilt Whl.	386095		3.54	HOUSING , trans, control lvr.
65	50-60-8000 Tilt Whl.	5694769		7.05	HOUSING , gr. shift lvr.
65-66	LeSabre S.T. 300 less Tilt Whl.	1369408		3.90	HOUSING .
	4307-17-67-4407-17-67				
66	S.T. 300 less Long Console & Tilt Whl.	382063		3.28	HOUSING (6.5 18)
66	5000 S.T. 300 Tilt Whl. .	5694769		7.05	HOUSING
67-68	30-4000 S.T. 300 Col. Shift less Tilt Whl.	7800597		11.15	HOUSING
67	5000 S.T. 300 less Tilt Whl.	7800599		12.40	HOUSING
67	5000 S.T. 300 Tilt Whl. .	5698751		8.50	HOUSING
68	5000 S.T. 300 Tilt Whl. .	7802611			
68	5000 S.T. 300 less Tilt Whl.	7802455		15.05	HOUSING
67-68	S.T. 300 Long Console & Tilt Whl.	5698792		14.05	HOUSING
69	S.T. 300 Long Console Tilt Wheel	7805999		6.85	SHROUD , hsg. .
69	30-4000 S.T. 300 less Tilt Whl.	7804471		24.15	SHROUD , bowl
67	S.T. 300 Long Console less Tilt Whl.	5699003		5.15	SHROUD , bowl
67-68	30-4000 S.T. 300 Col. Shift-Tilt Whl.	5698784		1 1.60	BOWL (6.5 18) .
				9.10	BOWL

SUPER TURBINE 300

67	5000 S.T. 300 less Tilt Whl.....	7800599	1	12.40	BOWL, gearshift lvr.
68	S.T. 300 Long Console less Tilt Whl.....	5699003	1	11.60	BOWL.....
69	30-4000 S.T. 300 Col. Shift-Tilt Whl.....	7805992		20.60	BOWL
69	5000 S.T. 300 Tilt Whl.....	7805991		22.15	BOWL
69	S.T. 300 Col. Shift less Tilt Whl.....	7804112	1	12.90	BOWL.....
69	30-4000 (S.T. 300) Col. Shift less Tilt Wheel....	7804520	1	22.95	BOWL 8. SHROUD.
69	5000 (S.T. 300) less Tilt Wheel.....	7804522	1	22.05	BOWL & SHROUD
69	S.T. 300 Long Console less Tilt Wheel.....	7804649	1	23.05	BOWL & SHROUD
69	S.T. 300 Col. Shift less Tilt Whl.....	7804401	1	1.13	PLATE, bowl.....
69	30-4000 Flr.-Shift less Tilt Whl.....	7807229	1	.97	PLATE, bowl.....
69	S.T. 300 less Tilt Wheel....	7806867	4	.10	SCREW, housing mounting—(2.906)

4.012 WASHER, STEERING SHAFT

67-68	S.T. 300 Tilt Whl.....	5698413		.41	WASHER, lwr. strg. shaft thrust
67-68	S.T. 300 Tilt Whl.....	5699618		.41	WASHER, lwr. strg. shaft wave .
67-69	S.T. 300 less Tilt Whl.....	7800580		.25	WASHER, upr. thrust.....
67-68	S.T. 300 less Tilt Whl.....	7800581		.30	WASHER, strg. shaft upr. wave .
69	S.T. 300 less Tilt Whl.....	7804447		.46	WASHER, wave.....
69	S.T. 300 Tilt Whl.....	7804906		.62	WASHER, thrust.....
69	S.T. 300 Tilt Whl.....	7805159		.62	WASHER, wave.....
68-69	S.T. 300 Long Console	1383222		1.33	PLATE (used 4.004).....

4.012 GATE, SHIFT LEVER LOCK

69	S.T. 300 Col. Shift	7804406		1.08	GATE (4.027).....
69	S.T. 300 less Tilt Whl.....	7810242		.62	SCREW, bowl plate to bowl.....
69	S.T. 300 less Tilt Whl.....	7804407		.20	SCREW, gate to housing (also used 6.500)
69	S.T. 300 Tilt Whl.....	7800639		.20	SCREW, stop plate & detent plate.....
69	S.T. 300 Col. Shift	7808017		.51	SPRING, upr. shift lvr.....
67-68	S.T. 300 Tilt Whl.....	5698651		1.90	PLATE, shift stop (also used 4.027).....

4.012 WASHER, TRANSMISSION CONTROL LEVER HOUSING

64	40-4 1-4-2-4300 A.T. less Tilt Whl.....	3745292	1	.10	WASHER, switch unit to control lvr. hsg.—(2.895)
64	40-4 1-4-2-4300 A.T. less Tilt Whl.....	388757	1	.15	WASHER, ret. (between strg. col. jacket & spg. washer at hsg.).....
64	40-41-42-4300 A.T. less Tilt Whl.....	382085	1	.10	WASHER, spg. (ret. washer to control hsg.)
64	S.T. 300 Tilt Whl.....	5676937		.30	WASHER, hsg. wave—(6.5 14).....
64	S.T. 300 Tilt Whl.....	5676941		.30	WASHER, hsg. thrust—(6.514).....
65-66	30-4000 S.T. 300 Col. Shift less Tilt Whl.....	382085	1	.10	WASHER, spg. (ret. washer to control hsg.)
65-66	30-4000 S.T. 300 Col. Shift less Tilt Whl.....	388757	1	.15	WASHER, ret. (between strg. col. jacket & spg. washer at hsg.).....
65-66	30-4000 S.T. 300 Col. Shift less Tilt Whl.....	3745292	1	.10	WASHER, switch unit to control lvr. hsg.—(2.895)
65	30-4000 A.T.-Tilt Whl. & P.S.....	5676941	1	.30	WASHER, hsg. thrust—(6.514).....
65	30-4000 A.T. Tilt Whl.-P.S.....	5676937		.30	WASHER, strg. shaft lock plate—(6.5 1 4)
65	5000 A.T. Tilt Whl.-P.S.....	5676941		.30	WASHER, hsg. thrust—(6.5 14).....
65	5000 A.T. Tilt Whl.-P.S.....	5676937		.30	WASHER, strg. shaft lock plate—(6.5 1 4)
65-66	5000 A.T. less Tilt Whl.....	1369493		.40	WASHER, hsg. ret.....
65-66	5000 A.T. less Tilt Whl.....	1195710		.10	WASHER, hsg. thrust lwr.....
65-66	5000 A.T. less Tilt Whl.....	1195709		.10	WASHER, hsg. thrust spg.....
65-66	5000 A.T. less Tilt Whl.....	5667525		.15	WASHER, hsg. shift tube thrust.....
66	All Tilt Whl.....	5676941		.30	WASHER, bowl thrust—(6.5 1 4).....
66	All Tilt Whl.....	5676937		.30	WASHER, wave—(6.5 1 4)
67-68	All less Tilt Whl.....	5698379		.41	WASHER, bowl spg. thrust—(4.027)

4.015 BOOT, TRANSMISSION CONTROL LEVER

65-66	S.T. 300 Long Console ..	3843288	1	1.49	BOOT, lvr. thru brkt.
-------	--------------------------	---------	---	------	-----------------------

4.015 SEAL, LINKAGE TO SHIELD

67	4000 S.T. 300 Long Console.....	1382053		5.75	SEAL.....
67	S.T. 300 Long Console ..	1382048		1.64	SHIELD, shift linkage

SUPER TURBINE 300

4.017 CLIP, TRANSMISSION BOOT

65-66 S.T. 300 Long Console .. 3840110 4 .10 CLIP, boot to supt. & brkt.

4.020 LEVER—LINK, TRANSMISSION SHIFT INDICATOR

66 LeSabre S.T. 300..... 1377068 1 .10 LEVER.....
 67 LeSabre S.T. 300..... 1379837 1 .15 LEVER.....
 68 S.T. 300 Col. Shift..... 1383657 1 .10 LEVER.....
 69 30-4000 S.T. 300 Col.
 Shift..... 1387116 1 .15 LEVER
 69 5000 S.T. 300 Col. Shift. 1387348 1 .15 LEVER
 66 LeSabre S.T. 300..... 1379001 1 .10 LINK ..
 67 LeSabre S.T. 300..... 1378548 1 .10 LINK ..
 68 30-4000 S.T. 300 Col.
 Shift..... 1383654 1 .10 LINK
 68 5000 S.T. 300..... 1383656 1 .15 LINK
 69 30-4000 S.T. 300 Col.
 Shift..... 1387117 1 .15 LINK.....
 69 5000 S.T. 300 Col Shift . 1387349 1 .20 LINK.....
 67 LeSabre S.T. 300..... 1381522 1 .15 SUPPORT, indicator lvr.
 68 S.T. 300 Col. Shift..... 1383655 1 .10 SUPPORT, indicator lvr.

4.020 LENS—S DE, TRANSMISSION

64 40-41-42-4300 A.T. ... 1362754 1 .92 LENS (with blue paint) .
 65 30-4000 S.T. 300 less
 1362754 1 .92 LENS (blue paint).....
 65 S.T. 300 Long Console 1364316 1 .97 LENS (black paint).....
 65-66 S.T. 300 Long Console 1361002 1 3.90 LENS, console indicator
 66-67 S.T. 300 Long Console 1374429 1 1.33 LENS (black paint).....
 66-67 30-4000 S.T. 300 less
 Long Console..... 1375364 1 1.33 LENS (blue paint).....
 68 S.T. 300 Long Console 1383154 1 6.55 LENS, shift indicator (P-R-N-D-L).....
 67 S.T. 300 Long Console 1382033 1 3.54 LENS, shift indicator.....
 65-67 S.T. 300 Long Console 1361003 1 1.33 SLIDE, shift indicator.....
 67 S.T. 300 Long Console 1380390 1 .72 TRACK, shift slide.....
 64-65 Special-Skylark..... 6406360 2 .18 CLIP, lens to speedo. coaster-trimount.....
 66 30-4000 S.T. 300..... 2962707 1 .36 SOCKET, shift dial indicator lamp—(9.798)

4.020 INDICATOR—RETAINER—FACE, TRANSMISSION SHIFT CONTROL

64 40-41-42-4300 A.T. ... 1364329 1 51 INDICATOR, trans, shift

64 4400 A.T. less Tilt Strg
 Whl..... 1354518 1 36 INDICATOR.

65 30-4000 S.T. 300 Col.
 Shift..... 1364329 .51 INDICATOR
 65-66 S.T. 300 Long Console 1361006 20.45 INDICATOR.
 65 5000 S.T. 300..... 1370663 1.49 INDICATOR.
 66 30-4000 S.T. 300 less
 Long Console..... 1376066 .46 INDICATOR.
 67 30-4000 S.T. 300 less
 Long Console..... 1379859 .56 INDICATOR
 68 30-4000 S.T. 300 Col.
 Shift..... 6459910 2.87 INDICATOR
 68 5000 S.T. 300..... 6480523 3.36 INDICATOR
 69 30-4000 ST. 300 Col.
 Shift..... 6483242 3.00 INDICATOR.....
 69 5000..... 6483359 2.72 INDICATOR.....
 67 S.T. 300 Long Console 1382047 1.59 HOUSING, shift indicator.....
 64 40-41-42-4300 A.T. ... 6407689 5.04 RETAINER, instr. cluster lens (incl. shift indicator
 dial park-R-N-D-L)—(9.750).....
 65 Special-Skylark A.T. 6407689 5.04 RETAINER (incl. shift indicator dial park-R-N-D-L)-
 (9.750).....
 66 30-4000 S.T. 300..... 6456500 6.25 RETAINER, lens.....
 66 5000 S.T. 300 less
 Cruise Control & Safety
 Buzzer..... 6457093 7.85 RETAINER, lens—(9.7 50)
 66 5000 S.T. 300 Safety
 Buzzer..... 6457320 7.40 RETAINER, lens—(9.750)
 66 5000 S.T. 300 Cruise
 Control..... 6457095 7.40 RETAINER, lens—(9.750)
 67 4000 S.T. 300 Long
 Console..... 1380392 .46 SHIELD, indicator light
 64-67 30-4000 ST. 300..... 6407415 .59 FILTER.....
 66-67 5000 S.T. 300..... 6457101 1.34 COVER & POINTER ..
 64 40-41-42-4300 A.T. 383518 .15 CLAMP, indicator—(4.022)

SUPER TURBINE 300

65	30-4000 S.T. 300 less Tilt Type Strg. Whl. & Long Console	383518	1	.15	CLAMP, indicator—(4.022)
67	30-4000 S.T. 300 less Long Console	395157	1	.15	CLAMP, trans, shift indicator
66-67	5000 S.T. 300	6457105	1	.25	SPRING, shift pointer
67	S.T. 300 Long Console	1380389	1	15.70	PLATE, trans, selector
68	S.T. 300 Long Console	1384026	1	17.80	PLATE, console-shift
4.020 DIAL, SHIFT INDICATOR					
65	5000 (S.T. 300)	6455193	1	3.96	DIAL, face—(9.741)
4.022 SCREW, TRANSMISSION CONTROL INDICATOR TO CONTROL SHAFT					
64	4400 A.T.	222375	1	.10	SCREW SET(8.975)
64-66	30-4000 S.T. 300 less Long Console	427721	1	.15	SCREW(8 9/5)
64-65	S.T. 300	383518	1	.15	CLAMP (used 4.020)
4.025 SHAFT, TRANSMISSION CONTROL					
64	40-41-42-4300 A.T. less Tilt Whl.	383519		11.15	SHAFT
64	40-41-42-4300 A.T. with Tilt Whl.	5679472		13.35	SHAFT (incl. clamp, lvr. & seal)
65	30-4000 S.T. 300 Tilt Whl.	5679472		13.35	SHAFT (incl. clamp, lvr. & seal)
65	30-4000 S.T. 300 less Tilt Whl. & Long Console	387116		6.45	SHAFT
65	5000 S.T. 300 P.S. Tilt Whl.	5693706		12.50	SHAFT (incl. brg., lvr. & seal)
65	5000 S.T. 300 less Tilt Whl.	1369401		8.65	SHAFT 8i LEVER
66	30-4000 S.T. 300 Tilt Whl. less Long Console & G.S.	5679472	1	13.35	SHAFT (incl. clamp, lvr. & seal;
66	30-4000 S.T. 300 less Long Console, Tilt Whl. & G.S.	391883	1	5.95	SHAFT
66	Gran Sport S.T. 300 less Long Console & Tilt Whl.	392801	1	8.85	SHAFT
66	Gran Sport S.T. 300 Tilt Whl.-less Long Console	5697562		14.80	SHAFT (incl. clamp, lvr. & seal;
66	5000 S.T. 300 Tilt Whl.	5697139		14.50	SHAFT
66	5000 S.T. 300 less Tilt Whl.	5697813	1	6.95	SHAFT
4.025 TUBE, TRANSMISSION SHIFT					
67	30-4000 S.T. 300 Tilt Whl. less Long Console	5699908	1	18.30	TUBE
67	30-4000 S.T. 300 less Long Console & Tilt Whl.	5699791	1	13.10	TUBE
67	5000 S.T. 300 less Tilt Whl.	5699793	1	13.10	TUBE
67	5000 S.T. 300 Tilt Wheel	5699903	1	18.55	TUBE
68	30-4000 S.T. 300 Col. Shift less Tilt Whl	7802065	1	13.95	TUBE
68	30-4000 S.T. 300 Col. Shift Tilt Whl	7802147	1	18.20	TUBE
68	5000 S.T. 300 less Tilt Whl	7806301	1	18.00	TUBE
68	5000 S.T. 300 Tilt Whl.	7802831	1	16.70	TUBE
69	30-4000 S.T. 300 Col. Shift less Tilt Wheel	7804493	1	21.30	TUBE
69	30-4000 S.T. 300 Tilt Wheel	7804960	1	21.30	TUBE
69	5000 S.T. 300 less Tilt Wheel	7804501	1	23 15	TUBE
69	5000 S.T. 300 Tilt Whl.	7805268	1	22.50	TUBE
NOTE. Refer to 6.5 1 8 group "tube, column filler" for cars with console shift.					
4.027 PLATE, STEERING COLUMN SHIFT STOP					
65-66	30-4000 S.T. 300 less Tilt Whl. 8t Long Console	386098	1	1.44	PLATE, strg. col. shift stop (use with Boyne Products Switch)

SUPER TURBINE 300

65-66	30-4000 S.T. 300.less Tilt Whl. & Long Console ..	386099	1	1.44	PLATE, strg. col. shift stop (use with guide lamp switch) . . .
68	All A.T. Tilt Whl. less Long Console	5698651	1	1.90	PLATE, shift stop--(4.012)
67	All A.T. Tilt Whl.	5698651	1	1.90	PLATE, shift stop--(4.012)
69	S.T. 300 Col. Shift-Tilt Whl.	7804916	1	1.33	PLATE, shift stop
69	S.T. 300 Long Console Tilt Whl.	7806055	1	1.85	PLATE detent
69	S.T. 300 Long Console-Tilt Whl.	7806056	1	.82	PLUNGER, detent spring
69	S.T. 300 Long Console Tilt Whl.	7806054	1	.62	SPRING, detent
69	S.T. 300 less Tilt Whl. . . .	7804446	1	.56	SPRING, return (also used 6.5 1 8) .
69	S.T. 300 Long Console ..	7806109	1	.72	SCREW, detent
69	S.T. 300 less Tilt Whl. . . .	7807427	1	.30	WASHER, lower bearing thrust . . .

4.027 RING, TRANSMISSION CONTROL SHAFT

64	40-41-42-4300 A.T. Tilt Whl.	5667527	1	.10	RING, shaft tube ret.—(GMPD 4.027)
64	4400 A.T. Tilt Whl. Col, Shift.	5678535	1	.36	RING, control shaft-lwr. brg. ret.
64	4400 A.T. P.S. Tilt Whl. . . .	5667527	1	.10	RING, control shaft ret.-upr.
65	5000 S.T. 300 P.S. Tilt Whl.	5693701		.41	RETAINER RING, lwr.
65	S.T. 300 P.S. Tilt Whl.	5667527		.10	RING, shift tube ret.—(GMPD 4.027)
66	All Tilt Whl.	5667527		.10	RING, shift tube ret.
66	5000 S.T. 300 Tilt Whl.	5693701		.41	RETAINER RING, lwr.
67-68	S.T. 300 Tilt Whl.	5698409		.25	RING
69	S.T. 300 Tilt Wheel	7804907		.30	RING
65	5000 S.T. 300.	1369406		.10	WASHER (between control shaft & ret. spg.)
66	5000 S.T. 300 less Tilt Whl.	1369406		.10	WASHER (between shaft & ret. spr.)
67-68	S.T. 300.	5698379		.41	WASHER (used 4.012)

4.027 GATE, SHIFT LEVER LOCK

69	S.T. 300 Col. Shift	7804406	1	1.08	GATE (also used 4.012-6.500) .
----	-------------------------------	---------	---	------	--------------------------------

4.027 ADAPTER, TRANSMISSION CONTROL SHAFT

64-66	Special-Skylark Tilt Whl. . . .	5678588	1	1.54	ADAPTER (6.521) .
-------	---------------------------------	---------	---	------	-------------------

4.030 PLUNGER, LOWER STEERING SHAFT

67	5000 S.T. 300 Tilt Whl.	7800664		.62	PLUNGER, lwr. strg. shaft
67-68	5000 S.T. 300 Tilt Whl.	7801049		.82	SLEEVE ..

4.035 ROD, TRANSMISSION SHIFT

64	40-41-42-4300 A.T.	1359775	1	.87	ROD
65	30-4000 S.T. 300 Col. Shift	1359775		.87	ROD
65-66	S.T. 300 Long Console	1373103		1.90	ROD, lwr.
65-66	S.T. 300 Long Console	1373107		3.02	ROD, upr.
65-66	5000 S.T. 300.	1366304		.67	ROD, upr.
66	30-4000 S.T. 300 less Long Console.	1375485	1	1.13	ROD
67	30-4000 S.T. 300 less Long Console!	1379684		.92	ROD, trans, control
67	S.T. 300 Long Console ..	1382026		1.74	ROD, lwr.
67-68	5000 S.T. 300.	1379200		.72	ROD
68	30-4000 S.T. 300 Col. Shift	1382860	1	.92	ROD
69	30-4000 S.T. 300 Col. Shift.	1382860		.92	ROD
69	5000 S.T. 300.	1385893		.87	ROD

4.037 SWIVEL—CLAMP—RETAINER, TRANSMISSION SHIFT ROD

64	S.T. 300.	3756526	1	.46	SWIVEL, rod to shift equalizer lvr.
64	S.T. 300.	1355610	1	.20	CLAMP, rod to shift equalizer lvr.
65-69	S.T. 300.	1385607	AR	.56	CLAMP, control rod to shift levers swivel.
64-69	All as Req.	1351769	AR	.10	SPRING RETAINER (1 1/2" long)
64	S.T. 300.	1349346	1	.30	NUT, rod to shift equalizer lvr.
67-69	S.T. 300.	3989433	1	.15	SCREW, shift rods to shift levers & brackets (1/8" 18 x <i>vn</i>)

SUPER TURBINE 300

4.037 BUSHING 8c SLEEVE, TRANSMISSION SHIFT LEVER			
64-69	S.T. 300	1394293	1 .20 KIT. bshg. & sleeve
4.037 BUSHING, TRANSMISSION CONTROL LEVER			
65-66	S.T. 300 Long Console	1368982	2 .15 BUSHING, upr. shaft to shift lvr.
64-66	5000 S.T. 300	579454	1 .41 BUSHING, rod to shift lvr.
67	S.T. 300 Long Console	1368982	2 .15 BUSHING, trans, idler
67	S.T. 300 Long Console	1368982	2 .15 BUSHING, lvr. & button to supt. & plate
68	S.T. 300 Long Console	1382969	2 .30 BUSHING, supt. & shaft to trans, control shift lvr. mtg. brkt.
65-69	S.T. 300	3989434	AR .10 WASHER, shift rods to shift levers-spring
65-67	ST. 300	1367657	1 .11 SCREW, shift rods to shift lvrs. (set-cup point)
65-67	S.T. 300 Long Console	3852837	1 .10 GROMMET, shifter lvr.
65-67	S.T. 300 Long Console	3852838	1 .15 SLEEVE, control shifter lvr.
69	ST. 300	1382263	1 .30 WASHER, between equal, shaft bushing & spring
4.037 SUPPORT AND BRACKET, TRANSMISSION CONTROL UNIT			
65-66	S.T. 300 Long Console	1373108	1 13.65 SUPPORT & BRACKET
4.040 BUSHING, TRANSMISSION SHIFT			
64	40-41-42-4300 A.T.	1199266	1 15 BUSHING, equalizer brkt. at frame inner—(4.042)
64	40-41-42-4300 A.T.	1199267	1 10 BUSHING, equalizer brkt. at frame outer—(4.042)
65	30-4000 A.T.	1199266	1 15 BUSHING, equalizer shift rod to equalizer frame brkt.-inner—(4.042)
65	30-4000 A.T.	1199267	1 10 BUSHING, equalizer shift rod to equalizer frame brkt.-outer—(4.042)
65	5000 A.T.	1199266	1 15 BUSHING, equalizer shaft to equalizer frame brkt.-inner—(4.042)
65	5000 A.T.	1199267	1 10 BUSHING, equalizer shift to equalizer frame brkt.-outer—(4.042)
66	S.T. 300 Col. Shift	1199267	1 10 BUSHING, equalizer shift to equalizer frame brkt.—(4.042)
66	S.T. 300 Col. Shift	1199266	1 15 BUSHING, equalizer shaft to equalizer frame brkt.—(4.042)
67-69	ST. 300	1377083	1 15 BUSHING, equalizer shaft to equalizer brkt. frame—(4.042)
65	S.T. 300 Long Console	3749084	2 20 RETAINER, trans, shift rod upr. to shift lvr.
66-67	S.T. 300 Long Console	3749084	3 20 RETAINER, trans, shift rod upr. & lwr. to shift lvr.
66	S.T. 300 Long Console	1375480	1 15 SPRING, equalizer to equalizer mtg. brkt.
4.040 BRACKET—EQUALIZER, TRANS. SHIFT EQUALIZER			
67	30-4000 S.T. 300 less Long Console	1379766	1 1.79 EQUALIZER (also used 4.046)
67-68	5000 S.T. 300	1379198	1 2.05 EQUALIZER (also used 4.046)
68-69	S.T. 300 Col. Shift	1382861	1 2.15 EQUALIZER (also used 4.046)
64-66	S.T. 300 Col. Shift exc. 5000	1359840	1 1.44 BRACKET, mtg. frame
69	5000 S.T. 300	1385921	1 2.26 EQUALIZER SHAFT & LEVER
69	30-4000 S.T. 300 Col. Shift	1230115	1 .56 BRACKET, mounting-frame
69	5000 S.T. 300	1385668	1 .56 BRACKET, mounting-frame
67	30-4000 S.T. 300 Col. Shift less G.S.	1379767	1 .82 BRACKET, mtg.-frame-side
4.042 SPRING—WASHER, TRANSMISSION RANGE SELECTOR LEVER			
64-66	S.T. 300	3755663	1 .10 SPRING, lvr. to shift equal, lever (anti-rattle)
64	S.T. 300	3755644	1 .10 WASHER, lvr. to shift equal. lvr.
67-69	S.T. 300 Col. Shift	1380549	1 .10 SPRING, equal, to mtg. brk. bshg.
4.045 LEVER, TRANSMISSION SELECTOR CONTROL			
64	S.T. 300	1365182	1 LEVER, outer
65	S.T. 300 Col. Shift	1365182	1 LEVER
66	S.T. 300 less Long Console exc. 4600	1365182	1 .87 LEVER
66 -	4600 S.T. 300 less Long Console	1376685	1 .77 LEVER
67-69	S.T. 300 Col. Shift	1376685	1 .77 LEVER, outer
68	S.T. 300 Long Console	1384209	1 .62 LEVER
69	S.T. 300 Long Console	1386390	1 .97 LEVER, outer
4.045 LEVER, OUTSIDE MANUAL			
65-66	S.T. 300 Long Console	1373102	1 .77 LEVER
67	S.T. 300 Long Console	1382025	1 .82 LEVER

SUPER TURBINE 300

4.046 EQUALIZER, TRANSMISSION SHIFT

64	40-41-42-4300 A.T.	1363364		3.18	EQUALIZER
64	4400 A.T.	1363340		3.23	EQUALIZER .
65	30-4000 A.T. Col. Shift . .	1371099		3.38	EQUALIZER .
65-66	5000 S.T. 300.	1367522		3.28	EQUALIZER
66	30-4000 S.T. 300 exc. 4600.	1371099		3.38	EQUALIZER
66	4600 S.T. 300 less Long Console.	1376682		6.60	EQUALIZER SHIFT 8c LEVER .

4.046 BRACKET, TRANSMISSION SHIFT EQUALIZER

65-66	5000 S.T. 300	1366275	1	1.85	BRACKET, equalizer mtr.-frame side
67	30-4000 less G.S. & Long Console.	1379767		.82	BRACKET, mtg. (frame side)—(4.040)
67-68	5000 S.T. 300.	1379202		1.03	BRACKET, mtg.-frame side.
68	30-4000 S.T. 300 Col. Shift.	1230115	1	.56	BRACKET, mtg.-frame

4.046 LEVER AND SLEEVE. TRANSMISSION CONTROL IDLER

65-66	S.T. 300 Long Console . .	1373104	1	4.87	LEVER & SLEEVE, trans, control idler
67	S.T. 300 Long Console . .	1382020	1	4.77	LEVER, idler.

4.047 BRACKET—CABLE—TRUNNION, TRANSMISSION CONTROL

68	S.T. 300 Long Console	1382857	1	1.38	BRACKET, cbl.
69	S.T. 300 Long Console	1386731	1	1.69	BRACKET, cbl.
68-69	S.T. 300 Long Console	1383520	1	7.55	CABLE
68-69	S.T. 300 Long Console	1384210	1	2.67	TRUNNION, cbl.
68-69	S.T. 300 Long Console	476737	2	.15	RETAINER, cbl. to brkt—(4.681)
68-69	S.T. 300 Long Console	3922580	1	1.18	GROMMET, seal.

4.054 SWITCH, NEUTRAL SAFETY & BACK-UP LAMP

64	4400 A.T.	1367775		2.10	SWITCH
64-66	S.T. 300 less Long Console & LeSabre	1993659		2.14	SWITCH
65-66	S.T. 300 Long Console . .	1371068		2.00	SWITCH
65-66	5000 S.T. 300.	1371068		2.00	SWITCH
67-69	S.T. 300 Long Console . .	1993401		2.17	SWITCH
67-68	S.T. 300 Col. Shift.	1993404		2.15	SWITCH.
69	S.T. 300 Col. Shift.	1994111		2.20	SWITCH
65-66	5000 S.T. 300.	1370388		.15	LEVER.
64	4400.	1472825		.10	JUMPER, 2-way male insulated (connects switch connectors)—(2.480).
69	All Col. Shift.	3981828		.72	GROMMET, switch retaining—(2.698).

4.057 SWITCH, TRANSMISSION DOWNSHIFT

68-69	S.T. 300.	1235480	1	2.87	SWITCH
-------	-------------------	---------	---	------	------------------

4.057 SWITCH & CABLE, TRANSMISSION CONTROL

64	S.T. 300.	1993645	1	9.50	SWITCH & CABLE
64	S.T. 300 after Eng. KL 444.	1367646	1	5.02	SWITCH, trans, control slow idle (also used 3.440)
66	S.T. 300.	1375966	1	5.40	SWITCH, trans, control-little fuse.
NOTE. When using as repl. for jobs with Delco Remy switch-also use 1-4.060-1372174 link for S.T. 300.					
67	All S.T. 300	1375966	1	5.40	SWITCH, trans, control (when using as replacement for Delco Remy switch, also use 1-4.060-1372174 link) little fuse.
64	S.T. 300.	1367053		8.85	DASH POT & SWITCH (3.440).
65-67	All S.T. 300.	1378044		5.50	SWITCH, slow idle.
65	All A.T.	1993301		9.50	SWITCH, trans, control
66	30-4000 S.T. 300 less Cruise Master.	6287011		2.72	CABLE, trans, control shift switch to trans.
67	All S.T. 300 less Cruise Master.	6287011		2.72	CABLE, control shift switch to trans.
66	30-4000 S.T. 300 Cruise Master.	6287012	1	4.15	CABLE, trans, control shift switch to trans.
67	30-40-5000 S.T. 300 Cruise Master.	6287012		4.15	CABLE, control shift switch to trans.
66-67	S.T. 300.	120614			NUT, link to trans, control switch—(8.915) .

4.060 BRACKET—LINK, TRANSMISSION CONTROL SWITCH MOUNTING

65	S.T. 300 (2-Bbl.) less Gran Sport.	1369988	1	1.59	BRACKET.
65	Gran Sport S.T. 300. . . .	1369723	1	1.54	BRACKET.
65	S.T. 300 (4 Bbl.).	1369989	1	1.59	BRACKET.
66	S.T. 300 V-6.	1377276	1	1.08	BRACKET (with grooved pin)

SUPER TURBINE 300

66		1378863	1	.92	BRACKET (pin not grooved).....
66	Sportwagons-LeSabre	1377294	1	1.23	BRACKET (with grooved pin).....
66	S.T. 300 (340 Eng.)				
	Bbl	1377294	1	1.23	BRACKET (pin not grooved).....
66		1377260	1	1.08	BRACKET (with grooved pin).....
66		1378862	1	.97	
66	S.T. 300 (340 Eng.) 4				BRACKET (pin not grooved).....
	Bbl	1377295	1	.82	BRACKET (with grooved pin).....
66	S.T. 300 (340 Eng.) 4				
	Bbl	1378865	1	.97	BRACKET (pin not grooved).....
66		1378861	1	1.13	BRACKET (also use 1378867 clip).....
67		1378863	1	.92	BRACKET.....
67		1378862	1	.97	BRACKET.....
67	S.T. 300 (340 Eng.) 4				BRACKET.....
	Bbl	1378865	1	.97	BRACKET.....
67	S.T. 300 (340 Eng.) 2				
	Bbl	1377294	1	1.23	BRACKET.....
68		1386071	1	.46	BRACKET, switch mtg.....
69		1387953	1	.51	BRACKET, mounting.....
64		1365870	1	.56	LINK.....
65		1368448	1	.20	LINK, switch to carb. lvr. stud.....
66		1372174	1	.25	LINK, switch to carb. lvr. (little fuse switch).....
66		1372175	1	.25	LINK, switch to carb. lvr.....
67		1372174	1	.25	LINK, switch to carb. lvr. (little fuse switch).....
66-67		1372175	1	.25	LINK, switch to carb. lvr. (Delco switch).....
64	S.T. 300	564708	1	.20	FASTENER, control switch adjr. to carb. lvr. snap rod end.....
		564708	1	.20	FASTENER, trans, control switch link to carb. lvr. stud snap rod end.....
68-69	S.T. 300 Long Console	564708	2	.20	FASTENER, rod end cables to levers.....
64	S.T. 300.....	382835	1	62	STUD, mtg. brkt.....
65	S.T. 300.....	1955207	1	.77	BOOT, trans, control switch.....
64	S.T. 300.....	455532	1	.05	PIN, trans, control switch to stud slotted spg.—(8.939).....
65	S.T. 300.....	836159	1	.07	RETAINER, spec, pin to switch mtg. brkt.—(3.752).....
66	S.T. 300 (Used with Control Switch Mtg. Brkt. W/Grooved Pin)	836159	1	.07	SPRING, pin to trans, control switch mtg. brkt.—(3.752).....
64-69	S.T. 300.....	9787673	1	15	CLIP, downshift cbl. to trans, case.....
65-66	30-4000 S.T. 300.....	1372787	2	10	CLIP, idle switch wires to throttle lvr. speed (U-type).....
65-66	5000 S.T. 300.....	1372786	2	10	CLIP, idle switch to throttle lvr. tubing.....
66	S.T. 300.....	1378867	1	10	CLIP, mtg. brkt. pin (use with mtg. brkt. with pin not grooved).....
67	ST. 300.....	1378867	1	10	CLIP, trans, control mtg. brkt. pin.....
64-67	S.T. 300.....	1380741	1	10	CLIP, trans, control switch cbl. & idle switch cbl. to cyl. hd.....
65-67	5000 S.T. 300.....	1372786	2	10	CLIP, idle switch wire to throttle lvr. tubing.....
65-67	S.T. 300.....	1372787	2	10	CLIP, idle switch wires to throttle lvr. speed (U-type) also used 2.697.....
65	S.T. 300.....	1368450	1	05	WASHER, switch to mtg. brkt. spg.....
65	S.T. 300.....	1368497	1	05	WASHER, carb. lvr. stud between link & fastener.....
66	S.T. 300 (Used with Control Switch Mtg. Brkt. w/Grooved Pin) ..	1377223	1	.10	WASHER trans, control switch to mtg. brkt. spg.....

4.081 SUPPORT, TRANSMISSION

64	4027-35-69-4100-4337-69	384125	1	17.65	SUPPORT
64	4067-4200-4355-65-67	393932	1	13.55	SUPPORT
64	4400 S.T. 300 & C.T.....	1363619	1	6.40	SUPPORT
65-66	3000 exc. Conv.....	384125	1	17.65	SUPPORT
65	4327-37-69-4427-37-69 less H.D. Frame.....	384125	1	17.65	SUPPORT
65	4427-37 H.D. Frame	393932	1	13.55	SUPPORT
65-66	30-4000 Conv.....	393932	1	13.55	SUPPORT
65	Sportwagons.....	393932	1	13.55	SUPPORT
65-68	5000 exc. Conv.....	1369556	1	20.85	SUPPORT
65-68	5467.....	1369652	1	20.90	SUPPORT
66	4307-17-39-4407-17-39	384125	1	17.65	SUPPORT
66	4000 Wagons & 4600	393932	1	13.55	SUPPORT
67	4367-4455-65-67-4800	9788824	1	13.10	SUPPORT
67	3000-4307-17-39-4407-17-39-69.....	9796240	1	16.40	SUPPORT
67	5000 exc. Conv. S.T. 300	1369556	1	20.85	SUPPORT

SUPER TURBINE 300

67	5467 S.T. 300.....	1369652	1	20.90	SUPPORT
68	3300-3400-3500-4437- 39-69.....	9796240	1	16.40	SUPPORT.....
68	4455-65-67-4800.....	9790385	1	14.00	SUPPORT.....
69	3000 S.T. 300.....	9796240	1	16.40	SUPPORT.....
69	5000 S.T. 300.....	1385572	1	16.20	SUPPORT.....
67	30-4000.....	1381478	2	.92	INSULATOR, supt. to frame.....
68-69	30-4000 S.T. 300.....	1385001	2	.72	INSULATOR, supt. to frame.....
67-69	30-4000 S.T. 300.....	9785627	2	.87	RETAINER, supt. to frame—(7.01 1)
68	9000.....	9422297	4	.15	NUT, trans, supt. to frame—(8.9 1 7)
4.081 MOUNT, TRANSMISSION					
64	40-4100-4337-67-69	3792133	1	2.92	MOUNT.....
64	4200-4355-65 A.T.....	1381016	1	3.90	MOUNT.....
64	4400 S.T. 300.....	1363770	1	6.55	MOUNT.....
65-69	S.T. 300.....	1381016	1	3.90	MOUNT.....
66	5000.....	1369743	4	.08	BOLT (used 5.441)
4.085 SHIM, TRANSMISSION SUPPO					
65-69	5000 S.T. 300.....	1373714	1	.67	SHIM, mounting pad to support (.120" thick)
65-68	5467 S.T. 300.....	1369737	AR	.30	SHIM, supt. to side rail
4.101 OIL, AUTOMATIC TRANSMISSION					
All	All A.T.	1050568	AR	.71	OIL (1 qt. can) Dexron—(8.800)
All	All A.T.	1050569	AR	2.72	OIL (4 qt. can) Dexron—(8.800)——
All	All A.T.	1050570	AR	145.05	OIL (55 gal. drum) Dexron—(8.800)
4.103 CASE—PLUG, TRANSMISSION					
65-66	Gran Sport S.T. 300	1378889	1	1.75	CASE
64-66	S.T. 300 less G.S. . . .	1378888		90.45	CASE
67-69	S.T. 300 (V-8)	1378888		90.45	CASE
68-69	S.T. 300 (L-6)	1378890		75.10	CASE
64-69	S.T. 300.....	1344355		.15	PLUG, line press, check (1/2")—(4.1 15).....
67-68	S.T. 300.....	9776585		.97	PLUG, drain (W—14) magentic (also used 5.400)
4.104 BUSHING, TRANSMISSION CASE					
64-69	S.T. 300	1367730	1	.77	BUSHING, case to output shaft
64-69	S.T. 300	1235259	1	159	BUSHING, gov. sleeve (in tran. case)—(4.256)
4.104 BREATHER PIPE, TRANS. VENT					
64-69	S.T. 300.....	1375830	1	.56	PIPE
4.105 COVER, TRANSMISSION TO BLOCK					
68-69	L-6 Eng. S.T. 300.	393287	1	.41	COVER, upr. filler
4.115 CONVERTER, TRANSMISSION (COMPLETE)					
64-67	V-6 S.T. 300.....	1396492	1	72.65	CONVERTER (rebuilt) (exchange item)
64-66	S.T. 300 V-8 exc. G.S. . .	1396492	1	72.65	CONVERTER (rebuilt) (exchange item)
65-66	S.T. 300 Gran Sport . . .	1396552	1	72.65	CONVERTER (rebuilt) (exchange item)
67	S.T. 300 V-8.....	1396492	1	72.65	CONVERTER (rebuilt) (exchange item)
68-69	L-6 Eng. S.T. 300.....	1394144	1	68.45	CONVERTER (rebuilt) (exchange item)
68-69	350 V-8 Eng. S.T. 300 . .	1394144	—1	68.45	CONVERTER (rebuilt) (exchange item)
68-69	L-6 Eng. S.T. 300.....	393933	1	6.25	PAN, converter cover—(0.679).....
67-69	S.T. 300 (340-350 Eng.) .	1386324	1	6.40	PAN, converter cover—(0.679).....
64-69	All S.T. 300.....	1344355	AR	.15	PLUG (1/8") used 4.103-0.034.....
64-69	S.T. 300.....	1484645	3	.36	BOLT, converter to flywheel—(8.900) .
4.122 VALVE—SPRING, TRANSMISSION STATOR CONTROL					
64	S.T. 300.....	1993623	1	4.93	VALVE, body solenoid
65	All S.T. 300 exc. 4000 Wagons & Trans. Coded "MM".....	1993623	1	4.93	VALVE, body solenoid
65	4000 Wagons S.T. 300 exc. Trans. Coded 600 .	1993623	1	4.93	VALVE, body solenoid
65	4000 Wagons S.T. 300 Trans. Coded 600	1372741	1	1.23	VALVE, stator control.....
65	5000 S.T. 300 Trans. Coded "MM".....	1372741	1	1.23	VALVE, stator control.....
65	4000 Wagons S.T. 300 Trans. Coded 600	1993690	1	5.20	VALVE, stator control valve body solenoid
65	5000 S.T. 300 Trans. Coded "MM".....	1993690	1	5.20	VALVE, stator control valve body solenoid
64	All S.T. 300.....	1359904	1	2.26	VALVE
65	S.T. 300 exc. 4000 Wagons & Trans. Coded "MM".....	1359904	1	2.26	VALVE .

SUPER TURBINE 300

65	4000 Wagons S.T. 300 exc. Trans. Coded 600	1359904	1	2.26	VALVE.
66-67	S.T. 300	1372741	1	1.23	VALVE.
66	S.T. 300 less Cruise Control	1993690	1	5.20	VALVE, body solenoid .
66	30-4000 S.T. 300 Cruise Control	1993329	1	5.70	VALVE, body solenoid
67	S.T. 300	1993390	1	5.00	VALVE, solenoid.
65	4000 Wagons S.T. 300 Trans. Coded 600	1372734	1	.05	SPRING, control valve
65	5000 S.T. 300 Trans. Coded "MM"	1372734	1	.05	SPRING, control valve
66-67	All S.T. 300	1372734	1	.05	SPRING
64	S.T. 300	1359905	1	.67	PLUG, valve ret.
65	S.T. 300 exc. 4000 Wagons & Trans. Coded "MM"	1359905	1	.67	PLUG, valve ret.
65	4000 Wagons S.T. 300 exc. Trans. Coded 600	1359905	1	.67	PLUG, valve ret.
65	4000 Wagons S.T. 300 Trans. Coded 600	1372740	1	.25	PLUG, valve ret.
65	5000 S.T. 300 Trans. Coded "MM"	1372740	1	.25	PLUG, valve ret.
64-65	S.T. 300	2984091	1	.72	CONNECTOR, downshift solenoid valve male-dbl.— (4.265).
66	S.T. 300 less Cruise Control	2984091	1	.72	CONNECTOR, downshift solenoid valve male-dbl.— (4.265).
66	30-4000 S.T. 300 Cruise Control	2989988	1	1.69	CONNECTOR, downshift solenoid valve male-triple— (4.265).
67	S.T. 300 less Cruise Control	6288742	1	1.74	CONNECTOR, downshift solenoid valve male-dbl.— (4.265).
64-65	S.T. 300 exc. Trans. Trans. Coded 600	1358640		.05	GASKET, stator control valve body solenoid valve— (4.265).
66-67	S.T. 300	1358640		.05	GASKET, stator control valve body solenoid valve— (4.265).
65	4000 Wagons S.T. 300 Trans. Coded 600	1372867		.05	CLIP, solenoid wire to pump body
66-67	All S.T. 300	1372740		.25	PLUG, valve ret.
65	5000 S.T. 300 Trans. Coded "MM"	1372867		.05	CLIP, solenoid wire to pump body
65	4000 Wagons S.T. 300 Trans. Coded 600	1373992		.05	CLIP, solenoid wire at parking lock brkt.
65	5000 S.T. 300 Trans. Coded "MM"	1373992		.05	CLIP, solenoid wire at parking lock brkt.
66-67	All S.T. 300	1372867		.05	CLIP, solenoid wire to pump body
66-67	All S.T. 300	1373992		.05	CLIP, solenoid wire at parking lock brkt.
4.122 BODY—PIN, TRANSMISSION STATOR CONTROL VALVE					
64	S.T. 300	1359741		12.60	BODY
65	S.T. 300 exc. 4000 Wagons	1359741		12.60	BODY
65	4000 Wagons S.T. 300 exc. Trans. Code 600	1359741		12.60	BODY.
64	S.T. 300	1373098		.05	PIN, stator control valve ret. (also used 4.265)
65	4000 Wagons S.T. 300 exc. Trans. Coded 600	1373098		.05	PIN, stator control valve ret.
65	All S.T. 300 exc. 4000 Wagons & Trans. Coded "MM"	1373098		.05	PIN, stator control valve ret.
65	4000 Wagons S.T. 300 Trans. Coded 600	1376130		.05	PIN, stator control valve ret.
65	5000 S.T. 300 Trans. Coded "MM"	1376130		.05	PIN, stator control valve ret.
66-67	All S.T. 300	1376130		.05	PIN, valve ret.
64-68	S.T. 300	1373098		.05	PIN (used 4.265).
4.123 RING—SHAFT, TRANSMISSION INPUT SHAFT					
64-69	All S.T. 300	1378273	1	12.45	SHAFT.
65-69	S.T. 300	1367471		.56	RING, oil
64	S.T. 300	104919		.10	BALL, input shaft—(8.899)

SUPER TURBINE 300

4.128 PIPE—CLAMP—SPACER, OIL COOLER

64	40-41-42-4300 A.T.	1370121	1	1.95	PIPE (outlet)
64	4400 S.T. 300	1362762	1	1.95	PIPE (inlet) . .
65	30-4000 S.T. 300 w/Down Flow Rad. less Gran Sport	1370121		1.95	PIPE (outlet)
65	30-4000 S.T. 300 w/Cross Flow Rad. less Gran Sport	1372808		1.90	PIPE (inlet)
65	30-4000 S.T. 300 w/Cross Flow Rad. less Gran Sport	1372819		2.20	PIPE (outlet)
65-66	S.T. 300 Gran Sport	1373043		2.41	PIPE (inlet) . .
65-66	S.T. 300 Gran Sport	1373042		2.72	PIPE (outlet)
65	5000 A.C. or A.C. Modif. & H.D. Cooling	1367020		1.59	PIPE (inlet) . .
65	5000 A.C. or A.C. Modif. & H.D. Cooling	1367021		1.95	PIPE (outlet)
65	5000 less A.C. or A.C. Modif. & H.D. Cooling	1368483	1	1.54	PIPE (inlet) . .
65	5000 less A.C. or A.C. Modif. & H.D. Cooling	1368484	1	1.64	PIPE (outlet)
66-67	30-4000 S.T. 300 less G.S.	1375402		2.20	PIPE (inlet) . .
66-67	30-4000 S.T. 300 less G.S.	1375403		2.41	PIPE (outlet)
66-67	5000 S.T. 300	1374268	1	2.10	PIPE (inlet) . .
68-69	L-6 Eng. (S.T. 300) A.C.	1236417	1	1.59	PIPE (inlet) . .
68-69	30-4000 (350 Eng.) S.T. 300	1236417	1	1.59	PIPE (inlet)
68-69	L-6 Eng. (S.T. 300) less A.C.	1383923	1	2.97	PIPE (outlet)
68-69	S.T. 300 (L-6 Eng.) A.C.	1236440	1	1.79	PIPE (outlet)
68-69	30-4000 V-8 S.T. 300	1236440	1	1.79	PIPE (outlet)
68-69	L-6 Eng. (S.T. 300) less A.C.	1383922	1	2.67	PIPE (outlet)
68	5000 S.T. 300	1383778	1	1.64	PIPE (inlet) . .
68	5000 S.T. 300	1383779	1	1.74	PIPE (outlet)
69	5000 S.T. 300	1232979	1	1.85	PIPE (inlet) . .
69	5000 S.T. 300	1386179	1	1.90	PIPE (outlet)
NOTE For Models not listed use Bulk Tubing.					
64-65	Special-Skylark S.T. 300 less Gran Sport.	3858836	1	.72	CLAMP, pipes
65-66		1373067	1	.56	CLAMP, pipes
64	S.T. 300	1362766	2	.05	SPACER, pipe (rubber)
65		1194712	2	.10	SPACER, pipes
66		1194712	2	.10	SPACER, pipes to eng. mount (L)
64-69	S.T. 300	386297	2	.36	CONNECTOR, pipes to transmission case
64-69	S.T. 300	8625422	2	.12	WASHER, oil cooler water lines (1 in low accumulator-1 rr. brg. ret.)
65	5000 S.T. 300	3710497	2	.10	CLIP, outlet oil cleaner pipe to inlet oil cleaner
66	S.T. 300 less G.S.	3710497	2	.10	CLIP, outlet pipe to inlet
67-68	S.T. 300	3710497	2	.10	CLIP, oil cooler outlet pipe to oil cooler inlet pipe
69		1385956	1	.20	CLIP, oil cooler inlet & outlet pipe to frame

4.133 PIPE—SEAL, TRANSMISSION OIL FILLER

64-66	S.T. 300 less G.S.	1361986	1	3.79	PIPE
65-66	S.T. 300 Gran Sport	1373138	1	2.41	PIPE
67	S.T. 300	1361986	1	3.79	PIPE
68-69	S.T. 300	1383213	1	1.95	PIPE
64-69	S.T. 300	6255641	1	.15	SEAL, pipe to case

4.133 ROD, TRANSMISSION OIL FILLER PIPE (OIL GAUGE)

64-67	S.T. 300	1361594	1	.92	ROD
68-69	S.T. 300	1387568	1	.87	ROD

4.162 GEAR & FLANGE—BUSHING, CLUTCH LOW'SUN

64-69	S.T. 300	1364366	1	12.35	GEAR & FLANGE
64-69	S.T. 300	1381366	1	.51	BUSHING (also used 4.226)
64-69	S.T. 300	3779911	1	.25	RING, cl. flange ret

4.163 CLUTCH PLATE

64	V-6 S.T. 300	1373575	4	1.69	PLATE, drive
65	V-6 S.T. 300	1373575	5	1.69	PLATE, drive

SUPER TURBINE 300

64-65	V-8 S.T. 300 less G.S. & Trans. Coded "MM" .	1373575	5	1.69	PLATE,
64	V-6 S.T. 300.....	1361925	5	1.49	PLATE, driven
65	4000 V-8 exc. Wagons S.T. 300-G.S.....	1373575	6	1.69	PLATE,
65	5000 S.T. 300 Trans. Coded "MM".....	1373575	5	1.69	PLATE,
65	V-6 S.T. 300.....	1361925	6	1.49	PLATE, driven
64-65	V-8 S.T. 300 less G.S. & Trans. Coded "MM" .	1361925	6	1.49	PLATE, driven
65	4000 V-8 exc. Wagons S.T. 300-G.S.....	1361925	7	1.49	PLATE, driven
65	5000 S.T. 300 Trans. Coded "MM".....	3783287	6	1.69	PLATE, driven
66-69	S.T. 300.....	3783287	AR	1.69	PLATE, driven
66-69	S.T. 300.....	1373575	AR	1.69	PLATE,
4.163 PLATE, REVERSE CLUTCH PRESSURE					
64-69	S.T. 300.....	6257025	1	2.92	PLATE, press. (.326/.316 thick) .
64-65	S.T. 300.....	1362967	AR	3.69	PLATE, press. (.325/.319")
64-65	S.T. 300.....	1362968	AR	3.90	PLATE, press. (.357/.351")
64-65	V-6 S.T. 300.....	1366400	4	1.54	PLATE, reverse cl. reaction.
64-65	V-8 S.T. 300 less G.S. 8i Trans. Coded "MM" .	1366400	5	1.54	PLATE, reverse cl. reaction
65	4000 V-8 S.T. 300 G.S	1366400	6	1.54	PLATE, reverse cl. reaction
65	5000 S.T. 300 Trans. Coded "MM".....	1375558	5	1.95	PLATE, reverse cl. drive
66-69	S.T. 300.....	1375558	AR	1.95	PLATE, driven
66-69	S.T. 300.....	1379373	AR	1.13	PLATE, reaction
4.164 CLUTCH HUB, REACTOR GEAR					
64-69	S.T. 300.....	1380015	1	6.25	HUB.....
66-69	S.T. 300.....	1377665	1	.30	WASHER, hub thrust-front .
4.164 SEAT—RING—SPRING, CLUTCH					
64-69	S.T. 300.....	3789072	1	.56	SEAT (in hi clutch).....
64-69	S.T. 300.....	3779908	1	.10	RING, spring snap.....
64-69	S.T. 300.....	1365153	24	.15	SPRING, clutch.....
64-66	S.T. 300.....	1362027	1	.56	WASHER, hub thrust-frt. . .
64-69	S.T. 300.....	3783286	1	.30	WASHER, hub thrust-rear
4.164 RING—SEAT—SPRING, REVERSE CLUTCH					
64-69	S.T. 300	3796576	1	.82	RING, clutch pack snap.....
64 69	S.T. 300	6255698	1	.10	RING, piston retainer spring snap
64-69	S.T. 300	1362452	1	.51	SEAT, piston return spring.....
64-68	S.T. 300	3789061	17	.10	SPRING, piston ret.....
64	S.T. 300	3792482	1	3.43	SPRING, cush.....
65	S.T. 300	3845858	1	1.59	SPRING, cush.....
4.166 PISTON—WASHER, HIGH CLUTCH					
65	V-6 S.T. 300.....	1366132	1	6.30	PISTON
64-65	V-6 S.T. 300 (1 Bbl.)	1357082		5.65	PISTON
65	Gran Sport S.T. 300.	1356835		3.69	PISTON
64-65	V-8 S.T. 300 less Gran Sport & Trans. Coded "MM".....	1357081		5.65	PISTON
65	5000 S.T. 300 (Coded "MM").....	1394284		8.40	PISTON 8t CUSHION RING, trans. •cl.
66-67	V-6 S.T. 300.....	1394283		5.15	PISTON 8i CUSHION RING.....
66-67	V-8 S.T. 300 less G.S.	1394284		8.40	PISTON 8c CUSHION RING.....
66	4600 S.T. 300.....	1394697		6.25	PISTON 8t CUSHION RING.....
68-69	L-6 Eng. S.T. 300.....	1394283		5.15	PISTON & CUSHION RING.....
68-69	S.T. 300 V-8.....	1394284		8.40	PISTON & CUSHION RING.....
4.166 PISTON—SEAL KIT, REVERSE CLUTCH					
64	V-6 A.T.	3791029		6.75	PISTON
64	V-8 S.T. 300.....	3789058		6.55	PISTON
65	Gran Sport S.T. 300.	1366134		6.30	PISTON
65	V-8 S.T. 300 less Gran Sport & Trans. Coded "MM".....	1366133		5.60	PISTON
65	5000 S.T. 300 Trans. Coded "MM".....	1371900		6.60	PISTON
66-67	V-6 S.T. 300.....	1371899		6.60	PISTON
66-69	S.T. 300 V-8.....	1371900		6.60	PISTON
66	S.T. 300 Gran Sport	1371901		6.60	PISTON

SUPER TURBINE 300

68-69	L-6 Eng. S.T. 300.1371899		6.60	PISTON
64-69	S.T. 300.3799008		.30	SEAL KIT , piston inner & outer
65	5000 S.T. 300 Trans. Coded "MM".1371859		1.28	CUSHION (rubber)
66-69	S.T. 300.1371859		1.28	CUSHION (rubber)
68	S.T. 300 (use w/Piston less Bonded Cushion)..	1386300	1	1.18	CUSHION
69	S.T. 300.	1386300	1	1.18	CUSHION
4.166 SEAL, CLUTCH PISTON OIL					
64-69	S.T. 300	1356811		.82	SEAL , inner
64-69	S.T. 300	1362832		1.13	SEAL , outer
4.169 DRUM & BUSHING, CLUTCH DRUM					
64-69	S.T. 300	1361823	1	19.05	DRUM & BUSHING
64-69	S.T. 300	3840760	1	.56	BUSHING , clutch drum
64-69	S.T. 300	3689808	2	1.03	RING , clutch drum oil sealing
64-69	S.T. 300	1356904	AR	.97	WASHER , drum to pump cover (.063/059)
64-69	S.T. 300	1356905	AR	1.03	WASHER , drum to pump cover (.081/.077)
64-69	S.T. 300	1356906	1	1.18	WASHER , drum to pump cover (.099/095)
64-69	S.T. 300	147483	1	.05	BALL , clutch pressure relief—(8.899)
4.175 SHAFT, TRANSMISSION PLANET PINION					
64-69	S.T. 300.	1356730	3	1.49	SHAFT (short)
64-69	S.T. 300	1362449		1.49	SHAFT (long)
4.175 PINION AND PLANETARY GEAR					
64-69	S.T. 300	1364347	3	5.55	PINION (short)
64-69	S.T. 300	1364345	3	5.55	PINION (long)
64-69	S.T. 300	1364346	1	5.85	GEAR , planet input sun .
4.175 PLANET CARRIER & OUTPUT SHAFT					
64-65	Sportwagons S.T. 300 ...	1380229	1	66.90	CARRIER (when using as repl. for 1362572 w/steel worm gr. also use 4.176—1373336 washer, 4.345 —1373122 clip & 4.343—137 1878 or 1371877 or 1374094 plastic worm gel.)
64	S.T. 300 exc. 4200- 4355-65.	1380232	1	44.60	PLANET CARRIER & OUTPUT SHAFT
65	4000 S.T. 300 exc. Wagons.	1380232	1	44.60	PLANET CARRIER & OUTPUT SHAFT
65	S.T. 300 (Trans. Coded "MM").	1380232	1	44.60	PLANET CARRIER & OUTPUT SHAFT
66-68	S.T. 300 exc. 4000 Wagons.	1380232	1	44.60	PLANET CARRIER-OUTPUT SHAFT . .
64-68	4000 Wagons S.T. 300 . .	1380229	1	66.90	PLANET CARRIER & OUTPUT SHAFT
69	S.T. 300 exc. 5000.	1380232	1	44.60	PLANET CARRIER & OUTPUT SHAFT
69	5000 S.T. 300.	1386730	1	48.00	PLANET CARRIER & OUTPUT SHAFT
4.176 BUSHING, TRANSMISSION OUTPUT SHAFT					
64 69	S.T. 300	3789034	1	.56	BUSHING
4.176 PLATE, TRANSMISSION PLANET PIN SHAFT LOCK					
64-69	S.T. 300	1359724	1	.51	PLATE
64-69	S.T. 300	1368715	3	.05	SCREW 8i LOCKWASHER
4.176 RACE, TRANSMISSION					
64-69	S.T. 300	1366679	1	.62	RACE , carrier to transmission case thrust bearing
64-69	S.T. 300	1366680	1	.56	RACE , carrier to case thrust bearing inter, flange .
4.176 BEARING, TRANSMISSION, PLANET CARRIER TO TRANSMISSION CASE NEEDLE					
64-67	S.T. 300	1194558	1	1.54	BEARING
68	S.T. 300 V-8.	1194558	1	1.54	BEARING
69	S.T. 300 exc. 5t>00.	1194558	1	1.54	BEARING
4.176 BEARING—SPACER, LOW SUN GEAR NEEDLE THRUST					
64-69	S.T. 300	3818528	1	2.00	BEARING
64-69	S.T. 300	3789037	12	.10	SPACER , planet pinion needle bearing (thin) .
64-69	S.T. 300	1378051	3	.10	SPACER , planet pinion needle bearing (thick)
4.176 BEARING KIT—WASHER, PLANET					
64-69	S.T. 300	1396533	1	2.61	BEARING KIT
64-69	S.T. 300	3789036	3	.20	WASHER , pinion thrust-frt
64	S.T. 300	1373337	6	.15	WASHER , planet thrust-rr.
64	S.T. 300	1359022	1	.77	WASHER , input sun gr. to carrier thrust.

SUPER TURBINE 300

65	S.T. 300 up to Trans. Coded 108-1st Type . . .	1359022	1	.77	WASHER, input sun gr. to carrier thrust ..
65-69	S.T. 300.....	3789035	3	.20	WASHER, thrust-rear side of short pinion . .
64-69	S.T. 300.....	1373337	3	.15	WASHER, thrust-rear side of long pinion . .
65	S.T. 300 2nd Type.....	1373336	1	.56	WASHER, input sun gr. to carrier thrust ..
66-69	S.T. 300.....	1373336	1	.56	WASHER, input sun gear to carrier thrust ..
4.190 GEAR, REVERSE RING GEAR					
64-69	S.T. 300	1364348	1	17.55	GEAR
4.195 PAN, TRANSMISSION OIL					
64-66	S.T. 300	1378881	1	4.20	PAN (when using as repl. for 1365281 also use 4.197-1374649 strainer).....
66	30-4000 S.T. 300 Cruise Master.....	1378457		4.31	PAN
67	S.T. 300 Cruise Master ..	1378457		4.31	PAN
67	S.T. 300 less Cruise Master.....	1378881		4.20	PAN.....
68-69	S.T. 300.....	1378881		4.20	PAN.....
68-69	L-6 Eng. (S.T. 300).....	3723008		.30	FLANGE, oil pan drain--(1.453)
4.196 GASKET, TRANSMISSION OIL PAN					
64-69	ST. 300.....	1376720	1	51	GASKET.....
64-69	S.T. 300.....	3829139	AR	.05	SCREW, pan to case
66	30-4000 S.T. 300 Cruise Master.....	1378533	1	.10	WASHER, oil pan (fitting to oil pan)
66	30-4000 S.T. 300 Cruise Master.....	1377908	1	1.74	FITTING (cyl. pwr. line to oil pan) ...
66	30-4000 S.T. 300 Cruise Master.....	1378624	1	1.23	NUT, oil pan-square.....
67	S.T. 300 Cruise Master ..	1378533	1	.10	WASHER (fitting to oil pan).....
67	S.T. 300 Cruise Master ..	1378624	1	1.23	NUT, square.....
67	S.T. 300 Cruise Master ..	1380993	1	4.36	FITTING, cyl. pwr. line to oil pan ..
4.197 STRAINER—SEAL—FILTER, TRANSMISSION OIL SUCTION					
64	S.T. 300 1st Type up to Trans. Coded 082——	1365288		2.05	STRAINER, when using 1365288 on 1st type it will be nec. to use 4.197-1365290 pipe
65-69	S.T. 300.....	6438817		4.65	STRAINER.....
64	S.T. 300 2nd Type after Trans. Coded 082 . . .	6438817		4.65	STRAINER, trans, oil.....
64-69	S.T. 300.....	1363951		.25	SEAL, suction pipe to case ...
64	ST. 300 to Trans. 082 ..	1357373		.41	GROMMET, strainer.....
65-69	S.T. 300.....	1373229		.05	CLIP, oil strainer ret—(4.265)
4.197 PIPE, TRANSMISSION OIL SUCTION					
64	S.T. 3000 1st Type up to Trans. Coded 082——	1365290	1	123	PIPE, trans, oil strainer
4.205 MODULATOR, TRANSMISSION VACUUM					
64-65	V-8 S.T. 300 less GS. . .	8625976	1	15.30	MODULATOR
65	5000 S.T. 300 (Trans. Coded "MM").....	8625976	1	15.30	MODULATOR.
64-67	V-6 S.T. 300.....	1394527	1	14.25	MODULATOR
65	Gran Sport S.T. 300	1394526	1	13.25	MODULATOR.
66-67	S.T. 300 (340 Eng.)	8625976	1	15.30	MODULATOR.
66-67	S.T. 300 (300 Eng.)	8625976	1	15.30	MODULATOR.
66	4600 S.T. 300 H.P. & High Compr. Eng.	8625976	1	15.30	MODULATOR (A/cl. indent-Wildcat "G.S.")
66	4600 S.T. 300 less H.P. & High Compr. Eng. . .	1394526	1	13.25	MODULATOR (A/cl. indent-Wildcat "445")
68-69	L-6 Eng. S.T. 300.....	1394527	1	14.25	MODULATOR.....
68-69	S.T. 300 (V-8 Eng.).....	8625976	1	15.30	MODULATOR.....
64-68	S.T. 300.....	1357282	1	.25	RETAINER.....
4.205 SEAL—CONNECTOR, MODULATOR					
64-69	ST. 300.....	3708146	1	.10	SEAL, vac modulator to case oil (also used 4.216- 4.265) . .
64	40-41-43-4400 A.T. (300).....	137405	1	.20	CONNECTOR, vac. modulator pipe to int. mfl.— (8.963).....
65	S.T. 300 less Gran Sport	1369465	1	.35	CONNECTOR, modulator pipe to int. mfl.....
65	S.T. 300 Gran Sport	425217	1	.15	CONNECTOR, vac. modulator pipe to int. mfl.— (8.963).....
66-67	S.T. 300.....	1369465	1	.35	CONNECTOR, vac. modulator pipe to int. mfl. (used 3.278).....

SUPER TURBINE 300

68	S.T. 300 (350 Eng.) . . .	1369465	1	.35	CONNECTOR, modulator pipe to int. mfl d
69	S.T. 300 V-8 exc. Space Saver Wheel & Tire . .	1369465	1	.35	CONNECTOR, modulator pipe to intake manifold
4.205 VALVE—PIPE—HOSE, VACUUM MODULATOR					
64-69	S.T. 300	1364808	1	3.28	VALVE, front
64-69	S.T. 300	1363090	1	5.95	VALVE, rear
65	S.T. 300 less Gran Sport	1369466	1	1.44	PIPE, valve
66	S.T. 300 exc. G.S	1376879	1	1.44	PIPE, valve
66	S.T. 300 Gran Sport_____	1377144	1	1.68	PIPE, valve
67	S.T. 300	1377177	1	1.28	PIPE, valve
68-69	L-6 Eng. (S.T. 300)	1383306	1	1.33	PIPE, valve
68-69	S.T. 300 (350 Eng.)	1383367	1	1.03	PIPE, valve
64-68	S.T. 300	3987364	AR	.20	HOSE, modulator (%," x 25 ft.)—(8.962)
64	S.T. 300	425217	1	.15	CONNECTOR ("/,") modulator pipe to int. mfl d- (8.963)
64-66	S.T. 300	1369304	1	.15	CLIP, pipe to cyl. hd.—(3.545)
68-69	S.T. 300	1380859	1	.10	CLIP, modulator pipe to filler pipe
4.216 SPRING, RELIEF VALVE					
68-69	ST. 300	1384598	1	.10	SPRING
4.216 VALVE—SPRING, OIL PRESSURE REGULATOR					
64-69	S.T. 300	1385938	1	1.85	VALVE
64-65	S.T. 300 exc. Trans. Coded "MM"	1356767	1	1.95	VALVE, reverse & modulator booster
65	5000 S.T. 300	230553	1	2.10	VALVE 8i SLEEVE PACKAGE
66-67	S.T. 300	230553	1	2.10	VALVE 8i SLEEVE PACKAGE
64-65	S.T. 300 exc. Trans. Coded "MM"	1368714	1	.77	SPRING, regulator valve
65	5000 S.T. 300 (Trans Coded "MM")	1373576	1	.62	SPRING, press, regulator valve
66-69	S.T. 300	1373576	1	.62	SPRING, pressure regulator valve
4.216 PACKAGE, TRANSMISSION REVERSE & MODULATOR BOOSTER VALVE					
68-69	S.T. 300	1394167	1	3.95	PACKAGE
4.216 SPACER- SLEEVE—RING, TRANSMISSION PRESSURE REGULATOR					
64-69	ST. 300	8623368	AR	.09	SPACER, regulator spring
64-65	S.T. 300 exc. Trans. Coded "MM"_____	1357087		.10	SLEEVE, trans, reverse & modulator booster valve . . .
64-69	S.T. 300	274613		.10	RING, reverse & modulator valve sleeve retainer (%) —(8.934)
64-69	S.T. 300	1365196		.10	WASHER, regulator valve spring retainer
64-67	S.T. 300	3708146		.10	SEAL, detent valve solenoid valve conn, oil—(4.205) .
68-69	S.T. 300	1374594		.10	PIN, used 4.265
4.216 VALVE—SPRING—SEAT, TRANSMISSION OIL COOLER BY-PASS					
64-66	S.T. 300	3789017		.10	VALVE
64-66	S.T. 300	3844043		10	SEAT, by-pass valve
64	S.T. 300 1st Type (up to Trans. Coded 902) . . .	3789018		.10	SPRING
64	S.T. 300 2nd Type (after Trans. Coded 902) . . .	1367167		.05	SPRING
65-66	S.T. 300	1367167		.05	SPRING. by-pass valve
4.224 COVER—KIT, TRANSMISSION OIL PUMP					
64	S.T. 300	1367171	1	50.45	COVER & STATOR SHAFT
65	S.T. 300 exc. 4000 Wagons c* Trans. Coded "MM"	1367171	1	50.45	COVER 8i STATOR SHAFT
65	4000 Wagons S.T. 300 exc. Trans. Coded 600 .	1367171	1	50.45	COVER & STATOR SHAFT
68-69	S.T. 300	1384599	1	47.15	COVER & STATOR SHAFT
65	5000 S.T. 300 (Code "MM")	1396926	1	51.15	KIT, cvr. c* stator shaft
65	4000 Wagons S.T. 300 (Coded 600)	1396926	1	51.15	KIT, cvr. & stator shaft
66-67	S.T. 300	1396926	1	51.15	KIT, cvr. & stator shaft
64-65	S.T. 300	6261374	8	.15	SCREW, pump to case—(4.226)
4.224 BODY, TRANSMISSION OIL PUMP BODY					
64-69	S.T. 300	1394360	1	35.55	PACKAGE (oil pump body & gr.) .

SUPER TURBINE 300

4.226 BUSHING—GASKET—SEAL TRANSMISSION OIL PUMP				
64-69	S.T. 300	.8623940	1.29	BUSHING , pump body
64-69	S.T. 300	.1381366	.51	BUSHING , stator shaft-front—(4.162)
64-65	S.T. 300	.3789024	.10	GASKET , trans, pump body bolt
64-68	S.T. 300	.1374598	.41	GASKET , cvr. to case
64-69	S.T. 300	.1384746	2.26	SEAL , frt. pump oil
64-69	S.T. 300	.6261413	.62	SEAL , pump to case
64-67	S.T. 300	.104919	.10	BALL , trans, oil pump cvr.—(8.899)
68	S.T. 300	.104919	.10	BALL , pump cvr. cl. press, line—(8.899)
68-69	S.T. 300	.104919	.10	BALL , pump cover clutch pressure valve—(8.899)
65-69	S.T. 300	.8626281	.13	WASHER , pump to case bolt
64-69	S.T. 300	.6261374	.15	SCREW 8i WASHER , pump to case (also used 4.224)
69	S.T. 300	.444613	.10	PLUG , line pressure check (also used 0.034)—(8.971)
4.228 COVER—ROD. TRANSMISSION SERVO				
64-65	S.T. 300 exc. Trans. Coded "MM"	.1357395	1	1.13 COVER , low servo
65	5000 S.T. 300 (Trans. Coded "MM")	.1372028	1	1.54 COVER , low servo
66-69	S.T. 300	.1372028	1	1.54 COVER
64-69	S.T. 300	.1357393	1	.25 RING , cvr. ret
64	S.T. 300 1st Type	.3713624	1	.05 RETAINER , low servo (also used 4.233)
64-65	S.T. 300 exc. Trans. Coded "MM"	.1368104	1	2.92 ROD , low servo piston
65	5000 S.T. 300 (Trans. Coded "MM")	.1372015	1	1.74 ROD , low servo piston
66-68	S.T. 300	.1372015	1	1.74 ROD , piston (use with die cast piston with cast iron seal ring)
68-69	S.T. 300	.1384397	1	1.69 ROD , piston (use with piston with bonded rubber lip seal)
64-69	S.T. 300	.1191493	1	.41 SEAL , cover oil
64-65	S.T. 300 exc. Trans. Coded "MM"	.1365156	1	.05 WASHER , low servo piston apply seat
65	5000 S.T. 300 (Trans. Coded "MM")	.1372059	1	.05 WASHER , cush. spg. ret.-spec.
66-69	S.T. 300	.1372059	1	.05 WASHER , cush. spg. ret
4.228 PISTON, LOW SERVO				
64-65	S.T. 300 exc. Trans. Coded "MM"	.1365154	1	4.10 PISTON
65	5000 S.T. 300 (Trans. Coded "MM")	.1372055	1	1.23 PISTON , primary
66-68	S.T. 300	.1372055	1	1.23 PISTON (primary)
66-69	S.T. 300	.1396826	1	5.85 PISTON , spg. & ret. (secondary)
68-69	S.T. 300	.1384396	1	1.44 PISTON , primary (with bonded rubber lip seal)
4.229 SEAL, LOW SERVO PISTON OIL				
64-69	S.T. 300	.1356964	1	.82 SEAL
65	5000 S.T. 300 (Trans. Coded "MM")	.1372058	1	.46 RING , primary piston oil seal
66-68	S.T. 300	.1372058	1	.46 RING (use with die piston with cast iron seal ring)
4.233 SPRING, LOW SERVO PISTON				
64-65	S.T. 300 exc. Trans. Coded "MM"	.1365120	1	1.33 SPRING , low servo piston ret.-inner
64-65	S.T. 300 exc. Trans. Coded "MM"	.1365121	1	2.05 SPRING , low servo piston reg.-outer
65	5000 S.T. 300 (Trans. Coded "MM")	.1372017	1	.82 SPRING , primary piston ret. (low servo)
65	5000 S.T. 300 (Trans. Coded "MM")	.1372019	1	.30 SPRING , primary piston cush. (low servo)
66-69	S.T. 300	.1372017	1	.82 SPRING , retainer (low servo)
66-69	S.T. 300	.1372019	1	.30 SPRING , cushion (low servo)
4.233 RETAINER—RING, LOW SERVO				
64-65	S.T. 300 exc. Trans. Coded "MM"	.1365138	1	.20 RETAINER , low servo spg.
64	S.T. 300 1st Type	.3713624	1	.05 RETAINER , low servo—(4.228)
64	S.T. 300 2nd Type	.9411494	1	.10 RING , servo piston ret. snap for use with 1368 10/1 low servo piston rod
64-69	S.T. 300	.9411494	1	.10 RING , ret.-snap (use with pistons with cast iron seal ring)
68-69	S.T. 300	.1384398	1	.05 RING , low servo piston rod to primary piston (use with piston with rubber lip seal)

SUPER TURBINE 300

4.234 VALVE, TRANSMISSION COAST DOWN SHIFT TIMING

64-65	S.T. 300.....	1366164		.62	VALVE.
66	S.T. 300 (300-340 Eng	3829920		.56	VALVE.
66	400 H.P. & High Compr.				
	Eng. S.T. 300.....	1379891		.77	VALVE.
67	S.T. 300.....	3829920		.56	VALVE.
68-69	S.T. 300 (350 Eng.)	3829920		.56	VALVE.

4.251 BAND, LOW & REVERSE BRAKE

64-69	S.T. 300	3883918	1	10.20	BAND
-------	----------	---------	---	-------	------

4.251 STRUT, LOW BAND ANCHOR

64-69	S.T. 300	1362592	1	.92	STRUT.....
-------	----------	---------	---	-----	------------

4.252 STRUT, LOW BRAKE BAND

64-69	S.T. 300	1358898	1	.36	STRUT.....
-------	----------	---------	---	-----	------------

4.253 SCREW—CAP, LOW BAND ADJUSTER

64-69	S.T. 300	1358900	1	.92	SCREW, anchor adjuster
64-69	S.T. 300	1359440	1	.05	CAP, screw.....
67	4600	3840137	1	.10	NUT (used grp. 4.037)

4.256 GOVERNOR, TRANSMISSION (COMPLETE)

64-65	ST. 300.....	6261706--1		17.45	GOVERNOR.....
66	S.T. 300 exc. 400 H.P. &				
	High Compr. Eng.....	6261706	1	17.45	GOVERNOR.....
66	400 H.P. & High Compr.				
	Eng. ST. 300.....	1377893	1	13.50	GOVERNOR.....
67-69	S.T. 300.....	6261706	1	17.45	GOVERNOR.....

4.256 COVER—GASKET, TRANSMISSION GOVERNOR

64-69	ST. 300.....	1359112	1	.62	COVER.....
64-69	S.T. 300.....	1359113	1	.10	GASKET.....
64-69	S.T. 300.....	1396569	1	.77	PACKAGE, governor gear repair (for replacement of white & green gear).....
64-68	S.T. 300	1396570	1	1.85	PACKAGE, gov. gr. repair (for replacement of red gr.).....
64-69	S.T. 300	1235259	1	1.59	BUSHING, gov. sleeve (in trans, case) also used 4.104.....

4.265 VALVE, TRANSMISSION VALVE BODY

64	S.T. 300 2nd Type Starting with Trans. Coded 317.....	1369101	1	3.49	VALVE, shift control
64	S.T. 300 1st Type up to Trans. Coded 317.....	1368602	1	1.44	VALVE, shift.....
64	S.T. 300 2nd Type Starting with Trans. Coded 317.....	1369100	1	1.64	VALVE, shift.....
64-69	ST.300.....	1358641	1	2.15	VALVE, range selector
64-69	S.T. 300.....	1358848	1	2.15	VALVE, stator & detent
64-69	S.T. 300.....	1359023	1	2.15	VALVE, modulator limit.
64-69	S.T. 300.....	1993391	1	5.11	VALVE, solenoid.....
65-67	S.T. 300.....	1369101	1	3.49	VALVE, shift control____
65-67	S.T. 300.....	1369100	1	1.64	VALVE, shift.....
68	4000 Wagons S.T. 300 (350 Eng.).....	1368602	1	1.44	VALVE, shift
68	S.T. 300 L-6 Eng. (350 Eng.) exc. 4000 Wagon	1369100	1	1.64	VALVE, shift
68	S.T. 300 exc. 400 Eng. & 4000 Wagons.....	1369101	1	3.49	VALVE, shift control
69	S.T. 300.....	1369100	1	1.64	VALVE, shift.....
69	S.T. 300.....	1369101	1	3.49	VALVE, shift control
64	S.T. 300 1st Type up to Trans. Coded 317.....	1396623	1	4.56	REPAIR KIT, valve body
65-69	S.T. 300.....	1396623	1	4.56	REPAIR KIT.....
69	S.T. 300.....	1199566	AR	.25	SEAL (used 5.445).....

4.265 VALVE, TRANSMISSION DOWNSHIFT TIMING

64-65	S.T. 300.....	1358642		1.23	VALVE, hi speed downshift timing.....
66	ST. 300 less G.S.	1358642		1.23	VALVE, hi-speed downshift timing.....
66	S.T. 300 Gran Sport	1376866		2.05	VALVE & PIN, hi-speed downshift timing
67	S.T. 300.....	1378325		.77	VALVE, hi speed downshift timing.....
68	S.T. 300 (L-6).....	1378332		1.44	VALVE, hi speed downshift timing.....
68	S.T. 300 (350 Eng.)	1378325		.77	VALVE, hi speed downshift timing.....
69	S.T. 300	1378332		1.44	VALVE, hi speed downshift timing.....

SUPER TURBINE 300

4.265 BODY—PLATE—GASKET—SLEEVE—SPRING, VALVE BODY			
64-66	S.T. 300.....	1372728	14.90
67-69	S.T. 300.....	1378257	15.40
65	S.T. 300 V-6 (1 Bbl.)	1370075	2.36
65	S.T. 300 V-8 less Gran Sport & Trans. Coded "MM".....	1374378	1.23
65	5000 S.T. 300 (Trans. Coded "MM").....	1378518	1.28
65	S.T. 300 Gran Sport.....	1374379	1.23
67	S.T. 300 (300 Eng.).....	1381099	1.74
67	S.T. 300 (340 Eng.).....	1384310	1.69
65	4000 Wagons S.T. 300 (Trans. Coded 600)	1373491	.92
65	5000 S.T. 300 (Trans. Coded "MM").....	1373491	.92
66-67	S.T. 300 (V-6).....	1378517	1.28
66	S.T. 300 (300-340 Eng.)	1378518	1.28
66	S.T. 300 (400 Eng.) up to Trans. Code 084.....	1378042	1.69
66	S.T. 300 (400 Eng.) less H.P. " High Compr. Eng. (after Trans. Code 084).....	1378519	1.28
66	4600 S.T. 300 H.P. 8< High Compr. Eng.....	1379896	1.28
66	S.T. 300.....	1373491	.92
67-68	S.T. 300 less Cruise Control.....	1373491	.92
68-69	S.T. 300 (L-6).....	1385405	1.69
68	S.T. 300 (350 Eng.).....	1384918	1.64
69	S.T. 300 (V-8 Eng.).....	1230603	1.33
69	S.T. 300.....	1373491	.92
64	S.T. 300.....	1364567	.10
65	S.T. 300 1st Type (used with Long Solenoid Wire).....	1364567	.10
65	S.T. 300 2nd Type (used with Short Solenoid Wire).....	1373229	.05
66-69	S.T. 300.....	1373229	.05
64-66	S.T. 300.....	2984091	.72
66	30-4000 S.T. 300.....	2989988	1.69
67	S.T. 300 less Cruise Master.....	6288742	1.74
69	ST. 300.....	8626252	1.63
64-65	S.T. 300.....	1358640	.05
65	4000 Wagons S.T. 300 (Trans. Coded 600)	1372646	.05
65	5000 S.T. 300 (Coded "MM").....	1372646	.05
66-67	S.T. 300.....	1372646	.05
66-69	S.T. 300.....	1358640	.05
64-69	S.T. 300.....	1378520	.51
67	ST. 300.....	1358640	.05
64-66	S.T. 300.....	110756	.10
64-68	ST. 300.....	1373098	.05
64-68	S.T. 300.....	110756	.10
68-69	S.T. 300.....	1374594	.10
68-69	ST. 300.....	1374594	.10
68-69	ST. 300.....	1374594	.10
64-68	S.T. 300.....	110756	.10
65-67	S.T. 300.....	1373916	.05
68	S.T. 300 exc. 4000 Wagons.....	1373916	.05
69	S.T. 300.....	1373916	.05
66	S.T. 300 Gran Sport	9411834	.10
64	S.T. 300 2nd Type Starting with Trans. Coded 317.....	1368980	4.10
			BODY
			BODY
			PLATE , body.....
			PLATE , body (no notch).....
			PLATE , body (1-V notch).....
			PLATE , body (3 U-notches).....
			PLATE
			PLATE
			PLATE , oil chnl. supt.....
			PLATE , oil chnl. supt.....
			PLATE (2-V-notches).....
			PLATE (1-V-notch).....
			PLATE (3-V-notches).....
			PLATE (3-V-notches).....
			PLATE (3-V-notches).....
			PLATE , trans, oil chnl. supt.....
			PLATE , oil chnl. supt.....
			PLATE , valve body.....
			PLATE , valve body.....
			PLATE , valve body.....
			PLATE , oil channel support.....
			CLIP , solenoid wires to valve body.....
			CLIP , trans, solenoid wires to valve body.....
			CLIP , trans, solenoid wires to valve body.....
			CLIP , solenoid wires to valve body (also used 4.197).....
			CONNECTOR (used 4.122).....
			CONNECTOR (used 4.122).....
			CONNECTOR , downshift solenoid valve-male dbl. (also used 4.122).....
			CONNECTOR , downshift solenoid valve male-single
			GASKET , body solenoid valve (also used 4.122).....
			GASKET , stator control valve body solenoid valve
			GASKET
			GASKET , solenoid to pump cvr.....
			GASKET , stator control valve body solenoid valve
			GASKET , valve body plate.....
			GASKET (used 4.122).....
			PIN , hi-speed downshift timing valve & spg. ret.—(8.939).....
			PIN , shift control valve to valve body—(4.122).....
			PIN , hi speed downshift timing valve & spg. ret.—(8.939).....
			PIN , converter pressure relief valve spring retainer—(4.216).....
			PIN , modulator limit valve 8< spring retainer—(4.216).....
			PIN , hi speed downshift timing valve & spring retainer—(4.216).....
			PIN , modulator limit valve & spg. ret.—(8.939).....
			RETAINER , shift control valve.....
			RETAINER , valve to shaft control valve sleeve
			RETAINER , valve to shaft control valve sleeve
			RING , hi-speed timing valve pin—(8.934).....
			SLEEVE , shift control valve.....

SUPER TURBINE 300

65-67	S.T. 300.	1368980	1	4.10	SLEEVE, shift control valve.
68	S.T. 300 (350 Eng.) exc. 4000 Wagons.	1379108	1	6.05	SLEEVE, valve body shift control valve
68-69	S.T. 300 (L-6)	1368980	1	4.10	SLEEVE, shift control valve.
69	S.T. 300 (350 Eng.)	1379108	1	6.05	SLEEVE, valve body shift control valve
64	S.T. 300 2nd Type Starting with Trans. Coded 317.	1369080	1	.10	SPRING, body shift valve.
64-66	S.T. 300 exc. G.S.	1358637	1	.15	SPRING, valve body-hi speed downshift timing valve
64-67	S.T. 300.	1358638	1	.10	SPRING, stator & detent valve.
65-69	S.T. 300.	1369080	1	.10	SPRING, shift valve.
64-65	S.T. 300 (V-6).	1367259	1	.30	SPRING, modulator limit valve.
64-65	S.T. 300 (V-8).	1358639	1	.41	SPRING, valve body modulator limit valve.
66	30-4000 S.T. 300 Cruise Master.	1358638	1	.10	SPRING, aux. valve body actuating valve.
66	S.T. 300 exc. 400 H.P. & High Compr. Eng.	1358639	1	.41	SPRING, modulator limit valve.
66	400 H.P. " High Compr. Eng. S.T. 300.	1367259	1	.30	SPRING, modulator limit valve.
66	4600 S.T. 300 less H.P. & High Compr Eng.	1370490	1	.10	SPRING, valve body hi-speed downshift timing valve
66	4600 S.T. 300.	1379890	1	.25	SPRING, valve body hi-speed downshift timing valve
66	4600 S.T. 300 Cruise Master.	1381412	1	.77	SPRING, aux. valve body safety valve.
66	S.T. 300 V-8 Cruise Master less G.S.	1381413	1	.30	SPRING, aux. valve body safety valve.
67-69	ST. 300.	1378374	1	.10	SPRING, hi speed downshift timing valve-inner.
67-69	S.T. 300.	1378927	1	.10	SPRING, hi speed downshift timing valve-outer.
67-69	S.T. 300 (V-8 Eng.)	1358639	1	.41	SPRING, modulator limit valve.
68-69	S.T. 300.	1358638	1	.10	SPRING, aux. valve body actuating valve.
68-69	S.T. 300 (L-6).	1367259	1	.30	SPRING, modulator limit valve.
67-69	S.T. 300.	1378326	1	.10	WASHER, hi speed downshift timing valve.

4.265 BEARING—PISTON PLATE—VALVE, AUXILIARY VALVE (CRUISE MASTER)

66	30-4000 S.T. 300.	1362448	1	.05	BEARING, press, booster valve.
66	30-4000 S.T. 300.	1362448	1	.05	BEARING, cyl. control 8i memory valve.
67	S.T. 300.	1362448	1	.05	BEARING, cyl. control 8i memory valve.
67	S.T. 300.	1362448	1	.05	BEARING, press, booster valve.
66	30-4000 S.T. 300.	1378458	1	15.20	BODY.
67	S.T. 300.	1378458	1	15.20	BODY.
66	30-4000 S.T. 300.	1373758	1	.67	BOLT, valve body lock.
67	S.T. 300.	1373758	1	.67	BOLT, lock.
67	S.T. 300.	6288743	1	1.54	CONNECTOR, male triple.
66	30-4000 S.T. 300.	1378514	1	.25	GASKET, plate.
66	30-4000 S.T. 300.	1378555	1	.10	_____
67	S.T. 300.	1378555	1	.10	_____
67	S.T. 300.	1378514	1	.25	GASKET, plate.
66	30-4000 S.T. 300.	1372202	1	.56	_____
67	ST. 300.	1372202	1	.56	LEVER, lock.
66	30-4000 S.T. 300.	1378941	1	.05	_____
67	S.T. 300.	1378941	1	.05	PIN, lock.
66	30-4000 S.T. 300.	1372201	1	1.44	PISTON, valve body lock.
67	S.T. 300.	1372201	1	1.44	PISTON, lock.
66	S.T. 300.	1373491	1	.92	PLATE, oil chnl. supt.
66	30-4000 S.T. 300.	1378515	1	11.15	PLATE, oil chnl. supt.
66	30-4000 S.T. 300.	1378928	1	.92	_____
67	S.T. 300.	1378515	1	11.15	PLATE, oil chnl.
67	S.T. 30.	1378928	1	.92	_____
66	30-4000 S.T. 300.	1373492	1	1.03	_____
67	S.T. 300.	1373492	1	1.03	_____
66	30-4000 S.T. 300.	1374408	1	.72	RETAINER, valve body spg.
67	S.T.300.	1374408	1	.72	RETAINER, spg.
66	30-4000 S.T. 300.	1378003	7	.10	SCREW, chnl. plate to case.
67	S.T. 300.	1378003	7	.10	SCREW, chnl. plate to case.
66	30-4000 S.T. 300.	1378030	1	2.97	_____
67	S.T. 300.	1378030	1	2.97	_____
66	30-4000 S.T. 300.	1378004	1	.67	SPACER, cyl. control valve.
67	S.T. 300.	1378004	1	.67	SPACER, cyl. control valve.
66	30-4000 S.T. 300.	1378006	1	.25	SPRING, cyl. control valve.
66	30-4000 S.T. 300.	1378007	1	.67	_____
66	30-4000 S.T. 300.	1372203	1	.40	_____
66	30-4000 S.T. 300.	1372211	1	.30	_____
66	V-6 S.T. 300.	1372213	1	.40	SPRING, safety valve.
67	S.T. 300.	1358638	1	.10	_____
67	S.T. 300.	1378006	1	.25	SPRING, cyl. control valve.

SUPER TURBINE 300

67	S.T. 300.....	1378007	1	.67	SPRING , memory control valve.....
67	S.T. 300.....	1372203	1	.40	SPRING , lvr. return.....
67	S.T. 300.....	1372211	1	.30	SPRING , press, boost valve.....
67	V-6 S.T. 300.....	1372213	1	.40	SPRING , safety valve.....
66	30-4000 S.T. 300	1378532	1	1.54	STUD , valve body.....
67	S.T. 300.....	1381013	1	2.87	STUD
66-67	30-4000 S.T. 300	1993330	1	5.20	VALVE , solenoid.....
66	30-4000 S.T. 300	1378005	1	2.00	VALVE , cyl. control.....
66	30-4000 S.T. 300	1378031	1	1.49	VALVE , memory control.....
66	30-4000 S.T. 300	1374404	1	6.55	VALVE , safety.....
66	30-4000 S.T. 300	1373493	1	5.20	VALVE , actuating.....
66	30-4000 S.T. 300.....	1372210	1	6.25	VALVE , press, boost.....
67	S.T. 300	1372210	1	6.25	VALVE , press, boost.....
67	S.T. 300	1373493	1	5.20	VALVE , actuating.....
67	S.T. 300	1374404	1	6.55	VALVE , safety.....
67	S.T. 300	1378005	1	2.00	VALVE , cyl. control.....
67	S.T. 300	1378031	1	1.49	VALVE , memory control.....
66	30-4000 S.T. 300	1378534	1	.10	WASHER , valve body stud to solenoid
67	S.T. 300	1378534	1	.10	WASHER , body stud to solenoid.....
4.275 L IFT—SEAL, RANGE S					
64-69	S.T. 300.....	1359024	1	.51	LINK , selector valve.....
64-69	All S.T. 300.....	1365183	1	1.85	SHAFT , parking lock 8i range selector.....
66-69	S.T. 300.....	8623056	1	.51	SEAL , parking lock 8i range selector shaft oil
64-69	S.T. 300.....	1358925	1	.15	RETAINER , selector shaft.....
65-66	S.T. 300 less Long Console.....	3842902	1	.10	RETAINER , range selector outer lvr. to shift equalizer lvr.—(4.042).....
4.277 PIN, TRANSMISSION CONTROL SWITCH					
64	S.T. 300	455532	1	.05	PIN , switch to stud, slotted spg.—(8.939)
4.278 LEVER, PARKLOCK & RANGE SELECTOR					
64-69	S.T. 300	1365278	1	1.03	LEVER , inner.....
4.290 ACTUATOR, TRANSMISSION PARKING LOCK					
64	S.T. 300	1357233	1	3.18	ACTUATOR
65-69	S.T. 300	1232036	1	1.64	
64-69	S.T. 300	1377861	1	.82	
65-69	S.T. 300	9411834	1	.10	RING , actuator to inner range selector lever—(8.934)
65	S.T. 300	186677	2	.10	BOLT , parking lock brkt. to trans, case—(8.900).....
4.293 SPRING, TRANSMISSION DETENT					
64-69	S.T. 300	1367747	1	.46	SPRING
4.294 SHAFT—PAWL, PARKING LOCK					
64-69	S.T. 300	1358901	1	1.18	SHAFT ..
64-69	S.T. 300	1358903	1	2.77	PAWL
4.295 SPRING, PARKING LOCK PAWL DISENGAGING					
64-69	S.T. 300	1357227	1	.15	SPRING
4.317 EXTENSION & BUSHING, TRANSMISSION					
64-69	S.T. 300 exc. 5000 ..	6260035	1	13.15	EXTENSION & BUSHING
69	5000 S.T. 300 ..	6260239	1	19.15	EXTENSION 8. BUSHING
4.317 RETAINER, TRANSMISSION REAR BEARING					
64-68	Skylark Sport Wagons S.T. 300.....	1362574	1	21.45	RETAINER
4.318 SEAL, REAR BEARING RETAINER TO PLANET CARRIER & OUTPUT SHAFT					
64-69	S.T. 300.....	1386231	1	2.46	SEAL
4.318 SEAL, TRANSMISSION REAR BEARING RETAINER TO CASE					
64-66	S.T. 300.....	1358899	1	.41	SEAL
67	30-4000 S.T. 300.....	1358899	1	.41	SEAL
68-69	S.T. 300.....	1358899	1	.41	SEAL
4.319 BUSHING, TRANSMISSION EXTENSION					
64-68	S.T. 300 exc. Skylark Sportwagons.....	6260048	1	.56	BUSHING
64-68	Skylark Sportwagons S.T. 300.....	1362573		.97	BUSHING
69	S.T. 300.....	6260048		.56	BUSHING

SUPER TURBINE 300

4.329 ADAPTER, SPEEDOMETER DRIVEN GEAR					
64-65	S.T. 300	1367641	1	24.45	ADAPTER (1.2020 ratio) for use with rr. axle ratio 2.56
64-65	S.T. 300 (V-6)	1367642	1	23.60	ADAPTER (1.125 ratio) for use with rr. axle ratio 2.78-2.92
64	S.T. 300	9775436	1	23.60	ADAPTER (for use with rr. axle ratio 3.58-3.36-3.55-3.73)
64	S.T. 300	1367643	1	22.85	ADAPTER (.8095 ratio) for use with rr. axle ratio 3.90-3.91
64	S.T. 300	1367644	1	22.85	ADAPTER (.7333 ratio) for use with rr. axle ratio 4.30-4.45
64	4400 S.T. 300	1367642	1	23.60	ADAPTER (1.125 ratio) for use with rr. axle ratio 2.78
65	S.T. 300	9775436	1	23.60	ADAPTER (.8653 ratio) 3.23-3.36-3.42-3.55-3.73 ratio-spec, order
65	30-4000 V-8 S.T. 300	1367643		22.85	ADAPTER (.8095 ratio) 3.73 ratio
65	S.T. 300	1367643		22.85	ADAPTER (.8095 ratio) 3.90 ratio
65	S.T. 300	1367644		22.85	ADAPTER (.7333 ratio) 4.30 ratio
65	5000 S.T. 300	1367642		23.60	ADAPTER (1.125 ratio) 2.56 ratio
66	30-4000 S.T. 300	1367641		24.45	ADAPTER (1.2020 ratio) black 8i white paint mark
66-68	S.T. 300	1367643		22.85	ADAPTER (.8095 ratio) lt. green paint mark
66-68	30-4000 S.T. 300	1367644		22.85	ADAPTER (.7333 ratio) red paint mark
67	30-4000 S.T. 300	1367641		24.45	ADAPTER (1.2020 ratio) black & white paint marks
68	S.T. 300	9775436		23.60	ADAPTER (.8653)
68-69	S.T. 300	1387467		14.50	ADAPTER (.6500 ratio) green paint mark
68-69	S.T. 300	1367644		22.85	ADAPTER (.7333 ratio) red paint mark
69	S.T. 300	1367643		22.85	ADAPTER (.8095 ratio) light green paint mark

4.337 GEAR, SPEEDOMETER DRIVEN					
66-69	ST. 300	9774413	1	1.64	GEAR (34 teeth)
66-69	S.T. 300	9780628	1	.97	GEAR (35 teeth)
65-69	S.T. 300	1359270	1	.92	GEAR (36 teeth white)
64-69	S.T. 300	1359271	1	1.13	GEAR (37 teeth red)
64-69	ST. 300	1359272	1	.92	GEAR (38 teeth blue)
64-69	S.T. 300	1359273	1	.92	GEAR (39 teeth brown)
64-69	S.T. 300	1362048	1	.97	GEAR (40 teeth black)
64-69	ST. 300	1362195	1	1 74	GEAR (41 teeth yellow)
64-69	ST. 300	1362049	1	1.08	GEAR (42 teeth green)
64-69	ST. 300	1362196	1	1.18	GEAR (43 teeth purple)
66-69	ST. 300	9780470	1	.97	GEAR (44 teeth)
65-69	S.T. 300	1372313	1	1.23	GEAR (45 teeth)

4.338 SEAL—RING, SPEEDO DRIVEN GEAR					
64-69	S.T. 300	1494356			SEAL, oil-in sleeve
64-69	S.T. 300	1361618		.10	RING, oil seal retainer
64-69	S.T. 300	1362215		.20	RETAINER, in gear sleeve
64-69	S.T. 300	6264904		.41	"O" RING, gr. sleeve to case

4.338 SLEEVE—RETAINER—SEAL, SPEEDOMETER DRIVEN GEAR					
64-69	ST. 300	1362284		4.00	SLEEVE 8c SEAL (use with 36-37-38 & 39 teeth driven gears)
64-69	ST. 300	1362285	1	4.25	SLEEVE 8t SEAL (use with 40, 41, 42 & 43 teeth gears)
69	5000 S.T. 300	537432	1	.30	RETAINER, shaft seal

4.342 CABLE, SPEEDOMETER					
64	4400 A.T. less Cruise Master	6405584	1	1.96	CABLE tS5V
65	30-4000 S.T. 300	6452597	1	1.90	CABLE (58"/ ₈)
65	5000 A.T.	6452598	1	3.45	CABLE (58"/ ₈)
66	30-4000 S.T. 300	6453415	1	2.55	CABLE (57"/ ₈ long)
66-67	5000 Cruise Master	6452598	1	3.45	CABLE (58"/ ₈ long)
66-67	5000 less Cruise Master	6453416	1	2.55	CABLE (58"/ ₈ long)
67	30-4000 S.T. 300	6453416	1	2.55	CABLE (58"/ ₈ long)
68	30-4000 S.T. 300 Cruise Master	6476733	1	2.38	CABLE, upr. (34 ¹ / ₈ " long)
68	30-4000 S.T. 300 Cruise Master	6453418	1	2.38	CABLE, lwr. (53 ¹ / ₈ " long)
68	30-4000 S.T. 300 less Cruise Master	6453416	1	2.55	CABLE (58"/ ₈ long)
68	5000 S.T. 300 less Cruise Master	6476816	1	2.74	CABLE (59"/ ₈ long)
68	5000 S.T. 300 Cruise Master	6476727	1	2.62	CABLE, lwr. (45"/ ₈ long)

SUPER TURBINE 300

68	5000 S.T. 300 Cruise Master	6476728	1	2.15	CABLE, upr. (24 ¹ / ₂ " long).....
69	30-4000 S.T. 300 less Cruise Master.....	6477287	1	2.05	CABLE (57 ²⁷ / ₁₆ " long).....
69	30-4000 Cruise Master S T 300	6477399	1	2.05	CABLE, upper (speedo to transducer) 34 ²⁷ / ₁₆ "
69	30-4000 Cruise Master S.T. 300	6409609	1	1.91	CABLE, lower (transducer to transmission) 53 ⁷ / ₁₆ " long.....
69	5000 S.T. 300 Cruise Master.....	6477315		1.94	CABLE, upper (speedo. to transducer) 2 5 ²⁷ / ₁₆ " ..
69	5000 S.T. 300 less Cruise Master.....	6477392		2.21	CABLE (65 ¹⁷ / ₁₆ ")
69	5000 Cruise Master S.T. 300.....	6453504		2.51	CABLE, lower (transducer to transmission) 49 ¹ / ₁₆ " ...
63-64	40-41-42-4300.....	1583567		.17	WASHER, felt (V ₁ ") speedo. end of flex, shaft.....
64	40-41-42-4300.....	3786368		.36	GROMMET, speedo. cbl. thru dash—(9.775).....
65	30-4000.....	3786368		.36	GROMMET, speedo. cbl. thru dash—(9.775).....

4.342 CABLE & CASING, SPEEDOMETER

64-65	Special-Skylark S.T. 300 .	6451039		5.95	CABLE & CASING
64	4400 less Cruise Master.	6478125		6.60	CABLE & CASING
64	4400 Cruise Master. . . .	6451026		7.45	CABLE & CASING
65	5000 A.T.....	6451429		7.90	CABLE & CASING
66	30-4000 S.T. 300.	6454345		6.60	CABLE & CASING
66	5000 less Cruise Master.	6454347		6.60	CABLE & CASING
66	5000 Cruise Master. . . .	6454349		6.55	CABLE & CASING
67	S.T. 300.	6454835		6.45	CABLE & CASING (57" long)
68	30-4000 S.T. 300 Cruise Master.	6478124		6.30	CABLE & CASING, lwr. (52" long).....
68	30-4000 S.T. 300 less Cruise Master.	6454835		6.45	CABLE & CASING (57"long).....
68	30-4000 S.T. 300 Cruise Master.	6476756		5.40	CABLE & CASING, upr. (33 ¹ / ₂ " long).....
68	5000 S.T. 300 less Cruise Master.	6476822		5.60	CABLE & CASING (58" long).....
68	5000 S.T. 300 Cruise Master.	6476757		5.03	CABLE & CASING, upr. (23" long).....
6B	5000 S.T. 300 Cruise Master.	6476758		4.34	CABLE & CASING, lwr. (44"long).....
69	30-4000 S.T. 300 less Cruise Master.	6478175		6.00	CABLE & CASING (57" long) type CC 363
69	30-4000 S.T. 300 Cruise Master.	6478124		6.30	CABLE & CASING, transducer to transmission (52" long) lower (type CC 358).....
69	30-4000 S.T. 300 Cruise Master.	6477530		6.10	CABLE & CASING, speedo. to transducer (34" long) upper (type CC 349)
69	5000 Cruise Master S.T. 300.....	6477527	1	6.45	CABLE & CASING, speedometer to transducer (28" long) type CC 346.....
69	5000 S.T. 300 Cruise Master.....	6477536	1	4.43	CABLE & CASING, transducer to transmission (48" long) lower (type CC 355).....
69	5000 S.T. 300 less Cruise Master.	6478177		6.05	CABLE & CASING (65" long) type CC-369

4.343 GEAR, SPEEDOMETER DRIVING WORM

64	40-41-42-4300 A.T.	1359238		2.77	GEAR (16 teeth)
64	S.T. 300.	1359239		2.77	GEAR (17 teeth)
64	40-41-42-43-44-4600 . . .	3708144		1.69	GEAR (8 teeth) . .
65	V-6 S.T. 300.	1359238		2.77	GEAR (16 teeth)
65	3000 V-6 S.T. 300 exc. Wagons (3.08 Ratio) 6.95 or 7.35 x 14 Tires	1371877		.62	GEAR (16 teeth) plastic
65	3000 V-6 S.T. 300 Wagons (3.23 Ratio) ..	1371877		.62	GEAR (16 teeth) plastic.....
65	V-8 S.T. 300.	1359239		2.77	GEAR (17 teeth).....
66	S.T. 300.	1371877		.62	GEAR (16 teeth) plastic (white)
66-67	30-4000 S.T. 300.	1371877		.62	GEAR (16 teeth) plastic.....
67	5000 S.T. 300.	1371878		.62	GEAR (17 teeth) plastic.....
68	L-6 Eng. S.T. 300.	1371878		.62	GEAR (17 teeth) plastic.....
68	4000 Wagons S.T. 300 (350 Eng.).....	1371878		.62	GEAR (17 teeth) plastic
68	S.T. 300.	1374094		.62	WORM (18 teeth).....
69	S.T. 300 L-6 Eng.	1371878		.62	GEAR (17 teeth) plastic

SUPER TURBINE 300

69	5000 S.T. 300.	1371878	1	.62	GEAR (17 teeth) plastic.
69	30-4000 V-8 ST. 300 ...	1374094	1	.62	WORM (18 teeth).
	4.345				CLIP, SPEEDO DRIVING WORM RETAINING
65	Sportwagons S.T. 300 ...	6261781	1	.10	CLIP , speedo. driving worm ret.
65-69	S.T. 300.	6261781	1	.10	CLIP

TURBO HYDRA-MATIC 350-375B

4.003 TRANSMISSION (COMPLETE)

69	30-4000 exc. 4000 Wagons (T.H. 350)	6260005	1	416.15	TRANSMISSION
69	4000 Wagons T.H. 350	6260131	1	467.20	TRANSMISSION
70	L-6 Eng. (T.H. 350).	6260127	1	430.50	TRANSMISSION
70	All A V-8 (T.H. 350) less 4 Bbl.	6260130	1	467.20	TRANSMISSION
70	All B (T.H. 350) less 4 Bbl.	6260131	1	467.20	TRANSMISSION
70	All A (T.H. 350) 350 Eng. 4 Bbl.	6260201	1	467.20	TRANSMISSION
70	All B (T.H. 350) (350 Eng. 4 Bbl.).	6260202		467.20	TRANSMISSION
71	L-6 Eng. (T.H. 350).	6260301		461.25	TRANSMISSION (stamped "JE" on top of low servo cover).
71	All A (350 Eng.) T.H. 350	6260246		461.25	TRANSMISSION (stamped "LA" on top of low servo cover).
71	All A (T.H. 350).	6260250		461.25	TRANSMISSION (stamped "MA" on top of low servo cover).
71	All B (350 Eng.) T.H. 350	6260334		461.25	TRANSMISSION (stamped "KL" on top of low servo cover).
72	All A (350 Eng.) T.H. 350	6260345		461.25	TRANSMISSION (letters KA stamped on low servo cover).
72	All A (350 Eng.) T.H. 350	6260372		461.25	TRANSMISSION (letters KE stamped on low servo cover).
72	T.H. 375 B.	6260334		461.25	TRANSMISSION (letters KL stamped on low servo cover).

4.004 SUPPORT & SHAFT, TRANSMISSION CONTROL

69-72	T.H. 350 Long Console ..	1383570	1	9.65	SUPPORT 8t SHAFT.
69-72	T.H. 350 Long Console ..	1383224	1	4.82	BRACKET, shift lever mounting

4.004 PLATE, TRANSMISSION CONTROL SHAFT

69-72	T.H. 350 Long Console ..	1383222	1	1.33	PLATE(4.012).
--------------	--------------------------	----------------	---	------	-----------------------

4.005 GASKET & SEAL KIT—RING KIT, TRANSMISSION

69-72	T.H. 350-375B.	6261689	1	7.75	GASKET 8. SEAL KIT.
69-72	T.H. 350.	3941963	1	7.00	RING SET. oil seal.

4.005 REPAIR KIT, TRANSMISSION OVERHAUL

69-72	T.H. 350.	6261724	1	62.45	REPAIR KIT.
--------------	-------------------	----------------	---	-------	---------------------

4.006 LEVER—KNOB—HANDLE, TRANSMISSION CONTROL

69-70	T.H. 350 Col. Shift less Tilt Whl.	1386455	1 —	7.10	LEVER 8t KNOB
69-70	T.H. 350 Col. Shift-Tilt Wheel.	1386527	1	6 95	LEVER 8. KNOB
71	T.H. 350 Col. Shift less Tilt Whl. 8! Finger Tip Wiper Control.	1235601	1	6 95	LEVER 8. KNOB
71-73	T.H. 350 Col. Shift, Tilt Whl. less Finger Tip Wiper Control.	1235604	1	6.90	LEVER 8. KNOB
69	T.H. 350 Long Console ..	1383227	1	1 1.80	LEVER.
70-73	T.H. 350 Long Console ..	1231731	1	7.55	LEVER.
71-72	All B Col. Shift, Tilt Whl. 8t Finger Tip Wiper Control.	1237183	1	27.40	LEVER (incl. wiper switch) (no letters on knob)
71-72	All B Col. Shift, Finger Tip Wiper Control less Tilt Whl.	12371B4	1	27.40	LEVER (incl. wiper switch) (no letter on knob) .
72-73	All B Col. Shift, Finger Tip Wiper Control less Tilt Whl.	1240919	1	27.40	LEVER (incl. knob 8i switch) letters wash 8i wipe on knob.
72-73	All B Col. Shift, Tilt Whl. 8i Finger Tip Wiper Control.	1240918		27.40	LEVER (incl. knob 8i switch) letters wash 8i wipe on knob.
69-70	T.H. 350 Col. Shift	1230813		1.08	KNOB, lvr. (chrome & black) (for ³ / ₁₆ " O.D. lever) not to be used if lvr. 8t knob are released as an assembly.
71-73	All Col. Shift less Finger Tip Wiper Control.	1235603		1.08	KNOB.

TURBO HYDRA-MATIC 350-375B

71-72	All B Col. Shift & Finger Tip Wiper Control.....	6465869	1	2.28	BUTTON 8. CLIP (3.883) ..
69	T.H. 350 Long Console ..	1383231	1	4.00	HANDLE , shift lever.....
70-73	T.H. 350 Long Console ..	1238322	1	4.25	HANDLE , shift lvr.....
69	T.H. 350 Long Console ..	1383232	1	11.45	BAR , control release.....
69	T.H. 350 Long Console ..	1383250	2	.51	SPRING , release bar (1 1/2")
4.008 PIN—SPRING, CONTROL LEVER PIVOT					
69-73	All Col. Shift.....	402196		.15	PIN
69-70	T.H. 350 Long Console	455563		.20	SPRING RETAINER , pivot shaft (1/16")—(8.934)
69-73	All Col. Shift less Tilt Whl.....	7808017	1	.51	SPRING , upr. shift lvr.
69-73	All Col. Shift Tilt Whl.	7812853	1	.72	SPRING , upr. shift lvr.
4.008 SLIDE—BAR—TRIGGER, CONTROL RELEASE					
70-73	T.H. 350 Long Console ..	1231728	2	.87	SLIDE , rel.....
70-73	T.H. 350 Long Console ..	1231729	1	1.08	BAR , stop plate rel.
70-73	T.H. 350 Long Console ..	1231730	1	1.18	TRIGGER , rel.....
4.010 BOWL SHROUD—PLATE, CONTROL LEVER					
69	T.H. 350 Col. Shift less Tilt Wheel.....	7804520	1	22.95	BOWL 8i SHROUD .
69-70	All A (T.H. 350) Long Console less Tilt.....	7804649	1	23.05	BOWL & SHROUD .
69-72	All A (T.H. 350) Col. Shift Tilt Wheel.....	7805992	1	20.60	BOWL
69-70	T.H. 350 Col. Shift less Tilt Whl.....	7804112	1	12.90	BOWL
70	All B (T.H. 350) less Tilt Whl.....	7804522	1	22.05	BOWL 8. SHROUD
70-73	All B Tilt Whl. T.H. 350 Col. Shift less Tilt Whl.	7805991	1	22.15	BOWL
71-73	T.H. 350 Col. Shift less Tilt Whl.....	7810216	1	12.80	BOWL
71 72	T.H. 350 Fir. Shift less Tilt Whl.....	7810762	1	12.20	BOWL
69	All A (T.H. 350) Long Console Tilt Wheel	7805999	1	24.15	SHROUD , bowl
69-70	All A (T.H. 350) less Tilt Whl.....	7804471	1	5.15	SHROUD , bowl ...
70-72	All A (T.H. 350) Long Console 8< Tilt Whl.....	7809289	1	17.80	SHROUD , bowl
71-72	All A (T.H. 350) less Tilt Whl.....	7811349	1	5.15	SHROUD , bowl ...
71-73	All B (T.H. 350) Col. Shift less Tilt Whl.....	7811350	1	5.20	SHROUD , bowl
69-70	T.H. 350 Col. Shift less Tilt Whl.....	7804401	1	1.13	PLATE , bowl.....
69-70	T.H. 350 Long Console less Tilt Whl.....	7807229	1	.97	PLATE , bowl.....
71-73	All B (Finger Tip Wiper Control) T.H. 350.....	407111	1	.51	INSULATOR , wiper switch wires
69-73	T.H. 350 less Tilt Whl.	7806867	4	.10	SCREW , housing mounting—(2.906)
4.012 GATE, SHIFT LEVER					
69-70	T.H. 350 Col. Shift	7804406	1	1.08	GATE (4.027)
69-70	T.H. 350 Fir. Shift	7804761	1	.77	GATE (4.027)
71-73	T.H. 350 Col. Shift less Tilt Whl.....	7811592	1	1.08	GATE (4.027).....
71-73	All Col. Shift Tilt Whl.	7811691	1	1.69	GATE (4.027).....
69-70	T.H. 350 less Tilt Whl.	7810242	2	.62	SCREW , plate to bowl.....
69-73	All less Tilt Wheel_____	7804407	2	.20	SCREW , gate to housing (also used 6.500)
69-73	All Tilt Wheel.....	7800639	1	.20	SCREW , stop plate 8i detent plate.....
69	T.H. 350 Col. Shift	7808017	1	.51	SPRING , upper shift lever.....
4.012 WASHER, STEERING SHAFT					
69-73	All less Tilt Whl.	7800580		.25	WASHER , steering shaft upper thrust
69-70	All less Tilt Whl.	7804447		.46	WASHER , wave.....
69-73	All Tilt Wheel ..	7804906		.62	WASHER , thrust.....
69-73	All Tilt Wheel ..	7805159		.62	WASHER , wave.....
71	All less Tilt Whl.	7811794		.36	WASHER , spg. thrust.....
4.017 PLATE, TRANSMISSION CONTROL SHIFT LEVER					
70-73	T.H. 350 Long Console ..	1231727	1	1.23	PLATE , trim.....

TURBO HYDRA-MATIC 350-375B

4.020 LEVER—LINK, TRANSMISSION SHIFT INDICATOR					
69-72	All A (T.H. 350) Col. Shift	1387116	1	.15	LEVER.....
70	All B (T.H. 350)	1387348	1	.15	LEVER.....
69	T.H. 350 Col. Shift	1387117	1	.15	LINK.....
70-72	All A (T.H. 350) Col. Shift	1232598	1	.20	LINK.....
70	All B (T.H. 350)	1387349	1	.20	LINK.....
4.020 INDICATOR—LENS, TRANSMISSION SHIFT					
69	T.H. 350	6483242	1	3.00	INDICATOR.....
70-72	All A (T.H. 350) Col. Shift	6493033	1	3.93	INDICATOR (in instr. panel speedo. cluster)
70	All B (T.H. 350)	6483359	1	2.72	INDICATOR (in instr. cluster).....
71-72	All B	6496086	1	1.75	INDICATOR (red needle).....
69	T.H. 350 Long Console	1383155	1	6.55	LENS, shift indicator (P-R-N-D-L1-L2).....
69	T.H. 350 Long Console	1233585	1	18.65	PLATE, console shift.....
71-72	All B (T.H. 350-375 B)	6496088	1	1.61	CABLE, shift ind.....
71-73	All B (T.H. 350-375 B)	1235394	1	.20	CLIP, ind.....
4.025 TUBE, TRANSMISSION SHIFT					
69-71	All A (T.H. 350) less Tilt Whl.....	7804493	1	21.30	TUBE
69-72	All A (T.H. 350) Tilt Wheel.....	7804960	1	21.30	TUBE
70	All B (T.H. 350) less Tilt Whl.....	7804501	1	23.15	TUBE
70	All B (T.H. 350) Tilt Whl. All B (T.H. 350) less Tilt	7805268	1	22.50	TUBE
71-73	All B (T.H. 350) Tilt Whl. Whl.....	7809589	1	19.20	TUBE
71-73	All B (Tilt Whl.)	7809800	1	21.45	TUBE
4.027 RING, SHIFT TUBE RETAINING					
69-73	All Tilt Whl.....	7804907	1	.30	RING, retaining ..
69-70	T.H. 350 Col. Shift-Tilt Whl.....	7804916	1	1.33	PLATE, shift stop ..
69-72	T.H. 350 Long Console Tilt Whl.....	7806054		.62	SPRING, detent.....
69-70	T.H. 350 less Tilt Whl. .	7804446		.56	SPRING, shift tube return (also used 6.518)
71-73	All B (T.H. 350-375 B) .	7810567		.62	SPRING, shift tube ret.....
70-73	T.H. 350 Long Console	1231732		.20	SPRING, release bar-prim.....
69-72	T.H. 350 Long Console Tilt Whl.....	7806055	1	1.85	PLATE, detent.
69 72	T.H. 350 Long Console Tilt Whl.....	7806056		.82	PLUNGER, detent spring.....
69	T.H. 350 Long Console	7806109		.72	SCREW, detent.....
69-73	T.H. 350 less Tilt Whl. .	7807427		.30	WASHER, lower bearing thrust
4.027 GATE, SHIFT LEVER LOCK					
69-70	T.H. 350 Col. Shift	7804406	1	1.08	GATE (also used 4.012-6.500) .
71-73	T.H. 350 Col. Shift less Tilt Whl.....	7811592	1	1.08	GATE, shift lever (also used 4.012—6.500)
71-73	All Shift Tilt Whl.....	7811691	1	1.69	GATE, shift lever (also used 4.012—6.500)
4.035 ROD, TRANSMISSION SHIFT					
69-72	All A (Col. Shift).....	1382860	1	.92	ROD.....
70	All B (T.H. 350).....	1385893	1	.87	ROD.....
71-73	All B (T.H. 350-T.H. 375 B).....	3988225	1	1.08	ROD.....
4.037 BUSHING, TRANSMISSION CONTROL LEVER PIVOT SHAFT					
69-73	T.H. 350 Long Console ..	1382969	2	.30	BUSHING.....
4.037 BUSHING & SLEEVE, TRANSMISSION SHIFT LEVER					
69-73	T.H. 350-375 B.....	1394293	1	.20	KIT, bshg. & sleeve.....
4.037 CLAMP—WASHER, TRANSMISSION CONTROL ROD					
69-73	T.H. 350-375 B.....	1385607	AR	.56	CLAMP, control rod to shift levers swivel.....
69-73	T.H. 350-375 B.....	3989434	AR	.10	WASHER, shift rods to shift levers spring.....
69-73	T.H. 350-375 B.....	3989433	AR	.15	SCREW, shift rods to shift levers & brackets (1/8"-18 x 3/16").....
69 73	T.H. 350-375 B.....	1351769	AR	.10	SPRING RETAINER (1 V long).....
69-73	T.H. 350-375 B.....	1382263	1	.30	WASHER, between equal, shaft bushing & spring ..
69-72	T.H. 350-375 B.....	3749084	AR	.20	RETAINER, control rod (all locations).....
4.040 BRACKET—BUSHING, SHIFT EQUALIZER					
69-72	All A (T.H. 350) Col. Shift	1230115	1	.56	BRACKET, mounting frame
70	All B (T.H. 350).....	1385668	1	.56	BRACKET, mtg. frame

TURBO HYDRA-MATIC 350-375B

71-72	All B.	3988221	1	.51	BRACKET, mtg. frame
69-73	T.H. 350-375 B.	1377083	1	.15	BUSHING, equalizer shift to equalizer bracket frame (plastic V," thick - y." I.D.)—(4.042)
4.042 SPRING, TRANSMISSION EQUALIZER					
69-73	All Col. Shift.	1380549	1	.10	SPRING, equal, to mtg. brkt. bshg.
4.045 LEVER, TRANSMISSION RANGE SELECTOR (OUTER)					
69-73	All Col. Shift.	1376685	1	.77	LEVER
69-72	T.H. 350 Long Console	1386390		.97	LEVER
73	T.H. 350 Long Console	9795470		.92	
4.046 EQUALIZER, TRANSMISSION SHIFT					
69-72	All A T.H. 350.	1382861	1	2 15	EQUALIZER
71-73	All B (T.H. 350-375 B) ..	3988290	1	2.67	SHAFT, equalizer.
4.047 BRACKET—CABLE—TRUNNION—SEAL, TRANSMISSION CONTROL					
69-72	T.H. 350 Long Console ..	1386731	1	1.69	BRACKET, cable.....
69-72	T.H. 350 Long Console ..	1383520	1	7.55	CABLE
69-72	T.H. 350 (30-4000) V-8 ..	1385073	—1	8.60	CABLE, detent valve control.....
70-71	L-6 Eng. (T.H. 350).	1232285	1	5.85	CABLE, detent valve control.....
70	All B (T.H. 350).	1232285	1	5.85	CABLE, detent valve control.....
71	All B (T.H. 350).	1235232	1	6.50	CABLE, detent valve control.....
72	All B (T.H. 350-375B) ..	1238521	1	6.65	CABLE, detent valve control—(4.050)
69-72	T.H. 350 Long Console ..	1384210	1	2.67	TRUNNION CABLE.....
69-72	T.H. 350 Long Console ..	3922580	1	1.18	GROMMET, control-seal.....
69-70	T.H. 350 Long Console ..	476737	1	.15	RETAINER, cable to brkt.—(4.68 1).....
69-72	T.H. 350-375 B.	6261243	1	.20	SEAL, "O" ring, detent valve control cable
73	T.H. 350 Long Console ..	9779348	1	56	PIN, cbl. mtg.-lwr.....
4.050 CABLE, TRANSMISSION DETENT VALVE CONTROL					
72	All B (T.H. 350-375B) ..	1238521	1	6.65	CABLE (also used 4.047)
4.054 SWITCH, NEUTRAL SAFETY & BACK-UP					
69-70	T.H. 350 Long Console ..	1993401	1	2.17	SWITCH.....
69-70	T.H. 350 Col. Shift.	1994111	1	2.20	SWITCH
71	T.H. 350.	1994111	1	2.20	SWITCH
72	All (1st Type).	1994111	1	2.20	SWITCH
72	All (2nd Type).	1994133	1	3.36	SWITCH
73	T.H. 350 Col Shift.	1994133	1	3.36	SWITCH
NOTE 1972 1st type less seat belt latch indicating system, 2nd type with seat belt latch indicating system.					
69-70	T.H. 350.	3981828	2	.72	SCREW, switch to steering column—(2.698).....
69-71	All Col. Shift.	3981828	2	.72	FASTENER, switch ret.—(2.698).....
4.060 BRACKET, DOWNSHIFT SWITCH MOUNTING					
70	All B (T.H. 350).	1387953	1	.51	BRACKET.....
70-73	All Long Console.	564708	1	.20	FASTENER, shift cable pin to cbl.
4.075 SWITCH, TRANSMISSION OIL PRESSURE					
70	250 Eng. (T.H. 350).	6462514	1	2.16	SWITCH (also used 2.408)
70	350 Eng. (4 Bbl.) Hi Compr. (T.H. 350) w/Trans. Controlled Spark	6462514	1	16	SWITCH
71-72	T.H. 350-375 B.	6462514	1	16	SWITCH
4.075 SWITCH, TRANSMISSION CONTROL SPARK					
71	All A.T.	8908923	1	2.00	HARNESS, T.C.S. solenoid to idle control solenoid— (2.408).....
71	All A (T.H. 350).	9799850	1	2.36	SWITCH
71	L-6 Eng.	3990842	1	1.90	RELAY, spark reversing (also used 2.408-9.798) ..
71	L-6 Eng.	1114444	1	10.50	SOLENOID KIT, carb. (C.E.C.)
71	L-6 Eng.	7042667	1	1.44	BRACKET, carb. solenoid
71	L-6 Eng.	7042653	1	.27	WASHER, nut
71	L-6 Eng.	7042654	1	1.03	NUT, solenoid ret.....
4.081 SUPPORT—MOUNT, TRANSMISSION					
69	4456-66-67 (T.H. 350) ..	9796242	1	13.90	SUPPORT
69	3000-4437-39-69 (T.H. 350).....	9796240	1	16.40	SUPPORT
70	5000 T.H. 350.	1232212	1	16.05	SUPPORT
70	3435-36.	9796240	1	16.40	SUPPORT
70	3327-69-3537-69-3437- 4437-39-69.	9796240	1	16.40	SUPPORT
71-72	All A exc. Conv.	9796240	1	16.40	SUPPORT
71-72	All A/Conv. (350 Eng.) ..	9796242	1	13.90	SUPPORT

TURBO HYDRA-MATIC 350-375 B

71-73	All B (T.H. 350-375 B)	3988235	16.60	SUPPORT
69-72	All A (T.H. 350)	1381016	3.90	MOUNT
69-70	All B (T.H. 350)	1381016	3.90	MOUNT (pad)
71	All B (T.H. 350)	1239004	4.00	MOUNT (pad)
72-73	All B (T.H. 375 B)	1240180	4.00	MOUNT
69-72	All A (T.H. 350)	1385001	.72	INSULATOR, support to frame
69-72	All A (T.H. 350)	9785627	.87	RETAINER, support to frame—(7.01 1)
4.085 SHIM, TRANSMISSION MOUNTING PAD				
70-71	All B T.H. 350	1373714	1 .67	SHIM, pad to supt. (.120" thick) . .
71	All B (T.H. 350)	407795	1 .10	WASHER, mount to supt.—(6.897) .
73	All (A.T.)	1373714	1 .67	SHIM, pad to supt. (.120" thick) ..
4.101 OIL, AUTOMATIC TRANSMISSION				
69-72	T.H. 350-375 B	1050568	AR .71	OIL (dexron) 1 qt. can (8.800) ..
69-72	T.H. 350-375 B	1050569	AR 2.72	OIL (dexron) 1 gal. can.—(8.800).
69-72	T.H. 350-375 B	1050570	AR 145.05	OIL (dexron) 55 gal.—(8.800)_____
4.103 CASE & BUSHING, TRANSMISSION				
69-73	T.H. 350-375 B	6261756	1 134.80	CASE & BUSHING
70-73	T.H. 350-375 B	1344355	1 .15	PLUG, trans, line press, check—(4.1 15)
72-73	T.H. 350-375 B	9424877	7 .20	BOLT, spacer plate supt. to case—(8.900)
72	T.H. 350-375 B	9424877	2 .20	BOLT, park lock brkt. to case—(8.900)
4.104 BUSHING, CASE TO OUTPUT SHAFT				
69-73	T.H. 350-375 B	6261016	1.44	BUSHING
69-72	T.H. 350-375 B	1235259	1.59	BUSHING, gov. sleeve (in case) Refer to 1970 service manual pg. 75-78.
4.104 PIPE, TRANSMISSION VENT				
69-73	T.H. 350-375 B	6261289	1 .25	PIPE
4.105 SCREEN, OIL PUMP PRESSURE				
69-73	T.H. 350-375 B	6261323	1 .41	SCREEN, in transmission case oil pump pressure hole—(4.224).
4.115 CONVERTER, TRANSMISSION (COMPLETE)				
69-73	T.H. 350-375 B	1394144	1 68.45	CONVERTER (rebuilt) (Exchange Item)
69	T.H. 350	1386323	1 4.92	PAN, converter cover—(0.679)
70-71	T.H. 350 (L-6 Eng.)	6261091	1 3.33	PAN (0.679)
70-73	All A (V-8) (T.H. 350)	1386323	1 4.92	PAN (0.679)
70	All B (T.H. 350)	1386324	1 6.40	PAN (0.679)
71-72	All B (T.H. 350-375 B)	1386323	1 4.92	PAN (0.679)
69-70	T.H. 350	1484645	3 .36	BOLT, converter to flywheel—(8.900)
71-73	T.H. 350-375 B	3987930	3 .20	BOLT, converter to flywheel
4.128 PIPE—CONNECTOR, OIL COOLER				
69-72	All A (T.H. 350)	1236417	1.59	PIPE, inlet
69-71	All A (T.H. 350)	1236440	1.79	PIPE, outlet
70	All B (T.H. 350)	1232979	1.85	PIPE, inlet
70	All B (T.H. 350)	1386179	1.90	PIPE, outlet
71	All B (T.H. 350)	1234793	1.90	PIPE, inlet
71	All B (T.H. 350)	1234794	1.90	PIPE, outlet
72	All B (T.H. 375 B)	1234794	1.90	PIPE, outlet
69	T.H. 350	8625422	.12	WASHER, oil cooler pipes to case
69	T.H. 350	386297	.36	CONNECTOR, oil cooler pipes to transmission case
70-73	T.H. 350-375 B	3974421	.36	CONNECTOR, pipes to case
69-73	T.H. 350-375 B	104919	.10	BALL, oil cooler by-pass—(8.899)
70	All B (T.H. 350)	1385956	.20	CLIP, pipes to frame
71-72	All B	1234749	.25	CLIP, pipes to frame
4.133 ROD, TRANSMISSION OIL FILLER TUBE (OIL GAUGE)				
69-73	T.H. 350-375 B	1387568	1 .87	ROD
69-72	T.H. 350-375 B	6255641	1 .15	SEAL, filler pipe to trans, c
4.133 TUBE, OIL FILLER				
69-73	T.H. 350-375 B	6260027	1 2.36	PIPE
72	T.H. 350-375 B	1239607	1 .87	TUBE, oil filler
4.158 GEAR, TRANSMISSION INPUT RING				
69-73	T.H. 350-375 B	6261397	1 18.85	GEAR
69-72	T.H. 350-375 B	6261383	1 1.13	WASHER, input ring gr. supt.-rr. to output carrier-thrust

TURBO HYDRA-MATIC 350-375B

4.159 GEAR, TRANSMISSION SUN GEAR

69-73	T.H. 350-375 B.	6260185	1	14.40	GEAR (incl. bushing).....
69-73	T.H. 350-375B.	6261033	2	.56	BUSHING, sun gear to output shaft—(4.176)....

4.161 BUSHING, STATOR SHAFT

69-73	T.H. 350-375 B.	6261022	2	.41	BUSHING, rear (also used 4.226).....
-------	-----------------	---------	---	-----	--------------------------------------

4.162 SUPPORT, LOW & REVERSE CLUTCH

69-73	T.H. 350-375 B.	6261118	1	16.90	SUPPORT.....
-------	-----------------	---------	---	-------	--------------

4.163 PLATE, FORWARD & DIRECT CLUTCH

69-73	T.H. 350-375 B.	6261071	AR	1.79	PLATE, forward & direct driven.....
69-73	T.H. 350-375 B.	6261072	AR	4.15	PLATE, forward clutch pressure—(.245"-.255")..
69-73	T.H. 350-375 B.	6261278	AR,C	2.97	PLATE, forward & direct driving.....
69-73	T.H. 350-375 B.	6261349	1	4.15	PLATE, forward pressure—(.275"-.285").....
69-73	T.H. 350-375 B.	6261350	AR	4.15	PLATE, forward 8i direct clutch pressure—(.306"-.316").....

4.163 PLATE, TRANSMISSION INTERMEDIATE CLUTCH

69-73	T.H. 350-375 B.	6261277	AR	4.15	PLATE, drive.....
69-73	T.H. 350-375 B.	6261010	1	4.15	PLATE, pressure.....
69	T.H. 350.	6261450	3	1.79	PLATE, reaction (dished) when using to replace plates that are flat also order (1) 4.166-6261449 piston (the flat plates are used with pistons stamped 6262044).....
70-73	T.H. 350-375 B.	6261450	3	1.79	PLATE, reaction (dished).....

4.163 PLATE, LOW & REVERSE CLUTCH

69-73	T.H. 350-375 B.	6260236	5	1.69	PLATE, low & reverse-reaction.....
69-73	T.H. 350-375 B.	3832386	5	1.85	PLATE, reverse-drive.....

4.164 CLUTCH, TRANSMISSION INTERMEDIATE OVERRUN (Grp. Changed to 4.167)

4.164 SEAT—SPRING—RING, TRANSMISSION CLUTCH

69-73	T.H. 350-375 B.	6261111	1	.56	SEAT, intermediate clutch piston return spring ...
69-73	T.H. 350-375 B.	6261011	2	.56	SEAT, direct & forward clutch piston return spring
69-73	T.H. 350-375 B.	6261309	1	1.69	SPRING, intermediate clutch cushion.....
69-70	T.H. 350.	6261024	30	.15	SPRING, intermediate clutch piston return.....
69-73	T.H. 350-375 B.	6260311	17	.10	SPRING, direct clutch piston return.....
69-73	T.H. 350-375 B.	6260311	21	.10	SPRING, forward clutch piston return.....
69-73	T.H. 350-375 B.	6271527	17	.10	SPRING, low & reverse clutch piston return.....
69	T.H. 350.	6261457	1	1.44	SPRING, clutch piston cushion.....
69-73	T.H. 350-375 B.	6261222	1	1.69	SPRING, forward piston cushion.....
71-73	T.H. 350-375 B.	6260294	20	.20	SPRING, inter, clutch piston return.....
69-73	T.H. 350-375 B.	6261098	1	.41	SEAT, low & reverse cl. piston return spg.....
69-73	T.H. 350-375 B.	6261037	1	.15	RING, direct clutch piston seat-snap
69-73	T.H. 350-375 B.	6261037	1	.15	RING, forward clutch piston seat-snap.....
69-73	T.H. 350-375 B.	6261041	1	.15	RING, low & reverse clutch piston return spring seat
69	T.H. 350 (1st Type-Flat Washer Between Forward & Direct Clutch).	6261382	1	.30	WASHER, direct clutch drum to forward clutch housing thrust.....

4.164 BEARING, DIRECT CLUTCH DRUM TO FORWARD CLUTCH HOUSING

69	T.H. 350 (2nd Type-Needle Bearing Between Forward Clutch Housing 8i Direct Clutch Drum)	9428864	1	2.46	BEARING.....
70-73	T.H. 350.	9428864	1	2.46	BEARING.....

4.166 PISTON, TRANSMISSION CLUTCH

69-72	T.H. 350 (V-8 Eng.)	6261449	1	6.50	PISTON, intermediate (when using 6261449 to replace piston stamped 6261044 also order (3) 4.163-6261450 plates) dished.....
69	T.H. 350.	6260197	1	6.90	PISTON, direct.....
69-73	T.H. 350 (V-8 Eng.)	6261105	1	6.75	PISTON, low & reverse.....
69-73	T.H. 350 (V-8 Eng.)	6261116	1	6.50	PISTON, forward.....
70-72	T.H. 350 (L-6 Eng.)	6261106	1	6.75	PISTON, low & reverse.....
70-72	T.H. 350 (L-6 Eng.)	6261115	1	6.50	PISTON, forward.....
70-72	T.H. 350 (L-6 Eng.)	6261448	1	6.75	PISTON, inter.....
70-72	T.H. 350 (L-6 Eng.)	6260196	1	6.60	PISTON, direct.....
70-71	T.H. 350 (350 Eng.)	6260197	1	6.90	PISTON, direct.....

TURBO HYDRA-MATIC 350-375B

71-73	T.H. 350-375 B (350 Eng.)					
	6261449	1	6.50	PISTON , inter, (when replacing piston stamped 6261044 also use 3-4.163-6261450 plates).....	
72-73	All A (T.H. 350).	6260197	1	6.90	PISTON , direct.....	
72-73	All B (T.H. 375 B).	6260369	1	6.75	PISTON , direct.....	
	4.166	SEAL PACKAGE, TRANSMISSION CLUTCH				
69-73	T.H. 350-375 B.	3947086	1-^"	1.69	SEAL PACKAGE , forward clutch piston.....	
69-73	T.H. 350-375 B.	3947087	1	1.85	SEAL PACKAGE , direct clutch piston.....	
69-73	T.H. 350-375 B.	3947089	1	.41	SEAL PACKAGE , reverse clutch piston.....	
69-73	T.H. 350-375 B.	3947088	1	2.26	SEAL PACKAGE , intermediate clutch piston.....	
	4.167	CLUTCH—CAM—RETAINER, INTERMEDIATE OVERRUN CLUTCH				
69-73	T.H. 350-375 B.	6261298	1	7.85	CLUTCH	
69-72	T.H. 350-375 B.	6260318	1	9.65	CAM (repls. 6261297 3/72).....	
69-73	T.H. 350-375 B.	6261143	1	1.08	RETAINER	
	4.167	RING, TRANSMISSION CLUTCH PRESSURE PLATE TO DRUM				
69-73	T.H. 350-375 B.	6261048	2	.20	RING , direct & forward clutch.....	
	4.168	RACE—RING, TRANSMISSION OVERRUN CLUTCH				
69-73	T.H. 350-375 B.	6261021	1	6.75	RACE , intermediate clutch-outer.....	
69-73	T.H. 350-375 B.	6261038	1	.15	RING , intermediate overrun clutch to drum-front ...	
	4.169	DRUM—BUSHING—WASHER, TRANSMISSION DIRECT CLUTCH				
69-73	T.H. 350-375 B.	6261404	1	28.65	DRUM	
69-73	T.H. 350-375 B.	6261026	1	.87	BUSHING , drum to pump cover.....	
69-73	T.H. 350-375 B.	6261015	AR	.92	WASHER , drum to pump cover thrust (.065/.067" thick) (1 groove on tang).....	
69-73	T.H. 350-375 B.	6261013	AR	.92	WASHER , drum to pump cover thrust (.082-.084" thick) (2 grooves on tang).....	
69-73	T.H. 350-375 B.	6261014	AR	.92	WASHER , drum to pump cover thrust (.099-.101" thick) (3 grooves on tang).....	
	4.169	HOUSING, TRANSMISSION FORWARD CLUTCH				
69-73	T.H. 350-T.H. 375 B)	6260188	1	36.70	HOUSING (incl. input shaft).....	
	4.169	RING, TRANSMISSION PUMP COVER				
69-73	T.H. 350-375 B.	6261746	3	1.28	RING , cover to clutch drum oil seal.....	
69-73	T.H. 350-375 B.	6261570	2	1.18	RING , cover to forward clutch housing-oil seal	
71-73	T.H. 350-375 B.	6261570	2	1.18	RING , forward clutch hsg. (seal).....	
69	T.H. 350.	7002117	1	.05	BALL , forward clutch relief valve—(3.825).....	
69	T.H. 350.	7002117	1	.05	BALL , direct clutch relief valve—(3.825).....	
69	T.H. 350.	7002117	1	.05	BALL , forward clutch pressure relief valve—(3.825).....	
70-73	T.H. 350-375 B.	147483	1	.05	BALL , cl. pressure relief—(8.899).....	
	4.175	CARRIER—SHAFT—RING, TRANSMISSION OUTPUT				
69-73	T.H. 350-T.H. 375B.	6261643	1	41.00	CARRIER , output.....	
69	4000 Wagons (T.H. 350)	6260323	1	30.50	SHAFT , output.....	
69	T.H. 350 exc. 4000 Wagons.	6260182	1	24.90	SHAFT , output.....	
70-72	All A (T.H. 350).	6260182	1	24.90	SHAFT , output.....	
70-72	All B.	6260323	1	30.50	SHAFT , output (repls. 6260304 3/72).....	
	4.175	SHELL, TRANSMISSION SUN GEAR				
69-73	T.H. 350-375 B.	6261126	1	11.30	SHELL , sun gear driving.....	
	4.175	CARRIER, TRANSMISSION REACTION PLANET				
69-73	T.H. 350-375 B.	6261645	1	42.65	CARRIER	
69-73	T.H. 350-375 B.	6261027	1	.56	WASHER , clutch housing to input gear support thrust.....	
69-73	T.H. 350-375B.	6261033	1	.56	BUSHING , planet carrier to output shaft—(4.176)	
	4.176	BUSHING, SUN GEAR TO OUTPUT SHAFT				
69-73	T.H. 350-375 B.	6261033	2	.56	BUSHING , sun gear to output shaft (also used 4.175-4.159).....	
69-73	T.H. 350-375 B.	6261066	2	.15	RING , shell to sun gr._ret.....	
69-73	T.H. 350-375 B.	6261039	1	.15	RING , output carrier ret.to. output sbaijrt.	
69-73	T.H. 350-375 B.	6261034	1	.56	WASHER , sun gr. (between thrust washer & sun gr. shell).	
69-72	T.H. 350-375 B.	6261184	1	.56	WASHER , between low & reverse clutch race & shell washer.....	
72-73	T.H. 350-375 B.	1241725	1	.60	WASHER , between race thrust washer & sun gear shell.....	

TURBO HYDRA-MATIC 350-375B

4.176 BUSHING, TRANSMISSION OUTPUT SHAFT				
69-73	T.H. 350-375 B.	3789034	1	.56 BUSHING, output shaft to input shaft.....
69-73	T.H. 350-375 B.	6261040	1	.15 RING, shaft to output ring gr. supt.....
4.176 WASHER—BEARING, OUTPUT RING GEAR				
69-73	T.H. 350-375 B.	6261124	1	.41 WASHER, front thrust.....
69-73	T.H. 350-375 B.	9427759	1	2.26 BEARING, output ring gear support to transmission case.....
69-73	T.H. 350-375 B.	6261029	1	.25 BUSHING, input ring gear.....
4.180 CLUTCH, TRANSMISSION LOW & REVERSE				
69-73	T.H. 350-375 B.	6261305	1	8.95 CLUTCH, low & reverse.....
69-73	T.H. 350-375 B.	6261416	1	.25 RING, clutch support to case (note-when using the flat retainer ring in place of the waved retaining also use 1 - 4.180-6261415 spring).....
69-73	T.H. 350-375 B.	6261051	2	.25 RING, clutch to cam.....
69-73	T.H. 350-375 B.	6261415	1	.82 SPRING, clutch support retaining (low & reverse) ..
69-73	T.H. 350-375 B.	6261125	1	6.75 RACE, low & reverse overrun clutch.....
4.187 GEAR, OUTPUT RING				
69-73	T.H. 350-375 B.	6261275	1	19.10 GEAR.....
4.195 PAN, TRANSMISSION OIL				
69-73	T.H. 350-375 B.	6261647	1	6.75 PAN (incl. plug & plug gasket).....
4.196 GASKET, TRANSMISSION OIL PAN				
69-73	T.H. 350-375 B.	6261649	1	.41 GASKET.....
69-70	T.H. 350.	3921989	1	.15 GASKET, dram plug—(1.456).....
69	T.H. 350.	3923420	1	.30 SCREW,oil pan drain—(4.196).....
69-71	T.H. 350.	3829139	AR	05 BOLT, pan to case.....
4.197 SCREEN, TRANSMISSION OIL PUMP				
69-73	T.H. 350-T.H. 375 B.	6438816	1	3.84 SCREEN.....
69-73	T.H. 350-T.H. 375 B.	6261235	1	.10 GASKET (oil pump screen) also used 4.224
4.205 MODULATOR. TRANSMISSION VACUUM				
69-71	T.H. 350.	8625976	1	15.30 MODULATOR.....
72	All A (T.H. 350).	1394524	1	14.80 MODULATOR.....
72	All B.	8625976	1	15.30 MODULATOR.....
4.205 VALVE—PIPE—HOSE. VACUUM MODULATOR				
69-73	T.H. 350-375 B.	6261516	1	2.10 VALVE (3" long).....
69-71	350 eng. (T.H. 350).	1385841	1	1.28 PIPE, valve.....
70-71	T.H. 350 (L-6 Eng.).	1233546	1	2.20 PIPE, valve.....
69-71	T.H. 350.	3987364	1	.20 HOSE, modulator to vacuum modulator pipe (1/32" x 25 ft.)—(8.962).....
69	T.H. 350.	1369465	1	.35 CONNECTOR, modulator pipe to intake manifold ..
70-71	T.H. 350.	1233778	1	.41 CONNECTOR, pipe to intake manifold.....
72-73	All A.T.	1369465	1	.35 CONNECTOR, vac. modulator pipe to int. mfl'd. (1ft" x ft"- .27).....
69-73	T.H. 350-375 B.	1380859	1	.10 CLIP, modulator pipe to filler pipe.....
4.205 SEAL, VACUUM MODULATOR				
69-73	T.H. 350-T.H. 375 B.	3708146	1	.10 SEAL, modulator to case.....
69-73	T.H. 350-375 B.	6261285	1	.20 RETAINER.....
4.216 VALVE, PACKAGE, OIL COOLER BY-PASS				
69-73	T.H. 350-T.H. 375B.	3977543	1	.20 VALVE PACKAGE.....
4.216 SPRING, INTERMEDIATE SERVO PISTON (Grp. Changed to 4.233)				
4.224 PUMP, TRANSMISSION OIL				
69-72	T.H. 350-375 B.		1	PUMP (use components).....
69-73	T.H. 350-375 B.	6261704	1v	30.55 COVER, incl. stator shafts, bushing & seal rings—
69-72	T.H. 350.	6264919	1	47.75 BODY, incl. body & bushing, pump drive & driven gr., cooler by-pass valve & pump body inner seal ..
69-73	T.H. 350-375 B.	179822	5	BOLT,pump cover to body 18 x 1 ft")—(8.900)
69-73	T.H. 350-375 B.	6261323	1	.41 SCREEN, oil pump press-(also used 4.105).....
69-73	T.H. 350-375 B.	6261235	1	.10 GASKET, screen—(4.197).....
4.226 SEAL—GASKET, TRANSMISSION OIL PUMP				
69-73	T.H. 350-375 B.	6261413	1	62 SEAL, pump to case (8ft" I.D.).....
69-73	T.H. 350-375 B.	1384746	1	2.26 SEAL, front pump oil.....
69-73	T.H. 350-375 B.	6261584	1	.41 GASKET, pump to case.....
69-72	T.H. 350-375 B.	8623940	1	1.29 BUSHING, pump body.....

TURBO HYDRA-MATIC 350-375B

69	T.H. 350	.444613	AR	10	PLUG, line pressure check (also used 0.034)—(8.971)
69-72	T.H. 350-375 B.	.6261374	AR	.15	SCREW & WASHER, oil pump to case.....
4.226 BUSHING, TRANSMISSION STATOR SHAFT					
69-73	T.H. 350-375 B.	.1381366	1	51	BUSHING, front—(4.162).....
69-73	T.H. 350-375 B.	.6261022	2	.41	BUSHING, rear—(4.161).....
4.226 VALVE—SPRING, TRANSMISSION OIL PUMP					
69	T.H. 350	.3850849	1	.41	VALVE, priming.....
69	T.H. 350	.3850850	1	.05	SPRING, valve
4.228 PISTON ROD, TRANSMISSION INTERMEDIATE SERVO					
69-73	T.H. 350-375 B.	.6261177	1	1.95	PISTON
69-73	T.H. 350-375 B.	.6261008	1	1.74	ROD, intermediate servo apply (2 ³⁷ / ₃₂ " long)
69-73	T.H. 350-375 B.	.6261009	1	1.74	ROD, intermediate servo apply (2 ³ / ₃₂ " long)
69-73	T.H. 350-375 B.	.8623362	1	.17	WASHER, intermediate servo piston stop
4.228 PISTON—COVER—RETAINER, INTERMEDIATE CLUTCH ACCUMULATOR					
69-73	T.H. 350-375 B.	.1239836	1	1.95	PISTON (incl. seals).....
69-73	T.H. 350-375 B.	.6261141	1	1.90	COVER, accumulator piston.....
69-73	T.H. 350-375 B.	.6260138	1	.15	RETAINER, accumulator piston cover.....
4.228 PISTON, TRANSMISSION DIRECT CLUTCH ACCUMULATOR					
69-73	T.H. 350-375 B.	.6261176	1	1.95	PISTON.....
4.229 SEAL, TRANSMISSION INTERMEDIATE SERVO PISTON					
69-73	T.H. 350-375 B.	.6261151	1	.87	SEAL.....
4.229 RING, DIRECT CLUTCH ACCUMULATOR PISTON RETURN					
69-73	T.H. 350-375 B.	.6261322	1	.10	RING.....
4.229 SEAL ACCUMULATOR PISTON COVER					
69-73	T.H. 350-375 B.	.6261242	1	.20	SEAL, accumulator piston cover.....
4.229 SEAL, DIRECT CLUTCH ACCUMULATOR PISTON					
69-73	T.H. 350-375 B.	.6261150	1	.41	SEAL.....
4.233 SEAT, INTERMEDIATE SERVO PISTON					
69-73	T.H. 350-375 B.	.6261178	1	.15	SEAT.....
4.233 SPRING, DIRECT CLUTCH ACCUMULATOR PISTON					
69	T.H. 350	.6260051	1	.87	SPRING.....
70-71	T.H. 350	.6260173	1	1.08	SPRING.....
72-73	T.H. 350-375B (Trans. Coded KA-KE-KL)	.6260373	1	1.08	SPRING.....
4.233 SPRING, INTERMEDIATE CLUTCH ACCUMULATOR PISTON					
69	T.H. 350	.6260080	1	1.03	SPRING.....
70-71	T.H. 350 (L-6 Eng.)	.6261232	1	.87	SPRING.....
70	T.H. 350 (350 Eng. exc. 4 Bbl. High Compr.)	.6261231	1	.87	SPRING.....
70	T.H. 350 (350 Eng. High Compr.)	.6261140	1	.87	SPRING.....
71	All B (T.H. 350)	.6260080	1	1.03	SPRING.....
71	All A (350 Eng.) (T.H. 350)	.6261419	1	.87	SPRING.....
71	All B (T.H. 350)	.6261231	1	.87	SPRING.....
72	All B (Trans. Codes KL)	.6261231	1	.87	SPRING.....
72	T.H. 350 (Trans. Coded KA-KE)	.6261419	1	.87	SPRING.....
4.233 SPRING, INTERMEDIATE SERVO PISTON					
69-73	T.H. 350-375 B.	.6261229	1	.15	SPRING.....
4.242 SEAL, INTERMEDIATE CLUTCH ACCUMULATOR PISTON					
69-72	T.H. 350-375 B.	.6261138	1	1.08	SEAL, inner.....
69-72	T.H. 350-375 B.	.6261139	1	1.08	SEAL, outer.....
71-73	T.H. 350-375 B.	.6260258	1	1.08	RING, piston seal (outer).....
4.251 BAND, INTERMEDIATE OVERRUN BRAKE					
69-73	T.H. 350-375 B.	.6261132	1	7.85	BAND.....
4.256 GOVERNOR—COVER—SCREEN, TRANSMISSION GOVERNOR					
69-73	T.H. 350-375 B.	.6261706	1	17.45	GOVERNOR.....
69-73	T.H. 350-375 B.	.6261067	1	.87	COVER.....

TURBO HYDRA-MATIC 350-375B

69-73	T.H. 350-375 B	6261324	1	.25	SCREEN, governor pressure (in transmission case governor pressure hole).....
69-73	T.H. 350-375 B	6261341	1	.20	SEAL, cover.....
69-73	T.H. 350-375 B	6261660	1	.41	OVERHAUL PACKAGE (incl. 1 governor driven gear, 2 governor weight pins & 1 governor driven gear retainer pin).....
69-73	T.H. 350-375 B	8623232	2	.17	PIN, weight.....
69-73	T.H. 350-375 B	6260040	1	.15	RETAINER, cover.....
69-72	T.H. 350-375 B	1235259	1	1.59	BUSHING, gov. sleeve (in case) also used grp. 4.104

4.265 BODY, TRANSMISSION VALVE

69	T.H. 350	6260008	1	60.75	BODY (complete) .
70	T.H. 350 (L-6 Eng.)	6260306	1	7 1.65	BODY.....
70	T.H. 350 (V-8 4 Bbl.)	6260175	1	47.15	BODY.....
70	T.H. 350 (V-8) less 4 Bbl.	6260176	1	47.15	BODY.....
71	All A (350 Eng. 2-Bbl.)				
	T.H. 350	6260310	1	49.45	BODY.....
71	L-6 Eng. (T.H. 350)	6260306	1	71.65	BODY.....
71	All A (350 Eng. 4-Bbl.)				
	T.H. 350	6260288	1	49.45	BODY.....
71	All B (350 Eng.)	6260306	1	71.65	BODY.....
72	All A (350 Eng. 2 Bbl.)				
	T.H. 350	1241618	1	49.45	BODY.....
72	All A (350 Eng. 4 Bbl.)				
	T.H. 350	6260288	1	49.45	BODY.....
72	All B (T.H. 350-375 B)	6260346	1	49.45	BODY.....

4.265 GASKET-BALL-PLATE--SUPP

69-73	T.H. 350-375 B	6261676	1	.41	GASKET, valve body spacer (upr.).....
69-73	T.H. 350-375 B	6261678	1	.41	GASKET, valve body-lwr.....
69-73	T.H. 350-375 B	6261179	4	.20	BALL, oil check valve-in valve body.....
69-73	T.H. 350-375 B	6261679	1	4.66	PLATE, valve body spacer.....
69-73	T.H. 350-375 B	6261206	1	.25	PLUG, low control valve.....
69-73	T.H. 350-375 B	9411834	1	.10	RING, detent valve spring retaining—(8.934)
69-73	S.T. 350-375 B	6261195	1	.87	SUPPORT, spacer plate.....
72	T.H. 375 B	6261737	1	.20	SPRING, 2-3 shift valve (model KM).....
69-73	T.H. 350-T.H. 375 B	1394763	1	4.15	VALVE 8< LINKAGE, trans, manual.....

RT, VALVE BODY

4.275 WIRE-BRACKET, DETENT VALVE CONTROL

69-73	T.H. 350-375 B	6261214	1	.30	WIRE, detent valve control.....
69-73	T.H. 350-375 B	6261187	1	.15	BRACKET, detent valve actuator lvr.....
69-70	T.H. 350	6260113	1	.10	CLIP, valve link.....
69-73	T.H. 350-375 B	6261288	1	.10	PIN, detent actuator lvr.....
69	T.H. 350	6261161	1	.62	SPRING, detent.....
70-73	T.H. 350-375 B	6260153	1	.71	SPRING, detent.....

4.275 SEAL, PARKING LOCK & RANGE SELECTOR SHAFT OIL

69-73	T.H. 350-T.H. 375B	8623056	1	.51	SEAL.....
-------	--------------------	---------	---	-----	-----------

4.275 VALVE, TRANSMISSION MANUAL

69	T.H. 350	6261480	1	2.26	VALVE.....
69-72	T.H. 350-375 B	1394763	1	4.15	VALVE 8i LINKAGE (incl. spring, link, valve & lever)
70-73	T.H. 350-375 B	6260155	1	.36	LINK, valve control.....

4.278 BRACKET, DETENT VALVE ACTUATOR (Grp. Changed to 4.275)

4.279 LEVER, TRANS. PARK LOCK & RANGE SELECTOR

69	T.H. 350	6260144	1	.67	LEVER, inner.....
69-73	T.H. 350-375 B	1492429	1	.15	CLIP, valve control cable to transmission oil filler tube bracket.....
70-73	T.H. 350-375 B	6260158	1	1.18	LEVER, inner.....

4.279 LEVER, DETENT VALVE ACTUATOR

69-73	T.H. 350-375 B	6261186	1	.25	LEVER.....
70	All B (T.H. 350)	1233424	1	.15	PLUG, detent valve (plastic).....

4.290 ACTUATOR-BRACKET, TRANSMISSION PARK LOCK

69-73	T.H. 350-375 B	6260224	1	2.15	ACTUATOR, park lock.....
69-73	T.H. 350-375 B	1377861	1	.82	BRACKET.....
69-73	T.H. 350-375 B	6261347	1	.15	RETAINER, park lock & range selector shaft
70	T.H. 350	6260157	1	.15	RETAINER, park lock & range selector shaft

4.294 SHAFT-PAWL, TRANSMISSION PARK LOCK

69-73	T.H. 350-375 B	6260216	1	1.69	SHAFT, park lock & range selector.....
69-73	T.H. 350-375 B	3977619	1	.20	SHAFT 8. PLUG, park pawl.....
69-73	T.H. 350-375 B	6261657	1	2.26	PAWL, park lock.....

TURBO HYDRA-MATIC 350-375B

4.295 SPRING, PARK LOCK PAWL DESENGAGING					
69-73	T.H. 350-375 B	6260253	1	25	SPRING
4.317 EXTENSION & BUSHING, TRANSMISSION					
69	4000 Wagons T.H. 350	6260239	1	19.15	EXTENSION & BUSHING
69	T.H. 350 exc. 400 Wagons	6260035		13 15	EXTENSION & BUSHING
70-73	All A (T.H. 350)	6260035		13.15	EXTENSION & BUSHING
70-73	All B (T.H. 350-375 B)	6260239		19 15	EXTENSION & BUSHING
4.318 SEAL—SLEEVE, TRANSMISSION OUTPUT SHAFT					
69-70	T.H. 350 exc. L-6	3764601	1	15	SEAL, shaft yoke to sleeve
71-73	All B (T.H. 350-375 B)	3764601	1	.15	SEAL, shaft yoke to sleeve
69-70	T.H. 350 exc. L-6	6261062	1	1.08	SLEEVE, shaft yoke seal
71-73	All B (T.H. 350-375 B)	6261062	1	1.08	SLEEVE, shaft yoke seal
4.318 SEAL, TRANSMISSION REAR BEARING RETAINER					
69-73	T.H. 350-375	1386231	1	2.46	SEAL, to planet carrier & output shaft
4.318 SEAL, TRANSMISSION EXTENSION & CASE					
69-73	T.H. 350-375 B	1358899	1	.41	SEAL
4.319 BUSHING, TRANSMISSION CASE EXTENSION					
69-73	T.H. 350-375 B	6260048	1	56	BUSHING
4.329 ADAPTER, SPEEDOMETER DRIVEN GEAR					
69-70	T.H. 350	1387467	1	14.50	ADAPTER (.6500 ratio) green paint mark
69-70	T.H. 350 (30-4000)	1367644		22.85	ADAPTER (.7333 ratio) red paint mark
69-73	T.H. 350-375 B	1367643		22.85	ADAPTER (.8095 ratio) light green paint mark
4.337 GEAR, SPEEDOMETER DRIVEN					
69-72	T.H. 350-375 B	9774413		1.64	GEAR (34 teeth)
69-73	T.H. 350-375 B	9780628		.97	GEAR (35 teeth)
69-73	T.H. 350-375 B	1359270		92	GEAR (36 teeth) white
69-73	T.H. 350-375 B	1359271		1.13	GEAR (37 teeth) red
69-73	T.H. 350-375 B	1359272		.92	GEAR (38 teeth) blue
69-73	T.H. 350-375 B	1359273		.92	GEAR (39 teeth) brown
69-73	T.H. 350-375 B	1362048		.97	GEAR (40 teeth) black
69-73	T.H. 350-375 B	1362195		1.74	GEAR (41 teeth) yellow
69-73	T.H. 350-375 B	1362049		1.08	GEAR (42 teeth) green
69-73	T.H. 350-375 B	1362196		1.18	GEAR (43 teeth) purple
69-73	T.H. 350-375 B	9780470		.97	GEAR (44 teeth) gray
69-73	T.H. 350-375 B	1372313		1 23	GEAR (45 teeth)
72-73	All B (Max.-Trac)	1237980		1.18	GEAR (35 teeth)
72 73	All B (Max.-Trac)	1237636		.97	GEAR (36 teeth) White
72-73	All B (Max.-Trac)	1237637		1.18	GEAR (37 teeth)
72-73	All B (Max.-Trac)	1237643		.97	GEAR (40 teeth) Black
72-73	All B (Max.-Trac)	1237646		1.18	GEAR (43 teeth)
4.337 SENSOR, MAX-TRAC SPEEDO DRIVEN GEAR					
72-73	All B (Max.-Trac.)	6494293	1	46.15	SENSOR (use with 34 to 39 tooth grs.)
72-73	All B (Max.-Trac.)	6494294	1	46.15	SENSOR (use with 40-45 tooth grs.)
4.338 RING--SEAL, SPEEDO DRIVEN GEAR					
69-73	T.H. 350-375 B	1361618	1	.10	RING, oil seal retainer
69-72	T.H. 350-375 B	1494356	1		SEAL, oil-in sleeve
69 73	T.H. 350-375 B less Max-Trac	1362215	1	.20	RETAINER, gear sleeve
69-73	T.H. 350	6264904	1	.41	"O" RING, seal gear sleeve to case
72-73	All B (Max.-Trac.)	6264904	1	.41	"O" RING, oil-sensor to trans
4.338 SLEEVE & SEAL, SPEEDO DRIVEN GEAR					
69-73	T.H. 350-375 B	1362284	1	4.00	SLEEVE 8i SEAL (use with 36-37-38 & 39 teeth gears)
69-73	T.H. 350-375 B	1362285	1	4.25	SLEEVE 8t SEAL (use with 40-4 1-43 & 43 teeth gears)
4.342 CABLE & CASING, SPEEDOMETER					
69-70	All A (T.H. 350) less Cruise Master	6478175	1	6.00	CABLE 8i CASING (57" long)
69	T.H. 350 Cruise Master	6477530	1	6.10	CABLE 8i CASING, speedo. to transducer (34" long) upper (type CC 349)
69	T.H. 350 Cruise Master	6478124	1	6 30	CABLE 8t CASING, transducer to transmission (52" long) lower (type CC 358)

TURBO HYDRA-MATIC 350-375B

70	All A (T.H. 350 Cruise Master)	6477996	1	6.80	CABLE & CASING, upr. (34%) ••.
70-73	All A (T.H. 350 Cruise Master)	6477997	1	5.75	CABLE & CASING, lwr. (56")
70-73	All B (Cruise Master)_____	6478170	1	5.15	CABLE & CASING, upr. (39)
70	All B (Cruise Master)_____	6478128	1	8.50	CABLE 8, CASING, lwr.
70	All B less Cruise Master	6478179	1	8.50	CABLE 8, CASING.
71-72	All A less Cruise Master	6478175	1	6.00	CABLE & CASING (57")
71-72	All A (T.H. 350) Cruise Master	6478169	1	6.65	CABLE & CASING (upr.) (34%) ..
71	All B (T.H. 350) less Cruise Master	6478173	1	5.25	CABLE & CASING (52")
71-73	All B less Cruise Master	6478175	1	6.00	CABLE & CASING (57" long)
71 73	All B (Cruise Master)_____	6477997	1	5.75	CABLE 8< CASING, lwr. (56" long)
4.342 CABLE. SPEEDOMETER					
69-70	All A (T.H. 350) less Cruise Master	6477287	1	2.05	CABLE (57-T _w "j)
69	T.H. 350 Cruise Master	6477399	1	2.05	CABLE, upper (speedo to transducer) 34 ²⁷ / ₆₄ "
69	All A (T.H. 350) Cruise Master	6409609	1	1.91	CABLE, lower (transducer to transmission) 53ft"
70-71	All A T.H. 350 Cruise Master	6453505	1	2.48	CABLE, lwr. (5 7 ¹ / ₁₆ ")
70-71	All A (T.H. 350) Cruise Master	6477890	1	2.08	CABLE, upr. (3b'ft,")
70	All B (T.H. 350) less Cruise Master	6477392	1	2.21	CABLE (65 ²⁷ / ₆₄ ")
70	All B (T.H. 350) Cruise Master	6477884	1	1.72	CABLE, upr. (39 ²⁷ / ₆₄ ")
70	All B (T.H. 350) Cruise Master	6452122	1	2.20	CABLE, lwr. (66V,")
70	All B (T.H. 350) less Cruise Master	6478039	1	2.90	CABLE (73ft")
71	All A (T.H. 350) less Cruise Master	6477287	1	2.05	CABLE (5 7 ²⁷ / ₆₄ ")
69-70	T.H. 350	6491006	1	.28	RETAINING SPRING, cable to speedo hsg
72-73	All A (T.H. 350).	1240084	1	3.08	CLIP, speedo. cable to toe pan.
4.343 GEAR, SPEEDOMETER DRIVING WORM					
69	4000 Wagons T.H. 350	6260038	1	.62	GEAR (17 teeth)
69	4400 exc. Wagons (T.H. 350).	6260037	1	.62	GEAR (18 teeth)
70-73	T.H. 350-375 B.	6260037	1	.62	GEAR (18 teeth)
4.345 CLIP, SPEEDOMETER DRIVING WORM					
69-72	T.H. 350-375 B.	6261781	1	.10	CLIP.

TURBO HYDRA-MATIC 400

4.003 AUTOMATIC TRANSMISSION (NEW)

67	4000 Wagons T.H. 400 .	8625665	1	434.60	TRANSMISSION
67	5000 T.H. 400 .	8624895	1	434.60	TRANSMISSION
68	4000 Wagons T.H. 400 .	8625795	1	456.35	TRANSMISSION
68	4600 T.H. 400 .	8625805	1	456.35	TRANSMISSION
68	5000 T.H. 400 .	8625785	1	456.35	TRANSMISSION
68	60-80-9000 T.H. 400 .	8626443	1	449.80	TRANSMISSION
69	4000 Wagons T.H. 400 .	8626445	1	449.80	TRANSMISSION
69	G.S. 400 exc. Stage 1 ...	8626446	1	449.80	TRANSMISSION
69	G.S. 400 (Stage 1) .	8626408	1	449.80	TRANSMISSION
69	60-8000 T.H. 400 .	8626382	1	449.80	TRANSMISSION
69	9000 T.H. 400 .	8626443	1	449.80	TRANSMISSION
70-71	All A (T.H. 400-Stage 1) .	8627024	1	488.95	TRANSMISSION
70	60-8000 T.H. 400 .	8627025	1	488.95	TRANSMISSION
70	All E (T.H. 400) .	8626567	1	488.95	TRANSMISSION
71	All B-C-E (T.H. 400) .	8627025	1	488.95	TRANSMISSION (code BC) .
71	All B-C T.H. 400 .	8627216	1	488.95	TRANSMISSION (Code BT)
71	All E (G.S.) T.H. 400 (455 High Performance Eng.)	8627216	1	488.95	TRANSMISSION (Code BT) .
72	455 Eng. Stage 1 (T.H. 400) .	8627247	1	488.95	TRANSMISSION (coded BB)
72	All A (455 Eng.) exc. Stage 1 .	8627251	1	488.95	TRANSMISSION (coded BS)
72	50-6600 (T.H. 400) .	8627254	1	488.95	TRANSMISSION (coded BU)
72	All B-C-E (T.H. 400) less High Performance .	8627249	1	488.95	TRANSMISSION (coded BC)
72	66-80-9000 T.H. 400 High Performance .	8627253	1	488.95	TRANSMISSION (coded BT)

4.004 SUPPORT & BRACKET, TRANSMISSION CONTROL UNIT

66-68	9000 Long Console	1374618	1	14.75	SUPPORT 8i BRACKET
67	4600 Long Console	1382015	1	14.45	SUPPORT 8t PLATE ...
68-72	All A (Long Console)	1383570	1	9.65	SUPPORT 8t SHAFT ...
69-70	All B (Long Console)	1387293	1	11.70	SUPPORT 8t SHAFT . .
69-70	All E (Long Console)	1386376	1	7.75	SUPPORT
71-73	All E (Long Console)	1236940	1	8.15	SUPPORT
68-72	All A (Long Console)	1383224	1	4.82	BRACKET, shift lvr. mtg.....
69-70	All A-B (Long Console) ...	1383224	1	4.82	BRACKET, shift lever mounting
68-72	All A (Long Console)	1383222	1	1.33	PLATE, stop—(4.012).....
69-70	All A-B (Long Console) ...	1383222	1	1.33	PLATE, stop—(4.012).....

4.005 GASKETS & SEALS, TRANSMISSION OVERHAUL KIT

64	T.H. 400	8623914	1	6.00	SEALS & GASKETS
65-72	T.H. 400	8625905	1	7.20	KIT, seal & gasket
64	T.H. 400	8625966	1	44.80	KIT, overhaul repair.....
65-72	T.H. 400	8625967	1	45.90	REPAIR KIT, overhaul

4.005 PACKAGE, TRANSMISSION SNAP RING

64	T.H. 400	8623919	1	1.53	PACKAGE, snap ring
65-72	T.H. 400	8623979	1	1.37	PACKAGE, snap ring

4.006 LEVER, TRANSMISSION CONTROL

64	T.H. 400 Col. Shift less Tilt Whl.	1366195		4.51	LEVER
65-66	T.H. 400 Col. Shift less Tilt Whl.	1370382		4.66	LEVER
65-66	T.H. 400 Tilt Whl.-Col. Shift.	1371387		5.55	LEVER
65-67	6000 Long Console	1367683		8.65	LEVER
66-68	9000 Long Console	1374850		9.30	LEVER upr.
68	4600 Long Console	1383227		1 1.80	LEVER
68	6000 Long Console	1385452		17.30	LEVER
66-68	9000 Long Console	1374607		11.15	LEVER & PLUNGER
67	T.H. 400 Col. Shift less Tilt Whl.	1380449			LEVER & KNOB
67	T.H. 400 Col. Shift Tilt Whl.	1380450		7.20	LEVER & KNOB
68	4000 T.H. 400 Col. Shift- Tilt Whl.	1384781		7.65	LEVER & KNOB
68	4000 T.H. 400 Col. Shift- less Tilt Whl.	1384779		7.00	LEVER & KNOB
68	50-60-80-9000 T.H. 400 Col. Shift-Tilt Whl.	1383942		7.65	LEVER & KNOB
68	50-60-8000 T.H. 400 Col. Shift less Tilt Whl. .	1383916		7.00	LEVER & KNOB

TURBO HYDRA-MATIC 400

67	4600 Long Conosle.	1382010	1	15.70	LEVER & SHAFT.....
69-70	T.H. 400 less Tilt Whl_____	1386455	0		
69-70	T.H. 400 Tilt Wheel-Col. Shift.	1386527	1	7.10	LEVER & KNOB.....
69	4600-6000 T.H. 400 Long Console.	1383227	1	6.95	LEVER & KNOB.....
69-70	9000 Long Console.	1386380	1	1 1.80	LEVER.....
70-73	All Long Console exc. Riviera	1231731	1	10.55	LEVER, shift handle mounting
71-72	T.H. 400 Col. Shift less Tilt Whl. & Finger Tip Wiper Control	1235601	1	7.55	LEVER.....
71-73	T.H. 400 Col. Shift, Tilt Whl. less Finger Tip Wiper Control	1235604	1	6.95	LEVER 8i KNOB
71-72	T.H. 400 Col. Shift, Tilt Whl. & Finger Tip Wiper Control (1st Type).	1237183	1	6.90	LEVER 8< KNOB
71-72	T.H. 400 Col. Shift, Finger Tip Wiper Control less Tilt Whl. (1st Type).	1237184	1	27.40	LEVER (incl. wiper switch) (no lettering on knob)
72-73	T.H. 400 Col. Shift Finger Tip Washer & Wiper less Tilt Whl. (2nd Type).	1240919	1	27.40	LEVER (incl. wiper switch) (no lettering on knob)
72-73	T.H. 400 Col. Shift, Tilt Whl. & Finger Tip Wiper Control.	1240918	1	27.40	LEVER (incl. knob & switch) letters wash 8i wipe on knob.....
71-73	All E (Long Console).	1236925	1	27.40	LEVER (incl. knob SL switch) (letter wash & wipe on knob).....
65-67	6000 Long Console.	1359425	2	10.50	LEVER, shift hdl. mtg.....
63-68	Wildcat-Riviera Long Console.	1359425	2	.15	BUSHING, trans, shift rod lvr. to shaft.
69-70	9000.	1359425	1	.15	BUSHING, lvr. pivot shaft (also used 4.046).
63-67	Wildcat T.H. 400 Long Console.	1358888	1	.15	BUSHING, transmission shift equalizer to frame ...
63-65	9000.	1358888	2	.20	BUSHING, button.....
67	4600-6000 Long Console.	1358888	1	.20	BUSHING, button.....
65-66	6000 T.H. 400 Long Console.	1385451	1	.20	BUSHING, button.....
65	9447.	1385451	1	3.33	BUTTON.....
67	4600-6000 Long Console.	1385451	1	3.33	BUTTON.....
68	6000 Long Console.	1385451	1	3.33	BUTTON.....
71-72	T.H. 400 Col. Shift, Finger Tip Wiper Control.	6465869	1	2.28	BUTTON 8i CLIP (3.883).....
69	9000 Long Console.	1386388	1	1.28	BUTTON, release bar.....
65-68	6000 Long Console.	1358892	1	.15	SPRING, lvr. button.....
67	4600-6000 Long Console.	1358892	1	.15	SPRING, button.....
64-65	9000.	1358892	1	.15	SPRING, button.....
65-68	6000 Long Console.	186677	2	.10	BOLT, lvr. brkt. to mtg. brkt—(8.900).....
4.006 HANDLE, TRANSMISSION CONTROL LEVER					
66-68	9000 Long Console.	1375422	1	3.54	HANDLE, lvr-lwr.....
66-68	9000 Long Console.	1375421	1	3.54	HANDLE, lvr-upr.....
68	4600 Long Console.	1383231	1	4.00	HANDLE, lvr.....
69	4600-6000 Long Console.	1383231	1	4.00	HANDLE, lever.....
69	9000 Long Console.	1386383	1	2.15	HANDLE, upper.....
69-70	9000 Long Console.	1232580	1	8.65	HANDLE, complete (used when console has die cast shift ind. plate-123 1091).....
70-73	All A-B (Long Console)....	1238322	1	4.25	HANDLE, shift lvr.....
71-73	All E (Long Console).	1237107	1	8.60	HANDLE, trans, control.....
68	4600 Long Console.	1383232	1	1 1.45	BAR, release.....
69	4600-6000 Long Console.	1383232	1	1 1.45	BAR, release.....
69	9000 Long Console.	1386386	1	1 1.20	BAR, release.....
66-68	9000 Long Console.	1378052	3	.15	BUSHING, lvr. to supt & brkt—(0.833).....
66-67	9000.	381700	2	.10	WASHER, upr. & lwr. trans, control lvr. hdl. spg — (9.798).

TURBO HYDRA-MATIC 400

68	4600 Long Console	1383250	2	51	SPRING, release bar (1V,")
69	4600-6000 Long Console	1383250	2	.51	SPRING, release bar (1 1/2," long)
69-70	9000 Long Console	1386387	1	1.90	SPRING, pivot shaft bushing retainer
4.006 KNOB, TRANSMISSION CONTROL LEVER					
64	4600 Long Console	1385449		5.15	KNOB
64	4700 Cust. Trim	1364090		5.35	KNOB
64	4700 less Cust. Trim	1385449		5.15	KNOB
65-68	6000 Long Console	1385449		5.15	KNOB
65	9000	1370212		5.15	KNOB
64-70	T.H. 400 Col. Shift	1230813		1.08	KNOB (chrome & black) (for 3/16" O.D. lvr.) not to be used if lvr. & knob are released as an assembly . .
67	4600-6000 Long Console	1385449		5.15	KNOB.
71-73	T.H. 400 Col. Shift less Finger Tip Wiper Control	1235603	1	1.08	KNOB.
4.006 SHIELD, TRANSMISSION SHIFT OPENING					
69-70	9000 Long Console	1231080	1	2.10	SHIELD
4.008 PIN, TRANSMISSION CONTROL LEVER					
64	T.H. 400 Tilt Whl., Col. Shift	456641	AR	.10	SPRING, lvr. return
64	T.H. 400 Col. Shift less Tilt Whl.	453670	1	.10	PIN, trans. lvr. to hsg. pivot—(8.939)
65-68	T.H. 400 Col. Shift	387315	1	.15	PIN, shift lvr. pivot
65	50-8000 T.H. 400	387315	1	.15	PIN, shift lvr. pivot
69-73	T.H. 400 Col. Shift	402196	1	.15	PIN, lever pivot
4.008 SPRING—SPACER, TRANSMISSION CONTROL LEVER					
64-66	T.H. 400 Col. Shift	1378849	1	.15	SPRING, lvr. return
64	T.H. 400 (Long Console)	455563	2	.20	RETAINER, control lvr to control lvr. brkt.—(8.934)
65-66	50-60-8000 Col. Shift less Tilt Whl	1369407	1	.15	SPRING, hsg. ret
65-67	T.H. Long Console	455563	1	.20	RETAINER, spg. lvr. to control lvr. brkt.—(8.934) . .
67-68	T.H. 400 Tilt Whl	7800670	1	.41	SPRING
68-70	T.H. 400 Long Console	455563	1	.20	SPRING RETAINER, lever pivot shaft (3/16")—(8.934)
64	T.H. 400 Col. Shift & Tilt Whl	568018	AR	.10	SPACER, anti rattle
64	T.H. 400 Col. Shift less Tilt Whl	570383	1	.20	SPACER, anti-rattle
4.008 WASHER—SPRING, TRANSMISSION CONTROL LEVER HOUSING					
64	T.H. 400 Col. Shift less Tilt Whl	5667525	1	.15	WASHER
64	T.H. 400 Col. Shift less Tilt Whl	1195709	1	.10	WASHER, hsg. thrust spg.
64	T.H. 400 Col. Shift less Tilt Whl	1195710	1	.10	WASHER, hsg. thrust lwr.
64	4600 A.T. Tilt Whl. less Long Floor Console	567,6937	1	.30	WASHER, hsg. wave—(6.514)
64	4600 A.T. Tilt Whl. less Long Floor Console	5676941	1	.30	WASHER, hsg. thrust—(6.514)
65	50-8000 less Tilt Whl.	5667525	1	.15	WASHER, trans, control lvr. hsg. shift tube thrust
65	All Tilt Whl	5676941	1	.30	WASHER, hsg. thrust-gr. shift lvr.—(6.514)
65	All Tilt Whl	5676937	1	.30	WASHER, strg. shaft lock plate—(6.5 1 4)
65-66	50-60-8000 Col. Shift less Tilt Whl	1195710	1	.10	WASHER, thrust lwr.
65-66	50-60-8000 Col. Shift less Tilt Whl	1369493	1	.40	WASHER, trans, control lvr. hsg. ret
65-66	50-60-8000 Col. Shift less Tilt Whl	1195709	1	.10	WASHER, trans, control lvr. hsg. thrust spg.
66	50-60-8000 Col. Shift less Tilt Whl	5667525	1	.15	WASHER, shift tube thrust
67	All less Tilt Whl	5698379	1	.41	WASHER, bowl spg. thrust—(4.027)
68	T.H. 400 exc. 9000 less Tilt Whl	5698379	1	.41	WASHER, bowl spg. thrust—(4.027)
68	50-60-8000 Col. Shift less Tilt Whl	5698381	1	.41	SPRING, shift tube return—(4.027)
68	4000-6000 Long Console less Tilt Whl	7803304	1	.41	SPRING, shift tube return—(6.521)
67-68	T.H. 400 exc. 9000 less Tilt Whl. & Long Console	7800605	1	.30	SPRING, upr. shift lvr.

TURBO HYDRA-MATIC 400

69-73	T.H. 400 Tilt Whl. Col. Shift	7812853	1	.72	SPRING, upr. shift lvr.
69-73	T.H. 400 Col. Shift less Tilt Whl.	7808017	1	.51	SPRING, upr. shift lvr
4.008 SLIDE—BAR—TRIGGER, CONTROL RELEASE					
70-73	All A-B (Long Console) . . .	1231728	2	.87	SLIDE
71-73	All E (Long Console)	1236928	1	1.28	
70-73	All A-B (Long Console) . . .	1231729	1	1.08	
70-73	All A-B (Long Console) . . .	1231730	1	1.18	TRIGGER, rel
71-73	All E (Long Console)	1237016	1	1.18	TRIGGER, rel
71-73	All E (Long Console)	1235950	1	.20	SPRING, rel
4.010 HOUSING—BOWL—SHROUD, TRANSMISSION CONTROL LEVER					
64	T.H. 400 Tilt Whl, Col. Shift	5676517		8.35	HOUSING .
64	T.H. 400 Col. Shift less Tilt Whl.	1199013			HOUSING .
65-66	50-60-8000 A.T. less Tilt Whl. & Long Console . . .	1369408		3.90	HOUSING .
65-66	50-60-8000 T.H. 400 Tilt Type Whl.	5694769		7.05	HOUSING .
67	50-60-80-9000 A.T. Tilt Whl.	5698751		8.50	HOUSING .
67	50-60-8000 T.H. 400 less Tilt Whl.	7800599		12.40	HOUSING
68	4000 T.H. 400 Col. Shift less Tilt Whl.	7800597		11.15	HOUSING .
68	50-60-8000 T.H. 400 Col. Shift-Tilt Whl.	7802611		15.05	HOUSING .
68	50-60-8000 T.H. 400 Col. Shift less Tilt Whl.	7802455		14.05	HOUSING .
68	6000 Long Console less Tilt Whl.	7802458		12.70	HOUSING .
68	9000 Col. Shift	5698751		8.50	HOUSING
67	4600 less Tilt Whl.	5699003		1 1.60	BOWL
67-68	4000 T.H. 400 Col. Shift- Tilt Whl.	5698784		9.10	BOWL
67-68	4000 T.H. 400 less Tilt Whl.	7800598		11.15	BOWL
67	50-60-8000 T.H. 400 less Tilt Whl.	7800599		12.40	BOWL
68	4000 T.H. 400 Long Console less Tilt Whl. . .	5699003		1 1.60	BOWL (6.5 18)
69-72	All A (T.H. 400) Tilt Whl. Col. Shift	7805992		20.60	BOWL
69-70	All B-C (T.H. 400) Col. Shift-Tilt Wheel.	7805991		22.15	BOWL
69-70	All E Col. Shift.	7805993		21.55	BOWL
69	4000 Wagons T.H. 400 Col. Shift less Tilt Wheel.	7804520		22.95	BOWL & SHROUD
69	4600 T.H. 400 Long Console less Tilt Wheel	7804649		23.05	BOWL 8, SHROUD .
69-70	All B-C T.H. 400 less Tilt Wheel.	7804522		22.05	BOWL & SHROUD.
69	All B Long Console less Tilt Wheel.	7804651		22.15	BOWL & SHROUD
71	All A (T.H. 400) Long Console less Tilt Whl. . .	7810762		12.20	BOWL
71-73	T.H. 400 Col. Shift less Tilt Whl.	7810216		12.80	BOWL
71-73	All B-C-E Col. Shift-Tilt Whl.	7805991		22.15	BOWL
65	Wildcat Tilt Whl. & Long Console.	5678079		3.38	SHROUD
66	9000 Tilt Type Whl.	5678079		3.38	SHROUD
66	6637-67 A.T. Tilt Type Whl. less Long Console	5678079	1	3.38	SHROUD
67	4600 T.H. 400 Tilt Whl. & Long Console	5698792	1	6.85	SHROUD
67	6667-87 Tilt Whl. Long Console.	7800524	1	5.80	SHROUD
67-68	9000 Long Console.	7800524	1	5.80	SHROUD
68	4000 T.H. 400 Tilt Whl. & Long Console	5698792	1	6 85	SHROUD

TURBO HYDRA-MATIC 400

68	6000 Tilt Whl. & Long Console	7802615	1	13.35	SHROUD
69	4000 T.H. 400 Long Console Tilt Wheel	7805999	1	24.15	SHROUD, bowl
69	6000 Long Console Tilt Wheel	7806002	1	23.60	SHROUD (6.518)
69-70	9000 Long Console	7806001	1	22.00	SHROUD
70-72	All A (T.H. 400) Long Console Tilt Whl.	7809289	1	17.80	SHROUD, bowl
70	6000 Long Console Tilt Whl.	7809375	1	20.85	SHROUD (6.518)
71-72	All A (T.H. 400) less Tilt Whl.	7811349	1	5.15	SHROUD
71-73	All B-C (T.H. 400) Col. Shift less Tilt Whl.	7811350	1	5.20	SHROUD
71-73	All E Tilt Whl., Long Console	7809375	1	20.85	SHROUD (6.518)
69-70	All B-C (T.H. 400) Col. Shift less Tilt Wheel	7804401	1	1.13	PLATE, bowl
69-70	T.H. 400 Col. Shift	7804112	1	12.90	BOWL, strg. col. shift lever
69-70	All A-B Long Console less Tilt Wheel	7807229	1	.97	PLATE, bowl
69-73	T.H. 400 less Tilt Wheel	7806867	4	.10	SCREW, housing mounting—(2.906)
71-73	All B-C T.H. 400 Finger Tip Wiper Control less Tilt Whl.	407111	1	.51	INSULATOR, wiper switch wires
71-72	All E Long Console	9793193	1	1.03	BRACKET, control cbl. mtg. (lwr.)
73	All A-E (Long Console)	9793193	1	1.03	BRACKET, control cbl. mtg. (lwr.)
4.012 GATE, SHIFT LEVER LOCK					
69-70	T.H. 400 Col. Shift exc. 9000	7804406	1	1.08	GATE (4.027)
69-70	T.H. 400 Fir. Shift	7804761	1	.77	GATE (4.027)
69-70	T.H. 400 less Tilt Whl.	7810242	2	.62	SCREW, plate to bowl
71-73	T.H. 400 Col. Shift less Tilt Whl.	7811592	1	1.08	GATE (4.027)
71-73	T.H. 400 Col. Shift Tilt Whl.	7811691	1	-1.69	GATE (4.027)
67-68	T.H. 400 Tilt Whl.	5698651	1	1.90	PLATE, shift stop (also used 4.027)
69-73	All less Tilt Wheel	7804407	2	.20	SCREW, gate to housing (also used 6.500)
69-73	T.H. 400 Tilt Wheel	7800639	2	.20	SCREW, stop plate & detent plate
4.012 WASHER, STEERING SHAFT					
67-68	T.H. 400 Tilt Whl.	5698413		.41	WASHER, lwr. strg. shaft thrust
67-68	T.H. 400 Tilt Whl.	5699618		.41	WASHER, lwr. strg. shaft wave
67-68	T.H. 400 exc. 9000 less Tilt Whl.	7800580		.25	WASHER, strg. shaft upr. thrust
67-68	T.H. 400 exc. 9000 less Tilt Whl.	7800581		.30	WASHER, strg. shaft upr. wave
69-73	T.H. 400 less Tilt Whl.	7800580		.25	WASHER, upper thrust
69-73	T.H. 400 Tilt Wheel	7804906		.62	WASHER, thrust
69-73	T.H. 400 Tilt Wheel	7805159		.62	WASHER, wave
69-70	T.H. less Tilt Whl.	7804447		.46	WASHER, wave
71	T.H. 400 less Tilt Whl.	7811794		.36	WASHER, spg. thrust
68-72	All A (T.H. 400) Long Console	1383222		1.33	PLATE (used 4.004)
4.015 SEAL, TRANSMISSION CONTROL					
64-65	Riviera	1364270	1	.56	SEAL, trans, shift rod
4.015 BOOT & RETAINER, FLOOR PAN TRANSMISSION					
65-68	6000 Long Console	1371070	1	4.61	BOOT & RETAINER
67	4600 T.H. 400 Long Console	1382053		5.75	SEAL, linkage to shield
67	4600 Long Console	1382048		1.64	SHIELD, shift linkage
4.017 PLATE, TRANSMISSION CONTROL SHIFT LEVER					
70-73	All A-B (Long Console)	1231727	1	1.23	PLATE, trim
4.020 LENS, TRANSMISSION SHIFT INDICATOR					
64	4639-47-67-4700 Long Console	1367993	1	1.33	LENS, trans, shift indicator
65-68	6000 Long Console	1360968	1	2.05	LENS
65	9000	1370513	1	2.92	LENS
66	9000 Col. Shift	6457278	1	1.40	LENS, indicator

TURBO HYDRA-MATIC 400

67	4000 T.H. 400 less Long Console	1375364	1	1.33	LENS (blue paint)
67	4600 Long Console	1374429	1	1.33	LENS (black paint)
67	4600 Long Console	1382034	1	3.54	LENS
68	4600 Long Console	1383155	1	6.55	LENS (P-R-N-D-L1-L2)
69	4600-6000 T.H. 400 Long Console	1383155	1	6.55	LENS (P-R-N-D-L1-L2)
71-73	All E (Long Console)	1235894	1	6.50	LENS (P-R-N-D-L1-L2)
4.020 DIAL, SHIFT INDICATOR					
65	50-60-8000 T.H. 400	6455193	1	3.96	DIAL , face—(9.741)
66	9000 T.H. 400	2962707	1	.36	SOCKET , shift dial indicator lamp—(9.798)
4.020 INDICATOR—FACE—RETAINER, TRANSMISSION SHIFT CONTROL					
64	T.H. 400 Col. Shift less Tilt Whl	1354518		.36	INDICATOR
64	4700	1367992		5.85	INDICATOR
65	50-60-8000 (T.H. 400) Col. Shift	1370663	1	1.49	INDICATOR
65-66	6000 T.H. 400 Long Console	1360967		16.45	INDICATOR
65	9000	1370510		14.80	INDICATOR (incl. lens 8t hsg. & ctr. trim plate)
66	9000 less Long Console	1374294		2.15	INDICATOR
67	4600 Long Console	1382056		21.75	INDICATOR
67	4000 (T.H. 400) Col. Shift	1379859		.56	INDICATOR
65-68	6000 Long Console	1360967		16.45	INDICATOR
67	9000	1380066		2.36	INDICATOR
68	4000 (T.H. 400) Col. Shift	6459910	1	2.87	INDICATOR
68	50-60-8000 (T.H. 400) Col. Shift	6480523		3.36	INDICATOR
68	9000 Col. Shift	6480862		3.04	INDICATOR
69	4000 T.H. 400	6483242		3.00	INDICATOR
69-70	9000	6483014		4.59	INDICATOR
69-70	50-60-8000	6483359		2.72	INDICATOR
71-72	All B-C-E	6496086		1.75	INDICATOR (red needle)
71-72	All B-C-E	6496088		1.61	CABLE , indicator
71-73	All B-C-E (T.H. 400)	1235394		.20	CLIP , indicator
66	50-60-8000 T.H. 400	6457101		1.34	COVER 8. POINTER
66-67	9000 Long Console	1378105		1.18	COVER
66-67	50-60-8000 A.T.	6457101		1.34	COVER 8c POINTER
69-70	9000 Long Console	1231091		5.02	PLATE (on console body) letter P-R-N-D-L2-L1 on plate)
66	50-6000 T.H. 400 less Cruise Control-Safety Buzzer & Long Console	6457094		7.40	RETAINER , lens—(9.750)
66	50-60-8000 T.H. 400 Cruise Control less Long Console	6457096		7.40	RETAINER , lens —(9.750)
66	50-60-8000 T.H. 400 Safety Buzzer less Long Console	6457321		7.85	RETAINER , lens—(9.750)
67	4000 Wagons T.H. 400	6459640		13.60	RETAINER , instr. cluster lens. (incl. shift indicator dial face) P-N-D-R-L-L2—(9.750)
66	T.H. 400 exc. 9000	6457105		.25	SPRING , shifter pointer
66-67	50-60-8000 A.T.	6457105		.25	SPRING , pointer
4.020 HOUSING—LEVER—LINK, TRANSMISSION SHIFT INDICATOR					
65	9000	1370511	1	4.20	HOUSING , slide
66-67	9000 Col. Shift	6456980	1	11.45	HOUSING
67	4600 Long Console	1382047	1	1.59	HOUSING , shift indicator
66	50-60-8000 Col. Shift	1377068	1	.10	LEVER
67	50-60-8000 Col. Shift	1379837	1	.15	LEVER
68	T.H. 400 Col. Shift exc. 9000	1383657	1	.10	LEVER
68	9000 Col. Shift	1383927	1	.15	LEVER
69-72	All A (T.H. 400) Col. Shift	1387116	—1	.15	LEVER
69-70	50-60-8000 Col. Shift	1387348	1	.15	LEVER
69-70	9000 Col. Shift	1386025	1	.36	LEVER
66	50-60-8000 Col. Shift	1379001	1	.10	LINK
67	50-60-8000 Col. Shift	1378548	1	.10	LINK
68	4000 T.H. 400 Col. Shift	1383654	1	.10	LINK
68	50-60-8000 Col. Shift	1383656	1	.15	LINK
68	9000 Col. Shift	1383928	1	.36	LINK
69	4000 T.H. 400 Col. Shift	1387117	1	.15	LINK

TURBO HYDRA-MATIC 400

69-70	50-60-8000 Col. Shift . . .	1387349	1	.20	LINK
69-70	9000 Col. Shift	1386024	1	.25	LINK
70-72	All A (T.H. 400) Col. Shift	1232598	1	.20	LINK
67	50-60-80-9000 Col. Shift	1381522	1	.15	SUPPORT
68	T.H. 400 Col. Shift	1383655	1	.10	SUPPORT
4.020 PLATE, TRANSMISSION CONSOLE SHIFT					
66-68	9000 Long Console_____	1373519	1	21.10	PLATE.....
67	4600 Long Console_____	1380389	1	15.70	PLATE, trans, selector
68	4600 Long Console_____	1233585	1	18.65	PLATE.....
69	4600-6637-67 T.H. 400 Long Console.....	1233585	1	18.65	PLATE.....
67	4600 Long Console_____	1380392	1	.46	SHIELD, indicator light
63-64	4700.....	1358831	1	.36	SLIDE (plastic).....
65-67	60-9000 Long Console . . .	1368557	1	.30	SLIDE
67	4600 Long Console	1361003	1	1.33	SLIDE
67	4000 T.H. 400.....	6407415	1	.59	FILTER.....
67	4600 Long Console_____	1380390	1	.72	TRACK, shift slide
67	4000 Wagons, 4600 T.H. 400 Col. Shift	395157	1	.15	CLAMP.....
4.022 NUT, TRANSMISSION CONTROL INDICATOR					
65	Riviera	1368565	2	.05	NUT, indicator to ctr. trim plate-twin.....
4.022 SCREW, TRANSMISSION CONTROL INDICATOR TO CONTROL SHAFT					
64	44-46-4800 Col. Shift . . .	222375		.10	SCREW SET (8.975).....
4.025 SHAFT, TRANSMISSION CONTROL					
65	50-60-8000 Tilt Whl., Col. Shift	5693706		12.50	SHAFT (incl. brg., lvr. & seal)
65	50-60-8000 T.H. 400 Col. Shift less Tilt Whl.	1369401		8.65	SHAFT & LEVER.....
66	50-60-8000 T.H. 400 Col. Shift-less Tilt Whl.	5697813		6.95	SHAFT
66	50-60-8000 T.H. 400 Col. Shift-Tilt Type Whl.	5697139		14.50	SHAFT.
66	9000 Tilt Whl. less Long Console.	5695553		14.50	SHAFT.
67	4000 T.H. 400 Tilt Whl. less Long Console.	5699908		18.30	TUBE
67	50-60-8000 A.T. Tilt Whl.	5699903		18.55	TUBE
67	50-60-8000 A.T. less Tilt Whl.	5699793		13.10	TUBE
67	6667-87 Long Console less Tilt Whl.	5699813		9.55	TUBE
67	9000 less Long Console . . .	5699904		19.05	TUBE
68	4000 T.H. 400 Col. Shift less Tilt Whl.	7802065		13.95	TUBE
68	4000 T.H. 400 Col. Shift & Tilt Whl	7802147		18.20	TUBE
63	50-60-8000 T.H. 400 Col. Shift less Tilt Whl.	7806301		18.00	TUBE
68	50-60-8000 T.H. 400 Col. Shift-Tilt Whl.	7802831		16.70	TUBE
68	9000 Col. Shift	7802832		19.05	TUBE
69-71	All A (T.H. 400) Col. Shift less Tilt Wheel.	7804493		21.30	TUBE
69-72	All A (T.H. 400) Tilt Whl.	7804960		21.30	TUBE
69-70	All B-C (T.H. 400) less Tilt Wheel.	7804501		23.15	TUBE
69-70	All B-C (T.H. 400) Tilt Wheel.....	7805268		22.50	TUBE ..
69-70	All E.	7805266		24.90	TUBE ..
71-73	All B-C less Tilt Whl.	7809589		19.20	TUBE
71-73	All B-C-E Tilt Whl.	7809800		21.45	TUBE ..
68	All A.T.-Tilt Whl.	7800639		.20	SCREW, stop plate
NOTE. Refer to Group 6.5 18 "Tube, column filler" for cars with floor or console shift.					
4.027 RING (TRANS. SHIFT TUBE RETAINER) PLATE—SPRING DETENT					
67-68	T.H. 400 Tilt Whl.	5698409	1	.25	RING.....
69-73	T.H. 400 Tilt Wheel.	7804907		.30	RING, tube retaining
69-70	T.H. 400 Col. Shift-Tilt Wheel.....	7804916		1.33	PLATE, shift stop_____

TURBO HYDRA-MATIC 400

69-72	T.H. 400 Long Console Tilt Wheel	7806055	1	1.85	PLATE, detent
67	T.H. 400 Tilt Whl.	5698651	1	1.90	PLATE, shift stop- (4.012)
68	T.H. 400 Tilt Whl. Col. Shift	5698651	1	1.90	PLATE, shift stop—(4.0 12)
69-72	T.H. 400 Long Console Tilt Wheel	7806056	1	.82	PLUNGER, detent spring ..
69-72	T.H. 400 Long Console Tilt Wheel	7806054	1	.62	SPRING, detent
68	30-40-6000 A.T. Long Console less Tilt Whl.	7803304	1	.41	SPRING, shift tube return (also used 4.008-6.521)
69-70	T.H. 400 less Tilt Whl.	7804446	1	.56	SPRING, return (also use 6.518)
70-73	All A-B (Long Console)	1231732	2	.20	SPRING, release bar-prim
71-73	T.H. 400 less Tilt Whl.	7810567	1	.62	SPRING, return
69	6000 Long Console	7806109	1	.72	SCREW, detent
69-73	T.H. 400 less Tilt Whl	7807427	1	.30	WASHER, lower thrust
67-68	T.H. 400	5698379	1	.41	WASHER (used 4.008)

4.027 GATE, SHIFT LEVER LOCK

69-70	T.H. 400 Col Shift exc. 9000	7804406	1	1.08	GATE (also used 4.012-6.500) . .
71-73	T.H. 400 Col. Shift less Tilt Whl	7811592		1.08	GATE (also used 6.500—4.012)
71-73	T.H. 400 Col. Shift Tilt Whl	7811691	1	1.69	GATE (also used 4.012—6.500)

4.030 RING, TRANSMISSION CONTROL SHAFT

64	T.H. 400 Col. Shift-Tilt Whl	5678535	1	.36	RING, control shaft-lwr. brg. ret.
64	T.H. 400 P.S. Tilt Whl. Col. Shift	5667527	1	.10	RING, control shaft ret. upr.
65	50-60-8000 Col. Shift- Tilt Whl	5693701	1	.41	RETAINER RING lwr.
65	50-60-8000 Col. Shift- Tilt Whl	5667527	1	.10	RING, shift tube ret.
66	All Tilt Whl	5667527	1	.10	RING, shift tube ret.
66	T.H. 400 Tilt Whl.-Col. Shift	5693701	1	.41	RETAINER RING. lwr.
65-66	50-60-8000 A.T. less Tilt Whl. & Long Console . .	1369406	1	.10	WASHER (between shaft & ret. spg.)

4.030 PLUNGER—SLEEVE, LOWER STEERING SHAFT

67	50-60-8000 A.T. Tilt Whl	7800664		.62	PLUNGER
67	50-60-8000 T.H. 400 Tilt Whl	7801049		.82	SLEEVE
67-68	9000	7801219		1.59	SLEEVE, lwr. strg. shaft

4.035 ROD, TRANSMISSION SHIFT

67	T.H. 400 Long Console . .	1362166	1	1.08	ROD. lwr.
65-66	50-60-8000 T.H. 400 Col. Shift	1366304	1	.67	ROD upr. .
65-68	6000 Long Console . . .	1367719	1	.72	ROD, upr.
65-68	6000 Long Console . . .	1367720	1	1.54	ROD, lwr.
65	9000	1368422	1	1.23	ROD, upr.
65	9000	1368423	1	1.08	ROD, lwr.
66	9000 Col. Shift	1371875	1	.82	ROD, upr.
66-68	9000 Long Console	1374796	1	.92	ROD, upr.
66-68	9000 Long Console	1373550	1	2.15	ROD, lwr.
67	4600 Long Console	1382026	1	1.74	ROD, lwr.
67	4000 T.H. 400 Col. Shift	1379684	1	.92	ROD
67-68	50-60-8000 T.H. 400 Col. Shift	1379200	1	.72	ROD
67-70	9000 Col. Shift	1379107	1	1.03	ROD, upr.
68-72	30-4000 T.H. 400 Col. Shift	1382860	1	.92	ROD
69-70	50-60-8000 T.H. 400	1385893	1	.87	ROD
71-73	All B-C (T.H. 400)	3988225	1	1.08	ROD
71-73	All E (T.H. 400)	1235713	1	.87	ROD

4.037 BUSHING—BRACKET—PLATE, TRANSMISSION CONTROL LEVER

64	T.H. 400	579454	1	.41	BUSHING, rod to shift lvr.
65-66	T.H. 400 Col. Shift	579454	1	.41	BUSHING (rod to control lvr.)
65-68	60-9000 Long Console	579454	1	.41	BUSHING, control lvr. to upr. shift rod
66-67	9000 Long Console	579454	1	.41	BUSHING, control lvr. to upr. shift rod
68	60-9000 Long Console	1368982	2	.15	BUSHING, shift lvr. to upr. shift rod . . .

TURBO HYDRA-MATIC 400

65-67	60-9000 Long Console ..	1368982	2	.15	BUSHING , shift lvr. to lwr. shift rod.....
67-73	All E.....	1368982	1	.15	BUSHING , equalizer lvr. to lwr. shift rod ..
65	9000.....	1368982	1	.15	BUSHING , equalizer rod to equalizer brkt ..
67	4600 Long Console ..	1368982	2	.15	BUSHING , trans, idler.....
67	4600 Long Console ..	1368982	2	.15	BUSHING , lvr. & button to supt. & plate ..
67	4600 Long Console ..	1368982	2	.15	BUSHING , idler lvr. to supt. & plate.....
68	30-4000 T.H. 400 Long Console.....	1382969	2	.30	BUSHING , supt. & shaft assm. to trans, control shift lvr. mtg. brkt.....
69-73	T.H. 400 Long Console ..	1382969	2	.30	BUSHING , control lever pivot shaft.....
65-68	6000 Long Console ..	1371363	1	4.92	BRACKET , lvr.....
65-67	T.H. 400.....	1367657	AR	.11	SCREW , shift rods to shift lvrs. (set-cup point).....
67	4600 Long Console ..	3852837	1	.10	GROMMET , control shifter lvr.....
71	All.....	3975131	1	.15	GROMMET , used 2.584.....
67	4600 Long Console ..	3852838	1	.15	SLEEVE , control shifter lvr.....
65-73	T.H. 400.....	3989434	AR	.10	WASHER , shift rods to shift lvrs. spg.....
4.037 BUSHING & SLEEVE, TRANSMISSION SHIFT LEVER					
67-73	T.H. 400.....	1394293	1	.20	KIT , bshg. & sleeve.....
4.037 SWIVEL- CLAMP, TRANSMISSION SHIFT ROD					
64	T.H. 400.....	3756526	1	.46	SWIVEL , upr. shift rod to shift lvr.....
64	T.H. 400.....	1355610	1	.20	CLAMP , upr. shift rod to shift equalizer.....
67-73	T.H. 400.....	3989433	AR	.15	SCREW , shift rods to shift levers & brackets ($\frac{1}{16}$ "—18 x V $\frac{1}{2}$ ").....
65 73	T.H. 400.....	1385607	AR	.56	CLAMP , rod to shift levers swivel.....
64	T.H. 400.....	1349346	1	.30	NUT , upr. shift rod to shift equalizer.....
64-73	All as req.....	1351769	AR	.10	SPRING RETAINER (1 $\frac{1}{2}$ " long).....
69-73	T.H. 400.....	1382263	1	.30	WASHER , between equal, shaft bushing & spring ..
4.040 BUSHING, TRANSMISSION SHIF					
64	T.H. 400 Long Console ..	1199266	1	.15	BUSHING , lwr. shift rod to equalizer-inner—(4.042)
64	T.H. 400 Long Console ..	1199266	1	.15	BUSHING , shift lvr. to lwr. shift rod inner—(4.042) ..
64	T.H. 400 Long Console ..	1199266	2	.15	BUSHING , equalizer to equalizer mtg. brkt.-inner—(4.042).....
64	T.H. 400 Long Console ..	1199267	1	.10	BUSHING , shift lvr. to lwr. shift rod-outer—(4.042) ..
64	T.H. 400 Long Console ..	1199267	1	.10	BUSHING , lwr. shift rod to equalizer-outer—(4.042)
64	T.H. 400 Long Console ..	1199267	2	.10	BUSHING , equalizer to equalizer mtg. brkt.-outer—(4.042).....
65-66	T.H. 400 Col. Shift.....	1199266	1	.15	BUSHING , equalizer shaft to equalizer frame brkt.—(4.042).....
65-66	T.H. 400 Col. Shift.....	1199267	1	.10	BUSHING , equalizer shift to equalizer frame brkt.—(4.042).....
67-72	T.H. 400.....	1377083	1	.15	BUSHING , trans, equalizer shift to equalizer brkt. frame—(4.042) (plastic "A" thick - $\frac{1}{8}$ " I.D.).....
64-72	All as Req.....	3749084	AR	.20	RETAINER , control rod (all location).....
4.040 BRACKET, TRANSMISSION SHIF					
69-72	All A (T.H. 400) Col. Shift	1230115	1	.56	BRACKET , equalizer mounting frame
69-70	All B-C (T.H. 400) Col. Shift.....	1385668	1	.56	BRACKET , equalizer mounting-frame ..
71-72	All B-C.....	3988221	1	.51	BRACKET , equalizer mounting frame
71-73	All E (T.H. 400).....	1235711	1	.56	BRACKET , equalizer mounting frame
71 73	All E (T.H. 400).....	1235712	1	2.61	EQUALIZER (used 4.046).....
4.042 BUSHING—RETAINER —SPRING TRANSMISSION EQUALIZER					
67-73	All.....	1377083	1	.15	BUSHING (used 4.040-4.046).....
64-70	All as Req.....	1199266	AR	.15	BUSHING (used 4.040-4.046).....
64-70	All as Req.....	1199267	AR	.10	BUSHING (used 4.040-4.046).....
65-66	All.....	3842902	1	.10	RETAINER , range selector outer lvr. to shift equalizer lvr. (used 4.275).....
64-66	T.H. 400 Col. Shift	3755663	1	.10	SPRING , range selector lvr. to shift equal. lvr. ..
64	T.H. 400 Col. Shift	3755644	1	.10	WASHER , range selector lvr. to shift equal. lvr.
67-73	T.H. 400 Col. Shift	1380549	1	.10	SPRING , equal, to mtg. brkt. bshg.....
4.045 LEVER, TRANSMISSION RANGE SELECTOR (OUTER)					
65	LeSabre-Wildcat-Electra A.T. less Long Console	1365182	1	.87	LEVER
66	T.H. 400 Col. Shift.....	1365182	1	.87	LEVER
67-73	T.H. 400 Col. Shift ..	1376685	1	.77	LEVER
68	4600 T.H. 400 Long Console.....	1384209	1	.62	LEVER
69-70	T.H. 400 Long Console ..	1386390	1	.97	LEVER
71-72	All A (Long Console).....	1386390	1	.97	LEVER
71-72	All E (Long Console).....	9795470	1	.92	LEVER
73	T.H. 400 Long Console ..	9793470	1		LEVER ..

TURBO HYDRA-MATIC 400

4.045 LEVER, OUTSIDE MANUAL

65-68	6000 Long Console	1369822	1	.46	LEVER
65	9000	1369822	1	.46	LEVER
66-68	9000 Long Console	1373551	1	.82	LEVER

4.046 EQUALIZER, TRANSMISSION SHIFT

64	4400 A.T.	1363340	1	3.23	EQUALIZER
64	46-4800 T.H. 400 Col. Shift	1363393	1	3.18	EQUALIZER .
64	T.H. 400 Long Console	1362161	1	4.15	EQUALIZER .
64	4800	1363393	1	3.18	EQUALIZER .
65-66	50-60-8000 T.H. 400 Col. Shift	1367522	1	3.28	EQUALIZER
65	9000	1368419	1	3.64	EQUALIZER
66	9000 Col. Shift	1371894	1	4.41	EQUALIZER
67	4000 T.H. 400 Col. Shift	1379766	1	1.79	EQUALIZER (4.040)
67-68	50-60-8000 T.H. 400 Col. Shift	1379198	1	2.05	EQUALIZER
67-70	9000 Col. Shift	1379136	1	2.67	EQUALIZER
68-70	4000 T.H. 400 Col. Shift	1382861	1	2.15	EQUALIZER (4.040)
69-70	50-60-8000 T.H. 400 Col. Shift	1385921	1	2.26	EQUALIZER SHAFT & LEVER
71-72	All A (T.H. 400)	1382861	1	2.15	EQUALIZER (4.040)
71-73	All E (T.H. 400)	1235712	1	2.61	EQUALIZER SHAFT 8. LEVER (4.040)
71-73	All B-C (T.H. 400)	3988290	1	2.67	EQUALIZER SHAFT

4.046 BRACKET--BUSHING, TRANSM

64	T.H. 400 Long Console	1371118	1	2.05	BRACKET, equalizer mtg. (between trans. 8i trans, mtg. pad)
65-66	50-60-8000 T.H. 400 less Long Console	1366275	1	1.85	BRACKET, equalizer mtg.-frame side
65-68	6000 Long Console	1367699	1	2.97	BRACKET, shift rod lvr.
65	9000	1371118	1	2.05	BRACKET, equalizer mtg.-trans. side
67	4000 T.H. 400 Col. Shift	1379767	1	.82	BRACKET, shift equalizer mtg. frame side—(4.040) .
67-68	50-60 8000 T.H. 400 Col. Shift	1379202	1	1.03	BRACKET, equalizer mtg.-frame side
68	4000 T.H. 400 Col. Shift	1230115	1	.56	BRACKET, equalizer mtg. frame
64	4635-45-69-4700-4800 A.T.	1351792		.15	BUSHING, equalizer to frame
65	9000	1351792		.15	BUSHING, equalizer to frame
66	9000 Col. Shift	1351792		.15	BUSHING, trans, shift equalizer to frame
67-68	9000 Col. Shift	1359425		.15	BUSHING, shift equalizer to frame—(4.006)
67	4 600 Long Console	455563		.20	SPRING, idler to supt. & plate—(8.934)

4.046 LEVER, TRANSMISSION SHIFT

65-68	6000 Long Console	1367698	1	1.18	LEVER, shift rod
66-68	9000 Long Console	1372445	1	.77	LEVER, idler-upr.
66-68	9000 Long Console	1373546	1	3.90	LEVER & SHAFT, idler
67	4600 Long Console	1382020	1	4.77	LEVER, idler.

4.047 CABLE—BRACKET—TRUNNION, TRANSMISSION CONTROL

68-72		1383520	1	7.55	CABLE
69-70		1387311	1	12.05	CABLE
69-70		1386389	1	10.75	CABLE
71		1236998	1	10.65	CABLE
72-73	All	1239445	1	10.65	CABLE
68-72		1384208	1	1.23	BRACKET, cbl
69-70		1384208	1	1.23	BRACKET, cable
68-72		1384210	1	2.67	TRUNNION, cbl
69-70		1384210	1	2.67	TRUNNION, cable
68-72	All A (Long Console)	3922580	1	1.18	GROMMET, control-seal
69-71	All (Long Console)	3922580	1	1.18	GROMMET, seal
70	All (Long Console)	476737	2	.15	RETAINER, cable to brkt—(4.68 1) .
71-72	All E (Long Console)	9779348	1	.56	PIN, control cbl. mtg. (lwr.)
73	T.H. 400 (Long Console)	9779348	1	.56	PIN, control cbl. mtg. (lwr.)

4.054 SWITCH—LEVER, NEUTRAL SAFETY AND BACK-UP LAMP

64	T.H. 400	1367775	1	2.10	SWITCH
65-66	T.H. 400	1371068	1	2.00	SWITCH
67-68	T.H. 400 Col. Shift	1993404	1	2.15	SWITCH
67-68	4600 Long Console	1993401	1	2.17	SWITCH
67-68	60-9000 Long Console	1371068	1	2.00	SWITCH
69-70	T.H. 400 Long Console	1993401	1	2.17	SWITCH
69-70	T.H. 400 Col. Shift	1994111	1	2 20	SWITCH
71	T.H. 400	1994111	1	2 20	SWITCH

TURBO HYDRA-MATIC 400

72	T.H. 400 (1st Type)	1994111	1	2.20	SWITCH
72	T.H. 400 (2nd Type)	1994133	1	3.36	SWITCH
73	T.H. 400 Col. Shift	1994133	1	3.36	SWITCH
NOTE 1971 1st type - less seat belt latch indicating system, 2nd type with seat belt latch indicating system.					
65-66	T.H. 400 Col. Shift	1370388	1	.15	
66	9000 Col. Shift	1378679	1	.62	LEVER , trans, shift indicator-actuator
67		1380067	1	.25	LEVER , indicator actuator
64	4400-4635-45-69	1472825	1	.10	JUMPER , 2 way male insulated (connects switch connectors)—(2.480)
69-70	T.H. 400	3981828	2	.72	SCREW , switch on steering column—(2.698)
69-71	All Col. Shift	3981828	2	.72	FASTENER , switch ret—(2.698)
68-69	9000	3908243	1	.56	SCREW (used 8.080)

4.057 SWITCH & CABLE, TRANSMISSION CONTROL

64	T.H. 400	1993647		5.95	SWITCH & CABLE
65	T.H. 400	1993301		9.50	SWITCH , trans, control
65-67	T.H. 400	1378044		5.50	SWITCH , slow idle
66	T.H. 400	1375966		5.40	SWITCH , control-Littlefuse (when using as repl. for jobs with Delco Remy switch, also use 1-4.060-1372174 link for S.T. 300, T.H. 400 (340 & 401 Eng.) & 401-425 2-4Bbl., or 1-4.)
67	T.H. 400	1375966	1	5.40	SWITCH , control (when using as replacement for Delco Remy switch, also use 1-4.060-1372174 link) Littlefuse
68-69	T.H. 400	1235480		2.87	SWITCH , downshift
70-72	T.H. 400	1235480		2.87	SWITCH , trans, downshift
66-67	T.H. 400	6287011		2.72	CABLE , control shift switch to trans
66-67	T.H. 400	120614			NUT , link to trans, control switch—(8.915)

4.060 BRACKET—LINK, TRANSMISSION CONTROL SWITCH MOUNTING

64	46-47-4800 A.T. 1-4 Bbl. Carb.	1364360		2.82	BRACKET , switch mtg.
65	LeSabre A.T. (2 Bbl.)	1369988		1.59	BRACKET
65	• T.H. 400 (425 Eng.) 1-4 Bbl.	1369723		1.54	BRACKET
65-66	T.H. 400 (425 Eng.) 2-4 Bbl.	1371098		1.79	BRACKET
66	5000 T.H. 400 (340 Eng.) 4 Bbl.	1377295		.82	BRACKET (with grooved pin)
66	5000 T.H. 400 (340 Eng.) 4 Bbl.	1378865		.97	BRACKET (pin not grooved)
66	60-80-9000 T.H. 400	1378861		1.13	BRACKET (also use 1378867 clip)
67	4 6-60-80-9000 A.T.	1378177		.97	BRACKET
67	5000 T.H. 400	1378865		.97	BRACKET
68	50-60-8000 T.H. 400	1386071		.46	BRACKET , switch mtg.
68	9000	1386074		2.46	BRACKET , switch mtg.
69-70	50-60-8000 T.H. 400	1387953		.51	BRACKET , switch mounting
69-70	9000 T.H. 400	1387954		2.31	BRACKET , switch mounting
64	4400 A.T.	1365870		.56	LINK
65	All A.T.	1368448		.20	LINK , switch to carb. lvr. stud
66	50-60-8000 T.H. 400 (340-401 Eng.)	1372174		.25	LINK , switch to carb. lvr. (Littlefuse)
66	50-60-8000 T.H. 400 (340-401 Eng.)	1372175		.25	LINK , switch to carb. lvr.
66	60-80-9000(401-425 Eng.) 2-4 Bbl.	1372175		.25	LINK , switch to carb. lvr.
66	T.H. 400 (425 Eng.) 1-4 Bbl.	1375328		.41	LINK , switch to carb. lvr. (Littlefuse)
66	T.H. 400 (425 Eng.) 1-4 Bbl.	1375327		.22	LINK , switch to carb. lvr.(Delco)
66	9000 (425 Eng.) 2-4 Bbl.	1372174		.25	LINK , switch to carb. lvr. (Littlefuse switch)
67	T.H. 400	1372174		.25	LINK , switch to carb. lvr. (Littlefuse switch)
67	T.H. 400	1372175		.25	LINK , switch to carb. lvr. (Delco switch)
65	All A.T.	1955207		.77	BOOT , trans, control switch
65	All A.T.	836159		.07	RETAINER , spec, pin to switch mtg. brkt—(3.752)
64	4400 A.T.	382835		.62	STUD , mtg. brkt
64	4400 T.H. 400	564708		.20	FASTENER , trans, control switch adjr. to carb. lvr. snap rod end
65-67	T.H. 400	564708	1	.20	FASTENER , control switch link to carb. lvr. snap rod end
68-69	4600 T.H. 400 Long Console	564708	1	.20	FASTENER , snap rod end cables to levers

TURBO HYDRA-MATIC 400

66	T.H. 400 exc. 425 Eng. (2-4 Bbl.) used with Control Switch Mtg. Brkt. w/Grooved Pin)	836159	1	.07	SPRING, pin to switch mtg. brkt—(3.752)
70-73	T.H. 400 Long Console	564708	1	.20	FASTENER, shift control cbl. pin to cbl
64	4400 A.T.	455532	1	.05	PIN, trans, control switch to stud slotted spg.—(8.939)
65-66	T.H. 400	1372786	2	.10	CLIP, idle switch wires to throttle lvr. tubing
66	T.H. 400	1378867	1	.10	CLIP, mtg. brkt. pin (use with mtg. brkt. with pin not grooved)
67	4000 T.H. 400	1372787	2	.10	CLIP, idle switch wires to throttle lvr. speed (U-type)
65-67	50-60-80-9000 A.T.	1372786	2	.10	CLIP, idle switch wires to throttle lvr. tubing
64-73	T.H. 400	9787673	1	.15	CLIP, downshift cable to case
65-67	T.H. 400	1380741	1	.10	CLIP, trans control switch cbl. & idle switch cbl. to cyl.hd
67	T.H. 400	1378867	1	.10	CLIP, control mtg. brkt. pin
65	All A.T.	1368450	1	.05	WASHER, switch to mtg. brkt. spg
65	All A.T.	1368497	1	.05	WASHER, carb. lvr. stud between link & fastener
66	T.H. 400 (used with Control Switch Mtg. Brkt. w/Grooved Pin)	1377223	1	.10	WASHER, switch to switch mtg. brkt. spg
66	T.H. 400 (425 Eng.) 2-4 Bbl.	1368450	1	.05	WASHER, switch to mtg. brkt. spg
4.075 SWITCH, TRANSMISSION CONTROL SPARK					
70-72	T.H. 400	6462286		1.79	SWITCH, on valve body (also used 2.408)
70-72	T.H. 400	8626597		2.18	CONNECTOR, trans, case-electrical—(4.265)
70-72	T.H. 400	8626426		1.27	WIRE, spark switch to case connector (also used 2.408)
71	All A.T.	8908923	1	2.00	HARNES, T.C.S. solenoid to idle control solenoid—(2.408)
4.081 SUPPORT, TRANSMISSION					
64	4400 T.H. 400 1st Type	1361866	1	4.25	SUPPORT
64	4400 T.H. 400 2nd type	1368506	1	4.72	SUPPORT
64	4600 Long Console	1362591	1	6.30	SUPPORT
64	46-4800 T.H. 400 Col. Shift	1359920	1	4.31	SUPPORT
65-66	5000 exc. Conv.	1369556	1	20.85	SUPPORT
65-66	5000 Conv.	1369652	1	20.90	SUPPORT
65-66	50-60-8000	1378531	1	23.50	SUPPORT
64-66	Riviera	1365212	1	4.20	SUPPORT
67	4000 Wagons, 4600	9788824	1	13.10	SUPPORT
67-68	5467 T.H. 400	1378531	1	23.50	SUPPORT
67-68	5000 exc. Conv. T.H. 400	1382558	1	23.90	SUPPORT
67-68	60-8000 T.H. 400	1378531	1	23.50	SUPPORT
67-70	9000	1381102	1	10.25	SUPPORT
68-70	4637 T.H. 400	9796240	1	16.40	SUPPORT
68-70	4000 Wagons-4667 T.H. 400	9796243	1	13.20	SUPPORT
69-70	50-60-8000 T.H. 400	1385240	1	23.15	SUPPORT
70	6000 Wagons T.H. 400	1231824	1	18.05	SUPPORT
71-72	3467 (455 Eng.)	9796243	1	13.20	SUPPORT
71-72	3437 (455 Eng.)	9796240	1	16.40	SUPPORT
71-73	All B-C-E (T.H. 400)	3988236	1	22.90	SUPPORT (bolts directly to frame)
71	82-8439	3988234	1	23.05	SUPPORT (mounts in rubber insulator on frame)
67	4000 Wagons	1382072	2	.97	INSULATOR, supt. to frame
67	4600	1382906	1	.92	INSULATOR, supt. to frame
68-72	All A (T.H. 400)	1385001	2	.72	INSULATOR, supt. to frame
71-72	82-8439	9780423	2	.87	INSULATOR, trans, supt. to frame—(7.01 1)
67-72	All A (T.H. 400)	9785627	2	.87	RETAINER, support to frame—(7.01 1)
71	82-8439	9780020	2	.51	RETAINER, trans, supt. insulator—(7.011)
73	All B-C-E	9422297	2	.15	NUT (Vs—16) supt. to frame—(8.917)
65	5000	1369743	4	.08	BOLT (used 5.441)
69	60-8000 T.H. 400 exc. Wagons	1235947	1	8.30	DAMPER (used 4.317)
70	6000 T.H. 400 exc. Wagons	1235947	1	8.30	DAMPER (used 4.317)
70	8000 T.H. 400	1236929	1	8.30	DAMPER (used 4.317)
69	60-8000 T.H. 400 exc. Wagons	9750771	1	3.79	BUSHING, damper (used 4.317)
70	6000 T.H. 400 exc. Wagons	9750771	1	3.79	DAMPER (used 4.317)
70	8000 T.H. 400	9753000	1	3.59	DAMPER (used 4.317)
71	50-60-8000 T.H. 400	9753000	1	3.59	DAMPER (used 4.317)

TURBO HYDRA-MATIC 400

4.081 MOUNT, TRANSMISSION

64	4400 T.H. 400 1st Type	1234882	6.10	MOUNT.
64	4400 T.H. 400 2nd Type	1370910	4.87	MOUNT.
64	46-47-4800 T.H. 400 ...	1234882	6.10	MOUNT.
65	5000 T.H. 400.....	1370910	4.87	MOUNT.
65	60-80-9000 T.H. 400 ...	1234882	6.10	MOUNT.
66	5000 T.H. 400.....	1234600	5.45	MOUNT.
66	60-80-9000 T.H. 400 ...	1234882	6.10	MOUNT.
67	4000 Wagons.....	1381016	3.90	MOUNT.
67	4600 T.H. 400.....	1234600	5.45	MOUNT.
67-69	50-60-80-9000 T.H. 400 .	1382064	6.00	MOUNT.
68-72	All A (T.H. 400).....	1385718	5.02	MOUNT.
70	6000 Wagons T.H. 400 .	1234600	5.45	MOUNT.
70	6667-8467-9000 T.H. 400.....	1382064	6.00	MOUNT.
70	6400-6637-39-8200- 8439-57-69.....	1234882	6.10	MOUNT.
71-73	All B-C-E (T.H. 400).....	1239003	5.90	MOUNT.

4.085 SHIM, TRANSMISSION SUPPORT

64	4700.....	1362225	1	.46	SHIM (.060) .
64		1362227	AR	.46	SHIM, trans, mtg. (.060) between trans, mtg. pad & trans.....
64	4 700	1362228	AR	.46	SHIM, trans, mtg. (.090) between trans, mtg. pad & trans.....
64	4700	1362229	AR	.46	SHIM, trans, mtg. (.120) between trans, mtg. pad & trans.....
65-69	5467-60-8000 T.H. 400 .	1369737	AR	.30	SHIM, supt. to side rail.....
66-70	50-60-80-9000 T.H. 400.	1362227	AR	.46	SHIM (.060") between mtg. pad & trans.....
65-70	50-60-80-9000 T.H. 400 .	1362228	AR	.46	SHIM (.090") between mtg. pad & trans.....
65-73	All (T.H. 400).....	1362229	AR	.46	SHIM (.120") between mtg. pad & trans.....
65-70	9000.....	1362225	AR	.46	SHIM, support to side rail (.060).....
66	T.H. 400.....	1373714	AR	.67	SHIM, mtg. pad to supt. (.120").....
67-72	All A (T.H. 400).....	1381945	2	.36	SHIM, mount to frame.....
71	50-60-80-9000.....	407795	1	.10	WASHER, mount to supt.—(6.897).....

4.101 OIL, FOR BUICK AUTOMATIC TRANSMISSION

All	All A.T.....	1050568	AR	.7 1	OIL (1 qt. can) Dexron—(8.800).....
All	All A.T.....	1050569	AR	2.72	OIL (4 qt. can) Dexron—(8.800)
All	All A.T.....	1050570	AR	145.05	OIL (55 Gal. drum) Dexron—(8.800)

4.103 CASE, TRANSMISSION

64	4400 T.H. 400.....	8623900	106.75	CASE
64	46-47-4800 A.T. ...	8623904	1 14.90	CASE
65-66	5000 T.H. 400.....	8625950	144.35	CASE
65-66	T.H. 400 exc. 5000	8624965	145.80	CASE
67-72	T.H. 400.....	8625950	144.35	CASE
67-69	T.H. 400.....	9776585	.97	PLUG, drain ("A"—14) magnetic (also used 5.400)

4.104 BUSHING, TRANSMISSION CASE

64-72	T.H. 400	8623941	1.47	BUSHING.....
64-72	T.H. 400 .	1235259	1.59	BUSHING, gov/, sleeve (in case) Refer to 1970 service manual pg. 75-78.....

4.104 SLEEVE & PIPE, TRANSMISSION VENT

64-72	T.H. 400 .	8623425	1	.82	SLEEVE & PIPE, outside.....
-------	------------	---------	---	-----	-----------------------------

4.115 CONVERTER, TRANSMISSION (COMPLETE)

64	4400 T.H. 400	8623964	1	60.20	CONVERTER (rebuilt) (exchange item)
64	46-47-4800 T.H. 400	8623990	1	60.20	CONVERTER (rebuilt) (exchange item)
65-67	5000 T.H. 400.....	8623963	1	75.40	CONVERTER (rebuilt) (exchange item)
65-67	T.H. 400 exc. 5000 & 4000 Wagons.....	8623962	1	75.40	CONVERTER (rebuilt) (exchange item)
67	4000 Wagons, T.H. 400	8623963	1	75.40	CONVERTER (rebuilt) (exchange item)
68	T.H. 400 exc. 5000.....	8623990	1	60.20	CONVERTER (rebuilt) (exchange item)
68-69	5000 T.H. 400.....	8623964	1	60.20	CONVERTER (rebuilt) (exchange item)
69	T.H. 400 exc. 5000 & G.S. 400 (Stage 1).....	8623990	1	60.20	CONVERTER (rebuilt) (exchange item)
69-70	T.H. 400 (Stage 1).....	8625974	1	70.20	CONVERTER (rebuilt).....
70	T.H. 400 exc. Stage 1 ..	8623990	1	60.20	CONVERTER (rebuilt).....
71-72	T.H. 400.....	8623964	1	60.20	CONVERTER (rebuilt).....
68-69	4000 Wagons T.H. 400	1386322	1	6.40	PAN, converter cover—(0.679).....
68-69	5000 T.H. 400.....	1386324	1	6.40	PAN, converter cover—(0.679).....
67-70	46-60-80-9000 T.H. 400	1386322	1	6.40	PAN, converter cover—(0.679).....
71-73	T.H. 400.....	1386322	1	6.40	PAN (converter cvr.)—(0.679).....

TURBO HYDRA-MATIC 400

64-70	All T.H. 400	1484645	3	.36	BOLT, converter to flywheel- -(8.900)
71-73	T.H. 400	3987930	AR	.20	BOLT, converter to flywheel
4.122 SOLENOID, TRANSMISSION STATOR CONTROL					
65-67	T.H. 400	1993690	1	5.20	SOLENOID
65-67	T.H. 400	8723762	1	4.61	SPRING, oil pump stator valve
65-67	T.H. 400	8619866	1	.09	PIN, oil pump stator valve spg. ret
64	T.H. 400	2977975	1	1.33	CONNECTOR, trans, downshift solenoid valve— (4.265)
65	T.H. 400	2984091	1	.72	CONNECTOR, trans, downshift solenoid valve male-dbl.—(4.265)
67	T.H. 400	2984091	1	.72	CONNECTOR, downshift solenoid valve male (dbl.)— (4.265)
68	T.H. 400	8626252	1	1.63	CONNECTOR, downshift solenoid valve male (sgl.)— (4.265)
4.122 VALVE, OIL PUMP STATOR					
65-67	T.H. 400	8623763	1	.66	VALVE
4.123 SHAFT, TRANSMISSION FRONT TURBINE					
64	T.H. 400	8624772	1	17.50	SHAFT
65-67	T.H. 400	8624771		19.60	SHAFT
68-72	T.H. 400	8624772		17.50	SHAFT
65-67	T.H. 400	8623296		.58	RING, oil seal turbine shaft
4.128 PIPE—CLAMP- SPACER, OIL COOLER					
64	4400 T.H. 400	1362762	1	1.95	PIPE (inlet)
64	46-47-4800 T.H. 400	1362632	1	2.26	PIPE (inlet)
64	46-47-4800 T.H. 400	1362633	1	1.95	PIPE (outlet)
65	5000 A.T. less A.C. or A.C. Modif. & H.D. Cooling	1368483	1	1.54	PIPE (inlet)
65	5000 A.T. less A.C. or A.C. Modif. & H.D. Cooling	1368484	1	1.64	PIPE (outlet)
65	5000 A.T.-A.C. or A.C. Modif. & H.D. Cooling	1367020	1	1.59	PIPE (inlet)
65	5000 A.T.-A.C. or A.C. Modif. & H.D. Cooling	1367021		1.95	PIPE (outlet)
65	9000	1362632		2.26	PIPE (inlet)
65	9000	1362633		1.95	PIPE (outlet)
66-67	5000 T.H. 400	1374268		2.10	PIPE (inlet)
66	T.H. 400 exc. 5000	1377941		3.13	PIPE (outlet)
66	T.H. 400 exc. 5000	1377942		2.92	PIPE (inlet)
67	4000 Wagons T.H. 400	1375403		2.41	PIPE (outlet)
67	4000 Wagons T.H. 400	1375402		2.20	PIPE (inlet)
67	4600 T.H. 400	1378471		2.00	PIPE (outlet)
67	60-80-9000	1378469		2.20	PIPE (outlet)
68-69	4000 T.H. 400	1236417		1.59	PIPE (inlet)
68-70	4000 T.H. 400	1236440		1.79	PIPE (outlet)
68	5000 T.H. 400	1383778		1.64	PIPE (inlet)
68	5000 T.H. 400	1383779		1.74	PIPE (outlet)
68	60-80-9000 T.H. 400	1384631		2.15	PIPE (inlet)
68	60-80-9000 T.H. 400	1384632		1.95	PIPE (outlet)
69	5000 T.H. 400	1232979		1.85	PIPE (inlet)
69-70	5000 T.H. 400	1386179		1.90	PIPE (outlet)
69-70	60-8000 T.H. 400	1385862		2.15	PIPE (inlet)
69-70	60-8000 T.H. 400	1385869		2.10	PIPE (outlet)
69	9000 1st Type	1384631		2.15	PIPE (inlet)
69	9000 2nd Type	1232523		2.46	PIPE, inlet
NOTE 1969 9000 1st type, oil cooler inlet pipe fitting 2 inches from top of rad., 2nd type inlet fitting 6 inches from top of rad.					
69-70	9000	1384632	1	1.95	PIPE (outlet)
70	60-8000 T.H. 400 H.D. Cooling & A.C.	1385862	1	2.15	PIPE (inlet)
70	9000 T.H. 400	1232523	1	2.46	PIPE (inlet) 53/8" O.L.
70	9000 T.H. 400 extra H.D. Cooling & A.C.	1384631	1	2.15	PIPE (inlet)
71	5000 T.H. 400	1234793	1	1.90	PIPE (inlet)
71	5000 T.H. 400	1234794	1	1.90	PIPE (outlet)
72	All B-C-E (T.H. 400)	1234794	1	1.90	PIPE (inlet)
NOTE For models not listed use bulk tubing.					
64-65	T.H. 400 exc. LeSabre	1349535	1	.13	CLAMP (pipes)
66	T.H. 400 exc. 5000	1377943	1	.41	CLAMP
65-67	5000 T.H. 400	3710497	2	.10	CLIP, oil cooler outlet pipe to oil cooler inlet pipe
67	60-80-9000	1377169	2	.05	CLIP, oil cooler outlet pipe to oil cooler inlet pipe

TURBO HYDRA-MATIC 400

68	40-5000 T.H. 400.....	3710497	2	.10	CLIP, oil cooler outlet to oil cooler inlet pipe.....
69-70	50-60-8000 T.H. 400 ...	1385956	1	.20	CLIP, inlet & outlet pipe to frame.....
71-72	All B-C-E (T.H. 400).....	1234749	1	.25	CLIP, pipes to frame.....
69-72	T.H. 400.....	8625422	2	.12	GASKET, fitting.....
64	T.H. 400.....	1194712	2	.10	SPACER, pipes.....
64	4400 T.H. 400.....	1362766	2	.05	SPACER, oil cooler pipes in frt. eng. mtg. (R.).....
65-66	T.H. 400 exc. 5000 ...	1194712	2	.10	SPACER, oil cooler pipes.....
64	4400 T.H. 400.....	386297	2	.36	CONNECTOR, oil cooler pipes in rr. brg. ret.....
64	T.H. 400.....	8625606	2	.47	CONNECTOR, inverter flared tube (brass) oil cooler pipes in rr. brg. ret.....
65-68	5000 (T.H. 400).....	386297	2	.36	CONNECTOR, oil cooler pipes to trans, case.....
64-66	T.H. 400 exc. 5000.....	8625606	2	.47	CONNECTOR, in rr. brg. ret (brass) (also used 4.318).....
67-69	4000 Wagons, 46-5000 T.H. 400.....	386297	2	.36	CONNECTOR, pipes to trans, case
67-70	60-80-9000 T.H. 400 ...	8625606	1	.47	CONNECTOR (in rr. brg. ret.).....
70-71	G.S. 455.....	8626632	2	1.16	CONNECTOR, oil cooler pipe.....
71	50-60-80-9000 (T.H. 400).....	8625606	2	.47	CONNECTOR (brass).....
72	All B-C-E (T.H. 400)	8626632	2	1.16	CONNECTOR, oil cooler pipe.....
64-68	All T.H. 400.....	8625422	2	.12	WASHER, oil cooler water line (1 in low accumulator) 1 rr. brg. ret.....
64	T.H. 400.....	423105	AR	2.10	UNION (1/2") to repair A.T. oil cooler lines when nec. —(8.963).....
4.133 ROD, TRANSMISSION OIL FILL					
64	T.H. 400.....	1364788	1	1.03	ROD
65-66	T.H. 400.....	1372919	1	.82	ROD
67	T.H. 400.....	1383668	1	1.03	ROD
68-73	T.H. 400.....	1387568	1	.87	ROD
4.133 PIPE—SEAL, TRANSMISSION OIL FILLER PIPE					
64	4400 T.H. 400.....	1367967	1	6.15	PIPE .
64	46-47-4800 T.H. 400 ...	1372923	1	2.26	PIPE .
65	5000 T.H. 400.....	1372921	1	2.26	PIPE .
65-66	T.H. 400 exc. 5000.....	1372923	1	2.26	PIPE
66	5000 T.H. 400.....	1375769	1	2.77	PIPE
67	T.H. 400.....	1379000	1	2.10	PIPE .
68-73	T.H. 400.....	1238779	1	1.49	PIPE .
64-72	T.H. 400.....	6255641	1	.15	SEAL, pipe to trans, case
4.159 BEARING & RACE, SUN GEAR					
64-72	T.H. 400	8623920	1	1.75	PACKAGE, transmission support to sun gear (incl. 2 races & 1 bearing).....
64-72	T.H. 400	8623921	1	1.86	PACKAGE, sun gr. to rr. internal gr. (incl. 2 races-1 brg.).....
4.159 GEAR, TRANSMISSION SUN GEAR					
64-72	T.H. 400	8626807	1	14.35	GEAR ..
4.161 SHAFT, TRANSMISSION SUN GEAR					
64-72	T.H. 400	8623177	1	17.25	SHAFT.
64-72	T.H. 400	8623944	AR	1.86	BUSHING, stator & sun gr. shaft (also used 4.226) .
4.162 RING, TRANSMISSION OIL SEAL					
64-66	T.H. 400	8623148	2	.64	RING, frt. pump oil seal pump cvr. (also used 4.226)
67-72	T.H. 400	8623148	AR	.64	RING, oil seal center support & pump cover .
4.162 BUSHING—SUPPORT & RACE, TRANSMISSION					
64-72	T.H. 400	8623942		5.20	BUSHING, center support.....
64-72	T.H. 400	8625990		59.90	SUPPORT & RACE, center.....
64-72	T.H. 400	8623437		1.52	RING, center support to case snap ...
64-72	T.H. 400	8624009		.64	BOLT, case to center support
64-72	T.H. 400	8623498		.60	SCREW, case to ctr. supt.....
64-72	T.H. 400	8624783		.56	WASHER, reaction drum supt. thrust
70-72	T.H. 400	8626816		1.16	SPACER, case ctr. support.....
4.163 PLATE, DIRECT CLUTCH					
64-66	T.H. 400	8623113	AR	1.29	
64-72	T.H. 400	8623122	1	6.00	PLATE, direct cl. backing.....
64-72	T.H. 400	8623483	AR	1.60	
67-71	T.H. 400	8623851	AR	2.15	
67-72	T.H. 400	8625197	AR	2.09	PLATE, direct cl. (flat) (.0915" thick).....

TURBO HYDRA-MATIC 400

4.163 PLATE, FORWARD CLUTCH

64-72	T.H. 400	8623483	AR	1.60	PLATE, forward cl. drive (composition)
64	T.H. 400	8623113	5	1.29	PLATE, forward cl. driven
65-72	T.H. 400	8623849	AR	1.28	PLATE, forward cl. driven (.0775" thick) (steel)
65-72	T.H. 400	8623851	AR	2.15	PLATE, forward cl. driven wave (steel)

4.163 PLATE, INTERMEDIATE CLUTCH

64-72	T.H. 400	8623151	3	2.03	PLATE, inter. cl. drive (waved)-composition
64-72	T.H. 400	8623150	AR	1.89	PLATE, inter. cl. react, (steel)
64-72	T.H. 400	8623152	1	6.50	PLATE, inter. cl. backing (steel)
66-68	T.H. 400	8624199	1	2.15	PLATE, wave-inter. cl. react, (steel) (.0685)
69-72	T.H. 400 exc. (Stage 1)	8624199	1	2.15	PLATE, wave-inter. cl. reaction (steel) (.0685)

4.164 HUB—RING—SPRING, TRANSMISSION FORWARD CLUTCH

64-65	T.H. 400	8624197	1	12.55	HUB, inner
66-67	T.H. 400	8624197	1	12.55	HUB, forward cl.
68-72	T.H. 400	8625717	1	12.25	HUB
64-72	T.H. 400	8623105	2	.18	RING, forward cl. snap
64-72	T.H. 400	8623112	1	1.34	RING, forward cl. snap
67-68	4000 Wagons, 5000 T.H. 400	8624073	16	.17	SPRING, piston release
64	T.H. 400 1st Type	8623103	16	.17	SPRING forward cl. piston release
64	T.H. 400 2nd Type	8624101	16	.12	SPRING forward cl. piston release (")
65-72	T.H. 400	8624101	16	.12	SPRING forward clutch piston release
66	T.H. 400 (401 Eng.)	8623103	16	.17	SPRING piston release
66	T.H. 400 (340-425 Eng.)	8624073	16	.17	SPRING piston release
64-72	T.H. 400	8623104	2	.41	RETAINER, forward clutch spring
64-65	T.H. 400	8623077	1	.58	WASHER, forward thrust cl. hub to hsg
66-72	T.H. 400	8624196	1	.70	WASHER, thrust cl. hub hsg
64-72	T.H. 400	8624781	1	.33	WASHER, forward clutch hub to direct clutch housing thrust

(") 1st type up to transmission BJ-59798, BK-8167, I

4.164 HUB—RING—SPRING, DIRECT

64-72	T.H. 400	8625718	1	12.55	HUB, direct cl. drive
64-72	T.H. 400	8623105	4	.18	RING, direct clutch-snap
64-72	T.H. 400	8623112	1	1.34	RING, direct clutch snap
64-72	T.H. 400	8623104	2	.41	RETAINER, direct cl. spg
64-65	T.H. 400	8623103	16	.17	SPRING, direct cl. piston release
67-68	46-60-80-9000 T.H. 400	8623103	16	.17	SPRING, direct cl. piston release
69	T.H. 400	8623103	16	.17	SPRING, direct clutch piston release
67-69	4000 Wagons, 5000 T.H. 400	8624073	16	.17	SPRING, piston release
70-72	T.H. 400	8624073	16	.17	SPRING, piston release

4.164 SPRING—RETAINER, INTERMEDIATE CLUTCH RETURN

64-72	T.H. 400	8623145	AR	12	SPRING, inter. cl. ret
64-72	T.H. 400	8623146	1	.00	RETAINER, inter. cl. spg

4.164 SNAP RING, INTERMEDIATE CLUTCH

64-72	T.H. 400	8623149	2	1.04	RING, inter. cl. react, plate-snap
64-72	T.H. 400	8623153	1	.29	RING, inter. cl. piston spr. ret.-snap

4.166 PISTON, DIRECT CLUTCH

64	T.H. 400	8623034		8.05	PISTON
65	5000 T.H. 400	8623326		9.50	PISTON
65	T.H. 400 exc. 5000	8623034		8.05	PISTON, trans, direct cl.
66	T.H. 400	8623034		8.05	PISTON
67-72	T.H. 400	8625514		10.55	PISTON (code K) refer to Dir. Service Bulletin 70-1-45
70-72	G.S. 455 Eng. exc. Stage 1	8625384		11.10	PISTON
70-72	G.S. 455 Stage 1	8626544		19.55	PISTON
64-72	T.H. 400	8623917		2.95	SEAL PACKAGE, direct cl.

4.166 PISTON, TRANSMISSION INTERMEDIATE CLUTCH

64-65	T.H. 400	8623142	1	6.50	PISTON
66-72	T.H. 400	8624210		6.40	PISTON
64-72	T.H. 400	8623918		2.12	SEAL PACKAGE

4.166 PISTON, TRANSMISSION FORWARD CLUTCH

64	T.H. 400 1st Type	8623953	1		PISTON (*)
65	5000 T.H. 400	8624021	1	9.80	PISTON
65	T.H. 400 exc. 5000	8624016	1	9.60	PISTON
66-72	T.H. 400	8624016	1	9.60	PISTON

TURBO HYDRA-MATIC 400

66	T.H. 400.....	8624021		9.80	PISTON
64	T.H. 400 1st Type .	8623916		2.62	PACKAGE , piston seal (")..
64	T.H. 400 2nd Type	8623917		2.95	SEAL PACKAGE , trans, forward cl. (*) ..
65-72	T.H. 400.....	8623917		2.95	SEAL PACKAGE , forward cl.
	f') 1st type 1964 up to transmission. BJ 59798, BK 8167 BL 6439, BN 12522 and BU 19408				
4.167 SNAP RING, DIRECT CLUTCH					
64-72	T.H. 400.....	8623120	1	.23	RING , snap
4.167 SPRAG, INTERMEDIATE CLUTCH					
64-71	T.H. 400	8623116		14.00	SPRAG
64-72	T.H. 400	8623119		1.64	RETAINER
4.168 RACE, TRANSMISSION INTERMEDIATE CLUTCH					
64-72	T.H. 400.....	8623117	1	20.55	RACE , outer.....
64-71	T.H. 400.....	8623945	2	1.47	BUSHING , inter, clutch sprag.....
72	T.H. 400.....	8625814	1	10.00	ROLLER , inter, clutch.....
72	T.H. 400 Stage 1.....	8623945	2	1.47	BUSHING , inter, cl. spring (used on trans, code BB)
4.169 HOUSING & RACE, DIRECT CLUTCH					
64-71	T.H. 400.....	8623061		44.80	HOUSING & RACE (4 or 5 plate cl.).....
70-71	G.S. 455.....	8625756		46.00	HOUSING 8c RACE (refer to Dir. Service Bulletin 70-1-45).....
71-72	30-4000 Stage 1	8625756	1	46.00	HOUSING & RACE (used on trans. BB) (6 plate cl.) .
71-72	50-60-80-9000 (T.H. 400) 455 Eng.	8625816		46.00	HOUSING & CAM , direct clutch (4 or 5 plate cl.) . .
71-72	30-4000 (455 Eng.) exc. Stage 1.....	8625817		46.00	HOUSING & CAM , direct clutch (used on trans. BS) (6 plate cl.) .
4.169 HOUSING, FORWARD CLUTCH					
64	T.H. 400 2nd Type	8623713		18.45	HOUSING C)
64-72	T.H. 400.....	8624908		25.50	PACKAGE , hsg. 8; washer
	(*) 1st type 1964 up to transmission. BJ 59798, BK 8167, BL 6439, BN 12522, and BU 19408				
4.169 WASHER, FRONT TURBINE SHAFT THRUST (BETWEEN COVER & FORWARD CLUTCH DRUM)					
64-72	T.H. 400.....	8623300	AR	.78	WASHER (.060V.064" thick) .
64-72	T.H. 400.....	8623301	AR	.78	WASHER (.071"/075" thick) .
64-72	T.H. 400.....	8623302	AR	.78	WASHER (.082V.086" thick) .
64-72	T.H. 400.....	8623303	AR	.78	WASHER (.093'7.097" thick) .
64-72	T.H. 400	8623304	AR	.78	WASHER (.104V.108" thick) .
64-72	T.H. 400	8623305	AR	.78	WASHER (.115"/.119" thick) .
64-72	T.H. 400	8623306	AR	.78	WASHER (.126"/.130" thick) .
4.172 MAIN SHAFT & PLUG					
64-67	T.H. 400	8623321	1	17.95	SHAFT 8c PLUG
68-72	T.H. 400	8625736	1	15.95	SHAFT 8. PLUG
64-66	T.H. 400	8623212	1	.15	RING , shaft to internal gr. snap.....
64-72	T.H. 400	8623484	2	.12	
67-72	T.H. 400	8625221	1	.18	
4.175 SHAFT, TRANSMISSION OUTPUT					
64-66	T.H. 400.....	8625961	1	50.90	SHAFT (incl. bshg.)
67-68	T.H. 400 exc. 4000 Wagons.....	8625961		50.90	SHAFT (incl. bshg.)
62-69	4000 Wagons (T.H. 400)	8625962		51.05	SHAFT & PLUG ..
69-70	4600-9000 (T.H. 400) . .	8625961		50.90	SHAFT 8c PLUG .
69-70	50-60-8000 (T.H. 400) ..	8625959		52.05	SHAFT 8i PLUG ...
71-72	G.S. 455 8< Stage 1 (T.H. 400).....	8625961		50.90	SHAFT 8c PLUG
71-72	50-60-80-9000 (T.H. 400).....	8625959	1	52.05	SHAFT 8c PLUG
4.175 CARRIER PINION PACKAGE					
65-67	T.H. 400	8623951	1	22.15	PACKAGE (incl. 4-pinions, planet-4-pin, planet pinion - 16-washers, pinion thrust - 76 roller, needle bearing).....
67-72	T.H. 400.....	8625913	1	23.45	PACKAGE (used when pinion pin O.D. is .4340"—.4342").....
4.175 CARRIER, PINION & PLANETARY GEAR SET					
64-67	T.H. 400	8624971	1	71.40	REACTION CARRIER (incl. roller)
64-72	T.H. 400	8625859	1	75.75	CARRIER , react, (complete).....
64-72	T.H. 400	8625957	1	73.00	CARRIER , output (complete).....

TURBO HYDRA-MATIC 400

4.176 BUSHING, TRANSMISSION OUTPUT SHAFT

64-72 T.H. 400.....8623943 1 2.02 BUSHING.....

4.176 RING—WASHER, CARRIER & OUTPUT SHAFT

64-72	T.H. 400	8626112	1	1.98	RING, frt. internal gr.....
64-68	T.H. 400	8623203	1	1.05	RING, output shaft to frt. internal gr.-internal snap .
69-72	T.H. 400	8626173	1	.98	RING, snap.....
64-72	T.H. 400	8625401	1	2.24	WASHER, output shaft to case thrust (.078V.082"
64-67	T.H. 400	8623275	AR	1.22	WASHER, output shaft to case thrust (.1 10"/. 1 14"
64-72	T.H. 400	8625406	AR	2.24	WASHER, output shaft to case thrust (.1 14"/. 118"
64-72	T.H. 400	8626372	AR	2.11	WASHER (.060"-062" thick) (replaces plastic washer).....
64-72	T.H. 400	8625402	1	2.24	WASHER (.082"-086" thick).....
64-72	T.H. 400	8625403	1	2.24	WASHER (.090"-094" thick).....
64-72	T.H. 400	8625404	1	2.24	WASHER, thrust output shaft to case (.098"/. 102"
68-72	T.H. 400	8625405	1	2.24	WASHER (.106"-1 10" thick).....

4.180 SPRAG—ROLLER, TRANSMISSION LOW CLUTCH

64-65	T.H. 400.....	8623497	1	17.50	SPRAG
66	T.H. 400 up to Trans. Coded BR-66-81610, BS-66-4755, BT-66- 24565, BU-66-35901 (Use with 4.175- 8623186 Carrier) ...	8623497		17.50	SPRAG.....
64-72	T.H. 400.....	8623842		11.00	ROLLER, low cl....
66-72	T.H. 400.....	8624960		.70	ROLLER PACKAGE

4.187 BEARING & RACE, INTERNAL GEAR TO OUTPUT SHAFT

64-72 T.H. 4008623922 1 1.75 PACKAGE (incl 1 bearing & 2 races)

4.187 GEAR, TRANSMISSION REAR INTERNAL MAIN SHAFT

64-72 T.H. 4008623202 1 22.05 GEAR

4.195 PAN, TRANSMISSION OIL

64-66	All T.H. 400.....	8623778	1	7.70	PAN
67	T.H. 400 (1st Type-3 Dimples in Bottom of Pan).....	8623778	1	7.70	PAN
67	T.H. 400 (2nd Type-2 Dimples in Bottom of Pan).....	8625766		8.30	PAN
68-72	T.H. 400.....	8625766		8.30	PAN

4.196 GASKET, TRANSMISSION OIL PAN

64-72	T.H. 4008623266	1	.74	GASKET.....
64-71	T.H. 4003829139	AR	.05	BOLT, pan to case (also used 1.426)

4.197 PIPE, TRANSMISSION OIL INTAKE

67	T.H. 400 (2nd Type).....	8626886	1	1.90	PIPE, int.....
68-72	T.H. 400	8626886	.1	1.90	PIPE (repls. 8625428 3/72)

4.197 STRAINER—SEAL, TRANSMISSION OIL SUCTION

64-66	T.H. 400.....	5579822	1	9.95	STRAINER
67	T.H. 400 (1st Type w/Int. Pipe).....	5579822	1	9.95	STRAINER
67	T.H. 400 (2nd Type-less Int. Pipe).....	6438348	1	6.85	STRAINER.....
68-72	T.H. 400.....	6438348	1	6.85	STRAINER.....
64-72	T.H. 400.....	1363951	1	.25	SEAL, strainer to case
67	T.H. 400 (2nd type) less Int. Pipe.....	6437746	1	.36	GROMMET, oil strainer... GROMMET, oil strainer...
68-72	T.H. 400.....	6437746	1	.36	GROMMET, oil strainer...
68-72	T.H. 400.....	8625769	1	.36	BOLT, shoulder (1/16"—18)

4.205 MODULATOR, TRANSMISSION

64-72	T.H. 400.....	8625976	1	15.30	MODULATOR .
64-72	T.H. 400.....	1357282	1	.25	RETAINER

4.205 SEAL—CONNECTOR, MODULATOR

64	T.H. 400	3818912		.10	SEAL, modulator conn, sleeve "0" ring
64-72	T.H. 400	3708146		.10	SEAL, modulator to case (4216-4265) . . .
64-65	LeSabre T.H. 400	1365115		.72	CONNECTOR, modulator pipe to int. mflid.
64	46-47-4800 A.T.	1365115		.72	CONNECTOR, modulator pipe to carb. (1/2" inverted flared tube).....

TURBO HYDRA-MATIC 400

66-67	T.H. 400 (1-4 Bbl.)	1369465	1	.35	CONNECTOR, modulator pipe to int. mfl.
66	425 Eng. (2-4 Bbl.) ...	1365115	1	.72	CONNECTOR, pipe to carb.
68	T.H. 400	1369465	1	.35	CONNECTOR, vac. modulator pipe to int. mfl.
69	T.H. 400 exc. Space Saver Wheel & Tire .	1369465	1	.35	CONNECTOR, modulator pipe to intake manifold ...
70-71	T.H. 400	1233778	1	.41	CONNECTOR, pipe to intake mfl.
72-73	T.H. 400	1369465	1	.35	CONNECTOR (1/8"—27 x V/,") modulator pipe to int. mfl.
64	T.H. 400	1363196	1	.10	CLIP, pipe to trans, filler pipe.
65		1363196	1	.10	CLIP, modulator pipe to trans, filler pipe.
66		1363196	1	.10	CLIP, vac. modulator pipe to trans, filler pipe.
67-73	T.H. 400	1380859	1	.10	CLIP, modulator pipe to filler pipe.
4.205 VALVE- PE—HOSE, VACUUM					
64-72	T.H. 400	8623983	1	3.74	VALVE.
64-65	T.H. 400 (425 Eng.) 2-4 Bbl. exc. 5000 ..	1364128	1	2.17	PIPE, valve
66	5000 T.H. 400	1375808	1	1.74	PIPE, valve
66	T.H. 400 (1-4 Bbl.) <				
		1376880	1	1.49	PIPE, valve.
66	425 Eng (2-4 Bbl.)	1364128	1	2.17	PIPE, valve.
67	T.H. 400	1380847	1	1.18	PIPE, valve.
68	T.H. 400	1382614	1	1.03	PIPE, valve.
69-73	T.H. 400	1385983	1	1.33	PIPE, valve.
64-71	All A.T. .	3987364	1	.20	HOSE, modulator to modulator pipe- (8.962)
4.216 BUSHING & VALVE PKG., MODULATOR REGULATOR BOOSTER					
64	46-47-4800 A.T. ..	8623915	1	4.64	PACKAGE, bshg. 8i valve-regulator booster.
65-66	T.H. 400	8623915	1	4.64	^PACKAGE (incl. 1-bshg, 1-valve).....
67	5000 T.H. 400	8623915	1	4.64	PACKAGE (incl. 1 bshg.-1 valve).....
67	T.H. 400 exc. 5000	8625902	1	4.59	BUSHING & VALVE, modulation booster—(4.265)
68-72	T.H. 400	8625902	1	4.59	BUSHING 8. VALVE (4.265).....
64-72	T.H. 400	8623292	1	.28	PLUG, oil pump valve bore (.069 O.D.)—(4.265) ...
4.216 VALVE—SEAT- SPRING, LUBRICATION OIL PRESSURE REGULATOR					
64	T.H. 400	8623422	1	2.04	VALVE & PLUG, press. regulator—(4.265)
65-67	T.H. 400	8624034	1	2.92	VALVE & PLUG.....
65-67	T.H. 400	8624076	1	.57	VALVE
68-72	T.H. 400	8623422	1	2.04	VALVE & PLUG (4.265) .
64	4400 T.H. 400	8623688	1	1.09	SPRING
66-67	5000 T.H. 400	8623688	1	1.09	SPRING
64	46-47-4800 T.H. 400	8623090	1	.77	SPRING
65	All T.H. 400	8623090	1	.77	SPRING
66	60-80-9000 T.H. 400	8623090	1	.77	SPRING
67	T.H. 400 exc. 5000 (2nd Type) Lt. Blue.....	8625648	1	1.35	SPRING
68-72	T.H. 400	8625648	1	1.35	SPRING (light blue).....
66-72	T.H. 400	274613	1	.10	RING, regulator bshg. ret.—(8.934)
4.216 SPACER, TRANSMISSION PRESSURE MODULATOR					
64-72	T.H. 400	8623368	AR	.09	SPACER, press, regulator spg.
4.216 VALVE—SEAT—SPRING, OIL COOLER BY-PASS					
64-65	T.H. 400	3789017	AR	10	VALVE
64-65	T.H. 400	3795058	AR	.75	SEAT, valve
64-65	T.H. 400	3789018	2	.10	SPRING
64-72	T.H. 400	8623039	1	.17	WASHER, cooler by-pass valve spring retainer- (4.265)
4.224 PUMP—BODY- -COVER, OIL PUMP					
64	4400 T.H. 400	8623902	1	81.90	PUMP.....
64	T.H. 400	8625954	1	50.30
65-67	T.H. 400	8624979	1	49.80
68-72	T.H. 400	8625954	1	50.30'	BODY.....
64	T.H. 400	8625955	1	58.70	COVER
65-67	T.H. 400	8624980	1	57.65
68-72	T.H. 400	8625955	1	58.70	COVER
64-67	T.H. 400	6261374	8	.15	SCREW 8i WASHER, oil pump to case—(4.226)
66-71	T.H. 400	192347	2	.10	BOLT, pump cvr. to pump body—(8.900).....
68-69	T.H. 400	9420831	8	.20	BOLT, pump to case (7/16" 18 x 1%)—(8.900).....
4.224 VALVE, OIL PUMP STATOR (Grp. changed to 4.122)					
4.226 BUSHING—PIN—SEAL, OIL PUMP					
64-72	T.H. 400	8623940	1	1.29	BUSHING, pump body
64-71	T.H. 400	8623944	AR	1.86	BUSHING, stator shaft—(4.161)

TURBO HYDRA-MATIC 400

65-67	T.H. 400	8623958	1	.76	BUSHING, rr.....
64-72	T.H. 400	8623078	2	.08	PIN (12" dia. x 1.33).....
64-65	T.H. 400	274613	1	.10	RING, oil pump to trans, case—(8.934).....
64-68	T.H. 400	1384746	1	2.26	SEAL, front pump.....
69-73	T.H. 400	8626916	1	2 57	SEAL, frt. pump oil.....
64-73	T.H. 400	6261413	1	.62	SEAL, pump to case.....
64-66	T.H. 400	8623148	4	.64	RING, oil seal (between supt. 8i direct cl. hsg.)-(4.162).....
65-71	T.H. 400.....	8623148	AR	.64	RING, pump cvr.—(4.162).....
4.226 BOLT—GASKET, OIL PUMP TO CASE					
64	T.H. 400.....	8623085	1	.62	GASKET, cvr. to case.....
64-65	T.H. 400.....	3789024	8	.10	GASKET, pump to case.....
65-72	T.H. 400.....	8623978	1	.89	GASKET.....
64-72	T.H. 400.....	220425	AR	.46	BOLT, trans, oil pump cvr. lock $\frac{9}{16}$ "—18 x $\frac{1}{8}$ "—(8.900).....
64-72	T.H. 400.....	220426	2	.62	BOLT, trans, oil pump cvr. lock $\frac{1}{2}$ "—18 x 1 $\frac{1}{2}$ "—(8.900).....
72	T.H. 400.....	179818	2		BOLT, pump cvr. to body ($\frac{1}{2}$ "—18 x 1)—(8.900)
65-72	T.H. 400.....	8626281	8	.13	WASHER, pump to case bolt.....
4.228 PISTON, FRONT					
65-70	T.H. 400.....	8623649	1	2.08	PISTON, frt. servo.....
65-70	T.H. 400.....	8623652	1	2.86	PISTON, accumulator control valve
71-72	T.H. 400.....	8626878	1	2.28	PISTON, frt. servo.....
71-72	T.H. 400.....	8626883	1	4.21	PISTON, frt. accumulator.....
64	T.H. 400.....	8623132	1	3.01	PIN, frt. servo piston.....
65-70	T.H. 400.....	8623651	1	1.78	PIN, piston-front.....
71-72	T.H. 400.....	8626879	1	.95	PIN, piston-frt.....
65-70	T.H. 400.....	8623362	1	.17	WASHER, piston-front.....
71-72	T.H. 400.....	8626884	1	.23	RING, frt. servo, spring ret.....
4.229 RING, FRONT SERVO PISTON OIL SEAL					
64-72	T.H. 400.....	8623131	1	.76	RING.....
4.229 RING, ACCUMULATOR PISTON CONTROL VALVE OIL SEAL					
65-72	T.H. 400.....	8623653	1	.47	RING.....
4.233 SPRING, FRONT SERVO AND ACCUMULATOR PISTON					
64	T.H. 400 (425 Eng.).....	8623464		.82	SPRING, frt. servo piston.....
65-72	T.H. 400.....	8623489		.58	SPRING, front servo piston.....
65-66	T.H. 400.....	8623674		1.06	SPRING, frt. accumulator piston ..
67	46-60-80-9000 T.H. 400	8623654		.93	SPRING, frt. accumulator piston ..
67	4000 Wagons T.H. 400	8625426		1.88	SPRING, frt. accumulator piston ..
67	5000 T.H. 400.....	8623674		1.06	SPRING, frt. accumulator piston ..
68-69	T.H. 400 exc. 5000.....	8623674		1.06	SPRING, front accumulator piston
68-69	T.H. 400.....	8625426		1.88	SPRING, front accumulator piston
69	4600 (Stage 1 & 2)	8624358		1.58	SPRING, front accumulator.....
70	4600 Stage 1.....	8623674		1.06	SPRING, accumulator piston.....
70-72	G.S. 455 T.H. 400 exc.				
	Stage 1.....	8624358		1.58	SPRING, frt. accumulator piston
70	60-80-9000 T.H. 400.....	8623676		1.47	SPRING, frt. accumulator.....
71	G.S. 455 (Stage 1) T.H.				
	400.....	8623676	1	1.47	SPRING, frt. accumulator
71	50-60-80-9000 (455				
	Eng.) T.H. 400.....	8623674	1	1.06	SPRING, frt. accumulator piston
72	6600-9000 (455 Eng.)				
	High Perf. or A.I.R.	8623674	T	1.06	SPRING, frt. accumulator piston (for trans, coded BT-BU).....
72	Stage 1 (455 Eng.) T.H.				
	400.....	8623654	1	.93	SPRING, frt. accumulator piston (for trans, coded BB).....
65-70	T.H. 400	8623704		.47	RETAINER, front servo spring.....
71-72	T.H. 400	8626881		.30	RETAINER, frt. servo, spg.....
64	T.H. 400	274676		.20	RING, frt. servo piston snap—(8.934).....
64	T.H. 400	9411494		.10	RING, servo piston ret. snap.....
66	T.H. 400	9412978		.15	RING, ret. accumulator piston—(8.934).....
4.235 PIN, OIL PUMP STATOR VALVE (Grp. Changed to 4.122)					
4.241 PIN, TRANSMISSION REAR BAND APPLY					
64	T.H. 400.....	8623268	1	2.98	PIN (3.296/3.302)
64	T.H. 400.....	8623269	1	2.98	PIN (3.337/3.343)
65	T.H. 400 up to Code 428				
	on Trans. BJ-BN-BR-				
	BU, 433 on BS-BT.	8623657		2.46	PIN (3.300/3.306 identify-1 ring)

TURBO HYDRA-MATIC 400

65	T.H. 400 Starting with Code 428 on Trans. BJ-BN-BR-BU, 433 on Trans. BS & BT.....	8624139	1	2.4 1	PIN, trans. (3.300-3.306 - 1 ring short) .
65	T.H. 400 up to Code 428 on Trans. BJ-BN-BR-BU, 433 on BS-BT.	8623658	1	2.46	PIN (3.356/3.362 identify-2 rings)
65	T.H. 400 Starting with Code 428 on Trans. BJ-BN-BR-BU, 433 on Trans. BS & BT.....	8624140	1	2.4 1	PIN (3.356-3.362 - 2 rings-med.)
65	T.H. 400 up to Code 428 on Trans. BJ-BN-BR-BU, 433 on BS-BT.	8623659	1	2.46	PIN (3.4 1 2/3.4 1 8 identify-3 rings)
65	T.H. 400 Starting with Code 428 on Trans. BJ-BN-BR-BU, 433 on Trans. BS & BT.....	8624141	1	2.4 1	PIN (3.4 1 2-3.4 1 8-3 rings-long)
66-72	T.H. 400.....	8624139	1	2.41	PIN (3.300-3.306 - 1 ring-short)
66-72	T.H. 400.....	8624140	1	2.41	PIN (3.356-3.362 - 2 rings-med.)
66-72	T.H. 400.....	8624141	1	2.41	PIN (3.4 12-3.418-3 rings-long)

4.241 PISTON, REVERSE SERVO ACCUMULATOR

65-72	T.H. 400.....	8626902	1	7.00	PISTON, servo accumulator.
65	T.H. 400 Starting with Code 428 on Trans. BJ-BN-BR-BU, 433 on Trans. BS & BT (Note. 4.241-8624139-140-141 Rr. Band Apply Pin Must be used When Pkg. is Instl.) ..	8624136	1	6.00	PISTON, rr. servo ..
66-72	T.H. 400.....	8624138	1	6.00	PISTON, rear servo
65	T.H. 400 up to Trans. 428 on Trans. BJ-BH-BR-BU, 43 on Trans. BS-BT.....	8624943		9.45	PACKAGE, piston cvr. & gskt-rr.....
69	T.H. 400.....	8624943		9.45	PACKAGE, piston & cover (incl. gasket) .
65	T.H. 400 Starting with Code 428 on Rrans. BJ-BN-BR-BU, 433 on Trans. BS & BT.....	8624136		3.69	COVER, rr. servo.....
66-72	T.H. 400.....	8624136		3.69	COVER, rear servo.....
64-72	T.H. 400.....	8623174		.26	GASKET, rr. servo cvr.....
64	T.H. 400.....	8623168		.17	WASHER, servo piston.....
65-72	T.H. 400.....	8623744		.28	WASHER, servo piston-rear.

4.242 SEAL—RING, REVERSE SERVO PISTON

64-72	T.H. 400	8623430		.36	SEAL
65-72	T.H. 400	8623671		1.03	RING, inner.....
65-71	T.H. 400	8623672		.93	RING, outer.....
71-72	T.H. 400	8627153		.41	RING, rr. accumulator piston outer oil seal

4.246 SPRING, REAR ACCUMULATOR

64	T.H. 400.....	8623205		.42	SPRING, rr accumulator
65	T.H. 400.....	8623667		.65	SPRING.....
66	T.H. 400.....	8624256		.58	SPRING.....
67	4600-5000 T.H. 400	8624256		.58	SPRING.....
67	4000 Wagons-60-80-9000.....	8623667		.65	SPRING .
68-69	T.H. 400.....	8624256		.58	SPRING .
70-71	G.S. 455 T.H. 400.....	8624256		.58	SPRING .
70	60-80-9000.....	8623667		.65	SPRING .
71	50-60-80-9000 (T.H. 400).....	8623667		.65	SPRING.....
72	T.H. 400.....	8624391		.70	SPRING, rr. accumulator

4.246 SPRING, REAR PISTON

65-72	T.H. 400.....	8623666	1	.58	SPRING.....
-------	---------------	---------	---	-----	-------------

4.246 SPRING, 1ST & 2ND ACCUMULATOR VALVE —PRIMARY

67	4000 Wagons T.H. 400 .	8624869	1	.29	SPRING.....
----	------------------------	---------	---	-----	-------------

4.247 RETAINER—RING, REAR PISTON SPRING

65-72	T.H. 400.....	8623664	1	.36	RETAINER.....
65-72	T.H. 400.....	9413523	1	.11	SNAP RING (1/16")—(8.934).....

TURBO HYDRA-MATIC 400

4.248 PIPE—SCREEN, TRANSMISSION GOVERNOR

64-72	T.H. 400.....	8623157	.93	PIPE
66	5000 T.H. 400 (Trans. Coded 75249 to 75648).....	8626288	.44	SCREEN (in pipe)
67-70	T.H. 400.....	8626288	.44	SCREEN, in pipe
71-72	T.H. 400.....	8626876	.43	SCREEN.....

4.251 BAND, LOW & REVERSE BRAKE

64-72	T.H. 400	8623123	9.70	BAND, front.
64-72	T.H. 400	8623155	19.80	BAND, rear .

4.256 GOVERNOR & PARTS, TRANSMISSION

64-66	T.H. 400	8623852	1	18.30	GOVERNOR
66	T.H. 400 exc. G.S. up to Trans. Coded BR- 49660, BT-15659, BU- 21580.....	8624213	1	19.00	GOVERNOR (complete) .
66	T.H. 400 G.S. up to Trans. Coded BS-2893	8624216	1	17.70	GOVERNOR (complete) .
67	T.H. 400.....	8627007	1	18.70	GOVERNOR (complete) .
68	T.H. 400.....	8623852	1	18.30	GOVERNOR (complete)
69-70	T.H. 400 exc. 4600.....	8623852	1	18.30	GOVERNOR (complete)
69-70	4600 (Stage 1).....	8623898	1	17.80	GOVERNOR (complete)
70	G.S. 455 exc. Stage 1 8i 9000 G.S.	8627007	1 —	18.70	GOVERNOR (complete) .
71	G.S. 455 & Stage 1 & 9000 G.S. (T.H. 400) ..	8627443	1		GOVERNOR
71	50-60-80-9000 T.H. 400 exc. 9000 G.S.	8627146	1	18.70	GOVERNOR
NOTE: 1972 1st Type has no flat spot on governor slee sleeve.					
72	3437-67 (455 Eng.) & 66-9000 G.S. (1st Type).....	8627443	1		GOVERNOR
72	50-60-80-9000 T.H. 400 exc. 66-9000 G.S. (1st Type).....	8627146	1	18.70	GOVERNOR
72	3437-67 (455 Eng.) & 66-9000 G.S. (2nd Type).....	8627443	1		GOVERNOR
72	50-60-80-9000 T.H. 400 exc. 66-9000 G.S. (2nd Type).....	8627441	1	18.75	GOVERNOR.....
72	T.H. 400.....	8627445	1		GOVERNOR (trans, coded BK)
64-72	T.H. 400.....	8623262	1	.82	COVER.....
64-72	T.H. 400.....	8623263	1	.15	GASKET, cover.....
66	T.H. 400 up to Trans. Coded BR-49660, BT- 15659, BU-21580, BS- 2893.....	8623924	1	2.69	PACKAGE (gr. & pin gov. drive)
66	T.H. 400 after Trans. Coded BR-49660, BT- 15659, BU-21580, BS- 2893.....	8624912	1	1.00	PACKAGE (gr. & pin gov. drive).....
67-72	T.H. 400.....	8623924	1	2.69	PACKAGE (incl. 1 gear, 1 pin weight & 1 pin, gear)
69-70	4600 (Stage 1 & 2).....	8623896	2	.21	SPRING, governor.....
64-72	T.H. 400.....	273337	1	.05	PIN, gr. ret—(8.939).....
70-72	T.H. 400.....	8623232	2	.17	PIN, gov. weight.....
64-72	T.H. 400.....	1235259	1	1.59	BUSHING, gov. sleeve (in case) Refer to 1970 service manual pg. 75-78.....

4.265 VALVE, TRANSMISSION VALVE

64-72	T.H. 400.....	8623788	1	8.10	VALVE, solenoid.....
65-72	T.H. 400.....	8623592	1	1.58	VALVE, man.....
64	4400 T.H. 400.....	8623938	1	66.55	VALVE BODY.....
64	T.H. 400 (401-425 Eng.) .	8623938	1	66.55	VALVE BODY (complete)
65	LeSabre T.H. 400.....	8623972	1	72.10	VALVE BODY.....
65	T.H. 400 (425 Eng.) exc. LeSabre.....	8623982	1	78.40	VALVE BODY
65	60-80-9000 T.H. 400 (401 Eng.) less Gran Sport.....	8623970	1	78.55	VALVE BODY
65	Riviera (425 Eng.) 2-4 Bbl. less Gran Sport . . .	8623982	1	78.40	VALVE BODY

TURBO HYDRA-MATIC 400

65	Riviera T.H. 400 (425 Eng.) 2-4 Bbl. Gran Sport.....	8623991	1	82.90	VALVE BODY.....
65	Riviera (425 Eng.) 1-4.....	8623982	1	78.40	VALVE BODY.....
66	LeSabre T.H. 400.....	8624922	1	72.45	VALVE BODY, trans, control.....
66	T.H. 400 (425 Eng.) G.S.....	8624962	1	77.20	VALVE BODY, trans, control.....
66	T.H. 400 (425 Eng.) exc. G.S.....	8624925	1	58.05	VALVE BODY, trans, control.....
66	T.H. 400 (401 Eng.).....	8624974	1	77.20	VALVE BODY, trans, control.....
67	4600 T.H. 400.....	8625599	1	77.20	VALVE BODY, control (complete)...
67	4000 Wagons T.H. 400.....	8625592	1	77.20	VALVE BODY, control (complete)...
67	LeSabre T.H. 400.....	8625917	1	77.20	VALVE BODY, control (complete)...
67	60-80-9000 T.H. 400.....	8625614	1	72.45	VALVE BODY, control (complete)...
68	4000 Wagons-4600 T.H. 400.....	8625786	1	77.20	VALVE BODY, control (complete)...
68	5000 T.H. 400.....	8625788	1	77.20	VALVE BODY, control (complete)...
68	60-80-9000 T.H. 400.....	8625787	1	70.85	VALVE BODY, control (complete)...
69	G.S. 400 (Stage 1).....	8626409	1	77.20	VALVE, control (complete).....
69	G.S. 400 exc. Stage 1.....	8626376	1	77.20	VALVE, control (complete).....
69	4000 Wagons T.H. 400.....	8626377	1	77.20	VALVE, control (complete).....
69	5000 T.H. 400.....	8626341	1	77.20	VALVE, control (complete).....
69	60-8000 T.H. 400.....	8626339	1	77.20	VALVE, control (complete).....
69	9000 T.H. 400.....	8626371	1	77.20	VALVE, control (complete).....
70	4600 T.H. 400 exc. Stage 1.....	8626735	1	85.50	VALVE (complete).....
70	4600 T.H. 400 (Stage 1).....	8626736	1	85.50	VALVE (complete).....
70	60-8000 T.H. 400.....	8626737	1	85.50	VALVE (complete).....
70	9000 T.H. 400.....	8626738	1	85.50	VALVE (complete).....
71	G.S. 455 (T.H. 400) exc. Stage 1.....	8627158	1	85.50	VALVE, control.....
71	G.S. 455 (Stage 1) T.H. 400.....	8627231	1	79.95	VALVE, control.....
71	50-60-80-9000 T.H. 400 exc. 66-9000 G.S.....	8627159	1	85.50	VALVE, control.....
71	66-9000 G.S. (T.H. 400).....	8627217	1	85.50	VALVE, control.....
72	30-4000 T.H. 400 exc. Stage 1.....	8627356	1	79.95	VALVE, control (for trans, coded BS)
72	50-60-80-9000 exc. High Pert & A.I.R.....	8627349	1	85.50	VALVE, control (for trans, coded BC)
72	66-9000 A.I.R.....	8627355	1	85.50	VALVE, control (for trans, coded BU)
72	66-9000 High Pert & A.I.R.....	8627350	1	85.50	VALVE, control (for trans, coded BT)
72	T.H. 400.....	8627491	1		VALVE, control (for trans, coded BK)
70 72	T.H. 400.....	8623766	1	.15	CLIP, elec. wire.....
69-72	T.H. 400.....	8625546	1	.28	PLUG, valve body bore (%," O.D.)...
4.265 PLATE—GASKET, VALVE BODY					
64	T.H. 400.....	8623236	1	3.31	PLATE, body spacer.....
67	4600 T.H. 400.....	8625652	1	3.11	PLATE, valve body spacer.....
67	4000 Wagons-60-80-9000 T.H. 400.....	8625663	1	3.11	PLATE, valve body spacer.....
67	LeSabre T.H. 400.....	8625597	1	2.95	PLATE, valve body spacer.....
68-69	T.H. 400.....	8625899	1	3.11	PLATE, valve body spacer.....
70-71	T.H. 400 exc. Stage 1.....	8625899	1	3.11	PLATE, valve body spacer.....
70	4600 T.H. 400 (Stage 1).....	8626870	1	3.95	PLATE, valve body spacer.....
71-72	G.S. 455 (Stage 1) T.H. 400.....	8626802	1	1 1.45	PLATE, valve body spacer.....
72	T.H. 400 exc. Stage 1.....	8625899	1	3.11	PLATE, valve body spacer (for trans, coded BC-BT-BU-BS).....
64	T.H. 400.....	8623681	1	1.14	GASKET, spacer plate to valve body.....
64	T.H. 400.....	8623237	1	1.19	GASKET, spacer plate to case.....
64-72	T.H. 400.....	8623741	1	.15	GASKET, solenoid valve.....
65-72	T.H. 400.....	8623561	1	1.11	GASKET, valve body to spacer.....
65-72	T.H. 400.....	8623563	1	1.17	GASKET, case to spacer.....
65-67	T.H. 400.....	3708146	1	.10	SEAL, downshift solenoid valve—(4.205).....
65-66	T.H. 400.....	8623562	1	2.95	SPACER, valve body.....
67	T.H. 400 exc. LeSabre.....	8623562	1	2.95	SPACER, valve body.....
72	455 Eng.-G.S. (Stage I) T.H. 400.....	8624461	1	3.10	SPACER, valve body plate.....
65	5000 T.H. 400 (2nd Type).....	8625574	1	.36	SPRING, 1-2 accumulator valve secondary (pink) ..
69	4600 (Stage 1 & 2).....	8625579	1	1.28	SPRING, 1-2 accumulator.....
64-65	T.H. 400.....	8616498	1	.10	WASHER, valve body to case.....
67	50-60-80-9000 T.H. 400.....	8616498	1	.10	WASHER, valve body to case.....
64	T.H. 400.....	2977975	1	1.33	CONNECTOR (used 4.122).....

TURBO HYDRA-MATIC 400

65-67	T.H. 400.....	2984091	1	.72	CONNECTOR (used 4.122).....
68	T.H. 400.....	8626252	1	1.63	CONNECTOR, downshift solenoid valve male-sgl. (also used 4.122).....
70-72	T.H. 400.....	8626597	1	2.18	CONNECTOR, case elec. (also used 2.408-4.075)
64-67	T.H. 400.....	104918	AR	.10	BALL, valve body case pad ('A')—(8.899).....
64-72	T.H. 400.....	8623295	1	.25	PLUG, valve body (.50 O.D.).....
64-65	T.H. 400.....	8623298	1	.30	PLUG, trans, valve body (.437 O.D.).....
68	50-60-80-9000 T.H. 400	8623298	1	.30	PLUG, valve body (.437 O.D.).....
64-72	T.H. 400.....	8623507	1	.23	PIN, detent regulator valve.....
65-67	T.H. 400.....	8624483	1	.24	PIN, 1-2 accumulator valve.....
66-72	T.H. 400.....	8624482	2	.23	PIN, valve body (1/8" x 1.025").....
67-72	T.H. 400.....	8625544	1	.23	PIN, valve body-grooved (dia. .130-133).....
69-72	T.H. 400.....	8623298	1	.30	PLUG, valve body (.437 O.D.).....
4.265 VALVE, OIL PRESSURE REGULATOR					
68-72	T.H. 400	8623422	1	2.04	VALVE 8. PLUG, press, reg. (also used 4.216).....
64-72	T.H. 400	8623292	1	.28	PLUG, oil pump valve bore (also used 4.216).....
64-72	T.H. 400	8623039	1	.17	WASHER, cooler by-pass valve spring ret. (also used 4.216).....
4.265 BUSHING & VALVE, MODULATION BOOSTER					
67	T.H. 400 exc. 5000.	8625902	1	4.59	BUSHING 8t VALVE (also used 4.216)
68-72	T.H. 400.	8625902	1	4.59	BUSHING 8t VALVE (also used 4.216)
4.275 SHAFT, PARKING BRAKE MANUAL					
65	All T.H. 400 1st Type-Not Grooved (Use with Counter Bored Cases with Seal 8623056 up to Trans. BJ-1 22061, BN-12535, BS-3912, BT-3466, BU-48668, & BR-22124).....	8623714	1	4.10	SHAFT, parking brk.-man.
65	All T.H. 400 2nd Type- Grooved (Use with Spotface Cases Starting with Trans. BJ-122061, BH-12535, BS-3912, BT-3466, BU-48668, & BR- 22124).....	8624972	1	4.76	SHAFT.
66	T.H. 400 (1st Type Grooved) up to Trans. BR-91087, BT-27151, BU-4372, BS-5045 ..	8624972	1	4.76	SHAFT.
66	T.H. 400 2nd Type Not Grooved (Use with Counter Bored Cases with Seal Starting with Trans. BR-91087, BT- 27151, BU-4372, BS- 5045).....	8623714	1	4.10	SHAFT.
67-72	T.H. 400.....	8623714	1	4.10	SHAFT.
65	T.H. 400 1st Type (Use with Counter Bored Cases up to Trans. BJ- 122051, BH-12535, BS-39 12, BT-3466, BU-48668 & BR- 22124).....	8623056	1	.51	SEAL, trans, man. shaft oil .
64	T.H. 400.....	8621767	AR	.24	SEAL, man. shaft
65	T.H. 400 2nd Type (Use with Spotface Cases Starting with Trans. BJ-122061, BH-12535, BS-3912, BT-3446, BU-48668, & BR- 22124).....	8621767	1	.24	SEAL, man. shaft
66-67	T.H. 400.....	8621767	AR	.24	SEAL, shaft "O" ring
66	T.H. 400 (Starting with Trans. Coded BR- 91087, BT-27151, BU- 403725, BS-5054.	8623056	1	.51	SEAL, trans, parking lock 8i range selector shaft oil
66-67	9000 Long Console.	8623056	1	.51	SEAL, trans, control idler sleeve oil.....
67-72	T.H. 400.....	8623056	1	.51	SEAL, shaft oil.....
65	T.H. 400 after Jbos.	8624975	1	.20	SHIELD (rubber) manual shaft.....

TURBO HYDRA-MATIC 400

66	T.H. 400.....	8624975	1	.20	SHIELD, trans, manual shift rubber
65-66	T.H. 400 less Long Control.....	3842902	1	.10	RETAINER, trans, range selector outer lvr. to shift equalizer lvr.—(4.042).....
4.275 LEVER, TRANSMISSION THROTTLE CONTROL AND RANGE FINDER					
64	T.H. 400 Col. Shift	8623053	1	6.15	LEVER 8. SHAFT, outer.....
67	4600 Long Console.	1382025	1	.82	LEVER.....
4.279 LEVER & PIN, TRANSMISSION PARKING BRAKE INSIDE DETENT					
64	T.H. 400.....	8623044	1	2.10	LEVER 8. PIN.....
65-72	T.H. 400.....	8624336	1	1.99	LEVER 8t PIN.....
70	60-8000 T.H. 400.....	1233424	1	.15	PLUG, detent valve control (plastic).....
72-73	T.H. 400.....	1233424	1	.15	PLUG, detent valve control (plastic).....
4.290 ACTUATOR—BRACKET- -RING, TRANSMISSION PARKING BRAKE					
64	T.H. 400.....	8623047	1	3.86	ACTUATOR.....
65-72	T.H. 400.....	8624091	1	3.69	ACTUATOR.....
64-72	T.H. 400.....	8623042	1	2.89	BRACKET.....
64-72	T.H. 400.....	9412978	1	.15	RING, lever & actuating parking brake-snap—(8.934)
4.293 ROLLER & SPRING, TRANSMISSION MAIN DETENT					
64	T.H. 400.....	8623374	1	1.24	ROLLER & SPRING.....
65-67	T.H. 400.....	8623617	1	.96	ROLLER & SPRING.....
68-72	T.H. 400.....	8625773	1	1.15	ROLLER & SPRING.....
4.294 PAWL—SHAFT, TRANSMISSION PARKING BRAKE					
64-72	T.H. 400.....	8623037	1	3.44	PAWL.....
64-66	T.H. 400.....	8623038	1	.43	SHAFT, pawl.....
67-72	T.H. 400.....	8624976	1	.59	SHAFT & PLUG, pawl.....
64-66	T.H. 400.....	8623040	1	.14	SEAL, pawl shaft.....
64-72	T.H. 400.....	8620318	1	.17	CUP PLUG (.38 dia.).....
4.295 SPRING, PARKING BRAKE PAWL & TENSION					
64-72	T.H. 400.....	8623041	1	.36	SPRING.....
64-67	T.H. 400.....	455563	1	.20	SPRING RETAINER, parking brk. pawl ret—(8.934)
4.317 EXTENSION, TRANSMISSION CASE					
64-66	T.H. 400.....	8623213	1	16.20	EXTENSION
67-68	50-60-80-9000 T.H. 400	8623213	1	16.20	EXTENSION
67-69	4000 Wagons T.H. 400	8623736	1	25.60	EXTENSION
67-69	4600 T.H. 400	8626785	1	16.30	EXTENSION
69-70	50-60-8000 T.H. 400	8626374	1	29.00	EXTENSION
69-70	9000 (T.H. 400).....	8623213	1	16.20	EXTENSION
70	G.S. 455 T.H. 400 exc. Stage 1.....	8626785	1	16.30	EXTENSION
70	G.S. 455 T.H. 400 (Stage 1).....	8626785	1	16.30	EXTENSION.....
71	50-60-80-9000 T.H. 400	8626374	1	29.00	EXTENSION.....
71-72	G.S. 455 (T.H. 400).....	8626785	1	16.30	EXTENSION.....
72	50-60-80-9000 T.H. 400	8627005	1	31.40	EXTENSION.....
69	60-8000 T.H. 400.....	1235947	1	8.30	DAMPER (4.081) .
70	6000 T.H. 400 exc. Wagons.....	1235947	1	8.30	DAMPER (4.081) .
70	8000 T.H. 400.....	1236929	1	8.30	DAMPER (4.081) .
71	50-66-8000 T.H. 400	1236929	1	8.30	DAMPER (4.081) .
69	60-8000 T.H. 400.....	9750771	1	3.79	BUSHING, damper- (4.081)
70	6000 T.H. 400 exc. Wagons.....	9750771	1	3.79	BUSHING, damper—(4.081)
70	8000 T.H. 400.....	9753000	1	3.59	BUSHING, damper—(4.08 1)
71	50-60-8000 T.H. 400	9753000	1	3.59	BUSHING, damper—(4.081)
4.318 SEAL, TRANSMISSION OUTPUT					
67-68	4000 Wagons-4600 T.H. 400.....	8616504	1	.17	SEAL, " 0 " ring . .
69-72	T.H. 400 exc. 9000	8616504	1	.17	SEAL, " 0 " Ring .
4.318 SEAL, TRANSMISSION REAR BEARING					
64-66	T.H. 400.....	8625892	1	2.20	SEAL, rr. brg. ret.
67	T.H. 400 exc. 4000 Wagons.....	8625892	1	2.20	SEAL, rr. brg. ret.
67-68	4000 Wagons, 4600 T.H. 400.....	8625893	1	2.20	SEAL
69-70	9000 T.H. 400.....	8625892	1	2.20	SEAL
68	50-60-80-9000 T.H. 400	8625892	1	2.20	SEAL, ret.
69-70	T.H. 400 exc. 9000.....	8625893	1	2.20	SEAL

TURBO HYDRA-MATIC 400

71 72	T.H. 400	8625893		2.20	SEAL.....
64	T.H. 400	8625606		.47	CONNECTOR, oil cooler pipes-in rr. brg. ret—(4.128)
4.318 GASKET, TRANSMISSION CASE TO EXTENSION					
64-72	T.H. 400	8624709		.23	GASKET
69	9000 (T.H. 400)	8625892		2.20	SEAL ...
4.319 BUSHING, TRANSMISSION EXTENSION					
64-66	T.H. 400.....	8619943		2.01	BUSHING, trans, case ext.
67-68	50-60-80-9000 T.H. 400	8619943		2.01	BUSHING
67-68	4000 Wagons-4600 T.H. 400.....	8626901		2.05	BUSHING (repls 8623966 3/72)
69-70	T.H. 400 exc. 9000.....	8626901		2.05	BUSHING
69-70	9000 (T.H. 400).....	8619943		2.01	BUSHING
71-72	T.H. 400.....	8626901		2.05	BUSHING
4.329 ADAPTER, SPEEDOMETER DRIVEN GEAR					
65	LeSabre A.T.....	1367642	1	23.60	ADAPTER (1.125 ratio) 2.56 ratio-spec, order.....
65	LeSabre T.H. 400.....	1367643	1	22.85	ADAPTER (.8095 ratio) 3.90 ratio-spec, order.....
65	LeSabre T.H. 400.....	1367644	1	22.85	ADAPTER (.7333 ratio) 3.90-4.30 ratio-spec, order.....
64-65	T.H. 400.....	9775436	1	23.60	ADAPTER (.8653 ratio) for use with rr. axle ratio 3 23-3.36-3.42-3.55 3.73.....
67-68	4000 T.H. 400.....	1367643		22.85	ADAPTER (.8095 ratio) lt. green paint mark.....
67-70	4000 T.H. 400.....	1367644		22.85	ADAPTER (.7333 ratio) red paint mark.....
67	60-80-9000 T.H. 400	1367642		23.60	ADAPTER (1-125 ratio) no paint mark.....
68	T.H. 400.....	9775436		23.60	ADAPTER (.8653 ratio).....
68-70	4000-5000 T.H. 400	1387467		14.50	ADAPTER (.6500 ratio) green paint mark.....
69-73	T.H. 400.....	1367643		22.85	ADAPTER (.8095 ratio) light green paint mark.....
4.337 GEAR, SPEEDOMETER DRIVEN					
64-73	T.H. 400.....	1359271		1.13	GEAR (37 teeth) red
64-73	T.H. 400.....	1359272		.92	GEAR (38 teeth) blue ...
64-73	T.H. 400.....	1359273		.92	GEAR (39 teeth) brown .
64-73	T.H. 400.....	1362048		.97	GEAR (40 teeth) black ..
64-73	T.H. 400.....	1362195		1.74	GEAR (41 teeth) yellow
64-73	T.H. 400.....	1362049		1.08	GEAR (42 teeth) green .
64-73	T.H. 400.....	1362196		1.18	GEAR (43 teeth) purple .
65-66	LeSabre T.H. 400.....	1372313		1.23	GEAR (45 teeth)
66-72	T.H. 400.....	9774413		1.64	GEAR (34 teeth) light green
66-73	T.H. 400.....	9780628		.97	GEAR (35 teeth) orange
66	LeSabre T.H. 400.....	9780470		.97	GEAR (44 teeth) gray.....
67-73	T.H. 400.....	1359270		.92	GEAR (36 teeth) white.....
67-73	T.H. 400.....	9780470		.97	GEAR (44 teeth) gray.....
67-73	T.H. 400.....	1372313		1.23	GEAR (45 teeth) light blue •
71-73	All B-C (Max.-Trac.)	1237646		1.18	GEAR (43 teeth) purple.....
71 73	All B-C (Max.-Trac.)	1237647		1.18	GEAR (44 teeth) gray.....
71-73	All E (Max.-Trac.) ..	1237638		.97	GEAR (38 teeth) blue.....
71 73	All B-E (Max.-Trac.)	1237648		1.33	GEAR (45 teeth) blue.....
71-73	All Max-Trac.....	1237980		1.18	GEAR (35 teeth) pink.....
72-73	All B (Max.-Trac.) ..	1237636		.97	GEAR (36 teeth) white.....
71 73	All (Max.-Trac)	1237637		1.18	GEAR (37 teeth) red.....
72-73	All B (Max.-Trac.) ..	1237643		.97	GEAR (40 teeth) black.....
4.337 SENSOR, SPEEDO DRIVEN GEAR					
71	9000 (Max-Trac).....	6494267	1	45.00	SENSOR (use with 34 to 39 tooth speedo driven gears).....
71	9000 (Max-Trac).....	6494268	1	45.00	SENSOR (use with 40 to 45 tooth speedo driven gears).....
4.338 SEAL—RING, SPEEDO DRIVEN GEAR					
64-72	T.H. 400.....	1494356	1		SEAL, oil-in sleeve.....
64-73	T.H. 400.....	1361618	1	.10	RING, oil seal retainer.....
64-73	T.H. 400 less Max-Trac ..	1362215	1	.20	RETAINER, gear sleeve.....
64-73	T.H. 400.....	6264904	1	.41	"O" RING, gr. sleeve to case (also used 5.871)
72-73	All (Max.-Trac.).....	6264904	1	.41	"O" RING, sensor to trans.....
4.338 RETAINER—SEAL—SLEEVE, SPEEDOMETER DRIVEN GEAR					
69	50-6000 T.H. 400.....	537432		.30	RETAINER, gear shaft seal.....
64-73	T.H. 400 less Max-Trac	1362294		4.05	SLEEVE 8i SEAL (used with 34-35-36-37-38 & 39 tooth driven gears).....
64-72	T.H. 400 less Max-Trac ..	1485026	1	3.38	SLEEVE & SEAL (used with 40-41-42 8i 43 teeth driven gears).....
4.342 CABLE, SPEEDOMETER					
64	4400 A.T less Cruise Master.....	6405584	1	1.96	CABLE (55%,")

TURBO HYDRA-MATIC 400

64	46-47-4800 less Cruise Master.	6409663	1	2.15	CABLE (57'/.")
64	46-47-4800 Cruise Master.	6409892		2.38	CABLE (57'/.")
65	50-50-8000.	6452598		3.45	CABLE (58V,")
65	9000.	6452715			
66-67	50-60-8000 less Cruise Master.	6453416		3.16	CABLE (57'/.")
66-67	50-60-8000 Cruise Master.	6452598		2.55	CABLE (58'/.")
66	9000.	6453418		3.45	CABLE (58'/.")
67	4600 T.H. 400.	6453416		2.38	CABLE (53'/.")
68	4000 T.H. 400 less Cruise Master.	6453416		2.55	CABLE (58'/.")
68	4000 T.H. 400 Cruise Master.	6453418		2.55	CABLE (58'/.")
68	4000 T.H. 400 Cruise Master.	6476733		2.38	CABLE, lwr (53'/. long)
68	5*000 T.H. 400 Cruise Master.	6476727		2.38	CABLE, upr (34'/.")
68	5000 T.H. 400 Cruise Master.	6476728		2.62	CABLE, lwr. (45 '/. long)
68	50-60-8000 T.H. 400 less Cruise Master.	6476816		2.15	CABLE, upr. (24'/. long)
68	60-8000 Cruise Master.	6476559			
68	9000 Cruise Master.	6476559		2.74	CABLE (59'/. long)
68	60-8000 Cruise Master.	6476560		2.20	CABLE, upr. (27'/. long)
68	9000 Cruise Master.	6476557		2.20	CABLE, lwr. (27'/. long)
69-71	30-4000 T.H. 400 less Cruise Master.	6477287		2.68	CABLE, lwr. (48'/. long)
69	50-60-8000 Cruise Master T.H. 400.	6477315		2.08	CABLE, upr. (21'/. long)
69-70	50-60-8000 T.H. 400 less Cruise Master.	6477392		2.05	CABLE (57'/.")
69-70	9000 less Cruise Master.	6477396		1.94	CABLE, upper (speedo. to transducer) 28 ² %, long
69	50-60-8000 Cruise Master T.H. 400.	6453504		2.21	CABLE (65'/. long)
				1.89	CABLE (48-'/. long)
69	9000 Cruise Master.	6477423		2.51	CABLE, lower (transducer to transmission) 49'/. long
69	9000 Cruise Master.	647740B		1.82	CABLE, lower (transducer to transmission) 27'/. long
69	4000 Cruise Master T.H. 400.	6477399			
69	4000 Cruise Master T.H. 400.	6409609		1.77	CABLE, upper (speedo. to transducer) 21 ¹ /.<, long
70-71	30-4000 T.H. 400 Cruise Master.	6453505		2.05	CABLE, upper (speedo. to transducer) 3 4 ¹ /.< long
70-71	30-4000 T.H. 400 Cruise Master.	6477890		1.91	CABLE, lower (transducer to transmission) 53'/. ..
70	60-8000 T.H. 400 Cruise Master.	6452122		2.48	CABLE, lwr. (57'/.")
70	60-8000 T.H. 400 Cruise Master.	6477884		2.08	CABLE, upr. (3b */.<")
71	8000 Max. Trac. & Cruise Master.	6453979		2.20	CABLE, lwr.
71	8000 Max. Trac. less Cruise Master.	6477283		1.72	CABLE, upr. (39"/<")
70	9000 T.H. 400 Cruise Master.	6452159		3.45	CABLE (55'/.")
70	9000 T.H. 400 Cruise Master.	6477881		1.99	CABLE (54%,")
70	50-60-8000 less Cruise Master.	6478039		2.68	CABLE, lwr. (52'/.")
				2.14	CABLE, upr. (37 ² %*)
	4.342 CABLE & CASING,				
64	4400 A.T. less Cruise Master.	6478125		2.90	CABLE (73'/.")
64	4400 Cruise Master.	6451026		6.60	CABLE & CASING
64	46-47-4800 Cruise Master.	6478125		7.45	CABLE & L CASING
64	46-4800 less Cruise Master.	6451027		6.60	CABLE 8. CASING
64	4700 less Cruise Master.	6451040			
65	50-60-8000.	6451429		7.00	CABLE 8i CASING
65	9000.	6478125		7.00	CABLE 8. CASING
				7.90	CABLE 8i CASING
				6.60	CABLE 8i CASING

TURBO HYDRA-MATIC 400

66	50-60-8000 less Cruise Master.	6454347	1	6.60	CABLE 8. CASING.
66	50-60-8000 Cruise Master.	6454349	1	6.55	CABLE & CASING.
66	9000.	6454350	1	5.65	CABLE 8c CASING.
67	4000 Wagons-46-50-60-8500.	6454835	1	6.45	CABLE 8c CASING (57" long).
67	9000.	6454837	1	5.70	CABLE & CASING.
68	4000 T.H. 400 less Cruise Master.	6454835	1	6.45	CABLE 8c CASING (57" long).
68	4000 T.H. 400 Cruise Master.	6478124	1	6.30	CABLE & CASING. lwr (52" long).
68	4000 T.H. 400 Cruise Master.	6476756	1	5.40	CABLE 8c CASING, upr. (33 ¹ / ₂ " long).
68	5000 T.H. 400 Cruise Master.	6476757	1	5.03	CABLE 8c CASING, upr. (23" long).
68	5000 T.H. 400 Cruise Master.	6476758	1	4.34	CABLE & CASING, lwr. (44" long).
68	60-8000 Cruise Master ..	6476760	1	4.72	CABLE 8c CASING, lwr. (47" long).
68	50-60-8000 T.H. 400 less Cruise Master.	6476822	1	5.60	CABLE 8c CASING (58" long).
68	60-8000 Cruise Master ..	6476762	1	5.15	CABLE & CASING, upr. (26" long).
68	9000 Cruise Master.	6476762	1	5.15	CABLE 8c CASING, lwr. (26" long).
68	9000 less Cruise Master.	6454837	1	5.70	CABLE 8c CASING (48" long).
68	9000 Cruise Master.	6476761	1	4.60	CABLE 8c CASING, upr. (20" long).
69-70	4000 T.H. 400 less Cruise Master.	6478175	1	6.00	CABLE & CASING (57" long) type cc 363.
69	4000 Cruise Master (T.H. 400).	6478124	1	6.30	CABLE 8c CASING, transducer to transmission (52" long) lower (type cc 358).
69	4000 Cruise Master (T.H. 400).	6477530	1	6.10	CABLE & CASING, speedo. to transducer (34" long) upper (type cc 349).
69	50-60-8000 Cruise Master (T.H. 400).	6477527	1	6.45	CABLE 8c CASING, speedo. to transducer (28" long) type cc 346.
69	50-60-8000 Cruise Master (T.H. 400).	6477536	1	4.43	CABLE 8c CASING, transducer to transmission (48" long) lower (type cc 355).
69	50-60-8000 T.H. 400 less Cruise Master.	6478177	1	6.05	CABLE 8c CASING (65" long) (type cc 369).
69	9000 Cruise Master (T.H. 400).	6477525	1	5.20	CABLE 8c CASING, speedo. to transducer (21" long) type cc 344.
69	9000 Cruise Master (T.H. 400).	6477526	1	5.55	CABLE 8c CASING, transducer to transmission (26" long) type CC 345.
69-70	9000 less Cruise Master (T.H. 400).	6477537	1	4.22	CABLE 8c CASING (48" long) type cc 356.
70-73	All A (T.H. 400 Cruise Master).	6477997	1	5.75	CABLE 8c CASING, lwr. (56").
70	4600 T.H. 400 Cruise Master.	6477996	1	6.80	CABLE 8c CASING, upr. (34%).
70	60-8000 T.H. 400 Cruise Master.	6478170	1	5.15	CABLE 8c CASING, upr. (39").
70	60-8000 T.H. 400 Cruise Master.	6478128	1	8.50	CABLE 8c CASING, lwr.
70	60-8000 T.H. 400 less Cruise Master.	6478179	1	8.50	CABLE 8c CASING.
70	9000 T.H. 400 Cruise Master.	6478001	1	5.60	CABLE 8c CASING, lwr. (51").
70	9000 T.H. 400 Cruise Master.	6478000	1	5.01	CABLE 8c CASING, upr. (37 ¹ / ₂ ").
71-72	All A (Cruise Master) ..	6478169	1	6.65	CABLE 8c CASING (upr.) (34%).
71-72	All A less Cruise Master ..	6478175	1	6.00	CABLE & CASING (57").
71-73	All B-C-E less Cruise Master.	6478173	1	5.25	CABLE 8c CASING (5 2").
71-73	All B-C-E (Cruise Master) ..	6478125	1	6.60	CABLE 8c CASING (lwr.) (54").
71-73	All B-C (Cruise Master) ..	6478170	1	5.15	CABLE 8c CASING (upr.) (39").
71-73	All B-C (less Cruise Master).	6478174	1	5.50	CABLE 8c CASING (54 ¹ / ₂ " long).
71-73	All E (Cruise Master).	6478171	1	4.92	CABLE 8c CASING (upr.) (42 ¹ / ₂ ").
69-70	T.H. 400.	6491006	1	.28	RETAINING SPRING, cable to speedo. hsg. (also used 9.761).
64	44-46-47-4800.	1341007	1	.05	CLIP, cbl. to frame brace (L)—(2.559).
71	50-60-8000.	478600	1	.10	CLIP (used 4.686).

TURBO HYDRA-MATIC 400

71	50-60-80-9000	less			
	Cruise Master.	9772827	1	.07	CLIP, cable to underbody—(2.343)
64	44-46-4800.	1347497	1	.15	GROMMET, speedo. cbl. thru dash—(9.775) . . .
64	40-41-42-43-4700.	3786368	1	.36	GROMMET, speedo. cbl. thru dash—(9.775) . . .
65	9000.	3786368	1	.36	GROMMET, speedo. cbl. thru dash—(9.775) . . .
4.343 GEAR, SPEEDOMETER DRIVING WORM					
64-71	T.H. 400.	8623314	1	2.08	GEAR (19 teeth)
65-69	All T.H. 400.	8623312	1	2.08	GEAR (17 teeth)
68-70	50-60-80-9000 T.H. 400	8623313	1	2.05	GEAR (18 teeth)
69-70	G.S. (Stage 1).	8623311	1	2.46	GEAR (16 teeth)
70	G.S. exc. Stage 1.	8623312	1	2.08	GEAR (17 teeth)
70	9000 T.H. 400.	8623313	1	2.05	GEAR (18 teeth)
71	G.S. 455.	8623311	1	2.46	GEAR (16 teeth)
72-73	All A (T.H. 400).	8623312	1	2.08	GEAR (17 teeth)
72-73	T.H. 400.	8623313	1	2.05	GEAR (18 teeth) (for trans, coded BC)
72	T.H. 400 High Perf. or A.I.R.	8623311	1	2.46	GEAR (16 teeth) (for trans, coded BB-BS-BT-BU)
4.345 CLIP, SPEEDOMETER DRIVE GEAR					
69-72	T.H. 400.	8626089	1	.15	CLIP (use with nylon drive gear)

COMPLETE CABLE CUTTING DETAILS AND INSTRUCTIONS

CORRECT CABLE CUTTING PROCEDURE

Good speedometer cable is made of seventeen or more strands of somewhat springy wire. Depending on heat treat, cutting may or may not cause unravelling. The safest procedure to follow is to first tin about a two-inch area of the cable at the point to be cut. Dip or brush acid flux on the two-inch area to clean the wires. Heat the cable at the point to be tinned and flow on a thin coat of solder. The cable can be dipped in molten solder to obtain the same effect.

Cut the cable with sharp side-cutter pliers, or any tool which will result in a clean cut without flattening the cable. It should be noted that distortion or flattening of cable at the cutting point is usually due to dull tools.

Cutting length of the cable for a given application is controlled by two factors: The length of the cable housing or casing, and the depth of cable insertion in drive tips (if they are used).

The application chart contains information on overall length for most Buicks. One method of checking whether a cable is too long or too short is to measure the amount of cable protruding from top and bottom of casing. Cables which measure 100 inches or less should protrude not more than 3/8" from the upper ferrule and 3/4" from the lower ferrule.

Model	Year	Cable Kit	Cutting Length	Assembled Length
80, 90	1939	6477499	70-1/2	71-1/8
40, 60	1939-40	6477499	66-1/2	67-1/8
50, 70	1940	6477499	66-1/2	67-1/8
80, 90	1940	6477499	70-1/2	71-1/8
40, 50	1941	6477499	69	69-5/8
60, 70, 90	1941	6477499	70-1/2	71-1/8
60, 90	1942	6477499	69	69-5/8
40	1942-49	6477499	66-1/2	67-1/8
70	1942-48	6477499	66-1/2	67-1/8
50	1942-49	6477499	64	64-5/8
70	1949	6477499	68	68-5/8
40, 50	1950	6477499	68	68-5/8
50	1951-52	6477499	68	68-5/8
70	1950-52	6477499	73	73-5/8
40	1951-52	6477499	65-1/2	66-1/8
40	1953	6477499	65-1/2	66-1/8
50, 70	1953	6477499	75-1/2	76-1/8
40, 60	1954	6477499	68	68-5/8
50 Synchronesh	1954-55	6477499	70-3/8	71
50, 70 D.F.	1954-55	6477499	72-7/8	73-1/2
40, 60 Synchronesh	1955	6477499	58	58-5/8
40, 60 D.F.	1955	6477499	63	63-5/8
40 Synchronesh	1956-58	6477499	65-1/2	66-1/8
40, 60 D.F.	1956	6477499	68	68-5/8
50, 70 D.F.	1956	6477499	70-1/2	71-1/8
40, 60, 50, 70 D.F.	1957-58	6477499	73	73-5/8
4400 Synchronesh	1959	6477499	73	73-5/8
*1st Jobs A.T.	1959	6477499	75-1/2	76-1/8
2nd Jobs A.T.	1959	6477499	78	78-5/8
All Models	1960	6477499	75-1/2	76-1/8

*1959 1st Jobs have metal formed elbow at speedometer head.

4.587 WIRE, BRAKE WARNING LIGHT			
64-66	Special-Skylark-G.S.1367890	1 6.20 WIRE
4.589 ACTUATOR—SWITCH, PARKING BRAKE WARNING LIGHT			
64-66	Special-Skylark-G.S.	383804	1 .13
60-64	44-46-47-4800.	1193955	1 .97
64-66	Special-Skylark-G.S.	1367891	1 1.69
64-66	Special-Skylark-G.S.	3871394	1 1.18
65-68	50-60-8000.	1385060	1 .67
65	9000.	1193955	1 .97
66-68		1385060	1 .67
67		1385060	1 .67
68-72	All A	9781678	1 .62
69-72	All B-C-I	9795358	1 .51
69-70	All B-C	3882798	1 .51
72	All E	2977997	1 .51
4.591 LEVER—CONTROL, PARKING BRAKE			
59	All.	1191626	10.55 LEVER
60	All.	1199372	9.00 LEVER
61-64	44-46-47-4800.	1354729	10.25 LEVER
61-63	40-41-4300.	579972	7.20 LEVER
62	44-46-4800.	1354729	10.25 LEVER
63-64	4700.	1354753	10.55 LEVER
64-66	Special-Skylark-G.S.	1364659	7.75 LEVER
65	50-60-8000.	1368971	8.30 LEVER
65	9000.	1371116	10.15 LEVER
66	50-60-8000.	1376860	8.65 LEVER
66-67	9000.	1381473	10.65 LEVER
67	30-4000.	1381329	7.70 LEVER
67	50-60-8000.	1381330	8.55 LEVER
68-72	All A	1383868	7.90 CONTROL
68	All B-C.	1384763	8.50 CONTROL
68	All E.	1384764	9.25 CONTROL
69	All B-C (1st Type).		7.80 CONTROL (use 1232950 & 1-1232951 hdl, 1-1232954 filler & 1-1320350 clip) (relocated control below instr. pnl.)
69-70	All E.	1230356	10.55 CONTROL
69	All B-C (2nd Type).	1232950	7.80 CONTROL (less hdl. & rod).
	NOTE 1969 50-60-8000 1st Type release rod below instr. panel, 2nd type-release rod thru instr. panel filler		
70	All B-C.	1232950	1 7.80 CONTROL (less handle & rod).
71-72	All B-C-E.	1239738	1 8.45 CONTROL
73	All.	1239738	1 8.45 CONTROL
	NOTE. For parking brk. lvr. rubber pad see group. 4.630		
4.592 HANDLE, PARKING BRAKE LEVER RELEASE			
61	44-46-47-4800.	1351675	.62 HANDLE, release lvr. knob.
61-63	40-41-4300.	380097	1.23 HANDLE
62-64	44-46-47-4800.	1355827	.67 HANDLE
64	40-41-42-4300.	1386316	.67 HANDLE
65	All exc. 9000.	1386316	.67 HANDLE
65	9000.	1355827	.67 HANDLE
66-70	All.	1386316	.67 HANDLE
71-72	All A.	1386316	.67 HANDLE
4.594 ROD & HANDLE, PARK BRAKE RELEASE			
69	All B-C (2nd Type).	1232951	1 1.28 ROD & HANDLE ..
70	All B-C.	1232951	1 1.28 ROD & HANDLE ..
71-72	All B-C-E.	1235477	1 1.28 HANDLE & CABLE
73	All.	1235477	1 1.28 HANDLE & CABLE
69	All B-C (2nd Type).	1233816	1 .15 CLIP, release rod to lvr.—(3.425)
70	All B-C.	1233816	1 .15 CLIP, release rod to lvr.—(3.425)
	NOTE 1969 1st Type, release rod below instr. panel, 2nd Type release rod thru instr. panel.		
4.597 SPRING, PARKING BRAKE RELEASE			
61-64	44-46-47-4800	1194667	.15 SPRING, pawl
60-64	44-46-47-4800	1355826	.15 SPRING, tension.
65-72	T.H. 400.	148148	.15 SPRING, pawl ret. 8.934)
65	9000.	1194667	.15 SPRING, parking brk. pawl
65	9000.	1355826	.15 SPRING, parking brk. tension
4.606 SUPPORT PACKAGE, PARK BRAKE RELEASE HANDLE			
69	50-60-8000.	1394540	1 .87 SUPPORT PACKAGE (incl. supt. & grommet) ...
4.625 BRAKE PEDAL			
63-64	44-46-4800 A.T. P.B.	1353372	1 5.85 BRAKE PEDAL (use with 457008 pin for cruise master)

63-65	Riviera	1353463	1	5.85	BRAKE PEDAL (use with 457008 pin for cruise master)
64	40-41-42-4300 C.T.	1371797		5.40	BRAKE PEDAL (also use 1374386 spring)
64	40-41-42-4300 A.T.	1371796		5.45	BRAKE PEDAL
65-66	30-4000 C.T.	1371797		5.40	BRAKE PEDAL
65-66	30-4000 S.T. 300.	1371796		5.45	BRAKE PEDAL
65	50-6000 A.T. less P.B.	1370942		10.50	BRAKE PEDAL
65	50-6000 C.T. less P.B.	1370982		20.15	BRAKE PEDAL
65	50-6000 C.T. P.B.	1370984		1 1.80	BRAKE PEDAL
65	50-60-8000 A.T.-P.B.	1370951		9.65	BRAKE PEDAL
66	50-60-8000 A.T.-P.B.	1374501		8.45	BRAKE PEDAL
66	50-6000 C.T. less P.B.	1375447		1 1.80	BRAKE PEDAL
66	50-6000 A.T. less P.B.	1374657		8.95	BRAKE PEDAL
66	9000.	1371890		9.05	BRAKE PEDAL
67-72	All A (A.T.).	3937893		3.84	BRAKE PEDAL
67	All A (C.T.).	1381464	1	5.50	BRAKE PEDAL
67-68	All B (C.T.) less P.B.	1380036	1	19.70	BRAKE PEDAL
67-68	All B-C (A.T.-P.B.).	1379442	1	9.55	BRAKE PEDAL
67-68	All B (A.T. Reg. Brks.)	1379444	1	12.15	BRAKE PEDAL
67-70	All E.	1379265	1	9.55	BRAKE PEDAL
68-72	All A (C.T.).	1386088	1	5.50	BRAKE PEDAL
69-70	All B-C (A.T.-P.B.).	1387510	1	12.80	BRAKE PEDAL
69-70	All B (A.T. Reg. Brks.)	1387513	1	14.25	BRAKE PEDAL
69-70	All B (C.T.).	1387515	1	18.50	BRAKE PEDAL
71-73	All B-C-E (A.T.).	1238350	1	9.50	BRAKE PEDAL
71	All B (C.T.).	3988256	1	3.84	BRAKE PEDAL
73	All A (C.T.).	3988256	1	3.84	BRAKE PEDAL

4.626 BUSHING, BRAKE PEDAL

60-68	All as Req.	1195104	2	.15	BUSHING , brk. pedal pivot (also used 4.006-4.634)
64	40-41-42-4300.	3965692	2	.10	BUSHING , between brk. pedal brkt. & pedal shaft . .
66-70	All B (C.T.) Reg. Brks.	3965692	2	.10	BUSHING , brk. pedal pivot (also used 0.833)
65-72	All A.	3965692	2	.10	BUSHING , between brk. pedal hub & spacer (also used 0.833)
69-70	All E.	1195104	2	.15	BUSHING , brake pedal pivot
71-72	All B-C-E.	3965692	2	.10	BUSHING , brk. pedal pivot
73	All.	3965692	2	.10	BUSHING , between brk. pedal hub & spacer

4.630 PAD, BRAKE AND CLUTCH PEDAL

NOTE. For colors not listed use black.

53-55	A.T. Reg. Brks. exc. 76x	1161440	1	.51	PAD (black)
53-55	All P.B.	1162322	1	.51	PAD (black)
56-58	40.	1188597	2	.36	PAD (black) brk. & cl.
57-58	All A.T.	1175743	1	.46	PAD (black)
59-60	4400 Brk. & cl. C.T.	1188597	2	.36	PAD (black)
59-60	All P.B.	1186998	1	.51	PAD (black)
61-62	40-41-4300 C.T.	579150	2	.46	PAD (black) brk. & cl.
61-63	40-41-4300 A.T.	580179	1	.62	PAD (black)
61-64	44-46-47-4800.	1370765	1	.87	PAD (black)
62-63	All C.T.	1351455	2	.56	PAD (blue) brk. & cl.
62-63	All C.T.	1351457	2	.62	PAD (red) brk. & cl.
62-63	40-41-4300 A.T. less P.B.	1351465	1	.56	PAD (red)
62-63	40-41-4300 A.T. P.B.	1352629	1	.72	PAD (black)
63	All exc. 4700.	579150	2	.46	PAD (black) brk. & cl.
63	40-41-4300 A.T. less P.B.	1359198	1	.56	PAD (med. saddle)
64-67	Special-Skylark-G.S. ST. 300.	3858199	1	.72	PAD (black)
64	40-4 1-42-4300 A.T.	1363626	1	1.03	PAD (fawn)
64	40-41-4300 A.T.	1363629	1	1.03	PAD (saddle)
64-73	All C.T.	3988198	2	.51	PAD (black) brk. & cl.
65-66	50-60-8000 A.T.	1370765	1	.87	PAD (black)
66	9000.	1376131	1	1.03	PAD
67	Sportwagons T.H. 400	3858199	1	.72	PAD (black)
68-72	All A (A.T. Drum Brakes)	3858199	1	.72	PAD (black)
68-72	All A (Disc Brakes).	3858199	1	.72	PAD (black)
67-73	All B-C-E.	1370765	1	.87	PAD (black)

4.630 PLATE, BRAKE PEDAL COVER

61-64	44-46-47-4800 P.B.	1164476	1	.62	PLATE
64-65	Special-Skylark A.T.-P.B.	1363998	1	.82	PLATE
65-66	S.T. 400.	1370826	1	.46	PLATE , cvr. trim-bottom of pedal .
64-66	S.T. 400.	1370825	1	.30	PLATE , cvr. trim (2.220")
65	50-62-64-80-9000 A.T.-P.B.	1370827	1	.45	PLATE , trim-top of pedal
65-66	50-60-80-9000 A.T.-P.B.	1370824	1	.26	PLATE , trim (1.880")
65-66	6600 T.H. 400.	1370824	1	.26	PLATE , trim (1.880")
65-66	6600 T.H. 400.	1370827	1	.45	PLATE , trim-top of pedal
66	50-64-8000 A.T.-P.B.	1370827	1	.45	PLATE , trim-top of pedal

67-73	All B-C-E (A.T.-P.B.)	.1370827	1	.45	PLATE, trim-top of pedal
67-73	All B-C-E (A.T.-P.B.)	.1370824	1	.26	PLATE, trim (1.880")
67-73	All B-C-E (A.T.-P.B.)	.1370825	1	.30	PLATE, cover trim (2.220")
67-73	All B-C-E (A.T.-P.B.)	.1370826	1	.46	PLATE, cover trim-bottom of pedal

4.630 PAD, PARKING BRAKE

53-60	All	.1196634	1	.51	PAD (black)
61-64	44-46-47-4800	.1164495	1	.51	PAD (black)
62-64	44-46-47-4800	.1350579	1	.51	PAD (med. blue)
64	40-41-42-4300	.3893181	1	.36	PAD (black)
65-73	All	.3893181	1	.36	PAD (black)
71	All B (C.T.)	.3988198	1	.51	COVER, brk. pedal pad

:R PEDAL

4.634 BRACKET, BRAKE PEDAL MOUNTING

64	40-41-42-4300 2nd Type	.1374190	1	8.55	BRACKET
65-66	30-4000	.1374190	1	8.55	BRACKET
65	50-60-8000 A.T.	.1370932	1	13.95	BRACKET
66	5000 C.T.	.1375452	1	18.80	BRACKET
66	50-60-8000 A.T.	.1374661	1	8.20	BRACKET
66	6000 C.T.	.1376123	1	18.80	BRACKET
66	9000	.1372106	1	13.50	BRACKET
67	30-4000	.1379622	1	5.90	BRACKET
67	5000 C.T. less P.B.	.1380034	1	22.95	BRACKET
67	50-60-8000 A.T.-P.B.	.1379450	1	13.35	BRACKET
67	6000 less P.B. & Disc Brks.	.1379451	1	16.55	BRACKET
67	5000 A.T. Reg. Brk.	.1379451	1	16.55	BRACKET
68	30-4000 Disc Brks.	.1386479	1	7.55	BRACKET
68	30-4000 less Disc Brks.	.1382484	1	6.45	BRACKET
68	5000	.1382484	1	6.45	BRACKET
68	50-6000 C.T.-Reg. Brks.	.1384747	1	22.95	BRACKET
68	50-6000 A.T.-Reg. Brks.	.1384749	1	13.20	BRACKET
67-68	9000	.1384753	1	14.10	BRACKET
69-72	All A	.1386457	1	6.05	BRACKET
69-70	All B-C	.1231312	1	6.15	BRACKET
69-70	All E	.1386130	1	6.70	BRACKET
71-73	All B-C-E (A.T.)	.1236420	1	6.50	BRACKET
71	All B (C.T.)	.3991741	1	6.65	BRACKET

4.634 BEARING—REINFORCEMENT—SHAFT, BRAKE PEDAL TO DASH

61	40-4100	.579984	2	.05	BEARING, brk. pedal supt.—(0.833)
63	40-41-4300 C.T.	.579984	2	.05	BEARING, brk. pedal supt.—(0.833)
62-64	44-46-47-4800 P.B.	.1365230	1	4.10	REINFORCEMENT
65	6000 C.T. less P.B.	.1376125	1	4.31	REINFORCEMENT
65	6000 C.T. P.B.	.1367027	1	5.90	REINFORCEMENT
65	9000	.1365230	1	4.10	REINFORCEMENT
65-66	50-60-8000 A.T.-P.B.	.1367027	1	5.90	REINFORCEMENT
65-66	5000 less P.B.	.1376125	1	4.31	REINFORCEMENT
65-66	6000 T.H. 400 less P.B.	.1376125	1	4.31	REINFORCEMENT
66	6000 C.T.	.1376125	1	4.31	REINFORCEMENT
66	9000	.1371888	1	3.54	REINFORCEMENT
67-68	50-6000 less P.B. & Disc Brk.	.1384530	1	3.49	REINFORCEMENT
67-68	50-60-8000 P.B.	.1382841	1	3.49	REINFORCEMENT
67-70	9000	.1379267	1	3.02	REINFORCEMENT
69	50-60-8000	.1232335	1	1.54	REINFORCEMENT
64	S.T. 300	.3828427	1	.56	SHAFT
65-66	30-4000 S.T. 300	.3828427	1	.56	SHAFT
65-67	50-60-80-9000	.1374663	1	1.33	SHAFT
68	50-60-80-9000 less Disc Brks.	.1374663	1	1.33	SHAFT
69-70	50-6000 C.T.	.1387263	1	8.15	SHAFT, pedal pivot
69-70	50-60-8000 A.T.	.587156	1	.56	SHAFT, pedal pivot
69-70	9000	.1374663	1	1.33	SHAFT
69-70	50-6000 Man. Brakes	.1230976	1	1.64	COVER, dash
69	50-60-8000 P.B.	.1232335	1	1.54	COVER, dash
67-70	30-4000	.9783098	1	.56	SPACER, pivot (also used 0.833)
71-72	All	.9783098	1	.56	SPACER, brk. pedal pivot (also used 0.831)
60	All	.1195104	2	.15	BUSHING, pivot (nylon)—(0.833)
63	44-46-47-4800 A.T.	.1195104	AR	.15	BUSHING, pivot—(0.833)
65-66	50-60-80-9000	.1195104	2	.15	BUSHING, pivot—(0.833)
65-66	50-6000 (A.T.) less P.B.	.1195104	2	.15	BUSHING, pivot—(0.833)
64-66	Special-Skylark	.3828428	1	.15	RETAINER (also used 0.833)
63	44-46-4800	.186634	AR		BOLT, shaft to brk. pedal mtg. brkt—(8.900)
64	44-4600 C.T.-P.B.	.186634	AR		BOLT, shaft to brk. pedal mtg. brkt—(8.900)
59-64	44-46-47-4800 A.T.	.274312	1	.15	NUT, pedal mtg. brkt—(8.917)
61-62	40-41-4300	.9422298	1	.10	NUT, pin to pedal brkt—(8.917)
67-72	All A	.9422299	1	.15	NUT, pivot bolt (1/4"-1 1/4)—(8.917)

71	All B-C-E.....	9422299	1	.15	NUT, brk. pedal pivot bolt (1/4,"-14)—(8.917).....
65	6000 C.T.....	1178669	1	.05	WASHER, pedal pivot shaft to over ctr. spg. mtg. brkt.—(8.929).....
65-66	30-4000 P.B.	120394	2		WASHER, brk. pedal mtg. to dash-lwr. stud—(8.929)
4.639 SPRING, BRAKE PEDAL RETURN					
57	All.....	1185018	1	.25	SPRING.
58	40-50-60 Reg. Brks.....	1185018	1	.25	SPRING.
64	40-41-42-4300 Reg. Brks.....	1365198	1	.25	SPRING.
65	30-4000 Reg. Brks. 1st Type.....	1365198	1	.25	SPRING (use with brk. pedals 1361711 8i 1361712).....
65	30-4000 Reg. Brks. 2nd Type.....	1374386	1	.25	SPRING (use with brkt. pedal 1371796-1371797)
66	30-4000 Reg. Brks.....	1374386	1	.25	SPRING.....
4.648 GASKET, POWER BRAKE MASTER CYLINDER					
60-70	LeSabre-Wildcat-Electra-Riviera.....	1192733	1	.10	GASKET (moraine).....
4.649 REPAIR KIT, HYDRAULIC BRAKE MASTER CYLINDER					
37-55	All Reg. Brks. exc. 1954-100.....	5453950	1	3.65	REPAIR KIT
56	Reg. Brks.....	5455765	1	8.55	REPAIR KIT
58	40-50-60 Reg. Brks.....	5456538	1	3.72	REPAIR KIT
59-60	44-4600 Reg. Brks.....	5456967	1	4.13	REPAIR KIT
60-62	All P.B. exc. 40-41-4300.....	5465536	1	2.82	REPAIR KIT
61	40-41-4300 P.B.....	5456967	1	4.13	REPAIR KIT
61	5456967	1	4.13	REPAIR KIT
62	All Reg. Brks.....	5463673	1	4.60	REPAIR KIT
62	40-41-4300 P.B.....	5463673	1	4.60	REPAIR KIT
63	40-41-4300 P.B.....	5467968	1	4.74	REPAIR KIT
63	40-41-43-44-4600 Reg. Brks.....	5467968	1	4.74	REPAIR KIT
63	44-4600 Reg. Brks. (used on Bail Type Master Cyl.).....	5467588	1	3.79	REPAIR KIT
63	44-46-47-4800 P.B.....	5465160	1	4.37	REPAIR KIT
64-66	All Reg. Brks.....	5463673	1	4.60	REPAIR KIT
65-66	Skylark G.S.-P.B.....	5464957	1	4.24	REPAIR KIT. 5452395 metallic lining package.....
65-66	50-60-80-9000 P.B.....	3905792		3.49	REPAIR KIT (Bendix).....
64-66	All P.B.....	5470578		5.50	REPAIR KIT (Moraine).....
67-72	All Drum Brakes.....	5468331		8.05	REPAIR KIT (incl. primary piston) Moraine
67-70	50-60-80-9000 P.B.-Drum Brake.....	546449		12.15	REPAIR KIT (Bendix) (repls. 1382088 3/72)
67-68	All (Disc Brk.).....	5468337		7.85	REPAIR KIT (incl. primary piston) Moraine ..
69	All Disc. Brks.....	5469286		6.95	REPAIR KIT (moraine).....
69-70	50-60-80-9000 (Disc. Brk.).....	1233918		15.05	REPAIR KIT (Bendix) ..
	All (Disc Brks.).....	5469286		6.95	REPAIR KIT (Moraine) .
70	All Disc Brks.....	5470766		8.35	REPAIR KIT (Moraine) .
71-72	5000 (350 Eng.).....	6263162		9.25	REPAIR KIT (Bendix) ..
71	50-6600.....	6263162		9.25	REPAIR KIT (Bendix) ..
72	4.650 CYLINDER, HYDRAULIC BRAKE MASTER				
56	All Reg. Brks.....	5456000		36.25	CYLINDER
58	40-50-60 A.T. Reg. Brks.....	5456575		23.40	CYLINDER
61	40-41-4300.....	5460248		21.20	CYLINDER
61	44-4600 Reg. Brks.....	5460260		19.00	CYLINDER
61-62	44-46-47-4800 P.B.....	5457094		19.20	CYLINDER
62-63	44-4600 Reg. Brks.....	5462563		17.00	CYLINDER
62-63	40-41-4300.....	5467563		16.65	CYLINDER (reg 8i P.B.)
63	44-46-47-4800 P.B.....	5467565		19.25	CYLINDER
64	44-4600 A.T. Reg. Brks.....	5465224		15.95	CYLINDER
64-65	LeSabre-Wildcat-Electra-Riviera P.B.....	5465225		18.20	CYLINDER (Moraine)
	44-4600 C.T. Reg. Brks.....	5465204		21.35	CYLINDER.....
64	Special-Skylark-G.S. P.B.....	5465235		17.90	CYLINDER.....
64-66	Special-Skylark-G.S. Reg. Brks.....	5465244		18.80	CYLINDER.....
65-66	50-6000 Reg. Brks.....	5465204		21.35	CYLINDER.....
65-66	Skylark-G.S. P.B.....	5467025		16.90	CYLINDER, use on cars equipped with 5.017-5452395 metallic lining package.....
66	50-60-80-9000.....	5465225		18.20	CYLINDER (Moraine).....
65-66	50-60-80-9000 P.B.....	1372263		19.90	CYLINDER (Bendix).....
67	30-4000 (Disc Brks.).....	5459784		33.10	CYLINDER (stamped "fr" bore size 1 1/2") Moraine

67-71	30-4000 (Drum Type Brk.) Reg. Brks.	5458522	1	25.45	CYLINDER (stamp "CT" bore size 1") Moraine.....
67-70	50-6000 Reg. Brakes	5458520	1	25.85	CYLINDER (stamped "lx" bore size 1") Moraine.....
67-70	50-60-80-9000 Pwr. Drum Brake.....	5458521	1	23.75	CYLINDER (stamped "hu" bore size 1") Moraine....
67-70	50-60-80-9000 Pwr. Drum Brake.....	1489981	1	25.10	CYLINDER (Bendix)
67-68	50-60-80-9000 (Disc Brks.).....	5459431	1	27.60	CYLINDER (stamped "ym" bore size 1 1/8") Moraine..
68	30-4000 (Disc Brks.)	5468774	1	35.80	CYLINDER (Moraine).....
69-70	30-4000 (Disc Brakes) ...	5468120	1	36.45	
69-70	50-60-80-9000 (Disc Brakes).....	5469276	1	33.90	CYLINDER, Moraine
69	50-60-80-9000 (Disc Brks.).....	1232884	1	33.95	CYLINDER (Bendix)
69-70	30-4000 P.B. (Drum Brks.).....	5458522	1	25.45	CYLINDER (Moraine).....
71-72	All Disc Brks.	5471802	1	35.15	CYLINDER (Moraine).....
71-72		5471817	1	27.15	CYLINDER (Moraine).....
71	All B (350 Eng.)	6263169	1	21.80	CYLINDER (Bendix).....
72		6263169	1	21.80	CYLINDER (Bendix).....

NOTE. See Group r master cylinder mounting bolts & studs

4.650 VALVE, BRAKE MASTER CYLINDER BLEEDER

67-69	30-4000 (Pwr. Disc Brk.)	5469230	1	.23	VALVE, cyl. bleeder—(4.666).....
-------	--------------------------	---------	---	-----	----------------------------------

4.651 COVER—DIAPHRAGM—WJRE—CAP—GASKET, HYDRAULIC BRAKE MASTER CYLINDER RESERVOIR

57	All A.T.	3731011	1	1.13	COVER.....
62-63	All.	5460945	1	.56	COVER.....
64-66	All.	5462994	1	.78	COVER (Moraine)
67-72	All Drum Brakes	5452320	1	.96	COVER (Moraine)
67-69	50-60-80-9000 Pwr. Drum Brake.....	9787663	1	1.13	COVER (Bendix) ..
67-70		5455517	1	2.21	COVER (Moraine)
69	50-60-80-9000 (Disc Brks.).....	1490239	1	1.03	COVER (Bendix) ..
71-72	All Disc Brks.	5470405	1	2.50	COVER (Moraine)
71	5000 (350 Eng.)....	409352		2.20	COVER (Bendix) ..
67-69	50-60-80-9000 Drum Brake.....	9787664	1	1.13	DIAPHRAGM (Bendix) ..
67-70	All Disc Brake.....	5455516	1	1.88	DIAPHRAGM (Moraine)
67-72		5452319	1	1.55	DIAPHRAGM (Moraine)
71-72	All Disc B	5470404	1	2.43	DIAPHRAGM (Moraine)
72	All B exc. Wagons .	409352	1	2.20	COVER (Bendix).....
55	All A.T. ...	5460820	1	.72	CAP.....
56		5460820	1	.72	CAP.....
57		5460820	1	.72	CAP (Moraine).....
59-61	All.	5460820	1	.72	CAP (Moraine).....
65-66	50-60-80-9000.....	391599	1	.92	CAP (Bendix).....
64-66	All.	5462996	1	.57	WIRE (Moraine).....
67-72	All Drum Brakes.....	5468053	1	.79	WIRE (Moraine).....
67-68	30-4000 (Disc Brk.) ...	5455518	2	.60	WIRE (Moraine).....
67-69	50-60-80-9000 Pwr. Drum Brake.....	3943690	1	.46	WIRE (Bendix) ..
67-68	50-60-80-9000 (Disc Brks.).....	5461856	1	.74	WIRE (Moraine)
69-70	30-4000 Disc Brakes ...	5468305	1	.75	WIRE (Moraine)
69-70	50-60-80-9000 (Disc Brakes).....	5468103	1	.73	WIRE (Moraine).....
71-72	All Disc Brks.	5470407	1	.94	WIRE (Moraine).....
71	All B (350 Eng.)....	409354	1	.51	WIRE (Bendix).....
72	All B exc. Wagons.	409354	1	.51	WIRE, bail (Bendix).....
36-61	All Reg. Brks. exc. 100	80445	1	.11	GASKET, cap (also used 4.902)
62-63	All.	5460946	1	.63	GASKET, reservoir.....
65-66	50-60-80-9000.....	2458524	1	.53	GASKET, cap (Bendix).....
69	50-60-80-9000 (Disc Brks.).....	1490240	1	.92	GASKET (diaphragm) reservoir cvr. (Bendix)
71	All B (350 Eng.)....	409353	1	.92	GASKET, diaph. (Bendix).....
72	All B exc. Wagons.	409353	1	.92	GASKET, diaph. (Bendix).....
64-66	All.	5465725	1	1.25	SEAL, floating reservoir cover (Moraine)

4.653 PISTON, HYDRAULIC BRAKE MASTER CYLINDER

64-66	All Reg. Brks.	5465189		2.28	PISTON (Moraine).....
64-66	All P.B.	5465178		2.34	PISTON (Moraine).....
67	All (Drum Type Brk.)	5452318		1.49	PISTON, primary (Moraine) ..
67	All A (Disc Brks.).....	5460257		2.70	PISTON, secondary (Moraine)
67-72	All A (Drum Brake).	5452694		1.95	PISTON, secondary (Moraine)

67	All (Pwr. Disc Brk.)	5460258	1	1.95	PISTON, primary (Moraine).....
67-69	All B-C (Pwr. Drum Brakes)	9787657	1	6.85	PISTON, primary (Bendix).....
67-69	All B-C-E (Pwr. Drum Brake)	9787667	1	2.41	PISTON, secondary (Bendix).....
67-70	All B (Reg. Drum Brks.)	5452965	1	2.60	PISTON, secondary (Moraine).....
67-70	All B-C-E (Pwr. Drum Brake)	5452566	1	1.95	PISTON, secondary (Moraine).....
67-68	All B-C-E (Pwr. Disc Brks.)	5460256	1	3.05	PISTON, secondary (Moraine).....
68-69	All A (Disc Brakes)	5468776	1	2.70	PISTON, secondary (Moraine) (6 rings or 6 grooves)
69	All B-C-E (Disc Brks.)	1233917	1	8.65	PISTON, primary (Bendix).....
70	All B-C-E (Disc Brks.)	5460256	1	3.05	PISTON, secondary (Moraine).....
71-72	All Disc Brks.	5471610	1	2.20	PISTON, secondary (Moraine).....
71	All B (350 Eng.)	409348	1	5.65	PISTON, primary (Bendix).....
71	All B (350 Eng.)	6263170	1	4.05	PISTON, secondary (Bendix).....
72	All B exc. Wagons	409348	1	5.65	PISTON, primary (Bendix).....
72	All B exc. Wagons	6263170	1	4.05	PISTON, secondary (Bendix).....
67	All	5452519	1	.52	SCREW, piston ext. (Moraine).....
69-70	All B-C-E (Pwr. Drum Brks.)	9787662	1	.46	BOLT, piston stop (Bendix).....
71	All B (350 Eng.)	409355	1	.36	BOLT, stop (Bendix).....
72	All B exc. Wagons	409355	1	.36	BOLT, stop (Bendix).....
4.654 CUP—SEAL, HYDRAULIC BRAKE MASTER CYLINDER					
64-66	All	5460419	1	.77	CUP, primary (Moraine).....
65-66	50-60-80-9000 P.B.	534075	1	.41	CUP, primary (Bendix).....
67	50-60-80-9000 P.B. (Drum Type Brk.)	9787653	1	.62	CUP, secondary piston pumping (Bendix).....
67-69	50-60-80-9000 (Pwr. Drum Brake)	9787649	1	.56	CUP, secondary piston (Bendix).....
67-69	50-60-80-9000 (Pwr. Drum Brake)	9787651	2	.62	CUP, secondary piston pressure (Bendix).....
68-69	50-60-80-9000 (Pwr. Drum Brake)	9787653	1	.62	CUP, primary & secondary piston pumping (Bendix)
69-70	50-60-80-9000 (Disc Brks.)	3912133	1	.62	CUP, pumping (Bendix).....
69-70	50-60-80-9000 (Disc Brks.)	3912131	1	.62	CUP, pressure (Bendix).....
71	5000 (350 Eng.)	409349	1	.62	CUP, primary piston (Bendix).....
71	5000 (350 Eng.)	3912131	1	.62	CUP, pressure (Bendix).....
71	5000 (350 Eng.)	3912133	1	.62	CUP, pumping (Bendix).....
72	50-6600	3912133	1	.62	CUP, pumping (Bendix).....
72	50-6600	3912131	1	.62	CUP, pressure (Bendix).....
72	50-6600	409349	1	.62	CUP, primary piston (Bendix).....
67-72	All	5462635	1	.13	PROTECTOR, cyl. seal (Moraine).....
69-70	50-60-80-9000 (Disc Brks.)	3912132	1	.15	PROTECTOR, cup.....
67-72	All Drum Brake	5453620	1	.75	SEAL, primary (Moraine).....
67-72	All Drum Brake	5460195	1	.65	SEAL, secondary (Moraine).....
67-72	All Disc Brake	5455858	1	.60	SEAL, secondary (Moraine).....
67-72	All Disc Brake	5455859	1	.75	SEAL, primary (Moraine).....
67-69	50-60-80-9000 (Pwr. Drum Brake)	9787652	1	.25	PROTECTOR, secondary piston cup (Bendix).....
71	5000 (350 Eng.)	3912132	1	.15	PROTECTOR, cup.....
72	50-6600	3912132	1	.15	PROTECTOR, cup (Bendix).....
67-69	50-60-80-9000 (Pwr. Drum Brake)	1489072	1	.36	RETAINER, secondary piston cup (Bendix).....
71	5000 (350 Eng.)	3912134	1	.25	RETAINER, cup (Bendix).....
72	50-6600	3912134	1	.25	RETAINER, cup (Bendix).....
67	All	5452315	1	.30	STOP, secondary (Moraine).....
4.655 SPRING, MASTER CYLINDER					
60-63	44-46-47-4800	5451121	1	.40	SPRING & RETAINER.....
64-66	All	5451121	1	.40	SPRING 6L RETAINER (Moraine).....
67-70	All	5462637	1	.22	SPRING, check valve (Moraine).....
67	All	5452520	1	.54	SPRING, primary piston (Moraine).....
67-68	All (Drum Type Brk.)	5452314	1	.36	SPRING, secondary (Moraine).....
67-72	All Disc Brake	5455515	1	.62	SPRING, secondary piston (Moraine).....
67-69	50-60-80-9000 (Pwr. Drum Brake)	1489986	1	.36	SPRING, secondary piston return (Bendix).....
67-69	50-60-80-9000 (Pwr. Drum Brake)	1482311	2	.36	SPRING, residual valve (Bendix).....
69-72	All Drum Brakes	5452313	1	.33	SPRING & RETAINER, secondary (Moraine).....
71	30-4000	5462637	1	.22	SPRING, check valve (Moraine).....
71	5000 (350 Eng.)	409351	1	.62	SPRING, secondary piston (Bendix).....
67	All (Drum Brk.)	5464424	1	.42	RETAINER, cyl. primary spg. (Moraine).....
67-72	All Drum Brakes	5451070	1	.36	RETAINER, secondary spg. (Moraine).....
67-72	All Disc Brakes	5460627	1	.32	RETAINER, secondary spg. (Moraine).....

4.656 PLATE—RETAINER—RING, MASTER BRAKE CYLINDER

64	40-4 1-42-4300 Reg. Brk	5464734	1	.19	PLATE, stop (Moraine).....
65-66	30-4000 Reg. Brks.....	5464734	1	.19	PLATE, stop (Moraine).....
67-70	All Drum Brake.....	5451070	1	.36	RETAINER, secondary spring (Moraine)
67	All (Disc Brk.).....	5460626	1	.28	RETAINER, primary spg. (Moraine)....
67-69	All Disc Brake.....	5460627	1	.32	RETAINER, secondary spring (Moraine)
37-40	40-60.....	231435	1	.20	RING, lock.....
40-62	All Reg. Brks. exc. 100 .	231435	1	.20	RING, lock.....
61-66	All Reg. Brks.....	231435	1	.20	RING, lock.....
64-66	All P.B.....	5467356	1	.19	RING (Moraine).....
67-72	All Drum Brake.....	5467356	1	.19	RING, cylinder retainer (Moraine).....
69-70	50-60-80-9000 Disc Brks.....	1478135	1	.67	RING, snap (Bendix)
71	5000 (350 Eng.).....	1478135	1	.67	RING, snap (Bendix)
72	50-6600.....	1478135	1	.67	RING, snap (Bendix)
	50-60-80-9000 Pwr.				
67-69	Drum Brake.....	9787661	1	.36	SEAL, piston stop "0" ring (Bendix)
	50-60-80-9000.....	1482330	1	.36	SEAL, "0" ring.....
70	All.....	5464418	1	.47	SCREW, cylinder stop (Moraine).....
67-72	All.....	9422297	2	.15	NUT, master cyl. to pwr. head—(8.9 17)

4.657 VALVE—INSERT—WASHER, MASTER CYLINDER

54-57	All A.T.....	5454145	1	.48	VALVE, P.B. check.....
58-59	All.....	5454145	1	.48	VALVE, P.B. check.....
62-66	All.....	5453711	1	.42	VALVE (Moraine).....
67-70	All.....	5462642	1	.50	VALVE, check (Moraine)
67-69	50-60-80-9000 (Pwr. Drum Brake).....	1482313	2	.62	VALVE, residual (Bendix)
69	50-60-80-9000 (Disc. Brks.).....	1482313	2	.62	VALVE, residual (Bendix).....
71	All A.....	5462642	1	.50	VALVE (Moraine).....
65-66	50-60-80-9000 P.B.....	534082	1	.87	CHECK VALVE CUP 8< RETAINER (Bendix).....
67-71	All.....	5452322	1	.29	INSERT, cylinder tube fitting (Moraine)—(4.66 1)
36-58	All Reg. Brks. exc. 1954-100.....	5450150	1	.42	WASHER, valve seat.....
62-66	All.....	5456123	1	.40	WASHER, valve seat (Moraine)

4.658 ROD, MASTER BRAKE CYLINDER PUSH

63	4400 C.T. Reg. Brks. . . .	5462814	1	8.65	ROD...
63	4600 4 Speed Reg. Brks. LeSabre-Wildcat Reg.	5462814	1	8.65	ROD...
64-66	Brks.....	5462814	1	8.65	ROD.....
	44-46-47-4800 P.B.	5461360	1		
64	Special-Skylark-G.S. Reg. Brks.	5464739	1		ROD (incl. adj. plate & screw)—(4.924)
64-66	30-4000 (Drum Type Brk.).....	5460989	1	.49	ROD (Moraine).....
67	50-6000 Reg. (Drum Brake).....	5452524	1	2.99	ROD (Moraine).....
68-72	All A (Drum Brake).....	5468654	1	2.70	ROD (Moraine).....
67-70	All Reg. Drum Brks.	5452525	1	.76	RETAINER, push rod (also used 4.662) Moraine
71-72	All A (Drum Brks.).....	5452525	1	.76	RETAINER, push rod (Moraine).....
53-54	All.....	138084	1	.10	CLEVIS PIN, to brk. pedal—(8 942).....
50-55	All.....	9419815	1	.05	NUT, push rod—(8.9 16).....
65	30-4000.....	9419815	1	.05	NUT, push rod—(8.9 16).....
59	All.....	1302539	1	.05	WASHER, rod to arm—(0.793).....

4.658 VALVE. POWER BRAKE CYLINDER AIR

64-65	Special-Skylark P.B.	5464966	1	3.46	VALVE (incl. piston rod) (Moraine) (also used 4.9 18)
67-72	All A (Pwr. Drum Brks.) . .	5470882	1	4.27	VALVE (incl. push rod) (Moraine) (also used 4.918) .
71-72	All A (Disc Brks.)	5472126	1	4.03	VALVE (incl. push rod) (also used 4.918).....

NOTE Valves also listed in Grp. 4.918.

4.659 BOOT, MASTER CYLINDER

37-55	All exc. 1954-100	5456779	1	.80	BOOT, hyd. brk.....
63	44-46-47-4800 P.B.	5464327	1	1.16	BOOT, rr. hsg.....
59-66	AH Reg. Brks.....	5456779	1	.80	BOOT.....
64-66	Special-Skylark-G.S. P.B. . .	5464374	1	1.62	BOOT (moraine).....
64	44-46-47-4800.....	5460988	1	1.50	BOOT.....
65-66	50-60-80-9000 P.B.	384505	1	1.33	BOOT, push rod (Bendix)
65-66	50-60-80-9000 P.B.	5464327	1	1.16	BOOT (moraine).....
67-72	All A (Pwr. Drum Brks.) . .	5452997	1	1.20	BOOT (Moraine).....
69-72	All Reg. Drum Brakes	5452526	1	.85	BOOT (moraine).....
67-70	All B-C-E (P.B.).....	5452476	1	1.14	BOOT (Moraine).....
70-72	All B-C-E (Disc Brks.) . . .	5466535	1	1.22	BOOT (Moraine).....
65-66	All B-C-E P.B.....	548179	1	.56	GUARD, valve body (Bendix) .

67-70	All B-C-E (Drum Type Brk.)	401118	1	2.26	GUARD, valve body (Bendix).....
69	All B-C-E (Disc Brk.)	401118	1	2.26	GUARD, valve body (Bendix).....
71	All B (350 Eng.)	548179	1	.56	GUARD, valve body (Bendix).....
72	All B exc. Wagons	548179	1	.56	GUARD, valve body (Bendix).....
64	40-41-42-4300 P.B.	5464812	1	.18	WASHER, push rod.....
65-70	All P.B.	5464812	1	.18	WASHER, push rod limiter (moraine).....
64-66	Special-Skylark-G.S.	3953987	1	.10	WASHER, pedal to cyl. clevis spg. (also used 8.037)
65-66	All B-C-E (P.B.)	382445	1	.51	WASHER, valve rod (Bendix).....
67-68	All B-C-E (Pwr. Drum Brks.)	1382325	1	.27	WASHER, valve rod (Bendix).....
70-72	All B-C-E (Disc Brks.)	5463881	1	.37	WASHER, push rod limiter (Moraine) .
71-72	All A (P.B.)	5464812	1	.18	WASHER, push rod limiter (Moraine) .

4.661 INSERT—SEAT, BRAKE MASTER CYLINDER TUBE

67-72	All	5452322	1	.29	INSERT, tube fitting (also used 4.657)
67-69	50-60-80-9000 P.B.	9787648	1	.46	SEAT, cyl. tube (Bendix).....
71	5000 (350 Eng.)	3838083	1	.72	SEAT, tube (for 3/16" tube) (Bendix)
71	5000 (350 Eng.)	1472931	1	.62	SEAT, tube (for V tube) (Bendix).....
72	50-6600	3838083	1	.72	SEAT, tube (for V, " tube) (Bendix)
72	50-6600	1472931	1	.62	SEAT, tube (for V tube) (Bendix).....
56-59	All	799303	2	.06	GASKET (used 4.957).....

4.662 CLEVIS—PIN—RETAINER, MASTER CYLINDER STOP PUSH ROD

65-66	All A (Reg. Brks.)	3711957		.72	CLEVIS.....
67-72	All A	3953288		.30	CLEVIS.....
65-72	All A	3817879		.10	PIN, brk. pedal to cyl. clevis.....
60	All P.B.	1193623		.07	RETAINER, rod to pedal arm pin.....
61-63	All	1193623		.07	RETAINER, rod to pedal arm pin.....
65-72	All A	3817880		.10	RETAINER, clevis to pedal.....
65-72	All B-C-E	1193623		.07	RETAINER, push rod to brake pedal arm pin
67-70	All Reg. Brakes-Drum Brakes	5452525		.76	RETAINER, push rod (Moraine)—(4.658)
70-72	All B-C-E (Disc Brks.)	5466546		1.06	RETAINER, push rod (Moraine).....
71-72	All A (Drum Brks.)	5452525		.76	RETAINER, push rod (Moraine)—(4.658)
73	All	1193623		.07	RETAINER, push rod to brk. pedal pin .

4.665 CYLINDER, WHEEL BRAKE

58-59	All	5461126	RH	6.80	CYLINDER, frt
60	All	5461125	RH	6.80	CYLINDER, frt
58-59	All	5461125	LH	6.80	CYLINDER, frt
60	All	5461126	LH	6.80	CYLINDER, frt
61-62	40-41-4300	5462529	RH	6.95	CYLINDER, frt
61-62	40-41-4300	5459852	LH	5.80	CYLINDER, frt.
61	44-46-47-4800 2nd Type for Use when Whl. Cyl. Bolts are in a Diag. Pos.	5465043	RH	6.35	CYLINDER, frt.
61	44-46-47-4800 2nd Type for Use when Whl. Cyl. Bolts are in a Diag. Pos.	5465042	RH	6.35	CYLINDER, frt
62-64	44-46-47-4800	5465043	RH	6.35	CYLINDER, frt.
62-64	44-46-47-4800	5465042	LH	6.35	CYLINDER, frt.
63	40-41-4300	5462529	RH	6.95	CYLINDER, frt.
63	40-41-4300	5462528	LH	6.95	CYLINDER, frt.
64-66	Special-Skylark less G.S.	5462964	RH	6.70	CYLINDER, frt.
64-66	Special-Skylark less G.S.	5462963	LH	6.70	CYLINDER, frt.
65-66	50-60-80-9000	5465043	RH	6.35	CYLINDER, frt
65-66	50-60-80-9000	5465042	LH	6.35	CYLINDER, frt.
65-66	Skylark Gran Sport	5469304	RH	6.50	CYLINDER, frt.
65-66	Skylark Gran Sport	5469303	LH	6.50	CYLINDER, frt.
67	30-4000 (Drum Brk.)	5469304	RH	6.50	CYLINDER, frt.
67	30-4000 (Drum Brk.)	5469303	LH	6.50	CYLINDER, frt.
67	50-60-8000 (Drum Brk.)	5462121	RH	6.10	CYLINDER, frt.
67	50-60-8000 (Drum Brk.)	5462120	LH	6.10	CYLINDER, frt.
67	9000 1st Type (Drum Brk.)	5465043	RH	6.35	CYLINDER, frt.(T/«" dia.) .
67	9000 1st Type (Drum Brk.)	5465042	LH	6.35	CYLINDER, frt. (1 1/2" dia.) .
67	9000 (Drum Brk.) 2nd Type	5462121	RH	6.10	CYLINDER, frt. (1 3/4" dia.)
67	9000 (Drum Brk.) 2nd Type	5462120	LH	6.10	CYLINDER, frt. (1 3/4" dia.)
68	50-60-80-9000 (Drum Brk.)	5462121	RH	6.10	CYLINDER, frt.....
68	50-60-80-9000 (Drum Brk.)	5462120	LH	6.10	CYLINDER, frt.....

68-72	All A (Drum Brks.)	5469253	RH	6.55	CYLINDER, frt.
68-72	All A (Drum Brks.)	5469252	LH	6.55	CYLINDER, frt.
69-70	All B-C-E (Drum Brks.)	5469247	RH	7.75	CYLINDER, frt. (Moraine)
69-70	All B-C-E (Drum Brks.)	5469246	LH	7.75	CYLINDER, frt. (Moraine)
50	40 2nd Type 50-70.	5465038	RH	6.55	CYLINDER, rr. (")
50	40 2nd Type 50-70.	5465039	LH	6.55	CYLINDER, rr. (")
51-64	All exc. 40-41-4300.	5465038	RH	6.55	CYLINDER, rr.
51-64	All exc. 40-41-4300.	5465039	LH	6.55	CYLINDER, rr.
61-63	40-41-4300.	5462534	2	7.95	CYLINDER, rr.
64	40-41-42-4300 exc. 4355-65.	5469321	2	5.95	CYLINDER, rr.
64	4200-4355-65 1st Type (1 V, B" Dia. Cyl.)	5465517	RH	9.15	CYLINDER, rr.
64	4200-4355-65 1st Type (1 1/2" Dia. Cyl.)	5465516	LH	9.15	CYLINDER, rr.
64	4200-4355-65 2nd Type (1" Dia. Cyl.)	5469251	RH	7.30	CYLINDER, rr.
64	4200-4355-65 2nd Type (1" Dia. Cyl.)	5469250	LH	7.30	CYLINDER, rr.
65-66	50-60-80-9000.	5465038	RH	6.55	CYLINDER, rr.
65-66	50-60-80-9000.	5465039	LH	6.55	CYLINDER, rr.
65-66	30-4000 exc. Sportwagons	5469321	2	5.95	CYLINDER, rr.
65-66	Skylark G.S.-P.B.	5469245	2	5.80	CYLINDER, rr. (part of 5.017-5452395 package)
65-69	Sportwagons (Drum Brks.)	5469251	RH	7.30	CYLINDER, rr.
65-69	Sportwagons (Drum Brks.)	5469250	LH	7.30	CYLINDER, rr.
67	30-4000 less 4000 Wagons & G.S.	5469321	2	5.95	CYLINDER, rr.
67	Skylark G.S.	5469245	2	5.80	CYLINDER, rr.
67-70	50-60-8000.	5465038	RH	6.55	CYLINDER, rr.
67-70	50-60-8000.	5465039	LH	6.55	CYLINDER, rr.
67-68	9000.	5469254	RH	5.60	CYLINDER, rr.
67-68	9000.	5461006	LH	5.30	CYLINDER, rr.
68	30-4000 exc. 4000 Wagons	5469245	2	5.80	CYLINDER, rr.
69	30-4000 Exc. 4000 Wagons	5469245	2	5.80	CYLINDER, rr.
69	4000 Wagons (Disc Brake)	5469249	RH	11.85	CYLINDER, rr.
69	4000 Wagons (Disc Brake)	5469248	LH	11.85	CYLINDER, rr.
69-70	9000.	5469255	LH	5.60	CYLINDER, rr. (Moraine)
69-70	9000.	5469254	RH	5.60	CYLINDER, rr. (Moraine)
70-72	All A.	5469245	2	5.80	CYLINDER, rr.
71	All BE exc. Wagons.	5469302	2	5.95	CYLINDER, rr.
71-72	All B Wagons.	5472327	2	7.25	CYLINDER, rr.
71	All C (1 1" Drums)	5469302	2	5.95	CYLINDER, rr. (Moraine)
71	All C (12" Drums)	5472327	2	7.25	CYLINDER, rr. (Moraine)
72	All B-C-E exc. Wagons	5469302	2	5.95	CYLINDER, rr. (Moraine)
50-60	All.	9419029	8	.05	BOLT, cyl. to backing plate—(8.900)
61-64	44-46-47-4800.	9419029	8	.05	BOLT, cyl. to backing plate—frt. 8c rr.—(8.900)
64	40-41-42-4300.	5467625	4	.10	SCREW 8. LOCK WASHER, cyl. to backing plate— rear
66-69	30-4000.	5467625	4	.10	SCREW 8. LOCK WASHER, cyl. to backing plate— rear
50-60	All.	138538	8		WASHER, cyl. to backing plate—(8.932)
61-64	44-46-47-4800.	138538	8		WASHER, cyl. to backing plate frt. 8c rr.—(8.932)

(*) 15436910 FL, 25441869 S.G., 35448091 Lin., 45455765 K.C, 55470464 Wil., 65475465 Atla.,
75480161 Fra.

4.665 CALIPER, DISC BRAKES

67-68	All A (Disc Brks.)	5456076	2	25.35	CALIPER, outer (Moraine)
67-68	All A (Disc Brks.)	5468364	RH	17.70	CALIPER, inner (Moraine) (also use 5452322 insert 8i 1382795 on 1967 models)
67-68	All A (Disc Brks.)	5468363	LH	17.70	CALIPER, inner (Moraine) (also use 5452322 insert 8i 1382795 pipe on 1967 models)
67-69	All B-C-E (Disc Brks.)	1232936	RH	54.35	CALIPER, frt. (Bendix)
67-69	All B-C-E (Disc Brks.)	1232937	LH	54.35	CALIPER, frt. (Bendix)
69-70	All A (Disc Brakes)	5468264	RH	71.90	CALIPER (Moraine)
69-70	All A (Disc Brakes)	5468263	LH	71.90	CALIPER (Moraine)
70	All B-C-E.	5472812	RH	72.40	BRAKE, disc (complete)
70	All B-C-E.	5472811	LH	72.40	BRAKE, disc (complete)
70-72	All A (Disc Brks.)	5472162	RH	57.25	BRAKE, disc (complete) (less shoe 8i lining)
70-72	All A (Disc Brks.)	5472161	LH	57.25	BRAKE, disc (complete) (less shoe 8i linings)
71	All B-C-E.	5472164	RH	68.30	BRAKE, disc (complete) frt. (less shoe 8c lining)
71	All B-C-E.	5472163	LH	68.30	BRAKE, disc (complete) frt. (less shoe 8i lining)
72	All B-C-E.	5474053	RH	68.30	BRAKE, disc (complete) frt. (less shoe 8c lining)

72	All B-C-E	5474052	LH	68.30	BRAKE, disc (complete) frt. (less shoe 8i lining) ..
69-70	All A (Disc Brks.)	5455122	2	.25	VALVE, caliper housing bleeder (1/2,"-24 x 1/16")— (4.666).....
69-71	All Disc Brakes	5469230	4	.23	VALVE, caliper bleed (3/16,"-24 x 1).....
69-72	All A (Disc Brakes) . . .	5468225	AR	.56	SLEEVE, housing retainer bolt.....
70	All B-C-E (Disc Brks.)	5466701	1	.60	SLEEVE, hsg. retainer bolt.....
71-72	All B-C-E Disc Brks. . . .	5468225	AR	.56	SLEEVE, hsg. retainer bolt.....
67	All A (Disc Brks.)	1238616	4	.15	BOLT, caliper to brkt-upr. loc. (Vie"-14 x 1'A")— (5.586).....
67	All A (Disc Brks.).....	186702	AR	.51	BOLT, inner to outer caliper (%"-18 x 2'A")— (8.900).....
67-69	All B-C-E (Disc Brakes) . .	1381327	6	1.03	BOLT, inner to outer caliper (Bendix).....
69-71	All A (Disc Brakes) _____	1385356	2	.56	BOLT, wheel cylinder-inlet (hose to caliper).....
69-72	All A (Disc Brakes) _____	5463495	1	3.22	BOLT, housing retainer.....
70	All B-C-E (Disc Brakes) . . .	1394781	2	7.70	BOLT & HOSE PACKAGE (includes hose, hollow bolt 8i washer).....
70	All B-C-E (Disc Brakes) . . .	5466938	1	2.99	BOLT, hsg. retainer.....
71-72	All B-C-E (Disc Brks.)	5468226	4	3.54	BOLT, hsg. retainer-disc brk. caliper.....
71-72	50-60-80-9000.....	3988192	2	.30	SCREW, hose to caliper—(4.67 1).....
72	All A (Disc Brks.).....	3988192	2	.30	SCREW, hose to caliper—(4.67 1).....

4.665 KIT, PISTON HOUSING REPAIR (Grp. changed to 4.667 Eff. 5-1-71)

4.665 BUSHING, CALIPER SUPPORT (GRP. CHANGED TO 4.667 EFF. 5-1-72)

4.665 REPAIR KIT, HYDRAULIC BRAKE WHEEL CYLINDER (INCL. PISTON)

NOTE For models not listed refer to 4.667.

65-66	Skylark G.S.	5465083	2	2.70	REPAIR KIT (frt.) (1V," dia.)
67-72	All A (Drum Brk.).....	5465083	2	2.70	REPAIR KIT (frt.)
64-66	Special-Skylark-G.S., exc. Sport Wagons	5464763	2	2.45	REPAIR KIT (rr.)
64	4200-4355-65 1st Type . . .	5460451	2	2.15	REPAIR KIT (rr.) (with 1/16," dia. cyl.)
64	4200-4355-65 2nd Type . . .	5467384	2	2.15	REPAIR KIT (rr.) (with 1" dia. cyl.) . . .
65-68	Sport Wagons.....	5467384	2	2.15	REPAIR KIT (rr.).....
65	4000 Gran Sport.....	5467384	2	2.15	REPAIR KIT (rr.).....
65-66	4000 Gran Sport P.B.	5464848	2	2.55	REPAIR KIT (rr.) (use on car equipped with metallic linings part 5452395-5.017).....
67	30-4000 exc. 4000 Wagons & G.S.	5464763	2	2.45	REPAIR KIT (rr.).....
67	4000 G.S.	5464848	2	2.55	REPAIR KIT (rr.).....
67-70	9000.....	5455493	2	1.79	REPAIR KIT (rr.) Moraine
68-69	30-4000 exc. 4000 Wagons & G.S.	5464848	AR	2.55	REPAIR KIT (rr.)
69	4000 Wagons (Disc Brk.)	5462722	2	2.10	REPAIR KIT (rr.) Moraine
69	4000 Wagons (Drum Brk.).....	5467384	2	2.15	REPAIR KIT (rr.) Moraine
70	50-60-8000.....	5467284	2	2.82	REPAIR KIT (rr.).....
70-72	All A.....	5464848	AR	2.55	REPAIR KIT.....
71	All B-E exc. Wagons.	5464763	2	2.45	REPAIR KIT (rr.) Moraine
71-72	All B Wagons.....	5472326	2	3.05	REPAIR KIT (rr.)
71	All C (11" Brk. Drums) . . .	5464763	2	2.45	REPAIR KIT, rr. (Moraine)
71	All C (12" Brk. Drums) . . .	5472326	2	3.05	REPAIR KIT, rr. (Moraine)
72	All B-C-E exc. Wagons . . .	5464763	2	2.45	REPAIR KIT, rr. (Moraine)

4.666 VALVE, WHEEL BRAKE CYLIND

36-72	All as Req	5455122	AR	.25	VALVE (1/8"-24 x T/a") (also used 4.665).....
61-63	44-46-47-4800.....	5456895	2	.25	VALVE, frt. (%"-24 x 1/16").....
36-72	All as Req	5469230	AR	.23	VALVE (3/16"-24 x 1) (also used 4.650).....
69-70	All A (Drum Brakes)	5469230	4	.23	VALVE, front 8i rear (moraine) also used 4.665

4.666 TUBE—PIN, CALIPER

67-68	All A (Disc Brks.).....	5453786	AR	.13	TUBE, insert fitting—(4.671)
67	All A (Pwr. Disc Brks.) (Use with 1st Type Caliper).....	5456846	AR	.66	PIN, caliper shoe ret. (Moraine)—(5.041)
67	All A (Pwr. Disc Brk.) (Use with 2nd Type	5466977	AR	.67	PIN, caliper shoe ret—(5.04 1) . . .
67-68	All A (Disc Brks.).....	5465969	8	.29	SEAL, "0" ring (also used 4.667)

4.667 REPAIR KIT, FRONT BRAKE Wh

67-68	All A (Disc Brks.).....	5463232	8	2.04	REPAIR KIT (Moraine) (4 per whl.)
67-69	All B-C-E (Disc Brakes) . . .	1396921	2	4.41	REPAIR KIT (Bendix).....
67	All A (Disc Brk.).....	5464331	AR	.39	SHIM, for brk. noise correction

4.667 KIT, PISTON HOUSING REPAIR

69	All A (Disc Brks.).....	5468767	AR	3.34	KIT, piston hsg. repair (Moraine)
70-72	All (Disc Brks.).....	5468767	AR	3.34	KIT, piston hsg. repair (Moraine)

4.667 SEAL—BUSHING, CALIPER

67-68	All A (Disc Brks.)	5467984	8	1.03	SEAL, caliper piston (moraine).....
67-68	All A (Disc Brks.)	5465969	8	.29	SEAL, caliper "0" ring (Moraine)—(4.666)
67-69	All B-C-E (Disc Brks.)	1381324	8	.62	SEAL, caliper piston (Bendix).....
67-69	All B-C-E (Disc Brks.)	1381325	8	.46	SEAL, caliper dust (Bendix).....
67-69	All B-C-E (Disc Brks.)	1381326	4	.25	SEAL, caliper ring crossover passage (Bendix)
69	All A (Disc Brks.)	5469178	AR	.55	BUSHING, caliper supt. (rubber) (V," I.D.)
70-72	All (Disc Brks.)	5469178	AR	.55	BUSHING, caliper supt. (rubber) (V," I.D.)
69	All A (Disc Brks.)	5470497	AR	.47	BUSHING, caliper supt. (rubber) (V," ID.)
70-72	All (Disc Brks.)	5470497	AR	.47	BUSHING, caliper supt. (rubber) (V," I.D.)

4.667 CUP, WHEEL CYLINDER PISTON

56-60	All.....	5455298		.65	CUP, frt.
61-63	40-41-4300.....	5455299		.65	CUP, frt.
61-66	Skylark-G.S.-Le Sabre- Wildcat-Electra-Riviera	5455298		.65	CUP, frt.
64-66	Special-Skylark-G.S.....	5454234		.67	CUP, frt.
67-72	All A (Drum Brk.).....	5455298		.65	CUP, frt.
67	50-60-8000 Drum Type Brks.....	5456981		.60	CUP, frt.....
67	Riviera Drum Type Brk. (2nd Type).....	5456981		.60	CUP, frt. (with 1 1/2" dia. cyl.)
67	Riviera (Drum Type Brk.) 1st Type.....	5455298		.65	CUP, frt. (with 1/s" dia. cyl.)
68-70	50-60-80-9000 Drum Brake.....	5456981		.60	CUP, frt.
36-60	All.....	5455299		.65	CUP, rr.
61-63	40-41-4300.....	5455481		.67	CUP, rr.
61-66	Le Sabre-Wildcat-Electra- Riviera.....	5455299		.65	CUP, rr.
64	4200-4355-65 1st Type with 1 W' Dia. Whl. Cyl.....	5454234		.67	CUP, rr.
64	4200-4355-65 2nd Type with 1" Dia. Whl. Cyl.	5455299		.65	CUP, rr.
64-66	Special-Skylark-G.S. exc. Sport Wagons.....	5455439		.55	CUP, rr.
65-69	4000 Wagons.....	5455299		.65	CUP, rr.
67	30-4000 exc. 4000 Wagons & G.S.....	5455439		.55	CUP, rr.
67-70	9000.....	5455439		.55	CUP, rr.
67	Skylark G.S.....	5455481		.67	CUP, rr.
67-70	50-60-8000.....	5455299		.65	CUP, rr.
68-69	30-4000 Exc. 4000 Wagons.....	5455481		.67	CUP, rr.
69	Sportwagons Disc Brakes	5455439		.55	CUP, rr.
70-72	All A.....	5455481		.67	CUP, rr.
71-72	All B Wagons.....	5455299		.65	CUP, rr.
71	All B-E exc. Wagons.....	5455439		.55	CUP, rr.
71	All C (1 1" Drums).....	5455439		.55	CUP, rr.
71	All C (12" Drums).....	5455299		.65	CUP, rr.
72	All B-C-E exc. Wagons	5455439		.55	CUP, rr.

4.667 REPAIR KIT, HYDRAULIC BRAKE WHEEL CYLINDER (LESS PISTON)

NOTE: For models not listed refer to Grp. 4.665.

42	40-50-60-70.....	5455856	2	2.15	REPAIR KIT (frt.).....
46-60	All.....	5455856	2	2.15	REPAIR KIT (frt.).....
61-63	40-41-4300.....	5455855	2	2.34	REPAIR KIT (frt.).....
61-64	44-46-47-4800.....	5455856	2	2.15	REPAIR KIT (frt.).....
64	40-41-42-4300.....	5465084	2	2.70	REPAIR KIT (frt.).....
65-66	30-4000 exc. G.S.....	5465084	2	2.70	REPAIR KIT (frt.).....
65-66	50-60-80-9000.....	5455856	2	2.15	REPAIR KIT (frt.).....
67	9000 (Drum Brk.) 1st Type.....	5455856	2	2.15	REPAIR KIT (frt.) (1', V dia.).....
40	40-50-60-70.....	5455855	2	2.34	REPAIR KIT (rr.).....
41-60	All.....	5455855	2	2.34	REPAIR KIT (rr.).....
61-63	40-41-4300.....	5460461	2	1.92	REPAIR KIT (rr.).....
61-64	44-46-47-4800.....	5455855	2	2.34	REPAIR KIT (rr.).....
65-66	50-60-80-9000.....	5455855	2	2.34	REPAIR KIT (rr.).....
67-69	50-60-8000.....	5455855	2	2.34	REPAIR KIT (rr.).....

4.668 PISTON, WHEEL BRAKE CYLINDER

42	40-50-60-70.....	5461017	4	.75	PISTON, frt.
46-60	All.....	5461017	4	.75	PISTON, frt.
61-62	40-41-4300.....	231334	4	.46	PISTON, frt.
61-62	44-46-47-4800.....	5461017	4	.75	PISTON, frt.
63	40-41-4300.....	5461051	4	.53	PISTON, frt.

63-66	Skylark G.S.-LeSabre- Wildcat-Electra-Riviera .	5461017		.75	PISTON, frt.
64-66	Special-Skylark exc. G.S. .	5461438		.71	PISTON, frt.
67-72	All A (Drum Brk.)	5461017		.75	PISTON, frt.
67	50-60-8000 (Drum Brk.) .	5459460		.76	PISTON, frt.
67	9000 Drum Brk. (1st Type)	5461017	4	.75	PISTON, frt. (with 1 1/2" dia. cyl.) .
67	9000 Drum Brk. (2nd Type)	5459460	4	.76	PISTON, frt. (with 1 1/2" dia. cyl.) .
68-70	50-60-80-9000 Drum Brake	5459460		.76	PISTON, frt.
36-60	All	231334		.46	PISTON, rr.
61-62	44-46-47-4800	231334		.46	PISTON, rr.
63	40-41-4300	5461429		.66	PISTON, rr.
63-64	44-46-47-4800	5461051		.53	PISTON, rr.
64	4200-4355-65 1st Type with 1VV Dia. Whl. Cyl.	5461438	4	.71	PISTON, rr.
64	4200-4355-65 2nd Type with 1" Dia. Whl. Cyl. .	5461051	4	.53	PISTON, rr.
65-66	30-4000 exc. Sport Wagons	5461436	2	.69	PISTON, rr.
65-69	Sportwagons (Drum Brks.)	5461051	4	.53	PISTON, rr.
65-66	9000	5461051	4	.53	PISTON, rr.
67	Special-Skylark exc. 4000 Wagons & G.S. .	5461436	2	.69	PISTON, rr.
67	Skylark G.S.	5461429	2	.66	PISTON, rr.
65-70	50-60-8000	5461051	4	.53	PISTON, rr.
68-69	30-4000 Exc. 4000 Wagons	5461429	2	.66	PISTON, rr.
67-70	9000	5461436	2	.69	PISTON, rr.
69	Sportwagons Disc Brakes	5461436	2	.69	PISTON, rr.
70-72	All A	5461429	2	.66	PISTON, rr.
71-72	All B Wagons	5461051	4	.53	PISTON, rr.
71	All B-E exc. Wagons	5461436	2	.69	PISTON, rr.
71	All C (1 1" Drums)	5461436	2	.69	PISTON (Moraine)
71	All C (12" Drums)	5461051	2	.53	PISTON (Moraine)
72	All B-C-E exc. Wagons . . .	5461436	2	.69	PISTON, rr. (Moraine)
4.668 PISTON CALIPER					
67-68	All A (Disc Brks.)	5457273	8	3.65	PISTON (moraine)
67-69	All B-C-E (Disc Brks.) . . .	1381322	8	4.00	PISTON (Bendix) .
69	All A (Disc Brks.)	5463483	AR	4.43	PISTON (moraine)
70-72	All (Disc Brakes)	5463483	AR	4.43	PISTON (Moraine)
4.669 SPRING, CALIPER PISTON					
67-68	All A (Disc Brks.) _____	5466733		.36	SPRING (moraine)
67-69	All B-C-E (Disc Brks.)	1381323		.36	SPRING (Bendix)
69	All A (Disc Brks.) _____	5469180	AR	.48	SPRING, shoe (moraine)
68-70	All as Req.	5456982	AR	.48	SPRING 8t EXPANDER (used 4.667)
70-72	All (Disc Brks.)	5469497	AR	.48	SPRING, shoe (clip type)
4.669 SPRING & EXPANDER WHEEL CYLINDER PISTON					
59-65	All exc. Special-Skylark .	5455487	2	.43	SPRING 8. EXPANDER, frt.
61-63	40-41-4300	5455489	2	.43	SPRING 8> EXPANDER, frt.
65-66	4000 G.S.	5455487	2	.43	SPRING 8. EXPANDER, frt.
65-66	50-60-80-9000	5455487	2	.43	SPRING 8. EXPANDER, frt.
64-66	Special-Skylark exc. G.S.	5455425	2	.43	SPRING 8t EXPANDER, frt.
67-70	50-60-8000 (Drum Brk.)	5456982	2	.48	SPRING 8i EXPANDER, frt.
67-72	All A (Drum Brk.)	5455487	2	.43	SPRING & EXPANDER, frt.
68-70	9000 (Drum Brk.)	5456982	2	.48	SPRING 8. EXPANDER, frt.
67	9000 (Drum Brk.) 1st Type	5455487	2	.43	SPRING 8i EXPANDER, frt. (V/2" dia. cyl.)
67	9000 (Drum Brk.) 2nd Type	5456982	2	.48	SPRING
61-63	40-41-4300	5455421	2	.43	SPRING
59-66	All exc. Special & Skylark	5455489	2	.43	SPRING 8. EXPANDER, rr.
64-66	Special-Skylark-G.S. exc. Sport Wagons	5455422	2	.37	SPRING EXPANDER, rr.
64	4200-4355-65 1st Type	5455425	2	.43	SPRING EXPANDER, rr. (1 1/2," dia.t:yl.)
64	4200-4355-65 2nd Type	5455489	2	.43	SPRING EXPANDER, rr. (1" dia. cyl.) . . .
65-68	4000 Wagons	5455489	2	.43	SPRING rr.
67	Skylark G.S.	5455421	2	.43	SPRING rr.
67	30-4000 exc. 4000 Wagon & G.S.	5455422	2	.37	SPRING 8t EXPANDER, rr.

68-69	30-4000 exc. 4000 Wag- ons.....	5455421	2	.43	SPRING 8. EXPANDER, rr
67-70	50-60-8000.....	5455489	2	.43	SPRING 8. EXPANDER, rr
67-70	9000.....	5455422	2	.37	SPRING & EXPANDER, rr
69	4000 Wagons (Disc Brks.).....	5455422	2	.37	SPRING & EXPANDER, rr
69	4000 Wagons (Drum Brks.).....	5455489	2	.43	SPRING & EXPANDER, rr
70-72	All A.....	5455421	2	.43	SPRING & EXPANDER, rr
71	All B-E exc. Wagons.....	5455422	2	.37	SPRING & EXPANDER, rr
71-72	All B Wagons.....	5455489	2	.43	SPRING & EXPANDER, rr
71	All C (1 1" Drums).....	5455422	2	.37	SPRING & EXPANDER, rr
71	All C (12" Drums).....	5455489	2	.43	SPRING & EXPANDER, rr
72	All B-C-E exc. Wagons ..	5455422	2	.37	SPRING & EXPANDER, rr.

4.670 BOOT, WHEEL BRAKE CYLINDER

37-60	All.....	5450031	4	.42	BOOT, frt
61-63	40-41-4300.....	231335	4	.40	BOOT, frt
61-66	LeSabre-Wildcat-Electra	5450031	4	.42	BOOT, frt
64-66	Special-Skylark Less G.S.	5462969	4	.49	BOOT, frt
65-66	Skylark Gran Sport	5464988	4	.51	BOOT, frt
67-72	All A (Drum Brk.).....	5464988	4	.51	BOOT, frt
67	50-60-8000 (Drum Brk.) .	1074822	4	.46	BOOT, frt
67	9000 Drum Brk. (1st	5450031	4	.42	BOOT, frt.
67	9000 Drum Brk. (2nd Type).....	1074822	4	.46	BOOT, frt.
68-70	50-60-80-9000 (Drum Brake).....	1074822	4	.46	BOOT, frt
37-39	60.....	231335	AR	.40	-----
37-40	80-90.....	5450031	4	.42	-----
40-60	All.....	231335	AR	.40	BOOT, rr.
61-70	LeSabre-Wildcat-Electra- Riviera.....	231335	4	.40	BOOT, rr.
64	40-4 1-4300 exc. 4355- 65.....	5462938	4	.47	BOOT, rr
64-66	Special-Skylark-G.S. exc. Sport Wagons.....	5462938	4	.47	BOOT, rr
67	Special-Skylark exc. 4000 Wagons & G.S. .	5462938	4	.47	BOOT, rr
64-69	5460153	4	.37	BOOT, rr
67	5464011	4	.47	BOOT, rr.
68-69	30-4000 Exc. 4000 Wagons.....	5464011	4	.47	BOOT, rr.
70-72	All A.....	5464011	4	.47	BOOT, rr.
71-72	All B-C-E exc. Wagons	5462938	4	.47	BOOT, rr.

4.670 BOOT, CALIPER

67-68	All A (Pwr. Disc Brks.) ...	5467987	AR	1.04	BOOT (moraine)
-------	-----------------------------	---------	----	------	----------------

4.671 WASHER, WHEEL BRAKE HOSE & PIPE FITTING

ALL	All-Less Pwr. Disc Brks. ..	231343	2	.20	WASHER.....
69-73	All A (Disc Brks.)	231343	2	.20	WASHER.....
71-73	All B-C-E (Disc Brks.)	231343	2	.20	WASHER.....
72	All.....	1239146	1	.51	BOLT, rr. brake hose to axle carrier
73	All exc. B/Wgn.....	1239146	1	.51	BOLT, rr. brk. hose to axle carrier ..

4.671 TUBE, WHEEL BRAKE CYLINDER

69-72	All Drum Brakes.....	5453786	2	.13	TUBE, cylinder insert fitting (frt.)
67-68	All A (Pwr. Disc Brks.) ...	5453786	AR	.13	TUBE (used 4.666).....
71	All B-C-E exc Wagons	5453786	2	.13	TUBE, rr. whl. brk. cyl. insert...
72	All B-C-E.....	5453786	2	.13	TUBE, rr. whl. brk. cyl. insert...

4.671 SCREW, HOSE TO CALIPER

71-72	All B-C-E.....	3988192	2	.30	SCREW (used 4.665)
-------	----------------	---------	---	-----	--------------------

4.675 LINK, WHEEL BRAKE CYLINDER TO BRAKE SHOE

41-66	All exc. Special 8c Skylark	509233	8	.33	LINK, conn.....
63-68	LeSabre-Wildcat-Electra- Riviera (Drum Type Brks.).....	509233	8	.33	LINK, conn.-frt. & rr.....
61-64	Special-Skylark	5464748	8	.22	LINK, cyl. to brk. shoe (frt. & rr.)
69-70	All B-C-E.....	5464971	4	.15	LINK, conn.....
65-72	All A (Drum Brks.).....	5464748	8	.22	LINK, cyl. to brk. shoe (frt. & rr.)
71-72	All B-C-E.....	5472176	2	.16	LINK, connecting rr. brk.....

4.680 HOSE, BRAKE

53	50-70.....	1161837	2	2.36	HOSE, frt.....
54-56	All.....	1161837	2	2.36	HOSE, frt.....
57	Exc. 75-75R.....	1174175	2	2.72	HOSE, frt. less fabricast drums.....
57	75-75C.....	1181521	2	2.46	HOSE, frt. with fabricast drums.....
58	All.....	1181521	2	2.46	HOSE, frt.....
59-60	All.....	1359777	2	4.61	HOSE, frt.....
61-63	40-41-4300.....	765639	2	3.85	HOSE, frt.....
61	44-46-47-4800.....	9745221	2	5.20	HOSE, frt.....
62-64	44-46-4800.....	9748375	2	5.65	HOSE, frt.....
63-65	Riviera.....	1359777	2	4.61	HOSE, frt.....
64	40-41-42-4300.....	3898231	2	6.70	HOSE, frt.....
65-67	All A (Drum Brk.).....	3898231	2	6.70	HOSE, frt.....
65	All B-C.....	9745221	2	5.20	HOSE, frt.....
66-67	All B-C-E (Drum Brk.).....	9745221	2	5.20	HOSE, frt.....
67	All A (Pwr. Disc Brks.).....	3904943	2	4.35	HOSE, frt.....
67-68	All B-C-E (Disc Brks.).....	9746638	2	4.48	HOSE, frt.....
68	All A.....	9747245	2	6.20	HOSE, frt.....
68	All B-C-E.....	9745221	2	5.20	HOSE, frt.....
69	All B-C-E (Disc Brks.).....	9747245	2	6.20	HOSE, frt.....
69-72	All Drum Brk.....	9747245	2	6.20	HOSE, frt.....
69-72	All A (Disc Brks.).....	1230992	2		HOSE, frt.....
70	All B-C-E (Disc Brks.).....	1394781	2	7.70	KIT, hose-frt. (includes hose, hollow bolt & washer) ..
71-73	All B-C-E.....	3993649	2	7.35	HOSE, frt.....
60	All.....	1193682	1	3.77	HOSE, rr.....
61	40-41-4300.....	765642	1	4.20	HOSE, rr.....
61	44-46-47-4800 1st Type.....	1164375	1	4.20	HOSE, rr. 17.50" long-fig. to fig.....
61	44-46-47-4800 2nd Type.....	1351384	1	2.63	HOSE, rr. 16 V long-fig. to fig.....
62-63	40-41-4300.....	768281	1	4.69	HOSE, rr.....
62	44-46-4800 1st Type.....	1351384	1	2.63	HOSE, rr. 16 V long-fig. to fig.....
62-64	44-46-4800 (2nd Type on 1962).....	1352815	1	3.23	HOSE, rr. 13.25" long-fig. to fig.....
65-66	50-60-80-9000.....	1352815	1	3.23	HOSE, rr.....
64-66	Special-Skylark-G.S.....	9740566	1	4.48	HOSE, rr.....
67	30-4000.....	9744852	1	4.73	HOSE & TEE, rr.....
67	5000.....	9745246	1	3.02	HOSE, rr.....
67	60-8000.....	9745473	1	4.43	HOSE, rr.....
68	All A.....	9747244	1	7.55	HOSE & TEE, rr.....
68	All B-C.....	1384757	1	4.46	HOSE & TEE, rr.....
68	All A (Canada Only).....	9745473	1	4.43	HOSE, rr.....
67-70	All E.....	9745473	1	4.43	HOSE, rr.....
69-72	All A.....	9749978	1	7.70	HOSE & TEE, rr.....
69-70	All B-C.....	9750327	1	7.95	HOSE & TEE, rr.....
71-72	All B-C-E exc. Wagons.....	1235475	1	6.05	HOSE, rr.....
71-73	All B Wagons.....	9750327	1	7.95	HOSE & TEE, rr.....

4.681 BRACKET—YOKE, BRAKE HOSE

62	44-46-4800 2nd Type.....	1359120	1	.18	BRACKET, rr. (frt.) (1 V arm).....
63-64	44-46-47-4800.....	1359120	1	.18	BRACKET, rr. (frt.).....
64	40-41-42-4300.....	3852272	RH	.15	BRACKET, frt.....
64	40-41-42-4300.....	3852271	LH	.15	BRACKET, frt.....
64	40-41-42-4300.....	1361970	1	.41	BRACKET, rr.....
65	All exc. 9000.....	3852272	RH	.15	BRACKET.....
65	All exc. 9000.....	3852271	LH	.15	BRACKET.....
65-66	30-40-5000.....	1361970	1	.41	BRACKET, rr.....
64-66	Sports Wagons.....	1363761	1	.30	BRACKET, rr. (frt.).....
65	9000.....	1359120	1	.18	BRACKET, rr. (frt.).....
66-67	60-8000.....	1375674	1	.23	BRACKET, rr.....
66-70	9000.....	1363761	1	.30	BRACKET, frt.....
66-70	9000.....	1378323	LH	.41	BRACKET.....
66-67	All.....	3852272	RH	.15	BRACKET, frt.....
66-67	All.....	3852271	LH	.15	BRACKET, frt.....
67	30-4000 (Pwr. Disc Brks.).....	1381724	RH	.77	BRACKET, frt. conn.....
67	30-4000 (Pwr. Disc Brks.).....	1381725	LH	.77	BRACKET, frt. conn.....
67	4000 Wagons.....	1381706	1	.41	BRACKET, rr. brk. (frt.).....
67	30-40-5000.....	9782655	1	.30	BRACKET, rr.....
67-68	50-60-80-9000 (Pwr. Disc Brks.).....	1371740	RH	.77	BRACKET, pipe hose conn.....
67-68	50-60-80-9000 (Pwr. Disc Brks.).....	1371741	LH	.77	BRACKET, pipe hose conn.....
68	30-4000 (Canadian Built).....	3872942	1	.41	BRACKET, hose conn.....
68	30-4000.....	1383567	1	.20	BRACKET, frt. brk. hose.....
68-71	30-4000.....	3931188	RH	.20	BRACKET, frt. brk. hose mtg. to brk.....
68-71	30-4000.....	3931187	LH	.20	BRACKET, frt. brk. hose mtg. to brk.....
68-70	All exc. Riviera G.S.....	1385868	1	.46	BRACKET, rr.....

68-69	50-60-80-9000.....	3852272	RH	.15	BRACKET, frt.
68-69	50-60-80-9000.....	3852271	LH	.15	BRACKET, frt.
69	30-4000.....	3959015	LH	1.49	BRACKET, frt.
69	30-4000.....	3959016	RH	1.49	BRACKET, frt.
69	30-4000 (Canadian Built)	3956788	1	.62	BRACKET, rr.
69	30-4000 (Drum Brake)....	3931188	RH	.20	BRACKET, frt. brake hose mounting to brake
69-71	30-4000 Drum Brk.....	1236574	RH	.15	BRACKET, frt. brake hose frame.....
69-71	30-4000 Drum Brk.....	1236575	LH	.15	BRACKET, frt. brake hose frame.....
69-71	30-4000 Disc Brk.....	1236576	RH	.15	BRACKET, frt. brake hose frame.....
69-71	30-4000 Disc Brk.....	1236577	LH	.15	BRACKET, frt. brake hose frame.....
69	50-60-80-9000.....	1386792	RH	.46	BRACKET, frt. brake hose mounting to brake
69	50-60-80-9000.....	1386793	LH	.46	BRACKET, frt. brake hose mounting to brake
69	50-60-80-9000.....	1387960	RH	.30	BRACKET, frt. brake hose.....
69	50-60-80-9000.....	1387961	LH	.30	BRACKET, frt. brake hose.....
70	50-60-80-9000 (Disc Brks.).....	1233292	RH	.82	BRACKET, frt.....
70	50-60-80-9000 (Disc Brks.).....	1233293	LH	.82	BRACKET, frt.....
70	50-60-80-9000 Drum Brks.....	1386792	RH	.46	BRACKET, frt. brk. hose mtg. to brk.
70	50-60-80-9000 Drum Brks.....	1386793	LH	.46	BRACKET, frt. brk. hose mtg. to brk.
70	50-60-80-9000 Drum Brks.....	1387960	RH	.30	BRACKET, frt.....
70	50-60-80-9000 Drum Brks.....	1387961	LH	.30	BRACKET, frt.....
71	All B Wagons.....	1237141	1	.20	BRACKET, brk. pipe mtg.-frame
71-73	All B Wagons.....	1237552	1	.30	BRACKET, rr. brk. hose to axle
71	All B-C-E.....	3988189	RH	.25	BRACKET, frt. brk. hose.....
71	All B-C-E.....	3988190	LH	.25	BRACKET, frt. brk. hose.....
72	All A (Disc Brks.).....	1239710	RH	.15	BRACKET, frt. brk. hose-frame .
72	All (Disc Brks.).....	1239711	LH	.15	BRACKET, frt. brk. hose-frame .
72	All.....	1239712	RH	.15	BRACKET, frt. brk. hose mtg. brkt.
72	All.....	1239713	LH	.15	BRACKET, frt. brk. hose mtg. brkt.
72	All less Disc Brks.....	1239714	RH	.15	BRACKET, frt. brk. hose-frame——
72	All less Disc Brks.....	1239715	LH	.15	BRACKET, frt. brk. hose-frame
72-73	All B Wagons.....	1239707	1	.20	BRACKET, brk. pipe mtg.-frame
72	All B-C-E.....	3988189	LH	.25	BRACKET,, frt. brk. hose.....
72	All B-C-E.....	3988190	RH	.25	BRACKET,, frt. brk. hose.....
72-73	All B-C-E.....	6270701	RH	.25	BRACKET,, frt. brk. hose.....
72-73	All B-C-E.....	6270702	LH	.25	BRACKET, frt. brk. hose.....
36-69	All.....	476737	AR	.15	RETAINER, brake hose spring (horseshoe shape-spring steel) (also used 4.047).....
71-73	All.....	476737	AR	.15	RETAINER, frt. brake hose to frame brkt. (horseshoe shaped).....
71-73	All B-C-E.....	476737	AR	.15	RETAINER, rr. brkt. hose to frame cross member——
69		1386794	RH	.25	ADAPTER, frt. brake hose mounting bracket.....
69		1386795	LH	.30	ADAPTER, frt. brake hose mounting bracket.....
70	All B-C-E (Drum Brks.)	1386794	RH	.25	ADAPTER, frt. brk. hose mtg. brkt.....
70	All B-C-E (Drum Brks.)	1386795	LH	.30	ADAPTER, frt. brk. hose mtg. brkt.....

4.683 LUBRICANT

ALL	ALL.....	5450032	AR	2.41	LUBRIPLATE (1 lb. can)—(8.800)
-----	----------	---------	----	------	--------------------------------

4.683 FLUID HYDRAULIC BRAKE

All	All.....	5464831	AR	1.64	FLUID (1 pt.).....
All	All.....	5464832	AR	3.05	FLUID (1 qt.).....
All	All.....	5464833	AR	11.10	FLUID (1 gal.).....
All	All.....	5464834	AR	52.75	FLUID (5 gal.).....
All	All.....	5464835	AR	305.00	FLUID (30 gal. drum).....
ALL	ALL.....	5450412	AR	1.45	DECLENE, flushing fluid (1 qt.)

4.685 PIPE, BRAKE CYLINDER TO DISTRIBUTOR

64-66	Special-Skylark-G.S. Reg. Brks.....	1366287		.72	PIPE.....
64-66	Special-Skylark-G.S. P.B.....	1366286		.92	PIPE.....
64-65	Riviera.....			.70	PIPE (use 2-137397 nut & 603827 as req.)
65-66	50-6000 Reg. Brks.....	1368679		.67	PIPE.....
65-66	50-60-8000 P.B.....	1368678		.67	PIPE.....
66	9000.....	1376041		.72	PIPE.....
67	All A (P.B.).....	1380841		1.18	PIPE (frt.).....
67	All A (Reg. Brks.).....	1382515		1.13	PIPE (frt.).....
67	All A (Reg. Brks.).....	1382516		1.18	PIPE (rr.).....
67	All A (P.B.).....	1380843		1.33	PIPE (rr.).....
67-68	All B (Reg. Brks.).....	1382511		1.17	PIPE (frt.).....
67-68	All B (Reg. Brks.).....	1382512		1.49	PIPE (rr.).....
67-68	All B-C (Pwr. Drum Brks.)	1381174		.92	PIPE (frt.).....
67	All B-C (P.B.).....	1382517		1.33	PIPE (rr.).....

67-70	All E (Drum Brk.)	1382513	1	1.18	PIPE (frt.)
67	All E	1382514	1	1.28	PIPE (rr.)
68	All A (P.B.)	3923311	1	1.74	PIPE, mtr. valve to brk. pipe distr. & switch
68-72	All A less Disc Brks.	1385344	RH	.82	PIPE, brkt. to frt. whl. cyl.
68-72	All A less Disc Brks.	1385345	LH	.82	PIPE, brkt. to frt. whl. cyl.
68-72	All A (P.B.) (Drum Type)	1383290	1	1.38	PIPE (frt.)
68-72	All A (Reg. Brks.)	1383291	1	1.13	PIPE (frt.)
68-72	All A (P.B.) (Drum Type)	1383292	1	1.64	PIPE (rr.)
68-72	All A (Reg. Brks.)	1386036	1	1.74	PIPE (rr.)
68	All B-C (P.B.)	1384762	1	1.13	PIPE (rr.)
68	All B (P.B.)	1384761	1	.87	PIPE, metering valve to distr.
68	All A	1384760	1	1.44	PIPE (rr.)
69-70	All B less P.B.	1387430	1	1.28	PIPE (frt.)
69-70	All B-C (Pwr. Drum				
		1387431	1	1.13	PIPE (frt.)
69-70	All B (Reg. Brakes)	1387432	1	1.64	PIPE (rr.)
69-70	All B-C (Pwr. Drum				
		1387433	1	1.33	PIPE (rr.)
69-70	All E (Pwr. Drum Brakes)	1384760	1	1.44	PIPE (rr.)
69-70	All B-C-E	1386790	RH	1.18	PIPE, brkt. to frt. whl. cyl.
69-70	All B-C-E	1386791	LH	1.18	PIPE, brkt. to frt. whl. cyl.

4.685 PIPE, DISC BRAKES

67	30-4000 Disc Brks. (1st Type-ft"—24 Nuts-Both Ends)	1381726	RH	.56	PIPE, frt. brk. hose
67	30-4000 Disc Brks. (2nd Type-has ft"—24 & 7/16" —24 Nuts)	1382794	RH	.67	PIPE, frt. brk. hose
67	30-4000 Disc Brks. (2nd Type-has ft"—24 & ft" —20 Nuts)	1382795	LH	.67	PIPE, frt. brk. hose
67	30-4000 Disc Brks.	1381085	1	1.79	PIPE, metering valve to distr.
67	All Disc Brks.	1381354	1	1.13	PIPE, master cyl. to metering valve
67-68	50-60-80-9000 (Disc Brks.)	1371752	RH	1.03	PIPE, brk. to hose
67-68	50-60-80-9000 (Disc Brks.)	1371753	LH	1.03	PIPE, brk. to hose
67	50-6000 (Disc Brks.)	1381355	1	1.33	PIPE, metering valve to distr.
67	9000 (Disc Brks.)	1381086	1	1.23	PIPE, metering valve to distr.
68	All P.B.	1384694	1	.82	PIPE, cyl. to metering valve
68	30-4000 (Disc Brks.)	1385346	RH	.92	PIPE, frt. brk. hose to brk.
68	30-4000 (Disc Brks.)	1385347	LH	.97	PIPE, frt. brk. hose to brk.
68	8000 (Disc Brks.)	1384761	1	.87	PIPE, metering valve to distr.
68	9000 (Disc Brks.)	1384759	1	1.69	PIPE, metering valve to distr.
69	All A (Disc Brks.)	3923311	1	1.74	PIPE, motor valve to brake pipe distributor & switch
69	All A (Disc Brks.)	1384694	1	.82	PIPE, cyl. to metering valve
69	All B-C (Disc Brks.)	1386498	1	1.03	PIPE, metering valve to distr.
69	All B-C-E (Disc Brks.)	1386796	RH	1.28	PIPE, brake to hose
69	All B-C-E (Disc Brks.)	1386797	LH	1.28	PIPE, brake to hose
69	All B-C (Disc Brk.)	1386499	1	1.38	PIPE, rr.
69-70	All B-C-E (Disc Brks.)	397010	1	.92	PIPE, cyl. to metering valve
69	All E (Disc Brk.)	1387551	1	1.85	PIPE, metering valve to distributor
69	All E (Disc Brk.)	1387550	1	2.36	PIPE, cyl. to distributor-rr.
70	All A (Disc Brks.)	1234315	1	1.49	PIPE, metering valve to brk. pipe switch & distr.
70	All A (Disc Brks.)	1234316	1	.87	PIPE, cyl. to metering valve
70	All E (Disc Brakes)	1232591	1	1.59	PIPE, mtr. valve to distr.
71-73	All B-C-E	1235481	1	.97	PIPE, cyl. to combination valve-rr.
71-73	All B-C-E	1235482	1	.97	PIPE, cyl. to combination valve-frt.
62-69	All	3886933	AR	1.95	SHIELD, pipe (for ft" O.D. pipe)

4.685 TUBING—CONDUIT, HYDRAULIC BRAKE

36-52	All	.603827	AR	4.10	TUBING, steel (ft" x 25 ft.) cut to fit length—(8.964)
50-70	All	.3696822	AR	.15	TUBING, steel (7/16" O.D. x 25 ft.) cut to fit—(8.964)
61-65	All as Req.	.603827	AR	4.10	TUBING, steel (ft" x 25 ft.)—(8.964)
61	44-46-47-4800	.137412	1	.15	UNION, brk. pipe distr.-rr.—(8.963)
36-38	All	.137397	AR	.15	NUT (ft") inverted flared tube—(8.963)
61-65	All	.137396	AR	.15	NUT (%«")—(8.963)
61-65	All	.137397	AR	.15	NUT (ft")—(8.963)
66	30-4000	.137397	2	.15	NUT (ft") master cyl. to distr. pipe—(8.963)
66	30-4000	.137396	AR	.15	NUT (ft.) in brk. pipe-ctr. & frt.—(8.963)

4.686 FITTING—JUNCTION—TEE, BRAKE LINE

64-65	Special-Skylark-G.S.	.1366288	1	1.03	FITTING (TEE), brk. pipe distr. frt. (incl. brkt.)
65-66	50-60-8000	.1369185	1	1.18	FITTING, brk. pipe distr.-frt.
66	30-40-9000	.1366288	1	1.03	FITTING (TEE), brk. pipe distr. frt. (incl. brkt.)
61-63	40-41-4300	.579314	1	1.59	JUNCTION, frt. brk. pipe
41-49	All	.9422296	1	.05	NUT, distr. fitting—(8.917)

61-62	All	137396	AR	15	NUT, inverted flared tube $\frac{3}{16}$ "-brk. pipe Junes—(8.963)
64	40-41-42-4300	1364657	1	.41	TEE, rr. brk. hose to (R. & L) rr. brk. pipes
65	All exc. 9000	1364657	1	.41	TEE, rr. brk. hose to (R. & L) rr. brk. pipes
66	All	1364657	1	.41	TEE, rr. brk. hose to R. & L. rr. brk. pipes
67	60-80-9000	1364657	1	.41	TEE, rr. brk. hose to R. & L. rr. brk. pipes
68	30-4000	1364657	1	.41	TEE, rr. brk. hose to R. & L. rr. brk. pipes (G.M. Canada)
68-70	9000	1364657	1	.41	TEE, rr. brk. hose to R. & L. rr. brk. pipes
56	All	5454145	1	.48	VALVE, check—(4.657)
66-69	All P.B.	1470030	2	.51	CLAMP, P.B. vacuum hose to vacuum pipe—(1.166)
56	All	476737	AR	.15	YOKE, check valve to mtg. brkt.—(4.681)
67-73	All A	1382640	2	.10	CLIP, frt. & rr. brk. pipe frt. cyl. to distr.—(3.162)
68	4000 Wagons	3927977	1	.10	CLIP, frt. brk. pipe to frt. cross mbr.
68	50-60-8000	1386079	2	.10	CLIP (R.H.) frt. brk. pipe to frame frt. inner side rail
68	50-60-9000	1386079	2	.10	CLIP (R.H.) frt. brk. pipe to spring supt. cross member
68-69	9000	1386079	1	.10	CLIP (R.H.) frt. brk. pipe to frame
65-68	All P.B.	1470030	2	.51	CLAMP, P.B. vac. hose to vac. pipe—(1.166)
68-70	30-4000 Pwr. Drum Brks.	401429	1	.15	CLIP, brk. pipe—(4.931)
69	30-4000 (Canadian Bilt)	3956700	2	.15	CLIP, rr. axle brk. pipe to carrier
69	All exc. 9000	1230996	2	.05	CLIP, (R.H.) frt. pipe to frt. cross member
69	All exc. 9000	1230996	2	.05	CLIP, (R.H.) front pipe to front cross member
69	30-4000 exc. Wagons	3952717	1	.10	CLIP, brake line to frame—(3.162)
69	Sportwagons	3952717	1	.10	CLIP, center brake pipe to rear cross member—(3.162)
69	30-4000 exc. Wagons	1231003	1	.10	CLIP, brake pipe rear inner rail—(3.162)
69	50-60-8000	1386215	AR	.10	CLIP, rear lower control arm bracket—(3.162)
69-70	50-60-8000	3927977	1	.10	CLIP, center brake line to rear suspension upper control arm mounting cross member
69-70	9000 (w/Bolted on Brake Pipe Clips)	3927977		.10	CLIP, center brake pipe to frame tunnel-forward loc
70-72	All	1230996		.05	CLIP, rt. frt. brk. pipe to frame
70-72	All	1230996		.05	CLIP, rt. frt. pipe to frt. c/mbr. (also used 8.080)
70	All A	3952717		.10	CLIP, brk. & fuel line to frame—(3.162)
70	All A (Used on Cars Having 1 2 Bolt Rr. Axle Hsg. Cvr.)	3956700		.15	CLIP, rr. axle brake pipe to carrier
71-73	All A (P.B.)	3952757		.20	CLIP, pwr. unit brkt
71-72	All A	1231003		.10	CLIP, brk. pipe-rr. inner rail (also holds fuel line)—(3.162)
71	All B-C	478600	1	.10	CLIP, master cyl. combination valve pipe to top of frame—(4.342)
71	All B-C	1235476	AR	.10	CLIP, brake & fuel line to frame
72-73	All B-C-E	478600	1	.10	CLIP, master cyl. combination valve pipe to top of frame—(4.342)
72	All B-C-E	1235476	AR	.10	CLIP, brake & fuel line to frame
73	All	1235476	AR	.10	CLIP, brk. & fuel line to frame
4.690 VALVE—BRACKET, PRESSURE METERING					
NOTE Valves also listed Grp. 4.874.					
67-68	All A (Disc Brks.)	1383400		12.15	VALVE
67	All B-C-E (Disc Brks.)	1383400		12.15	VALVE
68	All (Disc Brks.)	3905525		13.00	VALVE
69	All A (Disc Brakes)	3905525		13.00	VALVE
69	All B-C-E (Disc Brks.)	401343		14.90	VALVE
70	All A (Disc Brks.)	1233464		13.70	VALVE
70	All B-C-E (Disc Brks.)	1233463		13.70	VALVE
70	All B-C-E (Disc Brks.)	1234398		10.95	VALVE, balance
71-73	All	5472140		19.55	VALVE, comb. brk. (also used 4.874)
71-73	All B-C-E exc. Wagons	5472142		21.90	VALVE, comb. brk. (also used 4.874)
68	All (Disc Brks.)	3912539		.94	BRACKET
69-72	All A (Disc Brks.)	3912539		.94	BRACKET
69	All B-C-E (Disc Brks.)	1382658		1.03	BRACKET (Moraine)
69-71	All B-C-E (Disc Brks.)	401571		1.13	BRACKET (Bendix)
71-72	All A (Disc Brk.)	1237808		.97	BRACKET, valve mtg. (also used 4.874)
4.710 SENSOR—SWITCH—DISC, MAX-TRAC					
71-73		6494271	1	12.80	SENSOR, frt. whl
71	9000 Max-Trac	6494493	1	40.25	SENSOR, trans, speedo driven gear (for trans. speedo driver gear with 34 to 39 teeth)
71	9000 Max-Trac	6494494	1	50.15	SENSOR, trans, speedo driven gear (for trans. speedo driven gear with 40 to 45 teeth)
		6494493	1	40.25	SENSOR, trans, speedo. driven gear for trans. speedo. driven gear with 34 to 39 teeth
		6494494	1	50.15	SENSOR, trans, speedo. driven gear for trans.' speedo. driven gear with 40 to 45 teeth
		1238421	1	5.65	SWITCH

71-73	All Max-Trac	1237590	1	40.75	DISC, speed signal (assm. in brk. hub disc & rotor (also used 5.809))
71-73	All Max-Trac	1238358	1	1.03	ESCUTCHEON
71	9000 Max-Trac	1233142	1	2.05	RETAINER, speed sensor
71-73	All Max-Trac	1235440	1	2.26	RETAINER, speed sensor
71-73	All Max-Trac	3826039	1	.10	BOLT, speed sensor retainer to trans, case ("ie"—18 x 1%)—(6.606)

4.710 SHIELD, BRAKE SPLASH

71-73	All Max-Trac	1237071	LH	4.51	SHIELD, frt. brk. disc splash—(5.002)
-------	--------------	---------	----	------	---------------------------------------

4.720 LOGIC BOX—SOLENOID. MAX-TRAC

71-73	All Max-Trac	6494742		1 17.90	LOGIC BOX
71-73	All Max-Trac	1238394		.97	BRACKET, box mtg
72-73	All Max-Trac	1997402		8.35	SOLENOID (incl. brkt.) assemblies on back of A.I.R. pump

4.720 HARNESS. MAX-TRAC SENSOR

71-73	All Max-Trac	8910392	1	46.05	HARNESS, sensor
-------	--------------	---------	---	-------	-----------------

4.720 CONDENSER. MAX-TRAC

71-73	All Max-Trac	1947452	1	1.08	CONDENSER (on ign. coil)
-------	--------------	---------	---	------	--------------------------

4.740 TEE, POWER BRAKE VACUUM HOSE

71	9000 Max-Trac	1234292	1	3.33	TEE, pwr. brk. vac. hose (3-way) steel—(4.931)
----	---------------	---------	---	------	--

4.760 SPRING, PARKING BRAKE IDLER LEVER

42	40-60	1322808	AR	.46	SPRING
46-55	All	1322808	AR	.46	SPRING
56	All	1171456	1	.30	SPRING, return
57-58	All	1180087	1	.36	SPRING, return
59	All	1322808	AR	.46	SPRING
60	All	1199319	1	.41	SPRING, cbl. return
61	40-41-4300	407162	1	.41	SPRING, hand brk. return
61-62	44-46-47-4800	1199640	1	.30	SPRING, idler lvr
63-64	44-46-4800	1199640	1	.30	SPRING

4.765 EQUALIZER—PLATE—CONNECTOR, PARKING BRAKE CABLE

61-63	40-41-4300	580365	1	.62	EQUALIZER
61-62	44-46-47-4800	1199642	1	.46	EQUALIZER
63-64	44-46-4800	1199642	1	.46	EQUALIZER
63-65	Riviera	1359305	1	.56	EQUALIZER
65	All exc. Riviera	6256437	1	.20	EQUALIZER
66-70	All	6256437	1	.20	EQUALIZER
71	30-4000	6256437	1	.20	EQUALIZER
71	50-60-80-9000	1235469	1	.15	EQUALIZER
72-73	All	1235469	1	.15	EQUALIZER
61-62	44-46-47-4800	1199643	1	.30	PLATE, equalizer backing
62-64	44-46-4800	1199643	1	.30	PLATE, equalizer backing
61-63	40-41-4300	580366	1	.20	CONNECTOR, parking brk. cbl. rr.
64	40-41-42-4300	537485	2	.10	CONNECTOR, cbl.
65	All exc. 9000	537485	2	.10	CONNECTOR, ctr. cbl. to rr. cbls.
66-73	All	537485	2	.10	CONNECTOR, ctr. cbl. to rr. cbls.
61-62	44-46-47-4800	1199641	1	.36	BOLT, adj. equalizer
63	44-46-4800	1199641	1	.36	BOLT, adj. equalizer
63	44-46-4800	274312	1	.15	NUT, adj. bolt to equalizer—(8.917)

4.765 ROD, PARKING BRAKE INTERMEDIATE LEVER

62-63	40-41-4300	583680	1	.46	ROD (also used 4.785)
-------	------------	--------	---	-----	-----------------------

4.779 CABLE, PARKING BRAKE

50-53	52-72-72R	1339434	1	6.70	CABLE
54-56	50-70	1173411	1	6.70	CABLE
54-56	40-60-100	1166151	1	7.20	CABLE
57-58	40-60 A.T.	1175039	1	6.95	CABLE
59	44-4600	1187115	1	6.20	CABLE
59	47-4800	1187116	1	6.30	CABLE
60	44-4600	1193879	1	6.35	CABLE
60	47-4800	1193880	1	6.45	CABLE
61	40-41-4300	579055	1	4.92	CABLE, frt.
62-63	40-41-4300	1352512	1	6.80	CABLE, frt.
61	40-41-4300	579062	1	2.46	CABLE, inter.
61	44-46-47-4800	1199638	1	4.97	CABLE, lvr.
62-64	44-46-4800	1365180	1	5.85	CABLE, frt.
63-65	Riviera	1370930	1	2.97	CABLE, ctr.
63-65	Riviera	1365181	1	5.85	CABLE, lvr.-frt.
64-66	Special-Skylark-G.S.	1394278	1	4.25	CABLE, frt.

64-67	Special-Skylark-G.S. exc. Sportwagons	1361843	1	2.31	CABLE, ctr.
64-66	Sportwagons	1363387	1	2.97	CABLE, ctr.
65-66	30-4000	387621		4.41	CABLE, rr.
65-67	5000 (S.T. 300)	1394268	1	4.82	CABLE, frt.
66-68	5000 (S.T. 300)	1370085	1	3.69	CABLE, ctr.
65-66	50-6000 (C.T.)	1394268	1	4.82	CABLE, frt.
65-68	50-6000 (C.T.)	1370085	1	3.69	CABLE, ctr.
65-68	50-60-8000 T.H. 400	1394222	1	5.35	CABLE, frt.
65-68	50-60-8000 T.H. 400	1370084	1	2.56	CABLE, ctr.
65-68	50-60-8000	1369341		4.92	CABLE, rr.
66-68	9000	1373385	1	6.60	CABLE, frt.
66-70	9000	1373917		3.74	CABLE, rr.
66-70	9000	1378155	1	2.56	CABLE, ctr.
67-68	30-4000 exc. T.H. 400	1394278	1	4.25	CABLE, frt.
67	30-4000 1st Type (less Nylon Conduit)	1379642	2	3.33	CABLE, rr.
67	30-4000 2nd Type (with Nylon Conduit)	387621	1	4.41	CABLE, rr.
67	Sportwagons less T.H. 400	1363387	1	2.97	CABLE, ctr.
67-69	Sportwagons T.H. 400	1381418	1	4.20	CABLE, ctr.
67-70	4000 T.H. 400	1394353	1	8.80	CABLE, frt.
67	Skylark G.S. T.H. 400	1382066	1	3.90	CABLE, ctr.
67	5000 (C.T.)	1394268	1	4.82	CABLE, frt.
68-72	All A	1382429		6.85	CABLE, rr.
68-72	All A (4 Dr.) exc. 4000 Wagons	1361843	1	2.31	CABLE, ctr.
68-70	3327-3437-3537-4437- 4467	1382395	1	3.79	CABLE, ctr.
68-70	4600 C.T.	1382395	1	3.79	CABLE, ctr.
68-70	4600 T.H. 400	1374758	1	4.72	CABLE, ctr.
68-69	Sportwagons T.H. 400	1381418	1	4.20	CABLE, ctr.
68-69	Sportwagons less T.H. 400	1383565	1	2.00	CABLE, ctr.
69	5000 S.T. 300	1230210	1	4.97	CABLE, frt.
69	5000 S.T. 300	1386559	1	2.05	CABLE, ctr.
69	50-6000 C.T. or T.H. 400	1386560	1	2.26	CABLE, ctr.
69-70	50-6000 C.T.	1230211	1	5.02	CABLE, frt.
69	50-60-8000 T.H. 400	1230211	1	5.02	CABLE, frt.
69-70	50-60-8000	1386614		4.97	CABLE, rr.
69-70	8000	1386561	1	2.31	CABLE, ctr.
69	9000	1387404	1	6.15	CABLE, frt.
70	5000 (T.H. 350)	1230210	1	4.97	CABLE, frt.
70	5000 T.H. 350	1386559	1	2.05	CABLE, ctr.
70	60-8000 A.T.	1230211	1	5.02	CABLE, frt.
70	50-6000 C.T.	1386560	1	2.26	CABLE, ctr.
70	6000 Wagons	1231816	1	2.26	CABLE, ctr.
71-72	3327-3337-3437-67- 4437-67 less T.H. 400	1382395	1	3.79	CABLE, ctr.
71-72	All A (T.H. 400)	1374758	1	4.72	CABLE, ctr.
71-72	All A (T.H. 400)	1394353	1	8.80	CABLE, frt.
71-72	All B (T.H. 350)	1236216	1	2.56	CABLE, ctr.
71-72	All B (T.H. 350)	1236217	1	4.92	CABLE, frt.
71-72	All B (C.T. 3-Speed)	1236754	1	4.36	CABLE, frt.
71-72	All B (C.T. 3-Speed)	1237721	1	2.72	CABLE, ctr.
71-73	All B Wagons	1236868		4.36	CABLE, rr.
71-72	All B Wagon (T.H. 400)	1238399	1	2.72	CABLE, ctr.
71-72	All B (T.H. 400) exc. Wagons	1237721	1	2.72	CABLE, ctr.
71-73	All B-E exc. Wagon	1236712	2	4.36	CABLE, rr.
71-73	All B-E H.D. Brk. System exc. Wagons	1235886	2	4.36	CABLE, rr.
71-72	All B-C (T.H. 400)	1236754	1	4.36	CABLE, frt.
71-72	All	1238412	1	2.56	CABLE, ctr.
71	All	1236260	1	2.56	CABLE, ctr.
71-72	All	1236755	1	5.07	CABLE, frt.
71	All (1 1" Drums)	1236712	2	4.36	CABLE, rr.
71	All (12" Drums)	1235886	2	4.36	CABLE, rr.
72	All	1239830	1	2.56	CABLE, ctr.
68-72	All less T.H. 400	1394278	1	4.25	CABLE PACKAGE, frt.
68	50-6000 less T.H. 400	1394268	1	4.82	CABLE PACKAGE, frt.
68	50-60-8000 T.H. 400	1394222	1	5.35	CABLE PACKAGE, frt.
61	44-46-47-4800	144242	1	.56	CLEVIS, cbl.—(8.946)
62-64	44-46-47-4800	178287	1	.30	CLEVIS, cbl.—(8.946)
39-58	All	121741	1	.10	CLEVIS PIN, to lvr.—(8.942)
65	Riviera	178287	1	.30	CLEVIS, cbl.—(8.946)

4.779 CABLE, REAR BRAKE			
54-56	40-60-100.....	1163029	1
54-56	50-70.....	1162575	1
57-58	All.....	1174857	1
59	All.....	1187358	1
60	All.....	1193782	1
61	40-41-4300.....	579057	1
61-64	44-4600.....	1365177	2
61-62	47-4800.....	1365178	2
62-63	40-41-4300.....	583682	1
62-63	40-41-4300.....	583683	1
63-65	1365179	1
63-64	4800.....	1365178	2
64	40-41-42-4300	387621	2
56-58	All.....	107828	AR

4.784 FELT SEAL, REAR BRAKE CABLES TO BACKING PLATE			
36-60	All.....	496342	2
61-64	44-46-47-4800.....	496342	2
65	9000.....	496342	2
69-73	All B-C.....	496342	2

4.784 BUFFER, PARKING BRAKE CABLE			
38-58	All.....	1304505	1
40-58	All.....	1314866	1

4.785 LEVER—GUIDE—ROD, PARKING BRAKE CABLE			
62	44-46-47-4800.....	1362431	1
62-64	44-46-4800.....	1362431	1
63-65	Riviera.....	1359303	1
63-65	Riviera.....	1357955	1
64-66	Special-Skylark-G.S.....	1361844	1
64	40-41-42-4300.....	1375287	2
65-66	All.....	1375287	2
65-69	50-60-8000.....	1361844	1
65-68	50-60-8000 S.T. 400.....	1373329	1
65-66	50-60-8000.....	1369318	RH
65-66	50-60-8000.....	1369319	LH
66-70	9000.....	1373386	1
66-70	9000.....	1373389	2
66-70	9000.....	1373389	1
66-70	9000.....	1376113	2
67-70	All exc. 9000.....	1375287	2
67-69	30-4000 exc. 4600.....	1361844	1
67-69	G.S. 400 C.T.....	1361844	1
67-70	4600 T.H. 400.....	1382065	1
67	5000.....	1381594	2
67	60-8000.....	1369318	RH
67	60-8000.....	1369319	LH
68-69	Sportwagons.....	1361844	1
68	50-60-8000.....	1384467	2
70	All exc. 9000.....	1361844	1
71-72	All.....	1361844	1
71-72	All A (T.H. 400).....	1382065	1
71-72	All A.....	1234797	2
71	All B-C.....	1361844	2
71-72	All B-C-E.....	1236215	2
71-73	All B Wagon.....	1236870	2
69-70	50-60-8000.....	1386616	RH
69-70	50-60-8000.....	1386617	LH
66-70	9000.....	1373388	1
66-70	9000.....	1375948	2
62-63	40-41-4300.....	583680	1
59	All.....	1187735	1
61-63	44-46-47-4800.....	274312	1
61-63	40-41-4300.....	9422298	AR
64	44-46-4800.....	1363883	1
62-63	40-41-4300.....	583681	1

4.785 ANCHOR, PARKING BRAKE CABLE TO REAR AXLE BACKING PLATE			
61-64	44-46-47-4800.....	1164401	2
65	9000.....	1164401	2
69-73	All B-C.....	1164401	2

4.785 PULLEY—BUSHING—SUPPORT—SHEAVE, PARKING BRAKE CABLE			
59-60	All at L. No. 1 Body Brkt. also Frt. Ctr. c/Mbr. Ext. on 1959.....	1187063	AR

59-60	All at L. No. 1 Body Brkt. also Frt. Ctr. c/Mbr. Ext. on 1959.	.1187064	AR	.56	BUSHING, pulley ret.
65	50-60-8000.	.4500934	1	1.85	SUPPORT, parking brk. on hinge pillar.
59-60	All.	.1188503	1	1.33	SHEAVE.
4.785 CLIP—RETAINER. PARKING BRAKE CABLE					
61	40-41-4300.	.574995	2	.10	CLIP, cbl. to conduit to body brkt.
61	44-46-47-4800.	.120524	1	.06	CLIP, cbl. to underbody.
62	All.	.120524	2	.06	CLIP, frt. cbl. to body side rail.
63	All.	.120524	AR	.06	CLIP, cbl. to underbody (also used 4.931).
64	44-46-47-4800.	.120524	1	.06	CLIP, cbl. to underbody.
65	9000.	.120524	1	.06	CLIP, cbl. to underbody.
68-72	30-4000.	.1385879	2	.15	CLIP, rr. parking brk. cbl. to rr. lwr. control arm
59	All.	.1468902	AR	.15	RETAINER, cbl. to body brkt.
60-62	44-46-47-4800.	.1468902	AR	.15	RETAINER, cbl. to rr. brk. cbl. brkt.
60-62	44-46-47-4800.	.1468902	AR	.15	RETAINER, emer. brk. cbl.
61-63	40-41-4300.	.579058	1	.15	RETAINER, cbl. to pull rod.
61-63	40-41-4300.	.1468902	3	.15	RETAINER, cbl. to body brkt.
63	4700.	.1468902	AR	.15	RETAINER, ctr. cbl. to frame.
64	40-41-42-4300.	.3875092	2	.10	RETAINER, rr. to lwr. control arm frame brkt.
64	40-41-42-4300.	.3875092	1	.10	RETAINER, frt. to frame.
64	44-46-47-4800.	.3875092	2	.10	RETAINER, brk. cbl. to brk.
64-65	Riviera.	.3875092	1	.10	RETAINER, ctr. brk. cbl.
65-66	All exc. 9000.	.3875092	1	.10	RETAINER, frt. parking brk. cbl. to frame.
65	30-40-9000.	.3875092	2	.10	RETAINER, rr. cbl. to frame brkt.
66	30-4000.	.3875092	2	.10	RETAINER, rr. parking brk. cbl. to lwr. control arm frame brkt.
67-70	All exc. 9000.	.3875092	1	.10	RETAINER, frt. cbl. to frame.
67	30-4000 2nd Type (Cables with Nylon Conduit).	.3875092	2	.10	RETAINER, cable to frame.
68-73	All.	.1385078	1	.30	RETAINER, frt. brk. cbl. return spring
71-73	All.	.3875092	1	.10	RETAINER, park. brk. cbls.
4.874 DISTRI roR SWITCH, BRAKE					
67-69	30-4000.	.3934089	1	8.05	DISTRIBUTOR SWITCH .
67-68		.1381047	1	8.10	DISTRIBUTOR SWITCH
67-69		.1381407	1	8.15	DISTRIBUTOR SWITCH
69	50-60-8000.	.1231239	1	8.25	DISTRIBUTOR SWITCH
70	30-4000.	.1234388	1	7.95	DISTRIBUTOR SWITCH
70	50-60-8000.	.1234391	1	8.35	DISTRIBUTOR SWITCH
70	9000.	.1234394	1	8.15	DISTRIBUTOR SWITCH
71-72	All A less Disc Brks.	.1234388	1	7.95	DISTRIBUTOR SWITCH
71-72	All Wagons (Disc Brks.)	.5472140	1	19.55	VALVE, combination-brk.--(4.690)
71-72	All A exc. Wagons (Disc Brks.)	.5472141	1	21.90	VALVE, combination-brk.
71-73	All B-C-E exc. Wagons	.5472142	1	21.90	VALVE, combination—(4.690).
71-72	All A (Disc Brks.)	.1237808	1	.97	BRACKET, combination valve mtg.--(4.690) .
4.898 REPAIR KIT, POWER BRAKE CYLINDER OVERHAUL					
53	50-70 A.T.	.1391930		23.00	KIT, overhaul.
55	All A.T.	.1392141		16.80	KIT, overhaul.
55	All A.T.	.5455066		5.40	KIT, overhaul.
56	All A.T.	.5455147		18.05	KIT, overhaul.
57	All A.T.	.1392960		10.05	KIT, repair .
57	All.	.5456159		18.40	KIT, overhaul .
58	All.	.5459157		17.45	KIT, overhaul
59	1st Type-Cyl. 5456666- 5459118.	.5459158	1	15.65	KIT, overhaul .
59	2nd Type-Cyl. 5459131- 5459421.	.5459199		17.35	KIT, overhaul .
60-61	44-46-47-4800.	.5459804		12.65	KIT, overhaul .
62-63	40-41-4300 A.T.	.1396023		8.15	KIT, P.B. bellows repair.
62	44-46-4800.	.5461691		12.25	KIT .
63	44-46-47-4800.	.5462791		12.85	KIT .
64-66	Special-Skylark-G.S.	.5464921		13.40	KIT (Moraine).
64	44-46-47-4800 P.B.	.5464958		13.20	KIT, overhaul .
64	40-41-42-4300 P.B.	.1396522		20.00	KIT (Kelsey-Hayes).
65	50-60-80-9000 P.B. 2nd Type (Use with Master Cyl. W/Identification Tag 2504189 or 2504190).	.1396764		33.20	KIT (Bendix).
65	50-60-80-9000 P.B. 1st Type (Use with Master Cyl. with No Identification Tag).	.1372264		31.20	KIT (Bendix).

65-66	50-60-80-9000.....	5467125	1	15.25	KIT (Moraine)
66	50-60-80-9000.....	1396764	1	33.20	KIT (Bendix) ..
67	30-4000 (Drum Brk.)	5463198	1	14.20	KIT (Moraine)
67	30-4000 (Disc Brk.)	5463199	1	14.40	KIT (Moraine)
67-70	50-60-80-9000 Drum Brakes.....	1394020	1	18.95	KIT (Bendix) .
67-70	50-60-80-9000 Drum Brakes.....	5463194	1	17.00	KIT (Moraine)
67-68	50-60-80-9000 P.B. Disc Type Brk.....	5463195	1	17.10	KIT (Moraine)
68-72	All A.....	5463228	1	1 1.00	KIT.....
69	50-60-80-9000 (Disc Brakes).....	5469285	1	13.80	KIT (Moraine).....
69	50-60-80-9000 Disc Brks.....	1394573	1	26.30	KIT. pwr. unit (Bendix)
70	50-60-80-9000 (Disc Brks.).....	5470925	1	1 1.65	REPAIR KIT. tandem pwr. head
71-72	50-60-80-9000.....	5472146	1	1 1.30	REPAIR KIT, tandem pwr. head
71	5000 (350 Eng.).....	409347	1	1 1.00	REPAIR KIT (Bendix).....
72	50-6600.....	409347	1	1 1.00	REPAIR KIT (Bendix).....

4.901 CYLINDER, POWER BRAKES

57	All A.T.....	5455850	1	53.50	CYLINDER.....
61-62	44-46-47-4800.....	5461020	1	57.90	CYLINDER.....
63	44-46-47-4800.....	5464241	1	57.90	CYLINDER.....
64-66	Special-Skylark-G.S.	5465280	1	52.75	CYLINDER.....
64	44-46-47-4800 P.B.	5464890	1	54.60	CYLINDER.....
65-66	50-60-80-9000.....	5464400	1	50.80	CYLINDER.....
67	30-4000 (Drum Brk.)	5456009	1	62.10	CYLINDER (Moraine).....
67	30-4000 (Disc Brk.)	5460280	1	70.25	CYLINDER (Moraine).....
67-70	50-60-80-9000 Drum Brakes.....	5452486	1	60.00	CYLINDER (Moraine).....
68	50-60-80-9000 (Disc Brks.).....	5460285	1	67.65	CYLINDER 8. POWER UNIT, (also use 1-4.690-3912539 brkt.).....
68	30-4000 (Disc Brk.)	5468161		73.65	CYLINDER 8. POWER UNIT.....
68	30-4000 (Drum Type Brk.).....	5468302		65.75	CYLINDER 8. POWER UNIT (Moraine) .
69	30-4000 Drum Brk.....	5463890		69.25	CYLINDER 8. POWER UNIT (Moraine) .
69	30-4000 Disc Brk.....	5463891		75.90	CYLINDER 8. POWER UNIT (Moraine) .
69	50-60-80-9000 Disc Brakes.....	5468244		74.75	CYLINDER 8. POWER UNIT.....
70	30-4000 (Disc Brks.).....	5471071		7 1.20	CYLINDER 8. PWR. UNIT (Moraine)
70	30-4000 (Drum Brks.)	5471072		64.20	CYLINDER 8i PWR. UNIT (Moraine)
70	50-60-80-9000 (Disc Brks.).....	5471265		79.40	CYLINDER 8. PWR. UNIT (Moraine).....
71-72	All A (Drum Type).....	5472257		47.65	POWER HEAD, brk unit.....
71-72	All A (Disc Brks.).....	5472258		47.65	POWER HEAD, brk. unit.....
71-73	All B-C-E.....	5472151		69.60	POWER HEAD, brk. unit (Moraine).....
71	All B (350 Eng.).....	408215		50.75	POWER CYLINDER (less master cyl.) (Bendix) 8% O.D.).....
72	All B.....	408215	1	50.75	POWER CYLINDER, less master cyl. (Bendix) .

4.901 INSTALLATION PACKAGE, POWER BRAKES

65	50-6000.....	1396544	1	10.00	PACKAGE (when used on C.T. also xi... 1-4.632-13767027 reinf. 8:1-4.632-1367027 reinf. & 1-4.625-1370984 arm).....
68-72	All A.....	981519	1	10.00	PACKAGE, pwr. brk.....

4.902 TANK, POWER BRAKE VACUUM

62-63	40-41-4300 AT.....	1358926	1	7.55	TANK.....
-------	--------------------	---------	---	------	-----------

4.904 BODY, POWER BRAKE MASTER CYLINDER

62-63	44-46-47-4800.....	5467567	1	8.70	BODY.....
-------	--------------------	---------	---	------	-----------

4.904 HUB, POWER BRAKE BELLOWS

62-63	40-41-4300 A.T.....	1352564	1	3.54	HUB (incl. guide sleeve 8< seal) (also used 4.904)
-------	---------------------	---------	---	------	--

4.906 HOUSING, POWER BRAKE CYLINDER

64-66	Special-Skylark-G.S.	5465219	1	10.10	HOUSING, rr. (Moraine) .
64	44-46-47-4800 P.B.	5462462	1	9.40	HOUSING, frt.....
65-66	50-60-80-9000.....	5464339	1		HOUSING, frt. (Moraine) .
65-66	50-60-80-9000.....	5464353	1	7.45	HOUSING, rr. (Moraine) .
67	30-4000 P.B.....	5452935	1	8.75	HOUSING, frt. (Moraine) .
67-70	50-60-80-9000 P.B.	5467850	1	8.85	HOUSING, frt. (Moraine) .
67-68	30-4000.....	5453683	1	11.50	HOUSING, rr. (Moraine) .
67-70	50-60-80-9000.....	5452567	1	8.45	HOUSING, rr. (Moraine) .
68-72	30-4000 P.B.....	5467850	1	8.85	HOUSING, frt. (Moraine)

69-72	30-4000.....	5469351	1	12.35	
70-72	50-60-80-9000 (Disc Brks.).....	5465697	1	8.55	
70	50-60-80-9000 (Disc Brks.).....	5466183	1	9.75	
71-72	50-60-80-9000.....	5469207	1	9.90	
7072	50-60-80-9000 (Disc Brks.).....	5469111	1	6.80	
57-58	All.....	3829139	4	.05	
65-68	50-60-80-9000 (Drum Brks.).....	1478290	1	1.85	SEAL, rr. whl. valve body (Bendix)
4.906 SHELL & STUD, POWER BRAKE CYLINDER					
65-66	50-60-80-9000.....	384503		6.30	SHELL 8t STUD, frt. (Bendix).....
65-66	50-60-80-9000.....	384504		7.20	SHELL 8t SEAL, rr. (Bendix).....
67-70	50-60-80-9000 (Drum Type Brks.).....	1382323	1	7.05	SHELL 8< STUDS, frt. (Bendix)
67-70	50-60-80-9000 (Drum Type Brks.).....	1382322		7.05	SHELL & SEAL, rr. (Bendix) ..
69	50-60-80-9000.....	1382323		7.05	SHELL & STUDS, frt. (Bendix)
69	50-60-80-9000.....	1382322		7.05	SHELL 8t SEAL, rr. (Bendix) ..
71	5000 (350 Eng.).....	409346		6.75	SHELL, rr. (Bendix).....
71	5000 (350 Eng.).....	3979482		6.45	SHELL, frt. (Bendix).....
72	50-6600.....	3979482		6.45	SHELL & STUD, frt. (Bendix) ..
72	50-6600.....	409346		6.75	SHELL, rr. (Bendix).....
4.906 INLET, POWER BRAKE BELLOWS					
62-63	40-41-4300 A.T.....	1353146		.36	INLET, air.....
62-63	40-41-4300 A.T.....	274312		.15	NUT, P.B. bellows eccentric-(4.1 15)
4.910 SEAL—RETAINER—SHIM, POWER BRAKE CYLINDER					
60-62	44-46-47-4800.....	5460195	2	.65	SEAL, secondary.....
64	40-41-42-4300 P.B.....	5464287	1	1.14	SEAL, frt. hsg. (Moraine).....
64	44-46-47-4800 P.B.....	5460935	1	.63	SEAL, supt. plate.....
65 66	All P.B.....	5464287	1	1.14	SEAL, frt. hsg. (Moraine).....
67-72	All.....	5452549	1	1.11	SEAL, front housing (Moraine)
69	50 60-80 9000.....	1490828	1	.30	SEAL.....
65-68	50-60-80-9000 (Drum Brks.).....	3815837	1	1.33	PLATE & SEAL. (Bendix)
69	50-60-80-9000.....	3815837	1	1.33	PLATE 8. SEAL (Bendix)
71	5000 (350 Eng.).....	3910048	1	1.13	PLATE 8< SEAL (Bendix)
72	50-6600.....	3910048	1	1.13	PLATE 8t SEAL (Bendix)
67-68	50-60-80-9000 P.B. (Drum Type).....	1490828	1	.30	SEAL
67-70	50-60-80-9000 P.B. (Drum Type).....	9787620	1	.25	RETAINER, seal.....
69-70	50-60-80-9000 Disc Brk.....	9787620	1	.25	RETAINER, seal.....
71-73	All B-C-E.....	9791640	1	.15	GASKET, pwr. brk. cyl. to dash
4.910 SEAL, POWER BRAKE CYLINDER					
57	All A.T.....	2250517	1	.21	SEAL, plunger "0" ring
4.913 FILTER, POWER BRAKE CYLINDER					
64-66	All P.B.....	5460934	1	.40	FILTER, hsg. (Moraine).....
64	40-41-42-4300 P.B.....	5465064	2	.43	FILTER, air (Moraine).....
65-68	All P.B.....	5465064	1	.43	FILTER, air (Moraine).....
62-63	40-41-4300 A.T.....	1352573	1	1.23	FILTER & SILENCER, air bellows.....
65-66	50-60-80-9000.....	1478276	1	.20	FILTER (Bendix).....
69-72	50-60-80-9000.....	5465064	1	.43	FILTER, air (Moraine).....
69-72	30-4000.....	5467788	1	.48	FILTER, air (Moraine).....
71	5000 (350 Eng.).....	1478276	1	.20	FILTER (Bendix).....
72	50-6600.....	1478276	1	.20	FILTER (Bendix).....
64	40-41-42-4300 P.B.....	455564	1	.10	SPRING, filter ret—(8.934).....
65-69	30-4000.....	455563	1	.20	SPRING RETAINER, air filter (Moraine)--(8.934)
62-63	40-41-4300 A.T.....	1352574	1	.10	BAFFLE, bellows air filter.....
4.913 SILENCER, POWER BRAKE					
63-69	LeSabre-Wildcat-Electra-Riviera.....	5461850	1	.39	SILENCER (Moraine).....
64	40-41-42-4300.....	5466534	1	.41	SILENCER (Moraine).....
65-66	50-60-80-9000.....	1478829	1	.25	SILENCER, valve (Bendix)
67-70	50-60-80-9000 (Drum Brk.).....	1382320	1	.30	SILENCER, inner (Bendix)
67-70	50-60-80-9000 (Drum Brk.).....	1382321	1	.25	SILENCER, outer (Bendix)
69-70	50-60-80-9000 (Disc Brks.).....	1382320	1	.30	SILENCER, inner (Bendix)

69-70	50-60-80-9000 (Disc Brk.)	1382321	1	.25	SILENCER, outer (Bendix).....
71	All B (350 Eng.).....	1493038	1	.25	SILENCER, valve (Bendix).....
65-72	All A (P.B.).....	5466534	1	.41	SILENCER (Moraine).....
70-72	All B-C-E (Disc Brks.) .	5466534	1	.41	SILENCER, pwr. head air (Moraine)
70-72	All B-C-E (Disc Brks.) .	5466560	1	.49	SILENCER, pwr. head (Moraine) ...
72	All B exc. Wagons	1493038	1	.25	SILENCER, valve (Bendix).....
65-66	50-60-80-9000.....	9776477	1	.41	RETAINER, silencer (Bendix) . . .
69	50-60-80-9000 (Disc Brks.).....	9776477	1	.41	RETAINER, silencer (Bendix) .
71-72	All B (350 Eng.).....	9776477	1	.41	RETAINER, silencer (Bendix) .
67-70	All.....	5460612	1	.31	RING, silencer (Moraine).....
71-72	All A (P.B.).....	5460612	1	.31	RING, silencer (Moraine).....
4.913 GASKET, POWER BRAKE CYLINDER AIR CLEANER					
57	All A.T.	524304	1	.24	GASKET, air cleaner . .
4.918 VALVE—"O" RING, POWER BRAKE AIR					
64-66	Special-Skylark-G.S.	5464966	1	3.46	VALVE (incl. piston rod) (Moraine)—(4.658)
65-66	50-60-80-9000.	5464398	1	3.77	VALVE (Moraine)
67-70	50-60-80-9000.	5455163	1	4.13	VALVE (Moraine)
67-70	30-4000 P.B.	5470882	1	4.27	VALVE (incl. push rod) (Moraine)—(4.658) .
71-72	All A (Pwr. Drum Brks.) . .	5470882	1	4.27	VALVE (incl. push rod) (Moraine)—(4.658) .
71-72	All A (Disc Brks.)	5472126	1	4.03	VALVE (incl. push rod) (Moraine)—(4.658) .
71-72	All B-C-E.	5472147	1	5.80	VALVE (incl. push rod)—(4.924).....
63	44-46-47-4800 P.B.	5462476	1	.37	"O" RING
71-72	All A (P.B.)	5464319	1	.28	"O" RING, valve (Moraine)
67-70	All.	5464319	1	.28	"O" RING, air valve (Moraine)
70-72	All B-C-E (Disc Brks.)	5463322	1	.40	"O" RING, valve (Moraine)
71-72	All A (P.B.)	5464317	1	.33	RING, air valve ret. (Moraine).....
65-70	All.	5464317	1	.33	RING, air valve retaining (Moraine).....
71-72	All A (P.B.)	5464316	1	.25	RETAINER, air valve spg. (Moraine)
65-70	All.	5464316	1	.25	RETAINER, air valve spring (Moraine).....
65-67	50-60-80-9000.	1478290	1	1.85	SEAL, rr. whl. valve body (Bendix).....
71	All B (350 Eng.)	1478290	1	1.85	SEAL, rr. whl. valve body (Bendix).....
72	All B exc. Wagons.	1478290	1	1.85	SEAL, rr. whl. valve body (Bendix).....
4.918 ROD & PLUNGER, POWER BRAKE CYLINDER VALVE					
65	50-60-80-9000 P.B. 2nd Type	1376719		12.60	ROD 8t PLUNGER (Bendix) (use with master cyl. w/identification tag 2504189 or 2504190) . . .
66	50-60-80-9000.	1376719	1	12.60	ROD 8t PLUNGER (Bendix).....
67-70	50-60-80-9000 Drum Brakes.	1385904		5.55	ROD & PLUNGER (Bendix)
71	All B (350 Eng.)	402101		2.51	VALVE PLUNGER, pwr. cyl. (Bendix)
72	All B exc. Wagons.	402101		2.51	VALVE PLUNGER, pwr. cyl. (Bendix)
65-69	50-60-80-9000 Drum Brakes.	1478501		.25	KEY, valve plunger stop (Bendix)
69	50-60-80-9000 (Disc Brakes)	1478501	1	.25	KEY, valve plunger stop (Bendix)
4.918 SPRING, POWER BRAKE CYLINDER AIR VALVE					
64	40-41-42-4300	5465071	1	.48	SPRING, air valve (Moraine)
65-72	All A.	5465071	1	.48	SPRING, air valve (Moraine)
65-70	All B-C-E.	5464307	1	.48	SPRING, air valve (Moraine)
70-72	All B-C-E (Disc Brks.).....	5468950	1	.46	SPRING, air valve (Moraine)
4.922 PLATE & VALVE BODY, POWER BRAKE CYLINDER					
65	50-60-80-9000 P.B. 1st Type	1372470	1	13.10	PLATE 8. VALVE BODY (Bendix) (use with master cyl. with no identification tag).....
65	50-60-80-9000 P.B. 2nd Type	9774284	1	5.65	PLATE & VALVE BODY (Bendix) diaph. (use with master cyl. with ident. tag No. 2504189 or 2504190).....
66	50-60-80-9000.	9774284	1	5.65	PLATE 8i VALVE BODY, diaph. (Bendix).....
67-70	50-60-80-9000 Drum Brake.	1385906	1	9.55	PLATE & VALVE BODY (Bendix)
4.922 PISTON, POWER BRAKE					
63	44-46-47-4800 P.B.	5462432		6.70	PISTON
64-72	All A (P.B.).....	5467849		5.80	PISTON (Moraine).....
65-70	All.	5467849		5.80	PISTON (Moraine).....
71-72	All B-C-E (Disc Brks.)	5471913		13.05	PISTON KIT, primary and secondary (incl. 3 pistons)
70	All B-C-E (Disc Brks.)	5471912		12.40	PISTON KIT (secondary) reaction (incl. 3 pistons) ...
67-68	All P.B.	5464312		1.56	SPRING, pwr. piston return (Moraine).....

4.922 DIAPHRAGM, POWER BRAKE CYLINDER POWER PISTON					
64	40-4 1-42-4300 P.B.	1365924	1	3.38	DIAPHRAGM (Kelsey-Hayes)
64	40-41-42-4300 P.B.	5464288	1	5.08	DIAPHRAGM (Moraine).....
65-66	All P.B.	5464288	1	5.08	DIAPHRAGM (Moraine).....
67-70	All	5467856	1	5.70	DIAPHRAGM, power piston (Moraine).....
70-72	All B-C-E (Disc Brks.)	5468961	1	5.70	DIAPHRAGM (primary) (Moraine).....
70-72	All B-C-E (Disc Brks.)	5466536	1	5.95	DIAPHRAGM (secondary) (Moraine).....
71-72	All A (P.B.)	5467856	1	5.70	DIAPHRAGM, pwr. piston.....
64	40-41-42-4300 P.B.	5464309	1	3.41	SUPPORT, diaph. (Moraine).....
65-66	All P.B.	5464309	1	3.41	SUPPORT, diaph. (Moraine).....
67-70	All P.B.	5467857	1	4.66	PLATE, diaph. supt. (Moraine).....
71-72	All A (P.B.)	5467857	1	4.66	PLATE, dia. supt. (Moraine).....
70-72	All B-C-E (Disc Brks.)	5469113	1	1.56	RING, diaph. supt. (Moraine).....
70-72	All B-C-E (Disc Brks.)	5469059	1	.40	PLATE, retainer (Moraine).....
71-72	All B (350 Eng.)	1492310	1	5.20	PLATE, diaph. ret. (Bendix).....
71	All B (350 Eng.)	9785104	1	3.64	PLATE, center (Bendix).....
72	All B exc. Wagons	9785104	1	3.64	PLATE, center (Bendix).....
71	All B (350 Eng.)	9785083	1	.25	SEAL, diaph. plate (Bendix).....
72	All B exc. Wagons	9785083	1	.25	SEAL, diaph. plate (Bendix).....
70-72	All B-C-E (Disc Brks.)	5466372	1	5.09	SUPPORT, primary diaphragm.....
70-72	All B-C-E (Disc Brks.)	5466538	1	4.59	SUPPORT, secondary diaphragm (Moraine)

4.922 DIAPHRAGM, POWER BRAKE CYLINDER					
65-66	50-60-80-9000	1478273	1	3.84	DIAPHRAGM (Bendix)
67-68	50-60-80-9000 (Drum Type Brk.)	9787626	1	5.40	DIAPHRAGM (Bendix).....
69-70	50-60-80-9000	9787626	1	5.40	DIAPHRAGM (Bendix).....
71	All B (350 Eng.)	485056	1	3.69	DIAPHRAGM, frt. (Bendix).....
71	All B (350 Eng.)	9785081	1	3.64	DIAPHRAGM, rr. (Bendix).....
71	All B (350 Eng.)	9787641	1	3.69	SPRING, diaph. return (Bendix).....
71	All B (350 Eng.)	9785077	1	5.25	DIAPHRAGM, plate & valve body (Bendix) ..
71	All B (350 Eng.)	3910042	1	2.51	RETAINER, diaph. (Bendix).....
72	All B exc. Wagons	485056	1	3.69	DIAPHRAGM, frt. (Bendix).....
72	All B exc. Wagons	9785081	1	3.64	DIAPHRAGM, rr. (Bendix).....
72	All B exc. Wagons	9785077	1	5.25	DIAPHRAGM, plate & valve body (Bendix) ..
72	All B exc. Wagons	9787641	1	3.69	SPRING, diaph. return (Bendix).....
72	All B exc. Wagons	3910042	1	2.51	RETAINER, diaph. (Bendix).....

4.922 BELLOWS—IHUB—RING, POWER BRAKE BELLOWS					
62-63	40-41-4300 A.T.	1352560	1	4.31	BELLOWS.....
62-63	40-41-4300 A.T.	1352564	1	3.54	MOUNTING HUB & BOLTS (4.904).....
62-63	40-41-4300 A.T.	1352554	1	5.25	RETAINER & SLEEVE (incl. control spg. ret.)
62-63	40-41-4300 A.T.	1352561	3	.46	RING, bellows supt.....
62-63	40-41-4300 A.T.	1352563	1	.62	SPRING, return—(4.924).....

4.924 BEARING—SPRING—RING, POWER BRAKE CYLINDER POWER PISTON					
64	40-41-42-4300 P.B.	5465205		1.37	BEARING (Moraine).....
65-72	All A (P.B.)	5465205		1.37	BEARING (Moraine).....
64	40-41-42-4300 P.B.	5465159		1.45	SPRING (Moraine).....
64	40-4 1-42-4300 P.B.	5464328		.41	RING, lock (Moraine)—(4.935)
64	40-4 1-42-4300 P.B.	5464332		.37	"O" RING, piston rod (Moraine) ..
65-72	All A (P.B.)	5464332		.37	"O" RING, piston rod (Moraine) ..
65-70	All	5465205		1.37	BEARING, power piston (Moraine)
70-72	All B-C-E (Disc Brks.)	5469112		1.66	BEARING, secondary (Moraine) ..
70-72	All B-C-E (Disc Brks.)	5465302		1.45	BEARING.....
65-66	All P.B.	5465159		1.45	SPRING (Moraine).....
65-70	All	5464332		.37	"O" RING, brake vacuum cylinder piston rod (Moraine).....
65-70	All	5464328	1	.41	RING, power piston lock (Moraine)—(4.935) .

4.924 ROD—SPRING, POWER BRAKE CYLINDER					
64	40-41-42-4300	5464521	1	1.75	ROD, piston (Moraine)
65-66	All	5464521	1	1.75	ROD, piston (Moraine)
65-69	50-60-80-9000 (Drum Brks.)	3834112	1	2.87	ROD, push (Bendix).....
67-70	All	5462683	1	2.60	ROD, adj. piston (Moraine).....
70	All B-C-E (Disc Brks.)	5466663	1	5.95	AIR VALVE 8i PUSH ROD (Moraine).....
70-72	All B-C-E (Disc Brks.)	5469384	1	5.20	ROD, adjustable piston (Moraine).....
69	All B-C-E (Disc Brks.)	3918716	1	3.49	ROD, push (Bendix).....
71-72	All A (P.B.)	5462683	1	2.60	ROD, adj. piston (Moraine).....
71-72	All B-C-E	5472147	1	5.80	AIR VALVE & PUSH ROD (also used 4.918) .
71	All B (350 Eng.)	3957945	1	3.18	ROD, push (Bendix).....
72	All B exc. Wagons	3957945	1	3.18	ROD, push (Bendix).....
62-63	40-41-4300 A.T.	1352563	1	.62	SPRING, bellows return (also used 4.922) ..
67-70	All	5464312	1	1.56	SPRING, power piston return (Moraine).....
70-72	All B-C-E (Disc Brks.)	5466558	1	1.22	SPRING, pwr. piston return (Moraine).....
65-70	All B-C-E Drum Brake	1478285	1	.87	SPRING, diaphragm retainer (Bendix).....

71-72	All A (P.B.)	5464312		1.56	SPRING, pwr. piston return (Moraine)
71	All B (350 Eng.)	9785080		.20	SPRING, valve rod (Bendix)
71	All B (350 Eng.)	546329		.51	SPRING, valve return-vac. pwr. cyl. (Bendix)
72	All B exc. Wagons.	9785080		.20	SPRING, valve rod (Bendix)
72	All B exc. Wagons.	546329		.51	SPRING, valve return-vac.-pwr. cyl. (Bendix)

4.926 PIN, HYDROVAC POWER BRAKE VALVE PUSH ROD

56-59	All	2208712	1	.15	PIN
-------	---------------	---------	---	-----	---------------

4.928 ROD—POPPET, VACUUM POWER CYLINDER

71	All B (350 Eng.)	9785071		1.74	POPPET (Bendix)
72	All B exc. Wagons.	9785071		1.74	POPPET (Bendix)
71	All B (350 Eng.)	3910036		.20	RETAINER, poppet (Bendix)
72	All B exc. Wagons.	3910036		.20	RETAINER, poppet (Bendix)
71	All B (350 Eng.)	409345		2.92	ROD, valve operating (Bendix)
72	All B exc. Wagons.	409345		2.92	ROD, valve operating (Bendix)

4.931 PIPE, POWER BRAKE CYLINDER

64	40-41-42-4300 V-8 (4 Bbl.) P.B.	1369315	1	.77	PIPE (cut as req.)
65	All V-6 P.B. (1 Bbl.)	1371174	1	1.13	PIPE
65	30-4000 V-8 (2 Bbl.) P.B. less Gran Sport75	PIPE (use 2-137399 nut & 3750950 pipe as req.) .
65	4000 Gran Sport P.B.			1.40	PIPE (use 2-137399 nut & 3750950 pipe as req.) .
65	5000 P.B.	1369315	1	.77	PIPE (cut as req.)
65	60-80-9000 P.B. 425 Eng. (2-4 Bbl.)	1370256	1	1.64	PIPE
65	60-80-9000 P.B. (1-4 Bbl.)	1370557	1	.67	PIPE
66	V-6 P.B.	1377286	1	.92	PIPE
66	30-4000 (300-340 Eng.)	1377130	1	.92	PIPE
66	SkyLark G.S.	1377388	1	.92	PIPE
66	5000	1377131	1	.92	PIPE
66	60-80-9000 (1-4 Bbl.)	1372166	1	.92	PIPE
66	60-9000 (425 Eng.) 2-4 Bbl.	1370256	1	1.64	PIPE
67	All V-6	1381208	1	2.20	PIPE
67	30-4000 (300-340 Eng.)	1381104	1	1.28	PIPE
67	4600 (400 Eng.)	1378146	1	.77	PIPE
68	350 V-8 Eng.-P.B. (Drum Type)	1384065	1	1.13	PIPE
68-69	400 Eng.-P.B.	1384392	1	1.13	PIPE
69-71	350 V-8 Eng.-P.B.	1384065	1	1.13	PIPE
70	4600 P.B.	1384392	1	1.13	PIPE, vac
70-71	250 Eng. P.B.	3977200	1	1.23	PIPE, vac. pipe (in vac. hose line)
71-72	All A (455 Eng.) Disc Brks	1384392	1	1.13	PIPE, pwr. brk. vac
72	All A (350 V-8 Eng.) P.B.	1384065	1	1.13	PIPE, P.B. vac
63	40-4 1-4200 P.B.	120524	1	.06	CLIP, vac. pipe to L. fdr. skirt—(4.795)
66	30-40-5000 exc G.S.	1377132	1	.97	CLIP, P.B. vac. pipe to rkr. arm cvr. L. side-outer rr.
66	4000 G.S.-60-80-9000	1366280	1	.82	CLIP, P.B. vac. pipe to (L) rkr. arm cvr.-rr. bolt
67	30-4000 less G.S.	1381092	1	.10	CLIP, pipe to cyl. hd
67	4000 G.S.	1377189	1	.10	CLIP, pipe to cyl. hd
68	All A P.B. (Drum Brk.)	1384479	1	.20	CLIP, vac. pipe
68-70	All A (Pwr. Drum Brks.)	401429	1	.15	CLIP, brk. pipe (used 4.686)
69-72	All A (P.B.)	1384479	1	.20	CLIP, vac. pipe
62	4000, 4100 H.P., 4300 P.B. Less P.C.V.	137407	1	.30	CONNECTOR—(8.963)
67	50-60-80-9000	8877976	1	.30	STRAP, clip at rr. of (L) cyl. hd. (self locking) (also used 2.480-4.710)

4.931 HOSE—FITTINGS, POWER BRAKE CYLINDER

53-71	All P.B. as req.	3977226	AR	.46	HOSE (1/2" I.D. x 10 ft.)—(8.962)
60	All	1193924	1	1.03	HOSE, cyl. to vac. tank.
61-63	44-46-47-4800	1193924	1	1.03	HOSE, pwr. cyl. to vac. tank.
62-63	40-4 1-4300 A.T. P.B.	1193924	1	1.03	HOSE, bellows to vac. pipe.
63	40-4 1-4300 A.T. P.B.	1193924	1	1.03	HOSE, vac. tank supply to vac. tank .
	NOTE For clamps not listed, refer to Grp. 8.948.				
64	40-41-42-43-4400 P.B.	1363546	1	.36	CLIP, vac. pipe to rkr. arm cvr. L. side-inner rr. bolt
64	46-47-4800 P.B. (425 Eng.) 2-4 Bbl. Carb.	1366280	1	.82	CLIP, P.B. vac. pipe assy, to (L) rkr. arm cvr.-rr. bolt .
65	30-4000 (P.B.)	1363546	1	.36	CLIP, vac. pipe to rkr. arm cvr. (R.) side-inner rr. bolt.
65	30-40-5000 V-8 P.B.	1369340	1	.20	CLIP, P.B. vac. pipe to int. mfl'd
65	5000 (P.B.)	1363546	1	.36	CLIP, P.B. vac. pipe to rkr. arm cvr.-(L) side-outer (R.)
65	60-80-9000 P.B. (425 Eng.) 2-4 Bbl.	1366280	1	.82	CLIP, P.B. vac. pipe assy, to (L) rkr. arm cvr.-rr. bolt .
71	All A (V-8) P.B.	1384479	1	.20	CLIP, P.B. vac. pipe.
67-69	All B-C-E	1381483	1	.15	RETAINER, vacuum hose

70	All B-C	1232067		.25	RETAINER, vac. hose
70	All E	1381483		.15	RETAINER, vac. hose
71-72	All B-C-E	1236180		.20	RETAINER, vac. hose
68-69	L-6 Eng. P.B. less A.C.	3915971		.87	FITTING, P.B. (also used 3.278)
70	L-6 Eng. P.B. less A.C.	3977105		.82	FITTING, P.B.—(3.278)
70	L-6 Eng. A.C. & P.B.	3977106		.23	FITTING, P.B.—(3.278)
71	L-6 Eng. P.B.	3977105		.82	FITTING, P.B.—(3.278)
71-73	All Max-Trac	8905528		.51	CLAMP, sensor cable to brk. hose brkt.

4.934 DISC—PISTON—LEVER—PLATE, POWER BRAKE CYLINDER POWER PISTON REACTION

65-66	50-60-80-9000	1478287	1	.41	DISC, react. (Bendix)
67-69	50-60-80-9000 Drum				
		9787635	1	.67	DISC (Bendix)
69	50-60-80-9000 Disc				
		1478287	1	.41	DISC (Bendix)
70-72	All B-C-E (Disc Brks.)	5463740	1	1.06	DISC (Moraine)
71	All B (350 Eng.)	386134	1	.87	DISC, reaction (Bendix)
72	All B exc. Wagons	386134	1	.87	DISC, reaction (Bendix)
64	40,41-42-4300 P.B.	5467117	3	.17	LEVER (Moraine)
65-66	All P.B.	5467117	3	.17	LEVER (Moraine)
67	30-4000	5467117	3	.17	LEVER (Moraine)
67-68	50-60-80-9000 P.B.	5464313	1	.18	LEVER (Moraine)
69-70	All	5464313	1	.18	LEVER (Moraine)
71-72	All A (P.B.)	5464313	1	.18	LEVER (Moraine)
64-66	Special-Skylark-G.S.	5465221	1	.31	PLATE, lvr. react. (Moraine)
65-66	50-60-80-9000 P.B.	5464274	1	.41	PLATE, P.B. cyl. lvr. reaction (Moraine)
67-72	All A (P.B.) (Drum Brk.)	5462191	1	.48	PLATE, lvr. react. (Moraine)
67-70	All B-C-E (Drum Brks.)	5460750	1	.50	PLATE, lvr. react. (Moraine)
67-68	All A (Disc Brks.)	5460750	1	.50	PLATE, lvr. react. (Moraine)
67-68	All B-C-E (Disc Brks.)	5462190	1	.49	PLATE, lvr. react. (Moraine)
71-72	All A (Disc Brks.)	5463450	1	.50	PLATE, lever reaction (Moraine)
69-71	All A (Drum Type) P.B.	5467319	1	.42	SPRING, reaction (Moraine)
71-72	All A (Disc Brks.)	5467319	1	.42	SPRING, reaction
64	40-41-42-4300 P.B.	5464318	1	.22	BUMPER, P.B. cyl. reaction (Moraine)
65-70	All P.B.	5464318	1	.22	BUMPER, P.B. cyl. reaction (Moraine)
71-72	30-4000 P.B.	5464318	1	.22	BUMPER, P.B. cyl. reaction (Moraine)
70 72	All B-C-E (Disc Brks.)	5469016	1	.44	BUMPER, reaction (Moraine)
64-72	All A (P.B.)	5464282	1	1.79	RETAINER (Moraine)
65-70	All P.B.	5464282	1	1.79	RETAINER, react. (Moraine)

4.935 VALVE—RETAINER—SPRING, POWER BRAKE CYLINDER FLOATING CONTROL

64	40-41-42-4300	5464967	1	1.19	VALVE KIT (Moraine)
65-72	All A (P.B.)	5464967	1	1.19	VALVE KIT (Moraine)
64	40-41-42-4300	5464369	1	.40	RETAINER, valve (Moraine)
65-72	All A (P.B.)	5464369	1	.40	RETAINER, floating valve (Moraine)
65-70	All P.B.	5464369	1	.40	RETAINER, valve (Moraine)
70-72	All B-C-E (Disc Brks.)	5466522	1	.32	RETAINER, valve (Moraine)

4.935 RING, POWER BRAKE CYLINDER POWER PISTON LOCK

64	40-41-42-4300 (P.B.)	5464328	1	.41	RING, pwr. piston lock (Moraine)
65-70	All P.B.	5464328	1	.41	RING, pwr. piston lock (also used 4.924)
71-72	All A (P.B.)	5464328	1	.41	RING, pwr. piston lock (Moraine)

4.955 VALVE, POWER BRAKE VACUUM CHECK

56-59	All	1462175		2.92	VALVE
59-61	44-46-47-4800	5459080		3.77	VALVE (incl. pipe)
62-63	40-41-4300 A.T.	5461890		2.82	VALVE
62	44-46-4800	5461463		4.24	VALVE (incl. pipe)
63	44-46-4800	5462660		4.43	VALVE (incl. pipe)
63	4700	5462400		4.24	VALVE (incl. pipe)
64-66	All P.B.	5464705		2.10	VALVE
67	30-4000	5464705		2.10	VALVE
67-68	50-60-80-9000 P.B. (Drum Type Brk.)	5472143		1.74	VALVE Bendix
65-66	50-60-80-9000	1372316		4.41	VALVE Bendix
68-72	All	5472143		1.74	VALVE
65-66	50-60-80-9000	1479101		.30	SEAL, valve "0" ring (Bendix)
64-66	All P.B.	5461059		.66	GROMMET, valve (Moraine)
67	30-4000	5461059		.66	GROMMET, valve (Moraine)
68	All P.B.	546180B		.71	GROMMET, valve
67-71	50-60-80-9000	546180B		.71	GROMMET, valve
71-72	All P.B.	546180B		.71	GROMMET, valve

4.957 GASKET—ADAPTER, HYDROVAC POWER BRAKE

56-59	All	799303	1	.06	GASKET, inlet & outlet conn, copper—(4.661)
56-59	All	3686664	2	.82	ADAPTER, fitting

BUICK CHASSIS MAIN GROUP 5.000 SUB-GROUP SEQUENCE

Group 5.000		Page
5.001	Plate Backing	
5.017-5.018	Brake Lining - Shoes	
5.0J6	Spring, Brake Shoe	
5.110	Screw, Brake Shoe Adjusting	
5.149	Lever, Parking Brake	
5.382	Arm & Bushing, Rear Axle Strut	
5.387	Housing, Rear Axle	
5.415	Bar & Bushing Track Bar	
5.420	Shaft, Rear Axle	
5.441	Shaft, Propeller	
5.442	Repair Kit, Propeller Shaft	
5.447	Bearing, Rear Axle Drive Pinion (Front)	
5.453	Spacer, Rear Axle Pinion	
5.460	Shim, Rear Axle Pinion	
5.484	Bearing, Rear Axle Drive Pinion (Rear)	
5.504	Package, Positive Traction Differential	
5.510	Case, Differential	
5.517	Shaft, Differential Side Pinion	
5.528	Gear, Differential Side	
5.529	Gear Set, Ring & Pinion	
5.535	Lubricant, Rear Axle	
5.536	Bearing, Differential	
5.537	Shim, Differential Adjusting	
5.548	Flange, Rear Axle Pinion	
5.803	Wheel (Steel & Chrome)	
5.809	Drum, Front & Rear Wheel Brake	
5.810	Weight, Brake Drum Balance	
5.819	Gasket, Rear Axle Housing End	
5.822	Seal, Rear Wheel Bearing Oil	
5.842	Wrench, Wheel Bolts (and Jack Handle)	
5.855	Bearing, Rear Wheel	
5.858	Wheel Cover	

BRAKE CHART

	Group 5.017 - Brake Shoe and Lining				Group 5.018 - Brake Lining Sets			
	Standard		.030 Oversize		Standard		.030 Oversize	
Year and Model	Front	Rear	Front	Rear	Front	Rear	Front	Rear
1940 thru 1942 60-70; 1946 thru 1951 70; 1952 59; 1953-50; 1954 50-60-100; 1955 50-60; 1956-57 40-50-60	5463246	5463246	5463248	5463248	5467225	5467225	5467230	5467230
1952-40-50 except 59; 1953-1954-1955 40	5463246		5463248		5467225		5467230	
1952 thru 1957-70 1957 70 1st Type (Cast Iron Frt. Drum)		5463246		5463248	1388329	5467225	1388330	5467230
1958-1959-1960	1388286	5463246	-	5463248	1388329	5467225	1388330	5467230
1961-63 40-41-4300	1396213	1396214	1396215	1396216	1396209,/	1396210	1396211	1396212
1961-64 44-46-47-4800	5463246	5463247	5463248	5463249	5467225	5467235	5467230	5467240
1964-69 Sport Wagons	5460732 (Drum Type)	5460732	5460734	5460734	5468513	5468513.	5468515	5468515
1964 40-41-4300 Exc. 4355-4365	5460732	5460733	5464905	5460735	5468513	5468514	5468515	5468516
1965-69 30-4000 Exc. 4000 Wagons	5460732 (Drum Type)	5460733	5460734	5460735	5468513	5468514	5468515	5468516
1965-66 50-60-80-9000	5463246	5463247	5463248	5463249	5467225	5467235	5467230	5467240
1967-68 30-4000	5463186 (Disc Type)	-	-	-	-	-	-	-
1967-68 50-60-80-9000	5463246 (Drum Type)	5463247	5463248	5463249	5463251 (Drum Type)	5463252	5463253 (Drum Type)	5463254
1967-69 50-60-80-9000	5463789 (Disc Type)	-	-	-	-	-	-	-
1969-70 50-60-80-9000	5463246 (Drum Type)	5469370	5463248	5469394	5463251	5463252	5463253	5463254
1969 30-4000	5468768 (Disc Type)	-	-	-	-	-	-	-
1970-72 30-4000	5460732 (Drum Brks) 5468768 (Disc Brks)	5460733	5460734	5460735	5468513 (Drum Brks)	5468514	5468515 (Drum Brks)	5468516
1970 50-60-80-9000	5468757- (Disc Brks)							
1971-72 50-60-80-9000 Exc. Wgns & Pol. Cars (11" Brk. Drums)		5472182	-	-	-	5472180	-	-
1971-72 6035-45*8000 & Police Cars (12" Brk. Drums)		5472320	-	-	-	5472322	-	-
1971-72 50-60-80-9000	5468768 (Disc Brks)	-	-	-	-	-	-	-

5.001 PLATE, BACKING

61	44-46-47-4800 2nd Type Use When Whl. Cyl. Bolts Are in Diag. Position.5461069	RH	7.85	PLATE, frt. . .
62	44-46-4800.5461069	RH	7.85	PLATE, frt. . .
63	40-41-4300.5462513	RH	7.45	PLATE, rr. . .
63-64	44-46-47-4800.5461069	RH	7.85	PLATE, frt. . .
63-64	44-46-47-4800.5462284	LH	7.05	PLATE, frt. . .
63-64	44-46-47-4800.5465799	RH	12.50	PLATE, rr. . . .
63-64	44-46-47-4800.5465798	LH	12.50	PLATE, rr. . . .
64-66	Special-Skylark-G.S.5467812	RH	6.40	PLATE, frt. . .
64-66	Special-Skylark-G.S.5467811	LH	6.40	PLATE, frt. . .
64	40-41-4300 exc. 4355- 65.5467364	RH	7.95	PLATE, rr. . . .
64	40-41-4300 exc. 4355- 65.5467363	LH	7.95	PLATE, rr. . . .
64-67	Sport Wagons.5465837	RH	8.85	PLATE, rr. . . .
64-67	Sport Wagons.5465836	LH	8.85	PLATE, rr. . . .
65-68	30-4000 exc. 4000 Wagons & G.S.5467364	RH	7.95	PLATE, rr. . . .
65-68	30-4000 exc. 4000 Wagons & G.S.5467363	LH	7.95	PLATE, rr. . . .
65-66	Skylark Gran Sport5467810	RH	5.70	PLATE, rr. . . .
65-66	Skylark Gran Sport5467809	LH	5.70	PLATE, rr. . . .
65-66	5000.5467149	RH	9.95	PLATE, rr. . . .
65-66	5000.5467148	LH	9.95	PLATE, rr. . . .
65	50-60-8000.5467147	RH	7.25	PLATE, frt. . . .
65	50-60-8000.5469281	LH	7.95	PLATE, frt. . . .
66-68	50-60-80-9000 Drum Brk.5467147	RH	7.25	PLATE, frt. . . .
66-68	50-60-80-9000 Drum Brk.5469281	LH	7.95	PLATE, frt. . . .
65-67	60-80-9000.5465799	RH	12.50	PLATE, rr. . . .
65-67	60-80-9000.5465798	LH	12.50	PLATE, rr. . . .
65	9000.5461069	RH	7.85	PLATE, frt. . . .
65	9000.5462284	LH	7.05	PLATE, frt. . . .
65-68	4000 Wagons.5465837	RH	8.85	PLATE, rr. . . .
65-68	4000 Wagons.5465836	LH	8.85	PLATE, rr. . . .
67-72	All A (Drum Brake).5471199	RH	8.55	PLATE, frt. . . ;
67-72	All A (Drum Brake).5471198	LH	8.55	PLATE, frt. . . ;
67-68	4600.5456862	RH	7.75	PLATE, rr. . . .
67-68	4600.5456861	LH	7.75	PLATE, rr. . . .
68	5000.5459025	RH	12.60	PLATE, rr. . . .
68	5000.5459024	LH	12.60	PLATE, rr. . . .
68-69	60-80-9000 Self Adj. Brks.5468157	RH	12.50	PLATE, rr. . . .
68-69	60-80-9000 Self Adj. Brks.5468156	LH	12.50	PLATE, rr. . . .
68	60-8000 less Self Adj. Brks.5459025	RH	12.60	PLATE, rr. . . .
68	60-8000 less Self Adj. Brks.5459024	LH	12.60	PLATE, rr. . . .
67	5000 1st Type (Rr. Whl. Brg. 2", " Dia.).5467149	RH	9.95	PLATE, rr. . . .
67	5000 1st Type (Rr. Whl. Brg. 2VI" Dia.).5467148	LH	9.95	PLATE, rr. . . .
67	5000 2nd Type (Rr. Whl. Brg. 3', " Dia.).5459025	RH	12.60	PLATE, rr. . . .
67	5000 2nd Type (Rr. Whl. Brg. 3V, " Dia.).5459024	LH	12.60	PLATE, rr. . . .
68-69	30-4000 (Use on Cars with 12/Bolt Rr. Axle Hsg. Cvr.).1384238	RH	5.55	PLATE, rear . . .
68-69	30-4000 (Use on Cars with 12/Bolt Rr. Axle Hsg. Cvr.).1384239	LH	5.55	PLATE, rear . . .
69-70	30-4000 Drum Brake exc. 4000 Wagons_____	.5469280	RH	7.95	PLATE, rear . . .
69-70	30-4000 Drum Brake exc. 4000 Wagons5469279	LH	7.95	PLATE, rear . . .
69	4000 Wagons.5469278	RH	9.30	PLATE, rear . . .
69	4000 Wagons.5469277	LH	9.30	PLATE, rear . . .
69	5000.5459025	RH	12.60	PLATE, rear . . .
69	5000.5459024	LH	12.60	PLATE, rear . . .
69-70	50-60-8000 less Self Adj. Brakes.5469282	RH	7.95	PLATE, rr. . . .

69-70	50-60-8000 less Self Adj. Brakes.....	5469281	LH	7.95	PLATE, rr.
69-70	50-60-80-9000 Self Adj. Brakes.....	5469282	RH	7.95	PLATE, frt.
69-70	50-60-80-9000 Self Adj. Brakes.....	5469281	LH	7.95	PLATE, frt.
70	50-60-80-9000 Self Adj. Brks.....	5469475	RH	13.70	PLATE, rr.
71-72	All A (Drum Brk.).....	5469280	RH	7.95	PLATE, rr.
71-72	All A (Drum Brk.).....	5469279	LH	7.95	PLATE, rr.
70	50-60-80-9000 Self Adj. Brks.....	5469474	LH	13.70	PLATE, rr.
71-72	All B Wagons.....	5472318	LH	13.20	PLATE, rr.
71-72	All B Wagons.....	5472319	RH	13.20	PLATE, rr.
71-72	All B-E exc. Wagon.....	5472324	LH	10.45	PLATE, rr.
71-72	All B-E exc. Wagon.....	5472325	RH	10.45	PLATE, rr.
71-72	All C.....	5472325	RH	10.45	PLATE, rr. (for 1 1" drums)
71-72	All C.....	5472324	LH	10.45	PLATE, rr. (for 1 1" drums)
71-72	All C.....	5472319	RH	13.20	PLATE, rr. (for 12" drums)
71-72	All C.....	5472318	LH	13.20	PLATE, rr. (for 12" drums)

5.001 BRACKET FRONT DISC BRAKE

67-68	All A (Disc Brks.).....	1381720	RH	3.84	BRACKET .
67-68	All A (Disc Brks.).....	1381721	LH	3.84	BRACKET.
69-72	All A (Disc Brks.).....	5470661	RH	8.00	BRACKET.
69-72	All A (Disc Brks.).....	5470660	LH	8.00	BRACKET.

5.002 GASKET—RING, BRAKE BACKING PLATE

61-64	40-41-42-4300.....	579092	2	.10	GASKET, plate to strg. knuckle.....
65-72	All A.....	579092	2	.10	GASKET, plate to strg. knuckle.....
71	All B-C-E.....	3966202	2	.10	GASKET, splash shield to knuckle.....
72	All Max.-Trac.....	3966202	1	.10	GASKET, splash shield to knuckle.....
63-64	40-41-42-4300.....	1368917	2	.10	PLATE, frt. brk. anchor bolt lock.....
65-72	All A.....	1368917	2	.10	PLATE, frt. brk. anchor bolt lock.....
58-60	All.....	1181618	2	.20	RING, plate to knuckle oil seal.....
61-64	44-46-47-4800.....	1181618	2	.20	RING, plate to knuckle oil seal.....
65-70	All B-C-E.....	1181618	2	.20	RING, plate to knuckle oil seal.....
67-69	All B-C-E (Disc Brks.).....	1381340	RH	8.50	SPLASH SHIELD & BAFFLE (Bendix).....
67-69	All B-C-E (Disc Brks.).....	1381341	LH	8.50	SPLASH SHIELD & BAFFLE (Bendix).....
70	All B-C-E (Disc Brks.).....	1232774	RH	19.60	BRACKET & SPLASH SHIELD.....
70	All B-C-E (Disc Brks.).....	1232775	LH	19.60	BRACKET & SPLASH SHIELD.....
67-68	All A (Disc Brks.).....	1381722	RH	3.54	SHIELD, splash-frt.....
67-68	All A (Disc Brks.).....	1381723	LH	3.54	SHIELD, splash-frt.....
69-72	All A (Disc Brks.).....	5463566	RH	4.25	SHIELD, splash.....
69-72	All A (Disc Brks.).....	5463565	LH	4.25	SHIELD, splash.....
71-73	All B-C-E.....	3961269	RH	2.41	SHIELD, frt. disc brk. splash.....
71-73	All Max.-Trac.....	1237071	LH	4.51	SHIELD, frt. disc brk. splash (also used 4.710)
71-73	All B-C-E less Max.-Trac.....	3961269	LH	2.41	SHIELD, frt. disc brk. splash.....
57-62	All exc. 40-41-4300.....	1173966	AR	.25	BOLT, rr. brk. to rr. axle hsg.—(5.508).....
61-63	40-41-4300.....	1353020	8	.25	BOLT, rr. brk. to axle hsg.....
64	40-41-4300 exc. 4355- 65.....	384928	8	.30	BOLT, rr. brk. to axle hsg.....
64	4200-4355-65.....	1368360	8	.20	BOLT, rr. brk. to axle hsg.....
63-64	44-46-47-4800.....	1366909	8	.20	BOLT, rr. brk. to axle hsg.....
65	All exc. 4000 Wagons & Gran Sport & 5000.....	1366909	8	.20	BOLT, rr. brk. to rr. axle hsg.....
65	4000 Wagons-G.S.-5000.....	1371306	8	.20	BOLT, rr. brk. to axle hsg.....
65-69	50-60-80-9000 P.B. (Drum Type).....	9422574	2	.36	BOLT, strg. arm to strg. knuckle thru back plate-ft"- 13x2ft"—(8.900).....
65-67	50-60-80-9000 P.B. (Drum Type).....	454991	2	.36	BOLT, strg. knuckle to back plate ft"-13 x 1 1/2"— (8.900).....
66	30-4000.....	446681	2	.30	BOLT, strg. arm to knuckle thru backing plate— (5.506).....
66	30-4000.....	3832882	2	.15	BOLT, strg. arm to knuckle thru back plate, frt.— (8.900).....
66	425 5-65-4455-65-4600- 5000.....	1378942	8	.30	BOLT, rr. brk. to axle hsg. (ft"-24) when replacing %"-16 bolt also use ft"-24 nut 385 186.....
67	4455-65-4600-4800 ..	1378942	8	.30	BOLT, rr. brk. to axle hsg. fft"-24).....
66-73	1378943	AR	.20	BOLT, rr. brk. to axle hsg. (ft"—24 x 1ft") "T" Head
67-69	5000.....	186627	8	.25	BOLT, rear brake to axle housing (%"-24 x 1)— (8.900).....
67-72	1385922	4	.46	BOLT, splash shield & steering knuckle arm to knuckle.....
68-72	All A (Drum Brks.).....	1385922	1	.46	BOLT, strg. arm to knuckle thru backing plate.....

B2 also use 8.917 ← 383271

67-72	All A (Disc Brks.)	1381744	2	.56	BOLT, brk. & splash shield to steering knuckle top (1/4"-18 x 1/2")
67	5000 1st Type (2% dia. Rr. Whl. Brg.)	1378942	8	.30	BOLT, rr. brk. to axle hsg. (1/2"-24)
67-70	All B-C-E (Disc Brks.)	9425526	2	.46	BOLT, splash shield to steering knuckle top (1/2" 18 x 1 1/4")—(8.900)
67	All B-E (Disc Brks.)	9422574	2	.36	BOLT, strg. arm 8t splash shield to strg. knuckle bottom-rr. (1/2"-13 x 2 1/2")—(8.900)
67	All B-E (Disc Brks.)	454991	2	.36	BOLT, splash shield to strg. knuckle bottom-frt. (1/2" 13 x 1 1/2")—(8.900)
67-68	All B-E (Disc Brks.)	444473	4	.20	BOLT, caliper to splash shield—(8.900)
68	All A	1378942	8	.30	BOLT, rr. brk. to axle hsg. (1/2"-24)
68-70	All	1382258	AR	.20	BOLT, rr. brk. to axle hsg. (1/2"-24 x 1 1/4")
71-72	5000	1234817	AR	.15	BOLT, rr. brk. to axle hsg. (1/2"-14 x 1 1/2")
69	All B-C-E (Disc Brks.)	444473	4	.20	BOLT, caliper to splash shield (1/2"-20 x 1 1/2")—(8.900)
69-70	All B-C-E	454991	AR	.36	BOLT, (y, " -13 x 1 y, ")—(8.900)
70	All B-C-E	186627	8	.25	BOLT, rr. brk. to axle hsg. (1/2"-24 x 1)—(8.900)
56-60	All	9422300	8	.10	NUT, backing plate to strg. knuckle-lwr, frt. & rr. bolts—(8.917)
61-62	44-46-47-4800	9422300	8	.10	NUT, rr. brk. to rr. axle hsg—(8.917)
61-63	40-41-4300	9422298	8	.10	NUT, rr. brk. to rr. axle—(8.917)
63-64	44-46-47-4800	9422297	8	.15	NUT, rr. brk. to rr. axle hsg.—(8.917)
65	All	9422297	8	.15	NUT, rr. brk. to rr. axle hsg.—(8.917)
66-73	All as Req	1379328	8	.25	NUT, rear brake assm. to rear axle housing (1/2"-24)
67-69	50-60-80-9000 Disc Brk.	9422301	2	.10	NUT, splash shield to steering knuckle bottom-front & rr.—(8.917)
71-72	All B-C-E	9422299	AR	.15	NUT (1/2"-14)—(8.917)
5.017 BRAKE SHOE & LINING SET (METALLIC)					
65-66	Skylark G.S.-P.B.	5452395	1	53.80	INSTALLATION PACKAGE, brk. shoe & metallic linings (frt. & rr.) whl. & master cyl.
5.017 5.018 SHOE & LININGS (REFER TO CHART ON PAGE 5-B)					
5.019 RIVET, BRAKE LINING					
40-65	All	413901	AR	.05	RIVET
5.026 PACKAGE, SPRINGS & ATTACHING PARTS					
63 64	40-41-42-4300 (Drum Brk.)	5452953		2.82	PACKAGE, frt. brk. spg. & atch. parts (for 1 whl.)
63-64	40-41-42-4300 (Drum Brk.)	5452955		2.48	PACKAGE, rr. brk. spg. & atch. parts (for 1 wheel)
65-72	All A (Drum Brk.)	5452953		2.82	PACKAGE, frt. brake spring & attaching parts (for 1 wheel)
65-72	All A (Drum Brk.)	5452955		2.48	PACKAGE, rr. brk. spring attaching parts (for 1 wheel)
61-63	40-41-4300	5452954		2.42	PACKAGE, rr. (for 1 whl.)
63-64	44-46-47-4800 (Drum Brk.)	5452951		2.14	PACKAGE, frt. brk. spgs. & atch. parts (for 1 whl.)
63-64	44-46-47-4800 (Drum Brks.)	5452952		2.28	PACKAGE, rr. brk. spg. & atch. parts (for 1 whl.)
65-70	All B-C-E (Drum Brk.)	5452951		2.14	PACKAGE, frt. brk. springs & attaching parts (for 1 wheel)
65-70	All B-C-E (Drum Brk.)	5452952		2.28	PACKAGE, rr. brk. spring & attaching parts (for 1 wheel)
71-72	All B-C-E	5452952		2.28	PACKAGE, rr. brk. spring & attaching (parts for 1 whl.)
71-72	All A (Drum Brks.)	5472839		3.54	SPRING KIT, brake (for 2 frt. wheels)
71-72	All A (Drum Brks.)	5472838		2.41	SPRING KIT, hold down (for 2 rr. whls.)—(5.043)
71-72	All A (Drum Brks.)	5472840		3.69	SPRING KIT, brake (for 2 rr. wheels)
71-72	All B Wagons	5472520		3.43	SPRING KIT, brake (for 2 rr. wheels)
71-72	All B-E exc. Wagons	5472525		3.64	SPRING KIT, brake (for 2 rr. wheels)
71-72	All C	5472525		3.64	SPRING KIT, brk. (for 2 whls.) (for 1 1" drums)
71-72	All C	5472520		3.43	SPRING KIT, brk. (for 2 whls.) (for 12" drums)
5.026 SPRING, BRAKE SHOE					
40-52	50-70	493987	4	.46	SPRING, adjr. screw
46-60	All	493987	4	.46	SPRING, adjr. screw
46-60	All	497834	8	.46	SPRING, anchor to brk. shoe
61-62	40-41-4300	5459856	4	.42	SPRING, frt. brk. anchor pin to brk. shoe
61-62	40-41-4300	5459857	4	.34	SPRING, brk. shoe adjr. screw
61-62	44-46-47-4800	497834	4	.46	SPRING, rr. brk. anchor to shoe
61-62	44-46-47-4800	493987	4	.46	SPRING, rr. adjr. screw
61-62	44-46-47-4800	3707417	2	.40	SPRING, frt. brk. shoe adjr. screw
61-62	44-46-47-4800	5460085	4	.73	SPRING, frt. brk. anchor to shoe
63-66	Special-Skylark	5462500	4	.37	SPRING, adjr. screw-frt. & rr.
63	44-46-47-4800	497834	2	.46	SPRING

64	40-41-42-4300 (Drum Brk.)	5462958	4	.42	SPRING, anchor pin to brk. shoe-frt
64	40-41-42-4300	5462958	2	.42	SPRING, anchor pin to brk. shoe-rr. (secondary-short)
64	40-41-42-4300	5462970	2	.42	SPRING, anchor pin to shoe-rr. (primary-long)
65-68	30-4000 exc. G.S.	5462970	2	.42	SPRING, anchor pin to shoe-rr. (long-primary)
64	44-46-47-4800 less Self				
	Adj. Brks	3707417	2	.40	SPRING, adj. screw-frt.
64	44-46-47-4800 less Self				
	Adj. Brks	493987	2	.46	SPRING, adj. screw-rr.
64	44-46-47-4800 less Self				
	Adj. Brks	5460085	2	.73	SPRING, brk. anchor to brk. shoe-frt
65-72	All A (Drum Brk.)	5462958	4	.42	SPRING, anchor pin to brk. shoe-frt
65 68	30-4000 exc. G.S.	5462958	2	.42	SPRING, anchor pin to brk. shoe-rr. (secondary-short)
65-69	50-60-80-9000	497834	2	.46	SPRING, anchor to shoe-rr.
65-66	Skylark Gran Sport	5464695	4	.72	SPRING, shoe adj. screw-rr.
65-66	Skylark Gran Sport	5467761	2	2.10	SPRING, anchor pin to brk. shoe-rr. (long-primary)
65-66	Skylark Gran Sport	5467760	2	1.79	SPRING, anchor pin to brk. shoe-rr. (secondary-short)
65-68	50-60-8000 less Self				
	Adj. Brks.-Drum Type				
	Brk	3707417	2	.40	SPRING, shoe adjr. screw-frt.
65-68	50-60-8000 less Self				
	Adj. Brks	493987	2	.46	SPRING, adj. screw-rr.
65-70	50-60-8000 less Self				
	Adj. Brakes (Drum Brk)	5460085	2	.73	SPRING, anchor to brake shoe-frt
67-72	All A (Drum Brk.)	5462500	8	.37	SPRING, adjuster frt. rr.
69-72	All A (Drum Brk.)	5462970	2	.42	SPRING, anchor pin to brake shoe-rr. (long-Primary)
71-72	All A (Drum Brk.)	5462958	2	.42	SPRING, anchor pin to brk. shoe-rr.
69	All B-C (less Self Adj. Brakes) (Drum Type)	493987	4	.46	SPRING, adj. screw frt. & rr.
69-72	All B-C-E (Self Adj. Brakes)	5462141	4	.25	SPRING, shoe hold down ...
70	All B-C Drum Brks. (less self adj. brks.)	3707417	2	.40	SPRING, shoe adj. screw-frt.

NOTE. For spring not listed refer to spring packages group 5.026

5.041 PIN, BRAKE SHOE HOLD DOWN SPRING

40-50	40-50 Used with H.D. Brks.	1293908	AR	.17	PIN
40-51	40-50	1293958	AR	.16	PIN, rr.
46-51	70 Used with H.D. Brks.	1293908	AR	.17	PIN
52	40-50 exc. 59.	1293958	AR	.16	PIN, rr.
52-53	40-50	1293908	AR	.17	PIN, frt.
52-57	70	5300962	4	.18	PIN, frt.
53-55	40	1293958	AR	.16	PIN, rr.
54-55	50-60-70-100	1293908	AR	.17	PIN, rr.
54-57	40-50-60-100	1293908	AR	.17	PIN, frt.
56-60	All	1293908	AR	.17	PIN, rr.
58-60	All	5300962	4	.18	PIN, frt.
61-63	40-41-4300	5459858	4	.18	PIN, frt.
61-63	40-41-4300	5459888	4	.18	PIN, rr.
61-64	44-46-47-4800 (Drum Brk.)	5459293	8	.18	PIN, frt. & rr.
64	40-4100-4337-67-69	1293958	4	.16	PIN, rr.
64	4200-4355-65	5300962	4	.18	PIN, rr.
64	40-41-4300 exc. 4355-65	5459293		.18	PIN, frt. & rr. (No. 8)
64	4200-4355-65	1293908		.17	PIN, rr. (No. 4)
64-66	Special-Skylark-G.S.	1293908		.17	PIN, frt.
65-70	30-4000 exc. 4000 Wagons	1293958		.16	PIN, rr.
65-72	All A (Drum Brk.)	1293908		.17	PIN, frt.
71-72	All A	1293958		.16	PIN, rr.
65-68	4000 Wagons	1293908		.17	PIN, rr.
65-70	50-60-80-9000 Drum Type Brk.	5459293		.18	PIN, frt. & rr.
67	All A (Disc Brks.) (1st Type)	5456846	AR	.66	PIN, caliper shoe ret. (also used 4.666)
67	All A (Disc Brk.) (2nd Type)	5466977	AR	.67	PIN, caliper shoe ret. (also used 4.666)
71-72	All B-C-E	1293908	4	.17	PIN, rr.

5.042 SPRING AND CUP, BRAKE SHOE HOLD DOWN

36-60	All	493997	16	.13	CUP
61-63	44-46-47-4800	5459446	8	.12	CUP, inner-frt. & rr.
61-62	44-46-47-4800	5459981	8	.39	SPRING & CUP, frt. & rr.

63-64	44-46-47-4800.	5459981	4	.39	SPRING & CUP, frt. & rr. (primary shoe)
65-66	Skylark Gran Sport.	5467752	2	.54	SPRING & CUP, (secondary) rr.
65-66	Skylark Gran Sport.	5467751	2	.60	SPRING & CUP, (primary) rr.

NOTE. For spring & cup not listed, refer to group 5.026 Brake Spring Packages

5.043 SPRING, BRAKE SHOE HOLD DOWN

36-60	All	231186	8	.16	SPRING.
63-64	40-41-42-4300 (Drum Brks.)	5461146	4	.18	WASHER, spg. & cup ret.-frt. & rr.
65-72	All A (Drum Brks.)	5461146	4	.18	WASHER, spg. & cup ret.-frt. & rr.
71-72	All B-C-E.	5472526	1	2.41	SPRING KIT, hold-down (rr. whl.)
71-72	All A (Drum Brks.)	5472838	2	2.41	SPRING KIT, hold down (axle set) (also used 5.026)

5.045 PLATE, BRAKE SHOE GUIDE

52-60	All	5472139	AR	24	PLATE.
61-62	40-41-4300.	5460398	2	25	PLATE, frt.
61-62	44-46-47-4800.	5472139	2	24	PLATE, frt.
61-62	44-46-47-4800.	5460460	2	29	PLATE, frt. brk. anchor
61-72	30-4000.	5460399		22	PLATE, rr.
63-64	40-41-42-4300 (Drum Brk.)	5462598		.42	PLATE, frt.
63-64	44-46-47-4800 Self Adj. Brakes (Drum Brk.)	5460261		.34	PLATE, frt.
63-64	44-46-47-4800.	5472139		.24	PLATE, rr.
64	44-46-47-4800 less Self Adj. Brks.	5460460		.29	PLATE, frt.
64	44-46-4800 (Drum Type Brk.) less Self Adj. Brks.	5460460		.29	PLATE, frt.
65 70	All B-C-E (Self-Adj. Drum Brks.)	5460261		.34	PLATE, frt.
65-70	All B-C-E (Drum Brks.) less Self-Adj. Brks.	5460460		.29	PLATE, frt.
65-72	All B-C-E.	5472139		.24	PLATE, rr.
65-72	All A (Drum Brake).	5462598		.42	PLATE, frt.

5.103 ACTUATOR—PIVOT, BRAKE ADJUSTER

63-64	44-46-47-4800 Self Adj. Brakes (Drum Brake)	5464010	RH	.51	ACTUATOR, frt. rr.
63-64	44-46-47-4800 Self Adj. Brks. (Drum Type Brk.)	5464009	LH	.49	ACTUATOR, frt. & rr.
63-64	40-41-42-4300 (Drum Brk.)	5462768	RH	.51	ACTUATOR, frt. & rr.
63-64	40-41-42-4300 (Drum Brk.)	5462767	LH	.51	ACTUATOR, frt & rr.
65-72	30-4000 Drum Brake	5462768	RH	.51	ACTUATOR, frt. & rr.
65-72	30-4000 Drum Brake	5462767	LH	.51	ACTUATOR, frt & rr.
65-70	50-60-80-9000 Self-Adj. Drum Brks.	5464010	RH	.51	ACTUATOR, frt. & rr.
65-70	50-60-80-9000 Self-Adj. Drum Brks.	5464009	LH	.49	ACTUATOR, frt & rr.
63-64	40-41-42-4300.	5462770	RH	.25	PIVOT, frt. & rr.
63-64	40-41-42-4300.	5462769	LH	.25	PIVOT, frt. & rr.
65-72	30-4000 Drum Brake	5462770	RH	.25	PIVOT, frt. & rr.
65-72	30-4000 Drum Brake	5462769	LH	.25	PIVOT, frt. & rr.
63-64	44-46-47-4800 Self Adj. Brakes.	3856856	RH	.15	PIVOT, frt. & rr.
63-64	44-46-47-4800 Self Adj. Brakes.	3856855	LH	.15	PIVOT, frt. & rr.
65-70	50-60-80-9000 Self-Adj. Brks.	3856856	RH	.15	PIVOT, frt. & rr.
65-70	50-60-80-9000 Self-Adj. Brks.	3856855	LH	.15	PIVOT, frt. & rr.
63-72	All Self Adj. Drum Brks.	5460577	4	.16	SLEEVE, frt. & rr.

5.103 T, AUTO. BRAKE AD.

71-72	All A	5472848	1	3.33	REPAIR KIT, auto, brake adj. (R.H. frt. wheel)
71-72	All A	5472847	1	3.33	REPAIR KIT, auto, brake adj. (L.H. frt. wheel)
71-72	All A	5472850	1	3.90	REPAIR KIT, auto, brake adj. (R.H. rr. wheel)
71-72	All A	5472849	1	3.90	REPAIR KIT, auto, brake adj. (L.H. rr. wheel)
71-72	All B Wagons.	5472521	AR	3.08	REPAIR KIT, auto, brake adj. (L.H. wheel)
71-72	All B Wagons.	5472522	AR	3.08	REPAIR KIT, auto, brake adj. (R.H. wheel)
71-72	All B-E exc. Wagons	5472527	AR	3.02	REPAIR KIT, auto. brk. adj. (L.H. wheel).
71-72	All B-E exc. Wagons	5472528	AR	3.02	REPAIR KIT, auto. brk. adj. (R.H. wheel).
71-72	All C (12" Drums)	5472522	AR	3.08	REPAIR KIT, auto. brk. adj. (R.H. whl.)
71-72	All C (12" Drums)	5472521	AR	3.08	REPAIR KIT, auto. brk. adj. (L.H. whl.)
71-72	All C (11" Drums)	5472528	AR	3.02	REPAIR KIT, auto. brk. adj. (R.H. whl.)
71-72	All C (11" Drums)	5472527	AR	3.02	REPAIR KIT, auto. brk. adj. (L.H. whl.)

5.105 LINK, BRAKE ADJUSTER

63-64	40-41-42-4300	5462507	2	.67	LINK, pivot to shoe guide plate-frt.
63-64	40-41-42-4300	5462527	RH	.66	LINK, pivot to shoe guide plate-rr.
63-64	40-41-42-4300	5462526	LH	.66	LINK, pivot to shoe guide plate-rr.
65-72	30-4000 Drum Brake	5462507	2	.67	LINK, pivot to shoe guide plate-frt.
65-71	30-4000 exc. 4000 Wagons	5462527	RH	.66	LINK, pivot to shoe guide plate-rr.
65-71	30-4000 exc. 4000 Wagons	5462526	LH	.66	LINK, pivot to shoe guide plate-rr.
63-64	44-46-47-4800 Self Adj. Brakes (Drum Brk.)	5462146	2	.66	LINK, pivot to shoe guide plate-frt.
63-64	44-46-47-4800 Self Adj. Brakes	5462155	RH	.75	LINK, pivot to shoe guide plate-rr.
63-64	44-46-47-4800 Self Adj. Brakes	5462154	LH	.75	LINK, pivot to shoe guide plate-rr.
65-70	50-60-80-9000 Self-Adj. Drum Brks	5462146	2	.66	LINK, pivot to shoe guide plate-frt.
65-70	50-60-80-9000 Self-Adj. Brks	5462155	RH	.75	LINK, pivot to shoe guide plate-rr.
65-70	50-60-80-9000 Self-Adj. Brks	5462154	LH	.75	LINK, pivot to shoe guide plate-rr.
65-69	Sportwagons	5465519	RH	.90	LINK, pivot to shoe guide plate-rr.
65-69	Sportwagons	5465518	LH	.86	LINK, pivot to shoe guide plate-rr.
64	4200-4355-65	5465519	RH	.90	LINK, brk. actuator pivot to shoe guide plate-rr.
64	4200-4355-65	5465518	LH	.86	LINK, brk. actuator pivot to shoe guide plate-rr.
72	All A	5465519	RH	.90	LINK, brk. actuator pivot to shoe guide plate-rr.
72	All A	5465518	LH	.86	LINK, brk. actuator pivot to shoe guide plate-rr.

5.107 SPRING, BRAKE ADJUSTER

63-64	40-4 1-42-4300 (Drum Brks.)	5462264	2	.47	SPRING, over-ride frt. & rr.
65-72	30-4000 Drum Brake	5462264	2	.47	SPRING, over-ride frt. 8i rr.
63-70	All Self Adj. Brakes Drum Brk.	5461984	4	.19	SPRING, actuator return-frt. &rr.
71-72	All A Self Adj. Brks. (Drum Type)	5461984	4	.19	SPRING, brk. actuator return (frt. & rr.)

5.110 SCREW, BRAKE SHOE ADJUSTING

34-60	All	496351	4	.76	SCREW, frt. & rr.
61-62	40-41-4300	5459849	4	.65	SCREW, frt. & rr.
61-62	44-46-47-4800	496351	2	.76	SCREW, frt.
61-62	44-46-47-4800	496351	LH	.76	SCREW, rr.
61-62	44-46-47-4800	5455768	RH	.72	SCREW, rr.
64	40-41-42-4300 (Drum Brk.)	5467203	RH	.60	SCREW, frt. 8. rr.
64	40-41-42-4300 (Drum Brk.)	5467202	LH	.60	SCREW, frt. 8. rr.
65-72	30-4000 Drum Brake	5467203	RH	.60	SCREW, frt. & rr.
65-72	30-4000 Drum Brake	5467202	LH	.60	SCREW, frt. 8. rr.
63	44-46-47-4800	5465003	LH	.80	SCREW, frt. 8. rr.
64	44-46-47-4800 1st Type	5465003	LH	.80	SCREW, frt. & rr.
63-64	44-46-47-4800	5465004	RH	.80	SCREW, frt. & rr.
64	44-46-47-4800 2nd Type	5465003	LH	.80	SCREW, frt. 8. rr.
64	44-46-47-4800 less Self Adj. Brks.	496351	RH	.76	SCREW, frt. 8t rr.
64	44-46-47-4800 less Self Adj. Brks.	5455768	LH	.72	SCREW, frt. 8< rr.
65-70	50-60-80-9000 Self Adj. Brakes-Drum Brk.	5465004	RH	.80	SCREW, frt. & rr.
65-70	50-60-80-9000 Self Adj. Brakes-Drum Brake	5465003	LH	.80	SCREW, frt. & rr.
65-70	50-60-8000 less Self Adj. Brakes-Drum Brk.	496351	RH	.76	SCREW, frt. & rr.
65-70	50-60-8000 less Self Adj. Brakes-Drum Brk.	5455768	LH	.72	SCREW, frt. 8. rr.
65-72	All A (Drum Type Brk.)	5462496	4	.17	WASHER, socket anti-friction-frt. & rr.
71-72	All B-C-E	5462496	2	.17	WASHER, socket anti friction (rr.)
63-64	44-46-47-4800 Self Adj. Brks. (Drum Type Brk.)	5459672	4	.18	WASHER, brk. adj. screw anti-friction-frt. & rr.
65-70	All B-C-E (Self-Adj. Drum Brks.)	5459672	4	.18	WASHER, brk. adj. screw anti-friction-frt. 8i rr.
71-72	All A	5472846	1	2.36	KIT, adj. screw (R.H. wheel)-frt. & i rr.
71-72	All A	5472845	1	2.36	KIT, adj. screw (L.H. wheel)-frt. 8* rr.
71-72	All B-C-E	5472638	1	2.77	KIT, adj. screw (L.H. wheel)-frt. 8i rr.
71-72	All B-C-E	5472639	1	2.77	KIT, adj. screw (R.H. wheel)-frt. 8; rr.

5.111 SOCKET—NUT, BRAKE SHOE ADJUSTING SCREW

46-51	All.....	509234	AR	.71	SOCKET.....
52-53	40-50.....	509234	AR	.71	SOCKET.....
52-57	70.....	509209	2	.55	SOCKET, frt.....
54-57	40-50-60-100.....	509234	AR	.71	SOCKET.....
52-60	All.....	509234	AR	.71	SOCKET, rr.....
58-60	All.....	509209	2	.55	SOCKET, frt.....
61-63	40-41-4300.....	5462486	4	.50	SOCKET, frt. & rr.....
61-62	44-46-47-4800.....	509234	AR	.71	SOCKET, f rt. & rr.....
63-64	44-46-47-4800 Self Adj. Brk. (Drum Type Brk.) . .	5462140	4	.67	SOCKET, frt. & rr.
64	40-41-4300 exc. 4355- 65.....	5462946		.56	SOCKET, frt. & rr.
64	4200-4355-65 1st Type with 1 1/8" Dia. Whl. Cyl.....	5462946		.56	SOCKET, frt. & rr.
64	4200-4355-65 2nd Type with 1" Dia. Whl. Cyl. . .	5467204		.59	SOCKET, frt. & rr.
64	44-46-47-4800 less Self Adj. Brks.....	509234		.71	SOCKET, frt. & rr.
65-72	30-4000 Drum Brake.....	5467204		.59	SOCKET, frt. & rr.
65-70	50-60-80-9000 Self-Adj. Drum Brks.....	5462140		.67	SOCKET, frt. & rr.
65-70	50-60-8000 less Self Adj. Brakes-Drum Brk. . .	509234	4	.71	SOCKET, frt. & rr.
52-57	70.....	509208	2	.56	NUT, pivot frt.....
58-60	All.....	509208	2	.56	NUT, pivot frt.....
46-51	All.....	509235	AR	.85	NUT.....
52-53	40-50.....	509235	AR	.85	NUT.....
54-57	40-50-60-100.....	509235	AR	.85	NUT.....
52-60	All.....	509235	AR	.85	NUT, rr.....
61-63	40-41-4300.....	5464746	LH	.74	NUT, pivot-frt. & rr.....
61-62	44-46-47-4800.....	509235	2	.85	NUT, pivot-frt.....
61-62	44-46-47-4800.....	509235	LH	.85	NUT, pivot-rr.....
63-64	44-46-47-4800.....	509235	2	.85	NUT, pivot-frt. & rr. (L. on jobs with self adj.brks.-R. on jobs less self adj. brks).....
61-62	44-46-47-4800.....	5459322	RH	.79	NUT, pivot-rr.....
65-70	50-60-8000 less Self Adj. Brakes-Drum Brk. . .	5459322	LH	.79	NUT, frt. & rr.
63-69	LeSabre-Wildcat-Electra- Riviera Self Adj. Brks. (Drum Type Brk.).....	5459322	RH	.79	NUT, frt. & rr.
64	40-41-42-4300 (Drum Brk.).....	5464747	RH	.74	NUT, frt. & rr.
64	40-4 1-42-4300 (Drum Brk.).....	5464746	LH	.74	NUT, frt. & rr.
65-72	30-4000 (Drum Brk.)	5464747	RH	.74	NUT, frt. & rr.
65-72	All A (Drum Brk.).....	5464746	LH	.74	NUT, frt. & rr.....
63-64	44-46-47-4800 Self Adj. Brk. (Drum Brk.).....	509235	LH	.85	NUT, frt. & rr.....
63-64	44-46-47-4800 less Self- Adj. Brakes-Drum Brk. . .	509235	RH	.85	NUT, frt. & rr.....
65-70	50-60-80-9000 Self-Adj. Drum Brks.....	509235	LH	.85	NUT, pivot (frt. & rr.)
65-70	50-60-8000 Self-Adj. Drum Brks.....	509235	RH	.85	NUT, pivot (frt. & rr.)

5.117 COVER, BRAKE ADJUSTING HOLE

36-60	All.....	475516	4	.13	COVER, frt. & rr.
61-62	40-41-4300.....	5460530	4	.09	COVER, frt. & rr.
61-62	44-46-47-4800.....	5460530	2	.09	COVER, frt.....
61-64	44-46-47-4800.....	5464803	2	.15	COVER, rr.....
63	All.....	5460530	2	.09	COVER, frt.....
63	40-41-4300.....	5460530	2	.09	COVER, rr.....
64	40-41-4300 exc. 4355- 65.....	5467299	2	.14	COVER, rr.
65-69	50-60-80-9000.....	5464803	2	.15	COVER, rr.
64-68	5464803	2	.15	COVER ..
64-69	All Drum Brake.....	5467299	2	.14	COVER, frt.
65-68	30-4000 exc. 4000				
	5467299	2	.14	COVER, rr
69-71	All Self Adj. Brakes.....	5464796	4	.12	COVER, frt.
69	30-4000 Self Adj. Brake exc. 4000 Wagons	5464796	AR	.12	COVER, rr.
70	50-60-8000 Drum Brks. (less self adj. brks.)	5467299	2	.14	COVER, frt.....
71-72	All A.....	5464803	AR	.15	COVER, frt. & rr.
71-72	All B-C-E.....	5464803	2	.15	COVER, rr.....

5.149 LEVER, PARKING BRAKE

64	40-41-42-4300	5464761	RH	.86	LEVER, rr
64	40-41-42-4300	5464760	LH	.86	LEVER, rr
65-72	30-4000	5464761	RH	.86	LEVER, rr
65-72	30-4000	5464760	LH	.86	LEVER, rr
63-68	LeSabre-Wildcat-Electra-Riviera	5462698	RH	1.92	LEVER, rr
63-68	LeSabre-Wildcat-Electra-Riviera	5462697	LH	1.92	LEVER, rr
69-70	50-60-80-9000	5469284	RH	1.82	LEVER,
69-70	50-60-80-9000	5469283	LH	1.82	LEVER, .

5.149 STRUT KIT, PARKING BRAKE

71-72	All B Wagons	5472523	LH	4.77	STRUT KIT, park, brake lever (rr. wheel)
71-72	All B Wagons	5472524	RH	4.77	STRUT KIT, park, brake lever (rr. wheel)
71-72	All B-E exc. Wagons	5472530	LH	3.54	STRUT KIT, park, brake lever (rr. wheel)
71-72	All B-E exc. Wagons	5472531	RH	3.54	STRUT KIT, park, brake lever (rr. wheel)
71	All C (1 1/2" Drums)	5472531	RH	3.54	STRUT KIT, park. brk. lvr. (rr. whl.)
71	All C (1 1/2" Drums)	5472530	LH	3.54	STRUT KIT, park. brk. lvr. (rr. whl.)
71	All C (12" Drums)	5472524	RH	4.77	STRUT KIT, park. brk. lvr. (rr. whl.)
71	All C (12" Drums)	5472523	LH	4.77	STRUT KIT, park. brk. lvr. (rr. whl.)

5.150 STRUT, PARKING BRAKE

46-60	All	5465367	RH	1.67	STRUT
46-60	All	5465366	LH	1.67	STRUT
61 63	40-41-4300	5460402	2	1.16	STRUT, rr
61-64	44-46-47-4800 1st Type	5465366	LH	1.67	STRUT, in rr. brk.
64	40-41-4300 exc. 4355-65	5465089	2	.62	STRUT, rr
64	4200-4355-65 1st Type with 1 1/2" Dia. Whl. Cyl	5467355	RH	.36	STRUT
64	4200-4355-65 2nd Type with 1" Dia. Whl. Cyl	5467355	RH	.36	STRUT
64	4200-4355-65	5467354	LH	.36	STRUT
61 64	44-46-47-4800	5465367	RH	1.67	STRUT, in rr. brk.
64	44-46-47-4800 2nd Type	5465367	RH	1.67	STRUT, rr. brk. .
64	44-46-47-4800 2nd Type	5465366	LH	1.67	STRUT, rr. brk. .
65-69	30-4000 exc. 4000 Sport Wagons	5465089	2	.62	STRUT
65-69	Sportwagons	5467355	RH	.36	STRUT
65-69	Sportwagons	5467354	LH	.36	STRUT
64	44-46-47-4800	5465367	RH	1.67	STRUT, rr.
64	44-46-47-4800	5465366	LH	1.67	STRUT, rr.
65-70	50-60-80-9000	5465367	RH	1.67	STRUT, rr.
65-70	50-60-80-9000	5465366	LH	1.67	STRUT, rr.
70-72	All A	5465089	2	.62	STRUT, rr

5.151 SPRING, PARKING BRAKE STRUT TO BRAKE SHOE IN REAR BRAKE ASSEMBLY

46-50	All	1312281		.36	SPRING
61-64	44-46-47-4800	1312281		.36	SPRING
64	40-41-42-4300	5464520		.16	SPRING
65-72	All A	5464520		.16	SPRING
65-70	All B-C-E	1312281		.36	SPRING
71-72	All B Wagons	1312281		.36	SPRING (lt. blue)

5.158 PIN—WASHER—CLIP PARKING BRAKE LEVER

40-60	All	502305	2	.24	PIN, in rr. brk. for parking lvr. to shoe
61-62	44-46-47-4800	502305	1	.24	PIN, in rr. brk. for parking lvr. to shoe
40-50	All	1300540	2	.13	WASHER, to brk. shoe spg
61-62	40-41-4300	5454797	2	.14	WASHER, spg
61-62	44-46-47-4800	1300540	2	.13	WASHER, spg. to brk. shoe
63	All	5454797	2	.14	WASHER, spg
64	44-46-47-4800	5454797	2	.14	WASHER, rr. brk. shoe hold down spg.
65-70	50-60-80-9000	5454797	2	.14	WASHER, rr. brk. shoe hold down spg.
61-62	40-41-4300	5454798	2	.15	CLIP, ret
63	All	5454798	2	.15	CLIP, ret
63-64	44-46-47-4800	5454798	2	.15	CLIP
65-70	50-60-80-9000	5454798	2	.15	CLIP

5.380 BRACKET—SHIM, REAR AXLE CONTROL ARM TO BODY FRAME

61	4019-27-45-41 19-4300, 4035-4135 2nd Type H1515329 FL, H-2504479 S.G.	578333	2	.97	BRACKET, lwr. arm frame
----	---	--------	---	-----	-------------------------

61	4035-4135 1st Type up to H1515329 FL, H2504479 S.G.	580908	2	1.64	BRACKET, lwr. arm frame.
62	40-41-4300.	578333	2	.97	BRACKET, lwr. arm frame.
65-66	50-6000 C.T.	1369468	RH	2.15	BRACKET, upr. control arm
65-66	50-6000 C.T.	1369469	LH	2.20	BRACKET, upr. control arm
65-66	50-60-8000 A.T.	1369184	2	.82	BRACKET, upr. control arm-frame.
65-66	5000.	1369088	RH	4.41	BRACKET, rr. susp. lwr. control arm mtg. frame.
65-66	5000.	1369089	LH	4.41	BRACKET, rr. susp. lwr. control arm mtg. frame.
66-67	60-8000.	1369088	RH	4.41	BRACKET, lwr. control arm
66-67	60-8000.	1369089	LH	4.41	BRACKET, lwr. control arm
66-70	9000.	1375386	RH	7.80	BRACKET, Rr. susp. lwr. control arm frame.
66-70	9000.	1375387	LH	7.80	BRACKET, Rr. susp. lwr. control arm frame.
66-67	Riviera.	1375932	1	2.97	BRACKET, upr. control arm
67	5000.	1381590	RH	4.61	BRACKET, lwr. control arm
67	5000.	1381591	LH	4.61	BRACKET, lwr. control arm
67-68	5000.	1369468	RH	2.15	BRACKET, upr. control arm
67-68	5000.	1369469	LH	2.20	BRACKET, upr. control arm
67	60-8000.	1369184	2	.82	BRACKET, upr. control arm
68	60-8000.	1369468	RH	2.15	BRACKET, upr. control arm-frame.
68	60-8000.	1369469	LH	2.20	BRACKET, upr. control arm-frame.
68	50-60-8000.	1384566	RH	3.95	BRACKET, rr. susp. lwr. control arm mtg. frame.
68	50-60-8000.	1384567	LH	3.95	BRACKET, rr. susp. lwr. control arm mtg. frame.
68-70	9000.	1383282	1	5.75	BRACKET, rr. susp. upr. control arm frame.
69-72	30-4000 exc. 4456-66	3908718	RH	2.97	BRACKET, rr. axle lwr. control arm frame.
69-72	30-4000 exc. 4456-66	3908717	LH	2.97	BRACKET, rr. axle lwr. control arm frame.
69-70	50-60-8000.	1386310	RH	4.92	BRACKET, Rr. susp. lwr. control arm mounting frame
69-70	50-60-8000.	1386311	LH	4.92	BRACKET, Rr. susp. lwr. control arm mounting frame
70	6000 Wagons	1230786	RH	8.70	BRACKET, rr. susp. lwr. control arm mtg. frame.
70	6000 Wagons	1230787	LH	8.70	BRACKET, rr. susp. lwr. control arm mtg. frame.
71-72	50-66-80-9000.	3981236	RH	4.36	BRACKET, rr. axle lwr. control arm.
71-72	50-66-80-9000.	3981235	LH	4.36	BRACKET, rr. axle lwr. control arm.
71	50-66-80-9000.	3981237	2	2.31	BRACKET, rr. axle upr. control arm.
70	33-35-4400 used on cars having 12 bolt rr. axle hsg. cover.	3945414	1	.41	REINFORCEMENT, rr. axle upr. control arm cross member.
63	40-41-4300.	1355372	AR	.10	SHIM, brkt. to frame—(.030").
65-68	50-60-8000.	1369186	AR	.20	SHIM, upr. control arm-between brkt. & frame— (.060).
65-68	50-60-8000.	1374187	AR	.25	SHIM, upr. control arm-between brkt. & frame— (-120).
63	40-41-4300.	1348315	4	.10	WASHER, rr. axle control arm to frame—(6.1 7 1)
	5.381 BUSHING, REAR AXLE				
64	40-41-42-4300.	1367783	2	1.54	BUSHING, rr. susp. upr. control arm (assm. or rr. axle carrier).
65-67	All A.	1371369	2	26	BUSHING (in rr. axle carrier).
65-67	All B-C-E.	1371368	2	03	BUSHING (in rr. axle carrier).
68	All B-C.	1371368	2	03	BUSHING, in rr. axle carrier.
68-69	All B-C.	1371368	2	03	BUSHING, in rr. axle upper control arm-frame end,
68-70	All E.	1371368	RH	03	BUSHING, lower control arm.
68-70	All A-B-C.	1371368	2	03	BUSHING, upper control arm to axle.
71-72	5000.	482026	2	46	BUSHING, upr. control arm to axle.
71 72	All A.	1371368	2	03	BUSHING, rr. axle upr. control arm to axle.
71	60-80-9000.	483108	2	46	BUSHING, rr. axle upr. control arm.
5.382 ARM (INCLUDES BUSHING), REAR SUSPENSION CONTROL					
61	40-4100.	578320	2	6 55	ARM, upr.
61	40-41-4300.	578323	2	9.30	ARM, lwr.
61-62	44-46-47-4800.	1196241	1	4 87	ARM, inner.
61-62	44-46-47-4800.	1352686	1	4.87	ARM, outer.
62	40-41-4300.	578320	2	6.55	ARM, upr.
62	40-41-4300.	584272	2	10.20	ARM, lwr.
63	40-41-4300.	587356	2	7.40	ARM, upr.
63	40-41-4300.	587366	2	10 50	ARM, lwr.
63	44-46-4800.	1362476	RH	12 55	ARM, lwr.
63-64	44-46-4800.	1362477	LH	12 55	ARM, lwr.
63-64	44-46-47-4800.	1371358	1	40	ARM, upr.-inner.
63-64	44-46-47-4800.	1371359	1	40	ARM, upr.-outer.
63-64	4700.	1362478	RH	9 80	ARM, lwr.
63-64	4700.	1362479	LH	9 80	ARM, lwr.
64	40-41-42-4300.	1384096	2	10 50	ARM, lwr.
64	40-41-42-4300.	1367780	2	6.65	ARM, upr. (non-adj.).
65-66	33-3469 S.T. 300 Pol. Car Handling.	1381608	2	6.05	ARM, upr

65	30-4000 S.T. 300 exc. Wagons w/H.D. Ride & exp. less 4427-37-67 H.D. Frt. & Rr. Susp. ...	1381608	2	6.05	ARM, upr.
65	30-4000 S.T. 300 w/H.D. Trailer Spg. Opt. less 4427-37-67 H.D. Frt. & Rr. Susp.	1381608	2	6.05	ARM, upr.
65	30-4000 C.T. exc. Wagons less 4427-37- 67 H.D. Frt. & Rr. Susp.	1381608	2	6.05	ARM, upr.
65	30-4000 exc. Wagons S.T. 300 less Trailer & H.D. Ride & Exp.	1373775	2	8.15	ARM, upr.
65-66	30-4000 Wagons.	1381608	2		
65-67	3369-3469 A.T. less Trailer. H.D. Ride & Exp. & Pol. Car Handling.	1373775	2	6.05	ARM, upr.
65	3327-67-3427-67-3569- 3669-4300-4400 S.T. 300 less Trailer & H.D. Ride & Exp.	1373775	2	8.15	ARM, upr.
65	4427-37-67 H.D. Frt. & Rr. Susp.	1381608	2	8.15	ARM, upr.
65-66	30-40-5000.	1384096	2		
65	60-8000.	1384096	2	6.05	ARM, upr.
65-70	50-60-8000.	1373776	2	10.50	ARM, lwr.
65	9000.	1371356	RH	10.50	ARM, lwr.
65	9000.	1371357	LH	8.15	ARM, upper.
65-70	9000.	1371358	1	15.70	ARM, lwr.
65-70	9000.	1371359	1	15.70	ARM, lwr.
66	30-4000 A.T. & H.D. Ride & Exp. exc. Wagons 8i G.S.	1381608	2	8.40	ARM, upper-inner.
				8.40	ARM, upper-outer.
				6.05	ARM, upr.
66	30-4000 C.T. exc. Wagons & G.S.	1381608	2	6.05	ARM, upr.
66-67	30-4000 A.T. less Trailer & H.D. Ride & Exp. exc. Wagons & G.S.	1373775	2	8.15	ARM, upr.
66-67	Skylark G.S.	9791102	AR	14.75	ARM, lwr. (for cars w/rr. stab.)
66	4600.	1381608	2	6.05	ARM, upr.
66-70	60-8000.	1384096	2	10.50	ARM, lwr.
66	9000 (1st Type) (up to Body No. 6H900139) ..	1384097	RH	10.50	ARM, lwr.
66	9000 (1st Type) (up to Body No. 6H900139) ..	1384096	LH	10.50	ARM, lwr.
66	9000 (2nd Type) (after Body No. 6H900139) ..	1384096	RH	10.50	ARM, lwr.
66	9000 (2nd Type) (after Body No. 6H900139) ..	1384097	LH	10.50	ARM, lwr.
67	3300-3407-3 5-69-3500- 3600-4300-4407-17- 39-67.	9791811	2	10.25	ARM, lwr.
67	All Wagons-Skylark G.S. .	1381608	2	6.05	ARM, upr.
67	3417.	1381608	2	6.05	ARM, upr.
67	3417 w/H.D. Susp.	1384454	1	16.45	ARM, lwr. (for car w/rr. stab.)
67	3307-69-3407-69-3517- 69-3617-69-4307-17- 39-67-4407-17-39-67- 69 H.D. Susp. & Trailer 8< Over Load Spgs.	1381608	2	6.05	ARM, upr.
67	3417 less H.D. Susp.	1384096	2	10.50	ARM, lwr.
67-70	9000.	1384096	RH	10.50	ARM, lwr.
67-70	9000.	1384097	LH	10.50	ARM, lwr.
67-70	Sportwagons-LeSabre ...	1384096	2	10.50	ARM, lwr.
68-69	3437-4600 less H.D. Suspension.	1384096	2	10.50	ARM, lwr.
68-69	33-35-4000 exc. Wagons H.D. Suspension or Trailer & Over Load Rear Springs.	1384096	2	10.50	ARM, lwr.
68-69	34-4600-4000 Wagons ..	9798306	2	5.70	ARM, upr.
68	33-35-4000 exc. Wagons-less S.T. 300 .	9798306	2	5.70	ARM, upr.

68	33-35-4000 exc. Wagons- S.T. 300 & H.D. Susp. or Trailer or Over Load Spgs.	9798306	2	5.70	ARM, upr.
68	33-35-4400 Exc. Wagons S.T. 300 less H.D. Susp. or Trailer & Over Load Spgs.	9798214	2	5.90	ARM, upr.
69	33-35-4000 exc. Sportwagons-A.T. less H.D. Suspension or Trailer & Over Load Springs.	9798214	2	5.90	ARM, upr.____
68-69	34-4600 Canadian Built .	9791654	LH	5.30	ARM, upper .
68-69	33-35-4400 exc. Wagons C.T.-Canadian Built	9791654	LH	5.30	ARM, upper .
68-69	33-35-4400 Exc. Wagons A.T. & H.D. Susp. or Trailer & Over Load Springs (Canadian Built).	9791654	LH	5.30	ARM, upper.
68-69	33-35-4400 exc. Wagons A.T. less H.D. Susp. or Trailer or Overload Spring (Canadian Built)	9791655	LH	5.30	ARM, upr.
68-69	3437-4600 H.D. Susp.	9791102	2	14.75	ARM, lwr.
68-72	33-3500-4437-39-67-69 less H.D. Suspension or Trailer or Overload Springs.	9791811	2	10.25	ARM, lwr.
69	33-35-4400 exc. Wagons less A.T.	9798306	2	5.70	ARM, upr.
69	33-35-4400 exc. Wagons A.T. & H.D. Suspension or Trailer or Overload Springs.	9798306	2	5.70	ARM. upr.
70	33-35-4400 A.T. less H.D. Susp.	9798214	RH	5.90	ARM, upr.
70	33-35-4400 C.T.	481598	RH	5.95	ARM, upr.
70	33-35-4400 A.T. & H.D. Susp.	481598	RH		
70	33-35-4400 A.T. less H.D. Susp. (used on cars having 10 bolt rr. axle hsg. cvr.)	9798214	LH		
70	33-35-4400 A.T. less H.D. Susp. (used on cars having 12 bolt rr. axle hsg. cvr.)	9791655	LH	5.90	ARM. upr.
70	33-35-4400 C.T. (used on cars having 12 bolt rr. axle hsg. cvr.)	481599	LH	5.30	ARM, upr.
70	33-35-4400 A.T. & H.D. Susp. (used on cars having 12 bolt rr. axle hsg. cvr.)	481599	LH	5.95	ARM, upr.
70	33-35-4400 C.T. (used on cars having 10 bolt rr. axle hsg. cvr.)	481598	LH	5.95	ARM, upr.
70	33-35-4400 H.D. Susp. & A.T. (used on cars having 10 bolt rr. axle hsg. cvr.)	481598	LH	5.95	ARM, upr.
71-72	33-35-4400 A.T. less H.D. Susp.	9798214	2	5.90	ARM, upr.
71-72	33-35-4400 A.T. & H.D. Susp.	481598	2	5.95	ARM, upr.
71-72	33-35-4400 C.T.	481598	2	5.95	ARM. upr.
70-72	3437-67-4600 H.D. Susp.	481600	2	15.90	ARM, lwr.
70-72	3400-4600.	481598	2	5.95	ARM, upr.
70-72	3400-4600 less H.D. Susp.	1384096	2	10.50	ARM, lwr.
70-72	33-35-4000 (exc. wgn.) .	1384096	2	10.50	ARM, lwr.
71	All B-C-E.	483107	2	9.50	ARM, upr.
71-73	All B-C-E.	483103	2	11.30	ARM. lwr.
72-73	All B-C-E.	483106	2	11.00	ARM, upr.
66	4600.	3869876	RH	.92	REINFORCEMENT, rr. susp. frame

66	4600	3869875	LH	.92	REINFORCEMENT, rr. susp. frame
68-72	3437-67-4600	3918062	RH	.87	REINFORCEMENT, upr. control arm to frame
68-72	3437-67-4600	3918061	LH	.87	REINFORCEMENT, upr. control arm to frame
5.382 CAM, REAR AXLE UPPER CONTROL ARM					
64	40-41-42-4300	3849563	AR	1.13	CAM
64	40-41-42-4300	3849566	AR	.30	CAM, adjr.-outer
5.383 BOLT NUT, REAR AXLE CONTROL ARM					
61	44-46-47-4800	9417246	AR	.92	BOLT, upr. control arm to frame -(8.900)
63	44-46-47-4800	1362139	AR	.41	BOLT, lwr. & upr. control arm ..
64	40-41-4300 exc. 4355				
	65	402568	4	.56	BOLT, upr. & lwr. control arm to frame
64	40-41-42-4300	402568	2	.56	BOLT, lwr. control arm to rr. axle brkt.
64	40-41-42-4300	402568	2	.56	BOLT, upr. control arm to rr. axle hsg.
64	44-46-47-4800	9419852	AR	.41	BOLT, upr. & lwr. control arm—(8.900)
	All	9421430	AR	.36	BOLT, upr. & lwr. control arm to frame & axle brkt. (1/2"—13 x 3/8")—(8.900)
65-73	9000	9419852	2	.41	BOLT, upr. control arm to frame & axle bracket (Vi" — 13 x 4 1/2")—(8.900)
65-70	50-60-8000	402568	2	.56	BOLT, lwr. control arm to frame (also used 6.169-6.178)
69-70	3437-67-4600	402568	2	.56	BOLT, lwr. control arm to frame (1 1/2"—13 x 3/8")
69-72	3437-67-4600	402568	2	.56	BOLT, lwr. control arm to frame (1 1/2"—13 x 3/8")
71-72	50-60-80-9000	479352	8	.41	BOLT, control arm to frame (1/2"—12 x 4") (used 6.172)
64	40-41-42-4300	3691530	AR	.15	NUT, cam to rr. axle upr. control arm ("A"—20)—(7.395)
64-73	All as Req.	9422301	AR	.10	NUT, upr. & lwr. control arm (1/2"—13)—(8.917)
5.384 BUSHING, REAR AXLE STRUT ROD TO STRUT ROD BRACKET					
56-60	All	1170039	2	.30	BUSHING
5.386 REAR AXLE (COMPLETE)					
Sportwagons P.T. less					
69	Disc Brakes	1397129	1	387.65	AXLE (3.91 ratio)
71-72	All A less P.T.	1235543	1	272.65	AXLE (3.42 ratio)
71-72	All A less P.T.	1235369	1	272.65	AXLE (3.08 ratio)
71-72	All A less P.T.	1235368	1	272.65	AXLE (2.73 ratio)
71-72	All A less P.T.	1235367	1	272.65	AXLE (2.56 ratio)
71-72	All A P.T.	1235373	1	312.65	AXLE (3.42 ratio)
71-72	All A P.T.	1235372	1	312.65	AXLE (3.08 ratio)
71-72	All A P.T.	1235371	1	312.65	AXLE (2.73 ratio)
71-72	All A P.T.	1235370	1	312.65	AXLE (2.56 ratio)
71-72	All B-C-E less P.T.				
	Wagons	407662	1	369.00	AXLE (2.93 ratio)
71-72	All B-C-E P.T. (455 Eng.)				
	A.T. exc. Wagons	407664	1	4 10.00	AXLE (2.93 ratio)
71-72	All B (350 Eng.) less P.T.	1235544	1	298.80	AXLE (3.42 ratio)
71-72	All B (350 Eng.) less P.T.	1235376	1	298.80	AXLE (3.08 ratio)
71-72	All B (350 Eng.) less P.T.	1235375	1	298.80	AXLE (2.73 ratio)
71-72	All B (350 Eng.) P.T.	1235379	1	328.00	AXLE (3.42 ratio)
71-72	All B (350 Eng.) P.T.	1235378	1	328.00	AXLE (3.08 ratio)
71-73	All B (350 Eng.) P.T.	1235377	1	328.00	AXLE (2.73 ratio)
71-72	All B Wagon less P.T.	407695	1	328.00	AXLE (3.42 ratio)
71-72	All B Wagon less P.T.	407680	1	328.00	AXLE (2.93 ratio)
71-72	All B Wagon P.T.	407683	1	369.00	AXLE (3.42 ratio)
71-72	All B Wagon P.T.	407682	1	369.00	AXLE (2.93 ratio)
71-73	All C less P.T.	409631	1	348.50	AXLE (2.73 ratio)
71-73	All C P.T.	409634	1	389.50	AXLE (2.73 ratio)
71-72	All B-C-E (455 Eng.) less P.T. & Wagons	407869	1	369.00	AXLE (3.42 ratio)
71-72	All B-C-E P.T. (455 Eng.)	407665	1	410.00	AXLE (3.42 ratio)
5.387 HOUSING—VENT, REAR AXLE HOUSING					
65	Sportwagons	1369825	1	140.30	HOUSING (also use 2-5537-1376614 shim-diff. adj. .140)
65	5000	1381603	1	129.00	HOUSING (also use 2-5.537-1376614 shim-diff. adj. .140)
66	30-4000 exc. Sport				
	Wagons & G.S.	1375687	1	1 12.65	HOUSING
66	Sportwagons	1376357	1	131.75	HOUSING
66	Skyllark Gran Sport	1376749	1	1 17.35	HOUSING
66	5000	1381603	1	129.00	HOUSING
66	60-8000	1373435	1	135.70	HOUSING, (when used to repl. carrier stamped 1374836—also order (1) diff. case group e group 5.5 10 for correct ratio)
66	9000	1372229	1	130.55	HOUSING

NOTE. 1966 Riviera - when using 1372229 for repl. of 13747 13, carrier cast 13747 15, also order (1) 5.536 •
745 1718 brg. (L.) & (1) 5.510-diff. case, order for reg. ratio.

67	30-4000 exc. Sport Wagons & G.S.	1379587	133.15	HOUSING
67	Skylark G.S.	1379591	133.15	HOUSING
67	5000 1st Type (2% Dia. Rr. Whl. Brg.)	1381603	129.00	HOUSING.
67	5000 2nd Type (3 1/2," Dia. Rr. Whl. Brg.)	1382454	135.70	HOUSING
67	Sportwagons	1379583	133.15	HOUSING
67	60-8000	1373435	135.70	HOUSING
67	9000	1372229	130.55	HOUSING
68	30-4000 Less Sport- Wagons & 4600	1382810	142.20	HOUSING, (2.56-2.73-2.93-3.23 ratio)
68	4600	1382811	142.20	HOUSING, (2.93-3.42-3.64-3.91 ratio)
68	30-4000 (has 12 bolt holes for atch. cvr.)	3981669	82.80	HOUSING
68	Sportswagons	1382899	132.40	HOUSING
68	5000	1382812	148.70	HOUSING
68	60-8000	1382463	130.55	HOUSING
68-70	9000	1232650	125.75	HOUSING
69	30-4000 (has 12 bolt holes for attaching hsg. cvr.)	1231368	150.80	HOUSING
69	30-4000 (has 10 bolt holes for attach, hsg. cvr.)	1385878	150.80	HOUSING.
69	30-4000 exc. Sportwagon	1385878	150.80	HOUSING
69	Sportwagons	1385719	168.90	HOUSING
69-70	5000	1385817	150.40	HOUSING
69	60-8000	1232651	124.30	HOUSING
70	30-4000 w/10 bolt rr. axle hsg. cvr.	1234621	118.65	HOUSING.
70	30-4000 w/12 bolt rr. axle hsg. cvr.	3981669	82.80	HOUSING
70	6000 Wagons	1230740	124.30	HOUSING
70	60-8000 less Wagons ...	1232651	124.30	HOUSING
71-72	All A	1235275	149.50	HOUSING
71-72	All B (350 Eng.) ("B" or "O" Axle)	1235274	160.15	HOUSING
71-72	All B (350 Eng.) ("C" or "K" Axle)	3993462	107.40	HOUSING .
71-72	All B Wagon	231091	137.00	HOUSING .
71-72	All B-C-E (455 Eng.) exc. Wagon	231092	137.00	HOUSING
59-60	All	1353036		BREATHER, vent pipe ...
54-58	All	3820840	.30	VENT.
64	40-41-42-4300	3820840	.30	VENT.
65	30-40-5000	3820840	.30	VENT, rr. axle.
66-69	All	3820840	.30	VENT.
70	50-60-80-9000	3820840	.30	VENT (also used 4.104)
71-73	All	1236317	.36	VENT., rr. axle.

5.394 SPACER, REAR AXLE BUMPER

64-67	3000 Wagons 8t 4600 ..	9793636	RH	1.13	SPACER
64-67	3000 Wagons & 4600 ..	9793637	LH	1.13	SPACER
68	3435	9793636	RH	1.13	SPACER
68	3435	9793637	LH	1.13	SPACER
68-72	3437-67 (455 Eng.)- 4600	9790377	RH	.72	SPACER
68-72	3437-67 (455 Eng.)- 4600	9790378	LH	.72	SPACER
69-72	3435-36	9793636	RH	1.13	SPACER
69-72	3435-36	9793637	LH	1.13	SPACER

5.395 BUMPER, REAR AXLE

61 62	40-41-4300 Less Conv. with 15" Whls.	577992	2	.77	BUMPER.
61-64	44.46-4800	1349087	2	1.59	BUMPER.
63	4067-4367	577992	2	.77	BUMPER (13" whls.)
63	40-41-43-4700 exc. 4067-4367	577992	2	.77	BUMPER
64-65	Riviera	577992	2	.77	BUMPER
64-65	Special-Skylark	1371376	2	.56	BUMPER
65	44-46-4800	1366279	2	.56	BUMPER
66	All exc. 4000 Wagons C.T. & 9000	1371376	2	.56	BUMPER

66-67	Sport Wagons C.T.	387351		1.03	BUMPER
68-69	30-4000 Canadian Built	535757		.92	BUMPER, pinion nose
67-70	All exc. 9000	9773073		.67	BUMPER
66-70	9000	1377696		1.03	BUMPER
70	33-35-4400 used on cars having 12 bolt rr. axle hsg. cvr.	535757		.92	BUMPER, pinion nose
71-72	30-4000	9773073		.67	BUMPER
71-73	All B-C exc. Wagons	482022		.67	BUMPER
71-73	All B Wagons	481860		1.18	BUMPER
71-73	All B-C exc. Wagons	483038		.92	BUMPER, pinion nose
71	6000 Wagon	485019		.92	BUMPER, pinion nose
71	9000	1237942		.92	BUMPER, pinion nose
71	9000	1237943		1.03	BUMPER, axle
72-73	All B Wagons	487409		.92	BUMPER, pinion nose
72-73	All E	1240020		.92	BUMPER, pinion nose
72-73	All E	1240021		1.03	BUMPER, rr. axle
71-73	All B Wagons	407768		1.54	BRACKET, pinion nose bumper

5.398 COVER, REAR AXLE HOUSING

64	40-41-42-4300	9777035	1	2.82	COVER
65-70	30-40-5000	9777035	1	2.82	COVER (10 bolt)
66-70	60-80-9000	1367833	1	3.95	COVER
68-70	30-4000 (Used on cars having 12 bolt rr. axle)	3976857	1	2.31	COVER
71-72	30-40-5000	410917	1	2.26	COVER (10 bolt)
71-72	50-60-80-9000 (455 Eng.)	393206	1	3.28	COVER
61-62	40-41-4300	443899	10	.10	BOLT, cvr. to carrier—(8.900)
71	50-60-80-9000 (455 Eng.)	384951	10	.07	BOLT, cvr. to carrier (1/16"—18 x 1/2")
72-73	All	384951	10	.07	BOLT, cover to carrier

5.399 GASKET—SEAL, REAR AXLE HOUSING COVER

37-42	40-50-60-70	1309770	1	.56	GASKET
46-52	All	1309770	1	.56	GASKET
53-55	All	1166000	1	.56	GASKET
64	40-41-42-4300	1367346	1	.92	GASKET
65-70	30-40-5000	1367346	1	.92	GASKET
66-70	60-80-9000	1367834	1	.82	GASKET, hsg. carrier
68-70	30-4000 used on cars having 12 bolt rr. axle hsg. cvr.	3931152		.67	GASKET
71-72	All A	3993593		.92	GASKET
71-72	All B (350 Eng.)	3993593		.92	GASKET
71-72	All B-C-E (455 Eng.)	393212		1.03	GASKET
61-63	40-4 1-4300	1194387		1.54	SEAL, oil

5.400 PLUG—GASKET—KIT, REAR AXLE FILLER PLUG

39-60	All	9776585	1	.97	PLUG, incl. gskt. (also used 5.508)-(4.103)
64-70	All	9776585	1	.97	PLUG, (magnetic) ft—14-(4.103)
71-72	All	444788	1	.20	PLUG (ft"—14)—(8.971)
71	5000 (350 Eng.) with "C" or "K" Axle	3989514	1	.51	PLUG, rr. axle filler (incl. tag)
53-62	All	1346117	1	.20	GASKET, leather (also used 5.518)
63	All P.T.	1346117	1	.20	GASKET, leather
64	44-46-47-4800 P.T.	1346117	1	.20	GASKET, leather
61-62	All	1390882	1		KIT, plug & gskt
63	All P.T.	1390882	1		KIT, plug 8t gskt
64	44-46-47-4800 P.T.	1390882	1		KIT, plug 8t gskt
65	60-80-9000 P.T.	1390882	1		KIT, plug 8t gskt
65	60-80-9000 P.T.	1346117	1	.20	GASKET (leather)

5.415 BAR AND BUSHING—MEMBER, TRACK BAR

60	All	1194506	1	9.65	BAR & BUSHING, radius rod
61	44-46-47-4800	1350243	1	10.55	BAR & BUSHING, radius rod (to be used in place of track bar 11 96267 when ft" longer track bar has been instl.)
62-63	441 1-69 Pol. Car Opt.	1376169	1	12.00	BAR & BUSHING, radius rod
63	441 1-69 Less Pol. Car Handling Jobs	1376169	1	12.00	BAR & BUSHINGS, radius rod
63	4435-39-45-47-67-4635- 39-47-67-4819-29-39- 47-67	1376169	1	12.00	BAR & BUSHING, radius rod
63-65	Riviera Less Gran Sport	1367380	1	12.90	BAR & BUSHING
64	4400-4639-35-4 5-47-67- 69-4800	1376169	1	12.00	BAR & BUSHING

65	Riviera Gran Sport	1373392	1	12.15	BAR 8. BUSHING
66-70	9000	1376169	1	12.00	BAR 8. BUSHING
61-64	44-46-4800 exc. 4435-45-4635-45	1196995	1	7.05	MEMBER, cross
69-70	9000	1383284	1	7.00	
62-64	44-46-4800	138489	3		WASHER, track bar c/mbr. to frame side member—(8.932)
63-64	44-46-4800	454899	3	.15	BOLT, track bar c/mbr. to frame R. side member—(8.900)
68-70	9000	1386635	1	1.54	SHIELD, track bar bracket
5.417 BUSHING, TRACK BAR (RADIUS ROD BUSHING)					
40-58	All	1305839	4	.25	BUSHING, I
59	All exc. 4435-4635	1188029	2	2.61	BUSHING
60	All	1194508	2	3.02	BUSHING
61	441 1-37-39-69-4637-39-4700-4829	1374270	2	3.02	BUSHING
61-62	4435-45-67-4635-45-67-4867	1194508	2	3.02	BUSHING
62	4400-4639-47-4819-29-39-47 exc. Police Car Opt	1374270	2	3.02	BUSHING
62-63	441 1-69 Pol. Car Opt.	1194508	2	3.02	BUSHING
63	44 1 1-69 Less Pol. Car Handling Jobs	1374270	2	3.02	BUSHING
63-64	4400-4639-47-67-4700-4800	1374270	2	3.02	BUSHING
63-64	4435-45-4635-45	1194508	2	3.02	BUSHING
66-70	9000 H.D. Suspension	1378070	2	4.15	BUSHING
66-70	9000 Less H.D. Susp.	1374270	2	3.02	BUSHING
65	9000	1374270	2	3.02	BUSHING
64	4669 Pol. Car Handling	1194508	2	3.02	BUSHING
64	4669 Less Pol. Car Handling	1374270	2	3.02	BUSHING .
5.418 BRACKET—BOLT—WASHER, TRACK BAR					
62-64	44-46-4800	1351667	1	2.82	BRACKET, track bar (L.) frame end
66-67	9000	1375312	1	1 1.50	BRACKET, (axle)
62-64	44-46-4800	1348315	3	.10	WASHER, rr. susp. track bar brkt. to frame (L.) (6.171)
5.420 SHAFT, REAR AXLE					
59-60	All	1186161	LH	34.20	SHAFT
61-63	40-41-4300	577914	RH	34.85	SHAFT, (incl. whl. bolts)
61-63	40-41-4300	577915	LH	34.85	SHAFT, (incl. whl. bolts)
63-64	44-46-4800	1352856	RH	41.20	SHAFT, (incl. hub bolts)
63	44-46-4800	1352857	LH	41.20	SHAFT, (incl. hub bolts)
63-64	4700	1352858	RH	41.20	SHAFT, (incl. hub bolts)
63	4700	1352859	LH	41.20	SHAFT, (incl. hub bolts)
64	40-4 1-4300 exc. 4355-65	385259	2	42.90	SHAFT, (incl. brg. & inner 8i outer ret.)
64	44-46-4800	1363961	LH	35.30	SHAFT, (incl. hub bolts)
64	4700	1363965	LH	37.85	SHAFT, (incl. hub bolts)
65	Special-Skylark exc. Sportswagons 8t G.S. less H.D. Rr. axle	385259	2	42.90	SHAFT (incl. brg. 8; inner 8; outer ret.)
64-65	Sportswagons	230735	2	43.70	SHAFT (incl. brg. 8t inner 8i outer ret.)
65	4000 Gran Sport	230735	2	43.70	SHAFT, (incl. brg. 8< inner 8t outer ret.)
65	60-8000	1369764	RH	58.00	SHAFT & BEARING (incl. bolts)
65	60-8000	1369765	LH	58.00	SHAFT 8t BEARING (incl. bolts)
65	9000	1369766	RH	36.90	SHAFT 8t BEARING (incl. bolts)
65	9000	1369767	LH	36.90	SHAFT 8t BEARING (incl. bolts)
66-68	Sportswagons 8; G.S.	1385990	2	46.85	SHAFT 8t BEARING
65-66	5000	1380836	2	51.10	SHAFT 8t BEARING
66-67	60-80-9000	1377018	2	53.85	SHAFT 8t BEARING
66-68	30-4000 exc. 4000 Wagons & 4600	1380823	2	40.40	SHAFT 8t BEARING .
67	5000 1st Type (2" Dia. Rr. Whl. Brg.)	1380836	2	5 1.10	SHAFT 8t BEARING .
67	5000 2nd Type [3V," Dia. Rr. Whl. Brg.)	1381881	2	43.95	SHAFT & BEARING
68-70	30-4000 (For 12 bolt rr. axle hsg. cvr.)	1234305	2	38.75	SHAFT
68-70	60-80-9000 exc. Wagons	1382241	2	46.30	SHAFT 8t BEARING
68-70	5000	1381881	2	43.95	SHAFT 8t BEARING .
69	30-4000 exc. Sportwagon	1385815	2	38.95	SHAFT
69	Sportswagons	1386726	2	42.50	SHAFT

70	30-4000 (10 bolt rr. axle hsg. cvr.)	.1234624	2	36.95	SHAFT (incl. bearing, seal & retainer) ..
70	6000 Wagons	.1230654	2	62.75	SHAFT (incl. bearing 8i ret.)
71-72	All A	.1235490	2	36.80	SHAFT (incl. brg., retainer, rings, seals)
71-72	All B (350 Eng.) "B" Axle	.1235381	2	43.70	SHAFT (incl. seals, rings, retainer)
71-72	All B (350 Eng.) "C" or "K" Axle	.3984816	2	27.50	SHAFT
71-72	All B-C-E (455 Eng.)	.406697	2	48.20	SHAFT

5.422 LOCK, REAR AXLE SHAFT

68-70	30-4000 used on cars having 1 2 bolt rr. axle hsg. cvr.	.3833322	2	.30	LOCK
70	30-4000 w/12 bolt rr. axle hsg. cvr.	.3959067	1	1.90	LOCK .155" thick)
71-72	5000 (Canadian Built)	.3833322	1	.30	LOCK

5.436 BEARING & RETAINER, PROPELLER SHAFT

61	40-41-4300	.5675550	1	24.10	BEARING 8. RETAINER, frt. shaft to rr. shaft ctr
61-62	All	.904778	1	9.50	BEARING, frt. shaft supt.
62	40-41-4300	.5676809	1	24.05	BEARING 8i RETAINER, frt. shaft to rr. shaft ctr.
63	All	.904778	1	9.50	BEARING, frt. shaft ctr. supt.
63	40-41-4300	.5676809	1	24.05	BEARING 8. RETAINER, frt.
65-68	50-60-8000	.1370235	1	16.70	BEARING & RETAINER, ctr.
64-68	LeSabre-Wildcat-Electra-Riviera	.904778	1	9.50	BEARING
69-70	9000	.904778	1	9.50	BEARING, frt.-ctr. supt.

5.441 BOLT—PLUG—RING, PROPELLER SHAFT

62	40-41-4300	.3829139	2	.05	BOLT, prop, shaft supt. brg. to underbody—(4.196)
64-66	Riviera	.1364772	AR	.66	BOLT, special-for use in balancing prop, shaft at rr. companion flg.— $\frac{7}{16}$ "-1 4 x 1—(8.900)
64	4700 2nd Type	.9419683	2	.11	BOLT, ($\frac{7}{16}$ "-1 8 x $\frac{1}{4}$ ") ctr. supt. to frame—(8.900)
65	5000	.1369743	4	.08	BOLT, prop, shaft supt. to frame—(4.081)
65	50-60-8000	.9424877	AR	.20	BOLT, prop, shaft ctr. brg. supt—(8.900)
65	9000	.9419683	2	.11	BOLT ($\frac{7}{16}$ "-18 x $\frac{3}{4}$ ") drive line ctr. supt. to frame—(8.900)
66	5000 exc. Conv	.1369743	4	.08	BOLT, supt. to frame—(4.081)
57	All	.9411022	1	.15	FITTING, rr. prop, shaft rr. coupling—(8.984)
57-58	All	.1185565	1	.15	PLUG, prop, shaft grease fitting access hole in torque tube
61-62	44-46-47-4800	.1185565	1	.15	PLUG, for use in torque tube for plugging prop. shaft grease fitting access hole
61-63	All	.5677080		.20	PLUG, frt. prop, shaft-rr. (also used 6.231)
64	44-46-47-4800	.5677080		.20	PLUG, frt. shaft (also used 6.231)
65	All exc. Special-Skylark 1st Type	.5677080	1	.20	PLUG, frt. prop, shaft
67 68	50-60-80-9000	.5677080	1	.20	PLUG
69-70	9000	.5677080	1	.20	PLUG, frt. prop, shaft
61-64	44-46-47-4800 A.T.	.1347848	1	.87	RING, frt. prop, shaft damper rr.-inner (rubber)
61-64	44-46-47-4800 A.T.	.1347849	1	3.28	RING, frt. prop, shaft damper rr.-outer (cast iron)
61-64	44-46-47-4800	.1199697	AR	.15	RING, frt. prop, shaft ctr. supt. brg. ret.
65	50-60-80-9000	.1347848	1	.87	RING, frt. prop, shaft damper-inner (rubber)
65-68	50-60-8000	.1370233	1	.20	RING, ctr. brg. ret.
65-68	50-60-8000	.1372271	1	.15	RING, snap brg. ret.-ctr.
65	All exc. 30-4000 A.T.	.1347849	1	3.28	RING, frt. prop, shaft damper-rr. outer (cast iron)
65-70	9000	.1199697	2	.15	RING, ctr. supt. brg. ret.
66-68	50-60-8000	.1347849	1	3.28	RING, frt. prop, shaft damper-rr. outer (cast iron)
66-68	50-60-8000	.1347848	1	.87	RING, damper-inner (rubber)
65	All exc. 30-4000 2nd Type	.420671		.10	SCREW, frt. prop, shaft
66	50-60-80-9000	.420671		.10	SCREW, frt. prop. shaft used to plug grease access hole)
67-68	5000	.420671	1	.10	SCREW, frt. prop, shaft (used to plug grease access hole)

5.441 BEARING & RETAINER, PROPELLER SHAFT (Grp. Changed to 5.436 Eff. 7-1-71)

5.441 SHAFT, PROPELLER (Grp. Changed to 5.544 Eff. 11-1-71)

5.442 SEAL—SLEEVE—RING, PROPELLER SHAFT

56	All 2nd Type	.1182656		.41	SEAL, rr. prop, shaft rr. spline cplg. oil
58-60	All	.1182656		.41	SEAL, rr. prop, shaft rr. spline cplg. oil
71	50-60-80-9000 A.T.	.7812966		1.79	SEAL, ball support-prop, shaft
53-58	All	.1389923		1.64	SEAL 8i GASKET KIT
59-60	All	.1396464		2.26	SEAL KIT, frt. (incl. frt. torque tube oil seat)
56-57	All	.1169071		1.64	SLEEVE, seal

58	All 1st Type.....	1169071	1	1.64	SLEEVE, seal frt.....
57-60	All.....	1181614	1	.20	RING, frt. prop, shaft-rr. to be instl. between frt. prop, shaft rr. stud & rr. prop, shaft frt. yokes when nec.-to eliminate maximum end play.....
5.443 SEAL—LOCKNUT—WASHER, PROPELLER SHAFT					
61-62	40-41-4300.....	5674149	1	1.49	SEAL, rr. ball stud supt.....
61-63	40-41-4300.....	5674137	1	.46	SEAL, frt. prop, shaft to rr. prop, shaft grease
61-68	LeSabre-Wildcat-Electra- 1164173	1	1	.15	SEAL, frt. brg. locknut (rubber).....
61-62	44-46-47-4800.....	1365189	1	.67	LOCKNUT, prop, shaft ctr. brg. supt.....
61-63	40-41-4300.....	5674138	1	2.00	LOCKNUT, frt. prop, shaft to rr. prop, shaft brg.....
63-64	44-46-4700-4800.....	1365189	1	.67	LOCKNUT, prop, shaft ctr. brg. supt. (Spicer).....
65-68	50-60-80-9000.....	1365189	1	.67	LOCKNUT, ctr. brg. supt.....
69-70	9000.....	1365189	1	.67	LOCKNUT, bearing.....
61-62	44-46-47-4800.....	5672063	1	.46	LOCKWASHER, prop, shaft ctr. brg. locknut— (5.601).....
61-63	40-41-4300.....	5672063	1	.46	LOCKWASHER, frt. prop, shaft to rr. prop, shaft brg. nut—(5.601).....
63	44-46-47-4800.....	1355899	1	.20	LOCKWASHER, prop, shaft ctr. brg. locknut.....
61-62	44-46-47-4800.....	5670757	1	.15	WASHER, prop, shaft ctr. brg. lock nut seal split
61-63	40-41-4300.....	5674135	1	.20	WASHER, frt. to rr. prop, shaft split.....
61-63	40-41-4300.....	5674136	2	.46	WASHER, frt. to rr. prop, shaft spacer.....
63-68	50-60-80-9000.....	1355900	1	.15	WASHER, ctr. brg. locknut seal split.....
65-68	50-60-8000.....	5674136	1	.46	WASHER, frt. spacer on splined cplg. in frt. of brg. ...
69-70	9000.....	5670757	1	.15	WASHER, split.....
5.445 NUT—SEAL—WASHER, REAR A					
56-60	All.....	1185837	1	2.15	NUT, adj.....
61-63	40-41-4300.....	9415994	1	.41	NUT, drive pinion locking-also holds rr. axle pinion fig.-(8.917).....
61-63	44-46-47-4800.....	1361657	1	.82	NUT, pinion brg. adj. hex. lock—(5.595).....
64-71	All.....	1361657	1	.82	NUT, drive pinion lock (1 1/2" x 1/2"—1 4)—(5.595) ...
56-62	All exc. 40-4 1-4300	1199095	1	2.46	SEAL, oil frt.....
59-60	All.....	1185836	1	.20	SEAL, nut oil
61-63	40-41-4300.....	1179054	1	.15	SEAL, pinion brg. nut oil—(5.469)
61-63	40-41-4300.....	1195497	1	2.00	SEAL, pinion brg. oil—(5.469)
61-63	44-46-47-4800.....	1196101	1	.20	SEAL, "0" ring ..
63-64	44-46-47-4800.....	1382664	1	2.20	SEAL, pinion brg. oil-frt.
64-68	30-40-5000 exc. 1967 Flint cars after 7 H- 334 149 with 2.78 or 2.93 axle ratio (refer to service bulletin 671 101).....	1387449	1	1.74	SEAL, oil—(5.469) .
67	30-4000 Flint cars after chassis No. 7H334 149 with 2.78 or 2.93 axle ratio (refer to service bulletin 67 1 101.)	404294	1	3.28	SEAL, oil pinion—(5.469).....
64	44-46-47-4800.....	1196101	1	.20	SEAL, "0" ring.....
65-68	30-40-5000.....	1373749	1	.25	SEAL, between companion fig. & pinion ("0" ring)
65-70	60-80-9000.....	1196101	1	.20	SEAL, bearing nut-oil ("0" ring).....
65-70	60-80-9000.....	1382664	1	2.20	SEAL, bearing oil-front.....
69-70	30-40-5000.....	1387449	1	1.74	SEAL (5.469).....
69	30-40-5000 1st Type (Use with Spacer Having 1 7/32" I.D. Both	1373749	1	.25	SEAL, between companion flange & pinion shaft on rear axle.....
69	30-40-5000 2nd Type (Use with Spacer Having 1V 1/2" I.D. at One End & 1 3/4" I.D. at Other End.).....	1199566	1	.25	SEAL, between companion flange & pinion shaft on rear axle—(4.226).....
70	30-40-5000.....	1199566	1	.25	SEAL, between companion flange & pinion shaft on rr. axle—(4.266).....
71-73	All.....	404294	1	3.28	SEAL, pinion oil—(5.469).....
61-63	44-46-47-4800.....	517900	1	.36	WASHER, drive pinion nut—(5.545).....
62	44-46-4800.....	1353954	1	.15	WASHER, pinion fig. eliminate axle click.....
64-73	All.....	517900	1	.36	WASHER, drive pinion nut—(5.545).....
68-70	30-4000 used on cars having 12 bolt rr. axle hsg. cvr.....	3924031	1	1.95	SEAL, rr. axle pinion flange—(5.469)

5.446 SEAL REAR PROP. SHAFT BALL STUD SUPPORT (Grp. Changed to 5.590 - Eff 5-1-72)

5.447 BEARING, REAR AXLE DRIVE PINION (FRONT)

56-60	All.....	7451092		8.05	BEARING, frt. (complete)
61-62	40-41-4300.....	7450984		5.70	BEARING, frt. (complete)
61-62	44-46-47-4800.....	7451092		8.05	BEARING, frt. (complete)
63	All.....	7450984		5.70	BEARING, frt. (complete)
64	40-41-42-4300.....	7451202		5.45	BEARING, frt.
64	44-46-47-4800.....	7450984		5.70	BEARING, frt. (complete)
65-70	30-40-5000.....	7451202		5.45	BEARING
65-70	60-80-9000.....	7450984		5.70	BEARING
68-70	30-4000 used on cars having 12 bolt rr. axle hsg. cvr.....	7450984		5.70	BEARING, rr. axle drive pinion-frt.
71-72	All.....	7450984		5.70	BEARING, rr. axle drive pinion-frt.
72-73	All B-C-E (455 Eng.).....	7450984	1	5.70	BEARING

5.447 RACE, REAR AXLE ROLLER BEARING OUTER (REAR)

56-60	All.....	7450312	1	4.68	RACE, roller brg. outer-rr (also used 5.484)
61-62	44-46-47-4800.....	7450312	AR	4.68	RACE, roller brg. outer-rr. (also used 5.484)

5.453 SPACER, REAR AXLE PINION BEARING (PRE-LOAD)

61-63	40-41-4300.....	1355216	AR	.51	SPACER (.200).....
63-64	44-46-47-4800.....	1355216	AR	.51	SPACER (.200).....
65	Wildcat-Electra-Riviera ..	1355216	AR	.51	SPACER (.200").....
61-62	40-41-4300.....	1367830	1	.51	SPACER (collapsible).....
63	All.....	1367830	1	.51	SPACER (collapsible).....
64	40-41-42-4300.....	9785792	1	.56	SPACER, collapsible.....
65-68	30-40-5000.....	9785792	1	.56	SPACER (collapsible).....
56-64	44-46-47-4800.....	1367830	1	.51	SPACER (collapsible).....
65-70	60-80-9000.....	1367830	1	.51	SPACER (collapsible).....
69	30-40-5000 1st Type ..	9785792	1	.56	SPACER, collapsible (T/32" I.D. both ends).....
69	30-40-5000 2nd Type ..	1231467	1	.51	SPACER (1 1/8" I.D. one end, 1 1/8" I.D. other end)
68-70	30-40-5000.....	1231467	1	.51	SPACER (1 1/2" I.D. one end, other end 1 1/8" I.D.)
68-70	30-4000 used on cars having 12 bolt rr. axle hsg. cvr.....	3954480	1	.82	SPACER
71-73	All.....	1234726	1	.51	SPACER

5.457 PIN, PROPELLER SHAFT COUPLING

40-55	All	1315512		.36	PIN, prop, shaft coupling ..
57-60	All	274300		.20	PIN, prop, shaft to yoke (W x 2")—grooved spring

5.460 SHIM, REAR AXLE PINION

56-60	All	9778152	AR	.15	SHIM (.020).....
56-64	All exc. 40-41-42-4300	9778154	AR	.15	SHIM (.022).....
56-64	All exc. 40-41-42-4300	9778156	AR	.15	SHIM (.024).....
56-64	All exc. 40-41-42-4300	9778158	AR	.15	SHIM (.026).....
56-60	All		AR	.15	SHIM (.028).....
56-64	All exc. 40-41-4 2-4300		AR	.15	SHIM (.042).....
56-64	All exc. 40-41-42-4300	9778162	AR	.15	SHIM (.030).....
56-64	All exc. 40-41-42-4300	9778164	AR	.15	SHIM (.032).....
56-64	All exc. 40-41-42-4300		AR	.15	SHIM (.034).....
56-64	All exc. 40-41-42-4300		AR	.15	SHIM (.036).....
56-64	All exc. 40-41-42-4300		AR	.62	SHIM KIT (repls. 9778170 3/72) (.030.032.034-.036-.038).....
56-60	All	9778172	AR	.30	SHIM (.040).....
56-64	All exc. 40-41-42-4300 ..	9778178	AR	.30	SHIM (.046).....
61-62	40-41-4300.....	1193972	AR	.30	SHIM (.042).....
61-63	40-41-4300.....	1193970	AR	.30	SHIM (.040) also used 5.537.....
61-63	40-41-4300.....	1193974	AR	.30	SHIM (.044) also used 5.537.....
61-63	40-41-4300.....	1193976	AR	.30	SHIM (.046) also used 5.537.....
61-63	40-41-4300.....	1193978	AR	.30	SHIM (.048) also used 5.537.....
61-63	40-41-4300.....	1193980	AR	.30	SHIM (.050) also used 5.537.....
61-63	40-41-4300.....	1193982	AR	.30	SHIM (.052) also used 5.537.....
61-63	40-41-4300.....	1193984	AR	.30	SHIM (.054) also used 5.537.....
61-63	40-41-4300.....	1193986	AR	.30	SHIM (.056) also used 5.537.....
61-63	40-41-4300.....	1193988	AR	.30	SHIM (.058) also used 5.537.....
61-63	40-41-4300.....	1193992	AR	.30	SHIM (.062) also used 5.537.....
61-63	40-41-4300.....	1193994	AR	.30	SHIM (.064) also used 5.537.....
61-63	40-41-4300.....	1193996	AR	.30	SHIM (.066) also used 5.537.....
61-63	40-41-4300.....	1193998	AR	.30	SHIM (.068) also used 5.537.....
61-63	40-41-4300.....	1194000	AR	.30	SHIM (.070) also used 5.537.....
61-64	44-46-47-4800.....	9778152	AR	.15	SHIM (.020).....
61-64	44-46-47-4800.....	9778160	AR	.15	SHIM (.028).....
61-64	44-46-47-4800.....	9778172	AR	.30	SHIM (.040).....
63	All.....	1193972	AR	.30	SHIM (.042) also used 5.537.....

64	40-41-42-4300	.1356377	AR	.30	SHIM	020" thick)
64	40-41-42-4300	.9776942	AR	.15	SHIM	022" thick)
64	40-41-42-4300	.484363	AR	.77	SHIM	024" thick)
64	40-41-42-4300	.1356383	AR	.30	SHIM	026" thick)
64	40-41-42-4300	.1356385	AR	.30	SHIM	028" thick)
64	40-41-42-4300	.1356387	AR	.30	SHIM	030" thick)
64	40-41-42-4300	.1356389	AR	.30	SHIM	032" thick)
64	40-41-42-4300	.1356391	AR	.30	SHIM	034" thick)
64	40-41-42-4300	.1356393	AR	.30	SHIM	036" thick)
64	40-41-42-4300	.1356395	AR	.30	SHIM	038" thick)
64	40-41-42-4300	.1356397	AR	.30	SHIM	040" thick)
64	40-41-42-4300	.1356399	AR	.30	SHIM	042" thick)
64	40-41-42-4300	.1356401	AR	.30	SHIM	044" thick)
64	40-41-42-4300	.1356403	AR	.30	SHIM	046" thick)
64	40-41-42-4300	.1356405	AR	.30	SHIM	048" thick)
64	40-41-42-4300	.1356407	AR	.30	SHIM	050" thick)
65-67	30-40-5000	.1356377	AR	.30	SHIM	020" thick)
65-67	30-40-5000	.9776942	AR	.15	SHIM	022" thick)
65-67	30-40-5000	.484363	AR	.77	SHIM	024" thick)
65-67	30-40-5000	.1356383	AR	.30	SHIM	026" thick)
65-67	30-40-5000	.1356385	AR	.30	SHIM	028" thick)
65-67	30-40-5000	.1356387	AR	.30	SHIM	030" thick)
65-67	30-40-5000	.1356389	AR	.30	SHIM	032" thick)
65-67	30-40-5000	.1356391	AR	.30	SHIM	034" thick)
65-67	30-40-5000	.1356393	AR	.30	SHIM	036" thick)
65-67	30-40-5000	.1356395	AR	.30	SHIM	038" thick)
65-67	30-40-5000	.1356397	AR	.30	SHIM	040" thick)
65-67	30-40-5000	.1356399	AR	.30	SHIM	042" thick)
65-67	30-40-5000	.1356401	AR	.30	SHIM	044" thick)
65-67	30-40-5000	.1356403	AR	.30	SHIM	046" thick)
65-67	30-40-5000	.1356405	AR	.30	SHIM	048" thick)
65-67	30-40-5000	.1356407	AR	.15	SHIM	050" thick)
65-67	60-80-9000	.9778152	AR	.15	SHIM	020)
65-67	60-80-9000	.9778154	AR	.15	SHIM	022" thick)
65-67	60-80-9000	.9778156	AR	.15	SHIM	024" thick)
65-67	60-80-9000	.9778158	AR	.15	SHIM	026" thick)
65-67	60-80-9000	.9778160	AR	.15	SHIM	028" thick)
65-67	60-80-9000	.9778162	AR	.15	SHIM	030" thick)
65-67	60-80-9000	.9778164	AR	.15	SHIM	032" thick)
65-67	60-80-9000	.9778166	AR	.15	SHIM	034" thick)
65-67	60-80-9000	.9778168	AR		SHIM	036" thick)
65-67	60-80-9000	.9778170	AR		SHIM	038" thick)
65-67	60-80-9000	.9778172	AR	.30	SHIM	040)
65-67	60-80-9000	.9778178	AR	.30	SHIM	046" thick)
68-70	All	.9778152	AR	.15	SHIM	020 thick)
68-70	All	.9778154	AR	.15	SHIM	022 thick)
68-70	All	.9778156	AR	.15	SHIM	.024 thick)
68-70	All	.9778158	AR	.15	SHIM	.026 thick)
68-70	All	.9778160	AR	.15	SHIM	028 thick)
68-70	All	.9778162	AR	.15	SHIM	030 thick)
68-70	All	.9778164	AR	.15	SHIM	.032 thick)
68-70	All	.9778166	AR	.15	SHIM	.034 thick)
68-70	All	.9778168	AR	.15	SHIM	.036 thick)
68-70	All	.484366	AR	.62	SHIM	KIT (030-.032-.034-.036-.03E
68-70	All	.9778172	AR	.30	SHIM	.040 thick)
68-70	All	.9778178	AR	.30	SHIM	.046 thick)
68	30-4000 (12 bolt rr. axle hsg. cvr.)	.3893582	AR	.82	KIT	(.021-026)
68-70	30-4000 used on cars having 12 bolt rr. axle hsg. cvr.	.3893586	AR	.67	SHIM KIT	(.027-032)
68-70	30-4000 used on cars having 12 bolt rr. axle hsg. cvr.	.3893587	AR	.82	SHIM KIT	(.033-037)
71-72	30-40-5000	.1394892	AR	.41	SHIM KIT	(.020-.024)]
71-72	30-40-5000	.1394893	AR	.41	SHIM KIT	(025-.029) I.
71-72	30-40-5000	.1394894	AR	.41	SHIM KIT	(.030-034)]1.
71-72	30-40-5000	.1394895	AR	.41	SHIM KIT	(.035-039)]/.
71-72	50-60-80-9000 (455 Eng.)	.484365	AR	.62	SHIM KIT	(020-.022-.024-.026-.028)
71-72	50-60-80-9000 (455 Eng.)	.484366	AR	.62	SHIM KIT	(.030-.032-.034-.036-.038)
5.469 SEAL, REAR AXLE PINION BEARING						
61-63	40-41-4300	.1179054	1	.15	SEAL	, pinion brg. nut oil (also used 5.445)
61-63	40-41-4300	.1195497	1	2.00	SEAL	, pinion brg. oil (also used 5.445) —
65-66	30-40-5000	.1387449	1	1.74	SEAL	, rr. axle pinion (also used 5.445)

67	30-4000 after Chassis No. 7H334149.....	404294	1	3.28	SEAL, pinion oil (also used 5.445)
68-70	30-4000 used on cars having 12 bolt rr. axle hsg. cvr.....	3924031		1.95	SEAL, rr. axle pinion flange (also used 5.445)
71-73	All.....	404294		3.28	SEAL, pinion oil (also used 5.445).....

5.484 BEARING—SPACER—RACE AND ROLLER, REAR AXLE DRIVE PINION (REAR)

56-60	All.....	7450295	1	1 1.30	BEARING, rr.....
61-62	44-46-47-4800.....	7450295	1	1 1.30	BEARING, rr.....
63-64	44-46-47-4800.....	7451409	1	1 1.45	BEARING, rr.....
64	40-41-42-4300.....	7450371	1	8.00	BEARING, rr.....
65-67	30-40-5000.....	7450371	1	8.00	BEARING, rr.....
65-67	60-80-9000.....	7451409	1	1 1.45	BEARING, rr.....
56-60	All.....	7450312	1	4.68	RACE, roller brg.-outer-rr.—(5.447)
61-62	44-46-47-4800.....	7450312	AR	4.68	RACE, roller brg.-outer-rr.—(5.447)
61-63	40-41-4300.....	7451155	1	8.10	BEARING, rr.....
68-70	30-4000 (12 bolt rr. axle hsg. cvr.).....	7451155	1	8.10	BEARING, rr.....
68-70	All.....	7451409	1	1 1.45	BEARING, rr.....
71-72	30-40-5000.....	7451155	1	8.10	BEARING, rr.....
71-72	50-60-80-9000.....	7451409	1	1 1.45	BEARING, rr.....
68	30-40-5000 (2nd type) ..	1387230	1	1.08	BAFFLE, rr. pinion brg.
69-70	30-40-5000.....	1387230	1	1.08	BAFFLE, rr. pinion brg.

5.505 BOLT—NUT—GASKET—KIT, TORQUE TUBE

56-60	All.....	9420462	4	.15	BOLT (%"—16 x 1W) torque tube fig. to torque ball —(8.900).....
59-60	All	9422300	4	.10	NUT, rr. to frt. torque tube—(8.917).....
59	All	1346117	1	.20	GASKET, grease fitting access hole—(5.400).....
59	All	1390882	1		KIT, filler plug 8! gskt.—(5.400).....
6670	All	9420462	2	.15	BOLT, idler arm supt. to frame.....

5.506 BOLT, DIFFERENTIAL BEARING CAP TO CARRIER

61-63	40-41-4300 ..	1194135		.20	BOLT.....
64	40-41-42-4300 ..	446681		.30	BOLT (8.900).....
65	30-40-5000 ..	446681		.30	BOLT (8.900).....
66-70	All.....	1376788		.25	BOLT (hex. 7/16"—14 x 2.25).....
66	30-4000.....	446681		.30	BOLT, strg. arm to knuckle thru backing plate (used 5.002).....
68-70	30-4000 used on cars having 12 bolt rr. axle hsg. cvr.....	3818764		.20	BOLT.....
71-73	All.....	1194135		.20	BOLT, diff. bearing cap to carrier

5.506 BEARING—PLATE, TORQUE TUBE

57-60	All.....	900043	1	12.05	BEARING, prop. shaft-in rr. end of frt. torque tube .
57-59	All.....	1173967	1	1.13	PLATE, frt. torque tube rr. brg. ret.

5.508 BOLT—GASKET—PLUG, TORQUE TUBE

40-60	All.....	1173966	AR	.25	BOLT, rr. torque tube to frt. torque tube (nut-group 5.505) also used 5.002.....
56-60	All.....	454899	6	.15	BOLT, torque tube to diff. carrier—(8.900).....
61-63	44-46-47-4800 ..	454899	AR	.15	BOLT, torque tube to diff. carrier—(8.900).....
58-59	All.....	1346117	1	.20	GASKET, fitting access hole—(5.400).....
58-59	All.....	9776585	AR	.97	PLUG, fitting access hole—(4.103).....

5.508 GASKET, DIFFERENTIAL CARRIER TO REAR AXLE HOUSING

56-60	All.....	1168745		.72	GASKET, carrier to rr. axle hsg.....
61-64	44-46-47-4800.....	1196018		.82	GASKET
65	60-80-9000.....	1196018		.82	GASKET

5.510 CASE, DIFFERENTIAL (LESS GEARS)

57	All A.T.....	1189768	1	29.90	CASE (3.07-3.2 ratios).....
58	All A.T.....	1189768	1	29.90	CASE (-3.2 ratio).....
59-60	All A.T. Less P.T.....	1189768	1	29.90	CASE (2.78-3.07-3.2 ratio).....
61	40-4100 A.T. (2 Bbl.)	1195798	1	29.90	CASE (3.08 ratio).....
61	40-41-4300 A.T. (4 Bbl.)	1195797	1	29.90	CASE (3.23-3.36 ratio).....
61	40-41-4300 C.T.....	1195797	1	29.90	CASE (3.23-3.36 ratio).....
61	44-46-47-4800 Less P.T.	1189768	1	29.90	CASE (2.78-3.07-3.23 ratio).....
62	40-41-4300 Less P.T.....	1195797	1	29.90	CASE (3.36 ratio).....
62-63	40-41-4300 Less P.T.....	1195798	1	29.90	CASE (2.78-3.08 ratio).....
62	44-46-4800 Less P.T.....	1189768	1	29.90	CASE (2.78-3.07-3.23 ratio).....
62	40-41-4300 Less P.T.....	1195797	1	29.90	CASE (3.90-4.30 ratio).....
63	40-41-4300 Less P.T.....	1195797	1	29.90	CASE (3.23-3.36-3.90-4.30 ratio)
63	44-46-47-4800 Less P.T.	1352918	1	29.90	CASE (2.78-3.23 ratio).....
63	44-46-47-4800 Less P.T.	1354467	1	29.90	CASE (3.36-3.42-3.91 ratio).....

64	40-41-42-4300 Less P.T.	1358753		29.90	CASE (3.36-3.55-3.73-3.90-4.30 ratio)
64	40-4 1-42-4300 Less P.T.	1358752		29.90	CASE (2.56-2.78 ratio) spec, order—
64	40-41-42-4300 Less P.T.	1358754		29.90	CASE (3.08-3.23-2.93 ratio)
64	44-46-47-4800 Less P.T.	1354467		29.90	CASE (3.36-3.42-3.58-3.91-4.45 ratio)
64	44-46-47-4800 Less P.T.	1352918		29.90	CASE (2.78-3.07-3.23 ratio)
65	30-40-5000 less P.T. & H.D. Axle on G.S.	1358752		29.90	CASE (2.56-2.78 ratio)
65	30-40-5000 less P.T.	1358754		29.90	CASE (2.92-3.08-3.23 ratio)
65	30-40-5000 less P.T.	1358753		29.90	CASE (3.36-3.55-3.73-3.90-4.30 ratio)
65	60-80-9000 less P.T.	1354467		29.90	CASE (3.36-3.42-3.58-3.91-4.45 ratio)
65	60-80-9000 less P.T.	1352918		29.90	CASE (2.78-3.07-3.23 ratio)
66	30-40-5000 Less P.T.	9782418		28.10	CASE (2.93-3.08-3.23 ratio) 2.60 mtg. distance (No. 137675 is depressed into fig. of case & No. 3 is a raised digit above the number)
66-67	30-40-5000 exc. 4000 Wagons A.T. Less P.T.	1376752	1	29.90	CASE (2.56-2.78 ratio) 2.76 mtg. distance) No. 137675 is depressed into fig. of case & No. 2 is a raised digit above the No.
66	30-40-5000 Less P.T.	1376751		29.90	CASE (3.36 ratio) No. 137675 is depressed into fig. of case & No. 1 is a raised digit above the number
66	60-80-9000 A.T. less P.T. 1st Type.	1367798	1	29.90	CASE (3.07-3.23 ratio)
66	60-80-9000 less P.T. 2nd Type.	1230612		48 55	CASE (2.78-3.07 3.23 ratio)
66	60-80-9000 P.T. 1st Type.	1376390		62 20	CASE (2.78-3.07 3.23 ratio)
66	60-80-9000 P.T. 2nd Type.	1382254		65 75	CASE (2.78-3.07 3.23 ratio)
66	60-80-9000 P.T. 1st Type.	1376391		60 25	CASE (3.42-3.91
66	60-80-9000 P.T. 2nd Type.	1380714	1	62 20	CASE (3.42-3.91
	NOTE 1966 60-8000 - 1st type diff. carrier cast 1374836, 2nd type - carrier cast 1380708.				
	NOTE 1966 9000 1st type diff. carrir cast 1374715, 2nd type - carrier cast 138,Q7Q9.				
	NOTE Refer to Buick Dealer Service Information Bulletin No. 66-163 for identification of 1st & 2nd type.				
67	30-40-5000 Less P.T. & G.S.	9782418	1	28.10	CASE (2.93-3.23 ratio) 2.60 mtg. (No. 137675 is depressed into fig. of case & No. 3 is a raised digit above the number)
67	4600 Less P.T.	1382265		31.65	CASE (2.93 ratio)
67	46-5000 C.T. Less P.T.	1376751		•29.90	CASE (3.36 ratio) 2.40 mtg. distance (No. 137675 is depressed into fig. of case 8i No. 1 is a raised digit above the number)
67	60-80-9000 P.T.	1382254		65.75	CASE (2.56-2.78-3.07 ratio)
67	60-80-9000 P.T.	1380714		62.20	CASE (3.42-3.91 ratio)
67-68	60-80-9000 Less P.T.	1230612		48.55	CASE (2 56 2 78-3 07 3.23 ratio)
68-69	30-4000 less P.T. (12 bolt rr. axle hsg. cvr.)	3852989	1	21 65	CASE (3 ratio)
68-70	30-4000 V-8 A.T. less P.T. less 4000 Wagons	1382101	1	34 50	CASE (2
68-70		1381856	1	34 50	CASE (2
68-70		1381857	1	34 50	CASE (3
69 70		1230612	1	48 55	CASE (2
68-70	30-4000 used on cars having 1 2 bolt rr. axle hsg. cvr.	3869789	1	21 65	CASE (2
71-72	30-4000 less P.T.	1234494	1	34 15	CASE (2
71-72	30-40-5000 less P.T.	1234495	1	34 15	CASE (2
71-72	50-60-80-9000(455 Eng.) less P.T.	407757	1	52 45	CASE (2
71-72	50-60-80-9000 (455 Eng.) less P.T.	407759	1	52 45	CASE 3.
	NOTE All U.S. built cars < th P.T. not listed (order group 5.510 P differential package)				
	5.510 BOLT, DIFFERENTIAL CASE				
59-64	P.T.exc. 40-41-4300.	531307	8	36	BOLT, button half to case fig. half ..
64-66	Special-Skylark P.T.	454867	6	.25	BOLT, fig. half to cup half—(8,900) .
65	60-80-9000 P.T.	531307	8	.36	BOLT, button half to fig. half (Dana)
	5.510 PACKAGE, POSITIVE TRACTION DIFFERENTIAL (INCL. CASE)				
63	4400 C.T. P.T.	1396098	1	108.65	PACKAGE (3.42 ratio).
63	44-46-47-4800 P.T.	1396072	1	108.65	PACKAGE (2.78 ratio) .
63	4400-4635-47-4800 Exp. P.T.	1396098	1	108.65	PACKAGE (3.42 ratio) .
63	44-47-4800 P.T.	1396098	1	108.65	PACKAGE (3.91 ratio) .
63	4635-47-4800 P.T.	1396072	1	108.65	PACKAGE (3.23 ratio) .
63	4639-47-67 P.T.	1396098	1	108.65	PACKAGE (3.42 ratio)

64	40-41-42-4300 P.T.	1396793	1	90.55	PACKAGE (2.56-2.78 ratio)
64	40-41-42-4300 P.T.	1396794	1	90.55	PACKAGE (2.92-3.08-3.23 ratio)
64	40-41-42-4300 P.T.	1396975	1	1 1 1.90	PACKAGE (3.36-3.55-3.75-3.90-4.30 ratio)
64	44-46-47-4800 P.T.	1396072	1	108.65	PACKAGE (2.78-3.07-3.23 ratio)
64	44-46-47-4800 P.T.	1396098	1	108.65	PACKAGE (3.36-3.42-3.58-3.91-4.45 ratio)
65-67	30-40-5000 P.T.	1396793	1	90.55	PACKAGE (2.56-2.78 ratio)
65-66	30-40-5000 P.T.	1396794	1	90.55	PACKAGE (2.93-3.08-3.23 ratio)
65-67	30-40-5000 P.T.	1396975	1	1 1 1.90	PACKAGE (3.36 8< up ratio)
65	60-80-9000 P.T.	1396072	1	108.65	PACKAGE (2.78-3.07-3.08-3.23 ratio)
65	60-80-9000 P.T.	1396098	1	108.65	PACKAGE (3.36-3.42-3.58-3.91-4.45 ratio)
65	6000 P.T.	1371627	1	92.45	PACKAGE (3.36-3.42-3.58-3.91-4.45 ratio) Eaton
65	9000 P.T. G.S.	1371627	1	92.45	PACKAGE (3.42 ratio) Eaton
65	9000 P.T. G.S.	1358035	1		PACKAGE (3.42 ratio) Dana
	NOTE 1966 1st type 60-8000 Carrier Cast			374836,	2nd type 1380708, 9000 1st type Carrier Cast
				1374715,	2nd type 1380709.
66	60-80-9000 1st Type	1396813	1	108.65	PACKAGE (2.78-3.07-3.23 ratio)
66	60-80-9000 2nd Type	1396884	1	106.60	PACKAGE (2.78-3.07-3.28 ratio)
66	60-80-9000 1st Type	1396814	1	108.65	PACKAGE (3.42-3.91 ratio)
66	60-80-9000 2nd Type	1396885	1	121.45	PACKAGE (3.42-3.91 ratio)
67	30-40-5000 P.T. exc.				
	4600 & Sportwagons	1396794	1	90.55	PACKAGE (2.93-3.23 ratio)
67	4600-Sportwagons P.T.	1396949	1	111.90	PACKAGE (2.93-3.23 ratio)
67	60-80-9000 P.T.	1396954	1	111.90	PACKAGE (2.56-2.78-3.07 ratio)
67	60-80-9000 P.T.	1396955	1	111.90	PACKAGE (3.42-3.91 ratio)
68-70	30-4000 V-8 A.T. P.T.				
	less Wagons 8< G.S.	1394225	1	100.40	PACKAGE (2.56 ratio)
68-69	30-4000 P.T. (12 bolt rr.				
	axle hsg.)	3993516	1	95.60	PACKAGE (3.07-3.31 ratio)
68-69	30-4000 P.T. (12 bolt rr.				
	axle hsg.)	3936444	1	90.20	PACKAGE (2.56-2.73 ratio)
68-69	30-40-5000 P.T.	1394099	1	1 1 1.90	PACKAGE (3.08-3.23-3.42 ratio)
70	30-40-5000 P.T.	1394792	1	108.65	PACKAGE (3.42 ratio)
70	30-40-5000 P.T.	1394099	1	111.90	PACKAGE (3.08-3.23 ratio)
68-70	30-40 5000 P.T.	1394100	1	111.90	PACKAGE (3.64-3.91-4.30-4.78 ratio)
68-70	30-40-5000 P.T.	1394098	1	111.90	PACKAGE (2.73-2.93 ratio)
68-70	60-80-9000 P.T.	1396954	1	111.90	PACKAGE (2.56-2.78-3.07-3.23 ratio)
67-70	60-80-9000 P.T.	1396955	1	111.90	PACKAGE (3.42-3.91 ratio)
71-72	30-40-5000 P.T.	1235494	1	122.10	PACKAGE (2.73-3.08-3.42 ratio)
71-72	30-40-5000 P.T.	231262	1	99.80	PACKAGE (2.56 ratio)
71-72	50-60-80-9000 P.T. (455				
	Eng.)	231055	1	117.25	PACKAGE (2.73-2.93 ratio)
71-72	50-60-80-9000 P.T. (455				
	Eng.)	231056	1	1.22.10	PACKAGE (3.42 ratio)
	5.511 DISC, FRICTION				
65-66	60-80-9000 P.T.	483722	AR	21.05	DISC KIT, eared friction (Eaton)
67-70	60-80-9000 P.T.	1394261	AR	23.90	DISC KIT, eared friction repair (Eaton)
69-70	30-4000 P.T. (w/12 bolt				
	rr. axle hsg. cvr.)	483722	AR	21.05	DISC KIT, friction
71-72	60-80-9000 P.T.	231127	AR	20.50	DISC KIT
	5.511 PLATE—DISC—RING, DIFFERENTIAL SIDE				
59-64	44-46-47-4800 P.T.	2434740	1	13.25	CLUTCH PLATE 8> DISC PACKAGE
62-63	40-41-4300 P.T.	1350745	2	1.69	PLATE, cl. friction (.060)
62-63	40-41-4300 P.T.	1350758	2	1.74	PLATE, cl. friction (.095)
62-63	40-41-4300 P.T.	1350759	2	2.00	PLATE, cl. friction (dished)
69-70	30-4000 P.T. (w/12 bolt				
	rr. axle hsg. cvr.)	3869320	2	1.85	PLATE, diff. clutch-pressure
62-63	40-41-4300 P.T.	1350760	4	1.33	DISC, cl. friction
65	Wildcat-Electra-Riviera				
	P.T.	2434740	1	13.25	CLUTCH PLATE 8. DISC PACKAGE (Dana)
62-63	40-41-4300 P.T.	1350757	2	15.75	RING, side gr.
65-70	60-80-9000 P.T.	9778350	2	1.23	PLATE, preload (Eaton)
65-70	60-80-9000 P.T.	9778355	4	.46	GUIDE, clips friction discs (Eaton)
69-70	30-4000 P.T. (w/12 bolt				
	rr. axle hsg. cvr.)	9778355	4	.46	GUIDE, clips friction discs
65-70	60-80-9000 P.T.	9778345	2	1.59	SPRING, preload (between pinion shaft 8i preload plate) Eaton
69-70	30-4000 P.T. (w/12 bolt				
	rr. axle hsg. cvr.)	3890899	4	.46	SPRING, diff. pinion pin
71	60-80-9000 P.T.	396960	1	2.00	SPRING, diff. preload (also listed 5.528)
65-70	60-80-9000 P.T.	9778347	AR	.82	SHIM (.005) between side gear 8i case (Eaton)
65-70	60-80-9000 P.T.	9778348	AR	.82	SHIM (.007) between side gear & case (Eaton)
65-70	60-80-9000 P.T.	9778349	AR	.82	SHIM (.010) between side gear 8i case (Eaton)
65-70	60-80-9000 P.T.	2472358	AR	.82	SHIM (.012) between side gear & case (Eaton)
65-70	60-80-9000 P.T.	2472359	AR	.82	SHIM (.015) between side gear 8i case (Eaton)
69-70	30-4000 P.T. (w/12 bolt				
	rr. axle hsg. cvr.)	9778347	AR	.82	SHIM (.005) between side gr. & case (Eaton)

69-70	30-4000 P.T. (w/12 bolt rr. axle hsg. cvr.)	9778348	AR	.82	SHIM (.007) between side gr. & case (Eaton) .
69-70	30-4000 P.T. (w/12 bolt rr. axle hsg. cvr.)	9778349	AR	.82	SHIM (.010) between side gr. & case (Eaton)
69-70	30-4000 P.T. (w/12 bolt rr. axle hsg. cvr.)	2472358	AR	.82	SHIM (.012) between side gr. & case
69-70	30-4000 P.T. (w/12 bolt rr. axle hsg. cvr.)	2472359	AR	.82	SHIM (.015) between side gr. & case
69-70	30-4000 P.T. (w/12 bolt rr. axle hsg. cvr.)	9777600	AR	1.18	SHIM (.020) diff. clutch plate
69-70	30-4000 P.T. (w/12 bolt rr. axle hsg. cvr.)	9777601	AR	1.18	SHIM (.025) diff. clutch plate
69-70	30-4000 P.T. (w/12 bolt rr. axle hsg. cvr.)	9777602	AR	1.18	SHIM (.030) diff. clutch plate ..
71-72	50-60-80-9000 P.T.	395822	AR	.67	SHIM, disc (.005)-steel.
71-72	50-60-80-9000 P.T.	395823	AR	.67	SHIM, disc (.007)-steel.
71-72	50-60-80-9000 P.T.	395826	AR	.67	SHIM, disc (.015)-steel.
71-72	50-60-80-9000 P.T.	395827	2	.36	SPACER, disc
64	40-4 1-42-4300 P.T.	1362700	AR	.72	WASHER, shim spacing .005 ..
64	40-41-42-4300 P.T.	1362701	AR	.72	WASHER, shim spacing .010 ..
65-66	30-40-5000 P.T.	1362700	AR	.72	WASHER, shim spacing (.005)
65-66	30-40-5000 P.T.	1362701	AR	.72	WASHER, shim spacing (.010)

5.517 SHAFT, DIFFERENTIAL SIDE PINION

56-60	All Less P.T.	1366503	1	4.66	SHAFT.
59-60	All P.T.	531312	2	8.60	SHAFT.
61-63	40-41-4300 Less P.T.	1193749	1	2.97	SHAFT.
61-64	44-46-47-4800 P.T.	531312	2	8.60	SHAFT.
61-64	44-46-47-4800 Less P.T.	1366503	1	4.66	SHAFT.
62-63	40-41-4300 P.T.	1350756	2	5.50	SHAFT.
64	40-41-42-4300 Less P.T.	3935181	1	2.15	SHAFT (replaces 3977298 1/72)
65	30-40-5000 Less P.T.	3935181	1	2.15	SHAFT (replaces 3977298 1/72)
65-70	60-80-9000 Less P.T.	1366503	1	4.66	SHAFT.
65	60-80-9000 P.T.	531312	1	8.60	SHAFT (Dana)
65	60-80-9000 P.T.	9778344	1	5.02	SHAFT (Eaton)
66-67	30-40-5000 Less P.T.	1377259	1	4.00	SHAFT.
66-70	60 80-9000 P.T.	1376402	1	5.30	SHAFT.
68-70	30-4000 (12 bolt rr. axle hsg. cvr.)	3931175	1	2.15	SHAFT .
68-70	30-40-5000 Less P.T.	1385153	1	4.20	SHAFT .
71-72	30-40-5000 less P.T.	1.234376	1	4.20	SHAFT.
71-72	50-60-80-9000 (455 Eng.) less P.T.	393131	1	4.20	SHAFT
71-72	50-60-80-9000 P.T. (455 Eng.)	393143	1	3.28	SHAFT.

5.518 PIN, DIFFERENTIAL SIDE PINION SHAFT LOCK

41-55	All	472546	1	.25	PIN
56-64	All Less P.T. exc. 40-41- 42-4300.	274258	1	.15	PIN, diff. side pinion shift lock—(8.940) . .
61-63	40-41-4300 Less P.T.	273336	1	.15	PIN (8.939)
64	40-41-42-4300 P.T.	1362695	1	.30	PIN.
65-66	30-40-5000 P.T.	1362695	1	.30	PIN
65-69	60-80-9000 Less P.T.	274258	1	.15	PIN (8.940)
67-68	60-80-9000 P.T.	1362695	1	.30	PIN
68-70	30-40-5000 less P.T.	457009	1	.20	PIN, roll-diff. pin shaft.
64	40-41-42-4300 Less P.T.	543181	1	.20	SCREW, pinion shaft lock.
65-67	30-40-5000 Less P.T.	543181	1	.20	SCREW.
65-70	60-80-9000 P.T.	9778351	1	.41	SCREW, lock case to pinion shaft (Eaton)
71-72	30-40-5000 less P.T.	393132	1	.20	SCREW, pinion shaft (1%)
71	50-60-80-9000 (455 Eng.)	393132	1	.20	SCREW, pinion shaft
65-70	60-80-9000 P.T.	9778346	1	.15	WASHER, screw to case (Eaton)
68	30-4000 less P.T. (12 bolt rr. axle hsg. cvr.)	472546	1	.25	SCREW, pin shaft lock.
69-70	30-4000 P.T. (w/12 bolt rr. axle hsg. cvr.)	3830672	1	.30	SCREW, diff. pinion shaft lock

5.526 GEAR, DIFFERENTIAL SIDE PINION

48-55	All	1328967	2	5.15	GEAR (pinion)
56-60	All Less P.T.	1171500	2	5.95	GEAR (pinion)
59-60	All P.T.	2370715	4	3.74	GEAR (pinion)
61-63	40-41-4300 Less P.T.	1358192	2	3.28	GEAR (pinion)
61-64	44-46-47-4800 P.T.	2370715	4	3.74	GEAR (pinion)
61-64	44-46-47-4800 Less P.T.	1171500	2	5.95	GEAR (pinion)
62-63	40-41-4300 P.T.	1350746	4	3.49	GEAR (pinion)
64	40-41-42-4300 Less P.T.	1368277	2	4.92	GEAR (pinion)

65	30-40-5000 less P.T. & H.D. Rr. Axle.....	1368277		4.92	GEAR (pinion).....
65-70	60-80-9000 Less P.T.....	1171500		5.95	GEAR (pinion).....
65	60-80-9000 P.T.....	2370715		3.74	GEAR (pinion) (Dana) .
65-70	60-80-9000 P.T.....	9778343		7.85	GEAR (pinion) (Eaton)
66-67	30-40-5000 Less P.T.....	1376754		5.95	GEAR (pinion).....
68-70	30-4000 less P.T. (Used on cars having 12 bolt rr. axle hsg. cvr.).....	3880140		4.72	GEAR (pinion)
68-70	30-40-5000 Less P.T.....	1233857		8.40	GEAR (pinion)
70	30-4000 P.T. (used on cars having 12 bolt rr. axle hsg. cvr.).....	3830670	2	7.70	GEAR (pinion)
71-72	30-40-5000.....	1397647	2	41.75	GEAR (pinion)
71-72	50-60-80-9000 less P.T. (455 Eng.).....	393130	2	6.40	GEAR (pinion)

5.527 PACKAGE, DIFFERENTIAL GEARS, PINIONS AND THRUST WASHERS

71-72	30-40-5000 (350 Eng.) ..	1397647	—1	41.75	PACKAGE
71-72	50-60-80-9000 P.T. (455 Eng.).....	231119	1	59.70	PACKAGE
71-72	50-60-80-9000 (455 Eng.) less P.T.....	231120	1	46.40	PACKAGE
72	30-4000 C.T.....	1397647	1	41.75	PACKAGE

5.528 GEAR, DIFFERENTIAL SIDE

57-60	All Less P.T.....	1174789	2	1 1.45	GEAR.....
61-62	44-46-47-4800 Less P.T.....	1174789	2	1 1.45	GEAR.....
61-63	40-4 1-4300 Less P.T.....	1194755	2	6.15	GEAR.....
62-63	40-4 1-4300 P.T.....	1350747	2	9.10	GEAR, bevel side.....
63-64	44-46-47-4800 P.T.....	1361761	2	13.15	GEAR, bevel side.....
63-64	44-46-47-4800 Less P.T.....	1383816	2	10.95	GEAR, side.....
64	40-4 1-42-4300 Less P.T.....	9773210	2	4.66	GEAR, side.....
65-67	30-40-5000 Less P.T.....	9773210	2	4.66	GEAR, side.....
65-67	Skylark-G.S.-P.T.....		1		order complete assemblies from 5.510 group
65-70	60-80-9000 Less P.T.....	1383816	2	10.95	GEAR.....
65	60-80-9000 P.T.....	1371628	2	22.90	GEAR (Eaton).....
65	60-80-9000 P.T.....	1361761	2	13.15	GEAR (Dana).....
66 70	60-80-9000 P.T.....	1376403	2	23.15	GEAR, splined side.....
68 70	30-4000 less P.T. (Used on cars having 12 bolt rr. axle hsg. cvr.).....	3846078	2	8.70	GEAR
68-70	30-40-5000 Less P.T.....	1234979	2	7.60	GEAR
70	30-4000 P.T. (used on cars having 12 bolt rr. axle hsg. cvr.).....	2472352	2	10.10	GEAR
71-72	50-60-80-9000 (455 Eng.) less P.T.....	407721	2	13.05	GEAR.....
71	60-80-9000 P.T.....	396960	1	2.00	SPRING, diff. preload—(5.51 1)

5.529 GEAR SET, RING AND PINION (LESS CASE)

61-62	40-41-4300.....	1396008	1	64.65	GEAR SET (3.36 ratio)
63	4300 A.T.....	1396008	1	64.65	GEAR SET (3.36 ratio)
62	Wildcat Less P.T.....	1396042	1	80.18	GEAR SET (3.42 ratio)
63	40-4 100 C.T. 3-Speed Less P.T.....	1396007		68.50	GEAR SET (3.23 ratio)
63	4400 H.P. Less P.T.....	1394290		88.10	GEAR SET (3.23 ratio)
63	40-41-4300 P.T.....	1396007		68.50	GEAR SET (3.23 ratio)
63	40-41-4300 P.T. 4-Speed	1396008		64.65	GEAR SET (3.36 ratio)
63	4400 A.T. less H.P.....	1394085		88.10	GEAR SET (2.78 ratio)
63	44-46-47-4800 Less P.T.....	1396460		104.75	GEAR SET (3.42 ratio)
63	44-46-47-4800 P.T.....	1396461		104.75	GEAR SET (3.42 ratio)
63-64	44-46-47-4800.....	1394088		75.10	GEAR SET (3.91 ratio)
63	44-46-47-4800.....	1394087		88.10	GEAR SET (3.36 ratio)
63	46-47-4800.....	1394085		88.10	GEAR SET (2.78 ratio)
63	4635-4700-4800 A.T. Dom. Less P.T.....	1394290	1	88.10	GEAR SET (3.23 ratio)

NOTE: The figures following the ratios refer to number of teeth on ring gear (1st) and number of teeth on pinion (2nd).

64	40-41-42-4300.....	1396800	1	88.10	GEAR SET (2.78 ratio) 39-14 ..
64	40-4 1-42-4300 Less P.T.....	1396810	1	85.35	GEAR SET (2.56 ratio) 4 1-16
64	40-41-42-4300.....	1396821	1	88.10	GEAR SET (3.08 ratio) 40-13 ..
64	40-4 1-42-4300.....	1396802	1	88.10	GEAR SET (3.23 ratio) 42-13 ..
64	40-4 1-42-4300.....	1396803	1	88.10	GEAR SET (3.36 ratio) 37-1 1 ..
64	40-41-42-4300 less P.T.....	1396367	1	104.05	GEAR SET (3.55 ratio) (39-1 1)
64	40-41-42-43-4400.....	1396805	1	88.10	GEAR SET (3.90 ratio) 39-10 .
64	40-41-42-4300.....	1396806	1	88.10	GEAR SET (4.30 ratio) 43-10 .
64	44-46-47-4800.....	1394085	1	88.10	GEAR SET (2.78 ratio) 39-14 .

64	44-46-47-4800 Less P.T.	1394290
64	44-46-47-4800.....	1394087
64	44-46-47-4800 Less P.T.	1396460
64	44-46-47-4800 P.T.	1396461
64	44-46-47-4800.....	1394086
64	44-46-47-4800 less P.T. .	
64	44-46-47-4800 P.T.	1396454
64	44-46-47-4800.....	
65	30-40-5000 Less P.T.	1396810
65-67	30-40-5000.....	1396800
65-66	30-40-5000.....	1396802
65-67	30-40-5000.....	1396803
65	30-40-5000 Less P.T.	1396367
65-67	30-40-5000.....	1396806
65 66	30-40-5000.....	1396821
65	4000 P.T. Gran Sport	1396810
65	4000 P.T. Gran Sport	1396804
65-67	30-40-5000.....	1396805
65-70	60-80-9000.....	1394085
65 69	60-80-9000.....	1394086
65	60-80-9000 Less P.T.	1394290
65	60-80-9000.....	1394087
65	60-80-9000 Less P.T.	1396460
65-70	60-80-9000.....	1394088
65	60-80-9000.....	
65	60-8000 P.T.	1396443
65	60-80-9000 P.T.	1396461
65	60-80-9000 P.T.	1396454
65	9000 P.T. Less G.S.	1394290
65	9000 P.T. Gran Sport	1394087
66-67	30-40-5000.....	1396810
66	30-40-5000.....	1396927
66-67	30-40-5000.....	1396804
66	60-80-9000.....	1394290
66-70	60-80-9000.....	1394087
67	30-40-5000 exc. 4600 . .	1396927
67	4600.....	1396953
67	30-40-5000 exc. 4455- 65-4855-65.....	1396802
67	4000 Wagons P.T.	1396974
67	4000 Wagons Less P.T. .	1396802
68-69	30-4000 (12 bolt rr. axle hsg. cvr.).....	3961434
68-69	30-4000 (12 bolt rr. axle hsg. cvr.).....	3961435
68-69	30-4000 (12 bolt rr. axle hsg. cvr.).....	3961407
68-69	30-4000 (12 bolt rr. axle hsg. cvr.).....	3961405
68 69	30-4000 (12 bolt rr. axle hsg. cvr.).....	3961406
68-70	30-40-5000.....	1394306
68-70	30-40-5000.....	1394307
67-70	60-80-9000.....	1394084
68 70	60-80-9000.....	1394290
68-70	30-4000.....	1394466
70	30-4000 (Used on cars with 12 bolt rr. axle hsg. cvr.).....	3961434
68-70	30-40-5000.....	1394467
68-70	30-40-5000.....	1394468
68-70	30-40-5000.....	1394469
68-70	30-40-5000.....	1394470
68-70	30-40-5000.....	1394471
69-70	30-40-5000.....	1394472
70	64-6600.....	1394086
71-72	30-4000.....	1394766
71-72	30-4000.....	1394767
71-72	30-4000.....	1394776
71-72	30-4000.....	1394768
71-72	30-4000.....	1394823
71 72	30-4000.....	1394825
71-72	30-4000.....	1394826
71-72	5000 (350 Eng.).....	1394766
71-72	5000 (350 Eng.).....	1394767
71-72	5000 (350 Eng.).....	1394776
71 72	5000 (350 Eng.).....	1394768
71-72	5000 (350 Eng.).....	1394823

88.10	GEAR SET	(3.23 ratio]	42 13
88.10	GEAR SET	(3.36 ratio]	47 14
104.75	GEAR SET	(3.42 ratio)	41 12
104.75	GEAR SET	(3.42 ratio)	41 12
88.10	GEAR SET	(3.07 ratio)	43 14
75.10	GEAR SET	(3.58 ratio)	43 12
172.25	GEAR SET	(3.58 ratio)	43 12
75.10	GEAR SET	(4.45 ratio)	49 1]
85.35	GEAR SET	(2.56 ratio)	41 16
88.10	GEAR SET	(2.78 ratio)	39 14
88.10	GEAR SET	(3.23 ratio)	42 13
88.10	GEAR SET	(3.36 ratio)	37 11
104.05	GEAR SET	(3.55 ratio)	39 1]
88.10	GEAR SET	(4.30 ratio)	43 10
88.10	GEAR SET	(3.08 ratio)	40 13
85.35	GEAR SET	(2.56 ratio)	41 16
88.10	GEAR SET	(3.55 ratio)	39 1]
88.10	GEAR SET	(3.90 ratio)	39 10
88.10	GEAR SET	(2.78 ratio)	39 14
88.10	GEAR SET	(3.07 ratio)	43 14
88.10	GEAR SET	(3.23 ratio)	42 13
88.10	GEAR SET	(3.36 ratio)	47 14
104.75	GEAR SET	(3.42 ratio)	41 12
75.10	GEAR SET	(3.91 ratio)	43 11
75.10	GEAR SET	(4.45 ratio)	49 11 (use 3.91 ratio)
	GEAR SET	(3.23 ratio)	42 13
104.75	GEAR SET	(3.42 ratio)	41 12
172.25	GEAR SET	(3.58 ratio)	43 12
88.10	GEAR SET	(3.23 ratio)	42 13
88.10	GEAR SET	(3.42 ratio)	41 12
85.35	GEAR SET	(2.56 ratio)	41 16
89.80	GEAR SET	(2.93 ratio)	41 14
88.10	GEAR SET	(3.55 ratio)	39 11
88.10	GEAR SET	(3.23 ratio)	42-13
88.10	GEAR SET	(3.42 ratio)	41-12
89.80	GEAR SET	(2.93 ratio)	41-14
89.80	GEAR SET	(2.93 ratio)	41 14
88.10	GEAR SET	(3.23 ratio)	42-13
89.80	GEAR SET	(3.23 ratio)	42-13
88.10	GEAR SET	(3.23 ratio)	42-13
7 1.15	GEAR SET	(2.56 ratio)	41-16
7 1.15	GEAR SET	(2.73 ratio)	41-15
71.15	GEAR SET	(3.07 ratio)	43-13
7 1.15	GEAR SET	(3.3] ratio)	43-13
7 1.15	GEAR SET	(3.55 ratio)	
96.80	GEAR SET	(4.30 ratio)	43-10
96.80	GEAR SET	(4.78 ratio)	43-9
88.10	GEAR SET	(2.56 ratio)	41-16
88.10	GEAR SET	(3.23 ratio)	42-13
93.80	GEAR SET	(2.56 ratio)	4]-16
7 1.15	GEAR SET	(2.56 ratio]	4] 16
93.80	GEAR SET	(2.73 ratio]	41 15
93.80	GEAR SET	(2.93 ratio)	41 14
93.80	GEAR SET	(3.23 ratio)	42-13
93.80	GEAR SET	(3.42 ratio)	41 12
93.80	GEAR SET	(3.64 ratio)	40 11
88.10	GEAR SET	(3.91 ratio)	43 11
88.10	GEAR SET	(3.07 ratio)	43 14
92.80	GEAR SET	(2.56 ratio)	41 16
92.80	GEAR SET	(2.73 ratio)	41 15
92.80	GEAR SET	(3.08 ratio)	40 13
92.80	GEAR SET	(3.42 ratio)	41 12
92.80	GEAR SET	(3.73 ratio)	41-11
92.80	GEAR SET	(4.66 ratio)	
92.80	GEAR SET	(5.00 ratio)	
92.80	GEAR SET	(2.56 ratio)	41-16
92.80	GEAR SET	(2.73 ratio)	41-15
92.80	GEAR SET	(3.08 ratio)	40-13
92.80	GEAR SET	(3.42 ratio)	41-12
92.80	GEAR SET	(3.73 ratio)	41-11

71-72	5000 (350 Eng.)	1394825		92.80	GEAR SET (4.66 ratio)
71-72	5000 (350 Eng.)	1394826		92.80	GEAR SET (5.00 ratio)
71-72	50-60-80-9000 (455 Eng.)	231261		100.20	GEAR SET (2.73 ratio) 41-15
71-72	50-60-80-9000(455 Eng.)	231121	1	100.20	GEAR SET (2.93 ratio) 41-14
71-72	50-60-80-9000 (455 Eng.)	231123	1	100.20	GEAR SET (3.42 ratio) 4 1-12

NOTE: The figures following the ratios refer to number of teeth on ring gear (1st), & number of teeth on pinion (2nd).

5.529 GEAR SET, RING AND PINION LESS CASE (SPECIAL PURPOSE RATIO)

62-63	40-41-4300 P.T.	1396010	1	59.65	GEAR SET (3.90 ratio) incl. spacer.
	Also use - A.T. & C.T. 3 speed - 1-4.343-1352305 Worm Gr. A.T. & C.T. 3 speed 13" whls. 1-4.337-1164713 Driven Gr.				
	A.T. & C.T. 3 speed 15" whls. 1-4.337-1 164846 Driven Gr.				
	4 speed C.T. 1-4.343-1354627 Worm Gr.				
	4 speed C.T. 13" whls. 1-4.337-3813088 Driven Gr.				
	4 speed C.T. 15" whls. 1-4.337-3777083 Driven Gr. 1-5.510-1350754 Diff. Case				

5.531 BOLT—RIVET, DIFFERENTIAL RING GEAR TO CASE

55	All	186627	12	.25	BOLT (1/8"—24 x 1")—(8.900) .
56-60	All	454956	12	.10	BOLT (7/8"—20 x 1/2")—(8.900)
61-63	40-41-4300	454912	10	.10	BOLT (1/2"—24 x 1/2")—(8.900) .
62-63	40-41-4300 (3.90 to 4.30 Ratio)	454913	10	.20	BOLT (1/8"—24 x 1/2")—(8.900)
61-64	44-46-47-4800	454956	AR	.10	BOLT C/16"—20 x 1/2")—(8.900) .
64	40-41-42-4300	9776180	10	.30	BOLT (1/8"—24 x 1/2")
65-66	30-40-5000	9776180	10	.30	BOLT (1/8"—24 x 1/2")
65-66	60-80-9000	454956	12	.10	BOLT C/16"—20 x 1/2")—(8.900) .
67	30-40-5000 exc. 4455- 65-4800-4600	9776180	10	.30	BOLT (1/8"—24 x 1/2")
67	4455-65-4800 less P.T.	9776180	10	.30	BOLT (1/8"—24 x 1/2")
67	4455-65-4800 P.T.	1382252	10	.25	BOLT (1/2"—20 x 1/2")—(8.900)
67	4600	1382252	10	.25	BOLT (As"—20 x 1/2")—(8.900)
67	60-80-9000 1st Type	454956	12	.10	BOLT (1/2"—20 x 1/2")—(8.900)
67	60-80-9000 2nd Type	1382252	12	.25	BOLT (slotted place hd. right hand thread 1/16"—20 x 1/2")—(8.900)
67	60-80-9000 3rd Type	1382035	AR	.25	BOLT (1/2"—20 x 1/2") left hand thread.
68-70	All	1382035	10	.25	BOLT (y/16"—20 x 1/2") left hand thread.
71-73	All	1382035	10	.25	BOLT (1/2"—20 x 1/2") (replaces 1235420 1/72)
54-55	All	104102	12	.05	RIVET
68-70	30-4000 (Used on cars having 1 2 bolt rr. axle hsg. cvr.)	3884942	12	15	SCREW

5.535 LUBRICANT, REAR AXLE

59-70	All P.T.	1051022	AR	1.13	LUBRICANT (1 qt. can)—(8.800)
59-70	All P.T.	1051023	AR	.55	LUBRICANT, rr. axle (15 gal. drum)—(8.800) replaces 1050527 72/1.
71	All	1051022	AR	1.13	LUBRICANT, rr. axle (1 qt. can)—(8.800)
71	All	1051023	AR	.55	LUBRICANT, rr. axle (15 gal. drum)—(8.800)

5.536 BEARING—RACE—RACE & ROLLER, DIFFERENTIAL

40-55	All	7450385	2	12.30	BEARING, diff.
56-60	All	7450624	2	3.50	RACE, brg. outer.
61-62	44-46-47-4800	7450623	2	1 1.20	ROLLER 8i INNER RACE, brg.
61-63	40-41-4300	7451135	2	7.75	BEARING, diff. side (complete)
61-62	44-46-47-4800	7450624	2	3.50	RACE, brg. outer.
56-60	All	7450623	2	1 1.20	RACE & ROLLER, inner.
63-64	44-46-47-4800	7451272	2	6.85	BEARING 8. RACE, outer
64	40-41-42-4300	7451281	2	5.75	BEARING, complete (2 1/8" O.D. x 1 1/8" I.D.)
65	Wildcat-Electra-Riviera	7451272	2	6.85	BEARING 8» RACE, outer
65-67	30-40-5000	7451281	2	5.75	BEARING, complete (2 1/8" O.D. x 1 1/8" I.D.)
63-64	44-46-47-4800	7451272	2	6.85	BEARING 8< RACE, outer
66-70	60-80-9000	7451140	RH	6.75	ROLLER BEARING
66	60-80-9000 1st type (3" Dia. Brg.)	7451140	LH	6.75	ROLLER BEARING
66	60-80-9000 2nd type (3" " Dia. Brg.)	7451718	LH	7.80	ROLLER BEARING
67-70	60-80-9000	7451718	LH	7.80	ROLLER BEARING
68-72	30-40-5000	7451281	2	5.75	BEARING (complete) (2 1/8" O.D. x 1 1/8" I.D.)
68-70	30-40-5000	7451140	LH	6.75	ROLLER BEARING
68-70	30-4000 used on cars having 1 2 bolt rr. axle hsg. cvr.	7451140	2	6.75	
71-72	50-60-80-9000 (455 Eng.)	7451140	2	6.75	

5.537 SUPPORT, DIFFERENTIAL BEARING

63-64	44-46-47-4800.....	1352851	2	4.66	SUPPORT & BUSHING
65	Wildcat-Electra-Riviera	1352851	2	4.66	SUPPORT & BUSHING

5.537 SHIM, DIFFERENTIAL ADJUSTING

56-62	All.....	1172965	AR	.20	SHIM .046).....
56-62	All.....	1172966	AR	.20	SHIM .048).....
56-62	All.....	1172967	AR	.25	SHIM .050).....
56-62	All.....	1172968	AR	.25	SHIM .052).....
56-62	All.....	1338611	AR	.25	SHIM .054).....
56-62	All.....	1338612	AR	.25	SHIM .056).....
56-62	All.....	1338613	AR	.25	SHIM .058).....
56-62	All.....	1338615	AR	.25	SHIM .062).....
56-62	All.....	1338616	AR	.25	SHIM .064).....
56-62	All.....	1338617	AR	.25	SHIM .066).....
56-62	All.....	1172969	AR	.36	SHIM .070).....
56-62	All.....	1172970	AR	.36	SHIM .072).....
56-62	All.....	1172971	AR	.36	SHIM .074).....
56-62	All.....	1172972	AR	.36	SHIM .076).....
56-62	All.....	1172973	AR	.36	SHIM .078).....
56-62	All.....	1172974	AR	.36	SHIM .080).....
56-62	All.....	1172975	AR	.36	SHIM .082).....
63	40-41-4300.....	1172965	AR	.20	SHIM .046" thick)...
63	40-41-4300.....	1172966	AR	.20	SHIM .048" thick)...
63	40-41-4300.....	1172967	AR	.25	SHIM .050).....
63	40-41-4300.....	1172968	AR	.25	SHIM .052).....
63	40-41-4300.....	1338612	AR	.25	SHIM .056).....
63	40-41-4300.....	1338611	AR	.25	SHIM .054).....
63	40-41-4300.....	1338613	AR	.25	SHIM .058).....
63	40-41-4300.....	1338615	AR	.25	SHIM .062" thick)...
63	40-41-4300.....	1338616	AR	.25	SHIM .064).....
63	40-41-4300.....	1338617	AR	.25	SHIM .066).....
63	40-41-4300.....	1172969	AR	.36	SHIM .070).....
63	40-41-4300.....	1172970	AR	.36	SHIM .072).....
63	40-41-4300.....	1172971	AR	.36	SHIM .074).....
63	40-41-4300.....	1172972	AR	.36	SHIM .076).....
63	40-4 1-4300.....	1172973	AR	.36	SHIM .078).....
63	40-4 1-4300.....	1172974	AR	.36	SHIM .080).....
63	40-4 1-4300.....	1172975	AR	.36	SHIM .082).....
63-64	44-46-47-4800.....	1193970	AR	.30	SHIM .040) diff. adj.—(5.460)
63-64	44-46-47-4800.....	1193972	AR	.30	SHIM .042) diff. adj.—(5.460)
63-64	44-46-47-4800.....	1193974	AR	.30	SHIM .044)—(5.460).....
63-64	44-46-47-4800.....	1193976	AR	.30	SHIM .046) diff. adj.—(5.460).....
63-64	44-46-47-4800.....	1193978	AR	.30	SHIM .048) diff. adj.—(5.460).....
63-64	44-46-47-4800.....	1193980	AR	.30	SHIM .050) diff. adj.—(5.460).....
63-64	44-46-47-4800.....	1193982	AR	.30	SHIM .052) diff. adj.—(5.460).....
63-64	44-4 6-4 7-4 800.....	1193984	AR	.30	SHIM .054) diff. adj.—(5.460).....
63-64	44-46-47-4800.....	1193986	AR	.30	SHIM .056) diff. adj.—(5.460).....
63-64	44-46-47-4800.....	1193988	AR	.30	SHIM .058) diff. adj.—(5.460).....
63-64	44-46-47-4800.....	1193992	AR	.30	SHIM .062) diff. adj.—(5.460).....
63-64	44-46-47-4800.....	1193994	AR	.30	SHIM .064) diff. adj.—(5.460).....
63-64	44-46-47-4800.....	1193998	AR	.30	SHIM .068) diff. adj.—(5.460).....
63-64	44-46-47-4800.....	1193996	AR	.30	SHIM .064) diff. adj.—(5.460).....
63 64	44-46-47-4800.....	1194000	AR	.30	SHIM .070) diff. adj.—(5.460).....
NOTE. 1 964-40-4 1-42-4300 for shims not listed used packages listed in group 5.537.					
64	40-41-42-4300.....	1357774	AR	.56	SHIM .070).....
64	40-4 1-4 2-4300.....	1357776	AR	.56	SHIM .074).....
65-69	30-40-5000.....		AR		SHIM or shims not listed use packages listed in 5.537)
65-67	30-40-5000.....	1357774	AR	.56	SHIM .070).....
65-67	30-40-5000.....	1357776	AR	.56	SHIM .074).....
65-70	30-40-5000.....	1376614	AR	.46	SHIM 140) (2.38 I.D.-2.83 O.D.]
65	Wildcat-Electra Riviera ..	1193970	AR	.30	SHIM .040" thick)—(5.460)
65	Wildcat-Electra Riviera ..	1193972	AR	.30	SHIM .042" thick)—(5.460)
65	Wildcat-Electra Riviera ..	1193974	AR	.30	SHIM .044" thick)—(5.460)
65	Wildcat-Electra Riviera ..	1193976	AR	.30	SHIM .046" thick)—(5.460)_____
65	Wildcat-Electra Riviera ..	1193978	AR	.30	SHIM .048" thick)—(5.460)_____
65	Wildcat-Electra Riviera ..	1193980	AR	.30	SHIM .050" thick)—(5.460)
65	Wildcat-Electra Riviera ..	1193982	AR	.30	SHIM .052" thick)—(5.460)
65	Wildcat-Electra Riviera ..	1193984	AR	.30	SHIM .054" thick)—(5.460)
65	Wildcat-Electra Riviera ..	1193986	AR	.30	SHIM .056" thick)—(5.460)
65	Wildcat-Electra Riviera ..	1193988	AR	.30	SHIM .058" thick)—(5.460)
65	Wildcat-Electra Riviera ..	1193992	AR	.30	SHIM .062" thick)—(5.460)
65	Wildcat-Electra Riviera ..	1193994	AR	.30	SHIM .064" thick)—(5.460)_____
65	Wildcat-Electra Riviera ..	1193996	AR	.30	SHIM .066" thick)—(5.460)
65	Wildcat-Electra Riviera ..	1193998	AR	.30	SHIM .068" thick)—(5.460)
65	Wildcat-Electra Riviera ..	1194000	AR	.30	SHIM .070" thick)—(5.460)

66	60-80-9000 2nd type	1380744	LH	.46	SHIM	040" thick)
66	60-80-9000 2nd type	1380745	LH	.46	SHIM	042" thick)
66	60-80-9000 2nd type	1380746	LH	.46	SHIM	044" thick)
66	60-80-9000 2nd type	1380747	LH	.46	SHIM	046" thick)
66	60-80-9000 2nd type	1380748	LH	.46	SHIM	048" thick)
66	60-80-9000 2nd type	1380749	LH	.46	SHIM	050" thick)
66	60-80-9000 2nd type	1380750	LH	.46	SHIM	052" thick)
66	60-80-9000 2nd type	1380751	LH	A&	SHIM	054" thick)
66	60-80-9000 2nd type	1380752	LH	.46	SHIM	056" thick)
66	60-80-9000 2nd type	1380753	LH	.46	SHIM	058" thick)
66	60-80-9000 2nd type	1380754	LH	.46	SHIM	060" thick)
66	60-80-9000 2nd type	1380755	LH	.46	SHIM	062" thick)
66	60-80-9000 2nd type	1380756	LH	.46	SHIM	064" thick)
66	60-80-9000 2nd type	1380757	LH	.46	SHIM	066" thick)
66	60-80-9000 2nd type	1380758	LH	.46	SHIM	068" thick)
66	60-80-9000 2nd type	1380759	LH	.56	SHIM	070" thick)
66	60-80-9000 2nd type	1380760	LH	.56	SHIM	.072" thick)
66	60-80-9000 2nd type	1380761	LH	.56	SHIM	.074" thick)
66	60-80-9000 2nd type	1380762	LH	.56	SHIM	.076" thick)
66	60-80-9000 2nd type	1380763	LH	.56	SHIM	.078" thick)
66	60-80-9000 2nd type	1380764	LH	.56	SHIM	.080" thick)
66	60-80-9000 2nd type	1380765	LH	.56	SHIM	.082" thick)
66	60-80-9000 (1st type)	1376399	AR	.46	SHIM	.140" thick) R & L (2.56 I.D.-3.02 O.D.)
66	60-80-9000 2nd type	1376399	RH	.46	SHIM	.140" thick) (2.56 I.D.-3.02 O.D.)
66	60-80-9000 2nd type	1380742	LH	.46	SHIM	.140" thick)
66-70	60-80-9000	9780861	RH	.46	SHIM	.040)
66-70	60-80-9000	9780862	RH	.46	SHIM	.042)
66-70	60-80-9000	9780863	RH	.46	SHIM	.044)
66-70	60-80-9000	9780864	RH	.46	SHIM	.046)
66-70	60-80-9000	9780865	RH	.46	SHIM	.048)
66-70	60-80-9000	9780866	RH	.46	SHIM	.050)
66-70	60-80-9000	9780867	RH	.46	SHIM	.052)
66-70	60-80-9000	9780868	RH	.46	SHIM	.054)
66-70	60-80-9000	9780869	RH	.46	SHIM	.056)
66-70	60-80-9000	9780870	RH	.46	SHIM	.058)
66-70	60-80-9000	9780871	RH	.46	SHIM	.060)
66-70	60-80-9000	9780872	RH	.46	SHIM	.062)
66-70	60-80-9000	9780873	RH	.46	SHIM	.064)
66-70	60-80-9000	9780874	RH	.46	SHIM	.066)
66-70	60-80-9000	9780875	RH	.46	SHIM	.068)
66-70	60-80-9000	9780876	RH	.56	SHIM	.070)
66-70	60-80-9000	9780877	RH	.56	SHIM	.072)
66-70	60-80-9000	9780878	RH	.56	SHIM	.074)
66-70	60-80-9000	9780879	RH	.56	SHIM	.076)
66-70	60-80-9000	9780880	RH	.56	SHIM	.078)
66-70	60-80-9000	9780881	RH	.56	SHIM	.080)
66-67	60-80-9000	9780882	RH	.56	SHIM	.082)
67-70	60-80-9000	1380744	LH	.46	SHIM	.040)
67-70	60-80-9000	1380745	LH	.46	SHIM	.042)
67-70	60-80-9000	1380746	LH	.46	SHIM	.044)
67-70	60-80-9000	1380747	LH	.46	SHIM	.046)
67-70	60-80-9000	1380748	LH	.46	SHIM	.048)
67-70	60-80-9000	1380749	LH	.46	SHIM	.050)
67-70	60-80-9000	1380750	LH	.46	SHIM	.052)
67-70	60-80-9000	1380751	LH	.46	SHIM	.054)
67-70	60-80-9000	1380752	LH	.46	SHIM	.056)
67-70	60-80-9000	1380753	LH	.46	SHIM	.058)
67-70	60-80-9000	1380754	LH	.46	SHIM	.060)
67-70	60-80-9000	1380755	LH	.46	SHIM	.062)
67-70	60-80-9000	1380756	LH	.46	SHIM	.064)
67-70	60-80-9000	1380757	LH	.46	SHIM	.066)
67-70	60-80-9000	1380758	LH	.46	SHIM	.068)
67-70	60-80-9000	1380759	LH	.56	SHIM	.070)
67-70	60-80-9000	1380760	LH	.56	SHIM	.072)
67-70	60-80-9000	1380761	LH	.56	SHIM	.074)
67-70	60-80-9000	1380762	LH	.56	SHIM	.076)
67-70	60-80-9000	1380763	LH	.56	SHIM	.078)
67-70	60-80-9000	1380764	LH	.56	SHIM	.080)
67-70	60-80-9000	1380765	LH	.56	SHIM	.082)
67-70	60-80-9000	1380742	LH	.46	SHIM	.140) (2.74 I.D. x 3.20 O.D.)
68-70	30-40-5000	9780861	LH	.46	SHIM	.040)
68-70	30-40-5000	9780862	LH	.46	SHIM	.042)
68-70	30-40-5000	9780868	LH	.46	SHIM	.054)
68-69	30-40-5000	1357774	RH	.56	SHIM	.070)
68-69	30-40-5000	1357776	RH	.56	SHIM	.074)
68	30-40-5000	3853761	RH	.97	SHIM	.082)
68-70	30-40-5000	9780863	LH	.46	SHIM	.044)
68-70	30-40-5000	9780864	LH	.46	SHIM	.046)

68-70	30-40 5000	9780865	LH	.46	SHIM (.048)
68-70	30-40 5000	9780866	LH	.46	SHIM (.050)
68-70	30-40-5000	9780867	LH	.46	SHIM (.052)
68-70	30-40-5000	9780869	LH	.46	SHIM (.056)
68-70	30-40-5000	9780870	LH	.46	SHIM (.058)
68-70	30-40 5000	9780871	LH	.46	SHIM (.060)
68-70	30-40 5000	9780872	LH	.46	SHIM (.062)
68-70	30-40-5000	9780873	LH	.46	SHIM (.064)
68-70	30-40-5000	9780874	LH	.46	SHIM (.066)
68-70	30-40 5000	9780875	LH	.46	SHIM (.068)
68-70	30-40 5000	9780876	LH	.56	SHIM (.070)
68-70	30-40 5000	9780877	LH	.56	SHIM (.072)
68-70	30-40 5000	9780878	LH	.56	SHIM (.074)
68-70	30-40-5000	9780879	LH	.56	SHIM (.076)
68-70	30-40-5000	9780880	LH	.56	SHIM (.078)
68-70	30-40 5000	9780881	LH	.56	SHIM (.080)
67-70	60-80 9000	1376399	RH	.46	SHIM (.140) (2.56 I.D.-3.02 O.D.)
68-70	5000	1376399	LH	.46	SHIM (.140) (2.56 I.D. x 3.02 O.D.)
68-70	5000	1376614	RH	.46	SHIM (.140) (2.38 I.D. x 2.83 O.D.)
71-72	30-40 5000	9775809	AR	.67	SHIM (.170)
71	60-80 9000	9780883	AR	.93	SPACER (.170)

5.537 SHIM PACKAGE, DIFFERENTIAL BEARING ADJUSTER

64	40-41-42-4300	3995791	AR	1.08	PACKAGE .040-.044)
64	40-41-42-4300	3907088	AR	1.08	PACKAGEi 052-.054- 056)
64	40-4 1-42-4300	1394076	AR	1.73	PACKAGE .046-.048- 050)
64	40-4 1-42-4300	3907089	AR	1.08	PACKAGE .058-.060- 062)
64	40-4 1-42-4300	3853759	AR	.97	PACKAGEi .064-.066- 068-.070)
64	40-41-42-4300	3853760	AR	.97	PACKAGEi .072-.074- 076-.078)
65-72	30-40-5000	3907088	AR	1.08	PACKAGEi 052-.054- 056)
65-72	30-40-5000	3907089	AR	1.08	PACKAGE .058-.060- 062)
65-72	30-40-5000	3853759	AR	.97	PACKAGE .064-.066- 068-.070)
65 72	30-40-5000	3853760	AR	.97	PACKAGEi 072-.074- 076-.078)
65-72	30-40-5000	3995791	AR	1.08	PACKAGEi .040-.044)
65-72	30-40-5000	1394076	AR	1.13	PACKAGEi 046-.048- 050)
65-72	30-40-5000	3853761	AR	.97	PACKAGEi .080-.082)
71-72	30-40-5000	3995792	AR	1.08	PACKAGE .046-.050)
71-72	30-40-5000	3853762	1	1.03	PACKAGEi .088-.094)
71-72	30-40-5000	3853912	1	.97	PACKAGEi .096-1.00)
71-72	60-80-9000	3996610	AR	1.08	PACKAGEi .040-.042-.044-.046)
71 72	60-80-9000	3996611	AR	1.08	PACKAGEi .048-.050-.052-.054)
71-72	60-80-9000	3996612	AR	1.08	PACKAGEi .056-.058- 060-.062)
71-72	60-80-9000	3851480	AR	1.08	PACKAGEi .064-.066- 068)
71-72	60-80-9000	3851481	AR	.97	PACKAGEi .070-.072-. 074)
71-72	60-80-9000	3851482	AR	1.08	PACKAGEi .076-.078-.080)

5.539 NUT, DIFFERENTIAL ADJUSTING

59-60	All	9422302	2	.15	NUT, supt. clamping—(8.9 17)
-------	-----	---------	---	-----	------------------------------

5.542 WASHER, DIFFERENTIAL SIDE PINION SPHERICAL THRUST

56-60	All less P.T.	1171207		.46	WASHER, spherical thrust . . .
61-63	40-4 1 4300 less P.T.	1347623		.30	WASHER, spherical (thrust)
61-64	44-46-47-4800 less P	1171207		.46	WASHER
64	40-4 1-42-4300 less P	1362473		.41	WASHER, pinion thrust
64	40-41-42-4300 P.T.	1364034		.51	WASHER, side pinion thrust
65	30-40-5000 less P.T.	1362473		.41	WASHER, pinion thrust
65	30-40-5000 P.T.	1364034		.51	WASHER, side pinion thrust
65-70	60-80-9000 less P.T.	1171207		.46	WASHER
65-70	60-80-9000 P.T.	1385734		.82	WASHER (Eaton)
66	30-40-5000 P.T.	9784123		.72	WASHER, thrust
66-67	30-40-5000 less P.T.	9783007		.13	WASHER
68-70	30-40-5000 less P.T.	393140		.15	WASHER
68-70	30-4000 (Used on cars having 1 2 bolt rr. axle hsg. cvr.)	3880141	2	.30	WASHER
71-72	30-40-5000	3984818	2	.30	WASHER, pinion thrust
71-72	50-60-80-9000 (455 Eng.) less P.T.	393129		15	WASHER (thrust)

5.543 WASHER, DIFFERENTIAL BEVEL SIDE GEAR THRUST

57-60	All less P.T.	1178396		.82	WASHER
61-64	44-46-47-4800 less P.T.	1178396		.82	WASHER
61-63	40-4 1-4300 less P.T.	1347624		.82	WASHER
64	40-4 1-42-4300 less P.T.	9789002		.25	WASHER
65-70	30-40-5000 less P.T.	9789002		.25	WASHER
65-70	60-80-9000 less P.T.	1178396		.82	WASHER

68-70	30-4000 used on cars hav- ing 1 2 bolt rr. axle hsg. cvr.	3846425	2	.30	WASHER.....
71-72	30-40-5000 less P.T.	1235873	2	.30	WASHER (side gear thrust).....
71-72	50-60-80-9000 (455 Eng.) less P.T.	393127	2	.35	WASHER.....

5.544 SHAFT. PROPELLER

56	50-70.	1388713	1	45.50	SHAFT.....
57-60	All.	1388854	1	50.45	SHAFT, rr. (incl. "O" ring & plug)
61	40-41-4300 C.T.	5679937	1	132.60	SHAFT, frt. & rr.
61	40-41-4300 C.T.	5676343	1	149.75	SHAFT, frt. & rr.
61	44-4600.	1382490	1	152.90	SHAFT.....
61	47-4800.	1382491	1	163.40	SHAFT.....
62-63	40-41-4300 4-Speed.....	5679563	1	140.15	SHAFT, frt. & rr.
62-63	44-4600 A.T.	7807789	1	190.10	SHAFT.....
62-63	4800.	7807790	1	193.60	SHAFT.....
62-63	40-41-4300 3-Speed	5679562	1	143.25	SHAFT, frt. & rr.
62-63	40-41-4300 A.T.	5679560	1	158.30	SHAFT, frt. & rr.
63	4700.	7808930	1	174.95	SHAFT, frt. & rr.
64	40-41-4300 C.T. exc. 4355-65.	5679880	1	62.35	SHAFT.....
64	40-41-4300 A.T. exc. 4355-65.	7804895	1	73.15	SHAFT.....
64-65	Sportwagons.	7806611	1	94.80	SHAFT.....
64	4400 C.T. & S.T. 300	7807793	1	172.45	SHAFT.....
64	4400 T.H. 400.	7807794	1	178.70	SHAFT.....
64	4600 A.T.	7807796	1	181.20	SHAFT.....
64	4800.	7807797	1	187.75	SHAFT.....
64-65	Riviera.	7807798	1	190.00	SHAFT.....
65-66	Skylark G.S. 3-Speed Fir. Shift.	5695894	1	69.31	SHAFT.....
65-66	Skylark G.S. C.T. 4-Speed	5695220	1	62.80	SHAFT.....
65	5000 C.T.	1382502	1	153.40	SHAFT.....
65	5000 S.T. 300.	7807800	1	174.95	SHAFT.....
65	5000 T.H. 400.	7807801	1	186.20	SHAFT.....
65	60-8000 A.T.	7807803	1	183.10	SHAFT.....
65-67	30-4000 exc. 4000 Wagons.	7804895	1	73.15	SHAFT.....
66-68	4000 Wagons (S.T. 300)	7806611	1	94.80	SHAFT.....
66-69	4000 Wagons C.T. 3- Speed.	7804850	1	92.55	SHAFT.....
66-68	5000 C.T.	1374004	1	157.90	SHAFT, frt. & rr.
66-68	5000 S.T. 300.	7808200	1	179.95	SHAFT, frt. & rr.
66-68	5000 T.H. 400.	7808137	1	183.75	SHAFT, frt. & rr.
66	6000 C.T.	1374007	1	163.18	SHAFT, frt. & rr.
66-68	60-8000 T.H. 400.	7808203	1	185.60	SHAFT, frt. & rr.
66-68	9000.	7808205	1	176.40	SHAFT, frt. & rr.
67	4600 4-Speed.	5698008	1	62.15	SHAFT.....
67-69	4000 Wagons T.H. 400	7804857	1	81.25	SHAFT.....
67	Skylark G.S. (T.H. 400) ..	7801275	1	85.30	SHAFT.....
68	3327-3437-3537-4437- 67 A.T. & C.T. Col. Shift.	7804896	1	73.15	SHAFT.....
68	4600 4-Speed.	7804896	1	73.15	SHAFT.....
68	3369-3435-3569-4439- 69.	7804895	1	73.15	SHAFT.....
68	C.T. 3-Speed Fir. Shift ...	7801892	1	68.90	SHAFT.....
68-70	4600 T.H. 400.	7807106	1	82.15	SHAFT.....
68	6000 C.T.	1383893	1	154.02	SHAFT, frt & rr.
69	33-35-4469-3435-36- 4439 T.H. 350.	7806236	1	69.30	SHAFT.....
69	3327-3437-3537-4437- 67 T.H. 350.	7806237	1	68.60	SHAFT.....
69	3327-3537 A.T.	7804896	1	73.15	SHAFT.....
69	C.T. 3-Speed Fir. Shift ...	7804820	1	66.90	SHAFT.....
69	3327-3437-3537-4437- 67 C.T. 3-Speed Col. Shift.	7804819	1	59.60	SHAFT.....
69-70	C.T. 4-Speed.	7804819	1	59.60	SHAFT.....
69-70	3369-3435-36-3569- 4439-69 C.T. 3-Speed .	7804823	1	60.65	SHAFT.....
69	3369-3435-36-3569 (S.T. 300).	7804895	1	73.15	SHAFT.....
69	Sportwagons T.H. 350 ...	7804856	1	74.20	SHAFT.....
69	5000 S.T. 300.	7803493	1	78.95	SHAFT.....
69-70	5000 C.T.	7803494	1	79.09	SHAFT.....
69	5000 T.H. 400.	7803492	1	80.00	SHAFT.....

69-70	6000 C.T. exc. Wagons ..	7803680	1	78..92	SHAFT
69-70	6000 A.T. exc. Wagons ..	7803491	1	81.25	SHAFT
69-70	8000.....	7803490	1	82.45	SHAFT
69-70	9000.....	7803495	1	173.05	SHAFT
70	30-4000 (2 Dr.) C.T. 3-Speed.....	7804819	1	59.60	SHAFT
70	3000 (2 Dr.) L-6 (A.T.) ...	7804819	1	59.60	SHAFT
70	30-4000 (4 Dr.) V-8 T.H. 350.....	7806236	1	69.30	SHAFT
70	3000 4 Dr. (L-6) T.H. 350.....	7804823	1	60..65	SHAFT
70	30-4000 2 Dr. (V-8) T.H. 350.....	7806237	1	68.60	SHAFT
70	5000 (T.H. 350).....	7807512	1	79.70	SHAFT
70	6000 Wagons C.T.....	7808453	1	74..03	SHAFT
70	6000 Wagon (T.H. 400) ..	7807435	1	83.90	SHAFT
71	3327-37 (L-6) T.H. 350 ..	7810902	1	59.25	SHAFT
71-72	All A (2 Dr.) C.T. 3-Speed	7810902	1	59.25	SHAFT
71	3369 (L-6) T.H. 350	7810899	1	60.05	SHAFT
71-72	All A (4 Dr.) C.T. 3-Speed	7810899	1	60.05	SHAFT
71-72	C.T. 4-Speed.....	7810904	1	59.25	SHAFT
71-72	All A (2 Dr.) (350 Eng.) T.H. 350.....	7810902	1	59.25	SHAFT
71-72	All A (4 Dr.) T.H. 350	7810905	1	72.50	SHAFT
71-72	All A (T.H. 400).....	7811654	1	73.90	SHAFT
71-72	All C.....	7808668	1	113.00	SHAFT
71-73	All B Wagons (A.T.)	7810661	1	73.41	SHAFT
71	All B (C.T.) exc. Wagons ..	7810422	1	100.20	SHAFT
71	All B Wagon (C.T.)	7810424	1	53.05	SHAFT
71-72	All B (T.H. 400) exc. Wagons	7808669	1	96.60	SHAFT
71-72	All B (T.H. 350).....	7808670	1	96.60	SHAFT
71-72	All E.....	7812792	1	123.00	SHAFT

5.545 DEFLECTOR, REAR AXLE PINION FLANGE

68-69	30-4000 Canadian Built ..	3819415	1	.30	DEFLECTOR
70	30-4000 used on cars having 1 2 bolt rr. axle hsg. cvr.	3819415	1	.30	DEFLECTOR

5.545 FLANGE, REAR AXLE PINION

61-62	44-46-47-4800.....	1196065	1	8.60	FLANGE.....
61-63	40-41-4300.....	1348236	1	13.00	FLANGE, rr. yoke .
63	44-46-47-4800.....	1372463	1	13.75	FLANGE.....
64	40-41-42-4300.....	1373578	1	10.45	FLANGE, rr. yoke .
64	44-46-4800.....	1372463	1	13.75	FLANGE.....
64	4700 1st Type.....	1372463	1	13.75	FLANGE.....
64	4700 2nd Type.....	1365165	1	9.45	FLANGE.....
65 70	5000.....	1373578	1	10.45	FLANGE, rr. yoke .
65 70	All A.....	1373578	1	10.45	FLANGE, rr. yoke .
65-70	60-8000.....	1372463	1	13.75	FLANGE.....
65-68	9000.....	1365165	1	9.45	FLANGE.....
67	30-4000 after chassis (7H334149).....	9783530	1	8.90	FLANGE
69-70	9000.....	1386090	1	14.20	FLANGE
68-70	30-4000 (for cars with 1 2 bolt rr. axle hsg.) ...	1384234	1	9.50	FLANGE.....
71-72	All A.....	7812565	1	8.85	FLANGE, companion.....
71-72	All B Wagons.....	7812565	1	8.85	FLANGE, companion.....
71-72	All B-C-E exc. Wagons ..	7808671	1	10.83	FLANGE, companion—(5.548) ..
64	4700 2nd Type.....	454932	4	.15	BOLT (1/16"—14 x 1)—(8.900) ...
65-70	9000.....	454932	4	.15	BOLT (1/16"—14 x 1)—(8.900) ...
71-73	All A.....	3887348	4	.15	BOLT (1/8"—24 x 1.44)—(5.586)
71-73	All B Wagons.....	3887348	4	.15	BOLT (5.586).....
71-72	All.....	1238616	AR	.15	BOLT (1/16"—14 x 1 1/8")—(5.586) .
71	All A (For cars with 1 2 bolt rr. axle hsg.)	3736464	1	.67	NUT, pinion flange—(5.595).....
61-63	44-46-47-4800.....	517900	1	36	WASHER, drive pinion nut (also used 5.445) .
68-70	All A (Used on cars having 1 2 bolt rr. axle hsg. cvr.).....	3714792	1	.82	WASHER (5.595).....
64-73	All.....	517900	1	.36	WASHER, drive pinion nut (also used 5.445) .

5.546 PIN, PROPELLER SHAFT COUPLING (Grp. Changed to 5.457 Eff. 7-1-71)

5.546 CLAMP, PROPELLER SHAFT TO COMPANION FLANGE (Grp. Changed to 5.586 Eff. 7-1-71)

5.548 UNIVERSAL JOINT

56	All A.T.	5670292	1	26.20	UNIVERSAL JOINT
58-60	40-4400 C.T.	5672333	1	28.80	UNIVERSAL JOINT, frt.
58-60	All A.T.	5672334	1	29.50	UNIVERSAL JOINT, frt.

5.548 FLANGE, FRONT COMPANION (Grp. Changed to 5.555 Eff. 7-1-71)

5.548 REPAIR KIT, PROPELLER SHAFT

57-60	All.	1392987	1	12.55	KIT, rr. U-jt. repair (Spicer) for use to repair Spicer rr. prop. shaft (Spicer No. 5-133 X).....
57-60	All.	7806140	1	14.45	KIT, rr. U-jt. repair (Saginaw) use to repair rr. prop. shaft
61	44-46-47-4800.	1389837	1	15.15	KIT, U-jt. repair-rr. (Spicer).....
61	44-46-47-4800.	1482672	3	13.15	KIT, U-jt. repair (Spicer).....
61	44-46-47-4800.	1396051	1	25.40	KIT, rr. shaft ball stud spline & ball stud Seat (Saginaw).....
61	44-46-47-4800 2nd Type Ball Seal & Stud Staked in.	1389271	1	13.15	KIT, ctr. ball & socket repair (Spicer).....
61-64	44-46-47-4800.	1389864	1	3.95	KIT, prop. shaft ball stud jt. repair (Saginaw).....
61-62	44-46-47-4800.	7806140	AR	14.45	KIT, U-jt. repair-frt., frt. ctr., rr. ctr. (Saginaw).....
61-62	44-46-47-4800.	1396069	1	25.00	KIT, ball stud spline & seal (Spicer).....
61-63	40-41-4300.	5675414	4	15.75	KIT, U-jt. repair (Saginaw).....
61-62	44-46-47-4800.	1482672	3	13.15	KIT, U-jt. repair (Spicer) frt., frt. ctr., rr. ctr.
62	44-46-4800 1st Type	1389271	1	13.15	KIT, ctr. ball 8t socket repair (Spicer).....
62	44-46-4800 2nd Type ...	1396033	1	13.15	KIT, ctr. ball & socket repair (Spicer).....
62	44-46-4800.	1389837	1	15.15	KIT, U-jt. repair-rr. (Spicer).....
62-64	44-46-4800.	1396050	1	46.15	KIT, rr. prop. shaft ball stud spline & ball stud seat (Saginaw).....
61 63	40-41-4300.	5679548	1	37.40	KIT, rr. prop. shaft ball stud spline & ball stud seat .
61-63	40-41-4300.	5697910	1	1 1.30	KIT, ball stud seat
63	44-46-47-4800.	7806140	4	14.45	KIT, U-jt. repair (Saginaw) frt., frt. ctr., rr. ctr. & rr. ...
6 4 7 2	All.	7806140	AR	14.45	KIT, U-jt. repair (Saginaw).....
64	4700.	1396050	1	46.15	KIT, rr. prop. shaft ball stud spline & ball stud seat (Saginaw).....
64	4700 2nd Type.....	1389864	1	3.95	KIT, prop. shaft ball stud jt. repair (Saginaw).....
64-65	Riviera.....	1396947	1	35.25	KIT, ball stud yoke & seat-rr.....
65	All.....	1392472	1	.30	KIT, parking & ret
65	50-60-80-9000.	1396050	1	46.15	KIT, rr. prop. shaft ball stud spline & ball stud seat (Saginaw).....
65	50-60-80-9000.	1389864	1	3.95	KIT, prop. shaft ball stud jt. (Saginaw).....
66-68	50-60-80-9000.	1396837-		46.15	KIT, rr. prop. shaft ball stud spline & seat
66-68	50-60-80-9000.	1396838	AR	6.45	KIT, rr. prop. shaft ball stud seat
66-68	9000.	1396878	1	23.90	KIT, prop. shaft ball stud yoke & seat-rr.....
69-70	9000.	7808979	AR	10.70	KIT, jt. repair (constant velocity).....
69-70	9000.	7808980	1	56.40	KIT, yoke repair (ball stud spline) incl. yoke & U-jt.
69-70	9000.	7808981	1	37.00	KIT, yoke repair (ball supt.).....
71-72	All B-C-E exc. Wagons ...	7809156	1	4.05	KIT, C.V. jt. (service).....
71-72	All B-C-E exc. Wagons ...	7809923	1	49.95	KIT, prop. shaft-rr. supt. yoke (service).....

5.555 LINK, PROPELLER SHAFT

61-63	40-41-4300.	5674140	1	14.35	LINK
61-67	LeSabre-Wildcat-Electra-Riviera.	7809057	AR	30.50	LINK
69	9000.	7809057	2	30.50	LINK, ctr. & rr.
68-72	All B-C-E exc. Wagons ...	7809057	1	30.50	LINK, prop. shaft yoke

5.555 YOKE, FRONT PROPELLER SHA

61-62	44-46-47-4800.	5674449	1	13.95	YOKE, frt. prop. shaft link (Saginaw)
61-62	44-46-47-4800.	1352655	1	12.10	YOKE, frt. prop. shaft link (Spicer) ..
63	44-4600 A.T.	5674449	1	13.95	YOKE (Saginaw).....
63	4400 C.T.	5674449	1	13.95	YOKE (Saginaw).....
63	4600.	5674449	1	13.95	YOKE (Saginaw).....
63	4600 C.T. 4-Speed.	5674449	1	13.95	YOKE (Saginaw).....
63	47-4800.	5674449	1	13.95	YOKE (Saginaw).....
64	4600 C.T.	1361599	1	14.10	YOKE.....
64	40-41-42-43-4400 less 4400 T.H. 400.	5695103	1	13.55	YOKE, slip (27 teeth)
64-66	All T.H. 400.....	7804964	1	17.95	YOKE, link (32 teeth)
65-68	50-60-80-9000 T.H. 400 .	7804964	1	17.95	YOKE (32 teeth)
65	30-4000 C.T.	5695103	1	13.55	YOKE, slip (27 teeth)
65-67	5000 C.T. 3-Speed & S.T. 300.	5695103	1	13.55	YOKE (27 teeth).....
64-65	Wildcat C.T.	1361599	1	14 10	YOKE, frt. prop. shaft link
65	30-40-5000 S.T. 300	5695103	1	13.55	YOKE, slip (27 teeth)
66	3000 C.T.-4000 A.T.-C.T. exc. 4600.	5695103	1	13.55	YOKE (27 teeth) .
6667	4000 S.T. 300.	5695103	1	13.55	YOKE (27 teeth) .

66-67	4000 C.T. 3-Speed Wagon.	5695103	1	13.55	YOKE (27 teeth) .
66-68	C.T. 4-Speed.	5695103	1	13.55	YOKE (27 teeth) .
65-70	C.T. 3-Speed Fir. Shift . . .	5679947	1	24.80	YOKE
66	6000 3-Speed Col. Shift . . .	5679947	1	24.80	YOKE
67-69	4000 Wagons T.H. 400 . . .	7805469	1	30.75	YOKE
67-70	4600 T.H. 400	7801551	1	25.15	YOKE, slip.
68	30-40-5000 C.T. Col. Shift & S.T. 300.	5695103	1	13.55	YOKE (27 teeth) .
68-70	6000 C.T.	5679947	1	24.80	YOKE
69	30-4000 C.T. exc. 3- Speed Fir. Shift	5695105	1	21.35	YOKE
69	4439-56-66-69 T.H. 350 . . .	7806195	1	21.60	YOKE
69	30-40-5000 S.T. 300	5695105	1	21.35	YOKE
69-70	5000 C.T.	5679947	1	24.80	YOKE
69	50-60-8000 T.H. 400	7805469	1	30.75	YOKE
69-70	9000	7804964	1	17.95	YOKE
70-71	30-4000 C.T. 3-Speed Col. & Floor Shift	5695105	1	21.35	YOKE
70	30-40-5000 (T.H. 350) . . .	7806195	1	21.60	YOKE (Saginaw)
70	60-8000 AT.	7805469	1	30.75	YOKE
71-72	3437-67 C.T. 4-Speed	7809762	1	24.85	YOKE, slip.
71	30-4000 (T.H. 350)	5695105	1	21.35	YOKE, slip.
71	3437-67 (T.H. 400)	7801551	1	25.15	YOKE, slip.
71-72	50-60-80-9000 (T.H. 400)	7801551	1	25.15	YOKE, slip.
71-72	5000 (T.H. 350)	7806195	1	21.60	YOKE, slip.
71	60-80-9000 exc Wagons	7809053	1	25.35	YOKE, rr. supt. . .
71	5000 (T.H. 350)	7809053	1	25.35	YOKE. rr. supt. . .
5.555 FLANGE, FRONT COMPANION					
61-63	40-41-4300.	5677182	1	10.85	FLANGE, frt. companion (when using on 1961-40-4100 A.T. beginning with trans. (No. C-074) also use worm gear 4.343-1349889)
5.560 RING, TORQUE BALL					
56	All.	1178786	1	.56	RING, outer torque ball ret. sealing (use when pkg. 1389464 has been instl.)
57-60	All.	1178771	1	.56	RING, torque ball fig. sealing.
57	All 2nd Type.	1178786	1	.56	RING, outer torque ball ret. sealing (use when pkg. 1389464 has been instl.)
58-60	All.	1178786	1	.56	RING, outer torque ball ret. sealing (use when pkg. 1389464 has been instl.)
5.560 RETAINER, TORQUE BALL					
51	All A.T. 1st Type.	1163932		4.46	RETAINER, torque-inner.
52	All A.T.	1163932		4.46	RETAINER, torque ball-inner.
53	40-50-70 A.T.	1163932		4.46	RETAINER, torque ball-inner.
54-55	All.	1163932		4.46	RETAINER, torque ball-inner.
56	All 2nd Type.	1163932		4.46	RETAINER, torque ball-outer.
56	All	1178769		4.10	RETAINER, torque ball-inner-use when pkg. 1389464 has been instl.
56	All	1191652	1	4.92	RETAINER, torque ball-outer (for use when pkg. 1389464 has been inst.
57	All 1st Type.	1163932		4.46	RETAINER, torque ball-inner.
57	All 2nd Type.	1178769		4.10	RETAINER, torque ball-inner.
58-60	All.	1178769		4.10	RETAINER, torque ball-inner.
59	All 2nd Type Starting with w-1 10 on 2T & Z- 107 on 3T Trans.	1191652		4.92	RETAINER, torque ball-outer.
60	All.	1191652	1	4.92	RETAINER, torque ball-outer.
5.560 SEAL—GASKET, TORQUE TUBE & UNIVERSAL JOINT					
40-42	60-70.	1312398	1	.92	SEAL, u-jt. oil.
46-52	All.	1312398	1	.92	SEAL, u-jt. oil.
59-60	All.	1189013	1	.36	SEAL, frt. torque tube oil ("0" ring).
40-52	All.	1314583	1	.25	GASKET, torque tube to torque ball
53-58	All.	1346036	1	.20	GASKET, torque tube fig. to torque ball-frt.
5.560 KIT—SHIM, TORQUE BALL RETAINER SHIM					
48-52	40-50 C.T.	1393548	1	.46	KIT, torque ball ret. shim
48	70.	1393549	1	.46	KIT, torque ball ret. shim.
49-53	All A.T.	1393549	1	.46	KIT, torque ball ret. shim
53	40 C.T.	1393548	1	.46	KIT, torque ball ret. shim.
53	50 C.T.	1393549	1	.46	KIT, torque ball ret. shim.
54-55	All.	1391662	1	.46	KIT, torque ball ret. shim
48	70 A.T.	1334030	2	.10	SHIM torque ball ret.—(.004 to .006 thick) see note .
53	50 C.T.	1334030	2	.10	SHIM, torque ball ret.—(.004 to .006 thick) see note

54-55	All1163930	2	.10	SHIM, torque ball ret.—(.013 to .015 thick) see note
49-53	All A.T.1334030	2	.10	SHIM, torque ball ret.—(.004 to .006 thick) see note
56	All1169442	2	.46	SHIM, torque ball ret. (see note).....
57	All 1st Type1169442	2	.46	SHIM, torque ball ret. (see note).....

NOTE: Used as a gskt. between torque ball ret. inner & trans, rr. brg. ret. Also used between inner & outer torque ball retainer.

5.564 PACKAGE, UNIVERSAL JOINT TORQUE BALL AND RETAINER

56	All1389464		18.15	PACKAGE, torque ball-inner & outer ret.
57-58	All1388080		1 4.05	PACKAGE, torque ball & outer torque ball ret.
59	All 1st Type up to Trans. Coded W-1 10 on 2T, A-107 on 3T.1388080		14.05	PACKAGE, torque ball ret.

5.564 BALL, UNIVERSAL JOINT TORQUE

53	All A.T.1346028		14.05	BALL
54-55	All1346028		14.05	BALL
59	All starting with Trans. Coded W-1 10 on 2T, Z-107 on 3T.1191651		9.75	BALL
60	All1191651		9.75	BALL

5.565 BOOT, TORQUE BALL

53-55	All1170199	1	1.59	BOOT, torque ball
-------	-----	--------------	---	------	-------------------

5.586 SNAP RING, U-JOINT YOKE

68-70	30-4000.1456507	2	.20	RING
71	30-4000-6035-45.5672924	2	.25	RING, retaining (U-jt. yoke)
72	3437-67 C.T. 4-Speed5672924	2	.25	RING, retaining

5.586 PLATE—CLAMP—BOLT, PROPELLER SHAFT TO COMPANION FLANGE

61-62	5671530	2	.20	PLATE, prop, shaft & U-JT. to rr. companion fig. (lock).....
61-63	40-4 1-4300578147	4	.20	PLATE, prop, shaft to frt. companion flg.-also shaft to rr. axle pinion fig.
61 63	40-4 1-4300578146	4	.67	CLAMP (U-bolt) shaft to frt. companion flange-also prop, shaft to rr. axle pinion flange
61-63	1357255	2	.51	CLAMP, prop, shaft & U-jt. to rr. companion flange.
64-70	All exc.1357255	2	.51	CLAMP, prop, shaft 8< U-jt. to rr. companion flange .
64	4700 11357255	2	.51	CLAMP, prop, shaft & U-jt. to rr. companion flange .
65 70	9000454932	4	.15	BOLT, prop, shaft to rr. companion flange (V32"—14 x 1)—(8.900).....
71-73	3887348	4	.15	BOLT, prop, shaft to companion flange (V TM "—24 x 1.44") (also used 5.545).....
71-73	3887348	4	.15	BOLT, prop, shaft to companion flange
71-72	1238616	4	.15	BOLT, prop, shaft to companion flange (Vi ⁸ "—14 x 1.06") used 5.545-4.665-7.874-12.98 1).....
71-73	7810416	2	.20	STRAP, brg.-prop. shaft to companion flange.....
71-73	7810416	2	.20	STRAP, brg.-prop. shaft to companion flange.....

5.590 SEAL, REAR PROP. SHAFT BALL STUD SUPT.

61-70	LeSabre-Wildcat-Electra-Riviera.1164146	AR	.92	SEAL (Saginaw)
-------	---------------------------------------	--------------	----	-----	----------------

5.595 NUT—WASHER, PINION FLANGE

68-69	30-4000.3736464		.67	NUT (also used 5 548).....
68-69	30-4000 (Canadian Built)3714792		.82	WASHER, pinion flange (also used 5.545)
70	30-4000 (For Cars with 12 Bolt Rr. Axle Hsg. Cvr.).....3714792	1	.82	WASHER, pinion flange (also used 5.545)

5.595 NUT, REAR AXLE DRIVE PINION LOCK

61-63	44-46-47-4800.1361657	1	.82	NUT (also used 5.445)
64-71	All1361657	1	.82	NUT.....

5.598 BRACKET—SUPPORT—INSULATOR, PROPELLER SHAFT

62-63	40-4 1-4300.585570	RH	.82	BRACKET, shaft ctr. brg.
62-63	40-41-4300.585571	LH	.82	BRACKET, shaft ctr. brg.
65	50-60-8000 (use with 1373724 Supt.).....1373730	RH	1.95	BRACKET, ctr. brg. supt.
65	50-60-8000 (use with 1373724 Supt.).....1373731	LH	1 95	BRACKET, ctr. brg. supt
66-68	50-60-8000.1373730	RH	1.95	BRACKET, ctr. brg. supt
66-68	50-60-8000.1373731	LH	L95	BRACKET, ctr. brg. supt
61	40-4 1-4300.5674122	1	7 20	SUPPORT & BRACKET, prop, shaft.....
61-64	44-46-4800.7807531	1	16.30	SUPPORT, frt. prop, shaft ctr. brg
62-63	40-4 1-4300.585566	1	3.59	SUPPORT, shaft ctr. brg
62 63	40-41-4300.5676811	1	7 05	SUPPORT 8. BRACKET, prop, shaft ctr. brg.

63	4700	1355470	1	6.75	SUPPORT, frt. prop, shaft ctr. brg
64	4700 2nd Type (w/5 U- JTS.Frt.-2Ctr.-2Rr.)	7807531	1	16.30	SUPPORT, frt. prop, shaft ctr. brg
65	50-60-8000	1373734	1	2.05	SUPPORT, ctr. brg
65-69	9000	7807531	1	16.30	SUPPORT, ctr. brg
65	5000 exc. Conv. 1 st Type-Supt. Bolts to Frame Side Rail.	1373711	1	12.95	SUPPORT, prop, shaft ctr.
65	5000 Conv-6000-8000 1st Type-Supt. Bolts to Frame Side Rail.	1373712	1	13.60	SUPPORT, prop, shaft ctr.
65	50-60-8000 2nd Type (Mounts in Rubber Insulator & Brkts.)	1377262	1	14.55	SUPPORT, prop, shaft ctr.-upr. (also use 1-1377308)
65-68	50-60-8000	1377308	1	4.56	SUPPORT, ctr. brg
66-68	50-60-8000	1377262	1	14.55	SUPPORT, ctr. brg.-upr.
62-63	40-4 1-4300	585636	RH	1.28	INSULATOR, shaft ctr. brg
62-63	40-41-4300	585637	LH	1.28	INSULATOR, shaft ctr. brg
65	50-60-8000 (use with 1373724 Supt.)	1373723	2	1.13	INSULATOR, ctr. brg. supt. upr.
66-68	50-60-8000	1373723	2	1.13	INSULATOR, ctr. brg. supt. upr.

5.601 SHIELD—LOCKWASHER--SLINGER, PROPELLER SHAFT CENTER BEARING

61-62	44-46-47-4800	5672063	1	.46	LOCKWASHER, prop, shaft ctr. brg. locknut (also used 5.443)
61-63	40-4 1-4300	5672063	1	.46	LOCKWASHER, frt. prop, shaft to rr. prop, shaft brg. nut (also used 5.443)
61-64	44-46-47-4800	5672762	1	.56	SHIELD, frt. prop, shaft ctr. brg. supt.
65-70	9000	5672762	1	.56	SHIELD, frt. prop, shaft ctr. brg. supt.
61-63	40-41-4300	5675553	1	.51	SLINGER, frt. prop, shaft to rr. prop, shaft ctr. brg.- outer.
65-68	50-60-8000	1370569	1	.25	SLINGER, ctr. brg.

5.803 WHEEL, STEEL

41-60	All exc. 76X	1356682	5	21.75	WHEEL, less clips (15 x 6) remove pilot stud from brk. drum-knock off with hammer or drill hole in whl
55-60	All	1356245	5	21.75	WHEEL, less clips (15 x 5.50)
61	4019-27-35-4 100	1349395	5	20.20	WHEEL (15 x 4 1/2")
61	4435-45-46-47-4800	1356682	5	21.75	WHEEL (15 x 6)
61-62	4400 exc. 4435-45	1356245	5	21.75	WHEEL (15 x 5.50)
61-63	40-4 1-4300	578258	5	13.90	WHEEL (13 x 4 1/2")
62	44-46-4800	1356682	5	21.75	WHEEL (15x6)
62-63	40-41-4300 exc. 4045	1349395	5	20.20	WHEEL (15 x 4 1/2")
63	44-46-47-4800 less H.D. Whls.	1356682	5	21.75	WHEEL (15x6)
63	4700 less H.D. Whls.	1356245	5	21.75	WHEEL (15 x 5.50)
64	40-41-4300 exc Wagons	3872276	5	13.85	WHEEL (14x5)
64	40-41-4300 Wagons	3871919	5	16.05	WHEEL (14x6)
64	44-4700 less H.D. Whls.	1356245	5	21.75	WHEEL (15 x 5.50)
64	44-46-47-4800 less H.D. Whls.	1356682	5	21.75	WHEEL (15x6)
65-69	30-4000	3872276	5	13.85	WHEEL (14x5)
65	30-4000 H.D. Whl. (Available with 7.75 x 14 Tires Only)	9791450	5	19.50	WHEEL (14x6)
65-66	5000 less H.D. & O.S. Whls.	1377270	5	17.55	WHEEL (15 x 5.50)
65-66	50-60-80-9000 less H.D. Wheel.	1383419	5	21.75	WHEEL (15x6)
65-66	50-60-80-9000 H.D.	1371002	5	28.50	WHEEL (15x6)
66	30-4000 exc. 4600 H.D. Whl.	9791450	5	19.50	WHEEL (14x6) 7.75 x 14 tires only (letter "R" stamped in rim within 3 in. of valve hole)
65-66	30-4000	3871919	5	16.05	WHEEL (14x6) letter "Z" & number "6" stamped within 3 in. of valvehole
66-67	30-4000 exc. 4000 Wagon.	3990502	5	19.20	WHEEL (15x6)
67-68	30-4000 less Disc Brks. or Rally Wheels.	3871919	5	16.05	WHEEL (14x6)
67	30-4000 H.D. Whl.	9791450	5	19.50	WHEEL (14x6)
67	3417	3918078	5	17.65	WHEEL (14x6)
67	30-4000 Pwr. Disc Brks.	3918078	5	17.65	WHEEL (14x6)
67-69	50-60-80-9000 H.D. Whl.	1234293	5	22.15	WHEEL (15x6)
67	50-60-80-9000 less Chrome Whls. & H.D. Whls.	1383419	5	21.75	WHEEL (15x6)

68-69	30-4000 less Disc Brk. exc. 4000 Wagons	3990502	5	19.20	WHEEL (15 x 6) ..
68	30-4000 Rally Whl	3918078	5	17.65	WHEEL (14 x 6) ..
68	30-4000 Disc Brks. exc. Rallye Whls.	9791450	5	19.50	WHEEL (14 x 6) ..
68-70	50-60-80-9000 less H.D. Wheels & 6036-46	1383419	5	21.75	WHEEL (15 x 6) .
69-70	30-4000 Silver Painted . . .	1230287	5-	23.90	WHEEL (14 x 6) ..
69-71	30-4000 exc. Rallye Wheel & Silver Painted Whls.	9791450	5<a	19.50-	WHEEL (14 x 6) ..
70-71	3437-67-4600.	1235014	5	33.65	WHEEL (15 x 7) .
70	30-4000 w/Space Saver Whl. & Tire.	1231943	1	21.45	WHEEL (14 x 6) .
70	50-60-8000 w/Space Saver Whl. & Tire.	1231946	1	24.80	WHEEL (15 x 6) .
70	50-60-80-9000 H.D. exc. 6000 Wag	1234293	5	22.15	WHEEL (15 x 6) •
70	6000 Wagons (Std. Whl.)	1234293	5	22.15	WHEEL (15 x 6)
71	All A (Silver Painted)	1236353	5	23.85	WHEEL (14 x 6) .
71-72	All A.	9791450	5	19.50	WHEEL (14 x 6) •
71-73	All B-C-E.	3997997	AR	22.05	WHEEL (15 x 6) .
72	30-4000 Super Sport Wheel.	1239492	5	33.65	WHEEL (14 x 7)
5.803 WHEEL, CHROME					
64	4639-47-67-69.	1364865		37.20	WHEEL.
65-66	30-4000 (Bolt Pockets Painted Metallic Silver)	1373793		37.10	WHEEL (use with 7.35 x 14" and 7.75 x 14" tires) less medallion
65	60-9000.	1369757		43.40	WHEEL.
66	30-4000 (Bolt Pockets Painted Black).	1380798		37.10	WHEEL (use with 7.35 x 14" and 7.75 x 14" tires) less medallion
66	60-9000.	1231960		50.35	WHEEL.
67	30-4000.	1380798		37.10	WHEEL, less medallion
67	60-9000 (Not for Use with Disc Brks.).	1231960		50.35	WHEEL.
67	60-9000 Disc Brks.	1233377		48.90	WHEEL (15 x 6)
68	30-4000 less Disc. Brks. (1st Type-Chromed in Rim Area).	1384134		37.10	WHEEL (14 x 6) less medln.
68	30-4000 less Disc Brks (2nd Type-Stainless Trim Ring on Rim)	1387787	5	30.50	WHEEL (14 x _____)
69-70	30-4000.	1384134	5	37.10	WHEEL (14 x _____)
68-69	60-9000.	1233377	5	48.90	WHEEL (15 x 6)
70	4600.	1235016	5	52.15	WHEEL (15 x 7)
70	50-60-9000.	1233377	5	48.90	WHEEL (15 x 6)
71-72	All A.	1236969	5	36.85	WHEEL (14 x 6)
71-72	All A.	1236968	5	51.75	WHEEL (15 x 7)
71-73	All B-E.	1236171	5	48.45	WHEEL (15 x 6)

5.805 WEIGHT, WHEEL BALANCE

All	All	9421502	AR	.20	WEIGHT (1/2 oz.) . . .
All	All	9772182	AR	.15	WEIGHT (1/4 oz.) . . .
All	All	9421504	AR	.20	WEIGHT (1 oz.) . . .
All	All	9421506	AR	.20	WEIGHT (1 1/2 oz.) . . .
All	All	9421508	AR	.25	WEIGHT (2 oz.) . . .
All	All	9421510	AR	.25	WEIGHT (2 1/2 oz.) . . .
All	All	1352642	AR	.36	WEIGHT (3 oz.) . . .
All	All	1330488	AR	.30	WEIGHT (4 oz.) . . .
All	All	1330490	AR	.41	WEIGHT (6 oz.) . . .

5.809 HUB & DRUM, FRONT WHEEL BRAKE

61-62	40-41-4300.	583554	R.H.	27.10	HUB & DRUM.
61-62	40-41-4300.	583555	L.H.	27.10	HUB 8< DRUM.
63	40-4 1-4300 1st Type	583555	L.H.	27.10	HUB 8i DRUM (smooth surface).
63	40-4 1-4300.	583554	RH	27.10	HUB 8i DRUM, smooth surface (when replacing a finned drum by a smooth surface drum, it will be necessary to replace both R. & L. drums).
65-70	5000 less Disc Brks.	1373473	2	37.50	HUB 8< DRUM.
64-66	Special-Skylark-G.S.	1377136	2	25.85	HUB 8. DRUM.
67-69	30-4000 exc. 4000 Wagons-455 Eng. & 4600-Less Disc Brakes	1377136	2	25.85	HUB 8. DRUM
67-70	4000 Wagons-4600 less Disc Brakes.	1380001	2	65 25	HUB 8. DRUM

68-70	60-80-9000 (Drum Brks.)	1385375	2	69.10	HUB 8c DRUM.....
67-69	30-4000 Disc Brks.....	3901098	2	38.70	
69	30-4000 Disc Brks.....	3901098	2	38.70	HUB 8c ROTOR
	50-60-80-9000 Disc				
67-69	Brks.....	1230734	2	40.75	
	50-60-80-9000 Disc				
70	Brakes.....	1235018	2	40.75	HUB 8t ROTOR (incl. bolts).....
70-72	All A (Drum Brks.).....	1377136	2	25.85	HUB 8t DRUM.....
70-71	All A (Disc Brks.).....	3901098	2	38.70	HUB 8c DISC (2 piece design).....
71-72	All A (Disc Brks.).....	405824	2	38.70	HUB 8c DISC (1 piece design).....
71-72	All B-C-E (less Max.-Trac.)	3961267	2	40.75	
71-72	All w/Max.-Trac.....	3961267	RH	40.75	HUB 8c DISC.....
71-73	All w/Max.-Trac.....	1237067	LH	40.75	HUB DISC 8c ROTOR.....
71-72	All Max.-Trac.....	1237590	1	40.75	DISC, speed signal (in left disc brake assembly)— (4.710)

5.809 DRUM, FRONT WHEEL BRAKE

40-51	40-50.....	1190754	2	19.60	DRUM
46-51	70.....	1190755	2	19.60	DRUM
52-56	40-50-60-100.....	1190755	2	19.60	DRUM
57	40-50-60 up to Frame D- 1059621 FL, D- 2019324 SB., D- 3022501 Lin., D- 400248 K.C, D- 5019517 Wilm., D- 6017608 Atla., D- 7007735 Fra., D- 801 4335 Arl.....	1190755		19.60	DRUM, cast iron
58	50-70-7000 after Frame E-1004187 Fl.....	1185640		4 1.60	DRUM, alum
59-60	All.....	1185640		4 1.60	DRUM, alum.
61-64	44-46-47-4800.....	1383440		46.70	DRUM
65	60-8000.....	1381932		46.70	DRUM
65	9000.....	1383440		46.70	DRUM
66-67	60-80-9000 less Disc Brk.....	1381932	2	46 70	DRUM

5.809 DRUM, REAR BRAKE

40 50	40 50.....	1190754	2	19.60	DRUM.....
46-50	50-70.....	1190755	AR	19.60	DRUM
51	59-70.....	1190755	AR	19.60	DRUM
52	40-50 exc. 59.....	1190754	2	19.60	DRUM.....
52-58	All exc. 1953-55-40.....	1190755	AR	19.60	DRUM.....
53-58	40.....	1190754	2	19.60	DRUM.....
59-60	All.....	1188678	2	21.05	DRUM.....
61-62	40-41-4300.....	1353285	2	17.90	DRUM.....
61-64	44-46-47-4800.....	1384459	2	22.15	DRUM.....
63	40-4 1-4300 1st Type ..	1353285	2	17.90	DRUM (smooth surface)
63	40-4 1-4300 2nd Type ..	1357937	2	19.90	DRUM (finned).....
64	40-4 1-4300 exc. 4355- 65.....	1359634	2	15.45	DRUM
64	4200-4355-65.....	1368329	2	18.10	DRUM
65-69	30-4000 exc. 4000 Wagon.....	1359634	1	15.45	DRUM.....
65-69	4000 Wagons ..	1368329	2	18.10	DRUM.....
65-70	50-60-80-9000.....	1373471	2	24.10	DRUM.....
70-72	All A.....	1359634	2	15.45	DRUM.....
71-73	All B (350 Eng.).....	1235496	2	19.20	DRUM (1 1 inches-dia.)
71-73	All B Wagons 8< All C ...	1235200	2	24.10	DRUM (12 inches-dia.)
71-73	All B-C-E (455 Eng.).....	1237613	2	24.10	DRUM (1 1 inches-dia.)

5.810 WEIGHT, BRAKE DRUM BALANCE

57-64		1179474	AR	.15	WEIGHT (1 02.)
57-64		1179475	AR	.15	WEIGHT (T/, oz)
62-64		1355714	AR	.15	WEIGHT (.5 oz.)
65-70	60-80-9000 less Disc				
		1179474	AR	.15	WEIGHT (1 oz.)
65-70	60-80-9000 less Disc				
		1179475	AR	.15	WEIGHT (1 1/2 oz)
65-70	60-80-9000 less Disc				
		1355714	AR	.15	WEIGHT (5 oz.) .

5.812 BOLT—STUD, FRONT & REAR WHEEL HUB

41-56	All exc. 76X-100.....	79579	10	.36	BOLT, rr.....
34-58	All as req.....	79579	10	.36	BOLT, frt.....
57	All exc. 75-75R.....	79579	10	.36	BOLT, rr. (cast iron drums) .
57	75-75R-75L.....	1188906	10	.36	BOLT, rr. (alum, drums)

58	40 1st Type.....	79579	10	.36	BOLT, rr. (cast iron drums)
58-60	All.....	1188906	10	.36	BOLT, rr. (alum. drums) . . .
59-60	All.....	1188907	10	.36	BOLT, frt.
61-63	40-41-4300.....	577924	AR	.25	BOLT, rr. (right side).....
61-63	40-41-4300.....	577925	AR	.25	BOLT, rr. (left side).....
61-63	40-41-4300.....	579116	AR	.20	BOLT, frt. (right side).....
61-63	40-41-4300.....	579117	AR	.20	BOLT, frt. (left side).....
61-63	44-46-47-4800.....	1350529	AR	.20	BOLT, rr. (left side).....
61-63	44-46-47-4800.....	1382050	AR	.25	BOLT, rr. (right side).....
61-63	44-46-47-4800.....	1349518	AR	.36	BOLT, frt. (right side).....
61-63	44-46-47-4800.....	1349519	AR	.46	BOLT, frt. (left side).....
64	44-46-47-4800.....	1382050	10	.25	BOLT,
64	44-46-47-4800.....	1349518	10	.36	BOLT, frt.
64-66	Special-Skylark-G.S.	579116	10	.20	BOLT, frt.
64-66	Special-Skylark exc. Sportwagons & G.S. . . .	3980406	10	.46	BOLT, rr.
64-66	Sportwagons-G.S.	1235136	10	.20	BOLT, rr. .
65-67	5000.....	1362896	10	.25	BOLT, frt.
65-67	60-80-9000 less Disc Brks.....	1349518	10-	.36	BOLT, frt.
67	30-4000 Pwr. Disc Brks.	577924	10	.25	BOLT, frt.
67-70	30-4000.....	3980406	10	.46	BOLT, rr
65-70	50-60-80-9000.....	1382050	10	.25	BOLT, rr
67-69	30-4000 exc. 4000 Wagons & 4600 less Disc Brks.....	579116	10	.20	BOLT, frt.
67-69	4600-4000 Wagons (Drum Brks.).....	1380003	10	.25	BOLT, frt.
67-69	50-60-80-9000 Disc Brks.....	1381338	10	.77	BOLT, frt
68-70	5000 less Disc Brks. . . .	1362896	10	.25	BOLT, frt.
68-70	60-80-9000 less Disc Brks.....	1385379	10	.46	BOLT, frt.....
70 72	All A (Drum Brks.).....	579116	10	.20	BOLT, frt.....
70	All A (Disc Brks.).....	3980406	10	.46	BOLT, frt. whl. hub (for use with 2 piece hub & rotor).....
70 72	All A (Disc Brks.).....	9785156	AR	.56	BOLT, frt. whl. hub (W—20 x 1%) use with 1 piece hub & rotor—(6.335).....
70	All B-C-E (Disc Brks.) . . .	399416	10	.62	BOLT, whl. hub (1/2" x 20).....
71 73	All A.....	1235136	10	.20	BOLT, rr.....
71-73	All B-C-E.....	1235137	10	.30	BOLT, rr. whl. hub (rr. whl. to axle shaft) (ft"—20 x 1 ft").....
71-73	All B-C-E.....	3961258	AR	.51	BOLT, frt. whl. hub.....
5.813 NUT, WHEEL TO HUB (FRONT & REAR)					
61-63	40-41-4300.....	358501	AR	.20	NUT, frt. & rr. (right side)
61-63	40-41-4300.....	579123	AR	.20	NUT, frt. & rr. (left side) .
64	40-41-42-4300.....	358501	20	.20	NUT, frt. & rr.....
61-63	44-46-47-4800.....	516637	AR	.46	NUT, frt. 8i rr. (right side)
61-63	44-46-47-4800.....	499550	AR	.46	NUT, frt. & rr. (left side) .
64	4639-47-67-69.....	1231723	20	1.03	NUT, frt. & rr. (chrome) . .
65-73	All A.....	358501	20	.20	NUT, frt. ci rr. (7,"—20) .
65-73	All B-C-E (less Chrome Whl.).....	516637	20	.46	NUT, frt. & rr. (ft—20).....
65-68	All A.....	1373828	20	.87	NUT, frt. & rr. (chrome).....
69 73	All A.....	1231722	20	.92	NUT, frt. & rr. (chrome or silver painted whl.) (V," 20).....
65-73	All B-E.....	1231723	20	1.03	NUT (chrome) (ft"—20).....
5.816 RETAINER, REAR AXLE SHAFT BEARING—OUTER					
56-62	All exc. 40-41-4300.....	1354316	2	.82	RETAINER, brg.-outer
61-63	40-41-4300.....	577919	2	.67	RETAINER, brg.-outer
63-64	44-46-47-4800.....	1352832	2	.82	RETAINER, brg.-outer
64	40-41-42-4300.....	395746	2	.56	RETAINER, brg.-outer
65-66	30-40-5000.....	395746	2	.56	RETAINER, brg.-outer
65-68	60-80-9000.....	1352832	2	.82	RETAINER, brg.-outer
67-68	30-4000.....	395746	2	.56	RETAINER, brg.-outer
67	5000 1st Type (2ft" dia. rr. whl. brg.).....	395746	2	.56	RETAINER, brg.-outer
67	5000 2nd Type (3ft," dia. rr. whl. brg.).....	1352832	2	.82	RETAINER, brg.-outer
69	30-4000 exc. Sportwagons.....	1385816	2	1.03	RETAINER, seal-outer
69	4000 Wagons.....	1385728	2	1.18	RETAINER, seal-outer
69-70	50-60-80-9000.....	1352832	2	.82	RETAINER, brg.-outer
70-72	All A.....	403220	2	1.08	RETAINER, seal-outer
70	All B Wagons.....	1230656	2	1.74	RETAINER, seal outer
71-73	All B-C-E (455 Eng.).....	1235432	2	.62	RETAINER, brg.-outer

5.816 RING—RETAINER, REAR AXLE SHAFT BEARING—INNER				
56-60	All.....	1179892	2	.62 RING, ret.-inner
61-62	44-46-47-4800.....	1179892	2	.62 RING, ret.-inner
63-64	44-46-47-4800.....	1351360	2	.62 RING, ret.-inner
65	60-80-9000.....	1351360	2	.62 RING, ret.-inner
66-67	60-80-9000.....	398249	2	1.15 RING, ret.-inner
68-70	50-60-80-9000 exc. Wagons.....	398249	2	1.15 RING, brg.-inner.....
61-63	40-4 1-4300.....	577918	2	.46 RETAINER, inner.....
64	40-41-4 2-4300.....	385017	2	1.38 RETAINER, inner (% thick)
65	30-40-5000.....	385017	2	1.38 RETAINER, inner (% thick)
66-68	30-4000 exc. Sportwagons 8i G.S. . .	385017	2	1.38 RETAINER, inner (% thick)
66-68	Sportwagons & G.S.	1387941	2	2.36 RETAINER, inner.....
66	5000.....	1387941	2	2.36 RETAINER, inner.....
67	5000 (1st Type-2 ⁷ / ₁₆ " Dia. Rr. Whl. Brg.).....	1387941	2	2.36 RETAINER, inner
67	5000 (2nd Type-3 ⁷ / ₁₆ " Dia. Rr. Whl. Brg.).....	398249	2	1.15 RING, brg. ret.
69	30-4000 exc. 4000 Wagons.....	385017	2	1.38 RETAINER, inner (⁷ / ₁₆ " thick) . .
69	4000 Wagons.....	1385730	2	1.49 RETAINER, inner ("A" thick) . .
70	6000 Wagons.....	1230658	2	1.69 RETAINER, inner.....
70 72	All A.....	385017	2	1.38 RETAINER, inner (% thick) . .
70-73	All A.....	1239916	2	1.33 RETAINER, inner (⁷ / ₁₆ " thick)
71-72	All B-C-E.....	1385730	2	1.49 RETAINER, inner (⁷ / ₁₆ " thick) . .
70-72	All B-C-E.....	1239917	2	1.49 RETAINER, inner (% thick) . .
5.819 GASKET, REAR AXLE HOUSING				
56-60	All.....	1170971	AR	.20 GASKET (.025" thick) used between brk backing plate & whl. brg. ret. for shimming end loc. of whl. brg.....
56-62	44-46-47-4800.....	1168825	AR	.25 GASKET (.015" thick) between rr. backing plate 8i axle hsg also between rr. backing plate & whl. brg. ret.....
61-63	40-4 1-4300.....	1361543	2	.15 GASKET, rr. brk. to axle hsg.....
63-64	44-46-47-4800.....	1352927	AR	.15 GASKET (between brk. backing plate 8i whl. brg. ret.).....
63-64	44-46-47-4800.....	1352927	2	.15 GASKET (between brk. backing plate 8i rr. axle hsg.)
64	40-4 1-4300 exc. 4355- 65.....	1367324	2	.15 GASKET.....
64	40-4 1-42-4300.....	1365334	2	.15 GASKET, backing plate ret. (between outer brg. ret. 8i rr. brk. backing plate).....
65	3000-4427-37-67-69 less G.S.....	1365334	2	.15 GASKET, backing plate ret. (between outer brg. ret. & rr. brk. backing plate).....
65	3000-4427-37-67-69 less Gran Sport.....	1367324	2	.15 GASKET.....
64-65	Sportwagons.....	1379009	4	.15 GASKET.....
65	4000 Gran Sport.....	1379009	4	.15 GASKET.....
65 66	5000.....	1379009	4	.15 GASKET.....
65 67	60-80-9000.....	1352927	2	.15 GASKET (between brk. backing plate & rr. axle hsg.)
66	3000-4300-4407-1 7-39- 67.....	1379009	2	.15 GASKET, backing plate ret.-between outer brg. ret. & rr. brk. backing plate.....
66-68	30-4000.....	1379009	2	.15 GASKET, between rr. brk. 8i axle hsg. end.....
67	5000 1st Type (2 ⁷ / ₁₆ " Dia. Rr. Brg.).....	1379009	2	.15 GASKET (between rr. brk. & axle hsg. end)
67	5000 2nd Type (3 ⁷ / ₁₆ " Dia. Rr. Brg.).....	1352927	2	.15 GASKET (between rr. brk. & axle hsg. end).....
68-69	5000.....	1352927	2	.15 GASKET (between brake backing plate 8i rr. axle housing).....
68-69	60-80-9000.....	1382239	2	.15 GASKET.....
70	50-60-80-9000 less Wagons.....	1382239	2	.15 GASKET.....
5.819 GASKET—KIT, REAR WHEEL BEARING				
56-60	All.....	1169351	2	.20 GASKET.....
61-63	40-41-4300.....	1354357	2	.15 GASKET, brg. ret.-outer.....
56-59	All.....	1388288	2	3.02 KIT, gskt., O.L. seals and ret. ring
60	All.....	1389172	2	3.02 KIT, gskt. & ret. ring.....
5.822 SEAL, REAR AXLE SHAFT BEARING OIL				
37-55	All.....	1296810	2	1.49 SEAL, inner.....
37-55	All.....	1296811	2	1.49 SEAL, outer.....
56-60	All.....	1173052	2	2.05 SEAL, used w/brg. pkg. 900022
60	All.....	1473252	2	.30 SEAL, "O" ring-rr. whl. brg. seal

61-63	40-41-4300.	581436	2	1.59	SEAL
61-62	44-46-47-4800.	1347413	2	2.26	SEAL
63-64	44-46-47-4800.	1353918	2	2.41	SEAL
64	40-41-42-4300.	9775115	2	1.59	SEAL
65	30-40-5000.	9775115	2	1.59	SEAL
65-70	60-80-9000.	1353918	2	2.41	SEAL
66-67	30-4000 exc. 4000 Wagons & G.S.	9775115	2	1.59	SEAL
68	30-4000 exc. 3.42-3.9 1 P.T. & 4000 Wagons 8i 4600.	9775115	2	1.59	SEAL
68	30-4000 3.42-3.9 1 P.T. exc. 4000 Wagons 8i 4600.	1376776	2	1.44	SEAL ...
66	Sportwagons-G.S- LeSabre.	1376776	2	1.44	SEAL
67-68	4000 Wagons-4600.	1376776	2	1.44	SEAL
67	5000 1st Type (2 7/8" Dia. Rr. Whl. Brg.).	1376776	2	1.44	SEAL
67	5000 2nd Type (3 1/8" Dia. Rr. Whl. Brg.).	9778371	2	1.49	SEAL
68	30-4000 less Sportwagons-P.T. (3.42 & 3.91 Ratio).	1376776	2	1.44	SEAL
68	30-4000 less Sportwagons-P.T. (3.42 & 3.91 Ratio).	1376776	2	1.44	SEAL
68-70	5000.	9778371	2	1.49	SEAL
69	30-4000 exc. Sportwagon.	1387919	2	2.15	SEAL
69	Sportwagons.	1387893	2	2.31	SEAL
70-73	All A.	1234498	2	2.00	SEAL, oil
68-70	30-4000 used on cars having 1 2 bolt rr. axle hsg. cvr.	3960335	2	1.13	SEAL
70	6000 Wagons.	1493724	2	2.5 1	SEAL ...
71-73	All B-C-E.	1236164	2	2.00	SEAL ...
71	5000 (Canadian Built)	3958078	AR	1.08	SEAL
69	30-4000 exc. Sportwagon.	1231097	2	.56	"O" RING, bearing seal
69	Sportwagons.	1231096	2	.56	"O" RING, bearing seal
72	50-60-80-9000.	1359319	1		"O" RING SEAL, oil-sleeve to rr. brg. retainer— (4.338).

5.855 BEARING, REAR WHEEL

34-55	All	1 11 121	2	12.65	RACE & ROLLER, outer.
56-60	All	907495	2	17.25	BEARING, incl. seals 81 inner ret.
61-63	40-41-4300.	907886	2	1 1.50	BEARING
61-62	44-46-47-4800.	907261	2	14.20	BEARING (incl. inner retainer).
63-64	44-46-47-4800.	954855	1	15.00	BEARING, incl. inner retainer.
64	40-4 1-4300 exc. 4355- 65.	907682	2	12.70	BEARING
65-67	Special-Skylark exc. Sport Wagons 81 G.S.	907682	2	12.70	BEARING
64-65	Sportwagons & G.S.	907717	2	14.05	BEARING
65	5000.	907717	2	14.05	BEARING
65-67	60-80-9000.	954855	2	15.00	BEARING, incl. inner retainer.
66-68	SportwagonSrG.S. 400	907884	2	16.00	BEARING
66	5000.	907884	2	16.00	BEARING
67	5000 1st Type.	907884	2	16.00	BEARING (2 7/8" dia.).
67	5000 2nd Type.	907800	2	19.05	BEARING & RETAINER (Hyatt).
68	30-4000 less Sportwagons & G.S. 400.	907682	2	12 /0	BEARING
69	30-4000 exc. 4000 Wagons.	7451959	2	8.60	BEARING & RETAINER (used to service tapered or roller brgs.).
69	4000 Wagons.	7451790	2	8.15	BEARING (used to service tapered or roller brgs.)
70-72	All A.	7451959	2	8.60	BEARING & RETAINER (Hyatt) (used to service tapered or roller brgs.).
69	4000 Wagons.	7451896	2	6.90	BEARING 8t RETAINER (Hyatt) (used to service tapered or roller brgs.).
68-70	5000.	907800	2	19.05	BEARING & RETAINER (Hyatt).
68-70	60-80-9000 exc. 6036- 46.	907964	2	15.00	BEARING 8t RETAINER (Hyatt).
68-70	30-4000 used on cars having 1 2 bolt rr. axle hsg. cvr.	7451405	2	5.10	BEARING

70	6000 Wagons.....	1394720	1	14.15	BEARING & RETAINER (used to service tapered or roller brgs.).....
70-72	All A.....	7451959	2	8.60	BEARING 8i RETAINER.....
70-72	All B-C-E.....	7451960	2	9.45	BEARING & RETAINER (retainer is 3/8" thick).....
71	All B-C-E.....	7451930	2	9.00	BEARING & RETAINER (retainer is 1/2" thick).....
71-73	All B (Canadian Built) ...	7451275	2	5.80	BEARING.....
5.858 CAP, HUB					
54-55	50-60.....	1165760	4	6.20	CAP
54-60	4400.....	1165760	4	6.20	CAP
61	40-4100.....	1199141	4	6.45	CAP
61-62	4400.....	1347680	4	7.25	CAP
62	4000-4 1 19-35.....	1199141	4	6.45	CAP
63	40-4 1-4300.....	1199141	4	6.45	CAP
63-64	4400.....	1356649	4	7.25	CAP
64	40-4100.....	1362759	4	7.05	CAP
64	4635-45.....	1356649	4	7.25	CAP
64	4669 Spec. Pol. Car Body.....	1356649	4	7.25	CAP.....
65-66	3000.....	1362759	4	7.05	CAP.....
65	LeSabre-6639 Pol. Car ...	1356649	4	7.25	CAP.....
67-73	All A.....	1362759	4	7.05	CAP. for 1970-71 use 15 x 7.00 painted whl. w/chrome trim ring.....
		1356649	4	7.25	CAP.....
		1356649	4	7.25	CAP.....
70		1356649	4	7.25	CAP.....
		1236484	4	7.20	CAP.....
5.858 SPINNER, WHEEL COVER (GRP. CHANGED TO 5.871 EFF. 1-1-72)					
5.858 HUB, WHEEL COVER (GRP. CHANGED TO 5.871 EFF. 1-1-72)					
5.858 COVER, WHEEL					
57	All.....	1175822	4	15.30	COVER.....
61	40-4 100.....	1175822	4	15.30	COVER (15" whls.) ...
61	44-46-47 19-37-39.....	1164628	4	14.95	COVER, whl. deluxe ..
61	44-46-47-4800.....	1347506	4	27.85	COVER, super deluxe ..
61-62	40-4100 exc. 4167.....	1199149	4	12.40	COVER (13" whls.) ...
62	40-4100.....	1352183	4	15.05	COVER (15" whls.) ...
61 62	4167-4300.....	1350180	4	13.95	COVER.....
62	44-4600.....	1351532	4	15.95	COVER.....
62	44-46-4800 exc. Wildcat	1352255	4	27.20	COVER, super deluxe ..
62	Wildcat.....	1355999	4	29.00	COVER.....
63	4639-47-67.....	9700900	4	15.50	COVER.....
63	44-46-4800.....	9700838	4	26.25	COVER, super deluxe ..
63	4400-4635 less Super Deluxe Whl. Cvr.....	9700834	4	15.30	COVER.....
63	4300.....	9700832	4	13.95	COVER
63	40-4 100.....	1359978	4	14.15	COVER (15" whls.)
63	40-4 100.....	9700830	4	1 1.90	COVER (13" whls.)
63	4700 Std. Production Type.....	9700839	4	15.50	COVER, deluxe
63	4700.....	1359946	4	28.45	COVER, super deluxe (cast alum, less spinner)
64-72	All exc. Disc Brks	981298	4	23.60	COVER (15") simulated mag. whl.....
64-72	All exc. Disc Brks	981406	4	21.55	COVER (14") simulated mag. whl.....
64	40-4100.....	1363922	4	16.30	COVER, deluxe
64	4400-4635-45.....	1364187	4	19.30	COVER.....
64	4639-47-67-69 Less Pol. Car on 4669.....	1364188	4	16.50	COVER, deluxe (wildcat).....
64	4700.....	1364189	4	16.50	COVER, deluxe (riviera).....
64	4700.....	1363024	4	28.45	COVER (cast alum.).....
64	4800.....	1364136	4	22.55	COVER.....
65	3000.....	1370114	4	13.90	COVER, deluxe
65	Sportwagons	1370114	4	13.90	COVER.....
65	5000.....	1370149	4	30.35	COVER, super deluxe
65	5000.....	1367372	4	18.95	COVER, deluxe
65	6000.....	1369250	4	18.80	COVER, whl
65	8000.....	1370149	4	30.35	COVER, whl. (std.)
65	9000 G.S	1373147	4	27.10	COVER, whl. gran sport.....
65	9000.....	1369252	4	18.45	COVER, whl
66	9000 G.S. 1st Type.....	1373147	4	27.10	COVER, with spinner.....
66	3000.....	981101	4	14.10	COVER, deluxe
66	4000 Wagons	981101	4	14.10	COVER, std.....
66	4000 exc. Wagons.....	981161	4	17.95	COVER, std.....
66	5000.....	981102	4	17.15	COVER, deluxe
66	50-8000.....	981103	4	22.30	COVER, super deluxe (std. on Electra)
66	6000.....	981159	4	17.15	COVER, std.....
66	9000.....	981160	4	17.15	COVER, std.....

66	9000	.981104	4	28.20	COVER, super deluxe
67	3000	.981196	4	16.50	COVER, deluxe
67	4000 Wagons	.981196	4	16.50	COVER, std
67	30-4000	.981203	4	17.60	COVER (15") deluxe
67	4000 exc. Wagons	.981197	4	15.45	COVER
67	5000	.981203	4	17.60	COVER, deluxe
67-68	5000	.981198	4	20.80	COVER, deluxe
67	6000	.981204	4	16.60	COVER, std
67-68	8000	.981198	4	20.80	COVER, std
67-69	9000	.981199	4	28.20	COVER, super deluxe
67	9000	.981205	4	16.60	COVER, std
68	3000	.1383000	4	15.90	COVER, deluxe
68	4000 Wagons	.1383000	4	15.90	COVER, std
68	4000	.981398	4	15.90	COVER (14")
68	30-40-5000	.981363	4	16.90	COVER (15") deluxe
68	6000	.981364	4	16.90	COVER, std
68	9000	.981366	4	16.90	COVER, std
69	3000	.981442	4	15.90	COVER, deluxe
69	4000	.981443	4	15.90	COVER, std
69	30-4000	.981427	4	16.90	COVER (15") deluxe
69	4000 Wagons	.981442	4	15.90	COVER, deluxe
69	5000	.981427	4	16.90	COVER, deluxe
69	6000	.981428	4	16.90	COVER, std
69	8000	.981426	4	20.80	COVER, std
69	9000	.981429	4	16.90	COVER, std
70-72	30-4000	.981565	4	15.90	COVER, deluxe
70	5000	.981562	4	16.90	COVER, deluxe
70	6036-46	.981562	4	16.90	COVER, deluxe
70	50-6000	.981567	4	20.80	COVER, super deluxe
70	8000	.981561	4	20.80	COVER, std
70	9000	.981564	4	16.90	COVER, std
70	9000	.981560	4	28.20	COVER, super deluxe
71-72	5000-6035-6045	.9834772	4	21.00	COVER (std.)
71-72	6600	.981751	4	25.10	COVER (deluxe)
71 72	6600	.981750	4	21.00	COVER (std.)
71-72	8000	.1236481	4---	23.85	COVER
71	9000	.981698	4	21.00	COVER (std.)
71-72	9000	.981655	4	28.20	COVER (deluxe)
72	30-4000	.981812	4	21.00	COVER
72	6035-45	.1236481	4	23.85	COVER
72	9000	.981814	4	21.00	COVER
64	42-43-4700	.9700845	4	.52'	REINFORCEMENT
65	9000	.9700845	4	.52	REINFORCEMENT
5.858 RING, WHEEL TRIM (GRP. CHANGED TO 5.871 EFF. 3-1-71)					
5.858 HUB, CHROME WHEEL (GRP. CHANGED TO 5.871 EFF. 1-1-72)					
5.858 ORNAMENT—SCREW—NUT, DELUXE WHEEL COVER (GRP. CHANGED TO 5.871 EFF. 1-1-72)					
5.858 GASKET, WHEEL COVER (GRP. CHANGED TO 5.871 EFF. 1-1-72)					
5.858 CAST ALUMINUM WHEEL COVER					
63	4700 (Super Deluxe Whl. Cvr.)	.1359946	4	28.45	COVER, cast alum, whl.-less spinner assy, (part of 980509)
64	4700 (Super Deluxe Whl. Cvr.)	.1363024		28.45	COVER, cast alum, whl.-less hub cap 8i spinner (part of 980653)
63-64	4700	.9700871		13.25	COVER, hub cap (less spinner)
63	4700	.9700848		18.80	COVER (incl. spinner 8t medln.) for cast alum. cvr.
5.858 WIRE WHEEL COVER					
63	44-46-47-4800	.1358215	AR	20.70	COVER & RETAINER RING
64-66	Special-Skylark-GS	.980787	4	25.65	COVER (14") wire
64-67	Riviera	.980789	4	28.20	COVER (15") wire
64-66	LeSabre-Wildcat	.980788	4	28.20	COVER (15") wire
67	3000-4455-65-4600-4855-65	.980787	4	25.65	COVER (14") wire (incl. spinner)
67-72	30-4000	.981270	4	25.65	COVER (14") wire (less spinner)
67	5000	.980788	4	28.20	COVER (15") wire (incl. spinner)
67-68	5000	.981271	4	28.20	COVER (15") wire (less spinner)
67-68	6000	.981283	4	28.20	COVER (15") wire (less spinner)
69-70	50-6000	.981283	4	28.20	COVER (15") wire (less spinner)
69-70	8000	.981551	4	28.20	COVER (15") wire (less spinner)
71-72	50-6000	.981696	4	28.70	COVER, wire less spinner
71 72	8000	.1236934	4	28.70	COVER, wire-less spinner
64	44-46-4700	.1358215	4	20.70	COVER 8< RETAINER RING

63	44-46-47-4800	1355710	4	42.35	COVER (wire)
65-66	50-60-9000	1358215	4	20.70	COVER & RETAINER RING
5.859 MEDALLION, WHEEL COVER (GRP. CHANGED TO 5.871 EFF. 1-1-72)					
5.864 CLIP, HUB CAP & WHEEL COVER					
46-50	All	1330672	25	.15	CLIP, spg. hooked end 8i used with htr. whl. assm.
50	All	1343624	25	.15	CLIP, spg. has a straight end 8i used with Kelsey-Hayes whl. assm.
51-54	40-50	1330672	25	.15	CLIP, spg. hooked end 8i used with mtr. whl. assm.
51-54	40-50-60	1343624	25	.15	CLIP, spg. has a straight end 8i used with Kelsey-Hayes whl. assm.
54-57	40	1168043	AR	.20	CLIP, snap-in type (used with mtr. whl.)
54-55	50-60	1168043	AR	.20	CLIP, snap-in type (used with mtr. whl.)
54	60	1330672	25	.15	CLIP, spg. hooked end 8i used with mtr. whl. assm.
54	60	1343624	25	.15	CLIP, spg. has a straight end 8i used with Kelsey-Hayes whl. assm.
54-71	All as Req.	1352802	AR	.25	CLIP, snap-in type
57-59	4400	1168043	AR	.20	CLIP, snap-in type (used with Kelsey-Hayes 8i mtr. whl.)
66-70	60-9000 Chrome Whl.	9423620	AR	.10	SCREW, hub & medallion ret. to hub—(8.977)
67	60-9000 2nd Type (Screw Type Attach, for Retainer)	9423620	AR	.10	SCREW, hub & medallion ret. to hub—(8.977)
5.871 HUB—RING, WHEEL TRIM					
69-72	8000 w/Wire Whls.	1232933	1	9.65	HUB
69-72	8000 w/Wire Whls.	1232934	1	1.90	RETAINER
67	30-4000 Disc Brks.	1383607	4	17.25	RING, whl. trim
68	30-4000 Rally Whls.	1383607	4	17.25	RING, whl. trim
68	30-4000 Chrome Whls. less Disc Brks. (2nd Type)	1230853	4	7.80	RING, whl. trim (14")
69-71	30-4000 Silver Painted Whl. (Super Sport Whl.)	1230853	4	7.80	RING, whl. trim (14")
70-71	3437-67-4600	9796696	4	12.50	RING, whl. trim (for 15x7 whl.)
72	30-4000	9796919	4	1 1.70	RING, trim - 14 in.
5.871 HUB, CHROME WHEEL					
66-67	3000-4455-65	1376689	4	6.00	HUB 8. MEDALLION, chrome whl.-tri-shield (incl. ret. & bezel)
66-67	4000 exc. Wagons	1376690	4	6 75	HUB & MEDALLION, chrome whl.-"Skylark" (incl. ret. & bezel)
68-70	30-4000 Chrome Whl.	1376689	4	6.00	HUB 8. MEDALLION, chrome whl.-tri-shield (incl. ret. & bezel)
66-70	50-60-9000 Chrome Whl.	1383446	4	5.75	HUB, less medln. 8: ret.
69	30-4000 (Silver Painted Whls.)	1376689	4	6.00	HUB & MEDALLION, tri-shield (incl. ret. & bezel)
69	30-4000 Chrome Whl.	1376690	4	6.75	HUB & MEDALLION, "Skylark" (incl. bezel & ret.)
66	60-9000 Chrome Whl.	6264904	4	.41	"O" RING, hub (refer to service bulletin 66-3 file Grp. 100-1) (replaces 1359319 1/72)
66-67	60-9000 Chrome Whl.	9423620	4	.10	SCREW (8.977)
5.871 HUB, WHEEL COVER					
67	3000-4000 Disc Brks.	1381493	4	4.05	HUB
68	30-4000 Rallye Whls.	1381493	4	4.05	HUB
68	30-4000 RALLYE Whls.	1383608	4	11.15	Cover 8t ret. ring
68	3500-4400 Deluxe Whl. Cvrs. exc. Wagons	1384188	4	1 1.90	HUB
69	3500-4437-39-67-69 Deluxe Whl. Cvrs. exc. 15" Whls.	1386436	4	10.80	HUB
67-68	5000 Super Deluxe Whl. Cvrs-8000	1379139	4	9.60	HUB
67-69	9000 Super Deluxe Whl. Cvrs	1377175	4	14.15	HUB
67	30-4000 Disc Brks.	1383608	4	11.15	COVER & RET. RING
68	30-4000 Rallye Whls.	1383608	4	1 1.15	COVER & RET. RING
70	9000 Super Deluxe	1232116	4	17.50	HUB
67	30-4000 Disc Brks.	9777276	4	.10	SCREW, hub—(8.908)
68	30-4000 Rallye Whls.	9777276	4	.10	SCREW, hub—(8.908)
5.871 GASKET, WHEEL COVER					
67	30-4000 Disc Brks.	1381494	4	.51	GASKET, hub medallion
68	30-4000 Rallye Whl.	1381494	4	.51	GASKET, hub medallion
68-69	35-4400 Deluxe Whl. Cvrs. exc. Wagons	1384189	4	.30	GASKET

5.871 SPINNER, WHEEL COVER				
64	42-4300.....	5718638	7.05	SPINNER, incl. insert_____
65	4000.....	9704313	12.20	SPINNER, incl. medallion
66	43-44-4600.....	1375941	12.20	SPINNER.....
66	9000 Super Deluxe Whl. Cvr.....	1375947	12.20	SPINNER.....
64	4200.....	1364966	1.64	EMBLEM (tri-shield)
65	3327-67-69-3569 Chrome Whls., O.S. Tires-A.C.....	1364966	4 1.64	EMBLEM (tri-shield)
64	42-4300.....	5718308	4 .56	RETAINER, emblem
65	4000 exc. Wagons.....	5718308	4 .56	RETAINER, emblem
64	42-4300.....	274105	16 .10	SCREW, spinner to cvr.--(8.977).....
65	4000.....	274105	16 .10	SCREW, spinner to cvr.--(8.977).....

5.871 ORNAMENT, DELUXE WHEEL COVER				
62	44-46-4800.....	1352254	40 1.54	ORNAMENT.....
63	44-46-4800.....	9700836	24 2.00	ORNAMENT.....
65	5000-8000.....	1370151	4 11.85	ORNAMENT.....
66	5000-8000.....	1375985	4 13.95	ORNAMENT.....

5.871 SPINNER—MEDALLION, CAST ALUMINUM WHEEL COVER				
63	4700.....	9700873	4 12.70	SPINNER (incl. medln.).....
63	4700.....	1357241	4 1.49	MEDALLION, less spinner.....
64	4700.....	1364135	4 1.79	MEDALLION, less spinner.....
63-64	4700.....	5718308	4 .56	RETAINER, medallion.....
65	9000 Super Deluxe	5718915	4 .82	RETAINER, medallion.....
63-64	4700.....	1356732	20 .30	STUD (7/16" — 18 x 1 7/32").....
63-64	4700.....	1356733	20 .30	STUD (7/16" — 18 x 1 7/32").....

5.871 CASTING- HUB—EMBLEM—SPOKE, WIRE WHEEL COVER				
63	44-46-47-4800.....	1356625	AR 5.25	CASTING, ctr.....
64-66	All.....	1368354	4 6.60	CASTING, top spinner.....
67-68	30 40 50 6000.....	1382154	AR 7.80	CENTER HUB.....
69-71	50-6000.....	1382154	AR 7.80	CENTER HUB.....
63	44-46-47-4800.....	1357810	4 2.36	EMBLEM.....
64	42-43-44-4600.....	1364372	4 3.23	EMBLEM (tri-shield).....
64-66	Riviera.....	1364377	4 2.67	EMBLEM (Riviera).....
65	30-4000 (14").....	1364372	4 3.23	EMBLEM (tri-shield).....
65-66	50-6000.....	1364372	4 3.23	EMBLEM (tri-shield).....
62	44-46-47-4800.....	1356621	AR .30	NUT, adj.....
64-66	LeSabre-Wildcat-Electra	1356621	AR .30	NUT, adj.....
54-55	All.....	1162154	10 .30	RETAINER.....
63	44-46-47-4800.....	1356620	AR 1.44	SPOKE, short
63	44-46-47-4800.....	1356619	AR 1.44	SPOKE, long
64-66	Le Sabre-Wildcat-Riviera	1356620	AR 1.44	SPOKE, short
64-66	LeSabre-Wildcat-Riviera	1356619	AR 1.44	SPOKE, long
71-72	50-6000.....	1241629	AR 1.44	SPOKE, long
71-72	50-60-8000.....	1241631	AR 1.44	SPOKE, short
71-72	8000.....	1241630	AR 1.44	SPOKE, long
67-72	30-4000.....	393241	AR 1.13	SPOKE, outer
67-72	30-4000.....	393240	AR .30	SPOKE, inner
63	44-46-47-4800.....	1357892	AR .30	SPRING.....
64-65	44-46-4800.....	1357892	AR .30	SPRING.....

5.871 MEDALLION, WHEEL COVER				
56-57	All.....	1171771	4 1.28	MEDALLION, "Buick".....
62	44-46-4800 exc. Wildcat	1352178	4 2.4 1	MEDALLION, super deluxe (tri-shield) 4 7/32" dia.
62	44-4600.....	1352884	4 1.64	MEDALLION, deluxe cvrs. (tri-shield) black (2 7/32" dia.).....
62	4167.....	1350182	4 1.49	MEDALLION (tri-shield) silver (2 7/32" dia.).....
62	40-4 1-4300 exc. 4045 (15" Whls.).....	1350092	4 1.90	MEDALLION (tri-shield) 3 7/16" dia.
62	40-4100 exc. 4167 (13" Cvrs.).....	1164691	4 1.64	MEDALLION, deluxe (tri-shield) 2 7/32" dia.
61-62	4300.....	1350182	4 1.49	MEDALLION (tri-shield) silver (2 7/32" dia.)
61	All exc. 4800.....	1164691	4 1.64	MEDALLION, deluxe (tri-shield) 2 11/32" dia.
61	40-4100 (15" Whls.).....	1171771	4 1.28	MEDALLION, "Buick".....
63	4400-4635-4800.....	1356790	4 1.33	MEDALLION (tri-shield) 2%" dia.....
63	4300.....	1363879	4 3.74	MEDALLION (Skylark) 5 7/16" dia.....
63	40-4100.....	1350182	4 1.49	MEDALLION (tri-shield) 2 7/32" dia.....
63	4019-27-35-67-4100- 4300 (15" Whls.).....	1350092	4 1.90	MEDALLION (tri-shield) 3 7/16" dia.
63	4639-47-67.....	1357224	4 1.33	MEDALLION (Wildcat).....
63	4700.....	1357241	4 1.49	MEDALLION.....
64	40-4 1-4400-4635-45- 4800.....	1363921	4 2 15	MEDALLION (tri-shield) 2 7/16" dia.

64	4639-47-67-69 Less Pol. Car.	1357224	4	1.33	MEDALLION (Wildcat).....
64	4700.....	1364135	4		
64	4639-47-67-69 Chrome Whls.	1366569	4	1.79	MEDALLION, deluxe "R" (2ft" dia.).....
65	Sportwagon Chrome Whls.	1373857	4	4.15	MEDALLION, "Wildcat"-insignia (2'ft., dia.)
65	4000 exc. Wagons (Chrome Whls.)	1373858	4	4.82	MEDALLION (tri-shield) 2%" dia
65	3000 Chrome Whl.	1373857	4	4.82	MEDALLION, "Skylark" (2%" dia.).....
65	Sportwagons	1363921	4	4.82	MEDALLION (tri-shield) 2%" dia
65	3000.....	1363921	4	2.15	MEDALLION (tri-shield) 2%" dia
65	5000.....	1370411	4	2.15	MEDALLION (tri-shield) 2ft" dia
65	5000 Super Deluxe-8000	1370411	4	2.82	MEDALLION, deluxe cvr.....
65	5000 Super Deluxe.	1373165	4	2.82	MEDALLION (silver ring around edge).....
65	Wildcat	1369255	4	3.49	MEDALLION (black ring around edge).....
65	Wildcat (Chrome Whl.) ..	1371206	4	2.87	MEDALLION, "Wildcat".....
65	9000.....	1369254	4	4.66	MEDALLION, "Wildcat" (3ft" dia.).....
65	9000 (Chrome Whls.)	1371346	4	2.87	MEDALLION
64-65	Riviera	1364135	4	4.5 1	MEDALLION, "R" (3%" dia.).....
66	4000 Wagons Less Wire or Chrome Whls.	1375845	4	1.79	MEDALLION, "R" (2ft" dia.).....
66	3000 Deluxe Whl. Cvr. exc. 15" Whls.	1375845	4	3.02	MEDALLION (tri-shield) 2'ft., dia
66	30-4000 15" Whls.	1377915	4	3.02	MEDALLION (tri-shield) 2'ft., dia
66	4000 (14" Whls.) exc. Wagons.	1375940	4	3.02	MEDALLION
66	5000 Deluxe.	1377915	4	1.90	MEDALLION
66-68	5000 Super Deluxe Cvr. .	1375996	4	3.02	MEDALLION (3" dia. tri-shield).....
66-67	6000 Std. Cvr.	1375999	4	2.26	MEDALLION
66	6000 Chrome Whl.	1376592	4	3.43	MEDALLION (Wildcat).....
66	9000 Chrome Whl.	1376571	4	1.33	MEDALLION
66-68	8000.....	1375996	4	1.33	MEDALLION
66-67	9000 exc. Super Deluxe & Wire Whl. Cvrs.	1375993	4	2.26	MEDALLION
67	3000-4455-65-4600- 4800 Disc Brks.	1376565	4	2.36	MEDALLION, "R".....
67	3417 less Chrome Whls.	1376565	4	2.67	MEDALLION, ctr. hub (tri-shield).....
67	30-40-50-6000 Wire Whls.	1376565	4	2.67	MEDALLION, ctr. hub (tri-shield).....
67	4000 Wagons exc. Chrome & Wire Whls. .	1379345	4	2.67	MEDALLION (tri-shield).....
67	3000-4600.....	1379345	4	3.90	MEDALLION
67	30-4000 (15" Whls.) exc. Wagons.	1377915	4	3.90	MEDALLION
67	43-4400 Chrome Whls. Disc Brks. exc. Wagons	1376687	4	3.02	MEDALLION (deluxe cvrs.) (tri-shield 3" dia.)
67	6000 Chrome Whls. (2nd Type).....	1376592	4	1.54	MEDALLION (Skylark).....
67	9000 Chrome Whls. (2nd Type).....	1376571	4	1.33	MEDALLION (screw type atch. for retainer) .
67	5000 Deluxe Cvr.	1377915	4	1.33	MEDALLION (screw type atch. for retainer) .
68	30-4000 (15" Whls.)	1383003	4	1.33	MEDALLION (screw type atch. for retainer) .
68	33-3400-4455-65-4600- 4800 Deluxe Cvr.	1382999	4	3.02	MEDALLION (3" dia. tri-shield).....
68	5000 less Wire & Super Deluxe Cvrs.	1383003	4	5.15	MEDALLION (tri-shield).....
68-69	3500-4400 Deluxe Cvrs. exc. Wagons.	1384187	4	1.54	MEDALLION (tri-shield).....
68-69	3500-4400 Rallye or Chrome Whls.	1376687	4	5.15	MEDALLION (tri-shield).....
68	33-3400-4600-4455-65- 4800 Chrome Whls.	1376565	4	2.36	MEDALLION
68	30-4000 Rallye Whls.	1376565	4	1.54	MEDALLION (Skylark).....
68	30-40-50-6000 Wire	1376565	4		
68	6000 exc. Chrome Whl. & Pol. Car.	1383004	4	2.67	MEDALLION (tri-shield).....
68-69	6000 Chrome Whls.	1376592	4	2.67	MEDALLION (tri-shield).....
68	9000.....	1383005	4	2.67	MEDALLION (tri-shield).....
68-70	9000 Chrome Whls.	1376571	4	3.74	MEDALLION, "Wildcat".....
69-70	30-4000 Chrome Whls. .	1376565	4	1.33	MEDALLION, "Wildcat".....
69-72	50-60-8000 Wire Whls. .	1376565	4	3.74	MEDALLION, "R".....
69	33-34-4600 Deluxe Cvrs.	1230053	4	1.33	MEDALLION, "Riviera".....
69	4456-66 Deluxe Cvrs.	1230053	4	2.67	MEDALLION (tri-shield).....
69	5400 less Super Deluxe Cvrs.	1386888	4	2.67	MEDALLION (tri-shield).....
69-70	5200 Deluxe Cvr.	1386888	4	1.64	MEDALLION (tri-shield).....
				1.64	MEDALLION (tri-shield).....
				2.31	MEDALLION (tri-shield).....
				2.31	MEDALLION (tri-shield).....

69	30-4000 Deluxe Cvr. (15")	1386888	4	2.31	MEDALLION (tri-shield).....
69	5000 Super Deluxe Cvrs.	1387997	4	1.54	MEDALLION (tri-shield).....
69	6000 less Chrome or Wire Whls. & Pol. Car	1387067	4	1.85	MEDALLION (Wildcat).....
69	8000 exc. Wire Whls.	1386801	4	1.79	MEDALLION ("Electra 225") ..
69-70	9000 less Chrome or Super Deluxe Cvr.	1387068	4	1.85	MEDALLION, "Riviera".....
69	5000 Super Deluxe Cvrs.	1387003	4	7.55	ORNAMENT (60 ribs).....
69	8000 exc. Wire Whls.	1387003	4	7.55	ORNAMENT (60 ribs).....
70	54-64-6600 exc. Wire Whls.	1386888	4	2.31	MEDALLION (tri-shield).....
70	6000 Wagons Deluxe Cvr.	1386888	4	2.31	MEDALLION (tri-shield).....
70	50-6400-6036-46 Super Deluxe Cvrs.	1387997	4	1.54	MEDALLION (tri-shield).....
70	50-64-6036-46 Super Deluxe Cvrs.	1387003	4	7.55	ORNAMENT (9%" dia.-60 ribs)
70	8000	1387003	4	7.55	ORNAMENT (9%" dia.-60 ribs)
70	8000	1386801	4	1.79	MEDALLION (Electra 225) ...
70	30-40-50-6000 Chrome Whls.	1376565	4	2.67	MEDALLION, ctr. hub.....
71-72	30-4000 Chrome & Styld Painted Whl.	1236441	4	2.72	MEDALLION (tri-shield).....
71-72	30-4000 Chrome & Styld Painted Whl.	1236442	4	2.20	BEZEL, whl. medallion (3" dia.)
71-72	50-6000 Chrome Whls.	1236446	4	2.72	MEDALLION (tri-shield).....
71-72	5000-6035-45 less Chrome Whls., Wire or Deluxe Cvrs.	9834774	4	2.31	MEDALLION (tri-shield).....
71-72	6600 less Wire or Deluxe Cvrs. & Chrome Whls.	9868552	4	2.31	MEDALLION
71-72	6600 Super Deluxe Whl. Cvrs.	1237744	4	2.82	MEDALLION (Centurion).....
71-72	8000 exc. Wire Whls.	1237745	4	1.79	MEDALLION (Crest).....
71-72	60-80-9000	1237230	4	1.79	APPLIQUE (Buick Mtr. Div.) (5 ¹ / ₃₂ " dia.).....
71-72	9000 Chrome Whls.	1236450	4	1.38	MEDALLION ("R") (3V," dia.).....
71-72	9000 less Chrome Whls. or Super Deluxe Cvrs.	9840975	4	3.74	MEDALLION ("R") (4" dia.).....
71-72	9000 Super Deluxe Cvrs.	1236790	4	1.79	MEDALLION ("R") (4 ¹ / ₂ " dia.-72 ribs).....
72	6000 Wagon exc. Wire Whls.	1237745	4	1.79	MEDALLION (Crest).....
72	9000	1240324	4	3.74	MEDALLION (2 ¹ / ₂ " dia.—"R").....
70-72	30-4000 Deluxe Cvr.	1232074	4	2.77	MEDALLION (tri-shield).....
70	52-6000 (Deluxe Cvr.)	9718911	4	.56	SPRING, medln. ret.....
65	60-9000 Chrome Whls.	1373248	4	.10	SPRING, medln. ret.....
66-69	60-9000 Chrome Whls.	1383095	AR	.87	RETAINER, hub medln. (screw type atch. for retainer).....
70	9000 Super Deluxe Cvrs.	1232124	4	1.74	RETAINER
69	3300-3400-4456-66- 4600 Deluxe Cvr.	1230052	4	.20	RETAINER, medln. spring.....
70	50-60-9000 Chrome Whls.	1383095	4	.87	RETAINER, hub medln.....
70-72	30-4000 Deluxe Cvrs.	1232075	4	.87	RETAINER, medln. spg.....
71-72	30-4000 Chrome & Styld Painted Whls.	1236443	4	.87	RETAINER, medln. to bezel.....
71-72	50-6000	9834775	4	87	RETAINER, medln.....
71-72	9000 exc. Super Deluxe Cvr. or Chrome Whls.	9834775	4	.87	RETAINER, medln.....
71	9000	1239138	32	.87	RETAINER, orn. to whl. cvr.....
69	30-4000 Deluxe Cvr. (15")	9718911	4	.56	SPRING, medln. ret.....
69	5200 Deluxe Cvr.	9718911	4	.56	SPRING, medln. ret.....
69-70	54-60-9000 Std. Cvr.	9718911	4	.56	SPRING, medln. ret.....
5.875 EXTENSION, VALVE STEM					
66-73	All	9417745	AR	.56	EXTENSION (1 ¹ / ₈ ").....
64-73	All as Req.	9422212	AR	.51	EXTENSION (1 ¹ / ₃₂ "")
67-73	All as Req.	9422872	AR	.51	EXTENSION (1 ¹ / ₃₂ "").....
67-72	All	274083	AR	.97	STEM, tubeless tire valve
5.880 INFLATOR, SPARE TIRE					
53-72	All	3891441	1	5.85	INFLATER (emergency highway kit)
70	All as Req.	9793471	1	6.30	INFLATOR, tire

BUICK CHASSIS MAIN GROUP 6.000 SUB-GROUP SEQUENCE

Group 6.000		Page
6.020	Knuckle, Steering	
6.103	Arm, Steering	
6.168	Arm, Steering Knuckle Lower Control	
6.171	Rod, Brake Reaction	
6.174	Kit, Steering Knuckle Support Lower Control Arm	
6.178	Upper Control Arm	
6.230	Rod, Steering Knuckle Tie	
6.231	Arm, Steering Idler	
6.233	Tie Rod End	
6.240	Kit, Steering Gear Tie Rod Repair	
6.307	Hub, Front Wheel	
6.311-6.313	Bearing, Front Wheel	
6.500	Steering Gear Anti-Theft, Lock Parts	
6.507	Kit, Power Steering Gear Master Seal	
6.508	Gear, Steering	
6.508	Kit, Power Steering Gear Installation	
6.513	Wheel, Steering,	
6.514	Tilt Steering Wheel Parts	
6.518	Steering Column	
6.518	Jacket, Steering Gear Column	
6.524	Shaft, Steering Gear	
6.525	Coupling & Flange, Steering Gear Shaft	
6.550	Valve, Steering Gear	
6.579	Ring, Steering Gear Rack Piston	
6.605	Pump, Steering Gear Oil	
6.609	Kit Steering Gear Oil Pump Gasket & Seal	
6.614	Shaft, Steering Gear Oil Pump Drive	
6.624	Valve, Steering Gear Oil Flow Control	
6.635	Body, Steering Gear Oil Pump	
6.655	Puley , Steering Gear Oil Pump Driven	

GROUP 6.000 CONTINUED

Group 6.000		Page
6.670	Hose, Steering Gear Oil Pressure Line	
6.671	Hose, Steering Gear Oil Return Line	
6.760	Steering Column Housing Attaching Part	
6.786	Bearing, Steering Gear Pitman Shaft	
6.803	Housing, Steering Gear	
6.828	Shim Package, Steering Gear Lash Adjuster	
6.830	Adjuster, Steering Shaft Worm Thrust Bearing	
6.842	Guide, Steering Shaft Ball Return	
6.844	Ball Kit, Steering Gear Recirculating	
6.850	Shaft, Steering Gear Pitman	
6.859	Arm, Steering Gear Pitman	
6.870	Rod, Steering Knuckle Intermediate	

6.020 KNUCKLE, STEERING

58-60	All	1388197	LH	26.15	KNUCKLE
61-63	40-41-4300	580350	RH	16.75	KNUCKLE
61-63	40-41-4300	580351	LH	16.75	KNUCKLE
61-64	44-46-47-4800	1396468	RH	30.30	KNUCKLE (incl. nut)
61-64	44-46-47-4800	1396469	LH	27.75	KNUCKLE (incl. nut)
64-66	Special-Skylark-G.S.	385091	2	21.10	KNUCKLE , less nut .
65	50-60-8000	1232016	2	36.40	KNUCKLE , less nut .
65	9000	1368238	RH	36.75	KNUCKLE , less nut .
65	9000	1368239	LH	33.40	KNUCKLE , less nut .
67-69	All A (Disc Brks.)	405982	2	21.95	KNUCKLE , less nut .
67-72	All A (Drum Brks.)	407017	2	27.95	KNUCKLE , less nut .
66-70	All B-C-E less Disc Brks.	1232016	2	36.40	KNUCKLE , less nut .
67-70	All B-C-E (Disc Brks.)	1232017	2	36.40	KNUCKLE , less nut .
68-69	All A (Canadian Built) less Disc Brks.	1383958	2	21.00	KNUCKLE , less nut
70-72	All A (Disc Brks.)	405982	2	21.95	KNUCKLE
71-73	All B-C-E	3961262	RH	39.45	KNUCKLE
71-73	All B-C-E	3961261	LH	39.45	KNUCKLE

6.022 NUT, STEERING KNUCKLE SPINDLE

41-60	All exc. 90	1319138	RH	.46	NUT
41-60	All exc. 90	1319139	LH	.46	NUT
61-62	44-46-47-4800	1319138	RH	.46	NUT
61-62	44-46-47-4800	1319139	LH	.46	NUT
61-63	40-41-4300	579120	RH	.30	NUT
61-63	40-41-4300	579121	LH	.30	NUT
63	44-46-47-4800	378137	2	.36	NUT , hex slotted (ft"—20)
64-65	All	1365236	2	.46	NUT , hex. slotted (ft"—20)
66-73	All	378137	2	.36	NUT , hex. slotted (ft"—20)

6.103 ARM, STEERING KNUCKLE

61-62	40-4 100	582852	RH	5.85	ARM
61-62	40-4100	582853	LH	5.85	ARM
63	40-41-4300	1358388	RH	5.85	ARM
63	40-41-4300	1358389	LH	5.85	ARM
63	44-46-4800	1356646	RH	4.72	ARM
64-66	Special-Skylark-G.S.	383806	RH	5.95	ARM
64-66	Special-Skylark-G.S.	383807	LH	5.95	ARM
64	44-46-4800	1362656	RH	6.30	ARM
64	44-46-4800	1362657	LH	6.30	ARM
65-66	5000	1378398	RH	9.60	ARM
65 66	5000	1370241	LH	8.15	ARM
65-66	60-8000	1370242	RH	7.80	ARM
65-66	60-8000	1370243	LH	7.80	ARM
66	9000	1374750	RH	1 1.60	ARM
66	9000	1374751	LH	1 1.60	ARM
67-68	All B-C-E	1378398	RH	9.60	ARM
67 68	5000	1378399	LH	9.60	ARM
67-68	60-80-9000	1378401	LH	9.60	ARM
67-70	All A	3894488	RH	4.77	ARM
67-70	All A	3894487	LH	4.77	ARM
69-70	All B-C	1233288	RH	9.95	ARM
69 70	All B-C	1233289	LH	9.95	ARM
69 70	All E	1230258	RH	10.15	ARM
69-70	All E	1230259	LH	10.00	ARM
71-72	All A	408604	RH	6.75	ARM
71-72	All A	408605	LH	6.75	ARM

6.106 BOLT—NUT—WASHER, STEERING KNUCKLE

58-60	All	3707480		15	BOLT , backing plate (7/16"—20 x 1ft")—(6.172)
58-59	All	9423879		.36	BOLT , frt. (ft"—20 x 2ft")
60	All 1st Type with Cotter Pin Hole	9423879		.36	BOLT , frt. (ft"—20 x 2ft")—(8.900)
61-70	LeSabre-Wildcat-Electra- Riviera less Disc Brks.	9427324		.41	BOLT , frt. brk. spec, washer thru anchor pin to strg. knuckle (7/16"—18 x 2 1/2")—(8.900)
61-63	44-4 6-47-4800	9428643		.30	BOLT , strg. arm to knuckle to backing plate-frt.— (8.900)
63	40-41-43-4700	446681		.30	BOLT , frt. brk. & strg. arm to strg. knuckle rr. (7/16"— 14 x 2ft")—(8.900)
64	All	446681		.30	BOLT , strg. arm to knuckle thru backing plate (7/16"— 14 x 2>V) (8.900)
61-64	40-4 1-42-4300 (Drum Brks.)	9423879		.36	BOLT , frt. brk. anchor pin to strg. knuckle (ft"—20 x ft") (8.900)

65	30-40-9000.....	446681	2	.30	BOLT, strg. arm to knuckle thru backing plate (1/16"-14 x 2 V)—(8 900).....
66	30-4000.....	3832882	2	.15	BOLT, strg. arm to knuckle thru backing plate-frt. (also use 8.917-3832788 nut)—(8.900).....
66	30-4000.....	3815933	2	.56	BOLT, strg. arm to knuckle thru backing plate-rr. (also use 8.917-3832788 nut)—(0.662).....
65-72	All A (Drum Brks.).....	9423879	4	.36	BOLT, strg. arm to knuckle thru backing plate—(8.900).....
71-72	All B-C-E.....	443899	6	.10	BOLT, splash shield to strg. knuckle (1/16"—18 x 1/16")—(8.900).....
57	All.....	9422300	4	.10	NUT, strg. knuckle rr. ctr. holes-strg. arm-backing plate-upr. to backing plate-strg. arm frt.—(8.917) ..
60	All 2nd Type.....	9422302	4	.15	NUT, backing plate & strg. arm to knuckle—(8.917) ..
61-63	44-46-474-800.....	9422302	2	.15	NUT, strg. arm to knuckle to backing plate-rr.—(8.917).....
61-62	40-41-4300.....	9422300	4	.10	NUT, hex. brk. & strg. arm to knuckle-frt.—(8.9 17) ...
61-63	44-46-47-4800.....	9422300	2	.10	NUT, strg. arm to knuckle to backing plate-frt.—(8.917).....
63	40-41-4300.....	9422299	4	.15	NUT, frt. brk. & strg. arm to strg. knuckle—(8.9 17)..
66	30-4000.....	9422300	4	.10	NUT, strg. arm to knuckle thru backing plate—(8.917).....
67-72	All A.....	9422302	4	.15	NUT, steering arm to knuckle thru backing plate—(8.917).....
68-70	All B-C-E (Drum Brks.) ..	9422301	2	.10	NUT, strg. knuckle to backing plate (1/16"—13—(8.917).....
69-70	All A.....	9428162	2	.33	NUT, upper control arm ball stud to steering knuckle—(8.917).....
71	All A.....	274428	2	.15	NUT, upr. control arm ball stud to steering knuckle—(8.917).....
60	All.....	563979	AR	.10	WASHER, backing plate & strg. arm to knuckle—(6.655).....
61-66	All exc. Special-Skylark ..	1164434	2	.10	WASHER, frt. brk. shoe anchor.....
61-63	44-46-47-4800.....	563979	2	.10	WASHER, strg. arm to knuckle to backing plate-rr.—(6.655).....
67-70	All B-C-E (Drum Brks.) ..	1164434	2	.10	WASHER, frt. brk. thru anchor pin to strg.knuckle-top.....
67-70	All B-C-E (Disc Brks.) .. .	1164434	2	.10	WASHER, splash shield to strg. knuckle-top.....
67	All B-E (Disc Brks.)	131101	2		WASHER, splash shield to strg. snuckle bottom frt.—(8.931).....

6.163 RETAINER, BUSHING

66	All A.....	3710586	4	.15	RETAINER, bushing (also used 6.176).....
69-72	All A.....	402913	4	.10	RETAINER, bush, in upr. control arm (also used 6.178).....
71-72	All B-C-E.....	3983086	4	.10	RETAINER, upr. control arm bushing (also used 6.178).....

6.163 SHIM, REAR CROSS MEMBER

70-72	All B Wagons.....	3762961	AR	.10	SHIM, between rr. bpr. 8i rear cross member-(6.178).....
-------	-------------------	---------	----	-----	--

6.164 BALL JOINT—BUSHING, UPPER CONTROL ARM

64	40-41-4:	383929	2	10.90	BALL JOINT PKG. (also used 6.178).....
65-72	All A.....	383929	2		BALL JOINT PKG. (also used 6.178).....
71-72	All B-C-E ..	3986009	2	6.40	BALL JOINT (also used 6.178).....
61-62	40-41-4300	1360263	2	10.00	JOINT, upr. control arm ball (also used 6.178).....
61-63	40-41-4300	5674527	4	1.33	BUSHING, shaft (also used 6.178).....
66-67	All A.....	401267	4	1.18	BUSHING (also used 6.178).....
71-72	All B-C-E ..	3975588	4	1.33	BUSHING (also used 6.178).....
68-72	All A.....	401267	4	1.18	BUSHING (also used 6.178).....
73	All.....	3975588	4	1.33	BUSHING (also used 6.178).....
71-72	All B-C-E ..	3983036	2	.15	NUT, ball joint to strg. knuckle (also used 6.1 69) ..
73	All.....	3983036	2	.15	NUT, ball joint to strg. knuckle (also used & 6.169)

6.164 ARM 8c SHAFT, UPPER CONTROL ARM

71-72	All B-C-E.....	3986036	2	10.30	ARM 8. SHAFT (also used 6.178)
-------	----------------	---------	---	-------	-------------------------------------

6.166 SEAL, STEERING KNUCKLE SUPPORT LOWER CONTROL ARM

61-63	40-41-4300	579142	4	.20	SEAL, shaft bshg.
63	40-41-4300	5677162	AR	.51	PLUG, grease (also used 6.230-6.233)

6.168 ARM, STEERING KNUCKLE LOWER CONTROL

58	All.....	1188532	RH	50.10	ARM & SHAFT
58	All.....	1188533	LH	52.00	ARM & SHAFT
59	All less Air Ride	1185792	RH	50.10	ARM 8. SHAFT
59	All less Air Ride	1185793	LH	50.10	ARM 8. SHAFT
60	All.....	1185792	RH	50.10	ARM 8. SHAFT
60	All.....	1185793	LH	50.10	ARM 8i SHAFT

61-63	40-4 1-4300.....	585778	RH	18.90	ARM . incl. lwr. ball jt. less shaft
61-63	40-41-4300.....	585779	LH	18.90	ARM . incl. lwr. ball jt. less shaft
61	44-46-47-4800.....	1361104	RH	24.25	ARM (incl. ball jt.) ...
61	44-46-47-4800.....	1196561	LH	24.40	ARM (incl. ball jt.) ...
62-64	44-46-47-4800.....	1363228	RH	25.80	ARM (incl. ball jt.) ...
62-64	44-46-47-4800.....	1363229	LH	25.80	ARM (incl. ball jt.) ...
64	40-4 1-42-4300.....	402038	RH	27.95	ARM
64	40-4 1-42-4300.....	381911	LH	22.35	ARM (incl. ball jt.)
65	All A.....	381911	LH	22.35	ARM (incl. ball jt.)
65-68	All B-C.....	1379878	RH	22.90	ARM
65-68	All B-C.....	1379879	LH	22.90	ARM
65	All E.....	1363228	RH	25.80	ARM
65	All E.....	1363229	LH	25.80	ARM
66-67	All A.....	393259	LH	29.60	ARM
66-68	All E.....	1379878	RH	22.90	ARM
66-68	All E.....	1379879	LH	22.90	ARM
65-72	All A.....	402038	RH	27.95	ARM
68-72	All A.....	402039	LH	27.95	ARM
69-70	All B-C-E.....	1387942	RH	22.65	ARM
69-70	All B-C-E.....	1387943	LH	22.65	ARM
71-72	All B-C-E.....	3964062	RH	27.90	ARM (lwr.) for pol. cars also use 3993758 bshg.
71-72	All B-C-E.....	3964061	LH	27.90	ARM (lwr.) for pol. cars also use 3993758 bshg.
71-72	All B-C-E.....	3964828	RH	25.50	ARM (upr.) (used 6.178).....
71-72	All B-C-E.....	3964827	LH	25.50	ARM (upr.) (used 6.178).....

6.169 STUD—BALL JOINT-SEAL—BOLT—NUT, STEERING KNUCKLE LOWER CONTROL ARM

58-60	All.....	1388876	2	9.05	PACKAGE, ball stud.....
57	All.....	1396264	RH	18.10	PACKAGE, socket & bolts lwr.....
57	All.....	1396265	LH	18.10	PACKAGE, socket & bolts lwr.....
61-63	40-4 1-4300.....	1396309	2	6.80	BALL JOINT.....
61-62	44-46-47-4800.....	1360265	2	8.55	BALL JOINT.....
63	44-46-47-4800.....	1396310	2	7.65	BALL JOINT.....
64 70	Special-Skylark-G.S.....	5693552	AR	8.65	BALL JOINT.....
64	44-46-47-4800.....	7806127	2	6.80	BALL JOINT.....
65-70	50-60-80-9000.....	7806127	2	6.80	BALL JOINT.....
71-72	All A.....	5693552	2	8.65	BALL JOINT.....
71-72	All B-C-E.....	7808865	2	6.85	BALL JOINT (6.174).....
61-62	40-4 1-4300.....	5674744	2	.30	SEAL, ball jt.....
61-63	44-46-47-4800.....	5674925	2	.46	SEAL, ball jt.....
63	40-4 1-4300.....	5674542	2	.46	SEAL, ball jt—(6.178).....
57	All.....	9417903	2	.20	FITTING, lub.-lwr.—(8.984).....
59-60	All.....	9411017	4	.15	FITTING, bshg. lub—(8.984).....
61-62	44-46-47-4800.....	1196358	2	1.23	BOLT, arm to frame.....
65-70	50-60-80-9000.....	1357475	2	.72	BOLT, arm to frame.....
65-69	30-4000.....	9421430	4	.36	BOLT, arm to frame brkt. & to frt. cross bar—(8.900)
67-69	G.S. 350-G.S. 400 H.D. Susp.....	9419652	4	.46	BOLT, stab, to arm (7/8"-14 x 2 1/2")—(8.900)
68	G.S. 350-G S. 400.....	402568	2	.56	BOLT, arm to frame (also holds frame reinf.)—(5.383).....
71	All B-C-E.....	3988227	4	.40	BOLT, frt. lwr. control arm to frame—(8.900) .
57-60	All.....	9427880	2	.25	NUT, arm ball stud to knuckle—(8.9 17).....
61-62	44-46-47-4800.....	9427880	2	.25	NUT, hex-lwr. ball to strg. knuckle—(8.9 17)..
63	44-46-47-4800.....	9427880	2	.25	NUT, lwr. to strg. knuckle—(8.9 17).....
63-65	All exc. Special-Skylark ..	9422287	2	.46	NUT arm to frame (%—10)—(8.9 17).....
64	40-4 1-4 2-4300.....	391359	4	.15	NUT, end of shk/abs. to arm—(7.347).....
65-72	All A.....	391359	4	.15	NUT end of shk/abs. to arm—(7.347).....
71	All.....	391359	4	.15	NUT, end of shk/abs. to arm—(7.347).....
64	40-4 1-42-4300.....	402568	2	.56	BOLT arm to frame—(5.383)
64	40-4 1-42-4300.....	402568	2	.56	BOLT, arm to frame frt. ctr. bar—(5 383).....
64	40-4 1-4 2-4300.....	9422301	4	.10	NUT, arm-fty., arm to frt. 8t rr. axle brkt.—(6.1 7 1)
64-67	All.....	9418843	2	.25	NUT, arm ball stud to strg. knuckle—(8.9 17)——
65-66	All.....	9422301	4	.10	NUT, arm to frame axle brkt.—(8.9 17).....
65-69	All A.....	9422301	2	.10	NUT, arm to frame bracket ("A"-13)—(8.917)
65-69	All A.....	9422301	2	.10	NUT, arm to frt. cross bar ("A"-13)—(8.9 17).....
67-69	G.S. 350-G.S. 400 H.D. Susp.....	9422299	4	.15	NUT, stab. to arm—(8.917).....
66-70	All B-C-E.....	9422287	2	.46	NUT, arm to frame (7/8"—10)—(8.9 17).....
68-70	All.....	9427880	2	.25	NUT, arm ball stud to strg. knuckle—(8.9 17).....
71-73	All B-C-E.....	9422301	2	.10	NUT, lwr. arm to frame brkt.—(8.917).....
71-73	All A.....	9422301	2	.10	NUT, lwr. arm to frt. c/bar—(8.9 17).....
71-73	All.....	9422301	2	.10	NUT, lwr. arm to axle brkt.—(8.917).....
71-72	All A.....	9427880	2	.25	NUT, lwr. arm ball stud to strg. knuckle (%—18)—(8.917)
71	All A.....	9428003	2	.10	NUT, strg link outer tie rod stud to strg. arm—(8.917)
71-72	All B-C-E.....	3983036	2	.15	NUT. upr. arm ball joint to strg. knuckle—(6.1 64)
71-73	All B-C-E.....	3983808	2	.30	NUT, lwr. ball joint to knuckle (7/8"—18)—(6.1 74)

6.169 BUSHING, STEERING KNUCKLE LOWER CONTROL ARM

73	All.....	3983036	2	.15	NUT, upr. arm ball joint to strg. knuckle—(6.1 64)
40-60	All.....	1182492	4	1.28	BUSHING.....
61-63	40-41-4300.....	5677836	AR	2.00	BUSHING, lwr. control arm shaft—(6.170).....
61-70	LeSabre-Wildcat-Electra-Riviera.....	1196337	2	2.31	BUSHING.....
66-72	All A.....	392826	2	1.90	BUSHING, rr—(6 170) .
66-72	All A.....	391016	2	1.69	BUSHING, frt.—(6.170) .
71-72	All B-C-E exc. Pol. Car	3993676	2	2.5 1	BUSHING (frt.)—(6.170)
71-72	All B (Pol. Car).....	3993758	2	2.5 1	BUSHING (frt.).....
71-72	All B-C-E.....	3993677	2	2.51	BUSHING (rr.).....

6.170 PACKAGE, LOWER CONTROL ARM SHAFT

54-57	All.....	1389131	2	9.50	PACKAGE.....
58-60	All.....	1388258	2	9.50	PACKAGE.....
61-63	40-41-4300.....	581345	2	7.60	PACKAGE.....
61-63	40-41-4300.....	5677836	AR	2.00	BUSHING (also used 6.169)
66-72	All A.....	392826	2	1.90	BUSHING (used 6.169).....
66-72	All A.....	391016	2	1.69	BUSHING (used 6.169).....
71-72	All B-C-E.....	3993676	2	2.51	BUSHING (used 6.169).....

6.171 ROD—BRACKET, BRAKE REACTION

61	44-46-47-4800.....	1350690	RH	5.55	ROD.....
61	44-46-47-4800.....	1350691	LH	5.55	ROD.....
62	44-46-4800.....	1355729	2	5.07	ROD.....
63-64	44-46-47-4800.....	1355729	2	5.07	ROD.....
65	50-60-8000.....	1366365	2	6.25	ROD.....
65	9000.....	1355729	2	5.07	ROD.....
66-68	50-60-80-9000.....	1366365	2	6.25	ROD.....
69	50-60-80-9000.....	1235669	2	6.25	ROD.....
70	50-60-8000.....	1235669	2	6.25	ROD.....
70	9000 (Drum Brks.).....	1235669	2	6 25	ROD.....
70	9000 (Disc Brks.).....	1235698	2	7.05	ROD.....
63	44-46-4800.....	1357460	RH	4.82	BRACKET, frame .
63	44-46-4800.....	1357461	LH	4.82	BRACKET, frame .
63-65	Riviera.....	1353824	RH	3.38	BRACKET, frame
63 65	Riviera.....	1353825	LH	3.38	BRACKET, frame
64	4467-46-4800.....	1357460	RH	4.82	BRACKET, frame
64	4467-46-4800.....	1357461	LH	4.82	BRACKET, frame
65-68	50-60-8000 exc. Conv. ..	1369126	RH	10.35	BRACE (7.010) ..
65-68	50-60-8000 exc. Conv. ..	1369127	LH	10.35	BRACE (7.010) ..
65-68	50-60-8000 Conv.	1369128	RH	10.35	BRACE (7.010) ..
65-68	50-60-8000 Conv.	1369129	LH	10.35	BRACE (7.010) ..
66	9000.....	1371562	RH	10.65	BRACE (7.010) ..
67-68	9000.....	1379314	RH	12.35	BRACE (7.010) ..
66-68	9000.....	1371563	LH	10.65	BRACE (7.010) ..
69-70	50-60-8000.....	1233502	RH	9.25	BRACE (7.010) ..
69-70	50-60-8000.....	1233503	LH	9.25	BRACE (7.010) ..
69	9000.....	1230026	RH	10.05	BRACE (7.010) ..
69	9000.....	1230027	LH	10.05	BRACE (7.010) ..
70	9000.....	1235952	RH	10.35	BRACE (7.010) ..
70	9000.....	1235953	LH	10.35	BRACE (7.010) ..

6.171 BUSHING—BOLT—NUT—WASHER, BRAKE REACTION ROD

61-68	LeSabre-Wildcat-Electra-Riviera.....	1394097	2	1.64	PACKAGE, bushing.....
69-70	50-60-80-9000.....	1378681	2	.77	BUSHING, front.....
69-70	50-60-80-9000.....	1378682	2	.82	BUSHING, rear.....
61	44-46-47-4800.....	1389760	2	.72	PACKAGE (attch. parts) rod to lwr. control arm.....
65-70	50-60-8000.....	1365754	1	.46	PACKAGE (bolt) rod to lwr. control arm.....
66-70	9000.....	1365754	1	.46	PACKAGE (bolt) rod to lwr. control arm.....
61	44-46-47-4800.....	186626	4	.10	BOLT, rod to lwr. control arm—(8.900).....
62-64	44-46-47-4800.....	9417800	4	.25	BOLT, rod to lwr. control—(8.900).....
65	9000.....	9417800	4	.25	BOLT, rod to lwr. control—(8.900).....
61-69	All as Req.....	9422299	4	.15	NUT (1/2,"—14)—(8.917).....
61-64	44-46-47-4800.....	9427880	2	.25	NUT, rod to frame (%,"—1 8)—(8.9 17).....
62-64	44-46-47-4800.....	9422301	4	.10	NUT, rod to lwr. control arm—(8.917).....
65-68	50-60-80-9000.....	9422303	2	.30	NUT, rod to frame (%,"—1 2)—(8.9 17).....
61	44-46-47-4800.....	1348315	AR	.10	WASHER, rod to lwr. control arm (also used 5.418)
61-68	LeSabre-Wildcat-Electra-Riviera.....	1196330	2	.46	WASHER, rod bshg. to frame (under nut)
61-68	LeSabre-Wildcat-Electra-Riviera.....	1373727	2	.62	WASHER, rod bshg. to frame
62-64	44-46-47-4800.....	1351218	8	.10	WASHER, rod to lwr. control arm
64	44-46-4800.....	1348315	3	.10	WASHER (also used 5.4 18).....
65	All B-C.....	150008	4	.10	WASHER, rod to clamp—(8.929)
65	All E.....	1351218	8	.10	WASHER, rod to lwr. control arm

66-70	All B-C-E	150008		.10	WASHER, rod to lwr. control arm—(8.929).....
69-70	All B-C-E	1230071		.51	WASHER, rod to frame under nut.....
69-70	All B-C-E	1230072		.51	WASHER, brake reaction rod to frame under bushing.....
6.172 NUT—BOLT, STEERING KNUCKLE LOWER CONTROL ARM					
58-60	All.....	3707480	4	.15	BOLT, backing plate (used 6.106).....
71-72	All B-C-E	479352	8	.41	BOLT, control arm to frame (% ¹⁶ —12 x 4")—(5.383)
71	All A.....	482865	AR	.20	NUT, lwr. cont. arm to frame (% ¹⁶ A—13).....
71 72	All B-C-E	9422303	2	.30	NUT, lwr. cont. arm to frame (% ¹⁶ —12).....
6.174 FITTING—NUT, STEERING KNUCKLE SUPPORT LOWER CONTROL ARM					
56-58	All.....	9411017		.15	FITTING, lub—(8.984).....
61-62	44-46-47-4800	3823085		.46	NUT, lwr. control arm to frame.....
71-73	All B-C-E	3983808		.30	NUT (% ¹⁶ —18) hex. slotted (used 6.169).....
6.174 JOINT, LOWER CONTROL ARM BALL					
71-72	All B-C-E.....	7808865	2	6.85	JOINT (also used 6.169)
6.176 BUMPER, STEERING KNUCKLE CONTROL ARM					
40-53	All exc. 90.....	1302201	2	.41	BUMPER, upr.....
40	5 1C-56C-71C-76C.....	411143	2	.72	BUMPER, lwr.....
41-56	All.....	411143	2	.72	BUMPER, lwr.....
57-62	All exc. 40-41-4300.....	1356064	2	.30	BUMPER, upr.....
57-60	All.....	1193029	2	.82	BUMPER, lwr.....
61-64	40-41-42-4300.....	384220	2	.25	BUMPER, upr.....
61-64	40-41-42-4300.....	402410	2	.82	BUMPER, lwr.....
61-64	44-46-47-4800.....	1356667	2	.97	BUMPER, lwr. (when using on 1961-62 models also use 1356668 retainer).....
63	44-46-4800.....	1356064	2	.30	BUMPER, upr.....
63	4700.....	1353196	2	.62	BUMPER, upr.....
65-72	All A.....	402410	2	.82	BUMPER, iwr.....
65-67	All A.....	384220	2	.25	BUMPER, upr.....
65-70	All B-C-E.....	1362014	2	.25	BUMPER, upr.....
65	All B-C.....	1367754	2	.67	BUMPER.....
65	All E.....	1356667	2	.97	BUMPER, lwr.....
66-70	All B-C-E.....	1367754	2	.67	BUMPER.....
68-72	All A exc. H.D. Susp. Rally Pac.....	384220	2	.25	BUMPER, upr.....
71-72	All B-C-E.....	3964075	2	.82	BUMPER, lwr.....
71-72	All B-C-E.....	3993607	2	.36	BUMPER, upr.....
73	All.....	3964075	2	.82	BUMPER, lwr. control arm.....
73	All.....	3993607	2	.36	BUMPER, upr. control arm.....
71 73	All.....	9414034	AR		NUT, bumper to lwr. control arm—(8.915)
63-64	44-46-47-4800.....	1356668	2	.20	RETAINER, lwr.....
65	All E.....	1356668	2	.20	RETAINER, lwr.....
66	All A.....	3710586	4	.15	RETAINER, bshg.—(6.163).....
68	All A.....	391958	4	.10	RETAINER, bshg.-in upr. control arm.....
6.177 BRACKET, STEERING KNUCKLE UPPER & LOWER CONTROL ARM					
69 72	All A.....	3837590	RH	2.51	BRACKET, lower control arm mounting.....
69-72	All A.....	3837589	LH	2.51	BRACKET, lower control arm mounting.....
69	All A (Conv.).....	3937856	RH	3.43	BRACKET, upper control arm.....
69	All A (Conv.).....	3937855	LH	3.43	BRACKET, upper control arm.....
70-72	All A.....	3937856	RH	3.43	BRACKET, upr. control arm..
70-72	All A.....	3937855	LH	3.43	BRACKET, upr. control arm..
6.178 ARM & SHAFT—PACKAGE—BOLT--BUSHING—SHIM, UPPER CONTROL ARM					
58-60	All.....	1193956	RH	24.00	ARM 8. SHAFT.....
58-60	All.....	1193957	LH	24.00	ARM 8. SHAFT.....
61-63	40-41-4300.....	1396208	2	13.60	ARM & BALL JOINT.....
64	44-46-4800.....	1396392	RH	26.40	ARM & BALL JOINT.....
64	44-46-4800.....	1396393	LH	26.40	ARM & BALL JOINT.....
61	44-46-47-4800.....	1196830	RH	23.90	ARM 8. SHAFT (incl. ball jt.).....
61	44-46-47-4800.....	1196831	LH	23.90	ARM 8. SHAFT (incl. ball jt.).....
63	4700.....	1396206	RH	25.75	ARM & BALL JOINT (R.).....
63	4700.....	1396395	LH	26.40	ARM & BALL JOINT, (Note-when using 1396395 on 1963 - 4700 also use (1) 6.176 - 1362014 bumper).....
62-63	44-46-4800.....	1396204	RH	25.75	ARM (incl. ball jt.).....
62-63	44-46-4800.....	1396205	LH	25.75	ARM (incl. ball jt.).....
64-65	Special-Skylark.....	382970	RH	26.15	ARM & SHAFT (incl. ball jt.).....
64-65	Special-Skylark.....	382971	LH	26.15	ARM & SHAFT (incl. ball jt.).....
65	50-60-8000.....	1396574	RH	22.90	ARM & BALL JOINT.....
65	50-60-8000.....	1396573	LH	22.90	ARM 8. BALL JOINT.....
64-65	Riviera.....	1396394	RH	26.40	ARM 8. BALL JOINT.....
64-65	Riviera.....	1396395	LH	26.40	ARM & BALL JOINT.....

66-72	All A	402934	RH	30.10	ARM	
66-72	All A	402935	LH	30.10	ARM	
66-70	All B-C-E	1235216	RH	28.35	ARM	
66-70	All B-C-E	1235217	LH	23.60	ARM	
71-72	AH B-C-E	3964828	RH	25.50	ARM (6.168)	
71-72	All B-C-E	3964827	LH	25.50	ARM (6.168)	
71-72	All B-C-E	3986036	2	10.30	ARM 8. SHAFT (6.164)	
57-60	All	1193953	2	4.25	SHAFT	
61	44-46-47-4800	1196834	2	4.05	SHAFT	
62-64	44-46-47-4800	1348369	2	4.61	SHAFT	
64-65	Special-Skylark	382976	2	6.55	SHAFT	
65	All B-C-E	1366933	2	3.69	SHAFT	
66-70	All B-C-E	1375279	2	4.87	SHAFT	
66-72	All A	396678	2	7.30	SHAFT	
61-63	40-41-4300	580352	2	5.02	PACKAGE, shaft	
57	All	1396262	RH	18.90	PACKAGE, socket & bolts-upr	
57	All	1396263	LH	18.90	PACKAGE, socket 8i bolts-upr	
61-63	40-41-4300	454977	4	.30	BOLT, arm to cross bar—(8.900)	
64	40-41-42-4300	381909	4	.25	BOLT, arm (1/8"—14 x 2 1/2")	
65-72	All A	381909	4	.25	BOLT, arm	
65	30-4000	9421430	2	.36	BOLT ("A"—13 x 3 1/2") lwr. control arm to frame brkt. & frt. cross bar—(8.900)	
65-70	All B-C-E	1367086	4	.46	BOLT, shaft to frame hex. ("A"—13 x 2'A")	
65-68	All B-C	402568	2	.56	BOLT, upr. & lwr. arm to frame—(5.531)	
66-67	All A	454912	4	.10	BOLT, bshg. to upr. control arm shaft—(8.900)	
66-70	All B-C-E	427563	4	.10	BOLT, upr. arm (V—24 x 1V,")—(8.900)	
71-72	All B-C-E	3994402	4	.30	BOLT, upr. arm to frame ("A"—1 3 x 2 1/2")	
73	All	3994402	4	.30	BOLT, upr. arm to frame	
54-60	All	1193954	4	1.23	BUSHING, shaft	
61-63	40-41-4300	5674527	4	1.33	BUSHING, shaft—(6.164)	
61-63	44-46-47-4800	1193954	4	1.23	BUSHING, shaft	
64-65	Special-Skylark	382980	4	1.90	BUSHING, shaft	
64-65	All exc. Special-Skylark	1368305	4	1.03	BUSHING, shaft	
66-67	All A	401267	4	1.18	BUSHING, shaft—(6.164)	
66-70	All B-C-E	1376957	4	1.74	BUSHING, shaft	
68-72	All A	401267	4	1.18	BUSHING, shaft—(6.164)	
71-72	All B-C-E	3975588	4	1.33	BUSHING, strg. knuckle upr. control arm—(6.164)	
73	All	3975588	4	1.33	BUSHING, strg. knuckle upr. control arm—(6.164)	
57-60	All	125366	2	50/5.00	NUT, arm ball to knuckle—(8.9 1 7)	
61-63	40-41-4300	9422300	4	.10	NUT, strg. knuckle to upr. 8i lwr. ball jt—(8.9 1 7)	
61-64	44-46-47-4800	9428003	2	.10	NUT, upr. ball jt. to strg. knuckle (1/8"—20)—(8.9 1 7)	
64	44-46-47-4800	9413968	4	.20	NUT, shaft to frame—(8.917)	
65-69	All A	9422299	4	.15	NUT, arm to frame brkt. (1/8"—1 4)—(8.9 1 7)	
65-72	All B-C-E	9422301	4	.10	NUT, arm shaft to frame ("A"—13)—(8.9 1 7)	
65-69	All E	9422299	3	.15	NUT, inner arm to outer arm (1/8"—14)—(8.917)	
65-70	All B-C-E	9428003	2	.10	NUT, arm ball stud to knuckle—(8.9 1 7)	
71-72	All B-C-E	9422306	4	.20	NUT, upr. arm shaft—(8.9 1 7)	
71-73	All B-C-E exc. Wagons	9422303	4	.30	NUT, upr. & lwr. arm to frame & axle brkt. (%)"—12)—(8.9 1 7)	
71-73	All as Req'd	274428	2	.15	NUT, outer tie rod stud to knuckle (A"—20)—(8.9 1 7)	
68-72	All A	9422286	4	.36	LOCKNUT, bshg. to shaft—(8.9 1 7)	
69-72	All A	402913	4	.10	RETAINER, bushing in upr. control arm—(6.1 63)	
71-72	All B-C-E	3983086	4	.10	RETAINER, upr. control arm bushing—(6.163)	
64-65	All	382979	4	.15	RING, seal to upr. control arm shaft-clamping	
54-60	All	1166639	4	.20	SEAL, upr. arm	
61-63	44-46-47-4800	1196713	4	.25	SEAL, frt. susp-upr. arm	
61-63	40-41-4300	579141	4	.10	SEAL, shaft	
64-67	Special-Skylark-G.S.	5679629	AR	6.45	SEAL & CLAMP KIT, ball jt. lwr.	
64-66	Special-Skylark-G.S.	5679626	AR	5.75	KIT, seal & clamp-upr. ball jt.	
64-66	LeSabre-Wildcat-Electra-Riviera	5679637	AR	5.75	KIT, seal 81 clamp-ball jt.-upr.	
64-66	LeSabre-Wildcat Electra-Riviera	5679640	AR	5.55	KIT, seal & clamp-ball jt.-lwr.	
67-70	All B-C-E	5699030	AR	5.02	KIT, seal & clamp-ball jt. upr.	
67-70	All B-C-E	5699045	AR	5.02	KIT, seal & clamp-ball jt. lwr.	
64-65	All	382978	4	.41	SEAL, upr. control arm shaft bshg	
57-60	All	1171175	AR	.25	SHIM, shaft (.060") horseshoe type	
57-60	All	1172986	AR	.25	SHIM, shaft (.080") horseshoe type	
57-60	All	1175585	AR	.25	SHIM, shaft (.100") horseshoe type	
61-64	40-41-42-4300	3751282	AR	.10	SHIM, spec. 1/8" (.030" thick)	
62-64	40-41-42-4300	587463	AR	.15	SHIM, shaft (.020" thick)	
61-64	44-46-47-4800	1171175	AR	.25	SHIM, shaft (.060") horseshoe type	
61-63	44-46-47-4800	1172986	AR	.25	SHIM, shaft (.080") horseshoe type	
61-64	44-46-47-4800	11755B5	AR	.25	SHIM, shaft (.100") horseshoe type	
61-64	40-41-42-4300	1368765	AR	.15	SHIM, arm shaft (Special) 1/8" (.100" thick)	
64	44-46-47-4800	1364369	AR	.30	SHIM, shaft (.030") horseshoe type	
65-71	All B-C-E	393254	AR	.10	SHIM (.030 thick) horseshoe type	
65-70	All B-C-E	1233895	AR	.10	SHIM (.060 thick) horseshoe type	

65-72	All A	.1368765	AR	.15	SHIM, arm shaft (.100" thick)
65-70	All B-C-E	.1374984	AR	.15	SHIM (.100 thick)
65-72	All B-C-E	.6270719	AR	.10	SHIM (.120" thick)
65-72	All A	.587463	AR	.15	SHIM, arm caster & camber adj. (.020 thick)
65-72	All A	.3751282	AR	.10	SHIM, arm caster & camber adj. (.030 thick)
70	All B Wagons	.3762961	AR	.10	SHIM, between rr. bpr. & rr. cross member (also used 6.163-7.865)
71	All B-C-E	.6270718	AR	.10	SHIM (.060" thick) (replaces 393255 1/72)
72	All	.393254	AR	.10	SHIM (.030" thick)
72-73	All	.6270718	AR	.10	SHIM (.060" thick) (replaces 393255 1/72)
73	All	.6270719	AR	.10	SHIM (.120" thick)
66-68	All B-C-E	.1372904	4	.20	WASHER, arm bshg. (%," I.D. x 2" O.D.)
6.178 BALL STUD—BALL JOINT--SEAL—FITTING, STEERING KNUCKLE UPPER CONTROL ARM					
58-59	All	.1388875	2	5.75	BALL STUD 8< BOLT
60	1st Type (Slot in Control Arm Above Ball Jt.)	.1388875	2	5.75	BALL STUD 8< BOLT
60	All 2nd Type (Round Hole in Control Arm Above Ball Jt.)	.1388924	2	5.55	BALL STUD & BOLT
61-62	40-4 1-4300	.1360263	2	10.00	BALL JOINT (6.164)
61-62	44-46-47-4800	.1360264	2	9.35	BALL JOINT (for replacement of screw-on type ball jt only)
64	40-41-42-4300	.383929	2	10.90	PACKAGE, ball joint-upr. control—(6.164)
65-72	All A	.383929	2	10.90	PACKAGE, ball jt-upr. control—(6.164)
71-72	All B-C-E	.3986009	2	6.40	BALL JOINT (6.164)
61-62	40-4 1-4300	.5674542	2	.46	SEAL, ball jt
61-63	44-46-47-4800	.5674913	2	.46	SEAL, ball jt
63	40-41-4300	.5674542	2	.46	SEAL, ball jt. (also used 6.169)
54-60	All	.9411017	2	.15	FITTING, lub.—(8.984)
61-62	44-46-47-4800	.9417903	5	.20	FITTING, tie rods 8i sockets lub. (Saginaw)—(8.984)
61-62	All	.9417903	2	.20	FITTING, lub. upr. control arm ball jt.—(8.984)
62-63	All	.191300	2	1.32	FITTING (in upr. ball jt.)—(8.984)
64-65	Special-Skylark	.9417903	4	.20	FITTING, upr. control arm shaft bshg—(8.984)
6.178 PIN, STEERING KNUCKLE UPPER SUPPORT PIVOT					
37 39	40-60	.1393886	2	2.77	PIN, pkg. pivot
40-56	All exc. 90	.1393886	2	2.77	PIN, pkg. pivot
6.230 ROD & BALL STUD, STEERING KNUCKLE TIE					
57-58	All	.5670707	2	7.30	ROD & BALL STUD
59-60	All	.5673322	2	6.15	ROD 8. BALL STUD
61	44-46-47-4800P.S.	.1350550	RH	7.70	ROD 8. BALL STUD (Thompson)
61	44-46-47-4800 P.S.	.1350551	LH	7.70	ROD 8t BALL STUD (Thompson)
61	44-46-47-4800	.5674876	RH	7.70	ROD 8. BALL STUD (Saginaw)
61	44-46-47-4800	.5674869	LH	7.70	ROD 8. BALL STUD (Saginaw)
61-62	40-41-4300	.5674366	RH	4.41	ROD 8. BALL STUD
61-62	40-41-4300	.5674363	LH	4.20	ROD 8t BALL STUD
62-63	44-46-4800 P.S.	.1364892	2	11.90	ROD 8t BALL STUD (Thompson)
63	40-41-4300	.5677809	RH	10.00	ROD 8. BALL STUD
63	40-41-4300	.5677810	LH	10.00	ROD 8. BALL STUD
62-63	44-46-4800	.1364892	2	11.90	ROD 8. BALL STUD (Saginaw)
63 65	Riviera	.5679836	2	11.60	ROD 8. BALL STUD
64	40-4 1-42-4300	.5678806	AR	10.60	ROD 8. BALL STUD
64	44-46-4800 P.S.	.1364892	2	11.90	ROD 8t BALL STUD
65-70	All A	.5678806	AR	10.60	ROD 8t BALL STUD
65-68	5000 Reg. Strg.	.5694021	AR	11.60	ROD 8t BALL STUD
65-68	5000 P.S.	.1372122	2	9.85	ROD 8. BALL STUD
65-68	60-8000	.5679679	AR	12.30	ROD 8< BALL STUD
66-68	9000	.5679679	RH	12.30	ROD 8. BALL STUD
69-70	All E	.7806227	RH	12.65	ROD 8. BALL STUD
66-70	All E	.5679679	LH	12.30	ROD 8< BALL STUD
69-70	All B-C	.7806086	RH	12.95	ROD, inner tie
69-70	All B-C	.7807190	LH	13.45	ROD, inner tie
71-72	All A	.7810073	2	11.10	ROD, inner tie
71-72	All B-C-E	.7808959	2	14.40	ROD,
6.230 FITTING—PLUG, STEERING KNUCKLE TIE ROD					
57	All	.9417903	2	.20	FITTING, lub. upr.—(8.984)
61-62	44-46-47-4800 P.S.	.1347399	5	.15	PLUG, lub. (Thompson)
61-63	All as Req.	.5675444	4	.30	PLUG, tie rod lub. (Saginaw)
63	40-41-4300	.5677162	2	.51	PLUG, tie rod ball stud grease—(6.166)
63	44-46-4800 P.S.	.1347399	5	.15	PLUG, lubrication (Thompson)
64	44-46-4800 P.S.	.1347399	5	.15	PLUG, lub-idler arm to supt

6.230 SEAL, STEERING KNUCKLE TIE ROD (GRP. CHANGED TO 6.898 EFF. 9-1 71)

6.231 ARM, STEERING IDLER

54-56	All.....	5670040	7.10	ARM
59-60	44-4600 Reg. Strg.....	5672621	8.25	ARM
61	40-4 100 1st Type Threaded End of Supt. " / "	5676084	10.15	ARM (incl. supt. bshg. & stud)
59-60	All P.S.....	5672606	8.25	ARM
61	40-4100 2nd Type %" Thick One End, %" Other End, 4300.....	5676088	6.65	ARM
62	40-41-4300.....	5676088	6.65	ARM
61	44-46-4700.....	5675486	4.82	ARM
61	44-46-47-4800 P.S.....	1350789	9.70	ARM & SUPPORT (Thompson)
62-63	44-46-47-4800.....	5676376	5.02	ARM (Saginaw).....
63	40-41-4300.....	5677789	6.10	ARM.....
62-63	44-46-4800 P.S.....	1350789	9.70	ARM & BRACKET (Thompson)
64	40-4 1-42-4300 1st Type Use with Dia. Inter. Rod.....	7801909	1	15.85 ARM (incl. supt. bshg. & seal) (Saginaw)
64	40-4 1-42-4300 2nd Type	5699538	1	14.70 ARM, strg. (incl. supt. bshg. & seal)
64	4400 P.S.....	1364885	1	13.95 ARM & BRACKET (Thompson).....
64	4600 Reg. Strg.....	5678938	1	6.45 ARM (Saginaw).....
64	4400 Pwr. or Reg. Strg.....	5678938	1	6.45 ARM (Saginaw).....
64	46-4800 P.S.....	1350789	1	9.70 ARM & BRACKET (Thompson).....
64	46-47-4800 P.S.....	5676376	1	5.02 ARM (Saginaw).....
65-66	30-4000.....	5699538	1	14.70 ARM (incl. supt. bush & seal)
65-68	5000 Reg. Strg.....	5678938	1	6.45 ARM.....
65	60-8000 P.S.....	5695756	1	6.65 ARM.....
65-66	6000 Reg. Strg.....	5676376	1	5.02 ARM (Saginaw).....
65	9000.....	5676376	1	5.02 ARM (Saginaw).....
65-68	5000 P.S.....	1379900	1	15.80 ARM 8. BRACKET (Thompson).....
66	60-80-9000 P.S.....	5697246	1	7.95 ARM.....
67	All A.....	5699538	1	14.70 ARM (incl. supt. bush & seal)
67-68	60-80-9000.....	5698196	1	6.10 ARM.....
68-72	All A.....	7801909	1	15.85 ARM incl. supt., bshg. & seal)---(6.895)
69-70	All B-C.....	7808871	1	14.85 ARM.....
69-70	All E (P.S.).....	5698196	1	6.10 ARM.....
NOTE - For model years after 1970 refer to Group 6.895				
54-60	All.....	263697	AR	.51 BUMPER, tie rod end---(6.244)
61-64	44-46-47-4800.....	5677080	1	.20 PLUG, idler arm bshg. (Saginaw)---(5.44 1)
61-64	44-46-47-4800.....	5674890	1	.41 SPRING, idler arm supt. (Saginaw).....
69 70	All B-C-E.....	5674890	1	.41 SPRING, idler arm supt. (Saginaw).....
58 60	All.....	179840	AR	.10 BOLT (%--16 x r/,") supt. to frame---(8.900).....
62	44-46-4800.....	179840	2	.15 BOLT, supt. to frame---(8.900).....
66-70	All.....	9420462	2	.15 BOLT, supt. to frame (1/8"--16 x 1 1/2")---(8.900)
70	All B-C.....	9420462	AR	10.00 BOLT, frt. stab. brkt. to frame---(8.900)
71-72	All B-C-E.....	427564	2	BOLT, idler arm supt. to frame (1/8"--14 x 1%)--- (8.900).....
73	All.....	427564		10.00 BOLT, arm supt. to frame (1/8"--14 X 1V)---(8.900)
72	All A.....	9420462		.15 BOLT, idler arm supt. to frame---(8.900)
66-69	All A.....	9422297		.15 NUT, supt. to frame side rail---(8.9 17)
68-72	All.....	9422297		.15 NUT, supt. to frame side rail---(8.9 1 7j)
67	All A.....	382588		.10 WASHER, supt. to frame side---(6.897).....
68	All.....	382588		.10 WASHER, supt. to frame side---(6.897).....

6.231 SUPPORT & BUSHING, STEERING GEAR CONNECTING ROD IDLER ARM

54-56	All.....	5672925	1	4.4 1 SUPPORT 8i BUSHING
57-60	All.....	5671114	1	4.46 SUPPORT 8. BUSHING
61	40-4100 2nd Type- Threaded End of Supt. 3/8", 4300.....	5676219	1	6.40 SUPPORT & BUSHING.....
62	40-41-4300.....	5676219	1	6.40 SUPPORT 8i BUSHING.....
61-64	44-46-47-4800.....	5675511	1	6.55 SUPPORT 8i BUSHING (Saginaw)
63	40-41-4300.....	5677779	1	17.55 SUPPORT 8i BSHG. (incl. Stud) ..
65-70	All B-C-E.....	5698110	1	12.60 SUPPORT & BUSHING (Saginaw)
67	All A.....	5699542	1	7.70 SUPPORT 8i BUSHING.....

6.231 SEAL, STEERING IDLER ARM

54-60	All.....	5666119	AR	.5 1 SEAL (also used 6.859)
61	40-4 100 1st Type 3/8" dia.....	411231		.46 SEAL (6.898).....
61-64	44-46-47-4800.....	5675495		.67 SEAL, Saginaw.....
65-70	All B-C-E.....	5675495		.67 SEAL (Saginaw).....
67	All A.....	1174676		.30 SEAL, bshg.---(6.898)
57-60	All.....	1174676		.30 SEAL, bshg.---(6.898)
69-72	All A (P.S.).....	1174676		.30 SEAL, bshg.---(6.898)

6.231 COVER, STEERING TIE ROD 8. IDLER ARM DUST

61-64	44-46-47-4800 P.S.	1347385	2	.13	COVER, idler arm to inter, rod ball
65-68	5000 P.S.	1364886		.62	COVER, arm brkt. dust.
65-67	5000 P.S.	1347385		.13	COVER, arm to inter, rod ball stud

6.232 TUBE, STEERING TIE ROD ADJUSTER

49	40-50 2nd Type	.7812118	2	5.20	TUBE, includes clamps
50-52	40-50	.7812118	2	5.20	TUBE, includes clamps
53-58	All	.7812118	2	5.20	TUBE, includes clamps
59-61	44-46-47-4800	.5673986	2	1.33	TUBE
61	40-41-4300	.7812118	2	5.20	TUBE, includes clamps
62-63	All	.7812118	2	5.20	TUBE, includes clamps
64	40-41-42-4300	.5678367	2	1.64	TUBE
64	44-46-47-4800	.7812118	2	5.20	TUBE, includes clamps
65-70	All A	.5678367	2	1.64	TUBE
65-68	All B-C-E	.7812118	2	5.20	TUBE, includes clamps
69-70	All B-C	.7807104	LH	2.31	TUBE
69-70	All B-C	.7812118	RH	5.20	TUBE, includes clamps
71-72	All	.7812118	AR	5.20	TUBE, includes clamps

6.233 TIE ROD END

49	40-50 2nd Type-See				
	Note	411290	RH	4.77	END
	NOTE-Grp. 6.233-15086450 Fl., 25204978 S G., 34087814 Lin., 45216236 K.C, 55222268 Wil., 67176766 Atla., 75222193 Fra.				
50-52	40-50	.411290	RH	4.77	END
53-56	All	.411290	RH	4.77	END
57-58	All	.5674340	2	7.20	END
59-60	All	.5674872	2	6.95	END
61	44-46-47-4800	.5674872	2	6.95	END (Saginaw)
61-62	40-41-4300	.5674340	2	7.20	END
61	44-46-47-4800 P.S.	.1348511	2	5.35	END (Thompson)
62	44-46-4800	.1364891	2	7.55	END
63	All	.1364891	2	7.55	END
64	40-41-42-4300	.5678805	AR	1 1.50	END
64	44-46-47-4800	.1364891	2	7.55	END
65-70	All A	.5678805	AR	1 1.50	END
65	5000 Reg. Strg.	.5693207	RH	13.55	END (Saginaw)
65	5000 Reg. Strg.	.5693206	LH	13.55	END (Saginaw)
65-68	5000 P.S.	.1379898	2	9.75	END (Thompson)
65	60-8000	.7809284	AR	9.95	END
65	All E	.1364891	2	7.55	END
66 67	5000 Reg. Strg.	.5698123	2	13.95	END
66	60-80-9000	.7809284	AR	9.95	END
67	60-80-9000	.5698123	RH	13.95	END
67	60-80-9000	.7809284	LH	9.95	END
68	All B-C-E	.5698123	RH	13.95	END (Saginaw)
68	All B-C-E	.7809284	LH	9.95	END (Saginaw)
69-70	All B-C	.7809284	RH	9.95	END
69-70	All B-C	.7809141	LH	9.40	END
69-70	All E	.7809284	2	9.95	END
71-72	All A	.7810072	2	1 1.50	END
71-72	All 8-C-E	.7808960	2	14.40	END
61	44-46-47-4800	.5676377	AR	.82	SEAL, tie rod & end hsg
63	All	.5676449	2	.82	SEAL (also used 6.898)
64	40-4 1-42-4300	.5678354	AR	.82	SEAL (6.242)
64	44-46-47-4800	.5679728	4	1.13	SEAL, tie rod & end hsg. (Saginaw)—(6.242)
65-71	All A	.5678354	AR	.82	SEAL (6.242)
65-72	All B-C-E	.5679728	AR	1.13	SEAL (6.242)
63	40-41-4300	.5677162	2	.51	PLUG, tie rod end grease—(6.1 66)

6.234 CLAMP, STEERING TIE ROD ADJUSTER

49	40-50 2nd Type	5668675	2	.67	CLAMP
50-52	40-50	5668675	2	.67	CLAMP
53-58	All	5668675	2	.67	CLAMP
59-61	44-46-47-4800	5673988	2	.77	CLAMP
61	40-4 1-4300	5668675	4	.67	CLAMP
62-63	All	5668675	2	.67	CLAMP
64	40-41-42-4300	5678366	2	.46	CLAMP
64-70	44-46-47-4800	5668675	2	.67	CLAMP
65-70	All A	5678360	2		CLAMP
65-70	All B-C-E	5668675	2	.67	CLAMP
59-63	All	9422298	4	.10	NUT, adj. clamp to adj. sleeve—(8.9 17)
64	44-46-47-4800	9422298	4	.10	NUT, strg. tie rod adj. clamp—(8.9 17)
64	40-41-42-4300	5679832	4	.46	BOLT, tie rod adj. clamp to tube
69-70	All A	5679832	4	.46	BOLT, tie rod adj. clamp to tube

6.240 KIT, INTERMEDIATE TIE ROD REPAIR					
56	All	5678310	1 1.50	KIT
57-58	All P.S.	5678312	1 1.20	KIT
59-60	All Reg. Strg.	5678414	12.00	KIT
59-60	All P.S.	5678418	9.35	KIT
61-62	40-41-4300	5678419	12.30	KIT
6.241 BEARING, STEERING TIE ROD BALL SEAT					
59-60	All	5673190	8 .62	BEARING, ctr. ball stud & pitman & idler arm ball stud
61	44-4600	Reg. Strg.	5673190 2 .62	BEARING, inter, tie rod ball seat at pitman arm ball stud
61-62	40-4 1-4300	5671898	8 .67	BEARING, inner tie rod ball stud & pitman & idler ball studs
6.242 COVER—SEAL—SPRING, STEERING TIE ROD					
54-60	All	265516	2 .25	COVER, ctr. ball stud brg.
64	44-46-4800	P.S.	1364893 2 .56	COVER,, dust (Thompson)
65-68	5000	P.S.	1364893 2 .56	COVER
61-62	40-4 1-4300	5674369	4 .20	SEAL
64	40-4 1-42-4300	5678354	AR .82	SEAL, tie rod 8i end hsg. (also used 6.233)
65-72	All A.	5678354	AR .82	SEAL, tie rod & end hsg.
65-72	All B-C-E.	5679728	AR .13	SEAL, tie rod & end hsg.
64	44-46-47-4800	5679728	AR .13	SEAL, tie rod & end hsg. (also used 6.233)
56-60	All	264949	2 .25	SPRING, tie rod seal.
61-62	40-4 1-4300	264949	4 .25	SPRING, tie rod seal.
6.243 SPACER—PLUG—WASHER, STEERING TIE ROD					
61-62	40-41-4300	5674368	2 .15	SPACER, rod ball seat
61	44-4600	264945	2 .62	PLUG, strg. tie rod end—(6.881)
61-62	40-4 1-4300	264945	2 .62	PLUG, strg. tie rod end—(6.881)
42-60	All	264988	AR .15	WASHER, ctr. ball stud brg.—(6.881)
61 62	40-4 1-4300	264988	2 .15	WASHER, ball seat—(6.881)
6.244 BUMPER- -PLUG, STEERING TIE ROD					
54-58	All	263697	1 .51	BUMPER (also used 6.231)
59-60	44-4600	263697	1 .51	BUMPER
61-62	40-4 1-4300	5675758	2 .20	PLUG, safety plug (used 6.881)
6.255 SPRING, INTERMEDIATE TIE ROD AT PITMAN ARM					
53-55	All	1324655	2 .72	SPRING
56	40-60	Reg. Strg.	1324655 2 .72	SPRING
6.307 HUB, FRONT WHEEL					
46 56	All	1397775	18.30	HUB 8i BALL CUP
59-60	All	1388871	18.80	HUB 8i BALL CUP
61-64	44-46-47-4800	1389669	20.20	HUB & BEARING RING
65-70	5000	(Drum Brks.)	1399856 16.85	HUB 8i BEARING, front
65-67	60-80-9000	(Drum Brks.)	1399857 18.05	HUB 8i BEARING (frt.)
6.308 GASKET, FRONT WHEEL HUB					
61-64	44-46-47-4800	1196848	2 .30	GASKET, between frt. brk. drum & hub.
65-67	50-60-8000	1196848	2 .30	GASKET, between drum & hub
67-69	4000	Wagons-4600 (Drum Brks.)	1380004 2 .36	GASKET
70	4600	(455 Eng.) Drum Brks.	1380004 2 36	GASKET
6.308 RIVET, BRAKE DRUM TO FRONT WHEEL HUB PILOT					
34-58	All	114736	AR .02	RIVET, frt. brk. drum to hub ($\frac{7}{16}$ " x $1\frac{1}{16}$ ")—(8.967)
40-56	All	1286067	2 .20	RIVET
57	All exc. 75-75R.	1286067	2 .20	RIVET
57	75-75R-76C.	1179470	2 .20	RIVET, alum, drum
57-62	All	104102	AR .05	RIVET, frt. brk. drum to frt. hub ($\frac{7}{16}$ " x $1\frac{1}{16}$ ")—(8.967)
58	40	1286067	2 .20	RIVET
58-60	All	1179470	2 .20	RIVET, fabricast hub & drum
63-64	44-46-47-4800	104102	AR .05	RIVET, frt. brk. drum to frt. hub—(8.967)
65-67	60-80-9000	104102	AR .05	RIVET, drum to hub— $\frac{7}{16}$ " x $1\frac{1}{16}$ "—(8.967)
6.311 BEARING, FRONT WHEEL INNER (COMPLETE)					
37-40	40-60	909052	2 14.20	BEARING
40	50-70	909052	2 14.20	BEARING
41-42	40-50-60-70	909062	2 15.20	BEARING
46-56	All	909062	2 15.20	BEARING
57-60	All	909066	2 10.35	BEARING
61-64	40-41-42-4300	7450630	2 3.60	BEARING
61-64	44-46-47-4800	7450700	2 5.00	BEARING

65-73	All A	7450630	2	3.60	BEARING
65-73	All B-C-E	7450700	2	5.00	BEARING
6.313 BEARING, FRONT WHEEL—OUTER (COMPLETE)					
40		909067	2	7.25	BEARING
46-60		909073	2	6.75	BEARING
61-64		7450627	2	2.80	BEARING
61-64		7450697	2	4.22	BEARING
65-73	All A	7450627	2	2.80	BEARING
65-73		7450697	2	4.22	BEARING
6.316 RACE, FRONT WHEEL BEARING (INNER)					
61-64	40-41-42-4300	7450630	2	3.60	RACE...
65-72	All A	7450630	2	3.60	RACE.....
6.318 BEARING, FRONT WHEEL INNER BEARING					
68-69	All A (Disc Brks.)	457195	2	2.87	BEARING (Canada built).....
6.319 ROLLER & INNER RACE FRONT WHEEL OUTER BEARING					
61-64	40-41-42-4300	7450629	2	1.79	ROLLER & INNER RACE.....
65-72	All A	7450629	2	1.79	ROLLER & INNER RACE.....
68-69	All A (Disc Brks.)	457477	2	2.10	BEARING (Canada built).....
6.321 WASHER, STEERING KNUCKLE SPINDLE NUT					
46-60	All	1319140	2	.41	WASHER ($\frac{1}{32}$ " I.D. x 2V $\frac{1}{16}$ " O.D. x .120)
61-62	44-46-47-4800	1196874	1	.36	WASHER.....
61-63	40-41-4300	579118	2	.10	WASHER.....
63	44-46-47-4800	3985839	2	.15	WASHER.....
64-73	All	3985839	2	.15	WASHER.....
6.326 SEAL, FRONT WHEEL HUB OIL					
41-56	All	1322703	2	1.74	SEAL, w/shedder, pack & ret.
57	All	1174007	2	2.05	SEAL.....
58-60	All	1194944	2	2.05	SEAL.....
61-63	40-41-4300	579432	2	.87	SEAL.....
61-66	LeSabre-Wildcat-Electra-Riviera	1199596	2	2.36	SEAL.....
64	40-41-42-4300	3876191	2	.82	SEAL.....
65-72	All A	3876192	2		SEAL.....
67-70	All B-C-E	1368068	2	.92	SEAL.....
71	All w/Max.-Trac	3965092	1	.82	SEAL, inner bearing
71-72	All B-C-E less Max.-Trac	3965092	2	.82	SEAL, inner bearing
72	All B-C-E	3965092	2	.82	SEAL, inner bearing
73	All	3965092	2	.82	SEAL, inner bearing
6.330 CAP, HUB GREASE RETAINER					
41-60	All	1191505	2	.51	CAP.....
61-64	40-41-42-4300	539153	2	.25	CAP, inner hub.....
61-64	44-46-47-4800	1196851	2	.36	CAP, hub grease ret.
65-72	All A	539153	2	.25	CAP, inner hub.....
68-69	All A (Canadian Built)	3775190	AR	.82	CAP, grease.....
65-70	All B-C-E	1196851	2	.36	CAP, hub grease ret.
71-72	All B-C-E	6274217	2	.82	CAP, frt. grease.....
73	All	6274217	2	.82	CAP, frt. grease.....
6.331 COLLECTOR, FRONT WHEEL STATIC					
58-60	All	494786	2	.33	COLLECTOR (9.663).....
61-66	All	7276381	2	.53	COLLECTOR (9.663).....
6.500 STEERING GEAR ANTI-THEFT, LOCK PARTS					
69-72	All A (Tilt Wheel)	7805374		2.61	ROD, switch actuator—(2.195)
69-70	All B-C (Tilt Wheel)	7805376		3.02	ROD, switch actuator—(2.195)
69-70	All E	7805377		2.92	ROD, switch actuator—(2.195)....
71-73	All B-C-E (Tilt Whl.)	7805376		3.02	ROD, switch actuator—(2.195)....
69-73	All less Tilt Wheel	7806185		1.59	BOLT & SPRING.....
69-73	All Tilt Wheel	7804905		1.59	BOLT, lock.....
69-73	All Tilt Wheel	7806159		1.90	COVER, steering.....
69-73	All Tilt Wheel	7805986		15.90	COVER, locking housing—(2.906)
69-73	All less Tilt Wheel	7806232		1.79	COVER, steering shaft lock.....
69	All Fir. Shift exc. E	7804761		.77	GATE, shift lever lock—(2.195) ...
69-70	All A-B-C (A.T. Col. Shift)	7804406		1.08	GATE, shift lever lock—(4.027) ...
71	All A.T. Col. Shift less Tilt Whl	7811592		1.08	GATE, shift lever—(4.027)
71-72	All Col. Shift Tilt Whl.	7811691		1.69	GATE, shift lever—(4.027)
69-73	All less Tilt Wheel	7804766		3.18	LOCK, strg. shaft.....
69-73	All Tilt Wheel	7805227		2.92	LOCK, shaft.....
69-71	All A (Col. Shift less Tilt Wheel)	7806114	1	4.10	ROD & RACK (2.195)

69-71	All A (Fir. Shift less Tilt Wheel).....	7807282	1	4.77	ROD & RACK (2.195)
70	4600 A.T., Fir. Shift less Tilt Whl.....	7807284	1	4.51	ROD & RACK (2.195)
70-71	All B-C (Col. Shift less Tilt Whl.).....	7806117		5.35	ROD & RACK (2.195).....
69	All B-C (less Tilt Whl.).....	7806117		5.35	ROD & RACK (2.195).....
69-73	All Tilt Wheel.....	7804923		3.02'	RACK, actuator switch—(2.195).....
69-72	All.....	580074		.10	RETAINER, lock plate retainer—(6.521).....
69-73	All Tilt Wheel.....	7805158		.51	SECTOR, switch actuator—(2.195).....
69-70	All less Tilt Wheel.....	7806046		1.03	SECTOR, switch actuator—(2.195).....
71-73	All less Tilt Whl.....	7812526		1.03	SECTOR, switch actuator—(2.195).....
69-73	All Tilt Wheel.....	7803623		.41	SCREW, lock bolt spring to housing.....
69-71	All less Tilt Wheel.....	7804407		.20	SCREW, flat head cross recess-gate to housing—(4.012).....
70	All Tilt Whl.....	7809368		2.72	SHAFT, sector drive—(2.195).....
69	All Tilt Wheel.....	7804917		2.82	SHAFT, sector drive—(2.195).....
69	All less Tilt Wheel.....	7804412		1.03	SHAFT, sector—(2.195).....
70-73	All Tilt Whl.....	7809368		2.72	SHAFT, sector drive—(2.195).....
69-73	All Tilt Wheel.....	7805827		1.59	SPRING, lock bolt.....
69-73	All Tilt Wheel.....	7804908		.46	SPRING, rack preload—(2.195).....
69-73	All less Tilt Wheel.....	7804410		.46	SPRING, rack preload—(2.195).....
69-73	All Tilt Wheel.....	7804911		.46	RING, retaining sector—(2.195).....
69	All Tilt Wheel.....	7804910		.46	WASHER, drive shaft shear—(2.195).....
69-73	All less Tilt Wheel.....	7805950		.36	WASHER, spring thrust.....

6.507 KIT, POWER STEERING GEAR MASTER SEAL

59-61	44-46-47-4800 P.S.....	5687181		2.61	KIT, "O" ring seal
59-60	All.....	5689199		18.55	KIT, seal.....
61	40-41-4300 P.S.....	7811277		13.35	KIT.....
61	44-46-47-4800 P.S.....	5689199		18.55	KIT.....
62-64	40-41-42-4300 P.S.....	7811277		13.35	SEAL KIT, strg. gr
62-64	44-46-47-4800 P.S. exc. 1964-4400.....	5696103		15.80	SEAL KIT, strg
62-64	40-41-42-4300 P.S.....	7811277		13.35	SEAL KIT, strg gr. "O" ring
64	4400 P.S.....	7811277		13.35	SEAL KIT, strg gr.....
64	4400 P.S.....	7811276		3.59	SEAL KIT, strg gr. "O" ring
65-68	30-40-5000 P.S.....	7811277		13.35	SEAL KIT, strg gr.....
65-68	30-40-5000 P.S.....	7811276		3.59	SEAL KIT, strg gr. "O" ring
65-68	60-80-9000.....	5696103		15.80	SEAL KIT, master.....
65	60-8000 P.S.....	5689698		2.87	SEAL KIT, strg. gr. "O" ring
69-70	All P.S.....	7811276		3.59	SEAL KIT, "O" ring.....
69-70	All P.S.....	7811277		13.35	SEAL PACKAGE.....
71-73	All.....	7811277		13.35	SEAL KIT, master.....
71-73	All.....	7811276		3.59	SEAL KIT, O" ring.....

6.508 GEAR, STEERING

59-60	44-46-47-4800 P.S.....	5689662		154.00	GEAR .
62-63	44-46-47-4800 P.S.....	5689662		154.00	GEAR
64	40-41-42-4300 Reg. Strg.....	5679270		61.25	GEAR
64	4400 P.S.....	5696003		154.00	GEAR
64	44-4600 Reg. Strg.....	5679274		75.00	GEAR
64-65	Wildcat-Electra P.S.....	5696004		164.75	GEAR
65-66	5000 Reg. Strg.....	5679274		75.00	GEAR
65-68	30-40-5000 P.S. exc. G.S.....	5696003		154.00	GEAR
65-66	6000 Reg. Strg.....	5693581		76.39	GEAR
65	9000 G.S.....	5696006		159.55	GEAR
66	60-80-9000 P.S. exc. G.S.....	5696004		164.75	GEAR.....
66	60-9000 G.S.....	5695947		159.97	GEAR (15 to 1 ratio)
67-69	G.S. 350-G.S. 400.....	7807029		150.40	GEAR.....
67-68	5000 Reg. Strg.....	5699257		58.79	GEAR.....
67-68	60-80-9000 P.S. exc. Riviera G.S.....	5699266		155.40	GEAR
68	9000 G.S.....	5699267		169.05	GEAR
69	30-4000 Reg. Strg.....	7802333		63.65	GEAR
69	30-4000 P.S. exc. G.S. ...	5696003		154.00	GEAR
69	3437-4600 P.S.....	7807029		150.40	GEAR
69	5000 P.S.....	7808793		167.80	GEAR
69	60-8000 P.S.....	7807683		202.50	GEAR
NOTE: For manual gears not listed order component parts.					
70	30-4000 (P.S.) exc. GSX .	7807681		130.40	GEAR
70	GSX (P.S.).....	7810540		157.55	GEAR
70	5000 P.S.....	7807682		141.25	GEAR
70	60-8000 P.S.....	7809082		157.55	GEAR
69-70	9000.....	7809447		157.55	GEAR

71-72	All A P.S. exc. G.S.	7809529	1	136.85	GEAR (exc. cars with fast ratio strg.) 17-6 to 1 ratio
71-72	All A (G.S.) P.S.	7811977	1	212.85	GEAR (for fast ratio strg.) (14-6 to 1 ratio)
71	All B (350 Eng.) P.S. exc. Pol. Car.	7813597	1	193.45	GEAR
71	All B (350 Eng.) P.S. Pol. Car.	7813488	1	148.00	GEAR
71	All B-C-E (455 Eng.) P.S. exc. Pol. Car & Wagon	7813600	1	200.80	GEAR
71-73	All B (455 Eng.) P.S. Pol. Car.	7813489	1	212.85	GEAR
71-73	All B Wagons P.S.	7814223	1	212.85	GEAR, replaces 7813598 72/1
72	All A (Reg. Strg.)	7813499	1	71.60	GEAR
72-73	All B (350 Eng.) P.S. exc. Police Car.	7814224	1	207.65	GEAR
72	All B (350 Eng.) P.S. Police Car.	7814293	1	148.00	GEAR
72-73	All B-C-E (455 Eng.) P.S. exc. Police Car & Wagon	7814009	1	200.80	

6.508 KIT, POWER STEERING GEAR I

68-69	3000 L-6	981488	1	10.00	PACKAGE, P.S. (when installing on 1968 also order (1) 1.062-3900434 pulley)
68	30-4000 V-8 (350 Eng.)	981367	1	10.00	PACKAGE, P.S.
69	5000	981591	1	10.00	PACKAGE, P.S.
69	6000	981592	1	10.00	PACKAGE, P.S.
70	30-4000 (350 Eng.)	981544	1	10.00	PACKAGE, P.S.
70	4600	981545	1	10.00	PACKAGE, P.S.
70	5000	981542	1	10.00	PACKAGE, P.S.
71	All A (350 Eng.)	981652	1	10.00	PACKAGE, P.S.
72	All A (350 Eng.) less A.I.R.	981652	1	10.00	PACKAGE, P.S.
71	All A (455 Eng.)	981653	1	10.00	PACKAGE, P.S.
72	All A (350 Eng.) A.I.R.	981823	1	10.00	PACKAGE, P.S.

6.509 BOLT—WASHER, STEERING GEAR TO FRAME

56	40-60 P.S.	455730	1	.25	BOLT, lwr. rr.
57-58	All	1171556	3	.25	BOLT
59-60	All	1193461	2	.36	BOLT (also used for serv. repl. when 6.509- 1389251 pkg. has been instl.)
59-60	All	1193462	1	.36	BOLT, frt. upr. bolt
61-70	All as Req.	9419713	AR	.30	BOLT, "x.14 x 3%"—(8.900)
61-62	44-46-47-4800	1348190	1	.36	BOLT, upr. rr. loc.
62-63	44-46-4800	1349094	1	.36	BOLT, frt. loc.
63	44-46-4800	1348190	1	.36	BOLT, upr. rr. loc.
64 73	All as Req.	399803	AR	.36	BOLT (1/16"—14 x 4 1/16") (also used .0029)
64-69	All as Req.	9419817	AR	.36	BOLT, VK"—14 x 2%—(8.900)
64-66	All as Req.	9419818	AR	.36	BOLT (1/16"—14 x 3V,")—(8.900)
59-73	All	479684	3	.15	WASHER ("",," I.D. x 1V O.D.)
59	All	1389251	1	10.00	PACKAGE, strg. gr. to frame reinf. (incls. outer rail reinf., ctr. cross mbr. reinf., spacer, bolts & washers)

6.512 COVER, STEERING WHEEL LOWER

69	30-40-50-6000	9749767	1	4.61	COVER (dk. blue)
69-70	30-40-50-6000	9749766	1	4.61	COVER (black)
69	30-40-50-6000	9749770	1	4.61	COVER (dk. green)
69	30-40-50-6000	9749771	1	4.61	COVER (dk. red)
69	30-40-50-6000	9749769	1	4.61	COVER (dk. sandalwood)
70	30-40-50-60-6400 less Rim Blow Whl	9751518		4.92	COVER (dk. blue)
70	3435-3436-3437-3500- 4400-4600-60-6400	9751523		4.92	COVER (dk. brown)
70	30-40-50-60-6400 less Rim Blow Whl	9751521		4.92	COVER (dk. green)
70	5000 less Rim Blow Whl.	9751522		4.92	COVER (dk. red)
70	3437-35 00-4 400-4 600- 5000-60-6400	9751524		4.92	COVER (dk. saddle)
70	30-40-50-60-6400 less Rim Blow Whl	9751520		4.92	COVER (dk. sandalwood)

6.512 HUB, RALLYE STEERING WHEEL

68	30-4000 Rallye Whl.	9749060	1	11.70	HUB, strg. whl. (paint to match)—(used 6.5 1 3)
69-73	All A Rallye Whl.	3937896	1	5.60	HUB, strg. whl. (paint to match)—(used 6.5 1 3)

6.513 HUB—CAP, WOOD STEERING WHEEL

65-66	60-8000	9743695	1	10.45	HUB, strg. whl. (wood)
64-66	Riviera	770830		9.50	CAP, strg. whl. (wood)
66	6000 (Wood Whl.)	9740185		10.15	CAP

6.513 WHEEL, STEERING

NOTE. For colors not listed it will be necessary to use black.

64	40-4200-4355-65 Std.	9740202	20.30	WHEEL (black)
64	40-4200-4355-65 Std.	9740210	20.30	WHEEL (med. blue)
64	40-4200-4355-65 Std.	9740209	20.30	WHEEL (med. fawn)
64	40-4200-4355-65 Std.	9740171	19.65	WHEEL (med. saddle)
64	4000-4200 (Deluxe)	9740215	28.50	WHEEL (black)
64	4000-4200 (Deluxe)	9741975	28.50	WHEEL (med. blue)
64	4000-4200 (Deluxe)	9740225	27.85	WHEEL (med. fawn)
64	4000-4200 (Deluxe)	9740227	27.85	WHEEL (med. red)
64	4000-4200 (Deluxe)	9741115	34.20	WHEEL (med. saddle)
64	41-4300	9740215	28.50	WHEEL (black)
64	41-4300	9741115	34.20	WHEEL (med. saddle)
64	41-4300	9740225	27.85	WHEEL (med. fawn)
64	41-4300	9741975	28.50	WHEEL (med. blue)
64	41-4300	9740227	27.85	WHEEL (med. red)
64	41-4300	9740228	27.85	WHEEL (med. green)
64	4300	9742684	27.85	WHEEL (dk. blue)
64	41-4300	9740230	27.85	WHEEL (med. maroon)
64	4600 Deluxe	9740238	36.80	WHEEL (dk. red)
64	47-4800 STD.	9740238	36.80	WHEEL (dk. red)
64	4700 (Wood Whl.)	9742692	71.00	WHEEL
65-66	33-34-4200 STD.	9740202	20.30	WHEEL (black)
65	33-34-4200	9742686	20.90	WHEEL, std. (dk. gray) T-003
65	33-34-4200	9742170	20.90	WHEEL, std. (med. fawn) T-003-103-1 33
65	33-34-4200	9742168	20.90	WHEEL, std. (med. green) T-020-100-1 20-130-1 40
65	33-34-4200	9742163	21.55	WHEEL, std. (med. blue) T-021-101-1 1 1-121-131-171-191
65	33-34-4200	9742165	21.45	WHEEL, std. (med. red) T-027-087-1 27-1 47-1 57-197
65	33-34-4200	9741995	27.85	WHEEL, std. (med. saddle) T-029-1 19-129-149-159-1 99
65-66	30-4000 Deluxe	9740215	28.50	WHEEL (black)
65	30-4000	9741975	28.50	WHEEL, deluxe (med. blue) T 001-02 1-101-1 1 1-121-131-171-191
65	30-4000	9742683	27.85	WHEEL, deluxe (dk. gray) T-002-024-1 54
65	30-4000	9741982	27.85	WHEEL, deluxe (med. fawn) T-003-103-1 33
65	30-4000	9741974	28.50	WHEEL, deluxe (med. green) T-020-100-1 20-1 30-140
65	30-4000	9741984	27.85	WHEEL, deluxe (med. saddle) T-029-1 19-129-1 49-159-199
65	30-4000	9741979	28.50	WHEEL, deluxe (med. aqua) T-106-1 36
65	30-4000	9742684	27.85	WHEEL, deluxe (dk. blue) T-141-151
65	50-60-8000	9742627	37.40	WHEEL, deluxe (aqua) T-416-636
65	50-60-80-9000	9742628	37.40	WHEEL, deluxe (black)
65	50-60-80-9000	9742622	37.40	WHEEL, deluxe (med. blue) T-401-41 1-42 1-44 1-60 1-61 1-631-641
65	50-60-8000	9742623	36.20	WHEEL, deluxe (dk. blue) T-65 1-67 1-691
65	50-60-80-9000	9742625	37.40	WHEEL (med. fawn) T-403-4 1 3-61 3-633-643
65	50-60-80-9000	9742680	37.40	WHEEL, deluxe (dk. gray) T-604-674-694
65	52-6200	9742624	37.40	WHEEL, std. (silver) T 402
65	50-60-80-9000	9742621	37.40	WHEEL, deluxe (med. green) T-400-610-63 1-640
65	50-60-80-9000	9742630	37.40	WHEEL, deluxe (dk. green) T-620-650-690
65	50-60-80-9000	9742629	37.40	WHEEL, deluxe (med. saddle) T-429-449-609-629-659-679-689-699
65	50-60-8000	9742624	37.40	WHEEL, deluxe (silver) T-632-642
65	50-60-8000	9742626	37.40	WHEEL, deluxe (red) T-427-447-487-657-677-697
65	9000	9742692	71.00	WHEEL, wood whl. (walnut)
66	33-34-4200 Std.	9742163	21.55	WHEEL (med. blue) T-1 01-1 1 1-1 2 1-1 3 1-1 4 1-1 5 1-161-17 1-181-191
66	33-34-4200 Std.	9744058	27.85	WHEEL (med. fawn) T-103-1 43-1 53-1 83
66	33-34-4200 Std.	9742165	21.45	WHEEL, (med. red) T-1 17-137-167-177-197
66	33-34-4200 Std.	9742166	20.90	WHEEL, (med. turquoise) T-1 26-1 46-1 56-1 66
66	30-4000 Deluxe	9741979	28.50	WHEEL (med. aqua) T-1 26-1 46-1 56-1 66
66	30-4000 Deluxe	9741975	28.50	WHEEL (med. blue) T-1 01-1 1 1-1 2 1-13 1-1 4 1-1 5 1-161-17 1-181-191
66	30-4000 Deluxe	9744172	27.85	WHEEL (med. fawn) T-103-1 43-1 53-1 83
66	30-4000 Deluxe	9744173	27.85	WHEEL (med. red) metallic (T-1 1 7-1 37-1 67-1 77-197)
66	30-4000 Deluxe	9744174	27.85	WHEEL (med. saddle) T-139-179
66	30-4000 Deluxe	9741974	28.50	WHEEL (med. green) T-150-170
66	5200	9744180	34.85	WHEEL (black)
66	5200	9744181	33.70	WHEEL (med. fawn) T-403-4 1 3-633-643
66	54-64-66-8000	9742628	37.40	WHEEL (black)
66	50-60-8000	9742621	37.40	WHEEL (med. green) T-400-630-640
66	54-64-66-8000	9742622	37.40	WHEEL (med. blue) T-401-41 1-421-631-641
66	54-64-66-8000	9742627	37.40	WHEEL (aqua) T-4 16-425-426-636
66	54-64-66-8000	9744195	37.40	WHEEL (dk. red) T-4 1 7-697

66	54-64-66-8000	9744190	37.40	WHEEL	med. red) metallic (T-427-457)
66	54-64-66-8000	9744191	37.40	WHEEL	med. saddle) T 429
66	54-64-66-8000	9744192	36.20	WHEEL	dk. blue) T 451-691
66	54-64-66-8000	9744193	36.20	WHEEL	dk. turquoise) T-456
66	54-64-66-8000	9744194	37.40	WHEEL	med. slate) T-632-642
66	9000	9744210	35.45	WHEEL	black)
66	9000	9744212	35.45	WHEEL	med. blue) T 601 62 1
66	9000	9744213	35.45	WHEEL	dk. green) T-6 10
66	9000	9744216	34.35	WHEEL	dk. blue) T-61 1-65 1
66	9000	9744215	34.35	WHEEL	plum) T-627
66	9000	9744214	34.35	WHEEL	dk. turquoise) T-656
66	60-9000 (Wood Whl.)	9742692	71.00	WHEEL	walnut)
67	33-3400 Std.	9745352	24.30	WHEEL	black) T-108-1 18-138-148-1 14-134
67	33-3400 Std.	9745353	24.30	WHEEL	med. gold) T-103-143
67	30-40-50-6400	9749482	32.00	WHEEL	black) T-108-1 18-138-148-158-168-178-185-188-198-1 14-134-164-184-194-408-428-4 78
67	33-3400 Std.	9745354	23.50	WHEEL	red) T-1 17
67	33-3400 Std.	9745355	24.30	WHEEL	med. blue) T-101-1 1 1-131-141
67	30-40-50-6400	9749525	32.00	WHEEL	dk. green) T-1 70
67	30-40-50-6400	9749526	32.00	WHEEL	dk. blue) T-1 6 1-1 7 1-19 1-41 1-421
67	30-40-50-6400	9749527	32.00	WHEEL	med. gold) T-103-1 43-153-1 83-403-4 13
67	30-40-50-6400	9749528	32.00	WHEEL	dk. turquoise) T-1 66-1 96-4 1 6-426
67	30-40-50-6400	9749488	32.00	WHEEL	dk. maroon) T-1 57-4 1 7
67	30-40-50-6400	9749483	32.00	WHEEL	dk. red) 177-427
67	30-40-50-6400	9749530	32.00	WHEEL	red) T-1 17-167-197
67	30-40-50-6400	9749531	32.00	WHEEL	med. blue) T-101-1 11-131-141-151-181-401
67	30-40-50-6400	9749532	32.00	WHEEL	med. turquoise) T-1 46
67	50-6400	9749533	32.00	WHEEL	med. green) T-400
67	30-40-50-6400	9749534	32.00	WHEEL	med. saddle) T-1 33-1 63-1 73-423
67	66-80-9000	9745905	32.60	WHEEL	black) T-454-458-604-608-61 7-628-648-654-664-668-674-678-688-695-698
67	80-9000	9746950	32.60	WHEEL	lt. champagne) T-624-644
67	66-80-9000	9745907	32.60	WHEEL	dk. blue) T-451-631-641-651-691
67	66-80-9000	9745906	32.60	WHEEL	dk. green) T-610-640
67	66-80-9000	9745908	32.60	WHEEL	med. gold) T 633
67	66-80-9000	9745909	32.60	WHEEL	dk. turquoise) T-456-636-656
67	66-80-9000	9745910	32.60	WHEEL	dk. red) T 457-697
67	66-80-9000	9745911	32.60	WHEEL	dk, <i>maroon</i>) T-64 7
67	80-9000	9745914	31.55	WHEEL	plum) T-6 19
67	80-9000	9745915	32.60	WHEEL	med. saddle) T-653-693

NOTE. 1968 wheels-order according to color & description of wheel. Wheels do not include horn bar or cap (see Group 2.830).

Wheel - 3 spoke with round ctr. horn cap.					
68	3300-3437 (Std.)	9747797	1	23.50	WHEEL (black) . . .
68	3300-3437 (Std.)	9748030	1	23.50	WHEEL (dk. gold)
68	3300-3437 (Std.)	9748029	1	24.30	WHEEL, (dk. teal)
Wheel - 3 spokes (2 narrow & 1 wide-for horn bar).					
68	30-40-50-6400	9749482	1	32.00	WHEEL (black)
68	30-40-50-6400	9749484	1	32.00	WHEEL (buckskin) . .
68	30-40-50-6400	9749485	1	32.00	WHEEL (dk. green) . .
68	30-40-50-6400	9749488	1	32.00	WHEEL (dk. maroon)
68	30-40-50-6400	9749487	1	29.75	WHEEL (dk. gold) . . .
68	30-40-50-6400	9749483	1	32.00	WHEEL (dk. red)
68	30-40-50-6400	9749486	1	32.00	WHEEL (dk. teal)
WHEEL - 3 narrow spoke with horn bar.					
68	All as req.	9745905	1	32.60	WHEEL (black)
68	All as req.	9748056	1	32.60	WHEEL (dk. buckskin)
68	All as req.	9748057	1	32.60	WHEEL (dk. green) . . .
68	All as req.	9748059	1	32.60	WHEEL (dk. gold)
68	All as req.	9748060	1	31.55	WHEEL (dk. maroon) . .
68	All as req.	9748058	1	32.60	WHEEL (dk. teal)
68	All as req.	9745910	1	32.60	WHEEL (dk. red)
Wheel - Rallye - 3 Spoke Chrome					
68	30-4000 Rallye Whl.	9748390	1	58.15	WHEEL
68	30-4000 Rallye Whl.	9749060	1	1 1.70	HUB (paint to match)—(6.5 1 2)
68	30-4000 Rallye Whl.	9748669	6	.25	SCREW, whl. to hub

NOTE. 1969 wheels-order according to color & description of wheel. Wheels do not include horn button, pad or cap (refer to Group 2.830).

Wheel - Rallye - 3 Spoke Chrome					
69	30-4000 Rallye Wheel	9750118	1	57 30	WHEEL (black)
69	30-4000 Rallye Wheel	9750119	1	57 30	WHEEL (dk. blue)
69	30-4000 Rallye Wheel	9750122	1	57 30	WHEEL (dk. green)
69	30-4000 Rallye Wheel	9750123	1	57 30	WHEEL (dk. red)
69	30-4000 Rallye Wheel	9750121	1	57 30	WHEEL, (dark sandalwood)
69	30-4000 Rallye Wheel	3937896	1	5 60	HUB, wheel (6.5 1 2)
69	30-4000 Rallye Wheel	9748669	6	25	SCREW, wheel to hub

WHEEL - 2 spokes with round center horn cap.

69	3300-3437	9749704	1	30.10	WHEEL (black)
69	3300-3437	9749705	1	30.10	WHEEL (dark blue)
69	3300-3437	9749707	1	30.10	WHEEL, (dark sandalwood)
	WHEEL - 2 spoke, horn button with 'Buick' name.				
69	30-40-50-6400	9749754	1	30.10	WHEEL (black)
69	30-40-50-6400	9749755	1	30.10	WHEEL (dk. blue)
69	30-40-50-6400	9749758	1	30.10	WHEEL (dk. green)
69	30-40-50-6400	9749759	1	30.10	WHEEL (dk. red)
69	30-40-50-6400	9749757	1	30.10	WHEEL, (dark sandalwood)
	WHEEL - horn pad with "Tri-Shield".				
69	50-60-80-9000	9751109	1	35.50	WHEEL (black)
69	50-60-80-9000	9751110	1	35.50	WHEEL (dk. blue)
69	9000	9749587	1	35.50	WHEEL (dk. gold)
69	50-60-80-9000	9751113	1	35.50	WHEEL (dk. green)
69	50-60-80-9000	9751114	1	35.50	WHEEL (dk. red)
69	50-60-80-9000	9751112	1	36.00	WHEEL, (dark sandalwood)
69	66-80-9000	9748808	1	3.49	EMBLEM
	NOTE 1 970 Wheels—Order according to color and description of wheel. Wheels do not include horn cap pad - or bar (Refer to group 2.830).				
	WHEEL - 2 spokes with round horn cap.				
70	33-3400	9749704	1	30.10	WHEEL (black)
70	33-3400	9751477	1	26.10	WHEEL (dk. blue)
70	33-3400	9751481	1	26.10	WHEEL (dk. brown) (Note 1)
70	33-3400	9751480	1	26.10	WHEEL (dk. green)
70	33-3400	9751482	1	26.10	WHEEL (dk. saddle) (Note 2)
70	33-3400	9751479	1	26.10	WHEEL (dk. sandalwood) (Note 3)
	WHEEL- 1 wide spoke with horn pad (Tri-Shield) less rim blow horn				
70	60-80-9000	9751497	1	34.45	WHEEL (dk. blue)
70	60-80-9000	9751502	1	36.70	WHEEL (dk. brown) (Note 1)
70	60-80-9000	9751500	1	34.45	WHEEL (dk. green)
70	8000	9751501	1	34.45	WHEEL (dk. red)
70	60-9000	9751503	1	36.70	WHEEL (dk. saddle) (Note 2)
70	66-80-9000	9751499	1	34.45	WHEEL (dk sandalwood) (Note 3)
70	66-80-9000	9751109	1	35.50	WHEEL (black)
	WHEEL - 2 spokes wide horn bar with buick name less rim blow horn				
70	30-40-50-6400	9749754	1	30.10	WHEEL (black)
70	30-40-50-6400	9751511	1	27.15	WHEEL (dk. blue)
70	30-40-50-6400	9751516	1	27.15	WHEEL (dk. brown) (Note 1)
70	30-40-50-6400	9751514	1	27.15	WHEEL (dk. green)
70	5000	9751515	1	27.15	WHEEL (dk. red)
70	30-40-50-6400	9751517	1	27.15	WHEEL (dk. saddle) (Note 2)
70	30-40-50-6400	9751513	1	27.15	WHEEL (dk. sandalwood) (Note 3)
	WHEEL - rim blow horn				
70	All	9751276	1	56.05	WHEEL (black)
70	All	9751277	1	56.05	WHEEL (dk. blue)
70	All	9751328	1	56.05	WHEEL (dk brown) (Note 1)
70	All	9751280	1	56.05	WHEEL (dk green)
70	All	9751281	1	56.05	WHEEL (dk red)
70	All	9751329	1	56.05	WHEEL (dk saddle) (Note 2)
70	All	9751279	1	56.05	WHEEL (dk sandalwood) (Note 3)
	WHEEL - RALLYE - 3 chrome spokes				
70	30-4000	3937896	1	5.60	HUB, wheel
70	30-4000	9748669	6	.25	SCREW, wheel to hub
70	30-4000	9750118	1	57.30	WHEEL, strg. (black)
70	30-4000	9751559	1	53.80	WHEEL (dk. blue)
70	30-4000	9751563	1	53.80	WHEEL (dk brown) (Note 1)
70	30-4000	9751562	1	53.80	WHEEL (dk green)
70	30-4000	9751564	1	53.80	WHEEL (dk saddle) (Note 2)
70	30-4000	9751561	1	53.80	WHEEL (dk sandalwood) (Note 3)
	WHEEL-GSX				
70	GSX	9752779	1	112.35	WHEEL
	NOTE 1 Dk. brown—use with trim No. 129-159-17 9-189-449-459-619-629-639-649-659-679-699,				
	NOTE 2 Dk. saddle—use with trim No. 176-426-666-686.				
	NOTE 3 Dk. sandalwood—use with trim No. 104-1 14-124-134-144-15 4-404-414-434-444-4 5 4-48 4-494-604-614-624-634-635-65 4-684.				
71					NOTE - Wheels—order according to color and description of wheel. Wheels do not include horn cap, button or bar. (Refer to Group 2.830)
	NOTE Wheel--2 spokes round horn cap				
71	3300-3437	9749704		30.10	WHEEL (black)
71	3300-3437	9752846		31.45	WHEEL (dk. blue)
71	3300-3437	9752847		31.45	WHEEL (dk. green)
71	3300-3437	9752848		31.45	WHEEL (dk. beige) (T-104-1 14-154)
71	3300-3437	9752849		31.45	WHEEL (dk. saddle) (T-156-166)
	NOTE Wheel--3 spokes chrome				
71	30-4000 Rallye Whl.	3952700		48.30	WHEEL (black)
71	30-4000 Rallye Whl.	9752706		55.95	WHEEL (blue)
71	30-4000 Rallye Whl.	9752707		55.95	WHEEL (green)

71	30-4000 Rallye Whl. . . .	9752708	55.95	WHEEL (dk. beige) (T-104-1 14-134-144-154)
71	30-4000 Rallye Whl. . . .	9752709	55.95	WHEEL (dk. saddle) (T-156-166)
71	30-4000 Rallye Whl. . . .	3937896	5.60	HUB, strg. wheel (paint to match)
71	30-4000 Rallye Whl. . . .	9748669	.25	SCREW, strg. whl. to hub
	NOTE Wheel—2 spokes w/wide shroud 8i horn button			
71	30-40-5000-6035-45 . . .	9752771	31.45	WHEEL (black)
71	30-40-5000-6035-45 . . .	9752772	31.25	WHEEL (dk. blue)
71	30-40-5000-6035-45 . . .	9752773	31.45	WHEEL (dk. green)
71	30-40-5000-6035-45 . . .	9752774	31.45	WHEEL (dk. beige) (T-104-1 14-134-144-154-404-424-434-444-454)
71	30-40-5000-6035-45 . . .	9752775	3 1.45	WHEEL (dk. saddle) (T-1 56-1 66-4 1 6-436-446-456)
	NOTE Wheel—3 spokes w/horn bar			
71	60-80-9000	9752693	38.30	WHEEL (black)
71	60-80-9000	9752694	38.30	WHEEL (blue)
71	60-80-9000	9752695	38.60	WHEEL (green)
71	60-80-9000	9752696	38.30	WHEEL (beige) (T-444-454-462-464-484-494-604-614-624-632-64 4-654-664-67 4-684)
71	60-80-9000	9752697	38.30	WHEEL (saddle) (T-446-456-466-686)
71	60-80-9000	9752698	38.30	WHEEL (rosewood)
	NOTE Wheel—rim blow horn			
71	All	9753063	58.80	WHEEL (black)
71	All	9752850	58.80	WHEEL (dk. blue)
71	All	9752851	58.80	WHEEL (dk. green)
71	All	9752852	55.45	WHEEL (dk. beige)
71	All	9752853	58.80	WHEEL (dk. saddle)
71	All	9752854	58.80	WHEEL (dk. rosewood)
72				NOTE - Wheels—order according to color and description of wheel. Wheels do not include horn cap, button or bar (Refer to 2.830)
	NOTE. Wheel - 2 spokes round horn cap			
72	3300-3437	9749704	30.10	WHEEL (black)
72	3300 3437-67	9752846	31.45	WHEEL (dk. blue)
72	3300-3437-67	9753845	31.45	WHEEL (midnight covert) (T-1 1 4)
72	3300-3437 67	9753844	31.45	WHEEL (dk. green) (T-100-1 10-133)
72	3300-3437-67	9752849	31.45	WHEEL (dk. saddle) (T-106-136)
	NOTE. Wheel - 3 spoke chrome.			
72	30-4000 Rallye Whl. . . .	3952700	48.30	WHEEL (black)
72	30-4000 Rallye Whl. . . .	9752706	55.95	WHEEL (blue)
72	30-4000 Rallye Whl. . . .	9753869	55.95	WHEEL (midnight covert) (T-104-1 14-144)
72	30-4000 Rallye Whl. . . .	9753868	55.95	WHEEL (green) (T-100-1 10-130-133-140)
72	30-4000 Rallye Whl. . . .	9752709	55.95	WHEEL (dk. saddle) (T-106-136)
72	30-4000 Rallye Whl. . . .	3937896	5.60	HUB, strg. whl. (paint to match)
72	30-4000 Rallye Whl. . . .	9748669	.25	SCREW, strg. whl. to hub
	NOTE. Wheel - 2 spokes w/wide shroud			
72	30-40-5000-6035-45 . . .	9752771	31.45	WHEEL (black)
72	30-40-5000-6035-45 . . .	9752772	31.25	WHEEL (dk. blue)
72	30-40-5000-6035-45 . . .	9753849	31.45	WHEEL (midnight covert) (T-104-1 14-144-404-424-444-454)
72	30-40-5000-6035-45	9753848	31.45	WHEEL (dk. green) (T-100-1 10-130-133-140-400-420-430-440-450)
72	30-40-5000-6035-45 . . .	9752775	31.45	WHEEL (dk. saddle) (T-106-1 36-4 1 6-436-446-456)
	NOTE. Wheel - 3 spokes w/horn bar.			
72	60-80-9000	9752693	38.30	WHEEL (black)
72	60-80-9000	9752694	38.30	WHEEL (blue)
72	60-80-9000	9753859	38.30	WHEEL (midnight covert) (T-444-454-464-474-484-494-604-624-634-654-674-684)
72	60-80-9000	9753858	38.60	WHEEL (dk. green)
72	60-80-9000	9752697	38.30	WHEEL (saddle) (T-446-456-476-626-646-676-686)
6.514 TILT TYPE STEERING WHEEL PARTS (ALPHABETICALLY)				
63-64	44-46-4800	5677510	1 1.85	COVER, strg. gr. switch actuator
63-64	4700	5675989	1 1.95	COVER, strg. gr. switch actuator
65	50-60-8000	5694683	1 2.05	COVER, strg. gr. switch actuator
65	9000	5694685	1 5.65	COVER, strg. gr. switch actuator
66	50-60-80-9000	5677510	1 1.85	COVER, strg. gr. switch actuator
69-73	All	7800176	1 .82	GUIDE, tilt return spring
63-66	All	5678167	1 34.75	HOUSING KIT, turn. sig. actuator (incl. actuator, hsg., pins & spring) also used 2.895
67-68	30-4000	5698742	1 41.20	HOUSING, actuator (incl. lock shoe & brgs.)
67-68	50-60-80-9000	7801520	1 40.90	HOUSING, actuator (incl. lock shoe & brgs.)
69	All	7805984	1 22.35	HOUSING, actuator (less brgs.)
70	30-4000	7813067	1 51.15	HOUSING, strg. col.—(6.518)
70	50-60-80-9000	7809363	1 51.15	HOUSING, strg. col.—(6.5 18)
71-73	All	7813067	1 51.15	HOUSING, strg. col.—(6.5 18)
63-64	All	1358110	1 .36	KNOB, lvr. (black)—(2.897)
63-64	All	1358108	1 .36	KNOB, lvr. (med. red)—(2.897)
63-64	All	1358109	1 .36	KNOB, lvr. (saddle)—(2.897)
64	All	1363050	1 .41	KNOB, lvr. (fawn)—(2.897)

64	All.....	1363054	1	.36	KNOB , lvr. (silver)—(2.897).....
64	All.....	1363786	1	.41	KNOB , lvr. (dk. blue)—(2.897).....
65-66	All.....	1369839	1	.15	KNOB (black)—(2.897).....
65-66	All.....	1369840	1	.15	KNOB (med. green)—(2.897).....
65-66	All.....	1369841	1	.15	KNOB (med. blue)—(2.897).....
65	All.....	1369842	1	.15	KNOB , lvr. (silver)—(2.897).....
65	All.....	1369843	1	.15	KNOB , lvr. (med. fawn)—(2.897).....
65	All.....	1369844	1	.15	KNOB , lvr. (dk. gray)—(2.897).....
65-66	All.....	1369845	1	.10	KNOB (med. turquoise)—(2.897).....
65	All.....	1369846	1	.15	KNOB , lvr. (med. red)—(2.897).....
65	All.....	1369847	1	.15	KNOB , lvr. (med. saddle)—(2.897).....
65	All.....	1369848	1	.15	KNOB , lvr. (dk. blue)—(2.897).....
65	All.....	1369849	1	.15	KNOB , lvr. (dk. green)—(2.897).....
66	All.....	1376220	1	.15	KNOB (med. fawn)—(2.897).....
66	All exc. 9000.....	1376213	1	.15	KNOB (med. red) metal—(2.897).....
66	50-60-8000.....	1376221	1	.15	KNOB (dk. red)—(2.897).....
66	All exc. 9000.....	1376216	1	.15	KNOB lvr. (med. saddle)—(2.897).....
66	50-60-8000.....	1376219	1	.15	KNOB (med. slate)—(2.897).....
66	50-60-80-9000.....	1376217	1	.15	KNOB (dk. blue)—(2.897).....
66	50-60-80-9000.....	1376218	1	.15	KNOB (dk. turquoise)—(2.897).....
66	9000.....	1376214	1	.10	KNOB (dk. green)—(2.897).....
66	9000.....	1378845	1	.15	KNOB (bronze)—(2.897).....
66	9000.....	1376215	1	.12	KNOB (plum)—(2.897).....
71-73	All less Cruise Master . . .	1235773	1	.25	KNOB , whl. position lever (used 2.897).....
63-66	All.....	1359621	1	.41	LEVER , positioning.....
67-73	All.....	7800154	1	4.92	LEVER , shoe release.....
67	All.....	1380451	1	1.23	LEVER & KNOB
68	All.....	1385824	1	1.79	LEVER 8 , KNOB , whl. positioning.....
69-70	All.....	1230804	1	1.38	LEVER 8i KNOB , wheel positioning.....
71-73	All.....	1235772	1	1.49	LEVER & KNOB , whl. positioning.....
63-66	All.....	5676496	2	.62	PIN , strg. gr. brg. hsg. actuator supt. lock pivot.....
63-66	All.....	5677922	2	.41	PIN , actuator & lock shoe dowel.....
67-73	All A.T.....	5698406	1	.30	PIN , release lever.....
67-68	All A.T.....	5698688	1	.62	PIN , actuator & lock shoe dowel.....
67-68	All A.T.....	5693411	2	.62	PIN , pivot.....
69-73	All.....	7810363	2	.87	PIN , pivot.....
69-73	All.....	7806567	1	.30	PIN , actuator & lock shoe dowel.....
67-68	All.....	5698422	1	5.35	RACE , tilt col.-inner—(6.521).....
68	All.....	7805574	1	.30	RING , spacer-strg. col. (also used 6.518).....
67-73	All.....	7800177	1	.41	RETAINER , hsg. spg.....
63-66	All.....	5678513	2	.10	SCREW , brg. hsg. supt.....
69-73	All.....	7807274	4	.25	SCREW , support.....
67-68	All A.T.....	5698399	1	.97	SEAT , tilt col.-inner race—(6.521).....
63-66	LeSabre-Wildcat-Electra . . .	5678720	1	7.85	SHOE , lock lwr.....
69-73	All.....	7805608	1	.41	SHIELD , tilt lever opening.....
63-66	LeSabre-Wildcat-Electra . . .	5679407	1	8.10	SHOE , lock-upr.....
63 66	Special-Skylark-G.S.-	5677216	1	7.45	SHOE , strg. whl. lock-lwr.....
67-68	All A.T.....	5698425	1	10.55	SHOE , strg. whl. lock (3 pos.).....
67-68	All A.T.....	5698426	1	10.55	SHOE , strg. whl. lock (4 pos.).....
69-73	All.....	7804925	1	3.95	SHOE , steering wheel lock (3 pos.).....
69-73	All.....	7813068	1	3.95	SHOE , steering lock lock (4 pos.).....
63-66	All.....	5676525	2	.82	SPRING , lock shoe.....
63-66	All.....	5676787	2	.92	SPRING , tilt.....
64-68	All.....	7802276	1	.46	SPRING , strg. shaft jt. preload.....
67-73	All A.T.....	5698410	1	.62	SPRING , release lever.....
67	All A.T.....	5698998	2	1.13	SPRING , tilt col. shoe.....
67-68	All.....	3900514	1	.10	SPRING , upr. brg.—(2.896).....
67-68	All.....	5698415	1	.92	SPRING , whl. tilt.....
69-70	All.....	7804903	1	.97	SPRING , wheel tilt.....
69-73	All.....	7804912	2	.41	SPRING , shoe.....
63-66	All.....	567B528	1	3.79	SUPPORT , strg. gr. brg. hsg. actuator.....
67-68	All Long Console.....	5698847	1	9.85	SUPPORT
67-68	All A.T. Col. Shift.....	5698649	1	1 1.75	SUPPORT
69-70	All Col. Shift.....	7807635	1	13.60	SUPPORT , bearing housing actuator . . .
69-73	All Fir. Shift.....	78052B8	1	13.60	SUPPORT , bearing housing actuator . . .
71-73	All Col. Shift.....	7811692	1	14.25	SUPPORT , strg. col. hsg.....

6.514 PLATE, TRANSMISSION COIMT F

63	4400-4635-39-4800 A.T. P.S. 2nd Type Tilt Whl. with Col. Shift.....	5678534	1	1.74	PLATE
63-64	46-4700 A.T.-P.S. (2nd Type) Tilt Whl., Long	5679662	1	V23	PLATE ..
NOTE. 2nd type-1963 - use with steering column having .95" wal thickness.					
64-65	Special-Skylark A.T. with Tilt Type Whl.	5678306	1	1.85	PLATE

65	50-60-8000 A.T. P.S. Tilt Strg. Whl.-Col. Shift . . .	5693702	1	2.46	
65	60-9000 A.T. Long Console & Tilt Whl	5679662	1	1.23	PLATE
66	30-4000 A.T. Tilt Whl. less Long Console	5678306	1	1.85	
66	4600 A.T. Tilt Type Whl. & Long Console	5679662	1	1.23	PLATE
66	All C.T. 4-Speed Tilt Whl.	5679662	1	1.23	
66	5000 S.T. 300 Tilt Whl. .	5693702	1	2.46	
66	T.H. 400 Tilt Type Whl. 8i Long Console	5679662	1	1.23	PLATE
66	All T.H. 400 Tilt Type Whl. less Long Console	5693702	1	2.46	PLATE
67-68	All A.T. Tilt Whl	5698395	1	1.54	PLATE
67-68	All (exc. 9000) A.T. Col. Shift less Tilt Whl	7801037	1	1.95	PLATE
67-68	All (exc. 9000) A.T. Fir. Shift less Tilt Whl	5698603	1	1.59	
69-73	All Tilt Wheel	7804915	1	1.69	
6.514 SPHERE, CENTERING					
67	All A.T. Tilt Whl	7801021	2	.82	SPHERE
68	All Tilt Whl	7801021	2	.82	SPHERE
69-73	All Tilt Whl	7808505	1	2.67	WASHER, sphere preload
65	All	5676937	1	.30	WASHER, shaft lock plate (also used 4.012)
66	All	5676937	1	.30	WASHER, wave
66	All	5676941	1	.30	WASHER, bowl thrust (also used 4.012)
63-68	All Tilt Whl	7808505	1	2.67	WASHER, strg. shaft wave
67-68	50-60-8000 A.T. Tilt Whl	7800547	1	.41	WASHER, sphere wave
6.515 BUMPER, BEARING HOUSING					
69-73	All Tilt Wheel	5698416	AR	.40	BUMPER
69-70	All B-C-E Tilt Whl	7801067	1	.56	BUMPER, up
69-70	All B-C-E Tilt Whl	7801068	1	.56	BUMPER, up
6.518 COLUMN, STEERING					
NOTE - Steering columns include intermediate shaft unless otherwise specified.					
67	30-4000 A.T. Col. Shift exc. G.S. less Tilt Whl.	7802724		67.15	COLUMN
67	30-4000 C.T. 3-Speed exc. G.S. less Tilt Whl.	7802714		67.15	COLUMN
67	30-4000 A.T. Col. Shift Tilt Whl	7802696		136.75	COLUMN
67	4000 Long Console & Tilt Whl	7802697		124.30	COLUMN
67	4000 (2 Drs.) S.T. 300 Long Console less Tilt Whl	7802715		6 1.40	COLUMN
67	4600 A.T. Col. Shift less Tilt Whl	7802712		67.15	COLUMN
67	4600 C.T. Floor Shift, Tilt Whl	7802697		124.30	COLUMN
67	4600 Console or Fir. Shift less Tilt Whl	7802713		67.15	COLUMN
67	5000 C.T. less Tilt Whl. .	5699103		73.40	COLUMN
67	50-60-8000 A.T. Col. Shift less Tilt Whl	5698331		75.75	COLUMN
67	6000 Long Console less Tilt Whl	5698333		61.06	COLUMN
67	50-60-8000 A.T.-Tilt Whl.	5698645		142.95	COLUMN
67	6000 Long Console Tilt Whl	5698830		104.44	COLUMN
67	9000 Col. Shift	5698831		142.95	COLUMN
67	9000 Long Console	5698850		107.86	COLUMN
68	30-4000 S.T. 300 less Tilt Whl. & Long Console	7801814		69.10	COLUMN
68	30-4000 C.T. Col. Shift less Tilt	7802851		61.90	COLUMN
68	30-4000 S.T. 300 Tilt Whl. Col. Shift	7801970		132.40	COLUMN
68	3437-4000 Fir. Shift-Tilt Whl. exc. 4600	7801971		120.35	COLUMN
68	3437-4000 Fir. Shift-less Tilt Whl. exc. 4600	7801828		63.95	COLUMN

68	3437 C.T. Fir. Shift-less Tilt Whl.	7801828	1	63.95	COLUMN
68	4600 Fir. Shift less Tilt Whl.	7803643	1	72.90	COLUMN
68	4600-4000 Wagons T.H. 400 Tilt Whl. less Long Console.	7803790	1	146.70	COLUMN
68	4600 Fir. Shift-Tilt Whl. .	7803791	1	116.48	COLUMN
68	4600-4000 Wagons T.H. 400 less Tilt Whl. & Long Console.	7803792	1	79.30	COLUMN
68	50-60-8000 A.T.-Tilt Whl. & Col. Shift.	7805836	1	147.20	COLUMN
68	50-60-8000 A.T. Col. Shift less Tilt Whl	7805832	1	73.60	COLUMN
68	50-6000 C.T. less Tilt Whl.	7805835	1	100.41	COLUMN
68	6000 Long Console less Tilt Whl.	7805833	1	81.00	COLUMN
68	6000-Tilt Whl. & Long	7802349	1	120.35	COLUMN
68	9000 Col. Shift.	7805839	1	138.85	COLUMN
68	9000 Long Console	7805840	1	133.05	COLUMN
69-70	30-4000 exc. 4600-A.T. less Tilt Wheel or Long	7812233	1	105.50	COLUMN (li
69-70	30-4000 exc. 4600-C.T. Column Shift less Tilt Wheel.	7812226	1	109.80	COLUMN
69-70	30-4000 exc. 4600-A.T. Tilt Wheel less Long Console.	7812205	1	166.55	COLUMN
69-70	3437-4437-67 Fir. Shift less Tilt Wheel.	7812239	1	81.50	COLUMN (l
69	3437-4437-67 Fir. Shift- Tilt Wheel.	7804329	1	150.40	COLUMN
69	4600 Floor Shift Tilt Wheel.	7804336	1	135.57	COLUMN
69 70	4000 Wagons-4600 A.T. less Long Console or Tilt Wheel.	7804286	1	100.65	COLUMN
69	4000 Wagons-4600 A.T. & Tilt Wheel less Long Console.	7804335	1	156.20	COLUMN
69-70	4600 Floor Shift less Tilt Wheel.	7804287	1	101.25	COLUMN
69	6637-67 A.T. 8t Long Console less Tilt Wheel	7804283	1	77.81	COLUMN .
69	6637-67 A.T. 8i Long Console-Tilt Wheel	7804331	1	162.00	COLUMN
69	50-60-8000 A.T. less Tilt Wheel.	7807859	1	81.50	COLUMN
69	50-6000 C.T. less Tilt Wheel.	7804285	1	95.50	COLUMN
69	50-60-8000 A.T. 8t Tilt Wheel less Long	7813066	1	166.55	COLUMN
69	9000 Long Console.	7804334	1	173.60	COLUMN
69-70	9000 less Long Console .	7811507	1	166.55	COLUMN
70	3437-4437-67 Fir. Shift w/Tilt Whl.	7809290	1	152.10	COLUMN
70	4600 Tilt Whl. T.H. 400 Fir. Shift.	7809312	1	152.10	COLUMN
70	4600 Fir. Shift-Tilt Whl. .	7809291	1	149.40	COLUMN .
70	50-6000 C.T. Col. Shift . .	7807869	1	87.50	COLUMN .
70	50-60-8000 A.T.-Tilt Whl.-Col. Shift	7813066	1	166.55	COLUMN
70	6000 Long Console A.T. less Tilt.	7807868	1	81.00	COLUMN .
70	50-60-8000 A.T. Col. Shift less Tilt Whl.	7807859	1	81.50	COLUMN .
71-72	All E (Col. Shift)	7813066	1	166.55	COLUMN
70	All E (Long Console)	7807914	1	163.00	COLUMN
71 72	All A C.T. 3 Speed Col. Shift less Tilt Whl	7812226	1	109.80	COLUMN
71-72	All A (455 Eng.) Fir. Shift less Tilt Whl.	7804287	1	101.25	COLUMN

71-72	All A (455 Eng.) T.H. 400 less Long Console or Tilt Whl.	7812233	1	105 50	COLUMN (less intermediate shaft).....
71	All A (A.T. Col. Shift) less Tilt Whl.	7812233	1	105 50	COLUMN (less intermediate shaft).....
71-72	All A (350 Eng.) Fir. Shift less Tilt Whl.	7812239	1	81 50	COLUMN (less intermediate shaft).....
71-72	All A (A.T. Col. Shift) w/Tilt Whl.	7812205	1	166 55	COLUMN (less intermediate shaft).....
71-72	All A (455 Eng.) Fir. Shift w/Tilt Whl.	7812206	1	166 55	COLUMN (less intermediate shaft).....
71-72	All A (350 Eng.) T.H. 350 Long Console & Tilt Whl.	7812206	1	166 55	COLUMN, less intermediate shaft
71-72	All A (350 Eng.) 4-Speed, Tilt Whl.	7812206	1	166 55	COLUMN, less intermediate shaft
71-72	All B (C.T.).....	7810199	1	11 185	COLUMN (less intermediate shaft).....
71-72	All BC (A.T. Col. Shift Tilt Whl.).....	7813066	1	166 55	COLUMN (less intermediate shaft).....
71-73	All BC (A.T. Col. Shift less Tilt Whl.).....	7810190	1	76 80	COLUMN (less intermediate shaft).....
71-73	All E (Long Console, Tilt Whl.).....	7813071	1	151 20	COLUMN
72	All A (C.T. 3-Speed).....	7812226	1	109 80	COLUMN
72	All A w/Tilt Whl. T.H. 350 (350 Eng.) Long Console.....	7812206	1	166.55	COLUMN.....
69 70	All A.T. less Tilt Wheel . .	7804446	1	.56	SPRING, shift tube return—(4.025)

6.518 JACKET, STEERING GEAR COLUMN

NOTE: 1963 1st Type Jacket Wall thickness .065", 2nd Type .095"

63	4400-4635-39-4800 A.T. P.S. (2nd Type) Tilt Whl., Col. Shift	5679945	1	16.35	JACKET
63	4700 Tilt (2nd Type)	5678521	1	17.20	JACKET
64	40-41-42-4300 C.T. 3-Speed less Tilt Type Whl.	382042	1	12.05	JACKET
64-65	Special-Skylark A.T. Tilt Whl.	5679470	1	20.65	JACKET
64	44-46-4800 A.T. Col. Shift-Tilt Whl.	5679945	1	16.35	JACKET
64-65	Riviera Tilt Whl.	5678521	1	17.20	JACKET
65-66	30-4000 S.T. 300 less Tilt Type Whl. 8< Long Console	387124	1	4.72	JACKET
65	30-4000 Fir. Shift exc. Tilt Type Whl.	387520	1	4.10	JACKET
65	50-6000 A.T. Col. Shift P.S. Tilt Whl.	5693708	1	15.80	JACKET
65	6000 A.T. or C.T. 4-Speed Tilt Type Strg. Whl.-Long Console	5693724	1	15.50	JACKET
65	8000 Tilt Whl.	5693708	1	15.80	JACKET
66	30-4000 A.T. Tilt Type Whl. less Long Console	5679470	1	20.65	JACKET
66	4600 C.T. less Tilt Whl. . .	387520	1	4.10	JACKET
66	43-4407-17-67-4600 A.T. Long Console less Tilt Whl.	387520	1	4.10	JACKET
66	6637-67 A.T. Tilt Type Whl. &L Long Console . .	5697141	1	23.80	JACKET
66	50-60-8000 Tilt Type Whl.	5697137	1	24.70	JACKET
66	50-60-8000 less Tilt Whl.	1376154	1	9.35	JACKET
66	9000 Tilt Type Whl.-Floor Shift.....	5695556	1	20.00	JACKET
66	9000 Tilt Type Whl.-Col. Shift.....	5695551	1	20.00	JACKET
67	30-4000 C.T.	5699816	1	10.95	JACKET
67	4000 S.T. 300 Long Console less Tilt Whl. .	5699816	1	10.95	JACKET
67	30-4000 S.T. 300 less Long Console & Tilt Whl.	5699817	1	13.45	JACKET
67	30-4000 A.T. Tilt Whl. . . .	7801105	1	16.30	JACKET
67	4600 C.T. Tilt Whl.	7801105	1	16.30	JACKET

67	50-60-8000 less Tilt Whl.	5699821	1	17.55	JACKET.....
67	50-60-8000 A.T. Tilt Whl.....	5699934	1	18.90	JACKET.....
67	9000.....	5699935	1	19.15	JACKET.....
68	30-4000 Col. Shift less Tilt Whl.....	5699820	1	10.95	JACKET.....
68	30-4000 Fir 8i Console Shift less Tilt Whl.....	5699820	1	10.95	JACKET.....
68	30-4000 Tilt Whl.....	7802144	1	10.90	JACKET.....
68	50-60-8000 less Tilt Whl.....	7802452	1	13.45	JACKET.....
68	50-60-8000 A.T.-Tilt Whl.	7802812	1	13.45	JACKET.....
68	9000.....	7802813	1	17.10	JACKET.....
69-72	All A less Tilt Wheel	7813871	1	21.75	JACKET (repls. 7807144 3/72).....
69-72	All A Tilt Wheel.....	7805254	1	22.85	JACKET.....
69-70	All B-C Tilt Wheel.....	7805253	1	36.45	JACKET.....
69	All B-C less Tilt Wheel ..	7806131	1	21.70	JACKET.....
69-70	All E.....	7805340	1	24.65	JACKET.....
70	All B-C less Tilt Whl ..	7807540	1	22.30	JACKET.....
71-73	All B-C less Tilt Whl ..	7808885	1	23.35	JACKET.....
71-73	All B-C-E Tilt Whl.....	7805257	1	22.85	JACKET.....
67-68	All less Tilt.....	7800528	1	.97	BEARING (6.521).....
69-73	All less Tilt Wheel	7805365	1	.87	BEARING, lwr. bowl—(6.521).....
67-68	50-60-80-9000.....	1381378	1	.15	CLAMP.....
68-70	All A Tilt Whl.....	7804801	1	2.67	CLAMP KIT, bolt & nut—(6.525).....
71-73	All.....	7804801	1	2.67	CLAMP KIT, bolt & nut—(6.525).....
67	50-60-8000 less Tilt Whl.....	5699064	1	1.13	CLIP, wiring.....
67	50-60-8000 A.T. Tilt Whl.....	7800572	1	.72	CLIP, wiring.....
68	50-60-8000 less Tilt Whl. & Long Console ..	5699064	1	1.13	CLIP, wiring.....
64-65	Special-Skylark S.T. 300 exc. Long Console	383760	1	.15	COVER, strg. col. indicator access hole.....
66	30-4000 S.T. 300.....	383760	1	.15	COVER, indicator access hole.....
67	30-4000.....	5698595	1	2.26	COVER, wiring trough.....
67-68	All.....	5699613	1	1.18	COVER.....
67	30-4000 A.T. Col. Shift ..	1380848	1	.15	COVER, shift indicator access hole.....
68	3000 Col. Shift less Tilt Whl.....	7800121	1	3.13	COVER, wiring.....
68	4000 less Tilt Whl.....	7800121	1	3.13	COVER, wiring.....
71-73	All B-C less Manual or Auto. A.C.....	1233923	1	9.25	FILLER (strg. col. hole cvr.) (paint to match) (also used 9.740).....
71-73	All B-C Manual or Auto. A.C.....	1235283	1	9.25	FILLER (strg. col. hole cover) (paint to match) (also used 9.740).....
71-73	All E.....	1235282	1	3.08	FILLER, strg. col. hole cvr. (black) (paint to match) (also used 9.740).....
65	30-4000.....	382063	1	3.28	HOUSING (usage 4.010).....
67	50-60-80-9000 A.T. Tilt Whl.....	7800686	1	2.20	PROTECTOR, wire.....
68	50-60-80-9000 A.T.-Tilt Whl.....	7802809	1	1.28	PROTECTOR.....
68	30-4000.....	9419028	4	.05	SCREW, mtg. brkt. to strg. col.—(8.900).....
67	30-4000.....	1381970	1	.56	SUPPORT, ctr.....
68	30-4000 Tilt Whl.....	1383819	1	.51	SUPPORT, ctr.....
67	All.....	1374446	1	.25	WEDGE, adj.....
67-68	All.....	1374446	1	.25	WEDGE, adj.....
68	All Tilt Whl.....	7805574	1	.30	RING, spacer—(6.514).....
6.518 HOUSING, STEERING COLUMN					
66	50-60-8000 less Tilt Whl. ci Long Console ..	1375954	1	1.23	HOUSING, upr.....
66	50-60-8000 Tilt Whl.....	1375955	1	1.23	HOUSING, upr.....
66	50-60-8000 Tilt Whl.....	1375951	1	1.23	HOUSING, lwr.....
66	50-60-8000 less Tilt Whl. 8i Long Console ..	1375950	1	1.23	HOUSING, lwr.....
66	6637-67 Long Console less Tilt Whl.....	1375956	1	2.20	HOUSING, upr.....
66	6637-67 Long Console less Tilt Whl.....	1375952	1	1.59	HOUSING, lwr.....
67	50-60-8000.....	1380101	1	1.03	HOUSING, lwr.....
67	50-60-8000.....	1380102	1	.87	HOUSING, upr.....
67	6667-87 Long Console less Tilt Whl.....	5699004	1	9.85	HOUSING, extension
67	9000.....	1379291	1	1.03	HOUSING, lwr.....

67	9000	1379290	1	1.69	HOUSING, upr.
68	9000	1383827	1	.77	HOUSING, upr.
68	9000	1383828	1	.77	HOUSING, lwr.
67-68	30-40-5000 C.T.	7800586	1	5.65	HOUSING, signal switch (used 2.906 & 6.521)
70	30-4000 Tilt Whl.	7813067	1	51.15	HOUSING (used 6.5 14).
70	50-60-80-9000 (Tilt Whl.)	7809363	1	51.15	HOUSING (used 6.5 14).
71-73	All Tilt Whl.	7813067	1	5 1.15	HOUSING, strg. col. (used 6.5 14)
6.518 TUBE, COLUMN FILLER					
67	4600 A.T. Tilt Whl. & Long Console.	7800693	1	10.40	TUBE, filler
67	S.T. 300 Long Console & Tilt Whl.	7800693	1	10.40	TUBE, filler
67	S.T. 300 Long Console less Tilt Whl.	5699811	1	9.55	TUBE, filler
67	4600 less Tilt Whl.	5699811	1	9.55	TUBE, filler
67	6667-87 Tilt Whl. Long Console.	5699995	1	15.20	TUBE, filler
68	30-4000 Long Console less Tilt Whl.	7800693		10.40	TUBE, col. filler
68	6667-87 Long Console less Tilt Whl.	7805923	1	16.20	TUBE
68	All Long Console-Tilt Whl.	7802899	1	14.85	TUBE, col. filler
68	C.T. Fir. Shift less Tilt Whl.	7800693	1	10.40	TUBE, col. filler
67	9000 Tilt Whl. & Long Console.	7800688	1	10.15	TUBE, filler
6.518 BOWL—SHROUD GEAR SHIFT LEVER (REFER TO GRP. 4.010)					
6.518 PACKAGE, TILT TYPE STEERING WHEEL CONVERSION					
63-64	4700	1396304		71.80	PACKAGE, conversion
69	30-4000 A.T. Col. Shift	981455		10.00	PACKAGE, tilt whl.
71-72	3000-4000 w/A.T. & Col. Shift	981665	1	10.00	PACKAGE, tilt whl
71-72	5000-6000-8000 w/Col. Shift	981660	1	10.00	PACKAGE, tilt whl.
6.518 REPAIR KIT, STRG. COL. TILT TYPE (INCL. JACKET)					
63	4400-4635-4800 A.T. P.S. Tilt Type.	5678688	1	40.90	REPAIR KIT, strg. col. serv.
63	4639 A.T. P.S. less Floor Console Tilt Type.	5678688	1	40.90	REPAIR KIT, strg. col. serv.
63.	4700 Tilt Type.	5678689	1	25.10	REPAIR KIT, strg. col. serv.
6.519 SEAL, STEERING COLUMN JACKET					
61-62	40-41-4300	580073	1	.20	SEAL (felt)
61-62	44-46-47-4800	1178322	1	.20	SEAL (felt)
63-64	40-4 1-42-4300 C.T. 3-Speed & A.T.	580073	1	.20	SEAL (felt)
64	44-4600 C.T.	580073	1	.20	SEAL, between shaft assy. & jacket at lwr. end ,
	4400-4600-4800 A.T.				
63-64	Col. Shift less Tilt Whl.	1178322	1	.20	SEAL (felt)
	50-60-8000 less Tilt Strg. Whl.	1367456	1	.30	SEAL
65	50-60-8000 less Tilt Whl. 8i Long Console	1367456	1	.30	SEAL
61-62	40-41-4300 Reg. Strg.	5673944	1	.20	RETAINER, strg. shaft seal (also used 6.521-6.525)
62-63	44-4600 Reg. Strg.	5673944	1	.20	RETAINER, strg. shaft seal (also used 6.521-6.525)
6.519 SEAL, STEERING SHAFT					
61	All	1356543	1	.20	SEAL, strg. shaft
61-63	44-4600 Reg. Strg.	7802160	1	.97	SEAL, dust (rubber)—(6.806)
62	40-4 1-4300 C.T.	1356543	1	.20	SEAL, strg. shaft
62	44-46-4800 exc. 4647	1356543	1	.20	SEAL, strg. shaft-lwr.
61-62	40-41-4300 Reg. Strg.	5690733	1	.82	SEAL, shaft cplg. (used 6.525)
62-63	44-4600 Reg. Strg.	5690733	1	.82	SEAL, shaft cplg. (used 6.525)
63	40-41-4300 A.T.	588445	1	.10	SEAL
63	40-41-4300 C.T. 3 Speed	588445	1	.10	SEAL
63	4400 C.T.	588445	1	.10	SEAL
63	4400-4635-4800 A.T. less Tilt Type.	1356543	1	.20	SEAL, lwr.
63	44-46-4800 C.T. 4-Speed Tilt Whl. (1st Type)	5672828	1	.41	SEAL, lwr
63	44-46-4800 4-Speed Tilt Whl. (2nd Type).	5679645	1	.77	SEAL, lwr

63	4400-4635-39-4800 A.T. P.S. Tilt Whl., Col. Shift	5679602	1	.46	SEAL
63-64	4639 less Tilt Whl. & Long Console	.1356543	1	.20	SEAL, lwr.
63	4639-47-67 A.T. P.S. Tilt Whl., Long Console (1st Type)	.5672828	1	.41	SEAL, lwr.
63	4639-47-67 A.T. P.S. Tilt Whl. & Long Console (2nd Type)	.5679645	1	.77	SEAL, lwr.
63	4700 Tilt Whl. (1st Type)	.5672828	1	.41	SEAL, strg. shaft-lwr.
63	4700 Tilt Whl. (2nd Type)	.5679645	1	.77	SEAL, lwr.
NOTE: 1st Type Column Jacket thickness .065", 2nd Type .095".					
64	40-4100-4337-67-69 C.T. 4-Speed less Tilt Type Strg. Whl.	.382057	1	.30	SEAL, strg. shaft-lwr.
64	40-4 1-42-4300 less 4- Speed & Tilt Whl.	.382044	1	.20	SEAL, strg. shaft.
64	4400-4600 C.T. 3 Speed	.588445	1	.10	SEAL
64	4400-4600-4800 A.T. Tilt Whl. Col. Shift	.5679602	1	.46	SEAL
64	4400-4635-45-69-4800 less Tilt Type Whl.	.1356543	1	.20	SEAL, lwr.
64	4639 A.T. Long Floor Console with Tilt Whl.	.5679645	1	.77	SEAL
64	4600 4-Speed Syncro. with Tilt Whl.	.5679645	1	.77	SEAL
64	4647-67 less Tilt Whl. & Floor Console	.1356543	1	.20	SEAL, lwr.
64	4647-67 A.T., Tilt Whl.	.5679645	1	.77	SEAL
64	4700 Tilt Whl.	.5679645	1	.77	SEAL
65	30-4000 Floor Shift less Tilt Type Whl.	.382057	1	.30	SEAL, lwr.
65	50-6000 A.T. P.S. Tilt Type Strg. less Long Console	.5679602	1	.46	SEAL
65	50-60-8000 Col. Shift less Tilt Whl.	.1367455	1	.10	SEAL
65-66	6637-67 Long Console less Tilt Type Whl.	.1369475	1	.51	SEAL, lwr.
65	6000 C.T. 4-Speed less Tilt Whl.	.1369475	1	.51	SEAL, lwr.
65	6000 A.T. 8. C.T. 4- Speed Tilt Whl.-Long Console	.5679645	1	.77	SEAL, lwr.
65	8000 Tilt Whl.	.5679602	1	.46	SEAL
65-66	9000 Tilt Strg. Whl.	.5679645	1	.77	SEAL, lwr.
65	9000 less Tilt Whl.	.1369475	1	.51	SEAL, lwr.
66	30-4000 Tilt Whl. less Long Console	.5697792	1	1.08	SEAL
66	4600 C.T. less Tilt Whl.	.382057	1	.30	SEAL, strg. shaft-lwr.
66	43-4407-17-67-4600 A.T. Long Console less Tilt Whl.	.382057	1	.30	SEAL, strg. shaft-lwr.
66	50-60-8000 less Tilt Whl. 8i Long Console	.1367455	1	.10	SEAL
66	50-60-8000 Tilt Whl.-Col. Shift	.5679602	1	.46	SEAL
66	6637-67 A.T. Tilt Type Whl. & Long Console	.5679645	1	.77	SEAL, lwr.
67	30-4000 C.T.	.7800203	1	.97	SEAL
67	30-4000 (S.T. 300).	.7800467	1	1 03	SEAL (6.758)
67-68	50-60-80-9000.	.7800625	1	1 44	SEAL
68	30-4000 A.T. Col. Shift	.7803253	1	1.08	SEAL (6.758)
68	30-4000 C.T. less Tilt Whl.	.7807812	1	1.44	SEAL (6.758)
68	4000 A.T. & Long Console	.7807812	1	1.44	SEAL (6.758)
69	30-4000.	.7803253	1	1.08	SEAL (6.758)
69-70	50-60-80-9000.	.7806549	1	2.20	SEAL

6.521 BEARING—RETAINER—RING—SPRING, STEERING SHAFT

41-52	All Reg. Strg.	.1317442	1	1.85	BEARING, upr.
53	40-50 Reg. Strg.	.1317442	1	1.85	BEARING, upr.
54-55	40-60 Reg. Strg.	.1317442	1	1.85	BEARING, upr.
56-58	All Reg. Strg.	.1317442	1	1.85	BEARING, upr.
56-58	All P.S.	.1317442	2	1.85	BEARING, upr. & lwr.

59-60	All.....	1317442	2	1.85	BEARING, upr. 8t lwr.....
61-63	40-41-4300.....	5674684	1	1.79	BEARING, upr.....
61-62	44-46-47-4800.....	5675271	1	1.90	BEARING, upr. (incl. horn contact)
63	4400 C.T.....	5674684	1	1.79	BEARING, upr.....
63	4400 less 3 Speed & Tilt Whl.....	5675271	1	1.90	BEARING, upr. (incl horn contact)
63	46-47-4800.....	5675271	1	1.90	BEARING, upr. (incl horn contact)
63-66	All as Req.....	7802845	1	2.05	BEARING, lwr.
64-66	40-4 1-42-4300 less Tilt Whl.....	383871	1	1.44	BEARING, upr. (located in dir. sig. switch)
64	4400 C.T.....	5674684	1	1.79	BEARING, upr.....
64	44-46-47-4800 A.T. less Tilt Whl.....	5675271	1	1.90	BEARING, upr. (incl. horn contact).....
64	4600 C.T. 4-Speed less Tilt Whl.....	5675271	1	1.90	BEARING, upr.....
64	4600 3-Speed.....	5674684	1	1.79	BEARING, upr.....
65-66	Riviera STD. Column.....	5675271	1	1.90	BEARING, upr.....
67-70	All less Tilt Wheel.....	7800269	1	1.49	BEARING, upr.....
67-70	All Tilt Whl.....	5698407	1	2.46	BEARING, upr. strg. shaft (lwr.) (in actuator hsg.)
67-73	All Tilt Whl.....	5696210	AR	2.56	BEARING, upr. strg. shaft (in actuator hsg.).....
65-66	All Tilt Whl.....	7800719	1	3.49	KIT, upr. brg. 8t washer.....
67-68	All.....	7806142	1	1.33	BEARING, lwr.....
67-68	All less Tilt Whl.....	7800528	1	.97	BEARING, jacket bowl-lwr. (also used 6.518).....
69-73	All less Tilt Whl.....	7805365	1	.87	BEARING, lwr. bowl (also used 6.518).....
69-73	All Tilt Wheel.....	5693941	1	3.49	RACE, upr. brg.-inner.....
67-68	All Tilt Whl.....	5698422	1	5.35	RACE, tilt col.-inner (also used 6.5 1 4).....
69-73	All.....	7805700	1	3.08	BEARING, strg. shaft-lower.....
61-62	40-4 1-4300 Reg. Strg.....	5673944	1	.20	RETAINER, strg. shaft seal—(6.5 19).....
62-63	44-4600 Reg. Strg.....	5673944	1	.20	RETAINER, strg. shaft seal—(6.5 19).....
61-63	40-41-4300.....	580074	1	.10	RETAINER, upr. brg.....
62	44-46-4800 P.S.....	580074	1	.10	RETAINER, upr. brg.....
63	4400 C.T.....	580074	1	.10	RETAINER, upr. brg.....
63	44-46-47-4800 P.S. less Tilt Whl.....	580074	1	.10	RETAINER, strg. shaft upr. brg.....
64	4400 C.T. less Tilt Whl.....	580074	1	.10	RETAINER, upr. brg.....
64	44-4600 A.T. less Tilt Whl.....	580074	1	.10	RETAINER, strg. shaft to adapter at lwr. brg—(gmpd 6.526).....
64	4600 A.T. less Tilt Whl.....	580074	1	.10	RETAINER, upr. brg.....
64	46-47-4800 A.T. less Tilt Whl.....	580074	1	.10	RETAINER, strg. shaft to adapter at lwr. brg.....
69-73	All.....	7804440	1	.56	RETAINER, brg. adapter.....
64	40-4 1-42-4300 less Tilt Whl.....	382536	1	.51	RETAINER, lwr. brg.....
61-63	40-4 1-4300.....	580075	1	.10	RING, upr. brg. ret.-upr.....
62-63	40-4 1-4300.....	9417924	1	.10	RING, upr. brg. rot. lwr. (8.934).....
63	4400 C.T.....	9417924	1	.10	RING, upr. brg. ret.-lwr.—(8.934).....
63	4400 C.T.....	580075	1	.10	RING, upr. brg. ret.-upr.....
64	4400 C.T. less Tilt.....	9417924	1	.10	RING, upr. brg.—(8.934).....
64	4400 C.T.....	580075	1	.10	RING, upr. brg. ret.....
64	4600 A.T. less Tilt Whl.....	9417924	1	.10	RING, upr. brg.—(8.934).....
64	4600 3-Speed.....	580075	1	.10	RING, upr. brg. ret.....
61-63	40-41-4300.....	580076	1	.20	SPRING, upr. brg.....
63	4400 C.T.....	580076	1	.20	SPRING, upr. brg.....
64-66	Special-Skylark Tilt Whl.....	5679310	1	.30	SPRING, shaft brg.....
64	4400 C.T. Less Tilt Whl.....	580076	1	.20	SPRING, strg. shaft upr. brg.....
64	4600 less 4-Speed & A.T. Tilt Whl.....	580076	1	.20	
67	30-4000 C.T. 3-Speed less Tilt Whl.....	7801197	1	.56	SPRING, lwr. brg.
67	30-4000 Tilt Whl.....	7802245	1	.41	SPRING,lwr. brg.
68	40-6000 A.T. Long Console less Tilt Whl.....	7803304	1	.41	
6.521 BEARING—RACE—RING—SEAT					
63-66	All Tilt Whl.....	7451325	2	1.85	BEARING.....
63-64	All Tilt Whl.....	5676628	1	2.00	RACE, upr. brg.-inner.....
65-66	All Tilt Whl.....	5693603	1	1.90	RACE, brg.-inner.....
64	All Tilt Whl.....	5676971	1	.30	SEAT, upr. brg. spg.....
65-66	All Tilt Whl.....	5693604	1	.77	SEAT,inner race-brg.....
67-68	All A.T. Tilt Whl.....	5698399	1	.97	SEAT, inner race (also used 6.514).....
69-70	All Tilt Wheel.....	7804909	1	1.08	SEAT, upr. brg. inner race.....
71-73	All Tilt Whl.....	7811799	1	1.13	SEAT, upr. brg. inner race.....
63-64	44-46-47-4800 Tilt Whl.....	5678952	1	.92	CAPSULE & RETAINING RING KIT
64	All Tilt Whl. Up. Brg. Preload (rubber).....	5678952	!	.92	CAPSULE & RETAINING RING KIT, upr.
65	All Tilt Whl.....	7800719	1	3.49	NUT, upr. brg.....
66	9000 Tilt Whl.....	5697587	1	2.46	NUT, brg. lock.....

63-64	All Tilt Whl.	5678293		.25	WASHER, upr. brg. capsule ret.
65	All Tilt Whl.	5693606		.25	WASHER, lock tab.
66	Riviera Tilt Whl.	5678293		.25	WASHER, upr. brg. capsule ret.
66	9000 Tilt Whl.	5678293		.25	WASHER, strg. shaft ret.
63-64	All Tilt Whl.	5678400		.30	RETAINER, upr. brg. capsule washer .
69-73	All	7804439		.36	CLIP, lwr. brg.
69-73	All Less Tilt Wheel.	7804413		.36	CUP, thrust—(2.906).

6.521 HOUSING, SIGNAL SWITCH

67-68	All A.T. Less Tilt Whl exc. 9000.	5698375		7.20	HOUSING (incl. upr. brg.)—(2.906).
67	Skylark G.S.-C.T.	5698375		7.20	HOUSING (2.906).
67-68	All C.T. exc. G.S.	7800586		5.65	HOUSING (incl. upr. brg.)—(6.5 1 8).
69	All Less Tilt Wheel	7808301		14.95	HOUSING (incl. upper bearing)—(2.906)
69	All Tilt Whl.	7805984		22.35	HOUSING, strg col.

6.521 SPRING, STEERING COLUMN SHAFT—UPPER

65	Special-Skylark Less Tilt Whl.	386789	1	20	SPRING.
----	---	--------	---	----	-----------------

6.521 SPRING—SEAT, STEERING SHAFT UPPER BEARING

61-63	44-46-47-4800 Less Tilt Whl.	386789		.20	SPRING, upr. brg.
65-68	All Less Tilt Whl.	386789		.20	SPRING, upr. brg.
68	30-4000.	7801197		.56	SPRING, lwr. brg.
69-73	All Less Tilt Wheel.	7804771		.30	SPRING, upr. brg.
71-73	All Tilt Whl.	7811800		1.13	SPRING, upr. brg. (also used 2.896)
61-64	4-4-6-4 7-4 800.	264831		.10	SEAT, spg.

6.521 ADAPTER, STEERING SHAFT

		1199174	1	1.23	ADAPTER & BEARING.
63	4400 less 3-Speed less Tilt Whl.	1354317	1	.41	ADAPTER.
63	46-47-4800 Less Tilt Whl.	1354317	1	.41	ADAPTER.
64	40-4 1-42-4300 less Tilt Whl.	383873	1	.46	ADAPTER, lwr. brg.
64	40-4 1-42-4300 A.T. Tilt Whl.	5678588	1	1.54	ADAPTER, trans, control shaft lwr. (also used 4.027)
64	44-4600 A.T. less Tilt Whl.	1354317	1	.41	ADAPTER.
64	4600 C.T. 4-Speed less Whl.	1354317	1	.41	ADAPTER
64	47-4800 Less Tilt Whl.	1354317	1	.41	ADAPTER
65-66	30-4000 S.T. 300 less Tilt Whl.	385983	1	1.90	ADAPTER, strg. shaft-lwr. brg
65	30-4000 C.T. 4-Speed less Tilt Whl.	385983	1	1.90	ADAPTER, lwr. brg.
65-66	4000 Gran Sport less Tilt Whl.	385983	1	1.90	ADAPTER, lwr. brg.
65-66	30-4000 Tilt Whl.	5678588	1	1.54	ADAPTER, trans, control shaft-lwr. (also used 4.027)
67	30-4000 A.T. Tilt Whl.	5698637	1	3.95	ADAPTER (incl. brg.).
67	30-40-5000 C.T. exc. Whl.	7804031	1	4.25	ADAPTER, assm. sleeve-lwr. brg.
		5698423	1	2.15	ADAPTER.
		7802434	1	4.97	ADAPTER (incl. brg.).
68	30-4000-9000 Tilt Whl. Whl.	7802435	1	3.95	ADAPTER (incl. brg.)
67	50-60-80-9000 Tilt Whl. A.T.	7802435	1	3.95	ADAPTER (incl. brg.)
67-68	50-60-80-9000 A.T. Tilt Whl.	5699296	1	1.54	ADAPTER, less brg.
67-68	All exc. 9000 less Tilt Whl.	5698365	1	.92	ADAPTER, lwr. brg.
		7805822	1	.87	ADAPTER, lwr. brg.
68	AH C.T. Col. Shift exc. 4600.	7804031	1	4.25	SLEEVE 8. ADAPTER, strg. shaft
67-68	30-40-5000 C.T. exc. 4600.	7801280	1	.92	PLATE, alignment.
64-65	Special-Skylark less Tilt Whl.	3863999	1	.15	CLAMP, strg. shaft lwr. brg.
64	40-4 1-42-4300 A.T. Tilt Whl.	5676508	1	3.49	CLAMP, strg. shaft-lwr.
65-66	30-4000 Tilt Whl.	5676508	1	3.49	CLAMP, lwr.
67	30-4000.	7802662	1	.92	CLAMP, strg. shaft—
67-68	All exc. 9000-Less Tilt Whl.	5699603	1	.36	RING, upr. brg. ret.
67	30-4000.	580074	1	.10	RETAINER, strg. shaft ret.
68	All exc. 9000-Less Tilt Whl.	580074	1	.10	RETAINER, strg. shaft retaining

69-73	All	580074	1	.10	RETAINER, lock plate retaining (also used 6.500)
67-68	All Tilt Whl	5698741	1	3.18	NUT, brg. lock
69-70	All Tilt Wheel	7805154	1	2.82	NUT, shaft upr. brg. lock
62	44-46-4800	1354426	1	.10	WASHER, between strg. shaft reg. & adapter & brg.
63	4400 less 3 Speed less Tilt Whl	1354426	1	.10	WASHER, strg. gr. col
63	46-47-4800 Less Tilt Whl	1354426	1	.10	WASHER, strg. gr. col
64	44-4600 A.T. Less Tilt Whl	1354426	1	.10	WASHER, strg. gr. col
64	4600 C.T. 4 Speed less Tilt Strg. Whl	1354426	1	.10	WASHER, strg. gr. col
64	47-4800 Less Tilt Whl	1354426	1	.10	WASHER, strg. gr. col
65	30-4000 A.T. less Tilt Whl	1354426	1	.10	WASHER, strg. gr. col
66	30-4000	1354426	1	.10	WASHER, brg. ret
66	Skylark G.S. C.T. Tilt Whl	1354426	1	.10	WASHER, strg. gr. col
67	30-4000 A.T. Tilt Whl	7800224	1	.62	WASHER, lwr. spg. thrust
67-68	30-40-5000 C.T. exc. 4600	7801279	1	.62	SCREW 8c LOCKWASHER, align. plate
67-68	9000	7801219	1	1.59	ADJUSTER KIT, lwr. strg. shaft & sleeve
67-68	All exc. 9000 less Tilt Whl	5699583	1	.46	CLIP, lwr. brg. adapter
6.524 SHAFT, STEERING GEAR					
61	40-41-4300 P.S.	5689482	1	10.20	SHAFT (incl. fig.) upr.
61	44-46-47-4800	5675102	1	12.60	SHAFT (incl. upr. fig.)
61-62	40-4 1-4300 Reg. Strg.	5689510	1	10.25	SHAFT (incl. pin) upr. (when repl. 5674666 also use 8.915-1 1 14496 nut)
61-63	40-41-4300 Reg. Strg.	5674287	1	24.20	SHAFT, lwr. (incl. ball nut, balls, guides & clamp)
62	44 46 4800 P.S.	5689728	1	13.00	SHAFT (incl. upr. fig.)
62	40-41-4300 P.S.	5689482	1	10.20	SHAFT (incl. fig.) upr.
62-63	44-4600 Reg. Strg.	5674275	1	23.05	SHAFT, lwr. (incl. ball nut, balls, guides & clamps)
62	40-41-4300 P.S.	5691663	1	13.20	SHAFT, upr. (incl. fig.)
63	44-46-4800 A.T.-P.S. less Tilt Whl	5689728	1	13.00	SHAFT (incl. upr. fig.)
63	44-46-4800 Tilt Whl	5676618	1	19.30	SHAFT, lwr.
63	44-46-4800 Tilt Whl. (2nd Type)	5678426	1	24.10	SHAFT, lwr.
63-65	Riviera exc. Tilt Whl	5690838	1	9.60	SHAFT (incl. upr. fig.)
63	4700 Tilt Type Whl. (2nd Type)	5678524	1	24.20	SHAFT, lwr.
63-64	All Tilt Type Whl	5676490	1	20.30	SHAFT, upr.
64	40-41-42-4300	5691416	1	7.50	SHAFT, upr. (incl. fig.)
64-66	Special-Skylark-G.S. Tilt Whl	5678304	1	16.50	SHAFT & YOKE, lwr.
64-68	All Reg. Strg	5678409	1	23.45	SHAFT, lwr. (incl. nut, guide, ball & clamp)
64	44-4600 A.T. Less Tilt Whl. & P.S.	5689728	1	13.00	SHAFT, strg. (incl. upr. fig.)
64	44-46-4800 P.S. less Tilt Whl	5689728	1	13.00	SHAFT, strg. (incl. upr. fig.)
64	44-46-4800 Tilt Whl	5678426	1	24.10	SHAFT, strg. (incl. upr. fig.)
64	4600 4-Speed & A.T. less Tilt Whl	5689728	1	13.00	SHAFT, lwr.
64-65	Riviera Tilt Type Whl	5678524	1	24.20	SHAFT, strg. (incl. upr. fig.)
65-66	30-4000 less G.S. 8. Tilt Whl	5694715	1	1 1.50	SHAFT, lwr.
65	4000 Gran Sport less Tilt Whl	5692597	1	7.20	SHAFT, upr. (incl. fig.)
65-66	50-60-8000 P.S. less Tilt Whl	5693398	1	10.85	SHAFT, strg. gr.-upr.
65-66	50-60-8000 Tilt Whl	5693698	1	29.40	SHAFT 8< FLANGE, upr.
66	Skylark G.S. Less Tilt Whl	5692597	1	7.20	SHAFT & YOKE, lwr.
66	5000 (Std. Column)	5697394	1	1 1.30	SHAFT, strg. gr.-upr.
66	9000 Tilt Type Whl	5695543	1	23.35	SHAFT, upr.
65-66	All Tilt Whl	5697588	1	14.95	SHAFT, lwr.
67-69	30-40-5000 Reg. Strg.	5678409	1	23.45	SHAFT, upr.
67-68	9000	7810683	1	44.40	SHAFT, lwr. (incl. nut-guide-ball-clamp)
67	50-60-8000 A.T. & Tilt Whl	5699770	1	53.70	SHAFT, lwr.
67	30-4000 Tilt Whl	7802754	1	57.55	SHAFT, strg.
67	30-4000 exc. G.S. less Tilt Whl	7802680	1	25.85	SHAFT, strg. (complete)
67	30-4000 Tilt Whl	7802755	1	43.35	SHAFT KIT
67	Skylark G.S. Less Tilt Whl	7802787	1	25.85	SHAFT KIT

67-68	50-60-8000 Less Tilt Whl.	5699854	1	21.95	SHAFT.....
67	50-60-8000 A.T. Tilt Whl.....	5699776	1	33.55	SHAFT, lwr.....
68	30-4000.....	7813723	1	17.35	SHAFT, inter, strg.....
68	30-4000 Less Tilt Whl. . .	7802936	1	17.45	SHAFT.....
68	30-4000 Tilt Whl.....	7803186	1	47.65	SHAFT, complete.....
68	50-60-8000 A.T. & Tilt Whl.....	5699770	1	53.70	SHAFT.....
69-72	30-4000 Tilt Wheel.....	7806309	1	24.90	SHAFT, lwr.....
69-70	30-4000.....	7813723	1	17.35	SHAFT, inter, strg.....
69-72	30-4000 Less Tilt Wheel.....	7804469	1	18.90	SHAFT.....
69-70	50-60-8000 Less Tilt Wheel.....	7804464	1	25.00	SHAFT.....
69-70	9000.....	7806287	1	31.85	SHAFT, lwr.....
69-70	50-60-8000 Tilt Wheel . .	7806307	1	31.70	SHAFT, lwr.....
69-70	All Tilt Wheel.....	7806288	1	21.20	SHAFT & RACE, upr.....
70	30-40-50-6000 Reg. Strg.....	7808314	1	27.15	SHAFT, lwr. (incl. nut, guide, ball 8t clamp).....
71-72	All A (Reg. Strg.).....	7808314	1	27.15	SHAFT, lwr. (incl. nut, guide, ball & clamp).....
71-72	All A (350 Eng.).....	7810369	1	20.25	SHAFT, inter, strg. (column).....
71-72	All A (455 Eng.).....	7810374	1	20.25	SHAFT, inter, strg.....
71-73	All B-C.....	7809398	1	33.15	SHAFT, inter, strg. (incl. cplg. 8i clamp) (column)
71-73	All E (Tilt Whl.).....	7809399	1	33.15	SHAFT, inter, strg.....
71-72	All A (Tilt Whl.).....	7809756	1	44.80	SHAFT, strg.....
71-73	All B-C (less Tilt Whl.) . . .	7809416	1	26.20	SHAFT, strg.....
71-73	All B-C-E (Tilt Whl.).....	7809755	1	44.80	SHAFT, strg.....
71-73	All B-C-E (Tilt Whl.).....	7809745	1	26.05	SHAFT, lwr. strg.....
71-73	All Tilt Whl.....	7810569	1	22.30	SHAFT, race & upr.....
67-68	50-60-8000 A.T.-Tilt Whl.	7801262	1	3.69	SPACER KIT, lwr. tolerance take-up.....
69	50-60-8000 Less Tilt Wheel.....	7804540	1	.56	SPACER, shaft-lwr.....
69	50-60-8000 Tilt Wheel . .	7805642	1	1.03	SPACER, shaft-lwr.....
69	9000.....	7805644	1	.97	SPACER, shaft lwr.....
67-68	50-60-8000 Less Tilt Whl.....	7801263	1	2.00	RING KIT, lwr. tolerance take-up.....
66	9000.....	5697588	1	14.95	KIT, upr. shaft (incl. shaft-nut-seal & washer).....
6.524 KIT, STEERING SHAFT REPAIR					
67-70	All w/Energy Absorbing Strg. Shafts.....	7810077	1	8.50	KIT, shaft repair (Note-repair of broken injected strg. shaft joints).....
6.525 COUPLING—FLANGE, STEERING GEAR SHAFT					
56-58	All.....	5682485	1	3.90	COUPLING, shaft fig.....
59	44-4600 Reg. Strg.....	5682485	1	3.90	COUPLING, shaft fig.....
59	44-4600 Reg. Strg. 2nd Type.....	5689757	1	8.45	COUPLING 8« LOWER FLANGE (°).....
59	4400 A.T. 8« P.S. 1st Type.....	5682485	1	3.90	COUPLING, shaft fig. (°).....
60	44-4600 Reg. Strg. 1st Type.....	5689757	2	8.45	COUPLING & LOWER FLANGE (≡)
61-62	40-41-4300 Reg. Strg. . .	3821596	1	6.90	COUPLING.....
62-63	44-4600 Reg. Strg.....	3821596	1	6.90	COUPLING, strg. shaft.....
63	40-41-4300 Reg. Strg. . .	5689757	1	8.45	COUPLING 8t LWR. FLANGE.....
64	40-41-42-4300 P.S.	5691698	1	1 1.50	COUPLING & LWR. FLANGE.....
64	40-41-42-43-44-4600 Reg. Strg.....	5692007	1	9.40	COUPLING 8t LWR. FLANGE.....
65-66	30-4000 Reg. Strg.....	5694708	1	1 1.00	COUPLING 8t LWR. FLANGE.....
65-66	50-6000 Reg. Strg.....	5692007	1	9.40	COUPLING 8t LWR. FLANGE.....
67-69	All Reg. Strg.....	7806391	1	9.65	COUPLING & FLANGE.....
67	All P.S.....	7806390	1	11.15	COUPLING 8. FLANGE.....
68-72	All A.....	7808090	1	6.90	COUPLING (incl. clamp).....
71-73	All B-C-E.....	7809404	1	6.35	COUPLING (incl. clamp).....
68	50-60-8000.....	7803961	1	13.90	FLANGE.....
68	9000.....	7806390	1	11.15	COUPLING 8. FLANGE.....
68-69	30-4000 P.S.....	7806390	1	11.15	COUPLING 8t FLANGE.....
69	50-60-8000 P.S.....	7803961	1	13.90	FLANGE.....
69	9000 Tilt Whl.....	7805310	1	12.45	COUPLING & FLANGE.....
69-70	9000.....	7808554	1	12.15	COUPLING.....
56-63	All.....	7806747	1	1.69	KIT, coupling bolts & reinf.....
64	44-46-47-4800 P.S.....	7806747	1	1.69	KIT, coupling bolts & reinf.....
65	Riviera exc. Tilt Whl.....	7806747	1	1.69	KIT, coupling bolts & reinf.....
65-67	50-60-8000 P.S. less Tilt Whl.....	7806747	1	1.69	KIT, coupling bolts 8i reinf.....
68-69	9000.....	7806747	1	1.69	KIT, coupling bolts & reinf.....
59	4400 C.T., 46-47-4800 P.S.....	5688292	1	13.50	FLANGE & LWR. COUPLING, lwr.....

59	4400 A.T. P.S. 2nd Type .	5688292	1	13.50	FLANGE & LWR. COUPLING, lwr . .
60	All P.S. 1st Type	5688261	1	12.45	FLANGE, lwr. coupling, lwr. (.)
60	All P.S. 2nd Type	5688292	1	13.50	FLANGE & LWR. COUP.ING. lwr. (.)
61-62	40-41-4300 P.S.	5689157	1	13.55	FLANGE & LWR. COUPLING
61-62	44-46-47-4800 P.S.	5689730	1	15.70	FLANGE & LWR. COUPLING
63	All P.S. Less Tilt Type	5689730	1	15.70	FLANGE & LWR. COUPLING
63-64	44-46-47-4800 Tilt Whl.	5676632	1	17.45	FLANGE & COUPLING
64	40-4 1-42-4300 Tilt Whl.	5676631	1	7.85	FLANGE upr.
65-67	Special-Skylark-G.S. P.S.	5694709	1	15.25	FLANGE. lwr.
65	30-4000 Long Console Tilt Whl.	5692962	1	12.75	FLANGE & BOLT, strg. shaft
65	30-4000 C.T. Fir. Shift Whl.	5692962	1	12.75	FLANGE & BOLT. strg. shaft
65-66	30-4000 Tilt Whl. less G.S.	5694716	1	9.85	FLANGE, upr.
65	4427-37-67-69 C.T. 3 or 4-Speed Floor Shift w/Tilt Whl.	5694716	1	9.85	FLANGE, strg. shaft-upr.
65-66	50-60-8000 Tilt Whl.	5693709	1	18.10	FLANGE, upr.
64-66	LeSabre-Wildcat-Electra- Riviera P.S. Less Tilt Whl.	5689730	1	15.70	FLANGE & LWR. COUPLING, lwr.
65-66	9000 (Tilt Whl.)	5676632	1	17.45	FLANGE & COUPLING
66	Skylark G.S. C.T. Floor Shift-Tilt Whl.	5692962	1	12.75	FLANGE & BOLT
66	Skylark G.S.	5694716	1	9.85	FLANGE, upr.
66	Skylark-G.S. 4-Speed C.T. Tilt Whl.	5692961	1	5.50	FLANGE, upr.
67	30-4000 A.T. Tilt Whl.	5699177	1	7.05	FLANGE
67	Skylark G.S. Less Tilt Whl.	5699537	1	6.45	FLANGE, strg. col. bolt
67-68	50-60-8000 A.T.-Tilt Whl.	5699294	1	6.60	FLANGE
67-68	9000	7807052	1	7.60	FLANGE
68	4600-4000 Wagons	7807052	1	7.60	FLANGE
68-70	30-4000	7807052	1	7.60	FLANGE
69	50-60-8000 Tilt Whl.	7807048	1	6.95	FLANGE
70	30-4000 P.S.	7808997	1	10.45	FLANGE & COUPLING
70-71	All A (Reg. Strg.)	7808552	1	9.25	FLANGE 8i COUPLING
70	4600 (455 Eng.)	7807052	1	7.60	FLANGE
70	50-6000 Reg. Strg	7813351	1	1 1.30	FLANGE & COUPLING
70	50-60-8000 P.S.	7808998	1	12.75	FLANGE & COUPLING
70	50-60-80-9000 Tilt Whl.	7807048	1	6.95	FLANGE
71-72	All A (455 Eng.) Tilt Whl.	7807052	1	7.60	FLANGE, strg. shaft.
71-72	All P.S.	7808997	1	10.45	FLANGE & COUPLING, strg. gear
72	All A (Reg. Strg.)	7813350	1	1 1.30	FLANGE, coupling & steering
68	30-4000 Less Tilt Whl.	5675186	1	.20	SPRING, shaft cplg
69-72	All A.	5675186	1	.20	SPRING, shaft cplg
71-73	All B-C-E.	7809409	1	.15	SPRING, shaft cplg

6.525 BEARING—BOLT—PIN, STEERS

61	40-41-4300 Reg. Strg.	5671921	2	.51	BEARING. U-JT. coupling
62	All Reg. Strg.	5671921	2	.51	BEARING, U-JT. coupling
63	44-4600 Reg. Strg	5671921	2	.51	BEARING, U-JT. coupling
68-70	30-4000.	5671921	2	.51	BEARING, shaft U-JT. cplg.
71 73	All.	5671921	2	.51	BEARING, shaft u/jt. coupling.
56 58	All.	5690496	1	1.13	BOLT, strg. gr. coupling to lwr. fig.-lwr.
59	4400 A.T. 1st Type P.S	5690496	1	1.13	BOLT, strg. gr. coupling to lwr. fig.-lwr.
59	44-4600 Reg. Strg. 1st Type.	5672943	1	.62	BOLT, coupling to lwr. fig.-upr. bolt (")
59-71	All as Req.	7807271	AR	.77	BOLT, steering gear (1/2" -24 x T/32")
70	9000.	7806388	1	.77	BOLT, shaft coupling.
70	9000.	7806389	1	.77	BOLT, shaft coupling.
71-73	All.	5699251	1	.46	BOLT, shaft coupling (%"-24 x 1).
72	All A Reg. Strg.	5682483	1	.30	BOLT, shaft coupling (%"-24 x 1")
72	All B (Police Cars) P.S.	7807271	AR	.77	BOLT, strg. gear flange (%"-24 x 1.22)
72	All B Wagons P.S.	7807271	AR	.77	BOLT, strg. gear flange (%"-24 x 1.22)
72	All A Reg. Strg.	7807271	AR	.77	BOLT, strg. gear flange (%"-24 x 1.22)
72	All A (455 Eng.)	7807271	AR	.77	BOLT, coupling to strg. shaft.
73	All B-C-E.	5682483	AR	.30	BOLT, strg. shaft coupling (1/2" -24 x 1)
73	All B-C-E.	7807271	AR	.77	BOLT. strg. gear flange (V, "-24 x IV,")
62-63	44-46-4800.	5686962	1	.10	PIN, valve body drive.
61 62	40-4 1-4300 Reg. Strg.	5690733	1	.82	SEAL, shaft cplg.—(6.5 19).
62-63	44-4600 Reg. Strg.	5690733	1	.82	SEAL, shaft cplg.—(6.5 19).

6.525 RING RETAINER, STEERING SHAFT

62-66	LeSabre-Wildcat-Electra Less Tilt Type Whl.	1358947	1	.25	RING, to seal lwr. end of strg. shaft
68 72	All A.	7803432	1	.30	RING, inter shaft seal ret.

71-73	All B-C-E	7809408	1	.25	RING, strg. shaft seal
61-62	40-41-4300 Reg. Strg.	5673944	1	.20	RETAINER, shaft seal—(6.5 1 9)
62-63	44-4600 Reg. Strg.	5673944	1	.20	RETAINER, shaft seal—(6.519)
65-66	50-60-8000 less Tilt Whl.	1369404	1	2.15	RETAINER 8. BEARING, lwr.
65	9000 less Tilt Whl.	1370695	1	5.20	RETAINER 8. BEARING, lwr.
65-66	50-6000 C.T.	1369491	1	7.90	REINFORCEMENT & BEARING, strg. col. lwr.
61-62	40-41-4300 Reg. Strg.	5671546	1	.30	CLAMP, lwr. cplg. to gr.
62	44-4600 Reg. Strg.	5671546	1	.30	CLAMP, lwr. cplg. to gr.
61-62	40-41-4300 Reg. Strg.	5675186	1	.20	SPRING, cplg.
62-63	44-4600 Reg. Strg.	5675186	1	.20	SPRING, cplg.
61-62	40-41-4300 Reg. Strg.	5674962	1	.20	WASHER, U-jt. brg. reg.
62-63	44-4600 Reg. Strg.	5674962	1	.20	WASHER, univ. Jt. brg. ret.

NOTE. 1st type tilt type steering wheel steering column jacket wall thickness .065" 2nd type .095".

6.525 STRIP, STEERING GEAR HORN GROUND

56-58	All	5683937		.76	STRIP (2.859)
59	4400 A.T. P.S. 1st Type	5683937		.76	STRIP (2.859)
59-61	44-4600 Reg. Strg.	5683937		.76	STRIP (2.859)
63	40-41-4300	5683937		.76	STRIP (2.859)
64	40-41-42-43-44-4600 Less Tilt Type Whl.	5683937	1	.76	STRIP (2.859)

(¹) F-1 101435 lin., F-4034881 K.C, F-5023558 wil., F-6029520 atla., F-70121 15 fra.

(²) 1960-4400-4600 G-1019892 fl., G-2010142 S.G., G-3010946 lin., G-4007955 K.C. G-6007276 atla.

(³) 1960 G-1019896 fl., G-2005604 S.G., G-3007818 lin., G-4009621 K.C, G-5002466 wil., G-6004902 atla., G-8005459 arl.

6.525 CLAMP KIT, STEERING COLUMN JACKET

68-70	30-4000	7804801	1	2.67	CLAMP KIT (bolt & nut)—strg. col. jacket (also used 6.518).
71-73	All	7804801	1	2.67	CLAMP KIT (bolt 8; nut)—strg. col. jacket (also used 6.518).

6.550 VALVE, STEERING GEAR

59	4400 1st Type	5688904	1	68.80	VALVE & PIN
60-63	All P.S.	5688904	1	68.80	VALVE & PIN
63-69	All P.S.	5696123	1	78.55	VALVE 8. PIN
70	All P.S. exc. 9000	5696123	1	78.55	VALVE 8. PIN
70	9000	7807837	1	80.40	VALVE
71-73	All P.S. exc. GSX & Pol. Car.	7807837	1	80.40	VALVE
71-72	GSX	7808369	1	78.55	VALVE 8. PIN
71-72	All B (Pol. Car) P.S.	7808369	1	78.55	VALVE 8. PIN

6.552 KIT—SEAL—SPRING, STEERING GEAR VALVE

59-60	All P.S.	5687182	1	3.74	KIT, valve ring 8t back-up seal.
61-64	40-41-42-4300 P.S.	5687182	1	3.74	SEAL KIT, ring 8; back-up.
64	4400 P.S.	5687182	1	3.74	SEAL KIT, ring 8. back-up.
61-65	All P.S. exc. Special.	5689200	1	4.72	KIT, ring 8i seal-valve 8i back-up seal
65	60-8000 P.S.	5687182	1	3.74	SEAL KIT, ring & back-up.
65-68	30-40-5000 P.S.	5687182	1	3.74	SEAL KIT, valve ring 8i back-up.
66-68	60-80-9000 P.S.	5689200	1	4.72	RING 8i SEAL KIT, valve 8; back-up seal
64-65	All P.S.	5695061	1	.56	SEAL, "O" ring valve spool dampener
66-68	5000 P.S.	5695061	1	.56	SEAL, "O" ring valve spool dampener
67	50-60-8000 P.S.	5687182	1	3.74	SEAL KIT, valve ring & back-up.
67-69	30-4000 P.S.	5695061	1	.56	SEAL, "O" ring, valve spool damper.
69-73	All P.S.	5687182	1	3.74	SEAL KIT, valve ring 8i back-up.
59-69	All P.S.	5687252	1	.15	SPRING, valve spool.
70	All P.S. exc. 9000	5687252	1	.15	SPRING, valve spool.
71	GSX	5687252	1	.15	SPRING, valve spool.

6.579 RING—SEAL—PLUG, STEERING GEAR RACK PISTON

56-59	All	5684441	1	1.79	RING
60	All 1st Type	5684441	1	1.79	RING
60	All P.S. 2nd Type	5687958	1	1.95	RING
61-64	40-41-42-4300 P.S.	5689008	1	1.79	RING
61-63	44-46-47-4800 P.S.	5687958	1	1.95	RING
64	40-41-42-43-4400 P.S.	5689008	1	1.79	RING, piston
71-72	All A (P.S.)	5689008	1	1.79	RING, piston
71-73	All B (350 Eng.) P.S.	5689008	1	1.79	RING, piston
71-73	All B-C-E (455 Eng.) P.S.	5687958	1	1.95	RING, piston
64-70	60-80-9000 P.S.	5687958	1	1.95	PISTON
65-70	30-40-5000 P.S.	5689008	1	1.79	RING, piston
60	All 2nd Type	5688034	1	.56	SEAL, piston ring back-up "O" ring--(6.609)
61-64	40-4-1-42-4300 P.S.	5689009	1	.56	SEAL, piston ring back-up "O" ring
61-63	44-46-47-4800 P.S.	5688034	1	.56	SEAL, piston ring back-up "O" ring—(6.609)
64	40-41-42-43-4400 P.S.	5689009	1	.56	SEAL, piston ring back-up "O" ring
64	46-47-4800 P.S.	5688034	1	.56	SEAL, piston ring back-up—(6.609)

65-70	60-80-9000 P.S.	5688034	1	.56	SEAL, piston ring back-up—(6.609)
65-70	30-40-5000 P.S.	5689009	1	.56	SEAL, piston ring back-up "0" ring
71-72	All A P.S.	5689009	1	.56	SEAL, piston ring back-up "0" ring
71-73	All B (350 Eng.) P.S.	5689009	1	.56	SEAL, piston ring back-up "0" ring
62-73	All P.S.	7810542	1	1.23	PLUG piston end—(6.586)

NOTE. Group 6.579-G-1024908 Fl., G-2008370 S.G., G-4010487 K.C, G-5008286 Wil., G-6009430 Atla., G-8007835 Arl.

6.584 SEAL, STEERING GEAR POWER CYLINDER

56-58	All.	5680593	3	.67	SEAL, strg. gear "0" ring adapter to top cvr., side cvr. to hsg., adapter to hsg., compr. to strg. oil pump on 1958 P.S. & A.R.—(6.61 1)
59	All A.T. 1st Type.	5680593	3	.67	SEAL, strg. gr. "0" ring adapter to top cvr., side cvr. to hsg., adapter to hsg.

6.586 RACK, PISTON & NUT, STEERING GEAR POWER CYLINDER

64-66	Special-Skylark-G.S.- LeSabre P.S.	5692432		49.75	RACK, piston & nut
64	46-47-4800 P.S.	5692427		53.80	RACK, piston & nut
65-68	60-80-9000 P.S. exc. 9000 G.S.	5692427		53.80	RACK, piston & nut
65-68	60-9000 G.S. (P.S.) . . .	5695491		70.10	RACK, piston & nut
67-69	30-40-5000 P.S. exc. G.S.	5692432		49.75	RACK, piston & nut
67-69	3417-3437-4600 P.S.	5697384		54.40	RACK, piston & nut
69-70	60-80-9000 P.S.	5697427		49.65	RACK, piston & nut
70	30-40-5000 P.S. exc. GSX.	7804838		48.00	RACK, piston & nut.
70-72	GSX.	7804937		50.55	RACK, piston & nut.
71-72	All A exc. GSX.	7804838		48.00	RACK, piston & nut.
71-73	All B (350 Eng.) P.S.	7804838		48.00	RACK, piston & nut.
70	All Reg. Strg.	7808314		27.15	RACK, piston & nut.
71-73	All B-C-E (455 Eng. P.S.	5697427		49.65	RACK, piston & nut.
56	All P.S.	103894		.05	PLUG, expan. (V) (8.970)
57-58	All P.S.	106517		.15	PLUG, expan. (1/16")—(8.970)
59	4400 P.S. 1st Type.	106517		.15	PLUG, expan. (1/16")—(8.970)
62-73	All P.S.	7810542		1.23	PLUG, rack piston end (also used 6.579)

6.605 PUMP, STEERING GEAR OIL

59-60	All.	5688067	1	73.15	PUMP.
61-63	44-46-47-4800 P.S.	5688067	1	73.15	PUMP.
62-63	40-4 1-4300 V-8 P.S.	5690716	1	66.10	PUMP.
64	40-4 1-42-43-4400.	5692289	1	64.75	PUMP.
64	46-47-4800.	5688067	1	73.15	PUMP.
65	30-40-5000 P.S.	5694723	1	61.60	PUMP.
65-66	60-80-9000 P.S.	5694686	1	58.15	PUMP (also used 3.660)
66	30-40-5000 P.S.	5696606	1	64.60	PUMP.
67	30-40-5000 P.S.	5698071	1	48.60	PUMP.
67-68	60-80-9000 P.S.	5698086	1	48.60	PUMP, less pulley.
68-69	L-6 Eng. P.S.	7800514	1	61.50	PUMP, less pulley.
68	30-40-5000 V-8 P.S.	5698071	1	48.60	PUMP, less pulley.
69	30-4000 V-8 P.S.	5698071	1	48.60	PUMP.
69	5000 P.S.	7804120	1	44.70	PUMP.
69	60-80-9000 P.S.	7805505	1	43.75	PUMP.
70-71	L-6 P.S.	7807379	1	61.65	PUMP.
70	All A (V-8 P.S.)	7807378	1	41.80	PUMP.
70	5000 P.S.	7807380	1	42.50	PUMP.
70	60-80-9000 P.S.	7807381	1	41.30	PUMP.
71	All A (V-8) P.S.	7811255	1	43.70	PUMP.
71	All B (350 Eng.)	7811255	1	43.70	PUMP.
71	All B-C-E (455 Eng.) (P.S.)	7810093	1	43.40	PUMP.
72	All A-B (350 Eng.) P.S. & A.I.R.	7812847	1	43.70	PUMP
72	All A-B (350 Eng.) P.S. less A.I.R.	7811255	1	43.70	PUMP
72	All A (455 Eng.) P.S.	7813609	1	43.70	PUMP
72-73	All B-C-E (455 Eng.) P.S.	7812848	1	43.40	PUMP
All	All P.S.	1050017	AR	.97	FLUID (1 qt. can)—(8.800)

6.606 ADAPTER, STEERING GEAR OIL PUMP

67	30-40-5000 P.S. exc. G.S.	1378666		1.28	ADAPTER (frt.)
67-70	4600 P.S.	1378368		3.49	ADAPTER, frt.
67	30-40-5000 P.S. exc. G.S.	1378667		1.33	ADAPTER (rr.)
68-69	Sportwagons (400 Eng.) P.S.	1378368		3.49	ADAPTER, frt.
68	350 Eng. P.S.	1378666		1.28	ADAPTER, frt.

68	350 Eng. P.S.	1378667		1.33	ADAPTER, rr.
67-70	4600 P.S.	1378369		3.54	ADAPTER, rr.
68-69	Sportwagons (400 Eng.) P.S.	1378369		3.54	ADAPTER, rr.
69-70	30-4000 (350 Eng.) P.S. .	1378666		1.28	ADAPTER, frt.
69-70	30-4000 (350 Eng.) P.S. .	1378667		1.33	ADAPTER, rr.
67-69	All.	502306		.05	WASHER (% I.D. x % O.D. x V," thick)

6.606 BRACE, STEERING GEAR OIL PUMP BRACKET

63	4600 (425 Eng.)	1356131	1	1.59	BRACE
63-64	4700.	1356131	1	1.59	BRACE
64	46-4800 A.C. or A.C. Modif.-P.S.-H.D. Cooling	1356131	1	1.59	BRACE.
65	4000 Gran Sport P.S.	1356131	1	1.59	BRACE.
65	60-80-9000.	1356131	1	1.59	BRACE, strg. gr. oil pump
66	46-9000 P.S.	1356131	1	1.59	BRACE (also used 3.655) .
66	60-8000 P.S. (425 Eng.) .	1378069	1	2.05	BRACE.

6.606 BRACKET—STUD, STEERING GEAR OIL PUMP

61-62	40-41-4300 V-8 P.S. less A.C.	1195581		1.54	BRACKET, mtg.-rr.
62	40-41-4300 V-8.	1348430		5.02	BRACKET, mtg.-frt. also holds A.C. compr. on A.C. jobs
62-63	V-6 P.S.	1351110		5.15	BRACKET, mtg.-frt.
62-63	V-6 P.S.	1351170		2.05	BRACKET, mtg.-rr.
63	40-41-4300 V-8 P.S.	1348430		5.02	BRACKET, mtg.-frt.
63	40-41-4300 V-8 P.S.	1195581		1.54	BRACKET, mtg.-rr.
63	4600 (425 Eng.)	1375359		6.05	BRACKET mtg.-frt.
63	4600 (425 Eng.)	1355393		3.18	BRACKET, mtg.-rr
63-64	4700.	1375359		6.05	BRACKET, frt
63-64	4700.	1355393		3.18	BRACKET, rr.
64	40-41-42-43-4400 P.S. . . .	1363948		6.75	BRACKET, frt
64	40-41-42-4300 P.S.	1364089		2.77	BRACKET, rr.
64	46-4800 A.C. or A.C. Modif.-H.D. Cooling	1375359	1	6.05	BRACKET, frt.
64	46-4800 A.C. or A.C. Modif. & H.D. Cooling .	1355393	1	3.18	BRACKET, rr.
64	46-4800 H.D. Cooling or A.C. or A.C. Modif. (425 Eng.)	1375359	1	6.05	BRACKET, frt.
64	46-4800 (425 Eng.) less A.C. or A.C. Modif. or H.D. Cooling	1355393	1	3.18	BRACKET, rr.
65	30-40-5000 P.S. exc G.S.	1363948	1	6.75	BRACKET, frt.
65	30-40-5000 P.S. exc. G.S.	1364089		2.77	BRACKET, rr.
65-66	4000 Gran Sport P.S.	1355393		3.18	BRACKET, rr.
65	4000 Gran Sport.	1375359		6.05	BRACKET, frt
65	60 80 9000.	1375359		6.05	BRACKET, frt.
65-66	60-80-9000 P.S.	1355393		3.18	BRACKET, rr
66	30-40-5000 less G.S.-P.S. with A.I.R.	1374783	1	10.85	BRACKET, strg. & air pump mtg.-frt.
66	30-40-5000 P.S.-A.I.R. less G.S.	1374597	1	2.77	BRACKET, rr.
66	30-40-5000 P.S. less G.S. 8. A.I.R.	1363948	1	6.75	BRACKET, frt
66	30-40-5000 P.S. less G.S. & A.I.R.	1364089		2.77	BRACKET, rr.
66	4600 P.S.	1355393		3.18	BRACKET.
66	4600 P.S.	1375359		6.05	BRACKET, frt. (also used 3.655).
68	60-80-9000 P.S.	1386394		10.65	BRACKET, mtg.
68	30-40-5000 V-8 P.S.	1378150		5.02	BRACKET, mtg.
67	6000 A.I.R. less P.S.	1377521		1 1.00	BRACKET, mtg. (also used 3.655).
67	60-80-9000 P.S.	1377521		1 1.00	BRACKET, mtg.
67	30-40-5000 A.I.R.	1378367		8.65	BRACKET, strg. 8i air pump mtg. (also used 3.655) .
67	30-40-5000 P.S. less A.I.R.	1378150		5.02	BRACKET, mtg.
66	60-80-9000 P.S.	1375359		6.05	BRACKET, frt.
68-71	L-6 Eng.-P.S.	3877430		.67	BRACKET.
69-70	30-4000 V-8 P.S.	1378150		5.02	BRACKET, mtg.
69-70	50-60-80-9000 P.S.	1385158		7.05	BRACKET, frt.
69-70	50-60-80-9000 P.S.	1385157		3.38	BRACKET, rr
68 71	L-6 Eng. P.S.	3838446		.36	BRACE, adj.
71-72	All A (350 Eng.) P.S.	1234487		3.54	BRACKET, frt.
71	All B-C-E (455 Eng.) P.S. .	1234487		3.54	BRACKET, frt.
71-72	All A (350 Eng.) P.S.	1234485		3.54	BRACKET, rr.
71-72	M B-C-E (455 Eng.) P.S. .	1234485		3.54	BRACKET, rr

71-72	All B (P.S.) 350 Eng.	1234166	1	7.45	BRACKET, frt.
71-72	All B (P.S.) 350 Eng.	1237367	1	3.84	BRACKET, rr.
72	All A.	1238313	1	2.77	BRACKET, pwr. strg. 8i A.I.R. pump mtg.-(rr.) (also used 3.655).
72	All B (350 Eng.)	1238313	1	2.77	BRACKET, pwr. strg. 8i A.I.R. pump mtg. (rr.)
72-73	All A-B w/A.I.R.	1238314	1	10.85	BRACKET, frt.
72-73	All B-C-E (455 Eng.)	1238388	1	6.05	BRACKET, frt.
72	All B-C-E (455 Eng. & A.I.R.)	1238389	1	3.54	BRACKET, pwr. strg. & A.I.R. pump mtg.-(rr.) (also used 3.655).
71	All B-C-E (455 Eng.)	1237440	1	1.64	BRACE, rr.
59-63	44-46-47-4800	5687796	2	.46	STUD, pump rr. mtg.
64-66	All P.S.	5687796	2	.46	STUD, pump rr. mtg.
67-68	All P.S.	5689546	2	.30	STUD, pump mtg.
69-70	5000 P.S.	7804123	2	.51	STUD, pump mtg.
69-70	All P.S. exc. 5000	5689546	2	.30	STUD, pump mtg.
71-72	All A (P.S.)	7804123	2	.51	STUD, pump mtg.
71	All B (350 Eng.) P.S.	7804123	2	.51	STUD, pump mtg.
71	All B-C-E (455 Eng.)	5689546	2	.30	STUD, pump mtg.
72-73	All P.S.	5689546	1	.30	STUD, pump mtg.
68-71	L-6 Eng. P.S.	3904180	1	.41	STUD, brace to pump.
67-73	All.	502306	1	.05	WASHER (V/2" I.D. x V/2" O.D. V/2" thick)
64	All.	120394	2		WASHER, brkt-(8.929)
68-71	L-6 Eng. P.S.	3792381	1	.10	WASHER, spacer brkt. to support (also used 7.838)
63	4700	1363751	1		BOLT, rr. strg. oil pump brkt-(0.293)
68	L-6 Eng. A.T.-P.S.	3826039	1	.10	BOLT, thru Delcotron adj. brace to Delcotron
68-70	9000	180134	1	50/5.90	BOLT, P.S. brkt. to cyl. hd-(8.900)
69-71	L-6 Eng. P.S.	3826039	1	.10	BOLT, P.S. adjusting brace thru Delcotron adj. brace to Delcotron (1/8"-18 x 1.75) (also used 4.710)
72	All B-C-E (455 Eng.) P.S.	5696245	1	.51	BOLT, reservoir-(6.635)
69-71	L-6 Eng.	9422297	1	.15	NUT, P.S. brkt-pivot location (1/2"-16)-(8.917)
68-71	L-6 Eng. P.S.	3891598	1	1.23	SUPPORT, P.S. mtg.
6.608 HOUSING--PIN, STEERING GEAR OIL PUMP					
60	All P.S.	5688072	1	18.75	HOUSING, ball-plug & seal.
61-63	44-46-47-4800	5688072	1	18.75	HOUSING, ball-plug & seal.
64-66	All P.S.	5688072	1	18.75	HOUSING, ball-plug & seal.
67-73	All P.S.	7807934	1	23.65	HOUSING
59-63	All exc. 40-41-4300	5686675	AR	.20	PIN, ring dowel.
61	40-4100 2nd Type, 4300	5689357	2	.20	PIN, pump ring dowel (with return tube at rr. of reservoir).
62-63	40-41-4300 P.B.	5689357	2	.20	PIN, ring dowel.
64-66	All P.S.	5686675	1	.20	PIN, ring dowel.
67-70	30-40-5000 P.S.	5689357	2	.20	PIN, pump ring dowel.
67-70	60-80-9000 P.S.	5691490	2	.30	PIN, ring dowel.
71-72	All A (P.S.)	5689357	2	.20	PIN, pump ring.
71-72	All B (350 Eng.) P.S.	5689357	2	.20	PIN, pump ring.
71-73	All B-C-E (455 Eng.)	5691490	2	.30	PIN, pump ring.
6.609 KIT, STEERING GEAR OIL PUMP SEAL					
53-54	All A.T.	5665729	1	2.82	KIT, gsckt. 8i seal
56	All	5683908	1	2.36	KIT, gsckt. & seal
57-58	All exc. AR	5685051	1	2.15	KIT, gsckt. & seal
58	All A.R.	5687086	1	2.97	KIT, gsckt. & seal
59	All	5686716	1	3.59	KIT, seal.
61-63	40-4 1-4300 P.S.	5688044	1	3.08	KIT.
60-66	All P.S. (exc. 1961-1963-40-41-4300).	5688065	1	2.87	KIT
67-73	All P.S.	5688044	1	3.08	KIT
6.609 PLATE--RING, STEERING GEAR OIL PUMP END					
59-60	All P.S.	5686676		1.13	PLATE, oil pump end
61	40-4100 2nd Type, 4300	5689358		.97	PLATE, oil pump end
62-63	40-41-4300 P.S.	5689358		.97	PLATE, oil pump end
61-63	44-46-47-4800 P.S.	5686676		1.13	PLATE, oil pump end
64-66	All P.S.	5686676		1.13	PLATE, oil pump end
67-70	30-40-5000 P.S.	5689358		.97	PLATE, oil pump end
67-70	60-80-9000 P.S.	5691489		1.23	PLATE, oil pump end
71-72	All A (P.S.)	5689358		.97	PLATE, oil pump end
71-72	All B (350 Eng.) P.S.	5689358		.97	PLATE, oil pump end
71-73	All B-C-E (455 Eng.)	5691489		1.23	PLATE, oil pump end
59-60	All P.S.	5686680		.15	RING, end plate ret.
61-63	40-41-4300 P.S.	5688014		.15	RING, end plate ret.
61-63	44-46-47-4800	5686680		.15	RING, end plate ret.
64-66	All P.S.	5686680		.15	RING, end plate ret.
66-73	All P.S.	5688014		.15	RING, end plate ret.
59-66	All exc. 61-63 40-41-4300	5686684	1	.41	"O" RING, end plate seal

59-66	All exc. 1961-63 40-41-4300	5686685	1	.30	"O" RING, press, seal plate (used 6.612)
60-73	As Req.	5688034	AR	.56	SEAL, strg. gear (used 6.579 & 6.612) ..

6.610 KIT, STEERING GEAR OIL PUMP ROTOR VANE

56-58	All P.S.	5683488	1	8.35	KIT, rotor vane
59-63	All (exc. 1961-1963-4041-4300).....	5686719		8.35	KIT, rotor vane
64	All P.S.	5686719		8.35	KIT, rotor vane
61-63	40-41-4300 P.S.	5688047		8.60	KIT.....
65-66	30-40-5000 P.S. exc. G.S.	5688047		8.60	KIT.....
65-66	4000 G.S.	5686719		8.35	KIT.....
67-70	30-40-5000 P.S.	5688047		8.60	KIT.....
71-72	All A (P.S.).....	5688047		8.60	KIT, pump rotor vane.....
71-72	All B (350 Eng.) P.S.	5688047		8.60	KIT, pump rotor vane.....
65-70	60-80-9000 P.S.	5686719		8.35	VANE KIT.....
71-73	All B-C-E (455 Eng.) ..	5686719		8.35	VANE KIT, strg. gr. oil pump rotor vane
69	L-6 Eng. P.S.	5690858		26.20	RING KIT, pump rotor vane.....
70	All A (P.S.).....	5690858		26.20	RING KIT, pump rotor vane.....
69-70	All B-C-E.....	5688890		30.75	RING KIT, rotor vane.....
71-72	All A (P.S.).....	5690858		26.20	RING KIT, pump rotor vane.....
71-72	All B (350 Eng.) P.S.	5690858		26.20	RING KIT, P.S. pump rotor vane.....
71-73	All B-C-E (455 Eng.) P.S. .	5688890		30.75	RING KIT, rotor vane

6.610 ROTOR & SLEEVE, STEERING GEAR OIL PUMP

59-64	All P.S. (exc. 1961-1963-40-41-4300).....	5687277	1	12.40	ROTOR & SLEEVE
61-63	40-41-4300 P.S.	5688011	1	6.25	ROTOR.....
65	60-80-9000 P.S.	5687277	1	12.40	ROTOR & SLEEVE
65-66	30-40-5000 P.S. exc. G.S.	5694977	1	15.60	ROTOR & SLEEVE
	Skylark G.S.-Wildcat-				
66	Electra-Riviera.	5687277	1	12.40	ROTOR & SLEEVE
67-70	30-40-5000 P.S.	5688011	1	6.25	ROTOR.....
67-70	60-80-9000 P.S.	5687278	1	11.65	ROTOR.....
71-72	All B (350 Eng.) P.S.	5688011	1	6.25	ROTOR.....
71-72	All A (P.S.).....	5688011	1	6.25	ROTOR.....
71-73	All B-C-E (455 Eng.) ..	5687278	1	11.65	ROTOR.....

6.611 RING, STEERING GEAR OIL PUMP

59-60	All P.S.	5688881	1	8.40	RING
61-63	40-4 1-4300 P.S.	5688029	1	7.00	RING
61-63	44-46-47-4800.....	5688881	1	8.40	RING
64	All P.S.	5688881	1	8.40	RING
65-66	30-40-5000 P.S. exc. G.S.	5690857	1	9.30	RING
65-66	4600 P.S.	5688881	1	8.40	RING
67-70	30-40-5000 P.S.	5690857	1	9.30	RING
65-70	60-80-9000 P.S.	5688881	AR	8.40	RING
71-72	All B (350 Eng.) P.S.	5690857	1	9.30	RING
71-72	All A (P.S.).....	5690857	1	9.30~	RING
71-73	All B-C-E (455 Eng.) ..	5688881	1	8.40	RING
56 58	All.....	5680593	3	67	SEAL. "O" ring (used 6.584)

6.612 PLATE—O RING—SPRING—SEAL, STEERING GEAR OIL PUMP PRESSURE

59-60	All P.S.	5686702	1	3.38	PLATE, press,
61-63	40-41-4300 P.S.	5688043	1	4.10	PLATE, press,
61-63	44-46-47-4800.....	5686702	1	3.38	PLATE, press,
64-66	All.....	5686702	1	3.38	PLATE, press,
67-70	30-40-5000.....	5688043	1	4.10	PLATE, press,
67-70	60-80-9000.....	5688879	1	3.38	PLATE, press,
71-72	All A (P.S.).....	5688043	1	4.10	PLATE, press,
71-72	All B (350 Eng.) P.S.	5688043	1	4.10	PLATE, press,
71-73	All B-C-E (455 Eng.) ..	5688879	1	3.38	PLATE, press.
59-66	All exc. 1961-63 40-41-4300.....	5686685	1	.30	"O" RING, press, seal plate—(6.609).....
61-63	40-41-4300.....	5688034	1	.56	SEAL, pump end & i press, plate—(6.609) .
68-73	All.....	5688034	1	.56	SEAL, pump end & t press, plate—(6.609) .
71	All B-C-E (455 Eng.) P.S. .	5688034	2	.56	SEAL, pump end 8i press, plate—(6.609) .
72	All P.S.	5688034	1	.56	SEAL, pump end. & press, plate—(6.609)
61	40-4100 2nd Type, 4300	5689359	1	.15	SPRING, press, plate.....
62-63	40-41-4300 P.S.	5689359	1	.15	SPRING, press, plate.....
59-60	All.....	5686687	2	.15	SPRING, press, plate.....
61-63	44-46-47-4800.....	5686687	2	.15	SPRING, press, plate.....
64-66	All P.S.	5686687	2	.15	SPRING, press, plate.....
67-70	30-40-5000.....	5689359	1	.15	SPRING, press, plate.....

67-70	60-80-9000	5688877	.30	SPRING, press, plate
71-72	All B (350 Eng.) P.S.	5689359	.15	SPRING, press, plate
71-72	All A (P.S.)	5689359	.15	SPRING, press, plate
71-73	All B-C-E (455 Eng.)	5688877	.30	SPRING, press, plate

6.612 SEAL—SPRING, OIL PUMP CONTROL

59-66	All P.S. exc 61-63 40-41-4300	5682367	.36	SPRING, flow control
61-63	40-41-4300 P.S.	5688037	.36	SPRING, flow control
67-73	All P.S.	5688037	.36	SPRING, flow control

6.612 PLATE, STEERING GEAR OIL PUMP THRUST

59-64	All P.S. exc. 1961-63 40-41-4300	5687785	1	2.51	PLATE, oil pump thrust
61-63	40-41-4300 P.S.	5688027	1	3.28	PLATE, oil pump thrust
65	60-80-9000 P.S.	5687785	1	2.51	PLATE, oil pump thrust
65-66	30-40-5000 P.S. exc. 4600	5694983	1	3.79	PLATE, oil pump thrust
66	46-60-80-9000 P.S.	5687785	1	2.51	PLATE, oil pump thrust
67	All P.S. exc. 9000	5698121	1	3.38	PLATE, oil pump thrust
68-72	All P.S.	5698121	1	3.38	PLATE, oil pump thrust

6.614 SHAFT, STEERING GEAR OIL PUMP DRIVE

58	All P.S. less A.Fl.	5685526	1	11.55	SHAFT
59-60	All P.S.	5687319	1	12.90	SHAFT
61-63	44-46-47-4800	5687319	1	12.90	SHAFT
61-63	40-4 1-4300 P.S.	7807816	1	7.80	SHAFT
64	All P.S.	5687319	1	12.90	SHAFT
65-66	All P.S.	5694979	1	13.20	SHAFT
67-70	30-40-5000 P.S.	7810333	1	8.45	SHAFT KIT
67-70	60-80-9000 P.S.	7809503	1	5.35	SHAFT, drive kit
71-72	All A (P.S.)	7810333	1	8.45	SHAFT KIT
71-72	All B (350 Eng.) P.S.	7810333	1	8.45	SHAFT KIT
71-73	All B-C-E (455 Eng.)	7809503	1	5.35	SHAFT, drive kit

6.615 BEARING, STEERING GEAR OIL PUMP SHAFT

57	All P.S.	905429	1	2.56	BEARING (2.306)
----	----------	--------	---	------	-----------------

6.616 RING, STEERING GEAR OIL PUMP BEARING RETAINER

58	All P.S. less A.R.	5689388	1	.20	RING, shaft ret
61-63	40-4 1-4300 P.S.	5689388	1	.20	RING, shaft ret
67-68	All P.S.	5689388	1	.20	RING, shaft ret
69	60-80-9000 P.S.	5689388	1	.20	RING, drive shaft ret.
70-73	All P.S.	5689388	1	.20	RING, shaft ret

6.617 SEAL, STEERING GEAR OIL PUMP DRIVE SHAFT

56-57	All	5683898	1	1.85	SEAL
58-60	All exc. A.R.	7808195	1	1.18	SEAL
61-63	40-41-4300 P.S.	5688020	1	1.33	SEAL
61-63	44-46-47-4800 P.S.	7808195	1	1.18	SEAL
64-73	All P.S.	7808195	1	1.18	SEAL

6.624 VALVE, STEERING GEAR OIL FLOW CONTROL

59-64	All P.S. exc. 61-63 40-41-4300	5691948		6.80	VALVE
61-63	40-41-42-4300 P.S.	5689395		6.20	VALVE
65-68	All P.S. exc. L-6 Eng.	5691948		6.80	VALVE
69	30-40-5000 P.S. exc. L-6	5691948		6.80	VALVE
68-69	L-6 Eng. P.S.	5689397		5.55	VALVE
69	60-80-9000	7801161		4.00	VALVE
70-71	L-6 Eng. P.S.	7809230		3.54	VALVE
70-73	All V-8	7809231		4.10	VALVE

6.635 BODY—RESERVOIR, STEERING GEAR OIL PUMP

59	All P.S.	5687272		9.30	BODY
60-63	44-46-47-4800 P.S.	5688090		10.50	BODY
62	40-4 1-4300 V-8 2nd Type 60 Deg. Band				
	Return Hose Tube	5690191	1	1.70	BODY
63	40-41-4300 V-8 P.S.	5690191	1	1.70	BODY
	Special-Skylark-LeSabre				
64-65	P.S.	5692433		12.30	BODY
	Wildcat-Electra-Riviera				
64-65	P.S.	5688090		10.50	BODY
	All P.S.	5688090		10.50	BODY
66	30-40-5000 V-8 P.S.	5699518		12.75	BODY
67-68	60-80-9000 P.S.	5699564		13.10	BODY
67-68	L-6 Eng. P.S.	5694612		9.10	BODY
68-70					

69-70	30-4000 V-8 P.S.	5699518	1	12.75	BODY.....
69-70	5000 P.S.	7804124	1	15.25	BODY.....
69-70	60-80-9000 P.S.	7806577	1	22.05	BODY.....
71	All A (P.S.)	7811266	1	13.45	BODY.....
71	All B (350 Eng.) P.S.	7811266	1	13.45	BODY.....
71	All B-C-E (455 Eng.)	7810321	1	23.05	BODY.....
72	All A-B (350 Eng.) P.S.	7813384	1	13.45	RESERVOIR (incl. body)
72	All A (455 Eng.) P.S.	7813638	1	13.45	RESERVOIR (incl. body)
72-73	All B-C-E (455 Eng.) P.S.	7813636	1	23.05	RESERVOIR (incl. body)

6.635 CAP—GASKET, STEERING GEAR OIL PUMP RESERVOIR

59-60	All P.S.	3908539	1	1.69	CAP, reservoir.....
61-63	40-41-4300 V-8 P.S.	5688258	1	.77	CAP.....
61-63	44-46-47-4800 P.S.	3908539	1	1.69	CAP.....
62-63	V-6 P.S.	5690804	1	.92	CAP.....
64-66	All P.S.	3908539	1	1.69	CAP.....
67-73	All P.S.	7803820	1	2.56	CAP.....
55-58	All P.S.	5682123	1	.51	GASKET, reservoir cvr.

6.635 MANIFOLD—PLATE, STEERING GEAR OIL PUMP RESERVOIR

56-58	All exc. A.R.	5683874	1	2.26	MANIFOLD, reservoir body.....
54	All A.T. & P.S.	5680815	1	.97	PLATE, reservoir body.....
72-73	All B-C-E (455 Eng.) P.S.	5696245	1	.51	BOLT, reservoir (also used 6.606).....

6.635 FILTER, STEERING GEAR OIL PUMP RESERVOIR

57	All	5685072	1	.82	FILTER 8t RETAINER, reservoir body mfl'd.
58	All P.S. exc. A.R.	5685072	1	.82	FILTER 8t RETAINER, reservoir body mfl'd.

NOTE Refer to Group 6.673 for fittings (incl. orifice or filter)

6.635 SEAL—"O" RING, STEERING GEAR OIL PUMP RESERVOIR

59-60	All P.S.	5685792	1	.77	SEAL, "O" ring mfl'd. to reservoir.....
60	All P.S.	5681740	2	.10	SEAL, rr. mtg. reservoir to hsg. stud—(6.674)
60	All P.S.	5681740	2	.10	SEAL, Rr. mtg. reservoir to hsg. stud—(6.674)
61-63	40-4 1-4300 P.S.	5688109	2	.20	SEAL (rect. sect).....
61-63	40-4 1-4300 P.S.	5688015	1	.97	"O" RING, seal.....
61-63	44-46-47-4800 P.S.	5685792	1	.77	"O" RING, seal.....
64-66	All P.S.	5685792	1	.77	"O" RING, seal.....
67-73	All P.S.	5688015	1	.97	"O" RING, seal.....
67-73	All P.S.	5688109	2	.20	SEAL (rectangular section).....

6.655 NUT, STEERING OIL PUMP DRIVEN PULLEY TO PUMP

53-62	All P.S.	115806	1	.20	NUT, pulley to pump.....
61-63	40-41-4300 P.S.	9416734	1	.25	NUT, pulley to pump—(8.917).....
67-73	All P.S.	3824475	1	.20	NUT.....
52-72	All P.S.	124543	1	.15	KEY, drive shaft pulley—(8.960) (No. 3—ft" x ft"
53-60	All P.S.	563979	1	.10	WASHER, driven pulley to pump.....
61	44-46-47-4800	563979	AR	.10	WASHER (usage grp. 6.106-7.010).....

6.655 PULLEY, STEERING GEAR OIL PUMP DRIVEN

59-60	All P.S.	1189125		4.61	PULLEY
61-63	40-41-4300 V-8 P.S.	1195788		2.61	PULLEY
61-63	44-46-47-4800 P.S.	1189125		4.61	PULLEY
62-63	V-6 P.S.	1351242		6 70	PULLEY.
64	40-41-42-43-4400 P.S.	1362235		4 51	PULLEY.
64	46-47-4800 A.C. with P.S.	1363694		4.51	PULLEY (1 groove)
64	46-47-4800 P.S. less A.C. less H.D. Cooling	1189125		4.61	PULLEY (1 groove)
64	46-47-4800 P.S. H.D. Cooling.	1363694		4.51	PULLEY (1 groove)
65-66	30-40-5000 P.S. exc. 400 Eng.	1370987		3.13	PULLEY.....
65	400-401-425 Eng. P.S. less A.C. & H.D. Cooling.	1370988		3.28	PULLEY.
65	400-401-425 Eng. P.S., A.C. ci H.D. Cooling	1370989		3.33	PULLEY.
66	46-60-80-9000 P.S., A.C. Fan Drive Therm. Control less A.I.R.	1370989	1	3.33	PULLEY.
66	46-60-80-9000 P.S. less A.C. Fan Drive Therm. Control & A.I.R.	1370988	1	3.28	PULLEY
66	80-9000 Fan Drive Therm. Control.	1370989	1	3 33	PULLEY
66	46-60-80-9000 A.I.R., less A.C. & Auto. Climate Control	1374703	1	7.55	PULLEY (also used 3.650)

66	46-60-80-9000 A.I.R. 8. A.C. 8i Auto. Climate Control.....	.1374704	1	7.40	PULLEY also used 3.650)
67-70	All P.S. exc. L-6.....	.1386935	1	3.08	PULLEY
68-71	L-6 Eng. P.S.3791943	1	3.28	PULLEY
71-73	All V-8 P.S.1235776	1	3.18	PULLEY

6.670 HOSE, STEERING GEAR OIL PRESSURE LINE

56	All.....	.5682809		1 1.50	HOSE
57-58	All P.S. exc. A.R.5686919		1 1.50	HOSE
58	All P.S. & A.R.5686640		10.85	HOSE
59	4400 C.T.-4400 A.T. 2nd Type.....	.5688455		12.55	HOSE
59	46-47-4800.....	.5688455		12.55	HOSE
60	All.....	.5688459		9.95	HOSE
61	40-4 1-4300 P.S.5689037		9.15	HOSE
61-62	44-46-47-4800.....	.5688808		9.75	HOSE
62	40-41-4300 V-8 P.S.5690321		8.65	HOSE
62-63	44-46-4800 P.S. (401 Eng.).....	.5688808		9.75	HOSE
63	40-41-4300 V-8 P.S.5690944		8.65	HOSE
63	4600 (425 Eng.).....	.5690833		10.60	HOSE
63-65	Riviera.....	.5690833		10.60	HOSE
64	40-4 1-42-4300 V-6 P.S. .	.5692701		12.50	HOSE
64	40-4 1-42-4300 V-8 P.S. .	.5692439		13.25	HOSE
64	4400 P.S.5692443		10.50	HOSE
64	46-4800 (401 Eng A.C. or A.C. Modif. less H.D. Cooling).....	.5692443		10.50	HOSE
64	46-4800 P.S., A.C. or A.C. Modif. or H.D. Cooling.....	.5690833		10.60	HOSE
64	46-4800 (425 Eng.) less A.C. or A.C. Modif. or H.D. Cooling.....	.5690833		10.60	HOSE
65-66	30-4000.....	.5692439		13.25	HOSE
65	5000 P.S.5694302		10.05	HOSE
65	60-8000 P.S.5694350		9.60	HOSE
66	5000 P.S.5697602		12.65	HOSE
66	60-80-9000 P.S. less A.I.R.5694350		9.60	HOSE
66	60-80-9000 P.S. 8i A.I.R. .	.5697602		12.65	HOSE
67	30-4000 P.S. exc. G.S. . .	.5699486		9.05	HOSE
67-68	4600 P.S.5699487		9.05	HOSE
67-68	5000 P.S.7801764		9.75	HOSE
67-68	60-80-9000 P.S.5699410		10.15	HOSE
68-69	L-6 Eng. P.S.7803311		9.35	HOSE
68	30-4000 (350 Eng.) P.S. .	.5699486		9.05	HOSE
68	Sportwagons (400 Eng.) P.S.5699487		9.05	HOSE
69	30-4000 V-8 P.S.7806329		12.70	HOSE
69-70	50-60-8000 P.S.7809276		1 1.65	HOSE
70	30-4000 V-8.....	.7809277		1 1.45	HOSE
69-70	9000.....	.7809275		1 1.65	HOSE
70-71	L-6 Eng. P.S.7810488		8.85	HOSE
71	All V-8 P.S. exc. 5000 (350 Eng.).....	.7811445		1 1.25	HOSE
72	All A (P.S.) A.T. less A.I.R.7811445		1 1.25	HOSE
72	All B-C-E (P.S.) A.T. (455 Eng.) .	.7811445		1 1.25	HOSE
71	All B (350 Eng.) P.S.7812938		12.25	HOSE
72	All A (455 Eng.).....	.7813620		1 1.55	HOSE
72	350 Eng. w/Air Injection Reaction.....	.7813621		11.55	HOSE
72	All B (350 Eng.) less Air Injection Reaction.7812938		12.25	HOSE.....
68	60-80-9000 P.S.1379628		.10	CLIP, hose to pump brkt. ...
69	50-60-8000 P.S.1231067		.15	CLIP.....
69-70	9000.....	.1379628		.10	CLIP, hose to pump bracket

6.671 HOSE—CLAMP, STEERING GEAR OIL RETURN LINE

59	4400 C.T. 4400 A.T. 2nd Type.....	.5688807		3.28	HOSE
59	46-47-4800.....	.5688807		3.28	HOSE
60	All.....	.5688807		3.28	HOSE
61-63	44-46-4800 P.S. (401 Eng.).....	.5688807		3 28	HOSE

63	4600 (425 Eng.)	5690822		3.38	HOSE
63-64	4700	5690822		3.38	HOSE
64	40-41-42-4300 V-6 P.S.	5692702		3.74	HOSE
64	40-41-42-4300 V-8 P.S.	5695240		4.92	HOSE
64	4400 P.S.	5692444		3.47	HOSE
64	46-4800 (401 Eng. less A.C. or A.C. Modif. less H.D. Cooling	5688807	1	3 28	HOSE
64	46-4800 (425 Eng.) P.S. less A.C. or A.C. Modif. or H.D. Cooling	5690822	1	3.38	HOSE
64	46-4800 P.S. A.C. or A.C. Modif. or H.D. Cooling	5690822		3.38	HOSE
65-66	30-4000	5695240		4.92	HOSE
65-66	50-60-80-9000	5690822		3.38	HOSE
66	4600 A.I.R.	5697995		9.08	HOSE (used 3.675)
67	30-4000 P.S. exc. G.S.	5699415		2.87	HOSE
67-68	4600 P.S.	5699415		2.87	HOSE
67-68	5000 P.S.	5690822		3.38	HOSE
67-68	60-80-9000 P.S.	7801508		3.23	HOSE
68-72	L-6 Eg. P.S.	7803314		3.49	HOSE
68	30-4000 (350) P.S.	5699415		2.87	HOSE
68	Sportwagons (400 Eng.) P.S.	5699415		2.87	HOSE
69-70	30-4000 V-8 P.S.	5699415		2.87	HOSE
69	50-60-8000 P.S.	7804394		4.15	HOSE
69	9000	7801508		3.23	HOSE
70	50-60-8000	7808825		3.90	HOSE
70	9000	7808823		4.20	HOSE
71	All V-8 P.S.	7810095		4.10	HOSE
72	All A (350 Eng.) w/Air Injection Reaction	7813623		4.10	HOSE
72	All B (350 Eng.) w/Air Injection Reaction	7813624		4.10	HOSE
72	350 Eng. P.S. less Air Injection Reaction	7810095		4.10	HOSE
72	455 Eng.	7813622		4.10	HOSE

6.673 CONNECTOR—FITTING, STEERING GEAR OIL PRESSURE HOSE

56-58	All	5681757	1	.10	CONNECTOR, strg. gr. valve body (inverted flare 1/4," tube)
63-73	All P.S.	5682044	AR	.20	CONNECTOR (3/4" tube)
59	4400 A.T. 1st Type	5681757	1	.10	CONNECTOR, strg. gr. valve body (inverted flare 1/4," tube)
59-73	All P.S.	5687538	1	.25	CONNECTOR, strg. gr. hsg.
59-73	All	5687624	AR	.67	VALVE KIT, check
60-63	44-46-47-4800 P.S.	5688079	1	2.26	FITTING (incl. filter)
61-63	40-41-4300 P.S.	5692823	1	2.72	FITTING (incl. orifice)
64	All P.S.	5688079	1	2.26	FITTING (incl. filter)
65-66	30-40-5000 P.S. exc. 4600	5689401	1	3.69	FITTING (incl. orifice)
65-66	46-60-80-9000	5689403	1	2.97	FITTING (incl. orifice)
67-68	30-40-5000 P.S.	5692823	1	2.72	FITTING (incl. orifice)
67-68	60-80-9000 P.S.	5699529	1	2.72	FITTING (incl. orifice)
69	30-4000 P.S.	5692823	1	2.72	FITTING (incl. orifice)
69	5000 P.S.	7805234	1	4.31	FITTING (incl. orifice)
69	60-80-9000 P.S.	7806029	1	4.31	FITTING (incl. orifice)
70	60-80-9000 P.S.	7811615	1	1.95	FITTING (includes orifice)
70	30-40-5000 P.S.	7811616	1	1.54	FITTING (includes orifice)
71-73	All P.S.	7811615	1	1.95	FITTING (incl. orifice) (3/4"—18 union)

6.674 SEAL, STEERING GEAR OIL PUMP OUTLET PRESSURE LINE

59	All P.S.	5681740	1	.10	SEAL, "O" nng-inner
60-73	All P.S.	5688035	1	.20	SEAL, "O" ring-inner
60-73	All P.S.	5688049	1	.20	SEAL, "O" ring-outer
61-63	44-46-47-4800 P.S.	5681740	AR	.10	SEAL, "O" ring-rr. mtg. stud
64-66	All P.S.	5681740	2	.10	SEAL, "O" ring-rr. mtg. stud
69	60-80-9000 P.S.	5688035	1	.20	SEAL, ring back-up

6.678 TUBE, STEERING GEAR VALVE TO HEAD END OF CYLINDER

55	All	5683659	1	1.03	TUBE (for use with straight in type union)
----	-----	---------	---	------	--

6.758 SEAL, STEERING COLUMN OPENING COVER

63	46-4800 4-Speed less Tilt Type Whl.	1358501		.56	SEAL
63-64	44-4600 exc. A.T.	1358501		.56	SEAL
65-66	50-60-8000 less Tilt Whl.	1372910		1.28	SEAL, col. ret.

65-66	50-60-8000 Tilt Type				
	Whl.	1370845	1	1.28	SEAL, ret.
66	50-60-8000 Tilt Whl.	1372910	1	1.28	SEAL, col. ret.
67	30-4000 ST300.	7800467	1	1.03	SEAL, strg. col. dash (also used 6.5 1 9)
68	30-4000 C.T. less Tilt				
	Whl.	7807812	1	1.44	SEAL, strg. col. dash (also used 6.5 1 9)
68	4000 A.T. Long Console	7807812	1	1.44	SEAL, strg. col. dash (also used 6.519)
68	30-4000 A.T. less Long Console.	7803253	1	1.08	SEAL, strg. col. dash (also used 6.519)
67-68	50-60-8000.	1380652	1	1.03	SEAL, toe pan.
67-70	9000.	1371727	1	.92	SEAL, toe pan.
69	30-4000.	7803253	1	1.08	SEAL, strg. col. dash (also used 6.519)
64	40-41-42-4300.	3859495	1	.41	SEAL, strg. col. cur. to floor.
69-72	All A.	7807812	1	1.44	SEAL, strg. col. dash.
69-70	All B-C.	7807447	1	1.44	SEAL, toe pan.
71-73	All B-C-E.	7809661	1	2.72	SEAL, column to dash.
67-68	All B (C.T.).	1382687	1	1.79	CLAMP, seal to strg. col.
67-68	All B-C-E.	1380651	1	.46	CLAMP, seal to strg. col.
69-70	All B-C-E.	1386634	1	1.18	CLAMP, seal to steering column.

6.758 GROMMET. COLUMN TOE PLATE

63-65	Riviera Tilt Whl.	5677581	1	2.46	GROMMET 8t RETAINER.
65	50-600 Less Tilt Whl.	1370598	1	.62	GROMMET, toe plate.
66	50-60-80-9000 Tilt Whl.	1370598	1	.62	GROMMET, toe plate.
67	All exc. 9000 Tilt Whl.	7800728	1	1.64	GROMMET, toe plate.
67-68	9000.	7800727	1	1.64	GROMMET, toe plate.
69-70	50-60-8000.	7805624	1	2.26	GROMMET, toe plate.
69-70	9000.	7806429	1	2.61	GROMMET, toe plate.
71	50-60-80-9000 Tilt Whl.	7800202	1	1.03	GROMMET, toe plate.
68	30-4000.	3922889	1	.82	COVER, to toe pan-trim.
68	30 4000 C.T.	1394281	1	3.49	PACKAGE, cvr. toe pan inner & outer .
68	30-4000 A.T.	1394282	1	3.49	PACKAGE, cvr. toe pan inner & outer
68	50-60-8000.	7800728	1	1.64	GROMMET, toe plate.

6.758 RETAINER, STEERING COLUMN OPENING COVER

65	50-600 less Tilt Whl.	1372909	1	1.69	RETAINER.
65	50-60-8000 Tilt Whl.	1377344	1	1.69	RETAINER (also use 1-9.1 14-1377343 grommet)
66	50-6000 C.T. LESS Tilt Whl.	1372909	1	1.69	RETAINER.
66	50-60-8000.	1377344	1	1.69	RETAINER.
67	All.		AR		RETAINER, refer grp. 9.1 14.
65	50-60-8000 Tilt Whl.	1377343	1	.97	GROMMET (also use 1-9.1 14-1377344 ret.)
66	50-60-80-9000.	1377343	1	.97	GROMMET, ret.

6.758 COVER, STEERING COLUMN AT DASH

64	40-41-42-4300.	3897543	1	.67	COVER, strg. gr. jacket & cl. push rod
64	40-41-42-4300 C.T.	383132	1	1.28	COVER, strg. col. to toe pan.
64	40-41-42-4300 A.T. less Tilt Type Strg. Whl.	383139	1	.97	COVER, strg. col. to toe pan
65	30-4000 C.T. 1st Type Round Hole.	383132	1	1.28	COVER, strg. col. to toe pan
65	30-4000 S.T. 300 less Tilt Whl.	383139	1	.97	COVER, strg. col. to toe pan
65	30-4000 Long Console & Tilt Whl.	383139	1	.97	COVER, strg. col. to toe pan
66	30-4000 A.T. less Tilt Whl.	383139	1	.97	COVER, strg. col. to toe pan.
66	S.T. 300 Long Console ..	383139	1	.97	COVER, strg. col. to toe pan.
65-67	30-4000.	3897543	1	.67	COVER, strg. gr. jacket 8i cl. push rod.
67	30-4000.	397108	1	.82	COVER, inner.
67	30-4000.	397109	1	1.13	COVER, outer.
69-72	All A.	401946	1	.87	COVER, inner.
69-72	All A.	401949	1	1.08	COVER, outer.
69-72	All A.	3947979	1	1.44	COVER, column to toe pan-trim.
71-73	All B-C-E.	1235625	1	.87	COVER, strg. col. to toe pan-trim.
71-73	All B-C-E.	410055	1	1.54	COVER, strg. column filler (upr.).
71-73	All B-C-E.	406230	1	.92	COVER, strg. column filler (lwr.).
64	40-41-42-4300.	3764424	2	.15	FASTENER, dash panel mat.
65-67	30-4000.	3764424	2	.15	FASTENER, strg. col. jacket cvr. & seal to toe pan .

6.758 RETAINER, STEERING COLUMN OPENING COVER

67-68	50-60-8000.	1380649		2.10	RETAINER, toe pan-inner
67-68	50-60-8000.	1380650		1.85	RETAINER, toe pan-outer
67-68	9000.	1380766		1.64	RETAINER, toe pan-inner
67-68	9000.	1380767		1.64	RETAINER, toe pan-outer
69-70	50-60-8000.	1386632		1.64	RETAINER, toe pan-inner
69-70	50-60-8000.	1386633		1.38	RETAINER, toe pan-outer
69-70	9000.	1386132		2.56	RETAINER, toe pan-inner .
69-70	9000.	1386133		2.56	RETAINER, toe pan-outer .

6.760 BRACKET, STEERING COLUMN SUPPORT

64	44-46-47-4800.....	1364276	1	.77	BRACKET, strg. col. mtg.....
65	9000.....	1364276	1	.77	BRACKET, strg. col. mtg.....
67	30-4000.....	5699366	1	4.46	BRACKET, supt.....
67	50-60-8000.....	1379936	1	4.77	BRACKET, supt.....
67-68	50-60-8000.....	7804119	1	8.35	BRACKET, outer.....
67-68	50-60-8000.....	5699455	1	5.30	BRACKET, inner.....
67	9000.....	5699387	1	8.30	BRACKET, supt.....
68	9000.....	7802627	1	6.95	BRACKET.....
68	30-4000.....	7803568	1	5.15	BRACKET.....
69-72	All A.....	7804091	1	4.92	BRACKET.....
69-70	50-60-8000.....	7804097	1	6.35	BRACKET.....
69-70	9000.....	7804092	1	8.45	BRACKET.....
71-73	All B-C-E.....	7809925	1	4.56	BRACKET, supt.....
71-73	All B-C-E.....	407976	1	4.72	BRACKET, guide.....
66	9000.....	1376518	RH	1.38	BRACE, supt.....
66	9000.....	1376519	LH	1.38	BRACE, supt.....
64-66	Special-Skylark G.S.	588820	RH	.62	SUPPORT (also holds mtg. clamp)
64-66	Special-Skylark G.S.	588821	LH	.62	SUPPORT (also holds mtg. clamp)
66	50-60-8000.....	1376484	RH	.67	SUPPORT.....
66	50-60-8000.....	1376485	LH	.62	SUPPORT.....
67	30-4000.....	395880	RH	.25	SUPPORT.....
67	30-4000.....	395881	LH	.25	SUPPORT.....
67-68	9000.....	1382236	RH	.82	SUPPORT.....
67-68	9000.....	1382237	LH	.82	SUPPORT.....
68	30-4000.....	398626	RH	.25	SUPPORT.....
68	30-4000.....	398627	LH	.25	SUPPORT.....
69-72	All A.....	402492	RH	.30	SUPPORT.....
69-72	All A.....	402493	LH	.30	SUPPORT.....
69-70	50-60-8000.....	1387688	RH	1.33	SUPPORT.....
69-70	50-60-8000.....	1387689	LH	1.18	SUPPORT.....
6970	50-60-8000.....	1387668	1	2.87	SUPPORT, ctr.
69-70	9000.....	1386026	RH	.87	SUPPORT ..
69-70	9000.....	1386027	LH	.82	SUPPORT ..
68	9000.....	1380589	4	.05	SCREW, supt brkt. to col.

6.760 CLAMP—COVER, STEERING COLUMN HOUSING

63-64	44-46-67-4800 A.C. Tilt Type Strg. Whl.	1361756	1	.41	CLAMP, L. outlet hose to R. strg. col. supt. brace- (9.225).....
66	9000.....	1375249	1	3.79	COVER, lwr.....
67-68	9000.....	1379270	1	.46	GUIDE, supt. brkt.....
67	30-40-9000.....	1380589	4	.05	SCREW, supt. brkt. to column.....
59	All.....	1188099	2	.10	NUT, instr. cluster lwr. hsg. to instr. cluster- (2.729).....
67	50-60-80-9000.....	1370853	1	.10	NUT, anchor lwr. strg. col. hsg. to hsg. supt.....
64	40-41-42-4300.....	3859495	1	.41	SEAL, strg. col. cvr. to floor.....
66	50-60-8000.....	1378033	AR	.15	SHIM (.030).....
66	9000.....	1376560	AR	.15	SHIM (.030).....
67	50-60-80-9000	1379272	AR	.15	SHIM (.030) mtg. brkt. to pedal supt.....
69-70	9000.....	1379272	AR	.15	SHIM (.030) column bracket to instrument panel brace rod loc.....
68	50-60-8000	1379272	AR	.15	SHIM (.030) mtg. brkt. to pedal supt.....
68	9000.....	1379272	AR	.15	SHIM (.030) adjr. wedge loc.....
68	9000.....	1379272	AR	.15	SHIM (.030) brkts. to instr. panel brace rod loc.

6.760 SCREW & LOCK WASHER, SHROUD

65	6000 P.S., Tilt Whl. 8< Long Console 8i C.T. 4- Speed.....	3820718	AR	.10	SCREW 8< LOCK WASHER .
66	6637-67-9000 Tilt Whl. Long Console.....	3820718	AR	.10	SCREW 8i LOCK WASHER

6.786 BEARING--BUSHING, STEERING GEAR PITMAN SHAFT

57-58	40-60 Reg. Strg.....	148418	1	1.74	BEARING, needle
57-58	All P.S.....	5687117	1	4.46	BEARING, needle
59	44-4600 Reg. Strg. 1st Type.....	148418	1	1.74	
59	All P.S. up to Frame F- 1 109664 Fl.....	5687117	1	4.46	
59	All P.S. after Frame F- 1 109664 Fl.....	5687757	1	5.15	BEARING.....
60-69	All P.S.....	5687757	1	5.15	BEARING, no tips on end.....
69 73	All.....	5697804	1	4.82	BEARING, V." tip on end with vendor name
46-55	All.....	266316	AR	1.59	BUSHING.....
56	40-60.....	266316	AR	1.59	BUSHING.....
56	All P.S.....	5683367	AR	1.44	BUSHING.....

59	44-4600 Reg. Strg. 2nd Type	266316	AR	1.59	BUSHING C)
60-72	All Reg. Strg.	266316	AR	1.59	BUSHING ...
	C) F-1 101435 Fl., F-3031285 Lin., F-4034881 K.C, F-5023558 Wil., F-6029520 Atla., F-70121 15 Fra.				

6.803 HOUSING, STEERING GEAR

59	All P.S. 2nd Type Frame F-1 109664 Fl.	5687756		1	50.45	HOUSING
60	All P.S.	5687756		1	50.45	HOUSING
62-63	44-4600 Reg. Strg.	5675942		1	31.60	HOUSING (incl. cup & bshg.)
62-63	44-46-47-4800 P.S.	5689701		1	55.00	HOUSING
64	40-4 1-42-4300 P.S.	5679271		1	28.40	HOUSING (incl. bshg. & cup)
64-70	30-40-5000 P.S.	7805230		1	46.85	HOUSING
65-70	30-4000 Reg. Strg.	5679271	AP	1	28.40	HOUSING (incl. bushing & cup) .
64	44-4600 Reg. Strg.	5679330		1	35.05	HOUSING (incl. bshg. & cup) . . .
65-68	5000 Reg. Strg.	5679330		1	35.05	HOUSING (incl. bshg. & cup) . . .
64	46-4800 P.S.	5690232		1	60.70	HOUSING & RING
64	4700 P.S.	5689701		1	55.00	HOUSING
65-66	6000 Reg. Strg.	5675942		1	31.60	HOUSING (incl. cup & bshg.)
65	60-8000 P.S.	5690232		1	60.70	HOUSING & RING
65	9000	5694747		1	58.75	HOUSING & RING
66	60-80-9000 P.S.	5690232		1	60.70	HOUSING & RING
67-68	60-80-9000 P.S.	5689701		1	55.00	HOUSING
68-70	6000 Reg. Strg.	7801592		1	32.10	HOUSING [incl. bshg. & cup] . .
69-70	5000 Reg. Strg.	7801592		1	32.10	HOUSING [incl. bushing & cap)
69-70	60-8000 P.S.	5697803		1	58.80	HOUSING
69-70	9000	7805600		1	51.50	HOUSING & RING
71-72	All A (Reg. Strg.)	7809664		1	25.95	HOUSING
71-72	All A (P.S.)	7805230		1	46.85	HOUSING
71-72	All B (350 Eng.) P.S. exc. Pol. Car.	7811211		1	49.15	HOUSING
71-72	All B (350 Eng.) P.S. Pol. Car.	7805541		1	43.75	HOUSING
71-73	All B-C-E (455 Eng.) P.S.	7810896		1	54.05	HOUSING
72	All B Wagon P.S.	7814320		1	55.75	HOUSING

6.806 SEAL—PL G—RING, STEERING GEAR HOUSING

53-55	All A.T.	5665836		1	.50	SEAL, "O" ring hsg. between strg. gr. hsg. 8i valve-(6.556).
64-72	All Reg. Strg.	7802160		1	.97	SEAL, grease
61-63	40-4 1-4300 Reg. Strg.	5674114		1	.67	SEAL, worm shaft
37-60	All Reg. Strg.	444746		1	.10	PLUG, filler—(8.97 1)
61	40-41-4300	445673		1	.10	PLUG, filler (%) strg. gr. hsg. grease filler pkg.—(8.971).
61		444746		1	.10	PLUG, filler ("A") strg. gr. hsg. filler—(8.97 1)
62	All Reg. Strg.	445673		1	.10	PLUG, filler (%) strg. gr. hsg. grease filler plug—(8.971).
63	40-4 1-43-44-4600 Reg. Strg.	445673		1	.10	PLUG, strg. gr. hsg. grease filler—(8.971)
61-63	44-46-47-4800 P.S.	5691475		1	1.69	RING, piston stop (used with end plug 5689363) upr. end
64-65	Wildcat-Electra P.S.	5691476		1	1.64	RING, snap
64	4 700	5691475		1	1.69	RING, piston stop-upr. end
65	9000	5694746		1	.92	RING, snap
66-67	60-80-9000 P.S.	5691476	AR	1	1.64	RING, piston stop-upr. end
67-68	60-80-9000 P.S.	5691475		1	1.69	RING, piston stop-upr. end
69-70	9000	5691475		1	1.69	RING, piston stop-upper end

6.807 COVER—BEARING, STEERING GEAR HOUSING SIDE

42-55	All Reg. Strg.	267387		3.59	HOUSING .
56	40-60 Reg. Strg.	270247		3.59	COVER ...
59	44-4600 Reg. Strg. 2nd Type	7806748		6.90	COVER (")
57-58	All P.S.	5685472		6.35	COVER ...
59	4400 A.T. P.S. 1st Type	5685472		6.35	COVER (")
59	4400 A.T. 2nd Type	7812147		7.35	COVER ("")
59	4400 C.T, 46-47-4800	7812147		7.35	COVER ...
60	44-4600 Reg. Strg.	7806748		6.90	COVER ...
61-63	40-4 1-4300 Reg. Strg.	5674247		8.65	COVER ...
61-63	44-4600 Reg. Strg.	267387		3.59	COVER ..
64	All Reg. Strg.	7806748		6.90	COVER ..
60-73	All P.S.	7812147		7.35	COVER .
65-68	5000 Reg. Strg.	7806748		6.90	COVER ..
65-68	6000 Reg. Strg.	267387		3.59	COVER ...
65-70	30-4000 Reg. Steering	7806748		6.90	COVER ...
69-70	50-6000 Reg. Steering	267387		3.59	COVER ...
71-72	All A (Reg. Strg.)	7801619		7.35	COVER ..

6.809 GASKET—SEAL, STEERING GEAR HOUSING SIDE COVER

53-55	40-50-60 Reg. Strg.	269298	1	.15	GASKET.....
56	40-60 Reg. Strg.	270537	1	.15	GASKET.....
59	44-4600 Reg. Strg. 2nd Type	5666734	1	.15	GASKET ("").
60	44-4600 Reg. Strg.	5666734	1	.15	GASKET.....
61-63	40-41-4300 Reg. Strg.	5674256	1	.15	GASKET.....
61-63	44-4600 Reg. Strg.	269298	1	.15	GASKET.....
64	All Reg. Strg.	5666734	1	.15	GASKET.....
65-67	5000 Reg. Strg.	5666734	1	.15	GASKET.....
65-70	6000 Reg. Strg.	269298	1	.15	GASKET.....
65-70	30-4000 Reg. Steering	5666734	1	.15	GASKET.....
69-70	5000 Reg. Steering	269298	1	.15	GASKET.....
71-72	All A (Reg. Strg.)	7810041	1	.15	GASKET.....
59-67	All P.S.	7812146	1	.62	GASKET 8c SEAL.....
71	All B-C-E.	7812146	1	.62	GASKET 8c SEAL, hsg. side cvr.....
	(*) F-1 101435 Fl., F-3031285 Lin., F-4034881 K.C, F-5023558 Wil., F-6029520 Atla., F-70121 15 Fra.				
68	60-80-9000.	7812146	1	.62	GASKET 8t SEAL.....
69	50-60-80-9000 P.S.	7812146	1	.62	GASKET 8c SEAL.....
72	All P.S.	7812146	1	.62	GASKET 8c SEAL.....
69-70	30-4000 Reg. Steering	7807009	3	.46	BOLT, side cover.....

6.822 ADJUSTER, STEERING GEAR LASH

41-56	All Reg. Strg.	7802482	1	.82	ADJUSTER
57-60	All Reg. Strg. exc. 1959 2nd Type	5671196		.55	ADJUSTER
59	All Reg. Strg. 2nd Type	7802482		.82	ADJUSTER
61-63	40-41-4300 Reg. Strg.	7802482		.82	ADJUSTER
61-63	44-4600 Reg. Strg.	5671196		.55	ADJUSTER
64-72	All Reg. Strg.	7802482		.82	ADJUSTER
57-64	All P.S.	5685372		.46	NUT, seal ..
65-66	30-4000.	5685372		.46	NUT, seal ..
65-66	60-80-9000 P.S.	5685372		.46	NUT, seal ..
67-68	All P.S.	5685372		.46	NUT, seal ..
69	60-8000 P.S.	5685372		.46	NUT, seal ..
70-71	All P.S.	5687973		.56	NUT, seal ..
72	All B (Police Cars) P.S.	5687973		.56	NUT (seal) .
73	All B-C-E.	5687973		.56	NUT (seal) .

6.824 PLUG—RING, STEERING GEAR HOUSING END

59	All P.S. 2nd type.	5689363	1	3.13	PLUG, hsg. end .
60-63	All P.S. exc. 40-41-4300	5689363	1	3.13	PLUG, hsg. end .
61-63	40-41-4300 P.S.	5689010	1	3.02	PLUG, hsg. end .
65-70	30-40-5000 P.S.	5689010	1	3.02	PLUG, hsg. end
64-65	Wildcat-Electra P.S.	5690231	1	2.82	PLUG, hsg. end
64	4700 P.S.	5689363	1	3.13	PLUG, hsg. end
65	9000 P.S.	5694823	1	3.23	PLUG, hsg. end
66-67	60-80-9000 P.S.	5690231	1	2.82	PLUG, hsg. end
67-68	60-80-9000 P.S.	5689363	1	3.13	PLUG, hsg. end
69-70	9000.	5689363	1	3.13	PLUG, hsg. end
69-70	60-8000 P.S.	5686815	1	3.18	PLUG, hsg. end
71-72	All A (P.S.)	5689010	1	3.02	PLUG, hsg. end
71-72	All B (350 Eng.) P.S. exc. Pol. Car.	7809512	1	1.90	PLUG, hsg. end.
71-72	All B (350 Eng.) P.S. Pol. Car.	7805168	1	1.65	PLUG, hsg. end.
71-73	All B-C-E (455 Eng.) P.S.	7810890	1	3.33	PLUG, hsg. end.
59-60	All P.S.	5686814	1	.25	RING, end plug ret
61-64	40-41-42-4300 P.S.	5689012	1	.30	RING, end plug ret
61-63	44-46-47-4800 P.S.	5686814	1	.25	RING, end plug ret
64	4400 P.S.	5689012	1	.30	RING, end plug ret
64	46-47-4800 P.S.	5686814	1	.25	RING, end plug ret
65-72	30-40-5000 P.S.	5689012	1	.30	RING, end plug ret
65-70	60-80-9000 P.S.	5686814	1	.25	RING, end plug ret
56-58	All	5684069	1	.82	KIT, end plug (incl. plug 8c "O" Ring)
59	4400 1st Type.	5684069	1	.82	KIT, end plug (incl. plug 8i "O" Ring)

6.825 SEAL KIT- GASKET, STEERING GEAR HOUSING END COVER

56	All P.S.	5685028		4.10	KIT, adapter 8v valve mtg. seal
57-58	All P.S.	5685341		4.10	KIT, top cvr. adapter 8c valve mtg. seal
59	4400 A.T. P.S. 1st type	5685341		4.10	KIT. top cvr. adapter 8c valve mtg. seal

6.825 SEAL, STEERING GEAR HOUSING END PLUG

59-60	All P.S.	7812122	1	.62	SEAL, end plug "O" Ring
61-64	40-41-4200-4300 P.S.	7812123	1	1 03	SEAL, end plug "O" Ring
61-64	44-46-47-4800 exc. 1964 4400.	7812122	1	.62	SEAL, end plug "O" Ring

64	4400 P.S.	7812123	1	1.03	SEAL, end plug "O" Ring.....
65-72	30-40-5000 P.S.	7812123	1	1.03	SEAL, end plug "O" Ring.....
65-69	60-80-9000.	7812122	1	.62	SEAL, end plug "O" Ring.....
6.826 BEARING, STEERING GEAR HOUSING END COVER					
56-73	All P.S.	5683229	1	2.46	BEARING, needle-in adjr. plug.....
6.828 SHIM PACKAGE, STEERING GEAR LASH ADJUSTER					
41-72	All Reg. Strg.	605142	1	.67	SHIM PACKAGE (contains 4 shims having .063-.065-.067 & .069 thickness).....
6.830 ADJUSTER, STEERING GEAR WORM THRUST BEARING					
59	44-4600 Reg. Strg. 2nd Type.....	5666681	1	4.46	ADJUSTER (*).....
60-63	44-4600 Reg. Strg.	5666681	1	4.46	ADJUSTER (incl. adjr., brg., cup 8i ret.).....
65-70	All Reg. Strg.	5666681	1	4.46	ADJUSTER.....
71-72	All A (Reg. Strg.).....	7809662	1	4.56	ADJUSTER.....
59-73	All P.S.	5686866	1	16.95	PLUG (incl. upr. thrust brg.) this part used for repl. of separate brg. assy. & adjr. plug assy, on 1962 1st jobs.....
(*) F-1 101435 Fl., F-3031285 Lin., F-4034881 K.C, F-5023558 Wil., F-6029520 Atla., F-70121 15 Fra.					
6.832 NUT, STEERING GEAR WORM BEARING					
59-64	44-4600 Reg. Strg.....	5676217	1	.62	NUT, adjr. lock
59-64	All P.S.	5690698	1	.62	NUT, plug lock
65	50-6000 Reg. Strg.....	5676217	1	.62	NUT, adjr. lock
64	40-4 1-42-4300 Reg. Strg.....	5676217	1	.62	NUT, adjr. lock
65	60-80-9000 P.S.	5690698	1	.62	NUT, plug lock
66-72	All Reg. Strg.....	5676217	1	.62	NUT, adjr. lock
66-73	All P.S.	5690698	AR	.62	NUT, plug lock
6.835 KIT, STEERING GEAR THRUST BEARING					
59-73	All P.S.	5687185	1	4.10	KIT, upr. thrust brg.
59-73	All P.S.	5687186	1	3.49	KIT, lwr. thrust
6.835 BEARING—RETAINER, STEERING SHAFT WORM THRUST					
41-56	All Reg. Strg.	179291	2	2.57	BEARING, upr. & lwr.
59	44-4600 Reg. Strg. 2nd Type F-1 101435 Fl., F-3031285 Lin., F-4034881 K.C, F-5023588 Wil., F-6029520 Atla., F-7012115 Fra.	5666693	1	.68	BEARING, adjr. & hsg.....
60-72	All Reg. Strg.	5666693	AR	.68	BEARING.....
59	44-4600 Reg. Strg. 2nd Type.....	5668489	1	.10	RETAINER, worm adj. lwr. brg.
60-63	44-4600 Reg. Strg.	5668489	1	.10	RETAINER, worm brg. adj. lwr. brg.
59-61	All P.S.	5686872	1	.10	RETAINER, adjr. plug.....
64-70	All Reg Strg.....	5668489	1	.10	RETAINER, adjr. lwr. brg.....
6.835 CUP, STEERING GEAR WORM THRUST BEARING					
41-56	All Reg. Strg.	179290	1	2.06	CUP, upr. brg.....
59	44-4600 Reg. Strg. 2nd Type.....	5666683	2	1.27	CUP, adjr. & hsg.....
60-72	All Reg. Strg.	5666683	2	1.27	CUP.....
6.840 SEAL KIT—RING, STEERING GEAR ADJUSTER					
59-73	All P.S.	5687183	1	2.26	KIT, plug seal.....
59-68	All P.S.	274947	1	.15	RING, adjr. plug seal ret.—(8.934)
6.841 NUT, STEERING SHAFT WORM BALL					
59	44-4600.	5675672	1	9.65	NUT, shaft worm ball.....
59-60	44-4600 Reg. Strg.	5675672	1	9.65	NUT, shaft worm ball (R.H. thread)
61-64	All Reg. Strg.	5675672	1	9.65	NUT (R.H. thread).....
65-66	5000 Reg. Strg.	5675672	1	9.65	NUT (R.H. thread).....
6.842 GUIDE—KIT, STEERING SHAFT BALL RETURN GUIDE					
46-55	All Reg. Strg.....	267502	4	.20	GUIDE.....
56-58	40-60 Reg. Strg.....	267502	4	.20	GUIDE
59	44-4600 Reg. Strg. 1st Type.....	267502	4	.20	GUIDE C')
59-64	All P.S.	5686540	2	.41	GUIDE
65	All P.S. exc. 9000 G.S.	5686540	2	.41	GUIDE ...
65	9000 P.S. G.S.	5695490	2	.97	GUIDE
66	All P.S. exc. 60-9000 G.S.	5686540	2	.41	GUIDE

66	60-9000 G.S. P.S.	5695490	2	.97	GUIDE
67	All P.S. exc. 60-9000 G.S. & 3417.....	5686540	2	.41	GUIDE
67	3417 P.S.	5695490	2	.97	GUIDE
67	60-9000 G.S. P.S.	5695490	2	.97	GUIDE
59	44-4600 2nd Type Reg. Strg.....	5676222	1	1.44	KIT, return guide & clamp
60-68	All Reg. Strg.....	5676222	1	1.44	KIT, guide & clamp.....
68	All P.S. exc. 3437-4600- 6000-9000 G.S.	5686540	2	.41	GUIDE
68	3437-4600-6000-9000 G.S.-P.S.	5695490	2	.97	GUIDE
68-69	3437-4600 P.S.	5695490	2	.97	GUIDE
69	30-40-5000 P.S. exc. G.S.	5686540	2	.41	GUIDE
69	60-80-9000.....	5695774	1	.41	GUIDE
70-73	All P.S. exc. GSX.....	5695774	1	.41	GUIDE
70-72	GSX.....	7804938	1	.20	GUIDE

F-1 101435 FL, F-3031285 Lin., F-4034881 K.C, F-5023558 Wil., F-6029520 Atla., F-70121 15 Fra.

6.843 CLAMP, STEERING SHAFT WORM BALL RETURN GUIDE

59-73	All PS.	5686539	1	.10	CLAMP.....
-------	--------------	---------	---	-----	------------

6.844 BALL, STEERING SHAFT WORM & NUT

46-69	All Reg. Strg.	7808541	AR	.10	BALL ("1/32").....
-------	---------------------	---------	----	-----	--------------------

6.844 BALL KIT, STEERING GEAR RECIRCULATING

56-73	All P.S.	5695513	1	2.46	BALL KIT (No. 7-28125 dia.) .
56-73	AMPS.	5695515	1	2.46	BALL KIT (No. 9-28141 dia.) .
56-73	All P.S.	5695516	1	2.15	BALL KIT (No. 10-.28149 dia.)
56-73	All P.S.	5695517	1	2.15	BALL KIT (No. 1 1-.28157 dia.)
56-73	All P.S.	5695512	1	2.10	BALL KIT (No. 6-28 1 1 7 dia.) .
56-73	All P.S.	5695514	1	2.46	BALL KIT (No. 8-.28133 dia.) .

6.850 SHAFT—GEAR, STEERING GEAR PITMAN

57-58	All P.S.	5685406	1	19.85	SHAFT (incl. lash adjr.)
59	4400 A.T. 1st Type P.S.	5685406	1	19.85	SHAFT (incl. lash adjr.)
59	44-4600 Reg. Strg. 2nd Type.....	7812834	1	12.80	SHAFT ("")
60	44-4600 Reg. Strg.	7812834		12.80	SHAFT.....
61-63	44-4600 Reg. Strg.	5675193		14.05	SHAFT.....
64	All Reg. Strg.	7812834		12.80	SHAFT.....
65-68	30-40-5000 Reg. Strg.	7812834		12.80	SHAFT.....
65-68	6000 Reg. Strg.	5675193		14.05	SHAFT.....
69-70	30-4000 Reg. Steering ..	7812834		12.80	SHAFT.....
69	50-6000 Reg. Steering ..	5675193		14.05	SHAFT.....
71-72	30-4000 Reg. Strg.	5675193		14.05	SHAFT.....
61-63	40-41-4300 Reg. Strg.	5675400		18.05	GEAR, pitman shaft ..
59-63	44-46-47-4800 P.S.	5692950		20.10	GEAR (incl. lash adjr.)
64-68	All P.S.	5692950		20.10	GEAR (incl. lash adjr.)
69	30-40-5000 P.S.	5692950		20.10	GEAR (incl. lash adjr.)
69	60-80-9000 P.S.	7813603		23.50	GEAR.....
70	All P.S.	7813603		23.50	GEAR.....
71-72	All A.	7813603		23.50	GEAR.....
71	All B (350 Eng.) exc. Pol. Cars.....	7813603	1	23.50	GEAR
71	All B-C-E (455 Eng.) P.S. exc. Pol. Cars & Wagons	7813606		24.90	GEAR.....
71	All B Wagons ...	7813603		23.50	GEAR.....
71	All B Pol. Cars (P.S)	7813631		26.40	GEAR.....
72-73	All B-C-E.....	7813631		26.40	GEAR.....

(* F-1 101435 FL, F-3031285 Lin., F-4034881 K.C, F-5023558 Wil., F-6029520 Atla., F-70121 15 Fra.

6.855 SEAL—KIT, STEERING GEAR PITMAN SHAFT

37-55	All.....	263463		1.44	SEAL, grease.
56-58	40-60.....	263463		1.44	SEAL, grease.
59	44-4600 1st Type Footnote Group 6.850	263463		1.44	SEAL, grease .
59	44-4600 Reg. Strg. 2nd Type.....	7801626		1.03	SEAL, grease .
60-72	All Reg. Strg.....	7801626		1.03	SEAL, grease .
56	All P.S.	5686508		2.56	SEAL KIT .
57-73	All P.S.	5685355		4.10	SEAL KIT

6.856 RING, STEERING GEAR PITMAN SHAFT SEAL RETAINING

56-64	All P.S.	5682898	1	.25	RING.....
-------	---------------	---------	---	-----	-----------

6.859 ARM—SEAL, STEERING GEAR PITMAN

59-60	All P.S.	5672603	1	9.00	ARM
61	44-46-47-4800 P.S.	1347398	1	10.20	ARM (Thompson)
61	44-46-47-4800 P.S.	5674862	1	9.95	ARM, strg. gr. pitman (Saginaw)
61-62	40-41-4300 P.S.	5675881	1	5.25	ARM
62	44-46-47-4800 P.S.	1350770	1	10.50	ARM (Thompson)
62-63	44-4600 Reg. Strg.	5676209	1	9.95	ARM (Saginaw)
62-63	44-46-47-4800 P.S.	5675958	1	10.95	ARM (Saginaw)
63	40-41-4300 Reg. Strg.	5677786	1	14.05	ARM
63	40-41-4300 P.S.	5677784	1	14.05	ARM
63	44-46-4800 P.S.	1350770	1	10.50	ARM (Thompson)
64	40-41-42-4300 Reg. Strg. 1st Type	7811779	1	10.05	ARM (repls. prod, arm stpd. 5679206)
64	40-41-42-4300 Reg. Strg. 2nd Type	5693762	1	5.35	ARM (repl. prod, arm stpd. 5693761)
64	40-41-42-4300 P.S. 2nd Type	5693764	1	5.35	ARM (repl. prod, arm stpd. 5693763)
64	40-41-42-4300 P.S. 1st Type	5679209	1	9.95	ARM (repls. prod, arm stpd. 5679208)
64	4400 P.S.	5679148	1	12.15	ARM (Saginaw)
64	4400 w/P.S.	1364884	1	10.95	ARM (Thompson)
64	46-4800 P.S.	1350770	1	10.50	ARM (Thompson)
64	46-47-4800 P.S.	5675958	1	10.95	ARM (Saginaw)
65-67	30-4000 Reg. Strg.	5693762	1	5.35	ARM
65-67	30-4000 P.S.	5693764	1	5.35	ARM
65-68	5000 P.S.	1372120	1	8.15	ARM
65-68	5000 Reg. Strg.	5694159	1	13.55	ARM
65-66	6000 Reg. Strg.	5694155	1	14.85	ARM
65	60-8000 P.S.	5695754	1	1 1.60	ARM
65	9000 P.S.	5675958	1	10.95	ARM (Saginaw)
66	60-8000 P.S.	5697257	1	1 1.90	ARM
66	9000	5697251	1	13.05	ARM
67-68	60-8000 P.S.	5698203	1	8.25	ARM
68-70	30-4000 Reg. Strg.	7811779	1	10.05	ARM
68-72	30-4000 P.S.	5679209	1	9.95	ARM
68	6000 Reg. Strg.	5699151	1	14.45	ARM
69-70	50-6000 Reg. Strg.	7805971	1	15.90	ARM
69-70	50-60-8000 P.S.	7805973	1	1 1 60	ARM
67-70	9000	5698203	1	8.25	ARM
71-72	All A (Reg. Strg.)	7811779	1	10.05	ARM
71-72	All B-C-E (P.S.)	7809956	1	8.60	ARM
56-60	All P.S.	5666119	1	.51	SEAL, pitman arm—(6.231)

6.861 NUT, RING GEAR PITMAN

30-60	All	258779	1	.46	NUT
61-63	44-46-47-4800	258779	1	.46	NUT
64-68	All	258779	1	.46	NUT
69	All A (P.S.)	258779	1	.46	NUT
71-73	All B-C-E	258779	1	.46	NUT, pitman shaft to gear (% -14)
72	All A (Reg. Strg.)	258779	1	.46	NUT, strg. gr. pitman arm
71-72	All P.S.	5697702	1	.05	WASHER, pitman arm to strg. gear
72	All A (Reg. Strg.)	5697702	1	.05	WASHER, lock (%)
73	All B-C-E	5697702	1	.05	WASHER, Pitman arm to strg. gr.

6.870 ROD, STEERING KNUCKLE INTERMEDIATE

NOTE To identify Thompson 8i Saginaw Steering Linkage refer to Service Bulletin 65-163 and Illustration Catalog at front of Group 6.000.

54-55	All	5668604		14.30	ROD
56	40-60 Reg. Strg.	5668604		14.30	ROD
57-58	All P.S.	5670312		10.55	ROD
59-60	44-4600 Reg. Strg.	5672623		13.25	ROD
59-60	All P.S.	5672612		14.30	ROD
61	44-4600 Reg. Strg.	5675487		32.50	ROD
61	44-46-47-4800 P.S.	5675490		20.25	ROD (Saginaw)..
61	44-46-47-4800 P.S.	1347386		14.95	ROD (Thompson)
61-62	40-41-4300	5675759		12.20	ROD
62-63	44-46-4800	5676211		26.50	ROD (Saginaw) ..
62-63	44-46-4800 P.S.	1350788		19.35	ROD (Thompson)
63	40-41-4300	5677800		14.05	ROD
64	40-41-42-4300 1st Type	5695201		16.45	ROD (³ / ₁₆ " dia. rod)
64	40-41-42-4300 2nd Type	5698848		22.35	ROD (¹ / ₈ " dia. rod) .
64	4400 P.S.	1364901		21.00	ROD (Thompson) ..
64	4400 Pwr. or Reg. Strg.	5678577		27.10	ROD (Saginaw)
64	4600 Reg. Strg.	5678577		27.10	ROD
64	46-4800 P.S.	1364902		21.95	ROD (Thompson)
64	46-4800 P.S.	5678574		27.20	ROD (Saginaw) ..
63-65	Riviera	5693766		27.90	ROD

65-67	30-4000	5698848	22.35	ROD
65-68	5000 Reg. Strg.	5697505	26.50	ROD
65-66	60-8000 P.S.	5697468-	27.90	ROD
65-68	5000 P.S.	1379899	27.25	ROD
66	6000 Reg. Strg.	5698112	28.60	ROD
66	9000	5698113	26.50	ROD
67-68	60-8000 P.S.	7811113-	25.35	ROD
68	6000 Reg. Strg.	7811113	25.35	ROD
68-72	30-4000	7800896	20.05	ROD
69-70	50-60-8000 exc. 6036-46	7807416	29.60	ROD
67-70	9000 P.S.	7811113	25.35	ROD
70	6036-46	7809011	35.20	ROD
71-72	All B-C-E	7811835	29.95	ROD

6.876 SPRING, STEERING TIE ROD

61-62	40-41-4300	5675757	2	1.23	SPRING .
-------	------------	---------	---	------	----------

6.881 PLUG, TIE ROD END

61	44-4600	264945	2	.62	PLUG, tie rod end (also used 6.243)
61-62	40-41-4300	264945	2	.62	PLUG, tie rod end (also used 6.243)
42-60	All	264988	AR	.15	WASHER, ctr. ball stud brg. (also used 6.243)
61-62	40-4 1-4300	264988	2	.15	WASHER, ball seat (also used 6.243)
61-62	4000-4100-4300	5675758	2	.20	PLUG, tie rod safety (also used 6.244)

6.895 ARM, STEERING IDLER

NOTE - For model years not listed refer to Group 6.231.

68-72	All A	7801909	1	15.85	ARM (also used 6.231)
71-72	All B-C-E	7811071	1	13.80	ARM (incl. supt. & bshg.)

6.897 WASHER, IDLER ARM SUPPORT TO FRAME

67-73	All as Required	382588	AR	.10	WASHER (used 6.23 1-0.85 1-4.08 1-8.1 53-8.155)
71-73	All as Req.	407795	2	.10	WASHER (V O.D. x .454 I.D.) (also used 4.085)

6.898 SEAL, STEERING IDLER ARM BUSHING

57	All	1174676	1	.30	SEAL (also used 6.231)
67	30-4000	1174676	1	.30	SEAL (also used 6.231)
69-72	30-4000	1174676	1	.30	SEAL (also used 6.231)

6.898 SEAL, INTERMEDIATE ROD

61	40-4100	411231	1	.46	SEAL (used 6.231)
62	44-46-4800	5676207	2	.30	SEAL, inter, rod restrictor (Saginaw)
63	All	5676449	2	.82	SEAL, tie rod ball stud—(6.233)
64	40-41-42-4300	5678375	2	.20	SEAL, inter, rod (Saginaw)
63-65	All	5676207	2	.30	SEAL, inter, rod restrictor (Saginaw)
66	30-4000 P.S.	5676207	2	.30	SEAL, inter, rod restrictor (Saginaw)
66-68	60-80-9000 P.S.	5693027	AR	.82	SEAL, inter, rod
68-72	All A	5693125	2	.82	SEAL, inter, rod
69-70	50-60-80-9000 P.S.	5693027	2	.82	SEAL, inter, rod

BUICK CHASSIS MAIN GROUP 7.000 SUB-GROUP SEQUENCE

Group 7.000		Page
7.003	Frame	
7.009	Extension Unit, Frame Side Member	
7.010	Member, Front Cross	
7.010	Mount, Front Suspension	
7.014	Member, Rear Bumper Frame Cross	
7.068	Trailer Hitch & Wiring	
7.240	Repair Kit, Front Stabilizer	
7.241	Shaft, Front Stabilizer	
7.330	Bracket, Frame to Body Mounting	
7.345	Automatic Level Control Shock Absorbers & Parts	
7.345	Shock Absorber	
7.345	Superlift Shock Absorber	
7.412	Springs, Front Chassis (Also Charts at End of Grp 7)	
7.445-7.446	Air Ride Parts	
7.455	Compressor, Air Ride & Automatic Level Control	
7.470	Dome & Diaphragm, Air Ride Spring	
7.475	Valve, Air Ride & Automatic Level Control	
7.476	Height Control Valve Parts	
7.503	Spring, Rear Chassis (Also Charts at End of Grp 7)	
7.629	Cover - Rod - Retainer, Spare Wheel	
7.633	Nut, Spare Wheel Clamping	
7.807	Bumper, License Plate	
7.814	Rail, Rear Bumper Guard	
7.828	Guard, Bumper	
7.831	Plate, Bumper Face	
7.832	Panel, Bumper Trim	
7.834	Deflector, Bumper Gravel	
7.836	Bar, Bumper Back	
7.838	Bumper Mounting Parts	
7.874	Bolt, Bumper	
7.875	Step, Estate Wagon Rear Bumper	

7.003 FRAME

NOTE. An Engineering (Improvement Change made to 1965 Upper Series Frames. On Early 1965 Models also Order 2nd Type Propeller Shaft Support. See Illustration.

66	4255-65-4455-65.	1376497	256.80	FRAME
66	43-4439.	9784511	210.15	FRAME
66	8000 exc. Conv.	1374822	291.80	FRAME
67	3000-4307-17-4407-17-69.	1378965	228.65	FRAME
67	4339-4439.	9786305	216.65	FRAME
67	Skylark Conv. & G.S. less T.H. 400.	9786304	231.65	FRAME
67	Skylark G.S. S.T. 400	9788786	216.65	FRAME
67	Sportwagons S.T. 400	1381373	264.75	FRAME
67	5000 exc. Conv.	1379321	268.35	FRAME
67-68	6000 exc. Conv.	1384576	288.80	FRAME
67-68	8000 exc. Conv.	1384578	300.85	FRAME
67	9000.	1378430	459.70	FRAME
68	33-35-4469.	3960799	169.60	FRAME
68	3327-34-35-4437.	3960733	173.85	FRAME
68	3435.	3908667	258.70	FRAME
68	Sportwagons.	399675	264.75	FRAME
68	4439.	3913455	264.75	FRAME
68-70	44-4667.	3992389	203.70	FRAME
68	5200-5439-69-87.	1383518	276.80	FRAME
68	9000.	1383303	342.95	FRAME
69	Sportwagons.	403502	188.05	FRAME
69-70	3327-34-35-4437.	3960733	173.85	FRAME
69-70	3369-3569-4439-4469. . . .	3960799	169.60	FRAME
69-70	3435-36.	1235293	179.25	FRAME
69-70	4637.	1235413	173.85	FRAME
69-70	5000 exc. 5467.	1235662	195.55	FRAME
69-70	5467.	1235663	206.45	FRAME
70	6000 Wgns.	1235661	217.30	FRAME
69-70	6400-6637-6639.	1235664	201.00	FRAME
69-70	6667.	1235665	206.45	FRAME
69-70	8000 exc. Conv.	1235666	206.45	FRAME
69-70	8467.	1235667	217.30	FRAME
69-70	9000.	1235668	217.30	FRAME
71-72	All A (4 Drs.) exc. Wagon	6263693	177.60	FRAME
71	All A (2 Drs. exc. Conv. 8i 455 Eng.).	3992389	203.70	FRAME
71	All A (Conv.).	3992389	203.70	FRAME
71-72	All A (Wagons).	1239878	177.60	FRAME
71-72	All A (455 Eng.).	1239879	179.95	FRAME
71-72	All B (Conv.).	3993740	302.40	FRAME
71	All B (350 Eng.) less Conv.	1240748	280.90	FRAME
71-72	5000-6600 (455 Eng.) less Conv. & Pol. Car	1240748	280.90	FRAME
71	All B (Pol. Car).	1240748	280.90	FRAME
71	All B Wagons.	3993741	281.90	FRAME
71-72	All C.	1239949	289.95	FRAME
71-72	All E.	1239938	280.60	FRAME
72	All A (2 Drs.) (350 Eng.) . . .	6263668	203.70	FRAME
72	All B (350 V-8 Eng.) exc. Conv.	3993740	302.40	FRAME
72	All B Wagons.	1240207	302.40	FRAME
72	All B Police Cars.	3993740	302.40	FRAME

NOTE Frame manufacturers identification is stamped at rear of left hand frame side rail. Pon. (Pontiac), S. (A.O. Smith), P.P.S. (Parish Pressed Steel).

7.009 RAIL, FRONT CROSS

61-63	40-41-4300.	4894233	1	16.85	RAIL.
-------	---------------------	---------	---	-------	-------

7.009 MEMBER, FRONT BUMPER FRAME CROSS

63	44-46-47-4800.	1353349	1	8.50	MEMBER...
64	4700.	1353349	1	8.50	MEMBER
71-72	All B-C-E.	3991094	RH	76.35	MEMBER UNIT, frt. side .
71-72	All B-C-E.	3991093	LH	76.35	MEMBER UNIT, frt. side .

7.009 EXTENSION UNIT, FRAME SIDE MEMBER

64	40-41-42-4300.	3868661	LH	17.50	EXTENSION UNIT (Smith & Parish)
64	40-41-42-4300.	3866510	RH	17.50	EXTENSION UNIT (Pontiac)
64	40-41-42-4300.	3866509	LH	16.80	EXTENSION UNIT (Pontiac)
65	30-4000.	3866510	RH	17.50	EXTENSION UNIT (Pontiac)
66-67	30-4000.	9785361	RH	16.60	EXTENSION UNIT (Pontiac)
65-67	30-4000.	3866509	LH	16.80	EXTENSION UNIT (Pontiac)

65-67	30-4000	3868661	LH	17.50	EXTENSION UNIT (Parish-A.O. Smith)
68-69	30-4000	3960284	RH	38.70	EXTENSION UNIT.....
68-70	30-4000	3977555	LH	39.45	EXTENSION UNIT.....

7.010 MEMBER, FRONT SPRING CROSS

61-63	40-41-4300 exc. Conv.	585768	1	93.20	MEMBER (incl. lwr. control arm shafts)
62-63	44-46-4800.....	1364600	1	52.40	MEMBER.....
64	46-4800.....	1364600	1	52.40	MEMBER, frt. frame cross.....
63-65	Riviera.....	1364601	1	71.45	MEMBER.....
65-67	5000.....	1396964	1	56.25	MEMBER.....
66	60-8000 Conv.....	1396968	1	56.95	MEMBER.....
66	9000.....	1396966	1	49.50	MEMBER.....
67	60-8000.....	1396969	1	54.97	MEMBER.....
68	5000.....	1394176	1	49.20	MEMBER & BRACKET.....
68	60-8000.....	1394177	1	49.20	MEMBER & BRACKET.....
68	9000.....	1394178	1	50.75	MEMBER & BRACKET.....
69	5000 exc. Conv.....	1394285	1	50.95	MEMBER & BRACKET.....
69	5467.....	1394667	1	50.75	MEMBER & BRACKET.....
69	60-8000 exc. Conv. 1st Type.....	1394669		47.80	MEMBER & BRACKET.....
69	66-8467 1st Type.....	1394288		52.05	MEMBER & BRACKET.....
69	9000.....	1394289		50.60	MEMBER & BRACKET.....
69	60-8000 exc. Conv. 2nd Type.....	1394594		49.20	MEMBER & BRACKET.....
69	66-8467 2nd Type.....	1394593		52.05	MEMBER & BRACKET.....
NOTE. 1969 1st type mount-2 mtg. holes with weld nut, 2nd type mount-4 mtg. holes with weld nut.					
70	5000.....	1394667		50.75	MEMBER & BRACKET.....
70	60-8000.....	1394669		47.80	MEMBER & BRACKET.....
70	9000.....	1394636		48.90	MEMBER & BRACKET.....
64	40-41-42-4300.....	9787462		96.85	EXTENSION UNIT, frame-frt. end (Pontiac).....
64	40-41-42-4300.....	3876916		95.40	EXTENSION UNIT, frame-frt. end repl. (Smith & Parish).....
65-67	30-4000.....	3876916		95.40	EXTENSION UNIT, frame-frt. end repl. (Smith & Parish).....
65-67	30-4000.....	9787462		96.85	EXTENSION UNIT (Pontiac) frt. end replacement
68-72	30-4000.....	3997410		1 14.65	EXTENSION UNIT, frt. end repl.....
71-72	50-60 8000.....	3991079		128.65	MEMBER UNIT, frt. side & cross.....
71-72	9000.....	3991080		128.65	MEMBER UNIT, frt. side and cross.....
65-68	50-60-8000 exc. Conv. ..	1369126	RH	10.35	BRACE (used 6.171).....
65-68	50-60-8000 exc. Conv. ..	1369127	LH	10.35	BRACE (used 6.171).....
65-68	50-60-8000 Conv.	1369128	RH	10.35	BRACE (used 6.171).....
65-68	50-60-8000 Conv.	1369129	LH	10.35	BRACE (used 6.171).....
66	9000.....	1371562	RH	10.65	BRACE (used 6.171).....
66-68	9000.....	1371563	LH	10.65	BRACE (used 6.171).....
67-68	9000.....	1379314	RH	12.35	BRACE (used 6.171).....
69-70	50-60-8000 exc. Conv. ..	1231250	RH	7.10	BRACE, frt. spring support.....
69-70	50-60-8000 exc. Conv. ..	1231251	LH	7.10	BRACE, frt. spring support
69-70	50-60-8000.....	1233502	RH	9.25	BRACE used 6.171)
69-70	50-60-8000.....	1233503	LH	9.25	BRACE used 6.171)
69	9000.....	1230026	RH	10.05	BRACE used 6.171)
69	9000.....	1230027	LH	10.05	BRACE used 6.171)
70	9000.....	1235953	LH	10.35	BRACE used 6.171)
70	9000.....	1235952	RH	10.35	BRACE (used 6.171)

7.010 MOUNT, FRONT SUSPENSION

71-73	All E.....	237958	RH	10.50	BRACE, frame frt. cross bar to torque box.....
71-73	All E.....	237959	LH	10.50	BRACE, frame frt. cross bar to torque box.....
71	50-6000-8237-8437	409174	RH	3.02	BRACE, frt. cross bar to torque box.....
71	50-6000-8237-8437	409175	LH	3.02	BRACE, frt. cross bar to torque box.....
72-73	All B-C.....	409174	RH	3.02	BRACE, frt. cross bar to torque box.....
72-73	All B-C.....	409175	LH	3.02	BRACE, frt. cross bar to torque box.....
61-63	40-41-4300.....	585270	1	3.95	MOUNT, rad. isolation-frt.....
61	40-41-4300.....	587B51	2	4.82	MOUNT, to body isolation-side (also use 380615 bolt).....
62	40-41-4300 exc. Conv. less A.C.....	587851	2	4.82	MOUNT, to body isolation-side
62-63	40-41-4300 A.C., 4067-4167-4367.....	587851	2	4.82	MOUNT, to body isolation-side (when using as replacement on 1962, also use 380615 bolt) ..
63	40-41-4300	380615	2	.67	BOLT, to body.....
62	40-41-4300	563979	2	.10	WASHER, frt. susp. to body isolation mount—(6.646).....
62	40-41-4300	584382	3	1.03	WASHER, isolation mount-frt. susp. to supt. & frt. susp. to body.....
63	40-41-4300	584382	1	1.03	WASHER, to rad supt.....
63	40-41-4300	584382	2	1.03	WASHER, to body.....

7.011 RETAINER, TRANSMISSION SUPPORT TO FRAME					
67-72	30-4000	9785627	2	.87	RETAINER, trans, supt. to frame (used 4.081 & .083)
71	82-8439	9780020		.51	RETAINER, trans, supt. insulator (also used 4.081)
71-72	82-8439	9780423		.87	INSULATOR, trans, supt. to frame (also used 4.081)

7.014 MEMBER, REAR BUMPER FRAME CROSS					
61-63	44-46-47-4800 exc. 4435-45-4635-45				
	4747	1196484	1	9 60	MEMBER
64-67	Special-Skylark	3903099	1	5 85	MEMBER (Smith & Parish)
64	Special-Skylark exc. Conv.	9787748	1	5 65	MEMBER (Pontiac)
64	4467-4639-47-67-69- 4800	1196484	1	9 60	MEMBER
65	50-60-8000	1366452	1	7 65	MEMBER
63-65		1353749	1	9 60	MEMBER
66-68	50-60-8000	1375284	1	7 90	MEMBER
66-70	9000	1371872	1	9 45	MEMBER
66-70	9000	1375382	1	11 15	MEMBER, rear spring-cross
65-67	30-4000 exc. Conv.	9787748	1	5 65	MEMBER (Pontiac)
68-72	30-4000 exc. Wagons	3992321	1	8 60	MEMBER
68-72	30-4000 Wagons	3952775	1	8 80	MEMBER
69-70	50-60-8000 exc Wagons	1385684	1	7 70	MEMBER
70	6000 Wagons	1230717	1	12 50	MEMBER
71-72	6000 Wagon	3981286	1	8 70	MEMBER
71-72	8000	3984788	1	7 65	MEMBER
71-72	9000	1235303	1	11 00	MEMBER
71-72	50-6000 exc. Wagons	6270707	1	8 70	MEMBER

7.068 TRAILER HITCH (LESS BALL)					
68	4000 Wagons	981391		23.30	TRAILER HITCH (less ball)
69-72	30-4000 Wagons	981391		23.30	TRAILER HITCH (less ball)
69	50-6000	981522		25.35	TRAILER HITCH (less ball)
69	8000	981630		25.35	TRAILER HITCH (less ball)
70	50-60-8000 exc. Wagons	981630		25.35	TRAILER HITCH (less ball)
70	6036-46	981633		13.35	TRAILER HITCH (less ball)
71	30-4000 exc. Wagons	981677		20.50	HITCH, trailer (less ball)
71-72	50-6000 exc. Wagons	981674		26.90	HITCH, trailer (less ball)
71-72	6000 Wagons	981683		20.50	HITCH, trailer (less ball)
71-72	8000	981675		26.90	HITCH, trailer (less ball)
71-72	9000	981676		26.90	HITCH, trailer (less ball)
72	30-4000 exc. Wagons (for Cars without Bpr. Guards)	981677		20.50	HITCH, trailer (less ball)
72	30-40 exc. Wagons (for Cars w/Bpr. Guards)	981813		20.50	HITCH, trailer (less ball)
72	6035	994126		83.55	HITCH, trailer class III (less ball)

7.068 BALL, TRAILER HITCH					
63-72	All	981148		2.56	BALL, hitch (1 1/2")
63-72	All	980670		2.67	BALL, hitch (2")

7.068 HARNESS, TRAILER WIRING					
NOTE For trailer harness (car section) refer to 13.090.					
64-73	All	2987124	1	5.50	HARNESS, adapter-trailer section (5 wire)—(1 3.090)
68	30-40-80-9000 exc. Wagons	981344		10.20	HARNESS, trailer wiring
68	50-6000	981401		10.20	HARNESS, trailer wiring
69-70	All exc. Wagons 8t 8000	981344		10.20	HARNESS, trailer wiring
68-72	30-4000 Wagons	981589		10.20	HARNESS, trailer wiring (5 wire)
69-70	8000	981589		10.20	HARNESS, trailer wiring (5 wire)
70	6000 Wagons	981667		10.20	HARNESS, trailer wiring
71-72	30-4000 exc. Wagons	981344		10.20	HARNESS, trailer wiring (5 wire)
71-72	50-60-80-9000 exc. Wagons	981719		10.85	HARNESS, trailer wiring (5 wire)
71-72	6000 Wagons	981720		13.20	HARNESS, trailer wiring (5 wire)

7.133 CLIP, FRT. FDR. TO FRT. BPR. SEAL					
70	50-6000	520223	4	.10	CLIP used 8.177)

7.238 NUT, STABILIZER LINK					
63	44-46-47-4800	1365065	2	.10	NUT, link to lwr. control arm brkt
64-73	All	1365065	2	.10	NUT, link to lwr. control arm (also used 8.080)

7.240 KIT, FRONT STABILIZER REPAIR					
54-56	All	1391880	2	1.23	KIT

57-58	All.....	1388427		1.33	KIT
59-60	All.....	1388587		1.33	KIT
61-63	40-41-4300.....	1396612		1.03	KIT
61-64	44-46-47-4800.....	1396047		1.44	KIT
64	40-41-42-4300.....	3849098		1.33	KIT
65-72	All A.....	3849098		1.33	KIT
65	50-60-8000.....	1396612		1.03	KIT
65	9000.....	1396047		1.44	KIT
66-70	50-60-80-9000.....	1396612		1.03	KIT
71-72	All B-C-E exc. Pol. Car	3888862		.92	KIT, stab, link,
73	All.....	3888862		.92	KIT, stab. link

7.240 LINK—SPACER, FRONT STABILIZER

65-72	All A.....	381954	2	.51	LINK.....
61-64	44.4 6-47-4800.....	1196336	2	.15	SPACER, link grommet.....
65-72	All A.....	381955	2	.10	SPACER, link.....
65-70	All B-C-E.....	1366934	2	.10	SPACER, link.....
65	All E.....	1196336	2	.15	SPACER, grommet.....
71-73	All B (Police Cars).....	3993730	2	.15	SPACER, link.....
71-73	All B (Police Cars).....	3993729	8	15	RETAINER, link to shaft & lwr. control arm (steel 1 W O.D. x V." I.D.) (used 7.245).....

7.241 SHAFT, FRONT STABILIZER

61-62	4019-27-67-41 19-67-4300 less Pol. Opt.....	583304	1	7.90	SHAFT .
61-63	40-4 1-4300 Pol. Car Handling Opt.....	1349314	1	9.35	SHAFT .
62	44-4600 exc. 4635-45 less Pol. H.D. Spg. & Shk. on 441 1-69.....	1355399	1	14.50	SHAFT, stab.-frt.
63	4800 less Pol. H.D. Spg. & Shk.....	1355399	1	14.50	SHAFT, stab.-frt.
62-63	40-4 1-4300 exc. H.D. Spg. & Shock Jobs.....	1349314	1	9.35	SHAFT.....
63	4019-27-41 19-4347 less Pol. Car Handling Opt. & less H.D. Spg. & Shock Jobs.....	583304	1	7.90	SHAFT
63	4067-4367 less Pol- Car Handling Opt.....	583304	1	7.90	SHAFT
63	44-46-4800 exc. 4435-45-4635 less Poi, Car Handling.....	1355399		14.50	SHAFT, stab.-frt.
63-65	Riviera.....	1353185		9.30	SHAFT.....
64	4027-67-4127-69-4337-67-69 less H.D. Ride & Exp.....	392081	1	8.60	SHAFT, frt. (% dia.)
64	4027-67-69-4127-69-4337-67-69 H.D. Ride & Exp.....	397703	1	10.55	SHAFT, frt. (.812" dia.)
64	4035-4 135 less H.D. Ride 8L Exp.....	397703	1	10.55	SHAFT, frt. (.970" dia.)
64-66	Special Wagons H.D. Ride & Exp.....	397706	1	12.90	SHAFT (.937" dia.) . . .
64	4069 less Pol. Car Handling & H.D. Ride & Exp.....	392081	1	8.60	SHAFT, frt. (V" dia.).....
64	4069 Pol. Car Handling Opt.....	397703	1	10.55	SHAFT, frt
64	4400.....	1355399	1	14.50	
64	4669 less Pol. Car Handling Opt.....	1355399	1	14.50	SHAFT, frt
64	4639-47-67-4800.....	1355399	1	14.50	SHAFT, frt
64-65	Sportwagons.....	397704	1	1 1.90	SHAFT (.875" dia.).....
65	33-3469 Pol. Car Handling.....	397703	1	10.55	SHAFT (.812" dia.).....
65	3000 Wagons less H.D. Cooling & Exp.....	397703	1	10.55	SHAFT (.812" dia.).....
65	30-4000 exc. Wagon less Pol. Car Handling & H.D. Ride & Exp. & Gran Sport.....	392081		8.60	SHAFT (.875" dia.)
65	30-4000 exc. Wagon with H.D. Susp. 8. Exp.....	397703		10.55	SHAFT (812" dia)
65	4000 Gran Sport H.D. Susp.....	397706		12.90	SHAFT (.937" dia.)
65	5000.....	1367010		11.60	SHAFT.....
65	60-8000.....	1367011		11.80	SHAFT.....

66	30-4000 less Wagons & G.S., Pol. Car Handling, H.D. Ride & Exp.	392591	1	8.85	SHAFT (.781" dia.)
66-67	30-4000	397704	1	1 1.90	SHAFT (.875" dia.)
66-67	30-4000	397706	1	12.90	SHAFT (.937" dia.)
66-68	50-60-80-9000	1371853	1	13.50	SHAFT (.812" dia.)
67	30-4000	397703	1	10.55	SHAFT (.781" dia.)
68-72	30-4000	401194	1	13.45	SHAFT (1" dia.)
68-69	30-4000	399921	1	1 1.00	SHAFT ("Ae" dia.)
68-72	30-4000	398498	1	12.10	SHAFT (% dia.)
69-70	50-6000 exc. 6036-46	1387480	1	12.40	SHAFT (.812" dia.)
69-70	8000-6036-46	1387481	1	12.80	SHAFT (.844" dia.)
69-70	9000	1371853	1	13.50	SHAFT (.812" dia.)
71-72	All B (350 Eng.)	3964067	1	13.35	SHAFT (1" dia.) (replaces 3964066 3/72)
71-73	All B-C-E (455 Eng.)	3964067	1	13.35	SHAFT (1.00 dia.)

7.241 KIT—SHAFT, REAR STABILIZER BAR

65	Skylark-G.S.	1394195	1	4 1.80	KIT (parts nec. to install a rr. stabilizer bar)
66-71	4600 G.S.	1394195	1	41.80	KIT (parts nec. to install a rr. stabilizer bar)
69-70	9000	1383284	1	7.00	MEMBER, track bar cross—(5.4 1 5)
66-67	Skylark-G.S.	394926	AR	12.70	SHAFT
67	34 17 w/H.D. Susp.	394926	AR	12.70	SHAFT
68-72	3437-67-4600 H.D. Susp.	394926	1	12.70	SHAFT

7.242 BRACKET, FRONT STABILIZER SHAFT

48-57	All	411142	2	.36	BRACKET, stab, shaft
58-60	All	1180083	2	.41	_____
61-63	40-4 1-4300	411142	2	.36	_____
61-64	44-46-47-4800	1196333	2	.41	BRACKET
64	40-41-42-4300	394130	2	.46	_____
65-66	30-4000	394130	2	.46	BRACKET
65-66	50-60-80-9000	1366922	2	.41	BRACKET
67-69	All	394130	2	.46	BRACKET
70-72	All	406887	2	.46	BRACKET
67-69	50-60-80-9000	1383810	4	.10	BOLT, hex. head (V ₁₆ " 18)

7.242 SUPPORT, FRONT STABILIZER

61-63	40-41-4300	4403449	2	1.79	SUPPORT
-------	----------------------	---------	---	------	---------

7.243 BUSHING, FRONT STABILIZER SHAFT

48-60	All	1193053	2	.62	BUSHING
61	4019-4027-41 19-4300 less Police Opt.	573287	2	.62	BUSHING
61	44-46-47-4800 exc. 4435-45	1347718	2	.72	BUSHING
61-63	40-41-4300 Pol. Car Handling Opt.	1347488	2	.72	BUSHING
62	4019-27-67-41 19-67- 4300 less Pol. Opt.	573287	2	.62	BUSHING
62	44-46-4800 exc. 4635- 45 less H.D. Spg. & Shk. on 44 1 1-69	1357032	2	.62	BUSHING
62	4800 less Pol. H.D. Spg. cV Shks.	1357032	2	.62	BUSHING
61-63	40-41-4300 Exp. H.D. Spg. & Shk. Jobs.	134748B	2	.72	BUSHING
63	4019-27-41 19-4347 less Pol. Car Handling Opt. & less H.D. Spg. & Shocks	573287	2	.62	BUSHING
63	4067-4367 less Pol. Car Handling Opt.	573287	2	.62	BUSHING
63	4035-45-4135 less Pol. Car Handling Opt. & less H.D. Spg. & Shocks	1347488	2	.72	BUSHING
63	441 1-69 Pol. Car Handling Opt.	1354680	2	.56	BUSHING
63	44-46-47-4800 exc. 4435-45-4635 less Pol. Car Handling.	1357032	2	.62	BUSHING
63-64	4435-45-4635-45	1354680	2	.56	BUSHING
64	40 41-4300	392592	2	.36	BUSHING (.72" I.D.;
64	4035-4135 H.D. Ride 8c Exp.	388294	2	.30	BUSHING (.87" I.D.)

64	4069 less Pol. Car Handling less H.D. Ride & Exp.	384725	2	.46	BUSHING
64	4027-67-4127-69-4337-67-69 less H.D. Ride & Exp.	384725	2	.46	BUSHING
64	4400	1368011	2	.36	BUSHING
64	4639-47-67-47-4800	1357032	2	.62	BUSHING
64	4669 less Pol. Car Handling Opt.	1357032	2	.62	BUSHING
64	4669 Pol. Car Handling Opt.	1354680	2	.56	BUSHING
65	5000	1368010	2	.36	BUSHING
65	60-8000	1368011	2	.36	BUSHING
65	9000	1357032	2	.62	BUSHING
65-66	30-4000	392592	AR	.36	BUSHING (.72" I.D.)
65-73	All as req.	388294	AR	.30	BUSHING (.87" I.D.)
66	50-60-80-9000	1368011	2	.36	BUSHING
67-72	All	396420	AR	.41	BUSHING (.91" I.D.) 7 ribs on round end
67-70	All	392592	2	.36	BUSHING (.72" I.D.)
66-67	4600	385967	AR	.25	SHIM, lwr. control arm to stab.
67	3417 H.D. Susp.	385967	AR	.25	SHIM, lwr. control arm to stab.
68-72	3437-67-4600 H.D. Susp.	385967	AR	.25	SHIM, lwr. control arm to stab.
7.244 GROMMET, STABILIZER LINK					
37-65	All as Req.	381957	AR	.15	GROMMET (also used 7.347)
65-66	9000	381957	4	.15	GROMMET, stab, link to lwr. control arm
64-72	All as Req.	381957	AR	.15	GROMMET, stab, link (also used 7.348) 1" O.D.
71-72	All B (Police Cars)	6270704	8	.20	GROMMET (bushing) link to shaft & lwr. control arm —(7.388)
7.245 RETAINER, SHOCK ABSORBER					
38-73	All	396797	AR	.10	RETAINER (1 1/8" O.D. steel) (also used 7.389)
71-73	All B (Police Cars)	3993729	8	.15	RETAINER (1ft" O.D. x 3/4" I.D. steel) also used (7.240)
7.248 NUT, REAR LEAF SPRING					
71-72	All B Wagons	9422300	8	.10	NUT, rr. spring to axle hsg. & rr. spring & shock absorber anchor plate (ft.—20)—(8.9 1 7)
71-73	All B Wagons	9422301	2	.10	NUT, rr. spg. frt. eye to frame (ft"—13)—(8.9 1 7)
7.330 BRACKET, FRAME TO BODY MOUNTING					
64	40-41-4300 exc. Conv. in Frame Assy. 3837595	3837376	2	.51	BRACKET, body (No. 6)
64	40-41-4300 exc. Conv. in Frame Assy. 9773004	9773050	2	.56	BRACKET, body (No. 6)
64	4067-4367 in Frame Assy. 9773002	3837376	2	.51	BRACKET, body (No. 6)
66-70	9000	1371567	LH	6.60	BRACKET, body (No. 1)
66-70	9000	1380658	RH	8.10	BRACKET, body (No. 1)
7.345 SUPERLIFT REAR SHOCK ABSORBER PACKAGE (INCLUDES RIGHT & LEFT REAR SHOCK & INSTALLATION PARTS)					
61-64	44-46-47-4800	3171381	AR	56.10	PACKAGE
64	40-41-42-4300 exc. 4355-65	3166103	AR	56.10	PACKAGE
64-69	Sportwagons	3186568	AR	56.10	PACKAGE
64-65	Riviera	3171381	AR	56.10	PACKAGE (also use 1-7.346-3163556 brkt. pkg.)
65-67	30-4000 exc. Sportwagons	3166103	AR	56.10	PACKAGE
65-67	50-60-8000	3186537	AR	56.10	PACKAGE
66-70	9000	3186592	AR	50.30	PACKAGE
68-69	30-4000 exc. Sportwagons	3186571	AR	56.10	PACKAGE
68	50-60-8000	3186558	AR	56.10	PACKAGE
69-70	50-60-8000 exc. Wagons	3196998	AR	56.10	PACKAGE
70-72	All A	3197509	AR	56.10	PACKAGE
70	All B Wagons	3197510	AR	56.10	PACKAGE
71-72	All B Wagons	3188937	11	56.10	PACKAGE
71-72	All B-C-E exc. Wagons	3188936	11	56.10	PACKAGE
7.345 PACKAGE, AUTO LEVEL CONTROL					
70-72	All A Wagons	981586	1	10.00	PACKAGE, auto level control
70	All E	981588	1	10.00	PACKAGE, auto level control
71-72	All B-C-E exc. Wagons	981669	1	10.00	PACKAGE, auto level control
71-72	All B Wagons	981809	1	97.50	PACKAGE, auto level control

7.345 SHOCK ABSORBER (SUPERLIFT), AUTOMATIC OR MANUAL FILL

64-66	Special-Skylark exc. Sportwagons & G.S.	3178077	RH	25.35	SHOCK ABSORBER, man. fill.
64-66	Special-Skylark exc. Sportwagons & G.S.	3178076	LH	25.35	SHOCK ABSORBER, man. fill.
64-69	Sportwagons.	3186575	RH	25.35	SHOCK ABSORBER, man. or auto, fill
64-69	Sportwagons.	3186593	LH	25.35	SHOCK ABSORBER, man. or auto, fill
65-66	4000 G.S.	3186542	RH	25.35	SHOCK ABSORBER, man. fill.
65-66	4000 G.S.	3178076	LH	25.35	SHOCK ABSORBER, man. fill.
65-67	50-60-8000.	3186529	RH	25.35	SHOCK ABSORBER, man. or auto, fill
65-67	50-60-8000.	3186528	LH	25.35	SHOCK ABSORBER, man. or auto, fill
66-70	9000.	3197560	RH	25.35	SHOCK ABSORBER, man. or auto, fill
66-70	9000.	3197559	LH	25.35	SHOCK ABSORBER, man. or auto, fill
67	3000 Wagons.	3178077	RH	25.35	SHOCK ABSORBER, man. fill.
67	3000 Wagons.	3178076	LH	25.35	SHOCK ABSORBER, man. fill.
67	30-4000 G.S. exc. Wagons.	3186542	RH	25.35	SHOCK ABSORBER, man. fill.
67	30-4000 exc. Wagons	3178076	LH	25.35	SHOCK ABSORBER, man. fill.
68	30-4000 exc. 4000 Wagons.	3186570	RH	25.35	SHOCK ABSORBER, man. fill.
68	30-4000 exc. 4000 Wagons.	3186569	LH	25.35	SHOCK ABSORBER, man. fill.
68	50-60-8000.	3186562	RH	25.35	SHOCK ABSORBER, man. fill.
68	50-60-8000.	3197554	LH	25.35	SHOCK ABSORBER, man. fill.
69-70	All B-C exc. Wagon.	3197555	RH	25.35	SHOCK ABSORBER, man. or auto, fill
69-70	All B-C exc. Wagon.	3197554	LH	25.35	SHOCK ABSORBER, man. or auto, fill
70-72	All A.	3197590	RH	25.35	SHOCK ABSORBER, man. or auto, fill
70-72	All A.	3197591	LH	25.35	SHOCK ABSORBER, man. or auto, fill
70	All B/Wgn.	3197586	RH	25.35	SHOCK ABSORBER, man. or auto, fill
70	All B/Wgn.	3197587	LH	25.35	SHOCK ABSORBER, man. or auto, fill
71-73	All B-C-E exc. Wgn. w/Auto Level Control	3197689	LH	25.35	SHOCK ABSORBER (Superlift).
71-73	All B-C-E exc. Wgn. w/Auto Level Control	3197690	RH	25.35	SHOCK ABSORBER (Superlift).
71-72	All B/Wgn. w/Auto Level Control.	3197687	LH	25.35	SHOCK ABSORBER (Superlift).
71-72	All B/Wgn. w/Auto Level Control.	3197688	RH	25.35	SHOCK ABSORBER (Superlift).

7.345 SHOCK ABSORBER, FRONT

NOTE All shock absorbers listed are for both reg. 8i H.D. Susp. unless otherwise specified.

54-56	All.	3192961	2	13.25	SHOCK ABSORBER, frt.
61-63	40-41-4300.	3197624	2	13.25	SHOCK ABSORBER, frt.
59-60	All.	3192961	2	13.25	SHOCK ABSORBER, frt.
61-64	44-46-47-4800.	3192961	2	13.25	SHOCK ABSORBER, frt.
65	9000.	3192961	2	13.25	SHOCK ABSORBER, frt.
64	4027-67-69-4127-69- 4337-67-69 less H.D. Ride.	3192955	2	13.25	SHOCK ABSORBER, frt.
65	3000 Wagons less H.D. Ride 8i Exp.	3186739	2	13.25	SHOCK ABSORBER, frt.
64-65	Sportwagons.	3186739	2	13.25	SHOCK ABSORBER, frt.
65	5000 less H.D. Spg.	3186723	2	13.25	SHOCK ABSORBER, frt.
65-68	50-60-8000.	3192970	2	13.25	SHOCK ABSORBER, frt.
65	9000 Super Duty Ride	3192961	2	13.25	SHOCK ABSORBER, frt.
65-66	30-4000 exc. 4000 Wagon.	3192955	2	13.25	SHOCK ABSORBER, frt.
66	4000 Wagons.	3186778	2	13.25	SHOCK ABSORBER, frt.
67-68	5000 less H.D. Ride & Exp.	3192970	2	13.25	SHOCK ABSORBER, frt.
66-68	9000 less H.D. Susp.	3186752	2	13.25	SHOCK ABSORBER, frt.
66-68	9000 H.D. Susp.	3186799	2	13.25	SHOCK ABSORBER, frt.
67	30-4000 exc. 4000 Wagons & G.S.	3192955	2	13.25	SHOCK ABSORBER, frt.
67	3417 less H.D. Susp.	3192955	2	13.25	SHOCK ABSORBER, frt.
67	3417 H.D. Susp.	3192978	2	13.25	SHOCK ABSORBER, frt.
67	4000 Wagons.	3177654	2	13.25	SHOCK ABSORBER, frt.
68-69	3437-4600 H.D. Susp.	3192996	2	13.25	SHOCK ABSORBER, frt.
70	3437-4600 H.D. Susp., GSX.	3188931	2	13.25	SHOCK ABSORBER, frt.
68-72	All A (Reg.) exc. (G.S. H.D. Susp.)	3192974	2	13.25	SHOCK ABSORBER, frt.
69-70	50-60-80-9000 exc. 6036-46.	3192970	2	13.25	SHOCK ABSORBER, frt.
70	All B Wagons.	5557126	2	13.25	SHOCK ABSORBER.
71	All A Trailer Towing.	3192974	2	13.25	SHOCK ABSORBER, frt.

71-72	3437-67 Rallye Pac. Susp.	3188931	13.25	SHOCK ABSORBER, frt.
71-73	All B-C-E less H.D. Susp. & Trailer Towing & Pol. Car exc. Wagons.	3188933	13.25	SHOCK ABSORBER, frt.
71-73	All B/Wgn. less H.D. Susp. & Trailer Towing	3188934	13.25	SHOCK ABSORBER, frt.
71-72	50-60-80-9000 w/H.D. Susp. 8i Trailer Towing 8. Pol. Car.	3188934	13.25	SHOCK ABSORBER, frt.

7.345 SHOCK ABSORBER, REAR

NOTE All shock absorbers listed are for both req. 8; H.D. Susp. unless otherwise specified.

59-60	All exc. A.R.	5552332	2	13.25	SHOCK ABSORBER, rr.
61-62	44-46-47-4800.	3197625	2	13.25	SHOCK ABSORBER, rr.
62-64	4800.	3197625	2	13.25	SHOCK ABSORBER, rr.
61-62	4027-67-4167-4300	3166981	2	13.25	SHOCK ABSORBER, rr.
61-62	4035-45-4135 exc. H.D. . .	3166982	2	13.25	SHOCK ABSORBER, rr.
61-62	4035-45-4135 H.D. Shks.	3197638	2	13.25	SHOCK ABSORBER, rr.
63	40-41-4300.	3197638	2	13.25	SHOCK ABSORBER, rr.
64	40-41-4300 exc. 4355- 65.	3197636	2	13.25	SHOCK ABSORBER, rr.
63-65	Riviera exc. G.S.	3166536	2	13.25	SHOCK ABSORBER, rr.
63-64	44-4600.	3197625	2	13.25	SHOCK ABSORBER, rr.
65	30-4000.	3197636	2	13.25	SHOCK ABSORBER, rr.
64-65	Sportwagons.	3192968	2	13.25	SHOCK ABSORBER, rr.
65	50-60-8000.	3197654	2	13.25	SHOCK ABSORBER, rr.
65	9000 Super Duty Ride ...	3197625	2	13.25	SHOCK ABSORBER, rr.
66	4000 Wagons less Auto. Air Lift Shocks.	3186779	2	13.25	SHOCK ABSORBER, rr.
66	30-4000 exc. 4000 Wagon.	3197636	2	13.25	SHOCK ABSORBER, rr.
66-67	5000 less H.D. Ride 8: Exp.	3197654	2	13.25	SHOCK ABSORBER, rr.
66-68	9000 H.D. Susp.	3197661	2	13.25	SHOCK ABSORBER, rr.
66-68	9000 less H.D. Susp. . . .	3186965	2	13.25	SHOCK ABSORBER, rr.
67	30-4000 exc. Sportwagons H.D. Susp., Trailer 8i Overload Spgs.	3197672	2	13.25	SHOCK ABSORBER, rr.
67	30-4000 exc. Sportwagons 8i G.S. less H.D. Susp., Trailer 8i Overload Spgs.	3197636	2	13.25	SHOCK ABSORBER, rr.
67	3417 H.D. Susp.	3192490	2	13.25	SHOCK ABSORBER, rr.
67-69	4000 Wagons less Auto. Air Lift Shocks.	3192968	2	13.25	SHOCK ABSORBER, rr.
66-67	8000 less H.D. Ride & Exp.	3171080	2	13.25	SHOCK ABSORBER, rr.
66-67	6000 less H.D. Ride 8. Exp., H.D. Susp. 8i Pol. Car Handling.	3171080	2	13.25	SHOCK ABSORBER, rr.
66-68	50-60-8000 H.D. Susp. ..	3171082	2	13.25	SHOCK ABSORBER, rr.
68-72	30-4000.	3197672	2	13.25	SHOCK ABSORBER, rr.
68	5000 less H.D. Susp. or Auto. Air Lift Shks. or Trailer 8i Overload Spgs.	3197654	2	13.25	SHOCK ABSORBER, rr.
68	60-8000 less H.D. Susp. or Auto. Air Lift Shks. or Trailer 8i Overload Spgs.	3171080	2	13.25	SHOCK ABSORBER, rr.
69-70	50-60-8000 exc. 6036- 46.	3197654	2	13.25	SHOCK ABSORBER, rr.
69-70	9000 less Auto. Air Lift Shocks.	3197661	2	13.25	SHOCK ABSORBER, rr.
70	6000 Wagons less Auto Level Control.	3192137	2	13.25	SHOCK ABSORBER, rr.
71-73	All B/Wgn. less H.D. Susp. 8; Trailer Towing & Auto Level Control . .	3197683	2	13.25	SHOCK ABSORBER, rr.
71-72	6035-45 w/H.D. Susp. 8; Trailer Towing.	3197685	2	13.25	SHOCK ABSORBER, rr.
71-73	All B-C-E less H.D. Susp. 8: Trailer Towing 8i Auto. Level Control 8t Pol. Car exc. Wagon ..	3197682	2	13.25	SHOCK ABSORBER, rr.
71-73	All B-C-E w/H.D. Susp. 8. Trailer Towing 8t Pol. Car exc. Wagon.	3197684	2	13.25	SHOCK ABSORBER, rr.

7.345 BRACKET—LINK—VALVE, AUTOMATIC LEVEL CONTROL

66	Sportwagons.	1375989	1.83	BRACKET, compr. mtg.-frt.
66	Sportwagons.	1375990	1.83	BRACKET, compr. mtg.-rr.
67	Sportwagons.	1380500	1.54	BRACKET, compr. mtg.-rr.
67-68	All exc. 9000.	1380499	1.64	BRACKET, compr. mtg.-frt.
67	50-60-8000.	1381084	1.54	BRACKET, compr. mtg.-rr.
67-69	9000.	1381080	1.90	BRACKET, compr. mtg.-rr.
67-69	9000.	1381076	1.90	BRACKET, compr. mtg.-frt.
67-70	9000.	1378978	6.35	BRACKET, height control valve link.
68-69	Sportwagons.	1383856	1.64	BRACKET, compr. mtg.-frt.
68-69	Sportwagons.	1383857	1.85	BRACKET, compr. mtg.-rr.
68	50-60-8000.	1383766	1.28	BRACKET, compr. mtg.-rr.
69	50-60-8000.	1387608	1.28	BRACKET, compr. mtg.-frt.
69	50-60-8000.	1232194	1.28	BRACKET, compr. mtg.-rr.
70-72	All.			BRACKET, comp. mtg. (refer to grp. 7.452).
71-72	50-60-80-9000.	481734	1.95	BRACKET, on upr. control arm.
66-73	All as Req.	2340331	.05	CLIP, rr. supply line to fuel line 8(fuel pipe & speedo cbl.
66-67	All.	1377545	1.54	FITTING, compr. to vac. supply (nylon 90 degree)
68	All.	6465410	.56	CONNECTOR, tee vac. reg. valve—(3.885).
68-69	All.	1385933	3.33	TEE (incl. nylon tubing).
68	All exc. 9000.	1385955	.56	TEE CONNECTOR, vac. reg. valve to spark advance hose (Y-shaped V I.D.).
69-72	All.	391779	1.13	TEE, connector-vacuum regulator valve to spark advance hose.
70	3435-36-50-60-8000.	1385933	3.33	TEE (includes nylon tubing).
71-73	All.	1385933	3.33	TEE (incls. nylon tubing).
66	Sportwagons.	1178805	4.36	HOSE, frt. 8t rr. supply & cross 1/2," ID. x 50 ft. roll—(8.962).
68-69	9000.	1178805	4.36	HOSE, rear supply (1/2," I.D. x 50 ft.)—(8.962).
66	Sportwagons.	1378916	1.49	TUBING, frt. supply (1 4% ft. long)
68	Sportwagons.	1377545	1.54	FITTING, compr. to vac. supply.
68	9000.	1377545	1.54	FITTING, compr. to vac. supply.
69-73	All.	1377545	1.54	FITTING, compressor to vacuum supply.
66-67	Sportwagons.	3178680	2.68	LINK, height control valve.
67	5000.	3178684	3.60	LINK, height control valve.
67	9000.	3178676	2.10	LINK, height control valve.
67	60-8000.	3178683	3.60	LINK, height control valve.
68	Sportwagons (1st Type 4 1/8," Long).	5362866	3.23	LINK, height control valve
68	Sportwagons (2nd Type 4 V Long).	4939906	4.20	LINK, height control valve.
68	5000.	5362867	3.69	LINK, height control valve.
68-72	All E.	5361623	3.69	LINK, height control valve.
69	Sportwagons.	4939906	4.20	LINK, height control valve.
69	50-60-8000.	4939905	4.20	LINK, height control valve (blue)
70	All.	4939905	4.20	LINK, height control valve (blue)
70-72	3435-36.	4939905	4.20	LINK, height control valve (blue)
71	All B-C.	4964048	4.20	LINK, height control valve.
72-73	All B Wagons.	4973888	4.20	LINK, height control valve.
72-73	All B-C exc. Wagons.	4964048	4.20	LINK, height control valve.
68	All exc. 9000.	1385934	16.00	VALVE, vac. reg.
68	9000.	1385935	16.00	VALVE, vac. reg.
69-72	All.	1387869	17.00	VALVE, vac. reg.

7.346 TUBING, AUTOMATIC LEVEL CONTROL SUPPLY

66-69	4000 Wagons.	1378916	AR	1.49	TUBING (14% ft. long).
67-69	All.	1230369	AR	1.64	TUBING (220" long).
69	9000.	1378916	AR	1.49	TUBING, front supply (1 4%, ft. long).
70	All exc. 9000.	1230369	1	1.64	TUBING, frt. supply (220" long).
70	9000.	1237150	1	1.95	TUBING, frt. supply (275" long).
71-72	All A Wagons.	1230369	1	1.64	TUBING (220" long).
71-73	All B Wagons.	1237150	1	1.95	TUBING (1/2," x 275" long).
68-72	All.	1484399	1	.77	CONNECTOR, tee in P.C.V. hose for level control—(3.27 8).
66-73	All.	3176207	AR	.53	FITTING, airline (incl. seal & L ferrule).

7.346 TUBING, SUPERLIFT SHOCK ABSORBER

61-62	44-46-47-4800.	5544972	1	6.00	PACKAGE, nylon tubing & fittings (Superlift)
63-72	All.	5544972	1	6.00	PACKAGE, nylon (incl. fittings).
61-62	44-46-47-4800.	3178498	AR	1.48	VALVE, Superlift.
63-64	All.	3178498	1	1.48	VALVE, rr. shk./abs. (GMPD 7.346).

7.346 VACUUM HOSE HARNESS, AUTO. AIR LIFT SHOCKS

68	Sportwagons.	1385930	1	6.45	HARNESS.
68	50-60-8000.	1385931	1	8.25	HARNESS.
68	9000.	1385932	1	8.25	HARNESS.
68	All.	1484399	1	.77	TEE CONNECTOR, in P.C.V. hose for level control

7.347		SPACER, SHOCK ABSORBER LOWER BRACKET			
54-60	All	.1185663	4	.36	SPACER, rr. shk./abs. to rr. shk./abs. & strut rod mtg. brkt
7.347		BUSHING—BOLT—NUT, SHOCK ABSORBER			
54-55	All Frt.	.1194163	AR	.25	BUSHING
56	All Rr. Shk. Brkt. Bshg.	.1194163	AR	.25	BUSHING
57-58	All Rr. Shk. Pivot Bshg.	.1194163	AR	.25	BUSHING
59-60	All	.1194163	AR	.25	BUSHING, frt. upr. & lwr. end pivot bshg
60	All	.381957	2	.15	GROMMET, rr. shk.-upr.—(7.244)
61-64	44-46-47-4800	.1196254	4	.36	BUSHING, to frame brkt. upr. ring
65	9000	.1196254	4	.36	BUSHING, shk./abs. to frame brkt.-upr. ring
57	All	.1174040	2	.41	BOLT, frt. upr. mount to upr. arm supt. spec.
56-58	All	.9428643	4	.30	BOLT, rr. shk. mtg.—(8.900)
60	All	.9428643	2	.30	BOLT, rr. shk. to axle—(8.900)
61-63	40-4 1-4300	.9417852	2	.25	BOLT, rr. shk. to underbody—(8.900)
70-72	All	.9427605	4	.20	BOLT, upr. end of shk./abs. to rr. cross member ($\frac{1}{2}$ " — 18 x $\frac{3}{4}$ ")—(8.900)
54-60	All	.1365067	2	.10	NUT, frt. shk.-upr.
56-60	All	.9422300	AR	.10	NUT, rr. shk. mtg.—(8.917)
59-60	All	.1365067	2	.10	NUT, rr. shk.-upr.
61-63	40-4 1-4300	.9422300	2	.10	NUT, rr. shk./abs. to underbody—(8.917)
62-63	40-41-4300	.587444	4	.15	NUT, to frt. lwr. control arm spg. 8i upr. spg. seat spg
65-73	All A.	.391359	4	.15	NUT, shock absorber to lower control arm (used 6.169)
54 60	All	.1365067	AR	.10	NUT
61-63	44-46-47-4800	.1365067	2	.10	NUT, to upr. spg. seat
64-73	All	.1365067	2	.10	NUT, upr. end of frt. shk./abs. to frame (also used 0.851-4.103-4.030)
70-71	All	.9427600	4	.15	NUT, upr. end of shk./abs. to rr. cross member ($\frac{1}{2}$ " — 18)—(8.915)
71	6035-45	.9417614	2	.15	NUT, rr. shock lwr. mount to rr. spg. 8i shock abs. anchor plate—(8.914)
7.348		GROMMET, FRONT SHOCK ABSORBER			
58	All	.1185062	4	.20	GROMMET, frt. shk.-lwr.
54-62	44-46-47-4800	.1185062	4	.20	GROMMET, frt. shk.-upr.
61-64	44-46-47-4800	.1185062	4	.20	GROMMET, frt. shk./abs.-upr. end.
65	All exc Riviera	.381957	4	.15	GROMMET, upr. end of frt. shk./abs. to frame—(7.244)
65-68	4000 Wagons	.381957	4	.15	GROMMET, upr. end of shk./abs. to frame—(7.244)
65	9000	.1185062	4	.20	GROMMET, upr. end.
66-67	50-60-80-9000	.381957	8	.15	GROMMET (7.244)
67-72	All	.381957	4	.15	GROMMET, upr. end of frt. shk./abs. to frame—(7.244)
7.355		LINK, SHOCK ABSORBER REAR			
41-42	40 60	.5352068	2	2.87	LINK
41-53	50-70	.5352068	2	2.87	LINK
46-50	All	.5352068	2	2.87	LINK
51-53	40	.5352069	2	2.87	LINK
54-55	40-60-100	.5352070	2	2.87	LINK
54-55	50-70	.5352071	2	2.87	LINK
7.357		BRACKET, REAR SHOCK ABSORBER MOUNTING			
56-58	All	.1169770	2	.62	BRACKET, inner
56-58	All	.1169771	2	.87	BRACKET, outer
61	44-46-47-4800	.1196263	LH	2.00	BRACKET
62-64	44-46-4800	.1196263	LH	2.00	BRACKET
63-64	4700	.1353704	RH	4.82	BRACKET
63-64	4700	.1353705	LH	4.82	BRACKET
7.370		PLATE, REAR SHOCK ABSORBER			
71-73	All B Wagons	.480139	RH	3.79	PLATE, rr. spring & shk./abs. anchor—(7.518)
71-73	All B Wagons	.480140	LH	3.79	PLATE, rr. spg. & shk./abs. anchor—(7.518)
7.388		BUSHING, STABILIZER TO SHAFT & LWR. CONTROL ARM			
71-72	50-6000 Police Cars	.6270704	8	.20	GROMMET (bushing) (used 7.244)
7.389		RETAINER—WASHER, STABILIZER LINK & SHOCK ABSORBER			
38-73	All	.396797	AR	.10	RETAINER, stab, link & shk./abs. (1% O.D.) (7.245)
67	3417 H.D. Susp.	.3798007	AR	.10	WASHER, upr. end of shk./abs. top side to frame
68-72	3437-67-4600 H.D. Susp.	.3798007	2	.10	WASHER, upr. end of shk./abs.-top side to frame

	7.395	NUT, REAR AXLE UPPER CONTROL ARM			
64	40-41-42-4300	3691530 AR	.15		NUT (used 5.383)
	7.397	WASHER, TACHOMETER HOSE CONNECTOR			
71-72	All A	3905569 1	.10		WASHER
	7.412	SPRING, FRONT CHASSIS			
59-60	4400 C.T.-A.C. less A.R. exc. Wagons	1379610 2	17.70		SPRING
59-60	4400 A.T. less A.C. 8i A.R. exc. Wagons	1379610 2	17.70		SPRING
59	4600 less A.C.-A.R. exc. 4635	1379610 2	17.70		SPRING
59-61	47-4800 A.C. less A.R.	1385669 2	20.15		SPRING
59-60	4435-45-4635-45 A.T.- A.C. less A.R.	1379610 2	17.70		SPRING
60	4600 C.T. less A.C. exc. Wagons	1379610 2	17.70		SPRING
61-62	40-41-4300 V-8 A.C. less P.S. exc. Conv.	580430 2	14.15		SPRING
61-62	40-41-4300 V-8 A.C.-P.S. less Conv.	582033 2	15.20		SPRING
61-62	40-41-4300 V-8 H.D. less A.C. exc. Conv.	580430 2	14.15		SPRING
61-62	40-41-4300 V-8 H.D.-A.C.	583162 2	13.70		SPRING
61	44-4600 less A.C. exc. Wagons	1379610 2	17.70		SPRING
61-62	44-4600 A.C. less Wagons	1385669 2	20.15		SPRING
61-62	4435-45-4635-45 less AC	1364011 2	17.45		SPRING
62	V-6 P.S. less A.C. exc. 4067	580430 2	14.15		SPRING
62	V-6 A.C. 8i P.S. exc. 4067	585499 2	14.85		SPRING
62	V-6 H.D. less A.C. exc. 4067	580430 2	14.15		SPRING
62	V-6 H.D. & A.C. exc. 4067	583162 2	13.70		SPRING
62	4019-27-35-45-67 V-6 less P.S.-A.C. 8i H.D.	582033 2	15.20		SPRING
62	4019-27-35-45 V-6 A.C. less PS	582033 2	15.20		SPRING
62	4067 V-6 P.S.	585499 2	14.85		SPRING
62	4067-4167-4367 V-8 less P.S.-A.C. 8i H.D.	580430 2	14.15		SPRING
62	4067-4167-4367 V-8 A.C. less P.S.	585499 2	14.85		SPRING
62	4067-4167-4367 V-8 P.S. less A.C.	582033 2	15.20		SPRING
62	4067-4167-4367 V-8 A.C. & P.S.	585499 2	14.85		SPRING
62	44-4600 less A.C. exc. Wagons	1379610 2	17.70		SPRING
62-63	441 1-69 H.D.	1364014 2	17.65		SPRING
62	4800 less A.C.	1385701 2	21.00		SPRING
62	4800 A.C.	1385669 2	20.15		SPRING
63	40-4100 A.C.-P.S. less H.D. exc. 4067	582033 2	15.20		SPRING
63	40-4100 A.C. less P.S. & H.D. exc. 4067	580430 2	14.15		SPRING
63	40-41-4300 H.D. less A.C. exc. 4067-4367	580430 2	14.15		SPRING
63	40-41-4300 H.D. with A.C. exc. 4067-4367	583162 2	13.70		SPRING
63	4067-4367 A.C.-P.S.	585499 2	14.85		SPRING
63	4067-4367 less A.C.-P.S.	582032 2	13.60		SPRING
63	4067-4367 A.C. less P.S.	582033 2	15.20		SPRING
63	4067-4367 P.S. less A.C.	580430 2	14.15		SPRING
63	4347 A.C.-P.S. less H.D.	585499 2	14.85		SPRING
63	4347 A.C. less P.S.-H.D.	582033 2	15.20		SPRING
63	4347 P.S. less A.C.-H.D.	580430 2	14.15		SPRING
63	441 1-39-47-69 A.T. less AC	1385700 2	19.05		SPRING
63	441 1-39-47-69 A.T.-A.C. or A.C. Modif.	1364014 2	17.65		SPRING

63	441 1-39-47-69 C.T. less A.C. less Pol. Car Hand- ling.....	1364006	2	16.90	SPRING
63	4435-45 A.T.-A.C. or A.C. Modif.....	1368111	2	17.05	SPRING
63	4435-45-4635 C.T.-A.C. or A.C. Modif.....	1364014	2	17.65	SPRING
63	4435-45-4635 A.T. less A.C.....	1364011	2	17.45	SPRING
63	4467 C.T. less A.C.....	1385700	2	19.05	SPRING
63	4467 A.C. or A.C. Modif.....	1364014	2	17.65	SPRING
63	4635 A.T. or 3-Speed A.C. or A.C. Modif.....	1368111	2	17.05	SPRING
63	4639-67 A.T.-A.C. or A.C. Modif.....	1364014	2	17.65	SPRING
63	4639-67 A.T. less A.C.....	1385700	2	19.05	SPRING
63	4639-67 4-Speed less A.C.....	1364006	2	16.90	SPRING
63	4647 A.T. less A.C. Modif.....	1364006	2	16.90	SPRING
63	4647 4-Speed A.C. or A.C. Modif.....	1364011	2	17.45	SPRING
63	4700 A.C. or A.C. Modif.....	1364014	2	17.65	SPRING
63	4700 less A.C.....	1364009	2	16.60	SPRING
63	4819-39-47 4-Speed less A.C.....	1370883	2	16.90	SPRING
63	4819-39-47 A.C. or A.C. Modif.....	1368111	2	17.05	SPRING
63	4829-67 A.T. less A.C.....	1385676	2	20.15	SPRING
63	4829-67 4-Speed A.C. or A.C. Modif.....	1368111	2	17.05	SPRING
64	4027 V-6 less A.C. & H.D. Ride 8. Exp.....	384049	2	13.35	SPRING
64	4027-35-69-4200 V-6 less A.C. 8i H.D. Ride. & Exp. & Pol. Car Handling.....	385024	LH	15.80	SPRING
64	4027-4127-69 V-6 A.C. less H.D. Ride & Exp. ..	385025	RH	15.80	SPRING
64	4027-4127-69 V-6 A.C. less H.D. Ride 8i Exp. ..	385024	LH	15.80	SPRING
64	4027-4127-69 V-8 A.C. less H.D. Ride & Exp. ..	384543	RH	15.80	SPRING
64	4027-4127-69 V-8 A.C. less H.D. Ride & Exp. ..	384542	LH	15.80	SPRING
64	4027-35-4 100 V-8 less A.C. 8i H.D. Ride & Exp.	385024	2	15.80	SPRING
64	4027-35-67-69-4 100- 4337-67-69 A.C. with H.D. Ride & Exp.....	384121	LH	19.60	SPRING
64	40-4100-4337-67-69 A.C. with H.D. Ride	386008	RH	19.60	SPRING
64	4027-35-67-69-4127-35- 69-4337-67-69 V-6 less A.C., H.D. Ride & Exp. & Pol. Car Handling.....	381939	2	13.80	SPRING
64	4035-4135 A.C. less H.D. Ride & Exp.....	384543	RH	15.80	SPRING
64	4035-4135 A.C. less H.D. Ride & Exp.....	384542	LH	15.80	SPRING
64	4067-4367 less A.C. with H.D. Ride & Exp. Opt.....	384980	2	19.60	SPRING
64	4027-35-69-41,27-35-69- V-6 less A.C., H.D. Ride 8i Exp. & Pol. Car Opt. .	384049	LH	13.35	SPRING
64	4067-4337-67-69 V-6 less A.C. less H.D. Ride & Exp.....	384049	RH	13.35	SPRING
64	4067-4337-67-69 V-8 A.C. less H.D. Ride 8i Exp.....	388281	RH	10.35	SPRING
64	4067-4337-67-69 V-8 A.C. less H.D. Ride 8i Exp.....	385025	LH	15.80	SPRING .

64	4067-4337-67-69 V-8 less A.C. & H.D. Ride & Exp.	384542	2	15.80	SPRING
64	4067-4337-67-69 V-8 A.C. less H.D. Ride & Exp.	384543	RH	15.80	SPRING
64	4067-4337-67-69 V-8 A.C. less H.D. Ride & Exp.	384542	LH	15.80	SPRING
64	4069 V-6 A.C. less H.D. Ride & Exp. 8t Pol. Car Opt.	385025	RH	15.80	SPRING
64	4069 V-6 A.C. less H.D. Ride & Exp. 8< Pol. Car Opt.	385024	LH	15.80	SPRING
64	4069 V-8 less A.C. & less H.D. Ride & Exp. 8i Pol. Car Opt.	385024	2	15.80	SPRING
64	4069 V-8 A.C. less H.D. Ride & Exp. 8t Pol. Car Opt.	384543	RH	15.80	SPRING
64	4069 V-8 A.C. less H.D. Ride & Exp. & Pol. Car. Opt.	384542	LH	15.80	SPRING
64	40-4 100 exc. 4067- 4367-V-6 less A.C. with H.D. Ride & Exp. . .	384117	2	30.85	SPRING
64	4069 Pol. Car Handling .	384117	2	30.85	SPRING
64	4 1 27-69 V-6 less A.C. & H.D. Ride & Exp.	384049	2	13.35	SPRING
64	4 169-4337-69 V-8 less A.C. with H.D. Ride & Exp. Opt.	384980	2	19.60	SPRING
64	4 169-4337-69 V-6 H.D. Ride & Exp. less A.C. . .	384117	2	30.85	SPRING
64	4200-4355-65 V-6 less A.C.	381939	LH	13.80	SPRING
64	4200-4355-65 V-6 A.C. . .	384543	LH	15.80	SPRING
64	4200-4355-65 V-6 less A.C.	381940	LH	17.55	SPRING
64	4200-4355-65 V-8 A.C. . .	384752	RH	15.80	SPRING
64	4200-4355-65 V-8 A.C. . .	388281	LH	10.35	SPRING
64	4200-4355-65 V-8 less A.C.	388281	RH	10.35	SPRING
64	4200-4355-65 V-6 A.C. . .	388281	RH	10.35	SPRING
64	4200-4355-65 V-8 less A.C.	384543	LH	15.80	SPRING
64	4439-47-69 A.C.	1364003	2	17.45	SPRING
64	4439-47-69 less A.C. . . .	1364002	2	15.45	SPRING
64	4467 less A.C.	1363373	2	14.95	SPRING
64	4635-45-67 A.C.	1368111	2	17.05	SPRING
64	4635-45 less A.C.	1364010	2	17.45	SPRING
64	4639-47 less A.C.	1364006	2	16.90	SPRING
64	4639-47-69 A.C.	1364011	2	17.45	SPRING
64	4667 less A.C.	1364006	2	16.90	SPRING
64	4669 less A.C. & Pol. Car Handling Opt.	1364006	2	16.90	SPRING
64	4669 Pol. Car Handling .	1366739	2	19.60	SPRING
64	4700 less A.C.	1368112	2	17.05	SPRING
64	4700 A.C.	1368111	2	17.05	SPRING
64	4800 A.C.	1364014	2	17.65	SPRING
64	4800 less A.C.	1364007	2	17.10	SPRING
65	33-3500 A.C. & H.D. Ride & Exp.	388336	RH	22.10	SPRING
65	3300-3500-4327-37-67- 69 H.D. Ride & Exp. less A.C.	384980	RH	19.60	SPRING
65	3300-3500-4327-37-67- 69 H.D. Ride & Exp. less A.C.	384117	LH	30.85	SPRING
65	3300-3500-4327-37-69 A.C. & H.D. Ride & Exp.	384980	LH	19.60	SPRING
65	3327-35-3500-4327 less A.C. & H.D. Ride & Exp.	385024	RH	15.80	SPRING
65	3327-35-3500-4327 A.C. less H.D. Ride & Exp. . .	385024	LH	15.80	SPRING .

65	3327-35-69 V-6 A.C. less H.D. Ride & Exp. & Pol. Car Handling	385025	RH	15.80	SPRING
65	3367-4337-67-69 V-6 less A.C. & H.D. Ride & Exp.	384542	RH	15.80	SPRING
65	3367-4337-67-69 V-6 - A.C. less H.D. Ride & Exp.	384543	RH	15.80	SPRING
65	3367-4337-67-69 V-6 A.C. less H.D. Ride & Exp.	384542	LH	15.80	SPRING
65	3367-4337-67-69 less A.C. & H.D. Ride & Exp.	385024	LH	15.80	SPRING
65	3369 A.C. & Pol. Car Handling	384980	LH	19.60	SPRING
65	3369 Pol. Car Handling less A.C.	384980	RH	19.60	SPRING
65	3369 Pol. Car Handling less A.C.	384117	LH	30.85	SPRING
65	3369 less A.C., H.D. Ride & Exp. & Pol. Car Handling	385024	RH	15.80	SPRING
65	3369 A.C. less H.D. Ride & Exp. & Pol. Car Handling	385024	LH	15.80	SPRING
65	34-3600 exc. Conv. A.C. less H.D. Ride & Exp. & Pol. Car Handling	388281	LH	10.35	SPRING
65	3400-3600-4427-37-67- 69 A.C. & H.D. Ride & Exp.	386008	RH	19.60	SPRING
65	3400-3600-4427-37-67- 69 A.C. & H.D. Ride & Exp.	384121	LH	19.60	SPRING
65	3400-3600-4427-37-67- 69 H.D. Ride & Exp. less A.C.	384121	RH	19.60	SPRING
65	3427-35-69 A.C. less H.D. Ride & Exp. & Pol. Car Handling	388283	RH	15.80	SPRING
65	3427-35-69 V-8 less A.C., H.D. Ride & Exp. 8i Pol. Car Handling	388280	LH	10.35	SPRING
65	3427-35-69-3600-4427- V-8 less A.C., H.D. Ride 8i Exp. 8i Pol. Car Handling 8i Gran Sport	388281	RH	10.35	SPRING
65	3467-4437-67-69 V-6 less A.C. 8. H.D. Ride & Exp.	388281	LH	10.35	SPRING
65	3467-4437-67-69 less A.C. 8. H.D. Ride & Exp. & Gran Sport	388281	RH	10.35	SPRING
65	3467-4437-67-69 A.C. less H.D. Ride & Exp. 8i Gran Sport	388281	LH	10.35	SPRING
65	3467-4437-67-69 A.C. less H.D. Ride & Exp. 8i Gran Sport	388284	RH	16.00	SPRING
65-66	3469 A.C. 8< Pol. Car Handling	386008	RH	19.60	SPRING
65-66	34-3600 H.D. Ride 8. Exp. & Pol. Car Handling less A.C.	388337	LH	22.50	SPRING
65-66	3469 less A.C. 8i Pol. Car Handling	384121	RH	19.60	SPRING
65-66	3469 A.C. & Pol. Car Handling	384121	LH	19.60	SPRING
65	3527-35-69-4327 V-6 A.C. less H.D. Ride 8i Exp.	385025	RH	15.80	SPRING
65	3600-4427 A.C. less H.D. Ride & Exp. & Gran Sport	388283	RH	15.80	SPRING
65	3600-4427 V-8 less A.C. & H.D. Ride & Exp.	388280	LH	10.35	SPRING
65	4255-65 A.C.	388284	LH	16.00	SPRING

65	4255-65-4455-65 less A.C.	388283	LH	15.80	SPRING
65	4255-65-4455-65	388284	RH	16.00	SPRING
65	4327-37-67-69 A.C. & H.D. Ride & Exp.	388336	RH	22.10	SPRING
65	4427 A.C. less H.D. Ride & Exp. & Gran Sport ...	388281	LH	10.35	SPRING
65	4427-37-67-69 H.D. Ride & Exp. less A.C.	388337	LH	22.50	SPRING
65	4000 Gran Sport less A.C.	391100	RH	18.65	SPRING
65	4000 Gran Sport less A.C.	388337	LH	22.50	SPRING
65	4000 Gran Sport A.C. ...	399365	2	15.45	SPRING
65	5237-5437 less A.C.	1370880	2	16.35	SPRING
65	5239-69-5439-67-69 less A.C.	1370881	2	16.35	SPRING
65	5237-5437 A.C.	1370882	2	16.90	SPRING
65	5239-69-5439-67-69 A.C.	1370883	2	16.90	SPRING
65	6237-6437-6637-8237- 8437 less A.C.	1370884	2	16.90	
65	60-8000 A.C.	1372438	2	17.10	SPRING
65	6239-69-6439-69-8239- 69-8439-69 less A.C. ...	1370885	2	16.90	SPRING
65	6269 less Pol. Car Handling.	1370885	2	16.90	SPRING
65	6269 Pol. Car Handling .	1382576	2	17.65	SPRING
65	64-66-8467 less A.C.	1370885	2	16.90	SPRING
65	9000 A.C. less Super Duty Ride.	1368111	2	17.05	SPRING
65	9000 less A.C. 8i less Super Duty Ride.	1368112	2	17.05	SPRING
65	9000 Super Duty Ride ...	1373209	2	18.95	SPRING
66	3307-35-69-3500-4307- A.C. less H.D. Ride & Exp. & Pol. Car Handling.	381939	2	13.80	SPRING
66	3400-3600-4407 less A.C. & H.D. Ride & Exp.	381939	RH	13.80	SPRING
66	3467 less A.C. & H.D. Ride & Exp.	381939	LH	13.80	SPRING
66	3400-3600-4407 less A.C. & H.D. Ride & Exp.	381939	RH	13.80	SPRING
66	3307-35-69-3500-4307 less A.C. & H.D. Ride & Exp. & Pol. Car Handling.	383909	RH	15.10	SPRING
66	3307-35-69-3500-4307 less A.C. & H.D. Ride & Exp. & Pol. Handling ...	381936	LH	16.50	SPRING
66	3367-4317-39-67 V-6 less A.C. & H.D. Ride & Exp.	383910	RH	15.10	SPRING
66	3367-3467-43 17-39-67- 4417-39-67 less A.C. & H.D. Ride 8. Exp.	381940	RH	17.55	SPRING
66	3367-4317-39-67 A.C. 8< H.D. Ride 8< Exp.	384049	LH	13.35	SPRING
66	3400-3600-4407 less A.C. 8< H.D. Ride 8< Exp.	384049	LH	13.35	SPRING
66	33-35-4300 A.C. & H.D. Ride & Exp. 8< Pol. Car Handling.	388336	RH	22.10	
66	33-35-4300 A.C. & H.D. Ride 8< Exp. 8< Pol. Car Handling.	384980	LH	19.60	
66	33-35-4300 H.D. Ride & Exp. & Pol. Car Handling less A.C.	384117	LH	30.85	SPRING
66	33-35-4300 H.D. Ride 8< Exp. less A.C.	384980	RH	19.60	SPRING
66	3407-3435-3469-3600 A.C. less H.D. Ride 8< Exp.	385025	LH	15.80	
66	3400-3600-4407-17-39- 67 H.D. Ride & Exp. less A.C.	384121	RH	19.60	SPRING

66	3400-3600-4407-17-39- 67 A.C. & H.D. Ride & Exp	386008	RH	19.60	<u>SPRING</u>
66	3400-3600-4407-17-39- 67 H.D. Ride & Exp. & A.C.	384121	LH	19.60	SPRING
66	3467 A.C. less H.D. Ride & Exp	384543	LH	15.80	SPRING
66	3407-35-69-3600 A.C. less H.D. Ride & Exp. & Pol. Car Handling	388281	RH	10.35	SPRING
66	3467 A.C. less H.D. Ride & Exp	384752	RH	15.80	SPRING
66	34-3600 H.D. Ride, Exp. & Pol. Car Handling less A.C.	388337	LH	22.50	SPRING
66	4339 less A.C.-H.D. Ride & Exp	381946	RH	16.35	SPRING
66	4417-39-67 less A.C. & H.D. Ride & Exp	381939	LH	13.80	SPRING
66	4400 exc. Wagons & 4439 H.D. Ride & Exp. less A.C.	388337	LH	22.50	SPRING
66	4407 A.C. less H.D. Ride & Exp	385025	LH	15.80	SPRING
66	4407 A.C. less H.D. Ride & Exp. & H.D. Susp.	388281	RH	10.35	SPRING
66	4417-67 A.C. less H.D. Ride & Exp. & H.D.	384543	LH	15.80	SPRING
66	4417-67 A.C. less H.D. Ride & Exp. & H.D.	384752	RH	15.80	SPRING
66	4439 A.C. less H.D. Susp	388281	LH	10.35	SPRING
66	4439 A.C. less H.D. Susp	388284	RH	16.00	SPRING
66	4255-65 less A.C. & Auto. Air Lift Shk/Abs.- RR	381946	RH	16.35	SPRING
66	4455-65 less A.C. & Auto. Air Lift Shks	385169	RH	16.10	SPRING
66	4455-65 A.C. less Auto. Air Lift Shocks	394748	RH	17.45	SPRING
66	4000 Wagons less A.C. & Air Lift Auto Shocks	381940	LH	17.55	SPRING
66	4255-65 A.C. less Auto. Air Lift Shk/Abs	388284	RH	16.00	SPRING
66	4255-65-4455-65 A.C. less Auto. Air Lift Shks.	384752	LH	15.80	SPRING
66	4255-65-4455-65 Auto. Air Lift Shk./Abs	388284	RH	16.00	SPRING
66	4255-65-4455-65 Auto. Air Lift Shk/Abs. & A.C.	388284	LH	16.00	SPRING
66	4255-65-4455-65 Auto. Air Lift Shk/Abs. less A.C.	388283	LH	15.80	SPRING
66	4600 less A.C.	392193	RH	13.75	SPRING
66	4600 less A.C.	393592	LH	16.05	SPRING
66	4600 A.C.	392194	RH	16.25	SPRING
66	4600 A.C.	393593	LH	16.90	SPRING
66	5237-69-5437-69 A.C.	1376267	2	17.25	SPRING
66	5237-5437 less A.C.	1376266	2	16.45	SPRING
66	5239-5439-67 A.C.	1376269	2	17.25	SPRING
66	5239-5439-67 less A.C.	1376268	2	17.25	SPRING
66	64-6637 H.D. Susp. less A.C.	1370884	2	16.90	SPRING
66	64-6637 less A.C. & H.D. Susp	1379608	RH	16.90	SPRING
66	64-6637 A.C. less H.D. Susp	1376271	RH	17.95	SPRING
66	64-6637 G.S.-A.C. & H.D. Susp	1378120	2	19.40	SPRING
66	64-6667 H.D. Susp. less A.C.	1370885	2	16.90	SPRING
66	6469 Pol. Car Handling	1366739	2	19.60	SPRING

66	64-6637 less A.C. or H.D. Susp.1376272	LH	17.25	SPRING
66	6439-69 A.C. less Pol. Handling.1376273	LH	17.95	SPRING
66	6439-69 Man. or Auto. A.C. less Rally Pac Hdng.1379610	RH	17.70	SPRING
66	64-6667 G.S.-A.C. & H.D. Susp.1378121	2	20.10	SPRING
66	8237-8437 less A.C.1376272	LH	17.25	SPRING
66	82-8437 less A.C.1379608	RH	16.90	SPRING
66	82-8437 Man. or Auto. A.C.1376273	LH	17.95	SPRING
66	64-6637 Man. or Auto. A.C. less H.D. Susp.1376273	LH	17.95	SPRING
66	82-8437 Man. or Auto. A.C.1376271	RH	17.95	SPRING
66	52-5469 less A.C.1379605	2	18.10	
66	6639-8239-69-8439-67- 69 less A.C.1379608	RH	16.90	SPRING
66	64-6667 less A.C. & H.D. Susp.1379608	RH	16.90	SPRING
66	6439-69 less A.C. & Pol. Car Handling.1379608	RH	16.90	SPRING
66	6639-8239-69-8439-67- 69 less A.C.1379609	LH	16.90	SPRING
66	64-6667 less A.C. & H.D. Susp.1379609	LH	16.90	SPRING
66	6439-69 less A.C. & Pol. Car Handling.1379609	LH	16.90	SPRING
66	6639-8239-69-8439-67- 69 Man. or Auto. A.C.1379610	RH	17.70	SPRING
66	64-6667 A.C. less H.D. Susp.1379610	RH	17.70	SPRING
66	6639-8239-69-8439-67- 69 Man. or Auto. A.C.1379611	LH	17.70	SPRING
66	64-6667 A.C. less H.D. Susp.1379611	LH	17.70	SPRING
66	9000 A.C. less H.D. Ride	.1385676	2	20.15	SPRING
66	9000 Auto. A.C. less H.D. Ride.1385676	2	20.15	SPRING
66	9000 less A.C. 8< H.D. Susp.1364007	2	17.10	SPRING
66	9000 H.D. Ride 8. RR. Susp. 8c A.C. or Auto. Climate Control.1373209	2	18.95	SPRING
66	9000 H.D. Susp. less A.C.1378808	2	16.80	SPRING
66	9000 A.C. or Auto. Climate Control 8. H.D. Susp.1382434	2	17.45	SPRING
67-73	All.				SPRINGS (refer to charts at end of group 7.000)

7.420 INSULATOR, FRONT SPRING

64-67	Special-Skylark-G.S.3789664	AR	2.46	INSULATOR, frt. spg. (rubber) (7.425)
38-60	All.1305013	2	.51	INSULATOR, upr. end
61-64	All exc. 40-41-42-43001305013	2	.51	INSULATOR
65-72	All B-C-E.1387425	AR	.41	INSULATOR, upr. end (5ft" O.D.)
71-73	All B-C-E.1239083	AR	.51	INSULATOR, upr. end (5%" O.D.)

7.425 SHIM, FRONT SPRING

54-60	All.1290142	AR	1.23	SHIM, use on upr. end of frt. spg.
61	44-46-47-4800 (Instl. on Upr. End of L. Frt. Spg. Between Spg. & Ins- less P.S. 8i A.C. used on Top Ends of Frt. Spg. when Spgs. are Too Low).1290142	AR	1.23	SHIM
62	44-4600 (P.S. less A.C.) Inst. on Upr. End of L. Frt. Spg. Between Spg. & Ins., used on Top End of Frt. Spgs. when Spgs. are Too Low 44- 46-4800 less A.C. on 4800.1290142	AR	1.23	SHIM

63	44-46-47-4800 P.S. less			1.23	SHIM, on upr. end of L. frt. spg. between spg. & insula- tor.....
	A.C.1290142	1		
63	44-46-47-4800.1290142	AR	1.23	SHIM, used on top end of frt. spg. when spgs. are too low.....
64	44-4600.1290142	1	1.23	SHIM, frt. spg.-instl. in upr. end of L. spg. between spg. ins.....
64	47-4800.1290142	LH	1.23	SHIM.....
65	50-60-80-9000.1290142	LH	1.95	SHIM (.38 thick).....
65	9000.1378037	AR	2.46	SHIM (.75 thick).....
65	9000.1378038	AR	1.23	SHIM.....
66-69	9000.1290142	LH	1.03	SHIM (.135 thick).....
68-72	30-4000.400360	AR	1.23	SHIM, between front spring & frame seat (to correct car tilt).....
69-72	50-60-80-9000.1290142	AR		
65-67	30-4000.3789664	AR	2.46	INSULATOR, frt. spring (rubber-% thick) (used 7.420).....
7.447 FILTER, AUTOMATIC LEVEL CONTROL AIR COMPRESSOR					
67-73	All.....	.5353826	1	1.33	FILTER.....
7.452 BUSHING, AUTOMATIC LEVEL CONTROL COMPRESSOR					
66-73	All.....	.5345624	2	1.23	BUSHING, compr. mounting.....
7.452 BRACKET, AUTO LEVEL CONTROL COMPRESSOR					
70-72	3435-36.1231826	1	1.18	BRACKET, mtg.-rrr.....
70-72	3435-36.1231827	1	1.33	BRACKET, mtg.-frt. .
70	50-60-8000.1231664	1	1.33	BRACKET, mtg.-frt. .
70	L 3-60-8000.1231665	1	1.54	BRACKET, mtg.-rrr. .
70	9000.1234560	1	1.74	BRACKET, mtg.-upr.....
70	9000.1234561	1	2.61	BRACKET, mtg.-lwr.....
71-72	50-60-80-9000.1236315	1	2.56	BRACKET, inner . . .
71-72	50-60-80-9000.1236316	1	1.79	BRACKET, outer . . .
NOTE For model years prior to 1970 refer to grp 7.345.					
67-73	All w/Auto. Air Lift Shocks.....	.5345623	1	.51	ADAPTER, compressor air.....
7.455 ADAPTER, AUTOMATIC LEVEL CONTROL HEIGHT VALVE					
67-70	All exc. 9000 Auto. Air Lift Shks.....	.5353829		3.90	ADAPTER, height control valve superlift 8t int. port.
67-70	9000.....	.5353829		3.90	ADAPTER, vlave & int. port.....
67-68	9000.....	.5357966		4.23	ADAPTER, valve port tee.....
7.455 COMPRESSOR—HOUSING—PISTON, AUTOMATIC LEVEL CONTROL					
66-67	All.....	.4939853	1	55.65	COMPRESSOR (incl. reservoir & control valve)
68-69	Sportwagons.....	.5526844	1	53.85	COMPRESSOR, reservoir 8t control valve.....
68	All exc. Sportwagons.....	.4939853	1	55.65	COMPRESSOR, reservoir 8t control valve.....
69-70	50-60-80-9000.....	.4939919	1	58.20	COMPRESSOR, reservoir & control valve.....
71-73	All.....	.5526844	1	53.85	COMPRESSOR (resvr. & control valve).....
66-73	All.....	.5345809	1	21.20	HOUSING, 1st stage.....
66-73	All.....	.5345808	1	19.05	HOUSING, 2nd stage.....
66-73	All.....	.5345886	1	28.40	PISTON (incl. diaphragm & seal).....
66-67	All.....	.120614	2		NUT, compr. mtg. brkt. to pump—(8.9 15).....
68-72	All as Req.....	.120614	2		NUT, compr. mtg. brkt. to compr. (10-32)—(8.9 1 5)
68	All.....	.3816659	1	.25	STRAP, vac. supply to wiring harness—(13.090) ..
67-73	All.....	.1380506	1	.15	GROMMET, compr. motor-rear.....
7.457 SEAL—RING—GASKET, AUTOMATIC LEVEL CONTROL COMPRESSOR					
66-73	All.....	.3188819	1	4.51	SEAL, package.....
66-73	All.....	.3166752	1	.20	"O" RING, reg. to compressor.....
66-73	All.....	.5549030	2	.25	"O" RING, adapter to regulator—(7.476)
66-73	All.....	.5345989	1	.67	GASKET, compr. cvr. to compr.....
7.460 VALVE—DIAPHRAGM—REGULATOR, AUTOMATIC LEVEL CONTROL COMPRESSOR					
66-73	All.....	.3188817	1	8.45	VALVE, package.....
66-73	All.....	.3188818	1	6.10	DIAPHRAGM, package.....
66-73	All.....	.5355548	1	5.85	DISTRIBUTOR VALVE PACKAGE
66-73	All.....	.5355549	1	1 1.75	DISTRIBUTOR ARM, package.....
66-73	All.....	.3188822	1	20.90	REGULATOR, service package.....
66-73	All.....	.3188816	1	4.36	SWIVEL 8. ROCKER ARM PACKAGE
67-73	All.....	.5353828	1	4.05	SEAL & GASKET, package.....
7.460 KIT, COMPRESSOR HEAD GASKET & VALVE					
58	All P.S.....	.5543261	1	.97	KIT (incl. hd. gskt. & intake valve) .

7.465 ADAPTER, AUTOMATIC LEVEL CONTROL COMPRESSOR						
66-73	All	3187089	1	1.64	ADAPTER, with "0" ring & valve core
66-73	All	3178898	1	1.03	ADAPTER, reg. valve at tank.....
7.475 HEIGHT CONTROL VALVE, AUTOMATIC LEVEL CONTROL						
66-67	Sportwagons		3175832	1	46.05	_____
67-68	60-8000		5357655	1	46.05	_____
67-70	9000.....		5357657	1	46.05	_____
68-69	Sportwagons		5362869	1	46.05	_____
67-70	5000.....		5362874	1	46.05	_____
69-70	60-8000		4939904	1	46.05	_____
70-72	3435-3436..		4941146	1	46.05	VALVE.....
71			4950747	1	46.05	_____
71-73	All B-C exc. Wagons		4950748	1	62.25	_____
71-73	All E.....		4964045	1	63.80	_____
72	All B Wagons.....		4950747	1	46.05	VALVE (with straight link).....
72-73	All B Wagons.....		4973887	1	63.80	VALVE (with bent link).....
7.476 O RING, HEIGHT CONTROL VALVE (AIR RIDE)						
59	All.....		5549030	4	.25	"O" RING, opr. shaft overtravel.....
7.476 AUTOMATIC LEVEL CONTROL HEIGHT VALVE PARTS						
66-70	All.....		3178875	1	.10	FILTER, valve exh.....
66-70	All.....		5549018	1	.20	GASKET, cvr. plate & brkt.....
66	4000 Wagons		5549546	1	.30	"O" RING, valve cvr. plate delay plug.....
66-70	All.....		5549547	1	.30	"O" RING, delay cvr. plate to piston.....
66-73	All.....		5549030	1	.25	"O" RING, superlift port adapter & intake port adapter & exhaust shk. valve (also used 7.457)
66-69	4000 Wagons		5540093	2	.20	SCREEN (superlift & int. ports).....
68-70	50-60-8000 ..		5540093	2	.20	SCREEN superlift 8t int. ports).....
67-69	9000.....		5540093	1	.20	SCREEN (int. port).....
67-68	9000.....		5357965	1	.10	SCREEN (superlift port).....
66-70	All.....		5353314	1	4.61	VALVE, exh. check.....
7.477 BRACKET, AUTO. LEVEL CONTROL SPRING PAD						
71	All B Wagons		482633		.30	BRACKET.....
72-73	All B Wagons		482633		.30	BRACKET, 2 ¹ / ₄ " O.L. & ¹ / ₄ " between mtg. holes (uses straight valve link).....
72-73	All B Wagons		488183	1	1.03	BRACKET, height control valve mtg. bracket 4 ¹ / ₄ " O.L. & 3" between mtg. holes (uses bent valve link)
7.503 SPRING, REAR CHASSIS						
61-62	4019-4 1 19.....		585538	2	15.85	SPRING.....
61-62	4027-4300.....		585539	2	15.85	SPRING.....
61	44-4600 exc. Wagons ..		1164143	2	16.50	SPRING (200 lbs. overload)
61	44-4600 exc. Wagons ..		1164144	2	15.61	SPRING (500 lbs. overload)
61	44-4600 exc. Wagons Exp. H.D.....		1164143	2	16.50	SPRING .
61	4439-69-4639-4737-4867.....		1357581	2	17.60	SPRING
61	4719-29-4829.....		1349840	2	16.50	SPRING
61	4719-29-4829.....		1164144	2	15.61	SPRING .
61	4737-4867.....		1347959	2	16.50	SPRING .
62	4439-69-4639-67-4819-39-47.....		1357581	2	17.60	SPRING .
62	4400-4639-67-4800.....		1347959	2	16.50	SPRING .
62	4400-4639-47-67-4829-67.....		1349840	2	16.50	SPRING .
63	4019-4 1 19-4347.....		1358744	2	16.80	SPRING .
63	4019-41 19-4347 less H.D. Spg. & Shk., less H.D. Trailer Spgs.....		1358404	2	16.80	SPRING .
63	44-4600 exc. Wagons (H.D. Spg. & Shks. Trailer Opt.).....		1347959	2	16.50	SPRING (500 lbs. overload)
63	44-4600 less 4435-45-4635 H.D. Spg. & Shk. 8i H.D. Trailer Spg.....		1357581	2	17.60	SPRING (200 lbs. overload)
63	441 1-47-4647 less H.D. Spg. & Shk. & less H.D. Trailer Spgs.....		1357580	2	17.60	SPRING .
63	4435-45-4635 less H.D. Spg. & Shk. & less H.D. Trailer Spgs.....		1357583	2	17.60	SPRING .
63	4435-45-4635 H.D. Spg. & Shks. also H.D. Trailer.....		1357585	2	17.60	SPRING (200 lbs. overload)

63	4439-67-69-4639-67 less H.D. Spg. & Shk. & less H.D. Trailer Spgs.	1357580	2	17.60	SPRING
63	4700 less H.D. Trailer Spg.	1363994	2	14.30	
					1357578 also use 1-7.545-1 196599 seat)
63	4700 H.D. Trailer Spgs. .	1357580	2	17.60	
63	4700 H.D. Spg. & Shk. Trailer Opt.	1357581	2	17.60	
63	48 19-39-47 less H.D. Spg. 8< Shk. 8< less H.D. Trailer Spgs.	1357581	2	17.60	SPRING .
63	4829-67 less H.D. Spg. & Shk. & less H.D. Trailer	1357581	2	17.60	
63	4800.	1347959	2	16.50	
63	4800.	1357583	2	17.60	
64	4169-4367 less Trailer H.D. Spgs. & H.D. Ride & Exp.	9773808	2	1 1.80	
64	4027-4 127 less Trailer H.D. Spg. & less H.D. Ride.	9773998	2	1 1.30	
64	4027-69-4 127-69-4337 with H.D. Ride 8i Exp. ..	9775963	2	17.60	
64	4027-69-4127-69-4337 H.D. Trailer Opt.	9776244	2	15.40	
64	4035-4135 with H.D. Ride & Exp.	9776243	2	17.17	
64	4035-4 135 less Trailer HD Spgs. 8. less H.D. Ride 8i Exp.	9776427	2	14.15	SPRING
64	4035-4 135 H.D. Trailer Spg.	9774693	2	14.45	
64	4067-4367-69 H.D. Ride 8i Exp.	9775963	2	17.60	
64	4067-4367-69 H.D. Trailer Opt.	9776245	2	15.40	
64	4069 Pol. Car Handling .	9775963	2	17.60	
64	4069-4369 less Pol. Car Handling & less Trailer H.D. Spring 8< less H.D. Ride 8i Exp.	9773808	2	1 1.80	
64	4255-4355 H.D. Trailer Spg.	9774694	2	13.35	
64	4255-4355 less H.D. Trailer Spg. Opt.	9774693	2	14.45	SPRING
64	4265-4365 H.D. Trailer ..	9776246	2	20.15	SPRING
64	4265-4365 less H.D. Trailer Spg.	9774694	2	13.35	SPRING
64	4067-4337 less H.D. Trailer & H.D. Ride 8.	9773999	2	1 1.30	
63-64	44-4600 exc. 4435-45- 4635 H.D. Spg. 8. Shk. Jobs.	1347959	2	16.50	
64	4400-4639-47-67-69 H.D. Spgs. 8i Trailer Opt.	1357581	2	17.60	
64	4439-67-69-4639-67-69 less H.D. Trailer 8i Overload Spg.	1357580	2	17.60	
64	4447-4647 less H.D. Spg. 8i Shk. Jobs less H.D. Trailer Opt.	1363995	2	14.30	SPRING .
64	4635-45 H.D. Spg. 8. Shk. & H.D. Trailer Opt.	1357585	2	17.60	SPRING .
64	4635-45 less H.D. Trailer & Overload Spg.	1357583	2	17.60	SPRING .
64-65	Riviera less H.D. Trailer 8i Super Duty Ride.	1363994	2	14.30	SPRING
64-65	Riviera H.D. Trailer.	1363995	2	14.30	SPRING
64	4800.	1357583	2	17.60	
64	4800 H.D. Spg. 8. Shk. Jobs 8i H.D. Trailer Opt.	1347959	2	16.50	
64	48 19-29-39-67 less H.D. Trailer 8i Overload Spg.	1357581	2	17.60	

64	4847 less H.D Spgs. & less H.D. Trailer Opt. . .	1357581	2	17.60
65	3000 Conv. H.D. Trailer Opt.	9776245	2	15.40
65-66	33-3467 less Trailer & Overload Spgs. & H.D. Ride & Exp.	9773999	2	1 1.30
65	3000 exc. Wagons & Conv. H.D. Trailer Opt. .	9776244	2	15.40
65-66	3000 Wagons H.D. Ride & Exp.	9776243	2	17.17
65-66	33-34-35-3635 less Trailer & H.D. Spg. Opt. & H.D. Ride 8t Exp.	9776427	2	14.15
65-66	33-34-35-3635 H.D. Trailer Spg. Opt.	9774693	2	14.45
65-66	30-4000 exc. Wagons & G.S. with H.D. Ride & Exp.	9775963	2	17.60
65	33-3469 Pol. Car Handling.	9775963	2	17.60
65	33-3469 less Trailer H.D. Spgs. & Pol. Car Handling.	9773808	2	1 1.80
65	33-35-43-4469 less Trailer & H.D. Spgs. . . .	9773808	2	1 1.80
65	33-34-43-4427 less Trailer & H.D. Spgs., Exp. & Gran Sport	9773998	2	1 1.30
65	43-4437 less Trailer & H.D. Spgs., Exp. & Gran Sport.	9773999	2	1 1.30
65	43-4437 H.D. Trailer Opt.	9776244	2	15.40
65-66	43-4469 H.D. Trailer Opt.	9776245	2	15.40
65	42-4455 less H.C. Trailer Spg. Opt.	9774693	2	14.45
65-66	42-4465 H.D. Trailer Spg. Opt.	9776246	2	20.15
65	42-4455 less H.D. Trailer Spg. Opt.	9774694	2	13.35
65-66	42-4455 H.D. Trailer Spg. Opt.	9774694	2	13.35
65	43-4467 less Trailer & H.D. Spgs. & Gran Sport.	9773808	2	1 1.80
65	4000 Gran Sport.	9777431	2	14.55
65	52-5437 less Trailer & H.D. Spgs. & H.D. Ride 8t Exp.	1370872	2	15.20
65	5239-69-5439-67-69 less Trailer 8t H.D. Spg. & H.D. Ride & Exp.	1370873	2	15.20
65	5239-69-6239-69-5439-67-69-6439-67-69-6639-67 H.D. Trailer & Spg. Opt. & H.D. Ride & Exp.	1370877	2	15.60
65	52-54-62-64-6637 H.D. Trailer & Spgs. & H.D. Ride & Exp.	1370876	2	15.60
65	6000 exc. 2 Dr. Ht. less Trailer & H.D. Spg. 8t H.D. Ride & Exp.	1370875	2	15.20
65	62-64-6637 less Trailer & H.D. Spg. 8. H.D. Ride 8t Exp.	1370874	2	15.20
65	82-8437 less H.D. Trailer & Spg. & H.D. Ride & Exp.	1370876	2	15.60
65	8239-69-8439-67-69 less H.D. Trailer & Spg. & H.D. Ride & Exp.	1370877	2	15.60
65-66	8239-69-8439-67-69 H.D. Trailer Spg. 8. H.D. Ride & Exp.	1233855	2	17.95
65	9000 G.S.	1373210	2	16.80
66	30-4000 less Wagons with H.D. Trailer Spgs. .	9776244	2	15.40

66	3307-3407-3507-17-360- 7-17 less Trailer H.D. Spg. & H.D. Ride & Exp.	9773998	2	11.30	SPRING.
66	4307-17-4407-17 less Trailer H.D. Spgs., H.D. Ride & Exp.	9773999	2	11.30	SPRING.
66	4439 less Trailer H.D. Spg. & H.D. Ride & Exp.	9785708	2	11.20	SPRING.
66	42-4455 Auto. Air Lift Shocks.	9784456	2	16.45	SPRING.
66	42-4455 less Trailer H.D. Spgs. & Auto. Air Lift Shocks.	9774693	2	14.45	SPRING.
66	42-4465 H.D. Trailer Spgs.	9776246	2	20.15	SPRING.
66	42-4465 less H.D. Trailer Spgs. & Auto. Air Lift Shocks.	9774694	2	13.35	SPRING.
66	42-4465 Auto. Air Lift Shocks.	9776427	2	14.15	SPRING.
66	33-34-35-3669-4367- 4467 less Trailer H.D. Spgs. & Pol. Car Handling.		2	1 1.30	
66	4600 Trailer & Overload Spgs.		2	10.60	
66	4339 less Trailer H.D. Spg. & H.D. Ride & Exp.		2	1 1.80	
66	4607-17 less Trailer & Overload Spgs.		2	13.90	
66	4667 less Trailer & Overload Spgs.		2	14.55	
66	5237-69-5437-67-69 less Trailer & H.D. Spg. & H.D. Spg. & H.D. Ride & Exp.		2	12.75	
66	52-5439 less Trailer & Overload Spgs. & H.D. Ride & Exp.		2	16.65	
66	5239-69-5439-67-69- 6439-67-69-6639-67 Trailer Overload Spgs. & H.D. Ride & Exp.		2	14.55	
66	52-54-64-6637-9000 Trailer & Overload Spgs.		2	14.80	
66	52-54-64-6637 H.D. Ride & Exp.	1377887	2	14.80	SPRING.
66	64-6637 less Trailer & Overload Spgs. & H.D. Ride & Exp. & H.D. Susp.	1378238	2	12.75	SPRING.
66	64-6637 G.S. H.D. Susp. .	1370875	2	15.20	SPRING.
66	64-6667 G.S. H.D. Susp. .	1376380	2	13.15	SPRING.
66	82-8437 less Trailer & Overload Spgs. & H.D. Ride & Exp.	1377885	2	13.15	SPRING.
66	6439-67-69-6639-67 less Trailer & Overload Rr. Spgs. & H.D. Ride & Exp. & H.D. Susp.	1377884	2	13.15	SPRING.
65-66	82-8437 H.D. Trailer Spg. & H.D. Ride & Exp.	1370878	2	22.40	SPRING.
66	8269-8467-69 LESS Trailer & Overload Spg. & H.D. Ride & Exp.	1377886	2	14.80	SPRING.
66	82-8439 less Trailer & Overload Spgs. & H.D. Ride & Exp.	1377887	2	14.80	SPRING.
66	9000 (Reg. Susp.).....	1378238	2	12 75	SPRING.
66	9000 (H.D. Susp.).....	1382573	2	13.60	SPRING.
67-73	All.				SPRINGS (refer to charts at end of group 7.000)

7.504 BUSHING, REAR LEAF SPRING					
71	6035-45.....	3892753	2	2.46	BUSHING, rr. spg. frt. eye.....
71	6035-45.....	482501	2	.10	BOLT, multi-leaf spg. rr. susp. (1/2"-24 x 2")...
71	6035-45.....	9423371	2	.54	BOLT, rr. spg. frt. eye to frame (W-13 x 4 1/2")—(8.900).....
7.516 BOLT, REAR LEAF SPRING					
71-73	All B Wagons.....	482970	4	1.64	U-BOLT, rr. spg. to axle hsg. & rr. spg. & shk./abs. anchor plate.....
7.518 CLAMP, REAR SPRING					
38-60	All.....	1302057	2	.20	CLAMP, upr.
51-53	40.....	1341949	2	.41	CLAMP, lwr.
54-60	All.....	1341949	2	.41	CLAMP, lwr.
61-64	44-46-47-4800.....	1302057	2	.20	CLAMP, upr.
61-64	44-46-47-4800.....	1341949	2	.41	CLAMP, lwr.
64-66	Special-Skylark-G.S.....	537047	2	.46	CLAMP, lwr.
65	9000.....	1302057	2	.20	CLAMP, upr.
65	9000.....	1341949	2	.41	CLAMP, lwr.
7.518 PLATE, LEAF SPRING ANCHOR					
71-73	All B Wagon.....	480139	RH	3.79	PLATE, rr. spring 8i shk./abs. anchor (also used 7.370).....
71-73	All B Wagon.....	480140	LH	3.79	PLATE, rr. spg. 8t shk./abs. anchor (also used 7.370)
71-72	All B Wagon.....	488368	1	2.87	SPACER PKG., leaf spring (for 2 degree adj.).....
71-72	All B Wagon.....	488369	1	2.87	SPACER PKG., leaf spring (for 3 degree adj.).....
7.518 WASHER, REAR SPRING CLAMP					
38-60	All.....	1305797		.10	WASHER, rr. spring—
61-64	44-46-47-4800.....	1305797		.10	WASHER, upr. end.....
65	9000.....	1305797	2	.10	WASHER, spg. to frame
7.523 SHACKLE, REAR LEAF SPRING					
71-73	All B Wagons.....	483481	4	.55	SHACKLE, rr. spg.
7.523 REPAIR KIT, REAR SPRING SHACKLE					
71-73	All B Wagons.....	485872	4	6.40	KIT, incl. 2-shackles, 4 bshgs. 2 sleeves & 2 nuts & bolts.....
7.529 BOLT, REAR SPRING SHACKLE					
71-73	All B Wagons.....	9432568	4	.62	BOLT, rr. spring shackle to frame & rr. spring to shackle—(8.900).....
71-73	All B Wagons.....	9422303	4	.30	NUT (1/2"-12).....
7.531 WASHER, REAR SPRING CLAMP (GRP. CHANGED TO 7.518 EFF. 3-1-71)					
7.545 INSULATOR, REAR SPRING					
38-59	All.....	1302508	2	.10	INSULATOR, clamp bolt upr. end.....
61-63	40-41-4300.....	581684	2	.51	INSULATOR, upr.....
61-64	44-46-47-4800.....	1349466	2	.36	INSULATOR, upr.....
61-64	44-46-47-4800.....	1302508	2	.10	INSULATOR, clamp bolt upr. end.....
64-66	Special-Skylark-G.S.....	9775680	2	.51	INSULATOR, upr.....
65-67	50-60-80-9000.....	1366500	2	.36	INSULATOR, upr.....
65	9000.....	1302508	2	.10	INSULATOR, clamp bolt.....
65	9000.....	1349466	2	.36	INSULATOR, upr.....
67-73	All exc. Leaf Springs.....	1366500	2	.36	INSULATOR, upr. (between upr. end of spg. & frame).....
7.545 SEAT, REAR SPRING					
61-64	44-46-47-4800.....	1196599	2	.36	SEAT.....
64	40-41-42-4300.....	9773074	2	.82	SEAT.....
65-66	30-40-5000.....	9773074	2	.82	SEAT.....
65	9000.....	1196599	2	.36	SEAT.....
66-68	50-60-80-9000.....	1376947	2	1.08	SEAT.....
67-72	All A.....	9786170	2	1.13	SEAT.....
65-66	50-60-8000.....	1366624	AR	.46	SHIM, rr. spg.-lwr. spg. seat.....
68-72	All.....	1366624	AR	.46	SHIM, rr. spring (used to correct trim height)
69-70	All E.....	1376947	2	1.08	SEAT, rear axle spring.....
71-73	All B Wagons.....	477818	2	.82	CUSHION, upr.....
71-73	All B Wagons.....	483732	2	.56	CUSHION, lwr.....
7.629 COVER, SPARE WHEEL					
63-65	Riviera.....	1365865	1	8.45	COVER on trunk shelf)
64	4127-69-4337-67-69.....	1363548	1	1.44	COVER
64	44-46-4800 Conv.....	1382659	1	13.55	COVER
65-66	35-36-43-44-4600 Exc. Wagons.....	1363548	1	1.44	COVER
66-70	9000.....	1379574	1	17.30	COVER

67-70	30-4000 Exc. Wagons . . .	1232059	1	2.51	COVER (20" dia.)
65-72	50-60-8000 Conv.	1382659	1	13.55	COVER (less space saver spare)
70	30-4000 Space Saver Whl. 8i Tire	1231130	1	2.87	COVER (17 $\frac{1}{2}$ " dia.)
70	50-60-8000 Space Saver Spare	1232059	1	2.51	COVER (20" dia.)
71	30-4000 (1st Type)	1232059	1	2.51	COVER (20" dia.)
72	3437-67-4400-8000- 9000	1232059	1	2.51	COVER (20" dia.)
7.629 RETAINER, SPARE WHEEL					
61-62	41 19-67-4300 13" Whls.	581547	1	1.13	RETAINER
63	41 19-4300 less 15" Whl. Opt. on 41 19	581547	1	1.13	RETAINER
64	4035-4135-4200-4355- 65	1365817	1	.10	RETAINER, clamping rod
64	4127-69-4337-67-69	581547	1	1.13	RETAINER
65	35-36-43-4400 exc. Wagons 1st Type	581547	1	1.13	RETAINER (9" rod)
65	35-36-43-4400 exc. Wagons 2nd Type	389035	1	1.23	RETAINER (V $\frac{1}{2}$ " rod)
65	All Wagons 1st Type	1365817	1	.10	RETAINER, clamping rod (9" rod)
65	All Wagons 2nd Type	3818748	1	.10	RETAINER, clamping rod (1 $\frac{1}{2}$ " rod)—(7.633)
66-67	All Wagons	3818748	1	.10	RETAINER, clamping rod—(7.633)
66-70	30-4000 exc. Wagons	389035	1	1.23	RETAINER, cvr.
66-69	9000	389035	1	1.23	RETAINER, cvr.
71	3467 (455 Eng.) 4400 (1st Type)	389035	1	1.23	RETAINER, cvr.
72	3437-67-4400-8000- 9000	389035	1	1.23	RETAINER, cvr.
7.632 ROD—BOLT, SPARE WHEEL RE1					
61-64	40-41-4300 exc. Wagons	1231131	1	.51	ROD (7" long)
63-64	4435-45-4635-45	1231131	1	.51	ROD (7" long)
64	4035-4135-4355-65	1364789	1	.67	ROD
65-67	30-4000 exc. Wagons	1231131	1	.51	ROD p/V—18 x 7"
65	30-4000 exc. Wagons	488243	1	.60	ROD (6 $\frac{1}{2}$ " long) (replaces 1374424 1/72)
65	All Wagons 1st Type	1364789	1	.67	ROD (V dia.)
65	All Wagons 2nd Type exc. Chrome Whls	3839826	1	.62	ROD (1 $\frac{1}{16}$ " dia.) also use 3727540 nut .
65-67	All Wagons (Chrome Whls.)	1375409	1	.67	ROD
65	50-60-80-9000 2nd Type	488243	1	.60	ROD (1 $\frac{1}{16}$ "—18 x 6 $\frac{1}{16}$ " (replaces 1374424 1/72)
66	30-4000 exc. Wagons & G.S.	488243	1	.60	ROD (1 $\frac{1}{16}$ "—18 x 6 $\frac{1}{16}$ " (replaces 1374424 1/72) .
66-67	All Wagons less Chrome Whls	3839826	1	.62	ROD (9" dia.)
66-68	50-60-8000	488243	1	.60	ROD (1 $\frac{1}{16}$ "—18 x 6 $\frac{1}{16}$ " (replaces 1374424 1/72)
66 68	All w/Spare Tire Lock	1231131	1	.51	ROD (7")
68	30-4000 exc. Wagons 8t G.S. 400	1386521	1	.51	ROD (8")
69	30-4000 exc. Wagons & Space Saver Tire	1386521	1	.51	ROD (8")
69-70	50-60-8000	1231131	1	.51	ROD (7")
70	All w/Space Saver Tire exc. Conv.	1231131	1	.51	ROD (7")
70	50-60-8000 Conv. w/Space Saver Tire	1386521	1	.51	ROD (8")
70	6000 Wagons less Chrome Whls	9791904	1	.82	ROD
70	6000 Wagons w/Chrome Whls	1235831	1	1.13	ROD
70	4600	1235009	1	.62	ROD (10") for 15 x 7 whls.
71	3437-67	1235009	1	.62	ROD (10" O.L.)
70-71	30-4000 exc. Wagons & G60 x 15 Tires	1239379	1	.51	ROD (9")
71-72	6035-45	3991124	1	.82	ROD
72	30-4000	1235009	1	.62	ROD (10" O.L.)
72	30-4000	1239379	1	.51	ROD (8 $\frac{1}{2}$ " O.L.)
68-72	30-4000 Wagons	3899525	1	.62	BOLT (used as rod)
66-70	9000	1376160	1	.62	BOLT (used as rod)
62-64	44-46-4800 exc. Conv. 8i Wagons	1199626	1	.46	BOLT, spare tire anchor
63	4035-4135-4435-45-67- 4635-67-4747-4867	580431	1	.62	BOLT, spare tire
64	4467-4635-67-4700- 4867	580431	1	.62	BOLT, spare tire

65	All 1st Type exc. 30-4000	580431	1	.62	BOLT (use with 1/8" rod)
71-73	All B/Conv.	3884933	1	.77	BOLT
71-72	All B-C-E exc. Conv.	3986982	1	.62	BOLT.....
7.633 WINGNUT, SPARE WHEEL CLAMPING					
60	4435-4635 2nd Type ...	1196805	1	30	NUT.....
	NOTE E-1060037 FL, E-3021 137 Lin., E-4021715 K.C, E-5017302 Wil., E-6019029 Atla., E-7008713 Fra.				
61-64	All.....	1196805	1	30	NUT.....
65	All 1st Type	1196805	1	.30	NUT (for 3/8" rod).....
61-65	All as Req.....	9785616	1	36	NUT (for 1/2" rod) use with 1374900 rod.....
65-67	All Wagons with Chrome Whls.....	9785616	1	.36	NUT (repls. 389776 3/72) .
65-67	All exc. Wagons with Chrome Whls.....	9785616		.36	NUT.....
68-70	All.....	9785616		.36	NUT.....
70	50-60-8000.....	9427872		.10	NUT, clamp to brkt.—(8.920)
71-73	All.....	9785616		.36	NUT.....
65-67	All Wagons with Chrome Whls.....	1375410	1	.41	WASHER.....
66-67	30-4000 Wagons.....	3818748	1	.10	RETAINER (used 7.629)
7.800 SUPPORT—CARRIER, FRONT LICENSE PLATE					
62	44-46-47-4800.....	1348947	1	1.44	SUPPORT
63-65	Riviera.....	1371038	1	2.82	SUPPORT.....
63-64	44-46-4800.....	1364131	1	.62	CARRIER.....
56	All 2nd Type.....	3685721	2	.10	NUT, latch mtg.....
57	All.....	3685721	2	.10	NUT, latch mtg.....
63-64	44-46-4800.....	1187735	2	.15	NUT, carrier to bpr.—(4.785).....
69-70	3435.....	3841098	1	.10	BUMPER (used 2.697).....
64-72	All as Req.....	380370	AR	.15	NUT, ret. (nylon) also used 7.809 .
71-72	All.....	3907444	AR	.10	NUT (used 7.809).....
50-53	All.....	563358	2	.25	BOLT, supt. thru frt. face plate (1/8" -18 x %")
7.800 HOUSING—CARRIER—PANEL, LICENSE PLATE					
69-70	8000.....	8784719		10.90	HOUSING.....
71-72	8000.....	9835117		10.75	HOUSING.....
70	9000.....	1231407		20.75	CARRIER frt. lie. plate.....
71-72	9000.....	1234931		20.55	CARRIER, frt. lie. plate.....
70	9000.....	1231487		3.90	PANEL, rr. license filler.....
71-72	9000.....	1235932		4.05	PANEL, frt. lie. filler.....
71-72	9000.....	445109		.05	NUT, filler pnl. to license carrier- (8.921)
7.800 FRAME, LICENSE PLATE					
63-72	All.....	981756	AR	1.85	FRAME, lie. plate
7.807 BUMPER, LICENSE PLATE					
57	All.....	1174953	2	.10	BUMPER, in rr. bpr. ctr. face plate.....
58-60	All.....	1179850	2	.10	BUMPER, in bpr. face plate.....
60	All.....	3736247	2	.20	BUMPER, frt. & rr. license plate bpr.....
61-62	40-41-4300 ...	1174953	AR	.10	BUMPER, in rr. bpr. valance panel (also used 1.277)
61	44-46-47-4800	1174953	AR	.10	BUMPER, in frt. face plate for license plate.....
61		1179850	2	.10	BUMPER, in rr. ctr. face plate for license plate (also used 8210).....
62		1179850	2	.10	BUMPER, in rr. ctr. face plate for license plate.....
62		1351530	2	.10	BUMPER, frt. license plate supt. to car frt. bpr. assm. in license plate supt.
62-70		1370909	AR	.10	BUMPER, license plate to face plate.....
63-72		1359491	AR		BUMPER, for V." hole (rubber)—(8.210).....
63		1179850	2	.10	BUMPER, frt. license plate.....
63	4035-45-4135.....	1174953	2	.10	BUMPER, assm. in rr. bpr. lwr. panel (also used 1.277)
63-64	44-46-4800.....	1351530	2	.10	BUMPER, frt. license plate carrier
64	40-41-4300 exc. Wagons	3736247	2	.20	BUMPER, rr.....
65	30-40-9000 exc. Wagons	3736247	2	.20	BUMPER, rr.....
65-66	30-4000 exc. Wagons ...	3736247	2	.20	BUMPER, rr. license plate
65-67	All exc. 9000.....	1370909	2	.10	BUMPER, frt. license plate to frt. bpr.
65	50-60 8000.....	1179850	AR	.10	BUMPER (also used 9.645).....
65-67	9000.....	1370909	2	.10	BUMPER, frt. license plate to supt.
65	9000.....	1174953	AR	.10	BUMPER
66-67	All exc. Wagons.....	3736247	2	.20	BUMPER, rr. license plate.....
68-73	All Wagons.....	1174953	2	.10	BUMPER, rr. license plate to rr. bpr. face plate (for 1/2" hole)
7.807 GUARD, REAR BUMPER LICENSE PLATE					
63-64	4700.....	1354001	1	12.40	GUARD

7.807 PANEL, REAR LICENSE FILLER					
68	8000.....	.1384795	1	7.70	PANEL, rr. license filler.....
7.809 NUT, REAR LICENSE PLATE					
61	44-46-47-4800.....	.1350239	2	.10	NUT, assm. on rr. bpr. face plate.....
61-62	40-41-4300.....	.1196781	2	.15	NUT, rr. license plate to rr. end panel anchor (plastic)—(9.667).....
62	44-46-4800.....	.1350239	2	.10	NUT, assm. on rr. bpr. face plate.....
63	40-41-4300 exc. 4035- 45-4135.....	.1350239	2	.10	NUT, assm. in rr. bpr. face plate.....
63	4035-45-4135.....	.1196781	2	.15	NUT, rr. license plate to rr. end panel anchor (plastic)—(9.667).....
64-70	All as req.....	.380370	AR	.15	NUT, ret. (nylon)—(7.800).....
71-73	All.....	.3907444	2	.10	NUT, rr. license plate mtg. (sq. plastic)—(7.800).....
7.828 GUARD—BRACKET—CUSHION, FRONT BUMPER					
61-62	40-41-4300.....	.1196440	RH	3.74	GUARD.....
61-62	40-41-4300.....	.1196441	LH	3.74	GUARD.....
63-65	Riviera.....	.1354954	RH	8.00	GUARD.....
63-65	Riviera.....	.1354955	LH	8.00	GUARD.....
69	50-60-8000.....	.1385941	2	1.54	GUARD.....
70	9000.....	.1231735	2	3.08	GUARD.....
71	30-4000.....	.1237040	RH	8.70	GUARD.....
71	30-4000.....	.1237041	LH	8.70	GUARD.....
71	5000-6600-8000.....	.1238570	RH	9.15	GUARD.....
71	5000-6600-8000.....	.1238571	LH	9.15	GUARD.....
72	30-4000 w/Bpr. Cushion	1239114	RH	9.65	GUARD.....
72	30-4000 w/Bpr. Cushion	1239115	LH	9.65	GUARD.....
72	50-60-8000 w/Bpr. Guards 8t Bpr. Cushion	1238884	RH	9.65	GUARD.....
72	50-60-8000 w/Bpr. Guards & Bpr. Cushion	1238885	LH	9.65	GUARD.....
72	9000 w/Bpr. Guards & Bpr. Cushion.....	.1239586	RH	3.08	GUARD.....
72	9000 w/Bpr. Guards & Bpr. Cushion.....	.1239587	LH	3.08	GUARD.....
72	30-4000 w/Bpr. Guards & Bpr. Cushion.....	.1238562	RH	1.69	BRACKET, frt. bpr. guard mtg.....
72	30-4000 w/Bpr. Guards 8t Bpr. Cushion.....	.1238563	LH	1.69	BRACKET, frt. bpr. guard mtg.....
72	30-4000 w/Bpr. Guards & Bpr. Cushion.....	.1239122	2	.97	CUSHION, frt. bpr. guard.....
72	50-60-8000 w/Bpr. Guards & Bpr. Cushion	1238883	2	.97	CUSHION, frt. bpr. guard.....
72	9000 w/Bpr. Guards & Bpr. Cushion.....	.1239595	2	2.56	CUSHION, frt. bpr. guard.....
63-64	4700.....	.1356947	1	4.61	SUPPORT.....
65	9000.....	.1370297	1	6.55	SUPPORT, lwr.....
61-62	40-41-4300.....	.1196207	2	.15	NUT, frt. bpr. guard anchor bar to frt. end cross rail —(8.921).....
64	4700.....	.120394	2		WASHER, guard lwr. supt. to frt. bpr. guard— (8.929).....
7.828 GUARD, REAR BUMPER					
61	44-46-47-4800 exc. 4435-45.....	.1196650	2	3.84	GUARD, outer.....
61	44-46-47-4800.....	.1196430	RH	5.15	GUARD, inner.....
61	44-46-47-4800.....	.1196431	LH	5.15	GUARD, inner.....
61-62	40-41-4300.....	.1199203	2	4.46	GUARD.....
62	4635-45.....	.1196430	RH	5.15	GUARD, inner.....
62	4635-45.....	.1196431	LH	5.15	GUARD, inner.....
63	4035-45-4135.....	.1354723	2	5.55	GUARD.....
65	9000.....	.1367952	RH	4.61	GUARD.....
65	9000.....	.1367953	LH	4.61	GUARD.....
71	30-4000 exc. Wagons ...	1237042	RH	8.15	GUARD.....
71	30-4000 exc. Wagon ...	1237043	LH	8.15	GUARD.....
71	5000-6600.....	.1237036	RH	8.15	GUARD.....
71	5000-6600.....	.1237037	LH	8.15	GUARD.....
71	8000.....	.1237038	RH	8.15	GUARD.....
71	8000.....	.1237039	LH	8.15	GUARD.....
72	30-4000 exc. Wagons ...	1239292	1	5.07	GUARD (center).....
72	50-6600 w/Bpr. Guards & Bpr. Cushion.....	.1239483	1	5.07	GUARD (center).....
72	6000 Wagons w/Bpr. Guards & Bpr. Cushion	1239609	2	5.45	GUARD.....
72	8000 w/Bpr. Guards & Bpr. Cushion.....	.1238890	RH	5.07	GUARD.....

72	8000 w/Bpr. Guards Bpr. Cushion.....	1238891	LH	5.07	GUARD .
71	30-4000 exc. Wagon .	1236734	2	.97	CUSHION, rr. bpr. guard
71	50-6600.....	1236744	2	.97	CUSHION, rr. bpr. guard
71		1236750	2	.97	CUSHION, rr. bpr. guard
72	30-4000 exc. Wagons w/Bpr. Guard.....	1239295	1	6.10	CUSHION, rr. bpr. guard
72	50-6600 w/Bpr. Cushion & Bpr. Guard.....	1239486	1	6.10	CUSHION
72	6000 Wagons w/Bpr. Cushion 8i Bpr. Guard .	1239612	2	2.56	CUSHION
72	8000 w/Bpr. Cushion & Bpr. Guard.....	1238877	2	.97	CUSHION
72	6000 Wagons w/Bpr. Cushion 8i Bpr. Guard .	3981333	2	.15	BUMPER, face plate protective (fits in hole in back of vertical bpr. guards).....
63	4035-45	1164798	4		SCREW, rr. bpr. guard to rr. bpr.-upr.—(3.023).....
7.828 PACKAGE, FRONT & REAR BUMPER GUARD					
71	30-4000.....	981736	1	15.40	GUARD, frt. bpr. (installation pkg.) (R & L)
71	30-4000 exc. Wagons	981737	1	15.40	GUARD, rr. bpr. (installation pkg.) (R. 8i L)
71	50-60-8000.....	981738	1	15.40	GUARD, frt. bpr. (installation pkg.) (R. & L)
71	50-6000 exc. Wagons	981739	1	15.40	GUARD, rr. bpr. (installation pkg.) (R. & L)
NOTE For use only on cars w/rubber bumper protective strips.					
72	30-4000.....	981788	1	15.40	GUARD, frt. bpr. (R & L) installation pkg.....
72	50-60-8000.....	981795	1	15.40	GUARD, frt. bpr. (R & L) installation pkg.....
72	9000.....	981794	1	29.75	GUARD, frt. bpr. (R 8i L) installation pkg.....
72	30-4000 exc. Wagons	981789	1	15.40	GUARD, rr. bpr. (center) installation pkg.....
72	50-6000 exc. Wagons	981792	1	15.40	GUARD, rr. bumper-includes one center guard & attaching parts.....
72	6000 Wagons .	981791	1	15.40	GUARD, rr. bpr. (R < L) installation pkg.....
72	8000.....	981793	1	15.40	GUARD, rr. bpr. (R & L) installation pkg.....
7.828 CUSHION, FRONT & REAR BUMPER (FACE PLATE)					
72	30-4000 w/Bpr. Cushion	1239112	RH	3.02	CUSHION, frt. bpr. (outer) (rubber strip)
72	30-4000 w/Bpr. Cushion	1239113	LH	3.02	CUSHION, frt. bpr. (outer) (rubber strip)
72	30-4000 w/Bpr. Cushion	1239111	1	4.05	CUSHION, frt. bpr. (ctr.) (rubber strip) . .
72	30-4000 exc. Wagons w/Bpr. Cushion.....	1239376	RH	7.20	CUSHION, rr. bpr. (rubber strip)
72	30-4000 exc. Wagons w/Bpr. Cushion.....	1239377	LH	7.20	CUSHION, rr. bpr. (rubber strip)
72	3436 w/Bpr. Cushion . . .	1239618	RH	2.56	CUSHION, rr. bpr. (rubber strip)
72	3436 w/Bpr. Cushion . . .	1239619	LH	2.50	CUSHION, rr. bpr. (rubber strip)
72	50-60-8000 w/Bpr. Cushion.....	1238850	1	3.59	CUSHION, frt. bpr. (ctr.) (rubber strip)
72	50-60-8000 w/Bpr. Cushion.....	1238851	2	3.59	CUSHION, frt bpr. (outer) (rubber strip)
72	50-6600 w/Bpr. Cushion	1239480	RH	3.33	CUSHION, rr. bpr. (rubber strip).....
72	50-6600 w/Bpr. Cushion	1239481	LH	3.33	CUSHION, rr. bpr. (rubber strip).....
72	50-6600 less Bumper Guards w/Bpr. Cushion	1239482	1	6.10	CUSHION, rr. bpr. (ctr.) (rubber strip)
72	6000 Wagons w/Bpr. Cushion & Guards	1240624	RH	4.05	CUSHION, rr. bpr. (rubber strip).....
72	6000 Wagons w/Bpr. Cushion & Guards	1240625	LH	4.05	CUSHION, rr. bpr. (rubber strip).....
72	6000 Wagons less Bpr. Guards.....	1239904	RH	3.95	CUSHION, rr. bpr. otr. (rubber strip) . .
72	6000 Wagons less Bpr. Guards.....	1239905	LH	3.95	CUSHION, rr. bpr. otr. (rubber strip).....
72	8000 w/Bpr. Cushion . . .	1238892	RH	4.05	CUSHION, rr. bpr. (rubber strip).....
72	8000 w/Bpr. Cushion . . .	1238893	LH	4.05	CUSHION, rr. bpr. (rubber strip).....
72	9000 w/Bpr. Cushion . . .	1239592	RH	3.59	CUSHION, frt. bpr. (outer) (rubber strip) . . .
72	9000 w/Bpr. Cushion . . .	1239593	LH	3.59	CUSHION, frt. bpr. (outer) (rubber strip) . . .
72	9000 w/Bpr. Cushion . . .	1239594	1	3.59	CUSHION, frt. bpr. (ctr.) (rubber strip).....
72	9000 w/Bpr. Cushion . . .	1239044	2	3.59	CUSHION, rr. bpr. (outer) (rubber strip) . . .
72	9000 w/Bpr. Cushion . . .	1240000	1	3.02	CUSHION, rr. bpr. (center) (rubber strip) . .
72	3436 w/Bpr. Cushion . . .	1239729	10	.25	SPACER, cushion to rr. bumper (plastic V," square)
7.828 GRILLE, FRONT BUMPER (GRP. CHANGED TO 1.266 EFF. 9-1-71)					
7.829 BRACKET—CUSHION, FRONT BUMPER GUARD					
71	30-4000 exc. Wagon.....	1236900	2	.97	CUSHION
71	50-60-8000.....	1236906	2	.97	CUSHION
71	30-40-50-66-8000.....	1238574	RH	.62	BRACKET
71	30-40-50-66-8000.....	1238575	LH	.62	BRACKET
71	6000 Wagons.....	1237507	AR	.15	WASHER, rr. bpr. face plate & anchor brk. (serrated tooth VA" I.D. x '//' O.D.).....
72	30-4000 w/Bpr. Cushion	1240516	AR	.10	NUT, frt. bumper cushion to frt. bumper (tee-No. 10- 24).....

7.831 PLATE, FRONT BUMPER FACE

61-62	40-41-4300	.1196200	1	53.53	PLATE
62	44-46-4800	.1164640	1	134.55	PLATE
63	40-41-4300	.1354290	1	77.85	PLATE
63	44-46-4800	.1353305	1	134.55	PLATE
63	4700	.1368314	1	101.75	PLATE, upr.
63-64	4700	.5719752	1	40.50	PLATE, lwr.
64	40-41-42-4300	.1359835	1	85.00	PLATE
64	44-46-4800	.1362580	1	134.55	PLATE
64	4700	.1368314	1	101.75	PLATE, upr. (when using prior to body -^3800 also use spacer 1367145 & insulator 1367144).
65	3000	.1367233	1	85.00	PLATE
65	4000 exc. Wagons	.1368763	1	109.80	PLATE
65	4000 Wagons	.1367233	1	85.00	PLATE
65	50-60-8000	.1367387	1	134.55	PLATE
65	9000	.1368314	1	101.75	PLATE, upr.
65	9000	.9704462	1	52.55	PLATE, lwr.
66	30-4000	.1372843	1	85.00	PLATE
66	50-60-8000	.1372847	1	134.55	PLATE
66-67	9000	.1371277	1	147.85	PLATE
67	30-4000	.1377794	1	85.00	PLATE
67	50-60-8000	.1377796	1	134.55	PLATE
68-69	30-4000	.1379114	1	90.15	PLATE
68	50-60-8000	.1381742	1	134.55	PLATE
68-69	9000	.1382609	1	157.10	PLATE
69	50-60-8000	.1384770	1	142.40	PLATE
70	30-4000	.1230074	1	94.55	PLATE
70	50-60-8000	.1230746	1	134.55	PLATE
70	9000	.1231174	1	104.55	PLATE
71	30-4000	.1234171	1	89.45	PLATE
71	50-60-8000 (1st Type)	.1233995	1	134.55	PLATE (2 bumper supts.)
71	50-60-8000 (2nd Type)	.1238801	1	134.55	PLATE (4 bumper supts.)
71-72	9000	.1234175	1	95.35	PLATE (drill holes for bpr. guards)
72	30-4000 w/Bpr. Cushion	.1239110	1	89.20	PLATE (drill holes for bpr. guards)
72	30-4000 less Bpr. Cushion	.1234171	1	89.45	PLATE (drill holes for bpr. guards)
72	50-60-8000 w/Bpr. Cushion	.1237896	1	134.55	PLATE, frt. bpr.-face (drill holes if necessary for bumper guards)
72	50-60-8000 less Bpr. Cushion	.1241429	1	134.55	PLATE (drill holes for bpr. guards) replaces 1241086 72/1.
63	4700	.454899	2	.15	BOLT, frt. bpr. face plate to bpr. guard—(8.900)
65-66	All exc. 9000	.120382	AR		NUT, frt. face plate to outer supt.—(3.023)
58	All	.1368382	AR	.05	WASHER (.060") face plate to end plate—(8.014)

7.831 PLATE, REAR BUMPER FACE

61	4027-4300	.1349060	1	43.52	PLATE
61	44-4600 exc. 4435-45	.1196403	1	113.00	PLATE
61-62	4019-4119	.1196079	1	48.45	PLATE
62	4027-67-4167-4300	.1349060	1	43.52	PLATE
62	44-46-4800 exc. 4635-45	.1349215	1	113.00	PLATE
63	40-41-4300 exc. 4035-45-4135	.1353314	1	48.45	PLATE
63	4035-45-4135	.1354692	1	5 1.75	PLATE
63	44-4600 exc. Wagons	.1353310	RH	21.55	PLATE, end
63	44-4600 exc. Wagons	.1353311	LH	21.55	PLATE, end
63	44-46-4800 exc. Wagons	.1353308	1	69.95	PLATE, ctr. (use 4-1363217 bolt)
63-64	4435-45-4635-45	.1355138	RH	21.55	PLATE, end
63-64	4435-45-4635-45	.1355139	LH	21.55	PLATE, end
63	4435-45-4635	.1365616	1	69.95	PLATE, ctr. (also use 4-1363217 bolt)
63-64	4700	.1365305	1	124.05	PLATE
63-64	4800	.1355300	RH	16.65	PLATE, end
63-64	4800	.1355301	LH	16.65	PLATE, end
64	40-41-4300 exc. Wagons	.1359709	1	70.88	PLATE
64	4035-4135-4200-4355-65	.380835	1	77.65	PLATE
64	44-4600 exc. Wagons	.5719758	RH	21.55	PLATE, end
64	44-4600 exc. Wagons	.5719759	LH	21.55	PLATE, end
64	44-4600 less Wagons	.1362291	1	66.65	PLATE, ctr.
64	4635-45	.1365616	1	69.95	PLATE, ctr.
64	4800	.1362570	1	91.50	PLATE, ctr.
65	30-4000 exc. Wagons	.1359709	1	70.88	PLATE
65	All Wagons	.380835	1	77.65	PLATE
65	50-6000	.1367235	1	113 00	PLATE
65	8000	.1367237	1	126.60	PLATE

65	9000	1366649	1	124.05	PLATE
66	30-4000 exc. Wagons	1370964	1	66.65	PLATE
66-67	All Wagons	389175	1	74.55	PLATE
66	50-6000	1372844	1	1 13.00	PLATE
66	8000	1372849	1	126.60	PLATE
66-67	9000	1371279	1	124.05	PLATE
67	30-4000 exc. Wagons	1377793	1	75.10	PLATE
67	50-6000	1377800	1	1 13.00	PLATE
67	8000	1377798	1	125.30	PLATE
68	30-4000 exc. Wagons	1379212	1	80.90	PLATE
68	All Wagons	1382040	1	82.95	PLATE
68	50-6000	1383305	1	1 13.00	PLATE
68	8000	1383368	1	134.80	PLATE
68	9000	1382001	1	150.15	PLATE
69	30-4000 exc. Wagons	1387194	1	99.15	PLATE
69-70	3435	1382040	1	82.95	PLATE
69-70	30-4000 Wagons (2-way tail-gate)	1386778	1	103.80	PLATE
69	50-6000	1385770	1	128.90	PLATE
69	8000	1385470	1	125.30	PLATE
69	9000	1386126	1	155.05	PLATE
70	3300	1232567	1	95.85	PLATE
70	34-35-44-4600 exc. Wagons	1230552	1	103.25	PLATE
70	50-6000 exc. Wagons	1231078	1	94.05	PLATE, upr.
70	50-6000 exc. Wagons	1230065	1	33.55	PLATE, lwr.
70	6036-46	1230824	1	92.50	PLATE
70	8000	1233517	1	125.30	PLATE
70	9000	1230067	1	20.85	PLATE, lwr.
70	9000 (See Note)	1235654	1	118.40	PLATE, upr.
NOTE 9000 - when using filler with 6 mtg. filler panel as a template. The				holes, it will be necessary to drill two 3/8" dia. holes using the	
				holes that will need to be drilled are the two at the outer location.	
71	3436	1237114	1	97.40	PLATE
71	30-4000 exc. Wagon	1234380	1	90.45	PLATE
71	3437-67 Extension Exhaust	1236874	1	90.45	PLATE
71	5000-6600	1237528	1		PLATE, Note - Drill holes in plate for cars with bpr. guards
71	6000 Wagon	1234116	1	1 18.15	PLATE
71	8000	1237511	1	125.30	PLATE, Note - Drill holes in plate for cars with bumper guards
71	9000	1234820	1	143.50	PLATE
72	3436 w/Bpr. Cushion	1239617	1	86.85	PLATE (drill holes for bpr. guards)
72	3436 less Bpr. Cushion	1237114	1	97.40	PLATE (drill holes for bpr. guards)
72	30-4000 less Wagons or Exhaust Extension (w/Bpr. Cushion)	1239576	1	85.60	PLATE (drill holes for bpr. guards)
72	30-4000 less Exh. Ext. 8t Bpr. Cushion	1241082	1	85.60	PLATE
72	3437-67 w/Exhaust Extension w/Bpr. Cushion	1239577	1	85.60	PLATE (drill holes for bpr. guards)
72	3437-67 w/Exh. Ext. less Bpr. Cushion	1241084	1	85.60	PLATE
72	5000-6600 w/Bpr. Cushion	1239489	1	98.15	PLATE
72	50-6600 less Bpr. Cushion	1238727	1	98.15	PLATE (drill holes for bpr. guards)
72	6000 Wagon w/Bpr. Cushion	1239614	1	118.15	PLATE (drill holes for bpr. guards) when using on car with bpr. guards So cushion also order 1 ea. 1239904 8t 905 cushion 8t relocate guards
72	6000 Wagon less Bpr. Cushion	1234116	1	1 1 8.1 5	PLATE (drill holes for bpr. guards)
72	8000 w/Bpr. Cushion	1238873	1	125.30	PLATE (drill holes for bumper guards)
72	8000 less Bpr. Cushion	1237511	1	125.30	PLATE (drill holes for bpr. guards)
72	9000 w/Bpr. Cushion	1239194	1	143.50	PLATE (drill holes for bpr. guards)
72	9000 less Bpr. Cushion	1238797	1	143.50	PLATE (drill holes for bpr. guards)
68-70	3435 less Follower Board	401569	1	5.60	BAFFLE, rr. bpr. to body
64	4635-45-4800	454899	8	.15	BOLT, rr. bpr. ctr. face plate to end plate—(8.900)
68-69	30-4000 exc. Wagons	1382166	AR	.20	BOLT, rear lamp to bumper—(2.679)
68-69	9000	1383385	4	.15	NUT, rr. lamp to rr. bpr.—(2.680)
68-69	9000	1230185	4	.20	SCREW, rr. lamp to bpr—(2.680)
68	3435-4455-65-4855-65	3841098	2	.10	BUMPER, back-up lamp to bpr.—(2.697)
70	9000	1234612	2	.15	RIVET (rr. face plate upr. to rr. filler panel)—(7.875)

7.831 PANEL, FRONT BUMPER FACE PLATE

68	50-6000-8000	1383204	RH	5.20	PANEL (chrome).....
68	50-6000-8000	1383205	LH	5.20	PANEL (chrome).....
68	8000.....	1383244	1	9.88	PANEL (aqua).....
68	8000.....	1382796	1	10.20	PANEL (black).....
68	8000.....	1383246	1	10.20	PANEL (desert beige).....
68	8000.....	1383242	1	10.20	PANEL (dk. blue).....
68	8000.....	1383243	1	10.20	PANEL (blue mist).....
68	8000.....	1383240	1	10.20	PANEL (cameo cream).....
68	8000.....	1383237	1	10.20	PANEL (charcoal).....
68	8000.....	1383238	1	10.20	PANEL (tarpon green).....
68	8000.....	1383245	1	10.20	PANEL (ivory gold mist).....
68	8000.....	1383241	1	10.20	PANEL (maroon).....
68	8000.....	1383239	1	10.20	PANEL (red).....
68	8000.....	1383249	1	10.20	PANEL (burnished saddle).....
68	8000.....	1383247	1	10.20	PANEL (teal mist).....
68	8000.....	1383248	1	10.20	PANEL (med. teal blue mist).....
68	8000.....	1383236	1	10.20	PANEL (white).....
68	50-60-8000 ..	1386426	1	1.23	FILLER, rad. grl. panel-ctr.—(1.266)

G, BUMPER FILLER (F

70	30-4000.....	1232462	RH	.51	CAP, frt.-outer.....
70	30-4000.....	1232463	LH	.51	CAP, frt.-outer.....
70-72	3435-36.....	1232498	RH	1.18	CAP, rr.....
70-72	3435-36.....	1232499	LH	1.18	CAP, rr.....
70	30-4000 exc. Wagons	1231662	RH	.30	CAP, rr.....
70	30-4000 exc. Wagons	1231663	LH	.30	CAP, rr.....
70	50-60-8000.....	1232178	RH	.36	CAP, frt.....
70	50-60-8000.....	1232179	LH	.36	CAP, frt.....
70	6000 Wagons.....	1232962	RH	1.69	CAP, rr.....
70	6000 Wagons.....	1232963	LH	1.69	CAP, rr.....
70	8000.....	1387314	RH	.51	CAP, rr.—(7.838).....
70	8000.....	1387315	LH	.51	CAP, rr.—(7.838).....
70	9000 1st Type.....	1234734	RH	.36	CAP, rr. (square outer corner) ...
70	9000 2nd Type.....	1235658	RH	.36	CAP (round outer corner).....
70	9000.....	1235659	LH	.36	CAP (round outer corner).....
71-72	All A.....	1236434	RH	.56	CAP, frt.....
71-72	All A.....	1236435	LH	.56	CAP, frt.....
71-72	3300-3400-4400.....	1234962	RH	.30	CAP, rr.....
71-72	3300-3400-4400.....	1234963	LH	.30	CAP, rr.....
71-72	All B exc. Wgns.....	1235902	RH	.51	CAP, rr.....
71-72	All B exc. Wgns.....	1235903	LH	.51	CAP, rr.....
71-73	All B/Wgn.....	1235904	RH	.51	CAP, rr.....
71-73	All B/Wgn.....	1235905	LH	.51	CAP, rr.....
71-72	All C.....	1235906	RH	.51	CAP, rr.....
71-72	All C.....	1235907	LH	.51	CAP, rr.....
71-72	All.....	1238794	RH	.51	CAP, rr. (for bumpers with caps)
71-72	All.....	1238795	LH	.51	CAP, rr. (for bumpers with caps)
71	30-4000 exc. Wagons- less Bumper Guards	1237046	2	.51	PLUG, frt. & rr. bpr.

7.831 BAR, FRONT BUMPER UPPER

71	All E.....	1234666	1	61.50	BAR.....
72	All E (Bpr. Cushion).....	1238980	1	61.50	BAR (upr.)
72	All E less Bpr. Cushion ..	1234666	1	61.50	BAR (upr.)

7.832 PANEL, REAR BUMPER TRIM

63	4035-45-4135.....	1354583	1	43.75	PANEL, lwr.
----	-------------------	---------	---	-------	-------------

7.832 CAP, FRONT BUMPER END PLATE

61	44-4647-4800.....	1164289	2	5.45	CAP.....
61	44-46-47-4800.....	1164331	2	1.23	SPACER.....

7.832 ORNAMENT & ATTACHING PARTS, FRONT BUMPER

69	50-60-8000.....	1394401	1	2.05	ORNAMENT & ATTACHING PARTS, "tri-shield"
70	50-60-8000 exc. Limited ..	1394698	1	7.60	ORNAMENT 8t ATTACHING PARTS.....
70	8000 Limited.....	1394750	1	8.70	ORNAMENT 8t ATTACHING PARTS.....
70	50-60-8000 exc. Limited ..	1232465	1	1.33	INSERT, frt. bpr.-ctr. (plastic).....
70	8000 Limited.....	1234911	1	2.00	INSERT, frt. bpr.-ctr. (plastic).....

7.832 EMBLEM—NAME PLATE, REAR BUMPER

70	50-6000 exc. Wagons ...	1394718	1	1.85	EMBLEM & ATTACHING PARTS (Tri-Shield)
70	30-4000 exc. 3500.....	1394714	1	5.30	PLATE & ATTACHING PARTS (Buick).....
70	3500.....	1394715	1	5.30	PLATE 8L ATTACHING PARTS (Buick).....
72	30-4000 exc. Wagons ...	1394998	1	5.30	PLATE & ATCH. PARTS (Buick).....
70	50-6000 exc. Wagons ...	1349458	1	2.20	INSERT,rr. bpr. embel—(1.303).....

7.833 SEALING STRIP, REAR END PANEL TO BUMPER					
69-70	50-6000 . . .	8723872		2.46	SEALING STRIP
71	50-66-8000	1238175		2.00	SEAL, body to bumper—(12.966)
71	9000	1238174		1.79	SEAL, body to bumper—(1 2.966)
7.833 FILLER—SEAL, FRONT BUMPER					
70	9000	1233058	1	3.84	FILLER, frt. bpr. ck hood seal (also used 8.010)
72	50-60-8000	1239642	2	3.84	FILLER, plate frt. bumper reinf.
70	50-6000 less Chrome Hood Frt. Mldg	1233822	1	1.64	SEAL, hood to bpr.
70	50-60-8000 Chrome Hood Frt. Mldg	1233823	1	1.23	SEAL, hood to frt. bpr.
70	50-6000 less Chrome Hood Frt. Mldg	1233824	RH	.30	SEAL, frt. fdr. to frt. bpr.
70	50-6000 less Chrome Hood Frt. Mldg	1233825	LH	.30	SEAL, frt. fdr. to frt. bpr.
70	50-60-8000 w/Chrome Hood Frt. Mldg	1233826	2	.25	SEAL, frt. fdr. to frt. bpr.
70	50-6000 less Chrome Hood Frt. Mldg	1233827	2	.87	RETAINER, hood to frt. bpr. seal-ctr.
70	50-6000 less Chrome Hood Frt. Mldg	1233828	2	.56	RETAINER, hood to frt. bpr. seal-outer
70	9000	1234216	1	.20	RETAINER (steel Y-shaped 3%" long) .
7.833 FILLER—PANEL, REAR BUMPER					
70	6000 Wagon	3950735	1	6.10	FILLER, rr. bpr. step (used 7.875)
70	6000 Wagons	3950708		1.90	PANEL (right of rr. bumper step) .
70	6000 Wagons	1232836		13.90	PANEL (left of rr. bpr. step)
70	9000	1234611	1	4.36	PANEL (plastic-50")
71-72	6000 Wagon	408865	LH	1.64	PANEL, valance-rr.
71-72	6000 Wagon	408864	RH	1.64	PANEL, valance-rr.
70	6000 Wagons	1231561	LH	2.51	SUPPORT
70	6000 Wagons	1232964	RH	3.08	CUSHION
70	6000 Wagons	1232965	LH	3.08	CUSHION
70	6000 Wagons	3953056	2	.20	NUT, filler - rt. side to face plate ("U" %"—1 6) . .
70	9000	1355003	2	.10	NUT, ctr. filler pnl. to rr. bpr. face plate—(2.729) .
70	6000 Wagons	3953057	2	.15	SCREW, filler-rt. side to face plate
70	6000 Wagons	3953057	1	.15	SCREW, filler step to face plate (also used 4.015)
7.833 BAFFLE, RADIATOR GRILLE LOWER					
70	9000	1234410	1	5.25	BAFFLE .
7.833 SPOILER—BRACE—BAFFLE, FRT. SPOILER					
70-72	GSX	1237553	1	40.45	SPOILER, frt.
70 72	GSX	1235909	1	.97	BRACE, frt. spoiler to radiator lwr. supt.
70-72	GSX	1237115	1	12.25	BAFFLE, frt. bpr. spoiler.
70-72	GSX	1236048	7	.20	CLIP, frt. spoiler baffle to bumper.
70-72	GSX	1178669	AR	.05	WASHER, frt. spoiler baffle to bumper—(8.929)
7.834 FILLER, REAR BUMPER TO BODY					
64	4035-4 135-4355-65 . . .	588886	RH	.62	FILLER
64	4035-4 135-4355-65 . . .	588887	LH	.62	FILLER
65	All Wagons	588886	RH	.62	FILLER
65	All Wagons	588887	LH	.62	FILLER
66-67	All Wagons	391362	RH	1.13	FILLER
66-67	All Wagons	391363	LH	1.13	FILLER
7.834 PANEL, REAR BUMPER FILLER					
69	50-6000	1386591	1	2.31	PANEL
68-69	9000	1231506	RH	1.38	PANEL
68-69	9000	1231507	LH	1.38	PANEL
69	9000	1387813	1	.72	PANEL, ctr.
7.834 DEFLECTOR—SEAL, REAR BUMPER GRAVEL					
63	44-4600	1358343	2	.10	DEFLECTOR
64	4635-45	1358343	2	.10	DEFLECTOR
66-67	9000	1381496	1	5.07	DEFLECTOR, ctr.
66-67	9000	1381498	RH	5.50	DEFLECTOR, outer.
66-67	9000	1381499	LH	5.50	DEFLECTOR, outer.
63	44-4600	1358648	4	.10	CLIP, defl. bpr. end to body fig. at rr. bpr.
63	4700	1358648	10	.10	CLIP, body to bpr. defl. to body fig. at rr. bpr.
64	40-4 1-4300 exc. Wagons	1358648	4	.10	CLIP, rr. bpr. to body defl.
64	4635-45	1358648	4	.10	CLIP, rr. bpr. end plate defl. to body.
64	4700	1358648	10	.10	CLIP, rr. bpr. defl. to body.
65	30-4000 exc. wagons . . .	1358648	4	.10	CLIP, rr. bpr. to body defl. to body.

7.836 BAR, FRONT BUMPER BACK				
61	44-46-47-4800	.1199315 LH	2.92	BAR, frt.
61-62	40-41-4300	.1196182 RH	2.67	BAR, frt.-outer.
61-62	40-41-4300	.1196183 LH	2.67	BAR, frt.-outer.
61-62	40-41-4300	.1196180 RH	2.51	BAR, frt.-inner.
61-62	40-41-4300	.1196181 LH	2.51	BAR, frt.-inner.
62	44-46-4800	.1349586 RH	2.92	BAR, frt.
62	44-46-4800	.1349587 LH	2.92	BAR, frt.

7.836 BAR, REAR BUMPER BACK				
61-62	40-41-4300	.1195291 2	2.26	BAR, rr.
55-56	All	.1305797 AR	.10	WASHER, rr. bpr. inner back bar to frame inside rr. cross mbr. chnl—(7.531).
57	All	.1305797 AR	.10	WASHER, rr. bpr. rr. back rr. bpr. frt. back bar to frame—(7.531).

7.836 SUPPORT—BRACE, FRONT BUMPER				
63	40-41-4300	.4886914 RH	.92	SUPPORT, frt. bpr.
63	40-41-4300	.4886915 LH	.92	SUPPORT, frt. bpr.
70	30-4000	.1231332 RH	3.02	SUPPORT, outer.
70	30-4000	.1231333 LH	3.02	SUPPORT, outer.
70	50-60-8000	.1231956 RH	2.36	SUPPORT, outer.
70	50-60-8000	.1231957 LH	2.36	SUPPORT, outer.
70	50-60-8000	.1231713 2	.92	SUPPORT, upr.
70	9000	.1231554 RH	2.41	SUPPORT, outer.
70	9000	.1231555 LH	2.41	SUPPORT, outer.
71-72	All A	.1238214 RH	3.02	SUPPORT, outer.
71-72	All A	.1238215 LH	3.02	SUPPORT, outer.
71-72	All A	.1238209 2	3.02	SUPPORT, outer-lwr.
NOTE 1971 All B-C 1st Type-Plate has 2-Supports, 2nd Type-Plate has 4-Supports.				
71	All B-C (1st Type)	.1236210 RH	2.31	SUPPORT, outer.
71	All B-C 2nd Type	.1238802 RH	2.00	SUPPORT, outer-upper.
71	All B-C	.1238803 LH	2.00	SUPPORT, outer-upper.
71	All B-C	.1238806 RH	2.00	SUPPORT, outer-lwr.
71	All B-C	.1238807 LH	2.00	SUPPORT, outer-lwr.
71-72	All E	.1236974 RH	2.36	SUPPORT, outer.
71-72	All E	.1236975 LH	2.36	SUPPORT, outer.
72	All B-C	.1239964 RH	.77	SUPPORT, frt. bpr.
72	All B-C	.1239965 LH	.77	SUPPORT, frt. bpr.
70-71	3467-4467-4600	.1231950 2	1.90	BRACE, bpr. mtg. brkt. to frt. sheet metal.
70	60-8000	.1233350 RH	1.95	BRACE, frt. bpr., anchor brkt. to rad. lwr. supt—(1-271).
70	60-8000	.1233351 LH	1.95	BRACE, frt. bpr., anchor brkt. to rad. lwr. supt—(1-271).
70	50-60-8000	.1232438 RH	1.18	BRACE, frt. bpr. to upr. tie bar.
70	50-60-8000	.1232439 LH	1.18	BRACE, frt. bpr. to upr. tie bar.
70	9000	.1232196 2	1.44	BRACE, bpr. mtg. brkt. to frt. sheet metal.
71	All B-C	.1237876 2	2.00	BRACE, bpr. mtg. brkt. to frt. sheet metal.
72	3437-67-4467	.1240606 1	2.00	BRACE, bpr. mtg. brkt. to frt. sheet metal.
72	All B-C	.1239935 1	2.00	BRACE, frt. bpr. to rad. supt.
71	All A	.1236428 1	2.46	REINFORCEMENT, rr. bpr. (ctr.).
72	All A	.1239909 1	2.46	REINFORCEMENT, frt. bpr.-ctr.
72	All B-C	.1241045 2	1.54	REINFORCEMENT, frt. bpr.
72	All B-C	.1241044 1		PLATE, frt. bpr. reinf.
72	All B-C	.1239856 8	.20	CLIP, filler to frt. bpr. reinf. plate—(8.037).
71-72	All B-C	.1237875 2	.15	NUT, bpr. mtg. brkt. brace to frt. sheet metal.
NOTE For model years prior to 1970 refer to group 7.838.				

7.836 SUPPORT—BRACE, REAR BUMPER				
68-72	All A Wagons	.7741318 RH	1.90	SUPPORT
68-72	All A Wagons	.7741319 LH	1.90	SUPPORT
69-72	All A Wagons (2-Way Tail-Gate)	.8732952 1	5.50	SUPPORT, filler cap on t/gate.
70	All B Wagons	.8732953 1	4.36	SUPPORT, rr. bpr. filler cap on gate.
71-73	All B Wagons	.1237562 RH	2.00	SUPPORT, outer.
71-73	All B Wagons	.1237563 LH	2.00	SUPPORT, outer.
71-72	All B exc. Wagon	.1235510 RH	1.79	BRACE, ctr.
71-72	All B exc. Wagon	.1235511 LH	1.79	BRACE, ctr.
71-72	All C	.1235514 RH	1.28	BRACE, ctr.
71-72	All C	.1235515 LH	1.28	BRACE, ctr.

7.838 BRACKET, FRONT BUMPER MOUNTING				
61	44-46-47-4800	.1196872 RH	2.77	BRACKET, back bar anchor
61	44-46-47-4800	.1196873 LH	2.77	BRACKET, back bar anchor
62	44-46-4800	.1348866 RH	2.97	BRACKET, back bar anchor
62	44-46-4800	.1348867 LH	2.97	BRACKET, back bar anchor
63	40-41-4300	.1354386 RH	2.10	BRACKET, frt. bpr. mtg.

63	40-41-4300.	1354387	LH	2.10	BRACKET, frt. bpr. mtg
63-64	44-46-4800.	1366514	RH	3.69	BRACKET (when using on 1963 models use 2-1366213 bolt).
63-64	44-46-4800.	1366515	LH	3.69	BRACKET (when using on 1963 models use 2-1366213 bolt).
63-65	Riviera	1366520	RH	8.50	BRACKET, back bar anchor.
63-65	Riviera	1366521	LH	8.50	BRACKET, back bar anchor.
64-65	Special Skylark	1371938	RH	4.20	BRACKET, frt. bpr.
64-65	Special Skylark	1371939	LH	4.20	BRACKET, frt. bpr.
65	50-60-8000.	1368574	RH	4.61	BRACKET.
65	50-60-8000.	1368575	LH	4.61	BRACKET.
66	30-4000.	1374538	RH	7.60	BRACKET, anchor.
66	30-4000.	1374539	LH	7.60	BRACKET, anchor.
66	50-60-8000.	1374896	RH	5.25	BRACKET, anchor.
66	50-60-8000.	1374897	LH	5.25	BRACKET, anchor.
66-67	9000.	1374340	RH	6.55	BRACKET, back bar anchor.
66-67	9000.	1374341	LH	6.55	BRACKET, back bar anchor.
67	30-4000.	1377912	RH	7.10	BRACKET, anchor.
67	30-4000.	1377913	LH	7.10	BRACKET, anchor.
67	50-60-8000.	1378290	RH	7.05	BRACKET, anchor.
67	50-60-8000.	1378291	LH	7.05	BRACKET, anchor.
68	50-60-8000.	1383114	RH	7.60	BRACKET, anchor.
68	50-60-8000.	1383115	LH	7.60	BRACKET, anchor.
68-69	30-4000.	1383125	RH	1.74	BRACKET, mtg
68-69	30-4000.	1383124	LH	1.74	BRACKET, mtg
68-69	9000.	1384716	RH	12.55	BRACKET, anchor.
68-69	9000.	1384717	LH	12.55	BRACKET, anchor.
68-69	30-4000.	1230202	RH	5.40	BRACKET, anchor.
68-69	30-4000.	1230203	LH	5.40	BRACKET, anchor.
69	50-60-8000.	1386432	RH	5.95	BRACKET, anchor.
69	50-60-8000.	1386433	LH	5.95	BRACKET, anchor.
NOTE For Model Years after 1969 refer to 7.869.					
68-69	9000.	1385732	RH	1.64	BRACE, mtg. brkt. to frt. sheet metal.
68-69	9000.	1385733	LH	1.64	BRACE, mtg. brkt. to frt. sheet metal.
69	60-8000.	1232188	RH	1.79	BRACE, anchor brkt. to rod-lwr. supt.
69	60-8000.	1232189	LH	1.79	BRACE, anchor brkt. to rod-lwr. supt.
69	50-60-8000.	1231294	RH	1.54	BRACE, bumper to upper tie bar.
69	50-60-8000.	1231295	LH	1.54	BRACE, bumper to upper tie bar.
63	44-46-4800.	1356782	RH	2.15	SUPPORT, outer.
63	44-46-4800.	1356783	LH	2.15	SUPPORT, outer.
64	40-41-42-4300.	1362004	RH	2.36	SUPPORT, outer.
64	40 4 1-42-4300.	1362005	LH	2.36	SUPPORT, outer.
64	44 46-4800.	1363160	RH	3.13	SUPPORT, outer.
64	44-46-4800.	1363161	LH	3.13	SUPPORT, outer.
65	30-4000.	1369056	RH	2.61	SUPPORT, outer.
65	30-4000.	1369057	LH	2.61	SUPPORT, outer.
65	50-60-8000.	1371838	RH	7.45	SUPPORT, outer.
65	50-60-8000.	1371839	LH	7.45	SUPPORT, outer.
65	9000.	1369194	RH	2.26	SUPPORT, outer.
65	9000.	1369195	LH	2.26	SUPPORT, outer.
66	30-4000.	1374542	RH	2.67	SUPPORT, outer.
66	30-4000.	1374543	LH	2.67	SUPPORT, outer.
66	50-60 8000.	1376848	RH	4.66	SUPPORT, outer.
66	50-60-8000.	1376849	LH	4.66	SUPPORT, outer.
67	30-4000.	1378912	RH	3.13	SUPPORT, outer.
67	30-4000.	1378913	LH	3.13	SUPPORT, outer.
67	50-60-8000.	1378606	RH	3.49	SUPPORT, outer.
67	50-60-8000.	1378607	LH	3.49	SUPPORT, outer.
68-69	30-4000.	1383120	RH	3.02	SUPPORT, outer.
68-69	30-4000.	1383121	LH	3.02	SUPPORT, outer.
68	50-60-8000.	1383122	RH	3.02	SUPPORT, outer.
68	50-60-8000.	1383123	LH	3.02	SUPPORT, outer.
68-69	9000.	1381978	RH	6.75	SUPPORT, outer.
68-69	9000.	1381979	LH	6.75	SUPPORT, outer.
69	50-60-8000.	1232546	RH	2.56	SUPPORT, outer.
69	50-60-8000.	1232547	LH	2.56	SUPPORT, outer.
69	50-60-8000.	1230794	2	.97	SUPPORT, upper.
70-71	All				SUPPORT, outer (refer to grp. 7.836).
65	30-4000 A.C.	3792381	1	.10	WASHER, mtg. brkt. to frt. sheet metal brace—(6.606).
67-73	All as req.	1383187	AR	.10	WASHER, ($\frac{5}{32}$ " x 1V," x $\frac{5}{16}$ ").
68	9000.	502306	2	.05	WASHER, mtg. brkt. brace to frt. anchor brkt.—(6.606).
7.838 BRACE, REAR BUMPER					
64-67	Special-Skylark Wagons	588930	RH	2.15	BRACE, outer.
64-67	Special-Skylark Wagons	588931	LH	2.15	BRACE, outer.
69-72	3436-4456-66.	1230974	1	1.13	BRACE, ctr.

69	50-6000.....	1230129	1	1.64	BRACE, ctr.
69	8000.....	1386180	1	1.18	BRACE, ctr.
7.838 SUPPORT, REAR BUMPER END PLATE					
63	44-46-4800 less 4435-				
	45-4635.....	1358622	RH	.67	SUPPORT
63	44-46-4800 less 4435-				
	45-4635.....	1358623	LH	.67	SUPPORT
64	4800.....	1358622	RH	.67	SUPPORT, end plate
64	4800.....	1358623	LH	.67	SUPPORT, end plate
7.838 PAD, REAR BUMPER BRACKET					
64-67	Special-Skylark Wagons .	589664	2	.36	PAD
68-70	30-4000 Wagons.....	1387026	2	.20	PAD
7.838 CAP, FILLER—FRONT AND REAR BUMPER					
64	40-41-42-4300.....	1368118	RH	1.28	CAP.....
64	40-41-42-4300.....	1368119	LH	1.28	CAP.....
64	44-46-4800.....	1363967	2	.46	CAP.....
65	50-60-8000.....	1370870	RH	.30	CAP.....
65	50-60-8000.....	1370871	LH	.30	CAP.....
65	30-4000.....	1369976	2	.30	CAP, upr. peak fig.....
66	9000.....	1378144	RH	.67	CAP, frt.....
66	9000.....	1378145	LH	.67	CAP, frt.....
65	50-6000.....	1370886	RH	.46	CAP, rr. bpr. filler to weld fig. or rr. end panel & outer qtr. panel.....
65	50-6000.....	T370887	LH	.46	CAP, rr. bpr. filler to weld fig. or rr. end panel & outer qtr. panel.....
65	8000.....	1371254	RH	.77	CAP, rr. bpr. outer qtr. panel rr. fig.....
65	8000.....	1371255	LH	.77	CAP, rr. bpr. outer qtr. panel rr. fig.....
66	30-4000 exc. Wagons ..	1377214	RH	.46	CAP, rr.....
66	30-4000 exc. Wagons ..	1377215	LH	.46	CAP, rr.....
66	50-6000.....	1376508	RH	.41	CAP, rr.....
66	50-6000.....	1376509	LH	.41	CAP, rr.....
66	8000.....	1376594	RH	.62	CAP, rr.....
66	8000.....	1376595	LH	.62	CAP, rr.....
66-67	9000.....	1376468	RH	.56	CAP, rr. bpr.....
66-67	9000.....	1376469	LH	.56	CAP, rr. bpr.....
66-67	9000.....	1378144	RH	.67	CAP, frt. bpr.....
66-67	9000.....	1378145	LH	.67	CAP, frt. bpr.....
67	30-4000.....	1379725	3	.36	CAP, frt. bpr.....
67	30-4000 exc. Wagons ..	1378788	RH	.51	CAP, rr. bpr.....
67	30-4000 exc. Wagons ..	1378789	LH	.51	CAP, rr. bpr.....
67	50-6000.....	1379674	RH	.46	CAP, rr. bpr.....
67	50-6000.....	1379675	LH	.46	CAP, rr. bpr.....
67	50-60-8000.....	1378654	RH	.51	CAP, frt. bpr.....
67	50-60-8000.....	1378655	LH	.51	CAP, frt. bpr.....
67	8000.....	1379688	RH	.67	CAP, rr. bpr.....
67	8000.....	1379689	LH	.67	CAP, rr. bpr.....
68-69	30-4000 exc. Wagons ..	1384562	LH	.51	CAP, rr.....
68-69	30-4000 exc. Wagons ..	1384563	RH	.82	CAP, rr.....
68-69	All Wagons.....	1384322	LH	.82	CAP, rr.....
68-69	All Wagons.....	1384323	RH	.56	CAP, rr.....
68	50-6000.....	1383870	LH	.56	CAP, rr.....
68	50-6000.....	1383871	RH	.51	CAP, rr.....
68	8000.....	1383874	LH	.51	CAP, rr.....
68	8000.....	1383875	RH	.51	CAP, rr.....
68	50-60-8000.....	1383988	LH	.51	CAP, frt.....
68	50-60-8000.....	1383989	RH	.36	CAP, frt.....
68-69	30-4000.....	1383714	LH	.36	CAP, frt.-inner.....
68-69	30-4000.....	1383715	RH	.62	CAP, frt.-inner.....
68-69	30-4000.....	1386610	LH	.62	CAP, frt. outer.....
68-69	30-4000.....	1386611	RH	.36	CAP, frt. outer.....
68-69	9000.....	1382980	LH	.36	CAP, rr.....
68-69	9000.....	1235659	RH	.51	CAP, rr. (repls. 1234735).....
69-70	8000.....	1387314	LH	.51	CAP, rr. (also used 7.831).....
69-70	8000.....	1387315	RH	.87	CAP, rr. (also used 7.831).....
69	50-60-8000.....	1232470	LH	.87	CAP, frt. bpr. to fdr.....
69	50-60-8000.....	1232471			CAP, frt. bpr. to fdr.....
NOTE For models not listed refer to 7 831 grp.					
65	50-60-8000.....	4653672	4	.10	FASTENER, filler cap to rr. qtr. panel fig.—(10.695)
66	8000.....	4653672	4	.10	FASTENER, filler cap to rr. qtr. panel rr. fig—(10.695).....
66	9000.....	9414752		.10	SCREW, frt. fdr. mldg.-frt. bpr. bar filler cap to frt. fdr. filler—(8.977).....
67-68	50-6000.....	1384511		1.64	SPACER, rr. bpr. to body.....
68	9000.....	1384123		.51	SPACER, frt. fdr. to bpr.....
66-67	9000.....	1376495		.15	BUMPER, frt. bpr. to filler.....

7.838 BUMPER, REAR BUMPER END PLATE SUPPORT

64	4027-67-69-4127-69-42-4300.....	1365847	2	.15	BUMPER (rubber) assm. in rr. bpr. anchor brkt.
65	30-4000 exc. Wagons ...	1365847	2	.15	BUMPER (rubber) in rr. bpr. anchor brkt.....
66	30-4000.....	1377489	2	.15	BUMPER (rubber) assm. in rr. bpr. anchor brkt.
67	30-40-50-6000 exc. Sportwagons.....	1377489	2	.15	BUMPER (rubber) asms, in rr. bpr. anchor brkt.
70	50-60-8000.....	1384155	2	.30	BUMPER, in rr. bpr. ctr. supt. brkt.....
70-72	3435-36.....	1384155	2	.30	BUMPER (rubber) body to rr. bpr. face plate in anchor brkt.....
70	30-40-80-9000.....	1387026	2	.20	BUMPER, rubber in anchor brkt.....
70	50-64-6600 2nd Type ...	1235292	2	.15	BUMPER, rr. bpr. anchor bracket—(7.865).....
72	3436.....	1387026	1	.20	BUMPER, rr. bpr. brkt.....

NOTE 1st type mtg. hole %" dia., 2nd type²/i, " dia.

7.838 BAR, FRONT BUMPER GUARD ANCHOR

61-62	40-41-4300.....	1196423	2	1.49	BAR, guard anchor.....
-------	-----------------	---------	---	------	------------------------

7.838 INSULATOR—SPACER, FRONT BUMPER

63-65	Riviera.....	1357542	2	.15	INSULATOR, inner (outer supt. thru frt. fdr. to bpr.)
63-65	Riviera.....	1367144	2	.46	INSULATOR, frt. bpr. side-outer (upr. bpr. to fdr.)...
63-65	Riviera.....	1357547	2	.15	INSULATOR, ctr.....
64	Riviera.....	1367144	2	.46	INSULATOR, frt. bpr. side-outer.....
63-64	Riviera.....	1367145	2	.20	SPACER, frt. bpr. ins. upr. bpr. to frt. fdr.....
65	Riviera.....	1367145	2	.20	SPACER, outer supt. thru fdr. to bpr.....
71	All exc. 9000.....	1236735	2	.51	SPACER, frt. bpr. ctr. reinf.....
72	30-4000.....	1236735	2	.51	SPACER, frt. bpr. ctr. reinf.....

7.838 BRACKET, REAR BUMPER MOUNTING

62	44-46-4800 exc. 4635-45.....	1366508	RH	4.66	BRACKET, back bar anchor
62	44-46-4800 exc. 4635-45.....	1366509	LH	4.66	BRACKET, back bar anchor
63	40-4 1-4300 exc. 4035-45-4135.....	1353318	RH	2.15	BRACKET, mtg.
63	40-41-4300 exc. 4035-45-4135.....	1353319	LH	2.15	BRACKET, mtg.....
63	44-46-4800 exc. Wagons	1366512	RH	3.49	BRACKET, rr. back bar anchor.
63	44-46-4800 exc. Wagons	1366513	LH	3.49	BRACKET, rr. back bar anchor.
63	4435-45-4635.....	1366508	RH	4.66	BRACKET, back bar anchor ...
63	4435-45-4635.....	1366509	LH	4.66	BRACKET, back bar anchor ...
63-64	4700.....	1366518	RH	3.64	BRACKET, rr. back bar anchor.
63-64	4700.....	1366519	LH	3.64	BRACKET, rr. back bar anchor.
64	40-41-4300 exc. Wagons	1362184	RH	4.15	BRACKET
64	40-41-4300 exc. Wagons	1362185	LH	4.15	BRACKET
64-67	Special-Skylark Wagons	588622	RH	2.26	BRACKET
64-67	Special-Skylark Wagons	588623	LH	2.26	BRACKET.
64	44-4600 exc. 4635-45 ..	1363132	RH	3.90	BRACKET.
64	44-4600 exc. 4635-45 ..	1363133	LH	3.90	BRACKET.
64	4635-45.....	1366508	RH	4.66	BRACKET
64	4635-45.....	1366509	LH	4.66	BRACKET
64	4800.....	1366512	RH	3.49	BRACKET
64	4800.....	1366513	LH	3.49	BRACKET.
65	30-4000 exc. Wagons ...	1362184	RH	4.15	BRACKET, anchor.....
65	30-4000 exc. Wagons ...	1362185	LH	4.15	BRACKET, anchor.....
65	50-60-8000.....	1368512	RH	6.90	BRACKET, back bar anchor
65	50-60-8000.....	1368513	LH	6.90	BRACKET, back bar anchor
64-65	Riviera.....	1366518	RH	3.64	BRACKET, back bar anchor
64-65	Riviera.....	1366519	LH	3.64	BRACKET, back bar anchor
66	30-4000 exc. Wagons ...	1373480	RH	4.41	BRACKET, anchor.....
66	30-4000 exc. Wagons ...	1373481	LH	4.41	BRACKET, anchor.....
66	50-6000.....	1373482	RH	5.40	BRACKET, anchor.....
66	50-6000.....	1373483	LH	5.40	BRACKET, anchor.....
66	8000.....	1373484	RH	6.05	BRACKET, anchor.....
66	8000.....	1373485	LH	6.05	BRACKET, anchor.....
66-67	9000.....	1373486	RH	5.55	BRACKET
66-67	9000.....	1373487	LH	5.55	BRACKET
67	30-4000 exc. Wagons ...	1378786	RH	5.45	BRACKET
67	30-4000 exc. Wagons ...	1378787	LH	5.45	BRACKET
67-68	50-6000.....	1378604	RH	5.55	BRACKET, bar anchor.....
67-68	50-6000.....	1378605	LH	5.55	BRACKET, bar anchor.....
67	8000.....	1378800	RH	6.25	BRACKET, back bar anchor
67	8000.....	1378801	LH	6.25	BRACKET, back bar anchor
68	All Wagons.....	398330	RH	6.75	BRACKET
68	All Wagons.....	398331	LH	6.75	BRACKET
68-69	30-4000 exc. Wagons ...	1382644	RH	5.45	BRACKET, anchor.
68-69	30-4000 exc. Wagons ...	1382645	LH	5.45	BRACKET, anchor

68	8000.....	1383098	RH	6.75	BRACKET, anchor .
68	8000.....	1383099	LH	6.75	BRACKET, anchor .
68-69	9000.....	1382732	RH	6.55	BRACKET, anchor .
68-69	9000.....	1382733	LH	5.85	BRACKET, anchor .
69-70	3435.....	398330	RH	6.75	BRACKET.....
69-72	30-4000 Wagons.....	398331	LH	6.75	BRACKET.....
69-72	30-4000 Wagons (2-Way Tail-Gate).....	403652	RH	9.00	BRACKET.....
69-72	30-4000 Wagons (2-Way Tail-Gate).....	1230973	1	.62	BRACKET, to frame-ctr.....
69	50-6000.....	1230328	RH	2.41	BRACKET, upr. mtg.....
69	50-6000.....	1230329	LH	2.41	BRACKET, upr. mtg.....
69	50-6000.....	1235316	RH	5.85	BRACKET, anchor—(7.869).....
69	50-6000.....	1235317	LH	5.85	BRACKET, anchor—(7.869).....
69-70	8000.....	1386052	RH	6.75	BRACKET, anchor.....
69-70	8000.....	1386053	LH	6.75	BRACKET, anchor.....
NOTE For models after 1969 not listed refer to grp. 7 869.					
68-69	All Wagons.....	1384155	2	.30	BUMPER (rubber) body to face plate.....
68	50-60-8000.....	1365847	2	.15	BUMPER (rubber) in rr. bpr. anchor brkt.....
68-69	9000.....	1384499	2	.10	BUMPER (rubber) in rr. bpr. anchor brkt.....
69-70	50-60-8000.....	1387026	2	.20	BUMPE-R (rubber) in anchor bracket.....
71-72	All B-C exc. Wagon.....	1235201	2	.30	BUMPER, rr. bpr. anchor brkt. jack supt.....
60	All.....	454991	8	.36	BOLT, frame to mtg. brkt.....
65	8000.....	4653672	2	.10	FASTENER, rr. bpr. spacer to body—(10.695).....
68-69	9000.....	1384123	2	.51	SPACER, frt. fender to bpr.....
60-73	All as Req.....	1362249	AR	.15	WASHER, serrated tooth lock (1 ft" O.D. x 1/2" I.D.).....
67-73	All as Req.....	1383187	AR	.10	WASHER (%," * 1 1/2" x y,"").....
69	50-60-8000.....	1196207	2	.15	NUT, upper face plate support thru upper tie bar to rad. side baffle (=1,8"—18)—(8.92 1).....
7.865 BUMPER—SPACER, REAR FACE PLATE					
70	All A exc. Wagons.....	1233129	2	2.00	BUMPER, rr. bpr. to body.....
70	All B (2nd Type) exc. Wagon.....	1235292	1	.15	BUMPER, rr. bpr. anchor brkt. (used 7.838).....
70	All C.....	1233518	1	.20	BUMPER (on body brace).....
71-72	All B exc. Wagon.....	1233518	2	.20	BUMPER, rubber (body to rr. bpr.).....
71	All E.....	1359491	1		BUMPER, rr. bpr. face plate—(8.2 10).....
71-72	All A exc. Wagon.....	1234898	2	2.00	SNUBBER, rr. bpr. to body (rubber).....
71-72	All E.....	1239545	1	.51	SNUBBER, rr. end pnl. to rr. bpr.....
70	All B Wagons.....	3895100	1	.10	SPACER, rr. bpr.....
70	All B Wagons.....	3762961	AR	.10	SHIM, between rr. bpr. & rr. cross member—(6.178).....
71-73	All B Wagons.....	3762961	AR	.10	SHIM, rr. bumper to body—(6.178).....
70	All B Wagons.....	3953055	1	.30	NUT, face plate to back bar ctr. (also used 7.875) ..
71-72	All E.....	3953055	2	.30	NUT, anchor brkt. assem. to face plate (fte"—14) ...
60-73	All.....	1362249	AR	.15	WASHER, anchor brkts. to frm.....
71-73	All B Wagons.....	1237507	AR	.15	WASHER, rr. face plate & anchor brkt. (1ft" O.D. x ft" I.D.).....
7.869 BRACKET, FRONT AND REAR BUMPER MOUNTING					
NOTE: For models not listed refer to Grp. 7.838.					
70	All A exc. Wagons.....	1233130	RH	5.25	BRACKET, rr. bpr. anchor.....
70	All A exc. Wagons.....	1233131	LH	5.25	BRACKET, rr. bpr. anchor.....
70	All A.....	1231328	RH	5.55	BRACKET, frt. bpr. anchor.....
70	All A.....	1231329	LH	5.55	BRACKET, frt. bpr. anchor.....
70	All A.....	1231330	RH	1.64	BRACKET, frt. bpr. mtg.....
70	All A.....	1231331	LH	1.64	BRACKET, frt. bpr. mtg.....
70	All B-C.....	1231572	RH	6.85	BRACKET, frt. bpr. anchor.....
70	All B-C.....	1231573	LH	6.85	BRACKET, frt. bpr. anchor.....
70	All B-C.....	1231921	1	.77	BRACKET, frt. bpr. ctr. mtg.....
70	All B exc. Wagons.....	1231296	RH	2.77	BRACKET, rr. bpr. mtg.....
70	All B exc. Wagons.....	1231297	LH	2.77	BRACKET, rr. bpr. mtg.....
70	All B exc. Wagons.....	1235316	RH	5.85	BRACKET, rr. bpr. anchor (also used 7.838).....
70	All B exc. Wagons.....	1235317	LH	5.85	BRACKET, rr. bpr. anchor (also used 7.838).....
70	All E.....	1231582	RH	9.10	BRACKET, frt. bpr. anchor.....
70	All E.....	1231583	LH	9.10	BRACKET, frt. bpr. anchor.....
70	All E.....	1234264	RH	9.70	BRACKET, rr. bpr. anchor.....
70	All E.....	1234265	LH	9.70	BRACKET, rr. bpr. anchor.....
71	All A.....	1236436	RH	7.05	BRACKET, frt. bpr. anchor.....
71	All A.....	1240603	LH	7.05	BRACKET, frt. bpr. anchor.....
71-72	All A exc. Wagon.....	1235384	RH	5.07	BRACKET, rr. bpr. outer supt.....
71-72	All A exc. Wagon.....	1235385	LH	5.07	BRACKET, rr. bpr. outer supt.....
71-72	All A exc. Wagon.....	1234896	RH	5.40	BRACKET, rr. bpr. anchor.....
71-72	All A exc. Wagon.....	1234897	LH	5.40	BRACKET, rr. bpr. anchor.....
71-73	All B Wagons.....	1237556	RH	5.90	BRACKET, rr. bpr. anchor.....
71-73	All B Wagons.....	1237557	LH	5.90	BRACKET, rr. bpr. anchor.....
71-72	All B Wagons.....	1238154	RH	2.00	BRACKET, rr. bpr. mtg.....
71-72	All B Wagons.....	1238155	LH	2.00	BRACKET, rr. bpr. mtg.....
71	All BC.....	1235096	2	.77	BRACKET, frt. bpr. mtg.....

71-72	All B exc. Wagons.	1235202	RH
71-72	All B exc. Wagons.	1235203	LH
71-72	All B exc. Wagons.	1235458	RH
71-72	All B exc. Wagons.	1235459	LH
71	All B-C.	1236208	RH
71	All B-C.	1236209	LH
71-72	All C.	1235206	RH
71-72	All C.	1235207	LH
71	All C.	1237508	RH
71	All C.	1237509	LH
71-72	All E.	1235502	RH
71-72	All E.	1235503	LH
71-72	All E.	1235880	RH
71-72	All E.	1235881	LH
72	All A.	1240602	RH
72	All A.	1240603	LH
72	All B-C.	1239936	RH
72	All B-C.	1239937	LH
72	All B-C.	1238522	RH
72	All B-C.	1238523	LH
72	All C.	1239202	RH
72	All C.	1239203	LH
70	All B Wagons.	3950711	1
70	All E.	1234211	1
71-72	All A exc. Wagons.	1236382	RH
71-72	All A exc. Wagons.	1236383	LH
71	All B-C.	1236727	1

7.874 BOLT—NUT, BUMPER

49-56	All.	1175344	AR
57-60	All.	1175344	AR
59	All.	1191679	AR
60-62	All.	1192570	AR
60	All.	454899	AR
61	All.	1199495	AR
61-62	All.	1164779	AR
61-63	All.	1164451	AR
63-73	All as Req.	454991	AR
63	All.	1357018	AR
64	All.	1175344	AR
64	All.	1368032	AR
64-66	All.	1363695	AR
64-73	All as Req.	9425343	AR
71-72	30-40-50-60-8000 exc. Wagons.	1237046	2
72	50-60-8000 less Bpr. Cushion.	1237046	2
71-72	30-4000 exc. Wagon	1237046	2
71	All B-C.	1235330	4
71	33-3436-37-4400.	1235330	4
71-73	All B Wagons.	455000	6
72-73	All B Wagons.	1238616	4
72	All B-C.	1239962	2
63-71	All.	1357242	AR
64	All.	120382	AR
70	50-60-9000 exc. Wagons	1343776	10

7.875 PAD, REAR BUMPER

69	3435.	1387026	1
69-72	30-4000 Wagons (2-Way Tail-Gate).	8758326	1
69-72	30-4000 Wagons (2-Way Tail-Gate).	8758327	RH
69-72	30-4000 Wagons (2-Way Tail-Gate).	8758328	LH
69-72	3436-4456-66.	403557	1
70	6000 Wagons.	1232894	1
70	6000 Wagons.	1232830	1
70	6000 Wagons.	3950731	LH
70	6000 Wagons.	3950732	RH
70	6000 Wagons.	1234434	1
70	6000 Wagons.	3950735	1
61-63	4445-4645.	9414034	2

5.90	BRACKET, rr. bpr. anchor.	5.90
5.90	BRACKET, rr. bpr. anchor.	5.90
1.79	BRACKET, rr. bpr. mtg.	1.79
1.79	BRACKET, rr. bpr. mtg.	1.79
6.65	BRACKET, frt. bpr. anchor.	6.65
6.65	BRACKET, frt. bpr. anchor.	6.65
5.90	BRACKET, rr. bpr. anchor.	5.90
5.90	BRACKET, rr. bpr. anchor.	5.90
6.65	BRACKET, rr. bpr. & outer supt. mtg.	6.65
6.65	BRACKET, rr. bpr. & outer supt. mtg.	6.65
5.90	BRACKET, rr. bpr. anchor.	5.90
5.90	BRACKET, rr. bpr. anchor.	5.90
9.15	BRACKET, frt. bpr. anchor.	9.15
9.15	BRACKET, frt. bpr. anchor.	9.15
7.05	BRACKET, frt. bpr. anchor.	7.05
7.05	BRACKET, frt. bpr. anchor.	7.05
15.30	BRACKET, frt. bpr. mtg. & outer supt.	15.30
15.30	BRACKET, frt. bpr. mtg. & outer supt.	15.30
6.65	BRACKET, frt. bpr. anchor.	6.65
6.65	BRACKET, frt. bpr. anchor.	6.65
6.65	BRACKET, rr. bpr. outer supt. mtg.	6.65
6.65	BRACKET, rr. bpr. outer supt. mtg.	6.65
2.00	BRACE, rr. bpr.	2.00
1.03	BRACE, rr. bpr. ctr.	1.03
5.20	BRACE, rr. bpr. ctr.	5.20
5.20	BRACE, rr. bpr. ctr.	5.20
2.31	REINFORCEMENT, frt. bpr. ctr.	2.31

.36	BOLT, rr. hd. carriage-capped (ft"—13 x 1 1/8").	.36
.36	BOLT, rd. hd. carriage capped (14"—20 x 1ft").	.36
.36	BOLT, anchor hd. (ft"—20 x 1ft").	.36
.41	BOLT, anchor hd. (ft"—20 x 1ft").	.41
.15	BOLT, hex. hd. (ft"—16 x y,")—(5.508).	.15
.51	BOLT, anchor hd. (ft"—20 x 1 1/2").	.51
.56	BOLT, anchor hd. (ft"—20 x 1ft").	.56
.36	BOLT, rd. hd. carriage capped (ft"—16 x 1).	.36
.36	BOLT, rd. hd.-short sq. neck (ft"—13 x 1 1/8").	.36
.30	BOLT, anchor hd. (ft"—13 x 1ft").	.30
.36	BOLT, rd. hd. carriage capped (ft"—20 x 1ft").	.36
.56	BOLT, rd. hd. carriage capped (ft"—13 x 1).	.56
.25	BOLT, rd. hd. carriage capped (%"—16 x ft,")	.25
.15	BOLT (1/2,""—16 x 1/2,")—(8.903).	.15
.51	BOLT, frt. & rr. bpr. guard to bpr. (ft"—16 x 7 1/2").	.51
.51	BOLT, frt. bpr.	.51
.51	BOLT, rr. bpr. to outer supt. brkt. (ft"—16 x ft,")	.51
.30	BOLT, frt. park lamp brkts. to frt. bpr. (ft"—20 x ft" flathead-square shoulder)—(2.679).	.30
.30	BOLT, rr. lamp brkts. to rr. bpr. (ft"—20 x ft" flathead-square shoulder)—(2.679).	.30
.15	BOLT, rr. bpr. anchor brkt. to body (ft"—13 x 1ft")—(8.900).	.15
.15	BOLT, rr. bpr. face plate & supports (Vis"—14 x 1 7/8")—(5.586).	.15
.51	BOLT, frt. bpr. mtg. brkt. to bpr. (ft"—16 x 1ft").	.51
.10	NUT, ret. (ft"—16) (1" long x ft" wide).	.10
.10	NUT, hex. fig. (%"—1 6)—(8.915).	.10
.10	NUT, bar (rr. bpr. upr. to lwr. face plate) (also used 8.139).	.10

.20	PAD.	.20
6.90	PAD.	6.90
2.82	PAD, filler step.	2.82
6.75	PAD, filler step.	6.75
8.55	COVER.	8.55
9.00	COVER, step.	9.00
13.55	TREAD, filler step.	13.55
19.50	TREAD, filler step.	19.50
5.15	TREAD, filler.	5.15
.56	FILLER, step cvr.	.56
6.10	FILLER, step—(7.833).	6.10
	NUT, step to rr. bpr.—(3.023)	

69-72	3436-4456-66186677	2	.10	SCREW , rr. bpr. step to t/gate brkt. ($\frac{1}{16}$ "—18 x 1)—(8.900)
69-71	3436-4456-668761885	2	.10	SCREW , rr. cross bar to bpr. step pad
70	6000 Wagons1234612	1	.15	RIVET , step cvr. filler to cvr. (also used 7.831)
70-72	34368761884	9	.10	SCREW , rr. cross bar to bpr. step pad
72	34369416819	2	.15	SCREW , rr. cross bar to bumper step pad
70	6000 Wagons3953055	1	.30	NUT , step to body back bar ($\frac{1}{16}$ "—14)—(7.865)

GROUP 7.412 - 7.503
FRONT & REAR COIL SPRINGS

Please refer to the chart on the following pages to determine the correct spring code by model, option and location. After determining the correct spring code refer to the cross-reference list on the facing page for the correct service part number.

1967 FRONT & REAR CHASSIS SPRING (7.412-7.503)

Code	Parr Number	<u>Code</u>	<u>Part Number</u>
HH.	.9793980	RL.	.388337
KA.	.1377886	RO.	.392193
KB.	.1378238	RR.	.392194
KC.	.1377887	RT.	.389870
KD.	.1381302	SC.	.381936
KF.	.1381298	SD.	.383909
KG.	Refer to Chart	SE.	.383910
KH.	.1377888	SG.	.384049
KI.	.1381299	SH.	.381939
KJ.	Refer to Chart	SI.	Refer to Chart
KL.	.1382573	SJ.	Refer to Chart
KX.	.1233855	SK.	.381940
L5.	.399365	SL.	.381946
L7.	.399539	SM.	Refer to Chart
L8.	.399540	SP.	.385025
LK.	.396229	SR.	.384543
LL.	Refer to Chart	SS.	Refer to Chart
LO.	Refer to Chart	ST.	.384752
LP.	.396914	SU.	Refer to Chart
LU.	.396917	SV.	.384117
LW.	.397665	SW.	.384980
LX.	.397666	SX.	.384121
LY.	.397667	SY.	Refer to Chart
MS.	.1385676	TN.	.1370878
MA.	.1379610	TO.	.1370875
MB.	.1379611	TP.	Refer to Chart
MC.	.1381293	TQ.	.1368112
MD.	Refer to Chart	TR.	.1370876
ME.	.1381295	TS.	.1370877
MF.	.1381296	TT.	.1377884
MG.	.1382434	TU.	.1376381
MH.	.1382576	TW.	.1370884
NB.	.9787043	TX.	.1376380
NH.	.9787054	TZ.	.1377885
NO.	Refer to Chart	UD.	.1376272
NT.	Refer to Chart	UE.	.1376273
NZ.	.9789814	UF.	Refer to Chart
P5.	.9792940	UG.	.1376266
PE.	Refer to Chart	UH.	.1376267
PG.	.9778685	UI.	.1376268
PI.	.9787048	UJ.	.1376269
PK.	.9778686	UM.	Refer to Chart
PM.	Refer to Chart	UP.	.1378120
PN.	.9787264	UW.	Refer to Chart
PO.	.9787052	UX.	.1379609
PS.	.9787262	UY.	Refer to Chart
PN.	.9787264	UZ.	.1379608
PX.	.9789092	WA.	Refer to Chart
PY.	.9789093	WB.	.392253
RA.	.386008	WC.	Refer to Chart
RD.	.388282	WY.	.392251
RE.	.388281		
RG.	.388284		
RH.	Refer to Chart		
RJ.	Refer to Chart		
RK.	.388336		

1967 FRONT & REAR CHASSIS SPRINGS

NOTE: ALL SPRING CODES LISTED FOR EACH MODEL USAGE ARE CONSIDERED CORRECT PRODUCTION SPRINGS, HOWEVER WHEN 2 OR MORE CODES ARE LISTED; FOR SERVICE REPLACEMENT ORDER, SPRING CODE DESIGNATED WITH AN ASTERISK (*).

M O D E L S	7.412 Front Chassis Spring (Regular)								7.503 Rear Springs (Regular)		7.412 Front Chassis Springs (Heavy Duty)				7.503 Rear Springs (Heavy Duty)	
	Less Auto. Level Control				With Auto. Level Control				Less Auto. Level Control	With Auto. Level Control	Less Air Conditioning		With Air Conditioning		Heavy Duty Susp.	Trailer & Over- load
	Less A.C.		With A.C.		Less A.C.		With A.C.				Left	Right	Left	Right		
	Left	Right	Left	Right	Left	Right	Left	Right			Left	Right	Left	Right		
3307	SC	SE	SH	SH-SJ	-	-	-	-	NB	-	SV	SW	SW	RK	PK	PI
3335	SC	SE	SI	SK	-	-	-	-	PG	-	SW	RK	SW	RK	HH»PM	PO»PE
3369	SC	SE	SH	SH-SJ	-	-	-	-	NB	-	SV	SW	SW	RK	PK	PI
3517	SC	SE	SH	SH-S0	-	-	-	-	NB	-	SV	SW	SW	RK	PK	PI
3535	SC	SE	SI	SK	-	-	-	-	PG	-	SW	RK	SW	RK	HH»PM	PO»PE
3569	SC	SE	SH	SH-S0	-	-	-	-	NB	-	SV	SW	SW	RK	PK	PI
4307	SC	SE	SH	SH-SJ	-	-	-	-	NB	-	SV	SW	SW	RK	PK	PI
4317	SC	SE	SH	SH-SJ	-	-	-	-	NB	-	SV	SW	SW	RK	PK	PI
4339	SD	Rr	SK-SJ	SL	-	-	-	-	NB	-	SV	RK	SW	RK	PK	PI
4367	SC	SE	SI	SK	-	-	-	-	NB	-	SV	SW	SW	RK	PK	PI
3407	SG-SI	SK	SP	RD-SS	-	-	-	-	NB	-	RL	SX	SX	SX-LL	PK	PI
3435	SH-SI	SK	SP-SR	ST	-	-	-	-	PG	-	SX	RA	SX	SX-LL	HH-PM	PO»PE
3469	S6-SI	SK	SP	RD-SS	-	-	-	-	NB	-	RL	SX	SX	SX-LL	PK	PI
3417	RL	SX	SX	SX-LL	-	-	-	-	PK	-	L7	L5	L5	L8	NZ	-
3617	SG-SI	SK	SP	RD-SS	-	-	-	-	NB	-	RL	SX	SX	SX-LL	PK	PI
3635	SH-SI	SK	SP-SR	ST	-	-	-	-	PG	-	SX	RA	SX	SX-LL	HH-PM	PO»PE
3669	SG-SI	SK	SP	RD-SS	-	-	-	-	NB	-	RL	SX	SX	SX-LL	PK	PI
4407	SH-SJ	SL	SR	ST	-	-	-	-	NB	-	SX	RA	SX	SXM1	PK	PI
4417		SL	SR	ST	-	-	-	-	NB	-	SX	RA	SX	SX-LI	PK	PI
4439	SK	SK-SM	RE-SU	RG-SY	-	-	-	-	NB	-	SX	RA	RA	LK	PK	PI
4467	SH-SJ	SL	SR	ST	-	-	-	-	NB	-	SX	RA	SX	SX-li	PK	PI
4469	SK	SK-SM	RE-SU	RG-SY	-	-	-	-	NB	-	SX	RA	RA	LK	PK	PI
4607	LW	LX	RR	LY	-	-	-	-	PS	-	-	-	-	-	-	PI
4617	LW	LX	RR	LY	-	-	-	-	PS	-	-	-	-	-	-	PI
4667	LW	LX	RR	LY	-	-	-	-	PS	-	-	-	-	-	-	PI
4455	RG-RH	RG-RJ	LP-LO	LU	RG-RH	rp-Rj	LP-LO	LU	NH-PE	PW-PG	-	-	-	-	-	PY
4465	RG-RH	RG-RJ	LP-LO	LU	RG-RH	RG-RJ	LP-LO	LU	PX-NH	PW-IT	-	-	-	-	-	PY
4855	RG-RH	RG-RJ	LP-LO	LU	RG-RH	RG-RJ	LP-LO	LU	NH-PE	PW-PG	-	-	-	-	-	PY
4865	RG-RH	RP-PJ	LP-LO	LU	RG-RH	RG-RJ	LP-LO	LU	PX-NH	P5-IT	-	-	-	-	-	PY
5287	UG	UG	UH	UH	UG	UG	UH	UH	WY-WA	KF	MC	MC	TQ	TQ	TO	TR
5239	UI	UI	UJ	UJ	UI	UI	UJ	UJ	ffl-WA	KI	MC	MC	TW	TW	TU	TS
5269	UG	UG	UJ	UJ	UG	UG	UI	UI	WA-WB	KF-KG	MC	MC	TW	TW	TX	TS
5487	UG	UG	UH	UH	UG	UG	UH	UH	WY-WB	KF	MC	MC	TQ	TQ	TO	TR
5439	UI	UI	UJ	UJ	UI	UI	UJ	UJ	WB-WC	KI	MC	MC	TW	TW	TU	TS
5467	UI	UI	UJ	UJ	UI	UI	UJ	UJ	KBWA	KF	MC	MC	TW	TW	TO	TR
5469	UG	UG	UJ	UJ	UG	UG	UJ	UJ	WA-WB	KF-KG	MC	MC	TW	TW	TX	TS
6487	UD	UZ-Uc	UE	fAMJY	ME-UD	TQ-UW	MF-UE	UP-TJ	TT	KF	ME	TQ	MF	UP-ID	TX	TS
6439	UX	UZ	MB	MA	ME-UX	TQ-UZ	MF-MB	ip-ra	KA	KI	ME	TQ	MF	up-ra	TU	TN
6467	UX	UZ	MB	MA	ME-UX	TQ-UZ	MF-MB	UP-IB	TZ	KF-KG	ME	TQ	MF	UP-ffl	TX	TS
6469	UD	IZ-UU	MB	MA	ME-UX	TQ-UZ	MF-MB	UP-ID	TZ	KF-KG	ME	TQ	MF	UP-iB	TX	TS
6687	UD	UZ-UM	UE	iANJY	ME-UD	TQ-UW	MF-UE	UP-ID	TT	KF	ME	TQ	MF	tr-TO	TX	TS
6639	UX	UZ	MB	MA	ME-UX	TQ-UZ	MF-MB	UP-IB	KA	KI	ME	TQ	MF	UP-ID	TU	TN
6667	UX	UZ	MB	MA	ME-UX	TQ-UZ	MF-MB	urvi	TZ	KF-KG	ME	TQ	MF	UP-IU	TX	TS
8257	UD	UZ-IM	UE	IA-UY	ME-UD	TQ-UW	MF-UE	up-ra	KA	KI	ME	TQ	MF	UPND	TU	TN
8239	UX	UZ	MB	MA	ME-UX	TQ-UZ	MF-MB	lif-ra	KH	KD-KJ	ME	TQ	MF	UP-IB	TS	KX-TP
8269	UX	UZ	MB	MA	ME-UX	TQ-UZ	MF-MB	UP-ID	KC	KD	ME	TQ	MF	UP-I	TR	TN
8457	UD	UZ-II	UE	IA-LY	ME-UD	TQ-UW	MF-UE	UP-ID	KA	KI	ME	TQ	MF	UP-B	TU	TN
8439	UX	UZ	MB	MA	ME-UX	TQ-UW	MF-MB	UP-ID	KH	KD-KJ	ME	TQ	MF	UP-D	TS	KX-TP
8467	UX	UZ	MB	MA	ME-UX	TQ-UW	MF-MB	UP-II	KC	KD	ME	TQ	MF	UP-W	TR	TN
8469	UX	UZ	MB	MA	ME-UX	TQ-UW	MF-MB	UPVD	KC	KD	ME	TQ	MF	UP-T	TR	TN
9487	TG-UF	TG-UF	MS-UM	MS-UM	UF	UF	MS-UM	MS-um	KB	KB	MH	MH	MG	MG	KL	TR

1968 FRONT & REAR CHASSIS SPRING (7.412-7.503)

Code	Part Number	Code	Part Number	Code	Part Number
HD	Refer to Chart	MV	1385669	SA	Refer to Chart
HE	9793721	MX	1385700	SB	
HH	9793980	MY	Refer to Chart	SC	
HO		MZ	1385672	SD	
KA	1377886	N3	9793243	SE	
KC	1377887	N5 (Use PK + 2-1366624		SF	400980
KD	1381302	N6	9793157 Shims	SJ	400985
KF	1381298	N7	9793158	SK	
KG	Refer to Chart	N8	Refer to Chart	SL	
KH	1377888	N9	9793160	SN	Refer to Chart
KI	1381299	NB	9787043	SO	400987
KM		NJ	Refer to Chart	SS	400993
KO	1385652	NM	9787261	SU	Refer to Chart
KP		NO	Refer to Chart	SV	Refer to Chart
KX	1233855	NS	9792853	SW	U _{ss} SS * 400360 Shims as Req
L3	401752	NT	Refer to Chart	SY	
L5	401753	NW	Refer to Chart	SZ	400995
L6		P3	9792946	T2	1387257
L7	402082	P6	9792940	TI	1364009
LE	402084	P9	Refer to Chart	TN	1370878
LM	401188	PB	Refer to Chart	TP	Refer to Chart
LP	Refer to Chart	PK	9778686	TR	1370876
LT	Refer to Chart	PQ	9787049	TS	1370877
LU	Refer to Chart	R2	402057	TT	1377884
LW	400880	R3	402059	TU	1376381
LY		R4	Refer to Chart	TW	1370884
MA	1379610	R5	Refer to Chart	TX	1370885 (Frt.)
M2		RA	401179	TX	1376380 (Rear)
M3	1385701	RC	Refer to Chart	TZ	1377885
M4		RE	400997	UD	1376272
M5	1385676	RF	401181	UE	1376273
M6	1385677	RG	Refer to Chart	UI	
M7	1387254	RH	400999	UK	1376271
M8	1387255	RJ	Refer to Chart	UL	
M9		RL	401182	UP	1378120
ME	1381295	RM	Refer to Chart	UR	1385673
		RQ	400996	US	1378121
MH	1382576	RR	Refer to Chart	UW	
MI		RS	Refer to Chart	UY	
MJ		RT	Refer to Chart	UZ	1379608
MK		RU	Refer to Chart	WA	
ML		RZ	401301	WB	392253
MM		S2	Refer to Chart	WC	
MO	1385661	S3	402084	WJ	392255
MP	1385663	S9	405929		
MS	1385665				
MT	1385667				

1968 FRONT & REAR CHASSIS SPRINGS

NOTE: ALL SPRING CODES LISTED FOR EACH MODEL USAGE ARE CONSIDERED CORRECT PRODUCTION SPRINGS. HOWEVER WHEN 2 OR MORE CODES ARE LISTED, FOR SERVICE REPLACEMENT ORDER SPRING CODE DESIGNATED WITH AN ASTERISK (*).

M O D E L S	7.412 Front Chassis Spring (Regular)								7.503 Rear Springs (Regular)		7.412 Front Chassis Springs (Heavy Duty)				7.503 Rear Springs (Heavy Duty)	
	Less Auto. Level Control				With Auto. Level Control				Less Auto. Level Control	With Auto. Level Control	Less Air Conditioning		With Air Conditioning		Heavy Duty usp.	Trailer & Over- load
	Less A.C.		With A.C.		Less A.C.		With A.C.				Left	Right	Left	Right		
	Left	Right	Left	Right	Left	Right	Left	Right								
3327 1-61	F2-LP	R3-LT	L3-LW	LW-LU	-	-	-	-	NB-NO	-	L7-SS	L5-SW	L5-SW	SF-SS	N5-NW	PQ
3369 (L-6)	R2-LP	R3-LT	L3-LW	LW-LU	-	-	-	-	NB-NO	-	L7-SS	L5-SW	L5-SW	sw-ss	N5-NW	PQ
3537 (L-6)	R2-LP	R3-LT	L3-LW	LW-LU	-	-	-	-	NB-NO	-	L7-SS	L5-SW	L5-SW	SF-SS	N5-NW	PQ
3569 (L-6)	R2-LP	R3-LT	L3-LW	LU-SB	-	-	-	-	NB-NO	-	L7-SS	L5-SW	L5-SW	SUMS	N5-NW	PQ
3327 (V-8)	L3-LW	SB-LM	S9-FS	S9-SA	-	-	-	-	NM-NB	-	L5-L6-SY	SW-SS-P0	SW-RQ	RQ-RH	N5-NW	PQ
3369 (V-8)	L3-LW	SB-LM	S9-IS	S9-SA	-	-	-	-	NM-NB	-	L5-L6-SY	sw-ss-rt	SW-RQ	RQ-RH	N5-NW	PQ
3537 (V-8)	L3-LW	SFJ-IM	S9-M	S9-SA	-	-	-	-	NM-NB	-	L5-L6-SY	slv-ss-m	SW-RQ	RQ-RH	N5-NW	PQ
3569 (V-8)	L3-LW	SB-LM	S9-M	S9-SA	-	-	-	-	NM-NB	-	L5-L6-SY	SW-SS-FH	SW-RQ	RQ-RH	N5-NW	PQ
3435	LW-SE	LW-SE	S9-R5	S9-R5	-	-	-	-	P5-N8	-	SS-SW-RR	SW-SS-Rn	RE-RJ	RE-RJ	HH-HD	-
3437	L5-SY	15-16-RC	S9-RQ	RH-SZ-Rft	-	-	-	-	PK-NU	-	RA	sw-pc	Sf-RC	RF	PK-P9	-
4437	L3-LW	LM-SB	S9-m	S9-SA	-	-	-	-	NB-NM-PB	-	L5-L6-SY	SW-SS-FT	SW-RQ	RQ-RH	N5-NW	PQ
4467	L3-LW	LM-SB	S9-FS	S9-SA	-	-	-	-	NB-NM-PB	-	L5-L6-SY	sf-ss-pn	SW-RQ	RQ-RH	N5-NW	PQ
4439	LW-LU	LW-SE	S9-R5	S9-m	-	-	-	-	NS-PB-NM	-	SS-SZ	SW-RE	S2-SYRE	RE-S	N5-NW	PQ
4469	L3-LW	LM-SB	S9-m	S5-SA	-	-	-	-	NB-NM-PB	-	L5-L6-SY	SW-SS-K	SW-RQ	RQ-RH	N5-NW	PQ
4637	SZ-SU	RZ-SV	S2-SY-RG	RL-RE	-	-	-	-	N3-NJ-HO	-	SS-RR	LE-S2-RS	S3-FS	RU-RL	PK-NS	HE
4667	Sf-SU	RZ-SV	SZ-SY-RG	RL-RE	-	-	-	-	N3-NJ-HO	-	SS-RR	LE-S2-RS	S3-RS	RU-RL	PK-NS	HE
4455 (350 Eng.)	SF	SF	SJ-SK	SJ-SK	SF	SF	SJ-SK	SJ-SK	N6	P5J-N7H NT	-	-	-	-	-	P3
4465 (350 Eng.)	SF	SF	SJ-SK	SJ-SK	SF	SF	SJ-SK	SJ-SK	N7	N9#-P5M	-	-	-	-	-	P3
4855 (350 Eng.)	SF	SF	SK	SK	SF	SF	SK	SK	N6	P51-N7M NT	-	-	-	-	-	P3
4865 (350 Eng.)	SF	SF	SK	SK	SF	SF	SK	SK	N7	N9J-P5H	-	-	-	-	-	P3
4455 (400 Eng.)	SJ	SJ	SO	SO	SJ	SJ	SO	SO	N6	P5(-N7#* NT	-	-	-	-	-	P3
4465 (400 Eng.)	SJ	SJ	SO	SO	SJ	SJ	SO	SO	N7	N9#-P5#f	-	-	-	-	-	P3
4855 (400 Eng.)	SJ	SJ	SO	SO	SJ	SJ	SO	SO	N6	P51-N7M NT	-	-	-	-	-	P3
4865 (400 Eng.)	SJ	SJ	SO	SO	SJ	SJ	SO	SO	N7	N91-P5H	-	-	-	-	-	P3
5287		M7-U1	T2-MJ	UZ-M9	M8-4W	M7-U1	T2-MJ	M9-M1	WB-WA	KI-KG	rw	TI	UP	ME	TX	TS
5239	M8-ML	M7-MK	T2-MJ	UZ-M9	18-W	M7-UK	T2-MJ	M9-M1	WJ-WC	KD	TW	TI	UP	ME	TR	TS-Kiv
5269	M8-ML	M7-U1	Ty-MJ	UZ-M9	M8-MM	M7-U1	T2-MJ	M9-M1	WJ-MVB	KD-KI	TW	TI	UP	ME	TU	TS-KM
5487	M8-MM	M7-U1	T2-MJ	UZ-M9		M7-U1	T2-MJ	M9-M1	WB-WA	KI-KG	TW	TI	UP	ME	TX	TS
5439	M8-ML	M7-MK	T2-MJ	UZ-M9	M8-HM	MK-M7	T2-HWJ	M9-M1	WJ-WC	KD	TW	TI	UP	ME	TR	TS-KIYI
5467	M8-ML	M7-MK	T2-MJ	UZ-M9	ML-M8	MK-M7	T2-MJ	M9-M1	WJ-WA	KD-KG	TW	TI	UP	ME	TX	TS
5469	M8-ML	M7-U1	T2-MJ	UZ-M9		M7-U1	T2-MJ	M9-M1	WJ-WB	KD-KI	TW	TI	UP	ME	TU	TS-KM
6487	MO	UZ-UW	MS	UK	UP	TX	MV	US	TT	KF	UP	TX	MV	US	TX	TS
6439	MP	UD	MT	UE	UP	TX	MV	US	KA	KI	UP	TX	MV	US	TU	TN
6469	MO	UZ-UW	MS	UK	UP	TX	MV	US	TZ	KF-KG	UP	TX	MV	US	TX	TS
6687	MO	UZ-IW	MS	UK	UP	TX	MV	US	TT	KF	UP	TX	MV	US	TX	TS
6639	MP	UD	MT	UE	UF	TX	MV	US	KA	KI	UP	TX	MV	US	TU	TN
6667	MP	UD	MT	UE	UP	TX	MV	US	TZ	KF-KG	UP	TX	MV	US	TX	TS
8257	MX-UY	M2	M3-UR	M5	UP	TX	MV	US	KC-KA	KI	UP	TX	MV	US	TU	TN
8239	W-UY	Hf-11f	UR-M2	M3-M4	UP	TX	MV	US	KH-KP	KD	UP	TX	MV	US	TS	KX-TP
8269	W-UY	IK-W		M3-M4	UP	TX	MV	US	KH-KP	KD	UP	TX	MV	US	TR	TN
8457	MX-UY	M2	M3-UR	M5	UP	TX	MV	US	KH-KP	KI	UP	TX	MV	US	TU	TN
8439	IS-UY		UR-M2	M3-M4	UP	TX	MV	US	KH-KP	KD	UP	TX	MV	US	TS	KX-TP
8467	MMJY		UR-M2	M3-M4	UP	TX	MV	US	KH-KP	KD	UP	TX	MV	US	TR	TN
8469	IW-UY	mr-m	JR-M2	M3-M4	UP	TX	MV	US	KH-KP	KD	UP	TX	MV	US	TR	TN
9487	M6	M6	M5	M5	M6	M6	M5	M5	TT	TT	MH	MH	MG	MG	KO	KC

NOTE: 1968 4455-65-4855-65
 *st Type: Link 4 5/16" Long
 #2nd Type: Link 4 1/2" Long

1969 FRONT & REAR CHASSIS SPRINGS {Z412-7.503}

Code	Part No.
H2	9798466
H3	9798467
HE	9793721
HN	9796935
HS	9797594
HT	Refer to Chart
KA	1377886
KB	1378238
KD	1381302
KF	1381298
KG	Refer to Chart
KH	1377888
KI	1381299
KL	1382573
KM	Refer to Chart
KX	1233855
L3	401752
L5	401753
L6	Refer to Chart
17	402082
LM	401188
LU	Refer to Chart
LW	400880
MD	Refer to Chart
MO	Refer to Chart
N5	USE PK + 2- 1366624
N9	9793160 SHIM
NB	9787043
NK	9788448
NO	Refer to Chart
NX	9792855
NY	9792944
P5	9792940
P6	9792941
PK	9778686
PL	Refer to Chart
R2	402057

Code	Part No.
R3	402059
R4	Refer to Chart
R5	Refer to Chart
RE	400997
RQ	400994
S9	405929
SA	Refer to Chart
SD	REFER TO CHART
SF	400980
SJ	400985
SO	400987
SS	400993
SW	Use 5S + 400360 Shims as Re
SY	Refer to Chart
SZ	400995
T3	Refer to Chart
T5	1230730
T6	Refer to Chart
T7	1230732
T8	1230733
TF	1364006
TI	1364009
TO	1370875
TP	Refer to Chart
TS	1370877
TT	1377884
TU	1376381
TW	1370884
U3	1387210
U4	1231711
U5	1231712
UL	REFER TO CHART
UN	1376267
UP	1378120
UX	1379609
UZ	1379608
WA	REFER TO CHART
WC	397965

1969 SPRINGS (FRONT & REAR) 7-412-Z503

NOTE: All spring codes listed for each model usage are considered correct production springs. However when 2 or more codes are listed, for service replacement order spring code designated with an asterisk (*).

M o d e l	7.412 Front Chassis Spring (Regular)								7.503 Rear Springs (Regular)		7.412 Front Chassis Springs (Heavy Duty)				7.503 Rear Springs (Heavy Duty)	
	Less Auto. Level Control				With Auto. Level Control				Less Auto. Level Control	With Auto. Level Control	Less Air Conditioning		With Air Conditioning		Heavy Duty Susp.	Trailer & Overload
	Less A.C.		With A.C.		Less A.C.		With A.C.				Left	Right	Left	Right		
	Left	Right	Left	Right	Left	Right	Left	Right								
3327 L-6	R2	R3	L3	LW-LU	-	-	-	-	NB-NO	-	L7	L5	L5	SWSS	N5	NX
3369 L-6	R2	R3	L3	LW-LU	-	-	-	-	NB-NO	-	L7	L5	L5	SWSS	N5	NX
3537 L-6	R2	R3	L3	LW-LU	-	-	-	-	NB-NO	-	L7	L5	L5	SWSS	N5	NX
3569 L-6	R2	R3	L3	LW-LU	-	-	-	-	NB-NO	-	L7	L5	L5	SWSS	N5	NX
3327 V-8	L3	LM	SS*R4	S9*SA	-	-	-	-	NB	-	L5*-L6	SWSS	SW	RQ	N5	NX
3369 V-8	L3	LM	S9*R4	S9*SA	-	-	-	-	NB	-	L5*-L6	SWSS	SW	RQ	N5	NX
3537 V-8	L3	LM	S9*R4	S9*SA	-	-	-	-	NB	-	L5*-L6	SWSS	SW	RQ	N5	NX
3569 V-8	L3	LM	S9*R4	S9*SA	-	-	-	-	NB	-	L5*-L6	SWSS	SW	RQ	N5	NX
3435	LW	LW	S9*R4	S9*R4	-	-	-	-	P6	-	SW	SW	RE	RE	HS	HS
3436	LW	LW	S9*R4	S9*R4	-	-	-	-	N9	-	SW	SW	RE	RE	HS*HT	HS*HT
3437	L5	L5*-L6	SS	SZ	-	-	-	-	PK	-	L5	L6	SWSS	SZ	FK	HE*-PL
4437	L3	LM	S3*R4	S9*SA	-	-	-	-	NB	-	L5*-L6	SWSS	SW	RQ	N5	NX
4439	LW LU	LW	S9*-R5	R4*SO	-	-	-	-	NB	-	SWSS	SW	SZ*SY	RE	N5	NX
4467	L3	LM	S9*R4	S9*SA	-	-	-	-	NB	-	L5*-L6	SWSS	SW	RQ	N5	NX
4469	L3	LM	S9*R4	S9*SA	-	-	-	-	NB	-	L5*-L6	sw*ss	SW	RQ	N5	NX
4637	SW*SS	SW	SZ-SY	RE	-	-	-	-	NK	-	SWSS	SW	SZ-SY	RE	FK	HE*-PL
4667	SWSS	SW	SZSY	RE	-	-	-	-	NK	-	SWSS	SW	SZ*SY	RE	FK	HE*-PL
4456(350)	SF	SF	SJ	SJ	SF	SF	SJ	SJ	NY	P5	-	-	-	-	-	H3
4466(350)	SF	SF	SJ	SJ	SF	SF	SJ	SJ	HN	P6	-	-	-	-	-	H2
4456(400)	SJ	SJ	SO	SO	SJ	SJ	so	SO	NY	P5	-	-	-	-	-	H3
4466(400)	SJ	SJ	SO	SO	SJ	SJ	so	so	HN	P6	-	-	-	-	-	H2
5237	U3	U3	UN-T3	UN-T3	U3	U3	UN-T3	UN-T3	KB*WA	KF*-KG	U4	U4	TI	TI	TO	TS
5239	U3	U3	UN-T3	UN-T3	U3	U3	UN-T3	UN-T3	WC	KI	U4	U4	TI	TI	TU	TS*-KM
5269	U3	U3	UN-T3	UN-T3	U3	U3	UN-T3	UN-T3	WC	KI	U4	U4	TI	TI	TU	TS*-KM
5437	U3	U3	UN-T3	UN-T3	U3	U3	UN-T3	UN-T3	KB*WA	KF*-KG	U4	U4	TI	TI	TO	TS
5439	U3	U3	UN-T3	UN-T3	U3	U3	UN-T3	UN-T3	WC	KI	U4	U4	TI	TI	TU	TS*-KM
5467	U3	U3	UN-T3	UN-T3	U3	U3	UN-T3	UN-T3	WC	KI	U4	U4	TI	TI	TU	TS*-KM
5469	U3	U3	UN-T3	UN-T3	U3	U3	UN-T3	UN-T3	WC	KI	U4	U4	TI	TI	TU	TS*-KM
6437	U5	U5	UZ	UZ	U5	U5	UZ	UZ	TT	KI	TI	TI	TW	TW	TO	TS
6439	U5	U5	UZ	UZ	U5	U5	UZ	UZ	KA	KD	TI	TI	TW	TW	TU	TS*-KM
6469	U5	U5	UZ	UZ	U5	U5	UZ	UZ	KA	KD	TI	TI	TW	TW	TU	TS*-KM
6637	U5	U5	UZ	UZ	U5	U5	UZ	UZ	TT	KI	TI	TI	TW	TW	TO	TS
6639	U5	U5	UZ	UZ	U5	U5	UZ	UZ	KA	KD	TI	TI	TW	TW	TU	TS*-KM
6667	U5	U5	UZ	UZ	U5	U5	UZ	uz	KA	KD	TI	TI	TW	TW	TU	TS*-KM
8257	UZ*UL	UZ*UL	UX*MO	UX*MO	UL	UL	MO	MO	KA	KD	TW	TW	UP*MD	UPMD	TU	TS*-KM
8239	UZ*UL	UZ*UL	UX*MO	UX*MO	UL	UL	MO	MO	KH	KD	TW	TW	UP*MC	UPMD	TS	KX*-TP
8269	UZ*UL	UZ*UL	UX*MO	UX*MO	UL	UL	MO	MO	KH	KD	TW	TW	UP*ME	UPMD	TS	KX*-TP
8457	UZ*UL	UZ*UL	UX*MO	UX*MO	UL	UL	MO	MO	KA	KD	TW	TW	UP*MC	UPMD	TU	TS*-KM
8439	UZ*UL	UZ*UL	UX*MO	UX*MO	UL	UL	MO	MO	KH	KD	TW	TW	UP*ME	UPMD	TS	KX*-TP
8467	UZ*UL	UZ*UL	UX*MO	UX*MO	UL	UL	MO	MO	KH	KD	TW	TW	UP*MC	UPMD	TS	KX*-TP
8469	UZ*UL	UZ*UL	UX*MP	UX*MO	UL	UL	MO	MO	KH	KD	TW	TW	UP*MT	UPMD	TS	KX*-TP
9487	T5	TF-T6	TF-T6	T5	T5	T5	T6	T6	WA	KF*-KG	T8	T8	T7	T7	KL	KA

1970 FRONT & REAR CHASSIS SPRING (7.412-7.503)

<u>Code</u>	Part Number	<u>Code</u>	Part Number
EE.	407702	RC.Refer to Chart
HE.9793721	RE.Refer to Chart
HS.9797594	RL.401182
HT.Refer to Chart	RQ.Refer to Chart
KA.1377886	RR.Refer to Chart
KB.1378238	RS.Refer to Chart
KF.1381298	52.Refer to Chart
* ⁸Refer to Chart	53.402084
KH.1377888	S9.405929
KI.1381299	* ⁹Refer to Chart
KL.1382573	SS.400993
KM.Refer to Chart	SW.	Us.e.SS +.4P0.3fj0. Shims as Req.
KX.1233855	SY.Refer to Chart
KY.1234138	T3.Refer to Chart
KZ.1234139	T5.1230730
L3.401752	T6.Refer to Chart
L5.Refer to Chart	T7.1230732
L6.Refer to Chart	T8.1230733
L7.Refer to Chart	TA.1234400
LE.402084	TB.1234401
LO.401186	TC.1235086
LW.400880	TF.1364006
LU.Refer to Chart	TI.1364009
LY.400881	TO.1370875
N5 (Use PK + 2-1366624 Shim)		TP.Refer to Chart
NB.9787043	TS.1370877
NK.9788448	TT.1377884
NX.9792855	TU.1376381
MD.Refer to Chart	TW.1370884
P5.9792940	U3.1387210
P6.9792941	U4.1231711
PB.Refer to Chart	U5.1231712
PK.9778686	U6.1234592
PL.Refer to Chart	UN.1376267
R3.402059	UP.1378120
* ⁴ Refer to-Chart	UX.1379609
R5.Refer to Chart	UZ.1379608
R9.407698	WA.Refer to Chart
RA.401179	WC.397965

1970 FRONT & REAR CHASSIS SPRINGS

NOTE: All spring codes listed for each model usage are considered correct production springs. However when 2 or more codes are listed, Far service replacement order spring code designated with an asterisk (*).

M O E L S	7.412 Front Chassis Springs (Regular)								7.503 Rear Springs (Regular)		7.412 Front Chassis Springs (Heavy Duty)				7.503 Rear Springs (Heavy Duty)	
	Less A.A. Level Control				With Auto, Level Control				Less Auto Level Control	With Auto Level Control	Less Air Conditioning		With Air Conditioning		Heavy Duty Susp.	Tia ller & Over load
	Less A.C.		With A.C.		Less A.C.		With A.C.				Left	Right	Left	Right		
	Left	Right	Left	Right	Left	Right	Left	Right								
3327 L-6	R3	LO	L3	LW-LU	—	—	—	—	NB	—	R9*-L7	RA*-L5	RA*-L5	RC*-SS	N5	NX
3369 L-6	R3	LO	L3	LW-LU	—	—	—	—	NB	—	R9*-L7	RA*-L5	RA*-L5	RC*-SS	N5	NX
3537 L-6	R3	LO	L3	LW-LU	—	—	—	—	NB	—	R9*-L7	RA*-L5	RT-L5	RC*-SS	N5	NX
3569 L-6	R3	LO	L3	LW LU	—	—	—	—	NB	—	R9*-L7	RA*-L5	RA*-L5	RC*-SS	N5	NX
3327 V-8	LW LU	LW	S9*-R5	S9*-R4	—	—	—	—	NB*-PB	—	E*-L6	LE*-S2	LE*-S2	RL*-RQ	N5	NX
3369 V-8	LW LU	LW	S9*-R5	S9*-R4	—	—	—	—	NB*-PB	—	E*-LB	LE*-S2	LE*-S2	RL*-RQ	N5	NX
3537 V-8	LW LU	LW	S9*-R5	S9*-R4	—	—	—	—	NB*-PB	—	EE*-L5	LE*-S2	LE*-S2	RL*-RQ	N5	NX
3569 V-8	LW LU	LW	S9*-R5	S9*-R4	—	—	—	—	NB*-PB	—	E*-L6	LE*-S2	LE*-S2	RL*-RQ	N5	NX
3435	LY	LY	S9*-SA	S9*-SA	LY	LY	S9*-SA	S9*-SA	—	P5	LE*-S2	LE*-S2	RS*-RE	RS*-RE	HS	HS
3436	LY	LY	S9*-SA	S9*-SA	LY	LY	S9*-SA	S9*-SA	—	P6	LE*-S2	LE*-S2	RS*-PE	RS*-RE	HS*-HT	T5*-HT
3437	R7*-L5	S9*-RC	SW*-RC	S9*-RC	—	—	—	—	PK	—	RA*-L5	RC*-L6	RC*-SS	RR*-SZ	PK	HE
4437	LW-LU	LW	S9*-R5	S9*-R4	—	—	—	—	NB*-PB	—	E*-L6	LE*-S2	LE*-S2	RL*-RQ	N5	NX
4467	LW-LU	LW	S9*-R5	S9*-R4	—	—	—	—	NB*-PB	—	E*-L6	LE*-S2	LE*-S2	rv-?b	N5	NX
4439	LW	LY	S9*-R4	S9*-SA	—	—	—	—	NB*-PB	—	SW*-RC	S3*-SW	S3*-SY	RS*-RE	N5	NX
4469	LW-LU	LW	S9*-R5	S9*-R4	—	—	—	—	NB*-PB	—	E*-L6	LE*-S2	LE*-S2	RL*-RQ	N5	NX
4637	S9*-RC	SS*-SW	S3*-SY	LE*-S2-RS	—	—	—	—	NK	—	SW*-RC	LE*-S2	S3*-SY	LE*-S2	PK	HE
4667	S9*-RC	SS*-SW	S3*-SY	LE*-S2-RS	—	—	—	—	NK	—	SW*-RC	LE*-S2	S3*-SY	LE*-S2	PK	HE
5237	U3	U3	UN*-T3	UN*-L3	U3	U3	UN*-T3	UN*-T3	KB*-WA	TC	U4	U4	T1	T1	TO	TS
5239	U3	U3	UN*-T3	UN*-L3	U3	U3	UN*-T3	UN*-T3	WC	KF	U4	U4	T1	T1	TU	TS*-KM
5269	U3	U3	UN*-T3	UN*-T3	U3	U3	UN*-T3	UN*-T3	WC	KF	U4	U4	T1	T1	TU	TS*-KM
5437	U3	U3	UN*-T3	UN*-T3	U3	U3	UN*-T3	UN*-T3	KB*-WA	TC	U4	U4	T1	T1	TO	TS
5439	U3	U3	UN*-T3	UN*-T3	U3	U3	UN*-T3	UN*-T3	WC	KF	U4	U4	T1	T1	TU	TS*-KM
5467	U3	U3	UN*-T3	UN*-T3	U3	U3	UN*-T3	UN*-T3	WC	KF	U4	U4	T1	T1	TU	TS*-KM
5469	U3	U3	UN*-T3	UN*-T3	U3	U3	UN*-T3	UN*-T3	WC	KF	U4	U4	T1	T1	TU	TS*-KM
6036	U5	U6	UZ	UZ	U5	U6	UZ	UZ	KY	KY	U6	U6	U5	U5	KY	TA
6046	U5	U6	UZ	UZ	U5	U6	UZ	UZ	KZ	KZ	U6	U6	U5	U5	KZ	TB
6437	U5	U5	UZ	UZ	U5	U5	UZ	UZ	TT	KF	T1	T1	TW	TW	TO	TS
6439	U5	U5	UZ	UZ	U5	U5	UZ	UZ	KA	KF*-KG	T1	T1	TW	TW	TU	TS*-KM
6469	U5	U5	UZ	UZ	U5	U5	UZ	UZ	KA	KF*-KG	T1	T1	TW	TW	TU	TS*-KM
6637	U5	U5	UZ	UZ	U5	U5	UZ	UZ	TT	KF	T1	T1	TW	TW	TO	TS
6639	U5	U5	UZ	UZ	U5	U5	UZ	UZ	KA	KF*-KG	T1	T1	TW	TW	TU	TS*-KM
6667	U5	U5	UZ	UZ	U5	U5	UZ	UZ	KA	KF*-KG	T1	T1	TW	TW	TU	TS*-KM
8257	UZ	UZ	UX	UX	UZ	UZ	UX	UX	KA	KF*-KG	TW	TW	IPMD	up*-ro	TU	TS*-KM
8239	UZ	UZ	UX	UX	UZ	UZ	UX	UX	KH	KI	TW	TW	LP*-MD	UPND	TS	TS*-KM
8269	UZ	UZ	UX	UX	UZ	UZ	UX	UX	KH	KI	TW	TW	ir-fti	UP*-M)	TS	KX*-TP
8457	UZ	UZ	UX	UX	UZ	UZ	UX	UX	KA	KF*-KG	TW	TW	UP*-MD	up*-ri)	TU	TS*-KM
8439	UZ	UZ	UX	UX	UZ	UZ	UX	UX	KH	KI	TW	TW	UP*-MD	UPM(t)	TS	KX*-TP
8467	UZ	UZ	UX	UX	UZ	UZ	UX	UX	KH	KI	TW	TW	UP*-MD	UP*-B)	TS	KX*-TP
8469	UZ	UZ	UX	UX	UZ	UZ	UX	UX	KH	KI	TW	TW	UP*-MD	UP*-T)	TS	KX*-TP
9487	T5	T5	TF*-T6	TF*-T6	T5	T5	T6	T6	KB*-WA	TC	T8	T8	T7	T7	KL	KX

1971 FRONT & REAR CHASSIS SPRING (7.412-7.503)

CODE	PART NUMBER	CODE	PART NUMBER
BA		R4	SEE CHART
BF		R9	407698
BG		RA	
BH		RC	401180
BJ		RL	401182
BT	3988125	RR	SEE CHART
BS		RU	SEE CHART
BX	3988127	S2	SEE CHART
BW	3988126	S3	402084
BZ	3988134	S9	405929
EE		SA	SEE CHART
EH	409987	SE	400883
GL	3988104	SK	401174
HE	9793721	SS	
H3	9798467	SW USE SS + 400350 SHIMS AS REQ.	
JA	3988136	TI	1364009
JD	3988146	TW	1370884
JE	3988148	VJ	482698(leaf)
JY	SEE CHART	XG	482062
L3	401752	XJ	482064 (COIL)
LE	402084	XK	SEE CHART
LO	401186	XL	482066 (COIL)
LU	SEE CHART	XL	482702 (LEAF)
LW	400880	XM	482067 (COIL)
LY	400881		482703 (LEAF)
N6	9793157	XZ	482078
N9	9793160	YB	482080
NB	9787043	YD	482082
NK	SEE CHART	YH	482086
NX	9792855	YL	482089
P6	SEE CHART	ZA	482152
PB	9787046	ZH	SEE CHART
PK	9778686*	IP	486260 (LEAF)
PP	9788589	ZR	486388 (LEAF)
R3	402059	ZT	486263 (LEAF)

* ALSO USE 2-1366624 ON SOME MODELS

1971 SPRING (FRONT & REAR) {7.412-7.503}

M O D E L S	7.412 Front Chassis Spring (Regular)				7.503 Rear Spring (Regular)		7.412 Front Chassis Spring (Heavy Duty)				7.503 Rear Spring (Heavy Duty)	
	Less Air Conditioning		With Air Conditioning		Less Auto. Control	With Auto. Level Control	Less Air Conditioning		With Air Conditioning		Heavy Duty jusp.	Trailer & Over- Load
	Left	Right	Left	Right			Left	Right	Left	Right		
	Left	Right	Left	Right	Control	Control	Left	Right	Left	Right		
3327 (L-6)	R3	LO	L3	LW-LU	MB	-	R9	RA	RA	SS	HE	N9
3337 (L-6)	R3	LO	L3	LW-LU	NB	-	R9	RA	RA	SS	HE	N9
3369 (L-6)	R3	LO	L3	LW-LU	NB	-	R9	RA	RA	SS	HE	N9
3327 (V-8)	LW-LU	LW	S9	S9	NB	-	LE*-S2	LE*-S2	LE*-S2	EH	HE	N9
3337 (V-8)	LW-LU	LW	S9	S9	NB	-	LE*-S2	LE*-S2	LE*-S2	EH	HE	N9
3369 (V-8)	LW-LU	LW	S9	S9	NB	-	LE*-S2	LE*-S2	LE*-S2	EH	HE	N9
3436	SE	SE	SX	SX	116	N9	SS*-RR	SS*-RR	RL*-RU	RL*-RU	H3	H3
3437 (350)	EE	RC	LE*-S2	iS*-RR	PK	-	RA	SW	SW	SS*-RR	PK	MX
3467 (350)	EE	RC	LE*-S2	SS*-RR	PK	-	RA	SW	SW	SS*-RR	PK	NX
3437 (455)	LE*-S2	SS*-RR	SS*-RR	EH	PP	-	SW	LE*-S2	S3	S3	PK	NX
3467 (455)	LE*-S2	SS*-RR	SS*-RR	EH	PP	-	SW	LE*-S2	S3	S3	PK	NX
4437	LW-LU	LW	S9	S9	NB	-	LE*-S2	LE*-S2	LE*-S2	EH	HE	N9
4467	LW-LU	LW	S9	S9	NB	-	LE*-S2	LE*-S2	LE*-S2	EH	HE	N9
4469	LW-LU	LW	S9	S9	NB	-	LE*-S2	LE*-S2	LE*-S2	EH	HE	N9
4439	LY	SE	SY	S9	PB	-	LE*-S2	RL	SS*-RR	RU	HE	H9
5257 (350)	GL*-BF	3L--BF	BA*-BH	BA*-BH	XJ	XG	BZ	BZ	JA	JA	XZ	YB
5239 (350)	GL*-BF	GL*-BF	GA*-BH	BA*-BH	XJ	XG	BZ	BZ	JA	JA	YB	YD
5269 (350)	GL*-BI	GL*-BF	3A*-BH	JA*-BH	XJ	XG	BZ	BZ	JA	JA	YB	YD
5257 (455)	BA*-BI	BA*-BH	BJ	BJ	XL	XJ	JI	JI	JD	JD	XZ	YB
5239 (455)	BA*-B>	BA*-BH	BJ	BJ	XL	XJ	JI	JI	JD	JD	YB	YD
5269 (455)	BA*-BI	BA*-BH	BJ	BJ	XL	XJ	JI	JI	JD	JD	YB	YD
5457 (350)	3L*-BF	GL*-BF	3A*-BH	3A*-BH	XJ	XG	BZ	BZ	JA	JA	XZ	YB
5467 (350)	3L*-BF	GL*-BF	3A*-BH	3A*-BH	XJ	XG	BZ	BZ	JA	JA	YB	YD
5439 (350)	3L*-BF	GL*-BF	3A*-BH	BA*-BH	XJ	XG	BZ	BZ	JA	JA	YB	YD
5469 (350)	5L*-BF	GL*-BF	JA*-Bh	BA*-BH	XJ	XG	BZ	BZ	JA	JA	YB	YD
5457 (455)	1A*-BH	BA*-BH	BJ	BJ	XL	XJ	JI	JI	JD	JD	YB	YD
5467 (455)	5A*-BH	BA*-BH	BJ	BJ	XL	XJ	JI	JI	JD	JD	YB	YD
5439 (455)	3A*-BH	BA*-BH	BJ	BJ	XL	XJ	JI	JI	JD	JD	YB	YD
5469 (455)	1A*-BH	BA*-BH	BJ	BJ	XL	XJ	JI	JI	JD	JD	YB	YD
*50-6600	-	-	-	-	-	-	JE	JE	JR	JR	ZH	-
6035	BT	BS	BX	BV	XL	XL	JE	JD	JE	JE	VJ	VJ
6045	BT	BS	BX	BV	XM	XM	JE	JD	JE	JE	ZT*-XK	ZT*-XK
6647	As-BH	BA*-BH	BJ	BJ	XL	XJ	JI	JJ	JD	JD	XZ	YB
6639	SA*-BH	BA*-BH	BJ	BJ	XL	XJ	JI	JJ	JD	JD	YB	YD
6667	A*-BH	BA*-BH	BJ	BJ	XL	XJ	JI	JJ	JD	JD	YB	YD
8237	A*-BH	BA*-BH	BJ	BJ	XL	XJ	JI	JI	JD	JD	YL	YL
8239	A*-BH	BA*-BH	BJ	BJ	XM	XL	JI	JJ	JD	JD	YL	ZA*-ZH
8437	A*-BH	BA*-BH	BJ	BJ	XL	XJ	JI	JI	JD	JD	YL	YL
8439	A*-BH	BA*-BH	BJ	BJ	XM	XL	JI	JI	JD	JD	XL	ZA*-ZH
9487	TI	TI	TW	TW	XJ	KJ	JD	JD	JD	JD	YH	YL

* Police Car Opt.

1972 FRONT & REAR CHASSIS SPRINGS (7.412-7.503)

		PK.
BF ,		PP.
BH .		RL
BK , .		RU
BS ,		S2
BT		S9.
BW		SB.
BX ,		SK 401174
BZ 3988134		SS.
EE 407702		VJ
EH		XG.
H3		XJ.
HE		XL
JA . , ,		XM
JD 3988146		YZ
JE .		YB.
JR .		YD
JU		YL
LE 402084		YH
LW 400880		ZA 482152
LY ,		ZH
N6		ZP.
N9		ZR.
NB ,		ZT 486263(leaf)
NX		

**1972 FRONT & REAR CHASSIS SPRINGS
(7.412-7.503)**

M O D E L S	7.412 Front Chassis Spring (Regular)				7.503 Rear Spring (Regular)		7.412 Front Chassis Spring (Heavy Duty)				7.503 Rear Spring (Heavy Duty)	
	Less Air Conditioning		With Air Conditioning		Less Auto Level Control	With Auto Level Control	Less Air Condi ioning		Wirr Air Condi ioning		Heavy Duty Susp.	Trailer & Over- Load
	Left	Right	Left	Right			Left	Right	Left	Right		
3327	LW-LU	LW	S9	S9	NB		LE*-S2	LE*-S2	LE*-S2	EH	HE	N9
3337	LW-LU	LW	S?	S9	NB		LE*-S2	LE*-S2	LE*-S2	EH	HE	N9
3369	LW-LU	LW	S9	S9	NB		LE*-S2	LE*-S2	LE*-S2	EH	HE	N9
3436	LW	LW	SK	SK	N6	N9	LE*-S2	LE*-S2	RL*-RU	RL*-RU	HE	HE
3437(350)	EE	SS	LE*-S2	LE*-S2	PK		EE	SS	LE*-S2	LE*-S2	PK	NX
3467(350)	EE	SS	LE*-S2	LE*-S2	PK		EE	SS	LE*-S2	LE*-S2	PK	NX
3437(455)	LE*-S2	LE*-S2	LE*-S2	EH	PP		LE*-S2	LE*-S2	LE*-S2	EH	PK	NX
3467(455)	LE*-S2	LE*-S2	LE*-S2	EH	PP		LE*-S2	LE*-S2	LE*-S2	EH	PK	NX
4437	LW-LU	LW	S9	S9	NB		LE*-S2	LE*-S2	LE*-S2	EH	HE	N9
4467	LW-LU	LW	S9	S9	NB		LE*-S2	LE*-S2	LE*-S2	EH	HE	N9
4469	LW*-LU	LW	S9	S9	NB		LE*-S2	LE*-S2	LE*-S2	EH	HE	N9
4439	LU	SB	S9	S9	NB		LE*-S2	RL	LE*-S2	RU	HE	N9
5727(350)	BB	BB	BB	BB	XM	XG	BZ	BZ	JA	JA	XZ	YB
5239(350)	BB	BB	BB	BB	XJ	XG	BZ	BZ	JA	JA	YB	YD
5269(350)	BB	BB	BB	BB	XJ	XG	BZ	BZ	JA	JA	YB	YD
5457(350)	BB	BB	BB	BB	XM	XG	BZ	BZ	JA	JA	XZ	YB
5467(350)	BB	BB	BB	BB	XJ	XG	BZ	BZ	JA	JA	YB	YD
5439(350)	BB	BB	BB	BB	XJ	XG	BZ	BZ	JA	JA	YB	YD
5469(350)	BB	BB	BB	BB	XJ	XG	BZ	BZ	JA	JA	YB	YD
5257(455)	BH	BH	BK	BK	XL	KG	JD	JD	JE	JE	XZ	YB
5239(455)	BH	BH	BK	BK	XL	XM	JD	JD	JE	JE	YB	YD
5269(455)	BH	BH	BK	BK	XL	XM	JD	JD	JE	JE	YB	YD
5457(455)	BH	BH	BK	BK	XL	XG	JD	JD	JE	JE	YZ	YB
5439(455)	BH	BH	BK	BK	XL	XM	JD	JD	JE	JE	YB	YD
5467(455)	BH	BH	BK	BK	XL	XM	JD	JD	JE	JE	YB	YD
5469(455)	BH	BH	BK	BK	XL	XM	JD	JD	JE	JE	YB	YD
50-6600 Pol. Cars		-	-	-	-		JE	JE	JR	JR	ZA*-ZH	
6035	BT	BS	BX	BW	ZP	ZP	JE	JD	JE	JE	VJ	
6045	BT	BS	BX	BW	ZR	ZR	JE	JD	JE	JE	ZT	ZT
6647	BH	BH	BK	BK	XL	XM	JD	JD	JE	JE	XZ	YB
6639	BH	BH	BK	BK	XL	XJ	JD	JD	JE	JE	YB	YD
6667	BH	BH	BK	BK	XL	XJ	JD	JD	JE	JE	YB	YD
8237	BH	BH	BK	BK	XL	XJ	JD	JD	JE	JE	YL	YL
8239	BH	BH	BK	BK	XM	XL	JD	JD	JE	JE	YL	ZA
8437	BH	BH	BK	BK	XL	XJ	JD	JD	JE	JE	YL	YL
8439	BH	BH	BK	BK	XM	XL	JD	JD	JE	JE	YL	ZA
9487	BF	BF	BH	BH	XM	XG	JD	JD	JD	JD	YH	YL

BUICK CHASSIS MAIN GROUP 8.000 SUB-GROUP SEQUENCE

Group 8.000		
8.000	Hood	
8.005	Letters, Hood Name "Buick"	
8.005	Emblem - Moulding, Hood Front Ornament	
8.013	Spring, Hood Hinge	
8.015	Hinge, Hood	
8.021	Pad, Hood Insulator	
8.022	Reinforcement, Hood Panel	
8.029	Hood Control Cable	
8.037	Bumper, Hood (Rubber)	
8.054	Moulding, Hood Top	
8.080	Hood Latch	
8.083	Hook, Hood Latch Lock & Safety	
8.083	Hood Latch - Upper	
8.130	Fender, Front	
8.143	Shim, Front Fender to Body	
8.147	Moulding, Front Fender Side	
8.147	Monogram, Front Fender Side	
8.153	Skirt, Front Fender	
8.155	Panel, Front Fender Tie	
8.204 *	<i>Monogram</i> - Emblem, Rear Door & Rear Quarter	
8.204 *	Moulding, Rear Fender Lower	
8.204	Moulding, Rear Fender Crown	
8.208*	Door, Gas Tank Filler	
8.209	Spring-Bracket, Gas Tank Filler Door	
8.214*	Moulding, Rear Door Panel	
8.214	Moulding, Rear Quarter Panel	
8.215	Moulding, Rear Body Side Trim Insert	

* For Model Years after 1958 refer to groups 12.112-12.114-12.116

GROUP 8.000 CONTINUED

Group 8.000		Page
8.217	Moulding, Rear Fender Wheel Opening	
8.304	Moulding, Rocker Panel	
8.800	Maintenance Accessories	
8.820	Auto Jack	
8.846	Hose, Heater	
8.849	Control, Heater	
8.852	Switch & Harness, Heater Blower	
8.854	Core & Fittings, Heater	
8.855	Motor, Evaporator Blower	
8.855	Motor, Heater & Defroster	
8.857	Fan, Blower Motor	
8.965	Fuse	
8.967-8.981	Standard Parts (Rivet-Plug-Screw-Stud)	
8.984	Grease Fittings	
8.991	Bulbs	

8.000		HOOD		
62	40-41-4300.....	.1349390	86.85	HOOD.....
61	4300.....	.1349390	86.85	HOOD.....
63	40-41-4300.....	.1355501	86.85	HOOD.....
63	4400-4635-4800.....	.1355500	114.80	HOOD.....
63-65	Riviera.....	.1365114	145.30	HOOD.....
64-65	Special-Skylark.....	.1361752	94.05	HOOD.....
64	44-46-4800.....	.1363386	1 14.80	HOOD.....
65	5000.....	.1368209	1 14.80	HOOD.....
65	60-8000.....	.1368210	127.35	HOOD.....
66	30-4000.....	.1395506	94.05	HOOD.....
66	5000.....	.1375007	1 14.80	HOOD.....
66-67	9000.....	.1380487	156.05	HOOD (when using on 1966 also use 1-8.147-1396144).....
66-67	9000.....	.1361200	RH 3.59	EXTENSION, hood 'rt.....
66-67	9000.....	.1361201	LH 3.59	EXTENSION, hood-frt.....
66	60-8000.....	.1375008	1 134.55	HOOD.....
67	30-4000.....	.1379089	1 94.05	HOOD.....
67	5000.....	.1379385	1 1 14.80	HOOD.....
67	60-8000.....	.1379386	1 134.55	HOOD.....
68	30-4000.....	.1387518	1 1 1.45	HOOD.....
68	5000.....	.1387103	1 1 14.80	HOOD.....
68	60-8000.....	.1387104	1 134.55	HOOD.....
68-70	9000.....	.1232644	1 156.05	HOOD (when using on 1968-69 use 1-1394595 mldg. & 1-1394521 monogram).....
69	30-4000 exc. Dual Snorkel Air Cleaner.....	.1387518	1 1 1.45	HOOD.....
69	30-4000 w/Dual Snorkel Air Cleaner.....	.1387519	1 16.10	HOOD.....
69	5000.....	.1386400	121.20	HOOD.....
69	6469 Police Car.....	.1386400	121.20	HOOD.....
69	Wildcat-Electra less Police Car.....	.1386401	134.55	HOOD.....
70	30-4000, GSX (Dual Snorkel A/Cleaner).....	.1237828	1 10.70	HOOD, when using on GSX it will be necessary to cut 3/4" dia. hole in hood for hood mtg. tachometer.....
70	30-4000 exc. Dual Snorkel A/Cleaner.....	.1231436	1 10.70	HOOD.....
70	50-60-8000.....	.1231408	122.25	HOOD.....
71	30-4000 exc. 3437-3467.....	.1234980	104.55	HOOD.....
71	3437-3467.....	.1237828	1 10.70	HOOD, Note - When using on GSX it will be necessary to cut 3/4" dia. hole in hood for hood mounted tach.....
71	5000.....	.1236025	1 14.80	HOOD.....
71	6600.....	.1235610	1 14.80	HOOD.....
71	6035-45-8000.....	.1236024	1 14.80	HOOD.....
71-73	All E.....	.1236422	125.00	HOOD.....
72	30-4000 exc. 3437-67 ..	.1239811	1 10.70	HOOD.....
72	3437-67.....	.1239816	1 10.70	HOOD.....
72	30-4000 exc. 3437-67 ..	.1239947	17.35	EXTENSION & ATCH. PARTS, frt. (incl. mldg.)—(8.005).....
72	3437-67.....	.1239946	17.35	EXTENSION & ATCH. PARTS, frt.—(8.005).....
72	50-60-8000 ..	.1238272	1 1.80	EXTENSION, frt—(8.005).....
72	5000.....	.1238837	1 14.80	HOOD.....
72	6600.....	.1238836	1 14.80	HOOD.....
72	6035-45-8000	.1238835	1 14.80	HOOD.....
8.005 LETTERS, HOOD NAME "BUICK"				
60	All.....	.1360032	1 .46	LETTER "B" 8i ATCH. PARTS.....
60	All.....	.1360033	1 .46	LETTER "U" 8. ATCH. PARTS.....
60	All.....	.1360034	1 .46	LETTER "I" 8. ATCH. PARTS.....
60	All.....	.1360035	1 .46	LETTER "C" & ATCH. PARTS.....
60	All.....	.1360036	1 .46	LETTER "K" & ATCH. PARTS.....
61	40-4100.....	.1360041	1 .46	LETTER "K" & ATCH. PARTS.....
61	4300.....	.1360042	1 .51	LETTER "B" & ATCH. PARTS.....
61	4300.....	.1360043	1 .51	LETTER "U" & ATCH. PARTS.....
61	4300.....	.1360044	1 .51	LETTER "I" & ATCH. PARTS.....
61	4300.....	.1360045	1 .51	LETTER "C" & ATCH. PARTS.....
61	4300.....	.1360046	1 .51	LETTER "K" 8t ATCH. PARTS.....
61	44-46-47-4800.....	.1360047	1 .67	LETTER "B" & ATCH. PARTS.....
61	44-46-47-4800.....	.1360048	1 .67	LETTER "U" & ATCH. PARTS.....
61	44-46-47-4800.....	.1360049	1 .67	LETTER "I" & ATCH. PARTS.....
61	44-46-47-4800.....	.1360050	1 .67	LETTER "C" & ATCH. PARTS.....
61	44-46-47-4800.....	.1360051	1 .67	LETTER "K" & ATCH. PARTS.....
62	40-41-4300.....	.1360042	1 .51	LETTER "B" & ATCH. PARTS.....
62	40-41-4300.....	.1360043	1 .51	LETTER "U" & ATCH. PARTS.....

62	40-41-4300	.1360044	1	.51	LETTER "I" & ATCH. PARTS
62	40-41-4300	.1360045	1	.51	LETTER "C" & ATCH. PARTS
62	40-41-4300	.1360046	1	.51	LETTER "K" & ATCH. PARTS
62	44-46-4800	.1360052	1	.72	LETTER "B" & ATCH. PARTS (also used 12.182)
62	44-46-4800	.1360053	1	.72	LETTER "U" & ATCH. PARTS (also used 12.182)
62	44-46-4800	.1360054	1	.72	LETTER "I" 8. ATCH. PARTS (also used 12.182)
62	44-46-4800	.1360055	1	.72	LETTER "C" & ATCH. PARTS (also used 12.182)
62	44-46-4800	.1360056	1	.72	LETTER "K" & ATCH. PARTS (also used 12.182)
63	All exc. 4639-47-67-4700	.1360057	1	.62	LETTER "B" & ATCH. PARTS
63	All exc. 4639-47-67-4700	.1360058	1	.62	LETTER "U" & ATCH. PARTS
63	All exc. 4639-47-67-4700	.1360059	1	.62	LETTER "I" & ATCH. PARTS
63	All exc. 4639-47-67-4700	.1360060	1	.62	LETTER "C" & ATCH. PARTS
63	All exc. 4639-47-67-4700	.1360061	1	.62	LETTER "K" & ATCH. PARTS
63	4639-47-67	.1360062	1	.62	LETTER "W" & ATCH. PARTS
63	4639-47-67	.1360064	1	.62	LETTER "L" & ATCH. PARTS
63	4639-47-67	.1360065	1	.62	LETTER "D" & ATCH. PARTS
63	4639-47-67	.1360066	1	.62	LETTER "C" & ATCH. PARTS
63	4639-47-67	.1360068	1	.62	LETTER "T" & ATCH. PARTS
64	All exc. 4700	.1365450	1	.72	LETTER "B" & ATCH. PARTS
64	All exc. 4700	.1365451	1	.72	LETTER "U" & ATCH. PARTS
64	All exc. 4700	.1365452	1	.72	LETTER "I" & ATCH. PARTS
64	All exc. 4700	.1365454	1	.72	LETTER "C" & ATCH. PARTS
64	All exc. 4700	.1365455	1	.72	LETTER "K" & ATCH. PARTS
65	30-4000	.1365450	1	.72	LETTER "B" & ATCH. PARTS
65	30-4000	.1365451	1	.72	LETTER "U" & ATCH. PARTS
65	30-4000	.1365452	1	.72	LETTER "I" & ATCH. PARTS
65	30-4000	.1365454	1	.72	LETTER "C" & ATCH. PARTS
65	30-4000	.1365455	1	.72	LETTER "K" & ATCH. PARTS
66	30-4000	.1361030	1	.51	LETTER "B" & ATCH. PARTS
66	30-4000	.1361031	1	.51	LETTER "U" & ATCH. PARTS
66	30-4000	.1361032	1	.51	LETTER "I" & ATCH. PARTS
66	30-4000	.1361033	1	.51	LETTER "C" & ATCH. PARTS
66	30-4000	.1361034	1	.51	LETTER "K" & ATCH. PARTS
66	50-60-8000	.1361035	1	.51	LETTER "B" 8. ATCH. PARTS
66	50-60-8000	.1361036	1	.51	LETTER "U" & ATCH. PARTS
66	50-60-8000	.1361037	1	.51	LETTER "I" & ATCH. PARTS
66	50-60-8000	.1361038	1	.51	LETTER "C" & ATCH. PARTS
66	50-60-8000	.1361039	1	.51	LETTER "K" & ATCH. PARTS
66	9000	.1361062	1	.51	LETTER "R" & ATCH. PARTS, in (R)iviera
66	9000	.1361063	1	.51	LETTER "I" & ATCH. PARTS, in R(I)viera
66	9000	.1361064	1	.51	LETTER "V" & ATCH. PARTS
66	9000	.1361065	1	.51	LETTER "I" & ATCH. PARTS, in Riv(I)era
66	9000	.1361066	1	.51	LETTER "E" & ATCH. PARTS
66	9000	.1361067	1	.51	LETTER "R" & ATCH. PARTS, in Rivie(R)a
66	9000	.1361068	1	.51	LETTER "A" 8. ATCH. PARTS
67	All exc. 9000	.1361202	1	.62	LETTER "B" & ATCH. PARTS
67	All exc. 9000	.1361203	1	.62	LETTER "U" & ATCH. PARTS
67	All exc. 9000	.1361204	1	.62	LETTER "I" & ATCH. PARTS
67	All exc. 9000	.1361205	1	.62	LETTER "C" & ATCH. PARTS
67	All exc. 9000	.1361206	1	.62	LETTER "K" & ATCH. PARTS
68-70	30-4000	.1361030	1	.51	LETTER "B" & ATCH. PARTS
68-70	30-4000	.1361031	1	.51	LETTER "U" & ATCH. PARTS
68-70	30-4000	.1361032	1	.51	LETTER "I" & ATCH. PARTS
68-70	30-4000	.1361033	1	.51	LETTER "C" & ATCH. PARTS
68-70	30-4000	.1361034	1	.51	LETTER "K" & ATCH. PARTS
68-69	9000	.1361062	1	.51	LETTER "R" & ATCH. PARTS, in (R)iviera
68-69	9000	.1361063	1	.51	LETTER "I" & ATCH. PARTS, in R(I)viera
68-69	9000	.1361064	1	.51	LETTER "V" & ATCH. PARTS
68-69	9000	.1361065	1	.51	LETTER "I" & ATCH. PARTS, in Riv(I)era
68-69	9000	.1361066	1	.51	LETTER "E" & ATCH. PARTS
68-69	9000	.1361067	1	.51	LETTER "R" & ATCH. PARTS, in Rivie(R)a
68-69	9000	.1361068	1	.51	LETTER "A" & ATCH. PARTS
69-70	All exc. 9000	.1361030	1	.51	LETTER "B" & ATCH. PARTS
69-70	All exc. 9000	.1361031	1	.51	LETTER "U" & ATCH. PARTS
69-70	50-60-8000	.1394381	1	.41	LETTER "I" & ATCH. PARTS
69-70	All exc. 9000	.1361033	1	.51	LETTER "C" & ATCH. PARTS
69-70	All exc. 9000	.1361034	1	.51	LETTER "K" & ATCH. PARTS
70	30-4000	.1394381	1	.41	LETTER "I" & ATCH. PARTS
67	9000	.1396144	1	2.15	MONOGRAM, "Riviera" (incl. nuts)—(8.147)
69	3437 (T.H. 350)	.13S4436	2	1.28	MONOGRAM & ATCH. PARTS, hood
69	4600 (T.H. 400)	.1394497	2	1.28	MONOGRAM & ATCH. PARTS, hood

8.005 EMBLEM—ORNAMENT, HOOD FRONT ORNAMENT

61	44-46-47-4800.....	1360031	1	7.20	ORNAMENT & ATCH. PARTS, hood top panel
64-65	Riviera.....	1360449	1	1.85	ORNAMENT & ATCH. PARTS.....
65	30-4000 exc. 33-3400	1365708	1	7.50	ORNAMENT 8c ATCH. PARTS.....
65	50-8000.....	1365628	1	6.40	ORNAMENT 8c ATCH. PARTS.....
65	6269 Pol. Car Body	1365628	1	6.40	ORNAMENT 8c ATCH. PARTS.....
66	35-3600.....	1361077	1	5.70	ORNAMENT 8c ATCH. PARTS.....
66	4000 less G.S.....	1365771	1	4.41	ORNAMENT & ATCH. PARTS.....
66	50-8000.....	1361041	1	4.92	ORNAMENT & ATCH. PARTS.....
66	6000.....	1361057	1	4.92	ORNAMENT & ATCH. PARTS.....
66	6469 Pol. Car.....	1361041	1	4.92	ORNAMENT 8c ATCH. PARTS, hood.....
67	9000.....	1396144	1	2.15	MONOGRAM & ATCH. PARTS (8.147).....
71	5000-6035-45.....	1394869	1	3.33	ORNAMENT & ATCH. PARTS (tri-shield).....
71-72	6600.....	1394900	1	2.82	ORNAMENT 8c ATCH. PARTS (centurion).....
72	30-4000.....	1239945	1	3.33	ORNAMENT & ATCH. PARTS, hood frt. (tri-shield)
72	5000.....	1394869	1	3.33	ORNAMENT & ATCH. PARTS, hood frt. (tri-shield)
72	6000 Wagons.....	1394868	1	2.82	MOLDING 8c ATCH. PARTS, hood frt. (crest).....
59	All.....	9419763	6	.10	NUT, orn. to hood top panel—(8.921).....
63	4639-47-67.....	541237	12	.10	NUT, "Wildcat" monogram to hd. panel—(8.006) ...
65	All exc. 30-4000.....	9419763	AR	.10	NUT, hood orn. to hood—(8.921).....
65	9000.....	9419763	1	.10	NUT, hood mldg. orn.—(8.921).....
69	9000.....	1385099	7	.10	RETAINER, hood top moulding—(8.133).....
71-72	50-60-8000.....	1237208	1	.15	RETAINER, hood frt. ornament.....

8.005 MOLDING, HOOD FRONT ORNAMENT

61	40-4100.....	1164431	1	5.20	MOLDING, frt.....
61	4300.....	1349043	1	8.30	MOLDING, frt.....
62	40-41-4300.....	1349043	1	8.30	MOLDING, frt.....
61	44-46-47-4800.....	1199851	1	15.80	MOLDING, frt.....
62	44-46-4800.....	1350104	1	10.05	MOLDING, frt.....
65	50-60-8000.....	1365631	1	16.20	MOLDING & ATCH PARTS
65	9000.....	1365632	1	10.35	MOLDING & ATCH PARTS, rad. grl.
66	50-60-8000.....	1361044	1	15.05	MOLDING & ATCH PARTS
66-67	9000.....	1365779	1	13.65	MOLDING & ATCH PARTS, ctr.
66-67	9000.....	1365766	RH	6.30	MOLDING 8c ATCH PARTS
66-67	9000.....	1365767	LH	6.10	MOLDING 8c ATCH PARTS
67	50-8000.....	1361140	RH	7.45	MOLDING & ATCH PARTS
67	50-8000.....	1361141	LH	7.45	MOLDING & ATCH. PARTS
67	6000 (Pol. Car).....	1361140	RH	7.45	MOLDING & ATCH. PARTS
67	6000 (Pol. Car).....	1361141	LH	7.45	MOLDING 8c ATCH. PARTS
67	6000 exc. Pol. Car.....	1361139	1	14.70	MOLDING & ATCH. PARTS
68-69	9000.....	1394245	1	14.80	MOLDING 8c ATCH. PARTS
70	54-60-8000.....	1394600	1	14.30	MOLDING & ATCH. PARTS, frt.....
71-72	8000.....	1394868	1	2.82	MOLDING 8c ATCH. PARTS (crest)
72	50-60-8000.....	1238991	1	10.70	MOLDING, hood frt.....
72	30-4000 exc. 3437-67 ..	1239947	1-	17.35	EXTENSION 8c ATCH. PARTS, hood frt. (also used 8.000).....
72	3437-67.....	1239946	1	17.35	EXTENSION & ATCH. PARTS, hood frt. (also used 8.000).....
72	50-60-8000.....	1238272	1	1 1.80	EXTENSION, hood frt. (also used 8.000)
62	40-41-4300.....	9417395	8	.10	NUT, rad. grille hood mldg.—(8.921).....
65	9000.....	9419763	7	.10	NUT, rad. grl. hood mldg. to hood—(8.921) ..
71-72	50-60-8000.....	1237081	10	.20	FASTENER, hood frt. mldg. to hood—(8.147)

8.005 MOLDING & CLIP PACKAGE, HOOD

63	40-41-4300.....	1396221		5.35	MOLDING, rad. grl. hood (incl. clips)
63	4400-4635-4800.....	1396112		9.45	MOLDING, frt. (incl. clips)
63	4639-47-67 1st Type Painted.....	1396114		8.80	MOLDING, frt. (incl. clips)
63	4639-47-67 2nd Type Chrome.....	1396112		9.45	MOLDING, frt. (incl. clips).....
63-64	4700.....	1396113		9.05	MOLDING, rad. grl. hood (incl. clips)
64	44-4600.....	1360436		15.95	MOLDING 8c ATCH. PARTS.....
64	4800.....	1360437		18.35	MOLDING & ATCH. PARTS

8.006 CLIP—NUT, HOOD MONOGRAM AND EMBLEM

55-56	All.....	1320003	AR	.10	CLIP, hood letters.....
61	44-46-47-4800.....	9419763	3	.10	NUT, hood orn. to hood—(12.812).....
63	44-46-4800.....	274796	10	.03	NUT, rad. grl. hood mldg. to hood—(8.921).....
62	44-46-4800.....	541236	1	.15	NUT 8V SEALER, hood top peak mldg. to hood ...
62-63	All exc. 4700.....	541237	9	.10	NUT, hood monogram letters (also used 1.303-2.773-8.147-9.598-9.665-9.740-10.307-12.249-14.483).....
63	40-41-4300 ...	541236	10	.15	NUT & SEALER, frt. fdr. side mldg. to frt. fdr.
61-62	44-46-47-4800	274796	8	.03	NUT, rad. grille hood mldg. to hood frt. reinf.—(8.921).....
63-64	4700.....	9419763		.10	NUT, hood top mldg.—(12.812).....

8.010 SEAL, FRONT BUMPER TO HOOD

68-69	All E	1384321	1	2.20	SEAL.....
69	All B-C	1231858	1	3.49	SEAL.....
70	All E	1233058	1	3.84	FILLER, frt. bpr. & hood seal- (7.833)
71-72	All B-C	1238212	RH	.97	SEAL, hood inner-frt.....
71-72	All B-C	1238213	LH	2.31	SEAL, hood inner-frt.....

8.010 BAFFLE, HOOD

71-72	All B-C	1238488	RH	3.33	BAFFLE, rr.
71-72	All B-C	1238491	LH	3.02	BAFFLE, rr.
71-73	All E	1238495	RH	3.84	BAFFLE, rr.
71-73	All E	1238498	LH	3.59	BAFFLE, rr.

8.013 SPRING, HOOD HINGE

61	44-46-47-4800	1347869	2	2.05	SPRING .
61-62	40-41-4300	578367	2	1.49	SPRING
62	44-46-4800	1349550	2	2.15	SPRING .
63-67	Special-Skylark-G.S.	1357359	2	1.33	SPRING .
63-64	44-46-47-4800	1356874	2	2.15	SPRING .
65	9000	1356874	2	2.15	SPRING .
65-67	60-8000	1369981	2	1.90	SPRING .
65-67	5000	1356874	2	2.15	SPRING .
66-67	9000	1374459	2	1.95	SPRING
68	30-4000	1386517-	2	1.54	SPRING
68	5000	1386518	2	2.15	SPRING .
68	60-80-9000	1374459	2	1.95	SPRING .
69	All A	1231127	2	1.38	SPRING .
69	All E	1231128	2	1.85	SPRING
7072	All A	1234584	1	1.59	SPRING
69-70	All B-C	1231128	2	1.85	SPRING
70	All E	1234585	1	1.95	SPRING .
71-72	All B-C-E	410011	2	1.90	SPRING

8.014 BOLT—SCREW, HOOD HINGE

49	50-70	186677	AR	.10	BOLT, hinge to fdr.—(8.900).....
53	All	186677	AR	.10	BOLT, hinge to body—(8.900).....
56-57	All	186677	AR	.10	BOLT, hood hinge to hood—(8.900).....
59-60	All	186677	AR	.10	BOLT, hinge to hood—(8.900).....
61	40-41-4300	186677	2	.10	BOLT, hinge to body rr. bottom—(8.900).....
62	44-46-4800	186677	8	.10	BOLT, hinge to hood, hinge to frt. fdr. skirt—(8.900) .
62	44-46-4800	186677	AR	.10	BOLT, hinge to frt. fdr. skirt-frt. fdr. to body at rr. supt—(8.900).....
62	44-4 6-4800	186677	AR	.10	BOLT, use when .120 shims is req. to fit hood asm. —(8.900).....
63	44-46-47-4800	186677	AR	.10	BOLT, hood hinge supt. to mtg. brkt.—(8.900).....
63	44-46-4800	454905	4	.10	SCREW, hood hinge supt. to body—(8.900).....
63	4700	454905	2	.10	SCREW, hood hinge supt. to body—(8.900).....
64	44-46-4800	186677	AR	.10	BOLT, hood hinge to frt. fdr.—(8.900).....
64	44-46-4800	454905	AR	.10	SCREW & WASHER, hood hinge to body—(8.900) .
64	4700	186677	4	.10	BOLT, hinge supt. to hood hinge mtg. brkt.—(8.900)
66-68	6000	186677	AR	.10	BOLT (8.900).....
69	All Wagons	186677	2	.10	BOLT (8.900).....
71	All	179840	AR	.10	BOLT (%—16 x r/s)—(8.900).....
72	All B-C-E	179840	4	.10	BOLT, hood hinge—(8.900).....
73	All	179840	AR	.10	BOLT, hinge (V _s —16 x 1 V _s)—(8.900).....
57-58	All	1196207	4	.15	NUT, to hood—(8.921).....
60	All	1196207	4	.15	NUT, hood hinge anchor—(8.921).....
61-62	44-46-47-4800	1196207	6	.15	NUT, hood hinge to hood—(8.921).....

8.014 SHIM, HOOD HINGE & FENDER ALIGNING

49-63	All	1332228	AR	.25	SHIM (.120" thick) to align hood (used in 8.028-8.130-8.143).....
57-73	All as Req	1368382	AR	.05	SHIM (.060" thick) 2% x 1V," (also used 8.153-1.267-2.725-7.831-1.266-8.143).....
68-73	All	3711834	AR	.10	SHIM, body (.060").....

8.015 HINGE, HOOD

60	All	1191980	RH	7.45	HINGE
60	All	1191981	LH	7.45	HINGE
61	44-46-47-4800	1196508	RH	7.45	HINGE
61	44-46-47-4800	1196509	LH	7.45	HINGE
61-62	40-41-4300	579252	RH	5.90	HINGE
61-62	40-41-4300	579253	LH	5.90	HINGE
62	44-46-4800	1349548	RH	7.45	HINGE
62	44-46-4800	1349549	LH	7.45	HINGE
63	40-41-4300	1357092	RH	6.90	HINGE
63	40-41-4300	1357093	LH	6.90	HINGE

63	44-46-4800	.1357094	RH	7.45	HINGE
63	44-46-4800	.1357095	LH	7.45	HINGE
63-65	Riviera	.1357096	RH	7.45	HINGE
63-65	Riviera	.1357097	LH	7.45	HINGE
64	44-46-4800	.1363326	RH	7.45	HINGE
64	44-46-4800	.1363327	LH	7.45	HINGE
64-65	Special-Skylark	.1366260	RH	7.45	HINGE
64-65	Special-Skylark	.1366261	LH	7.45	HINGE
65-67	50-60-8000	.1370260	RH	7.45	HINGE
65-67	50-60-8000	.1370261	LH	7.45	HINGE
66-67	30-4000	.1374936	RH	6.65	HINGE
66-67	30-4000	.1374937	LH	6.65	HINGE
66-67	9000	.1373330	RH	7.45	HINGE
66-67	9000	.1373331	LH	7.45	HINGE
68	30-4000	.1387140	RH	7.30	HINGE
68	30-4000	.1387141	LHV	7.30	HINGE
68	50-60-80-9000	.1387100	RH	7.45	HINGE
68	50-60-80-9000	.1387101	LH	7.45	HINGE
69	All A	.1230422	RH	7.45	HINGE
69	All A	.1230423	LH	7.45	HINGE
69-70	All B-C	.1230424	RH	7.45	HINGE
69-70	All B-C	.1230425	LH	7.45	HINGE
69-70	All E	.1230426	RH	7.45	HINGE
69-70	All E	.1230427	LH	7.45	HINGE
70-72	All A	.1232890	RH	7.90	HINGE
70-72	All A	.1232891	LH	7.90	HINGE
71	All B	.1235516	RH	7.45	HINGE
71	All B	.1235517	LH	7.45	HINGE
NOTE. 1971 8000 1st type exc. body Nos. 1310 thru 1509, 2nd type body No. 1310 thru 1509,					
71	All C (1st Type)	.1235516	RH	7.45	HINGE
71	All C (1st Type)	.1235517	LH	7.45	HINGE
71	All C (2nd Type)	.1239906	RH	7.45	HINGE
71	All C (2nd Type)	.1239907	LH	7.45	HINGE
72-73	All B-C	.1239906	RH	7.45	HINGE
72-73	All B-C	.1239907	LH	7.45	HINGE
71-73	All E	.1235516	RH	7.45	HINGE
71-73	All E	.1235517	LH	7.45	HINGE
63-65	Riviera	.1353958	RH	1.64	BRACKET, hood hinge to skirt mtg.
66-67	9000	.1377026	RH	.87	BRACKET, supt. lwr
66-67	9000	.1377027	LH	.87	BRACKET, supt. lwr
71	All C (2nd Type)	.1239126	RH	1.64	BRACKET, hinge mtg.
71	All C (2nd Type)	.1239127	LH	1.64	BRACKET, hinge mtg.
72-73	All B-C	.1239126	RH	1.64	BRACKET, hinge mtg.
72-73	All B-C	.1239127	LH	1.64	BRACKET, hinge mtg.
66	Riviera	.1373309	2	2.10	PLATE, supt. brkt. at whlhse
67	9000	.1381041	2	2.56	PLATE, supt. brkt. at whlhse
66-67	9000	.1373314	RH	6.25	SUPPORT, mtg
66-67	9000	.1373315	LH	6.25	SUPPORT, mtg
66-67	9000	.1377024	RH	7.85	SUPPORT
66-67	9000	.1377025	LH	7.85	SUPPORT
71-73	All E	.1237224	2	.10	RESTRAINER, hood (black nylon-1" x %)
71-72	All B-C	.1237399	2	.10	RESTRAINER, hood

8.021 PAD, HOOD INSULATOR

49-73	All as Req.	.1191139	AR	7.80	PACKAGE, ins. (roll 60" L. x 41" W. x 1.5" T.)
63	41-4300	.1357544	1	4.66	PAD
63	44-46-4800	.1357545	1	5.55	PAD
64	41-42-4300	.1364807	1	4.61	PAD
65	30-4000 exc. 33-3400	.1364807	1	4.61	PAD
67	30-4000	.1379833	1	6.25	PAD
69	3437-4600	.1231954	1	1.38	PAD, ctr.
69	3437-4600	.1231955	1	1.85	PAD (outer)
70-72	All A (Dual Snorkel A/Cl.)	.1232440	1	3.90	PAD
70-72	All A exc. Dual Snorkel A/Cl.	.1232441	1	3.79	PAD
NOTE For models not listed use 1 191 139 and cut to fit.					
67	4600-6467-87-9000	.1382831	1	.62	RETAINER, pad

8.024 BUMPER, HOOD

68-72	All A	.1376986	3	.10	BUMPER, rubber (in rr. of hood)
70-71	All A	.1231661	2	.46	BUMPER, hood rr.
58-72	All	.1239477	AR	.41	BUMPER, hood frt. (adj. 1" dia.)
71-73	All B-C-E	.1237800	2	.43	BUMPER, hood rear (hood to shroud) (outer)
71-72	All B-C-E	.545998	2	.25	BUMPER, hood rr. (hood to shroud) (inner)
72	All A	.1237800	2	.43	BUMPER, hood rear (hood to shroud) (outer)
72-73	All B-C-E	.1240841	2	.25	BUMPER, hood to shroud (inner)

8.029 ROD, HOOD LATCH LEVER					
68-69	30-4000	1384301	1	.25	ROD
68	33-3500 (L-6 Eng.)	3962782	1	.10	CLIP, hood latch cbl. (also used 3.425)
8.029 GUARD, HOOD LATCH RELEASE					
71-72	All B-C-E	1236255	1	.82	GUARD
8.037 BUMPER (RUBBER) HOOD					
61-62	40-4 1-4300	1231283	4	.25	BUMPER, assm. in frt. fdr. split line fig
59	All	3716781	1	.15	BUMPER, hood to w/s lwr. frame to shroud upr. panel brace
59-61	All	1192446	AR	.10	BUMPER, assm. in frt. fdr. split line fig
62	44-46-4800	1350209	4	.10	BUMPER, assm. in fdr. split line reinf.
63	40-41-4300	1354384	4	.10	BUMPER, assm. in frt. fdr. split line flg.-frt. & rr. loc.
63	44-46-47-4800	1353922	4	.10	BUMPER, assm. in frt. fdr. split line fig
64	All exc. 4700	1366537	4	.10	BUMPER, fdr. to hood
64-65	Riviera	1353922	4	.10	BUMPER, fdr. to hood-assms. in split line fig
65	30-4000	1366537	4	.10	BUMPER, fdr. to hood
65-72	All as Req	1231283	AR	.25	BUMPER, fdr. to hood
68-69	30-4000	1385112	1	.25	BUMPER (rubber) to hood latch mtg. grl. supt
68-70	50-60-8000	1386017	2	.10	BUMPER (rubber) hood to cowl-in cowl
68-71	All E	1384504	2	.10	BUMPER (rubber) hood inner to cowl
71-73	All B-C-E	1238565	2	.25	BUMPER, fdr. to hood (rubber) rr. loc.
71-72	All B-C	1235134	4	.30	BUMPER, fdr. to hood (2 ctr. & 2-frt. loc.)
71-73	All E	1235138	4	.30	BUMPER, fdr. to hood (2-ctr. & 2-frt. loc.)
61-62	40-41-4300	1196207	2	.15	NUT, adj. hood frt. bpr. to frt. fdr. upr. tie panel— (8.921)
65	30-4000	1376442	2	.25	NUT, free turning-snap in-adj. lock (hood bpr. to upr. tie bar nut)
67-70	All	1376442	AR	.25	NUT, hood adj. bpr. to upr. tie bar
71	All A	1376442	AR	.25	NUT, hood adj. bpr.
69-70	50-60-8000	1387243	12	.10	CLIP, front bumper to hood seal to front bumper (also used 12.801)
69	50-60-8000	1231193	AR	.10	CLIP, bumper seal to hood
69	50-60-8000	1231193	2	.10	CLIP, bumper spacer to fender (R. & L.)
68-70	50-60-8000	1385266	2	.62	SPACER, hood to cowl
70	30-40-9000	1387243	15	.10	CLIP, hood seal to cowl-also holds cowl top vent screen
70	9000	1231193	12	.10	CLIP, bpr. filler to rad. grille
8.037 CAP, HOOD EXTENSION					
66	9000	1375554	RH	.82	CAP
66	9000	1375555	LH	.82	CAP
67	9000	1380418	RH	1.33	CAP
67	9000	1380419	LH	1.33	CAP
8.037 BOLT, HOOD LATCH RELEASE LEVER					
66	50-60-8000	1379256	1	.25	BOLT, lvr. to hood latch supt
66	50-60-8000	1379256	1	.25	BOLT, hood latch release lines to hood latch supt.
65-73	All	1376442	2	.25	NUT, free turning snap in, adj. lock (hood adj.)
66	50-60-8000	3953987	1	.10	WASHER, hood latch rel. lvr. to hood catch supt. under bolt hd—(4.659)
72	All B-C	1239856	4	.20	CLIP, frt. fndr. filler to fndr. (also used 7.836)
8.054 MOLDING & ATTACHING PARTS, HOOD					
59	All	1360355	1	5.85	MOLDING 8. ATCH. PARTS, frt.
62	44-46-4800	1350254	RH	1.85	MOLDING
62	44-46-4800	1350255	LH	1.85	MOLDING
62	44-46-4800	1350258	1	.36	MOLDING (peak sect.)
63	44-46-4800	1396110	1	6.10	MOLDING (incl. clips)
63	4700	1360439	1	12.90	MOLDING 8. ATCH. PARTS, top
64	44-46-4800	1360438	1	8.80	MOLDING ATCH. PARTS, hood top
64-65	Riviera	1365449	1	13.95	MOLDING ATCH. PARTS, hood top
64-65	Riviera	1360448	1	2.51	MOLDING ATCH. PARTS, shroud top vent. gn.
65	50-8000	1365629	1	15.30	MOLDING ATCH. PARTS, hood top
65	6000	1365630	1	15.30	MOLDING ATCH. PARTS, hood top
65	6269 Pol. Car Body	1365629	1	15.30	MOLDING ATCH. PARTS, hood top
66	4000 exc. G.S	1365770	1	14.40	MOLDING ATCH. PARTS
66	50-60-8000	1361040	1	13.35	MOLDING ATCH. PARTS
66-67	9000	1365778	1	18.95	MOLDING ATCH. PARTS
67	3307-3407-35-3600-42-43-4400	1361237	1	12.80	MOLDING 8. ATCH. PARTS
67	60-8000 exc. Pol. Car	1361135	1	10.40	MOLDING & ATCH. PARTS
68-69	30-4000	1394230	RH	2.46	MOLDING 8. ATCH. PARTS, frt.
68-69	30-4000	1394231	LH	2.46	MOLDING 8. ATCH. PARTS, frt.
68-72	30-4000 exc. GSX	1387041	1	7.10	MOLDING, rr.
68	33-35-43-44-4800	1394103	1	1 1.50	MOLDING 8. ATCH. PARTS

68	3327 G.S. (Calif, only) ...	1394216	2	4.10	MOLDING 8. ATCH. PARTS .
68	3437-4600	1394216	2	4.10	MOLDING 8. ATCH. PARTS .
68	60-8000	1394129		1 1.80	MOLDING & ATCH. PARTS .
68	50-60-8000	1383109		6.35	MOLDING,
68	9000	1394128		1 1.85	MOLDING 8. ATCH. PARTS .
68-70	9000	1383624		8.20	MOLDING, rr.
69	34-35-4400	1394103		1 1.50	MOLDING 8. ATCH. PARTS .
69-70	50-60-8000	1386161		5.15	MOLDING,
69	60-8000	1394317		10.05	MOLDING & ATCH. PARTS
69	9000	1394354		4.4 1	MOLDING 8. ATCH. PARTS .
70	3300-3435-3436-3500- 4400	1394578		10.85	MOLDING & t ATCH. PARTS, frt
70	3437-4600	1394579		13.00	MOLDING 8. ATCH. PARTS, frt
70	9000	1394595		4.4 1	MOLDING 8. ATCH. PARTS, top
70	9000	1231802		9.85	MOLDING, hood-frt. (painted)
71	All B-C	1394797		10.00	MOLDING & t ATCH. PARTS, frt
71-72	All B-C	1235284		5.07	MOLDING, hood rr.
71-73	All E	1235690		8.15	MOLDING, hood rr.
71	All A	1394934		7.45	MOLDING 8i ATCH. PARTS, hood frt. (painted)
67	3307-3407-35-36-43- 4400	1381390		.10	SPACER, hood top mldg.
68	3300-3 435-3500-4 400- 4800	1384252		.10	SPACER, hood top mldg
63	44-46-4800	9419763	6	.10	NUT, mldg. hood top to hood--(8.921)
63	44-46-4800	541237	6	.10	NUT, hood top mldg. to hood--(8.006)
63-65	Riviera	9419763	6	.10	NUT, hood top mldg--(8.921)
65	50-60-8000	9420202	7	.10	NUT, hood top mldg. to hood outer panel- (8.921)
66	Skylark exc. Gran Sport	1376677	7	.25	SPACER, hood top mldg
68	30-4000	9428502	4	.20	SCREW, hood frt. mldg. to hood--(8.900)
68	3327 G.S. (Calif, only) ...	1384286	14	.10	CLIP, hood top mldg
68	3437-4600	1384286	14	.10	CLIP, hood top mldg

8.054 ORNAMENT & ATTACHING PARTS, HOOD TOP VENT

66	Skylark G.S.	1361074	RH	14 50	ORNAMENT 8i ATCH. PARTS
66	Skylark G.S.	1361075	LH	14.50	ORNAMENT 8i ATCH. PARTS
68	3327 G.S. (Calif, only) ...	1394215	1	30.10	ORNAMENT 8. ATCH. PARTS
68	3437-4600	1394215	1	30.10	ORNAMENT 8. ATCH. PARTS
69	3437-4600	1394358	RH	10.20	ORNAMENT & ATCH. PARTS
69	3437-4600	1394359	LH	10.20	ORNAMENT 8< ATCH. PARTS
69	3327 Dual Snorkel Air Cleaner	1394358	RH	10 20	ORNAMENT & ATCH. PARTS
69	3327 Dual Snorkel Air Cleaner	1394359	LH	10.20	ORNAMENT 8. ATCH. PARTS
70	3437-4600	1394624	RH	12.50	ORNAMENT 8i ATCH. PARTS
70	3437-4600	1394625	LH	12.50	ORNAMENT 8< ATCH. PARTS
71	3437-67	1394848	RH	12.25	ORNAMENT 8< ATCH. PARTS
71	3437-67	1394849	LH	12.25	ORNAMENT 8. ATCH. PARTS
72	3437-67	1394968	RH	12.50	ORNAMENT 8. GRILLE 8. ATCH. PARTS, hood top vent
72	3437-67	1394969	LH	12.50	ORNAMENT 8< GRILLE 8i ATCH. PARTS, hood top vent
67	3407-17 G.S. Orn, 4600	1361220	RH	7.25	BODY 8. ATCH. PARTS
67	3407-17 G.S. Orn., 4600	1361221	LH	7.25	BODY & ATCH. PARTS
66	4000 G.S.	1376561	4	.30	BRACKET
67	3407-17 G.S. Orn, 4600	1361222	RH	6.65	INSERT 8. ATCH. PARTS
67	3407-17 G.S. Orn., 4600	1361223	LH	6.65	INSERT & ATCH. PARTS

8.054 VENT., HOOD AIR INLET

69	3437-4600	1387304	RH	2.36	VENT
69	3437-4600	1387305	LH	2.36	VENT
69	3327 Dual Snorkel Air Cleaner	1387304	RH	2.36	VENT
69	3327 Dual Snorkel Air Cleaner	1387305	LH	2.36	VENT
70-71	30-4000 (Dual Snorkel A/CL)	1231850	RH	3.28	VENT
70-71	30-4000 (Dual Snorkel A/CL)	1231851	LH	3.28	VENT
72	3437-67	1231850	RH	3.28	VENT, hood air inlet .
72	3437-67	1239621	LH	3.28	VENT, hood air inlet .

8.055 MONOGRAM & ATTACHING PARTS PACKAGE, HOOD

69	G.S. 400 Stage 1	1394532		2.67	MONOGRAM 8! ATCH. PARTS
70	9000	1394521		1.33	MONOGRAM 8. ATCH. PARTS (Riviera)
71	5200-5400-6035-45- 8000	1394844	RH	1.79	ORNAMENT & ATCH. PARTS, hood side-frt.
71	5000-6035-45-8000	1394845	LH	1.79	ORNAMENT 8< ATCH. PARTS, hood side-frt
71	5000-6035-45-8000	1394846	RH	1 79	ORNAMENT & ATCH. PARTS, hood side-rr.

71	5000-6035-45-8000 ..	1394847	LH	1.79	ORNAMENT 8. ATCH. PARTS, hood side-rr.
72	5000.....	1394990	RH	4.87	ORNAMENT 8- ATCH. PARTS, hood side
72	5000.....	1394991	LH	4.87	ORNAMENT & ATCH. PARTS, hood side .
72	6000 Wagons, 8000	1394992	RH	5.65	ORNAMENT & ATCH. PARTS, hood side
72	6000 Wagons, 8000' ..	1394993	LH	5.65	ORNAMENT 8< ATCH. PARTS, hood side
71	5000-6035-45-8000	1236325	AR	.36	RETAINER, hood side ornament.....
72	50-6035-45-8000	1239630	AR	.20	RETAINER, hood side orn
8.056 CLIP, HOOD MOULDING					
60	All.....	1196930	14	.10	CLIP, hood top panel 8i shroud sect, to shroud
8.075 HANDLE—ROD—BRACKET & LEVER, HOOD LATCH RELEASE					
70-72	All A.....	1231769	1	.51	HANDLE
70	All B-C.....	1232199	1	.46	HANDLE
70	All E.....	1231766	1	.56	HANDLE
71	All B-C-E (1st Type).....	9851093	1	4.10	CABLE, latch release-rr.....
71	All B-C-E.....	6262345	1	2.56	CABLE, latch release-frt.....
71	All B-C-E (2nd Type).....	9611970	1	4.10	CONTROL, latch release (2nd type has white nylon connector at forward end).....
72-73	All B-C-E.....	9612865	1	2.50	CONTROL, latch release.....
70	All A.....	1231771	1	.30	ROD, lvr.....
70	All B-C.....	1232200	1	.30	ROD, lvr.....
71-72	All A.....	1235931	1	.36	ROD, latch lever.....
70	All E.....	1231767	1	.25	ROD.....
70	All A B C.....	1231829	1	2.00	BRACKET & LEVER
70	All E.....	1231685	1	2.51	BRACKET & LEVER
71-72	All A.....	1235929	1	2.05	BRACKET, lever & handle.....
70	All E.....	1234242	1	.36	CLIP, latch lvr. rod end.....
70	All A-B-C.....	1234243	1	.36	CLIP, latch lever rod end.....
71-72	All A.....	1234243	1	.36	CLIP, latch lever rod end.....
71	All B-C-E.....	9878333	2	.10	CLAMP, hood release control connector.....
71	All B-C-E.....	9878996	1	.15	CLAMP, hood release control hsg.....
71-72	All B-C-E.....	9870128	1	.41	GROMMET, latch release cont. cbl.....
8.077 BUSHING, HOOD LATCH RELEASE ROD					
70	All.....	1231770	1	.40	BUSHING
71-72	All A.....	1231770	1	.40	BUSHING
8.080 LATCH, HOOD					
55	All.....	1167110		7.20	LATCH.....
61	4300.....	1350088		7.20	LATCH, lwr.....
61	44-46-47-4800.....	5711202		7.20	LATCH, hood lwr.
62	44-46-4800.....	1350848		7.20	LATCH, hood lwr.
62-63	40-41-4300.....	1350088		7.20	LATCH, lwr.....
63	4400-4635-4800.....	5715046		7.20	LATCH.....
63-64	4700.....	5714951		7.20	LATCH.....
63	4639-47-67.....	5716454		5.07	LATCH.....
64-65	Special-Skylark.....	5718000		7.20	LATCH.....
64	4400-4635-45-4800	5717360		7.20	LATCH.....
64	4600 exc. Wagons less 4669 Pol. Car Opt.....	5717850		7.20	LATCH.....
64	4669 Spec. Pol. Car Body.....	5717360		7.20	LATCH.....
65	50-8000.....	9703970		7.20	LATCH.....
65	6000.....	9703980		7.20	LATCH.....
65	9000.....	9704972		7.20	LATCH.....
66	30-4000.....	9706063		7.20	LATCH.....
66	50-60-8000.....	9706685		7.20	LATCH.....
66-67	9000.....	9705030		9.25	LATCH.....
67	3000-4600.....	9709019		7.20	LATCH.....
67	43-44-4800.....	9709020		7.20	LATCH.....
67	50-8000.....	9709625		7.20	LATCH.....
67	6000.....	9709624		7.20	LATCH.....
68	All A-B-C.....	9713676		7.20	LATCH.....
68-69	All E.....	9713950		9.25	LATCH.....
69	All A.....	9713676		7.20	LATCH.....
69	All B-C.....	9717260		7.20	LATCH.....
70	All A-B-C.....	9721790		7.20	LATCH.....
70	All E.....	9713676		7.20	LATCH.....
71-72	All A.....	9721790		7.20	LATCH.....
71	All B-C.....	1237519		7.20	LATCH, secondary (fastens to hood).....
71-73	All E.....	1237520		9.25	LATCH, secondary (fastens to hood).....
72-73	All B-C.....	1239567		7.20	HOOK, hood latch.....
61-62	40 41-4300.....	1196207		.15	NUT, hood latch pilot to hood—(8.921)
71	All B-C-E.....	1365065		.10	NUT, hood latch to plate ctr. supt.—(7.238)
68	All.....	9714288		3.28	RELEASE.....
69	All A.....	9714288		3.28	RELEASE, hood.....
68-69	All E.....	1384216		.25	BUSHING, release rod.....

68	All A-B-C	5712678	1	.15	CLIP, latch rod (ret.)—(10.474)
68-69	All E	3908243	1	.56	CLIP, release rod—(4.054)
69	All A	5712678	1	.15	CLIP, latch rod retainer—(10.474)
70	All	5712678	1	.15	CLIP, hood brkt. & lvr. spring—(10.474)
71-72	All A	5712678	AR	.15	CLIP, hood brkt. 8i lever spg.—(10.474)
71-72	All B-C-E	3979975	1	.10	CLIP, hood latch release cbl
71-72	All B-C-E	1230996	2	.05	CLIP, hood latch release cbl. to whl. hsg. pnl.—(4.686)
71-73	All B-C-E	3979974	1	.15	RETAINER, hood latch release cable

8.080 ROD—SUPPORT, HOOD LATCH

66	50-60-8000	1375761	1	.46	ROD, lvr.
68-69	9000	1231306	1	.62	ROD, latch release
68	50-60-8000	1386779	1	.30	ROD, latch opr.
66	50-60-8000	1378984	1	.62	LEVER, release
NOTE For hood latch support for model years prior to 1970 refer to grp. 8.155.					
71-72	All A	1235119	1	4.61	SUPPORT, hood latch & upr. tie bar
71	All B-C	1234811	1	6.25	SUPPORT, hood latch & rad. grille
71-72	All E	1235172	1	0.35	SUPPORT, hood latch & rad. grille
70	All A	1231399	1	5.25	SUPPORT, upr. tie bar & hood latch
70	All B-C-E	1231301	1	5.85	SUPPORT, hood latch & rad. grille
70	All E	1231765	1	4.61	SUPPORT, hood latch
72	All B-C	1238702	1	6.25	SUPPORT, hood latch & rod grille
70	All E	1234241	1	1.13	BRACE, hood latch supt. to rad. lwr. supt.

8.081 PANEL, HOOD LOWER LATCH MOUNTING

68	9000	1382903	1	1.85	PANEL
69	9000	1231323	1	1.95	PANEL

8.083 SPRING—PLATE, HOOD LATCH

65-67	50-60-8000	1368615	1	.51	PLATE
68-69	9000	1384214	1	.72	BRACKET, release rod supt.
68	30-4000	1386181	1	1.03	SPRING, pop-up
68-69	9000	1384251	1	.10	SPRING, release rod
69	All	1230979	1	1.03	SPRING, pop-up
70	50-60-80-9000	1230979	1	1.03	SPRING, pop-up
71-73	All	1237436	1	1.03	SPRING, pop up

8.083 LATCH, HOOD UPPER

71-72	All B-C-E	9827558	1	6.15	LATCH, primary (fastens to rad. grille supt.)
56-60	All	1196207	2	.15	NUT, anchor (7/6"—18)—(8.921)

8.130 FENDER, FRONT

60	All	1192580	RH	88.15	FENDER
61-62	40-4 1-4300	1350704	RH	72.25	FENDER
61-62	40-41-4300	1350705	LH	72.25	FENDER
61	44-46-47-4800	1199972	RH	88.15	FENDER
61	44-46-47-4800	1199973	LH	88.15	FENDER
62	44-4600	1349950	RH	88.15	FENDER
62	44-4600	1349951	LH	88.15	FENDER
62	4800	1349952	RH	91.50	FENDER
62	4800	1349953	LH	91.50	FENDER
63	40-4 1-4300	1355502	RH	76.10	FENDER
63	40-4 1-4300	1355503	LH	76.10	FENDER
63	44-46-4800	1353326	RH	88.15	FENDER
63	44-46-4800	1353327	LH	88.15	FENDER
63-64	4700	1364568	RH	1 19.85	FENDER
63-64	4700	1364569	LH	1 19.85	FENDER
64	40-41-4 2-4300	1363262	RH	81.75	FENDER
64	40-41-42-4300	1363263	LH	81.75	FENDER
64	44-46-4800	1363390	RH	88.15	FENDER
64	44-46-4800	1363391	LH	88.15	FENDER
65	30-4000 exc. G.S.	1370310	RH	81.75	FENDER
65	30-4000 exc. G.S.	1370311	LH	81.75	FENDER
65	4000 Gran Sport	1396752	RH	81.75	FENDER
65	4000 Gran Sport	1396753	LH	81.75	FENDER
65	5000	1368212	RH	88.15	FENDER
65	5000	1368213	LH	88.15	FENDER
65	6000 exc. Pol. Car.	1369588	RH	88.15	FENDER
65	6000 exc. Pol. Car.	1369589	LH	88.15	FENDER
65	8000	1396684	RH	91.50	FENDER
65	8000	1396685	LH	91.50	FENDER
65	9000	1369794	RH	123.75	FENDER
65	9000	1369795	LH	123.75	FENDER
66	3000	1375090	RH	81.75	FENDER
66	3000	1375091	LH	81.75	FENDER
66	4000 exc. Sportwagons	1395500	RH	81.75	FENDER
66	4000 exc. Sportwagons	1395501	LH	81.75	FENDER

66	Sportwagons	1395502	RH	81.75	FENDER
66	Sportwagons	1395503	LH	81.75	FENDER
66	5000	1374478	RH	88.15	FENDER
66	5000	1374479	LH	88.15	FENDER
66	6000 Pol. Car Body	1377106	RH	88.15	FENDER
66	6000 Pol. Car Body	1377107	LH	88.15	FENDER
66	6000 less Pol. Car Body	1374498	RH	88.15	FENDER
66	6000 less Pol. Car Body	1374499	LH	88.15	FENDER
66	8000	1395504	RH	91.50	FENDER
66	8000	1395505	LH	91.50	FENDER
66-67	9000	1381610	RH	123.75	FENDER
66-67	9000	1374517	LH	123.75	FENDER
67	30-4000	1379562	RH	81.75	FENDER
67	30-4000	1379563	LH	81.75	FENDER
67	5000	1379112	RH	88.15	FENDER
67	5000	1379113	LH	88.15	FENDER
67	6000 less Pol. Car Body	1379118	RH	88.15	FENDER
67	6000 less Pol. Car Body	1379119	LH	88.15	FENDER
67	6000 Pol. Car Body	1379120	RH	88.15	FENDER
67	6000 Pol. Car Body	1379121	LH	88.15	FENDER
67	8000	1379116	RH	91.50	FENDER
67	8000	1379117	LH	91.50	FENDER
68	30-4000	1386972	RH	81.75	FENDER
68	30-4000	1386973	LH	81.75	FENDER
68	5000	1383056	RH	88.15	FENDER
68	5000	1383057	LH	88.15	FENDER
68	6000 less Pol. Car	1383060	RH	88.15	FENDER
68	6000 less Pol. Car	1383061	LH	88.15	FENDER
68	6000 Pol. Car	1383672	RH	88.15	FENDER
68	8000	1383062	RH	91.50	FENDER
68	8000	1383063	LH	91.50	FENDER
68-69	9000	1383066	RH	1 10.95	FENDER
68-69	9000	1383067	LH	1 10.95	FENDER
69	30-4000	1386972	RH	81.75	FENDER
69	30-4000	1386973	LH	81.75	FENDER
69	50-60-8000	1387054	RH	88.15	FENDER
69	50-60-8000	1387055	LH	88.15	FENDER
70-72	All A	1232044	RH	81.75	FENDER
70-72	All A	1232045	LH	81.75	FENDER
70	All B-C	1231612	RH	88.15	FENDER
70	All B-C	1231613	LH	88.15	FENDER
70	All E	1235036	RH	1 18.40	FENDER
70	All E	1235037	LH	1 18.40	FENDER
71	All B less Cornering Lamps	1236016	RH	88.15	FENDER
71	All B less Cornering Lamps	1236017	LH	88.15	FENDER
71	All B w/Cornering Lamps	1236018	RH	88.15	FENDER, less frt. fdr. split line reinf. plate .
71	All B w/Cornering Lamps	1236019	LH	88.15	FENDER, less frt. fdr. split line reinf. plate .
71	All C less Cornering Lamps (1st Type)	1236016	RH	88.15	FENDER, less frt. fdr. split line reinf. plate .
71	All C less Cornering Lamps (1st Type)	1236017	LH	88.15	FENDER, less frt. fdr. split line reinf. plate .
71	All C w/Cornering Lamps (1st Type)	1236018	RH	88.15	FENDER, less frt. fdr. split line reinf. plate .
71	All C w/Cornering Lamps (1st Type)	1236019	LH	88.15	FENDER, less frt. fdr. split line reinf. plate
71	All C less Cornering Lamps (2nd Type)	1239276	RH	88.15	FENDER
71	All C less Cornering Lamps (2nd Type)	1239277	LH	88.15	FENDER
71	All C w/Cornering Lamps	1239304	RH	88.15	FENDER
71	All C w/Cornering Lamps (2nd Type)	1239305	LH	88.15	FENDER
71-72	All E	1236426	RH	123.75	FENDER
71-72	All E	1236427	LH	123.75	FENDER
72	All B-C less Cornering Lamps	1239276	RH	88.15	FENDER
72	All B-C less Cornering Lamps	1239277	LH	88.15	FENDER
72	All B-C w/Cornering Lamps	1239304	RH	J38.15	FENDER
72	All B-C w/Cornering Lamps	1239305	LH	88.15	FENDER

8.131		FILLER, FRONT FENDER			
68-69	All A	1387556	RH	.77	FILLER, upr. to body.
68-69	All A	1387557	LH	.77	FILLER, upr. to body.
71	All B-C	1234808	RH	1.90	FILLER, frt. fdr.
71	All B-C	1234809	LH	1.90	FILLER, frt. fdr.
71-72	All E	1237738	RH	2.56	FILLER, frt. end pnl
71-72	All E	1237739	LH	2.56	FILLER, frt. end pnl
72	All B-C	1239456	RH	1.90	FILLER, frt. fdr. lwr. (black)
72	All B-C	1239457	LH	1.90	FILLER, frt. fdr.-lwr. (black)
72	All B-C	1240508	RH	1.90	FILLER, frt. fender.
72	All B-C	1240509	LH	1.85	FILLER, frt. fender.
8.131		EXTENSION, FRONT FENDER FRONT			
69	All B-C.	1232518	RH	5.95	EXTENSION.
69	All B-C.	1232519	LH	5.95	EXTENSION.
70	All B-C.	1230474	RH	5.30	EXTENSION.
70	All B-C.	1230475	LH	5.30	EXTENSION.
70	AH E.	1231846	RH	5.65	EXTENSION.
70	All E.	1231847	LH	5.65	EXTENSION.
71-72	All E.	1236334	RH	4.05	EXTENSION.
71-72	All E.	1236335	LH	4.05	EXTENSION.
71	All B-C.	1235076	RH	6.65	PLATE, frt. fdr. split line reinf.
71	All B-C.	1235077	LH	6.65	PLATE, frt. fdr. split line reinf. (welds to fdr.)
8.132		CLIPS, DOOR OUTER PANEL M			
56	76R-76C.	4672948	2	.15	CLIP, frt. door outer panel lwr. mldg.-rr.
57	All.	4718167	2	.10	CLIP, frt. door outer panel lwr. mldg.-frt.
57	40-60.	4673034	AR	.15	CLIP, rr. door outer panel lwr. mldg. . . .
57	40-5 6C-56R-60-75R-76A-76C-76R.	4686779	AR	.15	CLIP, frt. door lwr. mldg.-rr. (also used 14.823-8.214).
57	41-43-49-49D-61-63-69	4686779	AR	.15	CLIP, rr. door lwr. mldg.-outer frt.
57	53-73-73A-75.	4672948	2	.15	CLIP, door outer panel lwr. mldg.-rr. (frt. or rr. door)
58	All.	4672948	2	.15	CLIP, frt. door outer panel lwr. mldg.-rr.
58	40-50-60-70.	4674640	AR	.15	CLIP, frt. door outer panel mldg.-ctr.
53-55	All.	4646559	AR	.15	NUT & WASHER (also used 8.214-12.121).
8.132		TRANSFER, WOOD GRAIN			
67	All.	325006	AR	27.15	TRANSFER, wood grain (82" sheet) (also used 10.354).
68-69	All Wagons.	1240339	AR	26.90	TRANSFER, wood grain (82" x 21") (also used 10.354).
70 71	All Wagons.	1240340	AR	26.90	TRANSFER, wood grain (82" x 21") (also used 10.354).
72	All Wagons.	231373	AR	27.15	TRANSFER, wood grain (82" sheet) (also used 10.354).
8.133		RETAINER, MOLDING TO RADIATOR GRILLE			
67	3307-3407-4600.	3796506	7	.10	RETAINER, ctr. mldg. to grille (also used 1.266)
8.133		RETAINER, FRONT FENDER SIDE MOLDING			
70	6000 Wgn. Wood Grain	1385099	14	.10	RETAINER (also used 8.005).
71	6035-45.	1385099	4	.10	RETAINER, lwr. rr. mldg. to frt. fdr.
71	6035-45.	1385099	14	.10	RETAINER, upr. to frt. fdr.
71	All A-B-C.	1385099	2	.10	RETAINER, fdr. rr. loc.
72	All B-C exc. Wagons	1385099	2	.10	RETAINER, fdr. frt. (loc. 1)
72	6000.	1385099	2	.10	RETAINER, fdr. frt. (loc. 1)
72	6000.	1385099	14	.10	RETAINER, upr. to frt.
72	6000.	1385099	4	.10	RETAINER, lwr. rr. mldg. to frt. fdr. (2 rt. 2 lt.) . . .
72	All E.	1385099	16	.10	RETAINER, frt. side mldg. to fdr.
72-73	All A.	1385099	2	.10	RETAINER, frt. side mldg. to frt. fdr. (1 rt 1 lt)-.
72	All B-C exc. Wagons.	1385099	2	.10	RETAINER, frt. side mldg. to frt. fdr. loc.
8.139		NUT, FRONT FENDER			
63	40-41-4300.	1355261		.10	NUT, frt. bpr. to frt. fdr. flg.-outer end.
63	40-41-4300.	1355261		.10	NUT, frt. fdr. to frt. dr. hinge pillar-lwr. loc.
63	4700.	1355261		.10	NUT, frt. fdr. lwr. tie panel supt. to frt. bpr.
63	4700.	1355261		.10	NUT, fdr. filler panel to frt. bpr.-lwr.
64-65	Riviera.	1355261		.10	NUT, frt. fdr. lwr. tie panel supt. to frt. bpr. lwr. face plate (also used 2.725-1.266).
8.141		SUPPORT, FRONT FENDER			
63	44-46-47-4800.	4863028	2	.51	SUPPORT, frt. fdr
63-65	All exc. Special-Skylark	4863028	2	.51	SUPPORT.
65-68	50-60-8000.	7600076	RH	.62	SUPPORT, lwr.
65-68	50-60-8000.	7600077	LH	.62	SUPPORT, lwr.
66 67	30-4000.	7629713	RH	1.03	SUPPORT

66-67	30-4000	7629714	LH	1.03
66-67	30-4000	1374327	2	1.18
66-68	50-60-8000	4863028	2	.51
66-70	9000	4476198	2	1.03
66-70	9000	4526944	RH	3.90
66-70	9000	4526945	LH	3.90
67	50-60-8000	1379180	RH	3.08
67	50-60-8000	1379181	LH	3.08
68-72	30-4000	1383515	2	1.08
68	50-60-8000	1384740	RH	1.03
68	50-60-8000	1384741	LH	1.03
68-72	All A	9806847	RH	1.13
68-72	All A	7715377	LH	1.18
69-70	All B-C	8721483	2	1.49
71	All B-C-E	9859980	RH	3.18
71	All B-E	9859982	LH	3.18
NOTE: 1971 All C 1st type exc. body No. 1310 thru 1509.				
71	All C 1st Type	9859982	LH	3.18
71	All C 2nd Type	9886881	RH	3.38
71	All C 2nd Type	9886883	LH	3.49
72	All B-C	9886881	RH	3.38
72	All B-C	9886883	LH	3.49

SUPPORT
SUPPORT, frt
SUPPORT
SUPPORT, rr
SUPPORT, frt
SUPPORT, frt
SUPPORT, frt
SUPPORT, frt
SUPPORT
SUPPORT, frt
SUPPORT, frt
SUPPORT, frt
SUPPORT, frt. on dash
SUPPORT, frt. on dash
SUPPORT, skirt
SUPPORT, upr
SUPPORT, upr
SUPPORT, upr
SUPPORT, upr
SUPPORT, upr
SUPPORT, upr
SUPPORT, upr

8.143 SHIM, FRONT FENDER TO BODY

61-63	All as Req.	1332228	AR	.25
49-72	All as Req.	1368382	AR	.05

SHIM (.120" thick)—(8.014)
SHIM (.060" thick) frt. fdr. to body at rr.—(8.014)

8.147 MOLDING, FRONT FENDER

59	All	1360356	RH	8.80
59	All	1360357	LH	8.80
60	All	1360296	RH	5.45
60	All	1360297	LH	5.45
60	All	1360294	RH	1 1.55
60	All	1360295	LH	1 1.55
61	40-4100	1360073	LH	3.49
61	40-4 100	1360070	RH	4.82
61	40-4100	1360071	LH	4.82
61-62	40-4 1-4300	1349258	RH	4.44
61-62	40-41-4300	1349259	LH	4.44
61	44-46-47-4800	1164224	RH	5.50
61	44-46-47-4800	1164225	LH	5.50
61	44-46-47-4800	1360086	RH	5.07
61	44-46-47-4800	1360087	LH	5.07
61	44-46-47-4800	1360088	RH	5.75
61	44-46-47-4800	1360089	LH	5.75
61	4600	1360104	2	2.15
61	47-4800	1360114	RH	12.15
61	47-4800	1360115	LH	12.15
61-62	4300	1360078	RH	8.95
61-62	4300	1360079	LH	8.95
62	40-4 100	1360156	RH	3.64
62	40-4 100	1360157	LH	3.64
62	4639	1360158	RH	2.05
62	4639	1360159	LH	2.05
62	44-46-4800	1350102	RH	1.64
62	44-46-4800	1350103	LH	1.64
62	4647 Wildcat, 4800	1360160	RH	8.95
62	4647 Wildcat, 4800	1360161	LH	8.95
62	Wildcat, 4800	1360162	RH	4.31
62	Wildcat, 4800	1360163	LH	4.31
63	40-4 1-4300	1396224	RH	1.90
63	40-41-4300	1396225	LH	1.90
63	40-4 1-4300 (Cust. Bright Mldgs. on 4000)	1396222	RH	3.64
63	40-41-4300 (Cust. Bright ivldgs. on 4000)	1396223	LH	3.64
63	4300	1396226	RH	9.35
63	4300	1396227	LH	9.35
63	44-4600	1396236	RH	6.20
63	44-4600	1396237	LH	6.20
63	4400-4635-4800	1396230	RH	2.26
63	4400-4635-4800	1396231	LH	2.26
63	4639-47-67 1st Type	1396232	RH	1.90
63	4639-47-67 1st Type	1396233	LH	1.90
63	4639-47-67 2nd Type	1396230	RH	2.26
63	4639-47-67 2nd Type	1396231	LH	2.26
63	4639-47-67-4800	1396238	RH	9.35
63	4639-47-67-4800	1396239	LH	9.35

MOLDING & ATCH. PARTS
MOLDING 8. ATCH. PARTS
MOLDING 8t ATCH. PARTS
MOLDING 8. ATCH. PARTS
MOLDING 8t ATCH. PARTS, frt. whl. opening
MOLDING & ATCH. PARTS, frt. whl. opening
MOLDING & CLIPS, upr
MOLDING S/ CLIPS, frt.-lwr
MOLDING & CLIPS, frt.-lwr
MOLDING, rad. grl—(1.267)
MOLDING, rad. grl—(1.267)
MOLDING, rad. grl—(1.267)
MOLDING, rad. grl—(1.267)
MOLDING & CLIPS, frt.-lwr
MOLDING & CLIPS, upr
MOLDING & CLIPS, upr
MOLDING 8. CLIPS
MOLDING S/ SCREW, whl. opening
MOLDING & SCREW, whl. opening
MOLDING & SCREW, whl. opening
MOLDING & SCREW, whl. opening
MOLDING & ATCH. PARTS
MOLDING & ATCH. PARTS
MOLDING 8t CLIPS, lwr. peak
MOLDING & CLIPS, lwr. peak
MOLDING, rad. grl—(1.267)
MOLDING, rad. grl—(1.267)
MOLDING & SCREW, whl. opening
MOLDING & SCREW, whl. opening
MOLDING 8. ATCH. PARTS, upr
MOLDING & ATCH. PARTS, upr
MOLDING & CLIP PACKAGE, rad. grl. ext.-fdr
MOLDING & CLIP PACKAGE, rad. grl. ext.-fdr
MOLDING (incl. clips)
MOLDING (incl. clips)
MOLDING, whl. opening (incl. clips)
MOLDING, whl. opening (incl. clips)
MOLDING (incl. clips)
MOLDING (incl. clips)
MOLDING, frt. (incl. clips)
MOLDING, frt. (incl. clips)
MOLDING, frt. fdr. frt. (incl. clips) (painted)	..
MOLDING, frt. fdr. frt. (incl. clips) (painted)	..
MOLDING, frt. (incl. clips) (chrome)
MOLDING, frt. (incl. clips) (chrome)
MOLDING, whl. opening (incl. clips)
MOLDING, whl. opening (incl. clips)

63	4639-47-67.	1396234	RH	3.38	MOLDING, upr. (incl. clips).....
63	4639-47-67.	1396235	LH	3.38	MOLDING, upr. (incl. clips).....
63-65	Riviera.	1396240	RH	10.70	MOLDING, whl. opening (incl. clips).....
63-65	Riviera.	1396241	LH	10.70	MOLDING, whl. opening (incl. clips).....
63-65	Riviera.	1396242	RH	1.90	MOLDING, lwr. peak (incl. clips).....
63-65	Riviera.	1396243	LH	1.90	MOLDING, lwr. peak (incl. clips).....
64	40-4100.	1365442	RH	2.67	MOLDING 8. ATCH. PARTS, side.....
64	40-4100.	1365443	LH	2.67	MOLDING & ATCH. PARTS, side.....
64	42-4300.	1365438	RH	7.65	MOLDING 8. ATCH. PARTS, whl. opening
64	42-4300.	1365439	LH	7.65	MOLDING 8. ATCH. PARTS, whl. opening
64	42-4300.	1365440	RH	13.20	MOLDING & ATCH. PARTS, side.....
64	42-4300.	1365441	LH	13.20	MOLDING 8. ATCH. PARTS, side.....
64	4400-4635-45 (Body Side Mldgs.)	1365420	RH	18.00	MOLDING 8. ATCH. PARTS, side.....
64	4400-4635-45 (Body Side Mldgs.)	1365421	LH	18.00	MOLDING 8. ATCH. PARTS, side.....
64	44-46-4800.	1365423	RH	6.75	MOLDING 8. ATCH. PARTS, whl. opening
64	44-46-4800.	1365424	LH	6.75	MOLDING 8. ATCH. PARTS, whl. opening
64	44-46-4800.	1365430	RH	7.05	MOLDING 8. ATCH. PARTS, frt.....
64	44-46-4800.	1365431	LH	7.05	MOLDING & ATCH. PARTS, frt.....
64	4600 exc. 4635-45.	1365432	RH	8.25	MOLDING 8. ATCH. PARTS, side-lwr.
64	4600 exc. 4635-45.	1365433	LH	8.25	MOLDING & ATCH. PARTS, side-lwr.
64	4800.	1365428	RH	7.45	MOLDING 8. ATCH. PARTS, side-lwr.
64	4800.	1365429	LH	7.45	MOLDING 8i ATCH. PARTS, side-lwr.
65	33-3400 Body Side Mldg. 35-36-4000 exc. G.S. & Sportwagons ...	1365697	2	7.30	MOLDING 8. ATCH. PARTS, side.....
65	4000.	1365438	RH	7.65	MOLDING 8i ATCH. PARTS, whl. opening
65	4000.	1365439	LH	7.65	MOLDING 8. ATCH. PARTS, whl. opening
65	Sportwagons.	1365440	RH	13.20	MOLDING 8. ATCH. PARTS, side.....
65	Sportwagons.	1365441	LH	13.20	MOLDING 8. ATCH. PARTS, side.....
65	5200 Body Side Mldg. ...	1365714	RH	2.00	MOLDING 8i ATCH. PARTS, side.....
65	5200 Body Side Mldg. ...	1365715	LH	2.00	MOLDING 8. ATCH. PARTS, side.....
65-66	5000 less Body Side Mldg.	1365716	RH	2.87	MOLDING 8i ATCH. PARTS, side.....
65-66	5000 less Body Side Mldg.	1365717	LH	2.87	MOLDING & ATCH. PARTS, side.....
65	5400.	1365714	RH	2.00	MOLDING & ATCH. PARTS, side.....
65	5400.	1365715	LH	2.00	MOLDING 8i ATCH. PARTS, side.....
65	50-60-8000.	1365636	RH	8.35	MOLDING 8. ATCH. PARTS, frt.....
65	50-60-8000.	1365637	LH	8.35	MOLDING 8. ATCH. PARTS, frt.....
65	50-6000.	1365638	RH	6.65	MOLDING 8. ATCH. PARTS, whl. opening
65	50-6000.	1365639	LH	6.65	MOLDING 8. ATCH. PARTS, whl. opening
65	6000.	1365712	RH	2.15	MOLDING & ATCH. PARTS, side.....
65	6000.	1365713	LH	2.15	MOLDING & ATCH. PARTS, side.....
65	6269 Pol. Car.	1365722	RH	2.77	MOLDING & ATCH. PARTS, side.....
65	6269 Pol. Car.	1365723	LH	2.77	MOLDING 8. ATCH. PARTS, side.....
65	8000.	1365638	RH	6.65	MOLDING 8i ATCH. PARTS, whl. opening
65	8000.	1365639	LH	6.65	MOLDING 8i ATCH. PARTS, whl. opening
65	8000.	1365688	RH	10.60	MOLDING 8i ATCH. PARTS, side.....
65	8000.	1365689	LH	10.60	MOLDING 8. ATCH. PARTS, side.....
65	8000.	1365687	2	14.55	MOLDING & ATCH. PARTS, frt.....
66	4000.	1361106	RH	4.00	MOLDING & ATCH. PARTS, side-lwr.
66	4000.	1361107	LH	4.00	MOLDING 8. ATCH. PARTS, side-lwr.
66	4000 exc. Wagon.	1361052	RH	4.82	MOLDING 8. ATCH. PARTS, side-rr. lwr. ...
66	4000 exc. Wagon.	1361053	LH	4.82	MOLDING 8. ATCH. PARTS, side-rr. lwr. ...
66	Sportwagons.	1361054	RH	3.38	MOLDING 8. ATCH. PARTS, side-rr. lwr. ...
66	Sportwagons.	1361055	LH	3.38	MOLDING & ATCH. PARTS, side-rr. lwr. ...
66	4000.	1361042	RH	6.60	MOLDING 8. ATCH. PARTS, whl. opening
66	4000.	1361043	LH	6.60	MOLDING 8. ATCH. PARTS, whl. opening
66	5000 Body Side Mldg. ...	1361078	RH	8.60	MOLDING 8i ATCH. PARTS, side.....
66	5000 Body Side Mldg. ...	1361079	LH	8.60	MOLDING & ATCH. PARTS, side.....
66	50-6000 less Pol. Car. ...	1361116	RH	6.55	MOLDING 8i ATCH. PARTS, whl. opening
66	50-6000 less Pol. Car. ...	1361117	LH	6.55	MOLDING 8. ATCH. PARTS, whl. opening
66	50-60-8000.	1365764	RH	6.05	MOLDING 8. ATCH. PARTS, frt.....
66	50-60-8000.	1365765	LH	6.05	MOLDING & ATCH. PARTS, frt.....
66	6000 less Pol. Car.	1361060	RH	7.95	MOLDING 8. ATCH. PARTS, side.....
66	6000 less Pol. Car.	1361061	LH	7.95	MOLDING 8. ATCH. PARTS, side.....
66	6469 Pol. Car.	1365722	RH	2.77	MOLDING 8. ATCH. PARTS, side.....
66	6469 Pol. Car.	1365723	LH	2.77	MOLDING 8. ATCH. PARTS, side.....
66	8000.	1365762	RH	9.25	MOLDING 8. ATCH. PARTS, whl. opening
66	8000.	1365763	LH	9.25	MOLDING 8. ATCH. PARTS, whl. opening
66	8000.	1361058	RH	10.45	MOLDING 8. ATCH. PARTS, side.....
66	8000.	1361059	LH	10.45	MOLDING 8. ATCH. PARTS, side.....
66-67	9000.	1361048	RH	8.40	MOLDING 8i ATCH. PARTS, whl. opening
66-67	9000.	1361049	LH	8.40	MOLDING & ATCH. PARTS, whl. opening
66-67	9000.	1365768	RH	3.59	MOLDING & ATCH. PARTS, side.....
66-67	9000.	1365769	LH	3.59	MOLDING 8. ATCH. PARTS, side.....

NOTE 1967-30-4000 1st type - 3 piece molding, 2nd type - 1 piece molding.				
67	30-4000 exc. 4800 (1st Type)	1361106 RH	4.00	MOLDING & ATCH. PARTS, side-lwr.-frt
67	30-4000 exc. 4800 (1st Type)	1361107 LH	4.00	MOLDING & ATCH. PARTS, side-lwr.-frt
67	30-4000 exc. 4800 (1st Type)	1361252 RH	10.45	MOLDING & ATCH. PARTS, whl. opening
67	30-4000 exc. 4800 (1st Type)	1361253 LH	10.45	MOLDING & ATCH. PARTS, whl. opening
67	3000 (2nd Type)	1361176 RH	9.85	MOLDING & ATCH. PARTS, whl. opening
67	3000 (2nd Type)	1361177 LH	9.85	MOLDING & ATCH. PARTS, whl. opening
67	43-44-4600 2nd Type	1361176 RH	9.85	MOLDING & ATCH. PARTS, whl. opening
67	43-44-4600 2nd Type	1361177 LH	9.85	MOLDING & ATCH. PARTS, whl. opening
67	4300-4400 exc. Wagons	1361212 RH	7.90	MOLDING & ATCH. PARTS, side-lwr
67	4300-4400 exc. Wagons	1361213 LH	7.90	MOLDING & ATCH. PARTS, side-lwr
67	4855-65	1361106 RH	4.00	MOLDING 8. ATCH. PARTS, side-lwr.-frt
67	4855-65	1361107 LH	4.00	MOLDING & ATCH. PARTS, side-lwr.-frt
67	4855-65	1361210 RH	8.50	MOLDING 8. ATCH. PARTS, side
67	4855-65	1361211 LH	8.50	MOLDING 8c ATCH. PARTS, side
67	4855-65	1361252 RH	10.45	MOLDING & ATCH. PARTS, whl. opening
67	4855-65	1361253 LH	10.45	MOLDING & ATCH. PARTS, whl. opening
67	5000	1361164 RH	6.35	MOLDING 8. ATCH. PARTS, whl. opening
67	8000	1361165 LH	6.35	MOLDING 8. ATCH. PARTS, whl. opening
67	50-60-8000	1361136 RH	5.02	MOLDING & ATCH. PARTS, frt
67	50-60-8000	1361137 LH	5.02	MOLDING & ATCH. PARTS, frt
67	60-8000	1361184 RH	5.95	MOLDING & ATCH. PARTS, whl. opening
67	60-8000	1361185 LH	5.95	MOLDING & ATCH. PARTS, whl. opening
68-69	30-4000	1387224 RH	.82	MOLDING, upr. rr.
68-69	30-4000	1387225 LH	.82	MOLDING, upr. rr.
68	3369-3435	1394258 RH	6.25	MOLDING & ATCH. PARTS, side
68	3369-3435	1394259 LH	6.25	MOLDING 8i ATCH. PARTS, side
68	3500	1394262 RH	5.90	MOLDING & ATCH. PARTS, side
68	3500	1394263 LH	5.90	MOLDING 8. ATCH. PARTS, side
68	30-44-4600	1394118 RH	8.95	MOLDING & ATCH. PARTS, whl. opening
68	30-44-4600	1394119 LH	8.95	MOLDING 8. ATCH. PARTS, whl. opening
68-69	30-4000	1394248 RH	2.92	MOLDING & ATCH. PARTS, frt
68-69	30-4000	1394249 LH	2.92	MOLDING 8. ATCH. PARTS, frt
68	4437-39-67-69	1394264 RH	8.60	MOLDING & ATCH. PARTS, side
68	4437-39-67-69	1394265 LH	8.60	MOLDING 8. ATCH. PARTS, side
68	4455-65 Frt. Fdr. Side Molding, 4800	1394106 RH	6.05	MOLDING 8i ATCH. PARTS, side ext
68	4455-65 Frt. Fdr. Side Molding, 4800	1394107 LH	6.05	MOLDING & ATCH. PARTS, side ext
68	4455-65 Frt. Fdr. Side Mldg., 4800	1394120 RH	9.65	MOLDING 8. ATCH. PARTS, whl. opening
68	4455-65 Frt. Fdr. Side Mldg., 4800	1394121 LH	9.65	MOLDING 8i ATCH. PARTS, whl. opening
68	4455-65 Frt. Fdr. Side Mldg, 4800	1394232 RH	8.50	MOLDING 8. ATCH. PARTS, side
68	4455-65 Frt. Fdr. Side Mldg, 4800	1394233 LH	8.50	MOLDING 8i ATCH. PARTS, side
68	4455-65 Frt. Fdr. Side Mldg., 4800	1394234 RH	5.40	MOLDING 8. ATCH. PARTS, side-lwr
68	4455-65 Frt. Fdr. Side Mldg, 4800	1394235 LH	5.40	MOLDING 8. ATCH. PARTS, side-lwr
68	50-60-8000	1394266 RH	3.64	MOLDING 8. ATCH. PARTS, upr.-rr.
68	50-60-8000	1394267 LH	3.64	MOLDING 8. ATCH. PARTS, upr.-rr.
68	50-6000	1394152 RH	10.35	MOLDING 8< ATCH. PARTS, whl. opening
68	50-6000	1394153 LH	10.35	MOLDING 8. ATCH. PARTS, whl. opening
68	8000	1394154 RH	12.25	MOLDING 8. ATCH. PARTS, whl. opening
68	8000	1394155 LH	12.25	MOLDING 8i ATCH. PARTS, whl. opening
68-69	9000	1394246 RH	6.45	MOLDING 8< ATCH. PARTS, frt. inner
68-69	9000	1394247 LH	6.45	MOLDING & ATCH. PARTS, frt. inner
68-69	9000	1394132 RH	6.75	MOLDING 8. ATCH. PARTS, side lwr. frt
68-69	9000	1394133 LH	6.75	MOLDING 8. ATCH. PARTS, side lwr. frt
68-69	9000	1394114 RH	6.00	MOLDING 8. ATCH. PARTS, frt
68-69	9000	1394115 LH	6.00	MOLDING 8. ATCH. PARTS, frt
68	9000	1394252 RH	3.64	MOLDING 8. ATCH. PARTS, upr. rr. (rr. hood mldg. ext.)
68	9000	1394253 LH	3.64	MOLDING 8. ATCH. PARTS, upr. rr. (rr. hood mldg. ext.)
68	9000	1394256 RH	4.61	MOLDING 8i ATCH. PARTS, side-upr. rr.
68-69	9000	1394257 LH	4.61	MOLDING 8. ATCH. PARTS, side-upr. rr.
68-69	9000	1383804 RH	7.90	MOLDING, side-lwr. rr.
68-69	9000	1383805 LH	"7 90	MOLDING, side-lwr. rr.
68-69	9000	1394164 RH	8.70	MOLDING 8. ATCH. PARTS, wheel opening
68-69	9000	1394165 LH	8.70	MOLDING 8. ATCH. PARTS, wheel opening
69	30-4000	1394326 RH	7.65	MOLDING 8. ATCH. PARTS, wheel opening

69	30-4000.....	1394327	LH	7.65	MOLDING & ATCH PARTS, wheel opening.....
69	3435-36.....	1394258	RH	6.25	MOLDING & ATCH PARTS, side.....
69	3435-36.....	1394259	LH	6.25	MOLDING 8. ATCH PARTS, side.....
69	3500-4437-39-67-69....	1394262	RH	5.90	MOLDING 8. ATCH PARTS, side.....
69	3500-4437-39-67-69....	1394263	LH	5.90	MOLDING 8. ATCH PARTS, side.....
69	4456-66 (Wood Grain) ..	1394322	RH	2.26	MOLDING 8. ATCH PARTS, extension-frt. fender side.....
69	4456-66 (Wood Grain)	1394323	LH	2.26	MOLDING 8. ATCH PARTS, extension-frt. fender side.....
69	4456-66 (Wood Grain) ..	1394396	RH	5.70	MOLDING 8c ATCH. PARTS, side.....
69	4456-66 (Wood Grain) ..	1394397	LH	5.70	MOLDING 8c ATCH. PARTS, side.....
69	4456-66 (Wood Grain) ..	1394398	RH	4.72	MOLDING & ATCH. PARTS, side-lwr.....
69	4456-66 (Wood Grain) ..	1394399	RH	4.72	MOLDING 8c ATCH. PARTS, side-lwr.....
69-70	50-60-8000.....	1394330	RH	2.10	MOLDING 8c ATCH. PARTS, upr. rr.....
69-70	50-60-8000.....	1394331	LH	2.10	MOLDING 8c ATCH. PARTS, upr. rr.....
69-70	50-60-8000.....	1394356	RH	10.20	MOLDING & ATCH. PARTS, side (black) ..
69-70	50-60-8000.....	1394357	LH	10.20	MOLDING 8c ATCH. PARTS, side (black) ..
69-70	50-60-8000.....	1394378	RH	6.00	MOLDING 8c ATCH. PARTS, wheel opening
69-70	50-60-8000.....	1394379	LH	6.00	MOLDING 8c ATCH. PARTS, wheel opening
69	8000.....	1394376	RH	2.77	MOLDING 8c ATCH. PARTS, side-lwr.....
69	8000.....	1394377	LH	2.77	MOLDING 8c ATCH. PARTS, side-lwr.....
69-70	9000.....	1394438	RH	3.13	MOLDING 8c ATCH. PARTS, upr. rr.....
69-70	9000.....	1394439	LH	3.13	MOLDING 8c ATCH. PARTS, upr. rr.....
70-72	All A.....	1394528	RH	4.92	MOLDING 8c ATCH. PARTS, whl. opening ..
70-72	All A.....	1394529	LH	4.92	MOLDING 8c ATCH. PARTS, whl. opening ..
70	30-4000.....	1394686	RH	4.36	MOLDING & ATCH. PARTS, side (black) ..
70	30-4000.....	1394687	LH	4.36	MOLDING & ATCH. PARTS, side (black) ..
70	30-4000.....	1394692	RH	4.36	MOLDING & ATCH. PARTS, side (dk. blue) .
70	30-4000.....	1394693	LH	4.36	MOLDING 8c ATCH. PARTS, side (dk. blue) .
70	30-4000.....	1394688	RH	4.36	MOLDING 8c ATCH. PARTS, side (dk. green)
70	30-4000.....	1394689	LH	4.36	MOLDING 8c ATCH. PARTS, side (dk. green)
70	30-4000.....	1394690	RH	4.36	MOLDING 8c ATCH. PARTS, side (dk. gold)
70	30-4000.....	1394691	LH	4.36	MOLDING 8c ATCH. PARTS, side (dk. gold)
70-72	All A exc. GSX.....	1394710	RH	1.90	MOLDING 8c ATCH. PARTS, upr. rr.....
70-72	All A exc. GSX.....	1394711	LH	1.90	MOLDING 8c ATCH. PARTS, upr.rr.....
70	6000 Wagons (Wood Grain).....	1394730	RH	4.41	8c ATCH. PARTS,
70	6000 Wagons (Wood Grain).....	1394731	LH	4.41	8c ATCH. PARTS,
70	6000 Wagons (Wood Grain).....	1394728	RH	3.33	EXTENSION 8. ATCH. PARTS, side
70	6000 Wagons (Wood Grain).....	1394729	LH	3.33	EXTENSION 8c ATCH. PARTS, side.....
70	50-60-8000.....	1394602	RH	2.05	MOLDING 8c ATCH. PARTS, frt.....
70	50-60-8000.....	1394603	LH	2.05	MOLDING 8. ATCH. PARTS, frt.....
70	50-60-8000.....	1394746	RH	10.65	MOLDING 8c ATCH. PARTS, side (dk. blue).....
70	50-60-8000.....	1394747	LH	10.65	MOLDING 8c ATCH. PARTS, side (dk. blue).....
70	50-60-8000.....	1394742	RH	10.65	MOLDING 8c ATCH. PARTS, side (dk. gold).....
70	50-60-8000.....	1394743	LH	10.65	MOLDING 8c ATCH. PARTS, side (dk. gold).....
70	50-60-8000.....	1394744	RH	10.65	MOLDING 8c ATCH. PARTS, side (dk. green)
70	50-60-8000.....	1394745	LH	10.65	MOLDING 8c ATCH. PARTS, side (dk. green)
70	50-60-8000.....	1394748	RH	10.65	MOLDING 8c ATCH. PARTS, side (lt saddle).....
70	50-60-8000.....	1394749	LH	10.65	MOLDING 8. ATCH. PARTS, side (lt saddle).....
70	9000.....	1394522	RH	4.56	MOLDING 8c ATCH. PARTS, whl. opening.....
70	9000.....	1394523	LH	4.56	MOLDING 8c ATCH. PARTS, whl. opening.....
70	9000.....	1394700	RH	16.55	MOLDING & ATCH. PARTS, side (paint to match)
70	9000.....	1394701	LH	16.55	MOLDING 8c ATCH. PARTS, side (paint to match)
70	9000.....	1394712	RH	3.38	MOLDING 8c ATCH. PARTS, lwr. trim frt.....
70	9000.....	1394713	LH	3.38	MOLDING 8c ATCH. PARTS, lwr. trim frt.....
71	30-4000 Frt. Fdr. Mldg. less GSX (1st Type) ...	1394830	RH	4.36	MOLDING 8c ATCH. PARTS, frt. fdr. side (12 1/2" long).....
71	30-4000 Frt. Fdr. Mldg. less GSX (1st Type) ..	1394831	LH	4.36	MOLDING 8c ATCH. PARTS, frt. fdr. side (12 1/2" long).....
71	30-4000 Frt. Fdr. Mldg. less GSX (2nd Type-1971).....	1394932	RH	4.61	MOLDING 8c ATCH. PARTS, frt. fdr. side (14" long)
71	30-4000 Frt. Fdr. Mldg. less GSX (2nd Type-1971).....	1394933	LH	4.61	MOLDING 8c ATCH. PARTS, frt fdr side (14" long)
71	All B Wagon (Wood Grain).....	1394836	RH	12.25	MOLDING 8c ATCH. PARTS, frt. fdr. side-upr
71	All B Wagon (Wood Grain).....	1394837	LH	12.25	MOLDING 8c ATCH. PARTS, frt. fdr. side-upr.....
71-72	All B Wagon (Wood Grain).....	1394838	RH	5.65	MOLDING 8c ATCH. PARTS, frt fdr. side-lwr. frt.

71-72	All B Wagon (Wood Grain)	1394839	LH	5.65	MOLDING & ATCH. PARTS, frt. fdr. side-lwr. frt.
71	All B Wagon (Wood Grain)	1394840	RH	3.33	MOLDING & ATCH. PARTS, frt. fdr. side-lwr. rr.
71	All B Wagon (Wood Grain)	1394841	LH	3.33	MOLDING & ATCH. PARTS, frt. fdr. side-lwr. rr.
71	All B Wagon (Frt. Fdr. Mldg.) less Wood Grain	1394827	2	4.61	MOLDING & ATCH. PARTS, frt. fdr. side (black)
71-72	All B-C	1394782	RH	6.65	MOLDING & ATCH. PARTS, frt. fdr. whl. opening
71-72	All B-C	1394783	LH	6.65	MOLDING & ATCH. PARTS, frt. fdr. whl. opening
71	All E (Frt. Fdr. Mldg.)	1394828	2	4.61	MOLDING & ATCH. PARTS, frt. fdr. side (black)
71-73	All E	1394788	RH	5.40	MOLDING & ATCH. PARTS, frt. fdr. whl. opening
71-73	All E	1394789	LH	5.40	MOLDING & ATCH. PARTS, frt. fdr. whl. opening
72	All A	1240204	RH	3.33	MOLDING & ATCH. PARTS, frt. fdr. side
72	All A	1240205	LH	3.33	MOLDING & ATCH. PARTS, frt. fdr. side
72	All B	1240206	2	3.84	MOLDING & ATCH. PARTS, frt. fdr. side
72-73	All B Wagons (Wood Grain)	1240592	RH	12.25	MOLDING & ATCH. PARTS, frt. fdr. side upr.
72-73	All B Wagons (Wood Grain)	1240593	LH	12.25	MOLDING & ATCH. PARTS, frt. fdr. side upr.
72-73	All B Wagons (Wood Grain)	1240594	RH	3.33	MOLDING & ATCH. PARTS, frt. fndr. side lwr. rr.
72-73	All B Wagons (Wood Grain)	1240595	LH	3.33	MOLDING & ATCH. PARTS, frt. fdr. side lwr. rr.
72	All C	1240203	2	3.84	MOLDING & ATCH. PARTS, frt. fdr. side
72	All E	1239750	RH	16.55	MOLDING & ATCH. PARTS, frt. fdr. side (black)
72	All E	1239751	LH	16.55	MOLDING & ATCH. PARTS, frt. fdr. side (black)
72	All E	1239752	RH	16.55	MOLDING & ATCH. PARTS, frt. fdr. side (lgt. pewter)
72	All E	1239753	LH	16.55	MOLDING & ATCH. PARTS, frt. fdr. side (lt. pewter)
72	All E	1239754	RH	16.55	MOLDING & ATCH. PARTS, frt. fdr. side (med blue)
72	All E	1239755	LH	16.55	MOLDING & ATCH. PARTS, frt. fdr. side (med blue)
72	All E	1240896	RH	16.15	MOLDING & ATCH. PARTS, frt. fdr. side (silver blue)
72	All E	1240897	LH	16.15	MOLDING & ATCH. PARTS, frt. fdr. side (silver blue)
72	All E	1239756	RH	16.55	MOLDING & ATCH. PARTS, frt. fdr. side (silver green)
72	All E	1239757	LH	16.55	MOLDING & ATCH. PARTS, frt. fdr. side (silver green)
72	All E	1239758	RH	16.55	MOLDING & ATCH. PARTS, frt. fdr. side (lt. covert)
71	All E	1239759	LH	16.55	MOLDING & ATCH. PARTS, frt. fdr. side (lt. covert)
71	All B Wagons (Wood Grain)	1394834	RH	3.02	EXTENSION & ATCH. PARTS, frt. fdr. side mldg.
72	All B Wagon (Wood Grain)	1394835	LH	3.02	EXTENSION & ATCH. PARTS, frt. fdr. side mldg.
72	All B Wagons (Wood Grain)	1240590	RH	3.02	EXTENSION & ATTCH. PARTS, pkg. frt. fndr. side mldg.
72	All B Wagons (Wood Grain)	1240591	LH	3.02	EXTENSION & ATCH. PARTS, frt. fndr. side mldg.
66	9000	1361046	1	24.05	GRILLE & ATCH. PARTS, frt. fdr. parking & turn sig. lamp-incl. frt. fdr. frt. mldg.—(2.586)
66	9000	1361047	LH	24.05	GRILLE & ATCH. PARTS, frt. fdr. parking 8< turn sig. lamp-incl. frt. fdr. frt. mldg.—(2.586)
67	9000 1st Type (Argent Silver)	1361216	RH	29.80	GRILLE & ATCH. PARTS, frt. fdr. parking & turn sig. lamp (incl. frt. fdr. frt. mldg.—(2.586))
67	9000 1st Type (Argent Silver)	1361217	LH	29.80	GRILLE & ATCH. PARTS, frt. fdr. parking & turn sig. lamp (incl. frt. fdr. frt. mldg.—(2.586))
67	9000 2nd Type (Chrome & Black Paint)	1394006	RH	29.80	GRILLE & ATCH. PARTS, frt. fdr. parking & i turn sig. lamp (incl. frt. fdr. frt. mldg.—(2.586))
67	9000 2nd Type (Chrome & Black Paint)	1394007	LH	29.80	GRILLE & ATCH. PARTS, frt. fdr. parking & • turn sig. lamp (incl. frt. fdr. mldg.—(2.586))
64-66	All	9417395	AR	.10	NUT, frt. fdr. side mldg. & orn.—(8.92 1)
64	44-46-4800	1365985	8	.18	CLIP, frt. fdr. whl. opening ext. mldg. to frt. fdr. panel

NOTE Retainers for front fender side moldings refer to Grp. 8.005 and 8.133.

8.147 EXTENSION & ATTACHING PARTS, FRONT FENDER WHEEL OPENING MOLDING

64	44-46-4800	1365425	RH	3.54	EXTENSION & ATCH. PARTS
64	44-46-4800	1365426	LH	3.54	EXTENSION & ATCH. PARTS

65	5200 Whl. Opening Mldg.	1365710	RH	2 000	EXTENSION 8. ATCH. PARTS .
65	5200 Whl. Opening Mldg.	1365711	LH	2.00	EXTENSION 8. ATCH. PARTS
65	54-6000.	1365710	RH	2.00	EXTENSION 8L ATCH. PARTS
65	54-6000.	1365711	LH	2.00	EXTENSION 8L ATCH. PARTS
67	30-4000 exc. 4800 (1st Type).	1361256	RH	3.84	EXTENSION & ATCH. PARTS, whl. opening mldg. frt. section.
67	30-4000 exc. 4800 (1st Type).	1361257	LH	3.84	EXTENSION & ATCH. PARTS, whl. opening mldg- frt. section
67	30-4000.	1361226	RH	6.35	EXTENSION & ATCH. PARTS, whl. opening mldg.
67	30-4000.	1361227	LH	6.35	EXTENSION & ATCH. PARTS, whl. opening mldg.
67	4855-65.	1361256	RH	3.84	EXTENSION 8i ATCH. PARTS, whl. opening mldg- frt. section
67	4855-65.	1361257	LH	3.84	EXTENSION & ATCH. PARTS, whl. opening mldg- frt. section
67	4855-65.	1361258	RH	5.15	EXTENSION & ATCH. PARTS, side mldg
67	4855-65.	1361259	LH	5.15	EXTENSION & ATCH. PARTS, side mldg
68	54-6000.	1394242	RH	1.59	EXTENSION 8t ATCH. PARTS, whl. opening mldg.
68	54-6000.	1394243	LH	1.59	EXTENSION 8t ATCH. PARTS, whl. opening mldg.
68	8000.	1394240	RH	1.95	EXTENSION 8L ATCH. PARTS, whl. opening mldg.
68	8000.	1394241	LH	1.95	EXTENSION & ATCH. PARTS, whl. opening mldg.
68	4455-65 Frt. Fdr. Side Mldg., 4800.	1384468	4	.10	SPACER, side mldg. ext
68	50-60-8000.	1385164	AR	.20	RETAINER, rr. upr. mldg
68-69	9000.	1385103	6	.15	FASTENER, mldg. (No.10-24).
70	9000.	1234373	6		FASTENER, frt. fdr. side mldg. to fdr.
71-72	All B/Wagons.	1234373	6		FASTENER, frt. fdr. side mldg. to fdr.
71-72	All B-C-E.	1237081	AR	.20	FASTENER (used 8.005).
8.147 CLIP, FRONT FENDER MOLDING					
54-56	All	1165051	AR	.20	CLIP, frt. for mldg. to fdr.
58	700.	1165051	AR	.20	CLIP, rr. fdr. crown frt. mldg.
59	All	1189559	AR	.15	CLIP, side mldg. also hood frt. mldg. to hood frt. fig. (also used 8.054).
61	All	1389980	2	.62	KIT, side mldg. clip-upr.
61-62	All	1350938	18	.15	CLIP, side mldg. (snap-in-type).
63	40-4 1-4300.	1350938	AR	.15	CLIP, fdr. side mldg. (snap-in type).
63	40-4 1-4300.	1358129	4	.10	CLIP, frt. fdr. side mldg. to fdr.
63	44-4600.	1359749	6	.10	CLIP, side mldg. to fdr.
63	44-4600.	1357696	8	.10	CLIP, frt. fdr. side mldg. to fdr. (ctr. loc.).
63	4600.	1189559	4	.15	CLIP, frt. fdr. wide lwr. mldg. to frt. fdr.
63	4639-47-67.	1358141	16	.10	CLIP, frt. fdr.-upr. side mldg
63-65	Riviera.	1358455	6	.10	CLIP, frt. lwr. peak mldg. (3 R-3 L).
64	40-4100.	1365123	12	.10	CLIP, side mldg. ctr. loc.
66	42-43-44-4600.	1377406	4	.15	CLIP, frt. fdr. side rr. lwr. mldg.
66	5200 Body Side & Frt. Fdr. Mldg.	1377405	6	.15	CLIP, frt. fdr. side mldg.
66	54-64-6600.	1377405	6	.15	CLIP, frt. fdr. side mldg.
66-67	9000.	1377379	6	.10	CLIP, side mldg.
68 -	3369-3435-3500-4400-4800.	1234938	AR	.15	CLIP, frt. fdr. side mldg. (snap-in).
69	8000.	1385103	4	.15	FASTENER, frt. fdr. lwr. mldg.
69-72	All A-B-C.	1234938	AR	.15	CLIP, frt. fdr. side mldg. (snap-in).
64	40-4 100.	1365124	4	.15	FASTENER, side mldg.-frt. & rr. loc.
65	50-6000.	1371864	6	.10	FASTENER, mldg. No.10-24.
66	5200.	1371864	6	.10	FASTENER, mldg. (No.10-24).
67	4855-65.	1381662	16	.15	FASTENER, side mldg.
58	All	9419763	AR	.10	NUT, frt. mldg. to hdip. adapter & side & frt. mldg.- (8.921).
59	47-4800.	9419763	6	.10	NUT, grille opening mldg. to fdr.—(12.812).
62	40-4100.	541237	10	.10	NUT, frt. fdr. side mldg. lwr. (all loc. exc. 2nd from rr.)—(8.006).
62	44-4600.	541237	4	.10	NUT, upr. frt. fdr. peak mldg.—(8.006).
62	Wildcat, 4800.	541237	4	.10	NUT, upr. peak mldg.-2 frt. loc—(8.006).
63	44-46-4800.	274796	4	.03	NUT, mldg. frt. fdr. frt. to frt. fdr.—(8.921)
63	4639-47-67.	541237	2	.10	NUT, frt. fdr. upr. side mldg. to frt. fdr.—(8.006)
8.147 MONOGRAM, FRONT FENDER SIDE					
60	4400.	1360127	2	1.74	MONOGRAM, "LeSabre" & atch. parts
61	4400.	1360136	RH	1.85	MONOGRAM, "LeSabre" & atch parts
61	4400.	1360137	LH	1.85	MONOGRAM, "LeSabre" & atch. parts
61	4600.	1360138	2	4.66	MONOGRAM, "Invicta" & atch. parts
61	4800.	1360141	2	4.97	MONOGRAM, "Electra 225" & atch. parts
61-62	40-4100.	1360142	2	1.44	MONOGRAM, "Special" & atch. parts
62	4400.	1360144	RH	1.85	MONOGRAM, "LeSabre" & atch parts

62	4400.....	1360145	LH	1.85	MONOGRAM. "LeSabre" & atch. parts.....
62	4600 exc. Wildcat...	1351281	2	1.23	BASE, monogram (Invicta).....
62	4600 Std. Trim Jobs	1360146	2	4.00	MONOGRAM, "Invicta" & atch. parts.....
62	4600 exc. Wildcat...	1360147	2	3.54	MONOGRAM, "Invicta Custom" & atch parts.....
62	4647 Wildcat.....	1360143	2	2.15	MONOGRAM, "Wildcat" & atch. parts.....
62-63	4367.....	1396251	2	3.90	MONOGRAM (incl. atch. nuts) "Skylark" (R. & L.)
63-67	Riviera.....	1396144	2	2.15	MONOGRAM, "Riviera" (incl. atch. nuts) also used 8.005.....
65	33-34-35-3600	1365462	2	1.69	PLATE & ATCH. PARTS, frt. fdr. name "Special"— (12.116).....
65	9000 G.S. (1st Type) (3" long x 1" high).....	1365742	1	2.05	MONOGRAM & ATCH. PARTS (Gran Sport) also used 12.182.....
65	9000 G.S. (2nd Type) (5 "A" long x 1Vu" high)	1365758	1	4.56	MONOGRAM & ATCH. PARTS (Gran Sport).....
66	Riviera G.S.....	1361109	2	1.64	MONOGRAM & ATCH. PARTS.....
67	3000.....	4226888	2	1.54	PLATE & ATCH. PARTS, "Special"—(1 2.1 1 6)
62	40-4100.....	541237	8	.10	NUT, frt. fdr. monogram—(8.006).....
63	4700.....	541237	14	.10	NUT, "Riviera" monogram to frt. fdr—(8.006).....
59-60	All exc. Conv.....	3752642	AR	.10	NUT (used 10.096-14.685-14.691-14.762-14.764- 15.101).....

8.147 BASE, FRONT FENDER TOP ORNAMENT

63	4300.....	1356962	2	1.85	BASE, fdr. orn.....
----	-----------	---------	---	------	---------------------

8.147 ORNAMENT, FRONT FENDER SIDE

60	All.....	1360148	RH	1.23	ORNAMENT 8. ATCH. PARTS
60	All.....	1360149	LH	1.23	ORNAMENT & ATCH. PARTS
61	40-4 100.....	1360150	6	1.95	ORNAMENT & ATCH. PARTS
61	4300.....	1360151	6	1.13	ORNAMENT & ATCH. PARTS
61	4300.....	9419763	12	.10	NUT, stamped-orn.—(8.921) . . .
61	44-46-47-4800.....	1360152	RH	2.26	ORNAMENT & ATCH PARTS
61	44-46-47-4800.....	1360153	LH	2 26	ORNAMENT & ATCH. PARTS
61	44-46-47-4800.....	9419763	AR	.10	NUT, hood orn.—(12.8 12).....
62	40-4 1-4300.....	1360151	6	1.13	ORNAMENT 8. ATCH PARTS
62	44-46-4800.....	1360154	AR	2.15	ORNAMENT & ATCH. PARTS
62	All.....	9417395	AR	.10	NUT, frt. fdr. side orn.—(8.921)
63	40-41-4300.....	1396250	6	1.85	ORNAMENT & ATCH. NUTS..
63	44-46-4800.....	1396252	RH	1.85	ORNAMENT.....
63	44-46-4800.....	1396253	LH	1.85	ORNAMENT.....
64	40-41-4400.....	1365427	6	1.59	ORNAMENT & ATCH PARTS
64	4635-45-4800.....	1365427	AR	1.59	ORNAMENT 8. ATCH PARTS
64	4669 Spec. Pol. Car Body.....	1365427	6	1.59	ORNAMENT & ATCH. PARTS
64	4600.....	1365422	6	3.90	ORNAMENT & ATCH. PARTS
65	33-3400 less Body Side Mldg.....	1365696	6	1.90	ORNAMENT & ATCH. PARTS
65	4000 exc. Wagons.....	1365706	RH	1.44	EMBLEM & ATCH. PARTS, frt
65	4000 exc. Wagons.....	1365707	LH	1.44	EMBLEM & ATCH. PARTS, frt
65	4000 Gran Sport.....	1365703	2	7.00	ORNAMENT 8. ATCH. PARTS
65	5000.....	1365633	6	1.90	ORNAMENT 8. ATCH. PARTS
65	6000.....	1365690	RH	16.85	ORNAMENT & ATCH. PARTS
65	6000.....	1365691	LH	16.85	ORNAMENT & ATCH. PARTS
65	6269 Pol. Car Body_____	1365633	6	1.90	ORNAMENT & ATCH. PARTS
65	8000.....	1365634	8	2.05	ORNAMENT & ATCH. PARTS
66	3000.....	1365772	6	2.36	ORNAMENT & ATCH. PARTS
66	4000 exc. Wagons.....	1365760	RH	9.70	ORNAMENT & ATCH. PARTS
66	4000 exc. Wagons.....	1365761	LH	9.70	ORNAMENT 8. ATCH. PARTS
66	Sportwagons-LeSabre ..	1365774	2	8.40	ORNAMENT 8. ATCH. PARTS
66	6000 less Pol. Car.....	1365776	RH	17.85	ORNAMENT & ATCH. PARTS
66	6000 less Pol. Car.....	1365777	LH	17.85	ORNAMENT & ATCH. PARTS
66	6469 Pol. Car.....	1365774	2	8.40	ORNAMENT & ATCH. PARTS
66	8000.....	1365773	2	7.45	ORNAMENT & ATCH. PARTS
67	3300-3407-35-69-3 500- 3600 (frt. fdr. side mldgs.).....	1361207	2	7.35	ORNAMENT 8. ATCH. PARTS
67	4455-65-4855-65.....	1361142	2	6.95	ORNAMENT 8. ATCH. PARTS
67	3300-3407-35-69 exc. Frt. Fdr. Side Mldg. . . .	1361142	2	6.95	ORNAMENT & ATCH. PARTS
67	4000 exc. Wagons.....	1361160	RH	14.25	ORNAMENT & ATCH. PARTS
67	4000 exc. Wagons.....	1361161	LH	14.25	ORNAMENT & ATCH. PARTS
67	33-3407-17 G.S. Opt. . . .	1361160	RH	14.25	ORNAMENT & ATCH. PARTS .
67	33-3407-17 G.S. Opt. . . .	1361161	LH	14.25	ORNAMENT & ATCH. PARTS
67	50-60-8000.....	1394044	RH	2.26	ORNAMENT 8. ATCH. PARTS
67	50-60-8000.....	1394045	LH	2.26	ORNAMENT 8. ATCH. PARTS
67	6000 exc. Pol. Car.....	1361158	RH	16.70	ORNAMENT & ATCH. PARTS .
67	6000 exc. Pol. Car.....	1361159	LH	16.70	ORNAMENT & ATCH. PARTS .
68	3500-4400 exc. Wagons	1394108	3	3.49	ORNAMENT & ATCH. PARTS (RH)

68	3500-4400 exc. Wagons	1394109	3	3.49	ORNAMENT & ATCH. PARTS (LH)
68	3300-3435-4455-65- 4855-65.....	1394110	RH	7.40	ORNAMENT & ATCH. PARTS.....
68	3300-3435-4455-65- 4855-65.....	1394111	LH	7.40	ORNAMENT & ATCH. PARTS.....
68	3437-4600.....	1394112	RH	4.65	ORNAMENT & ATCH. PARTS.....
68	3437-4600.....	1394113	LH	4.65	ORNAMENT & ATCH. PARTS.....
68	5000-6469.....	1394122	RH	8.2.0	ORNAMENT & ATCH. PARTS.....
68	5000-6469.....	1394123	LH	8.2.0	ORNAMENT 8< ATCH. PARTS.....
68	6000.....	1394126	RH	4.85	ORNAMENT & ATCH. PARTS.....
68	6000.....	1394127	LH	4.85	ORNAMENT & ATCH. PARTS.....
68	8000.....	1394124	RH	8.60	ORNAMENT 8< ATCH. PARTS.....
68	8000.....	1394125	LH	8.60	ORNAMENT & ATCH. PARTS.....
69	35-4400 exc. Wagons ..	1394310	3	2.77	ORNAMENT & ATCH. PARTS, side (RH).....
69	35-4400 exc. Wagons ..	1394311	3	2.77	ORNAMENT & ATCH. PARTS, side (LH).....
69	All Wagons.....	1394332	3	2.20	ORNAMENT & ATCH. PARTS, side (RH).....
69	All Wagons.....	1394333	3	2.20	ORNAMENT & ATCH. PARTS, side (LH).....
69	5000.....	1394374	3	1.79	ORNAMENT & ATCH. PARTS, side (RH).....
69	5000.....	1394375	3	1.79	ORNAMENT & ATCH. PARTS, side (LH).....
69	6000.....	1394318	6	3 38	ORNAMENT & ATCH. PARTS, side (RH).....
69	6000.....	1394319	6	2.20	ORNAMENT & ATCH. PARTS, side (LH).....
69	8000.....	1394374	4	1.79	ORNAMENT & ATCH. PARTS, side (RH).....
69	8000.....	139437S	4	1.79	ORNAMENT & ATCH. PARTS, side (LH).....
69	6000.....	1394352	2	2.31	NAME PLATE & ATCH. PARTS, side (RH & LH) ..
67-69	9000.....	1361251	1	2.61	MONOGRAM & ATCH. PARTS, "G.S.".....
67	9000.....	1396144	1	2.15	MONOGRAM (used 8.005).....
68	3437.....	1394200	2	1.90	MONOGRAM & ATCH. PARTS, "350" (also used 12.1 16).....
68	3437-4600.....	1394199	2	2.82	MONOGRAM & ATCH. PARTS, "G.S.".....
68	4 600.....	1394198	2	1.90	MONOGRAM & ATCH. PARTS, "400
67-68	9000.....	1361251	2	2 61	MONOGRAM & ATCH. PARTS, "G.S.".....
70	3437.....	1394716	2	1.74	MONOGRAM & ATCH. PARTS (Buick Motor Division).....
70	4600 exc. GSX.....	1394737	2	1.33	MONOGRAM & ATCH. PARTS (455).....
70	4600 (Stage 1).....	1394685	2	2.15	MONOGRAM & ATCH. PARTS (Stage 1).....
70	5000-6400.....	1394612	3	1.59	ORNAMENT & ATCH. PARTS (RH).....
70	5000-6400.....	1394613	3	1.59	ORNAMENT & ATCH. PARTS (LH).....
70	6000 Wagons-8000	1394614	RH	5.30	ORNAMENT & ATCH. PARTS, side.....
70	6000 Wagons-8000	1394615	LH	5.30	ORNAMENT & ATCH. PARTS, side.....
70	6600.....	1394598	RH	9.15	ORNAMENT 8. ATCH. PARTS.....
70	6600.....	1394599	LH	9.15	ORNAMENT & ATCH. PARTS.....
70	6600.....	1394539	2	1.85	PLATE & ATCH. PARTS (Wildcat).....
70-72	3437-67-4600-9000 exc. GSX.....	1394199	2	2.82	PLATE & ATCH. PARTS, "G.S.".....
71-73	All A (455 Eng.-Stage 1) .	1394685	2	2.1 5	MONOGRAM & ATCH. PARTS (Stage 1).....
71 72	3437-67 less 455 Eng. ..	1394716	2	1.74	MONOGRAM & ATCH. PARTS, "Buick Motor Division".....
71-73	All A (455 Eng. less Stage 1)	1394737	2	133	MONOGRAM & ATCH. PARTS (455).....
71	4400.....	1394872	RH	4.61	ORNAMENT 8. ATCH. PARTS, fdr. side-lwr.
71-73	All B (350 Eng.).....	1394875	2	1.79	MONOGRAM & ATCH. PARTS (Custom).....
71	4400.....	1394887	LH	4.61	ORNAMENT & ATCH. PARTS, fdr. side-lwr.
71-73	All B.....	1394911	2	2 31	MONOGRAM & ATCH. PARTS (LeSabre).....
71-73	All B (455 Eng.).....	1394881	1	2.05	MONOGRAM & ATCH. PARTS (455 Eng.).....
71 73	All B (455 Eng.).....	1394882	1	2 3 1	MONOGRAM & ATCH. PARTS (Custom 455) ..
71-72	All B Wagons.....	1394833	2	2 31	MONOGRAM & ATCH. PARTS (Estate).....
71-72	All B Wagons.....	1394832	2	2.31	MONOGRAM & ATCH. PARTS (Wagon).....
71-73	All B.....	1394886	2	2.56	MONOGRAM & ATCH. PARTS (Centurion).....
71-73	All E.....	1394843	2	2.05	MONOGRAM 8. ATCH. PARTS (Riviera).....
68-69	9000.....	1394159	4	.5 1	LETTER "R" & ATCH. PARTS.....
68 69	9000.....	1394160	4	.5 1	LETTER "I" & ATCH. PARTS.....
68-69	9000.....	1394161	2	.5 1	LETTER "V" & ATCH. PARTS.....
68-69	9000.....	1394162	2	.5 1	LETTER "E" 8. ATCH. PARTS.....
68-69	9000.....	1394163	2	.5 1	LETTER "A" & ATCH. PARTS.....
67	50-60-8000.....	1383480	AR	.10	BRACKET, orn. mtg.....
66	6469 Pol. Car Opt.....	1375267	2	.10	BRACKET, side orn. mtg.....
66	4200-4455-65-5000- 8000.....	1375267	2	.10	BRACKET, side orn. mtg.....
68	50-8000.....	1384016	2	.10	BRACKET, orn. parts mtg.....
68	6469 Pol. Car.....	1384016	2	.10	BRACKET, orn. parts mtg.....
68	6000 exc. Pol. Car.....	1384010	4	.10	BRACKET, orn. mtg.....
69	6000.....	1384010	4	.10	8RACKET, side ornament mounting.....
66	6000 less Pol. Car.....	1375197	2	.15	RETAINER, side orn.....
8.147 PANEL, FRONT FENDER IM					
63	4639-47-67.....	1357314	RH	2.15	PANEL.....
63	4639-47-67.....	1357315	LH	2.15	PANEL.....

66-67	9000 less Cornering Lamps.1361070	RH	12.80	PANEL & ATCH. PARTS
66-67	9000 less Cornering Lamps.1361071	LH	12.80	PANEL 8. ATCH. PARTS.
66-67	9000 Cornering Lamps . .	.1361072	RH	12.80	PANEL 8. ATCH. PARTS.
66-67	9000 Cornering Lamps . .	.1361073	LH	12.80	PANEL & ATCH. PARTS.
67	50-60-8000 less Cornering Lamp.1361228	RH	7.40	PANEL 8. ATCH. PARTS.
67	50-60-8000 less Cornering Lamp.1361229	LH	7.40	PANEL & ATCH. PARTS.
67-68	50-60-8000 Cornering Lamps.1361238	RH	7.40	PANEL & ATCH. PARTS
67-68	50-60-8000 Cornering Lamps.1361239	LH	7.40	PANEL 8. ATCH. PARTS.
68	50-60-8000 less Cornering Lamp.1394156	RH	6.90	PANEL & ATCH. PARTS.
68	50-60-8000 less Cornering Lamp.1394157	LH	6.90	PANEL 8. ATCH. PARTS
69	50-60-8000.1394320	RH	6.65	PANEL & ATCH. PARTS, front.
69	50-60-8000.1394321	LH	6.65	PANEL & ATCH. PARTS, front.
70	50-60-8000.1394608	RH	4.66	PANEL & ATCH. PARTS
70	50-60-8000.1394609	LH	4.66	PANEL 8. ATCH. PARTS.
71-72	All B-C.1394790	RH	4.61	PANEL 8< ATCH. PARTS, frt. fdr. lwr. trim.
71-72	All B-C.1394791	LH	4.61	PANEL & ATCH. PARTS, frt. fdr. lwr. trim.
66-67	9000.1374472	RH	.51	BRACKET, frt.
66-67	9000.1374473	LH	.51	BRACKET, frt.
66-67	9000.1374290	RH	3.33	BRACKET, rr.
66-67	9000.1374291	LH	3.33	BRACKET, rr.
59	47-4800.9417395	4	.10	NUT, plate to fdr. panel (/is")—(8.921).
66	9000.1373943	AR	.25	NUT, trim panel to bpr. brkt. (also used 2.585).
66-67	9000.1196207	2	.15	NUT, lwr. trim panel to frt. mtg. brkt. on trim pad—(8.921).
8.147 TRANSFER, FRONT FENDER					
67	3417.1384330	RH	1.54	TRANSFER, frt. (red strip).
67	3417.1384331	LH	1.54	TRANSFER, frt. (red strip).
68	3437-4600.1385752	RH	7.35	TRANSFER (black) Stripe.
68	3437-4600.1385753	LH	7.35	TRANSFER (black) stripe.
68	3437-4600.1385506	RH	7.35	TRANSFER (red) stripe.
68	3437-4600.1385507	LH	7.35	TRANSFER (red) stripe.
68	3437-4600.1385750	RH	7.35	TRANSFER (white) stripe.
68	3437-4600.1385751	LH	7.35	TRANSFER (white) stripe.
NOTE Wood grain transfers for all Station Wagons are refer to Grp. 8.132 and 10.354.					
8.153 SKIRT, FRONT FENDER					
63	44-46-4800.1356932	RH	38.45	SKIRT, complete.
63	44-46-4800.1356933	LH	38.45	SKIRT, complete.
63-64	4700.1355246	RH	5.65	SKIRT, frt. fdr.-frt.
63-64	4700.1355247	LH	5.65	SKIRT, frt. fdr.-frt.
63-64	4700.1353892	RH	10.20	SKIRT, outer.
63-64	4700.1353893	LH	10.20	SKIRT, outer.
64-65	Special-Skylark.588624	RH	27.15	SKIRT.
64-65	Special-Skylark.588625	LH	27.15	SKIRT.
64	4400.1363568	RH	42.30	SKIRT, complete.
64	4400.1365035	LH	38.45	SKIRT, complete.
64	44-46-4800.1362512	RH	7.70	SKIRT, frt.
64	44-46-4800.1363020	RH	10.20	SKIRT, outer.
64	44-46-4800.1363021	LH	10.20	SKIRT, outer.
64	46-4800.1364830	RH	42.80	SKIRT, complete.
64	46-4800.1364869	LH	42.80	SKIRT, complete.
64	46-4800.1364642	RH	11.80	SKIRT, inner.
63-64	4700.1366176	RH	41.25	SKIRT, complete.
63-64	Riviera.1356225	LH	39.45	SKIRT, complete.
63-65	Riviera.1364656	RH	20.45	SKIRT, inner.
63-65	Riviera.1357169	RH	20.45	SKIRT, inner.
65-66	50-60-8000.1399982	RH	28.20	SKIRT, complete.
65-66	50-60-8000.1399983	LH	28.20	SKIRT, complete.
65	9000.1370752	RH	46.90	SKIRT, complete.
65	9000.1370753	LH	46.90	SKIRT, complete.
65	9000.1368364	RH	9.15	SKIRT, frt.
65	9000.1368363	LH	9.15	SKIRT, frt.
65	9000.1370899	LH	20.45	SKIRT, outer.
66-67	30-4000.1379430	RH	27.15	SKIRT.
66-67	9000.1380352	RH	28.20	SKIRT.
66-67	9000.1395679	LH	28.20	SKIRT.
66-67	30-4000.1379433	LH	27.15	SKIRT.
67-68	50-60-8000.1383834	RH	35.20	SKIRT, plate & defl. fdr. whlhse.
67-68	50-60-8000.1395997	LH	28.20	SKIRT, plate & defl. fdr. whlhse.

68-69	9000	1383484	RH	28.20	SKIRT
68-69	9000	1232785	LH	28.20	SKIRT
68-69	30-4000	1232912	RH	27.15	SKIRT
68-69	30-4000	1230449	LH	27.15	SKIRT
69	50-60-8000	1232904	RH	23.85	SKIRT
69	50-60-8000	1231495	LH	24.85	SKIRT
70	50-60-8000	1232904	RH	23.85	SKIRT
70	50-60-8000	1231495	LH	24.85	SKIRT
70	9000	1232785	LH	28.20	SKIRT
70	9000	1232786	RH	28.20	SKIRT
70-72	All A.	1237218	RH	27.15	SKIRT
70-72	All A.	1239861	LH	27.15	SKIRT
71	50-6000	1235170	RH	29.20	SKIRT 8. EXTENSION
71	50-6000	1235171	LH	29.20	SKIRT 8. EXTENSION
NOTE: 197 1 8000 1st type exc. body No. 1310 thru 1509 2nd type body No. 1310 thru 1509.					
71	8000 1st type	1235170	RH	29.20	SKIRT 8. EXTENSION
71	8000 2nd type	1239140	RH	29.60	SKIRT & EXTENSION
71	8000	1239141	LH	28.20	SKIRT & EXTENSION (also use 1-1238699 baffle)
71	9000	1235168	RH	28.20	SKIRT
71	9000	1235169	LH	28.20	SKIRT
72	All B-C.	1239140	RH	29.60	SKIRT & EXTENSION
72	All B-C.	1239141	LH	28.20	SKIRT 8. EXTENSION
72	All E.	1239506	RH	28.20	SKIRT & EXTENSION
72	All E.	1239507	LH	28.20	SKIRT & EXTENSION
66-67	30-4000 A.T.	1376971	LH	1.54	SHIELD, frt. whlhse. panel
65-68	60-8000	1369922	RH	1.95	BAFFLE, skirt to frame rr.
65-68	60-8000	1369923	LH	1.95	BAFFLE, skirt to frame-rr.
69-70	50-60-8000	1386144	RH	1.18	BAFFLE, skirt to frame-inner.
69-70	50-6000-C.T.	1386145	LH	1.18	BAFFLE, skirt to frame-inner.
69-70	50-60-8000 A.T.	1386147	LH	1.18	BAFFLE, skirt to frame-inner.
66-67	9000	1373312	RH	2.87	SUPPORT, rad. side baffle to reinf.
66-67	9000	1373313	LH	2.87	SUPPORT, rad. side baffle to reinf.
66-70	9000	4535383	RH	2.46	SUPPORT
66-70	9000	4535384	LH	2.46	SUPPORT
63	4700	9419713	LH	.30	BOLT, skirt at skirt to frame mtg.
66-70	9000	1378339	2	.10	BUMPER, wheelhouse panel baffle (1 R.H. & 1 L.H.)
63-64	44-46-4800	1196207	8	.15	NUT, frt. fdr. & skirt asm. to frt. fdr. at whl. opening—(8.921).
65-70	50-60-8000	1196207	6	.15	NUT, front fender to wheelhouse panel on split line folding rear reinforcement & plate—(8.921).
65-72	All as Req.	1368382	AR	.05	SHIM (.060 thick) 2 1/8" x 1 1/2"—(8.014).
53	All	1285607	2	.20	WASHER, skirt to frame—(0.738).
69-70	50-60-8000	1230220	2	.10	CLIP, wheelhouse panel baffle to frame.
8.153 PANEL, FRONT WHEELHOUSE					
61-63	40-4 1-4300	4406175	RH	27.15	PANEL, whlhse.-upr. & lwr.
61-63	40-4 1-4300	4880763	LH	27.55	PANEL, whlhse.-upr. & lwr.
8.153 REINFORCEMENT—PLATE, FENDER SKIRT					
65-66	50 60 8000	1369018	RH	2.56	REINFORCEMENT, whlhse. panel to baffle inner
65-66	50-60-8000	1369019	LH	2.56	REINFORCEMENT, whlhse. panel to baffle inner
65-66	50-60-8000	1369022	RH	4.82	REINFORCEMENT, skirt to baffle outer.
65-66	50-60-8000	1369023	LH	4.82	REINFORCEMENT, skirt to baffle outer.
69-70	50-60-8000	1386128	2	.36	REINFORCEMENT
71-73	All B-C-E.	1235545	2	.15	REINFORCEMENT, frt. fdr. skirt-rr.
65	30-4000 (Cross Flow Rad.)	588624	RH	27.15	PLATE, fdr. filler.
65-68	50-60-8000	1370394	2	1.18	PLATE, fdr. skirt-rr.
71-73	All E.	1235646	RH	9.25	EXTENSION & PLATE, frt. fdr. split line reinf.
71-73	All E.	1235647	LH	9.25	EXTENSION & PLATE, frt. fdr. split line reinf.
65-68	5000	1370398	RH	.67	BRACKET, skirt to body.
65-68	5000	1370399	LH	.67	BRACKET, skirt to body.
65-68	60-8000	1370396	RH	.77	BRACKET, skirt to body.
65-68	60-8000	1370397	LH	.77	BRACKET, skirt to body.
66-67	9000	1373296	RH	1.28	BRACKET, supt. to body-upr.
66-67	9000	1373297	LH	1.28	BRACKET, supt. to body-upr.
66	9000	1373320	2	1.74	BRACKET, whlhse. panel to body.
67-70	All E.	1381042	2	1.54	BRACKET, wheelhouse
68-72	All A.	1385298	RH	2.15	BRACKET, wheelhouse panel
68-72	All A.	1385299	LH	2.15	BRACKET, skirt to body.
69-72	All A.	1382417	RH	.56	BRACKET, skirt to body.
69-70	All B-C.	1385838	2	1.44	BRACKET, skirt to body.
71-73	All B-C-E.	1235546	2	1.90	BRACKET, frt. fdr. skirt to body.
71-73	All E.	1236014	RH	1.28	BRACKET, dash to chassis frame brace
71-73	All E.	1236015	LH	1.03	BRACKET, dash to chassis frame brace
64	40-41-42-4300	4771203	2	.10	PLUG, filler plate—(12.980).
61	44-46-47-4800	1196207	2	.15	NUT, frt. fdr. skirt to fdr.-at filler panel lwr. tab nut—(8.921).
63-64	44-46-47-4800	1195233	AR	.15	WASHER, frt. fdr. skirt 8i frt. end sheet metal mtg. reinf. to frame—(9.01 1).

8.153 EXTENSION—BAFFLE, FRONT FENDER INNER SKIRT

71	All B-C	1234856	RH	3.54	EXTENSION, rr.
71	All B-C	1234857	LH	3.54	EXTENSION, rr.
65	30-4000	388270	RH	.97	BAFFLE, filler plate-rr.
65	30-4000 (S.T. 300)	388271	LH	.92	BAFFLE, filler plate-rr.
65-66	60-8000	1369922	RH	1.95	BAFFLE, skirt to frame-rr.
65-66	60-8000	1369923	LH	1.95	BAFFLE, skirt to frame-rr.

8.153 COVER, ANTENNA ACCESS HOLE

63-64	44-46-4800	1358013	1	1.64	COVER (usage 9.622)
63-65	Riviera	1356478	1	3.23	COVER (usage 9.622)

8.154 CLIP, FRONT FENDER SKIRT

59	All	3950610	AR	.10	CLIP, T shaped hdlp. baffle
63	44-46-4800	587283	4	.10	CLIP, inner skirt-rr. (R. & L) rubber defl.
63	44-46-47-4800	587283	2	.10	CLIP, inner skirt side (R.) to inner skirt frt. (metal defl.)
63	40-41-4300	3950610	AR	.10	CLIP, eng. compt. seal
63-64	44-46-47-4800	3950610	3	.10	CLIP, defl. inner skirt side (L.) to inner (R.) skirt
63-64	44-46-47-4800	3950610	18	.10	CLIP, defl. ctr. to inner skirt
63	4700	3950610	3	.10	CLIP, skirt defl. to (R.) inner skirt
64	40-41-42-4300	587283	6	.10	CLIP, rad, side supt. seal to rad. side supt.
64	40-41-42-4300	587283	12	.10	CLIP, filler plate lwr. seal to frt. fdr. filler plate (also used 1.270)
64	40-41-42-4300	587283	4	.10	CLIP, frt. fdr. filler plate inner rr. seal to filler plate
64	40-4 1-42-4300 V-6 less A.C. or A.C. Modif.-less H.D. Cooling-less Pol. Car Delcotron	587283	6	.10	CLIP, rad. side supt. seal to fan shroud
64	44 46 47 4800	587283	2	.10	CLIP, defl. frt. fdr. inner skirt side (R.) to frt. fdr. inner skirt
65	All V-6 less A.C. or A.C. Modif., H.D. Cooling & Pol. Car Delcotron 1st Type W/Down Flow Rad	587283	6	.10	CLIP, rad. side supt. seal fan shroud
65	30-4000 exc. G.S. (1st Type) w/Down Flow Rad	587283	6	.10	CLIP, rad. side supt. seal to rad. side supt.
64-65	Special-Skylark	587283	12	.10	CLIP, frt. fdr. filler plate lwr. seal to filler plate
65	50-60-8000	587283	4	.10	CLIP, defl. frt. fdr. skirt ctr. to frame at conn, arm (2 R-2 L)
65-66	50-60-8000	587283	4	.10	CLIP, frt. fdr. whlhse. panel defl. to frame (2 R. 8- L)
65	9000	587283	2	.10	CLIP, defl. frt. fdr. inner skirt (R.) side to inner skirt (also used 2.760)
65	9000	587283	3	.10	CLIP, defl. frt. fdr. skirt to inner skirt (R.) side frt. loc.
66	9000	587283	2	.10	CLIP, frt. fdr. to body baffle to frt. dr. hinge pillar
63-64	44-46-47-4800	454905	AR	10	SCREW & FLAT WASHER TRAP, fdr. skirt to body mtg. brkt. to dash to chassis frame—(8.900)
66-67	9000	454905	2	.10	SCREW & WASHER (1/8"-16 x V,")—(8.900)

8.154 DEFLECTOR, FRONT FENDER SI

63-64		1357466	RH	1.33	DEFLECTOR, ctr. (rubber)
63-64		1357467	LH	1.33	DEFLECTOR, ctr. (rubber)
63-65	Riviera	1365116	2	.51	DEFLECTOR, inner skirt-rr.
65 66	50-60-8000	1369467	2	.72	DEFLECTOR, whlhse. panel
65	9000	1357466	RH	1.33	DEFLECTOR, ctr. (rubber)
65	9000	1357467	LH	1.33	DEFLECTOR, ctr. (rubber)
66-67	30-4000	1385150	2	.62	DEFLECTOR
66-70	9000	1385286	2	.92	DEFLECTOR
67	50-60-8000	1380490	2	.97	DEFLECTOR
68-72	All A	1385150	2	.62	DEFLECTOR
68	50-60-8000	1385292	2	.77	DEFLECTOR
69-71	50-60-8000	1387968	2	.72	DEFLECTOR
69-70		1386751	LH	.20	DEFLECTOR (triangular shaped)
71-73		1237121	2	.72	DEFLECTOR
68	30-4000	454905	2	.10	SCREW & WASHER, frt. fdr. skirt to body brkt. (1/8"-16 x V,")—(8.900)
69-71	30-4000	454905	RH	.10	SCREW & WASHER, skirt to body bracket to body (V 16 x V) (8.900)

8.154 FILLER, WHEELHOUSE PANEL EXTENSION

71	50-60-80-9000	1237984		.62	FILLER (rubber)
71	50-60-80-9000	1237985		.10	RETAINER, filler to frame (use with rubber filler)

8.154 SEAL, DASH TO FRONT FENDER

72	50-60-80-9000	1241590	RH	1.75	SEAL (rubber)
----	---------------	---------	----	------	---------------

72	50-60-80-9000	1241591	LH	1.75	SEAL (rubber).....
72	50-60-80-9000	1498488	13	.10	CLIP, seal-dash to fdr.
8,154 SEAL, FRONT FENDER SKIRT					
64-65	Special-Skylark	589155	2	82	SEAL, filler plate-lwr.....
59-62	All	3950610	AR	10	CLIP, T shaped fdr. skirt seal.....
61-62	40-4 100.....	3950610	AR	10	CLIP, T shaped-eng. compt. side seal
8.154 NUT—SCREW, FRONT FENDER SKIRT					
61-62		1196207	4	.15	NUT, frt. fdr. to body at rkr. panel anchor—(8.92 1) . .
63	40-41-4300.....	1355261	2	.10	NUT, frt. fdr. to frt. dr. hinge pillar lwr. loc.....
62	44-46-4800.....	454905	4	.10	SCREW, lock washer tapping (%"—16 x 1.12) fdr. skirt to body mtg. brkt. to frt. fdr, skirt asm. (2 R. & 2 L.)—(8.900).....
62		454905	AR	.10	SCREW, frt. fdr. to body at frt. & rr. loc.....
62		454905	AR	.10	SCREW, skirt to body mtg. brkt. & ext. also hood hinge to frt. fdr. to dash.....
63		9424877	AR	.20	SCREW (8,900).....
63	4700.....	454905	2	.10	SCREW, frt. fdr. to body pillar upr. loc—(8.900)——
	50-60-8000	1385671	2	.20	BOLT, frt. fdr. whlhse. pnl. to frame mtg. reinf — (1.270).....
68-70	All.....	1195233	AR	.15	WASHER, 2 under nut-2 under bolt hd—(9.01 1)
60					
8.155 PANEL, FRONT FENDER TIE					
62	40-41-4300	1353492	1	7.45	PANEL, upr.....
61-62	40-4 1-4300	1196507	1	18.95	PANEL, lwr.....
62	44-46-4800	1350918	RH	2.97	PANEL, lwr.-outer.....
62	44-46-4800 Painted	1350566	RH	4.87	PANEL, lwr.-ctr.....
62	44-46-4800 Painted	1350567	LH	4.87	PANEL, lwr.-ctr.....
63	40-41-4300	1354496	1	7.45	PANEL, tie-upr.....
63	40-41-4300	1354612	1	9.10	PANEL, tie-lwr.....
63	44-46-4800	1356290	1	7.75	PANEL, tie-lwr.....
63-64	4700.....	1356102	1	7.75	PANEL, lwr. tie.....
64	44-46-4800	1362539	1	13.35	PANEL, lwr. tie.....
65	50-8000 ..	1369898	RH	5.95	PANEL, lwr. tie (rad. grl. to bpr.)
65	50-8000 ..	1369899	LH	5.95	PANEL, lwr. tie (rad. grl. to bpr.)
65	6269 Pol ar Body	1369898	RH	5.95	PANEL, lwr. tie (rad. grl. to bpr.)
65	6269 Pol ar Body	1369899	LH	5.95	PANEL, lwr. tie (rad. grl. to bpr.)
65	9000 ..	1368355	1	14.95	PANEL, lwr. tie.....
FRONT FENDER SKIRT					
65-66	5000.....	1369554	RH	3.02	BAFFLE, whlhse. panel to frame inner.....
65-66	5000.....	1380635	LH	1.23	BAFFLE, whlhse. panel to frame inner.....
65-66	60-8000.....	1369552	RH	3.18	BAFFLE, whlhse. panel to frame inner.....
65-68	60-8000.....	1380637	LH	1.23	BAFFLE, whlhse. panel to frame-inner.....
65	9000.....	1369083	LH	4.66	BAFFLE, lwr. frt.....
66-67	9000.....	1376810	RH	2.87	BAFFLE, to body.....
66-67	9000.....	1376811	LH	2.87	BAFFLE, to body.....
66-70	9000.....	1384912	RH	1.49	BAFFLE, whlhse. panel to frame-inner.....
66-70	9000.....	1376813	LH	1.38	BAFFLE, wheelhouse panel to frame inner.....
67-68	5000.....	1380634	RH	1.23	BAFFLE, whlhse. panel to frame-inner.....
67-68	5000.....	1380635	LH	1.23	BAFFLE, whlhse. panel to frame-inner.....
67-68	60-8000.....	1384910	RH	1.18	BAFFLE, frt. fdr. whlhse. panel to frame-inner . . .
67	50-60-8000.....	1379178	RH	2.36	BAFFLE, frt. fdr. frt. lwr.....
67	50-60-8000.....	1379179	LH	2.36	BAFFLE, frt. fdr. frt. lwr.....
68-72	30-4000.....	1387607	LH	.71	BAFFLE, frt. fdr. skrit to frame.....
68	30-4000.....	1382452	RH	.82	BAFFLE, skirt to frame.....
68	5000 Cornering Lamp	1379178	RH	2.36	BAFFLE, frt. fdr. frt. lwr.....
68	5000 Cornering Lamp	1379179	LH	2.36	BAFFLE, frt. fdr. frt. lwr.....
68	60-8000.....	1379178	RH	2.36	BAFFLE, frt. fdr. frt. lwr.....
68	60-8000.....	1379179	LH	2.36	BAFFLE, frt. fdr. frt. lwr.....
69-72	30-4000.....	1387606	RH	.77	BAFFLE, skirt to frame.....
69-70		1233236	RH	1.54	BAFFLE, frt. lwr.....
69-70	50-60-8000	1233237	LH	1.54	BAFFLE, frt. lwr.....
70	9000.....	1232176	RH	1.69	BAFFLE, frt. lwr.....
70	9000.....	1232177	LH	1.69	BAFFLE, frt. lwr.....
71-72		1235236	RH	3.54	BAFFLE, frt. lwr.....
71-72	50-60-8000	1235237	LH	3.54	BAFFLE, frt.-lwr.....
71-72	9000.....	1236212	RH	1.79	BAFFLE, frt. lwr.....
71-72	9000.....	1236213	LH	1.79	BAFFLE, frt. lwr.....
71		1239981	2	.41	BAFFLE, splash-under frt. fdr. whl. opening mldg. (rubber).....
71-73		1239980	2	.41	BAFFLE, splash-under frt. fdr. whl. opening mldg. (rubber).....
71-72	5200-6000 Wagon less Whl. Opening Mldgs. . .	1240192	RH	1.54	RETAINER, splash baffle (steel) .
71-72	5200-6000 Wagons less Whl. Opening Mldgs. . .	1240193	LH	1.54	RETAINER, splash baffle (steel)

72-73	All B-C.	1238698	RH	1.28	BAFFLE, skirt to frame-rr. (plastic)
72-73	All B-C.	1238699	LH	1.28	BAFFLE, skirt to frame-rr. (plastic)
72-73	All E.	1238700	RH	1.79	BAFFLE, skirt to frame-rr. (plastic)
72-73	All E.	1238701	LH	1.79	BAFFLE, skirt to frame-rr. (plastic)
66-67	9000.	1380416	1	6.80	FILLER, rad. grl. to bpr.

8.155 BRACE, DASH TO FENDER SKIRT

71	8000 2nd type.	1240006	2	3.25	BRACE (for body No. 1310 thru 1509)
72	50-60-8000.	1240006	2	3.25	BRACE.

8.155 BRACKET, FRONT FENDER SKIRT

68-69	30-4000 Conv.	1385174	RH	1.95	BRACKET, sheet metal brace to frame.
68-69	30-4000 Conv.	1385175	LH	1.95	BRACKET, sheet metal brace to frame.
62	40-41-4300.	1196207	2	.15	NUT, frt. fdr. upr. tie panel supt. to upr. tie panel— (8.921).
62	44-46-4800 ...	1196207	2	.15	NUT, frt. fdr. lwr. outer tie panel to fdr. rr.—(8.921) ..
6073	All.	1186638	1	.15	HOSE (V I.D.)—(3.003).....
64	40-41-42-4300	1357242	2	.10	NUT, bpr. mtg. brkt. brace to upr. tie bar—(7.859) ...
65-66	50-60-8000 ...	1196207	2	.15	NUT, frt. fdr. to rad. supt—(8.921).
68-71	30-4000.	387730	2	.46	NUT, front fender wheelhouse panel to body bracket to body.
66-73	All.	387730	AR	.46	NUT, frt. fdr. to body rr. supt. lwr. frt.
68-69	9000.	1383710	RH	3.33	PANEL, frt. fdr. frt. lwr. rr.
68-69	9000.	1383711	LH	3.33	PANEL, frt. fdr. frt. lwr. rr. filler.
64	40-41-42-4300	1366721	AR	.46	SHIM, spec. (.030 x 4 7/8") assm. between upr. tie bar 8i fdr. assm.
65-67	30-4000.	1366721	AR	.46	SHIM, spec. (.030 x 4 7/8") assm. between upr. tie bar & fdr. assm.
62	4067-4167-4367	1178669	2	.05	WASHER, frt. sheet metal brace to upr. tie panel— (8.929).
64	All.	120394	2		WASHER, bpr. mtg. brkt. brace to upr. tie bar— (8.929).

8.155 BAR—BRACE—SUPPORT, FRONT FENDER TIE

63	44-46-4800.	1353181	1	1 1.45	BAR, frt. fdr. & skirt upr.
63-65	Riviera.	1372461	1	15.70	BAR, frt. fdr. & skirt tie-upr.
64	44-46-4800.	1362341	1	13.35	BAR, frt. fdr. & skirt-upr. tie.
64	40-41-42-4300.	1373197	2	1.54	BRACE, bpr. mtg. brkt. to frt. sheet metal.
64	44-46-4800.	1364578	2	1.90	BRACE, bpr. mtg. brkt. to frt. sheet metal.
65	30-4000 A.C. exc. G.S. ...	1373197	2	1.54	BRACE, bpr. mtg. brkt. to frt. sheet metal.
65	4000 Gran Sport.	1373197	2	1.54	BRACE, bpr. mtg. brkt. to frt. sheet metal.
65	50-60-8000 Conv.	1368794	2	3.18	BRACE, chassis frame to frt. fdr. upr. tie bar
66	30-4000 A.C.	1376780	RH	1.74	BRACE, bpr. mtg. brkt. to frt. sheet metal.
66	30-4000 A.C.	1376781	LH	1.74	BRACE, bpr. mtg. brkt. to frt. sheet metal.
66-67	9000.	1376514	2	1.74	BRACE, sheet metal to frame.
67	30-4000 A.C. exc. 4600 ...	1380090	2	1.79	BRACE, bpr. mtg. brkt. to frt. sheet metal.
67	4600.	1380090	2	1.79	BRACE, bpr. mtg. brkt. to frt. sheet metal.
68-69	4000 Conv.	1383651	2	1.90	BRACE, bumper mounting bracket to front sheet metal.
68-69	9000.	1385182	2	.92	BRACE, fender to wheelhouse panel.
61	4300.	1349168	1	1.85	SUPPORT, upr. tie panel.
62	40-41-4300.	1349168	1	1.85	SUPPORT, upr. tie panel.
63	40-41-4300.	1354563	1	2.67	SUPPORT, upr. tie panel.
63	44-46-4800.	1356557	1	1.90	SUPPORT, upr. tie bar.
63-65	Riviera.	1353407	1	1.90	SUPPORT, upr. tie bar.
63-65	Riviera.	1355891	2	.77	SUPPORT, lwr. tie panel to frt. bpr.
64	40-41-42-4300.	1362501	1	2.67	SUPPORT, upr. tie bar 8i hood latch.
64	44-46-4800.	1363276	1	2.51	SUPPORT, upr. tie bar 8i hood latch.
65	30-4000 exc. G.S. (1st Type) w/Down Flow Rad.	1362501	1	2.67	SUPPORT, upr. tie bar 8i hood latch
65	30-4000 (2nd Type) w/Cross Flow Rad. ...	1372368	1	3.23	SUPPORT, upr. tie bar 8i hood latch ...
65	50-60-8000.	1368498	1	4.87	SUPPORT, hood latch & rad. grl.
66	30-4000.	1372368	1	3.23	SUPPORT, upr. tie bar & hood latch ...
66	50-60-8000.	1374706	1	4.51	SUPPORT, hood latch 8. rad. grl.
66-67	9000.	1373274	1	4.05	SUPPORT, rad. grl. 8< hood latch.
67	30-4000.	1378847	1	4.15	SUPPORT, upr. tie bar 8i hood latch ...
67	9000.	1380988	1	4.56	SUPPORT, rad. upr. tie bar-ctr.
68-69	30-4000.	1230581	1	4.56	SUPPORT, upr. tie bar & hood latch ...
67-68	50-60-8000.	1230568	1	5.15	SUPPORT, hood latch 8i rad. grl.
69	50-60-8000.	1386244	1	5.50	SUPPORT, hood latch & radiator grille ..
69	50-60-8000.	1230999	1	41	fer to grp. 8.080. BUMPER.

8.162 BRACKET, FENDER TO WHEELHOUSE

71-72	50-60-8000.	1238386	2	.41	BRACKET, fender to wheelhouse
-------	------------------	---------	---	-----	-------------------------------

8.177 CLIP, FRONT FENDER TO BUMPER SEAL					
70	50-6000	520223	4	.10	CLIP, fdr. to frt. bpr. seal (used 7.133)
8.204 CLIP, REAR FENDER NAME					
54	60-70	520414	AR	.10	CLIP, monogram-rr. dr. & qtr. (also used 9.940-12.1 16)
55-56	50-70	520414	AR	.10	CLIP, monogram-rr. dr. & qtr. (also used 9.940-12.1 16)
8.204 MOLDING, REAR FENDER LOUVER					
58	700	4728201	30	1.59	MOLDING, louver
57	56C-56R-76C-76R	4672958	18	.10	CLIP, louver mldg. (also used 12.1 15)
58	56R	4672958	18	.10	NUT, louver mldg.—(1 1.086)
58	700	4667401	90		NUT, louver mldg.—(1 1.086)
8.208 FILLER, GAS TANK DOOR OPENING					
66-67	All Wagons	4498979	1	3.59	FILLER
8.208 DOOR, GAS TANK FILLER					
60	All	1371819	1	.77	DOOR
61	4027-4300	4834636	1	4.66	DOOR
61-62	4019-41 19	4852357	1	3.33	DOOR
62	4027-67-4167-4347-67	4834636	1	4.66	DOOR
63	40-41-4300	4874368	1	7.95	DOOR
63	4400-4639-47-67	4873241	1	7.30	DOOR
63-64	4700	1354098	1	1.33	DOOR
63-64	4800	4873242	1	7.30	DOOR
64	40-4 1-4300 exc. Wagons	1371819	1	.77	DOOR
64	40-41-42-4300 Wagons	4406187	1	6.95	DOOR
64	44-4 600 exc. Wagons	4873241	1	7.30	DOOR
65	30-4000 exc. Wagons	1371819	1	.77	DOOR
65	All Wagons	4406187	1	6.95	DOOR
65	5000	4484909	1	20.50	DOOR & EMBLEM
65	6000	4484910	1	20.50	DOOR & EMBLEM
65	8000	4487838	1	36.10	DOOR & HINGE
65	9000	1376184	1	5.85	DOOR
66-67	All exc. Wagons 8< 9000	1373962	1	.77	DOOR
66-67	All Wagons	7689765	1	8.35	DOOR (12.945)
66-67	Riviera	1376184	1	5.85	DOOR
68-69	All exc. Wagons & 9000	401369	1	2.46	DOOR
68-69	9000	1387472	1	10.00	DOOR
70	30-40-50-60-9000 exc. Wagons	401369	1	2.46	DOOR
70	8000	1232311	1	2.31	DOOR
70	6000 Wagons	8784174	1	10.70	DOOR, gas tank fillsr— (12.945)
71	All exc. Wagons	9797235	1	2.61	DOOR (12.945)
72-73	All exc. Wagons	410259	1	2.00	DOOR
65	Electra	9704213	1	1.59	HANDLE, filler dr.
65	Electra	9703109	1	9.25	SUPPORT, dr.-on body
50	All	120614	AR		NUT, gas tank filler dr. to fdr. (No. 10-32) (8.915)
65	8000	9421827	1	.10	NUT, gas tank filler dr. hdl.—(8.92 1)
68-69	9000	1385788	2	.51	SCREW, door to bumper
NOTE. For parts not listed refer to 12.945					
8.209 HINGE, GAS TANK FILLER DOOR					
61	40-41-4300	4814676	1	4.00	HINGE
65	50-6000	9703501	1	6 85	HINGE
65	8000	9703740	1	4.36	HINGE
56	50-70	4644959	AR	.10	NUT, gas tank filler dr. hinge—(10.096)
63	4435-45-4635	4405524	AR	.10	NUT, dr. hinge to dr.—(10.701)
8.209 SPRING—BRACKET, GAS TANK FILLER DOOR HINGE					
61-62	40-41-4300	4817956	1	.36	SPRING
63	40-41-4300	4813235	1	.15	SPRING
63-64	4 700	1354113	2	.15	SPRING
64-65	Special-Skylark exc. Wagons	1359970	2	.15	SPRING
64-66	Special-Skylark Wagons	4411178	1	.15	SPRING
64	4635-45	4817956	1	.36	SPRING
65	50-6000	9705128	1	.30	SPRING
65	8000	9703110	1	.87	SPRING
66-67	All exc. Wagons	1359970	2	.15	SPRING
65-67	All Wagons	4411178	1	.15	SPRING
68-73	All A Wagons	4813235	1	.15	SPRING (also used 12 945)
68-69	9000	1385787	2	.41	SPRING
70	6036-6046	4411178	1	.15	SPRING
70	8000	1359970	2	.15	SPRING, gas tank filler door hinge

68-69	9000	1385786	2	.10	BUSHING .
64-67	All exc. Wagons	1371818	2	.25	BRACKET.
70	8000	1230779	2	.36	BRACKET.
60	All	1192940	2	.20	PIN, hinge
63	4700	1192940	2	.20	PIN
64-65	Special-Skylark exc. Wagons	1192940	2	.20	PIN
66-67	All exc. Wagons	1192940	2	.20	PIN
70	8000	1230780	2	.20	PIN
64	4635-45	4405524	2	.10	NUT, gas tank filler neck dr. hinge to dr- (10.686) .
60	All	9413295	2	.10	RETAINER RING, hinge pin—(8.934) . . .
63	4700	9413295	2	.10	RETAINER RING (8.934)
64-65	Special-Skylark exc. Wagons	9413295	2	.10	RETAINER (8.934)
66-67	All	9413295	2	.10	RETAINER, hinge pin—(8.934)

8.210 BUMPER, GAS TANK FILLER DOOR

60	4435-45-4635-45	1378635	1	.10	BUMPER, gas tank filler dr.—(9.766)
61-63	40-41-4300	4565415	AR	.20	BUMPER (10.587)
61-63	44-46-47-4800	1378635	AR	.10	BUMPER (9.766)
63	4435-45-4635	4569867	2	.15	BUMPER (also used 10.242)
63-72	All	1359491	AR		BUMPER (for 3/4" hole) (also used 7.807-12.945-7.865-2.697)
64-66	Special-Skylark Wagons	4880572	2	.10	BUMPER (12.945)
65-72	All Wagons	4880572	2	.10	BUMPER (12.945)
64	4635-45	4569867	2	.15	BUMPER (also used 1 1.119-11.620)
65	8000	4701947	2	.10	BUMPER (10.587)
68-69	9000	1179850	2	.10	BUMPER in filler door—(7.807)
71-72	30-4000 exc. Wagon	1237044	2	.15	BUMPER, door to rr. bpr.
71-72	50-6600	9777365	2	.10	BUMPER, door.

8.210 GUARD, GAS TANK DOOR

70-72	3000 Wagons	981647	1	4.36	GUARD, gas tank dr.
-------	-------------	--------	---	------	---------------------

8.214 CLIP, REAR DOOR MOLDING

55	41-49-61-69	4647981	4	.15	CLIP, outer lwr. mldg.-ctr.
57	41-43-49-61-63-69	4686779	AR	.15	CLIP, rr. dr.-outer lwr. frt.—(8.132)
53	4 1 D-52-59-72R-79R	4646559	AR	.15	NUT 8. WASHER, lwr. on rr. dr.—(8.132)

8.214 CLIP, REAR QUARTER PANEL MOLDING

54	4 1 D	4637277	2	.15	CLIP, side mldg.
54	48D	4637277	2	.15	CLIP, ctr. mldg.-frt.
54	76CX-76RX	4620432	AR	.15	CLIP, rr. qtr.
54 55	49-61-69	4637277	2	.15	CLIP, side mldg.
54-56	56C-56R	4620432	AR	.15	CLIP, rr. qtr.
54	48D	4620432	AR	.15	CLIP, rr. qtr.-frt. mldg. frt.
54	52-72R	4620432	AR	.15	CLIP, rr. qtr.-frt.
55	76C-76R	4620432	AR	.15	CLIP, rr. qtr.-frt. mldg.
56	72	4637277	2	.15	CLIP, frt. mldg.-ctr.
56	73	4637277	2	.15	CLIP, frt. mldg.-frt.
56	76C-76R	4637277	2	.15	CLIP, ctr. mldg.-ctr.
58	40-50-60-70-700	4746340	AR	.15	CLIP, outer panel mldg.-frt.
54	41D-48D	4646559	AR	.15	NUT 8- WASHER, rr. qtr. frt. mldg.-frt.—(8.132)
54	48D	4646559	AR	.15	NUT 8. WASHER, rr. qtr. ctr. mldg.-frt.—(8.132)
54	46C-46R-66R-100	4646559	AR	.15	NUT & WASHER, rr. qtr. mldg. frt.-ctr. rr.—(8.132)
54-55	41-49-48D-69	4646559	AR	.15	NUT 8- WASHER, rr. qtr. frt. mldg.-frt.—(8.132)
55-56	All	4646559	AR	.15	NUT 8- WASHER, rr. qtr. frt. mldg.—(8.132)
56-57	All	4646559	AR	.15	NUT 8- WASHER, rr. qtr.—(8.132)
58	46C-46R-48	4646559	6	.15	NUT, ctr. mldg. &* trim panel filler—(8.132)

8.215 CLIP, REAR BODY SIDE TRIM PANEL

58	40-50-60 70	4729437	AR	.13	CLIP, filler & ctr. mldg.
58	40-50-60 70	4729462	AR	.08	CLIP, insert finish mldg.

8.304 APPLIQUE, ROCKER PANEL MOLDING

67	6000	1385437	1	8.60	APPLIQUE
----	------	---------	---	------	----------

8.304 MOLDING, ROCKER PANEL

61	47-4800	1360116	RH	3.02	MOLDING & ATCH. PARTS, frt. fdr. rkr.
61	47-4800	1360117	LH	3.02	MOLDING & ATCH. PARTS, frt. fdr. rkr.
61	47-4800	1360118	RH	22.35	MOLDING & CLIPS, rkr.-outer panel
61	47-4800	1360119	LH	22.35	MOLDING & CLIPS, rkr.-outer panel
61-62	4317-47-	1360082	RH	17.10	MOLDING 8. CLIPS, rkr.-outer panel
62	4647 Wi	1360255	RH	3.64	MOLDING & ATCH. PARTS, frt. fdr. rkr.
62	4647 Wi	1360256	LH	3.64	MOLDING 8- ATCH. PARTS, frt. fdr. rkr.
62	4800 ..	1360251	RH	17.05	MOLDING 8- ATCH. PARTS, rkr.-outer panel
62	4800 ..	1360252	LH	17.05	MOLDING 8- ATCH. PARTS, rkr.-outer panel
63	4347-67	1396132	RH	18.85	MOLDING 8- CLIP PACKAGE, rkr.-outer panel

63	4347-67.	.1396133	LH	18.85	MOLDING & CLIP PACKAGE, rkr.-outer panel
63	4639-47-67.	.1396166	RH	18.85	MOLDING & CLIP PACKAGE, rkr.-outer panel
63	4639-47-67.	.1396167	LH	18.85	MOLDING 8. CLIP PACKAGE, rkr.-outer panel
63	4800.	.1396190	RH	18.85	MOLDING & CLIP PACKAGE, rkr.-outer panel
63	4800.	.1396191	LH	18.85	MOLDING & CLIP PACKAGE, rkr.-outer panel
63	4300.	.1396228	RH	3.23	MOLDING 8. CLIP PACKAGE, frt. fdr. rkr.
63	4300.	.1396229	LH	3.23	MOLDING 8. CLIP PACKAGE, frt. fdr. rkr.
63	4639-47-67-4800.	.1396244	RH	4.66	MOLDING 8. CLIP PACKAGE, frt. fdr. rkr.
63	4639-47-67-4800.	.1396245	LH	4.66	MOLDING 8. CLIP PACKAGE, frt. fdr. rkr.
64	4200-4355-65.	.1365446	RH	26.30	MOLDING 8. ATCH. PARTS
64	4200-4355-65.	.1365447	LH	26.30	MOLDING 8. ATCH. PARTS
64	4300 exc. Wagons.	.1365444	RH	26.65	MOLDING & ATCH. PARTS
64	4300 exc. Wagons.	.1365445	LH	26.65	MOLDING 8. ATCH. PARTS
65	4000 exc. Wagons.	.1365444	RH	26.65	MOLDING 8. ATCH. PARTS
65	4000 exc. Wagons.	.1365445	LH	26.65	MOLDING & ATCH. PARTS
65	4000 Wagons.	.1365446	RH	26.30	MOLDING 8. ATCH. PARTS
65	4000 Wagons.	.1365447	LH	26.30	MOLDING 8. ATCH. PARTS
65	9000.	.1365728	RH	12.55	MOLDING 8. ATCH. PARTS, upr.-rr.
65	9000.	.1365729	LH	12.55	MOLDING 8. ATCH. PARTS, upr.-rr.
65	9000.	.1365730	RH	21.20	MOLDING & ATCH. PARTS, ctr. (dr. sect.)
65	9000.	.1365731	LH	21.20	MOLDING 8. ATCH. PARTS, ctr. (dr. sect.)
65	9000.	.1365732	RH	10.95	MOLDING 8. ATCH. PARTS, upr.-frt.
65	9000.	.1365733	LH	10.95	MOLDING 8. ATCH. PARTS, upr.-frt.
65	9000.	.1365734	RH	35.55	MOLDING & ATCH. PARTS, lwr.
65	9000.	.1365735	LH	35.55	MOLDING 8. ATCH. PARTS, lwr.
66	Sportwagons.	.1361082	RH	17.10	MOLDING 8. ATCH. PARTS
66	Sportwagons.	.1361083	LH	17.10	MOLDING 8. ATCH. PARTS
66	9000.	.1394250	RH	28.90	MOLDING & ATCH. PARTS
66	9000.	.1394251	LH	28.90	MOLDING 8. ATCH. PARTS
67	Sportwagons.	.1361218	RH	17.70	MOLDING 8. ATCH. PARTS
67	Sportwagons.	.1361219	LH	17.70	MOLDING 8. ATCH. PARTS
67	5000.	.1361166	RH	5.90	MOLDING 8. ATCH. PARTS
67	5000.	.1361167	LH	5.90	MOLDING 8. ATCH. PARTS
67	6000 Pol. Car.	.1361172	RH	7.90	MOLDING & ATCH. PARTS
67	6000 Pol. Car.	.1361173	LH	7.90	MOLDING 8. ATCH. PARTS
67	6000 exc. Pol. Car.	.1361168	RH	16.55	MOLDING & ATCH. PARTS
67	6000 exc. Pol. Car.	.1361169	LH	16.55	MOLDING & ATCH. PARTS
67	8000.	.1361170	RH	16.10	MOLDING 8. ATCH. PARTS
67	8000.	.1361171	LH	16.10	MOLDING & ATCH. PARTS
67	9000.	.1361224	RH	28.90	MOLDING 8. ATCH. PARTS
67	9000.	.1361225	LH	28.90	MOLDING 8. ATCH. PARTS
68-69	Sportwagons.	.1394104	RH	18.55	MOLDING 8. ATCH. PARTS
68-69	Sportwagons.	.1394105	LH	18.55	MOLDING 8. ATCH. PARTS
68	5400.	.1394238	RH	9.35	MOLDING 8. ATCH. PARTS (83 ³ /V)
68	5400.	.1394239	LH	9.35	MOLDING & ATCH. PARTS (83 ³ /V)
68	5200 Whl. Opening Mldg.	.1394238	RH	9.35	MOLDING 8. ATCH. PARTS (83%)
68	5200 Whl. Opening Mldg.	.1394239	LH	9.35	MOLDING 8. ATCH. PARTS (83 ³ /V)
68	5200 less Whl. Opening Mldg.	.1394236	RH	9.00	MOLDING 8. ATCH. PARTS (85%)
68	5200 less Whl. Opening Mldg.	.1394237	LH	9.00	MOLDING 8. ATCH. PARTS (85%)
68	6000 Pol. Car.	.1394254	RH	9.70	MOLDING 8. ATCH. PARTS
68	6000 Pol. Car.	.1394255	LH	9.70	MOLDING 8. ATCH. PARTS
68	6000 less Pol. Car.	.1394218	RH	9.70	MOLDING 8. ATCH. PARTS
68	6000 less Pol. Car.	.1394219	LH	9.70	MOLDING 8. ATCH. PARTS
68	8000.	.1394150	RH	21.00	MOLDING 8. ATCH. PARTS
68	8000.	.1394151	LH	21.00	MOLDING 8. ATCH. PARTS
68-69	9000.	.1394250	RH	28.90	MOLDING 8. ATCH. PARTS
68-69	9000.	.1394251	LH	28.90	MOLDING 8. ATCH. PARTS
69	3537-4437-67.	.1394424	RH	15.00	MOLDING 8. ATCH. PARTS
69	3537-4437-67.	.1394425	LH	15.00	MOLDING 8. ATCH. PARTS
69	3569-4439-69.	.1394426	RH	14.55	MOLDING 8. ATCH. PARTS
69	3569-4439-69.	.1394427	LH	14.55	MOLDING 8. ATCH. PARTS
69-70	5200-6469.	.1394382	RH	8.15	MOLDING 8. ATCH. PARTS (1 1/2" wide)
69-70	5200-6469.	.1394383	LH	8.15	MOLDING 8. ATCH. PARTS (1 1/2" wide)
69	5400-6000 exc. 64691394336	RH	15.45	MOLDING 8. ATCH. PARTS (2 1/2" wide)
69	5400-6000 exc. 64691394337	LH	15.45	MOLDING 8. ATCH. PARTS (2 1/2" wide)
69	8000.	.1394534	RH	15.40	MOLDING 8. ATCH. PARTS
69	8000.	.1394535	LH	15.40	MOLDING 8. ATCH. PARTS
70-71	3327-3337-3537.	.1394626	2	3.49	MOLDING 8. ATCH. PARTS (spear type 7 7Vk" long)
70-72	3369-3435-3436-3569.	.1394627	2	3.49	MOLDING 8. ATCH. PARTS (spear type 8 1 1/2" long)
70-71	3435-3436-4439-4469.	.1394972	RH	3.49	MOLDING 8- ATCH. PARTS (black)
70-71	3435-3436-4439-4469.	.1394631	LH	13.10	MOLDING 8. ATCH. PARTS (black)
70-71	4437-4467-GSX.	.1394632	RH	13.60	MOLDING 8- ATCH. PARTS (black)
70-71	4437-4467-GSX.	.1394633	LH	13.60	MOLDING 8- ATCH. PARTS (black)
70-72	3437-67-4600-GSX.	.1394634	RH	12.90	MOLDING 8. ATCH. PARTS (red)

70-72	3437-67-4600-GSX.	1394635	LH	12.90
70	5000-6400-6600.	1394554	RH	13.90
70	5000-6400-6600.	1394555	LH	13.90
70	6000 Wagons.	1394596	RH	7.85
70	6000 Wagons.	1394597	LH	7.85
70	6000 Wagons.	1394556	RH	13.10
70	6000 Wagons.	1394557	LH	13.10
70	8000.	1394604	RH	15.60
70	8000.	1394605	LH	15.60
70	9000.	1394580	RH	29.00
70	9000.	1394581	LH	29.00
71	3327 Rkr. Pnl. Mldg.	1394632	RH	13.60
71	3327 Rkr. Pnl. Mldg.	1394633	LH	13.60
71-73	All B.	1394808	RH	9.15
71-73	All B.	1394809	LH	9.15
71-73	All B exc. Wagons.	1394812	RH	15.10
71-73	All B exc. Wagons.	1394813	LH	15.10
71-73	All B (Wagons).	1394936	RH	10.00
71-73	All B (Wagons).	1394937	LH	10.00
71-73	All B (Wagons).	1394818	RH	16.65
71-73	All B (Wagons).	1394819	LH	16.65
71-73	All C.	1394814	RH	15.90
71-73	All C.	1394815	LH	15.90
71-73	All E.	1394816	RH	28.70
71-73	All E.	1394817	LH	28.70
72	3327-3437.	1394626	2	3 49
72	3437-4437-4467.	1394970	RH	3.49
72	3437-4437-4467.	1394971	LH	3.49
72	3436-4439-4469.	1394972	RH	3 49
72	3436-4439-4469.	1394973	LH	3.49
72-73	All B (2 Drs.).	1241130	RH	
72-73	All B (2 Drs.).	1241131	LH	
72-73	All B (4 Drs.) exc. Wagons.	1241134	RH	
72-73	All B (4 Drs.) exc. Wagons.	1241135	LH	
72-73	All B (Wagons).	1241138	RH	
72-73	All B (Wagons).	1241139	LH	
72-73	All C (2 Drs.).	1241132	RH	
72-73	All C (2 Drs.).	1241133	LH	
72-73	All C (4 Drs.).	1241136	RH	
72-73	All C (4 Drs.).	1241137	LH	
72-73	All E.	1241140	RH	
72-73	All E.	1241141	LH	
68-70	50-6000.	1386263	AR	.20

8.309 RETAINER—CLIP, ROCKER PANEL MOLDING

60	4700.	1193737	4	.15
61	47-4800.	1193737	4	.15
61-62	4300.	1349451	4	.10
62	Wildcat, 4800.	1193737	6	.15
63	4300.	1349451	4	.10
63	4639-47-67-4800.	1349451	6	.10
64	42-4300.	1363697	AR	.25
64	42-4300.	1363697	AR	.25
65	30-4000.	1363697	AR	.25
65-66	9000.	1363697	AR	.25
66	4000 Wagons.	1363697	14	.25
67	4000 Wagons.	1363697	16	.25
67	50-8000.	1380000	AR	.10
67	6000.	1383844	16	.10
67	9000.	1371725	16	.10
68	Sportwagons 8i Electra ..	1371725	16	.10
68	Sportwagons.	1371725	4	.10
68	4000 Wagons.	1387408	20	.15
68	8000.	1387408	20	.15
68	8000.	1380000	18	.10
68-69	9000.	1363697	8	.25
68-70	9000.	1385167	2	.62
69	3537-69-40-50-60-8000.	1387408	AR	.15
69	50-60-9000.	1385167	2	.62
69	8000 (2nd Type).	1232486	12	.41
70-72	All A.	1233073	2	.46
70	44-50-6000.	1387408	10	.15
70	50-60-8000.	1385167	2	.62
70	9000.	1233072	2	.56
71-72	All A.	1387408	AR	.15

MOLDING & ATCH. PARTS (red)
MOLDING & ATCH. PARTS (85W' x 2 1/8")
MOLDING 8« ATCH. PARTS (85% x 2%)
MOLDING 8. ATCH. PARTS (84% x 1%)
MOLDING 8. ATCH. PARTS (84% x 1 1/8")
MOLDING 8. ATCH. PARTS (86% x 2%)
MOLDING 8. ATCH. PARTS (86% x 2%)
MOLDING & ATCH. PARTS
MOLDING 8. ATCH. PARTS
MOLDING 8. ATCH. PARTS
MOLDING 8. ATCH. PARTS (black)
MOLDING 8. ATCH. PARTS (black)
MOLDING 8. ATCH. PARTS (approx. 87% x 1%)	..
MOLDING 8. ATCH. PARTS (approx. 87% x 1%)
MOLDING 8. ATCH. PARTS (approx. 2" wide)
MOLDING & ATCH. PARTS (approx. 2" wide)
MOLDING 6V ATCH. PARTS (approx. 91% x 1%)
MOLDING & ATCH. PARTS (approx. 91% x 1%)
MOLDING & ATCH. PARTS (approx. 2" wide)
MOLDING & ATCH. PARTS (approx. 2" wide)
MOLDING & ATCH. PARTS (approx. 2" wide)
MOLDING & ATCH. PARTS (approx. 2" wide)
MOLDING & ATCH. PARTS (approx. 2" wide)
MOLDING & ATCH. PARTS (approx. 2" wide)
MOLDING & ATCH. PARTS (approx. 2" wide)
MOLDING & ATCH. PARTS (1" wide x 7 7/8" long)
MOLDING & ATCH. PARTS (78" long-2%" wide)
MOLDING & ATCH. PARTS (78" long-2%" wide)
MOLDING & ATCH. PARTS
MOLDING & ATCH. PARTS
MOLDING 8. ATCH. PARTS (6" wide)
MOLDING & ATCH. PARTS (6" wide)
MOLDING & ATCH. PARTS (6" wide)
MOLDING & ATCH. PARTS (6" wide)
MOLDING & ATCH. PARTS (6" wide)
MOLDING & ATCH. PARTS (6" wide)
MOLDING & ATCH. PARTS (6" wide)
MOLDING & ATCH. PARTS (6" wide)
CLIP (1% wide moulding)

71-73	All B.....	1236415	8	.15	RETAINER (for r/i" wide mldg.).....
71-73	All B.....	1236907	2	.62	RETAINER, mldg. to frt. fdr. (30 1/2" long) for 1 1/2" wide mldg.....
71-73	All B (Wagons).....	1238690	2	.67	RETAINER, mldg. to frt. fdr. (34" long) for V/," wide mldg.....
71-73	All B-C-E.....	1236416	2	.62	RETAINER, frt. fdr. (1 RH & 1 LH) (30 1/2" long) 2" wide mldg.....
71	All B-C-E.....	3986976	8	.10	RETAINER (for 2" wide mldg.).....
71-73	All B (Wagons) & C.....	1238218	AR	.67	RETAINER, rkr. pnl. mldg. (34" long) 2" wide mldg. .
72	All B Wagon.....	1236416	2	.62	RETAINER, rkr. mldg. 30 1/2" long - for 2" wide rkr. pnl. mldg.....
72-73	All B-C (with 6" Wide Mldgs.).....	482145	2	.67	RETAINER (17 1/2" long x 1" wide-3 slots & 1 hole) ..
72-73	All B-C-E (with 6" Wide Mldgs.).....	482210	2	.20	RETAINER (10" long x 1" wide-2 slots).....
72-73	All B (with 6" Wide Mldgs.).....	546685	2	.10	SPACER (nylon %" O.D. x 1/2," ID.).....
68-70	9000.....	1178669	2	.05	WASHER, retainer—(8.929).....
60	47-4800.....	4880486	18	.10	CLIP.....
61	47-4800.....	4814034	18	.15	CLIP, rkr. outer panel mldg.....
62	4300-4647-4800.....	4867879	AR	.25	CLIP, rkr. outer panel mldg.....
63	4347-67.....	4867879	16	.25	CLIP, rkr. outer panel mldg.....
63	46-4800 exc. 4635.....	4877908	AR	.10	CLIP, outer-frt.....
63	4639-4839.....	4882450	4	.10	CLIP, outer-fr.....
70-72	3300-3435-36-3500.....	3858437	10	.10	CLIP, rkr. pnl. to body.....
70-72	3300-3435-36-3500.....	3844414	4	.15	NUT.....
71	5200-6035-45.....	3844414	4	.15	NUT, rkr. pnl. mldg.....
70-72	3300-3435-3436-3500.....	3849368	4	.10	SCREW.....
NOTE 1969 8000 1st Type Rkr. panel mldg. held					31" long steel retainer, 2nd Type Rkr. panel mldg. held
					by 6-plastic retainers (3" x V

8.800 MAINTENANCE ACCESSORIES

SOLVENT—ANTIFREEZE

50 68	All.....	1050333	1	.62	BRACKET.....
All	All.....	1050027	AR	.70	ANTI-FREEZE (1 qt. can) order in multiples of 24 ..
All	All.....	1050028	AR	2.65	ANTI-FREEZE (1 gal. can) order in multiples of 6 ..
All	All.....	1050029	AR	10.00	ANTI-FREEZE (1) 55 gal. drum.....
All	All.....	1050001	AR	.92	SOLVENT, w/s washer & gas line deicer (1 pt. bottle).....
All	All.....	1050418	AR	.92	SOLVENT, optikleen-w/s washer (1 pt.) not for use in New York City.....
All	All.....	1050333	AR	.62	BRACKET, solvent container.....

CLEANERS—COMPOUNDS—PADS—WAX POLISH

All	All.....	1050427	AR	1.38	CLEANER, glass (24 oz. aerosol can).....
All	All.....	1050223	AR	2.31	CLEANER & GLAZE, magic mirror (16 oz. can)
50-72	All.....	1051340	AR	2.00	RENOVATOR, magic-mirror paint, 1 pint.....
50-72	All.....	1051341	AR	10.00	RENOVATOR, magic-mirror paint, 1 gal.....
All	All.....	1050241	AR	1.64	CLEANER, Buick glaze (1 pt. bottle).....
All	All.....	1050234	AR	13.55	CLEANER, machine (1 gal.).....
All	All.....	1050002	AR	1.69	CLEANER, top eng. (1 pt.).....
All	All.....	1050690	AR	2.26	CLEANER, top eng. (20 oz. spray can).....
All	All.....	1050728	AR	2.03	CLEANER, top eng. (24 oz. spray can).....
All	All.....	1050003	AR	3.49	CLEANER, crankcase (38 oz.).....
All	All.....	1050006	AR	36.75	CLEANER, parts immersion (5 gal.).....
All	All.....	1050007	AR	76.00	CLEANER, parts immersion (incl. basket) (10 gal.) ..
All	All.....	1050171	AR	2.15	CLEANER, plastic conv. back wind.....
All	All.....	1050176	AR	1.44	CLEANER, Buick Karkleen (12 oz. bottle).....
All	All.....	1050177	AR	2.46	CLEANER, Buick Karkleen (all purpose) 32 oz. bottle
All	All.....	1050811	AR	1.64	CLEANER 8i PROTECTOR, vinyl (11 oz. aerosol can)
All	All.....	1050429	AR	1 1.80	CLEANER, multi-purpose powdered (6 pounds).....
All	All.....	1050417	AR	6.20	CLEANER, fabric-ready to use (1 gallon).....
All	All.....	1050244	AR	1.18	CLEANER, fabric (1 pint).....
All	All.....	1050174	AR	1.23	CLEANER, white sidewall (1 pint).....
All	All.....	1050175	AR	4.00	CLEANER, white sidewall (1 gal.).....
All	All.....	1050172	AR	.92	CLEANER, oil 8t tar remover (1 pint).....
All	All.....	987570	AR	1.23	CLOTH, polishing (pkg. incl. 12 cloths).....
All	All.....	1050676	AR	10.00	PAD, polishing (single).....
All	All.....	1050677	AR	10.00	PAD, polishing (duo).....
All	All.....	1050534	AR	14.20	CRYSTALITE, cleaner & polish (1 gal.).....
69-73	All.....	1051021	AR	1.64	COMPOUND, anti-corrosion /A pt. can) w/shield & rr. glass areas when installing glass.....
71-72	All.....	1050008	AR	1.85	CONDITIONER, A.T.....
All	All.....	1051186	AR	3.02	GEM GLO, exterior protective finish.....
All	All.....	1050225	AR	2.31	GLAZE, Buick magic mirror wash (16 oz. can).....
All	All.....	1050240	AR	2.31	GLAZE, Buick hand polish (1 pt. bottle).....
All	All.....	1050235	AR	14.10	GLAZE, finish guard (machine).....

All	All	.1051210	AR	3.25	POLISH, coral-lave (1 pint).....
All	All	.1050173	AR	.82	POLISH & CLEANER, chrome (1 pint).....
All	All	.1050237	AR	2.46	WAX, finish guard (6 oz. can).....
All	All	.1050236	AR	5.50	WAX, hard plate (1 4 oz.).....
AH	All	.1050144	AR	5.65	UPHOLSTERY CLEANER (1 gal. can)
All	All	.1050729	AR	2.15	CLEANER, vinyl top (8 oz.).....
All	All	.1050214	AR	2.05	CLEANER, vinyl (1 quart).....
All	All	.1050135	AR	22.55	VINYL CLEANER, w/D5 additive (5 gal. can).....
All	All	.1050227	AR	125.80	VINYL CLEANER (30 gal. drum).....
All	All	.1051054	AR	10.85	SEALER, vinyl top preservative 1 gal.....
All	All	.1051055	AR	2.46	SEALER, vinyl top preservative 16 oz.....

FREON, AIR CONDITIONING

AM	All	.1050121	AR	1.79	FREON (15 oz. can) list price per lb. (also used 9.282).....
53-73	All AC	.1051053	AR	1.79	FREON (30 lb. can) list price per lb. (also used 9.282).....

DYE—FABRIC TINT

All	All	.1050142	AR	8.15	DYE, plastic (black) 1 gal. can.....
All	All	.1050145	AR	4.77	DYE, vinyl (black) 1 qt. can.....
AM	All	.1050147	AR	4.77	DYE, vinyl (white) 1 qt. can.....
AH	All	.1050155	AR	4.77	DYE, nylon (white) 1 qt. can.....
AM	All	.1050156	AR	4.77	DYE, nylon (black) 1 qt. can.....
All	All	.1050157	AR	4.77	DYE, nylon (blue) 1 qt. can.....
All	All	.980116	AR	9.25	ERASER, rust (12 pes. on display card).....
AH	All	.1050130	AR	2.92	FABRIC TINT (black) 1 qt. can.....
All	All	.1050194	AR	2.92	FABRIC TINT (red) 1 qt. can.....
All	All	.1050143	AR	2.92	FABRIC TINT (blue) 1 qt. can.....
AM	All	.1050153	AR	2.92	FABRIC TINT (brown) 1 qt. can.....
All	All	.1050154	AR	2.92	FABRIC TINT (green) 1 qt. can.....
AH	All	.1050162	AR	2.75	FABRIC TINT (turquoise) 1 qt. can.....

REPAIR KIT, ELECTRIC REAR WINDOW DEFOGGER

70-72	All w/Elec. Heated Back Window	.1051223	AR	8.15	GUIDE LINE REPAIR KIT, elec. rr. wind, defogger (used 9.778).....
-------	--------------------------------	----------	----	------	---

LUBRICANT—SEALER—SILICONE—GREASE

All	All	.1050009	AR	1.33	LUBRICANT, heat trap (8 oz. can).....
All	All	.1050422	AR	1.85	LUBRICANT, heat trap (aerosol spray).....
All	All	.1050110	AR	1.49	LUBRIPLATE (No. 1) can.....
59-70	All P.T.	.1051022	AR	1.13	LUBRICANT, rr. axle (1 qt.) (used 5.535).....
71-72	All	.1051022	AR	1.13	LUBRICANT, rr. axle (1 qt. can) (used 5.535).....
71-72	All	.1051023	AR	.55	LUBRICANT, rr. axle (15 gal. drum) (used 5.535).....
All	All	.1050668	AR	2.77	LUBRICANT, CRC 5-56 (12 oz. aerosol can).....
All	All	.1050805	AR	2.67	LUBRICANT & SEALER (aerosol spray).....
59-70	All P.T.	.1051023	AR	.55	LUBRICANT, rr. axle (1 5 gal. drum) also used 5.535
All	All	.1050428	AR	1.23	ADDITIVE, positraction lube (4 oz.).....
All	All	.1050520	AR	2.72	LUBRIPLATE (16 oz.) spray.....
All	All	.1050109	AR	.67	LUBRIPLATE (1% oz.) tube.....
All	All	.1050805	AR	2.67	SEALER, eng. (aerosol spray).....
70-72	All	.1051249	AR	2.00	SEALER, exh. system-slip joint (1 qt. can).....
All	All	.1050805	AR	2.67	SEALER, gaskets (aerosol spray).....
All	All	.1050018	AR	1.59	SILICONE, Buick 4Y (6 oz. spray can).....
All	All	.1050019	AR	3.13	SILICONE, Buick 4X (16 oz. aerosol spray can).....
67-70	All as Req.	.1050679	AR	2.56	GREASE, prop. shaft C.V. jt. (1 4 oz. cartridge).....
71	All Disc Brks.	.1051344	AR	3.33	GREASE, hi-temp., whl. brg. (1 qt. can).....
66-73	All	.1051343	AR	6.40	ADHESIVE KIT, loc-tite No. 75 (fuel inlet nuts).....
All	All	.1051042	AR	5.15	RUBBER ADHESIVE, 5 oz. tube (black).....
All	All	.1051342	AR	1.49	STOP LEAK, cooling system (1-16 oz. can).....
50-72	All	.1051209	AR	1.54	BELT-EASE.....

PAINT—PRIMER

66-73	All	.1050545	AR	2.05	PAINT, eng. (red) 15 oz. spray can.....
All	All	.1050407	AR	2.05	PAINT, eng. (blue) 12 oz. can.....
50-72	All	.1051395	AR	2.36	PAINT, engine (black) 13 oz. spray.....
50-72	All	.1051394	AR	2.36	PAINT, engine (aluminum) 13 oz. spray.....
All	All	.1050254	AR	17.35	PAINT, trunk-fleck (gray) 1 gal. can.....
60-73	All	.1051498	AR	2.51	PAINT, car trunk (gray & white) 1 6 oz. aerosol can.....
60-72	All	.1051499	AR	2.51	PAINT, car trunk (black & aqua) 16 oz. aerosol can.....
63-66	All	.1050266	AR	1.28	PAINT (white) V, oz. tube (C).....
63-66	All	.1050267	AR	1.28	PAINT (black) V, oz. tube (A).....
65	All	.1050276	AR	1.28	PAINT (yellow) 'A oz. tube (Y).....
63-66	All	.1050335	AR	1.79	PAINT (black) 6 oz. spray can (A).....
65	All	.1050344	AR	1.79	PAINT (yellow) 6 oz. spray can (Y).....

NOTE For model years after 1966 refer to paint charts in illustration catalog for touch-up tubes & spray cans.

57-64	All	1050398	AR	1.79	PRIMER, aerosol spray paint (part no. covers 1-6 oz. can) pkg. 6 cans per carton
68-73	All	1051497	AR	5.75	PRIMER, polypropylene plastic (16 oz. aerosol can)
50-72		1050104	AR	6.10	PAINT, recondition (black) 1 gal.
50-72		1050105	AR	28.95	PAINT, recondition (black) 5 gal.
All		1050140	AR	7.60	REVIVE-A-COLOR (1 gal. can)
All		1050408	AR	2.05	LACQUER, chassis (black) covers 1-12 oz. aerosol can (pkg. 6 per carton)
All	All	1050399	AR	1.79	LEVELER, aerosol spray paint (part No. cover 1-6 oz. can) 6 per carton

ENGINE SHAMPOO

All	All	1050264	AR	16.90	SHAMPOO, eng. (5 gal. can)
All	All	1050265	AR	98.25	SHAMPOO, eng. (30 gal. drum)
All	All	1050544	AR	153.75	SHAMPOO, eng. (55 gal. drum)

SOLDER—HARDENER

All	All	1050113	AR	9.50	SOLDER (consists of 1-12 pound can plastic solder 8i 4-4 oz. bottles hardener)
All	All	1051384	AR	2.97	SOLDER (plastic) (3 lb.)
All	All	1050111	AR	.82	HARDENER, plastic solder creme (1 oz. tube)

EMBOSSING TAPE

68	All	3865901	AR	10.00	TAPE, embossing-protecto plate (10-rolls) plastic
All	All	1051044	1	7.45	TAPE, plastic embossing (5 magazines for dymo embosser No. 2000)

UNDER COATING

All	All	1050665	AR	10.00	UNDERCOATING (16 gal. drum)
All	All	1050926	AR	10.00	UNDERCOATING (54 gal. drum)

OIL, TRANSMISSION & ENGINE

All	All A.T.	1050568	AR	.71	TRANSMISSION OIL (1 qt. can) also used 4.101
All	All A.T.	1050569	AR	2.72	TRANSMISSION OIL (4 qt. can) Dexron (also used 4.101)
All	All A.T.	1050570	AR	145.05	TRANSMISSION OIL (54 gal drum) also used 4.101
All	All	1050017	AR	.97	OIL, P.S. (1 qt.) (also used 6.605)
71-73	All	1050008	AR	1.85	CONDITIONER, auto, trans
All	All	1050242	AR	1.38	H.D. CONCENTRATE (15 oz. can) packed 24 per carton (A c/case oil additive to prolong eng. life 8t improve performance)
All	All	1051396	AR	1.85	SUPPLEMENT, eng. oil (16 oz. can)
All	All	1051397	AR	2.20	SUPPLEMENT, eng. oil (1 qt. can)

8.800 LABELS, VEHICLE INFORMATIVE AND CAUTIONARY

NOTE: When ordering labels, forward orders to Buick Motor Division, P&A Mdse. Dept.—Room 3 19, Flint, Michigan 48550.

72	All	734791		.25	LABEL, oil change interval (on whlhse. pnl.)
72-73	350 Eng. (2 Bbl.)	1231284		.25	LABEL, air cleaner (on cover)
72-73	350 Eng. (4 Bbl.)	1231285			LABEL, air cleaner (on cover)
72 73	455 Eng. (4 Bbl.)	1232909		.25	LABEL, air cleaner (on cover)
72	350 Eng. (4 Bbl.) G.S.	1234653		.25	LABEL, air cleaner (on snorkel)
72	455 Eng. (4 Bbl.) G.S.	1234652		.25	LABEL, air cleaner (on snorkel)
72 73	455 Eng. (Stage 1)	1234370		.25	LABEL, air cleaner (on snorkel)
72	All A (350 Eng.) exc. Wgn.	1241012		.25	LABEL, maintenance & tires (on instr. pnl. dr.)
72	3000 Wgn. (350 Eng.)	1238961		.25	LABEL, maintenance & tires (on instr. pnl. dr.)
72	All B (350 Eng.)	1240536		.25	LABEL, maintenance & tires (on instr. pnl. dr.)
72	All A (455 Eng.)	1238960		.25	LABEL, maintenance 8i tires (on instr. pnl. dr.)
72	All B-C exc. Wagons	1240577		.25	LABEL, maintenance 8i tires (on instr. pnl. dr.)
72	All B (Wgn.)	1240576		.25	LABEL, maintenance 8i tires on instr. pnl. dr.)
72	All E	1240537		.25	LABEL, maintenance 8t tires on instr. pnl. dr.)
72	3000 Wgn.	1239540		.25	LABEL, jack instructions (on r. rr. qtr. trim pnl.)
72	6000 Wgn.	1240126		.25	LABEL, jack instructions (on r. rr. qtr. trim pnl.)
72	50-60-8000 exc. Wgn. &	1240164		.25	LABEL, jack instructions (on deck lid)
72	50-60-8000 Conv.	1239541		.25	LABEL, jack instructions (on deck lid)
72	9000	1241265		.25	LABEL, jack instructions (on deck lid)
72	30-4000 Spare Tire Stowage Fleet exc. Wgn. & Conv.	1239781		.25	LABEL, instructions (on deck lid)
72	30-4000 exc. Wgn.	1239539		.25	LABEL, jack instructions (on deck lid)
72	350 Eng. (2 Bbl.) exc. Calif. Opt.	1240252		.25	LABEL, emission control & eng. adj. (on rad. upr. mtg. pnl.)

72	350 Eng. (4 Bbl.) exc. Calif. Opt	1240254	1	.25	LABEL, emission control & eng. adj. (on rad. upr. mtg. pnl.)
72	455 Eng. exc. Stage 1 & Calif. Opt	1240256	1	.25	LABEL, emission control & eng. adj. (on rad. upr. mtg. pnl.)
72	455 Eng. Stage 1 exc. Calif. Opt	1240258	1	.25	LABEL, emission control & eng. adj. (on rad. upr. mtg. pnl.)
72	350 Eng. (2 Bbl.) w/Calif. Opt	1240253	1	.25	LABEL, emission control & eng. adj. (on rad. upr. mtg. pnl.)
72	350 Eng. (4 Bbl.) w/Calif. Opt	1240255	1	.25	LABEL, emission control & eng. adj. (on rad. upr. mtg. pnl.)
72	455 Eng. less Stage 1 w/Calif. Opt	1240257	1	.25	LABEL, emission control & eng. adj. (on rad. upr. mtg. pnl.)
72	455 Eng. Stage 1 w/Calif. Opt	1240259	1	.25	LABEL, emission control & eng. adj. (on rad. upr. mtg. pnl.)

8.820 JACK, AUTO

60	All.	1388404	1	14.90	JACK
61	44-46-47-4800.	1388404	1	14.90	JACK
61-63	40-41-4300.	1396101	1	14.35	JACK
62	44-46-4800.	1396639	1	17.20	JACK (less hdl.)
63-64	44-46-4800.	1396376	1	18.80	JACK
63-64	4700.	1396375	1	20.60	JACK
64	40-41-42-4300.	1396326	1	12.90	JACK
65	30-4000.	1396635	1	13.95	JACK (less hdl.)
65	50-60-8000.	1396637	1	16.60	JACK (less hdl.)
65	9000.	1396639	1	17.20	JACK (less hdl.)
66	30-4000.	1396824	1	14.90	JACK (less hdl.)
66	50-60-80-9000.	1377513	1	16.60	JACK (less hdl.)
67	All exc. 9000.	1396905	1	16.30	JACK (less hdl.)
67	9000.	1396906	1	16.30	JACK (less hdl.)
68-69	50-60-8000.	1394533	1	15.20	JACK, less hdl.
68	30-4000 exc. Wagons	1387196	1	16.20	JACK, less hdl.
68-69	9000.	1385969	1	15.25	JACK, less hdl.
68-69	30-4000 Wagons.	1394533	1	15.20	JACK, less hdl.
69-70	30-4000.	1387196	1	16.20	JACK, less hdl.
70	All exc. 9000.	1394741	1	14.85	JACK
70	9000.	1235226	1	15.50	JACK
71-72	All.	3997420	1	7.60	JACK, less load member & handle.

NOTE See group 8.821 for wrench, wheel and jack handle.

8.820 BASE, BUMPER JACK

64	40-41-42-4300.	588367	1	2.36	BASE, identified by red tape on jack 1396326 (Universal)
64	44-46-47-4800.	1372498	1	3.23	BASE, identified by red tape on jack 1396375-1396376 (Universal)
64	All.	1387967	1	2.41	BASE, identified by gray & yellow tape on jack 1396326-1396376-1396637-1396639 (Auto Specialties)
64	All.	3756292	1	1.54	BASE, no tape on jack 1396376-1396635-1396637 (California Jack Co.)
65-66	30-4000.	1372501	1	3.18	BASE, identified by brown tape on jack 1396635-1377517 Auto. Specialties.
65	30-4000.	588367	1	2.36	BASE, identified by red tape on jack (Universal Tool & Stamping)
66	30-4000.	1377841	1	2.05	BASE (identify by red tape on jack 1377518)
65-66	All exc. 30-4000.	1387967	1	2.4 1	BASE, identified by gray & yellow tape on jack (Auto. Specialties)
65-70	All exc. 9000.	3756292	1	1.54	BASE, no tape on jack (California Jack Co.)
65	All exc. 30-4000.	1372498	1	3.23	BASE, identified by blue & green tape on jack 1396636-1396639 (Universal Tool & Stamping)
66	50-60-8000.	1372498	1	3.23	BASE, identified by blue & green tape on jack 1377515 (Universal Tool)
67-68	All.	1387967	1	2.41	BASE, identified by gray tape on jack 1377513 (Auto. Specialties)
67-70	All exc. 9000.	3995122	1	2.00	BASE (Universal Tool & Stamping Co., Inc.) (sq. hole in base)
68-70	All exc. 9000.	1385827	1	2.87	BASE (stamped R.H. on top of base)
69-70	30-40-9000.	1387967	1	2.4 1	BASE, identified by gray tape on jack
71	All A.	3756292	1	1.54	BASE, no tape on jack (California Jack Co.)
71-72	All A.	1385827	1	2.87	BASE (stamped RH on top of base)
71-72	All A.	1387967	1	2.4 1	BASE, ident. by grey tape on jack.

71-72	All	3995122	1	2.00	BASE (square hole in base).....	
71	All	B-C-E	3995121	1	2.00	BASE (T-shaped hole).....
71	All	B-C-E	3995123	1	2.00	BASE (RH stamped on top of base).....
71-72	All	1238220	1	1.95	BASE (Seeburn Metal Products).....	
72	All	3756292	1	1.54	BASE, no tape on jack (California Jack Co.).....	
72	All	3995121	1	2.00	BASE, jack (T-shaped hole) (Auto Specialities).....	
72	All	3995123	1	2.00	BASE, jack (R.H. stamped on top of base) (Rynerson & Hayes).....	

8.820 LOAD MEMBER, JACK

71	All	A	1236495	1	2.10	LOAD MEMBER
71	All	B-C	1237100	1	2.10	LOAD MEMBER
71	All	E	1238398	1	2.10	LOAD MEMBER
72	All	A	1241263	1	2.10	LOAD MEMBER
72	All	B-C	1239169	1	2.10	LOAD MEMBER
72	All	E	1241264	1	2.10	LOAD MEMBER

8.820 SPRING, BUMPER JACK RETAINER

59-60	All	1189126		.56	SPRING.	
61-63	44-46-47-4800 exc.	Wagons	1347430		.82	SPRING
61-64	4435-4635	1189126		.56	SPRING	
64	Special-Skylark-G.S. exc.	Wagons	1189126		.56	SPRING
65-67	30-4000 exc.	Wagons	1189126		.56	SPRING
64	44-46-47-4800 exc.	Wagons & Conv.	1347430		.82	SPRING
65-69	50-60-80-9000	1347430		.82	SPRING	
70	30-4000 (Space Saver	Whl. & Tire)	1231132	1	1.33	SPRING (18").....
70	6036-46-9000	1347430	1	.82	SPRING	
68	9000	4853843	2	.30	CLIP, hdl. ret.....	
70	9487	4853843	2	.30	CLIP, wrench 8i jack handle retainer.....	
68-69	All Wagons	1195010	1	.15	CLAMP, retains jack to member—(9.242).....	

8.820 BRACKET—CLAMP, JACK STOWAGE

71	30-4000 (2nd Type)	587988	1	.20	BRACKET (for spare whl. mtd. against kick-up)
70	50-60-8000	587988	1	.20	BRACKET.....
72	3300-3437-4000	587988	1	.20	BRACKET.....
71	30-4000 (2nd Type)	587989	1	.25	CLAMP.....
70	50-60-8000	587989	1	.25	CLAMP.....
72	3300-3437-4000	587989	1	.25	CLAMP.....

8.820 WING NUT, JACK HOLD-DOWN

71-72	50-60-80-9000	9427872	1	.10	WING NUT, jack hold-down--(8.920)	
71	50-60-80-9000	3989197	1	.25	BOLT, jack hold-down.....	
72	50-66-9000 w/Chrome	3989197	1	.25	BOLT, jack hold-down.....	
72	8000	6273771	1	.25	BOLT, jack hold-down.....	
72	50-66-9000 Less Chrome	Wheels	6273771	1	.25	BOLT, jack hold-down.....

8.820 SLEEVE, (RUBBER) BUMPER JACK

68-72	30-4000 exc	Wagons	9781956	1	.62	SLEEVE, hold lug wrench to jack
-------	-------------	--------	-------	---------	---	-----	---------------------------------

8.821 PACKAGE, HIGHWAY EMERGENCY

All	All	993537	1	10.20	PACKAGE, highway emergency
-----	-----	-------	--------	---	-------	----------------------------

8.821 FLAG—FLARE, HIGHWAY EMERGENCY KIT

53-72	All	3891443		.67	DISTRESS FLAG
53-72	All	3891442		1.08	DISTRESS FLARE

8.821 WRENCH, WHEEL AND JACK HANDLE

61-64	40-41-42-4300 less	Chrome Whls	3987070		1.90	WRENCH
61-70	All exc.	Special-Skylark	3899548		2.00	WRENCH
65-68	30-4000	Chrome Whls	3899548		2.00	WRENCH
65-68	30-4000 exc.	Chrome Whls	3987070		1.90	WRENCH
69-73	All	A	3987070		1.90	WRENCH
71-73	All	B-C-E	3987080		1.90	WRENCH

8.845 GASKET, HEATER

66-70	9000 A.C. or Auto	Climate Control	391549	1	4.05	GASKET (also used 9.779)
-------	-------------------	-----------------	-------	--------	---	------	--------------------------

8.846 HEATER WATER HOSE (ROLL)

All	All	482420	AR	.51	HOSE, 50 ft. roll 3/4" ID.—(8.962)
All	All	482434	AR	.56	HOSE, 100 ft. roll (% I.D.)—(8.962)

8.846 HEATER WATER HOSE (FDRMED)

NOTE For specific usage not listed use Bulk Hose in Grp. 8.846 & 8.962.

61	44-46-47-4800	1347326	1	4.31	HOSE, htr. core to pump
61	44-46-47-4800 A.C.	1347324	1	4.31	HOSE, therm, hsg. to htr. core inlet
61-63	40-41-4300 V-8	1359799	1	1.69	HOSE, eng. to water valve
62-63	V-6	1352773	1	2.61	HOSE, eng. to water valve
62-63	V-6	1354640	1	2.97	HOSE, htr. core to w/pump
62-63	V-6	391376	1	1.90	HOSE, core to valve
61-63	40-41-4300 V-8	1361506	1	3.69	HOSE, htr. core to w/pump
63	4100	1352773	1	2.61	HOSE, eng. to water valve
61-63	40-41-4300 V-8	391376	1	1.90	HOSE, core to valve
63	44-46-4800 A.C.	1367434	1	3.02	HOSE, water valve to therm, hsg
63	4700	1361506	1	3.69	HOSE, htr. core to pump inlet
63	4700	1357600	1	1.33	HOSE, water valve outlet to htr. core
64	V-6 A.C.	1367461	1	1.44	HOSE, hot water htr.-therm. hsg. to water valve
64	V-6 A.C.	1366567	1	1.28	HOSE, water valve to htr. core
64-65	V-6 less A.C.	1363402	1	2.20	HOSE, hot water htr. (%)
64	40-41-42-4300 V-8 less A.C.	1363681	1	2.20	HOSE, hot water htr.
64	40-41-42-4300 V-8 A.C.	1366568	1	2.77	HOSE, water valve to htr. core
64	4400 less A.C.	1368600	1	2.61	HOSE (1/2") therm, hsg. to water valve
64	46-4800 A.C.	404249	1	3.54	HOSE, water pump to htr. core
64	46-4800 A.C.	1367434	1	3.02	HOSE, water valve to therm, hsg
64	4700	1367434	1	3.02	HOSE, water valve to therm, hsg
64	4700	1364358	1	2.87	HOSE, water valve to htr. core
64	4700 2-4 Bbl. Carb.	1365233	1	2.87	HOSE, htr. core to w/pump inlet
64	4700 less 2-4 Bbl. Carb.	1367540	1	4.92	HOSE, htr. core to w/pump inlet
65-66	V 6 AC.	1369435	1	1.59	HOSE, hot water htr. (thermo. hsg. to water valve)
65	30-4000 225-300 Eng. A.C.	1369432	1	2.05	HOSE, water valve to htr. core
65-66	Skylark G.S.-A.C.	1370436	1	.97	HOSE, therm, hsg. to water valve
65	Skylark Gran Sport	1372241	1	3.69	HOSE, water pump to htr. core
65	5000	1369439	1	3.90	HOSE, water pump to htr. core
65	5000 less A.C.	1369436	1	2.97	HOSE, therm, hsg. to htr. core
65-66	60-8000 A.C.	1370436	1	.97	HOSE, therm, hsg. to water valve
65-66	9000	1370436	1	.97	HOSE, therm, hsg. to water valve
65	9000	1370435	1	3.43	HOSE, water valve to htr. core
65	9000	1370434	1	4.51	HOSE, htr. core to water pump
66	30-4000 (340 Eng.) 4 Bbl.	1380648	1	2.16	HOSE, htr. case to mfld
66	4000 Wagons, 4439- 5000 (340 Eng.) 2 Bbl.	1380648	1	2.16	HOSE, htr. core to mfld
66	30-4000 A.C. less G.S. (2nd Type) (Water Valve Mounted at Rr. of Right Cyl. Hd.)	1369432	1	2.05	HOSE, hot water htr. (water valve to htr. core)
66	V-6 A.C. 1st Type-Htr. Water Valve Mounted to Rr. A.C. Compr. Mtg. Brace	1378225	1	3.23	HOSE, water valve to htr. core
66	30-4000 V-8 A.C.	1378227	1	3.49	HOSE, water valve to htr. core (when using on Special-Skylark V-8 exc. G.S. cut 9.25" off straight end) 1 st type-htr. water valve mount—" . . . ar A.C. compr. mt1
66	All (Auto. A.C.)	1370436	1	.97	HOSE, therm, hsg. to water valve
67	30-4000 A.C.	1379527	1	3.59	HOSE, water valve to htr. core inlet (% I.D.)
68	30-4000 V-8 Htr. less A.C.	1385842	1	2.87	HOSE, eng. outlet to htr. core inlet (1/2" I.D.)
67-68	50-60-80-9000 Htr. less A.C.	1380648	1	2.16	HOSE, eng. outlet to htr. core inlet
70	For hose clamps-refer to grp. 1.1 66 All B-C (Man. or Auto. A.C.)	9793719	1	.41	STRAP (plastic) suction line hose to whlhse. pnl.
71-73	All (Auto. A.C.)	9793719	1	.4 1	STRAP, vac. harness to shroud upper
71-73	All B-C-E (Man. or Auto. A.C.)	1498463	1	.41	STRAP, retains hot water valve hose to hot water hose (plastic)

8.847 CLIP, HEATER HOSE

62	44-46-4800	1352173	1	.10	CLIP, htr. hose to rkr. arm cvr. rr. loc.
63	44-46-47-4800 less A.C.	1352173	AR	.10	CLIP, htr. to w/pump hose & thermo. hsg. to htr. hose to rkr. arm cvr.-rr. loc.
63	4600	1352173	1	.10	CLIP, valve rkr. arm cvr.-rr. bolt hose
65	Riviera (2-4 Bbl.)	1352173	1	.10	CLIP, holds w/pump 8i water valve to core hose
67-68	30-4000 Htr. less A.C.	1380592	1	.15	CLIP, htr. hose to blower air inlet
67	4600 Htr. less A.C.	1380818	1	.30	CLIP, htr. hose to eng

67	30-40-5000 Htr., Man. or Auto. A.C. exc. 4600 ..	1380816	.15	CLIP, htr. hose to eng
67-69	50-60-8000 Heater less A.C.	1380592	.15	CLIP, heater hose to dash lwr. panel
67	60-80-9000 Htr. less A.C.	1380818	.30	CLIP, htr. hose to eng
67-69	9000 Heater less A.C.	1380592	.15	CLIP, heater hose to heater & blower assy.
67	9000 Man. or Auto. A.C. ..	1380827	.46	CLIP, asm. under screw that holds P.O.A. pipe to evap. asm. rr. loc.
68	30-4000 V-8 A.C.	1352173	.10	CLIP, htr. hose to P.O.A. valve.
68-69	33-3500 V-8 less A.C.	1380592	.15	CLIP, heater hose to dash lwr. panel
68	All V-8 Htr. less A.C.	1384231	.87	CLIP, htr. hose to int. mfl'd
62-68	9000 Htr. less A.C.	1380818	.30	CLIP, htr. hose to eng
69-72	All A (V-8 A.C.)	1230709	.46	CLIP, heater hose to P.O.A. valve.
69	34-44-4600 less A.C.	1380592	.15	CLIP, heater hose to blower air inlet
69	50-60-80-9000 less A.C.	1230708	.51	CLIP, heater hose to intake manifold
70	30-4000 V-8 less A.C.	1230708	.51	CLIP, htr. hose to intake manifold
71-72	All V-8 less A.C.	1236258	.51	CLIP, htr. hose to intake manifold
69	50-60-8000 Man. or Auto. A.C.	1358419	1 .15	CLAMP, heater hose to blower to evap. duct— (9.798)

8.849 CONTROL, HEATER

70-71	33-34-3500 less A.C. or Wood Grain Instr. Pnl. ..	1233934	32.60	CONTROL (complete)
70	44-4600 less A.C.	1233935	32.60	CONTROL (complete)
70	50-60-8000 less A.C.	1233964	31.25	CONTROL (complete)
70	9000 less A.C.	1233958	35.90	CONTROL (complete)
71	3437 Wood Grain Instr. Pnl. less A.C.	1233935	32.60	CONTROL (complete)
71	3467-4400 less A.C.	1233935	32.60	CONTROL, htr. (complete)
71	All B-C-E less A.C.	7937454	30.75	CONTROL (complete)
72	All A less A.C.	1240128	25.90	CONTROL (wood grain applique)
72	All A less A.C.	1240130	25.90	CONTROL (painted black)
72 73	All B-C-E less A.C.	7938504	18.45	CONTROL (complete)
71	All B-C-E less A.C.	1223346	1 1.45	LENS PACKAGE, htr. control
71-72	All	7308915	.05	RETAINER, htr. & A.C. control lvr.

NOTE For model years prior to 1970 refer to GP. 9.79

8.850 DIAPHRAGM, VACUUM

NOTE Vacuum Diaphragm also listed in 9.198-9.277-9 281-9.779 8. 9.798.

59-60	All Htr. less A.C.	3146159	1 2.86	DIAPHRAGM, air inlet door—(9.779)
59-64	All exc. Special	3143146	1 2.91	DIAPHRAGM (outlet control valve) also used 9.277
65-70	50-60-8000 Man. or Auto. A.C.	3143146	1 2.91	DIAPHRAGM (outlet control valve) also used 9.277
69-70	9000 less A.C.	3143146	2 2.91	DIAPHRAGM (outlet control valve) also used 9.277
69-70	50-60-8000 Auto. A.C. ..	1998909	1 2.12	DIAPHRAGM, def. door (also used 9.277)
71-73	All B-C-E Man. or Auto. A.C.	1998980	1 5.70	DIAPHRAGM, defroster door—(9.779)
71-72	All B-C-E Man. or Auto. A.C.	1998985	1 3.28	DIAPHRAGM, outside air inlet door
71-73	All B-C-E (less A.C.)	1998984	1 3.02	DIAPHRAGM, purge door (also used 9.281)
69-70	50-60-8000 less Man. or Auto. A.C.	9783622	1 .41	BRACKET, htr. vac. element (also used 9.779)
71-72	All B-C-E less A.C.	7932989	1 4.36	VALVE PACKAGE, vacuum-hot water-htr. control (3 port-2 used)
71-73	All B-C-E less A.C.	3022723	2.56	VALVE, temp. (also used 8.858)

8.852 SWITCH—HARNESS CABLE, HEATER CONTROL

59	All 2nd Type.	3138069	1 .10	CLIP, blower switch knob (*)
64	40-4 1-42-4300 Less A.C.	3158190	1 .10	CAP, temp. shaft
65-72	All A less A.C.	3158190	1 .10	CAP, temp. shaft
65-70	50-60-8000	3158190	1 .10	CAP, temp. shaft
72-73	All B-C-E	3158190	1 .10	CAP, temp. shaft end. (purge valve)
61	44-46-47-4800 less A.C. ..	2976999	1 2.00	HARNESS, wiring
63	44-46-4800 less A.C.	2976999	1 2.00	HARNESS
63	44-46-4800 less A.C.	3150822	1 .10	ROLLER, cam—(9.786)
64	40-41-42-4300 less A.C.	3150822	1 .10	ROLLER, cam—(9.786)
65-67	All exc. 9000	3150822	1 .10	ROLLER, cam—(9.786)
66-70	9000 A.C.	3150822	1 .10	ROLLER, cam—(9.786)
68-70	50-60-8000	3150822	1 .10	ROLLER, cam—(9.786)
68-72	All A (A.C.)	3150822	1 .10	ROLLER, cam—(9.786)
71-73	All B-C-E (Man. A.C.)	3150822	1 .10	ROLLER, cam—(9.786)
71-73	All B-C-E (Man. A.C.)	3022737	1 3.95	CAM & SUPPORT, htr—(9 786)
59	All Man. Htr. 1st Type ..	1188552	AR 1.44	SWITCH
59	All Man. Htr. 2nd Type ..	3780051	1 1.23	SWITCH (*,
60	All	1194537	1 1.44	SWITCH, htr. blower
61-63	40-41-4300	579587	1 2.00	SWITCH
61-63	44-46-47-4800 less A.C.	1164154	1 1.69	SWITCH

64-65	Special-Skylark less A.C.	1363935	1	1.95	SWITCH
64	44-46-4800 less A.C.	1164154	1	1.69	SWITCH
65	50-60-8000 Htr. less A.C	7290388	1	4.66	SWITCH, htr. blower.....
64-65	Riviera.....	7277295	1	2.31	SWITCH, htr. blower.....
66-67	30-4000 Htr. and/or A.C.	7295126	1	4.51	SWITCH, htr. 8i def. (also used 9.275)
66-67	50-60-8000 Htr. less A.C	7295748	1	5.35	SWITCH
66	9000 Htr. less A.C.....	7295933	1	7.25	SWITCH
67	9000 less A.C.....	7302012	1	6.60	SWITCH, htr. fan.....
68	All Htr. less A.C.....	7304848	1	7.90	SWITCH, blower (4 position)
69-70	All less A.C.....	1387325	1	7.65	SWITCH
71-72	All A less A.C.....	1387325	1	7.65	SWITCH, blower.....
71-72	All B-C-E less A.C.....	1223265	1	7.65	SWITCH, blower.....
71-73	All B-C-E.....	6490265	1	3.36	SWITCH, heater blower delay in rr. of right cylinder head also used—(9.795-1.150)

NOTE. For car with heater & air conditioning refer to Group 9.275 for switch.

8.852 SHAFT & LEVER, DEFROSTER VALVE (Grp. Changed to 9.786 Eff. 9-1-71)

8.852 LEVER & SHAFT, TEMPERATURE CONTROL

66-67	All exc. Riviera Htr.	3014057		.51	LEVER 8c SHAFT (9.786).....
68-72	All A Heater less A.C.	3014067		.41	LEVER 8c SHAFT (9.786).....
68-70	50-60-8000 less A.C.	3014057		.51	LEVER 8i SHAFT (9.786).....
69-70	50-60-8000 Man. A.C.	3003827		.92	SHAFT, temp. valve.....
72-73	All B-C-E Std. Htr.	3022710		.40	SHAFT, temp. valve—(9.786)
71-72	All B-C-E less A.C.	7932343		.56	LEVER, temp. control—(9.278)

8.852 HARNESS--SWITCH, HEATER & A.C. BLOWER

64-65	Special-Skylark A.C.	2983970		3.74	HARNESS, wiring A.C. with htr—
64	44-46-4800 A.C.	2983574		9.70	HARNESS, wiring htr. with A.C.—
64-65	Riviera A.C.	2986014		12.00	HARNESS, wiring A.C. with htr—
65	50-60-8000 A.C.	2987943		7.20	HARNESS. A.C. 8i htr. wiring.....
68	50-60-8000 A.C.	6295553		1 2.20	HARNESS, wiring A.C. ext.....
66	50-60-8000 A.C.	6289400		8.80	HARNESS, A.C. & htr.....
66	50-60-8000 A.C.	6289401		3.13	HARNESS. A.C. & htr. ext.....
66	8000 Auto. A.C.	6289416		23.60	HARNESS, comfort control wiring
66	9000 Auto. A.C.	6289417		16.20	HARNESS, comfort control wiring
67	50-60-8000 A.C.	6291523		8 55	HARNESS, A.C. ext.....
67	50-60-8000 Auto. A.C.	6291788		18.20	HARNESS, temp. control wiring ..
67	9000 Auto. A.C.	6291787		15.40	HARNESS, temp. control wiring ..
69-70	50-60-8000 A.C. 8i Long Console or Rear Defroster or Cruise Control	6297406	1	13.05	HARNESS, wiring A.C. extension—(2.480).....
64	44-46-4800 less A.C.	2983967	1	2.72	CABLE, htr. wiring.....
59	All A.C.	1188552	AR	1.44	SWITCH.....
60	All.....	1194533	1	1.44	SWITCH.....
61-62	44-46-47-4800.....	1347687	1	2.15	SWITCH.....
63	4700 A.C.	1347687	1	2.15	SWITCH.....
67	50-60-8000 Auto. A.C.	3141791	2	.20	WASHER, spg.....
69-70	All less Heater.....	7277348	1	.10	CLIP, pivot vacuum switch.....
71-72	All A.....	7277348	1	.10	CLIP, pivot vac. switch.....
69-70	All.....	7305309	2	.56	NUT, barrel-heater 8i A.C. control (also used 9.798)
71-72	All A.....	7305309	2	.56	NUT, barrel-htr. 8i A.C. control.....
70	All.....	7277348	1	.10	CLIP, temp. lever retaining.....
71-72	All B-C-E.....	1236694	1	.25	GROMMET, to htr. harness.....

8.852 LEVER—KNOB—LENS, HEATER CONTROL

70	All.....	1222934	1	1.69	LEVER, htr. or A.C. control (also used 9.273) (incl. knob & L retainer).....
71-72	All B-C-E (less A.C.).....	7932988	1	1.59	LEVER, selector-htr. control.....
71-72	All B-C-E (less A.C.).....	7932343	1	.56	LEVER, temp.-htr. control—(9.275).....
69	All.....	1230184	AR	1.18	KNOB, htr. 8. A.C. control lvr.—(9.798).....
70	All.....	1233942	AR	1.08	KNOB, htr. & A.C. control lvr. (also used 9.798)——
71-72	All B-C-E.....	7934749	AR	.82	KNOB, selector lever (htr. 8i A.C.) (also used 9.798)
71-72	All B-C-E.....	7931413	1	1.49	KNOB, blower switch.....
70	All less A.C.....	1233942	1	1.08	KNOB, htr. control.....
71-72	All A less A.C.....	1233942	1	1.08	KNOB, htr. control.....
70	50-60-8000 less A.C.	1233898	1	1 1.45	LENS, htr. control.....
70	9000 less A.C.....	1233937	1	12.50	LENS, htr. control.....
70-71	33-34-3500 less A.C. or Wood Grain Instr. Pnl.	1233938	1	11.15	LENS, htr. control
70	44-4600 less A.C.	1233939	1	1 1.40	LENS, htr. control
71	3437 Wood Grain Instr. Pnl.....	1233939	1	1 1.40	LENS, htr. control.....
71	3467-4400 less A.C.	1233939	1	1 1.40	LENS, htr. control.....
72	All A Std. Htr.....	1240127	1	1 1.40	LENS, heater control (wood grain applique)
72	All A Std. Htr.....	1240131	1	1 1.40	LENS, heater control (painted black).....

71-73	All B-C-E.....	1235382	AR	.10	CLIP, htr. or A.C. control to instr. pnl. (R. side) (2" long-2 mtg. holes).....
71-72	All A.....	9798933	1	.10	CLIP (used 9.750).....
68-72	All.....	7282187	AR	.15	CLIP, htr. &• A.C. control lens (also used 9.798).....

8.854 CORE & FITTING—CLAMP--SEAL, HEATER

59-62	44-46-47-4800.....	3144756		34.20	CORE & FITTINGS, def. & htr.....
61-63	40-41-4300.....	3148545		35.05	CORE & FITTINGS.....
63	44-46-4800 less A.C.....	3021825		39.70	CORE & FITTINGS.....
63	44-46-4800 A.C.....	3157867		37.70	CORE & FITTINGS.....
63-65	Riviera.....	3004854		35.80	CORE & FITTINGS.....
64-67	Special-Skylark-G.S. less A.C.....	3022069		33.00	CORE & FITTINGS.....
64-67	Special-Skylark-GS w/A.C.....	3004817		33.85	CORE & FITTINGS.....
64	4400 less A.C.....	3001138		34.15	CORE 8. FITTINGS.....
64	46-4800 less A.C.....	3000366		34.20	CORE 8. FITTINGS.....
64-68	LeSabre-Wildcat-Electra A.C.....	3022075		39.65	CORE 8. FITTINGS.....
65-69	50-60-8000 less A.C.....	3021825		39.70	CORE 8. FITTINGS.....
66-68	9000 less A.C.....	3009034		39.60	CORE & FITTINGS.....
66-67	50-60-8000 Auto. A.C.....	3008091		46.55	CORE & FITTINGS.....
66-68	9000 A.C.....	3004816		38.90	CORE & FITTINGS.....
66-67	9000 Auto. A.C.....	3008480		47.20	CORE & FITTINGS.....
68-72	All A (A.C.).....	3014782		34.80	CORE & FITTINGS.....
68-72	All A (less A.C.).....	3014083		31.40	CORE & FITTINGS.....
69-70	50-60-8000 Man. or Auto. A.C.....	3018358		38.90	CORE & FITTING.....
69-70	50-60-8000 less A.C.....	3011423		34.05	CORE & FITTING (2" core).....
69-70	9000 Man. or Auto. A.C.....	3010980		39.65	CORE & FITTING.....
69	9000 less A.C.....	3022067		35.55	CORE 8. FITTING, replaces 3044818 72/1.....
69-70	9000 less A.C.....	3018535		35.55	CORE & FITTING (2" core).....
71-73	All B-C-E.....	3022696		32.60	CORE & FITTINGS.....
66	All exc. 9000 Htr.....	3004671		.25	CLAMP, htr.-tank header.....
66	All exc. 9000 Htr.....	3004672		.20	CLAMP, in-out tank.....
67	30-4000 Htr.....	3004671		.25	CLAMP, tanker header (2" core).....
67	30-4000 Htr.....	3004672		.20	CLAMP, in-out tank (2" core).....
67	30-4000 Htr. less A.C.....	3011429		.56	CLAMP, core mtg.-tank header.....
67	30-4000.....	3011428		.56	CLAMP, core mtg.-tank header.....
67	30-4000 Htr. less A.C.....	3004671		.25	CLAMP, core mtg.-tank header.....
67 69	50-60-8000 Htr.....	3004672		.20	CLAMP, tank header.....
67-69	50-60-8000 Htr.....	3004672		.20	CLAMP, in-out tank.....
69-70	50-60-8000.....	3011428		.56	CLAMP, in-out tank (2" core).....
69-70	50-60-8000.....	3011429		.56	CLAMP, header tank (2" core).....
69-70	9000 less A.C.....	3021665		.77	CLAMP (2" core).....
71-72	All A (less A.C.).....	3011428		.56	CLAMP, core mtg. (in-out tank) (for 2" htr. core).....
71-72	All A (less A.C.).....	3011429		.56	CLAMP, core mtg. (header tank) (for 2" htr. core).....
71-73	All B-C-E (less A.C.).....	3022708		.20	CLAMP, core mtg. (outlet tank).....
71-73	All B-C-E.....	3022712		.20	CLAMP, core mtg. (header tank).....
71-73	All A (less A.C.).....	3022734		.20	CLAMP, in-out tank.....
66-70	9000 Man. or Auto. A.C.....	3013532		.15	CLIP, temp. valve ret. (used 9.779).....
67	9000 Auto. A.C.....	3013532		.15	CLIP, temp. valve ret. (used 9.779).....
64	40-4 1-42-4300.....	9776917		.41	SEAL, htr. core-installed on htr. core (2 pipes) thru dash.....
64	40-41-42-4300 A.C.....	1368519		.28	SEAL, htr. core pipe (2") used on A.C. liquid line.....
65	All Htr & A.C. exc. 9000	9776917		.41	SEAL, htr. core-instl. on htr. core (2 pipes) thru dash.....
66	30-4000.....	1368519		.28	SEAL, htr. core pipes.....
66-67	All exc. 9000 Htr. less A.C.....	9776917		.41	SEAL, htr. core-instl. on htr. core (2 pipes) thru dash.....
66-70	50-60-8000 Htr. less Auto. A.C.....	9776917		.41	SEAL, htr. core-instl. on htr. core (2 pipes) thru dash.....
68-72	All A (A.C.).....	9791362		.10	SEAL, htr. core pipes.....
68-72	30-4000 less A.C.....	9792672		.62	SEAL, htr. core-instl. on htr. core.....
71	All B-C-E (less A.C.).....	9776917		.41	SEAL, htr. core-installed on htr. core (2 pipes) thru dash.....
72-73	All B-C-E.....	3023773		1'.33	SEAL, inlet pipe - heater.....
72-73	All B-C-E.....	3023774		1.33	SEAL, outlet pipe - heater.....

8.854 CASE, HEATER

66-67	30-4000 Htr. less A.C.....	3006266		22.50	CASE & SHROUD, htr. distr. (also used 9.779).....
68-72	All A (Htr. less A.C.).....	3017881		25.50	CASE (also used 9.779).....
71-72	All A (A.C.).....	3021984		49.45	CASE (incl. frt. plate &• valves).....
71-73	All B-C-E less A.C.....	3022721		29.20	CASE, htr.....
71	All B-C-E (Man. A.C.).....	3023052		78.85	CASE (incl. frt. plate valves & hsg.)—(9.786).....
71	All Auto. A.C.....	3022879		78.85	CASE (incl. frt. plate &• valves)—(9.786).....
72	All Auto. A.C.....	3025958		78.85	CASE, htr. (incl. frt. plates &• valves)—(9.786).....
72 73	All B-C-E (Man. A.C.).....	3026000		78.85	CASE, htr. (incl. frt. plates & valves)—(9.786).....
71	All B-C-E (Man. A.C.).....	3025894			PLATE, frt.-htr. case.....

8.855 RESISTOR, HEATER					
69-70	All B-C (less A.C.)	3929052	1	.92	RESISTOR
68-72	All A (less A.C.)	3929052	1	.92	RESISTOR
71-72	All B-C-E (less A.C.)	9796480	1	1.03	RESISTOR
73	All less A.C.	9796480	1	1.03	RESISTOR
8.855 MOTOR, HEATER & DEFROSTER & AIR CONDITIONING					
53	50-70	5044402		20.85	MOTOR, under seat heater
54-55	All	5047718		13.65	MOTOR, under seat heater
54-55	All	5044402		20.85	MOTOR, def.
56-58	All	5044399		27.35	MOTOR, htr. & def.
59-62	44-46-47-4800	5044399		27.35	MOTOR, htr. blower.
61-63	40-41-4300	5044464		16.35	MOTOR, blower.
63	44-46-4800 less A.C.	5044534		23.50	MOTOR, blower.
63	44-46-47-4800 A.C.	4960538		28.70	MOTOR, blower.
63-65	Riviera less A.C.	4960476		27.35	MOTOR, blower.
64-70	All A.C.	4960538		28.70	MOTOR, blower.
64-73	All A (less A.C.)	4960505		20.60	MOTOR, blower.
64	44-46-47-4800 less A.C.	4960476		27.35	MOTOR, blower.
65-68	50-60-8000 less A.C.	4960476		27.35	MOTOR, blower.
66-70	9000 less A.C.	4916993		28.05	MOTOR, blower.
69-73	All B-C (less A.C.)	4960505		20.60	MOTOR, blower.
71-72	All A (A.C.)	4960538		28.70	MOTOR, blower.
71-73	All E (less A.C.)	4960505		20.60	MOTOR, blower.
71-73	All B-C-E (Man. or Auto. A.C.)	4960538		28.70	MOTOR
71	All A (2nd Type)	1237982		6.30	CAPACITOR, blower mtr. suppressor (letter "C" on terminal side of resistor board)
71-73	All B-C-E	1237982		6.30	CAPACITOR, blower motor suppressor.
73	All A	1237982		6.30	CAPACITOR, blower motor suppressor.
8.855 MOTOR, EVAPORATOR BLOWER					
53-55	All	5044401	1	24.05	MOTOR, evap. blower
56-57	All	5044400	1	36.10	MOTOR, evap. blower
58-62	All exc. 40-4 1-4300	5044400	1	36.10	MOTOR, evap. blower
61-63	40-41-4300	5044468	1	27.75	MOTOR, evap. blower
8.857 SPRING, EVAPORATOR MOTOR					
64-67	Special-Skylark-G.S. A.C.	3000357	1	.46	SPRING, return evap. mtr. (also used 9.277)
8.857 FAN, BLOWER MOTOR					
61-63	40-41-4300	3144683	1	3.95	FAN, blower motor—(9.216)
59-63	44-46-47-4800	3905776	1	4.20	FAN, blower motor-htr.
59-63	All A.C.	3144683	1	3.95	FAN, evap. mtr.—(9.216)
64-65	All exc. A.C.	3905776	1	4.20	FAN, blower mtr.
64-68	All A.C.	3905776	1	4.20	FAN, plenum blower.
66-68	50-60-80-9000 Htr.	3905776	1	4.20	FAN, blower motor-htr.
66-67	80-9000 Auto. A.C.	3905776	1	4.20	FAN, plenum blower.
66-67	9000 less Htr.	3905776	1	4.20	FAN, vent, blower.
66-71	30-4000 less A.C.	3905776	1	4.20	FAN, htr. mtr. blower.
68	9000	3905776	1	4.20	FAN, htr. mtr. blower.
69-72	30-4000 A.C.	3905776	1	4.20	FAN, evap. blower.
68-70	50-60-80-9000 A.C.	3905776	1	4.20	FAN, plenum blower.
69-73	50-60-8000 less A.C.	3905776	1	4.20	FAN, htr. mtr. blower (single flat shaft hole)
69-71	9000 less A.C.	3905776	1	4.20	FAN, htr. mtr. blower.
71-73	All B-C-E (Man. or Auto. A.C.)	3027062	1	4.35	FAN, evap. blower—(9.216)
72	All Less A.C. (1st Type)	3905776	1	4.20	FAN, htr. mtr. blower (single flat shaft hole)
72	All Less A.C. (2nd Type)	3027031	1	4.35	FAN, htr. mtr. blower (double flat shaft hole)
61	40-41-4300	3130055	1	.15	NUT, htr. blower mtr. ret.
65-71	All as Req.	3130804	1	.10	NUT 8- LOCK WASHER, htr. blower & air inlet.
72	All A (A.C.)	3011293	1	.10	NUT, fan to motor (evap. 8i motor) (also used 9.779)
72	All A (A.C.)	3015545	1	.05	WASHER, frt. support-evap. 8* blower—(9.216)
8.857 VALVE & SEAL, BLOWER					
63-64	44-46-4800 less A.C.	3149419	1	.62	VALVE 8t SEAL, blower (also used 9.779)
66-68	9000	3149419	1	.62	VALVE 8c SEAL, blower.
69-70	9000 less A.C.	3149419	1	.62	VALVE 8i SEAL, blower.
8.857 CASE & CUTOFF, BLOWER & AIR INLET					
65-68	30-4000 less A.C.	3016905	1	6.25	CASE & CUTOFF, blower & air inlet
66-68	50-60-8000	3016905	1	6.25	CASE 8c CUTOFF, blower & air inlet
69 70	All exc. 9000	3016905	1	6.25	CASE & CUTOFF, blower & air inlet
69 70	50-60-8000 A.C.	3005787	1	23.75	CASE 8t CUTOFF, blower & air inlet
71	All A less A.C.	3016905	1	6.25	CASE 8c CUT-OFF BLOWER 8c AIR INLET
71-73	All B-C-E less A.C.	3022589	1	7.50	CASE 8c CUT-OFF, heater.

8.858 VALVE—LINK, HEATER AND A.C.

66-70	50-60-8000 Auto. A.C. ..	3156764		.92	VALVE, selector valve.....
69-70	50-60-8000 Man. A.C. ...	3156779		3.23	VALVE, temp.....
71-72	All A (A.C.)	3012206		2.26	VALVE, diverter (door) (incl. connector & seal)
71-73	All B-C-E less A.C.	3022706		2.36	VALVE & SEAL, purge—(9.786).....
71-73	All B-C-E less A.C.	3022723		2.56	VALVE, temp.—(8.850).....
71-73	All B-C-E (Man. A.C.) ..	3022742		6.75	VALVE & SHAFT, temp, control—(9.786).....
71-73	All B-C-E (Man. or Auto. A.C.).....	3022765		3.84	VALVE & SEAL, diverter-upr. (door)—(9.786)
71-73	All B-C-D (Man. or Auto. A.C.).....	3022769		4.46	VALVE & SEAL, diverter-lwr. (door)—(9.786)
71-73	All B-C-E (Man. A.C.).....	3022740		18.25	HOUSING 8< VALVE, temp—(9.786).....
71-72	All (Auto. A.C.).....	3022877		18.25	HOUSING 8< VALVE, temp— (9.262).....
71	All B-C-E (Man. A.C.) ..	3022743			HOUSING, temp, valve & core seal—(9.786)
71	All A-C-E (Man. A.C.) ..	3022759		.51	SHAFT 8. LEVER, diverter valve—(9.786)
71	All B-C-E (Man. A.C.) ..	3022760		1.03	SHAFT 8. LEVER, slave valve—(9.786).....
71	All B-C-E (Man. A.C.) ..	3022758		.07	LINK, diverter—(9.786).....
71-73	All B-C-E (Man. A.C.).....	3022747		.10	LINK, diverter valve—(9.786).....
71	All B-C-E (Man. A.C.) ..	3015231		.67	LINK, slave door—(9.786).....
71-73	All B-C-E (Man. or Auto. A.C.).....	3022829	1	.41	SPRING, defr. valve—(9.786)
71-73	All B-C-E (Man. or Auto. A.C.).....	3022741		.10	CLIP, temp, valve shaft retaining—(9,786)
66-70	50-60-8000 Auto. A.C. ..	3002164		.20	LINK, selector valve.....
70	50-60-8000 w/A.C.	3003952		3.95	VALVE, selector A.C htr.....

8.858 STOP—SPRING, DEFROSTER VALVE

69-70	50-60-8000 less A.C.	3141408	1	.03	STOP, def. dr. valve —
69-70	50-60-8000 less A.C.	9782328	1	.22	SPRING, defroster valve

8.866 GASKET—NIPPLE, HEATER COR"

61-64	40-4 1-4 2-4300 V-8	579173	1	.10	GASKET, valve outlet.....
64	40-4 1-42-43-4400 V-8 ..	579173	1	.10	GASKET, between nipple & int. mfl. rr. (GMPD 3.265).....
64	4400.....	579173	1	.10	GASKET, valve outlet.....
56-60	All.....	1354336	2	.30	NIPPLE (in water mfl. or w/pump).....
61-62	44-46-47-4800.....	1354336	1	.30	NIPPLE (in water mfl.).....
61 63	40-41-4300 V-8.....	579594	1	.82	NIPPLE, htr. hose.....
62-63	V-6.....	1354336	1	.30	NIPPLE (in water mfl.).....
63	44-46-47-4800.....	1356096	1	.25	NIPPLE (in mfl.).....
64	V-6.....	1356096	1	.25	NIPPLE (in mfl.).....
64	40-41-42-43-4400 V-8 with Htr.....	1362533	1	.87	NIPPLE, htr. hose.....
64	4400 less A.C.....	579594	1	.82	NIPPLE, htr. hose.....
64	46-47-4800.....	1356096	1	.25	NIPPLE (in mfl.).....
65	30-4000 (V-8).....	1368777	1	.67	NIPPLE, htr. hose.....
65-66	60-80-9000.....	1356096	1	.25	NIPPLE, in water mfl.....
66	4000 G.S.....	1356096	1	.25	NIPPLE, in water mfl.....
66-67	30-4000 exc. G.S., Htr. less A.C.....	1368777	1	.67	NIPPLE, in int. mfl.....
65-67	5000 Htr. less A.C.....	1368777	1	.67	NIPPLE, in int. mfl.....
67	400-430 Eng. Htr.....	393529	1	2.31	NIPPLE, auto, flow (int. mfl.-rr.).....
68-71	L-6 Eng. Htr.....	3838094	1	.46	NIPPLE, htr. hose in therm, hsg.....
68	50-60-8000 (Htr.).....	1485744	1	.51	NIPPLE, htr. water flow in int. mfl.....
68-73	350 Eng.....	1356096	1	.25	NIPPLE, in mfl. (%).....
69-73	400-430-455 Eng.....	1485744	1	.51	NIPPLE, htr. water flow-in int. mfl.....
64	40-41-42-4300.....	1479565	1	.10	RETAINER, htr. water valve to brkt. (also used 9.795).....
65	All A.C. exc. 9000.....	1484385	1	.15	RETAINER, htr. water valve to brkt.....
66	All Man. or Auto. A.C.	1484385	1	.15	RETAINER, htr. water valve to brkt.....

8.873 COMPASS

61-70	All.....	981247	1	7.10	COMPASS, lighted (less battery)
64-71	All.....	1385048	1	1.44	PLATE, mtg.....

8.891 ADAPTER, TISSUE DISPENSER

63-65	All exc. Special & Skylark with A.C. & Wildcat with Long Console.....	1359793	1	1.28	ADAPTER, dispenser top plate.....
66	All exc. Riviera.....	1359793	1	1.28	ADAPTER, top plate.....
67-68	All.....	1359793	1	1.28	ADAPTER, top plate.....
63-68	All.....	1359794	1	.92	BOLT.....
72	30-4000.....	1240099	2	1.10	FIXTURE, tissue dispenser - underseat mounting (steel-2" long).....
72	50 60 80 9000.....	1240098	1	1.15	FIXTURE, tissue dispenser-underseat mounting (steel-3" long).....
72	All.....	1240095	1	.60	RETAINER, tissue dispenser (plastic).....

8.891 TISSUE DISPENSER

63-67	All exc. Riviera A.C. & Wildcats with Long Console.....	981395
68-72	All.....	981395
All	All.....	981649
All	All.....	981650
71-72	All.....	981799

5.15	TISSUE DISPENSER (jr. size).....
5.15	TISSUE DISPENSER (jr. size).....
6.90	TISSUE DISPENSER 8. BASKET (comb.) black
6.90	TISSUE DISPENSER 8. BASKET (comb.) fawn
4.36	TISSUE DISPENSER (beige) underseat.....

8.891 LITTER BASKET

ALL	All.....	986607	AR
ALL	All.....	980669	AR
ALL	All.....	980668	AR
ALL	All.....	980667	AR
ALL	All.....	981728	AR
71-72	All exc. Pwr. Seats.....	981798	AR

2.46	LITTER BASKET (black).....
2.61	LITTER BASKET (beige).....
2.61	LITTER BASKET (blue).....
2.61	LITTER BASKET (red).....
2.61	LITTER BASKET , green.....
4.05	CONTAINER (litter) underseat (beige)

8.899 STEEL BALL

ALL	All.....	453569	AR
ALL	All.....	119282	AR
ALL	All.....	104918	AR
ALL	All.....	169064	AR
ALL	All.....	453595	AR
ALL	All.....	655258	AR
ALL	All.....	1393667	AR
ALL	All.....	1362558	AR

.05	BALL 1',/') used 0.459.....
.10	BALL ("i,i") used 9.766.....
.10	BALL ("A") used 4.121-4.241-4.421-4.265.....
.10	BALL (y,') also used 2.895-2.760.....
.10	BALL ("i,i").....
1.18	BALL ("%")—(9.172).....
.10	BALL ("i,i") used 2.904-4.174.....
.20	BALL (.638/.636 dia.) in oil pump (used Group 1.652).....
.07	BALL steel ("i,i") also used 4.311.....
.05	BALL ("i,i") used in 4.169.....
.10	BALL (V,") used 4.265.....
.10	BALL (V,D used 4.128-4.226-4.123.....
.05	BALL ("i,i")—(3.825).....

ALL	All.....	453593	AR
ALL	All.....	147483	AR
ALL	All.....	104918	AR
ALL	All.....	104919	AR
All	All.....	7002117	AR

8.900 AGON HEAD

ALL	All.....	455957	AR
ALL	All.....	180021	AR
ALL	All.....	445566	AR
ALL	All.....	9419028	AR
ALL	All.....	9419029	AR
ALL	All.....	9424877	AR
ALL	All.....	9427605	AR
ALL	All.....	9419683	AR
ALL	All.....	443899	AR
ALL	All.....	192347	AR
All	All.....	179818	AR
ALL	All.....	186677	AR
ALL	All.....	180080	AR
ALL	All.....	9420831	AR
ALL	All.....	220425	AR
ALL	All.....	179821	AR
ALL	All.....	179822	AR
ALL	All.....	220426	AR
ALL	All.....	179825	AR
ALL	All.....	454874	AR
ALL	All.....	179827	AR
ALL	All.....	454866	AR
ALL	All.....	454867	AR
ALL	All.....	9423543	AR
ALL	All.....	444684	AR
ALL	All.....	187147	AR
ALL	All.....	181591	AR
ALL	All.....	186634	AR

.05	BOLT (No. 8-32 x 7/8") slotted (used 2.387).....
.20	BOLT ("A"-20 x %) used 10.670.....
.05	BOLT (W-20 x 1 1/2") used 4.226-4.275.....
.05	BOLT (%<<—18 x 1/8") used 6.518.....
.20	BOLT ("i,i"-18 x 1/2") used 4.124-4.665.....
.20	BOLT ("i,i"—18 x 1/2" cad.) used 2.277-3.660-4.105-4.115-4.343-5.441-4.353-8.154.....
.20	BOLT ("i,i"—18 x %) used 7.347.....
.11	BOLT ("i,i"—18 x 5/8") used 1.064-5.441-1.060-9.171-3.706.....
.10	BOLT (V, — 18 x V) used *5.398-6.106-0.293).....
.10	BOLT 1H x 1) used 4.225.....
.10	BOLT (Vie"—18 x 1) used 4.226
.10	BOLT ("i,i" x 18 x 1) used 3.275-3.726-4.290-8.014-4.006-2.317.....
.10	BOLT ("i,i, 6 18 x 1 Y,") used 3.275-3.726.....
.20	BOLT ("i,i" 18 x 1%) used 4.224.....
.46	BOLT ("i,e 18 x 1 V,") used 4.225.....
.10	BOLT ("i,i" 18 x 1%) used 4.226.....
.62	BOLT ("i,i< 18 x 1/4") used 4.224-4.265.....
.10	BOLT (%< 18 x 1/4") used 4.225.....
.10	BOLT ("i,i" 18 x 1%) used 1.652-4.121.....
.10	BOLT ("i,i" 18 x 2) used 2.275.....
.10	BOLT ("i,i" 18 x 2 1/4") used 4.226.....
.10	BOLT ("Ae 18 x 2V,") used 4.226.....
.25	BOLT ("Ae 18 x 3) used 5.510.....
.20	BOLT ("i,i" 18 x 3%) used 3.726-0.446.....
50/6.50	BOLT ("i,i" 24 x 1/4") used 9.170.....
	BOLT ("i,e" 18 x 3Vi") used 0.413-0.439-0.446.....
	BOLT ("i,i" 24 x 1/2") (used 9.170)
	BOLT ("i,i" 24 x 1) used 0.669-1.060-4.115-4.634-9.170.....
.15	BOLT ("i,i" 24 x 1 1/4") w/washer (used 1.064).....
.20	BOLT ("As 24 x 2 1/2") used 1.064.....
.20	BOLT ("i,i" 24 x 2 1/2") w/washer (used 1.064).....
.30	BOLT ("i,i" 24 x 3V2") used 1.060-1.064.....
.30	BOLT ("i,i" 24 x 3 1/2") w/washer (used 1.064).....
.20	BOLT ("i,i" 24 x 3 1/2") w/washer (used 1.064).....
.36	BOLT ("i,i" —24 x 1 1/4") used 1.064.....
.10	BOLT ("i,i" —16 x 1/4").....
.15	BOLT ("%—16 x 1/4") used 2.334-4.648-8.014-8.154-7.831).....

ALL	All	179840	AR	.10	BOLT (A" — 16 x 1/2") used 1.835-3.275-3.601-4.317-6.231-8.014
ALL	All	9420462	AR	.15	BOLT (A" — 16 x 1'A") used 6.231
ALL	All	9424820	AR	.20	BOLT (I _s " — 16 x 1/2") flanged hex. hd. (used 3.275)
ALL	All	1231418	AR	.30	BOLT (% — 16 x 1'A") used 3.275
ALL	All	454906	AR	.20	BOLT (V — 16 x 1 'A") 300-M used 3.656-4.658
ALL	All	454467	AR	.20	BOLT (% — 16 x 1'A") used 4.3 17
ALL	All	179846	AR	.10	BOLT (% — 16 x 1/2") used 1.070-4.225
ALL	All	180134	AR	50/5.90	BOLT (A" — 16 x 2'A") (used 2.341-6.606)
ALL	All	9419061	AR	.20	BOLT (% — 16 x 2'A") (used 3.275)
AII	All	9426886	AR	.40	BOLT (A" — 16 x 6")
ALL	All	9419688	AR	.41	BOLT (V — 16 x 6 V, used 2.277
ALL	All	454912	AR	.10	BOLT (% — 24 x 'A") used 6.178-5.531
ALL	All	9776180	AR	.30	BOLT (A" — 24 x 'i used 5.531
ALL	All	186627	AR	.25	BOLT (A" — 24 x 1) used 5.002-5.531
ALL	All	454913	AR	.20	BOLT (V — 24 x 1'A") used 5.531
ALL	All	427563	AR	.10	BOLT (% — 24 x r/2") used 6.178
ALL	All	1364772	AR	.66	BOLT, spec-heavy headed (A" — 14 x 1) used 5.441
ALL	All	454932	AR	.15	BOLT (I _α " — 14 x 1) (used 5.548-5.545-5.586)
ALL	All	454944	AR	.15	BOLT CAs (— 14 x 1")
ALL	All	454945	AR	.25	BOLT (Ae — 14 x 1/2") used 4.317-0.002-0.029-2 04 1
ALL	All	427564	AR	10.00	BOLT (I ₆ " — 14 x 1/a") (used 6.231)
ALL	All	427568	AR	.15	BOLT (I _s " — 14 x 1%) used 4.124-4.650
ALL	All	186626	AR	.10	BOLT (I _s " — 14 x 1'A") used 6171
ALL	All	446681	AR	.30	BOLT (I _s " — 14 x 2'A") 300 M used 6.106-9.008
ALL	All	9419651	AR	.46	BOLT (I _s " — 14 x 2/2") used 0.293
ALL	All	9419652	AR	.46	BOLT (I ₆ " — 14 x 2/2") used 0.293-6.169
ALL	All	9419817	AR	.36	BOLT (I _s " — 14 x 2'A") used 6.509
ALL	All	9419818	AR	.36	BOLT (I _s " — 14 x 3'A") used 6.509
ALL	All	9419653	AR	.46	BOLT (I _s " — 14 x 3'A") used 0.293
ALL	All	454937	AR	.20	BOLT (I _s " — 14 x 3'A") used 9.008
ALL	All	9419713	AR	.30	BOLT, hex cone pt. (I _s " — 14 x 3/7T) used 0.029-6 509
ALL	All	9423624	AR	.30	BOLT (I _s " — 14 x 4) used 0.029
ALL	All	3727207	AR	.15	BOLT (I _s " — 20 x 'A") — (0.669)
ALL	All	454956	AR	.10	BOLT (I _s " — 20 x /2") used 0.669-5.531
ALL	All	1382252	AR	.25	BOLT (slotted plate hd. I _s " — 20 x /2") used 5.531
ALL	All	454957	AR	.20	BOLT (I _s " — 20 x 1) used 0.669
ALL	All	454977	AR	.30	BOLT (I _s " — 20 x 2) used 6.178
ALL	All	9417852	AR	.25	BOLT (A _s " — 20 x 2',) used 7.347
ALL	All	9428643	AR	.30	BOLT (I _s " — 20 x 2 'A") used 6.106-7.347
ALL	All	3832882	AR	.15	BOLT (I _a " — 20 x 2'A") used 6.106, 5.002
ALL	All	454991	AR	.36	BOLT (A" — 13 x 1%) used 5.002-7.838
ALL	All	455000	AR	.15	BOLT (A" — 13 x 1'A") (used 7.874)
ALL	All	9422542	AR	.30	BOLT, I _s " — 14 x 3%" used 0.293
ALL	All	9417800	AR	.25	BOLT (A" — 13 x 1'A") used 6.171
ALL	All	9422574	AR	.36	BOLT fA" — 13 x 2'A") used 5.002
ALL	All	9421430	AR	.36	BOLT (Vk" — 13 s 3'A") used 5.383-6.178-6.169
ALL	All	402568	AR	.56	BOLT (A" — 13 x 4) 300-M (used 6.169-6.178-5.382)
ALL	All	9419852	AR	.41	BOLT (A" — 13 x 4/2") used 5.383-7.347
ALL	All	9421467	AR	.41	BOLT (A" — 13 x 4'A")
ALL	All	9423371	AR	.54	BOLT (A" — 13 x 4•••VI (used 7.504)
ALL	All	444473	AR	.20	BOLT (Y _s " — 20 x I _s " used 5.002
ALL	All	217208	AR	.20	BOLT <y _s " — 20 x 1) used 5.548
ALL	All	455012	AR	.20	BOLT (A" — 20 x 1'A") used 0.662
ALL	All	9423879	AR	.36	BOLT (A" — 20 x 2'A") used 6.106
AII	All	9432568	AR	.62	BOLT (A _s " — 12 x 4'A") used 7.529
ALL	All	9425526	AR	.46	BOLT (A _s " — 18 x 1/2") used 5.002
ALL	All	186702	AR	.51	BOLT (I _s " — 18 x 2'A") used 4.665
AII	All	9427324	AR	.41	BOLT (% — 18 x 2'A") (used 6.106)
ALL	All	271582	AR	.41	BOLT (% — 18 x 1'A") used 0.662
ALL	All	9417246	AR	.92	BOLT (A" — 18 x 8) used 5.383
ALL	All	271627	AR	.46	BOLT (% — 16 x 1'A") used 0.662
ALL	All	271629	AR	.62	BOLT (A" — 16 x 1'A") used 0.662
ALL	All	9423543	2	.20	BOLT (V _s " — 18 x 3'A") used 3.726
ALL	All	9418099	AR	.20	BOLT (I _s " — 24 x 2'A") used 1.064
ALL	All	1370869	AR	.20	BOLT (A _s " — 14 x 1) used 5.548
ALL	All	9419653	AR	.46	BOLT (I _s " — 14 x 3'A") used 0.293
ALL	All	9428502	AR	.20	SCREW (used 8.054)
AII	All	9431559	AR	.15	SCREW (used 12.187)
ALL	All	423595	AR	.10	SCREW (used 10.512-3.750)
AII	All	454949	AR	.25	BOLT (I _s " — 14 x 2/2") used 9.023
8.903 BOLT, CARRIAGE					
ALL	All	9422758	AR	.10	BOLT (A _s " — 18 x 'A") short neck (used 2.760)
ALL	All	126987	AR	.41	BOLT (A _s " — 18 x 9) cad. (used 2.334)
ALL	All	9425343	AR	.15	BOLT (I _s " — 16 x 'A") used 7.874
ALL	All	3981828	AR	.72	SCREW (No. 8 — 18 x 1'A") used 4.054

8.906 SCREW & LOCK WASHER			
ALL	All.....453418 AR	.05	SCREW (No. 8—32 x $\frac{5}{16}$ ") used 2.387.....
8.907 BOLT, FILLISTER HEAD			
ALL	All.....132042 AR	.10	BOLT (No. 10—24 x VV) chrome used 10.225.....
All	All.....131963 AR	.12	SCREW (No. 8—32 x $\frac{1}{8}$ ") used 3.750-3.842.....
ALL	All.....9432523 AR	.15	SCREW (used 2.737).....
8.908 SCREW			
ALL	All.....9777276 AR	.10	SCREW (No. 8—18 x $\frac{3}{16}$ ") used 5.858.....
ALL	All.....131954 AR		SCREW, fillister hd. (No. 8—32 x $\frac{1}{8}$ ") used 2.387 ...
ALL	All.....448015 AR	.05	SCREW, pan hd. slotted (No. 8—32 x $\frac{5}{16}$ ") used 2.051.....
ALL	All.....273156 AR	.05	SCREW, pan hd. (No. 10—24 x $\frac{3}{8}$ ") used 10.512....
ALL	All.....439983 AR	.10	SCREW (VV—28 x $\frac{3}{8}$ ").....
ALL	All.....9411499 3	.05	SCREW (used 10.160).....
ALL	All.....9428175 AR	.15	SCREW, oval trim head cross recess ($\frac{1}{8}$ "—20 x 1VV) (used 12.815-12.180).....
ALL	All.....9419728 AR	.15	SCREW, oval trim head cross recess (W—20 x $\frac{3}{8}$ ") chrome (used 12.815).....
ALL	All.....9428080 AR	.30	SCREW, oval trim head cross recess (VV—20 x $\frac{1}{8}$ ") chrome (used 12.815).....
ALL	All.....436698 AR	.10	SCREW (used 2.319).....
8.913 SCREW, PAN HEAD			
All	All.....9432590 AR	.15	SCREW (used 14.155).....
8.915 NUTS, HEXAGON			
ALL	All.....9414034 AR		NUT ($\frac{1}{8}$ "—16) (used 4.081-3.023).....
ALL	All.....120361 AR		NUT (No. 10—24).....
ALL	All.....120614 AR		NUT (No. 10—32 cad.) used 2.17 1-2.585-3.885-4.057-4.268-7.45 5-8.208-9.171-9.650.....
ALL	All.....121743 AR		NUT (No. 12—24).....
ALL	All.....9427600 AR	.15	NUT ($\frac{1}{4}$,V—1 8) used 7.347.....
ALL	All.....9417614 AR	.15	NUT (VV—20) (used 7.347).....
8.916 NUTS, CHECK			
ALL	All.....9419815 AR	.05	NUT ($\frac{1}{8}$ "—24) V32" thick (used 0.429-4.658).....
ALL	All.....124934 AR	25/1.25	NUT (VV—20) $\frac{5}{16}$ " thick (used 6.513).....
ALL	All.....120613 AR		NUT (VV—28) used 10.1 50.....
All	All.....124847 AR	.10	NUT, jamb (used 10.747).....
All	All.....124829 AR		NUT, hex. jam ($\frac{1}{8}$ "—16").....
8.917 NUTS, HEXAGON LOCK			
ALL	All.....9413553 AR	.05	NUT (VV—28) used 10.150.....
ALL	All.....9422273 AR	.05	NUT, lock (VV—20).....
ALL	All.....9422306 AR	.20	NUT ($\frac{1}{4}$ V) (used 6.178).....
ALL	All.....274312 AR	.15	NUT, lock ($\frac{1}{16}$ "—24) used 4.1 15-4.634-4.785.....
ALL	All.....9422296 AR	.05	NUT, lock ($\frac{1}{16}$ "—24) used 4.121-4.128-4.195-4.224-4.225-4.226-2.275-4 277-4.290-4.686-6.524-4.122.....
ALL	All.....9422297 AR	.15	NUT ($\frac{1}{4}$ "—1 6) used 2.280-3.613-6.23 1-6.606-2.277-2.280-4.081-5.002-4.656.....
ALL	All.....9422298 AR	.10	NUT, lock ($\frac{3}{8}$ "—24) (used 4.083-7.238-6.178-5.002-5.504-4.634-4.785-6 234).....
ALL	All.....9422299 AR	.15	NUT ($\frac{1}{4}$,V—14) (used 4.634-6.1 69-6.1 7 1-0.833-6.108).....
ALL	All.....9428003 AR	.10	NUT ($\frac{1}{16}$ "—20) used 6.17 8-6.169.....
ALL	All.....9422300 AR	.10	NUT, lock ($\frac{1}{16}$ "—20) used 6.106-6.1 72-6.1 78-7.347-5.002-5.505-3.613-7.248).....
ALL	All.....9422301 AR	.10	NUT (VV—1 3) used 5.002-5.383-6.106-6.1 69-6.1 78-6.17 1-7.248.....
ALL	All.....9418843 AR	.25	NUT, hex f*V -18) used 6.169.....
ALL	All.....9422302 AR	.15	NUT (VV—20 thick) used 3.6 13-6.106-5.539.....
ALL	All.....274428 AR	.15	NUT (VV—20) (used 6.178-6.106).....
ALL	All.....125366 AR	50/5.00	NUT, thick slotted f/V—20) used 6.1 78.....
ALL	All.....9413968 AR	.20	NUT ($\frac{1}{16}$ "—12-286M) used 6.178.....
ALL	All.....9427880 AR	.25	NUT (?V—18) used 6.169.....
ALL	All.....9427880 AR	.25	NUT, heavy slotted ($\frac{1}{16}$ "—1 8) used 6.17 1-6.169.....
ALL	All.....9418843 AR	.25	NUT ($\frac{1}{16}$ "—18) used 6.169.....
ALL	All.....9416734 AR	.25	NUT ($\frac{1}{16}$ "—18) used 6.655.....
ALL	All.....9422303 AR	.30	NUT ($\frac{1}{16}$ "—12) (used 6.178).....
ALL	All.....9422287 AR	.46	NUT ($\frac{3}{8}$ "—10) used 6.169.....
ALL	All.....9415994 AR	.41	NUT, lock ($\frac{1}{4}$ V—16) used 5.445.....
ALL	All.....9428162 AR	.33	NUT (used 6.106).....
ALL	All.....9422286 AR	.36	LOCKNUT (used 6.178).....
ALL	All.....9422303 AR	.30	NUT (used 6.1/1) ($\frac{1}{16}$ " 12;.....

8.920 NUT, WING			
ALL	All.....	219281 AR	.15 NUT, wing (1/2"—20) used 3.403.....
ALL	All.....	1385852 1	.15 WING NUT (used 3.403).....
ALL	All.....	9427872 1	.10 NUT (used 7.633-2.334-8.820).....
8.921 NUT, STAMPED (LOCK)			
All	All.....	9420202 AR	.10 NUT ("A"—2A ₆) used 2.682-8.054-1 2.1 1 8-1 2.1 82 ...
ALL	All.....	445388 AR	.05 NUT, spring "J" (No. 8-15) used 2.729-10230.....
ALL	All.....	9419761 AR	.10 NUT (V,") w/sealer (used 10.096-1 1.209-12.1 16-12.182-12.183).....
ALL	All.....	9419844 AR	.05 NUT ("«"—20) used 2.698 9.798.....
ALL	All.....	9419766 AR	.10 NUT fA") w/sealer (used 1 2.1 1 2-1 2-1 1 4-1 2.1 1 6-12.182-12.183).....
ALL	All.....	1196207 AR	.15 NUT, anchor ("A ₆ "—18) used 1.267-1.270-7.838-8.153-8.15 4-8.1 55-8.01 4-8.080-8.08 1-8.883-8.146-8.147-8.185.....
ALL	All.....	9416794 AR	.10 NUT, stamped ("A ₆ "—24) used 10.156-1 1.620.....
ALL	All.....	9419763 AR	.10 NUT, stamped (1/16") w/sealer (used 8.005-8.054-12.1 18-12.812-12 1 12-12.1 14-12.1 16).....
ALL	All.....	9420622 AR	.15 NUT, acorn w/sealer ("A ₆ ") used 12.183.....
ALL	All.....	107828 AR	.05 NUT, type B (1/2"—24) palnut (used 4.779-7.238) ...
ALL	All.....	9417395 AR	.10 NUT, stamped (1/16") used 1.303-2.585-2.698-8.147-9.740-9.798-1 1.133-8.005-8.056-8.305.....
ALL	All.....	5958933 AR	.10 NUT ("A" stud dia.) used 2.680.....
ALL	All.....	274796 AR	.03 NUT ("A"—1/16") stamped-stud type.....
ALL	All.....	9422265 AR	.10 NUT, stamped ("A" x "A") used 12.940 stud type.....
ALL	All.....	9421827 AR	.10 NUT (1/2" used 8.708-12.1 16-12.183.....
ALL	All.....	9419755 AR	.05 NUT (stamped SK) for 1/16" dia. stud (used 5.858) ...
ALL	All.....	445109 AR	.05 NUT (used 7.800).....
ALL	All.....	9409611 AR	.05 RETAINER (used 1 1.561).....
8.927 WICK			
ALL	All.....	1852935 AR	.37 WICK (2.364).....
8.928 WASHER, SPRING WAVE			
ALL	All.....	9428369 AR	.10 WASHER (used 10.665).....
ALL	All.....	413329 AR	.10 WASHER (used 0.833).....
8.929 WASHERS, FLAT			
ALL	All.....	1178669 AR	.05 WASHER, plain (1/16" x 1) used 1.266-1.277-2.335-2.725-4.634-8.309-9.171-9.192-7.833.....
ALL	All.....	150008 AR	.10 WASHER (1/16" I.D. x 1/16" O.D.) used 0.293-6.17 1 ...
ALL	All.....	120394 AR	WASHER (%) used 0.795-4.046-4.634-0.787-4.035-6.606-7.828-8.155.....
ALL	All.....	446363 AR	WASHER (1/16" x 1/16" x .083).....
8.931 WASHERS, LOCK			
ALL	All.....	131044 AR	WASHER (No. 6 med.) used 2.051.....
ALL	All.....	120638 AR	WASHER (1/16" heavy) used 1.060-9.170.....
ALL	All.....	120382 AR	WASHER ("A" med.).....
ALL	All.....	131101 AR	WASHER ("A") used 6.106.....
ALL	All.....	1178669 AR	.05 WASHER (1/16" x 1) plain (used 2.335-8 309).....
ALL	All.....	120390 AR	WASHER (used 14.875).....
ALL	All.....	120217 AR	LOCKWASHER (used 3.734).....
ALL	All.....	121744 AR	LOCKWASHER (used 3.729).....
8.932 WASHERS, TOOTH LOCK			
ALL	All.....	138538 AR	WASHER (1/16" internal lock) used 4.665-5.812.....
ALL	All.....	138485 AR	WASHER ("A ₆ " external tooth) used 4.352-4.353 ...
ALL	All.....	120638 AR	WASHER (:V x »V) used 1.060-9.170.....
ALL	All.....	138489 AR	WASHER (used 0.85 1-4.08 1-5.4 15-2.342).....
8.934 RETAINING RINGS & SPRINGS			
ALL	All.....	149505 AR	.10 SPRING RETAINER (for 1/16" dia. shaft) (used 4.045-3.842).....
ALL	All.....	836159 AR	.07 SPRING RETAINER (for 1/16" shaft) used 2.698-3.762-3.765-3.838-3.84 1-3.842-3.843-4.045-4.054-4.060.....
ALL	All.....	148148 AR	.15 SPRING RETAINER (for "A" dia. shaft) used 4.31 1-4.959-4.597.....
ALL	All.....	455563 AR	.20 SPRING RETAINER (for "A ₆ " dia. shaft) used 0.834-3.463-4.008-4.037-4.040-4.045-4.931-4.31 1 ...
ALL	All.....	9411834 AR	.10 RING, retainer (for "A ₆ " dia. shaft) (used 4.265-4.290)
ALL	All.....	9413295 AR	.10 RETAINER RING (for 1/16" dia. shaft) (used 8.209) ...
ALL	All.....	9416094 AR	.10 RETAINER RING (for 1/16" dia. shaft) used 4.307-10.153.....
ALL	All.....	9413523 AR	.11 RING ("Ae") used 4.247.....

ALL	All	274560	AR	.15	RING ("V) used 4.317
ALL	All	274676	AR	.20	RING ("A _s) used 2.108
ALL	All	455563	AR	.20	SPRING, retainer ("V) used 4.008-4.046-0.833
ALL	All	455563	AR	.20	SPRING, ret. ("A") used 4.31 1-4.295
ALL	All	9412978	AR	.15	RING ("%") used 4.290
ALL	All	274947	AR	.15	RING ("% dia.) used 6.840
ALL	All	274613	AR	.10	RING (","") used 4.216
ALL	All	9418771	AR	.10	RING (" i" dia.) used 1 1.377
ALL	All	9414486	AR	.15	RING ("A") used 4.435
ALL	All	9421540	AR	.15	RETAINER RING (for "1/16" dia. shaft) used 0.833
ALL	All	9416094	AR	.10	RING ("i,"") used 10.153-4.307
ALL	All	274676	AR	.20	RING, ext. (VV I.D.) used 2.108
ALL	All	9413523	AR	.11	RING, ext. ("1/16" dia. shaft) used 4.247
ALL	All	274560	AR	.15	RING ("V) used 4.317
ALL	All	274270	AR	.10	RING, ext. (" " I.D.) used 0.852
ALL	All	9418771	AR	.10	RING ("A" dia. shaft) used 1 1.041-1 1.377
ALL	All	9412978	AR	.15	RING (for "A" dia. shaft) used 4.233-4.290
ALL	All	274947	AR	.15	RING, internal ("A" dia.) used 6.340
ALL	All	9414486	AR	.15	RING ("A") used 4.435
ALL	All	274613	AR	.10	RING, int. ("A" dia.) used 4.216-4.226
ALL	All	274612	AR	.10	RING (usage 4.31 1-4.595-4.290)
ALL	All	9414805	AR	.10	RETAINER (used 3.752)
ALL	All	455564	AR	.10	SPRING (used 4.913)
ALL	All	9413225	AR	.46	RING (used 4.008)
ALL	All	9417924	AR	.10	RING (used 6.521)
8.938 PIN, COTTER					
71	30-4000	103374	1		PIN (" dia. x 1")
8.939 PIN, STRAIGHT					
ALL	All	273336	AR	.15	PIN (used 5.5 18)
ALL	All	110756	AR	.10	PIN, chamfered ("1/16" x "%") used 4.265
ALL	AH	455532	AR	.05	PIN, spg. ("A" x "1/2") used 3.454-4.060-4.277
ALL	All	273337	AR	.05	PIN, spg. ("A" x "%") used 4.256
ALL	All	274795	AR	.05	PIN, spg. (V x y,"") used 4.294-9.174
ALL	All	9425112	AR	.15	PIN ("1/16" x "A _s ") hollow spg. type (used 4.008)
ALL	All	454779	AR	.05	PIN (" " x "A") used 4.105
ALL	AM	456540	AR	.15	PIN ("A _s " x "A") spg. used 4.294
ALL	All	456652	AR	.20	PIN ("A _s " x "A") used 2.108-2.379-4.270-4.008
ALL	All	443767	AR	.10	PIN ("A" x "1/2") used 0.206-0.253-1.069
ALL	All	9421950	AR	.13	PIN ("A" x 1") used 4.430
ALL	All	9413483	AR	.20	PIN CV x TV) used 4.421
ALL	All	456722	AR	.10	PIN ("A" x TA") solid (used 4.433)
ALL	All	110756	AR	.10	PIN ("As" x "A") used 4.265
ALL	All	456876	AR	.10	PIN (used 4.435)
ALL	All	8625544	AR	.23	PIN (used 4.265)
ALL	All	455862	AR	.10	PIN (used 2.379)
ALL	All	456351	AR	.10	PIN (used 10.664)
ALL	All	456641	AR	.10	PIN (used 4.008)
ALL	All	453670	AR	.10	PIN (used 4.008)
ALL	All	456299	AR	.15	PIN ("A" x 1 slotted) used 1 1.377
ALL	All	456826	AR	.10	PIN (used 2.896)
8.940 PIN, GROOVED SPRING					
ALL	All	9428787	AR	.22	PIN ("%z" x As") used 3.440-3.752
ALL	All	103565	AR	.20	PIN ("A _s " x "1A") used 4.317
ALL	All	274258	AR	.15	PIN, grooved spring ("A" x "1A") used 5.5 18
ALL	All	274482	AR	.20	PIN ("A _s " x "1A") used 4.008
ALL	All	103565	AR	.20	PIN (TA" taper)
8.942 PIN, CLEVIS					
ALL	All	138083	AR	.05	PIN ("A") used 3.762
ALL	All	121741	AR	.10	PIN ("A _s " x "Ae") used 4.779
ALL	All	138084	AR	.10	PIN ("A") used 0.843-4.019-4.037-4.040-4.658
AII	MI	9431684	AR	.36	PIN (used 1 1.377)
8.946 CLEVIS					
ALL	All	144242	AR	.56	CLEVIS ("A _s " x 2"A") used 4.020-4.035-4.779
ALL	All	178287	AR	.30	CLEVIS ("A _s " x 2%"") used 4.779
ALL	All	144243	AR	.82	CLEVIS ("A" x 2"A") used 4.019-4.037-4.040
8.948 CLAMP, HOSE					
ALL	All	1384962	AR	.25	CLAMP (7".V) used 3.602
AII	All	1470030	AR	.51	CLAMP, worm type (iy," to 1"/16")—(1.1 66)
AII	All	2468878	AR	.59	CLAMP, worm type (VA" to 2"A")—(1.1 66)
AII	All	2494772	AR	.48	CLAMP, worm type ("A" to "%")—(1.166)
AII	All	1470029	AR	.51	CLAMP, for "A _s " dia. hose—(1.166)

	8.951	COCK, RADIATOR DRAIN			
ALL	All.9427524	1	.56	COCK (used 1.229)
	8.960	KEY, WOODRUFF			
ALL	All.	106751	AR	.10	KEY, No. 9 (1/16" x %) used 0.646-0.729
ALL	All.	124545	AR	.15	KEY (V, " x %) used 4.428-4.430-7.446
ALL	All.	124543	1	.15	KEY, used 6.655
ALL	All.	144542	2	.15	KEY (1/4" x 2 x V,") used 0.729-0.736
	8.962	JBER			
ALL	All.	1178805	AR	4.36	HOSE (1/4" V x 50 ft. roll) used 3.003-7.345-12.243 (priced per foot sold per roll)
ALL		3987363	AR	.15	HOSE (1/32" I.D. x 10 ft.) used 3.765-2.4 10
AII	All.	3982953	AR	.56	HOSE (1/8" I.D. x 25 ft. roll)
ALL	All.	1347762	AR	.74	HOSE (VV x 100 ft. roll) used 9.798-10.485 (priced per foot sold per roll)
ALL	All.	604041	AR	1.23	HOSE (%V I.D. x 7 2")
ALL	All.	3987364	AR	.20	HOSE (1/32" x 25 ft. roll) used 3.158-10.485-4.205 (priced per foot sold per roll)
ALL	All.	3977222	AR	.36	HOSE (1/4" I.D. x 1/2" O.D.-25 ft. roll) used 3.158 (priced per foot sold per roll)
ALL	All.	1178095	AR	32.00	HOSE (1/4" x 100 ft. roll) used 3.1 58 (priced per foot sold per roll)
ALL		725615	AR	.51	HOSE (% x 25 ft. roll) used 1.762
ALL	All.	482434	AR	.56	HOSE (% I.D. x 50 ft.) used 8.846
ALL	All.	482420	AR	.51	HOSE (1/4" I.D. x 50 ft.) used 8.846
ALL	All.	3977222	AR	.36	HOSE, rubber (fuel line) f/V I.D. x 10ft.)
ALL	All.	3977224	AR	.20	HOSE, rubber (fuel line) (VtV I.D. x 10 ft.) (used 1.745-3.003)
ALL	All.	3977226	AR	.46	HOSE, rubber (fuel line) (1/4" I.D. x 10 ft.) also used 1.762-4.931
ALL	All.	231027	AR	.56	HOSE, fuel line W I.D. x 10 ft. (used 3.003)
ALL	All.	609863	AR	.41	HOSE, rubber "VV I.D. x 1 0 ft
ALL	All.	230882	AR	1.79	HOSE, A.C. refrigerant (1/4" V I.D. x 15 ft.) (used 9.222)
AII	All.	230883	AR	1.90	HOSE, A.C. refrigerant (1/32" I.D. x 15 ft.) (used 9.222)
AII	All.	230884	AR	2.5 1	HOSE, A.C. refrigerant (1/4" I.D. x 15 ft.) (used 9.222)
AII	All.	230885	AR	2.87	HOSE, A.C. refrigerant (1/4" I.D. x 15 ft.) (used 9.222)
	8.963	BUSHING - -CONNECTOR - -ELBC			
ALL	All.	444024	AR	.72	BUSHING, used 1.745
ALL	All.	112877	AR	.36	BUSHING, pipe reducer (VV to VV) used 1.745
ALL	All.	137404	AR	.15	CONNECTOR, inverted flared (1/16"
ALL	All.	425217	AR	.15	CONNECTOR, inverted flared (1/16" steel (used 4.205)
ALL	All.	137405	AR	.20	CONNECTOR, inverted flared (1/16") used 4.205-7.465
ALL	All.	137406	AR	.20	CONNECTOR, inverted flared (%V) used 3.201- 4.129-4.317
ALL	All.	137407	AR	.30	CONNECTOR, inverted flared (%) used 4.93 1
ALL	All.	6465410	1	.56	CONNECTOR, 3-way tee (plastic)
ALL	All.	1230558	AR	.87	CONNECTOR, 4-way tee (stamped 88632-1)
ALL	All.	577432	AR	.41	CONNECTOR, 3-way tee (metal) stamped 81087-1 (used 12.243)
ALL	All.	137420	AR	.18	ELBOW, inverted flared (V,") 90 deg
ALL	All.	137421	AR	.25	ELBOW, inverted flared (1/4") 90 deg
ALL	All.	137422	AR	.46	ELBOW, inverted flared (1/16") 90 deg. (used 3.201)
ALL	All.	187322	AR	.46	ELBOW, inverted flared (%) 90 deg. (used 3.278)
ALL	All.	444054	AR	.82	ELBOW (used 0.034)
ALL	All.	1381663	AR	.85	FITTING, elbow-90 degree (1/4" -27 Dryseal) used 3.278
ALL	All.	1233443	AR	1.44	FITTING (Y-shaped) used 3.278
ALL	All.	137396	AR	.15	NUT, inverted flared tube (1/4" V) used 4.685-4.686
ALL	All.	137397	AR	.15	NUT, inverted flared tube (W) used 4.685
ALL	All.	114627	AR	.15	NUT, ball sleeve fitting (VV) used 3.750
ALL	All.	9409939	AR	.83	TEE (y,") brass (used 3.278) internal-internal-external
ALL	All.	9409943	AR	.62	TEE (%) brass (used 3.278) internal-external-internal
ALL	All.	9409935	AR	.87	TEE (V) brass (used 1.745)
ALL	All.	444134	AR	3.28	TEE [V,") internal (used 1.745)
ALL	All.	143483	AR	1.23	TEE, 2-way ("",") used 3.201
ALL	All.	173182	AR	.51	TEE, 3-way (1/4" V)
ALL	All.	128275	AR	.77	TEE, inverted flared (1/16") used 3.201
ALL	All.	1234292	AR	3.33	TEE, 3-way 1/4" V (steel) (used 4.740)
ALL	All.	137412	AR	.15	UNION (1/16") used 4.685
ALL	All.	423105	AR	2.10	UNION (%) used 4.129-4.128
ALL	All.	145476	AR	.30	CONNECTOR V) used 1.745

8.963 NUT, INVERTED FLARE			
ALL	All	.9426562	AR .33 NUT (%"-24 x 1/2")
ALL	All	.137398	AR .15 NUT (1/8"-20 x
ALL	All	.137399	AR .15 NUT (%"-18)
ALL	All	.9424954	AR .10 NUT (1/8"-24)
ALL	All	.9424955	AR .10 NUT (1/8"-18)
ALL	All	.9425441	AR .10 NUT (%"-20)
8.964 TUBING			
ALL	All	.1185240	AR .30 TUBING, copper (1/8" x 25 ft.) Note-supplied in 25 ft. roll only-priced per foot
ALL	All	.2224977	AR 1 1.80 TUBING, copper (1/8" x 25 ft. roll) Note-supplied in 25 ft. roll only-priced per foot
ALL	All	.3696822	AR .15 TUBING, steel (1/8" x 25 ft.) used 4.685 (priced per foot sold per roll)
ALL	All	.603827	AR 4.10 TUBING, steel [V." O.D. x 25 ft. long) used 3.545-4.685
ALL	All	.3750950	AR 8.15 TUBING (% O.D. x 25 ft.) steel
ALL	All	.1324714	AR 6.40 TUBING, steel (1/8" O.D. x 25 ft. roll)
8.965 FUSE, ELECTRICAL			
ALL	All	.148086	AR .15 FUSE 2-amp.) %"
ALL	All	.7280064	AR .25 FUSE 2-amp.) %"
ALL	All	.445635	AR .15 FUSE 3-amp.) 1/8"
ALL	All	.9426337	AR .15 FUSE 3-amp.) 1 1/8"
ALL	All	.147682	AR .15 FUSE 4-amp.) 1/8"
ALL	All	.148511	1 .15 FUSE 4-amp.) 1V"
ALL	All	.7270622	AR .30 FUSE 4-amp.) 7/8"
ALL	All	.9426863	AR .15 FUSE 5-amp.) 1/8"
ALL	All	.142630	AR .15 FUSE 5-amp.) 1'A"
ALL	All	.114512	1 .15 FUSE 6-amp.) 1/8"
ALL	All	.147683	AR .15 FUSE 6-amp.) %"
ALL	All	.9420426	AR .33 FUSE 6-amp.) V8"
ALL	All	.455640	AR .15 FUSE 7.5-amp.) 7/8"
ALL	All	.455107	AR .15 FUSE 7.5-amp.) 1 1/8"
ALL	All	.147684	AR .15 FUSE 9-amp.) 7/8"
ALL	All	.142864	AR .25 FUSE 10-amp.) y, "
ALL	All	.9426334	AR .15 FUSE 10-amp.) 1 VA"
ALL	All	.147685	AR .15 FUSE 14-amp.) i W
ALL	All	.444265	AR .15 FUSE 15-amp.) 1/8"
ALL	All	.120151	AR .15 FUSE 15-amp.) 1 1/8"
ALL	All	.9423020	1 .25 FUSE 20-amp.) %"
ALL	All	.106653	AR .15 FUSE 20-amp.) 1 VA"
ALL	All	.455844	AR .15 FUSE 25-amp.) V/8"
ALL	All	.9426331	AR .15 FUSE 30-amp.) 1 1/8" (type age)
ALL	All	.147686	AR .15 FUSE 30-amp.) 1 7/8"
ALL	All	.1945171	AR 1.12 FUSE 60-amp.)
ALL	All	.1945172	AR 1.12 FUSE 45-amp.)
8.967 RIVETS			
ALL	All	.114736	AR .02 RIVET (Via" x 1 1/8") used 6.308
ALL	All	.104102	AR .05 RIVET (1/8" x 1 1/8") used 6.308
8.970 PLUG, EXPANSION			
ALL	All	.103892	AR .05 PLUG (%") used 4.103
ALL	All	.117612	AR .15 PLUG (1/8") used 4.103
ALL	All	.105602	AR .10 PLUG (1/8") used 4.103
ALL	All	.103893	AR .05 PLUG (%") used 4.103
ALL	All	.117919	AR .10 PLUG (1/8") used 4.103
ALL	All	.103894	AR .05 PLUG (1") used 6.586
ALL	All	.106517	AR .15 PLUG (1 1/8") used 6.586
ALL	All	.9427467	AR .25 PLUG (1 % dia.) used 0.034
ALL	All	.9427468	AR .25 PLUG (T/2") used 0.034
8.971 PLUG, PIPE			
ALL	All	.444613	AR .10 PLUG, hex. head pipe (V,"—27) used 0.034-4226
ALL	All	.444776	AR .15 PLUG, socket (VA") used 0.034-4.103
ALL	All	.444782	AR .10 PLUG, sq. socket (%") used 0.034
ALL	All	.445673	AR .10 PLUG, sq. hd. (%—18) Dryseal thread (used 3.265-6.806)
ALL	All	.444746	AR .10 PLUG, sq. hd. (VV—14) cast iron (used 4.103-6.806)
ALL	All	.438159	AR .15 PLUG, square head pipe (W—14) used 1.25 1-3.265-4.103
ALL	All	.444788	AR .20 PLUG, sq socket drain (1/8"—4) used 0.034-0.253
ALL	All	.444789	AR .41 PLUG (W—14) used 0.253

	8.973	PLUG, BUTTON			
ALL	All.....	432469	AR	.10	PLUG (1/32") used 12.243
	8.975	SCREWS, SET			
ALL	All.....	147460	AR	.15	SCREW, hex. socket cup point set (No. 6—32 x 1/16") used 2.773-9.779-14.482-3.885-9.665-9.740-9.762.....
ALL	All.....	147462	AR	.25	SCREW, cup point No. 6—32 x 1/16".....
ALL	All.....	427721	AR	.15	SCREW, cup point (8—32 x 1/16") used 4.008-4.022-9.779-9.649-9.798-10.164-14.483-9.275-9.778) ..
ALL	All.....	217217	AR	.10	SCREW, cup point (No. 8—32 x 5/16" cad) used 14.155.....
ALL	All.....	222375	AR	.10	SCREW, flat point set (10—32 x 5/16") used 4.010-4.022.....
ALL	All.....	179117	AR	.15	SCREW (1/2"—20 x 5/8") cup point (used 2.897-11.007).....
ALL	All.....	102583	AR	.25	SCREW, hex. socket cone point set (5/16"—18 x 5/16") used 4.006.....
ALL	All.....	9416704	AR	.10	SCREW, hex. washer hd. tap (1/8" x 1/8") used 9.750-5.858.....
ALL	All.....	9414754	AR	.10	SCREW, cross recess (No. 18 x 1/16") used 9.740-10.185-1 1.179.....
ALL	All.....	9710624	AR	.10	SCREW (used 1 1.561).....
ALL	All.....	9418792	1	.15	SCREW (used 10.187).....
	8.977	SCREWS, SHEET METAL AND TAPPING			
ALL	All.....	9415475	AR	.05	SCREW, cross recess (No. 6—18 x 2 1/2") used 10.056.....
ALL	All.....	9416137	AR	.05	SCREW (No. 6—20 x 5/8") used 13.384.....
ALL	All.....	9420723	AR	.06	SCREW, cross recess (No. 6—32 x 1/16") used 10.266.....
ALL	All.....	9418799	2	.10	SCREW (No.8—18 x 1/2") used 14.686.....
ALL	All.....	9415944	AR	.10	SCREW, cross recess (No. 8—18 x 1/16") used 10.056-12.112.....
ALL	All.....	9418790	AR	.10	SCREW, cross recess-washer adj. (No. 8—18 x 1/2") used 12.180.....
ALL	All.....	9414752	AR	.10	SCREW (No. 8—18 x 1/2") used 2.774-7.838-10.05 1-10.156-10.187-10.225-1 1.130-9.740-1 1.1 19.....
ALL	All.....	9414754	AR	.10	SCREW, cross recess (No. 8—18 x 1/16") used 9.740-10.056-10.186-10.225-11.179.....
ALL	All.....	9418792	AR	.15	SCREW (No. 8—18 x 5/8") used 10.186 8i 10.187 ...
ALL	All.....	9417479	AR	.05	SCREW, pan hd. cross recess (No. 8—18 x 1) used 14.686.....
ALL	All.....	9414756	AR	.10	SCREW, oval hd. cross recess (No. 8—18 x 1) used 10.185-10.186-1 1.128-15.388-14.155.....
ALL	All.....	9416819	AR	.15	SCREW, cross recess (No. 8—18 x 1 1/2") used 10.051-10.056-10.186.....
ALL	All.....	9420689	AR	.10	SCREW, cross recess (No. 8—18 x 1 1/2") used 10.056-10.186.....
AII	All.....	9431911	AR	.05	SCREW (No. 8-18 x 2 1/2") used 2.729.....
ALL	All.....	9416704	AR	.10	SCREW, hex. washer hd. (No. 8—32 x 1/2") used 5.858-9.750-10.256.....
AII	All.....	9422873	AR	.10	SCREW (No. 8—32 x 1/2") used 2.313.....
ALL	All.....	9414224	AR	.15	SCREW (No. 8—32 x 1/16") used 2.688.....
ALL	All.....	448015	4	.05	SCREW, slotted (No. 8—32 x 1/16") used in 2.05 1 ...
ALL	All.....	9414224	AR	.15	SCREW (No. 8—32 x 1/16") used 2.688.....
ALL	All.....	9419303	AR	.15	SCREW, washer face hex. hd. (No. 10—16x1/2") 5.858-9.778.....
AII	All.....	9414723	AR	.05	SCREW (10-16 x 1/8") used 13.384.....
ALL	All.....	9414769	AR	.10	SCREW, cross recess (No. 10—16 x 1%) used 10.051-10.186.....
ALL	All.....	9420152		.05	SCREW (1/2"—20 x 1/2") used 12.242.....
ALL	All.....	274105	AR	.10	SCREW, hex. washer hd. (No. 10—24 x 5/8") used 5.87 1.....
ALL	All.....	161742	AR	.10	SCREW (10 x 1 1/2") used 14.686-15.108).....
ALL	All.....	9415189	AR	.15	SCREW, hex. hd. (No. 12—24 x 1/16") used 1 1.561 ..
ALL	All.....	9419834	AR	.10	SCREW, cross recess (1/2"—20 x 1/16") used 10.225 ...
ALL	All.....	9419372	AR	.10	SCREW (used 10.670).....
ALL	All.....	9418792	1	.15	SCREW (used 10.187-10.225).....
ALL	All.....	9424082	AR	.05	SCREW (used 14.155).....
ALL	All.....	9428078	AR	.10	SCREW, used 1 4.764.....
ALL	All.....	9414754	AR	.10	SCREW (used 10.225).....
ALL	All.....	9419322	AR	.10	SCREW (used 10.185-2.459-9.779).....
ALL	All.....	9423620	AR	.10	SCREW (No. 6—20 x 5/16") used 5.858-5.864.....
ALL	All.....	9418928	AR	.15	SCREW (used 14.691-14.764).....
AII	All.....	9431806	AR	.10	SCREW (used 10.685).....
AII	All.....	9433331	AR	.35	SCREW (1/8") used 2.575.....

8.981		STUD			
ALL	All3959570	AR	.15	STUD, 1/2" x 1/4"
8.984		FITTINGS, LUBRICATION			
ALL	All125609	AR	.12	OIL CUP (1/8") drive type (used 2.301).....
ALL	All9411022	AR	.15	FITTING, straight (V—27 x 1/8") 5.44 1.....
ALL	All9411017	AR	.15	FITTING, elbow (67 W deg.) used 4.626-6.169-6.174-6.178.....
ALL	All9417903	AR	.20	FITTING, elbow 90 deg. (VV—28) self-tapping (used 6.169-6.178).....
8.991		BULBS, LAMP			
NOTE. For specific usage refer to illustration on following pages.					
NOTE. Cross reference listing by manufacturer number					
ALL	Lamp No. 51115273	AR	.20	BULB, 6-8V-1 C/P. single contact.....
ALL	Lamp No. 55125588	AR	.21	BULB, 6-8V-2 C/P. single contact.....
ALL	Lamp No. 579417863	AR	.31	BULB, 12-16V-2 C/P. single contact.....
ALL	Lamp No. 63142303	AR	.27	BULB, 6-8V-3 C/P. single contact.....
ALL	Lamp No. 67A9419608	AR	.36	BULB, 12-16V-4 C/P. single contact.....
ALL	Lamp No. 68142451	AR	.41	BULB, 12-16V-4 C/P. double contact.....
ALL	Lamp No. 81142306	AR	.32	BULB, 6-8V-6 C/P. single contact.....
ALL	Lamp No. 82119434	AR	.32	BULB, 6-8V-6 C/P. double contact.....
ALL	Lamp No. 89142452	AR	.29	BULB, 12-16V-6 C/P. single contact.....
ALL	Lamp No. 90142453	AR	.30	BULB, 12-16V-6 C/P. double contact.....
ALL	Lamp No. 979421777	AR	.34	BULB, 12-16V-4 C/P. single contact.....
ALL	Lamp No. 1619417561	AR	.26	BULB, 12-16V-1 C/P. single contact.....
ALL	Lamp No. 1689425542	AR	.26	BULB, 12-16V-3 C/P. single contact.....
ALL	Lamp No. 1819427984	AR	.39	BULB, 12-16V-3 C/P. single contact.....
All	Lamp No. 1929433143	AR	.26	BULB, 3 C/P.
ALL	Lamp No. 1949421330	AR	.25	BULB, 1 2-1 6V-2 C/P. wedge type.....
ALL	Lamp No. 194A9427942	AR	.51	BULB, 12-1 6V-2 C/P. wedge type.....
ALL	Lamp No. 2119422525	AR	.39	BULB, 12-16V-12 C/P. cartridge type.....
ALL	Lamp No. 2129431809	AR	.60	BULB, 12-V-6 C/P. single contact.....
ALL	Lamp No. 2579412348	AR	.37	BULB, 12-16V-2 C/P. single contact.....
All	Lamp 5579427621	AR	.36	BULB, 2 C/P.
All	Lamp 5639428429	AR	.41	BULB, 12-16V 4 C/P wedge type.....
ALL	Lamp No. 1004455136	AR	.42	BULB, 12-16V-15 C/P. double contact.....
ALL	Lamp No. 1034454645	AR	.54	BULB, 12-16V-32-4 C/P. double contact.....
ALL	Lamp No. 1073454646	AR		BULB, 12-16V-32 C/P. single contact.....
ALL	Lamp No. 1034A9418772	AR	.71	BULB, 12-16V-32-4 C/P. double contact.....
ALL	Lamp No. 1129103642	AR	.43	BULB, 6-8V-21 C/P. single contact.....
ALL	Lamp No. 1133142309	AR	.76	BULB, 6-8V-32 C/P. single contact.....
ALL	Lamp No. 1154145416	AR	.54	BULB, 6-8V 21-3 C/P. double contact.....
ALL	Lamp No. 11569417866	AR	.59	BULB, 12 16V 32 C/P.
ALL	Lamp No. 11579428902	AR	.58	BULB, 12-16V 32-4 C/P. double contact.....
ALL	Lamp No. 1 157NA9428904	AR	1.13	BULB, 12-16V 32-4 C/P. double contact.....
All	Lamp No. 12959428554	AR	1.60	BULB, 12-16 50 C/P. single contact.....
ALL	Lamp No. 1195193096	AR	1.51	BULB, 12-16V 50 C/P.
ALL	Lamp No. 12939427336	AR	1.54	BULB, 12 V 50 C/P.
ALL	Lamp No. 1445274004	AR	.27	BULB, 18-V 1 C/P. single contact.....
ALL	Lamp No. 1816454626	AR	.33	BULB, 13 V 1 C/P. single contact.....
ALL	Lamp No. 18939416927	AR	.26	BULB, 1 2-1 6V 2 C/P single contact.....
ALL	Lamp No. 2182D7296866	AR	1.15	BULB, 12-16V 3 C/P. double contact.....
ALL	Lamp No. 4001 (Type 1)5956001	AR	2.89	BEAM, 12-V 37.5 watts 2 prong.....
ALL	Lamp No. 4002 (Type 2)5956002	AR	2.89	BEAM, 12-V 37.5 watts-upr. 50 watts-lwr. 3-prong ..
ALL	Lamp No. 60065956006	AR	3.21	BEAM, 6-V 50 watts-upr. 40 watts-lwr. 3 prong ..
ALL	Lamp No. 54005956007	AR	3.26	BEAM, 12-V 50 watts-upr. 45 watts-lwr. 3 prong ..
All	Lamp No. 4404456720	AR	4.78	BULB, 30 C/P.

8.991 BULB CHART

	1959	1960	1961 4000- 4100- 4300	1961 4400- 4600- 4700- 4800	1962 4000- 4100- 4300	1962 4400- 4600- 4800
Ash Tray Light	274004		274004	274004 (.10)	274004	274004
Back-Up Lights	454646	454646	454646	454646	454646	454646
Clock Dial	9417863	9417863	9417863	9417863	9417863	9417863
Console Courtesy (Wildcat)			9417863	9417863		142453
Front Seat Center Arm Rest		142451		142451		142451
Instr. Panel Courtesy (Metal Socket)				142451		142451
Instr. Panel Courtesy (Plastic Socket)						9421777
Rear Quarter Courtesy Fuse Type			9414045	9414045	9414045	
Direction Indicator	9417863	9417863		9417863		
Dome Lamp	455136	455136		455136		455136
Front Door Entrance (4635)		142453				
Glove Compartment Light	9417863	9417863	9417863		454626	
Headlamp-Inner Type *1 Upper Beam	5956001	5956001	5956001	5956001	5956001	5956001
Headlamp-Outer *2 Upr & Lwr Beam	5956002	5956002	5956002	5956002	5956002	5956002
Heater Control Light	9417863	274004	274004	274004	274004	
Ignition Switch		274004 (.20)		274004		274004
Instrument Cluster	9417863	9417863	454626		454626	454626
Instrument Cluster Telltale			9421330	9421330	9421330	9421330
Instr. Cluster Telltale H. Beam	274004	274004	9417561		9417561	
Rear License Lamp	142452	9421777	9421777	9421777	9421777	9421777
Luggage Compartment Light	142452	142452		142452		142452
Map Light	142453	142453				
Parking Brake Warning	9417863	9417863		142452		454626
Front Park & Turn Signal	454645	454645	454645	454645	454645	454645
Radio Dial	9416927	9416927	9416927	9416927	9416927	9416927
Side Roof Rail & Rear Quarter	142453	142453		142453		142453
Stop, Tail & Directional Signal	454645	454645	454645	454645	454645	454645
Trans. Control Dial	9417863	9417863	274004 (.20)	142452	274004	
Trans. Control Dial (Wildcat)						454626
Turn Control Indicator	9417863	9417863		274004		274004

8.991 BULB CHART (Cont'd)

	1963 4000- 4100- 4300	1963 4400- 4600- 4800	1963 4700	1964 4000- 4100- 4300	1964 4400- 4600- 4800	1964 4700	1965 3000- 4000-	1965 5000- 6000- 8000	1965 9000	1966 3000- 4000	1966 5000- 6000- 8000	9000
Ash Tray Light	274004	274004	274004	274004	274004	274004	274004	274004		274004	274004	274004
Back-Up Lights	454646	454646	454646	9417866	9417866	9417866	9417866	9417866	9417866	9417866	9417866	9417866
Clock Dial	9417863	9417863	9417863		9416927	9416927		454626	454626			
Console Courtesy - Front			142453			142453	14245/	142453	142453	i 47152	142453	142453
Console Courtesy - Rear		142453	142451		142453	142451			142451	142453	142453	142453
Console Front Cigar Lighter			274004			274004			274004			
Rear Quarter Courtesy Lamps	i 42452	142453		: 4; 45/	142453		142453	142453	142453	! 4, 452	142-152	*42452
Cornering Lamps		193096	193096		193096	9421777		193096			193096	193096
Cruise Control Light		274004	274004		274004	274004		274004	274004	274004	9421330	
Directional Signal - Front			9418772	9414045		9421777	9428904	9428904	9428904	9428904	9428904	9428904
Dome Lamp	455136	455136			455136		9414045	455136	455136	4; 4045	455136	455136
Glove Compartment	454626	454626	9417863	454626	454626	454626	9416927		9416927	9416927	9416927	9416927
Headlamp - Inner ^1 Uppei	5954001	5956001	5956001	5956001	5956001	5956001	5956001	5956001	5956001	5956001	5956001	5956001
Headlamp - Outer ^2 Upper & Lower	5956002	5956002	5956002	5956002	5956002	5956002	5956002	5956002	5956002	5956002	5956002	5956002
Heater Control Light	9417863	9417863	9417863	9416927		9416927	9416927	9416927	9416927	9416927	9416927	9416927
Ignition Switch Light		274004	274004		274004	274004		274004	274004		274004	274004
Instrument Panel Control Housing		9416927	9416927		9416927							
Instrument Panel Telltale	9421330	9421330	9421330	9421330	9421330	9421330	9421330	9421330	9421330	9421330	9421330	9421330
instrument Panel Telltale Hi Beam		9417561	9417561		9417561	9417561	9421330	9412330	9421330	9421330	9421330	9421330
License Lamp	9421777	9421777	9421777	9421777	9421777	9421777	9421777	9421777	9421777	9421777	9421777	9421777
Luggage Compartment Light		142452	142452		112452	142452	142452	112452	142452	142452	142452	142452
Front Parking Lamp			9419608			9419608	9428904	9428904	942P902	3428904	9428904	342P904
Front Parking STurn Si,nd	454645	454645		9423902	9428902	9428902	9428904	1128901	9428902	1428904	9428904	942EPU4
Parking Light Warning		454626	454626		454626	454626	454626	9421330	9421330			
Radio Dial	9416927	9416927	9416927	9416927	9416927	9416927	9416927	9416927	9416927	9416927	9416927	9416927
Tail Lamp	454645	454645	454645	454645	454645	454645	9428902	9428902	9428902	9428902	9428902	942P ro2
Trans. Control Dial	274004	9417561		274004	9417561		9416927	454626	454626	9416927		
Trans. Control Dial Console		454626	454626		454626	454626			454626		454626	454626

8.991 BULB CHART

	1967	1967	1967	1968	1968	1968
	3000-4000	5000-6000-8000	9000	3000-4000	5000-6000-8000	9000
Ash Tray Light	274004	274004	274004	274004	274004	274004
Back-Up Light	9417866	9417866 (8200)	9417866	9428902	9417866	9417866
Clock Dial	—	—	—	—	9416927	9416927
Console Courtesy - Front	142452	142452	142452	9427984	142453	142453
Console Courtesy - Rear	142452	142452	142452	9427984	142453	142453
Console Front Cigar Lighter	—	274004	274004	—	274004	274004
Rear Quarter Courtesy Lamps	142453	142453	142453	142453	142453	142453
Cornering Lamps	—	193096	193096	—	9427336	9427336
Cruise Control Light	274004	9417561	9417561	274004	9416927	9416927
Directional Signal - Interior	9417561	9417561	9421330	9417561	9421330	9421330
Dome	142453	142453	142453	455136	142453	142453
Glove Compartment	9416927	9416927	9416927	9416927	9416927	9416927
Headlamp - Inner ^1 Upper	5956001	5956001	5956001	5956001	5956001	5956001
Headlamp - Outer ^2 Upper & Lower	5956002	5956002	5956002	5956002	5956002	5956002
Heater & A.C. Control Light	9416927	9416927	9416927	9416927	274004	274004
Ignition Switch Light	—	274004	—	—	9427934	9427984
Instrument Panel Control Housing	9421330	9421330	9421330	9421330	9421330	9421330
Instrument Panel Telltale (Oil, Gen., Temp.)	9421330	9421330	9421330	9421330	9421330	9421330
Instrument Panel Telltale Hi-Beam	9417561	9417561	9417561	9417561	9421330	9421330
License Lamp	9421777	9421777	9421777	9421777	9421777	9421777
Luggage Compartment Light	142452	142452	142452	142452	142452	142452
Tachometer	274004	274004	—	274004	274004	—
Front Parking & Turn Signal	9428904	5428904	9428904	9428904	9428904	9428904
Parking Light Warning	9421330	9421330	9421330	9421330	9421330	9421330
Radio Dial	9416927	9416927	9416927	9416927	9416927	9416927
Slop-Tail & Directional	9428902	9428902	9428902	9428902	9428902	9428902.
Trans. Control Dial	9416927	9416927	9416927	9416927	9421330	9421330
Trans. Control Dial Console	274004	454626	9416927	274004	454626	9416927
Side Marker Lamp Front	—	—	—	9H279U2	—	9H279I42
Side Marker Lamp Rear	—	—	—	9421330	9421330	9421330
Side Roof & Sail Panel	—	—	—	—	9414049	9414049

8.991 BULB CHART (Cont'd)

	1969	1969	1969	1970	1970	1970
	3000 4000	5000 6000 8000	9000	3000 4000	5000 6000 8000	9000
Ash Tray Light	274004	274004	274004	274004	274004	274004
Back Up Lamps All Exc. Wagons	9421330	9428902	9428902	9428902	9428902	9428902
Back Up Lamps Wagons	9417866	-	-	9417866 (3436)		
Clock Dial		9416927	9416927		9416927	9416927
Courtesy Lamp Instrument Panel	142452	142452	142452	142452	142452	142452
Courtesy Lamp Floor Console - Front			142453			142453
Courtesy Lamp Floor Console - Rear	9427984	9427984		9427984	9427984	
Courtesy Lamp - Sail Panel		142453	142453			
Courtesy Light Switch (Seelite Control)			9427984			
Cornering Lamp		9427336	9427336		9427336	9427336
Cruise Control Light	9427984	9427984	9427984	9427984	9427984	9427984
Dome Lamp		455136				
Glove Compartment	9416927	9416927	9416927	9416927	9416927	9416927
Heater-Vent Control	9416927	274004		9416927	9416927	9416927
Instrument Cluster	9417561	9417561	9417561	9417561	9417561	9417561
Instrument Cluster (Headlamp Hi Beam Directional Signal)	9417561	9421330	9421330	9421330	9421330	9421330
Instrument Panel (Oil, Gen., Temp.)	9421330	9421330	9421330	9421330	9421330	9421330
Instrument Panel (Elec. Ant., RR Defr. or Conv. Top)		9427984	9427984		9427984	9427984
Instrument Panel (Temp, and Cold Indicator)		9412348			9412348	
Instrument Panel (Washer, Wiper Seelite)		9427984	9427984		9427984	9427984
License Lamp	9421777	9421777	9421777	9421777	9421777	9421777
Luggage Compartment Lamp	142452	142452	142452	142452	142452	142452
Mirror-Map Lamp	9428429	9428429	9428429	9428429	9428429	9428429
Tachometer	274004					
Front Parking & Turn Signal	9428904	9428904	9428904	9428904	9428904	9428904
Stop - Tail & Directional	9428902		9428902	9428902	9428902	9428902
Side Marker Lamp Front	9427942	9427942	9427942	9427942	9427942	9427942
Side Marker Lamp Rear	9421330	9421330	9421330	9421330	9421330	9421330
Tape Player & Radio Indicator	7296866	7296866	7296866	7296866	7296866	7296866
Trans. Shift Indicator	274004					
Side Roof & Sail Panel	-	9414049	-	-	-	-

8.991 BULB CHART (Cont'd.)

	1971 30-4000	1971 50-60-8000	1971 9000
Ash Tray	274004	274004	274004
Back-Up Lamps (All Exc. Wagons)	9428902	9428902	9428902
Back-Up Lamps (Wagons)	9417866	9417866	—
Clock Dial	9416927	9416927	9416927
Courtesy Lamp - Instrument Panel	142452	142452	142452
Courtesy Lamp - Fir. Console - Rr.			9427984
Courtesy Lamp - Sail Panel	9414049	9414049	9414049
Courtesy Lamp - Tailgate		9414049	—
Cornering Lamp		9428554	9428554
Cruise Master Light	9427984	9427984	9427984
Dome Lamp	9414045	9414045	—
Glove Compartment	9416927	9416927	9416927
Heater - Vent Control	9416927	9416927	9416927
Instrument Cluster	9416927	9416927	9416927
Instrument Panel (Hi Beam & Dir. Signal) (Brake Warning)	9417561	9421330	9421330
Instr. Panel (Oil, Gen, Temp)	9425542	9421330	9421330
License Lamp	9421777	9421777	9421777
Luggage Compartment Lamp	142452	142452	142452
Mirror Map Lamp	9428429	9428429	
Tachometer (Hood Mtd.)	9425542		
Tachometer (Interior Mtd.)	9417561		
Front Parking & Turn Signal	9428904	9428904	9428904
Stop - Tail & Directional	9428902	9428902	9428902
Side Marker Lamp (Frt & RR)	9421330	9421330	9421330
Radio Dial	9416224	7296866	7296866
Rear Window Defogger		9427984	9427984
Rear Quarter A/Rest		142453	
Seelite Central Source		9425542	9425542
Telltale (Instrument Pnl)	9425542		

BUICK CHASSIS MAIN GROUP 9.000 SUB-GROUP SEQUENCE

Group 9.000		Page
9.023	Mount, Body Sill	
9.170	Cylinder - Shaft, Air Conditioning Compressor	
9.171	Adapter, Air Conditioning Compressor	
9.172	Valve, Compressor Suction Reed	
9.172	Repair Parts, 6 Cylinder Air Conditioning Compressor	
9.174	Head, Compressor (6 Cylinder)	
9.175	Package, Compressor Body Shaft Seal	
9.178	Valve, Compressor Body Pressure Relief	
9.180-9.181	Pulley, Bearing & Clutch, Air Conditioning Compressor	
9.186	Coil, Compressor Clutch Actuating	
9.188	Plate, Compressor Clutch	
9.190	Condenser	
9.192	Pipe, Receiver to Condenser	
9.195	Receiver and Dehydrator	
9.198	Valve, Throttling	
9.198	Throttling Valve Parts	
9.202	Kit, Sight Glass	
9.210	Core, Evaporator	
9.211	Bracket, Evaporator Mounting	
9.211	Case, Evaporator	
9.213	Valve, Evaporator Thermostatic Expansion	
9.216	Tube, Evaporator Motor Cooling	
9.225	Muffler, Compressor Discharge Pipe	
9.225	Insulator, Suction Hose or Discharge Line	
9.233	Pipe, Condenser to Muffler	
9.238	Hose - Pipe Suction	
9.240	Gasket, Evaporator " O " Ring	
9.242	Clamp, Air Conditioning Hoses	
9.260	Air Conditioning, Air Outlet Parts	
9.275	Resistor, Air Conditioning Blower	
9.275	Switch, Air Conditioning Evaporator	
9.277	Lever, Evaporator Control	
9.281	Wiring, Air Conditioning	
9.282	Air Conditioning, Maintenance Items	
9.598	Switch, Antenna	
9.622	Antenna, Mounting Parts	
9.645	Antenna, Radio	
9.645	Cable, Antenna Lead In	

GROUP 9.000 CONTINUED

Group 9.000		Page
9.647	Radio Antenna Parts	
9.649	Knob, Radio Control	
9.650	Speaker, Instrument Panel Radio	
9.650	Radio	
9.665	Rear Seat Speaker Parts	
9.740	Instrument Panel Parts	
9.746	Instrument Cluster Parts	
9.750	Instrument Cluster Telltale and Figure Face Parts	
9.750	Tachometer	
9.761	Speedometer	
9.762	Buzzer, Speedometer Safety	
9.772	Clock	
9.775	Grommet (Rubber)	
9.778	Rear Window Defroster Parts	
9.779	Heater & Defroster Parts	
9.779	Duct, Air Conditioning Distributor	
9.784	Valve, Fresh Air Inlet	
9.786	Hose, Air	
9.790	Forced Air Ventilation Parts	
9.795	Valve, Heater Water Temperature Control	
9.798	Controls and Parts, Heater and Air Conditioning	
9.798	Wire, Ventilator Control	
9.798	Wire, Heater Temperature Control	
9.798	Wire, Air Flow Control	
9.798	Wire, Defroster Control	
9.798	Wire, Rear Heat Control	
9.798	Wire, Air Conditioning Cold Control	
9.988	Light, Luggage Compartment	

9.008 BOLT, HEXAGON HEAD BODY

40-58	All as req	454937	AR	.20
59-65	All as req	1199510	AR	.25
61-68	All as req	1347086	AR	.30
59-68	All as req	1356808	AR	.15
68	30-4000	1385671	2	.20
68	50-60-8000	1385671	2	.20
69-72	All A	1386924	2	.30
69-70	50-60-8000	1386924	2	.30

9.011 INSULATOR—RETAINER, BODY

39-58	All	1285607	AR	.20
41-60	All	1305797	AR	.10
59	44-46-4867	1305797	AR	.10
59-62	All exc. Special & Skylark	1377367	AR	.72
60	All	1195233	AR	.15
61-62	44-46-47-4800	1195233	AR	.15
63	44-46-47-4800	1195233	AR	.15
63-64	44-46-47-4800	1377367	AR	.72
64	All	1195233	AR	.15
65	50-60-8000	1377367	AR	.72
65	50-60-8000	1377367	2	.72
65	50-60-8000	1377367	2	.72
65	50-60-8000	1195233	2	.15
64	40-4 1-42-4300	1396724	1	
69	6437-39-6637-39-8239-57-8439-57	3859708	4	.15
63-64	4700	1374606	2	.51
64	40-4 1-42-4300	1363549	2	.30
64	4067-4367	1363549	2	.30
64-65	Special-Skylark	1362750	2	.30
65	30-4000	1363549	4	.30
65	30-4000 Conv.	1363549	2	.30
65	50-60-8000	1363549	2	.30
65	50-60-8000	1374606	2	.51
65	9000	1369646	2	.30
65	9000	1374606	2	.51
66	30-40-50-8000	1377367	2	.72
66	30-4000	1377369	AR	.36
66-67	50-60-8000	1376804	2	.36
66	9000	1376804	2	.36
66-68	50-60-8000	1377367	2	.72
66-67	6000	1377367	2	.72
66-67	9000	1377367	2	.72
67-71	All	1377367	2	.72
67-68	All	1377367	2	.72
67	30-4000	1377367	AR	.72
67	4000 Conv.	1377367	2	.72
67	9000	1377367	2	.72
67	9000	1376804	2	.36
68-71	30-4000	1377367	10	.72
68	8000	1377367	4	.72
68	9000	1377367	5	.72
68	50-6000	1376804	8	.36
68	50-60-8000	1377367	4	.72
68	9000	1377367	2	.72
NOTE* 1969 models 1st type, round holes at top of fr top of frame with small slot toward rr. of '1				
69-70	5000	1377367	AR	.72
69	6667-8467 1st Type	1377367	AR	.72
69	50-60-8000 1st Type	1377367	AR	.72
69	6437-39-6639-8239-57-8439-57	1377367	4	.72
69	6667-8467 2nd Type	1377367	AR	.72
69	50-60-8000 2nd Type	1377367	1	.72
69	6437-39 6637-39-8239-57-8439-57	1376804	4	.36
69-70	50-60-8000	1377367	AR	.72

BOLT 1/2,"—14 x 3/4;"—(8.900)
BOLT 1/2,"—14 x 2%"
BOLT (1/2,"—14 x 3/4)"
BOLT (1/2,"—14 x 2.50) 280M
BOLT, rad. side supt. to frame
BOLT, frt. fdr. whlhse. panel to frame mtg. reinf. to chassis frame
BOLT, rad. side supt. to frame
BOLT, frt. fender whlhse. panel to frame mtg. reinf.

WASHER (0.738)	..
WASHER —(7.531)
WASHER (7.531)	..
INSULATOR
WASHER (also used in 8.154)
WASHER, body bolt
WASHER, plain
INSULATOR (rubber)
WASHER, plain (usage 1.270-8.153)
WASHER, ins. (rubber) No. 1, 2, 6, 7, body mount	..
WASHER, ins. (rubber) frt. fdr. whlhse. panel to frame
WASHER, ins. supt. frt. bpr. outer to rad
WASHER, frt. fdr. whlhse. panel to frame mtg. reinf. to chassis
WASHER, supt. frt. bpr. outer to rad
PACKAGE, ins. & washers
WASHER (No. 1-2 loc.)	..
INSULATOR (rubber)
INSULATOR (No. 1, 2, 6, 7 loc.)
INSULATOR (No. 4, 5 loc.) also used 1.270)
INSULATOR (No. 3 loc.)
INSULATOR (No. 1, 2, 6, 7)
INSULATOR (No. 4, 5 loc.)
INSULATOR (No. 6, 7 loc.)
INSULATOR (No. 3 loc.)
INSULATOR (No. 1, 1 A, 4 & 5)
INSULATOR (rubber)
INSULATOR, frt. fdr. whlhse. panel to frame reinf. to chassis frame (Yellow)
INSULATOR (No. 1-2-4-5-6-7 loc.)
INSULATOR (No. 1-2-6-7 loc.)
INSULATOR (No. 1 1A-4-5-6 loc.)
INSULATOR (No. 3 loc.)
INSULATOR, frt. fdr. whlhse. panel to frame reinf. assm. to chassis frame
INSULATOR (No. 1-1 A-5 loc.)
INSULATOR, sheet metal to frame (Yellow)
INSULATOR, frt. fdr. whlhse. panel to frame reinf. to chassis frame (Yellow)
INSULATOR (No. 2-3-6-7 loc.) (Yellow)
INSULATOR (No. 5 loc.) (Yellow)
INSULATOR, frt. fdr. whlhse. panel to frame reinf. assm. Xo chassis frame
INSULATOR (No. 4-6 loc.)
INSULATOR (No. 1-2-3-6-7 loc.) (Yellow)
INSULATOR (No. 1-2 loc.) (Yellow)
INSULATOR (No. 1-1A-4-5-6 loc.) (Yellow)
INSULATOR (No. 1-2 loc.)
INSULATOR (No. 6-7 loc.) (Yellow)
INSULATOR (No. inner loc.)
ne for No. 3 & A mount loc. 2nd type round holes at
INSULATOR (No. 2 loc.) (Yellow)
INSULATOR (No. 2 loc.) (Yellow)
INSULATOR (No. loc.) (Yellow)	..
INSULATOR (No. 2 loc.)
INSULATOR (No. 2 loc.)
INSULATOR (No. loc.) (Yellow)
INSULATOR (No. 1-2 loc.)
INSULATOR (all loc. exch. No. 1-2) (Yellow)

69	50-60-80-9000.....	1377367	2
69-70	9000.....	1377367	AR
70	6000 Wagons.....	1377367	2
70	64-82-8469.....	1377367	4
71	30-4000.....	1377367	2
71	5000.....	1377367	2
71	All B-C-E exc. Pol. Car & Wagons.....	1377367	2
71-72	All B (Pol. Car).....	3991291	AR
71	All B (Wagons).....	3991291	AR
70-72	All as Req.....	1233030	AR
72	All B-C-E.....	1377367	2
72	All B-C-E.....	1377367	2

9.023 MOUNT, BODY SILL

60	All.....	1193716	2
63	4700.....	1376803	2
63	4700.....	1376795	6
64-65	Special-Skylark.....	1362749	2
64	4200-4355-65.....	1383298	2
64	40-4100-4337-67-69....	1383298	2
64	4067-4367.....	1383298	2
64	44-46-4700.....	1376795	2
64	44-46-4700.....	1376795	2
63-64	44-46-47-4800.....	1376803	2
64	44-46-47-4800.....	1376795	2
61-64	44-46-47-4800.....	1193716	2
63-64	4700.....	1376795	AR
64	4819-29-39-47.....	1376803	2
64	4819-29-39-47.....	1376803	2
65-66	30-4000.....	1383298	2
65	50-6000.....	1376795	2
65-68	50-60-8000.....	1379843	2
65-68	50-60-8000.....	1376802	2
65	50-60-8000.....	1369650	2
65	50-60-8000.....	1369650	2
65	50-60-8000.....	1369650	2
65	8000.....	1376803	4
65	9000.....	1369648	2
65	9000.....	1376803	2
65	9000.....	1369650	2
65	9000.....	1193716	2
65	9000.....	1369650	2
66	30-4000.....	1377360	2
66	30-4000.....	1377363	2
66	30-4000 exc. Conv.....	1377364	2
66-67	30-4000.....	1383298	2
66	30-4000 exc. 4000 Wagon 8< 43-4439- 4600.....	1383298	4
66	4200-4339-4439-55-65- 4600.....	1377362	2
66	50-60-8000.....	1382062	2
66	50-60-8000 exc. Conv. ..	1376803	2
66	50-60-8000.....	1382062	2
66	50-60-8000 Conv.....	1376803	2
66-70	9000.....	1376803	2
66	9000.....	1376803	2
66-67	9000.....	1376795	2
66-67	9000.....	1376795	2
67	30-4000.....	1382905	2
67	4600.....	1377362	2
67	30-4000 exc. G.S. 8< Sportwagons.....	1383298	4
67	30-4000 exc. Conv.....	1376802	2
67	30-4000.....	1376802	2
67	4000 Conv.....	1383298	2
67	30-4000.....	1381509	2
67	4000 Wagons.....	1383298	2
67	54-60-8400 exc. Conv. .	1376803	2
67 68	50-60-8000 Conv.....	1376799	2
67	5000 exc. Conv.....	1376803	2
67	60-8000 exc. Conv.....	1382060	2

.72	INSULATOR, front fender wheelhouse panel to frame reinforcement to chassis frame (Yellow).....
.72	INSULATOR (1-1A-4-5-6-7 location) (Yellow).....
.72	INSULATOR, body mount (No. 1 & 2-7 loc.).....
.72	INSULATOR (No. 2 loc.).....
.72	INSULATOR, sheet metal loc. (yellow).....
.72	INSULATOR, body mount (No. 3 loc.) (yellow).....
.72	INSULATOR, body mount (all loc.) (yellow).....
.25	INSULATOR, body mount (all loc.) BLACK.....
.25	INSULATOR, body (No. 2-6-7 loc.) (black).....
.25	NUT, body mtg. (1/2,"—14).....
.72	INSULATOR, sheet metal loc. (yellow).....
.72	INSULATOR (No. 1, 3, 4 loc.) (yellow).....
.72	INSULATOR (No. 2, 6, 7 loc.) (yellow).....
.56	MOUNT, body (No. 7 bolt).....
1.69	MOUNT (No. 4 loc.) (Black).....
1.18	MOUNT (No. 1 inner-No. 1 outer & No. 5).....
.67	MOUNT (frt. sheet metal).....
1.38	MOUNT (No. 6-7 loc.).....
1.38	MOUNT (No. 1, 2, 6, 7 loc.).....
1.38	MOUNT (No. 4, 5 loc.).....
1.18	MOUNT (No. 1 loc.) inner.....
1.18	MOUNT (No. 1 loc.) outer.....
1.69	MOUNT (No. 4 loc.) (Black).....
1.18	MOUNT (No. 5 loc.).....
.56	MOUNT (No. 6 loc.).....
1.18	MOUNT, body sill.....
1.69	MOUNT (No. 1) inner (Black).....
1.69	MOUNT (No. 1) outer (Black).....
1.38	MOUNT (No. 4-5-6-7).....
1.18	MOUNT (No. 1-2 loc.).....
1.18	MOUNT (No. 3 loc.).....
.92	MOUNT (No. 4-5 loc.).....
1.03	MOUNT (No. 6-7 loc.).....
1.03	MOUNT, frt. fdr. whlhse. panel to frame mtg. reinf. to chassis frame.....
1.03	MOUNT, supt. frt. bpr. outer to rad. compt.....
1.69	MOUNT (No. 1-2 loc.) (Black).....
1.13	MOUNT (No. 1-1A loc.).....
1.69	MOUNT (No. 4 loc.) (Black).....
1.03	MOUNT (No. 5 loc.).....
.56	MOUNT (No. 6 loc.).....
1.03	MOUNT, frt. fdr. skirt at fdr. skirt to frame mtg.....
.82	MOUNT, sheet metal to frame.....
1.08	MOUNT (No. 3 loc.).....
.72	MOUNT (No. 4-5 loc.).....
1.38	MOUNT (No. 6-7 loc.).....
1.38	MOUNT (No. 1-2 loc.).....
1.13	MOUNT (No. 1-2 loc.).....
1.23	MOUNT, body frt. fdr. whlhse. panel to frame mtr- reinf. assm. to chassis frame.....
1.69	MOUNT (No. 1-2 loc.) (Black).....
1.23	MOUNT (No. 6-7 loc.).....
1.69	MOUNT (No. 1-2 loc.) (Black).....
1.69	MOUNT (No. 4 location) (Black).....
1.69	MOUNT (No. 1-1A loc.) (Black).....
1.18	MOUNT (No. 5-6 loc.) (Pink).....
1.18	MOUNT, frt. fdr. whlhse. panel to frame mtg. reinf. to chassis frame (Pink).....
.87	MOUNT, sheet metal to frame.....
1.13	MOUNT (No 1-2 loc.).....
1.38	MOUNT (No. 1-2 loc.).....
.92	MOUNT (No. 5 loc.).....
.92	MOUNT (No. 4 loc.).....
1.38	MOUNT (No. 5 loc.).....
1.23	MOUNT (No. 3 loc.).....
1.38	MOUNT (No. 1-2 loc.).....
1.69	MOUNT (No. 1-2 loc.) (Black).....
1.23	MOUNT (No. 2 loc.) (Yellow).....
1.69	MOUNT (No. 2 loc.) (Black).....
1.23	MOUNT (No. 2 loc.).....

67-68	50-60-8000.....	1382062	4	1.23	MOUNT (No. 6-7 loc.).....
67	50-60-8000 exc. Conv. . .	1382061	2	1.23	MOUNT, frt. fdr. whlhse. panel to frame mtg. reinf. to chassis frame.....
67	50-60-8000 Conv.....	1376795	2	1.18	MOUNT, frt. fdr. whlhse. panel to frame mtg. reinf. to chassis frame (Pink).....
68-69	30-4000.....	1383298	2	1.38	MOUNT (sheet metal loc.) (Black).....
68-69	30-4000 exc. Sportwagons & 4600 . .	1383298	4	1.38	MOUNT (No. 2 loc.) (Black) . . .
68-72	30-4000.....	1383297	4	1.03	MOUNT (No. 5 loc.) (Black).....
68-72	30-4000.....	1383298	4	1.38	MOUNT (No. 7 loc.) (Black) . . .
68-69	30-4000.....	1383298	4	1.38	MOUNT (No. loc.) (Black).....
68-70	Sportwagons.....	1383299	4	1.49	MOUNT (No. 6 2 loc.) (White)
68-71	3437-67-4600 (455 Eng.).....	1383298	4	1.38	MOUNT (No. 1-2 loc.) (black).....
68	60-8000 exc. Conv.....	1382060	2	1.23	MOUNT (No. 1 loc.).....
68-69	9000.....	1376795	4	1.18	MOUNT (No. 5-6 loc.).....
68-69	9000.....	1376795	2	1.18	MOUNT, frt. fdr. whlhse. panel to frame reinf. to chassis panel.....
68	5000 exc. Conv.....	1376803	2	1.69	MOUNT (No. 2 loc.) (Black).....
68	50-60-8000 exc. Conv. . .	1385708	2	1.23	MOUNT, body frt. fdr. whlhse. panel to frame mtg. reinf. to chassis frame (Green).....
68	50-6000.....	1376799	2	1.23	MOUNT (No. 1 loc.) (Yellow).....
68	60-8000 exc. Conv.....	1376795	2	1.18	MOUNT (No. 2 loc.) (Pink).....
68	50-60-8000 Conv.....	1376795	2	1.18	MOUNT, frt. fdr. whlhse. panel to frame mtg. reinf. to chassis frame (Pink).....
68	9000.....	1385575	4	1.23	MOUNT (No. 1-1A loc.) (Blue).....
	NOTE 1969 1st type, round holes at top of frame for				o. 3 & 4 mount location.
	NOTE 1969 2nd type, round holes at top of frame with				small slot toward rear of frame to accept tang in
	mount at No. 3-4 loc.				
69	9000.....	1383298	2	1.38	MOUNT (No. 3 loc.) (Black)
69	5000.....	1383298	2	1.38	MOUNT, sheet metal.....
69	6437-39-6637-39-8239-57-8439-57 2nd Type . .	1232548	AR	1.54	MOUNT (No. loc.) (Brown) . .
69	50-60-8000 2nd Type . . .	1232551	AR	1.54	MOUNT (No. loc.) (Orange)
69	5000.....	1383298	2	1.38	MOUNT (No. location)
69	5000 1st Type.....	1383298	2	1.38	MOUNT (No. 7 location) . . .
69-70	5000.....	1383298	4	1.38	MOUNT (No. *2 loc.) (black)
69-70	50-60-8000 exc. 6000 Wagons.....	1383297	4	1.03	MOUNT (No. 5 location) (Black).....
69	50-60-8000.....	1383298	4	1.38	MOUNT (No. 6-7 loc.).....
69	50-60-8000 1st Type	1383298	AR	1.38	MOUNT (No. 4 loc.).....
69	60-8000 1st Type	1383298	AR	1.38	MOUNT, sheet metal.....
69	60-8000.....	1383298	1	1.38	MOUNT (No. 1 loc.) (black).....
69	50-60-8000 2nd Type . . .	1383298	2	1.38	MOUNT, sheet metal (No. 1 loc.) (black)
69	6469-8269-8469.....	1383298	2	1.38	MOUNT (No. 2 loc.) (black).....
69	6437-39-6637-39-8239-57-8439-57 1st Type . .	1383298	1	1.38	MOUNT (No. 2 loc.) (black)
69-71	50-60-8000.....	1383298	2	1.38	MOUNT (No. 3 loc.) (Black)
69-70	6667-8467.....	1383299	2	1.49	MOUNT (No. 2 location) (White)
69	9000.....	1231113	2	1.49	MOUNT (No. 1 inner) (Red)
69	9000.....	1376803	2	1.69	MOUNT (No. 1A outer) (Black) . .
70 72	30-4000.....	1383298	2	1.38	MOUNT (No. 3 loc.) (Black)
70-71	30-4000 exc. 455 Eng. . .	1383298	2	1.38	MOUNT (No. 1-2 loc.) (Black) . . .
70	6000.....	1383298	2	1.38	MOUNT (No. 7 loc.) (black)
70	6000 Wagons.....	1233758	2	1.18	MOUNT (No. 5 loc.) (Blue)
70	6000 Wagons.....	1234329	2	1.44	MOUNT (No. 4 8i 6 loc.) (Pink) . .
70	50-60-8000 exc. Wagons	1383298	2	1.38	MOUNT (No. 6-7 loc.).....
70	50-60-8000 exc. Wagons	1232551	AR	1.54	MOUNT (No. 4 loc.) (Orange) . . .
70	6667-8467.....	1383298	2	1.38	MOUNT (No. 1 loc.) (black)
70	60-8000 exc. Conv.....	1232548	AR	1.54	MOUNT (No. 2 loc.) (Brown)——
70	9000.....	1234580	2	1.85	MOUNT (No. 1-outer) (White) . . .
70	60-8000.....	1383298	2	1.38	MOUNT (No. 1 loc.) (black)
70	50-60-8000.....	1383298	2	1.38	MOUNT, sheet metal (black)——
70	6036-46.....	1383299	2	1.49	MOUNT (No. 2 loc.) (White)
71	5000-6000-8000-9000 . .	1383298	2	1.38	MOUNT, body (No. 4 loc.).....
71	5000-6000-8000-9000 (455 Eng.).....	1383298	2	1.38	MOUNT, body (sheet metal & 1 loc.)
71	5000-6600-8000-9000 . .	1383298	2	1.38	MOUNT, body (No. 6-7 loc.).....
71	5000 less 455 Eng	1383298	2	1.38	MOUNT, body (No. 1-2 loc.).....
71	9000.....	1383298	2	1.38	MOUNT, body (No. 2 loc.).....
71-72	50-60-80-9000.....	1383297	2	1.03	MOUNT, body (No. 5 loc.).....
71	6000 Wagons.....	1383298	AR	1.38	MOUNT, body (loc. 1-3-4).....
71-72	6000 Wagons.....	3989099	6	.87	MOUNT, body (No. 2-6-7 loc.).....
71	6000 Wagons.....	1383298	2	1.38	MOUNT, body (No. 3) (black).....
71	50-66-80-9000 exc. Pol. Car.....	1383298	AR	1.38	MOUNT, body (all loc. exc. No. 5).
71-72	50-6000 Pol. Cars.....	3989099	AR	.87	MOUNT, body (all loc. exc. No. 5).
72	5000 (350 Eng.).....	1240177	2	1.38	MOUNT (No. 2 loc.).....

72	5000 (350 Eng.)	1240183	2	1.38	MOUNT (No. 3 loc.)
72	5000 (350 Eng.)	1240179	2	1.38	MOUNT (No. 4 loc.)
72	50-6600 (2 Dr. H.T.) 455 Eng.	1240179	2	1.38	MOUNT (No. 1 loc.)
72	50-6600 (2 Dr. H.T.) 455 Eng.	1240176	2	1.38	MOUNT (No. 2 loc.)
72	50-6600 (4 Dr.) 455 Eng.	1240177	2	1.38	MOUNT (No. 2 loc.)
72	5467-6035-45-6639-67-8000 (455 Eng.)	1240183	2	1.38	MOUNT (No. 3 loc.)
72	5467-6639-67 (455 Eng.)	1240179	2	1.38	MOUNT (No. loc.)
72	50-66-80-9000	1240179	2	1.38	MOUNT (No. loc.)
72	50-60-9000	1240179	2	1.38	MOUNT (No. loc.)
72	6000 Wagons	1240176	2	1.38	MOUNT (No. loc.)
72	6000 Wagons	1240184	4	1.38	MOUNT (No. & 7 loc]
72	8000 (2 Dr.)	1240417	2	1.38	MOUNT (No. loc.)
72	8000 (2 Dr.)	1240421	2	1.35	MOUNT (No. loc.)
71-73	All B (Wagons)	485172	1	.87	CUSHION, underbody to frame-rr. crossmember hole
61	44-4 6-47-4800 exc. Conv.	1348123	4		SHIM, No. 1 & 1 A loc.
61-63	44-46-47-4800	1193716	2	56	SHIM (No. 6 loc.)
61-62	44-4 6-47-4800 exc. 1961 Conv.	1348123	AR		SHIM, 2-No. 1-inner body mtg., 2-No. 1A-outer body mtg. & 2-No. 4 body mtg. for 1962-4635-4645
62	4635-45	1348123	2		SHIM, No. 4 loc. body mtg.
62	4635-45	1348123	2		SHIM, No. 1 loc-inner body mtg. No. 1A loc-outer body mtg.
64	40-41-42-4300	1362751	2	.25	RETAINER, body mount.
64-66	Special-Skylark-G.S.	1362751	2	.25	RETAINER, rad. side supt. to frame side.
71-72	50-60 80-9000	454949	AR	.25	BOLT, body mounts (No. 1-2-3-4-6-7).
	(*) 1958 E-1059818 FL., E-2016737 S.G., E-3018360 Lin., E-4021734 K.C., E-5016055 Wil., E-6018926				
	Atlas., E-7008171 Fra., E-8013476 Arl.				

9.169 HEATER & AIR CONDITIONING PARTS LIST - INDEX

- 9.169A 1965-73 30-4000 (All A) HEATER PARTS LESS A.C.
- 9.169B 1965-67 30-4000 HEATER 8< A.C. PARTS.
- 9.169C 1968-73 30-4000 (All A) HEATER & A.C. PARTS
- 9.169D 1965-67 50-60-80-9000 HEATER PARTS LESS AC.
- 9.169E 1968-73 50-60-80-9000 (All B-C-E) HEATER PARTS, LESS A.C.
- 9.169F 1965-67 50-60-8000 HEATER & A.C. PARTS (MANUAL OR AUTO. A.C.)
- 9.169G 1965-67 9000 HEATER & A.C. PARTS (MANUAL OR AUTO. A.C.)
- 9.169H 1968-70 50-60-8000 HEATER 8i A.C. PARTS (MANUAL OR AUTO. A.C.)
- 9.169I 1968-70 9000 HEATER 8. A.C. PARTS (MANUAL OR AUTO. A.C.)
- 9.169J 1971-73 50-60-80-9000 (All B-C-E) HEATER 8. A.C. PARTS (MANUAL OR AUTO. A.C.)

9.169A 1965-73 30-4000 (All A) HEATE

68	All A (less A.C.)	9791304	1	.20	BRACKET, htr. 8t def. air cable—(9.798)
69-72	All A (less A.C.)	1230701	1	.36	BRACKET, htr. & def. air cbl.—(9.798)
68-72	All A (less A.C.)	9791433	1	.20	BRACKET, temp. control cbl. mtg—(9.798)
68-72	All A (less A.C.)	9791436	1	.25	BRACKET, air valve cbl. mtg.—(9.798)
65	All A (less A.C.)	3157837	1	.82	CAM & SUPPORT, temp. control—(9.779)
66-67	All A (less A.C.)	3005860	1	1.33	CAM & SUPPORT, htr—(9.786)
72-73	All A (less A.C.)	1237982	1	6.30	CAPACITOR, blower mtr. suppressor—(8.855)
68-72	All A (less A.C.)	3158190	1	.10	CAP, htr. control temp. shaft—(8.852)
65 71	All A (less A.C.)	3016905	1	6.25	CASE & CUTOFF, blower & air inlet—(8.857)
66-67	All A (less A.C.)	3006266	1	22.50	CASE & SHROUD, htr. distr.—(8.854)
68-72	All A (less A.C.)	3017881	1	25.50	CASE, htr. (incl. shroud 8i valves)—(8.854)
66 67	All A (less A.C.)	3004672	1	.20	CLAMP, htr. core-in-out tank (2" core)—(8.854)
66-67	All A (less A.C.)	3004671	1	.25	CLAMP, htr. core, tank hdr. (2" core)—(8.854)
71-72	All A (less A.C.)	3011428	1	.56	CLAMP, core mtg.-in-out tank—(8.854)
71-72	All A (less A.C.)	3011429	1	.56	CLAMP, core mtg. (tank hdr.)—(8.854)
70	All A (less A.C.)	7277348	1	.10	CLIP, htr. temp. lever ret.—(8.852)
68-72	All A (less A.C.)	7282187	AR	.15	CLIP, htr. control lens—(8.852)
65	All A (less A.C.)	7288624	1	14.25	CONTROL, htr. & def.—(9.798)
66	All A (less A.C.)	7293824	1	19.80	CONTROL, htr. & def.—(9.798)
67	All A (less A.C.)	1378875	1	20.90	CONTROL, htr. & def.—(9.798)
68	All A (less A.C.)	1382300	1	43.45	CONTROL, htr. & def.—(9.798)
69	All A (less A.C.)	1387639	1	28.60	CONTROL, htr. & def.—(9.798)
70-71	All A less A.C. or Wood Grain Instr. Pnl	1233934	1	32.60	CONTROL, htr. & def.—(8.850)
70 71	All A Wood Grain Instr. Pnl less A.C.	1233935	1	32.60	CONTROL, htr. & def.—(8.850)
72	All A (Htr.)	1240128	1	25.90	CONTROL (wood grain applique) htr.—(8.849)
72	All A (Htr.)	1240130	1	25.90	CONTROL (painted black) htr.
65-67	All A (less A.C.)	3022069	1	33.00	CORE & FITTINGS, htr—(8.854)
68 72	All A (less A.C.)	3014083	1	31.40	CORE & FITTINGS, htr. (8.854)
65-72	All A				DOOR, air outlet (cowl & dash) (refer to grp. 9.789).
65	All A (less A.C.)	3144684	1		FAN, blower mtr.—(8.857)

66-71	All A (less A.C.)	3905776	1	4.20	FAN, blower mtr—(8.857)
72	All A (less A.C.) (1st Type)	3905776	1	4.20	FAN, htr. mtr. blower (single flat shaft hole)—(8.857)
72	All A (less A.C.) (2nd Type)	3027031	1	4.35	FAN, htr. mtr. blower (double flat shaft hole)—(8.857)
65-67	All A (less A.C.)	3130032	1	.10	GASKET, blower—(9.779)
65-71	All A				GRILLE, cowl panel (refer to grp. 9.789)
65-71	All A				HOSE, air (refer to grp. 9.786)
69	All A (less A.C.)	1230184	AR	1.18	KNOB, htr. control lvr.—(9.798)
70-72	All A (less A.C.)	1233942	1	1.08	KNOB, htr. control lvr.—(8.852)
68	All A (less A.C.)	7305415	1	10.25	LENS, htr. control—(9.798)
69	All A (less A.C.)	1387410	1	5.80	LENS, htr. control—(9.798)
70-71	All A less A.C. or Wood Grain Instr. Pnl.	1233938	1	11.15	LENS, htr. control—(8.852)
70-71	All A Wood Grain Instr. Pnl. less A.C.	1233939	1	1 1.40	LENS, htr. control—(8.852)
72	All A (Htr.)	1240127	1	1 1.40	LENS (wood grain applique) htr. control—(8.852)
72	All A (Htr.)	1240131	1	1 1.40	LENS (painted black) htr. control—(8.852)
66-67	All A (less A.C.)	3008472	1	.51	LEVER 8< SHAFT, def.—(9.786)
66-67	All A (less A.C.)	3014057	1	.51	LEVER & SHAFT, temp. control—(9.786)
68-72	All A (less A.C.)	3014067	1	.41	LEVER & SHAFT, temp. control—(9.786)
68-72	All A (less A.C.)	3014901	1	.56	LEVER 8t SHAFT, def. valve—(9.786)
70	All A	1222934	1	1.69	LEVER, (incl. knob & ret.) htr. control—(8.852)
65-73	All A (less A.C.)	4960505	1	20.60	MOTOR, blower—(8.855)
68-71	350 Eng.	1356096	1	.25	NIPPLE, in mfld.—(8.866)
68-71	L-6 Eng.	3838094	1	.46	NIPPLE, htr. hose in thermo hsg.—(8.866)
65-70	All A (less A.C.)	3130804	1	.10	NUT, htr. blower—(8.857)
68-72	All A (less A.C.)	401827	1	.10	NUT, outside air control wire to air valve—(9.787)
68-72	All A (less A.C.)	401827	1	.10	NUT, temp. control wire to temp. valve—(9.787)
69-72	All A	7305309	AR	.56	NUT, htr. controls (barrel type)—(8.852)
65-71	All A				OUTLET, air duct (cowl) refer to grp. 9.789
65 67	All A (less A.C.)	9773829	1	97	OUTLET, htr. air distr.-ctr.—(9.789)
6872	All A less A.C. & Mini Console	9790487	1	.97	OUTLET, htr. air distr.-ctr.—(9.789)
72	All A Mini Console less A.C.	9791750	1	6.15	OUTLET, htr. air distr.-ctr.—(9.789)
66-67	All A (less A.C.)	1381368	1	8.75	OUTLET, def.—(9.779)
6872	All A (less A.C.)	1382648	1	6.70	OUTLET, def.—(9.779)
65-67	All A (less A.C.)	9773402	1	1.13	RESISTOR, htr. blower—(9.779)
68-72	All A (less A.C.)	3929052	1	.92	RESISTOR, htr. blower—(8.855)
73	All A (less A.C.)	9796480	1	1.03	RESISTOR, htr. blower—(8.855)
65-72	All A (less A.C.)	1371365	AR	.10	SEAL, htr. to dash—(9.779)
65-67	All A (less A.C.)	1376992	2	3.69	SEAL, between blower & air inlet fig. & dash pnl.—(9.779)
65-67	All A (less A.C.)	9776917	1	.41	SEAL, htr. core-instl. on htr. core (2 pipes) thru dash—(8.854)
68-72	All A (less A.C.)	9792672	1	.62	SEAL, htr. core (on core)—(8.854)
65	All A (less A.C.)	1363935	1	1.95	SWITCH, htr. control—(8.852)
66-67	All A (less A.C.)	7295126	1	4.51	SWITCH, htr. control (4 term-on control)—(8.852)
68	All A (less A.C.)	7304848	1	7.90	SWITCH, htr. control (4 term-on control)—(8.852)
69-72	All A (less A.C.)	1387325	1	7.65	SWITCH, htr. control (on control)—(8.852)
66-67	All A (less A.C.)	3000410	1	.97	VALVE, def.—(9.779)
68-72	All A (less A.C.)	3014071	1	1.33	VALVE, def.—(9.779)
66-72	All A (less A.C.)	3157840	1	2.77	VALVE, htr. water temp. control—(9.795)
65	All A (less A.C.)	3157837	1	.82	VALVE, temp. control—(9.779)
65	All A (less A.C.)				VALVE, water temp. (use cam & support)
68-71	All A	381700	AR	.10	WASHER, control wires—(9.787)
65-71	All A				WIRE, control cbls. (refer to 9.787 & 9.798)

9.169B 1965-67 30-4000 HEATER & AIR CONDITIONING PARTS

NOTE 1965 1st type-suction throttling valve stamped No. 0492, 2nd type-suction throttling valve stamped No. 0508.

66-67	30-4000 A.C.	1378118	1	1.23	ADAPTER, A.C. vac. disch.—(9.798)
65-67	30-4000 A.C.	1365309	1	1.13	BAFFLE, diverter door—(9.784)
65	30-4000 A.C. (2nd Type)	387541	1	.55	BRACKET, expan. valve mtg.—(9.213)
66-67	30-4000 A.C.	387541	1	.55	BRACKET, expan. valve mtg.—(9.213)
65-67	30-4000 A.C.	3159421	1	.72	BRACKET, evap. pipe guard—(9.21 1)
65-67	30-4000 (Cust. A.C.)	3840948	1	.67	BRACKET, evap.—(9.21 1)
65-67	30-4000 (Cust. A.C.)	589074	1	.97	BRACKET, muffler & rec. dehyd—(9.1 95)
65-67	30-4000 (Cust. A.C.)	577617	1	1.44	BRACKET, disch. pipe muffler (4'/.8" dia.)—(9.1 95)
65-67	30-4000 A.C.	3159147	1	.15	BUMPER, slave door—(9.775)
65-67	30-4000 A.C.	3003607	1	2.05	CAM & SUPPORT, htr.—(9.779)
65-67	30-4000 A.C.	5911737	1	.77	CAP, suction throttling valve-compr.—(9.198)
65 67	30-4000 A.C.	3003605	1	45.85	CASE, A.C.-rr. (incl. fittings)—(9.779)
65-67	30-4000 A.C.	3002886	1	22.50	CASE, htr. (incl. distr. & def. valve brkt.)—(9.779)
65-67	30-4000 A.C.	3002460	1	36.20	CASE, evap. mtr. (incl. fittings)—(9.2 1 6)
65	30-4000 A.C. (1st Type)	3007455	1	9.00	CASE, evap. outlet—(9.21 1)

65	30-4000 A.C. (2nd Type)	3007457	1	8.60	CASE, evap. outlet—(9.21 1).....
66-67	30-4000 A.C.	3007457	1	8.60	CASE, evap. outlet—(9.21 1).....
65-67	30-4000 A.C.	3007456	1	10.65	CASE, evap. inlet—(9.21 1).....
65-67	30-4000 (Cust. A.C.)	3003511	1	5.40	CASE, evap. inlet (plastic)—(9.21 1).....
65-67	30-4000 A.C.	2471945	AR	.59	CLAMP, evap. drain tube—(1.166).....
65	30-4000 A.C. (2nd Type)	387543	1	.51	CLAMP, expan. valve—(9.213).....
66-67	30-4000 A.C.	387543	1	.51	CLAMP, expan. valve—(9.213).....
65-67	30-4000 A.C.	6598423	1	145.95	COMPRESSOR, less cl., pulley & brg.—(9.170)
	NOTE For Compressor Component Parts (Refer to Grps.				9.170 thru 9.188).
65	30-4000 A.C. (Down			96.05	CONDENSER, A.C—(9.190).....
		3158980	1		
65	30-4000 A.C. (Cross			93.80	CONDENSER, A.C—(9.190).....
		3005328	1		
66	30-4000 A.C.	3007845	1	111.25	CONDENSER, A.C—(9.190).....
67	30-4000 A.C.	3010560	1	108.10	CONDENSER, A.C—(9.190).....
65	30-4000 A.C.	6555642	1	.41	CONNECTOR, evap. gage—(9.198).....
65	30-4000 A.C.	6555641	1	.62	CONNECTOR, throttling valve bleed—(9.198).....
65	30-4000 A.C.	7288644	1	29.40	CONTROL, A.C—(9.798).....
66	30-4000 A.C.	7293834	1	33.55	CONTROL, A.C—(9.798).....
67	30-4000 A.C.	1378872	1	35.80	CONTROL, A.C—(9.798).....
65-67	30-4000 A.C.	5914817	1	.36	CORE, throttling valve bleed conn— (9.198)
65-67	30-4000 A.C.	3004817	1	33.85	CORE 8. FITTINGS, htr—(8.854).....
65-67	30-4000 (Cust. A.C.)	3000026	1	64.80	CORE, evap. (incl. fittings)—(9.210).....
65	30-4000 A.C. (1st Type)	3159116	1	92.45	CORE, evap. (incl. fittings)—(9.210).....
65	30-4000 A.C. (2nd Type)	3002716	1	95.25	CORE, evap. (incl. fittings)—(9.210).....
66	30-4000 A.C.	3002716	1	95.25	CORE, evap. (incl. fittings)—(9.210).....
67	30-4000 A.C.	3013254	1	91.80	CORE, evap. (incl. fittings)—(9.210).....
65	30-4000 A.C.	6555458	1	2.10	COVER, throttling valve diaph.—(9.198).....
67	30-4000 A.C.	7614560	LH	2.10	COVER, cowl side duct air outlet—(9.789).....
65	30-4000 A.C.	6555595	1	.56	CUP, throttling valve ret. (6 cyl.)—(9.198).....
65	30-4000 A.C.	6555615	1	.41	CUP, throttling valve ret. (6 cyl.) red—(9.198)
65	30-4000 A.C.	5914931	1	6.10	DIAPHRAGM, vac. (2 ⁷ / ₈ " dia.)—(9.198)
65-67	30-4000 A.C.	1998905	1	5.75	DIAPHRAGM, vac. (4" dia.)—(9.280).....
66-67	30-4000 A.C.	1375932	1	2.97	DUCT, A.C. ctr. outlet—(9.260).....
65-67	30-4000 A.C.	1361750	1	9.70	DUCT, A.C. distribution—(9.779).....
65-67	30-4000 A.C.	3849161	1	2.77	DUCT, blower to evap.—(9.786).....
65-67	30-4000 (Cust. A.C.)	3003941	1	2.46	ESCUTCHEON, evap.—(9.21 1).....
65 67	30-4000 (Cust. A.C.)	3152561	1	4.20	FAN, A.C. mtr.—(9.216).....
65-67	30-4000 A.C.	3144684	1		FAN, blower—(8.857).....
65-67	30-4000 A.C.	3140852	AR	30	GASKET, evap. "0" ring (1 ¹ / ₈ " I.D.)—(9.21 1).....
65-67	30-4000 A.C.	3140748	AR	30	GASKET, evap. "0" ring (1 ¹ / ₈ " I.D.)—(9.21 1).....
65-67	30-4000 A.C.	3159098	1	.56	GASKET, evap. fig. outlet—(9.21 1).....
65-67	30-4000 A.C.	3159100	1	.56	GASKET, evap. fig. inlet—(9.21 1).....
65 67	30-4000 A.C.	3003496	1	3.49	GASKET, plenum blower mtg—(9.216).....
65-67	30-4000 A.C.	1364293	1	.51	GASKET, A.C. duct to htr—(9.779).....
65-67	30-4000 A.C.				HOSE, air (refer to 9.786).....
65-67	30-4000 A.C.				HOSE, A.C. lines (refer to grps. 9.222 thru 9.238),
65-67	30-4000 A.C.				HOSE HARNESS, vac. A.C. (refer to grps. 9.795 8.
					9.798).....
65-67	30-4000 A.C.	8526387	1	.67	INSULATION, evap. bulb—(9.213).....
65	30-4000 A.C. (2nd Type)	387542	1	.87	INSULATOR, expansion valve—(9.21 3).....
66-67	30-4000 A.C.	387542	1	.87.	INSULATOR, expansion valve—(9.21 3).....
65-67	30-4000 A.C.	1174633	2	.20	INSULATOR, condenser—(9.190).....
65-67	30-4000 (Cust. A.C.)	3149478	1	2.26	KIT, sight glass—(9.202).....
65-67	30-4000 (Cust. A.C.)	3840951	2	.56	KNOB, A.C. control—(9.787).....
65	30-4000 A.C.	1355144	2	.97	KNOB & SHAFT, A.C. outer outlets—(9.260).....
66-67	30-4000 A.C.	1369812	2	1.18	KNOB & SHAFT, A.C. outer outlets—(9.260).....
65-67	30-4000 A.C.	3159172	1	.50	LINK, slave door—(9.786).....
65-67	30-4000 A.C.	4960538	1	28.70	MOTOR, blower—(8.855).....
65	30-4000 A.C.	589034	1	24.15	MUFFLER, hot gas valve discharge—(9.225).....
66	30-4000 A.C.	1376400	1	19.15	MUFFLER, hot gas valve discharge—(9.225).....
67	30-4000 A.C.	1377186	1	17.45	MUFFLER, hot gas valve discharge—(9.225).....
65-67	30-4000 A.C.	3130804	1	.10	NUT & LOCK WASHER, htr. blower 8i air inlet—
					(8.858).....
65	30-4000 A.C.	6555468	1	.82	NUT, jamb-compr. throttling valve—(9.198).....
65-67	30-4000 A.C.				OUTLETS, A.C (refer to grp. 9.260).....
65-67	30-4000 A.C.	9773829	1	.97	OUTLET, htr. air distr.-ctr.—(9.789).....
66-67	30-4000	1381368	1	8.75	OUTLET, def.—(9.779).....
65-67	30-4000 A.C.	5929144	1	.51	"O" RING, suction throttle valve cap—(9.172)
65	30-4000 A.C. (Down			2.36	PIPE, condenser—(9.227).....
	Flow Rad.).....	589039	1		
65	30-4000 A.C. (Cross			5.25	PIPE, condenser—(9.227).....
	Flow Rad.).....	1373327	1		
65	30-4000 A.C. (Cross			8.30	PIPE, condenser to muffler—(9.226).....
	Flow Rad.).....	1373326	1		
65	30-4000 A.C. (Down			4.82	PIPE, condenser to muffler—(9.226).....
	Flow Rad.).....	387011	1		
66	30-4000 A.C.	1380150	1	3.79	PIPE, rec. to bottom of condenser—(9.227).....

67	30-4000 A.C.	1379304	4.31	PIPE, rec. to bottom of condenser—(9.227)
65	30-4000 A.C.	6550597	7.55	PISTON, throttling valve (incl. screen, diaph. & ret.)—(9.198)
65-67	30-4000 A.C.	3155342	23.45	RECEIVER 8i DEHYDRATOR, A.C.—(9.195)
65-67	30-4000 (Cust. A.C.)	1365166	3.95	RELAY, blower mtr.—(9.277)
67	30-4000 A.C.	1365166	3.95	RELAY, blower mtr.—(9.277)
65-67	30-4000 A.C.	1367217	1.33	RESISTOR, htr. blower—(9.275)
65-67	30-4000 A.C.	3841266	2.87	RESISTOR, blower—(9.275)
65-67	30 4(J00 A.C.)	3149583	1.90	RETAINER, core seal—(9.21 1)
65-66	30-4000 A.C.	1484385	.15	RETAINER, water temp, valve to brkt—(8.866)
65-67	30-4000 A.C.	1364294	1.64	RETAINER, A.C. distr.—(9.779)
65-67	30-4000	3150822	.10	ROLLER, cam-htr. control—(9.786)
65-67	30-4000 A.C.	5914631	.56	SCREEN, expan. valve filter—(9.2 14)
65	30-4000 A.C.	9776917	.41	SEAL, htr. core pipes—(8.854)
66	30-4000 A.C.	1368519	.28	SEAL, htr. core pipes—(8.854)
65	30-4000 A.C.	8526398	.20	SEAL, evap. gage conn.—(9.198)
65-67	30-4000 A.C.	3149580	.72	SEAL, evap. case—(9.21 1)
65-67	30-4000 A.C.	3159099	1.33	SEAL, evap. core—(9.21 1)
65-67	30-4000 A.C.	3003215	.15	SEAL, inlet pipe to case—(9.21 1)
65-67	30-4000 A.C.	9774110	5.15	SEAL & RETAINER, evap. to htr.-frt.—(9.2 1 1)
65-67	30-4000 A.C.	9774113	2.61	SEAL & RETAINER, evap. to htr.-frt.—(9.21 1)
65-67	30-4000 A.C.	1361852	.56	SEAL, ctr. outlet duct-lwr.—(9.779)
65-67	30-4000	1376992	3.69	SEAL, between blower 8i air inlet fig. & dash pnl. (48" long)—(9.779)
65-67	30-4000	1371365	.10	SEAL, htr. stud—(9.779)
65-67	30-4000 A.C.	3159176	.72	SHAFT, lvr.-diverter valve—(9.779)
65-67	30-4000 A.C.	3159155	5.1	SHAFT & LEVER, def—(9.786)
65-67	30-4000 A.C.	3159175	.51	SHAFT & LEVER, slave valve—(9.786)
65-67	30-4000 A.C.	1185086	.10	SHIM, condenser—(9.198)
65-67	30-4000 A.C.	1189857	.15	SPACER, condenser—(9.198)
65	30-4000 A.C.	6555661	1.74	SPRING, outer-throttling valve—(9.198)
65-67	30-4000 A.C.	3000357	.46	SPRING, return-evap. mtr.—(8.857)
65 67	30-4000 A.C.	3020111	36	SPRING, return-outside recirculated air door—(9.779)
66-67	30-4000 A.C.	1376515	.62	SUPPORT, rec. dehyd. brkt.—(9.195)
65	30-4000 A.C. (2nd Type)	387540	.41	SUPPORT, expan. valve brkt.—(9.213)
66-67	30-4000 A.C.	387540	.41	SUPPORT, expan. valve brkt.—(9.213)
65	30-4000 A.C.	1364649	4.20	SWITCH, A.C. cl. control (2 term.-on control)—(9.275)
65	30-4000 A.C.	1362737	2.10	SWITCH, htr. & def. (4 term.-on control)—(9.275)
65	30-4000 A.C.	7296112	4.61	SWITCH, vac. (on control)—(9.798)
65-67	30-4000 (Cust. A.C.)	3159535	8.85	SWITCH, blower—(9.275)
65-67	33-35 4300 A.C.	1164645	2.56	SWITCH, vac-temp, control—(9.798)
65-67	30-4000 (Cust. A.C.)	3002903	19.65	SWITCH, Ranco control—(9.275)
66-67	30-4000 A.C.	7295126	4.51	SWITCH, htr. & def. (4 term.-on control)—(8.852)
66-67	30-4000 A.C.	7296644	4.82	SWITCH, vac. (2 ports-on control)—(9.798)
66-67	30-4000 A.C.	7295123	4.41	SWITCH, cl. control (on control)—(9.275)
65-67	30-4000 A.C.	3002737	.62	TUBE, evap. mtr. cooling-inlet—(9.2 1 8)
65-67	30-4000 A.C.	3021960	.30	TUBE, evap. case drain—(9.21 1)
65	30-4000 A.C.	7288676	3.90	VALVE, vac-htr. & A.C. control (6 port-on control)—(9.798)
65 67	30-4000 A.C.	30101 26	2.20	VALVE, def—(9.779)
65-67	30-4000 A.C.	3159179	3.18	VALVE 8. SEAL, diverter—(9.786)
65-67	30-4000 A.C.	1364636	2.82	VALVE, vac-check (2" long)—(9.798)
66-67	30-4000 A.C.	1222552	4.20	VALVE, vac-htr. & A.C. control (6 ports-on control)—(9.798)
65-67	30-4000 A.C.	3159177	.51	VALVE, slave—(9.786)
65	30-4000 A.C. (1st Type)	5910481	39.30	VALVE, evap. thermostatic expansion—(9.21 3)
65	30-4000 A.C. (2nd Type)	5910766	29.25	VALVE, evap. thermostatic expansion—(9.213)
66-67	30-4000 A.C.	5910766	29.25	VALVE, evap. thermostatic expansion—(9.213)
65-66	30-4000 A.C.	1231105	8.10	VALVE, water temp, control—(9.795)
67	30-4000 A.C. exc. 4600	1379746	10.00	VALVE, water temp, control—(9.795)
67	4600 A.C.	396235	13.50	VALVE, water temp, control—(9.795)
65	30-4000 A.C. (1st Type)	5910545	44.60	VALVE, suction throttling (stamped 0492)—(9.198)
65	30-4000 A.C. (2nd Type)	5910593	30.70	VALVE, suction throttling (stamped 0508)—(9.198)
66-67	30-4000 A.C.	5910593	30.70	VALVE, suction throttling—(9.1 98)
65	30-4000 A.C.	6555456	.41	WASHER, adj. spring-throttle valve—(9.198)
65-67	30-4000 (Cust. A.C.)	3000037		WIRE, Ranco to blower switch—(9.275)
65-67	30-4000 (Cust. A.C.)	2988254	8.70	WIRE, evap. to relay—(9.281)
65-67	30-4000			WIRE, control cbls. (refer to 9.787 & 9.789)

9.169C 1968-73 30-4000 (ALL A) HEATER & AIR CONDITIONING PARTS

68	All A (A.C.)	1373744	.62	ADAPTER, water valve vac. disch—(9.798)
68	All A (A.C.)	1384063	.46	ADAPTER, htr. & A.C. vac. disch.—(9.798)
69-72	All A (A.C.)	1230016	.41	ADAPTER, vac. switch harness—(9.798)
68-71	All A (A.C.)	3014155	1.74	BAFFLE, evap. inlet—(9.21 1)
68	All A (A.C.)	1385513	2.26	BRACKET, muffler hot gas valve discharge-mtg—(9.225)

69	All A (A.C.)	1387564	1	2.67	BRACKET, A.C. muffler—(9.242)
71-72	All A (A.C.)	1235005	1	1.13	BRACKET, A.C. muffler—(9.242)
70-71	All A (V-8) A.C.	1234263	1	.72	BRACKET, comp. line—(9.226)
70-71	All A (A.C.)	1386236	2	.87	BRACKET, condenser mtg.-upr.—(9.1 90)
72	All A (A.C.)	1239903	2	.87	BRACKET, condenser mtg.-upr.—(9.190)
68-69	All A (A.C.)	543097	1	2.36	BUMPER, hot gas valve disch. muffler—(9.225)
68-73	All A (A.C.)	1382264	2	.25	BUMPER, condenser lwr. mtg. to rad. supt. lwr. tie—(9.198)
68-72	All A (A.C.)	3014178	1	2.00	CAM & SUPPORT, htr.—(9.779)
68-72	All A (A.C.)	5911737	1	.77	CAP, throttle valve—(9.198)
68-69	All (A.C. 1st Type)	3014254	1	49.50	CASE, htr. (incl. frt. plate & valves)—(9.779)
71-73	All A	1237982	1	6.30	CAPACITOR, blower mtr. suppressor—(8.855)
68-72	All A (A.C.)	3014158	1	26.65	CASE, evap. inlet (incl. brkts.)—(9.2 1 1)
68-72	All A (A.C.)	3014157	1	9.30	CASE, evap. outlet—(9.21 1)
69	All A (A.C. 2nd Type)	3021154	1	49.50	CASE, htr. (incl. frt. plate & valves)—(9.779)
70	All A (A.C.)	3021154	1	49.50	Bowden cbl. 2nd type less lvr. for atch. Bowden cbl.
71-72	All A (A.C.)	3021984	1	49.45	CASE, htr. (incl. frt. plates & valves)—(9.779)
68-70	All A (A.C.)	3840341	2	.30	CASE, htr. (incl. frt. plate & valves)—(8.854)
68-70	All A (A.C.)	3017085	1	.10	CLAMP, rec. & dehyd.—(9.1 95)
68-72	All A (A.C.)	3147463	1	5.1	CLAMP, suction line (1/2" tube)—(9.225)
68-72	All A (A.C.)	388075	1	.30	CLAMP, suction pipe bulb—(9.225)
68-72	All A (A.C.)	3017085	1	.10	CLAMP, suction throttling valve to evap. brkt.—(9.198)
68-71	All A				CLAMP, evap. suction line (% tube)—(9.21 1)
68-72	All A (A.C.)	3017086	1	.20	CLAMP, A.C. hoses (refer to grp. 9.242)
68-72	All A (A.C.)	2471945	AR	.59	CLAMP, evap. thermo. expansion valve—(9.214)
68-72	All A (A.C.)	3014168	1	.30	CLAMP, evap. case drain tube—(3.680)
68	All A (A.C.)	1385768	1	.10	CLAMP, htr. core mtg.—(9.779)
68-69	All A (A.C.)	3012473	2	.15	CLIP, vac. hose adapter retaining—(9.798)
68-69	All A (A.C.)	1385658	1	.72	CLIP, diverter vac. hose—(9.786)
68-72	All A (A.C.)	3013531	1	.10	CLIP, htr. assm. slave dr.—(9.779)
70	All A	7277348	1	.10	CLIP, temp. valve ret—(9.786)
71-72	All A (A.C.)	7277348	1	.10	CLIP, temp. lvr. ret.—(8.852)
68-72	All A (A.C.)	7282187	AR	.15	CLIP, pivot vac switch—(8.852)
68-72	All A (A.C. 2nd Type)	6598423	1	145.95	CLIP, htr. & A.C. control lens—(8.852)
68-69	All A (A.C.)	3015045	1	120.25	COMPRESSOR, A.C. less cl. pulley & brg. 9.170 thru 9.198)
70-72	All A (A.C.)	3021843	1	141.25	CONDENSER, AC—(9.190)
68-69	All A (A.C.)	3002383	1	.10	CONDENSER, A.C.—(9.190)
72-73	All A (A.C.)	1366285	AR	.15	CONNECTOR, slave dr.—(9.779)
68-73	All A (A.C.)	3895904	AR	.46	CONNECTOR, vac. hose-straight (plastic)—(9.798)
68	All A (A.C.)	1382303	1	55.65	CONNECTOR, tee (in vac. hose)
69	All A (A.C.)	1387642	1	34.25	CONTROL, A.C.—(9.798)
70-71	All A (A.C. less Wood Grain Instr. Pnl.)	1233960	1	29.30	CONTROL, A.C.—(9.798)
70-72	All A (A.C. & Wood Grain Instr. Pnl.)	1240133	1	27.85	CONTROL, A.C.—(9.273)
72	All A (A.C.)	1240136	1	27.85	CONTROL, A.C. (painted black)—(9.273)
68	All A (A.C.)	7305362	2	.72	CONTROL, A.C. (painted black)—(9.273)
68-72	All A (A.C.)	3014782	1	34.80	CORD, htr. 8i A.C. control dial—(9.798)
68-72	All A (A.C.)	3014086	1	96.55	CORE & FITTINGS, htr.—(8.854)
68-71	All A (A.C.)	5914817	1	.36	CORE (incl. fittings) evaporator—(9.210)
68	All A (A.C.)	7671449	LH	2.51	CORE, throttling valve-bleed conn.—(9.198)
69-71	All A (A.C.)	8732446	LH	2.56	COVER, cowl side duct air outlet—(9.789)
68	All A (A.C.)	1998905	1	5.75	COVER, cowl side duct air outlet—(9.789)
68-72	All A (A.C.)	1998901	1	2.36	DIAPHRAGM, outside air inlet door—(9.280)
69-71	All A (A.C.)	1998942	1	5.70	DIAPHRAGM, htr. & A.C. mode door—(9.277)
69-72	All A (A.C.)	1998934	1	2.98	DIAPHRAGM, outside air inlet door—(9.281)
68-71	All A (A.C.)	1382090	1	3.79	DIAPHRAGM, defroster door—(9.779)
68-71	All A (A.C.)	3014866	1	4.00	DUCT, instr. pnl. A.C. ctr. outlet—(9.260)
68-72	All A (A.C.)	1382815	1	2.97	DUCT, blower inlet valve hsg—(9.2 15)
68-72	All A (A.C.)	1381848	1	3.74	DUCT, A.C. outlet—(9.779)
70-72	All A (A.C.)	1231919	1	2.46	DUCT, A.C. distribution—(9.779)
68-72	All A (A.C.)	3013476	1	.25	DUCT, A.C. duct-ctr. outlet—(9.262)
68-71	All A (A.C.)	3144684	1		ELBOW, evap. mtr. cooling—(9.21 8)
72	All A (A.C.)	3905776	1	4.20	FAN, evap. blower—(8.85 7)
68-71	All A (A.C.)	3014871	1	1.54	FAN, evap. blower
68	All A (A.C.)	3014867	1	1.49	FLANGE & PIN, duct mtg.—(9.779)
69-72	All A (A.C.)	3018642	1	1.74	GASKET, recirculating air—(9.779)
68-73	All A (A.C.)	3140852	AR	.30	GASKET, recirculating air—(9.779)
68-71	All A (A.C.)	3140748	1	.30	GASKET, evap. "0" ring (1/2" I.D.)—(9.21 1)
68-73	All A (A.C.)				GASKET, "0" ring (% I.D.)—(9.21 1)
68	All A (A.C.)	1387028	1	7.65	GROMMET (refer to grp. 9.775)
69-72	All A (A.C.)	1230188	1	8.85	HOSE HARNESS, vac—(9.798)
68-73	All A (A.C.)				HOSE HARNESS, vac—(9.798)
68-73	All A (A.C.)				HOSE, air (refer to grp. 9.260-9.786)
68-72	All A (A.C.)	3015724	1	12.75	HOSE, A.C. lines (refer to grps. 9.222 thru 9.242)
					HOUSING, temp. control—(9.779)

68-72	All A (A.C.)	8526387	1	67	INSULATION , evap bulb, -(9.213)
68-73	All A (A.C.)				INSULATORS , A.C. hoses (refer to grp. 9.225)
68-73	All A (A.C.)	1384774	2	.41	INSULATOR , condenser to upr. tie bar—(9.225)
69	All A (A.C.)	1230184	AR	1.18	KNOB , htr. & A.C. control—(9.798)
70-71	All A (A.C.)	1233942	AR	1.08	KNOB , htr. & A.C. control—(8.852)
68	All A (A.C.)	7305364	1	11.10	LENS , A.C. control (inc applique)—(9.798)
69	All A (A.C.)	1387411	1	5.80	LENS , A.C. control (inc applique)—(9.798)
70-71	All A (A.C. less Wood Grain Instr. Pnl.)				LENS , A.C. control—(9.279)
70-71	All A (A.C. & Wood Grain Instr. Pnl.)	1233926	1		
72	All A (A.C.)	1240134	1	1 1.45	LENS , A.C. control (9.279)
72	All A (A.C.)	1240137	1	4.20	LENS , control (wood grain)—(9.279)
68-69	All A (A.C.)	3016561	1	10.60	LENS , control (painted black)—(9.279)
70	All A (A.C.)	1222934	1	.77	LEVER & SHAFT , def (9.779)
68-69	All A (A.C.)	3014165	1	1.69	LEVER , htr. or A.C. control (incl. knob & ret.)—(8.852)
68-72	All A (A.C.)	4960538	1	.10	LINK , valve adj.-diverter—(9.779)
68-69	All A (A.C.)	1384086	1	28.70	MOTOR , blower (8.8 ⁴⁵)
68-71	All A (A.C.)	3130804	1	17.10	MUFFLER , A.C. hot gas valve discharge—(9.225)
69-72	All A (A.C.)	7305309	AR	.10	NUT & LOCKWASHER , htr. blower & air inlet—(8.857)
72	All A (A.C.)	3011293	1	.56	NUT , htr. & A.C. control (barrel-type)—(8.852)
68-71	All A (A.C.)	5929144	1	.10	NUT , fan to mtr.-evap blower—(8.857)
68-72	All A less Mini Console	9790487	1	.51	"O" RING , throttle valve cap—(9.172)
72	All A Mini Console & A.C.	9793675	1	.97	OUTLET , htr. air distributor—(9.789)
68-72	All A (A.C.)	1382648	1	6.15	OUTLET , htr. air distributor—(9.789)
68-73	All A (A.C.)			6.70	OUTLET , def.—(9.779)
68	All A (A.C.)	1384361	1	.10	OUTLETS , A.C. (refer to grp. 9.260 & 9.262)
68-71	L-6 Eng. A.C.	1385835	1	.55	PLUG (button) in A.C. htr. vac. hole—(9.798)
68-70	All A (A.C.)	3012944	1	24.50	PLUG , vac. hose to water valve—(9.795)
71-72	All A (A.C.)	3015061	1	24.30	RECEIVER & DEHYDRATOR (9.195)
69-73	All A (A.C.)	1372259	1	4.66	RECEIVER & DEHYDRATOR (9.195)
71	All A (1st Type)	9791201	1	1.64	RELAY , A.C. blower—(8.277)
71	All A (2nd Type)	487089	1	1.23	RESISTOR , htr. blower last 3 digits of part No. (201) appear on terminal side of resistor board
72	All A (A.C.)	487089	1	1.23	RESISTOR , htr. blower letter "C" appears on terminal side of resistor board
68-71	All A	9791201	1	1.64	RESISTOR , htr. blower—(9.275)
73	All A (A.C.)	410209	1	.25	RESISTOR , htr. blower—(9.275)
68-72	All A (A.C.)	3150822	1	.10	RESTRICTOR , vac. delay (porous) def. vac. hose—(9.281)
68-71	All A (A.C.)	5914631	1	.56	ROLLER , cam-htr. control—(9.786)
68-69	All A (A.C.)	1384944	1	.72	SCREEN , expansion valve filters—(9.213)
68-72	All A (A.C.)	9791362	1	.10	SEAL , A.C. ctr. outlet duct—(9.779)
68-72	All A (A.C.)	3003215	1	.15	SEAL , htr. core pipes—(3.854)
68-72	All A (A.C.)	3014159	1	1.64	SEAL , evap. inlet pipe to case—(9.211)
68-72	All A (A.C.)	1361852	1	.56	SEAL , evap. core—(9.211)
68-72	All A (A.C.)	1383442	1	.51	SEAL , ctr. outlet duct arm to distributor end—(9.779)
68-72	All A (A.C.)	1371365	1	.10	SEAL , A.C. htr. to distr. juct—(9.779)
70-72	All A (A.C.)	1232653	1	.72	SEAL , A.C. htr. to dash pan. (0.779)
68-72	All A (A.C.)	3002394	1	.77	SEAL , A.C. ctr. duct upr—(9.260)
70-72	All A (A.C.)	3014169	1	.82	SHAFT & LEVER , slave valve—(9.779)
68-73	All A (A.C.)	1185086	AR	.10	SHAFT & LEVER , diverter—(9.779)
69	All A (A.C.)	7314556	1	.25	SHIM , rec & dehyd.—(9.198)
68	All A	7304757	RH	.72	SHIM , vac. selector switch—(9.798)
68	All A	7304758	LH	.72	SPRING , control torsion—(9.798)
68-70	All A (A.C.)	3020111	AR	.36	SPRING , control torsion—(9.798)
68-72	All A (A.C.)	3014174	1	.30	SPRING , outside recirculated air dr. return—(9.779)
68-71	All A (A.C.)	3014868	1	.46	SPRING , A.C. htr. diverter—(9.779)
69-70	All A (A.C.)	403663	1	.30	SPRING , air valve—(9.779)
68	All A (A.C.)	7304784	1	8.15	SPRING , def. dr. return—(9.779)
68	All A (A.C.)	7304793	1	4.20	SWITCH , blower A.C. control (5 position)—(9.798)
68	All A (A.C.)	7305184	1	6.50	SWITCH , master vac. (2 port-on control)—(9.798)
69-72	All A (A.C.)	1386803	1	7.20	SWITCH , selector vac. cl. (4 ports & 4 terminals-on control)—(9.798)
69-72	All A (A.C.)	1387857	1	4.05	SWITCH , blower A.C. control (on control)—(9.275)
69-72	All A (A.C.)	1386904	1	8.10	SWITCH , master vac. (oil control)—(9.798)
69-72	All A (A.C.)	1387326	1	4.05	SWITCH , vac. selector & A.C. clutch (6 ports-on control) (9.798)
70	All A (A.C.)	7313424	1	9.15	SWITCH , vac. water valve (2-port on control)—(9.798)
68-72	All	6599306	1	7.60	SWITCH , vac.—(9.275)
73	All A (A.C.)	483326	1	2.51	SWITCH KIT , super heater switch (for use w/compr. 6598423)—(9.172)
68-72	All A (A.C.)	385076	1	3.08	SWITCH , compr. ambient (2 term.)—(9.275)
					TANK , vac.—(9.281)

68-72	All A (A.C.)	3021960	.30	TUBE, evap. case drain—(9.21 1)
68-72	All A (A.C.)	3158817	1.03	TUBE, evap. mtr. cooling—(9.218)
68	All A (A.C.)	7304963	3.28	VALVE, vac. htr. & A.C. control—(9.798)
68	All A (A.C.)	1384723	10.00	VALVE, water temp. (in rr. of int. mfld.)—(9.795)
68	All A (400 Eng.) A.C.	399679	14.10	VALVE, water temp. control—(9.795)
68-69	All A (A.C.)	3016424	3.43	VALVE, connector & seal diverter—(9.779)
68-69	All A (A.C.)	3014258	3.64	VALVE (door) def.—(9.779)
68-70	All A (A.C.)	3003699	1.23	VALVE (door) slave—(9.779)
68-72	All A (A.C.)	5910767	29.25	VALVE, evap. thermo. expansion—(9.213)
68-72	All A (A.C.)	5910593	30.70	VALVE, suction throttling—(9.198)
68-71	All A (A.C.)	3014872	12.75	VALVE, hsg. & brkt.—(9.779)
69-72	All A (A.C.)	1231105	8.10	VALVE, water temp. control—(9.795)
69-72	All A (A.C.)	3014175	4.56	VALVE & SHAFT, temp. control—(9.779)
70-72	All A (A.C.)	3014259	3.13	VALVE (door) def.—(9.779)
71-72	All A (A.C.)	3012206	2.26	VALVE (door) diverter (incl. conn. & seal)—(8.858)
73	All A (A.C.)	481375	8.35	VALVE, water—(9.795)
NOTE For any A.C. "Valve" not listed, refer to noun name "Switch".				
68-69	All A (A.C.)	3006077	.05	WASHER, slave valve (anti-rattle)—(9.279)
69-72	All A (A.C.)	3143373	.30	WASHER, slave valve (spring grip)—(9.779)
72	All A (A.C.)	3015545	.05	WASHER, frt. supt.-evap. & blower—(9.21 6)
68-72	All A (A.C.)	3001346	.46	WIRE, evap. mtr. ground—(9.215)
68-73	All A (A.C.)			WIRE, htr. & A.C. controls (refer to grp. 9.798)

9.169D 1965-67 50-60-80-9000 HEATER PARTS (LESS AIR CONDITIONING)

66	9000 less A.C.	1376203	.41	ADAPTER, vac. disch.—(9.798)
67	9000 less A.C.	1381787	.92	ADAPTER, vac. disch.—(9.798)
65	5000.	1373807	1.38	BRACKET, gate valve mtg.—(9.798)
66-67	50-60-8000 less A.C.	1374537	.36	BRACKET, air inlet valve—(9.779)
66-67	50-60-8000 less A.C.	1374536	.15	BRACKET, def. valve shut-off—(9.779)
65	50-60-8000.	3157837	.82	CAM & SUPPORT, temp. control—(9.779)
66-67	50-60-8000.	3005860	1.33	CAM & SUPPORT, htr.—(9.786)
65-67	50-60-8000.	3158190	.10	CAP, htr. control temp. shaft—(8.852)
65	9000.	3156340	13.00	CASE & SUPPORT, selector valve—(9.779)
66-67	50-60-8000.	3016905	6.25	CASE & CUT-OFF, blower & air inlet—(8.857)
66-67	50-60-8000.	3005863	29.60	CASE & SHROUD, htr. distr.—(9.779)
66 67	9000 less A.C.	3009856	36.20	CASE & FITTINGS, htr.—(9.779)
66 67	50-60-8000.	3005113		CLAMP, htr. core-in-out tank—(8.854)
66-67	50-60-8000.	3004671	.25	CLAMP, htr. core-tank header—(8.854)
66-67	50-60-8000 less A.C.	1379129	.30	CLIP, on hinge of outside air dr.—(9.779)
65	50-60-8000 less A.C.	1367155	19.40	CONTROL, htr. & def.—(9.798)
65	9000 less A.C.	7291494	25.50	CONTROL, htr.—(9.798)
66	50-60-8000 less A.C.	7293924	21.10	CONTROL, htr.—(9.798)
66	9000 less A.C.	7293844	30.75	CONTROL, htr.—(9.798)
67	50-60-8000 less A.C.	1378874	22.90	CONTROL, htr.—(9.798)
67	9000 less A.C.	1381502	32.00	CONTROL, htr.—(9.798)
65	9000 less A.C.	3004854	35.80	CORE & FITTINGS, htr.—(8.854)
65-67	50-60-8000 less A.C.	3021825	39.70	CORE & FITTINGS, htr.—(8.854)
66-67	9000 less A.C.	3009034	39.60	CORE & FITTINGS, htr.—(8.854)
65	9000.	1357569		COVER, dash mat—(9.779)
67	9000 Long Console.	1375331	1.33	DEFLECTOR, htr.-ctr. outlet—(9.779)
65	9000 less A.C.	1998902	2.36	DIAPHRAGM, vac-selector valve & case—(9.277)
66-67	9000.	3143146	2.91	DIAPHRAGM (No. 1)outlet control valve—(9.779)
66-67	9000.	3004879	3.23	DIVERTER, valve & seal-htr.—(9.779)
66 67	9000.	1374274	6.80	DUCT, vent, distr.—(9.779)
66-67	9000.	1378452	3.18	DUCT, htr. outlet-ctr.—(9.779)
65-67	50-60-80-9000 less A.C.	3144684		FAN, blower mtr.—(8.857)
65	50-60-8000 less A.C.	1472254	.15	GASKET, blower mtr. resistor to air inlet—(9.779)
66	50-60-80-9000 less A.C.	1472254	.15	GASKET, blower mtr. resistor to air inlet—(9.779)
66-67	9000.	1374276	.41	GASKET, vent, distr. duct—(9.779)
66-67	9000.	1377146	.10	GASKET, htr. blower resistor—(9.779)
65-67	50-60-80-9000.			GRILLE, cowl duct panel air (refer to grp. 9.789)
67	50-60-8000.	1383075	.30	GUARD, vac. hose—(9.798)
65-67	50-60-80-9000.			HOSES, air (refer to grp. 9.786)
66	9000 less A.C.	1376201	6.75	HOSE, vac.—(9.798)
67	9000 less A.C.	1380596	5.65	HOSE, vac. (vac. hose assm. to vac. diaphragm-eng. comp.)—(9.798)
67	9000 less A.C.	1381808	5.95	HOSE, vac. htr. -(9.798)
65	50-60-8000.	1396607	1.74	KNOB, control (incl. screw)—(9.798)
67	9000.	7298899	.92	KNOB, htr. fan switch—(9.798)
66-67	50-60-8000 less A.C.	3014057	.51	LEVER & SHAFT, temp. control—(8.852)
65	9000.	3156336	.25	LINK, selector valve—(9.779)
66-67	9000.	3004877	.51	LINK, conn.-diverter—(9.779)
66-67	9000.	3004876	.20	LINK, conn.-shut-off—(9.779)
66-67	50-60-8000 less A.C.	1374535	.92	MANIFOLD, def. outlet—(9.779)
65-67	50-60-8000 less A.C.	4960476	27.35	MOTOR, blower—(8.855)
65	9000 less A.C.	4960476	27.35	MOTOR, blower—(8.855)
66-67	9000 less A.C.	4916993	28.05	MOTOR, blower—(8.855)
65-66	60-80-9000.	1356096	.25	NIPPLE, in water mfld.—(8.866)

65-67	5000	1368777	1	
67	60-80-9000	393529	1	
65-67	50-60-80-9000	3130804	AR	
65-67	50-60-80-9000			
66	9000	1374063	1	
65-67	50-60-8000	4529624	RH	
65-67	50-60-8000	4529625	LH	
66	9000	7594316	RH	
66	9000	7646782	LH	
67	9000	7646781	RH	
67	9000	7646782	LH	
65	50-60-8000 less A.C.	1370906	1	
65	9000	1366931	LH	
66-67	50-60-8000 less A.C.	1374534		
66-67	9000	1374273		
66-67	6000 Long Console	1375760		
65	50-60-8000 less A.C.	1371248		
65	9000 less A.C.	1356994		
66 67	50-60-8000 less A.C.	1374308		
66-67	9000 less A.C.	1374306		
65	9000	1355328		
65-67	50-60-8000	3150822		
65	50-60-8000	1231215		
65-67	50-60-8000	1371365		
65 67	50-60-8000	9776917		
65 67	50-60-80-9000	1376992	AR	
66-67	9000	1374272		
66-67	9000 less A.C.	1377076		
67	9000 Long Console	1381349		
67	9000	1376992		
66-67	9000	3005786		
66	9000 Htr.	3005274		
65	9000	3156627		
66-67	50-60-8000	3005865		
66-67	9000	3004878		
66-67	9000	3002225		
65	9000	3157826		
66-67	9000	3004875		
65	50-60-8000 less A.C.	7290388		
65	9000	7291491		
65	9000	7277295		
66-67	50-60-8000 less A.C.	7295748		
66	9000 less A.C.	7295933		
67	9000 less A.C.	7302012		
67	50-60-8000	3013250		
65-67	9000	385076		
66-67	9000 less A.C.	3149419		
65	50-60-8000	3157837		
65	9000	1231105		
65-67	9000	7291487		
66-67	9000	7296215		
66-67	50-60-80-9000 less A.C.	3157840		
66-67	50-60-8000	3005869		
66-67	9000	3005683		
66-67	50-60-8000	3005872		
66-67	50-60-8000	7302044		
67	9000 less A.C.			
65-67	50-60-80-9000			
66	50-60-8000 less A.C.	6286859	1	

9.169E 1968-73 50-60-80-9000 (ALL B-C-E) HEATER PARTE (LESS AIR CONDITIONING)

68	All E	1384064	1	
69-70		1230014	1	
69-70	All E less A.C.	1230015	1	
68	All B-C less A.C.	9791436	1	
68-69	All B-C less A.C.	1385335	1	
69-70	All B-C less A.C.	9783622	1	
71 73	All B-C-E less A.C.	481460	1	
68 70	All B-C	3005860	1	
68-70	All B-C	3158190	1	
72-73	All B-C-E	3158190	1	
71-73	All B-C-E	1237982	1	
68		3005863	1	
68	All	3016835	1	

.67	NIPPLE , in water mfld.-(8.866)	
2.31	NIPPLE , auto, flow (in nt. mfld.-rr.)-(8.866) ..	
.10	NUT & LOCKWASHEF , htr. blower & <i>air</i> inlet-(8.857).....	
	OUTLETS , air duct (covf/l 8i dash) (refer to grp. 9.789).....	
14.50	OUTLET , ctr. vent.-fresl air-(9.260)	
2.46	OUTLET , def-(9.779)	
2.46	OUTLET , def-(9.779)	
3.84	OUTLET , def-(9.779)	
3.43	OUTLET , def-(9.779)	
3.43	OUTLET , def-(9.779)	
3.43	OUTLET , def-(9.779)	
1.03	OUTLET , htr. disch.-ctr..-(9.779)	
	OUTLET , htr.-(9.779)	
1.18	OUTLET , htr.-ctr.-(9.779)	
3.38	OUTLET , htr.-ctr.-(9.779)	
1.95	OUTLET , htr. air distr. ctr. console- -(9.784)	
1.64	RESISTOR , htr. blower4-(9.779)	
1.64	RESISTOR , htr. blower- (9.779)	
1.03	RESISTOR , htr-(9.779)	
1.18	RESISTOR , htr-(9.779)	
1.23	RETAINER , def. outlet c onn (9.779)	
.10	ROLLER , htr. control can (9.786)...	
.62	SEAL , adapter to blower-(9.779)	
.10	SEAL , htr. stud-(9.779)	
.41	SEAL , htr. core-on core 2 pipes) thru dash-(8.854) ..	
3.69	SEAL , between blower <i>i</i> air inlet fig. 8i dash pnl.-(9.779).....	
.67	SEAL , ctr. outlet duct-lw -(9.779)	
.20	SEAL (6" long) htr. & bower assm. to dash pnl. at air vent, opening-(9.779).....	
.10	SEAL , htr. ctr. outlet de l.-(9.262).....	
3.69	SEAL , vent, blower assn. to instr. pnl.-(9.779) ..	
1.85	SEAT , diverter valve-(9.779).....	
33.10	SELECTOR , htr.-(9.779) ..	
.62	SHAFT , def. valve in htr. case- -(9.779)	
1.03	SHAFT 8. LEVER , def. control -(9.779)	
.97	SHAFT 8. LEVER , diver er-(9.779)	
1.13	SHAFT 8. LEVER , shut off-(9.779)	
.30	SPRING , selector valve-(9.779)	
.41	SPRING , shut-off valve (9.779).....	
4.66	SWITCH , htr. blower (o l control)-(8.852).....	
3.33	SWITCH , master (on coltrol)-(9.275).....	
2.31	SWITCH , htr. blower (o i control)-(8.852).....	
5.35	SWITCH , htr. blower (5 term-on control)-(8.852) ..	
7.25	SWITCH , htr. blower (5 term-on control)-(8.852) ..	
6.60	SWITCH , htr. blower (o i control)-(8.852).....	
4.66	SWITCH , vac. selector- (9.798).....	
3.08	TANK , vac-(9.281) ..	
.62	VALVE & SEAL , blower-(8.857).....	
82	VALVE , temp. control (9.779).....	
8.10	VALVE , water temp, control-(9.795)	
3.43	VALVE , vac. (6 ports-on control)-(9.798)	
2.77	VALVE , vac. (6 ports-on control)-(9.798)	
2.77	VALVE , water temp, control-(9.795)	
1.85	VALVE , def.-(9.779)	
3.69	VALVE , def.-(9.779)	
2.4 1	VALVE , shut-off-(9.779)	
3.02	VALVE , vac. control (on control)-(9.798)	
	WIRE , controls (refer to grps. 9.787 & 9.798),	
	WIRE , htr. blower feed ttxt -(9.798)	

68-70	All B-C	3016905	1	6.25	CASE & CUT-OFF, blower & air inlet—(8.857) —
69-70	All B-C	3020000	1	30.65	CASE & SHROUD, htr. distr.—(9.779)
69-70	All E less A.C.	3018618	1	47.35	CASE & FITTINGS, htr.—(9.779)
71-73	All B-C-E less A.C.	3022721	1	29.20	CASE, htr.—(8.854)
71-73	All B-C-E less A.C.	3022589	1	7.50	CASE & CUT-OFF, htr.—(8.857)
68-69	All B-C	3004671	1	.25	CLAMP, tank header—(8.854)
68-69	All B-C	3004672	1	.20	CLAMP, in-out tank—(8.854)
69-70	All B-C	3011428	1	.56	CLAMP, in-out tank (2" core)—(8.854)
69-70	All B-C	3011429	1	.56	CLAMP, core header tank (2" core)—(8.854)
69-70	All E less A.C.	3021665	2	.77	CLAMP (2" core)—(8.854)
71-73	All B-C-E A.C.	3022708	1	.20	CLAMP, core mtg. (inlet-outlet tank)—(8.854)
71-73	All B-C-E	3022712	1	.20	CLAMP, core mtg. (header tank)—(8.854)
68	All B-C less A.C.	1379129	1	.30	CLIP, on hinge of outside air door—(9.779)
70	All B-C-E	7277348	1	.10	CLIP, temp. lvr. ret.—(8.852)
71-73	All B-C-E	1235382	1	.10	CLIP, htr. control to instr. pnl.—(8.852)
68-72	All B-C-E	7282187	AR	.15	CLIP, htr. control lens—(8.852)
68	All B-C less A.C.	1382997	1	43.45	CONTROL, htr.—(9.798)
68	All E less A.C.	1382301	1	47.05	CONTROL, htr.—(9.798)
69	All B-C less A.C.	1387640	1	28.90	CONTROL, htr.—(9.798)
69	All E less A.C.	1387641	1	29.50	CONTROL, htr.—(9.798)
70	All B-C less A.C.	1233964		31.25	CONTROL, htr.—(8.849)
70	All E less A.C.	1233958		35.90	CONTROL, htr.—(8.849)
71	All B-C-E less A.C.	7937454		30.75	CONTROL, htr.—(8.849)
72-73	All B-C-E less A.C.	7938504		18.45	CONTROL, htr.—(8.849)
68	All B-C-E	7305362		.72	CORD, htr. control dial—(9.798)
68	All E less A.C.	3009034		39.60	CORE & FITTINGS, htr.—(8.854)
68-69	All B-C less A.C.	3021825		39.70	CORE & FITTINGS, htr. (8.854)
69-70	All B-C less A.C.	3011423		34.05	CORE & FITTINGS, htr.—(8.854)
69	All E less A.C.	3004818			-CORE & FITTINGS, htr.—(8.854)
69 70	All E less A.C.	3018535		35.55	CORE & FITTINGS, htr. (2" core)—(8.854)
71-73	All B-C-E less A.C.	3022696		32.60	CORE 8. FITTINGS, htr.—(8.854)
68	All E (Long Console)	1375331		1.33	DEFLECTOR, htr.-ctr. outlet—(9.779)
68-70	All E less A.C.	3004879		3 23	DIVERTER, valve & seal-htr.—(9.779)
69-70	All B-C less A.C.	1998917		2.94	DIAPHRAGM, outside air & def. doors—(9.779)
69-70	All E less A.C.	3143146		2.91	DIAPHRAGM, outlet control—(8.850)
71-73	All B-C-E less A.C.	1998984		3.02	DIAPHRAGM, purge door—(8.850)
68-73	All				DOOR, air outlet (dash & cowl) refer to grp. 9.789,
68	All B-C-E	3144684			FAN, htr. blower mtr.—(8.857)
69	All E less A.C.	3144684			FAN, htr. blower mtr.—(8.857)
69-71	All B-C less A.C.	3905776		4.20	FAN, htr. blower mtr.—(8.857)
70-71	All E less A.C.	3905776		4.20	FAN, htr. blower mtr.—(8.857)
72	All B-C-E less A.C. (1st Type)	3905776		4.20	FAN, htr. mtr. blower (single flat shaft hole)—(8.857)
72	All B-C-E less A.C. (2nd Type)	3027031		4.35	FAN, htr. mtr. blower (double flat shaft hole)—(8.857)
68-70	All E	1377187		1.64	GASKET, htr. selector—(9.798)
68-73	All			.25	GRILLE, cowl vent, (refer to grp. 9.789)
71-72	All B-C-E	1236694			GROMMET, to htr. harness—(8.852)
68-73	All				HOSE, air (refer to grp. 9.786)
68	All E less A.C.	1384571		4.72	HOSE HARNESS, vac-htr.—(9.798)
68	All E less A.C.	1384893		4.46	HOSE 8i GROMMET, vac. hose to vac. diaph. eng.—(9.798)
69-70	All E less A.C.	1230190	1	5.75	HOSE HARNESS, vac.—(9.798)
68-73	All				KNOB 8. WIRE, controls (refer to 9.787 or 9.798)
69	All B-C-E	1230184	AR	1.18	KNOB, htr. control lvr.—(9.798)
70	All B-C-E less A.C.	1233942	1	1.08	KNOB, htr. control—(8.852)
71-72	All B-C-E	7934749	AR	.82	KNOB, selector lever—(8.852)
71-72	All B-C-E	7931413	1	1.49	KNOB, blower switch—(8.852)
68	All B-C less A.C.	7305419	1	9.60	LENS (incl. applique) htr. control—(9.798)
68	All E less A.C.	7305411	1	10.25	LENS (incl. applique) htr. control—(9.798)
69	All B-C less A.C.	1387412	1	8.65	LENS (incl. applique) htr. control—(9.798)
69	All E less A.C.	1387415	1	8.45	LENS (incl. applique) htr. control—(9.798)
70	All B-C less A.C.	1233898		1 1.45	LENS, htr. control—(8.852)
70	All E less A.C.	1233937		12.50	LENS, htr. control—(8.852)
71	All B-C-E less A.C.	1223346		1 1.45	LENS PACKAGE, htr. control—(8.849)
70	All B-C-E	1222934		1.69	LEVER, htr. control—(8.852)
71-72	All B-C-E (less A.C.)	7932988		1.59	LEVER, htr. control selector—(8.852)
71-72	All B-C-E (less A.C.)	7932343		.56	LEVER, htr. control-temp.—(9.278)
68-70	All E	3002225		1.13	LEVER <i>St</i> SHAFT, shut-off—(9.779)
68-70	All E	3004878		.97	LEVER & SHAFT, diverter—(9.779)
68-70	All B-C	3005865		1.03	LEVER <i>St</i> SHAFT, def. control—(9.779)
68-70	All B-C	3014057		.51	LEVER 8. SHAFT, htr. temp. control—(9.786)
72-73	All B-C-E (less A.C.)	3023199		.51	LEVER 8. SHAFT, def. valve—(9.779)
68-70	All E	3004876		.20	LINK, conn. shut-off—(9.779)
68 70	All E	3004877		.51	LINK, conn.-diverter—(9.779)
68 70	All B-C (less A.C.)	1374535		.92	MANIFOLD, def. outlet—(9.779)
68	All B-C (less A.C.)	4960476		27.35	MOTOR, htr. blower—(8.855)

68-70	All E (less A.C.)	4916993	1	28.05	MOTOR htr. blower (3.855)
69-73	All B-C (less A.C.)	4960505	1	20.60	MOTOR htr. blower- (p.855)
71-73	All E (less A.C.)	4960505	1	20.60	MOTOR htr. blower-(3.855)
68	All B-C	1485744	1	.51	NIPPLE , htr. water flow to int. mflid.—(8.866)
68-71	350 Eng	1356096	1	.25	NIPPLE , htr. water flow-in int. mflid.—(8.866)
69-71	430-455 Eng	1485744	1	.51	NIPPLE , htr. water flow-in int. mflid.—(8.866)
71-72	All B-C-E (less A.C.)	480712	1	4.92	NOZZLE , def. air—(9.7 9)
68-70	All B-C-E	3130804	AR	.10	NUT , htr. blower & air nlet—(8.857)
69-70	All B-C-E	7305309	AR	.56	NUT , htr. controls (barr l type)—(8.852)
68	All B-C	1384114	RH	2.77	OUTLET , def.—(9.779)
68	All B-C	1384115	LH	2.77	OUTLET , def.—(9.779)
68-70	All E	7646781	RH	3.43	OUTLET , def.—(9.779)
68-70	All E	7646782	LH	3.43	OUTLET , def.—(9.779)
69-70	All B-C	1386928	RH	2.46	OUTLET , def.—(9.779)
69-70	All B-C	1387931	LH	2.46	OUTLET , def.—(9.7 79)
68	All E	1374273	1	3.38	OUTLET , htr.-ctr.—(9.7 9)
68-70	All B (Long Console)	1375760	1	1.95	OUTLET , htr. distr.-ctr.- (9.784)
68-70	All B-C less A.C. & Long	1374534	1	1.18	OUTLET , htr. air distr.-dtr — (9.779)
69-70	All E (less Long Console)	1374273	1	3.38	OUTLET , htr.-ctr.—(9.7; 9)
69-70	All E (Long Console)	1387239	1	3.59	OUTLET , htr.-ctr.—(9.77 9)
71-73	All B-C-E (less A.C.)	481153	1	.77	OUTLET , htr.-ctr.—(9.7£9)
68	All B-C (less A.C.)	1374308	1	1.03	RESISTOR , htr.—(9.77E)
68-70	All E (less A.C.)	1374306	1	1.18	RESISTOR , htr.—(9.77E)
69-70	All B-C (less A.C.)	3929052	1	.92	RESISTOR , htr.—(8.85E)
71-73	All B-C-E (less A.C.)	9796480	1	1.03	RESISTOR , htr.—(8.85E)
68-70	All E	3018858	1	1.28	RESISTOR , vac. hose— 9.798)
71-72	All B-C-E	7308915	1	.05	RETAINER , htr. control lvr.—(8.849)
68-70	All B-C	3150822	1	.10	ROLLER , htr. control can—(9.786)
68-70	All B-C (less A.C.)	1371365	1	.10	SEAL , htr. stud-htr. to instr. pnl.—(9.779)
68-71	All B-C (less A.C.)	9776917	1	.41	SEAL , htr. core (2 pipes)—(8.854)
68	All E (Long Console)	1381349	1	.10	SEAL , htr. ctr. outlet de l.—(9.779)
68-70	All E (less A.C.)	1376992	1	3.69	SEAL between htr. & b ower & instr. pnl.—(9.779)
68-70	All E (less A.C.)	1377076	1	.20	SEAL , htr. & blower to nstr. pnl. at air vent, opening (6 long)—(9.779)
68-70	All E (less A.C.)	1377075	1	.13	SEAL , htr. & L blower to instr. pnl. at vent, opening (4 long)—(9.779)
71-73	All B-C-E	1235863	2	.92	SEAL , air outlet— (9.77i)
71-72	All B-C-E	1371365	4	.10	SEAL , htr. to instr. pnl.—(9.779)
71	All E (less A.C.)	9776917	1	.41	SEAL , htr. core (2 pipes)—(8.854)
72-73	All B-C-E	3023773	1	1.33	SEAL , inlet pipe-htr.—(8.854)
72-73	All B-C-E	3023774	1	1.33	SEAL , outlet pipe-htr.—(8.854)
68-70	All E	3005786	1	1.85	SEAT , diverter valve—(i .779)
72-73	All B-C-E (less A.C.)	3022710	1	.40	SHAFT , temp. valve—(9 786)
69	All E (less A.C.)	7314556	1	.25	SHIM , vac. selector swich—(9.798)
68	All B-C-E	7304757	RH	.72	SPRING , control torsion—(9.798)
68	All B-C-E	7304758	LH	.72	SPRING , control torsion—(9.798)
68	All E	3004875	1	.41	SPRING , shut-off valve--(9.779)
69-70	All B-C (less A.C.)	3157142	1	.20	SPRING , outside air—(9.786)
69-70	All B-C (less A.C.)	9782328	1	.22	SPRING , def. dr.—(8.85 i)
69-70	All E	3017835	1	.46	SPRING , shut-off valve--(9.779)
69-70	All B-C (less A.C.)	3141408	1	.03	STOP , valve def. dr.- (8 858)
69-70	All B-C	1386808	1	.20	SUPPORT , htr. control-R(9.798)
71-72	All B-C-E	1241259	1		SUPPORT , htr. control-(9.798)
68	All B-C-E	7304848	1	7.90	SWITCH , htr. blower (4 terminals-on control)—(8.852)
69-70	All B-C (less A.C.)	1387324	1	7.55	SWITCH , vac. selector jn control)—(9.798)
69-70	All E (less A.C.)	1386901	1	8.40	SWITCH , vac. selector (Bn control)—(9.798)
69-70	All B-C-E	1387325	1	7.65	SWITCH , htr. blower (on control)—(8.852)
71-72	All B-C-E (less A.C.)	1223265	1	7.65	SWITCH , blower—(8.852)
71-73	All B-C-E	6490265	1	3.36	SWITCH , htr. blower de ay (on cyl. hd.-right rear)-(8.852)
68	All E	3005274	1	33.10	SELECTOR , htr.—(9.7 791)
69-70	All E	3012810	1	33.20	SELECTOR , htr.—(9.779)
68-70	All B-C	3005869	1	1.85	VALVE , defroster—(9.71 9)
68-70	All B-C-E (less A.C.)	3157840	1	2.77	VALVE , htr. water temp. control- -(9.795)
68-70	All B-C	3005872	1	2.41	VALVE , shut-off—(9.77S)
68	All E (less A.C.)	7305239	1	8.80	VALVE , vac.-vent, htr.-reyent (4 port-on control)—(9.275)
68-70	All E	3149419	1	.62	VALVE St SEAL , blower -(8.857)
71-73	All B-C-E (less A.C.)	3022723	1	2.56	VALVE , htr. temp.—(8.8150)
71-73	All B-C-E (less A.C.)	3022706	1	2.36	VALVE Si SEAL , purge--(8.845)
71-73	All B-C-E (less A.C.)	3022722	1	1.79	VALVE & SEAL , defrostjer—(9.7 79)
71-72	All B-C-E (less A.C.)	7932989	1	4.36	VALVE PACKAGE , vac. (htr. control) (3 port-2 used) —(8.850)
68-73	All	381700	AR	.10	WASHER , control wires (9.787)
68-73	All				WIRE , controls (refer to igrp. 9.798 or 9.787)

9.169F 1965-67 50-60-8000 HEATER & AIR CONDITIONING PARTS (MANUAL OR AUTO. A.C.)

NOTE 1965 1st type, use with suction throttling valve stamped 0530, 2nd type-use with suction throttling valve stamped 0521.

NOTE 1967 1st type, colored tape on vacuum hose harness at firewall (inside of car) 2nd type-no colored tape on vacuum hose harness.

65	50-60-8000 Man. A.C. (2nd Type)	1373744	1	.62	ADAPTER, water valve vac. disc—(9.798)
66-67	50-60-8000 Man. A.C.	1373744	1	.62	ADAPTER, water valve vac. disc—(9.798)
65-67	50-60-8000 Man. A.C.	1371906	1	.51	ADAPTER, htr. 8. A.C. vac. disc—(9.798) .
65-67	50-60-8000 Man. or Auto. A.C.	1385358	1	3.18	ADAPTER, blower to evap.—(9.784)
66-67	50-60-8000 Auto. A.C.	3003951	1	.20	BAFFLE, htr. 8. def.-upr.—(9.779) . . .
66-67	50-60-8000 Auto. A.C.	3001075	1	.62	BAFFLE, htr. & def.-lwr.—(9.779)
65-67	50-60-8000 Man. or Auto. A.C.	1367280	2	.67	BRACKET, condenser mtg.-upr.—(9.190)
66-67	50-60-8000 Man. or Auto. A.C.	3003778	1	.20	BRACKET, evap. thermo. expansion valve—(9.213)
66	5000 Man. A.C. (Water Valve Mtd. to Rr. A.C. Compr. Brace)	1378286	1	.62	BRACKET, gate valve mtg.—(9.798)
65-66	60-8000 Man. or Auto. A.C.	1370949	1	1.44	BRACKET, water valve mtg.—(9.798)
65-66	50-60-8000 Man. or Auto. A.C.	1371823	1	2.61	BRACKET (cradle) disch. muffler to frame—(9.225) .
67	50-60-8000 Man. or Auto. A.C.	1381799	1	5.30	BRACKET, disch. muffler—(9.225)
65-67	50-60-8000 Man. or Auto. A.C.	3814632	1	.30	BRACKET, rec. dehyd. mtg.—(9.195)
65-67	50-60-8000 Man. or Auto. A.C.	1382264	2	.25	BUMPER, condenser—(9.198)
65-67	50-60-8000 Man. or Auto. A.C.	5911737	1	.77	CAP, compr. throttle valve—(9.198)
65-67	50-60-8000	3158190	1	.10	CAP, htr. control temp, shaft—(8.852) .
65	50-60-8000 Man. A.C. (2nd Type)	3002999	1	19.95	CASE, evap. (incl. brkts.)—(9.211)
66-67	50-60-8000 Man. or Auto. A.C.	3002999	1	19.95	CASE, evap. (incl. brkts.)—(9.211)
65-67	50-60-8000 Man. or Auto. A.C.	3005787		23.75	CASE 8i SUPPORT, selector valve—(9.779) .
65-67	50-60-8000 Man. A.C.	3002045		9.35	CASE, blower—(9.779)
66-67	8000 Auto. A.C.	3002045		9.35	CASE, blower—(9.779)
65-67	50-60-8000 Man. A.C.	3002168		43.45	CASE, htr. 8. distr.-frt. (incl. fittings)—(9.779)
65-67	50-60-8000 Man. A.C.	3008209		21.40	CASE, htr. & distr.-rr. (incl. fittings)—(9.779)
66-67	50-60-8000 Auto. A.C.	3010038		39.00	CASE, htr.-frt. (incl. fittings)—(9.779)
66	50-60-8000 Auto. A.C.	3008019		23.70	CASE, htr.-rr. (incl. fitting)—(9.779)
65-67	50-60-8000 Man. or Auto. A.C.	3157440		.15	CLAMP, evap. thermo. expansion valve—(9.213)
65-67	50-60-8000 Man. or Auto. A.C.	2471945	AR	.59	CLAMP, evap. case drain tube—(1.166)
66-67	50-60-8000 Auto. A.C.	3011174	1	.10	CLAMP, evap. air breath hose (1/2," I.D.)—(9.211)
66-67	50-60-8000 Auto. A.C.	3009731		.40	CLAMP, motor unit—(9.798)
67	50-60-8000 Auto. A.C. (2nd Type)	3013206		.30	CLAMP, vac. reg.—(9.277)
65	50-60-8000 Man. A.C. (2nd Type)	388075	1	.30	CLAMP, suction throttling valve—(9.198)
66-67	50-60-8000 Man. or Auto. A.C.	388075		.30	CLAMP, suction throttling valve—(9.198)
66-67	50-60-8000 Auto. A.C.	1482349		.10	CLIP, temp, valve link ret.—(9.798)
66-67	50-60-8000 Auto. A.C.	7273467		.15	CLIP, auto. A.C. control filter ret.—(9.798)
65-67	50-60-8000 Man. or Auto. A.C.	6598423	1	145.95	COMPRESSOR, less cl. pulley & brg.—(9.170)
	NOTE For Compressor Component Parts refer to Groups			9.170 thru 9.188.	
65-66	50-60-8000 Man. A.C.	3002948	1	114.40	CONDENSER, A.C.—(9.190)
67	50-60-8000 Man. or Auto. A.C.	3013056		109.95	CONDENSER, A.C.—(9.190)
65	50-60-8000 Man. A.C.	1367275		34.15	CONTROL, A.C. (instr. pnl.)—(9.798)
66	8000 Auto. A.C.	7300484		20.15	CONTROL, A.C. (instr. pnl.)—(9.798)
66	50-60-8000 Man. A.C.	7293934		34.85	CONTROL, A.C. 8. htr. (instr. pnl.)—(9.798)
67	50-60-8000 Man. A.C.	1378871		37.10	CONTROL, A.C. (instr. pnl.)—(9.798)
67	50-60-8000 Auto. A.C.	1378870		20.80	CONTROL, auto. A.C. (instr. pnl.)—(9.798)
66	50-60-8000 Auto. A.C.	3021873		89.65	CONTROL, auto, temp—(9.798)
67	50-60-8000 Auto. A.C. (2nd Type)	3021873		89.65	CONTROL, auto, temp.—(9.798) .
65-67	50-60-8000 Man. A.C.	3022075		39.65	CORE 8. FITTINGS, htr—(8.854)
66-67	50-60-8000 Auto. A.C.	3008091		46.55	CORE 8. FITTINGS, htr.—(8.854)

65	50-60-8000 Man. A.C. (1st Type)	3004537	87.05	CORE, evap. (incl. fittings)—(9.2 10)
65	50-60-8000 Man. A.C. (2nd Type)	3003067	105.65	CORE, evap. (incl. fittings)—(9.2 10)
66	50-60-8000 Man. A.C.	3003067	105.65	CORE, evap. (incl. fittings)—(9.2 10)
67	50-60-8000 Man. or Auto. A.C.	3013278	108.10	CORE, evap. (incl. fittings)—(9.2 10)
66-67	50-60-8000	1377615	8.85	COVER, A.C. adapter-htr. opening—(9.779)
65-67	50-60-8000 Man. or Auto. A.C.	3146159	2.86	DIAPHRAGM, outlet control valve—(9.779)
65-67	50-60-8000 Man. or Auto. A.C.	3011399	12.35	DIAPHRAGM & CONNECTOR, outside air inlet dr. —(9.277)
66	8000 Auto. A.C.	3009764	.72	DIAPHRAGM, vac. reg.-j-(9.277)
67	50-60-8000 Auto. A.C. (2nd Type)	1998931	5.07	DIAPHRAGM, temp. door—(9.281)
67	50-60-8000 Auto. A.C. (1st Type)	3009764	.72	DIAPHRAGM, vac. reg.-j-(9.277)
67	50-60-8000 Auto. A.C. (2nd Type)	3013204	.72	DIAPHRAGM, vac. reg.-j-(9.277) .
67	50-60-8000 Auto. A.C. (2nd Type)	1998931	5.07	DIAPHRAGM, temp. door—(9.280)
65-67	50-60-800025	DUCTS, htr. & A.C. (refer to grp. 9.779) .
65-67	50-60-8000 Man. A.C.	3013475		ELBOW, evap. mtr. cooling tube—(9.218)
65-67	50-60-8000 Man. or Auto. A.C.	3144684		FAN, blower—(8.857)
66-67	50-60-8000 Auto. A.C.	3008159	.10	FILTER, vent—(9.798)
67	50-60-8000 Auto. A.C. (2nd Type)	3013626	.10	FILTER, vac. nozzle—(9.798)
67	50-60-8000 Auto. A.C.	3019139	3.13	FILTER, restrictor reg.—[9.798]
67	50-60-8000 Auto. A.C. (2nd Type)	3019139	3.13	FILTER, vac. hose—(9.7 38)
67	50-60-8000 Auto. A.C. (2nd Type)	3013207	.72	FITTING, vac. adj. reg.-j-(9.277)
65-67	50-60-8000 Man. A.C.	3002044	.51	GASKET, blower mtg.— 9.216)
65-67	50-60-8000 Man. or Auto. A.C.	3007953	.10	GASKET, plenum mtg — (9.779)
65-67	50-60-8000 Man. or Auto. A.C.	1369998	2.92	GASKET, A.C. htr. & del —(9.779)
65-67	50-60-8000 Man. or Auto. A.C.	3140600	.25	GASKET, "O" ring, evap ("/,," I.D.)—(9.214)
65-67	50-60-8000 Man. or Auto. A.C.	3140852	.30	GASKET, evap. "O" ring ("/,«" I.D.)—(9.21 1) .
65-67	50-60-8000 Man. or Auto. A.C.	3140748	.30	GASKET, evap. "O" ring (V," I.D.)—(9.211) . .
65-67	50-60-8000 Man. or Auto. A.C.	3002955	1.95	GASKET, evap. case—(9.21 1) .
66-67	50-60-8000 Auto. A.C.	3011105	.10	GASKET, ambient switc l—(9.798)
66	50-60-8000 Auto. A.C.	1377298	.87	GRILLE, auto. A.C. sensor (paint to match)—(9.275)
67	50-60-8000 Auto. A.C.	1377297	1.23	GRILLE, auto. A.C. sensor (paint to match)—(9.275)
65-67	All.			GROMMET (refer to grp. 9.775)
67	60-8000 Man. A.C.	1384355	.05	GUARD, vac. hose adap:er—(9.798)
65-67	50-60-8000			HOSE, air (refer to grp. 9.786)
65-67	50-60-8000			HOSE, A.C. lines (refer to grps. 9.222 thru 9.238) . .
66	8000 Auto. A.C.	3007532	17.95	HOSE HARNESS, vac—(9.798)
67	50-60-8000 Auto. A.C. (2nd Type)	3013202	16.60	HOSE HARNESS, vac—(9.798)
67	50-60-8000 Auto. A.C. (1st Type)	3013578	22.90	HOSE HARNESS, vac—(9.798)
66	8000 Auto. A.C.	3010204	1.44	HOSE, liq. vac. mtr. to v<i;c. hose harness—(9.798) . .
67	50-60-8000 Auto. A.C. (1st Type)	3010204	1.44	HOSE, liq. vac. mtr. to viic hose harness—(9.798) . .
67	50-60-8000 Auto. A.C. (2nd Type)	3013257	4.20	HOSE & TEE, restrictor •(9.798) .
65-67	50-60-8000 Man. or Auto. A.C.	3002998	.72	INSULATION, evap. bulb—(9.213)
65-67	50-60-8000 Man. or Auto. A.C.	1174633	.20	INSULATOR, condenser -(9.190)
66-67	50-60-8000 Auto. A.C.	3010839	1.03	LEVER, bell crank—(9.788)
67	50-60-8000 Auto. A.C. (2nd Type)	3011104	.72	LEVER, blower switch—(9.798)
67	50-60-8000 Auto. A.C. (2nd Type)	3011103	.73	LEVER, compr. switch—(9.275)
66-67	50-60-8000 Auto. A.C.	3008958	.15	LINK, liq. vac. mtr.—(9.7^8)
66-67	50-60-8000 Auto. A.C.	3009189	2.92	LINK, auto. temp. contro switch—(9.798)
66-67	50-60-8000 Auto. A.C.	3007356	.36	LINK, selector switch—(9.798)
65	50-60-8000 Man. A.C.	1369219	3.90	MANIFOLD, def. outlet-(9.779)

66-67	50-60-8000 Man. or Auto. A.C.	1375909	1	2.77	MANIFOLD, def. outlet—(9.779)
65-67	50-60-8000 Man. or Auto. A.C.	4960538	1	28.70	MOTOR, blower—(8.855)
66	8000 Auto. A.C.	3020071	1	28.90	MOTOR, liq. vac—(9.798)
67	50-60-8000 Auto. A.C. (1st Type)	3020071	1	28.90	MOTOR, liq. vac—(9.798)
65-66	50-60-8000 Man. or Auto. A.C.	1370913	1	14.95	MUFFLER, hot gas valve discharge pipe—(9.225) ...
67	50-60-8000 Man. or Auto. A.C.	1381399	1	15.45	MUFFLER, hot gas valve discharge pipe—(9.225) ...
67	50-60-8000 Auto. A.C. (2nd Type)	3013247	1	1.44	NOZZLE, vac. (control vac. valve) hot & cold— (9.798)
66	8000 Auto. A.C.	3007544	1	.05	NUT, master switch (twin type spg.)—(9.798)
67	50-60-8000 Auto. A.C. (1st Type)	3007544	1	.05	NUT, master switch (twin type spg.)—(9.798)
65-67	50-60-8000 Man. or Auto. A.C.	5929144	1	.51	"O" RING, compr. throttle valve cap—(9.198)
65-67	50-60-8000				OUTLETS, A.C. (refer to grp. 9.260)
65-67	50-60-8000				OUTLETS, htr. 8< def. (refer to grps. 9.779 & 9.784) .
66	8000 Auto. A.C.	3012505	1	.97	PIN (for mechanics use when servicing system)— (9.798)
67	50-60-8000 Auto. A.C. ..	3013628	1	.97	PIN (for mechanics use when servicing system)— (9.798)
67	50-60-8000 Auto. A.C. (2nd Type)	3011102	1	.10	PIN, ambient compr. switch—(9.275)
65	50-60-8000 Man. A.C. ...	6550597	1	7.55	PISTON, compr. throttling valve (incl. screen, diaph. & ret.)—(9.198)
66-67	50-60-8000 Auto. A.C. ..	3008248	1	.20	PISTON, auto, climate control—(9.798)
66	8000 Auto. A.C.	3128886	1	.10	PLATE, switch lock—(9.798)
67	50-60-8000 Auto. A.C. (1st Type)	3128886	1	.10	PLATE, switch lock—(9.798)
66-67	50-60-8000 Auto. A.C. ..	3008134	1	.51	PLATE, nozzle shield—(9.798)
67	50-60-8000 Man. or Auto. A.C.	1381801	1	.53	PLATE, disch. muffler brkt.—(9.225)
66-67	50-60-8000 Auto. A.C. ..	3012752	1	.60	PLATE, disch. muffler to frame—(9.225)
65-67	50-60-8000 Man. or Auto. A.C.	3153090	1	74.50	POWER ELEMENT (incl. sensors, frame, hose ek aspirator)—(9.798)
65-67	50-60-8000 Man. A.C. ...	1372259	1	23.45	RECEIVER DEHYDRATOR, A C — (9.195)
65	50-60-8000 Man. A.C. ...	1371247	1	4.66	RELAY, A.C. blower—(9.277)
66-67	50-60-8000 Man. A.C. ...	1377171	1	2.82	RESISTOR, A.C. blower—(9.275)
66-67	50-60-8000 Auto. A.C. ..	1382921	1	1.54	RESISTOR, A.C. blower—(9.275)
67	50-60-8000 Auto. A.C. (2nd Type)	3013215	1	7.80	RESISTOR, A.C. blower—(9.275)
66-67	50-60-8000 Auto. A.C. ..	3007540	1	3.90	RESTRICTOR, auto, climate control—(9.798)
66	8000 Auto. A.C.	3152005	1	.15	RETAINER, pwr. element (ambient)—(9.798)
66	8000 Auto. A.C.	3007391	2	.05	RETAINER, vac. reg. diaph. (push-on)—(9.798)
67	50-60-8000 Auto. A.C. (1st Type)	3007391	2	.15	RETAINER, spg. (vac. reg.)—(9.798)
67	50-60-8000 Auto. A.C. ..	3152005	2	.05	RETAINER, spg. (vac. reg.)—(9.798)
65-66	50-60-8000 Man. or Auto. A.C.	1484385	1	.15	RETAINER, vac. reg. diaph. (push-on)—(9.798)
65-67	50-60-8000	3150822	1	.15	RETAINER, water temp, control valve to brkt.— (8.866)
65-67	50-60-8000 Man. or Auto. A.C.	5914631	1	.10	ROLLER, htr. control cam—(9.786)
65-67	50-60-8000 Man. or Auto. A.C.	1472307	1	.56	SCREEN, compr. expansion valve filter—(9.214) . . .
65-67	50-60-8000 Man. or Auto. A.C.	3001409	1	.15	SEAL, blower resistor to evap. feed air duct—(9.275)
65-67	50-60-8000 Man. or Auto. A.C.	3008208	1	.18	SEAL, evap. inlet—(9.21 1)
67	50-60-8000 Auto. A.C. ..	3008208	1	.10	SHAFT & LEVER, htr.—(9.779)
66-67	50-60-8000	3007390	1	.10	SHAFT & LEVER, def.—(9.779)
66-67	50-60-8000 Auto. A.C. ..	3007355	1	1.85	SHAFT, control—(9.798)
65-67	50-60-8000 Man. or Auto. A.C.	1185086	1	1.74	SHAFT, temp, valve—(9.798)
65-67	50-60-8000 Man. or Auto. A.C.	1367059	2	.10	SHIM, condenser—(9.198)
65-67	50-60-8000 Man. or Auto. A.C.	1189857	2	46	SPACER, for mtg. condenser—(9.198)
65-67	50-60-8000 Man. or Auto. A.C.	3020111	2	.15	SPACER, condenser—(9.198)
			AR	.36	SPRING, outside recirculated air door-return— (9.779)

66-67	50-60-8000 Auto. A.C.	3007441	1	.10	SPRING , lvr. temp. val'e (bell crank leaf spg.)—(9.798)
66	8000 Auto. A.C.	3009782		.30	SPRING , valve contro lvr. return—(9.798) .
66	8000 Auto. A.C.	3145594		.05	SPRING , valve contro lvr.—(9.798)
67	50-60-8000 Auto. A.C. 1st Type.	3145594		.05	SPRING , valve control lvr.—(9.798)
67	50-60-8000 Auto. A.C. (1st Type).	3009782		.30	SPRING , valve control lvr. return—(9.798) .
67	50-60-8000 Auto. A.C. (2nd Type).	3013262		.30	SPRING , valve control lvr. return—(9.798) .
67	50-60-8000 Auto. A.C. (2nd Type).	3010999		.51	SPRING , mkr. switch—(9.798)
66-67	50-60-8000 Auto. A.C.	3009870		.67	SPRING , master switc11—(9.277)
66	8000 Auto. A.C.	3009869		.30	SPRING , vac. reg—(9.277)
67	50-60-8000 Auto. A.C. (1st Type).	3009869		.30	SPRING , vac. reg.—(9.277)
67	50-60-8000 Auto. A.C. (2nd Type).	3013205		.46	SPRING , vac. reg—(9.277)
65-67	50-60-8000 Man. or Auto. A.C.	1371824		2.36	STRAP , disch. muffler to brkt.—(9.225)
66	8000 Auto. A.C.	3008526		7.20	SWITCH , htr. master (4 term.)—(9.275)
67	50-60-8000 Auto. A.C. (1st Type).	3008526		7.20	SWITCH , htr. master { term.)—(9.275)
67	50-60-8000 Auto. A.C. (2nd Type).	3013208		3.28	SWITCH , master micro—(9.798)
65	50-60-8000 Man. A.C.	7291638		7.65	SWITCH , A.C. clutch c3ntrol—(9.275)
66-67	50-60-8000 Man. A.C.	7296177		3.59	SWITCH , A.C. clutch c3ntrol (on control-3 term.)— • (9.275)
66	8000 Auto. A.C.	3011197		24.10	SWITCH , ambient combr.—(9.798)
67	50-60-8000 Auto. A.C.	3013280		26.85	SWITCH , ambient com Dr.—(9.798)
65	50-60-8000 Man. A.C.	7289237		5.40	SWITCH , htr. blower—9.275)
66-67	50-60-8000 Man. A.C.	7296179		5.70	SWITCH , htr. blower (c n control-5 term.)—(9.275) . . .
66	8000 Auto. A.C.	3007388		5.95	SWITCH , blower (5 tern.)—(9.798)
67	50-60-8000 Auto. A.C. (2nd Type).	3013212		6.80	SWITCH , blower (4 ter n.)—(9.798)
67	50-60-8000 Auto. A.C. (1st Type).	3007388		5.95	SWITCH , blower (5 tern.)—(9.798)
66-67	50-60-8000 Man. A.C.	7296112		4.61	SWITCH , vac. (on control 3 port) (compr. blower)- (9.798)
66-67	50-60-8000 Auto. A.C.	3011143		5.85	SWITCH , micro, (comp blower)—(9.798)
66	8000 Auto. A.C.	3007400		5.90	SWITCH , vac-program 7 port.)—(9.798) .
67	50-60-8000 Auto. A.C. (1st Type).	3007400		5.90	SWITCH , vac-program 7 port)—(9.798) .
67	50-60-8000 Auto. A.C. (2nd Type).	3013251		4.66	SWITCH , vac. program (7 port)—(9.798) .
66	8000 Auto. A.C.	3007406		7.45	SWITCH , vac-selector 18 port)—(9.798) . .
66	8000 Auto. A.C.	3007430		7.75	SWITCH , selector (5 te m.)—(9.798)
67	50-60-8000 Auto. A.C. (2nd Type).	3013203		7.25	SWITCH , selector (5 te m.)—(9.798)
67	50-60-8000 Auto. A.C. (1st Type).	3007430		7.75	SWITCH , selector (5 te m.)—(9.798)
67	50-60-8000 Auto. A.C. (1st Type).	3007406		7.45	SWITCH , vac-selector (8 port)—(9.798)
67	50-60-8000 Auto. A.C. (2nd Type).	3013250		4.66	SWITCH , vac-selector (4 port)—(9.798)
66	8000 Auto. A.C.	3008491		5.15	SWITCH , vac-temp. (7 j-ort)—(9.798) . .
65-67	50-60-8000 Man. or Auto. A.C.	385076		3.08	TANK , vac—(9.281) .
66-67	50-60-8000 Auto. A.C.	3866868		.20	TEE CONNECTOR , in vie hose harness (" x V," x "/.)—(9.281)
65-67	50-60-8000 Man. or Auto. A.C.	1394736		2.26	TUBE , A.C. bleed—(9.22J0)
66-67	50-60-8000 Auto. A.C.	3010152		2.20	TUBE , cooling—(9.218)
65-67	50-60-8000 Man. or Auto. A.C.	3000092		.51	TUBE , evap. mtr. coolin< —(9.218)
65-67	50-60-8000 Man. or Auto. A.C.	3021960		.30	TUBE , evap. case drain -(9.211)
65-67	50-60-8000 Man. or Auto. A.C.	3008207		1.59	VALVE , def.—(9.779)
65	50-60-8000 Man. A.C.	7291137		3.08	VALVE , vac-temp.—(9.798)
66-67	50-60-8000 Man. A.C.	7296168		2.77	VALVE , vac-temp, (on c nntrol-3 port)—(9.798)
65	50-60-8000 Man. A.C.	7289799		3.69	VALVE , vac.-selector—(£ .798)
66-67	50-60-8000 Man. A.C.	7296173		3.43	VALVE , vac-selector (on control-3 port)
66 67	50-60-8000 Auto. A.C.	1394380		17.75	VALVE , vac-therm—(9. 98)
66	8000 Auto. A.C.	3007409		4.51	VALVE , vac-cold—(9.798)
67	50-60-8000 Auto. A.C. (1st Type)	3007409		4.51	VALVE , vac-cold—(9.79 S)
66	8000 Auto. A.C.	3008660		5.25	VALVE , vac-hot— (9.798)

67	50-60-8000 Auto. A.C. (1st Type)	3008660	1	5.25	VALVE, vac-hot—(9.798)
66-67	50-60-8000 Auto. A.C.	3006047	1	4.31	VALVE, temp.—(9.798)
66-67	50-60-8000 Auto. A.C.	3006049	1	6.25	VALVE, selector—(9.779)
66-67	50-60-8000 Auto. A.C.	3156764	1	.92	VALVE, selector valve—(8.858)
65	50-60-8000 Man. A.C. (1st Type)	5910544	1	44.60	VALVE, suction throttling (stamped 0530)—(9.1 98)
65	50-60-8000 Man. A.C. (2nd Type)	5910777	1	33.15	VALVE, suction throttling (stamped 0521)—(9.1 98)
66-67	50-60-8000 Man. or Auto. A.C.	5910777	1	33.15	VALVE, suction throttling—(9.1 98)
65	50-60-8000 Man. A.C. (2nd Type)	5910766	1	29.25	VALVE, evap. thermostatic expansion—(9.213)
65	50-60-8000 Man. A.C. (1st Type)	5910548	1	33.05	VALVE, evap. thermostatic expansion—(9.213)
66-67	50-60-8000 Man. or Auto. A.C.	5910766	1	29.25	VALVE, evap. thermostatic expansion—(9.213)
65-66	50-60-8000 Man. or Auto. A.C.	1231105	1	8.10	VALVE, water temp, control—(9.79 5)
67	5000 Man. or Auto. A.C.	1379746	1	10.00	VALVE, water temp, control—(9.795)
67	60-8000 Man. or Auto. A.C.	396235	1	13.50	VALVE, water temp, control—(9.795)
65	50-60-8000 Man. A.C.	2987970	1	1.38	WIRING HARNESS, htr. blower switch to cl. control switch—(9.779)
65	50-60-8000 Man. A.C.	2987943	1	7.20	WIRING HARNESS, htr. 8. AC—(8.852)
66	50-60-8000 Man. A.C.	6289400	1	8.80	WIRING HARNESS, htr. 8. A.C.—(8.852)
66	50-60-8000 Man. A.C.	6289401	1	3.13	WIRING HARNESS, htr. 8. A.C. ext.—(8.852)
66	8000 Auto. A.C.	6289416	1	23.60	WIRING HARNESS, AC—(8.852)
67	50-60-8000 Man. A.C.	6291523	1	8.55	WIRING HARNESS, A.C. ext.—(8.852)
67	50-60-8000 Auto. A.C.	6291788	1	18.20	WIRING HARNESS, A.C.—(8.852)
65-67	50-60-8000				WIRE, control cbl. (refer to grps. 9.787 8. 9.798)

9.169G 1965-67 9000 HEATER & AIR CONDITIONING PARTS (MANUAL OR AUTO. A.C.)

NOTE 1967 1st type, colored tape on vac. hose harness at firewall (inside of car) 2nd type, no colored tape on vac. hose harness.

66 67	9000 Man. A.C.	1371906	1	.51	ADAPTER, htr. & A.C. vac. disch. (1 ³ /V')—(9.798)
66-67	9000 Man. or Auto. A.C.	3005262	1	24.25	AIR INLET 8. VALVE (9.789)
66-67	9000 Man. or Auto. A.C.	3003537	1	1.18	BAFFLE, lwr.-evap. 8. blower—(9.279)
66-67	9000 Man. or Auto. A.C.	3003538	1	1.18	BAFFLE, upr.-evap. & blower—(9.279)
65-66	9000 Man. or Auto. A.C.	1370749	1	.56	BRACKET, water valve mtg.—(9.798)
66	9000 Man. or Auto. A.C.	1374448	1	2.82	BRACKET, disch. muffler—(9.225)
66-67	9000 Man. or Auto. A.C.	3005657	1	1.13	BRACKET, evap. 8i blower valve mtg.—(9.798)
66-67	9000 Man. A.C.	3006113	1	.97	BRACKET, htr. case mtg.—(9.779)
67	9000 Man. or Auto. A.C.	1379863	1	1 7.0	BRACKET, disch. muffler—(9.225)
66-67	9000 Man. or Auto. A.C.	1382264	2	.25	BUMPER, condenser—(9.198)
67	9000 Man. or Auto. A.C.	543097	1	2.36	BUMPER, disch. muffler—(9.225)
66-67	9000 Man. A.C.	3006114	1	1.90	CAM & SUPPORT, htr.—(9.779)
65-67	9000 Man. or Auto. A.C.	5911737	1	.77	CAP, compr. throttle valve—(9.1 98)
65	9000 Man. A.C.	3156540	1	7.85	CASE, blower—(9.779)
65	9000 Man. A.C.	3158818	1	17.80	CASE 8. VALVE, plenum blower—(9.779)
66-67	9000 Man. A.C.	3006117	1	15.05	CASE, htr.—(9.779)
66-67	9000 Man. or Auto. A.C.	3005654	1	20.20	CASE, evap. (outlet)—(9.2 1 1)
66-67	9000 Man. or Auto. A.C.	3005655	1	28.60	CASE, evap. inlet & blower (incl. baffle, brkts. & plate)—(9.21 1)
66-67	9000 Auto. A.C.	3008463	1	14.30	CASE, htr.—(9.779)
66-67	9000	3006028	1	77.75	CASE, vent, blower (incl. fittings)—(9.779)
67	9000 Man. or Auto. A.C.	3012553	1	24.55	CASE, evap. inlet (incl. baffle, brkts. & plate)— (9.21 1)
65-67	9000 Man. or Auto. A.C.	2471945	AR	.59	CLAMP, evap. case drain tube—(1.166)
65-67	9000 Man. or Auto. A.C.	3017086	1	.20	CLAMP, evap. thermo. expansion valve—(9.213)
66	9000 Man. or Auto. A.C.	391301	1	.30	CLAMP, suction throttling valve—(9.1 98)
66-67	9000 Auto. A.C.	3011174	1	.10	CLAMP, evap. air breath hose (1'/. I.D.)—(9.21 1)
66-67	9000 Auto. A.C.	3009731	1	.40	CLAMP, mtr. unit—(9.798)
67	9000 Man. or Auto. A.C.	388075	1	.30	CLAMP, suction throttling valve—(9.198)
67	9000 Auto. A.C. (2nd Type)	3013206	1	.30	CLAMP, vac. reg.—(9.277)
66-67	9000 Man. or Auto. A.C.	3013532	1	.15	CLIP, temp. valve ret.—(8.854)
66-67	9000 Auto. A.C.	1482349	1	.10	CLIP, temp. valve link ret.—(9.798)
66-67	9000 Auto. A.C.	7273467	1	.15	CLIP, auto. A.C. filter ret— (9.798)
65-67	9000 Man. or Auto. A.C.	6598423	1	145.95	COMPRESSOR, less cl. pulley 8. brg, -(9.170) J.170 thru 9.188.
65	9000 Man. A.C.	3158967	1	125.00	CONDENSER, A.C—(9.190)
66	9000 Man. or Auto. A.C.	3005337	1	121.80	CONDENSER, A.C—(9.190)
67	9000 Man. or Auto. A.C.	3010675	1	125.30	CONDENSER, A.C—(9.190)
65	9000 Man. A.C.	7286404	1	36.45	CONTROL, A.C valve—(9.798)
66	9000 Auto. A.C.	3013211	1	64.35	CONTROL, assm. (temp.)—(9.798)
66	9000 Auto. A.C.	3007954	1	60.70	CONTROL, A.C—(9.798)

66	9000	Auto. A.C.	7291874	1	27.70	CONTROL, A.C. & htr. (9.798) . . .
66	9000	Man. A.C.	7293854	1	36.05	CONTROL, A.C. & htr. (9.798) . . .
66-67	9000	7296144	1	25.20	CONTROL, non htr.-ve t—(9.779)
67	9000	Man. A.C.	1378876	1	38.40	CONTROL, A.C.—(9.7S 8)
67	9000	Auto. A.C. (1st Type-See Note)	3007954	1	60.70	CONTROL, auto, dim, (9.798)
67	9000	Auto. A.C. (2nd Type-See Note)	3021754	1	62.35	CONTROL, auto, dimate—(9.798)
67	9000	Auto. A.C. (2nd Type-See Note)	3013235	1	49.50	CONTROL, selector—i 798)
67	9000	Auto. A.C.	1378869	1	28.00	CONTROL, auto, climate-instr. pnl.—(9.798)
67	9000	Auto. A.C.	3013211	1	64.35	CONTROL, temp.—(9.798)
65	9000	Man. A.C.	3156710	1	92.45	CORE, evap. (incl. fittir gs)-(9.210)
66	9000	Man. or Auto. A.C.	3010325	1	104.15	CORE, evap. (incl. fittir gs)-(9.210)
66-67	9000	Auto. A.C.	3008480	1	47.20	CORE 8i FITTINGS, ht (8.854)
66-67	9000	Man. A.C.	3004816	1	38.90	CORE & FITTINGS (ht)—(8.854)
67	9000	Man. or Auto. A.C.	3012560	1	103.20	CORE, evap. (incl. fittings)—(9.210)
66-67	9000	Auto. A.C.	1378143	1	11.15	COVER, auto, climate rjontrol (formed)—(9.798) . . .
65-67	9000	Man. or Auto. A.C.	1998905	1	5.75	DIAPHRAGM, air inlet & valve assy.—(9.280)
66-67	9000	Man. or Auto. A.C.	1998919	1	2.94	DIAPHRAGM, htr. & A.C. mode door—(9.277)
66-67	9000	Man. A.C.	3146159	1	2.86	DIAPHRAGM, air inlet door—(9.779)
66-67	9000	Auto. A.C.	3011399	1	12.35	DIAPHRAGM & CONPIECTOR, outside air inlet dr. —(9.277)
66-67	9000	Auto. A.C. (1st Type on 1967-See Note)	3009764	1	.72	DIAPHRAGM, vac reg -(9.277) .
67	9000	Auto. A.C. (2nd Type-See Note)——	1998931	1	5.07	DIAPHRAGM, temp, d or—(9.281)
67	9000	Auto. A.C. (2nd Type-See Note)	3013204	1	.72	DIAPHRAGM, vac. reg -(9.277) . .
65-67	9000				DUCTS, htr. & A.C. (ref to grp. 9.779)——
65-67	9000	Man. A.C.	3013475	1	.25	ELBOW, evap. motor l ing tube—(9218)
65-67	9000	Man. or Auto. A.C.	3144684	1		FAN, plenum blower— 3.857)
66-67	9000	Auto. A.C.	3008159	2	.10	FILTER, vent—(9.798)
67	9000	Auto. A.C. (2nd Type-See Note)	3013626	2	.10	FILTER, vac. nozzle—(9 798)
67	9000	Auto. A.C. (2nd Type-See Note)	3019139	1	3.13	FILTER, vac. hose—(9 98)
67	9000	Auto. A.C.	3019139	1	3.13	FILTER, restrictor reg. (9.798)
67	9000	Auto. A.C. (2nd Type-See Note)	3013207	1	.72	FITTING, vac. adj. reg (9.277)
65	9000	Man. A.C.	3007953	1	.10	GASKET, plenum—(9. 79)
65-67	9000	Man. or Auto. A.C.	3140748	AR	.30	GASKET, evap. "O" rin (% I.D.)—(9.21 1) .
65-67	9000	Man. or Auto. A.C.	3140600	AR	.25	GASKET, "0" ring evap. (" /," I.D.)—(9.21 4)
65-67	9000	Man. or Auto. A.C.	3140852	AR	.30	GASKET, evap. "0" ring (" /," I.D.)—(9.21 1)
66-67	9000	Man. or Auto. A.C.	1377187	1	1.64	GASKET, htr. & A.C. se ctor- (9.798)
66-67	9000	Man. or Auto. A.C.	3005633	1	1.33	GASKET, recirculating iir—(9.779)
66-67	9000	Man. or Auto. A.C.	391549	1	4.05	GASKET, A.C. htr.—(8.854)
66-67	9000	Man. or Auto. A.C.	1484119	1	2.26	GASKET, evap. & blowcr case—(9.21 1)
66-67	9000	Auto. A.C.	3011105	1	.10	GASKET, ambient switch—(9.798)
66	9000	Auto. A.C.	1377297	1	1.23	GRILLE, auto. A.C. senspr (paint to match) (9.275)
67	9000	Auto. A.C.	1380432	1	1.30	GRILLE, auto. A.C. sens Dr (paint to match)—(9.275)
65-67	9000	Man. or Auto. A.C.				HOSES, AC lines (refe to grps. 9.222 thru 9.238) .
65-67	9000				HOSE, air (refer to grp. 9.786)
66	9000	Auto. A.C.	3010204	1	1.44	HOSE, liq. vac. mtr. to viae, harness (9.798)
66-67	9000	Man. A.C.	1380600	1	11.15	HOSE, A.C. vac—(9.798)
66-67	9000	Man. A.C.	1376198	1	5.60	HOSE & GROMMET, v^c—(9.798)
67	9000	Man. A.C.	1380599	1	5.60	HOSE 8i GROMMET, v c. hose to vac. diaph- (9.798)
67	9000	Auto. A.C. (1st Type-See Note)	3010204	1	1.44	HOSE, vac. liq. vac. mtr to vac. harness—(9.798) . .
67	9000	Auto. A.C. (2nd Type-See Note)	3013231	1		HOSE 8i TEE, cold side vac. control valve—(9.798)
67	9000	Auto. A.C. (2nd Type-See Note)	3013230	1	1.54	HOSE & TEE, hot side-vac. control valve—(9.79S
66	9000	Auto. A.C.	1378008	1	10.75	HOSE HARNESS, A.C. c istr. vac—(9.798)
66	9000	Auto. A.C.	3008533	1	22.90	HOSE HARNESS, vac. A.C. htr.—(9.798)
67	9000	Auto. A.C. (1st Type-See Note)	3013579	1	25.40	HOSE HARNESS, vac- (9.798)
67	9000	Auto. A.C. (2nd Type-See Note)	3013210	1	25.40	HOSE HARNESS, vac 9.798)
67	9000	Auto. A.C.	1380612	1	8.90	HOSE HARNESS, A.C str. vac—(9.798)
66-67	9000	Man. or Auto. A.C.	3002151	1	5.70	HOUSING, temp, contro valve—(9.779) . . .
65-67	9000	Man. or Auto. A.C.	1174633	1	.20	INSULATOR, condenser-(9.190)
66-67	9000	Man. or Auto. A.C.	8526387	1	.67	INSULATOR, evap. bulb (9.213)
66-67	9000	Man. or Auto. A.C.	3149478	1	2.26	KIT, sight glass—(9.202
66-67	9000	Man. or Auto. A.C.	3005684	1	.36	LEVER, def. valve—(9.7i 8)
66-67	9000	Auto. A.C.	3008488	1	1.18	LEVER, htr. bell crank—l9.798)

67	9000 Auto. A.C. (2nd Type-See Note)	3011104	1	.72	LEVER, blower switch—(9.798)
67	9000 Auto. A.C. (2nd Type-See Note)	3011103	1	.73	LEVER, compr. switch—(9.275)
66-67	9000 Auto. A.C.	3008958	1	.15	LINK, liq. vac. mtr.—(9.798)
66-67	9000 Auto. A.C.	3014462	1	.20	LINK, selector—(9.798)
66-67	9000 Auto. A.C.	3007356	1	.36	LINK, selector switch—(9.798)
66-67	9000 Auto. A.C.	3008482	1	1.13	LINK & PIN, htr.—(9.779)
65	9000 Man. A.C.	7287529	1	14.65	MODULATOR, vac. htr. & A.C. control—(9.798)
65-67	9000 Man. or Auto. A.C.	4960538	1	28.70	MOTOR, blower—(8.855)
66-67	9000 Auto. A.C. (1st Type on 1967-See Note)	3020071	1	28.90	MOTOR, liq. vac—(9.798)
65	9000 Man. A.C.	1361788	1	13.90	MUFFLER, hot gas valve discharge pipe—(9.225)
65	9000 Auto. A.C.	1379203	1	16.10	MUFFLER, hot gas valve discharge pipe—(9.225)
66	9000 Man. or Auto. A.C.	1374445	1	14.85	MUFFLER, hot gas valve discharge pipe—(9.225)
66-67	9000 Auto. A.C. (1st Type on 1967-See Note)	3012387	1	.51	MUFFLER, vac. valve—(9.798)
67	9000 Auto. A.C. (2nd Type-See Note)	3013247	2	1.44	(9.798)
66-67	9000 Auto. A.C. (1st Type on 1967-See Note)	3007544	1	.05	NUT, master switch twin type spg.—(9.798)
65-67	9000 Man. or Auto. A.C.	5929144	1	.51	"O" RING, compr. throttle valve cap—(9.198)
65-67	9000				OUTLET, A.C. (refer to grp. 9.260)
65-67	9000				OUTLET, htr. & def. (refer to grps. 9.779 & 9.784)
66	9000 Auto. A.C.	3012506	1	.97	PIN (for mechanics use when servicing system)— (9.798)
67	9000 Auto. A.C.	3013627	1	.82	PIN (for mechanics use when servicing system)
67	9000 Auto. A.C. (2nd Type-See Note)	3011102	1	.10	PIN, ambient compr. switch—(9.275)
65	9000 Man. A.C.	6550597	1	7.55	PISTON, compr. throttling valve (incl. screen, diaph. 8< ret.)—(9.198)
66-67	9000 Auto. A.C.	3008248	1	.20	PISTON, auto, climate control—(9.798)
66-67	9000 Auto. A.C. (1st Type on 1967-See Note)	3128886	1	.10	PLATE, switch lock—(9.798)
66-67	9000 Auto. A.C.	3012753	1	64.90	POWER ELEMENT (incl. sensor, frame, hoses & aspirator)—(9.798)
65-67	9000 Man. or Auto. A.C.	3155342	1	23.45	RECEIVER DEHYDRATOR, A.C.—(9.195)
65	9000 Man. A.C.	1365166	1	3.95	RELAY, A.C. blower—(9.277)
66-67	9000 Man. A.C.	1372259	1	4.66	RELAY, A.C. blower—(9.277)
65	9000 Man. A.C.	1370299	1	2.67	RESISTOR, A.C. blower—(9.275)
66-67	9000 Man. A.C.	1377171	1	1.54	RESISTOR, A.C. blower—(9.275)
66-67	9000 Auto. A.C.	1382921	1	7.80	RESISTOR, A.C. blower—(9.275)
67	9000 Auto. A.C. (2nd Type-See Note)	3013215	1	3.90	RESTRICTOR (9.798)
65-66	9000 Man. or Auto. A.C.	1484385	1	.15	RETAINER, water temp, control valve to brkt.— (8.866)
66-67	9000 Auto. A.C.	3007540	1	.15	RETAINER, pwr. element (ambient)—(9.798)
67	9000 Auto. A.C. (1st Type-See Note)	3007391	2	.15	RETAINER, spg. (vac. reg.)—(9.798)
67	9000 Auto. A.C.	3152005	2	.05	RETAINER, vac. reg. diaph. (push-on)—(9.798)
65 67	9000	3150822	1	.10	ROLLER, htr. control cam—(9.786)
65-67	9000 Man. or Auto. A.C.	5914631	1	.56	SCREEN, compr. exp. valve filter—(9.214)
66-67	9000 Man. A.C.	1472307	1	.15	SEAL, A.C. blower resistor to htr.—(9.275)
66-67	9000 Man. or Auto. A.C.	3005686	1	.05	SEAL, case to diverter valve—(9.798)
66-67	9000 Man. or Auto. A.C.	1484207	1	.97	SEAL, evap. to htr. & air sel. assy.—(9.211)
66-67	9000 Man. or Auto. A.C.	3002272	1	.87	SEAL, evap. core—(9.211)
66	9000 Auto. A.C.	3010011	1	122.75	SELECTOR, control 8> fitting duct—(9.779)
66-67	9000 Auto. A.C.	3008497	1	32.80	SELECTOR ASSEMBLY (9.798)
67	9000 Man. A.C.	3005274	1	33.10	SELECTOR, A.C. 8t htr.—(9.779)
67	9000 Auto. A.C. (1st Type-See Note)	3013584	1	122.75	SELECTOR, control & fitting duct—(9.779)
66-67	9000 Man. or Auto. A.C.	3005687	1	.15	SHAFT, diverter—(9.798)
66-67	9000 Auto. A.C.	3008489	1	3.23	SHAFT, temp. control—(9.798)
66-67	9000 Man. A.C.	3006110	1	1.33	SHAFT 67 LEVER, slave valve—(9.779)
65-67	9000 Man. or Auto. A.C.	1185086	2	.10	SHIM, condenser—(9.190)
65-67	9000 Man. or Auto. A.C.	1189857	2	.15	SPACER, condenser—(9.198)
65-70	9000	3020111	AR	.36	SPRING, outside air door-return—(9.779)
66-67	9000 Man. A.C.	3006112	1	.46	SPRING, slave valve return—(9.779)
66-67	9000 Man. or Auto. A.C.	3005636	1	.30	SPRING, air valve—(9.779)
66-67	9000 Auto. A.C.	3009870	1	.67	SPRING, master switch—(9.277)
66-67	9000 Auto. A.C. (1st Type on 1967-See Note)	3009869	1	.30	SPRING, vac. reg.—(9.277)

66-67	9000 Auto. A.C. (1st Type on 1967-See Note) _____	3009782	1	.30	SPRING, valve control lvr. return—(9.798) . . .
66-67	9000 Auto. A.C.	3007441	1	.10	SPRING, lvr. temp, valve (bell crank leaf spg.) (9.798).
67	9000 Auto. A.C. (1st Type-See Note)	3145594	1	.05	SPRING, valve control l r.—(9.798).
67	9000 Auto. A.C. (2nd Type-See Note)	3013262	1	.30	SPRING, valve control l r. return—(9.798)
67	9000 Auto. A.C. (2nd Type-See Note)	3010999	2	.51	SPRING, micr. switch- (9.798).
67	9000 Auto. A.C. (2nd Type-See Note)	3013205	1	.46	SPRING, vac. reg.—(9.277)
66	9000 Auto. A.C.	3008475	1	5.55	SUPPORT, htr. selector control mtg.—(9.779).
66	9000 Man. or Auto. A.C.	1376293	1	1.28	SUPPORT, rec. dehy.—(195).
67	9000 Man. or Auto. A.C.	1379763	1	.77	SUPPORT, rec. deny.—(195).
65	9000 Man. A.C.	1222095	1	5.65	SWITCH, A.C. blower—(9.275).
65	9000 Man. A.C.	7277359	1	6.45	SWITCH, A.C. cl. control—(9.275).
66	9000 Man. A.C.	7296112	1	4.61	SWITCH, micro, (compr blower) on control—(9.798)
66	9000 Auto. A.C.	3011197	1	24.10	SWITCH, ambient comp (9.798).
66	9000 Auto. A.C.	3007388	1	5.95	SWITCH, blower—(9.798).
66	9000 Auto. A.C.	3008526	1	7.20	SWITCH, htr. master—i (275).
66	9000 Auto. A.C.	3008474	1	7.60	SWITCH, htr. selector—l (275).
66	9000 Auto. A.C.	3008494	1	4.95	SWITCH, vac selector- (9.798).
66-67	9000 Man. A.C.	7296263	1	7.40	SWITCH, A.C. blower—i (3.275).
66-67	9000 Man. A.C.	7296264	1	3.84	SWITCH, A.C. cl. contro —(9.275).
66-67	9000 Auto. A.C.	3011143	2	5.85	SWITCH, micro, (compr. blower)—(9.798).
67	9000 Auto. A.C.	3013280	1	26.85	SWITCH, ambient comp .—(9.798).
67	9000 Auto. A.C. (1st Type-See Note)	3007388	1	5.95	SWITCH, blower— (9.798!!)
67	9000 Auto. A.C. (1st Type-See Note)	3008526	1	7.20	SWITCH, htr. master—(9.275)
67	9000 Auto. A.C. (1st Type-See Note)	3008474	1	7.60	SWITCH, htr. selector—(p.275)
67	9000 Auto. A.C. (1st Type-See Note)	3008494	1	4.95	9.798)
67	9000 Auto. A.C. (1st Type-See Note)	3008491	1	5.15	798)
67	9000 Auto. A.C. (2nd Type-See Note)	3013212	1	6.80	
67	9000 Auto. A.C. (2nd Type-See Note)	3013208	1	3.28	rt/ITCH, master micro.--(9.798)
67	9000 Auto. A.C. (2nd Type-See Note)	3013222	1	9.25	SWITCH, selector temp—(9.275)
67	9000 Auto. A.C. (2nd Type-See Note)	7304793	1	4.20	SWITCH, master vac- .798).
67	9000 Auto. A.C (2nd Type-See Note)	3013214	1	5.25	SWITCH, vac. program—(9.798).
65-67	9000 Man. or Auto. A.C.	385076	1	3.08	TANK, vac—(9.281)
66-67	9000 Auto. A.C.	3866868	2	.20	TEE CONNECTOR, in vac . source line (VV x VV x VV) —(9.281).
65	9000 Man. A.C.	3000092	1	.51	TUBE, evap. mtr. cooling (9.2 18).
66-67	9000 Man. or Auto. A.C.	3010978	1	1.44	TUBE, evap. case drain— 9.21 1).
65	9000 Man. A.C.	5910609	1	37.37	VALVE, evap. thermo expansion—(9.2 13)
65	9000 Man. A.C.	5910559	1	36.85	VALVE, suction throttling - (9.198).
65	9000 Man. A.C.	7287536	1	3.49	VALVE, vac. A.C. control (9.798).
65-66	9000 Man. or Auto. A.C.	1231105	1	8.10	VALVE, water temp, conl DI—(9.795).
66	9000 Auto.	3008660	1	5.25	VALVE, vac. adj. (hot)—(l 798).
66	9000 Auto.	3007409	2	4.51	VALVE, vac-cold—(9.798)
66-67	9000 Man.	7296261	1	2.77	VALVE, selector—(9.798)
66-67	9000 Man. A.C.	3006111	1	2.46	VALVE, slave—(9.779)
66-67	9000 Man. A.C.	7296262	1	2.77	VALVE, vac. A.C. control -(9.798).
66-67	9000 Man. or Auto. A.C.	5910745	1	33.85	VALVE, evap. thermo. ex ansion—(9.213)
66-67	9000 Man. or Auto. A.C.	5910593	1	30.70	VALVE, suction throttling -(9.198).
66-67	9000 Auto.	1394380	1	17.75	VALVE, thermo. vac—(9 '98)
67	9000 Auto. A.C.(1st	3008660	1	5.25	VALVE, vac (hot)- -(9.79E)
67	9000 Auto. A.C. (1st	3007409	1	4.51	VALVE, vac. (cold)—(9.798)
67	9000 Man. or Auto. A.C.	396235	1	13.50	VALVE, water temp, control—(9.795)
66-67	9000 Man. A.C.	3006130	1	6.25	VALVE 8. SHAFT, temp, control—(9.779)
66-67	9000 Man. or Auto. A.C.	3005646	1	8.10	VALVE, hsg. & brkt.-air inlet—(9.779)
66-67	9000 Man. or Auto. A.C.	3005685	1	4.15	VALVE 8. SEAL DIVERTER (9.798)
66-67	9000 Auto. A.C.	3008486	1	9.00	VALVE 8. SHAFT, auto, climate control—(9.798)
65	9000 Man A.C.	2986014	1	12.00	WIRING HARNESS, A.C. & htr—(8.852)
66	9000 Auto A.C.	6289417	1	16.20	WIRING HARNESS, A.C (8.852)
67	9000 Auto.	6291787	1	15.40	WIRING HARNESS, A.C. (8.852)
65-67	9000.				WIRE CONTROLS (refer to 9.787 & 9.789)

NOTE 1967 1 st type, colored tape on vac. hose harness at firewall, (inside of car) 2nd type, no colored tape on vac. hose harness.

9.169H 1968-70 50-60-8000 HEATER & AIR CONDITIONING PARTS (MANUAL OR AUTO. A.C.)

68-70	50-60-8000	Auto. A.C.	1998940	14.20	ACTUATOR, piloted vac—(9.281).....
68	50-60-8000	Man. A.C.	1384062	.40	ADAPTER, htr. & A.C. vac. disch.—(9.798).....
68	50-60-8000	Man. A.C.	1373744	.62	ADAPTER, water valve vac disch.—(9.798).....
68	50-60-8000	Auto. A.C.	1385319	4.20	ADAPTER, sensor grille—(9.275).....
68-70	50-60-8000	Man. or Auto. A.C.	13853581	3.18	ADAPTER, blower to evap.—(9.784).....
69-70	50-60-8000	Man. A.C.	1230017	.41	ADAPTER, vac. switch harness—(9.798).....
69-70	50-60-8000	Auto. A.C.	1230019	.56	ADAPTER, vac. switch harness—(9.798).....
69-70	50-60-8000	Auto. A.C.	1387343	2.67	ADAPTER, sensor grille—(9.275).....
68-69	50-60-8000	Auto. A.C.	3003951	.20	BAFFLE, upr.—(9.779).....
68-70	50-60-8000	Auto. A.C.	3001075	.62	BAFFLE, lwr.—(9.779).....
68	50-60-8000	Man. or Auto. A.C.	1381799	5.30	BRACKET, hot gas disch. muffler—(9.225).....
68-70	50-60-8000	Man. or Auto. A.C.	3814632	.30	BRACKET, rec. dehy. mtg.—(9.195).....
69	50-60-8000	Man. or Auto. A.C.	1387564	2.67	BRACKET, disch. muffler mtg.—(9.242).....
69-70	50-60-8000	Man. or Auto. A.C.	1386236	.87	BRACKET, condenser mtg.-upr.—(9.190).....
68-70	50-60-8000	Man. or Auto. A.C.	1382264	.25	BUMPER, condenser lwr. mtg. to rad. supt. lwr. tie—(9.198).....
69	50-60-8000	Man. or Auto. A.C.	543097	1 2.36	BUMPER, disch. muffler—(9.225).....
68-70	50-60-8000	Man. Auto. A.C.	5911737	.77	CAP, suction throttling valve—(9.198).....
68-70	50-60-8000	Auto. A.C.	3158190	.10	CAP, htr. control temp, shaft—(8.852).....
68	50-60-8000	Man. or Auto. A.C.	3005787	23.75	CASE, air inlet (blower & air valve)—(9.779).....
68	50-60-8000	Man. A.C.	3008209	21.40	CASE, htr. & disch.-rr. (incl. fittings)—(9.779).....
68	50-60-8000	Auto. A.C.	3014338	24.15	CASE, htr.-rr. (incl. fittings)—(9.779).....
68-70	50-60-8000	Auto. A.C.	3016745	22.70	CASE, air inlet (plenum blower & air valve)—(9.779).....
68-70	50-60-8000	Auto. A.C.	3014537	10.50	CASE, blower—(9.779).....
68-70	50-60-8000	Man. A.C.	3002045	9.35	CASE, blower—(9.779).....
68-70	50-60-8000	Man. or Auto. A.C.	3014383	16.00	CASE, evaporator (incl. brkts.)—(9.21 1).....
68-70	50-60-8000	Auto. A.C.	3014340	31.55	CASE, htr.-frt. (incl. fittings)—(9.779).....
68-70	50-60-8000	Man. A.C.	3002168	43.45	CASE, htr & disch.-frt. (incl. fittings)—(9.779).....
69-70	50-60-8000	Man. A.C.	3005787	23.75	CASE, air inlet, blower & air valve—(8.857).....
69-70	50-60-8000	Man. A.C.	3002958	25.85	CASE 8. FITTINGS, rr.—(9.779).....
69-70	50-60-8000	Auto. A.C.	3018480	39.00	CASE 8i FITTINGS, rr. (incl. lwr. baffle & defr. shaft & valve)—(9.779).....
68-70	50-60-8000	Man. or Auto. A.C.	388075	1 .30	CLAMP, suction throttling valve to evap. brk.—(9.198).....
68-70	50-60-8000	Man. or Auto. A.C.	2471945	AR .59	CLAMP, evap. case drain tube—(1.166).....
68-70	50-60-8000	Man. or Auto. A.C.	3157440	1 .15	CLAMP, evap. thermo. expansion valve—(9.213) ...
69	50-60-8000	Auto. A.C.	3011174	1 .10	CLAMP, evap. air breath hose (1 V I.D.)—(9.21 1) ..
69-70	50-60-8000	Auto. A.C.	3020382	1 1.18	CLAMP, actuator—(9.798).....
69-70	50-60-8000	Auto. A.C.	3011429	1 .56	CLAMP, core (header tank)—(8.854).....
69-70	50-60-8000	Auto. A.C.	3011428	1 .56	CLAMP, core (in-out tank)—(8.854).....
69-70	50-60-8000	Man. or Auto. A.C.	1358419	1 .15	CLAMP, htr. hose to blower to evap. duct—(9.798) ..
68	50-60-8000	Man. A.C.	1385768	1 .10	CLIP, vac. hose adapter to selector switch—(9.798).....
68	50-60-8000	Auto. A.C.	7273467	1 .15	CLIP, auto. A.C. control filter ret.—(9.798).....
68-70	50-60-8000	Auto. A.C.	1385524	4 .10	CLIP, sensor grille to instr. pnl. insert—(9.275).....
70	50-60-8000	Auto. A.C.	7277348	1 .10	CLIP, temp. lvr. ret—(8.852).....
68-70	50-60-8000	Auto. A.C.	7282187	AR .15	CLIP, htr. & A.C. control lens—(8.852).....
68-70	50-60-8000	Man. or Auto. A.C.	6598423	1 145.95	COMPRESSOR, A.C—(9.170).....
NOTE For compressor component parts refer to Grps. 9.170 thru 9.188.					
68	50-60-8000	Man. or Auto. A.C.	3015133	1 109.95	CONDENSER, A.C—(9.190).....
69	50-60-8000	Man. or Auto. A.C.	3017884	1 103.00	CONDENSER, A.C.—(9.190).....
70	50-60-8000	Man. or Auto. A.C.	3021843	1 141.25	CONDENSER, A.C—(9.190).....
68	50-60-8000	Man. A.C.	1382996	1 55.65	CONTROL, A.C—(9.798).....
68	50-60-8000	Auto. A.C.	1382302	1 29.40	CONTROL, A.C—(9.798).....
69	50-60-8000	Man. A.C.	1387643	1 36.90	CONTROL, A.C. (complete)—(9.798).....
69	50-60-8000	Auto. A.C.	1387645	1 31.35	CONTROL, A.C. (complete)—(9.798).....
70	50-60-8000	Man. A.C.	1240133	1 27.85	CONTROL, A.C. (complete)—(9.273).....
70	50-60-8000	Auto. A.C.	1233966	1 27.15	CONTROL, A.C. (complete)—(9.273).....

68	50-60-8000 Man. or Auto. A.C.	7305362	1	.72	CORD, htr. &: A.C. control dial—(9.798)
68	50-60-8000 A.C.	3022075	1	39.65	CORE & FITTINGS, h r.—(8.854)
68-70	50-60-8000 Man. or Auto. A.C.	3015642	1	108.10	CORE (incl. pipes) evaporator—(9.2 10) .
68-70	50-60-8000.	5914817	1	.36	CORE, suction throttling valve-bleed conn.—(9.198)
69-70	50-60-8000 Man. or Auto. A.C.	3018358	1	38.90	CORE & FITTINGS, hfr.—(8.854).....
68	50-60-8000 Man. or Auto. A.C.	7608287	RH	3.79	COVER, cowl side ducjt air outlet—(9.789)
68-69	50-60-8000 Man. or Auto. A.C.	8773708	LH	2.26	COVER, cowl side duct air outlet—(9.789)
69	50-60-8000 Man. or Auto. A.C.	8774257	RH	3.49	COVER, cowl side duct air outlet—(9.789)
70	50-60-8000 Man. or Auto. A.C.	8757897	1	2.10	COVER, cowl side duct air outlet—(9.789)
68-70	50-60-8000 Man. or Auto. A.C.	3143146	1	2.91	DIAPHRAGM, vac. No. 1 outlet control valve— (8.850).....
68-70	50-60-8000 Man. or Auto. A.C.	3011399		12.35	DIAPHRAGM & CONNECTOR, outside air inlet dr. —(9.277).....
68-70	50-60-8000 Auto. A.C. ..	3015631		1.23	DIAPHRAGM, master lswitch vacuum—(9.798)
69-70	50-60-8000 Auto. A.C. ..	1998909		2.12	DIAPHRAGM, defroster door—(8.850)
68	50-60-8000 Man. or Auto. A.C.	1382310		3.49	DUCT, A.C. ctr. outlet (9.779)
68	50-60-8000 Man. or Auto. A.C.	1382821		4.92	DUCT, A.C. distr.—(9.779).....
69	50-60-8000 Man. or Auto. A.C.	1387292		4.10	DUCT, A.C. distr—(9.779).....
69 70	50-60-8000 Man. or Auto. A.C.	1386709		2.82	DUCT, A.C ctr. outlet 9.779)
68-70	50-60-8000 Man. or Auto. A.C.	3013475		.25	ELBOW, evap. mtr. coding—(9.2 18)
68-70	50-60-8000 A.C.	3144684		.10	FAN, plenum blower— B.857)
68	50-60-8000 Auto. A.C. ..	3008159		3.13	FILTER, vac. switch—(9.798).....
6869	50-60-8000 Auto. A.C. ..	3019139		2.20	FILTER, vac. hose—(9."98).....
68-70	50-60-8000 Auto. A.C. ..	3015065		3.13	FILTER, thermo. vac. regulator air—(9.798) .
68-70	50-60-8000 Auto. A.C. ..	3019139			FILTER, restrictor reg.--(9.798).....
68-70	50-60-8000 Man. or Auto. A.C.	3014505	1	1.23	FITTING, aspirator air (9.798).....
68-70	50-60-8000 Man. or Auto. A.C.	3140852	AR	.30	GASKET, evap. "0" ring (iy," I.D.)—(9.21 1)
68-70	50-60-8000 Man. or Auto. A.C.	3140600	AR	.25	GASKET, evap '/*," I.i.—(9.214).....
68-70	50-60-8000 Man. or Auto. A.C.	3140748	1	.30	GASKET, evap 0" ring (%," I.D.)—(9.2 1 1) .
68-70	50-60-8000 Man. or Auto. A.C.	3002955	1	1.95	GASKET, evap case—(9.21 1).....
68-70	50-60-8000 Auto. A.C. ..	3014509	1	.72	GASKET, evap mtr. mtg.—(9.216)
68-70	50-60-8000 Auto. A.C. ..	3015066	1	.30	GASKET, T.V.R. filter .
68-70	50-60-8000 Man. A.C. . . .	3002044	1	.5 1	GASKET, plenum blow r mtg.—(9.216)
68-70	50-60-8000 Man. or Auto. A.C.	3007953		.10	GASKET, plenum—(9.779).....
68-70	50-60-8000 Man. or Auto. A.C.	1369998		2.92	GASKET, A.C. htr. & dc f.—(9.779).....
68	50-60-8000 Auto. A.C. ..	1385457		3.43	GRILLE, auto. temp, coltrol sensor (paint to match) —(9.275).....
69-70	50-60-8000 Auto. A.C	1387875	1	2.67	GRILLE, auto. temp, coltrol sensor (paint to match) —(9.275).....
68-70	All.....				GROMMET, refer to 9.^55 & 9.798)
68-70	50-60-8000				HOSE, air (refer to grp. 9.786)
68-70	50-60-8000 Man. or Auto. A.C.				HOSES, A.C. lines (refer to grps. 9.222 thru 9.242) .
68	50-60-8000 Man. A.C.	1384129		9.10	HOSE HARNESS, vac •(9.798)
68	50-60-8000 Auto. A.C.	3014337		22.60	HOSE HARNESS, vac (9.798)
69-70	50-60-8000 Auto. A.C.	3018477		34.70	HOSE HARNESS, vac, (9.798)
69-70	50-60-8000 Man. A.C.	1386710		9.95	HOSE HARNESS, vac. (9.798)
68	50-60-8000 Auto. A.C.	1385324		2.36	HOSE, thermo. vac. reg to blower—(9.798)
69-70	50-60-8000 Auto. A.C.	1387909		4.56	HOSE, thermo. vac. reg to blower—(9.798)
68-70	50-60-8000 Man. or Auto. A.C.	3014431	1	72	INSULATION, evap. bu b—(9.213).....
69	50-60-8000 Man. or Auto. A.C.	1230184	AR	1.18	KNOB, htr. & A.C. control—(9.798)
70	50-60-8000 Man. or Auto. A.C.	1233942	AR	1.08	KNOB, htr. & A.C. conttjol—(8.852
68	50-60-8000 Man. A.C.	7305369	1	10.25	LENS, A.C. control (incl applique)—(9.798)
68	50-60-8000 Auto. A.C.	7305418	1	9.60	LENS, A.C. control—(9 98).....

69	50-60-8000 Auto A.C.	1387414		8.65	LENS, A.C. control (incl. applique)—(9.798).....
69	50-60-8000 Man. A.C.	1387413		8.65	LENS, A.C. control (incl. applique)—(9.798).....
70	50-60-8000 Man. A.C.	1233925		1 1.45	LENS, A.C. control—(9.279).....
70	50-60-8000 Auto A.C.	1234205		1 1.45	LENS, A.C. control—(9.279).....
70	50-60-8000 Man. or Auto. A.C.	1222934		1.69	LEVER, htr. 8i A.C. control (incl. knob & ret.)— (8.852).....
68-70	50-60-8000 Auto. A.C.	3015153		.51	LINK, temp. vac. switch—(9.798).....
68-70	50-60-8000 Auto. A.C.	3002164		.20	LINK, selector valve—(8.858).....
68-70	50-60-8000 Auto. A.C.	3014322		4.31	LINK & PINS, htr—(9.779).....
69-70	50-60-8000 Auto. A.C.	3020385		.41	LINK, blower switch-upr—(9.798).....
68-70	50-60-8000 Man. or Auto. A.C.	1383392		1.95	MANIFOLD, def. outlet—(9.779).....
68-70	50-60-8000 Man. or Auto. A.C.	4960538		28.70	MOTOR, blower—(8.855).....
68	50-60-8000 Man. or Auto. A.C.	1381399	1	15.45	MUFFLER, hot gas valve discharge—(9.225).....
69	50-60-8000 Man. or Auto. A.C.	1384086	!	17.10	MUFFLER, hot gas valve discharge—(9.225).....
68-70	50-60-8000.....	3130804	!	.10	NUT & LOCK WASHER, htr. blower & air inlet— (8.857).....
69-70	50-60-8000.....	7305309	2	.56	NUT, htr. & A.C. controls (barrel-type)—(8.852).....
68-70	50-60-8000 Man. or Auto. A.C.				OUTLETS, A.C. (refer to grps. 9.260 81 9.262).....
68-70	50-60-8000 Man. or Auto. A.C.	1370257	LH	20	OUTLET, htr. disch. frt. (9.784).....
68-70	50-60-8000 Man. or Auto. A.C.	1370259	LH	.30	OUTLET, htr. disch.-rr.—(9.784).....
68-70	6000 Man. or Auto. A.C. 8i Long Console.....	1371241	1	3.59	OUTLET, htr.-ctr.—(9.784).....
68	50-60-8000.....	1384114	RH	2.77	OUTLET, def.—(9.779).....
68	50-60-8000.....	1384115	RH	2.77	OUTLET, def.—(9.779).....
69-70	50-60-8000.....	1386928	RH	2 46	OUTLET, def.—(9.779).....
69-70	50-60-8000.....	1387931	LH	2.46	OUTLET, def.—(9.779).....
68	50-60-8000 Man. or Auto. A.C.	1381801	1	.53	PLATE, disch. muffler brkt—(9.225).....
68	50-60-8000 Man. or Auto. A.C.	1381798	1	.60	PLATE, disch. muffler to frame—(9.225).....
68-70	50-60-8000 Auto A.C.	3017987	!	.51	PLUG, vac. leak down—(9.277).....
68-70	50-60-8000 Man. or Auto. A.C.	3015061	1	24.30	RECEIVER DEHYDRATOR (9.195).....
68	50-60-8000 Auto. A.C.	3015243	1	32.00	REGULATOR, thermo. vac—(9.798).....
69-70	50-60-8000 Auto. A.C.	3018037	1	24.65	REGULATOR, thermo. vac—(9.798).....
68	50-60-8000 Auto. A.C.	1394324	AR	18.15	RELAY KIT, A.C. control—(9.798).....
68-70	50-60-8000 Man- or Auto. A.C.	1372259	!	4.66	RELAY, A.C. blower—(9.277).....
69-70	50-60-8000 Auto. A.C.	1372259	1	4.66	RELAY, selector switch—(9.277).....
68-70	50-60-8000 Man. A.C.	1385321	1	1.44	RESISTOR, A.C. blower—(9.275).....
68-70	50-60-8000 Auto. A.C.	1385151	1	3.08	RESISTOR, blower mtr.—(9.275).....
68-70	50-60-8000 Auto. A.C.	3018857	!	5.50	RESTRICTOR, vac. plug (porous) (in chartruese color hose)—(9.798).....
69-70	50-60-8000 Auto. A.C.	3018859	1	5.50	RESTRICTOR, vac. plug (porous) (in purple color hose)—(9.798).....
68-70	50-60-8000.....	3150822	!	.10	ROLLER, cam-htr. control—(9.786).....
68-70	50-60-8000 Man. or Auto. A.C.	5914631	1	.56	SCREEN, compr. expansion valve filter—(9.214).....
68	50-60-8000 Man. or Auto. A.C.	1383394	1	.51	SEAL, A.C. ctr. outlet duct-lwr.—(9.779).....
68	50-60-8000 Man. or Auto. A.C.	1383393	1	.46	SEAL, A.C. ctr. outlet duct-upr.—(9.779).....
68	50-60-8000 Man. or Auto. A.C.	1472307	!	.15	SEAL, blower resistor to evap. feed air duct—(9.275)
68-70	50-60-8000 Auto. A.C.	1385318	!	.41	SEAL, sensor adapter—(9.275).....
68-70	50-60-8000 Man. or Auto. A.C.	3001409	1	.18	SEAL, evap. inlet—(9.21 1).....
68-70	50-60-8000 Man. or Auto. A.C.	1231215	1	.62	SEAL, adapter to blower—(9.779).....
69-70	50-60-8000 Man. or Auto. A.C.	1387286	1	.87	SEAL, A.C. ctr. outlet duct—(9.779).....
69-70	50-60-8000 Man. or Auto. A.C.	1387287	!	.72	SEAL, A.C. distr. duct—(9.779).....
68	50-60-8000 Auto. A.C.	3008208	1	.10	SHAFT & LEVER, def—(9.779).....
68-70	50-60-8000 Auto. A.C.	3014323	1	1.18	SHAFT & LEVER, temp. valve—(9.798).....
69-70	50-60-8000 Man. A.C.	3003827	1	.92	SHAFT, temp. valve—(8.852).....
69-70	50-60-8000 Auto. A.C.	3002892	1	.30	SHAFT, def.—(9.779).....
68-70	50-60-8000.....	1185086	AR	.10	SHIM, rec. & dehy. (T/T dia.)—(9.198).....
69	50-60-8000 Man. or Auto. A.C.	7314556	1	.25	SHIM, vac. selector switch—(9.798).....

68-69	50-60-8000 Auto. A.C. ..	3014321	.46	SPRING, link—(9.779)
68-70	50-60-8000 Man. or Auto. A.C.	3020111	.36	SPRING, outside recirculated air door return— (9.779).....
68	All	7304757	.72	SPRING, torsion-contr< >ll—(9.798)
68	All	7304758	.72	SPRING, torsion-cont (9.798)
68-70	50-60-8000 Auto. A.C. ..	3020303	.46	SPRING, temp, valve—1(9.798) ...
68	50-60-8000 Man. or Auto. A.C.	1371824	2.36	STRAP, disch. muffler to brkt. cradle—(9.225)
68	50-60-8000 Man. or Auto. A.C.	1367280	.67	SUPPORT, condenser •ntg.-upr.—(9.190)
68	50-60-8000 Man. A.C. ...	7304793	4.20	SWITCH, master vac. (2 port) on control—(9.798)
68	50-60-8000 Man. A.C. ...	7304784	8.15	SWITCH, blower A.C control (5 position)—(9.798)
68	50-60-8000 Auto. A.C. ..	3019185	8.80	SWITCH, vac. selector -(9.798).....
68	50-60-8000 Man. A.C. ...	7305184	6.50	SWITCH, selector vac cl. (4 terminal-4 ports) on control—(9.798) ...
68	50-60-8000 Auto. A.C. ..	3016889	7.60	SWITCH, selector—(9.f98)
68	50-60-8000 Man. or Auto. A.C.	3018786	8.50	SWITCH, ambient compr. (in air inlet case)—(9.798)
68-70	50-60-8000 Man. A.C. ...	1387326	4.05	SWITCH, vac-water va ve (2 port) on control— (9.798).....
68-70	50-60-8000 Auto. A.C. ..	3022630	10.45	SWITCH, vac. program—(9.798).....
68-70	50-60-8000 Auto. A.C. ..	3014675	6.90	SWITCH, master mic (9.798).....
68-70	50-60-8000 Auto. A.C. ..	3014674	13.45	SWITCH, master (complete) (9.798).....
68-70	50-60-8000 Auto. A.C. ..	3015146	7.90	SWITCH, blower—(9.7 8).....
69 70	50-60-8000 Auto. A.C. ...	3018786	8.50	SWITCH, ambient compr. (in air inlet case)—(9.798)
69-70	50-60-8000 Man. A.C.	1387857	4.05	SWITCH, vac. master (2 port) (on control)—(9.798) ..
69-70	50-60-8000 Man. A.C.	1386904	8.10	SWITCH, vac. selector & A.C. clutch (on control)— (9.798).....
69-70	50-60-8000 Auto. A.C. ...	1230507	14.75	SWITCH, selector (vac & elec.) (on control)- -(9.275)
69-70	50-60-8000 Man.	1386803	7.20	SWITCH, A.C. blower (pn control)—(9.275)
70	50-60-8000 Man. A.C. ...	7313424	9.15	SWITCH, vac—(9.275);
	NOTE For any A.C. "Switch" not listed, refer to noun name "Valve."		3.08	TANK, vac—(9.281) .
68 70	50-60-8000.	385076	.20	TEE CONNECTOR, in vac. source line (W y _s) —(9.281).....
68	50-60-8000 Auto. A.C. ..	3866868	2.26	TUBE, A.C. bleed—(9.2:20)
68	50-60-8000 Man. or Auto. A.C.	1394736	30	TUBE, evap. case drain—(9.21 1)
68-70	50-60-8000 Man. or Auto. A.C.	3021960	.51	TUBE, evap. mtr. cooling—(9.2 1 8).....
68-70	50-60-8000 Man. or Auto. A.C.	3000092	10.00	VALVE, htr. of water temp, (in rr. of int. mfl'd.)—(9.795)
68	5000 Man. A.C.	1384723	3.28	VALVE, vac. htr. & A.C control—(9.798).....
68	50-60-8000 Man. AJ	7304963	18.65	VALVE, htr. water temp. -(9.795).....
68	60-8000 Auto. A.C. .	399715	14.10	VALVE, htr. water temp -(9.795).....
68	60-8000 Man. A.C. .	399679	1.59	VALVE, def—(9.779)
68	50-60-8000 Auto. A.C.	3008207	20.45	VALVE, htr. water temp —(9.795)
68	5000 Auto. A.C.	1385322	4.31	VALVE (DOOR), temp.—(9.798)
68-70	50-60-8000 Auto. A.	3006047	6.25	VALVE, selector—(9.77 3)
68-70	50-60-8000 Auto. A.	3006049	33.15	VALVE, suction throttlir g—(9.198).....
68-70	50-60-8000 Man. or Auto. A.C.	5910777	.92	VALVE, selector valve— (8.858).....
68-70	50-60-8000 Auto. A.	3156764	2.41	VALVE, vac. check—(9. 98).....
68-70	50-60-8000 Auto. A.	3016556	4.87	VALVE KIT, thermo. vac valve—(9.795)
68-70	50-60-8000 Auto. A.	1394859	29.25	VALVE, evap. thermo. <pansion—(9.2 1 3)
68-70	50-60-8000 Man. or Auto. A.C.	5910766	5.50	VALVE, def.—(9.779)
69-70	50-60-8000 Auto. A.C.	3013147	17.95	VALVE, htr. water temp —(9.795)
69-70	50-60-8000 Auto. A.C.	1230573	3.23	VALVE, temp.—(8.858)
69-70	50-60-8000 Man. A.C. .	3156779	3.95	VALVE, selector A.C. hf.—(8.858)
70	50-60-8000 A.C. .	3003952	3.95	VALVE, selector A.C. hf.—(8.858)
	NOTE For any A.C. "Valve" not listed, refer to noun name "Switch."		22.45	WIRING HARNESS (9.7J98)
68	50-60-8000 Auto. A.C. ..	3016307 1	12.20	WIRING HARNESS, AC. ext. -(8.852)
68	50-60-8000 Man. A.C. ...	6295553 1	13.05	WIRING HARNESS, A.C. ext.—(2.480)
69-70	50-60-800.0 Man. A.C. ...	6297406 1	29.80	WIRING HARNESS (9.798)
69-70	50-60-8000 Auto. A.C. ..	3018478 1	29.80	WIRE, controls (refer to grps. 9.798 or 9.787)
68-70	All			

9.1691 1968-70 9000 HEATER & AIR CONDITIONING PARTS (MANUAL OR AUTO. A.C.)

68-70	9000 Auto A.C.	1998940	14.20	ACTUATOR, piloted vac.—(9.281).....
68	9000 Man. A.C.	1373744	.62	ADAPTER, water valve /lac disch—(9.798)
68	9000 Man. A.C.	1384063	.46	ADAPTER, htr. 8c A.C. v c. disch.—(9.798) .
68	9000 Auto A.C.	1385325	4.05	ADAPTER, sensor grille -(9.275).....
69-70	9000 Man. A.C.	1230018	.56	ADAPTER, vac. switch arness—(9.798) ...
69-70	9000 Auto A.C.	1230020	.56	ADAPTER, vac. switch arness—(9.798) ...
69 70	9000 Auto A.C.	1387226	2.31	ADAPTER, sensor grille -(9.275).....
68-70	9000 Man. or Auto. A.C.	3005262	24.25	AIR INLET & VALVE (9.789).....

68	9000 Man. or Auto. A.C.	3003538	1	1.18	BAFFLE, upr.—(9.779).....
68	9000 Man. or Auto. A.C.	3003537	1	1.18	BAFFLE, lwr.—(9.779).....
68-70	9000 Man. A.C.	3012785	1	.46	BAFFLE, air mix—(9.779).....
69-70	9000 Auto. A.C.	3017040	1	1.03	BAFFLE, air mix—(9.779).....
69-70	9000 Man. A.C.	3003538	1	1.18	BAFFLE, upr.—(9.779).....
69-70	9000 Man. A.C.	3003537	1	1.18	BAFFLE, lwr.—(9.779).....
68-69	9000 Man. or Auto. A.C.	1374493	1	.72	BRACKET, rec. dehy. mtg.—(9.195).....
68-69	9000 Man. or Auto. A.C.	1385513	1	2.26	BRACKET, hot gas disch. muffler-mtg.—(9.225).....
68-70	9000 Man. or Auto. A.C.	3005657	1	1.13	BRACKET, evap. & blower valve mtg.—(9.798).....
68-69	9000 Man. or Auto. A.C.	543097	1	2.36	BUMPER, disch. muffler—(9.225).....
68-70	9000 Man. or Auto. A.C.	1382264	2	.25	BUMPER, condenser lwr. mtg. to rad. supt. lwr. tie—(9.198).....
68	9000 Man. A.C.	3017006	1	2.46	CAM 8c SUPPORT, htr.—(9.779).....
69-70	9000 Man. A.C.	3019095	1	2.87	CAM & SUPPORT, htr.—(9.779).....
68-70	9000 Man. or Auto. A.C.	5911737	1	.77	CAP, suction throttling valve—(9.198).....
68	9000 Man. A.C.	3012553	1	24.55	CASE, evaporator-inlet (incl. baffle, brkts. & plate)—(9.21 1).....
68	9000 Auto. A.C. (1st Type).....	3014539	1	30.35	CASE, evaporator-inlet (incl. baffle, brkts. & plate) (plate on case reads EBA-124-68B)—(9.2 1 1).....
68	9000 Auto. A.C. (2nd Type).....	3017224	1	28.35	CASE, evaporator-inlet (incl. baffle, brkts. & plate) (plate on case reads EBA-124A-68B)—(9.21 1).....
68-70	9000 Man. or Auto. A.C.	3005654	1	20.20	CASE, evaporator-outlet—(9.21 1).....
69-70	9000 Man. A.C.	3017223	1	26.65	CASE, evaporator-inlet (incl. baffle, brkts. & plate)—(9.21 1).....
69-70	9000 Auto. A.C.	3017224	1	28.35	CASE, evaporator-inlet (incl. baffle, brkts. & plate)—(9.21 1).....
68	9000 Auto. A.C.	3014681	1	20.30	CASE, htr. (incl. brkts.)—(9.779).....
68-70	9000 Man. A.C.	3015176	1	16.00	CASE, htr.—(9.779).....
69-70	9000 Auto. A.C.	3018570	1	22.00	CASE, htr.—(9.779).....
68-70	9000 Man. or Auto. A.C.	388075	1	.30	CLAMP, suction throttling valve-mtg.—(9.1 98).....
68-70	9000 Man. or Auto. A.C.	3017086	1	.20	CLAMP, evap. thermo. expansion valve—(9.213).....
68 70	9000 Man. or Auto. A.C.	2471945	AR	.59	CLAMP, evap. case drain tube—(1.166).....
69	9000 Auto. A.C.	3011174	1	.10	CLAMP, evap. air breath hose (1 V I.D.)—(9.21 1).....
68	9000 Man. A.C.	1385768	1	.10	CLIP, vac. hose adapter to selector switch—(9.798).....
68	9000 Auto. A.C.	7273467	1	.15	CLIP, auto. A.C. control filter ret.—(9.798).....
68-70	9000 Auto. A.C.	1385524	4	.10	CLIP, sensor grille to instr. pnl. insert—(9.275).....
68-70	9000 Man. or Auto. A.C.	3013532	1	.15	CLIP, temp. valve ret.—(8.854).....
68-70	9000.....	7282187	AR	.15	CLIP, htr & A.C. control lens—(8.852).....
68-70	9000 Man. or Auto. A.C.	6598423	1	145.95	COMPRESSOR, A C—(9.170).....
	NOTE For compressor component parts refer to Grps.			3.170 thru 9.188.	
68-69	9000 Man. or Auto. A.C.	3015080	1	125.30	CONDENSER, A C—(9.190).....
70	9000 Man. or Auto. A.C.	3020444	1	14 1.25	CONDENSER, AC — (9.190).....
68	9000 Man. A.C.	1382996	1	55.65	CONTROL, A.C.—(9.798).....
68	9000 Auto. A.C.	1382302	1	29.40	CONTROL, A.C.—(9.798).....
69	9000 Man. A.C.	1387644	1	40.50	CONTROL, A.C. (complete)—(9.798).....
69	9000 Auto. A.C.	1387646	1	30.75	CONTROL, A.C. (complete)—(9.798).....
70	9000 Man. A.C.	1233957	1	32.60	CONTROL, A.C. (complete)—(9.273).....
70	9000 Auto. A.C.	1233965	1	28.80	CONTROL, A.C. (complete)—(9.273).....
68	9000 Man. or Auto. A.C. (1st Type).....	3012560	1	103.20	CORE (incl. fittings) evaporator (plate on case reads EBA-24-68B or EBA 1 24-68B)—(9.210).....
68	9000 Man. or Auto. A.C. (2nd Type).....	3017213	1	1 12.40	CORE (incl. fittings) evaporator (plate on case reads EBA-24A-68B or EBA 124A-68B)—(9.2 10).....
68-70	9000.....	5914817	1	.36	CORE, suction throttling valve-bleed conn.—(9.198).....
68	9000 Man. A.C.	3004816	1	38.90	CORE & FITTINGS, htr.—(8.854).....
69-70	9000 Man. or Auto. A.C.	3010980	1	39.65	CORE 8i FITTINGS, htr.—(8.854).....
69-70	9000 Man. A.C.	3017213	1	1 12.40	CORE (incl. fittings) evaporator—(9.210).....
69-70	9000 Auto. A.C.	3012560	1	103.20	CORE (incl. fittings) evaporator—(9.210).....
68	9000 Man. or Auto. A.C.	7305362	2	.72	CORD, htr. & A.C. control dial—(9.798).....
68-70	9000 Man. or Auto. A.C.	7580797	LH	2.51	COVER, cowl side duct air outlet—(9.789).....
68	9000 Auto. A.C.	3015021	1	2.82	COVER, control protection—(9.798).....
69-70	9000 Auto. A.C.	3019398	1	3.18	COVER, control protection—(9.798).....
68	9000 Long Console	1375331	1	1.33	DEFLECTOR, htr. ctr. outlet—(9.779).....
68-70	9000 Man. A.C.	3015631	1	1.23	DIAPHRAGM, master switch vac—(9.798).....
68-70	9000 Auto. A.C.	3011399	1	12.35	DIAPHRAGM & CONNECTOR, outside air inlet dr.—(9.277).....
68-70	9000 Man. or Auto. A.C.	1998905	1	5.75	DIAPHRAGM, air inlet & valve assy-vac—(9.280).....
68-70	9000 Man. or Auto. A.C.	1998919	1	2.94	DIAPHRAGM, htr. & A.C. mode door—(9.277).....
69-70	9000 Man. or Auto. A.C.	3146159	1	2.86	DIAPHRAGM, defroster door (air-inlet)—(9.779).....
68	9000 Auto. A.C.	1237817	1		DISTRIBUTOR, vac—(9.755).....
68-69	9000 Man. or Auto. A.C.	1231200	1	4.82	DUCT, A.C. distr— (9.779).....
68-70	9000 Man. or Auto. A.C.	3014463	1	8.25	DUCT, blower inlet-valve hsg.—(9.779).....
68-70	9000 Man. or Auto. A.C.	3005637	1	2.97	DUCT, mtg. flange & pin—(9.779).....
68-70	9000 Man. or Auto. A.C.	3013475	1	25	ELBOW, evap. motor cooling—(9.2 1 8).....
68-70	9000.....	3144684	1		FAN, blower—(8.857).....

68	9000 Auto. A.C.	3008159	.10	FILTER, vac. switch-	9.798)
68-70	9000 Auto. A.C.	3015065	2.20	FILTER, thermo. vac	eg. air—(9.798)
68-70	9000 Auto. A.C.	3019139	3.13	FILTER, restrictor reg	(9.798)
68-70	9000 Man. or Auto. A.C.	3014505	1.23	FITTING, aspirator ail	—(9.798)
68-70	9000 Auto. A.C.	3015066	.30	GASKET, thermo. vac	reg. filter—(9.798)
68-70	9000 Man. or Auto. A.C.	1484119	2.26	GASKET, evap &L	blofer—(9.21 1)
68-70	9000 Man. or Auto. A.C.	3140600	.25	GASKET, evap. ("A	D.)—(9.214)
68-70	9000 Man. or Auto. A.C.	3140852	.30	GASKET, evap. "0"	rihg ("I," I.D.)—(9.21 1)
68-70	9000 Man. or Auto. A.C.	1377187	1.64	GASKET, htr. 8i A.C	rjontrol—(9.798)
68 70	9000 Man. or Auto. A.C.	391549	4.05	GASKET, A.C. htr.—	(8 854)
68 70	9000 Man. or Auto. A.C.	3005633	1.33	GASKET, recirculating	air—(9.779)
69-70	9000 Man. or Auto. A.C.	3140748	.30	GASKET, evap. "0"	rhg (% O.D.)—(9.21 1)
68	9000 Auto. A.C.	1385461	4.05	GRILLE, auto. temp.	cunt, sensor (paint to match)- (9.275) ..
69-70	9000 Auto. A.C.	1387662	2.26	GRILLE, auto. temp.	cjnt. sensor (paint to match)- (9.275) ..
68-70	9000			GROMMET (refer to	drps. 9.775 & 9.798)
68	9000 Man. A.C.	1384891	4.20	HOSE (incl. grommet)	vac—(9.798)
68-70	9000			HOSE, air (refer to	grp 9.786)
68-70	9000 Man. or Auto. A.C.			HOSES, A.C. lines	(ref 3r to grps. 9.222 thru 9.242) .
68-70	9000 Auto. A.C.	1385330	3.43	HOSE, thermo. vac.	re to blower—(9.798)
69-70	9000 Auto. A.C.	1387229	3.64	HOSE, sensor grille	to adapter—(9.27 5)
68	9000 Man. A.C.	1384128	9.30	HOSE HARNESS, vac	(9.798)
68	9000 Auto. A.C.	3014700	26 65	HOSE HARNESS, vac	(9.798)
69-70	9000 Man. A.C.	1230191	9.00	HOSE HARNESS, vac	- (9.798)
69-70	9000 Auto. A.C.	1230191	9.00	HOSE HARNESS, vac	(9.798)
68-70	9000 Man. or Auto. A.C.	3002151	5.70	HOUSING, temp. control	valve—(9.779)
68-70	9000 Man. or Auto. A.C.	8526387	.67	INSULATION, evap.	bjljb.—(9.213)
69	9000 Man. or Auto. A.C.	1230184	1.18	KNOB, htr. & A.C. con	rol—(9.798)
70	9000 Man. or Auto. A.C.	1233942	1.08	KNOB, htr. 8i A.C. con	rol—(8.852)
68	9000 Man. A.C.	7305369	10.25	LENS, A.C. control (inc	applique)—(9.798)
68	9000 Auto. A.C.	7305418	9.60	LENS, A.C. control—	(9 798)
69	9000 Man. A.C.	1387416	8.45	LENS, A.C. control (inc	applique)—(9.798)
69	9000 Auto. A.C.	1387417	8.45	LENS, A.C. control (inc	applique)—(9.798)
70	9000 Man. A.C.	1233956	12.40	LENS, A.C. control—	(9 279)
70	9000 Auto. A.C.	1233955	12.60	LENS, A.C. control—	(9 279)
68	9000 Man. & Auto. A.C.	3005684	.36	LEVER, def. valve—	(9 98)
70	9000	1222934	1.69	LEVER, htr. & A.C. con	trol (incl. knob & ret.)- (8.852)
68-70	9000 Auto. A.C.	3015153	.51	LINK, temp. vac. switc	—(9.798)
68-70	9000 Auto. A.C.	3014665	1.85	LINK & PINS, htr—	(9 779)
69-70	9000 Man. or Auto. A.C.	3005692	3.64	LINK, def. valve	(9.79(8) .
68-70	9000 Man. or Auto. A.C.	4914916	28.80	MOTOR, blower—	(8.8 5) •
68-69	9000 Man. or Auto. A.C.	1379203	16.10	MUFFLER, hot gas valve	discharge—(9.225) ..
69-70	9000	7305309	.56	NUT, htr. & A.C. con	trc) s (barrel type)—(8.852)
68-70	9000 Man. or Auto. A.C.			OUTLETS, A.C. (refer	to grps. 9.260 & 9.262)
68	9000	1374273	3.38	OUTLET, htr.-ctr.—	(9.7 79)
69-70	9000 Long Console	1387239	3.59	OUTLET, htr.-ctr.—	(9.7 79)
69-70	9000 less Long Console	1374273	3.38	OUTLET, htr.-ctr.—	(9 79)
68-70	9000	7646781	3.43	OUTLET, def—	(9.779)
68-70	9000	7646782	3.43	OUTLET, def—	(9.779)
68-70	9000 Auto. A.C.	3017987	.51	PLUG, vac. leak down	(9.277)
68-70	9000 Auto. A.C.	3021438	9.00	PORT & FITTING KIT,	thermo. vac. reg. output- (9.798)
68-69	9000 Man. or Auto. A.C.	3012944	24.50	RECEIVER DEHYDRATOR	(9.195)
70	9000 Man. or Auto. A.C.	3015061	24.30	RECEIVER DEHYDRATOR	(9.195)
68-70	9000 Auto. A.C.	3015672	32.00	REGULATOR, thermo.	vac—(9.798)
68	9000 Auto. A.C.	1394325	17.55	RELAY KIT, A.C. control	—(9.798)
68	9000 Man. or Auto. A.C.	1372259	4.66	RELAY, A.C. blower	(9.277)
68-69	9000 Auto. A.C.	1365166	3.95	RELAY, blower mtr.-	(9.277)
69-70	9000 Man. A.C.	1372259	4.66	RELAY, A.C. blower	(f 277)
69-70	9000 Auto. A.C.	1372259	4.66	RELAY, selector switc	-(9.277)
68	9000 Auto. A.C.	1385151	3.08	RESISTOR, A.C. blowe	mtr.—(9.27 5)
68-70	9000 Man. A.C.	1385321	1.44	RESISTOR, A.C blowef	mtr.—(9.27 5)
68-70	9000 Auto. A.C.	3018856	.92	RESISTOR, vac. plug	Ff.V.A. bleed)—(9.798)
68-70	9000	3018858	1.28	RESTRICTOR, vac ho	-(9.798)
69	9000 Auto. A.C.	3018473	3.64	RESTRICTOR, vac hos	(porous) in green hose— (9.798)
68-70	9000 Man. or Auto. A.C.	5914631	.56	SCREEN, compr. expansion	valve filter—(9.214)
68	9000 Man. AC.	1472307	.15	SEAL, A.C. blower resistor	to htr—(9.275)
68	9000 Long Console	1381349	.10	SEAL, htr. ctr. outlet	def I.—(9.262)
68-69	9000 Man. or Auto. A.C.	3005344	4.51	SEAL, hsg. to htr. case-	(9.779)
68-70	9000 Man. or Auto. A.C.	3005686	.05	SEAL, case to diverter	valve—(9.79 8)
68-70	9000 Man. or Auto. A.C.	3002272	.87	SEAL, evap. core—	(9.2 1)
68-70	9000 Man. or Auto. A.C.	1484207	.97	SEAL, evap. to htr. &	air sel. assy.—(9.21 1)
68-70	9000 Auto. A.C.	3005344	4.5 1	SEAL, hsg. to htr. case-	-(9.779)
68-70	9000	1383393	.46	SEAL, A.C. ctr. outlet	d ct-upr.—(9.779)
68-70	9000	1384928	.72	SEAL, A.C. ctr. outlet	d ct-lwr.—(9.779)

68-70	9000 Auto. A.C.	1385318	1	.41	SEAL, sensor adapter—(9.275)
69-70	9000 Auto. A.C.	1230409	1	.67	SEAL, sensor grille—(9.275)
68	9000 Auto. A.C.	3016972	1	35.95	SELECTOR, A.C. & htr.—(9.779)
68	9000 Man. A.C.	3005274	1	33.10	SELECTOR, A.C. & htr.—(9.779)
69-70	9000 Auto. A.C.	3018472	1	37.50	SELECTOR, A.C. 8c htr.—(9.779)
68-70	9000 Man. or Auto. A.C.	3005687	1	.15	SHAFT, diverter valve—(9.798)
68-70	9000	1185086	AR	.10	SHIM, rec. 8c dehyd. (1/16" dia.)—(9.198)
69	9000 Man. or Auto. A.C.	7314556	1	.25	SHIM, vac. selector switch—(9.798)
68	9000	7304757	RH	.72	SPRING, torsion control—(9.798)
68	9000	7304758	LH	.72	SPRING, torsion control—(9.798)
68	9000 Auto. A.C.	3014664	1	.46	SPRING, torsion-temp. valve—(9.798)
68-70	9000 Auto. A.C.	3020303	1	.46	SPRING, temp. valve—(9.798)
68-70	9000 Man. or Auto. A.C.	3005636	1	.30	SPRING, air valve—(9.779)
68-70	9000 Man. or Auto. A.C.	3020111	1	.36	SPRING, outside recirculated air door return—(9.779)
68-69	9000 Man. or Auto. A.C.	1379763	1	.77	SUPPORT, rec. dehyd—(9.195)
68	9000 Auto. A.C.	3019186	1	8.80	SWITCH, vac. selector—(9.798)
68	9000 Auto. A.C.	3019138	1	10.40	SWITCH, vac. program—(9.798)
68	9000 Auto. A.C.	3014699	1	8.55	SWITCH, selector—(9.798)
68	9000 Man. A.C.	7304793	1	4.20	SWITCH, vac-master (2 port-on control)—(9.798)
68	9000 Man. A.C.	7304784	1	8.15	SWITCH, blower A.C. controls (5 position)—(9.798)
68	9000 Man. A.C.	7305184	1	6.50	SWITCH, selector vac. cl. (4 ports & 4 term.-on control)—(9.798)
68-70	9000 Man. A.C.	1387326	1	4.05	SWITCH, vac-water valve (2 port-on control)—(9.798)
68-70	9000 Auto. A.C.	3015146	1	7.90	SWITCH, blower—(9.798)
68-70	9000 Auto. A.C.	3014674	1	13.45	SWITCH, master (complete)—(9.798)
68-70	9000 Auto. A.C.	3018787	1	6.95	SWITCH, ambient compr—(9.798)
68-70	9000 Auto. A.C.	3014675	1	6.90	SWITCH, master-micro—(9.798)
69-70	9000 Man. A.C.	1387857	1	4.05	SWITCH, vac-master (2 port-on control)—(9.798)
69-70	9000 Auto. A.C.	3019138	1	10.40	SWITCH, vac-temp.—(9.798)
69 70	9000 Man. A.C.	1386904	1	8.10	SWITCH, vac-selector & A.C. clutch (on control)—(9.798)
69-70	9000 Auto. A.C.	1230507	1	14.75	SWITCH, selector (vac. & elec.) (on control)—(9.275)
69-70	9000 Man. A.C.	1386803	1	7.20	SWITCH, A.C. blower (on control)—(9.275)
70	9000 Man. A.C.	7313424	1	9.15	SWITCH, vac—(9.275)
	NOTE For any A.C. "Switch" not listed, refer to noun name "Valve."				
68-70	9000	385076	1	3.08	TANK, vac—(9.281)
68	9000 Auto. A.C.	3866868	2	.20	TEE CONNECTOR, in vac. source line (1/8" x 1/8" x 1/8")—(9.281)
68	9000 Auto. A.C.	3018787	1	6.95	THERMOSTAT, ambient compr.—(9.798)
68-70	9000 Man. or Auto. A.C.	3010978	1	1.44	TUBE, evap. case drain—(9.21 1)
68	9000 Man. A.C.	399679	1	14.10	VALVE, htr. water temp.—(9.795)
68	9000 Man. A.C.	7304963	1	3.28	VALVE, vac.-htr. & A.C. control (2 port-on control)—(9.798)
68	9000 Auto. A.C.	399715	1	18.65	VALVE, htr. water temp.—(9.795)
68-70	9000 Auto. A.C.	3014685	1	6.90	VALVE 8c SHAFT, temp. control—(9.798)
68-70	9000 Man. A.C.	3006130	1	6.25	VALVE 8t SHAFT, temp. control—(9.779)
68-70	9000 Man. or Auto. A.C.	3005646	1	8.10	VALVE, hsg. & brkt.—(9.779)
68-70	9000 Man. or Auto. A.C.	5910593	1	30.70	VALVE, suction throttling—(9.198)
68-70	9000 Man. or Auto. A.C.	5910745	1	33.85	VALVE, evap. thermo. expansion—(9.2 13)
68-70	9000 Auto. A.C.	3016556	1	2.41	VALVE, vac. check—(9.798)
68-70	9000 Auto. A.C.	1394859	1	4.87	VALVE KIT, thermo. vac. valve—(9.795)
68-70	9000 Man. or Auto. A.C.	3016936	1	4.05	VALVE 8c SEAL, diverter—(9.798)
69-70	9000 Man. A.C.	3012817	1	4.4 1	VALVE (door) diverter—(9.798)
69-70	9000 Auto. A.C.	1230573	1	17.95	VALVE, htr. water temp.—(9.795)
	NOTE For any A.C. "Valve" not listed, refer to noun name "Switch."				
68	9000 Auto. A.C.	3015638	1	22.75	WIRING HARNESS (9.798)
69-70	9000 Auto. A.C.	3018466	1	29.10	WIRING HARNESS (9.798)
68-69	9000 Auto. A.C.	3001346	1	.46	WIRE, A.C. htr.-ground—(9.218)
68-70	9000				WIRE, controls (refer to grps. 9.787 or 9.798)

9.169J 1971-73 50-60-80-9000 (ALL B-C-E) HEATER & AIR CONDITIONING PARTS (MANUAL OR AUTO. A.C.)

71-72	All Auto. A.C.	1223165	1	15.75	AMPLIFIER, circuit board-programmer (incl. potentiometer, insulator, retainer, heat sink)-(Darlington)—(9.275)
71-72	All Auto. A.C.	1223113		1.49	ARM, programmer feed back potentiometer—(9.270)
71	All Auto. A.C.	7932547		.77	ARM (shaft) mix dr. opr. (programmer)—(9.275)
71-72	All Auto. A.C.	482042		.83	ASPIRATOR 8c SHIELD, A.C. control on case—(9.275)
71-73	All B-C-E (Man. or Auto. A.C.)	1239926		2.5 1	BAFFLE, recirculating air—(9.784)
71	All B-C-E (Man. A.C.)	7932341		2.67	BASE PLATE, A.C. control—(9.273)
71	All B-C-E (Man. or Auto. A.C.)	1386236		.87	BRACKET, condenser mtg.-upr.- (9.190)
72-73	All Man. or Auto. A.C.	1239903		.87	BRACKET, condenser mtg.-upr.- (9.190)

71-73	All B-C-E (Man. or Auto. A.C.)	1382264		.25	BUMPER , lwr. mtg. to rad. supt. lwr. tie—(9.198) ..
71-72	All E (Man. or Auto. A.C.)	1236973		.15	BUMPER , condenser to rad. tank—(9.190)
71-72	All B-C-E (Man. A.C.)	7932907		.46	CAM , temp.-A.C. control (water valve)—(9.275)
71-72	All B-C-E (Man. A.C.)	7932904		.56	CAM , cbl. temp.-A.C. ;ontrol—(9.275)
71-73	All B-C-E (Man. A.C.)	3022737		3.95	CAM & SUPPORT , htr—(9.786)
71	All B-C-E (Man. or Auto. A.C.)	5911737		.77	CAP , compr. throttling valve—(9.198)
71-73	All B-C-E (Man. or Auto. A.C.)	1237982		6.30	CAPACITOR , blower mtr. suppressor—(8.855) . .
71	All B-C-E (Man. A.C.)	3023052		78.85	CASE , htr. (incl. frt. plate valves & hsg.)—(9.786)
71	All Auto. A.C.	3022879		78.85	CASE , htr. (incl. frt. plate & valves)—(9.786)
71	All B-C-E (Man. or Auto. A.C. 1st Type)	3023165		25.50	CASE , evap. inlet (inc back plate & brkt.)—(9.21 1)
71	All B-C-E (Man. or Auto. A.C. 1st Type)	3022673		19.20	CASE , evap.-outlet—(Si.21 1)
71	All B-C-E (Man. A.C.)				CIRCUIT BOARD , mai. A.C. control service use high blower override swich (includes circuit board)
72	All Auto. A.C.	3025958		78.85	CASE , htr. (incl. frt. plates & valves)—(9.786)
72-73	All B-C-E (Man. A.C.)	3026000		78.85	CASE , htr. (incl. frt. plates & valves)—(9.786)
71	All B-C-E (Man. or Auto. A.C. 2nd Type)	3025918		25.50	CASE , evap. inlet (incl. back plate)—(9.21 1)
71	All B-C-E (Man. or Auto. A.C. 2nd Type)	3024686		19.20	CASE , evap. outlet (in;l. brkt.)—(9.21 1)
72	All B-C-E (Man. or Auto. A.C.)	3024686		19.20	CASE , evap. outlet (in:l. brkt.)—(9.21 1)
72	All B-C-E (Man. or Auto. A.C.)	3025918		25.50	CASE , evap. inlet (incl back plate)—(9.21 1)
	NOTE 197 1 50-60-80-9000 1st type P.O.A. & T.X. valve mtd. on inlet case, 2nd type mtd. on outlet case			10.30	CIRCUIT BOARD (inc . wiring) control—(9.276)
71-72	All Auto. A.C.	7934058		6.00	CIRCUIT BOARD , resistor-(blower)-programmer—(9.270)
71-72	All Auto. A.C.	7932502			
71-72	All B-C-E (Man. or Auto. A.C.)	3017087		.23	CLAMP , P.O.A. valve- (9.214)
71-73	All B-C-E (Man. or Auto. A.C.)	3022712		.20	CLAMP , core mtg. (header tank)—(8.854)
71-73	All B-C-E (Man. or Auto. * .c.)	3022734		.20	CLAMP , core mtg. (in Dut tank)—(8.854)
71	All B-C-E (Man. or Auto. A.C.)	2471945	AR	.59	CLAMP , evap. drain u be—(1.166)
71-73	All B-C-E (Man. or Auto. A.C.)	408365	AR	.10	CLIP , A.C. htr. case to return duct—(9.262)
71-73	All B-C-E (Man. or Auto. A.C.)	1235382	AR	.10	CLIP , htr. & A.C. contrpl to instr. pnl. (2" long-2 mtg. holes)—(8.852) . .
71-73	All B-C-E (Man. or Auto. A.C.)	3022741	1	.10	CLIP , temp, valve shafi ret.—(9.786)
71-73	All Auto. A.C.	1484109	1	.10	CLIP , program link to htr.—(9.786) .
71-72	All Auto. A.C.	7932516	1	25	CLIP , ret. (heat sink)-piogrammer—(9.270)
71-72	All B-C-E (Man. or Auto. A.C.)	7282187	AR	15	CLIP , htr. & A.C. control lens—(8.852)
71-72	All B-C-E (Man. or Auto. A.C.)	6598423	1	145.95	COMPRESSOR , less c . pulley & brg
	NOTE For compressor component parts refer to Grps. 9.1 70 thru 9.1 88				
71-72	All B-C (Man. or Auto. A.C.)	3023190	1	129.50	CONDENSER , AC—(9 190)
71-72	All E (Man. or Auto. A.C.]	3023163	1	130.60	CONDENSER , A.C.—(9 190)
71 72	All Auto. A.C.	7939007	1	.45	CONNECTOR , female-programmer electrical (black-plastic)—(9.275)
72-73	All B-C-E (Man or Auto. A.C.)	3022746	2	05	CONNECTOR , diverter vac. link—(9.786)
71-72	All Auto. A.C. .	1223114	1	1 74	(incl. 3 brgs.)—(9.27E>)
71-72	All Auto. A.C. .	7931934	1	2 87	CONTACTS , selector <i>cpm</i> assm.-control (incl. wipers)—(9.281) . .
71-73	All B-C-E (Man. A.C.)	7938514	1	29 55	CONTROL , AC—(9 .
71-72	All (Auto. A.C.)	7938524	1	40 60	CONTROL , A.C—(9.273)
71-73	All B-C-E (Man. or Auto. A.C.)	3022696	1	32 60	CORE & FITTINGS , htr.—(8.854)
71-72	All B-C-E (Man. or Auto. A.C.)	3027185	1	1 55 00	
71	All B-C-E (Man or Auto. A.C.)	5914817	1	36	CORE , valve-bleed conn.—(9.1 98)
71-72	All Auto. A.C. .	7932554	1	3 84	COVER , programmer (t lack-plastic)—(9.275) . . .
71-73	All B-C-E (Man. or Auto. A.C.)	1998980	1	5.70	DIAPHRAGM , def. door (valve & seal)—(9.779)

71-73	All B-C-E (Man. or Auto. A.C.)	1998981	2	3.08	DIAPHRAGM, diverter door-(valve & seal) (upr. & lwr.)—(9.280)
71-72	All B-C-E (Man. or Auto. A.C.)	1998985	1	3.28	DIAPHRAGM, air inlet door (outside air)—(8.850)
71-73	All B-C (Man. or Auto. A.C.)	1235350	RH	5.20	DUCT, instr. pnl. cvr. (incl. valve)—(9.262)
71-73	All B-C (Man. or Auto. A.C.)	1235351	LH	5.20	DUCT, instr. pnl. cvr. (incl. valve)—(9.262)
71-73	All E (Man. or Auto. A.C.)	1235624	RH	7.05	DUCT, instr. pnl. cvr. (incl. valve)—(9.262)
71-73	All E (Man. or Auto. A.C.)	1235575	1	7.05	DUCT, instr. pnl. cvr.-ctr. (incl. valve)—(9.262)
71-73	All B-C-E (Man. or Auto. A.C.)	1238429	1	4.41	DUCT, A.C. distr. (lwr.)—(9.260)
71-73	All B-C-E (Man. or Auto. A.C.)	1238430	1	4.41	DUCT, A.C. distr.-upr.—(9.260)
71-72	All B-C-E (Man. A.C.)	1223325	1	2.76	LENS PKG., A.C. control—(9.273)
71-72	All Auto. A.C.	1223129	1		LENS PKG., A.C. control (incl. lens, back plate, knob & ret.)—(9.270)
71-73	All B-C-E (Man. or Auto. A.C.)	3027062	1	4.35	FAN, blower mtr.—(9.216)
71-73	All B-C-E (Man. or Auto. A.C.)	3140600	AR	.25	GASKET, evap. ("%" I.D.)—(9.214)
71-73	All B-C-E (Man. or Auto. A.C.)	3140852	AR	.30	GASKET, evap. "0" ring—(9.211)
71-73	All B-C-E (Man. or Auto. A.C.)	3022854	1	2.82	GASKET, evap. case to cowl
71-73	All B-C (Auto. A.C.)	1236060	1	1.64	GRILLE, sensor (paint to match)—(9.275)
71-73	All E (Auto. A.C.)	1236059	1	1.79	GRILLE, sensor (paint to match)—(9.275)
71-73	All				HOSES, A.C. lines (refer to grps. 9.222 thru 9.242)
71-73	All				HOSE, air (refer to grp. 9.260-9.786)
71	All Auto. A.C.	9796665	1	.62	HOSE, sensor to aspirator—(9.275)
71-73	All B-C-E (Man. A.C.)	1236688	1	8.70	HOSE HARNESS, vac. to instr. pnl. control—(9.798)
71	All B-C-E (Man. A.C.)	1236689	1	6.25	HOSE HARNESS, vac. to A.C. htr.—(9.798)
71-73	All Auto. A.C.	1237571	1	72.25	HOSE HARNESS, vac.-instr. pnl. control unit—(9.798)
71	All Auto. A.C.	1237586	1	1 1.95	HOSE HARNESS, vac. programmer—(9.798)
72-73	All B-C-E (Man. A.C.)	1240023	1	6.25	HOSE HARNESS, vac.-to A.C. htr.—(9.798)
72-73	All Auto. A.C.	1240025	1	1 1.95	HOSE HARNESS, vac. programmer—(9.798)
71-73	All B-C-E (Man. A.C.)	3022740	1	18.25	HOUSING & VALVE, temp—(9.786)
71-72	All Auto. A.C.	3022877	1	1 8.25	HOUSING 8i VALVE, temp—(9.262)
71	All B-C-E (Man. A.C.)	3022743	1		HOUSING, temp, valve & core seal—(9.786)
71-73	All B-C-E (Man. or Auto. A.C.)	3022834	1	16.00	INLET, evap. air—(9.789)
71-72	All B-C-E (Man. or Auto. A.C.)	8526387	1	.67	INSULATOR, evap. bulb—(9.213)
71-73	All				INSULATOR, discharge hose (refer to grp. 9.225)
71	All Auto. A.C.	7932507	1	.20	INSULATOR, heat sink programmer (plastic)—(9.270)
71-72	All B-C-E	7934749	AR	.82	KNOB, selector lever—(8.852)
71-72	All B-C-E	7931413	1	1.49	KNOB, blower switch—(8.852)
71-72	All B-C-E (Man. A.C.)	7932344	1	.87	LEVER, selector man. A.C. control—(9.275)
71-72	All B-C-E (Man. or Auto. A.C.)	7932343	1	.56	LEVER, selector temp. control-A.C. control—(9.278)
71	All B-C-E (Man. A.C.)	3022758	1	.07	LINK, diverter—(9.786)
71-73	All B-C-E (Man. A.C.)	3022747	1	.10	LINK, diverter valve—(9.786)
71	All B-C-E (Man. A.C.)	3015231	1	.67	LINK, slave door—(9.786)
71-73	All Auto. A.C.	7932695	1	2.15	LINKAGE, temp. dr. conn.-programmer—(9.786)
71-73	All B-C-E (Man. or Auto. A.C.)	4960538	1	28.70	MOTOR, blower—(8.855)
71-72	All Auto. A.C.	7932526	1	3.84	MOTOR, vac. auto. A.C. programmer (incl. arm)—(9.280)
71	350 Eng.	1356096	1	.25	NIPPLE, htr. in mfl. (%)—(8.866)
71	455 Eng.	1485744	1	.51	NIPPLE, htr. water flow-in int. mfl.—(8.866)
71-73	All B-C-E (Man. or Auto. A.C.)	480713	1	4.92	NOZZLE, def. air—(9.779)
71	All B-C-E (Man. or Auto. A.C.)	5929144	1	.51	"O" RING, throttle valve cap—(9.172)
71-73	All				OUTLETS, A.C. (refer to grps. 9.260 & 9.262)
71	All B-C-E (Man. or Auto. A.C.)	481192	1	.97	OUTLET, htr. ctr.- (9.789)
72	All B-C-E (Man. or Auto. A.C.)	9795550	1		OUTLET, htr. ctr.- (9.789)
71	All B-C-E (Man. A.C.)	3025894	1	.97	OUTLET, htr. ctr.- (9.789)
71-72	All Auto. A.C.	7930135	1	68.70	PLATE, frt. htr. case—(9.786)
71-72	All B-C (Man. or Auto. A.C.)	3015061	1	24.30	PROGRAMMER, A.C. control (on case)—(9.275)
71-72	All E (Man. or Auto. A.C.)	3012944	1	24.50	RECEIVER DEHYDRATOR (9 195)
71-73	All B-C-E (Man. A.C.)	3961573	1	1.90	RECEIVER DEHYDRATOR (9 195)
					RELAY, A.C. blower temp, delay—(9.277)

71-73	All B-C-E (Man. or Auto. A.C.)	1237547	AR	4.66	RELAY, A.C. high blow er—(9.277)
72	All B-C-E (Man. or Auto. A.C.)	1372259	!	4.66	RELAY, A.C. blower- (9.277)
71-73	All Auto. A.C.	3990842	1	1.90	RELAY,, reversing- (4.07 5)
71-72	All Auto. A.C.	7930501	1	2.87	RELAY, vac. checking (programmer)—(9.270)
73	All B-C-E (Man. A.C.)	1372259	1	4.66	RELAY, A.C. blower—(p.277)
71-73	All B-C-E (Man. A.C.)	3998401	1	1.33	RESISTOR, A.C. blower—(9.275)
71-73	All Auto. A.C.	1237587	1	.15	RESTRICTOR, vac. delay (porous) recirculate vac. hose—(9.798)
71-73		410209	1	.25	RESTRICTOR, vac. deejay (porous) def. vac. hose—(9.281)
71-72	All Auto. A.C.	7933230	1	.36	RETAINER (clip) programmer power spring—(9.270)
71-72	All B-C-E	7308915	1	.05	RETAINER, htr. 8< A.C. control lvr.—(8.849)
71-72	All Auto. A.C.	7935792	1	.31	RETAINER, conn.-plastic rib, retains programmer cvr. —(9.275)
71-73	All B-C-E (Man. A.C.)	3150822	1	.10	ROLLER, htr. control c+m-(9.7 86) .
71	All B-C-E (Man. or Auto. A.C.)	5914631	!	.56	SCREEN, expansion va ve filter—(9.2 14).....
71	All B-C-E	9419322	!	.10	SCREW, distr. duct to .C. htr. case—(8.977).....
71-73	All B-C-E	1235863	1	.92	SEAL, htr. air outlet—(FS 779).....
71-72	All B-C-E	1236408	1	.67	SEAL, A.C. distr. duct htr. case—(9.779).....
71-73	All Auto. A.C.	7935324	1	4.00	SENSOR, ambient-outs de air temp, control (in evap. case)—(9.276)
71-73	All Auto. A.C.	7933754	!	8.90	SENSOR (body) in car (9.27 6).....
71	All B-C-E (Man. A.C.)	3022760	1	1 03	SHAFT 8< LEVER, slave valve—(9.786)
71	All B-C-E (Man. A.C.)	3022759	1	.51	SHAFT 8< LEVER, diverter valve—(9.786).....
72	All Auto. A.C.	7937912	1	1.40	SHAFT, mix dr. opr. arp (on programmer)—(9.275)
71-73	All B-C-E (Man. or Auto. A.C.)	1185086	AR	.10	SHIM, A.C. hot gas by-pass valve—(9.1 98)
71-73	All Auto. A.C.	1236058	1	.51	SPACER, in car sensor—(9.275)
71-72	All Auto. A.C.	7932552	1	.51	SPRING, pwr.-auto. terr p. control programmer- (9.275)
71-73	All B-C-E (Man. or Auto. A.C.)	3022829	!	.41	SPRING, def. dr.—(9.786).....
71-72	All Auto. A.C.	7932535	1	.20	SPRING, programmer vac. valve—(9.275).....
71-72	All Auto. A.C.	7932544	1	.41	STUD, vac. valve mtg. screw (programmer)—(9.275)
71-72	All B-C-E (Man. or Auto. A.C.)	1241259	1		SUPPORT, htr. control—(9.798)
71-73	All B-C-E (Man. or Auto. A.C.)	483326	!	2.5 1	SWITCH, compr. ambient (2-term.)—(9.275).....
71-72	All B-C-E (Man. A.C.)	1223127	1	2 92	SWITCH, control (blower)—(9.275).....
71-72	All B-C-E (Man. A.C.)	1223345	1	5.75	SWITCH ARM & 80AUD, high blower override-A.C. control incl. circuit board—(9.275).....
71-73	All B-C-E	6490265	1	3.36	SWITCH, htr. blower delay (in rr. of right cyl. hd.)—(8.852) ..
	NOTE For any A.C. "Switch" not listed, refer to				noun name "Valve."
71-73	All	385076		3.08	TANK, vac—(9.281) .
71-72	All Auto. A.C.	7932183		8.85	THUMB WHEEL 8. POTENTIOMETER, auto. A.C. control—(9.275) . . .
71-72	All Auto. A.C.	7932545		12.50	TRANSDUCER, A.C. programmer— (9.270)
71-73	All B-C-E (Man. or Auto. A.C.)	3022657		.51	TUBE, evap. mtr. cooling—(9.2 1 8)
71-72	All B-C-E (Man. or Auto. A.C.)	3016305		.25	TUBE, evap. case drain (9.21 1)
71	All B-C-E (Man. or Auto. A.C.)	3023851		4.97	VALVE (door) def.—(9.7 79)
71	All B-C-E (Man. A.C.)	3022761			VALVE, slave (door)—(9 786)
71-73	All B-C-E (Man. or Auto. A.C.)	481375		8.35	VALVE, water temp, cor trol—(9.795)
71-72	All B-C-E (Man. A.C.)	7932345		2.51	VALVE, vac. hot water (3-port) man. A.C. control- (9.280)
71-72	All Auto. A.C.	7932536		4.77	VALVE, vac. (programmør)—(9.280)
71-72	All B-C-E (Man. A.C.)	7932346		2.92	VALVE, vac-select (9-pcrt) man A.C. control- (9.280)
71-72	All Auto. A.C.	7931936		2.67	VALVE, vac-select (9-pojrt) auto. A.C. control— (9.280)
71	All E (Man. or Auto. A.C.)	5910593		30.70	VALVE, suction throttlinb—(9.198) .
71	All B-C (Man. or Auto. A.C.)	5910777		33.15	VALVE, suction throttlin g—(9.198) .
72	All B-C-E (Man. or Auto. A.C.)	5910777		33.15	VALVE, suction throttlin 3—(9.1 98) .
71	All B-C (Man. or Auto. A.C.)	5910766		29.25	VALVE, evap. thermo. expansion—(9.213)
71-73	All B-C-E (Man. A.C.)	3022742		6.75	VALVE 81 SHAFT (door) temp, control—(9.786)
71-73	All B-C-E (Man. or Auto. A.C.)	3022769		4.46	VALVE & SEAL (door) diverter-lwr.—(9.786)

71-73	All B-C-E (Man. or Auto. A.C.)	.3022765	1	3.84	VALVE 8t SEAL (door) diverter-upr.—(9.786)
71	All B-C-E (Man. or Auto. A.C.)	.3022860	1	5.07	VALVE & SEAL (door) air valve (incl. shaft)—(9.782)
NOTE For any A.C. "Valve" not listed, refer to noun name "Switch."					
72-73	All B-C-E (Man. or Auto. A.C.)	.3025960	1	4.97	VALVE (door) del—(9.779)
72	All Auto. A.C.	.3022881	1	6.85	VALVE & SHAFT, htr. temp. control—(9.786)
71-73	All				WIRE, controls (refer to grp. 9.787)

9.170 COMPRESSOR, AIR CONDITIONING

62-63	V-6	.5910432		125.15	COMPRESSOR, incl. Cl.-pulley & brg
58-60	All exc. Kool-pak	.6550151		129.45	COMPRESSOR (6 cyl.)
61	44-46-47-4800	.6550151		129.45	COMPRESSOR (6 cyl.)
64-72	All A.C.	.6598423		145.95	COMPRESSOR, less cl. pulley & brg
67-73	All V-8	.1385467		.67	INSULATOR, htr. hose to compr. brkts
67	All	.502306		.05	WASHER, compr. brace to rr. adapter—(8.929)
71	30-4000 V-8	.1385467		.67	INSULATOR, htr. hose to compr. brkt
68-70	L-6 Eng.	.120638			WASHER, frt. brkt. to compr.—(8.93 1)
69	80-9000	.502306		.05	WASHER, P.S. bracket to cylinder head under bolt head—(8.929)
68 69	L-6 Eng. A.C.	.444684			BOLT, brkt. to compr.-frt. (1/2,"24 x %)—(8.900)
68-70	L-6 Eng. A.C.	.186634			BOLT, frt. brkt. to compr. (%,"24 x 1)—(8.900)
71-73	All as Req.	.181591			BOLT, compr. to adapter (1/2,V—24 x VV)—(8.900)

9.170 KIT, AIR CONDITIONING COMPRESSOR

58-72	All	.6591956		3.74	SEAL KIT, compr. gsckt. 8i "O" ring
58-72	All	.6590589		2.46	NUT KIT, compr. shell & shaft
58-71	All	.6590591		2.41	RING KIT, compr. ret

9.170 CYLINDER—SHAFT—SHELL, AIR CONDITIONING COMPRESSOR

58-72	All	.5914807		27 95	CYLINDER
61-63	40-41-4300	.5914810		77.90	CYLINDER 8. SHAFT
61 72	All exc. 1961-63 40-4 1-4300	.5914809		77.90	CYLINDER & SHAFT
58-72	All	.5914705		21.20	SHAFT (incl. plate 8t keys)
62-72	All	.5914808		24.45	SHELL
58	All	.3140748		.30	GASKET, to evap. hose to fitting (%)"—(9.21 1)
58-59	All	.3140600	AR	.25	GASKET, by-pass valve line to compr. fitting (VV)—(9.214)

9.171 ADAPTER, AIR CONDITIONING COMPRESSOR

62	V-6 A.C. 2nd Type	.1367464	1	.46	ADAPTER, rr.
63	40-4100 A.C. V-6	.1367464	1	.46	ADAPTER, rr.
64-65	Special-Skylark	.1367466	1	.72	ADAPTER, frt.-upr.
64	Special-Skylark	.1367464	1	.46	ADAPTER, rr.
65	30-40-5000 less G.S.	.1368790	1	.92	ADAPTER, rr.
65-66	30-40-5000 less G.S.	.1368791	1	.62	ADAPTER, frt.
66	30-40-5000 less G.S.	.1375052	1	.82	ADAPTER, rr.
67	All	.1375052	1	.82	ADAPTER, rr.
67	All	.1368791	1	.62	ADAPTER, frt.
68-73	All V-8	.1368791	1	.62	ADAPTER, frt.
68-73	All V-8	.1375052	1	.82	ADAPTER, rr.

9.171 BRACKET, COMPRESSOR MOUNTING

61	44-46-47-4800	.1196903	1	3.28	BRACKET, frt.
62	44-46-4800	.1356689	1	2.72	BRACKET, frt.
62	44-46-4800	.1348078	1	1.64	BRACKET, rr.
63	44-46-4800 (401 Eng.)	.1356689	1	2.72	BRACKET, frt.
63	44-46-4800 (401 Eng.)	.1348078	1	1.64	BRACKET, rr.
64-65	Wildcat-Electra-Riviera A.C. less 2-4 Bbl.	.1367410	1	2.61	BRACKET, rr.
64-65	Wildcat-Electra-Riviera A.C. (2-4 Bbl.)	.1367411	1	5.55	BRACKET, rr.
65	4000 Gran Sport	.1367410	1	2.61	BRACKET, rr.
66	4600 A.C.	.1372195	1	4.31	BRACKET, rr.
66	60-80-9000 Man. or Auto. A.C. less 425 Eng. (2-4 Bbl.)	.1372195	1	4.31	BRACKET, rr.
66	60-9000 Man. or Auto. A.C. (2-4 Bbl.)	.1367411	1	5.55	BRACKET, rr.
68-70	L-6 Eng. A.C.	.3843249	1	2.15	BRACKET, frt.
68-70	L-6 Eng. A.C.	.3843250	1	1.44	BRACKET, rr.
71-73	All V-8 A.C. exc. 80 Amp. Delcotron.	.1235835	1	15.50	BRACKET, compr. & Delcotron mtg.—(2.277)
68-70	L-6 Eng. A.C.	.3843248	1	9.00	SUPPORT
68-70	L-6 Eng. A.C.	.3850581	AR	.36	SHIM, brkt. to compr.-to take up clearance at rr. of compr.

71	All Man. or Auto. A.C.	9419683	1	.11	BOLT , compr. mtg. brkt. to cyl. block ($\frac{7}{16}$ "—1 8 x %")-(8.900)
71-73	All B-C-E.	120614	2		NUT , compr. mtg. brkt to compr. (No. 10-32)—(8.915)

9.171 BRACE, AIR CONDITIONING COMPRESSOR

NOTE Braces also listed in Grp. 2.317.

64-65	Special-Skylark A.C.	1367462	1	1.85	BRACE , rr
65	30-40-5000 A.C. less Gran Sport	1368752	1	2.36	BRACE , rr.
67	46-60-80-9000 A.C.	1379943	1	5.25	BRACE . . .
67	60-80-9000 Auto. A.C.	1379943	1	5.25	BRACE . . .
68	All V-8 Man. or Auto. A.C.	1379943	1	5.25	BRACE
69-70	All V-8 (exc. 9000) Man. or Auto. A.C.	1387136	1	6.35	BRACE
69-70	60-8000 Man. or Auto. A.C.	1231201		1.90	BRACE , brkt.
69-70	9000 Man. or Auto. A.C.	1379943		5.25	BRACE
71	All V-8 Man. or Auto. A.C. exc. 80 Amp. Delcotron	1235775		6.30	BRACE , mtg.
71	All A.C. w/80 Amp. Delcotron	1239493		6.30	BRACE , compr. mtg.
72-73	All w/Manual or Auto A.C.	1238556	1	6.30	BRACE , mtg.
72-73	AH w/80 Amp. Delcotron	1239679	1	6.30	BRACE , A.C. compr. mtb.
72	All A.	410361	1	.87	SHIELD , A.C. compressor pulley

9.171 SPACER, AIR CONDITIONING COMPRESSOR

63	44-46-4800 A.C. (401 Eng.)	1356690	1	1.38	SPACER , mtg.-rr. brkt.
63	4700 A.C.	1363751	1		BOLT , holds, rr. compr mtg. brkt—(0.293)
61	44-46-47-4800.	1178669	4	.05	WASHER , compr. mtg. orkt.—(8.929)

9.172 PLATE, COMPRESSOR DISCHARGE VALVE

58-72	All	5914706	1	8 50	PLATE , frt
58-72	AM.	5914709	1	8.50	PLATE , rr.

9.172 VALVE—O RING, COMPRESSOR HEAD

58-72	All.	5929144	1	.51	"O" RING, compressor oil inlet tube (also used 9.198)
56-68	All	5914435	1	6 25	VALVE

9.172 VALVE, COMPRESSOR SUCTION REED

58-72	All	6555279	2	4.56	VALVE , frt. & rr.
-------	---------------	---------	---	------	-----------------------------------

9.172 BEARING—DISC—PISTON—RACE, A.C. COMPRESSOR

58-72	All	6555258	6	1.18	BALL , piston drive (also used 1.609-1 652-8.899)
58-72	All	148406	2	1.54	BEARING , main shaft
58-72	All	6555259	2	1.64	BEARING , needle thrust
58-72	All	6555440	2	2.15	BUSHING , disch. tube .
58-72	All	6555755	1	1.49	COVER , suction pass. .
58-72	All	6557000	1	1.44	DISC , shoe (0)
58 72	All	6556175	1	1.44	DISC , shoe ($17\frac{1}{2}$ ")
58-72	All	6556180	1	1.44	DISC , shoe (18)
58-72	All	6556185	1	1.44	DISC , shoe ($18\frac{1}{2}$ ")
58-72	All	6556190	1	1.44	DISC , shoe (19)
58-72	All	6556195	1	1.44	DISC , shoe ($19\frac{1}{2}$ ")
58-72	AM.	6556200	1	1.44	DISC , shoe (20)
58-72	All	6556205	1	1.44	DISC , shoe ($20\frac{1}{2}$ ")
58-72	All	6556210	1	1.44	DISC , shoe (21)
58-72	All	6556215	1	1.44	DISC , shoe ($21\frac{1}{2}$ ")
58-72	All	6556220	1	1.44	DISC , shoe (22)
58-72	All	6590592	1	7.10	KIT , disch. (incl. tube & pshg.)
58-72	All	6590594	1	5.60	KIT , oil pump (incl. inner & outer rotor)
71-72	All	6599306	1	7.60	KIT , super heat switch (for compressor 6598423)
58-72	All	6590686	2	.67	PIN , cyl. locator—(9.178)
58-72	All exc. 1962-63 40-41- 4300	6555255	3	5.45	PISTON .
62-63	40-41-4300	6555318	3	5.50	PISTON
58 69	All	6556080	1	1.18	RACE , brg thrust (8) .
58-72	All	6556000	1	1.18	RACE , brg thrust (0) .
58-72	All	6556050	1	1.18	RACE , brg. thrust (5) .
58 72	All	6556055	1	1.18	RACE , brg. thrust ($5\frac{1}{2}$ ") .
58-72	All	6556060	1	1.18	RACE , brg. thrust (6) .
58-72	All	6556065	1	1.18	RACE , brg. thrust ($6\frac{1}{2}$ ") .
58-72	All	6556070	1	1.18	RACE , brg. thrust (7)

58-72	All	6556075	1	1.18	RACE, brg. thrust (7/2").
58-72	All	6556080	1	1.18	RACE, brg. thrust (8).
58-72	All	6556085	1	1.18	RACE, brg. thrust (8/2").
58-72	All	6556090	1	1.18	RACE, brg. thrust (9).
58-72	All	6556095	1	1.18	RACE, brg. thrust (9/2").
58-72	All	6556100	1	1.18	RACE, brg. thrust (10).
58-72	All	6556105	1	1.18	RACE, brg. thrust (10W).
58-72	All	6556110	1	1.18	RACE, brg. thrust (1 1).
58-72	All	6556115	1	1.18	RACE, brg. thrust (1 1 Vz").
58-72	All	6556120	1	1.18	RACE, brg. thrust (12).
58-72	All	6555254	6	1.23	RING, piston.
62-72	All	6555299	1	.67	SCREEN, suction
58-72	All	6555298	1	.77	TUBE, oil inlet

9.172 LIMITER, AIR CONDITIONING CUT OFF SWITCH

60	All	1998874		1.56	SWITCH, temp, indicator vac. (also used 1.150-9.275).
71	80-9000	6556440	1	2.00	LIMITER (3 term.-plastic) clip to top of Delcotron & A.C. compr. adj. brace (also listed 2.510).
72	All	6556440	1	2.00	LIMITER (3 term.-plastic) clips to top of Delcotron 8t A.C. compr. adj. brace (also listed 2.510).

9.174 HEAD—PIN, COMPRESSOR

62-72	All	6555283	1	18.60	HEAD, frt.
62-63	44-46-4800	6598439	1	18.85	HEAD, rr.
64-72	All	6598439	1	18.85	HEAD, rr.
58-69	All	274795	4	.05	PIN, hd. locator—(8.939).

9.174 SWITCH KIT, COMPRESSOR SUPER HEAT (Grp. Changed to 9.172)

9.175 PACKAGE, COMPRESSOR BODY SHAFT SEAL

56-60	All	5876740	1	17.00	PACKAGE (5 cyl.)
61	All	6590481	1	13.90	PACKAGE (5 cyl.)
58-69	All	6597840	1		PACKAGE (6 cyl.)
70-72	All	6599114	1	7.20	SEAL KIT.

9.175 RING, COMPRESSOR CLUTCH

58-72	All	6555330	1	108	RING, compr. coil & t hsg. ret. (also used 9.186).
-------	-----	---------	---	-----	--

9.177 SCREW—GASKET, COMPRESSOR SHELL CHARGING

58-69	All	6555386	1	.72	SCREW, compressor shell drain.
58-72	All	5858696	1	.30	GASKET, shell charging screw.
55	41-43-46R-52-56R-61-63-66R-72-76R	5911737	1	.77	CAP. valve-compr.—(9.198).

9.177 CORE, COMPRESSOR BODY VALVE EVAPORATOR

57	All	3141348	AR	.46	CORE, suction & disch. line valve (Freon) (also used 9.212).
61	40-4100 1st Type	3141348	AR	.46	CORE, evap. line valve.

9.178 VALVE, COMPRESSOR BODY PRESSURE RELIEF

56-72	All	5914435	1	6.25	VALVE
56-66	All A.C.	640044	AR	.36	GASKET, compr. body relief valve (copper).
58-72	All	6590686	2	.67	PIN. comp. cyl. locator (used 9.172).

9.180 PULLEY, COMPRESSOR CLUTCH

62-63	44-46-47-4800	5914741	1	52.70	PULLEY
64	46-47-4800	5914741	1	52.70	PULLEY
64-66	Special-Skylark-LeSabre A.C.	6550456	1	65.35	PULLEY
65	60-80-9000 A.C.	5914741	1	52.70	PULLEY
65	4000 Gran Sport A.C.	5914753	1	52.80	PULLEY
65	60-80-9000 Auto. A.C.	5914753	1	52.80	PULLEY
66	46-60-80-9000 Man. or Auto. A.C.	5914753	1	52.80	PULLEY
67	V-6 A.C.	6550816	1	58.85	PULLEY
67-68	30-4000 V-8 A.C. exc. 4600	6550750	1	47.25	PULLEY
67-71	4600 G.S. A.C.	6550819	1	55.50	PULLEY
67-72	All B-C-E (Man. or Auto. A.C. less 3.42 ratio)	6550750	1	47.25	PULLEY
67-71	60-80-9000 Man. or Auto. A.C. (3.42 ratio)	6550819	1	55.50	PULLEY
69-72	All A (A.C. less G.S.)	6550750	1	47.25	PULLEY

9.181 BEARING—RING—SPACER, COMPRESSOR CLUTCH PULLEY

56-58	All	904704	1	13.05	BEARING
59-61	All	906952	1	13.95	BEARING (5 cyl.)

58-71	All	907257		13.95	BEARING.....
58-72	All	6555338		.15	RING, ret.-brg. to pulley
58-72	All	6555384		1.08	SPACER, cl. hub ...
9.181 WASHER, COMPRESSOR CLUTCH					
56-61	All.....	5918358	1	.25	WASHER, pulley mtg lock
9.186 COIL & HOUSING—RING, CLUTCH ACTUATING					
55	All.....	5914681	1	1 1.40	COIL, (when using on c jmpr. previous to serial No. 16 x B275 use 1-9.1 £ 8-5912345 plate & armature & 1-9.188-5912346 late 8t wgt.).....
56-61	All.....	5914681	1	1 1.40	COIL
58-72	All.....	6550835	1	25.10	COIL & HOUSING
58-70	All.....	6555330	1	1.08	RING, coil & hsg. ret.—(6.175)
9.188 PLATE, COMPRESSOR CLUTCH					
58-60	All exc. 1958 Kool-Pack	5914877	1	17.35	PLATE, cl. drive (6 cyl.)
58-60	All.....	5914452	1	1 1.05	PLATE St ARMATURE,
59-60	All.....	5914608	1	12.95	PLATE & COUNTERWEIGHT, frt
61	All.....	5914663	1	15.50	PLATE 8i HUB, rotor
61	44-46-47-4800 A.C.	5914877	1	17.35	PLATE, cl. drive.....
62-63	44-46-47-4800.....	5914720	1	14.55	PLATE, cl. drive.....
64-65	Wildcat-Electra-Riviera A.C.....	5914720	1	14.55	PLATE, cl. drive
65	4000 G.S.-A.C.....	5914720	1	14.55	PLATE, cl. drive
66	46-60-80-9000 Man. or Auto. A.C.....	5914720	1	14.55	PLATE, cl. drive
64-66	Special-Skyark-LeSabre A.C.....	5914719	1	14.55	PLATE, cl. drive.....
67-72	All Man. or Auto. A.C. ..	5914719	1	14.55	PLATE, cl. drive.....
56-57	All.....	5913711	1	26.30	CLUTCH (incl. frt. & rr. tfl. plate)
9.188 BALL—RING—SPRING, COMPRESSOR CLUTCH					
58-60	All.....	6554611	3	.51	BALL plate actuating (c rbon)
57 60	All.....	5918904	3	.20	SPRING, actuating platejs
9.188 KEY, COMPRESSOR CLUTCH					
58-72	All.....	6555320	1	.67	KEY, clutch hub
9.190 CONDENSER, AIR CONDITIONING					
61	40-4100 2nd Type, 4300	3151488	1	73.25	CONDENSER
62-63	40-41-4300.....	3151488	1	73.25	CONDENSER
63	44-46-4800.....	3158966	1	121.60	CONDENSER
63-65	Riviera A.C.....	3158967	1	125.00	CONDENSER
64	40-41-42-4300 A.C.	3158980	1	96.05	CONDENSER
64	44-46-4800 A.C.	3159120	1	117.95	CONDENSER
65	30-4000 A.C. Down Flow Rad.....	3158980	1	96.05	CONDENSER
65	30-4000 A.C. Cross Flow Rad.....	3005328	1	93.80	CONDENSER
65-66	50-60-8000 A.C.	3002948	1	114.40	CONDENSER
66	30-4000 A.C.....	3007845	1	11 1.25	CONDENSER
66	9000 Man. or Auto. A.C. .	3005337	1	121.80	CONDENSER
67	30-4000 A.C.....	3010560	1	108.10	CONDENSER
67	50-60-8000 Man. or Auto. A.C.....	3013056	1	109.95	CONDENSER
67	9000 Man. or Auto. A.C. .	3010675	1	125.30	CONDENSER
68-69	30-4000 A.C.....	3015045	1	120.25	CONDENSER
68	50-60-8000 Man. or Auto. A.C.....	3015133	1	109.95	CONDENSER
68-69	9000 Man. or Auto. A.C. .	3015080	1	125.30	CONDENSER
69	50-60-8000 Man. or Auto. A.C.....	3017884	1	103.00	CONDENSER
70	All A-B-C (A.C.).....	3021843	1	141.25	CONDENSER
70	All E (Man. or Auto. A.C.)	3020444	1	141.25	CONDENSER
71-72	All A (A.C.).....	3021843	1	141.25	CONDENSER
71-72	All B-C (Man. or Auto. A.C.).....	3023190	1	129.50	CONDENSER
71-72	All E (Man. or Auto. A.C.)	3023163	1	130.60	CONDENSER
69-71	All B-C (Man. or Auto. A.C.).....	1386236	2	.87	BRACKET, mtg.-upr. . .
70-71	All A (A.C.).....	1386236	2	.87	BRACKET, mtg.-upr. . .
72	All A.C.....	1239903	2	.87	BRACKET, condenser mtg.-upr.
65-68	50-60-8000 Man. or Auto. A.C.....	1367280	2	.67	BRACKET, mtg.-upr. . .
73	All B-C-E (Man. or Auto. A.C.).....	1239903	2	.87	BRACKET, condenser mth.-upr.

62-67	All as Req.	1174633	.20	INSULATOR, condenser to upr. tie bar (also used 9-195-9.212-9.225)
71-72	All E (Man. or Auto. A.C. & H.D. Cooling)	1236973	1 .15	BUMPER, condenser to radiator side tank
9.192 PIPE, CONDENSER (GRP. CHANGE TO 9.227 EFF. 9-1-71)				
9.192 SHIM—SUPPORT, CONDENSER MOUNTING				
58	All	3140600	AR .25	GASKET, to rec. & dehy. cool-pack—(9.240)
62-72	All as Req.	1185086	2 .10	SHIM, condenser to upr. tie bar—(9.198)
62-69	All as Req.	1189857	2 .15	SPACER, condenser to upr. tie bar—(9.198)
65-68	50-60-8000 Man. or Auto. A.C.	1367059	2 .46	SPACER, upr. tie bar for mtg. condenser—(9.198)
61	44-46-47-4800 A.C.	1178669	2 .05	WASHER, condenser to upr. tie bar—(8.929)
65	50-60-8000 A.C.	1382264	2 .25	BUMPER, condenser lwr. mtg. to rad. supt. lwr. tie
9.195 RECEIVER AND DEHYDRATOR				
60	All	8529360	22.10	RECEIVER & DEHYDRATOR
61	44-46-47-4800	8530384	23.65	RECEIVER & DEHYDRATOR
61-62	40-41-4300	8529786	24.45	RECEIVER & DEHYDRATOR
62	44-46-4800	3153090	23.45	RECEIVER & DEHYDRATOR
63-64	All	3155342	23.45	RECEIVER & DEHYDRATOR
65-67	30-40-9000 Man. or Auto. A.C.	3155342	23.45	RECEIVER & DEHYDRATOR
65-67	50-60-8000 Man. or Auto. A.C.	3153090	1 23.45	RECEIVER DEHYDRATOR
68-69	9000 Man. or Auto. A.C.	3012944	1 24.50	RECEIVER DEHYDRATOR
68-70	50-60-8000 Man. or Auto. A.C.	3015061	1 24.30	RECEIVER & DEHYDRATOR
68-70	30-4000 A.C.	3012944	1 24.50	RECEIVER DEHYDRATOR
70	9000 Man. or Auto. A.C.	3015061	1 24.30	RECEIVER & DEHYDRATOR
71-72	All A-B-C (A.C.)	3015061	1 24.30	RECEIVER & DEHYDRATOR
71-72	All E (Man. or Auto. A.C.)	3012944	1 24.50	RECEIVER DEHYDRATOR
9.195 BRACKET—SUPPORT, RECEIVE				
64-67	Special-Skylark-G.S. A.C.	589074	1 .97	BRACKET,muffler & receiver dehydrator
64	40-41-42-4300 A.C. 1st Type (3 3/8" Dia.)	589074	2 .97	BRACKET, receiver
64	40-41-42-4300 A.C. 2nd Type	577617	1 1.44	BRACKET, disch. pipe muffler (4 7/8" Dia.)
65-67	30-4000 Cust. A.C.	577617	1 1.44	BRACKET,disch. pipe muffler (4 V<e" Dia.)
65-70	50-60-8000 Man. or Auto. A.C.	3814632	1 .30	BRACKET, mtg
66-69	9000 Man. or Auto. A.C.	1374493	1 .72	BRACKET.
66-67	30-4000	1376515	1 .62	SUPPORT, receiver dehydrator brkt
66	9000 Man. or Auto. A.C.	1376293	1 1.28	SUPPORT
67-69	9000 Man. or Auto. A.C.	1379763	1 .77	SUPPORT
68-70	30-4000 A.C.	3840341	2 .30	CLAMP, rec. & dehyd
60-67	All as Req.	1174633	AR .20	INSULATOR—(0.413)
60-71	All as Req.	1185086	AR .10	SHIM—(9.198)
69	L-6 Eng. A.C.	502306	1 .05	WASHER, front bracket to support—(6.606)
9.198 GASKET—INSULATOR—SHIM- -SPACER, HOT GAS BY—PASS VALVE				
58	All	3140600	AR .25	GASKET, valve to evap. (std. A.C.)—(9.240)
58-59	All	3140600	AR .25	GASKET, evap. hose to valve & hose to evap.—(9.240)
60	All	3140600	AR .25	GASKET, by-pass line to hot gas valve—(9.240)
59-60	All	1174633	2 .20	INSULATOR, to fdr. skirt (rubber) 8< suction line clamp (0.413)
59-73	All	1185086	AR .10	SHIM, round plastic (1 1/2," dia.) (also used on 9.195-9.212)
65-68	All	1367059	2 .46	SPACER (used 9.192)
66-67	50-60-80-9000 Man. or Auto. A.C.	1382264	2 .25	BUMPER, condenser lwr. mtg. to rad. supt. lwr. tie (also used 9.192)
68-73	All Man. or Auto. A.C.	1382264	2 .25	BUMPER. lwr. mtg. to rad. supt. lwr. tie
9.198 VALVE, SUCTION THROTTLING				
62-63	40-41-4300	5910551	44.60	VALVE
62	44-46-4800	5910440	25.10	VALVE (6 cyl.)
63-64	44-46-4800	6550177	36.85	VALVE (6 cyl.)
63 65	Riviera A.C.	5910559	36.85	VALVE (6 cyl.)
64	40-41-42-4300	5910545	44.60	VALVE
65	30-4000 A.C. 1st Type Valve Stamp 0492	5910545	44 60	VALVE
65	30-4000 A.C. 2nd Type Valve Stamped No. 0508	5910593	1 30.70	VALVE

65	50-60-8000 A.C. 1st Type Valve Stamped No. 0530 or 0544.....	5910544	1	44.60	VALVE.....
	NOTE: Part number of suction throttling valve stamped in corner of diaphragm.				
65	50-60-8000 A.C. 2nd Type stamped No. 0521.....	5910777		33.15	VALVE
66-72	All A (A.C.).....	5910593		30.70	VALVE .
66-71	9000"Man. or Auto. A.C	5910593		30.70	VALVE
66-71	50-60-8000 Man. or Auto. A.C.....	5910777	1	33.15	VALVE.
72	All B-C-E (Man. or Auto. A.C.).....	5910777		33.15	VALVE.....
64	4400 A.C.....	1396613		1.33	MOUNTING PACKAGE
65	50-60-8000 A.C. 2nd Type Valve Stamped (No. 0521).....	388075	1	.30	CLAMP, valve to evap. brkt.
66-70	50-60-8000 Man. or Auto. A.C.....	388075		.30	CLAMP. suction throttlig valve to evap. brkt.
66	9000 Man. or Auto. A.C	391301		.30	CLAMP, valve mtg
67-70	9000 Man. or Auto. A.C	388075		.30	CLAMP, suction throttlng valve mtg.....
68-72	All A (A.C.).....	388075		.30	CLAMP, suction throttlig valve to evap. brkt.
9.198 CAP—"O" RING, COMPRESSOR THROTTLE VALVE					
62-72	All.....	5911737		.77	CAP, valve-compr. ...
62-72	All.....	5929144		.51	"O" RING, throttle valve cap—(9.17 2)
9.198 REPAIR PACKAGE, HOT GAS BY—PASS VALVE					
56-60	All.....	1942494	1	5.30	PACKAGE, repair (for v lives stamped 1998809- 1998819-1998835 1 398862-199887 1-1998883- 1998886).....
61	40-4100 1st Type, 44- 46-47-4800.....	1942494	1	5.30	PACKAGE, repair
9.198 VALVE, HOT GAS BY PASS					
61	44-46-47-4800.....	1998883	1	30.50	VALVE .
9.198 CORE—DIAPHRAGM—SPRING, COMPRESSOR THROTTLING VALVE					
NOTE Part number of suction throttling valve stamped in cover of diaphragm					
62-65	All.....	6555642		.41	CONNECTOR, evap gacj
63	44-46-47-4800.....	6555641		.62	CONNECTOR, bleed ..
64-65	All exc. Riviera.....	6555641		.62	CONNECTOR, bleed ..
63	44-46-47-4800.....	5914817		.36	CORE, valve-bleed conn
64-66	All exc. Riviera.....	5914817		.36	CORE, valve-bleed conn
67-72	All A.C.....	5914817		.36	CORE, valve-bleed conn
62-63	40-41-4300.....	6555491		2.61	COVER, diaph.....
62-63	44-46-47-4800.....	6555458		2.10	COVER, diaph.....
64-65	All.....	6555458		2.10	COVER, diaph.....
62-63	40-41-4300.....	6555599		.51	CUP, ret.....
62-63	44-46-47-4800.....	6555615		.41	CUP, ret. (6-cyl.) red ...
62-63	44-46-47-4800.....	6555595		.56	CUP, ret. (6 cyl.).....
64-65	All.....	6555595		.56	CUP, ret. (6 cyl.).....
64-65	All.....	6555615		.41	CUP, ret. (6 cyl.) red ..
62	44-46-4800.....	5914819		5.50	DIAPHRAGM, vac. (6 cyl.)
63-65	Riviera.....	5914819		5.50	DIAPHRAGM, vac.....
64	40-41-42-4300.....	5914931		6.10	DIAPHRAGM, vac. (No. 2) •
65	All A.C. exc. 9000.....	5914931		6.10	DIAPHRAGM, vac (No. 2) •
63 64	44-46-4800 A.C.....	5914931		6.10	DIAPHRAGM, vac. (No. 2) •
	NOTE Vacuum diaphragm also listed in Grps			8.850 -	.277 - 9.281 - 9.779 & 9 798
62-63	44-46-47-4800.....	6555468		.82	NUT, jamb (6 cyl.)....
64-65	All.....	6555468		.82	NUT, jamb (6 cyl.)....
62	44-46-4800.....	6555467		.56	"O" RING, seal-valve (6 yi)
63-65	Riviera.....	6555467		.56	"O" RING, seal.....
62-65	All.....	6550597		7.55	PISTON (incl. screen, di ph. 8(ret.)
62-65	All.....	8526398		.20	SEAL, evap. gage conn.- (9.240) ..
63	44-46-47-4800.....	8526398		.20	SEAL, bleed conn.—(9.2 10).....
64	All.....	8526398		1.74	SEAL, bleed conn—(9.2 10).....
63	44-46-47-4800.....	6555661		1.74	SPRING, outer _____
64-65	All exc. Riviera.....	6555661		.41	SPRING, outer _____
62-63	44-46-47-4800.....	6555456		.41	WASHER, adj. spring (6 cyl.)
64-65	All.....	6555456			WASHER, adj. spring
9.202 KIT, SIGHT GLASS					
61-64	All.....	3149478		2.26	KIT
65-67	30-4000 Cust. AC.....	3149478		2.26	KIT
66-67	9000 Man. or Auto. A.C. .	3149478		2.26	KIT

9.210 CORE, EVAPORATOR (INCLUDES PIPES)					
63-64	44-46-4800 A.C.	3156574	1	96.55	CORE
63-65	Riviera A.C.	3156710	1	92.45	CORE
64	40-4 1-42-4300 A.C.	3159116	1	92.45	CORE (incl. fittings)
64-67	Special-Skylark-G.S. Cust. A.C.	3000026	1	64.80	CORE (incl. fittings)
65	30-4000 A.C. 1st Type valve Stamped No. 0492.	3159116		92.45	CORE (incl. fittings)
65	30-4000 A.C. 2nd Type (Valve Stamped 0508)	3002716		95.25	CORE (incl. fittings)
65	50-60-8000 A.C. 1st Type (Valve Stamped 0530)	3004537		87.05	CORE
65	50-60-8000 A.C. 2nd Type (Valve Stamped 0521)	3003067		105.65	CORE
66	30-4000 A.C.	3002716		95.25	CORE (incl. fittings)
66	50-60-8000 A.C.	3003067		105.65	CORE (incl. pipes)
66	9000 Man. or Auto. A.C.	3010325		104.15	CORE (incl. fitting)
67	30-4000 A.C.	3013254		91.80	CORE (incl. fittings)
67	50-60-8000 Man. or Auto. A.C.	3013278		108.10	CORE (incl. pipes)
67	9000 Man. or Auto. A.C.	3012560		103.20	CORE (incl. fittings)
68-72	All A (A.C.)	3014086		96.55	CORE (incl. fittings)
68-70	50-60-8000 Man. or Auto. A.C.	3015642		108.10	CORE (incl. pipes)
68	9000 Man. or Auto. A.C. 1st Type	3012560		103.20	CORE (incl. fittings) (plate on case reads EBA-24-68B or EBA 124-68B)
68	9000 Man. or Auto. A.C. 2nd Type	3017213		112.40	CORE (incl. fittings) (plate on case reads EBA 24A-68B or 124A-68B)
69-70	9000 Man. A.C.	3017213		112.40	CORE (incl. fittings)
69-70	9000 Auto. A.C.	3012560		103.20	CORE (incl. fittings)
71-72	All B-C-E (Man. or Auto. A.C.)	3027185	1	155.00	CORE (incl. fittings)

9.210 SHAFT & SEAL, AIR VALVE

71	All B-C-E (Man. or Auto. A.C.)	3022860	1	5.07	VALVE 8. SEAL, air (incl. shaft)—(9.782)
----	--------------------------------	---------	---	------	--

9.211 CASE—DUCT—GASKET—SEAL, EVAPORATOR

68-71	30-4000 A.C.	3014155	1	1.74	BAFFLE, inlet
61 62	44-46-47-4800	3001110	1	9.95	CASE, inlet
64-67	Special-Skylark-G.S. A.C.	3007456	1	10.65	CASE, inlet
64	40-41-42-4300 A.C.	3007455	1	9.00	CASE, outlet
64-67	Special-Skylark-G.S. Cust. A.C.	3003511	1	5.40	CASE, inlet (plastic)
65	30-4000 A.C. 1st Type, Valve Stamped No. 0492.	3007455	1	9.00	CASE, outlet
65	30-4000 A.C. 2nd Type (Valve Stamped 0508)	3007457	1	8.60	CASE, outlet
65	50-60-8000 A.C. 2nd Type (Valve Stamped 0521)	3002999	1	19.95	CASE (incl. brkts.)
66-67	30-4000 A.C.	3007457	1	8.60	CASE, outlet
66-67	50-60-8000 Man. or Auto. A.C.	3002999	1	19.95	CASE (incl. brkts.)
66-70	9000 Man. or Auto. A.C.	3005654	1	20.20	CASE, outlet
66-67	9000 Man. or Auto. A.C.	3005655	1	28.60	CASE, inlet evap. & blower (incl. baffle brkts. 8i plate)
67-68	9000 Man. or Auto. A.C.	3012553	1	24.55	CASE, inlet (incl. baffle, brkts. 8i plate)
68-72	All A (A.C.)	3014158	1	26.65	CASE, inlet (incl. brkts.)
68-72	All A (A.C.)	3014157	1	9.30	CASE, outlet
68-70	50-60-8000 Man. or Auto. A.C.	3014383	1	16.00	CASE (incl. brkts.)
68	9000 Auto. A.C. (2nd Type)	3017224	1	28.35	CASE, inlet (incl. baffle, brkts. & plate) (plate or case reads EBA-124-68B)
69-70	9000 Man. A.C.	3017223	1	26.65	CASE, inlet (incl. baffle brkts. & plate)
71	All B-C-E (Man. or Auto. A.C. 1st Type)	3023165	1	25.50	CASE, inlet (incl. back plate & brkt.)
71	All B-C-E (Man. or Auto. A.C.)	3025918	1	25.50	CASE, inlet (incl. back plate)
71	All B-C-E	3024686	1	19.20	CASE, outlet (incl. brkt.)

NOTE 1971 All B-C-E (1st Type) P.O.A. 8. T.X. valve nitg. on inlet case, 2nd type mtd. on outlet case.

72	All B-C-E (Man. or Auto. A.C.).....	3024686	1	19.20	CASE, outlet (incl. brk).
72	All B-C-E (Man. or Auto. A.C.).....	3025918	1	25.50	CASE, inlet (incl. back plate) ..
71	All B-C-E (1st Type).....	3022673	1	19.20	CASE, outlet.....
68-72	All A (A.C.).....	3017085	1	.10	CLAMP, suction line (7/8" tube)
69	50-60-80-9000 Auto. A.C.	3011174	1	.10	CLAMP, air breath hosB (1.23" I.D.)
66-67	50-60-80-9000 Auto. A.C.	3011174		.10	CLAMP, air breath hos3 (1.23" I.D.)
68-72	All A (A.C.).....	1175893		.15	CLIP, evap. case harne (2.559) ..
61-63	40-41-4300.....	579436		1.13	DUCT, evap. to blower
64-67	Special-Skylark A.C.	3849161		2.77	DUCT, blower to evap.- (9.786)
64-67	Special-Skylark-G.S. Cust. A.C.	3003941	1	2.46	ESCUTCHEON ...
63-73	All Man. or Auto. A.C.	3140852	AR	.30	GASKET, evap. "0" nn3 (7/8" I.D.) (also used 9.238)
58-71	All as Req.....	3140748	1	.30	GASKET, "0" ring (7/8" D.) (also used 9.170-9.225) .
61-73'	All A.C.	8526398	AR	.20	GASKET, "0" ring-A.C. lines (7/8" I.D.) also used 9.240.....
59	All A.C.	3138635	AR	.25	GASKET, "0" ring-A.C. lines (.0739 I.D.) also used 9.240.....
64-67	Special-Skylark A.C.	3159098		.56	GASKET, evap. fig. out et
64-67	Special-Skylark A.C.	3159100		.56	GASKET, evap. fig. inlejt
65-70	50-60-8000 Man. or Auto. A.C.	3002955		1.95	GASKET, case.....
66-70	9000 Man. or Auto. A.C.	1484119		2.26	GASKET, evap. & blowfe
71-73	All B-C-E (Man. or Auto. A.C.).....	3022854		2.82	GASKET, evap. case to cowl.....
61-62	44-46-47-4800.....	3142670		.15	GROMMET, evap. inlet pipe—(9.775) .
62	44-46-4800.....	3007277		.15	GROMMET, evap. outl pipe.—(9.775)
64	40-41-42-4300 A.C.	3007277		.15	GROMMET, evap. outl pipe.—(9.775)
66-67	9000 Man. or Auto. A.C.	3157425		.15	"0" RING (7/8" tube) ..
64-67	Special-Skylark A.C.	9774110		5.15	RETAINER 8. SEAL, evap to htr.-frt.
64-67	Special-Skylark A.C.	9774113		2.61	RETAINER 8. SEAL, evap. to htr.-rr.
65-67	30-4000 A.C.	3149583		1.90	RETAINER, core seal
65-67	30-4000 A.C.	3149580		.72	SEAL, evap. case
65-67	30-4000 A.C.	3159099		1.33	SEAL, evap. core ...
66-70	9000 Man. or Auto. A.C.	3002272		.87	SEAL, core.....
68-72	All A (A.C.).....	3014159		1.64	SEAL, core.....
66-70	9000 Man. or Auto. A.C.	1484207		.97	SEAL, evap to htr. & air sel. assm. (also used 9.779)
65-72	All A (A.C.).....	3003215		.15	SEAL, inlet pipe to case
65-70	50-60-8000 Man. or Auto. A.C.	3001409		.18	SEAL, evaporator inlet
63	44-46-4800.....	4843565		.10	NUT, dash ins. to evap hole cvr.—(12.1 16)
9.211 TUBE, EVAPORATOR CASE DRAIN					
60-62		3021960	1	.30	TUBE
63 64		3021960	1	.30	TUBE
64	40-41-42-4300 A.C.	3021960	1	.30	TUBE
65-70	All Man. or Auto. A.C.	3021960	1	.30	TUBE.....
66-70		3010978	1	1.44	TUBE, evaporator case Drain
71-72		3021960	1	.30	TUBE.....
71-72	All B-C-E (Man. or Auto. A.C.).....	3016305	1	.25	TUBE.....
59-72		2471945	AR	.59	CLAMP (1.166)
9.211 INSULATION, EVAPORATOR BULB (Grp. Changed to 9.213 Eff. 5-1-71)					
9.211 BRACKET, EVAPORATOR MOUNTING					
64-67	Special-Skylark-G.S. A.C.	3159421	1	.72	BRACKET, evap. pipe gland
64-67	Special-Skylark Cust. A.C.	3840948	1	.67	BRACKET, A.C. evap.
9.212 CORE, COMPRESSOR BODY VALVE—EVAPORATOR GAGE CONNECTOR					
62-71	All.....	3141348	1	.46	CORE (9.-77).....
9.212 INSULATOR—SHIM, THROTTLE VALVE					
62	44-46-4800.....	1174633	2	.20	INSULATOR, mtg. brkt to R. rr. skirt—(9.190)
62	44-46-4800.....	1185086	2	.10	SHIM, round plastic (1V1" dia.)—(9.1 98).....
9.213 VALVE—CLAMP, EVAPORATOR THERMOSTATIC EXPANSION					
59	All.....	5910629		29.00	VALVE.....
60	All.....	5910632		33.30	VALVE.....
61	44-46-47-4800.....	5910635		32.40	VALVE.....
61	40-41-4300 1st Type ...	5910634		33.30	VALVE, cl. cycling .
62	40-41-4300.....	5910634		33.30	VALVE, cl. cycling .
62	40-41-4300 2nd Type ...	5910639		34.95	VALVE (6 cyl.)

62	44-46-4800.....	5910638	1	33.80	VALVE (6 cyl.).....
63	40-41-4300.....	5910639	AR	34.95	VALVE.....
63-64	44-46-4800.....	5910644	1	33.80	VALVE.....
63-65	Riviera.....	5910609	1	37.37	VALVE.....
64	40-41-42-4300 A.C.....	5910481	1	39.30	VALVE.....
65	30-4000 A.C. 1st Type ..	5910481	1	39.30	VALVE (use with suction throttling valve stamped No. 0492).....
65	30-4000 A.C. 2nd Type ..	5910766	1	29.25	VALVE (use with suction throttling valve stamped 0508).....
65	50-60-8000 A.C. 1st Type.....	5910548	1	33.05	VALVE (use with suction throttling valve stamped 0530).....
65	50-60-8000 A.C. 2nd Type.....	5910766	1	29.25	VALVE (used with suction throttling valve stamped 0521).....
66	30-4000 A.C. less G.S. ..	5910766	1	29.25	VALVE.....
66-70	9000 Man. or Auto. A.C.	5910745	1	33.85	VALVE.....
67	30-4000 A.C.....	5910766	1	29.25	VALVE.....
66 70	50-60-8000 Man. or Auto. A.C.....	5910766	1	29.25	VALVE
68-72	All A (A.C.).....	5910767	1	29.25	VALVE
71-72	All B-C-E (Man. or Auto. A.C.).....	5910766	1	29.25	VALVE.....
66-67	50-60-8000 Man. or Auto. A.C.....	3003778	1	.20	BRACKET, valve
65-70	50-60-8000 Man. or Auto. A.C.....	3157440	1	.15	CLAMP, valve-9.94" dia.).....
66-67	30-4000 A.C.....	387543	1	.51	CLAMP, freeze protection 8i expan. valve

9.213 INSULATOR—BRACKET—SUPPORT—CLAMP, FREEZE PROTECTION AND EXPANSION VALVE

65	30-4000 A.C. 2nd Type Valve Stamped No. 0508.....	387542		.87	INSULATOR
66-67	30-4000 A.C.....	387542		.87	INSULATOR
65	30-4000 A.C. 2nd Type Valve Stamped No. 0508.....	387541		.55	BRACKET, BRACKET.
66-67	30-4000 A.C.....	387541		.55	BRACKET.
65	30-4000 A.C. 2nd Type Valve Stamped No. 0508.....	387540		.41	SUPPORT, brkt.....
66 67	30-4000 A.C.....	387540		.41	SUPPORT, valve brkt.
65	30-4000 A.C. 2nd Type Valve Stamped No. 0508.....	387543	1	.51	CLAMP

NOTE. 1st and 2nd type valves referred to above are suction throttling valves.

9.213 INSULATION, EVAPORATOR BULB

59-61	All exc. Spec.....	8526387	1	.67	INSULATION
63	44-46-4800 A.C.....	8526387	1	.67	INSULATION
64	All A.C. exc. 4700.....	8526387	1	.67	INSULATION
65-72	All A A.C.....	8526387	1	.67	INSULATION
65-67	50-60-8000 Man. or Auto. A.C.....	3002998	1	.72	INSULATION
66-70	9000 Man. or Auto. A.C.	8526387	1	.67	INSULATION
68-70	50-60-8000 Man. or Auto. A.C.....	3014431	1	.72	INSULATION
71-72	All B-C-E (Man. or Auto. A.C.).....	8526387	1	.67	INSULATION

9.214 SCREEN, COMPRESSOR EXPANSION VALVE FILTER

57-72	All.....	5914631	1	.56	SCREEN.....
-------	----------	---------	---	-----	-------------

9.214 GASKET, O -RING EVAPORATOR

58-73	All as Req.....	3140600	AR	.25	GASKET ($\frac{7}{32}$ " I.D.) also used 9.170-9.225.....
59	All.....	3143468	1	.30	GASKET, "0" ring (.364" I.D.) also used 9.233 ..
61-72	All A.C.....	8526645	AR	.13	GASKET ("0" ring) A.C. lines ($\frac{1}{16}$ " I.D.) also used 9.240.....

9.214 CLAMP, P.O.A. VALVE

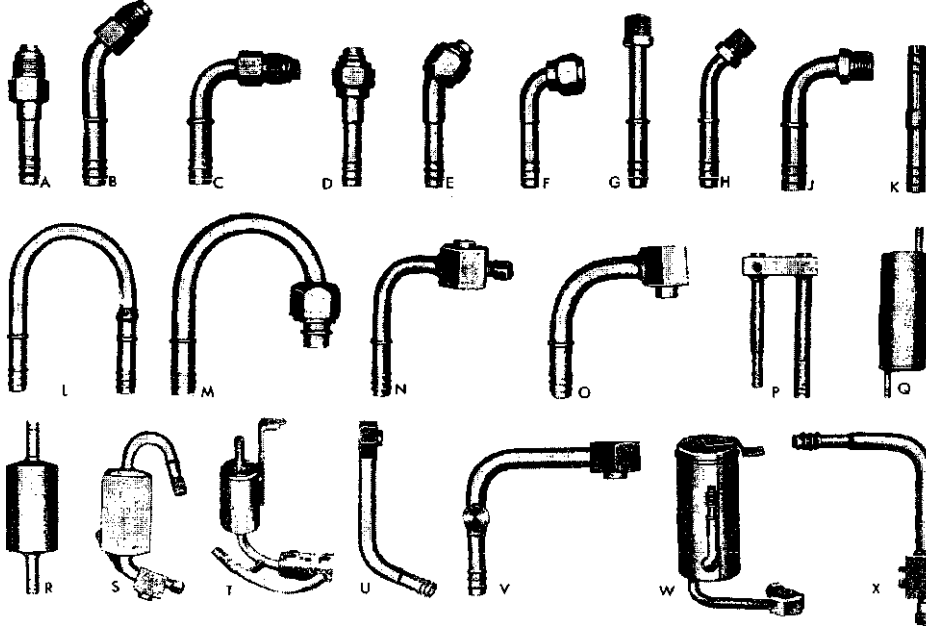
71 72	50-60-80-9000 w/Man. or Auto. A.C.....	3017087	1	23	CLAMP
-------	--	---------	---	----	-------

9.214 CLAMP, THERMOSTATIC EXPANSION VALVE

61-63	All A.C.....	3017086	1	.20	CLAMP
64	44-46-47-4800 A.C.	3017086	1	.20	CLAMP
65 70	9000 A.C.....	3017086	1	.20	CLAMP

68-72	All A (A.C.)	3017086	1	.20	CLAMP
66-72	All as Req'd.	3147463	1	.51	CLAMP (used 9.225)
9.215 MOTOR, EVAPORATOR BLOWER (GRP. CHANGER TO 8.855)					
9.215 WIRE, EVAPORATOR MOTOR GROUND					
68-72	All A (A.C.)	3001346	1	.46	WIRE, evap. mtr. ground (also used 9.779)
9.215 DUCT, BLOWER INLET VALVE HOUSING					
68-71	All A (A.C.)	3014866	1	4.00	DUCT (also used 9.77p)
9.216 GASKET, PLENUM BLOWER MOUNTING					
65-67	30-4000 A.C.	3003496		3.49	GASKET
65-70	50-60-8000 A.C.	3002044		.51	GASKET
9.216 CASE, EVAPORATOR MOTOR					
65-67	30-4000 A.C.	3002460	1	36.20	CASE (incl. fittings)
9.216 FAN, EVAPORATOR MOTOR BLOWER					
59-63	All A.C.	3144683	1	3.95	FAN (also used 8.857)
71-73	All B-C-E (Man. or Auto. A.C.)	3027062	1	4.35	FAN, evap. blower mtr (plastic) (also used 8.857)
9.216 FAN, CUSTOM AIR CONDITIONING					
64-65	Special-Skylark Cust. A.C.	3152561	1	4.20	FAN
9.216 GASKET—PLATE, EVAPORATOR MOTOR MOUNTING					
59-60	All	3157445	1	.20	GASKET, blower mtr. rptg. (rubber) (also used on 9.779)
61-63	40-41-4300	3157445	1	.20	GASKET, mtr. mtg
61-62	44-46-47-4800	3157445	1	.20	GASKET, htr. & evap. ljjlower mtr. tg.
68-70	50-60-8000 Auto. A.C.	3014509	1	.72	GASKET
61-63	40-41-4300	3143562	1	1.79	PLATE, blower mtr. mtb
72	All A (A.C.)	3015545	1	.05	WASHER, frt. supt.-evEp. & blower (also used 8.857)
9.218 TUBE, EVAPORATOR MOTOR COOLING					
60-63	44-46-47-4800 A.C.	3144835	1	.41	TUBE, outlet
64 67	Special-Skylark-G.S. A.C.	3002737	1	.62	TUBE, inlet.
64-65	All exc. Special-Skylark	3000092	1	.51	TUBE
66-67	50-60-8000 Auto. Climate Control	3010152		2.20	TUBE
65-70	50-60-9000 Man. or Auto. A.C.	3000092		.51	TUBE
66-70	9000 Htr.	3158817		1.03	TUBE
68-72	All A (A.C.)	3158817		1.03	TUBE
71 73	All B-C-E	3022657		.51	TUBE
65-70	50-60-80-9000	3013475		.25	ELBOW
66-69	9000	3013476		.25	ELBOW
68-72	All A (A.C.)	3013476		.25	ELBOW
9.220 TUBE, A.C. BLEED					
65-68	50-60-8000 Man. or Auto. A.C.	1394736	1	2.26	TUBE, A.C. bleed

9.222 FITTING PKG.—MUFFLER PKG.—HOSE-CLAMP-O-RING-AIR CONDITIONING REFRIGERANT LINE (FITTING PKGS. INCLUDE O'RINGS AND HOSE CLAMPS)



PART NO.	TYPE	THREAD SIZE	HOSE I.D.
3024535	A	11/16-16	5/16
3023691	A	5/8-18	5/16
3023692	A	3/4-18	13/32
3023693	A	7/8-18	1/2
3023694	A	1- 1/16-16	5/8
3023695	A	5/8-18	13/32
3023696	A	3/4-18	1/2
3023668	B	5/8-18	5/16
3023669	B	3/4-18	13/32
3023670	B	7/8-18	1/2
3023671	B	1- 1/16-16	5/8
3023672	B	5/8-18	13/32
3023673	B	3/4-18	1/2
3024537	C	11/16-16	5/16
3023651	C	5/8-18	5/16
*3925751	C	11/16-16	13/32
3023652	C	3/4-18	13/32
3023653	C	7/8-18	1/2
3023654	C	1- 1/16-16	5/8
3023655	C	5/8-18	13/32
3023656	C	3/4-18	1/2
3023697	D	5/8-18	5/16
3023698	D	3/4-16	13/32
3023699	D	7/8-14	1/2
3023700	D	1- 1/16-14	5/8
3023701	D	5/8-18	13/32
3023709	D	3/4-16	1/2
3023710	D	7/8-14	5/8

PART NO.	TYPE	THREAD SIZE	HOSE I.D.
3023674	E	5/8-18	5/16
3023675	E	3/4-16	13/32
3023676	E	7/8-14	1/2
3023677	E	1/16-14	5/8
3023678	E	5/8-18	13/32
3023679	E	3/4-16	1/2
3023680	E	7/8-14	5/8
3023657	F	5/8-18	5/16
3023658	F	3/4-16	13/32
3023659	F	7/8-14	1/2
3023660	F	1/16-14	5/8
3023661	F	5/8-18	13/32
3023662	F	3/4-16	1/2
3023663	F	7/8-14	5/8
3024534	G	5/8-18	5/16
3023711	G	5/8-18	13/32
3027763	G	3/4-16	13/32
3023712	G	3/4-16	1/2
3023713	G	7/8-14	5/8
3023714	G	1/16-14	5/8
3023682	H	5/8-18	13/32
3027766	H	3/4-16	13/32
3023683	H	3/4-16	1/2
3023684	H	7/8-14	5/8
3023685	H	1/16-14	5/8
3024536	J	5/8-18	5/16
3023664	J	5/8-18	13/32
3023665	J	3/4-16	1/2
3023666	J	7/8-14	5/8
3023667	J	1/16-14	5/8

PART NO.	TYPE	THREAD SIZE	HOSE I.D.
3023686	K		5/16
3023687	K		13/32
3023688	K		1/2
3023689	K		5/8
3023718	L		1/2
3023719	L		5/8
3024791	M	5/8-18 (Male)	5/16
3023722	M	1 1/16-14 (Female)	5/8
3023715	N		13/32
3023716	N		1/2
3023717	O		5/8
3023721	P		13/32-5/8
3023720	Q		13/32
*3981880	R		1/2
*3923139	S		1/2-5/8
*3970541	T		1/2-5/8
3024788	U		5/8
3024789	V		13/32
* 231296	W		13/32
* 231297	W		13/32
* 231298	W		13/32
3027483	X		13/32

FITTING ONLY

HOSE, CLAMP, O'RINGS

230882	Hose, Refrig.	(5/16" I.D. x 15')	8526398	O'Ring (3/8 I.D.)
230883	Hose, Refrig.	(13/32" I.D. x 15')	3140600	O'Ring (1/2 I.D.)
230384	Hose, Refrig.	(1/2" I.D. x 15')	3140748	O'Ring (5/8 I.D.)
230885	Hose, Refrig.	(5/8" I.D. x 15')	3140852	O'Ring (3/4 I.D.)
			5887997	O'Ring, Fitting to Comp
Clamp, Adj. Hose (with Locator Tab)				

9.225 MUFFLER BRACKET, HOT GAS VALVE DISCHARGE

NOTE For models not listed refer to chart (Grp. 9.222).

63	44-46-47-4800.....	1361788	1	13.90	MUFFLER
64-65	Special-Skylark A.C.	589034	1	24.15	MUFFLER
64	46-47-4800.....	1361788	1	13.90	MUFFLER, disch. pipe
64	4400 A.C.	1364522	1	15.75	MUFFLER, disch. pipe
65-66	50-60-8000 Man. or Auto. A.C.	1370913	1	14.95	MUFFLER, disch. pipe
65	9000 A.C.	1361788	1	13.90	MUFFLER, pipe
66	30-4000 A.C.	1376400	1	19.15	MUFFLER, disch. pipe
66	9000 Man. or Auto. A.C	1374445	1	14.85	MUFFLER, disch. pipe
67	30-4000.....	1377186	1	17.45	MUFFLER, disch. pipe
67-68	50-60-8000 Man. or Auto. A.C.	1381399	1	15.45	MUFFLER
67-69	9000 Man. or Auto. A.C	1379203	1	16.10	MUFFLER
68-69	30-4000 A.C.	1384086	1	17.10	MUFFLER
69	50-60-8000 Man. or Auto. A.C.	1384086	1	17.10	MUFFLER
64	40-41-42-4300 A.C.	1189857	2	.15	SPACER, muffler mtg. 10 reinf.—(9.198).
65-66	50-60-8000 Man. or Auto. A.C.	1371823	1	2.61	BRACKET, cradle-disch muffler to frame.
	9000 Man. or Auto. A.C	1374448	1	2.82	BRACKET, disch. muffler
66	50-60-8000 Man. or Auto. A.C.	1381799	1	5.30	BRACKET, hot gas disc h. muffler
67	9000 Man. or Auto. A.C	1379863	1	1.70	BRACKET, muffler mtg
68	30-4000 A.C.	1385513	1	2.26	BRACKET, muffler mtg
68-69	9000 Man. or Auto. A.C	1385513	1	2.26	BRACKET, muffler mounting
67-68	9000 Man. or Auto. A.C	543097	1	2.36	BUMPER, disch. muffle
68	30-4000 A.C.	543097	1	2.36	BUMPER, disch. muffle
69	All Man. or Auto. A.C. . 50-60-8000 Man. or Auto. A.C.	543097	1	2.36	BUMPER, disch. muffle
65-67	50-60-8000 Man. or Auto. A.C.	1371824	1	2.36	STRAP, disch. muffler to brkt. cradle
67-68	50-60-8000 Man. or Auto. A.C.	1381801	1	.53	PLATE, disch. muffler trkt
67-68	50-60-8000 Man. or Auto. A.C.	1381798	1	.60	PLATE, disch. muffler frame
68	50-60-8000 Man. or Auto. A.C.	1371824	1	2.36	STRAP, disch. muffler to brkt. cradle

9.225 HOSE, HOT GAS VALVE DISCHARGE

NOTE For component parts of hose assemblies refer to grp. 9.222.

60	All.....	1195145		31.95	HOSE, disch
61	40-41-4300.....	580872		18.65	HOSE, compr. disch. ..
61	44-46-47-4800.....	1347507		12.45	HOSE, hot gas by-pass to evap.
61	44-46-47-4800.....	1347522		25.45	HOSE, disch
62	40-41-4300 V-8 2nd Type.....	1353990		14.10	HOSE, disch. A.C. muffler on P.S. oil pump
62	44-46-4800.....	1350819		18.50	HOSE, disch
63	40-41-4300 V-8.....	1353990		14.10	HOSE, disch
63	44-46-4800(401 Eng.) ..	1361887		7.95	HOSE, compr. to muffl (8 1/2" long) ..
63	44-46-47-4800.....	1361885		6.15	HOSE, muffler to condsr. (13' A" long)
63	4600 (425 Eng.).....	1361887		7.95	HOSE, compr. to muffl
63 65	Riviera A.C.	1361887		7.95	HOSE, compr. to muffler (8 1/2")
64	40-41-42-4300 A.C. V-6 .	1364425		16.10	HOSE, compr. disch
64	40-41-42-4300 A.C. V-8 .	1364426		15.75	HOSE, compr. disch
64-66	Special-Skylark Cust. A.C.	1370158		14.65	HOSE, compr. disch.
64	4400 A.C.	1364523		8.15	HOSE, disch. muffler to condenser
64	4400 A.C.	1368153		13.80	HOSE, disch. muffler to compr. . . .
64	46-4800 A.C.	1361887		7.95	HOSE, disch. compr. to muffler . . .
64	46-47-4800 A.C.	1361885		6.15	HOSE, muffler to condenser (13y."
65-66	V-6 A.C.	1371712		17.20	HOSE, compr. (rt. port of compr. to muffler)
65	30-4000 (300 Eng.) A.C. .	1371713		16.90	HOSE, compr. (rt. port of compr. to muffler)
65-66	4000 G.S. A.C.	1373393		15.70	HOSE, compr. (rt. port of compr. to muffler)
65-66	5000 A.C.			1 1.75	HOSE, disch. compr. to muffler (rt. port of compressor) (use 18" of 230883 & 1 each fittings 3023675 & 302371E),
65-66	5000 A.C.	1371003		10.00	HOSE, disch. muffler to condenser (muffler to top of condenser).....
65-66	60-8000 Man. or Auto. A.C.			12.10	HOSE, disch. compr. to muffler (rt. port of compressor) (use 18" of 230883 hose & 1 each fittings 3023698 & 3023715).....
65-66	60-8000 Man. or Auto. A.C.	1371004		10.35	HOSE, disch. muffler to top of condenser
65	9000 A.C.	1361885		6.15	HOSE, muffler to condenser (13 1/2").....

66	30-4000 V-8 A.C. exc. 4600.		14.50	HOSE, compr. disch. (rt. port of compr.) (use 30" of 230883 hose & 1 each fittings 3023715 8. 3023675).
66	9000 Man. or Auto. A.C. 1374444		14.75	HOSE, disch. compr. to muffler (rt. port of compressor).
66	9000 Man. or Auto. A.C. 1374447		8.80	HOSE, disch. muffler to top of condenser.
67	30-4000 A.C.			HOSE, disch. compr. to muffler (rt. port of compr. to muffler) (use 30" 230883 8i 1 each fittings 3023715 8. 3023675).
67-68	50-60-8000 Man. or Auto. A.C.		10.65	HOSE, disch. muffler to condenser (use 36" of 230883 8. 1 each fittings 3023675 8. 3023658),
67-68	50-60-8000 Man. or Auto. A.C.		i 1.55	HOSE, disch. compr. to muffler (rt. port of compr. to muffler) (use 16" 230883 8. 1 each fittings 3023715 8. 3023675).
67-69	9000 Man. or Auto. A.C.		13.00	HOSE, disch. compr. to muffler (rt. port of compr. to muffler) (use 24" of 230883 8i 1 each fittings 3023715 8. 3023675).
67-69	9000 Man. or Auto. A.C.	1379297	1	7.65 HOSE, disch. muffler to condenser.
68-69	30-4000 A.C.		12.80	HOSE, disch. compr. to muffler (rt. port of compr.) (use 30" 230883 & 1 each fittings 3023715 & 3023675).
68-69	30-4000 A.C.	1383742	1	8.80 HOSE, disch. muffler to condenser.
69	50-60-8000 Man. Auto. A.C.		7.45	HOSE, disch. muffler to condenser (use 18" 230883 8. 2 fittings 3023675).
69	50-60-8000 Man. or Auto. A.C.			HOSE, compr. to muffler (rt. port of compr.) (use 36" of 230883 hose & 1 each fittings 3023675 & 3027483).
70-71	30-4000 A.C.	1234273	1	41.05 HOSE, muffler 8i discharge (rt. port of compr. to condenser).
70	50-60-8000 Man. or Auto. A.C.	1233980	1	36.50 HOSE, muffler & discharge (rt. port of compr. to condenser).
70	9000 Man. or Auto. A.C.	1233979	1	34.80 HOSE, muffler & discharge (rt. port of compr. to condenser).
71	50-60-80-9000 Man. or Auto. A.C.	1235925	1	36.50 HOSE, muffler & disch.
72	All A.	1240078	1	34.75 HOSE, muffler 8i discharge line
72	All B-C-E (Man. or Auto. A.C.)	1240042	1	34.75 HOSE, muffler & discharge.
63	44-46-47-4800.	1361756		.41 CLAMP, muffler (also used 6.750).
63	44-46-47-4800.	3909030		.77 CLAMP, hose to muffler—(9.242).
64	40-4 1-42-4300 A.C.	1361756	1	.41 CLAMP, refrigerator lines ins. to compr. suction pipe
64	46-47-4800.	3909030	2	.77 CLAMP, hose to muffler (GMPD 9.242).
64	46-47-4800 A.C.	1361756	2	.41 CLAMP, disch. line muffler ins. to muffler (also used 6.760).
65	9000 A.C.	1361756	2	.41 CLAMP, disch. line muffler ins. to muffler.
65	9000 A.C.	3909030	2	.77 CLAMP, hose to muffler—(9.242).
66	6000 C.T. A.C.	1361756	1	.41 CLAMP (L.) outlet hose to lwr. tie bar.
67	9000 Man. or Auto. A.C.	1361756	1	.41 CLAMP (L.) outlet hose to lwr. tie bar.
70	9000 Man. or Auto. A.C.	1361756	1	.41 CLAMP, air hose to inst. pnl. lwr. filler.
70	9000 Auto. A.C.	2471945	1	.59 CLAMP, air hose to aspirator—(1.166).
70	46-60-80-9000 A.C.	1361756	1	.41 CLAMP, muffler 8i discharge hose to insulator.
71-72	All A (A.C.)	3147463	1	.51 CLAMP, suction pipe bulb—(9.214).
71-72	All A (A.C. 455 Eng.)	1361756	1	.41 CLAMP, disch. line muffler ins. to muffler 16" long

9.225 GASKET, COMPRESSOR DISCHARGE LINE

58	All.	3140748	1	.30 GASKET, to condsr. (std.)—(9.21 1).
58-60	All.	3140600	AR	.25 GASKET, by-pass cool-pack—(9.21 1).
60	All.	3140600	AR	.25 GASKET, by-pass line to evap.—(9.240).
53-55	All.	5887997	1	.15 SEAL, at compr.—(9.240).

9.225 INSULATOR, SUCTION HOSE OR DISCHARGE LINE

61	44-46-47-4800.	1347508	3	.55 INSULATOR, disch. by-pass & suction lines to upr. fdr. skirt.
61	44-46-47-4800.	1347508	1	.55 INSULATOR, liquid hose to upr. fdr. skirt.
68-69	All Man. or Auto. A.C.	1384774	2	.41 INSULATOR CONDENSER TO UPR. TIE BAR
61-62	40-41-4300 V-8 1st Type	1361888	1	.87 INSULATOR, disch. line muffler.
62	V-6.	1347508	1	.55 INSULATOR, suction line to disch. line.
62	V-6. 44-46-4800.	1347508	1	.55 INSULATOR, disch. line to upr. fdr. skirt.
62	44-46-4800.	1347508	1	.55 INSULATOR, liquid line upr. fdr. skirt.
62-63	V-6 A.C.	1361888	1	.87 INSULATOR, disch. line muffler.
63	40-4100 V-8.	1347508	AR	.55 INSULATOR, suet, line to disch. line 8i disch. line to fdr. skirt.

63	44-46-47-4800 A.C. 1st Type less Muffler.....	1347508	1	.55	INSULATOR, wrap around disch. hose
63	44-46-47-4800.....	1361888	1	.87	INSULATOR, muffler
64	40-4 1-42-43-4400 A.C. ...	1347508	1	.55	INSULATOR, disch. line to fdr. skirt.....
64	40-4 1-42-4300 A.C.	1347508	1	.55	INSULATOR, disch. line to frt. fdr. upr. tie bar.
64	40-4 1-42-4300 A.C. 2nd Type (% Thick).....	586875	1	1.38	INSULATOR, disch. pips muffler
64-67	Special-Skylark A.C. less Gran Sport.....	1379293	1	1.08	INSULATOR, compr suction Pipe.....
64-66	Special-Skylark A.C.	1174633	1	.20	INSULATOR, A.C. muffler mtg. to reinf.—(0.4 13)
64	4400 A.C.	1347508	1	.55	INSULATOR, disch. line
63-64	44-46-47-4800 A.C.	1361888	1	.87	INSULATOR, disch. line muffler.....
65	9000 A.C.	1361888	1	.87	INSULATOR, disch. line muffler.....
65-66	30-4000 A.C. less G.S.	1347508	1	.55	INSULATOR, disch. line to fdr. skirt.....
64-67	Special-Skylark-G.S. A.C. .	586875	1	1.38	INSULATOR, disch. pip muffler.....
65-67	30-4000 A.C.	1174633	1	.20	INSULATOR, A.C. muffl r mtg. to reinf.—(0.4 13)
65	30-4000 A.C.	1371189	1	.10	INSULATOR, suction lire to rad. side supt!.....
65	50-60-8000 A.C.	1371189	1	.10	INSULATOR, suction lire to frt. fdr. upr. tie bar .
67-68	9000 Man. or Auto. A.C. .	1379293	1	1.08	INSULATOR, suction lire to whlhse, panel.....
65-66	50-60-80-9000 Man. or Auto. A.C.	1372054	1	.82	INSULATOR, disch uifler
65	50-60-8000 A.C.	3005653	1	.15	INSULATOR, suction lire
65	9000 A.C.	1361888	1	.87	INSULATOR, disch. line muffler.....
66-67	30-4000 A.C.	381996	1	.36	INSULATOR, reciever cehydrator.....
66	30-4000 A.C.	1376996	1	.82	INSULATOR, A.C. refrigerant lines.....
66	30-4000 A.C. exc. 4600 .	1377614	1	.56	INSULATOR, suction line to rad. side supt!.....
66	4600 A.C.	1377614	1	.56	INSULATOR, disch. line to rad. supt. upr. tie bar
66	46-50-60-8000 Man. or Auto. A.C.	1377614	1	.56	INSULATOR, suction line to rad. supt. upr. tie bar
66-70	50-60-80-9000 Man. or Auto. A.C.	3005653	1	.15	INSULATOR, suction line.....
66	9000 Man. or Auto. A.C. .	1377614	1	.56	INSULATOR, suction line to brkt.
67-68	50-60-8000 Man. or	1372054	1	.82	INSULATOR, disch. m.iffier.....
68-73	All Man. or Auto. A.C. ...	1384774	2	.41	INSULATOR, condenser to upr. tie bar.....
68-70	9000 Man. or Auto. A.C. .	1384774	2	.41	INSULATOR, receiver & dehydrator to mtg. brkt. ...
65-72	All A.C.	1379293	AR	1.08	INSULATOR, compr tion pipe (3" dia.-1" x 1 1/2" slot).....
65-72	All A.C.	1379294	AR	.20	INSULATOR (sponge ru jber) A.C. hose (2" dia.-Vi" x V/A" slot).....
69-73	All Man. or Auto. A.C. ...	1230707	1	.46	INSULATOR, on water v alve vacuum element
70	50-60-80-9000 Man. or Auto. A.C.	402455	1	2.15	INSULATOR, muffler
71	50-60-80-9000 Man. or Auto. A.C.	1236884	1	3.49	INSULATOR, disch. muffler .
9.225 CLAMP, SUCTION PIPE					
66-70	50-60-80-9000 Man. or	3005652	2	.15	CLAMP, suction pipe
66	50-60-80-9000 Man. or Auto. A.C.	3147463	1	.51	CLAMP, suction pipe bulb.....
67-70	All Man. or Auto. A.C. ...	3147463	1	.51	CLAMP, suction pipe bulb—(9.214)
68-70	30-4000 A.C.	3017085	1	.10	CLAMP, suction line (Y, tube).....
9.226 PIPE, CONDENSER TO MUFFLE					
62	40-4 1-4300 V-8 2nd Type.....	1353977	1	10.35	PIPE
63	40-41-4300 V-8.....	1353977	1	10.35	PIPE
64	40-41-42-4300 A.C. (Straight Sect. 10V) ..	387011	1	4.82	PIPE
65	30-4000 A.C. Cross Flow Rad.....	1373326	1	8.30	PIPE
65	30-4000 A.C. Down Flow Rad.....	387011	1	4.82	PIPE.....
66	30-4000 A.C.	1376492	1	3.59	PIPE (muffler to top of condenser)
67	30-4000 A.C.	1379305	1	4.00	PIPE (muffler to top of condenser)
70	All V-8 A.C.	1234263	1	.72	BRACKET, comp. line
71	30-4000 V-8 A.C.	1234263	1	.72	BRACKET, comp. line
9.226 SHIELD, COMPRESSOR					
72	50-60-80-9000.....	1240049	1	1.28	SHIELD, compressor
73	All.....	1240049	1	1.28	SHIELD, compressor
9.227 PIPE, RECEIVER TO CONDENSER					
64 65	Special-Skylark A.C. Down Flow Rad.	589039	1	2.36	PIPE
65	30-4000 A.C. Cross Flow Rad.....	1373327	1	5 25	PIPE

66	30-4000 A.C.	1380150	1	3.79	PIPE, rec. to bottom of condenser.
67	30-4000 A.C.	1379304	1	4.31	PIPE, rec. to bottom of condenser .

9.233 PIPE—HOSE. RECEIVER TO EVAPORATOR

NOTE For component parts of hose assemblies refer to grp. 9.222.

62	44-46-4800.	1350820	1	12.00	HOSE,
63	40-41-4300.	3153952	AR		HOSE,
63	44-46-4800 A.C.	1366625	1	8.85	HOSE,
63-65		1357146	1	13.20	HOSE,
64-66	Special-Skylark A.C.	1380151	1	8.40	HOSE,
64	4400 A.C.	1364525	1	8.00	HOSE,
64	46-4800 A.C.	1366625	1	8.85	HOSE,
65-66	50-60-8000 Man. or Auto. A.C.	1380154	1	8 20	HOSE,
65-66	60-8000 Man. or Auto. A.C.	1380153	1	8.55	HOSE, liquid (expan. valve to rec. dhy.) ...
66	9000 Man. or Auto. A.C.	1380152	1	8.60	HOSE, liquid (expan. valve to rec. dhy.) ...
67	30-4000 A.C.	1379307	1	8.15	HOSE, receiver (expan. valve to rec. dhy.)
67-68	50-60-8000 Man. or Auto. A.C.	1385966	1	9.80	HOSE, liquid (expan. valve to rel. dhy.)
67 69	9000 w/Auto. or Man. A.C.				HOSE, 3023674, 302365 1 fittings) suction throttling valve to rec.-dehydrator.....
68-69	30-4000 A.C.	1383745	1	9.80	HOSE, liquid (expan. valve to dehydrator).....
69	50-60-8000 Man. or Auto. A.C.				HOSE, liquid (use 54" of 230882 hose, 1 of 302365 7 & 3023668 fittings) exp. valve to rec. dehydrator.....
70-71	All				HOSE, liquid (refer to grp. 9.242).....

9.238 HOSE, COMPRESSOR SUCTION

NOTE For component parts of hose assemblies refer to grp. 9.222.

60	All.	1195170	1	32.75	HOSE
61	44-46-47-4800.	1347491	1	30.65	HOSE
62	40-41-4300 V-8 2nd Type.	1354405		26.40	HOSE, muffler mtg. back of A.C. Compr.
62	40-4 1-4300 2nd Type . . .	584658		9.60	HOSE, suction throttling jobs.....
62	44-46-4800.	1350818		25.50	HOSE, suction (incl. schraeder valve fitting)
62	44-46-4800.	3153116		9.85	HOSE, evap. suction.....
63	40-4 1-4300 V-8.	1354405		26.40	HOSE, compr. suction.....
63	40-41-4300.	584658		9.60	HOSE, evap. suction.....
63	44-46-4800 A.C.	1356494		13.20	HOSE, suet.....
63-65	Riviera A.C.	1362543		17.90	HOSE, suction (evap. to lt. port of compr.).....
63 65	Riviera A.C.	1357988		7.65	HOSE, equalizer (evap. to suction throttle valve)
64-65	Special-Skylark V-8.	1367373		27.15	HOSE, suction cool pack instl.....
64	4400 A.C.	1368152		18.40	HOSE, suction.....
64	46-4800 A.C.	1363208		17.20	HOSE, suction throttle valve to compr.....
64-65	Riviera A.C.	1364918		1 1.70	HOSE, evap. suction.....
65	30-4000 V-8 A.C. 1st Type Valve Stamped No. 0492.....	1371244		21.55	HOSE, valve to compr.
65	30-4000 V-8 A.C. 2nd Type Valve Stamped No. 0508.....	1373661		23.05	HOSE, suction throttle valve to lt. port of compr.
65-66	Skylark G.S.-A.C.	1373394		22.55	HOSE, suction throttle valve to lt. port of compr.
65	5000 A.C. 1st Type Valve Stamped No. 0530.....	1371326		22.55	HOSE, valve to compr.
65	60-8000 A.C. 1st Type Valve Stamped No. 0530.....	1371335		22.20	HOSE, valve to compr.
65	60-8000 A.C. 2nd Type Valve Stamped No. 0521.....	1373663		23.90	HOSE, suction throttle valve to lt. port of compr.
66	V-6 A.C.	1377263		21.75	HOSE, suction throttle valve to lt. port of compr.
66	30-4000.	1378598		38.35	HOSE, suction cool pack instl.....
66	30-4000 V-8 A.C. exc. G.S.	1377272		23.90	HOSE, suction-suction throttling valve to lt. port of compr.....
66	60-8000 Man. or Auto. A.C.	1373663		23.90	HOSE, suction throttle valve to lt. port of compr.
66	9000 Man. or Auto. A.C.	1374442		22.55	HOSE, suction throttle valve to lt. port of compr.
67	30-4000 Cust. A.C. exc. 4600.	1378598		38.35	HOSE, suction .
67	30-4000 A.C.	1379308		19.60	HOSE, suction throttle valve to lt. port of compr.
67	50-60-8000 Man. or Auto. A.C.	1379303		22.90	HOSE, suction throttle valve to lt. port of compr.

67-70	9000 Man. or Auto. A.C.		24.95	HOSE, suction throttle valve to lt. rr. port of compr. (use 54" of 230885 I 1 each 3023677 & 3023717 fittings).....
68-69	30 4000 A.C.	1383744	21.10	HOSE, suction throttle valve to lt. rr. port of compr. .
68	50-60-8000 Man. or Auto. A.C.	1384225	21.75	HOSE, suction throttle i/alve to lt. port of compr. ...
69	50-60-8000 Man. or Auto. A.C.	1386066	21.15	HOSE, suction throttle i/alve to lt. port of compr. ...
70	250 Eng. A.C.	1383744	21.10	HOSE, suction (use 36 of 230885 hose, 1 each of 3023660, 3023717 fittings) suction throttling valve to left port of compressor
70-72	All A (A.C.) V-8			
70	50-60-8000 Man. or Auto. A.C.	1233978	19.65	HOSE, suction throttle ^alve to lt. port of compr.
71-72	All B-C-E (Man. or Auto. A.C.).....		20.60	HOSE, suction (use 1 each fitting 3023660 & 3023717 and 230885 hose as reqd.).
58-60	All	3140852	.30	GASKET, to evap. (%) std. A.C.—(9.21 1)
53-55	All	5887997	.15	SEAL, compr.—(9.240)
58	All	5887997	.15	SEAL, compr.—(9.240)

9.240 GASKET, "O" RING, AIR CONDITIONING LINES ANp HOSES

58-73	All A.C.	8526398	AR	.20	GASKET, "O" ring (1/2" I.D.)—(9.21 1)
59	All	3138635	1	.25	GASKET, "O" ring (.07 39 I.D.)—(9.21 1)
61-73	All A.C.	8526645	AR	.13	GASKET, A.C. line "O" ring (1/2" I.D.)—(9.21 4) . .
53-72	All	5887997	AR	.15	SEAL, disch. or suction line at compr. (also used 9.238)

9.242 CLAMP, AIR CONDITIONING HOSES & LINES

56-72	All.....	443635	AR	.20	CLAMP, worm adj. hosje (2 1/2" to 3") also used 2.274
58-65	All as Req	1185159	AR	.10	CLAMP, strap type (5V, long) (also used 2.480-3.162-9.798-12.243)
60-73	All.....	1195010	AR	.15	CLAMP, strap type (8" long) steel.....
62-71	All.....	3909030	AR	.77	CLAMP, A.C. hose (alsd> used 9.225)
64	4400 A.C. 2nd Type	1368817	1	.20	CLAMP, suction hose
64	46-47-4800 A.C.....	1367254	2	.56	CLAMP, suction hose tb compr.-rr
65-66	30-4000 A.C.....	1368817	1	.20	CLAMP, suction line to rad. side supt.
65-66	50-60-8000 Man. or Auto. A.C.....	1368817	1	.20	CLAMP, suction line to frt. fdr. upr. tie bar.....
65	9000 A.C.....	1367254	AR	.56	CLAMP, suction hose tb compr.-rr.....
66	4600 A.C.....	1368817	2	.20	CLAMP, suction & disch. line to rad. supt. upr. tie bar.....
66	9000 Man. or Auto. A.C.	1368817	1	.20	CLAMP, suction hose
71-72	All B-C-E (Man. or Auto. A.C.).....	389094	AR	.10	CLIP, liquid line to whlhse. pnl
73	All.....	389094	AR	.10	CLIP, liquid line to whlhse. pnl.

9.242 BRACKET—INSULATOR, AIR CONDITIONING LINES & HOSES

65-66	30-4000 A.C. less G.S. ..	1371188	1	.24	BRACKET, suction line to rad. side supt.
65-66	4000 Grand Sport	1371267	2	.62	BRACKET, suction & disch. hose to upr. tie bar
65-66	50-60-8000 Man. or Auto. A.C.	1371267	1	.62	BRACKET, suction hosej to upr. tie bar
66	4600 A.C.....	1371267	2	.62	BRACKET, suction & disch. hose to upr. tie bar
71-72	All A (A.C.)	1235005	1	.13	BRACKET, A.C. muffler

9.242 HOSE, RECEIVER TO EVAPORATOR

70-72	All A (A.C.)		7.65	HOSE, liquid (rec. dhy. :o exp. valve) (use 36" of 230882 hose & 1 eachn fittings 3023697 & 3023695),	
70	All B-C (Man. or Auto. A.C.).....	1234367	1	9.80	HOSE, liquid (exp. valve to rec. dhy.)
70	All E (Man. or Auto. A.C.)		7.00	HOSE, liquid (exp. valve to rec. dhy.) use 42" of 230882 hose & 1 each of 3023674 & 3023651 fittings)	
71-72	All B-C (Man. or Auto. A.C.).....		9.55	HOSE, liquid (use 1 each fitting 3023651 & 3023697 8< 230882 lose as reqd.),	
71-72	All E (Man. or Auto. A.C.)	1235923	1	14.60	HOSE, liquid (exp. valvej to rec dhy.) (approx. 49" long)

NOTE For model years prior to 1970 refer to grp. 9.233.

9.242 BRACKET, DISCHARGE MUFFLER MOUNTING

69	All Man. or Auto. A.C. exc 9000.....	1387564	1	2.67	BRACKET, disch. muffler mtg
----	--------------------------------------	---------	---	------	-----------------------------

9.260 BALL-DUCT-KNOB-<
PANEL VENTS

rLET-RETAINER, A.C. AND INSTRUMENT

63	44-46-47-4800 A.C.	1355133	2	8.40	BALL, outer outlet
64-65	All A.C.	1355133	2	8.40	BALL, outer outlet
66	50-60-80-9000 Man. or Auto. A.C.	1355133	2	8.40	BALL, outer outlet
61-63	40-41-4300.	580685	LH	2.26	DUCT, evap. to air outlet-inner.
66-67	30-4000 A.C.	1375932	1	2.97	DUCT, ctr. outlet.
68-69	30-4000 A.C.	1382090	1	3.79	DUCT, ctr. outlet.
68-70	9000 A.C.	1382374	1	3.69	DUCT, ctr. outlet.
70	50-60-8000 Man. or Auto. A.C.	1233359	1	4.46	DUCT, A.C. distr.
70	9000 Man. or Auto. A.C.	1233382	1		
71-73	All B-C-E Man. or Auto. A.C.	1238429	1	5.30	DUCT, A.C. distr.
71-73	All B-C-E Man. or Auto. A.C.	1238430	1	4.41	DUCT, A.C. distr. (upr.)
71-73	All E less A.C.	1235574	1	4.41	DUCT, A.C. distr. (lwr.)
	NOTE* For A.C. ducts not listed refer to 9.26			3.69	DUCT, ctr. outlet (black plastic)
63	44-46-47-4800 A.C.	1355144	2	& 9.779	groups.
64	All A.C.	1355144	2	.97	KNOB 8i SHAFT, outer outlet
65	30-40-9000 A.C.	1355144	2	.97	KNOB & SHAFT, outer outlet
65	50-60-8000 A.C.	1369812	2	.97	KNOB & SHAFT, outer outlet
66	8000 Auto. A.C.	1369812	2	1.18	KNOB 8i SHAFT, outer outlet
66	All exc. 9000 w/A.C.	1369812	2	1.18	KNOB 8i SHAFT, outer outlet
66-67	9000 Man. or Auto. A.C.	1355144	RH	1.18	KNOB & SHAFT, outer outlet
67	All A.C.	1369812	AR	.97	KNOB 8. SHAFT, outer outlet
60	All	9419763	4	1.18	KNOB 8. SHAFT, outer outlet
63-64	44-46-47-4800 A.C.	1371426	RH	.10	NUT, outer outlet to hsg.—(8.921)
63-64	44-46-47-4800 A.C.	1354613	1	19.90	OUTLET, outer.
64-65	Special-Skylark A.C.	1362950	RH	8.50	OUTLET, ctr.
64-65	Special-Skylark A.C.	1362951	LH	17.90	OUTLET, outer.
64	40-4 1-42-4300 A.C.	1362727	1	17.90	OUTLET, outer.
65	30-4000 A.C.	1370265	1	7.50	OUTLET, ctr.
65	50-60-8000 A.C.	1369920	RH	8 10	OUTLET, ctr.
65	50-60-8000 A.C.	1369921	LH	19.40	OUTLET, outer.
65-66	50-60-8000 A.C.	1369221	1	19.40	OUTLET, outer.
65-70	50-60-8000 Man. or Auto. A.C. Long Console.	1370269	1	2.05	OUTLET, htr. ctr.
65	9000 A.C.	1354613	1	8.50	OUTLET, ctr.
65	9000 A.C.	1371426	RH	19.90	OUTLET, outer.
66	30-4000 A.C.	1377238	RH	22.20	OUTLET, outer (paint to match)
66	30-4000 A.C.	1377239	LH	22.20	OUTLET, outer (paint to match)
66-67	30-4000 A.C.	1373844	1	11.30	OUTLET, ctr.
66	30-4000 A.C.	1373842	RH	21.90	OUTLET, outer.
66	30-4000 A.C.	1373843	LH	21.90	OUTLET, outer.
66-67	50-60-8000 Man. or Auto. A.C.	1375899	1	13.85	OUTLET, ctr.
66	50-60-8000 Man. or Auto. A.C.	1375900	RH	18.55	OUTLET, outer.
66	50-60-8000 Man. or Auto. A.C.	1375901	LH	17.95	OUTLET, outer.
66	9000 Man. or Auto. A.C.	1374063	1	14.50	OUTLET, ctr. (also used 9.779)
66	9000 Man. or Auto. A.C.	1374064	RH	21.15	OUTLET, outer.
66	9000 Man. or Auto. A.C.	1375221	LH	19.70	OUTLET, outer.
67	30-4000 A.C.	1381206	RH	10.50	OUTLET, outer (med. saddle) paint to match trim
67	30-4000 A.C.	1381207	LH	10.50	OUTLET, outer (med. saddle) paint to match trim
67	50-60-8000 Man. or Auto. A.C.	1380850	RH	10.50	OUTLET, outer.
67	50-60-8000 Man. or Auto. A.C.	1380851	LH	10.50	OUTLET, outer.
67	9000.	1380984	1	12.80	OUTLET, ctr.
67	9000 Man. or Auto. A.C.	1380856	RH	10.50	OUTLET, outer (black)
67	9000 Man. or Auto. A.C.	1380860	RH	10.20	OUTLET, outer (dk. blue)
67	9000 Man. or Auto. A.C.	1381784	RH	10.70	OUTLET, outer (light champagne)
67	9000 Man. or Auto. A.C.	1380858	RH	10.20	OUTLET, outer (dk. green)
67	9000 Man. or Auto. A.C.	1381788	RH	10.70	OUTLET, outer (plum)
67	9000 Man. or Auto. A.C.	1381786	RH	10.70	OUTLET, outer (med. saddle)
67	9000 Man. or Auto. A.C.	1380862	RH	10.20	OUTLET, outer (dk. turquoise)
67	9000 Man. or Auto. A.C.	1380865	LH	10.50	OUTLET, outer
68-69	30-4000 AC.	1382089	1	7.25	OUTLET, ctr.
68-71	30-4000 A.C.	1383019	LH	12.95	OUTLET, outer (black)—(9.262)
68	30-4000 A.C. 1st Type	1383018	RH	12.95	OUTLET, outer (black) (has vane hsg. painted black around edge)
68	30-4000 A.C. 2nd Type	1230694	RH	10.80	OUTLET, outer (black) has vane hsg. with chrome bead around edge

68	30-4000 A.C.	1384804	RH	12.95	OUTLET.	
68	30-4000 A.C.	1384806	RH	12.95	OUTLET,	
68	30-4000 A.C.	1384808	RH	12.95	OUTLET,	
68	30-4000 A.C.	1384810	RH	12.95	OUTLET,	
68	30-4000 A.C.	1230694	RH	10.80	OUTLET,	to match)
68	30-4000 A.C.	1384814	RH	12.95	OUTLET.	
68	50-60-8000 Man. or Auto. A.C.	1382311	1	8.75	OUTLET,	
68-69	50-60-8000 Man. or Auto. A.C.	1382476	RH	14.05	OUTLET,	
68-69	50-60-8000 Man. or Auto. A.C.	1382377	LH	14.05	OUTLET,	
68-69	9000 A.C.	1382478	RH	14.05	OUTLET,	
68-69	9000 A.C.	1382377	LH	14.05	OUTLET,	
68-69	9000.....	1382375	1	8.85	OUTLET,	
69	30-4000 A.C.	1230694	RH	10.80	OUTLET,	
69	All A (Upr. Level Vents. less A.C.)	1231680	RH	9.80	OUTLET,	
69-72	All A (Upr. Level Vents less A.C.)	1387309	LH	10.55	OUTLET,	
70-72	All A (Upr. Level Vents. less A.C.)	1232454	RH	8.15	OUTLET,	
69	50-60-8000 less Man. or Auto. A.C.	1387114	RH	6.15	OUTLET,	
69	50-60-8000 less Man. or Auto. A.C.	1387115	LH	6.15	OUTLET,	
69	50-60-8000 Man. or Auto. A.C.	1386708	1	7.70	OUTLET,	
71	50-60-8000.....	1235352	2	3.38	OUTLET vane)---(9.789) .	
NOTE For outlets not listed refer to 9.262-9.789.						
61-63	40-4 1-4300.	579689	LH	1.54	RETAINER,	
61-63	40-4 1-4300.	579684	1	1.44	RETAINER,	
61-63	40-41-4300.	579685	1	1.44	RETAINER.	
64-65	Special-Skylark A.C.	1366274	2	.15	RETAINER,	
65-67	All Man. or Auto. A.C.	1370264	2	.46	RETAINER,	
68	30-4000 A.C.	1383562	RH	.87	RETAINER,	
68	30-4000 A.C.	1383563	LH	.87	RETAINER,	
68-69	30-4000 A.C.	1383735	1	.87	RETAINER,	
68-69	30-4000 A.C. & Heater ..	1370264	2	.46	RETAINER,	
68	50-60-8000 Man. or Auto. A.C.	1383605	1	.56	RETAINER,	
68	50-60-8000 Man. or Auto. A.C.	1383594	RH	.82	RETAINER,	
68 70	9000.	1383603	2	2.87	RETAINER.	
69-72	All A (A.C. or Instrument Panel Side Vents)	1383563	LH	.87	RETAINER,	Iso used 9.789)
69	30-4000 A.C. or Instrument Panel Side Vents.....	1387740	RH	1.03	RETAINER,	
69-70	50-60-8000 Man. or Auto. A.C.	1387125	1	1.13	RETAINER, center outlet	
69-70	50-60-8000.....	1383594	RH	.82	RETAINER, outer outlet	
70-72	All A (Upr. Level Vent or A.C.)	1232092	RH	.97	RETAINER, outer outlet- (9.789) .	
64-65	Special-Skylark A.C.	1361852	1	.56	SEAL, ctr. outlet duct-lvrr---(9.779)	
70-72	All A.	1232653	1	.72	SEAL, A.C. ctr. duct-upr	
63-65	All A.C.	1362529	2	.20	WIRE, outer outlet valve control	
66	30-4000 A.C.	1376718	2	.15	WIRE, outer outlet valve control	
66-67	50-60-8000 A.C.	1376067	2	.20	WIRE, outer outlet valve control	
66-67	8000 Auto. A.C.	1376067	2	.20	WIRE, outer outlet valve control	
67	30-4000 A.C.	1362529	2	.20	WIRE, outer outlet valve control	
67	9000 Man. or Auto. A.C. ..	1362529	1	.20	WIRE, outer outlet valve control	

9.260 HOSE, AIR

40-73	All	1234984	AR	5.02	HOSE (1 V I.D. x 6 ft. long) also used 9.786
40-72	All	1234985	AR	5.75	HOSE .D. x 6" long also used 9.786
40-72	All	1234986	AR	6.15	HOSE ' I.D. x 6" long) also used 9.786 & 9.778
40-70	All	1234277	AR	6.15	HOSE
40-72	All	1234278	AR	7.05	HOSE
40-73	All	1234988	AR	7.60	HOSE
40-73	All	1234987	AR	7.70	HOSE 6" long also used 9.786
40-72	All	1234989	AR	9.95	HOSE I.D. 6 ft. long) also used 9.786
40-70	All	1234990	AR	13.25	HOSE I.D. x 6 ft. long) also used 9.786

9.262 DUCT—OUTLET—HOUSING & VALVE, AIR CONDITIONING

NOTE* For A.C. ducts not listed refer to 9.260-9.779 group.

70-72	All A (A.C.)	1231919	1	2.46	DUCT, ctr. outlet
-------	--------------------	---------	---	------	-------------------

71-73	All B-C (Man. or Auto. A.C.)	1235350	RH	5.20	DUCT, instr. panel cover A.C. (incl. valve)
71-73	All B-C (Man. or Auto. A.C.)	1235351	LH	5.20	DUCT, instr. panel cover A.C. (incl. valve)
71-73	All B-C less A.C.	1235721	1	2.00	DUCT, instr. panel cvr. air outlet (ctr.)
71-73	All E (Man. or Auto. A.C.)	1235624	RH	7.05	DUCT, instr. panel cvr. A.C. outlet (incl. valve)
71-73	All E (Man. or Auto. A.C.)	1235575	1	7.05	DUCT, A.C. outlet instr. pnl. cvr. ctr. (incl. valve)
64-67	Special-Skylark Cust. A.C.	3011495	AR	2.26	OUTLET, ball type (plastic)
68-72	All A (A.C.)	1383019	LH	12.95	OUTLET, A/C outer (also used 9.260)
70-72	All A (A.C.)	1232458	RH	9.25	OUTLET, outer
70-72	All A (A.C.)	1232706	1	3.84	OUTLET, ctr.
70	50-60-8000 Man. or Auto. A.C.	1233041	1	5.20	OUTLET, ctr.
70	50-60-8000 Man. or Auto. A.C.	1233036	RH	7.95	OUTLET, outer
70	50-60-8000 Man. or Auto. A.C.	1233037	LH	10.70	OUTLET, otr.
70	9000	1233037	LH	10.70	OUTLET, otr.
70	50-60-80-9000	1234152	RH	3.08	OUTLET, A.C. inter.
70	50-60-8000 Power Brks.	1234152	LH	3.08	OUTLET, A.C. inter.
70	50-60-8000 Manual Brks.	1234153	LH	3.08	OUTLET, A.C. inter.
70	9000 A.C.	1233040	RH	10.75	OUTLET, outer
70	9000	1233042	1	5.65	OUTLET, instr. panel ctr.
70	9000 Man. or Auto. A.C.	1234151	LH	3.49	OUTLET
71-73	All B-C-E (Man. or Auto. A.C.)	1235590	RH	3.69	OUTLET, A.C. inter, (below glove box-hsg. & vane)
71-73	All B-C-E (Man. or Auto. A.C.)	1235591	LH	3.69	OUTLET, A.C. inter, (hsg. & vane)
71-73	All B-C-E (Man. or Auto. A.C.)	1235348	RH	8.15	OUTLET, instr. panel hsg. A.C. (incl. valve)
71-73	All B-C-E (Man. or Auto. A.C.)	1235349	LH	8.15	OUTLET, instr. panel hsg. A.C. (incl. valve)
71-73	All E (Man. or Auto. A.C.)	1235573	1	5.70	OUTLET, A.C. (ctr.) (hsg. & vane)
71-73	All E (Man. or Auto. A.C.)	1235620	RH	5.95	OUTLET, A.C. (above glove box-hsg. & vane)
71-72	50-60-80-9000 Auto. A.C.	3022877	1	18.25	HOUSING 8t VALVE, temp, (also used 8.858)
71-73	All B-C-E Man. or Auto. A.C.	408365	1	.10	CLIP, A.C. htr. case to retain duct
70	9000 Man. or Auto. A.C.	1234144	1	.62	ADAPTER, A.C. inter, outlet
70	50-60-8000 Man. or Auto. A.C.	1234148	2	.10	PIN, A.C. inter, vane pivot (plastic)
70	50-60-8000 Pwr. Brks.	1234845	1	.51	BRACKET, inter, outlet mtg. (L.H. side only) 8" long
67-68	9000 Long Console	1381349	1	.10	SEAL, htr. ctr. outlet deflector (also used 9.779)
9.264 RETAINER, EVAPORATOR DOO					
61-63	40-41-4300	575218	2	.10	RETAINER, dr. to hsg.
9.270 CIRCUIT BOARD—VALVE, AIR					
71	50-60-80-9000 Man. A.C.	1223345	1	5.75	CIRCUIT BOARD, man. A.C. control (incl. wiring)
71-72	All Auto. A.C.	7934058	1	10.30	CIRCUIT BOARD, auto. A.C. control (incl. wiring)—(9.276)
71-72	All Auto. A.C.	7932502	1	6.00	CIRCUIT BOARD, resistor-blower (programmer)
71-72	All B-C-E (Man. A.C.)	7932345	1	2.51	VALVE, vacuum-hot water (3-port) man. A.C. control—(9.280)
71-72	All B-C-E (Man. A.C.)	7932346	1	2.92	VALVE, vacuum-select (9-port) man. A.C. control—(9.280)
71-72	All Auto. A.C.	7931936	1	2.67	VALVE, select (9 port) auto. A.C. control—(9.280)
9.270 MOTOR—RELAY—SENSOR—TRANSDUCER, AUTO. TEMP. CONTROL PROGRAMMER					
71-72	All Auto. A.C.	7932526		3.84	MOTOR, vacuum—(9.280)
71-72	All Auto. A.C.	7930501		2.87	RELAY, checking
71	All Auto. A.C.	7935324		4.00	SENSOR, ambient switch
71-72	All Auto. A.C.	7932545		12.50	TRANSDUCER
71-72	All Auto. A.C.	7932547		.77	SHAFT, mix door operating arm—(9.275)
71-72	All Auto. A.C.	1223165		15.75	AMPLIFIER, circuit board (Darlington) includes potentiometer, insulator, retainer, heatsink—(9.275)
71-72	All Auto. A.C.	1223113	1	1.49	ARM, feed back potentiometer (programmer)—(9.281)
71-72	All Auto. A.C.	7932516		.25	CLIP, retainer-heatsink
71-72	All Auto. A.C.	1223114		1.74	CONTACTS, blower switch wipe arm (incl. 3 ball brgs.) auto. A.C. programmer
71	All Auto. A.C.	7932507		.20	INSULATOR, heatsink
71-72	All Auto. A.C.	7932695		2.15	LINKAGE, temp, door conn, (programmer)—(9.786)
71-72	All Auto. A.C.	7933230		.36	RETAINER, pwr. spring

71-72	All Auto. A.C.	7932535		.20	SPRING, vacuum valve—(9.275)
71-72	All Auto. A.C.	7932552		.51	SPRING, pwr.—(9.275)
9.273 CONTROL—LEVER, AIR CONDITIONING					
70	33-34-3500 A.C.	1233960	1	29.30	CONTROL (complete;
70	44-4600 A.C.	1240133	1	27.85	CONTROL (complete)
70	50-60-8000 Man. A.C.	1240133	1	27.85	CONTROL (complete)
70	50-60-8000 Auto. A.C.	1233966	1	27.15	CONTROL (complete)
70	9000 Man. A.C.	1233957	1	32.60	CONTROL (complete)
70	9000 Auto. A.C.	1233965	1	28.80	CONTROL (complete)
70	All	1222934	1	1.69	LEVER, htr. or A.C. control—(8.852) (incl. knob 8i ret.)
71	33-3400 A.C. less Wood Grain Instr. Pnl.	1233960	1	29.30	CONTROL, A.C. (complete)
71	34-4400 A.C. & Wood	1240133	1	27.85	CONTROL, A.C. (complete)
71-73	All B-C-E (Man. A.C.)	7938514	1	29.55	CONTROL, A.C.-man. complete)
71-72	All Auto. A.C.	7938524	1	40.60	CONTROL, A.C. auto (complete)
72	All A (A.C.)	1240133	1	27.85	CONTROL, A.C. (wood grain applique)
72	All A (A.C.)	1240136	1	27.85	CONTROL, A.C. (paimjed black)
71-72	All B-C-E (Man. A.C.)	1223313	1	2.89	LENS PKG., man. A.C. control
71-72	All Auto. A.C.	1223325	1	2.76	LENS, escutcheon pkc dial, backplate, knob, retainer

9.275 GRILLE, AUTOMATIC TEMPERATURE CONTROL SENSOR					
66	50-60-8000	1377298		.87	GRILLE (paint to match)
66	9000	1377297		1.23	GRILLE (paint to match)
67	50-60-8000	1377297		1.23	GRILLE (paint to match)
67	9000	1380432		1.30	GRILLE (paint to match)
68	50-60-8000	1385457		3.43	GRILLE (paint to match)
68	9000	1385461		4.05	GRILLE (paint to match)
69-70	50-60-8000	1387875		2.67	GRILLE (paint to match)
69-70	9000	1387662		2.26	GRILLE (paint to match)
71-73	All B-C (Auto. A.C.)	1236060		1.64	GRILLE (paint to match)
71-73	All E (Auto. A.C.)	1236059		1.79	GRILLE (paint to match)
68	50-60-8000	1385319		4.20	ADAPTER, sensor grille
68	9000	1385325		4.05	ADAPTER, sensor grille
69-70	50-60-8000	1387343		2.67	ADAPTER, sensor grille
69-70	9000	1387226		2.31	ADAPTER, sensor grille
68-70	50-60-80-9000	1385524		.10	CLIP, sensor grille to instrument panel insert
68-70	50-60-80-9000	1385318		.41	SEAL, sensor adapter
69-70	9000	1230409		.67	SEAL, sensor grille
71-73	All B-C-E	1236058		.51	SPACER, in car sensor
69-70	9000	1387229		3.64	HOSE, sensor grille to adapter
71	50-60-80-9000	9796665		.62	HOSE, sensor to aspirator

9.275 RESISTOR, AIR CONDITIONING BLOWER					
60-62	All exc. Special	1193135	1	1.95	RESISTOR, blower
63	44-46-4800 A.C.	1355312	1	2.05	RESISTOR
63-65	Riviera A.C.	1370299	1	2.67	RESISTOR
64-67	Special-Skylark-G.S. A.C.	1367217	1	1.33	RESISTOR, htr. blower
64-66	Special-Skylark Cust. A.C.	3841266	1	2.87	RESISTOR
64	44-46-4800 A.C.	1366782	1	2.15	RESISTOR
65	50-60-8000 A.C.	1371247	1	2.82	RESISTOR
66-67	50-60-80-9000 A.C.	1377171	1	1.54	RESISTOR, with htr.
66-67	All Auto. A.C.	1382921	1	7.80	RESISTOR
67	30-4000 Cust. A.C. exc. 4600	3841266	1	2.87	RESISTOR
68-70	30-4000 A.C.	9791201	1	1.64	RESISTOR, htr. blower A.C.
68	All Auto. A.C.	1385151	1	3.08	RESISTOR, blower mtr.
68-70	50-60-80-9000 Man. A.C.	1385321	1	1.44	RESISTOR, A.C. blower
69-70	All B-C A.C.	1385151	1	3.08	RESISTOR, blower mtr.
71-73	All B-C-E (Man. A.C.)	3998401	1	1.33	RESISTOR, A.C. blower
71	AM A (A.C.) (1st Type)	9791201	1	1.64	RESISTOR, htr. blower (last 3 digets of part No.-201 appear on terminal side of resistor board)
71	All A (A.C.) (2nd Type)	487089	1	1.23	RESISTOR, htr. blower (letter "C" appears on terminal side of resistor board)
72	All A (A.C.)	487089	1	1.23	RESISTOR, htr. blower
63-54	44-46-4800 A.C.	1472307	1	.15	SEAL, blower resistor to evap. feed air duct
63-64	4700 Htr. Sr Def.	1472307	1	.15	SEAL, resistor to shut off valve
65	All exc. 30-4000	1472307	1	.15	SEAL, blower resistor to evap. feed air duct
65-68	50-60-8000 Man. or Auto. A.C.	1472307	1	.15	SEAL, blower resistor to evap. feed air duct
66-68	9000 A.C.	1472307	1	.15	SEAL, A.C. blower resistor to htr.
58	All	3138468	1	10	CLIP, blower mtr. resistor or mtg. cool-pack

9.275 SWITCH (AIR CONDITIONING)

60	All	1998874		1.56	SWITCH, temp, indicator vac—(9.172)
60	All	1194532	1	3.23	SWITCH 8i BRACKET, cl
61-62	44-46-47-4800 A.C.	1359551	1	2.67	SWITCH
61-62	44-46-47-4800	1164697	1	4.87	SWITCH 8t BRACKET, cl
61-63	40-4 1-4300	3148586	1	8.35	SWITCH, blower
63	44-46-4800	1355161	1	4.72	SWITCH & BRACKET, cl
63	4700 A.C.	1164697	1	4.87	SWITCH 8i BRACKET, cl
63-64	44-46-4800	1356517	1	2.05	SWITCH, A.C. master control-elec.
63-64	44-46-4800 A.C.	1358447	1	2.31	SWITCH
63	4700 A.C.	1359551	1	2.67	SWITCH
64	44-46-4800 A.C.	1362575	1	5.35	SWITCH 8. BRACKET, cl
64	Special-Skylark A.C.	1362737	1	2.10	SWITCH, htr. 8t def.
64-67	Special-Skylark-G.S. Cust. A.C.	3159535	1 ^-	8.85	SWITCH, blower
64-67	Special-Skylark-G.S. Cust. A.C.	3002903	1	19.65	SWITCH, ranco control
64-65	Special-Skylark A.C.	1364649	1	4.20	SWITCH A.C. cl. control
64-65	Riviera A.C.	7277359	1	6.45	SWITCH, A.C. cl. control
64	4700 A.C.	1222095	1	5.65	SWITCH, ale. blower
64	4700	7287522	1	3.59	SWITCH, htr. control master circuit
65	30-4000 A.C.	1362737	1	2.10	SWITCH, def. & htr. (used 8.852)
65	50-60-8000 Htr. & A.C.	7291638	1	7.65	SWITCH, cl.
65	50-60-8000 Htr. 8i A.C.	7289237	1	5.40	SWITCH, htr. blower
65	9000 Htr.	7291491	1	3.33	SWITCH, master
65	9000 A.C.	1222095	1	5.65	SWITCH, A.C. blower
66-67	30-4000 Htr. 8t/ or A.C.	7295126	> -	4.51	SWITCH, blower—(8.852)
66-67	30-4000 A.C.	7295123	-1	4.41	SWITCH, cl. control
66	80-9000 Auto. A.C.	3008526	1	7.20	SWITCH, htr. master
66-67	50-60-8000 A.C.	7296177	1	3.59	SWITCH, cl.
66-67	50-60-8000 A.C.	7296179	-1	5.70	SWITCH, htr. blower
66-67	9000 A.C.	7296263	1	7.40	SWITCH
66-67	9000 A.C.	7296264	1	3.84	SWITCH, cl. control
66	9000 Auto. A.C.	3008474	1	7.60	SWITCH, htr. selector
67	All Auto. A.C. 1st Type (See Footnote 9.798)	3008526	1	7.20	SWITCH, htr. master
67	9000 Auto. A.C. 1st Type (See Footnote 9.798)	3008474	1	7.60	SWITCH, htr. selector
67	9000 Auto. A.C. 2nd Type (See Footnote 9.798)	3013222	1	9.25	SWITCH, selector temp.
68	All A.C.	7304784	1 -	8.15	SWITCH, blower A.C. control (5 position) -(9.798)
69-70	All Man. A.C.	1386803	1	7.20	SWITCH, A.C. blower (on control)
69-70	All Auto. A.C.	1230507	1	14.75	SWITCH, selector (vacuum 8i electric)
70	All Man. A.C.	7313424	1	9.15	SWITCH, vacuum
71-72	All A (A.C.)	1386803	1	7.20	SWITCH, A.C. blower
71-73	All B-C-E (Man. A.C.)	483326	1	2.51	SWITCH, compr. ambient (2 term.)
71-72	All B-C-E (Man. A.C.)	1223127	1	2.92	SWITCH PKG., control-man. A.C. (blower)
73	All A (A.C.)	483326	1	2.51	SWITCH, compr. ambient (2 term.)
71-72	All B-C-E (Man. A.C.)	1223345	1	5.75	ARM 8t BOARD cV SWITCH, high blower override- A.C. control (incl. circuit board)

NOTE. For cars with heater only refer to 8.852 for switch
NOTE. Other switches listed in group 9.798.

67	All Auto. A.C. (2nd Type) (See Footnote 9.798)	3011102	1	.10	PIN, ambient compr. switch
67	All Auto. A.C. (2nd Type) (See Footnote 9.798)	3011103	1	.73	LEVER, compr. switch
65	30-4000	2965073	1	.23	CONNECTOR, to htr. blower switch—(2.530)
68	9000 less A.C.	7305239	1	8.80	VALVE, vac-vent., htr.-revent (also used 9.798)
59-62	All exc. Spec	1472307	1	.15	SEAL, to blower 8i air valve plenum
61	40-4100 A.C.	427721	1	.15	SCREW, hex. socket set (8-32 x 1/16") evap. control lvr. knob—(8.975)

**9.275 AMPLIFIER—ASPIRATOR & SHIELD—CAM—PROGRAMMER, AIR
CONDITIONING CONTROL**

71-72	All Auto. A.C.	1223165		15.75	AMPLIFIER, circuit board (Darlington) (used 9.270)
71-72	All Auto. A.C.	482042		.83	ASPIRATOR 8. SHIELD
71-72	All B-C-E (Man. A.C.)	7932907		.46	CAM, temp, (water valve)
71-72	All B-C-E (Man. A.C.)	7932904		.56	CAM, cable-temp. control
71-72	All Auto. A.C.	7931934		2.87	CONTACTS, select &L cam assy, (includes wipers) auto. A.C. control—(9.281)
71-72	All Auto. A.C.	1223114		1.74	CONTACTS, blower switch wiper arm (incl. 3 ball brgs.) (also listed 9.270)
71-72	All Auto. A.C.	7932183		8.85	THUMB WHEEL & POTENTIOMETER, auto. AC control
71-72	All Auto. A.C.	7930135	1	68.70	PROGRAMMER, auto. A.C.

71 72	All B-C-E (Man. or Auto. A.C.)	7932343	1	.56	LEVER , select A.C. control—(9 27B)
71-72	All B-C-E (Man. A.C.)	7932344	1	.87	LEVER (temp.) man. A.C. control—(9.278)
71-72	All Auto. A.C.	7932547	1	.77	SHAFT , mix door operating arm (used 9.270)
72	All Auto. A.C.	7937912	1	1.40	SHAFT , mix door operating arm-auto. temp. control programmer
71-72	All Auto. A.C.	7932552	1	.51	SPRING , pwr. (used 9 270)
71-72	All Auto. A.C.	7932535	1	.20	SPRING , vac. valve (used 9.270)
71-72	All Auto. A.C.	7932536	1	4.77	VALVE , vac. programmer—(9.280)
71-72	All Auto. A.C.	7935792	1	.31	RETAINER , connector (plastic rib) retains programmer cvr.
71-72	All Auto. A.C.	7932554	1	3.84	COVER , programmer (black-plastic)
71-72	All Auto. A.C.	7939007	1	.45	CONNECTOR , female programmer electrical (black-plastic)
71-72	All Auto. A.C.	7932544	1	.41	STUD , vac. valve mtg. screw (for programmer)
9.276 SENSOR—BODY, AUTOMATIC TEMPERATURE CONTROL					
71-73	All Auto. A.C.	7935324	1	4.00	SENSOR , ambient-outside air auto. temp. control (in evap. case)
71-73	All Auto. A.C.	7933754	1	8.90	SENSOR , in car auto A.C. control
71-72	All Auto. A.C.	7932695	1	2.15	LINKAGE , temp. dr. connecting (programmer)—(9.786)
71-72	All Auto. A.C.	7934058	1	10.30	CIRCUIT BOARD (incl wiring harness) auto. A.C. control (also listed 270)
9.277 DIAPHRAGM, VACUUM					
NOTE Vacuum diaphragm also listed in Grps. ii. 850-9.198-9.281-9.779 & 9.7S8					
59 62	All exc. Special	1969458	1	2.97	DIAPHRAGM , vac. No 1 (override outlet valve)
59-62	All exc. Special	3146159	1	2.86	DIAPHRAGM , vac. No 2 (outlet control valve)—(8.850)
59-62	All exc. Special	1969458	1	2.97	DIAPHRAGM , vac. No 3 (inlet valve control)
59-62	All exc. Special	1969458	1	2.97	DIAPHRAGM , vac. No 4 (override inlet valve)
63	44-46-4800 A.C.	1998905	1	5.75	DIAPHRAGM , vac. (No. 3 & No. 4)—(9.280)
63	4700 A.C.	1998905	1	5.75	DIAPHRAGM (No. 3 & No. 4) plenum blower—(9.280)
63-65	Riviera A.C.	1998906	1	5.75	DIAPHRAGM (No. 1 & No. 2) selector valve & case
63-67	LeSabre-Wildcat-Electra A.C.	3146159	1	2.86	DIAPHRAGM (No. 1) Outlet control valve—(8.850)
64	All A.C.	1998905	1	5.75	DIAPHRAGM (9.280)
64-65	Riviera less A.C.	1998902	1	2.36	DIAPHRAGM , vac.-selector valve & case
65-68	30-40-9000 A.C.	1998905	1	5.75	DIAPHRAGM (9.280)
65-70	50-60-8000 A.C.	3011399	1	12.35	DIAPHRAGM 8i CONNECTOR , outside air inlet
66-70	9000 Auto. A.C.	1998905	1	5.75	DIAPHRAGM (No. 3 & No. 4) air inlet & valve assm.—(9.281)
66 70	All Auto. A.C.	3011399	1	12.35	DIAPHRAGM 8. CONNECTOR , outside air inlet dr
66	80-9000 Auto. A.C.	3009764	1	.72	DIAPHRAGM , reg.
66-68	9000	3143146	1	2.91	DIAPHRAGM (No. 1) outlet control valve—(8.850)
66-70	9000 Man. or Auto. A.C.	1998919	1	2.94	DIAPHRAGM , htr. & A.C. mode door
67	All Auto. A.C. 1st Type (See Footnote 9.798)	3009764	1	.72	DIAPHRAGM , vac. regulator
67	All Auto. A.C. 2nd Type (See Footnote 9.798)	3013204	1	.72	DIAPHRAGM , vac. regulator
68	30-4000 A.C.	1998905	1	5.75	DIAPHRAGM , air inlet & valve assm—(9.280)
69-71	All A (A.C.)	1998942	1	5.70	DIAPHRAGM , outside air inlet door—(9.281)
69-70	50-60-8000 Auto. A.C.	1998909	1	2.12	DIAPHRAGM , def. door (8.850)
69-70	9000 less Man. or Auto. A.C.	3143146	1	2.91	DIAPHRAGM , vacuum No. 1 (outlet control valve)—(8.850)
68-72	All A (A.C.)	1998901	1	2.36	DIAPHRAGM , htr. & A.C. mode door
59-62	All A.C. exc. 40-4 1-4300	3143592	AR	.46	SPRING , inlet return
59-62	All A.C. exc. 40-41-4300	3143608	AR	.56	SPRING , outlet return
64-67	Special-Skylark-G.S. A.C.	3000357	1	.46	SPRING , return-evap. rjitr. -(8.857)
66-67	All Auto. A.C.	3009870	1	.67	SPRING , master switch
66	All Auto. A.C.	3009869	1	.30	SPRING , vac. reg.
67	All Auto. A.C. 1st Type (See Footnote 9.798)	3009869	1	.30	SPRING , vac. regulator
67	All Auto. A.C. 2nd Type (See Footnote 9.798)	3013205	1	.46	SPRING , vac. regulator
67	All Auto. A.C. 2nd Type (See Footnote 9.798)	3013206	1	.30	CLAMP , vac. regulator
67	All Auto. A.C. 2nd Type (See Footnote 9.798)	3013207	1	.72	FITTING , vac. adj. regulator
68-70	All Auto. A.C.	3017987	1	.51	PLUG , vac. leak down
9.277 RELAY, BLOWER MOTOR					
64-66	Special-Skylark-G.S. Cust. A.C.	1365166	1	3.95	RELAY (also used 2 755)
64	44-46-47-4800 A.C.	1365166	1	3.95	RELAY , A.C. 8i htr. blv/er

65	50-60-8000 A.C.	1372259	1	4.66	RELAY, A.C. blower ..
65	9000 A.C.	1365166	1	3.95	RELAY, htr. 8t blower.
66-68	50-60-80-9000 A.C.	1372259	1	4.66	RELAY, A.C. blower ..
67	30-4000 A.C. exc. 4600 .	1365166	1	3.95	RELAY, htr. & blower.
68	50-60-80-9000 Auto. A.C.	1372259	1	4.66	RELAY, A.C. blower.....
68-69	9000 Auto. A.C.	1365166	1	3.95	RELAY, blower mtg.....
69-70	All Man. A.C.	1372259	1	4.66	RELAY, A.C. blower.....
69-70	50-60-8000 Auto. A.C. .	1372259	1	4.66	RELAY, A.C. blower.....
69-70	All Auto. A.C.	1372259	1	4.66	RELAY, selector switch.....
71	All A (A.C.)	1372259	1	4.66	RELAY, A.C. blower (temp, delay)
71-73	All B-C-E (Man. or Auto. A.C.).....	1237547	2-	4.66	RELAY, A.C. hi blower.
71-73	All B-C-E Heater less Auto. A.C.	3961573	1	1.90	RELAY, blower temp, delay—(4.075)—.....
71-73	All Auto. A.C.	3990842	1	1.90	RELAY, reversing-auto. temp, control—(4.07 5)
73	All (Man. A.C.)	1372259	1	4.66	RELAY, A.C. blower.....

9.278 LEVER, TEMPERATURE CONTROL

71-72	All B-C-E less A.C.	7932343		56	LEVER (also used 8.852—9.275)
71-72	All B-C-E Man. A.C.	7932344		.87	LEVER (also used 9.275)
71-72	All B-C-E Man. or Auto. A.C.	7932343	1	.56	LEVER, selector (also used 9.275)

9.279 LENS—BASE PLATE, AIR CONDITIONING CONTROL

70	33-34-3500 A.C.	1240137	1	10.60	LENS
70	44-46-50-60-8000 Man. A.C.	1233925		1 1.45	LENS
70	50-60-8000 Auto. A.C. .	1234205		1 1.45	LENS
70	9000 Auto. A.C.	1233955		12.60	LENS
70	9000 Man. A.C.	1233956		12.40	LENS
71	33-3400 A.C. less Wood Grain Instr. Pnl.	1240137		10.60	LENS, A.C. control .
71	34-4400 A.C. & Wood Grain Instr. Panel.	1233925		1 1.45	LENS, A.C. control.....
72	All A (A.C.)	1240134		4.20	LENS, A.C. control (wood grain applique)
72	All A (A.C.)	1240137		10.60	LENS, A.C. control (painted black).....
71	All B-C-E (Man. A.C.) .	7932341		2.67	BASE PLATE, control.....

NOTE For model years prior to 1970 refer to grp. 9.798.

9.279 WASHER, SLAVE VALVE

68-69	30-4000 A.C.	3006077	1	.05	WASHER, slave valve (anti-rattle) (also used 9.779)
-------	-------------------	---------	---	-----	---

9.280 MOTOR—VALVE, AUTOMATIC TEMPERATURE PROGRAMMER

71-72	All Auto. A.C.	7932526	1	3.84	MOTOR, vac. (also used 9.270)
71-72	All Auto. A.C.	7932536	1	4.77	VALVE, programmer vac. (also used 9.275)

9.280 VALVE, SELECT AIR CONDITIONING CONTROL

71-72	All Auto. A.C.	7931936	1	2.67	VALVE, select (9 port) auto. A.C. control (used 9.270).....
71-72	All B-C-E Man. A.C.	7932345		2.51	VALVE, vac-hot water (3-port) (also used 9.270)
71-72	All B-C-E Man. A.C.	7932346		2.92	VALVE, vac-select (9-port) (also used 9.270) ...

9.280 DIAPHRAGM, VACUUM

63	44-46-4800 A.C.	1998905	1	5.75	DIAPHRAGM (No. 3 & 4) (also used 9.277-9.281) ..
63	4700 A.C.	1998905	1	5.75	DIAPHRAGM (No. 3 & 4) plenum blower (also used 9.281).....
64	All A.C.	1998905		5.75	DIAPHRAGM (also used 9.281).....
65-68	30-40-9000 A.C.	1998905		5.75	DIAPHRAGM (also used 9.281).....
66-70	9000 A.C.	1998905		5.75	DIAPHRAGM (No. 3 & 4) air inlet & valve assm. (also used 9.281).....
68	30-4000 A.C.	1998905	1	5.75	DIAPHRAGM, outside air inlet door (also used 9.281).....
71-73	50-60-80-9000 Man. or Auto. A.C.	1998981		3.08	DIAPHRAGM, diverter dr. (upr. & lwr.) (also used 9.281).....

9.281 WIRING—CONNECTOR—RELAY, AIR CONDITIONING WIRING

64-66	Special-Skylark Cust. A.C.	2988254	1	8.70	WIRE, evap. to relay.....
67	30-4000 A.C. exc. 4600 .	2988254	1	8.70	WIRE
59	All.....	2962448	1	.10	CONNECTOR (9.773).....
66 68	All Auto. A.C.	3866868	2	.20	TEE CONNECTOR, assms. in vac. source line (V, " x V," x VV') used 9.798.....
61-62	40-41-4300.....	1116959	1	4.83	RELAY, compr. cl.....
63-73	All.....	385076	1	3.08	TANK, vacuum (used 9.798).....
66-67	80-9000 Auto. A.C.	3866868	1	.20	CONNECTOR, tee-in vac. source line—(9.28 1).....

68	All Elec. Ant. exc. 9000 ..	1369914	1	.92	NUT, ant. mtg
69	30-4000 Elec. Ant.	1369914	1	.92	NUT, ant. mtg
69	50-60-8000 Elec. Ant....	1387080	1	.46	NUT, ant. mtg
70	50-60-8000 Man. Ant. ...	1383378	1	.67	NUT, antenna trim
64-65	30-4000.....	1370501	1	.15	SEAL, ant. cap to base- IS.454)
9.622 ADAPTER—BRACKET—PAD—SPACER, ANTENNA MOUNTING					
62		1349970	1	.20	ADAPTER, ant. to fdr.....
63	44-46-4800	1356926	1	.30	ADAPTER, ant. to fdr.
63-65		1357912	1	.87	ADAPTER, ant. mtg.....
64	40-41-42-4300 Man. Ant.	1362784	1	.41	ADAPTER, ant. lwr.-cowl top panel to fdr.
64-66	Special-Skylark Man. Ant.	1362936	1	.77	ADAPTER, ant.-upr.....
64	44-46-4800.....	1364566	1	.46	ADAPTER, ant. to fdr.....
65-66	50-60-8000 Elec. Ant.	1369913	1	.72	ADAPTER, ant. to fdr.....
66-67	30-4000 Man.-Fixed Ant.	1376103	1	.87	ADAPTER, upr.....
66-70	9000.....	1378237	1	1.03	ADAPTER, ant. mtg.....
67	50-60-8000 Elec. Ant. ...	1382784	1	.67	ADAPTER, ant. to fdr.
68	All Elec. Ant. exc. 9000 ..	1382784	1	.67	ADAPTER, ant. to fdr.
69	30-4000 Elec. Antenna ...	1382784	1	.67	ADAPTER, ant. to fdr.
69	50-6000.....	1386345	1	.87	ADAPTER, ant. mtg ..
69		1386370	1	.87	ADAPTER, ant. mtg. ...
68		1383376	1	.87	BEZEL, ant. mtg
65-66	50-60-8000 Elec. Ant. exc. Conv.....	1370112	1	.41	BRACKET
65-66	50-60-8000 Conv. elec.				
		1370111	1	1.03	BRACKET.....
66-70	9000.....	1378236	1	.72	BRACKET, ant. mtg.
67-68	50-60-8000 Elec. Ant. ...	1379497	1	.30	BRACKET, ant. mtg.
68 69	30-4000 exc. Conv. & Wagon Elec. Ant.	1387392	1	1.64	BRACKET, ant. mtg.
69	54-6667 Elec. Ant.	1232418	1	1.74	BRACKET, ant. mtg.
69	8467 Elec. Ant.	1232416	1	1.18	BRACKET, ant. mtg.
69	50-6000 exc. Conv. Elec. Ant.	1232416	1	1.18	BRACKET, ant. mtg.....
69	8000 exc. Conv. Elec. Ant.	1232417	1	1.18	BRACKET, ant. mtg.....
69 72	All C.B. Radio.....	1230171	1	2.20	BRACKET, ant. mtg -C.B.....
65-66		1370501	1	.15	BUSHING, ant. mast—(3.453).....
63-70	Riviera.....	1357265	1	.15	CLIP, ant. adapter mtg.—(9.647).....
63 64	44-46-4800.....	1358013	1	1.64	COVER, access hole—(8.153).....
63 65	Riviera.....	1356478	1	3.23	COVER, ant. access hole—(8.153).....
69	50-60-8000.....	1231714	1	1.44	COVER, ant. mtg. brkt. (also used 15.222)——
61-63	40-4 1-4300.....	579526	1	.10	GASKET, ant. spacer.....
65-68	50-60-8000.....	579526	1	.10	GASKET, ant. spacer (rubber).....
58-61	All exc. 40-41-4300 ..	1181313	1	.10	PAD, ant. to fdr.....
63	44-46-4800.....	1356925	1	.20	PAD, ant. adapter.....
64	44-46-4800.....	1364594	1	.36	PAD, ant. adapter.....
65-66	50-60-8000 Elec. Ant.	1369915	1	.20	PAD, ant. adapter.....
67	50-60-8000 Elec. Ant.	1382783	1	.20	PAD, ant. adapter.....
68	All Elec. Ant. exc. 9000	1382783	1	.20	PAD, ant. adapter.....
69	30-4000 Elec. Ant. ...	1382783	1	.20	PAD, ant. adapter.....
69	50-60-8000.....	1386344	1	.30	PAD, ant. adapter.....
65-67	30-4000.....	1372984	1	.30	PLATE, ant. lock.....
61-63	40-41-4300.....	579525	1	.46	SPACER, ant.-upr.....
61-63	40-41-4300.....	579527	1	.30	SPACER, ant.-lwr.....
65-66	50-60-8000 Man Ant. ...	1369933	1	.56	SPACER, ant.-upr.....
65-66	50-60-8000 Man Ant. ...	1369934	1	.25	SPACER, ant.-lwr.....
67-68	50-60-8000 Man Ant. ...	1379568	1	.20	SPACER, ant.-lwr.....
67-68	50-60-8000 Man Ant. ...	1379569	1	.51	SPACER, ant.-upr.....
67-68	8000 (4 Drs.) Elec. Ant.	1379500	1	.20	SPACER, between ant. mtg. brkt. & rr. whl hse. panel
63	44-46-4800.....	1356923	1	.41	SUPPORT, ant. mtg.....
63		1356520	1	.41	SUPPORT, ant. mtg.....
64	44-46-4800	1364979	1	.41	SUPPORT, ant. mtg.....
NOTE. Radio antenna mounting parts also listed in group 9.645-9.647.					
9.645 CABLE, ANTENNA LEAD—IN					
61-63	40-41-4300.....	1352004		3.69	CABLE (incl. base).....
61-62	44-46-47-4800.....	1347117		2.10	CABLE (man).....
61-62	44-46-47-4800.....	1347118		2.10	CABLE (elec.).....
63	44-46-47-4800.....	1357758		2.05	CABLE (man. or elec.).....
63-64	44-46-47-4800.....	1357758		2.05	CABLE (man. or elec.).....
64-65	Special-Skylark.....	1362669		3.33	CABLE, incl. base (manual) (also used 9.647)
65-67	50-60-8000.....	1371799		2.05	CABLE (man).....
65-67	50-60-8000.....	1371340		6.75	CABLE (elec.).....
65	9000.....	1357758		2.05	CABLE (man. or elec.).....
66-70	9000.....	1378275		2.41	CABLE.....

68-69	30-4000 exc. Wagons & Conv. less Forced Air Vents.....	6297409
68	All exc. 9000.....	1371340
68-71	30-4000.....	1385097
68	50-60-8000 1st Type (Lead-in Cbl. 44" Long)	1371799
68	50-60-8000 2nd Type (Lead-in Cbl. 31" Long)	1385678
69	30-4000.....	1230419
69	50-60-8000.....	1387273
69	50-60-8000.....	1387459
70	All.....	9812650
71	30-4000.....	9812650
71	50-60-80-9000.....	9891396
72	All A.....	9614424
72	All.....	9891396

9.645 ANTENNA, RADIO

59-61	44-46-47-4800.....	1164535
62	44-46-4800.....	1351092
63-64	44-46-4800.....	1364440
63-64	44-46-4800.....	1356928
63-65	Riviera.....	1356927
63-65	Riviera.....	1364442
65-66	50-60-8000.....	1370775
66	9000.....	1378292
66-70	9000.....	1378293
69	30-4000 exc. Conv. 8i Wagons (use on cars with forced air vents) ..	981552
69	50-6000.....	981431
69	30-4000.....	1383376
69 70	50-60-8000.....	1387177
70	All exc. 9000.....	1232090
68	30-4000 Man. Ant.....	1387952
69	All exc. 9000.....	1387952
70	30-4000.....	1232091
70	50-60-8000.....	1387952
70-71	All C.B. Radio.....	1179850

9.647 BASE—GROMMET

64-65	Special-Skylark.....	1362669
65	50-60-8000.....	1371798
66-67	30-4000.....	1376828
66	50-60-8000.....	1376831
67-68	50-60-8000.....	1376831
68-69	30-4000.....	1383377
68	50-60-8000 2nd Type (Lead-in Cbl. 31" Long)	1385679
69 70	50-60-8000.....	1387176
72	30-4000.....	9614424
71-73	All w/F.M. Radio.....	411439
65-66	50-60-8000.....	1369935
67-68	50-60-8000.....	1379895
63 70	All.....	1357265
70	All.....	6299102
70	All.....	9812650
71-72	All B-C-E.....	9891396
73	All.....	9891396
71-73	All B-C-E.....	9835797
64-69	All.....	1396610
61-63	40-41-4300.....	1350343
61-62	44-46-47-4800.....	1189054
63-64	44-46-47-4800 less Radio.....	1340390
64	44-46-47-4800.....	1189054
63 68	Riviera.....	1189054
66-69	9000 less Radio.....	1340390
69	9000.....	1189054
61-64	44-46-47-4800.....	541963

1.44	CABLE, antenna jumper (elec.)
6.75	CABLE (elec.)
1.69	CABLE (man.) (fdr. mid.)
2.05	CABLE (man.)
1.95	CABLE (man.).....
7.60	CABLE (elec.).....
1.69	CABLE (man.).....
7.55	CABLE, antenna lead in (electric).....
2.20	CABLE, w/shield ant. lead-in—(9.647)
2.20	CABLE, w/shield ant. lead-in—(9.647)
2.26	CABLE, w/shield ant lead-in—(9.647)
2.20	CABLE, w/shield ant to receiver—(9.647) .
2.26	CABLE, w/shield ant lead-in—(9.647)

8.50	ANTENNA (man.)
8.90	ANTENNA (man.)
44.80	ANTENNA (elec.) .
8.90	ANTENNA (man.)
8.90	ANTENNA (man.)
44.80	ANTENNA (elec.) .
44.80	ANTENNA (elec.) .
44.80	ANTENNA (elec.) .
8.90	ANTENNA (man.)
33.85	ANTENNA (elec.)-pkg
39.70	ANTENNA (elec.)-pkg
.87	BEZEL, ant. mtg. (mar
.82	BEZEL, ant. mtg. (mar
.67	BEZEL, antenna mtg. manual)
.36	PAD, antenna adapte (man.) .
.36	PAD, ant. adapter mdn.).....
.15	PAD, antenna mtg
.36	PAD, antenna adapter; (manual).....
.10	BUMPER, rub. (in ant mtg. bracket)—(7.807)

MAST—MOTOR, RADIO ANTIENNA

3.33	BASE, incl. lead-in cb . (man.)—(9.645)
2.51	BASE (man.).....
4.5 1	BASE, lead-in (man)
4.20	BASE (man.).....
4.20	BASE & LEAD-IN (main)
4.77	BASE & LEAD-IN (majn.) .
5.02	BASE & LEAD-IN(mailj
5.25	BASE & LEAD-IN
2.20	LEAD IN, w/shield ant, to receiver—(9.645).....
1.33	EXTENSION (10") anlenna lead-in (to eliminate FM station swapping)
.30	BRACKET, ant. lead in (man.).....
.15	BRACKET, lead-in (man).....
.15	CLIP, ant. adapter mtgji (also used 9.622)
.87	WIRE, ant. lead-in
2.20	CABLE, w/shield antenna lead-in (also used 9.645)
2.26	CABLE, w/shield ant lead-in (also used 9.645).....
2.26	CABLE, w/shield ant lead-in (also used 9.645).....
.92	ADAPTER, w/shield ant, lead-in.....
1.33	COVER PACKAGE (incl. front 6k rear cover) plastic-elec.....
.10	GASKET, between am. lead-in & under-side of R. frt. fdr.....
.20	GROMMET, ant. lead in 8i elec. ant. control wire thru dash—(9.775)
.10	GROMMET, ant. lead in hole in dash panel—(9.775)
.20	GROMMET, ant. lead in 6i elec. ant control wires thru dash—(9.775)
.20	GROMMET, ant. lead n & elec. ant, control wires thru dash—(9.775)
.10	GROMMET, plug ants a lead-in hole in front of dash—(9.775).....
.20	GROMMET, ant. lead in thru front of dash—(9.775)
7.95	MAST (elec.).....

61-63	40-41-4300.....	587071	1	3.64	MAST(28").....
64	40-41-42-4300.....	1371183	1	3.64	MAST (man.).....
65	All exc. 9000.....	1371183	1	3.64	MAST (elec.).....
65-67	50-60-8000.....	1233028	1	7.55	MAST (elec.) (repls. 1372304 3/72).....
65	9000.....	541963	1	7.95	MAST (elec.).....
66-67	30-4000.....	1376829	1	6.90	MAST (1 piece) man-am/fm.....
66-67	All exc. 9000.....	1376830	1	4.36	MAST(man.).....
66-70	9000.....	382743	1	7.45	MAST (elec.).....
68-69	30-4000.....	1384125	1	5.50	MAST, fixed (1 piece) am/fm.....
68-69	30-4000.....	1384124	1	5.20	MAST (man.).....
68	All exc. 9000.....	1233028	1	7.55	MAST (elec.) (repls. 1372304 3/72).....
68	50-60-8000.....	1376830	1	4.36	MAST (man.).....
69-70	50-60-8000.....	1384124	1	5.20	MAST (man.).....
69	30-4000.....	1233028	1	7.55	MAST (elec.) (repls. 1372304 3/72).....
69	50-60-8000.....	1233028	1	7.55	MAST (elec.).....
65-67	50-60-8000.....	1372302	1	4 1.75	MOTOR 8. DRIVE.....
68-69	All exc. 9000.....	1372302	1	4 1.75	MOTOR 8. DRIVE.....
66-69	9000.....	1378766	1	4 1.75	MOTOR & DRIVE.....
61-63	40-41-4300.....	572333	1	.36	NUT, ant. cap (also used 9.618).....
61-63	40-41-4300.....	554422	1	.51	NUT, ant. lead-in to frt. fdr.....
68-70	All exc. 9000.....	1387052	1	.56	NUT, mast retaining (man.).....
63-65	Riviera.....	1358998	1	2.92	SUPPORT, tube (elec.).....
65-66	50-60-8000.....	1372303	1	5.07	SUPPORT, tube.....
66-69	9000.....	1378767	1	6.65	SUPPORT TUBE.....
67-68	50-60-8000.....	1381931	1	6.45	SUPPORT TUBE, (elec.).....
68-69	30-4000.....	1381931	1	6.45	SUPPORT TUBE (elec.).....
69	50-6000 1st Type.....	1231623	1	4.87	SUPPORT TUBE (elec.) (cable conn. 7"A" from bottom of mtr.).....
69	8000 1st Type.....	1231622	1	4.87	SUPPORT TUBE (elec.) (cable conn. 7 1/2" from bottom of mtr.).....
69	50-6000 2nd Type.....	1233026	1	4.5 1	SUPPORT TUBE (elec.) cable conn. 1 2%" from bottom of mtr.....
69	8000 2nd Type.....	1233027	1	4.5 1	SUPPORT TUBE (elec.) cable conn. 1 2 1/2" from bottom of mtr.....
9.649 KNOB—ESCUTCHEON, RADIO CONTROL					
60	All.....	1192976	AR	.39	KNOB (also used 12.249-14.483).....
61-62	40-41-4300.....	1192976	AR	.39	KNOB (also used 12.249-14.483).....
62	44-46-4800.....	1350613	2	.56	KNOB.....
63	40-41-4300.....	1355878	2	.70	KNOB.....
63	44-46-47-4800 1st Type.....	1355480	2	.56	KNOB.....
63	44-46-47-4800 2nd Type.....	1355878	2	.70	KNOB.....
63-64	44-46-47-4800.....	1355481	AR	.52	KNOB, inner-tone control.....
64	40-41-4300.....	1366676	1	.81	KNOB, tone control-inner.....
64	40-41-42-4300 less Rr. Seat Spkr.....	1366676	1	.81	KNOB, dummy-inner.....
64	40-41-42-4300.....	1363435	2	1.57	KNOB (incl. spg.) outer (also used 9.778-12.195-14.483).....
64	44-46-47-4800.....	1355878	2	.70	KNOB.....
65	All exc. 9000.....	1370815	2	.87	KNOB (also used 9.778-12.195-14.483).....
65	50-60-8000 less Rr. Spkr.....	1371764	1	.62	KNOB, dummy-inner.....
65	50-60-8000.....	1369113	1	.72	KNOB, inner.....
65	9000.....	1370756	2	.85	KNOB.....
66	All exc. 9000.....	1376892	AR	.82	KNOB (also use 9.778-12.195-14.483).....
66	9000.....	1374934	2	1.03	KNOB.....
67	All exc. 9000.....	1379700	2	.92	KNOB (used in 9.778-10.164-1 2.249-1 4.4 83) ...
67	50-60-8000.....	1379709	AR	.76	KNOB, tone.....
67	50-60-8000 exc. Stero.....	1379710	1	.76	KNOB, dummy.....
67	9000.....	1379706	2	.87	KNOB.....
67	9000.....	1379711	2	.81	KNOB, tone.....
67-70	All.....	1379700	1	.92	KNOB (used 2.459-2.485).....
69-70	All.....	1231081	1	.97	KNOB.....
68	All.....	1383640	2	.82	KNOB.....
71-72	All A.....	1231081	2	.97	KNOB.....
71-72	All B-C-E.....	1235270	2	.56	KNOB.....
72	All A (Stereo Radio).....	7930170	1	5.90	CONTROL, balance.....
65	30-4000.....	1370801	1	.76	ESCUTCHEON, inner.....
65	9000.....	1370850	1	.81	ESCUTCHEON, dummy knob.....
65	9000.....	1370850	1	.81	ESCUTCHEON, tone control knob.....
66	30-4000.....	1376900	1	.56	ESCUTCHEON, radio control.....
66	50-60-8000 less Rr. Seat Spkr.....	1376883	1	.67	ESCUTCHEON, radio stator control.....
66	50-60-8000.....	1376884	1	.67	ESCUTCHEON, radio volume control.....
66	9000.....	1374932	1	1.13	ESCUTCHEON, radio lwr.....
66	9000 Radio less Rr. Seat Sprk.....	1374935	1	1.28	ESCUTCHEON, radio-upr.....
67	30-4000.....	1379713	1	.76	ESCUTCHEON, radio tone.....

67	30-4000 less Rr. Seat Sprk.....	1380427	1	.82	ESCUTCHEON, radio ;ontrol
67	9000.....	1374932	2	1.13	ESCUTCHEON, radio-lwr....
67	9000.....	1379721	2	1.13	ESCUTCHEON, radio trim—(2.189)
68-70	All less Rr. Spkr.	1383646	1	.72	ESCUTCHEON, station control
68-70	All.....	1383647	1	.76	ESCUTCHEON, tone cpntrol.....
71-72	All A.....	1383647	1	.76	ESCUTCHEON, tone
71-72	All A (less Rr. Spkr.) .	1383646	1	.72	ESCUTCHEON, station control
71-72	All B-C-E.....	1235266	AR	.46	ESCUTCHEON, tone
71-72	All B-C-E.....	1235267	1	.46	ESCUTCHEON, station control.....
60-63	All.....	1192583	AR	.15	WASHER (felt) control knob.....
64	40-41-4 2-4300.....	7278015	2	.05	WASHER, wave (betwen inner & outer radio control knobs)
64	40-4 1-42-4300.....	7278015	AR	.05	WASHER, wave-; ory switch ret. nuts.....
64	44-46-47-4800.....	1192583	AR	.15	WASHER, felt-between radio control knob & inner knob & rr. spkr.
65-66	30-40-50-60-8000 .	7278015		.05	WASHER, between inner & outer radio control knobs.....
65-67	9000.....	1192583		.15	WASHER (felt) between radio control knob & inner knob.....
66	All	1192583	AR	.15	WASHER, felt-between radio control knob & inner knob.....
All	All				NUT, radio to panel (refer to 9.667)

9.649 FADER CONTROL, RADIO SPEAKER (LESS STEREO)

62	44-46-4800.....	1350488	1	2.34	CONTROL
63	44-46-4800.....	7282814	1	4.80	CONTROL
64	40-4 1-42-4300 exc. Conv.....	7288274	1	4.69	CONTROL 8. CABLE
64	44-46-47-4800.....	7288284	1	4.94	CONTROL
65	30-4000 exc. Conv.....	7291824	1	3.84	CONTROL
65	50-60-8000.....	7290614	1	3.84	CONTROL
65	9000.....	7291844	1	5.35	CONTROL
66	30-4000.....	7294254	1	4.48	CONTROL
66	50-60-8000.....	7294264	1	4.48	CONTROL
66	9000.....	7294274	1	4.80	CONTROL
67	30-4000.....	7299124	1	4.80	CONTROL
67	50-60-8000.....	7299134	1	5.08	CONTROL
67	9000.....	7299144	1	4.80	CONTROL
68-72	All A.....	7302624	1	4.70	CONTROL
68-70	All B-C-E.....	7302634	1	4.70	CONTROL
71-72	All B-C-E.....	7931554	1	5.15	CONTROL

9.650 SPEAKER, INSTRUMENT PANEL RADIO

60	All.....	1194080	1	1 1.00	SPEAKER.....
61-62	40-41-4300.....	7276434	1	10.00	SPEAKER,screen & lead
61-62	44-46-47-4800 .	7277408	1	10.40	SPEAKER.....
63	40-41-4300.....	7282354	1	8.65	SPEAKER,screen & lea
63-64	44-46-4800.....	1221840	1	9.60	SPEAKER (incl. lead)
64	4700.....	7286484	1	8.85	SPEAKER (incl. lead)
64-65	Special-Skylark.....	7285844	1	8.45	SPEAKER (incl. lead)
65-67	50-60-8000.....	7289354	1	9.60	SPEAKER.....
65	9000.....	7290974	1	8.70	SPEAKER.....
66-70	9000.....	7307254	1	12.15	SPEAKER.....
66-67	All A.....	7294834	1	9.05	SPEAKER.....
68	All B-C.....	1222663	1	1 1.50	SPEAKER.....
68-72	All A.....	1222661	1	10.30	SPEAKER.....
69-70	All B-C.....	7311414	1	12.05	SPEAKER.....
71-73	All B-C.....	7934674	AR	10.05	SPEAKER (3y." dia.) le;s brkt. (R. or L)
71-73	All B-C-E.....	7932714	1	11.10	SPEAKER (center) (10' dia.) (less brkt.)
71-73	All E.....	7932874	RH	9.50	SPEAKER (incl. brkt.)
71-73	All E.....	7934674	LH	10.05	SPEAKER (less brkt.) (3W dia.) ..
71-72	All B-C.....	981761	1	21.55	SPEAKER PACKAGE, itereo (frt.) L. spkrs.)
71-72	All E.....	981776	1	21.55	SPEAKER PACKAGE, \$tereo (frt.) L. spkrs.)
68-70	All A-B-C.....	7309205	1	.92	BRACKET, spkr. mtg.
71	All A.....	7309205	1	.92	BRACKET, spkr. mtg
71	All B-C-E.....	7932715	1	2.31	BRACKET, spkr. mtg.-ctJ
71-72	All B-C.....	7932705	2	.77	BRACKET, spkr. mtg
71	All E.....	7932705	LH	.77	BRACKET, spkr. mtg
72	All A.....	7307449	1		BRACKET, spkr. mtg.-frjt
72	All E.....	7932713	1		BRACKET, spkr. mtg.-frt

9.650 RADIO (AM-FM-SONOMATIC & STEREO)

68	50-60-8000.....	981314	1	10.00	RADIO, sonomatic
68	9000.....	981315	1	10.00	RADIO, sonomatic
68-72	All A.....	981583	1	66.65	RADIO, am.....
69-70	50-60-8000.....	981616	1	88.15	RADIO, am.....
69-70	9000.....	981617	1	88.15	RADIO, am.....

68-72	All A	981584	1	133.25	RADIO, am-fm.
69-70	9000	981619	1	148.50	RADIO, AM-FM.
71-72	All B-C-E	981701	1	91.60	RADIO, AM.
71-72	All B-C-E	981702	1	153.75	RADIO, AM-FM.
69-70	50-60-8000	981620	1	223.50	RADIO, AM-FM stereo.
72	All A	981824	1	229.85	RADIO, AM-FM stereo (must be used with rr. seat spkr. pkg. 981302 on cpe. & sdn. and 981303 on wgn.)
71-72	All B-C-E	981777	1	209.10	RADIO, AM & stereo 8 track tape player.
71-72	All B-C-E	981778	1	353.65	RADIO, AM-FM stereo 8 track tape player.
71-72	All B-C-E	981784	1	215.25	RADIO, AM-FM stereo (less spkr.)

9.650 SUPPORT—BRACKET- CONVECTOR—RESISTOR, RADIO

66-67	30-4000	1375206	1	.25	SUPPORT, radio receiver.
68-72	All A	1383369	1	.62	SUPPORT, radio receiver.
71-73	All B-C-E	1234920	1	1.90	SUPPORT, radio mtg.—(9.667).
71-73	All B-C-E Radio & Stereo Tape Player Comb.	1237015	1	1.28	SUPPORT, radio receiver
71-73	All B-C-E Radio 8< Tape Player Comb.	7934684	1	21.45	CONVECTOR, radio.
71-72	All B-C-E	8907966	2	.77	RESISTOR, AM 8i FM stereo radio.
66-67	30-4000	1376046	1	.36	BRACKET, radio receiver mtg.
66-67	9000	1374483	1	.92	BRACKET, radio supt.
68	50-60-8000	1384161	1	.30	BRACKET, supt.
68-70	9000	1384163	1	.67	BRACKET, supt.
71	All B-C-E	120614	1		NUT, radio to supt. (No. 10-32)—(8.915)

9.650 STRAP, RADIO SPEAKER

69-70	50-60-8000	1230771		.36	STRAP, ground.
71	50-60-80-9000	8905206		.25	CONNECTOR, radio spkr. harness (plugs into radio) —(2.530).

9.650 MULTIPLEX, AM-FM STEREO ADAPTER

66	50-60-80-9000	7302424	1	99.00	MULTIPLEX.
67	50-60-8000	7302434	1	105.25	MULTIPLEX.
67	9000	7302444	1	105.25	MULTIPLEX, am-fm stereo adapter
68	50-60-80-9000	7298994	1	115.70	MULTIPLEX, am-fm stereo adapter

9.655 GRILLE, INSTRUMENT PANEL RADIO

63-64	44-46-4800	1354388	1	6.15	GRILLE.
66	50-60-80-9000	1374288	1	5.02	GRILLE BODY, radio spkr.
67	50-60-80-9000	1381454	1	7.60	GRILLE.
68-70	9000	1381454	1	7.60	GRILLE.
66-67	50-60-8000	6287920	1	1.44	CABLE.
59	All	4697015	4	.10	CLIP, grille (also used 9.665)
62	44-46-4800 exc Conv	4697015	4	.10	CLIP (also used 9.665).

9.655 PLATE, STEREO ADAPTER TRIM

66-67	50-60-80-9000	1222542	1	5.11	PLATE, adapter trim (incl. applique).
-------	---------------	---------	---	------	---------------------------------------

9.656 WIRING, REAR SEAT SPEAKER

64	40-41-42-4300 Wagons	4506107		2.77	WIRING HARNESS
65-67	All Wagons	4506107		2.77	WIRING HARNESS
68	All Wagons	7720033		2.87	WIRING HARNESS
68	30-4000 exc. Wagons	7770409		1.64	WIRING HARNESS
68	50-60-8000	7720001		2.46	WIRING HARNESS
68-69	9000	7720079		2.46	WIRING HARNESS
69	3327-69-3437-3537-69- 4437-39-67-69-4600	8721563		1.69	WIRING HARNESS
69-70	30-4000 Wagons	8721552		3.28	WIRING HARNESS
69	50-60-8000	8721640		2.82	WIRING HARNESS
70	3435-36	7720079		2.46	WIRING HARNESS
70-71	3435-36	8779544		3.79	WIRING HARNESS
70-72	All A exc. Wagons	8779543		1.95	WIRING HARNESS
70	6036-46	8779420		2.61	WIRING HARNESS
70	50-60-80-9000 exc. Wagons	9814750		3.08	WIRING HARNESS
71-73	All B-C-E exc. Wagons	9821110		4.36	WIRING HARNESS
71-73	All B/Wgns	9821117		4.31	WIRING HARNESS
71	All B-C exc. Wagons	9821146		12.80	WIRING HARNESS, stereo spkr. rr.
71-73	All B/Wgns	9821147		13.40	WIRING HARNESS, stereo spkr. rr.
72-73	All B-C-E exc. Wagons	9821146		12.80	HARNESS, rr. stereo spkr. wiring

9.663 COLLECTOR, STATIC

58-60	All	494786		.33	COLLECTOR (also used 6.331)
61-66	All	7276381		.53	COLLECTOR (also used 6.331)

70	All	8903904	1	1.59	CABLE, fuse block junction (from mirror map light terminal to radio suppression capacitor) (5" O.L. 3-conn.)—(2.480).....
71	All Radio & Tape Player	8904366	1	3.84	CAPACITOR & WIRE, to fuse block (asm. to park brk. pedal brkt.—(2.480).....
72	30-40-9000	8904366	1	3.84	CAPACITOR & WIRE 2.480).....
70-72	All V-8	1846216	1	1.86	SHIELD, circuit breaker (for radio frequency interference)—(2.393)
9.665 BOLT—CABLE—GRILLE—SPEAKER, REAR SEAT SPEAKER					
66-72	All as Req.	4749319	4	.10	BOLTS 8. CLIP, rear seat speaker to shelf—(15.024)
60	All Wagons	2976043	1	.36	CABLE, sgl. lead ground
61	4019-4119-44-46-4700 exc. Conv.	2976043	1	.36	CABLE, ground ..
61-62	4019-4119-44-46-47-4800 exc. Conv.	2976043	1	.36	CABLE, rr. spkr. ground
63	4019-27-35-45-4100-4347-4400-4600-4800 exc. Conv.	2976043	1	.36	CABLE, ground
63	44-46-4800	7283742	1	2.67	CABLE, inter.....
63-64	40-41-42-4300	2982627	1	.77	CABLE, rr. spkr. bod
63	4435-45-4635	2982627	1	.77	CABLE, rr. spkr. spkr body
64	All exc. 4067-4367	7283742	1	2.67	CABLE, inter.....
64	All exc. Conv. 4700	2976043	1	.36	CABLE, ground ...
66-67	All exc. Conv. & Riviera	2976043	1	.36	CABLE, rr. spkr. ground ...
64	4635-45	2982627	1	.77	CABLE, rr. spkr. bod
65-71	30-4000	2982627	1	.77	CABLE, rear speaker body .
65-68	50-60-8000	2989480	1	1.33	CABLE, rr. spkr. bod
65	9000	7283742	1	2.67	CABLE, inter.....
66	30-40-50-60-8000 exc. Conv.	2976043	1	.36	CABLE, rr. spkr. ground
68-69	All exc. 9000	2976043	1	.36	CABLE, spkr. ground
69	50-60-80-9000	2989480	1	1.33	CABLE, rr. spkr. body
70	All exc. 3435-36-9000	2976043	1	.36	CABLE, rr. spkr. ground.....
71-72	All A	2976043	1	.36	CABLE, rr. spkr. ground.....
61-62	All	1342207	AR	.10	CLIP (also used 2.55 3-2.5 85-2.697-3.107-9.598-11.950).....
62	44-46-4800 exc. Conv.	4697015	AR	.10	CLIP, rr. seat spkr. to shelf—(9.655).....
63	40-4 1-4300	1342207	1	.10	CLIP, wire to brace (also used 2.459-2.585-2.697-2.815-3.107-9.598 10.230-1 1.950).....
65	All	1342207	AR	.10	CLIP (usage 2.559)
66-67	4600	1342207	1	.10	CLIP (used 2.559) .
59	4867	4758711	1	4.61	GRILLE.....
60	4637-67-4867	4758711	1	4.61	GRILLE.....
61	4467-4637-67-4867	4758711	1	4.61	GRILLE.....
63-64	4467-4647-67-4847-67	4758711	1	4.61	GRILLE.....
64-65	Riviera	4410593	1	18.40	GRILLE.....
65	5467-8437-67	4523931	1	14.75	GRILLE, in rr. seat back
66	5467-6467-8437-67	4523931	1	14.75	GRILLE, in rr. seat back
66-70	All exc. Conv. & 9000-Wagons	7295996	1	2.55	GRILLE, in rear shelf
66	6637 67	7595766	1	15.50	GRILLE, in rr. seat back
66-67	9000	7667685	1	15.10	GRILLE.....
67	5467-6467-8457-67	7667717	1	14.40	GRILLE, in rr. seat back
67	6667-87	7667636	1	13.95	GRILLE, in rr. seat back
68-72	30-4000 Wagons	7304837	1	2.26	GRILLE.....
68-69	5467-8457-67	7752643	1	15.05	GRILLE.....
68-69	6637-67-87	7748459	1	14.40	GRILLE.....
68-70	9000	7748402	1	15.05	GRILLE.....
70	6000 Wagons	7283957	1	1.86	GRILLE.....
70	5467-6637-67-8457-67	7752643	1	15.05	GRILLE, in rr. seat back
71-72	All A	7295996	1	2.55	GRILLE, on rr. shelf
71	50-66-80-9000 exc. Conv. & Wagons	7936229	1	3.08	GRILLE.....
71-73	All B (Wagons)	7936243	2	2.97	GRILLE.....
71-72	5467-6667	7295996	2	2.55	GRILLE, rr. stereo spk
72	3327-37-69-3467-4467	7936229	AR	3.08	GRILLE, rr. stereo speaker
72-73	All B (Conv.)	7936229	AR	3.08	GRILLE, rr. spkr....
62	44-46-4800	1350297	1	.77	KNOB, rr. seat spkr.- (2.773).....
61	44-46-47-4800	9419763	AR	.10	NUT, stamped radio grille-monogram spkr. to instr. panel—(8.921) ...
62	44-46-4800	541237	2	.10	NUT, rr. spkr. switch, acc. mtg. panel—(8.006)
57-58	All	147460	AR	.15	SCREW, spkr. knob—(8.975).....
62	44-46-4800	147460	1	.15	SCREW, rr. seat spkr. switch knob—(8.975).....
59	All exc. Convs. 8i Wagons	7274236	1	9.05	SPEAKER
59-60	4867	7277982	1	10.45	SPEAKER
60-62	All exc. Convs.	7274236	1	9.05	SPEAKER

60	4637 Std. Trims	7274236	1	9.05	SPEAKER
61	4467-4637-67-4867	7277982	1	10.45	SPEAKER
62	4647-67-4847-67	7277982	1	10.45	SPEAKER
63	4847 Bkt. Seats	7290934	1	9.30	SPEAKER, mtgs. on shelf
63-64	4467-4667-4867	7282511	1	9.90	SPEAKER
63-64	4700	7282774	1	9.05	SPEAKER (incl. wire)
63-64	All Conv. & 4635-45-4700	7290934	1	9.30	SPEAKER
65	All exc. Conv. 6637 & 8437-9000	7290934	1	9.30	SPEAKER
65-68	50-60-8000 Conv.	7290934	1	9.30	SPEAKER
65-66	6637-8437-9447	7290934	1	9.30	SPEAKER
65-70	9000	7290934	1	9.30	SPEAKER
66-67	All exc. Conv. & 6637 Rr. Seat Spkr.	7300614	1	9.60	SPEAKER
67-68	6687-8457	7290934	1	9.30	SPEAKER
68	All exc. Conv.-Wagons-6687-8457	7300614	1	9.60	SPEAKER
68-72	All A Wagons	7303361	1	9.90	SPEAKER
68	44-4667	7290934	1	9.30	SPEAKER
69-70	30-40-50-6000 exc. Conv. 8< Wagons	7300614	1	9.60	SPEAKER
69	6637	7290934	1	9.30	SPEAKER
69-70	8000	7300614	1	9.60	SPEAKER
69-70	All Conv. exc. 8467	7290934	1	9.30	SPEAKER
70	6000 Wagons	7300801	1	10.75	SPEAKER
71-72	All A exc. Wagons	7300614	1	9.60	SPEAKER
71	All B-C-E	7300614	1	9.60	SPEAKER, dir. installation
71-72	All B-C-E exc. Wagons	7933362	AR	9.80	SPEAKER 2 req. with stereo)
71-72	All B/Wgns	7933542	AR	9.80	SPEAKER, all loc.
73	All Wagons	7933542	AR	9.80	SPEAKER, all loc.
71-72	All E	1235460	1	3.33	BRACKET, stereo spkr. mtg. (also used 10.230)
65-66	5467-6467-6637-67-8437-67	4473632	1	8.40	SUPPORT
67	5467-6467-6667-87-8457-67	4473632	1	8.40	SUPPORT
66-70	9487	4547591	1	7.10	SUPPORT, grille
68	5467-6667-87-8457-67	4473632	1	8.40	SUPPORT, rr. seat back radio grl.
69-70	5467-6637-67-8457-67	4473632	1	8.40	SUPPORT, grille

NOTE. Switches changed to group 9.649.
NOTE Refer to Grp. 9.656 from rr. spkr. wiring.

9.665 PACKAGE, REAR SEAT SPEAKER

68-72	All A exc. Wagons	981302	1	13.35	PACKAGE, rr. seat speaker
68-72	All A Wagons	981303	1	13.35	PACKAGE, rr. seat speaker
68-70	9000	981305	1	13.35	PACKAGE, rr. seat speaker
71-72	All B-C-E exc. Conv. & Wagons	981721	1	16.00	PACKAGE, rr. seat speaker
71-72	All B/Wgns	981722	1	16.00	PACKAGE, rr. seat speaker

9.665 BRACKET—KNOB—SWITCH; REVERBERATOR

64-67	AM	7289938	1	2.36	BRACKET, switch mtg
64-66	All exc. Special-Skylark Conv.	7289883	1	22.90	SWITCH (incl. wiring harness)
64-67	All	9775398	1	.62	KNOB, switch
64-67	All	7285267	AR	.15	NUT, switch mtg
64-67	All	7289987	1	.82	SWITCH, light socket
64-67	All	7289937	1	3.20	SWITCH, rr. spkr. & reverb.
67	All	7289883	1	22.90	SWITCH, radio reverb, (incl. wiring harness)

9.665 HARNESS, REAR ANTENNA WIRING

68-69	30-4000	8721949	1	5.95	HARNESS (also used 13.090)
-------	-------------------	---------	---	------	--------------------------------------

9.667 NUT, RADIO TO INSTRUMENT PANEL

41-61	All	7235968	2	.10	NUT, radio to instr. panel
62	All	7235969	2	.10	NUT, radio to instr. panel (also used 9.773-1 1.950)
63	40-41-4300	1196781	1	.15	NUT, in instr. panel for spkr. (lamp)—(7.809)
63	40-41-4300	7235969	2	.10	NUT, radio to instr. panel
63	44-46-47-4800	7279805	2	.10	NUT, radio to instr. panel
64-67	All	7279805	2	.10	NUT, radio to instr. panel
68-73	All	7279805	2	.10	NUT, radio to instr. panel ("I,"—28)
71-73	All B-C-E	1234920	1	1.90	SUPPORT, radio mtg. (used 9.650)

9.670 CASE & BRACKET--SUPPORT--KNOB, STEREO TAPE PLAYER

67	All	7304476	AR	10.85	CASE & BRACKET (plastic)
70 72	All B-C-E	1234258	1	3.74	CASE (plastic)
70-72	All B-C-E	1234259	1	1.28	APPLIQUE (on frt. of case)
71-72	All B-C-E (Col. Shift)	1237567	1	6.15	TRIM PLATE, tape player

68	30-4000.....	1385712	RH	.87	BRACKET
68	30-4000.....	1385713	LH	.87	BRACKET
68	60-9000 Long Console ..	1385714	RH	.67	BRACKET
68	50-60-80-9000.....	1385711	LH	.36	BRACKET
68	50-60-80-9000 less Long Console	1385710	RH	.36	BRACKET.....
69-72	All A.....	1230041		2.77	BRACKET.....
69-70	All B-C.....	1386834		2.87	BRACKET.....
69-71	All E.....	1386835		3.02	BRACKET.....
70	All B-C.....	1235143		2.51	BRACKET (attaches to inst. panel vert, strut)
70-72	All B-C.....	1235141		.87	BRACE (attaches to firewall below heater) ..
70	All E.....	1234260		2.82	BRACKET.....
71-72	All B-C-E (Col. Shift).....	1237566		2.82	BRACKET, mtg.....
71	All B-C-E.....	1238707		1.38	BRACE, player to frt. r/f dash
70	All B-C-E.....	400537		.85	KNOB, volume control
70	All B-C-E.....	400538		.67	KNOB, tone control
70	All B-C-E.....	400539		.67	KNOB, dummy
71	All B-C-E w/Dealer Installed Tape Player ..	400537		.85	KNOB, volume control
71-72	All B-C-E w/Dealer Installed Tape Player ..	400538		.67	KNOB, tone control & dummy
69	All B-C.....	1235141		87	SUPPORT.....
70	All B-C (1st Type).....	1235141		87	SUPPORT (attaches to instr. panel vert, strut)
69-71	All E (Long Console).....	1386889		87	SPACER, mounting bracket.....
68	All.....	6297155		52	HARNES, tape playe -(2.480).....
71-72	All B-C-E (Col. Shift).....	8907837		46	HARNES, tape playe (used 2.480).....
69-70	All.....	1230283		10	SCREW, tape player to bracket.....
71-72	30-4000.....	1230283		10	SCREW, tape player to brkt.....
68-70	All.....	9428181		10	NUT, tape player to m g. brkt. (also used 10.263)
9.670 STEREO TAPE PLAYER					
68-70	All.....	981454	1	128.15	TAPE PLAYER, use with radio 8i rr. seat spkr. (2 speakers only) blk. metal case.....
70	All B-C-E.....	981590	1	116.75	TAPE PLAYER (use with radio 8i rr. seat spkr.) w/case.....
71-72	All A.....	981454	1	128.15	TAPE PLAYER, use with radio 8i rr. seat spkr. (2 spkr. only) black metal case.....
71-72	All B-C-E.....	981693	1	143.00	TAPE PLAYER, use with (2 or 4 speakers) rigid plastic case.....
68-72	All.....	981420	1	7.10	TAPE, stereo (demonstration)
9.709 BASE—ELEMENT—KNOB, CIGAR LIGHTER					
53		1192761	1	2.51	BASE FUSE (Casco;
54-61		1192761	1	2.51	BASE FUSE (Casco;
62-64		1350625	1	2.61	BASE FUSE (Casco;
63-64	4700	1355485	2	2.61	BASE FUSE, conso 3 frt. & rr.
65		1369337	1	2.61	BASE FUSE.....
65		1369337	2	2.61	BASE FUSE, in console-frt. 8i rr.....
66-67		1369337	1	2.61	BASE FUSE, in ash receiver-instr. panel.....
66-68		1369337	1	2.61	BASE FUSE, in console-rr.....
NOTE When installing 1234578 case on 1968-69 (50-60-80-9000) it will be necessary to order 1-9.709 8912257 connector.					
68-69	50-60-80-9000.....	8912257	1	3.75	CONNECTOR, cigar li hter base (also used 2.530)
60-61	All.....	7027910	1	1.85	CASE & CIRCUIT BREAKER (Rochester).....
62-69	Special-Skylark-G.S.....	7027910	1	1.85	CASE 8< CIRCUIT BRLAKER (Rochester).....
70-73	All A.....	7028056	1	2.31	CASE.....
68-73	All B-C-E.....	1234578	1	2.72	CASE 8i CIRCUIT BREAKER.....
53	50-70.....	7005278	1	1.13	ELEMENT (Rochester) also used 12.007)
56	52-53-61-63-63D-72- 72R-73.....	7005278	1	1.13	ELEMENT (Rochester) also used 12.007 ..
56-62	All.....	1368758	AR	1.95	ELEMENT (Casco)
59	All.....	7005278	1	1.13	ELEMENT (Rochester) also used 12.007.....
59	4619-39-4719-39.....	7005278	1	1.13	ELEMENT, rr. seat (Ro hester) also used 12.007
60	All Flint Plants.....	7021055	1	.85	ELEMENT (Rochester)
60	4619-39-4719-39-4829- 39-67.....	7005278	1	1.13	ELEMENT (Rochester) also used 12.007.....
60	All B.O.P. Plants.....	1195992	1	2.36	ELEMENT & KNOB (Casco) also used 12.007
61	4639-4719-39-4829-67 1st Type.....	7005278	AR	1.13	ELEMENT, rr. seat (Rochester) also used 12.007) •
61	All.....	7021055	1	.85	ELEMENT (Rochester) also used 12.007.....
61	All.....	1195102	1	2.01	ELEMENT 8. KNOB (R Dchester) also used 12.007 ..
61	All.....	1194213	1	3.08	ELEMENT & KNOB (Casco).....
62-69	Special-Skylark-G.S.....	7021055	1	.85	ELEMENT (Rochester)
62	40-41-4300.....	1195102	1	2.01	ELEMENT & KNOB (R Dchester) also used 12.007
62	44-46-4800.....	1194213	1	3.08	ELEMENT & KNOB (Casco).....
63	40-41-4300.....	7031400	1	4.56	ELEMENT 8t KNOB (R ochester).....
63-64	44-46-47-4800.....	1355507	AR	3.08	ELEMENT 8. KNOB (Casco).....

65-72	All B-C-E.	1368758	AR	1.95	ELEMENT (Casco)
64	40-41-42-4300.	1362910	1	2.56	ELEMENT & KNOB
	All B-C-E.	1370713	1	3.38	ELEMENT & KNOB, instr. panel (also used 12.007-12.052)
65-73	8400-9000.	1370713	2	3.38	ELEMENT & KNOB, in rr. qtr. a/rest
68	9000.	1370713	AR	3.38	ELEMENT & KNOB, in console
65-68	9000 Custom Trim.	1370713	2	3.38	ELEMENT & KNOB, rear quarter arm-rest
68-71	6639-8239-69-8400	1370713		3.38	ELEMENT & KNOB, rear door armrest
69-71	All A.	7025459		.98	ELEMENT
70-73	All A.	1231476		.10	HEAT SINK, cigar lighter-on case
69-72	30-4000.	1370820		2.56	KNOB, element & shield
65	30-4000.	1376888		2.41	KNOB, element & shield
66	30-4000.	1379705		2.41	KNOB, element & shield
67	30-4000.	1383645		2.56	KNOB, element 8i shield
68-69	All A.	1233534		2.56	KNOB, element 8i shield cigar lighter
70-72	All.	3771764		.36	RETAINER (Casco)
51-59	All B.O.P. Plants.	3771764		.36	RETAINER
60	44-46-47-4800 B.O.P.				
61	Plants Only.	3771764		.36	RETAINER
61	40-41-4300.	7017874		.33	RETAINER
61	40-4 1-4300 B.O.P. Built				
	Cars.	4678329		.36	RETAINER (Casco)—(12.006)
62	44-46-47-4800 Flint only				
	Pol. Opt.	7017874	1	.33	RETAINER
62	41-4300.	7017874	1	.33	RETAINER
62-67	LeSabre-Wildcat-Electra	3771764	1	.36	RETAINER
68-72	All A.	7035245	1	.42	RETAINER
	15436910 FL. 25441869 S.G., 35448065 Lin., 45455908 K.C. on 43 45456350 on 46, 45455893 on 46S, 55470465 Wil., 65475279 Atla., 75480161 Era.				
	25441869 S.B., 35448065 Lin., 45455908 K.C. on 43, 45456350 on 46, 45455893 on 46S, 55470465 Wil., 65475279 Atla., 75480161 Fra.				

9.712 FUSE, CIGAR LIGHTER

40-52	All.	1314453	AR	.77	FUSE, 6 volt (Casco)
53	40.	1314453	AR	.77	FUSE, 6 volt (Casco)
53	50-70.	1318535	AR	1.03	FUSE (Casco) also used 12.007
54-62	All.	1318535	AR	1.03	FUSE (Casco) also used 12.007
65-68	9000.	1350626	2	1.08	FUSE, in console-frt. 8i rr.
63	4639-4700-4800.	1318535	1	1.03	FUSE (Casco)
64	4639-4800 exc. 4847	1318535	1	1.03	FUSE, cigar lighter (Casco)
63-64	4700.	1318535	2	1.03	FUSE, console-frt. & rr. (Casco) also used 12.008
62-67	LeSabre-Wildcat-Electra	1350626	1	1.08	FUSE, instr. panel
65	8000.	1318535	AR	1.03	FUSE, cigar lighter (usage 1 2.008)
66	8437-67.	1318535	2	1.03	FUSE, pass-a-lite lighter
66	9000.	4702491	1	1.54	FUSE, frt. seat ctr. a/rest lighter—(1 2.008)
67	8457-67.	1318535	2	1.03	FUSE (used 12.052)

9.712 CLIP, CIGAR LIGHTER

65	9000.	1371233	1	67	CLIP, console-frt.
----	-------	---------	---	----	--------------------

9.712 SHIELD, CIGAR LIGHTER LIGHT

66-67	9000.	538667	1	.20	SHIELD, clamp instr. panel cigar lighter—12.006)
-------	-------	--------	---	-----	--

9.713 ESCUTCHEON, CIGAR LIGHTER

65	30-4000.	1370799	1	.77	ESCUTCHEON
66	30-4000.	1376904	1	.62	ESCUTCHEON
67	30-4000.	1379712	1	.72	ESCUTCHEON
68-72	All A.	1383863	1	.67	ESCUTCHEON

9.735 SHIELD, POWER UNIT

66-67	9000 Cruise Master.	6455023	1	2.12	SHIELD (used 3.885)
-------	---------------------	---------	---	------	---------------------

9.740 BRACKET—CLIP, INSTRUMENT PANEL

69	50-60-8000.	1387403	1	6.95	BAR, lower tie
69	50-60-8000.	1387554	RH	.36	BRACKET, lwr. tie bar
69	50-60-8000.	1387555	LH	.36	BRACKET, lwr. tie bar
66-67	9000.	1375639	2	.05	CLAMP, switch ret. ctsy. light switch 8i ant.
66-67	All exc. 9000.	1378315	2	.15	CLIP, instr. panel cvr. to instr. panel outer ends
66-67	50-60-8000.	1376368	RH	.20	CLIP, instr. panel cvr. ret.
66-67	50-60-8000.	1376369	LH	.20	CLIP, instr. panel cvr. ret.
68	30-4000.	1235650	2	.10	CLIP, accessory plate to instr. panel hsg
69	50-60-8000.	1230076	4	.15	CLIP, lwr. filler to hsg
69 72	All.	1235650	AR	.10	CLIP, accessory plate to instr. panel hsg

9.740 COVER—FILLER—HOUSING—LENS, INSTRUMENT PANEL

NOTE: Instrument pnl. parts also listed in Grp. 10.252 & 10.256.					
63	40-41-4300.	1354749	1		COVER, instr. cluster (black) paint to match trim—(9.746)

66-67	30-4000	1375419		3.08	COVER, radio opening
66-67	50-60-8000	1376031		1.64	COVER, radio opening
66-67	50-60-8000 less Rr. Wind. Def. & Elec. Ant.	1377147		.10	COVER, accessory switch hole
66-67	9000	1374890		1.23	COVER, radio trim
68-72	All A.	1383364		3.23	COVER, radio opening
68	50-60-80-9000	1383860		3.43	COVER, radio opening
69	50-60-8000	1386830		6.05	COVER, radio opening -(10.256)
69-70	9000	1383860		3.43	COVER, radio opening
All	All				COVER, clock opening (refer to 9.772),
65	9000	1369445	1	2.77	ESCUTCHEON, switch
66	30-4000 exc. Conv. & Wagons-Rr. Wind. Def.	1376902	1	.82	ESCUTCHEON, accessory switch
66	3000 Conv.-Pwr. Fldg. Top.	1376902		.82	ESCUTCHEON, accessory switch
66	30-4000 Wagons-Pwr. T/GateWind	1376902		.82	ESCUTCHEON, accessory switch
67	30-4000	1379714		.92	ESCUTCHEON, accessory switch (also used 9.778- 12.195-14.483)
66	50-60-8000	1374271		2.56	EMBLEM, tri shield
67	9000	1379289		2.51	FILLER, instr. panel-lwr
68	30-4000	1384657		4.82	FILLER, lwr. (paint to match)
68	50-60-80-9000	1384873		2.20	FILLER, lwr. (paint to match)
	NOTE 1st type-parking brake release & handle thru instr. panel filler.				rod and handle below instr. panel. 2nd type-parking brake release rod
69	9000	1384873	1	2.20	FILLER, instr. panel lw (paint to match)
69-70	9000	1232093	1	.15	FILLER, strg. col. to injtr. panel
69-72	All A.	1233122	1	3.79	FILLER (black) (paint to match) instr. pnl. lwr.
69-70	50-60-8000	1232954	1	8.80	FILLER, instr. panel hs^
70	9000	1234904	1	2.92	FILLER, instr. panel-lw
71-73	All B-C less A.C.	1233923	1	9.25	FILLER, instr. pnl.-lwr. paint to match) -(6.518)
71-73	All B-C with Man. or Auto. A.C.	1235283	1	9.25	FILLER, instr. pnl.-lwr. (paint to match)-(6.5 1 8)
71-73	All E.	1235282	1	3.08	FILLER, instr. pnl.-lwr. (paint to match)-(6.5 1 8)
	NOTE Instrument Panel Housings do —For model years after 1967; refer to Grp. 9.740 Panel—For mod l years prior to 1968.				not include trim panel or appliques. (Refer to Grp. 10.252 for appliques
66	30-4000 A.C.	1373431	1	55.30	HOUSING, instr. panel
66	30-4000 less A.C.	1379603	1	55.70	HOUSING, instr. panel
66	50-60-8000 Man. or Auto. A.C.	1374440	1	61.00	HOUSING, instr. panel
66	50-60-8000 less A.C.	1374439	1	61.00	HOUSING, instr. panel
66	9000	1375250	1	27.80	HOUSING, instr. panel lwr.
67	30-4000 less A.C.	1380478	1	63.95	HOUSING, instr. panel
67	30-4000 A.C.	1380479	1	63.95	HOUSING, instr. panel
67	50-60-8000 less A.C.	1380371	1	69.10	HOUSING, instr. panel
67	50-60-8000 Man. or Auto. A.C.	1380372	1	69.10	HOUSING, instr. panel
67	9000	1379286	RH	11.65	HOUSING, instr. panel lwr.
67	9000	1379287	LH	8.85	HOUSING, instr. panel wr.
67	9000 1st Type.	1379753	1	58.20	HOUSING, instr. panel jpr. (ctsy. lamp 1" from top edge) paint to match
67	9000 2nd Type.	1383348	1	58.20	HOUSING, instr. panel jpr. (paint to match)
68	30-4000 A.C.	1382125	1	17.90	HOUSING
68	30-4000 less A.C.	1381480	1	19.15	HOUSING
68	50-60-8000	1384292	1	30.70	HOUSING
68	9000	1384293	1	30.70	HOUSING
69	30-4000 less A.C. & Instr. Panel Vent	1386257	1	17.45	HOUSING
69	30-4000 A.C. & Instr. Panel Vent	1385646	1	16.15	HOUSING
69	50-60-8000	1387302	1	21.75	HOUSING
69	9000	1232014	1	34.90	HOUSING
70-73	All				HOUSING, instr. panel [refer to group 9.743)
65	30-4000 less A.C.	1369507	1	2.15	LENS, insert trim plate
65	30-4000 A.C.	1369508	1	1.23	LENS insert trim plate

9.740 MOLDING—PANEL—PLATE, INSTRUMENT PANEL

NOTE: For models not listed also refer to Grp. 10.252.

63-65		1355874	RH	2.56	MOLDING, lwr.
65	50-60-8000 with Radio	1368673		4.87	MOLDING, cove-ctr.
66	9000	1374066		6.65	MOLDING, instr. panel upr. hsg.
67	9000	1379288		7.25	MOLDING, instr. panel upr. hsg.
68	5000	1382992		16.40	MOLDING, cove-complete
68	6000	1382993		21.10	MOLDING, cove-complete
68	8000	1382994		18.25	MOLDING, cove-complete
68	9000	1383097		36.15	MOLDING, cove-complejte
69	9000	1387651		31.25	MOLDING, cove
60	All	1193616		.30	NUT, lwr. control to mt-). plate

61	44-46-47-4800	.1193616	3	.30	NUT, instr. panel cluster to instr. panel
61-62	44-46-47-4800	.1193616	3	.30	NUT, A.C. control & value to mtg. brkt.
61-62	44-46-47-4800	.1193616	2	.30	NUT, control cvr.-frt.
62	44-46-4800	.541237	8	.10	NUT, instr. panel mldgs.—(8.006).
63	44-46-47-4800	.541237	AR	.10	NUT, instr. panel to instr. cluster—(8.006)
63-64	All.	.1357571	AR	.10	NUT, anchor-"V" type No. 8 instr. panel
64	40-41-42-4300	.9417395	AR	.10	NUT, instr. panel switch trim plate—(8.921)
65	9000	.1357571	AR	.10	NUT, anchor-"V" type No. 8-instr. panel
65	50-60-8000 (4 Note Horn)	.1357571	1	.10	NUT, horn ground wire to high note horn mtg brkt.
68	50-60-80-9000	.1384786	2	.10	NUT, push-on-radio cvr. to cvr. mldg
69-70	50-60-80-9000 less Radio	.1384786	2	.10	NUT, push-on radio cover to panel housing
63	44-46-4800	.1354328	1	4.20	PANEL, control & accessory switch mtg.
63	46-47-4800	.1367963	1	5.25	PANEL, glove box dr. trim horiz. pattern
63-64	44-46-4800	.1354328	1	4.20	PANEL, control & accessory switch mtg.
63-64	46-4800 less A.C.	.1362962	RH	3.28	PANEL, trim (horiz. pattern)
63-64	46-47-4800	.1362398	1	2.56	PANEL, trim (keyhole) horiz. pattern
63-64	4700 A.C.	.1362402	RH	3.23	PANEL, trim (horiz. pattern)
63-64	4700 less A.C.	.1362404	RH	3.23	PANEL, trim (horiz. pattern)
64	4400 less A.C.	.1362962	RH	3.28	PANEL, trim (horiz. pattern)
64	4400	.1362398	1	2.56	PANEL, trim (keyhole) horiz. pattern
64	4639-47-67-69-4700- 4800	.1367963	1	5.25	PANEL, glove box dr. trim (horiz. stripe)
64	4700 less A.C.	.1365965	LH	7.35	PANEL, trim (horiz. pattern)
65	50-60-8000 A.C.	.1367475	LH	50.40	PANEL
65	50-60-8000 less A.C.	.1367477	RH	48.80	PANEL
65	50-60-8000 less A.C.	.1373084	RH	11.65	PANEL
65	50-60-8000 A.C.	.1373080	RH	10.25	PANEL
65	9000 A.C.	.1370948	RH	16.25	PANEL, ctr. & trim panel
66	6000 less A.C.	.1376920	1	2.46	PANEL, instr. hsg. trim-ctr. (aluminum)
66	6000 A.C.	.1376918	1	2.46	PANEL, instr. hsg. trim-ctr. (aluminum)
66	6000 A.C.	.1376911	LH	2.41	PANEL, trim (aluminum)
66	6000 less A.C.	.1376914	RH	.92	PANEL, trim (aluminum)
66	6000 less A.C.	.1376915	LH	2.46	PANEL, trim (aluminum)
66	8000 less A.C.	.1376916	RH	2.77	PANEL, trim (wood veneer)
66	8000 less A.C.	.1376917	LH	7.65	PANEL, trim (wood veneer)
66	8000 A.C.	.1376919	LH	7.65	PANEL, trim (wood veneer)
66	8000 less A.C.	.1376921	1	7.65	PANEL, trim-ctr. (wood veneer)
66	8000 A.C.	.1376922	1	7.65	PANEL, trim-ctr. (wood veneer)
67	6000 less A.C.	.1380361	1	2.61	PANEL, hsg.-ctr. (aluminum)
67	6000 A.C.	.1380365	1	2.61	PANEL, hsg.-ctr. (aluminum)
67	6000 less A.C.	.1380360	RH	1.02	PANEL, instr. panel hsg. (aluminum)
67	6000 less A.C.	.1380363	LH	2.61	PANEL, hsg. (aluminum)
67	6000 A.C.	.1380367	LH	2.61	PANEL, hsg. (aluminum)
	NOTE 1967 8000 1st type simulated chrome bead in wood veneer trim panel, 2nd type—"Argent Silver" painted bead in wood veneer trim panel.				
	NOTE Refer to Grp. 10.252 for model years after 1967				
67	8000 (1st Type) less Man. or Auto. A.C.	.1376921	1	7.65	PANEL, hsg. trim-ctr. (wood veneer)
67	8000 (2nd Type) less Man. or Auto. A.C.	.1382580	1	7.20	PANEL, hsg. trim-ctr. (wood veneer)
67	8000 (1st Type) less Man. or Auto. A.C.	.1376917	LH	7.65	PANEL, hsg. trim (wood veneer)
67	8000 (2nd Type) less Man. or Auto. A.C.	.1382579	LH	7.20	PANEL, hsg. trim (wood veneer)
67	8000 (1st Type) less Man. or Auto. A.C.	.1376916	RH	2.77	PANEL, hsg. trim (wood veneer)
67	8000 (2nd Type) less Man. or Auto. A.C.	.1382578	RH	2.67	PANEL, hsg. trim (wood veneer)
67	8000 (1st Type) Man. or Auto. A.C.	.1376922	1	7.65	PANEL, hsg. trim-ctr. (wood veneer)
67	8000 (2nd Type) Man. or Auto. A.C.	.1382584	1	7.20	PANEL, hsg. trim (wood veneer)
67	8000 (1st Type) Man. or Auto. A.C.	.1376919	LH	7.65	PANEL, hsg. trim (wood veneer)
67	8000 (2nd Type) Man. or Auto. A.C.	.1382585	LH	7.20	PANEL, hsg. trim (wood veneer)
65	30-4000	.1369509	1	10.65	PLATE, instr. panel insert trim
65	30-4000	.1370148	1	5.95	PLATE, instr. panel switch trim (use with pwr. t/gate or back dr. wind. opt. pwr. fldg. top-rr. wind, def.)
65	9000	.1371106		9.25	PLATE, switch mtg.-instr. panel
66-67	54-64-66-8467	.1376290		1.69	PLATE, accessory switch trim
66-67	50-60-8000 exc. Conv. w/Rr. Wind. Def.	.1376290		1.69	PLATE, accessory switch trim
66-67	50-60-8000 Radio	.1376289		1.69	PLATE, accessory switch trim-ant
66	9000 Elec. Ant.	.1380794		2.67	PLATE, elec. ant. & ctsy. light switch cvr.
66	9000 less Elec. Ant.	.1372154		2.15	PLATE, ctsy. light switch cvr.

67	9000 less Elec. Ant.	1380795	1	2.61	PLATE, ctsy. light swilch cvr. 8t elec. ant.
67	9000 Elec. Ant.	1380794	1	2.67	PLATE, ctsy. light swchcvr.
68	50-60-80-9000 (exc. Conv.) Elec. Ant. less Rr. Wind. Def. 8i Heated Rr. Wind.	1384145	LH	2.61	PLATE, accessory swiich opening cvr
68	50-60-80-9000 (exc. Conv.) Elec. Ant. & Rr. Wind. Def.	1384149	LH	2.61	PLATE, accessory swich opening cvr. plate
68	50-6000 Cruise Master less Ctsy. Lights	1384586	RH	3.43	PLATE & LENS, ai rry switch opening cvr.
68	54-66-8467 Elec. Ant. . . .	1384141	LH	2.56	PLATE, accessory swich opening cvr. plate . . .
68	50-60-80-9000 Ctsy. Lights less Cruise Master.	1384158	RH	1.64	PLATE, accessory swi<ch opening cvr. plate
68	50-60-8000 less A.C.	1383951	1	1.74	PLATE, A.C. opening r.
68	50-60-80-9000 exc. Conv. less Rr. Wind. Def. or Elec. Ant.	1386045	LH	1.08	PLATE, switch opening cvr.
68	54-66-8467 less Elec. Ant.	1384138	LH	2.56	PLATE, accessory swiich opening cvr. plate
68	50-6000 less Ctsy. Lights & Cruise Control	1386045	LH	1.08	PLATE, switch openin cvr.
68	80-9000 Cruise Master . .	1384587	1	3.54	PLATE & LENS, acces-sory switch opening cvr.
68	50-6000 Cruise Master 8t Ctsy. Lights.	1384587	RH	3.54	PLATE & LENS, accessory switch opening cvr. . . .
68-69	30-4000.	1382569		4.31	PLATE, instr. panel filler (Argent) radio cvr.
68-69	30-4000.	1383323		1.28	PLATE, accessory swiich opening cvr. ("Trishield" on plate).
68-69	30-4000.	1383324		1.23	PLATE, accessory sw ich opening cvr. ("Accessory" on plate with one switch opening)
68-69	30-4000.	1383325		1.23	PLATE, accessory switch opening cvr. ("accessory- off-on cruise control two switch openings).
68-69	30-4000.	1383326		1.23	PLATE, accessory swi ;h opening cvr. ("off-on-cruise control on plate with one switch opening).
68	30-4000	382556		1.13	PLATE, gn. switch filler (black)
68	30-4000	384650		1.23	PLATE, gn. switch filler (dk. teal)
68	30-4000	384651		1.23	PLATE, gn. switch filler (dk. green)
68	30-4000	384652		1.23	PLATE, gn. switch filler (dk. gold)
68	30-4000	384653		1.23	PLATE, gn. switch filler (dk. maroon)
68	30-4000	384654		1.23	PLATE, gn. switch filler (dk. red)
68	30-4000	384655		1.23	PLATE, gn. switch filler (dk. buckskin)
68	50-60-80-9000.	1384862		2.05	PLATE, gn. switch filler (dk. green)
68	50-60-80-9000.	1384863		2.05	PLATE, gn. switch filler (dk. teal);
68	50-60-80-9000.	1384864		2.05	PLATE, gn. switch filler (dk. gold)
68	50-60-80-9000.	1384865		2.05	PLATE, gn. switch filler (dk. maroon)
68	50-60-80-9000.	1384866		2.05	PLATE, gn. switch filler (dk. red)
68	50-60-80-9000.	1384867		2.05	PLATE, gn. switch filler (dk. buckskin)
68	50-60-80-9000.	1382604		2.05	PLATE, gn. switch fillcpr (black)
68	50-60-80-9000 exc. Conv. Rr. Wind. Def. less Radio.	1384153		2.61	PLATE & APPLIQUE, accessory switch opening (L.)
69	30-4000.	1232208		3.28	PLATE, instr. panel fill r (two 1 V sq. switch holes in top).
69	30-4000.	1232207		4.31	PLATE, instr. panel fill3r (one 1'A" sq. switch opening hole in top)
69-70	50-6000.	1386590		1.79	PLATE, accessory switch opening cvr. (horiz. blank plate).
69-70	9000.	1387939		2.31	PLATE, switch openin5l cvr. (left of speedo.-horiz. blank plate)
69-70	50-60-8000.	1386587		1.79	PLATE, accessory switch h opening cvr. ("off-on 8t interior light" on piale).
69	50-60-8000.	1230536		4.46	PLATE, accessory swi h trim ("Dn-antenna-up, Lo- rear def.—Hi" on plae)
69	50-60-8000 Conv.	1230535		4.46	PLATE, accessory sw ll trim ("Dn-antenna-up, Dn- conv. top-up" on plate).
69-70	50-60-8000.	1230534		3.02	PLATE, accessory swi h trim ("Lo-rear def.-Hi" on plate).
69	50-60-8000.	1230532		3.02	PLATE, accessory switch trim ("Dn.-antenna-up" on plate).
69-70	50-60-8000.	1230533		3.02	PLATE, accessory swit;h trim ("Dn conv. top up" on plate).
69-70	50-60-8000.	1386651		1.95	PLATE, accessory swi h trim cvr. (vert, black plate)
69-70	50-6000.	1387251		2.61	PLATE & LENS, accessory switch cvr. ("cruise control" on plate)
69-70	50-60-8000.	1387252		2.61	PLATE 8. LENS, acce sory switch cvr. (interior tight 8t cruise control on late).

69	9000.....	1231031	LH	4.61	PLATE & APPLIQUE , accessory switch opening cvr. ("Up-Dn-antenna on plate).....
69	9000.....	1231029	RH	4.61	PLATE & APPLIQUE , accessory switch opening cover ("Off-on courtesy" on plate).....
69	9000.....	1231034	1	4.61	PLATE & APPLIQUE , switch opening cvr. ("rr. def.-low-hi" on plate).....
69	9000.....	1231041	1	4.61	PLATE & APPLIQUE , accessory switch opening cvr. ("off-on-courtesy-cruise" on plate).....
69	9000.....	1231036	LH	4.61	PLATE & APPLIQUE , accessory switch opening cvr. ("Up-dn.-antenna-rear def.-low, Hi" on plate).....
69	9000.....	1231342	LH	7.80	PLATE , switch opening cvr. ("Rear def.-off-on" on plate).....
69	9000.....	1231343	1	7.80	PLATE , switch opening cvr. ("Up-dn, antenna, rear def. off-on" on plate).....
70-72	33-34-3500.....	1233228	1	5.20	PLATE , instr. pnl. (radio trim).....
70-72	44-4600.....	1233229	1	7.05	PLATE , instr. pnl. (radio trim).....
72	3437-3467 Wood Grain Instr. Panel less Forced Air Upr. Vents.....	1233229	1	7.05	PLATE , instr. pnl. (radio trim) no switch openings in top of plate.....
NOTE For plates not listed refer to 10.252.					
66	50-6000 C.T. Safety Buzzer.....	6457423	1	6.30	RETAINER , lens-syn. & safety warning.....
66	9000.....	1372153	1	.30	RETAINER , accessory switch cvr. plate.....
68-72	All A.....	1383361	2	.15	RETAINER , radio opening cover.....
57	40-50-60 exc. Convs.....	147460	AR	.15	SCREW , speed safety minder control knob (No. 6-32 x 3.16")—(8.975).....
66-67	50-60-80-9000.....	1598654	3	.62	SCREW , instr. cluster speedo. SL case.....
65-66	9000.....	1356502	AR	.10	SNAP , blind (instr. panel mldg.).....
69-70	50-60-8000.....	1387385	1	.51	SUPPORT , instrument panel-center.....
69-70	50-60-8000.....	1387670	1	.46	SUPPORT , instrument panel cluster.....
(") D-1067008 FL, D-2019552 S.G., D-3024457 Lin., D-4021730 K.C, D-5018751 Wil., D-6019480 Atla., D-7008642 Fra., D-8014378 Arl.					
C) F-1047292 FL, F-201 1816 S.G., F-30181 18 Lin., F-4018079 K.C, F-5012047 Wil., F-6014093 Atla., not avail. Fra. F-801 1613 Arl.					
67	Riviera.....	1382114	1	.25	RETAINER , ctsy. light switch plate (also used 10.163).....
57-58	All.....	147460	AR	.15	SCREW , instr. panel at blower switch in knob (No. 6-32 x V-,")—(8.975).....
71	50-60-80-9000.....	9414752	4	.10	SCREW , instr. panel flood light to instr. panel hsg. (No. 8—18 x ***) - (8.977).....
63	4700.....	1357118	1		SEAL , strg. col. opening-instr. panel—(6.750).....
63-64	44-46-47-4800.....	1356502	AR	.10	SNAP , blind (instr. panel mldg.).....
65-67	9000.....	1356502	AR	.10	SNAP , blind (instr. panel mldg.).....
9.740 PLATE, INSTRUMENT PANEL CONSOLE					
61	44-46-47-4800 A.C. SL Radio.....	1164164	1	4.97	PLATE , console trim.....
9.741 DIAL, GAS GAUGE & SHIFT INDICATOR					
65	50-60-8000.....	6455193	1	3.96	DIAL , face-gas gauge & shift indicator (usage 3.108-4.020)
9.743 HOUSING, INSTRUMENT PANEL					
70-72	3300-3435-3436-3569 less upr. Level Vents or A.C.....	1231859		19.75	HOUSING
70-72	33-34-3500 Upr. Level Vents or A.C.....	1232082		19.60	HOUSING
70-72	4439-69 less Upr. Level Vents or A.C.....	1232393		22.70	HOUSING
70-72	4437-39-67-69-4600 Upr. Level Vents or A.C.....	1232396		22.50	HOUSING
70	50-60-8000 less Forced Air Ventilation.....	1231627		26.10	HOUSING
70	50-60-8000 Forced Air Vent.....	1233430		27.15	HOUSING
70	9000.....	1233782		31.95	HOUSING
71-72	3437 Wood Grain Instr. Panel.....	1232396		22.50	HOUSING
71-72	3467.....	1232396		22.50	HOUSING
71	50-60-80-9000 (1st Type).....	1233838		15.60	HOUSING (mtg. plate attached to hsg by insulated stud).....
71	50-60-80-9000 (2nd Type).....	1239021			HOUSING (mtg. plate attached to hsg. with screws)
72	50-60-80-9000.....	1239021			HOUSING

71-72 50-60-80-9000. **6496070** 1 10.10 **BEZEL**, instr. cluster
 NOTE For model years prior to 1970 refer to grp. 9.740 for Housing.

9.744 PRINTED CIRCUIT—FILTER, INSTRUMENT CLUSTER

60-61	44-46-47-4800.	1587650	1	6.00	PRINTED CIRCUIT
61-63	40-41-4300.				PRINTED CIRCUIT (in case Grp. 9.746).
62	All.				PRINTED CIRCUIT (in luded with case Grp. 9.746)
63	44-46-47-4800.	6406246		7.30	PRINTED CIRCUIT . .
64	40-41-42-4300.	6407595		4.08	PRINTED CIRCUIT
64	44-46-47-4800.	6408260		8.90	PRINTED CIRCUIT
65	30-4000.	6408779		4.69	PRINTED CIRCUIT
65	50-60-8000.	6455078		9.15	PRINTED CIRCUIT
65	9000.	6455401		6.10	PRINTED CIRCUIT
66	30-4000.	6456503		5.85	PRINTED CIRCUIT
66-67	50-60-8000.	6457122		4.69	PRINTED CIRCUIT
66-67	9000.	6459869		7.75	PRINTED CIRCUIT
67	30-4000.	6458803		5.55	PRINTED CIRCUIT
68-69	30-4000.	6481195		4.26	PRINTED CIRCUIT
68	50-60-8000.	6480550		6.45	PRINTED CIRCUIT
68	9000.	6480555		6.60	PRINTED CIRCUIT
69	50-60-80-9000.	6491062		5.90	PRINTED CIRCUIT
70-71	All A used on Instr. Cluster having Tell-Tale Lights for Oil 8i Temp.	6459863	1	2.87	PRINTED CIRCUIT
70-73	All A used on Instr. Cluster having Gages for Oil & Temp.	6481170		2.62	PRINTED CIRCUIT
70-73	All A (Speed Alert)	6493198		3.88	PRINTED CIRCUIT , speedo cluster
70-73	All less Speed Alert	6493202		3.02	PRINTED CIRCUIT , speedo cluster
70	All B-C-E.	6493662		6.60	PRINTED CIRCUIT
71-73	All B-C-E.	6496090		4.85	PRINTED CIRCUIT
72	All A (less Speed Alert)	6458310		2.44	PRINTED CIRCUIT , te l-tale 8. fuel gauge cluster
71	All B-C-E less Speed Alert (1st Type)	6496083		11.15	PLATE , instr. cluster njtg. (attached to hsg. by insulated stud) . .
71	All B-C-E less Speed Alert (2nd Type)	6497260		5.75	PLATE , instr. cluster rrtg. (attached to hsg. with screws) . . .
71	All B-C-E (Speed Alert) (1 st Type)	6496084		8.50	PLATE , instr. cluster rrtg. (attached to hsg. by insulated stud) . .
71	All B-C-E (Speed Alert) (2nd Type)	6497261		5.75	PLATE , instr. cluster rrtg. (attached to hsg. with screws)
72	All B-C-E less Speed Alert.	6497770		5.75	PLATE , instr. cluster rrounding
72	All B-C-E (Speed Alert)	6497771		5.75	PLATE , instr. cluster rrounding
70-73	All A used on Instr. Cluster Having Gages for Oil 8i Temp.	6493721	1	.66	FILTER , gen. 8i brake
71	All B-C.	6496078	1	.38	FILTER , gen. & stop .
71-73	All B-C-E.	6496076	1	.41	FILTER , brk. & oil
72-73	All B-C-E.	6497767	1	.41	FILTER , tell-tale - seat belts
59-65	All.	5655006	AR	.66	SOCKET , instr. cluster lamp (used 9.746)—(9.765) .
70	All E.	1233786	AR	.23	BAFFLE , accessory piete lamp (fits on lamp socket) (steel cyl. 1" long) .
60-61	44-46-47-4800.	1586219	1	.54	GASKET (used 9.749)
	NOTE For model years prior to 1970 refer to grp. 9.750 for printed circuit.				

9.746 ARM—BUSHING—CASE—HOUSING & STUDS, INSTRUMENT CLUSTER

66	50-60-8000 T.H. 400 Cruise Master or Safety Buzzer.	1598974		.85	ARM , indicator linkag
67	50-60-8000 T.H. 400 Cruise Master.	1598974		.85	ARM , indicator linkag
67-68	30-4000 A.T. Safety Buzzer.	6458561		1.66	ARM , indicator linkag
67	5000 C.T. Safety Buzzer	6458982		.84	ARM , indicator linkag
67	5000 S.T. 300 Cruise Master & Safety Buzzer 6458982			.84	ARM , indicator linkag
67	50-60-8000 T.H. 400 Safety Buzzer less Cruise Master.	6458982		.84	ARM , indicator linkag
69	30-4000 Safety Buzzer	6483229		1.08	ARM , indicator linkag
67	30-4000 A.T. Safety Buzzer.	6458556		2.32	ARM 8. SHAFT , speec setting
68	30-4000 Safety Buzzer	6459900		2.70	ARM 8. SHAFT , speec setting
69	30-4000 Safety Buzzer	6491677		1.36	ARM 8. SHAFT , speec setting

66-67	9000.....	6456711	1	8.05	BRACKET 8i STUD, instr. cluster mtg.
69-70	50-60-80-9000 Safety Buzzer.....	6477594	1	3.93	CABLE, reset shaft & knob—(9.762) .
61-62	40-41-4300.....	6405872	1	16.35	CASE Si PIN (incl. printed circuit) ...
62	44-46-4800.....	6405874	1	20.75	CASE (incl. printed circuit).....
63	40-41-4300.....	6405848	1	22.85	CASE (incl. printed circuit).....
66	30-4000.....	6456504	1	7.75	CASE.....
66-67	9000 less Cruise Master.....	6456638	1	1 1.85	CASE.....
66	9000 Cruise Master.....	6456928	1	1 1.35	CASE.....
67	9000 Safety Buzzer less Cruise Master.....	6456928	1	1 1.35	CASE.....
68	30-4000.....	6481284	1		
68	5000 C.T. less Safety Buzzer.....	6459847	1	5.35	CASE.....
68	6667-87 Long Console less Safety Buzzer.....	6459847	1	6.15	CASE.....
68	5000 C.T. Safety Buzzer ..	6459848	1	6.15	CASE.....
68	6000 Long Console & Safety Buzzer.....	6459848	1	6.15	CASE.....
68	S.T. 300 Safety Buzzer ..	6480527	1	6.15	CASE.....
68	50-60-8000 T.H. 400 Safety Buzzer less Long Console.....	6480527	1	7.00	CASE.....
68	50-6000 A.T. less Safety Buzzer or Long Console	6459849	1	7.00	CASE.....
68	8000 less Safety Buzzer or Pol. Car Speedo.....	6459849	1	7.00	CASE.....
68	50-60-8000 T.H. 400 Pol. Car Speedo.....	6459849	1	7.00	CASE.....
68	9000 Col. Shift less Safety Buzzer.....	6480867	1	7.00	CASE.....
68	9000 Long Console less Safety Buzzer.....	6480864	1	6.50	CASE.....
68	9000 w/Safety Buzzer less Long Console.....	6480866	1	10.10	CASE.....
68	9000 Long Console & Safety Buzzer.....	6480865	1	10.70	CASE.....
69	30-4000 less Safety Buzzer.....	6483226	1	8.00	CASE.....
69	3000 Pol. Car.....	6483226	1	8.00	CASE.....
69	30-4000 Safety Buzzer ..	6483228	1	8.80	CASE.....
69	5000 T.H. 300 less Safety Buzzer.....	6491058	1		
69	50-60-8000 T.H. 400 less Safety Buzzer & Long Console.....	6491058	1	7.70	CASE.....
69	50-60-8000 T.H. 400 Pol. Car less Long Console.....	6491058	1	7.70	CASE.....
69	5000 T.H. 300 Safety Buzzer.....	6491059	1	7.70	CASE.....
69	50-60-8000 T.H. 400 Safety Buzzer Less Long Console.....	6491059	1	7.70	CASE.....
69	50-6000 C.T. less Safety Buzzer & Long Console	6491056	1	7.70	CASE.....
69	6637-67 Long Console less Safety Buzzer.....	6491056	1	7.70	CASE.....
69	50-6000 C.T. Safety Buzzer less Long Console.....	6491057	1	7.70	CASE.....
69	6637-67 Long Console & Safety Buzzer.....	6491057	1	7.70	CASE.....
69	9000 Safety Buzzer.....	6483026	1	7.70	CASE.....
69	9000 less Safety Buzzer ..	6483056	1	7.70	CASE.....
66-67	50-60-8000 Safety Buzzer & Cruise Master	6457196	1	1.59	FERRULE, setting shaft & lens.....
66-67	50-60-8000 Cruise Master.....	1598689	1	1.80	FRAME, mtg. switch.....
66	9000 Cruise Master.....	1598906	1	.14	GASKET, setting shaft.....
67	9000 Safety Buzzer less Cruise Master.....	1598906	1	.14	GASKET, setting shaft.....
63-64	44-46-4800 less A.C.	6406293	1	24.10	HOUSING & STUDS.....
65	9000 Trip Reset & Safety Buzzer less A.C.	6455408	1	50.65	HOUSING (incl. trim plates & studs)
65	9000 Trip Reset & Safety Buzzer & A.C.	6455415	1	51.10	HOUSING (incl. trim plates & studs)

66-67	50-60-8000 Safety Buzzer & Cruise Master.	6405660	1	.14	RETAINER, linkage arm ring (also used 9.761)
67-69	30-4000 Safety Buzzer	6405660	2	.14	RETAINER, linkage arm ring
64	40-41-4300.	1598654	3	.62	SCREW, speedo. & cass
65-69	30-4000.	1598654	3	.62	SCREW, speedo. & cass
68-69	50-60-80-9000.	1586095	2	.48	SCREW, speedo. mtg.
59-65	All.	5655006	AR	.66	SOCKET, instr. cluster amp—(9.744).
66-72	All.	6456923	AR	.42	SOCKET, instr. cluster amp—(9.765).
69-70	60-8000.	3882798	1	.51	SOCKET, cold tell-tale amp—(4.589).
70-71	9000.	3882798	1	.51	SOCKET, cold tell-tale amp—(4.589).
71-73	All A Instr. Cluster.	6459502	2	.25	SOCKET, hi-beam illum tell-tale (also listed 9.765)
71-72	All B-C (455 Eng.).	3882798	1	.51	SOCKET, cold tell-tale amp—(4.589).
72	All E.	2977997	1	.51	SOCKET, cold-tell-tale lamp—(4.589).
66-67	9000.	6456644	1	.68	SHROUD, hi beam
66	9000 Cruise Master.	1598876	1	1.90	SWITCH, frame mtg
9.747 TERMINAL BOARD					
66-67	Riviera.	6456854	1	1.71	TERMINAL BOARD, oi & therm.
66-67	Riviera.	6457124	1	2.01	TERMINAL BOARD, ar meter & gas
9.747 RETAINER, CLUSTER LENS					
70-72	All A.	6493032	AR	2.34	RETAINER, tell-tale & gage cluster or tachometer lens
9.748 LENS, INSTRUMENT CLUSTER					
70	30-4000 less Speed Alert (1st type).	6493745	1	2.24	LENS, speedo cluster (convex lens).
70	30-4000 (1st type).	6493745	AR	2.24	LENS, tell-tale or gage br tachometer cluster (convex lens).
70	30-4000 w/Speed Alert (1st type).	6493746		4.74	LENS, speedo cluster (convex lens)
70	30-4000 less Speed Alert (2nd type).	6496479		2.29	LENS, instr. panel-speeio cluster (concave lens)
70	30-4000 (2nd type).	6496479		2.29	LENS, instr. panel tell-t. le or gauge or tach. cluster (concave lens).
70	30-4000 w/Speed Alert (2nd type).	6496480		4.74	LENS, instr. cluster speeido cluster (concave lens)
70	50-60-80-9000 w/Speed Alert.	6491728		6.80	LENS, speedo cluster
71 72	All A less Speed Alert	6496479		2.29	LENS, instr. pnl.-speedo cluster
71-72	All A (Speed Alert).	6496480		4.74	LENS, instr. cluster speedo cluster
71-73	All B-C-E.	6496073		3.24	LENS, instr. cluster
9.748 SLEEVE INSTRUMENT PANEL TELL-TALE					
64	40-41-42-4300.	6455866	1	.29	SLEEVE, hi-beam tell-tale
64	40-41-42-4300.	6457555	AR	.29	SLEEVE, dir. sig. tell-tal j -(9.750)
65 69	30-4000.	6457555	AR	.29	SLEEVE, dir. sig. tell-tal 5—(9.750)
65	30-4000.	6455866	1	.29	SLEEVE, hi-beam tell-tale.
66-67	30-4000.	6456502	1	.33	SLEEVE, dir. sig. tell-tal-s (RH).
66	50-60-8000.	6457895	1	.14	SLEEVE, hi-beam tell-tale.
67	5000 S.T. 300 Cruise Master.	6457895	1	.14	SLEEVE, hi-beam tell-tale
68-69	50-60-8000.	6480539	1	.36	SLEEVE, hot-cold tell-ta e
68-69	30-4000 Safety Buzzer	6459985	1	.60	SLEEVE, tell-tale lamp
68	50-60-80-9000.	6408207	1	.11	SLEEVE, hi-beam tell-tale
68 69	50-60-80-9000.	6459937	1	.19	FILTER, tell-tale (hi-beam) (used 9.750)
9.749 GASKET, INSTRUMENT CLUSTER					
60-61	44-46-47-4800.	1586219	1	.54	GASKET, hi beam sleeve—(9.744)
64-65	Special-Skylark	1586219	1	.54	GASKET, hi beam filter-j-(9.744)
64-69	Special-Skylark	6407605	2	.30	GASKET, turn sig.
66-67	50-60-8000.	6457115	RH	.29	GASKET, tell-tale hsg
66-67	50 60-8000.	6457112	LH	.29	GASKET, tell-tale hsg
66-67	All exc. 9000.	6457172	1	.24	GASKET, tell-tale hi be£
66-67	50-60-8000 Cruise Master.	6457197	1	.39	GASKET, tell-tale (cru
66-67	50-60-8000.	6457110	1	.29	GASKET, tell-tale (gen.-6il-cruise)
66-67	9000.	6456645	1	.05	GASKET, hi beam shroijd
67	30-4000 S.T. 300 Safety Buzzer	1586219	1	.54	GASKET, hi beam filter- (9.744)
68	50-60-80-9000.	6492369	1	.47	GASKET, tell-tale (hi-be im).
68-69	30-4000.	6457172	1	.24	GASKET, tell-tale (hi-beim).
68-69	50-60-80-9000.	6480546	2	.24	GASKET, tell-tale hsg. (d sig.)
68-69	50 60 8000.	6480543	1	.36	GASKET, tell-tale hsg. (thermo.)
68-69	50-60-80-9000.	6480536	1	.24	GASKET, tell-tale (gen il).
68-69	30-4000.	6459282	1	.30	GASKET, tell-tale hsg. (ff ir. sig.)
61-62	40-41-4300.	1588312	1	.23	BOOT, hi-beam tell-tale shielding

9.749 GASKET, SPEEDOMETER DUST

61-62	40-41-4300.....	1568724	1	.23	GASKET, speedo. dust
62	44-46-4800.....	1589316	1	.17	GASKET, speedo. dust
63-66	Special-Skylark.....	1589316	1	.17	GASKET, speedo. dust
66	50-6000.....	1589316	1	.17	GASKET, speedo. dust
66	50-60-8000 Safety Buzzer & Cruise Master Col. Shift.....	6457688	1	.51	GASKET, speedo. dust
66-67	9000 less Cruise Master.....	6456651	1	.39	GASKET, speedo. dust
67	All exc. 9000.....	1589316	1	.17	GASKET, speedo. dust
67	30-4000 A.T. Safety.....	6459046	1	.65	GASKET, speedo. dust
67	50-60-8000 Safety Buzzer.....	6458984	1	.38	GASKET, speedo. dust
67	50-60-8000 Safety Buzzer & Cruise.....	6457688	1	.51	GASKET, speedo. dust
68	30-4000 Safety Buzzer ..	6458984	1	.38	GASKET, speedo. dust
68	30-4000 less Safety.....	1589316	1	.17	GASKET, speedo. dust
68	50-60-80-9000.....	1568724	1	.23	GASKET, speedo. dust

9.749 GASKET, CONSOLE MEDALLION

65-67	4000 Long Console & Consolette less Tach. ...	6458067	AR	.05	GASKET, console medallion
69-71	3437-4600 Consolette less Tach.....	6458067	AR	.05	

9.750 INSTRUMENT CLUSTER TELL—

66	50-60-8000.....	6457598	2	.10	
66	5000 S.T. 300.....	6457545	1	9.90	
66-67	6469 A.T. Pol. Car Opt. ..	6457545	1	9.90	
66	50-6000.....	6457098	1	8.85	CASE
66	50-6000 C.T. Safety Buzzer.....	6457100	1	8.90	
66	6637-67 Cruise Master & Long Console.....	6457604	1	6.00	
66	50-60-8000 A.T. Safety Buzzer.....	6457546	1	9.30	
66-67	50-60-8000 Cruise Master.....	6457099	1	9.90	
67	30-4000 A.T.....	6459118	1	9.55	
67	6667-87 Safety Buzzer & Long Console.....	6458985	1	4.39	
67	5000 S.T. 300 Cruise Master.....	6459501	1	4.20	
67	50-60-8000 A.T. less Cruise Master & Safety Buzzer.....	6457545	1	9.90	CASE
67	50-60-8000 A.T.....	6458983	1	5.30	CASE
67	6667-87 Cruise Master & Long Console.....	6457604	1	6.00	CASE
67	5000 C.T. less Cruise Master & Safety Buzzer	6457098	1	8.85	CASE
67	6667-87 A.T. w/Long Console less Cruise Master 8i Safety Buzzer	6457098	1	8.85	CASE.....
67-69	All.....	6455167	AR	.24	CLIP, lens ret.....
67	9000.....	6288831	1	.87	CLIP, seelite wire conn.
67	9000 Safety Buzzer less Cruise Master.....	6459423	1	.25	COVER, instr. cluster.....
64-67	Special-Skylark-G.S.	6407601	1	.86	DIAL, tell-tale (gen.-temp-oil)
66-67	50-60-8000.....	6457106	1	2.56	DIAL, tell tale (gen.-oil).....
68-69	50-60-80-9000 Safety Buzzer.....	6491730	1	5.65	DIAL, fore-thermo
68-69	50-60-80-9000.....	6480532	1	3.18	DIAL, fore-fuel ...
68-69	50-60-80-9000 less Safety Buzzer	6459845		3.18	DIAL, fore-thermo.....
68	30-4000.....	6459906		.74	DIAL, tell-tale (gen.-oil-temp.).....
69	30-4000.....	6407601		.86	DIAL, tell-tale (generator-temperature-oil) .
64-65	Special-Skylark-G.S.	6407597		.24	FILTER, tell-tale "hi-beam".....
64-69	Special-Skylark-G.S.	6407602		.30	FILTER, tell tale (oil).....
66-67	30-4000.....	6457008		.48	FILTER, tell-tale (gen.-oil-temp.).....
66	30-4000.....	6459233		.25	FILTER, tell-tale (hi beam).....
66-67	50 60-8000.....	6457116		.27	FILTER, tell-tale (hot).....
66-67	50 60-8000.....	6457117		.29	FILTER, tell-tale (cold).....
66-67	50-60-8000.....	6457118		.42	FILTER, tell-tale (turn sig.).....

66	50-60-8000 Safety Buzzer								
	81 Safety Control	6457121	1	1.03	FILTER, tel	*tale (cruise)			
66-67	50-60-8000	6457113	1	33	FILTER, tel	tale (brk.)			
66-67	50-60-8000	6457108	1	29	FILTER, tel	tale (gen.)			
66-67	50-60-8000	6457109	1	27	FILTER, tel	*tale (oil)			
66-67	50-60-8000	6407597	1	.24	FILTER, tel	tale (hi beam)			
66-67	9000	6456640	2	.24	FILTER, tel	tale (turn)			
67-69	30-4000	6459233	1	25	FILTER, tel	tale (hi bee m)'			
67	30-4000	6459283	1	38	FILTER, tel	*tale (brk)			
67	50-60-8000 Cruise								
	Master	6459021	1	1.23	FILTER, tel	*tale (engage)			
67	All exc. 9000	6407597	1	.24	FILTER, tel	tale (hi bee)			
68-69	30-4000	6459908	1	.49	FILTER, tel	tale (brk.)			
68	30-4000	6459905	1	74	FILTER, tel	tale (gen.- l-temp.)			
68-69	50-60-8000	6480540	1	49	FILTER, tel	tale (hot)			
68-69	50-60-80-9000	6480545	2	.36	FILTER, tel	tale (turn s 9)			
68	50-60-8000	6480541	1	49	FILTER, tel	tale (cold)			
68-70	50-60-80-9000	6480542	1	.49	FILTER, tel	tale (brk.)			
68-69	50-60-80-9000	6480534	1	.49	FILTER, tell	tale (oil) . .			
68-69	50-60-80-9000	6480535	1	.49	FILTER	tell tale (gen.)			
68-69	50-60-80-9000	6459937	1	.19	FILTER, tel	*tale (hi-beabt)—(9.748)			
69	30-4000	6457008	1	48	FILTER, tel	*tale (gene r-oil-temperature)			
69	50-60-80-9000	6483287	1	.23	FILTER, tel	*tale			
69	50-60-80-9000	6483287	1	.23	FILTER, tel	*tale (stop engine red)			
	NOTE: For models not listed refer to Grp. 9.744.								
All	All								
64-69	Special-Skylark-G.S.	6407599	1	.64	GASKET, instr.	cluster refer to grp. 9.749)			
66-67	50-60-8000	6457114	RH	.54	HOUSING, tell	tale (ge -temp.-oil)			
66-67	50-60-8000	6457111	LH	.56	HOUSING, tell-	tale . . .			
66-67	50-60-8000	6457107	1	59	HOUSING, tell-	tale (gerl.-oil)			
66-67	9000	6456646	1	54	HOUSING, tell-	tale (hi ifeam)			
66-67	9000	6456639	4	.48	HOUSING, tell-	tale			
67-69	30-4000	6459281	1	.78	HOUSING, tell-	tale (hi lieam)			
68-69	5000 S.T. 300	6480544	1	2.19	HOUSING, tell	tale-shif: indicator 8: turn sic			
68-69	50-60-8000	6480538	1	2.01	HOUSING, tell	tale (thermo.)			
68-69	50-60-80-9000 T.H. 400								
	less Long Console	6480553	1	2.19	HOUSING, tell	tale-shif indicator & turn sig.			
68-69	50-6000 C.T.	6480552	1	1.10	HOUSING, tell	tale-shif indicator & turn sig.			
68	6667-87-9000 Long								
	Console	6480552	1	1.10	HOUSING, tell	tale-shif indicator & turn sig			
68-69	50-60-80 9000	6480533	1	.68	HOUSING, tell	tale (get -oil)			
69	6639-67 Long Console	6480552	1	1.10	HOUSING, tell-	tale (shil t indicator & turn signal)			
70-72	All A	6492989	1	4.67	HOUSING, gages	& tel tale cluster			
66-67	All exc 9000	6458291	1	.12	INSULATOR, filter	8< sl; eve (hi beam)			
68-69	30-4000	6459904	1	36	INSULATOR, filter	& sl; eve (hi beam)			
64-65	Special-Skylark	6407591	1	5.50	LENS				
66-67	30-4000	6456499	1	6.05	LENS				
66	50-6000 C.T. less Safety								
	Buzzer	6457090	1	11.45	LENS, miles				
66	50-6000 A.T. less Cruise								
	Master 8< Safety Buzzer	6457091	1	11.45	LENS				
66-67	50-60-8000 A.T. Safety								
	Buzzer 8t Cruise Master	6457148	1	10.10	LENS				
66	6637-67 Cruise Master 8t								
	Long Console	6457584	1	8.75	LENS				
66	6667-87 Safety Buzzer								
	Cruise Master 8i Long								
	Console	6457584	1	8.75	LENS				
66-67	9000 less Cruise Master								
	8< Safety Buzzer	6456637	1	17.30	LENS				
66	9000 Cruise Master or								
	Safety Buzzer	6456927	1	20.90	LENS				
67	30-4000 A.T. Safety								
	Buzzer	6458801	1	7.75	LENS				
67	5000 C.T. Safety Buzzer	6457584	1	8.75	LENS				
67	6667-87 Safety Buzzer								
	Cruise Control & Long								
	Console	6457584	1	8.75	LENS				
67	50-60-8000 A.T. less								
	Cruise Master 8: Safety								
	Buzzer	6457091	1	11 45	LENS				
67	9000 Safety Buzzer less								
	Cruise Master	6456927	1	20.90	LENS				
68-69	30-4000 A.T. less Safety								
	Buzzer	6459887	1	8.50	LENS				
68-69	30-4000 C.T. less Safety								
	Buzzer	6459885	1	8.50	LENS				

68-69	50-60-80-9000 Safety Buzzer.....	6480556	1	6.05	LENS.....
68-70	50-60-80-9000 less Safety Buzzer.....	6480529	1	6.05	LENS.....
68-69	30-4000 C.T. Safety Buzzer.....	6459886	1	9.60	LENS.....
68	4437-67-4600 Safety Buzzer & Long Console	6459886	1	9.60	LENS.....
68-69	30-4000 A.T. Safety Buzzer.....	6459888	1	9.60	LENS.....
68	All V-8 Cruise Master.....	1385923	1	.67	LENS, cruise master.....
68	9000.....	1385923	1	.67	LENS, heated rr. wind & pwr. ant.....
69	50-60-80-9000 Cruise Master.....	1387251	1	2.61	LENS, cruise.....
70	All.....				LENS, instrument cluster (refer to group 9.748) ..
65	50-60-8000 less A.C.....	6455420	1	30.70	PANEL & BRIDGE.....
65	50-60-8000 A.C.....	6455421	1	33.95	PANEL & BRIDGE.....
All	All.....				PRINTED CIRCUIT (refer to 9.744).....
66-67	9000.....	6457397	1	.83	PIPE, instr. cluster light.....
66-67	9000.....	6456643	1	1.13	PIPE,hi beam light.....
64-65	Special-Skylark S.T. 300	6407689	1	5.04	RETAINER, lens (incl. shift ind. park-R-N-D-L) also used 4.020.....
66	30-4000 C.T. 3-Speed	6456507	1	6.25	RETAINER.....
66	5000 S.T. 300.....	6457093	1	7.85	RETAINER, lens (also used 4.020).....
66	5000 S.T. 300 Cruise Master.....	6457095	1	7.40	RETAINER, lens (also used 4.020).....
66	5000 S.T. 300 Safety Buzzer.....	6457320	1	7.40	RETAINER, lens (also used 4.020).....
66	50-6000 C.T.....	6457092	1	6.30	RETAINER, lens (also used 4.020).....
66	50-6000 T.H. 400 less Cruise Master Safety Buzzer & Long Console	6457094	1	7.40	RETAINER, lens (also used 4.020)
66	50-60-8000 T.H. 400 Cruise Master less Long Console.....	6457096	1	7.40	RETAINER, lens (also used 4.020)
66	50-60-8000 T.H. 400 Safety Buzzer less Long Console.....	6457321	1	7.85	RETAINER, lens (also used 4.020).....
66	6637-67 Cruise Master with Long Console	6457603	1	7.25	RETAINER, lens (also used 4.020).....
66	9000 less Cruise Master	6456636	1	41.65	RETAINER, lens.....
66	9000 Safety Buzzer lens Cruise Master.....	6456926	1	43.30	RETAINER, lens.....
67	30-4000 S.T. 300.....	6458793	1	6.85	RETAINER, lens.....
67	Sportwagons T.H. 400 ...	6459640	1	13.60	RETAINER,lens (incl. shift indicator dial face-pndrlI2) also used 4.020.....
67	5000 S.T. 300 less Cruise Master tk Safety Buzzer.....	6459588	1	4.26	RETAINER, lens
67	5000 S.T. 300 Cruise	6459006	1	5.20	RETAINER, lens
67	50-60-8000 T.H. 400 less Cruise Master & Safety Buzzer.....	6459589	1	4.26	RETAINER, lens.....
67	6469 Pol. Car Speedo ...	6459589	1	4.26	RETAINER, lens.....
67	5000 C.T. Safety Buzzer	6459004	1	4.26	RETAINER, less syncro. & safety warning
67	6667-87 Safety Buzzer 8i Long Console.....	6459004	1	4.26	RETAINER,less syncro. & Safety warning
67	5000 C.T. less Cruise Master & Safety Buzzer	6457092	1	6.30	RETAINER, lens (also used 4.020).....
67	6667-87 Long Console less Safety Buzzer & Cruise Master.....	6457092	1	6.30	RETAINER, lens (also used 4.020)
67	50-60-8000 T.H. 400 Safety Buzzer less Cruise Master.....	6459007	1	5.20	RETAINER, lens
67	5000 T.H. 400 Safety Buzzer less Cruise Master.....	6459005	1	5.20	RETAINER, lens
67	50-60-8000 T.H. 400 Cruise Master less Long Console.....	6459008	1	5.20	RETAINER, lens
67	6667-87 Cruise Master & Long Console.....	6459009	1	4.01	RETAINER, lens
67	9000 less Cruise Master 8i Safety Buzzer.....	6456636	1	41.65	RETAINER, lens
67	9000 Cruise Master 8i Safety Buzzer.....	6456926	1	43.30	RETAINER, lens

68	30-4000 C.T.....	6459881	1	4.26	RETAINER, lens
68	30-4000 S.T. 300.....	6459883	1	6.15	RETAINER, lens
68	Sportwagons-4600 T.H. 400.....	6459884	1	6.10	RETAINER, lens
68-70	50-60-80-9000.....	6480548	1	7.40	RETAINER, lens
69	30-4000 C.T.....	6483222	1	6.65	RETAINER, lens
69	3437-44-4637-67 Long Console less Safety Buzzer.....	6483222	1	6.65	RETAINER, lens
69	3000 S.T. 300.....	6483223	1	8.55	RETAINER, lens
69	4000 (T.H. 350-400) ...	6483224	1	8.55	RETAINER, lens
66	50-60-8000 Safety Buzzer.....	6457318	1	3.72	SHAFT, setting .
67	50-60-8000.....	6458543	1	.78	SHAFT, setting
64-68	All.....			.11	SLEEVE, tell-tale (refe to 9.748)
64-69	Special-Skylark-G.S.	6407807		.15	SPACER, instrument cluster dial
67	5000 S.T. 300 Cruise Master.....	6465013		4.66	SWITCH, slide
69	50-60-80-9000.....	6483169		.51	TUBE, tell-tale (hi-bearh)

NOTE: Shift indicator parts (figure face-filter-retainer) moved to Group 4.020

9.750 RETAINER & APPLIQUE, INSTRUMENT CLUSTER

71-72	All B-C (Speed Alert) ..	6496827	1	9.35	RETAINER 8. APPLIQUE
71-72	All B-C (A.T.) less Speed Alert.....	6496826	1	9.35	RETAINER 8. APPLIQUE .
71-72	All E (Speed Alert).....	6496554	1	10.80	RETAINER 8. APPLIQUE
71-72	All E less Speed Alert .	6496553	1	13.50	RETAINER 8i APPLIQUE

9.750 TACHOMETER

65	V-6 Long Console & Consolette.....	6412536		60.95	TACHOMETER
65	30-4000 V-8 Long Console & Consolette ..	6412531		60.95	TACHOMETER
65-68	6000 Long Console.	6412326		59.80	TACHOMETER.....
66	4307-17-67.....	6412536		60.95	TACHOMETER.....
66	4407-17-67.....	6412531		60.95	TACHOMETER.....
66-68	4600.....	6412531		60.95	TACHOMETER.....
68-69	3437.....	6412531		60.95	TACHOMETER.....
69	6000.....	6412531		60.95	TACHOMETER.....
70-72	All A (with Tach.).....	5657334		81.50	TACHOMETER, dash mtg.....
70-72	All A (with Tach.).....	5657332		86.90	TACHOMETER, electronic (hood mtg.)
70	All A (with Tach.).....	6469913		75.25	DIAL 8i METER, tach meter.....
70-72	All A (with Tach.) exc. GSX.....	6469951		20.90	CIRCUIT, tachometer
68-72	All A (with Tach.).....	6295814		3.02	WIRE, tach. eng. extension.....
71-72	All A (Instr. Pnl. Mtd. Tach.).....	8908688	1	2.82	JUMPER, tach. wiring (44" long)—(2.480)
71-72	All A (Instr. Cluster Gages 8i Hood Mtd. Tach.).....	8908689	1	1.79	JUMPER, from cluster to instr. pnl. harness—(2.480)
68-69	All A (with Tach.).....	6295815	1	14.05	CABLE, tach. extension
70-72	GSX (Hood Mtd. Tach.)	5657144	1	6.33	HARNES, tach—(2.480)
70-72	GSX (Hood Mtd. Tach.)	6469018	1	4.87	INSERT, tach.....
70-72	GSX (Hood Mtd. Tach.)	6469019	1	2.44	GASKET, lens.....
70-71	GSX (Hood Mtd. Tach.)	6469020	1	2.62	LENS, tach.....
72	GSX.....	5657817	1	2.20	LENS, tach.....
70-71	GSX (Hood Mtd. Tach.)	6469022	1	1.64	GASKET, base plate .
70-72	GSX (Hood Mtd. Tach.)	5657317	1	7.55	HOUSING, tach.....
71-72	All A (with Tach.).....	9798933	1	.10	CLIP, tach. vent, hose to frt. of dash—(8.852).....
71-72	All A (with Tach.).....	9793032	2	.55	CLIP, tach. vent, hose to frt. of dash—(2.765).....
71-72	All A (with Tach.).....	480667	1	.20	CONNECTOR, tach. vent. hose to htr. core (V x V, —90 degree-plastic)
64	4 600.....	542889	1	.10	GASKET, tach. dr. mec. In. to console
71-73	All A (with Tach.)	6420962	1	.95	FILTER, tach. vent.—(3 440).....
71-72	All A (with Tach.)	3905569	1	.10	WASHER, tach. hose connector—(7.397)

9.750 CASE—BEZEL, CONSOLE MEDALLION

65-67	4000 Long Console or Consolette less Tach.	6412543	1	4.38	CASE 8. STUD, medal
69-70	3437-4600 Consolette less Tachometer.....	6412543	1	4.38	CASE 8i STUD, medal
71-72	3437 Consolette.....	6412543	1	4.38	CASE 8i STUD, medal ion
65-67	4000 Long Console 8i Consolette less Tach.	6456806	1	7.25	BEZEL, console medal
69 70	3437-4600 Consolette less Tachometer.....	6456806	1	7.25	BEZEL, console medal
71-72	3437 Consolette.....	6456806	1	7.25	BEZEL, console medal on .

65-67	4000 Long Console 8: Console less Tach.	6456808	1	5.55	MEDALLION, console.....
65-68	6000 Long Console less Tach.	6455845	1	12.45	MEDALLION.....
69-72	3437-4600 Consolette less Tachometer.	6456808	1	5.55	MEDALLION, console.....
66-68	6000 Long Console.	9416704	2	.10	SCREW, medIn. to console—(8.977)

9.755 DISTRIBUTOR, VACUUM SOURCE

68-73	All as Req'd	1239606	AR	1.13	DISTRIBUTOR (p
71-73	All B-C-E.	3017030	1	.51	CAP, on vac. mflc

9.761 SPEEDOMETER

63	40-41-4300.	6407046	1	24.90	SPEEDOMETER
66	30-4000.	6457004	1	32.75	SPEEDOMETER
66	50-6000.	6457169	1	30.45	SPEEDOMETER
66-67	50-60-8000 Cruise Master.	6465259	1	57.60	SPEEDOMETER
66	50-60-8000 Safety Buzzer.	6457162	1	41.55	SPEEDOMETER
66-67	6469 Pol. Car.	6457171	1	31.65	SPEEDOMETER
66	9000 less Cruise Master.	6456520	1	78.05	SPEEDOMETER
66-67	9000 Cruise Master	6457549	1	133.65	SPEEDOMETER
67	33-3469 Pol. Car.	6459286	1	36.65	SPEEDOMETER
67	30-4000 Safety Buzzer . .	6458526	1	42.55	SPEEDOMETER
67	30-4000 less Safety Buzzer.	6459284	1	35.70	SPEEDOMETER
67	50-60-8000.	6457169	1	30.45	SPEEDOMETER
67	50-60-8000 Safety Buzzer less Cruise Master.	6458973	1	43.80	SPEEDOMETER
67	9000 Safety Buzzer less Cruise Master.	6458717	1	100.85	SPEEDOMETER
67	9000 less Cruise Master 8i Safety Buzzer.	6456520	1	78.05	SPEEDOMETER
68	30-4000 less Safety Buzzer.	6459891	1	29.20	SPEEDOMETER
68	30-4000 Safety Buzzer . .	6459898	1	38.50	SPEEDOMETER
68	3369 Pol. Car.	6459897	1	29.20	SPEEDOMETER
68	50-6000 C.T. less Safety Buzzer.	6480560	1	24.60	SPEEDOMETER
68	6667-87-9000 Long Console less Safety Buzzer.	6480560	1	24.60	SPEEDOMETER
68	5000 C.T. Safety Buzzer .	6480561	1	35.05	SPEEDOMETER
68	6667-87-9000 Long Console 8i Safety Buzzer.	6480561	1	35.05	SPEEDOMETER
68	50-60-80-9000 A.T. less Safety Buzzer or Long Console.	6480563	1	—*24.60	SPEEDOMETER
68	50-60-80-9000 A.T. Safety Buzzer less Long Console.	6480605	1	35.05	SPEEDOMETER
68	6469 Pol. Car.	6480607	1	35.05	SPEEDOMETER
69	3000 Police Car.	6483220	1	34.25	SPEEDOMETER
69	30-4000 less Safety Buzzer.	6492445	1	37.10	SPEEDOMETER
69	30-4000 Safety Buzzer . .	6492448	1	46.95	SPEEDOMETER
69-70	50-6000 C.T. less Safety Buzzer & Long Console	6491324	1	25.80	SPEEDOMETER
69-70	6637-67 Long Console less Safety Buzzer.	6491324	1	25.80	SPEEDOMETER
69	50-6000 C.T. Safety Buzzer less Long Console.	6491325	1	30.35	SPEEDOMETER
69	6637-67 Long Console 8i Safety Buzzer.	6491325	1	30.35	SPEEDOMETER
69	50-60-8000 T.H. 400 Police Car less Long Console.	6491330	1	22.10	SPEEDOMETER
69	9000 less Safety Buzzer .	6492470	1	24.15	SPEEDOMETER
69	50-60-8000 A.T. less Safety Buzzer & Long Console.	6492470	1	24.15	SPEEDOMETER
69	9000 Safety Buzzer	6491328	1	30.35	SPEEDOMETER

69	50-60-8000 A.T. Safety Buzzer less Long Console.....	6491328		30.35	SPEEDOMETER
70	30-4000 C.T. less Speed Alert.....	6493009	1	22.55	SPEEDOMETER
70	30-4000 C.T. Speed Alert.....	6493010		30.10	SPEEDOMETER
70	3000 C.T. Pol. Car.....	6493012		22.55	SPEEDOMETER
70-72	All A (A.T.) less Speed Alert.....	6496485	1	23.95	SPEEDOMETER
70	30-4000 (A.T.) Speed Alert.....	6496486	1	32.00	SPEEDOMETER
70	30-4000 Pol. Car (T.H. 350).....	6493016	1	22.50	SPEEDOMETER
70	50-6000 C.T. less Speed Alert.....	6493639	1	44.05	SPEEDOMETER
70	50-60-80-9000 A.T. Speed Alert 8i Trip Odometer.....	6493641	1	44.05	SPEEDOMETER
70	50-60-80-9000 A.T. less Speed Alert.....	6492470		24.15	SPEEDOMETER
70	50-6000 A.T. Pol. Car.....	6491330	J	22.10	SPEEDOMETER
71-72	All A (C.T. Pol. Car).....	6496484		23.95	SPEEDOMETER
71-72	All A (T.H. 350) Pol. Car.....	6496488		23.95	SPEEDOMETER
71-72	All A (C.T.) less Speed Alert or Pol. Car.....	6496481		23.95	SPEEDOMETER
71-72	All A (C.T.) Speed Alert.....	6496482		32.00	SPEEDOMETER
71-72	All A (A.T.) Speed Alert.....	6496486		32.00	SPEEDOMETER
71-72	All B (Police Car).....	6496095		31.45	SPEEDOMETER
71-72	All B-C-E less Speed Alert & Pol. Car.....	6496092		30.30	SPEEDOMETER
71-72	All B-C-E (Speed Alert).....	6496093	J	49.80	SPEEDOMETER
All	All.....				GASKET, speedo. (refer o 9.749)
63-64	44-46-47-4800.....	6406265	3	.75	NUT, speedo. mtg.....
65	9000.....	6406265	3	.75	NUT, speedo. mtg.....
60-61	44-46-47-4800.....	1564429	2	.05	BUSHING, speedo. & ca screw
61-63	40-41-4300.....	1564429	2	.05	BUSHING, speedo. & ca screw

9.761 ODOMETER

63	44 1 1-69 Pol. Car.....	6407741		4.15	ODOMETER, season (140 MPH)
63	4700 Safety Group-Cruise Master.....	6407741		4.15	ODOMETER, season (140 MPH)
63-64	40-41-42-4300.....	1589196		4.82	ODOMETER, season
64	4069-4469 Pol. Car Trip Reset 8i Safety Buzzer.....	6407741		4.15	ODOMETER, season
64	44-46-47-4800 Safety Buzzer & Cruise Master.....	6407741		4.15	ODOMETER, season
64	40-41-42-4300.....	1589196		4.82	ODOMETER, season
65	9000 Cruise Master Trip Odometer 8i Safety Buzzer.....	6407741		4.15	ODOMETER, season
63-65	All exc. Special-Skylark.....	6407739		.18	RETAINER, odometer shift (use with 6407740 8i 6407742).....
63	44-46-47-4800.....	6405660	1	.14	RETAINER, odometer (\$.746).....
64	40-4 1-42-4300 exc. 4069 Pol. Car.....	1560198		.05	RETAINER, odometer shift.....
64	4069-4469 Pol. Car Opt.....	6407739		.18	RETAINER, odometer sh ft (use with 6407740 8i 6407742).....
65	30-4000.....	1560198	1	.05	RETAINER, odometer sh ft.....

9.761 KNOB—SHAFT, SPEEDOMETER TRIP RESET

59-65	All exc. Special-Skylark.....	1569776	1	.24	KNOB, reset stem (black also used 2.485-9.762
70	50-60-80-9000.....	1569776	AR	.24	KNOB, reset stem (black; (also used 9.762).....
63-64	44-46-47-4800.....	6406856	1		SHAFT, flex, reset.....
70	50-60-8000.....	6478284	1	6.60	SHAFT, reset (14%).....
70	9000.....	6478285	1	7.75	SHAFT, reset (19" long
71-72	50-60-80-9000.....	6478256	1	6.55	SHAFT, odometer reset
70	50-60-80-9000.....	1234553	1	.30	BRACKET, odometer reset shaft mtg.
60-65	All exc. Special-Skylark.....	1564075	1	.66	NUT, shaft ret. (also use(2.485) ...
70	50-60-80-9000.....	1564075	AR	.66	NUT, shaft ret. .

9.761 SHAFT, SAFETY BUZZER RESEI

68	50-60-80-9000 Safety Buzzer.....	6480923	1	6.30	SHAFT & CABLE, reset (also used 9.762)
----	----------------------------------	---------	---	------	--

9.761 BEZEL, SPEEDOMETER & GAUGE

65	9000.....	6406278			BEZEL.....
68	50-60-8000	6408961			NUT, gas gauge mtg. (us id 3.108)

9.761 BUMPER, INSTRUMENT CLUSTER DIAL					
61-65	Special-Skylark	.1588642	2	.12	BUMPER, speedo. dial.....
66-69	30-4000	.1588642	2	.12	BUMPER, dial (generator-oil-temperature)
68-69	50-60-80-9000	.6480551	2	.30	BUMPER, instrument cluster dial.....
9.761 HOUSING, CRUISE MASTER					
65	50-60-8000 Cruise Master 8t Trip Odometer	.6408781	1	.89	HOUSING (used 3.885).....
9.762 SCREW, SPEEDOMETER MOUNTING					
60-61	44-46-47-4800	.1586095	1	.48	SCREW, spacer & bshg.-speedo. mtg.
63	40-41-4300	.1586095	3	.48	SCREW, spacer 8< bshg.-speedo. mtg.
9.762 BUZZER, SPEEDOMETER SAFETY					
59-61	44-46-47-4800	.1116952	1	3.92	BUZZER (1.800) ..
62-67	All	.1386278		4.10	BUZZER, with mtg. brkt.
66-67	50-60-8000 Safety Buzzer, Trip Odometer 8< Rr. Wind. Def.	.1369165		3.64	BUZZER (No mtg. brkt.) .
65	50-60-8000 Less Cruise Control	.1373065		3.38	BUZZER
68	All	.1386278		4.10	BUZZER, with mtg. brkt. (also used 2.189)
69-73	All	.1115879		4.17	BUZZER & HORN RELAY—(2.8 15).....
9.762 KNOB—SHAFT & DRIVE ARM, SAFETY BUZZER					
59	All	.1569776	1	.24	KNOB, speed control shaft—(9.76 1)
67	30-4000 A.T. Safety Buzzer	.6458804	1	2.08	KNOB, speed setting.....
66-67	50-60-80-9000 Cruise Master & Safety Buzzer	.1598944	1	2.23	KNOB, speed setting
68	All Safety Buzzer	.6458804	1	2.08	KNOB, speed setting
69	50-60-80-9000 Safety	.6458804	1	2.08	KNOB, speed setting.....
69	30-4000	.6481609	1	2.24	KNOB, speed alert shaft
70-73	All A (Speed Alert)	.6458339	1	2.32	KNOB, set (also used 9.772)_____
71-73	All B-C-E	.1238724	1	2.31	KNOB, reset—(9.772).....
68	50-60-80-9000	.6480923	1	6.30	CABLE & SHAFT, reset—(9.76 1)
69-70	50-60-80-9000 Safety Buzzer	.6477594	1	3.93	CABLE, reset shaft & knob
69-70	50-60-80-9000 Safety Buzzer	.6491727	1	1.25	SHAFT & KNOB, reset.....
57-58	All	.147460	AR	.15	SCREW, speed control shaft set (No. 6-32 x ³ / ₁₆ ")- (8.975)
71-72	All B-C-E (Speed Alert)	.6478266	1	6.50	SHAFT, speed alert (flexible shaft).....
9.765 SOCKET, INSTRUMENT CLUSTER LAMP					
59-65	All	.5655006	AR	.66	SOCKET, instr. cluster lamps—(9.744).....
66-73	All	.6456923	AR	.42	SOCKET, instr. cluster lamps (also used 9.746)
69-70	60-8000	.3882798	1	.51	SOCKET, cold tell-tale lamp—(4.589).....
70-71	9000	.3882798	1	.51	SOCKET, cold tell-tale lamp—(4.589).....
71-73	All A	.6459502	2	.25	SOCKET, hi-beam illum, tell-tale—(9.746).....
71-72	All B-C (455 Eng.)	.3882798	1	.51	SOCKET, cold tell-tale lamp—(4.589).....
9.765 BUZZER, SEAT BELT LATCH INDICATOR					
72-73	All (w/Seat Belt Warning System)	.1239807		1.64	BUZZER, seat belt latch indicator alarm (also used 14.875).....
9.766 BUMPER- RECEIVER—SPRING—TRAY, ASH TRAY					
68-70	30-4000	.119282	2	.10	BALL, ash tray slide
61	44-46-47-4800	.1349434	2	.10	BUMPER
62	44-46-4800	.1352754	2	.10	BUMPER, dr. (to trim plate & console).....
63-64	44-46-4800	.1352754	2	.10	BUMPER, ash receiver to frame (rubber).....
63-64	44-46-4800	.1362461	2	.05	BUMPER, ash receiver stop (rubber).....
63-64	4700	.1355116	1	.10	BUMPER, console ash tray-frt
63-66	Riviera	.1352754	1	.10	BUMPER, ash tray dr.-in frt. trim plate (also used 10.240).....
64-65	Special-Skylark	.1355116	2	.10	BUMPER, instr. panel ash tray.....
64	4700	.1366589	2	.10	BUMPER, ash tray dr.-console frt. trim plate (rubber)
65	50-60-8000	.1370711	2	.10	BUMPER, ash receiver.....
66-67	30-4000	.1378658	2	.10	BUMPER, instr. panel ash tray (rubber).....
66	50-60-8000	.1355116	AR	.10	BUMPER, instr. panel ash tray.....
66-67	50-60-8000	.1378635	1	.10	BUMPER, instr. panel ash tray (also used 8.210- 9.779).....
66-67	9000	.1362461	AR	.05	BUMPER, ash receiver stop (rubber).....
67	9000	.1352754	2	.10	BUMPER, ash tray dr.-in frt. trim plate.....

68	All	1349434	AR	1	.10
69-72	All A	1349434	1	1	.10
69	50-60-8000	1349434	2	1	.10
69-70	9000	1366589	2	1	.10
71-73	All B-C-E	1378635	2	1	.10
71-73	All B-C-E	1349434	1	1	.10
62	44-46-4800	3954218	2	1	.20
65	9000	1371103	1	1	1.60
65	50-60-8000	1368058	1	1	5.45
66-68	9000 Long Console	1374959	1	1	6.00
62	All exc. 4000 2nd Type Hood Base .480" I.D.	1356231	!	1	.36
63-67	All exc. Riviera	1356231	1	1	.36
66-67	9000	1378221	1	1	.46
68-73	All A	1384308	1	1	.36
68-73	All B-C-E	1384309	AR	1	.36
61-62	44-46-47-4800	1348038	1	1	.87
61-63	40-41-4300	578366	1	1	1.23
63	4700	1355112	1	1	1.13
63-64	44-46-4800	1362464	1	1	1.18
64-65	Special-Skylark	1363799	1	1	1.03
64-65	Riviera	1364224	1	1	1.03
65	50-60-8000	1370709	1	1	1.13
65	50-60-8000	1370708	1	1	1.13
66-67	30-4000	1375712	1	1	1.13
66-67	50-60-8000	1375983	1	1	1.10
66-67	9000	1375659	1	1	1.23
66-67	9000	1376584	1	1	16.00
66-68	9000 Long Console	1374355	1	1	1.54
68-70	50-60-8000	1231840	1	1	1.74
68-70	9000	1384326	2	1	2.97
71-73	All B-C-E	1237060	1	1	1.79
65-66	50-60-8000 less Long Console	2965033	AR	1	.30
66-67	30-40 9000	2965033	AR	1	.30
66	50-60-8000	2965033	1	1	.30
61	44-46-47-4800	1349210	RH	1	.10
61	44-46-47-4800	1349211	LH	1	.10
61-67	Special-Skylark	569424	RH	1	.15
61-67	Special-Skylark	569425	LH	1	.15
62	44-46-4800	1351112	RH	1	.15
62	44-46-4800	1351113	LH	1	.15
63-64	44-46-4800	1362462	RH	1	.15
63-64	44-46-4800	1364225	LH	1	.15
63-65	Riviera	1355114	RH	1	.10
63-65	Riviera	1355115	LH	1	.10
65	50-60-8000	1351112	RH	1	.15
65	50-60-8000	1351113	LH	1	.15
66-67	50-60-8000	569424	RH	1	.15
66-67	50-60-8000	569425	LH	1	.15
66-68	9000 Long Console	1374348	1	1	.36
66-67	9000	1351112	RH	1	.15
66-67	9000	1351113	LH	1	.15
63	4700	1355111	1	1	5.90
64-65	Special-Skylark	1372277	1	1	3.38
66	30-4000	1381106	1	1	4.00
67	30-4000	1381106	1	1	4.00
67	50-60-8000	1381105	1	1	8.55
68-72	All A	1230849	1	1	4.51
68	50-60-8000	1384899	1	1	8.55
68-70	9000	1234860	1	1	12.30
69-70	50-60-8000	1234883	1	1	21.00
69	50-60-8000	1230596	1	1	22.15
69	50-60-8000	1230595	1	1	22.15
69	50-60-8000	1230598	1	1	22.15
69	50-60-8000	1230599	1	1	22.15
71-73	All B-C-E	1235254	1	1	10.00
9.772 CLOCK, INSTRUMENT PANEL					
63	44-46-47-4800	1354885	1	1	25.85
64	40-4 1-42-4300	1362963	1	1	31.55
64	44-46-47-4800	1365112	1	1	31.55
65	30-4000	1362963	1	1	31.55
65	50-60-8000	1368766	1	1	31.55
65	9000	1370668	1	1	25.85
66	30-4000	981068	1	1	18.95

BUMPER, ash tray dr op in ash tray.....
BUMPER, ash tray doo stop in instrument panel . .
BUMPER, ash tray doo stop in ash tray.....
BUMPER, console trim plate to litter box door
BUMPER, instr. panel to comp. door (also used 10.263)
BUMPER, ash tray dr. s(top in ash receiver
CLIP, ash tray light wi to instr. panel cbl.- -(2.559)
DOOR 8. **HINGE**, ash y-console-frt
DOOR, ash receiver
DOOR, ash tray-console
HOOD, ash tray light
HOOD, ash tray light
HOOD, ash tray light
HOOD, ash tray light
HOOD, ash tray light
RECEIVER
RECEIVER, ash
RECEIVER, ash-floor coisole
RECEIVER, ash
RECEIVER, ash
RECEIVER, ash-floor cohsole-frt.
RECEIVER, ash
RETAINER, ash receive
RECEIVER, ash
RECEIVER, ash
RECEIVER, ash
RECEIVER 8i **DOOR** (a: h) paint to match trim
RECEIVER, ash-floor coisole.
RECEIVER, ash
RECEIVER, ash
RECEIVER, ash tray
SOCKET, ash tray lamp
SOCKET, ash tray lamp
SOCKET, ign. switch lanp
SPRING, ash tray dr.
SPRING, ash tray dr.
SPRING, instr. panel asl tray dr.
SPRING, instr. panel asl tray dr.
SPRING, ash tray dr.
SPRING, ash tray dr.
SPRING, ash receiver
SPRING, ash receiver
SPRING, ash tray-floor cjonsole-frt.
SPRING, ash tray-floor tonsole-frt.
SPRING, instr. panel asl tray dr.
SPRING, instr. panel asl tray dr.
SPRING, instr. panel asl tray dr.
SPRING, console ash tray-dr.
SPRING, ash tray dr.
SPRING, ash tray dr.
TRAY, ash console-frt. (i)incl. tray, receiver, bprs., spgs.) complete
TRAY, ash (paint to mat h trim)
TRAY, ash (paint to mat h trim)
TRAY, ash (paint to matph)
TRAY, ash receiver (pair t to match)
TRAY, ash (paint to matph)
TRAY, ash (paint to mat;h)
TRAY, ash (paint to mat;h)
TRAY, ash (black) (paint to match)
TRAY, ash (dark blue)
TRAY, ash (dark green)
TRAY, ash (dark red)
TRAY, ash (dark sandalwood)
TRAY, ash receiver (pair to match)

66-67	9000 ...	1374269	1	24.80	CLOCK.....
67	30-4000	981216	1	18.95	CLOCK.....
68		981321	1	18.95	CLOCK.....
68	50-60-80-9000.....	981322	1	20.00	CLOCK.....
69	30-4000.....	981520	1	18.95	CLOCK.....
69-70	50-60-8000.....	981528	1	20.00	CLOCK.....
69-70	9000.....	981322	1	20.00	CLOCK.....
70-72	All A.....	981663	1	18.95	CLOCK.....
70	3437-4600.....	1233718	1	29.80	CLOCK, rallye (conical lens)
70-72	3437-67-4600.....	1235840	1	29.80	CLOCK, rallye (concave lens)
71-72	All B-C-E.....	981656	1	20.00	CLOCK.....
9.772 COVER, CLOCK OPENING					
66-67	30-4000	1375570		.92	COVER, clock opening (incl. medallion).....
66-67	50-6000	1376088		.56	COVER, clock opening (incl. medallion).....
68	30-4000	1383514		1.23	COVER, clock opening (incl. medallion).....
68	30-4000	1383950		2.20	COVER, clock opening (incl. medallion).....
69	30-4000.....	1230140		1.28	COVER, clock opening (incl. medallion).....
69-70	50-6000.....	1230998		2.72	COVER, clock opening (incl. medallion).....
70	All A.....	6492980		3.87	COVER, clock opening (convex lens) incl. medallion
70-72	All A.....	6496458		4.12	COVER, clock opening (concave lens) (incl. medallion).....
71-73	All B (less Clock).....	1235719		1.59	COVER, clock opening.....
9.772 KNOB—SLEEVE, CLOCK RESET					
63-64	40-41-42-4300.....	580891	1	.62	KNOB.....
65	35-36-4000.....	580891	1	.62	KNOB.....
65	50-60-8000.....	1369306	1	.92	KNOB.....
66-67	30-4000.....	3794017	1	.15	KNOB, clock reset stem.....
66-67	All Elec. Clock.....	1376086	1	.46	NUT, knob to set stem.....
68-69	30-4000.....	1376086	1	.46	NUT, clock knob to set stem.....
70	50-60-80-9000.....	1376086	1	.46	NUT, knob to set stem.....
66-67	30-4000.....	1361230	1	.87	PACKAGE, reset knob.....
66-67	50-60-8000.....	1361188	1	2.00	PACKAGE, reset knob.....
66-67	9000.....	1396761	1	1.03	PACKAGE, reset knob.....
68-70	All.....	1361230	1	.87	PACKAGE, elec. clock reset knob
71	All A.....	6458339	1	2.32	KNOB, reset—(9.761).....
71-72	All B-C-E.....	1238724	1	2.31	KNOB, reset (also used 9.762)
64	40-41-42-4300.....	1363519	1	.10	SLEEVE, shaft (rubber).....
65	35-36-4000.....	1363519	1	.10	SLEEVE, shaft (rubber).....
9.772 RETAINER, CLOCK SPRING PLATE					
66-67	50-6000 less Clock.....	1376025	1	.46	RETAINER, clock opening monogram
9.772 PLUG, CLOCK LENS					
66-67	30-40-50-6000 less Clock.....	6457194		.41	PLUG, lens
68	30-4000 less Clock.....	1385364		.10	PLUG, lens
69	30-4000 less Clock.....	6457194		.41	PLUG, lens
9.773 BEAM—SWITCH, SPOTLAMP					
57-68	All.....	456720	AR	4.78	BEAM UNIT.....
65	50-60-8000.....	1372959	1	7.55	BRACKET, outside (L. hand).....
68-70	All.....	3900508	1	2.00	BRACKET, switch.....
62-63	All.....	2973778	AR	.11	CONNECTOR, body-wiring harness (female)—(2.530)
65	30-4000	2984528	AR	.14	CONNECTOR (2.530).....
68	All.....	2984528	1	.14	CONNECTOR, spotlamp harness—(2.530).....
66-68	All.....	1378677	1	1.03	GASKET.....
69-70	30-4000	1378677	1	1.03	GASKET.....
69-70	50-60-8000.....	1233256	1	1.03	GASKET.....
66-70	All.....	1378816	1	2.72	LEAD WIRE.....
68-70	All.....	7235969	1	.10	NUT, switch (y ₂ "-28)—(9.667).....
68-70	All.....	3864261	1	2.87	SWITCH & BRACKET.....
9.775 GROMMET (RUBBER)					
57-58	All.....	1175799	1	.20	GROMMET, water temp. gauge line thru dash.....
59	All.....	1189054	1	.20	GROMMET, autronic eye control wire thru dash.....
59-60	All.....	1189054	AR	.20	GROMMET, ant. lead-in thru dash.....
59-62	44-46-47-4800 A.C.....	3143609	1	.25	GROMMET, evap. blower valve shaft opening (also used 9.784).....
59-62	44-46-47-4800 A.C.....	3142670	1	.15	GROMMET, evap. inlet pipe-between inlet 8i outlet case (also used 9.21 1).....
61-62	All.....	1347497	AR	.15	GROMMET, speedo. cbl. grommet thru dash, vac. trunk lid release hose thru rr. compt. pan (also used 4.342-12.243).....
61-62	44-46-47-4800.....	1189054	AR	.20	GROMMET, ant. lead-in, elec. ant. control wires, auto light switch wires thru dash (also used 2.485-9.647).....

62	44-46-4800.....	3007277	1	.15	GROMMET, evap out et pipe (also used 9.211)..
62-64	44-46-47-4800 less Radio.....	1340390	AR	.10	GROMMET, ant. lead hole in dash panel (used 9.647) ..
63	All.....	1347497	1	.15	GROMMET, speedo. chl thru dash (also used 4.342)
62-63	44-46-47-4800.....	1350657	1	.10	GROMMET, hdlp. wire harness thru fr. skirt (R.) also used 2.480
63	44-4 6-47-4800 Cruise Master.....	1358613	1	.41	GROMMET (1 1/2" O.D wire harness at frt. of dash panel.....
63	4700.....	1189054	1	.20	GROMMET, ant. lead & elec. ant. control wires thru dash.....
64	40-4 1-42-4300 less A.C. .	9780172	1	.28	GROMMET, wiring ha ness thru dash ...
64-65	Special-Skylark A.C.	3007277	1	.15	GROMMET, evap outlet pipe.....
64-67	30-4000 less A.C.	1175799	1	.20	GROMMET, blower fe d wire thru dash .
63-64	44-46-47-4800 less Radio.....	1340390	1	.10	GROMMET, ant. lead hole in dash panel (usage 9.592).....
64-66	Special-Skylark exc. Wagons.....	3853970	1	.15	GROMMET (used 3 0C 8).....
64-65	Special-Skylark-Riviera ..	3786368	1	.36	GROMMET, speedo. c3 thru dash (usage 4.342) ...
64	44 46-4800.....	1347497	1	.15	GROMMET, speedo. c3 thru dash (usage 4.342) ...
64	4 4-4 6-4 800.....	1363614	1	.30	GROMMET, hdlp. wire harness thru frt. fdr. skirt (L.)
64-65	All Cruise Master.....	1365868	1	.62	GROMMET, vac. hose at frt. of dash panel.....
64	44-46-47-4800.....	1189054	1	.20	GROMMET, ant. lead & elec. ant. control wires thru dash (usage 9 5(32).....
64-65	Riviera.....	1350657	1	.10	GROMMET, wiring ha ness thru frt. fdr. skirt (L.)
65	9000 less Htr. & Def.	1340390	1	.10	GROMMET, plugs htr blower feed line in dash & ant. lead-in.....
65-70	50-60-8000 Man. or Auto. A.C.	3002950	1	.30	GROMMET, evaporator inlet tube .
65-70	50-60-8000 Man. or Auto. A.C.	3002952	1	.41	GROMMET, evaporator outlet tube.....
65 68	9000.....	1189054	1	.20	GROMMET, ant. lead & elec. ant. control wires thru dash (used 9.64p)
65	50-60-8000.....	1379078	1	.56	GROMMET, fuel tank vent pipe (used 3.008)
66-69	9000.....	1379078	1	.56	GROMMET, fuel tank vent pipe (used 3.008)
66	All.....	3786368	1	.36	GROMMET, speedo. cfcl thru dash.....
66-67	30-4000 S.T. 300 Cruise Master.....	9780172	1	.28	GROMMET, cruise control wiring harness through dash (used in 2.559)
66-70	30-40-9000 Man. or Auto. A.C.	3007277	1	.15	GROMMET, evaporato outlet pipe
66	50-60-8000 A.C. 1st Type.....	1376726	1	.67	GROMMET, A.C. wiring harness thru dash (1'A" dia.)
66	50-60-8000 A.C.	1378568	2	.62	GROMMET, wiring harjness thru dash (1'A" hole) ...
66	50-60-8000 Cruise Master.....	1365868	1	.62	GROMMET, vac. hose at frt. of dash panel
66	8000 Auto. A.C. (1st Type).....	1376726	1	.67	GROMMET, A.C. wiring harness thru dash (1'A" hole).....
66-70	9000 Man. or Auto. A.C. .	3142670	1	.15	GROMMET, evaporato inlet pipe (between inlet & outlet case) ..
66	9000 Cruise Master.....	1358613	1	.41	GROMMET, vac. hose it frt. of dash panel.....
66-67	9000.....	1363614	2	.30	GROMMET, parking la np wires thru frt. rad. side baffle.....
66-69	9000 less Radio.....	1340390	1	.10	GROMMET, plug anter na lead-in hole in front of dash (used 9.647)
67	4600 C.T.....	9780172	1	.28	GROMMET, back up switch wires thru dash.....
67	30-40-9000.....	3786368	1	.36	GROMMET, speedo cb thru dash.....
67	50-60-8000 A.C.	1373742	1	1.64	GROMMET, vac. hose larness.....
67	5000 Cruise Master	1381749	1	.62	GROMMET.cruise control wiring harness through dash.....
67	All B-C (Man. or Auto. A.C.).....	1378568	2	.62	GROMMET, A.C. wirinc harness thru dash
67-73	All B-C-E.....	1347497	1	.15	GROMMET, speedo cajble thru dash.....
67-68	All B-C-E T.H. 400 Cruise Master.....	1358613	1	.41	GROMMET, vac. hose iit frt. of dash panel.....
68-72	All A less Cruise Master .	3786368	1	.36	GROMMET, speedo cable thru dash.....
68-73	All as Req.....	1384509	1	1.44	GROMMET, cruise speiido cable wiring harness vacuum hose thru da; h (used in 2.559) (1'A") ..
69-73	All A (with Tach.).....	1385030	1	.46	GROMMET, tachomete wiring thru dash.....
68	All B-C-E.....	3786368	1	.36	GROMMET, speedo. c3 thru dash.....
68-72	All E.....	1363614	1	.30	GROMMET, headlamp wires thru rad. side baffle .
69-71	All B-C-E (Cruise Master) .	1358613	1	.41	GROMMET, vacuum hcse at front of dash panel (' "3"1.....
69	9000.....	1189054	1	.20	GROMMET, antenna lead in thru front of dash
71-72	All A (A.C.).....	3007277	1	.15	GROMMET, evap. outlejt Pipe.....

72	All E.	1347497	1	.15	GROMMET, speedo. cbl. thru dash.
64-67	Special-Skylark A.C.	3159147	1	.15	BUMPER (used 9.779).....
9.778 PACKAGE—ADAPTER—BLOWER—CASE—DUCT—FAN—GASKET, REAR WINDOW DEFROSTER (BLOWER TYPE)					
69-70	All E.	981437	1	25.65	PACKAGE, rr. wind, defroster.....
71-72	All A exc. Conv. & Wagons.	981746	1	28.85	PACKAGE, rr. wind, defogger.....
71-72	All B-C exc. Conv. & Wagons.	981747	1	40.00	PACKAGE, rr. wind, defogger.....
71-72	All E.	981748	1	41.00	PACKAGE, rr. wind, defogger.....
66-70	9000.	1377449	1	2.56	ADAPTER, defroster-outlet.....
70	All Wagons.	3917390	1	1.13	BEZEL, air intake.....
71-72	All A/Wgns.	3917390	1	1.13	BEZEL, defogger air intake.....
60-62	44-46-47-4800.	3147663	1	29.65	BLOWER.....
63-65	All.	3003268	1	34.45	BLOWER.....
66-67	All exc. 9000.	3003268	1	34.45	BLOWER.....
66-67	9000.	3149263	1	32.30	BLOWER.....
68	All 9000.	3014891	1	33.20	BLOWER.....
68-69	9000.	3014886	1	34.55	BLOWER.....
69-70	All exc. 9000.	3017807	1	40.50	BLOWER.....
70	All Wagons.	3014886	1	34.55	BLOWER.....
71-72	3436-3467-4467.	3014886	1	34.55	BLOWER.....
63-67	All.	3157065	1	2.97	CASE, blower-mtr.
68	All exc. 9000.	3015043	1	2.82	CASE, blower-mtr.
68	9000.	3147661	1	3.18	CASE, blower inlet half.....
68	9000.	3015035	1	3.18	CASE, blower-mtr. half.....
69-70	30-40 50-6000.	3017810	1	5.50	CASE, blower.....
71	All exc. 9000.	3023590	1	2.82	CASE, blower.....
71-72	9000.	3023638	1	2.82	CASE, blower.....
71	All.	2494772	1	.48	CLAMP, fan-blower—(1.166).....
64	40-41-4300.	401878	1	.51	COVER, hole trim.....
65-67	30-4000.	401878	1	.51	COVER, hole trim.....
65-68	50-60-8000.	401878	1	.51	COVER, hole trim.....
70	50-60-80-9000 exc. Wgns & Conv.	401878	1	.51	COVER, rr. wind, defogger.....
71-72	All.				COVER (refer to grp. 15.024).....
69	All.	8801648	3	.10	CLIP, rr. wind. defr. grille to shelf panel.....
70	4467-4667.	3923109	1	4.00	DUCT (blower type).....
70	54-66-8467.	3923110	1	2.61	DUCT (blower type).....
70	All Wagons.	3929070	1	1.69	DUCT.....
71-72	3436.	3929070	1	1.69	DUCT, defogger.....
71-72	3467-4467.	9841740	1	3.49	DUCT, defogger outlet (blower type).....
71-72	All E.	9843850	1	4.41	DUCT, defogger inlet.....
71-72	All E.	9844039	1	3.54	DUCT, defogger unit.....
66-67	9000.	1376423	1	1.08	ESCUTCHEON, switch.....
67	30-4000.	1379714	1	.92	ESCUTCHEON, switch—(9.740).....
71	6035-45 w/Elec. T/gate & Rr. Wind. Def.	1238553	1	1.38	ESCUTCHEON ("Lo" rr. defog. "Hi").....
72	6000.	1240567	1	1.38	ESCUTCHEON, switch.....
63-67	All.	3157133	1	4.10	FAN.....
68	All exc. 9000.	3016769	1	4.00	FAN.....
68	9000.	3015287	1	4.10	FAN.....
69-70	All.	3018823	1	7.80	FAN.....
71-72	All.	3023588	1	4.00	FAN.....
70	40-50-60-8467 Conv.	3021434	1	.43	SEAL, mtr. mtg.-rr. wind. defr. to seat back.....
71-72	3467-4467.	3021434	1	.43	SEAL, back wind, defog. blower.....
60-62	44-46-47-4800.	3147679	1	1.02	GASKET, blower mtg.....
63-67	All.	3130032	1	.10	GASKET, blower—(9.779).....
66-70	9000.	3147679	1	1.02	GASKET, blower mtg.....
68-70	All.	3015030	1	.15	GASKET, mtr. mtg.....
9.778 GRILLE—HARNES—KNOB—MOTOR—SWITCH, REAR DEFROSTER					
63-64	44-46-47-4800.	1363031	1	2.72	GRILLE.....
64	40-41-4300.	3863251	1	5.65	GRILLE.....
65-68	All exc. 9000.	3863251	1	5.65	GRILLE.....
65	9000.	1363031	1	2.72	GRILLE.....
66	9000.	1377512	1	6.60	GRILLE.....
67-70	9000.	1382458	1	5.80	GRILLE.....
69-70	All exc. 9000 8< Conv. ...	1386075	1	5.60	GRILLE.....
70	All Wagons.	3929071	1	.87	GRILLE, air outlet.....
70-72	34 44 4667.	3923111	1	4.56	GRILLE (blower type).....
70	5467-6667-8467.	1234940	1	4.46	GRILLE.....
71-72	3436.	3929071	1	.87	GRILLE (blower type).....
71-72	5467-6667.	9851696	1	2.61	GRILLE (blower type).....
71-72	30-40-50-66-8000 exc. 3436-5467-6667.	9884679	1	3.49	GRILLE (blower type).....
71	6035-45.	9876900	1	3.08	GRILLE (blower type).....

71-72	All E.				GRILLE (part of 15.01 valance)
70	3435-36-6036-46.	1234548	1	.67	GASKET, outlet grille
65	50-60-8000.	2988753	1	5.75	HARNESS.
65-67	50-60-8000.	2989178	1	1.85	CABLE.
66	30-4000.	6289297	1	4.87	HARNESS, wiring-switch to resistor.
66-67	9000.	4532185	1	5.40	HARNESS.
67	30-4000 1st type (with Circuit Breaker).	6291797	1	6.40	HARNESS
67	30-4000 2nd Type (less Circuit Breaker).	6293353	1	5.07	HARNESS
68-69	30-4000.	7770414	1	7.60	HARNESS, rr wind def switch.
68	50-60-8000.	7720003	1	8.15	HARNESS, rr wind defogger & L ant.
71	All B-C-E.	9821162	1	8.50	HARNESS, rr. window defogger
72	All B-C.	9821162	1	8.50	HARNESS, rr wind defogger.
68-70	9000.	6296653	1	10.65	CABLE.
68-70	9487 Dealer Installed Back Window Defroster.	7720080	1	5.50	HARNESS, defogger
68-69	30-4000.	6295446	1	8.10	HARNESS, wiring-switch to blower
69	30-4000 Rr. Window Defogger.	6299402	1	6.20	HARNESS, rr. window def.
68	50-60-80-9000.	6296652	1	10.55	HARNESS, wiring-switch to blower.
69	50-60-8000.	8721644	1	12.45	HARNESS, back wind defogger & electric antenna.
69	9000.	7725199	1	10.80	HARNESS, defroster w
69-70	50-60-80-9000 Dir. Installed Rr. Wind. Defroster.	6300105	1	5.45	CABLE.
70-72	All A.	9809953	1	7.90	HARNESS, defr. switch
70-72	All A/Wgns.	8779524	1	7.05	HARNESS.
70	6036-6046.	8779525	1	8.10	HARNESS.
70	9487.	8779555	1	8.85	HARNESS.
71	All A Rr. Wind. Defogger exc. Conv. 8t Wagons.	7770414	1	7.60	HARNESS, rr. wind. der. switch
71-72	All B-C-E exc. Conv. & Wagons.	8907804	1	8.20	HARNESS, cluster wiring (2.480).
71-73	All B-C exc. Wagons.	9821187	1	5.65	HARNESS, heated back wind, wiring (also used 13.090).
72	All E.	9821104	1	7.90	HARNESS, back window defogger wiring (also used 13.090).
70	All Wagons.	1234986	1	6.15	HOSE, air (2'A" I.D. x 6 ft. long) cut as req.—(9.260)
71	3436.	1234986	1	6.15	HOSE, air outlet (2'A" I 1 x 6 ft. long) cut as req.— (9.260).
70	All exc. Wagon 8i Conv. w/Rr. Wind. Defogger.	9817455	1	2.46	INSULATOR, back window defogger
60	All.	1192976	1	.39	KNOB, switch—(9.649)
62	44-46-4800.	1350297	1	.77	KNOB, switch—(2.773)
63	44-46-4800.	1396466	1	.62	KNOB, switch—(9.798)
63	4700.	1365623	1	.77	KNOB, switch—(10.164)
64	40-41-4300.	1363435	1	1.57	KNOB, switch—(9.649)
65	30-4000.	1370815	1	.87	KNOB, switch—(9.649)
65	50-60-8000 exc Conv.	1396607	1	1.74	KNOB & SCREW, switch—(9.798) .
66	30-4000.	1376892	AR	.82	KNOB, switch—(9.649)
66-67	9000.	1396797	1	1.13	KNOB, switch.
67	30-4000.	1379700	1	.92	KNOB, switch—(9.649)
63-67	All.	5044597	1	17.85	MOTOR.
68	All exc. 9000.	4918684	1	19.95	MOTOR.
68	9000 w/Rr. Wind. Defr.	4918682	1	20.30	MOTOR.
69-70	30-40-50-60-8000 exc. Wagons 8i Conv.	4919550	1	18.70	MOTOR.
71-72	All.	4939682	1	17.55	MOTOR.
71	All.	3023589	1	.10	MOUNTING RING, blower mtr.
62	44-46-4800.	541237	2	.10	NUT, switch to instr. panel—(8.006)
65	30-4000.	1348721	1	.46	NUT, switch to instr. panel—(12.195)
66-67	9000.	1348721	1	.46	NUT, escn. & switch to lsg.-lwr—(12.195)
68-69	30-4000.	6457438	2	.21	NUT, switch to instr. panel hsg.—(3.885) .
69-70	All rr. Window Defogger.	1231119	1	2.92	OUTLET, defogger (rr. self ctr. mount) . . .
71-72	9000.	3023760	1	2.56	PLATE & STUDS.
61-64	All.	1348013	1	3.84	RESISTOR.
65	30-40 9000.	1348013	1	3.84	RESISTOR.
65-66	50-60-8000.	1369116	1	10.95	RESISTOR.
67	50-60-8000.	1348013	1	3.84	RESISTOR.
70	54-66-8467.	3923130	1	1.08	RETAINER, grille (blower)- type)
6970	All.	1231120	1	.30	SEAL, outlet
70	All Wagons.	3917391	1	.41	SCREEN (between supt 8t blower)
71-72	3436.	3917391	1	.41	SCREEN, defogger air intake
62	44-46-4800.	9419303	1	.15	SCREW, ground wire at (h.—(8.977)
62	44-46-4800.	147460	1	.15	SCREW, knob to access switch—(8.975)

66	50-60-80-9000.....	427721	1	.15	SCREW, knob to def. switch.—(8.975).....
67	9000.....	427721	1	.15	SCREW, knob to rr. wind. def. switch—(8.975)
61-62	44-46-4800.....	3148263	3	.20	SPACER, blower mtg.....
65-73	All.....	1189857	3	.15	SPACER, between grl. & blower $\frac{1}{8}$ " I.D. x $\frac{1}{2}$ " ••
66-70	9000.....	3148263	3	.20	SPACER, blower mounting.....
71-72	3467-4467.....	3021435	1	.22	SPACER, defog. blower to pnl.....
70	Wagons.....	3929073	1	3.02	SUPPORT, blower.....
71-72	3436.....	3929073	1	3.02	SUPPORT, defogger (blower type).....
71	50-6000 Conv.....	9824941	1	8.95	SUPPORT, defogger (blower type).....
63	44-46-4800.....	1358966	1	3.43	SWITCH.....
64-65	Special-Skylark.....	1363758	1	3.69	SWITCH.....
64	4700 2nd Type Straight Lvr.....	1367554	1	3.33	SWITCH
65	50-60-8000 exc. Conv. .	1369111	1	3.33	SWITCH
65	9000.....	1367554	1	3.33	SWITCH
66-67		1375927	1	3.74	SWITCH
66-67	50-60-8000.....	1376119	1	3.74	SWITCH
66-67	9000.....	1376422	1	3.74	SWITCH
68	All.....	1383463	1	2.92	SWITCH
69	30-4000.....	1231087	1	2.82	SWITCH
69-70	50-60-8000.....	1386691	1	3.84	SWITCH
70-71	30-4000 exc. Conv.....	1232924	1	2.87	SWITCH
69-70	9000.....	1231087	1	2.82	SWITCH
71	All B-C-E exc. Wagon Pwr. T/Gate.....	1235268	1	2.61	SWITCH, rr. defogger (blower type).....
71	6035-45 A.T. w/Elec. T/gate & Rr. Wind. Def.	1238547	1	2.61	SWITCH & WIRE (blower type) on instr. pnl.
72	All A (Rr. Wind. Defogger).....	1232924	1	2.87	SWITCH, blower.....
72-73	All B-C-E exc. Wagons Elec. Tailgate & Conv. .	1235268	1	2.61	SWITCH (blower type).....
65 67	50-60-8000.....	2988753	1	5.75	WIRING HARNESS.....
66	30-4000.....	4532189	1	6.40	WIRE, assm. to rr. wind. def. blower (used in 13.090).....
68-69	50-60-8000.....	8721643	1	8.95	WIRE.....
70	50-60-8000 exc. Wagons	8779527	1	8.10	WIRE.....
70	All exc. Wagons & Conv. Rr. Wind. Defr.....	9817456	1	1.64	WIRE.....
9.778 RELAY—SWITCH—CABLE, HEATED REAR WINDOW DEFOGGER					
68	9000.....	1231016		5.90	SWITCH.....
69	30-40-9000 (Heated Rr. Window).....	1231341		6.30	SWITCH.....
70	50-60-8000 (Heated Rr. Window).....	1232788		7.10	SWITCH, color code-blue 8< silver paint spot behind
70	9000 (Heated Rr. Window).....	1233461		5.95	SWITCH.....
68-70	9000 (Heated Rr. Window).....	1231017		20.25	RELAY, time delay heated rear window defogger (also used 13.095).....
70-73	All B-C (Heated Rr. Window).....	1235195		18.80	RELAY, time delay (on instr. pnl. center support)
70	50-60-8000 (Heated Rr. Window).....	9831012		5.07	WIRE, heated back glass.....
68-70	9000 (Heated Rear Window).....	6297307		2.87	CABLE & HOOD—(3.885).....
71-73	All B-C-E Heated Rr. Window & Man. T/gate	1235269		4.36	SWITCH.....
72-73	All B Wagons (Heated Rr. Wind. & Pwr. T/gate).....	1240517	1	2.61	SWITCH.....
68	9000.....	6299269	1	12.05	CABLE.....
68	9000.....	1476675	1	2.31	CIRCUIT BREAKER—(13.095).....
70-72	All Heated Rr. Wind.....	1051223	AR	8.15	GUIDE LINE REPAIR PACKAGE, elec. rr. wind, defogger—(8.800).....
71-72	All B-C Heated Rr. Wind. exc. Wagons.....	1236681	1	.51	LENS, indicator light heated rr. wind. . .
9.778 SPACER, AIR CONDITIONING UNITS MOUNTING					
59-70	All A.C.	1189857	AR	.15	SPACER, steel tube ($\frac{1}{8}$ " I.D. x $\frac{1}{2}$ " long)
9.779 ADAPTER—BAFFLE—BLOWER & AIR INLET—BRACKET, HEATER & DEFROSTER					
NOTE For heater parts not listed, see group—8.					
NOTE: Refer to Grp. 9.1 69 for parts lists for Heater & A.C.					
63-64	44-46-4800 less A.C. . . .	1355153	1	1 59	ADAPTER, def. outlet.....
66-68	9000 Man. or Auto. A.C. .	3003537	1	1.18	BAFFLE, lwr.....
66-68	9000 Man. or Auto. A.C. .	3003538	1	1.18	BAFFLE, upr.....

66-70	50-60-8000 Auto. A.C.	3001075	1	.62	BAFFLE, lwr. . . .
66-69	50-60-8000 Auto. A.C.	3003951	1	.20	BAFFLE, upr. . .
68-70	9000 Man. A.C.	3012785	1	.46	BAFFLE, air mix
69-70	9000 Auto. A.C.	3017040	1	1.03	BAFFLE, air mix
69-70	9000 A.C.	3003537	1	1.18	BAFFLE, lwr. . .
69-70	9000 A.C.	3003538	1	1.18	BAFFLE, upr. . .
63-64	4700 less A.C.	3156500	1		BLOWER, air inlet cas<
66-67	50-60-8000 htr. less A.C.	1374536	1	.15	BRACKET, def. valveshut-off
66-67	50-60-8000 htr. less A.C.	1374537	1	.36	BRACKET, air inlet valve
66-67	9000 A.C.	3006113	1	.97	BRACKET, htr. case m g
68-69	50-60-8000 less A.C.	1385335	1	.15	BRACKET, def. valve s tutoff
69-70	50-60-8000 less A.C.	9783622	1	.41	BRACKET, heater vacuum element—(8.850).
71-73	All B-C-E less A.C.	481460	1	.56	BRACKET, defroster cttl mtg.—(9.787).
60-62	44-46-47-4800.	1378635	1	.10	BUMPER, htr. duct adapter valve—(9.766) . .
9.779 BUMPER—CAM & SUPPORT—					-CONNECTOR, HEATER &
DEFROSTER					
NOTE For heater parts not listed, see Group—8.					
63	44-46-4800 less A.C.	1378635		.10	BUMPER, htr. duct adapter valve—(9.766).
63	4700.	1378635		.10	BUMPER, htr. duct adapter valve—(9.766).
63-64	44-46-4800 less A.C.	1351530		.10	BUMPER, htr. duct adapter valve—(7.807).
64-67	Special-Skylark-G.S. A.C.	3159147		.15	BUMPER, slave valve (9.775).
63	44-46-4800 less A.C.	3157837		.82	CAM 8. SUPPORT, temp. control (refer to 9.795)
64-65	All exc. Riviera less A.C.	3157837		.82	CAM SUPPORT, temp. control (refer to 9.795) .
65-67	30-4000 A.C.	3003607		2.05	CAM SUPPORT
66-67	All exc. 9000.	3005860		1.33	CAM SUPPORT, htr. -(9.786)
66-68	9000 A.C.	3006114		1.90	CAM SUPPORT
68-72	30-4000 A.C.	301417B		2.00	CAM SUPPORT
68-70	50-60-8000 Heater.	3005860		1.33	CAM SUPPORT, heater—(9.786) .
68	9000 A.C.	3017006		2.46	CAM SUPPORT, htr
69-70	9000 A.C.	3019095		2.87	CAM SUPPORT, heater.
64-70	All.				CAP, temp. shaft (refer to 8.852).
All	All.				CASE 8. CUTOFF, blower & air inlet (refer to 8.857)
63-64	44-46-47-4800 A.C.	3156540		7.85	CASE, blower.
63	4700 A.C.	3156340		13.00	CASE 8. SUPPORT, selector valve
63-64	44-46-47-4800 A.C.	315B818		17.80	CASE & VALVE, plenum blower.
64	44-46-4800 A.C.	3000430		42.65	CASE, htr. & distr.-rr. cl. fittings). . . .
65-67	30-4000 A.C.	3003605		45.85	CASE, A.C.-rr. (incl. fittings)
65-67	30-4000 A.C.	3002886		22.50	CASE, htr. (incl. distr. def. valve brkt.)
64-65	Riviera	3156340		13.00	CASE & SUPPORT, selector valve
65-68	50-60-8000 Man. or Auto. A.C.	3005787		23.75	CASE & SUPPORT, selector valve
65	9000 A.C.	3156499			CASE, air inlet blower
65-70	50-60-8000 A.C.	3002045		9.35	CASE, blower.
65	9000 A.C.	3156540		7.85	CASE, blower.
65-70	50-60-8000 A.C.	3002168		43.45	CASE, htr. & distr.-frt. (incl. fittings!)
65-68	50-60-8000 A.C.	3008209		21.40	CASE, htr. & distr.-rr. (incl. fittings)
65	9000 A.C.	3158818		17.80	CASE 8i VALVE, plenum blower
66-67	30-4000 htr. less A.C.	3006266		22.50	CASE 8. SHROUD, htr. distr.—(8.854)
66-68	50-60-8000.	3005863		29.60	CASE 8. SHROUD, htr. distr.
66-67	8000 Auto. A.C.	3002045		9.35	CASE, blower.
66-67	9000 A.C.	3006117		15.05	CASE, htr.
66-67	9000 less Htr.	3006028		77.75	CASE, fittings & end pkte
66-67	9000 htr. less A.C.	3009856		36.20	CASE 8. FITTINGS, htr.
66-67	9000 Auto. A.C.	3008463		14.30	CASE, htr.
66-67	50-60-8000 Auto. A.C.	3008019		23.70	CASE, (incl. fittings) rr.
66-67	50-60-8000 Auto. A.C.	3010038		39.00	CASE, incl. fittings (frt.)
68-69	30-4000 A.C. 1st Type (See Note).	3014254		49.50	CASE, htr. (incl. frt. plate & valves;
69	30-4000 A.C. 2nd Type (See Note).	3021154		49.50	CASE, htr. (incl. frt. plate & valves)
NOTE 1st type-defr. valve shaft with lever for attach. Bowden cable. 2nd type-defr. valve shaft less lever for attach. Bowden cable.					
68-71	30-4000 less A.C.	3017881		25.50	CASE (incl. shroud & valves)—(8.854).
68-70	50-60-8000 Auto. A.C.	3014340		31.55	CASE (incl. fittings) frt.
68-70	50-60-8000 Auto. A.C.	3016745		22.70	CASE, air inlet (plenum Mower & air valve).
68	50-60-8000 Auto. A.C.	3014338		24.15	CASE (incl. fittings) rr.
68-70	50-60-8000 Auto. A.C.	3014537		10.50	CASE, blower.
68	9000 Auto. A.C.	3014681		20.30	CASE, htr. (incl. brkt.)
68-70	9000 Man. A.C.	3015176		16.00	CASE, htr.
68	9000 less A.C.	3016835		34.15	CASE & FITTINGS, htr.
69-70	9000 Auto. A.C.	3018570		22.00	CASE, heater.
69-70	50-60-8000 Man. A.C.	3002958		25.85	CASE 8. FITTINGS, rear
69-70	50-60-8000 Auto. A.C.	3018480		39.00	CASE 8. FITTINGS, rear (incl. lwr. baffle & defr. shaft & L valve)
69-70	9000 less A.C.	3018618		47.35	CASE 8. FITTINGS
69-70	50-60-8000.	3020000		30.65	CASE 8i SHROUD, heater distributor
70	30-4000 A.C.	3021154		49.50	CASE, htr. (incl. frt. plate & valves)

71-73	All.....				CASE, heater (refer to 8.854).....
68-72	All A (A.C.).....	3014168		.30	CLAMP, htr. core mtg.....
66-68	50-60-8000 less A.C.....	1379129		.30	CLIP, anti-rattle (assm.on hinge of outside air dr.) ..
66-68	9000 Man. or Auto. A.C.....	3013532		.15	CLIP, temp. valve ret—(8.854).....
68-69	30-4000 A.C.....	3150887		.10	CLIP, detent-def. valve.....
68-69	30-4000 A.C.....	3012473		.15	CLIP, diverter vac. hose—(9.786).....
68-71	30-4000 A.C.....	3013531		.10	CLIP, temp. valve retaining—(9.786).....
68-69	30-4000 A.C.....	1385658		.72	CLIP, htr. assm. slave dr.....
63-64	44-46-4800 A.C.....	1355311		1.23	CONNECTOR, def. outlet.....
65	30-4000.....	2977045		.1 1	CONNECTOR, to htr. blower resistor—(2.530).....
68-69	30-4000 A.C.....	3002383		.10	CONNECTOR, slave valve.....

9.779 DIAPHRAGM—COVER DUCT—GASKET—LINK—MANIFOLD, HEATER AND DEFROSTER

NOTE For heater parts not listed, see Group-8.					
66-67	9000 less Htr.....	7296144	1	25.20	CONTROL, non htr-vent.....
All	All.....				CORE 8t FITTING, refer to 8.854.....
66-67	50-60-8000.....	1377615	1	8.85	COVER, A.C. adapter-htr. opening.....
67-68	9000 Long Console.....	1375331	1	1.33	DEFLECTOR, htr-ctr. outlet.....
NOTE Vacuum diaphragm also listed in Grps. 8.850-9.198-9.277-9.281 & 9.798.					
66-67	9000 A.C.....	3146159	1	2.86	DIAPHRAGM, air inlet door (also used 8.850).....
69-72	30-4000 A.C.....	1998934	1	2 98	DIAPHRAGM, defroster door.....
69-70	50-60-8000 less A.C.....	1998917	2	2.94	DIAPHRAGM, outside air & defroster drs.....
69-70	9000 Man. or Auto. A.C.....	3146159	1	2.86	DIAPHRAGM, defroster door (air inlet).....
71-73	All B-C-E (Man. or Auto. A.C.).....	1998980		5 70	DIAPHRAGM, defroster door (also used 8.850)——
66-68	9000.....	3004879		3.23	DIVERTER, valve & seal, htr.....
69-70	9000 less A.C.....	3004879		3.23	DIVERTER, valve & seal heater.....
66 67	9000.....	1374274		6.80	DUCT, vent, distr.....
66-67	9000.....	1378452		3.18	DUCT, ctr. outlet-htr.....
66	9000 Man. or Auto. A.C.....	1374275		7.40	DUCT, A.C. distr.....
66-70	9000 Man. or Auto. A.C.....	3014463		8.25	DUCT, blower inlet-valve hsg.....
66-70	9000 Man. or Auto. A.C.....	3005637		2.97	DUCT, mtg. fig. & pin.....
68-71	30-4000 A.C.....	3014866		4.00	DUCT, blower inlet-valve hsg.—(9.215).....
68	50-60-8000 Man. or Auto. A.C.....	1382310	1	3.49	DUCT, A.C. ctr. outlet.....
68-70	9000 less A.C.....	1382823	1		DUCT, vent, distr.....
69	30-4000 Instrument Panel Side Vents less A.C.....	1387160	RH	6.05	DUCT, vent, upper.....
69	30-4000 Instrument Panel Side Vents less A.C.....	1387161	LH	1.95	DUCT, vent, upper.....
69-70	50-60-8000 Man. or Auto. A.C.....	1386709	1	1.95	DUCT, A.C. center outlet.....
69-70	50-60-8000 less A.C.....	1386369	LH	2.82	DUCT, vent outlet.....
69-70	50-60-8000 less A.C.....	1386368	RH	2.61	DUCT, vent, outlet.....
70	30-4000 Upr. Level Vents.....			2.77	DUCT (refer to grp. 9.786).....
NOTE* For A.C. ducts not listed refer to 9.260-9.262 group.					
All	All.....				FAN, blower mtr. (refer to 8.857).....
68-71	30-4000 A.C.....	3014871		1.54	FLANGE 8t PIN, duct mtg.....
59-60	All.....	3157445		.20	GASKET, htr. blower mtr. mtg.—(9.216).....
59-62	44-45-47-4800 less A.C.....	1472254		.15	GASKET, blower mtr. resistor to air inlet.....
61-63	40-41-4300.....	3130032		.10	GASKET, htr. blower mtr. mtg.....
63	44-46-47-4800.....	3157445		.20	GASKET, htr. blower mtr. mtg.—(9.216).....
63-65	LeSabre-Wildcat-Electra less A.C.....	1472254	1	.15	GASKET, blower mtr. resistor to air inlet.....
63-65	LeSabre-Wildcat-Electra-Riviera A.C.....	3007953		.10	GASKET, plenum.....
64	40-41-42-4300 less A.C.....	1364580		2.46	GASKET, htr. blower & air inlet to dash.....
64	Special-Skylark-G.S. A.C.....	1364293		.5 1	GASKET, A.C. duct to htr.....
64-67	4700 less A.C.....	3156429			GASKET, blower mtg.....
64	All.....	3130032		.10	GASKET, blower (used in 9.778).....
64-67	50-60-8000 Man. or Auto. A.C.....	1369998	1	2.92	GASKET, A.C. htr. & def.....
65-70	50-60-8000 A.C.....	3002044	1	.51	GASKET, blower mtg— (9.216).....
65	9000.....	3156429	1		GASKET, blower mtg.....
66-70	50-60-8000 Man. or Auto. A.C.....	3007953		.10	GASKET, plenum.....
66	8000 Auto. A.C.....	1369998		2.92	GASKET, A.C. htr. & def.....
66	50-60-80-9000 less A.C.....	1472254		.15	GASKET, blower mtr. resistor to air inlet.....
66-70	9000.....	1374276		.4 1	GASKET, vent, distr. duct.....
66-67	9000.....	1377146		.10	GASKET, htr. blower resistor.....
66-70	9000 Man. or Auto. A.C.....	391549		4.05	GASKET, A.C. htr.—(8.845).....
65	50-60-8000 A.C.....	2987970		1.38	HARNES, htr. blower switch to cl. control switch
67	9000 w/Htr. less A.C.....	3005274		33.10	HEATER, distr.....
66-70	9000 Man. or Auto. A.C.....	3002151		5.70	HOUSING, temp. control valve.....

68-72	All A (A.C.).....	3015724	1	12.75	HOUSING , temp, control
63	4700 A.C.....	3156336	1	.25	LINK , selector valve
64-67	Special-Skylark-G.S.	3159172	1	.50	LINK , slave dr.—(9.78[6])
64-65		3156336	1	.25	LINK , selector valve
66-68	9000.....	3004877	1	.51	LINK , conn.-diverter
66-68	9000.....	3004876	1	.20	LINK , conn, shut-off
66-67	9000 Auto. A.C. . .	3008482	1	1.13	LINK & PIN , htr. . . .
68-70	50-60-8000 Auto. A.C.	3014322	1	4.31	LINK & PINS , htr. . . .
68-70	9000 Auto. A.C. . .	3014665	1	1.85	LINK & PINS , htr. . . .
68-69	30-4000 A.C.....	3014165	1	.10	LINK , valve adjusting-jdiverter
69-70		3004876	1	.20	LINK , connector shut-
69-70		3004877	1	.51	LINK , connector-diverter
65	50-60-8000 A.C.	1369219	1	3.90	MANIFOLD , def. outlsjt
66-67	50-60-8000 Man. or Auto. A.C.	1375909	1	2.77	MANIFOLD , def. outlc t
66-70	50-60-8000 less A.C. . .	1374535	1	.92	MANIFOLD , def. outlc t
68-70	50-60-8000 Man. or Auto. A.C.	1383392	1	1.95	MANIFOLD , def. outlet
All	All.....				MOTOR (refer to 8.855)
72	All A (w/A.C.).....	3011293	1	.10	NUT , fan to motor - evap. & blower- (8.857)

9.779 OUTLET, HEATER DISTRIBUTOR

NOTE For heater parts not listed, see Group—8.

64-67	Special-Skylark-G.S.	9773829		.97	OUTLET , ctr—(9.7 89;
64	44-46-4800 less A.C.	1365237		.51	OUTLET , ctr.
65	50-60-8000 less A.C.	1370906		1.03	OUTLET
66-70	50-60-8000 less A.C. & Long Console.	1374534		1.18	OUTLET , ctr.
66-67	9000.....	1374273		3.38	OUTLET , ctr.
66	9000.....	1374063		14.50	OUTLET , ctr. vent. fref h air- -(9.260)
68-72	All A exc. Mini Console . .	9790487		.97	OUTLET , ctr—(9.7 89)
68	9000.....	1374273		3.38	OUTLET , ctr.....
69-70	9000 Long Console.	1387239		3.59	OUTLET , ctr.....
69-70	9000 less Long Console . .	1374273		3.38	OUTLET , ctr.....
71-73	All B-C-E less Man. or Auto. A.C.	481153		.77	OUTLET , ctr—(9.789)
71	All B-C-E Man. or Auto. A.C.	481192		.97	OUTLET , ctr.—(9.7 89)
72	All A Mini Console.	9791750		6.15	OUTLET , ctr—(9.789)
72-73	All B-C-E (Man. or Auto. A.C.).....	9795550	1	.97	OUTLET , ctr—(9.7 89)

9.779 OUTLET, WINDSHIELD DEFROSTER

65-67	50-60-8000	4529624	RH	2.46	OUTLET , def
65-67	50-60-8000	4529625	LH	2.46	OUTLET , def
66-67	30-4000	1381368	1	8.75	OUTLET , def
66	9000.....	7594316	RH	3.84	OUTLET , def
66-70	9000.....	7646782	LH	3.43	OUTLET , def
67-70	9000.....	7646781	RH	3.43	OUTLET , def
68-72	All A.....	1382648	1	6.70	OUTLET , def
68	All B-C.....	1384114	RH	2.77	OUTLET , def
68	All B-C.....	1384115	LH	2.77	OUTLET , def.....
69-70	All B-C.....	1386928	RH	2.46	OUTLET , def.....
69-70	All B-C.....	1387931	LH	2.46	OUTLET , def.....
71-73	All B-C-E less A.C.	480712	1	4.92	NOZZLE outlet) def.
71-73	All B-C-E Man. or Auto. A.C.	480713		4.92	NOZZLE (outlet) def. . .
63-64	44-46-4800 A.C.	1355328		1.23	RETAINER , def. outlet conn,
63-65	Riviera.	1355328		1.23	RETAINER , def. outlet conn.

9.779 RESISTOR, HEATER BLOWER

60	All less A.C.	1359930		.97	RESISTOR , blower
61-62	44-46-47-4800 less A.C.	1359930		.97	RESISTOR , blower
61-63	40-41-4300	579590		1.33	RESISTOR , htr. . .
63	44-46-4800 less A.C.	1359930		.97	RESISTOR , blower (4 i ring)
63	4700.....	1356994		1.64	RESISTOR , blower
64	44-46-4800 less A.C.	1364990		1.13	RESISTOR , htr. blower
64-67	Special-Skylark-G.S. less A.C.	9773402		1.13	RESISTOR , htr. blower
64-65	Riviera less A.C.	1356994		1.64	RESISTOR , htr. blower
65	50-60-8000 less A.C.	1371248		1.64	RESISTOR , htr. blower
All	All A.C.....				Resistors for A.C. listed in Group 9.27 5
66-70	9000 less A.C.	1374306		1.18	RESISTOR , htr. . .
66-68	50-60-8000 less A.C.	1374308		1.03	RESISTOR , htr. . . .
68-72	All A less A.C.	3929052		.92	RESISTOR , htr. blower -(8.855)
69	50-60-8000 less A.C.	3929052		.92	RESISTOR (8.855)
70	30-40-50-60-8000 less A.C.	3929052	1	.92	RESISTOR (8.855)

64-67	Special-Skylark-G.S	1364294	1	1.64	RETAINER, A.C. distr.
All	All.				ROLLER, cam (refer to 8.852).
71-72	All B-C-E (A.C.)	9419322	2	.10	SCREW, distr. duct to A.C. htr. case- (8.977)
9.779 SEAL, HEATER, DEFROSTER & A.C					
63-64	44-46-47-4800 A.C.	1355143	1	.51	SEAL, ctr. outlet duct (lwr.).....
64-67	30-4000 A.C.	1361852	1	.56	SEAL, ctr. outlet duct-lwr.....
All	All.				SEAL, htr. core (refer to 8.854).
65	50-60-8000.	1231215	1	.62	SEAL, adapter to blower.
65	All exc. 9000.	1376992	2	3.69	SEAL, between blower & air inlet fig. 8i dash panel
65-67	All exc. 9000.	1371365	5	.10	SEAL, htr. stud.
65	9000 A.C.	1355143	1	.51	SEAL, ctr. outlet duct-lwr.
	50-60-8000 Man. or				
66-70	Auto. A.C.	1231215	1	.62	SEAL, adapter to blower.
	50-60-8000 Man. or				
65-67	Auto. A.C.	1369220	1	.62	SEAL, A.C. ctr. outlet duct-lwr.
	All.	1376992	AR	3.69	SEAL, between blower & air inlet fig. 8i dash panel
66	30-4000 A.C.	1377040	1	.72	SEAL, A.C. ctr. outlet.
66-67	All.	1376992	1	3.69	SEAL, between blower & air inlet fig. dash panel ...
66-67	9000.	1374272	1	.67	SEAL, ctr. outlet duct-lwr.
66-67	9000 Man. or Auto. A.C.	1484207	1	.97	SEAL, evap. to htr. & air sel. asm.—(9.21 1).
66-70	9000 less A.C.	1377076	1	.20	SEAL (6" long).
66-70	9000 less A.C.	1377075	1	.13	SEAL (4" long).
68-70	9000 Auto. A.C.	3005344	2	4.51	SEAL, hsg. to htr. case.
66-70	All Auto. A.C.	3007470	1	.10	SEAL, thermo. vac. switch flange.
66-67	9000 Long Console.	1381349	1	.10	SEAL, htr. ctr. outlet defl—(9.262).
67-68	9000.	1376992	1	3.69	SEAL, vent, blower assm. to dash panel.
67	All A (A.C.).	1371365	4	.10	SEAL, A.C. htr. to dash panel.
68-72	All exc. 9000 less A.C.	1371365	5	.10	SEAL, htr. stud-htr. to dash panel.
68-70	All A (A.C.).	1383442	1	.51	SEAL, A.C. htr. to distr. duct.
68-72	30-4000 A.C.	1384944	1	.72	SEAL, A.C. ctr. outlet duct-lwr.
68-69	All A (A.C.).	1361852	1	.56	SEAL, ctr. outlet duct arm to distr-lwr. end.
68-72	50-60-8000 Man. or				
68	Auto. A.C.	1383393	1	.46	SEAL, A.C. ctr. outlet duct-upr.
68	50-60-8000 Man. or				
	Auto. A.C.	1383394	1	.51	SEAL, A.C. ctr. outlet duct-lwr.
68-70	9000.	1384928	1	.72	SEAL, A.C. ctr. outlet duct-lwr.
68-70	9000.	1383393	1	.46	SEAL, A.C. ctr. outlet duct-upr.
68-70	9000 less A.C.	1376992	3	3.69	SEAL, between htr. & blower &L dash panel
68-69	9000 Man. or Auto. A.C.	3005344	2	4.51	SEAL, hsg. to htr. case.
69-70	50-60-8000 Man. or				
	Auto. A.C.	1387287	1	.72	SEAL, A.C. distributor duct
69-70	50-60-8000 Man. or				
	Auto. A.C.	1387286	1	.87	SEAL, A.C. center outlet duct
71-72	All w/Htr.	1371365	4	.10	SEAL, htr. to dash pnl.
71	All A.	1371365	AR	.10	SEAL, htr. case to dash panel
71-73	All B-C-E.	1235863	2	.92	SEAL, air outlet.
71-72	All B-C-E (Man. or Auto.				
	A.C.).	1236408	1	.67	SEAL, A.C. distr. duct to htr. case
66-68	9000.	3005786	1	1.85	SEAT, diverter-valve.
69-70	9000 less A.C.	3005786	1	1.85	SEAT, diverter valve.

9.779 SELECTOR—SHAFT & LEVER—SPRING, HEATER, DEFROSTER & A.C.

NOTE For heater parts not listed, see Group—8.

NOTE: Refer to Grp. 9.1 69 for parts lists for Heater & A.C.

66	9000 Htr.	3005274	1	33.10	SELECTOR, htr.
66	9000 Auto. A.C.	3010011	1	122.75	SELECTOR, control & fitting duct
67	9000 Auto. A.C. 1st Type				
	(See Footnote 9.798) . . .	3013584	1	122.75	SELECTOR, control & fitting duct
67	9000 Htr. 8i A.C. less				
	Auto. A.C.	3005274	1	33.10	SELECTOR, A.C. & htr.
68	9000 less Auto. A.C.	3005274	1	33.10	SELECTOR, A.C. 8i htr. ...
68	9000 Auto. A.C.	3016972	1	35.95	SELECTOR, A.C. & htr. ...
69-70	9000 Auto. A.C.	3018472	1	37.50	SELECTOR, A.C. 8i heater
69-70	9000 less Auto. A.C.	3012810	1	33.20	SELECTOR, A.C. &L heater
63-65	Riviera.	3156627	1	.62	SHAFT, def valve in htr. case.
64-67	30-4000 A.C.	3159155	1	.51	SHAFT & LEVER, def.—(9.786).
64-67	30-4000 A.C.	3159176	1	.72	SHAFT, lvr-diverter valve.
64-67	30-4000 A.C.	3159175	1	.51	SHAFT & LEVER, slave valve—(9.786) .
66-67	30-4000 Htr. less A.C.	3008472	1	.51	SHAFT & LEVER, def.—(9.7 86).
65 67	50-60-8000 Man. or				
	Auto. A.C.	3008208	1	.10	SHAFT LEVER, htr.
66-70	50-60-8000.	3005865	1	1.03	SHAFT LEVER, def. control.
66-68	9000.	3004878	1	.97	SHAFT LEVER, diverter.
66-67	9000 A.C.	3006110	1	1.33	SHAFT LEVER, slave valve.
66-68	9000.	3002225	1	1.13	SHAFT LEVER, shut-off.
67-68	50-60-8000 Auto. A.C.	3008208	1	.10	SHAFT LEVER, def.
68-72	All A less A.C.	3014901	1	.56	SHAFT LEVER, def. valve—(9.786)

68-69	30-4000 A.C.	3016561	.77	SHAFT 8. LEVER, de
68-72	All A (A.C.)	3002394	.77	SHAFT 8. LEVER, slave valve
70-72	All A (A.C.)	3014169	.82	SHAFT 8. LEVER, diverter ...
69-70	50-60-8000 Auto. A.C.	3002892	.30	SHAFT, defroster ...
69-70	9000 less A.C.	3004878	.97	SHAFT 8i LEVER, diverter.
69-70	9000 less A.C.	3002225	1.13	SHAFT 8. LEVER, shut-off.
72-73	All B-C-E (Std. Heater)	3023199	.51	SHAFT 8. LEVER, de roster valve
	NOTE Shaft & levers also listed Grp. 8.858-9.786.			
63-65	Riviera.	3157826	.30	SPRING, selector val(e
63-70	All A.C.	3020111	.36	SPRING, return .
66-67	9000 A.C.	3006112	.46	SPRING, return . .
66-68	9000.	3004875	.41	SPRING, shut-off valvfe
66-70	9000 A.C. 8t Auto. A.C.	3005636	.30	SPRING, air valve
68-71	All A (A.C.)	3014868	.46	SPRING, air valve—(91.789)
68-72	All A (A.C.)	3014174	.30	SPRING, A.C. htr. diverter
68-69	50-60-8000 Auto. A.C.	403663	.46	SPRING, link. . . .
69-70	30-4000 A.C.	3157142	.30	SPRING, defr. door rejtun
69-70	50-60-8000 less A.C. .	3017835	.20	SPRING, outside air- (9.786)
69-70	9000 less A.C.	3008475	.46	SPRING, shut-off valvs
66	9000 Auto. A.C.	3149419	5.55	SUPPORT, htr. selector control mtg.
63-64	44-46-4800 less A.C. .	3159179	.62	VALVE 8. SEAL, blow er—(8.857)
64-67	Special-Skylark A.C. . .	3159177	3.18	VALVE 8. SEAL, dive ter—(9.786)
64-67	Special-Skylark A.C. . .	3157837	.51	VALVE, slave (door)-(9.786)
65	30-4000 less A.C.	3157837	.82	VALVE, temp, control (door)
65	50-60-8000.	3005872	.82	VALVE, temp, control
66-70	50-60-8000.	3005646	2.41	VALVE, shut-off . . .
66-70	9000 A.C. 8i Auto. A.C.	3006111	8.10	VALVE, hsg. 8L brkt.
66-67	9000 A.C.	3006130	2.46	VALVE, slave (door)
66-70	9000 A.C.	3006049	6.25	VALVE 8i SHAFT, terjip. control (door)
66-70	50-60-8000 Auto. A.C.	3014872	6.25	VALVE, selector . .
68-71	30-4000 A.C.	3003699	12.75	VALVE, hsg. & brkt—1(9.789)
68-70	30-4000 A.C.	3016424	1.23	VALVE, slave (door)—(9.786)
68-69	30-4000 A.C.	3014253	3.43	VALVE, connector & sjeal, diverter
68-72	All A (A.C.)	3014175	23.20	VALVE 8. HOUSING
69-72	All A (A.C.)	3149419	4.56	VALVE 8i SHAFT, temperature control
66-70	9000 less A.C.	3022761	.62	VALVE 8. SEAL, blower—(8.857)
71	All B-C-E (Man. A.C.) . .			VALVE, slave (door)—[9.786]

9.779 VALVE, DEFROSTER

64	40-4 1-42-4300 A.C.	3010126	20	VALVE, def. (door)
65-67	30-4000 A.C.	3010126	20	VALVE, def. (door)
65	50-60-8000 A.C.	3008207	59	VALVE, def. & bpr. (d
66-67	30-4000 less A.C.	3000410	97	VALVE, def. (door)
66-70	50-60-8000.	3005869	85	VALVE, def. (door)
66 68	50-60-8000 Auto. A.C. . .	3008207	59	VALVE, def. & bpr. (d
66-67	9000 Htr.	3005683	69	VALVE, def. (door)
68-69	30-4000 A.C.	3014258	64	VALVE, def. (door)
68-72	30-4000 less A.C.	3014071	33	VALVE, def. (door)
70-72	30-4000 A.C.	3014259	13	VALVE, def. (door)
69 70	50-60-8000.	3013147	50	VALVE, def. & bpr. (door) . . .
71-73	All B-C-E less A.C.	3022722	79	VALVE 8. SEAL, def. (door) .
71	50-60-80-9000 Man. or Auto. A.C.	3023851	4.97	VALVE, def. (door)
72-73	All B-C-E Man. or Auto. A.C.	3025960	97	VALVE, def. (door)
68-69	9000 Auto. A.C.	3001346	46	WIRE, ground-A.C. heater—(9.2 1 1
68-69	All A (A.C.)	3006077	05	WASHER, slave valve anti-rattle—(9.279)
68-72	All A (A.C.)	3143373	30	WASHER, slave valve spring grip)
	(*) 15436910 Fl., 25441869 S.G., 35448065 Lin., 45455908 K.C. on 43, 45J156350 on 46, 45455893 on 46S, 55470465 Wil., 65475279 Atla., 75480161 Fra.			

9.779 DUCT, AIR CONDITIONING DISTRIBUTION

63-64	44-46-4800 A.C.	1355307	1	2.56	DUCT, ctr. outlet
63-65	Riviera A.C.	1355170	1	4.15	DUCT.
63-65		1355308	1	2.56	DUCT, ctr. outlet
64-67	Special-Skylark A.C. . . .	1361750	1	9.70	DUCT.
65	50-60-8000 A.C.	1369229	1	8.10	DUCT.
66-67	50-60-8000 Man. or Auto. A.C.	1381589	1	4.56	DUCT
66	50-60-8000 Man. or Auto. A.C.	1375902	1	2.87	DUCT, A.C. ctr. outlet
66-67	9000 Man. or Auto. A.C.	1374275	1	7.40	DUCT, A.C. distr. . . .
66	9000 Man. or Auto. A.C.	1378452	1	3.18	DUCT, ctr.-outlet (htr.)
67	50-60-8000 Man. or Auto. A.C.	1380803	1	2.56	DUCT, A.C. ctr. outlet
68-72	All A (A.C.)	1381848	1	3.74	DUCT.
68-72	All A (A.C.)	1382815	1	2.97	DUCT, A.C. outlet . . .

68	50-60-8000 Man. or Auto. A.C.	1382821		4.92	DUCT, A.C. distr.
68-69	9000 Man. or Auto. A.C. .	1231200		4.82	DUCT, A.C. distr.
69	50-60-8000 Man. or Auto. A.C.	1387292	1	4.10	DUCT, A.C. distr.
63-70	LeSabre-Wildcat-Electra Man. or Auto. A.C.	1356592		.46	CONNECTOR (7 V x 2 1/2")
64	40-4 1-4300 A.C.	1364294		1.64	RETAINER, distr.
63	44-46-47-4800 A.C.	1355143		.51	SEAL, ctr. outlet duct-lwr.
9.782 VALVE & SEAL AIR					
71	All B-C-E (Man or Auto. A.C.).....	3022860	1	5.07	VALVE 8. SEAL, air (incl. shaft) (also used 9.210)
9.784 OUTLET, HEATER DISCHARGE					
64	44-46-4800 A.C.	1366208	1	1.54	OUTLET, ctr.
65	50-60-8000 A.C. less Long Console.	1370269	1	2.05	OUTLET, ctr.—(9.260)
65-70	50-60-8000 Man. or Auto. A.C.	1370257	LH	.20	OUTLET, htr. disch.-frt.
65-70	50-60-8000 Man. or Auto. A.C.	1370259		.30	OUTLET, htr. disch.-rr.
65-66	6637-67 A.C. & Long Console.	1371241		3.59	OUTLET, ctr.
66	6637-67 Long Console . 6000 Long Console less	1375760		1.95	OUTLET, htr. air distr. ctr. console
67-70	A.C. 6000 Man. or Auto. A.C.	1375760	1	1.95	OUTLET, htr. air distr. ctr. console
67-70	8i Long Console.	1371241		3.59	OUTLET, htr.-ctr.
9.784 ADAPTER—BAFFLE, AIR CONDITIONING HEATER DUCT					
65-70	50-60-8000 Man. or Auto. A.C.	1385358	1	3.18	ADAPTER, blower to evap
64-67	Special-Skylark A.C.	1365309	1	1.13	BAFFLE, diverter dr.
71-73	All B-C-E Man. or Auto. A.C.	1239926	1	2.51	BAFFLE, re-circulating air.
9.784 VALVE, FRESH AIR INTAKE (CO VL SIDE)					
61-63	40-41-4300.	581674	2	4.56	BODY 8i VALVE, shroud side vent air inlet.
66	9000.	445388	2	.05	NUT, spg. "J" fresh air vent. (R.) to duct—(2.729)
61-62	44-46-47-4800 A.C.	1181480	AR	.15	WASHER, spg. grip outer outlet valve shaft to ret.— (9.798).
9.786 HOSE, AIR					
54-58	All.	1165788	1	2.92	HOSE, air (4.00 dia. x 27.50 long) blower to hsg. outer.
56	All.	1171685	1	2.36	HOSE, htr. hose adapter to ctr. htr. distr. duct (3.75 I.D. x 21.00 long).
57	All.	1178481	1	2.72	HOSE, air (2.50 I.D. x 26" long) htr. distr. duct (L) end to (L.) air outlet.
57	All.	1178481	1	2.72	HOSE (2.50 I.D. x 26" long) htr. duct (R.) end to (R.) outlet to (L.) def. nozzle (cut as reqd.).
57-58	All.	11B2018	1	1.90	HOSE, air (2.75 I.D.) (R.) def. outlet (L.) outlet— (2.274).
58	All.	1182018	2	1.90	HOSE, air htr. dist. [1 1/2" x 27"]—(2.274).
59	All.	1178481	1	2.72	HOSE, air (2.50 dia. x 26") htr. to (R.) def. nozzle (cut as reqd.).
59-60	All.	1178481	1	2.72	HOSE (2.50 I.D. x 26" long) htr. duct (R.) end to (R.) outlet to (L.) def. nozzle (cut as reqd.).
59	All.	1182018	1	1.90	HOSE, air (2.75 dia.) A.C. distr. duct to (L.) outer outlet.
60	All.	1178481	1	2.72	HOSE, air-htr. to (R.) def. nozzle (2V ₂ " x 26") (cut as reqd.).
61	44-46-47-4800.	1194734	1	2.15	HOSE, A.C. inner distr. duct to (L.) outlet (2.75 I.D. x 32.50 long)—(2.274).
61-62	44-46-47-4800.	11784B1	1	2.72	HOSE, to (R.) def. nozzle (2.50 I.D. x 26" long) (cut as reqd.).
61-62	44-46-47-4800.	1178481	1	2.72	HOSE, to (L.) def. nozzle (2.50 I.D. x 26.00 long)
61-62	44-46-47-4800.	1347467	1	.62	HOSE, A.C. outer distr. duct to (R.) outlet (2.75 I.D. x 3.75 long).
63-65	Riviera.	1369417	1	2.20	HOSE, htr. adapter outlet to driver compt. in console
63-64	44-46-4800 A.C.	1194734	RH	2.15	HOSE, side A.C. outlet (2 1/2" x 32V)—(2.274).
63-64	44-46-4800.	1182018	LH	1.90	HOSE, side A.C. outlet (2 1/2" x 27")—(2.274)
63-64	4700 A.C.	1369476	1	1.95	HOSE, rr. side A.C. outlet.
63-65	Riviera.	1369477	LH	4.51	HOSE, air-A.C. outlet.
64-67	Special-Skylark A.C.	1182018	RH	1.90	HOSE, air side A.C. outlet (21")
64	40-4 1-42-4300 A.C.	1194734	LH	2.15	HOSE, side A.C. outlet (2 1/2" x 32V)—(2.274).
64	4700.	1369417	1	2.20	HOSE, htr. adapter outlet to driver compt. in console

65	50-60-8000 Htr. less A.C.	1178481	RH	2.72	HOSE, htr. def. air (2'A" x 26") (cut as reqd.)
65	50-60-8000 A.C.	1178481	RH	2.72	HOSE, air-A.C. def. outlet (2'A" x 26") (cut as reqd.)
65	All A.C. exc. 9000	1194734	LH	2.15	HOSE, side A.C. outlet (2'A" x 32'A")—(2.274).
65-67	50-60-8000 Man. or Auto. A.C.	1178481	LH	2.72	HOSE, air-A.C. def. outlet (2'A" x 26") (cut as reqd.)
65	50-60-8000 A.C.	1194734	RH	2.15	HOSE, side A.C. outlet (2'A" x 32'A")—(2.274).
65	9000	1369476	RH	1.95	HOSE, air-A.C. outlet
66	30-4000 A.C.	1182018	LH	1.90	HOSE, A.C. outlet (2' " x 27")—(2.274)
66-67	30-4000 A.C.	1194734	LH	2.15	HOSE, A.C. outlet (2' " x 32'A")—(2.274)
66-68	50-60-8000 less A.C.	1178481	AR	2.72	HOSE, air (2'A" x 26) (cut as reqd.)
67-70	50-60-8000 Auto. A.C.	1178481	RH	2.72	HOSE, htr. & def. (2'/" x 26") (cut as reqd.)
66-67	50-60-80-9000 Man. or Auto. A.C.	1182018	RH	1.90	HOSE, A.C. outer outlet (2'A" x 27")—(2.274)
66-67	50-60-80-9000 Man. or Auto. A.C.	1194734	RH	2.15	HOSE, A.C. outlet (2V x 32'A")—(2.274)
66-67	9000	1194734	1	2.15	HOSE, vent outlet (2V x 32V)—(2.274)
66-67	9000 Htr.	1178481	RH	2.72	HOSE, def. air (2'A" x 26")
66-67	9000 Htr.	1178481	LH	2.72	HOSE, defr. air (2'A" x 26") (cut as reqd.)
66-67	9000 less A.C.	1378224	RH	3.18	HOSE, air vent outlet
68-70	30-4000 A.C.	1178481	LH	2.72	HOSE, outlet to duct 2V, " x 26") (cut as reqd.)
68-70	30-4000 A.C.	1385108	RH	3.43	HOSE, air outlet to A.C. distr. duct (2'A" x 33'A")
68-70	30-4000 A.C.	1347467	LH	.62	HOSE, air duct side t > distr. duct (2'A" x 3'A")
68-70	50-60-8000 Man. or Auto. A.C.	1178481	LH	2.72	HOSE, A.C. def. outle (2'A" x 26") (cut as reqd.)
68-70	50-60-8000 Man. A.C.	1178481	RH	2.72	HOSE, htr. & def. (2V : " x 26") (cut as reqd.)
68	50-60-8000 Man. or Auto. A.C.	1385108	RH	3.43	HOSE, air-ctr. duct to outlet (2'A" x 33'A")
68-70	50-60-8000 Man. or Auto. A.C.	1182018	1	1.90	HOSE, air-ctr. duct to (L.) outlet (2'A")
68-69	9000	1178481	LH	2.72	HOSE, def. (2'A" x 2(") (cut as reqd.)
68-70	9000	1385108	1	3.43	HOSE, air-distr. duct lo (L.) outlet (2'A" x 33'A")
68-69	9000 Man. or Auto. A.C.	1385108	1	3.43	HOSE, air-distr. duct lo (R.) outlet (2'A" x 33'A")
68-70	9000 less A.C.	1182018	1	1.90	HOSE, air-distr. duetto (R.) outlet (2'A")
68-70	9000	1385968	RH	3.13	HOSE, def. air (2'A" x 31")
69-70	50-60-8000 less A.C.	1178481	2	2.72	HOSE, htr. def. air (2' A" x 26") (cut as reqd.)
69	50-60-8000 Man. or Auto. A.C.	1182018	1	1.90	HOSE, A.C. center duct to (R.H.) outlet (2'A" x 27")- (2.274)
69-70	All	1234277	AR	6.15	HOSE, air (2'A" I.D. x p ft.) cut as reqd.—(9.260)
40-72	All	1234278	AR	7.05	HOSE, air (2'A" I.D. x 3 ft.) cut as reqd.—(9.260)
40-73	All	1234984	AR	5.02	HOSE, air 1'A" I.D. x tf ft. long (cut as required)- (9.260)
40-72	All	1234985	AR	5.75	HOSE, air 2" I.D. x 6 ft. long (cut as required)— (9.260)
40-72	All	1234986	AR	6.15	HOSE, air 2'A" I.D. x ft. long (cut as required)— (9.260)
40-73	All	1234987	AR	7.70	HOSE, air 3" I.D. x 6] ft. long (cut as required)— (9.260)
40-73	All	1234988	AR	7.60	HOSE, air 3'A" I.D. x 6] ft. long (cut as required)- (9.260)
40-72	All	1234989	AR	9.95	HOSE, air 4" I.D. x 6 ft. long (cut as required)- (9.260)
40-72	All	1234990	AR	3.25	HOSE, air 5" I.D. x 6 ft. long (cut as required)- (9.260)
9.786 DUCT, BLOWER TO EVAPORAT					
64-67	Special-Skylark A.C.	3849161	1	2.77	DUCT, blower to evap (used 9.21 1)
9.786 DUCT, UPPER LEVEL VENTS					
70-72	All A (Upr. Level Vent less A.C.)	1232456	RH	2.67	DUCT
70-72	All A (Upr. Level Vent less A.C.)	1232457	LH	2.67	DUCT
71-73	All B-C-E less Man. or Auto. A.C.	1239409	1	6.00	DUCT, vent. upr. (ctr. of instr. pnl.) (also use 3-1239408 nut)—(9.701)
71-73	All B-C-E	1239408	3	.05	NUT, upr. vent, duct- (plastic-push-in)
9.786 VALVE & SEAL, DIVERTER					
64-67	Special-Skylark A.C.	3159179	1	3.18	VALVE & SEAL (used 9.779)
71-73	All B-C-E (A.C.)	3022765	1	3.84	VALVE & SEAL, diverter upr. (door) (used 8.858)
71-73	All B-C-E (A.C.)	3022769	1	4.46	VALVE & SEAL, diver er lwr. (door) (used 8.858)
72-73	All B-C-E (Std. Heater)	3022710	1	.40	SHAFT, temperature valve (used 8.852)
68-69	All A (A.C.)	3012473	2	.15	CLIP, diverter vac. hose (used 9.779)
71-73	All Auto. A.C.	1484109	1	.10	CLIP, program link to itr.
72-73	All B-C-E w/Man. or Auto. A.C.	3022746	2	05	CONNECTOR, diverter vacuum link

9.786 VALVE—SHAFT & LEVER CASE, AIR CONDITIONING

NOTE: Refer to Grp. 9.169 for parts lists for Heater & A.C.

64-67	Special-Skylark A.C.	3159177		.51	VALVE, slave (door) (used 9.779)
68-70	30-4000 A.C.	3003699		1.23	VALVE, slave (door) (also used 9.779)
66-70	50-60-8000 Htr.	3005872		2.41	VALVE, shut-off (used 9.779)
71-73	All B-C-E (Man. or Auto. A.C.)	3022706		2.36	VALVE & SEAL, purge (used 8.858)
71-73	All B-C-E (Man. A.C.)	3022742		6.75	VALVE & SHAFT, temp. control (also used 8.858)
71-73	All B-C-E (Man. A.C.)	3022740		18.25	VALVE & HOUSING, temp. (also used 8.858)
71	All B-C-E (Man. A.C.)	3022761			VALVE, slave (A.C. htr.) (also used 9.779)
72	All Auto. A.C.	3022881		6.85	VALVE 8i SHAFT, heater temperature control
64-67	Special-Skylark A.C.	3159175		.51	SHAFT & LEVER, slave valve (door) (used 9.779)
71	All B-C-E (Man. A.C.)	3022759		.51	SHAFT & LEVER, diverter valve (door) (also used 8.858)
71	All B-C-E (Man. A.C.)	3022760	1	1.03	SHAFT & LEVER, slave valve (door) (also used 8.858)
64-67	Special-Skylark A.C.	3159172		.50	LINK, slave dr. (door) (used 9.779)
71	All B-C-E (Man. A.C.)	3015231		.67	LINK, slave door (door) (also used 8.858)
71-73	All B-C-E (Man. A.C.)	3022747		.10	LINK, diverter valve (also used 8.858)
71-73	All Auto. A.C.	7932695		2.15	LINKAGE, temp. dr. connecting-programmer (also used 9.270-9.276)
66-67	All exc. 9000	3005860		1.33	CAM & SUPPORT, htr. (used 9.779)
68-70	50-60-8000 Htr.	3005860		1.33	CAM 8t SUPPORT, htr. (used 9.779)
71-73	All B-C-E (Man. A.C.)	3022737		3.95	CAM & SUPPORT, htr. (also used 8.852)
71	All Auto. A.C.	3022879		78.85	CASE, htr. (incl. frt. plate 8i valves) (also used 8.854)
71	All B-C-E (Man. A.C.)	3023052		78.85	CASE, htr. (incl. frt. plate valves & hsg.) (also used 8.854)
72	All (Auto. A.C.)	3025958	1	78.85	CASE, heater (incl. frt. plates & valves) (also used 8.854)
72-73	All B-C-E (Man. A.C.)	3026000	1	78.85	CASE, heater (incl. frt. plates & valves) (also used 8.854)
71	All B-C-E (Man. A.C.)	3025894			PLATE, frt. htr. case (also used 8.854)
71	All B-C-E (Man. A.C.)	3022743			HOUSING, temp. valve 8i core seal (also used 8.858)
71-73	All B-C-E (A.C.)	3022829		.41	SPRING, defr. door (also used 8.858)
71	All B-C-E (Man. A.C.)	3022758		.07	LINK, diverter (also used 8.858)
68-72	All A (A.C.)	3013531		.10	CLIP, temp. valve ret. (used 9.779)
71-73	All B-C-E (A.C.)	3022741		.10	CLIP, temp. valve shaft ret. (also used 8.858)
63	44-46-4800 less A.C.	3150822		.10	ROLLER, cam (also used 8.852)
64	40-41-42-4300 less A.C.	3150822		.10	ROLLER, cam (also used 8.852)
65-67	All exc. 9000	3150822		.10	ROLLER, cam (also used 8.852)
66-67	9000 A.C.	3150822		.10	ROLLER, cam (also used 8.852)
68-70	50-60-8000	3150822		.10	ROLLER, cam (also used 8.852)
68-72	All A (A.C.)	3150822		.10	ROLLER, cam (also used 8.852)
71-73	All B-C-E (Man. A.C.)	3150822		.10	ROLLER, cam (also used 8.852)

9.786 SHAFT & LEVER, DEFROSTER VALVE

64-67	Special-Skylark A.C.	3159155	1	.51	SHAFT 8t LEVER, def. (also used 9.779)
66-67	30-4000 less A.C.	3008472	1	.51	SHAFT & LEVER, def. (also used 9.779)
68-72	All A (less A.C.)	3014901	1	.56	SHAFT 8. LEVER, def. (also used 9.779)

9.786 LEVER & SHAFT, TEMPERATURE CONTROL

66-67	All Htr. exc. 9000	3014057	1	.51	LEVER & SHAFT (also used 8.852)
68-72	All A (less A.C.)	3014067	1	.41	LEVER & SHAFT (also used 8.852)
68-70	50-60-8000 less A.C.	3014057	1	.51	LEVER & SHAFT (also used 8.852)

9.786 SPRING, OUTSIDE AIR

69-70	50-60-8000 less A.C.	3157142	1	.20	SPRING (also used 9.779)
-------	------------------------------	---------	---	-----	--------------------------

9.787 PACKAGE, BOWDEN WIRE REPAIR

54-71	All	3862203	AR	12.20	PACKAGE (incl. 13 ft. housing—60 ft. wire & 36 clamps 8i tool)
54-71	All	3986027	AR	.05	WIRE (for replacement of wire in 3862203)
54-71	All	3986084	AR	.41	HOUSING (approx. 13 ft. for replacement of housing in 3862203)
54-71	All	3856547	AR	.15	CLAMP, 2V, " long - slotted mtg. hole for 1 cable (part of 3862203)
54-71	All	3856545	AR	.15	CLAMP, 1" long - slotted mtg. hole for 1 cable (part of 3862203)
54-71	All	3856543	AR	.15	CLAMP, 1V, " long - round mtg. hole for 1 cable (part of 3862203)
54-71	All	3856541	AR	.15	CLAMP, r/, " long - slotted mtg. hole for 1 cable (part of 3862203)
54-71	All	3856539	AR	.15	CLAMP, 1" long - slotted mtg. hole w/ret. flange for 1 cable (part of 3862203)
54-71	All	3853554	AR	.15	CLAMP, %" long—round mtg. hole for 1 cable (part of 3862203)
61-62	40-4 1-4300	3846998	1	.10	CLAMP, evap. cbl. (also used 9.798)

72-73	All B-C-E.....	3022707	1	.25	BRACKET, Bowden c bl 8i valve adjustments.....
68-72	All A (less A.C.)	401827	AR	.10	NUT, push-on (control wire to temp, valve) (also used 9.798).....
68-71	All A (less A.C.)	401827	1	.10	NUT, push-on (outsid air control wire to air valve)

9.787 CLAMP HOSE

68-70	9000.....	1178681	RH	.30	CLAMP, defroster hose to selector. .
64	All V-6 less A.C.	1365011	1	.36	CLIP, htr. hose to dbl end bolt to int. mfld.
64	40-41-42-4300 V-8 A.C. .	1365011		.36	CLIP, htr. hose to dbl end bolt to int. mfld.
64	46-4800 2-4 Bbl. Carb. less A.C.	1365011		.36	CLIP, assms. on rkr rm cvr. boltfrt. for htr. hose
65	30-40-5000.....	1365011		.36	CLIP, htr. hose to dbl end bolt to int. mfld.....
66	30-4000 exc. 4600 less A.C.	1365011		.36	CLIP, htr. hose bl. end bolt to int. mfld.
66-67	All less A.C.	1365011		.36	CLIP, htr. water hose; to (R.) inner fdr. skirt

9.787 KNOB & WIRE, COWL DUCT PANEL AIR CONTROL

64-67	Special-Skylark Cust. A.C.	3840951	2	.56	KNOB
64	40-41-42-4300.....	4407729	2	2.36	KNOB WIRE, vent control (used 9.798)
65-66	30-4000.....	4501890	2	2.67	KNOB WIRE, vent. control (used 9.798)
66-67	50-60-8000.....	7630575	2	1.64	KNOB WIRE (also Lsed 9.798)
67	30-4000.....	7614559	2	1.74	KNOB WIRE (also jjsed 9.798)
68	30-4000 less A.C.	8756278	2	1.85	KNOB WIRE
68	50-60-8000.....	7735915	2	2.26	KNOB WIRE
68-70	9487.....	7735917	2	2.20	KNOB WIRE
69-70	3327-69-3435-36-3569- 4439-56-66-69 less upr. Lever Vent	8761718	2		KNOB & WIRE, side ;owl panel
69	3327-69-3569-4439-69 upr. Level Vent	8744850	2	1.64	KNOB & WIRE, side :owl panel (-lwr)
69-70	3327-69-3569-4439-69 upr. Level Vent	8756278	2	1.85	KNOB 8< WIRE, for ctr. vent-upr.....
70	3435-3436 Upr. Level Vents.....	8744850	2	1.64	KNOB & WIRE (lwr.)
69-72	30-4000 Htr. less A.C. .	1230713	1	1.18	WIRE, adj. control-oulside air (green) used 9.798
69-72	30-4000 Htr. less A.C. .	1230714	1	1.33	WIRE, adj. cont.-temp red) used 9.798.....
69-70	50-60-8000.....	8718070	RH	2.26	KNOB & WIRE, ctr
69-70	50-60-8000.....	8718072	LH	1.49	KNOB 8< WIRE, ctr
69-70	50-60-8000.....	8722474	2	1.64	KNOB & WIRE, ctr
69 70	3437-3537-4437-67- 4637-67 Upr. Side Vents	8756278	2	1.85	KNOB 8t WIRE,
71-72	3327-69-3436-4439-69 less Upr. Level Vents. .	8756278	2	1.85	KNOB 8t WIRE,
71-72	3337-3467-3437-4437- 67.....	8744850	2	1.64	KNOB 8t WIRE, cowl duct side pnl. air-lwr.
71-72	All A Upr. Level Vents. .	8744850	2	1.64	KNOB 8t WIRE. cowl fuct side pnl. air-lwr.
71-72	All A Upr. Level Vents. .	8756278	2	1.85	KNOB & WIRE, cowl fide duct pnl. air-upr.
71-73	All B-C-E less A.C.	9837573	RH	1.90	KNOB 8t WIRE, ctr. duct pnl. air
71-72	All B-C-E less A.C.	9837574	LH	1.50	KNOB & WIRE. ctr. duct pnl. air
71-73	All B-C-E less A.C.	1236910	1	1.54	KNOB & WIRE, ail vent
59 •	All A.C.	1990922	1	1.69	CONTROL, air vent. (LH) (used 9.798)
61-63	40-41-4300.....	579269	2	.10	CLIP, side vent air inlet valve body cable
66	50-60-8000.....	7630539	2	.15	CLIP, cowl air outlet cøntrol ret.
67	50-60-8000 exc. 82- 8457.....	7630539	2	.15	CLIP, cowl air outlet c jntrol ret.
68-73	All.....	7783546	2	.10	CLIP.panel air outlet c jntrol
69	3327-69-3569-4439-69 Instrument Panel Side Vent.....	8720601	1	.10	CUP, air outlet door h nge rod .
69	3437-3537-4437-67- 4637-67.....	8720601	2	.10	CLIP, air outlet door h nge rod
69	30-4000 less A.C.	8799875	2	.15	CLIP, cowl panel air outlet control
69-70	9000 less A.C.	4411315	AR	.10	CLIP, cowl side duct panel air
70	30-4000 less A.C.	8799875	2	.15	CLIP, cowl side duct p anel air
70-71	3435-36 Instr. Panel Side Vents.....	8799875	2	.15	CLIP, cowl side duct p inel air outlet
70-71	All A less A.C.	8799875	2	.15	CLIP, cowl side duct p snel air.....
70	3435-36 Instr. Pnl. Side Vents less A.C.	8720601	2	.10	CLIP, cowl side duct upr air.....
71-72	All A Instr. Pnl. Vents. .	8720601	2	.10	CLIP, shroud air outlet dr. hinge rod
70	9000 less A/C	4411315	AR	.10	CLIP, cowl side duct p mel air.....
72	3337-3437-67-4437-67 less A.C.	8799875	2	.15	CLIP, shroud side duct pnl. air outlet
72	3327-69-4439-69 w/Pnl. Side Vents.....	8799875	2	.15	CLIP, shroud side duct pnl air outlet
68	50-60-80-9000.....	7761923	2	.51	SUPPORT, cowl duct ppanel air control

68-70	9000	7761923	2	.51	SUPPORT, cowl duct panel air control
68-70	9487	7761924	2	.25	SPACER, air outlet control support
69-70	50-60-8000	8738441	2	.20	RETAINER, center air outlet control cable
69-70	50-60-8000	8738859	RH	.20	RETAINER, center duct air outlet cable
69	50-60-8000	8738861	LH	.10	RETAINER, center duct air outlet door
70	6036-6046 less A.C.	8738860	LH	.20	RETAINER, ctr. duct air outlet dr.
70	50-60-8000 exc. Wagon less A.C.	8738861	LH	.10	RETAINER, ctr. duct air outlet dr.
71-73	All B-C-E less A.C.	481460	1	.56	BRACKET, defroster cbl. mtg. (also used 9.779)
64-73	All	381700	AR	.10	WASHER, spec.-spg. grip-control wires (also used 9.798-4.006)

9.789 GRILLE, COWL DUCT PANEL AIR

NOTE: For specific colors not listed use black & prime & paint to match.

63-65	Riviera	382860	RH	1.08	GRILLE
63-65	Riviera	382861	LH	1.08	GRILLE
67	30-4000	7678882	RH	1.18	GRILLE (black)
67	30-4000	7678883	LH	1.18	GRILLE (black)
67	30-4000	7678894	RH	1.13	GRILLE (dk. blue)
67	30-4000	7678895	LH	1.13	GRILLE (dk. blue)
67	30-4000 exc. 4600	7678906	RH	1.44	GRILLE (gold)
67	30-4000 exc. 4600	7678907	LH	1.44	GRILLE (gold)
67	3335-3453-4367-4467-4667	7678908	RH	1.08	GRILLE (med. red)
67	3335-3453-4367-4467-4667	7678909	LH	1.08	GRILLE (med. red)
67	3517-69-3617-69-4307-17-4407-17-4600-17	7678900	RH	1.08	GRILLE (dk. turquoise)
67	35 17-69-36 17-69-4307-17-4407-17-4600-17	7678901	LH	1.08	GRILLE (dk. turquoise)
67	4339-4439-69	7678888	RH	1.08	GRILLE (maroon)
67	4339-4439-69	7678889	LH	1.08	GRILLE (maroon)
67	44-4865	7678904	RH	1.44	GRILLE (green)
67	44-4865	7678905	LH	1.44	GRILLE (green)
67	44-4855	7678884	RH	1.44	GRILLE (dk. red)
67	44-4855	7678885	LH	1.44	GRILLE (dk. red)
68	30-4000	7739452	RH	1.13	GRILLE (black)
68	30-4000	7739453	LH	1.13	GRILLE (black)
68	30-4000	7739466	RH	1.08	GRILLE (gold)
68	30-4000	7739467	LH	1.08	GRILLE (gold)
68	30-4000	7743762	RH	1.44	GRILLE (maroon)
68	30-4000	7743763	LH	1.44	GRILLE (maroon)
68	30-4000	7783015	RH	1.08	GRILLE (teal)
68	30-4000	7783016	LH	1.08	GRILLE (teal)
68	30-4000	7739470	RH	1.08	GRILLE (dk. green)
68	30-4000	7739471	LH	1.08	GRILLE (dk. green)
68	30-4000	7743764	RH	1.44	GRILLE (buckskin)
68	30-4000	7743765	LH	1.44	GRILLE (buckskin)
69-70	30-4000 less A.C.	7739452	RH	1.13	GRILLE (black) prime & paint to match
69-70	30-4000 less A.C.	7739453	LH	1.13	GRILLE (black) prime & paint to match
69	30-4000 less A.C.	8731709	RH	1.18	GRILLE (T-101-1 11-121-131-141-151-171-181-191)
69	4439-56-66 less A.C.	8731702	RH	1.18	GRILLE (T-157-197)
69	4439-56-66 less A.C.	8731703	LH	1.18	GRILLE (T-157-197)
69	3537-69-4437-56-66-69 less A.C.	8731716	RH	1.18	GRILLE (T-130-1 40-1 70-1 90)
69	3537-69-4437-56-66-69 less A.C.	8731717	LH	1.18	GRILLE (T-130-140-170-190)
69	33-34-35-4400 less A.C.	8731714	RH	1.23	GRILLE (T-103-126-133-143-153-166-176-196)
69	33-34-35-4400 less A.C.	8731715	LH	1.23	GRILLE (T-103-126-133-143-153-166-176-196)
69	50-60-8000	8740212	RH	1.18	GRILLE (T-408-425-428-438-458-455-468-608-614-618-628-629-638-639-648-658)
69	50-60-8000	8740213	LH	1.18	GRILLE (T-408-425-428-438-458-455-468-608-6 14-618-628-629-638-639-648-658)
69	5200-54-66-8467	8740214	RH	1.18	GRILLE (T-407-427-637)
69	5200-54-66-8467	8740215	LH	1.18	GRILLE (T-407-427-637)
69	50-60-8000 exc. 5467-6667	8740232	RH	1.18	GRILLE (T-401-4 1 1-421-601-621-631-632-641)
69	50-60-8000 exc. 5467-6667	8740233	LH	1.18	GRILLE (T-401-41 1-421-601-621-631-632-641)
69	50-60-8000 less A.C.	8740240	RH	1.44	GRILLE (T-403-4 1 3-4 1 4-426-453-464-603-624-636-633-644)
69	50-60-8000 less A.C.	8740241	LH	1.44	GRILLE (T-403-4 1 3-41 4-426-453-464-603-624-636-633-644)
69	50-60-8400	8740242	RH	1.18	GRILLE (T-400-4 10-620-630)
69	50-60-8400	8740243	LH	1.18	GRILLE (T-400-4 10-620-630)
70	30-4000 less A.C.	8801085	LH	1.23	GRILLE (T-104-1 14-124-134-144-154)
70	3400-3537-4400-4600 less A.C.	8801080	RH		GRILLE (T-129-159-179-1 89)

70	3400-3537-4400-4600 less A.C.	8801081	LH	1.23	GRILLE (T-129-159-179-189)
70	50-60-8000 exc. 5467- 8467 less A.C.	8800466	RH	1.23	GRILLE (T-400-4 10-420-440-450-460-600)
70	50-60-8000 exc. 5467- 8467 less A.C.	8800467	LH	1.23	GRILLE (T 400-410- 420- 4 40-450-460-600).....
70	50-60-8000 less A.C. ...	8800504	RH	1.23	GRILLE (T 401-41 1-42 1-4 41-451-481-601-631-632)
70	50-60-8000 less A.C. ...	8800505	LH	1.23	GRILLE (T 401-41 1-42 1-441-451-481-601-631-632)
70	50-60-8000 less A.C. ...	8800512	RH	1.23	GRILLE (T 404-414-43 444-454-484-494-604-61 4- 624-634-635)
70	50-60-8000 less A.C. ...	8800513	LH	1.23	GRILLE (T.404-414-4 34-444-454-484-494-604-61 4- 624-634-635)
70	50-60-8200 less A.C. ...	8740212	RH	1.18	GRILLE (T-408-428-4 38-465-468-478-4488-498- 608-618-628-637-6: 8-648).....
70	50-60-8200 less A.C.	8740213	LH	1.18	GRILLE (T-408-428-43 8-465-468-478-488-498-608- 618-628-637-638-6^ 8).....
70	5400-6400-6637-39 less A.C.	8800510	RH	1.23	GRILLE (T-426-466)
70	5400-6400-6637-39 less A.C.	8800511	LH	1.23	GRILLE (T-426-466)
70	5467-8467 less A.C.	8800470	RH	1.23	GRILLE (T-427-617)
70	5467-8467 less A.C.	8800471	LH	1.23	GRILLE (T-427 617)
70	5467-8467 less A.C.	8800508	RH	1.23	GRILLE (T-449- 459-61 3-629-639-649) ...
70	6036-46-8400 less A.C. ...	8800509	LH	1.23	GRILLE (T-449- 459-61 3-629-639-649) ...
71-72	6036-46-8400 less A.C. ...	7739452	RH	1.13	GRILLE (black) prime paint to match ...
71-72	All A less A.C.	7739453	LH	1.13	GRILLE (black) prime paint to match ...
71	All A less A.C.	9858274	RH	1.33	GRILLE (T-100- 110-15 3).....
71	All A less A.C.	9858275	LH	1.33	GRILLE (T-100- 110-15 3).....
71-73	All A less A.C.	9828748	RH	1.64	GRILLE, shroud ctr. du ;t pnl. outer outlet
71-73	All B-C-E less A.C.	9828749	LH	1.64	GRILLE, shroud ctr. du ;t pnl. outer outlet

9.789 OUTLET HEATER AIR DISTRIBUTOR—CENTER

NOTE For models not listed refer to Grp 9.779.

64	40-41-42-4300.	9773829		.97	OUTLET, htr. (ctr.) also used 9.779
65-67	30-4000.	9773829		.97	OUTLET, htr. (ctr.) also used 9.779
68-72	30-4000 exc. Mini Console.	9790487		.97	OUTLET, htr. (ctr.) also used 9.779 .
71-73	All B-C-E less A.C.	481153		.77	OUTLET, htr. (ctr.) also used 9.779 .
71	All B-C-E (Man. or Auto. A.C.).....	481192		.97	OUTLET, htr. (ctr.) also used 9.779 .
72	All A (Mini Console) ...	9791750		i.15	OUTLET, htr. (ctr.) (al used 9.779)
72-73	All B-C-E (Man. or Auto. A.C.).....	9795550	1	.97	OUTLET, htr. (ctr.) also used 9.779 .

9.789 OUTLET, AIR DUCT (COWL & DASH)

61-65	LeSabre-Wildcat-Electra- Riviera.	4412939	RH	4.72	OUTLET (cowl)
61-65	LeSabre-Wildcat-Electra- Riviera.	4412941	LH	4.72	OUTLET (cowl)
64-66	Special-Skylark-G.S.	4412971	RH	3.90	OUTLET (cowl)
64-66	Special-Skylark-G.S.	4412972	LH	3.84	OUTLET (cowl)
66-68	50-60-8000.	4412939	RH	4.72	OUTLET (cowl)
66-68	50-60-8000.	4412941	LH	4.72	OUTLET (cowl)
66-67	9000.	4535467	RH	2.82	OUTLET (cowl)
66-67	9000.	4535468	LH	2.82	OUTLET (cowl)
68-70	9487.	7698584	RH	2.82	OUTLET (cowl)
66-70	9487.	4535468	LH	2.82	OUTLET (cowl)
69-72	30-4000 Instr. Panel Side Vent.	8715632	RH	1.74	OUTLET, upper air-inne r (dash) (steel) round
69-72	30-4000 Instrument Panel Side Vent.	8715633	LH	1.74	OUTLET, upper-air-inn r (dash) (steel) round
69	50-60-8000 less A.C.	1387114	RH	6.15	OUTLET, upr. (dash) otiter (plastic)—(9.260) .
69	50-60-8000 less A.C.	1387115	LH	6.15	OUTLET, upr. (dash) otiter (plastic)—(9.260) .
69	50-60-8000.	8715156	LH	2.72	OUTLET (cowl) inner plastic.
69-70	50-60-8000 less A.C.	8801938	RH	2.10	OUTLET (cowl) inner-plastic.
69	30-4000 Instr. Panel Vents exc. Wagons	1231680	RH	9.80	OUTLET, black (dash) (lplastic)—(9.260)
69-72	All A (Instr. Panel Vents. less A.C.)	1387309	LH	10.55	OUTLET, black (dash) (blastic)—(9.260)
70-72	All A (Upr. Level Vents less A.C.)	1232454	RH	8.15	OUTLET, upr. vent, (bl :k) (also used 9.260) (dash)
70	50-60-8000 less A.C.	1233038	RH	7.95	OUTLET, vent. upr. (da h) outer-plastic.
70	50-60-8000 less A.C.	1233039	LH	5.65	OUTLET, vent. upr. (da h) outer-plastic.
70	50-60-8000 less A.C.	8801940	LH	2.67	OUTLET (cowl) inner-plastic.
71-73	All B-C-E less A.C.	9872168	RH	2.67	OUTLET (cowl) vent, duct pnl. outer.
71-73	All B-C-E less A.C.	9851857	LH	3.49	OUTLET (cowl) vent duct pnl. outer
71-73	All B-C-E less A.C.	9827760	1	3.28	OUTLET (cowl) vent, ct duct pnl.
71-73	All B-C-E less A.C.	1235722	RH	5.55	OUTLET (dash) hsg

71-72	All B-C.....	1235352	2	3.38	
					(hsg. & vane) (also used 9.260)
71-73	All E less Man. or Auto. A.C.....	1235422	1	5.70	
69-71	All A Instr. Pnl. Vents.....	1383563	LH	.87	
69	All A Instr. Pnl. Vents.....	1387740	RH	1.03	
70-72	All A (Upr. Level Vents or A.C.).....	1232092	RH	.97	RETAINER, outer outlet (also used 9.260) .
68-72	All A (A.C. or Upr. Level Vents).....	1383563	LH	.87	
60-61	All.....	563523	AR	.05	
9.789 COVER, COWL SIDE DUCT AIR					
65-67	50-60-8000 A.C.....	4469165	RH	2.36	COVER, htr. hole
66	50-60-8000 A.C.....	7608287	RH	3.79	COVER.....
66	50-60-8000 A.C.....	8773708	LH	2.26	COVER.....
66	Riviera A.C.....	7580797	LH	2.51	COVER.....
67	30-4000 A.C.....	7614560	LH	2.10	COVER.....
67-69	50-60-8000 Man. or Auto. A.C.....	8773708	LH	2.26	COVER
67-70	9487 Man. or Auto. A.C..	7580797	LH	2.51	COVER
67-68	50-60-8000.....	7608287	RH	3.79	COVER
68	30-4000 A.C.....	7671449	LH	2.51	COVER
69-72	All A (A.C.).....	8732446	LH	2.56	COVER
69	50-60-8000 Man. or Auto. A.C.....	8774257	RH	3.49	COVER
70	50-60-8000 Man. or Auto. A.C.....	8757897	1	2.10	COVER, air outlet.....
71-73	All E less A.C.....	1235562	RH	2.00	COVER, instr. pnl. cvr. air outlet.....
71-73	All E less A.C.....	1236219	1	1.49	COVER, instr. pnl. filler air outlet (black) (paint to match).....

9.789 DOOR—VALVE, AIR OUTLET (DASH & COWL)

64-66	30-4000.....	4408510	RH	2.15	DOOR (cowl) .
64-66	30-4000.....	4408511	LH	2.15	DOOR (cowl) .
66-70	9000.....	4536334	RH	2.36	DOOR (cowl) .
66-70	9000.....	4536335	LH	2.36	DOOR (cowl) .
67	30-4000.....	7612086	RH	2.15	DOOR (cowl) .
67	30-4000.....	7612087	LH	2.15	DOOR (cowl) .
68-72	All A.....	7727258	RH	2.46	DOOR (cowl) .
68-72	All A.....	7727259	LH	2.46	DOOR (cowl) .
69-72	All A Instr. Panel Vents exc. Wagons.....	8719918	RH	2.00	DOOR (dash) .
69-72	All A Instr. Panel Vents exc. Wagons.....	8719919	LH	1.95	DOOR (dash)
70	3435-36 Instr. Pnl. Vents.....	8719918	RH	2.00	DOOR (dash)
70	3435-36 Instr. Pnl. Vents.....	8719919	LH	1.95	DOOR (dash)
69-70	50-60-8000 exc. 6036- 46.....	8717730	LH	1.38	DOOR, ctr. (dash).....
70	6036-46 less A.C.....	8717541	LH	1.33	DOOR, ctr. (dash).....
69-70	50-60-8000.....	8717540	RH	1.33	DOOR, ctr. (dash).....
69-70	50-60-8000 less A.C.	8717588	LH	2.41	DOOR, side (cowl).....
69-70	50-60-8000 less A.C.	8717587	RH	2.41	DOOR, side (cowl).....
71-72	All B-C-E less A.C.....	9831503	RH	2.46	DOOR (dash) ctr. duct air outlet side
71-73	All B-C-E less A.C.....	9831505	LH	2.46	DOOR (dash) ctr. duct air outlet side
71-73	All B-C-E (less A.C.).....	9831504	1	2.46	DOOR (dash) ctr. duct air outlet ctr. .
60	All.....	4838830	RH	2.26	VALVE, cowl side duct air hsg.
60	All.....	4838831	LH	2.26	VALVE, cowl side duct air hsg.
61-65	LeSabre-Wildcat-Electra- Riviera.....	4838830	RH	2.26	VALVE, cowl side duct air hsg.
61-65	LeSabre-Wildcat-Electra- Riviera.....	4838831	LH	2.26	VALVE, cowl side duct air hsg.
66-68	50-60-8000.....	4838830	RH	2.26	VALVE, cowl panel air inlet.....
66-68	50-60-8000.....	4838831	LH	2.26	VALVE, cowl panel air inlet.....
68-71	30-4000 A.C.....	3014872	1	12.75	VALVE, hsg. 8i brkt. (also used 9.779)
72-73	All B-C-E (Flapper Valve Type).....	9609899	2	1.54	VALVE, drain-ctr. duct pnl. (also used 10.997- 12.804) (replaces hose).....
66-70	9000 Man. or Auto. A.C.	3005262	1	24.25	AIR INLET & VALVE.....
68-71	30-4000 A.C.....	3014868	1	.46	SPRING, air valve (also used 9.779).....

9.789 INLET, EVAPORATOR AIR

71-73	All B-C-E (Man. or Auto. A.C.).....	3022834	1	16.00	INLET, evap. air
-------	--	---------	---	-------	------------------

9.789 GASKET, RECIRCULATING AIR

66-70	9000 Man. or Auto. A.C	3005633	1.33	GASKET, recirc. air.
68	30-4000 A.C.	3014867	1.49	GASKET, recirc. air .
69-71	All A (A.C.)	3018642	1.74	GASKET, recirc. air.

9.790 BLOWER—CASE—FAN—MOTOR—PLATE & BRACKET, FORCED AIR VENTILATION

69	30-4000	3019126	RH	47.25	BLOWER, incl. mtr. & mtg. plate
70-72	30-4000	3019127	LH	47.25	BLOWER, incl. mtr. 8i mtg. plate
70	30-4000	8802020	RH	66.70	BLOWER, incl. mtr. 8i mtg. plate
70	50-60-8000	3020320	RH	47.25	BLOWER, incl. mtr. & mtg. plate
70	50-60-8000	3020368	LH	47.25	BLOWER
71-72	All A	3019126	RH	47.25	BLOWER
69-71	All A	3019146	RH	1.69	CASE, blower .
69-71	AHA	3019148	LH	1.69	CASE, blower .
69-70	50-60-8000	3019147	RH	1.69	CASE, blower .
69-70	50-60-8000	3019146	LH	1.69	CASE, blower .
69-71	All	3021207	2	.15	CLAMP, wiring harness (clip)
69-71	All A	3020131	2	6.95	FAN, vent blower .
69-70	50-60-8000	3020133	RH	6.95	FAN, vent blower .
69-70	50-60-8000	3020131	LH	6.95	FAN, vent blower .
69-71	All	3020262	2	.30	GASKET, vent blower tfmtg.
69-70	50-60-8000	1232202	1	1.18	LENS, switch ("vents" mprinted) .
71-73	All B-C-E less A.C.	1236911	1	1.69	LEVER, upr. air vent (mtd. to center duct)
69-72	All A	6299386	1	9.40	HARNES, fan.
69	50-60-8000	6299387	1	8.70	HARNES, fan.
69-71	All A	4919747	2	23.20	MOTOR, blower.
69-70	50-60-8000	4919552	RH	18.50	MOTOR, blower.
69-70	50-60-8000	4919747	LH	23.20	MOTOR, blower.
69	30-4000	3019168	RH	4.92	PLATE 8. BRACKET, rrltr. mtg.
69-71	All A	3019193	LH	4.92	PLATE 8. BRACKET, rt tr. mtg.
70-71	All A	3021521	RH	9.55	PLATE 8. BRACKET, rr tr. mtg.
69-70	50-60-8000	3020426	RH	8.95	PLATE 8. BRACKET, rr tr. mtg.
69-70	50-60-8000	3020428	LH	9.50	PLATE 8. BRACKET, rr tr. mtg.
69-71	All	3020263	2	1.54	SHIELD, blower mtr. brg
69-72	All A	1232204	1	12.65	SWITCH & WIRE, blower lo-vents-hi" on knob) .
69-70	50-60-8000	1232201	1	5.15	SWITCH, blower (incl. cnob & chrome bezel)
71-73	All B-C-E less A.C.	3709568	1	.10	WASHER, upr. air vent lever—(0.854)

9.795 VALVE, HEATER WATER TEMPERATURE CONTROL

54-55	All	1163846		14.95	VALVE
59	All	3146294		16.95	VALVE, man. control
60	All	3150613		13.65	VALVE less capillary tjbe-not required)
61-62	44-46-47-4800	3150613		13.65	VALVE less capillary tjbe-not required)
61-63	40-41-4300 V-8	3151404		17.90	VALVE
62-63	V-6	3154091		18.50	VALVE
63	44-46-4800	3156874		5.75	VALVE incl. in 13963511 pkg
63	44-46-4800 less A.C.	1396391		15.25	VALVE PKG., htr. wate valve (incl. water valve. hoses 8i atch. parts)
63	4700	3156411		5.75	VALVE
63	44-46-4800 less A.C.				VALVE (use cam 8. supjt.-grp. 9.779)
64	40-41-43-44-46-4800 less A.C.				VALVE (use cam & supt.-grp. 9.779)
64	40-41-42-4300 A.C.	1479664		9.30	VALVE
64	4400 A.C.	3000112		6.35	VALVE
64	4400 less A.C.	3001077		6.60	VALVE
64	46-4800	3156874		5.75	VALVE
64	4700	3000110		6.35	VALVE
65	30-40-50-60-8000 A.C.	1231105		8.10	VALVE, water temp, coptrol
65	30-40-50-60-8000 less A.C.				VALVE, water temp. (use cam 8i support group 9.779)
65	9000	1231105		8.10	VALVE, water temp, coltrol
66	All Man. or Auto. A.C.	1231105		8.10	VALVE, water temp, coltrol
66-70	All less A.C.	3157840		2.77	VALVE, temp, control
67	30-4000 exc. 4600 A.C.	1379746		10.00	VALVE, water (r. rr. or mfld.)
67	5000 Man. or Auto. A.C.	1379746		10.00	VALVE, water jr. rr. or mfld.)
67	46-60-80-9000 Man. A.C.	396235		13.50	VALVE, water control
67	80-9000 Auto. A.C.	396235		13.50	VALVE, water control
68	30-4000 (350 Eng.) A.C.	1384723		10.00	VALVE, water in (r.) rr. or int. mfld.
68	5000 Man. A.C.	1384723		10.00	VALVE, water in (r.) rr. or int. mfld.
68	400-430 Eng. A.C.	399679	—	14.10	VALVE, water control
68	5000 Auto. A.C.	1385322		20.45	VALVE, water-in rr. or i mfld.
68	60-80-9000 Auto. A.C.	399715>		18.65	VALVE, water in rr. or i mfld.
69-70	All Man. A.C.	1231105		8.10	VALVE, water temperatbre control
69-70	All Auto. A.C.	1230573		17.95	VALVE, water temperatjre control
68 70	All Auto. A.C.	1394859		4.87	VALVE SERVICE KIT, thermal vacuum valve

71-72	All A less A.C.	3157840	1	2.77	VALVE, water temp, control
71-72	All A (A.C.)	1231105	1	8.10	VALVE, water temp, control
71-72	All B-C-E (Man. or Auto. A.C.)	481375	1	8.35	VALVE, water temp, control.....
73	All Man. or Auto. A.C. ..	481375		8.35	VALVE, water temp, control.....
68-71	L-6 Eng. A.C.	1385835	1	.55	PLUG, vac. hose to water valve.....
59-62	44-46-47-4800.....	3142694	1	.15	GASKET, between core & valve.....
59-62	All.....	3145607	1	.18	STAKE, capillary ret. (auto. htr. control valve capillary tubeto htr. core).....
63	40-4 1-42-4300 A.C.	3145607	1	.18	STAKE, capillary tube to htr. core.....
71-73	All B-C-E.....	6490265	1	3.36	SWITCH, engine temp, delay (for blower control fan) —(8.852).....
64	40-4 1-42-4300.....	1479565	1	.10	RETAINER, valve to brkt.—(8.866).....
65	All A.C. exc. 9000.....	1484385	1	.15	RETAINER, valve to brkt.—(8.866).....
65	9000.....	1484385	1	.15	RETAINER, valve to brkt.—(8.866).....
66	All Man. or Auto. A.C.	1484385	1	.15	RETAINER, htr. water valve to brkt.—(8.866).....
9.795 COVER. WATER TEMPERATURE CONTROL VALVE					
61-63	40-41-4300.....	1347723	1	1.38	COVER.....
9.795 HOSE & GROMMET, A.C. VACUUM					
NOTE: Vacuum hoses also listed in Grp. 9.798.					
65	V-6 A.C. 2nd Type Valve Stamped No. 0508.....	1373746	1	5.30	HOSE 8c GROMMET, vac. hose to vac. dia. (eng. compt.).....
65	30-4000 A.C. 1st Type Valve Stamped No. 0492.....	1370452		4.10	HOSE 8c GROMMET, hose assm. to water valve eng. footing.....
65	30-4000 V-8 A.C. 2nd Type Valve Stamped No. 0508.....	1373747	1	4.61	HOSE 8c GROMMET, vac. hose to water valve eng. footing.....
65	30-4000 V-8 A.C. 1st Type Valve Stamped No. 0492.....	1370452	1	4.10	HOSE & GROMMET, vac. hose to vac. dia. (eng. compt.).....
NOTE. Valves referred to above are suction throttling valves.					
66	V-6 A.C. 1st Type (Htr. Water Valve Mounted to Rr. A.C. Compr. Mtg. Brace).....	1378266	1	4.90	HOSE 8c GROMMET, vac. hose to vac. diaph.-eng. compt.....
66	30-4000 V-8 exc. G.S. 1st Type-Htr. Water Valve Mounted to Rr. A.C. Compr. Mtg. Brace	1378265		4.61	HOSE 8i GROMMET, vac. hose to water valve eng. fitting 8i source.....
66	V-6 A.C. 2nd Type (Water Valve Mounted at Rr. of Right Cyl. Hd.)	1373746		5.30	HOSE & GROMMET, vac. hose to vac dia (eng. compt.).....
66	30-4000 V-8 A.C. 2nd Type (Water Valve Mounted on Rr. of Rr. Cyl. Hd.).....	1373747		4.61	HOSE 8c GROMMET, vac. hose to water valve (eng. fitting).....
67	V-6 A.C.	1380607		5.15	HOSE 8c GROMMET, vac. hose asm. to vac. diaph. eng. compt.....
67	30-4000 V-8 A.C.	1380608		4.77	HOSE & GROMMET, vac. hose assm. to vac. diaph. eng. compt.....
9.798 ACTUATOR—ADAPTER—BRACKET, HEATER & A.C					
68-70	All Auto. A.C.	1998940		14.20	ACTUATOR, piloted vac. (on case)—(9.28 1)
65-67	50-60-8000 A.C.	1371906		.51	ADAPTER, htr. & A.C. vac. disc.....
65	50-60-8000 A.C. 2nd Type Valve Stamped No. 0521.....	1373744	1	.62	ADAPTER, water valve vac. disc. .
66-67	30-4000 A.C.	1378118	1	1.23	ADAPTER, A.C. vac. disc.....
66-67	50-60-8000 A.C.	1373744	1	.62	ADAPTER, water valve vac. disc. .
66-67	9000 A.C.	1371906	1	.51	ADAPTER, htr. 8; A.C. vac. disc. .
66	9000 less A.C.	1376203	1	.41	ADAPTER, vac. disc.....
66 67	9000 less htr.	1376586	1	.51	ADAPTER, vac. disc.....
67	9000 Htr. less A.C.	1381787	1	.92	ADAPTER, vac. disch.....
68	All A.C.	1373744	1	.62	ADAPTER, water valve vac. disch.
68	30-40-9000 A.C.	1384063	1	.46	ADAPTER, htr. 8; A.C. vac. disch.
68	50-60-8000 A.C.	1384062	1	.40	ADAPTER, htr. & A.C. vac. disch.
68	9000 less A.C.	1384064	1	.46	ADAPTER, htr. & A.C. vac. disch.

69-72	All A (A.C.)	1230016	1	.41	ADAPTER , vacuum sw tch harness
69-70	50-60-8000 less A.C.	1230014	1	.41	ADAPTER , vacuum h harness
69-70	50-60-8000 Man. A.C.	1230017	1	.41	ADAPTER , vacuum sw tch harness
69-70	50-60-8000 Auto. A.C.	1230019	1	.56	ADAPTER , vacuum sw tch harness
69-70	9000 Auto. A.C.	1230020	1	.56	ADAPTER , vacuum sw tch harness
69-70	9000 less A.C.	1230015	1	.41	ADAPTER , vacuum sw tch harness
69-70	9000 A.C.	1230018	1	.56	ADAPTER , vacuum sw tch harness
65-66	V-6 A.C.	1369179	1	.36	BRACKET , throttle adj switch mtg.
65	30-40-5000 exc. G.S.	1373807	1	1.38	BRACKET , gate valve ifntg.
65-66	Skylark Gran Sport A.C.	1370749	1	.56	BRACKET , water valve mtg.
65-66	60-80-9000 Man. or Auto. A.C.	1370749	1	.56	BRACKET , water valve mtg.
66	30-4000 A.C. less G.S. 1st Type-Htr. Water Valve Mounted to Rr. A.C. Compr. Mtg. Brace	1378286	1	.62	BRACKET , gate valve ntg. assms. on cyl. hd. (R.) rr.
66	30-40-5000 A.C. (2nd Type. Water Valve Mounted at Rr. of Right Cyl. Hd.)	1373807	1	1.38	BRACKET , gate valve i >tg.
66-67	33-35-4300 A.C.	1369179	1	.36	BRACKET , auto throttl ! adj. switch mtg.
66	5000 A.C. 1st Type Htr. Water Valve Mounted to Rr. A.C. Compr. Mtg. Brace.	1378286	1	.62	BRACKET , gate valve iptg. assms. to rr. compt. mtg. brace.
66-70	9000 Man. or Auto. A.C.	3005657	1	1.13	BRACKET , evap. 8i blolfrer valve mtg.
68	30-4000 A.C.	1385024	1	.25	BRACKET , htr. def. air bl.
68	30-4000 less A.C.	9791304	1	.20	BRACKET , htr. 8> def. Eir cbl.
68-72	All A less A.C.	9791433	1	.20	BRACKET , temp, contr >l cbl.-mtg.
68	All exc. 9000 less A.C.	9791436	1	.25	BRACKET , air valve vb mtg.
69-72	All A less A.C.	9791436	1	.25	BRACKET , air valve ca le-mounting
69-72	All A less A.C.	1230701	1	.36	BRACKET , heater 8i delfroster air cable
9.798 CLAMP—CLIP, HEATER & A.C. (HOSES & CONTRQLS)					
63-65	LeSabre-Wildcat-Electra	1358419	1	15	CLAMP , htr. hose to ev^ap. adapter
66-67	All Auto. A.C.	3009731	1	.40	CLAMP , motor unit.
68	50-60-80-9000.	1385323	2	10	CLAMP , t.v.r. hose to blower
69-70	50-60-8000 Man. or Auto. A.C.	1358419	1	15	CLAMP , heater hose to blower to evaporator duct
69-70	50-60-8000 Auto A.C.	3020382	1	18	CLAMP , actuator.
63-65	Riviera	1362545	1	10	CLIP , instr. panel wire arness to rr. (L.) htr. duct (used 2.559).
66-67	30-4000 A.C.	1377264	2	10	CLIP , spg.-spec. (ctr. d.d.ct assm. to ctr. outletassm.) r.
66-67	All Auto. A.C.	1482349	1	10	CLIP , temp, valve link i
66-68	All Auto. A.C.	7273467	1	15	CLIP , auto, climate cor ol filter ret. 1.
68-69	9000.	1384630	1	10	CLIP , cbl. assms. to br! pedal mtg. brkt. for control wires.
68	30-4000 A.C.	1385768	1	10	CLIP , vac. hose adapte retaining.
68	50-60-80-9000 A.C.	1385768	1	10	CLIP , vac. hose adapte to selector switch oninstr. panel controls.
69	9000 less Auto. A.C.	1385768	1	10	CLIP , vacuum hose ret inmg.
66-69	9000 Man. or Auto. A.C.	3013532	1	15	CLIP , temperature valve ret.—(8.854)
68-72	All.	7282187	AR	15	CLIP , htr. & A.C. contro lens—(8.852)
9.798 CONNECTOR, HEATER & A.C. VACUUM HOSE					
59-62	All exc. 40 41-4300.	3895904	1	.46	CONNECTOR , vac con rol tee—Va" tee (nylon)— (9.281).
63-64	4800 A.C. & Vac. Dr. Lock	1358897	1	.41	CONNECTOR , tee-in va line
65	All A.C.	1366284	AR	.25	CONNECTOR , vac. hos >R. angle (90 degree-plastic)
65	All A.C. exc. Riviera.	1366285	AR	.15	CONNECTOR , vac. hos: (straight-plastic).
65	30-4000 A.C. 2nd Type Valve Stamped No. 0508.	1373757	1	.77	CONNECTOR , vac. hosn (1" rubber 4 holes)
65	50-60-8000 A.C. 2nd Type Valve Stamped No. 0521.	1373745	1	.62	CONNECTOR , vac. hos-j) (1 rubber 4 holes).
66-67	33-35-4300 A.C.	3895904	1	.46	CONNECTOR , Va" tee ir vac. hose adapter for idle (nylon)—(9.281)
65	All A.C.	3895904	AR	.46	CONNECTOR , 'l>" tee ir A.C. vac. hose (nylon)— (9.281).
66-67	30-4000 A.C.	1373757	1	.77	CONNECTOR , vac. hosi (1" rubber 4 holes)
66-67	50-60-8000 A.C.	1373745	1	.62	CONNECTOR , vac. hoso (1" rubber 4 holes)
66-73	All A.C.	3895904	AR	.46	CONNECTOR , tee in A. :. vac. hose—(9.281)
66	V-6 A.C.	3895904	1	.46	CONNECTOR , tee in recirculating hose for idle advance switch screw (l/*) (nylon)—(9.281)
66	9000 Auto. AC.	3156386	1	.20	CONNECTOR , vac. tubes

66-68	All as Req.....	3866868	AR	.20
65-71	All.....	1366285	AR	.15
67	9000 Htr. less A.C.....	1366284	1	.25
67	9000 Auto. A.C.....	3013269	1	.77
68	All A.C.....	1366284	AR	.25
68	9000 less A.C.....	1366284	2	.25
70	All exc. 9000.....	1366284	AR	.25
71-72	All (A.C.).....	1366284	AR	.25
71-72	All B-C-E (Man. or Auto. A.C.).....	1236690	1	.72
72-73	All A (A.C.).....	1366285	AR	.15

TEE CONNECTOR (1/2" x 1/8" x 1/2") used 9.798.....
CONNECTOR, vacuum hose (straight-plastic).....
CONNECTOR, vac. hose R. angle (90 degree-plastic)
CONNECTOR, vac. tubes.....
CONNECTOR, in vac. hose & grommet (R. angle-90 degree-plastic).....
CONNECTOR, in non htr. vac. hose (90 degree-plastic).....
CONNECTOR, vac. hose-R. angle (90 degree) plastic
CONNECTOR, vac. hose-R. angle (90 degree plastic)
CONNECTOR, vac. instr. pnl. harness to A.C. htr. harn.....
CONNECTOR, vac. hose-straight (plastic).....

9.798 CONTROL—CORD, HEATER & A.C CONTROLS

59	All A.C.....	1990922	1	1.69
61	44-46-47-4800 less A.C.....	1351064	1	10.45
61-62	44-46-47-4800 less A.C.....	1164165	1	4.36
61-62	44-47-4800.....	1351073	1	18.95
61-62	44-46-47-4800 A.C.....	1351064	1	10.45
62	44-46-4800 less A.C.....	1351064	1	10.45
61-62	44-46-47-4800 A.C.....	1164882	1	12.60
61-63	40-4 1-4300.....	7283273	1	8.30
63	44-46-47-4800.....	1354497	1	9.55
63	4700 less A.C.....	1356490	1	5.25
63	4700.....	1355095	1	6.45
63	4700 A.C.....	1164882	1	12.60
63-64	44-46-4800 A.C.....	1356951	1	3.59
63-64	44-46-4800 A.C.....	1355160	1	4.61
63-64	44-46-4800 less A.C.....	1355329	1	4.56
64-65	Special-Skylark less A.C.....	7288624	1	14.25
64-65	Special-Skylark A.C.....	7288644	1	29.40
64	44-46-4800.....	1354497	1	9.55
64	4700.....	7286384	1	25.40
64-65	Riviera A.C.....	7286404	1	36.45
65	50-60-8000 less A.C.....	1367155	1	19.40
65	50-60-8000 A.C.....	1367275	1	34.15
65	9000 htr.....	7291494	1	25.50
66	30-4000 A.C.....	7293834	1	33.55
66	30-4000 Htr. less A.C.....	7293824	1	19.80
66	50-60-8000 A.C.....	7293934	1	34.85
66	50-60-8000 Htr. less A.C.....	7293924	1	21.10
66	8000 Auto. A.C.....	7300484	1	20.15
66	9000 Auto. A.C.....	7291874	1	27.70
66	50-60-8000 Auto. A.C.....	3021873	1	89.65
66	9000 Htr. less A.C.....	7293844	1	30.75
66	9000 Auto. A.C.....	3007954	1	60.70
66	9000 Auto. A.C.....	3013211	1	64.35
66	9000 Man. A.C.....	7293854	1	36.05
67	30-4000 A.C.....	1378872	1	35.80
67	30-4000 Htr. less A.C.....	1378875	1	20.90
67	50-60-8000 A.C.....	1378871	1	37.10
67	50-60-8000 w/Auto. A.C. 2nd Type(See • Footnote).....	3021873	1	89.65
67	50-60-8000 Htr. less A.C. or Auto. Climate Control.....	1378874	1	22.90
67	50-60-8000 Auto. A.C.....	1378870	1	20.80
67	9000 Auto. A.C. 2nd Type (See Footnote) ...	3013235	1	49.50
67	9000 Auto. A.C.....	1378869	1	28.00
67	9000 Htr. less A.C.....	1381502	1	32.00
67	9000 Auto. A.C. 1st Type (See Footnote).....	3007954	1	60.70
67	9000 Auto. A.C. 2nd Type (See Footnote) ...	3021754	1	62.35
67	9000 A.C.....	1378876	1	38.40
67	9000 Auto. A.C.....	3013211	1	64.35
68	30-4000 A.C.....	1382303	1	55.65
68	30-4000 less A.C.....	1382300	1	43.45
68	50-60-80-9000 A.C.....	1382996	1	55.65
68	9000 less A.C.....	1382301	1	47.05
68	50-60-80-9000.....	1382302	1	29.40
68	50-60-8000 less A.C.....	1382997	1	43.45
69	30-4000 less A.C.....	1387639	1	28.60

CONTROL, air vent. (L.)—(9.787).....
CONTROL 8i PLATE, vent, control instr. panel.....
CONTROL, htr. valve (assm. to htr. case).....
CONTROL 8. PLATE, htr. & def. instr. panel (paint to match trim).....
CONTROL 8i PLATE, cold & air flow-instr. panel
CONTROL & PLATE VENT. CONTROL
CONTROL, valve.....
CONTROL, htr.....
CONTROL, htr. & def. instr. panel.....
CONTROL, htr. valve.....
CONTROL, instr. panel A.C. or vent.....
CONTROL, A.C. valve.....
CONTROL, circuit.....
CONTROL, A.C.....
CONTROL, htr. valve.....
CONTROL, htr. & def.....
CONTROL, htr. & def.....
CONTROL, instr. panel htr. 8i def.....
CONTROL, htr. & def.....
CONTROL, A.C. valve.....
CONTROL, instr. panel htr. & def.....
CONTROL, A.C.....
CONTROL, htr. & def.....
CONTROL, A.C.....
CONTROL, htr. & def.....
CONTROL, auto, temp.-instr. panel.....
CONTROL, auto, temp.-instr. panel.....
CONTROL, auto, temp.....
CONTROL, htr. & def.....
CONTROL, auto. A.C.....
CONTROL, assm. (temp.).....
CONTROL, A.C.....
CONTROL, A.C.....
CONTROL, htr. & def.....
CONTROL, A.C.....
CONTROL, auto, temp, (on case)
CONTROL, htr. 8t def.....
CONTROL, auto, climate instr. panel
CONTROL (Selector).....
CONTROL, auto, climate instr. panel
CONTROL, htr. 8. def.....
CONTROL, auto, climate.....
CONTROL, auto, climate.....
CONTROL, A.C.....
CONTROL (temp.).....
CONTROL, A.C.....
CONTROL, htr. & def.....
CONTROL, A.C.....
CONTROL, instr. panel htr.....
CONTROL, auto, climate.....
CONTROL, htr.....
CONTROL, heater (complete).....

69	30-4000 A.C.	1387642		34.25	CONTROL, A.C. (comp etc) .
69	50-60-8000 less A.C.	1387640		28.90	CONTROL, heater (complete)
69	50-60-8000 A.C.	1387643		36.90	CONTROL, A.C. (comp etc)
69	50-60-8000.....	1387645		31.35	CONTROL, auto. A.C. (complete)
69	9000 less A.C.	1387641		29.50	CONTROL, heater (complete) . . .
69	9000 A.C.	1387644		40.50	CONTROL, A.C. (comp etc)
69	9000 Auto. A.C.	1387646		30.75	CONTROL, auto. A.C. (complete)
70-73	All.....				CONTROL, htr. (refer to grp. 8.849)
70-73	All.....				CONTROL, A.C. (refer to grp. 9.273)
68	All.....	7305362	2	.72	CORD, A.C. or htr. control dial

9.798 COVER, HEATER & A.C. CONTROLS

61	44-46-47-4800 A.C.	1347046	1	1.13	COVER, control valve-fk
61	44-46-47-4800 A.C.	1347047	1	.87	COVER, control valve-r-
61-63	44-46-47-4800 less A.C.	1355751	1	.46	COVER, control valve-top
61-63	44-46-47-4800 less A.C.	1347049	1	.67	COVER, control valve-t ottom
62	44-46-4800 A.C.	1362559	1	1.33	COVER, control valve-f
62	44-46-4800 A.C.	1351866	1	.92	COVER, control valve-r
63	4700 A.C.	1362559	1	1.33	COVER, control valve-f
63	4700 A.C.	1351866	1	.92	COVER, control valve-r-
63-64	44-46-4800 A.C.	1358213	1	.36	COVER, circuit control assy. .
64	44-46-4800 less A.C.	1355751	1	.46	COVER, htr. control valve-top
64	44-46-4800 less A.C.	1347049	1	.67	COVER, control valve-t ottom.
66-67	9000 Auto. A.C.	1378143	1	11.15	COVER, auto, climate (ontrol (formed)
68-69	9000 Auto. A.C.	3015021	1	2.82	COVER, control protection
69-70	9000 Auto. A.C.	3019398	1	3.18	COVER, control protecion

9.798 DIAPHRAGM—FILTER, HEATER & A.C. VACUUM ROSE

67	All Auto. A.C. (2nd Type- See Note).....	1998931	1	5.07	DIAPHRAGM, temp. door—(9.28 1)
68-70	All Auto. A.C.	3015631	1	1.23	DIAPHRAGM, master switch vac.
	NOTE Vacuum diaphragm also listed in Grps 8.850-9.198-9.277-9.280-9.281			9.779.	
66-67	All Auto. A.C.	3008159	2	.10	FILTER, vent
67	All Auto. A.C. 2nd Type (See Footnote).....	3013626	2	.10	FILTER, vac. nozzle . .
68-70	All Auto. A.C.	3015065	1	2.20	FILTER, t.v.r. air. . . .
68	All Auto. A.C.	3008159	2	.10	FILTER, vac. switch .
67-70	All Auto. A.C.	3019139	1	3.13	FILTER, restrictor reg.
67	All Auto. A.C. 2nd Type (See Footnote).....	3019139	1	3.13	FILTER, vac hose . . .
68-69	All Auto. A.C.	3019139	1	3.13	FILTER, vacuum hose
68-70	50-60-80-9000 Man. or Auto. A.C.	3014505	1	1.23	FITTING, aspirator air
66-67	All Auto. A.C.	3011105	1	.10	GASKET, ambient switfch
66-67	9000 Man. or Auto. A.C. .	1377187	1	1.64	GASKET, htr. & A.C. selector
68-70	All Auto. A.C.	3015066	1	.30	GASKET, filter.
68-70	9000.....	1377187	1	1.64	GASKET, htr. & A.C. sepector

9.798 GROMMET—WIRING HARNESS—VACUUM HOSE, HEATER AND AIR CONDITIONING

66-67	50-60-8000 Auto. A.C.	1370945		.77	GROMMET, vac. hose
68-72	All A (A.C.)	1385993		.62	GROMMET, vac. hose thru dash
68	50-60-8000 A.C.	1381242		.92	GROMMET, vac. hose thru dash.
69-70	9000.....	1385993		.62	GROMMET, vacuum hoses thru dash
69-70	50-60-8000.....	1230525		.56	GROMMET, vacuum taik hose thru dash
69-70	9000 Auto. A.C. .	1230281		1.79	GROMMET, vacuum hose thru dash.
67	60-8000 A.C.	1384355		.05	GUARD, vac. hose adapter.....
67	50-60-8000.....	1383075		.30	GUARD, vac. hose
68	50-60-8000 Auto. A.C.	3016307		22.45	HARNESS, elec. wiring auto. A.C.
68	9000 Auto. A.C. .	3015638		22.75	HARNESS, elec. wiring auto. A.C.
69-70	50-60-8000 Auto. A.C.	3018478		29.80	HARNESS, elec. wiring auto. A.C.
69-70	9000 Auto. A.C. .	3018466		29.10	HARNESS, elec. wiring auto. A.C.
66	8000 Auto. A.C. .	3007532		17.95	HOSE HARNESS, vac
67	50-60-8000 Auto. A.C. 2nd Type (See Footnote)	3013202	1	16.60	HOSE HARNESS, vac.
67	50-60-8000 Auto. A.C. 1st Type (See Footnote)	3013578	1	22.90	HOSE HARNESS, vac
67	9000 Auto. A.C. 1st Type (See Footnote)	3013579	1	25.40	HOSE HARNESS, vac
67	9000 w/Auto. A.C. (2nd Type).....	3013210	1	25.40	HOSE HARNESS, vac
68	50-60-8000 A.C.	1384129	1	9.10	HOSE HARNESS, vac
68	50-60-8000 Auto. A.C. .	3014337	1	22.60	HOSE HARNESS, vac
68	9000 A.C.	1384128	1	9.30	HOSE HARNESS, vac
68	9000 Auto. A.C.	3014700	1	26.65	HOSE HARNESS, vac
68	30-4000 A.C.	1387028	1	7.65	HOSE HARNESS, vac.

68	9000 less A.C.	.1384571		4 72	HOSE HARNESS, vac.
69-72	30-4000 A.C.	.1230188		8.85	HOSE HARNESS, vac.
69-70	50-60-8000 Auto. A.C.	.3018477		34 70	HOSE HARNESS, vac.
69-70	50-60-8000 A.C.	.1386710		9.95	HOSE HARNESS, vac.
69-70	9000 A.C.	.1230191		9.00	HOSE HARNESS, vac.
69-70	9000 Auto. A.C.	.3018465		36.00	HOSE HARNESS, vac.
71-73	All (Auto. A.C.)	.1237571		72.25	HOSE HARNESS, vac. instr. pnl. control unit.
71	All (Auto. A.C.)	.1237586		11.95	HOSE HARNESS, vacuum programmer.
71-73	All B-C-E (Man. A.C.)	.1236688		8.70	HOSE HARNESS, vac. to instr. panel control.
71	All B-C-E (Man. A.C.)	.1236689		6.25	HOSE HARNESS, vac. to A.C. htr.
72-73	All B-C-E (Man. A.C.)	.1240023		6.25	HOSE HARNESS, vacuum to A.C. heater.
72-73	All (Auto. A.C.)	.1240025		1 1 95	HOSE HARNESS, vacuum programmer.
61-62	44-46-47-4800 A.C.	.1347762	AR	.74	HOSE, vac. (.1 10" I.D. x 100 ft. roll) vac. switch, check valve <i>Si</i> modulator—(8.962).
63	All	.1347762	AR	.74	HOSE, vac. (.1 10" I.D. x 100 ft. roll) vac. switch, check valve <i>8i</i> modulator—(8.962).
63-64	All	.1347762	AR	.74	HOSE (1/2" I.D. x 100 ft.)—(8.962).
66-67	9000 A.C.	.1376198	1	5.60	HOSE & GROMMET, vac.
66	80-9000 Auto. A.C.	.3010204	1	1.44	HOSE, vac. (l.v.m. hot side to harness).
66	9000 less A.C.	.1376201	1	6 75	HOSE & GROMMET, vac.
66	9000 Auto. A.C.	.1378008	1	10.75	HOSE HARNESS, A.C. distr. vac. auto. temp. control.
66	9000 Auto. A.C.	.3008533	1	22.90	HOSE, harness-vac. A.C. htr.
66-67	9000 AC.	.1380600	1	11.15	HOSE, A.C. vac.
67	9000 Htr.	.1380596	1	5.65	HOSE & GROMMET, vac. (vac. hose assm. to vac. diaph.-eng. compt.).
67	9000 AC.	.1380599	1	5.60	HOSE 8< GROMMET, vac. hose to vac. diaph.
67	50-60-8000 Auto. A.C. 2nd Type (See Footnote).	.3013257	1	4.20	HOSE & TEE, restrictor.
67	All Auto. A.C. 1st Type (See Footnote).	.3010204	1	1.44	HOSE, vac. (liquid vac.mtr. hot side to harness).
67	9000 Auto. A.C. 2nd Type (See Footnote)	.3013230	1	1.54	HOSE 8< TEE, hot side-vac. control valve.
67	9000 Auto. A.C.	.1380612	1	8.90	HOSE HARNESS, A.C. distr. vac. auto. climate control.
68	50-60-8000 Auto. A.C.	.1385324	1	2.36	HOSE, thermo. vac. regulator to blower.
68-70	9000 Auto. A.C.	.1385330	1	3.43	HOSE, thermo. vac. regulator to blower.
68	9000 less A.C.	.1384893	1	4.46	HOSE 8i GROMMET, vac. hose to vac. diaph. eng. compt.
68	9000 A.C.	.1384891	1	4.20	HOSE 8. GROMMET, vac.
67	9000 Htr. less A.C.	.1381808	1	5 95	HOSE, vac-htr.
69-70	50-60-8000 Auto. A.C.	.1387909	1	4.56	HOSE, thermo. vacuum regulator to blower.
69-70	9000 less A.C.	.1230190	1	5.75	HOSE, vac.
9.798 KNOB—LENS—LEVER--LINK. HEATER & A.C. CONTROLS					
61-62	44-46-47-4800.	.1349811	AR	2.05	KNOB, vent-htr. & A.C. control.
63-64	44-46-47-4800.	.1396466	AR	.62	KNOB PACKAGE, instr. panel control.
63	4700.	.1396466	2	.62	KNOB, 1-air 1-cool-smooth face (also used 2.773-9.612-12.195-14.483).
63-64	44-46-4800 A.C.	.1396357	1	1.49	KNOB, AC.
64	44-46-4800.	.1396466	AR	.62	KNOB, instr. panel control lvrs.
63	4700 less A.C.	.1396466	2	.62	KNOB, vent control (smooth face).
64-67	30-4000 Cust. A.C.	.3840951	2	.56	KN08—(9.787).
65	50-60-8000.	.1371167	2	.97	KNOB, vent, control.
65	50-60-8000.	.1396607	1	1.74	KNOB & SCREW PACKAGE, instr. panel control (also used 9.598-9.778-10.164-14.483).
65	9000 Pwr. Ant.	.1396466	AR	.62	KNOB PACKAGE, instr. panel control.
67	9000 Htr. less A.C.	.7298899	1	.92	KNOB, htr. fan switch.
69	All.	.1230184	AR	1.18	KNOB, control lever (htr. & A.C.) (also used 8.852).
70	All.	.1233942	AR	1.08	KNOB, htr. <i>Si</i> A.C. control lvr.—(8.852).
71-72	All B-C-E.	.7934749	AR	.82	KNOB, htr. <i>Si</i> A.C. control lvr.—(8.852).
70-71	All.				KNOB, htr. control (refer to grp. 8.852).
68	30-4000 A.C.	.7305364	1	1 1.10	LENS, instr. panel A.C. control (incl. applique).
68	30-4000 less A.C.	.7305415	1	10.25	LENS, instr. panel htr. control.
68	50-60-8000 less A.C.	.7305419	1	9.60	LENS, instr. panel htr-control (incl. applique).
68	50-60-80-9000.	.7305418	1	9.60	LENS, auto, climate control.
68	50-60-80-9000 A.C.	.7305369	1	10.25	LENS, instr. panel A.C. control (incl. applique).
68	9000 less A.C.	.7305411	1	10.25	LENS, instr. panel htr. control (incl. applique).
69	30-4000.	.1387411	1	5.80	LENS, instrument panel A.C. control (incl. applique).
69	30-4000 less A.C.	.1387410	1	5.80	LENS, instrument panel control heater.
69	50-60-8000 less A.C.	.1387412	1	8.65	LENS, instrument panel heater control (incl. applique).
69	50-60-8000 A.C.	.1387413	1	8.65	LENS, instrument panel A.C. control (incl. applique).
69	50-60-8000 Auto. A.C.	.1387414	1	8.65	LENS, instrument panel control (incl. applique).
69	9000 A.C.	.1387416	1	8.45	LENS, Auto, climate control (incl. applique).
69	9000 Auto. A.C.	.1387417	1	8.45	LENS, climate control (incl. applique).
69	9000 less A.C.	.1387415	1	8.45	LENS, heater control (incl. applique).
70-73	All.				LENS, htr. control (refer to group 8.852).
70-73	All A.C.				LENS, A.C. control (refer to grp. 9.279).
60	4400.	.1195179	RH	2.97	LEVER, vent control-htr. less A.C.

60	4400.....	1195180	LH	2.97	LEVER, vent control-ht less A.C.
60	46-47-4800.....	1195179	RH	2.97	LEVER, vent control le is A.C. ...
60	46-47-4800.....	1195180	LH	2.97	LEVER, vent control le:s A.C. ...
60	All.....	1195179	AR	2.97	LEVER def. & air flow control ...
60	All.....	1195180	AR	2.97	LEVER, heat 8i cold control.....
66-67	50-60-8000 Auto. A.C. ...	3010839	1	1.03	LEVER, bell crank ..
66-68	9000 Man. or Auto. A.C. ...	3005684	1	.36	LEVER, def. valve ...
66-67	9000 Auto. A.C.....	3008488	1	1.18	LEVER, htr. bell crank
67	All Auto. A.C. 2nd Type (See Footnote).....	3011104	1	.72	LEVER, blower switch
70-73	All.....				LEVER (refer to 8.852 8c 9.273)
66-67	All Auto. A.C.....	3008958	1	.15	LINK, liquid vac. mtr
66-67	50-60-8000 Auto. A.C. ...	3009189	1	2.92	LINK, auto, temp cont ol switch
66-67	9000 Auto. A.C.....	3014462	1	.20	LINK, selector switch
66-67	All Auto. A.C.....	3007356	1	.36	LINK, temp. valve ..
68-70	All Auto. A.C.....	3015153	1	.51	LINK, temp. vac. switclji
69-70	50-60-8000 Auto. A.C. ...	3020385	1	.41	LINK, blower switch u
69-70	9000 Man. or Auto. A.C. ...	3005692	1	3.64	LINK, defroster valve .
66	9000 Auto. A.C.....	3012387	1	.51	MUFFLER, vac. valve .
67	9000 Auto. A.C. 1st Type (See Footnote).....	3012387	2	.51	MUFFLER, vac. valve .
64-65	Riviera A.C.....	7287529	1	14.65	MODULATOR, vac. ht 8i A.C. control
66	80-9000 Auto. A.C.....	3020071	1	28.90	MOTOR, liquid vac. ...
67	All Auto. A.C. 1st Type (See Footnote).....	3020071	1	28.90	MOTOR, liquid vac.
67	All Auto. A.C. 2nd Type (See Footnote).....	3013247	2	1.44	NOZZLE, vac. (control oc. valve) hot & cold.....
61-62	44-46-47-4800.....	1164933	6	.10	NUT, control 8i plate to instr. panel-lwr. mount (also used 10.260) ..

9.798 OUTLET—PIN—PLATE—REGULATOR—RELAY, HEATER & A.C.

63	4700.....	1164933	4	.10	NUT, instr. panel cvr. rr. instr. panel cvr.
63	4700.....	1164933	4	.10	NUT, instr. panel cvr. mtg. brkt.....
64	All.....	9419844	AR	.05	NUT, htr. assy. (V,"-20)-(8.921).....
66	80-9000 Auto. A.C.	3007544	1	.05	NUT, master switch (< in type spg.).....
67	All Auto. A.C. 1st Type (See Footnote).....	3007544		.05	NUT, master switch (f in type spg.).....
68-72	All A less A.C.	401827		.10	NUT, temp. control wir i to temp. valve—(9.787)——
68-72	All A less A.C.	401827		.10	NUT, outside air control! wire to air valve—(9.787) ..
69-72	All as Req.	7305309	2	.56	NUT, barrel-heater 8i A.C. control—(8.852).....
66-67	9000 less A.C.	1375218	RH	2.92	OUTLET, vent, fresh ai (paint to match).....
66-67	9000 less A.C.	1375219	LH	2.92	OUTLET, vent, fresh ai (paint to match).....
66	8000 Auto. A.C.....	3012505		.97	PIN (for mechanics use when servicing auto. climate control system)
66	9000 Auto. A.C.....	3012506		.97	PIN (for mechanics use when servicing auto. climate control system)
67	50-60-8000 Auto. A.C. ...	3013628		.97	PIN, for mechanics use whenservicing auto, climate control system
67	9000 Auto. A.C.....	3013627		.82	PIN, for mechanics use when servicing auto. climate control system
66-67	All Auto. A.C.	3008248		.20	PISTON, auto, climate control
66	80-9000 Auto. A.C.....	3128886		.10	PLATE, switch lock ...
66-67	50-60-8000 Auto. A.C. ...	3008134		.51	PLATE, shield
67	All Auto. A.C. 1st Type (See Footnote).....	3128886		.10	PLATE, switch lock .
68	30-4000 AC.....	1384361		.10	PLUG, button-in in A.C htr. vac. hole.....
68-70	9000.....	3021438		9.00	PORT S† FITTINGS KW thermo vac. regulator output Note port for 3015672 therm. vac. req.
66-67	50-60-8000 Auto. A.C. ...	3012752		74.50	POWER ELEMENT (inc l. sensors/frame, hose 8i aspirator) ..
66-67	9000 Auto. A.C.....	3012753		64.90	POWER ELEMENT (inc(l. sensors.frame, hoses 8i aspirator) ..
66-67	50-60-8000 Auto A.C. ...	3015243		32.00	REGULATOR, thermos' atic vac ..
68	9000 Auto. A.C. ...	3015672		32.00	REGULATOR, thermos' atic vac. ...
68-70	50-60-8000 Auto A.C. ...	3018037		24.65	REGULATOR, thermostatic vac. ...
69-70	All.....				RELAY (refer to grp. 9.277).....
All	50-60-8000 Auto. A.C	1394324	AR	18.15	RELAY KIT, auto, dim<te control
68	9000 Auto. A.C.....	1394325	AR	17.55	RELAY KIT, auto, dimite control
68	All Auto. A.C. 2nd Type (See Footnote).....	3013215	1	3.90	RESTRICTOR

9.798 RESTRICTOR, AIR CONDITIONING VACUUM HOSE

68-70	9000 Auto. A.C.....	3018856	1	.92	RESTRICTOR, vac plu j (p.V.A. Bleed).....
68	All Auto. A.C.....	3019139	1	3.13	RESTRICTOR
68-70	50-60-8000 Auto. A.C. ...	3018857	1	5.50	RESTRICTOR, vacuum plug (porous)in chartruese hose.....
69-70	50-60-8000 Auto. A.C. ...	3018859		5.50	RESTRICTOR, vacuum plug (porous)in purple hose
69	9000 Auto. A.C. ...	3018473		3.64	RESTRICTOR, vac plu j (porous) in green hose ...

68-70	9000	3018858	1	1.28	RESTRICTOR, vac. hose
71-73	All Auto. A.C.	1237587	1	.15	RESTRICTOR, vac. delay-porous-recirculate vac. hose
9.798 RETAINER—SEAL—SHAF'—SPRING—SUPPORT, HEATER & A.C.					
65	50-60-8000	1370372	2	1.03	RETAINER, vent, control escn
66	8000 Auto. A.C.	3152005	1	.05	RETAINER, vac. reg. diaph.-push on
66	8000 Auto. A.C.	3007391	2	.15	RETAINER, SPG. (vac. reg.)
66-67	All Auto. A.C.	3007540	1	.15	RETAINER, pwr. element (ambient)
67	All Auto. A.C. 1st Type (See Footnote)	3007391	2	.15	RETAINER, spg. (vac. reg.)
67	All Auto. A.C.	3152005	2	.05	RETAINER, vac. reg. diaph.-push-on
58	All	427721	1	.15	SCREW, htr. 8i A.C. control knob—(8.975)
66-70	9000 Man. or Auto. A.C.	3005686	1	.05	SEAL, case to diverter valve
63-64	4700 A.C.	1355321	1		SEAL, evap.
66-67	9000 Auto. A.C.	3008497	1	32.80	SELECTOR ASSEMBLY
66	80-9000				SENSOR, climate control (serviced only as part of motor assembly service units 9.798)
67	50-60-80-9000				SENSOR, climate control (serviced as part of pwr. element group 9.798)
66-67	50-60-8000 Auto. A.C.	3007390	1	1.85	SHAFT, control
66-70	9000 Man. or Auto. A.C.	3005687	1	.15	SHAFT, diverter valve
66-67	9000 Auto. A.C.	3008489	1	3.23	SHAFT, temp. control
66	8000 Auto. A.C.	3007355	1	1.74	SHAFT, temp. valve
67	50-60-8000 Auto. A.C.	3007355	1	1.74	SHAFT, temp. valve
68-70	50-60-8000 Auto. A.C.	3014323	1	1.18	SHAFT & LEVER, temp. valve
69	All Man. or Auto. A.C.	7314556	1	.25	SHIM, vacuum selector switch
69	9000 less A.C.	7314556	1	.25	SHIM, vacuum selectorswitch
65	All	2962707	AR	.36	SOCKET, htr. control lamp
66	30-40-9000	2962707	1	.36	SOCKET (used 4.020)
70	All	2962707	AR	.36	SOCKET, instr. pnl. control lamp
59	All	1190413	1	.25	SPRING, htr. control valve return
66-67	All Auto. A.C.	3007441	1	.10	SPRING, lvr. temp. valve (bellcrank leaf spg.)
66	80-9000 Auto. A.C.	3009782	1	.30	SPRING, return
66	50-60-8000 Auto. A.C.	3145594	1	.05	SPRING, valve control lvr.
67	All Auto. A.C. 1st Type (See Footnote)	3009782	1	.30	SPRING, auto: climate control return
67	All Auto. A.C. 2nd Type (See Footnote)	3013262	1	.30	SPRING, auto, climate control return
67	All Auto. A.C. 1st Type (See Footnote)	3145594	1	.05	SPRING, valve control lever
67	All Auto. A.C. 2nd Type (See Footnote)	3010999	2	.51	SPRING, micr. switch
68-70	All Auto. A.C.	3020303	1	.46	SPRING, temp. valve
68	9000 Auto. A.C.	3014664	1	.46	SPRING, torsion-temp. valve
68	All	7304757	RH	.72	SPRING, control torsion
68	All	7304758	LH	.72	SPRING, control torsion
69-70	50-60-8000	1386808	1	.20	SUPPORT
71-73	All B-CrE	1241259	1		SUPPORT, htr. control
9.798 SWITCH, HEATER & A.C. (VACUUM & ELECTRIC)					
60	All less A.C.	7296112	1	4.61	SWITCH, vac. on htr. control
61-62	44-46-47-4800 A.C.	7296112	1	4.61	SWITCH, vac. (assm. on control & valve) No. 1 per Buick Serv. Man
61-62	44-46-47-4800 A.C. less Htr. (Exp.)	1164645	1	2.56	SWITCH, vac.
61-62	44-46-47-4800 A.C. with Htr.	1164645	2	2.56	SWITCH, vac. (assm. to control & valve) No. 2-3 per Buick Serv. Man
63	44-46-47-4800 A.C.	7296112	1	4.61	SWITCH, vac.-assm. to control & valve
63	4700 A.C.	1164645	2	2.56	SWITCH, vac.
63-64	44-46-4800 A.C.	1164645	1	2.56	SWITCH, vac. temp. control
64	40-41-42-4300 A.C.	1362737	1	2.10	SWITCH, blower—(9.275)
64-65	All exc. Riviera A.C.	7296112	1	4.61	SWITCH, vac.
64	4700	7277295	1	2.31	SWITCH, htr. blower—(8.852)
65-67	33-35-4300 A.C.	1164645	1	2.56	SWITCH, vac. temp. control
66-67	30-4000 A.C.	7296644	1	4.82	SWITCH, vac.
66	8000 Autp. A.C.	3007430	1	7.75	SWITCH, selector
66	8000 Auto. A.C.	3007400	1	5.90	SWITCH, vac. program
66	8000 Auto. A.C.	3007406	1	7.45	SWITCH, vac. selector
66	50-60-80-9000 A.C.	7296112	1	4.61	SWITCH, micro (compre.-blower)
66-67	All Auto. A.C.	3011143	2	5.85	SWITCH, micro (compr.-blower)
66	80-9000 Auto. A.C.	3011197	1	24.10	SWITCH, ambient compr.
66	80-9000 Auto. A.C.	3007388	1	5.95	SWITCH, blower
66	9000 Auto. A.C.	3008491	1	5.15	SWITCH, vac. temp.
66	9000 Auto. A.C.	3008494	1	4.95	SWITCH, vac. selector
67	50-60-8000	3013250	1	4.66	SWITCH, vac. selector

67	50-60-8000 Auto. A.C. 1st Type (See Footnote) ...	3007400	1	5.90	SWITCH, vac. program
67	50-60-8000 Auto. A.C. 2nd Type (See Footnote).....	3013251		4.66	SWITCH, vac. program
67	50-60-8000 Auto. A.C. 1st Type (See Footnote).....	3007406		7.45	SWITCH, vac. selector
67	50-60-8000 Auto. A.C. 1st Type (See Footnote).....	3007430		7.75	SWITCH, selector
67	50-60-8000 Auto. A.C. 2nd Type (See Footnote).....	3013250		4.66	SWITCH, vac. selector
67	50-60-8000 A.C.	7296112		4.61	SWITCH, vac
67	All Auto. A.C.	3013280		26.85	SWITCH, ambient corrijpr.
67	All Auto. A.C. 2nd Type (See Footnote)	3013208		3.28	SWITCH, master micnji
67	All Auto. A.C. 1st Type (See Footnote)	3007388		5.95	SWITCH, blower
67	All Auto. A.C. 2nd Type (See Footnote)	3013212		6.80	SWITCH, blower
67	50-60-8000 Auto. A.C. 2nd Type(See Footnote)	3013203		7.25	SWITCH, selector ..
67	9000 Auto. A.C. 1st Type (See Footnote)	3008491		5.15	SWITCH, vac. temp.
67	9000 Auto. A.C. 2nd Type (See Footnote) ...	3013214		5.25	SWITCH, vac. progranf
67	9000 Auto. A.C. 1st Type	3008494		4.95	SWITCH, vac. selectoi
67	9000 Auto. A.C. 2nd Type.....	3013224		5.25	SWITCH, vac. selecto
68	All A.C.	7304793		4.20	SWITCH, master vac. on control)
68	50-60-8000 Man. or Auto. A.C.	3018786		8.50	SWITCH, ambient con pr. (in air inlet case)
68-70	All Auto. A.C.	3015146		7.90	SWITCH, blower (on case)
68-70	All Auto. A.C.	3014674		13.45	SWITCH, master (com alete) (on case)
68-70	All Auto. A.C.	3014675		6.90	SWITCH, master micm.
68	50-60-8000 Auto. A.C. ...	3019185		8.80	SWITCH, vac. selectoi (on case)
68-70	50-60-8000 Auto. A.C. ...	3022630		10.45	SWITCH, vac. progra (on case)
68	9000 Auto. A.C.	3019186		8.80	SWITCH, vac. selectoi (on case)
68	9000 Auto. A.C.	3019138		10.40	SWITCH, vac. progran (on case)
68	9000 Auto. A.C.	3014699		8.55	SWITCH, selector (on case) elec.
68	50-60-8000 Auto. A.C. ...	3016889		7.60	SWITCH, selector ...
68	All A.C.	7305184		6.50	SWITCH, selector vac cl. (on control).....
68	All A.C.	7304784		8.15	SWITCH, blower A.C control (5 position) (also used 9.275)
68-70	9000 Auto. A.C.	3018787		6.95	SWITCH, ambient conpressor.....
69-70	All A.C.	1386904		8.10	SWITCH, vacuum selestor & A.C. clutch
69-70	All AC.	1387326		4.05	SWITCH, vacuum watfr valve (2-port) ...
69-70	All A.C.	1387857		4.05	SWITCH, vacuum-master (2-port).....
69-70	50-60-8000 less A.C. ...	1387324		7.55	SWITCH, vacuum
69-70	50-60-8000 Auto. A.C. ...	3018786		8.50	SWITCH, ambient conpressor-in air inlet case -rrTTT.
69-70	9000 Auto. A.C.	3019138		10.40	SWITCH, vacuum temjerature.....
69-70	9000 less A.C.	1386901		8.40	SWITCH, vacuum selelector.....
71-72	All A (A.C.)	1387857		4.05	SWITCH, vac-master two-port) (on control).....
71-72	All A (A.C.)	1387326		4.05	SWITCH, vac. water vlve (two-port).....
71-72	All A (A.C.)	1386904		8.10	SWITCH, vac. selecto 8c A.C. clutch.....
69	All Auto. A.C.				SWITCH, selector (vacuum & electric) refer to group 9.275.....

NOTE. For switches not listed refer to Groups 8.852 and/or 9.275.

9.798 TANK—TEE—VALVE—WASHER, HEATER & A.C.

68-73	All A.C.	385076	1	3.08	TANK, vac—(9.281) .
63-67	LeSabre-Wildcat-Electra A.C. 8< Auto. Climate	385076	1	3.08	TANK, vac—(9.281) .
64-67		385076	1	3.08	TANK, vac—(9.281) .
66-67	All.....	3847085	1	.77	TEE (used 3.886)—(1C 155).....
68	9000 Auto. A.C. (1st Type).....	3866868	2	.20	TEE, conn, in vac. souice line ('A" x 'A" x ' /«")-(9.196)
68	50-60-8000 Auto. A.C. ...	3866868	2	.20	TEE, conn, in vac. souice line ('/<" x 'V," x ' /«")-(9.196)
68-69	9000 Vacuum Tank	3847085	1	.77	TEE, in vacuum hose
68	9000 Auto. A.C.	3018787	1	6.95	THERMOSTAT, ambielnt comp.
59-60	44-46-47-4800.....	1190204	1	2.41	VALVE, check htr. vac

60	All Htr. w/A.C.	1194702	1	2.05	VALVE, vac.
61-62	44-46-47-4800 A.C.	1190204	1	2.41	CHECK VALVE, htr. vac.
62	44-46-4800 A.C.	1350646	1	7.90	VALVE, vac. modulator.
63	4700 A.C.	1190204	1	2.41	CHECK VALVE, htr. vac.
63	4700 A.C.	1356006	1	7.75	VALVE, vac. modulator.
64-65	Special-Skylark A.C.	7288676	1	3.90	VALVE, vac. htr. & A.C. control
64-67	Special-Skylark A.C.	1364636	1	2.82	VALVE, check-vac.
64	4700.	7287510	1	4.51	VALVE, vac-htr. control.
64-65	Riviera A.C.	7287536	1	3.49	VALVE, vac. A.C. control.
65	50-60-8000 Htr. with A.C.	7291137	1	3.08	VALVE, vac-temp.
65	50-60-8000 Htr. with A.C.	7289799	1	3.69	VALVE, vac. selector.
65	9000 Htr.	7291487	1	3.43	VALVE, vac. (6 ports).
66-67	30-4000 A.C.	1222552	1	4.20	VALVE, vac. htr. & A.C. control
66-67	All Auto. A.C.	1394380	1	17.75	VALVE, therm, vac.
66-67	50-60-8000 Htr. with A.C.	7296168	1	2.77	VALVE, vac-temp.
66-67	50-60-8000 Htr. with A.C.	7296173	1	3.43	VALVE, vac. selector.
66	80-9000 Auto. A.C.	3007409	2	4.51	VALVE, vac. (cold).
66	8000 Auto. A.C.	3008134	1	.51	VALVE, plate.
66-67	9000 Man. or Auto. A.C.	3005685	1	4.15	VALVE & SEAL, diverter.
66-67	9000 Auto. A.C.	3008486	1	9.00	VALVE & SHAFT, climate control
66-67	9000 Htr. less A.C.	7296215	1	2.77	VALVE, vac. (6 ports).
66-67	9000 A.C.	7296261	1	2.77	VALVE, selector.
66-67	9000 A.C.	7296262	1	2.77	VALVE, vac. A.C. control.
66	80-9000 Auto. A.C.	3008660	1	5.25	VALVE, vac. adj. (hot).
66-70	50-60-8000 Auto. A.C.	3006047	1	4.31	VALVE, temp.
67	9000 Htr. less A.C.	7302044	1	3.02	VALVE, vac. control.
67	All Auto. A.C. 1st Type (See Footnote).	3008660	1	5.25	VALVE, vac. (hot).
67	All Auto. A.C. 1st Type (See Footnote).	3007409	1	4.51	VALVE, vac. (cold).
68-70	All Auto. A.C.	3016556	1	2.41	VALVE, vac. check.
68	9000 Auto. A.C.	3005685	1	4.15	VALVE 8c SEAL, diverter.
68-70	9000 Man. or Auto. A.C.	3016936	1	4.05	VALVE 8c SEAL, diverter.
68	9000 less A.C.	7305239	1	8.80	VALVE, vac-vent, htr.-revent—(9.275)
68-70	9000 Auto. A.C.	3014685	1	6.90	VALVE 8c SHAFT, climate control ...
68	All A.C.	7304963	1	3.28	VALVE, vac. htr. & A.C. (on control) ..
69-70	9000 A.C.	3012817	1	4.41	VALVE, defroster.
	NOTE Valves also listed in 8.858 grp				
59-60	All.	1191530	AR	.15	WASHER, spg. grip.
60	All.	1181480	AR	.15	WASHER, spg. grip-vent, htr. A.C. controls (also used 9.784).
63	44-46-47-4800.	1181480	4	.15	WASHER, outer outlet valve shaft.
63		1191530	AR	.15	WASHER,, spg. grip .156-control cbls. (also used 4.008).
64-73	All.	381700	AR	10	WASHER, spec. spg. grip-control wires—(9.787)
64-65	AH AC.	1181480	AR	.15	WASHER.
66	50-60-8000 Htr. less A.C.	6286859	1	.72	WIRE, htr. blower feed ext.
	NOTE. 1967 Auto. A.C. (1st Type, Colored Tape on Vacuum Hose Harness at Firewall on Inside of Car - 2nd Type, No Colored Tape on Vacuum Hose Harness).				

9.798 WIRE, VENTILATOR CONTROL

NOTE For models not listed use 3862203 kit, grp. 9.787.

61	44-46-47-4800 A.C.	1347585	LH	2.31	WIRE & KNOB
62	44-46-4800 A.C.	1351959	LH	2.26	WIRE & KNOB
61-63	40-41-4300.	1349101	2	1.95	WIRE & KNOB (incl brkt.)
63-64	44-46-4800.	1355168	RH	2.56	WIRE 8c KNOB.
63-64	44-46-4800.	1355169	LH	2.56	WIRE 8c KNOB.
63-65	Riviera A.C.	1358333	RH	2.20	WIRE 8c KNOB.
63-65	Riviera A.C.	1358599	LH	2.20	WIRE & KNOB.
64	40-41-42-4300.	4407729	2	2.36	WIRE & KNOB (9.787)
65-66	30-4000.	4501890	2	2.67	WIRE & KNOB (9.787)
65	50-60-8000.	1371270	RH	2.41	WIRE ..
67	30-4000.	7614559	2	1.74	KNOB 8c WIRE (9.787)
66-67	50-60-8000.	7630575	2	1.64	WIRE & KNOB (9.787)
66-67	9000.	1374454	RH	3.59	WIRE & KNOB.
66-67	9000.	1383189	LH	4.10	WIRE 8c KNOB.
	NOTE. For 1968 Control Refer to Group 9.787.				
60	All.	4652350	AR	05	CLIP, cbl. ret.
61-62	44-46-47-4800.	1362545	RH	.10	CLIP, wire to dash ins. lwr. insert

9.798 WIRE, HEATER TEMPERATURE CONTROL

NOTE For models not listed use 3862203 kit, grp. 9.787.

61	44-46-47-4800.	3154262	1	1.33	WIRE
62	44-46-4800.	3154262	1	1.33	WIRE

63	44-46-4800 less A.C.	1357854	1.44	WIRE (16',")
63	44-46-4800 A.C.	1357856	1.44	WIRE (black) (28.37"
63	4700	1357855	1.79	WIRE, red (55', " long)
64-65	Special-Skylark	1365244	1.54	WIRE (28")
64	44-46-4800 less A.C.	1365253	1.18	WIRE (1 6%)
64-65	Riviera	1365249		WIRE (42")
65	50-60-8000 A.C.	1370429	1.90	WIRE (33")
66-67	30-4000 Htr.	1383170	1.44	WIRE
66-67	50-60-8000 Htr. less A.C.	1383175	1.44	WIRE
66-67	50-60-8000 Auto. A.C.	1383179		WIRE
68	All exc. 9000 less A.C.	1385090	1.79	WIRE (red)
68	50-60-8000 Auto. A.C.	1385083	1.90	WIRE (red)
68	50-60-8000 A.C.	1385085	1.95	WIRE (red)
68	9000 less Auto. A.C.	1385086	2.26	WIRE (red)
68	9000 Auto. A.C.	1385088	2.00	WIRE (red)
69-72	30-4000 Heater less A.C.	1230714	1.33	WIRE (red) (23")—(9.7^7)
69-70	9000 (Man. A.C.)	1386703	1.74	WIRE (red)
69-70	9000	1230710	1.85	WIRE (red)
71-73	All B-C-E less Auto. A.C.	1236617	2.15	WIRE (red)
61-62	44-46-47-4800	4652350	.05	CLIP, htr. control wire k> frt. of dash

9.798 WIRE, REAR HEAT CONTROL

NOTE For models not listed use 3862203 kit, grp. 9.787.

61	44-46-47-4800	1353110	.67	WIRE, black (18")
62	44-46-4800	1353110	.67	WIRE, black (18")
63	44-46-4800 less A.C.	1357858	1.44	WIRE (white) 32.62"
63	44-46-4800 A.C.	1358846	1.44	WIRE (black) (32.62")
63	4700	1357859	1.38	WIRE (blue) 30.62"
64	44-46-4800 A.C.	1365258	1.79	WIRE, black (32%)
64	44-46-4800 less A.C.	1365251	1.79	WIRE (32%)

9.798 WIRE, DEFROSTER CONTROL

NOTE For models not listed use 3862203 kit, grp. 9.787.

61-62	44-46-47-4800	1353110	.67	WIRE (18")
63	44-46-4800 A.C.	1358423	1.44	WIRE (green) 42"
63	44-46-4800 less A.C.	1357856	1.44	WIRE (black) (28.37")
63	4700	1357857	1.38	WIRE (green) (26',")
64	44-46-4800 less A.C.	1365252	1.54	WIRE (28%)
64-65	Riviera	1365250	2.05	WIRE (42")
65	50-60-8000 A.C.	1370430	1.90	WIRE (31.30")
65	50-60-8000 Htr. less A.C.	1370432	1.49	WIRE (31/30")
66-67	50-60-8000 Htr. less A.C.	1383174	1.23	WIRE
66-67	50-60-8000 A.C.	1383173	1.23	WIRE
66-67	8000 Auto. A.C.	1383173	1.23	WIRE
66-67	9000 Auto. A.C.	1383184	1.69	WIRE
68-69	30-4000	1385082	1.08	WIRE (blue)
68	50-60-8000 less A.C.	1385084	1.33	WIRE (blue)
68	9000 less Auto. A.C.	1385084	1.33	WIRE (blue)
68	9000 Auto. A.C.	1385959	1.33	WIRE (blue)
70-72	All A less A.C.	1385082	1.08	WIRE (blue)
71-73	All B-C-E less A.C.	1236616	1.28	WIRE (green)

9.798 WIRE, AIR FLOW CONTROL

NOTE For models not listed use 3862203 kit, grp. 9.787.

61-62	44-46-47-4800 A.C.	1353107	1	1.44	WIRE, red (44%)
61-63	40-41-4300	579596	1	.51	CABLE, htr. distr. case vr. to outside air valve (8" long)
63	44-46-4800 less A.C.	1357860	1	1.44	WIRE, black (40%)
63	4700 A.C.	1358420	1	1.79	WIRE, brown (49',")
63	44-46-4800 A.C.	1358422	1	1.03	WIRE (14.62")
63	4700 A.C.	1357221	1	1.90	WIRE, black (56")
64-65	Special-Skylark less A.C.	1364941	1	1.23	WIRE (18V)
64	44-46-4800 A.C.	1365255	1	1.18	WIRE, yellow (14%)
65	50-60-8000 Htr. less A.C.	1370433	1	1.18	WIRE (13.84")
66-67	30-4000 Htr.	1383169	1	1.23	WIRE
66-67	50-60-8000 Htr. less A.C.	1383176	1	1.13	WIRE
68	30-4000 less A.C.	1385079	1	1.69	WIRE SL KNOB (green)
68	50-60-8000	1385079	1	1.69	WIRE (green)
69-72	All A Heater less A.C.	1230713	1	1.18	WIRE, green (15V)—(£.787)
62	44-46-4800	1351501	1	.05	CLIP, htr. blower feed wire—(2.559)
64	40-41-42-4300 less A.C.	1175799	1	.20	GROMMET, blower feed wire thru dash—(9.775)

9.798 WIRE, AIR CONDITIONING COLD CONTROL

NOTE For models not listed use 3862203 kit, grp. 9.787.

60	All	1199531	1	4 61	WIRE, cold control & hit gas by-pass valve control .
61	44-46-47-4800	1348070	1	2.46	CABLE, gas by-pass valve control cbl. (72V)
63	44-46-4800 A.C.	1358424	1	1.44	WIRE, water valve (red) 32', "

9.798 WIRE, WATER VALVE CONTROL

NOTE For models not listed use 3862203 kit, grp. 9.787.

64	4400 less A.C.	1366651	1	.97	WIRE
64	46-4800 A.C.	1366892	1	1.03	WIRE
64	46-4800 less A.C.	1365781	1	.82	WIRE

9.798 WIRE, SELECTOR VALVE CONTROL

NOTE For models not listed use 3862203 kit, grp. 9.787.

64-65	Special-Skylark A.C.	1365246	1	2.05	WIRE (22 ¹ / ₂ " blue)
66	30-4000 A.C.	1376772	1	2.00	WIRE
66	8000 Auto. A.C.	1376699	1	1.44	WIRE
66-67	9000 Auto. A.C.	1383185	1	3.43	WIRE
68	50-60-8000 Auto. A.C. ..	1385081	1	1.79	WIRE, (pink)
68	9000 Auto. A.C.	1385091	1	2.26	WIRE (pink)

9.798 CLAMP, CONTROL WIRES

60	All	1193497	AR	.15	CLAMP, vent cold control-air flow & hot gas by-pass control cbls.
61-62	40-41-4300	3846998	2	.10	CLAMP, evap. cbl.—(9.787).....
61-62	44-46-47-4800	1193497	AR	.15	CLAMP, control wire to htr. valve control air flow cbl. to htr. valve control, cold control cbl. to A.C. valve control, (R.) vent control to dash
61-63	40-41-4300	577546		.10	CLAMP, air inlet valve control cbl
63	44-46-47-4800	1185159		.10	CLAMP, htr. 8i def. control wire—(9.242).....
63	44-46-4800 A.C.	1185159		.10	CLAMP, vac. source to liquid line on (R.) inner skirt —(9.242).....
63	44-46-4800 A.C.	1185159		.10	CLAMP, vac. source to rr. compt. mtg. brkt.—(9.242)
63	44-46-47-4800 less A.C. .	1193497		.15	CLAMP, cbl. to htr. valve control
63	44-46-4800	1193497		.15	CLAMP, control wire to mtg. brkt on rr. floor adapter
63	44-46-4800 A.C.	1193497	1	.15	CLAMP, cbl. to circuit control
63	44-46-4800	1193497	1	.15	CLAMP, gate valve cbl. to mtg. brkt
63	4700 A.C.	1185159	1	.10	CLAMP, vac. source to rr. compt. mtg. brkt.—(9.242)
63	4700 A.C.	1185159	2	.10	CLAMP, vac. hose & control cbl. to liquid line on (R.) inner skirt—(9.242).....
63	4700 A.C.	1193497	3	.15	CLAMP, cbl. to A.C. control
63	4700	1193497	1	.15	CLAMP, control valve wire cbl. to htr. duct adapter ..
63	4700	1195010	1	.15	CLAMP, htr. air flow 8i temp, control cbls. to instr. panel supt. brkt.—(9.242).....
64	All	1185159	1	.10	CLAMP, htr. & def. control wire—(9.242).....
64	44-46-47-4800	1193497	AR	.15	CLAMP, htr. 8i A.C. control cbl
61-62	All	1191530	AR	.15	CLIP, spg. grip (.156) control cbls
58	All	1462630	1	.10	SPEED NUT, round push-on.....

9.988 LAMP, LUGGAGE COMPARTME

56-70	All exc. Wagons	1234646	1	2.20	LAMP
71	50-66-8000 1st Type	1487203	1	2.20	LAMP (metal lamp) .
72	50-66-8000 (1st Type-Mtd. on Gutter)	9879700	1	2.20	LAMP
72	9000 (1st Type-Mtd. on Gutter)	9877278	1	1.64	LAMP
72	9000 (1st Type-Mtd. on Gutter)	9877280	1	2.46	SWITCH, rr. lamp ...
71	50-66-8000 2nd Type ...	9879700	1	2.20	LAMP (plastic lamp) .
72	50-66-80-9000 (2nd Type-Mtd. on Deck Lid)	9606855	1	2.15	LAMP (on deck lid) .
71	9000 1st Type (Loc. on Gutter)	9837509	1	1.33	LAMP
71	9000 2nd Type (Loc. Under Shelf)	9877278	1	1.64	LAMP
73	All	9606855	1	2.15	LAMP (on deck lid).....
71	9000 2nd Type	9877280	1	2.46	SWITCH
71	50-66-8000 1st Type	9854735	1	4.15	COVER, rr. compt. light (for metal lamp) ...
61-62	4400 exc. Wagons	1351261	1	.10	CLIP, trunk light conn, to trunk lid—(2.559)

9.988 PACKAGE, LUGGAGE COMPARTMENT LIGHT

64-70	All exc. Wagons.	981537	1	3.95	PACKAGE, luggage compt. light
64-72	All	981201	1	8.55	PACKAGE (utility) under hood 8i luggage compt. light'.....
71-72	All A exc. Wagons.	981537	1	3.95	PACKAGE, luggage compt. light
71-72	All B-C-E exc. Wagons ...	981718	1	6.30	PACKAGE, luggage compt. light

9.990 FIRE EXTINGUISHER

All	All	994177	AR	15.30	FIRE EXTINGUISHER ..
All	All	985593	AR	2.20	REFILL, fire extinguisher .

BUICK CHASSIS MAIN GROUP 9.000 SUB-GROUP SEQUENCE

Group 9.000		Page
9.023	Mount, Body Sill	
9.170	Cylinder - Shaft, Air Conditioning Compressor	
9.171	Adapter, Air Conditioning Compressor	
9.172	Valve, Compressor Suction Reed	
9.172	Repair Parts, 6 Cylinder Air Conditioning Compressor	
9.174	Head, Compressor (6 Cylinder)	
9.175	Package, Compressor Body Shaft Seal	
9.178	Valve, Compressor Body Pressure Relief	
9.180-9.181	Pulley, Bearing & Clutch, Air Conditioning Compressor	
9.186	Coil, Compressor Clutch Actuating	
9.188	Plate, Compressor Clutch	
9.190	Condenser	
9.192	Pipe, Receiver to Condenser	
9.195	Receiver and Dehydrator	
9.198	Valve, Throttling	
9.198	Throttling Valve Parts	
9.202	Kit, Sight Glass	
9.210	Core, Evaporator	
9.211	Bracket, Evaporator Mounting	
9.211	Case, Eyaporator	
9.213	Valve, Evaporator Thermostatic Expansion	
9.216	Tube, Evaporator Motor Cooling	
9.225	Muffler, Compressor Discharge Pipe	
9.225	Insulator, Suction Hose or Discharge Line	
9.233	Pipe, Condenser to Muffler	
9.238	Hose - Pipe Suction	
9.240	Gasket, Evaporator " O " Ring	
9.242	Clamp, Air Conditioning Hoses	
9.260	Air Conditioning, Air Outlet Parts	
9.275	Resistor, Air Conditioning Blower	
9.275	Switch, Air Conditioning Evaporator	
9.277	Lever, Evaporator Control	
9.281	Wiring, Air Conditioning	
9.282	Air Conditioning, Maintenance Items	
9.598	Switch, Antenna	
9.622	Antenna, Mounting Parts	
9.645	Antenna, Radio	
9.645	Cable, Antenna Lead In	

GROUP 9.000 CONTINUED

Group 9.000		Page
9.647	Radio Antenna Parts	
9.649	Knob, Radio Control	
9.650	Speaker, Instrument Panel Radio	
9.650	Radio	
9.665	Rear Seat Speaker Parts	
9.740	Instrument Panel Parts	
9.746	Instrument Cluster Parts	
9.750	Instrument Cluster Telltale and Figure Face Parts	
9.750	Tachometer	
9.761	Speedometer	
9.762	Buzzer, Speedometer Safety	
9.772	Clock	
9.775	Grommet (Rubber)	
9.778	Rear Window Defroster Parts	
9.779	Heater & Defroster Parts	
9.779	Duct, Air Conditioning Distributor	
9.784	Valve, Fresh Air Inlet	
9.786	Hose, Air	
9.790	Forced Air Ventilation Parts	
9.795	Valve, Heater Water Temperature Control	
9.798	Controls and Parts, Heater and Air Conditioning	
9.798	Wire, Ventilator Control	
9.798	Wire, Heater Temperature Control	
9.798	Wire, Air Flow Control	
9.798	Wire, Defroster Control	
9.798	Wire, Rear Heat Control	
9.798	Wire, Air Conditioning Cold Control	
9.988	Light, Luggage Compartment	

9.008 BOLT, HEXAGON HEAD BODY

40-58	All as req	454937	AR	.20
59-65	All as req	1199510	AR	.25
61-68	All as req	1347086	AR	.30
59-68	All as req	1356808	AR	.15
68	30-4000	1385671	2	.20
68	50-60-8000	1385671	2	.20
69-72	All A	1386924	2	.30
69-70	50-60-8000	1386924	2	.30

9.011 INSULATOR—RETAINER, BODY

39-58	All	1285607	AR	.20
41-60	All	1305797	AR	.10
59	44-46-4867	1305797	AR	.10
59-62	All exc. Special & Skylark	1377367	AR	.72
60	All	1195233	AR	.15
61-62	44-46-47-4800	1195233	AR	.15
63	44-46-47-4800	1195233	AR	.15
63-64	44-46-47-4800	1377367	AR	.72
64	All	1195233	AR	.15
65	50-60-8000	1377367	AR	.72
65	50-60-8000	1377367	2	.72
65	50-60-8000	1377367	2	.72
65	50-60-8000	1195233	2	.15
64	40-4 1-42-4300	1396724	1	
69	6437-39-6637-39-8239-57-8439-57	3859708	4	.15
63-64	4700	1374606	2	.51
64	40-4 1-42-4300	1363549	2	.30
64	4067-4367	1363549	2	.30
64-65	Special-Skylark	1362750	2	.30
65	30-4000	1363549	4	.30
65	30-4000 Conv.	1363549	2	.30
65	50-60-8000	1363549	2	.30
65	50-60-8000	1374606	2	.51
65	9000	1369646	2	.30
65	9000	1374606	2	.51
66	30-40-50-8000	1377367	2	.72
66	30-4000	1377369	AR	.36
66-67	50-60-8000	1376804	2	.36
66	9000	1376804	2	.36
66-68	50-60-8000	1377367	2	.72
66-67	6000	1377367	2	.72
66-67	9000	1377367	2	.72
67-71	All	1377367	2	.72
67-68	All	1377367	2	.72
67	30-4000	1377367	AR	.72
67	4000 Conv.	1377367	2	.72
67	9000	1377367	2	.72
67	9000	1376804	2	.36
68-71	30-4000	1377367	10	.72
68	8000	1377367	4	.72
68	9000	1377367	5	.72
68	50-6000	1376804	8	.36
68	50-60-8000	1377367	4	.72
68	9000	1377367	2	.72
NOTE* 1969 models 1st type, round holes at top of fr top of frame with small slot toward rr. of '1				
69-70	5000	1377367	AR	.72
69	6667-8467 1st Type	1377367	AR	.72
69	50-60-8000 1st Type	1377367	AR	.72
69	6437-39-6639-8239-57-8439-57	1377367	4	.72
69	6667-8467 2nd Type	1377367	AR	.72
69	50-60-8000 2nd Type	1377367	1	.72
69	6437-39 6637-39-8239-57-8439-57	1376804	4	.36
69-70	50-60-8000	1377367	AR	.72

BOLT 1/2,"—14 x 3/4;"—(8.900)
BOLT 1/2,"—14 x 2%"
BOLT (1/2,"—14 x 3/4)"
BOLT (1/2,"—14 x 2.50) 280M
BOLT, rad. side supt. to frame
BOLT, frt. fdr. whlhse. panel to frame mtg. reinf. to chassis frame
BOLT, rad. side supt. to frame
BOLT, frt. fender whlhse. panel to frame mtg. reinf.

WASHER (0.738)	..
WASHER —(7.531)
WASHER (7.531)	..
INSULATOR
WASHER (also used in 8.154)
WASHER, body bolt
WASHER, plain
INSULATOR (rubber)
WASHER, plain (usage 1.270-8.153)
WASHER, ins. (rubber) No. 1, 2, 6, 7, body mount	..
WASHER, ins. (rubber) frt. fdr. whlhse. panel to frame
WASHER, ins. supt. frt. bpr. outer to rad
WASHER, frt. fdr. whlhse. panel to frame mtg. reinf. to chassis
WASHER, supt. frt. bpr. outer to rad
PACKAGE, ins. & washers
WASHER (No. 1-2 loc.)	..
INSULATOR (rubber)
INSULATOR (No. 1, 2, 6, 7 loc.)
INSULATOR (No. 4, 5 loc.) also used 1.270)
INSULATOR (No. 3 loc.)
INSULATOR (No. 1, 2, 6, 7)
INSULATOR (No. 4, 5 loc.)
INSULATOR (No. 6, 7 loc.)
INSULATOR (No. 3 loc.)
INSULATOR (No. 1, 1 A, 4 & 5)
INSULATOR (rubber)
INSULATOR, frt. fdr. whlhse. panel to frame reinf. to chassis frame (Yellow)
INSULATOR (No. 1-2-4-5-6-7 loc.)
INSULATOR (No. 1-2-6-7 loc.)
INSULATOR (No. 1 1A-4-5-6 loc.)
INSULATOR (No. 3 loc.)
INSULATOR, frt. fdr. whlhse. panel to frame reinf. assm. to chassis frame
INSULATOR (No. 1-1 A-5 loc.)
INSULATOR, sheet metal to frame (Yellow)
INSULATOR, frt. fdr. whlhse. panel to frame reinf. to chassis frame (Yellow)
INSULATOR (No. 2-3-6-7 loc.) (Yellow)
INSULATOR (No. 5 loc.) (Yellow)
INSULATOR, frt. fdr. whlhse. panel to frame reinf. assm. Xo chassis frame
INSULATOR (No. 4-6 loc.)
INSULATOR (No. 1-2-3-6-7 loc.) (Yellow)
INSULATOR (No. 1-2 loc.) (Yellow)
INSULATOR (No. 1-1A-4-5-6 loc.) (Yellow)
INSULATOR (No. 1-2 loc.)
INSULATOR (No. 6-7 loc.) (Yellow)
INSULATOR (No. inner loc.)
ne for No. 3 & A mount loc. 2nd type round holes at
INSULATOR (No. 2 loc.) (Yellow)
INSULATOR (No. 2 loc.) (Yellow)
INSULATOR (No. loc.) (Yellow)	..
INSULATOR (No. 2 loc.)
INSULATOR (No. 2 loc.)
INSULATOR (No. loc.) (Yellow)
INSULATOR (No. 1-2 loc.)
INSULATOR (all loc. exch. No. 1-2) (Yellow)

69	50-60-80-9000.....	1377367	2
69-70	9000.....	1377367	AR
70	6000 Wagons.....	1377367	2
70	64-82-8469.....	1377367	4
71	30-4000.....	1377367	2
71	5000.....	1377367	2
71	All B-C-E exc. Pol. Car & Wagons.....	1377367	2
71-72	All B (Pol. Car).....	3991291	AR
71	All B (Wagons).....	3991291	AR
70-72	All as Req.....	1233030	AR
72	All B-C-E.....	1377367	2
72	All B-C-E.....	1377367	2

9.023 MOUNT, BODY SILL

60	All.....	1193716	2
63	4700.....	1376803	2
63	4700.....	1376795	6
64-65	Special-Skylark.....	1362749	2
64	4200-4355-65.....	1383298	2
64	40-4100-4337-67-69....	1383298	2
64	4067-4367.....	1383298	2
64	44-46-4700.....	1376795	2
64	44-46-4700.....	1376795	2
63-64	44-46-47-4800.....	1376803	2
64	44-46-47-4800.....	1376795	2
61-64	44-46-47-4800.....	1193716	2
63-64	4700.....	1376795	AR
64	4819-29-39-47.....	1376803	2
64	4819-29-39-47.....	1376803	2
65-66	30-4000.....	1383298	2
65	50-6000.....	1376795	2
65-68	50-60-8000.....	1379843	2
65-68	50-60-8000.....	1376802	2
65	50-60-8000.....	1369650	2
65	50-60-8000.....	1369650	2
65	50-60-8000.....	1369650	2
65	8000.....	1376803	4
65	9000.....	1369648	2
65	9000.....	1376803	2
65	9000.....	1369650	2
65	9000.....	1193716	2
65	9000.....	1369650	2
66	30-4000.....	1377360	2
66	30-4000.....	1377363	2
66	30-4000 exc. Conv.....	1377364	2
66-67	30-4000.....	1383298	2
66	30-4000 exc. 4000 Wagon 8< 43-4439- 4600.....	1383298	4
66	4200-4339-4439-55-65- 4600.....	1377362	2
66	50-60-8000.....	1382062	2
66	50-60-8000 exc. Conv. ..	1376803	2
66	50-60-8000.....	1382062	2
66	50-60-8000 Conv.....	1376803	2
66-70	9000.....	1376803	2
66	9000.....	1376803	2
66-67	9000.....	1376795	2
66-67	9000.....	1376795	2
67	30-4000.....	1382905	2
67	4600.....	1377362	2
67	30-4000 exc. G.S. 8< Sportwagons.....	1383298	4
67	30-4000 exc. Conv.....	1376802	2
67	30-4000.....	1376802	2
67	4000 Conv.....	1383298	2
67	30-4000.....	1381509	2
67	4000 Wagons.....	1383298	2
67	54-60-8400 exc. Conv. .	1376803	2
67 68	50-60-8000 Conv.....	1376799	2
67	5000 exc. Conv.....	1376803	2
67	60-8000 exc. Conv.....	1382060	2

.72	INSULATOR, front fender wheelhouse panel to frame reinforcement to chassis frame (Yellow).....
.72	INSULATOR (1-1A-4-5-6-7 location) (Yellow).....
.72	INSULATOR, body mount (No. 1 & 2-7 loc.).....
.72	INSULATOR (No. 2 loc.).....
.72	INSULATOR, sheet metal loc. (yellow).....
.72	INSULATOR, body mount (No. 3 loc.) (yellow).....
.72	INSULATOR, body mount (all loc.) (yellow).....
.25	INSULATOR, body mount (all loc.) BLACK.....
.25	INSULATOR, body (No. 2-6-7 loc.) (black).....
.25	NUT, body mtg. (1/2,"—14).....
.72	INSULATOR, sheet metal loc. (yellow).....
.72	INSULATOR (No. 1, 3, 4 loc.) (yellow).....
.72	INSULATOR (No. 2, 6, 7 loc.) (yellow).....
.56	MOUNT, body (No. 7 bolt).....
1.69	MOUNT (No. 4 loc.) (Black).....
1.18	MOUNT (No. 1 inner-No. 1 outer & No. 5).....
.67	MOUNT (frt. sheet metal).....
1.38	MOUNT (No. 6-7 loc.).....
1.38	MOUNT (No. 1, 2, 6, 7 loc.).....
1.38	MOUNT (No. 4, 5 loc.).....
1.18	MOUNT (No. 1 loc.) inner.....
1.18	MOUNT (No. 1 loc.) outer.....
1.69	MOUNT (No. 4 loc.) (Black).....
1.18	MOUNT (No. 5 loc.).....
.56	MOUNT (No. 6 loc.).....
1.18	MOUNT, body sill.....
1.69	MOUNT (No. 1) inner (Black).....
1.69	MOUNT (No. 1) outer (Black).....
1.38	MOUNT (No. 4-5-6-7).....
1.18	MOUNT (No. 1-2 loc.).....
1.18	MOUNT (No. 3 loc.).....
.92	MOUNT (No. 4-5 loc.).....
1.03	MOUNT (No. 6-7 loc.).....
1.03	MOUNT, frt. fdr. whlhse. panel to frame mtg. reinf. to chassis frame.....
1.03	MOUNT, supt. frt. bpr. outer to rad. compt.....
1.69	MOUNT (No. 1-2 loc.) (Black).....
1.13	MOUNT (No. 1-1A loc.).....
1.69	MOUNT (No. 4 loc.) (Black).....
1.03	MOUNT (No. 5 loc.).....
.56	MOUNT (No. 6 loc.).....
1.03	MOUNT, frt. fdr. skirt at fdr. skirt to frame mtg.....
.82	MOUNT, sheet metal to frame.....
1.08	MOUNT (No. 3 loc.).....
.72	MOUNT (No. 4-5 loc.).....
1.38	MOUNT (No. 6-7 loc.).....
1.38	MOUNT (No. 1-2 loc.).....
1.13	MOUNT (No. 1-2 loc.).....
1.23	MOUNT, body frt. fdr. whlhse. panel to frame mtr- reinf. assm. to chassis frame.....
1.69	MOUNT (No. 1-2 loc.) (Black).....
1.23	MOUNT (No. 6-7 loc.).....
1.69	MOUNT (No. 1-2 loc.) (Black).....
1.69	MOUNT (No. 4 location) (Black).....
1.69	MOUNT (No. 1-1A loc.) (Black).....
1.18	MOUNT (No. 5-6 loc.) (Pink).....
1.18	MOUNT, frt. fdr. whlhse. panel to frame mtg. reinf. to chassis frame (Pink).....
.87	MOUNT, sheet metal to frame.....
1.13	MOUNT (No 1-2 loc.).....
1.38	MOUNT (No. 1-2 loc.).....
.92	MOUNT (No. 5 loc.).....
.92	MOUNT (No. 4 loc.).....
1.38	MOUNT (No. 5 loc.).....
1.23	MOUNT (No. 3 loc.).....
1.38	MOUNT (No. 1-2 loc.).....
1.69	MOUNT (No. 1-2 loc.) (Black).....
1.23	MOUNT (No. 2 loc.) (Yellow).....
1.69	MOUNT (No. 2 loc.) (Black).....
1.23	MOUNT (No. 2 loc.).....

67-68	50-60-8000.....	1382062	4	1.23	MOUNT (No. 6-7 loc.).....
67	50-60-8000 exc. Conv. . .	1382061	2	1.23	MOUNT, frt. fdr. whlhse. panel to frame mtg. reinf. to chassis frame.....
67	50-60-8000 Conv.....	1376795	2	1.18	MOUNT, frt. fdr. whlhse. panel to frame mtg. reinf. to chassis frame (Pink).....
68-69	30-4000.....	1383298	2	1.38	MOUNT (sheet metal loc.) (Black).....
68-69	30-4000 exc. Sportwagons & 4600 . .	1383298	4	1.38	MOUNT (No. 2 loc.) (Black) . . .
68-72	30-4000.....	1383297	4	1.03	MOUNT (No. 5 loc.) (Black).....
68-72	30-4000.....	1383298	4	1.38	MOUNT (No. 7 loc.) (Black) . . .
68-69	30-4000.....	1383298	4	1.38	MOUNT (No. loc.) (Black).....
68-70	Sportwagons.....	1383299	4	1.49	MOUNT (No. 6 2 loc.) (White)
68-71	3437-67-4600 (455 Eng.).....	1383298	4	1.38	MOUNT (No. 1-2 loc.) (black).....
68	60-8000 exc. Conv.....	1382060	2	1.23	MOUNT (No. 1 loc.).....
68-69	9000.....	1376795	4	1.18	MOUNT (No. 5-6 loc.).....
68-69	9000.....	1376795	2	1.18	MOUNT, frt. fdr. whlhse. panel to frame reinf. to chassis panel.....
68	5000 exc. Conv.....	1376803	2	1.69	MOUNT (No. 2 loc.) (Black).....
68	50-60-8000 exc. Conv. . .	1385708	2	1.23	MOUNT, body frt. fdr. whlhse. panel to frame mtg. reinf. to chassis frame (Green).....
68	50-6000.....	1376799	2	1.23	MOUNT (No. 1 loc.) (Yellow).....
68	60-8000 exc. Conv.....	1376795	2	1.18	MOUNT (No. 2 loc.) (Pink).....
68	50-60-8000 Conv.....	1376795	2	1.18	MOUNT, frt. fdr. whlhse. panel to frame mtg. reinf. to chassis frame (Pink).....
68	9000.....	1385575	4	1.23	MOUNT (No. 1-1A loc.) (Blue).....
	NOTE 1969 1st type, round holes at top of frame for				o. 3 & 4 mount location.
	NOTE 1969 2nd type, round holes at top of frame with				small slot toward rear of frame to accept tang in
	mount at No. 3-4 loc.				
69	9000.....	1383298	2	1.38	MOUNT (No. 3 loc.) (Black)
69	5000.....	1383298	2	1.38	MOUNT, sheet metal.....
69	6437-39-6637-39-8239-57-8439-57 2nd Type . .	1232548	AR	1.54	MOUNT (No. loc.) (Brown) . .
69	50-60-8000 2nd Type . . .	1232551	AR	1.54	MOUNT (No. loc.) (Orange)
69	5000.....	1383298	2	1.38	MOUNT (No. location)
69	5000 1st Type.....	1383298	2	1.38	MOUNT (No. 7 location) . . .
69-70	5000.....	1383298	4	1.38	MOUNT (No. *2 loc.) (black)
69-70	50-60-8000 exc. 6000 Wagons.....	1383297	4	1.03	MOUNT (No. 5 location) (Black).....
69	50-60-8000.....	1383298	4	1.38	MOUNT (No. 6-7 loc.).....
69	50-60-8000 1st Type	1383298	AR	1.38	MOUNT (No. 4 loc.).....
69	60-8000 1st Type	1383298	AR	1.38	MOUNT, sheet metal.....
69	60-8000.....	1383298	1	1.38	MOUNT (No. 1 loc.) (black).....
69	50-60-8000 2nd Type . . .	1383298	2	1.38	MOUNT, sheet metal (No. 1 loc.) (black)
69	6469-8269-8469.....	1383298	2	1.38	MOUNT (No. 2 loc.) (black).....
69	6437-39-6637-39-8239-57-8439-57 1st Type . .	1383298	1	1.38	MOUNT (No. 2 loc.) (black)
69-71	50-60-8000.....	1383298	2	1.38	MOUNT (No. 3 loc.) (Black)
69-70	6667-8467.....	1383299	2	1.49	MOUNT (No. 2 location) (White)
69	9000.....	1231113	2	1.49	MOUNT (No. 1 inner) (Red)
69	9000.....	1376803	2	1.69	MOUNT (No. 1A outer) (Black) . .
70 72	30-4000.....	1383298	2	1.38	MOUNT (No. 3 loc.) (Black)
70-71	30-4000 exc. 455 Eng. . .	1383298	2	1.38	MOUNT (No. 1-2 loc.) (Black) . . .
70	6000.....	1383298	2	1.38	MOUNT (No. 7 loc.) (black)
70	6000 Wagons.....	1233758	2	1.18	MOUNT (No. 5 loc.) (Blue)
70	6000 Wagons.....	1234329	2	1.44	MOUNT (No. 4 8i 6 loc.) (Pink) . .
70	50-60-8000 exc. Wagons	1383298	2	1.38	MOUNT (No. 6-7 loc.).....
70	50-60-8000 exc. Wagons	1232551	AR	1.54	MOUNT (No. 4 loc.) (Orange) . . .
70	6667-8467.....	1383298	2	1.38	MOUNT (No. 1 loc.) (black)
70	60-8000 exc. Conv.....	1232548	AR	1.54	MOUNT (No. 2 loc.) (Brown)——
70	9000.....	1234580	2	1.85	MOUNT (No. 1-outer) (White) . . .
70	60-8000.....	1383298	2	1.38	MOUNT (No. 1 loc.) (black)
70	50-60-8000.....	1383298	2	1.38	MOUNT, sheet metal (black)——
70	6036-46.....	1383299	2	1.49	MOUNT (No. 2 loc.) (White)
71	5000-6000-8000-9000 . .	1383298	2	1.38	MOUNT, body (No. 4 loc.).....
71	5000-6000-8000-9000 (455 Eng.).....	1383298	2	1.38	MOUNT, body (sheet metal & 1 loc.)
71	5000-6600-8000-9000 . .	1383298	2	1.38	MOUNT, body (No. 6-7 loc.).....
71	5000 less 455 Eng	1383298	2	1.38	MOUNT, body (No. 1-2 loc.).....
71	9000.....	1383298	2	1.38	MOUNT, body (No. 2 loc.).....
71-72	50-60-80-9000.....	1383297	2	1.03	MOUNT, body (No. 5 loc.).....
71	6000 Wagons.....	1383298	AR	1.38	MOUNT, body (loc. 1-3-4).....
71-72	6000 Wagons.....	3989099	6	.87	MOUNT, body (No. 2-6-7 loc.).....
71	6000 Wagons.....	1383298	2	1.38	MOUNT, body (No. 3) (black).....
71	50-66-80-9000 exc. Pol. Car.....	1383298	AR	1.38	MOUNT, body (all loc. exc. No. 5).
71-72	50-6000 Pol. Cars.....	3989099	AR	.87	MOUNT, body (all loc. exc. No. 5).
72	5000 (350 Eng.).....	1240177	2	1.38	MOUNT (No. 2 loc.).....

72	5000 (350 Eng.)	1240183	2	1.38	MOUNT (No. 3 loc.)
72	5000 (350 Eng.)	1240179	2	1.38	MOUNT (No. 4 loc.)
72	50-6600 (2 Dr. H.T.) 455 Eng.	1240179	2	1.38	MOUNT (No. 1 loc.)
72	50-6600 (2 Dr. H.T.) 455 Eng.	1240176	2	1.38	MOUNT (No. 2 loc.)
72	50-6600 (4 Dr.) 455 Eng.	1240177	2	1.38	MOUNT (No. 2 loc.)
72	5467-6035-45-6639-67-8000 (455 Eng.)	1240183	2	1.38	MOUNT (No. 3 loc.)
72	5467-6639-67 (455 Eng.)	1240179	2	1.38	MOUNT (No. loc.)
72	50-66-80-9000	1240179	2	1.38	MOUNT (No. loc.)
72	50-60-9000	1240179	2	1.38	MOUNT (No. loc.)
72	6000 Wagons	1240176	2	1.38	MOUNT (No. loc.)
72	6000 Wagons	1240184	4	1.38	MOUNT (No. & 7 loc]
72	8000 (2 Dr.)	1240417	2	1.38	MOUNT (No. loc.)
72	8000 (2 Dr.)	1240421	2	1.35	MOUNT (No. loc.)
71-73	All B (Wagons)	485172	1	.87	CUSHION, underbody to frame-rr. crossmember hole
61	44-4 6-47-4800 exc. Conv.	1348123	4		SHIM, No. 1 & 1 A loc.
61-63	44-46-47-4800	1193716	2	56	SHIM (No. 6 loc.)
61-62	44-4 6-47-4800 exc. 1961 Conv.	1348123	AR		SHIM, 2-No. 1-inner body mtg., 2-No. 1A-outer body mtg. & 2-No. 4 body mtg. for 1962-4635-4645
62	4635-45	1348123	2		SHIM, No. 4 loc. body mtg.
62	4635-45	1348123	2		SHIM, No. 1 loc-inner body mtg. No. 1A loc-outer body mtg.
64	40-41-42-4300	1362751	2	.25	RETAINER, body mount.
64-66	Special-Skylark-G.S.	1362751	2	.25	RETAINER, rad. side supt. to frame side.
71-72	50-60 80-9000	454949	AR	.25	BOLT, body mounts (No. 1-2-3-4-6-7).
(*) 1958 E-1059818 FL., E-2016737 S.G., E-3018360 Lin., E-4021734 K.C., E-5016055 Wil., E-6018926 Atla., E-7008171 Fra., E-8013476 Arl.					

9.169 HEATER & AIR CONDITIONING PARTS LIST - INDEX

- 9.169A 1965-73 30-4000 (All A) HEATER PARTS LESS A.C.
- 9.169B 1965-67 30-4000 HEATER 8< A.C. PARTS.
- 9.169C 1968-73 30-4000 (All A) HEATER & A.C. PARTS
- 9.169D 1965-67 50-60-80-9000 HEATER PARTS LESS AC.
- 9.169E 1968-73 50-60-80-9000 (All B-C-E) HEATER PARTS, LESS A.C.
- 9.169F 1965-67 50-60-8000 HEATER & A.C. PARTS (MANUAL OR AUTO. A.C.)
- 9.169G 1965-67 9000 HEATER & A.C. PARTS (MANUAL OR AUTO. A.C.)
- 9.169H 1968-70 50-60-8000 HEATER 8i A.C. PARTS (MANUAL OR AUTO. A.C.)
- 9.169I 1968-70 9000 HEATER 8. A.C. PARTS (MANUAL OR AUTO. A.C.)
- 9.169J 1971-73 50-60-80-9000 (All B-C-E) HEATER 8. A.C. PARTS (MANUAL OR AUTO. A.C.)

9.169A 1965-73 30-4000 (All A) HEATE

68	All A (less A.C.)	9791304	1	.20	BRACKET, htr. 8t def. air cable—(9.798)
69-72	All A (less A.C.)	1230701	1	.36	BRACKET, htr. & def. air cbl.—(9.798)
68-72	All A (less A.C.)	9791433	1	.20	BRACKET, temp. control cbl. mtg—(9.798)
68-72	All A (less A.C.)	9791436	1	.25	BRACKET, air valve cbl. mtg.—(9.798)
65	All A (less A.C.)	3157837	1	.82	CAM & SUPPORT, temp. control—(9.779)
66-67	All A (less A.C.)	3005860	1	1.33	CAM & SUPPORT, htr—(9.786)
72-73	All A (less A.C.)	1237982	1	6.30	CAPACITOR, blower mtr. suppressor—(8.855)
68-72	All A (less A.C.)	3158190	1	.10	CAP, htr. control temp. shaft—(8.852)
65 71	All A (less A.C.)	3016905	1	6.25	CASE & CUTOFF, blower & air inlet—(8.857)
66-67	All A (less A.C.)	3006266	1	22.50	CASE & SHROUD, htr. distr.—(8.854)
68-72	All A (less A.C.)	3017881	1	25.50	CASE, htr. (incl. shroud 8i valves)—(8.854)
66 67	All A (less A.C.)	3004672	1	.20	CLAMP, htr. core-in-out tank (2" core)—(8.854)
66-67	All A (less A.C.)	3004671	1	.25	CLAMP, htr. core, tank hdr. (2" core)—(8.854)
71-72	All A (less A.C.)	3011428	1	.56	CLAMP, core mtg.-in-out tank—(8.854)
71-72	All A (less A.C.)	3011429	1	.56	CLAMP, core mtg. (tank hdr.)—(8.854)
70	All A (less A.C.)	7277348	1	.10	CLIP, htr. temp. lever ret.—(8.852)
68-72	All A (less A.C.)	7282187	AR	.15	CLIP, htr. control lens—(8.852)
65	All A (less A.C.)	7288624	1	14.25	CONTROL, htr. & def.—(9.798)
66	All A (less A.C.)	7293824	1	19.80	CONTROL, htr. & def.—(9.798)
67	All A (less A.C.)	1378875	1	20.90	CONTROL, htr. & def.—(9.798)
68	All A (less A.C.)	1382300	1	43.45	CONTROL, htr. & def.—(9.798)
69	All A (less A.C.)	1387639	1	28.60	CONTROL, htr. & def.—(9.798)
70-71	All A less A.C. or Wood Grain Instr. Pnl	1233934	1	32.60	CONTROL, htr. & def.—(8.850)
70 71	All A Wood Grain Instr. Pnl less A.C.	1233935	1	32.60	CONTROL, htr. & def.—(8.850)
72	All A (Htr.)	1240128	1	25.90	CONTROL (wood grain applique) htr.—(8.849)
72	All A (Htr.)	1240130	1	25.90	CONTROL (painted black) htr.
65-67	All A (less A.C.)	3022069	1	33.00	CORE & FITTINGS, htr—(8.854)
68 72	All A (less A.C.)	3014083	1	31.40	CORE & FITTINGS, htr. (8.854)
65-72	All A				DOOR, air outlet (cowl & dash) (refer to grp. 9.789).
65	All A (less A.C.)	3144684	1		FAN, blower mtr.—(8.857)

66-71	All A (less A.C.)	3905776	1	4.20	FAN, blower mtr—(8.857)
72	All A (less A.C.) (1st Type)	3905776	1	4.20	FAN, htr. mtr. blower (single flat shaft hole)—(8.857)
72	All A (less A.C.) (2nd Type)	3027031	1	4.35	FAN, htr. mtr. blower (double flat shaft hole)—(8.857)
65-67	All A (less A.C.)	3130032	1	.10	GASKET, blower—(9.779)
65-71	All A				GRILLE, cowl panel (refer to grp. 9.789)
65-71	All A				HOSE, air (refer to grp. 9.786)
69	All A (less A.C.)	1230184	AR	1.18	KNOB, htr. control lvr.—(9.798)
70-72	All A (less A.C.)	1233942	1	1.08	KNOB, htr. control lvr.—(8.852)
68	All A (less A.C.)	7305415	1	10.25	LENS, htr. control—(9.798)
69	All A (less A.C.)	1387410	1	5.80	LENS, htr. control—(9.798)
70-71	All A less A.C. or Wood Grain Instr. Pnl.	1233938	1	11.15	LENS, htr. control—(8.852)
70-71	All A Wood Grain Instr. Pnl. less A.C.	1233939	1	1 1.40	LENS, htr. control—(8.852)
72	All A (Htr.)	1240127	1	1 1.40	LENS (wood grain applique) htr. control—(8.852)
72	All A (Htr.)	1240131	1	1 1.40	LENS (painted black) htr. control—(8.852)
66-67	All A (less A.C.)	3008472	1	.51	LEVER 8< SHAFT, def.—(9.786)
66-67	All A (less A.C.)	3014057	1	.51	LEVER & SHAFT, temp. control—(9.786)
68-72	All A (less A.C.)	3014067	1	.41	LEVER & SHAFT, temp. control—(9.786)
68-72	All A (less A.C.)	3014901	1	.56	LEVER 8t SHAFT, def. valve—(9.786)
70	All A	1222934	1	1.69	LEVER, (incl. knob & ret.) htr. control—(8.852)
65-73	All A (less A.C.)	4960505	1	20.60	MOTOR, blower—(8.855)
68-71	350 Eng.	1356096	1	.25	NIPPLE, in mfld.—(8.866)
68-71	L-6 Eng.	3838094	1	.46	NIPPLE, htr. hose in thermo hsg.—(8.866)
65-70	All A (less A.C.)	3130804	1	.10	NUT, htr. blower—(8.857)
68-72	All A (less A.C.)	401827	1	.10	NUT, outside air control wire to air valve—(9.787)
68-72	All A (less A.C.)	401827	1	.10	NUT, temp. control wire to temp. valve—(9.787)
69-72	All A	7305309	AR	.56	NUT, htr. controls (barrel type)—(8.852)
65-71	All A				OUTLET, air duct (cowl) refer to grp. 9.789
65 67	All A (less A.C.)	9773829	1	97	OUTLET, htr. air distr.-ctr.—(9.789)
6872	All A less A.C. & Mini Console	9790487	1	.97	OUTLET, htr. air distr.-ctr.—(9.789)
72	All A Mini Console less A.C.	9791750	1	6.15	OUTLET, htr. air distr.-ctr.—(9.789)
66-67	All A (less A.C.)	1381368	1	8.75	OUTLET, def.—(9.779)
6872	All A (less A.C.)	1382648	1	6.70	OUTLET, def.—(9.779)
65-67	All A (less A.C.)	9773402	1	1.13	RESISTOR, htr. blower—(9.779)
68-72	All A (less A.C.)	3929052	1	.92	RESISTOR, htr. blower—(8.855)
73	All A (less A.C.)	9796480	1	1.03	RESISTOR, htr. blower—(8.855)
65-72	All A (less A.C.)	1371365	AR	.10	SEAL, htr. to dash—(9.779)
65-67	All A (less A.C.)	1376992	2	3.69	SEAL, between blower & air inlet fig. & dash pnl.—(9.779)
65-67	All A (less A.C.)	9776917	1	.41	SEAL, htr. core-instl. on htr. core (2 pipes) thru dash—(8.854)
68-72	All A (less A.C.)	9792672	1	.62	SEAL, htr. core (on core)—(8.854)
65	All A (less A.C.)	1363935	1	1.95	SWITCH, htr. control—(8.852)
66-67	All A (less A.C.)	7295126	1	4.51	SWITCH, htr. control (4 term-on control)—(8.852)
68	All A (less A.C.)	7304848	1	7.90	SWITCH, htr. control (4 term-on control)—(8.852)
69-72	All A (less A.C.)	1387325	1	7.65	SWITCH, htr. control (on control)—(8.852)
66-67	All A (less A.C.)	3000410	1	.97	VALVE, def.—(9.779)
68-72	All A (less A.C.)	3014071	1	1.33	VALVE, def.—(9.779)
66-72	All A (less A.C.)	3157840	1	2.77	VALVE, htr. water temp. control—(9.795)
65	All A (less A.C.)	3157837	1	.82	VALVE, temp. control—(9.779)
65	All A (less A.C.)				VALVE, water temp. (use cam & support)
68-71	All A	381700	AR	.10	WASHER, control wires—(9.787)
65-71	All A				WIRE, control cbls. (refer to 9.787 & 9.798)

9.169B 1965-67 30-4000 HEATER & AIR CONDITIONING PARTS

NOTE 1965 1st type-suction throttling valve stamped No. 0492, 2nd type-suction throttling valve stamped No. 0508.

66-67	30-4000 A.C.	1378118	1.23	ADAPTER, A.C. vac. disch.—(9.798)
65-67	30-4000 A.C.	1365309	1.13	BAFFLE, diverter door—(9.784)
65	30-4000 A.C. (2nd Type)	387541	.55	BRACKET, expan. valve mtg.—(9.213)
66-67	30-4000 A.C.	387541	.55	BRACKET, expan. valve mtg.—(9.213)
65-67	30-4000 A.C.	3159421	.72	BRACKET, evap. pipe guard—(9.21 1)
65-67	30-4000 (Cust. A.C.)	3840948	.67	BRACKET, evap.—(9.21 1)
65-67	30-4000 (Cust. A.C.)	589074	.97	BRACKET, muffler & rec. dehyd—(9.1 95)
65-67	30-4000 (Cust. A.C.)	577617	1.44	BRACKET, disch. pipe muffler (4'/.8" dia.)—(9.1 95)
65-67	30-4000 A.C.	3159147	.15	BUMPER, slave door—(9.775)
65-67	30-4000 A.C.	3003607	2.05	CAM & SUPPORT, htr.—(9.779)
65-67	30-4000 A.C.	5911737	.77	CAP, suction throttling valve-compr.—(9.198)
65 67	30-4000 A.C.	3003605	45.85	CASE, A.C.-rr. (incl. fittings)—(9.779)
65-67	30-4000 A.C.	3002886	22.50	CASE, htr. (incl. distr. & def. valve brkt.)—(9.779)
65-67	30-4000 A.C.	3002460	36.20	CASE, evap. mtr. (incl. fittings)—(9.2 1 6)
65	30-4000 A.C. (1st Type)	3007455	9.00	CASE, evap. outlet—(9.21 1)

65	30-4000 A.C. (2nd Type)	3007457	1	8.60	CASE, evap. outlet—(9.21 1).....
66-67	30-4000 A.C.	3007457	1	8.60	CASE, evap. outlet—(9.21 1).....
65-67	30-4000 A.C.	3007456	1	10.65	CASE, evap. inlet—(9.21 1).....
65-67	30-4000 (Cust. A.C.)	3003511	1	5.40	CASE, evap. inlet (plastic)—(9.21 1).....
65-67	30-4000 A.C.	2471945	AR	.59	CLAMP, evap. drain tube—(1.166).....
65	30-4000 A.C. (2nd Type)	387543	1	.51	CLAMP, expan. valve—(9.213).....
66-67	30-4000 A.C.	387543	1	.51	CLAMP, expan. valve—(9.213).....
65-67	30-4000 A.C.	6598423	1	145.95	COMPRESSOR, less cl., pulley & brg.—(9.170)
	NOTE For Compressor Component Parts (Refer to Grps.				9.170 thru 9.188).
65	30-4000 A.C. (Down			96.05	CONDENSER, A.C—(9.190).....
		3158980	1		
65	30-4000 A.C. (Cross			93.80	CONDENSER, A.C—(9.190).....
		3005328	1		
66	30-4000 A.C.	3007845	1	111.25	CONDENSER, A.C—(9.190).....
67	30-4000 A.C.	3010560	1	108.10	CONDENSER, A.C—(9.190).....
65	30-4000 A.C.	6555642	1	.41	CONNECTOR, evap. gage—(9.198).....
65	30-4000 A.C.	6555641	1	.62	CONNECTOR, throttling valve bleed—(9.198).....
65	30-4000 A.C.	7288644	1	29.40	CONTROL, A.C—(9.798).....
66	30-4000 A.C.	7293834	1	33.55	CONTROL, A.C—(9.798).....
67	30-4000 A.C.	1378872	1	35.80	CONTROL, A.C—(9.798).....
65-67	30-4000 A.C.	5914817	1	.36	CORE, throttling valve bleed conn— (9.198)
65-67	30-4000 A.C.	3004817	1	33.85	CORE 8. FITTINGS, htr—(8.854).....
65-67	30-4000 (Cust. A.C.)	3000026	1	64.80	CORE, evap. (incl. fittings)—(9.210).....
65	30-4000 A.C. (1st Type)	3159116	1	92.45	CORE, evap. (incl. fittings)—(9.210).....
65	30-4000 A.C. (2nd Type)	3002716	1	95.25	CORE, evap. (incl. fittings)—(9.210).....
66	30-4000 A.C.	3002716	1	95.25	CORE, evap. (incl. fittings)—(9.210).....
67	30-4000 A.C.	3013254	1	91.80	CORE, evap. (incl. fittings)—(9.210).....
65	30-4000 A.C.	6555458	1	2.10	COVER, throttling valve diaph.—(9.198).....
67	30-4000 A.C.	7614560	LH	2.10	COVER, cowl side duct air outlet—(9.789).....
65	30-4000 A.C.	6555595	1	.56	CUP, throttling valve ret. (6 cyl.)—(9.198).....
65	30-4000 A.C.	6555615	1	.41	CUP, throttling valve ret. (6 cyl.) red—(9.198)
65	30-4000 A.C.	5914931	1	6.10	DIAPHRAGM, vac. (2 ⁷ / ₈ " dia.)—(9.198)
65-67	30-4000 A.C.	1998905	1	5.75	DIAPHRAGM, vac. (4" dia.)—(9.280).....
66-67	30-4000 A.C.	1375932	1	2.97	DUCT, A.C. ctr. outlet—(9.260).....
65-67	30-4000 A.C.	1361750	1	9.70	DUCT, A.C. distribution—(9.779).....
65-67	30-4000 A.C.	3849161	1	2.77	DUCT, blower to evap.—(9.786).....
65-67	30-4000 (Cust. A.C.)	3003941	1	2.46	ESCUTCHEON, evap.—(9.21 1).....
65 67	30-4000 (Cust. A.C.)	3152561	1	4.20	FAN, A.C. mtr.—(9.216).....
65-67	30-4000 A.C.	3144684	1		FAN, blower—(8.857).....
65-67	30-4000 A.C.	3140852	AR	30	GASKET, evap. "0" ring (1 ¹ / ₈ " I.D.)—(9.21 1).....
65-67	30-4000 A.C.	3140748	AR	30	GASKET, evap. "0" ring (1 ¹ / ₈ " I.D.)—(9.21 1).....
65-67	30-4000 A.C.	3159098	1	.56	GASKET, evap. fig. outlet—(9.21 1).....
65-67	30-4000 A.C.	3159100	1	.56	GASKET, evap. fig. inlet—(9.21 1).....
65 67	30-4000 A.C.	3003496	1	3.49	GASKET, plenum blower mtg—(9.216).....
65-67	30-4000 A.C.	1364293	1	.51	GASKET, A.C. duct to htr—(9.779).....
65-67	30-4000 A.C.				HOSE, air (refer to 9.786).....
65-67	30-4000 A.C.				HOSE, A.C. lines (refer to grps. 9.222 thru 9.238),
65-67	30-4000 A.C.				HOSE HARNESS, vac. A.C. (refer to grps. 9.795 8.
					9.798).....
65-67	30-4000 A.C.	8526387	1	.67	INSULATION, evap. bulb—(9.213).....
65	30-4000 A.C. (2nd Type)	387542	1	.87	INSULATOR, expansion valve—(9.21 3).....
66-67	30-4000 A.C.	387542	1	.87.	INSULATOR, expansion valve—(9.21 3).....
65-67	30-4000 A.C.	1174633	2	.20	INSULATOR, condenser—(9.190).....
65-67	30-4000 (Cust. A.C.)	3149478	1	2.26	KIT, sight glass—(9.202).....
65-67	30-4000 (Cust. A.C.)	3840951	2	.56	KNOB, A.C. control—(9.787).....
65	30-4000 A.C.	1355144	2	.97	KNOB & SHAFT, A.C. outer outlets—(9.260).....
66-67	30-4000 A.C.	1369812	2	1.18	KNOB & SHAFT, A.C. outer outlets—(9.260).....
65-67	30-4000 A.C.	3159172	1	.50	LINK, slave door—(9.786).....
65-67	30-4000 A.C.	4960538	1	28.70	MOTOR, blower—(8.855).....
65	30-4000 A.C.	589034	1	24.15	MUFFLER, hot gas valve discharge—(9.225).....
66	30-4000 A.C.	1376400	1	19.15	MUFFLER, hot gas valve discharge—(9.225).....
67	30-4000 A.C.	1377186	1	17.45	MUFFLER, hot gas valve discharge—(9.225).....
65-67	30-4000 A.C.	3130804	1	.10	NUT & LOCK WASHER, htr. blower 8i air inlet—
					(8.858).....
65	30-4000 A.C.	6555468	1	.82	NUT, jamb-compr. throttling valve—(9.198).....
65-67	30-4000 A.C.				OUTLETS, A.C (refer to grp. 9.260).....
65-67	30-4000 A.C.	9773829	1	.97	OUTLET, htr. air distr.-ctr.—(9.789).....
66-67	30-4000	1381368	1	8.75	OUTLET, def.—(9.779).....
65-67	30-4000 A.C.	5929144	1	.51	"O" RING, suction throttle valve cap—(9.172)
65	30-4000 A.C. (Down			2.36	PIPE, condenser—(9.227).....
	Flow Rad.).....	589039	1		
65	30-4000 A.C. (Cross			5.25	PIPE, condenser—(9.227).....
	Flow Rad.).....	1373327	1		
65	30-4000 A.C. (Cross			8.30	PIPE, condenser to muffler—(9.226).....
	Flow Rad.).....	1373326	1		
65	30-4000 A.C. (Down			4.82	PIPE, condenser to muffler—(9.226).....
	Flow Rad.).....	387011	1		
66	30-4000 A.C.	1380150	1	3.79	PIPE, rec. to bottom of condenser—(9.227).....

67	30-4000 A.C.	1379304	4.31	PIPE, rec. to bottom of condenser—(9.227)
65	30-4000 A.C.	6550597	7.55	PISTON, throttling valve (incl. screen, diaph. & ret.)—(9.198)
65-67	30-4000 A.C.	3155342	23.45	RECEIVER 8i DEHYDRATOR, A.C.—(9.195)
65-67	30-4000 (Cust. A.C.)	1365166	3.95	RELAY, blower mtr.—(9.277)
67	30-4000 A.C.	1365166	3.95	RELAY, blower mtr.—(9.277)
65-67	30-4000 A.C.	1367217	1.33	RESISTOR, htr. blower—(9.275)
65-67	30-4000 A.C.	3841266	2.87	RESISTOR, blower—(9.275)
65-67	30 4(J00 A.C.)	3149583	1.90	RETAINER, core seal—(9.21 1)
65-66	30-4000 A.C.	1484385	.15	RETAINER, water temp, valve to brkt—(8.866)
65-67	30-4000 A.C.	1364294	1.64	RETAINER, A.C. distr.—(9.779)
65-67	30-4000	3150822	.10	ROLLER, cam-htr. control—(9.786)
65-67	30-4000 A.C.	5914631	.56	SCREEN, expan. valve filter—(9.2 14)
65	30-4000 A.C.	9776917	.41	SEAL, htr. core pipes—(8.854)
66	30-4000 A.C.	1368519	.28	SEAL, htr. core pipes—(8.854)
65	30-4000 A.C.	8526398	.20	SEAL, evap. gage conn.—(9.198)
65-67	30-4000 A.C.	3149580	.72	SEAL, evap. case—(9.21 1)
65-67	30-4000 A.C.	3159099	1.33	SEAL, evap. core—(9.21 1)
65-67	30-4000 A.C.	3003215	.15	SEAL, inlet pipe to case—(9.21 1)
65-67	30-4000 A.C.	9774110	5.15	SEAL & RETAINER, evap. to htr.-frt.—(9.2 1 1)
65-67	30-4000 A.C.	9774113	2.61	SEAL & RETAINER, evap. to htr.-frt.—(9.21 1)
65-67	30-4000 A.C.	1361852	.56	SEAL, ctr. outlet duct-lwr.—(9.779)
65-67	30-4000	1376992	3.69	SEAL, between blower 8i air inlet fig. & dash pnl. (48" long)—(9.779)
65-67	30-4000	1371365	.10	SEAL, htr. stud—(9.779)
65-67	30-4000 A.C.	3159176	.72	SHAFT, lvr.-diverter valve—(9.779)
65-67	30-4000 A.C.	3159155	5.1	SHAFT & LEVER, def—(9.786)
65-67	30-4000 A.C.	3159175	.51	SHAFT & LEVER, slave valve—(9.786)
65-67	30-4000 A.C.	1185086	.10	SHIM, condenser—(9.198)
65-67	30-4000 A.C.	1189857	.15	SPACER, condenser—(9.198)
65	30-4000 A.C.	6555661	1.74	SPRING, outer-throttling valve—(9.198)
65-67	30-4000 A.C.	3000357	.46	SPRING, return-evap. mtr.—(8.857)
65 67	30-4000 A.C.	3020111	36	SPRING, return-outside recirculated air door—(9.779)
66-67	30-4000 A.C.	1376515	.62	SUPPORT, rec. dehyd. brkt.—(9.195)
65	30-4000 A.C. (2nd Type)	387540	.41	SUPPORT, expan. valve brkt.—(9.213)
66-67	30-4000 A.C.	387540	.41	SUPPORT, expan. valve brkt.—(9.213)
65	30-4000 A.C.	1364649	4.20	SWITCH, A.C. cl. control (2 term.-on control)—(9.275)
65	30-4000 A.C.	1362737	2.10	SWITCH, htr. & def. (4 term.-on control)—(9.275)
65	30-4000 A.C.	7296112	4.61	SWITCH, vac. (on control)—(9.798)
65-67	30-4000 (Cust. A.C.)	3159535	8.85	SWITCH, blower—(9.275)
65-67	33-35 4300 A.C.	1164645	2.56	SWITCH, vac-temp, control—(9.798)
65-67	30-4000 (Cust. A.C.)	3002903	19.65	SWITCH, Ranco control—(9.275)
66-67	30-4000 A.C.	7295126	4.51	SWITCH, htr. & def. (4 term.-on control)—(8.852)
66-67	30-4000 A.C.	7296644	4.82	SWITCH, vac. (2 ports-on control)—(9.798)
66-67	30-4000 A.C.	7295123	4.41	SWITCH, cl. control (on control)—(9.275)
65-67	30-4000 A.C.	3002737	.62	TUBE, evap. mtr. cooling-inlet—(9.2 1 8)
65-67	30-4000 A.C.	3021960	.30	TUBE, evap. case drain—(9.21 1)
65	30-4000 A.C.	7288676	3.90	VALVE, vac-htr. & A.C. control (6 port-on control)—(9.798)
65 67	30-4000 A.C.	30101 26	2.20	VALVE, def—(9.779)
65-67	30-4000 A.C.	3159179	3.18	VALVE 8. SEAL, diverter—(9.786)
65-67	30-4000 A.C.	1364636	2.82	VALVE, vac-check (2" long)—(9.798)
66-67	30-4000 A.C.	1222552	4.20	VALVE, vac-htr. & A.C. control (6 ports-on control)—(9.798)
65-67	30-4000 A.C.	3159177	.51	VALVE, slave—(9.786)
65	30-4000 A.C. (1st Type)	5910481	39.30	VALVE, evap. thermostatic expansion—(9.21 3)
65	30-4000 A.C. (2nd Type)	5910766	29.25	VALVE, evap. thermostatic expansion—(9.213)
66-67	30-4000 A.C.	5910766	29.25	VALVE, evap. thermostatic expansion—(9.213)
65-66	30-4000 A.C.	1231105	8.10	VALVE, water temp, control—(9.795)
67	30-4000 A.C. exc. 4600	1379746	10.00	VALVE, water temp, control—(9.795)
67	4600 A.C.	396235	13.50	VALVE, water temp, control—(9.795)
65	30-4000 A.C. (1st Type)	5910545	44.60	VALVE, suction throttling (stamped 0492)—(9.198)
65	30-4000 A.C. (2nd Type)	5910593	30.70	VALVE, suction throttling (stamped 0508)—(9.198)
66-67	30-4000 A.C.	5910593	30.70	VALVE, suction throttling—(9.1 98)
65	30-4000 A.C.	6555456	.41	WASHER, adj. spring-throttle valve—(9.198)
65-67	30-4000 (Cust. A.C.)	3000037		WIRE, Ranco to blower switch—(9.275)
65-67	30-4000 (Cust. A.C.)	2988254	8.70	WIRE, evap. to relay—(9.281)
65-67	30-4000			WIRE, control cbls. (refer to 9.787 & 9.789)

9.169C 1968-73 30-4000 (ALL A) HEATER & AIR CONDITIONING PARTS

68	All A (A.C.)	1373744	.62	ADAPTER, water valve vac. disch—(9.798)
68	All A (A.C.)	1384063	.46	ADAPTER, htr. & A.C. vac. disch.—(9.798)
69-72	All A (A.C.)	1230016	.41	ADAPTER, vac. switch harness—(9.798)
68-71	All A (A.C.)	3014155	1.74	BAFFLE, evap. inlet—(9.21 1)
68	All A (A.C.)	1385513	2.26	BRACKET, muffler hot gas valve discharge-mtg—(9.225)

69	All A (A.C.)	1387564	1	2.67	BRACKET, A.C. muffler—(9.242)
71-72	All A (A.C.)	1235005	1	1.13	BRACKET, A.C. muffler—(9.242)
70-71	All A (V-8) A.C.	1234263	1	.72	BRACKET, comp. line—(9.226)
70-71	All A (A.C.)	1386236	2	.87	BRACKET, condenser mtg.-upr.—(9.1 90)
72	All A (A.C.)	1239903	2	.87	BRACKET, condenser mtg.-upr.—(9.190)
68-69	All A (A.C.)	543097	1	2.36	BUMPER, hot gas valve disch. muffler—(9.225)
68-73	All A (A.C.)	1382264	2	.25	BUMPER, condenser lwr. mtg. to rad. supt. lwr. tie—(9.198)
68-72	All A (A.C.)	3014178	1	2.00	CAM & SUPPORT, htr.—(9.779)
68-72	All A (A.C.)	5911737	1	.77	CAP, throttle valve—(9.198)
68-69	All (A.C. 1st Type)	3014254	1	49.50	CASE, htr. (incl. frt. plate & valves)—(9.779)
71-73	All A	1237982	1	6.30	CAPACITOR, blower mtr. suppressor—(8.855)
68-72	All A (A.C.)	3014158	1	26.65	CASE, evap. inlet (incl. brkts.)—(9.2 1 1)
68-72	All A (A.C.)	3014157	1	9.30	CASE, evap. outlet—(9.21 1)
69	All A (A.C. 2nd Type)	3021154	1	49.50	CASE, htr. (incl. frt. plate & valves)—(9.779)
70	All A (A.C.)	3021154	1	49.50	Bowden cbl. 2nd type less lvr. for atch. Bowden cbl.
71-72	All A (A.C.)	3021984	1	49.45	CASE, htr. (incl. frt. plates & valves)—(9.779)
68-70	All A (A.C.)	3840341	2	.30	CASE, htr. (incl. frt. plate & valves)—(8.854)
68-70	All A (A.C.)	3017085	1	.10	CLAMP, rec. & dehyd.—(9.1 95)
68-72	All A (A.C.)	3147463	1	5.1	CLAMP, suction line ("I," tube)—(9.225)
68-72	All A (A.C.)	388075	1	.30	CLAMP, suction pipe bulb—(9.225)
68-72	All A (A.C.)	3017085	1	.10	CLAMP, suction throttling valve to evap. brkt.—(9.198)
68-71	All A				CLAMP, evap. suction line (% tube)—(9.21 1)
68-72	All A (A.C.)	3017086	1	.20	CLAMP, A.C. hoses (refer to grp. 9.242)
68-72	All A (A.C.)	2471945	AR	.59	CLAMP, evap. thermo. expansion valve—(9.214)
68-72	All A (A.C.)	3014168	1	.30	CLAMP, evap. case drain tube—(3.680)
68	All A (A.C.)	1385768	1	.10	CLAMP, htr. core mtg.—(9.779)
68-69	All A (A.C.)	3012473	2	.15	CLIP, vac. hose adapter retaining—(9.798)
68-69	All A (A.C.)	1385658	1	.72	CLIP, diverter vac. hose—(9.786)
68-72	All A (A.C.)	3013531	1	.10	CLIP, htr. assm. slave dr.—(9.779)
70	All A	7277348	1	.10	CLIP, temp. valve ret—(9.786)
71-72	All A (A.C.)	7277348	1	.10	CLIP, temp. lvr. ret.—(8.852)
68-72	All A (A.C.)	7282187	AR	.15	CLIP, pivot vac switch—(8.852)
68-72	All A (A.C. 2nd Type)	6598423	1	145.95	CLIP, htr. & A.C. control lens—(8.852)
68-69	All A (A.C.)	3015045	1	120.25	COMPRESSOR, A.C. less cl. pulley & brg. 9.170 thru 9.198)
70-72	All A (A.C.)	3021843	1	141.25	CONDENSER, AC—(9.190)
68-69	All A (A.C.)	3002383	1	.10	CONDENSER, A.C.—(9.190)
72-73	All A (A.C.)	1366285	AR	.15	CONNECTOR, slave dr.—(9.779)
68-73	All A (A.C.)	3895904	AR	.46	CONNECTOR, vac. hose-straight (plastic)—(9.798)
68	All A (A.C.)	1382303	1	55.65	CONNECTOR, tee (in vac. hose)
69	All A (A.C.)	1387642	1	34.25	CONTROL, A.C.—(9.798)
70-71	All A (A.C. less Wood Grain Instr. Pnl.)	1233960	1	29.30	CONTROL, A.C.—(9.798)
70-72	All A (A.C. & Wood Grain Instr. Pnl.)	1240133	1	27.85	CONTROL, A.C.—(9.273)
72	All A (A.C.)	1240136	1	27.85	CONTROL, A.C. (painted black)—(9.273)
68	All A (A.C.)	7305362	2	.72	CONTROL, A.C. (painted black)—(9.273)
68-72	All A (A.C.)	3014782	1	34.80	CORD, htr. 8i A.C. control dial—(9.798)
68-72	All A (A.C.)	3014086	1	96.55	CORE & FITTINGS, htr.—(8.854)
68-71	All A (A.C.)	5914817	1	.36	CORE (incl. fittings) evaporator—(9.210)
68	All A (A.C.)	7671449	LH	2.51	CORE, throttling valve-bleed conn.—(9.198)
69-71	All A (A.C.)	8732446	LH	2.56	COVER, cowl side duct air outlet—(9.789)
68	All A (A.C.)	1998905	1	5.75	COVER, cowl side duct air outlet—(9.789)
68-72	All A (A.C.)	1998901	1	2.36	DIAPHRAGM, outside air inlet door—(9.280)
69-71	All A (A.C.)	1998942	1	5.70	DIAPHRAGM, htr. & A.C. mode door—(9.277)
69-72	All A (A.C.)	1998934	1	2.98	DIAPHRAGM, outside air inlet door—(9.281)
68-71	All A (A.C.)	1382090	1	3.79	DIAPHRAGM, defroster door—(9.779)
68-71	All A (A.C.)	3014866	1	4.00	DUCT, instr. pnl. A.C. ctr. outlet—(9.260)
68-72	All A (A.C.)	1382815	1	2.97	DUCT, blower inlet valve hsg—(9.2 15)
68-72	All A (A.C.)	1381848	1	3.74	DUCT, A.C. outlet—(9.779)
70-72	All A (A.C.)	1231919	1	2.46	DUCT, A.C. distribution—(9.779)
68-72	All A (A.C.)	3013476	1	.25	DUCT, A.C. duct-ctr. outlet—(9.262)
68-71	All A (A.C.)	3144684	1		ELBOW, evap. mtr. cooling—(9.21 8)
72	All A (A.C.)	3905776	1	4.20	FAN, evap. blower—(8.85 7)
68-71	All A (A.C.)	3014871	1	1.54	FAN, evap. blower
68	All A (A.C.)	3014867	1	1.49	FLANGE & PIN, duct mtg.—(9.779)
69-72	All A (A.C.)	3018642	1	1.74	GASKET, recirculating air—(9.779)
68-73	All A (A.C.)	3140852	AR	.30	GASKET, recirculating air—(9.779)
68-71	All A (A.C.)	3140748	1	.30	GASKET, evap. "0" ring ("I," I.D.)—(9.21 1)
68-73	All A (A.C.)				GASKET, "0" ring (% I.D.)—(9.21 1)
68	All A (A.C.)	1387028	1	7.65	GROMMET (refer to grp. 9.775)
69-72	All A (A.C.)	1230188	1	8.85	HOSE HARNESS, vac—(9.798)
68-73	All A (A.C.)				HOSE HARNESS, vac—(9.798)
68-73	All A (A.C.)				HOSE, air (refer to grp. 9.260-9.786)
68-72	All A (A.C.)	3015724	1	12.75	HOSE, A.C. lines (refer to grps. 9.222 thru 9.242)
					HOUSING, temp. control—(9.779)

68-72	All A (A.C.)	8526387	1	67	INSULATION , evap bulb, -(9.213)
68-73	All A (A.C.)				INSULATORS , A.C. hoses (refer to grp. 9.225)
68-73	All A (A.C.)	1384774	2	.41	INSULATOR , condenser to upr. tie bar—(9.225)
69	All A (A.C.)	1230184	AR	1.18	KNOB , htr. & A.C. control—(9.798)
70-71	All A (A.C.)	1233942	AR	1.08	KNOB , htr. & A.C. control—(8.852)
68	All A (A.C.)	7305364	1	11.10	LENS , A.C. control (inc applique)—(9.798)
69	All A (A.C.)	1387411	1	5.80	LENS , A.C. control (inc applique)—(9.798)
70-71	All A (A.C. less Wood Grain Instr. Pnl.)	1233926	1		LENS , A.C. control—(9.279)
70-71	All A (A.C. & Wood Grain Instr. Pnl.)	1233925	1	1 1.45	LENS , A.C. control (9.279)
72	All A (A.C.)	1240134	1	4.20	LENS , control (wood grain)—(9.279)
72	All A (A.C.)	1240137	1	10.60	LENS , control (painted black)—(9.279)
68-69	All A (A.C.)	3016561	1	.77	LEVER & SHAFT , def (9.779)
70	All A (A.C.)	1222934	1	1.69	LEVER , htr. or A.C. control (incl. knob & ret.)—(8.852)
68-69	All A (A.C.)	3014165	1	.10	LINK , valve adj.-diverter—(9.779)
68-72	All A (A.C.)	4960538	1	28.70	MOTOR , blower (8.8 ⁴⁵)
68-69	All A (A.C.)	1384086	1	17.10	MUFFLER , A.C. hot gas valve discharge—(9.225)
68-71	All A (A.C.)	3130804	1	.10	NUT & LOCKWASHER , htr. blower & air inlet—(8.857)
69-72	All A (A.C.)	7305309	AR	.56	NUT , htr. & A.C. control (barrel-type)—(8.852)
72	All A (A.C.)	3011293	1	.10	NUT , fan to mtr.-evap blower—(8.857)
68-71	All A (A.C.)	5929144	1	.51	"O" RING , throttle valve cap—(9.172)
68-72	All A less Mini Console	9790487	1	.97	OUTLET , htr. air distributor—(9.789)
72	All A Mini Console & A.C.	9793675	1	6.15	OUTLET , htr. air distributor—(9.789)
68-72	All A (A.C.)	1382648	1	6.70	OUTLET , def.—(9.779)
68-73	All A (A.C.)				OUTLETS , A.C. (refer to grp. 9.260 & 9.262)
68	All A (A.C.)	1384361	1	.10	PLUG (button) in A.C. htr. vac. hole—(9.798)
68-71	L-6 Eng. A.C.	1385835	1	.55	PLUG , vac. hose to water valve—(9.795)
68-70	All A (A.C.)	3012944	1	24.50	RECEIVER & DEHYDRATOR (9.195)
71-72	All A (A.C.)	3015061	1	24.30	RECEIVER & DEHYDRATOR (9.195)
69-73	All A (A.C.)	1372259	1	4.66	RELAY , A.C. blower—(8.277)
71	All A (1st Type)	9791201	1	1.64	RESISTOR , htr. blower last 3 digits of part No. (201) appear on terminal side of resistor board
71	All A (2nd Type)	487089	1	1.23	RESISTOR , htr. blower letter "C" appears on terminal side of resistor board
72	All A (A.C.)	487089	1	1.23	RESISTOR , htr. blower—(9.275)
68-71	All A	9791201	1	1.64	RESISTOR , htr. blower—(9.275)
73	All A (A.C.)	410209	1	.25	RESTRICTOR , vac. delay (porous) def. vac. hose—(9.281)
68-72	All A (A.C.)	3150822	1	.10	ROLLER , cam-htr. control—(9.786)
68-71	All A (A.C.)	5914631	1	.56	SCREEN , expansion valve filters—(9.213)
68-69	All A (A.C.)	1384944	1	.72	SEAL , A.C. ctr. outlet duct—(9.779)
68-72	All A (A.C.)	9791362	1	.10	SEAL , htr. core pipes—(3.854)
68-72	All A (A.C.)	3003215	1	.15	SEAL , evap. inlet pipe to case—(9.211)
68-72	All A (A.C.)	3014159	1	1.64	SEAL , evap. core—(9.211)
68-72	All A (A.C.)	1361852	1	.56	SEAL , ctr. outlet duct arm to distributor end—(9.779)
68-72	All A (A.C.)	1383442	1	.51	SEAL , A.C. htr. to distr. joint—(9.779)
68-72	All A (A.C.)	1371365	1	.10	SEAL , A.C. htr. to dash panel (0.779)
70-72	All A (A.C.)	1232653	1	.72	SEAL , A.C. ctr. duct upper—(9.260)
68-72	All A (A.C.)	3002394	1	.77	SHAFT & LEVER , slave valve—(9.779)
70-72	All A (A.C.)	3014169	1	.82	SHAFT & LEVER , diverter—(9.779)
68-73	All A (A.C.)	1185086	AR	.10	SHIM , rec & dehyd.—(9.198)
69	All A (A.C.)	7314556	1	.25	SHIM , vac. selector switch—(9.798)
68	All A	7304757	RH	.72	SPRING , control torsion—(9.798)
68	All A	7304758	LH	.72	SPRING , control torsion—(9.798)
68-70	All A (A.C.)	3020111	AR	.36	SPRING , outside recirculated air dr. return—(9.779)
68-72	All A (A.C.)	3014174	1	.30	SPRING , A.C. htr. diverter—(9.779)
68-71	All A (A.C.)	3014868	1	.46	SPRING , air valve—(9.779)
69-70	All A (A.C.)	403663	1	.30	SPRING , def. dr. return—(9.779)
68	All A (A.C.)	7304784	1	8.15	SWITCH , blower A.C. control (5 position)—(9.798)
68	All A (A.C.)	7304793	1	4.20	SWITCH , master vac. (2 port-on control)—(9.798)
68	All A (A.C.)	7305184	1	6.50	SWITCH , selector vac. cl. (4 ports & 4 terminals-on control)—(9.798)
69-72	All A (A.C.)	1386803	1	7.20	SWITCH , blower A.C. control (on control)—(9.275)
69-72	All A (A.C.)	1387857	1	4.05	SWITCH , master vac. (oil control)—(9.798)
69-72	All A (A.C.)	1386904	1	8.10	SWITCH , vac. selector & A.C. clutch (6 ports-on control) (9.798)
69-72	All A (A.C.)	1387326	1	4.05	SWITCH , vac. water valve (2-port on control)—(9.798)
70	All A (A.C.)	7313424	1	9.15	SWITCH , vac—(9.275)
68-72	All	6599306	1	7.60	SWITCH KIT , super heater switch (for use w/compr. 6598423)—(9.172)
73	All A (A.C.)	483326	1	2.51	SWITCH , compr. ambient (2 term.)—(9.275)
68-72	All A (A.C.)	385076	1	3.08	TANK , vac—(9.281)

68-72	All A (A.C.)	3021960	.30	TUBE, evap. case drain—(9.21 1)
68-72	All A (A.C.)	3158817	1.03	TUBE, evap. mtr. cooling—(9.218)
68	All A (A.C.)	7304963	3.28	VALVE, vac. htr. & A.C. control—(9.798)
68	All A (A.C.)	1384723	10.00	VALVE, water temp. (in rr. of int. mfld.)—(9.795)
68	All A (400 Eng.) A.C.	399679	14.10	VALVE, water temp. control—(9.795)
68-69	All A (A.C.)	3016424	3.43	VALVE, connector & seal diverter—(9.779)
68-69	All A (A.C.)	3014258	3.64	VALVE (door) def.—(9.779)
68-70	All A (A.C.)	3003699	1.23	VALVE (door) slave—(9.779)
68-72	All A (A.C.)	5910767	29.25	VALVE, evap. thermo. expansion—(9.213)
68-72	All A (A.C.)	5910593	30.70	VALVE, suction throttling—(9.198)
68-71	All A (A.C.)	3014872	12.75	VALVE, hsg. & brkt.—(9.779)
69-72	All A (A.C.)	1231105	8.10	VALVE, water temp. control—(9.795)
69-72	All A (A.C.)	3014175	4.56	VALVE & SHAFT, temp. control—(9.779)
70-72	All A (A.C.)	3014259	3.13	VALVE (door) def.—(9.779)
71-72	All A (A.C.)	3012206	2.26	VALVE (door) diverter (incl. conn. & seal)—(8.858)
73	All A (A.C.)	481375	8.35	VALVE, water—(9.795)
NOTE For any A.C. "Valve" not listed, refer to noun name "Switch".				
68-69	All A (A.C.)	3006077	.05	WASHER, slave valve (anti-rattle)—(9.279)
69-72	All A (A.C.)	3143373	.30	WASHER, slave valve (spring grip)—(9.779)
72	All A (A.C.)	3015545	.05	WASHER, frt. supt.-evap. & blower—(9.21 6)
68-72	All A (A.C.)	3001346	.46	WIRE, evap. mtr. ground—(9.215)
68-73	All A (A.C.)			WIRE, htr. & A.C. controls (refer to grp. 9.798)

9.169D 1965-67 50-60-80-9000 HEATER PARTS (LESS AIR CONDITIONING)

66	9000 less A.C.	1376203	.41	ADAPTER, vac. disch.—(9.798)
67	9000 less A.C.	1381787	.92	ADAPTER, vac. disch.—(9.798)
65	5000.	1373807	1.38	BRACKET, gate valve mtg.—(9.798)
66-67	50-60-8000 less A.C.	1374537	.36	BRACKET, air inlet valve—(9.779)
66-67	50-60-8000 less A.C.	1374536	.15	BRACKET, def. valve shut-off—(9.779)
65	50-60-8000.	3157837	.82	CAM & SUPPORT, temp. control—(9.779)
66-67	50-60-8000.	3005860	1.33	CAM & SUPPORT, htr.—(9.786)
65-67	50-60-8000.	3158190	.10	CAP, htr. control temp. shaft—(8.852)
65	9000.	3156340	13.00	CASE & SUPPORT, selector valve—(9.779)
66-67	50-60-8000.	3016905	6.25	CASE & CUT-OFF, blower & air inlet—(8.857)
66-67	50-60-8000.	3005863	29.60	CASE & SHROUD, htr. distr.—(9.779)
66 67	9000 less A.C.	3009856	36.20	CASE & FITTINGS, htr.—(9.779)
66 67	50-60-8000.	3005113		CLAMP, htr. core-in-out tank—(8.854)
66-67	50-60-8000.	3004671	.25	CLAMP, htr. core-tank header—(8.854)
66-67	50-60-8000 less A.C.	1379129	.30	CLIP, on hinge of outside air dr.—(9.779)
65	50-60-8000 less A.C.	1367155	19.40	CONTROL, htr. & def.—(9.798)
65	9000 less A.C.	7291494	25.50	CONTROL, htr.—(9.798)
66	50-60-8000 less A.C.	7293924	21.10	CONTROL, htr.—(9.798)
66	9000 less A.C.	7293844	30.75	CONTROL, htr.—(9.798)
67	50-60-8000 less A.C.	1378874	22.90	CONTROL, htr.—(9.798)
67	9000 less A.C.	1381502	32.00	CONTROL, htr.—(9.798)
65	9000 less A.C.	3004854	35.80	CORE & FITTINGS, htr.—(8.854)
65-67	50-60-8000 less A.C.	3021825	39.70	CORE & FITTINGS, htr.—(8.854)
66-67	9000 less A.C.	3009034	39.60	CORE & FITTINGS, htr.—(8.854)
65	9000.	1357569		COVER, dash mat—(9.779)
67	9000 Long Console.	1375331	1.33	DEFLECTOR, htr.-ctr. outlet—(9.779)
65	9000 less A.C.	1998902	2.36	DIAPHRAGM, vac-selector valve & case—(9.277)
66-67	9000.	3143146	2.91	DIAPHRAGM (No. 1)outlet control valve—(9.779)
66-67	9000.	3004879	3.23	DIVERTER, valve & seal-htr.—(9.779)
66 67	9000.	1374274	6.80	DUCT, vent, distr.—(9.779)
66-67	9000.	1378452	3.18	DUCT, htr. outlet-ctr.—(9.779)
65-67	50-60-80-9000 less A.C.	3144684		FAN, blower mtr.—(8.857)
65	50-60-8000 less A.C.	1472254	.15	GASKET, blower mtr. resistor to air inlet—(9.779)
66	50-60-80-9000 less A.C.	1472254	.15	GASKET, blower mtr. resistor to air inlet—(9.779)
66-67	9000.	1374276	.41	GASKET, vent, distr. duct—(9.779)
66-67	9000.	1377146	.10	GASKET, htr. blower resistor—(9.779)
65-67	50-60-80-9000.			GRILLE, cowl duct panel air (refer to grp. 9.789)
67	50-60-8000.	1383075	.30	GUARD, vac. hose—(9.798)
65-67	50-60-80-9000.			HOSES, air (refer to grp. 9.786)
66	9000 less A.C.	1376201	6.75	HOSE, vac.—(9.798)
67	9000 less A.C.	1380596	5.65	HOSE, vac. (vac. hose assm. to vac. diaphragm-eng. comp.)—(9.798)
67	9000 less A.C.	1381808	5.95	HOSE, vac. htr. -(9.798)
65	50-60-8000.	1396607	1.74	KNOB, control (incl. screw)—(9.798)
67	9000.	7298899	.92	KNOB, htr. fan switch—(9.798)
66-67	50-60-8000 less A.C.	3014057	.51	LEVER & SHAFT, temp. control—(8.852)
65	9000.	3156336	.25	LINK, selector valve—(9.779)
66-67	9000.	3004877	.51	LINK, conn.-diverter—(9.779)
66-67	9000.	3004876	.20	LINK, conn.-shut-off—(9.779)
66-67	50-60-8000 less A.C.	1374535	.92	MANIFOLD, def. outlet—(9.779)
65-67	50-60-8000 less A.C.	4960476	27.35	MOTOR, blower—(8.855)
65	9000 less A.C.	4960476	27.35	MOTOR, blower—(8.855)
66-67	9000 less A.C.	4916993	28.05	MOTOR, blower—(8.855)
65-66	60-80-9000.	1356096	.25	NIPPLE, in water mfld.—(8.866)

65-67	5000	1368777	1	
67	60-80-9000	393529	1	
65-67	50-60-80-9000	3130804	AR	
65-67	50-60-80-9000			
66	9000	1374063	1	
65-67	50-60-8000	4529624	RH	
65-67	50-60-8000	4529625	LH	
66	9000	7594316	RH	
66	9000	7646782	LH	
67	9000	7646781	RH	
67	9000	7646782	LH	
65	50-60-8000 less A.C.	1370906	1	
65	9000	1366931	LH	
66-67	50-60-8000 less A.C.	1374534		
66-67	9000	1374273		
66-67	6000 Long Console	1375760		
65	50-60-8000 less A.C.	1371248		
65	9000 less A.C.	1356994		
66 67	50-60-8000 less A.C.	1374308		
66-67	9000 less A.C.	1374306		
65	9000	1355328		
65-67	50-60-8000	3150822		
65	50-60-8000	1231215		
65-67	50-60-8000	1371365		
65 67	50-60-8000	9776917		
65 67	50-60-80-9000	1376992	AR	
66-67	9000	1374272		
66-67	9000 less A.C.	1377076		
67	9000 Long Console	1381349		
67	9000	1376992		
66-67	9000	3005786		
66	9000 Htr.	3005274		
65	9000	3156627		
66-67	50-60-8000	3005865		
66-67	9000	3004878		
66-67	9000	3002225		
65	9000	3157826		
66-67	9000	3004875		
65	50-60-8000 less A.C.	7290388		
65	9000	7291491		
65	9000	7277295		
66-67	50-60-8000 less A.C.	7295748		
66	9000 less A.C.	7295933		
67	9000 less A.C.	7302012		
67	50-60-8000	3013250		
65-67	9000	385076		
66-67	9000 less A.C.	3149419		
65	50-60-8000	3157837		
65	9000	1231105		
65-67	9000	7291487		
66-67	9000	7296215		
66-67	50-60-80-9000 less A.C.	3157840		
66-67	50-60-8000	3005869		
66-67	9000	3005683		
66-67	50-60-8000	3005872		
66-67	50-60-8000	7302044		
67	9000 less A.C.			
65-67	50-60-80-9000			
66	50-60-8000 less A.C.	6286859	1	

9.169E 1968-73 50-60-80-9000 (ALL B-C-E) HEATER PARTE (LESS AIR CONDITIONING)

68	All E	1384064	1	
69-70		1230014	1	
69-70	All E less A.C.	1230015	1	
68	All B-C less A.C.	9791436	1	
68-69	All B-C less A.C.	1385335	1	
69-70	All B-C less A.C.	9783622	1	
71 73	All B-C-E less A.C.	481460	1	
68 70	All B-C	3005860	1	
68-70	All B-C	3158190	1	
72-73	All B-C-E	3158190	1	
71-73	All B-C-E	1237982	1	
68		3005863	1	
68	All	3016835	1	

.67	NIPPLE , in water mfld.-(8.866)	
2.31	NIPPLE , auto, flow (in nt. mfld.-rr.)-(8.866) ..	
.10	NUT & LOCKWASHEF , htr. blower & <i>air</i> inlet-(8.857).....	
	OUTLETS , air duct (covf/l 8i dash) (refer to grp. 9.789).....	
14.50	OUTLET , ctr. vent.-fresl air-(9.260)	
2.46	OUTLET , def-(9.779)	
2.46	OUTLET , def-(9.779)	
3.84	OUTLET , def-(9.779)	
3.43	OUTLET , def-(9.779)	
3.43	OUTLET , def-(9.779)	
3.43	OUTLET , def-(9.779)	
1.03	OUTLET , htr. disch.-ctr.-(9.779)	
	OUTLET , htr.-(9.779)	
1.18	OUTLET , htr.-ctr.-(9.779)	
3.38	OUTLET , htr.-ctr.-(9.779)	
1.95	OUTLET , htr. air distr. ctr. console- -(9.784)	
1.64	RESISTOR , htr. blower4-(9.779)	
1.64	RESISTOR , htr. blower- (9.779)	
1.03	RESISTOR , htr-(9.779)	
1.18	RESISTOR , htr-(9.779)	
1.23	RETAINER , def. outlet c onn (9.779)	
.10	ROLLER , htr. control can (9.786)...	
.62	SEAL , adapter to blower-(9.779)	
.10	SEAL , htr. stud-(9.779)	
.41	SEAL , htr. core-on core 2 pipes) thru dash-(8.854) ..	
3.69	SEAL , between blower <i>i</i> air inlet fig. 8i dash pnl.-(9.779).....	
.67	SEAL , ctr. outlet duct-lw -(9.779)	
.20	SEAL (6" long) htr. & bower assm. to dash pnl. at air vent, opening-(9.779).....	
.10	SEAL , htr. ctr. outlet de l.-(9.262).....	
3.69	SEAL , vent, blower assn. to instr. pnl.-(9.779) ..	
1.85	SEAT , diverter valve-(9.779).....	
33.10	SELECTOR , htr.-(9.779) ..	
.62	SHAFT , def. valve in htr. case- -(9.779)	
1.03	SHAFT 8. LEVER , def. control -(9.779)	
.97	SHAFT 8. LEVER , diver er-(9.779)	
1.13	SHAFT 8. LEVER , shut off-(9.779)	
.30	SPRING , selector valve-(9.779)	
.41	SPRING , shut-off valve (9.779).....	
4.66	SWITCH , htr. blower (o l control)-(8.852).....	
3.33	SWITCH , master (on coltrol)-(9.275).....	
2.31	SWITCH , htr. blower (o i control)-(8.852).....	
5.35	SWITCH , htr. blower (5 term-on control)-(8.852) ..	
7.25	SWITCH , htr. blower (5 term-on control)-(8.852) ..	
6.60	SWITCH , htr. blower (o i control)-(8.852).....	
4.66	SWITCH , vac. selector- (9.798).....	
3.08	TANK , vac-(9.281) ..	
.62	VALVE & SEAL , blower-(8.857).....	
82	VALVE , temp. control (9.779).....	
8.10	VALVE , water temp, corltrol-(9.795)	
3.43	VALVE , vac. (6 ports-on control)-(9.798)	
2.77	VALVE , vac. (6 ports-on control)-(9.798)	
2.77	VALVE , water temp, cor trol-(9.795)	
1.85	VALVE , def.-(9.779)	
3.69	VALVE , def-(9.779)	
2.4 1	VALVE , shut-off-(9.779)	
3.02	VALVE , vac. control (on control)-(9.798)	
	WIRE , controls (refer to grps. 9.787 & 9.798),	
	WIRE , htr. blower feed ttxt -(9.798)	

68-70	All B-C	3016905	1	6.25	CASE & CUT-OFF, blower & air inlet—(8.857) —
69-70	All B-C	3020000	1	30.65	CASE & SHROUD, htr. distr.—(9.779)
69-70	All E less A.C.	3018618	1	47.35	CASE & FITTINGS, htr.—(9.779)
71-73	All B-C-E less A.C.	3022721	1	29.20	CASE, htr.—(8.854)
71-73	All B-C-E less A.C.	3022589	1	7.50	CASE & CUT-OFF, htr.—(8.857)
68-69	All B-C	3004671	1	.25	CLAMP, tank header—(8.854)
68-69	All B-C	3004672	1	.20	CLAMP, in-out tank—(8.854)
69-70	All B-C	3011428	1	.56	CLAMP, in-out tank (2" core)—(8.854)
69-70	All B-C	3011429	1	.56	CLAMP, core header tank (2" core)—(8.854)
69-70	All E less A.C.	3021665	2	.77	CLAMP (2" core)—(8.854)
71-73	All B-C-E A.C.	3022708	1	.20	CLAMP, core mtg. (inlet-outlet tank)—(8.854)
71-73	All B-C-E	3022712	1	.20	CLAMP, core mtg. (header tank)—(8.854)
68	All B-C less A.C.	1379129	1	.30	CLIP, on hinge of outside air door—(9.779)
70	All B-C-E	7277348	1	.10	CLIP, temp. lvr. ret.—(8.852)
71-73	All B-C-E	1235382	1	.10	CLIP, htr. control to instr. pnl.—(8.852)
68-72	All B-C-E	7282187	AR	.15	CLIP, htr. control lens—(8.852)
68	All B-C less A.C.	1382997	1	43.45	CONTROL, htr.—(9.798)
68	All E less A.C.	1382301	1	47.05	CONTROL, htr.—(9.798)
69	All B-C less A.C.	1387640	1	28.90	CONTROL, htr.—(9.798)
69	All E less A.C.	1387641	1	29.50	CONTROL, htr.—(9.798)
70	All B-C less A.C.	1233964		31.25	CONTROL, htr.—(8.849)
70	All E less A.C.	1233958		35.90	CONTROL, htr.—(8.849)
71	All B-C-E less A.C.	7937454		30.75	CONTROL, htr.—(8.849)
72-73	All B-C-E less A.C.	7938504		18.45	CONTROL, htr.—(8.849)
68	All B-C-E	7305362		.72	CORD, htr. control dial—(9.798)
68	All E less A.C.	3009034		39.60	CORE & FITTINGS, htr.—(8.854)
68-69	All B-C less A.C.	3021825		39.70	CORE & FITTINGS, htr. (8.854)
69-70	All B-C less A.C.	3011423		34.05	CORE & FITTINGS, htr.—(8.854)
69	All E less A.C.	3004818			-CORE & FITTINGS, htr.—(8.854)
69 70	All E less A.C.	3018535		35.55	CORE & FITTINGS, htr. (2" core)—(8.854)
71-73	All B-C-E less A.C.	3022696		32.60	CORE 8. FITTINGS, htr.—(8.854)
68	All E (Long Console)	1375331		1.33	DEFLECTOR, htr.-ctr. outlet—(9.779)
68-70	All E less A.C.	3004879		3 23	DIVERTER, valve & seal-htr.—(9.779)
69-70	All B-C less A.C.	1998917		2.94	DIAPHRAGM, outside air & def. doors—(9.779)
69-70	All E less A.C.	3143146		2.91	DIAPHRAGM, outlet control—(8.850)
71-73	All B-C-E less A.C.	1998984		3.02	DIAPHRAGM, purge door—(8.850)
68-73	All				DOOR, air outlet (dash & cowl) refer to grp. 9.789,
68	All B-C-E	3144684			FAN, htr. blower mtr.—(8.857)
69	All E less A.C.	3144684			FAN, htr. blower mtr.—(8.857)
69-71	All B-C less A.C.	3905776		4.20	FAN, htr. blower mtr.—(8.857)
70-71	All E less A.C.	3905776		4.20	FAN, htr. blower mtr.—(8.857)
72	All B-C-E less A.C. (1st Type)	3905776		4.20	FAN, htr. mtr. blower (single flat shaft hole)—(8.857)
72	All B-C-E less A.C. (2nd Type)	3027031		4.35	FAN, htr. mtr. blower (double flat shaft hole)—(8.857)
68-70	All E	1377187		1.64	GASKET, htr. selector—(9.798)
68-73	All			.25	GRILLE, cowl vent, (refer to grp. 9.789)
71-72	All B-C-E	1236694			GROMMET, to htr. harness—(8.852)
68-73	All				HOSE, air (refer to grp. 9.786)
68	All E less A.C.	1384571		4.72	HOSE HARNESS, vac-htr.—(9.798)
68	All E less A.C.	1384893		4.46	HOSE 8i GROMMET, vac. hose to vac. diaph. eng.—(9.798)
69-70	All E less A.C.	1230190	1	5.75	HOSE HARNESS, vac—(9.798)
68-73	All				KNOB 8. WIRE, controls (refer to 9.787 or 9.798)
69	All B-C-E	1230184	AR	1.18	KNOB, htr. control lvr.—(9.798)
70	All B-C-E less A.C.	1233942	1	1.08	KNOB, htr. control—(8.852)
71-72	All B-C-E	7934749	AR	.82	KNOB, selector lever—(8.852)
71-72	All B-C-E	7931413	1	1.49	KNOB, blower switch—(8.852)
68	All B-C less A.C.	7305419	1	9.60	LENS (incl. applique) htr. control—(9.798)
68	All E less A.C.	7305411	1	10.25	LENS (incl. applique) htr. control—(9.798)
69	All B-C less A.C.	1387412	1	8.65	LENS (incl. applique) htr. control—(9.798)
69	All E less A.C.	1387415	1	8.45	LENS (incl. applique) htr. control—(9.798)
70	All B-C less A.C.	1233898		1 1.45	LENS, htr. control—(8.852)
70	All E less A.C.	1233937		12.50	LENS, htr. control—(8.852)
71	All B-C-E less A.C.	1223346		1 1.45	LENS PACKAGE, htr. control—(8.849)
70	All B-C-E	1222934		1.69	LEVER, htr. control—(8.852)
71-72	All B-C-E (less A.C.)	7932988		1.59	LEVER, htr. control selector—(8.852)
71-72	All B-C-E (less A.C.)	7932343		.56	LEVER, htr. control-temp.—(9.278)
68-70	All E	3002225		1.13	LEVER St SHAFT, shut-off—(9.779)
68-70	All E	3004878		.97	LEVER & SHAFT, diverter—(9.779)
68-70	All B-C	3005865		1.03	LEVER St SHAFT, def. control—(9.779)
68-70	All B-C	3014057		.51	LEVER 8. SHAFT, htr. temp. control—(9.786)
72-73	All B-C-E (less A.C.)	3023199		.51	LEVER 8. SHAFT, def. valve—(9.779)
68-70	All E	3004876		.20	LINK, conn. shut-off—(9.779)
68 70	All E	3004877		.51	LINK, conn.-diverter—(9.779)
68 70	All B-C (less A.C.)	1374535		.92	MANIFOLD, def. outlet—(9.779)
68	All B-C (less A.C.)	4960476		27.35	MOTOR, htr. blower—(8.855)

68-70	All E (less A.C.)	4916993	1	28.05	MOTOR htr. blower (3.855)
69-73	All B-C (less A.C.)	4960505	1	20.60	MOTOR htr. blower- (p.855)
71-73	All E (less A.C.)	4960505	1	20.60	MOTOR htr. blower-(3.855)
68	All B-C	1485744	1	.51	NIPPLE , htr. water flow to int. mflid.—(8.866)
68-71	350 Eng	1356096	1	.25	NIPPLE , htr. water flow-in int. mflid.—(8.866)
69-71	430-455 Eng	1485744	1	.51	NIPPLE , htr. water flow-in int. mflid.—(8.866)
71-72	All B-C-E (less A.C.)	480712	1	4.92	NOZZLE , def. air—(9.7 9)
68-70	All B-C-E	3130804	AR	.10	NUT , htr. blower & air nlet—(8.857)
69-70	All B-C-E	7305309	AR	.56	NUT , htr. controls (barr l type)—(8.852)
68	All B-C	1384114	RH	2.77	OUTLET , def.—(9.779)
68	All B-C	1384115	LH	2.77	OUTLET , def.—(9.779)
68-70	All E	7646781	RH	3.43	OUTLET , def.—(9.779)
68-70	All E	7646782	LH	3.43	OUTLET , def.—(9.779)
69-70	All B-C	1386928	RH	2.46	OUTLET , def.—(9.779)
69-70	All B-C	1387931	LH	2.46	OUTLET , def.—(9.7 79)
68	All E	1374273	1	3.38	OUTLET , htr.-ctr.—(9.7 9)
68-70	All B (Long Console)	1375760	1	1.95	OUTLET , htr. distr.-ctr.—(9.784)
68-70	All B-C less A.C. & Long	1374534	1	1.18	OUTLET , htr. air distr.-dtr — (9.779)
69-70	All E (less Long Console)	1374273	1	3.38	OUTLET , htr.-ctr.—(9.7; 9)
69-70	All E (Long Console)	1387239	1	3.59	OUTLET , htr.-ctr.—(9.77 9)
71-73	All B-C-E (less A.C.)	481153	1	.77	OUTLET , htr.-ctr.—(9.7£9)
68	All B-C (less A.C.)	1374308	1	1.03	RESISTOR , htr.—(9.77E)
68-70	All E (less A.C.)	1374306	1	1.18	RESISTOR , htr.—(9.77E)
69-70	All B-C (less A.C.)	3929052	1	.92	RESISTOR , htr.—(8.85E)
71-73	All B-C-E (less A.C.)	9796480	1	1.03	RESISTOR , htr.—(8.85E)
68-70	All E	3018858	1	1.28	RESISTOR , vac. hose—9.798)
71-72	All B-C-E	7308915	1	.05	RETAINER , htr. control lvr.—(8.849)
68-70	All B-C	3150822	1	.10	ROLLER , htr. control can—(9.786)
68-70	All B-C (less A.C.)	1371365	1	.10	SEAL , htr. stud-htr. to instr. pnl.—(9.779)
68-71	All B-C (less A.C.)	9776917	1	.41	SEAL , htr. core (2 pipes)—(8.854)
68	All E (Long Console)	1381349	1	.10	SEAL , htr. ctr. outlet de l.—(9.779)
68-70	All E (less A.C.)	1376992	1	3.69	SEAL between htr. & b ower & instr. pnl.—(9.779)
68-70	All E (less A.C.)	1377076	1	.20	SEAL , htr. & blower to nstr. pnl. at air vent, opening (6 long)—(9.779)
68-70	All E (less A.C.)	1377075	1	.13	SEAL , htr. & L blower to instr. pnl. at vent, opening (4 long)—(9.779)
71-73	All B-C-E	1235863	2	.92	SEAL , air outlet—(9.77i)
71-72	All B-C-E	1371365	4	.10	SEAL , htr. to instr. pnl.—(9.779)
71	All E (less A.C.)	9776917	1	.41	SEAL , htr. core (2 pipes)—(8.854)
72-73	All B-C-E	3023773	1	1.33	SEAL , inlet pipe-htr.—(8.854)
72-73	All B-C-E	3023774	1	1.33	SEAL , outlet pipe-htr.—(8.854)
68-70	All E	3005786	1	1.85	SEAT , diverter valve—(i .779)
72-73	All B-C-E (less A.C.)	3022710	1	.40	SHAFT , temp. valve—(9 786)
69	All E (less A.C.)	7314556	1	.25	SHIM , vac. selector swich—(9.798)
68	All B-C-E	7304757	RH	.72	SPRING , control torsion—(9.798)
68	All B-C-E	7304758	LH	.72	SPRING , control torsion—(9.798)
68	All E	3004875	1	.41	SPRING , shut-off valve--(9.779)
69-70	All B-C (less A.C.)	3157142	1	20	SPRING , outside air—(9.786)
69-70	All B-C (less A.C.)	9782328	1	.22	SPRING , def. dr.—(8.85 i)
69-70	All E	3017835	1	.46	SPRING , shut-off valve--(9.779)
69-70	All B-C (less A.C.)	3141408	1	.03	STOP , valve def. dr.—(8 858)
69-70	All B-C	1386808	1	.20	SUPPORT , htr. control-R(9.798)
71-72	All B-C-E	1241259	1		SUPPORT , htr. control-(9.798)
68	All B-C-E	7304848	1	7.90	SWITCH , htr. blower (4 terminals-on control)—(8.852)
69-70	All B-C (less A.C.)	1387324	1	7.55	SWITCH , vac. selector jn control)—(9.798)
69-70	All E (less A.C.)	1386901	1	8.40	SWITCH , vac. selector (Bn control)—(9.798)
69-70	All B-C-E	1387325	1	7.65	SWITCH , htr. blower (on control)—(8.852)
71-72	All B-C-E (less A.C.)	1223265	1	7.65	SWITCH , blower—(8.852)
71-73	All B-C-E	6490265	1	3.36	SWITCH , htr. blower de ay (on cyl. hd.-right rear)-(8.852)
68	All E	3005274	1	33.10	SELECTOR , htr.—(9.7 791)
69-70	All E	3012810	1	33.20	SELECTOR , htr.—(9.779)
68-70	All B-C	3005869	1	1.85	VALVE , defroster—(9.71 9)
68-70	All B-C-E (less A.C.)	3157840	1	2.77	VALVE , htr. water temp. control- -(9.795)
68-70	All B-C	3005872	1	2.41	VALVE , shut-off—(9.77S)
68	All E (less A.C.)	7305239	1	8.80	VALVE , vac.-vent, htr.-reyent (4 port-on control)—(9.275)
68-70	All E	3149419	1	.62	VALVE St SEAL , blower-(8.857)
71-73	All B-C-E (less A.C.)	3022723	1	2.56	VALVE , htr. temp.—(8.8150)
71-73	All B-C-E (less A.C.)	3022706	1	2.36	VALVE Si SEAL , purge--(8.845)
71-73	All B-C-E (less A.C.)	3022722	1	1.79	VALVE & SEAL , defrostjer—(9.7 79)
71-72	All B-C-E (less A.C.)	7932989	1	4.36	VALVE PACKAGE , vac. (htr. control) (3 port-2 used) —(8.850)
68-73	All	381700	AR	.10	WASHER , control wires (9.787)
68-73	All				WIRE , controls (refer to igrp. 9.798 or 9.787)

9.169F 1965-67 50-60-8000 HEATER & AIR CONDITIONING PARTS (MANUAL OR AUTO. A.C.)

NOTE 1965 1st type, use with suction throttling valve stamped 0530, 2nd type-use with suction throttling valve stamped 0521.

NOTE 1967 1st type, colored tape on vacuum hose harness at firewall (inside of car) 2nd type-no colored tape on vacuum hose harness.

65	50-60-8000 Man. A.C. (2nd Type)	1373744	1	.62	ADAPTER, water valve vac. disc—(9.798)
66-67	50-60-8000 Man. A.C.	1373744	1	.62	ADAPTER, water valve vac. disc—(9.798)
65-67	50-60-8000 Man. A.C.	1371906	1	.51	ADAPTER, htr. 8. A.C. vac. disc—(9.798) .
65-67	50-60-8000 Man. or Auto. A.C.	1385358	1	3.18	ADAPTER, blower to evap.—(9.784)
66-67	50-60-8000 Auto. A.C.	3003951	1	.20	BAFFLE, htr. 8. def.-upr.—(9.779) . . .
66-67	50-60-8000 Auto. A.C.	3001075	1	.62	BAFFLE, htr. & def.-lwr.—(9.779)
65-67	50-60-8000 Man. or Auto. A.C.	1367280	2	.67	BRACKET, condenser mtg.-upr.—(9.190)
66-67	50-60-8000 Man. or Auto. A.C.	3003778	1	.20	BRACKET, evap. thermo. expansion valve—(9.213)
66	5000 Man. A.C. (Water Valve Mtd. to Rr. A.C. Compr. Brace)	1378286	1	.62	BRACKET, gate valve mtg.—(9.798)
65-66	60-8000 Man. or Auto. A.C.	1370949	1	1.44	BRACKET, water valve mtg.—(9.798)
65-66	50-60-8000 Man. or Auto. A.C.	1371823	1	2.61	BRACKET (cradle) disch. muffler to frame—(9.225) .
67	50-60-8000 Man. or Auto. A.C.	1381799	1	5.30	BRACKET, disch. muffler—(9.225)
65-67	50-60-8000 Man. or Auto. A.C.	3814632	1	.30	BRACKET, rec. dehyd. mtg.—(9.195)
65-67	50-60-8000 Man. or Auto. A.C.	1382264	2	.25	BUMPER, condenser—(9.198)
65-67	50-60-8000 Man. or Auto. A.C.	5911737	1	.77	CAP, compr. throttle valve—(9.198)
65-67	50-60-8000	3158190	1	.10	CAP, htr. control temp, shaft—(8.852) .
65	50-60-8000 Man. A.C. (2nd Type)	3002999	1	19.95	CASE, evap. (incl. brkts.)—(9.211)
66-67	50-60-8000 Man. or Auto. A.C.	3002999	1	19.95	CASE, evap. (incl. brkts.)—(9.211)
65-67	50-60-8000 Man. or Auto. A.C.	3005787		23.75	CASE 8i SUPPORT, selector valve—(9.779) .
65-67	50-60-8000 Man. A.C.	3002045		9.35	CASE, blower—(9.779)
66-67	8000 Auto. A.C.	3002045		9.35	CASE, blower—(9.779)
65-67	50-60-8000 Man. A.C.	3002168		43.45	CASE, htr. 8. distr.-frt. (incl. fittings)—(9.779)
65-67	50-60-8000 Man. A.C.	3008209		21.40	CASE, htr. & distr.-rr. (incl. fittings)—(9.779)
66-67	50-60-8000 Auto. A.C.	3010038		39.00	CASE, htr.-frt. (incl. fittings)—(9.779)
66	50-60-8000 Auto. A.C.	3008019		23.70	CASE, htr.-rr. (incl. fitting)—(9.779)
65-67	50-60-8000 Man. or Auto. A.C.	3157440		.15	CLAMP, evap. thermo. expansion valve—(9.213)
65-67	50-60-8000 Man. or Auto. A.C.	2471945	AR	.59	CLAMP, evap. case drain tube—(1.166)
66-67	50-60-8000 Auto. A.C.	3011174	1	.10	CLAMP, evap. air breath hose (1/2," I.D.)—(9.211)
66-67	50-60-8000 Auto. A.C.	3009731		.40	CLAMP, motor unit—(9.798)
67	50-60-8000 Auto. A.C. (2nd Type)	3013206		.30	CLAMP, vac. reg.—(9.277)
65	50-60-8000 Man. A.C. (2nd Type)	388075	1	.30	CLAMP, suction throttling valve—(9.198)
66-67	50-60-8000 Man. or Auto. A.C.	388075		.30	CLAMP, suction throttling valve—(9.198)
66-67	50-60-8000 Auto. A.C.	1482349		.10	CLIP, temp. valve link ret.—(9.798)
66-67	50-60-8000 Auto. A.C.	7273467		.15	CLIP, auto. A.C. control filter ret.—(9.798)
65-67	50-60-8000 Man. or Auto. A.C.	6598423	1	145.95	COMPRESSOR, less cl. pulley & brg.—(9.170)
	NOTE For Compressor Component Parts refer to Groups			9.170 thru 9.188.	
65-66	50-60-8000 Man. A.C.	3002948	1	114.40	CONDENSER, A.C.—(9.190)
67	50-60-8000 Man. or Auto. A.C.	3013056		109.95	CONDENSER, A.C.—(9.190)
65	50-60-8000 Man. A.C.	1367275		34.15	CONTROL, A.C. (instr. pnl.)—(9.798)
66	8000 Auto. A.C.	7300484		20.15	CONTROL, A.C. (instr. pnl.)—(9.798)
66	50-60-8000 Man. A.C.	7293934		34.85	CONTROL, A.C. 8. htr. (instr. pnl.)—(9.798)
67	50-60-8000 Man. A.C.	1378871		37.10	CONTROL, A.C. (instr. pnl.)—(9.798)
67	50-60-8000 Auto. A.C.	1378870		20.80	CONTROL, auto. A.C. (instr. pnl.)—(9.798)
66	50-60-8000 Auto. A.C.	3021873		89.65	CONTROL, auto, temp—(9.798)
67	50-60-8000 Auto. A.C. (2nd Type)	3021873		89.65	CONTROL, auto, temp.—(9.798) .
65-67	50-60-8000 Man. A.C.	3022075		39.65	CORE 8. FITTINGS, htr—(8.854)
66-67	50-60-8000 Auto. A.C.	3008091		46.55	CORE 8. FITTINGS, htr.—(8.854)

65	50-60-8000 Man. A.C. (1st Type)	3004537	87.05	CORE, evap. (incl. fittings)—(9.2 10)
65	50-60-8000 Man. A.C. (2nd Type)	3003067	105.65	CORE, evap. (incl. fittings)—(9.2 10)
66	50-60-8000 Man. A.C.	3003067	105.65	CORE, evap. (incl. fittings)—(9.2 10)
67	50-60-8000 Man. or Auto. A.C.	3013278	108.10	CORE, evap. (incl. fittings)—(9.2 10)
66-67	50-60-8000	1377615	8.85	COVER, A.C. adapter-htr. opening—(9.779)
65-67	50-60-8000 Man. or Auto. A.C.	3146159	2.86	DIAPHRAGM, outlet control valve—(9.779)
65-67	50-60-8000 Man. or Auto. A.C.	3011399	12.35	DIAPHRAGM & CONNECTOR, outside air inlet dr. —(9.277)
66	8000 Auto. A.C.	3009764	.72	DIAPHRAGM, vac. reg.-j-(9.277)
67	50-60-8000 Auto. A.C. (2nd Type)	1998931	5.07	DIAPHRAGM, temp. door—(9.281)
67	50-60-8000 Auto. A.C. (1st Type)	3009764	.72	DIAPHRAGM, vac. reg.-j-(9.277)
67	50-60-8000 Auto. A.C. (2nd Type)	3013204	.72	DIAPHRAGM, vac. reg.-j-(9.277) .
67	50-60-8000 Auto. A.C. (2nd Type)	1998931	5.07	DIAPHRAGM, temp. door—(9.280)
65-67	50-60-800025	DUCTS, htr. & A.C. (refer to grp. 9.779) .
65-67	50-60-8000 Man. A.C.	3013475		ELBOW, evap. mtr. cooling tube—(9.218)
65-67	50-60-8000 Man. or Auto. A.C.	3144684		FAN, blower—(8.857)
66-67	50-60-8000 Auto. A.C.	3008159	.10	FILTER, vent—(9.798)
67	50-60-8000 Auto. A.C. (2nd Type)	3013626	.10	FILTER, vac. nozzle—(9.798)
67	50-60-8000 Auto. A.C.	3019139	3.13	FILTER, restrictor reg.—[9.798]
67	50-60-8000 Auto. A.C. (2nd Type)	3019139	3.13	FILTER, vac. hose—(9.7 38)
67	50-60-8000 Auto. A.C. (2nd Type)	3013207	.72	FITTING, vac. adj. reg.-j-(9.277)
65-67	50-60-8000 Man. A.C.	3002044	.51	GASKET, blower mtg.— 9.216)
65-67	50-60-8000 Man. or Auto. A.C.	3007953	.10	GASKET, plenum mtg — (9.779)
65-67	50-60-8000 Man. or Auto. A.C.	1369998	2.92	GASKET, A.C. htr. & del —(9.779)
65-67	50-60-8000 Man. or Auto. A.C.	3140600	.25	GASKET, "O" ring, evap ("/,," I.D.)—(9.214)
65-67	50-60-8000 Man. or Auto. A.C.	3140852	.30	GASKET, evap. "O" ring ("/,«" I.D.)—(9.21 1) .
65-67	50-60-8000 Man. or Auto. A.C.	3140748	.30	GASKET, evap. "O" ring (V," I.D.)—(9.211) . .
65-67	50-60-8000 Man. or Auto. A.C.	3002955	1.95	GASKET, evap. case—(9.21 1) .
66-67	50-60-8000 Auto. A.C.	3011105	.10	GASKET, ambient switc l—(9.798)
66	50-60-8000 Auto. A.C.	1377298	.87	GRILLE, auto. A.C. sensor (paint to match)—(9.275)
67	50-60-8000 Auto. A.C.	1377297	1.23	GRILLE, auto. A.C. sensor (paint to match)—(9.275)
65-67	All.			GROMMET (refer to grp. 9.775)
67	60-8000 Man. A.C.	1384355	.05	GUARD, vac. hose adap:er—(9.798)
65-67	50-60-8000			HOSE, air (refer to grp. 9.786)
65-67	50-60-8000			HOSE, A.C. lines (refer to grps. 9.222 thru 9.238) . .
66	8000 Auto. A.C.	3007532	17.95	HOSE HARNESS, vac—(9.798)
67	50-60-8000 Auto. A.C. (2nd Type)	3013202	16.60	HOSE HARNESS, vac—(9.798)
67	50-60-8000 Auto. A.C. (1st Type)	3013578	22.90	HOSE HARNESS, vac—(9.798)
66	8000 Auto. A.C.	3010204	1.44	HOSE, liq. vac. mtr. to v<i;c. hose harness—(9.798) . .
67	50-60-8000 Auto. A.C. (1st Type)	3010204	1.44	HOSE, liq. vac. mtr. to viic hose harness—(9.798) . .
67	50-60-8000 Auto. A.C. (2nd Type)	3013257	4.20	HOSE & TEE, restrictor •(9.798) .
65-67	50-60-8000 Man. or Auto. A.C.	3002998	.72	INSULATION, evap. bulb—(9.213)
65-67	50-60-8000 Man. or Auto. A.C.	1174633	.20	INSULATOR, condenser -(9.190)
66-67	50-60-8000 Auto. A.C.	3010839	1.03	LEVER, bell crank—(9.788)
67	50-60-8000 Auto. A.C. (2nd Type)	3011104	.72	LEVER, blower switch—(9.798)
67	50-60-8000 Auto. A.C. (2nd Type)	3011103	.73	LEVER, compr. switch—(9.275)
66-67	50-60-8000 Auto. A.C.	3008958	.15	LINK, liq. vac. mtr.—(9.7^8)
66-67	50-60-8000 Auto. A.C.	3009189	2.92	LINK, auto. temp. contro switch—(9.798)
66-67	50-60-8000 Auto. A.C.	3007356	.36	LINK, selector switch—(9.798)
65	50-60-8000 Man. A.C.	1369219	3.90	MANIFOLD, def. outlet-(9.779)

66-67	50-60-8000 Man. or Auto. A.C.	1375909	1	2.77	MANIFOLD, def. outlet—(9.779)
65-67	50-60-8000 Man. or Auto. A.C.	4960538	1	28.70	MOTOR, blower—(8.855)
66	8000 Auto. A.C.	3020071	1	28.90	MOTOR, liq. vac—(9.798)
67	50-60-8000 Auto. A.C. (1st Type)	3020071	1	28.90	MOTOR, liq. vac—(9.798)
65-66	50-60-8000 Man. or Auto. A.C.	1370913	1	14.95	MUFFLER, hot gas valve discharge pipe—(9.225) ...
67	50-60-8000 Man. or Auto. A.C.	1381399	1	15.45	MUFFLER, hot gas valve discharge pipe—(9.225) ...
67	50-60-8000 Auto. A.C. (2nd Type)	3013247	1	1.44	NOZZLE, vac. (control vac. valve) hot & cold— (9.798)
66	8000 Auto. A.C.	3007544	1	.05	NUT, master switch (twin type spg.)—(9.798)
67	50-60-8000 Auto. A.C. (1st Type)	3007544	1	.05	NUT, master switch (twin type spg.)—(9.798)
65-67	50-60-8000 Man. or Auto. A.C.	5929144	1	.51	"O" RING, compr. throttle valve cap—(9.198)
65-67	50-60-8000				OUTLETS, A.C. (refer to grp. 9.260)
65-67	50-60-8000				OUTLETS, htr. 8< def. (refer to grps. 9.779 & 9.784) .
66	8000 Auto. A.C.	3012505	1	.97	PIN (for mechanics use when servicing system)— (9.798)
67	50-60-8000 Auto. A.C. ..	3013628	1	.97	PIN (for mechanics use when servicing system)— (9.798)
67	50-60-8000 Auto. A.C. (2nd Type)	3011102	1	.10	PIN, ambient compr. switch—(9.275)
65	50-60-8000 Man. A.C. ...	6550597	1	7.55	PISTON, compr. throttling valve (incl. screen, diaph. & ret.)—(9.198)
66-67	50-60-8000 Auto. A.C. ..	3008248	1	.20	PISTON, auto, climate control—(9.798)
66	8000 Auto. A.C.	3128886	1	.10	PLATE, switch lock—(9.798)
67	50-60-8000 Auto. A.C. (1st Type)	3128886	1	.10	PLATE, switch lock—(9.798)
66-67	50-60-8000 Auto. A.C. ..	3008134	1	.51	PLATE, nozzle shield—(9.798)
67	50-60-8000 Man. or Auto. A.C.	1381801	1	.53	PLATE, disch. muffler brkt.—(9.225)
66-67	50-60-8000 Auto. A.C. ..	3012752	1	.60	PLATE, disch. muffler to frame—(9.225)
65-67	50-60-8000 Man. or Auto. A.C.	3153090	1	74.50	POWER ELEMENT (incl. sensors, frame, hose ek aspirator)—(9.798)
65-67	50-60-8000 Man. A.C. ...	1372259	1	23.45	RECEIVER DEHYDRATOR, A C — (9.195)
65	50-60-8000 Man. A.C. ...	1371247	1	4.66	RELAY, A.C. blower—(9.277)
66-67	50-60-8000 Man. A.C. ...	1377171	1	2.82	RESISTOR, A.C. blower—(9.275)
66-67	50-60-8000 Auto. A.C. ..	1382921	1	1.54	RESISTOR, A.C. blower—(9.275)
67	50-60-8000 Auto. A.C. (2nd Type)	3013215	1	7.80	RESISTOR, A.C. blower—(9.275)
66-67	50-60-8000 Auto. A.C. ..	3007540	1	3.90	RESTRICTOR, auto, climate control—(9.798)
66	8000 Auto. A.C.	3152005	1	.15	RETAINER, pwr. element (ambient)—(9.798)
66	8000 Auto. A.C.	3007391	2	.05	RETAINER, vac. reg. diaph. (push-on)—(9.798)
67	50-60-8000 Auto. A.C. (1st Type)	3007391	2	.15	RETAINER, spg. (vac. reg.)—(9.798)
67	50-60-8000 Auto. A.C. ..	3152005	2	.05	RETAINER, spg. (vac. reg.)—(9.798)
65-66	50-60-8000 Man. or Auto. A.C.	1484385	1	.15	RETAINER, vac. reg. diaph. (push-on)—(9.798)
65-67	50-60-8000	3150822	1	.15	RETAINER, water temp, control valve to brkt.— (8.866)
65-67	50-60-8000 Man. or Auto. A.C.	5914631	1	.10	ROLLER, htr. control cam—(9.786)
65-67	50-60-8000 Man. or Auto. A.C.	1472307	1	.56	SCREEN, compr. expansion valve filter—(9.214) . . .
65-67	50-60-8000 Man. or Auto. A.C.	3001409	1	.15	SEAL, blower resistor to evap. feed air duct—(9.275)
65-67	50-60-8000 Man. or Auto. A.C.	3008208	1	.18	SEAL, evap. inlet—(9.21 1)
67	50-60-8000 Auto. A.C. ..	3008208	1	.10	SHAFT & LEVER, htr.—(9.779)
66-67	50-60-8000	3007390	1	.10	SHAFT & LEVER, def.—(9.779)
66-67	50-60-8000 Auto. A.C. ..	3007355	1	1.85	SHAFT, control—(9.798)
65-67	50-60-8000 Man. or Auto. A.C.	1185086	1	1.74	SHAFT, temp. valve—(9.798)
65-67	50-60-8000 Man. or Auto. A.C.	1367059	2	.10	SHIM, condenser—(9.198)
65-67	50-60-8000 Man. or Auto. A.C.	1189857	2	46	SPACER, for mtg. condenser—(9.198)
65-67	50-60-8000 Man. or Auto. A.C.	3020111	2	.15	SPACER, condenser—(9.198)
			AR	.36	SPRING, outside recirculated air door-return— (9.779)

66-67	50-60-8000 Auto. A.C.	3007441	1	.10	SPRING , lvr. temp. val'e (bell crank leaf spg.)—(9.798)
66	8000 Auto. A.C.	3009782		.30	SPRING , valve contro lvr. return—(9.798) .
66	8000 Auto. A.C.	3145594		.05	SPRING , valve contro lvr.—(9.798)
67	50-60-8000 Auto. A.C. 1st Type.	3145594		.05	SPRING , valve control lvr.—(9.798)
67	50-60-8000 Auto. A.C. (1st Type).	3009782		.30	SPRING , valve control lvr. return—(9.798) .
67	50-60-8000 Auto. A.C. (2nd Type).	3013262		.30	SPRING , valve control lvr. return—(9.798) .
67	50-60-8000 Auto. A.C. (2nd Type).	3010999		.51	SPRING , mkr. switch—(9.798)
66-67	50-60-8000 Auto. A.C.	3009870		.67	SPRING , master switc11—(9.277)
66	8000 Auto. A.C.	3009869		.30	SPRING , vac. reg—(9.277)
67	50-60-8000 Auto. A.C. (1st Type).	3009869		.30	SPRING , vac. reg.—(9.277)
67	50-60-8000 Auto. A.C. (2nd Type).	3013205		.46	SPRING , vac. reg—(9.277)
65-67	50-60-8000 Man. or Auto. A.C.	1371824		2.36	STRAP , disch. muffler to brkt.—(9.225)
66	8000 Auto. A.C.	3008526		7.20	SWITCH , htr. master (4 term.)—(9.275)
67	50-60-8000 Auto. A.C. (1st Type).	3008526		7.20	SWITCH , htr. master { term.)—(9.275)
67	50-60-8000 Auto. A.C. (2nd Type).	3013208		3.28	SWITCH , master micro—(9.798)
65	50-60-8000 Man. A.C.	7291638		7.65	SWITCH , A.C. clutch c3ntrol—(9.275)
66-67	50-60-8000 Man. A.C.	7296177		3.59	SWITCH , A.C. clutch c3ntrol (on control-3 term.)— • (9.275)
66	8000 Auto. A.C.	3011197		24.10	SWITCH , ambient combr.—(9.798)
67	50-60-8000 Auto. A.C.	3013280		26.85	SWITCH , ambient com Dr.—(9.798)
65	50-60-8000 Man. A.C.	7289237		5.40	SWITCH , htr. blower—9.275)
66-67	50-60-8000 Man. A.C.	7296179		5.70	SWITCH , htr. blower (c n control-5 term.)—(9.275) . . .
66	8000 Auto. A.C.	3007388		5.95	SWITCH , blower (5 tern.)—(9.798)
67	50-60-8000 Auto. A.C. (2nd Type).	3013212		6.80	SWITCH , blower (4 ter n.)—(9.798)
67	50-60-8000 Auto. A.C. (1st Type).	3007388		5.95	SWITCH , blower (5 tern.)—(9.798)
66-67	50-60-8000 Man. A.C.	7296112		4.61	SWITCH , vac. (on control 3 port) (compr. blower)- (9.798)
66-67	50-60-8000 Auto. A.C.	3011143		5.85	SWITCH , micro, (comp blower)—(9.798)
66	8000 Auto. A.C.	3007400		5.90	SWITCH , vac-program 7 port.)—(9.798) .
67	50-60-8000 Auto. A.C. (1st Type).	3007400		5.90	SWITCH , vac-program 7 port)—(9.798) .
67	50-60-8000 Auto. A.C. (2nd Type).	3013251		4.66	SWITCH , vac. program (7 port)—(9.798) .
66	8000 Auto. A.C.	3007406		7.45	SWITCH , vac-selector 18 port)—(9.798) . .
66	8000 Auto. A.C.	3007430		7.75	SWITCH , selector (5 te m.)—(9.798)
67	50-60-8000 Auto. A.C. (2nd Type).	3013203		7.25	SWITCH , selector (5 te m.)—(9.798)
67	50-60-8000 Auto. A.C. (1st Type).	3007430		7.75	SWITCH , selector (5 te m.)—(9.798)
67	50-60-8000 Auto. A.C. (1st Type).	3007406		7.45	SWITCH , vac-selector (8 port)—(9.798)
67	50-60-8000 Auto. A.C. (2nd Type).	3013250		4.66	SWITCH , vac-selector (4 port)—(9.798)
66	8000 Auto. A.C.	3008491		5.15	SWITCH , vac-temp. (7 j-ort)—(9.798) . .
65-67	50-60-8000 Man. or Auto. A.C.	385076		3.08	TANK , vac—(9.281) .
66-67	50-60-8000 Auto. A.C.	3866868		.20	TEE CONNECTOR , in vie hose harness (" x V," x "/.)—(9.281)
65-67	50-60-8000 Man. or Auto. A.C.	1394736		2.26	TUBE , A.C. bleed—(9.22J0)
66-67	50-60-8000 Auto. A.C.	3010152		2.20	TUBE , cooling—(9.218)
65-67	50-60-8000 Man. or Auto. A.C.	3000092		.51	TUBE , evap. mtr. coolin< —(9.218)
65-67	50-60-8000 Man. or Auto. A.C.	3021960		.30	TUBE , evap. case drain -(9.211)
65-67	50-60-8000 Man. or Auto. A.C.	3008207		1.59	VALVE , def.—(9.779)
65	50-60-8000 Man. A.C.	7291137		3.08	VALVE , vac-temp.—(9.798)
66-67	50-60-8000 Man. A.C.	7296168		2.77	VALVE , vac-temp, (on c nntrol-3 port)—(9.798)
65	50-60-8000 Man. A.C.	7289799		3.69	VALVE , vac.-selector—(£ .798)
66-67	50-60-8000 Man. A.C.	7296173		3.43	VALVE , vac-selector (on control-3 port)
66 67	50-60-8000 Auto. A.C.	1394380		17.75	VALVE , vac-therm—(9. 98)
66	8000 Auto. A.C.	3007409		4.51	VALVE , vac-cold—(9.798)
67	50-60-8000 Auto. A.C. (1st Type)	3007409		4.51	VALVE , vac-cold—(9.79 S)
66	8000 Auto. A.C.	3008660		5.25	VALVE , vac-hot— (9.798)

67	50-60-8000 Auto. A.C. (1st Type)	3008660	1	5.25	VALVE, vac-hot—(9.798)
66-67	50-60-8000 Auto. A.C.	3006047	1	4.31	VALVE, temp.—(9.798)
66-67	50-60-8000 Auto. A.C.	3006049	1	6.25	VALVE, selector—(9.779)
66-67	50-60-8000 Auto. A.C.	3156764	1	.92	VALVE, selector valve—(8.858)
65	50-60-8000 Man. A.C. (1st Type)	5910544	1	44.60	VALVE, suction throttling (stamped 0530)—(9.1 98)
65	50-60-8000 Man. A.C. (2nd Type)	5910777	1	33.15	VALVE, suction throttling (stamped 0521)—(9.1 98)
66-67	50-60-8000 Man. or Auto. A.C.	5910777	1	33.15	VALVE, suction throttling—(9.1 98)
65	50-60-8000 Man. A.C. (2nd Type)	5910766	1	29.25	VALVE, evap. thermostatic expansion—(9.213)
65	50-60-8000 Man. A.C. (1st Type)	5910548	1	33.05	VALVE, evap. thermostatic expansion—(9.213)
66-67	50-60-8000 Man. or Auto. A.C.	5910766	1	29.25	VALVE, evap. thermostatic expansion—(9.213)
65-66	50-60-8000 Man. or Auto. A.C.	1231105	1	8.10	VALVE, water temp, control—(9.79 5)
67	5000 Man. or Auto. A.C.	1379746	1	10.00	VALVE, water temp, control—(9.795)
67	60-8000 Man. or Auto. A.C.	396235	1	13.50	VALVE, water temp, control—(9.795)
65	50-60-8000 Man. A.C.	2987970	1	1.38	WIRING HARNESS, htr. blower switch to cl. control switch—(9.779)
65	50-60-8000 Man. A.C.	2987943	1	7.20	WIRING HARNESS, htr. 8. AC—(8.852)
66	50-60-8000 Man. A.C.	6289400	1	8.80	WIRING HARNESS, htr. 8. A.C.—(8.852)
66	50-60-8000 Man. A.C.	6289401	1	3.13	WIRING HARNESS, htr. 8. A.C. ext.—(8.852)
66	8000 Auto. A.C.	6289416	1	23.60	WIRING HARNESS, AC—(8.852)
67	50-60-8000 Man. A.C.	6291523	1	8.55	WIRING HARNESS, A.C. ext.—(8.852)
67	50-60-8000 Auto. A.C.	6291788	1	18.20	WIRING HARNESS, A.C.—(8.852)
65-67	50-60-8000				WIRE, control cbl. (refer to grps. 9.787 8. 9.798)

9.169G 1965-67 9000 HEATER & AIR CONDITIONING PARTS (MANUAL OR AUTO. A.C.)

NOTE 1967 1st type, colored tape on vac. hose harness at firewall (inside of car) 2nd type, no colored tape on vac. hose harness.

66 67	9000 Man. A.C.	1371906	1	.51	ADAPTER, htr. & A.C. vac. disch. (1 ³ /V')—(9.798)
66-67	9000 Man. or Auto. A.C.	3005262	1	24.25	AIR INLET 8. VALVE (9.789)
66-67	9000 Man. or Auto. A.C.	3003537	1	1.18	BAFFLE, lwr.-evap. 8. blower—(9.279)
66-67	9000 Man. or Auto. A.C.	3003538	1	1.18	BAFFLE, upr.-evap. & blower—(9.279)
65-66	9000 Man. or Auto. A.C.	1370749	1	.56	BRACKET, water valve mtg.—(9.798)
66	9000 Man. or Auto. A.C.	1374448	1	2.82	BRACKET, disch. muffler—(9.225)
66-67	9000 Man. or Auto. A.C.	3005657	1	1.13	BRACKET, evap. 8i blower valve mtg.—(9.798)
66-67	9000 Man. A.C.	3006113	1	.97	BRACKET, htr. case mtg.—(9.779)
67	9000 Man. or Auto. A.C.	1379863	1	1 7.0	BRACKET, disch. muffler—(9.225)
66-67	9000 Man. or Auto. A.C.	1382264	2	.25	BUMPER, condenser—(9.198)
67	9000 Man. or Auto. A.C.	543097	1	2.36	BUMPER, disch. muffler—(9.225)
66-67	9000 Man. A.C.	3006114	1	1.90	CAM & SUPPORT, htr.—(9.779)
65-67	9000 Man. or Auto. A.C.	5911737	1	.77	CAP, compr. throttle valve—(9.1 98)
65	9000 Man. A.C.	3156540	1	7.85	CASE, blower—(9.779)
65	9000 Man. A.C.	3158818	1	17.80	CASE 8. VALVE, plenum blower—(9.779)
66-67	9000 Man. A.C.	3006117	1	15.05	CASE, htr.—(9.779)
66-67	9000 Man. or Auto. A.C.	3005654	1	20.20	CASE, evap. (outlet)—(9.2 1 1)
66-67	9000 Man. or Auto. A.C.	3005655	1	28.60	CASE, evap. inlet & blower (incl. baffle, brkts. & plate)—(9.21 1)
66-67	9000 Auto. A.C.	3008463	1	14.30	CASE, htr.—(9.779)
66-67	9000	3006028	1	77.75	CASE, vent, blower (incl. fittings)—(9.779)
67	9000 Man. or Auto. A.C.	3012553	1	24.55	CASE, evap. inlet (incl. baffle, brkts. & plate)— (9.21 1)
65-67	9000 Man. or Auto. A.C.	2471945	AR	.59	CLAMP, evap. case drain tube—(1.166)
65-67	9000 Man. or Auto. A.C.	3017086	1	.20	CLAMP, evap. thermo. expansion valve—(9.213)
66	9000 Man. or Auto. A.C.	391301	1	.30	CLAMP, suction throttling valve—(9.1 98)
66-67	9000 Auto. A.C.	3011174	1	.10	CLAMP, evap. air breath hose (1'/. I.D.)—(9.21 1)
66-67	9000 Auto. A.C.	3009731	1	.40	CLAMP, mtr. unit—(9.798)
67	9000 Man. or Auto. A.C.	388075	1	.30	CLAMP, suction throttling valve—(9.198)
67	9000 Auto. A.C. (2nd Type)	3013206	1	.30	CLAMP, vac. reg.—(9.277)
66-67	9000 Man. or Auto. A.C.	3013532	1	.15	CLIP, temp. valve ret.—(8.854)
66-67	9000 Auto. A.C.	1482349	1	.10	CLIP, temp. valve link ret.—(9.798)
66-67	9000 Auto. A.C.	7273467	1	.15	CLIP, auto. A.C. filter ret— (9.798)
65-67	9000 Man. or Auto. A.C.	6598423	1	145.95	COMPRESSOR, less cl. pulley 8. brg, -(9.170) J.170 thru 9.188.
65	9000 Man. A.C.	3158967	1	125.00	CONDENSER, A.C—(9.190)
66	9000 Man. or Auto. A.C.	3005337	1	121.80	CONDENSER, A.C—(9.190)
67	9000 Man. or Auto. A.C.	3010675	1	125.30	CONDENSER, A.C—(9.190)
65	9000 Man. A.C.	7286404	1	36.45	CONTROL, A.C valve—(9.798)
66	9000 Auto. A.C.	3013211	1	64.35	CONTROL, assm. (temp.)—(9.798)
66	9000 Auto. A.C.	3007954	1	60.70	CONTROL, A.C—(9.798)

66	9000	Auto. A.C.	7291874	1	27.70	CONTROL, A.C. & htr. (9.798) . . .
66	9000	Man. A.C.	7293854	1	36.05	CONTROL, A.C. & htr. (9.798) . . .
66-67	9000	7296144	1	25.20	CONTROL, non htr.-ve t—(9.779)
67	9000	Man. A.C.	1378876	1	38.40	CONTROL, A.C.—(9.7S 8)
67	9000	Auto. A.C. (1st Type-See Note)	3007954	1	60.70	CONTROL, auto, dim, (9.798)
67	9000	Auto. A.C. (2nd Type-See Note)	3021754	1	62.35	CONTROL, auto, dimate—(9.798)
67	9000	Auto. A.C. (2nd Type-See Note)	3013235	1	49.50	CONTROL, selector—i 798)
67	9000	Auto. A.C.	1378869	1	28.00	CONTROL, auto, climate-instr. pnl.—(9.798)
67	9000	Auto. A.C.	3013211	1	64.35	CONTROL, temp.—(9.798)
65	9000	Man. A.C.	3156710	1	92.45	CORE, evap. (incl. fittir gs)-(9.210)
66	9000	Man. or Auto. A.C.	3010325	1	104.15	CORE, evap. (incl. fittir gs)-(9.210)
66-67	9000	Auto. A.C.	3008480	1	47.20	CORE 8i FITTINGS, ht (8.854)
66-67	9000	Man. A.C.	3004816	1	38.90	CORE & FITTINGS (ht)—(8.854)
67	9000	Man. or Auto. A.C.	3012560	1	103.20	CORE, evap. (incl. fittings)—(9.210)
66-67	9000	Auto. A.C.	1378143	1	11.15	COVER, auto, climate rjontrol (formed)—(9.798) . . .
65-67	9000	Man. or Auto. A.C.	1998905	1	5.75	DIAPHRAGM, air inlet & valve assy.—(9.280)
66-67	9000	Man. or Auto. A.C.	1998919	1	2.94	DIAPHRAGM, htr. & A.C. mode door—(9.277)
66-67	9000	Man. A.C.	3146159	1	2.86	DIAPHRAGM, air inlet door—(9.779)
66-67	9000	Auto. A.C.	3011399	1	12.35	DIAPHRAGM & CONPIECTOR, outside air inlet dr. —(9.277)
66-67	9000	Auto. A.C. (1st Type on 1967-See Note)	3009764	1	.72	DIAPHRAGM, vac reg -(9.277)
67	9000	Auto. A.C. (2nd Type-See Note)——	1998931	1	5.07	DIAPHRAGM, temp, d or—(9.281)
67	9000	Auto. A.C. (2nd Type-See Note)	3013204	1	.72	DIAPHRAGM, vac. reg -(9.277)
65-67	9000				DUCTS, htr. & A.C. (ref to grp. 9.779)——
65-67	9000	Man. A.C.	3013475	1	.25	ELBOW, evap. motor l ing tube—(9218)
65-67	9000	Man. or Auto. A.C.	3144684	1		FAN, plenum blower— 3.857)
66-67	9000	Auto. A.C.	3008159	2	.10	FILTER, vent—(9.798)
67	9000	Auto. A.C. (2nd Type-See Note)	3013626	2	.10	FILTER, vac. nozzle—(9 798)
67	9000	Auto. A.C. (2nd Type-See Note)	3019139	1	3.13	FILTER, vac. hose—(9 98)
67	9000	Auto. A.C.	3019139	1	3.13	FILTER, restrictor reg. (9.798)
67	9000	Auto. A.C. (2nd Type-See Note)	3013207	1	.72	FITTING, vac. adj. reg (9.277)
65	9000	Man. A.C.	3007953	1	.10	GASKET, plenum—(9. 79)
65-67	9000	Man. or Auto. A.C.	3140748	AR	.30	GASKET, evap. "O" rin (% I.D.)—(9.21 1)
65-67	9000	Man. or Auto. A.C.	3140600	AR	.25	GASKET, "0" ring evap. (" /," I.D.)—(9.21 4)
65-67	9000	Man. or Auto. A.C.	3140852	AR	.30	GASKET, evap. "0" ring (" /," I.D.)—(9.21 1)
66-67	9000	Man. or Auto. A.C.	1377187	1	1.64	GASKET, htr. & A.C. se ctor- (9.798)
66-67	9000	Man. or Auto. A.C.	3005633	1	1.33	GASKET, recirculating iir—(9.779)
66-67	9000	Man. or Auto. A.C.	391549	1	4.05	GASKET, A.C. htr.—(8.854)
66-67	9000	Man. or Auto. A.C.	1484119	1	2.26	GASKET, evap. & blowcr case—(9.21 1)
66-67	9000	Auto. A.C.	3011105	1	.10	GASKET, ambient switch—(9.798)
66	9000	Auto. A.C.	1377297	1	1.23	GRILLE, auto. A.C. senspr (paint to match) (9.275)
67	9000	Auto. A.C.	1380432	1	1.30	GRILLE, auto. A.C. sens Dr (paint to match)—(9.275)
65-67	9000	Man. or Auto. A.C.				HOSES, AC lines (refe to grps. 9.222 thru 9.238)
65-67	9000				HOSE, air (refer to grp. 9.786)
66	9000	Auto. A.C.	3010204	1	1.44	HOSE, liq. vac. mtr. to viae, harness (9.798)
66-67	9000	Man. A.C.	1380600	1	11.15	HOSE, A.C. vac—(9.798)
66-67	9000	Man. A.C.	1376198	1	5.60	HOSE & GROMMET, v^c—(9.798)
67	9000	Man. A.C.	1380599	1	5.60	HOSE 8i GROMMET, v c. hose to vac. diaph- (9.798)
67	9000	Auto. A.C. (1st Type-See Note)	3010204	1	1.44	HOSE, vac. liq. vac. mtr to vac. harness—(9.798)
67	9000	Auto. A.C. (2nd Type-See Note)	3013231	1		HOSE 8i TEE, cold side vac. control valve—(9.798)
67	9000	Auto. A.C. (2nd Type-See Note)	3013230	1	1.54	HOSE & TEE, hot side-vac. control valve—(9.79S
66	9000	Auto. A.C.	1378008	1	10.75	HOSE HARNESS, A.C. c istr. vac—(9.798)
66	9000	Auto. A.C.	3008533	1	22.90	HOSE HARNESS, vac. A.C. htr.—(9.798)
67	9000	Auto. A.C. (1st Type-See Note)	3013579	1	25.40	HOSE HARNESS, vac- (9.798)
67	9000	Auto. A.C. (2nd Type-See Note)	3013210	1	25.40	HOSE HARNESS, vac 9.798)
67	9000	Auto. A.C.	1380612	1	8.90	HOSE HARNESS, A.C str. vac—(9.798)
66-67	9000	Man. or Auto. A.C.	3002151	1	5.70	HOUSING, temp, contro valve—(9.779)
65-67	9000	Man. or Auto. A.C.	1174633	1	.20	INSULATOR, condenser-(9.190)
66-67	9000	Man. or Auto. A.C.	8526387	1	.67	INSULATOR, evap. bulb (9.213)
66-67	9000	Man. or Auto. A.C.	3149478	1	2.26	KIT, sight glass—(9.202
66-67	9000	Man. or Auto. A.C.	3005684	1	.36	LEVER, def. valve—(9.7i 8)
66-67	9000	Auto. A.C.	3008488	1	1.18	LEVER, htr. bell crank—l9.798)

67	9000 Auto. A.C. (2nd Type-See Note)	3011104	1	.72	LEVER, blower switch—(9.798)
67	9000 Auto. A.C. (2nd Type-See Note)	3011103	1	.73	LEVER, compr. switch—(9.275)
66-67	9000 Auto. A.C.	3008958	1	.15	LINK, liq. vac. mtr.—(9.798)
66-67	9000 Auto. A.C.	3014462	1	.20	LINK, selector—(9.798)
66-67	9000 Auto. A.C.	3007356	1	.36	LINK, selector switch—(9.798)
66-67	9000 Auto. A.C.	3008482	1	1.13	LINK & PIN, htr.—(9.779)
65	9000 Man. A.C.	7287529	1	14.65	MODULATOR, vac. htr. & A.C. control—(9.798)
65-67	9000 Man. or Auto. A.C.	4960538	1	28.70	MOTOR, blower—(8.855)
66-67	9000 Auto. A.C. (1st Type on 1967-See Note)	3020071	1	28.90	MOTOR, liq. vac—(9.798)
65	9000 Man. A.C.	1361788	1	13.90	MUFFLER, hot gas valve discharge pipe—(9.225)
65	9000 Auto. A.C.	1379203	1	16.10	MUFFLER, hot gas valve discharge pipe—(9.225)
66	9000 Man. or Auto. A.C.	1374445	1	14.85	MUFFLER, hot gas valve discharge pipe—(9.225)
66-67	9000 Auto. A.C. (1st Type on 1967-See Note)	3012387	1	.51	MUFFLER, vac. valve—(9.798)
67	9000 Auto. A.C. (2nd Type-See Note)	3013247	2	1.44	(9.798)
66-67	9000 Auto. A.C. (1st Type on 1967-See Note)	3007544	1	.05	NUT, master switch twin type spg.—(9.798)
65-67	9000 Man. or Auto. A.C.	5929144	1	.51	"O" RING, compr. throttle valve cap—(9.198)
65-67	9000				OUTLET, A.C. (refer to grp. 9.260)
65-67	9000				OUTLET, htr. & def. (refer to grps. 9.779 & 9.784)
66	9000 Auto. A.C.	3012506	1	.97	PIN (for mechanics use when servicing system)—(9.798)
67	9000 Auto. A.C.	3013627	1	.82	PIN (for mechanics use when servicing system)
67	9000 Auto. A.C. (2nd Type-See Note)	3011102	1	.10	PIN, ambient compr. switch—(9.275)
65	9000 Man. A.C.	6550597	1	7.55	PISTON, compr. throttling valve (incl. screen, diaph. 8< ret.)—(9.198)
66-67	9000 Auto. A.C.	3008248	1	.20	PISTON, auto, climate control—(9.798)
66-67	9000 Auto. A.C. (1st Type on 1967-See Note)	3128886	1	.10	PLATE, switch lock—(9.798)
66-67	9000 Auto. A.C.	3012753	1	64.90	POWER ELEMENT (incl. sensor, frame, hoses & aspirator)—(9.798)
65-67	9000 Man. or Auto. A.C.	3155342	1	23.45	RECEIVER DEHYDRATOR, A.C.—(9.195)
65	9000 Man. A.C.	1365166	1	3.95	RELAY, A.C. blower—(9.277)
66-67	9000 Man. A.C.	1372259	1	4.66	RELAY, A.C. blower—(9.277)
65	9000 Man. A.C.	1370299	1	2.67	RESISTOR, A.C. blower—(9.275)
66-67	9000 Man. A.C.	1377171	1	1.54	RESISTOR, A.C. blower—(9.275)
66-67	9000 Auto. A.C.	1382921	1	7.80	RESISTOR, A.C. blower—(9.275)
67	9000 Auto. A.C. (2nd Type-See Note)	3013215	1	3.90	RESTRICTOR (9.798)
65-66	9000 Man. or Auto. A.C.	1484385	1	.15	RETAINER, water temp, control valve to brkt.—(8.866)
66-67	9000 Auto. A.C.	3007540	1	.15	RETAINER, pwr. element (ambient)—(9.798)
67	9000 Auto. A.C. (1st Type-See Note)	3007391	2	.15	RETAINER, spg. (vac. reg.)—(9.798)
67	9000 Auto. A.C.	3152005	2	.05	RETAINER, vac. reg. diaph. (push-on)—(9.798)
65 67	9000	3150822	1	.10	ROLLER, htr. control cam—(9.786)
65-67	9000 Man. or Auto. A.C.	5914631	1	.56	SCREEN, compr. exp. valve filter—(9.214)
66-67	9000 Man. A.C.	1472307	1	.15	SEAL, A.C. blower resistor to htr.—(9.275)
66-67	9000 Man. or Auto. A.C.	3005686	1	.05	SEAL, case to diverter valve—(9.798)
66-67	9000 Man. or Auto. A.C.	1484207	1	.97	SEAL, evap. to htr. & air sel. assy.—(9.211)
66-67	9000 Man. or Auto. A.C.	3002272	1	.87	SEAL, evap. core—(9.211)
66	9000 Auto. A.C.	3010011	1	122.75	SELECTOR, control 8> fitting duct—(9.779)
66-67	9000 Auto. A.C.	3008497	1	32.80	SELECTOR ASSEMBLY (9.798)
67	9000 Man. A.C.	3005274	1	33.10	SELECTOR, A.C. 8t htr.—(9.779)
67	9000 Auto. A.C. (1st Type-See Note)	3013584	1	122.75	SELECTOR, control & fitting duct—(9.779)
66-67	9000 Man. or Auto. A.C.	3005687	1	.15	SHAFT, diverter—(9.798)
66-67	9000 Auto. A.C.	3008489	1	3.23	SHAFT, temp. control—(9.798)
66-67	9000 Man. A.C.	3006110	1	1.33	SHAFT 67 LEVER, slave valve—(9.779)
65-67	9000 Man. or Auto. A.C.	1185086	2	.10	SHIM, condenser—(9.190)
65-67	9000 Man. or Auto. A.C.	1189857	2	.15	SPACER, condenser—(9.198)
65-70	9000	3020111	AR	.36	SPRING, outside air door-return—(9.779)
66-67	9000 Man. A.C.	3006112	1	.46	SPRING, slave valve return—(9.779)
66-67	9000 Man. or Auto. A.C.	3005636	1	.30	SPRING, air valve—(9.779)
66-67	9000 Auto. A.C.	3009870	1	.67	SPRING, master switch—(9.277)
66-67	9000 Auto. A.C. (1st Type on 1967-See Note)	3009869	1	.30	SPRING, vac. reg.—(9.277)

66-67	9000 Auto. A.C. (1st Type on 1967-See Note) _____	3009782	1	.30	SPRING, valve control lvr. return—(9.798) . . .
66-67	9000 Auto. A.C.	3007441	1	.10	SPRING, lvr. temp, valve (bell crank leaf spg.) (9.798).
67	9000 Auto. A.C. (1st Type-See Note)	3145594	1	.05	SPRING, valve control l r.—(9.798).
67	9000 Auto. A.C. (2nd Type-See Note)	3013262	1	.30	SPRING, valve control l r. return—(9.798)
67	9000 Auto. A.C. (2nd Type-See Note)	3010999	2	.51	SPRING, micr. switch- (9.798).
67	9000 Auto. A.C. (2nd Type-See Note)	3013205	1	.46	SPRING, vac. reg.—(9.277)
66	9000 Auto. A.C.	3008475	1	5.55	SUPPORT, htr. selector control mtg.—(9.779).
66	9000 Man. or Auto. A.C.	1376293	1	1.28	SUPPORT, rec. dehy.—(195).
67	9000 Man. or Auto. A.C.	1379763	1	.77	SUPPORT, rec. deny.—(195).
65	9000 Man. A.C.	1222095	1	5.65	SWITCH, A.C. blower—(9.275).
65	9000 Man. A.C.	7277359	1	6.45	SWITCH, A.C. cl. control—(9.275).
66	9000 Man. A.C.	7296112	1	4.61	SWITCH, micro, (compr blower) on control—(9.798)
66	9000 Auto. A.C.	3011197	1	24.10	SWITCH, ambient comp (9.798).
66	9000 Auto. A.C.	3007388	1	5.95	SWITCH, blower—(9.798).
66	9000 Auto. A.C.	3008526	1	7.20	SWITCH, htr. master—i (275).
66	9000 Auto. A.C.	3008474	1	7.60	SWITCH, htr. selector—l (275).
66	9000 Auto. A.C.	3008494	1	4.95	SWITCH, vac selector- (9.798).
66-67	9000 Man. A.C.	7296263	1	7.40	SWITCH, A.C. blower—i (3.275).
66-67	9000 Man. A.C.	7296264	1	3.84	SWITCH, A.C. cl. contro —(9.275).
66-67	9000 Auto. A.C.	3011143	2	5.85	SWITCH, micro, (compr. blower)—(9.798).
67	9000 Auto. A.C.	3013280	1	26.85	SWITCH, ambient comp (9.798).
67	9000 Auto. A.C. (1st Type-See Note)	3007388	1	5.95	SWITCH, blower— (9.798!!)
67	9000 Auto. A.C. (1st Type-See Note)	3008526	1	7.20	SWITCH, htr. master—(9.275)
67	9000 Auto. A.C. (1st Type-See Note)	3008474	1	7.60	SWITCH, htr. selector—(p.275)
67	9000 Auto. A.C. (1st Type-See Note)	3008494	1	4.95	9.798)
67	9000 Auto. A.C. (1st Type-See Note)	3008491	1	5.15	798)
67	9000 Auto. A.C. (2nd Type-See Note)	3013212	1	6.80	
67	9000 Auto. A.C. (2nd Type-See Note)	3013208	1	3.28	rt/ITCH, master micro.--(9.798)
67	9000 Auto. A.C. (2nd Type-See Note)	3013222	1	9.25	SWITCH, selector temp—(9.275)
67	9000 Auto. A.C. (2nd Type-See Note)	7304793	1	4.20	SWITCH, master vac- .798).
67	9000 Auto. A.C (2nd Type-See Note)	3013214	1	5.25	SWITCH, vac. program—(9.798).
65-67	9000 Man. or Auto. A.C.	385076	1	3.08	TANK, vac—(9.281)
66-67	9000 Auto. A.C.	3866868	2	.20	TEE CONNECTOR, in vac . source line (VV x VV x VV) —(9.281).
65	9000 Man. A.C.	3000092	1	.51	TUBE, evap. mtr. cooling (9.2 18).
66-67	9000 Man. or Auto. A.C.	3010978	1	1.44	TUBE, evap. case drain— 9.21 1).
65	9000 Man. A.C.	5910609	1	37.37	VALVE, evap. thermo expansion—(9.2 13)
65	9000 Man. A.C.	5910559	1	36.85	VALVE, suction throttling - (9.198).
65	9000 Man. A.C.	7287536	1	3.49	VALVE, vac. A.C. control (9.798).
65-66	9000 Man. or Auto. A.C.	1231105	1	8.10	VALVE, water temp, conl DI—(9.795).
66	9000 Auto.	3008660	1	5.25	VALVE, vac. adj. (hot)—(l 798).
66	9000 Auto.	3007409	2	4.51	VALVE, vac-cold—(9.798)
66-67	9000 Man.	7296261	1	2.77	VALVE, selector—(9.798)
66-67	9000 Man. A.C.	3006111	1	2.46	VALVE, slave—(9.779)
66-67	9000 Man. A.C.	7296262	1	2.77	VALVE, vac. A.C. control -(9.798).
66-67	9000 Man. or Auto. A.C.	5910745	1	33.85	VALVE, evap. thermo. ex ansion—(9.213)
66-67	9000 Man. or Auto. A.C.	5910593	1	30.70	VALVE, suction throttling -(9.198).
66-67	9000 Auto.	1394380	1	17.75	VALVE, thermo. vac—(9 '98)
67	9000 Auto. A.C.(1st	3008660	1	5.25	VALVE, vac (hot)- -(9.79E)
67	9000 Auto. A.C. (1st	3007409	1	4.51	VALVE, vac. (cold)—(9.798)
67	9000 Man. or Auto. A.C.	396235	1	13.50	VALVE, water temp, control—(9.795)
66-67	9000 Man. A.C.	3006130	1	6.25	VALVE 8. SHAFT, temp, control—(9.779)
66-67	9000 Man. or Auto. A.C.	3005646	1	8.10	VALVE, hsg. & brkt.-air inlet—(9.779)
66-67	9000 Man. or Auto. A.C.	3005685	1	4.15	VALVE 8. SEAL DIVERTER (9.798)
66-67	9000 Auto. A.C.	3008486	1	9.00	VALVE 8. SHAFT, auto, climate control—(9.798)
65	9000 Man A.C.	2986014	1	12.00	WIRING HARNESS, A.C. & htr—(8.852)
66	9000 Auto A.C.	6289417	1	16.20	WIRING HARNESS, A.C (8.852)
67	9000 Auto.	6291787	1	15.40	WIRING HARNESS, A.C. (8.852)
65-67	9000.				WIRE CONTROLS (refer to 9.787 & 9.789)
	NOTE 1967 1 st type, colored tape on vac. hose harness at firewall, (inside of car) 2nd type, no colored tape on vac. hose harness.				

9.169H 1968-70 50-60-8000 HEATER & AIR CONDITIONING PARTS (MANUAL OR AUTO. A.C.)

68-70	50-60-8000	Auto. A.C.	1998940		14.20	ACTUATOR, piloted vac—(9.281).....
68	50-60-8000	Man. A.C.	1384062		.40	ADAPTER, htr. & A.C. vac. disch.—(9.798).....
68	50-60-8000	Man. A.C.	1373744		.62	ADAPTER, water valve vac disch.—(9.798).....
68	50-60-8000	Auto. A.C.	1385319		4.20	ADAPTER, sensor grille—(9.275).....
68-70	50-60-8000	Man. or Auto. A.C.	13853581		3.18	ADAPTER, blower to evap.—(9.784).....
69-70	50-60-8000	Man. A.C.	1230017		.41	ADAPTER, vac. switch harness—(9.798).....
69-70	50-60-8000	Auto. A.C.	1230019		.56	ADAPTER, vac. switch harness—(9.798).....
69-70	50-60-8000	Auto. A.C.	1387343		2.67	ADAPTER, sensor grille—(9.275).....
68-69	50-60-8000	Auto. A.C.	3003951		.20	BAFFLE, upr.—(9.779).....
68-70	50-60-8000	Auto. A.C.	3001075		.62	BAFFLE, lwr.—(9.779).....
68	50-60-8000	Man. or Auto. A.C.	1381799		5.30	BRACKET, hot gas disch. muffler—(9.225).....
68-70	50-60-8000	Man. or Auto. A.C.	3814632		.30	BRACKET, rec. dehy. mtg.—(9.195).....
69	50-60-8000	Man. or Auto. A.C.	1387564		2.67	BRACKET, disch. muffler mtg.—(9.242).....
69-70	50-60-8000	Man. or Auto. A.C.	1386236		.87	BRACKET, condenser mtg.-upr.—(9.190).....
68-70	50-60-8000	Man. or Auto. A.C.	1382264		.25	BUMPER, condenser lwr. mtg. to rad. supt. lwr. tie—(9.198).....
69	50-60-8000	Man. or Auto. A.C.	543097	1	2.36	BUMPER, disch. muffler—(9.225).....
68-70	50-60-8000	Man. Auto. A.C.	5911737		.77	CAP, suction throttling valve—(9.198).....
68-70	50-60-8000	Auto. A.C.	3158190		.10	CAP, htr. control temp, shaft—(8.852).....
68	50-60-8000	Man. or Auto. A.C.	3005787		23.75	CASE, air inlet (blower & air valve)—(9.779).....
68	50-60-8000	Man. A.C.	3008209		21.40	CASE, htr. & disch.-rr. (incl. fittings)—(9.779).....
68	50-60-8000	Auto. A.C.	3014338		24.15	CASE, htr.-rr. (incl. fittings)—(9.779).....
68-70	50-60-8000	Auto. A.C.	3016745		22.70	CASE, air inlet (plenum blower & air valve)—(9.779).....
68-70	50-60-8000	Auto. A.C.	3014537		10.50	CASE, blower—(9.779).....
68-70	50-60-8000	Man. A.C.	3002045		9.35	CASE, blower—(9.779).....
68-70	50-60-8000	Man. or Auto. A.C.	3014383		16.00	CASE, evaporator (incl. brkts.)—(9.21 1).....
68-70	50-60-8000	Auto. A.C.	3014340		31.55	CASE, htr.-frt. (incl. fittings)—(9.779).....
68-70	50-60-8000	Man. A.C.	3002168		43.45	CASE, htr & disch.-frt. (incl. fittings)—(9.779).....
69-70	50-60-8000	Man. A.C.	3005787		23.75	CASE, air inlet, blower & air valve—(8.857).....
69-70	50-60-8000	Man. A.C.	3002958		25.85	CASE 8. FITTINGS, rr.—(9.779).....
69-70	50-60-8000	Auto. A.C.	3018480		39.00	CASE 8i FITTINGS, rr. (incl. lwr. baffle & defr. shaft & valve)—(9.779).....
68-70	50-60-8000	Man. or Auto. A.C.	388075	1	.30	CLAMP, suction throttling valve to evap. brk.—(9.198).....
68-70	50-60-8000	Man. or Auto. A.C.	2471945	AR	.59	CLAMP, evap. case drain tube—(1.166).....
68-70	50-60-8000	Man. or Auto. A.C.	3157440	1	.15	CLAMP, evap. thermo. expansion valve—(9.213) ...
69	50-60-8000	Auto. A.C.	3011174	1	.10	CLAMP, evap. air breath hose (1 V I.D.)—(9.21 1) ..
69-70	50-60-8000	Auto. A.C.	3020382	1	1.18	CLAMP, actuator—(9.798).....
69-70	50-60-8000	Auto. A.C.	3011429	1	.56	CLAMP, core (header tank)—(8.854).....
69-70	50-60-8000	Auto. A.C.	3011428	1	.56	CLAMP, core (in-out tank)—(8.854).....
69-70	50-60-8000	Man. or Auto. A.C.	1358419	1	.15	CLAMP, htr. hose to blower to evap. duct—(9.798) ..
68	50-60-8000	Man. A.C.	1385768	1	.10	CLIP, vac. hose adapter to selector switch—(9.798).....
68	50-60-8000	Auto. A.C.	7273467	1	.15	CLIP, auto. A.C. control filter ret.—(9.798).....
68-70	50-60-8000	Auto. A.C.	1385524	4	.10	CLIP, sensor grille to instr. pnl. insert—(9.275).....
70	50-60-8000	Auto. A.C.	7277348	1	.10	CLIP, temp. lvr. ret—(8.852).....
68-70	50-60-8000	Auto. A.C.	7282187	AR	.15	CLIP, htr. & A.C. control lens—(8.852).....
68-70	50-60-8000	Man. or Auto. A.C.	6598423	1	145.95	COMPRESSOR, A.C—(9.170).....
NOTE For compressor component parts refer to Grps. 9.170 thru 9.188.						
68	50-60-8000	Man. or Auto. A.C.	3015133	1	109.95	CONDENSER, A.C—(9.190).....
69	50-60-8000	Man. or Auto. A.C.	3017884	1	103.00	CONDENSER, A.C.—(9.190).....
70	50-60-8000	Man. or Auto. A.C.	3021843	1	141.25	CONDENSER, A.C—(9.190).....
68	50-60-8000	Man. A.C.	1382996	1	55.65	CONTROL, A.C—(9.798).....
68	50-60-8000	Auto. A.C.	1382302	1	29.40	CONTROL, A.C—(9.798).....
69	50-60-8000	Man. A.C.	1387643	1	36.90	CONTROL, A.C. (complete)—(9.798).....
69	50-60-8000	Auto. A.C.	1387645	1	31.35	CONTROL, A.C. (complete)—(9.798).....
70	50-60-8000	Man. A.C.	1240133	1	27.85	CONTROL, A.C. (complete)—(9.273).....
70	50-60-8000	Auto. A.C.	1233966	1	27.15	CONTROL, A.C. (complete)—(9.273).....

68	50-60-8000 Man. or Auto. A.C.	7305362	1	.72	CORD, htr. &: A.C. control dial—(9.798)
68	50-60-8000 A.C.	3022075	1	39.65	CORE & FITTINGS, h r.—(8.854)
68-70	50-60-8000 Man. or Auto. A.C.	3015642	1	108.10	CORE (incl. pipes) evaporator—(9.2 10) .
68-70	50-60-8000.	5914817	1	.36	CORE, suction throttling valve-bleed conn.—(9.198)
69-70	50-60-8000 Man. or Auto. A.C.	3018358	1	38.90	CORE & FITTINGS, hfr.—(8.854).....
68	50-60-8000 Man. or Auto. A.C.	7608287	RH	3.79	COVER, cowl side ducjt air outlet—(9.789)
68-69	50-60-8000 Man. or Auto. A.C.	8773708	LH	2.26	COVER, cowl side duct air outlet—(9.789)
69	50-60-8000 Man. or Auto. A.C.	8774257	RH	3.49	COVER, cowl side duct air outlet—(9.789)
70	50-60-8000 Man. or Auto. A.C.	8757897	1	2.10	COVER, cowl side duct air outlet—(9.789)
68-70	50-60-8000 Man. or Auto. A.C.	3143146	1	2.91	DIAPHRAGM, vac. No. 1 outlet control valve— (8.850).....
68-70	50-60-8000 Man. or Auto. A.C.	3011399		12.35	DIAPHRAGM & CONNECTOR, outside air inlet dr. —(9.277).....
68-70	50-60-8000 Auto. A.C. ..	3015631		1.23	DIAPHRAGM, master lswitch vacuum—(9.798)
69-70	50-60-8000 Auto. A.C. ..	1998909		2.12	DIAPHRAGM, defroster door—(8.850)
68	50-60-8000 Man. or Auto. A.C.	1382310		3.49	DUCT, A.C. ctr. outlet (9.779)
68	50-60-8000 Man. or Auto. A.C.	1382821		4.92	DUCT, A.C. distr.—(9.779).....
69	50-60-8000 Man. or Auto. A.C.	1387292		4.10	DUCT, A.C. distr—(9.779).....
69 70	50-60-8000 Man. or Auto. A.C.	1386709		2.82	DUCT, A.C ctr. outlet 9.779)
68-70	50-60-8000 Man. or Auto. A.C.	3013475		.25	ELBOW, evap. mtr. coding—(9.2 18)
68-70	50-60-8000 A.C.	3144684		.10	FAN, plenum blower— B.857)
68	50-60-8000 Auto. A.C. ..	3008159		3.13	FILTER, vac. switch—(9.798).....
6869	50-60-8000 Auto. A.C. ..	3019139		2.20	FILTER, vac. hose—(9."98).....
68-70	50-60-8000 Auto. A.C. ..	3015065		3.13	FILTER, thermo. vac. regulator air—(9.798) .
68-70	50-60-8000 Auto. A.C. ..	3019139			FILTER, restrictor reg.--(9.798).....
68-70	50-60-8000 Man. or Auto. A.C.	3014505	1	1.23	FITTING, aspirator air (9.798).....
68-70	50-60-8000 Man. or Auto. A.C.	3140852	AR	.30	GASKET, evap. "0" ring (iy," I.D.)—(9.21 1)
68-70	50-60-8000 Man. or Auto. A.C.	3140600	AR	.25	GASKET, evap '/*," I.i.—(9.214).....
68-70	50-60-8000 Man. or Auto. A.C.	3140748	1	.30	GASKET, evap 0" ring (/*," I.D.)—(9.2 1 1) .
68-70	50-60-8000 Man. or Auto. A.C.	3002955	1	1.95	GASKET, evap case—(9.21 1).....
68-70	50-60-8000 Auto. A.C. ..	3014509	1	.72	GASKET, evap mtr. mtg.—(9.216)
68-70	50-60-8000 Auto. A.C. ..	3015066	1	.30	GASKET, T.V.R. filter .
68-70	50-60-8000 Man. A.C. . . .	3002044	1	.5 1	GASKET, plenum blow r mtg.—(9.216)
68-70	50-60-8000 Man. or Auto. A.C.	3007953		.10	GASKET, plenum—(9.779).....
68-70	50-60-8000 Man. or Auto. A.C.	1369998		2.92	GASKET, A.C. htr. & dc f.—(9.779).....
68	50-60-8000 Auto. A.C. ..	1385457		3.43	GRILLE, auto. temp, coltrol sensor (paint to match) —(9.275).....
69-70	50-60-8000 Auto. A.C	1387875	1	2.67	GRILLE, auto. temp, coltrol sensor (paint to match) —(9.275).....
68-70	All.....				GROMMET, refer to 9.^55 & 9.798)
68-70	50-60-8000				HOSE, air (refer to grp. 9.786)
68-70	50-60-8000 Man. or Auto. A.C.				HOSES, A.C. lines (refer to grps. 9.222 thru 9.242) .
68	50-60-8000 Man. A.C.	1384129		9.10	HOSE HARNESS, vac •(9.798)
68	50-60-8000 Auto. A.C.	3014337		22.60	HOSE HARNESS, vac (9.798)
69-70	50-60-8000 Auto. A.C.	3018477		34.70	HOSE HARNESS, vac, (9.798)
69-70	50-60-8000 Man. A.C.	1386710		9.95	HOSE HARNESS, vac. (9.798)
68	50-60-8000 Auto. A.C.	1385324		2.36	HOSE, thermo. vac. reg to blower—(9.798)
69-70	50-60-8000 Auto. A.C.	1387909		4.56	HOSE, thermo. vac. reg to blower—(9.798)
68-70	50-60-8000 Man. or Auto. A.C.	3014431	1	72	INSULATION, evap. bu b—(9.213).....
69	50-60-8000 Man. or Auto. A.C.	1230184	AR	1.18	KNOB, htr. & A.C. control—(9.798)
70	50-60-8000 Man. or Auto. A.C.	1233942	AR	1.08	KNOB, htr. & A.C. conttjol—(8.852
68	50-60-8000 Man. A.C.	7305369	1	10.25	LENS, A.C. control (incl applique)—(9.798)
68	50-60-8000 Auto. A.C.	7305418	1	9.60	LENS, A.C. control—(9 98).....

69	50-60-8000 Auto A.C.	1387414		8.65	LENS, A.C. control (incl. applique)—(9.798).....
69	50-60-8000 Man. A.C.	1387413		8.65	LENS, A.C. control (incl. applique)—(9.798).....
70	50-60-8000 Man. A.C.	1233925		1 1.45	LENS, A.C. control—(9.279).....
70	50-60-8000 Auto A.C.	1234205		1 1.45	LENS, A.C. control—(9.279).....
70	50-60-8000 Man. or Auto. A.C.	1222934		1.69	LEVER, htr. 8i A.C. control (incl. knob & ret.)— (8.852).....
68-70	50-60-8000 Auto. A.C.	3015153		.51	LINK, temp. vac. switch—(9.798).....
68-70	50-60-8000 Auto. A.C.	3002164		.20	LINK, selector valve—(8.858).....
68-70	50-60-8000 Auto. A.C.	3014322		4.31	LINK & PINS, htr—(9.779).....
69-70	50-60-8000 Auto. A.C.	3020385		.41	LINK, blower switch-upr—(9.798).....
68-70	50-60-8000 Man. or Auto. A.C.	1383392		1.95	MANIFOLD, def. outlet—(9.779).....
68-70	50-60-8000 Man. or Auto. A.C.	4960538		28.70	MOTOR, blower—(8.855).....
68	50-60-8000 Man. or Auto. A.C.	1381399	1	15.45	MUFFLER, hot gas valve discharge—(9.225).....
69	50-60-8000 Man. or Auto. A.C.	1384086	!	17.10	MUFFLER, hot gas valve discharge—(9.225).....
68-70	50-60-8000.....	3130804	!	.10	NUT & LOCK WASHER, htr. blower & air inlet— (8.857).....
69-70	50-60-8000.....	7305309	2	.56	NUT, htr. & A.C. controls (barrel-type)—(8.852).....
68-70	50-60-8000 Man. or Auto. A.C.				OUTLETS, A.C. (refer to grps. 9.260 81 9.262).....
68-70	50-60-8000 Man. or Auto. A.C.	1370257	LH	20	OUTLET, htr. disch. frt. (9.784).....
68-70	50-60-8000 Man. or Auto. A.C.	1370259	LH	.30	OUTLET, htr. disch.-rr.—(9.784).....
68-70	6000 Man. or Auto. A.C. 8i Long Console.....	1371241	1	3.59	OUTLET, htr.-ctr.—(9.784).....
68	50-60-8000.....	1384114	RH	2.77	OUTLET, def.—(9.779).....
68	50-60-8000.....	1384115	RH	2.77	OUTLET, def.—(9.779).....
69-70	50-60-8000.....	1386928	RH	2 46	OUTLET, def.—(9.779).....
69-70	50-60-8000.....	1387931	LH	2.46	OUTLET, def.—(9.779).....
68	50-60-8000 Man. or Auto. A.C.	1381801	1	.53	PLATE, disch. muffler brkt—(9.225).....
68	50-60-8000 Man. or Auto. A.C.	1381798	1	.60	PLATE, disch. muffler to frame—(9.225).....
68-70	50-60-8000 Auto A.C.	3017987	!	.51	PLUG, vac. leak down—(9.277).....
68-70	50-60-8000 Man. or Auto. A.C.	3015061	1	24.30	RECEIVER DEHYDRATOR (9.195).....
68	50-60-8000 Auto. A.C.	3015243	1	32.00	REGULATOR, thermo. vac—(9.798).....
69-70	50-60-8000 Auto. A.C.	3018037	1	24.65	REGULATOR, thermo. vac—(9.798).....
68	50-60-8000 Auto. A.C.	1394324	AR	18.15	RELAY KIT, A.C. control—(9.798).....
68-70	50-60-8000 Man- or Auto. A.C.	1372259	!	4.66	RELAY, A.C. blower—(9.277).....
69-70	50-60-8000 Auto. A.C.	1372259	1	4.66	RELAY, selector switch—(9.277).....
68-70	50-60-8000 Man. A.C.	1385321	1	1.44	RESISTOR, A.C. blower—(9.275).....
68-70	50-60-8000 Auto. A.C.	1385151	1	3.08	RESISTOR, blower mtr.—(9.275).....
68-70	50-60-8000 Auto. A.C.	3018857	!	5.50	RESTRICTOR, vac. plug (porous) (in chartruese color hose)—(9.798).....
69-70	50-60-8000 Auto. A.C.	3018859	1	5.50	RESTRICTOR, vac. plug (porous) (in purple color hose)—(9.798).....
68-70	50-60-8000.....	3150822	!	.10	ROLLER, cam-htr. control—(9.786).....
68-70	50-60-8000 Man. or Auto. A.C.	5914631	1	.56	SCREEN, compr. expansion valve filter—(9.214).....
68	50-60-8000 Man. or Auto. A.C.	1383394	1	.51	SEAL, A.C. ctr. outlet duct-lwr.—(9.779).....
68	50-60-8000 Man. or Auto. A.C.	1383393	1	.46	SEAL, A.C. ctr. outlet duct-upr.—(9.779).....
68	50-60-8000 Man. or Auto. A.C.	1472307	!	.15	SEAL, blower resistor to evap. feed air duct—(9.275)
68-70	50-60-8000 Auto. A.C.	1385318	!	.41	SEAL, sensor adapter—(9.275).....
68-70	50-60-8000 Man. or Auto. A.C.	3001409	1	.18	SEAL, evap. inlet—(9.21 1).....
68-70	50-60-8000 Man. or Auto. A.C.	1231215	1	.62	SEAL, adapter to blower—(9.779).....
69-70	50-60-8000 Man. or Auto. A.C.	1387286	1	.87	SEAL, A.C. ctr. outlet duct—(9.779).....
69-70	50-60-8000 Man. or Auto. A.C.	1387287	!	.72	SEAL, A.C. distr. duct—(9.779).....
68	50-60-8000 Auto. A.C.	3008208	1	.10	SHAFT & LEVER, def—(9.779).....
68-70	50-60-8000 Auto. A.C.	3014323	1	1.18	SHAFT & LEVER, temp. valve—(9.798).....
69-70	50-60-8000 Man. A.C.	3003827	1	.92	SHAFT, temp. valve—(8.852).....
69-70	50-60-8000 Auto. A.C.	3002892	1	.30	SHAFT, def.—(9.779).....
68-70	50-60-8000.....	1185086	AR	.10	SHIM, rec. & dehy. (T/T dia.)—(9.198).....
69	50-60-8000 Man. or Auto. A.C.	7314556	1	.25	SHIM, vac. selector switch—(9.798).....

68-69	50-60-8000 Auto. A.C. ..	3014321	.46	SPRING, link—(9.779)
68-70	50-60-8000 Man. or Auto. A.C.	3020111	.36	SPRING, outside recirculated air door return— (9.779).....
68	All	7304757	.72	SPRING, torsion-contr< >ll—(9.798)
68	All	7304758	.72	SPRING, torsion-cont (9.798)
68-70	50-60-8000 Auto. A.C. ..	3020303	.46	SPRING, temp, valve—1(9.798) ...
68	50-60-8000 Man. or Auto. A.C.	1371824	2.36	STRAP, disch. muffler to brkt. cradle—(9.225)
68	50-60-8000 Man. or Auto. A.C.	1367280	.67	SUPPORT, condenser •ntg.-upr.—(9.190)
68	50-60-8000 Man. A.C. ...	7304793	4.20	SWITCH, master vac. (2 port) on control—(9.798)
68	50-60-8000 Man. A.C. ...	7304784	8.15	SWITCH, blower A.C control (5 position)—(9.798)
68	50-60-8000 Auto. A.C. ..	3019185	8.80	SWITCH, vac. selector -(9.798).....
68	50-60-8000 Man. A.C. ...	7305184	6.50	SWITCH, selector vac cl. (4 terminal-4 ports) on control—(9.798) ...
68	50-60-8000 Auto. A.C. ..	3016889	7.60	SWITCH, selector—(9.f98)
68	50-60-8000 Man. or Auto. A.C.	3018786	8.50	SWITCH, ambient compr. (in air inlet case)—(9.798)
68-70	50-60-8000 Man. A.C. ...	1387326	4.05	SWITCH, vac-water va ve (2 port) on control— (9.798).....
68-70	50-60-8000 Auto. A.C. ..	3022630	10.45	SWITCH, vac. program—(9.798).....
68-70	50-60-8000 Auto. A.C. ..	3014675	6.90	SWITCH, master mic (9.798).....
68-70	50-60-8000 Auto. A.C. ..	3014674	13.45	SWITCH, master (complete) (9.798).....
68-70	50-60-8000 Auto. A.C. ..	3015146	7.90	SWITCH, blower—(9.7 8).....
69 70	50-60-8000 Auto. A.C. ...	3018786	8.50	SWITCH, ambient compr. (in air inlet case)—(9.798)
69-70	50-60-8000 Man. A.C.	1387857	4.05	SWITCH, vac. master (2 port) (on control)—(9.798) ..
69-70	50-60-8000 Man. A.C.	1386904	8.10	SWITCH, vac. selector & A.C. clutch (on control)— (9.798).....
69-70	50-60-8000 Auto. A.C. ...	1230507	14.75	SWITCH, selector (vac & elec.) (on control)- -(9.275)
69-70	50-60-8000 Man.	1386803	7.20	SWITCH, A.C. blower (pn control)—(9.275)
70	50-60-8000 Man. A.C. ...	7313424	9.15	SWITCH, vac—(9.275);
	NOTE For any A.C. "Switch" not listed, refer to noun name "Valve."		3.08	TANK, vac—(9.281) .
68 70	50-60-8000.	385076	.20	TEE CONNECTOR, in vac. source line (W y _s) —(9.281).....
68	50-60-8000 Auto. A.C. ..	3866868	2.26	TUBE, A.C. bleed—(9.2:20)
68	50-60-8000 Man. or Auto. A.C.	1394736	30	TUBE, evap. case drain—(9.21 1)
68-70	50-60-8000 Man. or Auto. A.C.	3021960	.51	TUBE, evap. mtr. cooling—(9.2 1 8).....
68-70	50-60-8000 Man. or Auto. A.C.	3000092	10.00	VALVE, htr. of water temp, (in rr. of int. mfl'd.)—(9.795)
68	5000 Man. A.C.	1384723	3.28	VALVE, vac. htr. & A.C control—(9.798).....
68	50-60-8000 Man. AJ	7304963	18.65	VALVE, htr. water temp. -(9.795).....
68	60-8000 Auto. A.C. .	399715	14.10	VALVE, htr. water temp -(9.795).....
68	60-8000 Man. A.C. .	399679	1.59	VALVE, def—(9.779)
68	50-60-8000 Auto. A.C.	3008207	20.45	VALVE, htr. water temp —(9.795)
68	5000 Auto. A.C.	1385322	4.31	VALVE (DOOR), temp.—(9.798)
68-70	50-60-8000 Auto. A.	3006047	6.25	VALVE, selector—(9.77 3)
68-70	50-60-8000 Auto. A.	3006049	33.15	VALVE, suction throttlir g—(9.198)
68-70	50-60-8000 Man. or Auto. A.C.	5910777	.92	VALVE, selector valve— (8.858).....
68-70	50-60-8000 Auto. A.	3156764	2.41	VALVE, vac. check—(9. 98).....
68-70	50-60-8000 Auto. A.	3016556	4.87	VALVE KIT, thermo. vac valve—(9.795)
68-70	50-60-8000 Man. or Auto. A.C.	1394859	29.25	VALVE, evap. thermo. <pansion—(9.2 1 3)
68-70	50-60-8000 Man. or Auto. A.C.	5910766	5.50	VALVE, def.—(9.779)
69-70	50-60-8000 Auto. A.C.	3013147	17.95	VALVE, htr. water temp —(9.795)
69-70	50-60-8000 Auto. A.C.	1230573	3.23	VALVE, temp.—(8.858)
69-70	50-60-8000 Man. A.C. .	3156779	3.95	VALVE, selector A.C. hf.—(8.858)
70	50-60-8000 A.C. .	3003952	3.95	VALVE, selector A.C. hf.—(8.858)
	NOTE For any A.C. "Valve" not listed, refer to noun name "Switch."		22.45	WIRING HARNESS (9.7J98)
68	50-60-8000 Auto. A.C. ..	3016307 1	12.20	WIRING HARNESS, AC. ext. -(8.852)
68	50-60-8000 Man. A.C. ...	6295553 1	13.05	WIRING HARNESS, A.C. ext.—(2.480)
69-70	50-60-800.0 Man. A.C. ...	6297406 1	29.80	WIRING HARNESS (9.798)
69-70	50-60-8000 Auto. A.C. ..	3018478 1	29.80	WIRE, controls (refer to grps. 9.798 or 9.787)
68-70	All			

9.1691 1968-70 9000 HEATER & AIR CONDITIONING PARTS (MANUAL OR AUTO. A.C.)

68-70	9000 Auto A.C.	1998940	14.20	ACTUATOR, piloted vac.—(9.281).....
68	9000 Man. A.C.	1373744	.62	ADAPTER, water valve /vac disch—(9.798)
68	9000 Man. A.C.	1384063	.46	ADAPTER, htr. 8c A.C. v c. disch.—(9.798) .
68	9000 Auto A.C.	1385325	4.05	ADAPTER, sensor grille -(9.275).....
69-70	9000 Man. A.C.	1230018	.56	ADAPTER, vac. switch arness—(9.798) ...
69-70	9000 Auto A.C.	1230020	.56	ADAPTER, vac. switch arness—(9.798) ...
69 70	9000 Auto A.C.	1387226	2.31	ADAPTER, sensor grille -(9.275).....
68-70	9000 Man. or Auto. A.C.	3005262	24.25	AIR INLET & VALVE (9.789).....

68	9000 Man. or Auto. A.C.	3003538	1	1.18	BAFFLE, upr.—(9.779).....
68	9000 Man. or Auto. A.C.	3003537	1	1.18	BAFFLE, lwr.—(9.779).....
68-70	9000 Man. A.C.	3012785	1	.46	BAFFLE, air mix—(9.779).....
69-70	9000 Auto. A.C.	3017040	1	1.03	BAFFLE, air mix—(9.779).....
69-70	9000 Man. A.C.	3003538	1	1.18	BAFFLE, upr.—(9.779).....
69-70	9000 Man. A.C.	3003537	1	1.18	BAFFLE, lwr.—(9.779).....
68-69	9000 Man. or Auto. A.C.	1374493	1	.72	BRACKET, rec. dehy. mtg.—(9.195).....
68-69	9000 Man. or Auto. A.C.	1385513	1	2.26	BRACKET, hot gas disch. muffler-mtg.—(9.225).....
68-70	9000 Man. or Auto. A.C.	3005657	1	1.13	BRACKET, evap. & blower valve mtg.—(9.798).....
68-69	9000 Man. or Auto. A.C.	543097	1	2.36	BUMPER, disch. muffler—(9.225).....
68-70	9000 Man. or Auto. A.C.	1382264	2	.25	BUMPER, condenser lwr. mtg. to rad. supt. lwr. tie—(9.198).....
68	9000 Man. A.C.	3017006	1	2.46	CAM 8c SUPPORT, htr.—(9.779).....
69-70	9000 Man. A.C.	3019095	1	2.87	CAM & SUPPORT, htr.—(9.779).....
68-70	9000 Man. or Auto. A.C.	5911737	1	.77	CAP, suction throttling valve—(9.198).....
68	9000 Man. A.C.	3012553	1	24.55	CASE, evaporator-inlet (incl. baffle, brkts. & plate)—(9.21 1).....
68	9000 Auto. A.C. (1st Type).....	3014539	1	30.35	CASE, evaporator-inlet (incl. baffle, brkts. & plate) (plate on case reads EBA-124-68B)—(9.2 1 1).....
68	9000 Auto. A.C. (2nd Type).....	3017224	1	28.35	CASE, evaporator-inlet (incl. baffle, brkts. & plate) (plate on case reads EBA-124A-68B)—(9.21 1).....
68-70	9000 Man. or Auto. A.C.	3005654	1	20.20	CASE, evaporator-outlet—(9.21 1).....
69-70	9000 Man. A.C.	3017223	1	26.65	CASE, evaporator-inlet (incl. baffle, brkts. & plate)—(9.21 1).....
69-70	9000 Auto. A.C.	3017224	1	28.35	CASE, evaporator-inlet (incl. baffle, brkts. & plate)—(9.21 1).....
68	9000 Auto. A.C.	3014681	1	20.30	CASE, htr. (incl. brkts.)—(9.779).....
68-70	9000 Man. A.C.	3015176	1	16.00	CASE, htr.—(9.779).....
69-70	9000 Auto. A.C.	3018570	1	22.00	CASE, htr.—(9.779).....
68-70	9000 Man. or Auto. A.C.	388075	1	.30	CLAMP, suction throttling valve-mtg.—(9.1 98).....
68-70	9000 Man. or Auto. A.C.	3017086	1	.20	CLAMP, evap. thermo. expansion valve—(9.213).....
68 70	9000 Man. or Auto. A.C.	2471945	AR	.59	CLAMP, evap. case drain tube—(1.166).....
69	9000 Auto. A.C.	3011174	1	.10	CLAMP, evap. air breath hose (1 V I.D.)—(9.21 1).....
68	9000 Man. A.C.	1385768	1	.10	CLIP, vac. hose adapter to selector switch—(9.798).....
68	9000 Auto. A.C.	7273467	1	.15	CLIP, auto. A.C. control filter ret.—(9.798).....
68-70	9000 Auto. A.C.	1385524	4	.10	CLIP, sensor grille to instr. pnl. insert—(9.275).....
68-70	9000 Man. or Auto. A.C.	3013532	1	.15	CLIP, temp. valve ret.—(8.854).....
68-70	9000.....	7282187	AR	.15	CLIP, htr & A.C. control lens—(8.852).....
68-70	9000 Man. or Auto. A.C.	6598423	1	145.95	COMPRESSOR, A C—(9.170).....
	NOTE For compressor component parts refer to Grps.			3.170 thru 9.188.	
68-69	9000 Man. or Auto. A.C.	3015080	1	125.30	CONDENSER, A.C.—(9.190).....
70	9000 Man. or Auto. A.C.	3020444	1	14 1.25	CONDENSER, AC — (9.190).....
68	9000 Man. A.C.	1382996	1	55.65	CONTROL, A.C.—(9.798).....
68	9000 Auto. A.C.	1382302	1	29.40	CONTROL, A.C.—(9.798).....
69	9000 Man. A.C.	1387644	1	40.50	CONTROL, A.C. (complete)—(9.798).....
69	9000 Auto. A.C.	1387646	1	30.75	CONTROL, A.C. (complete)—(9.798).....
70	9000 Man. A.C.	1233957	1	32.60	CONTROL, A.C. (complete)—(9.273).....
70	9000 Auto. A.C.	1233965	1	28.80	CONTROL, A.C. (complete)—(9.273).....
68	9000 Man. or Auto. A.C. (1st Type).....	3012560	1	103.20	CORE (incl. fittings) evaporator (plate on case reads EBA-24-68B or EBA 1 24-68B)—(9.210).....
68	9000 Man. or Auto. A.C. (2nd Type).....	3017213	1	1 12.40	CORE (incl. fittings) evaporator (plate on case reads EBA-24A-68B or EBA 124A-68B)—(9.2 10).....
68-70	9000.....	5914817	1	.36	CORE, suction throttling valve-bleed conn.—(9.198).....
68	9000 Man. A.C.	3004816	1	38.90	CORE & FITTINGS, htr.—(8.854).....
69-70	9000 Man. or Auto. A.C.	3010980	1	39.65	CORE 8i FITTINGS, htr.—(8.854).....
69-70	9000 Man. A.C.	3017213	1	1 12.40	CORE (incl. fittings) evaporator—(9.210).....
69-70	9000 Auto. A.C.	3012560	1	103.20	CORE (incl. fittings) evaporator—(9.210).....
68	9000 Man. or Auto. A.C.	7305362	2	.72	CORD, htr. & A.C. control dial—(9.798).....
68-70	9000 Man. or Auto. A.C.	7580797	LH	2.51	COVER, cowl side duct air outlet—(9.789).....
68	9000 Auto. A.C.	3015021	1	2.82	COVER, control protection—(9.798).....
69-70	9000 Auto. A.C.	3019398	1	3.18	COVER, control protection—(9.798).....
68	9000 Long Console	1375331	1	1.33	DEFLECTOR, htr. ctr. outlet—(9.779).....
68-70	9000 Man. A.C.	3015631	1	1.23	DIAPHRAGM, master switch vac—(9.798).....
68-70	9000 Auto. A.C.	3011399	1	12.35	DIAPHRAGM & CONNECTOR, outside air inlet dr.—(9.277).....
68-70	9000 Man. or Auto. A.C.	1998905	1	5.75	DIAPHRAGM, air inlet & valve assy-vac—(9.280).....
68-70	9000 Man. or Auto. A.C.	1998919	1	2.94	DIAPHRAGM, htr. & A.C. mode door—(9.277).....
69-70	9000 Man. or Auto. A.C.	3146159	1	2.86	DIAPHRAGM, defroster door (air-inlet)—(9.779).....
68	9000 Auto. A.C.	1237817	1		DISTRIBUTOR, vac—(9.755).....
68-69	9000 Man. or Auto. A.C.	1231200	1	4.82	DUCT, A.C. distr— (9.779).....
68-70	9000 Man. or Auto. A.C.	3014463	1	8.25	DUCT, blower inlet-valve hsg.—(9.779).....
68-70	9000 Man. or Auto. A.C.	3005637	1	2.97	DUCT, mtg. flange & pin—(9.779).....
68-70	9000 Man. or Auto. A.C.	3013475	1	25	ELBOW, evap. motor cooling—(9.2 1 8).....
68-70	9000.....	3144684	1		FAN, blower—(8.857).....

68	9000 Auto. A.C.	3008159	.10	FILTER, vac. switch-	9.798)
68-70	9000 Auto. A.C.	3015065	2.20	FILTER, thermo. vac	eg. air—(9.798)
68-70	9000 Auto. A.C.	3019139	3.13	FILTER, restrictor reg	(9.798)
68-70	9000 Man. or Auto. A.C.	3014505	1.23	FITTING, aspirator ail	—(9.798)
68-70	9000 Auto. A.C.	3015066	.30	GASKET, thermo. vac	reg. filter—(9.798)
68-70	9000 Man. or Auto. A.C.	1484119	2.26	GASKET, evap &L	blofer—(9.21 1)
68-70	9000 Man. or Auto. A.C.	3140600	.25	GASKET, evap. ("A	D.)—(9.214)
68-70	9000 Man. or Auto. A.C.	3140852	.30	GASKET, evap. "0"	rihg ("I," I.D.)—(9.21 1)
68-70	9000 Man. or Auto. A.C.	1377187	1.64	GASKET, htr. 8i A.C	rjontrol—(9.798)
68 70	9000 Man. or Auto. A.C.	391549	4.05	GASKET, A.C. htr.—	(8 854)
68 70	9000 Man. or Auto. A.C.	3005633	1.33	GASKET, recirculating	air—(9.779)
69-70	9000 Man. or Auto. A.C.	3140748	.30	GASKET, evap. "0"	rhg (% O.D.)—(9.21 1)
68	9000 Auto. A.C.	1385461	4.05	GRILLE, auto. temp.	cunt, sensor (paint to match)- (9.275) ..
69-70	9000 Auto. A.C.	1387662	2.26	GRILLE, auto. temp.	cjnt. sensor (paint to match)- (9.275) ..
68-70	9000			GROMMET (refer to	drps. 9.775 & 9.798)
68	9000 Man. A.C.	1384891	4.20	HOSE (incl. grommet)	vac—(9.798)
68-70	9000			HOSE, air (refer to	grp 9.786)
68-70	9000 Man. or Auto. A.C.			HOSES, A.C. lines	(ref 3r to grps. 9.222 thru 9.242) .
68-70	9000 Auto. A.C.	1385330	3.43	HOSE, thermo. vac.	re to blower—(9.798)
69-70	9000 Auto. A.C.	1387229	3.64	HOSE, sensor grille	to adapter—(9.27 5)
68	9000 Man. A.C.	1384128	9.30	HOSE HARNESS, vac	(9.798)
68	9000 Auto. A.C.	3014700	26 65	HOSE HARNESS, vac	(9.798)
69-70	9000 Man. A.C.	1230191	9.00	HOSE HARNESS, vac	- (9.798)
69-70	9000 Auto. A.C.	1230191	9.00	HOSE HARNESS, vac	(9.798)
68-70	9000 Man. or Auto. A.C.	3002151	5.70	HOUSING, temp. control	valve—(9.779)
68-70	9000 Man. or Auto. A.C.	8526387	.67	INSULATION, evap.	bjljb.—(9.213)
69	9000 Man. or Auto. A.C.	1230184	1.18	KNOB, htr. & A.C. con	rol—(9.798)
70	9000 Man. or Auto. A.C.	1233942	1.08	KNOB, htr. 8i A.C. con	rol—(8.852)
68	9000 Man. A.C.	7305369	10.25	LENS, A.C. control (inc	applique)—(9.798)
68	9000 Auto. A.C.	7305418	9.60	LENS, A.C. control—	(9 798)
69	9000 Man. A.C.	1387416	8.45	LENS, A.C. control (inc	applique)—(9.798)
69	9000 Auto. A.C.	1387417	8.45	LENS, A.C. control (inc	applique)—(9.798)
70	9000 Man. A.C.	1233956	12.40	LENS, A.C. control—	(9 279)
70	9000 Auto. A.C.	1233955	12.60	LENS, A.C. control—	(9 279)
68	9000 Man. & Auto. A.C.	3005684	.36	LEVER, def. valve—	(9 98)
70	9000	1222934	1.69	LEVER, htr. & A.C. con	trol (incl. knob & ret.)- (8.852)
68-70	9000 Auto. A.C.	3015153	.51	LINK, temp. vac. switc	—(9.798)
68-70	9000 Auto. A.C.	3014665	1.85	LINK & PINS, htr—	(9 779)
69-70	9000 Man. or Auto. A.C.	3005692	3.64	LINK, def. valve	(9.79(8) .
68-70	9000 Man. or Auto. A.C.	4914916	28.80	MOTOR, blower—	(8.8 5) •
68-69	9000 Man. or Auto. A.C.	1379203	16.10	MUFFLER, hot gas valve	discharge—(9.225) ..
69-70	9000	7305309	.56	NUT, htr. & A.C. con	trc) s (barrel type)—(8.852)
68-70	9000 Man. or Auto. A.C.			OUTLETS, A.C. (refer	to grps. 9.260 & 9.262)
68	9000	1374273	3.38	OUTLET, htr.-ctr.—	(9.7 79)
69-70	9000 Long Console	1387239	3.59	OUTLET, htr.-ctr.—	(9.7 79)
69-70	9000 less Long Console	1374273	3.38	OUTLET, htr.-ctr.—	(9 79)
68-70	9000	7646781	3.43	OUTLET, def—	(9.779)
68-70	9000	7646782	3.43	OUTLET, def—	(9.779)
68-70	9000 Auto. A.C.	3017987	.51	PLUG, vac. leak down	(9.277)
68-70	9000 Auto. A.C.	3021438	9.00	PORT & FITTING KIT,	thermo. vac. reg. output- (9.798)
68-69	9000 Man. or Auto. A.C.	3012944	24.50	RECEIVER DEHYDRATOR	(9.195)
70	9000 Man. or Auto. A.C.	3015061	24.30	RECEIVER DEHYDRATOR	(9.195)
68-70	9000 Auto. A.C.	3015672	32.00	REGULATOR, thermo.	vac—(9.798)
68	9000 Auto. A.C.	1394325	17.55	RELAY KIT, A.C. control	—(9.798)
68	9000 Man. or Auto. A.C.	1372259	4.66	RELAY, A.C. blower	(9.277)
68-69	9000 Auto. A.C.	1365166	3.95	RELAY, blower mtr.-	(9.277)
69-70	9000 Man. A.C.	1372259	4.66	RELAY, A.C. blower	(f 277)
69-70	9000 Auto. A.C.	1372259	4.66	RELAY, selector switc	-(9.277)
68	9000 Auto. A.C.	1385151	3.08	RESISTOR, A.C. blowe	mtr.—(9.27 5)
68-70	9000 Man. A.C.	1385321	1.44	RESISTOR, A.C blowef	mtr.—(9.27 5)
68-70	9000 Auto. A.C.	3018856	.92	RESISTOR, vac. plug	Ff.V.A. bleed)—(9.798)
68-70	9000	3018858	1.28	RESTRICTOR, vac ho	-(9.798)
69	9000 Auto. A.C.	3018473	3.64	RESTRICTOR, vac hos	(porous) in green hose— (9.798)
68-70	9000 Man. or Auto. A.C.	5914631	.56	SCREEN, compr. expansion	valve filter—(9.214)
68	9000 Man. AC.	1472307	.15	SEAL, A.C. blower resistor	to htr—(9.275)
68	9000 Long Console	1381349	.10	SEAL, htr. ctr. outlet	def I.—(9.262)
68-69	9000 Man. or Auto. A.C.	3005344	4.51	SEAL, hsg. to htr. case-	(9.779)
68-70	9000 Man. or Auto. A.C.	3005686	.05	SEAL, case to diverter	valve—(9.79 8)
68-70	9000 Man. or Auto. A.C.	3002272	.87	SEAL, evap. core—	(9.2 1)
68-70	9000 Man. or Auto. A.C.	1484207	.97	SEAL, evap. to htr. &	air sel. assy.—(9.21 1)
68-70	9000 Auto. A.C.	3005344	4.5 1	SEAL, hsg. to htr. case-	-(9.779)
68-70	9000	1383393	.46	SEAL, A.C. ctr. outlet	d ct-upr.—(9.779) . . .
68-70	9000	1384928	.72	SEAL, A.C. ctr. outlet	d ct-lwr.—(9.779) . . .

68-70	9000 Auto. A.C.	1385318	1	.41	SEAL, sensor adapter—(9.275)
69-70	9000 Auto. A.C.	1230409	1	.67	SEAL, sensor grille—(9.275)
68	9000 Auto. A.C.	3016972	1	35.95	SELECTOR, A.C. & htr.—(9.779)
68	9000 Man. A.C.	3005274	1	33.10	SELECTOR, A.C. & htr.—(9.779)
69-70	9000 Auto. A.C.	3018472	1	37.50	SELECTOR, A.C. 8c htr.—(9.779)
68-70	9000 Man. or Auto. A.C.	3005687	1	.15	SHAFT, diverter valve—(9.798)
68-70	9000	1185086	AR	.10	SHIM, rec. 8c dehyd. (1/16" dia.)—(9.198)
69	9000 Man. or Auto. A.C.	7314556	1	.25	SHIM, vac. selector switch—(9.798)
68	9000	7304757	RH	.72	SPRING, torsion control—(9.798)
68	9000	7304758	LH	.72	SPRING, torsion control—(9.798)
68	9000 Auto. A.C.	3014664	1	.46	SPRING, torsion-temp. valve—(9.798)
68-70	9000 Auto. A.C.	3020303	1	.46	SPRING, temp. valve—(9.798)
68-70	9000 Man. or Auto. A.C.	3005636	1	.30	SPRING, air valve—(9.779)
68-70	9000 Man. or Auto. A.C.	3020111	1	.36	SPRING, outside recirculated air door return—(9.779)
68-69	9000 Man. or Auto. A.C.	1379763	1	.77	SUPPORT, rec. dehyd—(9.195)
68	9000 Auto. A.C.	3019186	1	8.80	SWITCH, vac. selector—(9.798)
68	9000 Auto. A.C.	3019138	1	10.40	SWITCH, vac. program—(9.798)
68	9000 Auto. A.C.	3014699	1	8.55	SWITCH, selector—(9.798)
68	9000 Man. A.C.	7304793	1	4.20	SWITCH, vac-master (2 port-on control)—(9.798)
68	9000 Man. A.C.	7304784	1	8.15	SWITCH, blower A.C. controls (5 position)—(9.798)
68	9000 Man. A.C.	7305184	1	6.50	SWITCH, selector vac. cl. (4 ports & 4 term.-on control)—(9.798)
68-70	9000 Man. A.C.	1387326	1	4.05	SWITCH, vac-water valve (2 port-on control)—(9.798)
68-70	9000 Auto. A.C.	3015146	1	7.90	SWITCH, blower—(9.798)
68-70	9000 Auto. A.C.	3014674	1	13.45	SWITCH, master (complete)—(9.798)
68-70	9000 Auto. A.C.	3018787	1	6.95	SWITCH, ambient compr—(9.798)
68-70	9000 Auto. A.C.	3014675	1	6.90	SWITCH, master-micro—(9.798)
69-70	9000 Man. A.C.	1387857	1	4.05	SWITCH, vac-master (2 port-on control)—(9.798)
69-70	9000 Auto. A.C.	3019138	1	10.40	SWITCH, vac-temp.—(9.798)
69 70	9000 Man. A.C.	1386904	1	8.10	SWITCH, vac-selector & A.C. clutch (on control)—(9.798)
69-70	9000 Auto. A.C.	1230507	1	14.75	SWITCH, selector (vac. & elec.) (on control)—(9.275)
69-70	9000 Man. A.C.	1386803	1	7.20	SWITCH, A.C. blower (on control)—(9.275)
70	9000 Man. A.C.	7313424	1	9.15	SWITCH, vac—(9.275)
	NOTE For any A.C. "Switch" not listed, refer to noun name "Valve."				
68-70	9000	385076	1	3.08	TANK, vac—(9.281)
68	9000 Auto. A.C.	3866868	2	.20	TEE CONNECTOR, in vac. source line (1/8" x 1/8" x 1/8")—(9.281)
68	9000 Auto. A.C.	3018787	1	6.95	THERMOSTAT, ambient compr.—(9.798)
68-70	9000 Man. or Auto. A.C.	3010978	1	1.44	TUBE, evap. case drain—(9.21 1)
68	9000 Man. A.C.	399679	1	14.10	VALVE, htr. water temp.—(9.795)
68	9000 Man. A.C.	7304963	1	3.28	VALVE, vac.-htr. & A.C. control (2 port-on control)—(9.798)
68	9000 Auto. A.C.	399715	1	18.65	VALVE, htr. water temp.—(9.795)
68-70	9000 Auto. A.C.	3014685	1	6.90	VALVE 8c SHAFT, temp. control—(9.798)
68-70	9000 Man. A.C.	3006130	1	6.25	VALVE 8t SHAFT, temp. control—(9.779)
68-70	9000 Man. or Auto. A.C.	3005646	1	8.10	VALVE, hsg. & brkt.—(9.779)
68-70	9000 Man. or Auto. A.C.	5910593	1	30.70	VALVE, suction throttling—(9.198)
68-70	9000 Man. or Auto. A.C.	5910745	1	33.85	VALVE, evap. thermo. expansion—(9.2 13)
68-70	9000 Auto. A.C.	3016556	1	2.41	VALVE, vac. check—(9.798)
68-70	9000 Auto. A.C.	1394859	1	4.87	VALVE KIT, thermo. vac. valve—(9.795)
68-70	9000 Man. or Auto. A.C.	3016936	1	4.05	VALVE 8c SEAL, diverter—(9.798)
69-70	9000 Man. A.C.	3012817	1	4.4 1	VALVE (door) diverter—(9.798)
69-70	9000 Auto. A.C.	1230573	1	17.95	VALVE, htr. water temp.—(9.795)
	NOTE For any A.C. "Valve" not listed, refer to noun name "Switch."				
68	9000 Auto. A.C.	3015638	1	22.75	WIRING HARNESS (9.798)
69-70	9000 Auto. A.C.	3018466	1	29.10	WIRING HARNESS (9.798)
68-69	9000 Auto. A.C.	3001346	1	.46	WIRE, A.C. htr.-ground—(9.218)
68-70	9000				WIRE, controls (refer to grps. 9.787 or 9.798)

9.169J 1971-73 50-60-80-9000 (ALL B-C-E) HEATER & AIR CONDITIONING PARTS (MANUAL OR AUTO. A.C.)

71-72	All Auto. A.C.	1223165	1	15.75	AMPLIFIER, circuit board-programmer (incl. potentiometer, insulator, retainer, heat sink)- (Darlington)—(9.275)
71-72	All Auto. A.C.	1223113		1.49	ARM, programmer feed back potentiometer—(9.270)
71	All Auto. A.C.	7932547		.77	ARM (shaft) mix dr. opr. (programmer)—(9.275)
71-72	All Auto. A.C.	482042		.83	ASPIRATOR 8c SHIELD, A.C. control on case—(9.275)
71-73	All B-C-E (Man. or Auto. A.C.)	1239926		2.5 1	BAFFLE, recirculating air—(9.784)
71	All B-C-E (Man. A.C.)	7932341		2.67	BASE PLATE, A.C. control—(9.273)
71	All B-C-E (Man. or Auto. A.C.)	1386236		.87	BRACKET, condenser mtg.-upr.- -(9.190)
72-73	All Man. or Auto. A.C.	1239903		.87	BRACKET, condenser mtg.-upr.- -(9.190)

71-73	All B-C-E (Man. or Auto. A.C.)	1382264		.25	BUMPER , lwr. mtg. to rad. supt. lwr. tie—(9.198) ..
71-72	All E (Man. or Auto. A.C.)	1236973		.15	BUMPER , condenser to rad. tank—(9.190)
71-72	All B-C-E (Man. A.C.)	7932907		.46	CAM , temp.-A.C. control (water valve)—(9.275)
71-72	All B-C-E (Man. A.C.)	7932904		.56	CAM , cbl. temp.-A.C. ;ontrol—(9.275)
71-73	All B-C-E (Man. A.C.)	3022737		3.95	CAM & SUPPORT , htr—(9.786)
71	All B-C-E (Man. or Auto. A.C.)	5911737		.77	CAP , compr. throttling valve—(9.198)
71-73	All B-C-E (Man. or Auto. A.C.)	1237982		6.30	CAPACITOR , blower mtr. suppressor—(8.855) . .
71	All B-C-E (Man. A.C.)	3023052		78.85	CASE , htr. (incl. frt. plate valves & hsg.)—(9.786)
71	All Auto. A.C.	3022879		78.85	CASE , htr. (incl. frt. plate & valves)—(9.786)
71	All B-C-E (Man. or Auto. A.C. 1st Type)	3023165		25.50	CASE , evap. inlet (inc back plate & brkt.)—(9.21 1)
71	All B-C-E (Man. or Auto. A.C. 1st Type)	3022673		19.20	CASE , evap.-outlet—(Si.21 1)
71	All B-C-E (Man. A.C.)				CIRCUIT BOARD , mai. A.C. control service use high blower override swich (includes circuit board)
72	All Auto. A.C.	3025958		78.85	CASE , htr. (incl. frt. plates & valves)—(9.786)
72-73	All B-C-E (Man. A.C.)	3026000		78.85	CASE , htr. (incl. frt. plates & valves)—(9.786)
71	All B-C-E (Man. or Auto. A.C. 2nd Type)	3025918		25.50	CASE , evap. inlet (incl. back plate)—(9.21 1)
71	All B-C-E (Man. or Auto. A.C. 2nd Type)	3024686		19.20	CASE , evap. outlet (in;l. brkt.)—(9.21 1)
72	All B-C-E (Man. or Auto. A.C.)	3024686		19.20	CASE , evap. outlet (in:l. brkt.)—(9.21 1)
72	All B-C-E (Man. or Auto. A.C.)	3025918		25.50	CASE , evap. inlet (incl back plate)—(9.21 1)
	NOTE 197 1 50-60-80-9000 1st type P.O.A. & T.X. valve mtd. on inlet case, 2nd type mtd. on outlet case			10.30	CIRCUIT BOARD (inc . wiring) control—(9.276)
71-72	All Auto. A.C.	7934058		6.00	CIRCUIT BOARD , resistor-(blower)-programmer—(9.270)
71-72	All Auto. A.C.	7932502			
71-72	All B-C-E (Man. or Auto. A.C.)	3017087		.23	CLAMP , P.O.A. valve- (9.214)
71-73	All B-C-E (Man. or Auto. A.C.)	3022712		.20	CLAMP , core mtg. (header tank)—(8.854)
71-73	All B-C-E (Man. or Auto. * .c.)	3022734		.20	CLAMP , core mtg. (in Dut tank)—(8.854)
71	All B-C-E (Man. or Auto. A.C.)	2471945	AR	.59	CLAMP , evap. drain u be—(1.166)
71-73	All B-C-E (Man. or Auto. A.C.)	408365	AR	.10	CLIP , A.C. htr. case to return duct—(9.262)
71-73	All B-C-E (Man. or Auto. A.C.)	1235382	AR	.10	CLIP , htr. & A.C. contrpl to instr. pnl. (2" long-2 mtg. holes)—(8.852) . .
71-73	All B-C-E (Man. or Auto. A.C.)	3022741	1	.10	CLIP , temp. valve shafi ret.—(9.786)
71-73	All Auto. A.C.	1484109	1	.10	CLIP , program link to htr.—(9.786) .
71-72	All Auto. A.C.	7932516	1	25	CLIP , ret. (heat sink)-piogrammer—(9.270)
71-72	All B-C-E (Man. or Auto. A.C.)	7282187	AR	15	CLIP , htr. & A.C. control lens—(8.852)
71-72	All B-C-E (Man. or Auto. A.C.)	6598423	1	145.95	COMPRESSOR , less c . pulley & brg
	NOTE For compressor component parts refer to Grps. 9.1 70 thru 9.1 88				
71-72	All B-C (Man. or Auto. A.C.)	3023190	1	129.50	CONDENSER , AC—(9 190)
71-72	All E (Man. or Auto. A.C.]	3023163	1	130.60	CONDENSER , A.C.—(9 190)
71 72	All Auto. A.C.	7939007	1	.45	CONNECTOR , female-programmer electrical (black-plastic)—(9.275)
72-73	All B-C-E (Man or Auto. A.C.)	3022746	2	05	CONNECTOR , diverter vac. link—(9.786)
71-72	All Auto. A.C. .	1223114	1	1 74	(incl. 3 brgs.)—(9.27E>)
71-72	All Auto. A.C. .	7931934	1	2 87	CONTACTS , selector <i>cpm</i> assm.-control (incl. wipers)—(9.281) . .
71-73	All B-C-E (Man. A.C.)	7938514	1	29 55	CONTROL , AC—(9 .
71-72	All (Auto. A.C.)	7938524	1	40 60	CONTROL , A.C—(9.273)
71-73	All B-C-E (Man. or Auto. A.C.)	3022696	1	32 60	CORE & FITTINGS , htr.—(8.854)
71-72	All B-C-E (Man. or Auto. A.C.)	3027185	1	1 55 00	
71	All B-C-E (Man or Auto. A.C.)	5914817	1	36	CORE , valve-bleed conn.—(9.1 98)
71-72	All Auto. A.C. .	7932554	1	3 84	COVER , programmer (t lack-plastic)—(9.275) . . .
71-73	All B-C-E (Man. or Auto. A.C.)	1998980	1	5 70	DIAPHRAGM , def. door (valve & seal)—(9.779)

71-73	All B-C-E (Man. or Auto. A.C.)	1998981	2	3.08	DIAPHRAGM, diverter door-(valve & seal) (upr. & lwr.)—(9.280)
71-72	All B-C-E (Man. or Auto. A.C.)	1998985	1	3.28	DIAPHRAGM, air inlet door (outside air)—(8.850)
71-73	All B-C (Man. or Auto. A.C.)	1235350	RH	5.20	DUCT, instr. pnl. cvr. (incl. valve)—(9.262)
71-73	All B-C (Man. or Auto. A.C.)	1235351	LH	5.20	DUCT, instr. pnl. cvr. (incl. valve)—(9.262)
71-73	All E (Man. or Auto. A.C.)	1235624	RH	7.05	DUCT, instr. pnl. cvr. (incl. valve)—(9.262)
71-73	All E (Man. or Auto. A.C.)	1235575	1	7.05	DUCT, instr. pnl. cvr.-ctr. (incl. valve)—(9.262)
71-73	All B-C-E (Man. or Auto. A.C.)	1238429	1	4.41	DUCT, A.C. distr. (lwr.)—(9.260)
71-73	All B-C-E (Man. or Auto. A.C.)	1238430	1	4.41	DUCT, A.C. distr.-upr.—(9.260)
71-72	All B-C-E (Man. A.C.)	1223325	1	2.76	LENS PKG., A.C. control—(9.273)
71-72	All Auto. A.C.	1223129	1		LENS PKG., A.C. control (incl. lens, back plate, knob & ret.)—(9.270)
71-73	All B-C-E (Man. or Auto. A.C.)	3027062	1	4.35	FAN, blower mtr.—(9.216)
71-73	All B-C-E (Man. or Auto. A.C.)	3140600	AR	.25	GASKET, evap. ("%" I.D.)—(9.214)
71-73	All B-C-E (Man. or Auto. A.C.)	3140852	AR	.30	GASKET, evap. "O" ring—(9.211)
71-73	All B-C-E (Man. or Auto. A.C.)	3022854	1	2.82	GASKET, evap. case to cowl
71-73	All B-C (Auto. A.C.)	1236060	1	1.64	GRILLE, sensor (paint to match)—(9.275)
71-73	All E (Auto. A.C.)	1236059	1	1.79	GRILLE, sensor (paint to match)—(9.275)
71-73	All				HOSES, A.C. lines (refer to grps. 9.222 thru 9.242)
71-73	All				HOSE, air (refer to grp. 9.260-9.786)
71	All Auto. A.C.	9796665	1	.62	HOSE, sensor to aspirator—(9.275)
71-73	All B-C-E (Man. A.C.)	1236688	1	8.70	HOSE HARNESS, vac. to instr. pnl. control—(9.798)
71	All B-C-E (Man. A.C.)	1236689	1	6.25	HOSE HARNESS, vac. to A.C. htr.—(9.798)
71-73	All Auto. A.C.	1237571	1	72.25	HOSE HARNESS, vac.-instr. pnl. control unit—(9.798)
71	All Auto. A.C.	1237586	1	1 1.95	HOSE HARNESS, vac. programmer—(9.798)
72-73	All B-C-E (Man. A.C.)	1240023	1	6.25	HOSE HARNESS, vac.-to A.C. htr.—(9.798)
72-73	All Auto. A.C.	1240025	1	1 1.95	HOSE HARNESS, vac. programmer—(9.798)
71-73	All B-C-E (Man. A.C.)	3022740	1	18.25	HOUSING & VALVE, temp—(9.786)
71-72	All Auto. A.C.	3022877	1	1 8.25	HOUSING 8i VALVE, temp—(9.262)
71	All B-C-E (Man. A.C.)	3022743	1		HOUSING, temp, valve & core seal—(9.786)
71-73	All B-C-E (Man. or Auto. A.C.)	3022834	1	16.00	INLET, evap. air—(9.789)
71-72	All B-C-E (Man. or Auto. A.C.)	8526387	1	.67	INSULATOR, evap. bulb—(9.213)
71-73	All				INSULATOR, discharge hose (refer to grp. 9.225)
71	All Auto. A.C.	7932507	1	.20	INSULATOR, heat sink programmer (plastic)—(9.270)
71-72	All B-C-E	7934749	AR	.82	KNOB, selector lever—(8.852)
71-72	All B-C-E	7931413	1	1.49	KNOB, blower switch—(8.852)
71-72	All B-C-E (Man. A.C.)	7932344	1	.87	LEVER, selector man. A.C. control—(9.275)
71-72	All B-C-E (Man. or Auto. A.C.)	7932343	1	.56	LEVER, selector temp. control-A.C. control—(9.278)
71	All B-C-E (Man. A.C.)	3022758	1	.07	LINK, diverter—(9.786)
71-73	All B-C-E (Man. A.C.)	3022747	1	.10	LINK, diverter valve—(9.786)
71	All B-C-E (Man. A.C.)	3015231	1	.67	LINK, slave door—(9.786)
71-73	All Auto. A.C.	7932695	1	2.15	LINKAGE, temp. dr. conn.-programmer—(9.786)
71-73	All B-C-E (Man. or Auto. A.C.)	4960538	1	28.70	MOTOR, blower—(8.855)
71-72	All Auto. A.C.	7932526	1	3.84	MOTOR, vac. auto. A.C. programmer (incl. arm)—(9.280)
71	350 Eng.	1356096	1	.25	NIPPLE, htr. in mfld. (%)—(8.866)
71	455 Eng.	1485744	1	.51	NIPPLE, htr. water flow-in int. mfld—(8.866)
71-73	All B-C-E (Man. or Auto. A.C.)	480713	1	4.92	NOZZLE, def. air—(9.779)
71	All B-C-E (Man. or Auto. A.C.)	5929144	1	.51	"O" RING, throttle valve cap—(9.172)
71-73	All				OUTLETS, A.C. (refer to grps. 9.260 & 9.262)
71	All B-C-E (Man. or Auto. A.C.)	481192	1	.97	OUTLET, htr. ctr.- (9.789)
72	All B-C-E (Man. or Auto. A.C.)	9795550	1		OUTLET, htr. ctr.- (9.789)
71	All B-C-E (Man. A.C.)	3025894	1	.97	OUTLET, htr. ctr.- (9.789)
71-72	All Auto. A.C.	7930135	1	68.70	PLATE, frt. htr. case—(9.786)
71-72	All B-C (Man. or Auto. A.C.)	3015061	1	24.30	PROGRAMMER, A.C. control (on case)—(9.275)
71-72	All E (Man. or Auto. A.C.)	3012944	1	24.50	RECEIVER DEHYDRATOR (9 195)
71-73	All B-C-E (Man. A.C.)	3961573	1	1.90	RECEIVER DEHYDRATOR (9 195)
					RELAY, A.C. blower temp, delay—(9.277)

71-73	All B-C-E (Man. or Auto. A.C.)	1237547	AR	4.66	RELAY, A.C. high blow er—(9.277)
72	All B-C-E (Man. or Auto. A.C.)	1372259	!	4.66	RELAY, A.C. blower- (9.277)
71-73	All Auto. A.C.	3990842	1	1.90	RELAY,, reversing- (4.07 5)
71-72	All Auto. A.C.	7930501	1	2.87	RELAY, vac. checking (programmer)—(9.270)
73	All B-C-E (Man. A.C.)	1372259	1	4.66	RELAY, A.C. blower—(p.277)
71-73	All B-C-E (Man. A.C.)	3998401	1	1.33	RESISTOR, A.C. blower—(9.275)
71-73	All Auto. A.C.	1237587	1	.15	RESTRICTOR, vac. delay (porous) recirculate vac. hose—(9.798)
71-73		410209	1	.25	RESTRICTOR, vac. deejay (porous) def. vac. hose—(9.281)
71-72	All Auto. A.C.	7933230	1	.36	RETAINER (clip) programmer power spring—(9.270)
71-72	All B-C-E	7308915	1	.05	RETAINER, htr. 8< A.C. control lvr.—(8.849)
71-72	All Auto. A.C.	7935792	1	.31	RETAINER, conn.-plastic rib, retains programmer cvr. —(9.275)
71-73	All B-C-E (Man. A.C.)	3150822	1	.10	ROLLER, htr. control c+m-(9.7 86) .
71	All B-C-E (Man. or Auto. A.C.)	5914631	!	.56	SCREEN, expansion va ve filter—(9.2 14).....
71	All B-C-E	9419322	!	.10	SCREW, distr. duct to .C. htr. case—(8.977).....
71-73	All B-C-E	1235863	1	.92	SEAL, htr. air outlet—(FS 779).....
71-72	All B-C-E	1236408	1	.67	SEAL, A.C. distr. duct htr. case—(9.779).....
71-73	All Auto. A.C.	7935324	1	4.00	SENSOR, ambient-outs de air temp, control (in evap. case)—(9.276)
71-73	All Auto. A.C.	7933754	!	8.90	SENSOR (body) in car (9.27 6).....
71	All B-C-E (Man. A.C.)	3022760	1	1 03	SHAFT 8< LEVER, slave valve—(9.786)
71	All B-C-E (Man. A.C.)	3022759	1	.51	SHAFT 8< LEVER, diverter valve—(9.786).....
72	All Auto. A.C.	7937912	1	1.40	SHAFT, mix dr. opr. arp (on programmer)—(9.275)
71-73	All B-C-E (Man. or Auto. A.C.)	1185086	AR	.10	SHIM, A.C. hot gas by-pass valve—(9.1 98)
71-73	All Auto. A.C.	1236058	1	.51	SPACER, in car sensor—(9.275)
71-72	All Auto. A.C.	7932552	1	.51	SPRING, pwr.-auto. terr p. control programmer- (9.275)
71-73	All B-C-E (Man. or Auto. A.C.)	3022829	!	.41	SPRING, def. dr.—(9.786).....
71-72	All Auto. A.C.	7932535	1	.20	SPRING, programmer vac. valve—(9.275).....
71-72	All Auto. A.C.	7932544	1	.41	STUD, vac. valve mtg. screw (programmer)—(9.275)
71-72	All B-C-E (Man. or Auto. A.C.)	1241259	1		SUPPORT, htr. control—(9.798)
71-73	All B-C-E (Man. or Auto. A.C.)	483326	!	2.5 1	SWITCH, compr. ambient (2-term.)—(9.275).....
71-72	All B-C-E (Man. A.C.)	1223127	1	2 92	SWITCH, control (blower)—(9.275).....
71-72	All B-C-E (Man. A.C.)	1223345	1	5.75	SWITCH ARM & 80AUD, high blower override-A.C. control incl. circuit board—(9.275).....
71-73	All B-C-E	6490265	1	3.36	SWITCH, htr. blower delay (in rr. of right cyl. hd.)—(8.852) ..
	NOTE For any A.C. "Switch" not listed, refer to				noun name "Valve."
71-73	All	385076		3.08	TANK, vac—(9.281) .
71-72	All Auto. A.C.	7932183		8.85	THUMB WHEEL 8. POTENTIOMETER, auto. A.C. control—(9.275) . . .
71-72	All Auto. A.C.	7932545		12.50	TRANSDUCER, A.C. programmer— (9.270)
71-73	All B-C-E (Man. or Auto. A.C.)	3022657		.51	TUBE, evap. mtr. cooling—(9.2 1 8)
71-72	All B-C-E (Man. or Auto. A.C.)	3016305		.25	TUBE, evap. case drain (9.21 1)
71	All B-C-E (Man. or Auto. A.C.)	3023851		4.97	VALVE (door) def.—(9.7 79)
71	All B-C-E (Man. A.C.)	3022761			VALVE, slave (door)—(9 786)
71-73	All B-C-E (Man. or Auto. A.C.)	481375		8.35	VALVE, water temp, cor trol—(9.795)
71-72	All B-C-E (Man. A.C.)	7932345		2.51	VALVE, vac. hot water (3-port) man. A.C. control- (9.280)
71-72	All Auto. A.C.	7932536		4.77	VALVE, vac. (programmør)—(9.280)
71-72	All B-C-E (Man. A.C.)	7932346		2.92	VALVE, vac-select (9-pcrt) man A.C. control- (9.280)
71-72	All Auto. A.C.	7931936		2.67	VALVE, vac-select (9-pojrt) auto. A.C. control— (9.280)
71	All E (Man. or Auto. A.C.)	5910593		30.70	VALVE, suction throttlinb—(9.198) .
71	All B-C (Man. or Auto. A.C.)	5910777		33.15	VALVE, suction throttlin g—(9.198) .
72	All B-C-E (Man. or Auto. A.C.)	5910777		33.15	VALVE, suction throttlin 3—(9.1 98) .
71	All B-C (Man. or Auto. A.C.)	5910766		29.25	VALVE, evap. thermo. expansion—(9.213)
71-73	All B-C-E (Man. A.C.)	3022742		6.75	VALVE 81 SHAFT (door) temp, control—(9.786)
71-73	All B-C-E (Man. or Auto. A.C.)	3022769		4.46	VALVE & SEAL (door) diverter-lwr.—(9.786)

71-73	All B-C-E (Man. or Auto. A.C.)	.3022765	1	3.84	VALVE 8t SEAL (door) diverter-upr.—(9.786)
71	All B-C-E (Man. or Auto. A.C.)	.3022860	1	5.07	VALVE & SEAL (door) air valve (incl. shaft)—(9.782)
NOTE For any A.C. "Valve" not listed, refer to noun name "Switch."					
72-73	All B-C-E (Man. or Auto. A.C.)	.3025960	1	4.97	VALVE (door) del—(9.779)
72	All Auto. A.C.	.3022881	1	6.85	VALVE & SHAFT, htr. temp. control—(9.786)
71-73	All				WIRE, controls (refer to grp. 9.787)

9.170 COMPRESSOR, AIR CONDITIONING

62-63	V-6	.5910432		125.15	COMPRESSOR, incl. Cl.-pulley & brg
58-60	All exc. Kool-pak	.6550151		129.45	COMPRESSOR (6 cyl.)
61	44-46-47-4800	.6550151		129.45	COMPRESSOR (6 cyl.)
64-72	All A.C.	.6598423		145.95	COMPRESSOR, less cl. pulley & brg
67-73	All V-8	.1385467		.67	INSULATOR, htr. hose to compr. brkts
67	All	.502306		.05	WASHER, compr. brace to rr. adapter—(8.929)
71	30-4000 V-8	.1385467		.67	INSULATOR, htr. hose to compr. brkt
68-70	L-6 Eng.	.120638			WASHER, frt. brkt. to compr.—(8.93 1)
69	80-9000	.502306		.05	WASHER, P.S. bracket to cylinder head under bolt head—(8.929)
68 69	L-6 Eng. A.C.	.444684			BOLT, brkt. to compr.-frt. (1/2,"24 x %)—(8.900)
68-70	L-6 Eng. A.C.	.186634			BOLT, frt. brkt. to compr. (%,"24 x 1)—(8.900)
71-73	All as Req.	.181591			BOLT, compr. to adapter (1/2,V—24 x VV)—(8.900)

9.170 KIT, AIR CONDITIONING COMPRESSOR

58-72	All	.6591956		3.74	SEAL KIT, compr. gsckt. 8i "O" ring
58-72	All	.6590589		2.46	NUT KIT, compr. shell & shaft
58-71	All	.6590591		2.41	RING KIT, compr. ret

9.170 CYLINDER—SHAFT—SHELL, AIR CONDITIONING COMPRESSOR

58-72	All	.5914807		27 95	CYLINDER
61-63	40-41-4300	.5914810		77.90	CYLINDER 8. SHAFT
61 72	All exc. 1961-63 40-4 1-4300	.5914809		77.90	CYLINDER & SHAFT
58-72	All	.5914705		21.20	SHAFT (incl. plate 8t keys)
62-72	All	.5914808		24.45	SHELL
58	All	.3140748		.30	GASKET, to evap. hose to fitting (%)"—(9.21 1)
58-59	All	.3140600	AR	.25	GASKET, by-pass valve line to compr. fitting (VV)—(9.214)

9.171 ADAPTER, AIR CONDITIONING COMPRESSOR

62	V-6 A.C. 2nd Type	.1367464	1	.46	ADAPTER, rr.
63	40-4100 A.C. V-6	.1367464	1	.46	ADAPTER, rr.
64-65	Special-Skylark	.1367466	1	.72	ADAPTER, frt.-upr.
64	Special-Skylark	.1367464	1	.46	ADAPTER, rr.
65	30-40-5000 less G.S.	.1368790	1	.92	ADAPTER, rr.
65-66	30-40-5000 less G.S.	.1368791	1	.62	ADAPTER, frt.
66	30-40-5000 less G.S.	.1375052	1	.82	ADAPTER, rr.
67	All	.1375052	1	.82	ADAPTER, rr.
67	All	.1368791	1	.62	ADAPTER, frt.
68-73	All V-8	.1368791	1	.62	ADAPTER, frt.
68-73	All V-8	.1375052	1	.82	ADAPTER, rr.

9.171 BRACKET, COMPRESSOR MOUNTING

61	44-46-47-4800	.1196903	1	3.28	BRACKET, frt.
62	44-46-4800	.1356689	1	2.72	BRACKET, frt.
62	44-46-4800	.1348078	1	1.64	BRACKET, rr.
63	44-46-4800 (401 Eng.)	.1356689	1	2.72	BRACKET, frt.
63	44-46-4800 (401 Eng.)	.1348078	1	1.64	BRACKET, rr.
64-65	Wildcat-Electra-Riviera A.C. less 2-4 Bbl.	.1367410	1	2.61	BRACKET, rr.
64-65	Wildcat-Electra-Riviera A.C. (2-4 Bbl.)	.1367411	1	5.55	BRACKET, rr.
65	4000 Gran Sport	.1367410	1	2.61	BRACKET, rr.
66	4600 A.C.	.1372195	1	4.31	BRACKET, rr.
66	60-80-9000 Man. or Auto. A.C. less 425 Eng. (2-4 Bbl.)	.1372195	1	4.31	BRACKET, rr.
66	60-9000 Man. or Auto. A.C. (2-4 Bbl.)	.1367411	1	5.55	BRACKET, rr.
68-70	L-6 Eng. A.C.	.3843249	1	2.15	BRACKET, frt.
68-70	L-6 Eng. A.C.	.3843250	1	1.44	BRACKET, rr.
71-73	All V-8 A.C. exc. 80 Amp. Delcotron.	.1235835	1	15.50	BRACKET, compr. & Delcotron mtg.—(2.277)
68-70	L-6 Eng. A.C.	.3843248	1	9.00	SUPPORT
68-70	L-6 Eng. A.C.	.3850581	AR	.36	SHIM, brkt. to compr.-to take up clearance at rr. of compr.

71	All Man. or Auto. A.C.	9419683	1	.11	BOLT , compr. mtg. brkt. to cyl. block ($\frac{7}{16}$ "—1 8 x %")-(8.900)
71-73	All B-C-E.	120614	2		NUT , compr. mtg. brkt to compr. (No. 10-32)—(8.915)

9.171 BRACE, AIR CONDITIONING COMPRESSOR

NOTE Braces also listed in Grp. 2.317.

64-65	Special-Skylark A.C.	1367462	1	1.85	BRACE , rr
65	30-40-5000 A.C. less Gran Sport	1368752	1	2.36	BRACE , rr.
67	46-60-80-9000 A.C.	1379943	1	5.25	BRACE . . .
67	60-80-9000 Auto. A.C.	1379943	1	5.25	BRACE . . .
68	All V-8 Man. or Auto. A.C.	1379943	1	5.25	BRACE
69-70	All V-8 (exc. 9000) Man. or Auto. A.C.	1387136	1	6.35	BRACE
69-70	60-8000 Man. or Auto. A.C.	1231201		1.90	BRACE , brkt.
69-70	9000 Man. or Auto. A.C.	1379943		5.25	BRACE
71	All V-8 Man. or Auto. A.C. exc. 80 Amp. Delcotron.	1235775		6.30	BRACE , mtg.
71	All A.C. w/80 Amp. Delcotron.	1239493		6.30	BRACE , compr. mtg.
72-73	All w/Manual or Auto A.C.	1238556	1	6.30	BRACE , mtg.
72-73	AH w/80 Amp. Delcotron	1239679	1	6.30	BRACE , A.C. compr. mtb.
72	All A.	410361	1	.87	SHIELD , A.C. compressor pulley

9.171 SPACER, AIR CONDITIONING COMPRESSOR

63	44-46-4800 A.C. (401 Eng.)	1356690	1	1.38	SPACER , mtg.-rr. brkt.
63	4700 A.C.	1363751	1		BOLT , holds, rr. compr mtg. brkt—(0.293)
61	44-46-47-4800.	1178669	4	.05	WASHER , compr. mtg. orkt.—(8.929)

9.172 PLATE, COMPRESSOR DISCHARGE VALVE

58-72	All	5914706	1	8 50	PLATE , frt
58-72	AM.	5914709	1	8.50	PLATE , rr.

9.172 VALVE—O RING, COMPRESSOR HEAD

58-72	All.	5929144	1	.51	"O" RING, compressor oil inlet tube (also used 9.198)
56-68	All.	5914435	1	6 25	VALVE

9.172 VALVE, COMPRESSOR SUCTION REED

58-72	All	6555279	2	4.56	VALVE , frt. & rr.
-------	---------------	---------	---	------	-----------------------------------

9.172 BEARING—DISC—PISTON—RACE, A.C. COMPRESSOR

58-72	All.	6555258	6	1.18	BALL , piston drive (also used 1.609-1 652-8.899)
58-72	All.	148406	2	1.54	BEARING , main shaft
58-72	All.	6555259	2	1.64	BEARING , needle thrust
58-72	All.	6555440	2	2.15	BUSHING , disch. tube .
58-72	All.	6555755	1	1.49	COVER , suction pass. .
58-72	All.	6557000	1	1.44	DISC , shoe (0)
58 72	All.	6556175	1	1.44	DISC , shoe ($17\frac{1}{2}$ ")
58-72	All.	6556180	1	1.44	DISC , shoe (18)
58-72	All.	6556185	1	1.44	DISC , shoe ($18\frac{1}{2}$ ")
58-72	All.	6556190	1	1.44	DISC , shoe (19)
58-72	All.	6556195	1	1.44	DISC , shoe ($19\frac{1}{2}$ ")
58-72	AM.	6556200	1	1.44	DISC , shoe (20)
58-72	All.	6556205	1	1.44	DISC , shoe ($20\frac{1}{2}$ ")
58-72	All.	6556210	1	1.44	DISC , shoe (21)
58-72	All.	6556215	1	1.44	DISC , shoe ($21\frac{1}{2}$ ")
58-72	All.	6556220	1	1.44	DISC , shoe (22)
58-72	All.	6590592	1	7.10	KIT , disch. (incl. tube & pshg.)
58-72	All.	6590594	1	5.60	KIT , oil pump (incl. inner & outer rotor)
71-72	All.	6599306	1	7.60	KIT , super heat switch (for compressor 6598423)
58-72	All.	6590686	2	.67	PIN , cyl. locator—(9.178)
58-72	All exc. 1962-63 40-41- 4300.	6555255	3	5.45	PISTON .
62-63	40-41-4300.	6555318	3	5.50	PISTON
58 69	All.	6556080	1	1.18	RACE , brg thrust (8) .
58-72	All.	6556000	1	1.18	RACE , brg thrust (0) .
58-72	All.	6556050	1	1.18	RACE , brg. thrust (5) .
58 72	All.	6556055	1	1.18	RACE , brg. thrust ($5\frac{1}{2}$ ") .
58-72	All.	6556060	1	1.18	RACE , brg. thrust (6) .
58-72	All.	6556065	1	1.18	RACE , brg. thrust ($6\frac{1}{2}$ ") .
58-72	All.	6556070	1	1.18	RACE , brg. thrust (7)

58-72	All	6556075	1	1.18	RACE, brg. thrust (7/2").
58-72	All	6556080	1	1.18	RACE, brg. thrust (8).
58-72	All	6556085	1	1.18	RACE, brg. thrust (8/2").
58-72	All	6556090	1	1.18	RACE, brg. thrust (9).
58-72	All	6556095	1	1.18	RACE, brg. thrust (9/2").
58-72	All	6556100	1	1.18	RACE, brg. thrust (10).
58-72	All	6556105	1	1.18	RACE, brg. thrust (10W).
58-72	All	6556110	1	1.18	RACE, brg. thrust (1 1).
58-72	All	6556115	1	1.18	RACE, brg. thrust (1 1 Vz").
58-72	All	6556120	1	1.18	RACE, brg. thrust (12).
58-72	All	6555254	6	1.23	RING, piston.
62-72	All	6555299	1	.67	SCREEN, suction
58-72	All	6555298	1	.77	TUBE, oil inlet

9.172 LIMITER, AIR CONDITIONING CUT OFF SWITCH

60	All	1998874		1.56	SWITCH, temp, indicator vac. (also used 1.150-9.275).
71	80-9000	6556440	1	2.00	LIMITER (3 term.-plastic) clip to top of Delcotron & A.C. compr. adj. brace (also listed 2.510).
72	All	6556440	1	2.00	LIMITER (3 term.-plastic) clips to top of Delcotron 8t A.C. compr. adj. brace (also listed 2.510).

9.174 HEAD—PIN, COMPRESSOR

62-72	All	6555283	1	18.60	HEAD, frt.
62-63	44-46-4800	6598439	1	18.85	HEAD, rr.
64-72	All	6598439	1	18.85	HEAD, rr.
58-69	All	274795	4	.05	PIN, hd. locator—(8.939).

9.174 SWITCH KIT, COMPRESSOR SUPER HEAT (Grp. Changed to 9.172)

9.175 PACKAGE, COMPRESSOR BODY SHAFT SEAL

56-60	All	5876740	1	17.00	PACKAGE (5 cyl.)
61	All	6590481	1	13.90	PACKAGE (5 cyl.)
58-69	All	6597840	1		PACKAGE (6 cyl.)
70-72	All	6599114	1	7.20	SEAL KIT.

9.175 RING, COMPRESSOR CLUTCH

58-72	All	6555330	1	108	RING, compr. coil & t hsg. ret. (also used 9.186).
-------	-----	---------	---	-----	--

9.177 SCREW—GASKET, COMPRESSOR SHELL CHARGING

58-69	All	6555386	1	.72	SCREW, compressor shell drain.
58-72	All	5858696	1	.30	GASKET, shell charging screw.
55	41-43-46R-52-56R-61-63-66R-72-76R	5911737	1	.77	CAP. valve-compr.—(9.198).

9.177 CORE, COMPRESSOR BODY VALVE EVAPORATOR

57	All	3141348	AR	.46	CORE, suction & disch. line valve (Freon) (also used 9.212).
61	40-4100 1st Type	3141348	AR	.46	CORE, evap. line valve.

9.178 VALVE, COMPRESSOR BODY PRESSURE RELIEF

56-72	All	5914435	1	6.25	VALVE
56-66	All A.C.	640044	AR	.36	GASKET, compr. body relief valve (copper).
58-72	All	6590686	2	.67	PIN. comp. cyl. locator (used 9.172).

9.180 PULLEY, COMPRESSOR CLUTCH

62-63	44-46-47-4800	5914741	1	52.70	PULLEY
64	46-47-4800	5914741	1	52.70	PULLEY
64-66	Special-Skylark-LeSabre A.C.	6550456	1	65.35	PULLEY
65	60-80-9000 A.C.	5914741	1	52.70	PULLEY
65	4000 Gran Sport A.C.	5914753	1	52.80	PULLEY
65	60-80-9000 Auto. A.C.	5914753	1	52.80	PULLEY
66	46-60-80-9000 Man. or Auto. A.C.	5914753	1	52.80	PULLEY
67	V-6 A.C.	6550816	1	58.85	PULLEY
67-68	30-4000 V-8 A.C. exc. 4600	6550750	1	47.25	PULLEY
67-71	4600 G.S. A.C.	6550819	1	55.50	PULLEY
67-72	All B-C-E (Man. or Auto. A.C. less 3.42 ratio)	6550750	1	47.25	PULLEY
67-71	60-80-9000 Man. or Auto. A.C. (3.42 ratio)	6550819	1	55.50	PULLEY
69-72	All A (A.C. less G.S.)	6550750	1	47.25	PULLEY

9.181 BEARING—RING—SPACER, COMPRESSOR CLUTCH PULLEY

56-58	All	904704	1	13.05	BEARING
59-61	All	906952	1	13.95	BEARING (5 cyl.)

58-71	All	907257		13.95	BEARING.....
58-72	All	6555338		.15	RING, ret.-brg. to pulley
58-72	All	6555384		1.08	SPACER, cl. hub ...
9.181 WASHER, COMPRESSOR CLUTCH					
56-61	All.....	5918358	1	.25	WASHER, pulley mtg lock
9.186 COIL & HOUSING—RING, CLUTCH ACTUATING					
55	All.....	5914681	1	1 1.40	COIL, (when using on c jmpr. previous to serial No. 16 x B275 use 1-9.1 £ 8-5912345 plate & armature & 1-9.188-5912346 late 8t wgt.).....
56-61	All.....	5914681	1	1 1.40	COIL
58-72	All.....	6550835	1	25.10	COIL & HOUSING
58-70	All.....	6555330	1	1.08	RING, coil & hsg. ret.—(6.175)
9.188 PLATE, COMPRESSOR CLUTCH					
58-60	All exc. 1958 Kool-Pack	5914877	1	17.35	PLATE, cl. drive (6 cyl.)
58-60	All.....	5914452	1	1 1.05	PLATE St ARMATURE,
59-60	All.....	5914608	1	12.95	PLATE & COUNTERWEIGHT, frt
61	All.....	5914663	1	15.50	PLATE 8i HUB, rotor
61	44-46-47-4800 A.C.	5914877	1	17.35	PLATE, cl. drive.....
62-63	44-46-47-4800.....	5914720	1	14.55	PLATE, cl. drive.....
64-65	Wildcat-Electra-Riviera A.C.....	5914720	1	14.55	PLATE, cl. drive
65	4000 G.S.-A.C.....	5914720	1	14.55	PLATE, cl. drive
66	46-60-80-9000 Man. or Auto. A.C.....	5914720	1	14.55	PLATE, cl. drive
64-66	Special-Skyark-LeSabre A.C.....	5914719	1	14.55	PLATE, cl. drive.....
67-72	All Man. or Auto. A.C. ..	5914719	1	14.55	PLATE, cl. drive.....
56-57	All.....	5913711	1	26.30	CLUTCH (incl. frt. & rr. tfl. plate)
9.188 BALL—RING—SPRING, COMPRESSOR CLUTCH					
58-60	All.....	6554611	3	.51	BALL plate actuating (c rbon)
57 60	All.....	5918904	3	.20	SPRING, actuating platejs
9.188 KEY, COMPRESSOR CLUTCH					
58-72	All.....	6555320	1	.67	KEY, clutch hub
9.190 CONDENSER, AIR CONDITIONING					
61	40-4100 2nd Type, 4300	3151488	1	73.25	CONDENSER
62-63	40-41-4300.....	3151488	1	73.25	CONDENSER
63	44-46-4800.....	3158966	1	121.60	CONDENSER
63-65	Riviera A.C.....	3158967	1	125.00	CONDENSER
64	40-41-42-4300 A.C.	3158980	1	96.05	CONDENSER
64	44-46-4800 A.C.	3159120	1	117.95	CONDENSER
65	30-4000 A.C. Down Flow Rad.....	3158980	1	96.05	CONDENSER
65	30-4000 A.C. Cross Flow Rad.....	3005328	1	93.80	CONDENSER
65-66	50-60-8000 A.C.	3002948	1	114.40	CONDENSER
66	30-4000 A.C.....	3007845	1	11 1.25	CONDENSER
66	9000 Man. or Auto. A.C. .	3005337	1	121.80	CONDENSER
67	30-4000 A.C.....	3010560	1	108.10	CONDENSER
67	50-60-8000 Man. or Auto. A.C.....	3013056	1	109.95	CONDENSER
67	9000 Man. or Auto. A.C. .	3010675	1	125.30	CONDENSER
68-69	30-4000 A.C.....	3015045	1	120.25	CONDENSER
68	50-60-8000 Man. or Auto. A.C.....	3015133	1	109.95	CONDENSER
68-69	9000 Man. or Auto. A.C. .	3015080	1	125.30	CONDENSER
69	50-60-8000 Man. or Auto. A.C.....	3017884	1	103.00	CONDENSER
70	All A-B-C (A.C.).....	3021843	1	141.25	CONDENSER
70	All E (Man. or Auto. A.C.)	3020444	1	141.25	CONDENSER
71-72	All A (A.C.).....	3021843	1	141.25	CONDENSER
71-72	All B-C (Man. or Auto. A.C.).....	3023190	1	129.50	CONDENSER
71-72	All E (Man. or Auto. A.C.)	3023163	1	130.60	CONDENSER
69-71	All B-C (Man. or Auto. A.C.).....	1386236	2	.87	BRACKET, mtg.-upr. . .
70-71	All A (A.C.).....	1386236	2	.87	BRACKET, mtg.-upr. . .
72	All A.C.....	1239903	2	.87	BRACKET, condenser mtg.-upr.
65-68	50-60-8000 Man. or Auto. A.C.....	1367280	2	.67	BRACKET, mtg.-upr. . .
73	All B-C-E (Man. or Auto. A.C.).....	1239903	2	.87	BRACKET, condenser mth.-upr.

62-67	All as Req.	1174633		.20	INSULATOR, condenser to upr. tie bar (also used 9-195-9.212-9.225)
71-72	All E (Man. or Auto. A.C. & H.D. Cooling)	1236973	1	.15	BUMPER, condenser to radiator side tank
9.192 PIPE, CONDENSER (GRP. CHANGE TO 9.227 EFF. 9-1-71)					
9.192 SHIM—SUPPORT, CONDENSER MOUNTING					
58	All	3140600	AR	.25	GASKET, to rec. & dehy. cool-pack—(9.240)
62-72	All as Req.	1185086	2	.10	SHIM, condenser to upr. tie bar—(9.198)
62-69	All as Req.	1189857	2	.15	SPACER, condenser to upr. tie bar—(9.198)
65-68	50-60-8000 Man. or Auto. A.C.	1367059	2	.46	SPACER, upr. tie bar for mtg. condenser—(9.198)
61	44-46-47-4800 A.C.	1178669	2	.05	WASHER, condenser to upr. tie bar—(8.929)
65	50-60-8000 A.C.	1382264	2	.25	BUMPER, condenser lwr. mtg. to rad. supt. lwr. tie
9.195 RECEIVER AND DEHYDRATOR					
60	All	8529360		22.10	RECEIVER & DEHYDRATOR
61	44-46-47-4800	8530384		23.65	RECEIVER & DEHYDRATOR
61-62	40-41-4300	8529786		24.45	RECEIVER & DEHYDRATOR
62	44-46-4800	3153090		23.45	RECEIVER & DEHYDRATOR
63-64	All	3155342		23.45	RECEIVER & DEHYDRATOR
65-67	30-40-9000 Man. or Auto. A.C.	3155342		23.45	RECEIVER & DEHYDRATOR
65-67	50-60-8000 Man. or Auto. A.C.	3153090	1	23.45	RECEIVER DEHYDRATOR
68-69	9000 Man. or Auto. A.C.	3012944	1	24.50	RECEIVER DEHYDRATOR
68-70	50-60-8000 Man. or Auto. A.C.	3015061	1	24.30	RECEIVER & DEHYDRATOR
68-70	30-4000 A.C.	3012944	1	24.50	RECEIVER DEHYDRATOR
70	9000 Man. or Auto. A.C.	3015061	1	24.30	RECEIVER & DEHYDRATOR
71-72	All A-B-C (A.C.)	3015061	1	24.30	RECEIVER & DEHYDRATOR
71-72	All E (Man. or Auto. A.C.)	3012944	1	24.50	RECEIVER DEHYDRATOR
9.195 BRACKET—SUPPORT, RECEIVE					
64-67	Special-Skylark-G.S. A.C.	589074	1	.97	BRACKET,muffler & receiver dehydrator
64	40-41-42-4300 A.C. 1st. Type (3 3/8" Dia.)	589074	2	.97	BRACKET, receiver
64	40-41-42-4300 A.C. 2nd Type	577617	1	1.44	BRACKET, disch. pipe muffler (4 7/8" Dia.)
65-67	30-4000 Cust. A.C.	577617	1	1.44	BRACKET,disch. pipe muffler (4 V<e" Dia.)
65-70	50-60-8000 Man. or Auto. A.C.	3814632	1	.30	BRACKET, mtg
66-69	9000 Man. or Auto. A.C.	1374493	1	.72	BRACKET.
66-67	30-4000	1376515	1	.62	SUPPORT, receiver dehydrator brkt
66	9000 Man. or Auto. A.C.	1376293	1	1.28	SUPPORT
67-69	9000 Man. or Auto. A.C.	1379763	1	.77	SUPPORT
68-70	30-4000 A.C.	3840341	2	.30	CLAMP, rec. & dehyd
60-67	All as Req.	1174633	AR	.20	INSULATOR—(0.413)
60-71	All as Req.	1185086	AR	.10	SHIM—(9.198)
69	L-6 Eng. A.C.	502306	1	.05	WASHER, front bracket to support—(6.606)
9.198 GASKET—INSULATOR—SHIM- -SPACER, HOT GAS BY—PASS VALVE					
58	All	3140600	AR	.25	GASKET, valve to evap. (std. A.C.)—(9.240)
58-59	All	3140600	AR	.25	GASKET, evap. hose to valve & hose to evap.—(9.240)
60	All	3140600	AR	.25	GASKET, by-pass line to hot gas valve—(9.240)
59-60	All	1174633	2	.20	INSULATOR, to fdr. skirt (rubber) 8< suction line clamp (0.413)
59-73	All	1185086	AR	.10	SHIM, round plastic (1 1/2," dia.) (also used on 9.195-9.212)
65-68	All	1367059	2	.46	SPACER (used 9.192)
66-67	50-60-80-9000 Man. or Auto. A.C.	1382264	2	.25	BUMPER, condenser lwr. mtg. to rad. supt. lwr. tie (also used 9.192)
68-73	All Man. or Auto. A.C.	1382264	2	.25	BUMPER. lwr. mtg. to rad. supt. lwr. tie
9.198 VALVE, SUCTION THROTTLING					
62-63	40-41-4300	5910551		44.60	VALVE
62	44-46-4800	5910440		25.10	VALVE (6 cyl.)
63-64	44-46-4800	6550177		36.85	VALVE (6 cyl.)
63 65	Riviera A.C.	5910559		36.85	VALVE (6 cyl.)
64	40-41-42-4300	5910545		44.60	VALVE
65	30-4000 A.C. 1st Type Valve Stamp 0492	5910545		44 60	VALVE
65	30-4000 A.C. 2nd Type Valve Stamped No. 0508	5910593	1	30.70	VALVE

65	50-60-8000 A.C. 1st Type Valve Stamped No. 0530 or 0544.....	5910544	1	44.60	VALVE.....
	NOTE: Part number of suction throttling valve stamped in corner of diaphragm.				
65	50-60-8000 A.C. 2nd Type stamped No. 0521.....	5910777		33.15	VALVE
66-72	All A (A.C.).....	5910593		30.70	VALVE .
66-71	9000"Man. or Auto. A.C	5910593		30.70	VALVE
66-71	50-60-8000 Man. or Auto. A.C.....	5910777	1	33.15	VALVE.
72	All B-C-E (Man. or Auto. A.C.).....	5910777		33.15	VALVE.....
64	4400 A.C.....	1396613		1.33	MOUNTING PACKAGE
65	50-60-8000 A.C. 2nd Type Valve Stamped (No. 0521).....	388075	1	.30	CLAMP, valve to evap. brkt.
66-70	50-60-8000 Man. or Auto. A.C.....	388075		.30	CLAMP. suction throttlig valve to evap. brkt.
66	9000 Man. or Auto. A.C	391301		.30	CLAMP, valve mtg
67-70	9000 Man. or Auto. A.C	388075		.30	CLAMP, suction throttlng valve mtg.....
68-72	All A (A.C.).....	388075		.30	CLAMP, suction throttlig valve to evap. brkt.
9.198 CAP—"O" RING, COMPRESSOR THROTTLE VALVE					
62-72	All.....	5911737		.77	CAP, valve-compr. ...
62-72	All.....	5929144		.51	"O" RING, throttle valve cap—(9.17 2)
9.198 REPAIR PACKAGE, HOT GAS BY—PASS VALVE					
56-60	All.....	1942494	1	5.30	PACKAGE, repair (for v lives stamped 1998809- 1998819-1998835 1 398862-199887 1-1998883- 1998886).....
61	40-4100 1st Type, 44- 46-47-4800.....	1942494	1	5.30	PACKAGE, repair
9.198 VALVE, HOT GAS BY PASS					
61	44-46-47-4800.....	1998883	1	30.50	VALVE .
9.198 CORE—DIAPHRAGM—SPRING, COMPRESSOR THROTTLING VALVE					
NOTE Part number of suction throttling valve stamped in cover of diaphragm					
62-65	All.....	6555642		.41	CONNECTOR, evap gacj
63	44-46-47-4800.....	6555641		.62	CONNECTOR, bleed ..
64-65	All exc. Riviera.....	6555641		.62	CONNECTOR, bleed ..
63	44-46-47-4800.....	5914817		.36	CORE, valve-bleed conn
64-66	All exc. Riviera.....	5914817		.36	CORE, valve-bleed conn
67-72	All A.C.....	5914817		.36	CORE, valve-bleed conn
62-63	40-41-4300.....	6555491		2.61	COVER, diaph.....
62-63	44-46-47-4800.....	6555458		2.10	COVER, diaph.....
64-65	All.....	6555458		2.10	COVER, diaph.....
62-63	40-41-4300.....	6555599		.51	CUP, ret.....
62-63	44-46-47-4800.....	6555615		.41	CUP, ret. (6-cyl.) red ...
62-63	44-46-47-4800.....	6555595		.56	CUP, ret. (6 cyl.).....
64-65	All.....	6555595		.56	CUP, ret. (6 cyl.).....
64-65	All.....	6555615		.41	CUP, ret. (6 cyl.) red ..
62	44-46-4800.....	5914819		5.50	DIAPHRAGM, vac. (6 cyl.)
63-65	Riviera.....	5914819		5.50	DIAPHRAGM, vac.....
64	40-41-42-4300.....	5914931		6.10	DIAPHRAGM, vac. (No. 2) •
65	All A.C. exc. 9000.....	5914931		6.10	DIAPHRAGM, vac. (No. 2) •
63 64	44-46-4800 A.C.....	5914931		6.10	DIAPHRAGM, vac. (No. 2) •
	NOTE Vacuum diaphragm also listed in Grps			8.850 -	.277 - 9.281 - 9.779 & 9 798
62-63	44-46-47-4800.....	6555468		.82	NUT, jamb (6 cyl.)....
64-65	All.....	6555468		.82	NUT, jamb (6 cyl.)....
62	44-46-4800.....	6555467		.56	"O" RING, seal-valve (6 yi)
63-65	Riviera.....	6555467		.56	"O" RING, seal.....
62-65	All.....	6550597		7.55	PISTON (incl. screen, di ph. 8(ret.)
62-65	All.....	8526398		.20	SEAL, evap. gage conn.- (9.240) ..
63	44-46-47-4800.....	8526398		.20	SEAL, bleed conn.—(9.2 10).....
64	All.....	8526398		1.74	SEAL, bleed conn—(9.2 10).....
63	44-46-47-4800.....	6555661		1.74	SPRING, outer _____
64-65	All exc. Riviera.....	6555661		.41	SPRING, outer _____
62-63	44-46-47-4800.....	6555456		.41	WASHER, adj. spring (6 cyl.)
64-65	All.....	6555456			WASHER, adj. spring
9.202 KIT, SIGHT GLASS					
61-64	All.....	3149478		2.26	KIT
65-67	30-4000 Cust. AC.....	3149478		2.26	KIT
66-67	9000 Man. or Auto. A.C. .	3149478		2.26	KIT

9.210 CORE, EVAPORATOR (INCLUDES PIPES)					
63-64	44-46-4800 A.C.	3156574	1	96.55	CORE
63-65	Riviera A.C.	3156710	1	92.45	CORE
64	40-4 1-42-4300 A.C.	3159116	1	92.45	CORE (incl. fittings)
64-67	Special-Skylark-G.S. Cust. A.C.	3000026	1	64.80	CORE (incl. fittings)
65	30-4000 A.C. 1st Type valve Stamped No. 0492.	3159116		92.45	CORE (incl. fittings)
65	30-4000 A.C. 2nd Type (Valve Stamped 0508)	3002716		95.25	CORE (incl. fittings)
65	50-60-8000 A.C. 1st Type (Valve Stamped 0530)	3004537		87.05	CORE
65	50-60-8000 A.C. 2nd Type (Valve Stamped 0521)	3003067		105.65	CORE
66	30-4000 A.C.	3002716		95.25	CORE (incl. fittings)
66	50-60-8000 A.C.	3003067		105.65	CORE (incl. pipes)
66	9000 Man. or Auto. A.C.	3010325		104.15	CORE (incl. fitting)
67	30-4000 A.C.	3013254		91.80	CORE (incl. fittings)
67	50-60-8000 Man. or Auto. A.C.	3013278		108.10	CORE (incl. pipes)
67	9000 Man. or Auto. A.C.	3012560		103.20	CORE (incl. fittings)
68-72	All A (A.C.)	3014086		96.55	CORE (incl. fittings)
68-70	50-60-8000 Man. or Auto. A.C.	3015642		108.10	CORE (incl. pipes)
68	9000 Man. or Auto. A.C. 1st Type	3012560		103.20	CORE (incl. fittings) (plate on case reads EBA-24-68B or EBA 124-68B)
68	9000 Man. or Auto. A.C. 2nd Type	3017213		112.40	CORE (incl. fittings) (plate on case reads EBA 24A-68B or 124A-68B)
69-70	9000 Man. A.C.	3017213		112.40	CORE (incl. fittings)
69-70	9000 Auto. A.C.	3012560		103.20	CORE (incl. fittings)
71-72	All B-C-E (Man. or Auto. A.C.)	3027185	1	155.00	CORE (incl. fittings)

9.210 SHAFT & SEAL, AIR VALVE

71	All B-C-E (Man. or Auto. A.C.)	3022860	1	5.07	VALVE 8. SEAL, air (incl. shaft)—(9.782)
----	--------------------------------	---------	---	------	--

9.211 CASE—DUCT—GASKET—SEAL, EVAPORATOR

68-71	30-4000 A.C.	3014155	1	1.74	BAFFLE, inlet
61 62	44-46-47-4800	3001110	1	9.95	CASE, inlet
64-67	Special-Skylark-G.S. A.C.	3007456	1	10.65	CASE, inlet
64	40-41-42-4300 A.C.	3007455	1	9.00	CASE, outlet
64-67	Special-Skylark-G.S. Cust. A.C.	3003511	1	5.40	CASE, inlet (plastic)
65	30-4000 A.C. 1st Type, Valve Stamped No. 0492.	3007455	1	9.00	CASE, outlet
65	30-4000 A.C. 2nd Type (Valve Stamped 0508)	3007457	1	8.60	CASE, outlet
65	50-60-8000 A.C. 2nd Type (Valve Stamped 0521)	3002999	1	19.95	CASE (incl. brkts.)
66-67	30-4000 A.C.	3007457	1	8.60	CASE, outlet
66-67	50-60-8000 Man. or Auto. A.C.	3002999	1	19.95	CASE (incl. brkts.)
66-70	9000 Man. or Auto. A.C.	3005654	1	20.20	CASE, outlet
66-67	9000 Man. or Auto. A.C.	3005655	1	28.60	CASE, inlet evap. & blower (incl. baffle brkts. 8i plate)
67-68	9000 Man. or Auto. A.C.	3012553	1	24.55	CASE, inlet (incl. baffle, brkts. 8i plate)
68-72	All A (A.C.)	3014158	1	26.65	CASE, inlet (incl. brkts.)
68-72	All A (A.C.)	3014157	1	9.30	CASE, outlet
68-70	50-60-8000 Man. or Auto. A.C.	3014383	1	16.00	CASE (incl. brkts.)
68	9000 Auto. A.C. (2nd Type)	3017224	1	28.35	CASE, inlet (incl. baffle, brkts. & plate) (plate or case reads EBA-124-68B)
69-70	9000 Man. A.C.	3017223	1	26.65	CASE, inlet (incl. baffle brkts. & plate)
71	All B-C-E (Man. or Auto. A.C. 1st Type)	3023165	1	25.50	CASE, inlet (incl. back plate & brkt.)
71	All B-C-E (Man. or Auto. A.C.)	3025918	1	25.50	CASE, inlet (incl. back plate)
71	All B-C-E	3024686	1	19.20	CASE, outlet (incl. brkt.)

NOTE 1971 All B-C-E (1st Type) P.O.A. 8. T.X. valve nitg. on inlet case, 2nd type mtd. on outlet case.

72	All B-C-E (Man. or Auto. A.C.).....	3024686	1	19.20	CASE, outlet (incl. brk).
72	All B-C-E (Man. or Auto. A.C.).....	3025918	1	25.50	CASE, inlet (incl. back plate) ..
71	All B-C-E (1st Type).....	3022673	1	19.20	CASE, outlet.....
68-72	All A (A.C.).....	3017085	1	.10	CLAMP, suction line (7/8" tube)
69	50-60-80-9000 Auto. A.C.	3011174	1	.10	CLAMP, air breath hosB (1.23" I.D.)
66-67	50-60-80-9000 Auto. A.C.	3011174		.10	CLAMP, air breath hos3 (1.23" I.D.)
68-72	All A (A.C.).....	1175893		.15	CLIP, evap. case harne (2.559) ..
61-63	40-41-4300.....	579436		1.13	DUCT, evap. to blower
64-67	Special-Skylark A.C.	3849161		2.77	DUCT, blower to evap.- (9.786)
64-67	Special-Skylark-G.S. Cust. A.C.	3003941	1	2.46	ESCUTCHEON ...
63-73	All Man. or Auto. A.C.	3140852	AR	.30	GASKET, evap. "0" nn3 (7/8" I.D.) (also used 9.238)
58-71	All as Req.....	3140748	1	.30	GASKET, "0" ring (7/8" D.) (also used 9.170-9.225) .
61-73'	All A.C.	8526398	AR	.20	GASKET, "0" ring-A.C. lines (7/8" I.D.) also used 9.240.....
59	All A.C.	3138635	AR	.25	GASKET, "0" ring-A.C. lines (.0739 I.D.) also used 9.240.....
64-67	Special-Skylark A.C.	3159098		.56	GASKET, evap. fig. out et
64-67	Special-Skylark A.C.	3159100		.56	GASKET, evap. fig. inlejt
65-70	50-60-8000 Man. or Auto. A.C.	3002955		1.95	GASKET, case.....
66-70	9000 Man. or Auto. A.C.	1484119		2.26	GASKET, evap. & blowfe
71-73	All B-C-E (Man. or Auto. A.C.).....	3022854		2.82	GASKET, evap. case to cowl.....
61-62	44-46-47-4800.....	3142670		.15	GROMMET, evap. inlet pipe—(9.775) .
62	44-46-4800.....	3007277		.15	GROMMET, evap. outl pipe.—(9.775)
64	40-41-42-4300 A.C.	3007277		.15	GROMMET, evap. outl pipe.—(9.775)
66-67	9000 Man. or Auto. A.C.	3157425		.15	"0" RING (7/8" tube) ..
64-67	Special-Skylark A.C.	9774110		5.15	RETAINER 8. SEAL, evap to htr.-frt.
64-67	Special-Skylark A.C.	9774113		2.61	RETAINER 8. SEAL, evap. to htr.-rr.
65-67	30-4000 A.C.	3149583		1.90	RETAINER, core seal
65-67	30-4000 A.C.	3149580		.72	SEAL, evap. case
65-67	30-4000 A.C.	3159099		1.33	SEAL, evap. core ...
66-70	9000 Man. or Auto. A.C.	3002272		.87	SEAL, core.....
68-72	All A (A.C.).....	3014159		1.64	SEAL, core.....
66-70	9000 Man. or Auto. A.C.	1484207		.97	SEAL, evap to htr. & air sel. assm. (also used 9.779)
65-72	All A (A.C.).....	3003215		.15	SEAL, inlet pipe to case
65-70	50-60-8000 Man. or Auto. A.C.	3001409		.18	SEAL, evaporator inlet
63	44-46-4800.....	4843565		.10	NUT, dash ins. to evap hole cvr.—(12.1 16)
9.211 TUBE, EVAPORATOR CASE DRAIN					
60-62		3021960	1	.30	TUBE
63 64		3021960	1	.30	TUBE
64	40-41-42-4300 A.C.	3021960	1	.30	TUBE
65-70	All Man. or Auto. A.C.	3021960	1	.30	TUBE.....
66-70		3010978	1	1.44	TUBE, evaporator case Drain
71-72		3021960	1	.30	TUBE.....
71-72	All B-C-E (Man. or Auto. A.C.).....	3016305	1	.25	TUBE.....
59-72		2471945	AR	.59	CLAMP (1.166)
9.211 INSULATION, EVAPORATOR BULB (Grp. Changed to 9.213 Eff. 5-1-71)					
9.211 BRACKET, EVAPORATOR MOUNTING					
64-67	Special-Skylark-G.S. A.C.	3159421	1	.72	BRACKET, evap. pipe gland
64-67	Special-Skylark Cust. A.C.	3840948	1	.67	BRACKET, A.C. evap.
9.212 CORE, COMPRESSOR BODY VALVE—EVAPORATOR GAGE CONNECTOR					
62-71	All.....	3141348	1	.46	CORE (9.-77).....
9.212 INSULATOR—SHIM, THROTTLE VALVE					
62	44-46-4800.....	1174633	2	.20	INSULATOR, mtg. brkt to R. rr. skirt—(9.190)
62	44-46-4800.....	1185086	2	.10	SHIM, round plastic (1V1" dia.)—(9.1 98).....
9.213 VALVE—CLAMP, EVAPORATOR THERMOSTATIC EXPANSION					
59	All.....	5910629		29.00	VALVE.....
60	All.....	5910632		33.30	VALVE.....
61	44-46-47-4800.....	5910635		32.40	VALVE.....
61	40-41-4300 1st Type ...	5910634		33.30	VALVE, cl. cycling .
62	40-41-4300.....	5910634		33.30	VALVE, cl. cycling .
62	40-41-4300 2nd Type ...	5910639		34.95	VALVE (6 cyl.)

62	44-46-4800.....	5910638	1	33.80	VALVE (6 cyl.).....
63	40-41-4300.....	5910639	AR	34.95	VALVE.....
63-64	44-46-4800.....	5910644	1	33.80	VALVE.....
63-65	Riviera.....	5910609	1	37.37	VALVE.....
64	40-41-42-4300 A.C.....	5910481	1	39.30	VALVE.....
65	30-4000 A.C. 1st Type ..	5910481	1	39.30	VALVE (use with suction throttling valve stamped No. 0492).....
65	30-4000 A.C. 2nd Type ..	5910766	1	29.25	VALVE (use with suction throttling valve stamped 0508).....
65	50-60-8000 A.C. 1st Type.....	5910548	1	33.05	VALVE (use with suction throttling valve stamped 0530).....
65	50-60-8000 A.C. 2nd Type.....	5910766	1	29.25	VALVE (used with suction throttling valve stamped 0521).....
66	30-4000 A.C. less G.S. ..	5910766	1	29.25	VALVE.....
66-70	9000 Man. or Auto. A.C.	5910745	1	33.85	VALVE.....
67	30-4000 A.C.....	5910766	1	29.25	VALVE.....
66 70	50-60-8000 Man. or Auto. A.C.....	5910766	1	29.25	VALVE
68-72	All A (A.C.).....	5910767	1	29.25	VALVE
71-72	All B-C-E (Man. or Auto. A.C.).....	5910766	1	29.25	VALVE.....
66-67	50-60-8000 Man. or Auto. A.C.....	3003778	1	.20	BRACKET, valve
65-70	50-60-8000 Man. or Auto. A.C.....	3157440	1	.15	CLAMP, valve-9.94" dia.).....
66-67	30-4000 A.C.....	387543	1	.51	CLAMP, freeze protection 8i expan. valve

9.213 INSULATOR—BRACKET—SUPPORT—CLAMP, FREEZE PROTECTION AND EXPANSION VALVE

65	30-4000 A.C. 2nd Type Valve Stamped No. 0508.....	387542		.87	INSULATOR
66-67	30-4000 A.C.....	387542		.87	INSULATOR
65	30-4000 A.C. 2nd Type Valve Stamped No. 0508.....	387541		.55	BRACKET, BRACKET.
66-67	30-4000 A.C.....	387541		.55	BRACKET.
65	30-4000 A.C. 2nd Type Valve Stamped No. 0508.....	387540		.41	SUPPORT, brkt.....
66 67	30-4000 A.C.....	387540		.41	SUPPORT, valve brkt.
65	30-4000 A.C. 2nd Type Valve Stamped No. 0508.....	387543	1	.51	CLAMP

NOTE. 1st and 2nd type valves referred to above are suction throttling valves.

9.213 INSULATION, EVAPORATOR BULB

59-61	All exc. Spec.....	8526387	1	.67	INSULATION
63	44-46-4800 A.C.....	8526387	1	.67	INSULATION
64	All A.C. exc. 4700.....	8526387	1	.67	INSULATION
65-72	All A A.C.....	8526387	1	.67	INSULATION
65-67	50-60-8000 Man. or Auto. A.C.....	3002998	1	.72	INSULATION
66-70	9000 Man. or Auto. A.C.	8526387	1	.67	INSULATION
68-70	50-60-8000 Man. or Auto. A.C.....	3014431	1	.72	INSULATION
71-72	All B-C-E (Man. or Auto. A.C.).....	8526387	1	.67	INSULATION

9.214 SCREEN, COMPRESSOR EXPANSION VALVE FILTER

57-72	All.....	5914631	1	.56	SCREEN.....
-------	----------	---------	---	-----	-------------

9.214 GASKET, O -RING EVAPORATOR

58-73	All as Req.....	3140600	AR	.25	GASKET ($\frac{7}{32}$ " I.D.) also used 9.170-9.225.....
59	All.....	3143468	1	.30	GASKET, "0" ring (.364" I.D.) also used 9.233 ..
61-72	All A.C.....	8526645	AR	.13	GASKET ("0" ring) A.C. lines ($\frac{1}{16}$ " I.D.) also used 9.240.....

9.214 CLAMP, P.O.A. VALVE

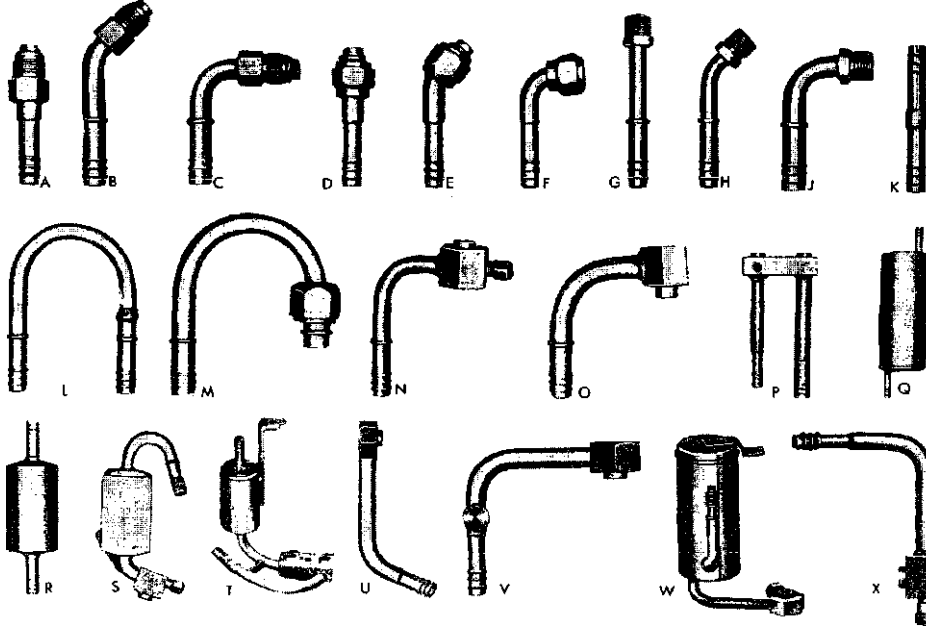
71 72	50-60-80-9000 w/Man. or Auto. A.C.....	3017087	1	23	CLAMP
-------	--	---------	---	----	-------

9.214 CLAMP, THERMOSTATIC EXPANSION VALVE

61-63	All A.C.....	3017086	1	.20	CLAMP
64	44-46-47-4800 A.C.	3017086	1	.20	CLAMP
65 70	9000 A.C.....	3017086	1	.20	CLAMP

68-72	All A (A.C.)	3017086	1	.20	CLAMP
66-72	All as Req'd.	3147463	1	.51	CLAMP (used 9.225)
9.215 MOTOR, EVAPORATOR BLOWER (GRP. CHANGER TO 8.855)					
9.215 WIRE, EVAPORATOR MOTOR GROUND					
68-72	All A (A.C.)	3001346	1	.46	WIRE, evap. mtr. ground (also used 9.779)
9.215 DUCT, BLOWER INLET VALVE HOUSING					
68-71	All A (A.C.)	3014866	1	4.00	DUCT (also used 9.77p)
9.216 GASKET, PLEMUN BLOWER MOUNTING					
65-67	30-4000 A.C.	3003496		3.49	GASKET
65-70	50-60-8000 A.C.	3002044		.51	GASKET
9.216 CASE, EVAPORATOR MOTOR					
65-67	30-4000 A.C.	3002460	1	36.20	CASE (incl. fittings)
9.216 FAN, EVAPORATOR MOTOR BLOWER					
59-63	All A.C.	3144683	1	3.95	FAN (also used 8.857)
71-73	All B-C-E (Man. or Auto. A.C.)	3027062	1	4.35	FAN, evap. blower mtr (plastic) (also used 8.857)
9.216 FAN, CUSTOM AIR CONDITIONING					
64-65	Special-Skylark Cust. A.C.	3152561	1	4.20	FAN
9.216 GASKET—PLATE, EVAPORATOR MOTOR MOUNTING					
59-60	All	3157445	1	.20	GASKET, blower mtr. rptg. (rubber) (also used on 9.779)
61-63	40-41-4300	3157445	1	.20	GASKET, mtr. mtg
61-62	44-46-47-4800	3157445	1	.20	GASKET, htr. & evap. ljjlower mtr. tg.
68-70	50-60-8000 Auto. A.C.	3014509	1	.72	GASKET
61-63	40-41-4300	3143562	1	1.79	PLATE, blower mtr. mtb
72	All A (A.C.)	3015545	1	.05	WASHER, frt. supt.-evEp. & blower (also used 8.857)
9.218 TUBE, EVAPORATOR MOTOR COOLING					
60-63	44-46-47-4800 A.C.	3144835	1	.41	TUBE, outlet
64 67	Special-Skylark-G.S. A.C.	3002737	1	.62	TUBE, inlet.
64-65	All exc. Special-Skylark	3000092	1	.51	TUBE
66-67	50-60-8000 Auto. Climate Control	3010152		2.20	TUBE
65-70	50-60-9000 Man. or Auto. A.C.	3000092		.51	TUBE
66-70	9000 Htr.	3158817		1.03	TUBE
68-72	All A (A.C.)	3158817		1.03	TUBE
71 73	All B-C-E	3022657		.51	TUBE
65-70	50-60-80-9000	3013475		.25	ELBOW
66-69	9000	3013476		.25	ELBOW
68-72	All A (A.C.)	3013476		.25	ELBOW
9.220 TUBE, A.C. BLEED					
65-68	50-60-8000 Man. or Auto. A.C.	1394736	1	2.26	TUBE, A.C. bleed

9.222 FITTING PKG.—MUFFLER PKG.—HOSE-CLAMP-O’RING-AIR CONDITIONING REFRIGERANT LINE (FITTING PKGS. INCLUDE O’RINGS AND HOSE CLAMPS)



PART NO.	TYPE	THREAD SIZE	HOSE I.D.
3024535	A	11/16-16	5/16
3023691	A	5/8-18	5/16
3023692	A	3/4-18	13/32
3023693	A	7/8-18	1/2
3023694	A	1- 1/16-16	5/8
3023695	A	5/8-18	13/32
3023696	A	3/4-18	1/2
3023668	B	5/8-18	5/16
3023669	B	3/4-18	13/32
3023670	B	7/8-18	1/2
3023671	B	1- 1/16-16	5/8
3023672	B	5/8-18	13/32
3023673	B	3/4-18	1/2
3024537	C	11/16-16	5/16
3023651	C	5/8-18	5/16
*3925751	C	11/16-16	13/32
3023652	C	3/4-18	13/32
3023653	C	7/8-18	1/2
3023654	C	1- 1/16-16	5/8
3023655	C	5/8-18	13/32
3023656	C	3/4-18	1/2
3023697	D	5/8-18	5/16
3023698	D	3/4-16	13/32
3023699	D	7/8-14	1/2
3023700	D	1- 1/16-14	5/8
3023701	D	5/8-18	13/32
3023709	D	3/4-16	1/2
3023710	D	7/8-14	5/8

PART NO.	TYPE	THREAD SIZE	HOSE I.D.
3023674	E	5/8-18	5/16
3023675	E	3/4-16	13/32
3023676	E	7/8-14	1/2
3023677	E	1/16-14	5/8
3023678	E	5/8-18	13/32
3023679	E	3/4-16	1/2
3023680	E	7/8-14	5/8
3023657	F	5/8-18	5/16
3023658	F	3/4-16	13/32
3023659	F	7/8-14	1/2
3023660	F	1/16-14	5/8
3023661	F	5/8-18	13/32
3023662	F	3/4-16	1/2
3023663	F	7/8-14	5/8
3024534	G	5/8-18	5/16
3023711	G	5/8-18	13/32
3027763	G	3/4-16	13/32
3023712	G	3/4-16	1/2
3023713	G	7/8-14	5/8
3023714	G	1/16-14	5/8
3023682	H	5/8-18	13/32
3027766	H	3/4-16	13/32
3023683	H	3/4-16	1/2
3023684	H	7/8-14	5/8
3023685	H	1/16-14	5/8
3024536	J	5/8-18	5/16
3023664	J	5/8-18	13/32
3023665	J	3/4-16	1/2
3023666	J	7/8-14	5/8
3023667	J	1/16-14	5/8

PART NO.	TYPE	THREAD SIZE	HOSE I.D.
3023686	K		5/16
3023687	K		13/32
3023688	K		1/2
3023689	K		5/8
3023718	L		1/2
3023719	L		5/8
3024791	M	5/8-18 (Male)	5/16
3023722	M	1 1/16-14 (Female)	5/8
3023715	N		13/32
3023716	N		1/2
3023717	O		5/8
3023721	P		13/32-5/8
3023720	Q		13/32
*3981880	R		1/2
*3923139	S		1/2-5/8
*3970541	T		1/2-5/8
3024788	U		5/8
3024789	V		13/32
* 231296	W		13/32
* 231297	W		13/32
* 231298	W		13/32
3027483	X		13/32

FITTING ONLY

HOSE, CLAMP, O'RINGS

230882	Hose, Refrig.	(5/16" I.D. x 15')	8526398	O'Ring (3/8 I.D.)
230883	Hose, Refrig.	(13/32" I.D. x 15')	3140600	O'Ring (1/2 I.D.)
230384	Hose, Refrig.	(1/2" I.D. x 15')	3140748	O'Ring (5/8 I.D.)
230885	Hose, Refrig.	(5/8" I.D. x 15')	3140852	O'Ring (3/4 I.D.)
			5887997	O'Ring, Fitting to Comp
Clamp, Adj. Hose (with Locator Tab)				

9.225 MUFFLER BRACKET, HOT GAS VALVE DISCHARGE

NOTE For models not listed refer to chart (Grp. 9.222).

63	44-46-47-4800.....	1361788	1	13.90	MUFFLER
64-65	Special-Skylark A.C.	589034	1	24.15	MUFFLER
64	46-47-4800.....	1361788	1	13.90	MUFFLER, disch. pipe
64	4400 A.C.	1364522	1	15.75	MUFFLER, disch. pipe
65-66	50-60-8000 Man. or Auto. A.C.	1370913	1	14.95	MUFFLER, disch. pipe
65	9000 A.C.	1361788	1	13.90	MUFFLER, pipe
66	30-4000 A.C.	1376400	1	19.15	MUFFLER, disch. pipe
66	9000 Man. or Auto. A.C	1374445	1	14.85	MUFFLER, disch. pipe
67	30-4000.....	1377186	1	17.45	MUFFLER, disch. pipe
67-68	50-60-8000 Man. or Auto. A.C.	1381399	1	15.45	MUFFLER
67-69	9000 Man. or Auto. A.C	1379203	1	16.10	MUFFLER
68-69	30-4000 A.C.	1384086	1	17.10	MUFFLER
69	50-60-8000 Man. or Auto. A.C.	1384086	1	17.10	MUFFLER
64	40-41-42-4300 A.C.	1189857	2	.15	SPACER, muffler mtg. 10 reinf.—(9.198).
65-66	50-60-8000 Man. or Auto. A.C.	1371823	1	2.61	BRACKET, cradle-disch muffler to frame.
	9000 Man. or Auto. A.C	1374448	1	2.82	BRACKET, disch. muffler
66	50-60-8000 Man. or Auto. A.C.	1381799	1	5.30	BRACKET, hot gas disc h. muffler
67	9000 Man. or Auto. A.C	1379863	1	1.70	BRACKET, muffler mtg
68	30-4000 A.C.	1385513	1	2.26	BRACKET, muffler mtg
68-69	9000 Man. or Auto. A.C	1385513	1	2.26	BRACKET, muffler mounting
67-68	9000 Man. or Auto. A.C	543097	1	2.36	BUMPER, disch. muffle
68	30-4000 A.C.	543097	1	2.36	BUMPER, disch. muffle
69	All Man. or Auto. A.C. .	543097	1	2.36	BUMPER, disch. muffle
65-67	50-60-8000 Man. or Auto. A.C.	1371824	1	2.36	STRAP, disch. muffler to brkt. cradle
67-68	50-60-8000 Man. or Auto. A.C.	1381801	1	.53	PLATE, disch. muffler trkt
67-68	50-60-8000 Man. or Auto. A.C.	1381798	1	.60	PLATE, disch. muffler frame
68	50-60-8000 Man. or Auto. A.C.	1371824	1	2.36	STRAP, disch. muffler to brkt. cradle

9.225 HOSE, HOT GAS VALVE DISCHARGE

NOTE For component parts of hose assemblies refer to grp. 9.222.

60	All.....	1195145		31.95	HOSE, disch
61	40-41-4300.....	580872		18.65	HOSE, compr. disch. ..
61	44-46-47-4800.....	1347507		12.45	HOSE, hot gas by-pass to evap.
61	44-46-47-4800.....	1347522		25.45	HOSE, disch
62	40-41-4300 V-8 2nd Type.....	1353990		14.10	HOSE, disch. A.C. muffler on P.S. oil pump
62	44-46-4800.....	1350819		18.50	HOSE, disch
63	40-41-4300 V-8.....	1353990		14.10	HOSE, disch
63	44-46-4800(401 Eng.) ..	1361887		7.95	HOSE, compr. to muffl 8 1/2" long) ..
63	44-46-47-4800.....	1361885		6.15	HOSE, muffler to condensr. (13'A" long)
63	4600 (425 Eng.).....	1361887		7.95	HOSE, compr. to muffl
63 65	Riviera A.C.	1361887		7.95	HOSE, compr. to muffler (8 1/2")
64	40-41-42-4300 A.C. V-6 .	1364425		16.10	HOSE, compr. disch
64	40-41-42-4300 A.C. V-8 .	1364426		15.75	HOSE, compr. disch
64-66	Special-Skylark Cust. A.C.	1370158		14.65	HOSE, compr. disch.
64	4400 A.C.	1364523		8.15	HOSE, disch. muffler to condenser
64	4400 A.C.	1368153		13.80	HOSE, disch. muffler to compr. . . .
64	46-4800 A.C.	1361887		7.95	HOSE, disch. compr. to muffler . . .
64	46-47-4800 A.C.	1361885		6.15	HOSE, muffler to condenser (13y,"
65-66	V-6 A.C.	1371712		17.20	HOSE, compr. (rt. port of compr. to muffler)
65	30-4000 (300 Eng.) A.C. .	1371713		16.90	HOSE, compr. (rt. port of compr. to muffler)
65-66	4000 G.S. A.C.	1373393		15.70	HOSE, compr. (rt. port of compr. to muffler)
65-66	5000 A.C.			1 1.75	HOSE, disch. compr. to muffler (rt. port of compressor) (use 18" of 230883 & 1 each fittings 3023675 & 302371E),
65-66	5000 A.C.	1371003		10.00	HOSE, disch. muffler to condenser (muffler to top of condenser).....
65-66	60-8000 Man. or Auto. A.C.			12.10	HOSE, disch. compr. to muffler (rt. port of compressor) (use 18" of 230883 hose & 1 each fittings 3023698 & 3023715).....
65-66	60-8000 Man. or Auto. A.C.	1371004		10.35	HOSE, disch. muffler to top of condenser
65	9000 A.C.	1361885		6.15	HOSE, muffler to condenser (13 1/2").....

66	30-4000 V-8 A.C. exc. 4600.		14.50	HOSE, compr. disch. (rt. port of compr.) (use 30" of 230883 hose & 1 each fittings 3023715 8. 3023675).
66	9000 Man. or Auto. A.C. 1374444		14.75	HOSE, disch. compr. to muffler (rt. port of compressor).
66	9000 Man. or Auto. A.C. 1374447		8.80	HOSE, disch. muffler to top of condenser.
67	30-4000 A.C.			HOSE, disch. compr. to muffler (rt. port of compr. to muffler) (use 30" 230883 8i 1 each fittings 3023715 8. 3023675).
67-68	50-60-8000 Man. or Auto. A.C.		10.65	HOSE, disch. muffler to condenser (use 36" of 230883 8. 1 each fittings 3023675 8. 3023658),
67-68	50-60-8000 Man. or Auto. A.C.		i 1.55	HOSE, disch. compr. to muffler (rt. port of compr. to muffler) (use 16" 230883 8. 1 each fittings 3023715 8. 3023675).
67-69	9000 Man. or Auto. A.C.		13.00	HOSE, disch. compr. to muffler (rt. port of compr. to muffler) (use 24" of 230883 8i 1 each fittings 3023715 8. 3023675).
67-69	9000 Man. or Auto. A.C.	1379297	1	7.65 HOSE, disch. muffler to condenser.
68-69	30-4000 A.C.		12.80	HOSE, disch. compr. to muffler (rt. port of compr.) (use 30" 230883 & 1 each fittings 3023715 & 3023675).
68-69	30-4000 A.C.	1383742	1	8.80 HOSE, disch. muffler to condenser.
69	50-60-8000 Man. Auto. A.C.		7.45	HOSE, disch. muffler to condenser (use 18" 230883 8. 2 fittings 3023675).
69	50-60-8000 Man. or Auto. A.C.			HOSE, compr. to muffler (rt. port of compr.) (use 36" of 230883 hose & 1 each fittings 3023675 & 3027483).
70-71	30-4000 A.C.	1234273	1	41.05 HOSE, muffler 8i discharge (rt. port of compr. to condenser).
70	50-60-8000 Man. or Auto. A.C.	1233980	1	36.50 HOSE, muffler & discharge (rt. port of compr. to condenser).
70	9000 Man. or Auto. A.C.	1233979	1	34.80 HOSE, muffler & discharge (rt. port of compr. to condenser).
71	50-60-80-9000 Man. or Auto. A.C.	1235925	1	36.50 HOSE, muffler & disch.
72	All A.	1240078	1	34.75 HOSE, muffler 8i discharge line
72	All B-C-E (Man. or Auto. A.C.)	1240042	1	34.75 HOSE, muffler & discharge.
63	44-46-47-4800.	1361756		.41 CLAMP, muffler (also used 6.750).
63	44-46-47-4800.	3909030		.77 CLAMP, hose to muffler—(9.242).
64	40-4 1-42-4300 A.C.	1361756	1	.41 CLAMP, refrigerator lines ins. to compr. suction pipe
64	46-47-4800.	3909030	2	.77 CLAMP, hose to muffler (GMPD 9.242).
64	46-47-4800 A.C.	1361756	2	.41 CLAMP, disch. line muffler ins. to muffler (also used 6.760).
65	9000 A.C.	1361756	2	.41 CLAMP, disch. line muffler ins. to muffler.
65	9000 A.C.	3909030	2	.77 CLAMP, hose to muffler—(9.242).
66	6000 C.T. A.C.	1361756	1	.41 CLAMP (L.) outlet hose to lwr. tie bar.
67	9000 Man. or Auto. A.C.	1361756	1	.41 CLAMP (L.) outlet hose to lwr. tie bar.
70	9000 Man. or Auto. A.C.	1361756	1	.41 CLAMP, air hose to inst. pnl. lwr. filler.
70	9000 Auto. A.C.	2471945	1	.59 CLAMP, air hose to aspirator—(1.166).
70	46-60-80-9000 A.C.	1361756	1	.41 CLAMP, muffler 8i discharge hose to insulator.
71-72	All A (A.C.)	3147463	1	.51 CLAMP, suction pipe bulb—(9.214).
71-72	All A (A.C. 455 Eng.)	1361756	1	.41 CLAMP, disch. line muffler ins. to muffler 16" long

9.225 GASKET, COMPRESSOR DISCHARGE LINE

58	All.	3140748	1	.30 GASKET, to condsr. (std.)—(9.21 1).
58-60	All.	3140600	AR	.25 GASKET, by-pass cool-pack—(9.21 1).
60	All.	3140600	AR	.25 GASKET, by-pass line to evap.—(9.240).
53-55	All.	5887997	1	.15 SEAL, at compr.—(9.240).

9.225 INSULATOR, SUCTION HOSE OR DISCHARGE LINE

61	44-46-47-4800.	1347508	3	.55 INSULATOR, disch. by-pass & suction lines to upr. fdr. skirt.
61	44-46-47-4800.	1347508	1	.55 INSULATOR, liquid hose to upr. fdr. skirt.
68-69	All Man. or Auto. A.C.	1384774	2	.41 INSULATOR CONDENSER TO UPR. TIE BAR
61-62	40-41-4300 V-8 1st Type	1361888	1	.87 INSULATOR, disch. line muffler.
62	V-6.	1347508	1	.55 INSULATOR, suction line to disch. line.
62	V-6. 44-46-4800.	1347508	1	.55 INSULATOR, disch. line to upr. fdr. skirt.
62	44-46-4800.	1347508	1	.55 INSULATOR, liquid line upr. fdr. skirt.
62-63	V-6 A.C.	1361888	1	.87 INSULATOR, disch. line muffler.
63	40-4100 V-8.	1347508	AR	.55 INSULATOR, suet, line to disch. line 8i disch. line to fdr. skirt.

63	44-46-47-4800 A.C. 1st Type less Muffler.....	1347508	1	.55	INSULATOR, wrap around disch. hose
63	44-46-47-4800.....	1361888	1	.87	INSULATOR, muffler
64	40-4 1-42-43-4400 A.C. ...	1347508	1	.55	INSULATOR, disch. line to fdr. skirt.....
64	40-4 1-42-4300 A.C.	1347508	1	.55	INSULATOR, disch. line to frt. fdr. upr. tie bar.
64	40-4 1-42-4300 A.C. 2nd Type (% Thick).....	586875	1	1.38	INSULATOR, disch. pips muffler
64-67	Special-Skylark A.C. less Gran Sport.....	1379293	1	1.08	INSULATOR, compr suction Pipe.....
64-66	Special-Skylark A.C.	1174633	1	.20	INSULATOR, A.C. muffler mtg. to reinf.—(0.4 13)
64	4400 A.C.	1347508	1	.55	INSULATOR, disch. line
63-64	44-46-47-4800 A.C.	1361888	1	.87	INSULATOR, disch. line muffler.....
65	9000 A.C.	1361888	1	.87	INSULATOR, disch. line muffler.....
65-66	30-4000 A.C. less G.S.	1347508	1	.55	INSULATOR, disch. line to fdr. skirt.....
64-67	Special-Skylark-G.S. A.C. .	586875	1	1.38	INSULATOR, disch. pip muffler.....
65-67	30-4000 A.C.	1174633	1	.20	INSULATOR, A.C. muffl r mtg. to reinf.—(0.4 13)
65	30-4000 A.C.	1371189	1	.10	INSULATOR, suction lire to rad. side supt!.....
65	50-60-8000 A.C.	1371189	1	.10	INSULATOR, suction lire to frt. fdr. upr. tie bar .
67-68	9000 Man. or Auto. A.C. .	1379293	1	1.08	INSULATOR, suction lire to whlhse, panel.....
65-66	50-60-80-9000 Man. or Auto. A.C.	1372054	1	.82	INSULATOR, disch uifler
65	50-60-8000 A.C.	3005653	1	.15	INSULATOR, suction lire
65	9000 A.C.	1361888	1	.87	INSULATOR, disch. line muffler.....
66-67	30-4000 A.C.	381996	1	.36	INSULATOR, reciever cehydrator.....
66	30-4000 A.C.	1376996	1	.82	INSULATOR, A.C. refrigerant lines.....
66	30-4000 A.C. exc. 4600 .	1377614	1	.56	INSULATOR, suction line to rad. side supt!.....
66	4600 A.C.	1377614	1	.56	INSULATOR, disch. line to rad. supt. upr. tie bar
66	46-50-60-8000 Man. or Auto. A.C.	1377614	1	.56	INSULATOR, suction line to rad. supt. upr. tie bar
66-70	50-60-80-9000 Man. or Auto. A.C.	3005653	1	.15	INSULATOR, suction line.....
66	9000 Man. or Auto. A.C. .	1377614	1	.56	INSULATOR, suction line to brkt.
67-68	50-60-8000 Man. or	1372054	1	.82	INSULATOR, disch. m.iffier.....
68-73	All Man. or Auto. A.C. ...	1384774	2	.41	INSULATOR, condenser to upr. tie bar.....
68-70	9000 Man. or Auto. A.C. .	1384774	2	.41	INSULATOR, receiver & dehydrator to mtg. brkt. ...
65-72	All A.C.	1379293	AR	1.08	INSULATOR, compr tion pipe (3" dia.-1" x 1/2," slot).....
65-72	All A.C.	1379294	AR	.20	INSULATOR (sponge ru jber) A.C. hose (2" dia.-Vi" x VA" slot).
69-73	All Man. or Auto. A.C. ...	1230707	1	.46	INSULATOR, on water v alve vacuum element
70	50-60-80-9000 Man. or Auto. A.C.	402455	1	2.15	INSULATOR, muffler
71	50-60-80-9000 Man. or Auto. A.C.	1236884	1	3.49	INSULATOR, disch. muffler .
9.225 CLAMP, SUCTION PIPE					
66-70	50-60-80-9000 Man. or	3005652	2	.15	CLAMP, suction pipe
66	50-60-80-9000 Man. or Auto. A.C.	3147463	1	.51	CLAMP, suction pipe bulb.....
67-70	All Man. or Auto. A.C. ...	3147463	1	.51	CLAMP, suction pipe bulb—(9.214)
68-70	30-4000 A.C.	3017085	1	.10	CLAMP, suction line (Y, tube).....
9.226 PIPE, CONDENSER TO MUFFLE					
62	40-4 1-4300 V-8 2nd Type.....	1353977	1	10.35	PIPE
63	40-41-4300 V-8.....	1353977	1	10.35	PIPE
64	40-41-42-4300 A.C. (Straight Sect. 10V) ..	387011	1	4.82	PIPE
65	30-4000 A.C. Cross Flow Rad.....	1373326	1	8.30	PIPE
65	30-4000 A.C. Down Flow Rad.....	387011	1	4.82	PIPE.....
66	30-4000 A.C.	1376492	1	3.59	PIPE (muffler to top of condenser)
67	30-4000 A.C.	1379305	1	4.00	PIPE (muffler to top of condenser)
70	All V-8 A.C.	1234263	1	.72	BRACKET, comp. line
71	30-4000 V-8 A.C.	1234263	1	.72	BRACKET, comp. line
9.226 SHIELD, COMPRESSOR					
72	50-60-80-9000.....	1240049	1	1.28	SHIELD, compressor
73	All.....	1240049	1	1.28	SHIELD, compressor
9.227 PIPE, RECEIVER TO CONDENSER					
64 65	Special-Skylark A.C. Down Flow Rad.	589039	1	2.36	PIPE
65	30-4000 A.C. Cross Flow Rad.....	1373327	1	5 25	PIPE

66	30-4000 A.C.	1380150	1	3.79	PIPE, rec. to bottom of condenser.
67	30-4000 A.C.	1379304	1	4.31	PIPE, rec. to bottom of condenser .

9.233 PIPE—HOSE. RECEIVER TO EVAPORATOR

NOTE For component parts of hose assemblies refer to grp. 9.222.

62	44-46-4800.	1350820	1	12.00	HOSE,
63	40-41-4300.	3153952	AR		HOSE,
63	44-46-4800 A.C.	1366625	1	8.85	HOSE,
63-65		1357146	1	13.20	HOSE,
64-66	Special-Skylark A.C.	1380151	1	8.40	HOSE,
64	4400 A.C.	1364525	1	8.00	HOSE,
64	46-4800 A.C.	1366625	1	8.85	HOSE,
65-66	50-60-8000 Man. or Auto. A.C.	1380154	1	8 20	HOSE,
65-66	60-8000 Man. or Auto. A.C.	1380153	1	8.55	HOSE, liquid (expan. valve to rec. dhy.) ...
66	9000 Man. or Auto. A.C.	1380152	1	8.60	HOSE, liquid (expan. valve to rec. dhy.) ...
67	30-4000 A.C.	1379307	1	8.15	HOSE, receiver (expan. valve to rec. dhy.)
67-68	50-60-8000 Man. or Auto. A.C.	1385966	1	9.80	HOSE, liquid (expan. valve to rel. dhy.)
67 69	9000 w/Auto. or Man. A.C.				HOSE, 3023674, 302365 1 fittings) suction throttling valve to rec.-dehydrator.....
68-69	30-4000 A.C.	1383745	1	9.80	HOSE, liquid (expan. valve to dehydrator).....
69	50-60-8000 Man. or Auto. A.C.				HOSE, liquid (use 54" of 230882 hose, 1 of 302365 7 & 3023668 fittings) exp. valve to rec. dehydrator.....
70-71	All				HOSE, liquid (refer to grp. 9.242).....

9.238 HOSE, COMPRESSOR SUCTION

NOTE For component parts of hose assemblies refer to grp. 9.222.

60	All.	1195170	1	32.75	HOSE
61	44-46-47-4800.	1347491	1	30.65	HOSE
62	40-41-4300 V-8 2nd Type.	1354405		26.40	HOSE, muffler mtg. back of A.C. Compr.
62	40-4 1-4300 2nd Type . . .	584658		9.60	HOSE, suction throttling jobs.....
62	44-46-4800.	1350818		25.50	HOSE, suction (incl. schraeder valve fitting)
62	44-46-4800.	3153116		9.85	HOSE, evap. suction.....
63	40-4 1-4300 V-8.	1354405		26.40	HOSE, compr. suction.....
63	40-41-4300.	584658		9.60	HOSE, evap. suction.....
63	44-46-4800 A.C.	1356494		13.20	HOSE, suet.....
63-65	Riviera A.C.	1362543		17.90	HOSE, suction (evap. to lt. port of compr.).....
63 65	Riviera A.C.	1357988		7.65	HOSE, equalizer (evap. to suction throttle valve)
64-65	Special-Skylark V-8.	1367373		27.15	HOSE, suction cool pack instl.....
64	4400 A.C.	1368152		18.40	HOSE, suction.....
64	46-4800 A.C.	1363208		17.20	HOSE, suction throttle valve to compr.....
64-65	Riviera A.C.	1364918		1 1.70	HOSE, evap. suction.....
65	30-4000 V-8 A.C. 1st Type Valve Stamped No. 0492.....	1371244		21.55	HOSE, valve to compr.
65	30-4000 V-8 A.C. 2nd Type Valve Stamped No. 0508.....	1373661		23.05	HOSE, suction throttle valve to lt. port of compr.
65-66	Skylark G.S.-A.C.	1373394		22.55	HOSE, suction throttle valve to lt. port of compr.
65	5000 A.C. 1st Type Valve Stamped No. 0530.....	1371326		22.55	HOSE, valve to compr.
65	60-8000 A.C. 1st Type Valve Stamped No. 0530.....	1371335		22.20	HOSE, valve to compr.
65	60-8000 A.C. 2nd Type Valve Stamped No. 0521.....	1373663		23.90	HOSE, suction throttle valve to lt. port of compr.
66	V-6 A.C.	1377263		21.75	HOSE, suction throttle valve to lt. port of compr.
66	30-4000.	1378598		38.35	HOSE, suction cool pack instl.....
66	30-4000 V-8 A.C. exc. G.S.	1377272		23.90	HOSE, suction-suction throttling valve to lt. port of compr.....
66	60-8000 Man. or Auto. A.C.	1373663		23.90	HOSE, suction throttle valve to lt. port of compr.
66	9000 Man. or Auto. A.C.	1374442		22.55	HOSE, suction throttle valve to lt. port of compr.
67	30-4000 Cust. A.C. exc. 4600.	1378598		38.35	HOSE, suction .
67	30-4000 A.C.	1379308		19.60	HOSE, suction throttle valve to lt. port of compr.
67	50-60-8000 Man. or Auto. A.C.	1379303		22.90	HOSE, suction throttle valve to lt. port of compr.

67-70	9000 Man. or Auto. A.C.		24.95	HOSE, suction throttle valve to lt. rr. port of compr. (use 54" of 230885 I 1 each 3023677 & 3023717 fittings).....
68-69	30 4000 A.C.	1383744	21.10	HOSE, suction throttle valve to lt. rr. port of compr. .
68	50-60-8000 Man. or Auto. A.C.	1384225	21.75	HOSE, suction throttle i/alve to lt. port of compr. ...
69	50-60-8000 Man. or Auto. A.C.	1386066	21.15	HOSE, suction throttle i/alve to lt. port of compr. ...
70	250 Eng. A.C.	1383744	21.10	HOSE, suction (use 36 of 230885 hose, 1 each of 3023660, 3023717 fittings) suction throttling valve to left port of compressor
70-72	All A (A.C.) V-8			
70	50-60-8000 Man. or Auto. A.C.	1233978	19.65	HOSE, suction throttle ^alve to lt. port of compr.
71-72	All B-C-E (Man. or Auto. A.C.).....		20.60	HOSE, suction (use 1 each fitting 3023660 & 3023717 and 230885 hose as reqd.).
58-60	All	3140852	.30	GASKET, to evap. (%) std. A.C.—(9.21 1)
53-55	All	5887997	.15	SEAL, compr.—(9.240)
58	All	5887997	.15	SEAL, compr.—(9.240)

9.240 GASKET, "O" RING, AIR CONDITIONING LINES ANp HOSES

58-73	All A.C.	8526398	AR	.20	GASKET, "O" ring (1/2" I.D.)—(9.21 1)
59	All	3138635	1	.25	GASKET, "O" ring (.07 39 I.D.)—(9.21 1)
61-73	All A.C.	8526645	AR	.13	GASKET, A.C. line "O" ring (1/2" I.D.)—(9.21 4) . .
53-72	All	5887997	AR	.15	SEAL, disch. or suction line at compr. (also used 9.238)

9.242 CLAMP, AIR CONDITIONING HOSES & LINES

56-72	All.....	443635	AR	.20	CLAMP, worm adj. hosje (2 1/2" to 3") also used 2.274
58-65	All as Req	1185159	AR	.10	CLAMP, strap type (5V, long) (also used 2.480-3.162-9.798-12.243)
60-73	All.....	1195010	AR	.15	CLAMP, strap type (8" long) steel.....
62-71	All.....	3909030	AR	.77	CLAMP, A.C. hose (alsd> used 9.225)
64	4400 A.C. 2nd Type	1368817	1	.20	CLAMP, suction hose
64	46-47-4800 A.C.....	1367254	2	.56	CLAMP, suction hose tb compr.-rr
65-66	30-4000 A.C.....	1368817	1	.20	CLAMP, suction line to rad. side supt.
65-66	50-60-8000 Man. or Auto. A.C.....	1368817	1	.20	CLAMP, suction line to frt. fdr. upr. tie bar.....
65	9000 A.C.....	1367254	AR	.56	CLAMP, suction hose tb compr.-rr.....
66	4600 A.C.....	1368817	2	.20	CLAMP, suction & disch. line to rad. supt. upr. tie bar.....
66	9000 Man. or Auto. A.C.	1368817	1	.20	CLAMP, suction hose
71-72	All B-C-E (Man. or Auto. A.C.).....	389094	AR	.10	CLIP, liquid line to whlhse. pnl
73	All.....	389094	AR	.10	CLIP, liquid line to whlhse. pnl.

9.242 BRACKET—INSULATOR, AIR CONDITIONING LINES & HOSES

65-66	30-4000 A.C. less G.S. ..	1371188	1	.24	BRACKET, suction line to rad. side supt.
65-66	4000 Grand Sport	1371267	2	.62	BRACKET, suction & disch. hose to upr. tie bar
65-66	50-60-8000 Man. or Auto. A.C.	1371267	1	.62	BRACKET, suction hosej to upr. tie bar
66	4600 A.C.....	1371267	2	.62	BRACKET, suction & disch. hose to upr. tie bar
71-72	All A (A.C.)	1235005	1	.13	BRACKET, A.C. muffler

9.242 HOSE, RECEIVER TO EVAPORATOR

70-72	All A (A.C.)		7.65	HOSE, liquid (rec. dhy. :o exp. valve) (use 36" of 230882 hose & 1 eachn fittings 3023697 & 3023695),	
70	All B-C (Man. or Auto. A.C.).....	1234367	1	9.80	HOSE, liquid (exp. valve to rec. dhy.)
70	All E (Man. or Auto. A.C.)		7.00	HOSE, liquid (exp. valve to rec. dhy.) use 42" of 230882 hose & 1 each of 3023674 & 3023651 fittings)	
71-72	All B-C (Man. or Auto. A.C.).....		9.55	HOSE, liquid (use 1 each fitting 3023651 & 3023697 8< 230882 lose as reqd.),	
71-72	All E (Man. or Auto. A.C.)	1235923	1	14.60	HOSE, liquid (exp. valvej to rec dhy.) (approx. 49" long)

NOTE For model years prior to 1970 refer to grp. 9.233.

9.242 BRACKET, DISCHARGE MUFFLER MOUNTING

69	All Man. or Auto. A.C. exc 9000.....	1387564	1	2.67	BRACKET, disch. muffler mtg
----	--------------------------------------	---------	---	------	-----------------------------

9.260 BALL-DUCT-KNOB-<
PANEL VENTS

rLET-RETAINER, A.C. AND INSTRUMENT

63	44-46-47-4800 A.C.	1355133	2	8.40	BALL, outer outlet
64-65	All A.C.	1355133	2	8.40	BALL, outer outlet
66	50-60-80-9000 Man. or Auto. A.C.	1355133	2	8.40	BALL, outer outlet
61-63	40-41-4300.	580685	LH	2.26	DUCT, evap. to air outlet-inner.
66-67	30-4000 A.C.	1375932	1	2.97	DUCT, ctr. outlet.
68-69	30-4000 A.C.	1382090	1	3.79	DUCT, ctr. outlet.
68-70	9000 A.C.	1382374	1	3.69	DUCT, ctr. outlet.
70	50-60-8000 Man. or Auto. A.C.	1233359	1	4.46	DUCT, A.C. distr.
70	9000 Man. or Auto. A.C.	1233382	1		
71-73	All B-C-E Man. or Auto. A.C.	1238429	1	5.30	DUCT, A.C. distr.
71-73	All B-C-E Man. or Auto. A.C.	1238430	1	4.41	DUCT, A.C. distr. (upr.)
71-73	All E less A.C.	1235574	1	4.41	DUCT, A.C. distr. (lwr.)
	NOTE* For A.C. ducts not listed refer to 9.26			3.69	DUCT, ctr. outlet (black plastic)
63	44-46-47-4800 A.C.	1355144	2	3.69	DUCT, ctr. outlet (black plastic)
64	All A.C.	1355144	2	& 9.779	groups.
65	30-40-9000 A.C.	1355144	2	.97	KNOB 8i SHAFT, outer outlet
65	50-60-8000 A.C.	1369812	2	.97	KNOB & SHAFT, outer outlet
66	8000 Auto. A.C.	1369812	2	1.18	KNOB 8i SHAFT, outer outlet
66	All exc. 9000 w/A.C.	1369812	2	1.18	KNOB 8i SHAFT, outer outlet
66-67	9000 Man. or Auto. A.C.	1355144	RH	1.18	KNOB & SHAFT, outer outlet
67	All A.C.	1369812	AR	.97	KNOB 8. SHAFT, outer outlet
60	All	9419763	4	1.18	KNOB 8. SHAFT, outer outlet
63-64	44-46-47-4800 A.C.	1371426	RH	.10	NUT, outer outlet to hsg.—(8.921)
63-64	44-46-47-4800 A.C.	1354613	1	19.90	OUTLET, outer.
64-65	Special-Skylark A.C.	1362950	RH	8.50	OUTLET, ctr.
64-65	Special-Skylark A.C.	1362951	LH	17.90	OUTLET, outer.
64	40-4 1-42-4300 A.C.	1362727	1	17.90	OUTLET, outer.
65	30-4000 A.C.	1370265	1	7.50	OUTLET, ctr.
65	50-60-8000 A.C.	1369920	RH	8 10	OUTLET, ctr.
65	50-60-8000 A.C.	1369921	LH	19.40	OUTLET, outer.
65-66	50-60-8000 A.C.	1369221	1	19.40	OUTLET, outer.
65-70	50-60-8000 Man. or Auto. A.C. Long Console.	1370269	1	1.65	OUTLET, ctr.
65	9000 A.C.	1354613	1	2.05	OUTLET, htr. ctr.
65	9000 A.C.	1371426	RH	8.50	OUTLET, ctr.
66	30-4000 A.C.	1377238	RH	19.90	OUTLET, outer.
66	30-4000 A.C.	1377239	LH	22.20	OUTLET, outer (paint to match)
66-67	30-4000 A.C.	1373844	1	22.20	OUTLET, outer (paint to match)
66	30-4000 A.C.	1373842	RH	11.30	OUTLET, ctr.
66	30-4000 A.C.	1373843	LH	21.90	OUTLET, outer.
66-67	50-60-8000 Man. or Auto. A.C.	1375899	1	21.90	OUTLET, outer.
66	50-60-8000 Man. or Auto. A.C.	1375900	RH	13.85	OUTLET, ctr.
66	50-60-8000 Man. or Auto. A.C.	1375901	LH	18.55	OUTLET, outer.
66	9000 Man. or Auto. A.C.	1374063	1	17.95	OUTLET, outer.
66	9000 Man. or Auto. A.C.	1374064	RH	14.50	OUTLET, ctr. (also used 9.779)
66	9000 Man. or Auto. A.C.	1375221	LH	21.15	OUTLET, outer.
67	30-4000 A.C.	1381206	RH	19.70	OUTLET, outer.
67	30-4000 A.C.	1381207	LH	10.50	OUTLET, outer (med. saddle) paint to match trim
67	50-60-8000 Man. or Auto. A.C.	1380850	RH	10.50	OUTLET, outer (med. saddle) paint to match trim
67	50-60-8000 Man. or Auto. A.C.	1380851	LH	10.50	OUTLET, outer.
67	9000.	1380984	1	10.50	OUTLET, ctr.
67	9000 Man. or Auto. A.C.	1380856	RH	12.80	OUTLET, outer (black)
67	9000 Man. or Auto. A.C.	1380860	RH	10.20	OUTLET, outer (dk. blue)
67	9000 Man. or Auto. A.C.	1381784	RH	10.70	OUTLET, outer (light champagne)
67	9000 Man. or Auto. A.C.	1380858	RH	10.20	OUTLET, outer (dk. green)
67	9000 Man. or Auto. A.C.	1381788	RH	10.70	OUTLET, outer (plum)
67	9000 Man. or Auto. A.C.	1381786	RH	10.70	OUTLET, outer (med. saddle)
67	9000 Man. or Auto. A.C.	1380862	RH	10.20	OUTLET, outer (dk. turquoise)
67	9000 Man. or Auto. A.C.	1380865	LH	10.50	OUTLET, outer
68-69	30-4000 AC.	1382089	1	7.25	OUTLET, ctr.
68-71	30-4000 A.C.	1383019	LH	12.95	OUTLET, outer (black)—(9.262)
68	30-4000 A.C. 1st Type	1383018	RH	12.95	OUTLET, outer (black) (has vane hsg. painted black around edge)
68	30-4000 A.C. 2nd Type	1230694	RH	10.80	OUTLET, outer (black) has vane hsg. with chrome bead around edge

68	30-4000 A.C.	1384804	RH	12.95	OUTLET.	
68	30-4000 A.C.	1384806	RH	12.95	OUTLET,	
68	30-4000 A.C.	1384808	RH	12.95	OUTLET,	
68	30-4000 A.C.	1384810	RH	12.95	OUTLET,	
68	30-4000 A.C.	1230694	RH	10.80	OUTLET,	to match)
68	30-4000 A.C.	1384814	RH	12.95	OUTLET.	
68	50-60-8000 Man. or Auto. A.C.	1382311	1	8.75	OUTLET,	
68-69	50-60-8000 Man. or Auto. A.C.	1382476	RH	14.05	OUTLET,	
68-69	50-60-8000 Man. or Auto. A.C.	1382377	LH	14.05	OUTLET,	
68-69	9000 A.C.	1382478	RH	14.05	OUTLET,	
68-69	9000 A.C.	1382377	LH	14.05	OUTLET,	
68-69	9000.....	1382375	1	8.85	OUTLET,	
69	30-4000 A.C.	1230694	RH	10.80	OUTLET,	
69	All A (Upr. Level Vents. less A.C.)	1231680	RH	9.80	OUTLET,	
69-72	All A (Upr. Level Vents less A.C.)	1387309	LH	10.55	OUTLET,	
70-72	All A (Upr. Level Vents. less A.C.)	1232454	RH	8.15	OUTLET,	
69	50-60-8000 less Man. or Auto. A.C.	1387114	RH	6.15	OUTLET,	
69	50-60-8000 less Man. or Auto. A.C.	1387115	LH	6.15	OUTLET,	
69	50-60-8000 Man. or Auto. A.C.	1386708	1	7.70	OUTLET,	
71	50-60-8000.....	1235352	2	3.38	OUTLET vane)---(9.789) .	
NOTE For outlets not listed refer to 9.262-9.789.						
61-63	40-4 1-4300.	579689	LH	1.54	RETAINER,	
61-63	40-4 1-4300.	579684	1	1.44	RETAINER,	
61-63	40-41-4300.	579685	1	1.44	RETAINER.	
64-65	Special-Skylark A.C.	1366274	2	.15	RETAINER,	
65-67	All Man. or Auto. A.C.	1370264	2	.46	RETAINER,	
68	30-4000 A.C.	1383562	RH	.87	RETAINER,	
68	30-4000 A.C.	1383563	LH	.87	RETAINER,	
68-69	30-4000 A.C.	1383735	1	.87	RETAINER,	
68-69	30-4000 A.C. & Heater ..	1370264	2	.46	RETAINER,	
68	50-60-8000 Man. or Auto. A.C.	1383605	1	.56	RETAINER,	
68	50-60-8000 Man. or Auto. A.C.	1383594	RH	.82	RETAINER,	
68 70	9000.	1383603	2	2.87	RETAINER.	
69-72	All A (A.C. or Instrument Panel Side Vents)	1383563	LH	.87	RETAINER,	Iso used 9.789)
69	30-4000 A.C. or Instrument Panel Side Vents.....	1387740	RH	1.03	RETAINER,	
69-70	50-60-8000 Man. or Auto. A.C.	1387125	1	1.13	RETAINER, center outlet	
69-70	50-60-8000.....	1383594	RH	.82	RETAINER, outer outlet	
70-72	All A (Upr. Level Vent or A.C.)	1232092	RH	.97	RETAINER, outer outlet- (9.789) .	
64-65	Special-Skylark A.C.	1361852	1	.56	SEAL, ctr. outlet duct-lvrr---(9.779)	
70-72	All A.	1232653	1	.72	SEAL, A.C. ctr. duct-upr	
63-65	All A.C.	1362529	2	.20	WIRE, outer outlet valve control	
66	30-4000 A.C.	1376718	2	.15	WIRE, outer outlet valve control	
66-67	50-60-8000 A.C.	1376067	2	.20	WIRE, outer outlet valve control	
66-67	8000 Auto. A.C.	1376067	2	.20	WIRE, outer outlet valve control	
67	30-4000 A.C.	1362529	2	.20	WIRE, outer outlet valve control	
67	9000 Man. or Auto. A.C. ..	1362529	1	.20	WIRE, outer outlet valve control	

9.260 HOSE, AIR

40-73	All	1234984	AR	5.02	HOSE (1 V I.D. x 6 ft. long) also used 9.786
40-72	All	1234985	AR	5.75	HOSE .D. x 6" long also used 9.786
40-72	All	1234986	AR	6.15	HOSE ' I.D. x 6" long) also used 9.786 & 9.778
40-70	All	1234277	AR	6.15	HOSE
40-72	All	1234278	AR	7.05	HOSE
40-73	All	1234988	AR	7.60	HOSE
40-73	All	1234987	AR	7.70	HOSE 6" long also used 9.786
40-72	All	1234989	AR	9.95	HOSE I.D. 6 ft. long) also used 9.786
40-70	All	1234990	AR	13.25	HOSE I.D. x 6 ft. long) also used 9.786

9.262 DUCT—OUTLET—HOUSING & VALVE, AIR CONDITIONING

NOTE* For A.C. ducts not listed refer to 9.260-9.779 group.

70-72	All A (A.C.)	1231919	1	2.46	DUCT, ctr. outlet
-------	--------------------	---------	---	------	-------------------

71-73	All B-C (Man. or Auto. A.C.)	1235350	RH	5.20	DUCT, instr. panel cover A.C. (incl. valve)
71-73	All B-C (Man. or Auto. A.C.)	1235351	LH	5.20	DUCT, instr. panel cover A.C. (incl. valve)
71-73	All B-C less A.C.	1235721	1	2.00	DUCT, instr. panel cvr. air outlet (ctr.)
71-73	All E (Man. or Auto. A.C.)	1235624	RH	7.05	DUCT, instr. panel cvr. A.C. outlet (incl. valve)
71-73	All E (Man. or Auto. A.C.)	1235575	1	7.05	DUCT, A.C. outlet instr. pnl. cvr. ctr. (incl. valve)
64-67	Special-Skylark Cust. A.C.	3011495	AR	2.26	OUTLET, ball type (plastic)
68-72	All A (A.C.)	1383019	LH	12.95	OUTLET, A/C outer (also used 9.260)
70-72	All A (A.C.)	1232458	RH	9.25	OUTLET, outer
70-72	All A (A.C.)	1232706	1	3.84	OUTLET, ctr.
70	50-60-8000 Man. or Auto. A.C.	1233041	1	5.20	OUTLET, ctr.
70	50-60-8000 Man. or Auto. A.C.	1233036	RH	7.95	OUTLET, outer
70	50-60-8000 Man. or Auto. A.C.	1233037	LH	10.70	OUTLET, otr.
70	9000	1233037	LH	10.70	OUTLET, otr.
70	50-60-80-9000	1234152	RH	3.08	OUTLET, A.C. inter.
70	50-60-8000 Power Brks.	1234152	LH	3.08	OUTLET, A.C. inter.
70	50-60-8000 Manual Brks.	1234153	LH	3.08	OUTLET, A.C. inter.
70	9000 A.C.	1233040	RH	10.75	OUTLET, outer
70	9000	1233042	1	5.65	OUTLET, instr. panel ctr.
70	9000 Man. or Auto. A.C.	1234151	LH	3.49	OUTLET
71-73	All B-C-E (Man. or Auto. A.C.)	1235590	RH	3.69	OUTLET, A.C. inter, (below glove box-hsg. & vane)
71-73	All B-C-E (Man. or Auto. A.C.)	1235591	LH	3.69	OUTLET, A.C. inter, (hsg. & vane)
71-73	All B-C-E (Man. or Auto. A.C.)	1235348	RH	8.15	OUTLET, instr. panel hsg. A.C. (incl. valve)
71-73	All B-C-E (Man. or Auto. A.C.)	1235349	LH	8.15	OUTLET, instr. panel hsg. A.C. (incl. valve)
71-73	All E (Man. or Auto. A.C.)	1235573	1	5.70	OUTLET, A.C. (ctr.) (hsg. & vane)
71-73	All E (Man. or Auto. A.C.)	1235620	RH	5.95	OUTLET, A.C. (above glove box-hsg. & vane)
71-72	50-60-80-9000 Auto. A.C.	3022877	1	18.25	HOUSING 8t VALVE, temp, (also used 8.858)
71-73	All B-C-E Man. or Auto. A.C.	408365	1	.10	CLIP, A.C. htr. case to retain duct
70	9000 Man. or Auto. A.C.	1234144	1	.62	ADAPTER, A.C. inter, outlet
70	50-60-8000 Man. or Auto. A.C.	1234148	2	.10	PIN, A.C. inter, vane pivot (plastic)
70	50-60-8000 Pwr. Brks.	1234845	1	.51	BRACKET, inter, outlet mtg. (L.H. side only) 8" long
67-68	9000 Long Console	1381349	1	.10	SEAL, htr. ctr. outlet deflector (also used 9.779)
9.264 RETAINER, EVAPORATOR DOO					
61-63	40-41-4300	575218	2	.10	RETAINER, dr. to hsg.
9.270 CIRCUIT BOARD—VALVE, AIR					
71	50-60-80-9000 Man. A.C.	1223345	1	5.75	CIRCUIT BOARD, man. A.C. control (incl. wiring)
71-72	All Auto. A.C.	7934058	1	10.30	CIRCUIT BOARD, auto. A.C. control (incl. wiring)—(9.276)
71-72	All Auto. A.C.	7932502	1	6.00	CIRCUIT BOARD, resistor-blower (programmer)
71-72	All B-C-E (Man. A.C.)	7932345	1	2.51	VALVE, vacuum-hot water (3-port) man. A.C. control—(9.280)
71-72	All B-C-E (Man. A.C.)	7932346	1	2.92	VALVE, vacuum-select (9-port) man. A.C. control—(9.280)
71-72	All Auto. A.C.	7931936	1	2.67	VALVE, select (9 port) auto. A.C. control—(9.280)
9.270 MOTOR—RELAY—SENSOR—TRANSDUCER, AUTO. TEMP. CONTROL PROGRAMMER					
71-72	All Auto. A.C.	7932526		3.84	MOTOR, vacuum—(9.280)
71-72	All Auto. A.C.	7930501		2.87	RELAY, checking
71	All Auto. A.C.	7935324		4.00	SENSOR, ambient switch
71-72	All Auto. A.C.	7932545		12.50	TRANSDUCER
71-72	All Auto. A.C.	7932547		.77	SHAFT, mix door operating arm—(9.275)
71-72	All Auto. A.C.	1223165		15.75	AMPLIFIER, circuit board (Darlington) includes potentiometer, insulator, retainer, heatsink—(9.275)
71-72	All Auto. A.C.	1223113	1	1.49	ARM, feed back potentiometer (programmer)—(9.281)
71-72	All Auto. A.C.	7932516		.25	CLIP, retainer-heatsink
71-72	All Auto. A.C.	1223114		1.74	CONTACTS, blower switch wipe arm (incl. 3 ball brgs.) auto. A.C. programmer
71	All Auto. A.C.	7932507		.20	INSULATOR, heatsink
71-72	All Auto. A.C.	7932695		2.15	LINKAGE, temp, door conn, (programmer)—(9.786)
71-72	All Auto. A.C.	7933230		.36	RETAINER, pwr. spring

71-72	All Auto. A.C.	7932535		.20	SPRING, vacuum valve—(9.275)
71-72	All Auto. A.C.	7932552		.51	SPRING, pwr.—(9.275)
9.273 CONTROL—LEVER, AIR CONDITIONING					
70	33-34-3500 A.C.	1233960	1	29.30	CONTROL (complete;
70	44-4600 A.C.	1240133	1	27.85	CONTROL (complete)
70	50-60-8000 Man. A.C.	1240133	1	27.85	CONTROL (complete)
70	50-60-8000 Auto. A.C.	1233966	1	27.15	CONTROL (complete)
70	9000 Man. A.C.	1233957	1	32.60	CONTROL (complete)
70	9000 Auto. A.C.	1233965	1	28.80	CONTROL (complete)
70	All	1222934	1	1.69	LEVER, htr. or A.C. control—(8.852) (incl. knob 8i ret.)
71	33-3400 A.C. less Wood Grain Instr. Pnl.	1233960	1	29.30	CONTROL, A.C. (complete)
71	34-4400 A.C. & Wood	1240133	1	27.85	CONTROL, A.C. (complete)
71-73	All B-C-E (Man. A.C.)	7938514	1	29.55	CONTROL, A.C.-man. complete)
71-72	All Auto. A.C.	7938524	1	40.60	CONTROL, A.C. auto (complete)
72	All A (A.C.)	1240133	1	27.85	CONTROL, A.C. (wood grain applique)
72	All A (A.C.)	1240136	1	27.85	CONTROL, A.C. (paimjed black)
71-72	All B-C-E (Man. A.C.)	1223313	1	2.89	LENS PKG., man. A.C. control
71-72	All Auto. A.C.	1223325	1	2.76	LENS, escutcheon pkc dial, backplate, knob, retainer

9.275 GRILLE, AUTOMATIC TEMPERATURE CONTROL SENSOR					
66	50-60-8000	1377298		.87	GRILLE (paint to match)
66	9000	1377297		1.23	GRILLE (paint to match)
67	50-60-8000	1377297		1.23	GRILLE (paint to match)
67	9000	1380432		1.30	GRILLE (paint to match)
68	50-60-8000	1385457		3.43	GRILLE (paint to match)
68	9000	1385461		4.05	GRILLE (paint to match)
69-70	50-60-8000	1387875		2.67	GRILLE (paint to match)
69-70	9000	1387662		2.26	GRILLE (paint to match)
71-73	All B-C (Auto. A.C.)	1236060		1.64	GRILLE (paint to match)
71-73	All E (Auto. A.C.)	1236059		1.79	GRILLE (paint to match)
68	50-60-8000	1385319		4.20	ADAPTER, sensor grille
68	9000	1385325		4.05	ADAPTER, sensor grille
69-70	50-60-8000	1387343		2.67	ADAPTER, sensor grille
69-70	9000	1387226		2.31	ADAPTER, sensor grille
68-70	50-60-80-9000	1385524		.10	CLIP, sensor grille to instrument panel insert
68-70	50-60-80-9000	1385318		.41	SEAL, sensor adapter
69-70	9000	1230409		.67	SEAL, sensor grille
71-73	All B-C-E	1236058		.51	SPACER, in car sensor
69-70	9000	1387229		3.64	HOSE, sensor grille to adapter
71	50-60-80-9000	9796665		.62	HOSE, sensor to aspirator

9.275 RESISTOR, AIR CONDITIONING BLOWER					
60-62	All exc. Special	1193135	1	1.95	RESISTOR, blower
63	44-46-4800 A.C.	1355312	1	2.05	RESISTOR
63-65	Riviera A.C.	1370299	1	2.67	RESISTOR
64-67	Special-Skylark-G.S. A.C.	1367217	1	1.33	RESISTOR, htr. blower
64-66	Special-Skylark Cust. A.C.	3841266	1	2.87	RESISTOR
64	44-46-4800 A.C.	1366782	1	2.15	RESISTOR
65	50-60-8000 A.C.	1371247	1	2.82	RESISTOR
66-67	50-60-80-9000 A.C.	1377171	1	1.54	RESISTOR, with htr.
66-67	All Auto. A.C.	1382921	1	7.80	RESISTOR
67	30-4000 Cust. A.C. exc. 4600	3841266	1	2.87	RESISTOR
68-70	30-4000 A.C.	9791201	1	1.64	RESISTOR, htr. blower A.C.
68	All Auto. A.C.	1385151	1	3.08	RESISTOR, blower mtr.
68-70	50-60-80-9000 Man. A.C.	1385321	1	1.44	RESISTOR, A.C. blower
69-70	All B-C A.C.	1385151	1	3.08	RESISTOR, blower motor
71-73	All B-C-E (Man. A.C.)	3998401	1	1.33	RESISTOR, A.C. blower
71	AM A (A.C.) (1st Type)	9791201	1	1.64	RESISTOR, htr. blower (last 3 digits of part No.-201 appear on terminal side of resistor board)
71	All A (A.C.) (2nd Type)	487089	1	1.23	RESISTOR, htr. blower (letter "C" appears on terminal side of resistor board)
72	All A (A.C.)	487089	1	1.23	RESISTOR, htr. blower
63-54	44-46-4800 A.C.	1472307	1	.15	SEAL, blower resistor to evap. feed air duct
63-64	4700 Htr. Str Def.	1472307	1	.15	SEAL, resistor to shut off valve
65	All exc. 30-4000	1472307	1	.15	SEAL, blower resistor to evap. feed air duct
65-68	50-60-8000 Man. or Auto. A.C.	1472307	1	.15	SEAL, blower resistor to evap. feed air duct
66-68	9000 A.C.	1472307	1	.15	SEAL, A.C. blower resistor to htr.
58	All	3138468	1	10	CLIP, blower mtr. resistor or mtg. cool-pack

9.275 SWITCH (AIR CONDITIONING)

60	All	1998874		1.56	SWITCH, temp, indicator vac—(9.172)
60	All	1194532	1	3.23	SWITCH 8i BRACKET, cl
61-62	44-46-47-4800 A.C.	1359551	1	2.67	SWITCH
61-62	44-46-47-4800	1164697	1	4.87	SWITCH 8t BRACKET, cl
61-63	40-4 1-4300	3148586	1	8.35	SWITCH, blower
63	44-46-4800	1355161	1	4.72	SWITCH & BRACKET, cl
63	4700 A.C.	1164697	1	4.87	SWITCH 8i BRACKET, cl
63-64	44-46-4800	1356517	1	2.05	SWITCH, A.C. master control-elec.
63-64	44-46-4800 A.C.	1358447	1	2.31	SWITCH
63	4700 A.C.	1359551	1	2.67	SWITCH
64	44-46-4800 A.C.	1362575	1	5.35	SWITCH 8. BRACKET, cl
64	Special-Skylark A.C.	1362737	1	2.10	SWITCH, htr. 8t def.
64-67	Special-Skylark-G.S. Cust. A.C.	3159535	1 ^-	8.85	SWITCH, blower
64-67	Special-Skylark-G.S. Cust. AC	3002903	1	19.65	SWITCH, ranco control
64-65	Special-Skylark A.C.	1364649	1	4.20	SWITCH A.C. cl. control
64-65	Riviera A.C.	7277359	1	6.45	SWITCH, A.C. cl. control
64	4700 A.C.	1222095	1	5.65	SWITCH, ale. blower
64	4700	7287522	1	3.59	SWITCH, htr. control master circuit
65	30-4000 A.C.	1362737	1	2.10	SWITCH, def. & htr. (used 8.852)
65	50-60-8000 Htr. & A.C.	7291638	1	7.65	SWITCH, cl.
65	50-60-8000 Htr. 8i A.C.	7289237	1	5.40	SWITCH, htr. blower
65	9000 Htr.	7291491	1	3.33	SWITCH, master
65	9000 A.C.	1222095	1	5.65	SWITCH, A.C. blower
66-67	30-4000 Htr. 8t/ or A.C.	7295126	> -	4.51	SWITCH, blower—(8.852)
66-67	30-4000 A.C.	7295123	-1	4.41	SWITCH, cl. control
66	80-9000 Auto. A.C.	3008526	1	7.20	SWITCH, htr. master
66-67	50-60-8000 A.C.	7296177	1	3.59	SWITCH, cl.
66-67	50-60-8000 A.C.	7296179	- 1	5.70	SWITCH, htr. blower
66-67	9000 A.C.	7296263	1	7.40	SWITCH
66-67	9000 A.C.	7296264	1	3.84	SWITCH, cl. control
66	9000 Auto. A.C.	3008474	1	7.60	SWITCH, htr. selector
67	All Auto. A.C. 1st Type (See Footnote 9.798)	3008526	1	7.20	SWITCH, htr. master
67	9000 Auto. A.C. 1st Type (See Footnote 9.798)	3008474	1	7.60	SWITCH, htr. selector
67	9000 Auto. A.C. 2nd Type (See Footnote 9.798)	3013222	1	9.25	SWITCH, selector temp.
68	All A.C.	7304784	1 -	8.15	SWITCH, blower A.C. control (5 position) -(9.798)
69-70	All Man. A.C.	1386803	1	7.20	SWITCH, A.C. blower (on control)
69-70	All Auto. A.C.	1230507	1	14.75	SWITCH, selector (vacuum 8i electric)
70	All Man. A.C.	7313424	1	9.15	SWITCH, vacuum
71-72	All A (A.C.)	1386803	1	7.20	SWITCH, A.C. blower
71-73	All B-C-E (Man. A.C.)	483326	1	2.51	SWITCH, compr. ambient (2 term.)
71-72	All B-C-E (Man. A.C.)	1223127	1	2.92	SWITCH PKG., control-man. A.C. (blower)
73	All A (A.C.)	483326	1	2.51	SWITCH, compr. ambient (2 term.)
71-72	All B-C-E (Man. A.C.)	1223345	1	5.75	ARM 8t BOARD cV SWITCH, high blower override-A.C. control (incl. circuit board)

NOTE. For cars with heater only refer to 8.852 for switch
NOTE. Other switches listed in group 9.798.

67	All Auto. A.C. (2nd Type) (See Footnote 9.798)	3011102	1	.10	PIN, ambient compr. switch
67	All Auto. A.C. (2nd Type) (See Footnote 9.798)	3011103	1	.73	LEVER, compr. switch
65	30-4000	2965073	1	.23	CONNECTOR, to htr. blower switch—(2.530)
68	9000 less A.C.	7305239	1	8.80	VALVE, vac-vent., htr.-revent (also used 9.798)
59-62	All exc. Spec	1472307	1	.15	SEAL, to blower 8i air valve plenum
61	40-4100 A.C.	427721	1	.15	SCREW, hex. socket set (8-32 x 1/16") evap. control lvr. knob—(8.975)

9.275 AMPLIFIER—ASPIRATOR & SHIELD—CAM—PROGRAMMER, AIR CONDITIONING CONTROL

71-72	All Auto. A.C.	1223165		15.75	AMPLIFIER, circuit board (Darlington) (used 9.270)
71-72	All Auto. A.C.	482042		.83	ASPIRATOR 8. SHIELD
71-72	All B-C-E (Man. A.C.)	7932907		.46	CAM, temp, (water valve)
71-72	All B-C-E (Man. A.C.)	7932904		.56	CAM, cable-temp. control
71-72	All Auto. A.C.	7931934		2.87	CONTACTS, select &L cam assy, (includes wipers) auto. A.C. control—(9.281)
71-72	All Auto. A.C.	1223114		1.74	CONTACTS, blower switch wiper arm (incl. 3 ball brgs.) (also listed 9.270)
71-72	All Auto. A.C.	7932183		8.85	THUMB WHEEL & POTENTIOMETER, auto. AC control
71-72	All Auto. A.C.	7930135	1	68.70	PROGRAMMER, auto. A.C.

71 72	All B-C-E (Man. or Auto. A.C.)	7932343	1	.56	LEVER , select A.C. control—(9 27B)
71-72	All B-C-E (Man. A.C.)	7932344	1	.87	LEVER (temp.) man. A.C. control—(9.278)
71-72	All Auto. A.C.	7932547	1	.77	SHAFT , mix door operating arm (used 9.270)
72	All Auto. A.C.	7937912	1	1.40	SHAFT , mix door operating arm-auto. temp. control programmer
71-72	All Auto. A.C.	7932552	1	.51	SPRING , pwr. (used 9 270)
71-72	All Auto. A.C.	7932535	1	.20	SPRING , vac. valve (used 9.270)
71-72	All Auto. A.C.	7932536	1	4.77	VALVE , vac. programmer—(9.280)
71-72	All Auto. A.C.	7935792	1	.31	RETAINER , connector (plastic rib) retains programmer cvr.
71-72	All Auto. A.C.	7932554	1	3.84	COVER , programmer (black-plastic)
71-72	All Auto. A.C.	7939007	1	.45	CONNECTOR , female programmer electrical (black-plastic)
71-72	All Auto. A.C.	7932544	1	.41	STUD , vac. valve mtg. screw (for programmer)
9.276 SENSOR—BODY, AUTOMATIC TEMPERATURE CONTROL					
71-73	All Auto. A.C.	7935324	1	4.00	SENSOR , ambient-outside air auto. temp. control (in evap. case)
71-73	All Auto. A.C.	7933754	1	8.90	SENSOR , in car auto A.C. control
71-72	All Auto. A.C.	7932695	1	2.15	LINKAGE , temp. dr. connecting (programmer)—(9.786)
71-72	All Auto. A.C.	7934058	1	10.30	CIRCUIT BOARD (incl wiring harness) auto. A.C. control (also listed 270)
9.277 DIAPHRAGM, VACUUM					
NOTE Vacuum diaphragm also listed in Grps. ii. 850-9.198-9.281-9.779 & 9.7S8					
59 62	All exc. Special	1969458	1	2.97	DIAPHRAGM , vac. No. 1 (override outlet valve)
59-62	All exc. Special	3146159	1	2.86	DIAPHRAGM , vac. No. 2 (outlet control valve)—(8.850)
59-62	All exc. Special	1969458	1	2.97	DIAPHRAGM , vac. No. 3 (inlet valve control)
59-62	All exc. Special	1969458	1	2.97	DIAPHRAGM , vac. No. 4 (override inlet valve)
63	44-46-4800 A.C.	1998905	1	5.75	DIAPHRAGM , vac. (No. 3 & No. 4)—(9.280)
63	4700 A.C.	1998905	1	5.75	DIAPHRAGM (No. 3 & No. 4) plenum blower—(9.280)
63-65	Riviera A.C.	1998906	1	5.75	DIAPHRAGM (No. 1 & No. 2) selector valve & case
63-67	LeSabre-Wildcat-Electra A.C.	3146159	1	2.86	DIAPHRAGM (No. 1) Outlet control valve—(8.850)
64	All A.C.	1998905	1	5.75	DIAPHRAGM (9.280)
64-65	Riviera less A.C.	1998902	1	2.36	DIAPHRAGM , vac.-selector valve & case
65-68	30-40-9000 A.C.	1998905	1	5.75	DIAPHRAGM (9.280)
65-70	50-60-8000 A.C.	3011399	1	12.35	DIAPHRAGM 8i CONNECTOR , outside air inlet
66-70	9000 Auto. A.C.	1998905	1	5.75	DIAPHRAGM (No. 3 & No. 4) air inlet & valve assm.—(9.281)
66 70	All Auto. A.C.	3011399	1	12.35	DIAPHRAGM 8. CONNECTOR , outside air inlet dr
66	80-9000 Auto. A.C.	3009764	1	.72	DIAPHRAGM , reg.
66-68	9000	3143146	1	2.91	DIAPHRAGM (No. 1) outlet control valve—(8.850)
66-70	9000 Man. or Auto. A.C.	1998919	1	2.94	DIAPHRAGM , htr. & A.C. mode door
67	All Auto. A.C. 1st Type (See Footnote 9.798)	3009764	1	.72	DIAPHRAGM , vac. regulator
67	All Auto. A.C. 2nd Type (See Footnote 9.798)	3013204	1	.72	DIAPHRAGM , vac. regulator
68	30-4000 A.C.	1998905	1	5.75	DIAPHRAGM , air inlet & valve assm—(9.280)
69-71	All A (A.C.)	1998942	1	5.70	DIAPHRAGM , outside air inlet door—(9.281)
69-70	50-60-8000 Auto. A.C.	1998909	1	2.12	DIAPHRAGM , def. door (8.850)
69-70	9000 less Man. or Auto. A.C.	3143146	1	2.91	DIAPHRAGM , vacuum No. 1 (outlet control valve)—(8.850)
68-72	All A (A.C.)	1998901	1	2.36	DIAPHRAGM , htr. & A.C. mode door
59-62	All A.C. exc. 40-4 1-4300	3143592	AR	.46	SPRING , inlet return
59-62	All A.C. exc. 40-41-4300	3143608	AR	.56	SPRING , outlet return
64-67	Special-Skylark-G.S. A.C.	3000357	1	.46	SPRING , return-evap. rjtr. —(8.857)
66-67	All Auto. A.C.	3009870	1	.67	SPRING , master switch
66	All Auto. A.C.	3009869	1	.30	SPRING , vac. reg.
67	All Auto. A.C. 1st Type (See Footnote 9.798)	3009869	1	.30	SPRING , vac. regulator
67	All Auto. A.C. 2nd Type (See Footnote 9.798)	3013205	1	.46	SPRING , vac. regulator
67	All Auto. A.C. 2nd Type (See Footnote 9.798)	3013206	1	.30	CLAMP , vac. regulator
67	All Auto. A.C. 2nd Type (See Footnote 9.798)	3013207	1	.72	FITTING , vac. adj. regulator
68-70	All Auto. A.C.	3017987	1	.51	PLUG , vac. leak down
9.277 RELAY, BLOWER MOTOR					
64-66	Special-Skylark-G.S. Cust. A.C.	1365166	1	3.95	RELAY (also used 2 755)
64	44-46-47-4800 A.C.	1365166	1	3.95	RELAY , A.C. 8i htr. blv/er

65	50-60-8000 A.C.	1372259	1	4.66	RELAY, A.C. blower ..
65	9000 A.C.	1365166	1	3.95	RELAY, htr. 8t blower.
66-68	50-60-80-9000 A.C.	1372259	1	4.66	RELAY, A.C. blower ..
67	30-4000 A.C. exc. 4600 .	1365166	1	3.95	RELAY, htr. & blower.
68	50-60-80-9000 Auto. A.C.	1372259	1	4.66	RELAY, A.C. blower.....
68-69	9000 Auto. A.C.	1365166	1	3.95	RELAY, blower mtg.....
69-70	All Man. A.C.	1372259	1	4.66	RELAY, A.C. blower.....
69-70	50-60-8000 Auto. A.C. .	1372259	1	4.66	RELAY, A.C. blower.....
69-70	All Auto. A.C.	1372259	1	4.66	RELAY, selector switch.....
71	All A (A.C.)	1372259	1	4.66	RELAY, A.C. blower (temp, delay)
71-73	All B-C-E (Man. or Auto. A.C.).....	1237547	2-	4.66	RELAY, A.C. hi blower.
71-73	All B-C-E Heater less Auto. A.C.	3961573	1	1.90	RELAY, blower temp, delay—(4.075)—.....
71-73	All Auto. A.C.	3990842	1	1.90	RELAY, reversing-auto. temp. control—(4.07 5)
73	All (Man. A.C.)	1372259	1	4.66	RELAY, A.C. blower.....

9.278 LEVER, TEMPERATURE CONTROL

71-72	All B-C-E less A.C.	7932343		56	LEVER (also used 8.852—9.275)
71-72	All B-C-E Man. A.C.	7932344		.87	LEVER (also used 9.275)
71-72	All B-C-E Man. or Auto. A.C.	7932343	1	.56	LEVER, selector (also used 9.275)

9.279 LENS—BASE PLATE, AIR CONDITIONING CONTROL

70	33-34-3500 A.C.	1240137	1	10.60	LENS
70	44-46-50-60-8000 Man. A.C.	1233925		1 1.45	LENS
70	50-60-8000 Auto. A.C. .	1234205		1 1.45	LENS
70	9000 Auto. A.C.	1233955		12.60	LENS
70	9000 Man. A.C.	1233956		12.40	LENS
71	33-3400 A.C. less Wood Grain Instr. Pnl.	1240137		10.60	LENS, A.C. control .
71	34-4400 A.C. & Wood Grain Instr. Panel.	1233925		1 1.45	LENS, A.C. control.....
72	All A (A.C.)	1240134		4.20	LENS, A.C. control (wood grain applique)
72	All A (A.C.)	1240137		10.60	LENS, A.C. control (painted black).....
71	All B-C-E (Man. A.C.) .	7932341		2.67	BASE PLATE, control.....

NOTE For model years prior to 1970 refer to grp. 9.798.

9.279 WASHER, SLAVE VALVE

68-69	30-4000 A.C.	3006077	1	.05	WASHER, slave valve (anti-rattle) (also used 9.779)
-------	-------------------	---------	---	-----	---

9.280 MOTOR—VALVE, AUTOMATIC TEMPERATURE PROGRAMMER

71-72	All Auto. A.C.	7932526	1	3.84	MOTOR, vac. (also used 9.270)
71-72	All Auto. A.C.	7932536	1	4.77	VALVE, programmer vac. (also used 9.275)

9.280 VALVE, SELECT AIR CONDITIONING CONTROL

71-72	All Auto. A.C.	7931936	1	2.67	VALVE, select (9 port) auto. A.C. control (used 9.270).....
71-72	All B-C-E Man. A.C.	7932345		2.51	VALVE, vac-hot water (3-port) (also used 9.270)
71-72	All B-C-E Man. A.C.	7932346		2.92	VALVE, vac-select (9-port) (also used 9.270) ...

9.280 DIAPHRAGM, VACUUM

63	44-46-4800 A.C.	1998905	1	5.75	DIAPHRAGM (No. 3 & 4) (also used 9.277-9.281) ..
63	4700 A.C.	1998905	1	5.75	DIAPHRAGM (No. 3 & 4) plenum blower (also used 9.281).....
64	All A.C.	1998905		5.75	DIAPHRAGM (also used 9.281).....
65-68	30-40-9000 A.C.	1998905		5.75	DIAPHRAGM (also used 9.281).....
66-70	9000 A.C.	1998905		5.75	DIAPHRAGM (No. 3 & 4) air inlet & valve assm. (also used 9.281).....
68	30-4000 A.C.	1998905	1	5.75	DIAPHRAGM, outside air inlet door (also used 9.281).....
71-73	50-60-80-9000 Man. or Auto. A.C.	1998981		3.08	DIAPHRAGM, diverter dr. (upr. & lwr.) (also used 9.281).....

9.281 WIRING—CONNECTOR—RELAY, AIR CONDITIONING WIRING

64-66	Special-Skylark Cust. A.C.	2988254	1	8.70	WIRE, evap. to relay.....
67	30-4000 A.C. exc. 4600 .	2988254	1	8.70	WIRE
59	All.....	2962448	1	.10	CONNECTOR (9.773).....
66 68	All Auto. A.C.	3866868	2	.20	TEE CONNECTOR, assms. in vac. source line (V," x V," x VV') used 9.798.....
61-62	40-41-4300.....	1116959	1	4.83	RELAY, compr. cl.....
63-73	All.....	385076	1	3.08	TANK, vacuum (used 9.798).....
66-67	80-9000 Auto. A.C.	3866868	1	.20	CONNECTOR, tee-in vac. source line—(9.28 1).....

68	9000 Auto. A.C. (2nd Type).....	.1237817	1			DISTRIBUTOR , vac (9.755).....
59-63	All.....	.1314091	AR	.10		CLIP (used 3.425-4.052).....
71-72	All Auto. A.C.....	.7931934	1	2.87		CONTACTS , selector cam assy. (incl. wipers) (used 9.275).....
71-72	All B-C-E.....	.410209	1	.25		RESTRICTOR , vac. d;l;ay (porous) def. vac. hose
73	All.....	.410209	1	.25		RESTRICTOR , vac. d;l;ay (porous) def. vac. hose
72-73	All A.C.....	.1600682	AR	46		CONNECTOR , tee (in vac. hose) (V," x V," x V," - plastic).....

9.281 DIAPHRAGM, VACUUM

NOTE Vacuum diaphragm also listed in Grps. 8.850-9.198-9.277-9.779 8. 9.7)98.						
63	44-46-4800 A.C.....	.1998905		5.75		DIAPHRAGM vac. o. 3 & 4)—(9.280).....
63	4700 A.C.....	.1998905		5.75		DIAPHRAGM vac. o. 3 8i 4) plenum blower-(9.280).....
64	All A.C.....	.1998905		5.75		DIAPHRAGM (9.280);
65-68	30-40-9000 A.C.....	.1998905		5.75		DIAPHRAGM (9.280);
66-70	9000 A.C.....	.1998905		5.75		DIAPHRAGM (No. 3 & 4) air inlet 8i valve assm.-(9.280).....
68	30-4000 A.C.....	.1998905		5.75		DIAPHRAGM , outside air inlet door—(9.280)
69-71	30-4000 A.C.....	.1998942		5.70		DIAPHRAGM , outside air inlet door (also used 9.277)
71-73	All B-C-E less A.C.....	.1998984	1	3.02		DIAPHRAGM , purge boor—(8.850)
71-73	All B-C-E Man. or Auto. A.C.....	.1998981	2	3.08		DIAPHRAGM , diverted door (upr. & lwr.)—(9.280)
71	All B-C-E.....	.410209	1	.25		PLUG , vac. delay (porous)
59-73	All A.C.....	.3895904	AR	.46		CONNECTOR , tee (used 9.798)
67	All Auto. A.C. (2nd Type).....	.1998931	1	5.07		DIAPHRAGM , temp. dr. (also used 9.798).....
68-70	All Auto. A.C.....	.1998940	1	14.20		ACTUATOR , piloted vacuum (also used 9.798)

9.281 ARM, FEED BACK POTENTIOMETER-AUTO TEMPERATURE CONTROL PROGRAMMER

71-72	All Auto. A.C.....	.1223113	1	1.49		ARM (also used 9.27 3)
-------	--------------------	----------	---	------	--	------------------------

9.282 OIL-GAS-FREON, A.C. MAINTENANCE ITEMS

53-72	All.....	.5416939	AR	3.02		OIL , A.C. compressor 1 Qt).....
53-71	All.....	.1050121	AR	1.79		GAS , freon (15 oz. ca i)—(8.800).....
53-71	All.....	.1051053	AR	1.79		FREON , gas (30 lb. c n) (priced per lb.)—(8.800)

9.598 SWITCH, ELECTRIC ANTENNA

62	44-46-4800.....	.1350486		4.15		SWITCH
63	4700.....	.1358960		2.46		SWITCH 14.483)
63-64	44-46-4800.....	.1362033		2.77		SWITCH
64	4700 1st Type-Lvr. Offset %".....	.1362033		2.77		SWITCH
65	50-60-8000.....	.1369110		3.59		SWITCH
66-67	50-60-8000.....	.1376118		3.59		SWITCH
66-67	9000.....	.1375213		4.36		SWITCH 8L KNOB
68	50-60-80-9000.....	.1383459		2.72		SWITCH (12.249) .
68-69	30-4000 exc. Wagons & Conv.....	.1232205		8.60		SWITCH & WIRE (letters up antenna dn imprinted on knob).....
69	50-60-8000.....	.1386690		3.90		SWITCH (also used 11.483)
69	9000.....	.1231085		2.46		SWITCH (12.249)

9.599 NUT, ANTENNA SWITCH MOUNTING

62	44-46-4800.....	.541237	2	.10		NUT .switch to acc. mtg. panel—(8.006)
----	-----------------	---------	---	-----	--	---

9.612 KNOB, ANTENNA SWITCH

62	44-46-4800.....	.1350297	1	.77		KNOB (2.773) ...
63	44-46-47-4800.....	.1396466	AR	.62		KNOB & SCREW (9.798).....
65	50-60-8000.....	.1396607	1	1.74		KNOB & SCREW (9.798).....
62-63	44-46-4800.....	.147460	1	.15		SCREW , knob to switch—(8.975)

9.618 NUT-WASHER, ANTENNA

54-62	All exc. 1961-63 40-41-4300.....	.1165076	1	.62		NUT , mtg.....
61-63	40-4 1-4300.....	.572333	1	.36		NUT , ant. cap—(9.647)
63-64	44-46-4800.....	.1165076	1	.62		NUT , ant. mtg. ..
64	40-41-42-4300 Man. Ant.1362532	1	.36		NUT , lead-in to frt. fdr
64-65	Special-Skylark Man. Ant.1377195	1	.46		NUT , ant. cap (also us; 1-9.618 1370501 seal)
65-67	All Man Ant. exc. 9000 ..	.1362532	1	.36		NUT , ant. lead-in to frt fdr.....
65-67	50-60-8000.....	.1369914	1	.92		NUT , ant. mtg.....
65	50-60-8000 Man. Ant.1370117	1	.51		NUT , cap-ant. mast to fdr.
66-67	30-4000.....	.1377067	1	.36		NUT , ant. cap.....
66-68	50-60-8000 Man. Ant.1376827	1	.36		NUT , ant. cap (ant. ma^t to fdr.)
68-69	All Man. Ant. exc. 9000 .	.1383378	1	.67		NUT , ant. trim.....
68	50-60-8000 Man. Ant.1362532	1	.36		NUT , ant. lead-in to frt fdr.

68	All Elec. Ant. exc. 9000 ..	1369914	1	.92	NUT, ant. mtg
69	30-4000 Elec. Ant.	1369914	1	.92	NUT, ant. mtg
69	50-60-8000 Elec. Ant....	1387080	1	.46	NUT, ant. mtg
70	50-60-8000 Man. Ant. ...	1383378	1	.67	NUT, antenna trim
64-65	30-4000.....	1370501	1	.15	SEAL, ant. cap to base- IS.454)
9.622 ADAPTER—BRACKET—PAD—SPACER, ANTENNA MOUNTING					
62		1349970	1	.20	ADAPTER, ant. to fdr.....
63	44-46-4800	1356926	1	.30	ADAPTER, ant. to fdr.
63-65		1357912	1	.87	ADAPTER, ant. mtg.....
64	40-41-42-4300 Man. Ant.	1362784	1	.41	ADAPTER, ant. lwr.-cowl top panel to fdr.
64-66	Special-Skylark Man. Ant.	1362936	1	.77	ADAPTER, ant.-upr.....
64	44-46-4800.....	1364566	1	.46	ADAPTER, ant. to fdr.....
65-66	50-60-8000 Elec. Ant.	1369913	1	.72	ADAPTER, ant. to fdr.....
66-67	30-4000 Man.-Fixed Ant.	1376103	1	.87	ADAPTER, upr.....
66-70	9000.....	1378237	1	1.03	ADAPTER, ant. mtg.....
67	50-60-8000 Elec. Ant. ...	1382784	1	.67	ADAPTER, ant. to fdr.
68	All Elec. Ant. exc. 9000 ..	1382784	1	.67	ADAPTER, ant. to fdr.
69	30-4000 Elec. Antenna ...	1382784	1	.67	ADAPTER, ant. to fdr.
69	50-6000.....	1386345	1	.87	ADAPTER, ant. mtg ..
69		1386370	1	.87	ADAPTER, ant. mtg. ...
68		1383376	1	.87	BEZEL, ant. mtg
65-66	50-60-8000 Elec. Ant. exc. Conv.....	1370112	1	.41	BRACKET
65-66	50-60-8000 Conv. elec.				
		1370111	1	1.03	BRACKET.....
66-70	9000.....	1378236	1	.72	BRACKET, ant. mtg.
67-68	50-60-8000 Elec. Ant. ...	1379497	1	.30	BRACKET, ant. mtg.
68 69	30-4000 exc. Conv. & Wagon Elec. Ant.	1387392	1	1.64	BRACKET, ant. mtg.
69	54-6667 Elec. Ant.	1232418	1	1.74	BRACKET, ant. mtg.
69	8467 Elec. Ant.	1232416	1	1.18	BRACKET, ant. mtg.
69	50-6000 exc. Conv. Elec. Ant.	1232416	1	1.18	BRACKET, ant. mtg.....
69	8000 exc. Conv. Elec. Ant.	1232417	1	1.18	BRACKET, ant. mtg.....
69 72	All C.B. Radio.....	1230171	1	2.20	BRACKET, ant. mtg -C.B.....
65-66		1370501	1	.15	BUSHING, ant. mast—(3.453).....
63-70	Riviera.....	1357265	1	.15	CLIP, ant. adapter mtg.—(9.647).....
63 64	44-46-4800.....	1358013	1	1.64	COVER, access hole—(8.153).....
63 65	Riviera.....	1356478	1	3.23	COVER, ant. access hole—(8.153).....
69	50-60-8000.....	1231714	1	1.44	COVER, ant. mtg. brkt. (also used 15.222)——
61-63	40-4 1-4300.....	579526	1	.10	GASKET, ant. spacer.....
65-68	50-60-8000.....	579526	1	.10	GASKET, ant. spacer (rubber).....
58-61	All exc. 40-41-4300 ..	1181313	1	.10	PAD, ant. to fdr.....
63	44-46-4800.....	1356925	1	.20	PAD, ant. adapter.....
64	44-46-4800.....	1364594	1	.36	PAD, ant. adapter.....
65-66	50-60-8000 Elec. Ant.	1369915	1	.20	PAD, ant. adapter.....
67	50-60-8000 Elec. Ant.	1382783	1	.20	PAD, ant. adapter.....
68	All Elec. Ant. exc. 9000	1382783	1	.20	PAD, ant. adapter.....
69	30-4000 Elec. Ant. ...	1382783	1	.20	PAD, ant. adapter.....
69	50-60-8000.....	1386344	1	.30	PAD, ant. adapter.....
65-67	30-4000.....	1372984	1	.30	PLATE, ant. lock.....
61-63	40-41-4300.....	579525	1	.46	SPACER, ant.-upr.....
61-63	40-41-4300.....	579527	1	.30	SPACER, ant.-lwr.....
65-66	50-60-8000 Man Ant. ...	1369933	1	.56	SPACER, ant.-upr.....
65-66	50-60-8000 Man Ant. ...	1369934	1	.25	SPACER, ant.-lwr.....
67-68	50-60-8000 Man Ant. ...	1379568	1	.20	SPACER, ant.-lwr.....
67-68	50-60-8000 Man Ant. ...	1379569	1	.51	SPACER, ant.-upr.....
67-68	8000 (4 Drs.) Elec. Ant.	1379500	1	.20	SPACER, between ant. mtg. brkt. & rr. whlhse. panel
63	44-46-4800.....	1356923	1	.41	SUPPORT, ant. mtg.....
63		1356520	1	.41	SUPPORT, ant. mtg.....
64	44-46-4800	1364979	1	.41	SUPPORT, ant. mtg.....
NOTE. Radio antenna mounting parts also listed in group 9.645-9.647.					
9.645 CABLE, ANTENNA LEAD—IN					
61-63	40-41-4300.....	1352004		3.69	CABLE (incl. base).....
61-62	44-46-47-4800.....	1347117		2.10	CABLE (man).....
61-62	44-46-47-4800.....	1347118		2.10	CABLE (elec.).....
63	44-46-47-4800.....	1357758		2.05	CABLE (man. or elec.).....
63-64	44-46-47-4800.....	1357758		2.05	CABLE (man. or elec.).....
64-65	Special-Skylark.....	1362669		3.33	CABLE, incl. base (manual) (also used 9.647)
65-67	50-60-8000.....	1371799		2.05	CABLE (man).....
65-67	50-60-8000.....	1371340		6.75	CABLE (elec.).....
65	9000.....	1357758		2.05	CABLE (man. or elec.).....
66-70	9000.....	1378275		2.41	CABLE.....

68-69	30-4000 exc. Wagons & Conv. less Forced Air Vents.....	6297409
68	All exc. 9000.....	1371340
68-71	30-4000.....	1385097
68	50-60-8000 1st Type (Lead-in Cbl. 44" Long)	1371799
68	50-60-8000 2nd Type (Lead-in Cbl. 31" Long)	1385678
69	30-4000.....	1230419
69	50-60-8000.....	1387273
69	50-60-8000.....	1387459
70	All.....	9812650
71	30-4000.....	9812650
71	50-60-80-9000.....	9891396
72	All A.....	9614424
72	All.....	9891396

9.645 ANTENNA, RADIO

59-61	44-46-47-4800.....	1164535
62	44-46-4800.....	1351092
63-64	44-46-4800.....	1364440
63-64	44-46-4800.....	1356928
63-65	Riviera.....	1356927
63-65	Riviera.....	1364442
65-66	50-60-8000.....	1370775
66	9000.....	1378292
66-70	9000.....	1378293
69	30-4000 exc. Conv. 8i Wagons (use on cars with forced air vents) ..	981552
69	50-6000.....	981431
69	30-4000.....	1383376
69 70	50-60-8000.....	1387177
70	All exc. 9000.....	1232090
68	30-4000 Man. Ant.....	1387952
69	All exc. 9000.....	1387952
70	30-4000.....	1232091
70	50-60-8000.....	1387952
70-71	All C.B. Radio.....	1179850

9.647 BASE—GROMMET

64-65	Special-Skylark.....	1362669
65	50-60-8000.....	1371798
66-67	30-4000.....	1376828
66	50-60-8000.....	1376831
67-68	50-60-8000.....	1376831
68-69	30-4000.....	1383377
68	50-60-8000 2nd Type (Lead-in Cbl. 31" Long)	1385679
69 70	50-60-8000.....	1387176
72	30-4000.....	9614424
71-73	All w/F.M. Radio.....	411439
65-66	50-60-8000.....	1369935
67-68	50-60-8000.....	1379895
63 70	All.....	1357265
70	All.....	6299102
70	All.....	9812650
71-72	All B-C-E.....	9891396
73	All.....	9891396
71-73	All B-C-E.....	9835797
64-69	All.....	1396610
61-63	40-41-4300.....	1350343
61-62	44-46-47-4800.....	1189054
63-64	44-46-47-4800 less Radio.....	1340390
64	44-46-47-4800.....	1189054
63 68	Riviera.....	1189054
66-69	9000 less Radio.....	1340390
69	9000.....	1189054
61-64	44-46-47-4800.....	541963

1.44	CABLE, antenna jumper (elec.)
6.75	CABLE (elec.)
1.69	CABLE (man.) (fdr. mid.)
2.05	CABLE (man.)
1.95	CABLE (man.).....
7.60	CABLE (elec.).....
1.69	CABLE (man.).....
7.55	CABLE, antenna lead in (electric).....
2.20	CABLE, w/shield ant. lead-in—(9.647)
2.20	CABLE, w/shield ant. lead-in—(9.647)
2.26	CABLE, w/shield ant lead-in—(9.647)
2.20	CABLE, w/shield ant to receiver—(9.647) .
2.26	CABLE, w/shield ant lead-in—(9.647)

8.50	ANTENNA (man.)
8.90	ANTENNA (man.)
44.80	ANTENNA (elec.) .
8.90	ANTENNA (man.)
8.90	ANTENNA (man.)
44.80	ANTENNA (elec.) .
44.80	ANTENNA (elec.) .
44.80	ANTENNA (elec.) .
8.90	ANTENNA (man.)
33.85	ANTENNA (elec.)-pkg
39.70	ANTENNA (elec.)-pkg
.87	BEZEL, ant. mtg. (mar
.82	BEZEL, ant. mtg. (mar
.67	BEZEL, antenna mtg. manual)
.36	PAD, antenna adapte (man.) .
.36	PAD, ant. adapter mdn.).....
.15	PAD, antenna mtg
.36	PAD, antenna adapter; (manual).....
.10	BUMPER, rub. (in ant mtg. bracket)—(7.807)

MAST—MOTOR, RADIO ANTIENNA

3.33	BASE, incl. lead-in cb . (man.)—(9.645)
2.51	BASE (man.).....
4.5 1	BASE, lead-in (man)
4.20	BASE (man.).....
4.20	BASE & LEAD-IN (main)
4.77	BASE & LEAD-IN (majn.) .
5.02	BASE & LEAD-IN(mailj
5.25	BASE & LEAD-IN
2.20	LEAD IN, w/shield ant, to receiver—(9.645).....
1.33	EXTENSION (10") anlenna lead-in (to eliminate FM station swapping)
.30	BRACKET, ant. lead in (man.).....
.15	BRACKET, lead-in (man).....
.15	CLIP, ant. adapter mtgji (also used 9.622)
.87	WIRE, ant. lead-in
2.20	CABLE, w/shield antenna lead-in (also used 9.645)
2.26	CABLE, w/shield ant lead-in (also used 9.645).....
2.26	CABLE, w/shield ant lead-in (also used 9.645).....
.92	ADAPTER, w/shield ant, lead-in.....
1.33	COVER PACKAGE (incl. front 6k rear cover) plastic-elec.....
.10	GASKET, between am. lead-in & under-side of R. frt. fdr.....
.20	GROMMET, ant. lead in 8i elec. ant. control wire thru dash—(9.775)
.10	GROMMET, ant. lead in hole in dash panel—(9.775)
.20	GROMMET, ant. lead in 6i elec. ant control wires thru dash—(9.775)
.20	GROMMET, ant. lead n & elec. ant, control wires thru dash—(9.775)
.10	GROMMET, plug ants a lead-in hole in front of dash—(9.775).....
.20	GROMMET, ant. lead in thru front of dash—(9.775)
7.95	MAST (elec.).....

61-63	40-41-4300.	587071	1	3.64	MAST(28")
64	40-41-42-4300.	1371183	1	3.64	MAST (man.)
65	All exc. 9000.	1371183	1	3.64	MAST (elec.)
65-67	50-60-8000.	1233028	1	7.55	MAST (elec.) (repls. 1372304 3/72).
65	9000.	541963	1	7.95	MAST (elec.)
66-67	30-4000.	1376829	1	6.90	MAST (1 piece) man-am/fm.
66-67	All exc. 9000.	1376830	1	4.36	MAST(man.)
66-70	9000.	382743	1	7.45	MAST (elec.)
68-69	30-4000.	1384125	1	5.50	MAST, fixed (1 piece) am/fm.
68-69	30-4000.	1384124	1	5.20	MAST (man.)
68	All exc. 9000.	1233028	1	7.55	MAST (elec.) (repls. 1372304 3/72).
68	50-60-8000.	1376830	1	4.36	MAST (man.)
69-70	50-60-8000.	1384124	1	5.20	MAST (man.)
69	30-4000.	1233028	1	7.55	MAST (elec.) (repls. 1372304 3/72).
69	50-60-8000.	1233028	1	7.55	MAST (elec.)
65-67	50-60-8000.	1372302	1	4 1.75	MOTOR 8. DRIVE
68-69	All exc. 9000.	1372302	1	4 1.75	MOTOR 8. DRIVE
66-69	9000.	1378766	1	4 1.75	MOTOR & DRIVE
61-63	40-41-4300.	572333	1	.36	NUT, ant. cap (also used 9.618).
61-63	40-41-4300.	554422	1	.51	NUT, ant. lead-in to frt. fdr.
68-70	All exc. 9000.	1387052	1	.56	NUT, mast retaining (man.)
63-65	Riviera.	1358998	1	2.92	SUPPORT, tube (elec.)
65-66	50-60-8000.	1372303	1	5.07	SUPPORT, tube
66-69	9000.	1378767	1	6.65	SUPPORT TUBE
67-68	50-60-8000.	1381931	1	6.45	SUPPORT TUBE, (elec.)
68-69	30-4000.	1381931	1	6.45	SUPPORT TUBE (elec.)
69	50-6000 1st Type.	1231623	1	4.87	SUPPORT TUBE (elec.) (cable conn. 7"A" from bottom of mtr.)
69	8000 1st Type.	1231622	1	4.87	SUPPORT TUBE (elec.) (cable conn. 7 1/2" from bottom of mtr.)
69	50-6000 2nd Type.	1233026	1	4.5 1	SUPPORT TUBE (elec.) cable conn. 1 2%" from bottom of mtr.
69	8000 2nd Type.	1233027	1	4.5 1	SUPPORT TUBE (elec.) cable conn. 1 2 1/2" from bottom of mtr.
9.649 KNOB—ESCUTCHEON, RADIO CONTROL					
60	All.	1192976	AR	.39	KNOB (also used 12.249-14.483).
61-62	40-41-4300.	1192976	AR	.39	KNOB (also used 12.249-14.483).
62	44-46-4800.	1350613	2	.56	KNOB
63	40-41-4300.	1355878	2	.70	KNOB
63	44-46-47-4800 1st Type	1355480	2	.56	KNOB
63	44-46-47-4800 2nd Type	1355878	2	.70	KNOB
63-64	44-46-47-4800.	1355481	AR	.52	KNOB, inner-tone control.
64	40-41-4300.	1366676	1	.81	KNOB, tone control-inner.
64	40-41-42-4300 less Rr.				
	Seat Spkr.	1366676	1	.81	KNOB, dummy-inner.
64	40-41-42-4300.	1363435	2	1.57	KNOB (incl. spg.) outer (also used 9.778-12.195-14.483).
64	44-46-47-4800.	1355878	2	.70	KNOB
65	All exc. 9000.	1370815	2	.87	KNOB (also used 9.778-12.195-14.483).
65	50-60-8000 less Rr.				
	Spkr.	1371764	1	.62	KNOB, dummy-inner.
65	50-60-8000.	1369113	1	.72	KNOB, inner.
65	9000.	1370756	2	.85	KNOB
66	All exc. 9000.	1376892	AR	.82	KNOB (also use 9.778-12.195-14.483).
66	9000.	1374934	2	1.03	KNOB
67	All exc. 9000.	1379700	2	.92	KNOB (used in 9.778-10.164-1 2.249-1 4.4 83)
67	50-60-8000.	1379709	AR	.76	KNOB, tone.
67	50-60-8000 exc. Stero.	1379710	1	.76	KNOB, dummy.
67	9000.	1379706	2	.87	KNOB
67	9000.	1379711	2	.81	KNOB, tone.
67-70	All.	1379700	1	.92	KNOB (used 2.459-2.485).
69-70	All.	1231081	1	.97	KNOB
68	All.	1383640	2	.82	KNOB
71-72	All A.	1231081	2	.97	KNOB
71-72	All B-C-E.	1235270	2	.56	KNOB
72	All A (Stereo Radio).	7930170	1	5.90	CONTROL, balance.
65	30-4000.	1370801	1	.76	ESCUTCHEON, inner.
65	9000.	1370850	1	.81	ESCUTCHEON, dummy knob.
65	9000.	1370850	1	.81	ESCUTCHEON, tone control knob.
66	30-4000.	1376900	1	.56	ESCUTCHEON, radio control.
66	50-60-8000 less Rr. Seat				
	Spkr.	1376883	1	.67	ESCUTCHEON, radio stator control
66	50-60-8000.	1376884	1	.67	ESCUTCHEON, radio volume control
66	9000.	1374932	1	1.13	ESCUTCHEON, radio lwr.
66	9000 Radio less Rr. Seat				
	Spkr.	1374935	1	1.28	ESCUTCHEON, radio-upr.
67	30-4000.	1379713	1	.76	ESCUTCHEON, radio tone

67	30-4000 less Rr. Seat Sprk.....	1380427	1	.82	ESCUTCHEON, radio ;ontrol
67	9000.....	1374932	2	1.13	ESCUTCHEON, radio-lwr....
67	9000.....	1379721	2	1.13	ESCUTCHEON, radio trim—(2.189)
68-70	All less Rr. Spkr.	1383646	1	.72	ESCUTCHEON, station control
68-70	All.....	1383647	1	.76	ESCUTCHEON, tone cpntrol.....
71-72	All A.....	1383647	1	.76	ESCUTCHEON, tone
71-72	All A (less Rr. Spkr.) .	1383646	1	.72	ESCUTCHEON, station control
71-72	All B-C-E.....	1235266	AR	.46	ESCUTCHEON, tone
71-72	All B-C-E.....	1235267	1	.46	ESCUTCHEON, station control.....
60-63	All.....	1192583	AR	.15	WASHER (felt) control knob.....
64	40-41-4 2-4300.....	7278015	2	.05	WASHER, wave (betwen inner & outer radio control knobs)
64	40-4 1-42-4300.....	7278015	AR	.05	WASHER, wave-; ory switch ret. nuts.....
64	44-46-47-4800.....	1192583	AR	.15	WASHER, felt-between radio control knob & inner knob & rr. spkr.
65-66	30-40-50-60-8000 .	7278015		.05	WASHER, between inner & outer radio control knobs.....
65-67	9000.....	1192583		.15	WASHER (felt) between radio control knob & inner knob.....
66	All	1192583	AR	.15	WASHER, felt-between radio control knob & inner knob.....
All	All				NUT, radio to panel (refer to 9.667)

9.649 FADER CONTROL, RADIO SPEAKER (LESS STEREO)

62	44-46-4800.....	1350488	1	2.34	CONTROL
63	44-46-4800.....	7282814	1	4.80	CONTROL
64	40-4 1-42-4300 exc. Conv.....	7288274	1	4.69	CONTROL 8. CABLE
64	44-46-47-4800.....	7288284	1	4.94	CONTROL
65	30-4000 exc. Conv.....	7291824	1	3.84	CONTROL
65	50-60-8000.....	7290614	1	3.84	CONTROL
65	9000.....	7291844	1	5.35	CONTROL
66	30-4000.....	7294254	1	4.48	CONTROL
66	50-60-8000.....	7294264	1	4.48	CONTROL
66	9000.....	7294274	1	4.80	CONTROL
67	30-4000.....	7299124	1	4.80	CONTROL
67	50-60-8000.....	7299134	1	5.08	CONTROL
67	9000.....	7299144	1	4.80	CONTROL
68-72	All A.....	7302624	1	4.70	CONTROL
68-70	All B-C-E.....	7302634	1	4.70	CONTROL
71-72	All B-C-E.....	7931554	1	5.15	CONTROL

9.650 SPEAKER, INSTRUMENT PANEL RADIO

60	All.....	1194080	1	1 1.00	SPEAKER.....
61-62	40-41-4300.....	7276434	1	10.00	SPEAKER, screen & lead
61-62	44-46-47-4800 .	7277408	1	10.40	SPEAKER.....
63	40-41-4300.....	7282354	1	8.65	SPEAKER, screen & lea
63-64	44-46-4800.....	1221840	1	9.60	SPEAKER (incl. lead)
64	4700.....	7286484	1	8.85	SPEAKER (incl. lead)
64-65	Special-Skylark.....	7285844	1	8.45	SPEAKER (incl. lead)
65-67	50-60-8000.....	7289354	1	9.60	SPEAKER.....
65	9000.....	7290974	1	8.70	SPEAKER.....
66-70	9000.....	7307254	1	12.15	SPEAKER.....
66-67	All A.....	7294834	1	9.05	SPEAKER.....
68	All B-C.....	1222663	1	1 1.50	SPEAKER.....
68-72	All A.....	1222661	1	10.30	SPEAKER.....
69-70	All B-C.....	7311414	1	12.05	SPEAKER.....
71-73	All B-C.....	7934674	AR	10.05	SPEAKER (3y." dia.) le;s brkt. (R. or L)
71-73	All B-C-E.....	7932714	1	11.10	SPEAKER (center) (10' dia.) (less brkt.)
71-73	All E.....	7932874	RH	9.50	SPEAKER (incl. brkt.)
71-73	All E.....	7934674	LH	10.05	SPEAKER (less brkt.) (3W dia.) ..
71-72	All B-C.....	981761	1	21.55	SPEAKER PACKAGE, itereo (frt.) L. spkrs.)
71-72	All E.....	981776	1	21.55	SPEAKER PACKAGE, \$tereo (frt.) L. spkrs.)
68-70	All A-B-C.....	7309205	1	.92	BRACKET, spkr. mtg.
71	All A.....	7309205	1	.92	BRACKET, spkr. mtg
71	All B-C-E.....	7932715	1	2.31	BRACKET, spkr. mtg.-ctJ
71-72	All B-C.....	7932705	2	.77	BRACKET, spkr. mtg
71	All E.....	7932705	LH	.77	BRACKET, spkr. mtg
72	All A.....	7307449	1		BRACKET, spkr. mtg.-frjt
72	All E.....	7932713	1		BRACKET, spkr. mtg.-frt

9.650 RADIO (AM-FM-SONOMATIC & STEREO)

68	50-60-8000.....	981314	1	10.00	RADIO, sonomatic
68	9000.....	981315	1	10.00	RADIO, sonomatic
68-72	All A.....	981583	1	66.65	RADIO, am.....
69-70	50-60-8000.....	981616	1	88.15	RADIO, am.....
69-70	9000.....	981617	1	88.15	RADIO, am.....

68-72	All A	981584	1	133.25	RADIO, am-fm.
69-70	9000	981619	1	148.50	RADIO, AM-FM.
71-72	All B-C-E	981701	1	91.60	RADIO, AM.
71-72	All B-C-E	981702	1	153.75	RADIO, AM-FM.
69-70	50-60-8000	981620	1	223.50	RADIO, AM-FM stereo.
72	All A	981824	1	229.85	RADIO, AM-FM stereo (must be used with rr. seat spkr. pkg. 981302 on cpe. & sdn. and 981303 on wgn.)
71-72	All B-C-E	981777	1	209.10	RADIO, AM & stereo 8 track tape player.
71-72	All B-C-E	981778	1	353.65	RADIO, AM-FM stereo 8 track tape player.
71-72	All B-C-E	981784	1	215.25	RADIO, AM-FM stereo (less spkr.)

9.650 SUPPORT—BRACKET- CONVECTOR—RESISTOR, RADIO

66-67	30-4000	1375206	1	.25	SUPPORT, radio receiver.
68-72	All A	1383369	1	.62	SUPPORT, radio receiver.
71-73	All B-C-E	1234920	1	1.90	SUPPORT, radio mtg.—(9.667).
71-73	All B-C-E Radio & Stereo Tape Player Comb.	1237015	1	1.28	SUPPORT, radio receiver
71-73	All B-C-E Radio 8< Tape Player Comb.	7934684	1	21.45	CONVECTOR, radio.
71-72	All B-C-E	8907966	2	.77	RESISTOR, AM 8i FM stereo radio.
66-67	30-4000	1376046	1	.36	BRACKET, radio receiver mtg.
66-67	9000	1374483	1	.92	BRACKET, radio supt.
68	50-60-8000	1384161	1	.30	BRACKET, supt.
68-70	9000	1384163	1	.67	BRACKET, supt.
71	All B-C-E	120614	1		NUT, radio to supt. (No. 10-32)—(8.915)

9.650 STRAP, RADIO SPEAKER

69-70	50-60-8000	1230771		.36	STRAP, ground.
71	50-60-80-9000	8905206		.25	CONNECTOR, radio spkr. harness (plugs into radio) —(2.530).

9.650 MULTIPLEX, AM-FM STEREO ADAPTER

66	50-60-80-9000	7302424	1	99.00	MULTIPLEX.
67	50-60-8000	7302434	1	105.25	MULTIPLEX.
67	9000	7302444	1	105.25	MULTIPLEX, am-fm stereo adapter
68	50-60-80-9000	7298994	1	115.70	MULTIPLEX, am-fm stereo adapter

9.655 GRILLE, INSTRUMENT PANEL RADIO

63-64	44-46-4800	1354388	1	6.15	GRILLE.
66	50-60-80-9000	1374288	1	5.02	GRILLE BODY, radio spkr.
67	50-60-80-9000	1381454	1	7.60	GRILLE.
68-70	9000	1381454	1	7.60	GRILLE.
66-67	50-60-8000	6287920	1	1.44	CABLE.
59	All	4697015	4	.10	CLIP, grille (also used 9.665)
62	44-46-4800 exc Conv	4697015	4	.10	CLIP (also used 9.665).

9.655 PLATE, STEREO ADAPTER TRIM

66-67	50-60-80-9000	1222542	1	5.11	PLATE, adapter trim (incl. applique).
-------	---------------	---------	---	------	---------------------------------------

9.656 WIRING, REAR SEAT SPEAKER

64	40-41-42-4300 Wagons	4506107		2.77	WIRING HARNESS
65-67	All Wagons	4506107		2.77	WIRING HARNESS
68	All Wagons	7720033		2.87	WIRING HARNESS
68	30-4000 exc. Wagons	7770409		1.64	WIRING HARNESS
68	50-60-8000	7720001		2.46	WIRING HARNESS
68-69	9000	7720079		2.46	WIRING HARNESS
69	3327-69-3437-3537-69- 4437-39-67-69-4600	8721563		1.69	WIRING HARNESS
69-70	30-4000 Wagons	8721552		3.28	WIRING HARNESS
69	50-60-8000	8721640		2.82	WIRING HARNESS
70	3435-36	7720079		2.46	WIRING HARNESS
70-71	3435-36	8779544		3.79	WIRING HARNESS
70-72	All A exc. Wagons	8779543		1.95	WIRING HARNESS
70	6036-46	8779420		2.61	WIRING HARNESS
70	50-60-80-9000 exc. Wagons	9814750		3.08	WIRING HARNESS
71-73	All B-C-E exc. Wagons	9821110		4.36	WIRING HARNESS
71-73	All B/Wgns	9821117		4.31	WIRING HARNESS
71	All B-C exc. Wagons	9821146		12.80	WIRING HARNESS, stereo spkr. rr.
71-73	All B/Wgns	9821147		13.40	WIRING HARNESS, stereo spkr. rr.
72-73	All B-C-E exc. Wagons	9821146		12.80	HARNESS, rr. stereo spkr. wiring

9.663 COLLECTOR, STATIC

58-60	All	494786		.33	COLLECTOR (also used 6.331)
61-66	All	7276381		.53	COLLECTOR (also used 6.331)

70	All	8903904	1	1.59	CABLE, fuse block junction (from mirror map light terminal to radio suppression capacitor) (5" O.L. 3-conn.)—(2.480).....
71	All Radio & Tape Player	8904366	1	3.84	CAPACITOR & WIRE, to fuse block (asm. to park brk. pedal brkt.—(2.480).....
72	30-40-9000	8904366	1	3.84	CAPACITOR & WIRE 2.480).....
70-72	All V-8	1846216	1	1.86	SHIELD, circuit breaker (for radio frequency interference)—(2.393)
9.665 BOLT—CABLE—GRILLE—SPEAKER, REAR SEAT SPEAKER					
66-72	All as Req.	4749319	4	.10	BOLTS 8. CLIP, rear seat speaker to shelf—(15.024)
60	All Wagons	2976043	1	.36	CABLE, sgl. lead ground
61	4019-4119-44-46-4700 exc. Conv.	2976043	1	.36	CABLE, ground ..
61-62	4019-4119-44-46-47- 4800 exc. Conv.	2976043	1	.36	CABLE, rr. spkr. ground
63	4019-27-35-45-4100- 4347-4400-4600-4800 exc. Conv.	2976043	1	.36	CABLE, ground
63	44-46-4800	7283742	1	2.67	CABLE, inter.....
63-64	40-41-42-4300	2982627	1	.77	CABLE, rr. spkr. bod
63	4435-45-4635	2982627	1	.77	CABLE, rr. spkr. spkr. body
64	All exc. 4067-4367	7283742	1	2.67	CABLE, inter.....
64	All exc. Conv. 4700	2976043	1	.36	CABLE, ground ...
66-67	All exc. Conv. & Riviera	2976043	1	.36	CABLE, rr. spkr. ground ...
64	4635-45	2982627	1	.77	CABLE, rr. spkr. bod
65-71	30-4000	2982627	1	.77	CABLE, rear speaker body .
65-68	50-60-8000	2989480	1	1.33	CABLE, rr. spkr. bod
65	9000	7283742	1	2.67	CABLE, inter.....
66	30-40-50-60-8000 exc. Conv.	2976043	1	.36	CABLE, rr. spkr. ground
68-69	All exc. 9000	2976043	1	.36	CABLE, spkr. ground
69	50-60-80-9000	2989480	1	1.33	CABLE, rr. spkr. body
70	All exc. 3435-36-9000	2976043	1	.36	CABLE, rr. spkr. ground.....
71-72	All A	2976043	1	.36	CABLE, rr. spkr. ground.....
61-62	All	1342207	AR	.10	CLIP (also used 2.55 3-2.5 85-2.697-3.107-9.598-11.950).....
62	44-46-4800 exc. Conv.	4697015	AR	.10	CLIP, rr. seat spkr. to shelf—(9.655).....
63	40-4 1-4300	1342207	1	.10	CLIP, wire to brace (also used 2.459-2.585-2.697-2.815-3.107-9.598 10.230-1 1.950).....
65	All	1342207	AR	.10	CLIP (usage 2.559)
66-67	4600	1342207	1	.10	CLIP (used 2.559) .
59	4867	4758711	1	4.61	GRILLE.....
60	4637-67-4867	4758711	1	4.61	GRILLE.....
61	4467-4637-67-4867	4758711	1	4.61	GRILLE.....
63-64	4467-4647-67-4847-67	4758711	1	4.61	GRILLE.....
64-65	Riviera	4410593	1	18.40	GRILLE.....
65	5467-8437-67	4523931	1	14.75	GRILLE, in rr. seat back
66	5467-6467-8437-67	4523931	1	14.75	GRILLE, in rr. seat back
66-70	All exc. Conv. & 9000- Wagons	7295996	1	2.55	GRILLE, in rear shelf
66	6637 67	7595766	1	15.50	GRILLE, in rr. seat back
66-67	9000	7667685	1	15.10	GRILLE.....
67	5467-6467-8457-67	7667717	1	14.40	GRILLE, in rr. seat back
67	6667-87	7667636	1	13.95	GRILLE, in rr. seat back
68-72	30-4000 Wagons	7304837	1	2.26	GRILLE.....
68-69	5467-8457-67	7752643	1	15.05	GRILLE.....
68-69	6637-67-87	7748459	1	14.40	GRILLE.....
68-70	9000	7748402	1	15.05	GRILLE.....
70	6000 Wagons	7283957	1	1.86	GRILLE.....
70	5467-6637-67-8457-67	7752643	1	15.05	GRILLE, in rr. seat back
71-72	All A	7295996	1	2.55	GRILLE, on rr. shelf
71	50-66-80-9000 exc. Conv. & Wagons	7936229	1	3.08	GRILLE.....
71-73	All B (Wagons)	7936243	2	2.97	GRILLE.....
71-72	5467-6667	7295996	2	2.55	GRILLE, rr. stereo spk
72	3327-37-69-3467-4467	7936229	AR	3.08	GRILLE, rr. stereo speaker
72-73	All B (Conv.)	7936229	AR	3.08	GRILLE, rr. spkr.....
62	44-46-4800	1350297	1	.77	KNOB, rr. seat spkr.—(2.773).....
61	44-46-47-4800	9419763	AR	.10	NUT, stamped radio grille-monogram spkr. to instr. panel—(8.921) ...
62	44-46-4800	541237	2	.10	NUT, rr. spkr. switch, acc. mtg. panel—(8.006)
57-58	All	147460	AR	.15	SCREW, spkr. knob—(8.975).....
62	44-46-4800	147460	1	.15	SCREW, rr. seat spkr. switch knob—(8.975).....
59	All exc. Convs. 8i Wagons	7274236	1	9.05	SPEAKER
59-60	4867	7277982	1	10.45	SPEAKER
60-62	All exc. Convs.	7274236	1	9.05	SPEAKER

60	4637 Std. Trims	7274236	1	9.05	SPEAKER
61	4467-4637-67-4867	7277982	1	10.45	SPEAKER
62	4647-67-4847-67	7277982	1	10.45	SPEAKER
63	4847 Bkt. Seats	7290934	1	9.30	SPEAKER, mtgs. on shelf
63-64	4467-4667-4867	7282511	1	9.90	SPEAKER
63-64	4700	7282774	1	9.05	SPEAKER (incl. wire)
63-64	All Conv. & 4635-45-4700	7290934	1	9.30	SPEAKER
65	All exc. Conv. 6637 & 8437-9000	7290934	1	9.30	SPEAKER
65-68	50-60-8000 Conv.	7290934	1	9.30	SPEAKER
65-66	6637-8437-9447	7290934	1	9.30	SPEAKER
65-70	9000	7290934	1	9.30	SPEAKER
66-67	All exc. Conv. & 6637 Rr. Seat Spkr.	7300614	1	9.60	SPEAKER
67-68	6687-8457	7290934	1	9.30	SPEAKER
68	All exc. Conv.-Wagons-6687-8457	7300614	1	9.60	SPEAKER
68-72	All A Wagons	7303361	1	9.90	SPEAKER
68	44-4667	7290934	1	9.30	SPEAKER
69-70	30-40-50-6000 exc. Conv. 8< Wagons	7300614	1	9.60	SPEAKER
69	6637	7290934	1	9.30	SPEAKER
69-70	8000	7300614	1	9.60	SPEAKER
69-70	All Conv. exc. 8467	7290934	1	9.30	SPEAKER
70	6000 Wagons	7300801	1	10.75	SPEAKER
71-72	All A exc. Wagons	7300614	1	9.60	SPEAKER
71	All B-C-E	7300614	1	9.60	SPEAKER, dir. installation
71-72	All B-C-E exc. Wagons	7933362	AR	9.80	SPEAKER 2 req. with stereo)
71-72	All B/Wgns.	7933542	AR	9.80	SPEAKER, all loc.
73	All Wagons	7933542	AR	9.80	SPEAKER, all loc.
71-72	All E	1235460	1	3.33	BRACKET, stereo spkr. mtg. (also used 10.230)
65-66	5467-6467-6637-67-8437-67	4473632	1	8.40	SUPPORT
67	5467-6467-6667-87-8457-67	4473632	1	8.40	SUPPORT
66-70	9487	4547591	1	7.10	SUPPORT, grille
68	5467-6667-87-8457-67	4473632	1	8.40	SUPPORT, rr. seat back radio grl.
69-70	5467-6637-67-8457-67	4473632	1	8.40	SUPPORT, grille

NOTE. Switches changed to group 9.649.
NOTE Refer to Grp. 9.656 from rr. spkr. wiring.

9.665 PACKAGE, REAR SEAT SPEAKER

68-72	All A exc. Wagons	981302	1	13.35	PACKAGE, rr. seat speaker
68-72	All A Wagons	981303	1	13.35	PACKAGE, rr. seat speaker
68-70	9000	981305	1	13.35	PACKAGE, rr. seat speaker
71-72	All B-C-E exc. Conv. & Wagons	981721	1	16.00	PACKAGE, rr. seat speaker
71-72	All B/Wgns	981722	1	16.00	PACKAGE, rr. seat speaker

9.665 BRACKET—KNOB—SWITCH; REVERBERATOR

64-67	AM	7289938	1	2.36	BRACKET, switch mtg
64-66	All exc. Special-Skylark Conv.	7289883	1	22.90	SWITCH (incl. wiring harness)
64-67	All	9775398	1	.62	KNOB, switch
64-67	All	7285267	AR	.15	NUT, switch mtg
64-67	All	7289987	1	.82	SWITCH, light socket
64-67	All	7289937	1	3.20	SWITCH, rr. spkr. & reverb.
67	All	7289883	1	22.90	SWITCH, radio reverb, (incl. wiring harness)

9.665 HARNESS, REAR ANTENNA WIRING

68-69	30-4000	8721949	1	5.95	HARNESS (also used 13.090)
-------	-------------------	---------	---	------	--------------------------------------

9.667 NUT, RADIO TO INSTRUMENT PANEL

41-61	All	7235968	2	.10	NUT, radio to instr. panel
62	All	7235969	2	.10	NUT, radio to instr. panel (also used 9.773-1 1.950)
63	40-41-4300	1196781	1	.15	NUT, in instr. panel for spkr. (lamp)—(7.809)
63	40-41-4300	7235969	2	.10	NUT, radio to instr. panel
63	44-46-47-4800	7279805	2	.10	NUT, radio to instr. panel
64-67	All	7279805	2	.10	NUT, radio to instr. panel
68-73	All	7279805	2	.10	NUT, radio to instr. panel ("I,"—28)
71-73	All B-C-E	1234920	1	1.90	SUPPORT, radio mtg. (used 9.650)

9.670 CASE & BRACKET--SUPPORT--KNOB, STEREO TAPE PLAYER

67	All	7304476	AR	10.85	CASE & BRACKET (plastic)
70 72	All B-C-E	1234258	1	3.74	CASE (plastic)
70-72	All B-C-E	1234259	1	1.28	APPLIQUE (on frt. of case)
71-72	All B-C-E (Col. Shift)	1237567	1	6.15	TRIM PLATE, tape player

68	30-4000.....	1385712	RH	.87	BRACKET
68	30-4000.....	1385713	LH	.87	BRACKET
68	60-9000 Long Console ..	1385714	RH	.67	BRACKET
68	50-60-80-9000.....	1385711	LH	.36	BRACKET
68	50-60-80-9000 less Long Console	1385710	RH	.36	BRACKET.....
69-72	All A.....	1230041		2.77	BRACKET.....
69-70	All B-C.....	1386834		2.87	BRACKET.....
69-71	All E.....	1386835		3.02	BRACKET.....
70	All B-C.....	1235143		2.51	BRACKET (attaches to inst. panel vert, strut)
70-72	All B-C.....	1235141		.87	BRACE (attaches to firewall below heater) ..
70	All E.....	1234260		2.82	BRACKET.....
71-72	All B-C-E (Col. Shift).....	1237566		2.82	BRACKET, mtg.....
71	All B-C-E.....	1238707		1.38	BRACE, player to frt. r/f dash
70	All B-C-E.....	400537		.85	KNOB, volume control
70	All B-C-E.....	400538		.67	KNOB, tone control
70	All B-C-E.....	400539		.67	KNOB, dummy
71	All B-C-E w/Dealer Installed Tape Player ..	400537		.85	KNOB, volume control
71-72	All B-C-E w/Dealer Installed Tape Player ..	400538		.67	KNOB, tone control & dummy
69	All B-C.....	1235141		87	SUPPORT.....
70	All B-C (1st Type).....	1235141		87	SUPPORT (attaches to instr. panel vert, strut)
69-71	All E (Long Console).....	1386889		87	SPACER, mounting bracket.....
68	All.....	6297155		52	HARNES, tape playe -(2.480).....
71-72	All B-C-E (Col. Shift).....	8907837		46	HARNES, tape playe (used 2.480).....
69-70	All.....	1230283		10	SCREW, tape player to bracket.....
71-72	30-4000.....	1230283		10	SCREW, tape player to brkt.....
68-70	All.....	9428181		10	NUT, tape player to m g. brkt. (also used 10.263)
9.670 STEREO TAPE PLAYER					
68-70	All.....	981454	1	128.15	TAPE PLAYER, use with radio 8i rr. seat spkr. (2 speakers only) blk. metal case.....
70	All B-C-E.....	981590	1	116.75	TAPE PLAYER (use with radio 8i rr. seat spkr.) w/case.....
71-72	All A.....	981454	1	128.15	TAPE PLAYER, use with radio 8i rr. seat spkr. (2 spkrs. only) black metal case.....
71-72	All B-C-E.....	981693	1	143.00	TAPE PLAYER, use with (2 or 4 speakers) rigid plastic case.....
68-72	All.....	981420	1	7.10	TAPE, stereo (demonstration)
9.709 BASE—ELEMENT—KNOB, CIGAR LIGHTER					
53		1192761	1	2.51	BASE FUSE (Casco;
54-61		1192761	1	2.51	BASE FUSE (Casco;
62-64		1350625	1	2.61	BASE FUSE (Casco;
63-64	4700	1355485	2	2.61	BASE FUSE, conso 3 frt. & rr.
65		1369337	1	2.61	BASE FUSE.....
65		1369337	2	2.61	BASE FUSE, in console-frt. 8i rr.....
66-67		1369337	1	2.61	BASE FUSE, in ash receiver-instr. panel.....
66-68		1369337	1	2.61	BASE FUSE, in console-rr.....
NOTE When installing 1234578 case on 1968-69 (50-60-80-9000) it will be necessary to order 1-9.709 8912257 connector.					
68-69	50-60-80-9000.....	8912257	1	3.75	CONNECTOR, cigar li hter base (also used 2.530)
60-61	All.....	7027910	1	1.85	CASE & CIRCUIT BREAKER (Rochester).....
62-69	Special-Skylark-G.S.....	7027910	1	1.85	CASE 8< CIRCUIT BRLAKER (Rochester).....
70-73	All A.....	7028056	1	2.31	CASE.....
68-73	All B-C-E.....	1234578	1	2.72	CASE 8i CIRCUIT BREAKER.....
53	50-70.....	7005278	1	1.13	ELEMENT (Rochester) also used 12.007)
56	52-53-61-63-63D-72-72R-73.....	7005278	1	1.13	ELEMENT (Rochester) also used 12.007 ..
56-62	All.....	1368758	AR	1.95	ELEMENT (Casco)
59	All.....	7005278	1	1.13	ELEMENT (Rochester) also used 12.007.....
59	4619-39-4719-39.....	7005278	1	1.13	ELEMENT, rr. seat (Ro hester) also used 12.007
60	All Flint Plants.....	7021055	1	.85	ELEMENT (Rochester)
60	4619-39-4719-39-4829-39-67.....	7005278	1	1.13	ELEMENT (Rochester) also used 12.007.....
60	All B.O.P. Plants.....	1195992	1	2.36	ELEMENT & KNOB (Casco) also used 12.007
61	4639-4719-39-4829-67 1st Type.....	7005278	AR	1.13	ELEMENT, rr. seat (Rochester) also used 12.007)•
61	All.....	7021055	1	.85	ELEMENT (Rochester! also used 12.007.....
61	All.....	1195102	1	2.01	ELEMENT 8. KNOB (R Dchester) also used 12.007 ..
61	All.....	1194213	1	3.08	ELEMENT & KNOB (Casco).....
62-69	Special-Skylark-G.S.....	7021055	1	.85	ELEMENT (Rochester)
62	40-41-4300.....	1195102	1	2.01	ELEMENT & KNOB (R Dchester) also used 12.007
62	44-46-4800.....	1194213	1	3.08	ELEMENT & KNOB (Casco).....
63	40-41-4300.....	7031400	1	4.56	ELEMENT 8t KNOB (R ochester).....
63-64	44-46-47-4800.....	1355507	AR	3.08	ELEMENT 8. KNOB (Casco).....

65-72	All B-C-E.	1368758	AR	1.95	ELEMENT (Casco)
64	40-41-42-4300.	1362910	1	2.56	ELEMENT & KNOB
	All B-C-E.	1370713	1	3.38	ELEMENT & KNOB, instr. panel (also used 12.007-12.052)
65-73	8400-9000.	1370713	2	3.38	ELEMENT & KNOB, in rr. qtr. a/rest
68	9000.	1370713	AR	3.38	ELEMENT & KNOB, in console
65-68	9000 Custom Trim.	1370713	2	3.38	ELEMENT & KNOB, rear quarter arm-rest
68-71	6639-8239-69-8400	1370713		3.38	ELEMENT & KNOB, rear door armrest
69-71	All A.	7025459		.98	ELEMENT
70-73	All A.	1231476		.10	HEAT SINK, cigar lighter-on case
69-72	30-4000.	1370820		2.56	KNOB, element & shield
65	30-4000.	1376888		2.41	KNOB, element & shield
66	30-4000.	1379705		2.41	KNOB, element & shield
67	30-4000.	1383645		2.56	KNOB, element 8i shield
68-69	All A.	1233534		2.56	KNOB, element 8i shield cigar lighter
70-72	All.	3771764		.36	RETAINER (Casco)
51-59	All B.O.P. Plants.	3771764		.36	RETAINER
60	44-46-47-4800 B.O.P.				
61	Plants Only.	3771764		.36	RETAINER
61	40-41-4300.	7017874		.33	RETAINER
61	40-4 1-4300 B.O.P. Built				
	Cars.	4678329		.36	RETAINER (Casco)—(12.006)
62	44-46-47-4800 Flint only				
	Pol. Opt.	7017874	1	.33	RETAINER
62	41-4300.	7017874	1	.33	RETAINER
62-67	LeSabre-Wildcat-Electra	3771764	1	.36	RETAINER
68-72	All A.	7035245	1	.42	RETAINER
	15436910 FL. 25441869 S.G., 35448065 Lin., 45455908 K.C. on 43 45456350 on 46, 45455893 on 46S, 55470465 Wil., 65475279 Atla., 75480161 Era.				
	25441869 S.B., 35448065 Lin., 45455908 K.C. on 43, 45456350 on 46, 45455893 on 46S, 55470465 Wil., 65475279 Atla., 75480161 Fra.				

9.712 FUSE, CIGAR LIGHTER

40-52	All.	1314453	AR	.77	FUSE, 6 volt (Casco)
53	40.	1314453	AR	.77	FUSE, 6 volt (Casco)
53	50-70.	1318535	AR	1.03	FUSE (Casco) also used 12.007
54-62	All.	1318535	AR	1.03	FUSE (Casco) also used 12.007
65-68	9000.	1350626	2	1.08	FUSE, in console-frt. 8i rr.
63	4639-4700-4800.	1318535	1	1.03	FUSE (Casco)
64	4639-4800 exc. 4847	1318535	1	1.03	FUSE, cigar lighter (Casco)
63-64	4700.	1318535	2	1.03	FUSE, console-frt. & rr. (Casco) also used 12.008
62-67	LeSabre-Wildcat-Electra	1350626	1	1.08	FUSE, instr. panel
65	8000.	1318535	AR	1.03	FUSE, cigar lighter (usage 1 2.008)
66	8437-67.	1318535	2	1.03	FUSE, pass-a-lite lighter
66	9000.	4702491	1	1.54	FUSE, frt. seat ctr. a/rest lighter—(1 2.008)
67	8457-67.	1318535	2	1.03	FUSE (used 12.052)

9.712 CLIP, CIGAR LIGHTER

65	9000.	1371233	1	67	CLIP, console-frt.
----	-------	---------	---	----	--------------------

9.712 SHIELD, CIGAR LIGHTER LIGHT

66-67	9000.	538667	1	.20	SHIELD, clamp instr. panel cigar lighter—12.006)
-------	-------	--------	---	-----	--

9.713 ESCUTCHEON, CIGAR LIGHTER

65	30-4000.	1370799	1	.77	ESCUTCHEON
66	30-4000.	1376904	1	.62	ESCUTCHEON
67	30-4000.	1379712	1	.72	ESCUTCHEON
68-72	All A.	1383863	1	.67	ESCUTCHEON

9.735 SHIELD, POWER UNIT

66-67	9000 Cruise Master.	6455023	1	2.12	SHIELD (used 3.885)
-------	---------------------	---------	---	------	---------------------

9.740 BRACKET—CLIP, INSTRUMENT PANEL

69	50-60-8000.	1387403	1	6.95	BAR, lower tie
69	50-60-8000.	1387554	RH	.36	BRACKET, lwr. tie bar
69	50-60-8000.	1387555	LH	.36	BRACKET, lwr. tie bar
66-67	9000.	1375639	2	.05	CLAMP, switch ret. ctsy. light switch 8i ant.
66-67	All exc. 9000.	1378315	2	.15	CLIP, instr. panel cvr. to instr. panel outer ends
66-67	50-60-8000.	1376368	RH	.20	CLIP, instr. panel cvr. ret.
66-67	50-60-8000.	1376369	LH	.20	CLIP, instr. panel cvr. ret.
68	30-4000.	1235650	2	.10	CLIP, accessory plate to instr. panel hsg
69	50-60-8000.	1230076	4	.15	CLIP, lwr. filler to hsg
69 72	All.	1235650	AR	.10	CLIP, accessory plate to instr. panel hsg

9.740 COVER—FILLER—HOUSING—LENS, INSTRUMENT PANEL

NOTE: Instrument pnl. parts also listed in Grp. 10.252 & 10.256.					
63	40-41-4300.	1354749	1		COVER, instr. cluster (black) paint to match trim—(9.746)

66-67	30-4000	1375419		3.08	COVER, radio opening
66-67	50-60-8000	1376031		1.64	COVER, radio opening
66-67	50-60-8000 less Rr. Wind. Def. & Elec. Ant.	1377147		.10	COVER, accessory switch hole
66-67	9000	1374890		1.23	COVER, radio trim
68-72	All A.	1383364		3.23	COVER, radio opening
68	50-60-80-9000	1383860		3.43	COVER, radio opening
69	50-60-8000	1386830		6.05	COVER, radio opening -(10.256)
69-70	9000	1383860		3.43	COVER, radio opening
All	All				COVER, clock opening (refer to 9.772),
65	9000	1369445	1	2.77	ESCUTCHEON, switch
66	30-4000 exc. Conv. & Wagons-Rr. Wind. Def.	1376902	1	.82	ESCUTCHEON, accessory switch
66	3000 Conv.-Pwr. Fldg. Top	1376902		.82	ESCUTCHEON, accessory switch
66	30-4000 Wagons-Pwr. T/GateWind	1376902		.82	ESCUTCHEON, accessory switch
67	30-4000	1379714		.92	ESCUTCHEON, accessory switch (also used 9.778- 12.195-14.483)
66	50-60-8000	1374271		2.56	EMBLEM, tri shield
67	9000	1379289		2.51	FILLER, instr. panel-lwr
68	30-4000	1384657		4.82	FILLER, lwr. (paint to match)
68	50-60-80-9000	1384873		2.20	FILLER, lwr. (paint to match)
	NOTE 1st type-parking brake release & handle thru instr. panel filler.				rod and handle below instr. panel. 2nd type-parking brake release rod
69	9000	1384873	1	2.20	FILLER, instr. panel lw (paint to match)
69-70	9000	1232093	1	.15	FILLER, strg. col. to injtr. panel
69-72	All A.	1233122	1	3.79	FILLER (black) (paint to match) instr. pnl. lwr.
69-70	50-60-8000	1232954	1	8.80	FILLER, instr. panel hs^
70	9000	1234904	1	2.92	FILLER, instr. panel-lw
71-73	All B-C less A.C.	1233923	1	9.25	FILLER, instr. pnl.-lwr. paint to match) -(6.518)
71-73	All B-C with Man. or Auto. A.C.	1235283	1	9.25	FILLER, instr. pnl.-lwr. (paint to match)-(6.5 18)
71-73	All E.	1235282	1	3.08	FILLER, instr. pnl.-lwr. (paint to match)-(6.5 18)
	NOTE Instrument Panel Housings do —For model years after 1967; refer to Grp. 9.740 Panel—For mod l years prior to 1968.				not include trim panel or appliques. (Refe to Grp. 10.252 for appliques
66	30-4000 A.C.	1373431	1	55.30	HOUSING, instr. panel
66	30-4000 less A.C.	1379603	1	55.70	HOUSING, instr. panel
66	50-60-8000 Man. or Auto. A.C.	1374440	1	61.00	HOUSING, instr. panel
66	50-60-8000 less A.C.	1374439	1	61.00	HOUSING, instr. panel
66	9000	1375250	1	27.80	HOUSING, instr. panel lwr.
67	30-4000 less A.C.	1380478	1	63.95	HOUSING, instr. panel
67	30-4000 A.C.	1380479	1	63.95	HOUSING, instr. panel
67	50-60-8000 less A.C.	1380371	1	69.10	HOUSING, instr. panel
67	50-60-8000 Man. or Auto. A.C.	1380372	1	69.10	HOUSING, instr. panel
67	9000	1379286	RH	11.65	HOUSING, instr. panel lwr.
67	9000	1379287	LH	8.85	HOUSING, instr. panel wr.
67	9000 1st Type	1379753	1	58.20	HOUSING, instr. panel jpr. (ctsy. lamp 1" from top edge) paint to match
67	9000 2nd Type	1383348	1	58.20	HOUSING, instr. panel jpr. (paint to match)
68	30-4000 A.C.	1382125	1	17.90	HOUSING
68	30-4000 less A.C.	1381480	1	19.15	HOUSING
68	50-60-8000	1384292	1	30.70	HOUSING
68	9000	1384293	1	30.70	HOUSING
69	30-4000 less A.C. & Instr. Panel Vent	1386257	1	17.45	HOUSING
69	30-4000 A.C. & Instr. Panel Vent	1385646	1	16.15	HOUSING
69	50-60-8000	1387302	1	21.75	HOUSING
69	9000	1232014	1	34.90	HOUSING
70-73	All				HOUSING, instr. panel [refer to group 9.743)
65	30-4000 less A.C.	1369507	1	2.15	LENS, insert trim plate
65	30-4000 A.C.	1369508	1	1.23	LENS insert trim plate

9.740 MOLDING—PANEL—PLATE, INSTRUMENT PANEL

NOTE: For models not listed also refer to Grp. 10.252.

63-65		1355874	RH	2.56	MOLDING, lwr.
65	50-60-8000 with Radio	1368673		4.87	MOLDING, cove-ctr.
66	9000	1374066		6.65	MOLDING, instr. panel upr. hsg.
67	9000	1379288		7.25	MOLDING, instr. panel upr. hsg.
68	5000	1382992		16.40	MOLDING, cove-complete
68	6000	1382993		21.10	MOLDING, cove-complete
68	8000	1382994		18.25	MOLDING, cove-complete
68	9000	1383097		36.15	MOLDING, cove-complejte
69	9000	1387651		31.25	MOLDING, cove
60	All	1193616		.30	NUT, lwr. control to mt-). plate

61	44-46-47-4800	1193616	3	.30	NUT, instr. panel cluster to instr. panel
61-62	44-46-47-4800	1193616	3	.30	NUT, A.C. control & value to mtg. brkt.
61-62	44-46-47-4800	1193616	2	.30	NUT, control cvr.-frt.
62	44-46-4800	541237	8	.10	NUT, instr. panel mldgs.—(8.006).
63	44-46-47-4800	541237	AR	.10	NUT, instr. panel to instr. cluster—(8.006)
63-64	All.	1357571	AR	.10	NUT, anchor-"V" type No. 8 instr. panel
64	40-41-42-4300	9417395	AR	.10	NUT, instr. panel switch trim plate—(8.921)
65	9000	1357571	AR	.10	NUT, anchor-"V" type No. 8-instr. panel
65	50-60-8000 (4 Note Horn)	1357571	1	.10	NUT, horn ground wire to high note horn mtg brkt.
68	50-60-80-9000	1384786	2	.10	NUT, push-on-radio cvr. to cvr. mldg
69-70	50-60-80-9000 less Radio	1384786	2	.10	NUT, push-on radio cover to panel housing
63	44-46-4800	1354328	1	4.20	PANEL, control & accessory switch mtg.
63	46-47-4800	1367963	1	5.25	PANEL, glove box dr. trim horiz. pattern
63-64	44-46-4800	1354328	1	4.20	PANEL, control & accessory switch mtg.
63-64	46-4800 less A.C.	1362962	RH	3.28	PANEL, trim (horiz. pattern)
63-64	46-47-4800	1362398	1	2.56	PANEL, trim (keyhole) horiz. pattern
63-64	4700 A.C.	1362402	RH	3.23	PANEL, trim (horiz. pattern)
63-64	4700 less A.C.	1362404	RH	3.23	PANEL, trim (horiz. pattern)
64	4400 less A.C.	1362962	RH	3.28	PANEL, trim (horiz. pattern)
64	4400	1362398	1	2.56	PANEL, trim (keyhole) horiz. pattern
64	4639-47-67-69-4700- 4800	1367963	1	5.25	PANEL, glove box dr. trim (horiz. stripe)
64	4700 less A.C.	1365965	LH	7.35	PANEL, trim (horiz. pattern)
65	50-60-8000 A.C.	1367475	LH	50.40	PANEL
65	50-60-8000 less A.C.	1367477	RH	48.80	PANEL
65	50-60-8000 less A.C.	1373084	RH	11.65	PANEL
65	50-60-8000 A.C.	1373080	RH	10.25	PANEL
65	9000 A.C.	1370948	RH	16.25	PANEL, ctr. & trim panel
66	6000 less A.C.	1376920	1	2.46	PANEL, instr. hsg. trim-ctr. (aluminum)
66	6000 A.C.	1376918	1	2.46	PANEL, instr. hsg. trim-ctr. (aluminum)
66	6000 A.C.	1376911	LH	2.41	PANEL, trim (aluminum)
66	6000 less A.C.	1376914	RH	.92	PANEL, trim (aluminum)
66	6000 less A.C.	1376915	LH	2.46	PANEL, trim (aluminum)
66	8000 less A.C.	1376916	RH	2.77	PANEL, trim (wood veneer)
66	8000 less A.C.	1376917	LH	7.65	PANEL, trim (wood veneer)
66	8000 A.C.	1376919	LH	7.65	PANEL, trim (wood veneer)
66	8000 less A.C.	1376921	1	7.65	PANEL, trim-ctr. (wood veneer)
66	8000 A.C.	1376922	1	7.65	PANEL, trim-ctr. (wood veneer)
67	6000 less A.C.	1380361	1	2.61	PANEL, hsg.-ctr. (aluminum)
67	6000 A.C.	1380365	1	2.61	PANEL, hsg.-ctr. (aluminum)
67	6000 less A.C.	1380360	RH	1.02	PANEL, instr. panel hsg. (aluminum)
67	6000 less A.C.	1380363	LH	2.61	PANEL, hsg. (aluminum)
67	6000 A.C.	1380367	LH	2.61	PANEL, hsg. (aluminum)
	NOTE 1967 8000 1st type simulated chrome bead in wood veneer trim panel, 2nd type—"Argent Silver" painted bead in wood veneer trim panel.				
	NOTE Refer to Grp. 10.252 for model years after 1967				
67	8000 (1st Type) less Man. or Auto. A.C.	1376921	1	7.65	PANEL, hsg. trim-ctr. (wood veneer)
67	8000 (2nd Type) less Man. or Auto. A.C.	1382580	1	7.20	PANEL, hsg. trim-ctr. (wood veneer)
67	8000 (1st Type) less Man. or Auto. A.C.	1376917	LH	7.65	PANEL, hsg. trim (wood veneer)
67	8000 (2nd Type) less Man. or Auto. A.C.	1382579	LH	7.20	PANEL, hsg. trim (wood veneer)
67	8000 (1st Type) less Man. or Auto. A.C.	1376916	RH	2.77	PANEL, hsg. trim (wood veneer)
67	8000 (2nd Type) less Man. or Auto. A.C.	1382578	RH	2.67	PANEL, hsg. trim (wood veneer)
67	8000 (1st Type) Man. or Auto. A.C.	1376922	1	7.65	PANEL, hsg. trim-ctr. (wood veneer)
67	8000 (2nd Type) Man. or Auto. A.C.	1382584	1	7.20	PANEL, hsg. trim (wood veneer)
67	8000 (1st Type) Man. or Auto. A.C.	1376919	LH	7.65	PANEL, hsg. trim (wood veneer)
67	8000 (2nd Type) Man. or Auto. A.C.	1382585	LH	7.20	PANEL, hsg. trim (wood veneer)
65	30-4000	1369509	1	10.65	PLATE, instr. panel insert trim
65	30-4000	1370148	1	5.95	PLATE, instr. panel switch trim (use with pwr. t/gate or back dr. wind. opt. pwr. fldg. top-rr. wind, def.)
65	9000	1371106		9.25	PLATE, switch mtg.-instr. panel
66-67	54-64-66-8467	1376290		1.69	PLATE, accessory switch trim
66-67	50-60-8000 exc. Conv. w/Rr. Wind. Def.	1376290		1.69	PLATE, accessory switch trim
66-67	50-60-8000 Radio	1376289		1.69	PLATE, accessory switch trim-ant
66	9000 Elec. Ant.	1380794		2.67	PLATE, elec. ant. & ctsy. light switch cvr.
66	9000 less Elec. Ant.	1372154		2.15	PLATE, ctsy. light switch cvr.

67	9000 less Elec. Ant.	1380795	1	2.61	PLATE, ctsy. light swilch cvr. 8t elec. ant.
67	9000 Elec. Ant.	1380794	1	2.67	PLATE, ctsy. light swchcvr.
68	50-60-80-9000 (exc. Conv.) Elec. Ant. less Rr. Wind. Def. 8i Heated Rr. Wind.	1384145	LH	2.61	PLATE, accessory swiich opening cvr
68	50-60-80-9000 (exc. Conv.) Elec. Ant. & Rr. Wind. Def.	1384149	LH	2.61	PLATE, accessory swich opening cvr. plate
68	50-6000 Cruise Master less Ctsy. Lights	1384586	RH	3.43	PLATE & LENS, ai rry switch opening cvr.
68	54-66-8467 Elec. Ant. . . .	1384141	LH	2.56	PLATE, accessory swich opening cvr. plate . . .
68	50-60-80-9000 Ctsy. Lights less Cruise Master.	1384158	RH	1.64	PLATE, accessory swi<ch opening cvr. plate
68	50-60-8000 less A.C.	1383951	1	1.74	PLATE, A.C. opening r.
68	50-60-80-9000 exc. Conv. less Rr. Wind. Def. or Elec. Ant.	1386045	LH	1.08	PLATE, switch opening cvr.
68	54-66-8467 less Elec. Ant.	1384138	LH	2.56	PLATE, accessory swiich opening cvr. plate
68	50-6000 less Ctsy. Lights & Cruise Control	1386045	LH	1.08	PLATE, switch openin cvr.
68	80-9000 Cruise Master . .	1384587	1	3.54	PLATE & LENS, acces-sory switch opening cvr.
68	50-6000 Cruise Master 8t Ctsy. Lights.	1384587	RH	3.54	PLATE & LENS, accessory switch opening cvr. . . .
68-69	30-4000.	1382569		4.31	PLATE, instr. panel filler (Argent) radio cvr.
68-69	30-4000.	1383323		1.28	PLATE, accessory swiich opening cvr. ("Trishield" on plate).
68-69	30-4000.	1383324		1.23	PLATE, accessory sw ich opening cvr. ("Accessory" on plate with one switch opening)
68-69	30-4000.	1383325		1.23	PLATE, accessory switch opening cvr. ("accessory- off-on cruise control two switch openings).
68-69	30-4000.	1383326		1.23	PLATE, accessory swi ;h opening cvr. ("off-on-cruise control on plate with one switch opening).
68	30-4000	382556		1.13	PLATE, gn. switch filler (black)
68	30-4000	384650		1.23	PLATE, gn. switch filler (dk. teal)
68	30-4000	384651		1.23	PLATE, gn. switch filler (dk. green)
68	30-4000	384652		1.23	PLATE, gn. switch filler (dk. gold)
68	30-4000	384653		1.23	PLATE, gn. switch filler (dk. maroon)
68	30-4000	384654		1.23	PLATE, gn. switch filler (dk. red)
68	30-4000	384655		1.23	PLATE, gn. switch filler (dk. buckskin)
68	50-60-80-9000.	1384862		2.05	PLATE, gn. switch filler (dk. green)
68	50-60-80-9000.	1384863		2.05	PLATE, gn. switch filler (dk. teal);
68	50-60-80-9000.	1384864		2.05	PLATE, gn. switch filler (dk. gold)
68	50-60-80-9000.	1384865		2.05	PLATE, gn. switch filler (dk. maroon)
68	50-60-80-9000.	1384866		2.05	PLATE, gn. switch filler (dk. red)
68	50-60-80-9000.	1384867		2.05	PLATE, gn. switch filler (dk. buckskin)
68	50-60-80-9000.	1382604		2.05	PLATE, gn. switch filler (black)
68	50-60-80-9000 exc. Conv. Rr. Wind. Def. less Radio.	1384153		2.61	PLATE & APPLIQUE, accessory switch opening (L.)
69	30-4000.	1232208		3.28	PLATE, instr. panel fill r (two 1 V sq. switch holes in top).
69	30-4000.	1232207		4.31	PLATE, instr. panel fill 3r (one 1'A" sq. switch opening hole in top)
69-70	50-6000.	1386590		1.79	PLATE, accessory switch opening cvr. (horiz. blank plate).
69-70	9000.	1387939		2.31	PLATE, switch openin5l cvr. (left of speedo.-horiz. blank plate)
69-70	50-60-8000.	1386587		1.79	PLATE, accessory switch h opening cvr. ("off-on 8t interior light" on plate).
69	50-60-8000.	1230536		4.46	PLATE, accessory swi h trim ("Dn-antenna-up, Lo- rear def.—Hi" on plate)
69	50-60-8000 Conv.	1230535		4.46	PLATE, accessory sw ll trim ("Dn-antenna-up, Dn- conv. top-up" on plate).
69-70	50-60-8000.	1230534		3.02	PLATE, accessory swi h trim ("Lo-rear def.-Hi" on plate).
69	50-60-8000.	1230532		3.02	PLATE, accessory switch trim ("Dn.-antenna-up" on plate).
69-70	50-60-8000.	1230533		3.02	PLATE, accessory swit;h trim ("Dn conv. top up" on plate).
69-70	50-60-8000.	1386651		1.95	PLATE, accessory swi h trim cvr. (vert, black plate)
69-70	50-6000.	1387251		2.61	PLATE & LENS, accessory switch cvr. ("cruise control" on plate)
69-70	50-60-8000.	1387252		2.61	PLATE 8. LENS, acce sory switch cvr. (interior tight 8t cruise control on late).

69	9000.....	1231031	LH	4.61	PLATE & APPLIQUE , accessory switch opening cvr. ("Up-Dn-antenna on plate).....
69	9000.....	1231029	RH	4.61	PLATE & APPLIQUE , accessory switch opening cover ("Off-on courtesy" on plate).....
69	9000.....	1231034	1	4.61	PLATE & APPLIQUE , switch opening cvr. ("rr. def.-low-hi" on plate).....
69	9000.....	1231041	1	4.61	PLATE & APPLIQUE , accessory switch opening cvr. ("off-on-courtesy-cruise" on plate).....
69	9000.....	1231036	LH	4.61	PLATE & APPLIQUE , accessory switch opening cvr. ("Up-dn.-antenna-rear def.-low, Hi" on plate).....
69	9000.....	1231342	LH	7.80	PLATE , switch opening cvr. ("Rear def.-off-on" on plate).....
69	9000.....	1231343	1	7.80	PLATE , switch opening cvr. ("Up-dn, antenna, rear def. off-on" on plate).....
70-72	33-34-3500.....	1233228	1	5.20	PLATE , instr. pnl. (radio trim).....
70-72	44-4600.....	1233229	1	7.05	PLATE , instr. pnl. (radio trim).....
72	3437-3467 Wood Grain Instr. Panel less Forced Air Upr. Vents.....	1233229	1	7.05	PLATE , instr. pnl. (radio trim) no switch openings in top of plate.....
NOTE For plates not listed refer to 10.252.					
66	50-6000 C.T. Safety Buzzer.....	6457423	1	6.30	RETAINER , lens-syn. & safety warning.....
66	9000.....	1372153	1	.30	RETAINER , accessory switch cvr. plate.....
68-72	All A.....	1383361	2	.15	RETAINER , radio opening cover.....
57	40-50-60 exc. Convs.....	147460	AR	.15	SCREW , speed safety minder control knob (No. 6-32 x 3.16")—(8.975).....
66-67	50-60-80-9000.....	1598654	3	.62	SCREW , instr. cluster speedo. SL case.....
65-66	9000.....	1356502	AR	.10	SNAP , blind (instr. panel mldg.).....
69-70	50-60-8000.....	1387385	1	.51	SUPPORT , instrument panel-center.....
69-70	50-60-8000.....	1387670	1	.46	SUPPORT , instrument panel cluster.....
(") D-1067008 FL, D-2019552 S.G., D-3024457 Lin., D-4021730 K.C, D-5018751 Wil., D-6019480 Atla., D-7008642 Fra., D-8014378 Arl.					
C) F-1047292 FL, F-201 1816 S.G., F-30181 18 Lin., F-4018079 K.C, F-5012047 Wil., F-6014093 Atla., not avail. Fra. F-801 1613 Arl.					
67	Riviera.....	1382114	1	.25	RETAINER , ctsy. light switch plate (also used 10.163).....
57-58	All.....	147460	AR	.15	SCREW , instr. panel at blower switch in knob (No. 6-32 x V-,")—(8.975).....
71	50-60-80-9000.....	9414752	4	.10	SCREW , instr. panel flood light to instr. panel hsg. (No. 8—18 x ***) - (8.977).....
63	4700.....	1357118	1		SEAL , strg. col. opening-instr. panel—(6.750).....
63-64	44-46-47-4800.....	1356502	AR	.10	SNAP , blind (instr. panel mldg.).....
65-67	9000.....	1356502	AR	.10	SNAP , blind (instr. panel mldg.).....
9.740 PLATE, INSTRUMENT PANEL CONSOLE					
61	44-46-47-4800 A.C. SL Radio.....	1164164	1	4.97	PLATE , console trim.....
9.741 DIAL, GAS GAUGE & SHIFT INDICATOR					
65	50-60-8000.....	6455193	1	3.96	DIAL , face-gas gauge & shift indicator (usage 3.108-4.020)
9.743 HOUSING, INSTRUMENT PANEL					
70-72	3300-3435-3436-3569 less upr. Level Vents or A.C.....	1231859		19.75	HOUSING
70-72	33-34-3500 Upr. Level Vents or A.C.....	1232082		19.60	HOUSING
70-72	4439-69 less Upr. Level Vents or A.C.....	1232393		22.70	HOUSING
70-72	4437-39-67-69-4600 Upr. Level Vents or A.C.....	1232396		22.50	HOUSING
70	50-60-8000 less Forced Air Ventilation.....	1231627		26.10	HOUSING
70	50-60-8000 Forced Air Vent.....	1233430		27.15	HOUSING
70	9000.....	1233782		31.95	HOUSING
71-72	3437 Wood Grain Instr. Panel.....	1232396		22.50	HOUSING
71-72	3467.....	1232396		22.50	HOUSING
71	50-60-80-9000 (1st Type).....	1233838		15.60	HOUSING (mtg. plate attached to hsg by insulated stud).....
71	50-60-80-9000 (2nd Type).....	1239021			HOUSING (mtg. plate attached to hsg. with screws)
72	50-60-80-9000.....	1239021			HOUSING

71-72 50-60-80-9000. **6496070** 1 10.10 **BEZEL**, instr. cluster
 NOTE For model years prior to 1970 refer to grp. 9.740 for Housing.

9.744 PRINTED CIRCUIT—FILTER, INSTRUMENT CLUSTER

60-61	44-46-47-4800.	1587650	1	6.00	PRINTED CIRCUIT
61-63	40-41-4300.				PRINTED CIRCUIT (in case Grp. 9.746).
62	All.				PRINTED CIRCUIT (in luded with case Grp. 9.746)
63	44-46-47-4800.	6406246		7.30	PRINTED CIRCUIT . .
64	40-41-42-4300.	6407595		4.08	PRINTED CIRCUIT
64	44-46-47-4800.	6408260		8.90	PRINTED CIRCUIT
65	30-4000.	6408779		4.69	PRINTED CIRCUIT
65	50-60-8000.	6455078		9.15	PRINTED CIRCUIT
65	9000.	6455401		6.10	PRINTED CIRCUIT
66	30-4000.	6456503		5.85	PRINTED CIRCUIT
66-67	50-60-8000.	6457122		4.69	PRINTED CIRCUIT
66-67	9000.	6459869		7.75	PRINTED CIRCUIT
67	30-4000.	6458803		5.55	PRINTED CIRCUIT
68-69	30-4000.	6481195		4.26	PRINTED CIRCUIT
68	50-60-8000.	6480550		6.45	PRINTED CIRCUIT
68	9000.	6480555		6.60	PRINTED CIRCUIT
69	50-60-80-9000.	6491062		5.90	PRINTED CIRCUIT
70-71	All A used on Instr. Cluster having Tell-Tale Lights for Oil 8i Temp.	6459863	1	2.87	PRINTED CIRCUIT
70-73	All A used on Instr. Cluster having Gages for Oil & Temp.	6481170		2.62	PRINTED CIRCUIT
70-73	All A (Speed Alert)	6493198		3.88	PRINTED CIRCUIT , speedo cluster
70-73	All less Speed Alert	6493202		3.02	PRINTED CIRCUIT , speedo cluster
70	All B-C-E.	6493662		6.60	PRINTED CIRCUIT
71-73	All B-C-E.	6496090		4.85	PRINTED CIRCUIT
72	All A (less Speed Alert)	6458310		2.44	PRINTED CIRCUIT , te l-tale 8. fuel gauge cluster
71	All B-C-E less Speed Alert (1st Type).	6496083		11.15	PLATE , instr. cluster njtg. (attached to hsg. by insulated stud) . .
71	All B-C-E less Speed Alert (2nd Type).	6497260		5.75	PLATE , instr. cluster rrtg. (attached to hsg. with screws) . . .
71	All B-C-E (Speed Alert) (1 st Type).	6496084		8.50	PLATE , instr. cluster rrtg. (attached to hsg. by insulated stud) . .
71	All B-C-E (Speed Alert) (2nd Type).	6497261		5.75	PLATE , instr. cluster rrtg. (attached to hsg. with screws).
72	All B-C-E less Speed Alert.	6497770		5.75	PLATE , instr. cluster rrounding
72	All B-C-E (Speed Alert)	6497771		5.75	PLATE , instr. cluster rrounding
70-73	All A used on Instr. Cluster Having Gages for Oil 8i Temp.	6493721	1	.66	FILTER , gen. 8i brake
71	All B-C.	6496078	1	.38	FILTER , gen. & stop .
71-73	All B-C-E.	6496076	1	.41	FILTER , brk. & oil
72-73	All B-C-E.	6497767	1	.41	FILTER , tell-tale - seat belts
59-65	All.	5655006	AR	.66	SOCKET , instr. cluster lamp (used 9.746)—(9.765) .
70	All E.	1233786	AR	.23	BAFFLE , accessory piete lamp (fits on lamp socket) (steel cyl. 1" long) .
60-61	44-46-47-4800.	1586219	1	.54	GASKET (used 9.749)
	NOTE For model years prior to 1970 refer to grp. 9.750 for printed circuit.				

9.746 ARM—BUSHING—CASE—HOUSING & STUDS, INSTRUMENT CLUSTER

66	50-60-8000 T.H. 400 Cruise Master or Safety Buzzer.	1598974		.85	ARM , indicator linkag
67	50-60-8000 T.H. 400 Cruise Master.	1598974		.85	ARM , indicator linkag
67-68	30-4000 A.T. Safety Buzzer.	6458561		1.66	ARM , indicator linkag
67	5000 C.T. Safety Buzzer	6458982		.84	ARM , indicator linkag
67	5000 S.T. 300 Cruise Master &. Safety Buzzer 6458982			.84	ARM , indicator linkag
67	50-60-8000 T.H. 400 Safety Buzzer less Cruise Master.	6458982		.84	ARM , indicator linkag
69	30-4000 Safety Buzzer	6483229		1.08	ARM , indicator linkag
67	30-4000 A.T. Safety Buzzer.	6458556		2.32	ARM 8. SHAFT , speec setting
68	30-4000 Safety Buzzer	6459900		2.70	ARM 8. SHAFT , speec setting
69	30-4000 Safety Buzzer	6491677		1.36	ARM 8. SHAFT , speec setting

66-67	9000.	6456711	1	8.05	BRACKET 8i STUD, instr. cluster mtg.
69-70	50-60-80-9000 Safety Buzzer.	6477594	1	3.93	CABLE, reset shaft & knob—(9.762) .
61-62	40-41-4300.	6405872	1	16.35	CASE Si PIN (incl. printed circuit) ...
62	44-46-4800.	6405874	1	20.75	CASE (incl. printed circuit)
63	40-41-4300.	6405848	1	22.85	CASE (incl. printed circuit)
66	30-4000.	6456504	1	7.75	CASE
66-67	9000 less Cruise Master.	6456638	1	1 1.85	CASE
66	9000 Cruise Master.	6456928	1	1 1.35	CASE
67	9000 Safety Buzzer less Cruise Master.	6456928	1	1 1.35	CASE
68	30-4000.	6481284	1	5.35	CASE
68	5000 C.T. less Safety Buzzer.	6459847	1	6.15	CASE
68	6667-87 Long Console less Safety Buzzer	6459847	1	6.15	CASE
68	5000 C.T. Safety Buzzer	6459848	1	6.15	CASE
68	6000 Long Console & Safety Buzzer.	6459848	1	6.15	CASE
68	S.T. 300 Safety Buzzer	6480527	1	7.00	CASE
68	50-60-8000 T.H. 400 Safety Buzzer less Long Console.	6480527	1	7.00	CASE
68	50-6000 A.T. less Safety Buzzer or Long Console	6459849	1	7.00	CASE
68	8000 less Safety Buzzer or Pol. Car Speedo.	6459849	1	7.00	CASE
68	50-60-8000 T.H. 400 Pol. Car Speedo.	6459849	1	7.00	CASE
68	9000 Col. Shift less Safety Buzzer.	6480867	1	7.00	CASE
68	9000 Long Console less Safety Buzzer.	6480864	1	6.50	CASE
68	9000 w/Safety Buzzer less Long Console.	6480866	1	10.10	CASE
68	9000 Long Console & Safety Buzzer.	6480865	1	10.70	CASE
69	30-4000 less Safety Buzzer.	6483226	1	8.00	CASE
69	3000 Pol. Car.	6483226	1	8.00	CASE
69	30-4000 Safety Buzzer	6483228	1	8.80	CASE
69	5000 T.H. 300 less Safety Buzzer.	6491058	1	7.70	CASE
69	50-60-8000 T.H. 400 less Safety Buzzer & Long Console.	6491058	1	7.70	CASE
69	50-60-8000 T.H. 400 Pol. Car less Long Console.	6491058	1	7.70	CASE
69	5000 T.H. 300 Safety Buzzer.	6491059	1	7.70	CASE
69	50-60-8000 T.H. 400 Safety Buzzer Less Long Console.	6491059	1	7.70	CASE
69	50-6000 C.T. less Safety Buzzer & Long Console	6491056	1	7.70	CASE
69	6637-67 Long Console less Safety Buzzer.	6491056	1	7.70	CASE
69	50-6000 C.T. Safety Buzzer less Long Console.	6491057	1	7.70	CASE
69	6637-67 Long Console & Safety Buzzer.	6491057	1	7.70	CASE
69	9000 Safety Buzzer.	6483026	1	7.70	CASE
69	9000 less Safety Buzzer	6483056	1	7.70	CASE
66-67	50-60-8000 Safety Buzzer & Cruise Master	6457196	1	1.59	FERRULE, setting shaft & lens
66-67	50-60-8000 Cruise Master.	1598689	1	1.80	FRAME, mtg. switch
66	9000 Cruise Master.	1598906	1	.14	GASKET, setting shaft
67	9000 Safety Buzzer less Cruise Master.	1598906	1	.14	GASKET, setting shaft
63-64	44-46-4800 less A.C.	6406293	1	24.10	HOUSING & STUDS.
65	9000 Trip Reset & Safety Buzzer less A.C.	6455408	1	50.65	HOUSING (incl. trim plates & studs)
65	9000 Trip Reset & Safety Buzzer & A.C.	6455415	1	51.10	HOUSING (incl. trim plates & studs)

66-67	50-60-8000 Safety Buzzer & Cruise Master.	6405660	1	.14	RETAINER, linkage arm ring (also used 9.761)
67-69	30-4000 Safety Buzzer	6405660	2	.14	RETAINER, linkage arm ring
64	40-41-4300.	1598654	3	.62	SCREW, speedo. & cass
65-69	30-4000.	1598654	3	.62	SCREW, speedo. & cass
68-69	50-60-80-9000.	1586095	2	.48	SCREW, speedo. mtg.
59-65	All.	5655006	AR	.66	SOCKET, instr. cluster amp—(9.744).
66-72	All.	6456923	AR	.42	SOCKET, instr. cluster amp—(9.765).
69-70	60-8000.	3882798	1	.51	SOCKET, cold tell-tale amp—(4.589).
70-71	9000.	3882798	1	.51	SOCKET, cold tell-tale amp—(4.589).
71-73	All A Instr. Cluster.	6459502	2	.25	SOCKET, hi-beam illum tell-tale (also listed 9.765)
71-72	All B-C (455 Eng.).	3882798	1	.51	SOCKET, cold tell-tale amp—(4.589).
72	All E.	2977997	1	.51	SOCKET, cold-tell-tale lamp—(4.589).
66-67	9000.	6456644	1	.68	SHROUD, hi beam
66	9000 Cruise Master.	1598876	1	1.90	SWITCH, frame mtg
9.747 TERMINAL BOARD					
66-67	Riviera.	6456854	1	1.71	TERMINAL BOARD, oi & therm.
66-67	Riviera.	6457124	1	2.01	TERMINAL BOARD, ar meter & gas
9.747 RETAINER, CLUSTER LENS					
70-72	All A.	6493032	AR	2.34	RETAINER, tell-tale & gage cluster or tachometer lens
9.748 LENS, INSTRUMENT CLUSTER					
70	30-4000 less Speed Alert (1st type).	6493745	1	2.24	LENS, speedo cluster (convex lens).
70	30-4000 (1st type).	6493745	AR	2.24	LENS, tell-tale or gage br tachometer cluster (convex lens).
70	30-4000 w/Speed Alert (1st type).	6493746		4.74	LENS, speedo cluster (convex lens)
70	30-4000 less Speed Alert (2nd type).	6496479		2.29	LENS, instr. panel-speeio cluster (concave lens)
70	30-4000 (2nd type).	6496479		2.29	LENS, instr. panel tell-t. le or gauge or tach. cluster (concave lens).
70	30-4000 w/Speed Alert (2nd type).	6496480		4.74	LENS, instr. cluster speeido cluster (concave lens)
70	50-60-80-9000 w/Speed Alert.	6491728		6.80	LENS, speedo cluster
71 72	All A less Speed Alert	6496479		2.29	LENS, instr. pnl.-speedo cluster
71-72	All A (Speed Alert).	6496480		4.74	LENS, instr. cluster speedo cluster
71-73	All B-C-E.	6496073		3.24	LENS, instr. cluster
9.748 SLEEVE INSTRUMENT PANEL TELL-TALE					
64	40-41-42-4300.	6455866	1	.29	SLEEVE, hi-beam tell-tale
64	40-41-42-4300.	6457555	AR	.29	SLEEVE, dir. sig. tell-tal j -(9.750)
65 69	30-4000.	6457555	AR	.29	SLEEVE, dir. sig. tell-tal 5—(9.750)
65	30-4000.	6455866	1	.29	SLEEVE, hi-beam tell-tale.
66-67	30-4000.	6456502	1	.33	SLEEVE, dir. sig. tell-tal-s (RH).
66	50-60-8000.	6457895	1	.14	SLEEVE, hi-beam tell-tale.
67	5000 S.T. 300 Cruise Master.	6457895	1	.14	SLEEVE, hi-beam tell-tale
68-69	50-60-8000.	6480539	1	.36	SLEEVE, hot-cold tell-ta e
68-69	30-4000 Safety Buzzer	6459985	1	.60	SLEEVE, tell-tale lamp
68	50-60-80-9000.	6408207	1	.11	SLEEVE, hi-beam tell-tale
68 69	50-60-80-9000.	6459937	1	.19	FILTER, tell-tale (hi-beam) (used 9.750)
9.749 GASKET, INSTRUMENT CLUSTER					
60-61	44-46-47-4800.	1586219	1	.54	GASKET, hi beam sleeve—(9.744)
64-65	Special-Skylark	1586219	1	.54	GASKET, hi beam filter-j-(9.744)
64-69	Special-Skylark	6407605	2	.30	GASKET, turn sig.
66-67	50-60-8000.	6457115	RH	.29	GASKET, tell-tale hsg
66-67	50 60-8000.	6457112	LH	.29	GASKET, tell-tale hsg
66-67	All exc. 9000.	6457172	1	.24	GASKET, tell-tale hi be£
66-67	50-60-8000 Cruise Master.	6457197	1	.39	GASKET, tell-tale (cru
66-67	50-60-8000.	6457110	1	.29	GASKET, tell-tale (gen.-6il-cruise)
66-67	9000.	6456645	1	.05	GASKET, hi beam shroijd
67	30-4000 S.T. 300 Safety Buzzer	1586219	1	.54	GASKET, hi beam filter- (9.744)
68	50-60-80-9000.	6492369	1	.47	GASKET, tell-tale (hi-be im).
68-69	30-4000.	6457172	1	.24	GASKET, tell-tale (hi-beim).
68-69	50-60-80-9000.	6480546	2	.24	GASKET, tell-tale hsg. (d sig.) -
68-69	50 60 8000.	6480543	1	.36	GASKET, tell-tale hsg. (thermo.)
68-69	50-60-80-9000.	6480536	1	.24	GASKET, tell-tale (gen il).
68-69	30-4000.	6459282	1	.30	GASKET, tell-tale hsg. (ff ir. sig.)
61-62	40-41-4300.	1588312	1	.23	BOOT, hi-beam tell-tale shielding

9.749 GASKET, SPEEDOMETER DUST

61-62	40-41-4300.....	1568724	1	.23	GASKET, speedo. dust
62	44-46-4800.....	1589316	1	.17	GASKET, speedo. dust
63-66	Special-Skylark.....	1589316	1	.17	GASKET, speedo. dust
66	50-6000.....	1589316	1	.17	GASKET, speedo. dust
66	50-60-8000 Safety Buzzer & Cruise Master Col. Shift.....	6457688	1	.51	GASKET, speedo. dust
66-67	9000 less Cruise Master.....	6456651	1	.39	GASKET, speedo. dust
67	All exc. 9000.....	1589316	1	.17	GASKET, speedo. dust
67	30-4000 A.T. Safety.....	6459046	1	.65	GASKET, speedo. dust
67	50-60-8000 Safety Buzzer.....	6458984	1	.38	GASKET, speedo. dust
67	50-60-8000 Safety Buzzer & Cruise.....	6457688	1	.51	GASKET, speedo. dust
68	30-4000 Safety Buzzer ..	6458984	1	.38	GASKET, speedo. dust
68	30-4000 less Safety.....	1589316	1	.17	GASKET, speedo. dust
68	50-60-80-9000.....	1568724	1	.23	GASKET, speedo. dust

9.749 GASKET, CONSOLE MEDALLION

65-67	4000 Long Console & Consolette less Tach. ...	6458067	AR	.05	GASKET, console medallion
69-71	3437-4600 Consolette less Tach.....	6458067	AR	.05	

9.750 INSTRUMENT CLUSTER TELL—

66	50-60-8000.....	6457598	2	.10	
66	5000 S.T. 300.....	6457545	1	9.90	
66-67	6469 A.T. Pol. Car Opt. ..	6457545	1	9.90	
66	50-6000.....	6457098	1	8.85	CASE
66	50-6000 C.T. Safety Buzzer.....	6457100	1	8.90	
66	6637-67 Cruise Master & Long Console.....	6457604	1	6.00	
66	50-60-8000 A.T. Safety Buzzer.....	6457546	1	9.30	
66-67	50-60-8000 Cruise Master.....	6457099	1	9.90	
67	30-4000 A.T.....	6459118	1	9.55	
67	6667-87 Safety Buzzer & Long Console.....	6458985	1	4.39	
67	5000 S.T. 300 Cruise Master.....	6459501	1	4.20	
67	50-60-8000 A.T. less Cruise Master & Safety Buzzer.....	6457545	1	9.90	CASE
67	50-60-8000 A.T.....	6458983	1	5.30	CASE
67	6667-87 Cruise Master & Long Console.....	6457604	1	6.00	CASE
67	5000 C.T. less Cruise Master & Safety Buzzer	6457098	1	8.85	CASE
67	6667-87 A.T. w/Long Console less Cruise Master 8i Safety Buzzer	6457098	1	8.85	CASE.....
67-69	All.....	6455167	AR	.24	CLIP, lens ret.....
67	9000.....	6288831	1	.87	CLIP, seelite wire conn.
67	9000 Safety Buzzer less Cruise Master.....	6459423	1	.25	COVER, instr. cluster.....
64-67	Special-Skylark-G.S.	6407601	1	.86	DIAL, tell-tale (gen.-temp-oil)
66-67	50-60-8000.....	6457106	1	2.56	DIAL, tell tale (gen.-oil).....
68-69	50-60-80-9000 Safety Buzzer.....	6491730	1	5.65	DIAL, fore-thermo
68-69	50-60-80-9000.....	6480532	1	3.18	DIAL, fore-fuel ...
68-69	50-60-80-9000 less Safety Buzzer	6459845		3.18	DIAL, fore-thermo.....
68	30-4000.....	6459906		.74	DIAL, tell-tale (gen.-oil-temp.).....
69	30-4000.....	6407601		.86	DIAL, tell-tale (generator-temperature-oil) .
64-65	Special-Skylark-G.S.	6407597		.24	FILTER, tell-tale "hi-beam".....
64-69	Special-Skylark-G.S.	6407602		.30	FILTER, tell tale (oil).....
66-67	30-4000.....	6457008		.48	FILTER, tell-tale (gen.-oil-temp.).....
66	30-4000.....	6459233		.25	FILTER, tell-tale (hi beam).....
66-67	50 60-8000.....	6457116		.27	FILTER, tell-tale (hot).....
66-67	50 60-8000.....	6457117		.29	FILTER, tell-tale (cold).....
66-67	50-60-8000.....	6457118		.42	FILTER, tell-tale (turn sig.).....

66	50-60-8000 Safety Buzzer								
	81 Safety Control	6457121	1	1.03	FILTER, tel	*tale (cruise)			
66-67	50-60-8000	6457113	1	33	FILTER, tel	tale (brk.)			
66-67	50-60-8000	6457108	1	29	FILTER, tel	tale (gen.)			
66-67	50-60-8000	6457109	1	27	FILTER, tel	*tale (oil)			
66-67	50-60-8000	6407597	1	.24	FILTER, tel	tale (hi beam)			
66-67	9000	6456640	2	.24	FILTER, tel	tale (turn)			
67-69	30-4000	6459233	1	25	FILTER, tel	tale (hi bee m)'			
67	30-4000	6459283	1	38	FILTER, tel	*tale (brk)			
67	50-60-8000 Cruise								
	Master	6459021	1	1.23	FILTER, tel	*tale (engage)			
67	All exc. 9000	6407597	1	.24	FILTER, tel	tale (hi bee)			
68-69	30-4000	6459908	1	.49	FILTER, tel	tale (brk.)			
68	30-4000	6459905	1	74	FILTER, tel	tale (gen.- l-temp.)			
68-69	50-60-8000	6480540	1	49	FILTER, tel	tale (hot)			
68-69	50-60-80-9000	6480545	2	.36	FILTER, tel	tale (turn s 9)			
68	50-60-8000	6480541	1	49	FILTER, tel	tale (cold)			
68-70	50-60-80-9000	6480542	1	.49	FILTER, tel	tale (brk.)			
68-69	50-60-80-9000	6480534	1	.49	FILTER, tell	tale (oil) . .			
68-69	50-60-80-9000	6480535	1	.49	FILTER	tell tale (gen.)			
68-69	50-60-80-9000	6459937	1	.19	FILTER, tel	*tale (hi-beabt)—(9.748)			
69	30-4000	6457008	1	48	FILTER, tel	*tale (gene r-oil-temperature)			
69	50-60-80-9000	6483287	1	.23	FILTER, tel	*tale			
69	50-60-80-9000	6483287	1	.23	FILTER, tel	*tale (stop engine red)			
	NOTE: For models not listed refer to Grp. 9.744.								
All	All								
64-69	Special-Skylark-G.S.	6407599	1	.64	GASKET, instr.	cluster refer to grp. 9.749)			
66-67	50-60-8000	6457114	RH	.54	HOUSING, tell	tale (ge -temp.-oil)			
66-67	50-60-8000	6457111	LH	.56	HOUSING, tell-	tale . . .			
66-67	50-60-8000	6457107	1	59	HOUSING, tell-	tale (gerl.-oil)			
66-67	9000	6456646	1	54	HOUSING, tell-	tale (hi ifeam)			
66-67	9000	6456639	4	.48	HOUSING, tell-	tale			
67-69	30-4000	6459281	1	.78	HOUSING, tell-	tale (hi lieam)			
68-69	5000 S.T. 300	6480544	1	2.19	HOUSING, tell	tale-shif: indicator 8: turn sic			
68-69	50-60-8000	6480538	1	2.01	HOUSING, tell	tale (thermo.)			
68-69	50-60-80-9000 T.H. 400								
	less Long Console	6480553	1	2.19	HOUSING, tell	tale-shif indicator & turn sig.			
68-69	50-6000 C.T.	6480552	1	1.10	HOUSING, tell	tale-shif indicator & turn sig.			
68	6667-87-9000 Long								
	Console	6480552	1	1.10	HOUSING, tell	tale-shif indicator & turn sig			
68-69	50-60-80 9000	6480533	1	.68	HOUSING, tell	tale (get -oil)			
69	6639-67 Long Console	6480552	1	1.10	HOUSING, tell-	tale (shil t indicator & turn signal)			
70-72	All A	6492989	1	4.67	HOUSING, gages	& tel tale cluster			
66-67	All exc 9000	6458291	1	.12	INSULATOR, filter	8< sl; eve (hi beam)			
68-69	30-4000	6459904	1	36	INSULATOR, filter	& sl; eve (hi beam)			
64-65	Special-Skylark	6407591	1	5.50	LENS				
66-67	30-4000	6456499	1	6.05	LENS				
66	50-6000 C.T. less Safety								
	Buzzer	6457090	1	11.45	LENS, miles				
66	50-6000 A.T. less Cruise								
	Master 8< Safety Buzzer	6457091	1	11.45	LENS				
66-67	50-60-8000 A.T. Safety								
	Buzzer 8t Cruise Master	6457148	1	10.10	LENS				
66	6637-67 Cruise Master 8t								
	Long Console	6457584	1	8.75	LENS				
66	6667-87 Safety Buzzer								
	Cruise Master 8i Long								
	Console	6457584	1	8.75	LENS				
66-67	9000 less Cruise Master								
	8< Safety Buzzer	6456637	1	17.30	LENS				
66	9000 Cruise Master or								
	Safety Buzzer	6456927	1	20.90	LENS				
67	30-4000 A.T. Safety								
	Buzzer	6458801	1	7.75	LENS				
67	5000 C.T. Safety Buzzer	6457584	1	8.75	LENS				
67	6667-87 Safety Buzzer								
	Cruise Control & Long								
	Console	6457584	1	8.75	LENS				
67	50-60-8000 A.T. less								
	Cruise Master 8: Safety								
	Buzzer	6457091	1	11 45	LENS				
67	9000 Safety Buzzer less								
	Cruise Master	6456927	1	20.90	LENS				
68-69	30-4000 A.T. less Safety								
	Buzzer	6459887	1	8.50	LENS				
68-69	30-4000 C.T. less Safety								
	Buzzer	6459885	1	8.50	LENS				

68-69	50-60-80-9000 Safety Buzzer.....	6480556	1	6.05	LENS.....
68-70	50-60-80-9000 less Safety Buzzer.....	6480529	1	6.05	LENS.....
68-69	30-4000 C.T. Safety Buzzer.....	6459886	1	9.60	LENS.....
68	4437-67-4600 Safety Buzzer & Long Console	6459886	1	9.60	LENS.....
68-69	30-4000 A.T. Safety Buzzer.....	6459888	1	9.60	LENS.....
68	All V-8 Cruise Master.....	1385923	1	.67	LENS, cruise master.....
68	9000.....	1385923	1	.67	LENS, heated rr. wind & pwr. ant.....
69	50-60-80-9000 Cruise Master.....	1387251	1	2.61	LENS, cruise.....
70	All.....				LENS, instrument cluster (refer to group 9.748) ..
65	50-60-8000 less A.C.....	6455420	1	30.70	PANEL & BRIDGE.....
65	50-60-8000 A.C.....	6455421	1	33.95	PANEL & BRIDGE.....
All	All.....				PRINTED CIRCUIT (refer to 9.744).....
66-67	9000.....	6457397	1	.83	PIPE, instr. cluster light.....
66-67	9000.....	6456643	1	1.13	PIPE, hi beam light.....
64-65	Special-Skylark S.T. 300	6407689	1	5.04	RETAINER, lens (incl. shift ind. park-R-N-D-L) also used 4.020.....
66	30-4000 C.T. 3-Speed	6456507	1	6.25	RETAINER.....
66	5000 S.T. 300.....	6457093	1	7.85	RETAINER, lens (also used 4.020).....
66	5000 S.T. 300 Cruise Master.....	6457095	1	7.40	RETAINER, lens (also used 4.020).....
66	5000 S.T. 300 Safety Buzzer.....	6457320	1	7.40	RETAINER, lens (also used 4.020).....
66	50-6000 C.T.....	6457092	1	6.30	RETAINER, lens (also used 4.020).....
66	50-6000 T.H. 400 less Cruise Master Safety Buzzer & Long Console	6457094	1	7.40	RETAINER, lens (also used 4.020)
66	50-60-8000 T.H. 400 Cruise Master less Long Console.....	6457096	1	7.40	RETAINER, lens (also used 4.020)
66	50-60-8000 T.H. 400 Safety Buzzer less Long Console.....	6457321	1	7.85	RETAINER, lens (also used 4.020).....
66	6637-67 Cruise Master with Long Console	6457603	1	7.25	RETAINER, lens (also used 4.020).....
66	9000 less Cruise Master	6456636	1	41.65	RETAINER, lens.....
66	9000 Safety Buzzer lens Cruise Master.....	6456926	1	43.30	RETAINER, lens.....
67	30-4000 S.T. 300.....	6458793	1	6.85	RETAINER, lens.....
67	Sportwagons T.H. 400 ...	6459640	1	13.60	RETAINER, lens (incl. shift indicator dial face-pndrlI2) also used 4.020.....
67	5000 S.T. 300 less Cruise Master tk Safety Buzzer.....	6459588	1	4.26	RETAINER, lens
67	5000 S.T. 300 Cruise	6459006	1	5.20	RETAINER, lens
67	50-60-8000 T.H. 400 less Cruise Master & Safety Buzzer.....	6459589	1	4.26	RETAINER, lens.....
67	6469 Pol. Car Speedo ...	6459589	1	4.26	RETAINER, lens.....
67	5000 C.T. Safety Buzzer	6459004	1	4.26	RETAINER, less syncro. & safety warning
67	6667-87 Safety Buzzer 8i Long Console.....	6459004	1	4.26	RETAINER, less syncro. & Safety warning
67	5000 C.T. less Cruise Master & Safety Buzzer	6457092	1	6.30	RETAINER, lens (also used 4.020).....
67	6667-87 Long Console less Safety Buzzer & Cruise Master.....	6457092	1	6.30	RETAINER, lens (also used 4.020)
67	50-60-8000 T.H. 400 Safety Buzzer less Cruise Master.....	6459007	1	5.20	RETAINER, lens
67	5000 T.H. 400 Safety Buzzer less Cruise Master.....	6459005	1	5.20	RETAINER, lens
67	50-60-8000 T.H. 400 Cruise Master less Long Console.....	6459008	1	5.20	RETAINER, lens
67	6667-87 Cruise Master & Long Console.....	6459009	1	4.01	RETAINER, lens
67	9000 less Cruise Master 8i Safety Buzzer.....	6456636	1	41.65	RETAINER, lens
67	9000 Cruise Master 8i Safety Buzzer.....	6456926	1	43.30	RETAINER, lens

68	30-4000 C.T.....	6459881	1	4.26	RETAINER, lens
68	30-4000 S.T. 300.....	6459883	1	6.15	RETAINER, lens
68	Sportwagons-4600 T.H. 400.....	6459884	1	6.10	RETAINER, lens
68-70	50-60-80-9000.....	6480548	1	7.40	RETAINER, lens
69	30-4000 C.T.....	6483222	1	6.65	RETAINER, lens
69	3437-44-4637-67 Long Console less Safety Buzzer.....	6483222	1	6.65	RETAINER, lens
69	3000 S.T. 300.....	6483223	1	8.55	RETAINER, lens
69	4000 (T.H. 350-400) ...	6483224	1	8.55	RETAINER, lens
66	50-60-8000 Safety Buzzer.....	6457318	1	3.72	SHAFT, setting .
67	50-60-8000.....	6458543	1	.78	SHAFT, setting
64-68	All.....			.11	SLEEVE, tell-tale (refe to 9.748)
64-69	Special-Skylark-G.S.	6407807		.15	SPACER, instrument c uster dial
67	5000 S.T. 300 Cruise Master.....	6465013		4.66	SWITCH, slide
69	50-60-80-9000.....	6483169		.51	TUBE, tell-tale (hi-bearh)

NOTE. Shift indicator parts (figure face-filter-retainer) moved to Group 4.020

9.750 RETAINER & APPLIQUE, INSTRUMENT CLUSTER

71-72	All B-C (Speed Alert) ..	6496827	1	9.35	RETAINER 8. APPLIQUE
71-72	All B-C (A.T.) less Speed Alert.....	6496826	1	9.35	RETAINER 8. APPLIQUE .
71-72	All E (Speed Alert).....	6496554	1	10.80	RETAINER 8. APPLIQUE
71-72	All E less Speed Alert .	6496553	1	13.50	RETAINER 8i APPLIQUE

9.750 TACHOMETER

65	V-6 Long Console & Consolette.....	6412536		60.95	TACHOMETER
65	30-4000 V-8 Long Console & Consolette ..	6412531		60.95	TACHOMETER
65-68	6000 Long Console.	6412326		59.80	TACHOMETER.....
66	4307-17-67.....	6412536		60.95	TACHOMETER.....
66	4407-17-67.....	6412531		60.95	TACHOMETER.....
66-68	4600.....	6412531		60.95	TACHOMETER.....
68-69	3437.....	6412531		60.95	TACHOMETER.....
69	6000.....	6412531		60.95	TACHOMETER.....
70-72	All A (with Tach.).....	5657334		81.50	TACHOMETER, dash mtg.....
70-72	All A (with Tach.).....	5657332		86.90	TACHOMETER, electr ^A nic (hood mtg.)
70	All A (with Tach.).....	6469913		75.25	DIAL 8i METER, tach meter.....
70-72	All A (with Tach.) exc. GSX.....	6469951		20.90	CIRCUIT, tachometer
68-72	All A (with Tach.).....	6295814		3.02	WIRE, tach. eng. extensio.....
71-72	All A (Instr. Pnl. Mtd. Tach.).....	8908688	1	2.82	JUMPER, tach. wiring (44" long)—(2.480)
71-72	All A (Instr. Cluster Gages 8i Hood Mtd. Tach.).....	8908689	1	1.79	JUMPER, from cluster to instr. pnl. harness—(2.480)
68-69	All A (with Tach.).....	6295815	1	14.05	CABLE, tach. extensio
70-72	GSX (Hood Mtd. Tach.)	5657144	1	6.33	HARNES, tach—(2.4BO)
70-72	GSX (Hood Mtd. Tach.)	6469018	1	4.87	INSERT, tach.....
70-72	GSX (Hood Mtd. Tach.)	6469019	1	2.44	GASKET, lens.....
70-71	GSX (Hood Mtd. Tach.)	6469020	1	2.62	LENS, tach.....
72	GSX.....	5657817	1	2.20	LENS, tach.....
70-71	GSX (Hood Mtd. Tach.)	6469022	1	1.64	GASKET, base plate .
70-72	GSX (Hood Mtd. Tach.)	5657317	1	7.55	HOUSING, tach.....
71-72	All A (with Tach.).....	9798933	1	.10	CLIP, tach. vent, hose :o frt. of dash—(8.852).....
71-72	All A (with Tach.).....	9793032	2	.55	CLIP, tach. vent, hose :o frt. of dash—(2.765).....
71-72	All A (with Tach.).....	480667	1	.20	CONNECTOR, tach. vent. hose to htr. core (V x V, ^r —90 degree-plastic)
64	4 600.....	542889	1	.10	GASKET, tach. dr. mec. ln. to console
71-73	All A (with Tach.)	6420962	1	.95	FILTER, tach. vent.—(3 440).....
71-72	All A (with Tach.)	3905569	1	.10	WASHER, tach. hose c onnector—(7.397)

9.750 CASE—BEZEL, CONSOLE MEDALLION

65-67	4000 Long Console or Consolette less Tach.	6412543	1	4.38	CASE 8. STUD, medal
69-70	3437-4600 Consolette less Tachometer.....	6412543	1	4.38	CASE 8i STUD, medal
71-72	3437 Consolette.....	6412543	1	4.38	CASE 8i STUD, medal ion
65-67	4000 Long Console 8i Consolette less Tach.	6456806	1	7.25	BEZEL, console medal
69 70	3437-4600 Consolette less Tachometer.....	6456806	1	7.25	BEZEL, console medal
71-72	3437 Consolette.....	6456806	1	7.25	BEZEL, console medal on .

65-67	4000 Long Console 8: Console less Tach.	6456808	1	5.55	MEDALLION, console.....
65-68	6000 Long Console less Tach.	6455845	1	12.45	MEDALLION.....
69-72	3437-4600 Consolette less Tachometer.	6456808	1	5.55	MEDALLION, console.....
66-68	6000 Long Console.	9416704	2	.10	SCREW, medIn. to console—(8.977)

9.755 DISTRIBUTOR, VACUUM SOURCE

68-73	All as Req'd	1239606	AR	1.13	DISTRIBUTOR (p
71-73	All B-C-E	3017030	1	.51	CAP, on vac. mflc

9.761 SPEEDOMETER

63	40-41-4300.....	6407046	1	24.90	SPEEDOMETER
66	30-4000.....	6457004	1	32.75	SPEEDOMETER
66	50-6000.....	6457169	1	30.45	SPEEDOMETER
66-67	50-60-8000 Cruise Master.....	6465259	1	57.60	SPEEDOMETER
66	50-60-8000 Safety Buzzer.....	6457162	1	41.55	SPEEDOMETER
66-67	6469 Pol. Car.	6457171	1	31.65	SPEEDOMETER
66	9000 less Cruise Master.	6456520	1	78.05	SPEEDOMETER
66-67	9000 Cruise Master	6457549	1	133.65	SPEEDOMETER
67	33-3469 Pol. Car.	6459286	1	36.65	SPEEDOMETER
67	30-4000 Safety Buzzer ..	6458526	1	42.55	SPEEDOMETER
67	30-4000 less Safety Buzzer.....	6459284	1	35.70	SPEEDOMETER
67	50-60-8000.....	6457169	1	30.45	SPEEDOMETER
67	50-60-8000 Safety Buzzer less Cruise Master.....	6458973	1	43.80	SPEEDOMETER
67	9000 Safety Buzzer less Cruise Master.....	6458717	1	100.85	SPEEDOMETER
67	9000 less Cruise Master 8i Safety Buzzer.....	6456520	1	78.05	SPEEDOMETER
68	30-4000 less Safety Buzzer.....	6459891	1	29.20	SPEEDOMETER
68	30-4000 Safety Buzzer ..	6459898	1	38.50	SPEEDOMETER
68	3369 Pol. Car.	6459897	1	29.20	SPEEDOMETER
68	50-6000 C.T. less Safety Buzzer.....	6480560	1	24.60	SPEEDOMETER
68	6667-87-9000 Long Console less Safety Buzzer.....	6480560	1	24.60	SPEEDOMETER
68	5000 C.T. Safety Buzzer ..	6480561	1	35.05	SPEEDOMETER
68	6667-87-9000 Long Console 8i Safety Buzzer.....	6480561	1	35.05	SPEEDOMETER
68	50-60-80-9000 A.T. less Safety Buzzer or Long Console.....	6480563	1	—*24.60	SPEEDOMETER
68	50-60-80-9000 A.T. Safety Buzzer less Long Console.....	6480605	1	35.05	SPEEDOMETER
68	6469 Pol. Car.	6480607	1	35.05	SPEEDOMETER
69	3000 Police Car.	6483220	1	34.25	SPEEDOMETER
69	30-4000 less Safety Buzzer.....	6492445	1	37.10	SPEEDOMETER
69	30-4000 Safety Buzzer ..	6492448	1	46.95	SPEEDOMETER
69-70	50-6000 C.T. less Safety Buzzer & Long Console	6491324	1	25.80	SPEEDOMETER
69-70	6637-67 Long Console less Safety Buzzer.	6491324	1	25.80	SPEEDOMETER
69	50-6000 C.T. Safety Buzzer less Long Console.....	6491325	1	30.35	SPEEDOMETER
69	6637-67 Long Console 8i Safety Buzzer.....	6491325	1	30.35	SPEEDOMETER
69	50-60-8000 T.H. 400 Police Car less Long Console.....	6491330	1	22.10	SPEEDOMETER
69	9000 less Safety Buzzer ..	6492470	1	24.15	SPEEDOMETER
69	50-60-8000 A.T. less Safety Buzzer & Long Console.....	6492470	1	24.15	SPEEDOMETER
69	9000 Safety Buzzer	6491328	1	30.35	SPEEDOMETER

69	50-60-8000 A.T. Safety Buzzer less Long Console.....	6491328		30.35	SPEEDOMETER
70	30-4000 C.T. less Speed Alert.....	6493009	1	22.55	SPEEDOMETER
70	30-4000 C.T. Speed Alert.....	6493010		30.10	SPEEDOMETER
70	3000 C.T. Pol. Car.....	6493012		22.55	SPEEDOMETER
70-72	All A (A.T.) less Speed Alert.....	6496485	1	23.95	SPEEDOMETER
70	30-4000 (A.T.) Speed Alert.....	6496486	1	32.00	SPEEDOMETER
70	30-4000 Pol. Car (T.H. 350).....	6493016	1	22.50	SPEEDOMETER
70	50-6000 C.T. less Speed Alert.....	6493639	1	44.05	SPEEDOMETER
70	50-60-80-9000 A.T. Speed Alert 8i Trip Odometer.....	6493641	1	44.05	SPEEDOMETER
70	50-60-80-9000 A.T. less Speed Alert.....	6492470		24.15	SPEEDOMETER
70	50-6000 A.T. Pol. Car.....	6491330	J	22.10	SPEEDOMETER
71-72	All A (C.T. Pol. Car).....	6496484		23.95	SPEEDOMETER
71-72	All A (T.H. 350) Pol. Car.....	6496488		23.95	SPEEDOMETER
71-72	All A (C.T.) less Speed Alert or Pol. Car.....	6496481		23.95	SPEEDOMETER
71-72	All A (C.T.) Speed Alert.....	6496482		32.00	SPEEDOMETER
71-72	All A (A.T.) Speed Alert.....	6496486		32.00	SPEEDOMETER
71-72	All B (Police Car).....	6496095		31.45	SPEEDOMETER
71-72	All B-C-E less Speed Alert & Pol. Car.....	6496092		30.30	SPEEDOMETER
71-72	All B-C-E (Speed Alert).....	6496093	J	49.80	SPEEDOMETER
	All.....				GASKET, speedo. (refer o 9.749)
63-64	44-46-47-4800.....	6406265	3	.75	NUT, speedo. mtg.....
65	9000.....	6406265	3	.75	NUT, speedo. mtg.....
60-61	44-46-47-4800.....	1564429	2	.05	BUSHING, speedo. & ca screw
61-63	40-41-4300.....	1564429	2	.05	BUSHING, speedo. & ca screw

9.761 ODOMETER

63	44 1 1-69 Pol. Car.....	6407741		4.15	ODOMETER, season (140 MPH)
63	4700 Safety Group-Cruise Master.....	6407741		4.15	ODOMETER, season (140 MPH)
63-64	40-41-42-4300.....	1589196		4.82	ODOMETER, season
64	4069-4469 Pol. Car Trip Reset 8i Safety Buzzer.....	6407741		4.15	ODOMETER, season
64	44-46-47-4800 Safety Buzzer & Cruise Master.....	6407741		4.15	ODOMETER, season
64	40-41-42-4300.....	1589196		4.82	ODOMETER, season
65	9000 Cruise Master Trip Odometer 8i Safety Buzzer.....	6407741		4.15	ODOMETER, season
63-65	All exc. Special-Skylark.....	6407739		.18	RETAINER, odometer shift (use with 6407740 8i 6407742).....
63	44-46-47-4800.....	6405660	1	.14	RETAINER, odometer (\$.746).....
64	40-4 1-42-4300 exc. 4069 Pol. Car.....	1560198		.05	RETAINER, odometer shift.....
64	4069-4469 Pol. Car Opt.....	6407739		.18	RETAINER, odometer sh ft (use with 6407740 8i 6407742).....
65	30-4000.....	1560198	1	.05	RETAINER, odometer sh ft.....

9.761 KNOB—SHAFT, SPEEDOMETER TRIP RESET

59-65	All exc. Special-Skylark.....	1569776	1	.24	KNOB, reset stem (black also used 2.485-9.762)
70	50-60-80-9000.....	1569776	AR	.24	KNOB, reset stem (black; (also used 9.762).....
63-64	44-46-47-4800.....	6406856	1		SHAFT, flex, reset.....
70	50-60-8000.....	6478284	1	6.60	SHAFT, reset (14%).....
70	9000.....	6478285	1	7.75	SHAFT, reset (19" long)
71-72	50-60-80-9000.....	6478256	1	6.55	SHAFT, odometer reset
70	50-60-80-9000.....	1234553	1	.30	BRACKET, odometer reset shaft mtg.
60-65	All exc. Special-Skylark.....	1564075	1	.66	NUT, shaft ret. (also use(2.485) ...
70	50-60-80-9000.....	1564075	AR	.66	NUT, shaft ret. .

9.761 SHAFT, SAFETY BUZZER RESEI

68	50-60-80-9000 Safety Buzzer.....	6480923	1	6.30	SHAFT & CABLE, reset (also used 9.762)
----	----------------------------------	---------	---	------	--

9.761 BEZEL, SPEEDOMETER & GAUGE

65	9000.....	6406278			BEZEL.....
68	50-60-8000	6408961			NUT, gas gauge mtg. (us id 3.108)

9.761 BUMPER, INSTRUMENT CLUSTER DIAL					
61-65	Special-Skylark	.1588642	2	.12	BUMPER, speedo. dial.....
66-69	30-4000	.1588642	2	.12	BUMPER, dial (generator-oil-temperature)
68-69	50-60-80-9000	.6480551	2	.30	BUMPER, instrument cluster dial.....
9.761 HOUSING, CRUISE MASTER					
65	50-60-8000 Cruise Master 8t Trip Odometer	.6408781	1	.89	HOUSING (used 3.885).....
9.762 SCREW, SPEEDOMETER MOUNTING					
60-61	44-46-47-4800	.1586095	1	.48	SCREW, spacer & bshg.-speedo. mtg.
63	40-41-4300	.1586095	3	.48	SCREW, spacer 8< bshg.-speedo. mtg.
9.762 BUZZER, SPEEDOMETER SAFETY					
59-61	44-46-47-4800	.1116952	1	3.92	BUZZER (1.800) ..
62-67	All	.1386278		4.10	BUZZER, with mtg. brkt.
66-67	50-60-8000 Safety Buzzer, Trip Odometer 8< Rr. Wind. Def.	.1369165		3.64	BUZZER (No mtg. brkt.) .
65	50-60-8000 Less Cruise Control	.1373065		3.38	BUZZER
68	All	.1386278		4.10	BUZZER, with mtg. brkt. (also used 2.189)
69-73	All	.1115879		4.17	BUZZER & HORN RELAY—(2.8 15).....
9.762 KNOB—SHAFT & DRIVE ARM, SAFETY BUZZER					
59	All	.1569776	1	.24	KNOB, speed control shaft—(9.76 1)
67	30-4000 A.T. Safety Buzzer	.6458804	1	2.08	KNOB, speed setting.....
66-67	50-60-80-9000 Cruise Master & Safety Buzzer	.1598944	1	2.23	KNOB, speed setting
68	All Safety Buzzer	.6458804	1	2.08	KNOB, speed setting
69	50-60-80-9000 Safety	.6458804	1	2.08	KNOB, speed setting.....
69	30-4000	.6481609	1	2.24	KNOB, speed alert shaft
70-73	All A (Speed Alert)	.6458339	1	2.32	KNOB, set (also used 9.772)_____
71-73	All B-C-E	.1238724	1	2.31	KNOB, reset—(9.772).....
68	50-60-80-9000	.6480923	1	6.30	CABLE & SHAFT, reset—(9.76 1)
69-70	50-60-80-9000 Safety Buzzer	.6477594	1	3.93	CABLE, reset shaft & knob
69-70	50-60-80-9000 Safety Buzzer	.6491727	1	1.25	SHAFT & KNOB, reset.....
57-58	All	.147460	AR	.15	SCREW, speed control shaft set (No. 6-32 x ³ / ₁₆ ")- (8.975).....
71-72	All B-C-E (Speed Alert)	.6478266	1	6.50	SHAFT, speed alert (flexible shaft).....
9.765 SOCKET, INSTRUMENT CLUSTER LAMP					
59-65	All	.5655006	AR	.66	SOCKET, instr. cluster lamps—(9.744).....
66-73	All	.6456923	AR	.42	SOCKET, instr. cluster lamps (also used 9.746)
69-70	60-8000	.3882798	1	.51	SOCKET, cold tell-tale lamp—(4.589).....
70-71	9000	.3882798	1	.51	SOCKET, cold tell-tale lamp—(4.589).....
71-73	All A	.6459502	2	.25	SOCKET, hi-beam illum, tell-tale—(9.746).....
71-72	All B-C (455 Eng.)	.3882798	1	.51	SOCKET, cold tell-tale lamp—(4.589).....
9.765 BUZZER, SEAT BELT LATCH INDICATOR					
72-73	All (w/Seat Belt Warning System)	.1239807		1.64	BUZZER, seat belt latch indicator alarm (also used 14.875).....
9.766 BUMPER- RECEIVER—SPRING—TRAY, ASH TRAY					
68-70	30-4000	.119282	2	.10	BALL, ash tray slide
61	44-46-47-4800	.1349434	2	.10	BUMPER
62	44-46-4800	.1352754	2	.10	BUMPER, dr. (to trim plate & console).....
63-64	44-46-4800	.1352754	2	.10	BUMPER, ash receiver to frame (rubber).....
63-64	44-46-4800	.1362461	2	.05	BUMPER, ash receiver stop (rubber).....
63-64	4700	.1355116	1	.10	BUMPER, console ash tray-frt
63-66	Riviera	.1352754	1	.10	BUMPER, ash tray dr.-in frt. trim plate (also used 10.240).....
64-65	Special-Skylark	.1355116	2	.10	BUMPER, instr. panel ash tray.....
64	4700	.1366589	2	.10	BUMPER, ash tray dr.-console frt. trim plate (rubber)
65	50-60-8000	.1370711	2	.10	BUMPER, ash receiver.....
66-67	30-4000	.1378658	2	.10	BUMPER, instr. panel ash tray (rubber).....
66	50-60-8000	.1355116	AR	.10	BUMPER, instr. panel ash tray.....
66-67	50-60-8000	.1378635	1	.10	BUMPER, instr. panel ash tray (also used 8.210- 9.779).....
66-67	9000	.1362461	AR	.05	BUMPER, ash receiver stop (rubber).....
67	9000	.1352754	2	.10	BUMPER, ash tray dr.-in frt. trim plate.....

68	All	1349434	AR	.10
69-72	All A	1349434	1	.10
69	50-60-8000	1349434	2	.10
69-70	9000	1366589	2	.10
71-73	All B-C-E	1378635	2	.10
71-73	All B-C-E	1349434	1	.10
62	44-46-4800	3954218	2	.20
65	9000	1371103	1	1 1.60
65	50-60-8000	1368058	1	5.45
66-68	9000 Long Console	1374959	1	6.00
62	All exc. 4000 2nd Type Hood Base .480" I.D.	1356231	!	.36
63-67	All exc. Riviera	1356231	1	.36
66-67	9000	1378221	1	.46
68-73	All A	1384308	1	.36
68-73	All B-C-E	1384309	AR	.36
61-62	44-46-47-4800	1348038	1	.87
61-63	40-41-4300	578366	1	1.23
63	4700	1355112	1	1.13
63-64	44-46-4800	1362464	1	1.18
64-65	Special-Skylark	1363799	1	1.03
64-65	Riviera	1364224	1	1.03
65	50-60-8000	1370709	1	1.13
65	50-60-8000	1370708	1	1.13
66-67	30-4000	1375712	1	1.13
66-67	50-60-8000	1375983	1	1.10
66-67	9000	1375659	1	1.23
66-67	9000	1376584	1	16.00
66-68	9000 Long Console	1374355	1	1.54
68-70	50-60-8000	1231840	1	1.74
68-70	9000	1384326	2	2.97
71-73	All B-C-E	1237060	1	1.79
65-66	50-60-8000 less Long Console	2965033	AR	.30
66-67	30-40 9000	2965033	AR	.30
66	50-60-8000	2965033	1	.30
61	44-46-47-4800	1349210	RH	.10
61	44-46-47-4800	1349211	LH	.10
61-67	Special-Skylark	569424	RH	.15
61-67	Special-Skylark	569425	LH	.15
62	44-46-4800	1351112	RH	.15
62	44-46-4800	1351113	LH	.15
63-64	44-46-4800	1362462	RH	.15
63-64	44-46-4800	1364225	LH	.15
63-65	Riviera	1355114	RH	.10
63-65	Riviera	1355115	LH	.10
65	50-60-8000	1351112	RH	.15
65	50-60-8000	1351113	LH	.15
66-67	50-60-8000	569424	RH	.15
66-67	50-60-8000	569425	LH	.15
66-68	9000 Long Console	1374348	1	.36
66-67	9000	1351112	RH	.15
66-67	9000	1351113	LH	.15
63	4700	1355111	1	5.90
64-65	Special-Skylark	1372277	1	3.38
66	30-4000	1381106	1	4.00
67	30-4000	1381106	1	4.00
67	50-60-8000	1381105	1	8.55
68-72	All A	1230849	1	4.51
68	50-60-8000	1384899	1	8.55
68-70	9000	1234860	1	12.30
69-70	50-60-8000	1234883	1	21.00
69	50-60-8000	1230596	1	22.15
69	50-60-8000	1230595	1	22.15
69	50-60-8000	1230598	1	22.15
69	50-60-8000	1230599	1	22.15
71-73	All B-C-E	1235254	1	10.00
9.772 CLOCK, INSTRUMENT PANEL				
63	44-46-47-4800	1354885	1	25.85
64	40-4 1-42-4300	1362963	1	31.55
64	44-46-47-4800	1365112	1	31.55
65	30-4000	1362963	1	31.55
65	50-60-8000	1368766	1	31.55
65	9000	1370668	1	25.85
66	30-4000	981068	1	18.95

BUMPER, ash tray dr op in ash tray.....
BUMPER, ash tray doo stop in instrument panel . .
BUMPER, ash tray doo stop in ash tray.....
BUMPER, console trim plate to litter box door
BUMPER, instr. panel to comp. door (also used 10.263)
BUMPER, ash tray dr. s(top in ash receiver
CLIP, ash tray light wi to instr. panel cbl.- -(2.559)
DOOR 8. **HINGE**, ash y-console-frt
DOOR, ash receiver
DOOR, ash tray-console
HOOD, ash tray light
HOOD, ash tray light
HOOD, ash tray light
HOOD, ash tray light
HOOD, ash tray light
RECEIVER
RECEIVER, ash
RECEIVER, ash-floor coisole
RECEIVER, ash
RECEIVER, ash
RECEIVER, ash-floor cohsole-frt.
RECEIVER, ash
RETAINER, ash receive
RECEIVER, ash
RECEIVER, ash
RECEIVER, ash
RECEIVER 8i **DOOR** (a:h) paint to match trim
RECEIVER, ash-floor coisole.
RECEIVER, ash
RECEIVER, ash
RECEIVER, ash tray
SOCKET, ash tray lamp
SOCKET, ash tray lamp
SOCKET, ign. switch lanp
SPRING, ash tray dr.
SPRING, ash tray dr.
SPRING, instr. panel asl tray dr.
SPRING, instr. panel asl tray dr.
SPRING, ash tray dr.
SPRING, ash tray dr.
SPRING, ash receiver
SPRING, ash receiver
SPRING, ash tray-floor cjonsole-frt.
SPRING, ash tray-floor tonsole-frt.
SPRING, instr. panel asl tray dr.
SPRING, instr. panel asl tray dr.
SPRING, instr. panel asl tray dr.
SPRING, console ash tray-dr.
SPRING, ash tray dr.
SPRING, ash tray dr.
TRAY, ash console-frt. (i)incl. tray, receiver, bprs., spgs.) complete
TRAY, ash (paint to mat h trim)
TRAY, ash (paint to mat h trim)
TRAY, ash (paint to matph)
TRAY, ash receiver (pair t to match)
TRAY, ash (paint to matph)
TRAY, ash (paint to mat;h)
TRAY, ash (paint to mat;h)
TRAY, ash (black) (paint to match)
TRAY, ash (dark blue)
TRAY, ash (dark green)
TRAY, ash (dark red)
TRAY, ash (dark sandalwood)
TRAY, ash receiver (pair to match)

66-67	9000 ...	1374269	1	24.80	CLOCK.....
67	30-4000	981216	1	18.95	CLOCK.....
68		981321	1	18.95	CLOCK.....
68	50-60-80-9000.....	981322	1	20.00	CLOCK.....
69	30-4000.....	981520	1	18.95	CLOCK.....
69-70	50-60-8000.....	981528	1	20.00	CLOCK.....
69-70	9000.....	981322	1	20.00	CLOCK.....
70-72	All A.....	981663	1	18.95	CLOCK.....
70	3437-4600.....	1233718	1	29.80	CLOCK, rallye (conical lens)
70-72	3437-67-4600.....	1235840	1	29.80	CLOCK, rallye (concave lens)
71-72	All B-C-E.....	981656	1	20.00	CLOCK.....
9.772 COVER, CLOCK OPENING					
66-67	30-4000	1375570		.92	COVER, clock opening (incl. medallion).....
66-67	50-6000	1376088		.56	COVER, clock opening (incl. medallion).....
68	30-4000	1383514		1.23	COVER, clock opening (incl. medallion).....
68	30-4000	1383950		2.20	COVER, clock opening (incl. medallion).....
69	30-4000.....	1230140		1.28	COVER, clock opening (incl. medallion).....
69-70	50-6000.....	1230998		2.72	COVER, clock opening (incl. medallion).....
70	All A.....	6492980		3.87	COVER, clock opening (convex lens) incl. medallion
70-72	All A.....	6496458		4.12	COVER, clock opening (concave lens) (incl. medallion).....
71-73	All B (less Clock).....	1235719		1.59	COVER, clock opening.....
9.772 KNOB—SLEEVE, CLOCK RESET					
63-64	40-41-42-4300.....	580891	1	.62	KNOB.....
65	35-36-4000.....	580891	1	.62	KNOB.....
65	50-60-8000.....	1369306	1	.92	KNOB.....
66-67	30-4000.....	3794017	1	.15	KNOB, clock reset stem.....
66-67	All Elec. Clock.....	1376086	1	.46	NUT, knob to set stem.....
68-69	30-4000.....	1376086	1	.46	NUT, clock knob to set stem.....
70	50-60-80-9000.....	1376086	1	.46	NUT, knob to set stem.....
66-67	30-4000.....	1361230	1	.87	PACKAGE, reset knob.....
66-67	50-60-8000.....	1361188	1	2.00	PACKAGE, reset knob.....
66-67	9000.....	1396761	1	1.03	PACKAGE, reset knob.....
68-70	All.....	1361230	1	.87	PACKAGE, elec. clock reset knob
71	All A.....	6458339	1	2.32	KNOB, reset—(9.761).....
71-72	All B-C-E.....	1238724	1	2.31	KNOB, reset (also used 9.762)
64	40-41-42-4300.....	1363519	1	.10	SLEEVE, shaft (rubber).....
65	35-36-4000.....	1363519	1	.10	SLEEVE, shaft (rubber).....
9.772 RETAINER, CLOCK SPRING PLATE					
66-67	50-6000 less Clock.....	1376025	1	.46	RETAINER, clock opening monogram
9.772 PLUG, CLOCK LENS					
66-67	30-40-50-6000 less Clock.....	6457194		.41	PLUG, lens
68	30-4000 less Clock.....	1385364		.10	PLUG, lens
69	30-4000 less Clock.....	6457194		.41	PLUG, lens
9.773 BEAM—SWITCH, SPOTLAMP					
57-68	All.....	456720	AR	4.78	BEAM UNIT.....
65	50-60-8000.....	1372959	1	7.55	BRACKET, outside (L. hand).....
68-70	All.....	3900508	1	2.00	BRACKET, switch.....
62-63	All.....	2973778	AR	.11	CONNECTOR, body-wiring harness (female)—(2.530)
65	30-4000	2984528	AR	.14	CONNECTOR (2.530).....
68	All.....	2984528	1	.14	CONNECTOR, spotlamp harness—(2.530).....
66-68	All.....	1378677	1	1.03	GASKET.....
69-70	30-4000	1378677	1	1.03	GASKET.....
69-70	50-60-8000.....	1233256	1	1.03	GASKET.....
66-70	All.....	1378816	1	2.72	LEAD WIRE.....
68-70	All.....	7235969	1	.10	NUT, switch (y ₂ "-28)—(9.667).....
68-70	All.....	3864261	1	2.87	SWITCH & BRACKET.....
9.775 GROMMET (RUBBER)					
57-58	All.....	1175799	1	.20	GROMMET, water temp. gauge line thru dash.....
59	All.....	1189054	1	.20	GROMMET, autronic eye control wire thru dash.....
59-60	All.....	1189054	AR	.20	GROMMET, ant. lead-in thru dash.....
59-62	44-46-47-4800 A.C.....	3143609	1	.25	GROMMET, evap. blower valve shaft opening (also used 9.784).....
59-62	44-46-47-4800 A.C.....	3142670	1	.15	GROMMET, evap. inlet pipe-between inlet 8i outlet case (also used 9.21 1).....
61-62	All.....	1347497	AR	.15	GROMMET, speedo. cbl. grommet thru dash, vac. trunk lid release hose thru rr. compt. pan (also used 4.342-12.243).....
61-62	44-46-47-4800.....	1189054	AR	.20	GROMMET, ant. lead-in, elec. ant. control wires, auto light switch wires thru dash (also used 2.485-9.647).....

62	44-46-4800.....	3007277	1	.15	GROMMET, evap out et pipe (also used 9.211)..
62-64	44-46-47-4800 less Radio.....	1340390	AR	.10	GROMMET, ant. lead hole in dash panel (used 9.647) ..
63	All.....	1347497	1	.15	GROMMET, speedo. chl thru dash (also used 4.342)
62-63	44-46-47-4800.....	1350657	1	.10	GROMMET, hdlp. wire harness thru fr. skirt (R.) also used 2.480
63	44-4 6-47-4800 Cruise Master.....	1358613	1	.41	GROMMET (1 1/2" O.D wire harness at frt. of dash panel.....
63	4700.....	1189054	1	.20	GROMMET, ant. lead & elec. ant. control wires thru dash.....
64	40-4 1-42-4300 less A.C. .	9780172	1	.28	GROMMET, wiring ha ness thru dash ...
64-65	Special-Skylark A.C.	3007277	1	.15	GROMMET, evap outlet pipe.....
64-67	30-4000 less A.C.	1175799	1	.20	GROMMET, blower fe d wire thru dash .
63-64	44-46-47-4800 less Radio.....	1340390	1	.10	GROMMET, ant. lead hole in dash panel (usage 9.592).....
64-66	Special-Skylark exc. Wagons.....	3853970	1	.15	GROMMET (used 3 0C 8).....
64-65	Special-Skylark-Riviera ..	3786368	1	.36	GROMMET, speedo. c3 thru dash (usage 4.342) ...
64	44 46-4800.....	1347497	1	.15	GROMMET, speedo. c3 thru dash (usage 4.342) ...
64	4 4-4 6-4 800.....	1363614	1	.30	GROMMET, hdlp. wire harness thru frt. fdr. skirt (L.)
64-65	All Cruise Master.....	1365868	1	.62	GROMMET, vac. hose at frt. of dash panel.....
64	44-46-47-4800.....	1189054	1	.20	GROMMET, ant. lead & elec. ant. control wires thru dash (usage 9 5(32).....
64-65	Riviera.....	1350657	1	.10	GROMMET, wiring ha ness thru frt. fdr. skirt (L.)
65	9000 less Htr. & Def.	1340390	1	.10	GROMMET, plugs htr blower feed line in dash & ant. lead-in.....
65-70	50-60-8000 Man. or Auto. A.C.	3002950	1	.30	GROMMET, evaporator inlet tube .
65-70	50-60-8000 Man. or Auto. A.C.	3002952	1	.41	GROMMET, evaporator outlet tube.....
65 68	9000.....	1189054	1	.20	GROMMET, ant. lead & elec. ant. control wires thru dash (used 9.64p)
65	50-60-8000.....	1379078	1	.56	GROMMET, fuel tank vent. pipe (used 3.008)
66-69	9000.....	1379078	1	.56	GROMMET, fuel tank vent pipe (used 3.008)
66	All.....	3786368	1	.36	GROMMET. speedo. cfcl thru dash.....
66-67	30-4000 S.T. 300 Cruise Master.....	9780172	1	.28	GROMMET, cruise control wiring harness through dash (used in 2.559)
66-70	30-40-9000 Man. or Auto. A.C.	3007277	1	.15	GROMMET, evaporato outlet pipe
66	50-60-8000 A.C. 1st Type.....	1376726	1	.67	GROMMET. A.C. wiring harness thru dash (1'A" dia.)
66	50-60-8000 A.C.	1378568	2	.62	GROMMET, wiring harjness thru dash (1'A" hole) ...
66	50-60-8000 Cruise Master.....	1365868	1	.62	GROMMET, vac. hose at frt. of dash panel
66	8000 Auto. A.C. (1st Type).....	1376726	1	.67	GROMMET, A.C. wiring harness thru dash (1'A" hole).....
66-70	9000 Man. or Auto. A.C. .	3142670	1	.15	GROMMET, evaporato inlet pipe (between inlet & outlet case) ..
66	9000 Cruise Master.....	1358613	1	.41	GROMMET, vac. hose it frt. of dash panel.....
66-67	9000.....	1363614	2	.30	GROMMET. parking la np wires thru frt. rad. side baffle.....
66-69	9000 less Radio.....	1340390	1	.10	GROMMET, plug anter na lead-in hole in front of dash (used 9.647)
67	4600 C.T.....	9780172	1	.28	GROMMET, back up switch wires thru dash.....
67	30-40-9000.....	3786368	1	.36	GROMMET, speedo cb thru dash.....
67	50-60-8000 A.C.	1373742	1	1.64	GROMMET, vac. hose larness.....
67	5000 Cruise Master	1381749	1	.62	GROMMET.cruise control wiring harness through dash.....
67	All B-C (Man. or Auto. A.C.).....	1378568	2	.62	GROMMET, A.C. wirinc harness thru dash
67-73	All B-C-E.....	1347497	1	.15	GROMMET, speedo cajble thru dash.....
67-68	All B-C-E T.H. 400 Cruise Master.....	1358613	1	.41	GROMMET, vac. hose iit frt. of dash panel.....
68-72	All A less Cruise Master .	3786368	1	.36	GROMMET, speedo cable thru dash.....
68-73	All as Req.....	1384509	1	1.44	GROMMET, cruise speiido cable wiring harness vacuum hose thru da; h (used in 2.559) (1'A") ..
69-73	All A (with Tach.).....	1385030	1	.46	GROMMET, tachomete wiring thru dash.....
68	All B-C-E.....	3786368	1	.36	GROMMET, speedo. c3 thru dash.....
68-72	All E.....	1363614	1	.30	GROMMET, headlamp wires thru rad. side baffle .
69-71	All B-C-E (Cruise Master) .	1358613	1	.41	GROMMET, vacuum hcse at front of dash panel (' *e"l.....
69	9000.....	1189054	1	.20	GROMMET, antenna lead in thru front of dash
71-72	All A (A.C.).....	3007277	1	.15	GROMMET, evap. outlejt Pipe.....

72	All E.	1347497	1	.15	GROMMET, speedo. cbl. thru dash.
64-67	Special-Skylark A.C.	3159147	1	.15	BUMPER (used 9.779).
9.778 PACKAGE—ADAPTER—BLOWER—CASE—DUCT—FAN—GASKET, REAR WINDOW DEFROSTER (BLOWER TYPE)					
69-70	All E.	981437	1	25.65	PACKAGE, rr. wind, defroster.
71-72	All A exc. Conv. & Wagons.	981746	1	28.85	PACKAGE, rr. wind, defogger.
71-72	All B-C exc. Conv. & Wagons.	981747	1	40.00	PACKAGE, rr. wind, defogger.
71-72	All E.	981748	1	41.00	PACKAGE, rr. wind, defogger.
66-70	9000.	1377449	1	2.56	ADAPTER, defroster-outlet.
70	All Wagons.	3917390	1	1.13	BEZEL, air intake.
71-72	All A/Wgns.	3917390	1	1.13	BEZEL, defogger air intake.
60-62	44-46-47-4800.	3147663	1	29.65	BLOWER.
63-65	All.	3003268	1	34.45	BLOWER.
66-67	All exc. 9000.	3003268	1	34.45	BLOWER.
66-67	9000.	3149263	1	32.30	BLOWER.
68	All 9000.	3014891	1	33.20	BLOWER.
68-69	9000.	3014886	1	34.55	BLOWER.
69-70	All exc. 9000.	3017807	1	40.50	BLOWER.
70	All Wagons.	3014886	1	34.55	BLOWER.
71-72	3436-3467-4467.	3014886	1	34.55	BLOWER.
63-67	All.	3157065	1	2.97	CASE, blower-mtr.
68	All exc. 9000.	3015043	1	2.82	CASE, blower-mtr.
68	9000.	3147661	1	3.18	CASE, blower inlet half.
68	9000.	3015035	1	3.18	CASE, blower-mtr. half.
69-70	30-40 50-6000.	3017810	1	5.50	CASE, blower.
71	All exc. 9000.	3023590	1	2.82	CASE, blower.
71-72	9000.	3023638	1	2.82	CASE, blower.
71	All.	2494772	1	.48	CLAMP, fan-blower—(1.166).
64	40-41-4300.	401878	1	.51	COVER, hole trim.
65-67	30-4000.	401878	1	.51	COVER, hole trim.
65-68	50-60-8000.	401878	1	.51	COVER, hole trim.
70	50-60-80-9000 exc. Wgns & Conv.	401878	1	.51	COVER, rr. wind, defogger.
71-72	All.				COVER (refer to grp. 15.024).
69	All.	8801648	3	.10	CLIP, rr. wind. defr. grille to shelf panel.
70	4467-4667.	3923109	1	4.00	DUCT (blower type).
70	54-66-8467.	3923110	1	2.61	DUCT (blower type).
70	All Wagons.	3929070	1	1.69	DUCT.
71-72	3436.	3929070	1	1.69	DUCT, defogger.
71-72	3467-4467.	9841740	1	3.49	DUCT, defogger outlet (blower type).
71-72	All E.	9843850	1	4.41	DUCT, defogger inlet.
71-72	All E.	9844039	1	3.54	DUCT, defogger unit.
66-67	9000.	1376423	1	1.08	ESCUTCHEON, switch.
67	30-4000.	1379714	1	.92	ESCUTCHEON, switch—(9.740).
71	6035-45 w/Elec. T/gate & Rr. Wind. Def.	1238553	1	1.38	ESCUTCHEON ("Lo" rr. defog. "Hi").
72	6000.	1240567	1	1.38	ESCUTCHEON, switch.
63-67	All.	3157133	1	4.10	FAN.
68	All exc. 9000.	3016769	1	4.00	FAN.
68	9000.	3015287	1	4.10	FAN.
69-70	All.	3018823	1	7.80	FAN.
71-72	All.	3023588	1	4.00	FAN.
70	40-50-60-8467 Conv.	3021434	1	.43	SEAL, mtr. mtg.-rr. wind. defr. to seat back.
71-72	3467-4467.	3021434	1	.43	SEAL, back wind, defog. blower.
60-62	44-46-47-4800.	3147679	1	1.02	GASKET, blower mtg.
63-67	All.	3130032	1	.10	GASKET, blower—(9.779).
66-70	9000.	3147679	1	1.02	GASKET, blower mtg.
68-70	All.	3015030	1	.15	GASKET, mtr. mtg.
9.778 GRILLE—HARNES—KNOB—MOTOR—SWITCH, REAR DEFROSTER					
63-64	44-46-47-4800.	1363031	1	2.72	GRILLE.
64	40-41-4300.	3863251	1	5.65	GRILLE.
65-68	All exc. 9000.	3863251	1	5.65	GRILLE.
65	9000.	1363031	1	2.72	GRILLE.
66	9000.	1377512	1	6.60	GRILLE.
67-70	9000.	1382458	1	5.80	GRILLE.
69-70	All exc. 9000 8< Conv.	1386075	1	5.60	GRILLE.
70	All Wagons.	3929071	1	.87	GRILLE, air outlet.
70-72	34 44 4667.	3923111	1	4.56	GRILLE (blower type).
70	5467-6667-8467.	1234940	1	4.46	GRILLE.
71-72	3436.	3929071	1	.87	GRILLE (blower type).
71-72	5467-6667.	9851696	1	2.61	GRILLE (blower type).
71-72	30-40-50-66-8000 exc. 3436-5467-6667.	9884679	1	3.49	GRILLE (blower type).
71	6035-45.	9876900	1	3.08	GRILLE (blower type).

71-72	All E.				GRILLE (part of 15.01 valance)
70	3435-36-6036-46.	1234548	1	.67	GASKET, outlet grille
65	50-60-8000.	2988753	1	5.75	HARNESS.
65-67	50-60-8000.	2989178	1	1.85	CABLE.
66	30-4000.	6289297	1	4.87	HARNESS, wiring-switch to resistor.
66-67	9000.	4532185	1	5.40	HARNESS.
67	30-4000 1st type (with Circuit Breaker).	6291797	1	6.40	HARNESS
67	30-4000 2nd Type (less Circuit Breaker).	6293353	1	5.07	HARNESS
68-69	30-4000.	7770414	1	7.60	HARNESS, rr wind def switch.
68	50-60-8000.	7720003	1	8.15	HARNESS, rr wind defogger & L ant.
71	All B-C-E.	9821162	1	8.50	HARNESS, rr. window defogger
72	All B-C.	9821162	1	8.50	HARNESS, rr wind defogger.
68-70	9000.	6296653	1	10.65	CABLE.
68-70	9487 Dealer Installed Back Window Defroster.	7720080	1	5.50	HARNESS, defogger
68-69	30-4000.	6295446	1	8.10	HARNESS, wiring-switch to blower
69	30-4000 Rr. Window Defogger.	6299402	1	6.20	HARNESS, rr. window def.
68	50-60-80-9000.	6296652	1	10.55	HARNESS, wiring-switch to blower.
69	50-60-8000.	8721644	1	12.45	HARNESS, back wind defogger & electric antenna.
69	9000.	7725199	1	10.80	HARNESS, defroster w
69-70	50-60-80-9000 Dir. Installed Rr. Wind. Defroster.	6300105	1	5.45	CABLE.
70-72	All A.	9809953	1	7.90	HARNESS, defr. switch
70-72	All A/Wgns.	8779524	1	7.05	HARNESS.
70	6036-6046.	8779525	1	8.10	HARNESS.
70	9487.	8779555	1	8.85	HARNESS.
71	All A Rr. Wind. Defogger exc. Conv. 8t Wagons.	7770414	1	7.60	HARNESS, rr. wind. der. switch
71-72	All B-C-E exc. Conv. & Wagons.	8907804	1	8.20	HARNESS, cluster wiring (2.480).
71-73	All B-C exc. Wagons.	9821187	1	5.65	HARNESS, heated back wind, wiring (also used 13.090).
72	All E.	9821104	1	7.90	HARNESS, back window defogger wiring (also used 13.090).
70	All Wagons.	1234986	1	6.15	HOSE, air (2'A" I.D. x 6 ft. long) cut as req.—(9.260)
71	3436.	1234986	1	6.15	HOSE, air outlet (2'A" I 1 x 6 ft. long) cut as req.— (9.260).
70	All exc. Wagon 8i Conv. w/Rr. Wind. Defogger.	9817455	1	2.46	INSULATOR, back window defogger
60	All.	1192976	1	.39	KNOB, switch—(9.649)
62	44-46-4800.	1350297	1	.77	KNOB, switch—(2.773)
63	44-46-4800.	1396466	1	.62	KNOB, switch—(9.798)
63	4700.	1365623	1	.77	KNOB, switch—(10.164)
64	40-41-4300.	1363435	1	1.57	KNOB, switch—(9.649)
65	30-4000.	1370815	1	.87	KNOB, switch—(9.649)
65	50-60-8000 exc. Conv.	1396607	1	1.74	KNOB & SCREW, switch—(9.798) .
66	30-4000.	1376892	AR	.82	KNOB, switch—(9.649)
66-67	9000.	1396797	1	1.13	KNOB, switch.
67	30-4000.	1379700	1	.92	KNOB, switch—(9.649)
63-67	All.	5044597	1	17.85	MOTOR.
68	All exc. 9000.	4918684	1	19.95	MOTOR.
68	9000 w/Rr. Wind. Defr.	4918682	1	20.30	MOTOR.
69-70	30-40-50-60-8000 exc. Wagons 8i Conv.	4919550	1	18.70	MOTOR.
71-72	All.	4939682	1	17.55	MOTOR.
71	All.	3023589	1	.10	MOUNTING RING, blower mtr.
62	44-46-4800.	541237	2	.10	NUT, switch to instr. panel—(8.006)
65	30-4000.	1348721	1	.46	NUT, switch to instr. panel—(12.195)
66-67	9000.	1348721	1	.46	NUT, escn. & switch to lsg.-lwr—(12.195)
68-69	30-4000.	6457438	2	.21	NUT, switch to instr. panel hsg.—(3.885) .
69-70	All rr. Window Defogger.	1231119	1	2.92	OUTLET, defogger (rr. self ctr. mount) . . .
71-72	9000.	3023760	1	2.56	PLATE & STUDS.
61-64	All.	1348013	1	3.84	RESISTOR.
65	30-40 9000.	1348013	1	3.84	RESISTOR.
65-66	50-60-8000.	1369116	1	10.95	RESISTOR.
67	50-60-8000.	1348013	1	3.84	RESISTOR.
70	54-66-8467.	3923130	1	1.08	RETAINER, grille (blower)- type)
69-70	All.	1231120	1	.30	SEAL, outlet
70	All Wagons.	3917391	1	.41	SCREEN (between supt 8t blower)
71-72	3436.	3917391	1	.41	SCREEN, defogger air intake
62	44-46-4800.	9419303	1	.15	SCREW, ground wire at (h.—(8.977)
62	44-46-4800.	147460	1	.15	SCREW, knob to access switch—(8.975)

66	50-60-80-9000.....	427721	1	.15	SCREW, knob to def. switch.—(8.975).....
67	9000.....	427721	1	.15	SCREW, knob to rr. wind. def. switch—(8.975)
61-62	44-46-4800.....	3148263	3	.20	SPACER, blower mtg.....
65-73	All.....	1189857	3	.15	SPACER, between grl. & blower $\frac{1}{8}$ " I.D. x $\frac{1}{2}$ " ••
66-70	9000.....	3148263	3	.20	SPACER, blower mounting.....
71-72	3467-4467.....	3021435	1	.22	SPACER, defog. blower to pnl.....
70	Wagons.....	3929073	1	3.02	SUPPORT, blower.....
71-72	3436.....	3929073	1	3.02	SUPPORT, defogger (blower type).....
71	50-6000 Conv.....	9824941	1	8.95	SUPPORT, defogger (blower type).....
63	44-46-4800.....	1358966	1	3.43	SWITCH.....
64-65	Special-Skylark.....	1363758	1	3.69	SWITCH.....
64	4700 2nd Type Straight Lvr.....	1367554	1	3.33	SWITCH
65	50-60-8000 exc. Conv. .	1369111	1	3.33	SWITCH
65	9000.....	1367554	1	3.33	SWITCH
66-67		1375927	1	3.74	SWITCH
66-67	50-60-8000.....	1376119	1	3.74	SWITCH
66-67	9000.....	1376422	1	3.74	SWITCH
68	All.....	1383463	1	2.92	SWITCH
69	30-4000.....	1231087	1	2.82	SWITCH
69-70	50-60-8000.....	1386691	1	3.84	SWITCH
70-71	30-4000 exc. Conv.....	1232924	1	2.87	SWITCH
69-70	9000.....	1231087	1	2.82	SWITCH
71	All B-C-E exc. Wagon Pwr. T/Gate.....	1235268	1	2.61	SWITCH, rr. defogger (blower type).....
71	6035-45 A.T. w/Elec. T/gate & Rr. Wind. Def.	1238547	1	2.61	SWITCH & WIRE (blower type) on instr. pnl.
72	All A (Rr. Wind. Defogger).....	1232924	1	2.87	SWITCH, blower.....
72-73	All B-C-E exc. Wagons Elec. Tailgate & Conv. .	1235268	1	2.61	SWITCH (blower type).....
65 67	50-60-8000.....	2988753	1	5.75	WIRING HARNESS.....
66	30-4000.....	4532189	1	6.40	WIRE, assm. to rr. wind. def. blower (used in 13.090).....
68-69	50-60-8000.....	8721643	1	8.95	WIRE.....
70	50-60-8000 exc. Wagons	8779527	1	8.10	WIRE.....
70	All exc. Wagons & Conv. Rr. Wind. Defr.....	9817456	1	1.64	WIRE.....
9.778 RELAY—SWITCH—CABLE, HEATED REAR WINDOW DEFOGGER					
68	9000.....	1231016		5.90	SWITCH.....
69	30-40-9000 (Heated Rr. Window).....	1231341		6.30	SWITCH.....
70	50-60-8000 (Heated Rr. Window).....	1232788		7.10	SWITCH, color code-blue 8< silver paint spot behind
70	9000 (Heated Rr. Window).....	1233461		5.95	SWITCH.....
68-70	9000 (Heated Rr. Window).....	1231017		20.25	RELAY, time delay heated rear window defogger (also used 13.095).....
70-73	All B-C (Heated Rr. Window).....	1235195		18.80	RELAY, time delay (on instr. pnl. center support)
70	50-60-8000 (Heated Rr. Window).....	9831012		5.07	WIRE, heated back glass.....
68-70	9000 (Heated Rear Window).....	6297307		2.87	CABLE & HOOD—(3.885).....
71-73	All B-C-E Heated Rr. Window & Man. T/gate	1235269		4.36	SWITCH.....
72-73	All B Wagons (Heated Rr. Wind. & Pwr. T/gate).....	1240517	1	2.61	SWITCH.....
68	9000.....	6299269	1	12.05	CABLE.....
68	9000.....	1476675	1	2.31	CIRCUIT BREAKER—(13.095).....
70-72	All Heated Rr. Wind.....	1051223	AR	8.15	GUIDE LINE REPAIR PACKAGE, elec. rr. wind, defogger—(8.800).....
71-72	All B-C Heated Rr. Wind. exc. Wagons.....	1236681	1	.51	LENS, indicator light heated rr. wind. . .
9.778 SPACER, AIR CONDITIONING UNITS MOUNTING					
59-70	All A.C.	1189857	AR	.15	SPACER, steel tube ($\frac{1}{4}$ " I.D. x $\frac{1}{2}$ " long)
9.779 ADAPTER—BAFFLE—BLOWER & AIR INLET—BRACKET, HEATER & DEFROSTER					
NOTE For heater parts not listed, see group—8.					
NOTE: Refer to Grp. 9.1 69 for parts lists for Heater & A.C.					
63-64	44-46-4800 less A.C. . . .	1355153	1	1 59	ADAPTER, def. outlet.....
66-68	9000 Man. or Auto. A.C. .	3003537	1	1.18	BAFFLE, lwr.....
66-68	9000 Man. or Auto. A.C. .	3003538	1	1.18	BAFFLE, upr.....

66-70	50-60-8000 Auto. A.C.	3001075	1	.62	BAFFLE, lwr. . . .
66-69	50-60-8000 Auto. A.C.	3003951	1	.20	BAFFLE, upr. . .
68-70	9000 Man. A.C.	3012785	1	.46	BAFFLE, air mix
69-70	9000 Auto. A.C.	3017040	1	1.03	BAFFLE, air mix
69-70	9000 A.C.	3003537	1	1.18	BAFFLE, lwr. . .
69-70	9000 A.C.	3003538	1	1.18	BAFFLE, upr. . .
63-64	4700 less A.C.	3156500	1		BLOWER, air inlet cas<
66-67	50-60-8000 htr. less A.C.	1374536	1	.15	BRACKET, def. valveshut-off
66-67	50-60-8000 htr. less A.C.	1374537	1	.36	BRACKET, air inlet valve
66-67	9000 A.C.	3006113	1	.97	BRACKET, htr. case m g
68-69	50-60-8000 less A.C.	1385335	1	.15	BRACKET, def. valve s tutoff
69-70	50-60-8000 less A.C.	9783622	1	.41	BRACKET, heater vacuum element—(8.850).
71-73	All B-C-E less A.C.	481460	1	.56	BRACKET, defroster c t l mtg.—(9.787).
60-62	44-46-47-4800.	1378635	1	.10	BUMPER, htr. duct adapt rter valve—(9.766) . .
9.779 BUMPER—CAM & SUPPORT—					-CONNECTOR, HEATER &
DEFROSTER					
NOTE For heater parts not listed, see Group—8.					
63	44-46-4800 less A.C.	1378635		.10	BUMPER, htr. duct adapter valve—(9.766).
63	4700.	1378635		.10	BUMPER, htr. duct adapter valve—(9.766).
63-64	44-46-4800 less A.C.	1351530		.10	BUMPER, htr. duct adapter valve—(7.807).
64-67	Special-Skylark-G.S. A.C.	3159147		.15	BUMPER, slave valve (9.775).
63	44-46-4800 less A.C.	3157837		.82	CAM 8. SUPPORT, temp. control (refer to 9.795)
64-65	All exc. Riviera less A.C.	3157837		.82	CAM SUPPORT, temp. control (refer to 9.795)
65-67	30-4000 A.C.	3003607		2.05	CAM SUPPORT
66-67	All exc. 9000.	3005860		1.33	CAM SUPPORT, htr. —(9.786)
66-68	9000 A.C.	3006114		1.90	CAM SUPPORT
68-72	30-4000 A.C.	301417B		2.00	CAM SUPPORT
68-70	50-60-8000 Heater.	3005860		1.33	CAM SUPPORT, heater—(9.786)
68	9000 A.C.	3017006		2.46	CAM SUPPORT, htr.
69-70	9000 A.C.	3019095		2.87	CAM SUPPORT, heater.
64-70	All.				CAP, temp. shaft (refer to 8.852).
All	All.				CASE 8. CUTOFF, blower & air inlet (refer to 8.857)
63-64	44-46-47-4800 A.C.	3156540		7.85	CASE, blower.
63	4700 A.C.	3156340		13.00	CASE 8. SUPPORT, selector valve
63-64	44-46-47-4800 A.C.	315B818		17.80	CASE & VALVE, plenum blower.
64	44-46-4800 A.C.	3000430		42.65	CASE, htr. & distr.-rr. cl. fittings).
65-67	30-4000 A.C.	3003605		45.85	CASE, A.C.-rr. (incl. fittings)
65-67	30-4000 A.C.	3002886		22.50	CASE, htr. (incl. distr. def. valve brkt.)
64-65	Riviera	3156340		13.00	CASE & SUPPORT, selector valve
65-68	50-60-8000 Man. or Auto. A.C.	3005787		23.75	CASE & SUPPORT, selector valve
65	9000 A.C.	3156499			CASE, air inlet blower
65-70	50-60-8000 A.C.	3002045		9.35	CASE, blower.
65	9000 A.C.	3156540		7.85	CASE, blower.
65-70	50-60-8000 A.C.	3002168		43.45	CASE, htr. & distr.-frt. (incl. fittings!)
65-68	50-60-8000 A.C.	3008209		21.40	CASE, htr. & distr.-rr. (incl. fittings)
65	9000 A.C.	3158818		17.80	CASE 8i VALVE, plenum blower
66-67	30-4000 htr. less A.C.	3006266		22.50	CASE 8. SHROUD, htr. distr.—(8.854)
66-68	50-60-8000.	3005863		29.60	CASE 8. SHROUD, htr. distr.
66-67	8000 Auto. A.C.	3002045		9.35	CASE, blower.
66-67	9000 A.C.	3006117		15.05	CASE, htr.
66-67	9000 less Htr.	3006028		77.75	CASE, fittings & end pkte
66-67	9000 htr. less A.C.	3009856		36.20	CASE 8. FITTINGS, htr.
66-67	9000 Auto. A.C.	3008463		14.30	CASE, htr.
66-67	50-60-8000 Auto. A.C.	3008019		23.70	CASE, (incl. fittings) rr.
66-67	50-60-8000 Auto. A.C.	3010038		39.00	CASE, incl. fittings (frt.)
68-69	30-4000 A.C. 1st Type (See Note).	3014254		49.50	CASE, htr. (incl. frt. plate & valves;
69	30-4000 A.C. 2nd Type (See Note).	3021154		49.50	CASE, htr. (incl. frt. plate & valves)
NOTE 1st type-defr. valve shaft with lever for attach. Bowden cable. 2nd type-defr. valve shaft less lever for attach. Bowden cable.					
68-71	30-4000 less A.C.	3017881		25.50	CASE (incl. shroud & valves)—(8.854).
68-70	50-60-8000 Auto. A.C.	3014340		31.55	CASE (incl. fittings) frt.
68-70	50-60-8000 Auto. A.C.	3016745		22.70	CASE, air inlet (plenum Mower & air valve).
68	50-60-8000 Auto. A.C.	3014338		24.15	CASE (incl. fittings) rr.
68-70	50-60-8000 Auto. A.C.	3014537		10.50	CASE, blower.
68	9000 Auto. A.C.	3014681		20.30	CASE, htr. (incl. brkt.)
68-70	9000 Man. A.C.	3015176		16.00	CASE, htr.
68	9000 less A.C.	3016835		34.15	CASE & FITTINGS, htr.
69-70	9000 Auto. A.C.	3018570		22.00	CASE, heater.
69-70	50-60-8000 Man. A.C.	3002958		25.85	CASE 8. FITTINGS, rear .
69-70	50-60-8000 Auto. A.C.	3018480		39.00	CASE 8. FITTINGS, rear (incl. lwr. baffle & defr. shaft & L valve)
69-70	9000 less A.C.	3018618		47.35	CASE 8. FITTINGS .
69-70	50-60-8000.	3020000		30.65	CASE 8i SHROUD, heater distributor
70	30-4000 A.C.	3021154		49.50	CASE, htr. (incl. frt. plate & valves)

71-73	All.....				CASE, heater (refer to 8.854).....
68-72	All A (A.C.).....	3014168		.30	CLAMP, htr. core mtg.....
66-68	50-60-8000 less A.C.....	1379129		.30	CLIP, anti-rattle (assm.on hinge of outside air dr.) ..
66-68	9000 Man. or Auto. A.C.....	3013532		.15	CLIP, temp. valve ret—(8.854).....
68-69	30-4000 A.C.....	3150887		.10	CLIP, detent-def. valve.....
68-69	30-4000 A.C.....	3012473		.15	CLIP, diverter vac. hose—(9.786).....
68-71	30-4000 A.C.....	3013531		.10	CLIP, temp. valve retaining—(9.786).....
68-69	30-4000 A.C.....	1385658		.72	CLIP, htr. assm. slave dr.....
63-64	44-46-4800 A.C.....	1355311		1.23	CONNECTOR, def. outlet.....
65	30-4000.....	2977045		.1 1	CONNECTOR, to htr. blower resistor—(2.530).....
68-69	30-4000 A.C.....	3002383		.10	CONNECTOR, slave valve.....

9.779 DIAPHRAGM—COVER DUCT—GASKET—LINK—MANIFOLD, HEATER AND DEFROSTER

NOTE For heater parts not listed, see Group-8.					
66-67	9000 less Htr.....	7296144	1	25.20	CONTROL, non htr-vent.....
All	All.....				CORE 8t FITTING, refer to 8.854.....
66-67	50-60-8000.....	1377615	1	8.85	COVER, A.C. adapter-htr. opening.....
67-68	9000 Long Console.....	1375331	1	1.33	DEFLECTOR, htr-ctr. outlet.....
NOTE Vacuum diaphragm also listed in Grps. 8.850-9.198-9.277-9.281 & 9.798.					
66-67	9000 A.C.....	3146159	1	2.86	DIAPHRAGM, air inlet door (also used 8.850).....
69-72	30-4000 A.C.....	1998934	1	2 98	DIAPHRAGM, defroster door.....
69-70	50-60-8000 less A.C.....	1998917	2	2.94	DIAPHRAGM, outside air & defroster drs.....
69-70	9000 Man. or Auto. A.C.....	3146159	1	2.86	DIAPHRAGM, defroster door (air inlet).....
71-73	All B-C-E (Man. or Auto. A.C.).....	1998980		5 70	DIAPHRAGM, defroster door (also used 8.850)——
66-68	9000.....	3004879		3.23	DIVERTER, valve & seal, htr.....
69-70	9000 less A.C.....	3004879		3.23	DIVERTER, valve & seal heater.....
66 67	9000.....	1374274		6.80	DUCT, vent, distr.....
66-67	9000.....	1378452		3.18	DUCT, ctr. outlet-htr.....
66	9000 Man. or Auto. A.C.....	1374275		7.40	DUCT, A.C. distr.....
66-70	9000 Man. or Auto. A.C.....	3014463		8.25	DUCT, blower inlet-valve hsg.....
66-70	9000 Man. or Auto. A.C.....	3005637		2.97	DUCT, mtg. fig. & pin.....
68-71	30-4000 A.C.....	3014866		4.00	DUCT, blower inlet-valve hsg.—(9.215).....
68	50-60-8000 Man. or Auto. A.C.....	1382310	1	3.49	DUCT, A.C. ctr. outlet.....
68-70	9000 less A.C.....	1382823	1		DUCT, vent, distr.....
69	30-4000 Instrument Panel Side Vents less A.C.....	1387160	RH	6.05	DUCT, vent, upper.....
69	30-4000 Instrument Panel Side Vents less A.C.....	1387161	LH	1.95	DUCT, vent, upper.....
69-70	50-60-8000 Man. or Auto. A.C.....	1386709	1	1.95	DUCT, A.C. center outlet.....
69-70	50-60-8000 less A.C.....	1386369	LH	2.82	DUCT, vent outlet.....
69-70	50-60-8000 less A.C.....	1386368	RH	2.61	DUCT, vent, outlet.....
70	30-4000 Upr. Level Vents.....			2.77	DUCT (refer to grp. 9.786).....
NOTE* For A.C. ducts not listed refer to 9.260-9.262 group.					
All	All.....				FAN, blower mtr. (refer to 8.857).....
68-71	30-4000 A.C.....	3014871		1.54	FLANGE 8t PIN, duct mtg.....
59-60	All.....	3157445		.20	GASKET, htr. blower mtr. mtg.—(9.216).....
59-62	44-45-47-4800 less A.C.....	1472254		.15	GASKET, blower mtr. resistor to air inlet.....
61-63	40-41-4300.....	3130032		.10	GASKET, htr. blower mtr. mtg.....
63	44-46-47-4800.....	3157445		.20	GASKET, htr. blower mtr. mtg.—(9.216).....
63-65	LeSabre-Wildcat-Electra less A.C.....	1472254	1	.15	GASKET, blower mtr. resistor to air inlet.....
63-65	LeSabre-Wildcat-Electra-Riviera A.C.....	3007953		.10	GASKET, plenum.....
64	40-41-42-4300 less A.C.....	1364580		2.46	GASKET, htr. blower & air inlet to dash.....
64	Special-Skylark-G.S. A.C.....	1364293		.5 1	GASKET, A.C. duct to htr.....
64-67	4700 less A.C.....	3156429			GASKET, blower mtg.....
64	All.....	3130032		.10	GASKET, blower (used in 9.778).....
64-67	50-60-8000 Man. or Auto. A.C.....	1369998	1	2.92	GASKET, A.C. htr. & def.....
65-70	50-60-8000 A.C.....	3002044	1	.51	GASKET, blower mtg— (9.216).....
65	9000.....	3156429	1		GASKET, blower mtg.....
66-70	50-60-8000 Man. or Auto. A.C.....	3007953		.10	GASKET, plenum.....
66	8000 Auto. A.C.....	1369998		2.92	GASKET, A.C. htr. & def.....
66	50-60-80-9000 less A.C.....	1472254		.15	GASKET, blower mtr. resistor to air inlet.....
66-70	9000.....	1374276		.4 1	GASKET, vent, distr. duct.....
66-67	9000.....	1377146		.10	GASKET, htr. blower resistor.....
66-70	9000 Man. or Auto. A.C.....	391549		4.05	GASKET, A.C. htr.—(8.845).....
65	50-60-8000 A.C.....	2987970		1.38	HARNES, htr. blower switch to cl. control switch
67	9000 w/Htr. less A.C.....	3005274		33.10	HEATER, distr.....
66-70	9000 Man. or Auto. A.C.....	3002151		5.70	HOUSING, temp. control valve.....

68-72	All A (A.C.).....	3015724	1	12.75	HOUSING , temp, control
63	4700 A.C.....	3156336	1	.25	LINK , selector valve
64-67	Special-Skylark-G.S.	3159172	1	.50	LINK , slave dr.—(9.78[6])
64-65		3156336	1	.25	LINK , selector valve
66-68	9000.....	3004877	1	.51	LINK , conn.-diverter
66-68	9000.....	3004876	1	.20	LINK , conn, shut-off
66-67	9000 Auto. A.C. . .	3008482	1	1.13	LINK & PIN , htr. . .
68-70	50-60-8000 Auto. A.C.	3014322	1	4.31	LINK & PINS , htr. . .
68-70	9000 Auto. A.C. . .	3014665	1	1.85	LINK & PINS , htr. . .
68-69	30-4000 A.C.....	3014165	1	.10	LINK , valve adjusting-jdiverter
69-70		3004876	1	.20	LINK , connector shut-
69-70		3004877	1	.51	LINK , connector-diverter
65	50-60-8000 A.C.	1369219	1	3.90	MANIFOLD , def. outlsjt
66-67	50-60-8000 Man. or Auto. A.C.	1375909	1	2.77	MANIFOLD , def. outlc t
66-70	50-60-8000 less A.C. . .	1374535	1	.92	MANIFOLD , def. outlc t
68-70	50-60-8000 Man. or Auto. A.C.	1383392	1	1.95	MANIFOLD , def. outlet
All	All.....				MOTOR (refer to 8.855)
72	All A (w/A.C.).....	3011293	1	.10	NUT , fan to motor - evap. & blower- (8.857)

9.779 OUTLET, HEATER DISTRIBUTOR

NOTE For heater parts not listed, see Group—8.

64-67	Special-Skylark-G.S.	9773829		.97	OUTLET , ctr—(9.7 89;
64	44-46-4800 less A.C.	1365237		.51	OUTLET , ctr.
65	50-60-8000 less A.C.	1370906		1.03	OUTLET
66-70	50-60-8000 less A.C. & Long Console.	1374534		1.18	OUTLET , ctr.
66-67	9000.....	1374273		3.38	OUTLET , ctr.
66	9000.....	1374063		14.50	OUTLET , ctr. vent. fref h air- -(9.260)
68-72	All A exc. Mini Console . .	9790487		.97	OUTLET , ctr—(9.7 89)
68	9000.....	1374273		3.38	OUTLET , ctr.....
69-70	9000 Long Console.	1387239		3.59	OUTLET , ctr.....
69-70	9000 less Long Console . .	1374273		3.38	OUTLET , ctr.....
71-73	All B-C-E less Man. or Auto. A.C.	481153		.77	OUTLET , ctr—(9.789)
71	All B-C-E Man. or Auto. A.C.	481192		.97	OUTLET , ctr.—(9.7 89)
72	All A Mini Console.	9791750		6.15	OUTLET , ctr—(9.789)
72-73	All B-C-E (Man. or Auto. A.C.).....	9795550	1	.97	OUTLET , ctr—(9.7 89)

9.779 OUTLET, WINDSHIELD DEFROSTER

65-67	50-60-8000	4529624	RH	2.46	OUTLET , def
65-67	50-60-8000	4529625	LH	2.46	OUTLET , def
66-67	30-4000	1381368	1	8.75	OUTLET , def
66	9000.....	7594316	RH	3.84	OUTLET , def
66-70	9000.....	7646782	LH	3.43	OUTLET , def
67-70	9000.....	7646781	RH	3.43	OUTLET , def
68-72	All A.....	1382648	1	6.70	OUTLET , def
68	All B-C.....	1384114	RH	2.77	OUTLET , def
68	All B-C.....	1384115	LH	2.77	OUTLET , def.....
69-70	All B-C.....	1386928	RH	2.46	OUTLET , def.....
69-70	All B-C.....	1387931	LH	2.46	OUTLET , def.....
71-73	All B-C-E less A.C.	480712	1	4.92	NOZZLE outlet) def.
71-73	All B-C-E Man. or Auto. A.C.	480713		4.92	NOZZLE (outlet) def. . .
63-64	44-46-4800 A.C.	1355328		1.23	RETAINER , def. outlet conn,
63-65	Riviera.	1355328		1.23	RETAINER , def. outlet conn.

9.779 RESISTOR, HEATER BLOWER

60	All less A.C.	1359930		.97	RESISTOR , blower
61-62	44-46-47-4800 less A.C.	1359930		.97	RESISTOR , blower
61-63	40-41-4300	579590		1.33	RESISTOR , htr. . .
63	44-46-4800 less A.C.	1359930		.97	RESISTOR , blower (4 i ring)
63	4700.....	1356994		1.64	RESISTOR , blower
64	44-46-4800 less A.C.	1364990		1.13	RESISTOR , htr. blower
64-67	Special-Skylark-G.S. less A.C.	9773402		1.13	RESISTOR , htr. blower
64-65	Riviera less A.C.	1356994		1.64	RESISTOR , htr. blower
65	50-60-8000 less A.C.	1371248		1.64	RESISTOR , htr. blower
All	All A.C.....				Resistors for A.C. listed in Group 9.27 5
66-70	9000 less A.C.	1374306		1.18	RESISTOR , htr. . .
66-68	50-60-8000 less A.C.	1374308		1.03	RESISTOR , htr. . . .
68-72	All A less A.C.	3929052		.92	RESISTOR , htr. blower -(8.855)
69	50-60-8000 less A.C.	3929052		.92	RESISTOR (8.855)
70	30-40-50-60-8000 less A.C.	3929052	1	.92	RESISTOR (8.855)

64-67	Special-Skylark-G.S	1364294	1	1.64	RETAINER, A.C. distr.
All	All.				ROLLER, cam (refer to 8.852).
71-72	All B-C-E (A.C.)	9419322	2	.10	SCREW, distr. duct to A.C. htr. case- (8.977)
9.779 SEAL, HEATER, DEFROSTER & A.C					
63-64	44-46-47-4800 A.C.	1355143	1	.51	SEAL, ctr. outlet duct (lwr.).....
64-67	30-4000 A.C.	1361852	1	.56	SEAL, ctr. outlet duct-lwr.....
All	All.				SEAL, htr. core (refer to 8.854).
65	50-60-8000.	1231215	1	.62	SEAL, adapter to blower.
65	All exc. 9000.	1376992	2	3.69	SEAL, between blower & air inlet fig. 8i dash panel
65-67	All exc. 9000.	1371365	5	.10	SEAL, htr. stud.
65	9000 A.C.	1355143	1	.51	SEAL, ctr. outlet duct-lwr.
	50-60-8000 Man. or				
66-70	Auto. A.C.	1231215	1	.62	SEAL, adapter to blower.
	50-60-8000 Man. or				
65-67	Auto. A.C.	1369220	1	.62	SEAL, A.C. ctr. outlet duct-lwr.
	All.	1376992	AR	3.69	SEAL, between blower & air inlet fig. 8i dash panel
66	30-4000 A.C.	1377040	1	.72	SEAL, A.C. ctr. outlet.
66-67	All.	1376992	1	3.69	SEAL, between blower & air inlet fig. dash panel ...
66-67	9000.	1374272	1	.67	SEAL, ctr. outlet duct-lwr.
66-67	9000 Man. or Auto. A.C.	1484207	1	.97	SEAL, evap. to htr. & air sel. asm.—(9.21 1).
66-70	9000 less A.C.	1377076	1	.20	SEAL (6" long).
66-70	9000 less A.C.	1377075	1	.13	SEAL (4" long).
68-70	9000 Auto. A.C.	3005344	2	4.51	SEAL, hsg. to htr. case.
66-70	All Auto. A.C.	3007470	1	.10	SEAL, thermo. vac. switch flange.
66-67	9000 Long Console.	1381349	1	.10	SEAL, htr. ctr. outlet defl—(9.262).
67-68	9000.	1376992	1	3.69	SEAL, vent, blower assm. to dash panel.
67	All A (A.C.).	1371365	4	.10	SEAL, A.C. htr. to dash panel.
68-72	All exc. 9000 less A.C.	1371365	5	.10	SEAL, htr. stud-htr. to dash panel.
68-70	All A (A.C.).	1383442	1	.51	SEAL, A.C. htr. to distr. duct.
68-72	30-4000 A.C.	1384944	1	.72	SEAL, A.C. ctr. outlet duct-lwr.
68-69	All A (A.C.).	1361852	1	.56	SEAL, ctr. outlet duct arm to distr-lwr. end.
68-72	50-60-8000 Man. or				
68	Auto. A.C.	1383393	1	.46	SEAL, A.C. ctr. outlet duct-upr.
68	50-60-8000 Man. or				
	Auto. A.C.	1383394	1	.51	SEAL, A.C. ctr. outlet duct-lwr.
68-70	9000.	1384928	1	.72	SEAL, A.C. ctr. outlet duct-lwr.
68-70	9000.	1383393	1	.46	SEAL, A.C. ctr. outlet duct-upr.
68-70	9000 less A.C.	1376992	3	3.69	SEAL, between htr. & blower &L dash panel
68-69	9000 Man. or Auto. A.C.	3005344	2	4.51	SEAL, hsg. to htr. case.
69-70	50-60-8000 Man. or				
	Auto. A.C.	1387287	1	.72	SEAL, A.C. distributor duct
69-70	50-60-8000 Man. or				
	Auto. A.C.	1387286	1	.87	SEAL, A.C. center outlet duct
71-72	All w/Htr.	1371365	4	.10	SEAL, htr. to dash pnl.
71	All A.	1371365	AR	.10	SEAL, htr. case to dash panel
71-73	All B-C-E.	1235863	2	.92	SEAL, air outlet.
71-72	All B-C-E (Man. or Auto.				
	A.C.).	1236408	1	.67	SEAL, A.C. distr. duct to htr. case
66-68	9000.	3005786	1	1.85	SEAT, diverter-valve.
69-70	9000 less A.C.	3005786	1	1.85	SEAT, diverter valve.

9.779 SELECTOR—SHAFT & LEVER—SPRING, HEATER, DEFROSTER & A.C.

NOTE For heater parts not listed, see Group—8.

NOTE: Refer to Grp. 9.1 69 for parts lists for Heater & A.C.

66	9000 Htr.	3005274	1	33.10	SELECTOR, htr.
66	9000 Auto. A.C.	3010011	1	122.75	SELECTOR, control & fitting duct
67	9000 Auto. A.C. 1st Type				
	(See Footnote 9.798) . . .	3013584	1	122.75	SELECTOR, control & fitting duct
67	9000 Htr. 8i A.C. less				
	Auto. A.C.	3005274	1	33.10	SELECTOR, A.C. & htr.
68	9000 less Auto. A.C.	3005274	1	33.10	SELECTOR, A.C. 8i htr. ...
68	9000 Auto. A.C.	3016972	1	35.95	SELECTOR, A.C. & htr. ...
69-70	9000 Auto. A.C.	3018472	1	37.50	SELECTOR, A.C. 8i heater
69-70	9000 less Auto. A.C.	3012810	1	33.20	SELECTOR, A.C. &L heater
63-65	Riviera.	3156627	1	.62	SHAFT, def valve in htr. case.
64-67	30-4000 A.C.	3159155	1	.51	SHAFT & LEVER, def.—(9.786).
64-67	30-4000 A.C.	3159176	1	.72	SHAFT, lvr-diverter valve.
64-67	30-4000 A.C.	3159175	1	.51	SHAFT & LEVER, slave valve—(9.786) .
66-67	30-4000 Htr. less A.C.	3008472	1	.51	SHAFT & LEVER, def.—(9.7 86).
65 67	50-60-8000 Man. or				
	Auto. A.C.	3008208	1	.10	SHAFT LEVER, htr.
66-70	50-60-8000.	3005865	1	1.03	SHAFT LEVER, def. control.
66-68	9000.	3004878	1	.97	SHAFT LEVER, diverter.
66-67	9000 A.C.	3006110	1	1.33	SHAFT LEVER, slave valve.
66-68	9000.	3002225	1	1.13	SHAFT LEVER, shut-off.
67-68	50-60-8000 Auto. A.C.	3008208	1	.10	SHAFT LEVER, def.
68-72	All A less A.C.	3014901	1	.56	SHAFT LEVER, def. valve—(9.786)

68-69	30-4000 A.C.	3016561	.77	SHAFT 8. LEVER, de
68-72	All A (A.C.)	3002394	.77	SHAFT 8. LEVER, slave valve
70-72	All A (A.C.)	3014169	.82	SHAFT 8. LEVER, diverter ...
69-70	50-60-8000 Auto. A.C.	3002892	.30	SHAFT, defroster ...
69-70	9000 less A.C.	3004878	.97	SHAFT 8i LEVER, diverter.
69-70	9000 less A.C.	3002225	1.13	SHAFT 8. LEVER, shut-off.
72-73	All B-C-E (Std. Heater)	3023199	.51	SHAFT 8. LEVER, de roster valve
	NOTE Shaft & levers also listed Grp. 8.858-9.786.			
63-65	Riviera.	3157826	.30	SPRING, selector val(e
63-70	All A.C.	3020111	.36	SPRING, return .
66-67	9000 A.C.	3006112	.46	SPRING, return . .
66-68	9000.	3004875	.41	SPRING, shut-off valvfe
66-70	9000 A.C. 8t Auto. A.C.	3005636	.30	SPRING, air valve
68-71	All A (A.C.)	3014868	.46	SPRING, air valve—(91.789)
68-72	All A (A.C.)	3014174	.30	SPRING, A.C. htr. diverter
68-69	50-60-8000 Auto. A.C.	403663	.46	SPRING, link. . . .
69-70	30-4000 A.C.	3157142	.30	SPRING, defr. door rejtun
69-70	50-60-8000 less A.C. .	3017835	.20	SPRING, outside air- (9.786)
69-70	9000 less A.C.	3008475	.46	SPRING, shut-off valvs
66	9000 Auto. A.C.	3149419	5.55	SUPPORT, htr. selector control mtg.
63-64	44-46-4800 less A.C. .	3159179	.62	VALVE 8. SEAL, blow er—(8.857)
64-67	Special-Skylark A.C. . .	3159177	3.18	VALVE 8. SEAL, dive ter—(9.786)
64-67	Special-Skylark A.C. . .	3157837	.51	VALVE, slave (door)-(9.786)
65	30-4000 less A.C.	3157837	.82	VALVE, temp, control (door)
65	50-60-8000.	3005872	.82	VALVE, temp, control
66-70	50-60-8000.	3005646	2.41	VALVE, shut-off . . .
66-70	9000 A.C. 8i Auto. A.C.	3006111	8.10	VALVE, hsg. 8L brkt.
66-67	9000 A.C.	3006130	2.46	VALVE, slave (door)
66-70	9000 A.C.	3006049	6.25	VALVE 8i SHAFT, terjip. control (door)
66-70	50-60-8000 Auto. A.C.	3014872	6.25	VALVE, selector . .
68-71	30-4000 A.C.	3003699	12.75	VALVE, hsg. & brkt—1(9.789)
68-70	30-4000 A.C.	3016424	1.23	VALVE, slave (door)—(9.786)
68-69	30-4000 A.C.	3014253	3.43	VALVE, connector & sjeal, diverter
68-72	All A (A.C.)	3014175	23.20	VALVE 8. HOUSING
69-72	All A (A.C.)	3149419	4.56	VALVE 8i SHAFT, temperature control
66-70	9000 less A.C.	3022761	.62	VALVE 8. SEAL, blower—(8.857)
71	All B-C-E (Man. A.C.) . .			VALVE, slave (door)—[9.786]

9.779 VALVE, DEFROSTER

64	40-4 1-42-4300 A.C.	3010126	20	VALVE, def. (door)
65-67	30-4000 A.C.	3010126	20	VALVE, def. (door)
65	50-60-8000 A.C.	3008207	59	VALVE, def. & bpr. (d
66-67	30-4000 less A.C.	3000410	97	VALVE, def. (door)
66-70	50-60-8000.	3005869	85	VALVE, def. (door)
66 68	50-60-8000 Auto. A.C. . .	3008207	59	VALVE, def. & bpr. (d
66-67	9000 Htr.	3005683	69	VALVE, def. (door)
68-69	30-4000 A.C.	3014258	64	VALVE, def. (door)
68-72	30-4000 less A.C.	3014071	33	VALVE, def. (door)
70-72	30-4000 A.C.	3014259	13	VALVE, def. (door)
69 70	50-60-8000.	3013147	50	VALVE, def. & bpr. (door) . . .
71-73	All B-C-E less A.C.	3022722	79	VALVE 8. SEAL, def. (door) .
71	50-60-80-9000 Man. or Auto. A.C.	3023851	4.97	VALVE, def. (door)
72-73	All B-C-E Man. or Auto. A.C.	3025960	97	VALVE, def. (door)
68-69	9000 Auto. A.C.	3001346	46	WIRE, ground-A.C. heater—(9.2 1 1
68-69	All A (A.C.)	3006077	05	WASHER, slave valve anti-rattle—(9.279)
68-72	All A (A.C.)	3143373	30	WASHER, slave valve spring grip)
	(*) 15436910 Fl., 25441869 S.G., 35448065 Lin., 45455908 K.C. on 43, 45J156350 on 46, 45455893 on 46S, 55470465 Wil., 65475279 Atla., 75480161 Fra.			

9.779 DUCT, AIR CONDITIONING DISTRIBUTION

63-64	44-46-4800 A.C.	1355307	1	2.56	DUCT, ctr. outlet
63-65	Riviera A.C.	1355170	1	4.15	DUCT.
63-65		1355308	1	2.56	DUCT, ctr. outlet
64-67	Special-Skylark A.C. . . .	1361750	1	9.70	DUCT.
65	50-60-8000 A.C.	1369229	1	8.10	DUCT.
66-67	50-60-8000 Man. or Auto. A.C.	1381589	1	4.56	DUCT
66	50-60-8000 Man. or Auto. A.C.	1375902	1	2.87	DUCT, A.C. ctr. outlet
66-67	9000 Man. or Auto. A.C.	1374275	1	7.40	DUCT, A.C. distr. . . .
66	9000 Man. or Auto. A.C.	1378452	1	3.18	DUCT, ctr.-outlet (htr.)
67	50-60-8000 Man. or Auto. A.C.	1380803	1	2.56	DUCT, A.C. ctr. outlet
68-72	All A (A.C.)	1381848	1	3.74	DUCT.
68-72	All A (A.C.)	1382815	1	2.97	DUCT, A.C. outlet . . .

68	50-60-8000 Man. or Auto. A.C.	1382821		4.92	DUCT, A.C. distr.
68-69	9000 Man. or Auto. A.C. .	1231200		4.82	DUCT, A.C. distr.
69	50-60-8000 Man. or Auto. A.C.	1387292	1	4.10	DUCT, A.C. distr.
63-70	LeSabre-Wildcat-Electra Man. or Auto. A.C.	1356592		.46	CONNECTOR (7 V x 2 1/2")
64	40-4 1-4300 A.C.	1364294		1.64	RETAINER, distr.
63	44-46-47-4800 A.C.	1355143		.51	SEAL, ctr. outlet duct-lwr.
9.782 VALVE & SEAL AIR					
71	All B-C-E (Man or Auto. A.C.).....	3022860	1	5.07	VALVE 8. SEAL, air (incl. shaft) (also used 9.210)
9.784 OUTLET, HEATER DISCHARGE					
64	44-46-4800 A.C.	1366208	1	1.54	OUTLET, ctr.
65	50-60-8000 A.C. less Long Console.	1370269	1	2.05	OUTLET, ctr.—(9.260)
65-70	50-60-8000 Man. or Auto. A.C.	1370257	LH	.20	OUTLET, htr. disch.-frt.
65-70	50-60-8000 Man. or Auto. A.C.	1370259		.30	OUTLET, htr. disch.-rr.
65-66	6637-67 A.C. & Long Console.	1371241		3.59	OUTLET, ctr.
66	6637-67 Long Console . 6000 Long Console less	1375760		1.95	OUTLET, htr. air distr. ctr. console
67-70	A.C. 6000 Man. or Auto. A.C.	1375760	1	1.95	OUTLET, htr. air distr. ctr. console
67-70	8i Long Console.	1371241		3.59	OUTLET, htr.-ctr.
9.784 ADAPTER—BAFFLE, AIR CONDITIONING HEATER DUCT					
65-70	50-60-8000 Man. or Auto. A.C.	1385358	1	3.18	ADAPTER, blower to evap
64-67	Special-Skylark A.C.	1365309	1	1.13	BAFFLE, diverter dr.
71-73	All B-C-E Man. or Auto. A.C.	1239926	1	2.51	BAFFLE, re-circulating air.
9.784 VALVE, FRESH AIR INTAKE (CO VL SIDE)					
61-63	40-41-4300.....	581674	2	4.56	BODY 8i VALVE, shroud side vent air inlet.
66	9000.....	445388	2	.05	NUT, spg. "J" fresh air vent. (R.) to duct—(2.729)
61-62	44-46-47-4800 A.C.	1181480	AR	.15	WASHER, spg. grip outer outlet valve shaft to ret.— (9.798).....
9.786 HOSE, AIR					
54-58	All.....	1165788	1	2.92	HOSE, air (4.00 dia. x 27.50 long) blower to hsg. outer.
56	All.....	1171685	1	2.36	HOSE, htr. hose adapter to ctr. htr. distr. duct (3.75 I.D. x 21.00 long).....
57	All.....	1178481	1	2.72	HOSE, air (2.50 I.D. x 26" long) htr. distr. duct (L) end to (L.) air outlet.
57	All.....	1178481	1	2.72	HOSE (2.50 I.D. x 26" long) htr. duct (R.) end to (R.) outlet to (L.) def. nozzle (cut as reqd.).....
57-58	All.....	11B2018	1	1.90	HOSE, air (2.75 I.D.) (R.) def. outlet (L.) outlet— (2.274).....
58	All.....	1182018	2	1.90	HOSE, air htr. dist. [1 1/2" x 27"]—(2.274).....
59	All.....	1178481	1	2.72	HOSE, air (2.50 dia. x 26") htr. to (R.) def. nozzle (cut as reqd.).....
59-60	All.....	1178481	1	2.72	HOSE (2.50 I.D. x 26" long) htr. duct (R.) end to (R.) outlet to (L.) def. nozzle (cut as reqd.).....
59	All.....	1182018	1	1.90	HOSE, air (2.75 dia.) A.C. distr. duct to (L.) outer outlet.....
60	All.....	1178481	1	2.72	HOSE, air-htr. to (R.) def. nozzle (2V ₂ " x 26") (cut as reqd.).....
61	44-46-47-4800.....	1194734	1	2.15	HOSE, A.C. inner distr. duct to (L.) outlet (2.75 I.D. x 32.50 long)—(2.274).....
61-62	44-46-47-4800.....	11784B1	1	2.72	HOSE, to (R.) def. nozzle (2.50 I.D. x 26" long) (cut as reqd.).....
61-62	44-46-47-4800.....	1178481	1	2.72	HOSE, to (L.) def. nozzle (2.50 I.D. x 26.00 long)
61-62	44-46-47-4800.....	1347467	1	.62	HOSE, A.C. outer distr. duct to (R.) outlet (2.75 I.D. x 3.75 long).....
63-65	Riviera.....	1369417	1	2.20	HOSE, htr. adapter outlet to driver compt. in console
63-64	44-46-4800 A.C.	1194734	RH	2.15	HOSE, side A.C. outlet (2 1/2" x 32V)—(2.274).....
63-64	44-46-4800.....	1182018	LH	1.90	HOSE, side A.C. outlet (2 1/2" x 27")—(2.274).....
63-64	4700 A.C.	1369476	1	1.95	HOSE, rr. side A.C. outlet.....
63-65	Riviera.....	1369477	LH	4.51	HOSE, air-A.C. outlet.....
64-67	Special-Skylark A.C.	1182018	RH	1.90	HOSE, air side A.C. outlet (21").....
64	40-4 1-42-4300 A.C.	1194734	LH	2.15	HOSE, side A.C. outlet (2 1/2" x 32V)—(2.274).....
64	4700.....	1369417	1	2.20	HOSE, htr. adapter outlet to driver compt. in console

65	50-60-8000 Htr. less A.C.	1178481	RH	2.72	HOSE, htr. def. air (2'A" x 26") (cut as reqd.)
65	50-60-8000 A.C.	1178481	RH	2.72	HOSE, air-A.C. def. outlet (2'A" x 26") (cut as reqd.)
65	All A.C. exc. 9000	1194734	LH	2.15	HOSE, side A.C. outlet (2'A" x 32'A")—(2.274).
65-67	50-60-8000 Man. or Auto. A.C.	1178481	LH	2.72	HOSE, air-A.C. def. outlet (2'A" x 26") (cut as reqd.)
65	50-60-8000 A.C.	1194734	RH	2.15	HOSE, side A.C. outlet (2'A" x 32'A")—(2.274).
65	9000	1369476	RH	1.95	HOSE, air-A.C. outlet
66	30-4000 A.C.	1182018	LH	1.90	HOSE, A.C. outlet (2' " x 27")—(2.274)
66-67	30-4000 A.C.	1194734	LH	2.15	HOSE, A.C. outlet (2' " x 32'A")—(2.274)
66-68	50-60-8000 less A.C.	1178481	AR	2.72	HOSE, air (2'A" x 26 ") (cut as reqd.)
67-70	50-60-8000 Auto. A.C.	1178481	RH	2.72	HOSE, htr. & def. (2'/" x 26") (cut as reqd.)
66-67	50-60-80-9000 Man. or Auto. A.C.	1182018	RH	1.90	HOSE, A.C. outer outlet (2'A" x 27")—(2.274)
66-67	50-60-80-9000 Man. or Auto. A.C.	1194734	RH	2.15	HOSE, A.C. outlet (2V x 32'A")—(2.274)
66-67	9000	1194734	1	2.15	HOSE, vent outlet (2V x 32V)—(2.274)
66-67	9000 Htr.	1178481	RH	2.72	HOSE, def. air (2'A" x 26")
66-67	9000 Htr.	1178481	LH	2.72	HOSE, defr. air (2'A" x 26") (cut as reqd.)
66-67	9000 less A.C.	1378224	RH	3.18	HOSE, air vent outlet
68-70	30-4000 A.C.	1178481	LH	2.72	HOSE, outlet to duct 2V, " x 26") (cut as reqd.)
68-70	30-4000 A.C.	1385108	RH	3.43	HOSE, air outlet to A.C. distr. duct (2'A" x 33'A")
68-70	30-4000 A.C.	1347467	LH	.62	HOSE, air duct side t > distr. duct (2'A" x 3'A")
68-70	50-60-8000 Man. or Auto. A.C.	1178481	LH	2.72	HOSE, A.C. def. outle (2'A" x 26") (cut as reqd.)
68-70	50-60-8000 Man. A.C.	1178481	RH	2.72	HOSE, htr. & def. (2V : " x 26") (cut as reqd.)
68	50-60-8000 Man. or Auto. A.C.	1385108	RH	3.43	HOSE, air-ctr. duct to outlet (2'A" x 33'A")
68-70	50-60-8000 Man. or Auto. A.C.	1182018	1	1.90	HOSE, air-ctr. duct to (L.) outlet (2'A")
68-69	9000	1178481	LH	2.72	HOSE, def. (2'A" x 2(") (cut as reqd.)
68-70	9000	1385108	1	3.43	HOSE, air-distr. duct lo (L.) outlet (2'A" x 33'A")
68-69	9000 Man. or Auto. A.C.	1385108	1	3.43	HOSE, air-distr. duct lo (R.) outlet (2'A" x 33'A")
68-70	9000 less A.C.	1182018	1	1.90	HOSE, air-distr. duetto (R.) outlet (2'A")
68-70	9000	1385968	RH	3.13	HOSE, def. air (2'A" x 31")
69-70	50-60-8000 less A.C.	1178481	2	2.72	HOSE, htr. def. air (2' A" x 26") (cut as reqd.)
69	50-60-8000 Man. or Auto. A.C.	1182018	1	1.90	HOSE, A.C. center duct to (R.H.) outlet (2'A" x 27")- (2.274)
69-70	All	1234277	AR	6.15	HOSE, air (2'A" I.D. x p ft.) cut as reqd.—(9.260)
40-72	All	1234278	AR	7.05	HOSE, air (2'A" I.D. x 3 ft.) cut as reqd.—(9.260)
40-73	All	1234984	AR	5.02	HOSE, air 1'A" I.D. x tf ft. long (cut as required)- (9.260)
40-72	All	1234985	AR	5.75	HOSE, air 2" I.D. x 6 ft. long (cut as required)— (9.260)
40-72	All	1234986	AR	6.15	HOSE, air 2'A" I.D. x ft. long (cut as required)— (9.260)
40-73	All	1234987	AR	7.70	HOSE, air 3" I.D. x 6] ft. long (cut as required)— (9.260)
40-73	All	1234988	AR	7.60	HOSE, air 3'A" I.D. x 6] ft. long (cut as required)- (9.260)
40-72	All	1234989	AR	9.95	HOSE, air 4" I.D. x 6 ft. long (cut as required)- (9.260)
40-72	All	1234990	AR	3.25	HOSE, air 5" I.D. x 6 ft. long (cut as required)- (9.260)
9.786 DUCT, BLOWER TO EVAPORAT					
64-67	Special-Skylark A.C.	3849161	1	2.77	DUCT, blower to evap (used 9.21 1)
9.786 DUCT, UPPER LEVEL VENTS					
70-72	All A (Upr. Level Vent less A.C.)	1232456	RH	2.67	DUCT
70-72	All A (Upr. Level Vent less A.C.)	1232457	LH	2.67	DUCT
71-73	All B-C-E less Man. or Auto. A.C.	1239409	1	6.00	DUCT, vent. upr. (ctr. of instr. pnl.) (also use 3-1239408 nut)—(9.701)
71-73	All B-C-E	1239408	3	.05	NUT, upr. vent, duct- (plastic-push-in)
9.786 VALVE & SEAL, DIVERTER					
64-67	Special-Skylark A.C.	3159179	1	3.18	VALVE & SEAL (used 9.779)
71-73	All B-C-E (A.C.)	3022765	1	3.84	VALVE & SEAL, diverter upr. (door) (used 8.858)
71-73	All B-C-E (A.C.)	3022769	1	4.46	VALVE & SEAL, diver er lwr. (door) (used 8.858)
72-73	All B-C-E (Std. Heater)	3022710	1	.40	SHAFT, temperature valve (used 8.852)
68-69	All A (A.C.)	3012473	2	.15	CLIP, diverter vac. hose (used 9.779)
71-73	All Auto. A.C.	1484109	1	.10	CLIP, program link to itr.
72-73	All B-C-E w/Man. or Auto. A.C.	3022746	2	05	CONNECTOR, diverter vacuum link

9.786 VALVE—SHAFT & LEVER CASE, AIR CONDITIONING

NOTE: Refer to Grp. 9.169 for parts lists for Heater & A.C.

64-67	Special-Skylark A.C.	3159177		.51	VALVE, slave (door) (used 9.779)
68-70	30-4000 A.C.	3003699		1.23	VALVE, slave (door) (also used 9.779)
66-70	50-60-8000 Htr.	3005872		2.41	VALVE, shut-off (used 9.779)
71-73	All B-C-E (Man. or Auto. A.C.)	3022706		2.36	VALVE & SEAL, purge (used 8.858)
71-73	All B-C-E (Man. A.C.)	3022742		6.75	VALVE & SHAFT, temp. control (also used 8.858)
71-73	All B-C-E (Man. A.C.)	3022740		18.25	VALVE & HOUSING, temp. (also used 8.858)
71	All B-C-E (Man. A.C.)	3022761			VALVE, slave (A.C. htr.) (also used 9.779)
72	All Auto. A.C.	3022881		6.85	VALVE 8i SHAFT, heater temperature control
64-67	Special-Skylark A.C.	3159175		.51	SHAFT & LEVER, slave valve (door) (used 9.779)
71	All B-C-E (Man. A.C.)	3022759		.51	SHAFT & LEVER, diverter valve (door) (also used 8.858)
71	All B-C-E (Man. A.C.)	3022760	1	1.03	SHAFT & LEVER, slave valve (door) (also used 8.858)
64-67	Special-Skylark A.C.	3159172		.50	LINK, slave dr. (door) (used 9.779)
71	All B-C-E (Man. A.C.)	3015231		.67	LINK, slave door (door) (also used 8.858)
71-73	All B-C-E (Man. A.C.)	3022747		.10	LINK, diverter valve (also used 8.858)
71-73	All Auto. A.C.	7932695		2.15	LINKAGE, temp. dr. connecting-programmer (also used 9.270-9.276)
66-67	All exc. 9000	3005860		1.33	CAM & SUPPORT, htr. (used 9.779)
68-70	50-60-8000 Htr.	3005860		1.33	CAM 8t SUPPORT, htr. (used 9.779)
71-73	All B-C-E (Man. A.C.)	3022737		3.95	CAM & SUPPORT, htr. (also used 8.852)
71	All Auto. A.C.	3022879		78.85	CASE, htr. (incl. frt. plate 8i valves) (also used 8.854)
71	All B-C-E (Man. A.C.)	3023052		78.85	CASE, htr. (incl. frt. plate valves & hsg.) (also used 8.854)
72	All (Auto. A.C.)	3025958	1	78.85	CASE, heater (incl. frt. plates & valves) (also used 8.854)
72-73	All B-C-E (Man. A.C.)	3026000	1	78.85	CASE, heater (incl. frt. plates & valves) (also used 8.854)
71	All B-C-E (Man. A.C.)	3025894			PLATE, frt. htr. case (also used 8.854)
71	All B-C-E (Man. A.C.)	3022743			HOUSING, temp. valve 8i core seal (also used 8.858)
71-73	All B-C-E (A.C.)	3022829		.41	SPRING, defr. door (also used 8.858)
71	All B-C-E (Man. A.C.)	3022758		.07	LINK, diverter (also used 8.858)
68-72	All A (A.C.)	3013531		.10	CLIP, temp. valve ret. (used 9.779)
71-73	All B-C-E (A.C.)	3022741		.10	CLIP, temp. valve shaft ret. (also used 8.858)
63	44-46-4800 less A.C.	3150822		.10	ROLLER, cam (also used 8.852)
64	40-41-42-4300 less A.C.	3150822		.10	ROLLER, cam (also used 8.852)
65-67	All exc. 9000	3150822		.10	ROLLER, cam (also used 8.852)
66-67	9000 A.C.	3150822		.10	ROLLER, cam (also used 8.852)
68-70	50-60-8000	3150822		.10	ROLLER, cam (also used 8.852)
68-72	All A (A.C.)	3150822		.10	ROLLER, cam (also used 8.852)
71-73	All B-C-E (Man. A.C.)	3150822		.10	ROLLER, cam (also used 8.852)

9.786 SHAFT & LEVER, DEFROSTER VALVE

64-67	Special-Skylark A.C.	3159155	1	.51	SHAFT 8t LEVER, def. (also used 9.779)
66-67	30-4000 less A.C.	3008472	1	.51	SHAFT & LEVER, def. (also used 9.779)
68-72	All A (less A.C.)	3014901	1	.56	SHAFT 8. LEVER, def. (also used 9.779)

9.786 LEVER & SHAFT, TEMPERATURE CONTROL

66-67	All Htr. exc. 9000	3014057	1	.51	LEVER & SHAFT (also used 8.852)
68-72	All A (less A.C.)	3014067	1	.41	LEVER & SHAFT (also used 8.852)
68-70	50-60-8000 less A.C.	3014057	1	.51	LEVER & SHAFT (also used 8.852)

9.786 SPRING, OUTSIDE AIR

69-70	50-60-8000 less A.C.	3157142	1	.20	SPRING (also used 9.779)
-------	------------------------------	---------	---	-----	--------------------------

9.787 PACKAGE, BOWDEN WIRE REPAIR

54-71	All	3862203	AR	12.20	PACKAGE (incl. 13 ft. housing—60 ft. wire & 36 clamps 8i tool)
54-71	All	3986027	AR	.05	WIRE (for replacement of wire in 3862203)
54-71	All	3986084	AR	.41	HOUSING (approx. 13 ft. for replacement of housing in 3862203)
54-71	All	3856547	AR	.15	CLAMP, 2V, " long - slotted mtg. hole for 1 cable (part of 3862203)
54-71	All	3856545	AR	.15	CLAMP, 1" long - slotted mtg. hole for 1 cable (part of 3862203)
54-71	All	3856543	AR	.15	CLAMP, 1V, " long - round mtg. hole for 1 cable (part of 3862203)
54-71	All	3856541	AR	.15	CLAMP, r/, " long - slotted mtg. hole for 1 cable (part of 3862203)
54-71	All	3856539	AR	.15	CLAMP, 1" long - slotted mtg. hole w/ret. flange for 1 cable (part of 3862203)
54-71	All	3853554	AR	.15	CLAMP, %" long—round mtg. hole for 1 cable (part of 3862203)
61-62	40-4 1-4300	3846998	1	.10	CLAMP, evap. cbl. (also used 9.798)

72-73	All B-C-E.....	3022707	1	.25	BRACKET, Bowden c bl 8i valve adjustments.....
68-72	All A (less A.C.)	401827	AR	.10	NUT, push-on (control wire to temp, valve) (also used 9.798).....
68-71	All A (less A.C.)	401827	1	.10	NUT, push-on (outsid air control wire to air valve)

9.787 CLAMP HOSE

68-70	9000.....	1178681	RH	.30	CLAMP, defroster hose to selector. .
64	All V-6 less A.C.	1365011	1	.36	CLIP, htr. hose to dbl end bolt to int. mfld.
64	40-41-42-4300 V-8 A.C. .	1365011		.36	CLIP, htr. hose to dbl end bolt to int. mfld.
64	46-4800 2-4 Bbl. Carb. less A.C.	1365011		.36	CLIP, assms. on rkr rm cvr. boltfrt. for htr. hose
65	30-40-5000.....	1365011		.36	CLIP, htr. hose to dbl end bolt to int. mfld.....
66	30-4000 exc. 4600 less A.C.	1365011		.36	CLIP, htr. hose bl. end bolt to int. mfld.
66-67	All less A.C.	1365011		.36	CLIP, htr. water hose; to (R.) inner fdr. skirt

9.787 KNOB & WIRE, COWL DUCT PANEL AIR CONTROL

64-67	Special-Skylark Cust. A.C.	3840951	2	.56	KNOB
64	40-41-42-4300.....	4407729	2	2.36	KNOB WIRE, vent control (used 9.798)
65-66	30-4000.....	4501890	2	2.67	KNOB WIRE, vent. control (used 9.798)
66-67	50-60-8000.....	7630575	2	1.64	KNOB WIRE (also Lsed 9.798)
67	30-4000.....	7614559	2	1.74	KNOB WIRE (also jjsed 9.798)
68	30-4000 less A.C.	8756278	2	1.85	KNOB WIRE
68	50-60-8000.....	7735915	2	2.26	KNOB WIRE
68-70	9487.....	7735917	2	2.20	KNOB WIRE
69-70	3327-69-3435-36-3569- 4439-56-66-69 less upr. Lever Vent	8761718	2		KNOB & WIRE, side ;owl panel
69	3327-69-3569-4439-69 upr. Level Vent	8744850	2	1.64	KNOB & WIRE, side :owl panel (-lwr)
69-70	3327-69-3569-4439-69 upr. Level Vent	8756278	2	1.85	KNOB 8< WIRE, for ctr. vent-upr.....
70	3435-3436 Upr. Level Vents.....	8744850	2	1.64	KNOB & WIRE (lwr.)
69-72	30-4000 Htr. less A.C. .	1230713	1	1.18	WIRE, adj. control-oulside air (green) used 9.798
69-72	30-4000 Htr. less A.C. .	1230714	1	1.33	WIRE, adj. cont.-temp red) used 9.798.....
69-70	50-60-8000.....	8718070	RH	2.26	KNOB & WIRE, ctr
69-70	50-60-8000.....	8718072	LH	1.49	KNOB 8< WIRE, ctr
69-70	50-60-8000.....	8722474	2	1.64	KNOB & WIRE, ctr
69 70	3437-3537-4437-67- 4637-67 Upr. Side Vents	8756278	2	1.85	KNOB 8t WIRE,
71-72	3327-69-3436-4439-69 less Upr. Level Vents. .	8756278	2	1.85	KNOB 8t WIRE,
71-72	3337-3467-3437-4437- 67.....	8744850	2	1.64	KNOB 8t WIRE, cowl duct side pnl. air-lwr.
71-72	All A Upr. Level Vents. .	8744850	2	1.64	KNOB 8t WIRE. cowl fuct side pnl. air-lwr.
71-72	All A Upr. Level Vents. .	8756278	2	1.85	KNOB & WIRE, cowl fide duct pnl. air-upr.
71-73	All B-C-E less A.C.	9837573	RH	1.90	KNOB 8t WIRE, ctr. duct pnl. air
71-72	All B-C-E less A.C.	9837574	LH	1.50	KNOB & WIRE. ctr. duct pnl. air
71-73	All B-C-E less A.C.	1236910	1	1.54	KNOB & WIRE, ail vent
59 •	All A.C.	1990922	1	1.69	CONTROL, air vent. (LH) (used 9.798)
61-63	40-41-4300.....	579269	2	.10	CLIP, side vent air inlet valve body cable
66	50-60-8000.....	7630539	2	.15	CLIP, cowl air outlet cøntrol ret.
67	50-60-8000 exc. 82- 8457.....	7630539	2	.15	CLIP, cowl air outlet c jntrol ret.
68-73	All.....	7783546	2	.10	CLIP.panel air outlet c jntrol
69	3327-69-3569-4439-69 Instrument Panel Side Vent.....	8720601	1	.10	CUP, air outlet door h nge rod .
69	3437-3537-4437-67- 4637-67.....	8720601	2	.10	CLIP, air outlet door h nge rod
69	30-4000 less A.C.	8799875	2	.15	CLIP, cowl panel air outlet control
69-70	9000 less A.C.	4411315	AR	.10	CLIP, cowl side duct panel air
70	30-4000 less A.C.	8799875	2	.15	CLIP, cowl side duct p anel air
70-71	3435-36 Instr. Panel Side Vents.....	8799875	2	.15	CLIP, cowl side duct p inel air outlet
70-71	All A less A.C.	8799875	2	.15	CLIP, cowl side duct p snel air.....
70	3435-36 Instr. Pnl. Side Vents less A.C.	8720601	2	.10	CLIP, cowl side duct upr air.....
71-72	All A Instr. Pnl. Vents. .	8720601	2	.10	CLIP, shroud air outlet dr. hinge rod
70	9000 less A/C	4411315	AR	.10	CLIP, cowl side duct p mel air.....
72	3337-3437-67-4437-67 less A.C.	8799875	2	.15	CLIP, shroud side duct pnl. air outlet
72	3327-69-4439-69 w/Pnl. Side Vents.....	8799875	2	.15	CLIP, shroud side duct pnl air outlet
68	50-60-80-9000.....	7761923	2	.51	SUPPORT, cowl duct ppanel air control

68-70	9000	7761923	2	.51	SUPPORT, cowl duct panel air control
68-70	9487	7761924	2	.25	SPACER, air outlet control support
69-70	50-60-8000	8738441	2	.20	RETAINER, center air outlet control cable
69-70	50-60-8000	8738859	RH	.20	RETAINER, center duct air outlet cable
69	50-60-8000	8738861	LH	.10	RETAINER, center duct air outlet door
70	6036-6046 less A.C.	8738860	LH	.20	RETAINER, ctr. duct air outlet dr.
70	50-60-8000 exc. Wagon less A.C.	8738861	LH	.10	RETAINER, ctr. duct air outlet dr.
71-73	All B-C-E less A.C.	481460	1	.56	BRACKET, defroster cbl. mtg. (also used 9.779)
64-73	All	381700	AR	.10	WASHER, spec.-spg. grip-control wires (also used 9.798-4.006)

9.789 GRILLE, COWL DUCT PANEL AIR

NOTE: For specific colors not listed use black & prime & paint to match.

63-65	Riviera	382860	RH	1.08	GRILLE
63-65	Riviera	382861	LH	1.08	GRILLE
67	30-4000	7678882	RH	1.18	GRILLE (black)
67	30-4000	7678883	LH	1.18	GRILLE (black)
67	30-4000	7678894	RH	1.13	GRILLE (dk. blue)
67	30-4000	7678895	LH	1.13	GRILLE (dk. blue)
67	30-4000 exc. 4600	7678906	RH	1.44	GRILLE (gold)
67	30-4000 exc. 4600	7678907	LH	1.44	GRILLE (gold)
67	3335-3453-4367-4467-4667	7678908	RH	1.08	GRILLE (med. red)
67	3335-3453-4367-4467-4667	7678909	LH	1.08	GRILLE (med. red)
67	3517-69-3617-69-4307-17-4407-17-4600-17	7678900	RH	1.08	GRILLE (dk. turquoise)
67	35 17-69-36 17-69-4307-17-4407-17-4600-17	7678901	LH	1.08	GRILLE (dk. turquoise)
67	4339-4439-69	7678888	RH	1.08	GRILLE (maroon)
67	4339-4439-69	7678889	LH	1.08	GRILLE (maroon)
67	44-4865	7678904	RH	1.44	GRILLE (green)
67	44-4865	7678905	LH	1.44	GRILLE (green)
67	44-4855	7678884	RH	1.44	GRILLE (dk. red)
67	44-4855	7678885	LH	1.44	GRILLE (dk. red)
68	30-4000	7739452	RH	1.13	GRILLE (black)
68	30-4000	7739453	LH	1.13	GRILLE (black)
68	30-4000	7739466	RH	1.08	GRILLE (gold)
68	30-4000	7739467	LH	1.08	GRILLE (gold)
68	30-4000	7743762	RH	1.44	GRILLE (maroon)
68	30-4000	7743763	LH	1.44	GRILLE (maroon)
68	30-4000	7783015	RH	1.08	GRILLE (teal)
68	30-4000	7783016	LH	1.08	GRILLE (teal)
68	30-4000	7739470	RH	1.08	GRILLE (dk. green)
68	30-4000	7739471	LH	1.08	GRILLE (dk. green)
68	30-4000	7743764	RH	1.44	GRILLE (buckskin)
68	30-4000	7743765	LH	1.44	GRILLE (buckskin)
69-70	30-4000 less A.C.	7739452	RH	1.13	GRILLE (black) prime & paint to match
69-70	30-4000 less A.C.	7739453	LH	1.13	GRILLE (black) prime & paint to match
69	30-4000 less A.C.	8731709	RH	1.18	GRILLE (T-101-1 11-121-131-141-151-171-181-191)
69	4439-56-66 less A.C.	8731702	RH	1.18	GRILLE (T-157-197)
69	4439-56-66 less A.C.	8731703	LH	1.18	GRILLE (T-157-197)
69	3537-69-4437-56-66-69 less A.C.	8731716	RH	1.18	GRILLE (T-130-1 40-1 70-1 90)
69	3537-69-4437-56-66-69 less A.C.	8731717	LH	1.18	GRILLE (T-130-140-170-190)
69	33-34-35-4400 less A.C.	8731714	RH	1.23	GRILLE (T-103-126-133-143-153-166-176-196)
69	33-34-35-4400 less A.C.	8731715	LH	1.23	GRILLE (T-103-126-133-143-153-166-176-196)
69	50-60-8000	8740212	RH	1.18	GRILLE (T-408-425-428-438-458-455-468-608-614-618-628-629-638-639-648-658)
69	50-60-8000	8740213	LH	1.18	GRILLE (T-408-425-428-438-458-455-468-608-6 14-618-628-629-638-639-648-658)
69	5200-54-66-8467	8740214	RH	1.18	GRILLE (T-407-427-637)
69	5200-54-66-8467	8740215	LH	1.18	GRILLE (T-407-427-637)
69	50-60-8000 exc. 5467-6667	8740232	RH	1.18	GRILLE (T-401-4 1 1-421-601-621-631-632-641)
69	50-60-8000 exc. 5467-6667	8740233	LH	1.18	GRILLE (T-401-41 1-421-601-621-631-632-641)
69	50-60-8000 less A.C.	8740240	RH	1.44	GRILLE (T-403-4 1 3-4 1 4-426-453-464-603-624-636-633-644)
69	50-60-8000 less A.C.	8740241	LH	1.44	GRILLE (T-403-4 1 3-41 4-426-453-464-603-624-636-633-644)
69	50-60-8400	8740242	RH	1.18	GRILLE (T-400-4 10-620-630)
69	50-60-8400	8740243	LH	1.18	GRILLE (T-400-4 10-620-630)
70	30-4000 less A.C.	8801085	LH	1.23	GRILLE (T-104-1 14-124-134-144-154)
70	3400-3537-4400-4600 less A.C.	8801080	RH		GRILLE (T-129-159-179-1 89)

70	3400-3537-4400-4600 less A.C.	8801081	LH	1.23	GRILLE (T-129-159-179-189)
70	50-60-8000 exc. 5467- 8467 less A.C.	8800466	RH	1.23	GRILLE (T-400-4 10-420-440-450-460-600)
70	50-60-8000 exc. 5467- 8467 less A.C.	8800467	LH	1.23	GRILLE (T 400-410- 420- 4 40-450-460-600).....
70	50-60-8000 less A.C. ...	8800504	RH	1.23	GRILLE (T 401-41 1-42 1-4 41-451-481-601-631-632)
70	50-60-8000 less A.C. ...	8800505	LH	1.23	GRILLE (T 401-41 1-42 1-441-451-481-601-631-632)
70	50-60-8000 less A.C. ...	8800512	RH	1.23	GRILLE (T 404-414-43 444-454-484-494-604-61 4- 624-634-635)
70	50-60-8000 less A.C. ...	8800513	LH	1.23	GRILLE (T.404-414-4 34-444-454-484-494-604-61 4- 624-634-635)
70	50-60-8200 less A.C. ...	8740212	RH	1.18	GRILLE (T-408-428-4 38-465-468-478-4488-498- 608-618-628-637-6: 8-648).....
70	50-60-8200 less A.C.	8740213	LH	1.18	GRILLE (T-408-428-43 8-465-468-478-488-498-608- 618-628-637-638-6^ 8).....
70	5400-6400-6637-39 less A.C.	8800510	RH	1.23	GRILLE (T-426-466)
70	5400-6400-6637-39 less A.C.	8800511	LH	1.23	GRILLE (T-426-466)
70	5467-8467 less A.C.	8800470	RH	1.23	GRILLE (T-427-617)
70	5467-8467 less A.C.	8800471	LH	1.23	GRILLE (T-427 617)
70	5467-8467 less A.C.	8800508	RH	1.23	GRILLE (T-449- 459-61 3-629-639-649) ...
70	6036-46-8400 less A.C. ...	8800509	LH	1.23	GRILLE (T-449- 459-61 3-629-639-649) ...
71-72	6036-46-8400 less A.C. ...	7739452	RH	1.13	GRILLE (black) prime paint to match ...
71-72	All A less A.C.	7739453	LH	1.13	GRILLE (black) prime paint to match ...
71	All A less A.C.	9858274	RH	1.33	GRILLE (T-100- 110-15 3).....
71	All A less A.C.	9858275	LH	1.33	GRILLE (T-100- 110-15 3).....
71-73	All A less A.C.	9828748	RH	1.64	GRILLE, shroud ctr. du ;t pnl. outer outlet
71-73	All B-C-E less A.C.	9828749	LH	1.64	GRILLE, shroud ctr. du ;t pnl. outer outlet

9.789 OUTLET HEATER AIR DISTRIBUTOR—CENTER

NOTE For models not listed refer to Grp 9.779.

64	40-41-42-4300.	9773829		.97	OUTLET, htr. (ctr.) also used 9.779
65-67	30-4000.	9773829		.97	OUTLET, htr. (ctr.) also used 9.779
68-72	30-4000 exc. Mini Console.	9790487		.97	OUTLET, htr. (ctr.) also used 9.779 .
71-73	All B-C-E less A.C.	481153		.77	OUTLET, htr. (ctr.) also used 9.779 .
71	All B-C-E (Man. or Auto. A.C.).....	481192		.97	OUTLET, htr. (ctr.) also used 9.779 .
72	All A (Mini Console) ...	9791750		i.15	OUTLET, htr. (ctr.) (al used 9.779)
72-73	All B-C-E (Man. or Auto. A.C.).....	9795550	1	.97	OUTLET, htr. (ctr.) also used 9.779 .

9.789 OUTLET, AIR DUCT (COWL & DASH)

61-65	LeSabre-Wildcat-Electra- Riviera.	4412939	RH	4.72	OUTLET (cowl)
61-65	LeSabre-Wildcat-Electra- Riviera.	4412941	LH	4.72	OUTLET (cowl)
64-66	Special-Skylark-G.S.	4412971	RH	3.90	OUTLET (cowl)
64-66	Special-Skylark-G.S.	4412972	LH	3.84	OUTLET (cowl)
66-68	50-60-8000.	4412939	RH	4.72	OUTLET (cowl)
66-68	50-60-8000.	4412941	LH	4.72	OUTLET (cowl)
66-67	9000.	4535467	RH	2.82	OUTLET (cowl)
66-67	9000.	4535468	LH	2.82	OUTLET (cowl)
68-70	9487.	7698584	RH	2.82	OUTLET (cowl)
66-70	9487.	4535468	LH	2.82	OUTLET (cowl)
69-72	30-4000 Instr. Panel Side Vent.	8715632	RH	1.74	OUTLET, upper air-inne r (dash) (steel) round
69-72	30-4000 Instrument Panel Side Vent.	8715633	LH	1.74	OUTLET, upper-air-inn r (dash) (steel) round
69	50-60-8000 less A.C.	1387114	RH	6.15	OUTLET, upr. (dash) otiter (plastic)—(9.260) .
69	50-60-8000 less A.C.	1387115	LH	6.15	OUTLET, upr. (dash) otiter (plastic)—(9.260) .
69	50-60-8000.	8715156	LH	2.72	OUTLET (cowl) inner plastic.
69-70	50-60-8000 less A.C.	8801938	RH	2.10	OUTLET (cowl) inner-plastic.
69	30-4000 Instr. Panel Vents exc. Wagons	1231680	RH	9.80	OUTLET, black (dash) (lplastic)—(9.260)
69-72	All A (Instr. Panel Vents. less A.C.)	1387309	LH	10.55	OUTLET, black (dash) (blastic)—(9.260)
70-72	All A (Upr. Level Vents less A.C.)	1232454	RH	8.15	OUTLET, upr. vent, (bl :k) (also used 9.260) (dash)
70	50-60-8000 less A.C.	1233038	RH	7.95	OUTLET, vent. upr. (da h) outer-plastic.
70	50-60-8000 less A.C.	1233039	LH	5.65	OUTLET, vent. upr. (da h) outer-plastic.
70	50-60-8000 less A.C.	8801940	LH	2.67	OUTLET (cowl) inner-plastic.
71-73	All B-C-E less A.C.	9872168	RH	2.67	OUTLET (cowl) vent, duct pnl. outer.
71-73	All B-C-E less A.C.	9851857	LH	3.49	OUTLET (cowl) vent duct pnl. outer
71-73	All B-C-E less A.C.	9827760	1	3.28	OUTLET (cowl) vent, ct duct pnl.
71-73	All B-C-E less A.C.	1235722	RH	5.55	OUTLET (dash) hsg

71-72	All B-C.....	1235352	2	3.38	
					(hsg. & vane) (also used 9.260)
71-73	All E less Man. or Auto. A.C.....	1235422	1	5.70	
69-71	All A Instr. Pnl. Vents.....	1383563	LH	.87	
69	All A Instr. Pnl. Vents.....	1387740	RH	1.03	
70-72	All A (Upr. Level Vents or A.C.).....	1232092	RH	.97	RETAINER, outer outlet (also used 9.260) .
68-72	All A (A.C. or Upr. Level Vents).....	1383563	LH	.87	
60-61	All.....	563523	AR	.05	
9.789 COVER, COWL SIDE DUCT AIR					
65-67	50-60-8000 A.C.....	4469165	RH	2.36	COVER, htr. hole
66	50-60-8000 A.C.....	7608287	RH	3.79	COVER.....
66	50-60-8000 A.C.....	8773708	LH	2.26	COVER.....
66	Riviera A.C.....	7580797	LH	2.51	COVER.....
67	30-4000 A.C.....	7614560	LH	2.10	COVER.....
67-69	50-60-8000 Man. or Auto. A.C.....	8773708	LH	2.26	COVER
67-70	9487 Man. or Auto. A.C..	7580797	LH	2.51	COVER
67-68	50-60-8000.....	7608287	RH	3.79	COVER
68	30-4000 A.C.....	7671449	LH	2.51	COVER
69-72	All A (A.C.).....	8732446	LH	2.56	COVER
69	50-60-8000 Man. or Auto. A.C.....	8774257	RH	3.49	COVER
70	50-60-8000 Man. or Auto. A.C.....	8757897	1	2.10	COVER, air outlet.....
71-73	All E less A.C.....	1235562	RH	2 00	COVER, instr. pnl. cvr. air outlet.....
71-73	All E less A.C.....	1236219	1	1.49	COVER, instr. pnl. filler air outlet (black) (paint to match).....

9.789 DOOR—VALVE, AIR OUTLET (DASH & COWL)

64-66	30-4000.....	4408510	RH	2.15	DOOR (cowl) .
64-66	30-4000.....	4408511	LH	2.15	DOOR (cowl) .
66-70	9000.....	4536334	RH	2.36	DOOR (cowl) .
66-70	9000.....	4536335	LH	2.36	DOOR (cowl) .
67	30-4000.....	7612086	RH	2.15	DOOR (cowl) .
67	30-4000.....	7612087	LH	2.15	DOOR (cowl) .
68-72	All A.....	7727258	RH	2.46	DOOR (cowl) .
68-72	All A.....	7727259	LH	2.46	DOOR (cowl) .
69-72	All A Instr. Panel Vents exc. Wagons.....	8719918	RH	2.00	DOOR (dash) .
69-72	All A Instr. Panel Vents exc. Wagons.....	8719919	LH	1.95	DOOR (dash)
70	3435-36 Instr. Pnl. Vents.....	8719918	RH	2.00	DOOR (dash)
70	3435-36 Instr. Pnl. Vents.....	8719919	LH	1.95	DOOR (dash)
69-70	50-60-8000 exc. 6036- 46.....	8717730	LH	1.38	DOOR, ctr. (dash).....
70	6036-46 less A.C.....	8717541	LH	1.33	DOOR, ctr. (dash).....
69-70	50-60-8000.....	8717540	RH	1.33	DOOR, ctr. (dash).....
69-70	50-60-8000 less A.C.	8717588	LH	2.41	DOOR, side (cowl).....
69-70	50-60-8000 less A.C.	8717587	RH	2.41	DOOR, side (cowl).....
71-72	All B-C-E less A.C.....	9831503	RH	2.46	DOOR (dash) ctr. duct air outlet side
71-73	All B-C-E less A.C.....	9831505	LH	2.46	DOOR (dash) ctr. duct air outlet side
71-73	All B-C-E (less A.C.).....	9831504	1	2.46	DOOR (dash) ctr. duct air outlet ctr. .
60	All.....	4838830	RH	2.26	VALVE, cowl side duct air hsg.
60	All.....	4838831	LH	2.26	VALVE, cowl side duct air hsg.
61-65	LeSabre-Wildcat-Electra- Riviera.....	4838830	RH	2.26	VALVE, cowl side duct air hsg.
61-65	LeSabre-Wildcat-Electra- Riviera.....	4838831	LH	2.26	VALVE, cowl side duct air hsg.
66-68	50-60-8000.....	4838830	RH	2.26	VALVE, cowl panel air inlet.....
66-68	50-60-8000.....	4838831	LH	2.26	VALVE, cowl panel air inlet.....
68-71	30-4000 A.C.....	3014872	1	12.75	VALVE, hsg. 8i brkt. (also used 9.779)
72-73	All B-C-E (Flapper Valve Type).....	9609899	2	1.54	VALVE, drain-ctr. duct pnl. (also used 10.997- 12.804) (replaces hose).....
66-70	9000 Man. or Auto. A.C.	3005262	1	24.25	AIR INLET & VALVE.....
68-71	30-4000 A.C.....	3014868	1	.46	SPRING, air valve (also used 9.779).....

9.789 INLET, EVAPORATOR AIR

71-73	All B-C-E (Man. or Auto. A.C.).....	3022834	1	16 00	INLET, evap. air
-------	--	---------	---	-------	------------------

9.789 GASKET, RECIRCULATING AIR

66-70	9000 Man. or Auto. A.C	3005633	1.33	GASKET, recirc. air.
68	30-4000 A.C.	3014867	1.49	GASKET, recirc. air .
69-71	All A (A.C.)	3018642	1.74	GASKET, recirc. air.

9.790 BLOWER—CASE—FAN—MOTOR—PLATE & BRACKET, FORCED AIR VENTILATION

69	30-4000	3019126	RH	47.25	BLOWER, incl. mtr. & mtg. plate
70-72	30-4000	3019127	LH	47.25	BLOWER, incl. mtr. 8i mtg. plate
70	30-4000	8802020	RH	66.70	BLOWER, incl. mtr. 8i mtg. plate
70	50-60-8000	3020320	RH	47.25	BLOWER, incl. mtr. & mtg. plate
70	50-60-8000	3020368	LH	47.25	BLOWER
71-72	All A	3019126	RH	47.25	BLOWER
69-71	All A	3019146	RH	1.69	CASE, blower .
69-71	AHA	3019148	LH	1.69	CASE, blower .
69-70	50-60-8000	3019147	RH	1.69	CASE, blower .
69-70	50-60-8000	3019146	LH	1.69	CASE, blower .
69-71	All	3021207	2	.15	CLAMP, wiring harness (clip)
69-71	All A	3020131	2	6.95	FAN, vent blower .
69-70	50-60-8000	3020133	RH	6.95	FAN, vent blower .
69-70	50-60-8000	3020131	LH	6.95	FAN, vent blower .
69-71	All	3020262	2	.30	GASKET, vent blower ftnng.
69-70	50-60-8000	1232202	1	1.18	LENS, switch ("vents" mprinted) .
71-73	All B-C-E less A.C.	1236911	1	1.69	LEVER, upr. air vent (mtd. to center duct)
69-72	All A	6299386	1	9.40	HARNES, fan.
69	50-60-8000	6299387	1	8.70	HARNES, fan.
69-71	All A	4919747	2	23.20	MOTOR, blower.
69-70	50-60-8000	4919552	RH	18.50	MOTOR, blower.
69-70	50-60-8000	4919747	LH	23.20	MOTOR, blower.
69	30-4000	3019168	RH	4.92	PLATE 8. BRACKET, rrltr. mtg.
69-71	All A	3019193	LH	4.92	PLATE 8. BRACKET, rt tr. mtg.
70-71	All A	3021521	RH	9.55	PLATE 8. BRACKET, rr tr. mtg.
69-70	50-60-8000	3020426	RH	8.95	PLATE 8. BRACKET, rr tr. mtg.
69-70	50-60-8000	3020428	LH	9.50	PLATE 8. BRACKET, rr tr. mtg.
69-71	All	3020263	2	1.54	SHIELD, blower mtr. brg
69-72	All A	1232204	1	12.65	SWITCH & WIRE, blower lo-vents-hi" on knob) .
69-70	50-60-8000	1232201	1	5.15	SWITCH, blower (incl. cnob & chrome bezel)
71-73	All B-C-E less A.C.	3709568	1	.10	WASHER, upr. air vent lever—(0.854)

9.795 VALVE, HEATER WATER TEMPERATURE CONTROL

54-55	All	1163846		14.95	VALVE
59	All	3146294		16.95	VALVE, man. control
60	All	3150613		13.65	VALVE less capillary tjbe-not required)
61-62	44-46-47-4800	3150613		13.65	VALVE less capillary tjbe-not required)
61-63	40-41-4300 V-8	3151404		17.90	VALVE
62-63	V-6	3154091		18.50	VALVE
63	44-46-4800	3156874		5.75	VALVE incl. in 13963511 pkg
63	44-46-4800 less A.C.	1396391		15.25	VALVE PKG., htr. wate valve (incl. water valve. hoses 8i atch. parts)
63	4700	3156411		5.75	VALVE
63	44-46-4800 less A.C.				VALVE (use cam 8. supjt.-grp. 9.779)
64	40-41-43-44-46-4800 less A.C.				VALVE (use cam & supt.-grp. 9.779)
64	40-41-42-4300 A.C.	1479664		9.30	VALVE
64	4400 A.C.	3000112		6.35	VALVE
64	4400 less A.C.	3001077		6.60	VALVE
64	46-4800	3156874		5.75	VALVE
64	4700	3000110		6.35	VALVE
65	30-40-50-60-8000 A.C.	1231105		8.10	VALVE, water temp, coptrol
65	30-40-50-60-8000 less A.C.				VALVE, water temp. (use cam 8i support group 9.779)
65	9000	1231105		8.10	VALVE, water temp, coltrol
66	All Man. or Auto. A.C.	1231105		8.10	VALVE, water temp, coltrol
66-70	All less A.C.	3157840		2.77	VALVE, temp, control
67	30-4000 exc. 4600 A.C.	1379746		10.00	VALVE, water (r. rr. or mfld.)
67	5000 Man. or Auto. A.C.	1379746		10.00	VALVE, water jr. rr. or mfld.)
67	46-60-80-9000 Man. A.C.	396235		13.50	VALVE, water control
67	80-9000 Auto. A.C.	396235		13.50	VALVE, water control
68	30-4000 (350 Eng.) A.C.	1384723		10.00	VALVE, water in (r.) rr. or int. mfld.
68	5000 Man. A.C.	1384723		10.00	VALVE, water in (r.) rr. } int. mfld.
68	400-430 Eng. A.C.	399679	—	14.10	VALVE, water control
68	5000 Auto. A.C.	1385322		20.45	VALVE, water-in rr. or i mfld.
68	60-80-9000 Auto. A.C.	399715>		18.65	VALVE, water in rr. or i mfld.
69-70	All Man. A.C.	1231105		8.10	VALVE, water temperatbre control
69-70	All Auto. A.C.	1230573		17.95	VALVE, water temperatjre control
68 70	All Auto. A.C.	1394859		4.87	VALVE SERVICE KIT, thermal vacuum valve

71-72	All A less A.C.	3157840	1	2.77	VALVE, water temp, control
71-72	All A (A.C.)	1231105	1	8.10	VALVE, water temp, control
71-72	All B-C-E (Man. or Auto. A.C.)	481375	1	8.35	VALVE, water temp, control.....
73	All Man. or Auto. A.C. ..	481375		8.35	VALVE, water temp, control.....
68-71	L-6 Eng. A.C.	1385835	1	.55	PLUG, vac. hose to water valve.....
59-62	44-46-47-4800.....	3142694	1	.15	GASKET, between core & valve.....
59-62	All.....	3145607	1	.18	STAKE, capillary ret. (auto. htr. control valve capillary tubeto htr. core).....
63	40-4 1-42-4300 A.C.	3145607	1	.18	STAKE, capillary tube to htr. core.....
71-73	All B-C-E.....	6490265	1	3.36	SWITCH, engine temp, delay (for blower control fan) —(8.852).....
64	40-4 1-42-4300.....	1479565	1	.10	RETAINER, valve to brkt.—(8.866).....
65	All A.C. exc. 9000.....	1484385	1	.15	RETAINER, valve to brkt.—(8.866).....
65	9000.....	1484385	1	.15	RETAINER, valve to brkt.—(8.866).....
66	All Man. or Auto. A.C.	1484385	1	.15	RETAINER, htr. water valve to brkt.—(8.866).....
9.795 COVER. WATER TEMPERATURE CONTROL VALVE					
61-63	40-41-4300.....	1347723	1	1.38	COVER.....
9.795 HOSE & GROMMET, A.C. VACUUM					
NOTE: Vacuum hoses also listed in Grp. 9.798.					
65	V-6 A.C. 2nd Type Valve Stamped No. 0508.....	1373746	1	5.30	HOSE 8c GROMMET, vac. hose to vac. dia. (eng. compt.).....
65	30-4000 A.C. 1st Type Valve Stamped No. 0492.....	1370452		4.10	HOSE 8c GROMMET, hose assm. to water valve eng. footing.....
65	30-4000 V-8 A.C. 2nd Type Valve Stamped No. 0508.....	1373747	1	4.61	HOSE 8c GROMMET, vac. hose to water valve eng. footing.....
65	30-4000 V-8 A.C. 1st Type Valve Stamped No. 0492.....	1370452	1	4.10	HOSE & GROMMET, vac. hose to vac. dia. (eng. compt.).....
NOTE. Valves referred to above are suction throttling valves.					
66	V-6 A.C. 1st Type (Htr. Water Valve Mounted to Rr. A.C. Compr. Mtg. Brace).....	1378266	1	4.90	HOSE 8c GROMMET, vac. hose to vac. diaph.-eng. compt.....
66	30-4000 V-8 exc. G.S. 1st Type-Htr. Water Valve Mounted to Rr. A.C. Compr. Mtg. Brace	1378265		4.61	HOSE 8i GROMMET, vac. hose to water valve eng. fitting 8i source.....
66	V-6 A.C. 2nd Type (Water Valve Mounted at Rr. of Right Cyl. Hd.)	1373746		5.30	HOSE & GROMMET, vac. hose to vac dia (eng. compt.).....
66	30-4000 V-8 A.C. 2nd Type (Water Valve Mounted on Rr. of Rr. Cyl. Hd.).....	1373747		4.61	HOSE 8c GROMMET, vac. hose to water valve (eng. fitting).....
67	V-6 A.C.	1380607		5.15	HOSE 8c GROMMET, vac. hose asm. to vac. diaph. eng. compt.....
67	30-4000 V-8 A.C.	1380608		4.77	HOSE & GROMMET, vac. hose assm. to vac. diaph. eng. compt.....
9.798 ACTUATOR—ADAPTER—BRACKET, HEATER & A.C					
68-70	All Auto. A.C.	1998940		14.20	ACTUATOR, piloted vac. (on case)—(9.28 1)
65-67	50-60-8000 A.C.	1371906		.51	ADAPTER, htr. & A.C. vac. disc.....
65	50-60-8000 A.C. 2nd Type Valve Stamped No. 0521.....	1373744	1	.62	ADAPTER, water valve vac. disc. .
66-67	30-4000 A.C.	1378118	1	1.23	ADAPTER, A.C. vac. disc.....
66-67	50-60-8000 A.C.	1373744	1	.62	ADAPTER, water valve vac. disc. .
66-67	9000 A.C.	1371906	1	.51	ADAPTER, htr. 8; A.C. vac. disc. .
66	9000 less A.C.	1376203	1	.41	ADAPTER, vac. disc.....
66 67	9000 less htr.	1376586	1	.51	ADAPTER, vac. disc.....
67	9000 Htr. less A.C.	1381787	1	.92	ADAPTER, vac. disch.....
68	All A.C.	1373744	1	.62	ADAPTER, water valve vac. disch.
68	30-40-9000 A.C.	1384063	1	.46	ADAPTER, htr. 8; A.C. vac. disch.
68	50-60-8000 A.C.	1384062	1	.40	ADAPTER, htr. & A.C. vac. disch.
68	9000 less A.C.	1384064	1	.46	ADAPTER, htr. & A.C. vac. disch.

69-72	All A (A.C.)	1230016	1	.41	ADAPTER, vacuum sw tch harness
69-70	50-60-8000 less A.C.	1230014	1	.41	ADAPTER, vacuum h harness
69-70	50-60-8000 Man. A.C.	1230017	1	.41	ADAPTER, vacuum sw tch harness
69-70	50-60-8000 Auto. A.C.	1230019	1	.56	ADAPTER, vacuum sw tch harness
69-70	9000 Auto. A.C.	1230020	1	.56	ADAPTER, vacuum sw tch harness
69-70	9000 less A.C.	1230015	1	.41	ADAPTER, vacuum sw tch harness
69-70	9000 A.C.	1230018	1	.56	ADAPTER, vacuum sw tch harness
65-66	V-6 A.C.	1369179	1	.36	BRACKET, throttle adj switch mtg.
65	30-40-5000 exc. G.S.	1373807	1	1.38	BRACKET, gate valve ifntg.
65-66	Skylark Gran Sport A.C.	1370749	1	.56	BRACKET, water valve mtg.
65-66	60-80-9000 Man. or Auto. A.C.	1370749	1	.56	BRACKET, water valve mtg.
66	30-4000 A.C. less G.S. 1st Type-Htr. Water Valve Mounted to Rr. A.C. Compr. Mtg. Brace	1378286	1	.62	BRACKET, gate valve ntg. assms. on cyl. hd. (R.) rr.
66	30-40-5000 A.C. (2nd Type. Water Valve Mounted at Rr. of Right Cyl. Hd.)	1373807	1	1.38	BRACKET, gate valve i >tg.
66-67	33-35-4300 A.C.	1369179	1	.36	BRACKET, auto throttl ! adj. switch mtg.
66	5000 A.C. 1st Type Htr. Water Valve Mounted to Rr. A.C. Compr. Mtg. Brace.	1378286	1	.62	BRACKET, gate valve iptg. assms. to rr. compt. mtg. brace.
66-70	9000 Man. or Auto. A.C.	3005657	1	1.13	BRACKET, evap. 8i blolfrer valve mtg.
68	30-4000 A.C.	1385024	1	.25	BRACKET, htr. def. air bl.
68	30-4000 less A.C.	9791304	1	.20	BRACKET, htr. 8> def. Eir cbl.
68-72	All A less A.C.	9791433	1	.20	BRACKET, temp, contr >l cbl.-mtg.
68	All exc. 9000 less A.C.	9791436	1	.25	BRACKET, air valve vb mtg.
69-72	All A less A.C.	9791436	1	.25	BRACKET, air valve ca le-mounting
69-72	All A less A.C.	1230701	1	.36	BRACKET, heater 8i delfroster air cable
9.798 CLAMP—CLIP, HEATER & A.C. (HOSES & CONTRQLS)					
63-65	LeSabre-Wildcat-Electra	1358419	1	15	CLAMP, htr. hose to ev^ap. adapter
66-67	All Auto. A.C.	3009731	1	.40	CLAMP, motor unit.
68	50-60-80-9000.	1385323	2	10	CLAMP, t.v.r. hose to blower
69-70	50-60-8000 Man. or Auto. A.C.	1358419	1	15	CLAMP, heater hose to blower to evaporator duct
69-70	50-60-8000 Auto A.C.	3020382	1	18	CLAMP, actuator.
63-65	Riviera	1362545	1	10	CLIP, instr. panel wire arness to rr. (L.) htr. duct (used 2.559).
66-67	30-4000 A.C.	1377264	2	10	CLIP, spg.-spec. (ctr. d.d.ct assm. to ctr. outletassm.) r.
66-67	All Auto. A.C.	1482349	1	10	CLIP, temp, valve link i
66-68	All Auto. A.C.	7273467	1	15	CLIP, auto, climate cor ol filter ret. 1.
68-69	9000.	1384630	1	10	CLIP, cbl. assms. to br! pedal mtg. brkt. for control wires.
68	30-4000 A.C.	1385768	1	10	CLIP, vac. hose adapte retaining.
68	50-60-80-9000 A.C.	1385768	1	10	CLIP, vac. hose adapte to selector switch oninstr. panel controls.
69	9000 less Auto. A.C.	1385768	1	10	CLIP, vacuum hose ret inmg.
66-69	9000 Man. or Auto. A.C.	3013532	1	15	CLIP, temperature valve ret.—(8.854)
68-72	All.	7282187	AR	15	CLIP, htr. & A.C. contro lens—(8.852)
9.798 CONNECTOR, HEATER & A.C. VACUUM HOSE					
59-62	All exc. 40 41-4300.	3895904	1	.46	CONNECTOR, vac con rol tee—Va" tee (nylon)— (9.281).
63-64	4800 A.C. & Vac. Dr. Lock	1358897	1	.41	CONNECTOR, tee-in va line
65	All A.C.	1366284	AR	.25	CONNECTOR, vac. hos >R. angle (90 degree-plastic)
65	All A.C. exc. Riviera.	1366285	AR	.15	CONNECTOR, vac. hos: (straight-plastic).
65	30-4000 A.C. 2nd Type Valve Stamped No. 0508.	1373757	1	.77	CONNECTOR, vac. hosn (1" rubber 4 holes)
65	50-60-8000 A.C. 2nd Type Valve Stamped No. 0521.	1373745	1	.62	CONNECTOR, vac. hos-j) (1 rubber 4 holes).
66-67	33-35-4300 A.C.	3895904	1	.46	CONNECTOR, Va" tee ir vac. hose adapter for idle (nylon)—(9.281)
65	All A.C.	3895904	AR	.46	CONNECTOR. 'l>" tee ir A.C. vac. hose (nylon)— (9.281).
66-67	30-4000 A.C.	1373757	1	.77	CONNECTOR, vac. hosi (1" rubber 4 holes)
66-67	50-60-8000 A.C.	1373745	1	.62	CONNECTOR, vac. hoso (1" rubber 4 holes)
66-73	All A.C.	3895904	AR	.46	CONNECTOR, tee in A. :. vac. hose—(9.281)
66	V-6 A.C.	3895904	1	.46	CONNECTOR, tee in recirculating hose for idle advance switch screw (l/*) (nylon)—(9.281)
66	9000 Auto. AC.	3156386	1	.20	CONNECTOR, vac. tubes

66-68	All as Req.....	3866868	AR	.20
65-71	All.....	1366285	AR	.15
67	9000 Htr. less A.C.....	1366284	1	.25
67	9000 Auto. A.C.....	3013269	1	.77
68	All A.C.....	1366284	AR	.25
68	9000 less A.C.....	1366284	2	.25
70	All exc. 9000.....	1366284	AR	.25
71-72	All (A.C.).....	1366284	AR	.25
71-72	All B-C-E (Man. or Auto. A.C.).....	1236690	1	.72
72-73	All A (A.C.).....	1366285	AR	.15

TEE CONNECTOR (1/2" x 1/8" x 1/2") used 9.798.....
CONNECTOR, vacuum hose (straight-plastic).....
CONNECTOR, vac. hose R. angle (90 degree-plastic)
CONNECTOR, vac. tubes.....
CONNECTOR, in vac. hose & grommet (R. angle-90 degree-plastic).....
CONNECTOR, in non htr. vac. hose (90 degree-plastic).....
CONNECTOR, vac. hose-R. angle (90 degree) plastic
CONNECTOR, vac. hose-R. angle (90 degree plastic)
CONNECTOR, vac. instr. pnl. harness to A.C. htr. harn.....
CONNECTOR, vac. hose-straight (plastic).....

9.798 CONTROL—CORD, HEATER & A.C CONTROLS

59	All A.C.....	1990922	1	1.69
61	44-46-47-4800 less A.C.....	1351064	1	10.45
61-62	44-46-47-4800 less A.C.....	1164165	1	4.36
61-62	44-47-4800.....	1351073	1	18.95
61-62	44-46-47-4800 A.C.....	1351064	1	10.45
62	44-46-4800 less A.C.....	1351064	1	10.45
61-62	44-46-47-4800 A.C.....	1164882	1	12.60
61-63	40-4 1-4300.....	7283273	1	8.30
63	44-46-47-4800.....	1354497	1	9.55
63	4700 less A.C.....	1356490	1	5.25
63	4700.....	1355095	1	6.45
63	4700 A.C.....	1164882	1	12.60
63-64	44-46-4800 A.C.....	1356951	1	3.59
63-64	44-46-4800 A.C.....	1355160	1	4.61
63-64	44-46-4800 less A.C.....	1355329	1	4.56
64-65	Special-Skylark less A.C.....	7288624	1	14.25
64-65	Special-Skylark A.C.....	7288644	1	29.40
64	44-46-4800.....	1354497	1	9.55
64	4700.....	7286384	1	25.40
64-65	Riviera A.C.....	7286404	1	36.45
65	50-60-8000 less A.C.....	1367155	1	19.40
65	50-60-8000 A.C.....	1367275	1	34.15
65	9000 htr.....	7291494	1	25.50
66	30-4000 A.C.....	7293834	1	33.55
66	30-4000 Htr. less A.C.....	7293824	1	19.80
66	50-60-8000 A.C.....	7293934	1	34.85
66	50-60-8000 Htr. less A.C.....	7293924	1	21.10
66	8000 Auto. A.C.....	7300484	1	20.15
66	9000 Auto. A.C.....	7291874	1	27.70
66	50-60-8000 Auto. A.C.....	3021873	1	89.65
66	9000 Htr. less A.C.....	7293844	1	30.75
66	9000 Auto. A.C.....	3007954	1	60.70
66	9000 Auto. A.C.....	3013211	1	64.35
66	9000 Man. A.C.....	7293854	1	36.05
67	30-4000 A.C.....	1378872	1	35.80
67	30-4000 Htr. less A.C.....	1378875	1	20.90
67	50-60-8000 A.C.....	1378871	1	37.10
67	50-60-8000 w/Auto. A.C. 2nd Type(See • Footnote).....	3021873	1	89.65
67	50-60-8000 Htr. less A.C. or Auto. Climate Control.....	1378874	1	22.90
67	50-60-8000 Auto. A.C.....	1378870	1	20.80
67	9000 Auto. A.C. 2nd Type (See Footnote) ...	3013235	1	49.50
67	9000 Auto. A.C.....	1378869	1	28.00
67	9000 Htr. less A.C.....	1381502	1	32.00
67	9000 Auto. A.C. 1st Type (See Footnote).....	3007954	1	60.70
67	9000 Auto. A.C. 2nd Type (See Footnote) ...	3021754	1	62.35
67	9000 A.C.....	1378876	1	38.40
67	9000 Auto. A.C.....	3013211	1	64.35
68	30-4000 A.C.....	1382303	1	55.65
68	30-4000 less A.C.....	1382300	1	43.45
68	50-60-80-9000 A.C.....	1382996	1	55.65
68	9000 less A.C.....	1382301	1	47.05
68	50-60-80-9000.....	1382302	1	29.40
68	50-60-8000 less A.C.....	1382997	1	43.45
69	30-4000 less A.C.....	1387639	1	28.60

CONTROL, air vent. (L.)—(9.787).....
CONTROL 8i PLATE, vent, control instr. panel.....
CONTROL, htr. valve (assm. to htr. case).....
CONTROL 8. PLATE, htr. & def. instr. panel (paint to match trim).....
CONTROL 8i PLATE, cold & air flow-instr. panel
CONTROL & PLATE VENT. CONTROL
CONTROL, valve.....
CONTROL, htr.....
CONTROL, htr. & def. instr. panel.....
CONTROL, htr. valve.....
CONTROL, instr. panel A.C. or vent.....
CONTROL, A.C. valve.....
CONTROL, circuit.....
CONTROL, A.C.....
CONTROL, htr. valve.....
CONTROL, htr. & def.....
CONTROL, htr. & def.....
CONTROL, instr. panel htr. 8i def.....
CONTROL, htr. & def.....
CONTROL, A.C. valve.....
CONTROL, instr. panel htr. & def.....
CONTROL, A.C.....
CONTROL, htr. & def.....
CONTROL, A.C.....
CONTROL, htr. & def.....
CONTROL, auto, temp.-instr. panel.....
CONTROL, auto, temp.-instr. panel.....
CONTROL, auto, temp.....
CONTROL, htr. & def.....
CONTROL, auto. A.C.....
CONTROL, assm. (temp.).....
CONTROL, A.C.....
CONTROL, A.C.....
CONTROL, htr. & def.....
CONTROL, A.C.....
CONTROL, auto, temp, (on case)
CONTROL, htr. 8t def.....
CONTROL, auto, climate instr. panel
CONTROL (Selector).....
CONTROL, auto, climate instr. panel
CONTROL, htr. 8. def.....
CONTROL, auto, climate.....
CONTROL, auto, climate.....
CONTROL, A.C.....
CONTROL (temp.).....
CONTROL, A.C.....
CONTROL, htr. & def.....
CONTROL, A.C.....
CONTROL, instr. panel htr.....
CONTROL, auto, climate.....
CONTROL, htr.....
CONTROL, heater (complete).....

69	30-4000 A.C.	1387642		34.25	CONTROL, A.C. (comp etc) .
69	50-60-8000 less A.C.	1387640		28.90	CONTROL, heater (complete)
69	50-60-8000 A.C.	1387643		36.90	CONTROL, A.C. (comp etc)
69	50-60-8000.....	1387645		31.35	CONTROL, auto. A.C. (complete)
69	9000 less A.C.	1387641		29.50	CONTROL, heater (complete) . . .
69	9000 A.C.	1387644		40.50	CONTROL, A.C. (comp etc)
69	9000 Auto. A.C.	1387646		30.75	CONTROL, auto. A.C. (complete)
70-73	All.....				CONTROL, htr. (refer to grp. 8.849)
70-73	All.....				CONTROL, A.C. (refer to grp. 9.273)
68	All.....	7305362	2	.72	CORD, A.C. or htr. control dial

9.798 COVER, HEATER & A.C. CONTROLS

61	44-46-47-4800 A.C.	1347046	1	1.13	COVER, control valve-fk
61	44-46-47-4800 A.C.	1347047	1	.87	COVER, control valve-r-
61-63	44-46-47-4800 less A.C.	1355751	1	.46	COVER, control valve-top
61-63	44-46-47-4800 less A.C.	1347049	1	.67	COVER, control valve-t ottom
62	44-46-4800 A.C.	1362559	1	1.33	COVER, control valve-f
62	44-46-4800 A.C.	1351866	1	.92	COVER, control valve-r
63	4700 A.C.	1362559	1	1.33	COVER, control valve-f
63	4700 A.C.	1351866	1	.92	COVER, control valve-r-
63-64	44-46-4800 A.C.	1358213	1	.36	COVER, circuit control assy. .
64	44-46-4800 less A.C.	1355751	1	.46	COVER, htr. control valve-top
64	44-46-4800 less A.C.	1347049	1	.67	COVER, control valve-t ottom.
66-67	9000 Auto. A.C.	1378143	1	11.15	COVER, auto, climate (ontrol (formed)
68-69	9000 Auto. A.C.	3015021	1	2.82	COVER, control protection
69-70	9000 Auto. A.C.	3019398	1	3.18	COVER, control protecion

9.798 DIAPHRAGM—FILTER, HEATER & A.C. VACUUM ROSE

67	All Auto. A.C. (2nd Type- See Note).....	1998931	1	5.07	DIAPHRAGM, temp. door—(9.28 1)
68-70	All Auto. A.C.	3015631	1	1.23	DIAPHRAGM, master switch vac.
	NOTE Vacuum diaphragm also listed in Grps 8.850-9.198-9.277-9.280-9.281			9.779.	
66-67	All Auto. A.C.	3008159	2	.10	FILTER, vent
67	All Auto. A.C. 2nd Type (See Footnote).....	3013626	2	.10	FILTER, vac. nozzle . .
68-70	All Auto. A.C.	3015065	1	2.20	FILTER, t.v.r. air. . . .
68	All Auto. A.C.	3008159	2	.10	FILTER, vac. switch .
67-70	All Auto. A.C.	3019139	1	3.13	FILTER, restrictor reg.
67	All Auto. A.C. 2nd Type (See Footnote).....	3019139	1	3.13	FILTER, vac hose . . .
68-69	All Auto. A.C.	3019139	1	3.13	FILTER, vacuum hose
68-70	50-60-80-9000 Man. or Auto. A.C.	3014505	1	1.23	FITTING, aspirator air
66-67	All Auto. A.C.	3011105	1	.10	GASKET, ambient switfch
66-67	9000 Man. or Auto. A.C. .	1377187	1	1.64	GASKET, htr. & A.C. selector
68-70	All Auto. A.C.	3015066	1	.30	GASKET, filter.
68-70	9000.....	1377187	1	1.64	GASKET, htr. & A.C. sepector

9.798 GROMMET—WIRING HARNESS—VACUUM HOSE, HEATER AND AIR CONDITIONING

66-67	50-60-8000 Auto. A.C.	1370945		.77	GROMMET, vac. hose
68-72	All A (A.C.)	1385993		.62	GROMMET,vac. hose thru dash
68	50-60-8000 A.C.	1381242		.92	GROMMET, vac. hose thru dash.
69-70	9000.....	1385993		.62	GROMMET, vacuum hoses thru dash
69-70	50-60-8000.....	1230525		.56	GROMMET, vacuum taik hose thru dash
69-70	9000 Auto. A.C. .	1230281		1.79	GROMMET, vacuum hose thru dash.
67	60-8000 A.C.	1384355		.05	GUARD, vac. hose adapter.....
67	50-60-8000.....	1383075		.30	GUARD, vac. hose
68	50-60-8000 Auto. A.C.	3016307		22.45	HARNESS, elec. wiring auto. A.C.
68	9000 Auto. A.C. .	3015638		22.75	HARNESS, elec. wiring auto. A.C.
69-70	50-60-8000 Auto. A.C.	3018478		29.80	HARNESS, elec. wiring auto. A.C.
69-70	9000 Auto. A.C. .	3018466		29.10	HARNESS, elec. wiring auto. A.C.
66	8000 Auto. A.C. .	3007532		17.95	HOSE HARNESS, vac
67	50-60-8000 Auto. A.C. 2nd Type (See Footnote)	3013202	1	16.60	HOSE HARNESS, vac.
67	50-60-8000 Auto. A.C. 1st Type (See Footnote)	3013578	1	22.90	HOSE HARNESS, vac
67	9000 Auto. A.C. 1st Type (See Footnote)	3013579	1	25.40	HOSE HARNESS, vac
67	9000 w/Auto. A.C. (2nd Type).....	3013210	1	25.40	HOSE HARNESS, vac
68	50-60-8000 A.C.	1384129	1	9.10	HOSE HARNESS, vac
68	50-60-8000 Auto. A.C. .	3014337	1	22.60	HOSE HARNESS, vac
68	9000 A.C.	1384128	1	9.30	HOSE HARNESS, vac
68	9000 Auto. A.C.	3014700	1	26.65	HOSE HARNESS, vac
68	30-4000 A.C.	1387028	1	7.65	HOSE HARNESS, vac.

68	9000 less A.C.	.1384571		4 72	HOSE HARNESS, vac.
69-72	30-4000 A.C.	.1230188		8.85	HOSE HARNESS, vac.
69-70	50-60-8000 Auto. A.C.	.3018477		34 70	HOSE HARNESS, vac.
69-70	50-60-8000 A.C.	.1386710		9.95	HOSE HARNESS, vac.
69-70	9000 A.C.	.1230191		9.00	HOSE HARNESS, vac.
69-70	9000 Auto. A.C.	.3018465		36.00	HOSE HARNESS, vac.
71-73	All (Auto. A.C.)	.1237571		72.25	HOSE HARNESS, vac. instr. pnl. control unit.
71	All (Auto. A.C.)	.1237586		11.95	HOSE HARNESS, vacuum programmer.
71-73	All B-C-E (Man. A.C.)	.1236688		8.70	HOSE HARNESS, vac. to instr. panel control.
71	All B-C-E (Man. A.C.)	.1236689		6.25	HOSE HARNESS, vac. to A.C. htr.
72-73	All B-C-E (Man. A.C.)	.1240023		6.25	HOSE HARNESS, vacuum to A.C. heater.
72-73	All (Auto. A.C.)	.1240025		1 1 95	HOSE HARNESS, vacuum programmer.
61-62	44-46-47-4800 A.C.	.1347762	AR	.74	HOSE, vac. (.1 10" I.D. x 100 ft. roll) vac. switch, check valve <i>Si</i> modulator—(8.962).
63	All	.1347762	AR	.74	HOSE, vac. (.1 10" I.D. x 100 ft. roll) vac. switch, check valve <i>8i</i> modulator—(8.962).
63-64	All	.1347762	AR	.74	HOSE (1/2" I.D. x 100 ft.)—(8.962).
66-67	9000 A.C.	.1376198	1	5.60	HOSE & GROMMET, vac.
66	80-9000 Auto. A.C.	.3010204	1	1.44	HOSE, vac. (l.v.m. hot side to harness).
66	9000 less A.C.	.1376201	1	6 75	HOSE & GROMMET, vac.
66	9000 Auto. A.C.	.1378008	1	10.75	HOSE HARNESS, A.C. distr. vac. auto. temp. control.
66	9000 Auto. A.C.	.3008533	1	22.90	HOSE, harness-vac. A.C. htr.
66-67	9000 AC.	.1380600	1	11.15	HOSE, A.C. vac.
67	9000 Htr.	.1380596	1	5.65	HOSE & GROMMET, vac. (vac. hose assm. to vac. diaph.-eng. compt.).
67	9000 AC.	.1380599	1	5.60	HOSE 8< GROMMET, vac. hose to vac. diaph.
67	50-60-8000 Auto. A.C. 2nd Type (See Footnote).	.3013257	1	4.20	HOSE & TEE, restrictor.
67	All Auto. A.C. 1st Type (See Footnote).	.3010204	1	1.44	HOSE, vac. (liquid vac.mtr. hot side to harness).
67	9000 Auto. A.C. 2nd Type (See Footnote)	.3013230	1	1.54	HOSE 8< TEE, hot side-vac. control valve.
67	9000 Auto. A.C.	.1380612	1	8.90	HOSE HARNESS, A.C. distr. vac. auto. climate control.
68	50-60-8000 Auto. A.C.	.1385324	1	2.36	HOSE, thermo. vac. regulator to blower.
68-70	9000 Auto. A.C.	.1385330	1	3.43	HOSE, thermo. vac. regulator to blower.
68	9000 less A.C.	.1384893	1	4.46	HOSE 8i GROMMET, vac. hose to vac. diaph. eng. compt.
68	9000 A.C.	.1384891	1	4.20	HOSE 8. GROMMET, vac.
67	9000 Htr. less A.C.	.1381808	1	5 95	HOSE, vac-htr.
69-70	50-60-8000 Auto. A.C.	.1387909	1	4.56	HOSE, thermo. vacuum regulator to blower.
69-70	9000 less A.C.	.1230190	1	5.75	HOSE, vac.
9.798 KNOB—LENS—LEVER--LINK. HEATER & A.C. CONTROLS					
61-62	44-46-47-4800.	.1349811	AR	2.05	KNOB, vent-htr. & A.C. control.
63-64	44-46-47-4800.	.1396466	AR	.62	KNOB PACKAGE, instr. panel control.
63	4700.	.1396466	2	.62	KNOB, 1-air 1-cool-smooth face (also used 2.773-9.612-12.195-14.483).
63-64	44-46-4800 A.C.	.1396357	1	1.49	KNOB, AC.
64	44-46-4800.	.1396466	AR	.62	KNOB, instr. panel control lvrs.
63	4700 less A.C.	.1396466	2	.62	KNOB, vent control (smooth face).
64-67	30-4000 Cust. A.C.	.3840951	2	.56	KN08—(9.787).
65	50-60-8000.	.1371167	2	.97	KNOB, vent, control.
65	50-60-8000.	.1396607	1	1.74	KNOB & SCREW PACKAGE, instr. panel control (also used 9.598-9.778-10.164-14.483).
65	9000 Pwr. Ant.	.1396466	AR	.62	KNOB PACKAGE, instr. panel control.
67	9000 Htr. less A.C.	.7298899	1	.92	KNOB, htr. fan switch.
69	All.	.1230184	AR	1.18	KNOB, control lever (htr. & A.C.) (also used 8.852).
70	All.	.1233942	AR	1.08	KNOB, htr. <i>Si</i> A.C. control lvr.—(8.852).
71-72	All B-C-E.	.7934749	AR	.82	KNOB, htr. <i>Si</i> A.C. control lvr.—(8.852).
70-71	All.				KNOB, htr. control (refer to grp. 8.852).
68	30-4000 A.C.	.7305364	1	1 1.10	LENS, instr. panel A.C. control (incl. applique).
68	30-4000 less A.C.	.7305415	1	10.25	LENS, instr. panel htr. control.
68	50-60-8000 less A.C.	.7305419	1	9.60	LENS, instr. panel htr-control (incl. applique).
68	50-60-80-9000.	.7305418	1	9.60	LENS, auto, climate control.
68	50-60-80-9000 A.C.	.7305369	1	10.25	LENS, instr. panel A.C. control (incl. applique).
68	9000 less A.C.	.7305411	1	10.25	LENS, instr. panel htr. control (incl. applique).
69	30-4000.	.1387411	1	5.80	LENS, instrument panel A.C. control (incl. applique).
69	30-4000 less A.C.	.1387410	1	5.80	LENS, instrument panel control heater.
69	50-60-8000 less A.C.	.1387412	1	8.65	LENS, instrument panel heater control (incl. applique).
69	50-60-8000 A.C.	.1387413	1	8.65	LENS, instrument panel A.C. control (incl. applique).
69	50-60-8000 Auto. A.C.	.1387414	1	8.65	LENS, instrument panel control (incl. applique).
69	9000 A.C.	.1387416	1	8.45	LENS, Auto, climate control (incl. applique).
69	9000 Auto. A.C.	.1387417	1	8.45	LENS, climate control (incl. applique).
69	9000 less A.C.	.1387415	1	8.45	LENS, heater control (incl. applique).
70-73	All.				LENS, htr. control (refer to group 8.852).
70-73	All A.C.				LENS, A.C. control (refer to grp. 9.279).
60	4400.	.1195179	RH	2.97	LEVER, vent control-htr. less A.C.

60	4400.....	1195180	LH	2.97	LEVER, vent control-ht less A.C.
60	46-47-4800.....	1195179	RH	2.97	LEVER, vent control le is A.C. ...
60	46-47-4800.....	1195180	LH	2.97	LEVER, vent control le:s A.C. ...
60	All.....	1195179	AR	2.97	LEVER def. & air flow control ...
60	All.....	1195180	AR	2.97	LEVER, heat 8i cold control.....
66-67	50-60-8000 Auto. A.C. ...	3010839	1	1.03	LEVER, bell crank ..
66-68	9000 Man. or Auto. A.C. ...	3005684	1	.36	LEVER, def. valve ...
66-67	9000 Auto. A.C.....	3008488	1	1.18	LEVER, htr. bell crank
67	All Auto. A.C. 2nd Type (See Footnote).....	3011104	1	.72	LEVER, blower switch
70-73	All.....				LEVER (refer to 8.852 8c 9.273)
66-67	All Auto. A.C.....	3008958	1	.15	LINK, liquid vac. mtr
66-67	50-60-8000 Auto. A.C. ...	3009189	1	2.92	LINK, auto, temp cont ol switch
66-67	9000 Auto. A.C.....	3014462	1	.20	LINK, selector switch
66-67	All Auto. A.C.....	3007356	1	.36	LINK, temp. valve ..
68-70	All Auto. A.C.....	3015153	1	.51	LINK, temp. vac. switclji
69-70	50-60-8000 Auto. A.C. ...	3020385	1	.41	LINK, blower switch u
69-70	9000 Man. or Auto. A.C. ...	3005692	1	3.64	LINK, defroster valve .
66	9000 Auto. A.C.....	3012387	1	.51	MUFFLER, vac. valve .
67	9000 Auto. A.C. 1st Type (See Footnote).....	3012387	2	.51	MUFFLER, vac. valve .
64-65	Riviera A.C.....	7287529	1	14.65	MODULATOR, vac. ht 8i A.C. control
66	80-9000 Auto. A.C.....	3020071	1	28.90	MOTOR, liquid vac. ...
67	All Auto. A.C. 1st Type (See Footnote).....	3020071	1	28.90	MOTOR, liquid vac.
67	All Auto. A.C. 2nd Type (See Footnote).....	3013247	2	1.44	NOZZLE, vac. (control oc. valve) hot & cold.....
61-62	44-46-47-4800.....	1164933	6	.10	NUT, control 8i plate to instr. panel-lwr. mount (also used 10.260) ..

9.798 OUTLET—PIN—PLATE—REGULATOR—RELAY, HEATER & A.C.

63	4700.....	1164933	4	.10	NUT, instr. panel cvr. rr. instr. panel cvr.
63	4700.....	1164933	4	.10	NUT, instr. panel cvr. mtg. brkt.....
64	All.....	9419844	AR	.05	NUT, htr. assy. (V,"-20)-(8.921).....
66	80-9000 Auto. A.C.	3007544	1	.05	NUT, master switch (< in type spg.).....
67	All Auto. A.C. 1st Type (See Footnote).....	3007544		.05	NUT, master switch (f in type spg.).....
68-72	All A less A.C.	401827		.10	NUT, temp. control wir i to temp. valve—(9.787)——
68-72	All A less A.C.	401827		.10	NUT, outside air contro! wire to air valve—(9.787) ..
69-72	All as Req.	7305309	2	.56	NUT, barrel-heater 8i A.C. control—(8.852).....
66-67	9000 less A.C.	1375218	RH	2.92	OUTLET, vent, fresh ai (paint to match).....
66-67	9000 less A.C.	1375219	LH	2.92	OUTLET, vent, fresh ai (paint to match).....
66	8000 Auto. A.C.....	3012505		.97	PIN (for mechanics use when servicing auto. climate control system)
66	9000 Auto. A.C.....	3012506		.97	PIN (for mechanics use when servicing auto. climate control system)
67	50-60-8000 Auto. A.C. ...	3013628		.97	PIN, for mechanics use whenservicing auto, climate control system
67	9000 Auto. A.C.....	3013627		.82	PIN, for mechanics use when servicing auto. climate control system
66-67	All Auto. A.C.	3008248		.20	PISTON, auto, climate control
66	80-9000 Auto. A.C.....	3128886		.10	PLATE, switch lock ...
66-67	50-60-8000 Auto. A.C. ...	3008134		.51	PLATE, shield
67	All Auto. A.C. 1st Type (See Footnote).....	3128886		.10	PLATE, switch lock .
68	30-4000 AC.....	1384361		.10	PLUG, button-in in A.C htr. vac. hole.....
68-70	9000.....	3021438		9.00	PORT S& FITTINGS KW thermo vac. regulator output Note port for 3015672 therm. vac. req.
66-67	50-60-8000 Auto. A.C. ...	3012752		74.50	POWER ELEMENT (inc l. sensors/frame, hose 8i aspirator) ..
66-67	9000 Auto. A.C.....	3012753		64.90	POWER ELEMENT (inc(l. sensors.frame, hoses 8i aspirator) ..
66-67	50-60-8000 Auto A.C. ...	3015243		32.00	REGULATOR, thermos' atic vac ..
68	9000 Auto. A.C. ...	3015672		32.00	REGULATOR, thermos' atic vac. ...
68-70	50-60-8000 Auto A.C. ...	3018037		24.65	REGULATOR, thermostatic vac. ...
69-70	All.....				RELAY (refer to grp. 9.277).....
All	50-60-8000 Auto. A.C	1394324	AR	18.15	RELAY KIT, auto, dim<te control
68	9000 Auto. A.C.....	1394325	AR	17.55	RELAY KIT, auto, dimite control
68	All Auto. A.C. 2nd Type (See Footnote).....	3013215	1	3.90	RESTRICTOR

9.798 RESTRICTOR, AIR CONDITIONING VACUUM HOSE

68-70	9000 Auto. A.C.....	3018856	1	.92	RESTRICTOR, vac plu j (p.V.A. Bleed).....
68	All Auto. A.C.....	3019139	1	3.13	RESTRICTOR
68-70	50-60-8000 Auto. A.C. ...	3018857	1	5.50	RESTRICTOR, vacuum plug (porous)in chartruese hose.....
69-70	50-60-8000 Auto. A.C. ...	3018859		5.50	RESTRICTOR, vacuum plug (porous)in purple hose
69	9000 Auto. A.C. ...	3018473		3.64	RESTRICTOR, vac plu j (porous) in green hose ...

68-70	9000	3018858	1	1.28	RESTRICTOR, vac. hose
71-73	All Auto. A.C.	1237587	1	.15	RESTRICTOR, vac. delay-porous-recirculate vac. hose
9.798 RETAINER—SEAL—SHAF'—SPRING—SUPPORT, HEATER & A.C.					
65	50-60-8000	1370372	2	1.03	RETAINER, vent, control escn
66	8000 Auto. A.C.	3152005	1	.05	RETAINER, vac. reg. diaph.-push on
66	8000 Auto. A.C.	3007391	2	.15	RETAINER, SPG. (vac. reg.)
66-67	All Auto. A.C.	3007540	1	.15	RETAINER, pwr. element (ambient)
67	All Auto. A.C. 1st Type (See Footnote)	3007391	2	.15	RETAINER, spg. (vac. reg.)
67	All Auto. A.C.	3152005	2	.05	RETAINER, vac. reg. diaph.-push-on
58	All	427721	1	.15	SCREW, htr. 8i A.C. control knob—(8.975)
66-70	9000 Man. or Auto. A.C.	3005686	1	.05	SEAL, case to diverter valve
63-64	4700 A.C.	1355321	1		SEAL, evap.
66-67	9000 Auto. A.C.	3008497	1	32.80	SELECTOR ASSEMBLY
66	80-9000				SENSOR, climate control (serviced only as part of motor assembly service units 9.798)
67	50-60-80-9000				SENSOR, climate control (serviced as part of pwr. element group 9.798)
66-67	50-60-8000 Auto. A.C.	3007390	1	1.85	SHAFT, control
66-70	9000 Man. or Auto. A.C.	3005687	1	.15	SHAFT, diverter valve
66-67	9000 Auto. A.C.	3008489	1	3.23	SHAFT, temp. control
66	8000 Auto. A.C.	3007355	1	1.74	SHAFT, temp. valve
67	50-60-8000 Auto. A.C.	3007355	1	1.74	SHAFT, temp. valve
68-70	50-60-8000 Auto. A.C.	3014323	1	1.18	SHAFT & LEVER, temp. valve
69	All Man. or Auto. A.C.	7314556	1	.25	SHIM, vacuum selector switch
69	9000 less A.C.	7314556	1	.25	SHIM, vacuum selector switch
65	All	2962707	AR	.36	SOCKET, htr. control lamp
66	30-40-9000	2962707	1	.36	SOCKET (used 4.020)
70	All	2962707	AR	.36	SOCKET, instr. pnl. control lamp
59	All	1190413	1	.25	SPRING, htr. control valve return
66-67	All Auto. A.C.	3007441	1	.10	SPRING, lvr. temp. valve (bellcrank leaf spg.)
66	80-9000 Auto. A.C.	3009782	1	.30	SPRING, return
66	50-60-8000 Auto. A.C.	3145594	1	.05	SPRING, valve control lvr.
67	All Auto. A.C. 1st Type (See Footnote)	3009782	1	.30	SPRING, auto: climate control return
67	All Auto. A.C. 2nd Type (See Footnote)	3013262	1	.30	SPRING, auto, climate control return
67	All Auto. A.C. 1st Type (See Footnote)	3145594	1 >	.05	SPRING, valve control lever
67	All Auto. A.C. 2nd Type (See Footnote)	3010999	2	.51	SPRING, micr. switch
68-70	All Auto. A.C.	3020303	1	.46	SPRING, temp. valve
68	9000 Auto. A.C.	3014664	1	.46	SPRING, torsion-temp. valve
68	All	7304757	RH	.72	SPRING, control torsion
68	All	7304758	LH	.72	SPRING, control torsion
69-70	50-60-8000	1386808	1	.20	SUPPORT
71-73	All B-CrE	1241259	1		SUPPORT, htr. control
9.798 SWITCH, HEATER & A.C. (VACUUM & ELECTRIC)					
60	All less A.C.	7296112	1	4.61	SWITCH, vac. on htr. control
61-62	44-46-47-4800 A.C.	7296112	1	4.61	SWITCH, vac. (assm. on control & valve) No. 1 per Buick Serv. Man
61-62	44-46-47-4800 A.C. less Htr. (Exp.)	1164645	1	2.56	SWITCH, vac.
61-62	44-46-47-4800 A.C. with Htr.	1164645	2	2.56	SWITCH, vac. (assm. to control & valve) No. 2-3 per Buick Serv. Man
63	44-46-47-4800 A.C.	7296112	1	4.61	SWITCH, vac.-assm. to control & valve
63	4700 A.C.	1164645	2	2.56	SWITCH, vac.
63-64	44-46-4800 A.C.	1164645	1	2.56	SWITCH, vac. temp. control
64	40-41-42-4300 A.C.	1362737	1	2.10	SWITCH, blower—(9.275)
64-65	All exc. Riviera A.C.	7296112	1	4.61	SWITCH, vac.
64	4700	7277295	1	2.31	SWITCH, htr. blower—(8.852)
65-67	33-35-4300 A.C.	1164645	1	2.56	SWITCH, vac. temp. control
66-67	30-4000 A.C.	7296644	1	4.82	SWITCH, vac.
66	8000 Autp. A.C.	3007430	1	7.75	SWITCH, selector
66	8000 Auto. A.C.	3007400	1	5.90	SWITCH, vac. program
66	8000 Auto. A.C.	3007406	1	7.45	SWITCH, vac. selector
66	50-60-80-9000 A.C.	7296112	1	4.61	SWITCH, micro (compre.-blower)
66-67	All Auto. A.C.	3011143	2	5.85	SWITCH, micro (compr.-blower)
66	80-9000 Auto. A.C.	3011197	1	24.10	SWITCH, ambient compr.
66	80-9000 Auto. A.C.	3007388	1	5.95	SWITCH, blower
66	9000 Auto. A.C.	3008491	1	5.15	SWITCH, vac. temp.
66	9000 Auto. A.C.	3008494	1	4.95	SWITCH, vac. selector
67	50-60-8000	3013250	1	4.66	SWITCH, vac. selector

67	50-60-8000 Auto. A.C. 1st Type (See Footnote) ...	3007400	1	5.90	SWITCH, vac. program
67	50-60-8000 Auto. A.C. 2nd Type (See Footnote).....	3013251		4.66	SWITCH, vac. program
67	50-60-8000 Auto. A.C. 1st Type (See Footnote).....	3007406		7.45	SWITCH, vac. selector
67	50-60-8000 Auto. A.C. 1st Type (See Footnote).....	3007430		7.75	SWITCH, selector
67	50-60-8000 Auto. A.C. 2nd Type (See Footnote).....	3013250		4.66	SWITCH, vac. selector
67	50-60-8000 A.C.	7296112		4.61	SWITCH, vac
67	All Auto. A.C.	3013280		26.85	SWITCH, ambient corrijpr.
67	All Auto. A.C. 2nd Type (See Footnote)	3013208		3.28	SWITCH, master micnji
67	All Auto. A.C. 1st Type (See Footnote)	3007388		5.95	SWITCH, blower
67	All Auto. A.C. 2nd Type (See Footnote)	3013212		6.80	SWITCH, blower
67	50-60-8000 Auto. A.C. 2nd Type(See Footnote)	3013203		7.25	SWITCH, selector ..
67	9000 Auto. A.C. 1st Type (See Footnote)	3008491		5.15	SWITCH, vac. temp.
67	9000 Auto. A.C. 2nd Type (See Footnote) ...	3013214		5.25	SWITCH, vac. progranf
67	9000 Auto. A.C. 1st Type	3008494		4.95	SWITCH, vac. selectoi
67	9000 Auto. A.C. 2nd Type.....	3013224		5.25	SWITCH, vac. selecto
68	All A.C.	7304793		4.20	SWITCH, master vac. on control)
68	50-60-8000 Man. or Auto. A.C.	3018786		8.50	SWITCH, ambient con pr. (in air inlet case)
68-70	All Auto. A.C.	3015146		7.90	SWITCH, blower (on case)
68-70	All Auto. A.C.	3014674		13.45	SWITCH, master (com alete) (on case)
68-70	All Auto. A.C.	3014675		6.90	SWITCH, master micnjr.
68	50-60-8000 Auto. A.C. ...	3019185		8.80	SWITCH, vac. selectoi (on case)
68-70	50-60-8000 Auto. A.C. ...	3022630		10.45	SWITCH, vac. progra (on case)
68	9000 Auto. A.C.	3019186		8.80	SWITCH, vac. selectoi (on case)
68	9000 Auto. A.C.	3019138		10.40	SWITCH, vac. progranf (on case)
68	9000 Auto. A.C.	3014699		8.55	SWITCH, selector (on case) elec.
68	50-60-8000 Auto. A.C. ...	3016889		7.60	SWITCH, selector ...
68	All A.C.	7305184		6.50	SWITCH, selector vac cl. (on control).....
68	All A.C.	7304784		8.15	SWITCH, blower A.C. control (5 position) (also used 9.275)
68-70	9000 Auto. A.C.	3018787		6.95	SWITCH, ambient conpressor.....
69-70	All A.C.	1386904		8.10	SWITCH, vacuum selestor & A.C. clutch
69-70	All A.C.	1387326		4.05	SWITCH, vacuum watfr valve (2-port) ...
69-70	All A.C.	1387857		4.05	SWITCH, vacuum-master (2-port).....
69-70	50-60-8000 less A.C. ...	1387324		7.55	SWITCH, vacuum
69-70	50-60-8000 Auto. A.C. ...	3018786		8.50	SWITCH, ambient conpressor-in air inlet case -rrTTT.
69-70	9000 Auto. A.C.	3019138		10.40	SWITCH, vacuum temjerature.....
69-70	9000 less A.C.	1386901		8.40	SWITCH, vacuum selelector.....
71-72	All A (A.C.)	1387857		4.05	SWITCH, vac-master two-port) (on control).....
71-72	All A (A.C.)	1387326		4.05	SWITCH, vac. water vlve (two-port).....
71-72	All A (A.C.)	1386904		8.10	SWITCH, vac. selecto 8c A.C. clutch.....
69	All Auto. A.C.				SWITCH, selector (vacuum & electric) refer to group 9.275.....

NOTE. For switches not listed refer to Groups 8.852 and/or 9.275.

9.798 TANK—TEE—VALVE—WASHER, HEATER & A.C.

68-73	All A.C.	385076	1	3.08	TANK, vac—(9.281) .
63-67	LeSabre-Wildcat-Electra A.C. 8< Auto. Climate	385076	1	3.08	TANK, vac—(9.281) .
64-67		385076	1	3.08	TANK, vac—(9.281) .
66-67	All.....	3847085	1	.77	TEE (used 3.886)—(1C 155).....
68	9000 Auto. A.C. (1st Type).....	3866868	2	.20	TEE, conn, in vac. souice line ('A" x 'A" x ' /«")-(9.196)
68	50-60-8000 Auto. A.C. ...	3866868	2	.20	TEE, conn, in vac. souice line ('/<" x 'V," x ' /«")-(9.196)
68-69	9000 Vacuum Tank	3847085	1	.77	TEE, in vacuum hose
68	9000 Auto. A.C.	3018787	1	6.95	THERMOSTAT, ambielnt comp.
59-60	44-46-47-4800.....	1190204	1	2.41	VALVE, check htr. vac

60	All Htr. w/A.C.	1194702	1	2.05	VALVE, vac.
61-62	44-46-47-4800 A.C.	1190204	1	2.41	CHECK VALVE, htr. vac.
62	44-46-4800 A.C.	1350646	1	7.90	VALVE, vac. modulator.
63	4700 A.C.	1190204	1	2.41	CHECK VALVE, htr. vac.
63	4700 A.C.	1356006	1	7.75	VALVE, vac. modulator.
64-65	Special-Skylark A.C.	7288676	1	3.90	VALVE, vac. htr. & A.C. control
64-67	Special-Skylark A.C.	1364636	1	2.82	VALVE, check-vac.
64	4700.	7287510	1	4.51	VALVE, vac-htr. control.
64-65	Riviera A.C.	7287536	1	3.49	VALVE, vac. A.C. control.
65	50-60-8000 Htr. with A.C.	7291137	1	3.08	VALVE, vac-temp.
65	50-60-8000 Htr. with A.C.	7289799	1	3.69	VALVE, vac. selector.
65	9000 Htr.	7291487	1	3.43	VALVE, vac. (6 ports).
66-67	30-4000 A.C.	1222552	1	4.20	VALVE, vac. htr. & A.C. control
66-67	All Auto. A.C.	1394380	1	17.75	VALVE, therm, vac.
66-67	50-60-8000 Htr. with A.C.	7296168	1	2.77	VALVE, vac-temp.
66-67	50-60-8000 Htr. with A.C.	7296173	1	3.43	VALVE, vac. selector.
66	80-9000 Auto. A.C.	3007409	2	4.51	VALVE, vac. (cold).
66	8000 Auto. A.C.	3008134	1	.51	VALVE, plate.
66-67	9000 Man. or Auto. A.C.	3005685	1	4.15	VALVE & SEAL, diverter.
66-67	9000 Auto. A.C.	3008486	1	9.00	VALVE & SHAFT, climate control
66-67	9000 Htr. less A.C.	7296215	1	2.77	VALVE, vac. (6 ports).
66-67	9000 A.C.	7296261	1	2.77	VALVE, selector.
66-67	9000 A.C.	7296262	1	2.77	VALVE, vac. A.C. control.
66	80-9000 Auto. A.C.	3008660	1	5.25	VALVE, vac. adj. (hot).
66-70	50-60-8000 Auto. A.C.	3006047	1	4.31	VALVE, temp.
67	9000 Htr. less A.C.	7302044	1	3.02	VALVE, vac. control.
67	All Auto. A.C. 1st Type (See Footnote).	3008660	1	5.25	VALVE, vac. (hot).
67	All Auto. A.C. 1st Type (See Footnote).	3007409	1	4.51	VALVE, vac. (cold).
68-70	All Auto. A.C.	3016556	1	2.41	VALVE, vac. check.
68	9000 Auto. A.C.	3005685	1	4.15	VALVE 8c SEAL, diverter.
68-70	9000 Man. or Auto. A.C.	3016936	1	4.05	VALVE 8c SEAL, diverter.
68	9000 less A.C.	7305239	1	8.80	VALVE, vac-vent, htr.-revent—(9.275)
68-70	9000 Auto. A.C.	3014685	1	6.90	VALVE 8c SHAFT, climate control ...
68	All A.C.	7304963	1	3.28	VALVE, vac. htr. & A.C. (on control) ..
69-70	9000 A.C.	3012817	1	4.41	VALVE, defroster.
	NOTE Valves also listed in 8.858 grp				
59-60	All.	1191530	AR	.15	WASHER, spg. grip.
60	All.	1181480	AR	.15	WASHER, spg. grip-vent, htr. A.C. controls (also used 9.784).
63	44-46-47-4800.	1181480	4	.15	WASHER, outer outlet valve shaft.
63		1191530	AR	.15	WASHER,, spg. grip .156-control cbls. (also used 4.008).
64-73	All.	381700	AR	10	WASHER, spec. spg. grip-control wires—(9.787)
64-65	AH AC.	1181480	AR	.15	WASHER.
66	50-60-8000 Htr. less A.C	6286859	1	.72	WIRE, htr. blower feed ext.
	NOTE. 1967 Auto. A.C. (1st Type, Colored Tape on Vacuum Hose Harness at Firewall on Inside of Car - 2nd Type, No Colored Tape on Vacuum Hose Harness).				

9.798 WIRE, VENTILATOR CONTROL

NOTE For models not listed use 3862203 kit, grp. 9.787.

61	44-46-47-4800 A.C.	1347585	LH	2.31	WIRE & KNOB
62	44-46-4800 A.C.	1351959	LH	2.26	WIRE & KNOB
61-63	40-41-4300.	1349101	2	1.95	WIRE & KNOB (incl brkt.)
63-64	44-46-4800.	1355168	RH	2.56	WIRE 8c KNOB.
63-64	44-46-4800.	1355169	LH	2.56	WIRE 8c KNOB.
63-65	Riviera A.C.	1358333	RH	2.20	WIRE 8c KNOB.
63-65	Riviera A.C.	1358599	LH	2.20	WIRE & KNOB.
64	40-41-42-4300.	4407729	2	2.36	WIRE & KNOB (9.787)
65-66	30-4000.	4501890	2	2.67	WIRE & KNOB (9.787)
65	50-60-8000.	1371270	RH	2.41	WIRE ..
67	30-4000.	7614559	2	1.74	KNOB 8c WIRE (9.787)
66-67	50-60-8000.	7630575	2	1.64	WIRE & KNOB (9.787)
66-67	9000.	1374454	RH	3.59	WIRE & KNOB.
66-67	9000.	1383189	LH	4.10	WIRE 8c KNOB.
	NOTE. For 1968 Control Refer to Group 9.787.				
60	All.	4652350	AR	05	CLIP, cbl. ret.
61-62	44-46-47-4800.	1362545	RH	.10	CLIP, wire to dash ins. lwr. insert

9.798 WIRE, HEATER TEMPERATURE CONTROL

NOTE For models not listed use 3862203 kit, grp. 9.787.

61	44-46-47-4800.	3154262	1	1.33	WIRE.
62	44-46-4800.	3154262	1	1.33	WIRE.

63	44-46-4800 less A.C.	1357854	1.44	WIRE (16',")
63	44-46-4800 A.C.	1357856	1.44	WIRE (black) (28.37"
63	4700	1357855	1.79	WIRE, red (55', " long)
64-65	Special-Skylark	1365244	1.54	WIRE (28")
64	44-46-4800 less A.C.	1365253	1.18	WIRE (1 6%)
64-65	Riviera	1365249		WIRE (42")
65	50-60-8000 A.C.	1370429	1.90	WIRE (33")
66-67	30-4000 Htr.	1383170	1.44	WIRE
66-67	50-60-8000 Htr. less A.C.	1383175	1.44	WIRE
66-67	50-60-8000 Auto. A.C.	1383179		WIRE
68	All exc. 9000 less A.C.	1385090	1.79	WIRE (red)
68	50-60-8000 Auto. A.C.	1385083	1.90	WIRE (red)
68	50-60-8000 A.C.	1385085	1.95	WIRE (red)
68	9000 less Auto. A.C.	1385086	2.26	WIRE (red)
68	9000 Auto. A.C.	1385088	2.00	WIRE (red)
69-72	30-4000 Heater less A.C.	1230714	1.33	WIRE (red) (23")—(9.7^7)
69-70	9000 (Man. A.C.)	1386703	1.74	WIRE (red)
69-70	9000	1230710	1.85	WIRE (red)
71-73	All B-C-E less Auto. A.C.	1236617	2.15	WIRE (red)
61-62	44-46-47-4800	4652350	.05	CLIP, htr. control wire k> frt. of dash

9.798 WIRE, REAR HEAT CONTROL

NOTE For models not listed use 3862203 kit, grp. 9.787.

61	44-46-47-4800	1353110	.67	WIRE, black (18")
62	44-46-4800	1353110	.67	WIRE, black (18")
63	44-46-4800 less A.C.	1357858	1.44	WIRE (white) 32.62" .
63	44-46-4800 A.C.	1358846	1.44	WIRE (black) (32.62")
63	4700	1357859	1.38	WIRE (blue) 30.62" . .
64	44-46-4800 A.C.	1365258	1.79	WIRE, black (32%) . .
64	44-46-4800 less A.C.	1365251	1.79	WIRE (32%)

9.798 WIRE, DEFROSTER CONTROL

NOTE For models not listed use 3862203 kit, grp. 9.787.

61-62	44-46-47-4800	1353110	.67	WIRE (18")
63	44-46-4800 A.C.	1358423	1.44	WIRE (green) 42"
63	44-46-4800 less A.C.	1357856	1.44	WIRE (black) (28.37")
63	4700	1357857	1.38	WIRE (green) (26',") .
64	44-46-4800 less A.C.	1365252 —	1.54	WIRE (28%)
64-65	Riviera	1365250	2.05	WIRE (42")
65	50-60-8000 A.C.	1370430	1.90	WIRE (31.30")
65	50-60-8000 Htr. less A.C.	1370432	1.49	WIRE (31/30")
66-67	50-60-8000 Htr. less A.C.	1383174	1.23	WIRE
66-67	50-60-8000 A.C.	1383173	1.23	WIRE
66-67	8000 Auto. A.C.	1383173	1.23	WIRE
66-67	9000 Auto. A.C.	1383184	1.69	WIRE
68-69	30-4000	1385082	1.08	WIRE (blue)
68	50-60-8000 less A.C.	1385084	1.33	WIRE (blue)
68	9000 less Auto. A.C.	1385084	1.33	WIRE (blue)
68	9000 Auto. A.C.	1385959	1.33	WIRE (blue)
70-72	All A less A.C.	1385082	1.08	WIRE (blue)
71-73	All B-C-E less A.C.	1236616	1.28	WIRE (green)

9.798 WIRE, AIR FLOW CONTROL

NOTE For models not listed use 3862203 kit, grp. 9.787.

61-62	44-46-47-4800 A.C.	1353107	1	1.44	WIRE, red (44%)
61-63	40-41-4300	579596	1	.51	CABLE, htr. distr. case vr. to outside air valve (8" long)
63	44-46-4800 less A.C.	1357860	1	1.44	WIRE, black (40%) . . .
63	4700 A.C.	1358420	1	1.79	WIRE, brown (49',") . .
63	44-46-4800 A.C.	1358422	1	1.03	WIRE (14.62")
63	4700 A.C.	1357221	1	1.90	WIRE, black (56")
64-65	Special-Skylark less A.C.	1364941	1	1.23	WIRE (18V)
64	44-46-4800 A.C.	1365255	1	1.18	WIRE, yellow (14%) . . .
65	50-60-8000 Htr. less A.C.	1370433	1	1.18	WIRE (13.84")
66-67	30-4000 Htr.	1383169	1	1.23	WIRE
66-67	50-60-8000 Htr. less A.C.	1383176	1	1.13	WIRE
68	30-4000 less A.C.	1385079	1	1.69	WIRE SL KNOB (green)
68	50-60-8000	1385079	1	1.69	WIRE (green)
69-72	All A Heater less A.C.	1230713	1	1.18	WIRE, green (15V)—(£.787)
62	44-46-4800	1351501	1	.05	CLIP, htr. blower feed wire—(2.559)
64	40-41-42-4300 less A.C.	1175799	1	.20	GROMMET, blower fee l wire thru dash—(9.775)

9.798 WIRE, AIR CONDITIONING COLD CONTROL

NOTE For models not listed use 3862203 kit, grp. 9.787.

60	All	1199531	1	4 61	WIRE, cold control & hit gas by-pass valve control .
61	44-46-47-4800	1348070	1	2.46	CABLE, gas by-pass valve control cbl. (72V)
63	44-46-4800 A.C.	1358424	1	1.44	WIRE, water valve (red) 32', "

9.798 WIRE, WATER VALVE CONTROL

NOTE For models not listed use 3862203 kit, grp. 9.787.

64	4400 less A.C.	1366651	1	.97	WIRE
64	46-4800 A.C.	1366892	1	1.03	WIRE
64	46-4800 less A.C.	1365781	1	.82	WIRE

9.798 WIRE, SELECTOR VALVE CONTROL

NOTE For models not listed use 3862203 kit, grp. 9.787.

64-65	Special-Skylark A.C.	1365246	1	2.05	WIRE (22 ¹ / ₈ " blue)
66	30-4000 A.C.	1376772	1	2.00	WIRE
66	8000 Auto. A.C.	1376699	1	1.44	WIRE
66-67	9000 Auto. A.C.	1383185	1	3.43	WIRE
68	50-60-8000 Auto. A.C. ...	1385081	1	1.79	WIRE, (pink)
68	9000 Auto. A.C.	1385091	1	2.26	WIRE (pink)

9.798 CLAMP, CONTROL WIRES

60	All	1193497	AR	.15	CLAMP, vent cold control-air flow & hot gas by-pass control cbls.
61-62	40-41-4300	3846998	2	.10	CLAMP, evap. cbl.—(9.787).....
61-62	44-46-47-4800	1193497	AR	.15	CLAMP, control wire to htr. valve control air flow cbl. to htr. valve control, cold control cbl. to A.C. valve control, (R.) vent control to dash
61-63	40-41-4300	577546		.10	CLAMP, air inlet valve control cbl
63	44-46-47-4800	1185159		.10	CLAMP, htr. 8i def. control wire—(9.242).....
63	44-46-4800 A.C.	1185159		.10	CLAMP, vac. source to liquid line on (R.) inner skirt —(9.242).....
63	44-46-4800 A.C.	1185159		.10	CLAMP, vac. source to rr. compt. mtg. brkt.—(9.242)
63	44-46-47-4800 less A.C. .	1193497		.15	CLAMP, cbl. to htr. valve control
63	44-46-4800	1193497		.15	CLAMP, control wire to mtg. brkt on rr. floor adapter
63	44-46-4800 A.C.	1193497	1	.15	CLAMP, cbl. to circuit control
63	44-46-4800	1193497	1	.15	CLAMP, gate valve cbl. to mtg. brkt
63	4700 A.C.	1185159	1	.10	CLAMP, vac. source to rr. compt. mtg. brkt.—(9.242)
63	4700 A.C.	1185159	2	.10	CLAMP, vac. hose & control cbl. to liquid line on (R.) inner skirt—(9.242).....
63	4700 A.C.	1193497	3	.15	CLAMP, cbl. to A.C. control
63	4700	1193497	1	.15	CLAMP, control valve wire cbl. to htr. duct adapter
63	4700	1195010	1	.15	CLAMP, htr. air flow 8i temp, control cbls. to instr. panel supt. brkt.—(9.242).....
64	All	1185159	1	.10	CLAMP, htr. & def. control wire—(9.242).....
64	44-46-47-4800	1193497	AR	.15	CLAMP, htr. 8i A.C. control cbl
61-62	All	1191530	AR	.15	CLIP, spg. grip (.156) control cbls
58	All	1462630	1	.10	SPEED NUT, round push-on.....

9.988 LAMP, LUGGAGE COMPARTME

56-70	All exc. Wagons	1234646	1	2.20	LAMP
71	50-66-8000 1st Type	1487203	1	2.20	LAMP (metal lamp) .
72	50-66-8000 (1st Type-Mtd. on Gutter)	9879700	1	2.20	LAMP
72	9000 (1st Type-Mtd. on Gutter)	9877278	1	1.64	LAMP
72	9000 (1st Type-Mtd. on Gutter)	9877280	1	2.46	SWITCH, rr. lamp ...
71	50-66-8000 2nd Type ...	9879700	1	2.20	LAMP (plastic lamp) .
72	50-66-80-9000 (2nd Type-Mtd. on Deck Lid)	9606855	1	2.15	LAMP (on deck lid) .
71	9000 1st Type (Loc. on Gutter)	9837509	1	1.33	LAMP
71	9000 2nd Type (Loc. Under Shelf)	9877278	1	1.64	LAMP
73	All	9606855	1	2.15	LAMP (on deck lid)
71	9000 2nd Type	9877280	1	2.46	SWITCH
71	50-66-8000 1st Type	9854735	1	4.15	COVER, rr. compt. light (for metal lamp) ...
61-62	4400 exc. Wagons	1351261	1	.10	CLIP, trunk light conn, to trunk lid—(2.559)

9.988 PACKAGE, LUGGAGE COMPARTMENT LIGHT

64-70	All exc. Wagons.	981537	1	3.95	PACKAGE, luggage compt. light
64-72	All	981201	1	8.55	PACKAGE (utility) under hood 8i luggage compt. light'
71-72	All A exc. Wagons.	981537	1	3.95	PACKAGE, luggage compt. light
71-72	All B-C-E exc. Wagons ...	981718	1	6.30	PACKAGE, luggage compt. light

9.990 FIRE EXTINGUISHER

All	All	994177	AR	15.30	FIRE EXTINGUISHER ..
All	All	985593	AR	2.20	REFILL, fire extinguisher .

BUICK CHASSIS MAIN GROUP 9.000 SUB-GROUP SEQUENCE

Group 9.000		Page
9.023	Mount, Body Sill	
9.170	Cylinder - Shaft, Air Conditioning Compressor	
9.171	Adapter, Air Conditioning Compressor	
9.172	Valve, Compressor Suction Reed	
9.172	Repair Parts, 6 Cylinder Air Conditioning Compressor	
9.174	Head, Compressor (6 Cylinder)	
9.175	Package, Compressor Body Shaft Seal	
9.178	Valve, Compressor Body Pressure Relief	
9.180-9.181	Pulley, Bearing & Clutch, Air Conditioning Compressor	
9.186	Coil, Compressor Clutch Actuating	
9.188	Plate, Compressor Clutch	
9.190	Condenser	
9.192	Pipe, Receiver to Condenser	
9.195	Receiver and Dehydrator	
9.198	Valve, Throttling	
9.198	Throttling Valve Parts	
9.202	Kit, Sight Glass	
9.210	Core, Evaporator	
9.211	Bracket, Evaporator Mounting	
9.211	Case, Evaporator	
9.213	Valve, Evaporator Thermostatic Expansion	
9.216	Tube, Evaporator Motor Cooling	
9.225	Muffler, Compressor Discharge Pipe	
9.225	Insulator, Suction Hose or Discharge Line	
9.233	Pipe, Condenser to Muffler	
9.238	Hose - Pipe Suction	
9.240	Gasket, Evaporator " O " Ring	
9.242	Clamp, Air Conditioning Hoses	
9.260	Air Conditioning, Air Outlet Parts	
9.275	Resistor, Air Conditioning Blower	
9.275	Switch, Air Conditioning Evaporator	
9.277	Lever, Evaporator Control	
9.281	Wiring, Air Conditioning	
9.282	Air Conditioning, Maintenance Items	
9.598	Switch, Antenna	
9.622	Antenna, Mounting Parts	
9.645	Antenna, Radio	
9.645	Cable, Antenna Lead In	

GROUP 9.000 CONTINUED

Group 9.000		Page
9.647	Radio Antenna Parts	
9.649	Knob, Radio Control	
9.650	Speaker, Instrument Panel Radio	
9.650	Radio	
9.665	Rear Seat Speaker Parts	
9.740	Instrument Panel Parts	
9.746	Instrument Cluster Parts	
9.750	Instrument Cluster Telltale and Figure Face Parts	
9.750	Tachometer	
9.761	Speedometer	
9.762	Buzzer, Speedometer Safety	
9.772	Clock	
9.775	Grommet (Rubber)	
9.778	Rear Window Defroster Parts	
9.779	Heater & Defroster Parts	
9.779	Duct, Air Conditioning Distributor	
9.784	Valve, Fresh Air Inlet	
9.786	Hose, Air	
9.790	Forced Air Ventilation Parts	
9.795	Valve, Heater Water Temperature Control	
9.798	Controls and Parts, Heater and Air Conditioning	
9.798	Wire, Ventilator Control	
9.798	Wire, Heater Temperature Control	
9.798	Wire, Air Flow Control	
9.798	Wire, Defroster Control	
9.798	Wire, Rear Heat Control	
9.798	Wire, Air Conditioning Cold Control	
9.988	Light, Luggage Compartment	

9.008 BOLT, HEXAGON HEAD BODY

40-58	All as req	454937	AR	.20
59-65	All as req	1199510	AR	.25
61-68	All as req	1347086	AR	.30
59-68	All as req	1356808	AR	.15
68	30-4000	1385671	2	.20
68	50-60-8000	1385671	2	.20
69-72	All A	1386924	2	.30
69-70	50-60-8000	1386924	2	.30

9.011 INSULATOR—RETAINER, BODY

39-58	All	1285607	AR	.20
41-60	All	1305797	AR	.10
59	44-46-4867	1305797	AR	.10
59-62	All exc. Special & Skylark	1377367	AR	.72
60	All	1195233	AR	.15
61-62	44-46-47-4800	1195233	AR	.15
63	44-46-47-4800	1195233	AR	.15
63-64	44-46-47-4800	1377367	AR	.72
64	All	1195233	AR	.15
65	50-60-8000	1377367	AR	.72
65	50-60-8000	1377367	2	.72
65	50-60-8000	1377367	2	.72
65	50-60-8000	1195233	2	.15
64	40-4 1-42-4300	1396724	1	
69	6437-39-6637-39-8239-57-8439-57	3859708	4	.15
63-64	4700	1374606	2	.51
64	40-4 1-42-4300	1363549	2	.30
64	4067-4367	1363549	2	.30
64-65	Special-Skylark	1362750	2	.30
65	30-4000	1363549	4	.30
65	30-4000 Conv.	1363549	2	.30
65	50-60-8000	1363549	2	.30
65	50-60-8000	1374606	2	.51
65	9000	1369646	2	.30
65	9000	1374606	2	.51
66	30-40-50-8000	1377367	2	.72
66	30-4000	1377369	AR	.36
66-67	50-60-8000	1376804	2	.36
66	9000	1376804	2	.36
66-68	50-60-8000	1377367	2	.72
66-67	6000	1377367	2	.72
66-67	9000	1377367	2	.72
67-71	All	1377367	2	.72
67-68	All	1377367	2	.72
67	30-4000	1377367	AR	.72
67	4000 Conv.	1377367	2	.72
67	9000	1377367	2	.72
67	9000	1376804	2	.36
68-71	30-4000	1377367	10	.72
68	8000	1377367	4	.72
68	9000	1377367	5	.72
68	50-6000	1376804	8	.36
68	50-60-8000	1377367	4	.72
68	9000	1377367	2	.72
NOTE* 1969 models 1st type, round holes at top of fr top of frame with small slot toward rr. of '1				
69-70	5000	1377367	AR	.72
69	6667-8467 1st Type	1377367	AR	.72
69	50-60-8000 1st Type	1377367	AR	.72
69	6437-39-6639-8239-57-8439-57	1377367	4	.72
69	6667-8467 2nd Type	1377367	AR	.72
69	50-60-8000 2nd Type	1377367	1	.72
69	6437-39 6637-39-8239-57-8439-57	1376804	4	.36
69-70	50-60-8000	1377367	AR	.72

BOLT 1/2,"—14 x 3/4;"—(8.900)
BOLT 1/2,"—14 x 2%"
BOLT (1/2,"—14 x 3/4;"
BOLT (1/2,"—14 x 2.50) 280M
BOLT, rad. side supt. to frame
BOLT, frt. fdr. whlhse. panel to frame mtg. reinf. to chassis frame
BOLT, rad. side supt. to frame
BOLT, frt. fender whlhse. panel to frame mtg. reinf.

WASHER (0.738)	..
WASHER —(7.531)
WASHER (7.531)	..
INSULATOR
WASHER (also used in 8.154)
WASHER, body bolt
WASHER, plain
INSULATOR (rubber)
WASHER, plain (usage 1.270-8.153)
WASHER, ins. (rubber) No. 1, 2, 6, 7, body mount	..
WASHER, ins. (rubber) frt. fdr. whlhse. panel to frame
WASHER, ins. supt. frt. bpr. outer to rad
WASHER, frt. fdr. whlhse. panel to frame mtg. reinf. to chassis
WASHER, supt. frt. bpr. outer to rad
PACKAGE, ins. & washers
WASHER (No. 1-2 loc.)	..
INSULATOR (rubber)
INSULATOR (No. 1, 2, 6, 7 loc.)
INSULATOR (No. 4, 5 loc.) also used 1.270)
INSULATOR (No. 3 loc.)
INSULATOR (No. 1, 2, 6, 7)
INSULATOR (No. 4, 5 loc.)
INSULATOR (No. 6, 7 loc.)
INSULATOR (No. 3 loc.)
INSULATOR (No. 1, 1 A, 4 & 5)
INSULATOR (rubber)
INSULATOR, frt. fdr. whlhse. panel to frame reinf. to chassis frame (Yellow)
INSULATOR (No. 1-2-4-5-6-7 loc.)
INSULATOR (No. 1-2-6-7 loc.)
INSULATOR (No. 1 1A-4-5-6 loc.)
INSULATOR (No. 3 loc.)
INSULATOR, frt. fdr. whlhse. panel to frame reinf. assm. to chassis frame
INSULATOR (No. 1-1 A-5 loc.)
INSULATOR, sheet metal to frame (Yellow)
INSULATOR, frt. fdr. whlhse. panel to frame reinf. to chassis frame (Yellow)
INSULATOR (No. 2-3-6-7 loc.) (Yellow)
INSULATOR (No. 5 loc.) (Yellow)
INSULATOR, frt. fdr. whlhse. panel to frame reinf. assm. Xo chassis frame
INSULATOR (No. 4-6 loc.)
INSULATOR (No. 1-2-3-6-7 loc.) (Yellow)
INSULATOR (No. 1-2 loc.) (Yellow)
INSULATOR (No. 1-1A-4-5-6 loc.) (Yellow)
INSULATOR (No. 1-2 loc.)
INSULATOR (No. 6-7 loc.) (Yellow)
INSULATOR (No. inner loc.)
ne for No. 3 & A mount loc. 2nd type round holes at
INSULATOR (No. 2 loc.) (Yellow)
INSULATOR (No. 2 loc.) (Yellow)
INSULATOR (No. loc.) (Yellow)	..
INSULATOR (No. 2 loc.)
INSULATOR (No. 2 loc.)
INSULATOR (No. loc.) (Yellow)
INSULATOR (No. 1-2 loc.)
INSULATOR (all loc. exch. No. 1-2) (Yellow)

69	50-60-80-9000.....	1377367	2
69-70	9000.....	1377367	AR
70	6000 Wagons.....	1377367	2
70	64-82-8469.....	1377367	4
71	30-4000.....	1377367	2
71	5000.....	1377367	2
71	All B-C-E exc. Pol. Car & Wagons.....	1377367	2
71-72	All B (Pol. Car).....	3991291	AR
71	All B (Wagons).....	3991291	AR
70-72	All as Req.....	1233030	AR
72	All B-C-E.....	1377367	2
72	All B-C-E.....	1377367	2

9.023 MOUNT, BODY SILL

60	All.....	1193716	2
63	4700.....	1376803	2
63	4700.....	1376795	6
64-65	Special-Skylark.....	1362749	2
64	4200-4355-65.....	1383298	2
64	40-4100-4337-67-69....	1383298	2
64	4067-4367.....	1383298	2
64	44-46-4700.....	1376795	2
64	44-46-4700.....	1376795	2
63-64	44-46-47-4800.....	1376803	2
64	44-46-47-4800.....	1376795	2
61-64	44-46-47-4800.....	1193716	2
63-64	4700.....	1376795	AR
64	4819-29-39-47.....	1376803	2
64	4819-29-39-47.....	1376803	2
65-66	30-4000.....	1383298	2
65	50-6000.....	1376795	2
65-68	50-60-8000.....	1379843	2
65-68	50-60-8000.....	1376802	2
65	50-60-8000.....	1369650	2
65	50-60-8000.....	1369650	2
65	50-60-8000.....	1369650	2
65	8000.....	1376803	4
65	9000.....	1369648	2
65	9000.....	1376803	2
65	9000.....	1369650	2
65	9000.....	1193716	2
65	9000.....	1369650	2
66	30-4000.....	1377360	2
66	30-4000.....	1377363	2
66	30-4000 exc. Conv.....	1377364	2
66-67	30-4000.....	1383298	2
66	30-4000 exc. 4000 Wagon 8< 43-4439- 4600.....	1383298	4
66	4200-4339-4439-55-65- 4600.....	1377362	2
66	50-60-8000.....	1382062	2
66	50-60-8000 exc. Conv. ..	1376803	2
66	50-60-8000.....	1382062	2
66	50-60-8000 Conv.....	1376803	2
66-70	9000.....	1376803	2
66	9000.....	1376803	2
66-67	9000.....	1376795	2
66-67	9000.....	1376795	2
67	30-4000.....	1382905	2
67	4600.....	1377362	2
67	30-4000 exc. G.S. 8< Sportwagons.....	1383298	4
67	30-4000 exc. Conv.....	1376802	2
67	30-4000.....	1376802	2
67	4000 Conv.....	1383298	2
67	30-4000.....	1381509	2
67	4000 Wagons.....	1383298	2
67	54-60-8400 exc. Conv. .	1376803	2
67 68	50-60-8000 Conv.....	1376799	2
67	5000 exc. Conv.....	1376803	2
67	60-8000 exc. Conv.....	1382060	2

.72	INSULATOR, front fender wheelhouse panel to frame reinforcement to chassis frame (Yellow).....
.72	INSULATOR (1-1A-4-5-6-7 location) (Yellow).....
.72	INSULATOR, body mount (No. 1 & 2-7 loc.).....
.72	INSULATOR (No. 2 loc.).....
.72	INSULATOR, sheet metal loc. (yellow).....
.72	INSULATOR, body mount (No. 3 loc.) (yellow).....
.72	INSULATOR, body mount (all loc.) (yellow).....
.25	INSULATOR, body mount (all loc.) BLACK.....
.25	INSULATOR, body (No. 2-6-7 loc.) (black).....
.25	NUT, body mtg. (1/2,"—14).....
.72	INSULATOR, sheet metal loc. (yellow).....
.72	INSULATOR (No. 1, 3, 4 loc.) (yellow).....
.72	INSULATOR (No. 2, 6, 7 loc.) (yellow).....
.56	MOUNT, body (No. 7 bolt).....
1.69	MOUNT (No. 4 loc.) (Black).....
1.18	MOUNT (No. 1 inner-No. 1 outer & No. 5).....
.67	MOUNT (frt. sheet metal).....
1.38	MOUNT (No. 6-7 loc.).....
1.38	MOUNT (No. 1, 2, 6, 7 loc.).....
1.38	MOUNT (No. 4, 5 loc.).....
1.18	MOUNT (No. 1 loc.) inner.....
1.18	MOUNT (No. 1 loc.) outer.....
1.69	MOUNT (No. 4 loc.) (Black).....
1.18	MOUNT (No. 5 loc.).....
.56	MOUNT (No. 6 loc.).....
1.18	MOUNT, body sill.....
1.69	MOUNT (No. 1) inner (Black).....
1.69	MOUNT (No. 1) outer (Black).....
1.38	MOUNT (No. 4-5-6-7).....
1.18	MOUNT (No. 1-2 loc.).....
1.18	MOUNT (No. 3 loc.).....
.92	MOUNT (No. 4-5 loc.).....
1.03	MOUNT (No. 6-7 loc.).....
1.03	MOUNT, frt. fdr. whlhse. panel to frame mtg. reinf. to chassis frame.....
1.03	MOUNT, supt. frt. bpr. outer to rad. compt.....
1.69	MOUNT (No. 1-2 loc.) (Black).....
1.13	MOUNT (No. 1-1A loc.).....
1.69	MOUNT (No. 4 loc.) (Black).....
1.03	MOUNT (No. 5 loc.).....
.56	MOUNT (No. 6 loc.).....
1.03	MOUNT, frt. fdr. skirt at fdr. skirt to frame mtg.....
.82	MOUNT, sheet metal to frame.....
1.08	MOUNT (No. 3 loc.).....
.72	MOUNT (No. 4-5 loc.).....
1.38	MOUNT (No. 6-7 loc.).....
1.38	MOUNT (No. 1-2 loc.).....
1.13	MOUNT (No. 1-2 loc.).....
1.23	MOUNT, body frt. fdr. whlhse. panel to frame mtr- reinf. assm. to chassis frame.....
1.69	MOUNT (No. 1-2 loc.) (Black).....
1.23	MOUNT (No. 6-7 loc.).....
1.69	MOUNT (No. 1-2 loc.) (Black).....
1.69	MOUNT (No. 4 location) (Black).....
1.69	MOUNT (No. 1-1A loc.) (Black).....
1.18	MOUNT (No. 5-6 loc.) (Pink).....
1.18	MOUNT, frt. fdr. whlhse. panel to frame mtg. reinf. to chassis frame (Pink).....
.87	MOUNT, sheet metal to frame.....
1.13	MOUNT (No 1-2 loc.).....
1.38	MOUNT (No. 1-2 loc.).....
.92	MOUNT (No. 5 loc.).....
.92	MOUNT (No. 4 loc.).....
1.38	MOUNT (No. 5 loc.).....
1.23	MOUNT (No. 3 loc.).....
1.38	MOUNT (No. 1-2 loc.).....
1.69	MOUNT (No. 1-2 loc.) (Black).....
1.23	MOUNT (No. 2 loc.) (Yellow).....
1.69	MOUNT (No. 2 loc.) (Black).....
1.23	MOUNT (No. 2 loc.).....

67-68	50-60-8000.....	1382062	4	1.23	MOUNT (No. 6-7 loc.).....
67	50-60-8000 exc. Conv. . .	1382061	2	1.23	MOUNT, frt. fdr. whlhse. panel to frame mtg. reinf. to chassis frame.....
67	50-60-8000 Conv.....	1376795	2	1.18	MOUNT, frt. fdr. whlhse. panel to frame mtg. reinf. to chassis frame (Pink).....
68-69	30-4000.....	1383298	2	1.38	MOUNT (sheet metal loc.) (Black).....
68-69	30-4000 exc. Sportwagons & 4600 . .	1383298	4	1.38	MOUNT (No. 2 loc.) (Black) . . .
68-72	30-4000.....	1383297	4	1.03	MOUNT (No. 5 loc.) (Black).....
68-72	30-4000.....	1383298	4	1.38	MOUNT (No. 7 loc.) (Black) . . .
68-69	30-4000.....	1383298	4	1.38	MOUNT (No. loc.) (Black).....
68-70	Sportwagons.....	1383299	4	1.49	MOUNT (No. 6 2 loc.) (White)
68-71	3437-67-4600 (455 Eng.).....	1383298	4	1.38	MOUNT (No. 1-2 loc.) (black).....
68	60-8000 exc. Conv.....	1382060	2	1.23	MOUNT (No. 1 loc.).....
68-69	9000.....	1376795	4	1.18	MOUNT (No. 5-6 loc.).....
68-69	9000.....	1376795	2	1.18	MOUNT, frt. fdr. whlhse. panel to frame reinf. to chassis panel.....
68	5000 exc. Conv.....	1376803	2	1.69	MOUNT (No. 2 loc.) (Black).....
68	50-60-8000 exc. Conv. . .	1385708	2	1.23	MOUNT, body frt. fdr. whlhse. panel to frame mtg. reinf. to chassis frame (Green).....
68	50-6000.....	1376799	2	1.23	MOUNT (No. 1 loc.) (Yellow).....
68	60-8000 exc. Conv.....	1376795	2	1.18	MOUNT (No. 2 loc.) (Pink).....
68	50-60-8000 Conv.....	1376795	2	1.18	MOUNT, frt. fdr. whlhse. panel to frame mtg. reinf. to chassis frame (Pink).....
68	9000.....	1385575	4	1.23	MOUNT (No. 1-1A loc.) (Blue).....
	NOTE 1969 1st type, round holes at top of frame for NOTE 1969 2nd type, round holes at top of frame with mount at No. 3-4 loc.				o. 3 & 4 mount location. small slot toward rear of frame to accept tang in
69	9000.....	1383298	2	1.38	MOUNT (No. 3 loc.) (Black)
69	5000.....	1383298	2	1.38	MOUNT, sheet metal.....
69	6437-39-6637-39-8239-57-8439-57 2nd Type . .	1232548	AR	1.54	MOUNT (No. loc.) (Brown) . .
69	50-60-8000 2nd Type . . .	1232551	AR	1.54	MOUNT (No. loc.) (Orange)
69	5000.....	1383298	2	1.38	MOUNT (No. location)
69	5000 1st Type.....	1383298	2	1.38	MOUNT (No. 7 location) . . .
69-70	5000.....	1383298	4	1.38	MOUNT (No. *2 loc.) (black)
69-70	50-60-8000 exc. 6000 Wagons.....	1383297	4	1.03	MOUNT (No. 5 location) (Black).....
69	50-60-8000.....	1383298	4	1.38	MOUNT (No. 6-7 loc.).....
69	50-60-8000 1st Type . . .	1383298	AR	1.38	MOUNT (No. 4 loc.).....
69	60-8000 1st Type	1383298	AR	1.38	MOUNT, sheet metal.....
69	60-8000.....	1383298	1	1.38	MOUNT (No. 1 loc.) (black).....
69	50-60-8000 2nd Type . . .	1383298	2	1.38	MOUNT, sheet metal (No. 1 loc.) (black)
69	6469-8269-8469.....	1383298	2	1.38	MOUNT (No. 2 loc.) (black).....
69	6437-39-6637-39-8239-57-8439-57 1st Type . .	1383298	1	1.38	MOUNT (No. 2 loc.) (black)
69-71	50-60-8000.....	1383298	2	1.38	MOUNT (No. 3 loc.) (Black)
69-70	6667-8467.....	1383299	2	1.49	MOUNT (No. 2 location) (White)
69	9000.....	1231113	2	1.49	MOUNT (No. 1 inner) (Red)
69	9000.....	1376803	2	1.69	MOUNT (No. 1A outer) (Black) . .
70 72	30-4000.....	1383298	2	1.38	MOUNT (No. 3 loc.) (Black)
70-71	30-4000 exc. 455 Eng. . .	1383298	2	1.38	MOUNT (No. 1-2 loc.) (Black) . . .
70	6000.....	1383298	2	1.38	MOUNT (No. 7 loc.) (black)
70	6000 Wagons.....	1233758	2	1.18	MOUNT (No. 5 loc.) (Blue)
70	6000 Wagons.....	1234329	2	1.44	MOUNT (No. 4 8i 6 loc.) (Pink) . .
70	50-60-8000 exc. Wagons	1383298	2	1.38	MOUNT (No. 6-7 loc.).....
70	50-60-8000 exc. Wagons	1232551	AR	1.54	MOUNT (No. 4 loc.) (Orange) . . .
70	6667-8467.....	1383298	2	1.38	MOUNT (No. 1 loc.) (black)
70	60-8000 exc. Conv.....	1232548	AR	1.54	MOUNT (No. 2 loc.) (Brown)——
70	9000.....	1234580	2	1.85	MOUNT (No. 1-outer) (White) . . .
70	60-8000.....	1383298	2	1.38	MOUNT (No. 1 loc.) (black)
70	50-60-8000.....	1383298	2	1.38	MOUNT, sheet metal (black)——
70	6036-46.....	1383299	2	1.49	MOUNT (No. 2 loc.) (White)
71	5000-6000-8000-9000 . .	1383298	2	1.38	MOUNT, body (No. 4 loc.).....
71	5000-6000-8000-9000 (455 Eng.).....	1383298	2	1.38	MOUNT, body (sheet metal & 1 loc.)
71	5000-6600-8000-9000 . .	1383298	2	1.38	MOUNT, body (No. 6-7 loc.).....
71	5000 less 455 Eng	1383298	2	1.38	MOUNT, body (No. 1-2 loc.).....
71	9000.....	1383298	2	1.38	MOUNT, body (No. 2 loc.).....
71-72	50-60-80-9000.....	1383297	2	1.03	MOUNT, body (No. 5 loc.).....
71	6000 Wagons.....	1383298	AR	1.38	MOUNT, body (loc. 1-3-4).....
71-72	6000 Wagons.....	3989099	6	.87	MOUNT, body (No. 2-6-7 loc.).....
71	6000 Wagons.....	1383298	2	1.38	MOUNT, body (No. 3) (black).....
71	50-66-80-9000 exc. Pol. Car.....	1383298	AR	1.38	MOUNT, body (all loc. exc. No. 5).
71-72	50-6000 Pol. Cars.....	3989099	AR	.87	MOUNT, body (all loc. exc. No. 5).
72	5000 (350 Eng.).....	1240177	2	1.38	MOUNT (No. 2 loc.).....

72	5000 (350 Eng.)	1240183	2	1.38	MOUNT (No. 3 loc.)
72	5000 (350 Eng.)	1240179	2	1.38	MOUNT (No. 4 loc.)
72	50-6600 (2 Dr. H.T.) 455 Eng.	1240179	2	1.38	MOUNT (No. 1 loc.)
72	50-6600 (2 Dr. H.T.) 455 Eng.	1240176	2	1.38	MOUNT (No. 2 loc.)
72	50-6600 (4 Dr.) 455 Eng.	1240177	2	1.38	MOUNT (No. 2 loc.)
72	5467-6035-45-6639-67-8000 (455 Eng.)	1240183	2	1.38	MOUNT (No. 3 loc.)
72	5467-6639-67 (455 Eng.)	1240179	2	1.38	MOUNT (No. loc.)
72	50-66-80-9000	1240179	2	1.38	MOUNT (No. loc.)
72	50-60-9000	1240179	2	1.38	MOUNT (No. loc.)
72	6000 Wagons	1240176	2	1.38	MOUNT (No. loc.)
72	6000 Wagons	1240184	4	1.38	MOUNT (No. & 7 loc]
72	8000 (2 Dr.)	1240417	2	1.38	MOUNT (No. loc.)
72	8000 (2 Dr.)	1240421	2	1.35	MOUNT (No. loc.)
71-73	All B (Wagons)	485172	1	.87	CUSHION, underbody to frame-rr. crossmember hole
61	44-4 6-47-4800 exc. Conv.	1348123	4		SHIM, No. 1 & 1 A loc.
61-63	44-46-47-4800	1193716	2	56	SHIM (No. 6 loc.)
61-62	44-4 6-47-4800 exc. 1961 Conv.	1348123	AR		SHIM, 2-No. 1-inner body mtg., 2-No. 1A-outer body mtg. & 2-No. 4 body mtg. for 1962-4635-4645
62	4635-45	1348123	2		SHIM, No. 4 loc. body mtg.
62	4635-45	1348123	2		SHIM, No. 1 loc-inner body mtg. No. 1A loc-outer body mtg.
64	40-41-42-4300	1362751	2	.25	RETAINER, body mount.
64-66	Special-Skylark-G.S.	1362751	2	.25	RETAINER, rad. side supt. to frame side.
71-72	50-60 80-9000	454949	AR	.25	BOLT, body mounts (No. 1-2-3-4-6-7).
	(*) 1958 E-1059818 FL., E-2016737 S.G., E-3018360 Lin., E-4021734 K.C., E-5016055 Wil., E-6018926				
	Atlas., E-7008171 Fra., E-8013476 Arl.				

9.169 HEATER & AIR CONDITIONING PARTS LIST - INDEX

- 9.169A 1965-73 30-4000 (All A) HEATER PARTS LESS A.C.
- 9.169B 1965-67 30-4000 HEATER 8< A.C. PARTS.
- 9.169C 1968-73 30-4000 (All A) HEATER & A.C. PARTS
- 9.169D 1965-67 50-60-80-9000 HEATER PARTS LESS AC.
- 9.169E 1968-73 50-60-80-9000 (All B-C-E) HEATER PARTS, LESS A.C.
- 9.169F 1965-67 50-60-8000 HEATER & A.C. PARTS (MANUAL OR AUTO. A.C.)
- 9.169G 1965-67 9000 HEATER & A.C. PARTS (MANUAL OR AUTO. A.C.)
- 9.169H 1968-70 50-60-8000 HEATER 8i A.C. PARTS (MANUAL OR AUTO. A.C.)
- 9.169I 1968-70 9000 HEATER 8. A.C. PARTS (MANUAL OR AUTO. A.C.)
- 9.169J 1971-73 50-60-80-9000 (All B-C-E) HEATER 8. A.C. PARTS (MANUAL OR AUTO. A.C.)

9.169A 1965-73 30-4000 (All A) HEATE

68	All A (less A.C.)	9791304	1	.20	BRACKET, htr. 8t def. air cable—(9.798)
69-72	All A (less A.C.)	1230701	1	.36	BRACKET, htr. & def. air cbl.—(9.798)
68-72	All A (less A.C.)	9791433	1	.20	BRACKET, temp. control cbl. mtg—(9.798)
68-72	All A (less A.C.)	9791436	1	.25	BRACKET, air valve cbl. mtg.—(9.798)
65	All A (less A.C.)	3157837	1	.82	CAM & SUPPORT, temp. control—(9.779)
66-67	All A (less A.C.)	3005860	1	1.33	CAM & SUPPORT, htr—(9.786)
72-73	All A (less A.C.)	1237982	1	6.30	CAPACITOR, blower mtr. suppressor—(8.855)
68-72	All A (less A.C.)	3158190	1	.10	CAP, htr. control temp. shaft—(8.852)
65 71	All A (less A.C.)	3016905	1	6.25	CASE & CUTOFF, blower & air inlet—(8.857)
66-67	All A (less A.C.)	3006266	1	22.50	CASE & SHROUD, htr. distr.—(8.854)
68-72	All A (less A.C.)	3017881	1	25.50	CASE, htr. (incl. shroud 8i valves)—(8.854)
66 67	All A (less A.C.)	3004672	1	.20	CLAMP, htr. core-in-out tank (2" core)—(8.854)
66-67	All A (less A.C.)	3004671	1	.25	CLAMP, htr. core, tank hdr. (2" core)—(8.854)
71-72	All A (less A.C.)	3011428	1	.56	CLAMP, core mtg.-in-out tank—(8.854)
71-72	All A (less A.C.)	3011429	1	.56	CLAMP, core mtg. (tank hdr.)—(8.854)
70	All A (less A.C.)	7277348	1	.10	CLIP, htr. temp. lever ret.—(8.852)
68-72	All A (less A.C.)	7282187	AR	.15	CLIP, htr. control lens—(8.852)
65	All A (less A.C.)	7288624	1	14.25	CONTROL, htr. & def.—(9.798)
66	All A (less A.C.)	7293824	1	19.80	CONTROL, htr. & def.—(9.798)
67	All A (less A.C.)	1378875	1	20.90	CONTROL, htr. & def.—(9.798)
68	All A (less A.C.)	1382300	1	43.45	CONTROL, htr. & def.—(9.798)
69	All A (less A.C.)	1387639	1	28.60	CONTROL, htr. & def.—(9.798)
70-71	All A less A.C. or Wood Grain Instr. Pnl	1233934	1	32.60	CONTROL, htr. & def.—(8.850)
70 71	All A Wood Grain Instr. Pnl less A.C.	1233935	1	32.60	CONTROL, htr. & def.—(8.850)
72	All A (Htr.)	1240128	1	25.90	CONTROL (wood grain applique) htr.—(8.849)
72	All A (Htr.)	1240130	1	25.90	CONTROL (painted black) htr.
65-67	All A (less A.C.)	3022069	1	33.00	CORE & FITTINGS, htr—(8.854)
68 72	All A (less A.C.)	3014083	1	31.40	CORE & FITTINGS, htr. (8.854)
65-72	All A				DOOR, air outlet (cowl & dash) (refer to grp. 9.789).
65	All A (less A.C.)	3144684	1		FAN, blower mtr.—(8.857)

66-71	All A (less A.C.)	3905776	1	4.20	FAN, blower mtr—(8.857)
72	All A (less A.C.) (1st Type)	3905776	1	4.20	FAN, htr. mtr. blower (single flat shaft hole)—(8.857)
72	All A (less A.C.) (2nd Type)	3027031	1	4.35	FAN, htr. mtr. blower (double flat shaft hole)—(8.857)
65-67	All A (less A.C.)	3130032	1	.10	GASKET, blower—(9.779)
65-71	All A				GRILLE, cowl panel (refer to grp. 9.789)
65-71	All A				HOSE, air (refer to grp. 9.786)
69	All A (less A.C.)	1230184	AR	1.18	KNOB, htr. control lvr.—(9.798)
70-72	All A (less A.C.)	1233942	1	1.08	KNOB, htr. control lvr.—(8.852)
68	All A (less A.C.)	7305415	1	10.25	LENS, htr. control—(9.798)
69	All A (less A.C.)	1387410	1	5.80	LENS, htr. control—(9.798)
70-71	All A less A.C. or Wood Grain Instr. Pnl.	1233938	1	11.15	LENS, htr. control—(8.852)
70-71	All A Wood Grain Instr. Pnl. less A.C.	1233939	1	1 1.40	LENS, htr. control—(8.852)
72	All A (Htr.)	1240127	1	1 1.40	LENS (wood grain applique) htr. control—(8.852)
72	All A (Htr.)	1240131	1	1 1.40	LENS (painted black) htr. control—(8.852)
66-67	All A (less A.C.)	3008472	1	.51	LEVER 8< SHAFT, def.—(9.786)
66-67	All A (less A.C.)	3014057	1	.51	LEVER & SHAFT, temp. control—(9.786)
68-72	All A (less A.C.)	3014067	1	.41	LEVER & SHAFT, temp. control—(9.786)
68-72	All A (less A.C.)	3014901	1	.56	LEVER 8t SHAFT, def. valve—(9.786)
70	All A	1222934	1	1.69	LEVER, (incl. knob & ret.) htr. control—(8.852)
65-73	All A (less A.C.)	4960505	1	20.60	MOTOR, blower—(8.855)
68-71	350 Eng.	1356096	1	.25	NIPPLE, in mfld.—(8.866)
68-71	L-6 Eng.	3838094	1	.46	NIPPLE, htr. hose in thermo hsg.—(8.866)
65-70	All A (less A.C.)	3130804	1	.10	NUT, htr. blower—(8.857)
68-72	All A (less A.C.)	401827	1	.10	NUT, outside air control wire to air valve—(9.787)
68-72	All A (less A.C.)	401827	1	.10	NUT, temp. control wire to temp. valve—(9.787)
69-72	All A	7305309	AR	.56	NUT, htr. controls (barrel type)—(8.852)
65-71	All A				OUTLET, air duct (cowl) refer to grp. 9.789
65 67	All A (less A.C.)	9773829	1	97	OUTLET, htr. air distr.-ctr.—(9.789)
6872	All A less A.C. & Mini Console	9790487	1	.97	OUTLET, htr. air distr.-ctr.—(9.789)
72	All A Mini Console less A.C.	9791750	1	6.15	OUTLET, htr. air distr.-ctr.—(9.789)
66-67	All A (less A.C.)	1381368	1	8.75	OUTLET, def.—(9.779)
6872	All A (less A.C.)	1382648	1	6.70	OUTLET, def.—(9.779)
65-67	All A (less A.C.)	9773402	1	1.13	RESISTOR, htr. blower—(9.779)
68-72	All A (less A.C.)	3929052	1	.92	RESISTOR, htr. blower—(8.855)
73	All A (less A.C.)	9796480	1	1.03	RESISTOR, htr. blower—(8.855)
65-72	All A (less A.C.)	1371365	AR	.10	SEAL, htr. to dash—(9.779)
65-67	All A (less A.C.)	1376992	2	3.69	SEAL, between blower & air inlet fig. & dash pnl.—(9.779)
65-67	All A (less A.C.)	9776917	1	.41	SEAL, htr. core-instl. on htr. core (2 pipes) thru dash—(8.854)
68-72	All A (less A.C.)	9792672	1	.62	SEAL, htr. core (on core)—(8.854)
65	All A (less A.C.)	1363935	1	1.95	SWITCH, htr. control—(8.852)
66-67	All A (less A.C.)	7295126	1	4.51	SWITCH, htr. control (4 term-on control)—(8.852)
68	All A (less A.C.)	7304848	1	7.90	SWITCH, htr. control (4 term-on control)—(8.852)
69-72	All A (less A.C.)	1387325	1	7.65	SWITCH, htr. control (on control)—(8.852)
66-67	All A (less A.C.)	3000410	1	.97	VALVE, def.—(9.779)
68-72	All A (less A.C.)	3014071	1	1.33	VALVE, def.—(9.779)
66-72	All A (less A.C.)	3157840	1	2.77	VALVE, htr. water temp. control—(9.795)
65	All A (less A.C.)	3157837	1	.82	VALVE, temp. control—(9.779)
65	All A (less A.C.)				VALVE, water temp. (use cam & support)
68-71	All A	381700	AR	.10	WASHER, control wires—(9.787)
65-71	All A				WIRE, control cbls. (refer to 9.787 & 9.798)

9.169B 1965-67 30-4000 HEATER & AIR CONDITIONING PARTS

NOTE 1965 1st type-suction throttling valve stamped No. 0492, 2nd type-suction throttling valve stamped No. 0508.

66-67	30-4000 A.C.	1378118	1.23	ADAPTER, A.C. vac. disch.—(9.798)
65-67	30-4000 A.C.	1365309	1.13	BAFFLE, diverter door—(9.784)
65	30-4000 A.C. (2nd Type)	387541	.55	BRACKET, expan. valve mtg.—(9.213)
66-67	30-4000 A.C.	387541	.55	BRACKET, expan. valve mtg.—(9.213)
65-67	30-4000 A.C.	3159421	.72	BRACKET, evap. pipe guard—(9.21 1)
65-67	30-4000 (Cust. A.C.)	3840948	.67	BRACKET, evap.—(9.21 1)
65-67	30-4000 (Cust. A.C.)	589074	.97	BRACKET, muffler & rec. dehyd—(9.1 95)
65-67	30-4000 (Cust. A.C.)	577617	1.44	BRACKET, disch. pipe muffler (4'/.8" dia.)—(9.1 95)
65-67	30-4000 A.C.	3159147	.15	BUMPER, slave door—(9.775)
65-67	30-4000 A.C.	3003607	2.05	CAM & SUPPORT, htr.—(9.779)
65-67	30-4000 A.C.	5911737	.77	CAP, suction throttling valve-compr.—(9.198)
65 67	30-4000 A.C.	3003605	45.85	CASE, A.C.-rr. (incl. fittings)—(9.779)
65-67	30-4000 A.C.	3002886	22.50	CASE, htr. (incl. distr. & def. valve brkt.)—(9.779)
65-67	30-4000 A.C.	3002460	36.20	CASE, evap. mtr. (incl. fittings)—(9.2 1 6)
65	30-4000 A.C. (1st Type)	3007455	9.00	CASE, evap. outlet—(9.21 1)

65	30-4000 A.C. (2nd Type)	3007457	1	8.60	CASE, evap. outlet—(9.21 1).....
66-67	30-4000 A.C.	3007457	1	8.60	CASE, evap. outlet—(9.21 1).....
65-67	30-4000 A.C.	3007456	1	10.65	CASE, evap. inlet—(9.21 1).....
65-67	30-4000 (Cust. A.C.)	3003511	1	5.40	CASE, evap. inlet (plastic)—(9.21 1).....
65-67	30-4000 A.C.	2471945	AR	.59	CLAMP, evap. drain tube—(1.166).....
65	30-4000 A.C. (2nd Type)	387543	1	.51	CLAMP, expan. valve—(9.213).....
66-67	30-4000 A.C.	387543	1	.51	CLAMP, expan. valve—(9.213).....
65-67	30-4000 A.C.	6598423	1	145.95	COMPRESSOR, less cl., pulley & brg.—(9.170)
	NOTE For Compressor Component Parts (Refer to Grps.				9.170 thru 9.188).
65	30-4000 A.C. (Down			96.05	CONDENSER, A.C—(9.190).....
		3158980	1		
65	30-4000 A.C. (Cross			93.80	CONDENSER, A.C—(9.190).....
		3005328	1		
66	30-4000 A.C.	3007845	1	111.25	CONDENSER, A.C—(9.190).....
67	30-4000 A.C.	3010560	1	108.10	CONDENSER, A.C—(9.190).....
65	30-4000 A.C.	6555642	1	.41	CONNECTOR, evap. gage—(9.198).....
65	30-4000 A.C.	6555641	1	.62	CONNECTOR, throttling valve bleed—(9.198).....
65	30-4000 A.C.	7288644	1	29.40	CONTROL, A.C—(9.798).....
66	30-4000 A.C.	7293834	1	33.55	CONTROL, A.C—(9.798).....
67	30-4000 A.C.	1378872	1	35.80	CONTROL, A.C—(9.798).....
65-67	30-4000 A.C.	5914817	1	.36	CORE, throttling valve bleed conn— (9.198)
65-67	30-4000 A.C.	3004817	1	33.85	CORE 8. FITTINGS, htr—(8.854).....
65-67	30-4000 (Cust. A.C.)	3000026	1	64.80	CORE, evap. (incl. fittings)—(9.210).....
65	30-4000 A.C. (1st Type)	3159116	1	92.45	CORE, evap. (incl. fittings)—(9.210).....
65	30-4000 A.C. (2nd Type)	3002716	1	95.25	CORE, evap. (incl. fittings)—(9.210).....
66	30-4000 A.C.	3002716	1	95.25	CORE, evap. (incl. fittings)—(9.210).....
67	30-4000 A.C.	3013254	1	91.80	CORE, evap. (incl. fittings)—(9.210).....
65	30-4000 A.C.	6555458	1	2.10	COVER, throttling valve diaph.—(9.198).....
67	30-4000 A.C.	7614560	LH	2.10	COVER, cowl side duct air outlet—(9.789).....
65	30-4000 A.C.	6555595	1	.56	CUP, throttling valve ret. (6 cyl.)—(9.198).....
65	30-4000 A.C.	6555615	1	.41	CUP, throttling valve ret. (6 cyl.) red—(9.198)
65	30-4000 A.C.	5914931	1	6.10	DIAPHRAGM, vac. (2 ⁷ / ₈ " dia.)—(9.198)
65-67	30-4000 A.C.	1998905	1	5.75	DIAPHRAGM, vac. (4" dia.)—(9.280).....
66-67	30-4000 A.C.	1375932	1	2.97	DUCT, A.C. ctr. outlet—(9.260).....
65-67	30-4000 A.C.	1361750	1	9.70	DUCT, A.C. distribution—(9.779).....
65-67	30-4000 A.C.	3849161	1	2.77	DUCT, blower to evap.—(9.786).....
65-67	30-4000 (Cust. A.C.)	3003941	1	2.46	ESCUTCHEON, evap.—(9.21 1).....
65 67	30-4000 (Cust. A.C.)	3152561	1	4.20	FAN, A.C. mtr.—(9.216).....
65-67	30-4000 A.C.	3144684	1		FAN, blower—(8.857).....
65-67	30-4000 A.C.	3140852	AR	30	GASKET, evap. "0" ring (1 ¹ / ₈ " I.D.)—(9.21 1).....
65-67	30-4000 A.C.	3140748	AR	30	GASKET, evap. "0" ring (1 ¹ / ₈ " I.D.)—(9.21 1).....
65-67	30-4000 A.C.	3159098	1	.56	GASKET, evap. fig. outlet—(9.21 1).....
65-67	30-4000 A.C.	3159100	1	.56	GASKET, evap. fig. inlet—(9.21 1).....
65 67	30-4000 A.C.	3003496	1	3.49	GASKET, plenum blower mtg—(9.216).....
65-67	30-4000 A.C.	1364293	1	.51	GASKET, A.C. duct to htr—(9.779).....
65-67	30-4000 A.C.				HOSE, air (refer to 9.786).....
65-67	30-4000 A.C.				HOSE, A.C. lines (refer to grps. 9.222 thru 9.238),
65-67	30-4000 A.C.				HOSE HARNESS, vac. A.C. (refer to grps. 9.795 8.
					9.798).....
65-67	30-4000 A.C.	8526387	1	.67	INSULATION, evap. bulb—(9.213).....
65	30-4000 A.C. (2nd Type)	387542	1	.87	INSULATOR, expansion valve—(9.21 3).....
66-67	30-4000 A.C.	387542	1	.87.	INSULATOR, expansion valve—(9.21 3).....
65-67	30-4000 A.C.	1174633	2	.20	INSULATOR, condenser—(9.190).....
65-67	30-4000 (Cust. A.C.)	3149478	1	2.26	KIT, sight glass—(9.202).....
65-67	30-4000 (Cust. A.C.)	3840951	2	.56	KNOB, A.C. control—(9.787).....
65	30-4000 A.C.	1355144	2	.97	KNOB & SHAFT, A.C. outer outlets—(9.260).....
66-67	30-4000 A.C.	1369812	2	1.18	KNOB & SHAFT, A.C. outer outlets—(9.260).....
65-67	30-4000 A.C.	3159172	1	.50	LINK, slave door—(9.786).....
65-67	30-4000 A.C.	4960538	1	28.70	MOTOR, blower—(8.855).....
65	30-4000 A.C.	589034	1	24.15	MUFFLER, hot gas valve discharge—(9.225).....
66	30-4000 A.C.	1376400	1	19.15	MUFFLER, hot gas valve discharge—(9.225).....
67	30-4000 A.C.	1377186	1	17.45	MUFFLER, hot gas valve discharge—(9.225).....
65-67	30-4000 A.C.	3130804	1	.10	NUT & LOCK WASHER, htr. blower 8i air inlet—
					(8.858).....
65	30-4000 A.C.	6555468	1	.82	NUT, jamb-compr. throttling valve—(9.198).....
65-67	30-4000 A.C.				OUTLETS, A.C (refer to grp. 9.260).....
65-67	30-4000 A.C.	9773829	1	.97	OUTLET, htr. air distr.-ctr.—(9.789).....
66-67	30-4000	1381368	1	8.75	OUTLET, def.—(9.779).....
65-67	30-4000 A.C.	5929144	1	.51	"O" RING, suction throttle valve cap—(9.172)
65	30-4000 A.C. (Down			2.36	PIPE, condenser—(9.227).....
	Flow Rad.).....	589039	1		
65	30-4000 A.C. (Cross			5.25	PIPE, condenser—(9.227).....
	Flow Rad.).....	1373327	1		
65	30-4000 A.C. (Cross			8.30	PIPE, condenser to muffler—(9.226).....
	Flow Rad.).....	1373326	1		
65	30-4000 A.C. (Down			4.82	PIPE, condenser to muffler—(9.226).....
	Flow Rad.).....	387011	1		
66	30-4000 A.C.	1380150	1	3.79	PIPE, rec. to bottom of condenser—(9.227).....

67	30-4000 A.C.	1379304	4.31	PIPE, rec. to bottom of condenser—(9.227)
65	30-4000 A.C.	6550597	7.55	PISTON, throttling valve (incl. screen, diaph. & ret.)—(9.198)
65-67	30-4000 A.C.	3155342	23.45	RECEIVER 8i DEHYDRATOR, A.C.—(9.195)
65-67	30-4000 (Cust. A.C.)	1365166	3.95	RELAY, blower mtr.—(9.277)
67	30-4000 A.C.	1365166	3.95	RELAY, blower mtr.—(9.277)
65-67	30-4000 A.C.	1367217	1.33	RESISTOR, htr. blower—(9.275)
65-67	30-4000 A.C.	3841266	2.87	RESISTOR, blower—(9.275)
65-67	30 4(J00 A.C.)	3149583	1.90	RETAINER, core seal—(9.21 1)
65-66	30-4000 A.C.	1484385	.15	RETAINER, water temp, valve to brkt—(8.866)
65-67	30-4000 A.C.	1364294	1.64	RETAINER, A.C. distr.—(9.779)
65-67	30-4000	3150822	.10	ROLLER, cam-htr. control—(9.786)
65-67	30-4000 A.C.	5914631	.56	SCREEN, expan. valve filter—(9.2 14)
65	30-4000 A.C.	9776917	.41	SEAL, htr. core pipes—(8.854)
66	30-4000 A.C.	1368519	.28	SEAL, htr. core pipes—(8.854)
65	30-4000 A.C.	8526398	.20	SEAL, evap. gage conn.—(9.198)
65-67	30-4000 A.C.	3149580	.72	SEAL, evap. case—(9.21 1)
65-67	30-4000 A.C.	3159099	1.33	SEAL, evap. core—(9.21 1)
65-67	30-4000 A.C.	3003215	.15	SEAL, inlet pipe to case—(9.21 1)
65-67	30-4000 A.C.	9774110	5.15	SEAL & RETAINER, evap. to htr.-frt.—(9.2 1 1)
65-67	30-4000 A.C.	9774113	2.61	SEAL & RETAINER, evap. to htr.-frt.—(9.21 1)
65-67	30-4000 A.C.	1361852	.56	SEAL, ctr. outlet duct-lwr.—(9.779)
65-67	30-4000	1376992	3.69	SEAL, between blower 8i air inlet fig. & dash pnl. (48" long)—(9.779)
65-67	30-4000	1371365	.10	SEAL, htr. stud—(9.779)
65-67	30-4000 A.C.	3159176	.72	SHAFT, lvr.-diverter valve—(9.779)
65-67	30-4000 A.C.	3159155	5.1	SHAFT & LEVER, def—(9.786)
65-67	30-4000 A.C.	3159175	.51	SHAFT & LEVER, slave valve—(9.786)
65-67	30-4000 A.C.	1185086	.10	SHIM, condenser—(9.198)
65-67	30-4000 A.C.	1189857	.15	SPACER, condenser—(9.198)
65	30-4000 A.C.	6555661	1.74	SPRING, outer-throttling valve—(9.198)
65-67	30-4000 A.C.	3000357	.46	SPRING, return-evap. mtr.—(8.857)
65 67	30-4000 A.C.	3020111	36	SPRING, return-outside recirculated air door—(9.779)
66-67	30-4000 A.C.	1376515	.62	SUPPORT, rec. dehyd. brkt.—(9.195)
65	30-4000 A.C. (2nd Type)	387540	.41	SUPPORT, expan. valve brkt.—(9.213)
66-67	30-4000 A.C.	387540	.41	SUPPORT, expan. valve brkt.—(9.213)
65	30-4000 A.C.	1364649	4.20	SWITCH, A.C. cl. control (2 term.-on control)—(9.275)
65	30-4000 A.C.	1362737	2.10	SWITCH, htr. & def. (4 term.-on control)—(9.275)
65	30-4000 A.C.	7296112	4.61	SWITCH, vac. (on control)—(9.798)
65-67	30-4000 (Cust. A.C.)	3159535	8.85	SWITCH, blower—(9.275)
65-67	33-35 4300 A.C.	1164645	2.56	SWITCH, vac-temp, control—(9.798)
65-67	30-4000 (Cust. A.C.)	3002903	19.65	SWITCH, Ranco control—(9.275)
66-67	30-4000 A.C.	7295126	4.51	SWITCH, htr. & def. (4 term.-on control)—(8.852)
66-67	30-4000 A.C.	7296644	4.82	SWITCH, vac. (2 ports-on control)—(9.798)
66-67	30-4000 A.C.	7295123	4.41	SWITCH, cl. control (on control)—(9.275)
65-67	30-4000 A.C.	3002737	.62	TUBE, evap. mtr. cooling-inlet—(9.2 1 8)
65-67	30-4000 A.C.	3021960	.30	TUBE, evap. case drain—(9.21 1)
65	30-4000 A.C.	7288676	3.90	VALVE, vac-htr. & A.C. control (6 port-on control)—(9.798)
65 67	30-4000 A.C.	30101 26	2.20	VALVE, def—(9.779)
65-67	30-4000 A.C.	3159179	3.18	VALVE 8. SEAL, diverter—(9.786)
65-67	30-4000 A.C.	1364636	2.82	VALVE, vac-check (2" long)—(9.798)
66-67	30-4000 A.C.	1222552	4.20	VALVE, vac-htr. & A.C. control (6 ports-on control)—(9.798)
65-67	30-4000 A.C.	3159177	.51	VALVE, slave—(9.786)
65	30-4000 A.C. (1st Type)	5910481	39.30	VALVE, evap. thermostatic expansion—(9.21 3)
65	30-4000 A.C. (2nd Type)	5910766	29.25	VALVE, evap. thermostatic expansion—(9.213)
66-67	30-4000 A.C.	5910766	29.25	VALVE, evap. thermostatic expansion—(9.213)
65-66	30-4000 A.C.	1231105	8.10	VALVE, water temp, control—(9.795)
67	30-4000 A.C. exc. 4600	1379746	10.00	VALVE, water temp, control—(9.795)
67	4600 A.C.	396235	13.50	VALVE, water temp, control—(9.795)
65	30-4000 A.C. (1st Type)	5910545	44.60	VALVE, suction throttling (stamped 0492)—(9.198)
65	30-4000 A.C. (2nd Type)	5910593	30.70	VALVE, suction throttling (stamped 0508)—(9.198)
66-67	30-4000 A.C.	5910593	30.70	VALVE, suction throttling—(9.1 98)
65	30-4000 A.C.	6555456	.41	WASHER, adj. spring-throttle valve—(9.198)
65-67	30-4000 (Cust. A.C.)	3000037		WIRE, Ranco to blower switch—(9.275)
65-67	30-4000 (Cust. A.C.)	2988254	8.70	WIRE, evap. to relay—(9.281)
65-67	30-4000			WIRE, control cbls. (refer to 9.787 & 9.789)

9.169C 1968-73 30-4000 (ALL A) HEATER & AIR CONDITIONING PARTS

68	All A (A.C.)	1373744	.62	ADAPTER, water valve vac. disch—(9.798)
68	All A (A.C.)	1384063	.46	ADAPTER, htr. & A.C. vac. disch.—(9.798)
69-72	All A (A.C.)	1230016	.41	ADAPTER, vac. switch harness—(9.798)
68-71	All A (A.C.)	3014155	1.74	BAFFLE, evap. inlet—(9.21 1)
68	All A (A.C.)	1385513	2.26	BRACKET, muffler hot gas valve discharge-mtg—(9.225)

69	All A (A.C.)	1387564	1	2.67	BRACKET, A.C. muffler—(9.242)
71-72	All A (A.C.)	1235005	1	1.13	BRACKET, A.C. muffler—(9.242)
70-71	All A (V-8) A.C.	1234263	1	.72	BRACKET, comp. line—(9.226)
70-71	All A (A.C.)	1386236	2	.87	BRACKET, condenser mtg.-upr.—(9.1 90)
72	All A (A.C.)	1239903	2	.87	BRACKET, condenser mtg.-upr.—(9.190)
68-69	All A (A.C.)	543097	1	2.36	BUMPER, hot gas valve disch. muffler—(9.225)
68-73	All A (A.C.)	1382264	2	.25	BUMPER, condenser lwr. mtg. to rad. supt. lwr. tie—(9.198)
68-72	All A (A.C.)	3014178	1	2.00	CAM & SUPPORT, htr.—(9.779)
68-72	All A (A.C.)	5911737	1	.77	CAP, throttle valve—(9.198)
68-69	All (A.C. 1st Type)	3014254	1	49.50	CASE, htr. (incl. frt. plate & valves)—(9.779)
71-73	All A	1237982	1	6.30	CAPACITOR, blower mtr. suppressor—(8.855)
68-72	All A (A.C.)	3014158	1	26.65	CASE, evap. inlet (incl. brkts.)—(9.2 1 1)
68-72	All A (A.C.)	3014157	1	9.30	CASE, evap. outlet—(9.21 1)
69	All A (A.C. 2nd Type)	3021154	1	49.50	CASE, htr. (incl. frt. plate & valves)—(9.779)
	NOTE - 1 969 1st type def. valve shaft with lvr. for atch				Bowden cbl. 2nd type less lvr. for atch. Bowden cbl.
70	All A (A.C.)	3021154	1	49.50	CASE, htr. (incl. frt. plates & valves)—(9.779)
71-72	All A (A.C.)	3021984	1	49.45	CASE, htr. (incl. frt. plate & valves)—(8.854)
68-70	All A (A.C.)	3840341	2	.30	CLAMP, rec. & dehyd.—(9.1 95)
68-70	All A (A.C.)	3017085	1	.10	CLAMP, suction line (1/2" tube)—(9.225)
68-72	All A (A.C.)	3147463	1	5.1	CLAMP, suction pipe bulb—(9.225)
68-72	All A (A.C.)	388075	1	.30	CLAMP, suction throttling valve to evap. brkt.—(9.198)
68-72	All A (A.C.)	3017085	1	.10	CLAMP, evap. suction line (% tube)—(9.21 1)
68-71	All A				CLAMP, A.C. hoses (refer to grp. 9.242)
68-72	All A (A.C.)	3017086	1	.20	CLAMP, evap. thermo. expansion valve—(9.214)
68-72	All A (A.C.)	2471945	AR	.59	CLAMP, evap. case drain tube—(3.680)
68-72	All A (A.C.)	3014168	1	.30	CLAMP, htr. core mtg.—(9.779)
68	All A (A.C.)	1385768	1	.10	CLIP, vac. hose adapter retaining—(9.798)
68-69	All A (A.C.)	3012473	2	.15	CLIP, diverter vac. hose—(9.786)
68-69	All A (A.C.)	1385658	1	.72	CLIP, htr. assm. slave dr.—(9.779)
68-72	All A (A.C.)	3013531	1	.10	CLIP, temp. valve ret—(9.786)
70	All A	7277348	1	.10	CLIP, temp. lvr. ret.—(8.852)
71-72	All A (A.C.)	7277348	1	.10	CLIP, pivot vac switch—(8.852)
68-72	All A (A.C.)	7282187	AR	.15	CLIP, htr. & A.C. control lens—(8.852)
68-72	All A (A.C. 2nd Type)	6598423	1	145.95	COMPRESSOR, A.C. less cl. pulley & brg. 9.170 thru 9.198)
	NOTE - For compressor component parts (Refer to Grp.				
68-69	All A (A.C.)	3015045	1	120.25	CONDENSER, AC—(9.190)
70-72	All A (A.C.)	3021843	1	141.25	CONDENSER, A.C.—(9.190)
68-69	All A (A.C.)	3002383	1	.10	CONNECTOR, slave dr.—(9.779)
72-73	All A (A.C.)	1366285	AR	.15	CONNECTOR, vac. hose-straight (plastic)—(9.798)
68-73	All A (A.C.)	3895904	AR	.46	CONNECTOR, tee (in vac. hose)
68	All A (A.C.)	1382303	1	55.65	CONTROL, A.C.—(9.798)
69	All A (A.C.)	1387642	1	34.25	CONTROL, A.C.—(9.798)
70-71	All A (A.C. less Wood Grain Instr. Pnl.)	1233960	1	29.30	CONTROL, A.C.—(9.273)
70-72	All A (A.C. & Wood Grain Instr. Pnl.)	1240133	1	27.85	CONTROL, A.C.—(9.273)
72	All A (A.C.)	1240136	1	27.85	CONTROL, A.C. (painted black)—(9.273)
68	All A (A.C.)	7305362	2	.72	CORD, htr. 8i A.C. control dial—(9.798)
68-72	All A (A.C.)	3014782	1	34.80	CORE & FITTINGS, htr.—(8.854)
68-72	All A (A.C.)	3014086	1	96.55	CORE (incl. fittings) evaporator—(9.210)
68-71	All A (A.C.)	5914817	1	.36	CORE, throttling valve-bleed conn.—(9.198)
68	All A (A.C.)	7671449	LH	2.51	COVER, cowl side duct air outlet—(9.789)
69-71	All A (A.C.)	8732446	LH	2.56	COVER, cowl side duct air outlet—(9.789)
68	All A (A.C.)	1998905	1	5.75	DIAPHRAGM, outside air inlet door—(9.280)
68-72	All A (A.C.)	1998901	1	2.36	DIAPHRAGM, htr. & A.C. mode door—(9.277)
69-71	All A (A.C.)	1998942	1	5.70	DIAPHRAGM, outside air inlet door—(9.281)
69-72	All A (A.C.)	1998934	1	2.98	DIAPHRAGM, defroster door—(9.779)
68-71	All A (A.C.)	1382090	1	3.79	DUCT, instr. pnl. A.C. ctr. outlet—(9.260)
68-71	All A (A.C.)	3014866	1	4.00	DUCT, blower inlet valve hsg—(9.2 15)
68-72	All A (A.C.)	1382815	1	2.97	DUCT, A.C. outlet—(9.779)
68-72	All A (A.C.)	1381848	1	3.74	DUCT, A.C. distribution—(9.779)
70-72	All A (A.C.)	1231919	1	2.46	DUCT, A.C. duct-ctr. outlet—(9.262)
68-72	All A (A.C.)	3013476	1	.25	ELBOW, evap. mtr. cooling—(9.21 8)
68-71	All A (A.C.)	3144684	1		FAN, evap. blower—(8.85 7)
72	All A (A.C.)	3905776	1	4.20	FAN, evap. blower
68-71	All A (A.C.)	3014871	1	1.54	FLANGE & PIN, duct mtg.—(9.779)
68	All A (A.C.)	3014867	1	1.49	GASKET, recirculating air—(9.779)
69-72	All A (A.C.)	3018642	1	1.74	GASKET, recirculating air—(9.779)
68-73	All A (A.C.)	3140852	AR	.30	GASKET, evap. "0" ring (1/2" I.D.)—(9.21 1)
68-71	All A (A.C.)	3140748	1	.30	GASKET, "0" ring (% I.D.)—(9.21 1)
68-73	All A (A.C.)				GROMMET (refer to grp. 9.775)
68	All A (A.C.)	1387028	1	7.65	HOSE HARNESS, vac—(9.798)
69-72	All A (A.C.)	1230188	1	8.85	HOSE HARNESS, vac—(9.798)
68-73	All A (A.C.)				HOSE, air (refer to grp. 9.260-9.786)
68-73	All A (A.C.)				HOSE, A.C. lines (refer to grps. 9.222 thru 9.242)
68-72	All A (A.C.)	3015724	1	12.75	HOUSING, temp. control—(9.779)

68-72	All A (A.C.)	8526387	1	67	INSULATION , evap bulb, -(9.213)
68-73	All A (A.C.)				INSULATORS , A.C. hoses (refer to grp. 9.225)
68-73	All A (A.C.)	1384774	2	.41	INSULATOR , condenser to upr. tie bar—(9.225)
69	All A (A.C.)	1230184	AR	1.18	KNOB , htr. & A.C. control—(9.798)
70-71	All A (A.C.)	1233942	AR	1.08	KNOB , htr. & A.C. control—(8.852)
68	All A (A.C.)	7305364	1	11.10	LENS , A.C. control (inc applique)—(9.798)
69	All A (A.C.)	1387411	1	5.80	LENS , A.C. control (inc applique)—(9.798)
70-71	All A (A.C. less Wood Grain Instr. Pnl.)	1233926	1		LENS , A.C. control—(9.279)
70-71	All A (A.C. & Wood Grain Instr. Pnl.)	1233925	1	1 1.45	LENS , A.C. control (9.279)
72	All A (A.C.)	1240134	1	4.20	LENS , control (wood grain)—(9.279)
72	All A (A.C.)	1240137	1	10.60	LENS , control (painted black)—(9.279)
68-69	All A (A.C.)	3016561	1	.77	LEVER & SHAFT , def (9.779)
70	All A (A.C.)	1222934	1	1.69	LEVER , htr. or A.C. control (incl. knob & ret.)—(8.852)
68-69	All A (A.C.)	3014165	1	.10	LINK , valve adj.-diverter—(9.779)
68-72	All A (A.C.)	4960538	1	28.70	MOTOR , blower (8.8 ⁴⁵)
68-69	All A (A.C.)	1384086	1	17.10	MUFFLER , A.C. hot gas valve discharge—(9.225)
68-71	All A (A.C.)	3130804	1	.10	NUT & LOCKWASHER , htr. blower & air inlet—(8.857)
69-72	All A (A.C.)	7305309	AR	.56	NUT , htr. & A.C. control (barrel-type)—(8.852)
72	All A (A.C.)	3011293	1	.10	NUT , fan to mtr.-evap blower—(8.857)
68-71	All A (A.C.)	5929144	1	.51	"O" RING , throttle valve cap—(9.172)
68-72	All A less Mini Console	9790487	1	.97	OUTLET , htr. air distributor—(9.789)
72	All A Mini Console & A.C.	9793675	1	6.15	OUTLET , htr. air distributor—(9.789)
68-72	All A (A.C.)	1382648	1	6.70	OUTLET , def.—(9.779)
68-73	All A (A.C.)				OUTLETS , A.C. (refer to grp. 9.260 & 9.262)
68	All A (A.C.)	1384361	1	.10	PLUG (button) in A.C. htr. vac. hole—(9.798)
68-71	L-6 Eng. A.C.	1385835	1	.55	PLUG , vac. hose to water valve—(9.795)
68-70	All A (A.C.)	3012944	1	24.50	RECEIVER & DEHYDRATOR (9.195)
71-72	All A (A.C.)	3015061	1	24.30	RECEIVER & DEHYDRATOR (9.195)
69-73	All A (A.C.)	1372259	1	4.66	RELAY , A.C. blower—(8.277)
71	All A (1st Type)	9791201	1	1.64	RESISTOR , htr. blower last 3 digits of part No. (201) appear on terminal side of resistor board
71	All A (2nd Type)	487089	1	1.23	RESISTOR , htr. blower letter "C" appears on terminal side of resistor board
72	All A (A.C.)	487089	1	1.23	RESISTOR , htr. blower—(9.275)
68-71	All A	9791201	1	1.64	RESISTOR , htr. blower—(9.275)
73	All A (A.C.)	410209	1	.25	RESTRICTOR , vac. delay (porous) def. vac. hose—(9.281)
68-72	All A (A.C.)	3150822	1	.10	ROLLER , cam-htr. control—(9.786)
68-71	All A (A.C.)	5914631	1	.56	SCREEN , expansion valve filters—(9.213)
68-69	All A (A.C.)	1384944	1	.72	SEAL , A.C. ctr. outlet duct—(9.779)
68-72	All A (A.C.)	9791362	1	.10	SEAL , htr. core pipes—(3.854)
68-72	All A (A.C.)	3003215	1	.15	SEAL , evap. inlet pipe to case—(9.211)
68-72	All A (A.C.)	3014159	1	1.64	SEAL , evap. core—(9.211)
68-72	All A (A.C.)	1361852	1	.56	SEAL , ctr. outlet duct arm to distributor end—(9.779)
68-72	All A (A.C.)	1383442	1	.51	SEAL , A.C. htr. to distr. juct—(9.779)
68-72	All A (A.C.)	1371365	1	.10	SEAL , A.C. htr. to dash panel—(9.779)
70-72	All A (A.C.)	1232653	1	.72	SEAL , A.C. ctr. duct upr—(9.260)
68-72	All A (A.C.)	3002394	1	.77	SHAFT & LEVER , slave valve—(9.779)
70-72	All A (A.C.)	3014169	1	.82	SHAFT & LEVER , diverter—(9.779)
68-73	All A (A.C.)	1185086	AR	.10	SHIM , rec & dehyd.—(9.198)
69	All A (A.C.)	7314556	1	.25	SHIM , vac. selector switch—(9.798)
68	All A	7304757	RH	.72	SPRING , control torsion—(9.798)
68	All A	7304758	LH	.72	SPRING , control torsion—(9.798)
68-70	All A (A.C.)	3020111	AR	.36	SPRING , outside recirculated air dr. return—(9.779)
68-72	All A (A.C.)	3014174	1	.30	SPRING , A.C. htr. diverter—(9.779)
68-71	All A (A.C.)	3014868	1	.46	SPRING , air valve—(9.779)
69-70	All A (A.C.)	403663	1	.30	SPRING , def. dr. return—(9.779)
68	All A (A.C.)	7304784	1	8.15	SWITCH , blower A.C. control (5 position)—(9.798)
68	All A (A.C.)	7304793	1	4.20	SWITCH , master vac. (2 port-on control)—(9.798)
68	All A (A.C.)	7305184	1	6.50	SWITCH , selector vac. cl. (4 ports & 4 terminals-on control)—(9.798)
69-72	All A (A.C.)	1386803	1	7.20	SWITCH , blower A.C. control (on control)—(9.275)
69-72	All A (A.C.)	1387857	1	4.05	SWITCH , master vac. (oil control)—(9.798)
69-72	All A (A.C.)	1386904	1	8.10	SWITCH , vac. selector & A.C. clutch (6 ports-on control) (9.798)
69-72	All A (A.C.)	1387326	1	4.05	SWITCH , vac. water valve (2-port on control)—(9.798)
70	All A (A.C.)	7313424	1	9.15	SWITCH , vac—(9.275)
68-72	All	6599306	1	7.60	SWITCH KIT , super heater switch (for use w/compr. 6598423)—(9.172)
73	All A (A.C.)	483326	1	2.51	SWITCH , compr. ambient (2 term.)—(9.275)
68-72	All A (A.C.)	385076	1	3.08	TANK , vac—(9.281)

68-72	All A (A.C.)	3021960	.30	TUBE, evap. case drain—(9.21 1)
68-72	All A (A.C.)	3158817	1.03	TUBE, evap. mtr. cooling—(9.218)
68	All A (A.C.)	7304963	3.28	VALVE, vac. htr. & A.C. control—(9.798)
68	All A (A.C.)	1384723	10.00	VALVE, water temp. (in rr. of int. mfld.)—(9.795)
68	All A (400 Eng.) A.C.	399679	14.10	VALVE, water temp. control—(9.795)
68-69	All A (A.C.)	3016424	3.43	VALVE, connector & seal diverter—(9.779)
68-69	All A (A.C.)	3014258	3.64	VALVE (door) def.—(9.779)
68-70	All A (A.C.)	3003699	1.23	VALVE (door) slave—(9.779)
68-72	All A (A.C.)	5910767	29.25	VALVE, evap. thermo. expansion—(9.213)
68-72	All A (A.C.)	5910593	30.70	VALVE, suction throttling—(9.198)
68-71	All A (A.C.)	3014872	12.75	VALVE, hsg. & brkt.—(9.779)
69-72	All A (A.C.)	1231105	8.10	VALVE, water temp. control—(9.795)
69-72	All A (A.C.)	3014175	4.56	VALVE & SHAFT, temp. control—(9.779)
70-72	All A (A.C.)	3014259	3.13	VALVE (door) def.—(9.779)
71-72	All A (A.C.)	3012206	2.26	VALVE (door) diverter (incl. conn. & seal)—(8.858)
73	All A (A.C.)	481375	8.35	VALVE, water—(9.795)
NOTE For any A.C. "Valve" not listed, refer to noun name "Switch".				
68-69	All A (A.C.)	3006077	.05	WASHER, slave valve (anti-rattle)—(9.279)
69-72	All A (A.C.)	3143373	.30	WASHER, slave valve (spring grip)—(9.779)
72	All A (A.C.)	3015545	.05	WASHER, frt. supt.-evap. & blower—(9.21 6)
68-72	All A (A.C.)	3001346	.46	WIRE, evap. mtr. ground—(9.215)
68-73	All A (A.C.)			WIRE, htr. & A.C. controls (refer to grp. 9.798)

9.169D 1965-67 50-60-80-9000 HEATER PARTS (LESS AIR CONDITIONING)

66	9000 less A.C.	1376203	.41	ADAPTER, vac. disch.—(9.798)
67	9000 less A.C.	1381787	.92	ADAPTER, vac. disch.—(9.798)
65	5000.	1373807	1.38	BRACKET, gate valve mtg.—(9.798)
66-67	50-60-8000 less A.C.	1374537	.36	BRACKET, air inlet valve—(9.779)
66-67	50-60-8000 less A.C.	1374536	.15	BRACKET, def. valve shut-off—(9.779)
65	50-60-8000.	3157837	.82	CAM & SUPPORT, temp. control—(9.779)
66-67	50-60-8000.	3005860	1.33	CAM & SUPPORT, htr.—(9.786)
65-67	50-60-8000.	3158190	.10	CAP, htr. control temp. shaft—(8.852)
65	9000.	3156340	13.00	CASE & SUPPORT, selector valve—(9.779)
66-67	50-60-8000.	3016905	6.25	CASE & CUT-OFF, blower & air inlet—(8.857)
66-67	50-60-8000.	3005863	29.60	CASE & SHROUD, htr. distr.—(9.779)
66 67	9000 less A.C.	3009856	36.20	CASE & FITTINGS, htr.—(9.779)
66 67	50-60-8000.	3005113		CLAMP, htr. core-in-out tank—(8.854)
66-67	50-60-8000.	3004671	.25	CLAMP, htr. core-tank header—(8.854)
66-67	50-60-8000 less A.C.	1379129	.30	CLIP, on hinge of outside air dr.—(9.779)
65	50-60-8000 less A.C.	1367155	19.40	CONTROL, htr. & def.—(9.798)
65	9000 less A.C.	7291494	25.50	CONTROL, htr.—(9.798)
66	50-60-8000 less A.C.	7293924	21.10	CONTROL, htr.—(9.798)
66	9000 less A.C.	7293844	30.75	CONTROL, htr.—(9.798)
67	50-60-8000 less A.C.	1378874	22.90	CONTROL, htr.—(9.798)
67	9000 less A.C.	1381502	32.00	CONTROL, htr.—(9.798)
65	9000 less A.C.	3004854	35.80	CORE & FITTINGS, htr.—(8.854)
65-67	50-60-8000 less A.C.	3021825	39.70	CORE & FITTINGS, htr.—(8.854)
66-67	9000 less A.C.	3009034	39.60	CORE & FITTINGS, htr.—(8.854)
65	9000.	1357569		COVER, dash mat—(9.779)
67	9000 Long Console.	1375331	1.33	DEFLECTOR, htr.-ctr. outlet—(9.779)
65	9000 less A.C.	1998902	2.36	DIAPHRAGM, vac-selector valve & case—(9.277)
66-67	9000.	3143146	2.91	DIAPHRAGM (No. 1) outlet control valve—(9.779)
66-67	9000.	3004879	3.23	DIVERTER, valve & seal-htr.—(9.779)
66 67	9000.	1374274	6.80	DUCT, vent, distr.—(9.779)
66-67	9000.	1378452	3.18	DUCT, htr. outlet-ctr.—(9.779)
65-67	50-60-80-9000 less A.C.	3144684		FAN, blower mtr.—(8.857)
65	50-60-8000 less A.C.	1472254	.15	GASKET, blower mtr. resistor to air inlet—(9.779)
66	50-60-80-9000 less A.C.	1472254	.15	GASKET, blower mtr. resistor to air inlet—(9.779)
66-67	9000.	1374276	.41	GASKET, vent, distr. duct—(9.779)
66-67	9000.	1377146	.10	GASKET, htr. blower resistor—(9.779)
65-67	50-60-80-9000.			GRILLE, cowl duct panel air (refer to grp. 9.789)
67	50-60-8000.	1383075	.30	GUARD, vac. hose—(9.798)
65-67	50-60-80-9000.			HOSES, air (refer to grp. 9.786)
66	9000 less A.C.	1376201	6.75	HOSE, vac.—(9.798)
67	9000 less A.C.	1380596	5.65	HOSE, vac. (vac. hose assm. to vac. diaphragm-eng. comp.)—(9.798)
67	9000 less A.C.	1381808	5.95	HOSE, vac. htr.—(9.798)
65	50-60-8000.	1396607	1.74	KNOB, control (incl. screw)—(9.798)
67	9000.	7298899	.92	KNOB, htr. fan switch—(9.798)
66-67	50-60-8000 less A.C.	3014057	.51	LEVER & SHAFT, temp. control—(8.852)
65	9000.	3156336	.25	LINK, selector valve—(9.779)
66-67	9000.	3004877	.51	LINK, conn.-diverter—(9.779)
66-67	9000.	3004876	.20	LINK, conn.-shut-off—(9.779)
66-67	50-60-8000 less A.C.	1374535	.92	MANIFOLD, def. outlet—(9.779)
65-67	50-60-8000 less A.C.	4960476	27.35	MOTOR, blower—(8.855)
65	9000 less A.C.	4960476	27.35	MOTOR, blower—(8.855)
66-67	9000 less A.C.	4916993	28.05	MOTOR, blower—(8.855)
65-66	60-80-9000.	1356096	.25	NIPPLE, in water mfld.—(8.866)

65-67	5000	1368777	1	
67	60-80-9000	393529	1	
65-67	50-60-80-9000	3130804	AR	
65-67	50-60-80-9000			
66	9000	1374063	1	
65-67	50-60-8000	4529624	RH	
65-67	50-60-8000	4529625	LH	
66	9000	7594316	RH	
66	9000	7646782	LH	
67	9000	7646781	RH	
67	9000	7646782	LH	
65	50-60-8000 less A.C.	1370906	1	
65	9000	1366931	LH	
66-67	50-60-8000 less A.C.	1374534		
66-67	9000	1374273		
66-67	6000 Long Console	1375760		
65	50-60-8000 less A.C.	1371248		
65	9000 less A.C.	1356994		
66 67	50-60-8000 less A.C.	1374308		
66-67	9000 less A.C.	1374306		
65	9000	1355328		
65-67	50-60-8000	3150822		
65	50-60-8000	1231215		
65-67	50-60-8000	1371365		
65 67	50-60-8000	9776917		
65 67	50-60-80-9000	1376992	AR	
66-67	9000	1374272		
66-67	9000 less A.C.	1377076		
67	9000 Long Console	1381349		
67	9000	1376992		
66-67	9000	3005786		
66	9000 Htr.	3005274		
65	9000	3156627		
66-67	50-60-8000	3005865		
66-67	9000	3004878		
66-67	9000	3002225		
65	9000	3157826		
66-67	9000	3004875		
65	50-60-8000 less A.C.	7290388		
65	9000	7291491		
65	9000	7277295		
66-67	50-60-8000 less A.C.	7295748		
66	9000 less A.C.	7295933		
67	9000 less A.C.	7302012		
67	50-60-8000	3013250		
65-67	9000	385076		
66-67	9000 less A.C.	3149419		
65	50-60-8000	3157837		
65	9000	1231105		
65-67	9000	7291487		
66-67	9000	7296215		
66-67	50-60-80-9000 less A.C.	3157840		
66-67	50-60-8000	3005869		
66-67	9000	3005683		
66-67	50-60-8000	3005872		
66-67	50-60-8000	7302044		
67	9000 less A.C.			
65-67	50-60-80-9000			
66	50-60-8000 less A.C.	6286859	1	

9.169E 1968-73 50-60-80-9000 (ALL B-C-E) HEATER PARTE (LESS AIR CONDITIONING)

68	All E	1384064	1	
69-70		1230014	1	
69-70	All E less A.C.	1230015	1	
68	All B-C less A.C.	9791436	1	
68-69	All B-C less A.C.	1385335	1	
69-70	All B-C less A.C.	9783622	1	
71 73	All B-C-E less A.C.	481460	1	
68 70	All B-C	3005860	1	
68-70	All B-C	3158190	1	
72-73	All B-C-E	3158190	1	
71-73	All B-C-E	1237982	1	
68		3005863	1	
68	All	3016835	1	

.67	NIPPLE , in water mfld.-(8.866)	
2.31	NIPPLE , auto, flow (in nt. mfld.-rr.)-(8.866) ..	
.10	NUT & LOCKWASHEF , htr. blower & <i>air</i> inlet-(8.857).....	
	OUTLETS , air duct (covf/l 8i dash) (refer to grp. 9.789).....	
14.50	OUTLET , ctr. vent.-fresl air-(9.260)	
2.46	OUTLET , def-(9.779)	
2.46	OUTLET , def-(9.779)	
3.84	OUTLET , def-(9.779)	
3.43	OUTLET , def-(9.779)	
3.43	OUTLET , def-(9.779)	
3.43	OUTLET , def-(9.779)	
1.03	OUTLET , htr. disch.-ctr.-(9.779)	
	OUTLET , htr.-(9.779)	
1.18	OUTLET , htr.-ctr.-(9.779)	
3.38	OUTLET , htr.-ctr.-(9.779)	
1.95	OUTLET , htr. air distr. ctr. console- -(9.784)	
1.64	RESISTOR , htr. blower4-(9.779)	
1.64	RESISTOR , htr. blower- (9.779)	
1.03	RESISTOR , htr-(9.779)	
1.18	RESISTOR , htr-(9.779)	
1.23	RETAINER , def. outlet c onn (9.779)	
.10	ROLLER , htr. control can (9.786)...	
.62	SEAL , adapter to blower-(9.779)	
.10	SEAL , htr. stud-(9.779)	
.41	SEAL , htr. core-on core 2 pipes) thru dash-(8.854) ..	
3.69	SEAL , between blower <i>i</i> air inlet fig. 8i dash pnl.-(9.779).....	
.67	SEAL , ctr. outlet duct-lw -(9.779)	
.20	SEAL (6" long) htr. & bower assm. to dash pnl. at air vent, opening-(9.779).....	
.10	SEAL , htr. ctr. outlet de l.-(9.262).....	
3.69	SEAL , vent, blower assn. to instr. pnl.-(9.779) ..	
1.85	SEAT , diverter valve-(9.779).....	
33.10	SELECTOR , htr.-(9.779) ..	
.62	SHAFT , def. valve in htr. case- -(9.779)	
1.03	SHAFT 8. LEVER , def. control -(9.779)	
.97	SHAFT 8. LEVER , diver er-(9.779)	
1.13	SHAFT 8. LEVER , shut off-(9.779)	
.30	SPRING , selector valve-(9.779)	
.41	SPRING , shut-off valve (9.779).....	
4.66	SWITCH , htr. blower (o l control)-(8.852).....	
3.33	SWITCH , master (on coltrol)-(9.275).....	
2.31	SWITCH , htr. blower (o i control)-(8.852).....	
5.35	SWITCH , htr. blower (5 term-on control)-(8.852) ..	
7.25	SWITCH , htr. blower (5 term-on control)-(8.852) ..	
6.60	SWITCH , htr. blower (o i control)-(8.852).....	
4.66	SWITCH , vac. selector- (9.798).....	
3.08	TANK , vac-(9.281) ..	
.62	VALVE & SEAL , blower-(8.857).....	
82	VALVE , temp. control (9.779).....	
8.10	VALVE , water temp, control-(9.795)	
3.43	VALVE , vac. (6 ports-on control)-(9.798)	
2.77	VALVE , vac. (6 ports-on control)-(9.798)	
2.77	VALVE , water temp, control-(9.795)	
1.85	VALVE , def.-(9.779)	
3.69	VALVE , def.-(9.779)	
2.4 1	VALVE , shut-off-(9.779)	
3.02	VALVE , vac. control (on control)-(9.798)	
	WIRE , controls (refer to grps. 9.787 & 9.798),	
	WIRE , htr. blower feed ttxt -(9.798)	

68-70	All B-C	3016905	1	6.25	CASE & CUT-OFF, blower & air inlet—(8.857) —
69-70	All B-C	3020000	1	30.65	CASE & SHROUD, htr. distr.—(9.779)
69-70	All E less A.C.	3018618	1	47.35	CASE & FITTINGS, htr.—(9.779)
71-73	All B-C-E less A.C.	3022721	1	29.20	CASE, htr.—(8.854)
71-73	All B-C-E less A.C.	3022589	1	7.50	CASE & CUT-OFF, htr.—(8.857)
68-69	All B-C	3004671	1	.25	CLAMP, tank header—(8.854)
68-69	All B-C	3004672	1	.20	CLAMP, in-out tank—(8.854)
69-70	All B-C	3011428	1	.56	CLAMP, in-out tank (2" core)—(8.854)
69-70	All B-C	3011429	1	.56	CLAMP, core header tank (2" core)—(8.854)
69-70	All E less A.C.	3021665	2	.77	CLAMP (2" core)—(8.854)
71-73	All B-C-E A.C.	3022708	1	.20	CLAMP, core mtg. (inlet-outlet tank)—(8.854)
71-73	All B-C-E	3022712	1	.20	CLAMP, core mtg. (header tank)—(8.854)
68	All B-C less A.C.	1379129	1	.30	CLIP, on hinge of outside air door—(9.779)
70	All B-C-E	7277348	1	.10	CLIP, temp. lvr. ret.—(8.852)
71-73	All B-C-E	1235382	1	.10	CLIP, htr. control to instr. pnl.—(8.852)
68-72	All B-C-E	7282187	AR	.15	CLIP, htr. control lens—(8.852)
68	All B-C less A.C.	1382997	1	43.45	CONTROL, htr.—(9.798)
68	All E less A.C.	1382301	1	47.05	CONTROL, htr.—(9.798)
69	All B-C less A.C.	1387640	1	28.90	CONTROL, htr.—(9.798)
69	All E less A.C.	1387641	1	29.50	CONTROL, htr.—(9.798)
70	All B-C less A.C.	1233964		31.25	CONTROL, htr.—(8.849)
70	All E less A.C.	1233958		35.90	CONTROL, htr.—(8.849)
71	All B-C-E less A.C.	7937454		30.75	CONTROL, htr.—(8.849)
72-73	All B-C-E less A.C.	7938504		18.45	CONTROL, htr.—(8.849)
68	All B-C-E	7305362		.72	CORD, htr. control dial—(9.798)
68	All E less A.C.	3009034		39.60	CORE & FITTINGS, htr.—(8.854)
68-69	All B-C less A.C.	3021825		39.70	CORE & FITTINGS, htr. (8.854)
69-70	All B-C less A.C.	3011423		34.05	CORE & FITTINGS, htr.—(8.854)
69	All E less A.C.	3004818			-CORE & FITTINGS, htr.—(8.854)
69 70	All E less A.C.	3018535		35.55	CORE & FITTINGS, htr. (2" core)—(8.854)
71-73	All B-C-E less A.C.	3022696		32.60	CORE 8. FITTINGS, htr.—(8.854)
68	All E (Long Console)	1375331		1.33	DEFLECTOR, htr.-ctr. outlet—(9.779)
68-70	All E less A.C.	3004879		3 23	DIVERTER, valve & seal-htr.—(9.779)
69-70	All B-C less A.C.	1998917		2.94	DIAPHRAGM, outside air & def. doors—(9.779)
69-70	All E less A.C.	3143146		2.91	DIAPHRAGM, outlet control—(8.850)
71-73	All B-C-E less A.C.	1998984		3.02	DIAPHRAGM, purge door—(8.850)
68-73	All				DOOR, air outlet (dash & cowl) refer to grp. 9.789,
68	All B-C-E	3144684			FAN, htr. blower mtr.—(8.857)
69	All E less A.C.	3144684			FAN, htr. blower mtr.—(8.857)
69-71	All B-C less A.C.	3905776		4.20	FAN, htr. blower mtr.—(8.857)
70-71	All E less A.C.	3905776		4.20	FAN, htr. blower mtr.—(8.857)
72	All B-C-E less A.C. (1st Type)	3905776		4.20	FAN, htr. mtr. blower (single flat shaft hole)—(8.857)
72	All B-C-E less A.C. (2nd Type)	3027031		4.35	FAN, htr. mtr. blower (double flat shaft hole)—(8.857)
68-70	All E	1377187		1.64	GASKET, htr. selector—(9.798)
68-73	All			.25	GRILLE, cowl vent, (refer to grp. 9.789)
71-72	All B-C-E	1236694			GROMMET, to htr. harness—(8.852)
68-73	All				HOSE, air (refer to grp. 9.786)
68	All E less A.C.	1384571		4.72	HOSE HARNESS, vac-htr.—(9.798)
68	All E less A.C.	1384893		4.46	HOSE 8i GROMMET, vac. hose to vac. diaph. eng.—(9.798)
69-70	All E less A.C.	1230190	1	5.75	HOSE HARNESS, vac.—(9.798)
68-73	All				KNOB 8. WIRE, controls (refer to 9.787 or 9.798)
69	All B-C-E	1230184	AR	1.18	KNOB, htr. control lvr.—(9.798)
70	All B-C-E less A.C.	1233942	1	1.08	KNOB, htr. control—(8.852)
71-72	All B-C-E	7934749	AR	.82	KNOB, selector lever—(8.852)
71-72	All B-C-E	7931413	1	1.49	KNOB, blower switch—(8.852)
68	All B-C less A.C.	7305419	1	9.60	LENS (incl. applique) htr. control—(9.798)
68	All E less A.C.	7305411	1	10.25	LENS (incl. applique) htr. control—(9.798)
69	All B-C less A.C.	1387412	1	8.65	LENS (incl. applique) htr. control—(9.798)
69	All E less A.C.	1387415	1	8.45	LENS (incl. applique) htr. control—(9.798)
70	All B-C less A.C.	1233898		1 1.45	LENS, htr. control—(8.852)
70	All E less A.C.	1233937		12.50	LENS, htr. control—(8.852)
71	All B-C-E less A.C.	1223346		1 1.45	LENS PACKAGE, htr. control—(8.849)
70	All B-C-E	1222934		1.69	LEVER, htr. control—(8.852)
71-72	All B-C-E (less A.C.)	7932988		1.59	LEVER, htr. control selector—(8.852)
71-72	All B-C-E (less A.C.)	7932343		.56	LEVER, htr. control-temp.—(9.278)
68-70	All E	3002225		1.13	LEVER St SHAFT, shut-off—(9.779)
68-70	All E	3004878		.97	LEVER & SHAFT, diverter—(9.779)
68-70	All B-C	3005865		1.03	LEVER St SHAFT, def. control—(9.779)
68-70	All B-C	3014057		.51	LEVER 8. SHAFT, htr. temp. control—(9.786)
72-73	All B-C-E (less A.C.)	3023199		.51	LEVER 8. SHAFT, def. valve—(9.779)
68-70	All E	3004876		.20	LINK, conn. shut-off—(9.779)
68 70	All E	3004877		.51	LINK, conn.-diverter—(9.779)
68 70	All B-C (less A.C.)	1374535		.92	MANIFOLD, def. outlet—(9.779)
68	All B-C (less A.C.)	4960476		27.35	MOTOR, htr. blower—(8.855)

68-70	All E (less A.C.)	4916993	1	28.05	MOTOR htr. blower (3.855)
69-73	All B-C (less A.C.)	4960505	1	20.60	MOTOR htr. blower- (p.855)
71-73	All E (less A.C.)	4960505	1	20.60	MOTOR htr. blower-(3.855)
68	All B-C	1485744	1	.51	NIPPLE , htr. water flow to int. mflid.—(8.866)
68-71	350 Eng	1356096	1	.25	NIPPLE , htr. water flow-in int. mflid.—(8.866)
69-71	430-455 Eng	1485744	1	.51	NIPPLE , htr. water flow-in int. mflid.—(8.866)
71-72	All B-C-E (less A.C.)	480712	1	4.92	NOZZLE , def. air—(9.7 9)
68-70	All B-C-E	3130804	AR	.10	NUT , htr. blower & air nlet—(8.857)
69-70	All B-C-E	7305309	AR	.56	NUT , htr. controls (barr l type)—(8.852)
68	All B-C	1384114	RH	2.77	OUTLET , def.—(9.779)
68	All B-C	1384115	LH	2.77	OUTLET , def.—(9.779)
68-70	All E	7646781	RH	3.43	OUTLET , def.—(9.779)
68-70	All E	7646782	LH	3.43	OUTLET , def.—(9.779)
69-70	All B-C	1386928	RH	2.46	OUTLET , def.—(9.779)
69-70	All B-C	1387931	LH	2.46	OUTLET , def.—(9.7 79)
68	All E	1374273	1	3.38	OUTLET , htr.-ctr.—(9.7 9)
68-70	All B (Long Console)	1375760	1	1.95	OUTLET , htr. distr.-ctr.- (9.784)
68-70	All B-C less A.C. & Long	1374534	1	1.18	OUTLET , htr. air distr.-dtr — (9.779)
69-70	All E (less Long Console)	1374273	1	3.38	OUTLET , htr.-ctr.—(9.7; 9)
69-70	All E (Long Console)	1387239	1	3.59	OUTLET , htr.-ctr.—(9.77 9)
71-73	All B-C-E (less A.C.)	481153	1	.77	OUTLET , htr.-ctr.—(9.7£9)
68	All B-C (less A.C.)	1374308	1	1.03	RESISTOR , htr.—(9.77E)
68-70	All E (less A.C.)	1374306	1	1.18	RESISTOR , htr.—(9.77E)
69-70	All B-C (less A.C.)	3929052	1	.92	RESISTOR , htr.—(8.85E)
71-73	All B-C-E (less A.C.)	9796480	1	1.03	RESISTOR , htr.—(8.85E)
68-70	All E	3018858	1	1.28	RESISTOR , vac. hose— 9.798)
71-72	All B-C-E	7308915	1	.05	RETAINER , htr. control lvr.—(8.849)
68-70	All B-C	3150822	1	.10	ROLLER , htr. control can—(9.786)
68-70	All B-C (less A.C.)	1371365	1	.10	SEAL , htr. stud-htr. to instr. pnl.—(9.779)
68-71	All B-C (less A.C.)	9776917	1	.41	SEAL , htr. core (2 pipes)—(8.854)
68	All E (Long Console)	1381349	1	.10	SEAL , htr. ctr. outlet de l.—(9.779)
68-70	All E (less A.C.)	1376992	1	3.69	SEAL between htr. & b ower & instr. pnl.—(9.779)
68-70	All E (less A.C.)	1377076	1	.20	SEAL , htr. & blower to nstr. pnl. at air vent, opening (6 long)—(9.779)
68-70	All E (less A.C.)	1377075	1	.13	SEAL , htr. & L blower to instr. pnl. at vent, opening (4 long)—(9.779)
71-73	All B-C-E	1235863	2	.92	SEAL , air outlet— (9.77i)
71-72	All B-C-E	1371365	4	.10	SEAL , htr. to instr. pnl.—(9.779)
71	All E (less A.C.)	9776917	1	.41	SEAL , htr. core (2 pipes)—(8.854)
72-73	All B-C-E	3023773	1	1.33	SEAL , inlet pipe-htr.—(8.854)
72-73	All B-C-E	3023774	1	1.33	SEAL , outlet pipe-htr.—(8.854)
68-70	All E	3005786	1	1.85	SEAT , diverter valve—(i .779)
72-73	All B-C-E (less A.C.)	3022710	1	.40	SHAFT , temp. valve—(9 786)
69	All E (less A.C.)	7314556	1	.25	SHIM , vac. selector swich—(9.798)
68	All B-C-E	7304757	RH	.72	SPRING , control torsion—(9.798)
68	All B-C-E	7304758	LH	.72	SPRING , control torsion—(9.798)
68	All E	3004875	1	.41	SPRING , shut-off valve--(9.779)
69-70	All B-C (less A.C.)	3157142	1	20	SPRING , outside air—(9.786)
69-70	All B-C (less A.C.)	9782328	1	.22	SPRING , def. dr.—(8.85 i)
69-70	All E	3017835	1	.46	SPRING , shut-off valve--(9.779)
69-70	All B-C (less A.C.)	3141408	1	.03	STOP , valve def. dr.- (8 858)
69-70	All B-C	1386808	1	.20	SUPPORT , htr. control-R(9.798)
71-72	All B-C-E	1241259	1		SUPPORT , htr. control-(9.798)
68	All B-C-E	7304848	1	7.90	SWITCH , htr. blower (4 terminals-on control)—(8.852)
69-70	All B-C (less A.C.)	1387324	1	7.55	SWITCH , vac. selector jn control)—(9.798)
69-70	All E (less A.C.)	1386901	1	8.40	SWITCH , vac. selector (Bn control)—(9.798)
69-70	All B-C-E	1387325	1	7.65	SWITCH , htr. blower (on control)—(8.852)
71-72	All B-C-E (less A.C.)	1223265	1	7.65	SWITCH , blower—(8.852)
71-73	All B-C-E	6490265	1	3.36	SWITCH , htr. blower de ay (on cyl. hd.-right rear)-(8.852)
68	All E	3005274	1	33.10	SELECTOR , htr.—(9.7 791)
69-70	All E	3012810	1	33.20	SELECTOR , htr.—(9.779)
68-70	All B-C	3005869	1	1.85	VALVE , defroster—(9.71 9)
68-70	All B-C-E (less A.C.)	3157840	1	2.77	VALVE , htr. water temp. control- -(9.795)
68-70	All B-C	3005872	1	2.41	VALVE , shut-off—(9.77S)
68	All E (less A.C.)	7305239	1	8.80	VALVE , vac.-vent, htr.-reyent (4 port-on control)—(9.275)
68-70	All E	3149419	1	.62	VALVE St SEAL , blower -(8.857)
71-73	All B-C-E (less A.C.)	3022723	1	2.56	VALVE , htr. temp.—(8.8150)
71-73	All B-C-E (less A.C.)	3022706	1	2.36	VALVE Si SEAL , purge--(8.845)
71-73	All B-C-E (less A.C.)	3022722	1	1.79	VALVE & SEAL , defrostjer—(9.7 79)
71-72	All B-C-E (less A.C.)	7932989	1	4.36	VALVE PACKAGE , vac. (htr. control) (3 port-2 used) —(8.850)
68-73	All	381700	AR	.10	WASHER , control wires (9.787)
68-73	All				WIRE , controls (refer to igrp. 9.798 or 9.787)

9.169F 1965-67 50-60-8000 HEATER & AIR CONDITIONING PARTS (MANUAL OR AUTO. A.C.)

NOTE 1965 1st type, use with suction throttling valve stamped 0530, 2nd type-use with suction throttling valve stamped 0521.

NOTE 1967 1st type, colored tape on vacuum hose harness at firewall (inside of car) 2nd type-no colored tape on vacuum hose harness.

65	50-60-8000 Man. A.C. (2nd Type)	1373744	1	.62	ADAPTER, water valve vac. disc—(9.798)
66-67	50-60-8000 Man. A.C.	1373744	1	.62	ADAPTER, water valve vac. disc—(9.798)
65-67	50-60-8000 Man. A.C.	1371906	1	.51	ADAPTER, htr. 8. A.C. vac. disc—(9.798) .
65-67	50-60-8000 Man. or Auto. A.C.	1385358	1	3.18	ADAPTER, blower to evap.—(9.784)
66-67	50-60-8000 Auto. A.C.	3003951	1	.20	BAFFLE, htr. 8. def.-upr.—(9.779) . . .
66-67	50-60-8000 Auto. A.C.	3001075	1	.62	BAFFLE, htr. & def.-lwr.—(9.779)
65-67	50-60-8000 Man. or Auto. A.C.	1367280	2	.67	BRACKET, condenser mtg.-upr.—(9.190)
66-67	50-60-8000 Man. or Auto. A.C.	3003778	1	.20	BRACKET, evap. thermo. expansion valve—(9.213)
66	5000 Man. A.C. (Water Valve Mtd. to Rr. A.C. Compr. Brace)	1378286	1	.62	BRACKET, gate valve mtg.—(9.798)
65-66	60-8000 Man. or Auto. A.C.	1370949	1	1.44	BRACKET, water valve mtg.—(9.798)
65-66	50-60-8000 Man. or Auto. A.C.	1371823	1	2.61	BRACKET (cradle) disch. muffler to frame—(9.225) .
67	50-60-8000 Man. or Auto. A.C.	1381799	1	5.30	BRACKET, disch. muffler—(9.225)
65-67	50-60-8000 Man. or Auto. A.C.	3814632	1	.30	BRACKET, rec. dehyd. mtg.—(9.195)
65-67	50-60-8000 Man. or Auto. A.C.	1382264	2	.25	BUMPER, condenser—(9.198)
65-67	50-60-8000 Man. or Auto. A.C.	5911737	1	.77	CAP, compr. throttle valve—(9.198)
65-67	50-60-8000	3158190	1	.10	CAP, htr. control temp, shaft—(8.852) .
65	50-60-8000 Man. A.C. (2nd Type)	3002999	1	19.95	CASE, evap. (incl. brkts.)—(9.211)
66-67	50-60-8000 Man. or Auto. A.C.	3002999	1	19.95	CASE, evap. (incl. brkts.)—(9.211)
65-67	50-60-8000 Man. or Auto. A.C.	3005787		23.75	CASE 8i SUPPORT, selector valve—(9.779) .
65-67	50-60-8000 Man. A.C.	3002045		9.35	CASE, blower—(9.779)
66-67	8000 Auto. A.C.	3002045		9.35	CASE, blower—(9.779)
65-67	50-60-8000 Man. A.C.	3002168		43.45	CASE, htr. 8. distr.-frt. (incl. fittings)—(9.779)
65-67	50-60-8000 Man. A.C.	3008209		21.40	CASE, htr. & distr.-rr. (incl. fittings)—(9.779)
66-67	50-60-8000 Auto. A.C.	3010038		39.00	CASE, htr.-frt. (incl. fittings)—(9.779)
66	50-60-8000 Auto. A.C.	3008019		23.70	CASE, htr.-rr. (incl. fitting)—(9.779)
65-67	50-60-8000 Man. or Auto. A.C.	3157440		.15	CLAMP, evap. thermo. expansion valve—(9.213)
65-67	50-60-8000 Man. or Auto. A.C.	2471945	AR	.59	CLAMP, evap. case drain tube—(1.166)
66-67	50-60-8000 Auto. A.C.	3011174	1	.10	CLAMP, evap. air breath hose (1', " I.D.)—(9.211)
66-67	50-60-8000 Auto. A.C.	3009731		.40	CLAMP, motor unit—(9.798)
67	50-60-8000 Auto. A.C. (2nd Type)	3013206		.30	CLAMP, vac. reg.—(9.277)
65	50-60-8000 Man. A.C. (2nd Type)	388075	1	.30	CLAMP, suction throttling valve—(9.198)
66-67	50-60-8000 Man. or Auto. A.C.	388075		.30	CLAMP, suction throttling valve—(9.198)
66-67	50-60-8000 Auto. A.C.	1482349		.10	CLIP, temp, valve link ret.—(9.798)
66-67	50-60-8000 Auto. A.C.	7273467		.15	CLIP, auto. A.C. control filter ret.—(9.798)
65-67	50-60-8000 Man. or Auto. A.C.	6598423	1	145.95	COMPRESSOR, less cl. pulley & brg.—(9.170)
	NOTE For Compressor Component Parts refer to Groups			9.170 thru 9.188.	
65-66	50-60-8000 Man. A.C.	3002948	1	114.40	CONDENSER, A.C.—(9.190)
67	50-60-8000 Man. or Auto. A.C.	3013056		109.95	CONDENSER, A.C.—(9.190)
65	50-60-8000 Man. A.C.	1367275		34.15	CONTROL, A.C. (instr. pnl.)—(9.798)
66	8000 Auto. A.C.	7300484		20.15	CONTROL, A.C. (instr. pnl.)—(9.798)
66	50-60-8000 Man. A.C.	7293934		34.85	CONTROL, A.C. 8. htr. (instr. pnl.)—(9.798)
67	50-60-8000 Man. A.C.	1378871		37.10	CONTROL, A.C. (instr. pnl.)—(9.798)
67	50-60-8000 Auto. A.C.	1378870		20.80	CONTROL, auto. A.C. (instr. pnl.)—(9.798)
66	50-60-8000 Auto. A.C.	3021873		89.65	CONTROL, auto, temp—(9.798)
67	50-60-8000 Auto. A.C. (2nd Type)	3021873		89.65	CONTROL, auto, temp.—(9.798) .
65-67	50-60-8000 Man. A.C.	3022075		39.65	CORE 8. FITTINGS, htr—(8.854)
66-67	50-60-8000 Auto. A.C.	3008091		46.55	CORE 8. FITTINGS, htr.—(8.854)

65	50-60-8000 Man. A.C. (1st Type)	3004537	87.05	CORE, evap. (incl. fittings)—(9.2 10)
65	50-60-8000 Man. A.C. (2nd Type)	3003067	105.65	CORE, evap. (incl. fittings)—(9.2 10)
66	50-60-8000 Man. A.C.	3003067	105.65	CORE, evap. (incl. fittings)—(9.2 10)
67	50-60-8000 Man. or Auto. A.C.	3013278	108.10	CORE, evap. (incl. fittings)—(9.2 10)
66-67	50-60-8000	1377615	8.85	COVER, A.C. adapter-htr. opening—(9.779)
65-67	50-60-8000 Man. or Auto. A.C.	3146159	2.86	DIAPHRAGM, outlet control valve—(9.779)
65-67	50-60-8000 Man. or Auto. A.C.	3011399	12.35	DIAPHRAGM & CONNECTOR, outside air inlet dr. —(9.277)
66	8000 Auto. A.C.	3009764	.72	DIAPHRAGM, vac. reg.-j-(9.277)
67	50-60-8000 Auto. A.C. (2nd Type)	1998931	5.07	DIAPHRAGM, temp. door—(9.281)
67	50-60-8000 Auto. A.C. (1st Type)	3009764	.72	DIAPHRAGM, vac. reg.-j-(9.277)
67	50-60-8000 Auto. A.C. (2nd Type)	3013204	.72	DIAPHRAGM, vac. reg.-j-(9.277) .
67	50-60-8000 Auto. A.C. (2nd Type)	1998931	5.07	DIAPHRAGM, temp. door—(9.280)
65-67	50-60-800025	DUCTS, htr. & A.C. (refer to grp. 9.779) .
65-67	50-60-8000 Man. A.C.	3013475		ELBOW, evap. mtr. cooling tube—(9.218)
65-67	50-60-8000 Man. or Auto. A.C.	3144684		FAN, blower—(8.857)
66-67	50-60-8000 Auto. A.C.	3008159	.10	FILTER, vent—(9.798)
67	50-60-8000 Auto. A.C. (2nd Type)	3013626	.10	FILTER, vac. nozzle—(9.798)
67	50-60-8000 Auto. A.C.	3019139	3.13	FILTER, restrictor reg.—[9.798]
67	50-60-8000 Auto. A.C. (2nd Type)	3019139	3.13	FILTER, vac. hose—(9.7 38)
67	50-60-8000 Auto. A.C. (2nd Type)	3013207	.72	FITTING, vac. adj. reg.-j-(9.277)
65-67	50-60-8000 Man. A.C.	3002044	.51	GASKET, blower mtg.— 9.216)
65-67	50-60-8000 Man. or Auto. A.C.	3007953	.10	GASKET, plenum mtg — (9.779)
65-67	50-60-8000 Man. or Auto. A.C.	1369998	2.92	GASKET, A.C. htr. & del —(9.779)
65-67	50-60-8000 Man. or Auto. A.C.	3140600	.25	GASKET, "O" ring, evap ("/,," I.D.)—(9.214)
65-67	50-60-8000 Man. or Auto. A.C.	3140852	.30	GASKET, evap. "O" ring ("/,«" I.D.)—(9.21 1) .
65-67	50-60-8000 Man. or Auto. A.C.	3140748	.30	GASKET, evap. "O" ring (V," I.D.)—(9.211) . .
65-67	50-60-8000 Man. or Auto. A.C.	3002955	1.95	GASKET, evap. case—(9.21 1) .
66-67	50-60-8000 Auto. A.C.	3011105	.10	GASKET, ambient switc l—(9.798)
66	50-60-8000 Auto. A.C.	1377298	.87	GRILLE, auto. A.C. sensor (paint to match)—(9.275)
67	50-60-8000 Auto. A.C.	1377297	1.23	GRILLE, auto. A.C. sensor (paint to match)—(9.275)
65-67	All.			GROMMET (refer to grp. 9.775)
67	60-8000 Man. A.C.	1384355	.05	GUARD, vac. hose adap:er—(9.798)
65-67	50-60-8000			HOSE, air (refer to grp. 9.786)
65-67	50-60-8000			HOSE, A.C. lines (refer to grps. 9.222 thru 9.238) . .
66	8000 Auto. A.C.	3007532	17.95	HOSE HARNESS, vac—(9.798)
67	50-60-8000 Auto. A.C. (2nd Type)	3013202	16.60	HOSE HARNESS, vac—(9.798)
67	50-60-8000 Auto. A.C. (1st Type)	3013578	22.90	HOSE HARNESS, vac—(9.798)
66	8000 Auto. A.C.	3010204	1.44	HOSE, liq. vac. mtr. to v<i;c. hose harness—(9.798) . .
67	50-60-8000 Auto. A.C. (1st Type)	3010204	1.44	HOSE, liq. vac. mtr. to viic hose harness—(9.798) . .
67	50-60-8000 Auto. A.C. (2nd Type)	3013257	4.20	HOSE & TEE, restrictor •(9.798) .
65-67	50-60-8000 Man. or Auto. A.C.	3002998	.72	INSULATION, evap. bulb—(9.213)
65-67	50-60-8000 Man. or Auto. A.C.	1174633	.20	INSULATOR, condenser -(9.190)
66-67	50-60-8000 Auto. A.C.	3010839	1.03	LEVER, bell crank—(9.7E8)
67	50-60-8000 Auto. A.C. (2nd Type)	3011104	.72	LEVER, blower switch—(9.798)
67	50-60-8000 Auto. A.C. (2nd Type)	3011103	.73	LEVER, compr. switch—(9.275)
66-67	50-60-8000 Auto. A.C.	3008958	.15	LINK, liq. vac. mtr.—(9.7^8)
66-67	50-60-8000 Auto. A.C.	3009189	2.92	LINK, auto. temp. contro switch—(9.798)
66-67	50-60-8000 Auto. A.C.	3007356	.36	LINK, selector switch—(9.798)
65	50-60-8000 Man. A.C.	1369219	3.90	MANIFOLD, def. outlet-(9.779)

66-67	50-60-8000 Man. or Auto. A.C.	1375909	1	2.77	MANIFOLD, def. outlet—(9.779)
65-67	50-60-8000 Man. or Auto. A.C.	4960538	1	28.70	MOTOR, blower—(8.855)
66	8000 Auto. A.C.	3020071	1	28.90	MOTOR, liq. vac—(9.798)
67	50-60-8000 Auto. A.C. (1st Type)	3020071	1	28.90	MOTOR, liq. vac—(9.798)
65-66	50-60-8000 Man. or Auto. A.C.	1370913	1	14.95	MUFFLER, hot gas valve discharge pipe—(9.225) ...
67	50-60-8000 Man. or Auto. A.C.	1381399	1	15.45	MUFFLER, hot gas valve discharge pipe—(9.225) ...
67	50-60-8000 Auto. A.C. (2nd Type)	3013247	1	1.44	NOZZLE, vac. (control vac. valve) hot & cold— (9.798)
66	8000 Auto. A.C.	3007544	1	.05	NUT, master switch (twin type spg.)—(9.798)
67	50-60-8000 Auto. A.C. (1st Type)	3007544	1	.05	NUT, master switch (twin type spg.)—(9.798)
65-67	50-60-8000 Man. or Auto. A.C.	5929144	1	.51	"O" RING, compr. throttle valve cap—(9.198)
65-67	50-60-8000				OUTLETS, A.C. (refer to grp. 9.260)
65-67	50-60-8000				OUTLETS, htr. 8< def. (refer to grps. 9.779 & 9.784) .
66	8000 Auto. A.C.	3012505	1	.97	PIN (for mechanics use when servicing system)— (9.798)
67	50-60-8000 Auto. A.C. ..	3013628	1	.97	PIN (for mechanics use when servicing system)— (9.798)
67	50-60-8000 Auto. A.C. (2nd Type)	3011102	1	.10	PIN, ambient compr. switch—(9.275)
65	50-60-8000 Man. A.C. ...	6550597	1	7.55	PISTON, compr. throttling valve (incl. screen, diaph. & ret.)—(9.198)
66-67	50-60-8000 Auto. A.C. ..	3008248	1	.20	PISTON, auto, climate control—(9.798)
66	8000 Auto. A.C.	3128886	1	.10	PLATE, switch lock—(9.798)
67	50-60-8000 Auto. A.C. (1st Type)	3128886	1	.10	PLATE, switch lock—(9.798)
66-67	50-60-8000 Auto. A.C. ..	3008134	1	.51	PLATE, nozzle shield—(9.798)
67	50-60-8000 Man. or Auto. A.C.	1381801	1	.53	PLATE, disch. muffler brkt.—(9.225)
66-67	50-60-8000 Auto. A.C. ..	3012752	1	.60	PLATE, disch. muffler to frame—(9.225)
65-67	50-60-8000 Man. or Auto. A.C.	3153090	1	74.50	POWER ELEMENT (incl. sensors, frame, hose ek aspirator)—(9.798)
65-67	50-60-8000 Man. A.C. ...	1372259	1	23.45	RECEIVER DEHYDRATOR, A C — (9.195)
65	50-60-8000 Man. A.C. ...	1371247	1	4.66	RELAY, A.C. blower—(9.277)
66-67	50-60-8000 Man. A.C. ...	1377171	1	2.82	RESISTOR, A.C. blower—(9.275)
66-67	50-60-8000 Auto. A.C. ..	1382921	1	1.54	RESISTOR, A.C. blower—(9.275)
67	50-60-8000 Auto. A.C. (2nd Type)	3013215	1	7.80	RESISTOR, A.C. blower—(9.275)
66-67	50-60-8000 Auto. A.C. ..	3007540	1	3.90	RESTRICTOR, auto, climate control—(9.798)
66	8000 Auto. A.C.	3152005	1	.15	RETAINER, pwr. element (ambient)—(9.798)
66	8000 Auto. A.C.	3007391	2	.05	RETAINER, vac. reg. diaph. (push-on)—(9.798)
67	50-60-8000 Auto. A.C. (1st Type)	3007391	2	.15	RETAINER, spg. (vac. reg.)—(9.798)
67	50-60-8000 Auto. A.C. ..	3152005	2	.05	RETAINER, spg. (vac. reg.)—(9.798)
65-66	50-60-8000 Man. or Auto. A.C.	1484385	1	.15	RETAINER, vac. reg. diaph. (push-on)—(9.798)
65-67	50-60-8000	3150822	1	.15	RETAINER, water temp, control valve to brkt.— (8.866)
65-67	50-60-8000 Man. or Auto. A.C.	5914631	1	.10	ROLLER, htr. control cam—(9.786)
65-67	50-60-8000 Man. or Auto. A.C.	1472307	1	.56	SCREEN, compr. expansion valve filter—(9.214)
65-67	50-60-8000 Man. or Auto. A.C.	3001409	1	.15	SEAL, blower resistor to evap. feed air duct—(9.275)
65-67	50-60-8000 Man. or Auto. A.C.	3008208	1	.18	SEAL, evap. inlet—(9.21 1)
67	50-60-8000 Auto. A.C. ..	3008208	1	.10	SHAFT & LEVER, htr.—(9.779)
66-67	50-60-8000	3007390	1	.10	SHAFT & LEVER, def.—(9.779)
66-67	50-60-8000 Auto. A.C. ..	3007355	1	1.85	SHAFT, control—(9.798)
65-67	50-60-8000 Man. or Auto. A.C.	1185086	1	1.74	SHAFT, temp. valve—(9.798)
65-67	50-60-8000 Man. or Auto. A.C.	1367059	2	.10	SHIM, condenser—(9.198)
65-67	50-60-8000 Man. or Auto. A.C.	1189857	2	46	SPACER, for mtg. condenser—(9.198)
65-67	50-60-8000 Man. or Auto. A.C.	3020111	2	.15	SPACER, condenser—(9.198)
			AR	.36	SPRING, outside recirculated air door-return— (9.779)

66-67	50-60-8000 Auto. A.C.	3007441	1	.10	SPRING , lvr. temp. val'e (bell crank leaf spg.)—(9.798)
66	8000 Auto. A.C.	3009782		.30	SPRING , valve contro lvr. return—(9.798) .
66	8000 Auto. A.C.	3145594		.05	SPRING , valve contro lvr.—(9.798)
67	50-60-8000 Auto. A.C.			.05	SPRING , valve control lvr.—(9.798)
	1st Type.	3145594			
67	50-60-8000 Auto. A.C.			.30	SPRING , valve control lvr. return—(9.798) .
	(1st Type).	3009782			
67	50-60-8000 Auto. A.C.			.30	SPRING , valve control lvr. return—(9.798) .
	(2nd Type).	3013262			
67	50-60-8000 Auto. A.C.			.51	SPRING , mkr. switch—(9.798)
	(2nd Type).	3010999		.67	SPRING , master switc11—(9.277)
66-67	50-60-8000 Auto. A.C.	3009870		.30	SPRING , vac. reg—(9.277)
66	8000 Auto. A.C.	3009869			
67	50-60-8000 Auto. A.C.			.30	SPRING , vac. reg—(9.277)
	(1st Type).	3009869			
67	50-60-8000 Auto. A.C.			.46	SPRING , vac. reg—(9.277)
	(2nd Type).	3013205			
65-67	50-60-8000 Man. or			2.36	STRAP , disch. muffler to brkt.—(9.225)
	Auto. A.C.	1371824		7.20	SWITCH , htr. master (4 term.)—(9.275)
66	8000 Auto. A.C.	3008526			
67	50-60-8000 Auto. A.C.			7.20	SWITCH , htr. master { term.)—(9.275)
	(1st Type).	3008526			
67	50-60-8000 Auto. A.C.			3.28	SWITCH , master micro—(9.798)
	(2nd Type).	3013208		7.65	SWITCH , A.C. clutch c3ntrol—(9.275)
65	50-60-8000 Man. A.C.	7291638		3.59	SWITCH , A.C. clutch c3ntrol (on control-3 term.)—
66-67	50-60-8000 Man. A.C.	7296177			• (9.275)
66	8000 Auto. A.C.	3011197		24.10	SWITCH , ambient combr.—(9.798)
67	50-60-8000 Auto. A.C.	3013280		26.85	SWITCH , ambient com Dr.—(9.798)
65	50-60-8000 Man. A.C.	7289237		5.40	SWITCH , htr. blower—9.275)
66-67	50-60-8000 Man. A.C.	7296179		5.70	SWITCH , htr. blower (c n control-5 term.)—(9.275) . . .
66	8000 Auto. A.C.	3007388		5.95	SWITCH , blower (5 tern.)—(9.798)
67	50-60-8000 Auto. A.C.			6.80	SWITCH , blower (4 ter n.)—(9.798)
	(2nd Type).	3013212		5.95	SWITCH , blower (5 tern.)—(9.798)
67	50-60-8000 Auto. A.C.			4.61	SWITCH , vac. (on control 3 port) (compr. blower)-
	(1st Type).	3007388			(9.798)
66-67	50-60-8000 Man. A.C.	7296112		5.85	SWITCH , micro, (comp blower)—(9.798)
66-67	50-60-8000 Auto. A.C.	3011143		5.90	SWITCH , vac-program 7 port.)—(9.798) .
66	8000 Auto. A.C.	3007400			
67	50-60-8000 Auto. A.C.			5.90	SWITCH , vac-program 7 port)—(9.798) .
	(1st Type).	3007400			
67	50-60-8000 Auto. A.C.			4.66	SWITCH , vac. program (7 port)—(9.798) .
	(2nd Type).	3013251		7.45	SWITCH , vac-selector 18 port)—(9.798) . .
66	8000 Auto. A.C.	3007406		7.75	SWITCH , selector (5 te m.)—(9.798)
66	8000 Auto. A.C.	3007430			
67	50-60-8000 Auto. A.C.			7.25	SWITCH , selector (5 te m.)—(9.798)
	(2nd Type).	3013203		7.75	SWITCH , selector (5 te m.)—(9.798)
67	50-60-8000 Auto. A.C.			7.45	SWITCH , vac-selector (8 port)—(9.798)
	(1st Type).	3007430			
67	50-60-8000 Auto. A.C.			4.66	SWITCH , vac-selector (4 port)—(9.798)
	(1st Type).	3007406		5.15	SWITCH , vac-temp. (7 j-ort)—(9.798) ..
67	50-60-8000 Auto. A.C.			3.08	TANK , vac—(9.281) .
	(2nd Type).	3013250		.20	TEE CONNECTOR , in vie hose harness (" x V," x
66	8000 Auto. A.C.	3008491			"/.)—(9.281)
65-67	50-60-8000 Man. or			2.26	TUBE , A.C. bleed—(9.22J0)
	Auto. A.C.	385076		2.20	TUBE , cooling—(9.218)
66-67	50-60-8000 Auto. A.C.	3866868			
66-67	50-60-8000 Man. or			.51	TUBE , evap. mtr. coolin< —(9.218)
	Auto. A.C.	3000092		.30	TUBE , evap. case drain -(9.211)
65-67	50-60-8000 Man. or				
	Auto. A.C.	3021960		1.59	VALVE , def.—(9.779)
65-67	50-60-8000 Man. or			3.08	VALVE , vac-temp.—(9.798)
	Auto. A.C.	3008207		2.77	VALVE , vac-temp, (on c nntrol-3 port)—(9.798)
65	50-60-8000 Man. A.C.	7291137		3.69	VALVE , vac.-selector—(£ .798)
66-67	50-60-8000 Man. A.C.	7296168		3.43	VALVE , vac-selector (on control-3 port)
65	50-60-8000 Man. A.C.	7289799		17.75	VALVE , vac-therm—(9. 98)
66-67	50-60-8000 Man. A.C.	7296173		4.51	VALVE , vac-cold—(9.798)
66 67	50-60-8000 Auto. A.C.	1394380		4.51	VALVE , vac-cold—(9.79 S)
66	8000 Auto. A.C.	3007409		5.25	VALVE , vac-hot— (9.798)
67	50-60-8000 Auto. A.C.				
	(1st Type	3007409			
66	8000 Auto. A.C.	3008660			

67	50-60-8000 Auto. A.C. (1st Type)	3008660	1	5.25	VALVE, vac-hot—(9.798)
66-67	50-60-8000 Auto. A.C.	3006047	1	4.31	VALVE, temp.—(9.798)
66-67	50-60-8000 Auto. A.C.	3006049	1	6.25	VALVE, selector—(9.779)
66-67	50-60-8000 Auto. A.C.	3156764	1	.92	VALVE, selector valve—(8.858)
65	50-60-8000 Man. A.C. (1st Type)	5910544	1	44.60	VALVE, suction throttling (stamped 0530)—(9.1 98)
65	50-60-8000 Man. A.C. (2nd Type)	5910777	1	33.15	VALVE, suction throttling (stamped 0521)—(9.1 98)
66-67	50-60-8000 Man. or Auto. A.C.	5910777	1	33.15	VALVE, suction throttling—(9.1 98)
65	50-60-8000 Man. A.C. (2nd Type)	5910766	1	29.25	VALVE, evap. thermostatic expansion—(9.213)
65	50-60-8000 Man. A.C. (1st Type)	5910548	1	33.05	VALVE, evap. thermostatic expansion—(9.213)
66-67	50-60-8000 Man. or Auto. A.C.	5910766	1	29.25	VALVE, evap. thermostatic expansion—(9.213)
65-66	50-60-8000 Man. or Auto. A.C.	1231105	1	8.10	VALVE, water temp, control—(9.79 5)
67	5000 Man. or Auto. A.C.	1379746	1	10.00	VALVE, water temp, control—(9.795)
67	60-8000 Man. or Auto. A.C.	396235	1	13.50	VALVE, water temp, control—(9.795)
65	50-60-8000 Man. A.C.	2987970	1	1.38	WIRING HARNESS, htr. blower switch to cl. control switch—(9.779)
65	50-60-8000 Man. A.C.	2987943	1	7.20	WIRING HARNESS, htr. 8. AC—(8.852)
66	50-60-8000 Man. A.C.	6289400	1	8.80	WIRING HARNESS, htr. 8. A.C.—(8.852)
66	50-60-8000 Man. A.C.	6289401	1	3.13	WIRING HARNESS, htr. 8. A.C. ext.—(8.852)
66	8000 Auto. A.C.	6289416	1	23.60	WIRING HARNESS, AC—(8.852)
67	50-60-8000 Man. A.C.	6291523	1	8.55	WIRING HARNESS, A.C. ext.—(8.852)
67	50-60-8000 Auto. A.C.	6291788	1	18.20	WIRING HARNESS, A.C.—(8.852)
65-67	50-60-8000				WIRE, control cbl. (refer to grps. 9.787 8. 9.798)

9.169G 1965-67 9000 HEATER & AIR CONDITIONING PARTS (MANUAL OR AUTO. A.C.)

NOTE 1967 1st type, colored tape on vac. hose harness at firewall (inside of car) 2nd type, no colored tape on vac. hose harness.

66 67	9000 Man. A.C.	1371906	1	.51	ADAPTER, htr. & A.C. vac. disch. (1 ³ /V')—(9.798)
66-67	9000 Man. or Auto. A.C.	3005262	1	24.25	AIR INLET 8. VALVE (9.789)
66-67	9000 Man. or Auto. A.C.	3003537	1	1.18	BAFFLE, lwr.-evap. 8. blower—(9.279)
66-67	9000 Man. or Auto. A.C.	3003538	1	1.18	BAFFLE, upr.-evap. & blower—(9.279)
65-66	9000 Man. or Auto. A.C.	1370749	1	.56	BRACKET, water valve mtg.—(9.798)
66	9000 Man. or Auto. A.C.	1374448	1	2.82	BRACKET, disch. muffler—(9.225)
66-67	9000 Man. or Auto. A.C.	3005657	1	1.13	BRACKET, evap. 8i blower valve mtg.—(9.798)
66-67	9000 Man. A.C.	3006113	1	.97	BRACKET, htr. case mtg.—(9.779)
67	9000 Man. or Auto. A.C.	1379863	1	1 7.0	BRACKET, disch. muffler—(9.225)
66-67	9000 Man. or Auto. A.C.	1382264	2	.25	BUMPER, condenser—(9.198)
67	9000 Man. or Auto. A.C.	543097	1	2.36	BUMPER, disch. muffler—(9.225)
66-67	9000 Man. A.C.	3006114	1	1.90	CAM & SUPPORT, htr.—(9.779)
65-67	9000 Man. or Auto. A.C.	5911737	1	.77	CAP, compr. throttle valve—(9.1 98)
65	9000 Man. A.C.	3156540	1	7.85	CASE, blower—(9.779)
65	9000 Man. A.C.	3158818	1	17.80	CASE 8. VALVE, plenum blower—(9.779)
66-67	9000 Man. A.C.	3006117	1	15.05	CASE, htr.—(9.779)
66-67	9000 Man. or Auto. A.C.	3005654	1	20.20	CASE, evap. (outlet)—(9.2 1 1)
66-67	9000 Man. or Auto. A.C.	3005655	1	28.60	CASE, evap. inlet & blower (incl. baffle, brkts. & plate)—(9.21 1)
66-67	9000 Auto. A.C.	3008463	1	14.30	CASE, htr.—(9.779)
66-67	9000	3006028	1	77.75	CASE, vent, blower (incl. fittings)—(9.779)
67	9000 Man. or Auto. A.C.	3012553	1	24.55	CASE, evap. inlet (incl. baffle, brkts. & plate)— (9.21 1)
65-67	9000 Man. or Auto. A.C.	2471945	AR	.59	CLAMP, evap. case drain tube—(1.166)
65-67	9000 Man. or Auto. A.C.	3017086	1	.20	CLAMP, evap. thermo. expansion valve—(9.213)
66	9000 Man. or Auto. A.C.	391301	1	.30	CLAMP, suction throttling valve—(9.1 98)
66-67	9000 Auto. A.C.	3011174	1	.10	CLAMP, evap. air breath hose (1'/. I.D.)—(9.21 1)
66-67	9000 Auto. A.C.	3009731	1	.40	CLAMP, mtr. unit—(9.798)
67	9000 Man. or Auto. A.C.	388075	1	.30	CLAMP, suction throttling valve—(9.198)
67	9000 Auto. A.C. (2nd Type)	3013206	1	.30	CLAMP, vac. reg.—(9.277)
66-67	9000 Man. or Auto. A.C.	3013532	1	.15	CLIP, temp. valve ret.—(8.854)
66-67	9000 Auto. A.C.	1482349	1	.10	CLIP, temp. valve link ret.—(9.798)
66-67	9000 Auto. A.C.	7273467	1	.15	CLIP, auto. A.C. filter ret— (9.798)
65-67	9000 Man. or Auto. A.C.	6598423	1	145.95	COMPRESSOR, less cl. pulley 8. brg, -(9.170) J.170 thru 9.188.
65	9000 Man. A.C.	3158967	1	125.00	CONDENSER, A.C—(9.190)
66	9000 Man. or Auto. A.C.	3005337	1	121.80	CONDENSER, A.C—(9.190)
67	9000 Man. or Auto. A.C.	3010675	1	125.30	CONDENSER, A.C—(9.190)
65	9000 Man. A.C.	7286404	1	36.45	CONTROL, A.C. valve—(9.798)
66	9000 Auto. A.C.	3013211	1	64.35	CONTROL, assm. (temp.)—(9.798)
66	9000 Auto. A.C.	3007954	1	60.70	CONTROL, A.C—(9.798)

66	9000 Auto. A.C.	7291874	1	27.70	CONTROL, A.C. & htr. (9.798) . . .
66	9000 Man. A.C.	7293854	1	36.05	CONTROL, A.C. & htr. (9.798) . . .
66-67	9000	7296144	1	25.20	CONTROL, non htr.-ve t—(9.779)
67	9000 Man. A.C.	1378876	1	38.40	CONTROL, A.C.—(9.7S 8)
67	9000 Auto. A.C. (1st Type-See Note)	3007954	1	60.70	CONTROL, auto, dim, (9.798)
67	9000 Auto. A.C. (2nd Type-See Note)	3021754	1	62.35	CONTROL, auto, dimate—(9.798)
67	9000 Auto. A.C. (2nd Type-See Note)	3013235	1	49.50	CONTROL, selector—i 798)
67	9000 Auto. A.C.	1378869	1	28.00	CONTROL, auto, climate-instr. pnl.—(9.798)
67	9000 Auto. A.C.	3013211	1	64.35	CONTROL, temp.—(9.798)
65	9000 Man. A.C.	3156710	1	92.45	CORE, evap. (incl. fittir gs)-(9.210)
66	9000 Man. or Auto. A.C.	3010325	1	104.15	CORE, evap. (incl. fittir gs)-(9.210)
66-67	9000 Auto. A.C.	3008480	1	47.20	CORE 8i FITTINGS, ht (8.854)
66-67	9000 Man. A.C.	3004816	1	38.90	CORE & FITTINGS (ht)—(8.854)
67	9000 Man. or Auto. A.C.	3012560	1	103.20	CORE, evap. (incl. fittings)—(9.210)
66-67	9000 Auto. A.C.	1378143	1	11.15	COVER, auto, climate rjontrol (formed)—(9.798) . . .
65-67	9000 Man. or Auto. A.C.	1998905	1	5.75	DIAPHRAGM, air inlet & valve assy.—(9.280)
66-67	9000 Man. or Auto. A.C.	1998919	1	2.94	DIAPHRAGM, htr. & A.C. mode door—(9.277)
66-67	9000 Man. A.C.	3146159	1	2.86	DIAPHRAGM, air inlet door—(9.779)
66-67	9000 Auto. A.C.	3011399	1	12.35	DIAPHRAGM & CONPIECTOR, outside air inlet dr. —(9.277)
66-67	9000 Auto. A.C. (1st Type on 1967-See Note)	3009764	1	.72	DIAPHRAGM, vac reg -(9.277)
67	9000 Auto. A.C. (2nd Type-See Note)	1998931	1	5.07	DIAPHRAGM, temp, d or—(9.281)
67	9000 Auto. A.C. (2nd Type-See Note)	3013204	1	.72	DIAPHRAGM, vac. reg -(9.277)
65-67	9000				DUCTS, htr. & A.C. (ref to grp. 9.779)
65-67	9000 Man. A.C.	3013475	1	.25	ELBOW, evap. motor l ing tube—(9218)
65-67	9000 Man. or Auto. A.C.	3144684	1		FAN, plenum blower— 3.857)
66-67	9000 Auto. A.C.	3008159	2	.10	FILTER, vent—(9.798)
67	9000 Auto. A.C. (2nd Type-See Note)	3013626	2	.10	FILTER, vac. nozzle—(9 798)
67	9000 Auto. A.C. (2nd Type-See Note)	3019139	1	3.13	FILTER, vac. hose—(9 98)
67	9000 Auto. A.C.	3019139	1	3.13	FILTER, restrictor reg. (9.798)
67	9000 Auto. A.C. (2nd Type-See Note)	3013207	1	.72	FITTING, vac. adj. reg (9.277)
65	9000 Man. A.C.	3007953	1	.10	GASKET, plenum—(9. 79)
65-67	9000 Man. or Auto. A.C.	3140748	AR	.30	GASKET, evap. "O" rin (% I.D.)—(9.21 1)
65-67	9000 Man. or Auto. A.C.	3140600	AR	.25	GASKET, "0" ring evap. ("/,," I.D.)—(9.21 4)
65-67	9000 Man. or Auto. A.C.	3140852	AR	.30	GASKET, evap. "0" ring ("/,," I.D.)—(9.21 1)
66-67	9000 Man. or Auto. A.C.	1377187	1	1.64	GASKET, htr. & A.C. se ctor- (9.798)
66-67	9000 Man. or Auto. A.C.	3005633	1	1.33	GASKET, recirculating iir—(9.779)
66-67	9000 Man. or Auto. A.C.	391549	1	4.05	GASKET, A.C. htr.—(8.854)
66-67	9000 Man. or Auto. A.C.	1484119	1	2.26	GASKET, evap. & blowcr case—(9.21 1)
66-67	9000 Auto. A.C.	3011105	1	.10	GASKET, ambient switch—(9.798)
66	9000 Auto. A.C.	1377297	1	1.23	GRILLE, auto. A.C. senspr (paint to match) (9.275)
67	9000 Auto. A.C.	1380432	1	1.30	GRILLE, auto. A.C. sens Dr (paint to match)—(9.275)
65-67	9000 Man. or Auto. A.C.				HOSES, AC lines (refe to grps. 9.222 thru 9.238)
65-67	9000				HOSE, air (refer to grp. 9.786)
66	9000 Auto. A.C.	3010204		1.44	HOSE, liq. vac. mtr. to viae, harness (9.798)
66-67	9000 Man. A.C.	1380600	1	11.15	HOSE, A.C. vac—(9.798)
66-67	9000 Man. A.C.	1376198	1	5.60	HOSE & GROMMET, v^c—(9.798)
67	9000 Man. A.C.	1380599	1	5.60	HOSE 8i GROMMET, v c. hose to vac. diaph- (9.798)
67	9000 Auto. A.C. (1st Type-See Note)	3010204	1	1.44	HOSE, vac. liq. vac. mtr to vac. harness—(9.798)
67	9000 Auto. A.C. (2nd Type-See Note)	3013231	1		HOSE 8i TEE, cold side vac. control valve—(9.798)
67	9000 Auto. A.C. (2nd Type-See Note)	3013230		1.54	HOSE & TEE, hot side-vac. control valve—(9.79S
66	9000 Auto. A.C.	1378008	1	10.75	HOSE HARNESS, A.C. c istr. vac—(9.798)
66	9000 Auto. A.C.	3008533	1	22.90	HOSE HARNESS, vac. A.C. htr.—(9.798)
67	9000 Auto. A.C. (1st Type-See Note)	3013579	1	25.40	HOSE HARNESS, vac- (9.798)
67	9000 Auto. A.C. (2nd Type-See Note)	3013210		25.40	HOSE HARNESS, vac 9.798)
67	9000 Auto. A.C.	1380612		8.90	HOSE HARNESS, A.C str. vac—(9.798)
66-67	9000 Man. or Auto. A.C.	3002151		5.70	HOUSING, temp, contro valve—(9.779)
65-67	9000 Man. or Auto. A.C.	1174633		.20	INSULATOR, condenser-(9.190)
66-67	9000 Man. or Auto. A.C.	8526387		.67	INSULATOR, evap. bulb (9.213)
66-67	9000 Man. or Auto. A.C.	3149478		2.26	KIT, sight glass—(9.202
66-67	9000 Man. or Auto. A.C.	3005684		.36	LEVER, def. valve—(9.7i 8)
66-67	9000 Auto. A.C.	3008488		1.18	LEVER, htr. bell crank—(9.798)

67	9000 Auto. A.C. (2nd Type-See Note)	3011104	1	.72	LEVER, blower switch—(9.798)
67	9000 Auto. A.C. (2nd Type-See Note)	3011103	1	.73	LEVER, compr. switch—(9.275)
66-67	9000 Auto. A.C.	3008958	1	.15	LINK, liq. vac. mtr.—(9.798)
66-67	9000 Auto. A.C.	3014462	1	.20	LINK, selector—(9.798)
66-67	9000 Auto. A.C.	3007356	1	.36	LINK, selector switch—(9.798)
66-67	9000 Auto. A.C.	3008482	1	1.13	LINK & PIN, htr.—(9.779)
65	9000 Man. A.C.	7287529	1	14.65	MODULATOR, vac. htr. & A.C. control—(9.798) . .
65-67	9000 Man. or Auto. A.C. . .	4960538	1	28.70	MOTOR, blower—(8.855)
66-67	9000 Auto. A.C. (1st Type on 1967-See Note)	3020071	1	28.90	MOTOR, liq. vac—(9.798)
65	9000 Man. A.C.	1361788	1	13.90	MUFFLER, hot gas valve discharge pipe—(9.225)
65	9000 Auto. A.C.	1379203	1	16.10	MUFFLER, hot gas valve discharge pipe—(9.225)
66	9000 Man. or Auto. A.C. . .	1374445	1	14.85	MUFFLER, hot gas valve discharge pipe—(9.225)
66-67	9000 Auto. A.C. (1st Type on 1967-See Note)	3012387	1	.51	MUFFLER, vac. valve—(9.798)
67	9000 Auto. A.C. (2nd Type-See Note)	3013247	2	1.44	(9.798)
66-67	9000 Auto. A.C. (1st Type on 1967-See Note)	3007544	1	.05	NUT, master switch twin type spg.—(9.798)
65-67	9000 Man. or Auto. A.C. . .	5929144	1	.51	"O" RING, compr. throttle valve cap—(9.198)
65-67	9000				OUTLET, A.C. (refer to grp. 9.260)
65-67	9000				OUTLET, htr. & def. (refer to grps. 9.779 & 9.784) .
66	9000 Auto. A.C.	3012506	1	.97	PIN (for mechanics use when servicing system)— (9.798)
67	9000 Auto. A.C.	3013627	1	.82	PIN (for mechanics use when servicing system)
67	9000 Auto. A.C. (2nd Type-See Note)	3011102	1	.10	PIN, ambient compr. switch—(9.275)
65	9000 Man. A.C.	6550597	1	7.55	PISTON, compr. throttling valve (incl. screen, diaph. 8< ret.)—(9.198)
66-67	9000 Auto. A.C.	3008248	1	.20	PISTON, auto, climate control—(9.798)
66-67	9000 Auto. A.C. (1st Type on 1967-See Note)	3128886	1	.10	PLATE, switch lock—(9.798)
66-67	9000 Auto. A.C.	3012753	1	64.90	POWER ELEMENT (incl. sensor, frame, hoses & aspirator)—(9.798)
65-67	9000 Man. or Auto. A.C. . .	3155342	1	23.45	RECEIVER DEHYDRATOR, A.C.—(9.195)
65	9000 Man. A.C.	1365166	1	3.95	RELAY, A.C. blower—(9.277)
66-67	9000 Man. A.C.	1372259	1	4.66	RELAY, A.C. blower—(9.277)
65	9000 Man. A.C.	1370299	1	2.67	RESISTOR, A.C. blower—(9.275)
66-67	9000 Man. A.C.	1377171	1	1.54	RESISTOR, A.C. blower—(9.275)
66-67	9000 Auto. A.C.	1382921	1	7.80	RESISTOR, A.C. blower—(9.275)
67	9000 Auto. A.C. (2nd Type-See Note)	3013215	1	3.90	RESTRICTOR (9.798)
65-66	9000 Man. or Auto. A.C. . .	1484385	1	.15	RETAINER, water temp, control valve to brkt.— (8.866)
66-67	9000 Auto. A.C.	3007540	1	.15	RETAINER, pwr. element (ambient)—(9.798) . . .
67	9000 Auto. A.C. (1st Type-See Note)	3007391	2	.15	RETAINER, spg. (vac. reg.)—(9.798)
67	9000 Auto. A.C.	3152005	2	.05	RETAINER, vac. reg. diaph. (push-on)—(9.798) .
65 67	9000	3150822	1	.10	ROLLER, htr. control cam—(9.786)
65-67	9000 Man. or Auto. A.C. . .	5914631	1	.56	SCREEN, compr. exp. valve filter—(9.214)
66-67	9000 Man. A.C.	1472307	1	.15	SEAL, A.C. blower resistor to htr.—(9.275)
66-67	9000 Man. or Auto. A.C. . .	3005686	1	.05	SEAL, case to diverter valve—(9.798)
66-67	9000 Man. or Auto. A.C. . .	1484207	1	.97	SEAL, evap. to htr. & air sel. assy.—(9.211) ———
66-67	9000 Man. or Auto. A.C. . .	3002272	1	.87	SEAL, evap. core—(9.211)
66	9000 Auto. A.C.	3010011	1	122.75	SELECTOR, control 8> fitting duct—(9.779)
66-67	9000 Auto. A.C.	3008497	1	32.80	SELECTOR ASSEMBLY (9.798)
67	9000 Man. A.C.	3005274	1	33.10	SELECTOR, A.C. 8t htr.—(9.779)
67	9000 Auto. A.C. (1st Type-See Note)	3013584	1	122.75	SELECTOR, control & fitting duct—(9.779)
66-67	9000 Man. or Auto. A.C. . .	3005687	1	.15	SHAFT, diverter—(9.798)
66-67	9000 Auto. A.C.	3008489	1	3.23	SHAFT, temp. control—(9.798)
66-67	9000 Man. A.C.	3006110	1	1.33	SHAFT 67 LEVER, slave valve—(9.779)
65-67	9000 Man. or Auto. A.C. . .	1185086	2	.10	SHIM, condenser—(9.190)
65-67	9000 Man. or Auto. A.C. . .	1189857	2	.15	SPACER, condenser—(9.198)
65-70	9000	3020111	AR	.36	SPRING, outside air door-return—(9.779)
66-67	9000 Man. A.C.	3006112	1	.46	SPRING, slave valve return—(9.779)
66-67	9000 Man. or Auto. A.C. . .	3005636	1	.30	SPRING, air valve—(9.779)
66-67	9000 Auto. A.C.	3009870	1	.67	SPRING, master switch—(9.277)
66-67	9000 Auto. A.C. (1st Type on 1967-See Note)	3009869	1	.30	SPRING, vac. reg.—(9.277)

66-67	9000 Auto. A.C. (1st Type on 1967-See Note) _____	3009782	1	.30	SPRING , valve control lvr. return—(9.798) . . .
66-67	9000 Auto. A.C.	3007441	1	.10	SPRING , lvr. temp, valve (bell crank leaf spg.) (9.798).
67	9000 Auto. A.C. (1st Type-See Note)	3145594	1	.05	SPRING , valve control l r.—(9.798).
67	9000 Auto. A.C. (2nd Type-See Note)	3013262	1	.30	SPRING , valve control l r. return—(9.798)
67	9000 Auto. A.C. (2nd Type-See Note)	3010999	2	.51	SPRING , micr. switch- (9.798).
67	9000 Auto. A.C. (2nd Type-See Note)	3013205	1	.46	SPRING , vac. reg.—(9.277)
66	9000 Auto. A.C.	3008475	1	5.55	SUPPORT , htr. selector control mtg.—(9.779).
66	9000 Man. or Auto. A.C.	1376293	1	1.28	SUPPORT , rec. dehy.—(195).
67	9000 Man. or Auto. A.C.	1379763	1	.77	SUPPORT , rec. deny.—(195).
65	9000 Man. A.C.	1222095	1	5.65	SWITCH , A.C. blower—(9.275).
65	9000 Man. A.C.	7277359	1	6.45	SWITCH , A.C. cl. control—(9.275).
66	9000 Man. A.C.	7296112	1	4.61	SWITCH , micro, (compr blower) on control—(9.798)
66	9000 Auto. A.C.	3011197	1	24.10	SWITCH , ambient comp (9.798).
66	9000 Auto. A.C.	3007388	1	5.95	SWITCH , blower—(9.798).
66	9000 Auto. A.C.	3008526	1	7.20	SWITCH , htr. master—i (275).
66	9000 Auto. A.C.	3008474	1	7.60	SWITCH , htr. selector—l (275).
66	9000 Auto. A.C.	3008494	1	4.95	SWITCH , vac selector- (9.798).
66-67	9000 Man. A.C.	7296263	1	7.40	SWITCH , A.C. blower—i (3.275).
66-67	9000 Man. A.C.	7296264	1	3.84	SWITCH , A.C. cl. contro—(9.275).
66-67	9000 Auto. A.C.	3011143	2	5.85	SWITCH , micro, (compr. blower)—(9.798).
67	9000 Auto. A.C.	3013280	1	26.85	SWITCH , ambient comp (9.798).
67	9000 Auto. A.C. (1st Type-See Note)	3007388	1	5.95	SWITCH , blower— (9.798!!)
67	9000 Auto. A.C. (1st Type-See Note)	3008526	1	7.20	SWITCH , htr. master—(9.275)
67	9000 Auto. A.C. (1st Type-See Note)	3008474	1	7.60	SWITCH , htr. selector—(p.275)
67	9000 Auto. A.C. (1st Type-See Note)	3008494	1	4.95	9.798)
67	9000 Auto. A.C. (1st Type-See Note)	3008491	1	5.15	798)
67	9000 Auto. A.C. (2nd Type-See Note)	3013212	1	6.80	
67	9000 Auto. A.C. (2nd Type-See Note)	3013208	1	3.28	rt/ITCH, master micro.--(9.798)
67	9000 Auto. A.C. (2nd Type-See Note)	3013222	1	9.25	SWITCH , selector temp—(9.275)
67	9000 Auto. A.C. (2nd Type-See Note)	7304793	1	4.20	SWITCH , master vac- .798).
67	9000 Auto. A.C (2nd Type-See Note)	3013214	1	5.25	SWITCH , vac. program—(9.798).
65-67	9000 Man. or Auto. A.C.	385076	1	3.08	TANK , vac—(9.281)
66-67	9000 Auto. A.C.	3866868	2	.20	TEE CONNECTOR , in vac . source line (VV x VV x VV) —(9.281).
65	9000 Man. A.C.	3000092	1	.51	TUBE , evap. mtr. cooling (9.2 18).
66-67	9000 Man. or Auto. A.C.	3010978	1	1.44	TUBE , evap. case drain— 9.21 1).
65	9000 Man. A.C.	5910609	1	37.37	VALVE , evap. thermo expansion—(9.2 13)
65	9000 Man. A.C.	5910559	1	36.85	VALVE , suction throttling - (9.198).
65	9000 Man. A.C.	7287536	1	3.49	VALVE , vac. A.C. control (9.798).
65-66	9000 Man. or Auto. A.C.	1231105	1	8.10	VALVE , water temp, conl DI—(9.795).
66	9000 Auto.	3008660	1	5.25	VALVE , vac. adj. (hot)—(l 798).
66	9000 Auto.	3007409	2	4.51	VALVE , vac-cold—(9.798)
66-67	9000 Man.	7296261	1	2.77	VALVE , selector—(9.798)
66-67	9000 Man. A.C.	3006111	1	2.46	VALVE , slave—(9.779)
66-67	9000 Man. A.C.	7296262	1	2.77	VALVE , vac. A.C. control -(9.798).
66-67	9000 Man. or Auto. A.C.	5910745	1	33.85	VALVE , evap. thermo. ex ansion—(9.213)
66-67	9000 Man. or Auto. A.C.	5910593	1	30.70	VALVE , suction throttling -(9.198).
66-67	9000 Auto.	1394380	1	17.75	VALVE , thermo. vac—(9 '98)
67	9000 Auto. A.C.(1st	3008660	1	5.25	VALVE , vac (hot)- -(9.79E)
67	9000 Auto. A.C. (1st	3007409	1	4.51	VALVE , vac. (cold)—(9.798)
67	9000 Man. or Auto. A.C.	396235	1	13.50	VALVE , water temp, control—(9.795)
66-67	9000 Man. A.C.	3006130	1	6.25	VALVE 8. SHAFT , temp, control—(9.779)
66-67	9000 Man. or Auto. A.C.	3005646	1	8.10	VALVE , hsg. & brkt.-air inlet—(9.779)
66-67	9000 Man. or Auto. A.C.	3005685	1	4.15	VALVE 8. SEAL DIVERTER (9.798)
66-67	9000 Auto. A.C.	3008486	1	9.00	VALVE 8. SHAFT , auto, climate control—(9.798)
65	9000 Man A.C.	2986014	1	12.00	WIRING HARNESS , A.C. & htr—(8.852)
66	9000 Auto A.C.	6289417	1	16.20	WIRING HARNESS , A.C (8.852)
67	9000 Auto.	6291787	1	15.40	WIRING HARNESS , A.C. (8.852)
65-67	9000.				WIRE CONTROLS (refer to 9.787 & 9.789)
	NOTE 1967 1 st type, colored tape on vac. hose harness at firewall, (inside of car) 2nd type, no colored tape on vac. hose harness.				

9.169H 1968-70 50-60-8000 HEATER & AIR CONDITIONING PARTS (MANUAL OR AUTO. A.C.)

68-70	50-60-8000	Auto. A.C.	1998940		14.20	ACTUATOR, piloted vac—(9.281).....
68	50-60-8000	Man. A.C.	1384062		.40	ADAPTER, htr. & A.C. vac. disch.—(9.798).....
68	50-60-8000	Man. A.C.	1373744		.62	ADAPTER, water valve vac disch.—(9.798).....
68	50-60-8000	Auto. A.C.	1385319		4.20	ADAPTER, sensor grille—(9.275).....
68-70	50-60-8000	Man. or Auto. A.C.	13853581		3.18	ADAPTER, blower to evap.—(9.784).....
69-70	50-60-8000	Man. A.C.	1230017		.41	ADAPTER, vac. switch harness—(9.798).....
69-70	50-60-8000	Auto. A.C.	1230019		.56	ADAPTER, vac. switch harness—(9.798).....
69-70	50-60-8000	Auto. A.C.	1387343		2.67	ADAPTER, sensor grille—(9.275).....
68-69	50-60-8000	Auto. A.C.	3003951		.20	BAFFLE, upr.—(9.779).....
68-70	50-60-8000	Auto. A.C.	3001075		.62	BAFFLE, lwr.—(9.779).....
68	50-60-8000	Man. or Auto. A.C.	1381799		5.30	BRACKET, hot gas disch. muffler—(9.225).....
68-70	50-60-8000	Man. or Auto. A.C.	3814632		.30	BRACKET, rec. dehy. mtg.—(9.195).....
69	50-60-8000	Man. or Auto. A.C.	1387564		2.67	BRACKET, disch. muffler mtg.—(9.242).....
69-70	50-60-8000	Man. or Auto. A.C.	1386236		.87	BRACKET, condenser mtg.-upr.—(9.190).....
68-70	50-60-8000	Man. or Auto. A.C.	1382264		.25	BUMPER, condenser lwr. mtg. to rad. supt. lwr. tie—(9.198).....
69	50-60-8000	Man. or Auto. A.C.	543097	1	2.36	BUMPER, disch. muffler—(9.225).....
68-70	50-60-8000	Man. Auto. A.C.	5911737		.77	CAP, suction throttling valve—(9.198).....
68-70	50-60-8000	Auto. A.C.	3158190		.10	CAP, htr. control temp, shaft—(8.852).....
68	50-60-8000	Man. or Auto. A.C.	3005787		23.75	CASE, air inlet (blower & air valve)—(9.779).....
68	50-60-8000	Man. A.C.	3008209		21.40	CASE, htr. & disch.-rr. (incl. fittings)—(9.779).....
68	50-60-8000	Auto. A.C.	3014338		24.15	CASE, htr.-rr. (incl. fittings)—(9.779).....
68-70	50-60-8000	Auto. A.C.	3016745		22.70	CASE, air inlet (plenum blower & air valve)—(9.779).....
68-70	50-60-8000	Auto. A.C.	3014537		10.50	CASE, blower—(9.779).....
68-70	50-60-8000	Man. A.C.	3002045		9.35	CASE, blower—(9.779).....
68-70	50-60-8000	Man. or Auto. A.C.	3014383		16.00	CASE, evaporator (incl. brkts.)—(9.21 1).....
68-70	50-60-8000	Auto. A.C.	3014340		31.55	CASE, htr.-frt. (incl. fittings)—(9.779).....
68-70	50-60-8000	Man. A.C.	3002168		43.45	CASE, htr & disch.-frt. (incl. fittings)—(9.779).....
69-70	50-60-8000	Man. A.C.	3005787		23.75	CASE, air inlet, blower & air valve—(8.857).....
69-70	50-60-8000	Man. A.C.	3002958		25.85	CASE 8. FITTINGS, rr.—(9.779).....
69-70	50-60-8000	Auto. A.C.	3018480		39.00	CASE 8i FITTINGS, rr. (incl. lwr. baffle & defr. shaft & valve)—(9.779).....
68-70	50-60-8000	Man. or Auto. A.C.	388075	1	.30	CLAMP, suction throttling valve to evap. brk.—(9.198).....
68-70	50-60-8000	Man. or Auto. A.C.	2471945	AR	.59	CLAMP, evap. case drain tube—(1.166).....
68-70	50-60-8000	Man. or Auto. A.C.	3157440	1	.15	CLAMP, evap. thermo. expansion valve—(9.213) ...
69	50-60-8000	Auto. A.C.	3011174	1	.10	CLAMP, evap. air breath hose (1 V I.D.)—(9.21 1) ..
69-70	50-60-8000	Auto. A.C.	3020382	1	1.18	CLAMP, actuator—(9.798).....
69-70	50-60-8000	Auto. A.C.	3011429	1	.56	CLAMP, core (header tank)—(8.854).....
69-70	50-60-8000	Auto. A.C.	3011428	1	.56	CLAMP, core (in-out tank)—(8.854).....
69-70	50-60-8000	Man. or Auto. A.C.	1358419	1	.15	CLAMP, htr. hose to blower to evap. duct—(9.798) ..
68	50-60-8000	Man. A.C.	1385768	1	.10	CLIP, vac. hose adapter to selector switch—(9.798)
68	50-60-8000	Auto. A.C.	7273467	1	.15	CLIP, auto. A.C. control filter ret.—(9.798).....
68-70	50-60-8000	Auto. A.C.	1385524	4	.10	CLIP, sensor grille to instr. pnl. insert—(9.275).....
70	50-60-8000	Auto. A.C.	7277348	1	.10	CLIP, temp. lvr. ret—(8.852).....
68-70	50-60-8000	Auto. A.C.	7282187	AR	.15	CLIP, htr. & A.C. control lens—(8.852).....
68-70	50-60-8000	Man. or Auto. A.C.	6598423	1	145.95	COMPRESSOR, A.C—(9.170).....
NOTE For compressor component parts refer to Grps. 9.170 thru 9.188.						
68	50-60-8000	Man. or Auto. A.C.	3015133	1	109.95	CONDENSER, A.C—(9.190).....
69	50-60-8000	Man. or Auto. A.C.	3017884	1	103.00	CONDENSER, A.C.—(9.190).....
70	50-60-8000	Man. or Auto. A.C.	3021843	1	141.25	CONDENSER, A.C—(9.190).....
68	50-60-8000	Man. A.C.	1382996	1	55.65	CONTROL, A.C—(9.798).....
68	50-60-8000	Auto. A.C.	1382302	1	29.40	CONTROL, A.C—(9.798).....
69	50-60-8000	Man. A.C.	1387643	1	36.90	CONTROL, A.C. (complete)—(9.798).....
69	50-60-8000	Auto. A.C.	1387645	1	31.35	CONTROL, A.C. (complete)—(9.798).....
70	50-60-8000	Man. A.C.	1240133	1	27.85	CONTROL, A.C. (complete)—(9.273).....
70	50-60-8000	Auto. A.C.	1233966	1	27.15	CONTROL, A.C. (complete)—(9.273).....

68	50-60-8000 Man. or Auto. A.C.	7305362	1	.72	CORD, htr. &: A.C. control dial—(9.798)
68	50-60-8000 A.C.	3022075	1	39.65	CORE & FITTINGS, h r.—(8.854)
68-70	50-60-8000 Man. or Auto. A.C.	3015642	1	108.10	CORE (incl. pipes) evaporator—(9.2 10) .
68-70	50-60-8000.	5914817	1	.36	CORE, suction throttling valve-bleed conn.—(9.198)
69-70	50-60-8000 Man. or Auto. A.C.	3018358	1	38.90	CORE & FITTINGS, hfr.—(8.854).....
68	50-60-8000 Man. or Auto. A.C.	7608287	RH	3.79	COVER, cowl side ducjt air outlet—(9.789)
68-69	50-60-8000 Man. or Auto. A.C.	8773708	LH	2.26	COVER, cowl side duct air outlet—(9.789)
69	50-60-8000 Man. or Auto. A.C.	8774257	RH	3.49	COVER, cowl side duct air outlet—(9.789)
70	50-60-8000 Man. or Auto. A.C.	8757897	1	2.10	COVER, cowl side duct air outlet—(9.789)
68-70	50-60-8000 Man. or Auto. A.C.	3143146	1	2.91	DIAPHRAGM, vac. No. 1 outlet control valve— (8.850).....
68-70	50-60-8000 Man. or Auto. A.C.	3011399		12.35	DIAPHRAGM & CONNECTOR, outside air inlet dr. —(9.277).....
68-70	50-60-8000 Auto. A.C. ..	3015631		1.23	DIAPHRAGM, master lswitch vacuum—(9.798)
69-70	50-60-8000 Auto. A.C. ..	1998909		2.12	DIAPHRAGM, defroster door—(8.850)
68	50-60-8000 Man. or Auto. A.C.	1382310		3.49	DUCT, A.C. ctr. outlet (9.779)
68	50-60-8000 Man. or Auto. A.C.	1382821		4.92	DUCT, A.C. distr.—(9.779).....
69	50-60-8000 Man. or Auto. A.C.	1387292		4.10	DUCT, A.C. distr—(9.779).....
69 70	50-60-8000 Man. or Auto. A.C.	1386709		2.82	DUCT, A.C ctr. outlet 9.779)
68-70	50-60-8000 Man. or Auto. A.C.	3013475		.25	ELBOW, evap. mtr. coding—(9.2 18)
68-70	50-60-8000 A.C.	3144684		.10	FAN, plenum blower— B.857)
68	50-60-8000 Auto. A.C. ..	3008159		3.13	FILTER, vac. switch—(9.798).....
6869	50-60-8000 Auto. A.C. ..	3019139		2.20	FILTER, vac. hose—(9."98).....
68-70	50-60-8000 Auto. A.C. ..	3015065		3.13	FILTER, thermo. vac. regulator air—(9.798) .
68-70	50-60-8000 Auto. A.C. ..	3019139			FILTER, restrictor reg.--(9.798).....
68-70	50-60-8000 Man. or Auto. A.C.	3014505	1	1.23	FITTING, aspirator air (9.798).....
68-70	50-60-8000 Man. or Auto. A.C.	3140852	AR	.30	GASKET, evap. "0" ring (iy," I.D.)—(9.21 1)
68-70	50-60-8000 Man. or Auto. A.C.	3140600	AR	.25	GASKET, evap '/*," I.i.—(9.214).....
68-70	50-60-8000 Man. or Auto. A.C.	3140748	1	.30	GASKET, evap 0" ring (%," I.D.)—(9.2 1 1) .
68-70	50-60-8000 Man. or Auto. A.C.	3002955	1	1.95	GASKET, evap case—(9.21 1).....
68-70	50-60-8000 Auto. A.C. ..	3014509	1	.72	GASKET, evap mtr. mtg.—(9.216)
68-70	50-60-8000 Auto. A.C. ..	3015066	1	.30	GASKET, T.V.R. filter .
68-70	50-60-8000 Man. A.C. . . .	3002044	1	.5 1	GASKET, plenum blow r mtg.—(9.216)
68-70	50-60-8000 Man. or Auto. A.C.	3007953		.10	GASKET, plenum—(9.779).....
68-70	50-60-8000 Man. or Auto. A.C.	1369998		2.92	GASKET, A.C. htr. & dc f.—(9.779).....
68	50-60-8000 Auto. A.C. ..	1385457		3.43	GRILLE, auto. temp, coltrol sensor (paint to match) —(9.275).....
69-70	50-60-8000 Auto. A.C	1387875	1	2.67	GRILLE, auto. temp, coltrol sensor (paint to match) —(9.275).....
68-70	All.....				GROMMET, refer to 9.^55 & 9.798)
68-70	50-60-8000				HOSE, air (refer to grp. 9.786)
68-70	50-60-8000 Man. or Auto. A.C.				HOSES, A.C. lines (refer to grps. 9.222 thru 9.242) .
68	50-60-8000 Man. A.C.	1384129		9.10	HOSE HARNESS, vac •(9.798)
68	50-60-8000 Auto. A.C.	3014337		22.60	HOSE HARNESS, vac (9.798)
69-70	50-60-8000 Auto. A.C.	3018477		34.70	HOSE HARNESS, vac, (9.798)
69-70	50-60-8000 Man. A.C.	1386710		9.95	HOSE HARNESS, vac. (9.798)
68	50-60-8000 Auto. A.C.	1385324		2.36	HOSE, thermo. vac. reg to blower—(9.798)
69-70	50-60-8000 Auto. A.C.	1387909		4.56	HOSE, thermo. vac. reg to blower—(9.798)
68-70	50-60-8000 Man. or Auto. A.C.	3014431	1	72	INSULATION, evap. bu b—(9.213).....
69	50-60-8000 Man. or Auto. A.C.	1230184	AR	1.18	KNOB, htr. & A.C. control—(9.798)
70	50-60-8000 Man. or Auto. A.C.	1233942	AR	1.08	KNOB, htr. & A.C. conttjol—(8.852
68	50-60-8000 Man. A.C.	7305369	1	10.25	LENS, A.C. control (incl applique)—(9.798)
68	50-60-8000 Auto. A.C.	7305418	1	9.60	LENS, A.C. control—(9 98).....

69	50-60-8000 Auto. A.C.	1387414		8.65	LENS, A.C. control (incl. applique)—(9.798).....
69	50-60-8000 Man. A.C.	1387413		8.65	LENS, A.C. control (incl. applique)—(9.798).....
70	50-60-8000 Man. A.C.	1233925		1 1.45	LENS, A.C. control—(9.279).....
70	50-60-8000 Auto. A.C.	1234205		1 1.45	LENS, A.C. control—(9.279).....
70	50-60-8000 Man. or Auto. A.C.	1222934		1.69	LEVER, htr. 8i A.C. control (incl. knob & ret.)— (8.852).....
68-70	50-60-8000 Auto. A.C.	3015153		.51	LINK, temp. vac. switch—(9.798).....
68-70	50-60-8000 Auto. A.C.	3002164		.20	LINK, selector valve—(8.858).....
68-70	50-60-8000 Auto. A.C.	3014322		4.31	LINK & PINS, htr—(9.779).....
69-70	50-60-8000 Auto. A.C.	3020385		.41	LINK, blower switch-upr—(9.798).....
68-70	50-60-8000 Man. or Auto. A.C.	1383392		1.95	MANIFOLD, def. outlet—(9.779).....
68-70	50-60-8000 Man. or Auto. A.C.	4960538		28.70	MOTOR, blower—(8.855).....
68	50-60-8000 Man. or Auto. A.C.	1381399	1	15.45	MUFFLER, hot gas valve discharge—(9.225).....
69	50-60-8000 Man. or Auto. A.C.	1384086	!	17.10	MUFFLER, hot gas valve discharge—(9.225).....
68-70	50-60-8000.....	3130804	!	.10	NUT & LOCK WASHER, htr. blower & air inlet— (8.857).....
69-70	50-60-8000.....	7305309	2	.56	NUT, htr. & A.C. controls (barrel-type)—(8.852).....
68-70	50-60-8000 Man. or Auto. A.C.				OUTLETS, A.C. (refer to grps. 9.260 81 9.262).....
68-70	50-60-8000 Man. or Auto. A.C.	1370257	LH	20	OUTLET, htr. disch. frt. (9.784).....
68-70	50-60-8000 Man. or Auto. A.C.	1370259	LH	.30	OUTLET, htr. disch.-rr.—(9.784).....
68-70	6000 Man. or Auto. A.C. 8i Long Console.....	1371241	1	3.59	OUTLET, htr.-ctr.—(9.784).....
68	50-60-8000.....	1384114	RH	2.77	OUTLET, def.—(9.779).....
68	50-60-8000.....	1384115	RH	2.77	OUTLET, def.—(9.779).....
69-70	50-60-8000.....	1386928	RH	2 46	OUTLET, def.—(9.779).....
69-70	50-60-8000.....	1387931	LH	2.46	OUTLET, def.—(9.779).....
68	50-60-8000 Man. or Auto. A.C.	1381801	1	.53	PLATE, disch. muffler brkt—(9.225).....
68	50-60-8000 Man. or Auto. A.C.	1381798	1	.60	PLATE, disch. muffler to frame—(9.225).....
68-70	50-60-8000 Auto. A.C.	3017987	!	.51	PLUG, vac. leak down—(9.277).....
68-70	50-60-8000 Man. or Auto. A.C.	3015061	1	24.30	RECEIVER DEHYDRATOR (9.195).....
68	50-60-8000 Auto. A.C.	3015243	1	32.00	REGULATOR, thermo. vac—(9.798).....
69-70	50-60-8000 Auto. A.C.	3018037	1	24.65	REGULATOR, thermo. vac—(9.798).....
68	50-60-8000 Auto. A.C.	1394324	AR	18.15	RELAY KIT, A.C. control—(9.798).....
68-70	50-60-8000 Man. or Auto. A.C.	1372259	!	4.66	RELAY, A.C. blower—(9.277).....
69-70	50-60-8000 Auto. A.C.	1372259	1	4.66	RELAY, selector switch—(9.277).....
68-70	50-60-8000 Man. A.C.	1385321	1	1.44	RESISTOR, A.C. blower—(9.275).....
68-70	50-60-8000 Auto. A.C.	1385151	1	3.08	RESISTOR, blower mtr.—(9.275).....
68-70	50-60-8000 Auto. A.C.	3018857	!	5.50	RESTRICTOR, vac. plug (porous) (in chartruese color hose)—(9.798).....
69-70	50-60-8000 Auto. A.C.	3018859	1	5.50	RESTRICTOR, vac. plug (porous) (in purple color hose)—(9.798).....
68-70	50-60-8000.....	3150822	!	.10	ROLLER, cam-htr. control—(9.786).....
68-70	50-60-8000 Man. or Auto. A.C.	5914631	1	.56	SCREEN, compr. expansion valve filter—(9.214).....
68	50-60-8000 Man. or Auto. A.C.	1383394	1	.51	SEAL, A.C. ctr. outlet duct-lwr.—(9.779).....
68	50-60-8000 Man. or Auto. A.C.	1383393	1	.46	SEAL, A.C. ctr. outlet duct-upr.—(9.779).....
68	50-60-8000 Man. or Auto. A.C.	1472307	!	.15	SEAL, blower resistor to evap. feed air duct—(9.275)
68-70	50-60-8000 Auto. A.C.	1385318	!	.41	SEAL, sensor adapter—(9.275).....
68-70	50-60-8000 Man. or Auto. A.C.	3001409	1	.18	SEAL, evap. inlet—(9.21 1).....
68-70	50-60-8000 Man. or Auto. A.C.	1231215	1	.62	SEAL, adapter to blower—(9.779).....
69-70	50-60-8000 Man. or Auto. A.C.	1387286	1	.87	SEAL, A.C. ctr. outlet duct—(9.779).....
69-70	50-60-8000 Man. or Auto. A.C.	1387287	!	.72	SEAL, A.C. distr. duct—(9.779).....
68	50-60-8000 Auto. A.C.	3008208	1	.10	SHAFT & LEVER, def—(9.779).....
68-70	50-60-8000 Auto. A.C.	3014323	1	1.18	SHAFT & LEVER, temp. valve—(9.798).....
69-70	50-60-8000 Man. A.C.	3003827	1	.92	SHAFT, temp. valve—(8.852).....
69-70	50-60-8000 Auto. A.C.	3002892	1	.30	SHAFT, def.—(9.779).....
68-70	50-60-8000.....	1185086	AR	.10	SHIM, rec. & dehy. (T/T dia.)—(9.198).....
69	50-60-8000 Man. or Auto. A.C.	7314556	1	.25	SHIM, vac. selector switch—(9.798).....

68-69	50-60-8000 Auto. A.C. ..	3014321	.46	SPRING, link—(9.779)
68-70	50-60-8000 Man. or Auto. A.C.	3020111	.36	SPRING, outside recirculated air door return— (9.779).....
68	All	7304757	.72	SPRING, torsion-contr< >ll—(9.798)
68	All	7304758	.72	SPRING, torsion-cont (9.798)
68-70	50-60-8000 Auto. A.C. ..	3020303	.46	SPRING, temp, valve—1(9.798) ...
68	50-60-8000 Man. or Auto. A.C.	1371824	2.36	STRAP, disch. muffler to brkt. cradle—(9.225)
68	50-60-8000 Man. or Auto. A.C.	1367280	.67	SUPPORT, condenser •ntg.-upr.—(9.190)
68	50-60-8000 Man. A.C. ...	7304793	4.20	SWITCH, master vac. (2 port) on control—(9.798)
68	50-60-8000 Man. A.C. ...	7304784	8.15	SWITCH, blower A.C control (5 position)—(9.798)
68	50-60-8000 Auto. A.C. ..	3019185	8.80	SWITCH, vac. selector -(9.798).....
68	50-60-8000 Man. A.C. ...	7305184	6.50	SWITCH, selector vac cl. (4 terminal-4 ports) on control—(9.798) ...
68	50-60-8000 Auto. A.C. ..	3016889	7.60	SWITCH, selector—(9.f98)
68	50-60-8000 Man. or Auto. A.C.	3018786	8.50	SWITCH, ambient compr. (in air inlet case)—(9.798)
68-70	50-60-8000 Man. A.C. ...	1387326	4.05	SWITCH, vac-water va ve (2 port) on control— (9.798).....
68-70	50-60-8000 Auto. A.C. ..	3022630	10.45	SWITCH, vac. program—(9.798).....
68-70	50-60-8000 Auto. A.C. ..	3014675	6.90	SWITCH, master mic (9.798).....
68-70	50-60-8000 Auto. A.C. ..	3014674	13.45	SWITCH, master (complete) (9.798).....
68-70	50-60-8000 Auto. A.C. ..	3015146	7.90	SWITCH, blower—(9.7 8).....
69 70	50-60-8000 Auto. A.C. ...	3018786	8.50	SWITCH, ambient compr. (in air inlet case)—(9.798)
69-70	50-60-8000 Man. A.C.	1387857	4.05	SWITCH, vac. master (2 port) (on control)—(9.798) ..
69-70	50-60-8000 Man. A.C.	1386904	8.10	SWITCH, vac. selector & A.C. clutch (on control)— (9.798).....
69-70	50-60-8000 Auto. A.C. ...	1230507	14.75	SWITCH, selector (vac & elec.) (on control)- -(9.275)
69-70	50-60-8000 Man.	1386803	7.20	SWITCH, A.C. blower (pn control)—(9.275)
70	50-60-8000 Man. A.C. ...	7313424	9.15	SWITCH, vac—(9.275);
	NOTE For any A.C. "Switch" not listed, refer to noun name "Valve."		3.08	TANK, vac—(9.281) .
68 70	50-60-8000.	385076	.20	TEE CONNECTOR, in vac. source line (W y _s) —(9.281).....
68	50-60-8000 Auto. A.C. ..	3866868	2.26	TUBE, A.C. bleed—(9.2:20)
68	50-60-8000 Man. or Auto. A.C.	1394736	30	TUBE, evap. case drain—(9.21 1)
68-70	50-60-8000 Man. or Auto. A.C.	3021960	.51	TUBE, evap. mtr. cooling—(9.2 1 8).....
68-70	50-60-8000 Man. or Auto. A.C.	3000092	10.00	VALVE, htr. of water temp. (in rr. of int. mfl'd.)—(9.795)
68	5000 Man. A.C.	1384723	3.28	VALVE, vac. htr. & A.C control—(9.798).....
68	50-60-8000 Man. AJ	7304963	18.65	VALVE, htr. water temp. -(9.795).....
68	60-8000 Auto. A.C. .	399715	14.10	VALVE, htr. water temp -(9.795).....
68	60-8000 Man. A.C. .	399679	1.59	VALVE, def—(9.779)
68	50-60-8000 Auto. A.C.	3008207	20.45	VALVE, htr. water temp —(9.795)
68	5000 Auto. A.C.	1385322	4.31	VALVE (DOOR), temp.—(9.798)
68-70	50-60-8000 Auto. A.	3006047	6.25	VALVE, selector—(9.77 3)
68-70	50-60-8000 Auto. A.	3006049	33.15	VALVE, suction throttlir g—(9.198).....
68-70	50-60-8000 Man. or Auto. A.C.	5910777	.92	VALVE, selector valve— (8.858).....
68-70	50-60-8000 Auto. A.	3156764	2.41	VALVE, vac. check—(9. 98).....
68-70	50-60-8000 Auto. A.	3016556	4.87	VALVE KIT, thermo. vac valve—(9.795)
68-70	50-60-8000 Auto. A.	1394859	29.25	VALVE, evap. thermo. <pansion—(9.2 1 3)
68-70	50-60-8000 Man. or Auto. A.C.	5910766	5.50	VALVE, def.—(9.779)
69-70	50-60-8000 Auto. A.C.	3013147	17.95	VALVE, htr. water temp —(9.795)
69-70	50-60-8000 Auto. A.C.	1230573	3.23	VALVE, temp.—(8.858)
69-70	50-60-8000 Man. A.C. .	3156779	3.95	VALVE, selector A.C. hf.—(8.858)
70	50-60-8000 A.C. .	3003952	3.95	VALVE, selector A.C. hf.—(8.858)
	NOTE For any A.C. "Valve" not listed, refer to noun name "Switch."		22.45	WIRING HARNESS (9.7J98)
68	50-60-8000 Auto. A.C. ..	3016307 1	12.20	WIRING HARNESS, AC. ext. -(8.852)
68	50-60-8000 Man. A.C. ...	6295553 1	13.05	WIRING HARNESS, A.C. ext.—(2.480)
69-70	50-60-800.0 Man. A.C. ...	6297406 1	29.80	WIRING HARNESS (9.798)
69-70	50-60-8000 Auto. A.C. ..	3018478 1	29.80	WIRE, controls (refer to grps. 9.798 or 9.787)
68-70	All			

9.1691 1968-70 9000 HEATER & AIR CONDITIONING PARTS (MANUAL OR AUTO. A.C.)

68-70	9000 Auto A.C.	1998940	14.20	ACTUATOR, piloted vac.—(9.281).....
68	9000 Man. A.C.	1373744	.62	ADAPTER, water valve /vac disch—(9.798)
68	9000 Man. A.C.	1384063	.46	ADAPTER, htr. 8c A.C. v c. disch.—(9.798) .
68	9000 Auto A.C.	1385325	4.05	ADAPTER, sensor grille -(9.275).....
69-70	9000 Man. A.C.	1230018	.56	ADAPTER, vac. switch arness—(9.798) ...
69-70	9000 Auto A.C.	1230020	.56	ADAPTER, vac. switch arness—(9.798) ...
69 70	9000 Auto A.C.	1387226	2.31	ADAPTER, sensor grille -(9.275).....
68-70	9000 Man. or Auto. A.C.	3005262	24.25	AIR INLET & VALVE (9.789).....

68	9000 Man. or Auto. A.C.	3003538	1	1.18	BAFFLE, upr.—(9.779).....
68	9000 Man. or Auto. A.C.	3003537	1	1.18	BAFFLE, lwr.—(9.779).....
68-70	9000 Man. A.C.	3012785	1	.46	BAFFLE, air mix—(9.779).....
69-70	9000 Auto. A.C.	3017040	1	1.03	BAFFLE, air mix—(9.779).....
69-70	9000 Man. A.C.	3003538	1	1.18	BAFFLE, upr.—(9.779).....
69-70	9000 Man. A.C.	3003537	1	1.18	BAFFLE, lwr.—(9.779).....
68-69	9000 Man. or Auto. A.C.	1374493	1	.72	BRACKET, rec. dehy. mtg.—(9.195).....
68-69	9000 Man. or Auto. A.C.	1385513	1	2.26	BRACKET, hot gas disch. muffler-mtg.—(9.225).....
68-70	9000 Man. or Auto. A.C.	3005657	1	1.13	BRACKET, evap. & blower valve mtg.—(9.798).....
68-69	9000 Man. or Auto. A.C.	543097	1	2.36	BUMPER, disch. muffler—(9.225).....
68-70	9000 Man. or Auto. A.C.	1382264	2	.25	BUMPER, condenser lwr. mtg. to rad. supt. lwr. tie—(9.198).....
68	9000 Man. A.C.	3017006	1	2.46	CAM 8c SUPPORT, htr.—(9.779).....
69-70	9000 Man. A.C.	3019095	1	2.87	CAM & SUPPORT, htr.—(9.779).....
68-70	9000 Man. or Auto. A.C.	5911737	1	.77	CAP, suction throttling valve—(9.198).....
68	9000 Man. A.C.	3012553	1	24.55	CASE, evaporator-inlet (incl. baffle, brkts. & plate)—(9.21 1).....
68	9000 Auto. A.C. (1st Type).....	3014539	1	30.35	CASE, evaporator-inlet (incl. baffle, brkts. & plate) (plate on case reads EBA-124-68B)—(9.2 1 1).....
68	9000 Auto. A.C. (2nd Type).....	3017224	1	28.35	CASE, evaporator-inlet (incl. baffle, brkts. & plate) (plate on case reads EBA-124A-68B)—(9.21 1).....
68-70	9000 Man. or Auto. A.C.	3005654	1	20.20	CASE, evaporator-outlet—(9.21 1).....
69-70	9000 Man. A.C.	3017223	1	26.65	CASE, evaporator-inlet (incl. baffle, brkts. & plate)—(9.21 1).....
69-70	9000 Auto. A.C.	3017224	1	28.35	CASE, evaporator-inlet (incl. baffle, brkts. & plate)—(9.21 1).....
68	9000 Auto. A.C.	3014681	1	20.30	CASE, htr. (incl. brkts.)—(9.779).....
68-70	9000 Man. A.C.	3015176	1	16.00	CASE, htr.—(9.779).....
69-70	9000 Auto. A.C.	3018570	1	22.00	CASE, htr.—(9.779).....
68-70	9000 Man. or Auto. A.C.	388075	1	.30	CLAMP, suction throttling valve-mtg.—(9.1 98).....
68-70	9000 Man. or Auto. A.C.	3017086	1	.20	CLAMP, evap. thermo. expansion valve—(9.213).....
68 70	9000 Man. or Auto. A.C.	2471945	AR	.59	CLAMP, evap. case drain tube—(1.166).....
69	9000 Auto. A.C.	3011174	1	.10	CLAMP, evap. air breath hose (1 V I.D.)—(9.21 1).....
68	9000 Man. A.C.	1385768	1	.10	CLIP, vac. hose adapter to selector switch—(9.798).....
68	9000 Auto. A.C.	7273467	1	.15	CLIP, auto. A.C. control filter ret.—(9.798).....
68-70	9000 Auto. A.C.	1385524	4	.10	CLIP, sensor grille to instr. pnl. insert—(9.275).....
68-70	9000 Man. or Auto. A.C.	3013532	1	.15	CLIP, temp. valve ret.—(8.854).....
68-70	9000.....	7282187	AR	.15	CLIP, htr & A.C. control lens—(8.852).....
68-70	9000 Man. or Auto. A.C.	6598423	1	145.95	COMPRESSOR, A C—(9.170).....
	NOTE For compressor component parts refer to Grps.			3.170 thru 9.188.	
68-69	9000 Man. or Auto. A.C.	3015080	1	125.30	CONDENSER, A.C.—(9.190).....
70	9000 Man. or Auto. A.C.	3020444	1	14 1.25	CONDENSER, AC — (9.190).....
68	9000 Man. A.C.	1382996	1	55.65	CONTROL, A.C.—(9.798).....
68	9000 Auto. A.C.	1382302	1	29.40	CONTROL, A.C.—(9.798).....
69	9000 Man. A.C.	1387644	1	40.50	CONTROL, A.C. (complete)—(9.798).....
69	9000 Auto. A.C.	1387646	1	30.75	CONTROL, A.C. (complete)—(9.798).....
70	9000 Man. A.C.	1233957	1	32.60	CONTROL, A.C. (complete)—(9.273).....
70	9000 Auto. A.C.	1233965	1	28.80	CONTROL, A.C. (complete)—(9.273).....
68	9000 Man. or Auto. A.C. (1st Type).....	3012560	1	103.20	CORE (incl. fittings) evaporator (plate on case reads EBA-24-68B or EBA 1 24-68B)—(9.210).....
68	9000 Man. or Auto. A.C. (2nd Type).....	3017213	1	1 12.40	CORE (incl. fittings) evaporator (plate on case reads EBA-24A-68B or EBA 124A-68B)—(9.2 10).....
68-70	9000.....	5914817	1	.36	CORE, suction throttling valve-bleed conn.—(9.198).....
68	9000 Man. A.C.	3004816	1	38.90	CORE & FITTINGS, htr.—(8.854).....
69-70	9000 Man. or Auto. A.C.	3010980	1	39.65	CORE 8i FITTINGS, htr.—(8.854).....
69-70	9000 Man. A.C.	3017213	1	1 12.40	CORE (incl. fittings) evaporator—(9.210).....
69-70	9000 Auto. A.C.	3012560	1	103.20	CORE (incl. fittings) evaporator—(9.210).....
68	9000 Man. or Auto. A.C.	7305362	2	.72	CORD, htr. & A.C. control dial—(9.798).....
68-70	9000 Man. or Auto. A.C.	7580797	LH	2.51	COVER, cowl side duct air outlet—(9.789).....
68	9000 Auto. A.C.	3015021	1	2.82	COVER, control protection—(9.798).....
69-70	9000 Auto. A.C.	3019398	1	3.18	COVER, control protection—(9.798).....
68	9000 Long Console	1375331	1	1.33	DEFLECTOR, htr. ctr. outlet—(9.779).....
68-70	9000 Man. A.C.	3015631	1	1.23	DIAPHRAGM, master switch vac—(9.798).....
68-70	9000 Auto. A.C.	3011399	1	12.35	DIAPHRAGM & CONNECTOR, outside air inlet dr.—(9.277).....
68-70	9000 Man. or Auto. A.C.	1998905	1	5.75	DIAPHRAGM, air inlet & valve assy-vac—(9.280).....
68-70	9000 Man. or Auto. A.C.	1998919	1	2.94	DIAPHRAGM, htr. & A.C. mode door—(9.277).....
69-70	9000 Man. or Auto. A.C.	3146159	1	2.86	DIAPHRAGM, defroster door (air-inlet)—(9.779).....
68	9000 Auto. A.C.	1237817	1		DISTRIBUTOR, vac—(9.755).....
68-69	9000 Man. or Auto. A.C.	1231200	1	4.82	DUCT, A.C. distr— (9.779).....
68-70	9000 Man. or Auto. A.C.	3014463	1	8.25	DUCT, blower inlet-valve hsg.—(9.779).....
68-70	9000 Man. or Auto. A.C.	3005637	1	2.97	DUCT, mtg. flange & pin—(9.779).....
68-70	9000 Man. or Auto. A.C.	3013475	1	25	ELBOW, evap. motor cooling—(9.2 1 8).....
68-70	9000.....	3144684	1		FAN, blower—(8.857).....

68	9000 Auto. A.C.	3008159	.10	FILTER, vac. switch-	9.798)
68-70	9000 Auto. A.C.	3015065	2.20	FILTER, thermo. vac	eg. air—(9.798)
68-70	9000 Auto. A.C.	3019139	3.13	FILTER, restrictor reg	(9.798)
68-70	9000 Man. or Auto. A.C.	3014505	1.23	FITTING, aspirator ail	—(9.798)
68-70	9000 Auto. A.C.	3015066	.30	GASKET, thermo. vac	reg. filter—(9.798)
68-70	9000 Man. or Auto. A.C.	1484119	2.26	GASKET, evap &L	blofer—(9.21 1)
68-70	9000 Man. or Auto. A.C.	3140600	.25	GASKET, evap. ("A	D.)—(9.214)
68-70	9000 Man. or Auto. A.C.	3140852	.30	GASKET, evap. "0"	rihg ("I," I.D.)—(9.21 1)
68-70	9000 Man. or Auto. A.C.	1377187	1.64	GASKET, htr. 8i A.C	rjontrol—(9.798)
68 70	9000 Man. or Auto. A.C.	391549	4.05	GASKET, A.C. htr.	—(8 854)
68 70	9000 Man. or Auto. A.C.	3005633	1.33	GASKET, recirculating	air—(9.779)
69-70	9000 Man. or Auto. A.C.	3140748	.30	GASKET, evap. "0"	rhg (% O.D.)—(9.21 1)
68	9000 Auto. A.C.	1385461	4.05	GRILLE, auto. temp.	cunt, sensor (paint to match)- (9.275) ..
69-70	9000 Auto. A.C.	1387662	2.26	GRILLE, auto. temp.	cjnt. sensor (paint to match)- (9.275) ..
68-70	9000			GROMMET (refer to drps.	9.775 & 9.798)
68	9000 Man. A.C.	1384891	4.20	HOSE (incl. grommet)	vac—(9.798)
68-70	9000			HOSE, air (refer to grp	9.786)
68-70	9000 Man. or Auto. A.C.			HOSES, A.C. lines (ref	3r to grps. 9.222 thru 9.242) .
68-70	9000 Auto. A.C.	1385330	3.43	HOSE, thermo. vac.	re to blower—(9.798)
69-70	9000 Auto. A.C.	1387229	3.64	HOSE, sensor grille	to adapter—(9.27 5)
68	9000 Man. A.C.	1384128	9.30	HOSE HARNESS, vac	(9.798)
68	9000 Auto. A.C.	3014700	26 65	HOSE HARNESS, vac	(9.798)
69-70	9000 Man. A.C.	1230191	9.00	HOSE HARNESS, vac	-(9.798)
69-70	9000 Auto. A.C.	1230191	9.00	HOSE HARNESS, vac	(9.798)
68-70	9000 Man. or Auto. A.C.	3002151	5.70	HOUSING, temp. control	valve—(9.779)
68-70	9000 Man. or Auto. A.C.	8526387	.67	INSULATION, evap.	bjljb.—(9.213)
69	9000 Man. or Auto. A.C.	1230184	1.18	KNOB, htr. & A.C. con	rol—(9.798)
70	9000 Man. or Auto. A.C.	1233942	1.08	KNOB, htr. 8i A.C. con	rol—(8.852)
68	9000 Man. A.C.	7305369	10.25	LENS, A.C. control (inc	applique)—(9.798)
68	9000 Auto. A.C.	7305418	9.60	LENS, A.C. control—(9	798)
69	9000 Man. A.C.	1387416	8.45	LENS, A.C. control (inc	applique)—(9.798)
69	9000 Auto. A.C.	1387417	8.45	LENS, A.C. control (inc	applique)—(9.798)
70	9000 Man. A.C.	1233956	12.40	LENS, A.C. control—(9	279)
70	9000 Auto. A.C.	1233955	12.60	LENS, A.C. control—(9	279)
68	9000 Man. & Auto. A.C.	3005684	.36	LEVER, def. valve—(9	98)
70	9000	1222934	1.69	LEVER, htr. & A.C. con	trol (incl. knob & ret.)- (8.852)
68-70	9000 Auto. A.C.	3015153	.51	LINK, temp. vac. switc	—(9.798)
68-70	9000 Auto. A.C.	3014665	1.85	LINK & PINS, htr—(9	779)
69-70	9000 Man. or Auto. A.C.	3005692	3.64	LINK, def. valve (9.79	8)
68-70	9000 Man. or Auto. A.C.	4914916	28.80	MOTOR, blower—(8.8	5)
68-69	9000 Man. or Auto. A.C.	1379203	16.10	MUFFLER, hot gas valve	discharge—(9.225) ..
69-70	9000	7305309	.56	NUT, htr. & A.C. contrc	s (barrel type)—(8.852)
68-70	9000 Man. or Auto. A.C.			OUTLETS, A.C. (refer to	grps. 9.260 & 9.262)
68	9000	1374273	3.38	OUTLET, htr.-ctr.—(9.7	79)
69-70	9000 Long Console	1387239	3.59	OUTLET, htr.-ctr.—(9.7	79)
69-70	9000 less Long Console	1374273	3.38	OUTLET, htr.-ctr.—(9	79)
68-70	9000	7646781	3.43	OUTLET, def—(9.779)	
68-70	9000	7646782	3.43	OUTLET, def—(9.779)	
68-70	9000 Auto. A.C.	3017987	.51	PLUG, vac. leak down	(9.277)
68-70	9000 Auto. A.C.	3021438	9.00	PORT & FITTING KIT, thermo.	vac. reg. output- (9.798)
68-69	9000 Man. or Auto. A.C.	3012944	24.50	RECEIVER DEHYDRATOR	(9.195)
70	9000 Man. or Auto. A.C.	3015061	24.30	RECEIVER DEHYDRATOR	(9.195)
68-70	9000 Auto. A.C.	3015672	32.00	REGULATOR, thermo.	vac—(9.798)
68	9000 Auto. A.C.	1394325	17.55	RELAY KIT, A.C. control	—(9.798)
68	9000 Man. or Auto. A.C.	1372259	4.66	RELAY, A.C. blower	(9.277)
68-69	9000 Auto. A.C.	1365166	3.95	RELAY, blower mtr.-	(9.277)
69-70	9000 Man. A.C.	1372259	4.66	RELAY, A.C. blower	(f 277)
69-70	9000 Auto. A.C.	1372259	4.66	RELAY, selector switc	-(9.277)
68	9000 Auto. A.C.	1385151	3.08	RESISTOR, A.C. blowe	mtr.—(9.27 5)
68-70	9000 Man. A.C.	1385321	1.44	RESISTOR, A.C blowef	mtr.—(9.27 5)
68-70	9000 Auto. A.C.	3018856	.92	RESISTOR, vac. plug	Ff.V.A. bleed)—(9.798)
68-70	9000	3018858	1.28	RESTRICTOR, vac ho	-(9.798)
69	9000 Auto. A.C.	3018473	3.64	RESTRICTOR, vac hos	(porous) in green hose— (9.798)
68-70	9000 Man. or Auto. A.C.	5914631	.56	SCREEN, compr. expansion	valve filter—(9.214)
68	9000 Man. AC	1472307	.15	SEAL, A.C. blower resistor	to htr—(9.275)
68	9000 Long Console	1381349	.10	SEAL, htr. ctr. outlet	def I.—(9.262)
68-69	9000 Man. or Auto. A.C.	3005344	4.51	SEAL, hsg. to htr. case-	(9.779)
68-70	9000 Man. or Auto. A.C.	3005686	.05	SEAL, case to diverter	valve—(9.79 8)
68-70	9000 Man. or Auto. A.C.	3002272	.87	SEAL, evap. core—(9.2	1)
68-70	9000 Man. or Auto. A.C.	1484207	.97	SEAL, evap. to htr. &	air sel. assy.—(9.21 1)
68-70	9000 Auto. A.C.	3005344	4.5 1	SEAL, hsg. to htr. case-	-(9.779)
68-70	9000	1383393	.46	SEAL, A.C. ctr. outlet	d ct-upr.—(9.779) . . .
68-70	9000	1384928	.72	SEAL, A.C. ctr. outlet	d ct-lwr.—(9.779) . . .

68-70	9000 Auto. A.C.	1385318	1	.41	SEAL, sensor adapter—(9.275)
69-70	9000 Auto. A.C.	1230409	1	.67	SEAL, sensor grille—(9.275)
68	9000 Auto. A.C.	3016972	1	35.95	SELECTOR, A.C. & htr.—(9.779)
68	9000 Man. A.C.	3005274	1	33.10	SELECTOR, A.C. & htr.—(9.779)
69-70	9000 Auto. A.C.	3018472	1	37.50	SELECTOR, A.C. 8c htr.—(9.779)
68-70	9000 Man. or Auto. A.C.	3005687	1	.15	SHAFT, diverter valve—(9.798)
68-70	9000	1185086	AR	.10	SHIM, rec. 8c dehyd. (1/16" dia.)—(9.198)
69	9000 Man. or Auto. A.C.	7314556	1	.25	SHIM, vac. selector switch—(9.798)
68	9000	7304757	RH	.72	SPRING, torsion control—(9.798)
68	9000	7304758	LH	.72	SPRING, torsion control—(9.798)
68	9000 Auto. A.C.	3014664	1	.46	SPRING, torsion-temp. valve—(9.798)
68-70	9000 Auto. A.C.	3020303	1	.46	SPRING, temp. valve—(9.798)
68-70	9000 Man. or Auto. A.C.	3005636	1	.30	SPRING, air valve—(9.779)
68-70	9000 Man. or Auto. A.C.	3020111	1	.36	SPRING, outside recirculated air door return—(9.779)
68-69	9000 Man. or Auto. A.C.	1379763	1	.77	SUPPORT, rec. dehy—(9.195)
68	9000 Auto. A.C.	3019186	1	8.80	SWITCH, vac. selector—(9.798)
68	9000 Auto. A.C.	3019138	1	10.40	SWITCH, vac. program—(9.798)
68	9000 Auto. A.C.	3014699	1	8.55	SWITCH, selector—(9.798)
68	9000 Man. A.C.	7304793	1	4.20	SWITCH, vac-master (2 port-on control)—(9.798)
68	9000 Man. A.C.	7304784	1	8.15	SWITCH, blower A.C. controls (5 position)—(9.798)
68	9000 Man. A.C.	7305184	1	6.50	SWITCH, selector vac. cl. (4 ports & 4 term.-on control)—(9.798)
68-70	9000 Man. A.C.	1387326	1	4.05	SWITCH, vac-water valve (2 port-on control)—(9.798)
68-70	9000 Auto. A.C.	3015146	1	7.90	SWITCH, blower—(9.798)
68-70	9000 Auto. A.C.	3014674	1	13.45	SWITCH, master (complete)—(9.798)
68-70	9000 Auto. A.C.	3018787	1	6.95	SWITCH, ambient compr—(9.798)
68-70	9000 Auto. A.C.	3014675	1	6.90	SWITCH, master-micro—(9.798)
69-70	9000 Man. A.C.	1387857	1	4.05	SWITCH, vac-master (2 port-on control)—(9.798)
69-70	9000 Auto. A.C.	3019138	1	10.40	SWITCH, vac-temp.—(9.798)
69 70	9000 Man. A.C.	1386904	1	8.10	SWITCH, vac-selector & A.C. clutch (on control)—(9.798)
69-70	9000 Auto. A.C.	1230507	1	14.75	SWITCH, selector (vac. & elec.) (on control)—(9.275)
69-70	9000 Man. A.C.	1386803	1	7.20	SWITCH, A.C. blower (on control)—(9.275)
70	9000 Man. A.C.	7313424	1	9.15	SWITCH, vac—(9.275)
	NOTE For any A.C. "Switch" not listed, refer to noun name "Valve."				
68-70	9000	385076	1	3.08	TANK, vac—(9.281)
68	9000 Auto. A.C.	3866868	2	.20	TEE CONNECTOR, in vac. source line (1/8" x 1/8" x 1/8")—(9.281)
68	9000 Auto. A.C.	3018787	1	6.95	THERMOSTAT, ambient compr.—(9.798)
68-70	9000 Man. or Auto. A.C.	3010978	1	1.44	TUBE, evap. case drain—(9.21 1)
68	9000 Man. A.C.	399679	1	14.10	VALVE, htr. water temp.—(9.795)
68	9000 Man. A.C.	7304963	1	3.28	VALVE, vac.-htr. & A.C. control (2 port-on control)—(9.798)
68	9000 Auto. A.C.	399715	1	18.65	VALVE, htr. water temp.—(9.795)
68-70	9000 Auto. A.C.	3014685	1	6.90	VALVE 8c SHAFT, temp. control—(9.798)
68-70	9000 Man. A.C.	3006130	1	6.25	VALVE 8t SHAFT, temp. control—(9.779)
68-70	9000 Man. or Auto. A.C.	3005646	1	8.10	VALVE, hsg. & brkt.—(9.779)
68-70	9000 Man. or Auto. A.C.	5910593	1	30.70	VALVE, suction throttling—(9.198)
68-70	9000 Man. or Auto. A.C.	5910745	1	33.85	VALVE, evap. thermo. expansion—(9.2 13)
68-70	9000 Auto. A.C.	3016556	1	2.41	VALVE, vac. check—(9.798)
68-70	9000 Auto. A.C.	1394859	1	4.87	VALVE KIT, thermo. vac. valve—(9.795)
68-70	9000 Man. or Auto. A.C.	3016936	1	4.05	VALVE 8c SEAL, diverter—(9.798)
69-70	9000 Man. A.C.	3012817	1	4.4 1	VALVE (door) diverter—(9.798)
69-70	9000 Auto. A.C.	1230573	1	17.95	VALVE, htr. water temp.—(9.795)
	NOTE For any A.C. "Valve" not listed, refer to noun name "Switch."				
68	9000 Auto. A.C.	3015638	1	22.75	WIRING HARNESS (9.798)
69-70	9000 Auto. A.C.	3018466	1	29.10	WIRING HARNESS (9.798)
68-69	9000 Auto. A.C.	3001346	1	.46	WIRE, A.C. htr.-ground—(9.218)
68-70	9000				WIRE, controls (refer to grps. 9.787 or 9.798)

9.169J 1971-73 50-60-80-9000 (ALL B-C-E) HEATER & AIR CONDITIONING PARTS (MANUAL OR AUTO. A.C.)

71-72	All Auto. A.C.	1223165	1	15.75	AMPLIFIER, circuit board-programmer (incl. potentiometer, insulator, retainer, heat sink)-(Darlington)—(9.275)
71-72	All Auto. A.C.	1223113		1.49	ARM, programmer feed back potentiometer—(9.270)
71	All Auto. A.C.	7932547		.77	ARM (shaft) mix dr. opr. (programmer)—(9.275)
71-72	All Auto. A.C.	482042		.83	ASPIRATOR 8c SHIELD, A.C. control on case—(9.275)
71-73	All B-C-E (Man. or Auto. A.C.)	1239926		2.5 1	BAFFLE, recirculating air—(9.784)
71	All B-C-E (Man. A.C.)	7932341		2.67	BASE PLATE, A.C. control—(9.273)
71	All B-C-E (Man. or Auto. A.C.)	1386236		.87	BRACKET, condenser mtg.-upr.- (9.190)
72-73	All Man. or Auto. A.C.	1239903		.87	BRACKET, condenser mtg.-upr.- (9.190)

71-73	All B-C-E (Man. or Auto. A.C.)	1382264		.25	BUMPER , lwr. mtg. to rad. supt. lwr. tie—(9.198) ..
71-72	All E (Man. or Auto. A.C.)	1236973		.15	BUMPER , condenser to rad. tank—(9.190)
71-72	All B-C-E (Man. A.C.)	7932907		.46	CAM , temp.-A.C. control (water valve)—(9.275)
71-72	All B-C-E (Man. A.C.)	7932904		.56	CAM , cbl. temp.-A.C. ;ontrol—(9.275)
71-73	All B-C-E (Man. A.C.)	3022737		3.95	CAM & SUPPORT , htr—(9.786)
71	All B-C-E (Man. or Auto. A.C.)	5911737		.77	CAP , compr. throttling valve—(9.198)
71-73	All B-C-E (Man. or Auto. A.C.)	1237982		6.30	CAPACITOR , blower mtr. suppressor—(8.855) ..
71	All B-C-E (Man. A.C.)	3023052		78.85	CASE , htr. (incl. frt. plate valves & hsg.)—(9.786)
71	All Auto. A.C.	3022879		78.85	CASE , htr. (incl. frt. plate & valves)—(9.786)
71	All B-C-E (Man. or Auto. A.C. 1st Type)	3023165		25.50	CASE , evap. inlet (inc back plate & brkt.)—(9.21 1)
71	All B-C-E (Man. or Auto. A.C. 1st Type)	3022673		19.20	CASE , evap.-outlet—(Si.21 1)
71	All B-C-E (Man. A.C.)				CIRCUIT BOARD , mai. A.C. control service use high blower override swich (includes circuit board)
72	All Auto. A.C.	3025958		78.85	CASE , htr. (incl. frt. plates & valves)—(9.786)
72-73	All B-C-E (Man. A.C.)	3026000		78.85	CASE , htr. (incl. frt. plates & valves)—(9.786)
71	All B-C-E (Man. or Auto. A.C. 2nd Type)	3025918		25.50	CASE , evap. inlet (incl. back plate)—(9.21 1)
71	All B-C-E (Man. or Auto. A.C. 2nd Type)	3024686		19.20	CASE , evap. outlet (in;l. brkt.)—(9.21 1)
72	All B-C-E (Man. or Auto. A.C.)	3024686		19.20	CASE , evap. outlet (in:l. brkt.)—(9.21 1)
72	All B-C-E (Man. or Auto. A.C.)	3025918		25.50	CASE , evap. inlet (incl. back plate)—(9.21 1)
	NOTE 197 1 50-60-80-9000 1st type P.O.A. & T.X. valve mtd. on inlet case, 2nd type mtd. on outlet case			10.30	CIRCUIT BOARD (inc . wiring) control—(9.276)
71-72	All Auto. A.C.	7934058		6.00	CIRCUIT BOARD , resistor-(blower)-programmer—(9.270)
71-72	All Auto. A.C.	7932502			
71-72	All B-C-E (Man. or Auto. A.C.)	3017087		.23	CLAMP , P.O.A. valve- (9.214)
71-73	All B-C-E (Man. or Auto. A.C.)	3022712		.20	CLAMP , core mtg. (header tank)—(8.854)
71-73	All B-C-E (Man. or Auto. *.c.)	3022734		.20	CLAMP , core mtg. (in Dut tank)—(8.854)
71	All B-C-E (Man. or Auto. A.C.)	2471945	AR	.59	CLAMP , evap. drain u be—(1.166)
71-73	All B-C-E (Man. or Auto. A.C.)	408365	AR	.10	CLIP , A.C. htr. case to return duct—(9.262)
71-73	All B-C-E (Man. or Auto. A.C.)	1235382	AR	.10	CLIP , htr. & A.C. contrpl to instr. pnl. (2" long-2 mtg. holes)—(8.852) ..
71-73	All B-C-E (Man. or Auto. A.C.)	3022741	1	.10	CLIP , temp, valve shafi ret.—(9.786)
71-73	All Auto. A.C.	1484109	1	.10	CLIP , program link to htr.—(9.786) .
71-72	All Auto. A.C.	7932516	1	25	CLIP , ret. (heat sink)-piogrammer—(9.270)
71-72	All B-C-E (Man. or Auto. A.C.)	7282187	AR	15	CLIP , htr. & A.C. control lens—(8.852)
71-72	All B-C-E (Man. or Auto. A.C.)	6598423	1	145.95	COMPRESSOR , less c . pulley & brg
	NOTE For compressor component parts refer to Grps. 9.1 70 thru 9.1 88				
71-72	All B-C (Man. or Auto. A.C.)	3023190	1	129.50	CONDENSER , AC—(9 190)
71-72	All E (Man. or Auto. A.C.]	3023163	1	130.60	CONDENSER , A.C.—(9 190)
71 72	All Auto. A.C.	7939007	1	.45	CONNECTOR , female-programmer electrical (black-plastic)—(9.275)
72-73	All B-C-E (Man or Auto. A.C.)	3022746	2	05	CONNECTOR , diverter vac. link—(9.786)
71-72	All Auto. A.C. .	1223114	1	1 74	(incl. 3 brgs.)—(9.27E>)
71-72	All Auto. A.C. .	7931934	1	2 87	CONTACTS , selector <i>cpm</i> assm.-control (incl. wipers)—(9.281) ..
71-73	All B-C-E (Man. A.C.)	7938514	1	29 55	CONTROL , AC—(9 .
71-72	All (Auto. A.C.)	7938524	1	40 60	CONTROL , A.C—(9.273)
71-73	All B-C-E (Man. or Auto. A.C.)	3022696	1	32 60	CORE & FITTINGS , htr.—(8.854)
71-72	All B-C-E (Man. or Auto. A.C.)	3027185	1	1 55 00	
71	All B-C-E (Man or Auto. A.C.)	5914817	1	36	CORE , valve-bleed conn.—(9.1 98)
71-72	All Auto. A.C. .	7932554	1	3 84	COVER , programmer (t lack-plastic)—(9.275) .. .
71-73	All B-C-E (Man. or Auto. A.C.)	1998980	1	5 70	DIAPHRAGM , def. door (valve & seal)—(9.779)

71-73	All B-C-E (Man. or Auto. A.C.)	1998981	2	3.08	DIAPHRAGM, diverter door-(valve & seal) (upr. & lwr.)—(9.280)
71-72	All B-C-E (Man. or Auto. A.C.)	1998985	1	3.28	DIAPHRAGM, air inlet door (outside air)—(8.850)
71-73	All B-C (Man. or Auto. A.C.)	1235350	RH	5.20	DUCT, instr. pnl. cvr. (incl. valve)—(9.262)
71-73	All B-C (Man. or Auto. A.C.)	1235351	LH	5.20	DUCT, instr. pnl. cvr. (incl. valve)—(9.262)
71-73	All E (Man. or Auto. A.C.)	1235624	RH	7.05	DUCT, instr. pnl. cvr. (incl. valve)—(9.262)
71-73	All E (Man. or Auto. A.C.)	1235575	1	7.05	DUCT, instr. pnl. cvr.-ctr. (incl. valve)—(9.262)
71-73	All B-C-E (Man. or Auto. A.C.)	1238429	1	4.41	DUCT, A.C. distr. (lwr.)—(9.260)
71-73	All B-C-E (Man. or Auto. A.C.)	1238430	1	4.41	DUCT, A.C. distr.-upr.—(9.260)
71-72	All B-C-E (Man. A.C.)	1223325	1	2.76	LENS PKG., A.C. control—(9.273)
71-72	All Auto. A.C.	1223129	1		LENS PKG., A.C. control (incl. lens, back plate, knob & ret.)—(9.270)
71-73	All B-C-E (Man. or Auto. A.C.)	3027062	1	4.35	FAN, blower mtr.—(9.216)
71-73	All B-C-E (Man. or Auto. A.C.)	3140600	AR	.25	GASKET, evap. ("%" I.D.)—(9.214)
71-73	All B-C-E (Man. or Auto. A.C.)	3140852	AR	.30	GASKET, evap. "O" ring—(9.211)
71-73	All B-C-E (Man. or Auto. A.C.)	3022854	1	2.82	GASKET, evap. case to cowl
71-73	All B-C (Auto. A.C.)	1236060	1	1.64	GRILLE, sensor (paint to match)—(9.275)
71-73	All E (Auto. A.C.)	1236059	1	1.79	GRILLE, sensor (paint to match)—(9.275)
71-73	All				HOSES, A.C. lines (refer to grps. 9.222 thru 9.242)
71-73	All				HOSE, air (refer to grp. 9.260-9.786)
71	All Auto. A.C.	9796665	1	.62	HOSE, sensor to aspirator—(9.275)
71-73	All B-C-E (Man. A.C.)	1236688	1	8.70	HOSE HARNESS, vac. to instr. pnl. control—(9.798)
71	All B-C-E (Man. A.C.)	1236689	1	6.25	HOSE HARNESS, vac. to A.C. htr.—(9.798)
71-73	All Auto. A.C.	1237571	1	72.25	HOSE HARNESS, vac.-instr. pnl. control unit—(9.798)
71	All Auto. A.C.	1237586	1	1 1.95	HOSE HARNESS, vac. programmer—(9.798)
72-73	All B-C-E (Man. A.C.)	1240023	1	6.25	HOSE HARNESS, vac.-to A.C. htr.—(9.798)
72-73	All Auto. A.C.	1240025	1	1 1.95	HOSE HARNESS, vac. programmer—(9.798)
71-73	All B-C-E (Man. A.C.)	3022740	1	18.25	HOUSING & VALVE, temp—(9.786)
71-72	All Auto. A.C.	3022877	1	1 8.25	HOUSING 8i VALVE, temp—(9.262)
71	All B-C-E (Man. A.C.)	3022743	1		HOUSING, temp, valve & core seal—(9.786)
71-73	All B-C-E (Man. or Auto. A.C.)	3022834	1	16.00	INLET, evap. air—(9.789)
71-72	All B-C-E (Man. or Auto. A.C.)	8526387	1	.67	INSULATOR, evap. bulb—(9.213)
71-73	All				INSULATOR, discharge hose (refer to grp. 9.225)
71	All Auto. A.C.	7932507	1	.20	INSULATOR, heat sink programmer (plastic)—(9.270)
71-72	All B-C-E	7934749	AR	.82	KNOB, selector lever—(8.852)
71-72	All B-C-E	7931413	1	1.49	KNOB, blower switch—(8.852)
71-72	All B-C-E (Man. A.C.)	7932344	1	.87	LEVER, selector man. A.C. control—(9.275)
71-72	All B-C-E (Man. or Auto. A.C.)	7932343	1	.56	LEVER, selector temp. control-A.C. control—(9.278)
71	All B-C-E (Man. A.C.)	3022758	1	.07	LINK, diverter—(9.786)
71-73	All B-C-E (Man. A.C.)	3022747	1	.10	LINK, diverter valve—(9.786)
71	All B-C-E (Man. A.C.)	3015231	1	.67	LINK, slave door—(9.786)
71-73	All Auto. A.C.	7932695	1	2.15	LINKAGE, temp. dr. conn.-programmer—(9.786)
71-73	All B-C-E (Man. or Auto. A.C.)	4960538	1	28.70	MOTOR, blower—(8.855)
71-72	All Auto. A.C.	7932526	1	3.84	MOTOR, vac. auto. A.C. programmer (incl. arm)—(9.280)
71	350 Eng.	1356096	1	.25	NIPPLE, htr. in mfld. (%)—(8.866)
71	455 Eng.	1485744	1	.51	NIPPLE, htr. water flow-in int. mfld—(8.866)
71-73	All B-C-E (Man. or Auto. A.C.)	480713	1	4.92	NOZZLE, def. air—(9.779)
71	All B-C-E (Man. or Auto. A.C.)	5929144	1	.51	"O" RING, throttle valve cap—(9.172)
71-73	All				OUTLETS, A.C. (refer to grps. 9.260 & 9.262)
71	All B-C-E (Man. or Auto. A.C.)	481192	1	.97	OUTLET, htr. ctr.- (9.789)
72	All B-C-E (Man. or Auto. A.C.)	9795550	1		OUTLET, htr. ctr.- (9.789)
71	All B-C-E (Man. A.C.)	3025894	1	.97	OUTLET, htr. ctr.- (9.789)
71-72	All Auto. A.C.	7930135	1	68.70	PLATE, frt. htr. case—(9.786)
71-72	All B-C (Man. or Auto. A.C.)	3015061	1	24.30	PROGRAMMER, A.C. control (on case)—(9.275)
71-72	All E (Man. or Auto. A.C.)	3012944	1	24.50	RECEIVER DEHYDRATOR (9 195)
71-73	All B-C-E (Man. A.C.)	3961573	1	1.90	RECEIVER DEHYDRATOR (9 195)
					RELAY, A.C. blower temp, delay—(9.277)

71-73	All B-C-E (Man. or Auto. A.C.)	1237547	AR	4.66	RELAY, A.C. high blow er—(9.277)
72	All B-C-E (Man. or Auto. A.C.)	1372259	!	4.66	RELAY, A.C. blower- (9.277)
71-73	All Auto. A.C.	3990842	1	1.90	RELAY,, reversing- (4.07 5)
71-72	All Auto. A.C.	7930501	1	2.87	RELAY, vac. checking (programmer)—(9.270)
73	All B-C-E (Man. A.C.)	1372259	1	4.66	RELAY, A.C. blower—(p.277)
71-73	All B-C-E (Man. A.C.)	3998401	1	1.33	RESISTOR, A.C. blower—(9.275)
71-73	All Auto. A.C.	1237587	1	.15	RESTRICTOR, vac. delay (porous) recirculate vac. hose—(9.798)
71-73		410209	1	.25	RESTRICTOR, vac. deejay (porous) def. vac. hose—(9.281)
71-72	All Auto. A.C.	7933230	1	.36	RETAINER (clip) programmer power spring—(9.270)
71-72	All B-C-E	7308915	1	.05	RETAINER, htr. 8< A.C. control lvr.—(8.849)
71-72	All Auto. A.C.	7935792	1	.31	RETAINER, conn.-plastic rib, retains programmer cvr. —(9.275)
71-73	All B-C-E (Man. A.C.)	3150822	1	.10	ROLLER, htr. control c+m-(9.7 86) .
71	All B-C-E (Man. or Auto. A.C.)	5914631	!	.56	SCREEN, expansion va ve filter—(9.2 14).....
71	All B-C-E	9419322	!	.10	SCREW, distr. duct to .C. htr. case—(8.977).....
71-73	All B-C-E	1235863	1	.92	SEAL, htr. air outlet—(FS 779).....
71-72	All B-C-E	1236408	1	.67	SEAL, A.C. distr. duct htr. case—(9.779).....
71-73	All Auto. A.C.	7935324	1	4.00	SENSOR, ambient-outs de air temp, control (in evap. case)—(9.276)
71-73	All Auto. A.C.	7933754	!	8.90	SENSOR (body) in car (9.27 6).....
71	All B-C-E (Man. A.C.)	3022760	1	1 03	SHAFT 8< LEVER, slave valve—(9.786)
71	All B-C-E (Man. A.C.)	3022759	1	.51	SHAFT 8< LEVER, diverter valve—(9.786).....
72	All Auto. A.C.	7937912	1	1.40	SHAFT, mix dr. opr. arp (on programmer)—(9.275)
71-73	All B-C-E (Man. or Auto. A.C.)	1185086	AR	.10	SHIM, A.C. hot gas by-pass valve—(9.1 98)
71-73	All Auto. A.C.	1236058	1	.51	SPACER, in car sensor—(9.275)
71-72	All Auto. A.C.	7932552	1	.51	SPRING, pwr.-auto. terr p. control programmer- (9.275)
71-73	All B-C-E (Man. or Auto. A.C.)	3022829	!	.41	SPRING, def. dr.—(9.786).....
71-72	All Auto. A.C.	7932535	1	.20	SPRING, programmer vac. valve—(9.275).....
71-72	All Auto. A.C.	7932544	1	.41	STUD, vac. valve mtg. screw (programmer)—(9.275)
71-72	All B-C-E (Man. or Auto. A.C.)	1241259	1		SUPPORT, htr. control—(9.798)
71-73	All B-C-E (Man. or Auto. A.C.)	483326	!	2.5 1	SWITCH, compr. ambient (2-term.)—(9.275).....
71-72	All B-C-E (Man. A.C.)	1223127	1	2 92	SWITCH, control (blower)—(9.275).....
71-72	All B-C-E (Man. A.C.)	1223345	1	5.75	SWITCH ARM & 80AUD, high blower override-A.C. control incl. circuit board—(9.275).....
71-73	All B-C-E	6490265	1	3.36	SWITCH, htr. blower delay (in rr. of right cyl. hd.)—(8.852) ..
	NOTE For any A.C. "Switch" not listed, refer to				noun name "Valve."
71-73	All	385076		3.08	TANK, vac—(9.281) .
71-72	All Auto. A.C.	7932183		8.85	THUMB WHEEL 8. POTENTIOMETER, auto. A.C. control—(9.275) . . .
71-72	All Auto. A.C.	7932545		12.50	TRANSDUCER, A.C. programmer— (9.270)
71-73	All B-C-E (Man. or Auto. A.C.)	3022657		.51	TUBE, evap. mtr. cooling—(9.2 1 8)
71-72	All B-C-E (Man. or Auto. A.C.)	3016305		.25	TUBE, evap. case drain (9.21 1)
71	All B-C-E (Man. or Auto. A.C.)	3023851		4.97	VALVE (door) def.—(9.7 79)
71	All B-C-E (Man. A.C.)	3022761			VALVE, slave (door)—(9 786)
71-73	All B-C-E (Man. or Auto. A.C.)	481375		8.35	VALVE, water temp, cor trol—(9.795)
71-72	All B-C-E (Man. A.C.)	7932345		2.51	VALVE, vac. hot water (3-port) man. A.C. control- (9.280)
71-72	All Auto. A.C.	7932536		4.77	VALVE, vac. (programmør)—(9.280)
71-72	All B-C-E (Man. A.C.)	7932346		2.92	VALVE, vac-select (9-pcrt) man A.C. control- (9.280)
71-72	All Auto. A.C.	7931936		2.67	VALVE, vac-select (9-pojrt) auto. A.C. control— (9.280)
71	All E (Man. or Auto. A.C.)	5910593		30.70	VALVE, suction throttlinb—(9.198) .
71	All B-C (Man. or Auto. A.C.)	5910777		33.15	VALVE, suction throttlin g—(9.198) .
72	All B-C-E (Man. or Auto. A.C.)	5910777		33.15	VALVE, suction throttlin 3—(9.1 98) .
71	All B-C (Man. or Auto. A.C.)	5910766		29.25	VALVE, evap. thermo. expansion—(9.213)
71-73	All B-C-E (Man. A.C.)	3022742		6.75	VALVE 81 SHAFT (door) temp, control—(9.786)
71-73	All B-C-E (Man. or Auto. A.C.)	3022769		4.46	VALVE & SEAL (door) diverter-lwr.—(9.786)

71-73	All B-C-E (Man. or Auto. A.C.)	.3022765	1	3.84	VALVE 8t SEAL (door) diverter-upr.—(9.786)
71	All B-C-E (Man. or Auto. A.C.)	.3022860	1	5.07	VALVE & SEAL (door) air valve (incl. shaft)—(9.782)
NOTE For any A.C. "Valve" not listed, refer to noun name "Switch."					
72-73	All B-C-E (Man. or Auto. A.C.)	.3025960	1	4.97	VALVE (door) del—(9.779)
72	All Auto. A.C.	.3022881	1	6.85	VALVE & SHAFT, htr. temp. control—(9.786)
71-73	All				WIRE, controls (refer to grp. 9.787)

9.170 COMPRESSOR, AIR CONDITIONING

62-63	V-6	.5910432		125.15	COMPRESSOR, incl. Cl.-pulley & brg
58-60	All exc. Kool-pak	.6550151		129.45	COMPRESSOR (6 cyl.)
61	44-46-47-4800	.6550151		129.45	COMPRESSOR (6 cyl.)
64-72	All A.C.	.6598423		145.95	COMPRESSOR, less cl. pulley & brg
67-73	All V-8	.1385467		.67	INSULATOR, htr. hose to compr. brkts
67	All	.502306		.05	WASHER, compr. brace to rr. adapter—(8.929)
71	30-4000 V-8	.1385467		.67	INSULATOR, htr. hose to compr. brkt
68-70	L-6 Eng.	.120638			WASHER, frt. brkt. to compr.—(8.93 1)
69	80-9000	.502306		.05	WASHER, P.S. bracket to cylinder head under bolt head—(8.929)
68 69	L-6 Eng. A.C.	.444684			BOLT, brkt. to compr.-frt. (1/2,"24 x %)—(8.900)
68-70	L-6 Eng. A.C.	.186634			BOLT, frt. brkt. to compr. (%,"24 x 1)—(8.900)
71-73	All as Req.	.181591			BOLT, compr. to adapter (1/2,V—24 x VV)—(8.900)

9.170 KIT, AIR CONDITIONING COMPRESSOR

58-72	All	.6591956		3.74	SEAL KIT, compr. gsckt. 8i "O" ring
58-72	All	.6590589		2.46	NUT KIT, compr. shell & shaft
58-71	All	.6590591		2.41	RING KIT, compr. ret

9.170 CYLINDER—SHAFT—SHELL, AIR CONDITIONING COMPRESSOR

58-72	All	.5914807		27 95	CYLINDER
61-63	40-41-4300	.5914810		77.90	CYLINDER 8. SHAFT
61 72	All exc. 1961-63 40-4 1-4300	.5914809		77.90	CYLINDER & SHAFT
58-72	All	.5914705		21.20	SHAFT (incl. plate 8t keys)
62-72	All	.5914808		24.45	SHELL
58	All	.3140748		.30	GASKET, to evap. hose to fitting (%)"—(9.21 1)
58-59	All	.3140600	AR	.25	GASKET, by-pass valve line to compr. fitting (VV)—(9.214)

9.171 ADAPTER, AIR CONDITIONING COMPRESSOR

62	V-6 A.C. 2nd Type	.1367464	1	.46	ADAPTER, rr.
63	40-4100 A.C. V-6	.1367464	1	.46	ADAPTER, rr.
64-65	Special-Skylark	.1367466	1	.72	ADAPTER, frt.-upr.
64	Special-Skylark	.1367464	1	.46	ADAPTER, rr.
65	30-40-5000 less G.S.	.1368790	1	.92	ADAPTER, rr.
65-66	30-40-5000 less G.S.	.1368791	1	.62	ADAPTER, frt.
66	30-40-5000 less G.S.	.1375052	1	.82	ADAPTER, rr.
67	All	.1375052	1	.82	ADAPTER, rr.
67	All	.1368791	1	.62	ADAPTER, frt.
68-73	All V-8	.1368791	1	.62	ADAPTER, frt.
68-73	All V-8	.1375052	1	.82	ADAPTER, rr.

9.171 BRACKET, COMPRESSOR MOUNTING

61	44-46-47-4800	.1196903	1	3.28	BRACKET, frt.
62	44-46-4800	.1356689	1	2.72	BRACKET, frt.
62	44-46-4800	.1348078	1	1.64	BRACKET, rr.
63	44-46-4800 (401 Eng.)	.1356689	1	2.72	BRACKET, frt.
63	44-46-4800 (401 Eng.)	.1348078	1	1.64	BRACKET, rr.
64-65	Wildcat-Electra-Riviera A.C. less 2-4 Bbl.	.1367410	1	2.61	BRACKET, rr.
64-65	Wildcat-Electra-Riviera A.C. (2-4 Bbl.)	.1367411	1	5.55	BRACKET, rr.
65	4000 Gran Sport	.1367410	1	2.61	BRACKET, rr.
66	4600 A.C.	.1372195	1	4.31	BRACKET, rr.
66	60-80-9000 Man. or Auto. A.C. less 425 Eng. (2-4 Bbl.)	.1372195	1	4.31	BRACKET, rr.
66	60-9000 Man. or Auto. A.C. (2-4 Bbl.)	.1367411	1	5.55	BRACKET, rr.
68-70	L-6 Eng. A.C.	.3843249	1	2.15	BRACKET, frt.
68-70	L-6 Eng. A.C.	.3843250	1	1.44	BRACKET, rr.
71-73	All V-8 A.C. exc. 80 Amp. Delcotron.	.1235835	1	15.50	BRACKET, compr. & Delcotron mtg.—(2.277)
68-70	L-6 Eng. A.C.	.3843248	1	9.00	SUPPORT
68-70	L-6 Eng. A.C.	.3850581	AR	.36	SHIM, brkt. to compr.-to take up clearance at rr. of compr.

71	All Man. or Auto. A.C.	9419683	1	.11	BOLT , compr. mtg. brkt. to cyl. block ($\frac{7}{16}$ "—1 8 x %")-(8.900)
71-73	All B.C.E.	120614	2		NUT , compr. mtg. brkt to compr. (No. 10-32)—(8.915)

9.171 BRACE, AIR CONDITIONING COMPRESSOR

NOTE Braces also listed in Grp. 2.317.

64-65	Special-Skylark A.C.	1367462	1	1.85	BRACE , rr
65	30-40-5000 A.C. less Gran Sport	1368752	1	2.36	BRACE , rr.
67	46-60-80-9000 A.C.	1379943	1	5.25	BRACE . . .
67	60-80-9000 Auto. A.C.	1379943	1	5.25	BRACE . . .
68	All V-8 Man. or Auto. A.C.	1379943	1	5.25	BRACE
69-70	All V-8 (exc. 9000) Man. or Auto. A.C.	1387136	1	6.35	BRACE
69-70	60-8000 Man. or Auto. A.C.	1231201		1.90	BRACE , brkt.
69-70	9000 Man. or Auto. A.C.	1379943		5.25	BRACE
71	All V-8 Man. or Auto. A.C. exc. 80 Amp. Delcotron	1235775		6.30	BRACE , mtg.
71	All A.C. w/80 Amp. Delcotron	1239493		6.30	BRACE , compr. mtg.
72-73	All w/Manual or Auto A.C.	1238556	1	6.30	BRACE , mtg.
72-73	AH w/80 Amp. Delcotron	1239679	1	6.30	BRACE , A.C. compr. mtb.
72	All A.	410361	1	.87	SHIELD , A.C. compressor pulley

9.171 SPACER, AIR CONDITIONING COMPRESSOR

63	44-46-4800 A.C. (401 Eng.)	1356690	1	1.38	SPACER , mtg.-rr. brkt.
63	4700 A.C.	1363751	1		BOLT , holds, rr. compr mtg. brkt—(0.293)
61	44-46-47-4800.	1178669	4	.05	WASHER , compr. mtg. orkt.—(8.929)

9.172 PLATE, COMPRESSOR DISCHARGE VALVE

58-72	All	5914706	1	8 50	PLATE , frt
58-72	AM.	5914709	1	8.50	PLATE , rr.

9.172 VALVE—O RING, COMPRESSOR HEAD

58-72	All.	5929144	1	.51	"O" RING, compressor oil inlet tube (also used 9.198)
56-68	All	5914435	1	6 25	VALVE

9.172 VALVE, COMPRESSOR SUCTION REED

58-72	All	6555279	2	4.56	VALVE , frt. & rr.
-------	---------------	---------	---	------	-----------------------------------

9.172 BEARING—DISC—PISTON—RACE, A.C. COMPRESSOR

58-72	All	6555258	6	1.18	BALL , piston drive (also used 1.609-1 652-8.899)
58-72	All	148406	2	1.54	BEARING , main shaft
58-72	All	6555259	2	1.64	BEARING , needle thrust
58-72	All	6555440	2	2.15	BUSHING , disch. tube .
58-72	All	6555755	1	1.49	COVER , suction pass. .
58-72	All	6557000	1	1.44	DISC , shoe (0)
58 72	All	6556175	1	1.44	DISC , shoe ($17\frac{1}{2}$ ")
58-72	All	6556180	1	1.44	DISC , shoe (18)
58-72	All	6556185	1	1.44	DISC , shoe ($18\frac{1}{2}$ ")
58-72	All	6556190	1	1.44	DISC , shoe (19)
58-72	All	6556195	1	1.44	DISC , shoe ($19\frac{1}{2}$ ")
58-72	AM.	6556200	1	1.44	DISC , shoe (20)
58-72	All	6556205	1	1.44	DISC , shoe ($20\frac{1}{2}$ ")
58-72	All	6556210	1	1.44	DISC , shoe (21)
58-72	All	6556215	1	1.44	DISC , shoe ($21\frac{1}{2}$ ")
58-72	All	6556220	1	1.44	DISC , shoe (22)
58-72	All	6590592	1	7.10	KIT , disch. (incl. tube & pshg.)
58-72	All	6590594	1	5.60	KIT , oil pump (incl. inner & outer rotor)
71-72	All	6599306	1	7.60	KIT , super heat switch (for compressor 6598423)
58-72	All	6590686	2	.67	PIN , cyl. locator—(9.178)
58-72	All exc. 1962-63 40-41- 4300	6555255	3	5.45	PISTON .
62-63	40-41-4300	6555318	3	5.50	PISTON
58 69	All	6556080	1	1.18	RACE , brg thrust (8) .
58-72	All	6556000	1	1.18	RACE , brg thrust (0) .
58-72	All	6556050	1	1.18	RACE , brg. thrust (5) .
58 72	All	6556055	1	1.18	RACE , brg. thrust ($5\frac{1}{2}$ ") .
58-72	All	6556060	1	1.18	RACE , brg. thrust (6) .
58-72	All	6556065	1	1.18	RACE , brg. thrust ($6\frac{1}{2}$ ") .
58-72	All	6556070	1	1.18	RACE , brg. thrust (7)

58-72	All	6556075	1	1.18	RACE, brg. thrust (7/2").
58-72	All	6556080	1	1.18	RACE, brg. thrust (8).
58-72	All	6556085	1	1.18	RACE, brg. thrust (8/2").
58-72	All	6556090	1	1.18	RACE, brg. thrust (9).
58-72	All	6556095	1	1.18	RACE, brg. thrust (9/2").
58-72	All	6556100	1	1.18	RACE, brg. thrust (10).
58-72	All	6556105	1	1.18	RACE, brg. thrust (10W).
58-72	All	6556110	1	1.18	RACE, brg. thrust (1 1).
58-72	All	6556115	1	1.18	RACE, brg. thrust (1 1 Vz").
58-72	All	6556120	1	1.18	RACE, brg. thrust (12).
58-72	All	6555254	6	1.23	RING, piston.
62-72	All	6555299	1	.67	SCREEN, suction
58-72	All	6555298	1	.77	TUBE, oil inlet

9.172 LIMITER, AIR CONDITIONING CUT OFF SWITCH

60	All	1998874		1.56	SWITCH, temp, indicator vac. (also used 1.150-9.275).
71	80-9000	6556440	1	2.00	LIMITER (3 term.-plastic) clip to top of Delcotron & A.C. compr. adj. brace (also listed 2.510).
72	All	6556440	1	2.00	LIMITER (3 term.-plastic) clips to top of Delcotron 8t A.C. compr. adj. brace (also listed 2.510).

9.174 HEAD—PIN, COMPRESSOR

62-72	All	6555283	1	18.60	HEAD, frt.
62-63	44-46-4800	6598439	1	18.85	HEAD, rr.
64-72	All	6598439	1	18.85	HEAD, rr.
58-69	All	274795	4	.05	PIN, hd. locator—(8.939).

9.174 SWITCH KIT, COMPRESSOR SUPER HEAT (Grp. Changed to 9.172)

9.175 PACKAGE, COMPRESSOR BODY SHAFT SEAL

56-60	All	5876740	1	17.00	PACKAGE (5 cyl.)
61	All	6590481	1	13.90	PACKAGE (5 cyl.)
58-69	All	6597840	1		PACKAGE (6 cyl.)
70-72	All	6599114	1	7.20	SEAL KIT.

9.175 RING, COMPRESSOR CLUTCH

58-72	All	6555330	1	108	RING, compr. coil & t hsg. ret. (also used 9.186).
-------	-----	---------	---	-----	--

9.177 SCREW—GASKET, COMPRESSOR SHELL CHARGING

58-69	All	6555386	1	.72	SCREW, compressor shell drain.
58-72	All	5858696	1	.30	GASKET, shell charging screw.
55	41-43-46R-52-56R-61-63-66R-72-76R	5911737	1	.77	CAP. valve-compr.—(9.198).

9.177 CORE, COMPRESSOR BODY VALVE EVAPORATOR

57	All	3141348	AR	.46	CORE, suction & disch. line valve (Freon) (also used 9.212).
61	40-4100 1st Type	3141348	AR	.46	CORE, evap. line valve.

9.178 VALVE, COMPRESSOR BODY PRESSURE RELIEF

56-72	All	5914435	1	6.25	VALVE
56-66	All A.C.	640044	AR	.36	GASKET, compr. body relief valve (copper).
58-72	All	6590686	2	.67	PIN. comp. cyl. locator (used 9.172).

9.180 PULLEY, COMPRESSOR CLUTCH

62-63	44-46-47-4800	5914741	1	52.70	PULLEY
64	46-47-4800	5914741	1	52.70	PULLEY
64-66	Special-Skylark-LeSabre A.C.	6550456	1	65.35	PULLEY
65	60-80-9000 A.C.	5914741	1	52.70	PULLEY
65	4000 Gran Sport A.C.	5914753	1	52.80	PULLEY
65	60-80-9000 Auto. A.C.	5914753	1	52.80	PULLEY
66	46-60-80-9000 Man. or Auto. A.C.	5914753	1	52.80	PULLEY
67	V-6 A.C.	6550816	1	58.85	PULLEY
67-68	30-4000 V-8 A.C. exc. 4600	6550750	1	47.25	PULLEY
67-71	4600 G.S. A.C.	6550819	1	55.50	PULLEY
67-72	All B-C-E (Man. or Auto. A.C. less 3.42 ratio)	6550750	1	47.25	PULLEY
67-71	60-80-9000 Man. or Auto. A.C. (3.42 ratio)	6550819	1	55.50	PULLEY
69-72	All A (A.C. less G.S.)	6550750	1	47.25	PULLEY

9.181 BEARING—RING—SPACER, COMPRESSOR CLUTCH PULLEY

56-58	All	904704	1	13.05	BEARING
59-61	All	906952	1	13.95	BEARING (5 cyl.)

58-71	All	907257		13.95	BEARING.....
58-72	All	6555338		.15	RING, ret.-brg. to pulley
58-72	All	6555384		1.08	SPACER, cl. hub ...
9.181 WASHER, COMPRESSOR CLUTCH					
56-61	All.....	5918358	1	.25	WASHER, pulley mtg lock
9.186 COIL & HOUSING—RING, CLUTCH ACTUATING					
55	All.....	5914681	1	1 1.40	COIL, (when using on c jmpr. previous to serial No. 16 x B275 use 1-9.1 £ 8-5912345 plate & armature & 1-9.188-5912346 late 8t wgt.).....
56-61	All.....	5914681	1	1 1.40	COIL
58-72	All.....	6550835	1	25.10	COIL & HOUSING ..
58-70	All.....	6555330	1	1.08	RING, coil & hsg. ret.—(6.175)
9.188 PLATE, COMPRESSOR CLUTCH					
58-60	All exc. 1958 Kool-Pack	5914877	1	17.35	PLATE, cl. drive (6 cyl.)
58-60	All.....	5914452	1	1 1.05	PLATE St ARMATURE,
59-60	All.....	5914608	1	12.95	PLATE & COUNTERWEIGHT, frt
61	All.....	5914663	1	15.50	PLATE 8i HUB, rotor
61	44-46-47-4800 A.C.	5914877	1	17.35	PLATE, cl. drive.....
62-63	44-46-47-4800.....	5914720	1	14.55	PLATE, cl. drive.....
64-65	Wildcat-Electra-Riviera A.C.....	5914720	1	14.55	PLATE, cl. drive
65	4000 G.S.-A.C.....	5914720	1	14.55	PLATE, cl. drive
66	46-60-80-9000 Man. or Auto. A.C.....	5914720	1	14.55	PLATE, cl. drive
64-66	Special-Skyark-LeSabre A.C.....	5914719	1	14.55	PLATE, cl. drive.....
67-72	All Man. or Auto. A.C. ..	5914719	1	14.55	PLATE, cl. drive.....
56-57	All.....	5913711	1	26.30	CLUTCH (incl. frt. & rr. tfl. plate)
9.188 BALL—RING—SPRING, COMPRESSOR CLUTCH					
58-60	All.....	6554611	3	.51	BALL plate actuating (c rbon)
57 60	All.....	5918904	3	.20	SPRING, actuating platejs
9.188 KEY, COMPRESSOR CLUTCH					
58-72	All.....	6555320	1	.67	KEY, clutch hub
9.190 CONDENSER, AIR CONDITIONING					
61	40-4100 2nd Type, 4300	3151488	1	73.25	CONDENSER
62-63	40-41-4300.....	3151488	1	73.25	CONDENSER
63	44-46-4800.....	3158966	1	121.60	CONDENSER
63-65	Riviera A.C.....	3158967	1	125.00	CONDENSER
64	40-41-42-4300 A.C.	3158980	1	96.05	CONDENSER
64	44-46-4800 A.C.	3159120	1	117.95	CONDENSER
65	30-4000 A.C. Down Flow Rad.....	3158980	1	96.05	CONDENSER
65	30-4000 A.C. Cross Flow Rad.....	3005328	1	93.80	CONDENSER
65-66	50-60-8000 A.C.	3002948	1	114.40	CONDENSER
66	30-4000 A.C.....	3007845	1	11 1.25	CONDENSER
66	9000 Man. or Auto. A.C. .	3005337	1	121.80	CONDENSER
67	30-4000 A.C.....	3010560	1	108.10	CONDENSER
67	50-60-8000 Man. or Auto. A.C.....	3013056	1	109.95	CONDENSER
67	9000 Man. or Auto. A.C. .	3010675	1	125.30	CONDENSER
68-69	30-4000 A.C.....	3015045	1	120.25	CONDENSER
68	50-60-8000 Man. or Auto. A.C.....	3015133	1	109.95	CONDENSER
68-69	9000 Man. or Auto. A.C. .	3015080	1	125.30	CONDENSER
69	50-60-8000 Man. or Auto. A.C.....	3017884	1	103.00	CONDENSER
70	All A-B-C (A.C.).....	3021843	1	141.25	CONDENSER
70	All E (Man. or Auto. A.C.)	3020444	1	141.25	CONDENSER
71-72	All A (A.C.).....	3021843	1	141.25	CONDENSER
71-72	All B-C (Man. or Auto. A.C.).....	3023190	1	129.50	CONDENSER
71-72	All E (Man. or Auto. A.C.)	3023163	1	130.60	CONDENSER
69-71	All B-C (Man. or Auto. A.C.).....	1386236	2	.87	BRACKET, mtg.-upr. . .
70-71	All A (A.C.).....	1386236	2	.87	BRACKET, mtg.-upr. . .
72	All A.C.....	1239903	2	.87	BRACKET, condenser mtg.-upr.
65-68	50-60-8000 Man. or Auto. A.C.....	1367280	2	.67	BRACKET, mtg.-upr. . .
73	All B-C-E (Man. or Auto. A.C.).....	1239903	2	.87	BRACKET, condenser mth.-upr.

62-67	All as Req.	1174633		.20	INSULATOR, condenser to upr. tie bar (also used 9-195-9.212-9.225)
71-72	All E (Man. or Auto. A.C. & H.D. Cooling)	1236973	1	.15	BUMPER, condenser to radiator side tank
9.192 PIPE, CONDENSER (GRP. CHANGE TO 9.227 EFF. 9-1-71)					
9.192 SHIM—SUPPORT, CONDENSER MOUNTING					
58	All	3140600	AR	.25	GASKET, to rec. & dehy. cool-pack—(9.240)
62-72	All as Req.	1185086	2	.10	SHIM, condenser to upr. tie bar—(9.198)
62-69	All as Req.	1189857	2	.15	SPACER, condenser to upr. tie bar—(9.198)
65-68	50-60-8000 Man. or Auto. A.C.	1367059	2	.46	SPACER, upr. tie bar for mtg. condenser—(9.198)
61	44-46-47-4800 A.C.	1178669	2	.05	WASHER, condenser to upr. tie bar—(8.929)
65	50-60-8000 A.C.	1382264	2	.25	BUMPER, condenser lwr. mtg. to rad. supt. lwr. tie
9.195 RECEIVER AND DEHYDRATOR					
60	All	8529360		22.10	RECEIVER & DEHYDRATOR
61	44-46-47-4800	8530384		23.65	RECEIVER & DEHYDRATOR
61-62	40-41-4300	8529786		24.45	RECEIVER & DEHYDRATOR
62	44-46-4800	3153090		23.45	RECEIVER & DEHYDRATOR
63-64	All	3155342		23.45	RECEIVER & DEHYDRATOR
65-67	30-40-9000 Man. or Auto. A.C.	3155342		23.45	RECEIVER & DEHYDRATOR
65-67	50-60-8000 Man. or Auto. A.C.	3153090	1	23.45	RECEIVER DEHYDRATOR
68-69	9000 Man. or Auto. A.C.	3012944	1	24.50	RECEIVER DEHYDRATOR
68-70	50-60-8000 Man. or Auto. A.C.	3015061	1	24.30	RECEIVER & DEHYDRATOR
68-70	30-4000 A.C.	3012944	1	24.50	RECEIVER DEHYDRATOR
70	9000 Man. or Auto. A.C.	3015061	1	24.30	RECEIVER & DEHYDRATOR
71-72	All A-B-C (A.C.)	3015061	1	24.30	RECEIVER & DEHYDRATOR
71-72	All E (Man. or Auto. A.C.)	3012944	1	24.50	RECEIVER DEHYDRATOR
9.195 BRACKET—SUPPORT, RECEIVE					
64-67	Special-Skylark-G.S. A.C.	589074	1	.97	BRACKET,muffler & receiver dehydrator
64	40-41-42-4300 A.C. 1st. Type (3 3/8" Dia.)	589074	2	.97	BRACKET, receiver
64	40-41-42-4300 A.C. 2nd Type	577617	1	1.44	BRACKET, disch. pipe muffler (4 7/8" Dia.)
65-67	30-4000 Cust. A.C.	577617	1	1.44	BRACKET,disch. pipe muffler (4 V<e" Dia.)
65-70	50-60-8000 Man. or Auto. A.C.	3814632	1	.30	BRACKET, mtg
66-69	9000 Man. or Auto. A.C.	1374493	1	.72	BRACKET.
66-67	30-4000	1376515	1	.62	SUPPORT, receiver dehydrator brkt
66	9000 Man. or Auto. A.C.	1376293	1	1.28	SUPPORT
67-69	9000 Man. or Auto. A.C.	1379763	1	.77	SUPPORT
68-70	30-4000 A.C.	3840341	2	.30	CLAMP, rec. & dehyd
60-67	All as Req.	1174633	AR	.20	INSULATOR—(0.413)
60-71	All as Req.	1185086	AR	.10	SHIM—(9.198)
69	L-6 Eng. A.C.	502306	1	.05	WASHER, front bracket to support—(6.606)
9.198 GASKET—INSULATOR—SHIM- -SPACER, HOT GAS BY—PASS VALVE					
58	All	3140600	AR	.25	GASKET, valve to evap. (std. A.C.)—(9.240)
58-59	All	3140600	AR	.25	GASKET, evap. hose to valve & hose to evap.—(9.240)
60	All	3140600	AR	.25	GASKET, by-pass line to hot gas valve—(9.240)
59-60	All	1174633	2	.20	INSULATOR, to fdr. skirt (rubber) 8< suction line clamp (0.413)
59-73	All	1185086	AR	.10	SHIM, round plastic (1 1/2," dia.) (also used on 9.195-9.212)
65-68	All	1367059	2	.46	SPACER (used 9.192)
66-67	50-60-80-9000 Man. or Auto. A.C.	1382264	2	.25	BUMPER, condenser lwr. mtg. to rad. supt. lwr. tie (also used 9.192)
68-73	All Man. or Auto. A.C.	1382264	2	.25	BUMPER. lwr. mtg. to rad. supt. lwr. tie
9.198 VALVE, SUCTION THROTTLING					
62-63	40-41-4300	5910551		44.60	VALVE
62	44-46-4800	5910440		25.10	VALVE (6 cyl.)
63-64	44-46-4800	6550177		36.85	VALVE (6 cyl.)
63 65	Riviera A.C.	5910559		36.85	VALVE (6 cyl.)
64	40-41-42-4300	5910545		44.60	VALVE
65	30-4000 A.C. 1st Type Valve Stamp 0492	5910545		44 60	VALVE
65	30-4000 A.C. 2nd Type Valve Stamped No. 0508	5910593	1	30.70	VALVE

65	50-60-8000 A.C. 1st Type Valve Stamped No. 0530 or 0544.....	5910544	1	44.60	VALVE.....
	NOTE: Part number of suction throttling valve stamped in corner of diaphragm.				
65	50-60-8000 A.C. 2nd Type stamped No. 0521.....	5910777		33.15	VALVE
66-72	All A (A.C.).....	5910593		30.70	VALVE .
66-71	9000"Man. or Auto. A.C	5910593		30.70	VALVE
66-71	50-60-8000 Man. or Auto. A.C.....	5910777	1	33.15	VALVE.
72	All B-C-E (Man. or Auto. A.C.).....	5910777		33.15	VALVE.....
64	4400 A.C.....	1396613		1.33	MOUNTING PACKAGE
65	50-60-8000 A.C. 2nd Type Valve Stamped (No. 0521).....	388075	1	.30	CLAMP, valve to evap. brkt.
66-70	50-60-8000 Man. or Auto. A.C.....	388075		.30	CLAMP. suction throttlig valve to evap. brkt.
66	9000 Man. or Auto. A.C	391301		.30	CLAMP, valve mtg
67-70	9000 Man. or Auto. A.C	388075		.30	CLAMP, suction throttlng valve mtg.....
68-72	All A (A.C.).....	388075		.30	CLAMP, suction throttlig valve to evap. brkt.
9.198 CAP—"O" RING, COMPRESSOR THROTTLE VALVE					
62-72	All.....	5911737		.77	CAP, valve-compr. ...
62-72	All.....	5929144		.51	"O" RING, throttle valve cap—(9.17 2)
9.198 REPAIR PACKAGE, HOT GAS BY—PASS VALVE					
56-60	All.....	1942494	1	5.30	PACKAGE, repair (for v lives stamped 1998809- 1998819-1998835 1 398862-199887 1-1998883- 1998886).....
61	40-4100 1st Type, 44- 46-47-4800.....	1942494	1	5.30	PACKAGE, repair
9.198 VALVE, HOT GAS BY PASS					
61	44-46-47-4800.....	1998883	1	30.50	VALVE .
9.198 CORE—DIAPHRAGM—SPRING, COMPRESSOR THROTTLING VALVE					
NOTE Part number of suction throttling valve stamped in cover of diaphragm					
62-65	All.....	6555642		.41	CONNECTOR, evap gacj
63	44-46-47-4800.....	6555641		.62	CONNECTOR, bleed ..
64-65	All exc. Riviera.....	6555641		.62	CONNECTOR, bleed ..
63	44-46-47-4800.....	5914817		.36	CORE, valve-bleed conn
64-66	All exc. Riviera.....	5914817		.36	CORE, valve-bleed conn
67-72	All A.C.....	5914817		.36	CORE, valve-bleed conn
62-63	40-41-4300.....	6555491		2.61	COVER, diaph.....
62-63	44-46-47-4800.....	6555458		2.10	COVER, diaph.....
64-65	All.....	6555458		2.10	COVER, diaph.....
62-63	40-41-4300.....	6555599		.51	CUP, ret.....
62-63	44-46-47-4800.....	6555615		.41	CUP, ret. (6-cyl.) red ...
62-63	44-46-47-4800.....	6555595		.56	CUP, ret. (6 cyl.).....
64-65	All.....	6555595		.56	CUP, ret. (6 cyl.).....
64-65	All.....	6555615		.41	CUP, ret. (6 cyl.) red ..
62	44-46-4800.....	5914819		5.50	DIAPHRAGM, vac. (6 cyl.)
63-65	Riviera.....	5914819		5.50	DIAPHRAGM, vac.....
64	40-41-42-4300.....	5914931		6.10	DIAPHRAGM, vac. (No. 2) •
65	All A.C. exc. 9000.....	5914931		6.10	DIAPHRAGM, vac. (No. 2) •
63 64	44-46-4800 A.C.....	5914931		6.10	DIAPHRAGM, vac. (No. 2) •
	NOTE Vacuum diaphragm also listed in Grps			8.850 -	.277 - 9.281 - 9.779 & 9 798
62-63	44-46-47-4800.....	6555468		.82	NUT, jamb (6 cyl.)....
64-65	All.....	6555468		.82	NUT, jamb (6 cyl.)....
62	44-46-4800.....	6555467		.56	"O" RING, seal-valve (6 yi)
63-65	Riviera.....	6555467		.56	"O" RING, seal.....
62-65	All.....	6550597		7.55	PISTON (incl. screen, di ph. 8(ret.)
62-65	All.....	8526398		.20	SEAL, evap. gage conn.- (9.240) ..
63	44-46-47-4800.....	8526398		.20	SEAL, bleed conn.—(9.2 10).....
64	All.....	8526398		1.74	SEAL, bleed conn—(9.2 10).....
63	44-46-47-4800.....	6555661		1.74	SPRING, outer _____
64-65	All exc. Riviera.....	6555661		.41	SPRING, outer _____
62-63	44-46-47-4800.....	6555456		.41	WASHER, adj. spring (6 cyl.)
64-65	All.....	6555456			WASHER, adj. spring
9.202 KIT, SIGHT GLASS					
61-64	All.....	3149478		2.26	KIT
65-67	30-4000 Cust. AC.....	3149478		2.26	KIT
66-67	9000 Man. or Auto. A.C. .	3149478		2.26	KIT

9.210 CORE, EVAPORATOR (INCLUDES PIPES)					
63-64	44-46-4800 A.C.	3156574	1	96.55	CORE
63-65	Riviera A.C.	3156710	1	92.45	CORE
64	40-4 1-42-4300 A.C.	3159116	1	92.45	CORE (incl. fittings)
64-67	Special-Skylark-G.S. Cust. A.C.	3000026	1	64.80	CORE (incl. fittings)
65	30-4000 A.C. 1st Type valve Stamped No. 0492.	3159116		92.45	CORE (incl. fittings)
65	30-4000 A.C. 2nd Type (Valve Stamped 0508)	3002716		95.25	CORE (incl. fittings)
65	50-60-8000 A.C. 1st Type (Valve Stamped 0530)	3004537		87.05	CORE
65	50-60-8000 A.C. 2nd Type (Valve Stamped 0521)	3003067		105.65	CORE
66	30-4000 A.C.	3002716		95.25	CORE (incl. fittings)
66	50-60-8000 A.C.	3003067		105.65	CORE (incl. pipes)
66	9000 Man. or Auto. A.C.	3010325		104.15	CORE (incl. fitting)
67	30-4000 A.C.	3013254		91.80	CORE (incl. fittings)
67	50-60-8000 Man. or Auto. A.C.	3013278		108.10	CORE (incl. pipes)
67	9000 Man. or Auto. A.C.	3012560		103.20	CORE (incl. fittings)
68-72	All A (A.C.)	3014086		96.55	CORE (incl. fittings)
68-70	50-60-8000 Man. or Auto. A.C.	3015642		108.10	CORE (incl. pipes)
68	9000 Man. or Auto. A.C. 1st Type	3012560		103.20	CORE (incl. fittings) (plate on case reads EBA-24-68B or EBA 124-68B)
68	9000 Man. or Auto. A.C. 2nd Type	3017213		112.40	CORE (incl. fittings) (plate on case reads EBA 24A-68B or 124A-68B)
69-70	9000 Man. A.C.	3017213		112.40	CORE (incl. fittings)
69-70	9000 Auto. A.C.	3012560		103.20	CORE (incl. fittings)
71-72	All B-C-E (Man. or Auto. A.C.)	3027185	1	155.00	CORE (incl. fittings)

9.210 SHAFT & SEAL, AIR VALVE

71	All B-C-E (Man. or Auto. A.C.)	3022860	1	5.07	VALVE 8. SEAL, air (incl. shaft)—(9.782)
----	--------------------------------	---------	---	------	--

9.211 CASE—DUCT—GASKET—SEAL, EVAPORATOR

68-71	30-4000 A.C.	3014155	1	1.74	BAFFLE, inlet
61 62	44-46-47-4800	3001110	1	9.95	CASE, inlet
64-67	Special-Skylark-G.S. A.C.	3007456	1	10.65	CASE, inlet
64	40-41-42-4300 A.C.	3007455	1	9.00	CASE, outlet
64-67	Special-Skylark-G.S. Cust. A.C.	3003511	1	5.40	CASE, inlet (plastic)
65	30-4000 A.C. 1st Type, Valve Stamped No. 0492.	3007455	1	9.00	CASE, outlet
65	30-4000 A.C. 2nd Type (Valve Stamped 0508)	3007457	1	8.60	CASE, outlet
65	50-60-8000 A.C. 2nd Type (Valve Stamped 0521)	3002999	1	19.95	CASE (incl. brkts.)
66-67	30-4000 A.C.	3007457	1	8.60	CASE, outlet
66-67	50-60-8000 Man. or Auto. A.C.	3002999	1	19.95	CASE (incl. brkts.)
66-70	9000 Man. or Auto. A.C.	3005654	1	20.20	CASE, outlet
66-67	9000 Man. or Auto. A.C.	3005655	1	28.60	CASE, inlet evap. & blower (incl. baffle brkts. 8i plate)
67-68	9000 Man. or Auto. A.C.	3012553	1	24.55	CASE, inlet (incl. baffle, brkts. 8i plate)
68-72	All A (A.C.)	3014158	1	26.65	CASE, inlet (incl. brkts.)
68-72	All A (A.C.)	3014157	1	9.30	CASE, outlet
68-70	50-60-8000 Man. or Auto. A.C.	3014383	1	16.00	CASE (incl. brkts.)
68	9000 Auto. A.C. (2nd Type)	3017224	1	28.35	CASE, inlet (incl. baffle, brkts. & plate) (plate or case reads EBA-124-68B)
69-70	9000 Man. A.C.	3017223	1	26.65	CASE, inlet (incl. baffle brkts. & plate)
71	All B-C-E (Man. or Auto. A.C. 1st Type)	3023165	1	25.50	CASE, inlet (incl. back plate & brkt.)
71	All B-C-E (Man. or Auto. A.C.)	3025918	1	25.50	CASE, inlet (incl. back plate)
71	All B-C-E	3024686	1	19.20	CASE, outlet (incl. brkt.)

NOTE 1971 All B-C-E (1st Type) P.O.A. 8. T.X. valve nitg. on inlet case, 2nd type mtd. on outlet case.

72	All B-C-E (Man. or Auto. A.C.).....	3024686	1	19.20	CASE, outlet (incl. brk).
72	All B-C-E (Man. or Auto. A.C.).....	3025918	1	25.50	CASE, inlet (incl. back plate) ..
71	All B-C-E (1st Type).....	3022673	1	19.20	CASE, outlet.....
68-72	All A (A.C.).....	3017085	1	.10	CLAMP, suction line (7/8" tube)
69	50-60-80-9000 Auto. A.C.	3011174	1	.10	CLAMP, air breath hosB (1.23" I.D.)
66-67	50-60-80-9000 Auto. A.C.	3011174		.10	CLAMP, air breath hos3 (1.23" I.D.)
68-72	All A (A.C.).....	1175893		.15	CLIP, evap. case harne (2.559) ..
61-63	40-41-4300.....	579436		1.13	DUCT, evap. to blower
64-67	Special-Skylark A.C.	3849161		2.77	DUCT, blower to evap.- (9.786)
64-67	Special-Skylark-G.S. Cust. A.C.	3003941	1	2.46	ESCUTCHEON ...
63-73	All Man. or Auto. A.C.	3140852	AR	.30	GASKET, evap. "0" nn3 (7/8" I.D.) (also used 9.238)
58-71	All as Req.....	3140748	1	.30	GASKET, "0" ring (7/8" D.) (also used 9.170-9.225) ..
61-73'	All A.C.....	8526398	AR	.20	GASKET, "0" ring-A.C. lines (7/8" I.D.) also used 9.240.....
59	All A.C.....	3138635	AR	.25	GASKET, "0" ring-A.C. lines (.0739 I.D.) also used 9.240.....
64-67	Special-Skylark A.C.	3159098		.56	GASKET, evap. fig. out et
64-67	Special-Skylark A.C.	3159100		.56	GASKET, evap. fig. inlejt
65-70	50-60-8000 Man. or Auto. A.C.	3002955		1.95	GASKET, case.....
66-70	9000 Man. or Auto. A.C.	1484119		2.26	GASKET, evap. & blowfe
71-73	All B-C-E (Man. or Auto. A.C.).....	3022854		2.82	GASKET, evap. case to cowl.....
61-62	44-46-47-4800.....	3142670		.15	GROMMET, evap. inlet pipe—(9.775) ..
62	44-46-4800.....	3007277		.15	GROMMET, evap. outl pipe.—(9.775)
64	40-41-42-4300 A.C.	3007277		.15	GROMMET, evap. outl pipe.—(9.775)
66-67	9000 Man. or Auto. A.C.	3157425		.15	"0" RING (7/8" tube) ..
64-67	Special-Skylark A.C.	9774110		5.15	RETAINER 8. SEAL, evap to htr.-frt.
64-67	Special-Skylark A.C.	9774113		2.61	RETAINER 8. SEAL, evap. to htr.-rr.
65-67	30-4000 A.C.	3149583		1.90	RETAINER, core seal
65-67	30-4000 A.C.	3149580		.72	SEAL, evap. case
65-67	30-4000 A.C.	3159099		1.33	SEAL, evap. core ...
66-70	9000 Man. or Auto. A.C.	3002272		.87	SEAL, core.....
68-72	All A (A.C.).....	3014159		1.64	SEAL, core.....
66-70	9000 Man. or Auto. A.C.	1484207		.97	SEAL, evap to htr. & air sel. assm. (also used 9.779)
65-72	All A (A.C.).....	3003215		.15	SEAL, inlet pipe to case
65-70	50-60-8000 Man. or Auto. A.C.	3001409		.18	SEAL, evaporator inlet
63	44-46-4800.....	4843565		.10	NUT, dash ins. to evap hole cvr.—(12.1 16)
9.211 TUBE, EVAPORATOR CASE DRAIN					
60-62		3021960	1	.30	TUBE
63 64		3021960	1	.30	TUBE
64	40-41-42-4300 A.C.	3021960	1	.30	TUBE
65-70	All Man. or Auto. A.C.	3021960	1	.30	TUBE.....
66-70		3010978	1	1.44	TUBE, evaporator case Drain
71-72		3021960	1	.30	TUBE.....
71-72	All B-C-E (Man. or Auto. A.C.).....	3016305	1	.25	TUBE.....
59-72		2471945	AR	.59	CLAMP (1.166)
9.211 INSULATION, EVAPORATOR BULB (Grp. Changed to 9.213 Eff. 5-1-71)					
9.211 BRACKET, EVAPORATOR MOUNTING					
64-67	Special-Skylark-G.S. A.C.	3159421	1	.72	BRACKET, evap. pipe gland
64-67	Special-Skylark Cust. A.C.	3840948	1	.67	BRACKET, A.C. evap.
9.212 CORE, COMPRESSOR BODY VALVE—EVAPORATOR GAGE CONNECTOR					
62-71	All.....	3141348	1	.46	CORE (9.-77).....
9.212 INSULATOR—SHIM, THROTTLE VALVE					
62	44-46-4800.....	1174633	2	.20	INSULATOR, mtg. brkt to R. rr. skirt—(9.190)
62	44-46-4800.....	1185086	2	.10	SHIM, round plastic (1V1" dia.)—(9.1 98).....
9.213 VALVE—CLAMP, EVAPORATOR THERMOSTATIC EXPANSION					
59	All.....	5910629		29.00	VALVE.....
60	All.....	5910632		33.30	VALVE.....
61	44-46-47-4800.....	5910635		32.40	VALVE.....
61	40-41-4300 1st Type ...	5910634		33.30	VALVE, cl. cycling ..
62	40-41-4300.....	5910634		33.30	VALVE, cl. cycling ..
62	40-41-4300 2nd Type ...	5910639		34.95	VALVE (6 cyl.)

62	44-46-4800.....	5910638	1	33.80	VALVE (6 cyl.).....
63	40-41-4300.....	5910639	AR	34.95	VALVE.....
63-64	44-46-4800.....	5910644	1	33.80	VALVE.....
63-65	Riviera.....	5910609	1	37.37	VALVE.....
64	40-41-42-4300 A.C.....	5910481	1	39.30	VALVE.....
65	30-4000 A.C. 1st Type ..	5910481	1	39.30	VALVE (use with suction throttling valve stamped No. 0492).....
65	30-4000 A.C. 2nd Type ..	5910766	1	29.25	VALVE (use with suction throttling valve stamped 0508).....
65	50-60-8000 A.C. 1st Type.....	5910548	1	33.05	VALVE (use with suction throttling valve stamped 0530).....
65	50-60-8000 A.C. 2nd Type.....	5910766	1	29.25	VALVE (used with suction throttling valve stamped 0521).....
66	30-4000 A.C. less G.S. ..	5910766	1	29.25	VALVE.....
66-70	9000 Man. or Auto. A.C.	5910745	1	33.85	VALVE.....
67	30-4000 A.C.....	5910766	1	29.25	VALVE.....
66 70	50-60-8000 Man. or Auto. A.C.....	5910766	1	29.25	VALVE
68-72	All A (A.C.).....	5910767	1	29.25	VALVE
71-72	All B-C-E (Man. or Auto. A.C.).....	5910766	1	29.25	VALVE.....
66-67	50-60-8000 Man. or Auto. A.C.....	3003778	1	.20	BRACKET, valve
65-70	50-60-8000 Man. or Auto. A.C.....	3157440	1	.15	CLAMP, valve-9.94" dia.).....
66-67	30-4000 A.C.....	387543	1	.51	CLAMP, freeze protection 8i expan. valve

9.213 INSULATOR—BRACKET—SUPPORT—CLAMP, FREEZE PROTECTION AND EXPANSION VALVE

65	30-4000 A.C. 2nd Type Valve Stamped No. 0508.....	387542		.87	INSULATOR
66-67	30-4000 A.C.....	387542		.87	INSULATOR
65	30-4000 A.C. 2nd Type Valve Stamped No. 0508.....	387541		.55	BRACKET, BRACKET.
66-67	30-4000 A.C.....	387541		.55	BRACKET.
65	30-4000 A.C. 2nd Type Valve Stamped No. 0508.....	387540		.41	SUPPORT, brkt.....
66 67	30-4000 A.C.....	387540		.41	SUPPORT, valve brkt.
65	30-4000 A.C. 2nd Type Valve Stamped No. 0508.....	387543	1	.51	CLAMP

NOTE. 1st and 2nd type valves referred to above are suction throttling valves.

9.213 INSULATION, EVAPORATOR BULB

59-61	All exc. Spec.....	8526387	1	.67	INSULATION
63	44-46-4800 A.C.....	8526387	1	.67	INSULATION
64	All A.C. exc. 4700.....	8526387	1	.67	INSULATION
65-72	All A A.C.....	8526387	1	.67	INSULATION
65-67	50-60-8000 Man. or Auto. A.C.....	3002998	1	.72	INSULATION
66-70	9000 Man. or Auto. A.C.	8526387	1	.67	INSULATION
68-70	50-60-8000 Man. or Auto. A.C.....	3014431	1	.72	INSULATION
71-72	All B-C-E (Man. or Auto. A.C.).....	8526387	1	.67	INSULATION

9.214 SCREEN, COMPRESSOR EXPANSION VALVE FILTER

57-72	All.....	5914631	1	.56	SCREEN.....
-------	----------	---------	---	-----	-------------

9.214 GASKET, O -RING EVAPORATOR

58-73	All as Req.....	3140600	AR	.25	GASKET (⁷ / ₃₂ " I.D.) also used 9.170-9.225.....
59	All.....	3143468	1	.30	GASKET, "0" ring (.364" I.D.) also used 9.233 ..
61-72	All A.C.....	8526645	AR	.13	GASKET ("0" ring) A.C. lines (⁷ / ₁₆ " I.D.) also used 9.240.....

9.214 CLAMP, P.O.A. VALVE

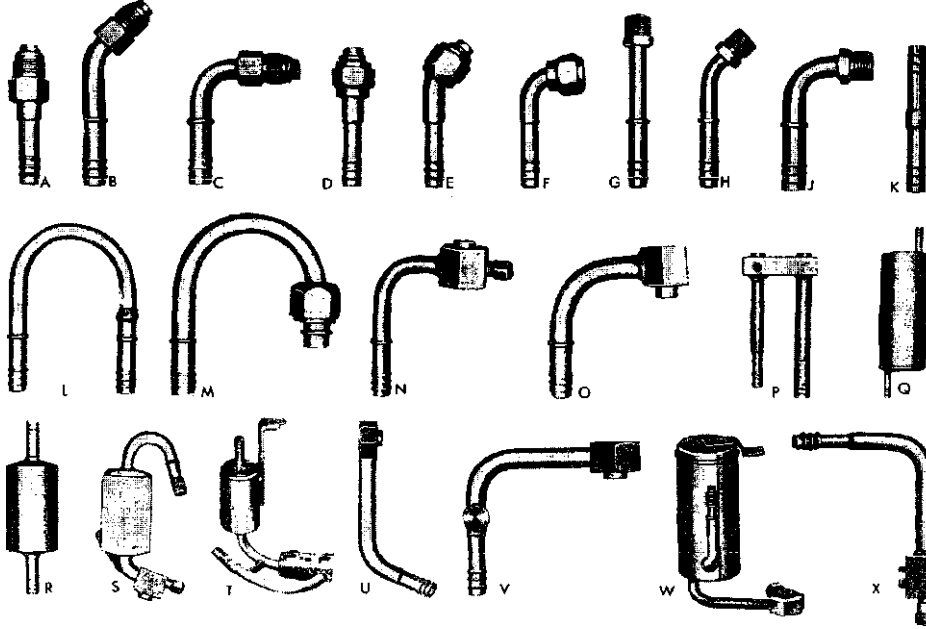
71 72	50-60-80-9000 w/Man. or Auto. A.C.....	3017087	1	23	CLAMP
-------	--	---------	---	----	-------

9.214 CLAMP, THERMOSTATIC EXPANSION VALVE

61-63	All A.C.....	3017086	1	.20	CLAMP
64	44-46-47-4800 A.C.	3017086	1	.20	CLAMP
65 70	9000 A.C.....	3017086	1	.20	CLAMP

68-72	All A (A.C.)	3017086	1	.20	CLAMP
66-72	All as Req'd.	3147463	1	.51	CLAMP (used 9.225)
9.215 MOTOR, EVAPORATOR BLOWER (GRP. CHANGER TO 8.855)					
9.215 WIRE, EVAPORATOR MOTOR GROUND					
68-72	All A (A.C.)	3001346	1	.46	WIRE, evap. mtr. ground (also used 9.779)
9.215 DUCT, BLOWER INLET VALVE HOUSING					
68-71	All A (A.C.)	3014866	1	4.00	DUCT (also used 9.77p)
9.216 GASKET, PLEMUN BLOWER MOUNTING					
65-67	30-4000 A.C.	3003496		3.49	GASKET
65-70	50-60-8000 A.C.	3002044		.51	GASKET
9.216 CASE, EVAPORATOR MOTOR					
65-67	30-4000 A.C.	3002460	1	36.20	CASE (incl. fittings)
9.216 FAN, EVAPORATOR MOTOR BLOWER					
59-63	All A.C.	3144683	1	3.95	FAN (also used 8.857)
71-73	All B-C-E (Man. or Auto. A.C.)	3027062	1	4.35	FAN, evap. blower mtr (plastic) (also used 8.857)
9.216 FAN, CUSTOM AIR CONDITIONING					
64-65	Special-Skylark Cust. A.C.	3152561	1	4.20	FAN
9.216 GASKET—PLATE, EVAPORATOR MOTOR MOUNTING					
59-60	All	3157445	1	.20	GASKET, blower mtr. rptg. (rubber) (also used on 9.779)
61-63	40-41-4300	3157445	1	.20	GASKET, mtr. mtg
61-62	44-46-47-4800	3157445	1	.20	GASKET, htr. & evap. ljjlower mtr. tg.
68-70	50-60-8000 Auto. A.C.	3014509	1	.72	GASKET
61-63	40-41-4300	3143562	1	1.79	PLATE, blower mtr. mtb
72	All A (A.C.)	3015545	1	.05	WASHER, frt. supt.-evEp. & blower (also used 8.857)
9.218 TUBE, EVAPORATOR MOTOR COOLING					
60-63	44-46-47-4800 A.C.	3144835	1	.41	TUBE, outlet
64 67	Special-Skylark-G.S. A.C.	3002737	1	.62	TUBE, inlet.
64-65	All exc. Special-Skylark	3000092	1	.51	TUBE
66-67	50-60-8000 Auto. Climate Control	3010152		2.20	TUBE
65-70	50-60-9000 Man. or Auto. A.C.	3000092		.51	TUBE
66-70	9000 Htr.	3158817		1.03	TUBE
68-72	All A (A.C.)	3158817		1.03	TUBE
71 73	All B-C-E	3022657		.51	TUBE
65-70	50-60-80-9000	3013475		.25	ELBOW
66-69	9000	3013476		.25	ELBOW
68-72	All A (A.C.)	3013476		.25	ELBOW
9.220 TUBE, A.C. BLEED					
65-68	50-60-8000 Man. or Auto. A.C.	1394736	1	2.26	TUBE, A.C. bleed

9.222 FITTING PKG.—MUFFLER PKG.—HOSE-CLAMP-O’RING-AIR CONDITIONING REFRIGERANT LINE (FITTING PKGS. INCLUDE O’RINGS AND HOSE CLAMPS)



PART NO.	TYPE	THREAD SIZE	HOSE I.D.
3024535	A	11/16-16	5/16
3023691	A	5/8-18	5/16
3023692	A	3/4-18	13/32
3023693	A	7/8-18	1/2
3023694	A	1- 1/16-16	5/8
3023695	A	5/8-18	13/32
3023696	A	3/4-18	1/2
3023668	B	5/8-18	5/16
3023669	B	3/4-18	13/32
3023670	B	7/8-18	1/2
3023671	B	1- 1/16-16	5/8
3023672	B	5/8-18	13/32
3023673	B	3/4-18	1/2
3024537	C	11/16-16	5/16
3023651	C	5/8-18	5/16
*3925751	C	11/16-16	13/32
3023652	C	3/4-18	13/32
3023653	C	7/8-18	1/2
3023654	C	1- 1/16-16	5/8
3023655	C	5/8-18	13/32
3023656	C	3/4-18	1/2
3023697	D	5/8-18	5/16
3023698	D	3/4-16	13/32
3023699	D	7/8-14	1/2
3023700	D	1- 1/16-14	5/8
3023701	D	5/8-18	13/32
3023709	D	3/4-16	1/2
3023710	D	7/8-14	5/8

PART NO.	TYPE	THREAD SIZE	HOSE I.D.
3023674	E	5/8-18	5/16
3023675	E	3/4-16	13/32
3023676	E	7/8-14	1/2
3023677	E	1/16-14	5/8
3023678	E	5/8-18	13/32
3023679	E	3/4-16	1/2
3023680	E	7/8-14	5/8
3023657	F	5/8-18	5/16
3023658	F	3/4-16	13/32
3023659	F	7/8-14	1/2
3023660	F	1/16-14	5/8
3023661	F	5/8-18	13/32
3023662	F	3/4-16	1/2
3023663	F	7/8-14	5/8
3024534	G	5/8-18	5/16
3023711	G	5/8-18	13/32
3027763	G	3/4-16	13/32
3023712	G	3/4-16	1/2
3023713	G	7/8-14	5/8
3023714	G	1/16-14	5/8
3023682	H	5/8-18	13/32
3027766	H	3/4-16	13/32
3023683	H	3/4-16	1/2
3023684	H	7/8-14	5/8
3023685	H	1/16-14	5/8
3024536	J	5/8-18	5/16
3023664	J	5/8-18	13/32
3023665	J	3/4-16	1/2
3023666	J	7/8-14	5/8
3023667	J	1/16-14	5/8

PART NO.	TYPE	THREAD SIZE	HOSE I.D.
3023686	K		5/16
3023687	K		13/32
3023688	K		1/2
3023689	K		5/8
3023718	L		1/2
3023719	L		5/8
3024791	M	5/8-18 (Male)	5/16
3023722	M	1 1/16-14 (Female)	5/8
3023715	N		13/32
3023716	N		1/2
3023717	O		5/8
3023721	P		13/32-5/8
3023720	Q		13/32
*3981880	R		1/2
*3923139	S		1/2-5/8
*3970541	T		1/2-5/8
3024788	U		5/8
3024789	V		13/32
* 231296	W		13/32
* 231297	W		13/32
* 231298	W		13/32
3027483	X		13/32

FITTING ONLY

HOSE, CLAMP, O'RINGS

230882	Hose, Refrig.	(5/16" I.D. x 15')	8526398	O'Ring (3/8 I.D.)
230883	Hose, Refrig.	(13/32" I.D. x 15')	3140600	O'Ring (1/2 I.D.)
230384	Hose, Refrig.	(1/2" I.D. x 15')	3140748	O'Ring (5/8 I.D.)
230885	Hose, Refrig.	(5/8" I.D. x 15')	3140852	O'Ring (3/4 I.D.)
			5887997	O'Ring, Fitting to Comp
Clamp, Adj. Hose (with Locator Tab)				

9.225 MUFFLER BRACKET, HOT GAS VALVE DISCHARGE

NOTE For models not listed refer to chart (Grp. 9.222).

63	44-46-47-4800.....	1361788	1	13.90	MUFFLER
64-65	Special-Skylark A.C.	589034	1	24.15	MUFFLER
64	46-47-4800.....	1361788	1	13.90	MUFFLER, disch. pipe
64	4400 A.C.	1364522	1	15.75	MUFFLER, disch. pipe
65-66	50-60-8000 Man. or Auto. A.C.	1370913	1	14.95	MUFFLER, disch. pipe
65	9000 A.C.	1361788	1	13.90	MUFFLER, pipe
66	30-4000 A.C.	1376400	1	19.15	MUFFLER, disch. pipe
66	9000 Man. or Auto. A.C	1374445	1	14.85	MUFFLER, disch. pipe
67	30-4000.....	1377186	1	17.45	MUFFLER, disch. pipe
67-68	50-60-8000 Man. or Auto. A.C.	1381399	1	15.45	MUFFLER
67-69	9000 Man. or Auto. A.C	1379203	1	16.10	MUFFLER
68-69	30-4000 A.C.	1384086	1	17.10	MUFFLER
69	50-60-8000 Man. or Auto. A.C.	1384086	1	17.10	MUFFLER
64	40-41-42-4300 A.C.	1189857	2	.15	SPACER, muffler mtg. 10 reinf.—(9.198).
65-66	50-60-8000 Man. or Auto. A.C.	1371823	1	2.61	BRACKET, cradle-disch muffler to frame.
66	9000 Man. or Auto. A.C	1374448	1	2.82	BRACKET, disch. muffler
66	50-60-8000 Man. or Auto. A.C.	1381799	1	5.30	BRACKET, hot gas disc h. muffler
67	9000 Man. or Auto. A.C	1379863	1	1.70	BRACKET, muffler mtg
68	30-4000 A.C.	1385513	1	2.26	BRACKET, muffler mtg
68-69	9000 Man. or Auto. A.C	1385513	1	2.26	BRACKET, muffler mounting
67-68	9000 Man. or Auto. A.C	543097	1	2.36	BUMPER, disch. muffle
68	30-4000 A.C.	543097	1	2.36	BUMPER, disch. muffle
69	All Man. or Auto. A.C. . 50-60-8000 Man. or Auto. A.C.	543097	1	2.36	BUMPER, disch. muffle
65-67	50-60-8000 Man. or Auto. A.C.	1371824	1	2.36	STRAP, disch. muffler to brkt. cradel
67-68	50-60-8000 Man. or Auto. A.C.	1381801	1	.53	PLATE, disch. muffler trkt
67-68	50-60-8000 Man. or Auto. A.C.	1381798	1	.60	PLATE, disch. muffler frame
68	50-60-8000 Man. or Auto. A.C.	1371824	1	2.36	STRAP, disch. muffler to brkt. cradle .

9.225 HOSE, HOT GAS VALVE DISCHARGE

NOTE For component parts of hose assemblies refer to grp. 9.222.

60	All.....	1195145		31.95	HOSE, disch
61	40-41-4300.....	580872		18.65	HOSE, compr. disch. ..
61	44-46-47-4800.....	1347507		12.45	HOSE, hot gas by-pass to evap.
61	44-46-47-4800.....	1347522		25.45	HOSE, disch
62	40-41-4300 V-8 2nd Type.....	1353990		14.10	HOSE, disch. A.C. muffler on P.S. oil pump
62	44-46-4800.....	1350819		18.50	HOSE, disch
63	40-41-4300 V-8.....	1353990		14.10	HOSE, disch
63	44-46-4800(401 Eng.) ..	1361887		7.95	HOSE, compr. to muffl 8 1/2" long) ..
63	44-46-47-4800.....	1361885		6.15	HOSE, muffler to condsr. (13'A" long)
63	4600 (425 Eng.).....	1361887		7.95	HOSE, compr. to muffl
63 65	Riviera A.C.	1361887		7.95	HOSE, compr. to muffler (8 1/2")
64	40-41-42-4300 A.C. V-6 .	1364425		16.10	HOSE, compr. disch
64	40-41-42-4300 A.C. V-8 .	1364426		15.75	HOSE, compr. disch
64-66	Special-Skylark Cust. A.C.	1370158		14.65	HOSE, compr. disch.
64	4400 A.C.	1364523		8.15	HOSE, disch. muffler to condenser
64	4400 A.C.	1368153		13.80	HOSE, disch. muffler to compr. . . .
64	46-4800 A.C.	1361887		7.95	HOSE, disch. compr. to muffler . . .
64	46-47-4800 A.C.	1361885		6.15	HOSE, muffler to condenser (13y,"
65-66	V-6 A.C.	1371712		17.20	HOSE, compr. (rt. port of compr. to muffler)
65	30-4000 (300 Eng.) A.C. .	1371713		16.90	HOSE, compr. (rt. port of compr. to muffler)
65-66	4000 G.S. A.C.	1373393		15.70	HOSE, compr. (rt. port of compr. to muffler)
65-66	5000 A.C.			1 1.75	HOSE, disch. compr. to muffler (rt. port of compressor) (use 18" of 230883 & 1 each fittings 3023675 & 302371E),
65-66	5000 A.C.	1371003		10.00	HOSE, disch. muffler to condenser (muffler to top of condenser).....
65-66	60-8000 Man. or Auto. A.C.			12.10	HOSE, disch. compr. to muffler (rt. port of compressor) (use 18" of 230883 hose & 1 each fittings 3023698 & 3023715).....
65-66	60-8000 Man. or Auto. A.C.	1371004		10.35	HOSE, disch. muffler to top of condenser
65	9000 A.C.	1361885		6.15	HOSE, muffler to condenser (13 1/2",).....

66	30-4000 V-8 A.C. exc. 4600.			14.50	HOSE, compr. disch. (rt. port of compr.) (use 30" of 230883 hose & 1 each fittings 3023715 8. 3023675).
66	9000 Man. or Auto. A.C. 1374444			14.75	HOSE, disch. compr. to muffler (rt. port of compressor).
66	9000 Man. or Auto. A.C. 1374447			8.80	HOSE, disch. muffler to top of condenser.
67	30-4000 A.C.				HOSE, disch. compr. to muffler (rt. port of compr. to muffler) (use 30" 230883 8i 1 each fittings 3023715 8. 3023675).
67-68	50-60-8000 Man. or Auto. A.C.			10.65	HOSE, disch. muffler to condenser (use 36" of 230883 8. 1 each fittings 3023675 8. 3023658), .
67-68	50-60-8000 Man. or Auto. A.C.			i 1.55	HOSE, disch. compr. to muffler (rt. port of compr. to muffler) (use 16" 230883 8. 1 each fittings 3023715 8. 3023675).
67-69	9000 Man. or Auto. A.C.			13.00	HOSE, disch. compr. to muffler (rt. port of compr. to muffler) (use 24" of 230883 8i 1 each fittings 3023715 8. 3023675).
67-69	9000 Man. or Auto. A.C.	1379297	1	7.65	HOSE, disch. muffler to condenser.
68-69	30-4000 A.C.			12.80	HOSE, disch. compr. to muffler (rt. port of compr.) (use 30" 230883 & 1 each fittings 3023715 & 3023675).
68-69	30-4000 A.C.	1383742	1	8.80	HOSE, disch. muffler to condenser.
69	50-60-8000 Man. Auto. A.C.			7.45	HOSE, disch. muffler to condenser (use 18" 230883 8. 2 fittings 3023675).
69	50-60-8000 Man. or Auto. A.C.				HOSE, compr. to muffler (rt. port of compr.) (use 36" of 230883 hose & 1 each fittings 3023675 & 3027483).
70-71	30-4000 A.C.	1234273	1	41.05	HOSE, muffler 8i discharge (rt. port of compr. to condenser).
70	50-60-8000 Man. or Auto. A.C.	1233980	1	36.50	HOSE, muffler & discharge (rt. port of compr. to condenser).
70	9000 Man. or Auto. A.C.	1233979	1	34.80	HOSE, muffler & discharge (rt. port of compr. to condenser).
71	50-60-80-9000 Man. or Auto. A.C.	1235925	1	36.50	HOSE, muffler & disch.
72	All A.	1240078	1	34.75	HOSE, muffler 8i discharge line
72	All B-C-E (Man. or Auto. A.C.)	1240042	1	34.75	HOSE, muffler & discharge.
63	44-46-47-4800.	1361756		.41	CLAMP, muffler (also used 6.750).
63	44-46-47-4800.	3909030		.77	CLAMP, hose to muffler—(9.242).
64	40-4 1-42-4300 A.C.	1361756	1	.41	CLAMP, refrigerator lines ins. to compr. suction pipe
64	46-47-4800.	3909030	2	.77	CLAMP, hose to muffler (GMPD 9.242).
64	46-47-4800 A.C.	1361756	2	.41	CLAMP, disch. line muffler ins. to muffler (also used 6.760).
65	9000 A.C.	1361756	2	.41	CLAMP, disch. line muffler ins. to muffler.
65	9000 A.C.	3909030	2	.77	CLAMP, hose to muffler—(9.242).
66	6000 C.T. A.C.	1361756	1	.41	CLAMP (L.) outlet hose to lwr. tie bar.
67	9000 Man. or Auto. A.C.	1361756	1	.41	CLAMP (L.) outlet hose to lwr. tie bar.
70	9000 Man. or Auto. A.C.	1361756	1	.41	CLAMP, air hose to inst. pnl. lwr. filler.
70	9000 Auto. A.C.	2471945	1	.59	CLAMP, air hose to aspirator—(1.166).
70	46-60-80-9000 A.C.	1361756	1	.41	CLAMP, muffler 8i discharge hose to insulator.
71-72	All A (A.C.)	3147463	1	.51	CLAMP, suction pipe bulb—(9.214).
71-72	All A (A.C. 455 Eng.)	1361756	1	.41	CLAMP, disch. line muffler ins. to muffler 16" long . .

9.225 GASKET, COMPRESSOR DISCHARGE LINE

58	All.	3140748	1	.30	GASKET, to condsr. (std.)—(9.21 1).
58-60	All.	3140600	AR	.25	GASKET, by-pass cool-pack—(9.21 1).
60	All.	3140600	AR	.25	GASKET, by-pass line to evap.—(9.240).
53-55	All.	5887997	1	.15	SEAL, at compr.—(9.240).

9.225 INSULATOR, SUCTION HOSE OR DISCHARGE LINE

61	44-46-47-4800.	1347508	3	.55	INSULATOR, disch. by-pass & suction lines to upr. fdr. skirt.
61	44-46-47-4800.	1347508	1	.55	INSULATOR, liquid hose to upr. fdr. skirt.
68-69	All Man. or Auto. A.C.	1384774	2	.41	INSULATOR CONDENSER TO UPR. TIE BAR
61-62	40-41-4300 V-8 1st Type	1361888	1	.87	INSULATOR, disch. line muffler.
62	V-6.	1347508	1	.55	INSULATOR, suction line to disch. line.
62	V-6. 44-46-4800.	1347508	1	.55	INSULATOR, disch. line to upr. fdr. skirt.
62	44-46-4800.	1347508	1	.55	INSULATOR, liquid line upr. fdr. skirt.
62-63	V-6 A.C.	1361888	1	.87	INSULATOR, disch. line muffler.
63	40-4100 V-8.	1347508	AR	.55	INSULATOR, suet, line to disch. line 8i disch. line to fdr. skirt.

63	44-46-47-4800 A.C. 1st Type less Muffler.....	1347508	1	.55	INSULATOR, wrap around disch. hose
63	44-46-47-4800.....	1361888	1	.87	INSULATOR, muffler
64	40-4 1-42-43-4400 A.C. ...	1347508	1	.55	INSULATOR, disch. line to fdr. skirt.....
64	40-4 1-42-4300 A.C.	1347508	1	.55	INSULATOR, disch. line to frt. fdr. upr. tie bar.
64	40-4 1-42-4300 A.C. 2nd Type (% Thick).....	586875	1	1.38	INSULATOR, disch. pips muffler
64-67	Special-Skylark A.C. less Gran Sport.....	1379293	1	1.08	INSULATOR, compr suction Pipe.....
64-66	Special-Skylark A.C.	1174633	1	.20	INSULATOR, A.C. muffler mtg. to reinf.—(0.4 13)
64	4400 A.C.	1347508	1	.55	INSULATOR, disch. line
63-64	44-46-47-4800 A.C.	1361888	1	.87	INSULATOR, disch. line muffler.....
65	9000 A.C.	1361888	1	.87	INSULATOR, disch. line muffler.....
65-66	30-4000 A.C. less G.S.	1347508	1	.55	INSULATOR, disch. line to fdr. skirt.....
64-67	Special-Skylark-G.S. A.C. .	586875	1	1.38	INSULATOR, disch. pip muffler.....
65-67	30-4000 A.C.	1174633	1	.20	INSULATOR, A.C. muffl r mtg. to reinf.—(0.4 13)
65	30-4000 A.C.	1371189	1	.10	INSULATOR, suction lire to rad. side supt!.....
65	50-60-8000 A.C.	1371189	1	.10	INSULATOR, suction lire to frt. fdr. upr. tie bar .
67-68	9000 Man. or Auto. A.C. .	1379293	1	1.08	INSULATOR, suction lire to whlhse, panel.....
65-66	50-60-80-9000 Man. or Auto. A.C.	1372054	1	.82	INSULATOR, disch uifler
65	50-60-8000 A.C.	3005653	1	.15	INSULATOR, suction lire
65	9000 A.C.	1361888	1	.87	INSULATOR, disch. line muffler.....
66-67	30-4000 A.C.	381996	1	.36	INSULATOR, reciever cehydrator.....
66	30-4000 A.C.	1376996	1	.82	INSULATOR, A.C. refrigerant lines.....
66	30-4000 A.C. exc. 4600 .	1377614	1	.56	INSULATOR, suction line to rad. side supt!.....
66	4600 A.C.	1377614	1	.56	INSULATOR, disch. line to rad. supt. upr. tie bar
66	46-50-60-8000 Man. or Auto. A.C.	1377614	1	.56	INSULATOR, suction line to rad. supt. upr. tie bar
66-70	50-60-80-9000 Man. or Auto. A.C.	3005653	1	.15	INSULATOR, suction line.....
66	9000 Man. or Auto. A.C. .	1377614	1	.56	INSULATOR, suction line to brkt.
67-68	50-60-8000 Man. or	1372054	1	.82	INSULATOR, disch. m.iffier.....
68-73	All Man. or Auto. A.C. ...	1384774	2	.41	INSULATOR, condenser to upr. tie bar.....
68-70	9000 Man. or Auto. A.C. .	1384774	2	.41	INSULATOR, receiver & dehydrator to mtg. brkt.
65-72	All A.C.	1379293	AR	1.08	INSULATOR, compr tion pipe (3" dia.-1" x 1 1/2" slot).....
65-72	All A.C.	1379294	AR	.20	INSULATOR (sponge ru jber) A.C. hose (2" dia.-Vi" x V/A" slot).....
69-73	All Man. or Auto. A.C. ...	1230707	1	.46	INSULATOR, on water v alve vacuum element
70	50-60-80-9000 Man. or Auto. A.C.	402455	1	2.15	INSULATOR, muffler
71	50-60-80-9000 Man. or Auto. A.C.	1236884	1	3.49	INSULATOR, disch. muffler .
9.225 CLAMP, SUCTION PIPE					
66-70	50-60-80-9000 Man. or	3005652	2	.15	CLAMP, suction pipe
66	50-60-80-9000 Man. or Auto. A.C.	3147463	1	.51	CLAMP, suction pipe bulb.....
67-70	All Man. or Auto. A.C. ...	3147463	1	.51	CLAMP, suction pipe bulb—(9.214)
68-70	30-4000 A.C.	3017085	1	.10	CLAMP, suction line (Y, tube).....
9.226 PIPE, CONDENSER TO MUFFLE					
62	40-4 1-4300 V-8 2nd Type.....	1353977	1	10.35	PIPE
63	40-41-4300 V-8.....	1353977	1	10.35	PIPE
64	40-41-42-4300 A.C. (Straight Sect. 10V) ..	387011	1	4.82	PIPE
65	30-4000 A.C. Cross Flow Rad.....	1373326	1	8.30	PIPE
65	30-4000 A.C. Down Flow Rad.....	387011	1	4.82	PIPE.....
66	30-4000 A.C.	1376492	1	3.59	PIPE (muffler to top of condenser)
67	30-4000 A.C.	1379305	1	4.00	PIPE (muffler to top of condenser)
70	All V-8 A.C.	1234263	1	.72	BRACKET, comp. line
71	30-4000 V-8 A.C.	1234263	1	.72	BRACKET, comp. line
9.226 SHIELD, COMPRESSOR					
72	50-60-80-9000.....	1240049	1	1.28	SHIELD, compressor
73	All.....	1240049	1	1.28	SHIELD, compressor
9.227 PIPE, RECEIVER TO CONDENSER					
64 65	Special-Skylark A.C. Down Flow Rad.	589039	1	2.36	PIPE
65	30-4000 A.C. Cross Flow Rad.....	1373327	1	5 25	PIPE

66	30-4000 A.C.	1380150	1	3.79	PIPE, rec. to bottom of condenser.
67	30-4000 A.C.	1379304	1	4.31	PIPE, rec. to bottom of condenser .

9.233 PIPE—HOSE. RECEIVER TO EVAPORATOR

NOTE For component parts of hose assemblies refer to grp. 9.222.

62	44-46-4800.	1350820	1	12.00	HOSE,
63	40-41-4300.	3153952	AR		HOSE,
63	44-46-4800 A.C.	1366625	1	8.85	HOSE,
63-65		1357146	1	13.20	HOSE,
64-66	Special-Skylark A.C.	1380151	1	8.40	HOSE,
64	4400 A.C.	1364525	1	8.00	HOSE,
64	46-4800 A.C.	1366625	1	8.85	HOSE,
65-66	50-60-8000 Man. or Auto. A.C.	1380154	1	8 20	HOSE,
65-66	60-8000 Man. or Auto. A.C.	1380153	1	8.55	HOSE, liquid (expan. valve to rec. dhy.) ...
66	9000 Man. or Auto. A.C.	1380152	1	8.60	HOSE, liquid (expan. valve to rec. dhy.) ...
67	30-4000 A.C.	1379307	1	8.15	HOSE, receiver (expan. valve to rec. dhy.)
67-68	50-60-8000 Man. or Auto. A.C.	1385966	1	9.80	HOSE, liquid (expan. valve to rel. dhy.)
67 69	9000 w/Auto. or Man. A.C.				HOSE, 3023674, 302365 1 fittings) suction throttling valve to rec.-dehydrator.....
68-69	30-4000 A.C.	1383745	1	9.80	HOSE, liquid (expan. valve to dehydrator).....
69	50-60-8000 Man. or Auto. A.C.				HOSE, liquid (use 54" of 230882 hose, 1 of 302365 7 & 3023668 fittings) exp. valve to rec. dehydrator.....
70-71	All				HOSE, liquid (refer to grp. 9.242).....

9.238 HOSE, COMPRESSOR SUCTION

NOTE For component parts of hose assemblies refer to grp. 9.222.

60	All.	1195170	1	32.75	HOSE
61	44-46-47-4800.	1347491	1	30.65	HOSE
62	40-41-4300 V-8 2nd Type.	1354405		26.40	HOSE, muffler mtg. back of A.C. Compr.
62	40-4 1-4300 2nd Type . . .	584658		9.60	HOSE, suction throttling jobs.....
62	44-46-4800.	1350818		25.50	HOSE, suction (incl. schraeder valve fitting)
62	44-46-4800.	3153116		9.85	HOSE, evap. suction.....
63	40-4 1-4300 V-8.	1354405		26.40	HOSE, compr. suction.....
63	40-41-4300.	584658		9.60	HOSE, evap. suction.....
63	44-46-4800 A.C.	1356494		13.20	HOSE, suet.....
63-65	Riviera A.C.	1362543		17.90	HOSE, suction (evap. to lt. port of compr.).....
63 65	Riviera A.C.	1357988		7.65	HOSE, equalizer (evap. to suction throttle valve)
64-65	Special-Skylark V-8.	1367373		27.15	HOSE, suction cool pack instl.....
64	4400 A.C.	1368152		18.40	HOSE, suction.....
64	46-4800 A.C.	1363208		17.20	HOSE, suction throttle valve to compr.....
64-65	Riviera A.C.	1364918		1 1.70	HOSE, evap. suction.....
65	30-4000 V-8 A.C. 1st Type Valve Stamped No. 0492.....	1371244		21.55	HOSE, valve to compr.
65	30-4000 V-8 A.C. 2nd Type Valve Stamped No. 0508.....	1373661		23.05	HOSE, suction throttle valve to lt. port of compr.
65-66	Skylark G.S.-A.C.	1373394		22.55	HOSE, suction throttle valve to lt. port of compr.
65	5000 A.C. 1st Type Valve Stamped No. 0530.....	1371326		22.55	HOSE, valve to compr.
65	60-8000 A.C. 1st Type Valve Stamped No. 0530.....	1371335		22.20	HOSE, valve to compr.
65	60-8000 A.C. 2nd Type Valve Stamped No. 0521.....	1373663		23.90	HOSE, suction throttle valve to lt. port of compr.
66	V-6 A.C.	1377263		21.75	HOSE, suction throttle valve to lt. port of compr.
66	30-4000.	1378598		38.35	HOSE, suction cool pack instl.....
66	30-4000 V-8 A.C. exc. G.S.	1377272		23.90	HOSE, suction-suction throttling valve to lt. port of compr.....
66	60-8000 Man. or Auto. A.C.	1373663		23.90	HOSE, suction throttle valve to lt. port of compr.
66	9000 Man. or Auto. A.C.	1374442		22.55	HOSE, suction throttle valve to lt. port of compr.
67	30-4000 Cust. A.C. exc. 4600.	1378598		38.35	HOSE, suction .
67	30-4000 A.C.	1379308		19.60	HOSE, suction throttle valve to lt. port of compr.
67	50-60-8000 Man. or Auto. A.C.	1379303		22.90	HOSE, suction throttle valve to lt. port of compr.

67-70	9000 Man. or Auto. A.C.		24.95	HOSE, suction throttle valve to lt. rr. port of compr. (use 54" of 230885 I 1 each 3023677 & 3023717 fittings).....
68-69	30 4000 A.C.	1383744	21.10	HOSE, suction throttle valve to lt. rr. port of compr. .
68	50-60-8000 Man. or Auto. A.C.	1384225	21.75	HOSE, suction throttle i/alve to lt. port of compr. ...
69	50-60-8000 Man. or Auto. A.C.	1386066	21.15	HOSE, suction throttle i/alve to lt. port of compr. ...
70	250 Eng. A.C.	1383744	21.10	HOSE, suction (use 36 of 230885 hose, 1 each of 3023660, 3023717 fittings) suction throttling valve to left port of compressor
70-72	All A (A.C.) V-8			
70	50-60-8000 Man. or Auto. A.C.	1233978	19.65	HOSE, suction throttle ^alve to lt. port of compr.
71-72	All B-C-E (Man. or Auto. A.C.).....		20.60	HOSE, suction (use 1 each fitting 3023660 & 3023717 and 230885 hose as reqd.).
58-60	All	3140852	.30	GASKET, to evap. (%) std. A.C.—(9.21 1)
53-55	All	5887997	.15	SEAL, compr.—(9.240)
58	All	5887997	.15	SEAL, compr.—(9.240)

9.240 GASKET, "O" RING, AIR CONDITIONING LINES ANp HOSES

58-73	All A.C.	8526398	AR	.20	GASKET, "O" ring (1/2" I.D.)—(9.21 1)
59	All	3138635	1	.25	GASKET, "O" ring (.07 39 I.D.)—(9.21 1)
61-73	All A.C.	8526645	AR	.13	GASKET, A.C. line "O" ring (1/2" I.D.)—(9.21 4) . .
53-72	All	5887997	AR	.15	SEAL, disch. or suction line at compr. (also used 9.238)

9.242 CLAMP, AIR CONDITIONING HOSES & LINES

56-72	All.....	443635	AR	.20	CLAMP, worm adj. hosje (2 1/2" to 3") also used 2.274
58-65	All as Req	1185159	AR	.10	CLAMP, strap type (5V, long) (also used 2.480-3.162-9.798-12.243)
60-73	All.....	1195010	AR	.15	CLAMP, strap type (8" long) steel.....
62-71	All.....	3909030	AR	.77	CLAMP, A.C. hose (alsd> used 9.225)
64	4400 A.C. 2nd Type	1368817	1	.20	CLAMP, suction hose
64	46-47-4800 A.C.....	1367254	2	.56	CLAMP, suction hose tb compr.-rr
65-66	30-4000 A.C.....	1368817	1	.20	CLAMP, suction line to rad. side supt.
65-66	50-60-8000 Man. or Auto. A.C.....	1368817	1	.20	CLAMP, suction line to frt. fdr. upr. tie bar.....
65	9000 A.C.....	1367254	AR	.56	CLAMP, suction hose tb compr.-rr.....
66	4600 A.C.....	1368817	2	.20	CLAMP, suction & disch. line to rad. supt. upr. tie bar.....
66	9000 Man. or Auto. A.C.	1368817	1	.20	CLAMP, suction hose
71-72	All B-C-E (Man. or Auto. A.C.).....	389094	AR	.10	CLIP, liquid line to whlhse. pnl
73	All.....	389094	AR	.10	CLIP, liquid line to whlhse. pnl.

9.242 BRACKET—INSULATOR, AIR CONDITIONING LINES & HOSES

65-66	30-4000 A.C. less G.S. ..	1371188	1	.24	BRACKET, suction line to rad. side supt.
65-66	4000 Grand Sport	1371267	2	.62	BRACKET, suction & disch. hose to upr. tie bar
65-66	50-60-8000 Man. or Auto. A.C.	1371267	1	.62	BRACKET, suction hosej to upr. tie bar
66	4600 A.C.....	1371267	2	.62	BRACKET, suction & disch. hose to upr. tie bar
71-72	All A (A.C.)	1235005	1	.13	BRACKET, A.C. muffler

9.242 HOSE, RECEIVER TO EVAPORATOR

70-72	All A (A.C.)		7.65	HOSE, liquid (rec. dhy. :o exp. valve) (use 36" of 230882 hose & 1 eachn fittings 3023697 & 3023695),	
70	All B-C (Man. or Auto. A.C.).....	1234367	1	9.80	HOSE, liquid (exp. valve to rec. dhy.)
70	All E (Man. or Auto. A.C.)		7.00	HOSE, liquid (exp. valve to rec. dhy.) use 42" of 230882 hose & 1 each of 3023674 & 3023651 fittings)	
71-72	All B-C (Man. or Auto. A.C.).....		9.55	HOSE, liquid (use 1 each fitting 3023651 & 3023697 8< 230882 lose as reqd.),	
71-72	All E (Man. or Auto. A.C.)	1235923	1	14.60	HOSE, liquid (exp. valvej to rec dhy.) (approx. 49" long)

NOTE For model years prior to 1970 refer to grp. 9.233.

9.242 BRACKET, DISCHARGE MUFFLER MOUNTING

69	All Man. or Auto. A.C. exc 9000.....	1387564	1	2.67	BRACKET, disch. muffler mtg
----	--------------------------------------	---------	---	------	-----------------------------

9.260 BALL-DUCT-KNOB- <
PANEL VENTS

rLET-RETAINER, A.C. AND INSTRUMENT

63	44-46-47-4800 A.C.	1355133	2	8.40	BALL, outer outlet
64-65	All A.C.	1355133	2	8.40	BALL, outer outlet
66	50-60-80-9000 Man. or Auto. A.C.	1355133	2	8.40	BALL, outer outlet
61-63	40-41-4300.	580685	LH	2.26	DUCT, evap. to air outlet-inner.
66-67	30-4000 A.C.	1375932	1	2.97	DUCT, ctr. outlet.
68-69	30-4000 A.C.	1382090	1	3.79	DUCT, ctr. outlet.
68-70	9000 A.C.	1382374	1	3.69	DUCT, ctr. outlet.
70	50-60-8000 Man. or Auto. A.C.	1233359	1	4.46	DUCT, A.C. distr.
70	9000 Man. or Auto. A.C.	1233382	1		
71-73	All B-C-E Man. or Auto. A.C.	1238429	1	5.30	DUCT, A.C. distr.
71-73	All B-C-E Man. or Auto. A.C.	1238430	1	4.41	DUCT, A.C. distr. (upr.)
71-73	All E less A.C.	1235574	1	4.41	DUCT, A.C. distr. (lwr.)
	NOTE* For A.C. ducts not listed refer to 9.26			3.69	DUCT, ctr. outlet (black plastic)
63	44-46-47-4800 A.C.	1355144	2	& 9.779	groups.
64	All A.C.	1355144	2	.97	KNOB 8i SHAFT, outer outlet
65	30-40-9000 A.C.	1355144	2	.97	KNOB & SHAFT, outer outlet
65	50-60-8000 A.C.	1369812	2	.97	KNOB & SHAFT, outer outlet
66	8000 Auto. A.C.	1369812	2	1.18	KNOB 8i SHAFT, outer outlet
66	All exc. 9000 w/A.C.	1369812	2	1.18	KNOB 8i SHAFT, outer outlet
66-67	9000 Man. or Auto. A.C.	1355144	RH	1.18	KNOB & SHAFT, outer outlet
67	All A.C.	1369812	AR	.97	KNOB 8. SHAFT, outer outlet
60	All	9419763	4	1.18	KNOB 8. SHAFT, outer outlet
63-64	44-46-47-4800 A.C.	1371426	RH	.10	NUT, outer outlet to hsg.—(8.921)
63-64	44-46-47-4800 A.C.	1354613	1	19.90	OUTLET, outer.
64-65	Special-Skylark A.C.	1362950	RH	8.50	OUTLET, ctr.
64-65	Special-Skylark A.C.	1362951	LH	17.90	OUTLET, outer.
64	40-4 1-42-4300 A.C.	1362727	1	17.90	OUTLET, outer.
65	30-4000 A.C.	1370265	1	7.50	OUTLET, ctr.
65	50-60-8000 A.C.	1369920	RH	8 10	OUTLET, ctr.
65	50-60-8000 A.C.	1369921	LH	19.40	OUTLET, outer.
65-66	50-60-8000 A.C.	1369221	1	19.40	OUTLET, outer.
65-70	50-60-8000 Man. or Auto. A.C. Long Console.	1370269	1	2.05	OUTLET, htr. ctr.
65	9000 A.C.	1354613	1	8.50	OUTLET, ctr.
65	9000 A.C.	1371426	RH	19.90	OUTLET, outer.
66	30-4000 A.C.	1377238	RH	22.20	OUTLET, outer (paint to match)
66	30-4000 A.C.	1377239	LH	22.20	OUTLET, outer (paint to match)
66-67	30-4000 A.C.	1373844	1	11.30	OUTLET, ctr.
66	30-4000 A.C.	1373842	RH	21.90	OUTLET, outer.
66	30-4000 A.C.	1373843	LH	21.90	OUTLET, outer.
66-67	50-60-8000 Man. or Auto. A.C.	1375899	1	13.85	OUTLET, ctr.
66	50-60-8000 Man. or Auto. A.C.	1375900	RH	18.55	OUTLET, outer.
66	50-60-8000 Man. or Auto. A.C.	1375901	LH	17.95	OUTLET, outer.
66	9000 Man. or Auto. A.C.	1374063	1	14.50	OUTLET, ctr. (also used 9.779)
66	9000 Man. or Auto. A.C.	1374064	RH	21.15	OUTLET, outer.
66	9000 Man. or Auto. A.C.	1375221	LH	19.70	OUTLET, outer.
67	30-4000 A.C.	1381206	RH	10.50	OUTLET, outer (med. saddle) paint to match trim
67	30-4000 A.C.	1381207	LH	10.50	OUTLET, outer (med. saddle) paint to match trim
67	50-60-8000 Man. or Auto. A.C.	1380850	RH	10.50	OUTLET, outer.
67	50-60-8000 Man. or Auto. A.C.	1380851	LH	10.50	OUTLET, outer.
67	9000.	1380984	1	12.80	OUTLET, ctr.
67	9000 Man. or Auto. A.C.	1380856	RH	10.50	OUTLET, outer (black)
67	9000 Man. or Auto. A.C.	1380860	RH	10.20	OUTLET, outer (dk. blue)
67	9000 Man. or Auto. A.C.	1381784	RH	10.70	OUTLET, outer (light champagne)
67	9000 Man. or Auto. A.C.	1380858	RH	10.20	OUTLET, outer (dk. green)
67	9000 Man. or Auto. A.C.	1381788	RH	10.70	OUTLET, outer (plum)
67	9000 Man. or Auto. A.C.	1381786	RH	10.70	OUTLET, outer (med. saddle)
67	9000 Man. or Auto. A.C.	1380862	RH	10.20	OUTLET, outer (dk. turquoise)
67	9000 Man. or Auto. A.C.	1380865	LH	10.50	OUTLET, outer
68-69	30-4000 AC.	1382089	1	7.25	OUTLET, ctr.
68-71	30-4000 A.C.	1383019	LH	12.95	OUTLET, outer (black)—(9.262)
68	30-4000 A.C. 1st Type	1383018	RH	12.95	OUTLET, outer (black) (has vane hsg. painted black around edge)
68	30-4000 A.C. 2nd Type	1230694	RH	10.80	OUTLET, outer (black) has vane hsg. with chrome bead around edge

68	30-4000 A.C.	1384804	RH	12.95	OUTLET.	
68	30-4000 A.C.	1384806	RH	12.95	OUTLET,	
68	30-4000 A.C.	1384808	RH	12.95	OUTLET,	
68	30-4000 A.C.	1384810	RH	12.95	OUTLET,	
68	30-4000 A.C.	1230694	RH	10.80	OUTLET,	to match)
68	30-4000 A.C.	1384814	RH	12.95	OUTLET.	
68	50-60-8000 Man. or Auto. A.C.	1382311	1	8.75	OUTLET,	
68-69	50-60-8000 Man. or Auto. A.C.	1382476	RH	14.05	OUTLET,	
68-69	50-60-8000 Man. or Auto. A.C.	1382377	LH	14.05	OUTLET,	
68-69	9000 A.C.	1382478	RH	14.05	OUTLET,	
68-69	9000 A.C.	1382377	LH	14.05	OUTLET,	
68-69	9000.....	1382375	1	8.85	OUTLET,	
69	30-4000 A.C.	1230694	RH	10.80	OUTLET,	
69	All A (Upr. Level Vents. less A.C.)	1231680	RH	9.80	OUTLET,	
69-72	All A (Upr. Level Vents less A.C.)	1387309	LH	10.55	OUTLET,	
70-72	All A (Upr. Level Vents. less A.C.)	1232454	RH	8.15	OUTLET,	
69	50-60-8000 less Man. or Auto. A.C.	1387114	RH	6.15	OUTLET,	
69	50-60-8000 less Man. or Auto. A.C.	1387115	LH	6.15	OUTLET,	
69	50-60-8000 Man. or Auto. A.C.	1386708	1	7.70	OUTLET,	
71	50-60-8000.....	1235352	2	3.38	OUTLET vane)---(9.789) .	
NOTE For outlets not listed refer to 9.262-9.789.						
61-63	40-4 1-4300.	579689	LH	1.54	RETAINER,	
61-63	40-4 1-4300.	579684	1	1.44	RETAINER,	
61-63	40-41-4300.	579685	1	1.44	RETAINER.	
64-65	Special-Skylark A.C.	1366274	2	.15	RETAINER,	
65-67	All Man. or Auto. A.C.	1370264	2	.46	RETAINER,	
68	30-4000 A.C.	1383562	RH	.87	RETAINER,	
68	30-4000 A.C.	1383563	LH	.87	RETAINER,	
68-69	30-4000 A.C.	1383735	1	.87	RETAINER,	
68-69	30-4000 A.C. & Heater ..	1370264	2	.46	RETAINER,	
68	50-60-8000 Man. or Auto. A.C.	1383605	1	.56	RETAINER,	
68	50-60-8000 Man. or Auto. A.C.	1383594	RH	.82	RETAINER,	
68 70	9000.	1383603	2	2.87	RETAINER.	
69-72	All A (A.C. or Instrument Panel Side Vents)	1383563	LH	.87	RETAINER,	Iso used 9.789)
69	30-4000 A.C. or Instrument Panel Side Vents.....	1387740	RH	1.03	RETAINER,	
69-70	50-60-8000 Man. or Auto. A.C.	1387125	1	1.13	RETAINER, center outlet	
69-70	50-60-8000.....	1383594	RH	.82	RETAINER, outer outlet	
70-72	All A (Upr. Level Vent or A.C.)	1232092	RH	.97	RETAINER, outer outlet- (9.789) .	
64-65	Special-Skylark A.C.	1361852	1	.56	SEAL, ctr. outlet duct-lvrr---(9.779)	
70-72	All A.	1232653	1	.72	SEAL, A.C. ctr. duct-upr	
63-65	All A.C.	1362529	2	.20	WIRE, outer outlet valve control	
66	30-4000 A.C.	1376718	2	.15	WIRE, outer outlet valve control	
66-67	50-60-8000 A.C.	1376067	2	.20	WIRE, outer outlet valve control	
66-67	8000 Auto. A.C.	1376067	2	.20	WIRE, outer outlet valve control	
67	30-4000 A.C.	1362529	2	.20	WIRE, outer outlet valve control	
67	9000 Man. or Auto. A.C. ..	1362529	1	.20	WIRE, outer outlet valve control	

9.260 HOSE, AIR

40-73	All	1234984	AR	5.02	HOSE (1 V I.D. x 6 ft. long) also used 9.786
40-72	All	1234985	AR	5.75	HOSE .D. x 6" long also used 9.786
40-72	All	1234986	AR	6.15	HOSE ' I.D. x 6" long) also used 9.786 & 9.778
40-70	All	1234277	AR	6.15	HOSE
40-72	All	1234278	AR	7.05	HOSE
40-73	All	1234988	AR	7.60	HOSE
40-73	All	1234987	AR	7.70	HOSE 6" long also used 9.786
40-72	All	1234989	AR	9.95	HOSE I.D. 6 ft. long) also used 9.786
40-70	All	1234990	AR	13.25	HOSE I.D. x 6 ft. long) also used 9.786

9.262 DUCT—OUTLET—HOUSING & VALVE, AIR CONDITIONING

NOTE* For A.C. ducts not listed refer to 9.260-9.779 group.

70-72	All A (A.C.)	1231919	1	2.46	DUCT, ctr. outlet
-------	--------------------	---------	---	------	-------------------

71-73	All B-C (Man. or Auto. A.C.)	1235350	RH	5.20	DUCT, instr. panel cover A.C. (incl. valve)
71-73	All B-C (Man. or Auto. A.C.)	1235351	LH	5.20	DUCT, instr. panel cover A.C. (incl. valve)
71-73	All B-C less A.C.	1235721	1	2.00	DUCT, instr. panel cvr. air outlet (ctr.)
71-73	All E (Man. or Auto. A.C.)	1235624	RH	7.05	DUCT, instr. panel cvr. A.C. outlet (incl. valve)
71-73	All E (Man. or Auto. A.C.)	1235575	1	7.05	DUCT, A.C. outlet instr. pnl. cvr. ctr. (incl. valve)
64-67	Special-Skylark Cust. A.C.	3011495	AR	2.26	OUTLET, ball type (plastic)
68-72	All A (A.C.)	1383019	LH	12.95	OUTLET, A/C outer (also used 9.260)
70-72	All A (A.C.)	1232458	RH	9.25	OUTLET, outer
70-72	All A (A.C.)	1232706	1	3.84	OUTLET, ctr.
70	50-60-8000 Man. or Auto. A.C.	1233041	1	5.20	OUTLET, ctr.
70	50-60-8000 Man. or Auto. A.C.	1233036	RH	7.95	OUTLET, outer
70	50-60-8000 Man. or Auto. A.C.	1233037	LH	10.70	OUTLET, otr.
70	9000	1233037	LH	10.70	OUTLET, otr.
70	50-60-80-9000	1234152	RH	3.08	OUTLET, A.C. inter.
70	50-60-8000 Power Brks.	1234152	LH	3.08	OUTLET, A.C. inter.
70	50-60-8000 Manual Brks.	1234153	LH	3.08	OUTLET, A.C. inter.
70	9000 A.C.	1233040	RH	10.75	OUTLET, outer
70	9000	1233042	1	5.65	OUTLET, instr. panel ctr.
70	9000 Man. or Auto. A.C.	1234151	LH	3.49	OUTLET
71-73	All B-C-E (Man. or Auto. A.C.)	1235590	RH	3.69	OUTLET, A.C. inter, (below glove box-hsg. & vane)
71-73	All B-C-E (Man. or Auto. A.C.)	1235591	LH	3.69	OUTLET, A.C. inter, (hsg. & vane)
71-73	All B-C-E (Man. or Auto. A.C.)	1235348	RH	8.15	OUTLET, instr. panel hsg. A.C. (incl. valve)
71-73	All B-C-E (Man. or Auto. A.C.)	1235349	LH	8.15	OUTLET, instr. panel hsg. A.C. (incl. valve)
71-73	All E (Man. or Auto. A.C.)	1235573	1	5.70	OUTLET, A.C. (ctr.) (hsg. & vane)
71-73	All E (Man. or Auto. A.C.)	1235620	RH	5.95	OUTLET, A.C. (above glove box-hsg. & vane)
71-72	50-60-80-9000 Auto. A.C.	3022877	1	18.25	HOUSING 8t VALVE, temp, (also used 8.858)
71-73	All B-C-E Man. or Auto. A.C.	408365	1	.10	CLIP, A.C. htr. case to retain duct
70	9000 Man. or Auto. A.C.	1234144	1	.62	ADAPTER, A.C. inter, outlet
70	50-60-8000 Man. or Auto. A.C.	1234148	2	.10	PIN, A.C. inter, vane pivot (plastic)
70	50-60-8000 Pwr. Brks.	1234845	1	.51	BRACKET, inter, outlet mtg. (L.H. side only) 8" long
67-68	9000 Long Console	1381349	1	.10	SEAL, htr. ctr. outlet deflector (also used 9.779)
9.264 RETAINER, EVAPORATOR DOO					
61-63	40-41-4300	575218	2	.10	RETAINER, dr. to hsg.
9.270 CIRCUIT BOARD—VALVE, AIR					
71	50-60-80-9000 Man. A.C.	1223345	1	5.75	CIRCUIT BOARD, man. A.C. control (incl. wiring)
71-72	All Auto. A.C.	7934058	1	10.30	CIRCUIT BOARD, auto. A.C. control (incl. wiring)—(9.276)
71-72	All Auto. A.C.	7932502	1	6.00	CIRCUIT BOARD, resistor-blower (programmer)
71-72	All B-C-E (Man. A.C.)	7932345	1	2.51	VALVE, vacuum-hot water (3-port) man. A.C. control—(9.280)
71-72	All B-C-E (Man. A.C.)	7932346	1	2.92	VALVE, vacuum-select (9-port) man. A.C. control—(9.280)
71-72	All Auto. A.C.	7931936	1	2.67	VALVE, select (9 port) auto. A.C. control—(9.280)
9.270 MOTOR—RELAY—SENSOR—TRANSDUCER, AUTO. TEMP. CONTROL PROGRAMMER					
71-72	All Auto. A.C.	7932526		3.84	MOTOR, vacuum—(9.280)
71-72	All Auto. A.C.	7930501		2.87	RELAY, checking
71	All Auto. A.C.	7935324		4.00	SENSOR, ambient switch
71-72	All Auto. A.C.	7932545		12.50	TRANSDUCER
71-72	All Auto. A.C.	7932547		.77	SHAFT, mix door operating arm—(9.275)
71-72	All Auto. A.C.	1223165		15.75	AMPLIFIER, circuit board (Darlington) includes potentiometer, insulator, retainer, heatsink—(9.275)
71-72	All Auto. A.C.	1223113	1	1.49	ARM, feed back potentiometer (programmer)—(9.281)
71-72	All Auto. A.C.	7932516		.25	CLIP, retainer-heatsink
71-72	All Auto. A.C.	1223114		1.74	CONTACTS, blower switch wipe arm (incl. 3 ball brgs.) auto. A.C. programmer
71	All Auto. A.C.	7932507		.20	INSULATOR, heatsink
71-72	All Auto. A.C.	7932695		2.15	LINKAGE, temp, door conn, (programmer)—(9.786)
71-72	All Auto. A.C.	7933230		.36	RETAINER, pwr. spring

71-72	All Auto. A.C.	7932535		.20	SPRING, vacuum valve—(9.275)
71-72	All Auto. A.C.	7932552		.51	SPRING, pwr.—(9.275)
9.273 CONTROL—LEVER, AIR CONDITIONING					
70	33-34-3500 A.C.	1233960	1	29.30	CONTROL (complete;
70	44-4600 A.C.	1240133	1	27.85	CONTROL (complete)
70	50-60-8000 Man. A.C.	1240133	1	27.85	CONTROL (complete)
70	50-60-8000 Auto. A.C.	1233966	1	27.15	CONTROL (complete)
70	9000 Man. A.C.	1233957	1	32.60	CONTROL (complete)
70	9000 Auto. A.C.	1233965	1	28.80	CONTROL (complete)
70	All	1222934	1	1.69	LEVER, htr. or A.C. control—(8.852) (incl. knob 8i ret.)
71	33-3400 A.C. less Wood Grain Instr. Pnl.	1233960	1	29.30	CONTROL, A.C. (complete)
71	34-4400 A.C. & Wood	1240133	1	27.85	CONTROL, A.C. (complete)
71-73	All B-C-E (Man. A.C.)	7938514	1	29.55	CONTROL, A.C.-man. complete)
71-72	All Auto. A.C.	7938524	1	40.60	CONTROL, A.C. auto (complete)
72	All A (A.C.)	1240133	1	27.85	CONTROL, A.C. (wood grain applique)
72	All A (A.C.)	1240136	1	27.85	CONTROL, A.C. (paimjed black)
71-72	All B-C-E (Man. A.C.)	1223313	1	2.89	LENS PKG., man. A.C. control
71-72	All Auto. A.C.	1223325	1	2.76	LENS, escutcheon pkc dial, backplate, knob, retainer

9.275 GRILLE, AUTOMATIC TEMPERATURE CONTROL SENSOR					
66	50-60-8000	1377298		.87	GRILLE (paint to match)
66	9000	1377297		1.23	GRILLE (paint to match)
67	50-60-8000	1377297		1.23	GRILLE (paint to match)
67	9000	1380432		1.30	GRILLE (paint to match)
68	50-60-8000	1385457		3.43	GRILLE (paint to match)
68	9000	1385461		4.05	GRILLE (paint to match)
69-70	50-60-8000	1387875		2.67	GRILLE (paint to match)
69-70	9000	1387662		2.26	GRILLE (paint to match)
71-73	All B-C (Auto. A.C.)	1236060		1.64	GRILLE (paint to match)
71-73	All E (Auto. A.C.)	1236059		1.79	GRILLE (paint to match)
68	50-60-8000	1385319		4.20	ADAPTER, sensor grille
68	9000	1385325		4.05	ADAPTER, sensor grille
69-70	50-60-8000	1387343		2.67	ADAPTER, sensor grille
69-70	9000	1387226		2.31	ADAPTER, sensor grille
68-70	50-60-80-9000	1385524		.10	CLIP, sensor grille to instrument panel insert
68-70	50-60-80-9000	1385318		.41	SEAL, sensor adapter
69-70	9000	1230409		.67	SEAL, sensor grille
71-73	All B-C-E	1236058		.51	SPACER, in car sensor
69-70	9000	1387229		3.64	HOSE, sensor grille to adapter
71	50-60-80-9000	9796665		.62	HOSE, sensor to aspirator

9.275 RESISTOR, AIR CONDITIONING BLOWER					
60-62	All exc. Special	1193135	1	1.95	RESISTOR, blower
63	44-46-4800 A.C.	1355312	1	2.05	RESISTOR
63-65	Riviera A.C.	1370299	1	2.67	RESISTOR
64-67	Special-Skylark-G.S. A.C.	1367217	1	1.33	RESISTOR, htr. blower
64-66	Special-Skylark Cust. A.C.	3841266	1	2.87	RESISTOR
64	44-46-4800 A.C.	1366782	1	2.15	RESISTOR
65	50-60-8000 A.C.	1371247	1	2.82	RESISTOR
66-67	50-60-80-9000 A.C.	1377171	1	1.54	RESISTOR, with htr.
66-67	All Auto. A.C.	1382921	1	7.80	RESISTOR
67	30-4000 Cust. A.C. exc. 4600	3841266	1	2.87	RESISTOR
68-70	30-4000 A.C.	9791201	1	1.64	RESISTOR, htr. blower A.C.
68	All Auto. A.C.	1385151	1	3.08	RESISTOR, blower mtr.
68-70	50-60-80-9000 Man. A.C.	1385321	1	1.44	RESISTOR, A.C. blower
69-70	All B-C A.C.	1385151	1	3.08	RESISTOR, blower motor
71-73	All B-C-E (Man. A.C.)	3998401	1	1.33	RESISTOR, A.C. blower
71	AM A (A.C.) (1st Type)	9791201	1	1.64	RESISTOR, htr. blower (last 3 digits of part No.-201 appear on terminal side of resistor board)
71	All A (A.C.) (2nd Type)	487089	1	1.23	RESISTOR, htr. blower (letter "C" appears on terminal side of resistor board)
72	All A (A.C.)	487089	1	1.23	RESISTOR, htr. blower
63-54	44-46-4800 A.C.	1472307	1	.15	SEAL, blower resistor to evap. feed air duct
63-64	4700 Htr. Str Def.	1472307	1	.15	SEAL, resistor to shut off valve
65	All exc. 30-4000	1472307	1	.15	SEAL, blower resistor to evap. feed air duct
65-68	50-60-8000 Man. or Auto. A.C.	1472307	1	.15	SEAL, blower resistor to evap. feed air duct
66-68	9000 A.C.	1472307	1	.15	SEAL, A.C. blower resistor to htr.
58	All	3138468	1	10	CLIP, blower mtr. resistor or mtg. cool-pack

9.275 SWITCH (AIR CONDITIONING)

60	All	1998874		1.56	SWITCH, temp, indicator vac—(9.172)
60	All	1194532	1	3.23	SWITCH 8i BRACKET, cl
61-62	44-46-47-4800 A.C.	1359551	1	2.67	SWITCH
61-62	44-46-47-4800	1164697	1	4.87	SWITCH 8t BRACKET, cl
61-63	40-4 1-4300	3148586	1	8.35	SWITCH, blower
63	44-46-4800	1355161	1	4.72	SWITCH & BRACKET, cl
63	4700 A.C.	1164697	1	4.87	SWITCH 8i BRACKET, cl
63-64	44-46-4800	1356517	1	2.05	SWITCH, A.C. master control-elec.
63-64	44-46-4800 A.C.	1358447	1	2.31	SWITCH
63	4700 A.C.	1359551	1	2.67	SWITCH
64	44-46-4800 A.C.	1362575	1	5.35	SWITCH 8. BRACKET, cl
64	Special-Skylark A.C.	1362737	1	2.10	SWITCH, htr. 8t def.
64-67	Special-Skylark-G.S. Cust. A.C.	3159535	1 ^-	8.85	SWITCH, blower
64-67	Special-Skylark-G.S. Cust. A.C.	3002903	1	19.65	SWITCH, ranco control
64-65	Special-Skylark A.C.	1364649	1	4.20	SWITCH A.C. cl. control
64-65	Riviera A.C.	7277359	1	6.45	SWITCH, A.C. cl. control
64	4700 A.C.	1222095	1	5.65	SWITCH, ale. blower
64	4700	7287522	1	3.59	SWITCH, htr. control master circuit
65	30-4000 A.C.	1362737	1	2.10	SWITCH, def. & htr. (used 8.852)
65	50-60-8000 Htr. & A.C.	7291638	1	7.65	SWITCH, cl.
65	50-60-8000 Htr. 8i A.C.	7289237	1	5.40	SWITCH, htr. blower
65	9000 Htr.	7291491	1	3.33	SWITCH, master
65	9000 A.C.	1222095	1	5.65	SWITCH, A.C. blower
66-67	30-4000 Htr. 8t/ or A.C.	7295126	> -	4.51	SWITCH, blower—(8.852)
66-67	30-4000 A.C.	7295123	-1	4.41	SWITCH, cl. control
66	80-9000 Auto. A.C.	3008526	1	7.20	SWITCH, htr. master
66-67	50-60-8000 A.C.	7296177	1	3.59	SWITCH, cl.
66-67	50-60-8000 A.C.	7296179	- 1	5.70	SWITCH, htr. blower
66-67	9000 A.C.	7296263	1	7.40	SWITCH
66-67	9000 A.C.	7296264	1	3.84	SWITCH, cl. control
66	9000 Auto. A.C.	3008474	1	7.60	SWITCH, htr. selector
67	All Auto. A.C. 1st Type (See Footnote 9.798)	3008526	1	7.20	SWITCH, htr. master
67	9000 Auto. A.C. 1st Type (See Footnote 9.798)	3008474	1	7.60	SWITCH, htr. selector
67	9000 Auto. A.C. 2nd Type (See Footnote 9.798)	3013222	1	9.25	SWITCH, selector temp.
68	All A.C.	7304784	1 -	8.15	SWITCH, blower A.C. control (5 position) -(9.798)
69-70	All Man. A.C.	1386803	1	7.20	SWITCH, A.C. blower (on control)
69-70	All Auto. A.C.	1230507	1	14.75	SWITCH, selector (vacuum 8i electric)
70	All Man. A.C.	7313424	1	9.15	SWITCH, vacuum
71-72	All A (A.C.)	1386803	1	7.20	SWITCH, A.C. blower
71-73	All B-C-E (Man. A.C.)	483326	1	2.51	SWITCH, compr. ambient (2 term.)
71-72	All B-C-E (Man. A.C.)	1223127	1	2.92	SWITCH PKG., control-man. A.C. (blower)
73	All A (A.C.)	483326	1	2.51	SWITCH, compr. ambient (2 term.)
71-72	All B-C-E (Man. A.C.)	1223345	1	5.75	ARM 8t BOARD cV SWITCH, high blower override- A.C. control (incl. circuit board)

NOTE. For cars with heater only refer to 8.852 for switch
NOTE. Other switches listed in group 9.798.

67	All Auto. A.C. (2nd Type) (See Footnote 9.798)	3011102	1	.10	PIN, ambient compr. switch
67	All Auto. A.C. (2nd Type) (See Footnote 9.798)	3011103	1	.73	LEVER, compr. switch
65	30-4000	2965073	1	.23	CONNECTOR, to htr. blower switch—(2.530)
68	9000 less A.C.	7305239	1	8.80	VALVE, vac-vent., htr.-revent (also used 9.798)
59-62	All exc. Spec	1472307	1	.15	SEAL, to blower 8i air valve plenum
61	40-4100 A.C.	427721	1	.15	SCREW, hex. socket set (8-32 x 1/16") evap. control lvr. knob—(8.975)

**9.275 AMPLIFIER—ASPIRATOR & SHIELD—CAM—PROGRAMMER, AIR
CONDITIONING CONTROL**

71-72	All Auto. A.C.	1223165		15.75	AMPLIFIER, circuit board (Darlington) (used 9.270)
71-72	All Auto. A.C.	482042		.83	ASPIRATOR 8. SHIELD
71-72	All B-C-E (Man. A.C.)	7932907		.46	CAM, temp, (water valve)
71-72	All B-C-E (Man. A.C.)	7932904		.56	CAM, cable-temp. control
71-72	All Auto. A.C.	7931934		2.87	CONTACTS, select &L cam assy, (includes wipers) auto. A.C. control—(9.281)
71-72	All Auto. A.C.	1223114		1.74	CONTACTS, blower switch wiper arm (incl. 3 ball brgs.) (also listed 9.270)
71-72	All Auto. A.C.	7932183		8.85	THUMB WHEEL & POTENTIOMETER, auto. AC control
71-72	All Auto. A.C.	7930135	1	68.70	PROGRAMMER, auto. A.C.

71 72	All B-C-E (Man. or Auto. A.C.)	7932343	1	.56	LEVER , select A.C. control—(9 27B)
71-72	All B-C-E (Man. A.C.)	7932344	1	.87	LEVER (temp.) man. A.C. control—(9.278)
71-72	All Auto. A.C.	7932547	1	.77	SHAFT , mix door operating arm (used 9.270)
72	All Auto. A.C.	7937912	1	1.40	SHAFT , mix door operating arm-auto. temp. control programmer
71-72	All Auto. A.C.	7932552	1	.51	SPRING , pwr. (used 9 270)
71-72	All Auto. A.C.	7932535	1	.20	SPRING , vac. valve (used 9.270)
71-72	All Auto. A.C.	7932536	1	4.77	VALVE , vac. programmer—(9.280)
71-72	All Auto. A.C.	7935792	1	.31	RETAINER , connector (plastic rib) retains programmer cvr.
71-72	All Auto. A.C.	7932554	1	3.84	COVER , programmer (black-plastic)
71-72	All Auto. A.C.	7939007	1	.45	CONNECTOR , female programmer electrical (black-plastic)
71-72	All Auto. A.C.	7932544	1	.41	STUD , vac. valve mtg. screw (for programmer)
9.276 SENSOR—BODY, AUTOMATIC TEMPERATURE CONTROL					
71-73	All Auto. A.C.	7935324	1	4.00	SENSOR , ambient-outside air auto. temp. control (in evap. case)
71-73	All Auto. A.C.	7933754	1	8.90	SENSOR , in car auto A.C. control
71-72	All Auto. A.C.	7932695	1	2.15	LINKAGE , temp. dr. connecting (programmer)—(9.786)
71-72	All Auto. A.C.	7934058	1	10.30	CIRCUIT BOARD (incl wiring harness) auto. A.C. control (also listed 270)
9.277 DIAPHRAGM, VACUUM					
NOTE Vacuum diaphragm also listed in Grps. ii. 850-9.198-9.281-9.779 & 9.7S8					
59 62	All exc. Special	1969458	1	2.97	DIAPHRAGM , vac. No 1 (override outlet valve)
59-62	All exc. Special	3146159	1	2.86	DIAPHRAGM , vac. No 2 (outlet control valve)—(8.850)
59-62	All exc. Special	1969458	1	2.97	DIAPHRAGM , vac. No 3 (inlet valve control)
59-62	All exc. Special	1969458	1	2.97	DIAPHRAGM , vac. No 4 (override inlet valve)
63	44-46-4800 A.C.	1998905	1	5.75	DIAPHRAGM , vac. (No. 3 & No. 4)—(9.280)
63	4700 A.C.	1998905	1	5.75	DIAPHRAGM (No. 3 & No. 4) plenum blower—(9.280)
63-65	Riviera A.C.	1998906	1	5.75	DIAPHRAGM (No. 1 & No. 2) selector valve & case
63-67	LeSabre-Wildcat-Electra A.C.	3146159	1	2.86	DIAPHRAGM (No. 1) Outlet control valve—(8.850)
64	All A.C.	1998905	1	5.75	DIAPHRAGM (9.280)
64-65	Riviera less A.C.	1998902	1	2.36	DIAPHRAGM , vac.-selector valve & case
65-68	30-40-9000 A.C.	1998905	1	5.75	DIAPHRAGM (9.280)
65-70	50-60-8000 A.C.	3011399	1	12.35	DIAPHRAGM 8i CONNECTOR , outside air inlet
66-70	9000 Auto. A.C.	1998905	1	5.75	DIAPHRAGM (No. 3 & No. 4) air inlet & valve assm.—(9.281)
66 70	All Auto. A.C.	3011399	1	12.35	DIAPHRAGM 8. CONNECTOR , outside air inlet dr
66	80-9000 Auto. A.C.	3009764	1	.72	DIAPHRAGM , reg.
66-68	9000	3143146	1	2.91	DIAPHRAGM (No. 1) outlet control valve—(8.850)
66-70	9000 Man. or Auto. A.C.	1998919	1	2.94	DIAPHRAGM , htr. & A.C. mode door
67	All Auto. A.C. 1st Type (See Footnote 9.798)	3009764	1	.72	DIAPHRAGM , vac. regulator
67	All Auto. A.C. 2nd Type (See Footnote 9.798)	3013204	1	.72	DIAPHRAGM , vac. regulator
68	30-4000 A.C.	1998905	1	5.75	DIAPHRAGM , air inlet & valve assm—(9.280)
69-71	All A (A.C.)	1998942	1	5.70	DIAPHRAGM , outside air inlet door—(9.281)
69-70	50-60-8000 Auto. A.C.	1998909	1	2.12	DIAPHRAGM , def. door (8.850)
69-70	9000 less Man. or Auto. A.C.	3143146	1	2.91	DIAPHRAGM , vacuum No. 1 (outlet control valve)—(8.850)
68-72	All A (A.C.)	1998901	1	2.36	DIAPHRAGM , htr. & A.C. mode door
59-62	All A.C. exc. 40-4 1-4300	3143592	AR	.46	SPRING , inlet return
59-62	All A.C. exc. 40-41-4300	3143608	AR	.56	SPRING , outlet return
64-67	Special-Skylark-G.S. A.C.	3000357	1	.46	SPRING , return-evap. rjitr. -(8.857)
66-67	All Auto. A.C.	3009870	1	.67	SPRING , master switch
66	All Auto. A.C.	3009869	1	.30	SPRING , vac. reg.
67	All Auto. A.C. 1st Type (See Footnote 9.798)	3009869	1	.30	SPRING , vac. regulator
67	All Auto. A.C. 2nd Type (See Footnote 9.798)	3013205	1	.46	SPRING , vac. regulator
67	All Auto. A.C. 2nd Type (See Footnote 9.798)	3013206	1	.30	CLAMP , vac. regulator
67	All Auto. A.C. 2nd Type (See Footnote 9.798)	3013207	1	.72	FITTING , vac. adj. regulator
68-70	All Auto. A.C.	3017987	1	.51	PLUG , vac. leak down
9.277 RELAY, BLOWER MOTOR					
64-66	Special-Skylark-G.S. Cust. A.C.	1365166	1	3.95	RELAY (also used 2 755)
64	44-46-47-4800 A.C.	1365166	1	3.95	RELAY , A.C. 8i htr. blv/er

65	50-60-8000 A.C.	1372259	1	4.66	RELAY, A.C. blower ..
65	9000 A.C.	1365166	1	3.95	RELAY, htr. 8t blower.
66-68	50-60-80-9000 A.C.	1372259	1	4.66	RELAY, A.C. blower ..
67	30-4000 A.C. exc. 4600 .	1365166	1	3.95	RELAY, htr. & blower.
68	50-60-80-9000 Auto. A.C.	1372259	1	4.66	RELAY, A.C. blower.....
68-69	9000 Auto. A.C.	1365166	1	3.95	RELAY, blower mtg.....
69-70	All Man. A.C.	1372259	1	4.66	RELAY, A.C. blower.....
69-70	50-60-8000 Auto. A.C. .	1372259	1	4.66	RELAY, A.C. blower.....
69-70	All Auto. A.C.	1372259	1	4.66	RELAY, selector switch.....
71	All A (A.C.)	1372259	1	4.66	RELAY, A.C. blower (temp, delay)
71-73	All B-C-E (Man. or Auto. A.C.).....	1237547	2-	4.66	RELAY, A.C. hi blower.
71-73	All B-C-E Heater less Auto. A.C.	3961573	1	1.90	RELAY, blower temp, delay—(4.075)—.....
71-73	All Auto. A.C.	3990842	1	1.90	RELAY, reversing-auto. temp. control—(4.07 5)
73	All (Man. A.C.)	1372259	1	4.66	RELAY, A.C. blower.....

9.278 LEVER, TEMPERATURE CONTROL

71-72	All B-C-E less A.C.	7932343		56	LEVER (also used 8.852—9.275)
71-72	All B-C-E Man. A.C.	7932344		.87	LEVER (also used 9.275)
71-72	All B-C-E Man. or Auto. A.C.	7932343	1	.56	LEVER, selector (also used 9.275)

9.279 LENS—BASE PLATE, AIR CONDITIONING CONTROL

70	33-34-3500 A.C.	1240137	1	10.60	LENS
70	44-46-50-60-8000 Man. A.C.	1233925		1 1.45	LENS
70	50-60-8000 Auto. A.C. .	1234205		1 1.45	LENS
70	9000 Auto. A.C.	1233955		12.60	LENS
70	9000 Man. A.C.	1233956		12.40	LENS
71	33-3400 A.C. less Wood Grain Instr. Pnl.	1240137		10.60	LENS, A.C. control .
71	34-4400 A.C. & Wood Grain Instr. Panel.	1233925		1 1.45	LENS, A.C. control.....
72	All A (A.C.)	1240134		4.20	LENS, A.C. control (wood grain applique)
72	All A (A.C.)	1240137		10.60	LENS, A.C. control (painted black).....
71	All B-C-E (Man. A.C.) .	7932341		2.67	BASE PLATE, control.....

NOTE For model years prior to 1970 refer to grp. 9.798.

9.279 WASHER, SLAVE VALVE

68-69	30-4000 A.C.	3006077	1	.05	WASHER, slave valve (anti-rattle) (also used 9.779)
-------	-------------------	---------	---	-----	---

9.280 MOTOR—VALVE, AUTOMATIC TEMPERATURE PROGRAMMER

71-72	All Auto. A.C.	7932526	1	3.84	MOTOR, vac. (also used 9.270)
71-72	All Auto. A.C.	7932536	1	4.77	VALVE, programmer vac. (also used 9.275)

9.280 VALVE, SELECT AIR CONDITIONING CONTROL

71-72	All Auto. A.C.	7931936	1	2.67	VALVE, select (9 port) auto. A.C. control (used 9.270).....
71-72	All B-C-E Man. A.C.	7932345		2.51	VALVE, vac-hot water (3-port) (also used 9.270)
71-72	All B-C-E Man. A.C.	7932346		2.92	VALVE, vac-select (9-port) (also used 9.270) ...

9.280 DIAPHRAGM, VACUUM

63	44-46-4800 A.C.	1998905	1	5.75	DIAPHRAGM (No. 3 & 4) (also used 9.277-9.281) ..
63	4700 A.C.	1998905	1	5.75	DIAPHRAGM (No. 3 & 4) plenum blower (also used 9.281).....
64	All A.C.	1998905		5.75	DIAPHRAGM (also used 9.281).....
65-68	30-40-9000 A.C.	1998905		5.75	DIAPHRAGM (also used 9.281).....
66-70	9000 A.C.	1998905		5.75	DIAPHRAGM (No. 3 & 4) air inlet & valve assm. (also used 9.281).....
68	30-4000 A.C.	1998905	1	5.75	DIAPHRAGM, outside air inlet door (also used 9.281).....
71-73	50-60-80-9000 Man. or Auto. A.C.	1998981		3.08	DIAPHRAGM, diverter dr. (upr. & lwr.) (also used 9.281).....

9.281 WIRING—CONNECTOR—RELAY, AIR CONDITIONING WIRING

64-66	Special-Skylark Cust. A.C.	2988254	1	8.70	WIRE, evap. to relay.....
67	30-4000 A.C. exc. 4600 .	2988254	1	8.70	WIRE
59	All.....	2962448	1	.10	CONNECTOR (9.773).....
66 68	All Auto. A.C.	3866868	2	.20	TEE CONNECTOR, assms. in vac. source line (V," x V," x VV') used 9.798.....
61-62	40-41-4300.....	1116959	1	4.83	RELAY, compr. cl.....
63-73	All.....	385076	1	3.08	TANK, vacuum (used 9.798).....
66-67	80-9000 Auto. A.C.	3866868	1	.20	CONNECTOR, tee-in vac. source line—(9.28 1).....

68	All Elec. Ant. exc. 9000 ..	1369914	1	.92	NUT, ant. mtg
69	30-4000 Elec. Ant.	1369914	1	.92	NUT, ant. mtg
69	50-60-8000 Elec. Ant....	1387080	1	.46	NUT, ant. mtg
70	50-60-8000 Man. Ant. ...	1383378	1	.67	NUT, antenna trim
64-65	30-4000.....	1370501	1	.15	SEAL, ant. cap to base- IS.454)
9.622 ADAPTER—BRACKET—PAD—SPACER, ANTENNA MOUNTING					
62		1349970	1	.20	ADAPTER, ant. to fdr.....
63	44-46-4800	1356926	1	.30	ADAPTER, ant. to fdr.
63-65		1357912	1	.87	ADAPTER, ant. mtg.....
64	40-41-42-4300 Man. Ant.	1362784	1	.41	ADAPTER, ant. lwr.-cowl top panel to fdr.
64-66	Special-Skylark Man. Ant.	1362936	1	.77	ADAPTER, ant.-upr.....
64	44-46-4800.....	1364566	1	.46	ADAPTER, ant. to fdr.....
65-66	50-60-8000 Elec. Ant.	1369913	1	.72	ADAPTER, ant. to fdr.....
66-67	30-4000 Man.-Fixed Ant.	1376103	1	.87	ADAPTER, upr.....
66-70	9000.....	1378237	1	1.03	ADAPTER, ant. mtg.....
67	50-60-8000 Elec. Ant. ...	1382784	1	.67	ADAPTER, ant. to fdr.
68	All Elec. Ant. exc. 9000 ..	1382784	1	.67	ADAPTER, ant. to fdr.
69	30-4000 Elec. Antenna ...	1382784	1	.67	ADAPTER, ant. to fdr.
69	50-6000.....	1386345	1	.87	ADAPTER, ant. mtg ..
69		1386370	1	.87	ADAPTER, ant. mtg. ...
68		1383376	1	.87	BEZEL, ant. mtg
65-66	50-60-8000 Elec. Ant. exc. Conv.....	1370112	1	.41	BRACKET
65-66	50-60-8000 Conv. elec.				
		1370111	1	1.03	BRACKET.....
66-70	9000.....	1378236	1	.72	BRACKET, ant. mtg.
67-68	50-60-8000 Elec. Ant. ...	1379497	1	.30	BRACKET, ant. mtg.
68 69	30-4000 exc. Conv. & Wagon Elec. Ant.	1387392	1	1.64	BRACKET, ant. mtg.
69	54-6667 Elec. Ant.	1232418	1	1.74	BRACKET, ant. mtg.
69	8467 Elec. Ant.	1232416	1	1.18	BRACKET, ant. mtg.
69	50-6000 exc. Conv. Elec. Ant.	1232416	1	1.18	BRACKET, ant. mtg.....
69	8000 exc. Conv. Elec. Ant.	1232417	1	1.18	BRACKET, ant. mtg.....
69 72	All C.B. Radio.....	1230171	1	2.20	BRACKET, ant. mtg -C.B.....
65-66		1370501	1	.15	BUSHING, ant. mast—(3.453).....
63-70	Riviera.....	1357265	1	.15	CLIP, ant. adapter mtg.—(9.647).....
63 64	44-46-4800.....	1358013	1	1.64	COVER, access hole—(8.153).....
63 65	Riviera.....	1356478	1	3.23	COVER, ant. access hole—(8.153).....
69	50-60-8000.....	1231714	1	1.44	COVER, ant. mtg. brkt. (also used 15.222)——
61-63	40-4 1-4300.....	579526	1	.10	GASKET, ant. spacer.....
65-68	50-60-8000.....	579526	1	.10	GASKET, ant. spacer (rubber).....
58-61	All exc. 40-41-4300 ..	1181313	1	.10	PAD, ant. to fdr.....
63	44-46-4800.....	1356925	1	.20	PAD, ant. adapter.....
64	44-46-4800.....	1364594	1	.36	PAD, ant. adapter.....
65-66	50-60-8000 Elec. Ant.	1369915	1	.20	PAD, ant. adapter.....
67	50-60-8000 Elec. Ant.	1382783	1	.20	PAD, ant. adapter.....
68	All Elec. Ant. exc. 9000	1382783	1	.20	PAD, ant. adapter.....
69	30-4000 Elec. Ant. ...	1382783	1	.20	PAD, ant. adapter.....
69	50-60-8000.....	1386344	1	.30	PAD, ant. adapter.....
65-67	30-4000.....	1372984	1	.30	PLATE, ant. lock.....
61-63	40-41-4300.....	579525	1	.46	SPACER, ant.-upr.....
61-63	40-41-4300.....	579527	1	.30	SPACER, ant.-lwr.....
65-66	50-60-8000 Man Ant. ...	1369933	1	.56	SPACER, ant.-upr.....
65-66	50-60-8000 Man Ant. ...	1369934	1	.25	SPACER, ant.-lwr.....
67-68	50-60-8000 Man Ant. ...	1379568	1	.20	SPACER, ant.-lwr.....
67-68	50-60-8000 Man Ant. ...	1379569	1	.51	SPACER, ant.-upr.....
67-68	8000 (4 Drs.) Elec. Ant.	1379500	1	.20	SPACER, between ant. mtg. brkt. & rr. whlhse. panel
63	44-46-4800.....	1356923	1	.41	SUPPORT, ant. mtg.....
63		1356520	1	.41	SUPPORT, ant. mtg.....
64	44-46-4800	1364979	1	.41	SUPPORT, ant. mtg.....
NOTE. Radio antenna mounting parts also listed in group 9.645-9.647.					
9.645 CABLE, ANTENNA LEAD—IN					
61-63	40-41-4300.....	1352004		3.69	CABLE (incl. base).....
61-62	44-46-47-4800.....	1347117		2.10	CABLE (man).....
61-62	44-46-47-4800.....	1347118		2.10	CABLE (elec.).....
63	44-46-47-4800.....	1357758		2.05	CABLE (man. or elec.).....
63-64	44-46-47-4800.....	1357758		2.05	CABLE (man. or elec.).....
64-65	Special-Skylark.....	1362669		3.33	CABLE, incl. base (manual) (also used 9.647)
65-67	50-60-8000.....	1371799		2.05	CABLE (man).....
65-67	50-60-8000.....	1371340		6.75	CABLE (elec.).....
65	9000.....	1357758		2.05	CABLE (man. or elec.).....
66-70	9000.....	1378275		2.41	CABLE.....

68-69	30-4000 exc. Wagons & Conv. less Forced Air Vents.....	6297409
68	All exc. 9000.....	1371340
68-71	30-4000.....	1385097
68	50-60-8000 1st Type (Lead-in Cbl. 44" Long)	1371799
68	50-60-8000 2nd Type (Lead-in Cbl. 31" Long)	1385678
69	30-4000.....	1230419
69	50-60-8000.....	1387273
69	50-60-8000.....	1387459
70	All.....	9812650
71	30-4000.....	9812650
71	50-60-80-9000.....	9891396
72	All A.....	9614424
72	All.....	9891396

9.645 ANTENNA, RADIO

59-61	44-46-47-4800.....	1164535
62	44-46-4800.....	1351092
63-64	44-46-4800.....	1364440
63-64	44-46-4800.....	1356928
63-65	Riviera.....	1356927
63-65	Riviera.....	1364442
65-66	50-60-8000.....	1370775
66	9000.....	1378292
66-70	9000.....	1378293
69	30-4000 exc. Conv. 8i Wagons (use on cars with forced air vents) ..	981552
69	50-6000.....	981431
69	30-4000.....	1383376
69 70	50-60-8000.....	1387177
70	All exc. 9000.....	1232090
68	30-4000 Man. Ant.....	1387952
69	All exc. 9000.....	1387952
70	30-4000.....	1232091
70	50-60-8000.....	1387952
70-71	All C.B. Radio.....	1179850

9.647 BASE—GROMMET

64-65	Special-Skylark.....	1362669
65	50-60-8000.....	1371798
66-67	30-4000.....	1376828
66	50-60-8000.....	1376831
67-68	50-60-8000.....	1376831
68-69	30-4000.....	1383377
68	50-60-8000 2nd Type (Lead-in Cbl. 31" Long)	1385679
69 70	50-60-8000.....	1387176
72	30-4000.....	9614424
71-73	All w/F.M. Radio.....	411439
65-66	50-60-8000.....	1369935
67-68	50-60-8000.....	1379895
63 70	All.....	1357265
70	All.....	6299102
70	All.....	9812650
71-72	All B-C-E.....	9891396
73	All.....	9891396
71-73	All B-C-E.....	9835797
64-69	All.....	1396610
61-63	40-41-4300.....	1350343
61-62	44-46-47-4800.....	1189054
63-64	44-46-47-4800 less Radio.....	1340390
64	44-46-47-4800.....	1189054
63 68	Riviera.....	1189054
66-69	9000 less Radio.....	1340390
69	9000.....	1189054
61-64	44-46-47-4800.....	541963

1.44	CABLE, antenna jumper (elec.)
6.75	CABLE (elec.)
1.69	CABLE (man.) (fdr. mid.)
2.05	CABLE (man.)
1.95	CABLE (man.).....
7.60	CABLE (elec.).....
1.69	CABLE (man.).....
7.55	CABLE, antenna lead in (electric).....
2.20	CABLE, w/shield ant. lead-in—(9.647)
2.20	CABLE, w/shield ant. lead-in—(9.647)
2.26	CABLE, w/shield ant lead-in—(9.647)
2.20	CABLE, w/shield ant to receiver—(9.647) .
2.26	CABLE, w/shield ant lead-in—(9.647)

8.50	ANTENNA (man.)
8.90	ANTENNA (man.)
44.80	ANTENNA (elec.) .
8.90	ANTENNA (man.)
8.90	ANTENNA (man.)
44.80	ANTENNA (elec.) .
44.80	ANTENNA (elec.) .
44.80	ANTENNA (elec.) .
8.90	ANTENNA (man.)
33.85	ANTENNA (elec.)-pkg
39.70	ANTENNA (elec.)-pkg
.87	BEZEL, ant. mtg. (mar
.82	BEZEL, ant. mtg. (mar
.67	BEZEL, antenna mtg. manual)
.36	PAD, antenna adapte (man.) .
.36	PAD, ant. adapter mdn.).....
.15	PAD, antenna mtg
.36	PAD, antenna adapter; (manual).....
.10	BUMPER, rub. (in ant mtg. bracket)—(7.807)

MAST—MOTOR, RADIO ANTIENNA

3.33	BASE, incl. lead-in cb . (man.)—(9.645)
2.51	BASE (man.).....
4.5 1	BASE, lead-in (man)
4.20	BASE (man.).....
4.20	BASE & LEAD-IN (main)
4.77	BASE & LEAD-IN (majn.) .
5.02	BASE & LEAD-IN(mailj
5.25	BASE & LEAD-IN
2.20	LEAD IN, w/shield ant, to receiver—(9.645).....
1.33	EXTENSION (10") anlenna lead-in (to eliminate FM station swapping)
.30	BRACKET, ant. lead in (man.).....
.15	BRACKET, lead-in (man).....
.15	CLIP, ant. adapter mtgji (also used 9.622)
.87	WIRE, ant. lead-in
2.20	CABLE, w/shield antenna lead-in (also used 9.645)
2.26	CABLE, w/shield ant lead-in (also used 9.645).....
2.26	CABLE, w/shield ant lead-in (also used 9.645).....
.92	ADAPTER, w/shield ant, lead-in.....
1.33	COVER PACKAGE (incl. front 6k rear cover) plastic-elec.....
.10	GASKET, between am. lead-in & under-side of R. frt. fdr.....
.20	GROMMET, ant. lead in 8i elec. ant. control wire thru dash—(9.775)
.10	GROMMET, ant. lead in hole in dash panel—(9.775)
.20	GROMMET, ant. lead in 6i elec. ant control wires thru dash—(9.775)
.20	GROMMET, ant. lead n & elec. ant, control wires thru dash—(9.775)
.10	GROMMET, plug ants a lead-in hole in front of dash—(9.775).....
.20	GROMMET, ant. lead in thru front of dash—(9.775)
7.95	MAST (elec.).....

61-63	40-41-4300.....	587071	1	3.64	MAST(28").....
64	40-41-42-4300.....	1371183	1	3.64	MAST (man.).....
65	All exc. 9000.....	1371183	1	3.64	MAST (elec.).....
65-67	50-60-8000.....	1233028	1	7.55	MAST (elec.) (repls. 1372304 3/72).....
65	9000.....	541963	1	7.95	MAST (elec.).....
66-67	30-4000.....	1376829	1	6.90	MAST (1 piece) man-am/fm.....
66-67	All exc. 9000.....	1376830	1	4.36	MAST(man.).....
66-70	9000.....	382743	1	7.45	MAST (elec.).....
68-69	30-4000.....	1384125	1	5.50	MAST, fixed (1 piece) am/fm.....
68-69	30-4000.....	1384124	1	5.20	MAST (man.).....
68	All exc. 9000.....	1233028	1	7.55	MAST (elec.) (repls. 1372304 3/72).....
68	50-60-8000.....	1376830	1	4.36	MAST (man.).....
69-70	50-60-8000.....	1384124	1	5.20	MAST (man.).....
69	30-4000.....	1233028	1	7.55	MAST (elec.) (repls. 1372304 3/72).....
69	50-60-8000.....	1233028	1	7.55	MAST (elec.).....
65-67	50-60-8000.....	1372302	1	4 1.75	MOTOR 8. DRIVE.....
68-69	All exc. 9000.....	1372302	1	4 1.75	MOTOR 8. DRIVE.....
66-69	9000.....	1378766	1	4 1.75	MOTOR & DRIVE.....
61-63	40-41-4300.....	572333	1	.36	NUT, ant. cap (also used 9.618).....
61-63	40-41-4300.....	554422	1	.51	NUT, ant. lead-in to frt. fdr.....
68-70	All exc. 9000.....	1387052	1	.56	NUT, mast retaining (man.).....
63-65	Riviera.....	1358998	1	2.92	SUPPORT, tube (elec.).....
65-66	50-60-8000.....	1372303	1	5.07	SUPPORT, tube.....
66-69	9000.....	1378767	1	6.65	SUPPORT TUBE.....
67-68	50-60-8000.....	1381931	1	6.45	SUPPORT TUBE, (elec.).....
68-69	30-4000.....	1381931	1	6.45	SUPPORT TUBE (elec.).....
69	50-6000 1st Type.....	1231623	1	4.87	SUPPORT TUBE (elec.) (cable conn. 7"A" from bottom of mtr.).....
69	8000 1st Type.....	1231622	1	4.87	SUPPORT TUBE (elec.) (cable conn. 7 1/2" from bottom of mtr.).....
69	50-6000 2nd Type.....	1233026	1	4.5 1	SUPPORT TUBE (elec.) cable conn. 1 2%" from bottom of mtr.....
69	8000 2nd Type.....	1233027	1	4.5 1	SUPPORT TUBE (elec.) cable conn. 1 2 1/2" from bottom of mtr.....
9.649 KNOB—ESCUTCHEON, RADIO CONTROL					
60	All.....	1192976	AR	.39	KNOB (also used 12.249-14.483).....
61-62	40-41-4300.....	1192976	AR	.39	KNOB (also used 12.249-14.483).....
62	44-46-4800.....	1350613	2	.56	KNOB.....
63	40-41-4300.....	1355878	2	.70	KNOB.....
63	44-46-47-4800 1st Type.....	1355480	2	.56	KNOB.....
63	44-46-47-4800 2nd Type.....	1355878	2	.70	KNOB.....
63-64	44-46-47-4800.....	1355481	AR	.52	KNOB, inner-tone control.....
64	40-41-4300.....	1366676	1	.81	KNOB, tone control-inner.....
64	40-41-42-4300 less Rr. Seat Spkr.....	1366676	1	.81	KNOB, dummy-inner.....
64	40-41-42-4300.....	1363435	2	1.57	KNOB (incl. spg.) outer (also used 9.778-12.195-14.483).....
64	44-46-47-4800.....	1355878	2	.70	KNOB.....
65	All exc. 9000.....	1370815	2	.87	KNOB (also used 9.778-12.195-14.483).....
65	50-60-8000 less Rr. Spkr.....	1371764	1	.62	KNOB, dummy-inner.....
65	50-60-8000.....	1369113	1	.72	KNOB, inner.....
65	9000.....	1370756	2	.85	KNOB.....
66	All exc. 9000.....	1376892	AR	.82	KNOB (also use 9.778-12.195-14.483).....
66	9000.....	1374934	2	1.03	KNOB.....
67	All exc. 9000.....	1379700	2	.92	KNOB (used in 9.778-10.164-1 2.249-1 4.4 83) ...
67	50-60-8000.....	1379709	AR	.76	KNOB, tone.....
67	50-60-8000 exc. Stero.....	1379710	1	.76	KNOB, dummy.....
67	9000.....	1379706	2	.87	KNOB.....
67	9000.....	1379711	2	.81	KNOB, tone.....
67-70	All.....	1379700	1	.92	KNOB (used 2.459-2.485).....
69-70	All.....	1231081	1	.97	KNOB.....
68	All.....	1383640	2	.82	KNOB.....
71-72	All A.....	1231081	2	.97	KNOB.....
71-72	All B-C-E.....	1235270	2	.56	KNOB.....
72	All A (Stereo Radio).....	7930170	1	5.90	CONTROL, balance.....
65	30-4000.....	1370801	1	.76	ESCUTCHEON, inner.....
65	9000.....	1370850	1	.81	ESCUTCHEON, dummy knob.....
65	9000.....	1370850	1	.81	ESCUTCHEON, tone control knob.....
66	30-4000.....	1376900	1	.56	ESCUTCHEON, radio control.....
66	50-60-8000 less Rr. Seat Spkr.....	1376883	1	.67	ESCUTCHEON, radio stator control.....
66	50-60-8000.....	1376884	1	.67	ESCUTCHEON, radio volume control.....
66	9000.....	1374932	1	1.13	ESCUTCHEON, radio lwr.....
66	9000 Radio less Rr. Seat Sprk.....	1374935	1	1.28	ESCUTCHEON, radio-upr.....
67	30-4000.....	1379713	1	.76	ESCUTCHEON, radio tone.....

67	30-4000 less Rr. Seat Sprk.....	1380427	1	.82	ESCUTCHEON, radio ;ontrol
67	9000.....	1374932	2	1.13	ESCUTCHEON, radio-lwr....
67	9000.....	1379721	2	1.13	ESCUTCHEON, radio trim—(2.189)
68-70	All less Rr. Spkr.	1383646	1	.72	ESCUTCHEON, station control
68-70	All.....	1383647	1	.76	ESCUTCHEON, tone cpntrol.....
71-72	All A.....	1383647	1	.76	ESCUTCHEON, tone
71-72	All A (less Rr. Spkr.) .	1383646	1	.72	ESCUTCHEON, station control
71-72	All B-C-E.....	1235266	AR	.46	ESCUTCHEON, tone
71-72	All B-C-E.....	1235267	1	.46	ESCUTCHEON, station control.....
60-63	All.....	1192583	AR	.15	WASHER (felt) control knob.....
64	40-41-4 2-4300.....	7278015	2	.05	WASHER, wave (betwen inner & outer radio control knobs)
64	40-4 1-42-4300.....	7278015	AR	.05	WASHER, wave-; ory switch ret. nuts.....
64	44-46-47-4800.....	1192583	AR	.15	WASHER, felt-between radio control knob & inner knob & rr. spkr.
65-66	30-40-50-60-8000 .	7278015		.05	WASHER, between inner & outer radio control knobs.....
65-67	9000.....	1192583		.15	WASHER (felt) between radio control knob & inner knob.....
66	All	1192583	AR	.15	WASHER, felt-between radio control knob & inner knob.....
All	All				NUT, radio to panel (refer to 9.667)

9.649 FADER CONTROL, RADIO SPEAKER (LESS STEREO)

62	44-46-4800.....	1350488	1	2.34	CONTROL
63	44-46-4800.....	7282814	1	4.80	CONTROL
64	40-4 1-42-4300 exc. Conv.....	7288274	1	4.69	CONTROL 8. CABLE
64	44-46-47-4800.....	7288284	1	4.94	CONTROL
65	30-4000 exc. Conv.....	7291824	1	3.84	CONTROL
65	50-60-8000.....	7290614	1	3.84	CONTROL
65	9000.....	7291844	1	5.35	CONTROL
66	30-4000.....	7294254	1	4.48	CONTROL
66	50-60-8000.....	7294264	1	4.48	CONTROL
66	9000.....	7294274	1	4.80	CONTROL
67	30-4000.....	7299124	1	4.80	CONTROL
67	50-60-8000.....	7299134	1	5.08	CONTROL
67	9000.....	7299144	1	4.80	CONTROL
68-72	All A.....	7302624	1	4.70	CONTROL
68-70	All B-C-E.....	7302634	1	4.70	CONTROL
71-72	All B-C-E.....	7931554	1	5.15	CONTROL

9.650 SPEAKER, INSTRUMENT PANEL RADIO

60	All.....	1194080	1	1 1.00	SPEAKER.....
61-62	40-41-4300.....	7276434	1	10.00	SPEAKER,screen & lead
61-62	44-46-47-4800 .	7277408	1	10.40	SPEAKER.....
63	40-41-4300.....	7282354	1	8.65	SPEAKER,screen & lea
63-64	44-46-4800.....	1221840	1	9.60	SPEAKER (incl. lead)
64	4700.....	7286484	1	8.85	SPEAKER (incl. lead)
64-65	Special-Skylark.....	7285844	1	8.45	SPEAKER (incl. lead)
65-67	50-60-8000.....	7289354	1	9.60	SPEAKER.....
65	9000.....	7290974	1	8.70	SPEAKER.....
66-70	9000.....	7307254	1	12.15	SPEAKER.....
66-67	All A.....	7294834	1	9.05	SPEAKER.....
68	All B-C.....	1222663	1	1 1.50	SPEAKER.....
68-72	All A.....	1222661	1	10.30	SPEAKER.....
69-70	All B-C.....	7311414	1	12.05	SPEAKER.....
71-73	All B-C.....	7934674	AR	10.05	SPEAKER (3y." dia.) le;s brkt. (R. or L)
71-73	All B-C-E.....	7932714	1	11.10	SPEAKER (center) (10' dia.) (less brkt.)
71-73	All E.....	7932874	RH	9.50	SPEAKER (incl. brkt.)
71-73	All E.....	7934674	LH	10.05	SPEAKER (less brkt.) (3W dia.) ..
71-72	All B-C.....	981761	1	21.55	SPEAKER PACKAGE, itereo (frt.) L. spkrs.)
71-72	All E.....	981776	1	21.55	SPEAKER PACKAGE, \$tereo (frt.) L. spkrs.)
68-70	All A-B-C.....	7309205	1	.92	BRACKET, spkr. mtg.
71	All A.....	7309205	1	.92	BRACKET, spkr. mtg
71	All B-C-E.....	7932715	1	2.31	BRACKET, spkr. mtg.-ctJ
71-72	All B-C.....	7932705	2	.77	BRACKET, spkr. mtg
71	All E.....	7932705	LH	.77	BRACKET, spkr. mtg
72	All A.....	7307449	1		BRACKET, spkr. mtg.-frjt
72	All E.....	7932713	1		BRACKET, spkr. mtg.-frt

9.650 RADIO (AM-FM-SONOMATIC & STEREO)

68	50-60-8000.....	981314	1	10.00	RADIO, sonomatic
68	9000.....	981315	1	10.00	RADIO, sonomatic
68-72	All A.....	981583	1	66.65	RADIO, am.....
69-70	50-60-8000.....	981616	1	88.15	RADIO, am.....
69-70	9000.....	981617	1	88.15	RADIO, am.....

68-72	All A	981584	1	133.25	RADIO, am-fm.
69-70	9000	981619	1	148.50	RADIO, AM-FM.
71-72	All B-C-E	981701	1	91.60	RADIO, AM.
71-72	All B-C-E	981702	1	153.75	RADIO, AM-FM.
69-70	50-60-8000	981620	1	223.50	RADIO, AM-FM stereo.
72	All A	981824	1	229.85	RADIO, AM-FM stereo (must be used with rr. seat spkr. pkg. 981302 on cpe. & sdn. and 981303 on wgn.)
71-72	All B-C-E	981777	1	209.10	RADIO, AM & stereo 8 track tape player.
71-72	All B-C-E	981778	1	353.65	RADIO, AM-FM stereo 8 track tape player.
71-72	All B-C-E	981784	1	215.25	RADIO, AM-FM stereo (less spkr.)

9.650 SUPPORT—BRACKET- CONVECTOR—RESISTOR, RADIO

66-67	30-4000	1375206	1	.25	SUPPORT, radio receiver.
68-72	All A	1383369	1	.62	SUPPORT, radio receiver.
71-73	All B-C-E	1234920	1	1.90	SUPPORT, radio mtg.—(9.667).
71-73	All B-C-E Radio & Stereo Tape Player Comb.	1237015	1	1.28	SUPPORT, radio receiver
71-73	All B-C-E Radio 8< Tape Player Comb.	7934684	1	21.45	CONVECTOR, radio.
71-72	All B-C-E	8907966	2	.77	RESISTOR, AM 8i FM stereo radio.
66-67	30-4000	1376046	1	.36	BRACKET, radio receiver mtg.
66-67	9000	1374483	1	.92	BRACKET, radio supt.
68	50-60-8000	1384161	1	.30	BRACKET, supt.
68-70	9000	1384163	1	.67	BRACKET, supt.
71	All B-C-E	120614	1		NUT, radio to supt. (No. 10-32)—(8.915)

9.650 STRAP, RADIO SPEAKER

69-70	50-60-8000	1230771		.36	STRAP, ground.
71	50-60-80-9000	8905206		.25	CONNECTOR, radio spkr. harness (plugs into radio) —(2.530).

9.650 MULTIPLEX, AM-FM STEREO ADAPTER

66	50-60-80-9000	7302424	1	99.00	MULTIPLEX.
67	50-60-8000	7302434	1	105.25	MULTIPLEX.
67	9000	7302444	1	105.25	MULTIPLEX, am-fm stereo adapter
68	50-60-80-9000	7298994	1	115.70	MULTIPLEX, am-fm stereo adapter

9.655 GRILLE, INSTRUMENT PANEL RADIO

63-64	44-46-4800	1354388	1	6.15	GRILLE.
66	50-60-80-9000	1374288	1	5.02	GRILLE BODY, radio spkr.
67	50-60-80-9000	1381454	1	7.60	GRILLE.
68-70	9000	1381454	1	7.60	GRILLE.
66-67	50-60-8000	6287920	1	1.44	CABLE.
59	All	4697015	4	.10	CLIP, grille (also used 9.665)
62	44-46-4800 exc Conv	4697015	4	.10	CLIP (also used 9.665).

9.655 PLATE, STEREO ADAPTER TRIM

66-67	50-60-80-9000	1222542	1	5.11	PLATE, adapter trim (incl. applique).
-------	---------------	---------	---	------	---------------------------------------

9.656 WIRING, REAR SEAT SPEAKER

64	40-41-42-4300 Wagons	4506107		2.77	WIRING HARNESS
65-67	All Wagons	4506107		2.77	WIRING HARNESS
68	All Wagons	7720033		2.87	WIRING HARNESS
68	30-4000 exc. Wagons	7770409		1.64	WIRING HARNESS
68	50-60-8000	7720001		2.46	WIRING HARNESS
68-69	9000	7720079		2.46	WIRING HARNESS
69	3327-69-3437-3537-69- 4437-39-67-69-4600	8721563		1.69	WIRING HARNESS
69-70	30-4000 Wagons	8721552		3.28	WIRING HARNESS
69	50-60-8000	8721640		2.82	WIRING HARNESS
70	3435-36	7720079		2.46	WIRING HARNESS
70-71	3435-36	8779544		3.79	WIRING HARNESS
70-72	All A exc. Wagons	8779543		1.95	WIRING HARNESS
70	6036-46	8779420		2.61	WIRING HARNESS
70	50-60-80-9000 exc. Wagons	9814750		3.08	WIRING HARNESS
71-73	All B-C-E exc. Wagons	9821110		4.36	WIRING HARNESS
71-73	All B/Wgns	9821117		4.31	WIRING HARNESS
71	All B-C exc. Wagons	9821146		12.80	WIRING HARNESS, stereo spkr. rr.
71-73	All B/Wgns	9821147		13.40	WIRING HARNESS, stereo spkr. rr.
72-73	All B-C-E exc. Wagons	9821146		12.80	HARNESS, rr. stereo spkr. wiring

9.663 COLLECTOR, STATIC

58-60	All	494786		.33	COLLECTOR (also used 6.331)
61-66	All	7276381		.53	COLLECTOR (also used 6.331)

70	All	8903904	1	1.59	CABLE, fuse block junction (from mirror map light terminal to radio suppression capacitor) (5" O.L. 3-conn.)—(2.480).....
71	All Radio & Tape Player	8904366	1	3.84	CAPACITOR & WIRE, to fuse block (asm. to park brk. pedal brkt.—(2.480).....
72	30-40-9000	8904366	1	3.84	CAPACITOR & WIRE (2.480).....
70-72	All V-8	1846216	1	1.86	SHIELD, circuit breaker (for radio frequency interference)—(2.393)
9.665 BOLT—CABLE—GRILLE—SPEAKER, REAR SEAT SPEAKER					
66-72	All as Req.	4749319	4	.10	BOLTS 8. CLIP, rear seat speaker to shelf—(15.024)
60	All Wagons	2976043	1	.36	CABLE, sgl. lead ground
61	4019-4119-44-46-4700 exc. Conv.	2976043	1	.36	CABLE, ground ..
61-62	4019-4119-44-46-47- 4800 exc. Conv.	2976043	1	.36	CABLE, rr. spkr. ground
63	4019-27-35-45-4100- 4347-4400-4600-4800 exc. Conv.	2976043	1	.36	CABLE, ground
63	44-46-4800	7283742	1	2.67	CABLE, inter.....
63-64	40-41-42-4300	2982627	1	.77	CABLE, rr. spkr. bod
63	4435-45-4635	2982627	1	.77	CABLE, rr. spkr. spkr body
64	All exc. 4067-4367	7283742	1	2.67	CABLE, inter.....
64	All exc. Conv. 4700	2976043	1	.36	CABLE, ground ...
66-67	All exc. Conv. & Riviera	2976043	1	.36	CABLE, rr. spkr. ground...
64	4635-45	2982627	1	.77	CABLE, rr. spkr. bod
65-71	30-4000	2982627	1	.77	CABLE, rear speaker body .
65-68	50-60-8000	2989480	1	1.33	CABLE, rr. spkr. bod
65	9000	7283742	1	2.67	CABLE, inter.....
66	30-40-50-60-8000 exc. Conv.	2976043	1	.36	CABLE, rr. spkr. ground
68-69	All exc. 9000	2976043	1	.36	CABLE, spkr. ground
69	50-60-80-9000	2989480	1	1.33	CABLE, rr. spkr. body
70	All exc. 3435-36-9000	2976043	1	.36	CABLE, rr. spkr. ground.....
71-72	All A	2976043	1	.36	CABLE, rr. spkr. ground.....
61-62	All	1342207	AR	.10	CLIP (also used 2.55 3-2.5 85-2.697-3.107-9.598-11.950).....
62	44-46-4800 exc. Conv.	4697015	AR	.10	CLIP, rr. seat spkr. to shelf—(9.655).....
63	40-4 1-4300	1342207	1	.10	CLIP, wire to brace (also used 2.459-2.585-2.697-2.815-3.107-9.598 10.230-1 1.950).....
65	All	1342207	AR	.10	CLIP (usage 2.559)
66-67	4600	1342207	1	.10	CLIP (used 2.559) .
59	4867	4758711	1	4.61	GRILLE.....
60	4637-67-4867	4758711	1	4.61	GRILLE.....
61	4467-4637-67-4867	4758711	1	4.61	GRILLE.....
63-64	4467-4647-67-4847-67	4758711	1	4.61	GRILLE.....
64-65	Riviera	4410593	1	18.40	GRILLE.....
65	5467-8437-67	4523931	1	14.75	GRILLE, in rr. seat back
66	5467-6467-8437-67	4523931	1	14.75	GRILLE, in rr. seat back
66-70	All exc. Conv. & 9000- Wagons	7295996	1	2.55	GRILLE, in rear shelf
66	6637 67	7595766	1	15.50	GRILLE, in rr. seat back
66-67	9000	7667685	1	15.10	GRILLE.....
67	5467-6467-8457-67	7667717	1	14.40	GRILLE, in rr. seat back
67	6667-87	7667636	1	13.95	GRILLE, in rr. seat back
68-72	30-4000 Wagons	7304837	1	2.26	GRILLE.....
68-69	5467-8457-67	7752643	1	15.05	GRILLE.....
68-69	6637-67-87	7748459	1	14.40	GRILLE.....
68-70	9000	7748402	1	15.05	GRILLE.....
70	6000 Wagons	7283957	1	1.86	GRILLE.....
70	5467-6637-67-8457-67	7752643	1	15.05	GRILLE, in rr. seat back
71-72	All A	7295996	1	2.55	GRILLE, on rr. shelf
71	50-66-80-9000 exc. Conv. & Wagons	7936229	1	3.08	GRILLE.....
71-73	All B (Wagons)	7936243	2	2.97	GRILLE.....
71-72	5467-6667	7295996	2	2.55	GRILLE, rr. stereo spk
72	3327-37-69-3467-4467	7936229	AR	3.08	GRILLE, rr. stereo speaker
72-73	All B (Conv.)	7936229	AR	3.08	GRILLE, rr. spkr....
62	44-46-4800	1350297	1	.77	KNOB, rr. seat spkr.—(2.773).....
61	44-46-47-4800	9419763	AR	.10	NUT, stamped radio grille-monogram spkr. to instr. panel—(8.921) ...
62	44-46-4800	541237	2	.10	NUT, rr. spkr. switch, acc. mtg. panel—(8.006)
57-58	All	147460	AR	.15	SCREW, spkr. knob—(8.975).....
62	44-46-4800	147460	1	.15	SCREW, rr. seat spkr. switch knob—(8.975).....
59	All exc. Convs. 8i Wagons	7274236	1	9.05	SPEAKER
59-60	4867	7277982	1	10.45	SPEAKER
60-62	All exc. Convs.	7274236	1	9.05	SPEAKER

60	4637 Std. Trims	7274236	1	9.05	SPEAKER
61	4467-4637-67-4867	7277982	1	10.45	SPEAKER
62	4647-67-4847-67	7277982	1	10.45	SPEAKER
63	4847 Bkt. Seats	7290934	1	9.30	SPEAKER, mtgs. on shelf
63-64	4467-4667-4867	7282511	1	9.90	SPEAKER
63-64	4700	7282774	1	9.05	SPEAKER (incl. wire)
63-64	All Conv. & 4635-45-4700	7290934	1	9.30	SPEAKER
65	All exc. Conv. 6637 & 8437-9000	7290934	1	9.30	SPEAKER
65-68	50-60-8000 Conv.	7290934	1	9.30	SPEAKER
65-66	6637-8437-9447	7290934	1	9.30	SPEAKER
65-70	9000	7290934	1	9.30	SPEAKER
66-67	All exc. Conv. & 6637 Rr. Seat Spkr.	7300614	1	9.60	SPEAKER
67-68	6687-8457	7290934	1	9.30	SPEAKER
68	All exc. Conv.-Wagons-6687-8457	7300614	1	9.60	SPEAKER
68-72	All A Wagons	7303361	1	9.90	SPEAKER
68	44-4667	7290934	1	9.30	SPEAKER
69-70	30-40-50-6000 exc. Conv. 8< Wagons	7300614	1	9.60	SPEAKER
69	6637	7290934	1	9.30	SPEAKER
69-70	8000	7300614	1	9.60	SPEAKER
69-70	All Conv. exc. 8467	7290934	1	9.30	SPEAKER
70	6000 Wagons	7300801	1	10.75	SPEAKER
71-72	All A exc. Wagons	7300614	1	9.60	SPEAKER
71	All B-C-E	7300614	1	9.60	SPEAKER, dir. installation
71-72	All B-C-E exc. Wagons	7933362	AR	9.80	SPEAKER 2 req. with stereo)
71-72	All B/Wgns.	7933542	AR	9.80	SPEAKER, all loc.
73	All Wagons	7933542	AR	9.80	SPEAKER, all loc.
71-72	All E	1235460	1	3.33	BRACKET, stereo spkr. mtg. (also used 10.230)
65-66	5467-6467-6637-67-8437-67	4473632	1	8.40	SUPPORT
67	5467-6467-6667-87-8457-67	4473632	1	8.40	SUPPORT
66-70	9487	4547591	1	7.10	SUPPORT, grille
68	5467-6667-87-8457-67	4473632	1	8.40	SUPPORT, rr. seat back radio grl.
69-70	5467-6637-67-8457-67	4473632	1	8.40	SUPPORT, grille

NOTE. Switches changed to group 9.649.
NOTE Refer to Grp. 9.656 from rr. spkr. wiring.

9.665 PACKAGE, REAR SEAT SPEAKER

68-72	All A exc. Wagons	981302	1	13.35	PACKAGE, rr. seat speaker
68-72	All A Wagons	981303	1	13.35	PACKAGE, rr. seat speaker
68-70	9000	981305	1	13.35	PACKAGE, rr. seat speaker
71-72	All B-C-E exc. Conv. & Wagons	981721	1	16.00	PACKAGE, rr. seat speaker
71-72	All B/Wgns	981722	1	16.00	PACKAGE, rr. seat speaker

9.665 BRACKET—KNOB—SWITCH; REVERBERATOR

64-67	AM	7289938	1	2.36	BRACKET, switch mtg
64-66	All exc. Special-Skylark Conv.	7289883	1	22.90	SWITCH (incl. wiring harness)
64-67	All	9775398	1	.62	KNOB, switch
64-67	All	7285267	AR	.15	NUT, switch mtg
64-67	All	7289987	1	.82	SWITCH, light socket
64-67	All	7289937	1	3.20	SWITCH, rr. spkr. & reverb.
67	All	7289883	1	22.90	SWITCH, radio reverb, (incl. wiring harness)

9.665 HARNESS, REAR ANTENNA WIRING

68-69	30-4000	8721949	1	5.95	HARNESS (also used 13.090)
-------	-------------------	---------	---	------	--------------------------------------

9.667 NUT, RADIO TO INSTRUMENT PANEL

41-61	All	7235968	2	.10	NUT, radio to instr. panel
62	All	7235969	2	.10	NUT, radio to instr. panel (also used 9.773-1 1.950)
63	40-41-4300	1196781	1	.15	NUT, in instr. panel for spkr. (lamp)—(7.809)
63	40-41-4300	7235969	2	.10	NUT, radio to instr. panel
63	44-46-47-4800	7279805	2	.10	NUT, radio to instr. panel
64-67	All	7279805	2	.10	NUT, radio to instr. panel
68-73	All	7279805	2	.10	NUT, radio to instr. panel ("I,"—28)
71-73	All B-C-E	1234920	1	1.90	SUPPORT, radio mtg. (used 9.650)

9.670 CASE & BRACKET--SUPPORT--KNOB, STEREO TAPE PLAYER

67	All	7304476	AR	10.85	CASE & BRACKET (plastic)
70 72	All B-C-E	1234258	1	3.74	CASE (plastic)
70-72	All B-C-E	1234259	1	1.28	APPLIQUE (on frt. of case)
71-72	All B-C-E (Col. Shift)	1237567	1	6.15	TRIM PLATE, tape player

68	30-4000.....	1385712	RH	.87	BRACKET
68	30-4000.....	1385713	LH	.87	BRACKET
68	60-9000 Long Console ..	1385714	RH	.67	BRACKET
68	50-60-80-9000.....	1385711	LH	.36	BRACKET
68	50-60-80-9000 less Long Console	1385710	RH	.36	BRACKET.....
69-72	All A.....	1230041		2.77	BRACKET.....
69-70	All B-C.....	1386834		2.87	BRACKET.....
69-71	All E.....	1386835		3.02	BRACKET.....
70	All B-C.....	1235143		2.51	BRACKET (attaches to inst. panel vert, strut)
70-72	All B-C.....	1235141		.87	BRACE (attaches to firewall below heater) ..
70	All E.....	1234260		2.82	BRACKET.....
71-72	All B-C-E (Col. Shift).....	1237566		2.82	BRACKET, mtg.....
71	All B-C-E.....	1238707		1.38	BRACE, player to frt. r/f dash
70	All B-C-E.....	400537		.85	KNOB, volume control
70	All B-C-E.....	400538		.67	KNOB, tone control
70	All B-C-E.....	400539		.67	KNOB, dummy
71	All B-C-E w/Dealer Installed Tape Player ..	400537		.85	KNOB, volume control
71-72	All B-C-E w/Dealer Installed Tape Player ..	400538		.67	KNOB, tone control & dummy
69	All B-C.....	1235141		87	SUPPORT.....
70	All B-C (1st Type).....	1235141		87	SUPPORT (attaches to instr. panel vert, strut)
69-71	All E (Long Console).....	1386889		87	SPACER, mounting bracket.....
68	All.....	6297155		52	HARNES, tape playe -(2.480).....
71-72	All B-C-E (Col. Shift).....	8907837		46	HARNES, tape playe (used 2.480).....
69-70	All.....	1230283		10	SCREW, tape player to bracket.....
71-72	30-4000.....	1230283		10	SCREW, tape player to brkt.....
68-70	All.....	9428181		10	NUT, tape player to m g. brkt. (also used 10.263)
9.670 STEREO TAPE PLAYER					
68-70	All.....	981454	1	128.15	TAPE PLAYER, use with radio 8i rr. seat spkr. (2 speakers only) blk. metal case.....
70	All B-C-E.....	981590	1	116.75	TAPE PLAYER (use with radio 8i rr. seat spkr.) w/case.....
71-72	All A.....	981454	1	128.15	TAPE PLAYER, use with radio 8i rr. seat spkr. (2 spkrs. only) black metal case.....
71-72	All B-C-E.....	981693	1	143.00	TAPE PLAYER, use with (2 or 4 speakers) rigid plastic case.....
68-72	All.....	981420	1	7.10	TAPE, stereo (demonstration)
9.709 BASE—ELEMENT—KNOB, CIGAR LIGHTER					
53		1192761	1	2.51	BASE FUSE (Casco;
54-61		1192761	1	2.51	BASE FUSE (Casco;
62-64		1350625	1	2.61	BASE FUSE (Casco;
63-64	4700	1355485	2	2.61	BASE FUSE, conso 3 frt. & rr.
65		1369337	1	2.61	BASE FUSE.....
65		1369337	2	2.61	BASE FUSE, in console-frt. 8i rr.....
66-67		1369337	1	2.61	BASE FUSE, in ash receiver-instr. panel.....
66-68		1369337	1	2.61	BASE FUSE, in console-rr.....
NOTE When installing 1234578 case on 1968-69 (50-60-80-9000) it will be necessary to order 1-9.709 8912257 connector.					
68-69	50-60-80-9000.....	8912257	1	3.75	CONNECTOR, cigar li hter base (also used 2.530)
60-61	All.....	7027910	1	1.85	CASE & CIRCUIT BREAKER (Rochester).....
62-69	Special-Skylark-G.S.....	7027910	1	1.85	CASE 8< CIRCUIT BR LAKER (Rochester).....
70-73	All A.....	7028056	1	2.31	CASE.....
68-73	All B-C-E.....	1234578	1	2.72	CASE 8i CIRCUIT BREAKER.....
53	50-70.....	7005278	1	1.13	ELEMENT (Rochester) also used 12.007)
56	52-53-61-63-63D-72-72R-73.....	7005278	1	1.13	ELEMENT (Rochester) also used 12.007 ..
56-62	All.....	1368758	AR	1.95	ELEMENT (Casco)
59	All.....	7005278	1	1.13	ELEMENT (Rochester) also used 12.007.....
59	4619-39-4719-39.....	7005278	1	1.13	ELEMENT, rr. seat (Ro hester) also used 12.007
60	All Flint Plants.....	7021055	1	.85	ELEMENT (Rochester)
60	4619-39-4719-39-4829-39-67.....	7005278	1	1.13	ELEMENT (Rochester) also used 12.007.....
60	All B.O.P. Plants.....	1195992	1	2.36	ELEMENT & KNOB (Casco) also used 12.007
61	4639-4719-39-4829-67 1st Type.....	7005278	AR	1.13	ELEMENT, rr. seat (Rochester) also used 12.007)•
61	All.....	7021055	1	.85	ELEMENT (Rochester! also used 12.007.....
61	All.....	1195102	1	2.01	ELEMENT 8. KNOB (R Dchester) also used 12.007 ..
61	All.....	1194213	1	3.08	ELEMENT & KNOB (Casco).....
62-69	Special-Skylark-G.S.....	7021055	1	.85	ELEMENT (Rochester)
62	40-41-4300.....	1195102	1	2.01	ELEMENT & KNOB (R Dchester) also used 12.007
62	44-46-4800.....	1194213	1	3.08	ELEMENT & KNOB (C asco).....
63	40-41-4300.....	7031400	1	4.56	ELEMENT 8t KNOB (R ochester).....
63-64	44-46-47-4800.....	1355507	AR	3.08	ELEMENT 8. KNOB (C asco).....

65-72	All B-C-E.	1368758	AR	1.95	ELEMENT (Casco)
64	40-41-42-4300.	1362910	1	2.56	ELEMENT & KNOB
	All B-C-E.	1370713	1	3.38	ELEMENT & KNOB, instr. panel (also used 12.007-12.052)
65-73	8400-9000.	1370713	2	3.38	ELEMENT & KNOB, in rr. qtr. a/rest
68	9000.	1370713	AR	3.38	ELEMENT & KNOB, in console
65-68	9000 Custom Trim.	1370713	2	3.38	ELEMENT & KNOB, rear quarter arm-rest
68-71	6639-8239-69-8400	1370713		3.38	ELEMENT & KNOB, rear door armrest
69-71	All A.	7025459		.98	ELEMENT
70-73	All A.	1231476		.10	HEAT SINK, cigar lighter-on case
69-72	30-4000.	1370820		2.56	KNOB, element & shield
65	30-4000.	1376888		2.41	KNOB, element & shield
66	30-4000.	1379705		2.41	KNOB, element & shield
67	30-4000.	1383645		2.56	KNOB, element 8i shield
68-69	All A.	1233534		2.56	KNOB, element 8i shield cigar lighter
70-72	All.	3771764		.36	RETAINER (Casco)
51-59	All B.O.P. Plants.	3771764		.36	RETAINER
60	44-46-47-4800 B.O.P.				
61	Plants Only.	3771764		.36	RETAINER
61	40-41-4300.	7017874		.33	RETAINER
61	40-4 1-4300 B.O.P. Built				
	Cars.	4678329		.36	RETAINER (Casco)—(12.006)
62	44-46-47-4800 Flint only				
	Pol. Opt.	7017874	1	.33	RETAINER
62	41-4300.	7017874	1	.33	RETAINER
62-67	LeSabre-Wildcat-Electra	3771764	1	.36	RETAINER
68-72	All A.	7035245	1	.42	RETAINER
	15436910 FL. 25441869 S.G., 35448065 Lin., 45455908 K.C. on 43 45456350 on 46, 45455893 on 46S, 55470465 Wil., 65475279 Atla., 75480161 Era.				
	25441869 S.B., 35448065 Lin., 45455908 K.C. on 43, 45456350 on 46, 45455893 on 46S, 55470465 Wil., 65475279 Atla., 75480161 Fra.				

9.712 FUSE, CIGAR LIGHTER

40-52	All.	1314453	AR	.77	FUSE, 6 volt (Casco)
53	40.	1314453	AR	.77	FUSE, 6 volt (Casco)
53	50-70.	1318535	AR	1.03	FUSE (Casco) also used 12.007
54-62	All.	1318535	AR	1.03	FUSE (Casco) also used 12.007
65-68	9000.	1350626	2	1.08	FUSE, in console-frt. 8i rr.
63	4639-4700-4800.	1318535	1	1.03	FUSE (Casco)
64	4639-4800 exc. 4847	1318535	1	1.03	FUSE, cigar lighter (Casco)
63-64	4700.	1318535	2	1.03	FUSE, console-frt. & rr. (Casco) also used 12.008
62-67	LeSabre-Wildcat-Electra	1350626	1	1.08	FUSE, instr. panel
65	8000.	1318535	AR	1.03	FUSE, cigar lighter (usage 1 2.008)
66	8437-67.	1318535	2	1.03	FUSE, pass-a-lite lighter
66	9000.	4702491	1	1.54	FUSE, frt. seat ctr. a/rest lighter—(1 2.008)
67	8457-67.	1318535	2	1.03	FUSE (used 12.052)

9.712 CLIP, CIGAR LIGHTER

65	9000.	1371233	1	67	CLIP, console-frt.
----	-------	---------	---	----	--------------------

9.712 SHIELD, CIGAR LIGHTER LIGHT

66-67	9000.	538667	1	.20	SHIELD, clamp instr. panel cigar lighter—12.006)
-------	-------	--------	---	-----	--

9.713 ESCUTCHEON, CIGAR LIGHTER

65	30-4000.	1370799	1	.77	ESCUTCHEON
66	30-4000.	1376904	1	.62	ESCUTCHEON
67	30-4000.	1379712	1	.72	ESCUTCHEON
68-72	All A.	1383863	1	.67	ESCUTCHEON

9.735 SHIELD, POWER UNIT

66-67	9000 Cruise Master.	6455023	1	2.12	SHIELD (used 3.885)
-------	---------------------	---------	---	------	---------------------

9.740 BRACKET—CLIP, INSTRUMENT PANEL

69	50-60-8000.	1387403	1	6.95	BAR, lower tie
69	50-60-8000.	1387554	RH	.36	BRACKET, lwr. tie bar
69	50-60-8000.	1387555	LH	.36	BRACKET, lwr. tie bar
66-67	9000.	1375639	2	.05	CLAMP, switch ret. ctsy. light switch 8i ant.
66-67	All exc. 9000.	1378315	2	.15	CLIP, instr. panel cvr. to instr. panel outer ends
66-67	50-60-8000.	1376368	RH	.20	CLIP, instr. panel cvr. ret.
66-67	50-60-8000.	1376369	LH	.20	CLIP, instr. panel cvr. ret.
68	30-4000.	1235650	2	.10	CLIP, accessory plate to instr. panel hsg
69	50-60-8000.	1230076	4	.15	CLIP, lwr. filler to hsg
69 72	All.	1235650	AR	.10	CLIP, accessory plate to instr. panel hsg

9.740 COVER—FILLER—HOUSING—LENS, INSTRUMENT PANEL

NOTE: Instrument pnl. parts also listed in Grp. 10.252 & 10.256.					
63	40-41-4300.	1354749	1		COVER, instr. cluster (black) paint to match trim—(9.746)

66-67	30-4000	1375419		3.08	COVER, radio opening
66-67	50-60-8000	1376031		1.64	COVER, radio opening
66-67	50-60-8000 less Rr. Wind. Def. & Elec. Ant.	1377147		.10	COVER, accessory switch hole
66-67	9000	1374890		1.23	COVER, radio trim
68-72	All A.	1383364		3.23	COVER, radio opening
68	50-60-80-9000	1383860		3.43	COVER, radio opening
69	50-60-8000	1386830		6.05	COVER, radio opening -(10.256)
69-70	9000	1383860		3.43	COVER, radio opening
All	All				COVER, clock opening (refer to 9.772),
65	9000	1369445	1	2.77	ESCUTCHEON, switch
66	30-4000 exc. Conv. & Wagons-Rr. Wind. Def.	1376902	1	.82	ESCUTCHEON, accessory switch
66	3000 Conv.-Pwr. Fldg. Top	1376902		.82	ESCUTCHEON, accessory switch
66	30-4000 Wagons-Pwr. T/GateWind	1376902		.82	ESCUTCHEON, accessory switch
67	30-4000	1379714		.92	ESCUTCHEON, accessory switch (also used 9.778- 12.195-14.483)
66	50-60-8000	1374271		2.56	EMBLEM, tri shield
67	9000	1379289		2.51	FILLER, instr. panel-lwr
68	30-4000	1384657		4.82	FILLER, lwr. (paint to match)
68	50-60-80-9000	1384873		2.20	FILLER, lwr. (paint to match)
	NOTE 1st type-parking brake release & handle thru instr. panel filler.				rod and handle below instr. panel. 2nd type-parking brake release rod
69	9000	1384873	1	2.20	FILLER, instr. panel lw (paint to match)
69-70	9000	1232093	1	.15	FILLER, strg. col. to injtr. panel
69-72	All A.	1233122	1	3.79	FILLER (black) (paint to match) instr. pnl. lwr.
69-70	50-60-8000	1232954	1	8.80	FILLER, instr. panel hs^
70	9000	1234904	1	2.92	FILLER, instr. panel-lw
71-73	All B-C less A.C.	1233923	1	9.25	FILLER, instr. pnl.-lwr. paint to match) -(6.518)
71-73	All B-C with Man. or Auto. A.C.	1235283	1	9.25	FILLER, instr. pnl.-lwr. ipaint to match)-(6.5 1 8)
71-73	All E.	1235282	1	3.08	FILLER, instr. pnl.-lwr. (paint to match)-(6.5 1 8)
	NOTE Instrument Panel Housings do —For model years after 1967; refer to Grp. 9.740 Panel—For mod l years prior to 1968.				not include trim panel or appliques. (Refe to Grp. 10.252 for appliques
66	30-4000 A.C.	1373431	1	55.30	HOUSING, instr. panel
66	30-4000 less A.C.	1379603	1	55.70	HOUSING, instr. panel
66	50-60-8000 Man. or Auto. A.C.	1374440	1	61.00	HOUSING, instr. panel
66	50-60-8000 less A.C.	1374439	1	61.00	HOUSING, instr. panel
66	9000	1375250	1	27.80	HOUSING, instr. panel lwr.
67	30-4000 less A.C.	1380478	1	63.95	HOUSING, instr. panel
67	30-4000 A.C.	1380479	1	63.95	HOUSING, instr. panel
67	50-60-8000 less A.C.	1380371	1	69.10	HOUSING, instr. panel
67	50-60-8000 Man. or Auto. A.C.	1380372	1	69.10	HOUSING, instr panel
67	9000	1379286	RH	11.65	HOUSING, instr panel lwr.
67	9000	1379287	LH	8.85	HOUSING, instr panel wr.
67	9000 1st Type	1379753	1	58.20	HOUSING, instr panel jpr. (ctsy. lamp 1" from top edge) paint to match
67	9000 2nd Type	1383348	1	58.20	HOUSING, instr. panel jpr. (paint to match)
68	30-4000 A.C.	1382125	1	17.90	HOUSING
68	30-4000 less A.C.	1381480	1	19.15	HOUSING
68	50-60-8000	1384292	1	30.70	HOUSING
68	9000	1384293	1	30.70	HOUSING
69	30-4000 less A.C. & Instr. Panel Vent	1386257	1	17.45	HOUSING
69	30-4000 A.C. & Instr. Panel Vent	1385646	1	16.15	HOUSING
69	50-60-8000	1387302	1	21.75	HOUSING
69	9000	1232014	1	34.90	HOUSING
70-73	All				HOUSING, instr. panel [refer to group 9.743)
65	30-4000 less A.C.	1369507	1	2.15	LENS, insert trim plate
65	30-4000 A.C.	1369508	1	1.23	LENS insert trim plate

9.740 MOLDING—PANEL—PLATE, INSTRUMENT PANEL

NOTE: For models not listed also refer to Grp. 10.252.

63-65		1355874	RH	2.56	MOLDING, lwr.
65	50-60-8000 with Radio	1368673		4.87	MOLDING, cove-ctr.
66	9000	1374066		6.65	MOLDING, instr. panel upr. hsg.
67	9000	1379288		7.25	MOLDING, instr. panel upr. hsg.
68	5000	1382992		16.40	MOLDING, cove-complete
68	6000	1382993		21.10	MOLDING, cove-complete
68	8000	1382994		18.25	MOLDING, cove-complete
68	9000	1383097		36.15	MOLDING, cove-complejte
69	9000	1387651		31.25	MOLDING, cove
60	All	1193616		.30	NUT, lwr. control to mt-). plate

61	44-46-47-4800	1193616	3	.30	NUT, instr. panel cluster to instr. panel
61-62	44-46-47-4800	1193616	3	.30	NUT, A.C. control & value to mtg. brkt.
61-62	44-46-47-4800	1193616	2	.30	NUT, control cvr.-frt.
62	44-46-4800	541237	8	.10	NUT, instr. panel mldgs.—(8.006).
63	44-46-47-4800	541237	AR	.10	NUT, instr. panel to instr. cluster—(8.006)
63-64	All.	1357571	AR	.10	NUT, anchor-"V" type No. 8 instr. panel
64	40-41-42-4300	9417395	AR	.10	NUT, instr. panel switch trim plate—(8.921)
65	9000	1357571	AR	.10	NUT, anchor-"V" type No. 8-instr. panel
65	50-60-8000 (4 Note Horn)	1357571	1	.10	NUT, horn ground wire to high note horn mtg brkt.
68	50-60-80-9000	1384786	2	.10	NUT, push-on-radio cvr. to cvr. mldg
69-70	50-60-80-9000 less Radio	1384786	2	.10	NUT, push-on radio cover to panel housing
63	44-46-4800	1354328	1	4.20	PANEL, control & accessory switch mtg.
63	46-47-4800	1367963	1	5.25	PANEL, glove box dr. trim horiz. pattern
63-64	44-46-4800	1354328	1	4.20	PANEL, control & accessory switch mtg.
63-64	46-4800 less A.C.	1362962	RH	3.28	PANEL, trim (horiz. pattern)
63-64	46-47-4800	1362398	1	2.56	PANEL, trim (keyhole) horiz. pattern
63-64	4700 A.C.	1362402	RH	3.23	PANEL, trim (horiz. pattern)
63-64	4700 less A.C.	1362404	RH	3.23	PANEL, trim (horiz. pattern)
64	4400 less A.C.	1362962	RH	3.28	PANEL, trim (horiz. pattern)
64	4400	1362398	1	2.56	PANEL, trim (keyhole) horiz. pattern
64	4639-47-67-69-4700- 4800	1367963	1	5.25	PANEL, glove box dr. trim (horiz. stripe)
64	4700 less A.C.	1365965	LH	7.35	PANEL, trim (horiz. pattern)
65	50-60-8000 A.C.	1367475	LH	50.40	PANEL
65	50-60-8000 less A.C.	1367477	RH	48.80	PANEL
65	50-60-8000 less A.C.	1373084	RH	11.65	PANEL
65	50-60-8000 A.C.	1373080	RH	10.25	PANEL
65	9000 A.C.	1370948	RH	16.25	PANEL, ctr. & trim panel
66	6000 less A.C.	1376920	1	2.46	PANEL, instr. hsg. trim-ctr. (aluminum)
66	6000 A.C.	1376918	1	2.46	PANEL, instr. hsg. trim-ctr. (aluminum)
66	6000 A.C.	1376911	LH	2.41	PANEL, trim (aluminum)
66	6000 less A.C.	1376914	RH	.92	PANEL, trim (aluminum)
66	6000 less A.C.	1376915	LH	2.46	PANEL, trim (aluminum)
66	8000 less A.C.	1376916	RH	2.77	PANEL, trim (wood veneer)
66	8000 less A.C.	1376917	LH	7.65	PANEL, trim (wood veneer)
66	8000 A.C.	1376919	LH	7.65	PANEL, trim (wood veneer)
66	8000 less A.C.	1376921	1	7.65	PANEL, trim-ctr. (wood veneer)
66	8000 A.C.	1376922	1	7.65	PANEL, trim-ctr. (wood veneer)
67	6000 less A.C.	1380361	1	2.61	PANEL, hsg.-ctr. (aluminum)
67	6000 A.C.	1380365	1	2.61	PANEL, hsg.-ctr. (aluminum)
67	6000 less A.C.	1380360	RH	1.02	PANEL, instr. panel hsg. (aluminum)
67	6000 less A.C.	1380363	LH	2.61	PANEL, hsg. (aluminum)
67	6000 A.C.	1380367	LH	2.61	PANEL, hsg. (aluminum)
	NOTE 1967 8000 1st type simulated chrome bead in wood veneer trim panel, 2nd type—"Argent Silver" painted bead in wood veneer trim panel.				
	NOTE Refer to Grp. 10.252 for model years after 1967				
67	8000 (1st Type) less Man. or Auto. A.C.	1376921	1	7.65	PANEL, hsg. trim-ctr. (wood veneer)
67	8000 (2nd Type) less Man. or Auto. A.C.	1382580	1	7.20	PANEL, hsg. trim-ctr. (wood veneer)
67	8000 (1st Type) less Man. or Auto. A.C.	1376917	LH	7.65	PANEL, hsg. trim (wood veneer)
67	8000 (2nd Type) less Man. or Auto. A.C.	1382579	LH	7.20	PANEL, hsg. trim (wood veneer)
67	8000 (1st Type) less Man. or Auto. A.C.	1376916	RH	2.77	PANEL, hsg. trim (wood veneer)
67	8000 (2nd Type) less Man. or Auto. A.C.	1382578	RH	2.67	PANEL, hsg. trim (wood veneer)
67	8000 (1st Type) Man. or Auto. A.C.	1376922	1	7.65	PANEL, hsg. trim-ctr. (wood veneer)
67	8000 (2nd Type) Man. or Auto. A.C.	1382584	1	7.20	PANEL, hsg. trim (wood veneer)
67	8000 (1st Type) Man. or Auto. A.C.	1376919	LH	7.65	PANEL, hsg. trim (wood veneer)
67	8000 (2nd Type) Man. or Auto. A.C.	1382585	LH	7.20	PANEL, hsg. trim (wood veneer)
65	30-4000	1369509	1	10.65	PLATE, instr. panel insert trim
65	30-4000	1370148	1	5.95	PLATE, instr. panel switch trim (use with pwr. t/gate or back dr. wind. opt. pwr. fldg. top-rr. wind, def.)
65	9000	1371106		9.25	PLATE, switch mtg.-instr. panel
66-67	54-64-66-8467	1376290		1.69	PLATE, accessory switch trim
66-67	50-60-8000 exc. Conv. w/Rr. Wind. Def.	1376290		1.69	PLATE, accessory switch trim
66-67	50-60-8000 Radio	1376289		1.69	PLATE, accessory switch trim-ant
66	9000 Elec. Ant.	1380794		2.67	PLATE, elec. ant. & ctsy. light switch cvr.
66	9000 less Elec. Ant.	1372154		2.15	PLATE, ctsy. light switch cvr.

67	9000 less Elec. Ant.	1380795	1	2.61	PLATE, ctsy. light swilch cvr. 8t elec. ant.
67	9000 Elec. Ant.	1380794	1	2.67	PLATE, ctsy. light swchcvr.
68	50-60-80-9000 (exc. Conv.) Elec. Ant. less Rr. Wind. Def. 8i Heated Rr. Wind.	1384145	LH	2.61	PLATE, accessory swiich opening cvr
68	50-60-80-9000 (exc. Conv.) Elec. Ant. & Rr. Wind. Def.	1384149	LH	2.61	PLATE, accessory swich opening cvr. plate
68	50-6000 Cruise Master less Ctsy. Lights	1384586	RH	3.43	PLATE & LENS, ai rry switch opening cvr.
68	54-66-8467 Elec. Ant. . . .	1384141	LH	2.56	PLATE, accessory swich opening cvr. plate . . .
68	50-60-80-9000 Ctsy. Lights less Cruise Master.	1384158	RH	1.64	PLATE, accessory swi<ch opening cvr. plate
68	50-60-8000 less A.C.	1383951	1	1.74	PLATE, A.C. opening r.
68	50-60-80-9000 exc. Conv. less Rr. Wind. Def. or Elec. Ant.	1386045	LH	1.08	PLATE, switch opening cvr.
68	54-66-8467 less Elec. Ant.	1384138	LH	2.56	PLATE, accessory swiich opening cvr. plate
68	50-6000 less Ctsy. Lights & Cruise Control	1386045	LH	1.08	PLATE, switch openin cvr.
68	80-9000 Cruise Master . .	1384587	1	3.54	PLATE & LENS, acces-sory switch opening cvr.
68	50-6000 Cruise Master 8t Ctsy. Lights.	1384587	RH	3.54	PLATE & LENS, accessory switch opening cvr. . . .
68-69	30-4000.	1382569		4.31	PLATE, instr. panel filler (Argent) radio cvr.
68-69	30-4000.	1383323		1.28	PLATE, accessory swiich opening cvr. ("Trishield" on plate).
68-69	30-4000.	1383324		1.23	PLATE, accessory sw ich opening cvr. ("Accessory" on plate with one switch opening)
68-69	30-4000.	1383325		1.23	PLATE, accessory switch opening cvr. ("accessory- off-on cruise control two switch openings).
68-69	30-4000.	1383326		1.23	PLATE, accessory swi ;h opening cvr. ("off-on-cruise control on plate with one switch opening).
68	30-4000	382556		1.13	PLATE, gn. switch filler (black)
68	30-4000	384650		1.23	PLATE, gn. switch filler (dk. teal)
68	30-4000	384651		1.23	PLATE, gn. switch filler (dk. green)
68	30-4000	384652		1.23	PLATE, gn. switch filler (dk. gold)
68	30-4000	384653		1.23	PLATE, gn. switch filler (dk. maroon)
68	30-4000	384654		1.23	PLATE, gn. switch filler (dk. red)
68	30-4000	384655		1.23	PLATE, gn. switch filler (dk. buckskin)
68	50-60-80-9000.	1384862		2.05	PLATE, gn. switch filler (dk. green)
68	50-60-80-9000.	1384863		2.05	PLATE, gn. switch filler (dk. teal);
68	50-60-80-9000.	1384864		2.05	PLATE, gn. switch filler (dk. gold)
68	50-60-80-9000.	1384865		2.05	PLATE, gn. switch filler (dk. maroon)
68	50-60-80-9000.	1384866		2.05	PLATE, gn. switch filler (dk. red)
68	50-60-80-9000.	1384867		2.05	PLATE, gn. switch filler (dk. buckskin)
68	50-60-80-9000.	1382604		2.05	PLATE, gn. switch filler (black)
68	50-60-80-9000 exc. Conv. Rr. Wind. Def. less Radio.	1384153		2.61	PLATE & APPLIQUE, accessory switch opening (L.)
69	30-4000.	1232208		3.28	PLATE, instr. panel fill r (two 1 V sq. switch holes in top).
69	30-4000.	1232207		4.31	PLATE, instr. panel fill 3r (one 1/A" sq. switch opening hole in top)
69-70	50-6000.	1386590		1.79	PLATE, accessory switch opening cvr. (horiz. blank plate).
69-70	9000.	1387939		2.31	PLATE, switch openin5l cvr. (left of speedo.-horiz. blank plate)
69-70	50-60-8000.	1386587		1.79	PLATE, accessory switch h opening cvr. ("off-on 8t interior light" on plate).
69	50-60-8000.	1230536		4.46	PLATE, accessory swi h trim ("Dn-antenna-up, Lo- rear def.—Hi" on plate)
69	50-60-8000 Conv.	1230535		4.46	PLATE, accessory sw ll trim ("Dn-antenna-up, Dn- conv. top-up" on plate).
69-70	50-60-8000.	1230534		3.02	PLATE, accessory swi h trim ("Lo-rear def.-Hi" on plate).
69	50-60-8000.	1230532		3.02	PLATE, accessory switch trim ("Dn.-antenna-up" on plate).
69-70	50-60-8000.	1230533		3.02	PLATE, accessory swit;h trim ("Dn conv. top up" on plate).
69-70	50-60-8000.	1386651		1.95	PLATE, accessory swi h trim cvr. (vert. black plate)
69-70	50-6000.	1387251		2.61	PLATE & LENS, accessory switch cvr. ("cruise control" on plate)
69-70	50-60-8000.	1387252		2.61	PLATE 8. LENS, acce sory switch cvr. (interior tight 8t cruise control on late).

69	9000.....	1231031	LH	4.61	PLATE & APPLIQUE , accessory switch opening cvr. ("Up-Dn-antenna on plate).....
69	9000.....	1231029	RH	4.61	PLATE & APPLIQUE , accessory switch opening cover ("Off-on courtesy" on plate).....
69	9000.....	1231034	1	4.61	PLATE & APPLIQUE , switch opening cvr. ("rr. def.-low-hi" on plate).....
69	9000.....	1231041	1	4.61	PLATE & APPLIQUE , accessory switch opening cvr. ("off-on-courtesy-cruise" on plate).....
69	9000.....	1231036	LH	4.61	PLATE & APPLIQUE , accessory switch opening cvr. ("Up-dn.-antenna-rear def.-low, Hi" on plate).....
69	9000.....	1231342	LH	7.80	PLATE , switch opening cvr. ("Rear def.-off-on" on plate).....
69	9000.....	1231343	1	7.80	PLATE , switch opening cvr. ("Up-dn, antenna, rear def. off-on" on plate).....
70-72	33-34-3500.....	1233228	1	5.20	PLATE , instr. pnl. (radio trim).....
70-72	44-4600.....	1233229	1	7.05	PLATE , instr. pnl. (radio trim).....
72	3437-3467 Wood Grain Instr. Panel less Forced Air Upr. Vents.....	1233229	1	7.05	PLATE , instr. pnl. (radio trim) no switch openings in top of plate.....
NOTE For plates not listed refer to 10.252.					
66	50-6000 C.T. Safety Buzzer.....	6457423	1	6.30	RETAINER , lens-syn. & safety warning.....
66	9000.....	1372153	1	.30	RETAINER , accessory switch cvr. plate.....
68-72	All A.....	1383361	2	.15	RETAINER , radio opening cover.....
57	40-50-60 exc. Convs.....	147460	AR	.15	SCREW , speed safety minder control knob (No. 6-32 x 3.16")—(8.975).....
66-67	50-60-80-9000.....	1598654	3	.62	SCREW , instr. cluster speedo. SL case.....
65-66	9000.....	1356502	AR	.10	SNAP , blind (instr. panel mldg.).....
69-70	50-60-8000.....	1387385	1	.51	SUPPORT , instrument panel-center.....
69-70	50-60-8000.....	1387670	1	.46	SUPPORT , instrument panel cluster.....
(") D-1067008 FL, D-2019552 S.G., D-3024457 Lin., D-4021730 K.C, D-5018751 Wil., D-6019480 Atla., D-7008642 Fra., D-8014378 Arl.					
C) F-1047292 FL, F-201 1816 S.G., F-30181 18 Lin., F-4018079 K.C, F-5012047 Wil., F-6014093 Atla., not avail. Fra. F-801 1613 Arl.					
67	Riviera.....	1382114	1	.25	RETAINER , ctsy. light switch plate (also used 10.163).....
57-58	All.....	147460	AR	.15	SCREW , instr. panel at blower switch in knob (No. 6-32 x V-,")—(8.975).....
71	50-60-80-9000.....	9414752	4	.10	SCREW , instr. panel flood light to instr. panel hsg. (No. 8—18 x ***) - (8.977).....
63	4700.....	1357118	1		SEAL , strg. col. opening-instr. panel—(6.750).....
63-64	44-46-47-4800.....	1356502	AR	.10	SNAP , blind (instr. panel mldg.).....
65-67	9000.....	1356502	AR	.10	SNAP , blind (instr. panel mldg.).....
9.740 PLATE, INSTRUMENT PANEL CONSOLE					
61	44-46-47-4800 A.C. SL Radio.....	1164164	1	4.97	PLATE , console trim.....
9.741 DIAL, GAS GAUGE & SHIFT INDICATOR					
65	50-60-8000.....	6455193	1	3.96	DIAL , face-gas gauge & shift indicator (usage 3.108-4.020)
9.743 HOUSING, INSTRUMENT PANEL					
70-72	3300-3435-3436-3569 less upr. Level Vents or A.C.....	1231859		19.75	HOUSING
70-72	33-34-3500 Upr. Level Vents or A.C.....	1232082		19.60	HOUSING
70-72	4439-69 less Upr. Level Vents or A.C.....	1232393		22.70	HOUSING
70-72	4437-39-67-69-4600 Upr. Level Vents or A.C.....	1232396		22.50	HOUSING
70	50-60-8000 less Forced Air Ventilation.....	1231627		26.10	HOUSING
70	50-60-8000 Forced Air Vent.....	1233430		27.15	HOUSING
70	9000.....	1233782		31.95	HOUSING
71-72	3437 Wood Grain Instr. Panel.....	1232396		22.50	HOUSING
71-72	3467.....	1232396		22.50	HOUSING
71	50-60-80-9000 (1st Type).....	1233838		15.60	HOUSING (mtg. plate attached to hsg by insulated stud).....
71	50-60-80-9000 (2nd Type).....	1239021			HOUSING (mtg. plate attached to hsg. with screws)
72	50-60-80-9000.....	1239021			HOUSING

71-72 50-60-80-9000. **6496070** 1 10.10 **BEZEL**, instr. cluster
 NOTE For model years prior to 1970 refer to grp. 9.740 for Housing.

9.744 PRINTED CIRCUIT—FILTER, INSTRUMENT CLUSTER

60-61	44-46-47-4800.	1587650	1	6.00	PRINTED CIRCUIT
61-63	40-41-4300.				PRINTED CIRCUIT (in case Grp. 9.746).
62	All.				PRINTED CIRCUIT (in luded with case Grp. 9.746)
63	44-46-47-4800.	6406246		7.30	PRINTED CIRCUIT . .
64	40-41-42-4300.	6407595		4.08	PRINTED CIRCUIT
64	44-46-47-4800.	6408260		8.90	PRINTED CIRCUIT
65	30-4000.	6408779		4.69	PRINTED CIRCUIT
65	50-60-8000.	6455078		9.15	PRINTED CIRCUIT
65	9000.	6455401		6.10	PRINTED CIRCUIT
66	30-4000.	6456503		5.85	PRINTED CIRCUIT
66-67	50-60-8000.	6457122		4.69	PRINTED CIRCUIT
66-67	9000.	6459869		7.75	PRINTED CIRCUIT
67	30-4000.	6458803		5.55	PRINTED CIRCUIT
68-69	30-4000.	6481195		4.26	PRINTED CIRCUIT
68	50-60-8000.	6480550		6.45	PRINTED CIRCUIT
68	9000.	6480555		6.60	PRINTED CIRCUIT
69	50-60-80-9000.	6491062		5.90	PRINTED CIRCUIT
70-71	All A used on Instr. Cluster having Tell-Tale Lights for Oil 8i Temp.	6459863	1	2.87	PRINTED CIRCUIT
70-73	All A used on Instr. Cluster having Gages for Oil & Temp.	6481170		2.62	PRINTED CIRCUIT
70-73	All A (Speed Alert)	6493198		3.88	PRINTED CIRCUIT , speedo cluster
70-73	All less Speed Alert	6493202		3.02	PRINTED CIRCUIT , speedo cluster
70	All B-C-E.	6493662		6.60	PRINTED CIRCUIT
71-73	All B-C-E.	6496090		4.85	PRINTED CIRCUIT
72	All A (less Speed Alert)	6458310		2.44	PRINTED CIRCUIT , te l-tale 8. fuel gauge cluster
71	All B-C-E less Speed Alert (1st Type)	6496083		11.15	PLATE , instr. cluster njtg. (attached to hsg. by insulated stud) . .
71	All B-C-E less Speed Alert (2nd Type)	6497260		5.75	PLATE , instr. cluster rrtg. (attached to hsg. with screws) . . .
71	All B-C-E (Speed Alert) (1 st Type)	6496084		8.50	PLATE , instr. cluster rrtg. (attached to hsg. by insulated stud) . .
71	All B-C-E (Speed Alert) (2nd Type)	6497261		5.75	PLATE , instr. cluster rrtg. (attached to hsg. with screws)
72	All B-C-E less Speed Alert.	6497770		5.75	PLATE , instr. cluster rrounding
72	All B-C-E (Speed Alert)	6497771		5.75	PLATE , instr. cluster rrounding
70-73	All A used on Instr. Cluster Having Gages for Oil 8i Temp.	6493721	1	.66	FILTER , gen. 8i brake
71	All B-C.	6496078	1	.38	FILTER , gen. & stop .
71-73	All B-C-E.	6496076	1	.41	FILTER , brk. & oil
72-73	All B-C-E.	6497767	1	.41	FILTER , tell-tale - seat belts
59-65	All.	5655006	AR	.66	SOCKET , instr. cluster lamp (used 9.746)—(9.765) .
70	All E.	1233786	AR	.23	BAFFLE , accessory piete lamp (fits on lamp socket) (steel cyl. 1" long) .
60-61	44-46-47-4800.	1586219	1	.54	GASKET (used 9.749)
	NOTE For model years prior to 1970 refer to grp. 9.750 for printed circuit.				

9.746 ARM—BUSHING—CASE—HOUSING & STUDS, INSTRUMENT CLUSTER

66	50-60-8000 T.H. 400 Cruise Master or Safety Buzzer.	1598974		.85	ARM , indicator linkag
67	50-60-8000 T.H. 400 Cruise Master.	1598974		.85	ARM , indicator linkag
67-68	30-4000 A.T. Safety Buzzer.	6458561		1.66	ARM , indicator linkag
67	5000 C.T. Safety Buzzer	6458982		.84	ARM , indicator linkag
67	5000 S.T. 300 Cruise Master &. Safety Buzzer 6458982			.84	ARM , indicator linkag
67	50-60-8000 T.H. 400 Safety Buzzer less Cruise Master.	6458982		.84	ARM , indicator linkag
69	30-4000 Safety Buzzer	6483229		1.08	ARM , indicator linkag
67	30-4000 A.T. Safety Buzzer.	6458556		2.32	ARM 8. SHAFT , speec setting
68	30-4000 Safety Buzzer	6459900		2.70	ARM 8. SHAFT , speec setting
69	30-4000 Safety Buzzer	6491677		1.36	ARM 8. SHAFT , speec setting

66-67	9000.	6456711	1	8.05	BRACKET 8i STUD, instr. cluster mtg.
69-70	50-60-80-9000 Safety Buzzer.	6477594	1	3.93	CABLE, reset shaft & knob—(9.762) .
61-62	40-41-4300.	6405872	1	16.35	CASE Si PIN (incl. printed circuit) ...
62	44-46-4800.	6405874	1	20.75	CASE (incl. printed circuit)
63	40-41-4300.	6405848	1	22.85	CASE (incl. printed circuit)
66	30-4000.	6456504	1	7.75	CASE
66-67	9000 less Cruise Master.	6456638	1	1 1.85	CASE
66	9000 Cruise Master.	6456928	1	1 1.35	CASE
67	9000 Safety Buzzer less Cruise Master.	6456928	1	1 1.35	CASE
68	30-4000.	6481284	1	5.35	CASE
68	5000 C.T. less Safety Buzzer.	6459847	1	6.15	CASE
68	6667-87 Long Console less Safety Buzzer	6459847	1	6.15	CASE
68	5000 C.T. Safety Buzzer	6459848	1	6.15	CASE
68	6000 Long Console & Safety Buzzer.	6459848	1	6.15	CASE
68	S.T. 300 Safety Buzzer	6480527	1	7.00	CASE
68	50-60-8000 T.H. 400 Safety Buzzer less Long Console.	6480527	1	7.00	CASE
68	50-6000 A.T. less Safety Buzzer or Long Console	6459849	1	7.00	CASE
68	8000 less Safety Buzzer or Pol. Car Speedo.	6459849	1	7.00	CASE
68	50-60-8000 T.H. 400 Pol. Car Speedo.	6459849	1	7.00	CASE
68	9000 Col. Shift less Safety Buzzer.	6480867	1	7.00	CASE
68	9000 Long Console less Safety Buzzer.	6480864	1	6.50	CASE
68	9000 w/Safety Buzzer less Long Console.	6480866	1	10.10	CASE
68	9000 Long Console & Safety Buzzer.	6480865	1	10.70	CASE
69	30-4000 less Safety Buzzer.	6483226	1	8.00	CASE
69	3000 Pol. Car.	6483226	1	8.00	CASE
69	30-4000 Safety Buzzer	6483228	1	8.80	CASE
69	5000 T.H. 300 less Safety Buzzer.	6491058	1	7.70	CASE
69	50-60-8000 T.H. 400 less Safety Buzzer & Long Console.	6491058	1	7.70	CASE
69	50-60-8000 T.H. 400 Pol. Car less Long Console.	6491058	1	7.70	CASE
69	5000 T.H. 300 Safety Buzzer.	6491059	1	7.70	CASE
69	50-60-8000 T.H. 400 Safety Buzzer Less Long Console.	6491059	1	7.70	CASE
69	50-6000 C.T. less Safety Buzzer & Long Console	6491056	1	7.70	CASE
69	6637-67 Long Console less Safety Buzzer.	6491056	1	7.70	CASE
69	50-6000 C.T. Safety Buzzer less Long Console.	6491057	1	7.70	CASE
69	6637-67 Long Console & Safety Buzzer.	6491057	1	7.70	CASE
69	9000 Safety Buzzer.	6483026	1	7.70	CASE
69	9000 less Safety Buzzer	6483056	1	7.70	CASE
66-67	50-60-8000 Safety Buzzer & Cruise Master	6457196	1	1.59	FERRULE, setting shaft & lens
66-67	50-60-8000 Cruise Master.	1598689	1	1.80	FRAME, mtg. switch
66	9000 Cruise Master.	1598906	1	.14	GASKET, setting shaft
67	9000 Safety Buzzer less Cruise Master.	1598906	1	.14	GASKET, setting shaft
63-64	44-46-4800 less A.C.	6406293	1	24.10	HOUSING & STUDS.
65	9000 Trip Reset & Safety Buzzer less A.C.	6455408	1	50.65	HOUSING (incl. trim plates & studs)
65	9000 Trip Reset & Safety Buzzer & A.C.	6455415	1	51.10	HOUSING (incl. trim plates & studs)

66-67	50-60-8000 Safety Buzzer & Cruise Master.	6405660	1	.14	RETAINER, linkage arm ring (also used 9.761)
67-69	30-4000 Safety Buzzer	6405660	2	.14	RETAINER, linkage arm ring
64	40-41-4300.	1598654	3	.62	SCREW, speedo. & cass
65-69	30-4000.	1598654	3	.62	SCREW, speedo. & cass
68-69	50-60-80-9000.	1586095	2	.48	SCREW, speedo. mtg.
59-65	All.	5655006	AR	.66	SOCKET, instr. cluster amp—(9.744).
66-72	All.	6456923	AR	.42	SOCKET, instr. cluster amp—(9.765).
69-70	60-8000.	3882798	1	.51	SOCKET, cold tell-tale amp—(4.589).
70-71	9000.	3882798	1	.51	SOCKET, cold tell-tale amp—(4.589).
71-73	All A Instr. Cluster.	6459502	2	.25	SOCKET, hi-beam illum tell-tale (also listed 9.765)
71-72	All B-C (455 Eng.).	3882798	1	.51	SOCKET, cold tell-tale amp—(4.589).
72	All E.	2977997	1	.51	SOCKET, cold-tell-tale lamp—(4.589).
66-67	9000.	6456644	1	.68	SHROUD, hi beam
66	9000 Cruise Master.	1598876	1	1.90	SWITCH, frame mtg
9.747 TERMINAL BOARD					
66-67	Riviera.	6456854	1	1.71	TERMINAL BOARD, oi & therm.
66-67	Riviera.	6457124	1	2.01	TERMINAL BOARD, ar meter & gas
9.747 RETAINER, CLUSTER LENS					
70-72	All A.	6493032	AR	2.34	RETAINER, tell-tale & gage cluster or tachometer lens
9.748 LENS, INSTRUMENT CLUSTER					
70	30-4000 less Speed Alert (1st type).	6493745	1	2.24	LENS, speedo cluster (convex lens).
70	30-4000 (1st type).	6493745	AR	2.24	LENS, tell-tale or gage br tachometer cluster (convex lens).
70	30-4000 w/Speed Alert (1st type).	6493746		4.74	LENS, speedo cluster (convex lens)
70	30-4000 less Speed Alert (2nd type).	6496479		2.29	LENS, instr. panel-speeio cluster (concave lens)
70	30-4000 (2nd type).	6496479		2.29	LENS, instr. panel tell-t. le or gauge or tach. cluster (concave lens).
70	30-4000 w/Speed Alert (2nd type).	6496480		4.74	LENS, instr. cluster speeido cluster (concave lens)
70	50-60-80-9000 w/Speed Alert.	6491728		6.80	LENS, speedo cluster
71 72	All A less Speed Alert	6496479		2.29	LENS, instr. pnl.-speedo cluster
71-72	All A (Speed Alert).	6496480		4.74	LENS, instr. cluster speedo cluster
71-73	All B-C-E.	6496073		3.24	LENS, instr. cluster
9.748 SLEEVE INSTRUMENT PANEL TELL-TALE					
64	40-41-42-4300.	6455866	1	.29	SLEEVE, hi-beam tell-tale
64	40-41-42-4300.	6457555	AR	.29	SLEEVE, dir. sig. tell-tal j -(9.750)
65 69	30-4000.	6457555	AR	.29	SLEEVE, dir. sig. tell-tal 5—(9.750)
65	30-4000.	6455866	1	.29	SLEEVE, hi-beam tell-tale.
66-67	30-4000.	6456502	1	.33	SLEEVE, dir. sig. tell-tal-s (RH).
66	50-60-8000.	6457895	1	.14	SLEEVE, hi-beam tell-tale.
67	5000 S.T. 300 Cruise Master.	6457895	1	.14	SLEEVE, hi-beam tell-tale
68-69	50-60-8000.	6480539	1	.36	SLEEVE, hot-cold tell-ta e
68-69	30-4000 Safety Buzzer	6459985	1	.60	SLEEVE, tell-tale lamp
68	50-60-80-9000.	6408207	1	.11	SLEEVE, hi-beam tell-tale
68 69	50-60-80-9000.	6459937	1	.19	FILTER, tell-tale (hi-beam) (used 9.750)
9.749 GASKET, INSTRUMENT CLUSTER					
60-61	44-46-47-4800.	1586219	1	.54	GASKET, hi beam sleeve—(9.744)
64-65	Special-Skylark	1586219	1	.54	GASKET, hi beam filter-j-(9.744)
64-69	Special-Skylark	6407605	2	.30	GASKET, turn sig.
66-67	50-60-8000.	6457115	RH	.29	GASKET, tell-tale hsg
66-67	50 60-8000.	6457112	LH	.29	GASKET, tell-tale hsg
66-67	All exc. 9000.	6457172	1	.24	GASKET, tell-tale hi be£
66-67	50-60-8000 Cruise Master.	6457197	1	.39	GASKET, tell-tale (cru
66-67	50-60-8000.	6457110	1	.29	GASKET, tell-tale (gen.-6il-cruise)
66-67	9000.	6456645	1	.05	GASKET, hi beam shroijd
67	30-4000 S.T. 300 Safety Buzzer	1586219	1	.54	GASKET, hi beam filter- (9.744)
68	50-60-80-9000.	6492369	1	.47	GASKET, tell-tale (hi-be im).
68-69	30-4000.	6457172	1	.24	GASKET, tell-tale (hi-beim).
68-69	50-60-80-9000.	6480546	2	.24	GASKET, tell-tale hsg. (d sig.)
68-69	50 60 8000.	6480543	1	.36	GASKET, tell-tale hsg. (thermo.)
68-69	50-60-80-9000.	6480536	1	.24	GASKET, tell-tale (gen il).
68-69	30-4000.	6459282	1	.30	GASKET, tell-tale hsg. (ff ir. sig.)
61-62	40-41-4300.	1588312	1	.23	BOOT, hi-beam tell-tale shielding

9.749 GASKET, SPEEDOMETER DUST

61-62	40-41-4300.....	1568724	1	.23	GASKET, speedo. dust
62	44-46-4800.....	1589316	1	.17	GASKET, speedo. dust
63-66	Special-Skylark.....	1589316	1	.17	GASKET, speedo. dust
66	50-6000.....	1589316	1	.17	GASKET, speedo. dust
66	50-60-8000 Safety Buzzer & Cruise Master Col. Shift.....	6457688	1	.51	GASKET, speedo. dust
66-67	9000 less Cruise Master.....	6456651	1	.39	GASKET, speedo. dust
67	All exc. 9000.....	1589316	1	.17	GASKET, speedo. dust
67	30-4000 A.T. Safety.....	6459046	1	.65	GASKET, speedo. dust
67	50-60-8000 Safety Buzzer.....	6458984	1	.38	GASKET, speedo. dust
67	50-60-8000 Safety Buzzer & Cruise.....	6457688	1	.51	GASKET, speedo. dust
68	30-4000 Safety Buzzer ..	6458984	1	.38	GASKET, speedo. dust
68	30-4000 less Safety.....	1589316	1	.17	GASKET, speedo. dust
68	50-60-80-9000.....	1568724	1	.23	GASKET, speedo. dust

9.749 GASKET, CONSOLE MEDALLION

65-67	4000 Long Console & Consolette less Tach. ...	6458067	AR	.05	GASKET, console medallion
69-71	3437-4600 Consolette less Tach.....	6458067	AR	.05	

9.750 INSTRUMENT CLUSTER TELL—

66	50-60-8000.....	6457598	2	.10	
66	5000 S.T. 300.....	6457545	1	9.90	
66-67	6469 A.T. Pol. Car Opt. ..	6457545	1	9.90	
66	50-6000.....	6457098	1	8.85	CASE
66	50-6000 C.T. Safety Buzzer.....	6457100	1	8.90	
66	6637-67 Cruise Master & Long Console.....	6457604	1	6.00	
66	50-60-8000 A.T. Safety Buzzer.....	6457546	1	9.30	
66-67	50-60-8000 Cruise Master.....	6457099	1	9.90	
67	30-4000 A.T.....	6459118	1	9.55	
67	6667-87 Safety Buzzer & Long Console.....	6458985	1	4.39	
67	5000 S.T. 300 Cruise Master.....	6459501	1	4.20	
67	50-60-8000 A.T. less Cruise Master & Safety Buzzer.....	6457545	1	9.90	CASE
67	50-60-8000 A.T.....	6458983	1	5.30	CASE
67	6667-87 Cruise Master & Long Console.....	6457604	1	6.00	CASE
67	5000 C.T. less Cruise Master & Safety Buzzer	6457098	1	8.85	CASE
67	6667-87 A.T. w/Long Console less Cruise Master 8i Safety Buzzer	6457098	1	8.85	CASE.....
67-69	All.....	6455167	AR	.24	CLIP, lens ret.....
67	9000.....	6288831	1	.87	CLIP, seelite wire conn.
67	9000 Safety Buzzer less Cruise Master.....	6459423	1	.25	COVER, instr. cluster.....
64-67	Special-Skylark-G.S.	6407601	1	.86	DIAL, tell-tale (gen.-temp-oil)
66-67	50-60-8000.....	6457106	1	2.56	DIAL, tell tale (gen.-oil).....
68-69	50-60-80-9000 Safety Buzzer.....	6491730	1	5.65	DIAL, fore-thermo
68-69	50-60-80-9000.....	6480532	1	3.18	DIAL, fore-fuel ...
68-69	50-60-80-9000 less Safety Buzzer	6459845		3.18	DIAL, fore-thermo.....
68	30-4000.....	6459906		.74	DIAL, tell-tale (gen.-oil-temp.).....
69	30-4000.....	6407601		.86	DIAL, tell-tale (generator-temperature-oil) .
64-65	Special-Skylark-G.S.	6407597		.24	FILTER, tell-tale "hi-beam".....
64-69	Special-Skylark-G.S.	6407602		.30	FILTER, tell tale (oil).....
66-67	30-4000.....	6457008		.48	FILTER, tell-tale (gen.-oil-temp.).....
66	30-4000.....	6459233		.25	FILTER, tell-tale (hi beam).....
66-67	50 60-8000.....	6457116		.27	FILTER, tell-tale (hot).....
66-67	50 60-8000.....	6457117		.29	FILTER, tell-tale (cold).....
66-67	50-60-8000.....	6457118		.42	FILTER, tell-tale (turn sig.).....

66	50-60-8000 Safety Buzzer								
	81 Safety Control	6457121	1	1.03	FILTER, tel	*tale (cruise)			
66-67	50-60-8000	6457113	1	33	FILTER, tel	tale (brk.)			
66-67	50-60-8000	6457108	1	29	FILTER, tel	tale (gen.)			
66-67	50-60-8000	6457109	1	27	FILTER, tel	*tale (oil)			
66-67	50-60-8000	6407597	1	.24	FILTER, tel	tale (hi beam)			
66-67	9000	6456640	2	.24	FILTER, tel	tale (turn)			
67-69	30-4000	6459233	1	25	FILTER, tel	tale (hi bee m)'			
67	30-4000	6459283	1	38	FILTER, tel	*tale (brk)			
67	50-60-8000 Cruise								
	Master	6459021	1	1.23	FILTER, tel	*tale (engage)			
67	All exc. 9000	6407597	1	.24	FILTER, tel	tale (hi bee)			
68-69	30-4000	6459908	1	.49	FILTER, tel	tale (brk.)			
68	30-4000	6459905	1	74	FILTER, tel	tale (gen.- l-temp.)			
68-69	50-60-8000	6480540	1	49	FILTER, tel	tale (hot)			
68-69	50-60-80-9000	6480545	2	.36	FILTER, tel	tale (turn s 9)			
68	50-60-8000	6480541	1	49	FILTER, tel	tale (cold)			
68-70	50-60-80-9000	6480542	1	.49	FILTER, tel	tale (brk.)			
68-69	50-60-80-9000	6480534	1	.49	FILTER, tell	tale (oil) . .			
68-69	50-60-80-9000	6480535	1	.49	FILTER	tell tale (gen.)			
68-69	50-60-80-9000	6459937	1	.19	FILTER, tel	*tale (hi-beabt)—(9.748)			
69	30-4000	6457008	1	48	FILTER, tel	*tale (gene r-oil-temperature)			
69	50-60-80-9000	6483287	1	.23	FILTER, tel	*tale			
69	50-60-80-9000	6483287	1	.23	FILTER, tel	*tale (stop engine red)			
	NOTE: For models not listed refer to Grp. 9.744.								
All	All								
64-69	Special-Skylark-G.S.	6407599	1	.64	GASKET, instr.	cluster refer to grp. 9.749)			
66-67	50-60-8000	6457114	RH	.54	HOUSING, tell	tale (ge -temp.-oil)			
66-67	50-60-8000	6457111	LH	.56	HOUSING, tell-	tale . . .			
66-67	50-60-8000	6457107	1	59	HOUSING, tell-	tale (gerl.-oil)			
66-67	9000	6456646	1	54	HOUSING, tell-	tale (hi ifeam)			
66-67	9000	6456639	4	.48	HOUSING, tell-	tale			
67-69	30-4000	6459281	1	.78	HOUSING, tell-	tale (hi lieam)			
68-69	5000 S.T. 300	6480544	1	2.19	HOUSING, tell	tale-shif: indicator 8: turn sic			
68-69	50-60-8000	6480538	1	2.01	HOUSING, tell	tale (thermo.)			
68-69	50-60-80-9000 T.H. 400								
	less Long Console	6480553	1	2.19	HOUSING, tell	tale-shif indicator & turn sig.			
68-69	50-6000 C.T.	6480552	1	1.10	HOUSING, tell	tale-shif indicator & turn sig.			
68	6667-87-9000 Long								
	Console	6480552	1	1.10	HOUSING, tell	tale-shif indicator & turn sig			
68-69	50-60-80 9000	6480533	1	.68	HOUSING, tell	tale (get -oil)			
69	6639-67 Long Console	6480552	1	1.10	HOUSING, tell-	tale (shil t indicator & turn signal)			
70-72	All A	6492989	1	4.67	HOUSING, gages	& tel tale cluster			
66-67	All exc 9000	6458291	1	.12	INSULATOR, filter	8< sl; eve (hi beam)			
68-69	30-4000	6459904	1	36	INSULATOR, filter	& sl; eve (hi beam)			
64-65	Special-Skylark	6407591	1	5.50	LENS				
66-67	30-4000	6456499	1	6.05	LENS				
66	50-6000 C.T. less Safety								
	Buzzer	6457090	1	11.45	LENS, miles				
66	50-6000 A.T. less Cruise								
	Master 8< Safety Buzzer	6457091	1	11.45	LENS				
66-67	50-60-8000 A.T. Safety								
	Buzzer 8t Cruise Master	6457148	1	10.10	LENS				
66	6637-67 Cruise Master 8t								
	Long Console	6457584	1	8.75	LENS				
66	6667-87 Safety Buzzer								
	Cruise Master 8i Long								
	Console	6457584	1	8.75	LENS				
66-67	9000 less Cruise Master								
	8< Safety Buzzer	6456637	1	17.30	LENS				
66	9000 Cruise Master or								
	Safety Buzzer	6456927	1	20.90	LENS				
67	30-4000 A.T. Safety								
	Buzzer	6458801	1	7.75	LENS				
67	5000 C.T. Safety Buzzer	6457584	1	8.75	LENS				
67	6667-87 Safety Buzzer								
	Cruise Control & Long								
	Console	6457584	1	8.75	LENS				
67	50-60-8000 A.T. less								
	Cruise Master 8: Safety								
	Buzzer	6457091	1	11 45	LENS				
67	9000 Safety Buzzer less								
	Cruise Master	6456927	1	20.90	LENS				
68-69	30-4000 A.T. less Safety								
	Buzzer	6459887	1	8.50	LENS				
68-69	30-4000 C.T. less Safety								
	Buzzer	6459885	1	8.50	LENS				

68-69	50-60-80-9000 Safety Buzzer.....	6480556	1	6.05	LENS.....
68-70	50-60-80-9000 less Safety Buzzer.....	6480529	1	6.05	LENS.....
68-69	30-4000 C.T. Safety Buzzer.....	6459886	1	9.60	LENS.....
68	4437-67-4600 Safety Buzzer & Long Console	6459886	1	9.60	LENS.....
68-69	30-4000 A.T. Safety Buzzer.....	6459888	1	9.60	LENS.....
68	All V-8 Cruise Master.....	1385923	1	.67	LENS, cruise master.....
68	9000.....	1385923	1	.67	LENS, heated rr. wind & pwr. ant.....
69	50-60-80-9000 Cruise Master.....	1387251	1	2.61	LENS, cruise.....
70	All.....				LENS, instrument cluster (refer to group 9.748) ..
65	50-60-8000 less A.C.....	6455420	1	30.70	PANEL & BRIDGE.....
65	50-60-8000 A.C.....	6455421	1	33.95	PANEL & BRIDGE.....
All	All.....				PRINTED CIRCUIT (refer to 9.744).....
66-67	9000.....	6457397	1	.83	PIPE, instr. cluster light.....
66-67	9000.....	6456643	1	1.13	PIPE,hi beam light.....
64-65	Special-Skylark S.T. 300	6407689	1	5.04	RETAINER, lens (incl. shift ind. park-R-N-D-L) also used 4.020.....
66	30-4000 C.T. 3-Speed	6456507	1	6.25	RETAINER.....
66	5000 S.T. 300.....	6457093	1	7.85	RETAINER, lens (also used 4.020).....
66	5000 S.T. 300 Cruise Master.....	6457095	1	7.40	RETAINER, lens (also used 4.020).....
66	5000 S.T. 300 Safety Buzzer.....	6457320	1	7.40	RETAINER, lens (also used 4.020).....
66	50-6000 C.T.....	6457092	1	6.30	RETAINER, lens (also used 4.020).....
66	50-6000 T.H. 400 less Cruise Master Safety Buzzer & Long Console	6457094	1	7.40	RETAINER, lens (also used 4.020)
66	50-60-8000 T.H. 400 Cruise Master less Long Console.....	6457096	1	7.40	RETAINER, lens (also used 4.020)
66	50-60-8000 T.H. 400 Safety Buzzer less Long Console.....	6457321	1	7.85	RETAINER, lens (also used 4.020).....
66	6637-67 Cruise Master with Long Console	6457603	1	7.25	RETAINER, lens (also used 4.020).....
66	9000 less Cruise Master	6456636	1	41.65	RETAINER, lens.....
66	9000 Safety Buzzer lens Cruise Master.....	6456926	1	43.30	RETAINER, lens.....
67	30-4000 S.T. 300.....	6458793	1	6.85	RETAINER, lens.....
67	Sportwagons T.H. 400 ...	6459640	1	13.60	RETAINER,lens (incl. shift indicator dial face-pndrlI2) also used 4.020.....
67	5000 S.T. 300 less Cruise Master tk Safety Buzzer.....	6459588	1	4.26	RETAINER, lens
67	5000 S.T. 300 Cruise	6459006	1	5.20	RETAINER, lens
67	50-60-8000 T.H. 400 less Cruise Master & Safety Buzzer.....	6459589	1	4.26	RETAINER, lens.....
67	6469 Pol. Car Speedo ...	6459589	1	4.26	RETAINER, lens.....
67	5000 C.T. Safety Buzzer	6459004	1	4.26	RETAINER, less syncro. & safety warning
67	6667-87 Safety Buzzer 8i Long Console.....	6459004	1	4.26	RETAINER,less syncro. & Safety warning
67	5000 C.T. less Cruise Master & Safety Buzzer	6457092	1	6.30	RETAINER, lens (also used 4.020).....
67	6667-87 Long Console less Safety Buzzer & Cruise Master.....	6457092	1	6.30	RETAINER, lens (also used 4.020)
67	50-60-8000 T.H. 400 Safety Buzzer less Cruise Master.....	6459007	1	5.20	RETAINER, lens
67	5000 T.H. 400 Safety Buzzer less Cruise Master.....	6459005	1	5.20	RETAINER, lens
67	50-60-8000 T.H. 400 Cruise Master less Long Console.....	6459008	1	5.20	RETAINER, lens
67	6667-87 Cruise Master & Long Console.....	6459009	1	4.01	RETAINER, lens
67	9000 less Cruise Master 8i Safety Buzzer.....	6456636	1	41.65	RETAINER, lens
67	9000 Cruise Master 8i Safety Buzzer.....	6456926	1	43.30	RETAINER, lens

68	30-4000 C.T.....	6459881	1	4.26	RETAINER, lens
68	30-4000 S.T. 300.....	6459883	1	6.15	RETAINER, lens
68	Sportwagons-4600 T.H. 400.....	6459884	1	6.10	RETAINER, lens
68-70	50-60-80-9000.....	6480548	1	7.40	RETAINER, lens
69	30-4000 C.T.....	6483222	1	6.65	RETAINER, lens
69	3437-44-4637-67 Long Console less Safety Buzzer.....	6483222	1	6.65	RETAINER, lens
69	3000 S.T. 300.....	6483223	1	8.55	RETAINER, lens
69	4000 (T.H. 350-400) ...	6483224	1	8.55	RETAINER, lens
66	50-60-8000 Safety Buzzer.....	6457318	1	3.72	SHAFT, setting .
67	50-60-8000.....	6458543	1	.78	SHAFT, setting
64-68	All.....			.11	SLEEVE, tell-tale (refe to 9.748)
64-69	Special-Skylark-G.S.	6407807		.15	SPACER, instrument c uster dial
67	5000 S.T. 300 Cruise Master.....	6465013		4.66	SWITCH, slide
69	50-60-80-9000.....	6483169		.51	TUBE, tell-tale (hi-bearh)

NOTE. Shift indicator parts (figure face-filter-retainer) moved to Group 4.020

9.750 RETAINER & APPLIQUE, INSTRUMENT CLUSTER

71-72	All B-C (Speed Alert) ..	6496827	1	9.35	RETAINER 8. APPLIQUE
71-72	All B-C (A.T.) less Speed Alert.....	6496826	1	9.35	RETAINER 8. APPLIQUE .
71-72	All E (Speed Alert).....	6496554	1	10.80	RETAINER 8. APPLIQUE
71-72	All E less Speed Alert .	6496553	1	13.50	RETAINER 8i APPLIQUE

9.750 TACHOMETER

65	V-6 Long Console & Consolette.....	6412536		60.95	TACHOMETER
65	30-4000 V-8 Long Console & Consolette ..	6412531		60.95	TACHOMETER
65-68	6000 Long Console	6412326		59.80	TACHOMETER.....
66	4307-17-67.....	6412536		60.95	TACHOMETER.....
66	4407-17-67.....	6412531		60.95	TACHOMETER.....
66-68	4600.....	6412531		60.95	TACHOMETER.....
68-69	3437.....	6412531		60.95	TACHOMETER.....
69	6000.....	6412531		60.95	TACHOMETER.....
70-72	All A (with Tach.).....	5657334		81.50	TACHOMETER, dash mtg.....
70-72	All A (with Tach.).....	5657332		86.90	TACHOMETER, electr ^A nic (hood mtg.)
70	All A (with Tach.).....	6469913		75.25	DIAL 8i METER, tach meter.....
70-72	All A (with Tach.) exc. GSX.....	6469951		20.90	CIRCUIT, tachometer
68-72	All A (with Tach.).....	6295814		3.02	WIRE, tach. eng. extensio.....
71-72	All A (Instr. Pnl. Mtd. Tach.).....	8908688	1	2.82	JUMPER, tach. wiring (44" long)—(2.480)
71-72	All A (Instr. Cluster Gages 8i Hood Mtd. Tach.).....	8908689	1	1.79	JUMPER, from cluster to instr. pnl. harness—(2.480)
68-69	All A (with Tach.)	6295815	1	14.05	CABLE, tach. extensio
70-72	GSX (Hood Mtd. Tach.)	5657144	1	6.33	HARNES, tach—(2.4BO)
70-72	GSX (Hood Mtd. Tach.)	6469018	1	4.87	INSERT, tach.....
70-72	GSX (Hood Mtd. Tach.)	6469019	1	2.44	GASKET, lens.....
70-71	GSX (Hood Mtd. Tach.)	6469020	1	2.62	LENS, tach.....
72	GSX.....	5657817	1	2.20	LENS, tach.....
70-71	GSX (Hood Mtd. Tach.)	6469022	1	1.64	GASKET, base plate .
70-72	GSX (Hood Mtd. Tach.)	5657317	1	7.55	HOUSING, tach.....
71-72	All A (with Tach.).....	9798933	1	.10	CLIP, tach. vent, hose :o frt. of dash—(8.852).....
71-72	All A (with Tach.).....	9793032	2	.55	CLIP, tach. vent, hose :o frt. of dash—(2.765).....
71-72	All A (with Tach.).....	480667	1	.20	CONNECTOR, tach. vent. hose to htr. core (V x V, ^r —90 degree-plastic)
64	4 600.....	542889	1	.10	GASKET, tach. dr. mec . In. to console
71-73	All A (with Tach.)	6420962	1	.95	FILTER, tach. vent.—(3 440).....
71-72	All A (with Tach.)	3905569	1	.10	WASHER, tach. hose c onnector—(7.397)

9.750 CASE—BEZEL, CONSOLE MEDALLION

65-67	4000 Long Console or Consolette less Tach.	6412543	1	4.38	CASE 8. STUD, medal
69-70	3437-4600 Consolette less Tachometer.....	6412543	1	4.38	CASE 8i STUD, medal
71-72	3437 Consolette.....	6412543	1	4.38	CASE 8i STUD, medal ion
65-67	4000 Long Console 8i Consolette less Tach.	6456806	1	7.25	BEZEL, console medal
69 70	3437-4600 Consolette less Tachometer.....	6456806	1	7.25	BEZEL, console medal
71-72	3437 Consolette.....	6456806	1	7.25	BEZEL, console medal on .

65-67	4000 Long Console 8: Consoleless less Tach. . . .	6456808	1	5.55	MEDALLION, console.....
65-68	6000 Long Console less Tach.	6455845	1	12.45	MEDALLION.....
69-72	3437-4600 Consoleless less Tachometer.	6456808	1	5.55	MEDALLION, console.....
66-68	6000 Long Console. . . .	9416704	2	.10	SCREW, medIn. to console—(8.977)

9.755 DISTRIBUTOR, VACUUM SOURCE

68-73	All as Req'd	1239606	AR	1.13	DISTRIBUTOR (p
71-73	All B-C-E	3017030	1	.51	CAP, on vac. mflc

9.761 SPEEDOMETER

63	40-41-4300.	6407046	1	24.90	SPEEDOMETER
66	30-4000.	6457004	1	32.75	SPEEDOMETER
66	50-6000.	6457169	1	30.45	SPEEDOMETER
66-67	50-60-8000 Cruise Master.	6465259	1	57.60	SPEEDOMETER
66	50-60-8000 Safety Buzzer.	6457162	1	41.55	SPEEDOMETER
66-67	6469 Pol. Car.	6457171	1	31.65	SPEEDOMETER
66	9000 less Cruise Master. . . .	6456520	1	78.05	SPEEDOMETER
66-67	9000 Cruise Master	6457549	1	133.65	SPEEDOMETER
67	33-3469 Pol. Car.	6459286	1	36.65	SPEEDOMETER
67	30-4000 Safety Buzzer	6458526	1	42.55	SPEEDOMETER
67	30-4000 less Safety Buzzer.	6459284	1	35.70	SPEEDOMETER
67	50-60-8000.	6457169	1	30.45	SPEEDOMETER
67	50-60-8000 Safety Buzzer less Cruise Master.	6458973	1	43.80	SPEEDOMETER
67	9000 Safety Buzzer less Cruise Master.	6458717	1	100.85	SPEEDOMETER
67	9000 less Cruise Master 8i Safety Buzzer.	6456520	1	78.05	SPEEDOMETER
68	30-4000 less Safety Buzzer.	6459891	1	29.20	SPEEDOMETER
68	30-4000 Safety Buzzer	6459898	1	38.50	SPEEDOMETER
68	3369 Pol. Car.	6459897	1	29.20	SPEEDOMETER
68	50-6000 C.T. less Safety Buzzer.	6480560	1	24.60	SPEEDOMETER
68	6667-87-9000 Long Console less Safety Buzzer.	6480560	1	24.60	SPEEDOMETER
68	5000 C.T. Safety Buzzer	6480561	1	35.05	SPEEDOMETER
68	6667-87-9000 Long Console 8i Safety Buzzer.	6480561	1	35.05	SPEEDOMETER
68	50-60-80-9000 A.T. less Safety Buzzer or Long Console.	6480563	1	—*24.60	SPEEDOMETER
68	50-60-80-9000 A.T. Safety Buzzer less Long Console.	6480605	1	35.05	SPEEDOMETER
68	6469 Pol. Car.	6480607	1	35.05	SPEEDOMETER
69	3000 Police Car.	6483220	1	34.25	SPEEDOMETER
69	30-4000 less Safety Buzzer.	6492445	1	37.10	SPEEDOMETER
69	30-4000 Safety Buzzer	6492448	1	46.95	SPEEDOMETER
69-70	50-6000 C.T. less Safety Buzzer & Long Console	6491324	1	25.80	SPEEDOMETER
69-70	6637-67 Long Console less Safety Buzzer.	6491324	1	25.80	SPEEDOMETER
69	50-6000 C.T. Safety Buzzer less Long Console.	6491325	1	30.35	SPEEDOMETER
69	6637-67 Long Console 8i Safety Buzzer.	6491325	1	30.35	SPEEDOMETER
69	50-60-8000 T.H. 400 Police Car less Long Console.	6491330	1	22.10	SPEEDOMETER
69	9000 less Safety Buzzer	6492470	1	24.15	SPEEDOMETER
69	50-60-8000 A.T. less Safety Buzzer & Long Console.	6492470	1	24.15	SPEEDOMETER
69	9000 Safety Buzzer	6491328	1	30.35	SPEEDOMETER

69	50-60-8000 A.T. Safety Buzzer less Long Console.....	6491328		30.35	SPEEDOMETER
70	30-4000 C.T. less Speed Alert.....	6493009	1	22.55	SPEEDOMETER
70	30-4000 C.T. Speed Alert.....	6493010		30.10	SPEEDOMETER
70	3000 C.T. Pol. Car.....	6493012		22.55	SPEEDOMETER
70-72	All A (A.T.) less Speed Alert.....	6496485	1	23.95	SPEEDOMETER
70	30-4000 (A.T.) Speed Alert.....	6496486	1	32.00	SPEEDOMETER
70	30-4000 Pol. Car (T.H. 350).....	6493016	1	22.50	SPEEDOMETER
70	50-6000 C.T. less Speed Alert.....	6493639	1	44.05	SPEEDOMETER
70	50-60-80-9000 A.T. Speed Alert 8i Trip Odometer.....	6493641	1	44.05	SPEEDOMETER
70	50-60-80-9000 A.T. less Speed Alert.....	6492470		24.15	SPEEDOMETER
70	50-6000 A.T. Pol. Car.....	6491330	J	22.10	SPEEDOMETER
71-72	All A (C.T. Pol. Car).....	6496484		23.95	SPEEDOMETER
71-72	All A (T.H. 350) Pol. Car.....	6496488		23.95	SPEEDOMETER
71-72	All A (C.T.) less Speed Alert or Pol. Car.....	6496481		23.95	SPEEDOMETER
71-72	All A (C.T.) Speed Alert.....	6496482		32.00	SPEEDOMETER
71-72	All A (A.T.) Speed Alert.....	6496486		32.00	SPEEDOMETER
71-72	All B (Police Car).....	6496095		31.45	SPEEDOMETER
71-72	All B-C-E less Speed Alert & Pol. Car.....	6496092		30.30	SPEEDOMETER
71-72	All B-C-E (Speed Alert).....	6496093	J	49.80	SPEEDOMETER
All	All.....				GASKET, speedo. (refer o 9.749)
63-64	44-46-47-4800.....	6406265	3	.75	NUT, speedo. mtg.....
65	9000.....	6406265	3	.75	NUT, speedo. mtg.....
60-61	44-46-47-4800.....	1564429	2	.05	BUSHING, speedo. & ca screw
61-63	40-41-4300.....	1564429	2	.05	BUSHING, speedo. & ca screw

9.761 ODOMETER

63	44 1 1-69 Pol. Car.....	6407741		4.15	ODOMETER, season (140 MPH)
63	4700 Safety Group-Cruise Master.....	6407741		4.15	ODOMETER, season (140 MPH)
63-64	40-41-42-4300.....	1589196		4.82	ODOMETER, season
64	4069-4469 Pol. Car Trip Reset 8i Safety Buzzer.....	6407741		4.15	ODOMETER, season
64	44-46-47-4800 Safety Buzzer & Cruise Master.....	6407741		4.15	ODOMETER, season
64	40-41-42-4300.....	1589196		4.82	ODOMETER, season
65	9000 Cruise Master Trip Odometer 8i Safety Buzzer.....	6407741		4.15	ODOMETER, season
63-65	All exc. Special-Skylark.....	6407739		.18	RETAINER, odometer shift (use with 6407740 8i 6407742).....
63	44-46-47-4800.....	6405660	1	.14	RETAINER, odometer (\$.746).....
64	40-4 1-42-4300 exc. 4069 Pol. Car.....	1560198		.05	RETAINER, odometer shift.....
64	4069-4469 Pol. Car Opt.....	6407739		.18	RETAINER, odometer sh ft (use with 6407740 8i 6407742).....
65	30-4000.....	1560198	1	.05	RETAINER, odometer sh ft.....

9.761 KNOB—SHAFT, SPEEDOMETER TRIP RESET

59-65	All exc. Special-Skylark.....	1569776	1	.24	KNOB, reset stem (black also used 2.485-9.762)
70	50-60-80-9000.....	1569776	AR	.24	KNOB, reset stem (black; (also used 9.762).....
63-64	44-46-47-4800.....	6406856	1		SHAFT, flex, reset.....
70	50-60-8000.....	6478284	1	6.60	SHAFT, reset (14%).....
70	9000.....	6478285	1	7.75	SHAFT, reset (19" long)
71-72	50-60-80-9000.....	6478256	1	6.55	SHAFT, odometer reset
70	50-60-80-9000.....	1234553	1	.30	BRACKET, odometer reset shaft mtg.
60-65	All exc. Special-Skylark.....	1564075	1	.66	NUT, shaft ret. (also use(2.485) ...
70	50-60-80-9000.....	1564075	AR	.66	NUT, shaft ret. .

9.761 SHAFT, SAFETY BUZZER RESEI

68	50-60-80-9000 Safety Buzzer.....	6480923	1	6.30	SHAFT & CABLE, reset (also used 9.762)
----	----------------------------------	---------	---	------	--

9.761 BEZEL, SPEEDOMETER & GAUGE

65	9000.....	6406278			BEZEL.....
68	50-60-8000	6408961			NUT, gas gauge mtg. (us id 3.108)

9.761 BUMPER, INSTRUMENT CLUSTER DIAL					
61-65	Special-Skylark	1588642	2	.12	BUMPER, speedo. dial.....
66-69	30-4000	1588642	2	.12	BUMPER, dial (generator-oil-temperature)
68-69	50-60-80-9000	6480551	2	.30	BUMPER, instrument cluster dial.....
9.761 HOUSING, CRUISE MASTER					
65	50-60-8000 Cruise Master 8t Trip Odometer	6408781	1	.89	HOUSING (used 3.885).....
9.762 SCREW, SPEEDOMETER MOUNTING					
60-61	44-46-47-4800	1586095	1	.48	SCREW, spacer & bshg.-speedo. mtg.
63	40-41-4300	1586095	3	.48	SCREW, spacer 8< bshg.-speedo. mtg.
9.762 BUZZER, SPEEDOMETER SAFETY					
59-61	44-46-47-4800	1116952	1	3.92	BUZZER (1.800) ..
62-67	All	1386278		4.10	BUZZER, with mtg. brkt.
66-67	50-60-8000 Safety Buzzer, Trip Odometer 8< Rr. Wind. Def.	1369165		3.64	BUZZER (No mtg. brkt.) .
65	50-60-8000 Less Cruise Control	1373065		3.38	BUZZER
68	All	1386278		4.10	BUZZER, with mtg. brkt. (also used 2.189)
69-73	All	1115879		4.17	BUZZER & HORN RELAY—(2.8 15).....
9.762 KNOB—SHAFT & DRIVE ARM, SAFETY BUZZER					
59	All	1569776	1	.24	KNOB, speed control shaft—(9.76 1)
67	30-4000 A.T. Safety Buzzer	6458804	1	2.08	KNOB, speed setting.....
66-67	50-60-80-9000 Cruise Master & Safety Buzzer	1598944	1	2.23	KNOB, speed setting
68	All Safety Buzzer	6458804	1	2.08	KNOB, speed setting
69	50-60-80-9000 Safety	6458804	1	2.08	KNOB, speed setting.....
69	30-4000	6481609	1	2.24	KNOB, speed alert shaft
70-73	All A (Speed Alert)	6458339	1	2.32	KNOB, set (also used 9.772)_____
71-73	All B-C-E	1238724	1	2.31	KNOB, reset—(9.772).....
68	50-60-80-9000	6480923	1	6.30	CABLE & SHAFT, reset—(9.76 1)
69-70	50-60-80-9000 Safety Buzzer	6477594	1	3.93	CABLE, reset shaft & knob
69-70	50-60-80-9000 Safety Buzzer	6491727	1	1.25	SHAFT & KNOB, reset.....
57-58	All	147460	AR	.15	SCREW, speed control shaft set (No. 6-32 x ³ / ₁₆ ")- (8.975)
71-72	All B-C-E (Speed Alert)	6478266	1	6.50	SHAFT, speed alert (flexible shaft).....
9.765 SOCKET, INSTRUMENT CLUSTER LAMP					
59-65	All	5655006	AR	.66	SOCKET, instr. cluster lamps—(9.744).....
66-73	All	6456923	AR	.42	SOCKET, instr. cluster lamps (also used 9.746)
69-70	60-8000	3882798	1	.51	SOCKET, cold tell-tale lamp—(4.589).....
70-71	9000	3882798	1	.51	SOCKET, cold tell-tale lamp—(4.589).....
71-73	All A	6459502	2	.25	SOCKET, hi-beam illum, tell-tale—(9.746).....
71-72	All B-C (455 Eng.)	3882798	1	.51	SOCKET, cold tell-tale lamp—(4.589).....
9.765 BUZZER, SEAT BELT LATCH INDICATOR					
72-73	All (w/Seat Belt Warning System)	1239807		1.64	BUZZER, seat belt latch indicator alarm (also used 14.875).....
9.766 BUMPER- RECEIVER—SPRING—TRAY, ASH TRAY					
68-70	30-4000	119282	2	.10	BALL, ash tray slide
61	44-46-47-4800	1349434	2	.10	BUMPER
62	44-46-4800	1352754	2	.10	BUMPER, dr. (to trim plate & console).....
63-64	44-46-4800	1352754	2	.10	BUMPER, ash receiver to frame (rubber).....
63-64	44-46-4800	1362461	2	.05	BUMPER, ash receiver stop (rubber).....
63-64	4700	1355116	1	.10	BUMPER, console ash tray-frt
63-66	Riviera	1352754	1	.10	BUMPER, ash tray dr.-in frt. trim plate (also used 10.240)
64-65	Special-Skylark	1355116	2	.10	BUMPER, instr. panel ash tray
64	4700	1366589	2	.10	BUMPER, ash tray dr.-console frt. trim plate (rubber)
65	50-60-8000	1370711	2	.10	BUMPER, ash receiver.....
66-67	30-4000	1378658	2	.10	BUMPER, instr. panel ash tray (rubber).....
66	50-60-8000	1355116	AR	.10	BUMPER, instr. panel ash tray
66-67	50-60-8000	1378635	1	.10	BUMPER, instr. panel ash tray (also used 8.210- 9.779).....
66-67	9000	1362461	AR	.05	BUMPER, ash receiver stop (rubber).....
67	9000	1352754	2	.10	BUMPER, ash tray dr.-in frt. trim plate.....

68	All	1349434	AR	.10
69-72	All A	1349434	1	.10
69	50-60-8000	1349434	2	.10
69-70	9000	1366589	2	.10
71-73	All B-C-E	1378635	2	.10
71-73	All B-C-E	1349434	1	.10
62	44-46-4800	3954218	2	.20
65	9000	1371103	1	1 1.60
65	50-60-8000	1368058	1	5.45
66-68	9000 Long Console	1374959	1	6.00
62	All exc. 4000 2nd Type Hood Base .480" I.D.	1356231	!	.36
63-67	All exc. Riviera	1356231	1	.36
66-67	9000	1378221	1	.46
68-73	All A	1384308	1	.36
68-73	All B-C-E	1384309	AR	.36
61-62	44-46-47-4800	1348038	1	.87
61-63	40-41-4300	578366	1	1.23
63	4700	1355112	1	1.13
63-64	44-46-4800	1362464	1	1.18
64-65	Special-Skylark	1363799	1	1.03
64-65	Riviera	1364224	1	1.03
65	50-60-8000	1370709	1	1.13
65	50-60-8000	1370708	1	1.13
66-67	30-4000	1375712	1	1.13
66-67	50-60-8000	1375983	1	1.10
66-67	9000	1375659	1	1.23
66-67	9000	1376584	1	16.00
66-68	9000 Long Console	1374355	1	1.54
68-70	50-60-8000	1231840	1	1.74
68-70	9000	1384326	2	2.97
71-73	All B-C-E	1237060	1	1.79
65-66	50-60-8000 less Long Console	2965033	AR	.30
66-67	30-40 9000	2965033	AR	.30
66	50-60-8000	2965033	1	.30
61	44-46-47-4800	1349210	RH	.10
61	44-46-47-4800	1349211	LH	.10
61-67	Special-Skylark	569424	RH	.15
61-67	Special-Skylark	569425	LH	.15
62	44-46-4800	1351112	RH	.15
62	44-46-4800	1351113	LH	.15
63-64	44-46-4800	1362462	RH	.15
63-64	44-46-4800	1364225	LH	.15
63-65	Riviera	1355114	RH	.10
63-65	Riviera	1355115	LH	.10
65	50-60-8000	1351112	RH	.15
65	50-60-8000	1351113	LH	.15
66-67	50-60-8000	569424	RH	.15
66-67	50-60-8000	569425	LH	.15
66-68	9000 Long Console	1374348	1	.36
66-67	9000	1351112	RH	.15
66-67	9000	1351113	LH	.15
63	4700	1355111	1	5.90
64-65	Special-Skylark	1372277	1	3.38
66	30-4000	1381106	1	4.00
67	30-4000	1381106	1	4.00
67	50-60-8000	1381105	1	8.55
68-72	All A	1230849	1	4.51
68	50-60-8000	1384899	1	8.55
68-70	9000	1234860	1	12.30
69-70	50-60-8000	1234883	1	21.00
69	50-60-8000	1230596	1	22.15
69	50-60-8000	1230595	1	22.15
69	50-60-8000	1230598	1	22.15
69	50-60-8000	1230599	1	22.15
71-73	All B-C-E	1235254	1	10.00
9.772 CLOCK, INSTRUMENT PANEL				
63	44-46-47-4800	1354885	1	25.85
64	40-4 1-42-4300	1362963	1	31.55
64	44-46-47-4800	1365112	1	31.55
65	30-4000	1362963	1	31.55
65	50-60-8000	1368766	1	31.55
65	9000	1370668	1	25.85
66	30-4000	981068	1	18.95

BUMPER, ash tray dr op in ash tray.....
BUMPER, ash tray doo stop in instrument panel . .
BUMPER, ash tray doo stop in ash tray.....
BUMPER, console trim plate to litter box door
BUMPER, instr. panel to comp. door (also used 10.263)
BUMPER, ash tray dr. s(top in ash receiver
CLIP, ash tray light wi to instr. panel cbl.- -(2.559)
DOOR 8. **HINGE**, ash y-console-frt
DOOR, ash receiver . .
DOOR, ash tray-console
HOOD, ash tray light
HOOD, ash tray light
HOOD, ash tray light
HOOD, ash tray light
HOOD, ash tray light
RECEIVER
RECEIVER, ash
RECEIVER, ash-floor coisole
RECEIVER, ash
RECEIVER, ash
RECEIVER, ash-floor cohsole-frt.
RECEIVER, ash
RETAINER, ash receive
RECEIVER, ash
RECEIVER, ash
RECEIVER, ash
RECEIVER 8i **DOOR** (a: h) paint to match trim
RECEIVER, ash-floor coisole.
RECEIVER, ash
RECEIVER, ash
RECEIVER, ash tray
SOCKET, ash tray lamp
SOCKET, ash tray lamp
SOCKET, ign. switch lanp
SPRING, ash tray dr.
SPRING, ash tray dr.
SPRING, instr. panel asl tray dr.
SPRING, instr. panel asl tray dr.
SPRING, ash tray dr.
SPRING, ash tray dr. .
SPRING, ash receiver
SPRING, ash receiver
SPRING, ash tray-floor cjonsole-frt.
SPRING, ash tray-floor tonsole-frt.
SPRING, instr. panel asl tray dr.
SPRING, instr. panel asl tray dr.
SPRING, instr. panel asl tray dr.
SPRING, console ash tray-dr.
SPRING, ash tray dr.
SPRING, ash tray dr.
TRAY, ash console-frt. (i)incl. tray, receiver, bprs., spgs.) complete
TRAY, ash (paint to mat h trim)
TRAY, ash (paint to mat h trim)
TRAY, ash (paint to matph)
TRAY, ash receiver (pair t to match)
TRAY, ash (paint to matph)
TRAY, ash (paint to mat;h)
TRAY, ash (paint to mat;h)
TRAY, ash (black) (paint to match)
TRAY, ash (dark blue) .
TRAY, ash (dark green)
TRAY, ash (dark red) . .
TRAY, ash (dark sandalwood)
TRAY, ash receiver (pair to match)

66-67	9000 ...	1374269	1	24.80	CLOCK.....
67	30-4000	981216	1	18.95	CLOCK.....
68		981321	1	18.95	CLOCK.....
68	50-60-80-9000.....	981322	1	20.00	CLOCK.....
69	30-4000.....	981520	1	18.95	CLOCK.....
69-70	50-60-8000.....	981528	1	20.00	CLOCK.....
69-70	9000.....	981322	1	20.00	CLOCK.....
70-72	All A.....	981663	1	18.95	CLOCK.....
70	3437-4600.....	1233718	1	29.80	CLOCK, rallye (conical lens)
70-72	3437-67-4600.....	1235840	1	29.80	CLOCK, rallye (concave lens)
71-72	All B-C-E.....	981656	1	20.00	CLOCK.....
9.772 COVER, CLOCK OPENING					
66-67	30-4000	1375570		.92	COVER, clock opening (incl. medallion).....
66-67	50-6000	1376088		.56	COVER, clock opening (incl. medallion).....
68	30-4000	1383514		1.23	COVER, clock opening (incl. medallion).....
68	30-4000	1383950		2.20	COVER, clock opening (incl. medallion).....
69	30-4000.....	1230140		1.28	COVER, clock opening (incl. medallion).....
69-70	50-6000.....	1230998		2.72	COVER, clock opening (incl. medallion).....
70	All A.....	6492980		3.87	COVER, clock opening (convex lens) incl. medallion
70-72	All A.....	6496458		4.12	COVER, clock opening (concave lens) (incl. medallion).....
71-73	All B (less Clock).....	1235719		1.59	COVER, clock opening.....
9.772 KNOB—SLEEVE, CLOCK RESET					
63-64	40-41-42-4300.....	580891	1	.62	KNOB.....
65	35-36-4000.....	580891	1	.62	KNOB.....
65	50-60-8000.....	1369306	1	.92	KNOB.....
66-67	30-4000.....	3794017	1	.15	KNOB, clock reset stem.....
66-67	All Elec. Clock.....	1376086	1	.46	NUT, knob to set stem.....
68-69	30-4000.....	1376086	1	.46	NUT, clock knob to set stem.....
70	50-60-80-9000.....	1376086	1	.46	NUT, knob to set stem.....
66-67	30-4000.....	1361230	1	.87	PACKAGE, reset knob.....
66-67	50-60-8000.....	1361188	1	2.00	PACKAGE, reset knob.....
66-67	9000.....	1396761	1	1.03	PACKAGE, reset knob.....
68-70	All.....	1361230	1	.87	PACKAGE, elec. clock reset knob
71	All A.....	6458339	1	2.32	KNOB, reset—(9.761).....
71-72	All B-C-E.....	1238724	1	2.31	KNOB, reset (also used 9.762)
64	40-41-42-4300.....	1363519	1	.10	SLEEVE, shaft (rubber).....
65	35-36-4000.....	1363519	1	.10	SLEEVE, shaft (rubber).....
9.772 RETAINER, CLOCK SPRING PLATE					
66-67	50-6000 less Clock.....	1376025	1	.46	RETAINER, clock opening monogram
9.772 PLUG, CLOCK LENS					
66-67	30-40-50-6000 less Clock.....	6457194		.41	PLUG, lens
68	30-4000 less Clock.....	1385364		.10	PLUG, lens
69	30-4000 less Clock.....	6457194		.41	PLUG, lens
9.773 BEAM—SWITCH, SPOTLAMP					
57-68	All.....	456720	AR	4.78	BEAM UNIT.....
65	50-60-8000.....	1372959	1	7.55	BRACKET, outside (L. hand).....
68-70	All.....	3900508	1	2.00	BRACKET, switch.....
62-63	All.....	2973778	AR	.11	CONNECTOR, body-wiring harness (female)—(2.530)
65	30-4000	2984528	AR	.14	CONNECTOR (2.530).....
68	All.....	2984528	1	.14	CONNECTOR, spotlamp harness—(2.530).....
66-68	All.....	1378677	1	1.03	GASKET.....
69-70	30-4000	1378677	1	1.03	GASKET.....
69-70	50-60-8000.....	1233256	1	1.03	GASKET.....
66-70	All.....	1378816	1	2.72	LEAD WIRE.....
68-70	All.....	7235969	1	.10	NUT, switch (y ₂ "-28)—(9.667).....
68-70	All.....	3864261	1	2.87	SWITCH & BRACKET.....
9.775 GROMMET (RUBBER)					
57-58	All.....	1175799	1	.20	GROMMET, water temp. gauge line thru dash.....
59	All.....	1189054	1	.20	GROMMET, autronic eye control wire thru dash.....
59-60	All.....	1189054	AR	.20	GROMMET, ant. lead-in thru dash.....
59-62	44-46-47-4800 A.C.....	3143609	1	.25	GROMMET, evap. blower valve shaft opening (also used 9.784).....
59-62	44-46-47-4800 A.C.....	3142670	1	.15	GROMMET, evap. inlet pipe-between inlet 8i outlet case (also used 9.21 1).....
61-62	All.....	1347497	AR	.15	GROMMET, speedo. cbl. grommet thru dash, vac. trunk lid release hose thru rr. compt. pan (also used 4.342-12.243).....
61-62	44-46-47-4800.....	1189054	AR	.20	GROMMET, ant. lead-in, elec. ant. control wires, auto light switch wires thru dash (also used 2.485-9.647).....

62	44-46-4800.....	3007277	1	.15	GROMMET, evap out et pipe (also used 9.211)..
62-64	44-46-47-4800 less Radio.....	1340390	AR	.10	GROMMET, ant. lead hole in dash panel (used 9.647) ..
63	All.....	1347497	1	.15	GROMMET, speedo. ch thru dash (also used 4.342)
62-63	44-46-47-4800.....	1350657	1	.10	GROMMET, hdlp. wire harness thru fr. skirt (R.) also used 2.480
63	44-4 6-47-4800 Cruise Master.....	1358613	1	.41	GROMMET (1 1/2" O.D wire harness at frt. of dash panel.....
63	4700.....	1189054	1	.20	GROMMET, ant. lead & elec. ant. control wires thru dash.....
64	40-4 1-42-4300 less A.C. .	9780172	1	.28	GROMMET, wiring ha ness thru dash ...
64-65	Special-Skylark A.C.	3007277	1	.15	GROMMET, evap outlet pipe.....
64-67	30-4000 less A.C.	1175799	1	.20	GROMMET, blower fe d wire thru dash .
63-64	44-46-47-4800 less Radio.....	1340390	1	.10	GROMMET, ant. lead hole in dash panel (usage 9.592).....
64-66	Special-Skylark exc. Wagons.....	3853970	1	.15	GROMMET (used 3 0C 8).....
64-65	Special-Skylark-Riviera ..	3786368	1	.36	GROMMET, speedo. c31 thru dash (usage 4.342) ...
64	44 46-4800.....	1347497	1	.15	GROMMET, speedo. c31 thru dash (usage 4.342) ...
64	4 4-4 6-4 800.....	1363614	1	.30	GROMMET, hdlp. wire harness thru frt. fdr. skirt (L.)
64-65	All Cruise Master.....	1365868	1	.62	GROMMET, vac. hose at frt. of dash panel.....
64	44-46-47-4800.....	1189054	1	.20	GROMMET, ant. lead & elec. ant. control wires thru dash (usage 9 5(32).....
64-65	Riviera.....	1350657	1	.10	GROMMET, wiring ha ness thru frt. fdr. skirt (L.)
65	9000 less Htr. & Def.	1340390	1	.10	GROMMET, plugs htr blower feed line in dash & ant. lead-in.....
65-70	50-60-8000 Man. or Auto. A.C.	3002950	1	.30	GROMMET, evaporator inlet tube .
65-70	50-60-8000 Man. or Auto. A.C.	3002952	1	.41	GROMMET, evaporator outlet tube.....
65 68	9000.....	1189054	1	.20	GROMMET, ant. lead & elec. ant. control wires thru dash (used 9.64p)
65	50-60-8000.....	1379078	1	.56	GROMMET, fuel tank vent pipe (used 3.008)
66-69	9000.....	1379078	1	.56	GROMMET, fuel tank vent pipe (used 3.008)
66	All.....	3786368	1	.36	GROMMET. speedo. cfcl thru dash.....
66-67	30-4000 S.T. 300 Cruise Master.....	9780172	1	.28	GROMMET, cruise control wiring harness through dash (used in 2.559)
66-70	30-40-9000 Man. or Auto. A.C.	3007277	1	.15	GROMMET, evaporato outlet pipe
66	50-60-8000 A.C. 1st Type.....	1376726	1	.67	GROMMET. A.C. wiring harness thru dash (1'A" dia.)
66	50-60-8000 A.C.	1378568	2	.62	GROMMET, wiring harjness thru dash (1'A" hole) ...
66	50-60-8000 Cruise Master.....	1365868	1	.62	GROMMET, vac. hose at frt. of dash panel
66	8000 Auto. A.C. (1st Type).....	1376726	1	.67	GROMMET, A.C. wiring harness thru dash (1'A" hole).....
66-70	9000 Man. or Auto. A.C. .	3142670	1	.15	GROMMET, evaporato inlet pipe (between inlet & outlet case) ..
66	9000 Cruise Master.....	1358613	1	.41	GROMMET, vac. hose it frt. of dash panel.....
66-67	9000.....	1363614	2	.30	GROMMET. parking la np wires thru frt. rad. side baffle.....
66-69	9000 less Radio.....	1340390	1	.10	GROMMET, plug anter na lead-in hole in front of dash (used 9.647)
67	4600 C.T.....	9780172	1	.28	GROMMET, back up switch wires thru dash.....
67	30-40-9000.....	3786368	1	.36	GROMMET, speedo cb thru dash.....
67	50-60-8000 A.C.	1373742	1	1.64	GROMMET, vac. hose larness.....
67	5000 Cruise Master	1381749	1	.62	GROMMET.cruise control wiring harness through dash.....
67	All B-C (Man. or Auto. A.C.).....	1378568	2	.62	GROMMET, A.C. wirinc harness thru dash
67-73	All B-C-E.....	1347497	1	.15	GROMMET, speedo cajble thru dash.....
67-68	All B-C-E T.H. 400 Cruise Master.....	1358613	1	.41	GROMMET, vac. hose iit frt. of dash panel.....
68-72	All A less Cruise Master .	3786368	1	.36	GROMMET, speedo cable thru dash.....
68-73	All as Req.....	1384509	1	1.44	GROMMET, cruise speiido cable wiring harness vacuum hose thru da; h (used in 2.559) (1'A") ..
69-73	All A (with Tach.).....	1385030	1	.46	GROMMET, tachomete wiring thru dash.....
68	All B-C-E.....	3786368	1	.36	GROMMET, speedo. c31 thru dash.....
68-72	All E.....	1363614	1	.30	GROMMET, headlamp wires thru rad. side baffle .
69-71	All B-C-E (Cruise Master) .	1358613	1	.41	GROMMET, vacuum hcse at front of dash panel (' "g"l.....
69	9000.....	1189054	1	.20	GROMMET, antenna lead in thru front of dash
71-72	All A (A.C.).....	3007277	1	.15	GROMMET, evap. outlejt Pipe.....

72	All E.	1347497	1	.15	GROMMET, speedo. cbl. thru dash.
64-67	Special-Skylark A.C.	3159147	1	.15	BUMPER (used 9.779).....
9.778 PACKAGE—ADAPTER—BLOWER—CASE—DUCT—FAN—GASKET, REAR WINDOW DEFROSTER (BLOWER TYPE)					
69-70	All E.	981437	1	25.65	PACKAGE, rr. wind, defroster.....
71-72	All A exc. Conv. & Wagons.	981746	1	28.85	PACKAGE, rr. wind, defogger.....
71-72	All B-C exc. Conv. & Wagons.	981747	1	40.00	PACKAGE, rr. wind, defogger.....
71-72	All E.	981748	1	41.00	PACKAGE, rr. wind, defogger.....
66-70	9000.	1377449	1	2.56	ADAPTER, defroster-outlet.....
70	All Wagons.	3917390	1	1.13	BEZEL, air intake.....
71-72	All A/Wgns.	3917390	1	1.13	BEZEL, defogger air intake.....
60-62	44-46-47-4800.	3147663	1	29.65	BLOWER.....
63-65	All.	3003268	1	34.45	BLOWER.....
66-67	All exc. 9000.	3003268	1	34.45	BLOWER.....
66-67	9000.	3149263	1	32.30	BLOWER.....
68	All 9000.	3014891	1	33.20	BLOWER.....
68-69	9000.	3014886	1	34.55	BLOWER.....
69-70	All exc. 9000.	3017807	1	40.50	BLOWER.....
70	All Wagons.	3014886	1	34.55	BLOWER.....
71-72	3436-3467-4467.	3014886	1	34.55	BLOWER.....
63-67	All.	3157065	1	2.97	CASE, blower-mtr.
68	All exc. 9000.	3015043	1	2.82	CASE, blower-mtr.
68	9000.	3147661	1	3.18	CASE, blower inlet half.....
68	9000.	3015035	1	3.18	CASE, blower-mtr. half.....
69-70	30-40 50-6000.	3017810	1	5.50	CASE, blower.....
71	All exc. 9000.	3023590	1	2.82	CASE, blower.....
71-72	9000.	3023638	1	2.82	CASE, blower.....
71	All.	2494772	1	.48	CLAMP, fan-blower—(1.166).....
64	40-41-4300.	401878	1	.51	COVER, hole trim.....
65-67	30-4000.	401878	1	.51	COVER, hole trim.....
65-68	50-60-8000.	401878	1	.51	COVER, hole trim.....
70	50-60-80-9000 exc. Wgns & Conv.	401878	1	.51	COVER, rr. wind, defogger.....
71-72	All.				COVER (refer to grp. 15.024).....
69	All.	8801648	3	.10	CLIP, rr. wind. defr. grille to shelf panel.....
70	4467-4667.	3923109	1	4.00	DUCT (blower type).....
70	54-66-8467.	3923110	1	2.61	DUCT (blower type).....
70	All Wagons.	3929070	1	1.69	DUCT.....
71-72	3436.	3929070	1	1.69	DUCT, defogger.....
71-72	3467-4467.	9841740	1	3.49	DUCT, defogger outlet (blower type).....
71-72	All E.	9843850	1	4.41	DUCT, defogger inlet.....
71-72	All E.	9844039	1	3.54	DUCT, defogger unit.....
66-67	9000.	1376423	1	1.08	ESCUTCHEON, switch.....
67	30-4000.	1379714	1	.92	ESCUTCHEON, switch—(9.740).....
71	6035-45 w/Elec. T/gate & Rr. Wind. Def.	1238553	1	1.38	ESCUTCHEON ("Lo" rr. defog. "Hi").....
72	6000.	1240567	1	1.38	ESCUTCHEON, switch.....
63-67	All.	3157133	1	4.10	FAN.....
68	All exc. 9000.	3016769	1	4.00	FAN.....
68	9000.	3015287	1	4.10	FAN.....
69-70	All.	3018823	1	7.80	FAN.....
71-72	All.	3023588	1	4.00	FAN.....
70	40-50-60-8467 Conv.	3021434	1	.43	SEAL, mtr. mtg.-rr. wind. defr. to seat back.....
71-72	3467-4467.	3021434	1	.43	SEAL, back wind, defog. blower.....
60-62	44-46-47-4800.	3147679	1	1.02	GASKET, blower mtg.....
63-67	All.	3130032	1	.10	GASKET, blower—(9.779).....
66-70	9000.	3147679	1	1.02	GASKET, blower mtg.....
68-70	All.	3015030	1	.15	GASKET, mtr. mtg.....
9.778 GRILLE—HARNES—KNOB—MOTOR—SWITCH, REAR DEFROSTER					
63-64	44-46-47-4800.	1363031	1	2.72	GRILLE.....
64	40-41-4300.	3863251	1	5.65	GRILLE.....
65-68	All exc. 9000.	3863251	1	5.65	GRILLE.....
65	9000.	1363031	1	2.72	GRILLE.....
66	9000.	1377512	1	6.60	GRILLE.....
67-70	9000.	1382458	1	5.80	GRILLE.....
69-70	All exc. 9000 8< Conv. ...	1386075	1	5.60	GRILLE.....
70	All Wagons.	3929071	1	.87	GRILLE, air outlet.....
70-72	34 44 4667.	3923111	1	4.56	GRILLE (blower type).....
70	5467-6667-8467.	1234940	1	4.46	GRILLE.....
71-72	3436.	3929071	1	.87	GRILLE (blower type).....
71-72	5467-6667.	9851696	1	2.61	GRILLE (blower type).....
71-72	30-40-50-66-8000 exc. 3436-5467-6667.	9884679	1	3.49	GRILLE (blower type).....
71	6035-45.	9876900	1	3.08	GRILLE (blower type).....

71-72	All E.				GRILLE (part of 15.01 valance)
70	3435-36-6036-46.	1234548	1	.67	GASKET, outlet grille
65	50-60-8000.	2988753	1	5.75	HARNESS.
65-67	50-60-8000.	2989178	1	1.85	CABLE.
66	30-4000.	6289297	1	4.87	HARNESS, wiring-switch to resistor.
66-67	9000.	4532185	1	5.40	HARNESS.
67	30-4000 1st type (with Circuit Breaker).	6291797	1	6.40	HARNESS
67	30-4000 2nd Type (less Circuit Breaker).	6293353	1	5.07	HARNESS
68-69	30-4000.	7770414	1	7.60	HARNESS, rr wind def switch.
68	50-60-8000.	7720003	1	8.15	HARNESS, rr wind defogger & L ant.
71	All B-C-E.	9821162	1	8.50	HARNESS, rr. window defogger
72	All B-C.	9821162	1	8.50	HARNESS, rr wind defogger.
68-70	9000.	6296653	1	10.65	CABLE.
68-70	9487 Dealer Installed Back Window Defroster.	7720080	1	5.50	HARNESS, defogger
68-69	30-4000.	6295446	1	8.10	HARNESS, wiring-switch to blower
69	30-4000 Rr. Window Defogger.	6299402	1	6.20	HARNESS, rr. window def.
68	50-60-80-9000.	6296652	1	10.55	HARNESS, wiring-switch to blower.
69	50-60-8000.	8721644	1	12.45	HARNESS, back wind defogger & electric antenna.
69	9000.	7725199	1	10.80	HARNESS, defroster w
69-70	50-60-80-9000 Dir. Installed Rr. Wind. Defroster.	6300105	1	5.45	CABLE.
70-72	All A.	9809953	1	7.90	HARNESS, defr. switch
70-72	All A/Wgns.	8779524	1	7.05	HARNESS.
70	6036-6046.	8779525	1	8.10	HARNESS.
70	9487.	8779555	1	8.85	HARNESS.
71	All A Rr. Wind. Defogger exc. Conv. 8t Wagons.	7770414	1	7.60	HARNESS, rr. wind. der. switch
71-72	All B-C-E exc. Conv. & Wagons.	8907804	1	8.20	HARNESS, cluster wiring (2.480).
71-73	All B-C exc. Wagons.	9821187	1	5.65	HARNESS, heated back wind, wiring (also used 13.090).
72	All E.	9821104	1	7.90	HARNESS, back window defogger wiring (also used 13.090).
70	All Wagons.	1234986	1	6.15	HOSE, air (2'A" I.D. x 6 ft. long) cut as req.—(9.260)
71	3436.	1234986	1	6.15	HOSE, air outlet (2'A" I 1 x 6 ft. long) cut as req.— (9.260).
70	All exc. Wagon 8i Conv. w/Rr. Wind. Defogger.	9817455	1	2.46	INSULATOR, back window defogger
60	All.	1192976	1	.39	KNOB, switch—(9.649)
62	44-46-4800.	1350297	1	.77	KNOB, switch—(2.773)
63	44-46-4800.	1396466	1	.62	KNOB, switch—(9.798)
63	4700.	1365623	1	.77	KNOB, switch—(10.164)
64	40-41-4300.	1363435	1	1.57	KNOB, switch—(9.649)
65	30-4000.	1370815	1	.87	KNOB, switch—(9.649)
65	50-60-8000 exc. Conv.	1396607	1	1.74	KNOB & SCREW, switch—(9.798) .
66	30-4000.	1376892	AR	.82	KNOB, switch—(9.649)
66-67	9000.	1396797	1	1.13	KNOB, switch.
67	30-4000.	1379700	1	.92	KNOB, switch—(9.649)
63-67	All.	5044597	1	17.85	MOTOR.
68	All exc. 9000.	4918684	1	19.95	MOTOR.
68	9000 w/Rr. Wind. Defr.	4918682	1	20.30	MOTOR.
69-70	30-40-50-60-8000 exc. Wagons 8i Conv.	4919550	1	18.70	MOTOR.
71-72	All.	4939682	1	17.55	MOTOR.
71	All.	3023589	1	.10	MOUNTING RING, blower mtr.
62	44-46-4800.	541237	2	.10	NUT, switch to instr. panel—(8.006)
65	30-4000.	1348721	1	.46	NUT, switch to instr. panel—(12.195)
66-67	9000.	1348721	1	.46	NUT, escn. & switch to lsg.-lwr—(12.195)
68-69	30-4000.	6457438	2	.21	NUT, switch to instr. panel hsg.—(3.885) .
69-70	All rr. Window Defogger.	1231119	1	2.92	OUTLET, defogger (rr. self ctr. mount) . . .
71-72	9000.	3023760	1	2.56	PLATE & STUDS.
61-64	All.	1348013	1	3.84	RESISTOR.
65	30-40 9000.	1348013	1	3.84	RESISTOR.
65-66	50-60-8000.	1369116	1	10.95	RESISTOR.
67	50-60-8000.	1348013	1	3.84	RESISTOR.
70	54-66-8467.	3923130	1	1.08	RETAINER, grille (blower)- type)
69-70	All.	1231120	1	.30	SEAL, outlet
70	All Wagons.	3917391	1	.41	SCREEN (between supt 8t blower)
71-72	3436.	3917391	1	.41	SCREEN, defogger air intake
62	44-46-4800.	9419303	1	.15	SCREW, ground wire at (h.—(8.977)
62	44-46-4800.	147460	1	.15	SCREW, knob to access switch—(8.975)

66	50-60-80-9000.....	427721	1	.15	SCREW, knob to def. switch.—(8.975).....
67	9000.....	427721	1	.15	SCREW, knob to rr. wind. def. switch—(8.975)
61-62	44-46-4800.....	3148263	3	.20	SPACER, blower mtg.....
65-73	All.....	1189857	3	.15	SPACER, between grl. & blower $\frac{1}{8}$ " I.D. x $\frac{1}{2}$ " ••
66-70	9000.....	3148263	3	.20	SPACER, blower mounting.....
71-72	3467-4467.....	3021435	1	.22	SPACER, defog. blower to pnl.....
70	Wagons.....	3929073	1	3.02	SUPPORT, blower.....
71-72	3436.....	3929073	1	3.02	SUPPORT, defogger (blower type).....
71	50-6000 Conv.....	9824941	1	8.95	SUPPORT, defogger (blower type).....
63	44-46-4800.....	1358966	1	3.43	SWITCH.....
64-65	Special-Skylark.....	1363758	1	3.69	SWITCH.....
64	4700 2nd Type Straight Lvr.....	1367554	1	3.33	SWITCH
65	50-60-8000 exc. Conv. .	1369111	1	3.33	SWITCH
65	9000.....	1367554	1	3.33	SWITCH
66-67		1375927	1	3.74	SWITCH
66-67	50-60-8000.....	1376119	1	3.74	SWITCH
66-67	9000.....	1376422	1	3.74	SWITCH
68	All.....	1383463	1	2.92	SWITCH
69	30-4000.....	1231087	1	2.82	SWITCH
69-70	50-60-8000.....	1386691	1	3.84	SWITCH
70-71	30-4000 exc. Conv.....	1232924	1	2.87	SWITCH
69-70	9000.....	1231087	1	2.82	SWITCH
71	All B-C-E exc. Wagon Pwr. T/Gate.....	1235268	1	2.61	SWITCH, rr. defogger (blower type).....
71	6035-45 A.T. w/Elec. T/gate & Rr. Wind. Def.	1238547	1	2.61	SWITCH & WIRE (blower type) on instr. pnl.
72	All A (Rr. Wind. Defogger).....	1232924	1	2.87	SWITCH, blower.....
72-73	All B-C-E exc. Wagons Elec. Tailgate & Conv. .	1235268	1	2.61	SWITCH (blower type).....
65 67	50-60-8000.....	2988753	1	5.75	WIRING HARNESS.....
66	30-4000.....	4532189	1	6.40	WIRE, assm. to rr. wind. def. blower (used in 13.090).....
68-69	50-60-8000.....	8721643	1	8.95	WIRE.....
70	50-60-8000 exc. Wagons	8779527	1	8.10	WIRE.....
70	All exc. Wagons & Conv. Rr. Wind. Defr.....	9817456	1	1.64	WIRE.....
9.778 RELAY—SWITCH—CABLE, HEATED REAR WINDOW DEFOGGER					
68	9000.....	1231016		5.90	SWITCH.....
69	30-40-9000 (Heated Rr. Window).....	1231341		6.30	SWITCH.....
70	50-60-8000 (Heated Rr. Window).....	1232788		7.10	SWITCH, color code-blue 8< silver paint spot behind
70	9000 (Heated Rr. Window).....	1233461		5.95	SWITCH.....
68-70	9000 (Heated Rr. Window).....	1231017		20.25	RELAY, time delay heated rear window defogger (also used 13.095).....
70-73	All B-C (Heated Rr. Window).....	1235195		18.80	RELAY, time delay (on instr. pnl. center support)
70	50-60-8000 (Heated Rr. Window).....	9831012		5.07	WIRE, heated back glass.....
68-70	9000 (Heated Rear Window).....	6297307		2.87	CABLE & HOOD—(3.885).....
71-73	All B-C-E Heated Rr. Window & Man. T/gate	1235269		4.36	SWITCH.....
72-73	All B Wagons (Heated Rr. Wind. & Pwr. T/gate).....	1240517	1	2.61	SWITCH.....
68	9000.....	6299269	1	12.05	CABLE.....
68	9000.....	1476675	1	2.31	CIRCUIT BREAKER—(13.095).....
70-72	All Heated Rr. Wind.....	1051223	AR	8.15	GUIDE LINE REPAIR PACKAGE, elec. rr. wind, defogger—(8.800).....
71-72	All B-C Heated Rr. Wind. exc. Wagons.....	1236681	1	.51	LENS, indicator light heated rr. wind. . .
9.778 SPACER, AIR CONDITIONING UNITS MOUNTING					
59-70	All A.C.	1189857	AR	.15	SPACER, steel tube ($\frac{1}{8}$ " I.D. x $\frac{1}{2}$ " long)
9.779 ADAPTER—BAFFLE—BLOWER & AIR INLET—BRACKET, HEATER & DEFROSTER					
NOTE For heater parts not listed, see group—8.					
NOTE: Refer to Grp. 9.1 69 for parts lists for Heater & A.C.					
63-64	44-46-4800 less A.C. . . .	1355153	1	1 59	ADAPTER, def. outlet.....
66-68	9000 Man. or Auto. A.C. .	3003537	1	1.18	BAFFLE, lwr.....
66-68	9000 Man. or Auto. A.C. .	3003538	1	1.18	BAFFLE, upr.....

66-70	50-60-8000 Auto. A.C.	3001075	1	.62	BAFFLE, lwr. . . .
66-69	50-60-8000 Auto. A.C.	3003951	1	.20	BAFFLE, upr. . .
68-70	9000 Man. A.C.	3012785	1	.46	BAFFLE, air mix
69-70	9000 Auto. A.C.	3017040	1	1.03	BAFFLE, air mix
69-70	9000 A.C.	3003537	1	1.18	BAFFLE, lwr. . .
69-70	9000 A.C.	3003538	1	1.18	BAFFLE, upr. . .
63-64	4700 less A.C.	3156500	1		BLOWER, air inlet cas<
66-67	50-60-8000 htr. less A.C.	1374536	1	.15	BRACKET, def. valveshut-off
66-67	50-60-8000 htr. less A.C.	1374537	1	.36	BRACKET, air inlet valve
66-67	9000 A.C.	3006113	1	.97	BRACKET, htr. case m g
68-69	50-60-8000 less A.C.	1385335	1	.15	BRACKET, def. valve s tutoff
69-70	50-60-8000 less A.C.	9783622	1	.41	BRACKET, heater vacuum element—(8.850).
71-73	All B-C-E less A.C.	481460	1	.56	BRACKET, defroster cttl mtg.—(9.787).
60-62	44-46-47-4800.	1378635	1	.10	BUMPER, htr. duct adapter valve—(9.766) . .
9.779 BUMPER—CAM & SUPPORT—					-CONNECTOR, HEATER &
DEFROSTER					
NOTE For heater parts not listed, see Group—8.					
63	44-46-4800 less A.C.	1378635		.10	BUMPER, htr. duct adapter valve—(9.766).
63	4700.	1378635		.10	BUMPER, htr. duct adapter valve—(9.766).
63-64	44-46-4800 less A.C.	1351530		.10	BUMPER, htr. duct adapter valve—(7.807).
64-67	Special-Skylark-G.S. A.C.	3159147		.15	BUMPER, slave valve (9.775).
63	44-46-4800 less A.C.	3157837		.82	CAM 8. SUPPORT, temp. control (refer to 9.795)
64-65	All exc. Riviera less A.C.	3157837		.82	CAM SUPPORT, temp. control (refer to 9.795) .
65-67	30-4000 A.C.	3003607		2.05	CAM SUPPORT
66-67	All exc. 9000.	3005860		1.33	CAM SUPPORT, htr. —(9.786)
66-68	9000 A.C.	3006114		1.90	CAM SUPPORT
68-72	30-4000 A.C.	301417B		2.00	CAM SUPPORT
68-70	50-60-8000 Heater.	3005860		1.33	CAM SUPPORT, heater—(9.786) .
68	9000 A.C.	3017006		2.46	CAM SUPPORT, htr.
69-70	9000 A.C.	3019095		2.87	CAM SUPPORT, heater.
64-70	All.				CAP, temp. shaft (refer to 8.852).
All	All.				CASE 8. CUTOFF, blower & air inlet (refer to 8.857)
63-64	44-46-47-4800 A.C.	3156540		7.85	CASE, blower.
63	4700 A.C.	3156340		13.00	CASE 8. SUPPORT, selector valve
63-64	44-46-47-4800 A.C.	315B818		17.80	CASE & VALVE, plenum blower.
64	44-46-4800 A.C.	3000430		42.65	CASE, htr. & distr.-rr. cl. fittings). . . .
65-67	30-4000 A.C.	3003605		45.85	CASE, A.C.-rr. (incl. fittings)
65-67	30-4000 A.C.	3002886		22.50	CASE, htr. (incl. distr. def. valve brkt.)
64-65	Riviera	3156340		13.00	CASE & SUPPORT, selector valve
65-68	50-60-8000 Man. or Auto. A.C.	3005787		23.75	CASE & SUPPORT, selector valve
65	9000 A.C.	3156499			CASE, air inlet blower
65-70	50-60-8000 A.C.	3002045		9.35	CASE, blower.
65	9000 A.C.	3156540		7.85	CASE, blower.
65-70	50-60-8000 A.C.	3002168		43.45	CASE, htr. & distr.-frt. (incl. fittings!)
65-68	50-60-8000 A.C.	3008209		21.40	CASE, htr. & distr.-rr. (incl. fittings)
65	9000 A.C.	3158818		17.80	CASE 8i VALVE, plenum blower
66-67	30-4000 htr. less A.C.	3006266		22.50	CASE 8. SHROUD, htr. distr.—(8.854)
66-68	50-60-8000.	3005863		29.60	CASE 8. SHROUD, htr. distr.
66-67	8000 Auto. A.C.	3002045		9.35	CASE, blower.
66-67	9000 A.C.	3006117		15.05	CASE, htr.
66-67	9000 less Htr.	3006028		77.75	CASE, fittings & end pkte
66-67	9000 htr. less A.C.	3009856		36.20	CASE 8. FITTINGS, htr.
66-67	9000 Auto. A.C.	3008463		14.30	CASE, htr.
66-67	50-60-8000 Auto. A.C.	3008019		23.70	CASE, (incl. fittings) rr.
66-67	50-60-8000 Auto. A.C.	3010038		39.00	CASE, incl. fittings (frt.)
68-69	30-4000 A.C. 1st Type (See Note).	3014254		49.50	CASE, htr. (incl. frt. plate & valves;
69	30-4000 A.C. 2nd Type (See Note).	3021154		49.50	CASE, htr. (incl. frt. plate & valves)
NOTE 1st type-defr. valve shaft with lever for attach. Bowden cable. 2nd type-defr. valve shaft less lever for attach. Bowden cable.					
68-71	30-4000 less A.C.	3017881		25.50	CASE (incl. shroud & valves)—(8.854).
68-70	50-60-8000 Auto. A.C.	3014340		31.55	CASE (incl. fittings) frt.
68-70	50-60-8000 Auto. A.C.	3016745		22.70	CASE, air inlet (plenum Mower & air valve).
68	50-60-8000 Auto. A.C.	3014338		24.15	CASE (incl. fittings) rr.
68-70	50-60-8000 Auto. A.C.	3014537		10.50	CASE, blower.
68	9000 Auto. A.C.	3014681		20.30	CASE, htr. (incl. brkt.)
68-70	9000 Man. A.C.	3015176		16.00	CASE, htr.
68	9000 less A.C.	3016835		34.15	CASE & FITTINGS, htr.
69-70	9000 Auto. A.C.	3018570		22.00	CASE, heater.
69-70	50-60-8000 Man. A.C.	3002958		25.85	CASE 8. FITTINGS, rear
69-70	50-60-8000 Auto. A.C.	3018480		39.00	CASE 8. FITTINGS, rear (incl. lwr. baffle & defr. shaft & L valve)
69-70	9000 less A.C.	3018618		47.35	CASE 8. FITTINGS
69-70	50-60-8000.	3020000		30.65	CASE 8i SHROUD, heater distributor
70	30-4000 A.C.	3021154		49.50	CASE, htr. (incl. frt. plate & valves)

71-73	All.....				CASE, heater (refer to 8.854).....
68-72	All A (A.C.).....	3014168		.30	CLAMP, htr. core mtg.....
66-68	50-60-8000 less A.C.....	1379129		.30	CLIP, anti-rattle (assm.on hinge of outside air dr.) ..
66-68	9000 Man. or Auto. A.C.....	3013532		.15	CLIP, temp. valve ret—(8.854).....
68-69	30-4000 A.C.....	3150887		.10	CLIP, detent-def. valve.....
68-69	30-4000 A.C.....	3012473		.15	CLIP, diverter vac. hose—(9.786).....
68-71	30-4000 A.C.....	3013531		.10	CLIP, temp. valve retaining—(9.786).....
68-69	30-4000 A.C.....	1385658		.72	CLIP, htr. assm. slave dr.....
63-64	44-46-4800 A.C.....	1355311		1.23	CONNECTOR, def. outlet.....
65	30-4000.....	2977045		.1 1	CONNECTOR, to htr. blower resistor—(2.530).....
68-69	30-4000 A.C.....	3002383		.10	CONNECTOR, slave valve.....

9.779 DIAPHRAGM—COVER DUCT—GASKET—LINK—MANIFOLD, HEATER AND DEFROSTER

NOTE For heater parts not listed, see Group-8.					
66-67	9000 less Htr.....	7296144	1	25.20	CONTROL, non htr-vent.....
All	All.....				CORE 8t FITTING, refer to 8.854.....
66-67	50-60-8000.....	1377615	1	8.85	COVER, A.C. adapter-htr. opening.....
67-68	9000 Long Console.....	1375331	1	1.33	DEFLECTOR, htr-ctr. outlet.....
NOTE Vacuum diaphragm also listed in Grps. 8.850-9.198-9.277-9.281 & 9.798.					
66-67	9000 A.C.....	3146159	1	2.86	DIAPHRAGM, air inlet door (also used 8.850).....
69-72	30-4000 A.C.....	1998934	1	2 98	DIAPHRAGM, defroster door.....
69-70	50-60-8000 less A.C.....	1998917	2	2.94	DIAPHRAGM, outside air & defroster drs.....
69-70	9000 Man. or Auto. A.C.....	3146159	1	2.86	DIAPHRAGM, defroster door (air inlet).....
71-73	All B-C-E (Man. or Auto. A.C.).....	1998980		5 70	DIAPHRAGM, defroster door (also used 8.850)——
66-68	9000.....	3004879		3.23	DIVERTER, valve & seal, htr.....
69-70	9000 less A.C.....	3004879		3.23	DIVERTER, valve & seal heater.....
66 67	9000.....	1374274		6.80	DUCT, vent, distr.....
66-67	9000.....	1378452		3.18	DUCT, ctr. outlet-htr.....
66	9000 Man. or Auto. A.C.....	1374275		7.40	DUCT, A.C. distr.....
66-70	9000 Man. or Auto. A.C.....	3014463		8.25	DUCT, blower inlet-valve hsg.....
66-70	9000 Man. or Auto. A.C.....	3005637		2.97	DUCT, mtg. fig. & pin.....
68-71	30-4000 A.C.....	3014866		4.00	DUCT, blower inlet-valve hsg.—(9.215).....
68	50-60-8000 Man. or Auto. A.C.....	1382310	1	3.49	DUCT, A.C. ctr. outlet.....
68-70	9000 less A.C.....	1382823	1		
69	30-4000 Instrument Panel Side Vents less A.C.....	1387160	RH	6.05	DUCT, vent, distr.....
69	30-4000 Instrument Panel Side Vents less A.C.....	1387161	LH	1.95	DUCT, vent, upper.....
69-70	50-60-8000 Man. or Auto. A.C.....	1386709	1	1.95	DUCT, vent, upper.....
69-70	50-60-8000 less A.C.....	1386369	LH	2.82	DUCT, A.C. center outlet.....
69-70	50-60-8000 less A.C.....	1386368	RH	2.61	DUCT, vent outlet.....
70	30-4000 Upr. Level Vents.....			2.77	DUCT, vent, outlet.....
NOTE* For A.C. ducts not listed refer to 9 260-9.262 group.					
All	All.....				DUCT (refer to grp. 9.786).....
68-71	30-4000 A.C.....	3014871		1.54	FAN, blower mtr. (refer to 8.857).....
59-60	All.....	3157445		.20	FLANGE 8t PIN, duct mtg.....
59-62	44-45-47-4800 less A.C.....	1472254		.15	GASKET, htr. blower mtr. mtg.—(9.216).....
61-63	40-41-4300.....	3130032		.10	GASKET, blower mtr. resistor to air inlet.....
63	44-46-47-4800.....	3157445		.20	GASKET, htr. blower mtr. mtg.....
63-65	LeSabre-Wildcat-Electra less A.C.....	1472254	1	.15	GASKET, htr. blower mtr. mtg.—(9.216).....
63-65	LeSabre-Wildcat-Electra-Riviera A.C.....	3007953		.10	GASKET, blower mtr. resistor to air inlet.....
64	40-41-42-4300 less A.C.....	1364580		2.46	GASKET, plenum.....
64	Special-Skylark-G.S. A.C.....	1364293		.5 1	GASKET, htr. blower & air inlet to dash.....
64-67	4700 less A.C.....	3156429			GASKET, A.C. duct to htr.....
64	All.....	3130032		.10	GASKET, blower mtg.....
64-67	50-60-8000 Man. or Auto. A.C.....	1369998	1	2.92	GASKET, blower (used in 9.778).....
65-70	50-60-8000 A.C.....	3002044	1	.51	GASKET, A.C. htr. & def.....
65	9000.....	3156429	1		GASKET, blower mtg— (9.216).....
66-70	50-60-8000 Man. or Auto. A.C.....	3007953		.10	GASKET, blower mtg.....
66	8000 Auto. A.C.....	1369998		2.92	GASKET, plenum.....
66	50-60-80-9000 less A.C.....	1472254		.15	GASKET, A.C. htr. & def.....
66-70	9000.....	1374276		.4 1	GASKET, blower mtr. resistor to air inlet.....
66-67	9000.....	1377146		.10	GASKET, vent, distr. duct.....
66-70	9000 Man. or Auto. A.C.....	391549		4.05	GASKET, htr. blower resistor.....
65	50-60-8000 A.C.....	2987970		1.38	GASKET, A.C. htr.—(8.845).....
67	9000 w/Htr. less A.C.....	3005274		33.10	HARNES, htr. blower switch to cl. control switch
66-70	9000 Man. or Auto. A.C.....	3002151		5.70	HEATER, distr.....
					HOUSING, temp. control valve.....

68-72	All A (A.C.).....	3015724	1	12.75	HOUSING , temp, control
63	4700 A.C.....	3156336	1	.25	LINK , selector valve
64-67	Special-Skylark-G.S.	3159172	1	.50	LINK , slave dr.—(9.78[6])
64-65		3156336	1	.25	LINK , selector valve
66-68	9000.....	3004877	1	.51	LINK , conn.-diverter
66-68	9000.....	3004876	1	.20	LINK , conn, shut-off
66-67	9000 Auto. A.C. . .	3008482	1	1.13	LINK & PIN , htr. . .
68-70	50-60-8000 Auto. A.C.	3014322	1	4.31	LINK & PINS , htr. . .
68-70	9000 Auto. A.C. . .	3014665	1	1.85	LINK & PINS , htr. . .
68-69	30-4000 A.C.....	3014165	1	.10	LINK , valve adjusting-jdiverter
69-70		3004876	1	.20	LINK , connector shut-
69-70		3004877	1	.51	LINK , connector-diverter
65	50-60-8000 A.C.	1369219	1	3.90	MANIFOLD , def. outlsjt
66-67	50-60-8000 Man. or Auto. A.C.	1375909	1	2.77	MANIFOLD , def. outlc t
66-70	50-60-8000 less A.C. .	1374535	1	.92	MANIFOLD , def. outlc t
68-70	50-60-8000 Man. or Auto. A.C.	1383392	1	1.95	MANIFOLD , def. outlet
All	All.....				MOTOR (refer to 8.855)
72	All A (w/A.C.).....	3011293	1	.10	NUT , fan to motor - evap. & blower- (8.857)

9.779 OUTLET, HEATER DISTRIBUTOR

NOTE For heater parts not listed, see Group—8.

64-67	Special-Skylark-G.S.	9773829		.97	OUTLET , ctr—(9.7 89;
64	44-46-4800 less A.C.	1365237		.51	OUTLET , ctr.
65	50-60-8000 less A.C.	1370906		1.03	OUTLET
66-70	50-60-8000 less A.C. & Long Console.	1374534		1.18	OUTLET , ctr.
66-67	9000.....	1374273		3.38	OUTLET , ctr.
66	9000.....	1374063		14.50	OUTLET , ctr. vent. fref h air- -(9.260)
68-72	All A exc. Mini Console . .	9790487		.97	OUTLET , ctr—(9.7 89)
68	9000.....	1374273		3.38	OUTLET , ctr.....
69-70	9000 Long Console.	1387239		3.59	OUTLET , ctr.....
69-70	9000 less Long Console .	1374273		3.38	OUTLET , ctr.....
71-73	All B-C-E less Man. or Auto. A.C.	481153		.77	OUTLET , ctr—(9.789)
71	All B-C-E Man. or Auto. A.C.	481192		.97	OUTLET , ctr.—(9.7 89)
72	All A Mini Console.	9791750		6.15	OUTLET , ctr—(9.789)
72-73	All B-C-E (Man. or Auto. A.C.).....	9795550	1	.97	OUTLET , ctr—(9.7 89)

9.779 OUTLET, WINDSHIELD DEFROSTER

65-67	50-60-8000	4529624	RH	2.46	OUTLET , def
65-67	50-60-8000	4529625	LH	2.46	OUTLET , def
66-67	30-4000 . .	1381368	1	8.75	OUTLET , def
66	9000.....	7594316	RH	3.84	OUTLET , def
66-70	9000.....	7646782	LH	3.43	OUTLET , def
67-70	9000.....	7646781	RH	3.43	OUTLET , def
68-72	All A.....	1382648	1	6.70	OUTLET , def
68	All B-C.....	1384114	RH	2.77	OUTLET , def
68	All B-C.....	1384115	LH	2.77	OUTLET , def.....
69-70	All B-C.....	1386928	RH	2.46	OUTLET , def.....
69-70	All B-C.....	1387931	LH	2.46	OUTLET , def.....
71-73	All B-C-E less A.C.	480712	1	4.92	NOZZLE outlet) def.
71-73	All B-C-E Man. or Auto. A.C.	480713		4.92	NOZZLE (outlet) def. . .
63-64	44-46-4800 A.C.	1355328		1.23	RETAINER , def. outlet conn,
63-65	Riviera.	1355328		1.23	RETAINER , def. outlet conn.

9.779 RESISTOR, HEATER BLOWER

60	All less A.C.	1359930		.97	RESISTOR , blower
61-62	44-46-47-4800 less A.C.	1359930		.97	RESISTOR , blower
61-63	40-41-4300.....	579590		1.33	RESISTOR , htr. . .
63	44-46-4800 less A.C.	1359930		.97	RESISTOR , blower (4 i ring)
63	4700.....	1356994		1.64	RESISTOR , blower
64	44-46-4800 less A.C.	1364990		1.13	RESISTOR , htr. blower
64-67	Special-Skylark-G.S. less A.C.	9773402		1.13	RESISTOR , htr. blower
64-65	Riviera less A.C.	1356994		1.64	RESISTOR , htr. blower
65	50-60-8000 less A.C.	1371248		1.64	RESISTOR , htr. blower
All	All A.C.....				Resistors for A.C. listed in Group 9.27 5
66-70	9000 less A.C.	1374306		1.18	RESISTOR , htr. . .
66-68	50-60-8000 less A.C.	1374308		1.03	RESISTOR , htr. . . .
68-72	All A less A.C.	3929052		.92	RESISTOR , htr. blower -(8.855)
69	50-60-8000 less A.C.	3929052		.92	RESISTOR (8.855)
70	30-40-50-60-8000 less A.C.	3929052	1	.92	RESISTOR (8.855)

64-67	Special-Skylark-G.S	1364294	1	1.64	RETAINER, A.C. distr.
All	All.				ROLLER, cam (refer to 8.852).
71-72	All B-C-E (A.C.)	9419322	2	.10	SCREW, distr. duct to A.C. htr. case- (8.977)
9.779 SEAL, HEATER, DEFROSTER & A.C					
63-64	44-46-47-4800 A.C.	1355143	1	.51	SEAL, ctr. outlet duct (lwr.).....
64-67	30-4000 A.C.	1361852	1	.56	SEAL, ctr. outlet duct-lwr.....
All	All.				SEAL, htr. core (refer to 8.854).
65	50-60-8000.	1231215	1	.62	SEAL, adapter to blower.
65	All exc. 9000.	1376992	2	3.69	SEAL, between blower & air inlet fig. 8i dash panel
65-67	All exc. 9000.	1371365	5	.10	SEAL, htr. stud.
65	9000 A.C.	1355143	1	.51	SEAL, ctr. outlet duct-lwr.
	50-60-8000 Man. or				
66-70	Auto. A.C.	1231215	1	.62	SEAL, adapter to blower.
	50-60-8000 Man. or				
65-67	Auto. A.C.	1369220	1	.62	SEAL, A.C. ctr. outlet duct-lwr.
	All.	1376992	AR	3.69	SEAL, between blower & air inlet fig. 8i dash panel
66	30-4000 A.C.	1377040	1	.72	SEAL, A.C. ctr. outlet.
66-67	All.	1376992	1	3.69	SEAL, between blower & air inlet fig. dash panel ...
66-67	9000.	1374272	1	.67	SEAL, ctr. outlet duct-lwr.
66-67	9000 Man. or Auto. A.C.	1484207	1	.97	SEAL, evap. to htr. & air sel. asm.—(9.21 1).
66-70	9000 less A.C.	1377076	1	.20	SEAL (6" long).
66-70	9000 less A.C.	1377075	1	.13	SEAL (4" long).
68-70	9000 Auto. A.C.	3005344	2	4.51	SEAL, hsg. to htr. case.
66-70	All Auto. A.C.	3007470	1	.10	SEAL, thermo. vac. switch flange.
66-67	9000 Long Console.	1381349	1	.10	SEAL, htr. ctr. outlet defl—(9.262).
67-68	9000.	1376992	1	3.69	SEAL, vent, blower assm. to dash panel.
67	All A (A.C.).	1371365	4	.10	SEAL, A.C. htr. to dash panel.
68-72	All exc. 9000 less A.C.	1371365	5	.10	SEAL, htr. stud-htr. to dash panel.
68-70	All A (A.C.).	1383442	1	.51	SEAL, A.C. htr. to distr. duct.
68-72	30-4000 A.C.	1384944	1	.72	SEAL, A.C. ctr. outlet duct-lwr.
68-69	All A (A.C.).	1361852	1	.56	SEAL, ctr. outlet duct arm to distr-lwr. end.
68-72	50-60-8000 Man. or				
68	Auto. A.C.	1383393	1	.46	SEAL, A.C. ctr. outlet duct-upr.
68	50-60-8000 Man. or				
	Auto. A.C.	1383394	1	.51	SEAL, A.C. ctr. outlet duct-lwr.
68-70	9000.	1384928	1	.72	SEAL, A.C. ctr. outlet duct-lwr.
68-70	9000.	1383393	1	.46	SEAL, A.C. ctr. outlet duct-upr.
68-70	9000 less A.C.	1376992	3	3.69	SEAL, between htr. & blower &L dash panel
68-69	9000 Man. or Auto. A.C.	3005344	2	4.51	SEAL, hsg. to htr. case.
69-70	50-60-8000 Man. or				
	Auto. A.C.	1387287	1	.72	SEAL, A.C. distributor duct
69-70	50-60-8000 Man. or				
	Auto. A.C.	1387286	1	.87	SEAL, A.C. center outlet duct
71-72	All w/Htr.	1371365	4	.10	SEAL, htr. to dash pnl.
71	All A.	1371365	AR	.10	SEAL, htr. case to dash panel
71-73	All B-C-E.	1235863	2	.92	SEAL, air outlet.
71-72	All B-C-E (Man. or Auto.				
	A.C.).	1236408	1	.67	SEAL, A.C. distr. duct to htr. case
66-68	9000.	3005786	1	1.85	SEAT, diverter-valve.
69-70	9000 less A.C.	3005786	1	1.85	SEAT, diverter valve.

9.779 SELECTOR—SHAFT & LEVER—SPRING, HEATER, DEFROSTER & A.C.

NOTE For heater parts not listed, see Group—8.

NOTE: Refer to Grp. 9.1 69 for parts lists for Heater & A.C.

66	9000 Htr.	3005274	1	33.10	SELECTOR, htr.
66	9000 Auto. A.C.	3010011	1	122.75	SELECTOR, control & fitting duct
67	9000 Auto. A.C. 1st Type				
	(See Footnote 9.798) . . .	3013584	1	122.75	SELECTOR, control & fitting duct
67	9000 Htr. 8i A.C. less				
	Auto. A.C.	3005274	1	33.10	SELECTOR, A.C. & htr.
68	9000 less Auto. A.C.	3005274	1	33.10	SELECTOR, A.C. 8i htr. ...
68	9000 Auto. A.C.	3016972	1	35.95	SELECTOR, A.C. & htr. ...
69-70	9000 Auto. A.C.	3018472	1	37.50	SELECTOR, A.C. 8i heater
69-70	9000 less Auto. A.C.	3012810	1	33.20	SELECTOR, A.C. &L heater
63-65	Riviera.	3156627	1	.62	SHAFT, def valve in htr. case.
64-67	30-4000 A.C.	3159155	1	.51	SHAFT & LEVER, def.—(9.786).
64-67	30-4000 A.C.	3159176	1	.72	SHAFT, lvr-diverter valve.
64-67	30-4000 A.C.	3159175	1	.51	SHAFT & LEVER, slave valve—(9.786) .
66-67	30-4000 Htr. less A.C.	3008472	1	.51	SHAFT & LEVER, def.—(9.7 86).
65 67	50-60-8000 Man. or				
	Auto. A.C.	3008208	1	.10	SHAFT LEVER, htr.
66-70	50-60-8000.	3005865	1	1.03	SHAFT LEVER, def. control.
66-68	9000.	3004878	1	.97	SHAFT LEVER, diverter.
66-67	9000 A.C.	3006110	1	1.33	SHAFT LEVER, slave valve.
66-68	9000.	3002225	1	1.13	SHAFT LEVER, shut-off.
67-68	50-60-8000 Auto. A.C.	3008208	1	.10	SHAFT LEVER, def.
68-72	All A less A.C.	3014901	1	.56	SHAFT LEVER, def. valve—(9.786)

68-69	30-4000 A.C.	3016561	.77	SHAFT 8. LEVER, de
68-72	All A (A.C.)	3002394	.77	SHAFT 8. LEVER, slave valve
70-72	All A (A.C.)	3014169	.82	SHAFT 8. LEVER, diverter ...
69-70	50-60-8000 Auto. A.C.	3002892	.30	SHAFT, defroster ...
69-70	9000 less A.C.	3004878	.97	SHAFT 8i LEVER, diverter.
69-70	9000 less A.C.	3002225	1.13	SHAFT 8. LEVER, shut-off.
72-73	All B-C-E (Std. Heater)	3023199	.51	SHAFT 8. LEVER, de roster valve
	NOTE Shaft & levers also listed Grp. 8.858-9.786.			
63-65	Riviera.	3157826	.30	SPRING, selector val(e
63-70	All A.C.	3020111	.36	SPRING, return .
66-67	9000 A.C.	3006112	.46	SPRING, return . .
66-68	9000.	3004875	.41	SPRING, shut-off valvfe
66-70	9000 A.C. 8t Auto. A.C.	3005636	.30	SPRING, air valve
68-71	All A (A.C.)	3014868	.46	SPRING, air valve—(91.789)
68-72	All A (A.C.)	3014174	.30	SPRING, A.C. htr. diverter
68-69	50-60-8000 Auto. A.C.	403663	.46	SPRING, link. . . .
69-70	30-4000 A.C.	3157142	.30	SPRING, defr. door rejtun
69-70	50-60-8000 less A.C. .	3017835	.20	SPRING, outside air- (9.786)
69-70	9000 less A.C.	3008475	.46	SPRING, shut-off valvs
66	9000 Auto. A.C.	3149419	5.55	SUPPORT, htr. selector control mtg.
63-64	44-46-4800 less A.C. .	3159179	.62	VALVE 8. SEAL, blow er—(8.857)
64-67	Special-Skylark A.C. . .	3159177	3.18	VALVE 8. SEAL, dive ter—(9.786)
64-67	Special-Skylark A.C. . .	3157837	.51	VALVE, slave (door)-(9.786)
65	30-4000 less A.C.	3157837	.82	VALVE, temp, control (door)
65	50-60-8000.	3005872	.82	VALVE, temp, control
66-70	50-60-8000.	3005646	2.41	VALVE, shut-off . . .
66-70	9000 A.C. 8i Auto. A.C.	3006111	8.10	VALVE, hsg. 8L brkt.
66-67	9000 A.C.	3006130	2.46	VALVE, slave (door)
66-70	9000 A.C.	3006049	6.25	VALVE 8i SHAFT, terjip. control (door)
66-70	50-60-8000 Auto. A.C.	3014872	6.25	VALVE, selector . .
68-71	30-4000 A.C.	3003699	12.75	VALVE, hsg. & brkt—1(9.789)
68-70	30-4000 A.C.	3016424	1.23	VALVE, slave (door)—(9.786)
68-69	30-4000 A.C.	3014253	3.43	VALVE, connector & sjeal, diverter
68-72	All A (A.C.)	3014175	23.20	VALVE 8. HOUSING
69-72	All A (A.C.)	3149419	4.56	VALVE 8i SHAFT, temperature control
66-70	9000 less A.C.	3022761	.62	VALVE 8. SEAL, blower—(8.857)
71	All B-C-E (Man. A.C.) . .			VALVE, slave (door)—[9.786]

9.779 VALVE, DEFROSTER

64	40-4 1-42-4300 A.C.	3010126	20	VALVE, def. (door)
65-67	30-4000 A.C.	3010126	20	VALVE, def. (door)
65	50-60-8000 A.C.	3008207	59	VALVE, def. & bpr. (d
66-67	30-4000 less A.C.	3000410	97	VALVE, def. (door)
66-70	50-60-8000.	3005869	85	VALVE, def. (door)
66 68	50-60-8000 Auto. A.C. . .	3008207	59	VALVE, def. & bpr. (d
66-67	9000 Htr.	3005683	69	VALVE, def. (door)
68-69	30-4000 A.C.	3014258	64	VALVE, def. (door)
68-72	30-4000 less A.C.	3014071	33	VALVE, def. (door)
70-72	30-4000 A.C.	3014259	13	VALVE, def. (door)
69 70	50-60-8000.	3013147	50	VALVE, def. & bpr. (door) . . .
71-73	All B-C-E less A.C.	3022722	79	VALVE 8. SEAL, def. (door) .
71	50-60-80-9000 Man. or Auto. A.C.	3023851	4.97	VALVE, def. (door)
72-73	All B-C-E Man. or Auto. A.C.	3025960	97	VALVE, def. (door)
68-69	9000 Auto. A.C.	3001346	46	WIRE, ground-A.C. heater—(9.2 1 1
68-69	All A (A.C.)	3006077	05	WASHER, slave valve anti-rattle—(9.279)
68-72	All A (A.C.)	3143373	30	WASHER, slave valve spring grip)
	(*) 15436910 Fl., 25441869 S.G., 35448065 Lin., 45455908 K.C. on 43, 45J156350 on 46, 45455893 on 46S, 55470465 Wil., 65475279 Atla., 75480161 Fra.			

9.779 DUCT, AIR CONDITIONING DISTRIBUTION

63-64	44-46-4800 A.C.	1355307	1	2.56	DUCT, ctr. outlet
63-65	Riviera A.C.	1355170	1	4.15	DUCT.
63-65		1355308	1	2.56	DUCT, ctr. outlet
64-67	Special-Skylark A.C. . . .	1361750	1	9.70	DUCT.
65	50-60-8000 A.C.	1369229	1	8.10	DUCT.
66-67	50-60-8000 Man. or Auto. A.C.	1381589	1	4.56	DUCT
66	50-60-8000 Man. or Auto. A.C.	1375902	1	2.87	DUCT, A.C. ctr. outlet
66-67	9000 Man. or Auto. A.C.	1374275	1	7.40	DUCT, A.C. distr. . . .
66	9000 Man. or Auto. A.C.	1378452	1	3.18	DUCT, ctr.-outlet (htr.)
67	50-60-8000 Man. or Auto. A.C.	1380803	1	2.56	DUCT, A.C. ctr. outlet
68-72	All A (A.C.)	1381848	1	3.74	DUCT.
68-72	All A (A.C.)	1382815	1	2.97	DUCT, A.C. outlet . . .

68	50-60-8000 Man. or Auto. A.C.	1382821		4.92	DUCT, A.C. distr.
68-69	9000 Man. or Auto. A.C. .	1231200		4.82	DUCT, A.C. distr.
69	50-60-8000 Man. or Auto. A.C.	1387292	1	4.10	DUCT, A.C. distr.
63-70	LeSabre-Wildcat-Electra Man. or Auto. A.C.	1356592		.46	CONNECTOR (7 V x 2 1/2")
64	40-4 1-4300 A.C.	1364294		1.64	RETAINER, distr.
63	44-46-47-4800 A.C.	1355143		.51	SEAL, ctr. outlet duct-lwr.
9.782 VALVE & SEAL AIR					
71	All B-C-E (Man or Auto. A.C.).....	3022860	1	5.07	VALVE 8. SEAL, air (incl. shaft) (also used 9.210)
9.784 OUTLET, HEATER DISCHARGE					
64	44-46-4800 A.C.	1366208	1	1.54	OUTLET, ctr.
65	50-60-8000 A.C. less Long Console.	1370269	1	2.05	OUTLET, ctr.—(9.260)
65-70	50-60-8000 Man. or Auto. A.C.	1370257	LH	.20	OUTLET, htr. disch.-frt.
65-70	50-60-8000 Man. or Auto. A.C.	1370259		.30	OUTLET, htr. disch.-rr.
65-66	6637-67 A.C. & Long Console.	1371241		3.59	OUTLET, ctr.
66	6637-67 Long Console . 6000 Long Console less	1375760		1.95	OUTLET, htr. air distr. ctr. console
67-70	A.C. 6000 Man. or Auto. A.C.	1375760	1	1.95	OUTLET, htr. air distr. ctr. console
67-70	8i Long Console.	1371241		3.59	OUTLET, htr.-ctr.
9.784 ADAPTER—BAFFLE, AIR CONDITIONING HEATER DUCT					
65-70	50-60-8000 Man. or Auto. A.C.	1385358	1	3.18	ADAPTER, blower to evap
64-67	Special-Skylark A.C.	1365309	1	1.13	BAFFLE, diverter dr.
71-73	All B-C-E Man. or Auto. A.C.	1239926	1	2.51	BAFFLE, re-circulating air.
9.784 VALVE, FRESH AIR INTAKE (CO VL SIDE)					
61-63	40-41-4300.	581674	2	4.56	BODY 8i VALVE, shroud side vent air inlet.
66	9000.	445388	2	.05	NUT, spg. "J" fresh air vent. (R.) to duct—(2.729)
61-62	44-46-47-4800 A.C.	1181480	AR	.15	WASHER, spg. grip outer outlet valve shaft to ret.— (9.798).
9.786 HOSE, AIR					
54-58	All.	1165788	1	2.92	HOSE, air (4.00 dia. x 27.50 long) blower to hsg. outer.
56	All.	1171685	1	2.36	HOSE, htr. hose adapter to ctr. htr. distr. duct (3.75 I.D. x 21.00 long).
57	All.	1178481	1	2.72	HOSE, air (2.50 I.D. x 26" long) htr. distr. duct (L) end to (L.) air outlet.
57	All.	1178481	1	2.72	HOSE (2.50 I.D. x 26" long) htr. duct (R.) end to (R.) outlet to (L.) def. nozzle (cut as reqd.).
57-58	All.	11B2018	1	1.90	HOSE, air (2.75 I.D.) (R.) def. outlet (L.) outlet— (2.274).
58	All.	1182018	2	1.90	HOSE, air htr. dist. [1 1/2" x 27"]—(2.274).
59	All.	1178481	1	2.72	HOSE, air (2.50 dia. x 26") htr. to (R.) def. nozzle (cut as reqd.).
59-60	All.	1178481	1	2.72	HOSE (2.50 I.D. x 26" long) htr. duct (R.) end to (R.) outlet to (L.) def. nozzle (cut as reqd.).
59	All.	1182018	1	1.90	HOSE, air (2.75 dia.) A.C. distr. duct to (L.) outer outlet.
60	All.	1178481	1	2.72	HOSE, air-htr. to (R.) def. nozzle (2V ₂ " x 26") (cut as reqd.).
61	44-46-47-4800.	1194734	1	2.15	HOSE, A.C. inner distr. duct to (L.) outlet (2.75 I.D. x 32.50 long)—(2.274).
61-62	44-46-47-4800.	11784B1	1	2.72	HOSE, to (R.) def. nozzle (2.50 I.D. x 26" long) (cut as reqd.).
61-62	44-46-47-4800.	1178481	1	2.72	HOSE, to (L.) def. nozzle (2.50 I.D. x 26.00 long)
61-62	44-46-47-4800.	1347467	1	.62	HOSE, A.C. outer distr. duct to (R.) outlet (2.75 I.D. x 3.75 long).
63-65	Riviera.	1369417	1	2.20	HOSE, htr. adapter outlet to driver compt. in console
63-64	44-46-4800 A.C.	1194734	RH	2.15	HOSE, side A.C. outlet (2 1/2" x 32V)—(2.274).
63-64	44-46-4800.	1182018	LH	1.90	HOSE, side A.C. outlet (2 1/2" x 27")—(2.274)
63-64	4700 A.C.	1369476	1	1.95	HOSE, rr. side A.C. outlet.
63-65	Riviera.	1369477	LH	4.51	HOSE, air-A.C. outlet.
64-67	Special-Skylark A.C.	1182018	RH	1.90	HOSE, air side A.C. outlet (21")
64	40-4 1-42-4300 A.C.	1194734	LH	2.15	HOSE, side A.C. outlet (2 1/2" x 32V)—(2.274).
64	4700.	1369417	1	2.20	HOSE, htr. adapter outlet to driver compt. in console

65	50-60-8000 Htr. less A.C.	1178481	RH	2.72	HOSE, htr. def. air (2'A" x 26") (cut as reqd.)
65	50-60-8000 A.C.	1178481	RH	2.72	HOSE, air-A.C. def. outlet (2'A" x 26") (cut as reqd.)
65	All A.C. exc. 9000	1194734	LH	2.15	HOSE, side A.C. outlet (2'A" x 32'A")—(2.274).
65-67	50-60-8000 Man. or Auto. A.C.	1178481	LH	2.72	HOSE, air-A.C. def. outlet (2'A" x 26") (cut as reqd.)
65	50-60-8000 A.C.	1194734	RH	2.15	HOSE, side A.C. outlet (2'A" x 32'A")—(2.274).
65	9000	1369476	RH	1.95	HOSE, air-A.C. outlet
66	30-4000 A.C.	1182018	LH	1.90	HOSE, A.C. outlet (2' " x 27")—(2.274)
66-67	30-4000 A.C.	1194734	LH	2.15	HOSE, A.C. outlet (2' " x 32'A")—(2.274)
66-68	50-60-8000 less A.C.	1178481	AR	2.72	HOSE, air (2'A" x 26) (cut as reqd.)
67-70	50-60-8000 Auto. A.C.	1178481	RH	2.72	HOSE, htr. & def. (2'/" x 26") (cut as reqd.)
66-67	50-60-80-9000 Man. or Auto. A.C.	1182018	RH	1.90	HOSE, A.C. outer outlet (2'A" x 27")—(2.274)
66-67	50-60-80-9000 Man. or Auto. A.C.	1194734	RH	2.15	HOSE, A.C. outlet (2V x 32'A")—(2.274)
66-67	9000	1194734	1	2.15	HOSE, vent outlet (2V x 32V)—(2.274)
66-67	9000 Htr.	1178481	RH	2.72	HOSE, def. air (2'A" x 26")
66-67	9000 Htr.	1178481	LH	2.72	HOSE, defr. air (2'A" x 26") (cut as reqd.)
66-67	9000 less A.C.	1378224	RH	3.18	HOSE, air vent outlet
68-70	30-4000 A.C.	1178481	LH	2.72	HOSE, outlet to duct 2V, " x 26") (cut as reqd.)
68-70	30-4000 A.C.	1385108	RH	3.43	HOSE, air outlet to A.C. distr. duct (2'A" x 33'A")
68-70	30-4000 A.C.	1347467	LH	.62	HOSE, air duct side t > distr. duct (2'A" x 3'A")
68-70	50-60-8000 Man. or Auto. A.C.	1178481	LH	2.72	HOSE, A.C. def. outle (2'A" x 26") (cut as reqd.)
68-70	50-60-8000 Man. A.C.	1178481	RH	2.72	HOSE, htr. & def. (2V : " x 26") (cut as reqd.)
68	50-60-8000 Man. or Auto. A.C.	1385108	RH	3.43	HOSE, air-ctr. duct to outlet (2'A" x 33'A")
68-70	50-60-8000 Man. or Auto. A.C.	1182018	1	1.90	HOSE, air-ctr. duct to (L.) outlet (2'A")
68-69	9000	1178481	LH	2.72	HOSE, def. (2'A" x 2(") (cut as reqd.)
68-70	9000	1385108	1	3.43	HOSE, air-distr. duct lo (L.) outlet (2'A" x 33'A")
68-69	9000 Man. or Auto. A.C.	1385108	1	3.43	HOSE, air-distr. duct lo (R.) outlet (2'A" x 33'A")
68-70	9000 less A.C.	1182018	1	1.90	HOSE, air-distr. duetto (R.) outlet (2'A")
68-70	9000	1385968	RH	3.13	HOSE, def. air (2'A" x 31")
69-70	50-60-8000 less A.C.	1178481	2	2.72	HOSE, htr. def. air (2' A" x 26") (cut as reqd.)
69	50-60-8000 Man. or Auto. A.C.	1182018	1	1.90	HOSE, A.C. center duct to (R.H.) outlet (2'A" x 27")-(2.274)
69-70	All	1234277	AR	6.15	HOSE, air (2'A" I.D. x p ft.) cut as reqd.—(9.260)
40-72	All	1234278	AR	7.05	HOSE, air (2'A" I.D. x 3 ft.) cut as reqd.—(9.260)
40-73	All	1234984	AR	5.02	HOSE, air 1'A" I.D. x tf ft. long (cut as required)-(9.260)
40-72	All	1234985	AR	5.75	HOSE, air 2" I.D. x 6 ft. long (cut as required)—(9.260)
40-72	All	1234986	AR	6.15	HOSE, air 2'A" I.D. x ft. long (cut as required)—(9.260)
40-73	All	1234987	AR	7.70	HOSE, air 3" I.D. x 6] ft. long (cut as required)—(9.260)
40-73	All	1234988	AR	7.60	HOSE, air 3'A" I.D. x 6] ft. long (cut as required)-(9.260)
40-72	All	1234989	AR	9.95	HOSE, air 4" I.D. x 6 ft. long (cut as required)-(9.260)
40-72	All	1234990	AR	3.25	HOSE, air 5" I.D. x 6 ft. long (cut as required)-(9.260)
9.786 DUCT, BLOWER TO EVAPORAT					
64-67	Special-Skylark A.C.	3849161	1	2.77	DUCT, blower to evap (used 9.21 1)
9.786 DUCT, UPPER LEVEL VENTS					
70-72	All A (Upr. Level Vent less A.C.)	1232456	RH	2.67	DUCT
70-72	All A (Upr. Level Vent less A.C.)	1232457	LH	2.67	DUCT
71-73	All B-C-E less Man. or Auto. A.C.	1239409	1	6.00	DUCT, vent. upr. (ctr. of instr. pnl.) (also use 3-1239408 nut)—(9.701)
71-73	All B-C-E	1239408	3	.05	NUT, upr. vent, duct- (plastic-push-in)
9.786 VALVE & SEAL, DIVERTER					
64-67	Special-Skylark A.C.	3159179	1	3.18	VALVE & SEAL (used 9.779)
71-73	All B-C-E (A.C.)	3022765	1	3.84	VALVE & SEAL, diverter upr. (door) (used 8.858)
71-73	All B-C-E (A.C.)	3022769	1	4.46	VALVE & SEAL, diver er lwr. (door) (used 8.858)
72-73	All B-C-E (Std. Heater)	3022710	1	.40	SHAFT, temperature valve (used 8.852)
68-69	All A (A.C.)	3012473	2	.15	CLIP, diverter vac. hose (used 9.779)
71-73	All Auto. A.C.	1484109	1	.10	CLIP, program link to itr.
72-73	All B-C-E w/Man. or Auto. A.C.	3022746	2	05	CONNECTOR, diverter vacuum link

9.786 VALVE—SHAFT & LEVER CASE, AIR CONDITIONING

NOTE: Refer to Grp. 9.169 for parts lists for Heater & A.C.

64-67	Special-Skylark A.C.	3159177		.51	VALVE, slave (door) (used 9.779)
68-70	30-4000 A.C.	3003699		1.23	VALVE, slave (door) (also used 9.779)
66-70	50-60-8000 Htr.	3005872		2.41	VALVE, shut-off (used 9.779)
71-73	All B-C-E (Man. or Auto. A.C.)	3022706		2.36	VALVE & SEAL, purge (used 8.858)
71-73	All B-C-E (Man. A.C.)	3022742		6.75	VALVE & SHAFT, temp. control (also used 8.858)
71-73	All B-C-E (Man. A.C.)	3022740		18.25	VALVE & HOUSING, temp. (also used 8.858)
71	All B-C-E (Man. A.C.)	3022761			VALVE, slave (A.C. htr.) (also used 9.779)
72	All Auto. A.C.	3022881		6.85	VALVE 8i SHAFT, heater temperature control
64-67	Special-Skylark A.C.	3159175		.51	SHAFT & LEVER, slave valve (door) (used 9.779)
71	All B-C-E (Man. A.C.)	3022759		.51	SHAFT & LEVER, diverter valve (door) (also used 8.858)
71	All B-C-E (Man. A.C.)	3022760	1	1.03	SHAFT & LEVER, slave valve (door) (also used 8.858)
64-67	Special-Skylark A.C.	3159172		.50	LINK, slave dr. (door) (used 9.779)
71	All B-C-E (Man. A.C.)	3015231		.67	LINK, slave door (door) (also used 8.858)
71-73	All B-C-E (Man. A.C.)	3022747		.10	LINK, diverter valve (also used 8.858)
71-73	All Auto. A.C.	7932695		2.15	LINKAGE, temp. dr. connecting-programmer (also used 9.270-9.276)
66-67	All exc. 9000	3005860		1.33	CAM & SUPPORT, htr. (used 9.779)
68-70	50-60-8000 Htr.	3005860		1.33	CAM 8t SUPPORT, htr. (used 9.779)
71-73	All B-C-E (Man. A.C.)	3022737		3.95	CAM & SUPPORT, htr. (also used 8.852)
71	All Auto. A.C.	3022879		78.85	CASE, htr. (incl. frt. plate 8i valves) (also used 8.854)
71	All B-C-E (Man. A.C.)	3023052		78.85	CASE, htr. (incl. frt. plate valves & hsg.) (also used 8.854)
72	All (Auto. A.C.)	3025958	1	78.85	CASE, heater (incl. frt. plates & valves) (also used 8.854)
72-73	All B-C-E (Man. A.C.)	3026000	1	78.85	CASE, heater (incl. frt. plates & valves) (also used 8.854)
71	All B-C-E (Man. A.C.)	3025894			PLATE, frt. htr. case (also used 8.854)
71	All B-C-E (Man. A.C.)	3022743			HOUSING, temp. valve 8i core seal (also used 8.858)
71-73	All B-C-E (A.C.)	3022829		.41	SPRING, defr. door (also used 8.858)
71	All B-C-E (Man. A.C.)	3022758		.07	LINK, diverter (also used 8.858)
68-72	All A (A.C.)	3013531		.10	CLIP, temp. valve ret. (used 9.779)
71-73	All B-C-E (A.C.)	3022741		.10	CLIP, temp. valve shaft ret. (also used 8.858)
63	44-46-4800 less A.C.	3150822		.10	ROLLER, cam (also used 8.852)
64	40-41-42-4300 less A.C.	3150822		.10	ROLLER, cam (also used 8.852)
65-67	All exc. 9000	3150822		.10	ROLLER, cam (also used 8.852)
66-67	9000 A.C.	3150822		.10	ROLLER, cam (also used 8.852)
68-70	50-60-8000	3150822		.10	ROLLER, cam (also used 8.852)
68-72	All A (A.C.)	3150822		.10	ROLLER, cam (also used 8.852)
71-73	All B-C-E (Man. A.C.)	3150822		.10	ROLLER, cam (also used 8.852)

9.786 SHAFT & LEVER, DEFROSTER VALVE

64-67	Special-Skylark A.C.	3159155	1	.51	SHAFT 8t LEVER, def. (also used 9.779)
66-67	30-4000 less A.C.	3008472	1	.51	SHAFT & LEVER, def. (also used 9.779)
68-72	All A (less A.C.)	3014901	1	.56	SHAFT 8. LEVER, def. (also used 9.779)

9.786 LEVER & SHAFT, TEMPERATURE CONTROL

66-67	All Htr. exc. 9000	3014057	1	.51	LEVER & SHAFT (also used 8.852)
68-72	All A (less A.C.)	3014067	1	.41	LEVER & SHAFT (also used 8.852)
68-70	50-60-8000 less A.C.	3014057	1	.51	LEVER & SHAFT (also used 8.852)

9.786 SPRING, OUTSIDE AIR

69-70	50-60-8000 less A.C.	3157142	1	.20	SPRING (also used 9.779)
-------	------------------------------	---------	---	-----	--------------------------

9.787 PACKAGE, BOWDEN WIRE REPAIR

54-71	All	3862203	AR	12.20	PACKAGE (incl. 13 ft. housing—60 ft. wire & 36 clamps 8i tool)
54-71	All	3986027	AR	.05	WIRE (for replacement of wire in 3862203)
54-71	All	3986084	AR	.41	HOUSING (approx. 13 ft. for replacement of housing in 3862203)
54-71	All	3856547	AR	.15	CLAMP, 2V, " long - slotted mtg. hole for 1 cable (part of 3862203)
54-71	All	3856545	AR	.15	CLAMP, 1" long - slotted mtg. hole for 1 cable (part of 3862203)
54-71	All	3856543	AR	.15	CLAMP, 1V, " long - round mtg. hole for 1 cable (part of 3862203)
54-71	All	3856541	AR	.15	CLAMP, r/, " long - slotted mtg. hole for 1 cable (part of 3862203)
54-71	All	3856539	AR	.15	CLAMP, 1" long - slotted mtg. hole w/ret. flange for 1 cable (part of 3862203)
54-71	All	3853554	AR	.15	CLAMP, %" long—round mtg. hole for 1 cable (part of 3862203)
61-62	40-4 1-4300	3846998	1	.10	CLAMP, evap. cbl. (also used 9.798)

72-73	All B-C-E.....	3022707	1	.25	BRACKET, Bowden c bl 8i valve adjustments.....
68-72	All A (less A.C.)	401827	AR	.10	NUT, push-on (control wire to temp, valve) (also used 9.798).....
68-71	All A (less A.C.)	401827	1	.10	NUT, push-on (outsid air control wire to air valve)

9.787 CLAMP HOSE

68-70	9000.....	1178681	RH	.30	CLAMP, defroster hose to selector. .
64	All V-6 less A.C.....	1365011	1	.36	CLIP, htr. hose to dbl end bolt to int. mfld.
64	40-41-42-4300 V-8 A.C. .	1365011		.36	CLIP, htr. hose to dbl end bolt to int. mfld.
64	46-4800 2-4 Bbl. Carb. less A.C.....	1365011		.36	CLIP, assms. on rkr rm cvr. boltfrt. for htr. hose
65	30-40-5000.....	1365011		.36	CLIP, htr. hose to dbl end bolt to int. mfld.....
66	30-4000 exc. 4600 less A.C.....	1365011		.36	CLIP, htr. hose bl. end bolt to int. mfld.....
66-67	All less A.C.....	1365011		.36	CLIP, htr. water hose; to (R.) inner fdr. skirt

9.787 KNOB & WIRE, COWL DUCT PANEL AIR CONTROL

64-67	Special-Skylark Cust. A.C.....	3840951	2	.56	KNOB
64	40-41-42-4300.....	4407729	2	2.36	KNOB WIRE, vent control (used 9.798)
65-66	30-4000.....	4501890	2	2.67	KNOB WIRE, vent. control (used 9.798)
66-67	50-60-8000.....	7630575	2	1.64	KNOB WIRE (also Lsed 9.798)
67	30-4000.....	7614559	2	1.74	KNOB WIRE (also jjsed 9.798)
68	30-4000 less A.C.....	8756278	2	1.85	KNOB WIRE
68	50-60-8000.....	7735915	2	2.26	KNOB WIRE
68-70	9487.....	7735917	2	2.20	KNOB WIRE
69-70	3327-69-3435-36-3569- 4439-56-66-69 less upr. Lever Vent.....	8761718	2		KNOB & WIRE, side ;owl panel.....
69	3327-69-3569-4439-69 upr. Level Vent.....	8744850	2	1.64	KNOB & WIRE, side :owl panel (-lwr)
69-70	3327-69-3569-4439-69 upr. Level Vent.....	8756278	2	1.85	KNOB 8< WIRE, for ctr. vent-upr.....
70	3435-3436 Upr. Level Vents.....	8744850	2	1.64	KNOB & WIRE (lwr.)
69-72	30-4000 Htr. less A.C. .	1230713	1	1.18	WIRE, adj. control-oulside air (green) used 9.798
69-72	30-4000 Htr. less A.C. .	1230714	1	1.33	WIRE, adj. cont.-temp red) used 9.798.....
69-70	50-60-8000.....	8718070	RH	2.26	KNOB & WIRE, ctr
69-70	50-60-8000.....	8718072	LH	1.49	KNOB 8< WIRE, ctr
69-70	50-60-8000.....	8722474	2	1.64	KNOB & WIRE, ctr
69 70	3437-3537-4437-67- 4637-67 Upr. Side Vents.....	8756278	2	1.85	KNOB 8t WIRE,
71-72	3327-69-3436-4439-69 less Upr. Level Vents. .	8756278	2	1.85	KNOB 8t WIRE,
71-72	3337-3467-3437-4437- 67.....	8744850	2	1.64	KNOB 8t WIRE, cowl duct side pnl. air-lwr.
71-72	All A Upr. Level Vents. .	8744850	2	1.64	KNOB 8t WIRE. cowl fuct side pnl. air-lwr.
71-72	All A Upr. Level Vents. .	8756278	2	1.85	KNOB & WIRE, cowl fide duct pnl. air-upr.
71-73	All B-C-E less A.C.....	9837573	RH	1.90	KNOB 8t WIRE, ctr. duct pnl. air
71-72	All B-C-E less A.C.....	9837574	LH	1.50	KNOB & WIRE. ctr. duct pnl. air
71-73	All B-C-E less A.C.....	1236910	1	1.54	KNOB & WIRE, ail vent.....
59 •	All A.C.....	1990922	1	1.69	CONTROL, air vent. (LH) (used 9.798)
61-63	40-41-4300.....	579269	2	.10	CLIP, side vent air inlet valve body cable
66	50-60-8000.....	7630539	2	.15	CLIP, cowl air outlet cøntrol ret.
67	50-60-8000 exc. 82- 8457.....	7630539	2	.15	CLIP, cowl air outlet c jntrol ret.
68-73	All.....	7783546	2	.10	CLIP.panel air outlet c jntrol
69	3327-69-3569-4439-69 Instrument Panel Side Vent.....	8720601	1	.10	CUP, air outlet door h nge rod .
69	3437-3537-4437-67- 4637-67.....	8720601	2	.10	CLIP, air outlet door h nge rod
69	30-4000 less A.C.....	8799875	2	.15	CLIP, cowl panel air outlet control
69-70	9000 less A.C.....	4411315	AR	.10	CLIP, cowl side duct panel air
70	30-4000 less A.C.....	8799875	2	.15	CLIP, cowl side duct p anel air
70-71	3435-36 Instr. Panel Side Vents.....	8799875	2	.15	CLIP, cowl side duct p inel air outlet
70-71	All A less A.C.....	8799875	2	.15	CLIP, cowl side duct p snel air.....
70	3435-36 Instr. Pnl. Side Vents less A.C.....	8720601	2	.10	CLIP, cowl side duct upr air.....
71-72	All A Instr. Pnl. Vents. .	8720601	2	.10	CLIP, shroud air outlet dr. hinge rod
70	9000 less A/C.....	4411315	AR	.10	CLIP, cowl side duct p mel air.....
72	3337-3437-67-4437-67 less A.C.....	8799875	2	.15	CLIP, shroud side duct pnl. air outlet
72	3327-69-4439-69 w/Pnl. Side Vents.....	8799875	2	.15	CLIP, shroud side duct pnl air outlet
68	50-60-80-9000.....	7761923	2	.51	SUPPORT, cowl duct ppanel air control

68-70	9000.....	.7761923	2	.51	SUPPORT, cowl duct panel air control
68-70	9487.....	.7761924	2	.25	SPACER, air outlet control support.....
69-70	50-60-8000.....	.8738441	2	.20	RETAINER, center air outlet control cable .
69-70	50-60-8000.....	.8738859	RH	.20	RETAINER, center duct air outlet cable
69	50-60-8000.....	.8738861	LH	.10	RETAINER, center duct air outlet door
70	6036-6046 less A.C.....	.8738860	LH	.20	RETAINER, ctr. duct air outlet dr.....
70	50-60-8000 exc. Wagon less A.C.....	.8738861	LH	.10	RETAINER, ctr. duct air outlet dr.....
71-73	All B-C-E less A.C.....	.481460	1	.56	BRACKET, defroster cbl. mtg. (also used 9.779) . .
64-73	All.....	.381700	AR	.10	WASHER, spec.-spg. grip-control wires (also used 9.798-4.006).....

9.789 GRILLE, COWL DUCT PANEL AIR

NOTE: For specific colors not listed use black & prime & paint to match.

63-65	Riviera.....	.382860	RH	1.08	GRILLE
63-65	Riviera.....	.382861	LH	1.08	GRILLE.....
67	30-4000.....	.7678882	RH	1.18	GRILLE (black) ...
67	30-4000.....	.7678883	LH	1.18	GRILLE (black) ...
67	30-4000.....	.7678894	RH	1.13	GRILLE (dk. blue)
67	30-4000.....	.7678895	LH	1.13	GRILLE (dk. blue)
67	30-4000 exc. 4600.....	.7678906	RH	1.44	GRILLE (gold)
67	30-4000 exc. 4600.....	.7678907	LH	1.44	GRILLE (gold)
67	3335-3453-4367-4467- 4667.....	.7678908	RH	1.08	GRILLE (med. red)
67	3335-3453-4367-4467- 4667.....	.7678909	LH	1.08	GRILLE (med. red)
67	3517-69-3617-69-4307- 17-4407-17-4600-17 ..	.7678900	RH	1.08	GRILLE (dk. turquoise)
67	35 17-69-36 17-69-4307- 17-4407-17-4600-17 ..	.7678901	LH	1.08	GRILLE (dk. turquoise).....
67	4339-4439-69.....	.7678888	RH	1.08	GRILLE (maroon).....
67	4339-4439-69.....	.7678889	LH	1.08	GRILLE (maroon).....
67	44-4865.....	.7678904	RH	1.44	GRILLE (green).....
67	44-4865.....	.7678905	LH	1.44	GRILLE (green).....
67	44-4855.....	.7678884	RH	1.44	GRILLE (dk. red).....
67	44-4855.....	.7678885	LH	1.44	GRILLE (dk. red).....
68	30-4000.....	.7739452	RH	1.13	GRILLE (black).....
68	30-4000.....	.7739453	LH	1.13	GRILLE (black).....
68	30-4000.....	.7739466	RH	1.08	GRILLE (gold).....
68	30-4000.....	.7739467	LH	1.08	GRILLE (gold).....
68	30-4000.....	.7743762	RH	1.44	GRILLE (maroon).....
68	30-4000.....	.7743763	LH	1.44	GRILLE (maroon).....
68	30-4000.....	.7783015	RH	1.08	GRILLE (teal).....
68	30-4000.....	.7783016	LH	1.08	GRILLE (teal).....
68	30-4000.....	.7739470	RH	1.08	GRILLE (dk. green).....
68	30-4000.....	.7739471	LH	1.08	GRILLE (dk. green).....
68	30-4000.....	.7743764	RH	1.44	GRILLE (buckskin).....
68	30-4000.....	.7743765	LH	1.44	GRILLE (buckskin).....
69-70	30-4000 less A.C.....	.7739452	RH	1.13	GRILLE (black) prime & paint to match.....
69-70	30-4000 less A.C.....	.7739453	LH	1.13	GRILLE (black) prime & paint to match.....
69	30-4000 less A.C.....	.8731709	RH	1.18	GRILLE (T-101-1 11-121-131-141-151-171-181-191)
69	4439-56-66 less A.C.....	.8731702	RH	1.18	GRILLE (T-157-197).....
69	4439-56-66 less A.C.....	.8731703	LH	1.18	GRILLE (T-157-197).....
69	3537-69-4437-56-66-69 less A.C.....	.8731716	RH	1.18	GRILLE (T-130-1 40-1 70-1 90)
69	3537-69-4437-56-66-69 less A.C.....	.8731717	LH	1.18	GRILLE (T-130-140-170-190).....
69	33-34-35-4400 less A.C.....	.8731714	RH	1.23	GRILLE (T-103-126-133-143-153-166-176-196).....
69	33-34-35-4400 less A.C.....	.8731715	LH	1.23	GRILLE (T-103-126-133-143-153-166-176-196).....
69	50-60-8000.....	.8740212	RH	1.18	GRILLE (T-408-425-428-438-458-455-468-608-614- 618-628-629-638-639-648-658).....
69	50-60-8000.....	.8740213	LH	1.18	GRILLE (T-408-425-428-438-458-455-468-608-6 14- 618-628-629-638-639-648-658).....
69	5200-54-66-8467.....	.8740214	RH	1.18	GRILLE (T-407-427-637).....
69	5200-54-66-8467.....	.8740215	LH	1.18	GRILLE (T-407-427-637).....
69	50-60-8000 exc. 5467- 6667.....	.8740232	RH	1.18	GRILLE (T-401-4 1 1-421-601-621-631-632-641)
69	50-60-8000 exc. 5467- 6667.....	.8740233	LH	1.18	GRILLE (T-401-41 1-421-601-621-631-632-641).....
69	50-60-8000 less A.C.....	.8740240	RH	1.44	GRILLE (T-403-4 1 3-4 1 4-426-453-464-603-624-636- 633-644).....
69	50-60-8000 less A.C.....	.8740241	LH	1.44	GRILLE (T-403-4 1 3-41 4-426-453-464-603-624-636- 633-644).....
69	50-60-8400.....	.8740242	RH	1.18	GRILLE (T-400-4 10-620-630).....
69	50-60-8400.....	.8740243	LH	1.18	GRILLE (T-400-4 10-620-630).....
70	30-4000 less AC.....	.8801085	LH	1.23	GRILLE (T-104-1 14-124-134-144-154).....
70	3400-3537-4400-4600 less A.C.....	.8801080	RH		GRILLE (T-129-159-179-1 89)

70	3400-3537-4400-4600 less A.C.	8801081	LH	1.23	GRILLE (T-129-159-179-189)
70	50-60-8000 exc. 5467- 8467 less A.C.	8800466	RH	1.23	GRILLE (T-400-4 10-420-440-450-460-600)
70	50-60-8000 exc. 5467- 8467 less A.C.	8800467	LH	1.23	GRILLE (T 400-410- 420- 4 40-450-460-600).....
70	50-60-8000 less A.C. ...	8800504	RH	1.23	GRILLE (T 401-41 1-42 1-4 41-451-481-601-631-632)
70	50-60-8000 less A.C. ...	8800505	LH	1.23	GRILLE (T 401-41 1-42 1-441-451-481-601-631-632)
70	50-60-8000 less A.C. ...	8800512	RH	1.23	GRILLE (T 404-414-43 444-454-484-494-604-61 4- 624-634-635)
70	50-60-8000 less A.C. ...	8800513	LH	1.23	GRILLE (T.404-414-4 34-444-454-484-494-604-61 4- 624-634-635)
70	50-60-8200 less A.C. ...	8740212	RH	1.18	GRILLE (T-408-428-4 38-465-468-478-4488-498- 608-618-628-637-6: 8-648).....
70	50-60-8200 less A.C.	8740213	LH	1.18	GRILLE (T-408-428-43 8-465-468-478-488-498-608- 618-628-637-638-6^ 8).....
70	5400-6400-6637-39 less A.C.	8800510	RH	1.23	GRILLE (T-426-466)
70	5400-6400-6637-39 less A.C.	8800511	LH	1.23	GRILLE (T-426-466)
70	5467-8467 less A.C.	8800470	RH	1.23	GRILLE (T-427-617)
70	5467-8467 less A.C.	8800471	LH	1.23	GRILLE (T-427 617)
70	5467-8467 less A.C.	8800508	RH	1.23	GRILLE (T-449- 459-61 3-629-639-649) ...
70	6036-46-8400 less A.C. ...	8800509	LH	1.23	GRILLE (T-449- 459-61 3-629-639-649) ...
71-72	6036-46-8400 less A.C. ...	7739452	RH	1.13	GRILLE (black) prime paint to match ...
71-72	All A less A.C.	7739453	LH	1.13	GRILLE (black) prime paint to match ...
71	All A less A.C.	9858274	RH	1.33	GRILLE (T-100- 110-15 3).....
71	All A less A.C.	9858275	LH	1.33	GRILLE (T-100- 110-15 3).....
71-73	All A less A.C.	9828748	RH	1.64	GRILLE, shroud ctr. du ;t pnl. outer outlet
71-73	All B-C-E less A.C.	9828749	LH	1.64	GRILLE, shroud ctr. du ;t pnl. outer outlet

9.789 OUTLET HEATER AIR DISTRIBUTOR—CENTER

NOTE For models not listed refer to Grp 9.779.

64	40-41-42-4300.	9773829		.97	OUTLET, htr. (ctr.) also used 9.779
65-67	30-4000.	9773829		.97	OUTLET, htr. (ctr.) also used 9.779
68-72	30-4000 exc. Mini Console.	9790487		.97	OUTLET, htr. (ctr.) also used 9.779 .
71-73	All B-C-E less A.C.	481153		.77	OUTLET, htr. (ctr.) also used 9.779 .
71	All B-C-E (Man. or Auto. A.C.).....	481192		.97	OUTLET, htr. (ctr.) also used 9.779 .
72	All A (Mini Console) ...	9791750		i.15	OUTLET, htr. (ctr.) (al used 9.779)
72-73	All B-C-E (Man. or Auto. A.C.).....	9795550	1	.97	OUTLET, htr. (ctr.) also used 9.779 .

9.789 OUTLET, AIR DUCT (COWL & DASH)

61-65	LeSabre-Wildcat-Electra- Riviera.	4412939	RH	4.72	OUTLET (cowl)
61-65	LeSabre-Wildcat-Electra- Riviera.	4412941	LH	4.72	OUTLET (cowl)
64-66	Special-Skylark-G.S.	4412971	RH	3.90	OUTLET (cowl)
64-66	Special-Skylark-G.S.	4412972	LH	3.84	OUTLET (cowl)
66-68	50-60-8000.	4412939	RH	4.72	OUTLET (cowl)
66-68	50-60-8000.	4412941	LH	4.72	OUTLET (cowl)
66-67	9000.	4535467	RH	2.82	OUTLET (cowl)
66-67	9000.	4535468	LH	2.82	OUTLET (cowl)
68-70	9487.	7698584	RH	2.82	OUTLET (cowl)
66-70	9487.	4535468	LH	2.82	OUTLET (cowl)
69-72	30-4000 Instr. Panel Side Vent.	8715632	RH	1.74	OUTLET, upper air-inne r (dash) (steel) round
69-72	30-4000 Instrument Panel Side Vent.	8715633	LH	1.74	OUTLET, upper-air-inn r (dash) (steel) round
69	50-60-8000 less A.C.	1387114	RH	6.15	OUTLET, upr. (dash) otiter (plastic)—(9.260) .
69	50-60-8000 less A.C.	1387115	LH	6.15	OUTLET, upr. (dash) otiter (plastic)—(9.260) .
69	50-60-8000.	8715156	LH	2.72	OUTLET (cowl) inner plastic.
69-70	50-60-8000 less A.C.	8801938	RH	2.10	OUTLET (cowl) inner-plastic.
69	30-4000 Instr. Panel Vents exc. Wagons	1231680	RH	9.80	OUTLET, black (dash) (lplastic)—(9.260)
69-72	All A (Instr. Panel Vents. less A.C.)	1387309	LH	10.55	OUTLET, black (dash) (blastic)—(9.260)
70-72	All A (Upr. Level Vents less A.C.)	1232454	RH	8.15	OUTLET, upr. vent, (bl :k) (also used 9.260) (dash)
70	50-60-8000 less A.C.	1233038	RH	7.95	OUTLET, vent. upr. (da h) outer-plastic.
70	50-60-8000 less A.C.	1233039	LH	5.65	OUTLET, vent. upr. (da h) outer-plastic.
70	50-60-8000 less A.C.	8801940	LH	2.67	OUTLET (cowl) inner-plastic.
71-73	All B-C-E less A.C.	9872168	RH	2.67	OUTLET (cowl) vent, duct pnl. outer.
71-73	All B-C-E less A.C.	9851857	LH	3.49	OUTLET (cowl) vent duct pnl. outer
71-73	All B-C-E less A.C.	9827760	1	3.28	OUTLET (cowl) vent, ct duct pnl.
71-73	All B-C-E less A.C.	1235722	RH	5.55	OUTLET (dash) hsg

71-72	All B-C.....	1235352	2	3.38	
					(hsg. & vane) (also used 9.260)
71-73	All E less Man. or Auto. A.C.....	1235422	1	5.70	
69-71	All A Instr. Pnl. Vents.	1383563	LH	.87	
69	All A Instr. Pnl. Vents.	1387740	RH	1.03	
70-72	All A (Upr. Level Vents or A.C.).....	1232092	RH	.97	RETAINER, outer outlet (also used 9.260) .
68-72	All A (A.C. or Upr. Level Vents).....	1383563	LH	.87	
60-61	All.....	563523	AR	.05	
9.789 COVER, COWL SIDE DUCT AIR					
65-67	50-60-8000 A.C.....	4469165	RH	2.36	COVER, htr. hole
66	50-60-8000 A.C.....	7608287	RH	3.79	COVER.....
66	50-60-8000 A.C.....	8773708	LH	2.26	COVER.....
66	Riviera A.C.....	7580797	LH	2.51	COVER.....
67	30-4000 A.C.....	7614560	LH	2.10	COVER.....
67-69	50-60-8000 Man. or Auto. A.C.....	8773708	LH	2.26	COVER
67-70	9487 Man. or Auto. A.C. .	7580797	LH	2.51	COVER
67-68	50-60-8000.....	7608287	RH	3.79	COVER
68	30-4000 A.C.....	7671449	LH	2.51	COVER
69-72	All A (A.C.).....	8732446	LH	2.56	COVER
69	50-60-8000 Man. or Auto. A.C.....	8774257	RH	3.49	COVER
70	50-60-8000 Man. or Auto. A.C.....	8757897	1	2.10	COVER, air outlet.....
71-73	All E less A.C.....	1235562	RH	2 00	COVER, instr. pnl. cvr. air outlet.....
71-73	All E less A.C.....	1236219	1	1.49	COVER, instr. pnl. filler air outlet (black) (paint to match).....

9.789 DOOR—VALVE, AIR OUTLET (DASH & COWL)

64-66	30-4000.....	4408510	RH	2.15	DOOR (cowl) .
64-66	30-4000.....	4408511	LH	2.15	DOOR (cowl) .
66-70	9000.....	4536334	RH	2.36	DOOR (cowl) .
66-70	9000.....	4536335	LH	2.36	DOOR (cowl) .
67	30-4000.....	7612086	RH	2.15	DOOR (cowl) .
67	30-4000.....	7612087	LH	2.15	DOOR (cowl) .
68-72	All A.....	7727258	RH	2.46	DOOR (cowl) .
68-72	All A.....	7727259	LH	2.46	DOOR (cowl) .
69-72	All A Instr. Panel Vents exc. Wagons.....	8719918	RH	2.00	DOOR (dash) .
69-72	All A Instr. Panel Vents exc. Wagons.....	8719919	LH	1.95	DOOR (dash)
70	3435-36 Instr. Pnl. Vents.....	8719918	RH	2.00	DOOR (dash)
70	3435-36 Instr. Pnl. Vents.....	8719919	LH	1.95	DOOR (dash)
69-70	50-60-8000 exc. 6036- 46.....	8717730	LH	1.38	DOOR, ctr. (dash).....
70	6036-46 less A.C.....	8717541	LH	1.33	DOOR, ctr. (dash).....
69-70	50-60-8000.....	8717540	RH	1.33	DOOR, ctr. (dash).....
69-70	50-60-8000 less A.C.	8717588	LH	2.41	DOOR, side (cowl).....
69-70	50-60-8000 less A.C.	8717587	RH	2.41	DOOR, side (cowl).....
71-72	All B-C-E less A.C.....	9831503	RH	2.46	DOOR (dash) ctr. duct air outlet side
71-73	All B-C-E less A.C.....	9831505	LH	2.46	DOOR (dash) ctr. duct air outlet side
71-73	All B-C-E (less A.C.)....	9831504	1	2.46	DOOR (dash) ctr. duct air outlet ctr. .
60	All.....	4838830	RH	2.26	VALVE, cowl side duct air hsg.
60	All.....	4838831	LH	2.26	VALVE, cowl side duct air hsg.
61-65	LeSabre-Wildcat-Electra- Riviera.....	4838830	RH	2.26	VALVE, cowl side duct air hsg.
61-65	LeSabre-Wildcat-Electra- Riviera.....	4838831	LH	2.26	VALVE, cowl side duct air hsg.
66-68	50-60-8000.....	4838830	RH	2.26	VALVE, cowl panel air inlet.....
66-68	50-60-8000.....	4838831	LH	2.26	VALVE, cowl panel air inlet.....
68-71	30-4000 A.C.....	3014872	1	12.75	VALVE, hsg. 8i brkt. (also used 9.779)
72-73	All B-C-E (Flapper Valve Type).....	9609899	2	1.54	VALVE, drain-ctr. duct pnl. (also used 10.997- 12.804) (replaces hose).....
66-70	9000 Man. or Auto. A.C.	3005262	1	24.25	AIR INLET & VALVE.....
68-71	30-4000 A.C.....	3014868	1	.46	SPRING, air valve (also used 9.779).....

9.789 INLET, EVAPORATOR AIR

71-73	All B-C-E (Man. or Auto. A.C.).....	3022834	1	16 00	INLET, evap. air
-------	--	---------	---	-------	------------------

9.789 GASKET, RECIRCULATING AIR

66-70	9000 Man. or Auto. A.C	3005633	1.33	GASKET, recirc. air.
68	30-4000 A.C.	3014867	1.49	GASKET, recirc. air .
69-71	All A (A.C.)	3018642	1.74	GASKET, recirc. air.

9.790 BLOWER—CASE—FAN—MOTOR—PLATE & BRACKET, FORCED AIR VENTILATION

69	30-4000	3019126	RH	47.25	BLOWER, incl. mtr. & mtg. plate
70-72	30-4000	3019127	LH	47.25	BLOWER, incl. mtr. 8i mtg. plate
70	30-4000	8802020	RH	66.70	BLOWER, incl. mtr. 8i mtg. plate
70	50-60-8000	3020320	RH	47.25	BLOWER, incl. mtr. & mtg. plate
70	50-60-8000	3020368	LH	47.25	BLOWER
71-72	All A	3019126	RH	47.25	BLOWER
69-71	All A	3019146	RH	1.69	CASE, blower .
69-71	AHA	3019148	LH	1.69	CASE, blower .
69-70	50-60-8000	3019147	RH	1.69	CASE, blower .
69-70	50-60-8000	3019146	LH	1.69	CASE, blower .
69-71	All	3021207	2	.15	CLAMP, wiring harness (clip)
69-71	All A	3020131	2	6.95	FAN, vent blower .
69-70	50-60-8000	3020133	RH	6.95	FAN, vent blower .
69-70	50-60-8000	3020131	LH	6.95	FAN, vent blower .
69-71	All	3020262	2	.30	GASKET, vent blower fntg.
69-70	50-60-8000	1232202	1	1.18	LENS, switch ("vents" mprinted) .
71-73	All B-C-E less A.C.	1236911	1	1.69	LEVER, upr. air vent (mtd. to center duct)
69-72	All A	6299386	1	9.40	HARNES, fan.
69	50-60-8000	6299387	1	8.70	HARNES, fan.
69-71	All A	4919747	2	23.20	MOTOR, blower.
69-70	50-60-8000	4919552	RH	18.50	MOTOR, blower.
69-70	50-60-8000	4919747	LH	23.20	MOTOR, blower.
69	30-4000	3019168	RH	4.92	PLATE 8. BRACKET, rrltr. mtg.
69-71	All A	3019193	LH	4.92	PLATE 8. BRACKET, rt tr. mtg.
70-71	All A	3021521	RH	9.55	PLATE 8. BRACKET, rr tr. mtg.
69-70	50-60-8000	3020426	RH	8.95	PLATE 8. BRACKET, rr tr. mtg.
69-70	50-60-8000	3020428	LH	9.50	PLATE 8. BRACKET, rr tr. mtg.
69-71	All	3020263	2	1.54	SHIELD, blower mtr. brg
69-72	All A	1232204	1	12.65	SWITCH & WIRE, blower lo-vents-hi" on knob) .
69-70	50-60-8000	1232201	1	5.15	SWITCH, blower (incl. cnob & chrome bezel)
71-73	All B-C-E less A.C.	3709568	1	.10	WASHER, upr. air vent lever—(0.854)

9.795 VALVE, HEATER WATER TEMPERATURE CONTROL

54-55	All	1163846		14.95	VALVE
59	All	3146294		16.95	VALVE, man. control
60	All	3150613		13.65	VALVE less capillary tjbe-not required)
61-62	44-46-47-4800	3150613		13.65	VALVE less capillary tjbe-not required)
61-63	40-41-4300 V-8	3151404		17.90	VALVE
62-63	V-6	3154091		18.50	VALVE
63	44-46-4800	3156874		5.75	VALVE incl. in 13963511 pkg
63	44-46-4800 less A.C.	1396391		15.25	VALVE PKG., htr. wate valve (incl. water valve. hoses 8i atch. parts)
63	4700	3156411		5.75	VALVE
63	44-46-4800 less A.C.				VALVE (use cam 8. supjt.-grp. 9.779)
64	40-41-43-44-46-4800 less A.C.				VALVE (use cam & supt.-grp. 9.779)
64	40-41-42-4300 A.C.	1479664		9.30	VALVE
64	4400 A.C.	3000112		6.35	VALVE
64	4400 less A.C.	3001077		6.60	VALVE
64	46-4800	3156874		5.75	VALVE
64	4700	3000110		6.35	VALVE
65	30-40-50-60-8000 A.C.	1231105		8.10	VALVE, water temp, coptrol
65	30-40-50-60-8000 less A.C.				VALVE, water temp. (use cam 8i support group 9.779)
65	9000	1231105		8.10	VALVE, water temp, coltrol
66	All Man. or Auto. A.C.	1231105		8.10	VALVE, water temp, coltrol
66-70	All less A.C.	3157840		2.77	VALVE, temp, control
67	30-4000 exc. 4600 A.C.	1379746		10.00	VALVE, water (r. rr. or mfld.)
67	5000 Man. or Auto. A.C.	1379746		10.00	VALVE, water jr. rr. or mfld.)
67	46-60-80-9000 Man. A.C.	396235		13.50	VALVE, water control
67	80-9000 Auto. A.C.	396235		13.50	VALVE, water control
68	30-4000 (350 Eng.) A.C.	1384723		10.00	VALVE, water in (r.) rr. or int. mfld.
68	5000 Man. A.C.	1384723		10.00	VALVE, water in (r.) rr. or int. mfld.
68	400-430 Eng. A.C.	399679	—	14.10	VALVE, water control
68	5000 Auto. A.C.	1385322		20.45	VALVE, water-in rr. or i mfld.
68	60-80-9000 Auto. A.C.	399715>		18.65	VALVE, water in rr. or i mfld.
69-70	All Man. A.C.	1231105		8.10	VALVE, water temperatbre control
69-70	All Auto. A.C.	1230573		17.95	VALVE, water temperatjre control
68 70	All Auto. A.C.	1394859		4.87	VALVE SERVICE KIT, thermal vacuum valve

71-72	All A less A.C.	3157840	1	2.77	VALVE, water temp, control
71-72	All A (A.C.)	1231105	1	8.10	VALVE, water temp, control
71-72	All B-C-E (Man. or Auto. A.C.)	481375	1	8.35	VALVE, water temp, control.....
73	All Man. or Auto. A.C. ..	481375		8.35	VALVE, water temp, control.....
68-71	L-6 Eng. A.C.	1385835	1	.55	PLUG, vac. hose to water valve.....
59-62	44-46-47-4800.....	3142694	1	.15	GASKET, between core & valve.....
59-62	All.....	3145607	1	.18	STAKE, capillary ret. (auto. htr. control valve capillary tubeto htr. core).....
63	40-4 1-42-4300 A.C.	3145607	1	.18	STAKE, capillary tube to htr. core.....
71-73	All B-C-E.....	6490265	1	3.36	SWITCH, engine temp, delay (for blower control fan) —(8.852).....
64	40-4 1-42-4300.....	1479565	1	.10	RETAINER, valve to brkt.—(8.866).....
65	All A.C. exc. 9000.....	1484385	1	.15	RETAINER, valve to brkt.—(8.866).....
65	9000.....	1484385	1	.15	RETAINER, valve to brkt.—(8.866).....
66	All Man. or Auto. A.C.	1484385	1	.15	RETAINER, htr. water valve to brkt.—(8.866).....
9.795 COVER. WATER TEMPERATURE CONTROL VALVE					
61-63	40-41-4300.....	1347723	1	1.38	COVER.....
9.795 HOSE & GROMMET, A.C. VACUUM					
NOTE: Vacuum hoses also listed in Grp. 9.798.					
65	V-6 A.C. 2nd Type Valve Stamped No. 0508.....	1373746	1	5.30	HOSE 8c GROMMET, vac. hose to vac. dia. (eng. compt.).....
65	30-4000 A.C. 1st Type Valve Stamped No. 0492.....	1370452		4.10	HOSE 8c GROMMET, hose assm. to water valve eng. footing.....
65	30-4000 V-8 A.C. 2nd Type Valve Stamped No. 0508.....	1373747	1	4.61	HOSE 8c GROMMET, vac. hose to water valve eng. footing.....
65	30-4000 V-8 A.C. 1st Type Valve Stamped No. 0492.....	1370452	1	4.10	HOSE & GROMMET, vac. hose to vac. dia. (eng. compt.).....
NOTE. Valves referred to above are suction throttling valves.					
66	V-6 A.C. 1st Type (Htr. Water Valve Mounted to Rr. A.C. Compr. Mtg. Brace).....	1378266	1	4.90	HOSE 8c GROMMET, vac. hose to vac. diaph.-eng. compt.....
66	30-4000 V-8 exc. G.S. 1st Type-Htr. Water Valve Mounted to Rr. A.C. Compr. Mtg. Brace	1378265		4.61	HOSE 8i GROMMET, vac. hose to water valve eng. fitting 8i source.....
66	V-6 A.C. 2nd Type (Water Valve Mounted at Rr. of Right Cyl. Hd.)	1373746		5.30	HOSE & GROMMET, vac. hose to vac dia (eng. compt.).....
66	30-4000 V-8 A.C. 2nd Type (Water Valve Mounted on Rr. of Rr. Cyl. Hd.).....	1373747		4.61	HOSE 8c GROMMET, vac. hose to water valve (eng. fitting).....
67	V-6 A.C.	1380607		5.15	HOSE 8c GROMMET, vac. hose asm. to vac. diaph. eng. compt.....
67	30-4000 V-8 A.C.	1380608		4.77	HOSE & GROMMET, vac. hose assm. to vac. diaph. eng. compt.....
9.798 ACTUATOR—ADAPTER—BRACKET, HEATER & A.C					
68-70	All Auto. A.C.	1998940		14.20	ACTUATOR, piloted vac. (on case)—(9.28 1)
65-67	50-60-8000 A.C.	1371906		.51	ADAPTER, htr. & A.C. vac. disc.....
65	50-60-8000 A.C. 2nd Type Valve Stamped No. 0521.....	1373744	1	.62	ADAPTER, water valve vac. disc. .
66-67	30-4000 A.C.	1378118	1	1.23	ADAPTER, A.C. vac. disc.....
66-67	50-60-8000 A.C.	1373744	1	.62	ADAPTER, water valve vac. disc. .
66-67	9000 A.C.	1371906	1	.51	ADAPTER, htr. 8; A.C. vac. disc. .
66	9000 less A.C.	1376203	1	.41	ADAPTER, vac. disc.....
66 67	9000 less htr.	1376586	1	.51	ADAPTER, vac. disc.....
67	9000 Htr. less A.C.	1381787	1	.92	ADAPTER, vac. disch.....
68	All A.C.	1373744	1	.62	ADAPTER, water valve vac. disch.
68	30-40-9000 A.C.	1384063	1	.46	ADAPTER, htr. 8; A.C. vac. disch.
68	50-60-8000 A.C.	1384062	1	.40	ADAPTER, htr. & A.C. vac. disch.
68	9000 less A.C.	1384064	1	.46	ADAPTER, htr. & A.C. vac. disch.

69-72	All A (A.C.)	1230016	1	.41	ADAPTER, vacuum sw tch harness
69-70	50-60-8000 less A.C.	1230014	1	.41	ADAPTER, vacuum h harness
69-70	50-60-8000 Man. A.C.	1230017	1	.41	ADAPTER, vacuum sw tch harness
69-70	50-60-8000 Auto. A.C.	1230019	1	.56	ADAPTER, vacuum sw tch harness
69-70	9000 Auto. A.C.	1230020	1	.56	ADAPTER, vacuum sw tch harness
69-70	9000 less A.C.	1230015	1	.41	ADAPTER, vacuum sw tch harness
69-70	9000 A.C.	1230018	1	.56	ADAPTER, vacuum sw tch harness
65-66	V-6 A.C.	1369179	1	.36	BRACKET, throttle adj switch mtg.
65	30-40-5000 exc. G.S.	1373807	1	1.38	BRACKET, gate valve ifntg.
65-66	Skylark Gran Sport A.C.	1370749	1	.56	BRACKET, water valve mtg.
65-66	60-80-9000 Man. or Auto. A.C.	1370749	1	.56	BRACKET, water valve mtg.
66	30-4000 A.C. less G.S. 1st Type-Htr. Water Valve Mounted to Rr. A.C. Compr. Mtg. Brace	1378286	1	.62	BRACKET, gate valve ntg. assms. on cyl. hd. (R.) rr.
66	30-40-5000 A.C. (2nd Type. Water Valve Mounted at Rr. of Right Cyl. Hd.)	1373807	1	1.38	BRACKET, gate valve i >tg.
66-67	33-35-4300 A.C.	1369179	1	.36	BRACKET, auto throttl ! adj. switch mtg.
66	5000 A.C. 1st Type Htr. Water Valve Mounted to Rr. A.C. Compr. Mtg. Brace.	1378286	1	.62	BRACKET, gate valve iptg. assms. to rr. compt. mtg. brace.
66-70	9000 Man. or Auto. A.C.	3005657	1	1.13	BRACKET, evap. 8i blolfrer valve mtg.
68	30-4000 A.C.	1385024	1	.25	BRACKET, htr. def. air bl.
68	30-4000 less A.C.	9791304	1	.20	BRACKET, htr. 8> def. Eir cbl.
68-72	All A less A.C.	9791433	1	.20	BRACKET, temp, contr >l cbl.-mtg.
68	All exc. 9000 less A.C.	9791436	1	.25	BRACKET, air valve vb mtg.
69-72	All A less A.C.	9791436	1	.25	BRACKET, air valve ca le-mounting
69-72	All A less A.C.	1230701	1	.36	BRACKET, heater 8i delfroster air cable
9.798 CLAMP—CLIP, HEATER & A.C. (HOSES & CONTRQLS)					
63-65	LeSabre-Wildcat-Electra	1358419	1	15	CLAMP, htr. hose to ev^ap. adapter
66-67	All Auto. A.C.	3009731	1	.40	CLAMP, motor unit.
68	50-60-80-9000.	1385323	2	10	CLAMP, t.v.r. hose to blower
69-70	50-60-8000 Man. or Auto. A.C.	1358419	1	15	CLAMP, heater hose to blower to evaporator duct
69-70	50-60-8000 Auto A.C.	3020382	1	18	CLAMP, actuator.
63-65	Riviera	1362545	1	10	CLIP, instr. panel wire arness to rr. (L.) htr. duct (used 2.559).
66-67	30-4000 A.C.	1377264	2	10	CLIP, spg.-spec. (ctr. d.d.ct assm. to ctr. outletassm.) r.
66-67	All Auto. A.C.	1482349	1	10	CLIP, temp, valve link i
66-68	All Auto. A.C.	7273467	1	15	CLIP, auto, climate cor ol filter ret. 1.
68-69	9000.	1384630	1	10	CLIP, cbl. assms. to br! pedal mtg. brkt. for control wires.
68	30-4000 A.C.	1385768	1	10	CLIP, vac. hose adapte retaining.
68	50-60-80-9000 A.C.	1385768	1	10	CLIP, vac. hose adapte to selector switch oninstr. panel controls.
69	9000 less Auto. A.C.	1385768	1	10	CLIP, vacuum hose ret inmg.
66-69	9000 Man. or Auto. A.C.	3013532	1	15	CLIP, temperature valve ret.—(8.854)
68-72	All.	7282187	AR	15	CLIP, htr. & A.C. contro lens—(8.852)
9.798 CONNECTOR, HEATER & A.C. VACUUM HOSE					
59-62	All exc. 40 41-4300.	3895904	1	.46	CONNECTOR, vac con rol tee—Va" tee (nylon)— (9.281).
63-64	4800 A.C. & Vac. Dr. Lock	1358897	1	.41	CONNECTOR, tee-in va line
65	All A.C.	1366284	AR	.25	CONNECTOR, vac. hos >R. angle (90 degree-plastic)
65	All A.C. exc. Riviera.	1366285	AR	.15	CONNECTOR, vac. hos: (straight-plastic).
65	30-4000 A.C. 2nd Type Valve Stamped No. 0508.	1373757	1	.77	CONNECTOR, vac. hosn (1" rubber 4 holes)
65	50-60-8000 A.C. 2nd Type Valve Stamped No. 0521.	1373745	1	.62	CONNECTOR, vac. hos-j) (1" rubber 4 holes).
66-67	33-35-4300 A.C.	3895904	1	.46	CONNECTOR, Va" tee ir vac. hose adapter for idle (nylon)—(9.281)
65	All A.C.	3895904	AR	.46	CONNECTOR. 'l>" tee ir A.C. vac. hose (nylon)— (9.281).
66-67	30-4000 A.C.	1373757	1	.77	CONNECTOR, vac. hosi (1" rubber 4 holes)
66-67	50-60-8000 A.C.	1373745	1	.62	CONNECTOR, vac. hoso (1" rubber 4 holes)
66-73	All A.C.	3895904	AR	.46	CONNECTOR, tee in A. :. vac. hose—(9.281)
66	V-6 A.C.	3895904	1	.46	CONNECTOR, tee in recirculating hose for idle advance switch screw (l/*) (nylon)—(9.281)
66	9000 Auto. AC.	3156386	1	.20	CONNECTOR, vac. tubes

66-68	All as Req.....	3866868	AR	.20
65-71	All.....	1366285	AR	.15
67	9000 Htr. less A.C.....	1366284	1	.25
67	9000 Auto. A.C.....	3013269	1	.77
68	All A.C.....	1366284	AR	.25
68	9000 less A.C.....	1366284	2	.25
70	All exc. 9000.....	1366284	AR	.25
71-72	All (A.C.).....	1366284	AR	.25
71-72	All B-C-E (Man. or Auto. A.C.).....	1236690	1	.72
72-73	All A (A.C.).....	1366285	AR	.15

TEE CONNECTOR (1/2" x 1/8" x 1/2") used 9.798.....
CONNECTOR, vacuum hose (straight-plastic).....
CONNECTOR, vac. hose R. angle (90 degree-plastic)
CONNECTOR, vac. tubes.....
CONNECTOR, in vac. hose & grommet (R. angle-90 degree-plastic).....
CONNECTOR, in non htr. vac. hose (90 degree-plastic).....
CONNECTOR, vac. hose-R. angle (90 degree) plastic
CONNECTOR, vac. hose-R. angle (90 degree plastic)
CONNECTOR, vac. instr. pnl. harness to A.C. htr. harn.....
CONNECTOR, vac. hose-straight (plastic).....

9.798 CONTROL—CORD, HEATER & A.C CONTROLS

59	All A.C.....	1990922	1	1.69
61	44-46-47-4800 less A.C.....	1351064	1	10.45
61-62	44-46-47-4800 less A.C.....	1164165	1	4.36
61-62	44-47-4800.....	1351073	1	18.95
61-62	44-46-47-4800 A.C.....	1351064	1	10.45
62	44-46-4800 less A.C.....	1351064	1	10.45
61-62	44-46-47-4800 A.C.....	1164882	1	12.60
61-63	40-4 1-4300.....	7283273	1	8.30
63	44-46-47-4800.....	1354497	1	9.55
63	4700 less A.C.....	1356490	1	5.25
63	4700.....	1355095	1	6.45
63	4700 A.C.....	1164882	1	12.60
63-64	44-46-4800 A.C.....	1356951	1	3.59
63-64	44-46-4800 A.C.....	1355160	1	4.61
63-64	44-46-4800 less A.C.....	1355329	1	4.56
64-65	Special-Skylark less A.C.....	7288624	1	14.25
64-65	Special-Skylark A.C.....	7288644	1	29 40
64	44-46-4800.....	1354497	1	9.55
64	4700.....	7286384	1	25.40
64-65	Riviera A.C.....	7286404	1	36.45
65	50-60-8000 less A.C.....	1367155	1	19.40
65	50-60-8000 A.C.....	1367275	1	34.15
65	9000 htr.....	7291494	1	25.50
66	30-4000 A.C.....	7293834	1	33.55
66	30-4000 Htr. less A.C.....	7293824	1	19.80
66	50-60-8000 A.C.....	7293934	1	34.85
66	50-60-8000 Htr. less A.C.....	7293924	1	21.10
66	8000 Auto. A.C.....	7300484	1	20.15
66	9000 Auto. A.C.....	7291874	1	27.70
66	50-60-8000 Auto. A.C.....	3021873	1	89.65
66	9000 Htr. less A.C.....	7293844	1	30.75
66	9000 Auto. A.C.....	3007954	1	60.70
66	9000 Auto. A.C.....	3013211	1	64.35
66	9000 Man. A.C.....	7293854	1	36.05
67	30-4000 A.C.....	1378872	1	35.80
67	30-4000 Htr. less A.C.....	1378875	1	20.90
67	50-60-8000 A.C.....	1378871	1	37.10
67	50-60-8000 w/Auto. A.C. 2nd Type(See • Footnote).....	3021873	1	89.65
67	50-60-8000 Htr. less A.C. or Auto. Climate Control.....	1378874	1	22.90
67	50-60-8000 Auto. A.C.....	1378870	1	20.80
67	9000 Auto. A.C. 2nd Type (See Footnote) ...	3013235	1	49.50
67	9000 Auto. A.C.....	1378869	1	28.00
67	9000 Htr. less A.C.....	1381502	1	32.00
67	9000 Auto. A.C. 1st Type (See Footnote).....	3007954	1	60.70
67	9000 Auto. A.C. 2nd Type (See Footnote) ...	3021754	1	62.35
67	9000 A.C.....	1378876	1	38.40
67	9000 Auto. A.C.....	3013211	1	64.35
68	30-4000 A.C.....	1382303	1	55.65
68	30-4000 less A.C.....	1382300	1	43.45
68	50-60-80-9000 A.C.....	1382996	1	55.65
68	9000 less A.C.....	1382301	1	47.05
68	50-60-80-9000.....	1382302	1	29 40
68	50-60-8000 less A.C.....	1382997	1	43.45
69	30-4000 less A.C.....	1387639	1	28 60

CONTROL, air vent. (L.)—(9.787).....
CONTROL 8i PLATE, vent, control instr. panel.....
CONTROL, htr. valve (assm. to htr. case).....
CONTROL 8. PLATE, htr. & def. instr. panel (paint to match trim).....
CONTROL 8i PLATE, cold & air flow-instr. panel
CONTROL & PLATE VENT. CONTROL
CONTROL, valve.....
CONTROL, htr.....
CONTROL, htr. & def. instr. panel.....
CONTROL, htr. valve.....
CONTROL, instr. panel A.C. or vent.....
CONTROL, A.C. valve.....
CONTROL, circuit.....
CONTROL, A.C.....
CONTROL, htr. valve.....
CONTROL, htr. & def.....
CONTROL, htr. & def.....
CONTROL, instr. panel htr. 8i def.....
CONTROL, htr. & def.....
CONTROL, A.C. valve.....
CONTROL, instr. panel htr. & def.....
CONTROL, A.C.....
CONTROL, htr. & def.....
CONTROL, A.C.....
CONTROL, htr. & def.....
CONTROL, auto, temp.-instr. panel.....
CONTROL, auto, temp.-instr. panel.....
CONTROL, auto, temp.....
CONTROL, htr. & def.....
CONTROL, auto. A.C.....
CONTROL, assm. (temp.).....
CONTROL, A.C.....
CONTROL, A.C.....
CONTROL, htr. & def.....
CONTROL, A.C.....
CONTROL, auto, temp, (on case)
CONTROL, htr. 8t def.....
CONTROL, auto, climate instr. panel
CONTROL (Selector).....
CONTROL, auto, climate instr. panel
CONTROL, htr. 8. def.....
CONTROL, auto, climate.....
CONTROL, auto, climate.....
CONTROL, A.C.....
CONTROL (temp.).....
CONTROL, A.C.....
CONTROL, htr. & def.....
CONTROL, A.C.....
CONTROL, instr. panel htr.....
CONTROL, auto, climate.....
CONTROL, htr.....
CONTROL, heater (complete).....

69	30-4000 A.C.	1387642		34.25	CONTROL, A.C. (comp etc) .
69	50-60-8000 less A.C.	1387640		28.90	CONTROL, heater (complete)
69	50-60-8000 A.C.	1387643		36.90	CONTROL, A.C. (comp etc)
69	50-60-8000.....	1387645		31.35	CONTROL, auto. A.C. (complete)
69	9000 less A.C.	1387641		29.50	CONTROL, heater (complete) . . .
69	9000 A.C.	1387644		40.50	CONTROL, A.C. (comp etc)
69	9000 Auto. A.C.	1387646		30.75	CONTROL, auto. A.C. (complete)
70-73	All.....				CONTROL, htr. (refer to grp. 8.849)
70-73	All.....				CONTROL, A.C. (refer to grp. 9.273)
68	All.....	7305362	2	.72	CORD, A.C. or htr. control dial

9.798 COVER, HEATER & A.C. CONTROLS

61	44-46-47-4800 A.C.	1347046	1	1.13	COVER, control valve-fk
61	44-46-47-4800 A.C.	1347047	1	.87	COVER, control valve-r-
61-63	44-46-47-4800 less A.C.	1355751	1	.46	COVER, control valve-top
61-63	44-46-47-4800 less A.C.	1347049	1	.67	COVER, control valve-t ottom
62	44-46-4800 A.C.	1362559	1	1.33	COVER, control valve-f
62	44-46-4800 A.C.	1351866	1	.92	COVER, control valve-r
63	4700 A.C.	1362559	1	1.33	COVER, control valve-f
63	4700 A.C.	1351866	1	.92	COVER, control valve-r-
63-64	44-46-4800 A.C.	1358213	1	.36	COVER, circuit control assy. .
64	44-46-4800 less A.C.	1355751	1	.46	COVER, htr. control valve-top
64	44-46-4800 less A.C.	1347049	1	.67	COVER, control valve-t ottom.
66-67	9000 Auto. A.C.	1378143	1	11.15	COVER, auto, climate (ontrol (formed)
68-69	9000 Auto. A.C.	3015021	1	2.82	COVER, control protection
69-70	9000 Auto. A.C.	3019398	1	3.18	COVER, control protecion

9.798 DIAPHRAGM—FILTER, HEATER & A.C. VACUUM ROSE

67	All Auto. A.C. (2nd Type- See Note).....	1998931	1	5.07	DIAPHRAGM, temp. door—(9.28 1)
68-70	All Auto. A.C.	3015631	1	1.23	DIAPHRAGM, master switch vac.
	NOTE Vacuum diaphragm also listed in Grps 8.850-9.198-9.277-9.280-9.281			9.779.	
66-67	All Auto. A.C.	3008159	2	.10	FILTER, vent
67	All Auto. A.C. 2nd Type (See Footnote).....	3013626	2	.10	FILTER, vac. nozzle . .
68-70	All Auto. A.C.	3015065	1	2.20	FILTER, t.v.r. air. . . .
68	All Auto. A.C.	3008159	2	.10	FILTER, vac. switch .
67-70	All Auto. A.C.	3019139	1	3.13	FILTER, restrictor reg.
67	All Auto. A.C. 2nd Type (See Footnote).....	3019139	1	3.13	FILTER, vac hose . . .
68-69	All Auto. A.C.	3019139	1	3.13	FILTER, vacuum hose
68-70	50-60-80-9000 Man. or Auto. A.C.	3014505	1	1.23	FITTING, aspirator air
66-67	All Auto. A.C.	3011105	1	.10	GASKET, ambient switfch
66-67	9000 Man. or Auto. A.C. .	1377187	1	1.64	GASKET, htr. & A.C. selector
68-70	All Auto. A.C.	3015066	1	.30	GASKET, filter.
68-70	9000.....	1377187	1	1.64	GASKET, htr. & A.C. sepector

9.798 GROMMET—WIRING HARNESS—VACUUM HOSE, HEATER AND AIR CONDITIONING

66-67	50-60-8000 Auto. A.C.	1370945		.77	GROMMET, vac. hose
68-72	All A (A.C.)	1385993		.62	GROMMET,vac. hose thru dash
68	50-60-8000 A.C.	1381242		.92	GROMMET, vac. hose thru dash.
69-70	9000.....	1385993		.62	GROMMET, vacuum hoses thru dash
69-70	50-60-8000.....	1230525		.56	GROMMET, vacuum taik hose thru dash
69-70	9000 Auto. A.C. .	1230281		1.79	GROMMET, vacuum hose thru dash.
67	60-8000 A.C.	1384355		.05	GUARD, vac. hose adapter.....
67	50-60-8000.....	1383075		.30	GUARD, vac. hose
68	50-60-8000 Auto. A.C.	3016307		22.45	HARNESS, elec. wiring auto. A.C.
68	9000 Auto. A.C. .	3015638		22.75	HARNESS, elec. wiring auto. A.C.
69-70	50-60-8000 Auto. A.C.	3018478		29.80	HARNESS, elec. wiring auto. A.C.
69-70	9000 Auto. A.C. .	3018466		29.10	HARNESS, elec. wiring auto. A.C.
66	8000 Auto. A.C. .	3007532		17.95	HOSE HARNESS, vac
67	50-60-8000 Auto. A.C. 2nd Type (See Footnote)	3013202	1	16.60	HOSE HARNESS, vac.
67	50-60-8000 Auto. A.C. 1st Type (See Footnote)	3013578	1	22.90	HOSE HARNESS, vac
67	9000 Auto. A.C. 1st Type (See Footnote)	3013579	1	25.40	HOSE HARNESS, vac
67	9000 w/Auto. A.C. (2nd Type).....	3013210	1	25.40	HOSE HARNESS, vac
68	50-60-8000 A.C.	1384129	1	9.10	HOSE HARNESS, vac
68	50-60-8000 Auto. A.C. .	3014337	1	22.60	HOSE HARNESS, vac
68	9000 A.C.	1384128	1	9.30	HOSE HARNESS, vac
68	9000 Auto. A.C.	3014700	1	26.65	HOSE HARNESS, vac
68	30-4000 A.C.	1387028	1	7.65	HOSE HARNESS, vac.

68	9000 less A.C.	.1384571		4 72	HOSE HARNESS, vac.
69-72	30-4000 A.C.	.1230188		8.85	HOSE HARNESS, vac.
69-70	50-60-8000 Auto. A.C.	.3018477		34 70	HOSE HARNESS, vac.
69-70	50-60-8000 A.C.	.1386710		9.95	HOSE HARNESS, vac.
69-70	9000 A.C.	.1230191		9.00	HOSE HARNESS, vac.
69-70	9000 Auto. A.C.	.3018465		36.00	HOSE HARNESS, vac.
71-73	All (Auto. A.C.)	.1237571		72.25	HOSE HARNESS, vac. instr. pnl. control unit.
71	All (Auto. A.C.)	.1237586		11.95	HOSE HARNESS, vacuum programmer.
71-73	All B-C-E (Man. A.C.)	.1236688		8.70	HOSE HARNESS, vac. to instr. panel control.
71	All B-C-E (Man. A.C.)	.1236689		6.25	HOSE HARNESS, vac. to A.C. htr.
72-73	All B-C-E (Man. A.C.)	.1240023		6.25	HOSE HARNESS, vacuum to A.C. heater.
72-73	All (Auto. A.C.)	.1240025		1 1 95	HOSE HARNESS, vacuum programmer.
61-62	44-46-47-4800 A.C.	.1347762	AR	.74	HOSE, vac. (.1 10" I.D. x 100 ft. roll) vac. switch, check valve <i>Si</i> modulator—(8.962).
63	All	.1347762	AR	.74	HOSE, vac. (.1 10" I.D. x 100 ft. roll) vac. switch, check valve <i>8i</i> modulator—(8.962).
63-64	All	.1347762	AR	.74	HOSE (1/2" I.D. x 100 ft.)—(8.962).
66-67	9000 A.C.	.1376198	1	5.60	HOSE & GROMMET, vac.
66	80-9000 Auto. A.C.	.3010204	1	1.44	HOSE, vac. (l.v.m. hot side to harness).
66	9000 less A.C.	.1376201	1	6 75	HOSE & GROMMET, vac.
66	9000 Auto. A.C.	.1378008	1	10.75	HOSE HARNESS, A.C. distr. vac. auto. temp. control.
66	9000 Auto. A.C.	.3008533	1	22.90	HOSE, harness-vac. A.C. htr.
66-67	9000 AC.	.1380600	1	11.15	HOSE, A.C. vac.
67	9000 Htr.	.1380596	1	5.65	HOSE & GROMMET, vac. (vac. hose assm. to vac. diaph.-eng. compt.).
67	9000 AC.	.1380599	1	5.60	HOSE 8< GROMMET, vac. hose to vac. diaph.
67	50-60-8000 Auto. A.C. 2nd Type (See Footnote).	.3013257	1	4.20	HOSE & TEE, restrictor.
67	All Auto. A.C. 1st Type (See Footnote).	.3010204	1	1.44	HOSE, vac. (liquid vac.mtr. hot side to harness).
67	9000 Auto. A.C. 2nd Type (See Footnote)	.3013230	1	1.54	HOSE 8< TEE, hot side-vac. control valve.
67	9000 Auto. A.C.	.1380612	1	8.90	HOSE HARNESS, A.C. distr. vac. auto. climate control.
68	50-60-8000 Auto. A.C.	.1385324	1	2.36	HOSE, thermo. vac. regulator to blower.
68-70	9000 Auto. A.C.	.1385330	1	3.43	HOSE, thermo. vac. regulator to blower.
68	9000 less A.C.	.1384893	1	4.46	HOSE 8i GROMMET, vac. hose to vac. diaph. eng. compt.
68	9000 A.C.	.1384891	1	4.20	HOSE 8. GROMMET, vac.
67	9000 Htr. less A.C.	.1381808	1	5 95	HOSE, vac-htr.
69-70	50-60-8000 Auto. A.C.	.1387909	1	4.56	HOSE, thermo. vacuum regulator to blower.
69-70	9000 less A.C.	.1230190	1	5.75	HOSE, vac.
9.798 KNOB—LENS—LEVER--LINK. HEATER & A.C. CONTROLS					
61-62	44-46-47-4800.	.1349811	AR	2.05	KNOB, vent-htr. & A.C. control.
63-64	44-46-47-4800.	.1396466	AR	.62	KNOB PACKAGE, instr. panel control.
63	4700.	.1396466	2	.62	KNOB, 1-air 1-cool-smooth face (also used 2.773-9.612-12.195-14.483).
63-64	44-46-4800 A.C.	.1396357	1	1.49	KNOB, AC.
64	44-46-4800.	.1396466	AR	.62	KNOB, instr. panel control lvrs.
63	4700 less A.C.	.1396466	2	.62	KNOB, vent control (smooth face).
64-67	30-4000 Cust. A.C.	.3840951	2	.56	KN08—(9.787).
65	50-60-8000.	.1371167	2	.97	KNOB, vent, control.
65	50-60-8000.	.1396607	1	1.74	KNOB & SCREW PACKAGE, instr. panel control (also used 9.598-9.778-10.164-14.483).
65	9000 Pwr. Ant.	.1396466	AR	.62	KNOB PACKAGE, instr. panel control.
67	9000 Htr. less A.C.	.7298899	1	.92	KNOB, htr. fan switch.
69	All.	.1230184	AR	1.18	KNOB, control lever (htr. & A.C.) (also used 8.852).
70	All.	.1233942	AR	1.08	KNOB, htr. <i>Si</i> A.C. control lvr.—(8.852).
71-72	All B-C-E.	.7934749	AR	.82	KNOB, htr. <i>Si</i> A.C. control lvr.—(8.852).
70-71	All.				KNOB, htr. control (refer to grp. 8.852).
68	30-4000 A.C.	.7305364	1	1 1.10	LENS, instr. panel A.C. control (incl. applique).
68	30-4000 less A.C.	.7305415	1	10.25	LENS, instr. panel htr. control.
68	50-60-8000 less A.C.	.7305419	1	9.60	LENS, instr. panel htr-control (incl. applique).
68	50-60-80-9000.	.7305418	1	9.60	LENS, auto, climate control.
68	50-60-80-9000 A.C.	.7305369	1	10.25	LENS, instr. panel A.C. control (incl. applique).
68	9000 less A.C.	.7305411	1	10.25	LENS, instr. panel htr. control (incl. applique).
69	30-4000.	.1387411	1	5.80	LENS, instrument panel A.C. control (incl. applique).
69	30-4000 less A.C.	.1387410	1	5.80	LENS, instrument panel control heater.
69	50-60-8000 less A.C.	.1387412	1	8.65	LENS, instrument panel heater control (incl. applique).
69	50-60-8000 A.C.	.1387413	1	8.65	LENS, instrument panel A.C. control (incl. applique).
69	50-60-8000 Auto. A.C.	.1387414	1	8.65	LENS, instrument panel control (incl. applique).
69	9000 A.C.	.1387416	1	8.45	LENS, Auto, climate control (incl. applique).
69	9000 Auto. A.C.	.1387417	1	8.45	LENS, climate control (incl. applique).
69	9000 less A.C.	.1387415	1	8.45	LENS, heater control (incl. applique).
70-73	All.				LENS, htr. control (refer to group 8.852).
70-73	All A.C.				LENS, A.C. control (refer to grp. 9.279).
60	4400.	.1195179	RH	2.97	LEVER, vent control-htr. less A.C.

60	4400.....	1195180	LH	2.97	LEVER, vent control-ht less A.C.
60	46-47-4800.....	1195179	RH	2.97	LEVER, vent control le is A.C. ...
60	46-47-4800.....	1195180	LH	2.97	LEVER, vent control le:s A.C. ...
60	All.....	1195179	AR	2.97	LEVER def. & air flow control ...
60	All.....	1195180	AR	2.97	LEVER, heat 8i cold control.....
66-67	50-60-8000 Auto. A.C. ...	3010839	1	1.03	LEVER, bell crank ..
66-68	9000 Man. or Auto. A.C. ...	3005684	1	.36	LEVER, def. valve ...
66-67	9000 Auto. A.C.....	3008488	1	1.18	LEVER, htr. bell crank
67	All Auto. A.C. 2nd Type (See Footnote).....	3011104	1	.72	LEVER, blower switch
70-73	All.....				LEVER (refer to 8.852 8c 9.273)
66-67	All Auto. A.C.....	3008958	1	.15	LINK, liquid vac. mtr
66-67	50-60-8000 Auto. A.C. ...	3009189	1	2.92	LINK, auto, temp cont ol switch
66-67	9000 Auto. A.C.....	3014462	1	.20	LINK, selector switch
66-67	All Auto. A.C.....	3007356	1	.36	LINK, temp. valve ..
68-70	All Auto. A.C.....	3015153	1	.51	LINK, temp. vac. switclji
69-70	50-60-8000 Auto. A.C. ...	3020385	1	.41	LINK, blower switch u
69-70	9000 Man. or Auto. A.C. ...	3005692	1	3.64	LINK, defroster valve .
66	9000 Auto. A.C.....	3012387	1	.51	MUFFLER, vac. valve .
67	9000 Auto. A.C. 1st Type (See Footnote).....	3012387	2	.51	MUFFLER, vac. valve .
64-65	Riviera A.C.....	7287529	1	14.65	MODULATOR, vac. ht 8i A.C. control
66	80-9000 Auto. A.C.....	3020071	1	28.90	MOTOR, liquid vac. ...
67	All Auto. A.C. 1st Type (See Footnote).....	3020071	1	28.90	MOTOR, liquid vac.
67	All Auto. A.C. 2nd Type (See Footnote).....	3013247	2	1.44	NOZZLE, vac. (control oc. valve) hot & cold.....
61-62	44-46-47-4800.....	1164933	6	.10	NUT, control 8i plate to instr. panel-lwr. mount (also used 10.260) ..

9.798 OUTLET—PIN—PLATE—REGULATOR—RELAY, HEATER & A.C.

63	4700.....	1164933	4	.10	NUT, instr. panel cvr. rr. instr. panel cvr.
63	4700.....	1164933	4	.10	NUT, instr. panel cvr. mtg. brkt.....
64	All.....	9419844	AR	.05	NUT, htr. assy. (V,"-20)-(8.921).....
66	80-9000 Auto. A.C.	3007544	1	.05	NUT, master switch (< in type spg.).....
67	All Auto. A.C. 1st Type (See Footnote).....	3007544		.05	NUT, master switch (f in type spg.).....
68-72	All A less A.C.	401827		.10	NUT, temp. control wir i to temp. valve—(9.787)——
68-72	All A less A.C.	401827		.10	NUT, outside air control! wire to air valve—(9.787) ..
69-72	All as Req.	7305309	2	.56	NUT, barrel-heater 8i A.C. control—(8.852).....
66-67	9000 less A.C.	1375218	RH	2.92	OUTLET, vent, fresh ai (paint to match).....
66-67	9000 less A.C.	1375219	LH	2.92	OUTLET, vent, fresh ai (paint to match).....
66	8000 Auto. A.C.....	3012505		.97	PIN (for mechanics use when servicing auto. climate control system)
66	9000 Auto. A.C.....	3012506		.97	PIN (for mechanics use when servicing auto. climate control system)
67	50-60-8000 Auto. A.C. ...	3013628		.97	PIN, for mechanics use whenservicing auto, climate control system
67	9000 Auto. A.C.....	3013627		.82	PIN, for mechanics use when servicing auto. climate control system
66-67	All Auto. A.C.	3008248		.20	PISTON, auto, climate control
66	80-9000 Auto. A.C.....	3128886		.10	PLATE, switch lock ...
66-67	50-60-8000 Auto. A.C. ...	3008134		.51	PLATE, shield
67	All Auto. A.C. 1st Type (See Footnote).....	3128886		.10	PLATE, switch lock .
68	30-4000 AC.....	1384361		.10	PLUG, button-in in A.C htr. vac. hole.....
68-70	9000.....	3021438		9.00	PORT St FITTINGS KW thermo vac. regulator output Note port for 3015672 therm. vac. req.
66-67	50-60-8000 Auto. A.C. ...	3012752		74.50	POWER ELEMENT (inc l. sensors/frame, hose 8i aspirator) ..
66-67	9000 Auto. A.C.....	3012753		64.90	POWER ELEMENT (inc(l. sensors.frame, hoses 8i aspirator) ..
66-67	50-60-8000 Auto A.C. ...	3015243		32.00	REGULATOR, thermos' atic vac ..
68	9000 Auto. A.C. ...	3015672		32.00	REGULATOR, thermos' atic vac. ...
68-70	50-60-8000 Auto A.C. ...	3018037		24.65	REGULATOR, thermostatic vac. ...
69-70	All.....				RELAY (refer to grp. 9.277).....
All	50-60-8000 Auto. A.C	1394324	AR	18.15	RELAY KIT, auto, dim<te control
68	9000 Auto. A.C.....	1394325	AR	17.55	RELAY KIT, auto, dimite control
68	All Auto. A.C. 2nd Type (See Footnote).....	3013215	1	3.90	RESTRICTOR

9.798 RESTRICTOR, AIR CONDITIONING VACUUM HOSE

68-70	9000 Auto. A.C.....	3018856	1	.92	RESTRICTOR, vac plu j (p.V.A. Bleed).....
68	All Auto. A.C.....	3019139	1	3.13	RESTRICTOR
68-70	50-60-8000 Auto. A.C. ...	3018857	1	5.50	RESTRICTOR, vacuum plug (porous)in chartruese hose.....
69-70	50-60-8000 Auto. A.C. ...	3018859		5.50	RESTRICTOR, vacuum plug (porous)in purple hose
69	9000 Auto. A.C. ...	3018473		3.64	RESTRICTOR, vac plu j (porous) in green hose ...

68-70	9000	3018858	1	1.28	RESTRICTOR, vac. hose
71-73	All Auto. A.C.	1237587	1	.15	RESTRICTOR, vac. delay-porous-recirculate vac. hose
9.798 RETAINER—SEAL—SHAF'—SPRING—SUPPORT, HEATER & A.C.					
65	50-60-8000	1370372	2	1.03	RETAINER, vent, control escn
66	8000 Auto. A.C.	3152005	1	.05	RETAINER, vac. reg. diaph.-push on
66	8000 Auto. A.C.	3007391	2	.15	RETAINER, SPG. (vac. reg.)
66-67	All Auto. A.C.	3007540	1	.15	RETAINER, pwr. element (ambient)
67	All Auto. A.C. 1st Type (See Footnote)	3007391	2	.15	RETAINER, spg. (vac. reg.)
67	All Auto. A.C.	3152005	2	.05	RETAINER, vac. reg. diaph.-push-on
58	All	427721	1	.15	SCREW, htr. 8i A.C. control knob—(8.975)
66-70	9000 Man. or Auto. A.C.	3005686	1	.05	SEAL, case to diverter valve
63-64	4700 A.C.	1355321	1		SEAL, evap.
66-67	9000 Auto. A.C.	3008497	1	32.80	SELECTOR ASSEMBLY
66	80-9000				SENSOR, climate control (serviced only as part of motor assembly service units 9.798)
67	50-60-80-9000				SENSOR, climate control (serviced as part of pwr. element group 9.798)
66-67	50-60-8000 Auto. A.C.	3007390	1	1.85	SHAFT, control
66-70	9000 Man. or Auto. A.C.	3005687	1	.15	SHAFT, diverter valve
66-67	9000 Auto. A.C.	3008489	1	3.23	SHAFT, temp. control
66	8000 Auto. A.C.	3007355	1	1.74	SHAFT, temp. valve
67	50-60-8000 Auto. A.C.	3007355	1	1.74	SHAFT, temp. valve
68-70	50-60-8000 Auto. A.C.	3014323	1	1.18	SHAFT & LEVER, temp. valve
69	All Man. or Auto. A.C.	7314556	1	.25	SHIM, vacuum selector switch
69	9000 less A.C.	7314556	1	.25	SHIM, vacuum selectorswitch
65	All	2962707	AR	.36	SOCKET, htr. control lamp
66	30-40-9000	2962707	1	.36	SOCKET (used 4.020)
70	All	2962707	AR	.36	SOCKET, instr. pnl. control lamp
59	All	1190413	1	.25	SPRING, htr. control valve return
66-67	All Auto. A.C.	3007441	1	.10	SPRING, lvr. temp. valve (bellcrank leaf spg.)
66	80-9000 Auto. A.C.	3009782	1	.30	SPRING, return
66	50-60-8000 Auto. A.C.	3145594	1	.05	SPRING, valve control lvr.
67	All Auto. A.C. 1st Type (See Footnote)	3009782	1	.30	SPRING, auto: climate control return
67	All Auto. A.C. 2nd Type (See Footnote)	3013262	1	.30	SPRING, auto, climate control return
67	All Auto. A.C. 1st Type (See Footnote)	3145594	1 >	.05	SPRING, valve control lever
67	All Auto. A.C. 2nd Type (See Footnote)	3010999	2	.51	SPRING, micr. switch
68-70	All Auto. A.C.	3020303	1	.46	SPRING, temp. valve
68	9000 Auto. A.C.	3014664	1	.46	SPRING, torsion-temp. valve
68	All	7304757	RH	.72	SPRING, control torsion
68	All	7304758	LH	.72	SPRING, control torsion
69-70	50-60-8000	1386808	1	.20	SUPPORT
71-73	All B-CrE	1241259	1		SUPPORT, htr. control
9.798 SWITCH, HEATER & A.C. (VACUUM & ELECTRIC)					
60	All less A.C.	7296112	1	4.61	SWITCH, vac. on htr. control
61-62	44-46-47-4800 A.C.	7296112	1	4.61	SWITCH, vac. (assm. on control & valve) No. 1 per Buick Serv. Man
61-62	44-46-47-4800 A.C. less Htr. (Exp.)	1164645	1	2.56	SWITCH, vac.
61-62	44-46-47-4800 A.C. with Htr.	1164645	2	2.56	SWITCH, vac. (assm. to control & valve) No. 2-3 per Buick Serv. Man
63	44-46-47-4800 A.C.	7296112	1	4.61	SWITCH, vac.-assm. to control & valve
63	4700 A.C.	1164645	2	2.56	SWITCH, vac.
63-64	44-46-4800 A.C.	1164645	1	2.56	SWITCH, vac. temp. control
64	40-41-42-4300 A.C.	1362737	1	2.10	SWITCH, blower—(9.275)
64-65	All exc. Riviera A.C.	7296112	1	4.61	SWITCH, vac.
64	4700	7277295	1	2.31	SWITCH, htr. blower—(8.852)
65-67	33-35-4300 A.C.	1164645	1	2.56	SWITCH, vac. temp. control
66-67	30-4000 A.C.	7296644	1	4.82	SWITCH, vac.
66	8000 Autp. A.C.	3007430	1	7.75	SWITCH, selector
66	8000 Auto. A.C.	3007400	1	5.90	SWITCH, vac. program
66	8000 Auto. A.C.	3007406	1	7.45	SWITCH, vac. selector
66	50-60-80-9000 A.C.	7296112	1	4.61	SWITCH, micro (compre.-blower)
66-67	All Auto. A.C.	3011143	2	5.85	SWITCH, micro (compr.-blower)
66	80-9000 Auto. A.C.	3011197	1	24.10	SWITCH, ambient compr.
66	80-9000 Auto. A.C.	3007388	1	5.95	SWITCH, blower
66	9000 Auto. A.C.	3008491	1	5.15	SWITCH, vac. temp.
66	9000 Auto. A.C.	3008494	1	4.95	SWITCH, vac. selector
67	50-60-8000	3013250	1	4.66	SWITCH, vac. selector

67	50-60-8000 Auto. A.C. 1st Type (See Footnote) ...	3007400	1	5.90	SWITCH, vac. program
67	50-60-8000 Auto. A.C. 2nd Type (See Footnote).....	3013251		4.66	SWITCH, vac. program
67	50-60-8000 Auto. A.C. 1st Type (See Footnote).....	3007406		7.45	SWITCH, vac. selector
67	50-60-8000 Auto. A.C. 1st Type (See Footnote).....	3007430		7.75	SWITCH, selector
67	50-60-8000 Auto. A.C. 2nd Type (See Footnote).....	3013250		4.66	SWITCH, vac. selector
67	50-60-8000 A.C.	7296112		4.61	SWITCH, vac
67	All Auto. A.C.	3013280		26.85	SWITCH, ambient corrijpr.
67	All Auto. A.C. 2nd Type (See Footnote)	3013208		3.28	SWITCH, master micnji
67	All Auto. A.C. 1st Type (See Footnote)	3007388		5.95	SWITCH, blower
67	All Auto. A.C. 2nd Type (See Footnote)	3013212		6.80	SWITCH, blower
67	50-60-8000 Auto. A.C. 2nd Type(See Footnote)	3013203		7.25	SWITCH, selector ..
67	9000 Auto. A.C. 1st Type (See Footnote)	3008491		5.15	SWITCH, vac. temp.
67	9000 Auto. A.C. 2nd Type (See Footnote) ...	3013214		5.25	SWITCH, vac. progranf
67	9000 Auto. A.C. 1st Type	3008494		4.95	SWITCH, vac. selectoi
67	9000 Auto. A.C. 2nd Type.....	3013224		5.25	SWITCH, vac. selecto
68	All A.C.	7304793		4.20	SWITCH, master vac. on control)
68	50-60-8000 Man. or Auto. A.C.	3018786		8.50	SWITCH, ambient con pr. (in air inlet case)
68-70	All Auto. A.C.	3015146		7.90	SWITCH, blower (on case)
68-70	All Auto. A.C.	3014674		13.45	SWITCH, master (com alete) (on case)
68-70	All Auto. A.C.	3014675		6.90	SWITCH, master micm.
68	50-60-8000 Auto. A.C. ...	3019185		8.80	SWITCH, vac. selectoi (on case)
68-70	50-60-8000 Auto. A.C. ...	3022630		10.45	SWITCH, vac. progra (on case)
68	9000 Auto. A.C.	3019186		8.80	SWITCH, vac. selectoi (on case)
68	9000 Auto. A.C.	3019138		10.40	SWITCH, vac. progran (on case)
68	9000 Auto. A.C.	3014699		8.55	SWITCH, selector (on case) elec.
68	50-60-8000 Auto. A.C. ...	3016889		7.60	SWITCH, selector ...
68	All A.C.	7305184		6.50	SWITCH, selector vac cl. (on control).....
68	All A.C.	7304784		8.15	SWITCH, blower A.C control (5 position) (also used 9.275)
68-70	9000 Auto. A.C.	3018787		6.95	SWITCH, ambient conpressor.....
69-70	All A.C.	1386904		8.10	SWITCH, vacuum selestor & A.C. clutch
69-70	All AC.	1387326		4.05	SWITCH, vacuum watfr valve (2-port) ...
69-70	All A.C.	1387857		4.05	SWITCH, vacuum-master (2-port).....
69-70	50-60-8000 less A.C. ...	1387324		7.55	SWITCH, vacuum
69-70	50-60-8000 Auto. A.C. ...	3018786		8.50	SWITCH, ambient conpressor-in air inlet case -rrTTT.
69-70	9000 Auto. A.C.	3019138		10.40	SWITCH, vacuum temjerature.....
69-70	9000 less A.C.	1386901		8.40	SWITCH, vacuum selelector.....
71-72	All A (A.C.)	1387857		4.05	SWITCH, vac-master two-port) (on control).....
71-72	All A (A.C.)	1387326		4.05	SWITCH, vac. water vlve (two-port).....
71-72	All A (A.C.)	1386904		8.10	SWITCH, vac. selecto 8c A.C. clutch.....
69	All Auto. A.C.				SWITCH, selector (vacuum & electric) refer to group 9.275.....

NOTE. For switches not listed refer to Groups 8.852 and/or 9.275.

9.798 TANK—TEE—VALVE—WASHER, HEATER & A.C.

68-73	All A.C.	385076	1	3.08	TANK, vac—(9.281) .
63-67	LeSabre-Wildcat-Electra A.C. 8< Auto. Climate	385076	1	3.08	TANK, vac—(9.281) .
64-67		385076	1	3.08	TANK, vac—(9.281) .
66-67	All.....	3847085	1	.77	TEE (used 3.886)—(1C 155).....
68	9000 Auto. A.C. (1st Type).....	3866868	2	.20	TEE, conn, in vac. souice line ('A" x 'A" x ' /«")-(9.196)
68	50-60-8000 Auto. A.C. ...	3866868	2	.20	TEE, conn, in vac. souice line ('/<" x 'V," x ' /«")-(9.196)
68-69	9000 Vacuum Tank	3847085	1	.77	TEE, in vacuum hose
68	9000 Auto. A.C.	3018787	1	6.95	THERMOSTAT, ambielnt comp.
59-60	44-46-47-4800.....	1190204	1	2.41	VALVE, check htr. vac

60	All Htr. w/A.C.	1194702	1	2.05	VALVE, vac.
61-62	44-46-47-4800 A.C.	1190204	1	2.41	CHECK VALVE, htr. vac.
62	44-46-4800 A.C.	1350646	1	7.90	VALVE, vac. modulator.
63	4700 A.C.	1190204	1	2.41	CHECK VALVE, htr. vac.
63	4700 A.C.	1356006	1	7.75	VALVE, vac. modulator.
64-65	Special-Skylark A.C.	7288676	1	3.90	VALVE, vac. htr. & A.C. control
64-67	Special-Skylark A.C.	1364636	1	2.82	VALVE, check-vac.
64	4700.	7287510	1	4.51	VALVE, vac-htr. control.
64-65	Riviera A.C.	7287536	1	3.49	VALVE, vac. A.C. control.
65	50-60-8000 Htr. with A.C.	7291137	1	3.08	VALVE, vac-temp.
65	50-60-8000 Htr. with A.C.	7289799	1	3.69	VALVE, vac. selector.
65	9000 Htr.	7291487	1	3.43	VALVE, vac. (6 ports).
66-67	30-4000 A.C.	1222552	1	4.20	VALVE, vac. htr. & A.C. control
66-67	All Auto. A.C.	1394380	1	17.75	VALVE, therm, vac.
66-67	50-60-8000 Htr. with A.C.	7296168	1	2.77	VALVE, vac-temp.
66-67	50-60-8000 Htr. with A.C.	7296173	1	3.43	VALVE, vac. selector.
66	80-9000 Auto. A.C.	3007409	2	4.51	VALVE, vac. (cold).
66	8000 Auto. A.C.	3008134	1	.51	VALVE, plate.
66-67	9000 Man. or Auto. A.C.	3005685	1	4.15	VALVE & SEAL, diverter.
66-67	9000 Auto. A.C.	3008486	1	9.00	VALVE & SHAFT, climate control
66-67	9000 Htr. less A.C.	7296215	1	2.77	VALVE, vac. (6 ports).
66-67	9000 A.C.	7296261	1	2.77	VALVE, selector.
66-67	9000 A.C.	7296262	1	2.77	VALVE, vac. A.C. control.
66	80-9000 Auto. A.C.	3008660	1	5.25	VALVE, vac. adj. (hot).
66-70	50-60-8000 Auto. A.C.	3006047	1	4.31	VALVE, temp.
67	9000 Htr. less A.C.	7302044	1	3.02	VALVE, vac. control.
67	All Auto. A.C. 1st Type (See Footnote).	3008660	1	5.25	VALVE, vac. (hot).
67	All Auto. A.C. 1st Type (See Footnote).	3007409	1	4.51	VALVE, vac. (cold).
68-70	All Auto. A.C.	3016556	1	2.41	VALVE, vac. check.
68	9000 Auto. A.C.	3005685	1	4.15	VALVE 8c SEAL, diverter.
68-70	9000 Man. or Auto. A.C.	3016936	1	4.05	VALVE 8c SEAL, diverter.
68	9000 less A.C.	7305239	1	8.80	VALVE, vac-vent, htr.-revent—(9.275)
68-70	9000 Auto. A.C.	3014685	1	6.90	VALVE 8c SHAFT, climate control ...
68	All A.C.	7304963	1	3.28	VALVE, vac. htr. & A.C. (on control) ..
69-70	9000 A.C.	3012817	1	4.41	VALVE, defroster.
	NOTE Valves also listed in 8.858 grp				
59-60	All.	1191530	AR	.15	WASHER, spg. grip.
60	All.	1181480	AR	.15	WASHER, spg. grip-vent, htr. A.C. controls (also used 9.784).
63	44-46-47-4800.	1181480	4	.15	WASHER, outer outlet valve shaft.
63		1191530	AR	.15	WASHER,, spg. grip .156-control cbls. (also used 4.008).
64-73	All.	381700	AR	10	WASHER, spec. spg. grip-control wires—(9.787)
64-65	AH AC.	1181480	AR	.15	WASHER.
66	50-60-8000 Htr. less A.C	6286859	1	.72	WIRE, htr. blower feed ext.
	NOTE. 1967 Auto. A.C. (1st Type, Colored Tape on Vacuum Hose Harness at Firewall on Inside of Car - 2nd Type, No Colored Tape on Vacuum Hose Harness).				

9.798 WIRE, VENTILATOR CONTROL

NOTE For models not listed use 3862203 kit, grp. 9.787.

61	44-46-47-4800 A.C.	1347585	LH	2.31	WIRE & KNOB
62	44-46-4800 A.C.	1351959	LH	2.26	WIRE & KNOB
61-63	40-41-4300.	1349101	2	1.95	WIRE & KNOB (incl brkt.)
63-64	44-46-4800.	1355168	RH	2.56	WIRE 8c KNOB.
63-64	44-46-4800.	1355169	LH	2.56	WIRE 8c KNOB.
63-65	Riviera A.C.	1358333	RH	2.20	WIRE 8c KNOB.
63-65	Riviera A.C.	1358599	LH	2.20	WIRE & KNOB.
64	40-41-42-4300.	4407729	2	2.36	WIRE & KNOB (9.787)
65-66	30-4000.	4501890	2	2.67	WIRE & KNOB (9.787)
65	50-60-8000.	1371270	RH	2.41	WIRE ..
67	30-4000.	7614559	2	1.74	KNOB 8c WIRE (9.787)
66-67	50-60-8000.	7630575	2	1.64	WIRE & KNOB (9.787)
66-67	9000.	1374454	RH	3.59	WIRE & KNOB.
66-67	9000.	1383189	LH	4.10	WIRE 8c KNOB.
	NOTE. For 1968 Control Refer to Group 9.787.				
60	All.	4652350	AR	05	CLIP, cbl. ret.
61-62	44-46-47-4800.	1362545	RH	.10	CLIP, wire to dash ins. lwr. insert

9.798 WIRE, HEATER TEMPERATURE CONTROL

NOTE For models not listed use 3862203 kit, grp. 9.787.

61	44-46-47-4800.	3154262	1	1.33	WIRE
62	44-46-4800.	3154262	1	1.33	WIRE

63	44-46-4800 less A.C.	1357854	1.44	WIRE (16',")
63	44-46-4800 A.C.	1357856	1.44	WIRE (black) (28.37"
63	4700.	1357855	1.79	WIRE, red (55', " long)
64-65	Special-Skylark.	1365244	1.54	WIRE (28")
64	44-46-4800 less A.C.	1365253	1.18	WIRE (1 6%)
64-65	Riviera.	1365249		WIRE (42")
65	50-60-8000 A.C.	1370429	1.90	WIRE (33")
66-67	30-4000 Htr.	1383170	1.44	WIRE
66-67	50-60-8000 Htr. less A.C.	1383175	1.44	WIRE
66-67	50-60-8000 Auto. A.C.	1383179		WIRE
68	All exc. 9000 less A.C.	1385090	1.79	WIRE (red)
68	50-60-8000 Auto. A.C.	1385083	1.90	WIRE (red)
68	50-60-8000 A.C.	1385085	1.95	WIRE (red)
68	9000 less Auto. A.C.	1385086	2.26	WIRE (red)
68	9000 Auto. A.C.	1385088	2.00	WIRE (red)
69-72	30-4000 Heater less A.C.	1230714	1.33	WIRE (red) (23")—(9.7^7)
69-70	9000 (Man. A.C.)	1386703	1.74	WIRE (red)
69-70	9000.	1230710	1.85	WIRE (red)
71-73	All B-C-E less Auto. A.C.	1236617	2.15	WIRE (red)
61-62	44-46-47-4800.	4652350	.05	CLIP, htr. control wire k> frt. of dash

9.798 WIRE, REAR HEAT CONTROL

NOTE For models not listed use 3862203 kit, grp. 9.787.

61	44-46-47-4800.	1353110	.67	WIRE, black (18")
62	44-46-4800.	1353110	.67	WIRE, black (18")
63	44-46-4800 less A.C.	1357858	1.44	WIRE (white) 32.62" .
63	44-46-4800 A.C.	1358846	1.44	WIRE (black) (32.62")
63	4700.	1357859	1.38	WIRE (blue) 30.62" . .
64	44-46-4800 A.C.	1365258	1.79	WIRE, black (32%) . .
64	44-46-4800 less A.C.	1365251	1.79	WIRE (32%)

9.798 WIRE, DEFROSTER CONTROL

NOTE For models not listed use 3862203 kit, grp. 9.787.

61-62	44-46-47-4800.	1353110	.67	WIRE (18")
63	44-46-4800 A.C.	1358423	1.44	WIRE (green) 42"
63	44-46-4800 less A.C.	1357856	1.44	WIRE (black) (28.37")
63	4700.	1357857	1.38	WIRE (green) (26',") .
64	44-46-4800 less A.C.	1365252 —	1.54	WIRE (28%)
64-65	Riviera.	1365250	2.05	WIRE (42")
65	50-60-8000 A.C.	1370430	1.90	WIRE (31.30")
65	50-60-8000 Htr. less A.C.	1370432	1.49	WIRE (31/30")
66-67	50-60-8000 Htr. less A.C.	1383174	1.23	WIRE
66-67	50-60-8000 A.C.	1383173	1.23	WIRE
66-67	8000 Auto. A.C.	1383173	1.23	WIRE
66-67	9000 Auto. A.C.	1383184	1.69	WIRE
68-69	30-4000.	1385082	1.08	WIRE (blue)
68	50-60-8000 less A.C.	1385084	1.33	WIRE (blue)
68	9000 less Auto. A.C.	1385084	1.33	WIRE (blue)
68	9000 Auto. A.C.	1385959	1.33	WIRE (blue)
70-72	All A less A.C.	1385082	1.08	WIRE (blue)
71-73	All B-C-E less A.C.	1236616	1.28	WIRE (green)

9.798 WIRE, AIR FLOW CONTROL

NOTE For models not listed use 3862203 kit, grp. 9.787.

61-62	44-46-47-4800 A.C.	1353107	1	1.44	WIRE, red (44%)
61-63	40-41-4300.	579596	1	.51	CABLE, htr. distr. case vr. to outside air valve (8" long)
63	44-46-4800 less A.C.	1357860	1	1.44	WIRE, black (40%) . . .
63	4700 A.C.	1358420	1	1.79	WIRE, brown (49',") . .
63	44-46-4800 A.C.	1358422	1	1.03	WIRE (14.62")
63	4700 A.C.	1357221	1	1.90	WIRE, black (56")
64-65	Special-Skylark less A.C.	1364941	1	1.23	WIRE (18V)
64	44-46-4800 A.C.	1365255	1	1.18	WIRE, yellow (14%) . . .
65	50-60-8000 Htr. less A.C.	1370433	1	1.18	WIRE (13.84")
66-67	30-4000 Htr.	1383169	1	1.23	WIRE
66-67	50-60-8000 Htr. less A.C.	1383176	1	1.13	WIRE
68	30-4000 less A.C.	1385079	1	1.69	WIRE SL KNOB (green)
68	50-60-8000.	1385079	1	1.69	WIRE (green)
69-72	All A Heater less A.C.	1230713	1	1.18	WIRE, green (15V)—(£.787)
62	44-46-4800.	1351501	1	.05	CLIP, htr. blower feed wire—(2.559)
64	40-41-42-4300 less A.C.	1175799	1	.20	GROMMET, blower fee l wire thru dash—(9.775)

9.798 WIRE, AIR CONDITIONING COLD CONTROL

NOTE For models not listed use 3862203 kit, grp. 9.787.

60	All	1199531	1	4 61	WIRE, cold control & hit gas by-pass valve control .
61	44-46-47-4800.	1348070	1	2.46	CABLE, gas by-pass valve control cbl. (72V)
63	44-46-4800 A.C.	1358424	1	1.44	WIRE, water valve (red) 32', "

9.798 WIRE, WATER VALVE CONTROL

NOTE For models not listed use 3862203 kit, grp. 9.787.

64	4400 less A.C.	1366651	1	.97	WIRE
64	46-4800 A.C.	1366892	1	1.03	WIRE
64	46-4800 less A.C.	1365781	1	.82	WIRE

9.798 WIRE, SELECTOR VALVE CONTROL

NOTE For models not listed use 3862203 kit, grp. 9.787.

64-65	Special-Skylark A.C.	1365246	1	2.05	WIRE (22 ¹ / ₈ " blue)
66	30-4000 A.C.	1376772	1	2.00	WIRE
66	8000 Auto. A.C.	1376699	1	1.44	WIRE
66-67	9000 Auto. A.C.	1383185	1	3.43	WIRE
68	50-60-8000 Auto. A.C.	1385081	1	1.79	WIRE, (pink)
68	9000 Auto. A.C.	1385091	1	2.26	WIRE (pink)

9.798 CLAMP, CONTROL WIRES

60	All	1193497	AR	.15	CLAMP, vent cold control-air flow & hot gas by-pass control cbls.
61-62	40-41-4300	3846998	2	.10	CLAMP, evap. cbl.—(9.787)
61-62	44-46-47-4800	1193497	AR	.15	CLAMP, control wire to htr. valve control air flow cbl. to htr. valve control, cold control cbl. to A.C. valve control, (R.) vent control to dash
61-63	40-41-4300	577546		.10	CLAMP, air inlet valve control cbl
63	44-46-47-4800	1185159		.10	CLAMP, htr. 8i def. control wire—(9.242)
63	44-46-4800 A.C.	1185159		.10	CLAMP, vac. source to liquid line on (R.) inner skirt —(9.242)
63	44-46-4800 A.C.	1185159		.10	CLAMP, vac. source to rr. compt. mtg. brkt.—(9.242)
63	44-46-47-4800 less A.C.	1193497		.15	CLAMP, cbl. to htr. valve control
63	44-46-4800	1193497		.15	CLAMP, control wire to mtg. brkt on rr. floor adapter
63	44-46-4800 A.C.	1193497	1	.15	CLAMP, cbl. to circuit control
63	44-46-4800	1193497	1	.15	CLAMP, gate valve cbl. to mtg. brkt.
63	4700 A.C.	1185159	1	.10	CLAMP, vac. source to rr. compt. mtg. brkt.—(9.242)
63	4700 A.C.	1185159	2	.10	CLAMP, vac. hose & control cbl. to liquid line on (R.) inner skirt—(9.242)
63	4700 A.C.	1193497	3	.15	CLAMP, cbl. to A.C. control
63	4700	1193497	1	.15	CLAMP, control valve wire cbl. to htr. duct adapter
63	4700	1195010	1	.15	CLAMP, htr. air flow 8i temp, control cbls. to instr. panel supt. brkt.—(9.242)
64	All	1185159	1	.10	CLAMP, htr. & def. control wire—(9.242)
64	44-46-47-4800	1193497	AR	.15	CLAMP, htr. 8i A.C. control cbl
61-62	All	1191530	AR	.15	CLIP, spg. grip (.156) control cbls
58	All	1462630	1	.10	SPEED NUT, round push-on

9.988 LAMP, LUGGAGE COMPARTME

56-70	All exc. Wagons	1234646	1	2.20	LAMP
71	50-66-8000 1st Type	1487203	1	2.20	LAMP (metal lamp)
72	50-66-8000 (1st Type-Mtd. on Gutter)	9879700	1	2.20	LAMP
72	9000 (1st Type-Mtd. on Gutter)	9877278	1	1.64	LAMP
72	9000 (1st Type-Mtd. on Gutter)	9877280	1	2.46	SWITCH, rr. lamp
71	50-66-8000 2nd Type	9879700	1	2.20	LAMP (plastic lamp)
72	50-66-80-9000 (2nd Type-Mtd. on Deck Lid)	9606855	1	2.15	LAMP (on deck lid)
71	9000 1st Type (Loc. on Gutter)	9837509	1	1.33	LAMP
71	9000 2nd Type (Loc. Under Shelf)	9877278	1	1.64	LAMP
73	All	9606855	1	2.15	LAMP (on deck lid)
71	9000 2nd Type	9877280	1	2.46	SWITCH
71	50-66-8000 1st Type	9854735	1	4.15	COVER, rr. compt. light (for metal lamp)
61-62	4400 exc. Wagons	1351261	1	.10	CLIP, trunk light conn, to trunk lid—(2.559)

9.988 PACKAGE, LUGGAGE COMPARTMENT LIGHT

64-70	All exc. Wagons	981537	1	3.95	PACKAGE, luggage compt. light
64-72	All	981201	1	8.55	PACKAGE (utility) under hood 8i luggage compt. light'
71-72	All A exc. Wagons	981537	1	3.95	PACKAGE, luggage compt. light
71-72	All B-C-E exc. Wagons	981718	1	6.30	PACKAGE, luggage compt. light

9.990 FIRE EXTINGUISHER

All	All	994177	AR	15.30	FIRE EXTINGUISHER
All	All	985593	AR	2.20	REFILL, fire extinguisher

CATALOG ABBREVIATION

		ENG	PACK
	Reactor	ESON	PASS
AC		EVAP	PKG
		EXC	POS
ADJ	Adjusting	EXCH	PNL
	Altitude	EXH	PCV
ALT		EXPAN.	
ANT		EXT	PROP case Ventilation
		FDR	
A.R.		FILL	Fillister
		FLWHL	Flywheel
ASSM		FLEX	PRESS
	Assembles	FLR	QIT
ASSY		FLG	Flange
ATCH		FLDG	RAD
AUTO		FRT	REACT
AT	Transmission	FWELL	
		GARN	RD
AUX		GEN	
BBL		GR	Gear
BKT		GSKT	Gasket
BLK	Black	HC	RET
BRG		HP	
BRK	Brake	HDL	Handle
BRKT		H.D	Heavy Duty
BPR		HD	Head
BSHG		HEX	Hexagon
BTRY		H/RST	Head Restraint
CBL	Cable	HT	Hardtop
C/SHAFT		HTR	
CARB	Carburetion	HDLP	Headlamp
		HORIZ	
CHG		HSG	Housing
CHNL		HYD	
CLPR		ID	Inside Diameter
CL		IGN	
CK/C		IMIT	
CK/SHAFT		INCL	
CMBR		INSTR	Installed Instrument
COL		INS	Insulator
COMB		INT	Intake
COMPT		INTER	Intermediate
COMPR		JT	Joint
CONDSR		L.H	Left Hand
CONN		LOC	
CONV		LVR	
C/PLR		LUB	
CPLG		MAN	
CSUNK		MATL	Material
CT	Transmission	MECH	
		MED	Medium
CTR		MBR	
CVR		MFLD	Manifold
CYL		MDG	
DBL		MODIF	Modification
DEFOG		MTG	
DEFR		MTR	Rod
DETACH		NEC	
DIAPH		NEG	Negative
DIA		ND	Not Listed
DIFF		NL	
DIR		NO	
DISCH		OPR	
DISTR		ORN	
DIV		OD	
DR		OS	
EFF			
ELEC			
EMB			
			WHL Wheel
			WHLSE
			WIND
			W/STRIP
			W/ With
			W/OUT Without
			WPUMP

MODEL, STYLE, TRIM COMBINATION AND SERIAL NUMBER INFORMATION PLATES

Information appearing on the name plate gives style number, body number, trim combination number and paint number. AH information on this name plate should be included in correspondence and orders.

	BUICK DIV. GENERAL MOTORS CORP.		
MODEL YEAR-	_____J_	FLINT, MICHIGAN	
	STYLE 62-469	BODY FB -15-	-BODY NUMBER
TRIM NUMBER-	-TRIM 411KTJ2	PAINT FF-	-COLOR COMBINATION
MODEL SERIES-	ACC. B-P		- BODY TYPE
	THIS CAR FINISHED WITH		
	<i>(j</i>	0top*fc.flfckw»ACRYLIC LACQUER	<i>(j</i>
		' BODY BY FISHER	

BUICK
611065490

3

-FRAME OR SERIAL NO.
• ASSEMBLY PLANT
-MODEL YEAR (1 = 1962)
-BODY STYLE

VEHICLE IDENTIFICATION PLATE (ON LEFT SIDE OF INSTRUMENT PANEL)

BUICK PRODUCING PLANTS

<u>B. O. P. PLANTS</u>	<u>CODE</u>	<u>CHEVROLET PLANTS</u>	<u>CODE</u>
Fremont, Calif.	Z	Kansas City, Missouri	K
Kansas City, Kansas	X	Baltimore, Md.	B
Atlanta, Ga.	D	Bloomfield, N. J.	V
South Gate, Calif.	C		
Wilmington, Del.	Y	Buick Home Plant Code	H

VEHICLE IDENTIFICATION NUMBER											
5	4	6	7	9	1	H	1	0	0	0	1
Mfg. Code			Model		Yr.	Alph Mfg. Pit. Code	6-Digit Sequential Number				

Series Identification Chart		
Name	Series Code No.	
	6 Cyl.	8 Cyl.
Special Deluxe	33	34
Skylark	35	-
Skylark Custom	-	44
Skylark Gran Sport		46
Le Sabre		52
Le Sabre Custom		54
Wildcat		64
Wildcat Custom		66
Electro 225		82
Electro 225 Custom		84
Riviera		94

Body Style Code No.	
2 Dr. Coupe	27
4 Dr. Station Wagon-2 Seat	35-36
2 Dr. Hardtop Coupe	37
4 Dr. Hardtop	39
2 Dr. Hardtop Coupe	57-87
4 Dr. Station Wagon-2 Seat	56
4 Dr. Station Wac.,>n-2 Seat	66
2 Dr. Convertible	67
4 Dr. Sedan	69

This format is used by all General Motors Car Divisions. Manufacturer codes are assigned as follows:

Chevrolet - 1, Pontiac - 2, Oldsmobile - 3, Buick - 4,
Cadillac - 5, and Canada - 6.

MODEL CHART

YEAR	MODEL	TYPE OF BODY	FISHER NO.	WHEELBASE	ENGINE & SERIAL NO.
CENTURY SERIES - 8 CYLINDER 4 1/8" BORE X 3.4" STROKE AND START AT					
54.45 S.A.E. H.P.					
1958	61		584669	122"	E1-001001 FLINT, G
1958	63		584639	122"	E2-001001 SOUTH GATE, BC
1958	66C		584667X	122"	E3-001001 LINDEN, BL
1958	66R		584637	122"	E4-001001 KANSAS CITY, BK
1958	69		584682	122"	E5-001001 WILMINGTON, BW
SUPER SERIES 8 CYLINDER 4 1/8" BORE X 3.4" STROKE AND START AT					
54.45 S.A.E. H.P.					
1958	53	RIVIERA SEDAN	584539	127.5"	E6-001001 ATLANTA, BA
1958	56R	RIVIERA COUPE	584537	127.5"	E7-001001 FRAMINGHAM, BF
ROADMASTER - 8 CYLINDER 4 1/8" BORE X 3.4" STROKE 54.45 S.A.E. H.P.					
1958	75C	CONVERTIBLE	584767X	127.5"	E8-001001 ARLINGTON, BT
1958	75	RIVIERA SEDAN	584739X	127.5"	
1958	75R	RIVIERA COUPE	584737X	127.5"	
LIMITED SERIES - 8 CYLINDER 4 1/8" BORE X 3.4" STROKE 54,45 S.A.E. H.P.					
1958	750	RIVIERA SEDAN	584839X	127.5"	
1958	756	CONVERTIBLE	584867X	127.5"	
1958	755	RIVIERA COUPE	584837X	127.5"	
LE SABRE - 8 CYLINDER 4.125" BORE X 3.4" STROKE 54.45 S.A.E. H.P.					
1959	4419	4-D00R SEDAN		123"	
1959	4439	4-DOOR HARDTOP		123"	
1959	4437	2-DOOR HARDTOP		123"	
1959	4467	2-DOOR CONVERTIBLE		123"	
1959	a n	2-DOOR SEDAN		123"	1959 ENGINE AND FRAME
INVICTA - 8 CYLINDER 4.1875" BORE X 3.640" STROKE 56.11 NUMBER ARE THE SAME AND START AT:					
S.A.E. H.P.					
1959	4619	4-D00R SEDAN		123"	F1-001001 FLINT, G
1959	4639	4-D00R HARDTOP		123"	F2-001001 SOUTH GATE, BC
1959	4637	2-DOOR HARDTOP		123"	F3-001001 LINDEN, BL
1959	4667	2-DOOR CONVERTIBLE		123"	F4-001001 KANSAS CITY, BK
1959	4635	4-D00R ESTATE WAGON		123"	F5-001001 WILMINGTON, BW
ELECTRA - 8 CYLINDER 4.1875" BORE X 3.640" STROKE 56.11 F6-001001 ATLANTA, BA					
S.A.E. H.P.					
1959	4719	4-D00R SEDAN		126.3"	F7-001001 FRAMINGHAM, BF
1959	4739	4-DOOR HARDTOP		126.3"	F8-001001 ARLINGTON, BT
1959	4737	2-DOOR HARDTOP		126.3"	
ELECTRA *225"- 8 CYLINDER 4.1875" BORE X 3.640" STROKE 56 11 S.A.E. H.P.					
1959	4829	4-D00R RIVIERA SEDAN		126.3"	
1959	4839	4-DOOR HARDTOP		126.3"	
1959	4867	2-DOOR CONVERTIBLE		126.3"	
LE SABRE - 8 CYLINDER 4.125" BORE X 3.4" STROKE 54.45 S.A.E. H.P.					
1960	4419	4-D00R SEDAN		123"	
1960	4439	DOOR HARDTOP		123"	
1960	4437	DOOR HARDTOP		123"	
1960	4411	DOOR SEDAN		123"	
1960	4467	DOOR CONVERTIBLE		123"	1960 ENGINE AND FRAME
1960	4435	DOOR ESTATE WAGON (2 SEATS)		123"	NUMBER ARE THE SAME
1960	4445	DOOR ESTATE WAGON (3 SEATS)		123"	AND START AT:
INVICTA 8 CYLINDER 4.1875" BORE X 3.640" STROKE 56.11 G1-001001 FLINT, G					
S.A.E. H.P.					
1960	4619	DOOR SEDAN		123"	G2-001001 SOUTH GATE, BC
1960	4639	DOOR HARDTOP		123"	G3-001001 LINDEN, BL
1960	4637	DOOR HARDTOP.....		123"	G4-001001 KANSAS CITY, BK
1960	4667	DOOR CONVERTIBLE		123"	G5-001001 WILMINGTON, BW—
1960	4667	DOOR CONVERTIBLE		123"	G6-001001 ATLANTA, BA
1960	4635	DOOR ESTATE WAGON (2 SEATS)		123"	G7-001001 FRAMINGHAM, BF
1960	4645	DOOR ESTATE WAGON (3 SEATS)		123"	G8-001001 ARLINGTON, BT
ELECTRA - 8 CYLINDER 4.1875" BORE X 3.640" STROKE 56.11 S,A.E. H.P.					
1960	4719	4-DOOR SEDAN		126.3"	
1960	4739	4-DOOR HARDTOP		126.3"	
1960	4737	2- DOOR HARDTOP		126.3"	

MODEL CHART

MODEL	TYPE OF BODY	FISHER NO.	WHEELBASE	ENGINE / SERIAL NO.
ELECTRA				H.P.
1960	4-DOOR RIVIERA SEDAN.		126.3"	
1960	4839 4-DOOR HARDTOP		126.3"	
1960	4867 2-DOOR CONVERTIBLE...		126.3"	
SPECIAL SERIES - 8 CYLINDER 3.5 BORE X 2.8' STROKE 39.2 S.A.E H.P.				
1961	4019 4-DOOR SEDAN		112"
1961	4027 2-DOOR COUPE		112"	1961 ENGINE & SERIAL
1961	4035 4-DOOR STATION WAGON (2 SEATS)		112"	NUMBER ARE THE SAME
1961	4045 4-DOOR STATION WAGON (3 SEATS)		112"	STARTING AT:
1961	4119 DELUX 4-DOOR SEDAN		112"	4000-4100-4300
1961	4135 DELUX 4-DOOR STATION WAGON (2 SEATS)		112"	H1-501001 FLINT, FB
1961	4317 SKYLARK 2-DOOR COUPE		112"	H2-501001 SOUTH GATE, BC
LE SABRE - 8 CYLINDER 4.125" BORE X 3.4" STROKE 54.45 S.A.E, H.P.				
1961	4411 2-DOOR SEDAN		123"	
1961	4435 4-DOOR ESTATE WAGON (2 SEATS),		123"	
1961	4437 2-DOOR HARDTOP		123"	4400-4600-4800
1961	4439 4-DOOR HARDTOP		123"	H1-001001 FLINT, FB
1961	4445 4-DOOR ESTATE WAGON (3 SEATS)		123"	H2-001001 SOUTH GATE, BC
1961	4467 2-DOOR CONVERTIBLE		123"	H3-001001 LINDEN, BL
1961	4469 4-DOOR SEDAN		123"	H4-001001 KANSAS CITY, BK
INVICTA - 8 CYLINDER 4.1875" BORE X 3.640" STROKE 56.11 S.A.E. H.P.				
1961	4637 2-DOOR HARDTOP		123"	H5-001001 WILMINGTON, BW
1961	4639 4-DOOR HARDTOP		123"	H6-001001 ATLANTA, BA
1961	4667 2-DOOR CONVERTIBLE		123"	H7-001001 FRAMINGHAM, BF
				H8-001001 ARLINGTON, BT
ELECTRA - 8 CYLINDER 4.1875" BORE X 3.640" STROKE 56.11 S.A.E. H.P.				
1961	4719 4-DOOR SEDAN		126"	
1961	4737 2-DOOR HARDTOP		126"	
1961	4739 4-DOOR HARDTOP		126"	
ELECTRA '2.25" - 8 CYLINDER 4.1875" BORE X 3.640" STROKE 56.11 S.A.E H.P.				
1961	4829 4-DOOR HARDTOP...		126"	
1961	4867 2-DOOR CONVERTIBLE		126"	
SPECIAL 6 CYLINDER 3.625" BORE X 3.2" STROKE 31.54 S.A.E. H.P.				
8 CYLINDER 3.5" BORE X 2.8" STROKE 39.2 S.A.E. H.P.				
1962	4019 4-DOOR SEDAN		112"	1962 ENGINE i SERIAL
1962	4027 2-DOOR COUPE		112"	NUMBER ARE THE SAME
1962	4035 4-DOOR STATION WAGON (2 SEATS)		112"	STARTING AT:
1962	4045 4-DOOR STATION WAGON (3 SEATS)		112"	4000-4100-4300
1962	4067 2-DOOR CONVERTIBLE		112"	11-501001 FLINT, FB
1962	4119 DELUX 4-DOOR SEDAN		112"	12-501001 SOUTH GATE. BC
1962	4135 DELUX 4-DOOR STATION WAGON (2 SEATS).		112"	13-501001 KANSAS CITY, BK
1962	4167 DELUX CONVERTIBLE		112"	
1962	4347 2-DOOR SKYLARK HARDTOP		112"	
1962	4367 2-DOOR SKYLARK CONVERTIBLE		112"	
LE SABRE 8 CYLINDER 4.1875" BORE X 3.640" STROKE 56.11 S.A.E. H.P.				
1962	4411 2-DOOR SEDAN..		123"	4400-4600-4800
1962	4439 4-DOOR HARDTOP		123"	11-001001 FLINT, FB
1962	4447 2-DOOR HARDTOP		123"	12-001001 SOUTH GATE, BC
1962	4469 4-DOOR SEDAN..		123"	13-001001 LINDEN, BL
INVICTA - 8 CYLINDER 4 1875' BORE X 3.640" STROKE 56.11 S.A.E. H.P.				
1962	4635 4-DOOR ESTATE WAGON 12 SEATS),		123"	14-001001 KANSAS CITY, BK
1962	4639 4-DOOR HARDTOP		123"	15-001001 WILMINGTON, BW
1962	4645 4-DOOR ESTATE WAGON (3 SEATS)		123"	16-001001 ATLANTA, BA
1962	4647 2-DOOR HARDTOP		123"	17-001001 FRAMINGHAM, BF
1962	4667 2-DOOR CONVERTIBLE		123"	18-001001 ARLINGTON, BT
ELECTRA '^2.5" - 8 CYLINDER 4.1875" BORE X 3.640" STROKE 56.11 S.A.E. H.P.				
1962	4819 4-DOOR SEDAN		126"	
1962	4829 4-DOOR PILLARLESS (6 WIND.).		126"	
1962	4839 4-DOOR HARDTOP		126"	
1962	4847 2-DOOR HARDTOP		126"	
1962	4867 2-DOOR CONVERTIBLE		126"	

MODEL CHART—1963

MODEL	TYPE OF BODY	
Special		
4019	4 Door Sedan	(Std.)
4027	2 Door Sedan	(Std.)
4035	4 Door Estate Wagon (2 Seats)	(Std.)
4045	4 Door-Estate Wagon (3 Seats)	(Std.)
4067	2 Door Convertible	(Std.)
4119	4 Door Sedan	(Dlx.)
4135	4 Door Estate Wagon (2 Seats)	(Dlx.)
Skylark		
4347	2 Door Coupe	(Dlx.)
4367	2 Door Convertible	(Dlx.)
1963 Special Models start at the following serial numbers:		
ENGINE & FRAME NO.	LOCATION	BODY NO. PREFIX
J1-501001	Flint	FB
J2-501001	South Gate	BC
J3-501001	Kansas City	BK
Le Sabre		
4411	2 Door Sedan	
4435	4 Door Estate Wagon (2 Seats)	
4439	4 Door Hardtop	
4445	4 Door Estate Wagon (3 Seats)	
4447	2 Door Hardtop	
4467	2 Door Convertible	
4469	4 Door Sedan	
Invicta		
4635	4 Door Estate Wagon (2 Seats)	
Wildcat		
4639	4 Door Hardtop	
4647	2 Door Coupe	
4667	2 Door Convertible	
Riviera		
4747	2 Door Sports Coupe	
Electro "225"		
4819	4 Door Sedan	
4829	4 Door Riviera Sedan	
4839	4 Door Hardtop	
4847	2 Door Hardtop	
4867	2 Door Convertible	
1963 Models start at the following serial numbers:		
ENGINE & FRAME NO.	LOCATION	BODY NO. PREFIX
J1-001001	Flint	FB
J2-001001	South Gate	BC
J3-001001	Linden	BL
J4-001001	Kansas City	BK
J5-001001	Wilmington	BW
J6-001001	Atlanta	BA
J7-001001	Framingham	BF
J8-001001	Arlington	BT

1964 MODEL IDENTIFICATION DATA

Model & Body Style	Wheel Base	Cyl.	Bore & Stroke	Piston Disp. (Cu. In.)	Taxable H.P.	Weight	Air Cleaner Identification
<u>SPECIAL SERIES AND SKYLARK SERIES</u>							
4027 2 Dr. Coupe	115"	V6	3.750 x 3.40	225	33.748	2983	Fireball V-6
4035 4 Dr. Sta. Wag. (2 Seat)	115"	V6	3.750 x 3.40	225	33.748	3258	Fireball V-6
4067 2 Dr. Convertible	115"	V6	3.750 x 3.40	225	33.748	3099	Fireball V-6
4069 4 Dr. Sedan	115"	V6	3.750 x 3.40	225	33.748	3000	Fireball V-6
4127 2 Dr. Coupe (Deluxe)	115"	V6	3.750 x 3.40	225	33.748	2998	Fireball V-
4135 4 Dr. Sta. Wag. (2 Seat-Deluxe)	115"	V6	3.750 x 3.40	225	33.748	3277	Fireball V-6
4169 4 Dr. Sedan (Deluxe)	115"	V6	3.750 x 3.40	225	33.748	3018	Fireball V-6
4337 2 Dr. Skylark Sport Coupe	115"	V6	3.750 x 3.40	225	33.748	3049	Fireball V-6
4367 2 Dr. Skylark Convertible	115"	V6	3.750 x 3.40	225	33.748	3169	Fireball V-6
4369 4 Dr. Skylark Sedan	115"	V6	3.750 x 3.40	225	33.748	3062	Fireball V-6
4027 2 D . Coupe	115"	V8	3.750 x 3.40	300	45.00	2999	
4035 4 D . Sta. Wag. (2 Seat)	115"	V8	3.750 x 3.40	300	45.00	3274	
4067 2 D . Convertible	115"	V8	3.750 x 3.40	300	45.00	3115	
4069 4 D .Sedan	115"	V8	3.750 x 3.40	300	45.00	3016	
4127 2 D . Coupe (Deluxe)	115"	V8	3.750 x 3.40	300	45.00	3014	Wildcat 310
4135 4 Di . Sta. Wag. (2 Seat-Deluxe)	115"	V8	3.750 x 3.40	300	45.00	3293	(2BBL)
4169 4 Di . Sedan (Deluxe)	115"	V8	3.750 x 3.40	300	45.00	3034	
4255 4 D . Skylark Spt. Wg. (2 Seat)	120"	V8	3.750 x 3.40	300	45.00	3557	
4265 4 D . Skylark Spt. Wg. (3 Seat)	120"	V8	3.750 x 3.40	300	45.00	3689	Wildcat 355
4337 2 D . Skylark Sport Coupe	115"	V8	3.750 x 3.40	300	45.00	3065	(4BBL)
4355 4 D . Sky. Cust. Spt. Wg. (2 St.)	120"	V8	3.750 x 3.40	300	45.00	3595	
4365 4 D . Sky. Cust. Spt. Wg. (3 St.)	120"	V8	3.750 x 3.40	300	45.00	3727	
4367 2 D . Skylark Convertible	115"	V8	3.750 x 3.40	300	45.00	3185	
4369 4 D . Skylark Sedan	115"	V8	3.750 x 3.40	300	45.00	3078	
<u>LE SABRE SERIES</u>							
4439 4 Dr. Hardtop	123"	V8	3.750 x 3.40	300	45.00	3730	Wildcat 310
4447 2 Dr. Sport Coupe	123"	V8	3.750 x 3.40	300	45.00	3629	(2BBL)
4467 2 Dr. Convertible	123"	V8	3.750 x 3.40	300	45.00	3787	Wildcat 355
4469 4 Dr. Sedan	123"	V8	3.750 x 3.40	300	45.00	3693	(4BBL)
4635 4 Dr. Estate Wagon (2 Seat)	123"	V8	4.1875 x 3.64	401	56.11	4352	Wildcat 445
4645 4 Dr. Estate Wagon (3 Seat)	123"	V8	4.1875 x 3.64	401	56.11	4362	(4BBL)
<u>WILDCAT SERIES</u>							
4639 4 Dr. Hardtop	123"	V8	4.1875 x 3.64	40r	56.11	4058	Wildcat 445
4647 2 Dr. Sport Coupe	123"	V8	4.1875 x 3.64	40r	56.11	4003	Wildcat 445
4667 2 Dr. Convertible	123"	V8	4.1875 x 3.64	40r	56.11	4076	Wildcat 445
4669 4 Dr. Sedan	123"	V8	4.1875 x 3.64	40r	56.11	4021	Wildcat 445
<u>ELECTRA 225 SERIES</u>							
4819 4 Dr. Sedan	126"	V8	4.1875 x 3.64	40r	56.11	4212	Wildcat 445
4829 4 Dr. Sedan (Pillarless)	126"	V8	4.1875 x 3.64	401*	56.11	4238	Wildcat 445
4839 4 Dr. Hardtop	126"	V8	4.1875 x 3.64	401*	56.11	4229	Wildcat 445
4847 2 Dr. Sport Coupe	126"	V8	4.1875 x 3.64	401*	56.11	4149	Wildcat 445
4867 2 Dr. Convertible	126"	V8	4.1875 x 3.64	401*	56.11	4280	Wildcat 445
<u>RIVIERA SERIES</u>							
4747 2 Dr. Riviera Sport Coupe	117"	V8	4.3125 x 3.64	425*	59.51	3951	Wildcat 465

* 425 Eng. (1-4BBL) or 425 Eng. (2-4BBL) Optional.

** 425 Eng. (2-4BBL) Optional.

1964 Models start at the following serial numbers:

ENGINE & FRAME NO.	LOCATION	BODY NO. PREFIX
K1-001001	Flint	FB
K2-001001	South Gate	BC
K3-001001	Fremont	BF
K4-001001	Kansas City, Kncsas	BK
K5-001001	Wilmington	BW
K6-001001	Atlanta	BA
K7-001001	Baltimore	BA
K8-001001	Kansas City, Mo.	KC

NOTE

CATALOGUING MODEL DESIGNATION

PLEASE NOTE: The car model tag, or identification plate, will have the numeral "4" as a prefix to the series and body style. For cataloguing purposes this numeral "4" denoting Buick has been deleted and only the four numerals for series and body style are used.

For example: A 2-door coupe V-6 service part could be listed:

- 3327 - If the part is peculiar only to that model
- 3300 - If peculiar to all Special V-6
- 33-3400 - If common to Special V-6 and V-8
- 3000 - If common to Special and Special Deluxe
- Special - If common to all Special
- Skylark - If common to all Skylark

SERIES	COMPA- RABLE 1964 MODELS	1965		MODEL				
		BODY	STYLE	V6	V8			
SPECIAL	4027	2-Door	Coupe	3327	3427			
	4035	4-Door,	2-Seat Station Wagon	3335	3435	33-3400		
	4067	2-Door	Convertible	3367	3467			
	4069	4-Door	Sedan	3369	3469		^3000	SPECIAL
SPECIAL (Deluxe)	4135	4-Door,	2-Seat Station Wagon	3535	3635			
	4169	4-Door	Sedan	3569	3669		•35-3600	
SKYLARK	4255	4-Door,	2-Seat Sportwagon		4255			
	4265	4-Door,	3-Seat Sportwagon		4265		• -4200	
SKYLARK (Custom)	4337	2-Door	Coupe	4327	4427			
	4367	2-Door	Hardtop	4337	4437			
	4367	2-Door	Convertible	4367	4467	>43-4400)»4000	SKYLARK'
	4369	4-Door	Sedan	4369	4469			
SKYLARK (Custom)	4355	4-Door,	2-Seat Sportwagon		4455			
	4365	4-Door,	3-Seat Sportwagon		4465	[4400	
LE SABRE	4339	2-Door	Hardtop		5237			
		4-Door	Handtop		5239	5200		
		4-Door	Sedan		5269			
LE SABRE (Custom)	4437	2-Door	Hardtop		5437)5000	>LE SABRE.
	4439	4-Door	Hardtop		5439	5400		
	4467	2-Door	Convertible		5467			
	4469	4-Door	Sedan		5469			
WILDCAT		2-Door	Hardtop		6237			
		4-Door	Hardtop		6239	6200		
		4-Door	Sedan		6269			
WILDCAT (Deluxe)	4647	2-Door	Hardtop		6437			
	4639	4-Door	Hardtop		6439	6400	>6000	WILDCAT
	4667	2-Door	Convertible		6467			
	4669	4-Door	Sedan		6469			
WILDCAT (Custom)		2-Door	Hardtop		6337			
		4-Door	Hardtop		6639	6600		
		2-Door	Convertible		6667			
ELECTRA		2-Door	Hardtop		8237			
		4-Door	Hardtop		8239	8200		
	4819	4-Door	Sedan		8269			
ELECTRA (Custom)	4847	2-Door	Hardtop		8437		<u>8000</u>	ELECTRA > C
	4839	4-Door	Hardtop		8439	8400		
	4867	2-Door	Hardtop		8467			
		4-Door	Sedan		8469			
RIVIERA	4747	2-Door	Hardtop		9447	9000		RIVIERA

**BUICK MOTOR DIVISION
GENERAL MOTORS CORPORATION
FLINT, MICHIGAN**


1965 MODEL IDENTIFICATION DATA

MODEL & BODY STYLE	CYL.	WHEEL BASE	BORE & STROKE	PISTON DISP. (CU. IN.)	TAXABLE H. P.	TIRE SIZE	WEIGHT	AIR CLEANER IDENTIFICATION	ENGINE CODE
SPECIAL									
43327 2 Dr. Coupe	V6	115"	3.750 x 3.400	225	33.748	6.95" x 14"	2977	None	LH
43335 4 Dr. Sta. Wag. (2 Seat)	V6	115"	3.750 x 3.400	225	33.748	7.35" x 14"	3258	"	
43367 2 Dr. Convertible	V6	115"	3.750 x 3.400	225	33.748	6.95" x 14"	3087	"	
43369 4 Dr. Sedan	V6	115"	3.750 x 3.400	225	33.748	6.95" x 14"	3010	"	
43427 2 Dr. Coupe	V8	115"	3.750 x 3.400	300	45.0	7.35" x 14"	3080	WILDCAT	LL OR LP
43435 4 Dr. Sta. Wag. (2 Seat)	V8	115"	3.750 x 3.400	300	45.0	7.35" x 14"	3353	"310"	
43467 2 Dr. Convertible	V8	115"	3.750 x 3.400	300	45.0	7.35" x 14"	3197	"	
43469 4 Dr. Sedan	V8	115"	3.750 x 3.400	300	45.0	7.35" x 14"	3117	"	
SPECIAL DELUXE									
43535 4 Dr. Sta. Wag. (2 Seat)	V6	115"	3.750 x 3.400	225	33.748	7.35" x 14"	3260	None	LH
43569 4 Dr. Sedan	V6	115"	3.750 x 3.400	225	33.748	6.95" x 14"	3016	"	
43635 4 Dr. Sta. Wag. (2 Seat)	V8	115"	3.750 x 3.400	300	45.0	7.35" x 14"	3369	WILDCAT	LL OR LP
43669 4 Dr. Sedan	V8	115"	3.750 x 3.400	300	45.0	7.35" x 14"	3143	"310"	
SKYLARK									
44327 2 Dr. Coupe	V6	115"	3.750 x 3.400	225	33.748	6.95" x 14"	3035	None	LH
44337 2 Dr. Sport Coupe	V6	115"	3.750 x 3.400	225	33.748	6.95" x 14"	3057	"	
44367 2 Dr. Convertible	V6	115"	3.750 x 3.400	225	33.748	6.95" x 14"	3149	"	
44369 4 Dr. Sedan	V6	115"	3.750 x 3.400	225	33.748	6.95" x 14"	3086	"	
44427 2 Dr. Coupe	V8	115"	3.750 x 3.400	300*	45.0	7.35" x 14"	3146	WILDCAT	LL OR LP
44437 2 Dr. Sport Coupe	V8	115"	3.750 x 3.400	300*	45.0	7.35" x 14"	3198	"310"	
44467 2 Dr. Convertible	V8	115"	3.750 x 3.400	300*	45.0	7.35" x 14"	3294	"	
44469 4 Dr. Sedan	V8	115"	3.750 x 3.400	300	45.0	7.35" x 14"	3194	"	
GRAN SPORT									
44427 2 Dr. Coupe	V8	115"	4.1875 x 3.640	400	56.11	7.75" x 14"	3394	WILDCAT	LR
44437 2 Dr. Sport Coupe	V8	115"	4.1875 x 3.640	400	56.11	7.75" x 14"	3407	"445"	
44467 2 Dr. Convertible	V8	115"	4.1875 x 3.640	400	56.11	7.75" x 14"	3449	"	
SPORTWAGON									
44255 4 Dr. Sta. Wag. (2 Seat)	V8	120"	3.750 x 3.400	300	45.0	7.75" x 14"	3642	WILDCAT	LL OR LP
44265 4 Dr. Sta. Wag. (3 Seat)	V8	120"	3.750 x 3.400	300	45.0	7.75" x 14"	3750	"310"	
44455 4 Dr. Cust. Sta. Wag. (2 Seat)	V8	120"	3.750 x 3.400	300	45.0	7.75" x 14"	3690	"	
44465 4 Dr. Cust. Sta. Wag. (3 Seat)	V8	120"	3.750 x 3.400	300	45.0	7.75" x 14"	3802	"	
LESABRE									
45237 2 Dr. Sport Coupe	V8	123"	3.750 x 3.400	300	45.0	8.15" x 15"	3753	WILDCAT	LL OR LP
45239 4 Dr. Hardtop Sedan	V8	123"	3.750 x 3.400	300	45.0	8.15" x 15"	3809	"310" 2BBL	
45269 4 Dr. Sedan	V8	123"	3.750 x 3.400	300	45.0	8.15" x 15"	3788	WILDCAT	LP
LESABRE CUSTOM									
45437 2 Dr. Sport Coupe	V8	123"	3.750 x 3.400	300	45.0	8.15" x 15"	3724	WILDCAT	LL OR LP
45439 4 Dr. Hardtop Sedan	V8	123"	3.750 x 3.400	300	45.0	8.15" x 15"	3811	"310" 2BBL	
45467 2 Dr. Convertible	V8	123"	3.750 x 3.400	300	45.0	8.15" x 15"	3812	WILDCAT	LP
45469 4 Dr. Sedan	V8	123"	3.750 x 3.400	300	45.0	8.15" x 15"	3777	"355" 4BBL	
WILDCAT									
46237 2 Dr. Sport Coupe	V8	126"	4.1875 x 3.640	401*	56.11	8.45" x 15"	3988	WILDCAT	LT
46239 4 Dr. Hardtop Sedan	V8	126"	4.1875 x 3.640	401**	56.11	8.45" x 15"	4089	"445"	
46269 4 Dr. Sedan	V8	126"	4.1875 x 3.640	401**	56.11	8.45" x 15"	4058	"	
WILDCAT DELUXE									
46437 2 Dr. Sport Coupe	V8	126"	4.1875 x 3.640	401*	56.11	8.45" x 15"	4014	WILDCAT	LT
46439 4 Dr. Hardtop Sedan	V8	126"	4.1875 x 3.640	401**	56.11	8.45" x 15"	4075	"445"	
46467 2 Dr. Convertible	V8	126"	4.1875 x 3.640	401**	56.11	8.45" x 15"	4069	"	
46469 4 Dr. Sedan	V8	126"	4.1875 x 3.640	401**	56.11	8.45" x 15"	4046	"	
WILDCAT CUSTOM									
46637 2 Dr. Sport Coupe	V8	126"	4.1875 x 3.640	401*	56.11	8.45" x 15"	4047	WILDCAT	LT
46639 4 Dr. Hardtop Sedan	V8	126"	4.1875 x 3.640	401*	56.11	8.45" x 15"	4160	"445"	
46667 2 Dr. Convertible	V8	126"	4.1875 x 3.640	401**	56.11	8.45" x 15"	4087	"	
ELECTRA 225									
48237 2 Dr. Sport Coupe	V8	126"	4.1875 x 3.640	401**	56.11	8.75" x 15"	4208	WILDCAT	LT
48239 4 Dr. Hardtop Sedan	V8	126"	4.1875 x 3.640	401*	56.11	8.75" x 15"	4284	"445"	
48269 4 Dr. Sedan	V8	126"	4.1875 x 3.640	401**	56.11	8.75" x 15"	4261	"	
ELECTRA 225 CUSTOM									
48437 2 Dr. Sport Coupe	V8	126"	4.1875 x 3.640	401**	56.11	8.75" x 15"	4228	WILDCAT	LT
48439 4 Dr. Hardtop Sedan	V8	126"	4.1875 x 3.640	401**	56.11	8.75" x 15"	4344	"445"	
48467 2 Dr. Convertible	V8	126"	4.1875 x 3.640	401*	56.11	8.75" x 15"	4325	"	
48469 4 Dr. Sedan	V8	126"	4.1875 x 3.640	401*	56.11	8.75" x 15"	4292	"	
RIVIERA									
49447 2 Dr. Riviera Sport Coupe	V8	117"	4.1875 x 3.640	401*	56.11	8.45" x 15"	4036	WILDCAT	LT
								"445"	

* THESE MODELS ALSO AVAILABLE IN GRAN SPORT OPTION WITH 400 CU. IN. ENG. (WILDCAT "445") CODE LR

** THESE MODELS ALSO AVAILABLE WITH 425 CU. IN. ENG. (WILDCAT "465" 4BBL - SUPER WILDCAT 2-4BBL) CODE LW OR LX

1966 MODEL IDENTIFICATION DATA

MODEL & BODY STYLE	CATALOGUING MODEL DESIGNATION	CYL.	WHL. BASE	PISTON DISPL. (CU. IN.)	AIR CLEANER IDENTIFICATION	ENGINE CODE	TAX-ABLE H. P.	WEIGHT	BORE & STROKE
SPECIAL									
43307 2 Dr. Coupe	3307J	V-6	115"	225	NONE	MH	33.748	3009	3.750 x 3.400
43335 4 Dr. Wagon (2-Seat)	33351								
43367 2 Dr. Conv.	33671 >3300								
43369 4 Dr. Sedan	3369J								
43407 2 Dr. Coupe	3407J	V-8	115"	300*	WILDCAT 310	ML	45.0	3091	3.750 x 3.400
43435 4 Dr. Wagon (2-Seat)	34 351								
43467 2 Dr. Conv.	3467. >3400								
43469 4 Dr. Sedan	3467J								
SPECIAL DELUXE									
43507 2 Dr. Coupe	3507J	V-6	115"	225	NONE	MH	33.748	3009	3.750 x 3.400
43517 2 Dr. Hardtop	35171								
43535 4 Dr. Wagon (2-Seat)	35351 >3500								
43569 4 Dr. Sedan	3569J								
43607 2 Dr. Coupe	3607J	V-8	115"	300*	WILDCAT 310	ML	45.0	3122	3.750 x 3.400
43617 2 Dr. Hardtop	36171 >3600								
43635 4 Dr. Wagon (2-Seat)	3635.								
43669 4 Dr. Sedan	3669J								
SKYLARK									
44307 2 Dr. Coupe	4307J	V-6	115"	225	NONE	MH	33.748	3034	3.750 x 3.400
44317 2 Dr. Hardtop	43171								
44339 4 Dr. Hardtop	4339 >4300								
44367 2 Dr. Conv.	4367J								
44407 2 Dr. Coupe	4407J	V-8	115"	300*	WILDCAT 310	ML	45.0	3145	3.750 x 3.400
44417 2 Dr. Hardtop	4417 >4400								
44439 4 Dr. Hardtop	4439 J								
44467 2 Dr. Conv.	4467J								
SPORTWAGON									
44255 4 Dr. Wagon (2-Seat)	4255J	V-8	120"	340	WILDCAT 350 (2-BBL.)	MA	45.0	3713	3.750 x 3.850
44265 4 Dr. Wagon (3-Seat)	4265 >4400								
44455 4 Dr. Wagon (2-Seat)	4455.								
44465 4 Dr. Wagon (3-Seat)	4465J								
SKYLARK GRAN SPORT									
44607 2 Dr. Coupe	4607J	V-8	115"	400 **	WILDCAT 445	MR	56.11	3479	4.1875 x 3.640
44617 2 Dr. Hardtop	4617 >4600								
44667 2 Dr. Conv.	4667J								
LE SABRE									
45237 2 Dr. Hardtop	5237J	V-8	123"	340	WILDCAT 350 (2-BBL.)	MA	45.0	3751	3.750 x 3.850
45239 4 Dr. Hardtop	5239 >5200								
45269 4 Dr. Sedan	5269J								
LE SABRE CUSTOM									
45437 2 Dr. Hardtop	5437J	V-8	123"	340	WILDCAT 350 (2-BBL.)	MA	45.0	3746	3.750 x 3.850
45439 4 Dr. Hardtop	5439 >5400								
45467 2 Dr. Conv.	5467 J								
45469 4 Dr. Sedan	5469J								
WILDCAT									
46437 2 Dr. Hardtop	6437*	V-8	126"	401 **	WILDCAT 445	MT	56.11	4003	4.1875 x 3.640
46439 4 Dr. Hardtop	6439 >6400								
46467 2 Dr. Conv.	6467								
46469 4 Dr. Sedan	6469								
WILDCAT CUSTOM									
46637 2 Dr. Hardtop	6637*	V-8	126"	401 **	WILDCAT 445	MT	56.11	4018	4.1875 x 3.640
46639 4 Dr. Hardtop	6639 >6600								
46667 2 Dr. Conv.	6667								
ELECTRA 225									
48237 2 Dr. Hardtop	8237	V-8	126"	401 **	WILDCAT 445	MT	56.11	4118	4.1875 x 3.640
48239 4 Dr. Hardtop	8239 >8200								
48269 4 Dr. Sedan	8269								
ELECTRA 225 CUSTOM									
48437 2 Dr. Hardtop	8437*	V-8	126"	401 **	WILDCAT 445	MT	56.11	4230	4.1875 x 3.640
48439 4 Dr. Hardtop	8439 >8400								
48467 2 Dr. Conv.	8467								
48469 4 Dr. Sedan	8469								
RIVIERA									
49487 2 Dr. Hardtop	9487J  ^ 3 RIVIERA	V-8	119"	425	WILDCAT 465	MW	59.51	4180	4.3125 x 3.640

Please Note: The car model tag, or identification plate, will have the numeral "4" as a prefix to the series and body style. For cataloguing purposes this numeral "4" denoting Buick has been deleted and only the four numerals for series and body style are used.

For example: A 2-door coupe V-6 service part could be listed:

- 3307 - If the part is peculiar only to that model
- 3300 - If peculiar to all Special V-6
- 33-3400 - If common to Special V-6 and V-8
- 3000 - If common to Special and Special Deluxe

* 340 CU. IN. ENGINE OPTIONAL (WILDCAT 350 - WILDCAT 375)

** 425 CU. IN.

1967 MODEL IDENTIFICATION DATA

Model & Body Style	Cataloguing Model Designation	C Y L	Whl. Base	Piston Displ. (cu. in.)	Valve Rocker Arm Cover Identification	Engine Code	Taxable H.P.	Weight	Bore & Stroke
SPECIAL 3307 2-Dr. Coupe 3335 4-Dr. 2 Seat Wagon 3369 4-Dr. Sedan	3307 3335 3300 3369	6 6 6	115 115 115	225 225 225	None	NH NH NH	33.748	3071 3343 3077	3.750 x 3.400
3407 2-Dr. Coupe 3417 2-Dr. Hardtop 3435 4 Dr. 2 Seat Wagon 3469 4 Dr. Sedan	3407 3417 3400 3435 3469	8 8 8 8	115 115 115 115	300 340 300 300	300-2 340-4 300-2 300-2	NL NB NL NL	45.0	3071 3343 3077	3.750 X 3.400 3.750 X 3.850 3.750 X 3.400
SPECIAL DELUXE 3517 2-Dr. Hardtop 3535 4-Dr. 2 Seat Wagon 3569 4-Dr. Sedan	3517 3535 3500 3569	6 6 6	115 115 115	225 225 225	None	NH NH NH	33.748		3.750 X 3.400
3617 2-Dr. Hardtop 3635 4-Dr. 2 Seat Wagon 3669 4-Dr. Sedan	3617 3635 3600 3669	8 8 8	115 115 115	300 300 300	300-2	NL NL NL	45.0		3.750 X 3.400
SKYLARK 4307 2-Dr. Coupe 4317 2-Dr. Hardtop 4339 4-Dr. Hardtop 4367 2-Dr. Conv.	4307 4317 4300 4339 4367	6 6 6 6	115 115 115 115	225 225 225 225	None	NH NH NH NH	33.748	3373 3335	3.750 x 3.400
4407 2-Dr. Coupe 4417 2-Dr. Hardtop 4439 4-Dr. Hardtop 4467 2-Dr. Conv. 4469 4-Dr. Sedan	4407 4417 4400 4439 4467 4469	8 8 8 8 8	115 115 115 115 115	300 300 340 300 340	300-2 340-2 340-4 340-2	NL NL NA NL	45.0 45.0 45.0	3137 3199 3373 3335 3324	3.750 x 3.400 3.750 x 3.850 3.750 x 3.850
SPORT WAGONS 4355 4-Dr. 2 Seat Wagon 4865 4-Dr. 2 Seat Wagon 4455 4-Dr. 2 Seat Wagon 4465 4-Dr. 3 Seat Wagon	4855 4865 4800 4455 4465	8 8 8 8	120 120 120 120	340 340 340 340	340-2 340-2	NA or NB	45.0	3772 3876 3772 3876	3.750 x 3.850
SKYLARK GRAN SPORT 4607 2-Dr. Coupe 4617 2-Dr. Hardtop 4667 2-Dr. Conv.	4607 4617 4600 4667	8 8 8	115 115 115	400 400 400	400-4	NR NR NR		3439 3500 3505	4.040 X 3.900
LE SABRE 5287 2-Dr. Hardtop 5239 4-Dr. Hardtop 5269 4-Dr. Sedan	5287 5239 5200 5269	8 8 8	123 123 123	340 340 340	340-2 340-4	NA or NB	45.0	3819 3878 3847	3.750 x 3.850 3.750 X 3.850
LE SABRE CUSTOM 5487 2-Dr. Hardtop 5439 4-Dr. Hardtop 5467 2-Dr. Conv. 5469 4-Dr. Sedan	5487 5439 5400 5467 5469	8 8 8 8	123 123 123 123	340 340 340 340	340-2 340-4	NA or NB	45.0 45.0	3853 3873 3890 3855	3.750 x 3.850 3.750 X 3.850
WILDCAT 6487 2-Dr. Hardtop 6439 4-Dr. Hardtop 6467 2-Dr. Conv. 6469 4-Dr. Sedan	6487 6439 6400 6467 6469	8 8 8 8	126 126 126 126	430 430 430 430	430-4	ND ND ND ND	51.91	4021 4069 4067 4008	4.1875 x 3.90
WILDCAT CUSTOM 6687 2-Dr. Hardtop 6639 4-Dr. Hardtop 6667 2-Dr. Conv.	6687 6639 660Q 6667	8 8 8	126 126 126	430 430 430	430-4	ND ND ND	51.91	4055 4119 4046	4.1875 x 3.90
ELECTRA 225 825 7 2-Dr. Hardtop 8239 4-Dr. Hardtop 8269 4-Dr. Sedan	8257 8239 8200^ 8269	8 8 8	126 126 126	430 430 430	430-4	ND ND ND	51.91	4197 4293 4246	4.1875 X 3.90
ELECTRA 225 CUSTOM 8457 2-Dr. Hardtop 8439 4-Dr. Hardtop 8467 2-Dr. Conv. 8469 4-Dr. Sedan	8457 8439 8400 8467 8469	8 8 8 8	126 126 126 126	430 430 430 430	430-4	ND ND ND ND	51.91	4242 4336 4304 4312	4.1875 x 3.90
RIVIERA 9487 2-Dr. Hardtop	9487 9000-Riviera-E	8	119	430	430-4	ND	51.91	4189	4.1875 x 3.90

NOTE: The car model tag or identification plate will have the numeral "4" as a prefix to the series and body style. For cataloguing purposes this numeral "4" denoting Buick has been deleted and only the four numerals for series and body style are used.

EXAMPLE: A 2 Door Coupe V-6 service part could be listed:

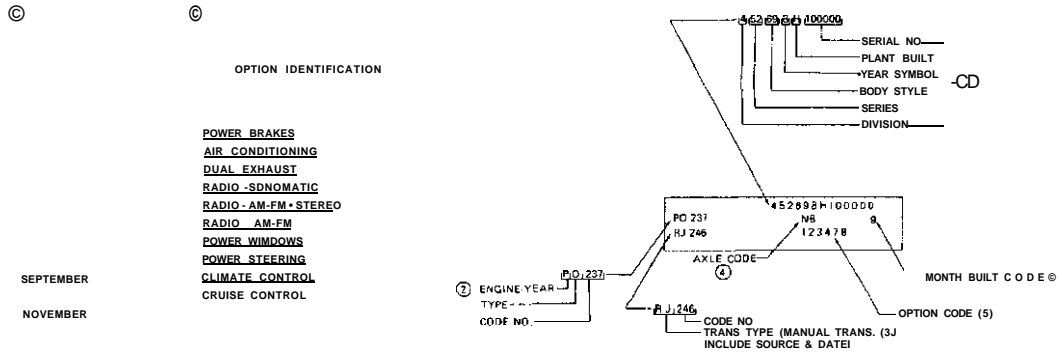
- 3307 - If the part is peculiar only to that model
- 3300 - If peculiar to all Special V-6
- 63-3400 - If common to Special V-6 and V-8
- 3000 - If common to Special and Special Deluxe

1968 MODEL IDENTIFICATION DATA

Model & Body Style	Cataloguing Model Designation	C Y L	Whl. Base	Piston Displ. (Cu. In.)	Valve Rocker Arm Cover Identification	Eng. Code	Tax-able H.P.	Weight	Bore & Stroke
SPECIAL DLX.									
3327 2-Dr. Coupe	3327 1		112	250			36.0	3125	3.875 x 3.530
3369 4-Dr. Sedan	3369 Special \		116	250			36.0	3217	3.875 x 3.530
3435 4-Dr. 2-Seat Wgn.	3435)		116	350	350-2	PO	46.2	3670	3.800 x 3.500
SKYLARK									
3537 2-Dr. H.T.	3537 \		112	250	-		36.0	3194	3.875 x 3.530
3569 4-Dr. Sedan	3569 1		116	250		-	36.0	3282	3.875 x 3.530
SKYLARK CUST.									
4437 2-Dr. H.T.	4437 1		112	350	350-2	PO	46.2	3344	3.800 x 3.500
4467 2-Dr. Conv.	4467		112	350	or	or	46.2	3394	or
4439 4-Dr. H.T.	4439 \ Skylark \		116	350	350-4	FP	46.2	3413	3.800 x 3.850
4469 4-Dr. Sedan	4469 \ 30-4000		116	350			46.2	3377	
SPORTWAGON'S									
4455 4-Dr. 2-Seat Wgn.	4455		121	350	350-2	PO	46.2	3975	3.800 x 3.500
4465 4-Dr. 3-Seat Wgn.	4465		121	or	or	or	46.2	4118	or
4855 4-Dr. 2-Seat Wgn.	4855*		121	400option	350*4	FP	46.2	3975	3.800 x 3.8500
4865 4-Dr. 3-Seat Wgn.	4865*		121		or 400-4		46.2	4118	4.040 x 3.900
GS 350									
3437 2-Dr. H.T.	3437 - GS 350 1		112	350	350-4	FP	46.2	3375	3.800 x 3.850
GS 400									
463 7 2-Dr. H.T.	4637 1 GS 400 /		112	400	400-4	FP	48.8	3514	4.040 x 3.900
4667 2-Dr. Conv.	4667		112	400	400-4	FP	48.8	3547	
LE SABRE									
5287 2-Dr. H.T.	5287		123	350	350-2	PO	46.2	3923	3.800 x 3.500
5239 4-Dr. H.T.	5239 5200 J		123	350	or	or	46.2	3980	or
5269 4-Dr. Sedan	5269)		123	350	350-4	FP	46.2	3946	3.800 x 3.850
LE SABRE CUSTOM									
5487 2-Dr. H.T.	5487 i >5000		123	350	350-2	PO	46.2	3922	3.800 x 3.500
5439 4-Dr. H.T.	5439 { 5400) 1		123	or	or	or	46.2	4007	or
5467 2-Dr. Conv.	5467 (123	430option	350-4	FP	46.2	3966	3.800 x 3.850
5469 4-Dr. Sedan	5469 \ ...		123		or 430-4	PD	46.2	3950	4.1875 x 3.900
							56.1	4125	
WILDCAT									
6487 2-Dr. H.T.	6487		126	430	430-4	PD	56.1	4125	4.1875 x 3.900
6439 4-Dr. H.T.	6439 6400 j 1		126	430	430*4	PD	56.1	4171	4.1875 x 3.900
6469 4-Dr. Sedan	6469 J		126	430	430-4	PD	56.1	4107	4.1875 x 3.900
WILDCAT CUSTOM									
6687 2-Dr. H.T.	6687) 6000 /		126	430	430-4	PD	56.1	4134	4.1875 x 3.900
6639 4-Dr. H.T.	6639 6600 j		126	430	430-4	PD	56.1	4253	4.1875 x 3.900
6667 2-Dr. Conv.	6667)		126	430	430-4	PD	56.1	4122	4.1875 x 3.900
ELECTRA									
8257 2-Dr. H.T.	8257)		126	430	430-4	PD	56.1	4180	4.1875 x 3.900
8239 4-Dr. H.T.	8239 8200 \		126	430	430-4	PD	56.1	4270	4.1875 x 3.9 00
8269 4-Dr. Sedan	8269. (8000 /		126	430	430-4	PD	56.1	4253	4.1875 x 3.9 00
ELECTRA CUSTOM									
8457 2-Dr. H.T.	8457. 8400 J		126	430	430-4	PD	56.1	4223	4.1875 x 3.900
8439 4-Dr. H.T.	8439 (126	430	430*4	PD	56.1	4314	4.1875 x 3.900
8467 2-Dr. Conv.	8467		126	430	430-4	PD	56.1	4285	4.1875 x 3.900
8469 4-Dr. Sedan	8469		126	430	430-4	PD	56.1	4307	4.1875 x 3.900
RIVIERA									
9487 2-Dr. H.T.	9487 - 9000 or " E "		119	430	430-4	PD	56.1	4222	4.1875 x 3.900

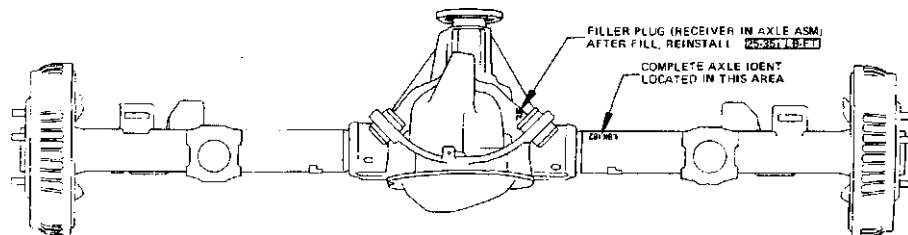
-Models Listed As 4855-65 Are. Models 4455-65 with Wood .grain Applique Option

1966 VEHICLE IDENTIFICATION ENGINE - TRANSMISSION & REAR AXLE CHART



1968 MODELS	ENGINE	TRANSMISSION	AXLE ASSEMBLY RATIO USAGE										TRAILER OPTION					
			STANOARD			ECONOMY			PERFORMANCE				No. 1		No. 2			
			CODE	RATIO	REG. CODE	LIMITED SLIP CODE	RATIO	REG. CODE	POSTRACT CODE	RATIO	REG. CODE	POS. TRACT CODE	RATIO	POS. TRACT CODE	RATIO	POS. TRACT CODE		
43327-69 43537-69	250 L-6	SA 3 Speed Manual CP	3.23	LC	LP								3.91*	OZ	3.42	00		
		SE 2 Sp. Auto A/C LC							3.42	CH	00							
		SD 2 Sp. Auto LC	2.93	LB	LH				3.23	LC	LP		3.91*	OZ	3.42	00		
44437-39- 67-69 43327-69 43537-69	350 V-8	PO 3 Speed Manual RJ	2.93	LB	LU										3.23	LP		
		PE 2 Sp.Auto(2BBL.) HE	2.56	LK	LT										2.73	LO		
		PF 2 Sp.Auto(2BBLAC) ME	2.73	LL	LO				3.23	LC	LP		3.91*	OZ				
43437	350 V-8	PP 2 Sp.Auto(4BBL.) HE	2.56	LK	LT													
		PO 3 SPEED Manual RJ													3.64	ON		
		FP 4 Speed Manual HE	3.23	LC	LP				3.42	CH	00							
43435	350 V-8	PO 2 Speed Auto ME													3.64	ON		
		PO 3 SPEED Manual RJ	3.23	LC	LP													
44455-65 44655-65	350 V-8	PO 2 Speed Auto HE	2.93	L8	LW	2.73	LL	LO	3.23	LC	LP		3.51*	OZ				
PO 3 Speed Manual RJ																		
44655-65	350 V-8	FR 3 Speed Auto MH	3.23	MG	MT								3.91*	NZ	3.64	MY		
FR 3 Speed Auto BV						2.93	MA	MK	3.42	KK	MD							
44637-67	400 V-8	PP 3 Speed Manual RJ	3.42	OH	00						3.64		OT					
		FR 4 SPEED Haylual HE																
45287-39-69 45487-39- 67-69	350 V-8	PR 3 Speed Auto BV	2.93	OE	OX							3.42	CH	00	3.91*	OZ	3.64	ON
		PO 3 Speed Manual RJ	3.23	NB	MT													
		PP 2 Speed Auto ME	2.93	NJ	NK	2.73	UK	ND	3.23	NB	NT		3.64	HF	3.42	NN		
46487-39-69 46687-39-69	350 V-8	PD 3 SPEED Manual ds																
		PO 3 Speed Auto BT	3.07	PG	PV	2.78	FL	FO	3.42									
48257-39-69 48457-39-65	430 V-8	PD 3 Speed Auto 8T	2.73	FL	FC	2.56	P8	PN				3.23	PH	PR	3.91*	PK	3.07	PI
49487	350 V-8	PO 3 SPEED Auto 8T	3.07	PJ	PM							3.42		PY				
49487 GS	350 V-8		3.42		PI													

*NOT AVAILABLE WITH AIR CONDITIONING



1969 MODEL IDENTIFICATION DATA

Model & Body Style	Cataloguing Model Designation	C Y L	Whl. Base	Pist. Displ. (Cu. In.)	Air Cleaner Identification	Eng. Code	Taxable H.P.	Weight	Bore & Stroke	
SPECIAL DLX. 3327 2-Dr. Coupe 3369 4-Dr. Sedan 3435 2-Seat Wgn. 3436 2-Seat Wgn.	3327) 3369 (; . . . \) 3435 P 3436	30-4000 or " A "	L-6 112 L-6 116 V-8 116 V-8 116	250 250 350 350	350-2 350-2	RO RO	36.00 36.00 46.2 46.2	3126 3182 3736 3783	3.875 x 3.530 3.875 x 3.530 3.800 x 3.500 3.800 x 3.500	
SKYLARK 3537 2-Dr. H.T. 3569 4-Dr. Sedan	3537 \) 3569 1		L-6 112 L-6 116	250 250					3179 3209	3.875 x 3.530 3.875 x 3.530
SKYLARK CUST. 4437 2-Dr. H.T. 4467 2-Dr. Conv. 4439 4-Dr. H.T. 4469 4-Dr. Sedan	4437 [) TM \ SM-Hc 4469 1		V-8 112 V-8 112 V-8 116 V-8 116	350 350 350 350	350-2 or 350-4	RO or RP	46.2 or 52.23	3341 3477 3398 3397	3.800 x 3.500 or 3.800 x 3.850	
SPORT WAGONS 4456 2-Seat Wgn. 4466 3-Seat Wgn.	4456) 4466 /		V-8 121 V-8 121	350 ar 400	350-2 or 350-4 or 400-4	RO RP RR	46.2 or 52.23	4106 4231	3.800 x 3.500 3.800 x 3.850 4.040 x 3.900	
GS 350 3437 2-Dr. H.T.	3437 GS-350		V-8 112	350	350-4	RP	46.2	3406	3.800 x 3.850	
GS 400 4637 2-Dr. H.T. 4667 2-Dr. Conv.	4637 } GS-400 4667)		V-8 112 V-8 112	400 400	400-4 400-4	RR RR	52.23 52.23	3549 3594	4.040 x 3.900	
LeSABRE 5237 2-Dr. H.T. 5239 4-Dr. H.T. 5269 4-Dr. Sedan	5237)") 5239 } 5200 5269 j 1		V-8 123 V-8 123 V-8 123	350 350 350	350-2 or 350-4	RO or RP	46.2 or 52.23	3936 3983 3966	3.800 x 3.500 or 3.800 x 3.850	
LeSABRE CUST. 5437 2-Dr. H.T. 5439 4-Dr. H.T. 5467 2-Dr. Conv 5649 4-Dr. Sedan	5437)) 5439 > 5400 5467)) 5649		V-8 123 V-8 123 V-8 123 V-8 123	350 or 430 option	350-2 or 350-4 430-4	RO or RD	46.2 or 52.23 56.1	4018 4073 3958 3941	3.800 x 3.500 or 3.800 x 3.850 4.1875"x 3.900	
WILDCAT 6437 2-Dr. H.T. 6439 4-Dr. H.T. 6469 4-Dr. Sedan	6437)) 6439 > 6400 6469))		V-8 123 V-8 123 V-8 123	430 430 430	430-4 430-4 430-4	RD RD RD	56.1 56.1 56.1	3926 4204 4102	4.1875 x 3.900 4.1875 x 3.900 4.1875 x 3.900	
WILDCAT CUST. 6637 2-Dr. H.T. 6639 4-Dr. H.T. 6667 2-Dr. Conv	6637)) 6639 > 6600 6667))		V-8 123 V-8 123 V-8 123	430 430 430	430-4 430-4 430-4	RD RD RD	56.1 56.1 56.1	4134 4220 4152	4.1875 x 3.900 4.1875 x 3.900 4.1875 x 3.900	
ELECTRA 8257 2-Dr. H.T. 8239 4-Dr. H.T. 8269 4-Dr. Sedan	8257)) 8239 > 8200) 8269 J 1	V-8 126 V-8 126 V-8 126	430 430 430	430-4 430-4 430-4	RD RD RD	56.1 56.1 56.1	4294 4203 4238	4.1875 x 3.900 4.1875 x 3.900 4.1875 x 3.900		
ELECTRA CUST. 8457 2-Dr. H.I. 8439 4-Dr. H.T. 8467 2-Dr. Conv. 8469 4-Dr. Sedan	8457)) \) 8439 } 8400 ; 8467)) 8469	V-8 126 V-8 126 V-8 126 V-8 126	430 430 430 430	430-4 430-4 430-4 430-4	RD RD RD RD	56.1 56.1 56.1 56.1	4328 4222 4309 4281	4.1875 x 3.900 4.1875 x 3.900 4.1875 x 3.900 4.1875 x 3.900		
RIVIERA 9487 2-Dr. H.T.	9487-9000 or " E "	V-8 119	430	430-4	RD	56.1	4199	4.1875 x 3.900		

1969 VEHICLE IDENTIFICATION ENGINE - TRANSMISSION & REAR AXLE CHART

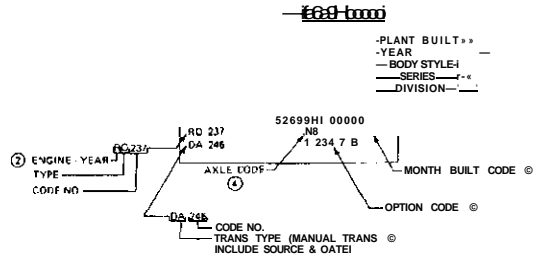
©

©

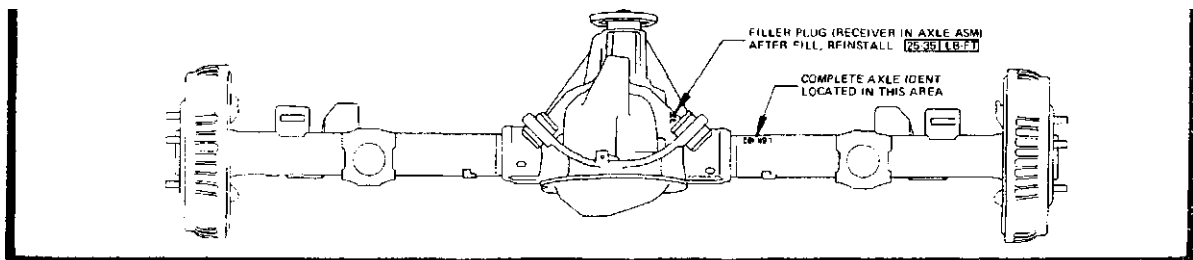
OPTION IDENTIFICATION

- POWER BRAKES
- AIR CONDITIONING
- DUAL EXHAUST
- RADIO-SONOMATIC
- RADIO-AM-FM-STEREO
- RADIO - AM-FM
- POWER WINDOWS
- POWER STEERING
- CLIMATE CONTROL
- CRUISE CONTROL

SEPTEMBER



1969 MODELS	ENGINE	TRANSMISSION		AXLE ASSEMBLY RATIO USAGE									
				STANDARD			ECONOMY			PERFORMANCE			
				RATIO	REGULAR CODE	LIMITED SLIP CODE	RATIO	REGULAR CODE	LIMITED SLIP CODE	RATIO	REGULAR CODE	LIMITED SLIP CODE	
43327-69 43527-69	250 L-6	LA-IE	3 Speed Warn/at	OP	3.23	LC	LP						
		HE	ST-300 A/C	LC						3.42		00	
43327-69 43537-69	250 L-6	HA	ST-300		2.93	LB	LW						LP
		RO	3 Speed Manual	RJ	7.93	LB	LW						
45437-39- 67-69	350 V-8	RO	ST-300-TH350 2BBL		2.56	LK	LT						
		RP	ST-300-TH350 4BBL	JH	2.73	LL	LO			2.56	LK	LT	3.23
43437	350 V-8	RO	3 Speed Manual	RJ-DB	3.23	LC	LP					3.42	00
		RP	4 Speed Manual	XD									
43435-36	350 V-8	RP	ST-300	JH									
		RO	3 Speed Manual	RJ	3.23	LC	LP						
44456-66 LESS DISC BRKS.	350 V-8	RO	ST-300	JH	2.93	LB	LH	2.73	LL	LO	3.23		LP
		RR	TH-400	BV	3.23	MG	MF			2.93	MA	MA	3.42
44456-66 WITH DISC BRKS.	400 V-8	RO	3 Speed Manual	RO			MJ	MP	2.93	ME	MM	3.42	
		RR	TH-400	OV									
44637-67	400 V-8	RR	3 Speed Manual	DB	3.42	OH	OO					3.64	ON
		RO	TH-400	BB	2.93	LB	LW					3.42	00
45237-39-69 45437-39- 67-69	350 V-8	RO	3 Speed Manual	DA	3.23	NB	NT						
		HP	TH-400	DU	2.93	NJ	NK	2.73	NK	ND	3.23		NT
46437-39-69 46437-39-69	430	RD	3 Speed Manual	DA	3.07	PG	PV						
		RD	TH-400	GC				2.78	PL	PO	3.23		PR
48257-39-69 48457-39- 67-69	430	RD	TH-400	BC	2.78	PL	PO	2.56	PB	PN			PR
		RD	TH-400	BT	3.07	PJ	PH					3.23	PY
49467		RD	TH-400	BT								3.42	
49467 GS					3.42		PT						

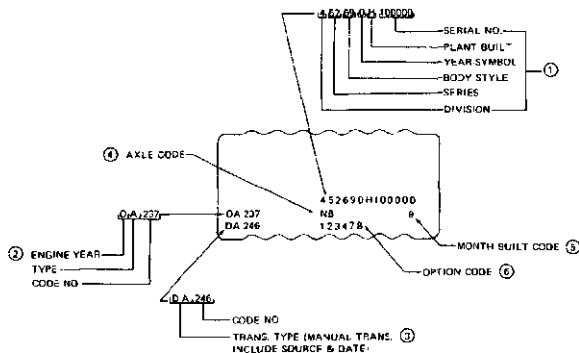


1970 MODEL IDENTIFICATION DATA

Model & Body Style	Cataloguing Model Designation	C Y L	Whl. Base	Pist. Displ. (Cu. In.)	Air Cleaner Ident.	Eng. Code	Tax- able H.P.	Bore & Stroke
SKYLARK 3327 2-Dr. Coupe 3369 4-Dr. Sedan 3537 2-Dr. H.T. 3569 4-Dr. Sedan	3327 " 33-3500 \ 3369 3537) 3569)	L-6 L-6 L-6 or V-8	112 116 112 116	250 250 250 350	350-2 350-4	SO	36.0 36.0 46.2 46.2	3.875 x 3.530 3.875 x 3.530 3.800 x 3.850 3.800 x 3.850
SKYLARK CUSTOM 4437 2-Dr. H.T. 4467 2-Dr. Conv. 4439 4-Dr. H.T. 4469 4-Dr. Sedan	4437] 1 4467 I, 4400 30^000 4439 i 4469)	V-8 V-8 V-8 V-8	112 112 116 116	350 350 350 350	350-2 or 350-4	SO or SB	46.2 or 52.23	3.800 x 3.850 3.800 x 3.850 3.800 x 3.850
GS 3437 2-Dr. H.T.	3437	V-8	112	350	350-4	SP	52.23	
GS 455 4637 2-Dr. H.T. 4667 2-Dr. Conv.	4637 4600 1 4667	V-8 V-8	112 112	455 455	455-4 455-4	SR or SS	59.5 59.5	4.3125 x 3.900 4.3125 x 3.900
SPORT WAGON 3435 4-Dr. Wgn. 3436 4-Dr. Wgn.	3435 3436	V-8 V-8	116 116	350 350	350-2 or 350-4	SO or SB	46.2 or 52.23	3.800 x 3.850 3.800 x 3.850
LeSABRE 5237 2-Dr. H.T. 5239 4-Dr. H.T. 5269 4-Dr. Sedan	5237 ' 5200 \ 5239 5269	V-8 V-8 V-8	123 123 123	350 350 350	350-2 or 350-4	SO or SP	46.2 or 52.23	3.800 x 3.850 3.800 x 3.850 3.800 x 3.850
LeSABRE CUSTOM 5437 2 Dr. H.T. 5439 4-Dr. H.T. 5467 2-Dr. Conv. 5469 4-Dr. Sedan	5437 \ 5000 \ 5439 > 5400J] 5467 5469	V-8 V-8 V-8 V-8	123 123 123 123	350 350 350 350	350-2 or 350-4	SO or SP	46.2 or 52.23	3.800 x 3.850 3.800 x 3.850 3.800 x 3.850 3.800 x 3.850
LeSABRE 455 6437 2-Dr. H.T. 6439 4-Dr. H.T. 6469 4-Dr. Sedan	6437 \ 6439 ' 6400\ 6469	V-8 V-8 V-8	123 123 123	455 455 455	455-4 455-4 455-4	SR or SF	59.5 59.5 59.5	4.3125 x 3.900 4.3125 x 3.900 4.3125 x 3.900
ESTATE WAGON 6006 2-Seat Wgn. 6046 3-Seat Wgn.	6006 \ 6000 / 6046	V-8 V-8	123 123	455 455	455-4 455-4	SR or SF	59.5 59.5	4.3125 x 3.900 4.3125 x 3.900
WILDCAT 6637 2 Dr. H.T. 6639 4-Dr. H.T. 6667 2-Dr. Conv.	6637 \ 6639 ' 6600/ 6667	V-8 V-8 V-8	123 123 123	455 455 455	455-4 455-4 455-4	SR or SF	59.5 59.5 59.5	4.3125 x 3.900 4.3125 x 3.900 4.3125 x 3.900
ELECTRA 8257 2-Dr. H.T. 8239 4-Dr. H.T. 8269 4-Dr. Sedan	8257 8200 8239 8269 !	V-8 V-8 V-8	126 126 126	455 455 455	455-4 455-4 455-4	SR or SF	59.5 59.5 59.5	4.3125 x 3.900 4.3125 x 3.900 4.3125 x 3.900
ELECTRA CUSTOM 8457 2-Dr. H.T. 8439 4-Dr. H.T. 8467 2-Dr. Conv. 8469 4-Dr. Sedan	8457 [8000 8439) or 8467 > 8400 1 8469 J	V-8 V-8 V-8 V-8	126 126 126 126	455 455 455 455	455-4 455-4 455-4 455-4	SR or SF	59.5 59.5 59.5 59.5	4.3125 x 3.900 4.3125 x 3.900 4.3125 x 3.900 4.3125 x 3.900
RIVIERA 9487 2-Dr. H.T.	9487 9000 or "E"	V-8	119	455	455-4	SR or SF	59.5	4.3125 x 3.900

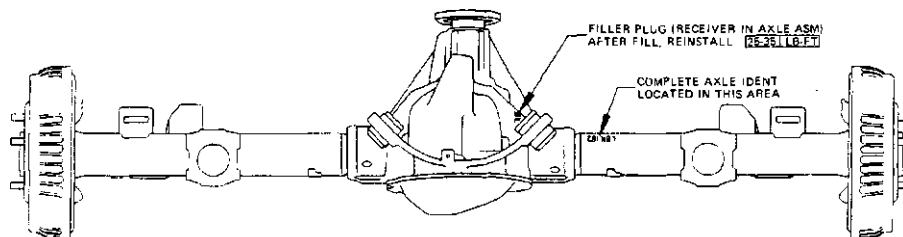
1970 VEHICLE IDENTIFICATION ENGINE - TRANSMISSION & REAR AXLE CHART

CHART			
PRODUCTION MONTH IDENTIFICATION		OPTION IDENTIFICATION	
MONTH	CODE LETTER	OPTIDN	CODE NO.
JANUARY	1	POWER BRAKES	1
FEBRUARY	2	AIR CONDITIONING	2
MARCH	3	DUAL EXHAUST	3
APRIL	4	RADIO - SONOMATIC	4
MAY	5	RADIO - AM-FM - STEREO	5
JUNE	6	RADIO - AM-FM	6
JULY	7	POWER WINDOWS	7
AUGUST	8	POWER STEERING	8
SEPTEMBER	9	CLIMATE CONTROL	9
OCTOBER	0	CRUISE CONTROL	0
NOVEMBER	N		
DECEMBER	D		



1970 MODELS	ENGINE	TRANSMISSION	AXLE ASSEMBLY RATIO USAGE												TRAILER OPTION						
			STANDARD			ECONOMY			PERFORMANCE			NO. 1		NO. 2		STANDARD					
			RATIO	REGULAR CODE	LIMITED SLIP CODE	RATIO	REGULAR CODE	LIMITED SLIP CODE	RATIO	REGULAR CODE	LIMITED SLIP CODE	RATIO	LIMITED SLIP CODE	RATIO	LIMITED SLIP CODE	RATIO	CODE				
43327-69	250 SA	3 Speed Manual	RR	3.23	LC	LP						3.42		00	3.91*	07	3.42	00	3.42	OH	
43537-69	SB	THM-350	JE	2.93	LB	LV						3.23		LP	3.91*	02	3.42	00	3.23	LC	
41327-69	CA	3 Speed Manual	RT	2.93	LB	LV											3.23	LP	3.23	LC	
43537-69	350 V-8	CC	THM-350 (2BBI-)	JH	2.56	LL	LT					3.23		L	3.91*	02	2.73*	LO	2.73	LL	
44437-67-39-69		OC	THM-350 (4BBL)	JR	2.73	LL	LO	2.56	LK	LT									3.23	LC	
4M37	350 V-8	CA	3 Speed Manual	RT								1.42		00			3.64	ON			
		CL	4 Speed	JZ3	LC	IP													3.23	LC	
		CC	THM-350 (4BBL)	JR																LC	
43435-36	350	CA	3 Speed Manual	JR	3.23	LC	LP	2.73	LL	LO	3.23		LP	3.91*	02	3.64	ON				
		OC	THM-350	JR	2.93	LB	LV														
44637-67	405 V-8	CA	3 Speed Manual	RT	3.42	OH	00				3.64		ON	3.91-	07						
			CL	4 Speed Manual	KA	2.93	LB	LV				3.42		00			3.64	ON			
			PC	THM-400	BA																
			PA	3 Speed Manual	FM	3.42		00													
		PE	4 Speed Manual	KA																	
		P:	THM-400	BA																	
44637-67		RE	3 Speed Manual	RH	3.64		ON							3.91*	07						
		RF	THM-400	EB	3.42		00														
15237-39-69	350 V-8	CA	3 Speed Manual	HA	3.23	NB	NT														
45437-39-67-69			CC	THM-350 (2BBL)	JJ	2.93	NJ	«	2.73	HI	ND	3.23		»	3.64	N»	3.42	»	3.42	NC	
			DE	THM-350 (4BBL)																	
46036-46	405 V-8	RI	3 Speed Manual	M	2.78	PR	PI				3.23		u						3.23	FL	
06437-39-69			RA	THM-400	EC																
46637-39-67			RE	3 Speed Manual	CA	2.78	PG	PV													
48257-39-69	405 V-8	RA	THM-400	EC	2.78	PL	PO	3.23			PR	3.91	PK	3.42							
48457-39-69			RA	THM-400	EC	2.56	»B	PN				3.07		PV	3.91	PI	3.23	RR	3.23	PK	
						3.07	PJ	PM				3.42		PY						2.78	PK
4 9467	405 V-8	RG	THM-400											3.91	PI		3.23	PP	3.23	PF	
49467GS					3.42																

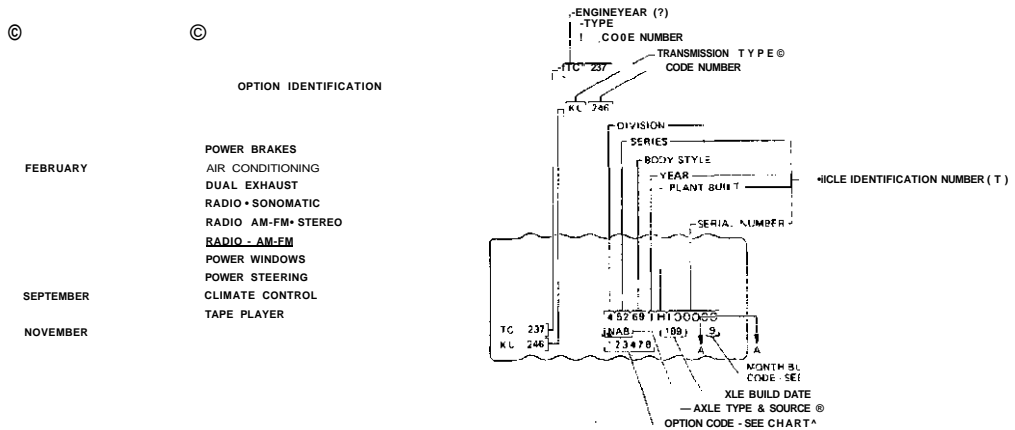
* NOT AVAILABLE WITH AIR CONDITIONING



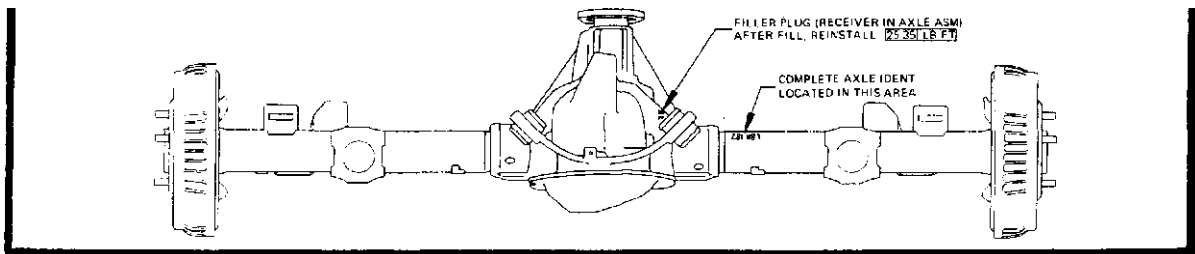
1971 MODEL IDENTIFICATION DATA

Model and Body Style	Cataloguing Model Designation	Cyl.	Whl. Base	Piston Displ. (Cu. In.)	Air Cleaner Ident.	Taxable H.P.	Weight (Std. Equip.)	Bore and Stroke
Skylark								
3327 - 2 Dr. Coupe	3327	L-6	112	250			3144	
3327 - 2 Dr. HT.	3337 > 3300 \	L-6	112	250			3163	
3369 - 4 Dr. Sedan	3369	L-6	116	250			3216	
Skylark Custom								
4437 - 2 Dr. HT.	4437	V-8	112	350	350-2	46.2	3391	3.800 x 3.850
4467 - Conv.	4467 * 4400	V-8	112	350	350-2	46.2	3431	3.800 x 3.850
4439 - 4 Dr. HT.	4439 \	V-8	116	350	350-2	46.2	3547	3.800 x 3.850
4469 - 4 Dr. Sedan	4469 / 30-4000 "A"	V-8	116	350	350-2	46.2	3455	3.800 x 3.850
GS								
3437 - 2 Dr. HT.	3437	V-8	112	350	350-4	46.2	3461	3.800 x 3.850
3467 - Conv.	3467)	V-8	112	455	455-4	59.5	3497	4.3125 x 3.900
Sportwagon	3400 /							
3436 - 2 Seat Wgn.	3436	V-8	116	350	350-2 or 350-4	46.2	3920	3.800 x 3.850
LeSabre								
5257 - 2 Dr. HT.	5257	V-8	124	350	350-2	46.2	4049	3.800 x 3.850
5239 - 4 Dr. HT.	5239 5200\	V-8	124	350	or	46.2	4109	3.800 x 3.850
5269 - 4 Dr. Sedan	5269	V-8	124	350	350-4	46.2	4078	3.800 x 3.850
LeSabre Custom	> 5000 \							
5457 - 2 Dr. HT.	5457	V-8	124	350	350-2	46.2	4095	3.800 x 3.850
5467 - Conv.	5467	V-8	124	or	46.2	4086	3.800 x 3.850	
5439 - 4 Dr. HT.	5439 5400 / 1	V-8	124	455 option	or	46.2	4147	3.800 x 3.850
5469 - 4 Dr. Sedan	5469	V-8	124	or	59.5	4107	3.800 x 3.850	
	V , , , ,				455-4			4.3125 x 3.900
Estate Wagon								
6035 - 2-Seat Wgn.	6035	V-8	127	455	455-4	59.5	4906	4.3125 x 3.900
6045 - 3-Seat Wgn.	6045	V-8	127	455	455-4	59.5	4965	4.3125 x 3.900
Centurion								
6647 - 2 Dr. HT.	6657) > 6000 /	V-8	124	455	455-4	59.5	4195	4.3125 x 3.900
6667 - Conv.	6667 6600 j	V-8	124	455	455-4	59.5	4227	4.3125 x 3.900
6639 - 4 Dr. HT.	6639	V-8	124	455	455-4	59.5	4307	4.3125 x 3.900
Electra								
8237 - 2 Dr. HT.	8237 8200j	V-8	127	455	455-4	59.5	4345	4.3125 x 3.900
8239 - 4 Dr. HT.	8239 (8000	V-8	127	455	455-4	59.5	4381	4.3125 x 3.900
Electra Custom	(
8437 - 2 Dr. HT.	8437 > 8400 /	V-8	127	455	455-4	59.5	4359	4.3125 x 3.900
8439 - 4 Dr. HT.	8439	V-8	127	455	455-4	59.5	4421	4.3125 x 3.900
Riviera								
9487 - 2 Dr. HT.	9487 9000 or "E"	V-8	122	455	455-4	59.5	4325	4.3125 x 3.900

1971 VEHICLE IDENTIFICATION ENGINE - TRANSMISSION & REAR AXLE CHART



1971 MODELS	ENGINE		TRANSMISSION		AXLE ASSEMBLY RATIO USAGE								
	CODE		CODE		STANDARD		ECONOMY			PERFORMANCE			
					RATIO	REGULAR CODE	LIMITED SLIP CODE	RATIO	REGULAR CODE	LIMITED SLIP CODE	RATIO	REGULAR CODE	LIMITED SLIP CODE
43327 43337 43369	250 L-6	DF	3 Speed Manual	R3	3.08	LAB	LSB						
		EA	THM-350	JE	3.08	LAB	LSB				3.42	LHB	LMB
43317 43337 43369 44437 44439 44489 44467	350	TO	3 Speed Manual	RA	3.08	LAB	LSB						
		TO	2 BBL. THM-350	LA	2.56	LKB	LTB				3.08	LAB	LSB
		TO	4 BBL. THM-350	KA	2.73	LLB	LOB	2.56	LKB	LTB			
434 37-67	350	IB	3 1 4 Sp. Man.	RAWY	3.08	LAB	LSB				3.42	LHB	LMB
		TO	THM-350	MA									
43436	350	TO-TB	3 Speed Manual	RA	3.08	LAB	LSB				3.42	LHB	LMB
		TO-TB	THM-350	MA				2.73	LLB	LOB			
43437-67	455 GSX Stg. 1	TR	4 Speed Manual	UY	3.42	LHB	LMB				3.42	LHB	LMB
		TR	THM-400	BA	3.08	LAB	LSB						
		TR	4 Speed Manual	UY	3.42								
		TR	THM-400	BA	3.42								
		TS	4 Speed Manual	WV	3.42								
Le Sabre	350	TC	THM-350	KL	3.08	N&B	NPB	2.73	HKB	HTB	3.42	HJB	MSB
						NAO	NAP		NKD	NKD		NHO	NSO
						NAC	NPC		NKC	NTC			
						NAK	NPK		NKK	NTK			
Le Sabre	455	TR	TMM-400	BC	2.93	QIO	QJO				3.42	QTO	QAO
Es. Wagon	455	TR	THM-400	BC	2.93	OED	QLO				3.42	QHO	QMO
		TR	3 Speed Manual	DA	3.42	QHD	QMO						
Centurion	455	TR-TA	THM-400	BT	2.93	QIO	QJO				3.42	QTO	QAO
		TR	3 Speed Manual	DA	3.42	QTO	QAO						
Electra	455	TR	THM-400	BT	2.73	QFO	QEO				2.93	QIO	QJO
Riviera	455	TR	THM-400	BT	2.93	QIO	QJO				3.42	QTO	QAO
Riviera GS		TA		BT	3.42		QAO						

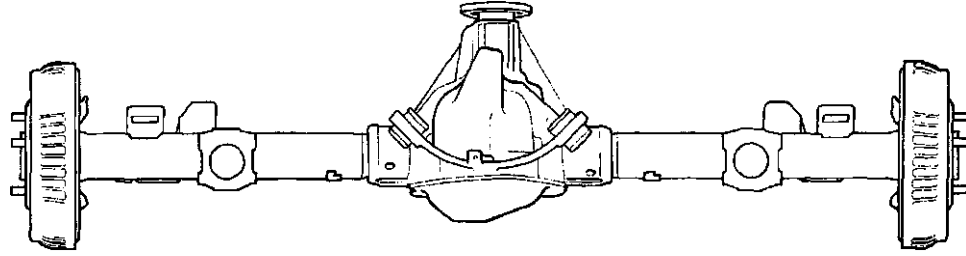


1972 MODEL IDENTIFICATION DATA

Sales Model & Body Style	Cataloguing Designation	Vehicle Ident. Number	Air C leaner Ident.	Piston Displ. (Cu. In.)	Cyl.
<u>Skylark</u>					
3327 - 2 Dr. Coupe	3327	4D27	350-2	350	
3337 - 2 Dr. HT.	3337	4D37	or	350	
3369 - 4 Dr. Sedan	3369	4D69	350-4	350	
<u>Skylark Custom</u>					
4437 - 2 Dr. HT.	4437	4H37	350-2	350	
4467 - 2 Dr. Conv.	4467	4H67	or	350	
4439 - 4 Dr. HT.	4439	4H39	350-4	350	
4469 - 4 Dr. Sedan	4469	4H69		350	
	S 4400	30^000 or " A "			
<u>GS</u>					
3437 - 2 Dr. HT.	3437	4G37	350-4	350*	
			or		
3467 - 2 Dr. Conv.	3467	4G67	455-4	350*	
<u>Sportwagon</u>					
3436 - 2-Seat Wgn.	3436	4F36	350-2 or 350-4	350	
<u>LeSabre</u>					
5257 - 2 Dr. HT.	5257	4L57	350-2	350*	V-
			or		
5239 - 4 Dr. HT.	5239	4L39	350-4	350*	V-
			or		
5269 - 4 Dr. Sedan	5269) 5200	4L69	455-4	350*	V-
	5269				
		5000 i			
<u>LeSabre Custom</u>					
5457 - 2 Dr. HT.	5457	4N57	350-2	350*	V-
			or		
5467 - 2 Dr. Conv.	5467	4N67	350-4	350*	V-
			or		
5439 - 4 Dr. HT.	5439	4N39	455-4	350*	V-
5469 - 4 Dr. Sedan	5469	4N69		350*	V-
<u>Estate Wagon</u>					
6035 - 2-Seat Wgn.	6035	4R35	455-4	455	
6045 - 3-Seat Wgn.	6045	4R45	455-4	455	
<u>Centurion</u>					
					6000 ,
6647 - 2 Dr. HT.	6647	4P47	455-4	455	
6667 - 2 Dr. Conv.	6667	4P67	455-4	455	
6639 - 4 Dr. HT.	6639	4P39	455-4	455	
					6600
<u>Electro</u>					
8237 - 2 Dr. HT.	8237	4U37	455-4	455	
8239 - 4 Dr. HT.	8239	4U39	455-4	455	
					8200
					8000 or " C "
<u>Electra Custom</u>					
8437 - 2 Dr. HT.	8437	4V37	455-4	455	V-
8439 - 4 Dr. HT.	8439	4V39	455-4	455	V-
					-8400-
<u>Riviera</u>					
9487 - 2 Dr. HT	9487	4Y87	455-4	455	
					9000 or " E "

*455 Eng. Available (Optional)

1972 VEHICLE IDENTIFICATION ENGINE - TRANSMISSION & REAR AXLE CHART



MODELS	ENG-INE	TRANSMISSION	AXLE ASSEMBLY RATIO USAGE								
			STANDARD			ECONOMY			PERFORMANCE		
			RATIO	REGULAR CODE	LIMITED SLIP CODE	RATIO	(G95) REG CODE	(G96) LTD SLIP CODE	RATIO	(G92) REG CODE	(G91) LTD. SLIP CODE
4D27 4D37 4D69 4H37 4H39 4H69 4H67	350	3-SPEED MANUAL	3.08	LA	LS						
		2 BBL THM 350	2.56	LK	LT				3.08	LA	LS
		4 BBL THM 350	2.73	LL	LO	2.56	LK	LT			
4G37 4G67	350	3 & 4 SPEED MANUAL -THM 350	3.08	LA	LS				3.42	LH	LW
4F36	350	3-SPEED MANUAL -THM 350	3.08	LA	LS	2.73	LL	LO	3.42	LH	LW
4G37 4G67	455	4-SPEED MANUAL THM-400	3.42	LH	LW				3.42	LH	LW
	455 GSX	4-SP MAN & THM 400	3.08	LA	LS						
	Stage 1	4-SPEED MANUAL -THM 400	3.42		LW						
BL - BN	350	THM-350	3.08	NAB	NP	2.73	NK		3.42	NHB	NSB
				NAC	NP		NK				
BL - BN	455	THM-400	2.93	QI	QJ				3.42	QT	OA
BR	455	THM-400	2.93	QE	QL				3.42	QH	QM
BP	455	THM-400	2.93	QI	QJ				3.42	QT	OA
CT-CV	455	THM-400	2.73	QP	QS				2.93	QI	QJ
EY RIVIERA GS	455	THM-400	2.93	QI	QJ				3.42	QT	OA
LE SABRE OR CEN- TURION	350	THM 350									
	455	THM 400	2.93	QW	QY						

1961 INTERIOR TRIM COLORS AND CODES

MODELS	MATERIAL	GREEN	BLUE	GRAY	FAWN	LIGHT SADDLE	TUR-QUOISE	RED	MAROON	BLACK 4 RED	BLACK	CREAM
4017	CLOTH 4 VINYL	001	011	021	031							
4027	CLOTH & VINYL	001	011	021	031							
4035	VINYL	005	015	025	035			065				
4045	VINYL	005	015	025	035			065				
4119	CLOTH 4 VINYL	101	111	121	131		151			181		
4135	VINYL	105	115	125	135		155	165				
4317	CLOTH & VINYL		113	123	133							
*4317	CLOTH & VINYL		117	127	137							
4411	CLOTH & VINYL	401	411	421	431					481		
4435	VINYL	405	415		435		455	465				
4435	CLOTH 4 VINYL	406	416		436		456	466				
*4435	LEATHER 4 VINYL					443						
4437	CLOTH & VINYL	401	411	421	431					481		
4439	CLOTH 4 VINYL	401	411	421	431					481		
4445	VINYL	405	415		435		455	465				
4467	VINYL	400	410		430			460				490
4449	CLOTH & VINYL	401	411	421	431					481		
4637	CLOTH & VINYL	601	611	621	631		651		661			
*4637	VINYL		617		637				667			
4639	CLOTH & VINYL	601	611	621	631		651		661			
4639	LEATHER 4 VINYL					643		663			683	
4667	VINYL	600	610		630		650	660				690
4719	CLOTH & VINYL	702	712	722	732		752		762			
4737	CLOTH 4 VINYL	702	712	722	732		752		762			
4739	CLOTH & VINYL	702	712	722	732		752		762			
4829	CLOTH 4 VINYL	801	811	821	831		851					
4867	LEATHER 4 VINYL		810	820	830		850	860				
4867	LEATHER & VINYL		819	829	839			869				

* Denotes Buclcst-Type Front Seats.

1962 INTERIOR TRIM COLORS AND CODES

MODELS	MATERIAL	GREEN	BLUE	SILVER	WHITE	FAWN	GOLD	AQUA	ROSE	RED	BLACK	SADDLE
4019	CLOTH 4 VINYL	001	011	021		031						
	VINYL			024								
4027	CLOTH & VINYL	001	011	021		031						
4035	VINYL		015	025		035				075		
4045	VINYL		015	025		035				075		
4067	VINYL		010			030				070		
* 4067	VINYL									079-BX400*		
4119	CLOTH 4 VINYL	101	111	121		131			161			
4135	VINYL	105	115	125		135				175		
4347	CLOTH 4 VINYL		113	123		133-138*	143		163			
* 4347	VINYL		118		126					178	188	
4367	* VINYL		117		127					177	187	197
4411	CLOTH 4 VINYL		411	421		431						484
	VINYL											
4439	CLOTH 4 VINYL		411	421		431		451	461			
4447	CLOTH 4 VINYL		411	421		431		451	461			
4469	CLOTH 4 VINYL		411	421		431		451	461			
	VINYL										484	
4635	VINYL	605	615			635		655		675		
	CLOTH & VINYL		616			636				676		
* 4635	VINYL	603	613			633		653		673		
4639	CLOTH 4 VINYL	602	611	622		631		651	661			
	*LEATHER 4 VINYL		612			632						
4645	VINYL	605	615			635		655		677	687	697
* 4645	VINYL	603	613			633		653		675		
4647	* VINYL		618		628	638				673		
	VINYL		614			634	644	654	664	678		
4667	* VINYL				624	639				674		
	VINYL					639				679		
4819	CLOTH 4 VINYL	803	813	823		833						
4829	CLOTH 4 VINYL	801	811	821		831						
4839	CLOTH 4 VINYL	802	812	822		832	842		862			
4847	CLOTH 4 VINYL	803	813	823		833						
	*LEATHER 4 VINYL				826					878		898
					Code U7 — Power Windows — Required with these Trims							
4867	LEATHER 4 VINYL		810				840		860	870	880	890
	*LEATHER 4 VINYL		819		827					879		899

*Denotes Bucket-Type Front Seats

**BX-400 Red Trim 4167 - Use Seat Trim Parts 4167 Trim 179 - Side Panel Parts 4067 Trim 079

* Denotes Bucket Seats
 g Power Window! (U7) Required
 with these Custom Trims
 # Denotes Police Option

1963 INTERIOR TRIM COLORS & CODES

Models	Materials	Aqua	Black	Blue	Red	Red and Black	Rose	Sandle-wood	Saddle	Silver	White
4019	CLOTH & VINYL	051		011		071		031			
	VINYL		085*	016	076			036			
4027	CLOTH & VINYL	051		011		071		031			
	VINYL				079*			039*			
4035	VINYL	055	085	015	075-079*			035-039*			
4045	VINYL	055	085	015	075			035			
4067	VINYL		080	010	070-079*			030-039*			
4119	CLOTH & VINYL	151		111		171	161	131			
4135	VINYL	155	185	115	175			135	195		
4347	CLOTH & VINYL	157*		117*			167*	137*			
	VINYL		188*		178*				198*		148*
4367	VINYL		189*	119*	179*			139*	199*		149*
4411	CLOTH & VINYL	451		411	471			431			
4435-4445	VINYL	455	485	415	475			435	495		
4439-4447	CLOTH & VINYL	452		412		472	462	432			
	VINYL			416	476			436			
4467	VINYL			410	470-479*		460	430-439*	490		
4469	CLOTH & VINYL	451		411		471	461	431			
4469	VINYL	Black & Silver Trim 484									
4635	CLOTH & VINYL			615			665	635			
	VINYL		687*		677*			637*	697*		
4639	VINYL		681-688*		671-678*			631-638*	691-698*		
4647-4667	VINYL		689*	619*	679*				699*		649*
4747	CLOTH & VINYL		787*	717*				737*			
	LEATHER & VINYL		788*	718*	778*				798*	728*	748*
	VINYL			716*				736*		726*	
4819	CLOTH & VINYL	851		811				831		821	
4829	CLOTH & VINYL	851-856?		811-816\$				831-836\$		821-826\$	
4839	CLOTH & VINYL	851-856*		811-816\$				831-836\$		821-826\$	
	LEATHER & VINYL		888* @		878* @				898* @		
4847	CLOTH & VINYL	851		811				831		821	
	LEATHER & VINYL		888* @		878* @				898* @		
4867	LEATHER & VINYL		880-889*	810	870-879*			830	899*		849*

1964 INTERIOR TRIM COLORS & CODES

POLICE OPT.

Models	Materials	Black	Blue	Fawn	Green	Maroon	Red	Saddle	Silver	White
4027	CLOTH & VINYL		901	003					002	
4035	VINYL	028	021				027	029		
4067	VINYL	028	021	023			027-087*			084*
4069	CLOTH & VINYL	092#	001	003					002	
	VINYL		011	013						
4127	CLOTH & VINYL		101	103	100				102	
	VINYL						197*			194*
4135	VINYL	128	121				127	129		
4169	CLOTH & VINYL		101	103	100				102	
	VINYL		111	113		117				
4255-4265	VINYL	028	021				027	029		
4337	CLOTH & VINYL		131	133						
	VINYL	158*	151*		150*		157"	159*		154*
4355	VINYL		171		170	177		179		174-184
4365	VINYL		171		170	177		179		174
4367	VINYL	168*	141		160*		147-167*	169*		164*
4369	CLOTH & VINYL		131	133	130	137				
	VINYL	148						149		
4439	CLOTH & VINYL		401-411	403-413	400	417			402	
	VINYL		421	423		427				
4447	CLOTH & VINYL		401	403	400					
	VINYL		421-471*	423-473*		427-477*				
4467	VINYL	448	441	443			447-487*	489*		484*
4469	CLOTH & VINYL		401-411	403-413	400	417			402	
4635-4645	CLOTH & VINYL		461	463		467				
	VINYL	438	431	433		437		439		
4639	CLOTH & VINYL		401-411	403-413	400	417			402	
	VINYL	688-658*	421	423		427	687	689-659*		
4647	CLOTH & VINYL		401	403	400					
	VINYL	698*	421	423-473*		427-477*	697*	699*		694*
			471*-691*							
4667	VINYL	448-698*	441 - 691*	443			447	489*-699*		484*-694*
							487*-697*			
4669	CLOTH & VINYL		401-411	403-413	400	417			402	
4747	CLOTH & VINYL		611*	613*	610*					
	VINYL	608*-628*	601*-621*	603*			607*	629*	602*	624*
4819	CLOTH & VINYL		631	633	630				632	
4829-4839	CLOTH & VINYL		631-641	633-643	630-640				632-642	
4847	CLOTH-&VINYL		631	633					632	
	LEATHER & VINYL	678					677	679		
4867	LEATHER & VINYL	668-678*	661				667-677*	669-679*		674*

1965 INTERIOR TRIM COLORS AND CODES

Models	Materials	Aqua	Black	Blue	Fawn	Gray	Green	Ivory	Red	Saddle	Silver
33-3427	CLOTH & VINYL			001	003						002
33-3435	VINYL			021			020		027	029	
33-3467	VINYL		028-088*	021				024	027-087*	029	
33-3469	CLOTH & VINYL			001	003						002
	VINYL		118	111						119	
35-3635	VINYL			121			120		127	129	
35-3669	CLOTH & VINYL	106		101	103		100				
	VINYL		118	111						119	
4200	VINYL			021			020		027	029	
43-4427	CLOTH & VINYL		108	101	103						
	VINYL		198*	191*					197*	199*	
43-4437	CLOTH & VINYL		138-188	131	133						
	VINYL			151*				154*	157*	159*	
43-4467	VINYL		148-158*	141				154*	147-157*	159*	
43-4469	CLOTH & VINYL	136	138	131	133		130				
	VINYL		148							149	
4455-65	VINYL			171			140		147	149	
5237-39-69	CLOTH & VINYL			401	403		400				402
5437	VINYL		428-478*	421					427	429	
5439	CLOTH & VINYL	416	418	411	413						
	VINYL			421						429	
5467	VINYL		448-488*	441					447-487*	449	
5469	CLOTH & VINYL		418	411	413						
	VINYL			421						429	
6237-39-69	CLOTH & VINYL			401	403		400				402
6437	VINYL		428-478*	421					427	429	
6439	CLOTH & VINYL	416	418	411	413						
	VINYL			421						429	
6467	VINYL		448-488*	441					447-487*	449	
6469	CLOTH & VINYL	416	418	411	413						
	VINYL			421						429	
6637	VINYL		658-678*	671*				674*		679*	
6639	VINYL		658	651			654-674*		657	659	
6667	VINYL		658-678*	671*				674*	677*	679*	
8237-39-69	CLOTH & VINYL	636		631	633		654-674*				632
8437	VINYL		698				690			699	
8439	CLOTH & VINYL			641	643	642	640				
	VINYL		698							699	
8467	VINYL		698-688*	691				694	697	699-689*	
8469	CLOTH & VINYL			641	643	642	640				
9447	CLOTH & VINYL		618*	611*	613*		610*				
	VINYL		608*-628	601*			620*	624*		609-629*	

*Denotes Bucket Seats

1966 INTERIOR TRIM COLORS AND CODES

Models	Material	Aqua	Black	Blue	Light Fawn	Fawn	Green	Plum	Red	Saddle	Slate	White	Bronze
33-3407	CLOTH & VINYL		108										
	VINYL		118	111	113								
33-3435	VINYL			111	113				117				
33-3467	VINYL		118	111	113				117				
33-3469	CLOTH & VINYL		108	101		103							
	VINYL	126	128	121									
35-3607	VINYL	166#	138-168*	131-161#	133-163#				167#				
35-3617	VINYL	166*	138-168*	131-161*	133-163#				167#				
35-3635	VINYL		138	131					137	139			
35-3669	CLOTH & VINYL	146		141		143							
	VINYL	126	128	121									
43-4407	CLOTH & VINYL		188	181		183							
	VINYL	166*	168#-198*	161#-191*	163#-193*				167#				
43-4417	CLOTH & VINYL		188	181		183							
	VINYL	166#	168#-198*	161#-191*	163#-193*				167#				
43-4467	VINYL		168#-198*	161#-191*	193*				167#-197*				
	VINYL		185		182								
43-4439	CLOTH & VINYL	156#		151#		153#	150*						
	VINYL		168#	161#	163K								
4255-65	VINYL			131	133				137				
4455-65	VINYL		178	171			170		177	179			
4607-17	VINYL	166#	168#-198*	161#-191*	163#-193*				167*				
4667	VINYL		168#-198*	161#-191*	193*				167/M97*				
5200	CLOTH & VINYL		408	401		403	400						
5437	VINYL	426	428-478*	421					427	429			
5439	CLOTH & VINYL	416		411		413			417				
	VINYL		428	421									
5467	VINYL		428-478*	421	423				427				
5469	CLOTH & VINYL	416		411		413			417				
	-VINYL		428	421									
6437	VINYL	426	428-478*	421					427	429			
6439	CLOTH & VINYL	416		411		413			417				
	VINYL		428	421									
6467	VINYL		428-478*	421	423				427				
6469	CLOTH & VINYL	416		411		413			417				
	VINYL		428	421									
6637	VINYL		458#-498*	451#	453#-493*								
6639	VINYL	456#	458#	451#	453#								
6667	VINYL		458#-498*	451#	493*				457#				
8200	CLOTH & VINYL	636	678	631		633	630				632		
8437	VINYL		698#		693*				697#				
8439	CLOTH & VINYL			641		643	640				642		
	VINYL		698*		693*				697*				
8467	VINYL		698#-688*	691#	693#-683*				697*				
8469	CLOTH & VINYL		698*	641		643	640				642		
9487	VINYL BENCH		608S	601S	603S								
	VINYL BUCKET	656*C	658*C-668*S	651*C	653*C-663*S								
	CLOTH & VINYL STRATO BENCH		628 C	621 C				627C					
	VINYL STRATO BENCH		618C	611C			610C				614C	617C	

DENOTES NOTCH SEATS

* DENOTES BUCKET SEATS

C DENOTES CUST. TRIM

S DENOTES STANDARD TRIM

1967 INTERIOR TRIM COLORS AND CODES

Models	Material	Aqua	Black	Blue	Lt. Fawn	Green	Saddle	Maroon	Plum	Red	Ivory
33-3407	Cloth & Vinyl		108				103				
	Vinyl		118 -138c	111 -131c	114 -134c						
33-3435	Vinyl			111	114					117	
33-3469	Cloth & Vinyl		108	101			103				
	Vinyl		138	131	134						
35-3617	Cloth & Vinyl		188	181			183				
	Vinyl	166#	138 -168#	131 -161#	134 -164#						
35-3635	Vinyl		138	131			133				
35-3669	Cloth & Vinyl	146	148	141			143				
	Vinyl		138	131	134						
43-4407	Cloth & Vinyl		188	181			183				
	Vinyl	166#	168# -198*	161#-191*	164# -194*						
43-4417	Cloth & Vinyl		188	181			183				
	Vinyl	166#	168# -198*	161#-191*	164# -194*						
43-4439	Cloth & Vinyl		158#	151#			153#	157#			
	Vinyl		168#	161#	164#						
43-4467	Cloth & Vinyl		185		184						
	Vinyl		168# -198*	161#-191*			163#			167#-197*	
4455-65	Vinyl		178	171		170	173			177	
4855-65	Vinyl		178	171		170	173			177	
4607-17	Vinyl	196*	185# -198*	191*	184# -194*		193*				
4667	Vinyl		185# -198*	191*	184#		193*			197*	
5200	Cloth & Vinyl		408	401		400	403				
5487	Cloth & Vinyl			411			413				
	Vinyl	426	428 -478*	421			423				
5439	Cloth & Vinyl	416		411			413	417			
	Vinyl		428	421			423				
5467	Vinyl		428	421			423			427	
5469	Cloth & Vinyl	416		411			413	417			
	Vinyl		428	421			423				
6487	Cloth & Vinyl			411			413				
	Vinyl	426	428 -478*	421			423				
6439	Cloth & Vinyl	416		411			413	417			
	Vinyl		428	421			423				
6467	Vinyl		428	421			423			427	
6469	Cloth & Vinyl	416		411			413	417			
	Vinyl		428	421			423				
6687	Vinyl	456#	458# -498*	451#	454#						
6639	Vinyl	456#	458#	451#	454#						
6667	Vinyl		458# -498*	451#	454#					457#	
8200	Cloth & Vinyl	636	638	631			633				
	Vinyl		678		674						
8457-67	Vinyl		698# -688*	691#	694#		693#			697#	
8439-69	Cloth & Vinyl		648	641	644	640		647			
	Vinyl		698# -695c	691#	694#		693#				
9487	Vinyl Bench		608s		604s						
	Vinyl Bucket	656*c	668#s-658*c	651*c	664#s-		653*c				
	Cloth & Vinyl Strato Bench		628c		624c						
	Vinyl Strato Bench		618#			610c			619#c		612rC

- Denotes Notch Seats
 * - Denotes Bucket Seats
 c - Denotes Custom Trim
 s - Denotes Standard Trim

1968 INTERIOR TRIM CODES

Models	Material	Black	Teal (Blue)	Green (PLATINUM)	Buckskin	Gold (Champagne)	Maroon	Parchment	Red	White (Ivory)
3327	Cloth & Vinyl	108				103				
	Vinyl	198	191					194		
3369	Cloth & Vinyl	108	101			103				
3435	Vinyl		111		113			114		
3437	Vinyl	118 -178*	111 -171*	170*	173*			114		172*
3537	Vinyl	118 -168'	111 -161'	160'				114		162'
3569	Cloth & Vinyl	128	121	120		123				
	Vinyl	118	111					114		
4437	Cloth & Vinyl	138	131							
	Vinyl	168*-178*	161*-171*	160'-170*	173*	133				162'-172*
4467	Vinyl	158 -178*	161'-171*	160'	163*				167*	152 -172*
4439	Cloth & Vinyl		141*	140'		143*	147'			
	Vinyl	168'								162*
4469	Cloth & Vinyl	138	131			133	137			
	Vinyl	158								
4455-65-4855-65	Vinyl	188	181	180	183				187	
4637	Vinyl	158 -178*	171*	170*	173*					152 -172*
4667	Vinyl	158 -178*	171*							152 -172*
5239-69-87	Cloth & Vinyl	408	401	400		403	407			
5487-6487	Cloth & Vinyl		411			413				
	Vinyl	428 -478*	421	420	423					
5439-6439	Cloth & Vinyl		411	410		413	417			
	Vinyl	428	421		423					
5467	Vinyl	428	421		423				427	
5469-6469	Cloth & Vinyl		411	410		413	417			
	Vinyl	428	421		423					
6687	Vinyl	458'-498*	451*	450*						452*
6639	Cloth & Vinyl	468*	461'							
	Vinyl	498*	451*	450*						452'
6667	Vinyl	458'-498*	451*						457'	452*
8239-57	Cloth & Vinyl	608	601			603				
	Vinyl	618						614		
8269	Cloth & Vinyl	608	601			603				
8439	Cloth & Vinyl	628 -658	621 -651	620		654	627			
	Vinyl	638'-668	631*		633*					
8457	Vinyl	638'	631'		633*				637'	
8467	Vinyl	638'-648*	631'		633*				637*	
8469	Cloth & Vinyl	628	621	620			627			
	Vinyl	638'	631'		633'					
9487	Vinyl-Bench	675	-					672		
	Vinyl Bkt.	698 -678	691	690	693			674		
	Cloth & Vinyl Strato Bench	685				684				
	Vinyl Strato Bench	688		680	683					682

'Bucket Seats
'Notch Seats

1969 INTERIOR TRIM CODES

Models	Material	Black	Blue	Buckskin (Med. Fawn)	Burgandy (Red)	Green	Gold	Parchment (Sandlewood)	Pearl White
3327	Cloth & Vinyl	108		103					
	Vinyl	118	111					114	
3435-36	Vinyl		121	126					125
3369	Cloth & Vinyl	108	101	103					
	Vinyl	128	121					124	
3437	Vinyl	128-188*	121-188*	186*				124	185*
3537	Vinyl	128-178*	121-171*	176*		170*		124	175*
3569	Cloth & Vinyl	138	131	133		130			
	Vinyl	128	121					124	
4437	Cloth & Vinyl	148	141	143					
	Vinyl	178*-188*	171*-181*	176*-186*		170*			175*-185*
4439	Cloth & Vinyl		151*	153*	157*	150*			
	Vinyl	178*		176*					175*
4467	Vinyl	168-178*-188*	171*	176*	187*			164	185*
4469	Cloth & Vinyl		141	143	147	140			
	Vinyl	168		166					
4456-66	Vinyl		191	196	197	190			195
4637	Vinyl	168-188*		186*				164	185*
4667	Vinyl	168-188*			187*			164	185*
5200	Cloth & Vinyl	408	401	403	407	400			
5437-6437	Cloth & Vinyl		411	413		410			
	Vinyl	428-438*	421	426					425
5439-6439	Cloth & Vinyl		411	413		400			
	Vinyl	428	421	426		410			425
5469-6469	Cloth & Vinyl		411	413		410			
	Vinyl	428	421	426					425
5467	Vinyl	428	421	426	427				
6637	Vinyl	458*-478*	451*	453*					455*
6639	Cloth & Vinyl	468*						464*	
	Vinyl	458*	451*	453*					455*
6667	Vinyl	458*							
8200	Cloth & Vinyl	608	601	603					
	Vinyl	618						614	
8457	Cloth & Vinyl	648*	641*					644*	
	Vinyl	638*	631*	633*		630*			
8439	Cloth & Vinyl	628-648*	621-641*			620		624-644*	
	Vinyl	638*-639*-658*	631*-632*	633*-636*					
8467	Vinyl	638*	631*	633*-636*	637*				
8469	Cloth & Vinyl	628	621			620		624	
	Vinyl	638*-639*	631*-632*	633*-636*					
9000	Cloth & Vinyl	678*						674*	
	Vinyl (Bench)	669-688*	691*	686*	687*	680*		666*	685*
	Vinyl Bucket	668-698					692*	664*-694	

*Bucket Seats
*Notch Back Seats

1970 INTERIOR TRIM CODES

Models	Material	Black	Blue	Sandal-wood	Green	Pearl White	Red	Saddle	Burnished Saddle
3327	Cloth & Vinyl	108		104					
	Vinyl	118	111	114					
3369	Cloth & Vinyl	108	101	104					
	Vinyl	128	121	124					
3537	Vinyl	128-178*	121	124	170*	175*		176*	179*
3569	Cloth & Vinyl	138		134	130				
	Vinyl	128	121	124					
4437	Cloth & Vinyl	148	141	144					
	Vinyl	178*-188*	181*		170*	175*-185*		176*	179*-189*
4439	Cloth & Vinyl	148	141	144	140				
	Vinyl	178*			170*			176*	179*
4467	Vinyl	158-188*		154		175*-185*			179*-189*
4469	Cloth & Vinyl	148	141	144	140				
	Vinyl	158							159
3435-36	Vinyl		121	124					129
3437	Vinyl	128-178*-188*	121-181*	124	170*	175*-185*		176*	179*-189*
4637	Vinyl	128-178*-188*	121-181*	124	170*	175*-185*		176	179*-189*
4667	Vinyl	158-188*		154		175*-185*			179*-189*
5200	Cloth & Vinyl	408	401	404	400				
5437-39-69	Cloth & Vinyl		411	414	410				
6437-39	Vinyl	428	421		420			426	
5467	Vinyl	428	421				427	426	
6036-46	Vinyl		441-451*	444-454*	440-450*				449-459*
6637	Vinyl	468*-478*			460*	465*		466*	
6639	Cloth & Vinyl	438*		434*					
	Vinyl	468*			460*	465*	466*		
6667	Vinyl	468*				465*			
8200	Cloth & Vinyl	488	481	484					
	Vinyl	498		494					
8457	Vinyl	618*-628*-638*	631*	614*-624*-634*					619*-629*-649*
8439-69	Cloth & Vinyl	608-637	601-632	604-635	600				
	Vinyl	618*-628* 638-648*	631*	614*-624*-634*					619*-629*-639*
8467	Vinyl	618*		614*			617*		619*
9487	Cloth & Vinyl]	678*		674*					679*
	Vinyl (Bench)	688*	681*	654-684*	650-680*			686*	659
	Vinyl Bucket	668*-698*				695*		666*	699*

•Bucket Seats

*Notch Back or 60-40 Seat

1971 TRIM COMBINATIONS

Models	Cloth Bench				Cloth Notch Back				Vinyl Bench					Vinyl Notch Back						Vinyl Buckets					
	Green	Blue	Sandalwood	Black	Green	Blue	Sandalwood	Black	Green	Blue	Sandalwood	Black	Saddle	Green	Blue	Sandalwood	Black	Rosewood	Pearl White	Saddle	Black	Sandalwood	Rosewood	Pearl White	Saddle
3327	110	111	114					100		104	108														
3337	110	111	114					100		104	108			150		154	158			156					
3369	110	111	114					100		104	108														
4437	140	141	144											150		154	158			156	168			165	166
4439	140	141	144											150		154	158			156					
4467										134	138			150					155	156					
4469	140	141	144							134	138														
3436								100	101	104															
3437								100		104	108			150		154	158			156	168			165	166
3467										134	138			150					155	156					
5257	400	401	404	408							418	416													
5239	400	401	404	408							418	416													
5269	400	401	404	408							418	416													
5457	420	421	424					430		434	438	436													
5439	420	421	424					430		434	438	436													
5467										434	438	436													
5469	420	421	424					430		434	438	436													
6035								440	441	444		446	450												456
6045								440	441	444		446	450		454										456
6647													460		464	468									466
6639							462	463					460		464	468									466
6667														461		468			465	466					
8237	480	481	484							494	498														
8239	480	481	484							494	498														
8437 Custom					610	611	614						620		624	628	627								
8439 Custom	600	601	604	608									620		624	628	627								
					*	*	*									*									
8437 Limited					640	641	644									642									
					*	*	*									*									
8439 Limited	630	631	632	633	640	641	644				648					642									
9487					670	671	674	678			654	658		680		684	688			686	668	664	697	695	
																				698					

* Denotes 60-40 Seat

1972 TRIM COMBINATIONS

M o d e l s	Cloth Bench				Cloth Notch Back					Vinyl Bench						Vinyl Notch Back						Vinyl Buckets					
	Green	Blue	Covert	Block	Green	Blue	Covert	Saddle	Black	Green	Blue	Covert	White	Saddle	Black	Green	Covert	Green	Covert	White	Saddle	Black	Covert	White	Saddle	Tan	Black
3327	110	111	114						100					106	108												
3337	110	111	114						100					106	108		133			135	136	138		135		137	138
3369	110	111	114						100					106	108						136	138					
4437	140	141	144														133			135	136	138		135		137	138
4439	140	141	144													130					136	138					
4467																130				135	136	138					
4469	140	141	144																		136	138					
3436									100	101	104			106													
3437									100					106	108		133			135	136	138		135		137	138
3467																130				135	136	138					
5257	400	401	404	408										416	418												
5239	400	401	404	408										416	418												
5269	400	401	404	408										416	418												
5457	420	421	424						430		434			436	438												
5439	420	421	424						430		434			436	438												
5467												435		436	438												
5469	420	421	424						430		434			436	438												
6035									440	441	444			446		450					456						
6045									440	441	444			446		450		454			456						
6647							464									470		474			476	478					
6639							464	468								470		474			476	478					
6667																470			475		476	478					
8237	480	481	484								494				498												
8239	480	481	484								494				498												
8437 Custom					600	601	604									620		624			626	628					
8439 Custom	600	601	604	608												620		624			626	628					
8437 Limited					*	*	*														*						
8439 Limited	630	631	634	638	630	631	634														646	*					
-9487—					*	*	*	*								*		*			646						
					670	671	674	676			654			658	680		684				684	688	654	685	686		658 688

* Denotes 60-40 Seat

1963 COLOR COMBINATION CHART

CODE	EXTERIOR COLORS	
	LUCITE COLOR	LUCITE NUMBER
A	Regal Black	885-94341
C	Arctic White	868-93774
D	Silver Cloud	867-95991
E	Spruce Green	867-96219
F	Marlin Blue	867-95999
J	Willow Mist	867-95996
N	Burgundy	867-96377
P	Teal Mist	867-95997
Q	Twilight Aqua	867-95998
R	Desert Sand	868-95186
S	Bronze Mist	867-96217
T	Fawn Mist	867-95995
V	Granada Red	868-95896
W	Diplomat Blue	867-96220
X	Rose Mist	867-95992

1964 COLOR COMBINATION CHART

A	Regal Black	868-96459
C	Arctic White	868-93774
D	Silver Cloud	867-95991
F	Marlin Blue	867-95999
H	Wedge wood Blue	868-96881
J	Surf Green	867-96882
K	Sunburst Yellow	868-96863
L	Claret Mist	4600 LM
N	Coral Mist	867-96884
P	Teal Mist	867-95997
R	Desert Beige	868-96809
S	Bronze Mist	867-96217
T	Tawny Mist	867-96810
V	Granada Red	868-95896
W	Diplomat Blue	867-96220

1965 Color Combination Chart

CODE	EXTERIOR COLORS	
	LUCITE COLOR	LUCITE NUMBER
A	Black C/O	868-96459
C	White C/O	868-93774
D	Blue	867-97219
E	Dark Blue	867-97220
H	Green	867-97223
J	Dark Green	867-97224
K	Turquoise	867-97217
L	Dark Turquoise	867-97218
N	Maroon	867-97213
R	Red	868-97540
S	Saddle	867-97215
T	Fawn	867-97216
V	Beige	868-96261
Y	Yellow	868-96908
Z	Silver C/O	867-95991

C/O DENOTES - CARRY-OVER FROM 1964

1966 Color Combination Chart

CODE	EXTERIOR COLORS	
	LUCITE COLOR	LUCITE NUMBER
A	Regal Black C/O	868-96459
B	Gunmetal	867-97211
C	Artie White C/O	868-93774
D	Astro Blue C/O	867-97219
E	Midnight Blue C/O	867-97220
F	Blue Mist	867-97589
G	Gold	867-97841
H	Seafoam Green C/O	867-97223
J	Verde Green C/O	867-97224
K	Turquoise Mist C/O	867-97217
L	Shadow Turquoise	867-97561
M	Riviera Red	867*97592
N	Burgundy Mist C/O	867-97213
R	Flame Red C/O	868-97540
S	Champagne	867-97692
T	Saddle Mi st	86A97591
U	Plum	868-97843
V	Shell Beige C/O	867-96261
w	Silver Mist	867-97593
X	Riviera White	868-97686
Y	Cream	868-97594
z	Riviera Silver Green	867-97842

C/O DENOTES - CARRY-OVER FROM 1965

1967 COLOR COMBINATION CHART

Code	EXTERIOR COLORS				
	Lucite Color	Du Pont Number	Ditzler Number (DDL)	Touch-Up Tubes Part No.	Spray Cans Part No.
A	Regal Black <i>c/o</i>	942-96459	9300	1050267	1050335
B	Riviera Turquoise	867-98415	43664		
C	Arctic White <i>c/o</i>	868-93774	8259	1050266	1050334
D	Sapphire Blue	867-98142	13349	1050572	1050607
E	Midnight Blue	943-98143	13346	1050574	1050609
F	Blue Mist	867-98755	13364	1050462	1050479
G	Gold Mist	867-98370	22818	1050587	1050622
H	Green Mist	867-98140	43651	1050573	1050608
J	Verde Green	867-98356	43653		
K	Aquamarine	867-98141	43661	1050575	1050610
L	Shadow Turquoise	867-98268	43659		1050617
N	Burgundy Mist <i>c/o</i>	867-97213	50700	1050280	1050348
P	Platinum Mist	867-98267	32603	1050577	
R	Apple Red	868-98138	71583	1050579	1050614
S	Champagne Mist	867-98369	22813	1050580	1050615
T	Ivory	868-98139	81578	1050576	1050611
U	Riviera Plum <i>c/o</i>	868-97843	50722	1050469	1050486
V	Riviera Charcoal	867-98266	32604		
W	Riviera Fawn	867-98414	22821		
X	Riviera Red	867-98413	71585		
Z	Riviera Gold	867-98412	43665		

1968 COLOR COMBINATION CHART

Code	EXTERIOR COLORS				
	Lucite Color	DuPont Number	Ditzler Number	Touch-Up Tubes Part No.	Spray Cans Part No.
A	Regal Black C/O	942-96459	9300	1050267	1050335
B	Midnight Teal	867-99187	13515		
C	Arctic White C/O	868-93774	8259	1050266	1050334
D	Blue Mist	867-98845	13512	1050707	1050696
E	Deep Blue Metallic	943-98878	13513	1050706	1050695
F	Teal Blue Mist	867-98880	13514	1050711	1050700
G	Ivory Gold Mist	867-98847	22942	1050709	1050698
K	Aqua Mist	867-98879	13517	1050708	1050697
L	Med. Teal Blue Mist	867-98881	13516	1050712	1050701
M	Burnished Saddle	867-99206	22967	1050717	
N	Maroon Metallic	867-99228	50775	1050705	1050694
P	Tarpon Green Mist	867-98876	43774	1050704	1050693
R	Scarlet Red	868-99130	71634	1050735	1050734
S	Olive Gold Metallic	867-99253	43794	1050719	
T	Desert Beige	868-98846	81617	1050710	1050699
V	Charcoal Metallic	867-98875	43773	1050703	1050692
W	Silver Beige Mist	867-99189	22962		
X	Buckskin	868-99287	22983		
Y	Cameo Cream	868-96908	81500	1050276	1050344
Z	Inca Silver Mist	867-98923	8596		

C/O Carry Over

1969 COLOR COMBINATION CHART

F i C s o h d e e r	a : e s	EXTERIOR COLORS				
		Lucite Color	Dupont Number	Ditzler Number (DDL)	Touch-up Tu bes Part No.	Spray Cans Part No.
10	A	Regal Black	926-96459	9300	1050267	1050335
40	Y	Cameo Yellow	926-96908	81500	1050276	1050344
50	C	Polar White	926-99642	2058	1050929	1050930
51	E	Twilight Blue	927-99339	2075	1050901	1050886
52	R	Signal Red	926-99331	2076	1050892	1050877
53	D	Crystal Blue	927-99338	2077	1050900	1050885
55	K	Turquoisemist	927-99337	2078	1050899	1050884
57	M	Verde Green	927-99410	2079	1050898	1050883
59	H	Limegreen	927-99335	2080	1050897	1050882
61	B	Burnished Brown	927-99334	2081	1050896	1050881
63	S	Champagnemist	927-98369	22813	1050895	1050880
65	G	Trumpet Gold	927-99333	2082	1050894	1050879
67	N	Burgundy Mist	927-97213	50700	1050893	1050878
69	P	Silver Mist	927-99480	2059	1050891	1050876
75	J	Embassy Gold	927-99358	2085	1050904	
77	Z	Antique Gold	927-99500	2086	1050902	
80	F	Azure Blue	926-99595	2096	1050918	
81	V	Sunset Silver	927-99596	2097	1050916	
82	T	Olive Beige	926-99597	2088	1050920	
83	L	Deep Gray Mist	927-99594	32526	1050917	
85	W	Copper Mist	927-97693	22663	1050919	

1970 COLOR COMBINATION CHART

1!	Fisher C O D E	EXTERIOR COLORS				
		Paint Color	Dupont Number	Ditzler Number (DDL)	Touch-Up Tubes Part No.	Spray Cans Part No.
C	10	GLACIER WHITE	926-97686	8631	1051097	1051079
P	14	SILVER MIST	927-99480	2059	1050891	1050876
L	16	TEAL MIST GRAY	927-99942	2161	1051162	1051166
A	19	REGAL BLACK	926-96459	9300	1050267	1050335
F	20	AZURE BLUE	926-99922	2162	1051109	1051091
D	25	GULF STREAM BLUE	927-99750	2165	1051105	1051087
B	26	STRATOMIST BLUE	927-AF017	2213	1051111	1051093
E	28	DIPLOMAT BLUE	927-99752	2166	1051106	1051088
K	34	AQUA MIST	927-99731	2168	1051107	1051089
H	45	SEA MIST GREEN	927-99750	2171	1051103	1051085
T	46	EMERALD MIST	927-99943	2172	1051163	1051167
M	48	SHERWOOD GREEN	927-99728	2173	1051104	1051086
Y	50	BAMBOO CREAM	926-99749	2175	1051102	1051084
G	55	CORNET GOLD	927-99748	2178	1051100	1051082
Z	58	HARVEST GOLD	927-99729	2179	1051101	1051083
W	61	SANDPIPER BEIGE	926-99944	2181	1051164	1051168
S	63	DESERT GOLD	927-99921	2183	1051108	1051090
J	68	BURNISHED SADDLE	927-99206	2233	1050717	1050716
Q	-	SATURN YELLOW	926-AF232	-	-	-
R	75	FIRE RED	926-99730	2189	1051098	1051080
X	74	TITIAN RED		71642	1050772	1051187
V	76	SUNSET SAGE	927-99941	2190	1051161	1051165
N	78	MISTY BURGUNDY	927-97213	50700	1050893	1050898

1971 COLOR COMBINATION CHART

Sales Code	Fisher Code	EXTERIOR COLORS				
		Lucire Color	Dupont Number	Ditzler Number (DDL)	Touch-Up Tubes Part Number	Spray Cans Part Number
C	11	Artie White	926-99642	2058	1050929	1050930
p	13	Platinum Mist	927-AF112	2327	1051266	1051243
L	16	Tealmist Gray	927-99942	2161	1051162	1051166
A	19	Regal Black	926-96459	9300	1050267	1050335
D	24	Cascade Blue	927-AF156	2328	1051261	1051238
B	26	Srratomisr Blue	927-AF017	2213	1051111	1051093
E	29	Nocturne Blue	927-AF157	2330	1051262	1051239
1	39	Twilight Turquoise	927-AF177	2331	1051269	1051246
Z	41	Silver Fern	927-AF174	2332	1051277	1051254
K	42	Willowmist Green	927-AF169	2333	1051264	1051241
H	43	Lime Mist	927-99846	2334	1051273	1051250
M	49	Verdemist Green	927-AF159	2337	1051263	1051240
Y	50	Bamboo Cream	926-99749	2175	1051102	1051084
O	53	Cortez Gold	927-AF175	2339	1051270	1051247
G	55	Cornet Gold	927-99748	2178	1051100	1051082
W	61	Sandpiper Beige	926-99944	2181	1051164	1051168
T	62	Bittersweet Mist	927-AF171	2340	1051271	1051248
S	65	Copper Mist	927-AF185	2343	1051281	1051258
U	67	Burnished Cinnamon	927-99768	2315	1051027	1051030
J	68	Deep Chestnut	927-AF176	2344	1051276	1051253
F	70	Pearl Beige	927-AF138	2346	1051279	1051256
V	73	Sunset Mist	927-AF184	2347	1051280	1051257
X	74	Vintage Red	927-AF162	2348	1051275	1051252
R	75	Fire Red	926-99730	2189	1051098	1051080
N	78	Rosewood	927-AF170	2350	1051265	1051242
					1051287 Display Pkg.	1051292 Display Pkg.

1972 COLOR COMBINATION CHART

Sales Code	Fisher Code	EXTERIOR COLORS				
		Lucite Color	Dupont Number	Ditzler Number (DDL)	Touch-Up Tubes Part Number	Spray Cans Part Number
C	11	Arctic White	926-99642	2058	1050929	1050930
V	14	Silver Mist	927-AF394	2429	1051455	1051436
W	18	Charcoal Mist	927-AF395	2430	1051456	1051437
A	• 19	Regal Black	926-96459	9300	1050267	1050335
D	21	Crystal Blue	927-AF467	2431	1051468	1051449
T	24	Cascade Blue	927-AF156	2328	1051261	1051238
B	26	Stratomist Blue	927-AF017	2213	1051111	1051093
E	28	Royal Blue	927-99752	2166	1051106	1051088
H	36	Heritage Green	927-AF568	2433	1051473	1051454
F	43	Seamist Green	927-AF396	2435	1051457	1051438
G	45	Emerald Mist	927-99943	2172	1051163	1051167
1	48	Hunter Green	927-AF397	2439	1051458	1051439.
J	50	Sandalwood	926-AF399	2441	1051459	1051440
Q	53	Cortez Gold	927-AF175	2339	1051270	1051247
S	54	Champagne Gold	927-AF400	2442	1051460	1051441
Y	56	Sunburst Yellow	926-AF472	2444	1051471	1051452
U	57	Antique Gold	927-AF466	2445	1051467	1051448
L	62	Sierra Tan	926-AF569	2447	1051472	1051453
M	63	Burnished Copper	927-AF402	2448	1051462	1051443
Z	65	Flame Orange	927-AF403	2450	1051463	1051444
K	67	Deep Chestnut	927-AF176	2344	1051276	1051253
N	69	Nutmeg	927-AF414	2452	1051466	1051447
X	73	Vintage Red	927-AF162	2348	1051275	1051252
R	75	Fire Red	926-99730	2189	1051098	1051080
P	77	Burnished Bronze	927-AF413	2454	1051465	1051446
					1051476 Display Pkg.	1051477 Display Pkg.