




# PARTS ILLUSTRATION CATALOG

Chevrolet  
1946 thru 1975



# **CHEVROLET**

## **MODELS THRU 1975 PARTS ILLUSTRATION CATALOG**

JULY, 1975

**GENERAL MOTORS PARTS DIVISION**  
GENERAL MOTORS CORPORATION  
FLINT, MICHIGAN 48554

# CHEVROLET PARTS PUBLICATIONS

The Chevrolet Parts Catalog System is divided into the following publications.

<b>NO.</b>	<b>TITLE</b>
10	1976 Chevrolet Parts Catalog except Corvette
10A	1976 Chevrolet Parts Illustration Catalog except Corvette
11	Chevrolet Parts Catalog Models thru 1975 includes:  1965-1975 Passenger Car 1962-1975 Chevy II and Nova 1964-1975 Chevelle 1967-1975 Camaro 1971-1975 Vega and Monza
11A	Chevrolet Models thru 1975 Parts Illustration Catalog
14	1953-1976 Chevrolet Corvette Parts Catalog
14A	1953-1976 Chevrolet Corvette Parts Illustration Catalog
16	Chevrolet Dealer Parts and Accessories Price Schedule
LUV	Chevrolet LUV Truck (Series 1, 2, 3 & 4)
72 TL	1946-1972 Chevrolet Series 10 thru 30 Truck Parts & Accessories Catalog
72 TM	1946-1972 Chevrolet Series 40 thru 60 Truck Parts & Accessories Catalog
76 TL	1973-1975 Chevrolet Series 10 thru 30 Truck Parts & Accessories Catalog
76 TM	1973-1976 Chevrolet Series 40 thru 60 Truck Parts & Accessories Catalog
72 TH-70,80	Chevrolet Heavy Duty Truck Parts Catalog for:  1966-1972 2½ Ton Series 70000 Trucks 1966-1973 3 Ton Series 80000 Trucks
72 TH-90	1970-1972 3½ Ton Series 90000 Trucks
76 TH	1973-1976 2½ thru 3½ Ton Truck Parts & Accessories Catalog
89	GM Standard Parts and Maintenance Products Catalog

# INTRODUCTION

This **ILLUSTRATION CATALOG** has been compiled to assist in the location and identification of service parts.

The illustrations herein may not always show the exact part required, however, for identification purposes the group number or noun name can be readily located from an view covering a typical illustration.

The layout of the information contained in this publication is such that the illustrations can be removed for combining with the Chassis and Body Parts Catalog Sections by groups. The "single" catalog concept can be maintained using this system, or the separate Illustration Catalog and Parts Listings Catalogs can be used.

During each calendar year complete reprints of the catalog are published as part of the Catalog Revision Service. New or revised illustrations are mailed to dealers subscribing to the revision service as they are scheduled.

All specifications and illustrations contained in this publication are based on the latest product information available at the time of printing. General Motors Parts Division reserves the right to make changes at any time without notice in data, specifications, material and models.

Due to Engineering and or part number changes, all part number application herein should be verified by referring to the Parts Catalog.

# CONTENTS

	GROUP
ENGINE — CLUTCH .....	0.000
COOLING — GRILLE — OIL SYSTEM .....	1.000
STARTER — ALTERNATOR — DISTRIBUTOR—CHASSIS WIRING — LAMPS .....	2.000
FUEL — EXHAUST — CARBURETION .....	3.000
TRANSMISSION — BRAKES .....	4.000
BRAKES — REAR AXLE — PROPELLER SHAFT — WHEELS .....	5.000
FRONT SUSPENSION — STEERING .....	6.000
FRAME — SPRINGS — SHOCKS — BUMPERS .....	7.000
FRONT END SHEET METAL — HEATER .....	8.000
AIR CONDITIONING — INSTRUMENT CLUSTER .....	9.000
DOORS — REGULATORS — WINDSHIELD — WIPER — WASHER — INSTRUMENT PANEL — CONSOLES — WEATHER STRIP .....	10.000
REAR GLASS — SEAT PARTS — ADJUSTER .....	11.000
BODY MOLDINGS — SHEET METAL — END GATE .....	12.000
CONVERTIBLE TOP TRIM — BODY WIRING .....	13.000
CONVERTIBLE TOP HARDWARE — INTERIOR TRIM — SEAT BELTS .....	14.000
REAR SEAT TRIM — CARPETS — YARDAGE .....	15.000



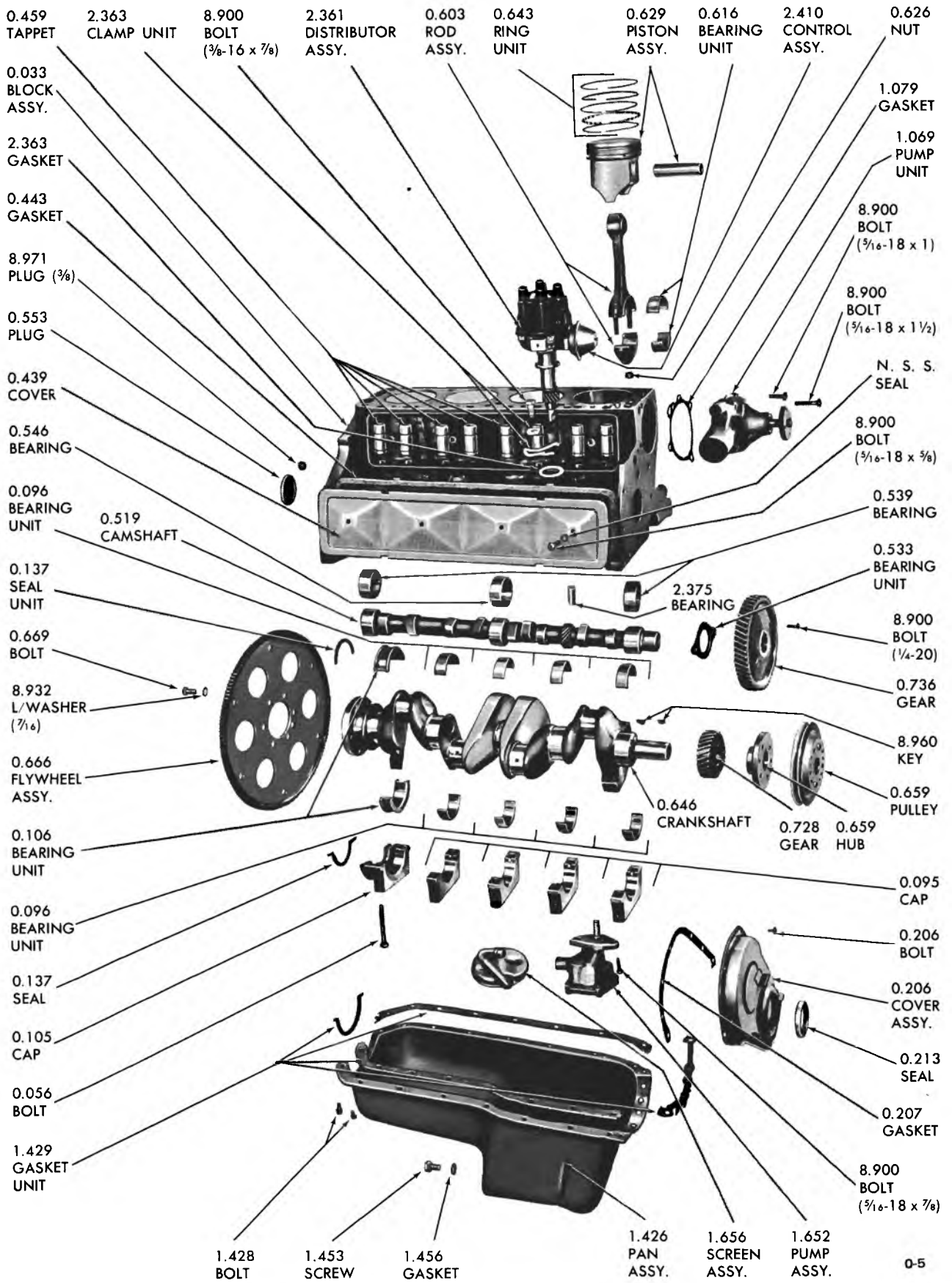
# CHEVROLET CHASSIS GROUP 0.000



## ILLUSTRATION INDEX

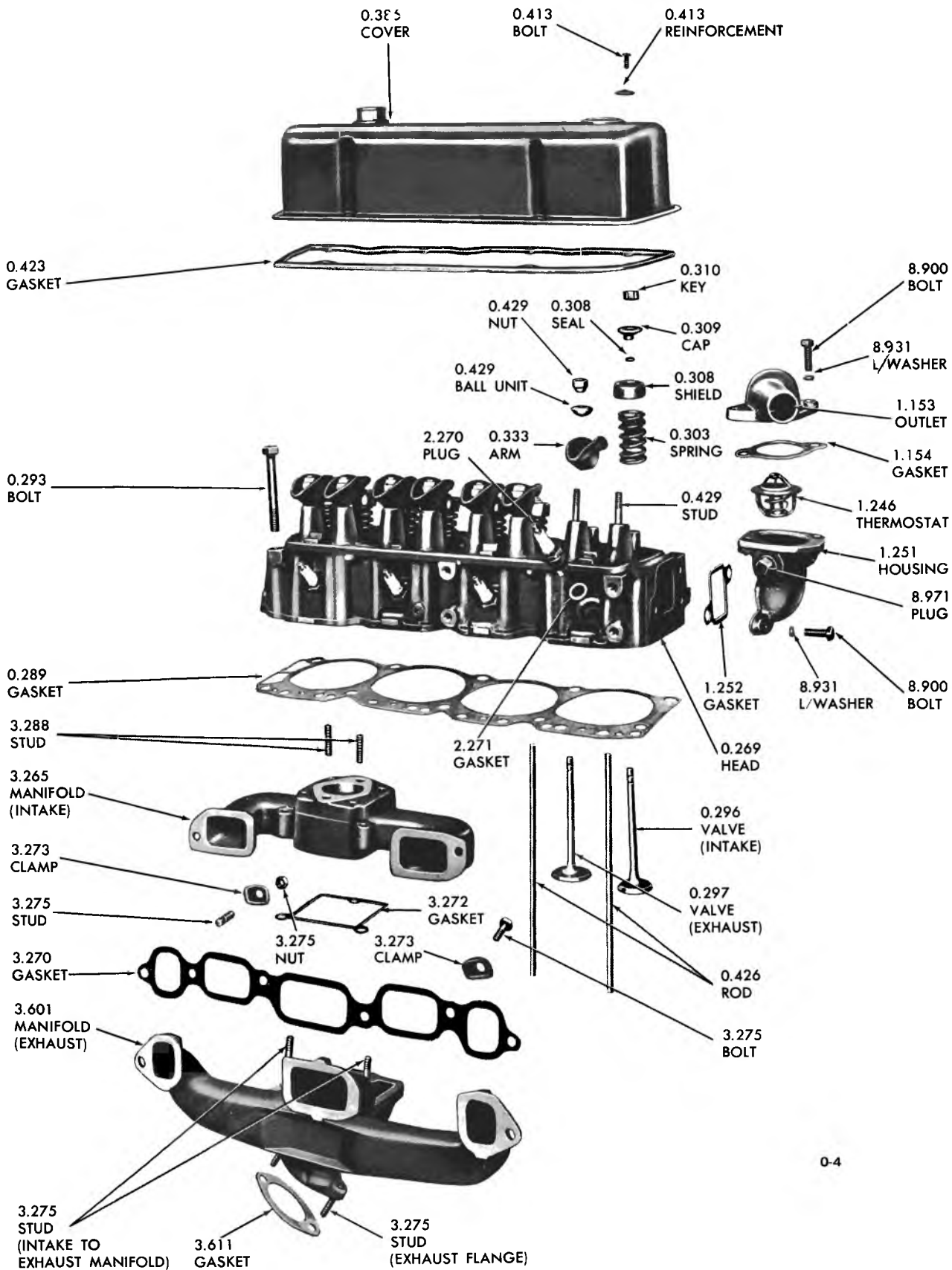
TITLE	PAGE	TITLE	PAGE
Four Cylinder Engine Block .....	0-1	1970-72 Nova V-8 Engine Mounting .....	0-23
Four Cylinder Engine Head Manifold .....	0-2	1967-69 Camaro Six Cylinder Engine	
Six Cylinder Engine Block .....	0-3	Mounting .....	0-24
Six Cylinder Engine Head and		1967-69 Camaro Eight Cylinder Engine	
Manifold .....	0-4	Mountings .....	0-24
V-8 Engine Block .....	0-5	1971-72 Camaro Engine Mounting .....	0-25
V-8 Engine—Crankshaft, Camshaft		1971-72 Camaro Engine Front Mounting .....	0-25
and Oil Pan .....	0-6	1971-75 Engine Front Mounting (140 CID) .....	0-26
V-8 Engine Head and Manifold .....	0-7	1971-75 Clutch (140 CID) .....	0-27
1971-75 Vega Basic Engine and Clutch (140 CID) .	0-8	Diaphragm Spring Type Clutch Parts ....	0-28
Cosworth Crankcase & Components		Coil Spring Clutch Parts .....	0-28
(122 CID Engine) .....	0-10	1965-72 Passenger Clutch Pedal and	
Cosworth Block and Component		Linkage—3-Spd. ....	0-29
(122 CID Engine) .....	0-11	1971-74 Passenger Clutch Shaft and Push Rod ...	0-30
Cosworth Head & Components		1971-74 Passenger Clutch Pedal & Rod .....	0-30
(122 CID Engine) .....	0-12	1964-69 Chevelle Clutch Pedal and Linkage .....	0-31
1965-69 Passenger—Engine Front Mounting .....	0-14	1970-72 Chevelle Clutch and Linkage .....	0-32
1965-69 Passenger Engine Rear Mounting .....	0-14	1970-75 Chevelle Clutch Shaft and Push Rod ...	0-32
1970-72 Chevrolet Engine Front Mounting		1965-67 Chevy II Clutch Pedal and Linkage	
(L-6 Engine) .....	0-15	Details .....	0-33
1970 Passenger V-8 Engine Mounting .....	0-15	1970-75 Nova Clutch Details .....	0-34
1971-75 Passenger V-8 Engine Mounting .....	0-16	1970-75 Nova Clutch Shaft and Push Rod .....	0-35
1964-67 Chevelle Engine Mount Details .....	0-17	1967-69 Camaro Clutch Pedal and Linkage .....	0-36
1969-72 Chevelle 6 Cylinder Front Engine		1971-75 Camaro Clutch Shaft and Push Rod ...	0-37
Mounting .....	0-18	1971-75 Camaro Clutch Pedal and Linkage .....	0-37
1969-70 Chevelle 8 Cylinder Front Engine		1971-75 Vega—Monza Clutch Cable .....	0-38
Mounting .....	0-19	1971-75 Vega—Monza Pedal, Pulley and	
1969-70 Chevelle Rear Engine Mounting .....	0-19	Bracket, Clutch Operating .....	0-39
1965-67 Chevy Front and Rear Engine Mounts ...	0-20	1972-75 Vega—Monza Clutch Housing	
1968-70 Chevy II 4 Cylinder Front Engine		Shield & Seals .....	0-40
Mounting .....	0-21		
1968-72 Chevy II 6 Cylinder Front Engine			
Mounting .....	0-22		





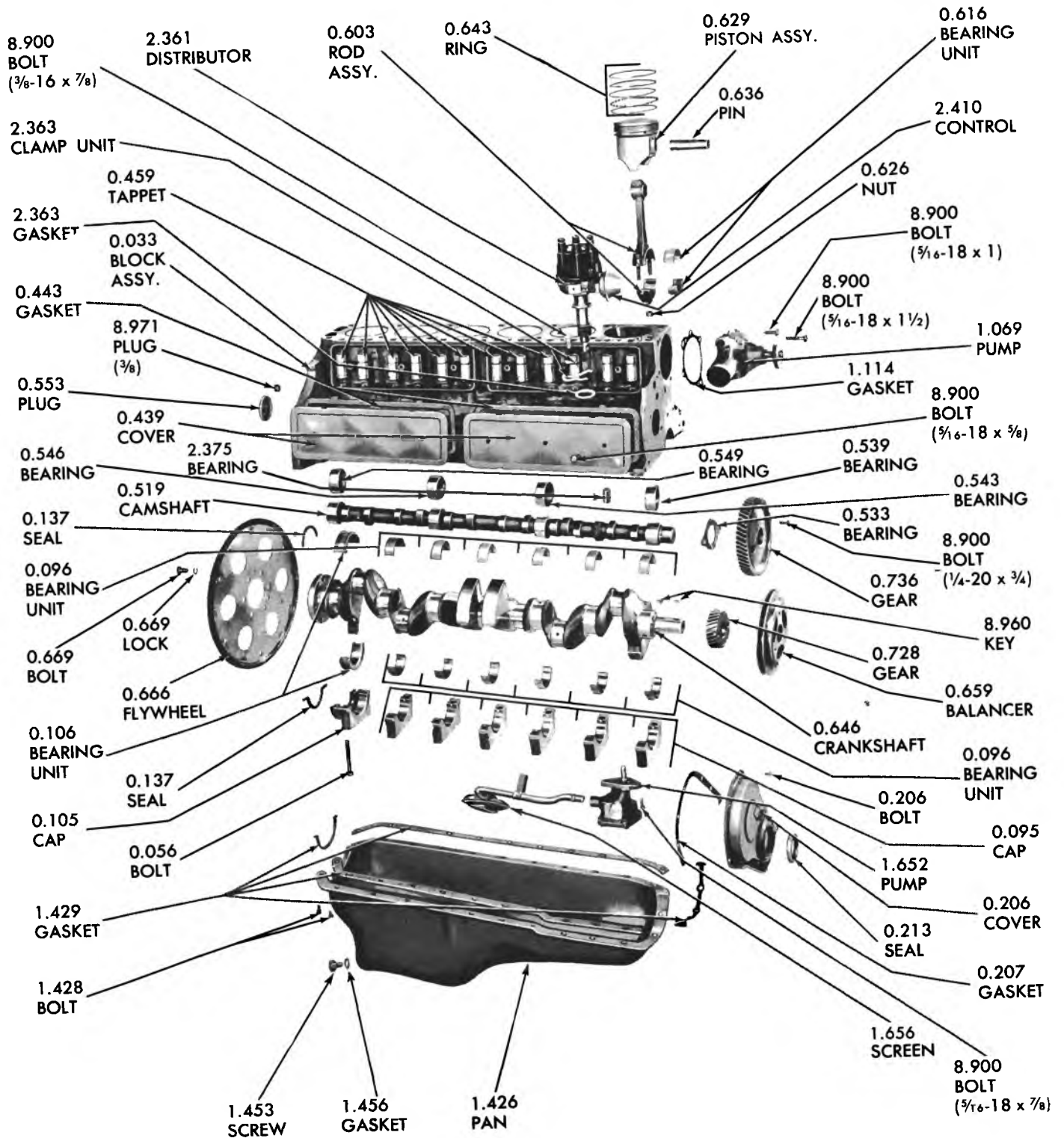
### FOUR CYLINDER ENGINE BLOCK





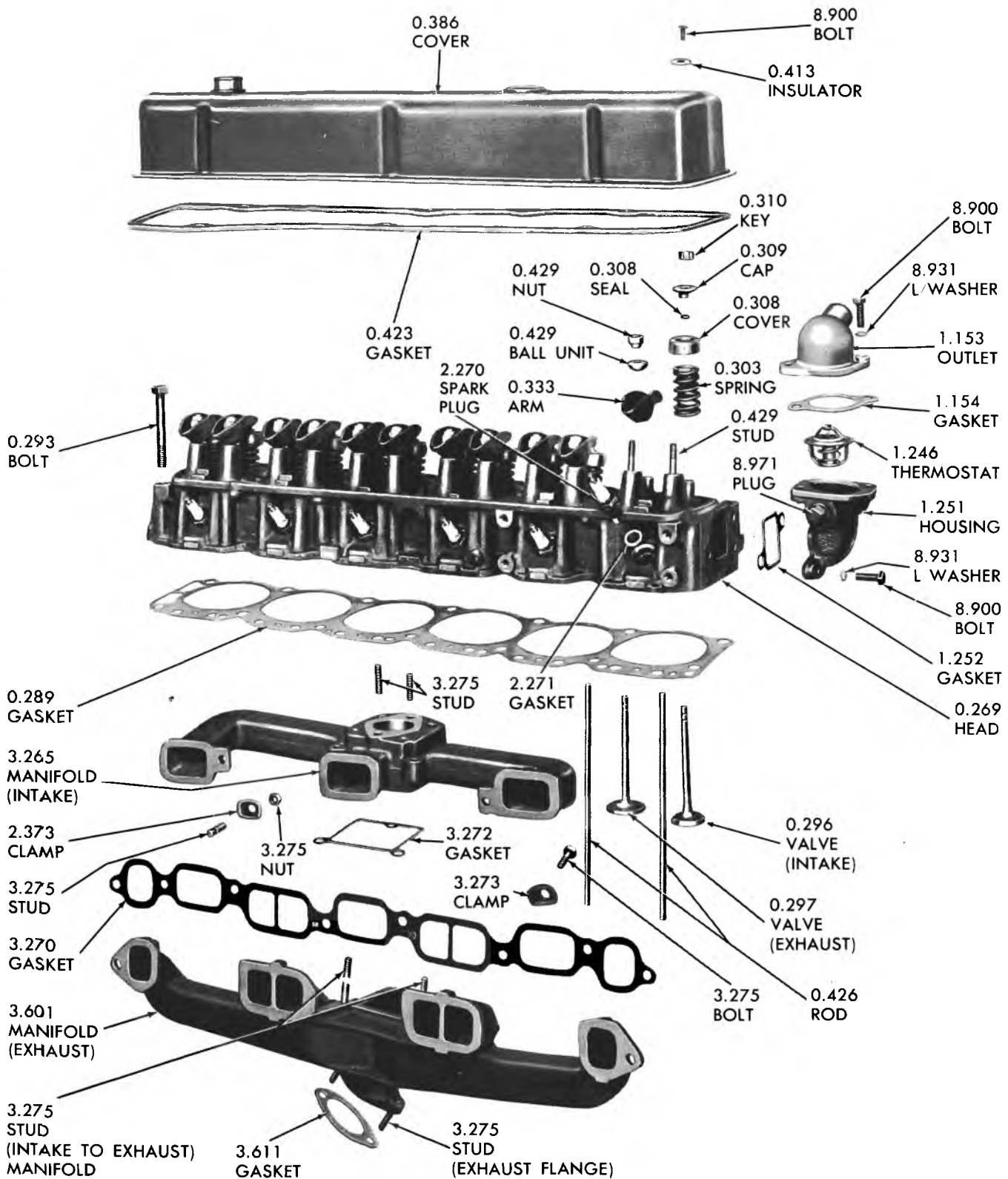
0-4

**FOUR CYLINDER ENGINE HEAD MANIFOLD**



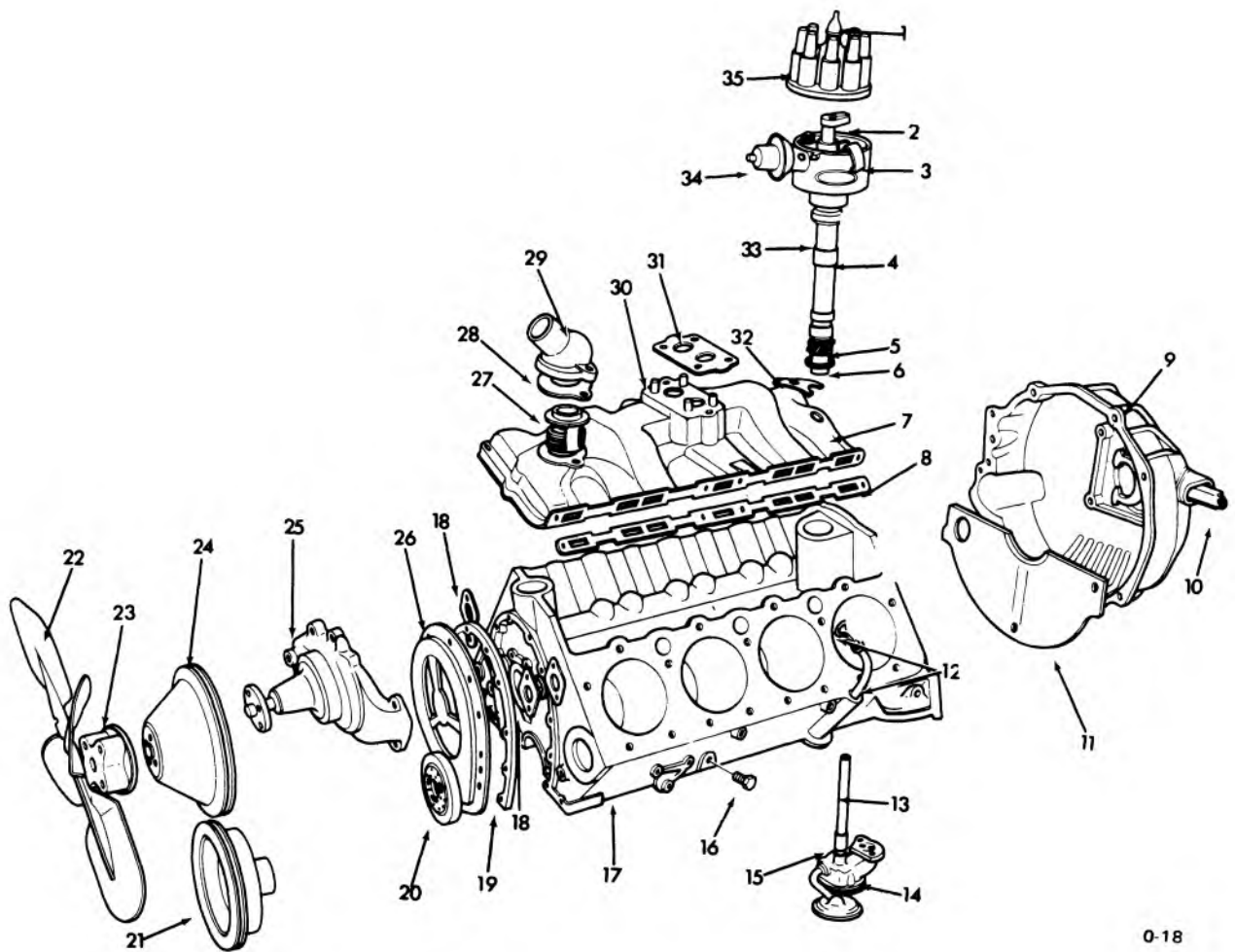
0-12

SIX CYLINDER ENGINE BLOCK



0-13

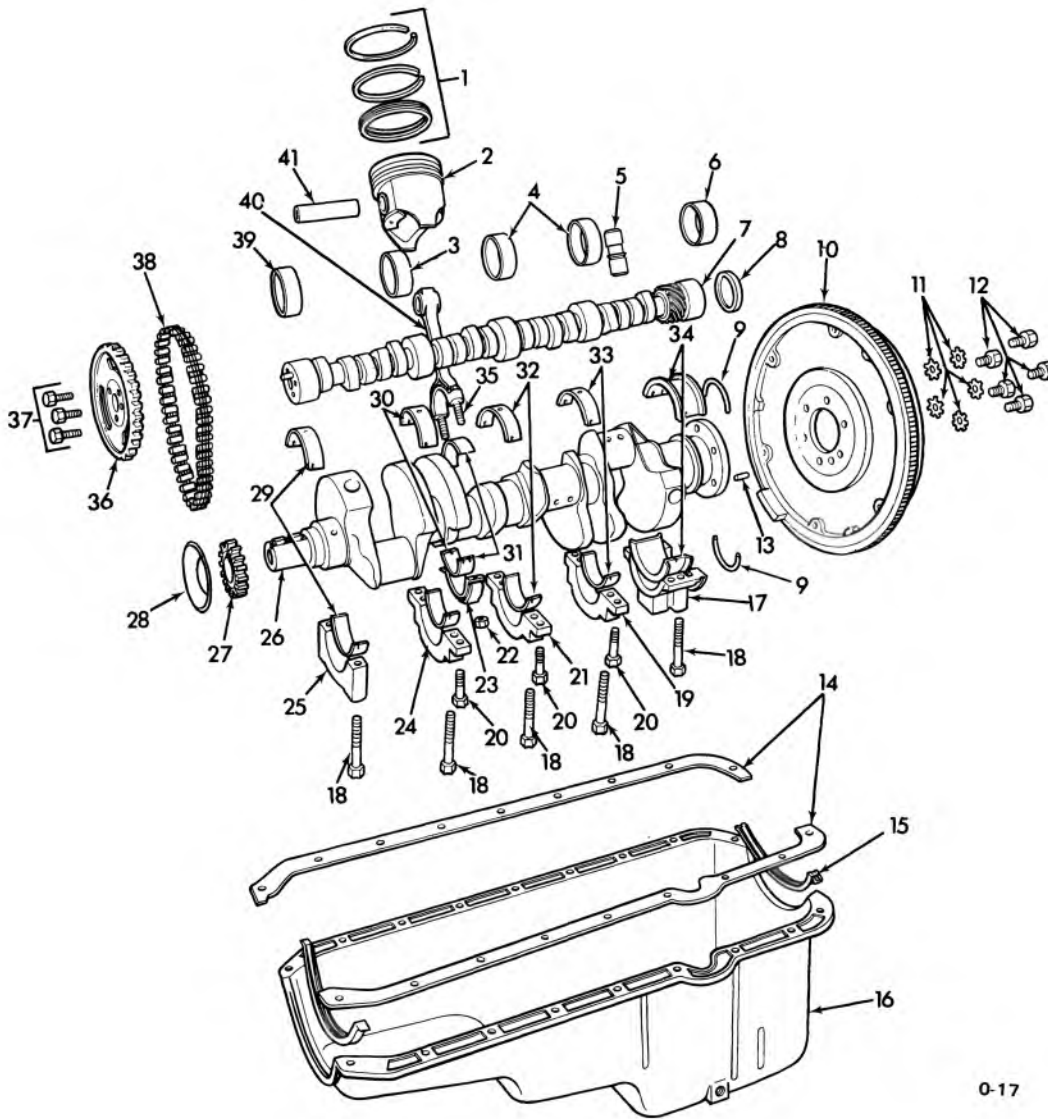
**SIX CYLINDER ENGINE HEAD AND MANIFOLD**



0-18

### V-8 ENGINE BLOCK

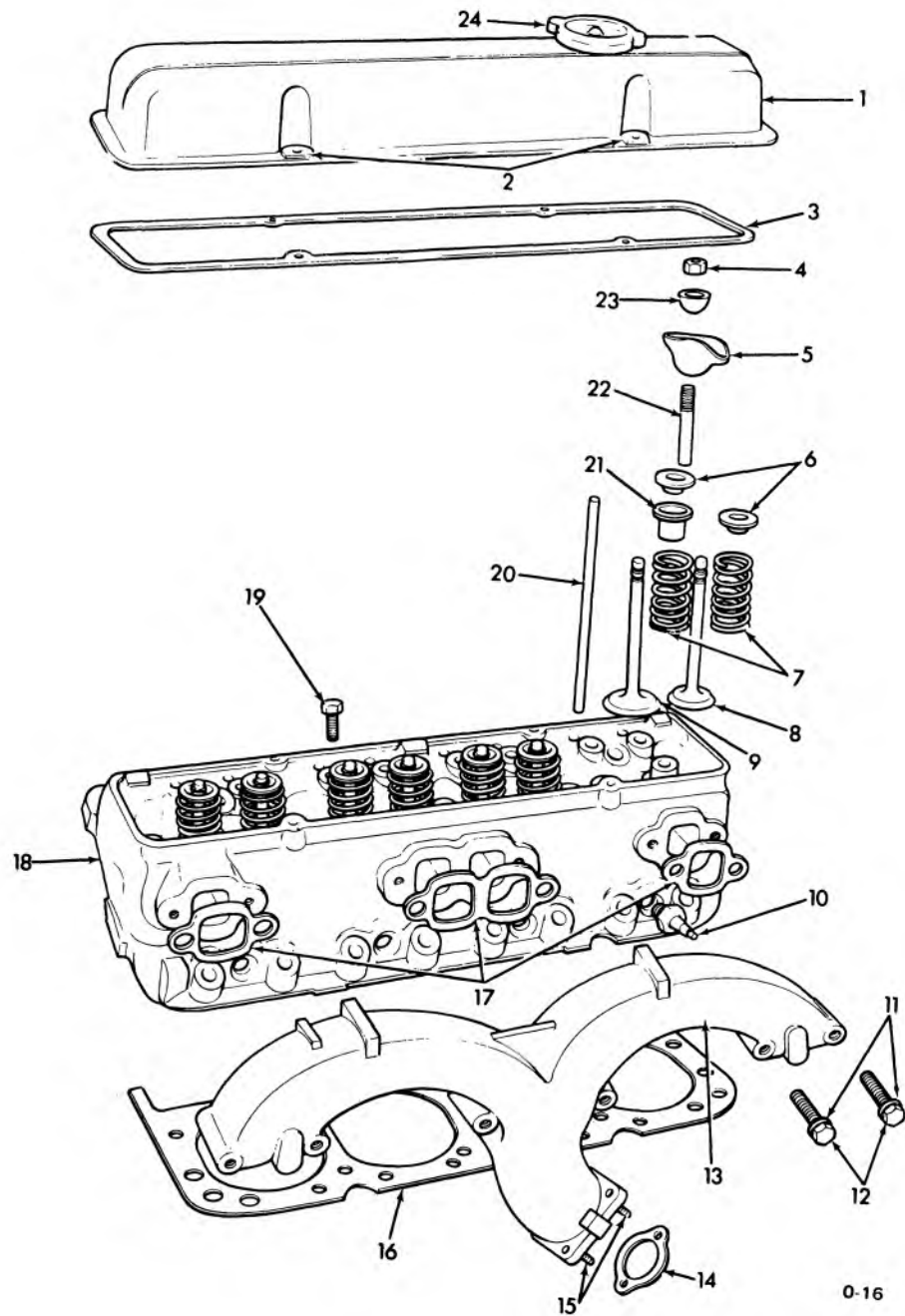
1.	2.258	NIPPLE .....	18.	1.079	GASKET .....
2.	2.382	ROTOR .....	19.	0.207	GASKET .....
3.	2.368	SPRING .....	20.	0.659	DAMPER ASSY.—Torsional ...
4.	2.361	DISTRIBUTOR ASSY. ....	21.	0.659	BALANCER .....
5.	2.374	GEAR UNIT .....	22.	1.064	BLADE .....
6.	2.363	GASKET .....	23.	1.064	SPACER .....
7.	3.265	INTAKE MANIFOLD .....	24.	1.062	PULLEY .....
8.	3.270	GASKET .....	25.	1.069	PUMP ASSY. ....
9.	0.683	HOUSING .....	26.	0.206	COVER .....
10.	0.795	FORK ASSY. ....	27.	1.246	THERMOSTAT .....
11.	0.686	COVER .....	28.	1.154	GASKET .....
12.	1.516	TUBE AND GAUGE .....	29.	1.153	OUTLET .....
13.	2.372	SHAFT .....	30.	3.288	STUD .....
14.	1.652	PUMP ASSY. ....	31.	3.726	GASKET .....
15.	1.639	SLEEVE .....	32.	2.363	CLAMP .....
16.	8.971	PLUG—Water Drain Hole (1/4—18) .....	33.	2.372	SHAFT .....
17.	0.033	BLOCK .....	34.	2.410	CONTROL .....
			35.	3.267	DISTRIBUTOR ASSY.—Cap ...



0-17

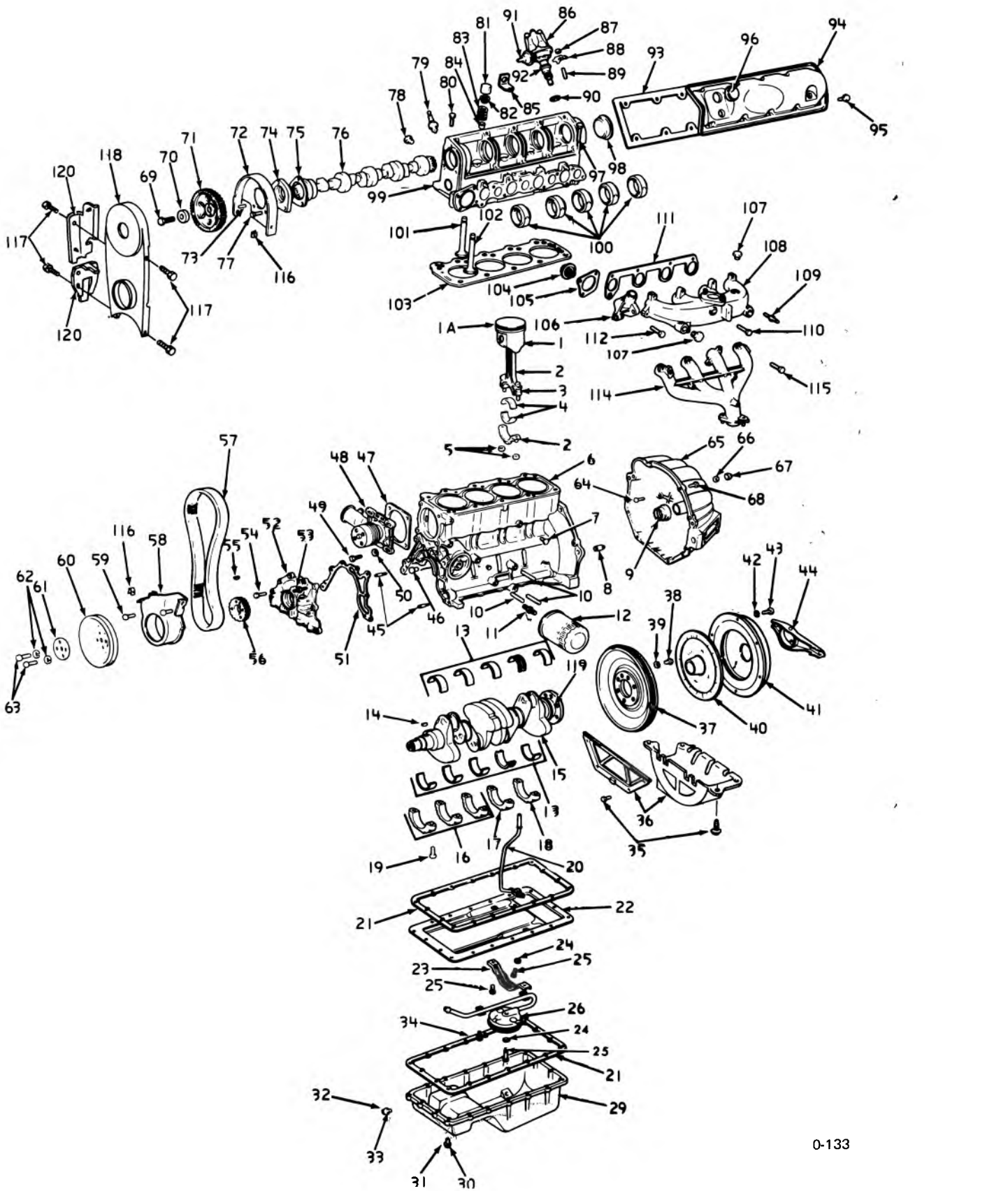
### V-8 ENGINE—CRANKSHAFT, CAMSHAFT AND OIL PAN

1.	0.643	RING UNIT	23.	0.616	CONNECTING ROD— Brg. Cap (1 Upr. and 1 Lwr.)
2.	0.629	PISTON	24.	0.098	CAP— Crankshaft Frt. Inter. Bearing
3.	0.543	BEARING— Camshaft Frt. Intermediate	25.	0.095	CAP— Crankshaft Frt. Brg.
4.	0.546	BEARING— Camshaft Center and Rear Intermediate	26.	0.646	CRANKSHAFT
5.	0.459	TAPPET	27.	0.728	SPROCKET— Crankshaft
6.	0.549	BEARING— Camshaft Rear	28.	N.S.	OIL SLINGER
7.	0.519	CAMSHAFT	29.	0.096	BEARING— Crankshaft Frt. (1 Upr. and 1 Lwr.)
8.	0.553	PLUG	30.	0.099	BEARING— Crankshaft Frt. Inter. (1 Upr. and 1 Lwr.)
9.	0.137	SEAL	31.	0.616	BEARING— Connecting Rod (1 Upr. and 1 Lwr.)
10.	0.666	FLYWHEEL	32.	0.101	BEARING— Crankshaft Ctr. (1 Upr. and 1 Lwr.)
11.	8.932	WASHER (7/16)	33.	0.103	BEARING— Crankshaft Rear Inter. (1 Upr. and 1 Lwr.)
12.	8.900	BOLT (7/16— 20 x 1)	34.	0.106	BEARING— Crankshaft Rear (1 Upr. and 1 Lwr.)
13.	0.669	DOWEL	35.	0.623	BOLT
14.	1.429	GASKET	36.	0.736	SPROCKET— Camshaft
15.	1.429	SEAL— Front	37.	0.738	BOLT
16.	1.426	PAN	38.	0.724	CHAIN— Camshaft
17.	0.105	CAP— Crankshaft Rr. Brg.	39.	0.539	BEARING— Camshaft Front
18.	0.056	BOLT	40.	0.603	ROD ASSY.
19.	0.102	CAP— Crankshaft Rear Intermediate	41.	0.636	PIN
20.	0.056	BOLT			
21.	0.100	CAP— Crankshaft Center Bearing			
22.	8.917	NUT (3/8— 24)			



### V-8 ENGINE HEAD AND MANIFOLD

1.	0.386	COVER .....	13.	3.601	MANIFOLD ASSY.— Exh. ....
2.	0.413	REINFORCEMENT .....	14.	3.611	GASKET .....
3.	0.423	GASKET .....	15.	3.275	STUD .....
4.	0.429	NUT .....	16.	0.289	GASKET UNIT .....
5.	0.333	ARM— Valve Rocker .....	17.	N.S.S.	Part of Gasket Unit 3.270 .....
6.	0.309	CAP .....	18.	0.269	HEAD ASSY.— Cylinder .....
7.	0.303	SPRING .....	19.	0.293	BOLT .....
8.	0.297	VALVE— Exhaust .....	20.	0.426	ROD .....
9.	0.296	VALVE— Inlet .....	21.	0.308	SHIELD .....
10.	2.270	SPARK PLUG .....	22.	0.429	STUD .....
11.	3.275	WASHER .....	23.	0.429	BALL .....
12.	3.275	BOLT .....	24.	1.758	CAP .....



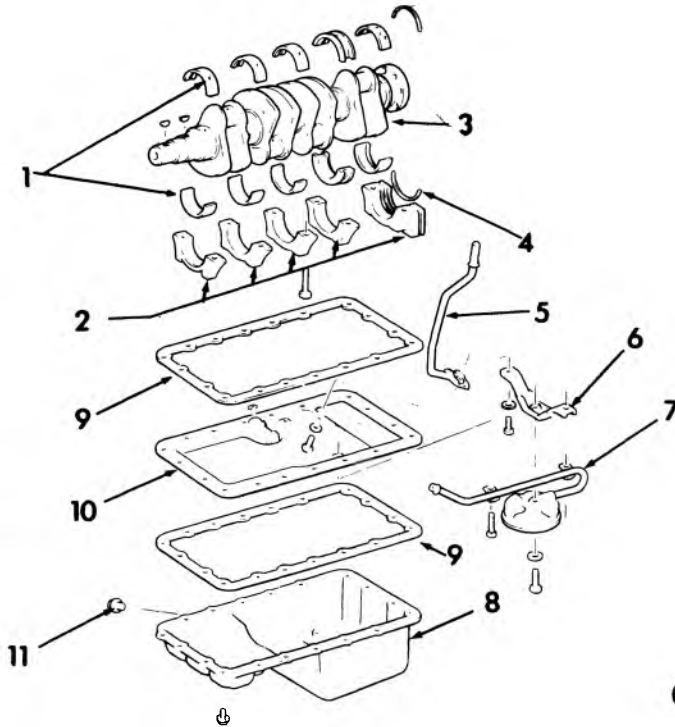
0-133

1971-75 VEGA BASIC ENGINE AND CLUTCH (140 CID)

## 1971-75 BASIC ENGINE AND CLUTCH (140 CID)

1.	0.629	PISTON ASSY.	58.	0.206	COVER
1A.	0.643	RING UNIT	59.	8.900	BOLT ( $\frac{5}{16}$ "— 18 x $1\frac{1}{2}$ " )
2.	0.603	ROD ASSY.	60.	0.659	PULLEY ASSY.
3.	0.623	BOLT ( $1\frac{1}{32}$ "— 24 x $1\frac{7}{8}$ " )		0.659	DAMPER ASSY. (w/C.A.C.)
4.	0.616	BEARING UNIT	61.	0.662	SPACER
5.	0.626	NUT ( $1\frac{1}{32}$ "— 24)	62.	8.931	WASHER ( $\frac{1}{2}$ " )
6.	0.033	PARTIAL ENGINE	63.	8.900	BOLT ( $\frac{1}{2}$ "— 13 x $1\frac{5}{8}$ " )
	0.033	FITTED BLOCK	64.	0.796	STUD
7.	8.900	BOLT ( $\frac{5}{16}$ "— 18 x $1\frac{1}{2}$ " )	65.	0.683	HOUSING ASSY.
8.	0.685	DOWEL ( $2\frac{1}{32}$ " x $1\frac{1}{4}$ " O.L.)	66.	8.915	NUT ( $\frac{1}{2}$ "— 13)
	0.685	PIN ( $\frac{5}{8}$ " x 1" O.L.)	67.	0.796	CAP
9.	0.799	BEARING	68.	8.900	BOLT ( $\frac{3}{8}$ "— 16 x $1\frac{3}{8}$ " )
9A.	0.805	GUIDE	69.	8.900	BOLT ( $\frac{1}{2}$ "— 13 x $1\frac{3}{4}$ " )
	0.805	GASKET	70.	0.738	WASHER
10.	0.002	STUD ( $\frac{7}{16}$ "— 14— $\frac{7}{16}$ "— 20 x $1\frac{7}{8}$ " O.L.)	71.	0.736	SPROCKET
11.	1.855	CONNECTOR	72.	0.724	COVER
12.	1.836	ELEMENT	73.	8.939	PIN ( $\frac{1}{4}$ " x $\frac{5}{8}$ " )
13.	0.096	BEARING UNIT (See Chart)	74.	0.738	RETAINER
14.	8.960	KEY ( $\frac{3}{16}$ " x $\frac{7}{8}$ " )		0.213	SEAL
15.	0.646	CRANKSHAFT	75.	0.738	GASKET
16.	0.095	CAP	76.	0.519	CAMSHAFT
17.	0.102	CAP	77.	8.900	BOLT ( $\frac{5}{16}$ "— 18 x $\frac{7}{8}$ " )
18.	0.105	CAP	79.	2.270	PLUG
19.	0.056	BOLT	80.	0.293	BOLT (6")
20.	1.430	PIPE ASSY.	81.	0.459	TAPPET ASSY.
21.	1.429	GASKET		0.459	SCREW
22.	1.430	BAFFLE ASSY.	82.	0.309	CAP
23.	1.656	SUPPORT ASSY.	83.	0.303	SPRING
24.	8.929	WASHER ( $\frac{1}{4}$ " )	84.	0.310	KEY
25.	8.900	BOLT ( $\frac{1}{4}$ "— 20 x $\frac{1}{2}$ " )	85.		BRACKET
26.	1.656	SCREEN ASSY.	86.	2.367	CAP ASSY.
29.	1.426	PAN ASSY.	87.	8.915	NUT ( $\frac{5}{8}$ "— 24)
30.	8.900	BOLT ( $\frac{5}{16}$ "— 18 x $\frac{3}{4}$ " )	88.	2.363	CLAMP
31.	8.931	WASHER ( $\frac{5}{16}$ " )	89.	2.363	STUD
32.	1.453	SCREW ( $\frac{1}{2}$ "— 20 x $\frac{3}{16}$ " )	90.	2.363	GASKET
33.	1.456	GASKET ( $\frac{1}{2}$ " I.D. x $2\frac{29}{32}$ " O.D.)	91.	2.410	CONTROL ASSY.
34.	1.428	BOLT ( $\frac{5}{16}$ "— 18 x $\frac{3}{4}$ " )	92.	2.372	DISTRIBUTOR ASSY. (See Group)
35.	0.679	SCREW ( $\frac{1}{4}$ "— 20 x $\frac{7}{16}$ " ) (w/ A.T.)	93.	0.529	GASKET
	0.679	SCREW ( $\frac{1}{4}$ "— 20 x $\frac{7}{8}$ " ) (exc. A.T.)	94.	0.386	COVER ASSY.
36.	0.679	COVER (exc. A.T.)	95.	8.900	BOLT ( $\frac{1}{4}$ "— 20 x $\frac{9}{16}$ " )
	0.679	UNDER PAN (P.G.)	96.	1.758	CAP
	0.679	UNDER PAN (T.H. 350)	97.	0.293	BOLT ( $6\frac{13}{16}$ " )
37.	0.666	FLYWHEEL ASSY. (exc. A.T.)	98.	0.553	PLUG
	0.666	FLYWHEEL ASSY.	99.	0.269	CYLINDER HEAD
	0.666	FLYWHEEL ASSY.	100.	0.539	BEARING
38.	0.669	BOLT ( $\frac{7}{16}$ "— 20 x 1" ) (exc. A.T.)	101.	0.296	VALVE (std.)
39.	8.932	WASHER ( $\frac{7}{16}$ " )	102.	0.297	VALVE (std.)
40.	0.886	PLATE ASSY. (9" dia.)	103.	0.289	GASKET
41.	0.859	PLATE ASSY.	104.	1.246	THERMOSTAT (195 degrees)
42.	8.931	WASHER ( $\frac{7}{16}$ " )	105.	1.154	GASKET
43.	0.862	BOLT ( $\frac{5}{16}$ "— 18 x $\frac{3}{4}$ " )	106.	1.153	OUTLET
44.	0.795	FORK ASSY.	107.	8.971	PLUG ( $\frac{3}{8}$ "— 18)
45.	1.652	STUD	108.	3.265	MANIFOLD ASSY.
47.	1.079	GASKET	109.	3.275	STUD ( $\frac{3}{8}$ "— 18 x $1\frac{1}{2}$ " ) ( $\frac{5}{16}$ "— 18 x 2")
48.	1.069	PUMP UNIT	110.	8.900	BOLT ( $\frac{3}{8}$ "— 16 x 2)
49.	8.900	BOLT ( $\frac{5}{16}$ "— 18 x $1\frac{1}{8}$ " )	111.	3.270	GASKET
50.	8.929	WASHER ( $\frac{5}{16}$ " )	112.	8.900	BOLT ( $\frac{3}{8}$ "— 16 x 1)
51.	1.724	GASKET	114.	3.601	MANIFOLD
52.	1.652	PUMP ASSY.	115.	3.275	BOLT ( $\frac{3}{8}$ "— 16 x $1\frac{1}{2}$ " )
53.	1.652	STUD	116.	0.724	NUT
54.	8.900	BOLT ( $\frac{5}{16}$ "— 18 x $1\frac{1}{2}$ " )	117.	0.724	SCREW ASSY.
55.	8.960	KEY ( $\frac{3}{16}$ " x $\frac{3}{4}$ " )	118.	0.724	COVER
56.	0.728	SPROCKET	119.	0.137	SEAL ASSY.
57.	0.724	BELT	120.	0.206	SHIELD ASSY.

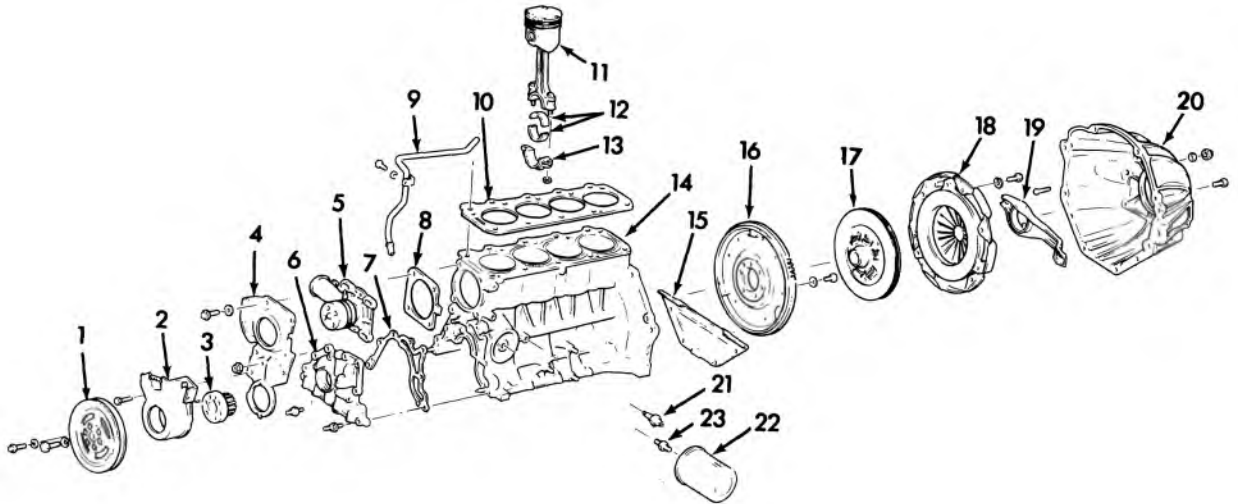




0-154

### COSWORTH CRANKCASE & COMPONENTS (122 CID ENGINE)

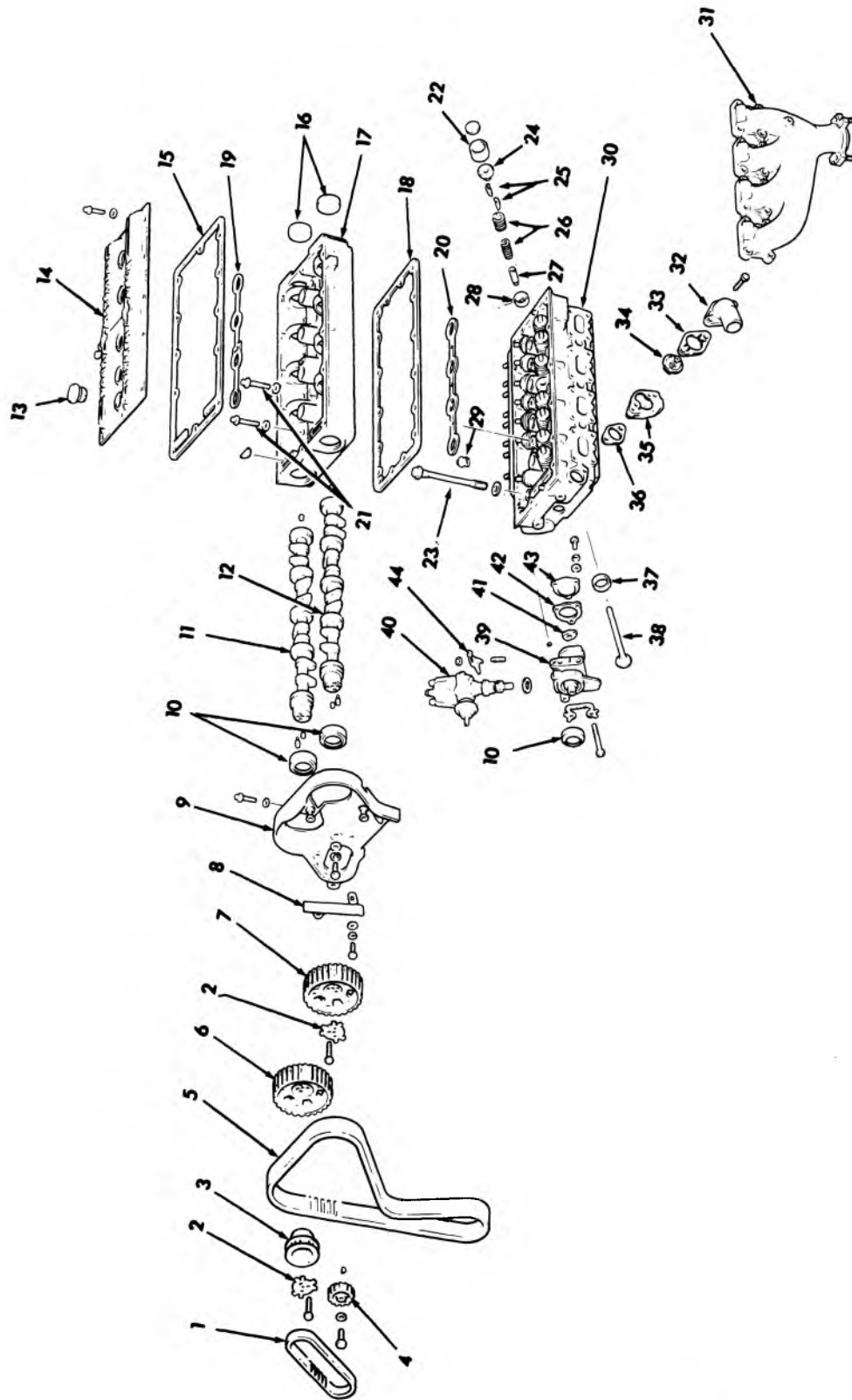
- 1. 0.096 BEARING, #1, 2, 3, 4
- 0.106 BEARING, #5
- 2. 0.095 CAP, #1, 2, 3
- 0.102 CAP, #4
- 0.105 CAP, #5
- 3. 0.646 CRANKSHAFT
- 4. 0.213 SEAL ASSY., crankshaft
- 5. 1.430 PIPE ASSY., oil drain
- 6. 1.656 SUPPORT ASSY., oil pump suction  
pipe and screen
- 7. 1.656 SCREEN ASSY., oil pump suction  
w/pipe
- 8. 1.426 PAN ASSY., oil
- 9. 1.429 GASKET, oil pan and baffle
- 10. 1.430 BAFFLE, oil pan
- 11. 1.453 SCREW, oil pan drain



0-153

### COSWORTH BLOCK AND COMPONENT (122 CID ENGINE)

- |     |        |                               |
|-----|--------|-------------------------------|
| 1.  | 0.659  | PULLEY, crank shaft           |
| 2.  | 0.206  | COVER, lower front            |
| 3.  | 0.728  | SPROCKET, Crank shaft         |
| 4.  | 0.206  | COVER, lower rear             |
| 5.  | 1.069  | PUMP, coolant                 |
| 6.  | 1.652  | PUMP, oil                     |
| 7.  | 1.724  | GASKET, oil pump              |
| 8.  | 1.079  | GASKET, coolant pump          |
| 9.  | 1.762  | PIPE, crankcase vent          |
| 10. | 0.289  | GASKET, cylinder head         |
| 11. | 0.029  | PISTON, w/pin                 |
| 12. | 0.616  | BEARING, connecting rod       |
| 13. | N.S.S. | CAP, connecting rod           |
| 14. | 0.033  | BLOCK, cylinder               |
| 15. | 0.679  | COVER, clutch housing         |
| 16. | 0.666  | FLYWHEEL, engine              |
| 17. | 0.886  | PLATE ASSY., clutch driven    |
| 18. | 0.859  | COVER ASSY., w/pressure plate |
| 19. | 0.795  | FORK ASSY., clutch            |
| 20. | 0.683  | HOUSING, clutch               |
| 21. | 1.800  | SWITCH ASSY., oil pressure    |
| 22. | 1.836  | ELEMENT, oil filter           |
| 23. | 1.855  | CONNECTOR, oil filter         |



**COSWORTH HEAD & COMPONENTS (122 CID ENGINE)**

0-145

0.000-GROUP

GM PARTS DIVISION, GENERAL MOTORS CORPORATION — CHEVROLET — 11A

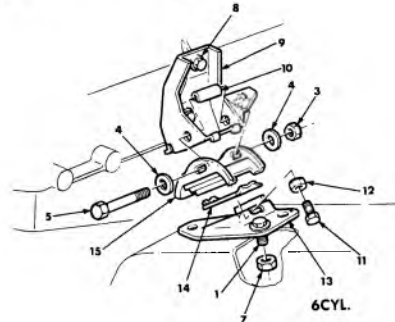
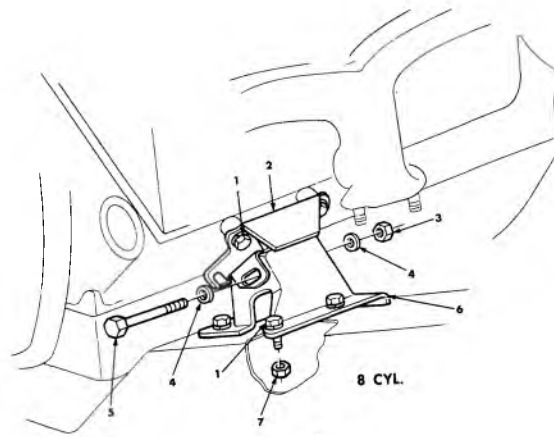
0-12

7-75

## COSWORTH HEAD & COMPONENTS (122 CID ENGINE)

1.	0.724	BELT, distributor drive
2.	0.738	LOCK, Shaft Sprocket Bolt
3.	2.374	SPROCKET ASSY., inlet cam, distributor drive
4.	2.374	SPROCKET, distributor drive
5.	0.724	BELT, Timing
6.	0.736	SPROCKET, inlet
7.	0.736	SPROCKET, exhaust
8.		SNUBBER ASSY., Timing Belt
9.	0.724	COVER ASSY., Timing Belt Upper
10.	0.529	SEAL ASSY., Camshaft
11.	0.519	CAM ASSY., inlet
12.	0.519	CAM ASSY., exhaust
13.	1.758	CAP, oil filter
14.	0.386	COVER, Camshaft
15.	0.529	GASKET UNIT, Camshaft Cover
16.	0.034	PLUG, cam oil gallery
17.	0.386	HOUSING, camshaft
18.	0.289	GASKET, cylinder head
19.	0.529	GASKET, housing outer
20.	0.529	GASKET, housing inner
21.	0.413	BOLT, housing to cyl. head
22.	0.459	TAPPET, valve
23.	0.293	BOLT, cylinder head
24.	0.309	CAP, valve spring
25.	0.310	KEY, valve stem
26.	0.303	SPRING UNIT, valve
27.	N.S.	VALVE GUIDE
28.	0.303	SEAT, valve spring
29.	0.308	SEAL UNIT, valve stem
30.	0.269	HEAD ASSY.
31.	3.601	MANIFOLD ASSY., exhaust
32.	1.153	OUTLET, water
33.	1.153	GASKET, water outlet
34.	1.246	THERMOSTAT
35.	1.251	HOUSING, thermostat
36.	1.252	GASKET, thermostat housing
37.	N.S.	SEAT, valve
38.	0.296	VALVE, inlet
	0.297	VALVE, exhaust
39.	2.362	HOUSING ASSY., distributor drive
40.	N.S.S.	COMPONENT PARTS SERVICED
41.		ROTOR, magnetic
42.		GASKET, housing cover
43.		COVER, distributor drive housing
44.	1.166	CLAMP, distributor

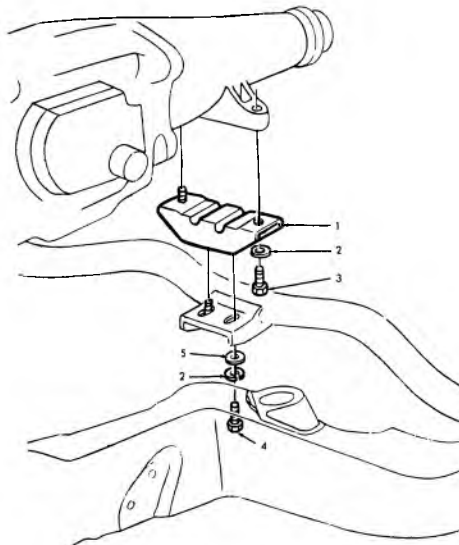
0-145



0-48

### 1965-69 PASSENGER-ENGINE FRONT MOUNTING

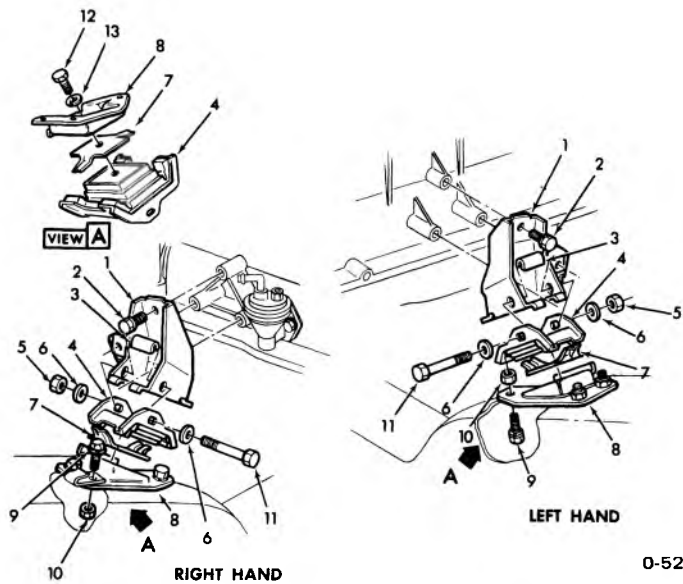
- |  |  |
|--|--|
| 1. 8.900 BOLT (3/8-16 x 7/8) (300-M)<br>use w/8.931<br>L/WASHER (3/8 Med.) | 8. 8.900 BOLT (3/8-16 x 3/4) use<br>w/8.931<br>L/WASHER (3/8 Med.) |
| 2. 0.027 MOUNTING ASSY.  | 9. 0.029 BRACKET   |
| 3. 8.917 NUT   | 10. 0.029 SPACER   |
| 4. 8.929 WASHER (15/32 x 59/64 x 5/64)                                     | 11. 8.900 BOLT (7/16-14 x 1) (300-M)                               |
| 5. 8.900 BOLT (7/16-20 x 4)<br>(Steel)                                     | 13. 0.029 BRACKET  |
| 6. 0.029 BRACKET ASSY.   | 12. 8.931 L/WASHER (3/8 Med.)                                      |
| 7. 8.915 NUT (3/8-16)  | 14. 0.029 BRACKET-STOP   |
|  | 15. 0.027 MOUNTING ASSY.   |



0-49

### 1965-69 PASSENGER ENGINE REAR MOUNTING

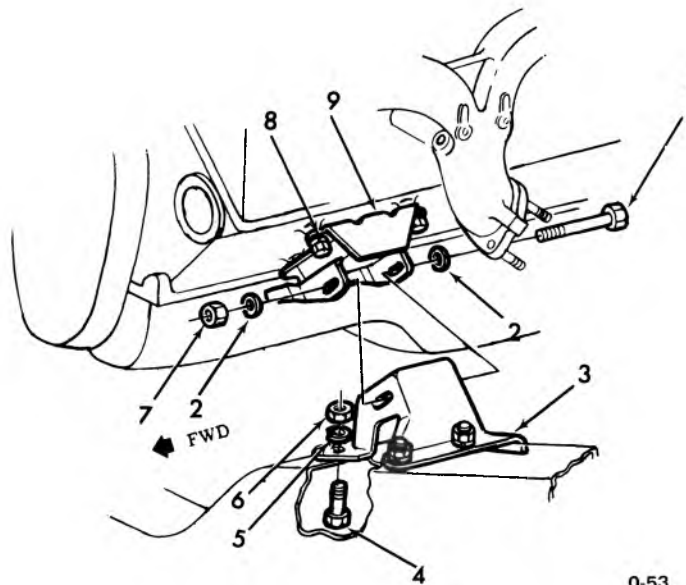
- |                                     |   |
|-------------------------------------|---|
| 1. 4.081 MOUNTING ASSEMBLY          | 4. 8.900 BOLT (7/16-14 x 1-1/2) (300-M)     |
| 2. 8.931 L/WASHER (7/16 MED.)       | 5. 8.929 F/WASHER (15/32 x 1-1/4 x<br>3/16) |
| 3. 8.900 BOLT (7/16-14 x 1) (300-M) |   |



0-52

### 1970-72 CHEVROLET ENGINE FRONT MOUNTING (L-6 ENGINE)

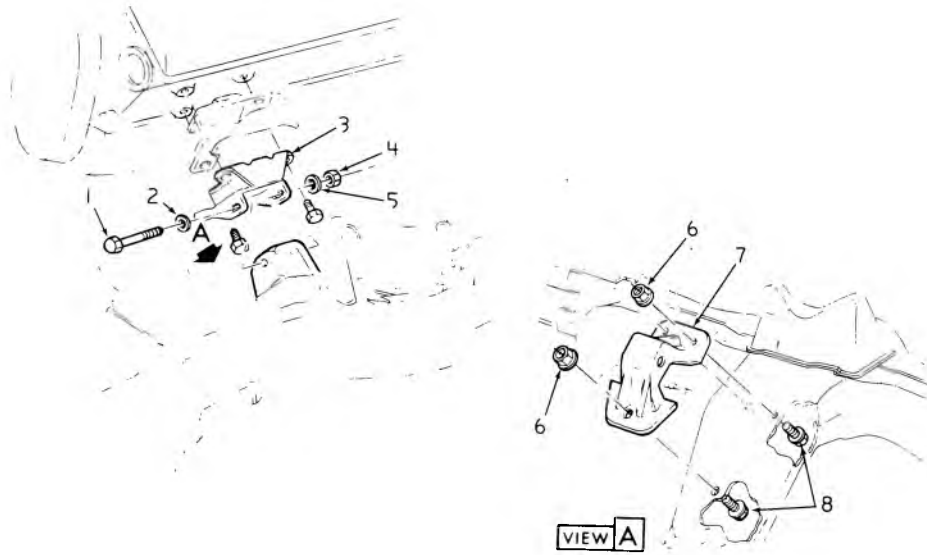
- |  |                              |
|--|------------------------------|
| 1. 0.029 BRACKET ASSY.                                   | 7. 0.029 BRACKET STOP        |
| 2. 8.900 BOLT (3/8-16 x 3/4) Use w/8.931<br>WASHER (3/8) | 8. 0.029 BRACKET             |
| 3. 0.002 SPACER  | 9. 8.900 BOLT (3/8-16 x 1)   |
| 4. 0.027 MOUNTING ASSY.                                  | 10. 8.915 NUT (3/8-16)       |
| 5. 8.917 NUT (7/16-14)                                   | 11. 0.002 BOLT               |
| 6. 8.929 WASHER  | 12. 8.900 BOLT (7/16-14 x 1) |
|  | 13. 8.931 L/WASHER (7/16)    |



0-53

### 1970 PASSENGER V-8 ENGINE MOUNTING

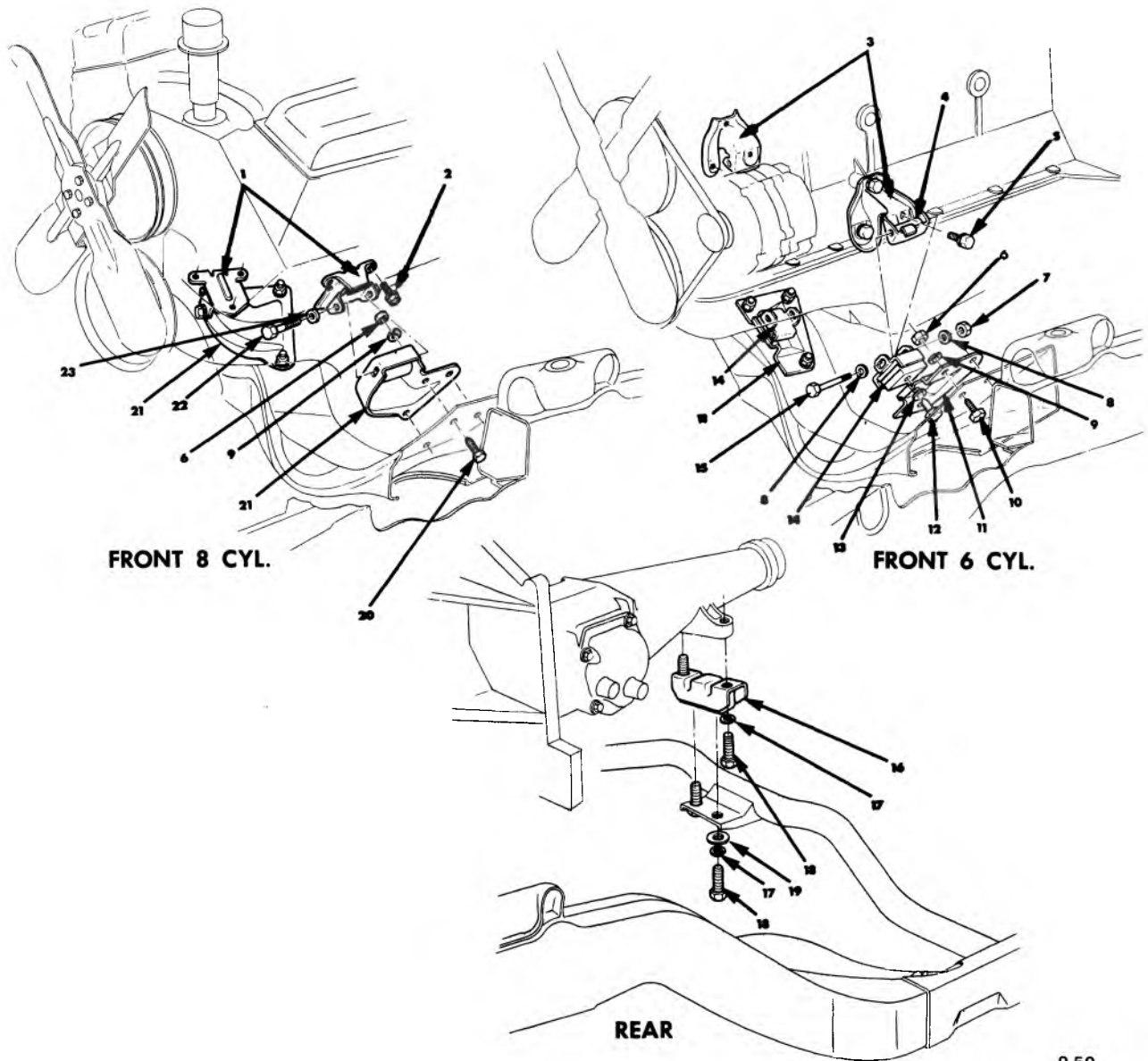
- |   |                                     |
|---|-------------------------------------|
| 1. 0.002 BOLT                               | 5. 8.931 L/WASHER (3/8)             |
| 2. 8.929 WASHER                             | 6. 8.915 NUT (3/8-16)               |
| 3. 0.029 BRACKET L.H.<br>0.029 BRACKET R.H. | 7. 8.917 NUT (7/16-14)              |
| 4. 8.900 BOLT (3/8-16 x 1)                  | 8. 8.931 SCREW ASSY. (3/8-16 x 7/8) |
|   | 9. 0.027 MOUNTING ASSY.             |



0-124

### 1971-75 PASSENGER V-8 ENGINE MOUNTING

- |                                     |                                     |
|-------------------------------------|-------------------------------------|
| 1. 0.002 BOLT                       | 5. 8.977 SCREW ASSY. (3/8-16 x 7/8) |
| 2. 8.929 WASHER (29/64 x 59/64 x 1) | 6. 8.917 NUT                        |
| 3. 0.027 MOUNTING ASSY. (350)       | 7. 0.029 BRACKET ASSY. (w/2 B.C.)   |
| 0.027 MOUNTING ASSY. (400)          | 0.029 BRACKET ASSY. (w/4 B.C.)      |
| 4. 8.917 NUT (7/16-14)              | 8. 8.900 BOLT (3/8-16 x 7/8)        |

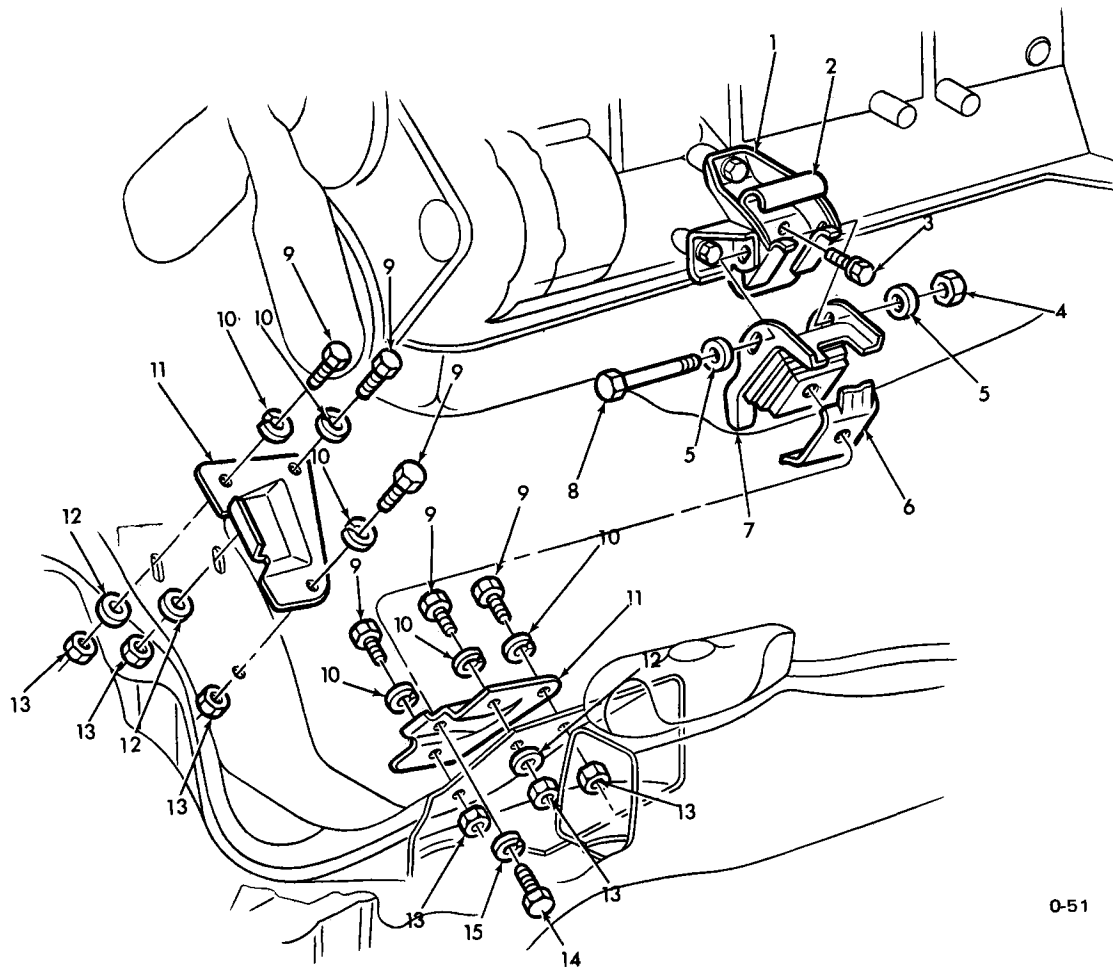


0-50

### 1964-67 CHEVELLE ENGINE MOUNT DETAILS

- |   |   |
|---|---|
| 1. 0.027 MOUNTING ASSEMBLY                                    | 12. 8.900 BOLT (7/16-14 x 7/8)          |
| 2. 8.900 BOLT (3/8-16 x 7/8)<br>use with 8.931 L/Washer (3/8) | 13. 8.931 L/WASHER (7/16)               |
| 3. 0.029 BRACKET  | 14. 0.029 MOUNTING ASSEMBLY             |
| 4. 0.002 SPACER   | 15. 8.900 BOLT (7/16-10 x 4)            |
| 5. 8.900 BOLT (3/8-16 x 3/4)<br>use with 8.931 L/Washer (3/8) | 16. 4.081 MOUNTING ASSEMBLY             |
| 6. 8.915 NUT (3/8-16)   | 17. 8.931 L/WASHER (7/16)               |
| 7. 8.915 NUT (7/16-20)  | 18. 8.900 BOLT (7/16-14 x 1)            |
| 8. 8.929 WASHER (15/32 x 53/64 x 5/64)                        | 19. 8.929 WASHER (15/32 x 1-1/4 x 3/16) |
| 9. 8.931 L/WASHER (3/8)                                       | 20. 8.900 BOLT (3/8-16 x 3/4)           |
| 10. 8.900 BOLT (3/8-16 x 1-3/4)                               | 21. 0.029 BRACKET ASSEMBLY              |
|   | 22. 0.002 BOLT (7/16-14 x 4)            |
|   | 23. 8.929 WASHER (15/32 x 1-1/4 x 3/16) |

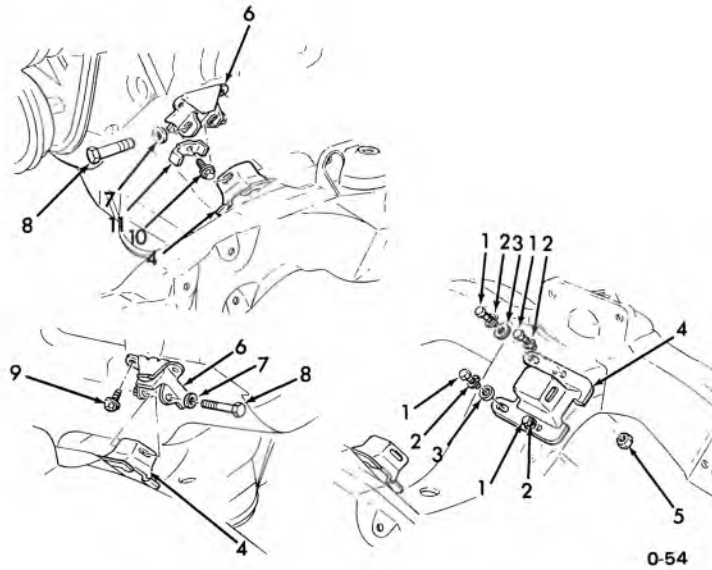




0-51

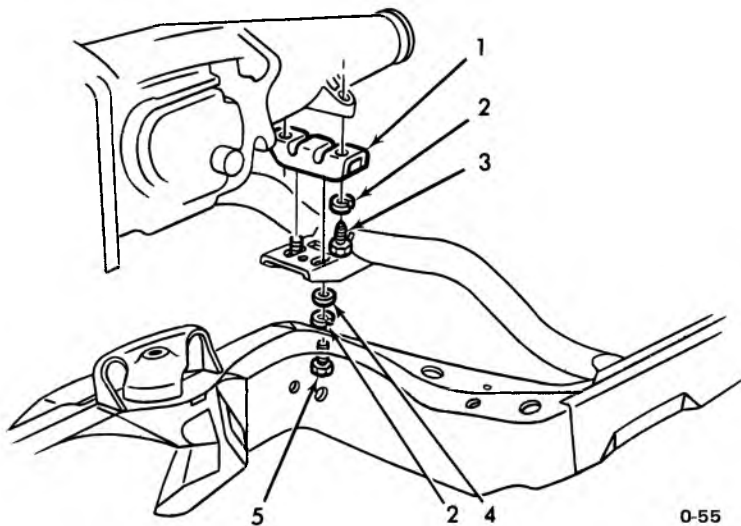
### 1969-72 CHEVELLE 6 CYLINDER FRONT ENGINE MOUNTING

- |   |   |
|---|---|
| 1. 0.029 BRACKET — Engine Mounting<br>Engine . . . . . L.H. | 9. 8.900 BOLT (3/8-16 x 1)                                  |
| 0.029 BRACKET — Engine Mounting<br>Engine . . . . . R.H.    | 10. 8.931 WASHER (3/8)                                      |
| 2. 0.002 SPACER   | 11. 0.029 BRACKET — Engine Mounting<br>Frame . . . . . L.H. |
| 3. 8.900 BOLT (3/8-16 x 3/4)                                | 0.029 BRACKET — Engine Mounting<br>Frame . . . . . R.H.     |
| 4. 8.917 NUT (7/16-20)                                      | 12. 8.929 WASHER (25/64)                                    |
| 5. 8.929 WASHER (7/16)                                      | 13. 8.915 NUT (3/8-16)                                      |
| 6. 0.029 BRACKET — Engine Mounting Stop                     | 14. 8.900 BOLT (7/16-14 x 1)                                |
| 7. 0.027 MOUNTING ASSY. — Engine                            | 15. 8.931 WASHER (7/16)                                     |
| 8. 8.900 BOLT (7/16-20 x 4)                                 |   |



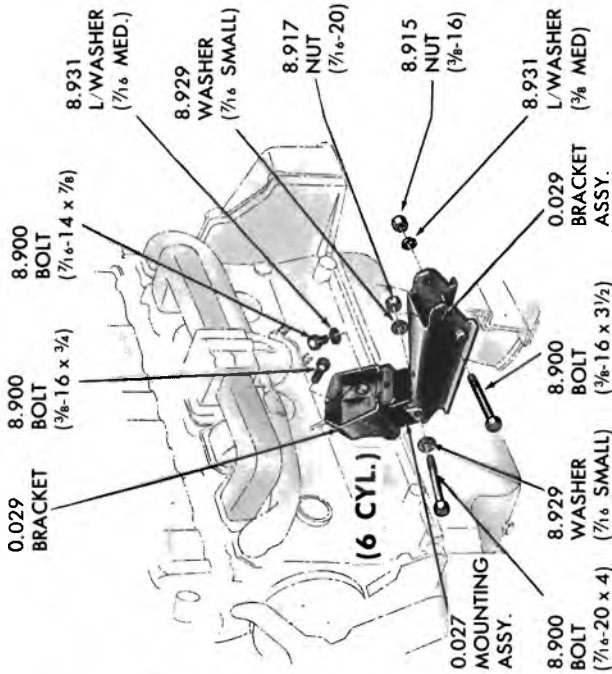
### 1969-70 CHEVELLE 8 CYLINDER FRONT ENGINE MOUNTING

- |  |  |
|--|--|
| 1. 8.900 BOLT (3/8-16 x 1)                   | 6. 0.027 MOUNTING ASSY.                |
| 2. 8.931 WASHER (3/8)                        | 7. 8.929 WASHER (15/32 x 1-1/4 x 3/16) |
| 3. 6.897 WASHER<br>0.029 BRACKET ASSY. (396) | 8. 0.002 BOLT                          |
| 4. 0.029 BRACKET ASSY. (exc. 396)            | 9. 8.900 SCREW ASSY. (3/8-16 x 7/8)    |
| 5. 8.915 NUT (3/8-16)                        | 10. 8.900 SCREW ASSY. (3/8-16 x 1)     |
|  | 11. 0.002 STOP                         |

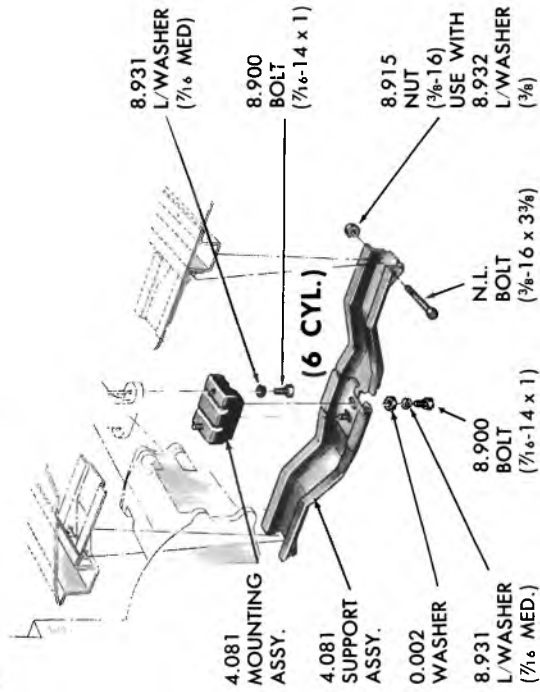


### 1969-70 CHEVELLE REAR ENGINE MOUNTING

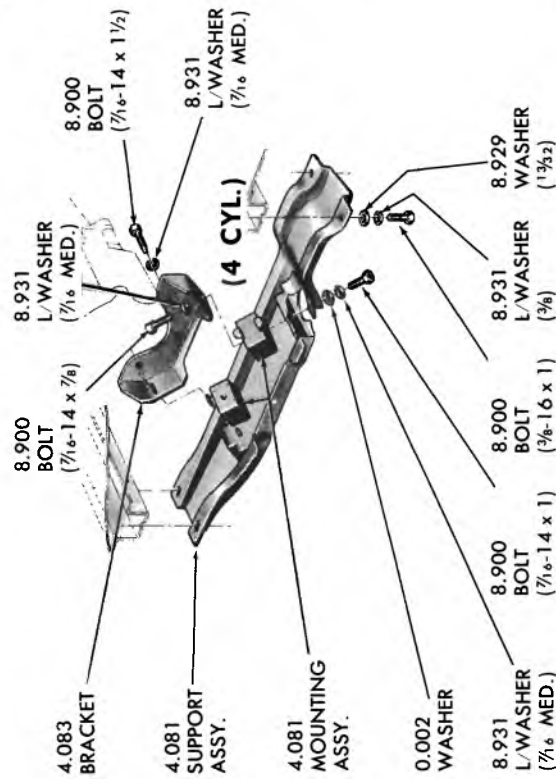
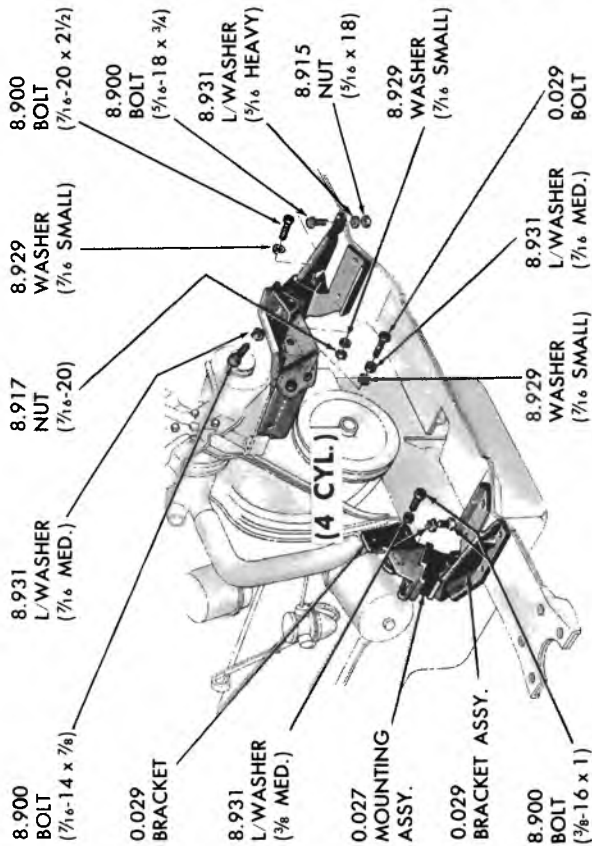
- |                                      |  |
|--------------------------------------|--|
| 1. 4.081 MOUNTING ASSY. (L-6 Engine) | 3. 8.900 BOLT (7/16-14 x 1)            |
| 4.081 MOUNTING ASSY. (V-8 Engine)    | 4. 8.929 WASHER (15/32 x 1-1/4 x 3/16) |
| 2. 8.931 WASHER (7/16)               | 5. 8.900 BOLT (7/16-14 x 1-1/8)        |



**FRONT**

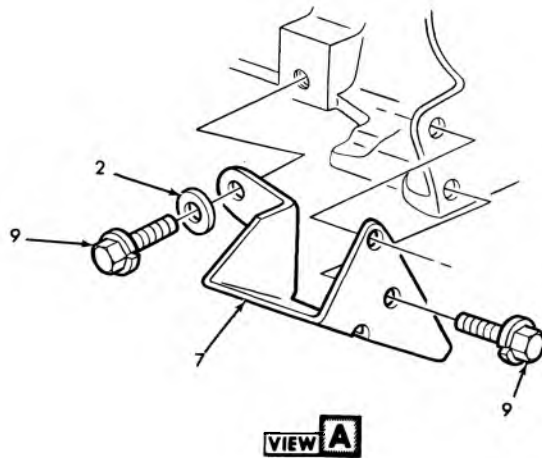
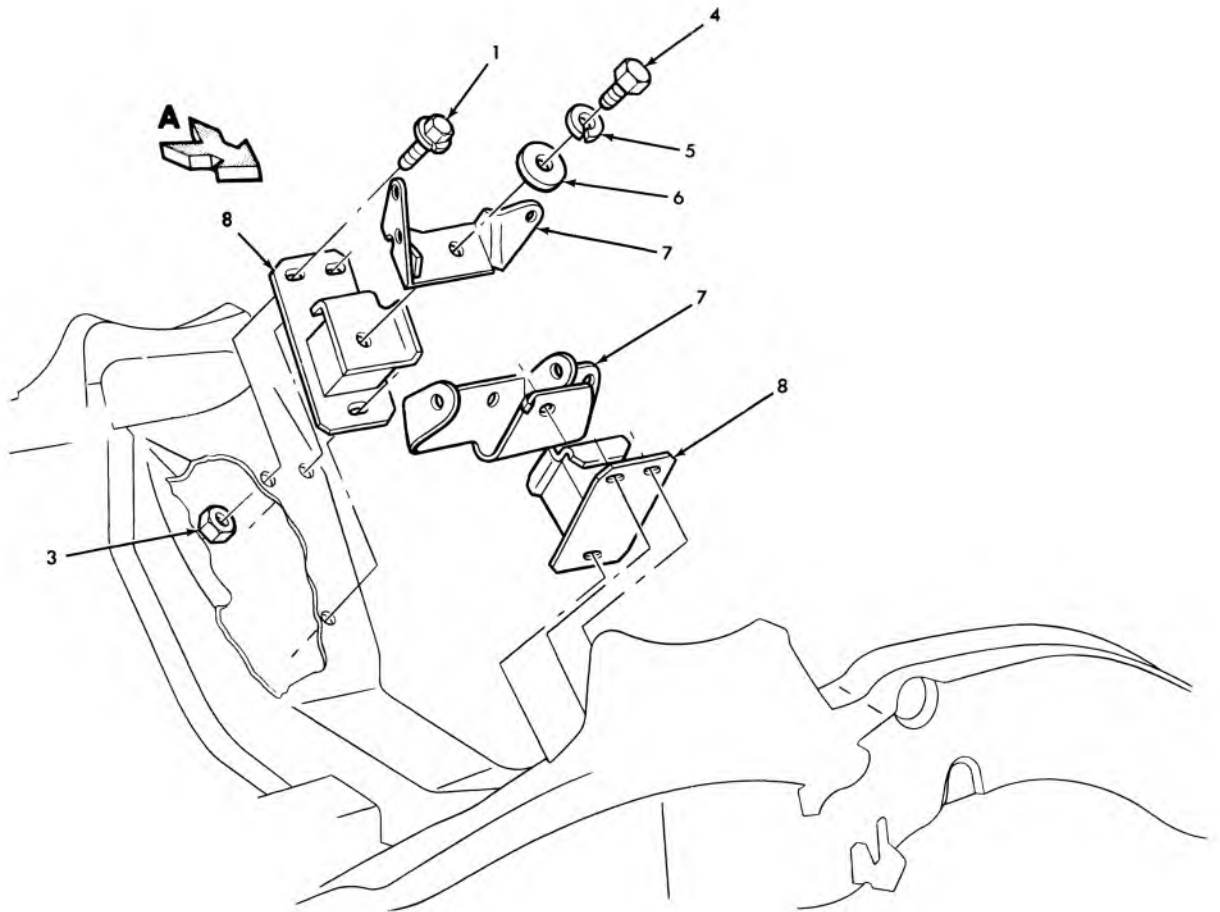


**REAR**



**1965-67 CHEVY FRONT AND REAR ENGINE MOUNTS**

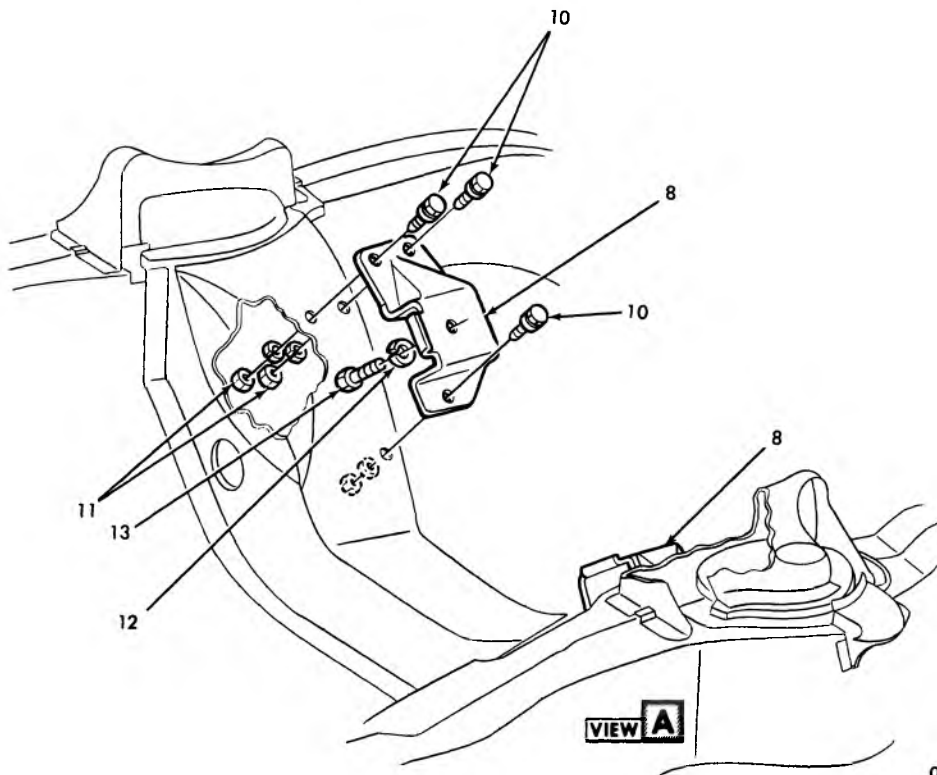
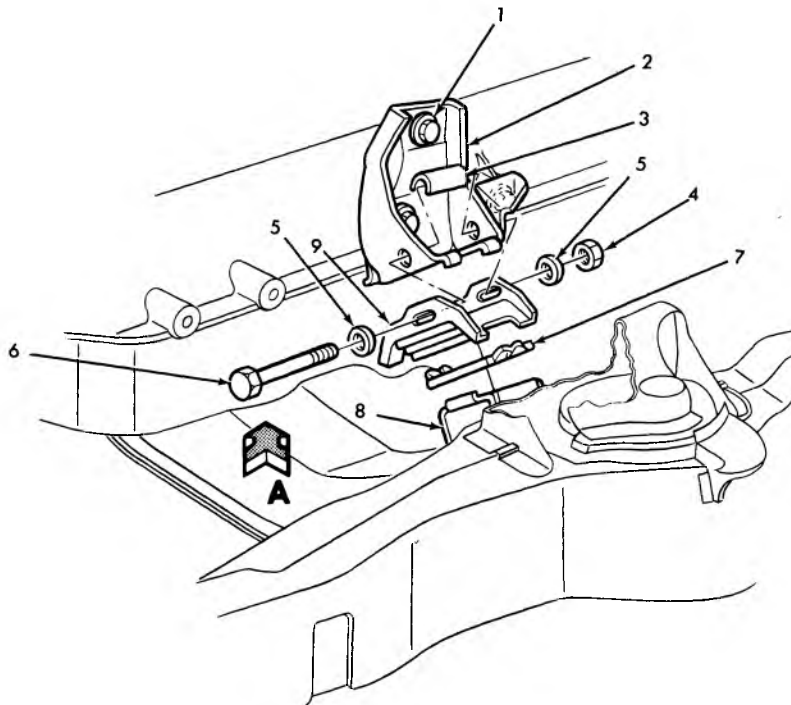
0-56



0-57

### 1968-70 CHEVY II 4 CYLINDER FRONT ENGINE MOUNTING

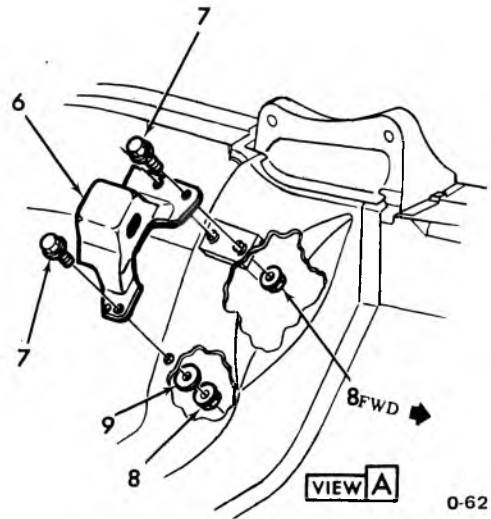
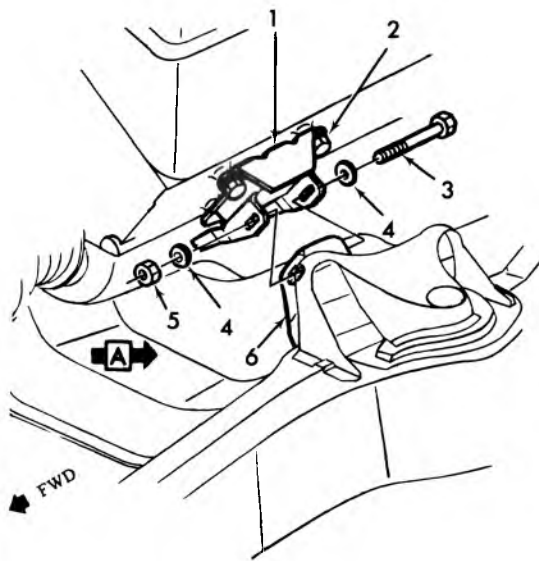
- |                                      |                                     |
|--------------------------------------|-------------------------------------|
| 1. 8.900 BOLT (3/8-16 x 1-1/8)       | 6. 8.929 WASHER (7/16)              |
| 2. 8.929 WASHER (23/64 x 3/4 x 5/16) | 7. 0.029 BRACKET ASSY.              |
| 3. 8.900 NUT (21/64-16)              | 8. 0.027 MOUNTING ASSY.             |
| 4. 8.900 BOLT (7/16-14 x 13/16)      | 9. 8.931 SCREW ASSY. (3/8-16 x 7/8) |
| 5. 8.931 WASHER L. (7/16)            |                                     |



0-58

### 1968-72 CHEVY II 6 CYLINDER FRONT ENGINE MOUNTING

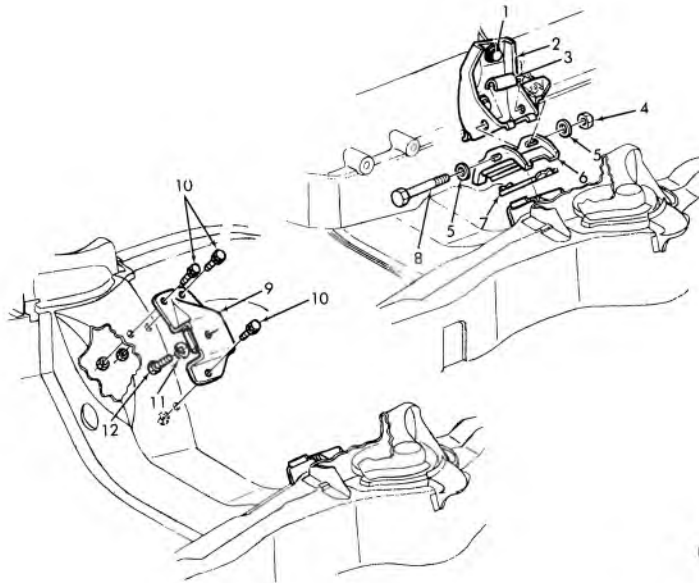
- |                              |                                 |
|------------------------------|---------------------------------|
| 1. 8.900 BOLT (3/8-16 x 3/4) | 8. 0.029 BRACKET                |
| 2. 0.029 BRACKET ASSY.       | 9. 0.027 MOUNTING ASSY.         |
| 3. 0.002 SPACER              | 10. 8.900 BOLT (3/8-16 x 1-1/8) |
| 4. 8.917 NUT (7/16-20)       | 11. 8.915 NUT (3/8-16)          |
| 5. 2.277 WASHER              | 12. 8.931 WASHER (7/16)         |
| 6. 8.917 BOLT (7/16-20 x 4)  | 13. 8.900 BOLT (7/16-14 x 1)    |
| 7. 0.029 BRACKET - STOP      |                                 |



0-62

### 1970-72 NOVA V-8 ENGINE MOUNTING

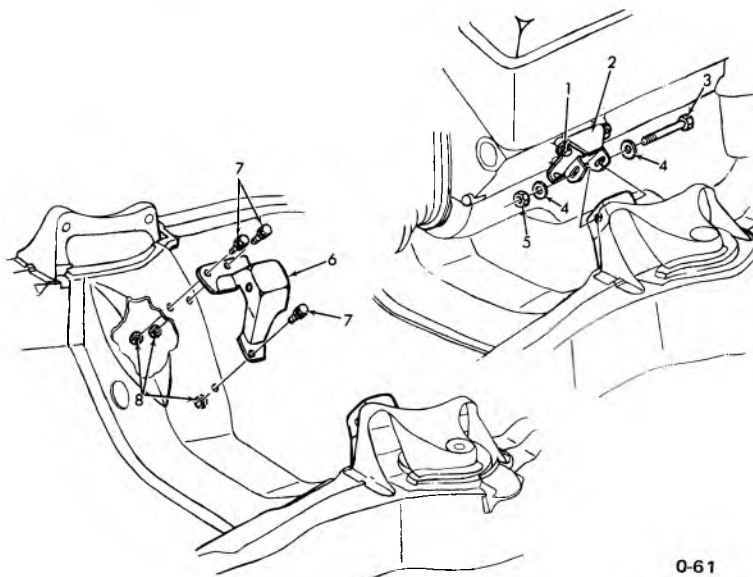
- |                                     |                                |
|-------------------------------------|--------------------------------|
| 1. 0.027 MOUNTING ASSY.             | 6. 0.029 BRACKET (RIGHT)       |
| 2. 8.931 SCREW ASSY. (3/8-16 x 7/8) | 0.029 BRACKET (LEFT)           |
| 3. 0.002 BOLT                       | 7. 8.900 BOLT (3/8-16 x 1-1/8) |
| 4. 8.929 P/WASHER                   | 8. 8.915 NUT (3/8-16)          |
| 5. 8.917 NUT (7/16)                 | 9. 8.929 P/WASHER              |



0-60

### 1967-69 CAMARO SIX CYLINDER ENGINE MOUNTING

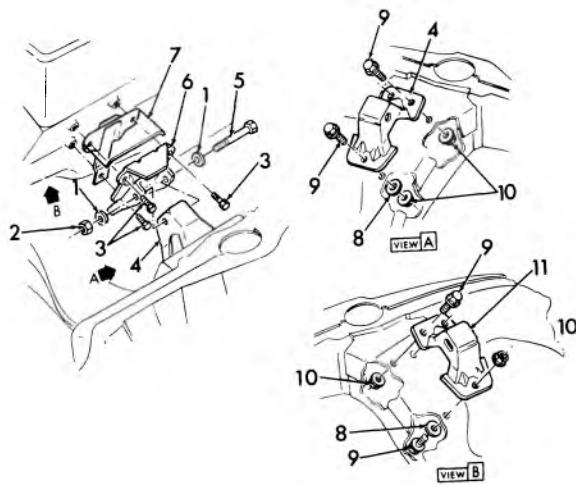
- |                              |                                 |
|------------------------------|---------------------------------|
| 1. 8.900 BOLT (3/8-16 x 3/4) | 7. 0.029 BRACKET                |
| 8.931 L/WASHER (3/8)         | 8. 8.900 BOLT (7/16-20 x 3-7/8) |
| 2. 0.029 BRACKET             | 9. 0.029 BRACKET                |
| 3. 0.002 SPACER              | 10. 8.900 BOLT (3/8-16 x 1)     |
| 4. 8.917 NUT (7/16-20)       | 11. 8.931 L/WASHER (7/16)       |
| 5. 8.292 WASHER (7/16)       | 12. 8.900 BOLT (7/16-14 x 1)    |
| 6. 0.027 MOUNTING            |                                 |



0-61

### 1967-69 CAMARO EIGHT CYLINDER ENGINE MOUNTINGS

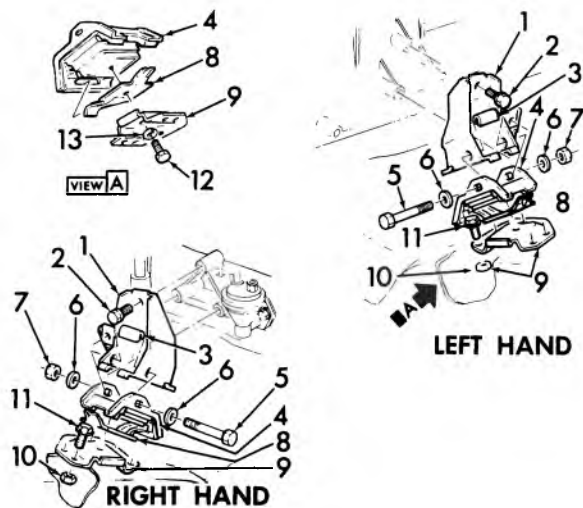
- |                                 |                                |
|---------------------------------|--------------------------------|
| 1. 8.900 BOLT (3/8-16 x 7/8)    | 5. 8.917 NUT (7/16-20)         |
| 2. 0.027 MOUNTING               | 6. 0.029 BRACKET               |
| 3. 8.900 BOLT (7/16-20 x 3-7/8) | 7. 8.900 BOLT (3/8-16 x 1-1/8) |
| 4. 8.929 WASHER (7/16)          | 8. 8.915 NUT (3/8-16)          |



0-119

### 1971-72 CAMARO ENGINE MOUNTING

- |                                      |                              |
|--------------------------------------|------------------------------|
| 1. 8.929 WASHER (29/64 x 59/64 x 35) | 7. 0.029 SHIELD              |
| 2. 8.917 NUT (7/16-14)               | 8. 6.897 WASHER              |
| 3. 8.931 SCREW ASSY. (3/8-16 x 7/8)  | 9. 8.900 BOLT (3/8-16 x 7/8) |
| 4. 0.029 BRACKET-L.H.                | 10. 8.917 NUT (3/8-16)       |
| 5. 0.002 BOLT (7/16-14 x 3-7/8)      | 11. 0.029 BRACKET-R.H.       |
| 6. 0.027 MOUNTING ASSY.              |                              |

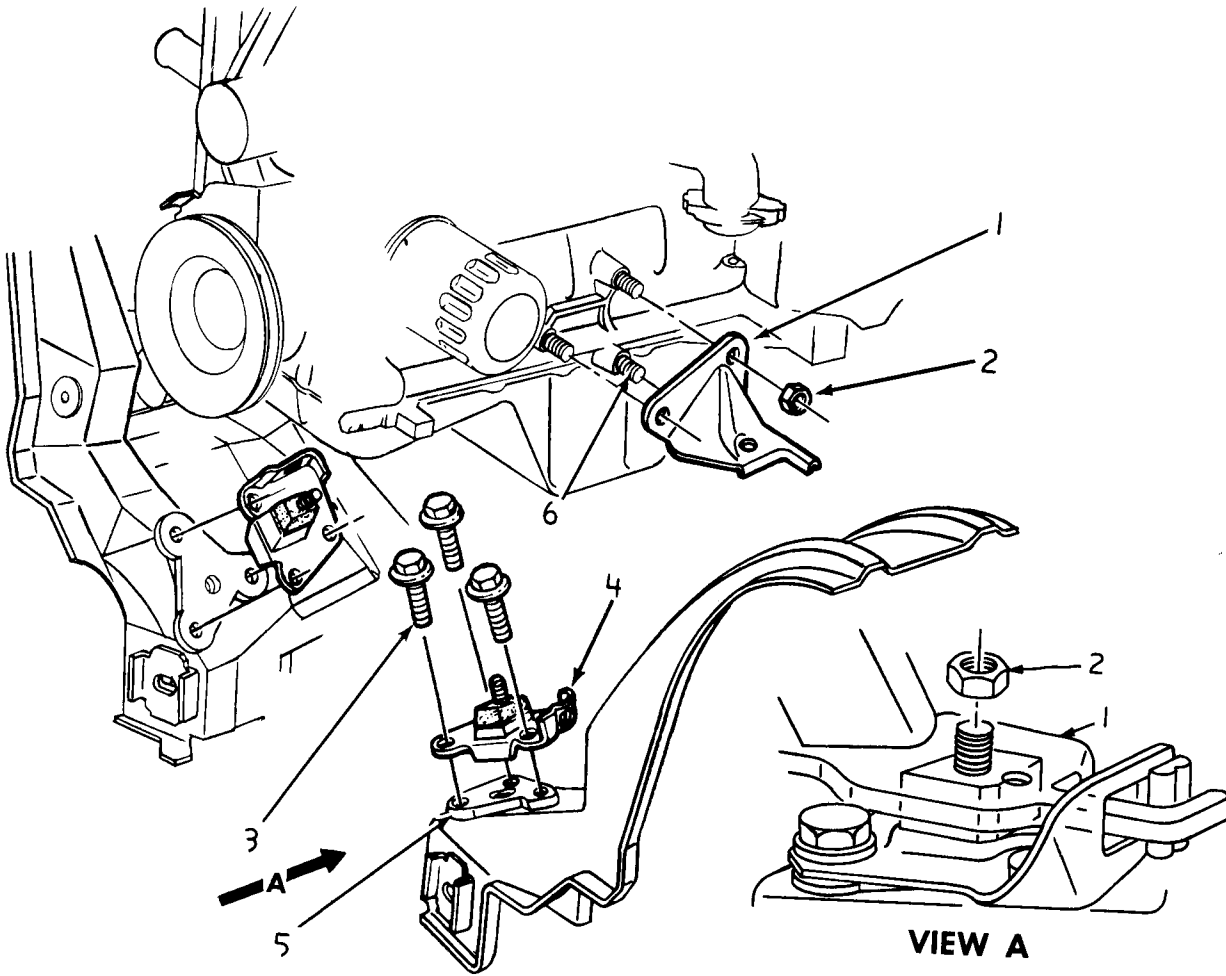


0-120

### 1971-72 CAMARO ENGINE FRONT MOUNTING

- |                                     |                                |
|-------------------------------------|--------------------------------|
| 1. 0.029 BRACKET ASSY.              | 8. 0.029 BRACKET STOP          |
| 2. 8.977 SCREW ASSY. (3/8-16 x 3/4) | 9. 0.029 BRACKET               |
| 3. 0.002 SPACER                     | 10. 8.917 NUT (3/8-16)         |
| 4. 0.027 MOUNTING ASSY.             | 11. 8.977 SCREW (3/8-16 x 7/8) |
| 5. 0.002 BOLT (7/16-14 x 4-3/16)    | 12. 8.900 BOLT (7/16-14 x 1)   |
| 6. 8.929 WASHER (29/64 x 59/64 x 1) | 13. 8.931 WASHER (7/16)        |
| 7. 8.917 NUT (7/16-14)              |                                |

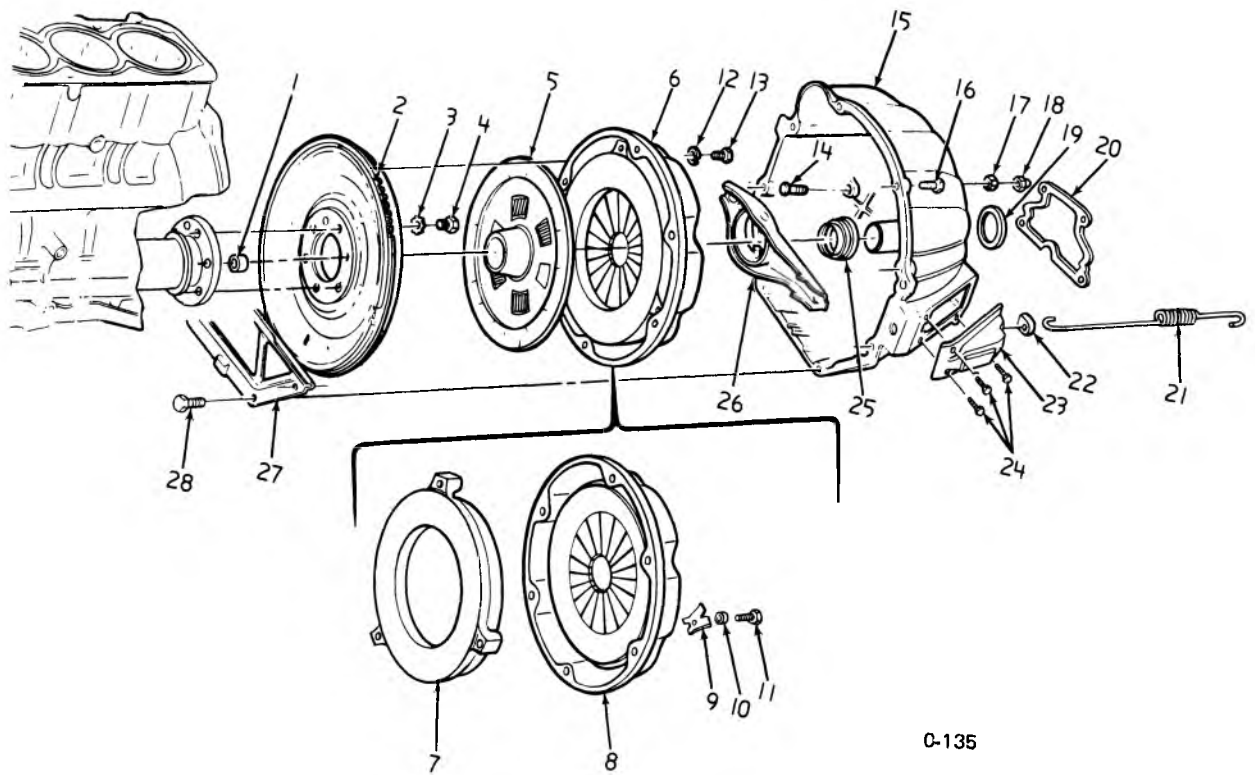




0-134

**1971-75 ENGINE FRONT MOUNTING (140 CID)**

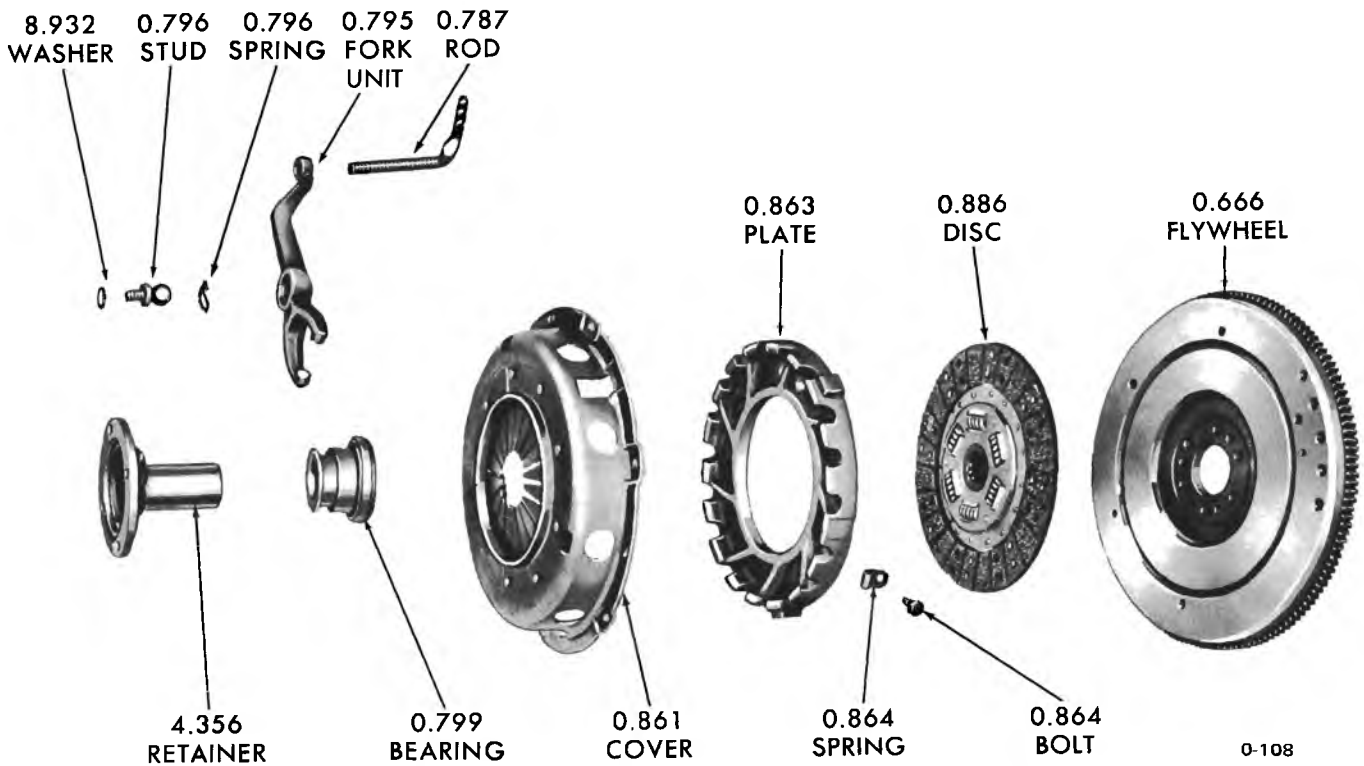
- 1. 0.029 BRACKET (L.H.)
- 0.029 BRACKET (R.H.)
- 2. 8.917 NUT (7/16" — 20)
- 3. 0.002 SCREW ASSY.
- 4. 0.027 MOUNTING ASSY. (L.H.)
- 0.027 MOUNTING ASSY. (R.H.)
- 5. 0.029 SPACER (L.H.)
- 0.029 SPACER (R.H.)
- 6. 0.002 STUD



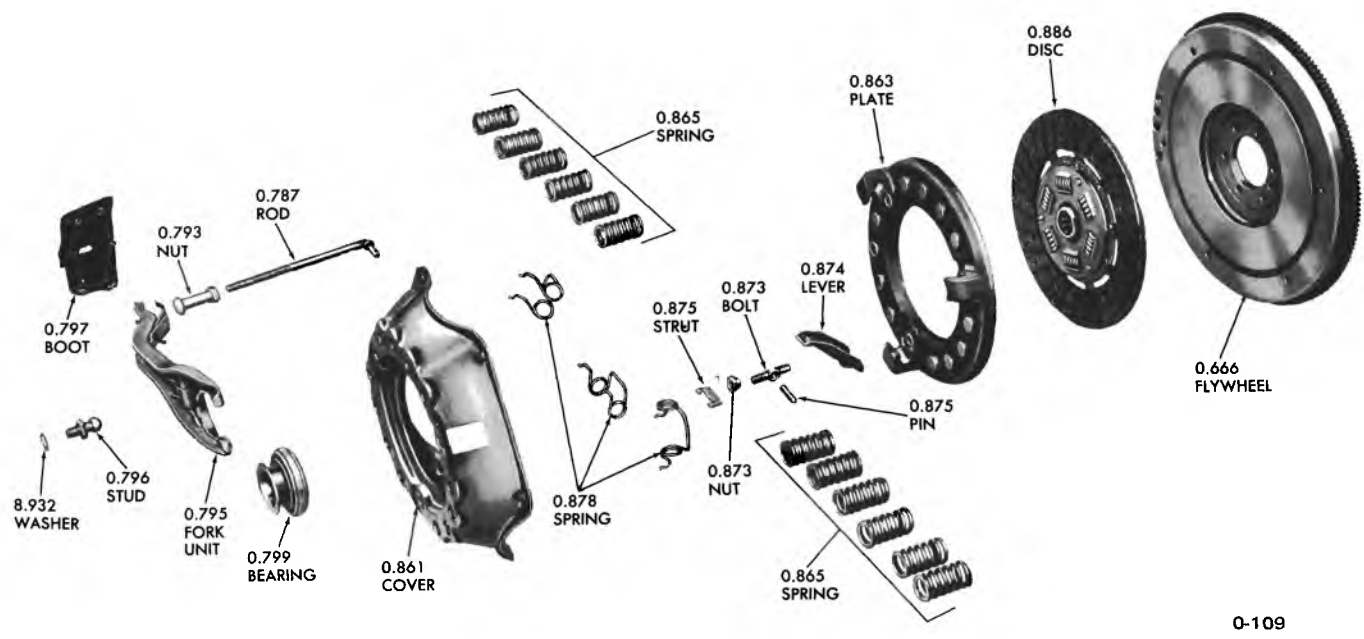
C-135

### 1971-75 CLUTCH (140 CID)

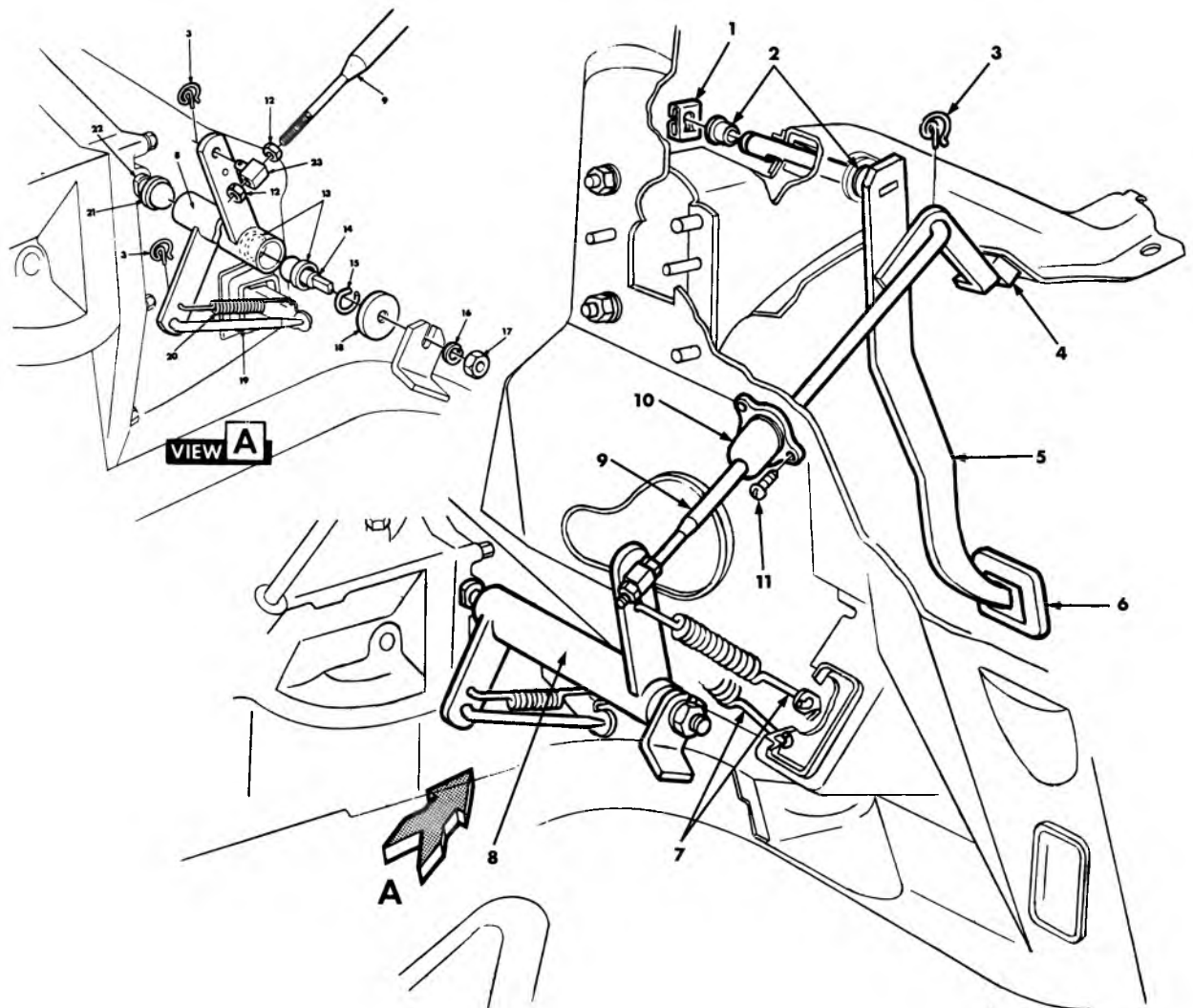
- |     |       |   |
|-----|-------|---|
| 1.  | 0.649 | BEARING   |
| 2.  | 0.666 | FLYWHEEL ASSY.                                    |
| 3.  | 8.932 | WASHER ( $\frac{7}{16}$ " )                       |
| 4.  | 0.669 | BOLT ( $\frac{7}{16}$ " — 20 x 1"                 |
| 5.  | 0.886 | PLATE ASSY.                                       |
| 6.  | 0.859 | PLATE ASSY.                                       |
| 7.  | 0.863 | PLATE   |
| 8.  | 0.861 | COVER ASSY.                                       |
| 9.  | 0.864 | SPRING  |
| 10. | 8.931 | WASHER ( $\frac{5}{16}$ " )                       |
| 11. | 0.864 | BOLT ( $\frac{5}{16}$ " — 18 x $\frac{7}{8}$ " )  |
| 12. | 8.931 | WASHER ( $\frac{5}{16}$ " )                       |
| 13. | 0.862 | BOLT ( $\frac{5}{16}$ " — 18 x $\frac{3}{4}$ " )  |
| 14. | 0.796 | STUD  |
| 15. | 0.683 | HOUSING ASSY.                                     |
| 16. | 8.900 | BOLT ( $\frac{3}{8}$ " — 16 x $1\frac{3}{8}$ " )  |
| 17. | 8.915 | NUT ( $\frac{1}{2}$ " — 13)                       |
| 18. | 0.796 | CAP   |
| 19. | 0.787 | GASKET  |
| 20. | 0.686 | GASKET  |
| 21. | 0.844 | SPRING  |
| 22. | 0.797 | GROMMET   |
| 23. | 0.679 | SHIELD  |
| 24. | 0.679 | SCREW ( $\frac{1}{4}$ " — 20 x $\frac{7}{16}$ " ) |
| 25. | 0.799 | BEARING ( $1\frac{7}{32}$ " O.L.)                 |
| 26. | 0.795 | FORK ASSY.  |
|     | 0.797 | ABSORBER  |
| 27. | 0.679 | COVER   |
| 28. | 8.900 | BOLT ( $\frac{1}{4}$ " — 20 x $\frac{7}{16}$ " )  |



**DIAPHRAGM SPRING TYPE CLUTCH PARTS**



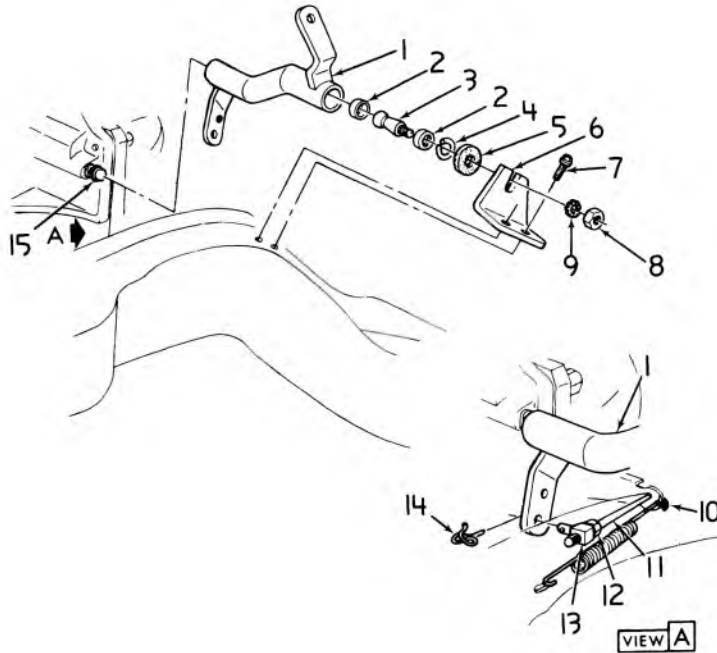
**COIL SPRING CLUTCH PARTS**



0-87

### 1965-72 PASSENGER CLUTCH PEDAL AND LINKAGE-3-SPD.

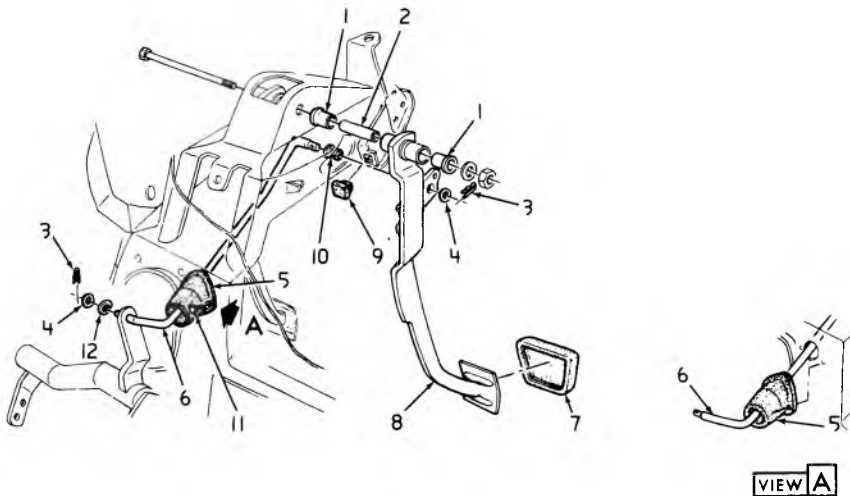
- |                                  |                                     |
|----------------------------------|-------------------------------------|
| 1. 4.634 RETAINER                | 13. 0.851 SEAT                      |
| 2. 4.626 BUSHING                 | 14. 0.851 STUD                      |
| 3. 4.037 CLIP                    | 15. 0.851 SPRING                    |
| 4. 0.829 BUMPER                  | 16. 8.931 L/WASHER (3/8 Med.)       |
| 5. 0.830 PEDAL ASSY.             | 17. 8.916 NUT (3/8-24) (7/32 Thick) |
| 6. 4.630 COVER PAD               | 18. 0.851 SEAL                      |
| 7. 0.844 SPRING                  | 19. 0.787 ROD                       |
| 8. 0.852 LEVER ASSY.             | 20. 0.844 SPRING                    |
| 9. 0.854 ROD                     | 21. 0.851 SEAL                      |
| 10. 0.829 SEAL ASSY. (1964-66)   | 22. 0.851 STUD ASSY.                |
| 11. 8.977 SCREW (No. 8-18 x 3/8) | 23. N.S. SWIVEL                     |
| 12. 8.916 NUT (3/8-16)           |                                     |



0-125

### 1971-74 PASSENGER CLUTCH SHAFT AND PUSH ROD

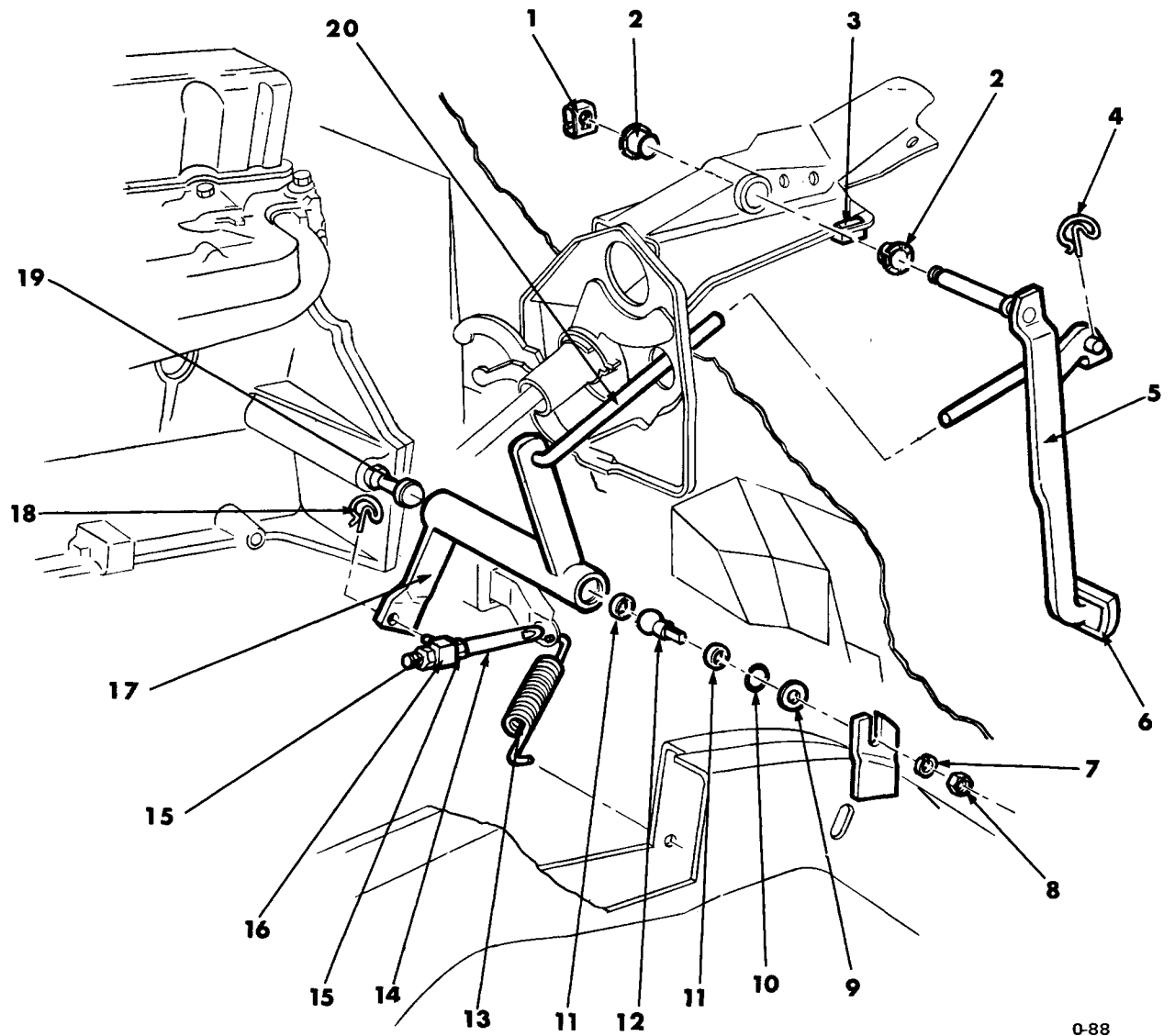
- |  |  |
|--|--|
| 1. 0.852 LEVER ASSY., w/shaft            | 9. 8.932 WASHER (3/8)                            |
| 2. 0.851 SEAT, lever shaft ball stud     | 10. 0.844 SPRING, fork pull back                 |
| 3. 0.851 STUD, lever shaft ball to frame | 11. 0.787 ROD, fork push                         |
| 4. 0.851 SPRING, stud seat retaining     | 12. 8.916 NUT (3/8-16)                           |
| 5. 0.851 WASHER (9/16 I.D. x 1-3/8 O.D.) | 13. 0.787 SWIVEL, fork adj, push rod             |
| 6. N.S. BRACKET                          | 14. 4.037 RETAINER, control rod                  |
| 7. 8.977 SCREW (5/16-7/8)                | 15. 0.851 STUD ASSY., lever shaft ball to engine |



0-126

### 1971-74 PASSENGER CLUTCH PEDAL & ROD

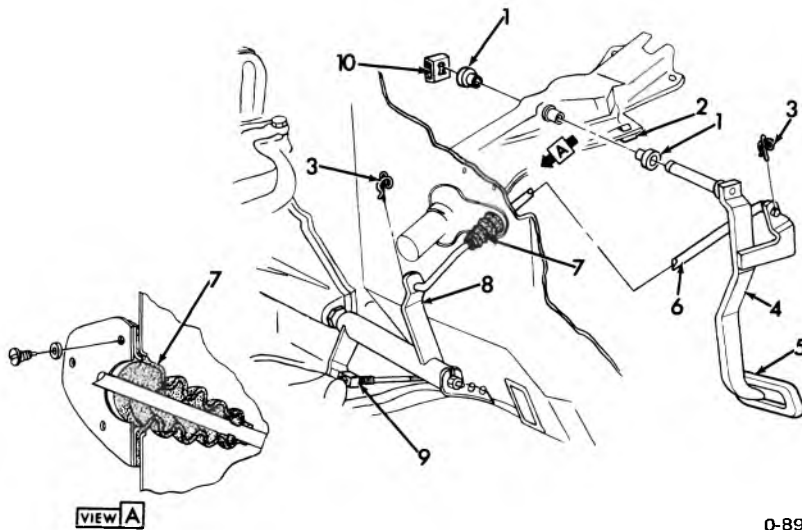
- |   |   |
|---|---|
| 1. 4.626 BUSHING, brake & clutch pedal            | 7. 4.630 COVER, clutch pedal rod        |
| 2. N.S.S. SPACER                                  | 8. 0.830 PEDAL ASSY., clutch            |
| 3. 4.037 RETAINER, trans. cont. upr. rod col. end | 9. 0.829 BUMPER (71 Only), clutch pdl.  |
| 4. 4.037 P. WASHER (3/8 I.D. x 3/4 O.D.)          | 10. 0.854 BUSHING, push rod             |
| 5. 0.829 SEAL ASSY., clutch pedal push rod        | 11. 8.977 SCREW (#8-18 x 1/2)           |
| 6. 0.854 ROD, push                                | 12. 8.928 SPRING WASHER (1-9/64 x 1/2") |



0-88

### 1964-69 CHEVELLE CLUTCH PEDAL AND LINKAGE

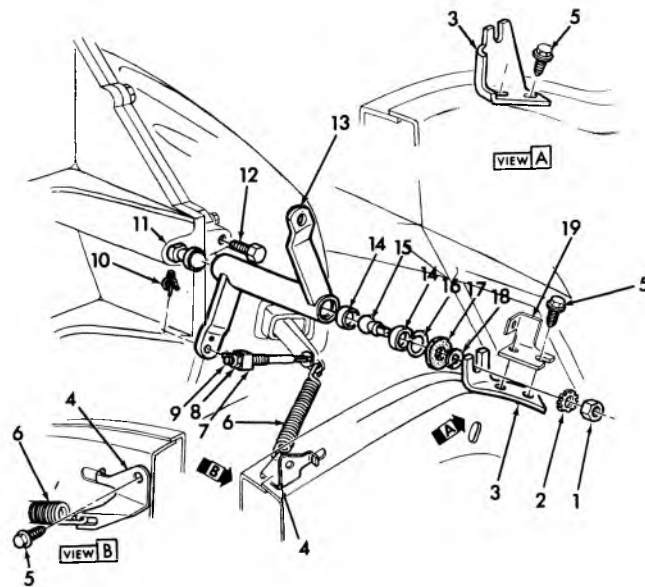
1. 4.634	RETAINER	11. 0.851	SEAT
2. 4.626	BUSHING	12. 0.851	STUD
3. 0.829	BUMPER	13. 0.844	SPRING
4. 4.037	CLIP	14. 0.787	ROD
5. 0.830	PEDAL	15. 8.916	NUT (3/8-16)
6. 4.630	COVER	16. 0.787	SWIVEL
7. 8.931	L/WASHER (3/8 Med.)	17. 0.852	SHAFT ASSY.
8. 8.916	NUT (3/8-24) (7/32 Thick)	18. 4.037	CLIP
9. 0.851	WASHER	19. 0.851	STUD
10. 0.851	SPRING	20. 0.854	ROD



0-89

### 1970-72 CHEVELLE CLUTCH AND LINKAGE

- |                     |                             |
|---------------------|-----------------------------|
| 1. 4.626 BUSHING    | 6. 0.854 ROD                |
| 2. 0.829 BUMPER     | 7. 0.829 SEAL ASM.          |
| 3. 4.037 RETAINER   | 8. 0.852 LEVER & SHAFT ASM. |
| 4. 0.830 PEDAL ASM. | 9. 0.787 SWIVEL             |
| 5. 4.630 COVER PAD  | 10. 4.634 RETAINER          |

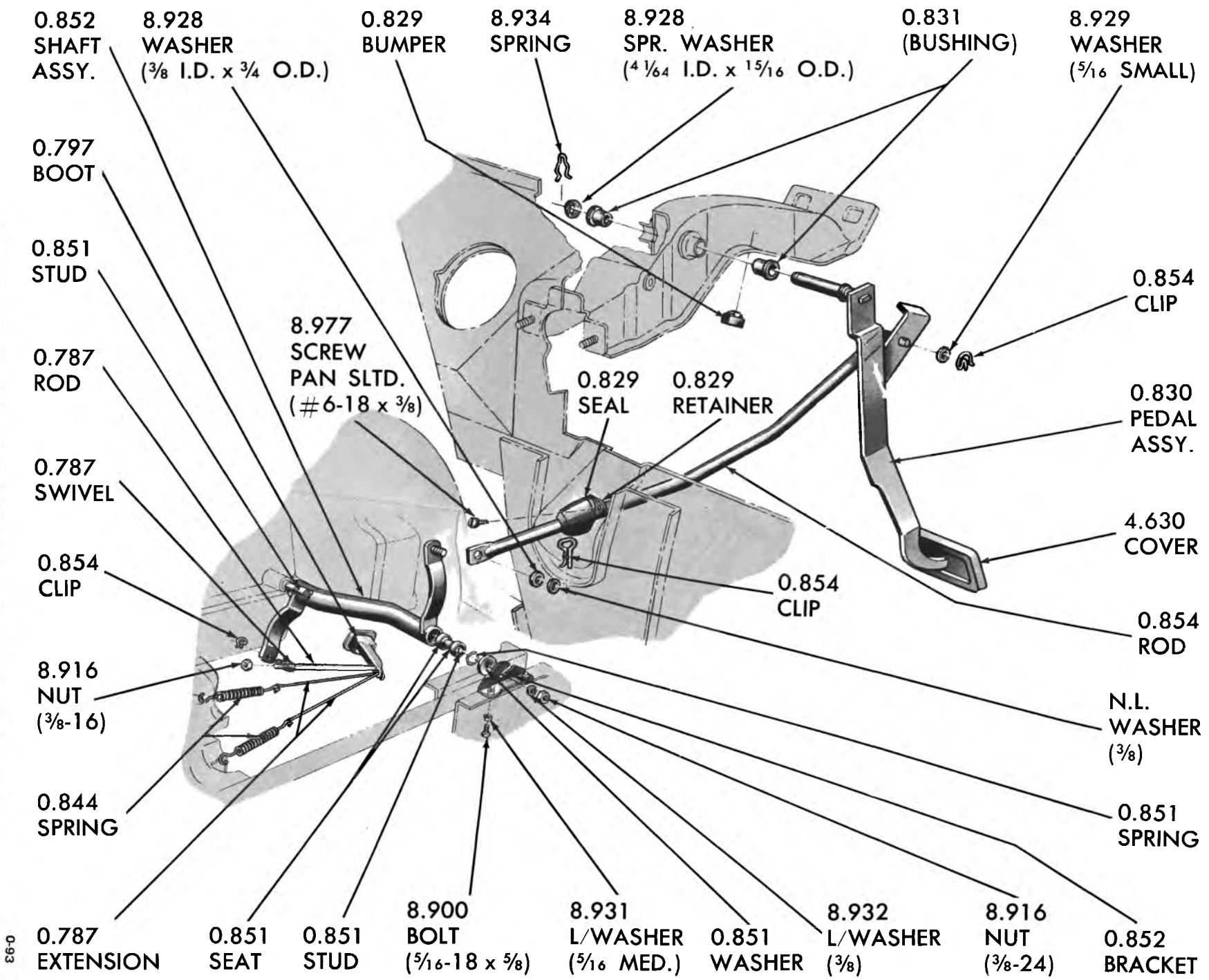


0-121

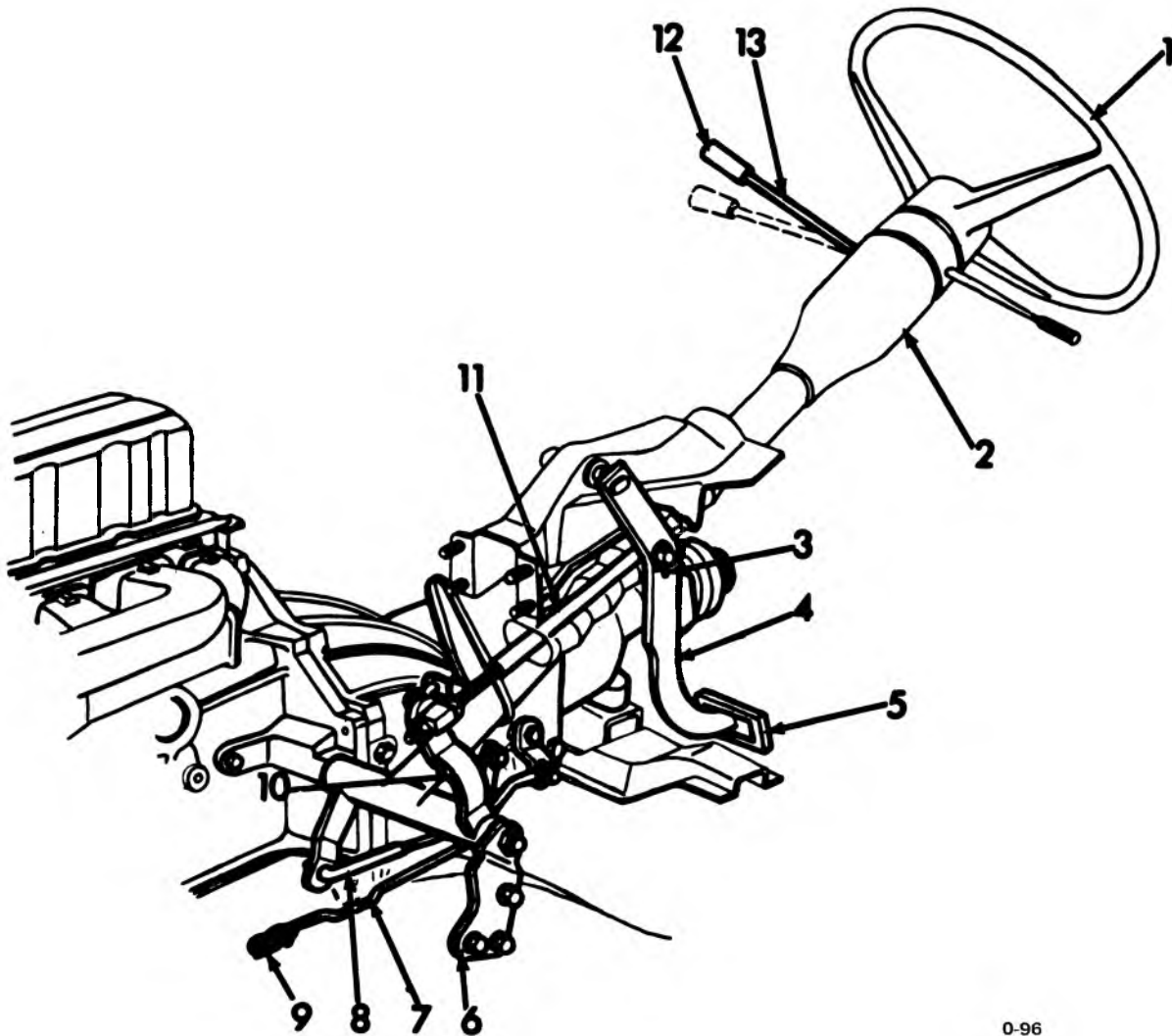
### 1970-75 CHEVELLE CLUTCH SHAFT AND PUSH ROD

- |  |  |
|--|--|
| 1. 8.915 NUT (3/8-16)                  | 11. 0.851 STUD ASSY., lever shaft ball to engine |
| 2. 8.932 WASHER (3/8)                  | 12. 8.900 BOLT, L-6 eng. (1/2-13 x 7/8)          |
| 3. 0.852 BRACKET, clutch lever & shaft | 13. 0.852 LEVER, w/shaft                         |
| 4. 0.796 BRACKET, pull back            | 14. 0.851 SEAT, lever shaft ball stud            |
| 5. 8.977 SCREW (5/16 x 7/8)            | 15. 0.851 STUD, lever shaft ball to frame        |
| 6. 0.844 SPRING, fork pull back        | 16. 0.851 SPRING, stud seat retaining            |
| 7. 0.787 SWIVEL, fork                  | 17. 0.851 WASHER, stud dust seal                 |
| 8. 8.916 NUT (3/8-16)                  | 18. 8.929 WASHER (3/8)                           |
| 9. 0.787 ROD, fork push                | 19. 0.852 BRACKET                                |
| 10. 0.787 CLIP, control rod            |  |

1965-67 CHEVY II CLUTCH PEDAL AND LINKAGE DETAILS



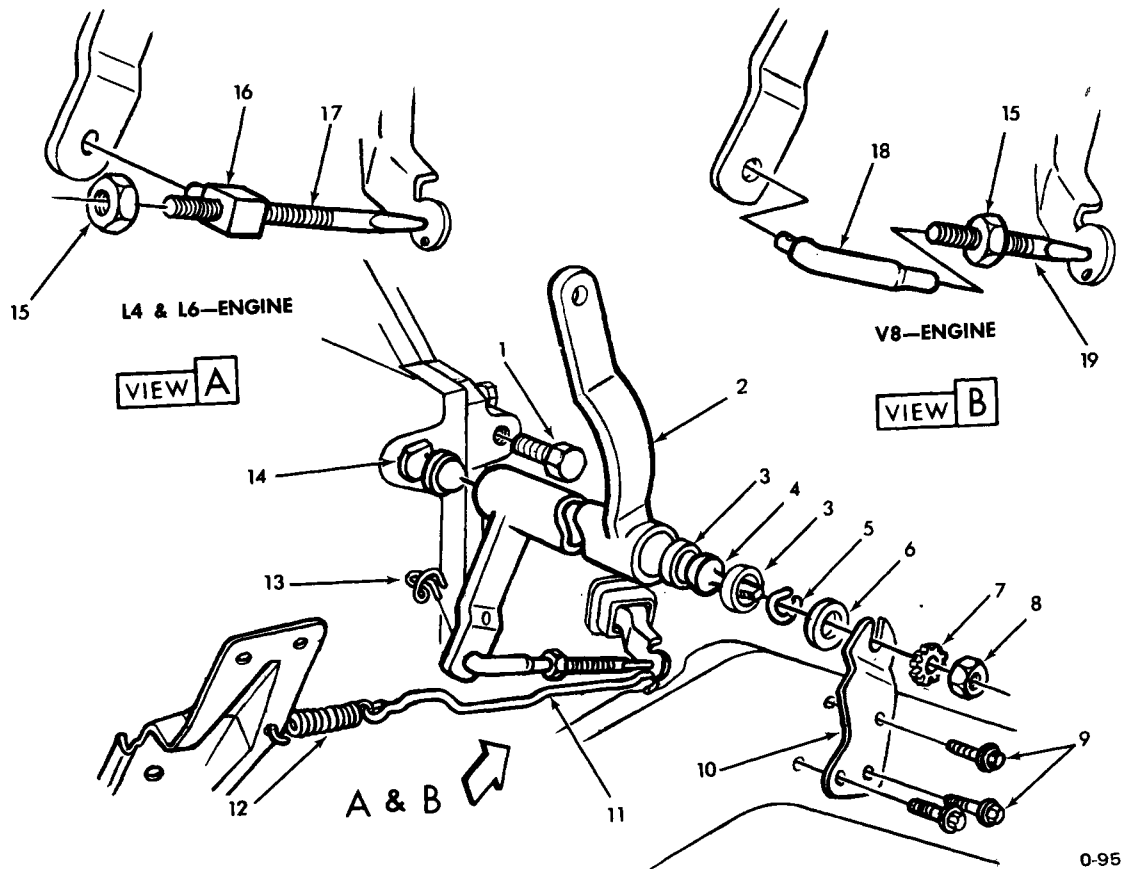




0-96

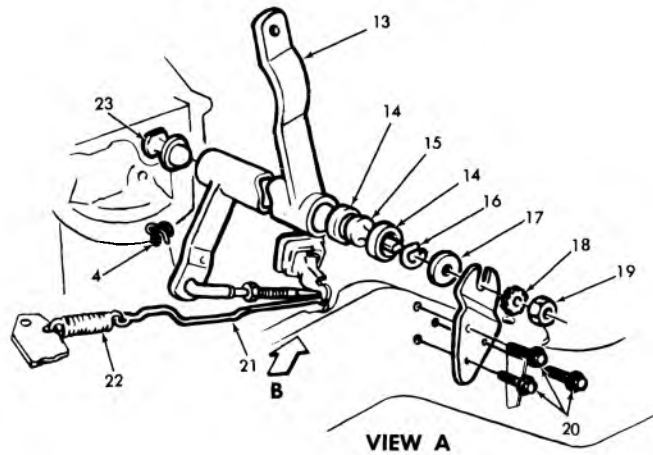
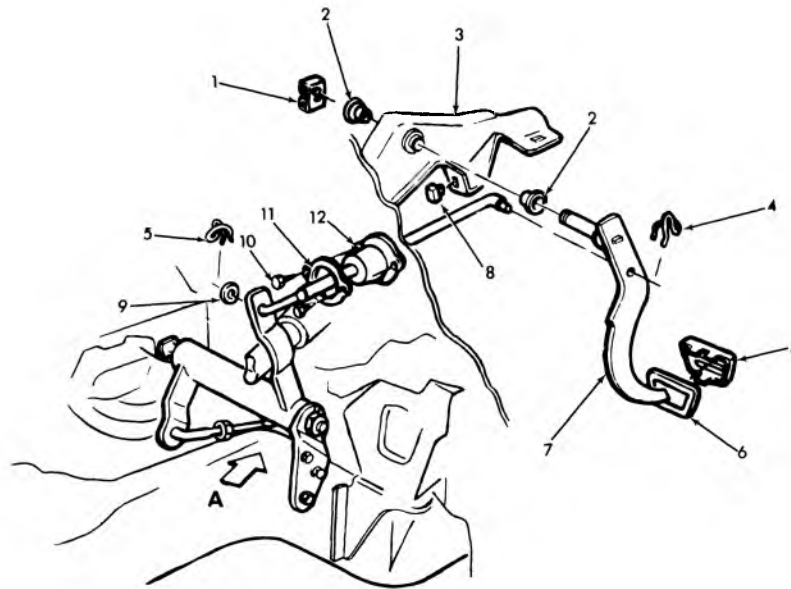
### 1970-75 NOVA CLUTCH DETAILS

- |          |   |           |                        |
|----------|---|-----------|------------------------|
| 1. 6.513 | STEERING WHEEL                            | 8. 0.787  | ROD, fork push         |
| 2. 6.518 | STEERING COLUMN                           | 9. 0.844  | SPRING, fork pull back |
| 3. 4.037 | RETAINER, trans. cont. upr. rod col. end  | 10. 0.852 | LEVER & SHAFT ASSY.    |
| 4. 0.830 | PEDAL ASSY., clutch                       | 11. 0.854 | ROD PEDAL PUSH         |
| 5. 4.630 | COVER, brake pdl. pad                     | 12. 4.006 | KNOB, control lvr.     |
| 6. 0.852 | BRACKET, lever & shaft                    | 13. 4.006 | LEVER                  |
| 7. 0.846 | EXTENSION, fork push rod pull back spring |           |                        |

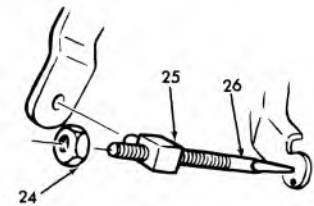


### 1970-75 NOVA CLUTCH SHAFT AND PUSH ROD

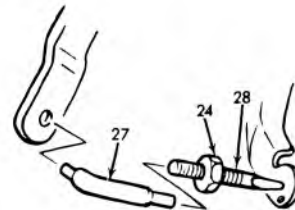
- |    |       |                                       |     |       |   |
|----|-------|---------------------------------------|-----|-------|---|
| 1. | 8.900 | BOLT (1/2-13 x 7/8)<br>(L6 Eng. Only) | 10. | 0.852 | BRACKET, lever & shaft                    |
| 2. | 0.852 | SHAFT ASSY., w/shaft                  | 11. | 0.846 | EXTENSION, fork push rod pull back spring |
| 3. | 0.851 | SEAT, lever shaft ball stud           | 12. | 0.844 | SPRING, fork pull back                    |
| 4. | 0.851 | STUD, lvr. shaft ball to frame        | 13. | 4.037 | CLIP (1970-72), control rod               |
| 5. | 0.851 | SPRING, stud set ret.                 | 14. | 0.851 | STUD ASSY., lever shaft ball to engine    |
| 6. | 0.851 | SEAL (9/16 I.D. x 1-3/8 O.D.)         | 15. | 8.916 | NUT (3/8-16)                              |
| 7. | 8.932 | L/WASHER (3/8)                        | 16. | 0.787 | SWIVEL, fork adj. push rod                |
| 8. | 8.915 | NUT (3/8-16)                          | 17. | 0.787 | ROD, fork push adj.                       |
| 9. | 8.977 | SCREW (5/16-18 x 1-1/8)               | 18. | 0.787 | ROD, fork push                            |
|    |       |                                       | 19. | 0.787 | ROD, fork push adj.                       |



VIEW A



VIEW B 6 CYLINDER

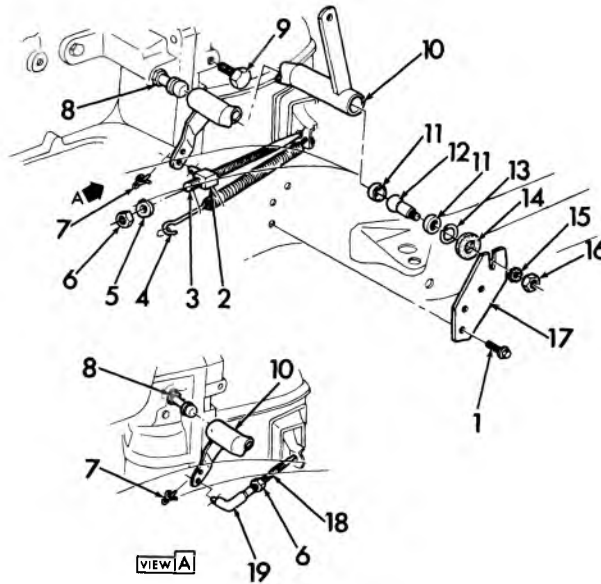


VIEW B 8 CYLINDER

0-94

### 1967-69 CAMARO CLUTCH PEDAL AND LINKAGE

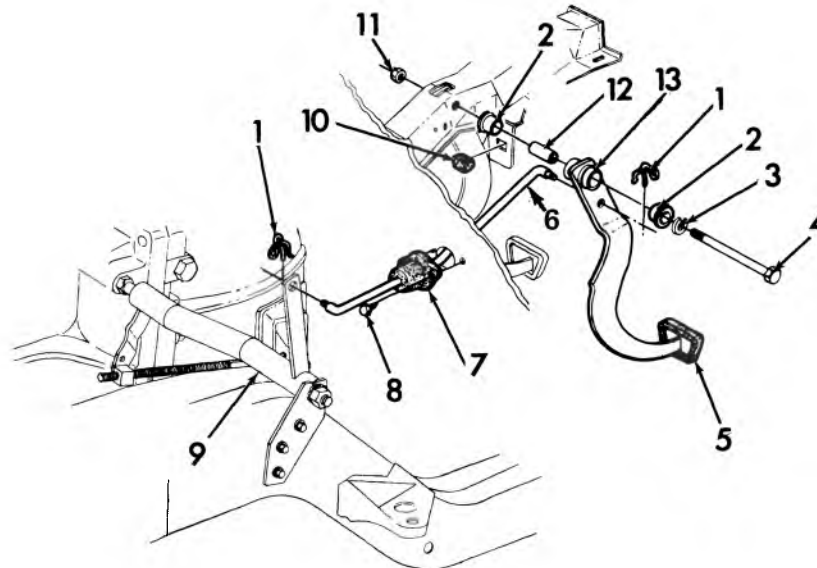
- |                                  |                                   |
|----------------------------------|-----------------------------------|
| 1. 4.634 RETAINER                | 15. 0.851 STUD                    |
| 2. 4.626 BUSHING                 | 16. 0.851 SPRING                  |
| 3. 4.648 BRACKET ASSY. (1967-68) | 17. 0.851 SEAT                    |
| 4.634 BRACKET ASSY. (1969)       | 18. 8.932 L/WASHER (3/8)          |
| 4. 4.037 CLIP                    | 19. 8.915 NUT (3/8-16)            |
| 5. 4.630 PLATE                   | 20. 8.977 SCREW (5/16-18 x 1-1/4) |
| 6. 4.630 COVER PAD               | 21. 0.846 EXTENSION               |
| 7. 0.830 PEDAL ASSY.             | 22. 0.844 SPRING                  |
| 8. 0.829 BUMPER                  | 23. 0.851 STUD                    |
| 9. 8.292 WASHER—Special (21/64)  | 24. 8.916 NUT (3/8-16)            |
| 10. 8.977 SCREW (#18-18 x 3/8)   | 25. 0.787 SWIVEL                  |
| 11. 0.829 RETAINER               | 26. 0.787 ROD                     |
| 12. 0.829 SEAL                   | 27. 0.787 ROD                     |
| 13. 0.852 LEVER and SHAFT ASSY.  | 28. 0.787 ROD                     |
| 14. 0.851 SEAT                   |                                   |



0-122

### 1971-75 CAMARO CLUTCH SHAFT AND PUSH ROD

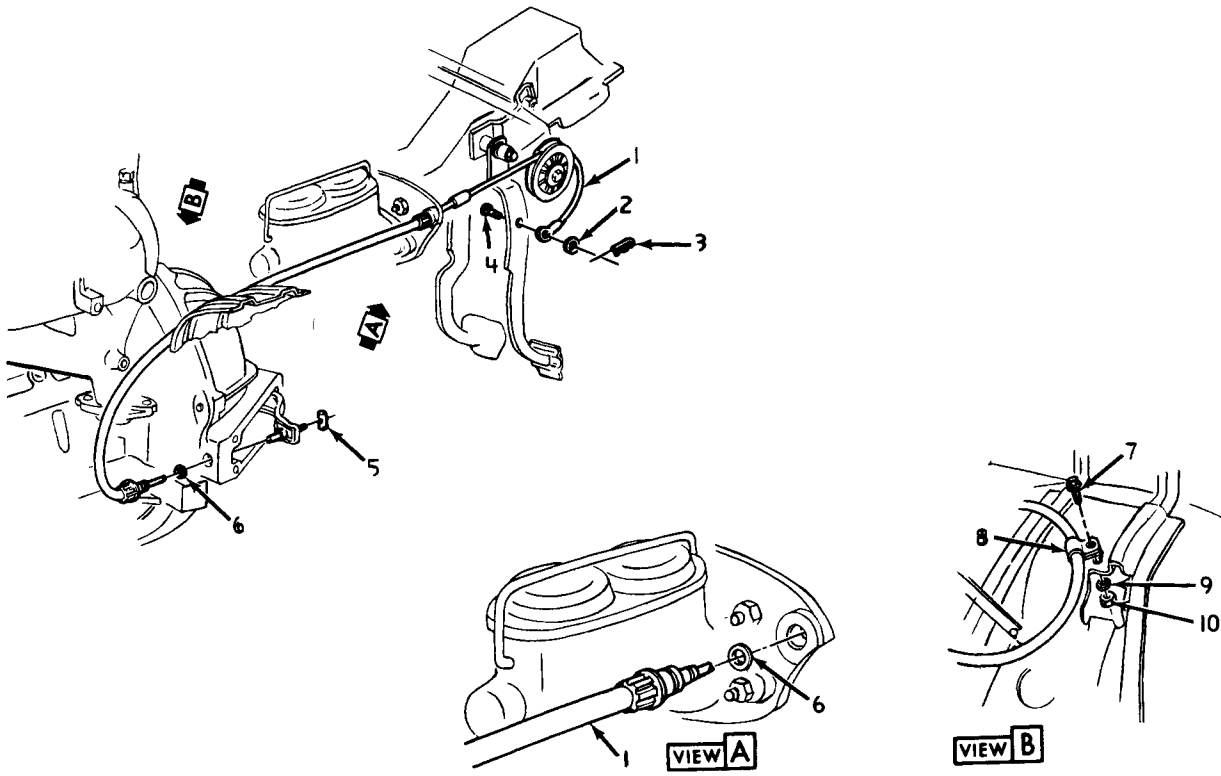
- |  |   |
|--|---|
| 1. 8.977 SCREW (5/16-18 x 3/4)         | 11. 0.851 SEAT, lever shaft ball stud     |
| 2. 0.787 SWIVEL, fork adj. push rod    | 12. 0.851 STUD, lever shaft ball to frame |
| 3. 0.787 ROD, fork push adj.           | 13. 0.851 SPRING, stud seat retaining     |
| 4. 0.844 SPRING, fork pull back        | 14. 0.851 SEAT, washer stud dust seal     |
| 5. 0.787 SPACER, fork adj. push rod    | 15. 8.932 WASHER (3/8)                    |
| 6. 8.916 NUT (3/8-16)                  | 16. 8.915 NUT (3/8-16)                    |
| 7. 4.037 CLIP, control rod             | 17. 0.582 BRACKET, lever & shaft          |
| 8. 0.851 STUD ASSY., lever shaft ball  | 18. 0.787 ROD, fork push adj.             |
| 9. 8.900 BOLT (1/2-13 x 7/8) to engine | 19. 0.787 ROD, fork push                  |
| 10. 0.852 LEVER, w/shaft               |   |



0-123

### 1971-75 CAMARO CLUTCH PEDAL AND LINKAGE

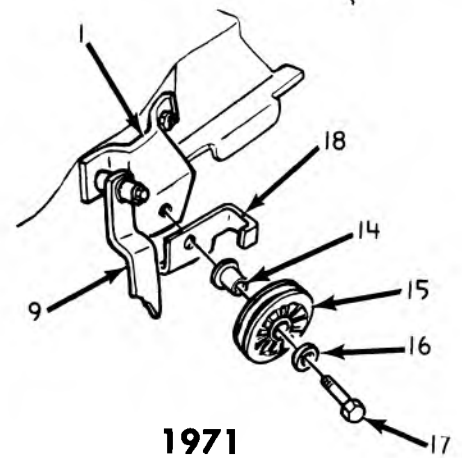
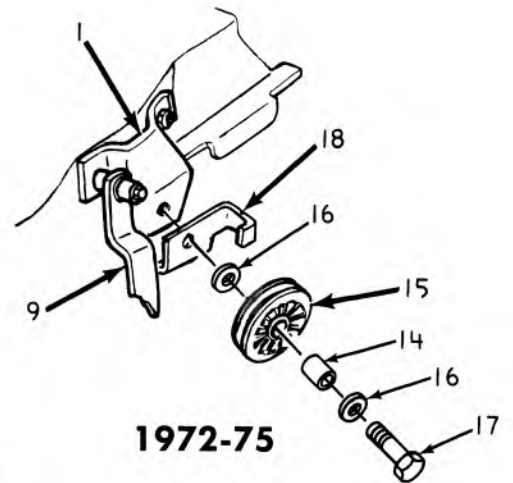
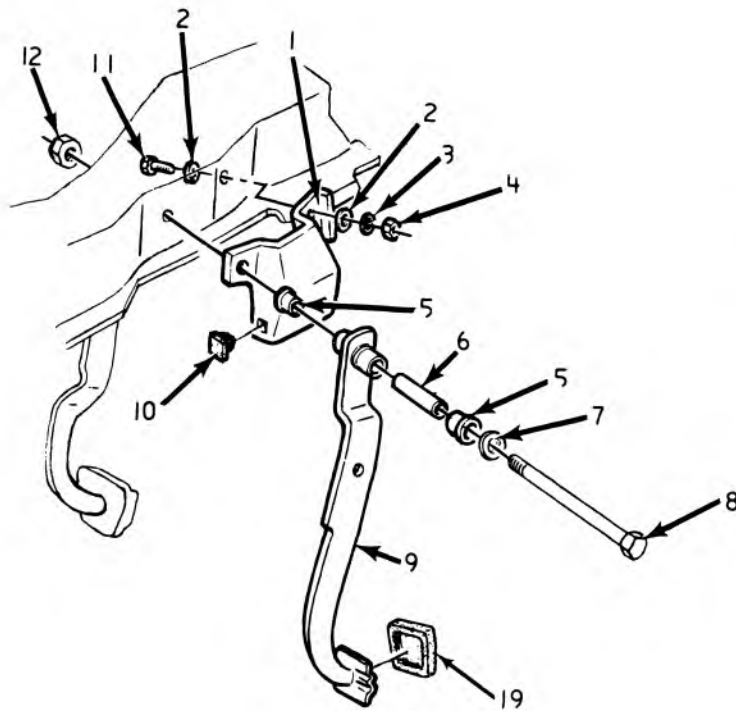
- |  |  |
|--|--|
| 1. 4.037 CLIP, control rod             | 7. 0.829 SEAL ASSY., clutch pedal push rod |
| 4.037 CLIP                             | 8. 8.977 SCREW (8-18 x 3/8)                |
| 2. 4.626 BUSHING, brake & clutch pedal | 9. 0.852 LEVER, w/shaft                    |
| 3. 8.929 WASHER (7/16)                 | 10. 0.829 BUMPER, clutch pedal             |
| 4. 8.900 BOLT (7/16-14 x 4-1/2)        | 11. 8.917 NUT (7/16-14)                    |
| 5. 4.630 COVER, brake pedal pad        | 12. 0.851 SPACER                           |
| 6. 0.854 ROD, push                     | 13. 0.830 PEDAL, clutch                    |



0-136

**1971-75 VEGA-MONZA CLUTCH CABLE**

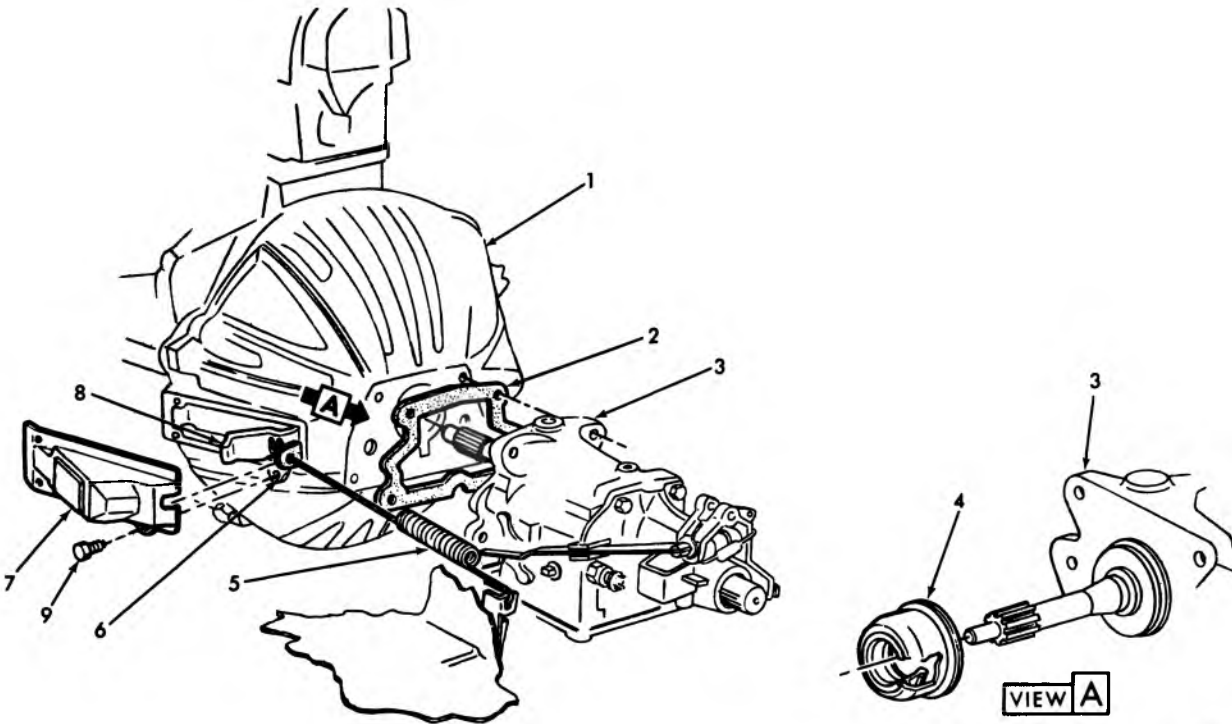
- 1. 0.854 CABLE ASSY.
- 2. 8.929 WASHER ( $2\frac{1}{64}$ "
- 3. 8.934 RETAINER
- 4. 0.833 PIN
- 5. 0.854 PIN
- 6. 0.829 RING
- 7. 8.977 SCREW ( $\frac{1}{4}$ " — 14 x  $\frac{3}{4}$ "
- 8. 8.950 CLIP ( $\frac{1}{2}$ "
- 9. 8.931 WASHER ( $\frac{5}{16}$ "
- 10. 8.915 NUT ( $\frac{5}{16}$ " — 18)



0-137

**1971-75 VEGA-MONZA PEDAL, PULLEY AND BRACKET, Clutch Operating**

- |     |       |  |
|-----|-------|--|
| 1.  | 0.855 | BRACKET ASSY.  |
| 2.  | 0.293 | WASHER (1 <sup>3</sup> / <sub>32</sub> " )   |
| 3.  | 8.931 | WASHER (2 <sup>3</sup> / <sub>8</sub> " )  |
| 4.  | 8.915 | NUT (2 <sup>3</sup> / <sub>8</sub> " — 16)   |
| 5.  | 4.626 | BUSHING  |
| 6.  | 4.634 | SPACER (7 <sup>1</sup> / <sub>16</sub> " I.D. x 5 <sup>5</sup> / <sub>8</sub> " O.D. x 1 <sup>3</sup> / <sub>4</sub> " O.L.) |
| 7.  | 8.929 | WASHER (7 <sup>1</sup> / <sub>16</sub> " )   |
| 8.  | 8.900 | BOLT (7 <sup>1</sup> / <sub>16</sub> " — 14 x 4 <sup>1</sup> / <sub>2</sub> " )  |
| 9.  | 0.830 | PEDAL ASSY.  |
| 10. | 0.829 | BUMPER   |
| 11. | 8.900 | BOLT (2 <sup>3</sup> / <sub>8</sub> " — 16 x 1)  |
| 12. | 8.915 | NUT (7 <sup>1</sup> / <sub>16</sub> " — 14)  |
| 14. | 0.854 | SLEEVE   |
| 15. | 0.855 | PULLEY   |
| 16. | 8.929 | WASHER (1 <sup>3</sup> / <sub>32</sub> " x 1 <sup>1</sup> / <sub>4</sub> " x 1 <sup>1</sup> / <sub>8</sub> " )               |
| 17. | 8.900 | BOLT (2 <sup>3</sup> / <sub>8</sub> " — 16 x 1 <sup>3</sup> / <sub>8</sub> " )   |
| 18. | 0.854 | GUARD  |
| 19. | 4.630 | COVER  |



0-155

### 1972-75 VEGA-MONZA CLUTCH HOUSING SHIELD & SEALS

- |          |                 |          |         |
|----------|-----------------|----------|---------|
| 1. 0.683 | HOUSING, Clutch | 6. 0.797 | GROMMET |
| 2. 0.686 | GASKET          | 7. 0.855 | SHIELD  |
| 3. 4.003 | TRANS. ASSY.    | 8. 0.795 | FORK    |
| 4. 4.354 | SEAL ASSY.      | 9. 0.679 | SCREW   |
| 5. 0.884 | SPRING          |          |         |



# CHEVROLET CHASSIS GROUP 1.000

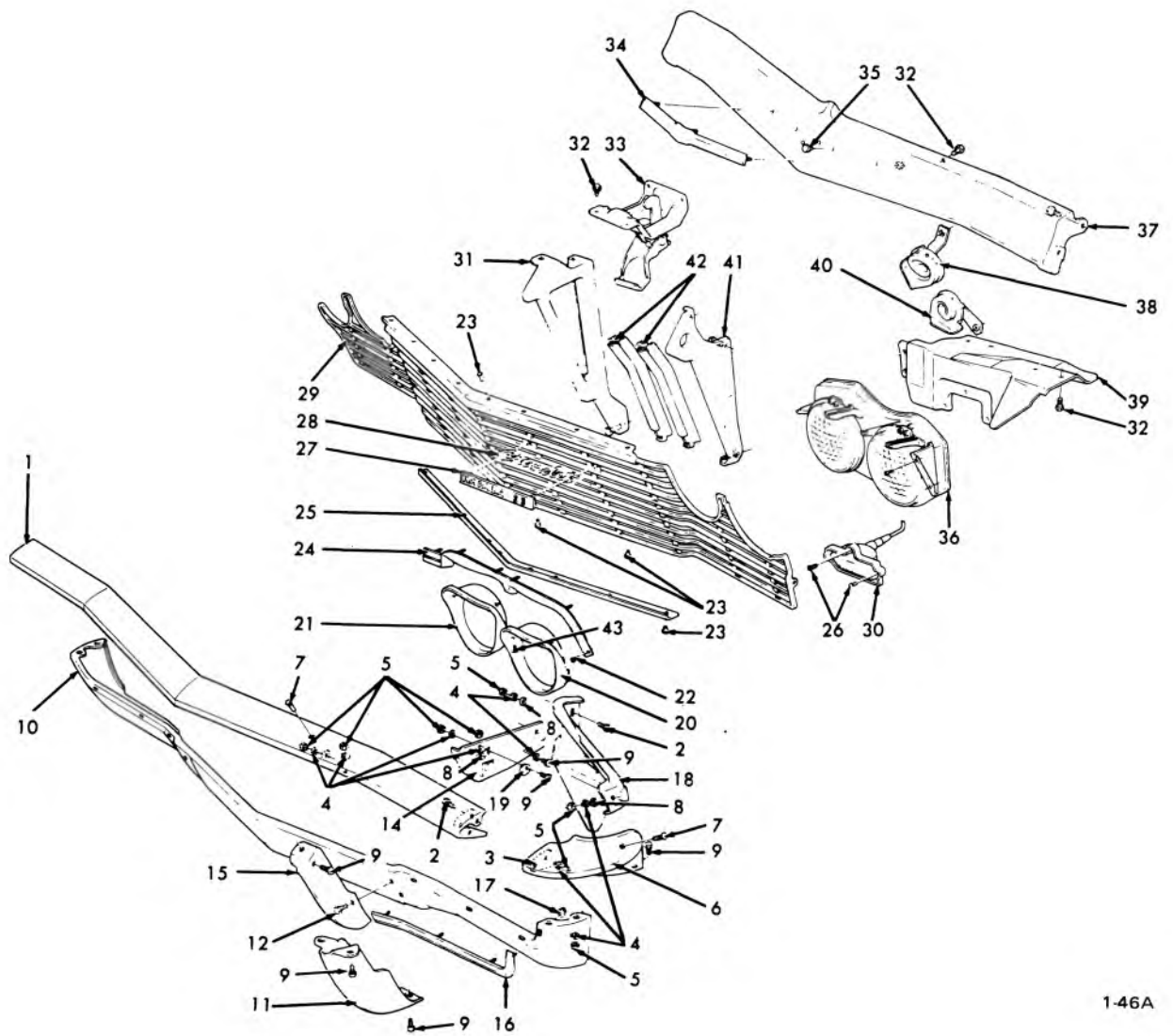


## ILLUSTRATION INDEX

TITLE	PAGE	TITLE	PAGE
1965 Passenger Grille—Exploded .....	1-1	1973 Nova Grille & Bumper .....	1-40
1966 Passenger Grille (Exploded) .....	1-2	1974 Nova Grille & Bumper .....	1-41
1967 Passenger Grille (Exploded) .....	1-3	1975 Nova Grille and Bumper .....	1-42
1968 Passenger Grille—Exploded .....	1-4	1967 Camaro Grille—Exploded .....	1-43
1969 Passenger Grill (Exploded) .....	1-6	1968 Camaro Grille—Exploded .....	1-44
1970 Passenger Grille & Bumper .....	1-8	1969 Camaro Grille and Bumper (Exc. Rally Sport)—Exploded .....	1-45
1971 Pass. Grille and Bumper .....	1-9	1969 Camaro Rally Sport Grille and Bumper—Exploded .....	1-46
1972 Passenger Grille and Bumper .....	1-10	1970 Camaro R/S Grille .....	1-47
1973 Passenger Grille & Bumper .....	1-12	1970 Camaro Grille (Exc. R/S) .....	1-47
1974 Passenger Bumper & Grille .....	1-14	1971-72 Camaro Grille and Bumper (R.S.) .....	1-48
1975 Passenger Grille & Bumper (Exc. Caprice) .....	1-15	1971-72 Camaro Grille and Bumper (Exc. R.S.) .....	1-49
1964 Chevelle Grille (Exploded) .....	1-16	1973 Camaro Grille & Bumper (Exc. Rally Sport) .....	1-50
1965 Chevelle Grille—Exploded .....	1-17	1973 Camaro Front Grille & Bumper (Rally Sport) .....	1-51
1966 Chevelle Grille—Exploded .....	1-18	1974-75 Camaro Front End (Grille Bumper—Exploded) .....	1-52
1967 Chevelle Grille (Exploded) .....	1-19	1971-73 Vega Grille .....	1-53
1968 Chevelle Grille—Exploded .....	1-20	1974 Vega Grille and Bumper .....	1-54
1969 Chevelle Grille—Exploded .....	1-21	1975 Vega—Grille .....	1-56
1970 Chevelle Grille & Bumper (Exc. Monte Carlo) .....	1-22	1975 Monza Grille (Exc. HM) .....	1-57
1971 Chevelle Grille and Bumper (Exc. Monte Carlo) .....	1-23	Oil Pump—V-8 (Exc. Mark IV) .....	1-58
1972 Chevelle Grille & Bumper (Exc. Monte Carlo) .....	1-24	Oil Pump—Mark IV .....	1-58
1973 Chevelle Grille & Bumper (Exc. Monte Carlo) .....	1-25	Oil Pump—6 Cyl. ....	1-58
1974 Chevelle Front—Bumper & Grille (Exc. Monte Carlo) .....	1-26	1973-74 Camaro Radiator Mounting .....	1-59
1975 Chevelle Front—Bumper & Grille (Exc. Monte Carlo) .....	1-27	1973-74 Camaro Engine Ventilation System .....	1-59
1974 Laguna Grille and Bumper .....	1-28	1973 All V-8 Engine Ventilation System .....	1-60
1970 Monte Carlo Grille and Fender Extension .....	1-29	1973-74 All C/Case Vent Hoses (L-6) .....	1-60
1971 Monte Carlo Grille and Bumper .....	1-30	409 Closed Positive Ventilation .....	1-61
1972 Monte Carlo Grille and Bumper .....	1-31	6 Cyl.—Closed Positive Ventilation .....	1-62
1973 Monte Carlo Grille & Bumper .....	1-32	283-327—Closed Positive Ventilation .....	1-62
1974 Monte Carlo—Front Bumper & Grille .....	1-33	1974 Positive Crankcase Ventilation (V-8) .....	1-63
1975 Monte Carlo Front Bumper & Grille .....	1-34	1971-75 (140 CID) Radiator—Mountings— Shrouds—Fan—Hoses—and Components .....	1-64
1965 Chevy II Grille—Exploded .....	1-36	1974 Passenger Fan Belt Pulley & Spacer .....	1-66
1966 Chevy II Grille—Exploded .....	1-37	1974 Passenger Fan Belt Pulley & Clutch .....	1-66
1967 Chevy II Grille (Exploded) .....	1-38	1971-75 Belts, Gen. and Accessory Drive (140 CID) .....	1-67
1968-72 Chevy II Grille—Exploded .....	1-39		





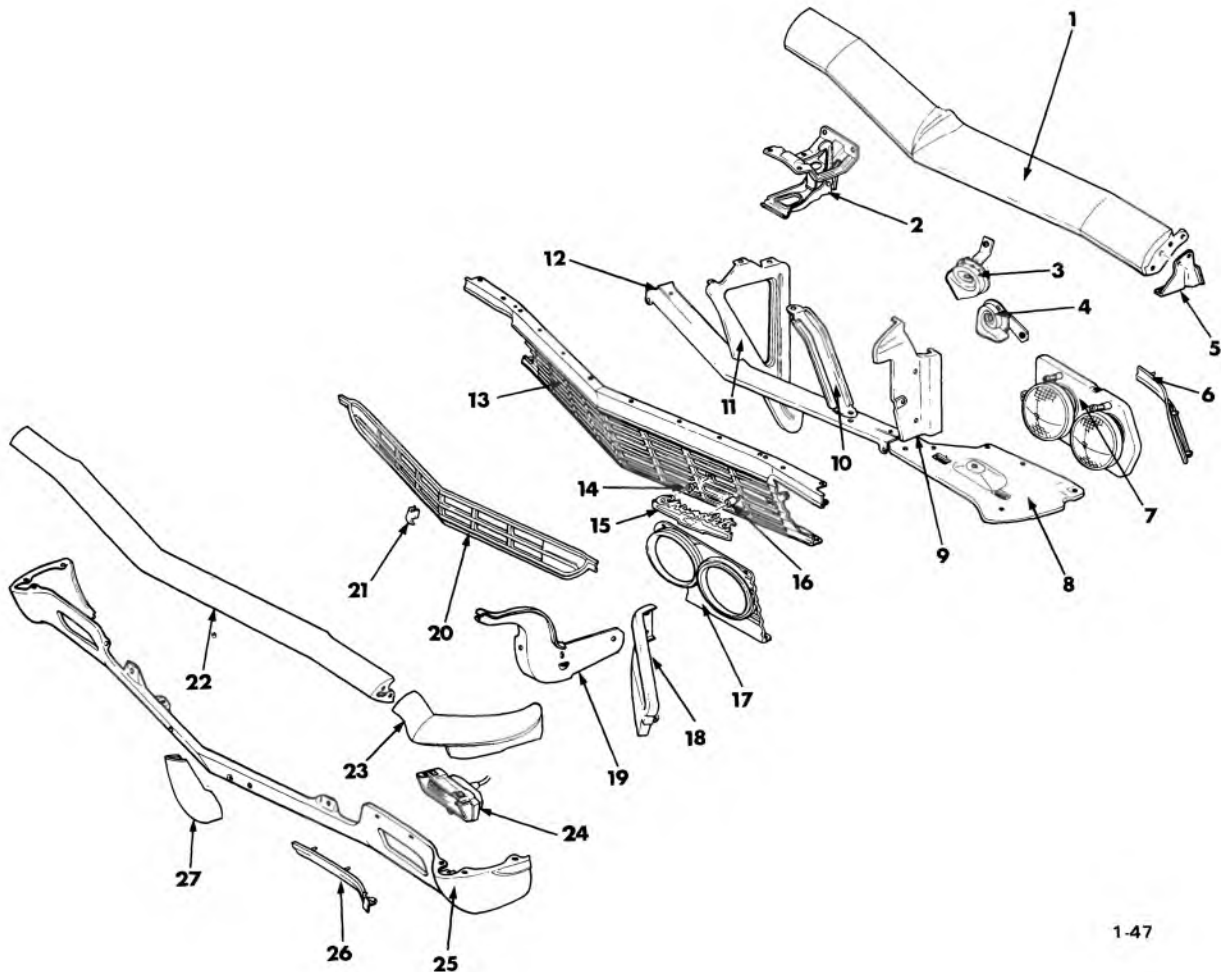


1-46A

### 1965 PASSENGER GRILLE—EXPLODED

1.	7.831	BAR—frt. bumper center face	23.	8.967	RIVET (3/16 x 7/32)
2.	8.900	BOLT (7/16—14 x 1-1/4)	24.	8.132	MOULDING UNIT—headlamp opening (R.H. & L.H.)
3.	*	REINFORCEMENT	25.	1.267	SUPPORT—grille
4.	8.931	L. WASHER (7/16)	26.	8.977	SCREW (#8—18 x 1/2)
5.	8.915	NUT (7/16—14)	27.	1.303	PLATE—name (Impala—S.S.)
6.	7.831	BAR—frt. bumper outer face (R.H. & L.H.)	28.	1.303	PLATE—name (Chevrolet) (exc. S.S.)
7.	7.874	BOLT—frt., rr., rad. grille, bpr. guard assy.	29.	1.266	GRILLE
8.	8.929	WASHER (15/32 x 7/8 x 1/16 thk.)	30.	2.585	PARKING LAMP ASSY.
9.	8.900	BOLT (7/16—14 x 1)	31.	8.080	SUPPORT ASSY.—hood lock catch
10.	7.831	PANEL—frt. bumper valance	32.	8.900	SCREW (5/16—18 x 7/8)
11.	7.828	GUARD ASSY.—frt. valance pnl. ctr. (R.H. & L.H.)	33.	8.080	CATCH ASSY—hood lock
12.	8.900	BOLT (15/16—14 x 1)	34.	1.303	EMBLEM UNIT—rad. grille hdr. pnl.
13.	8.900	BOLT (1/2—13 x 1-1/4)	35.	1.303	SPACER—header pnl. emblem
14.	7.869	BRACKET—frt. bpr. r.r. (R.H. & L.H.)	36.	2.725	HEAD LAMP ASSY.—(R.H. & L.H.)
15.	7.869	BRACKET—frt. bpr. frt. (R.H. & L.H.)	37.	1.266	HEADER ASSY.—grille hdr. (above grille, below hood)
16.	7.833	MOULDING—valance	38.	2.810	HORN—low note
17.	8.921	NUT (10—24)	39.	8.153	EXTENSION—skirt (R.H. & L.H.)
18.	7.836	BRACE—frt. (R.H. & L.H.)	40.	2.810	HORN—hi note
19.	7.865	WASHER—frt. bpr. bracket to frame, rr., bpr. bracket	41.	1.266	REINFORCEMENT ASSY.—grille outer (R.H. & L.H.)
20.	2.728	BEZEL—outer (R.H. & L.H.)	42.	1.266	REINFORCEMENT—inner (R.H. & L.H.)
21.	2.728	BEZEL—inner (R.H. & L.H.)	43.	8.977	SCREW (#8—15 x 1/2)
22.	8.977	SCREW (8—18 x 1)			

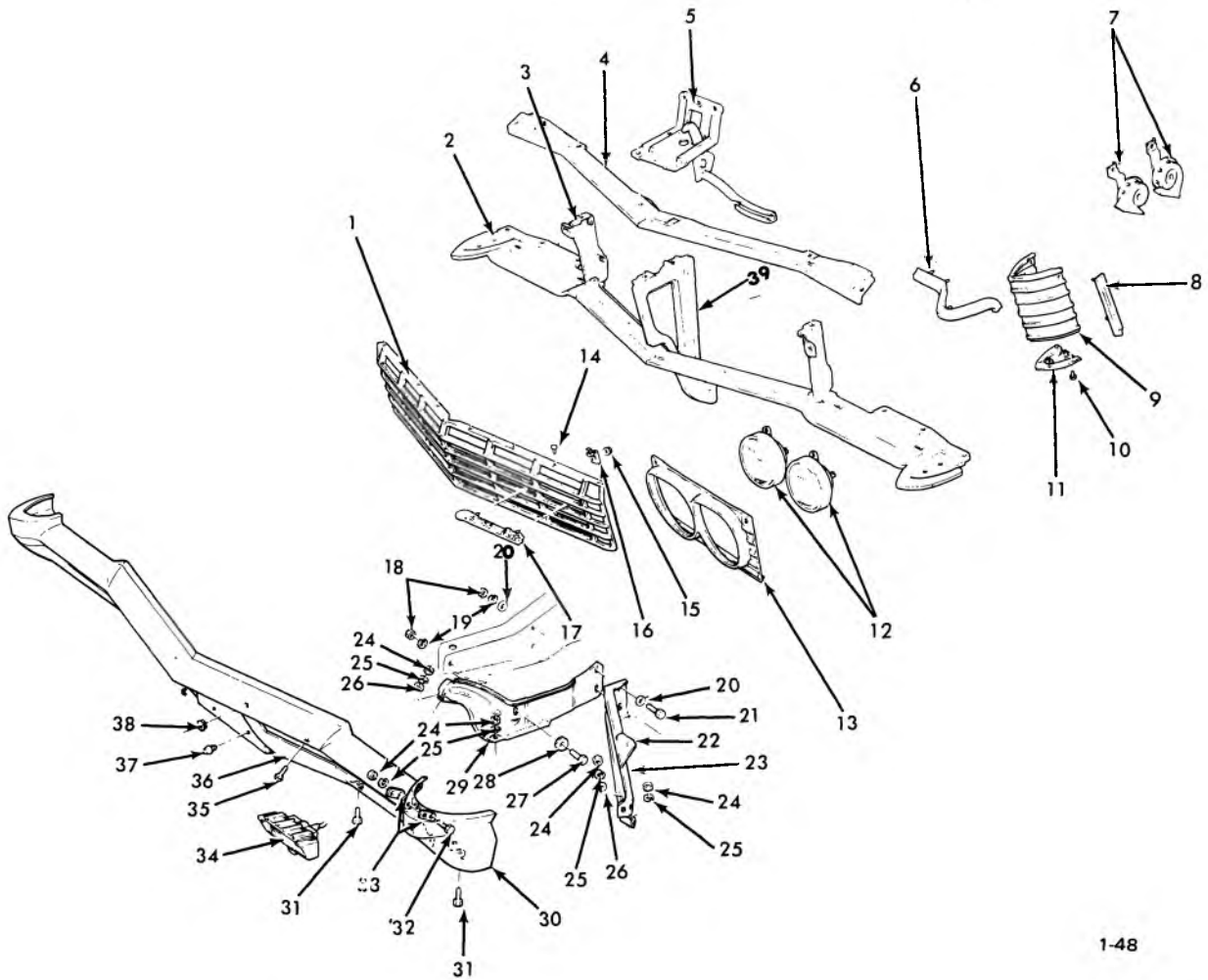
\*REMOVED FROM SERVICE



1-47

### 1966 PASSENGER GRILLE (EXPLODED)

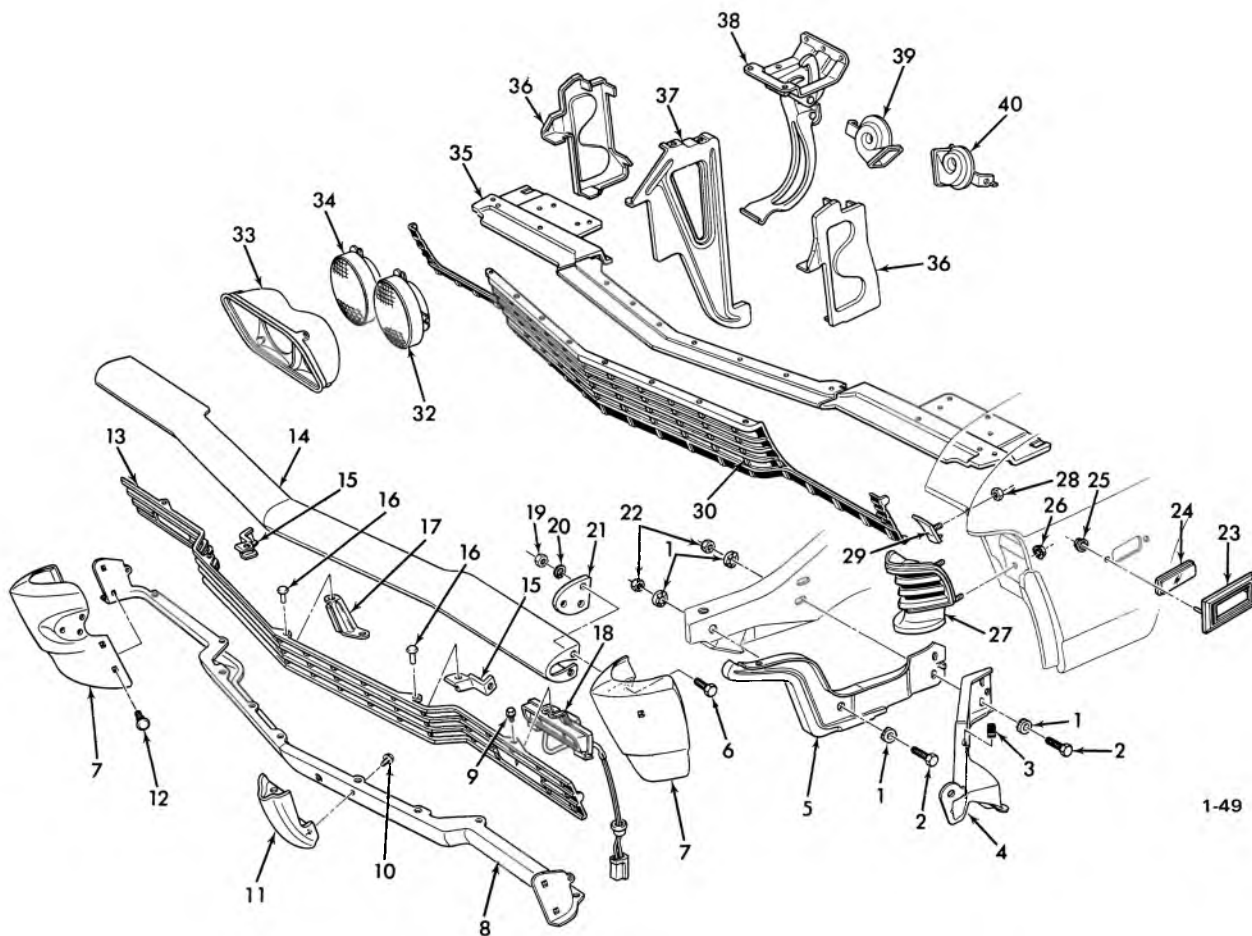
1.	1.266	PANEL ASSY.—grille hdr.	14.	1.303	SPACER—name plate upr.
2.	8.080	CATCH ASSY.—hood lock	15.	1.303	PLATE ASSY.—name (Chevrolet)
3.	2.810	HORN—low note	16.	1.303	SPACER—name plate lwr.
4.	2.810	HORN—hi note	17.	2.728	BEZEL—(R.H. & L.H.)
5.	1.287	BRACKET—rad. grille to hdr. pnl. (R.H. & L.H.)	18.	7.836	BRACE—(R.H. & L.H.)
6.	8.132	MOULDING UNIT—headlamp opening (R.H. & L.H.)	19.	7.869	BRACKET—frt. (R.H. & L.H.)
7.	2.725	LAMP ASSY.—(R.H. & L.H.)	20.	1.266	GRILLE—lower
8.	1.287	PANEL—outer filler (R.H. & L.H.)	21.	7.800	BUMPER—frt.
9.	1.267	BRACKET ASSY.—grille upr. (R.H. & L.H.)	22.	7.831	BAR—center face
10.	N.S.	REINFORCEMENT	23.	7.831	BAR—outer face
11.	8.080	SUPPORT ASSY.—hood lock	24.	2.585	LAMP ASSY.
12.	1.287	PANEL—center filler	25.	7.833	PANEL—valance
13.	1.266	GRILLE—upper	26.	7.833	MOULDING UNIT—frt. bpr. valance panel (R.H. & L.H.)
			27.	7.828	GUARD ASSY.—frt. valance pnl. (R.H. & L.H.)



1-48

### 1967 PASSENGER GRILLE (EXPLODED)

1.	1.266	GRILLE	20.	8.929	WASHER (1/2)
2.	1.287	PANEL—rad. grille to frt. bpr. (R.H. & L.H.)	21.	8.900	BOLT (1/2—13 x 1-1/2)
3.	1.267	BRACKET—rad. grille (R.H. & L.H.)	22.	7.865	SPACER—frt. bpr. to filler
4.	1.267	BAR ASSY.—frt. fender tie	23.	7.836	BRACE—(R.H. & L.H.)
5.	8.080	CATCH ASSY.—hood lock	24.	8.915	NUT (7/16—14)
6.	8.132	MOULDING UNIT—hdImp. opening, upr. (R.H. & L.H.)	25.	8.931	L/WASHER (7/16)
7.	2.810	HORN ASSY.	26.	8.929	WASHER (7/16)
8.	8.132	MOULDING UNIT—hdImp. opening, lwr (R.H. & L.H.)	27.	8.900	BOLT (1/2—13 x 1-1/4)
9.	8.132	PLATE UNIT (exc. CAPRICE)	28.	7.865	WASHER—frt. bpr. bracket to frame, rear bpr. bracket
10.	8.900	SCREW (5/16—18 x 7/8)	29.	7.869	BRACKET—frt. bpr. (R.H. & L.H.)
11.	N.S.S.	PLATE UNIT—part of 8.132	30.	7.831	BAR—otr. face (R.H. & L.H.)
12.	2.727	SEALED BEAM—inner, outer	31.	8.900	BOLT (7/16—14 x 1)
	2.731	RING—retaining	32.	8.900	BOLT (7/16—14 x 1-1/4)
	2.726	RING—mounting	33.	7.836	REINFORCEMENT—frt. face bar
13.	2.728	BEZEL—headlamp	34.	2.585	LAMP ASSY.—w/direction signal
14.	N.L.	RIVET (3/16 x 1/4)	35.	8.903	BOLT (7/16—14 x 1)
15.	8.921	NUT (#10—24)	36.	7.831	BAR—bumper center
16.	N.S.S.	PLATE UNIT—part of 1.303	37.	7.800	BUMPER—frt. and rr. lic. plate
17.	1.303	PLATE UNIT—name	38.	7.800	NUT—special spring (1/4—14)
18.	8.915	NUT (1/2—13)	39.	8.080	SUPPORT—hood lock catch
19.	8.931	L/WASHER (1/2)			

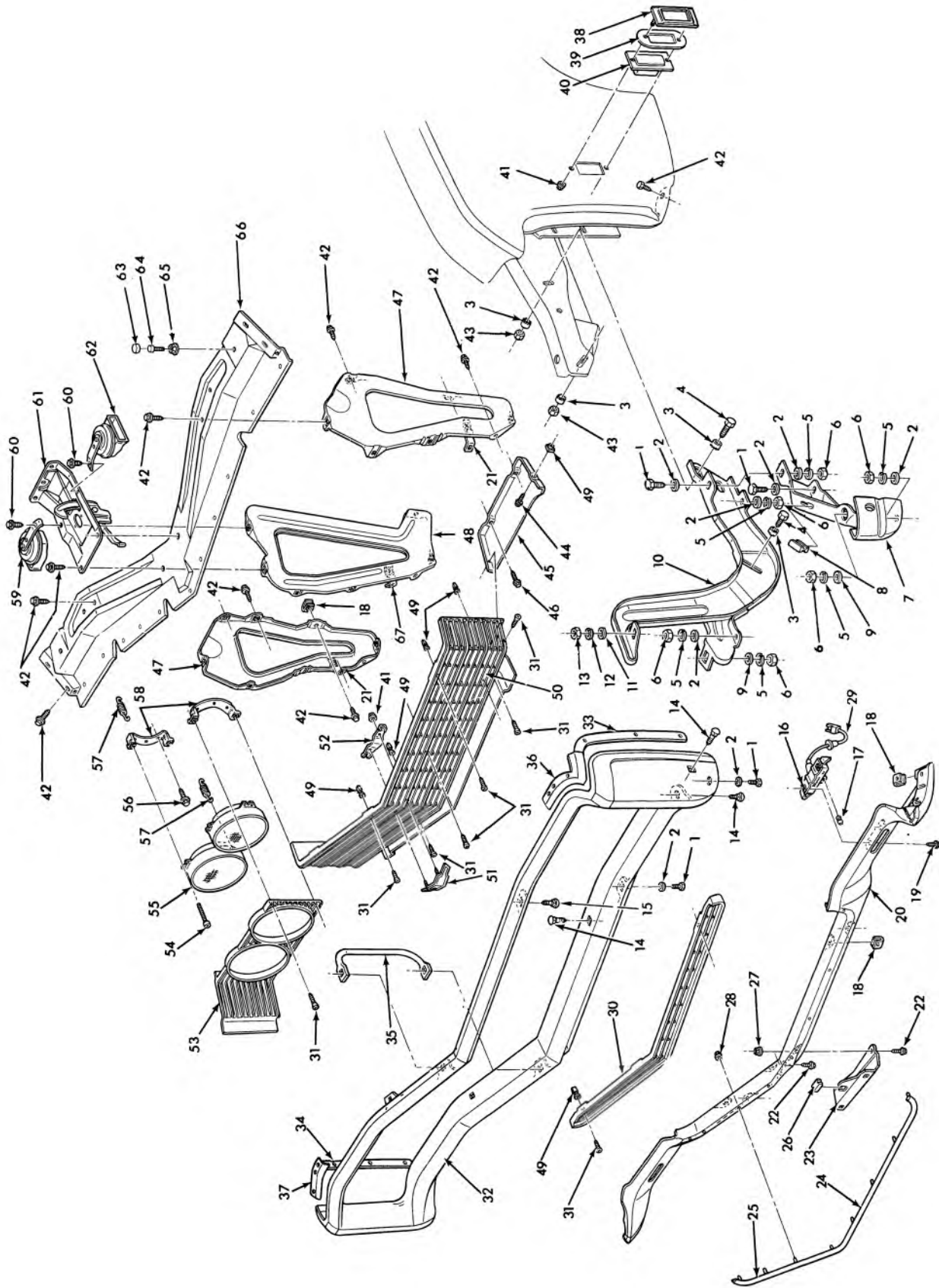


1-49

### 1968 PASSENGER GRILLE—EXPLODED

1.	7.865	WASHER—special, frt. & rr. (1/2—1-1/4 x 1/8)	22.	8.915	NUT (1/2—13)
2.	8.900	BOLT (1/2—13 x 1-1/2)	23.	2.575	BEZEL—frt. fdr. marker lamp
3.	7.865	SPACER—frt. bpr. to filler	24.	2.575	LAMP ASSY.—frt. fdr. marker
4.	7.836	BRACE—(R.H. & L.H.)	25.	8.921	NUT (3/16)
5.	7.869	BRACKET—frt. bpr. (R.H. & L.H.)	26.	8.915	NUT (5/16—18)
6.	8.900	BOLT (7/16—14 x 1-1/4)	8.932	WASHER (5/16)	
7.	7.831	BAR—outer face	27.	8.132	PLATE—fender trim
8.	7.831	BAR—lower face	28.	8.921	NUT (3/16—5/8)
9.	8.977	SCREW (#10—16 x 1/2)	29.	8.132	MOULDING UNIT—upr. frt. (R.H. & L.H.)
10.	8.900	BOLT (3/8—16 x 1-1/8)	30.	1.266	GRILLE—upper
	8.931	L/WASHER (3/8)	32.	2.727	SEALED BEAM—inner
11.	7.828	GUARD ASSY.—standard (R.H. & L.H.)	2.731	RING—retainer	
12.	7.874	BOLT—frt. bpr., outer face, to ctr. face (3/8—16 x 15/16)	2.726	RING—inner	
	8.916	NUT (3/8)	33.	2.728	BEZEL—(R.H. & L.H.)
	8.929	WASHER	34.	2.727	SEALED BEAM—outer
13.	1.266	GRILLE—lower	2.731	RING—retainer	
14.	7.831	BAR—upper face	2.726	RING—outer	
15.	1.267	BRACKET—lwr. grille otr. (R.H. & L.H.)	35.	8.153	EXTENSION—frt. fender (R.H. & L.H.)
16.	8.967	RIVET (3/16 x 1/4)	1.287	PANEL—center	
17.	1.267	BRACKET—lwr. grille ctr.	36.	1.267	BRACKET ASSY.—rad. grille (R.H. & L.H.)
18.	2.585	LAMP ASSY.—(R.H. & L.H.)	37.	8.080	SUPPORT ASSY.—hood lock catch
19.	8.915	NUT (7/16—14)	38.	8.080	CATCH ASSY.—hood lock
20.	8.931	L/WASHER (7/16)	39.	2.810	HORN ASSY.—low note
21.	7.836	REINFORCEMENT—frt. otr. face bar	40.	2.810	HORN ASSY.—high note





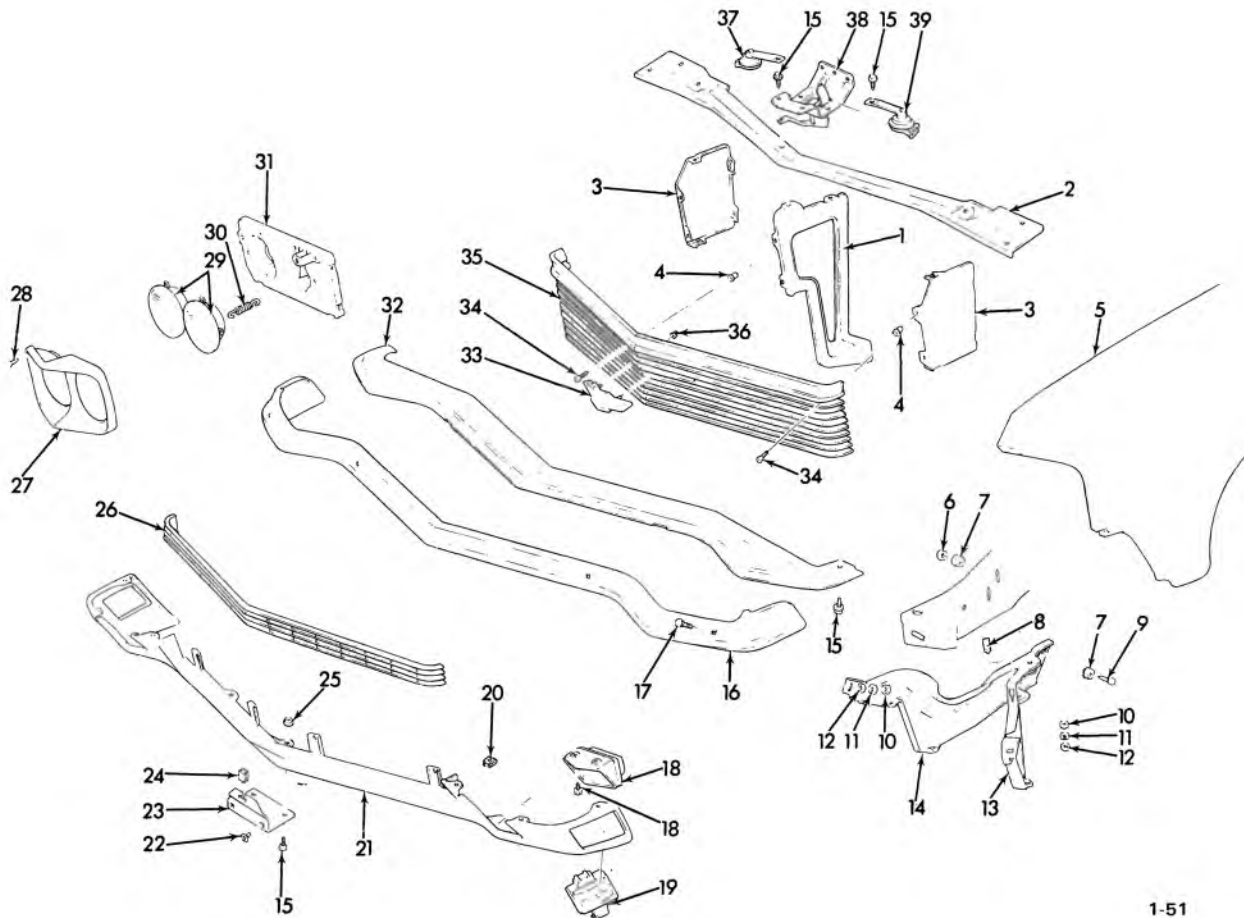
1-50

**1969 PASSENGER GRILL (EXPLODED)**

## 1969 PASSENGER GRILLE (EXPLODED)

1.	8.900	BOLT (7/16-14 x 1)	32.	7.831	BAR—front outer face
2.	8.929	SPL. WASHER (15/32 x 55/64)	33.	8.131	EXTENSION—fender—L.H.
3.	7.865	SPL. WASHER—frt. & rr. (1/2 x 1-1/4 x 1/8)	34.	8.131	EXTENSION—fender—R.H.
4.	8.900	BOLT (1/2-13 x 1-1/2)	35.	7.836	ROD—front bpr. brace
5.	8.931	L/WASHER (7/16)	36.	8.131	FILLER—fender—L.H.
6.	8.915	NUT (7/16-14)	37.	8.131	FILLER—fender—R.H.
7.	7.836	BRACE—frame to bpr. attach. (L.H. & R.H.)	38.	2.575	BEZEL—frt. fdr. marker lamp
8.	7.865	SPACER—frt. bpr. to filler, rr. bpr to underbody	39.	N.L.	GASKET
9.	8.929	WASHER (15/32 x 1-1/8 x 1/8)	40.	2.575	LAMP ASSY.—frt. fdr. side marker
10.	7.869	BRACKET ASSY.—frt. bpr. (R.H. & L.H.)	41.	8.921	NUT (3/16)
11.	8.929	P/WASHER (3/8)	42.	8.977	SCREW (5/16-18 x 3/4)
12.	8.931	P/WASHER (3/8)	43.	8.900	NUT—spl. bezel at upr. end, pnl. compt., cluster upr.
13.	8.915	NUT (3/8-16)	44.	8.977	GRILLE—upper
14.	8.903	BOLT (7/16-14 x 1)	45.	1.287	EMBLEM—part of ASSY. 3953669
15.	8.903	BOLT (7/16-14 x 1)	46.	1.267	RETAINER—part of ASSY. 3953669 grille bracket (8-18 x 3/4)
16.	2.586	HOUSING ASSY.—parking & dir. sig. lamp	47.	1.267	BRACKET ASSY.—rad. grille (R.H. & L.H.)
	2.590	GASKET—parking & dir. sig. lamp lens	48.	1.267	SUPPORT ASSY.—hood lock catch
	2.594	SCREW—parking & dir. sig. lamp lens	49.	9.744	NUT—spl.
	2.589	LENS—parking lamp	50.	1.266	GRILLE—upper
	2.589	LENS—parking lamp	51.	N.S.S.	EMBLEM—part of ASSY.
17.	7.800	BUMPER—frt. & rr. lic. plate	52.	N.S.S.	RETAINER—part of ASSY.
18.	8.143	"J" NUT (J-5/16-18)	53.	2.728	BEZEL—headlamp (exc. retr.) (R.H. & L.H.)
19.	8.913	SCREW (no. 10-24 x 3/8)	54.	2.737	SCREW—headlamp beam adjusting
20.	7.833	VALANCE PANEL	55.	2.725	LAMP ASSY.—head—inner (R.H. & L.H.)
21.	1.267	BRACKET—lower outer		2.725	LAMP ASSY.—outer—L.D. (R.H. & L.H.)
22.	8.900	BOLT (1/4-20 x 5/8)	56.	8.977	SCREW
23.	7.800	LICENSE BRACKET—front	57.	2.737	SPRING—hdlp. beam, adjusting
24.	7.833	MOULDING ASSY.—frt. bpr. valance pnl. (L.H.)	58.	2.729	BRACKET—bezel
25.	7.833	MOULDING ASSY.—frt. bpr. valance pnl. (R.H.)	59.	2.810	HORN ASSY.—low note
26.	7.800	BUMPER—front	60.	8.900	SCREW ASSY. (5/16-18 x 7/8)
27.	8.915	NUT (1/4-20)	61.	8.080	CATCH ASSY.—hood lock
28.	8.921	NUT (no. 10-24 x 1/2)	62.	2.180	HORN ASSY.—high note
29.	N.S.S.	Part of Lamp Assy.	63.	8.024	BUMPER—hood panel frt.
30.	1.266	GRILLE—lwr.	64.	8.977	SCREW
31.	8.977	SCREW (no. 8-18 x 3/4)	65.	8.917	NUT (5/16-18)
			66.	1.267	BAR ASSY.—tie
			67.	1.267	BRACKET—lower center

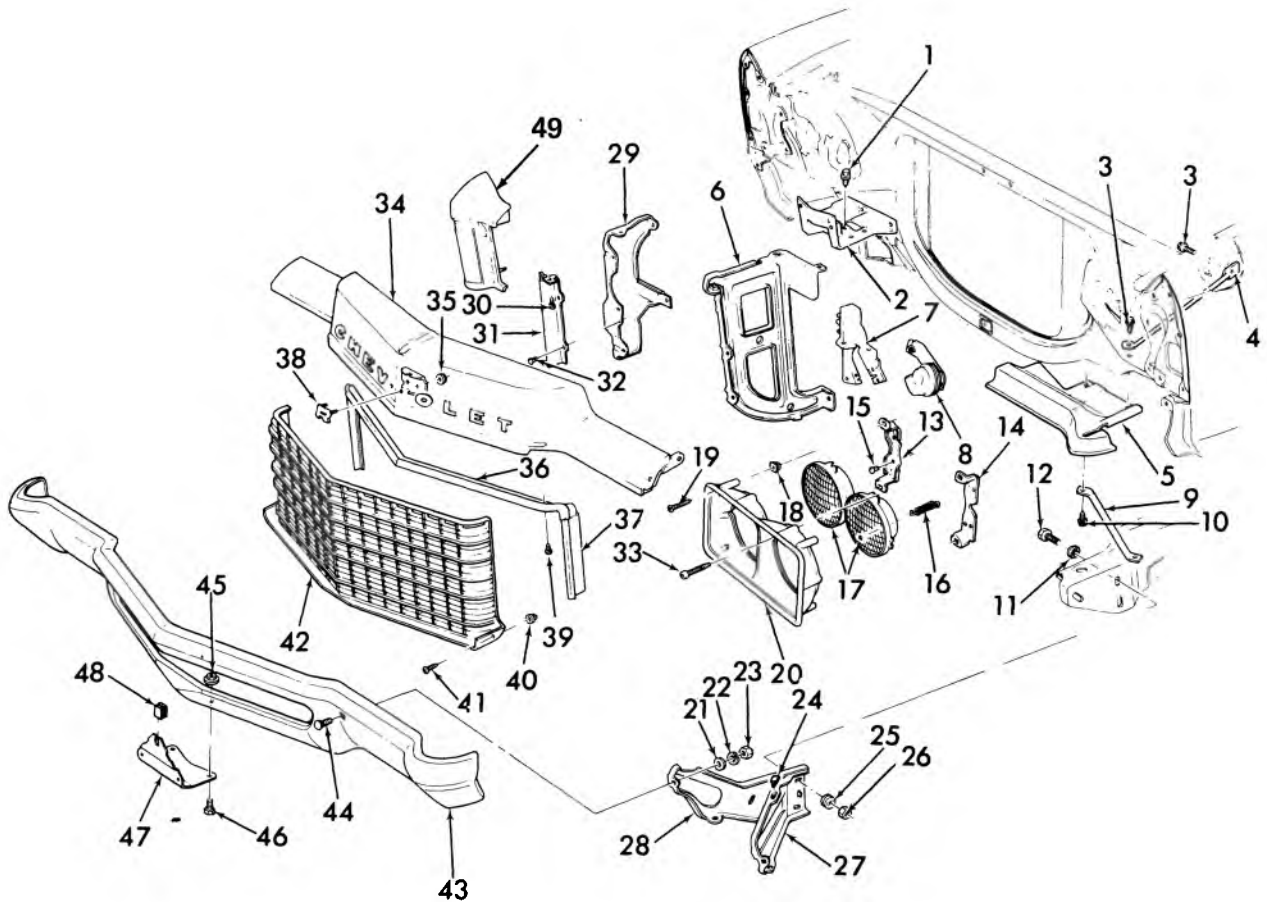




1-51

### 1970 PASSENGER GRILLE & BUMPER

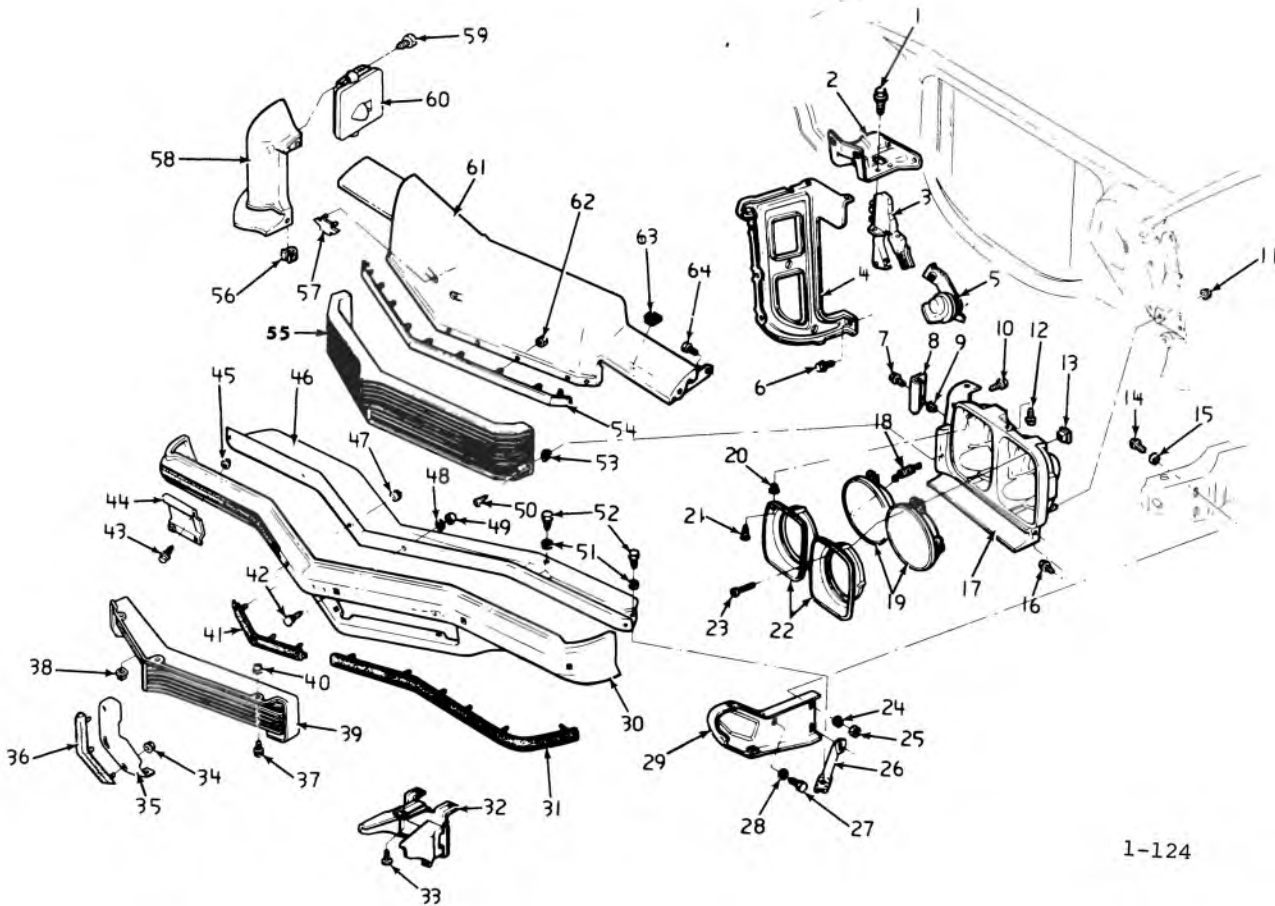
1.	8.080	SUPPORT ASSY.—hood lock catch	19.	2.575	LAMP ASSY.—frt. fdr. marker (R.H. & L.H.)
2.	1.267	BAR ASSY.—front fender tie	20.	7.833	NUT "J"—rr. bpr. valance pnl.
3.	1.267	BRACKET ASSY.—rad. grille (R.H. & L.H.)	21.	7.833	PANEL—frt. valance painted
4.	9.744	NUT—bezel at upr. end, pnl. compt., cluster upr.		7.833	PANEL—frt. valance (chrome plated)
5.	8.130	FENDER ASSY.—front (R.H. & L.H.)	22.	7.800	NUT—special spring (1/4—14)
6.	8.915	NUT (1/2—13)	23.	7.800	BRACKET—license front
7.	7.865	SPL. WASHER—frt. & rr. (1/2 x 1-1/4 x 1/8)	24.	7.800	BUMPER—front
8.	7.865	SPACER	25.	8.917	NUT (5/16—18)
9.	8.900	BOLT (1/2—13 x 1-1/2)	26.	1.266	GRILLE—lower
10.	8.915	NUT (7/16—14)	27.	2.728	BEZEL—headlamp (R.H. & L.H.)
11.	8.931	L/WASHER (7/16)	28.	8.977	SCREW (8—18 x 1)
12.	8.929	P/WASHER	29.	2.725	LAMP ASSY.—inner (L.H. & R.H.)
13.	7.836	BRACE—front (R.H. & L.H.)		2.725	LAMP ASSY.—outer (L.H. & R.H.)
14.	7.869	BRACKET—front (R.H. & L.H.)	30.	2.737	SPRING—headlamp beam adj.
15.	8.900	BOLT (5/16—18 x 7/8) use w/8.931	31.	2.726	HOUSING & BRACKET ASSY.
		L/WASHER (5/16)	32.	1.287	PANEL—rad. grille to frt. bpr. flr.
16.	7.831	BAR—front	33.	1.303	EMBLEM UNIT—rad. grille & frt. end
17.	8.903	BOLT (7/16—14 x 1)	34.	8.977	SCREW (8—19 x 3/4)
18.	2.586	1-HOUSING ASSY.—park & dir. sig.	35.	1.266	GRILLE—upper
	2.590	1-GASKET—park & dir. sig. lens	36.	8.921	NUT (3/16)
	2.589	1-LENS—park & dir. sig. lamp	37.	2.810	HORN ASSY.—low note
	2.594	2-SCREWS—park & dir. sig. lamp	38.	8.080	CATCH ASSY.
	2.589	1-LENS—park & dir. sig. lamp	39.	2.810	HORN ASSY.—high note



1-52

### 1971 PASS. GRILLE AND BUMPER

1.	1.276	SCREW—rad. supt., rad. fan shroud, rad. grille (5/16—18 x 3/4)	25.	7.865	WASHER—front & rr. (1/2 x 1-1/4 x 1/8)
2.	8.080	PLATE ASSY.—hood lock mtg.	26.	8.915	NUT (1/2—13)
3.	8.977	SCREW (5/16—18 x 3/4)	27.	7.836	BRACE—front (R.H. & L.H.)
4.	N.S.	BRACE	28.	7.869	BRACKET—front (R.H. & L.H.)
5.	1.287	PANEL—frt. bpr. filler (R.H. & L.H.)	29.	1.267	BRACKET ASSY.—rad. grille (R.H. & L.H.)
6.	8.080	SUPPORT ASSY.—hood lock catch w/extension	30.	1.276	SCREW—rad. support rad. fan shroud, rad. grille (5/16—18 x 3/4)
7.	8.080	CATCH ASSY.—hood lock	31.	1.267	EXTENSION—bracket (R.H. & L.H.)
8.	2.810	HORN UNIT—low note	32.	8.967	RIVET (3/16 x 7/32)
9.	8.141	BRACE—front fender	33.	2.737	SCREW—headlamp beam adjusting
10.	8.977	SCREW—(5/16—18 x 1-1/16)	34.	1.266	PANEL ASSY.—header
11.	7.865	WASHER—front & rr. (1/2 x 1-1/4 x 1/8)	35.	8.915	NUT
12.	8.900	BOLT	36.	1.268	MOULDING—header panel
13.	2.729	BRACKET—outer	37.	1.268	MOULDING—bracket extension (R.H. & L.H.)
14.	2.729	BRACKET—inner	38.	8.055	UNIT-LETTER—rad. grille header panel (Chevrolet)
15.	8.967	RIVET (3/16 x 7/16)	39.	8.977	SCREW (8—18 x 7/16)
16.	2.737	SPRING—headlamp beam adjusting	40.	2.729	NUT—headlamp mldg. (push-in)
17.	2.725	LAMP ASSY.—inner (R.H. & L.H.)	41.	8.977	SCREW (8—18 x 3/4)
	2.725	LAMP ASSY.—outer (R.H. & L.H.)	42.	1.266	GRILLE—radiator
18.	2.729	NUT—headlamp mldg. (push-in)	43.	7.831	BAR—front bpr. face
19.	8.977	SCREW (18—18 x 1/8)	44.	8.903	BOLT (7/16—14 x 1)
20.	2.728	BEZEL—headlamp	45.	8.917	NUT ASSY. (5/16—18)
21.	8.929	WASHER	46.	8.977	SCREW (5/16—18 x 5/8)
22.	8.931	WASHER (7/16)	47.	7.800	BRACKET—front (license plate)
23.	8.915	NUT (7/16—14)	48.	7.800	BUMPER—front (license plate)
24.	7.865	SPACER—front bpr. brace	49.	8.131	EXTENSION—front fender

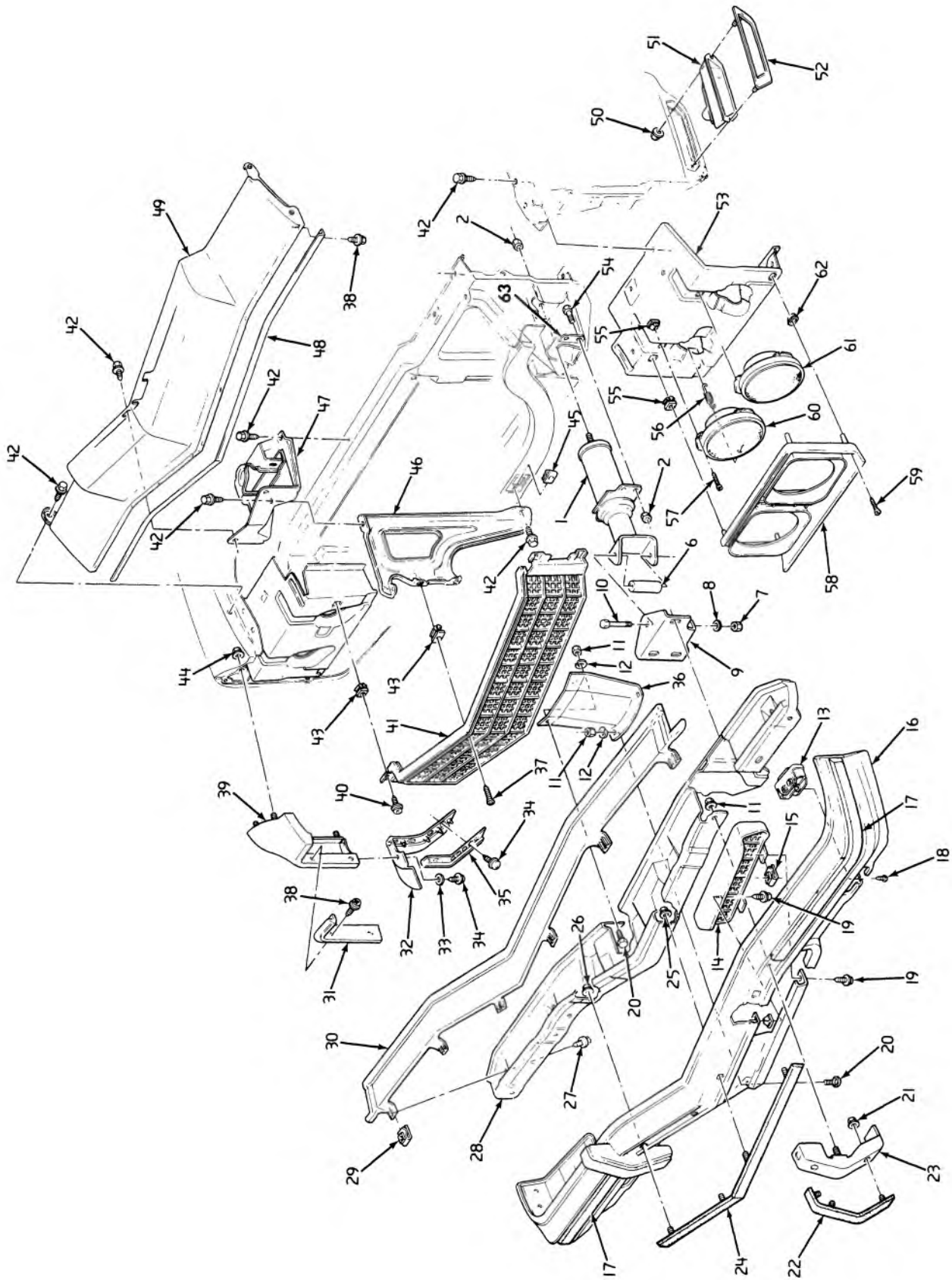


1-124

### 1972 PASSENGER GRILLE AND BUMPER

1.	1.276	SCREW—rad. supt. rad. fan, shroud, rad. grille (5/16—18 x 3/4)	32.	2.586	HOUSING ASSY.—parking lamp
2.	8.080	PLATE ASSY.—hood lock mtg.	33.	8.977	SCREW (1/4—20 x 1/2)
3.	8.080	CATCH ASSY.—hood lock	34.	8.921	NUT (10—24)
4.	8.080	SUPPORT—hood lock catch w/extension	35.	7.828	GUARD—front (R.H. & L.H.)
5.	2.810	HORN—low note	36.	7.828	CUSHION ASSY.—front
6.	1.276	SCREW—rad. supt. rad. fan shroud, rad. grille (5/16—18 x 3/4)	37.	8.977	SCREW (8—18 x 3/4)
7.	8.977	SCREW (8—18 x 7/16)	38.	2.729	NUT-SPECIAL—headlamp mldg. (plastic)
8.	2.728	MOULDING—housing	39.	1.266	GRILLE LOWER
9.	2.729	SPLIT NUT—plastic	40.	8.133	NUT
10.	1.276	SCREW—rad. supt. rad. fan shroud, rad. grille (5/16—18 x 3/4)	41.	7.865	PAD ASSY.—front bpr. center
11.	8.921	NUT (1/4 x 7/8 O.D.)	42.	8.903	BOLT (7/16—14 x 1)
12.	1.276	SCREW—rad. supt. rad. fan shroud, rad. grille (5/16—18 x 3/4)	43.	1.276	SCREW—rad. supt. rad. fan shroud, rad. grille (5/16—18 x 3/4)
13.	2.737	NUT—headlamp beam adj.	44.	7.800	BRACKET—front license plate
14.	8.900	BOLT (1/2—13 x 1-1/2)	45.	8.917	NUT (5/16—18)
15.	7.865	WASHER—frt. & rr. (1/2 x 1-1/4 x 1/8)	46.	7.836	SUPPORT—front bpr.
16.	1.276	SCREW—rad. supt. rad. fan shroud, rad. grille (5/16—18 x 3/4)	47.	9.782	NUT
17.	2.726	HEADLAMP HOUSING—(R.H. & L.H.)	48.	8.929	WASHER (13/32 x 13/16 x 5/64)
18.	2.737	SPRING—headlamp beam adj.	49.	8.915	NUT (7/16—14)
19.	2.725	LAMP ASSY.—inner	50.	8.977	SCREW (8—18 x 3/4)
	2.725	LAMP ASSY.—outer	51.	12.981	WASHER—frt. bracket to reinforcement
20.	2.729	NUT—headlamp mldg. (push-in)	52.	8.900	BOLT (7/16—14 x 1-1/2)
21.	8.977	SCREW (8—18-3/4)	53.	2.729	NUT—headlamp mldg. (push-in)
22.	2.728	BEZEL—headlamp (R.H. & L.H.)	54.	1.303	MOULDING UNIT—rad. grille header
23.	8.977	SCREW (1/4—28 x 1-21/32)	55.	1.266	GRILLE—upper
24.	7.865	WASHER—frt. & rr. (1/2 x 1-1/4 x 1/8)	56.	8.915	NUT (5/16—18)
25.	8.915	NUT (1/2—13)	57.	1.303	EMBLEM—header pnl.
26.	7.836	BRACE—front (R.H. & L.H.)	58.	8.131	EXTENSION—front fender (R.H. & L.H.)
27.	8.900	BOLT (1/2—13 x 1-1/2)	59.	8.977	SCREW (10—24 x 5/8)
28.	7.865	WASHER—frt. & rr. (1/2 x 1-1/4 x 1/8)	60.	2.575	LAMP ASSY.—frt. fdr. (side marker) (R.H. & L.H.)
29.	7.869	BRACKET—frt. (R.H. & L.H.)	61.	1.266	PANEL—header
30.	7.831	BAR—front bpr. face	62.	8.921	NUT (3/16 stamped)
31.	7.865	PAD ASSY.—front bpr.	63.	8.921	NUT U-TYPE
			64.	1.276	SCREW—rad. supt. rad. fan shroud, rad. grille (5/16—18 x 3/4)





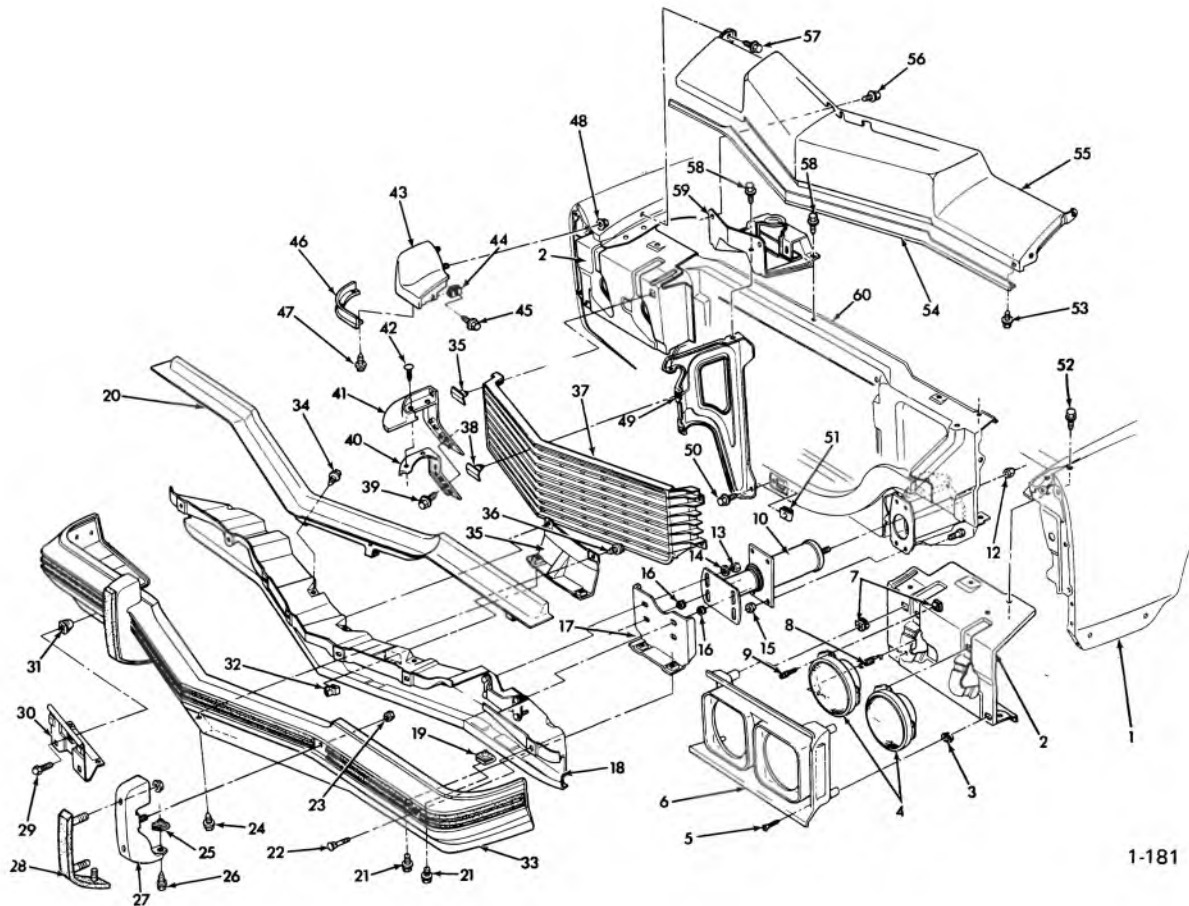
1973 PASSENGER GRILLE & BUMPER

1-135

## 1973 PASSENGER GRILLE & BUMPER

1.	7.840	SHOCK ABSORBER, frt. bpr. . . . .	4975706	31.	8.132	MOULDING UNIT, ext. . . . .	6258025-26
2.	8.915	NUT 7/16-14		32.	8.131	PANEL, frt. fdr. to bpr. fil. . . . .	332331-32
3.	8.154	WASHER 7/16		33.	8.929	WASHER 1/8 I.D. x 1/2 O.D.	
4.	5.813	NUT (7/16"-20") . . . . .	358501	34.	8.977	SCREW #8-18 x 1/2	
5.	7.840	PLATE ASSY., frt. bpr. stud . . . . .	332381-2	35.	7.836A	REINFORCEMENT, frt. fdr. to bpr. fil. pnl.	327157-8
6.	7.840	SLEEVE, frt. bmpr. shock absorber. . .	3865601	36.	7.836	REINFORCEMENT, frt. bpr. face bar ctr. . . . .	6273762
7.	8.915	NUT 5/8-11		37.	8.977	SCREW #8-18 x 3/4	
8.	8.929	WASHER 5/8		38.	8.977	SCREW #8-18 x 7/16	
9.	7.836	BRACKET, frt. bpr. face bar shock absorber . . . . .	6273765-66	39.	8.131	EXTENSION. . . . .	327175-6
10.	8.900	BOLT 5/8-11 x 5-1/2		40.	8.977	SCREW #8-18 x 1	
11.	8.915	NUT 3/8-16		41.	1.266	GRILLE 1BK-1BL, upr. . . . .	6273713
12.	8.931	WASHER 3/8			1.266	GRILLE 1BN, upr. . . . .	337605
13.	N.S.	LAMP ASM.		42.	1.276	SCREW (5/16"-18 x 3/4") . . . . .	3960314
	2.594	SCREW . . . . .	5956386	43.	2.729	NUT, hdIp. hsg. si. mldg. . . . .	3919773
	2.590	GASKET . . . . .	5964675	44.	8.915	NUT 1/4	
	2.586	HOUSING ASM. . . . .	5965583	45.	8.915	NUT 5/16-18	
	2.589	LENS . . . . .	5965595	46.	8.080	SUPPORT ASM., hood lk. catch . .	6273775
14.	1.266	GRILLE (IBK, IBL) lwr. . . . .	327163-4	47.	8.080	PLATE ASM., hood lk. mtg. . . . .	6273780
	1.266	GRILLE (IBN) lwr. . . . .	327165-6	48.	1.303	MOULDING, rad. grill hdr. . . . .	6258027
15.	8.920	NUT #8-18		49.	1.266	PANEL ASSY., hd. . . . .	337607
16.	7.831	BAR . . . . .	6270196	50.	8.915	NUT 1/8	
17.	7.865	STRIP ASM., frt. bpr. protv. side . . .	327103-4	51.	2.575	LAMP ASM. . . . .	911937-8
18.	8.977	SCREW #10-24 x 1/2		52.	2.575	BEZEL . . . . .	327151-2
19.	8.977	SCREW #8-18 x 1		53.	2.726	HOUSING . . . . .	6273732-31
20.	8.900	BOLT 3/8-16 x 1		54.	8.900	BOLT 7/16-14 x 1	
21.	8.921	NUT #10-24		55.	2.737	NUT 1/4-28 . . . . .	3921446
22.	7.828	CUSHION ASM., frt. . . . .	6273797	56.	2.737	SPRING . . . . .	3923948
23.	7.828	GUARD ASM., frt. . . . .	6273795-6	57.	8.907	SCREW 1/4-28	
24.	7.865	STRIP ASM., frt. bpr. protv. ctr. . . .	327105	58.	2.728	BEZEL ASM, 1BN . . . . .	6273783-4
25.	8.915	NUT 3/8-16				BEZEL ASM, 1BK-1BL . . . . .	327167-8
26.	8.915	NUT 3/8-16		59.	8.977	SCREW #18-18 x 2	
27.	8.977	SCREW 1/4-14 x 3/4		60.	2.725	LAMP ASM. (Inner). . . . .	5963837-8
28.	7.836	REINFORCEMENT, frt. bpr. face bar . . . . .	6273759	61.	2.725	LAMP ASM. (Outer). . . . .	5963839-40
29.	8.920	NUT 1/4-14		62.	2.729	NUT . . . . .	3919773
30.	1.287	PANEL, frt. bpr. filler . . . . .	6273768	63.	7.840	BRACKET, energy abs. shock . . . .	6270785-86

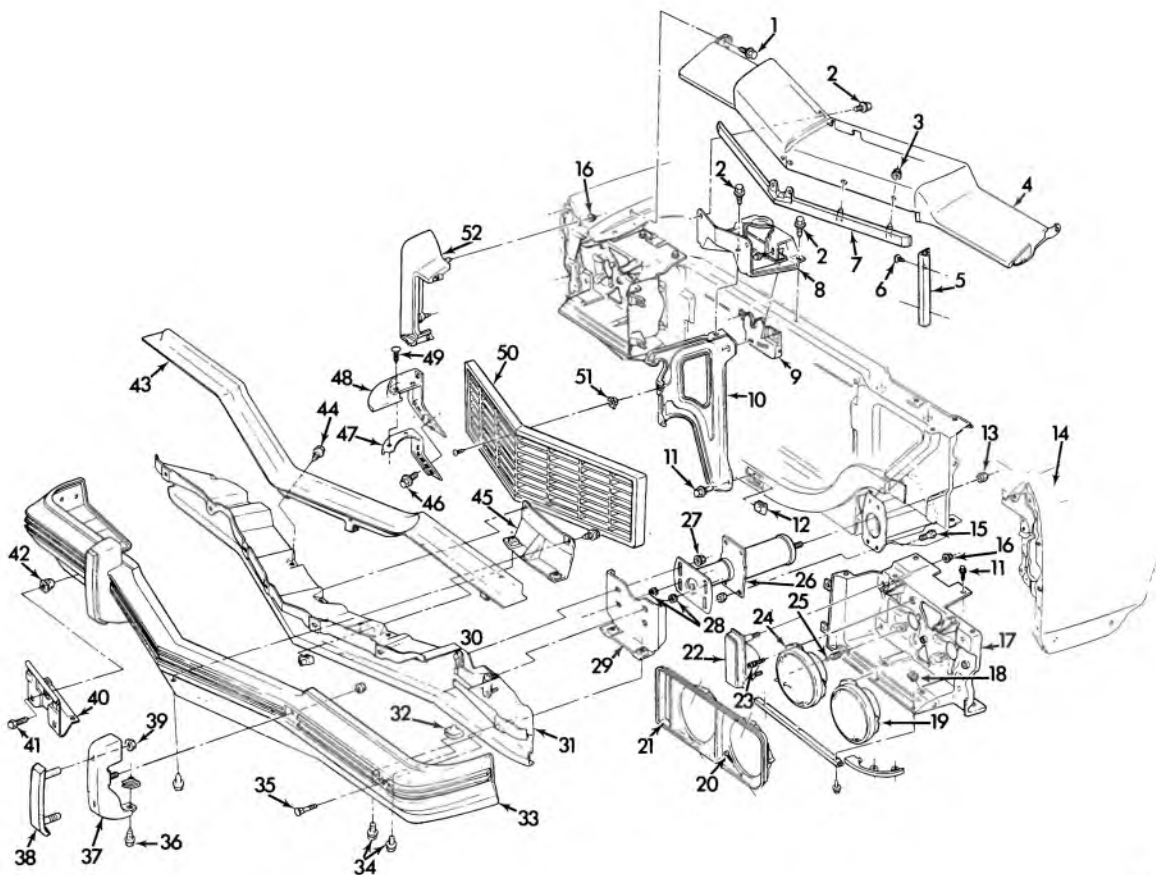
1-135



1-181

### 1974 PASSENGER BUMPER & GRILLE

1.	8.130	FENDER ASSY.Frt. Comp. . . . .	6260511-12	32.	7.874	NUT—U Shape (3/8 - 16) . . . . .	1495254
2.	2.726	HOUSING—Headlamp (Caprice) . . . . .	335917-18	33.	7.833	FILLER ASSY.—Frt. Bpr. Face Bar . . . . .	339224
	2.726	HOUSING—Headlamp (Impala, Bel Air) . . . . .	335987-88	34.	8.977	SCREW	
3.	2.729	NUT—Special Anchor . . . . .	3919773	35.	7.836	REINFORCEMENT ASSY.—Frt. Bpr. Face Bar Ctr. . . . .	335973
4.	2.725	LAMP ASSY.—Head Otr. . . . .	5963839-40	36.	8.900	BOLT	
5.	8.906	SCREW (8 - 18 x 2)		37.	1.266	GRILLE—Radiator . . . . .	335925
6.	2.728	BEZEL—Headlamp . . . . .	335915-16	38.	8.154	RETAINER—Rad. Grl. . . . .	480534
7.	2.729	NUT—Special Anchor . . . . .	3919773	39.	8.977	SCREW (8 - 18 x 1/2)	
8.	2.737	SPRING—Headlamp Adjuster . . . . .	3923948	40.	7.833	REINFORCEMENT—Frt. Fdr. to Bpr. Fil. . . . .	339217-18
9.	8.907	SCREW (1/4 - 28 x 1 21/32) . . . . .	9434031	41.	7.833	FILLER—(paint as req'd.) . . . . .	339225-26
10.	7.840	ABSORBER ASSY.—Shock . . . . .	4975707	42.	8.134	RETAINER—Frt. Fdr. Shield	
11.	8.900	BOLT (7/16 - 14 x 1)		43.	8.131	EXTENSION—Frt. Fdr. . . . .	335921-22
12.	8.915	NUT (7/16 - 14)		44.	8.915	NUT—U Shape . . . . .	
13.	8.915	NUT (7/16 - 14)		45.	1.276	SCREW—(5/16 - 18 x 13/16) . . . . .	3960314
14.	8.927	P. WASHER		46.	8.132	MOULDING—Frt. Fdr. Ext. . . . .	337667-68
15.	8.915	NUT (7/16 - 14)		47.	8.907	SCREW—(8 - 18 x 3/8)	
16.	8.915	NUT		48.	8.915	NUTS	
17.	7.836	SUPPORT ASSY.—Frt. Bpr. Face Bar . . . . .	337613	49.	8.080	SUPPORT ASSY.—Impala - Bel Air . . . . .	335949
18.	7.836	REINFORCEMENT—Frt. Bpr. Face Bar . . . . .	337611		8.080	SUPPORT ASSY.—Caprice . . . . .	335968
19.	7.874	NUT—U Shape . . . . .	1494254	50.	1.276	SCREW—Rad. Grille to Frt. Bpr. Fil. Supt. Brkt. . . . .	3960314
20.	7.831	BAR—Frt. Bpr. Face . . . . .	335926	51.	8.915	NUT	
	7.831	BAR—Frt. Bpr. Face V-30 - V-C5 . . . . .	339234	52.	1.276	SCREW—(5/16 - 18 x 13/16) . . . . .	3960314
21.	8.900	BOLT (3/8 - 16 x 1-1/4) . . . . .		53.	8.977	SCREW (8 - 18 x 7/16)	
22.	7.874	BOLT (3/8 - 16 x 1-1/4) . . . . .	9433480	54.	1.303	MOULDING ASSY. . . . .	6260820
23.	6.760	NUT (3/8 - 16) . . . . .	1378333	55.	1.266	PANEL ASSY.—Rad. Grl. Hd. . . . .	332396
24.	7.874	BOLT (3/8 - 16 x 1-1/4) . . . . .	9433480	56.	1.276	SCREW—(5/16 - 18 x 13/16) . . . . .	3960315
25.	7.874	NUT - U Shape . . . . .	1495254	57.	8.977	SCREW—Hex	
26.	8.016	SCREW ASSY.—(3/8 - 16 x 1-1/2) . . . . .	334195	58.	1.276	SCREW (5/16 - 18 x 13/16) . . . . .	3960314
27.	7.828	GUARD ASSY.—Frt. Bpr. . . . .	339227	59.	8.080	PLATE ASSY.—Hood Lk. Mtg. . . . .	342318
28.	7.828	CUSHION ASSY.—Frt. Bpr. Guard . . . . .	339229	60.	1.270	RADIATOR SUPPORT . . . . .	344490
29.	8.977	SCREW—Hex. Hd. (1/4 - 14 x 3/4) . . . . .					
30.	7.800	BRACKET—Frt. Lic. Plate . . . . .	337655				
31.	7.800	NUT—anchr. lic. plate . . . . .					

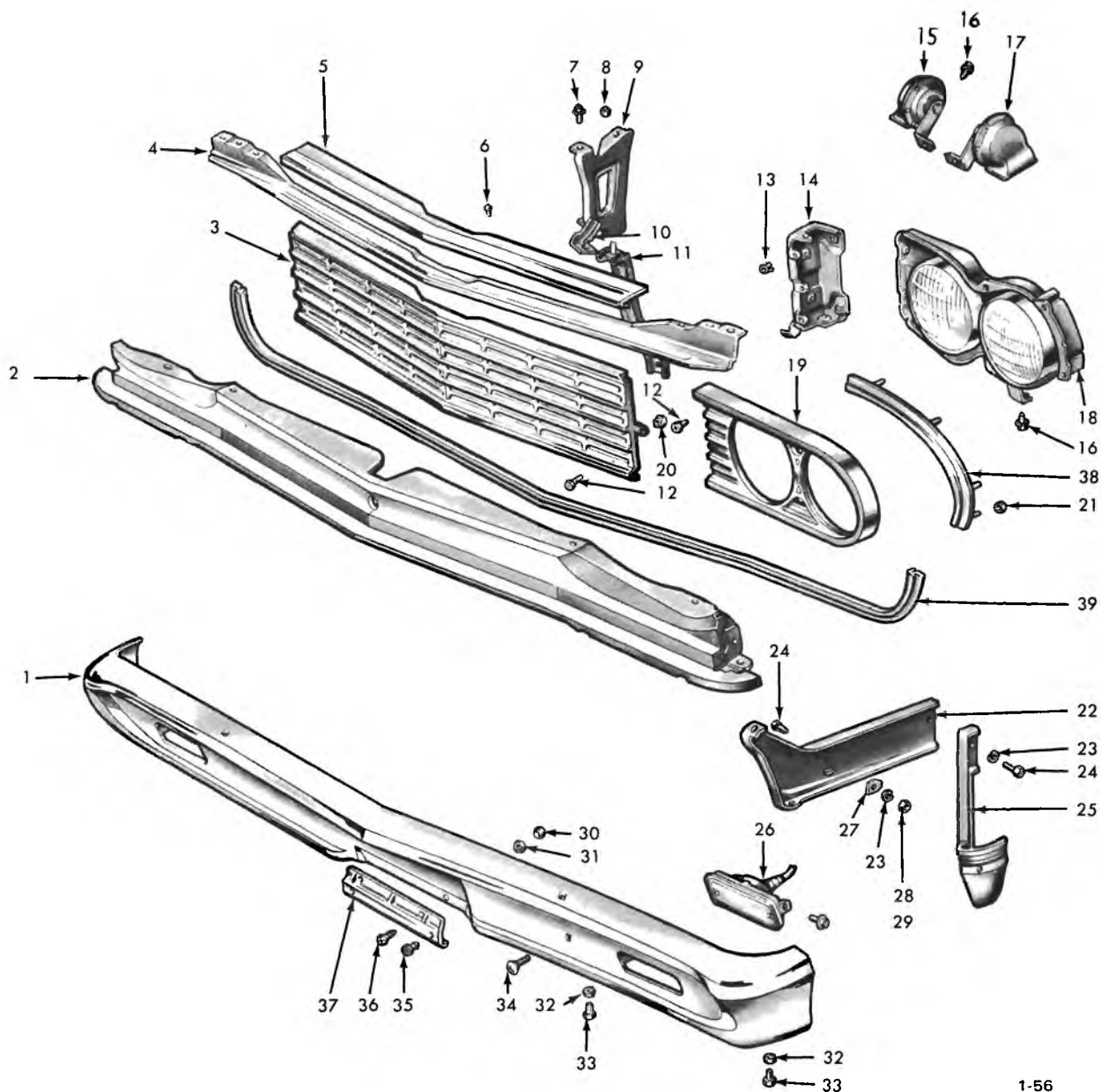


1-180

### 1975 PASSENGER GRILLE & BUMPER (EXC. CAPRICE)

1.	8.977	SCREW, Hx. ....	—	29.	7.836	SUPPORT ASSY., Frt.	
2.	1.276	SCREW, 5/16—18 x 13/16 ..	—			Bpr. Face Bar .....	337613-14
3.	8.921	NUT, 3/16 .....	9420621	30.	7.836	PLATE ASSY., Frt.	
4.	1.266	PANEL ASSY., Rad. Grl. Hd.	332396			Bpr. Face Bar .....	335992
5.	2.728	MOULDING, Hdlp. Hsg. ....	343509-10	31.	7.831	REINFORCEMENT, Frt.	
6.	8.977	SCREW #8—18 x 3/8 .....	6264140			Bpr. Face Bar .....	337611
7.	1.303	MOULDING, Rad. Grl. Hdr.		32.	7.874	U-NUT .....	1494254
		Pnl. ....	343530	33.	7.831	BAR, Frt. Bpr. Face	
8.	8.080	PLATE ASSY., Hood Latch ..	354072			(w. guards) .....	339236
9.	8.083	LATCH ASSY., Hood .....	332330	34.	8.900	BOLT	
10.	8.080	SUPT. ASSY., Hood Latch		35.	8.903	BOLT, Rd. Hd. Sg. Nk.	
		Cth. ....	342372			3/8—16 x 3/4 .....	—
11.	1.276	SCREW, Hx. Hd. 5/16—18 x		36.	7.874	BOLT	492746
		13/16 .....	—	37.	7.828	GUARD, Frt. Bpr. ....	343515-16
12.	8.083	NUT .....	1494253	38.	7.828	CUSHION ASSY., Frt.	
13.	8.915	NUT, 7/16—14 .....	—			Bpr. Grd. ....	343517
14.	8.130	FENDER ASSY., Frt. ....	343563-64	39.	8.915	NUT	
15.	8.900	BOLT, 7/16—14 x 1 .....	—	40.	7.800	BRACKET, Lic. Carrier .....	354025
16.	8.921	NUT, 1/4 .....	—	41.	8.977	SCREW	
17.	2.726	HOUSING, Headlamp .....	342391-92	42.	7.833	NUT 1/4—14 .....	3907444
18.	2.729	NUT, Spl. Anchor .....	3919773	43.	7.833	PANEL, Frt. Bpr. Fil. ....	—
19.	2.725	LAMP ASSY., Hdlp. Otr. ....	5963839-40	44.	8.977	SCREW, Hx. 3/8—12 x 3/4 ..	
20.	8.977	SCREW #8—18 x 3/4' .....	—	45.	7.836	REINFORCEMENT ASSY., Frt.	
21.	2.728	BEZEL, Hdlp. ....	335915-16			Bpr. Face Bar Ctr. ....	335973
22.	2.585	LAMP ASSY., Park .....	912211-12	46.	5.079	SCREW, Hx. #8—18 x 3/4 ...	9433279
23.	2.737	SCREW ASSY., Hdlp. Adj. ...	3923948	47.	7.833	REINFORCEMENT, Bpr. Fil.	339217-18
24.	2.725	LAMP ASSY., Hdlp. Inr. ....	5963837-38	48.	7.833	FILLER, Frt. Bpr. ....	—
25.	2.737	SPRING .....	3923948	49.	8.154	RETAINER, Frt. Fdr. Fil ...	332364
26.	7.840	ABSORBER ASSY, Frt.		50.	1.266	GRILLE, Radiator .....	342344
		Bpr. Shock .....	4975707	51.	8.915	NUT .....	347347
27.	8.915	NUT, 7/16—14 .....	—	52.	8.131	EXTENSION ASSY., Frt. Fdr.	343559-60
28.	5.813	PUSH NUT, 7/16 .....	612019				

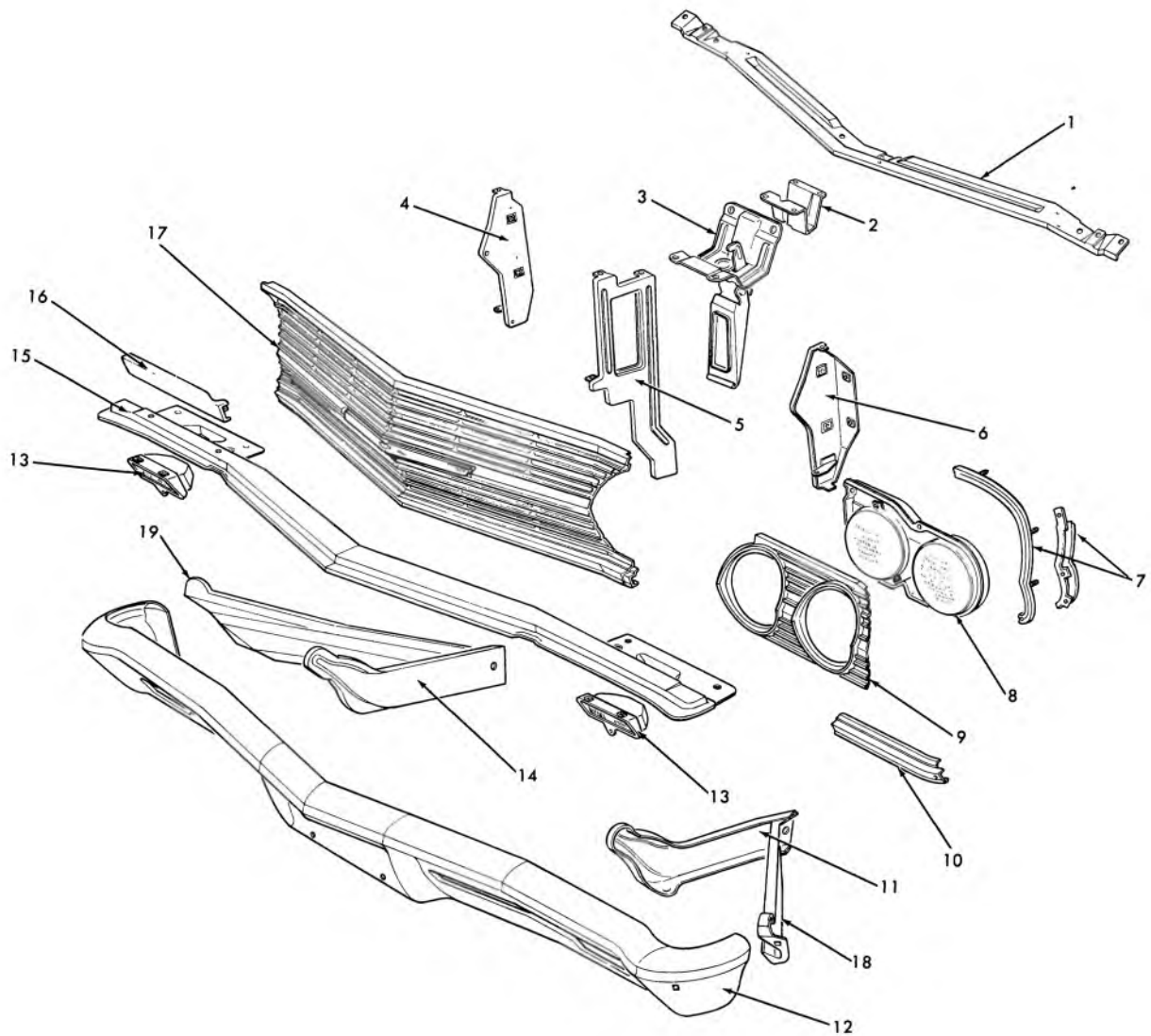




1-56

### 1964 CHEVELLE GRILLE (EXPLODED)

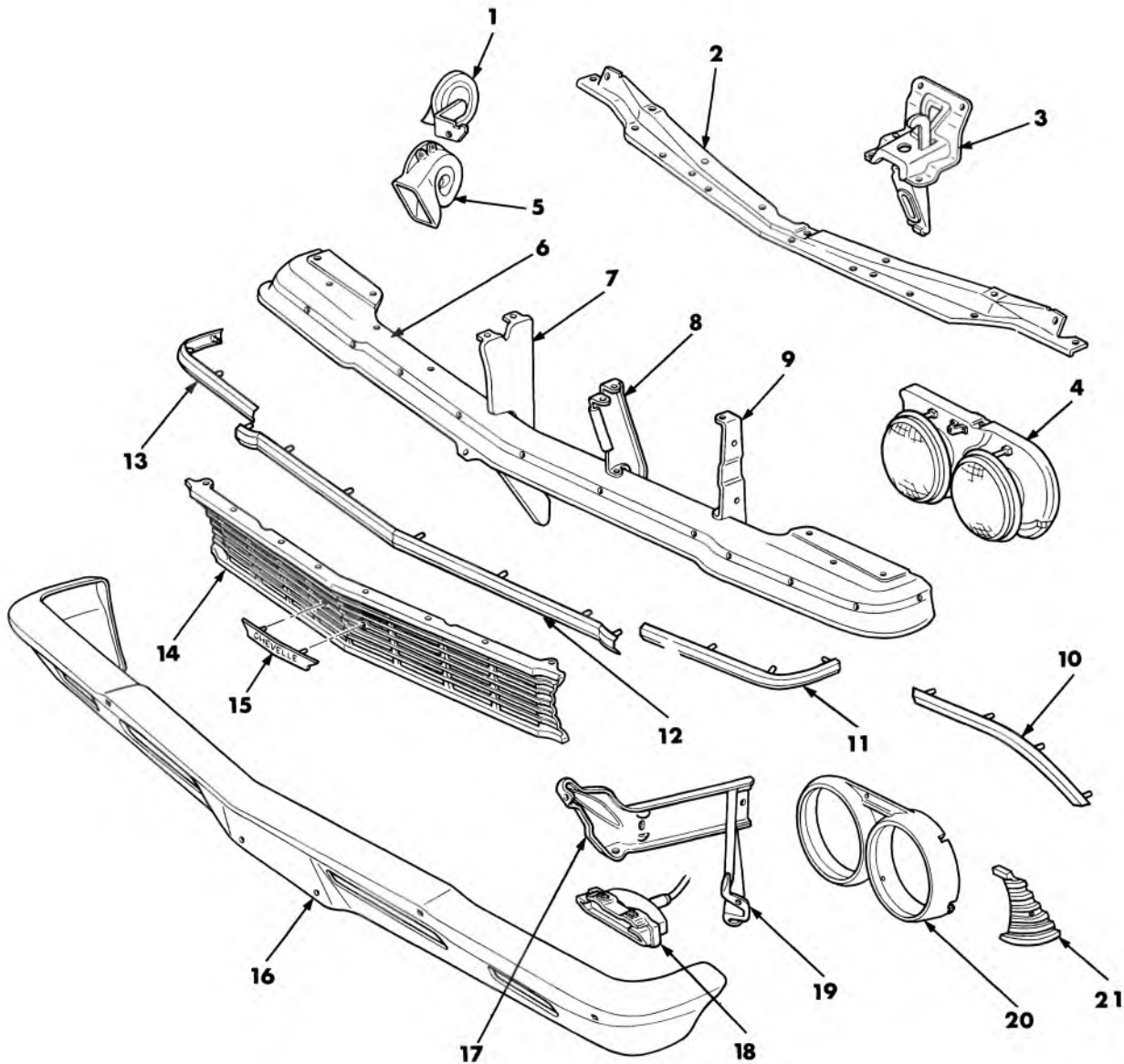
1.	7.831	BAR—front	22.	7.869	BRACKET—front (R.H. & L.H.)
2.	1.287	PANEL ASSEMBLY—frt. bmpr. filler	23.	8.931	L/WASHER (1/2)
3.	1.266	GRILLE—radiator	24.	8.900	BOLT (1/2—13 x 1-1/4)
4.	1.267	BAR ASSEMBLY—frt. fender tie	25.	7.836	BRACE—frame to bpr. attaching (R.H. & L.H.)
5.	1.268	MOULDING—radiator grille	26.	2.585	LAMP ASSEMBLY—parking
6.	N.L.	RIVET (3/16 x 1/4)	27.	7.865	WASHER
7.	8.900	BOLT (5/16—18 x 7/8) use w/8.931 L/Washer (5/16)	28.	8.915	NUT (1/2—13)
8.	8.916	NUT (5/16—18) use w/8.929 washer (9/32)	29.	8.900	BOLT (1/4—20 x 5/8) use w/8.932 ext. w/washer (1/4)
9.	8.080	SUPPORT—w/extension, hood lk. catch	30.	8.915	NUT (5/16—18)
10.	N.S.	EXTENSION—part of 8.080 support	31.	8.931	L/WASHER (5/16)
11.	1.267	BRACE ASSEMBLY—grille to frt. bpr. filler pnl.	32.	8.929	WASHER (15/32)
13.	7.800	NUT	33.	BOLT (7/16—14 x 1)	
14.	1.267	BRACKET ASSEMBLY—grille (R.H. & L.H.)	34.	7.874	BOLT—frt. and rr. rad. grille and bpr. guard
15.	2.810	HORN ASSEMBLY	35.	7.800	BUMPER—frt. rubber
16.	8.900	BOLT (5/16—18 x 5/8)	36.	8.913	BOLT (5/16—18 x 3/4) (truss head)
17.	2.810	HORN ASSEMBLY	37.	7.800	BRACKET—front
18.	2.725	LAMP ASSEMBLY—w/sealed beam (L.H. & R.H.)	38.	8.132	MOULDING UNIT—headlamp open. (R.H. & L.H.)
19.	2.728	BEZEL—headlamp (L.H. & R.H.)	39.	1.268	MOULDING ASSEMBLY—grille to frt. bpr. filler panel
20.	7.800	NUT—special anchor #10 (nylon)			
21.	8.921	NUT (10-24)			



1-57

### 1965 CHEVELLE GRILLE—EXPLODED

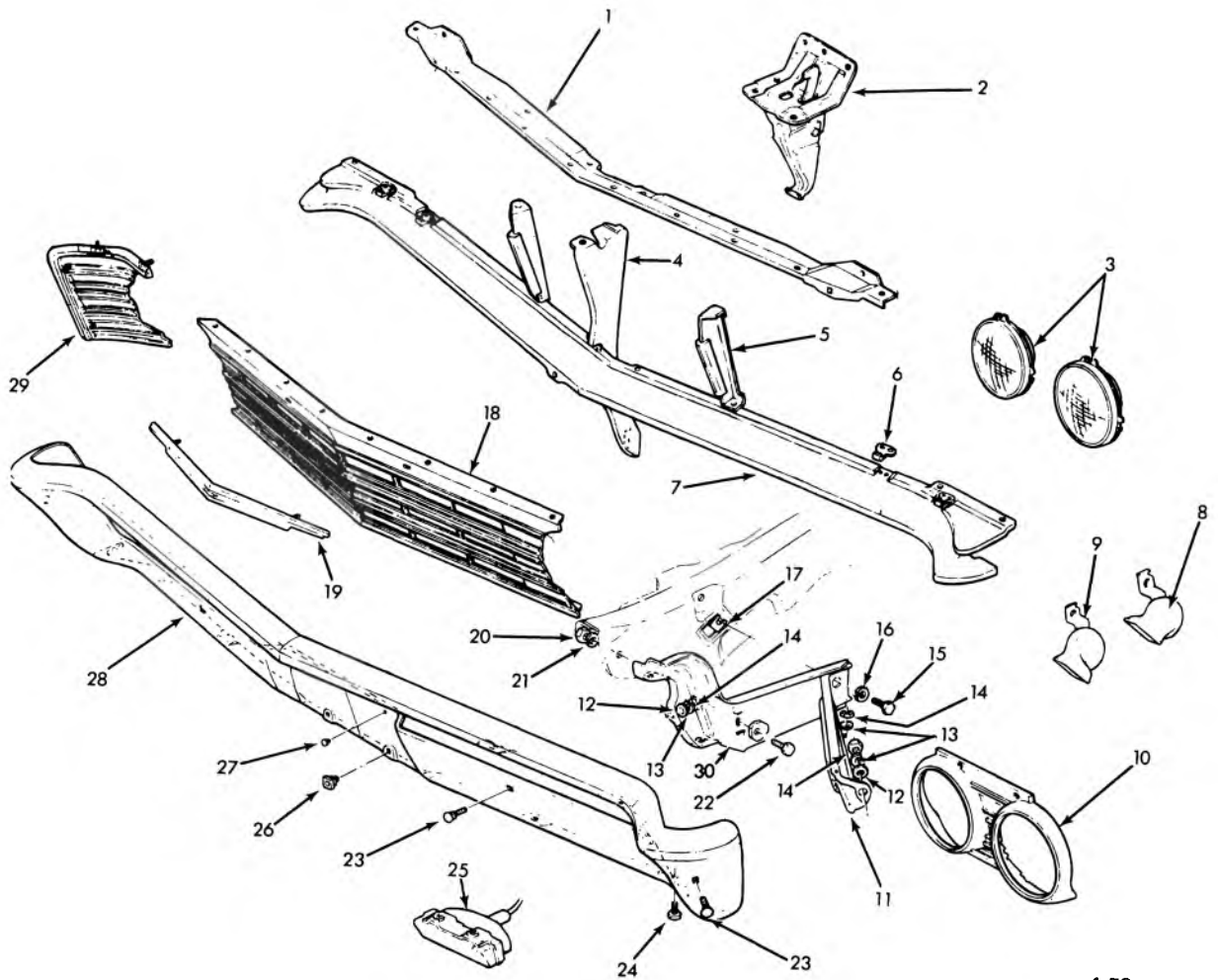
- |     |       |   |     |       |   |
|-----|-------|---|-----|-------|---|
| 1.  | 1.267 | BAR—frt. fender tie                                 | 11. | 7.869 | BRACKET ASSY.—frt. bpr. (L.H.)                          |
| 2.  | 8.083 | PLATE ASSY.—lock mounting                           | 12. | 7.831 | BAR—frt. bumper face                                    |
| 3.  | 8.080 | CATCH ASSY.—hood lock                               | 13. | 2.585 | LAMP ASSY.—parking (R.H. & L.H.)                        |
| 4.  | 1.267 | BRACKET ASSY.—grille (R.H.)                         | 14. | 7.869 | BRACKET ASSY.—frt. bpr. (R.H.)                          |
| 5.  | 8.080 | SUPPORT ASSY.—hood lock catch                       | 15. | 1.287 | PANEL—bumper filler                                     |
| 6.  | 1.267 | BRACKET ASSY.—grille (L.H.)                         | 16. | 1.287 | EXTENSION—grille to frt. bpr. filler pnl. (R.H. & L.H.) |
| 7.  | 8.132 | MOULDING UNIT—headlamp opening, upper (R.H. & L.H.) | 17. | 1.266 | GRILLE—radiator   |
| 8.  | 2.725 | LAMP ASSY.—w/sealed beam (R.H. & L.H.)              | 18. | 7.836 | BRACE—frame to bpr. attaching (L.H.)                    |
| 9.  | 2.728 | BEZEL—headlamp (R.H. & L.H.)                        | 19. | 7.836 | BRACE—frame to bpr. attaching (R.H.)                    |
| 10. | 8.132 | MOULDING UNIT—headlamp opening lower (R.H. & L.H.)  |     |       |   |



1-58

### 1966 CHEVELLE GRILLE-EXPLODED

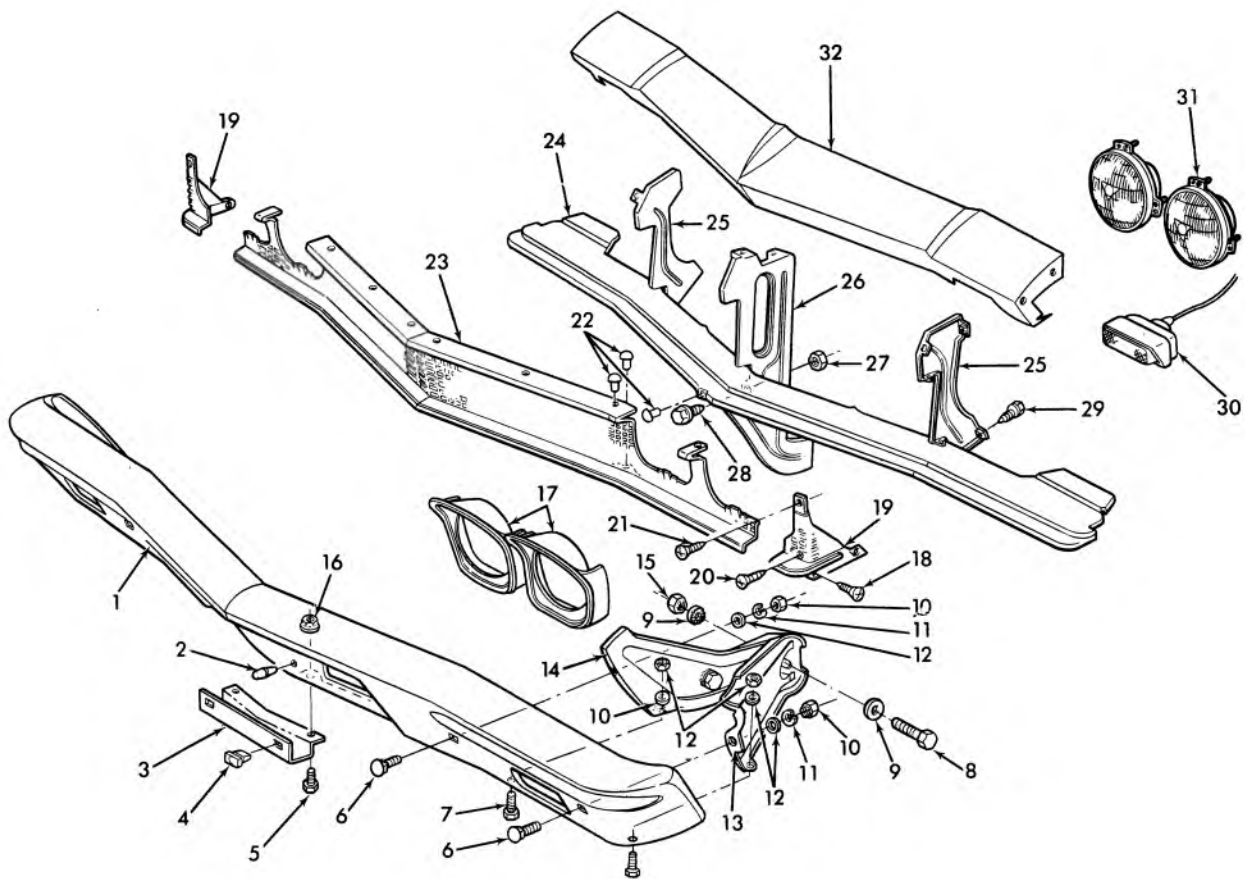
1.	2.810	HORN—hi note	12.	1.268	MOULDING UNIT—grille to frt. bpr. filler pnl. center
2.	1.267	BAR ASSY.—frt. fender tie	13.	1.268	MOULDING UNIT—grille to frt. bpr. filler pnl. (R.H.)
3.	8.080	CATCH ASSY.—hood lock	14.	1.266	GRILLE—radiator
4.	2.725	LAMP ASSY.—complete w/sealed beam (R.H. & L.H.)	15.	1.303	PLA TE—name
5.	2.810	HORN—low note	16.	7.831	BAR—face frt.
6.	1.287	PANEL ASSY.—rad. grille to frt. bpr. filler	17.	7.869	BRACKET—frt. bpr. (R.H. & L.H.)
7.	8.080	SUPPORT ASSY.—hood lk. catch	18.	2.585	LAMP ASSY.—parking (R.H. & L.H.)
8.	1.266	REINFORCEMENT—rad. grille (R.H. & L.H.)	19.	7.836	BRACE—frame to bpr. attaching (R.H. & L.H.)
9.	1.267	BRACKET ASSY.—grille (R.H. & L.H.)	20.	2.728	BEZEL—headlamp (R.H. & L.H.)
10.	8.132	MOULDING UNIT—headlamp opening (R.H. & L.H.)	21.	2.728	EXTENSION—moulding (R.H. & L.H.)
11.	1.268	MOULDING UNIT—grille to frt. bpr. filler pnl. (L.H.)			



1-59

### 1967 CHEVELLE GRILLE (EXPLODED)

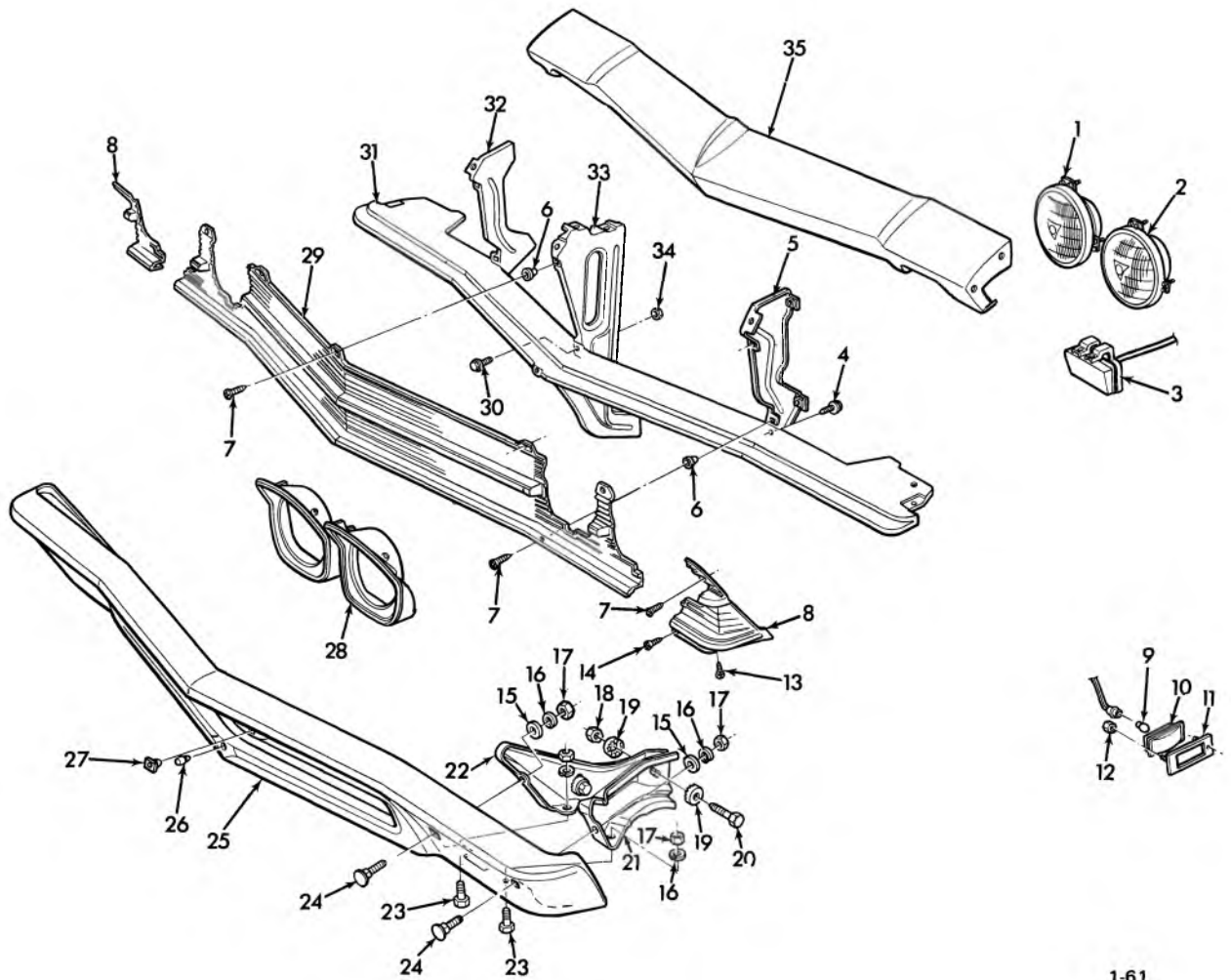
1.	1.267	BAR ASSY.—frt. fender tie	14.	8.915	NUT (7/16—14)
2.	8.080	CATCH ASSY.—hood lock	15.	8.900	BOLT (1/2—13 x 1-1/2)
3.	2.727	SEALED BEAM—inner	16.	8.931	L/WASHER (1/2)
		SEALED BEAM—outer	17.	7.874	"U" NUT—frt. bpr. rr. brkt. to frame
	2.731	RING—retaining	18.	1.266	GRILLE—radiator
	2.726	RING—mounting—inner	19.	1.303	EMBLEM UNIT—rad. grille & frt. end
		RING—mounting—outer	20.	8.915	NUT (1/2—13)
4.	8.080	SUPPORT ASSY. HOOD LOCK CATCH	21.	7.865	WASHER
5.	1.266	REINFORCEMENT—rad. grille (R.H. & L.H.)	22.	8.900	BOLT (1/2—13 x 1-1/2)
6.	2.729	RETAINER—bezel	23.	8.903	BOLT (7/16—14 x 1)
7.	1.287	PANEL—rad. grille to frt. bpr. filler	24.	8.900	BOLT (7/16—14 x 1)
8.	2.810	HORN UNIT—low note	25.	2.585	LAMP—parking
9.	2.810	HORN UNIT—high note	26.	7.800	NUT—special spring (1/4—20)
10.	2.728	BEZEL—headlamp (R.H. & L.H.)	27.	7.800	BUMPER—frt. rubber (9/16 x 5/8)
11.	7.836	BRACE—frame to bpr. attach (R.H. & L.H.)	28.	7.831	BAR—front
12.	8.929	WASHER (15/32)	29.	1.266	EXTENSION—grille (R.H. & L.H.)
13.	8.931	L/WASHER (7/16)	30.	7.869	BRACKET ASSY.—frt. (R.H. & L.H.)



1-60

### 1968 CHEVELLE GRILLE—EXPLODED

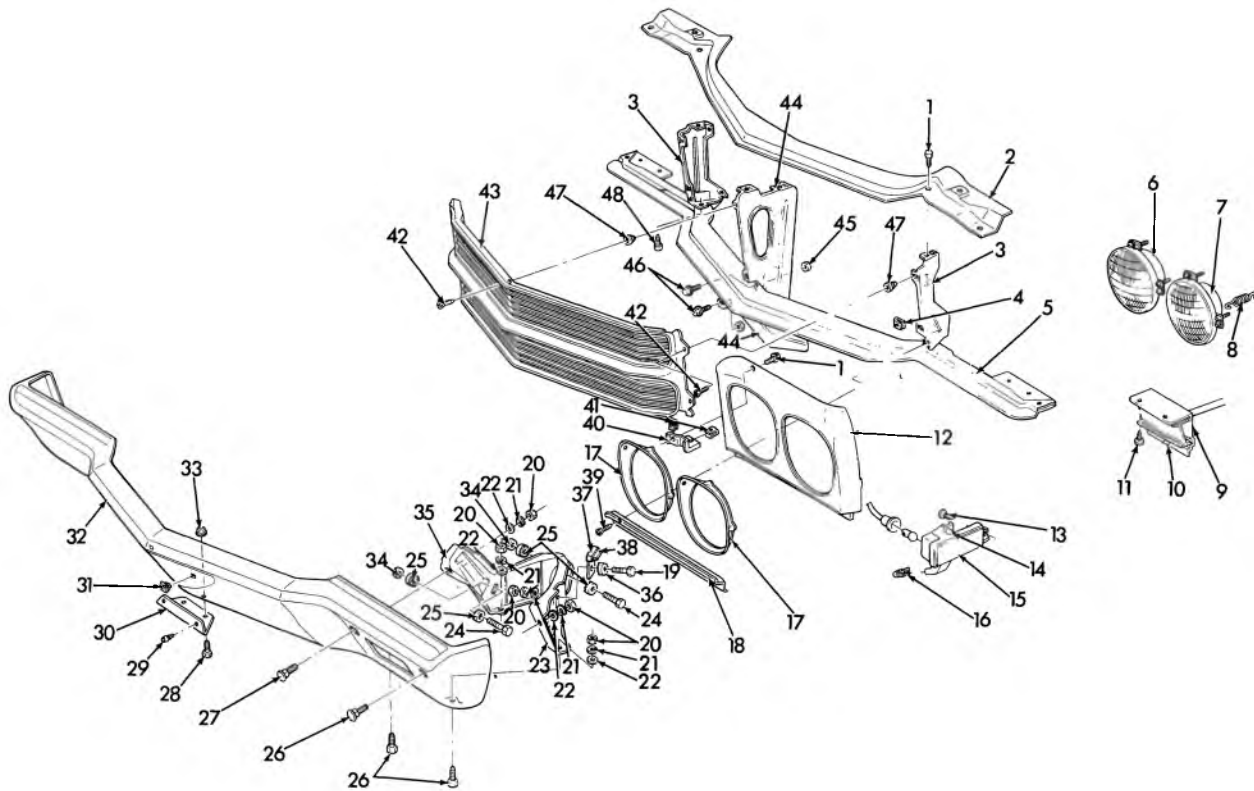
1.	7.831	BAR—bumper face	19.	1.266	EXTENSION—grille
2.	7.800	BUMPER—front	20.	8.977	SCREW (#8—18 x 3/4)
3.	7.800	BRACKET—front	21.	8.977	SCREW (#8—18 x 1)
4.	7.800	NUT	22.	1.269	RIVET—headlamp
5.	8.900	BOLT (1/4—20 x 5/8)	23.	1.266	GRILLE—radiator
6.	8.903	BOLT (7/16—14 x 1)	24.	1.287	PANEL—bumper filler
7.	8.900	BOLT (7/16—14 x 1)	25.	1.266	REINFORCEMENT—radiator (R.H. & L.H.)
8.	8.900	BOLT (1/2—13 x 1-1/2)	26.	8.080	SUPPORT ASSY.—head lk. catch
9.	7.865	WASHER—front & rr. (1/2 x 1-1/4 x 1/8)	27.	8.915	NUT (1/4—20)
10.	8.915	NUT (7/16—14)	28.	2.729	SCREW ASSY.—headlamp & mldg. attach (1/4—20 x 3/8)
11.	8.931	L/WASHER (7/16)	29.	N.S.	SCREW ASSY.
12.	8.929	WASHER (15/32)	30.	2.575	LAMP ASSY.—frt. fdr. marker
13.	7.836	BRACE—frame to bpr. attach. (R.H. & L.H.)	31.	2.727	SEALED BEAM—inner
14.	7.869	BRACKET—frt. (R.H. & L.H.)			SEALED BEAM—outer
15.	8.915	NUT (1/2—13)		2.726	RING MOUNTING—inner
16.	8.917	NUT (1/4—20)			RING MOUNTING—outer
	8.932	WASHER (1/4)		2.731	RING RETAINING—sealed beam
17.	2.728	BEZEL—headlamp (R.H. & L.H.)	32.	1.266	PANEL ASSY.—radiator
18.	8.977	SCREW (#8—18 x 1/2)			



1-61

### 1969 CHEVELLE GRILLE-EXPLODED

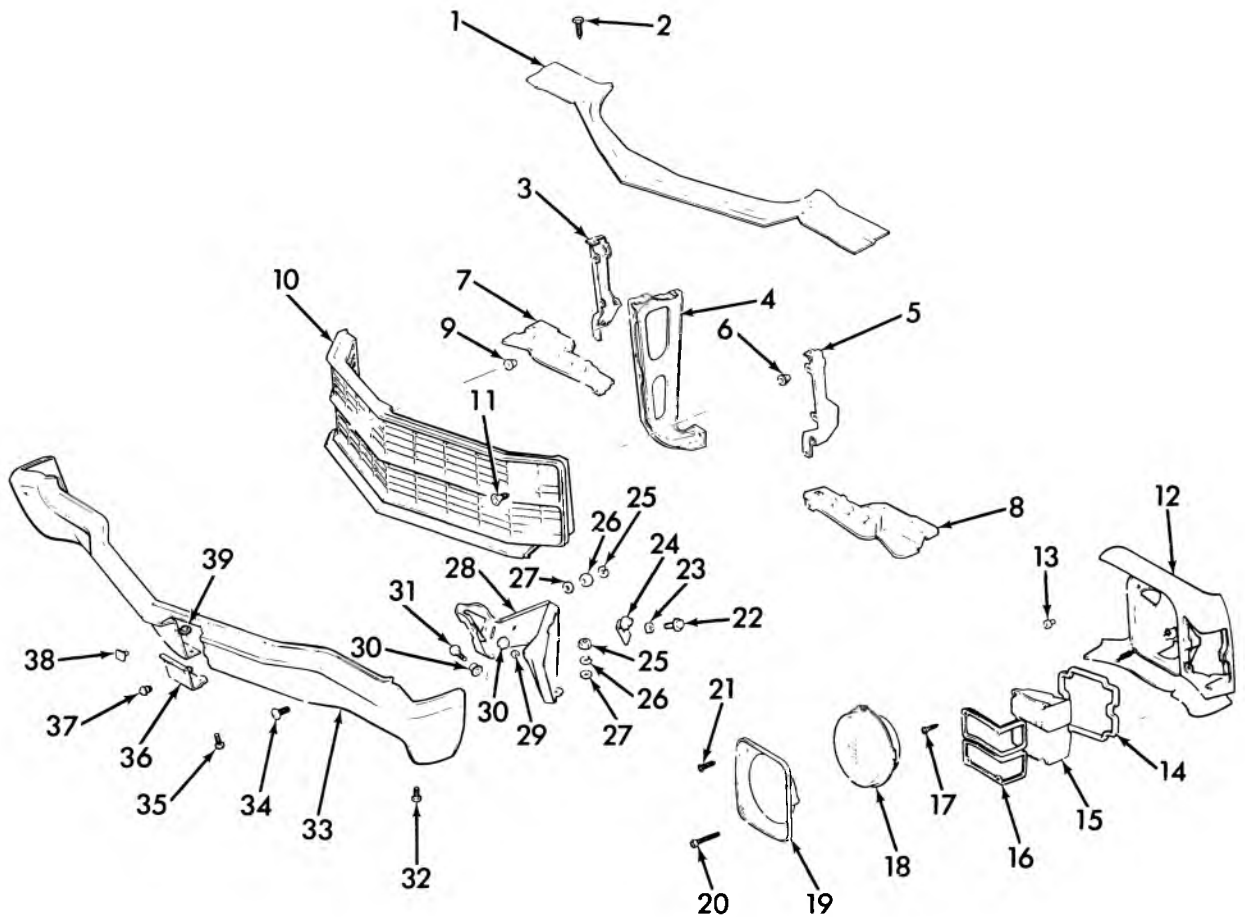
1.	2.725	LAMP ASM.—head (inner)	19.	7.865	SPL. WASHER—frt. & rr. (1/2 x 1-1/4 x 1/8)
2.	2.725	LAMP ASM.—head (outer)	20.	8.900	BOLT (1/2—13 x 1-1/2)
3.	2.585	LAMP ASM.—parking (R.H. & L.H.)	21.	7.836	BRACE—(L.H. & R.H.)
	2.585	LAMP ASM.—parking (pickup) (R.H. & L.H.)	22.	7.869	BRACKET (R.H. & L.H.)
4.	8.977	SCREW ASM. (5/16—18 x 3/4)	23.	8.900	BOLT (7/16—14 x 1)
5.	1.266	REINFORCED ASM.—L.H.	24.	8.903	BOLT (7/16—14 x 1)
6.	N.L.	NUT	25.	7.831	BAR—bumper face
7.	8.977	SCREW (#8—18 x 1-1/8)	26.	7.800	BUMPER—license plate
8.	1.266	GRILLE EXT.—R.H. & L.H.)	27.	7.800	NUT—special spring (1/4—14)
9.	8.991	BULB (194A WEDGE)	28.	2.728	BEZEL—headlamp (inner) (R.H. & L.H.)
10.	2.575	LAMP ASM.—side marker		2.728	BEZEL—headlamp (outer) (R.H. & L.H.)
11.	2.575	BEZEL—frt. fdr. marker	29.	1.266	GRILLE—radiator
12.	8.915	NUT	30.	2.729	SCREW ASM.—headlamp assy. & mldg. attach. (1/4—20 x 3/8)
13.	8.977	SCREW (8—18 x 1/2)	31.	1.287	PANEL—bumper filler
14.	8.977	SCREW (8—18 x 3/4)	32.	1.266	REINFORCEMENT ASM.—R.H.
15.	8.929	P. WASHER (32/64 x 7/8 x 1/16)	33.	8.080	SUPPORT ASM.—hood lk. catch
16.	8.931	L. WASHER (7/16)	34.	8.915	NUT (1/4—20)
17.	8.915	NUT (7/16—14)	35.	1.266	PANEL ASM.—header, radiator
18.	8.915	NUT (1/2—13)			



1-64

### 1970 CHEVELLE GRILLE & BUMPER (EXC. MONTE CARLO)

1.	8.977	SCREW (1/4-14 x 5/8)	26.	8.900	BOLT (7/16-14 x 1)
2.	1.267	BAR ASSY.—frt. fender tie	27.	8.903	BOLT (7/16-14 x 1)
3.	1.267	BRACKET ASSY.—rad. grille (R.H. & L.H.)	28.	8.900	BOLT (1/3-20 x 5/8)
4.	8.921	"U" NUT (1/4-14)	29.	7.800	BUMPER—front
5.	1.287	PANEL ASSY.—rad. grille to frt. bpr. filler	30.	7.800	BRACKET—license
6.	2.725	LAMP ASSY.—inner (R.H. & L.H.)	31.	7.800	NUT—special spring (1/4-14)
7.	2.725	LAMP ASSY.—outer (R.H. & L.H.)	32.	7.831	BAR—front
8.	2.737	SPRING—headlamp lens, sealed beam retaining	33.	8.917	NUT (1/4-20)
9.	2.575	LAMP ASSY.—park	34.	8.915	NUT (1/2-13)
10.	7.800	BUMPER—backing lamp bumper	35.	7.869	BRACKET—front face bar (R.H. & L.H.)
11.	8.913	SCREW (10-24 x 1/2)	36.	7.865	SPL. WASHER—rr. face bar reinf. to bumper serr. tooth
12.	8.131	SCREW (8-18 x 1/2)	37.	8.820	PAD—jack
13.	8.131	EXTENSION—frt. fdr. (R.H. & L.H.)	38.	8.820	BRACKET—jack rad.
14.	7.800	BUMPER—frt.	39.	8.977	SCREW (8-18 x 3/4)
15.	2.575	LAMP ASSY.—frt. fdr. marker (R.H. & L.H.)	40.	8.153	BRACKET—extension (R.H. & L.H.)
16.	8.921	"U" NUT (8-18)	41.	8.921	"U" NUT (1/4-14)
17.	2.728	BEZEL ASSY.—headlamp (R.H. & L.H.)	42.	8.977	SCREW (8-18 x 1/2)
18.	8.132	MOULDING—extension (R.H. & L.H.)	43.	1.266	GRILLE—radiator
19.	8.900	BOLT (7/16-14 x 1-1/8)	44.	8.080	SUPPORT ASSY.—hood lock catch
20.	8.915	NUT (7/16-14)	45.	8.915	NUT (1/4-20)
21.	8.931	L/WASHER (7/16)	46.	2.729	SCREW ASSY.—headlamp assy. & midg. attach. (1/4-20 x 3/8)
22.	8.929	P/WASHER	47.	9.744	NUT, bezel at upr. end, pnl. compt., cluster upr.
23.	7.836	BRACE ASSY.—front face bar (R.H. & L.H.)	48.	1.276	SCREW—rad. supt., rad. fan shroud, rad. grille (5/16-18 x 3/4)
24.	8.900	BOLT (1/2-13 x 1-1/4)			
25.	7.865	SPL. WASHER—frt. & rr. (1/2 x 1-1/4 x 1/8)			

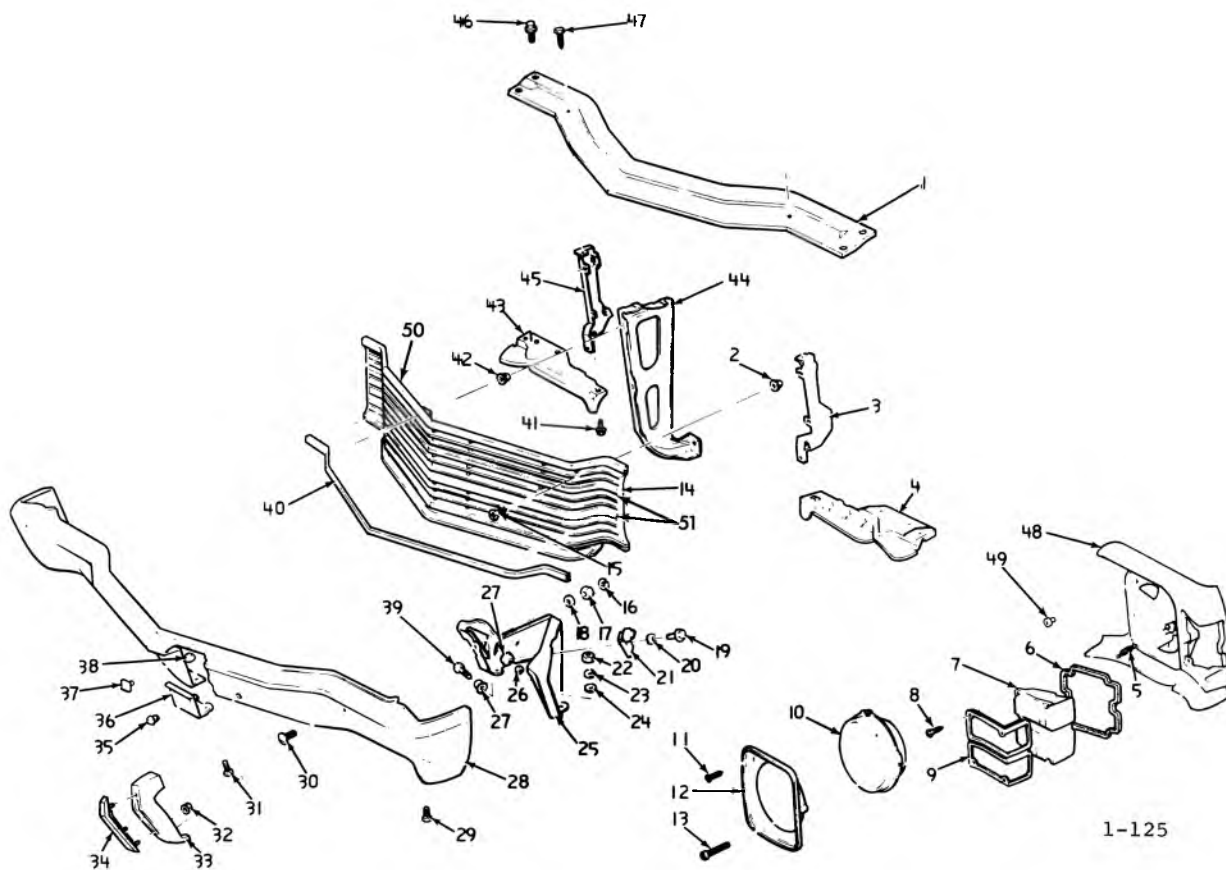


1-53

### 1971 CHEVELLE GRILLE AND BUMPER (Exc. Monte Carlo)

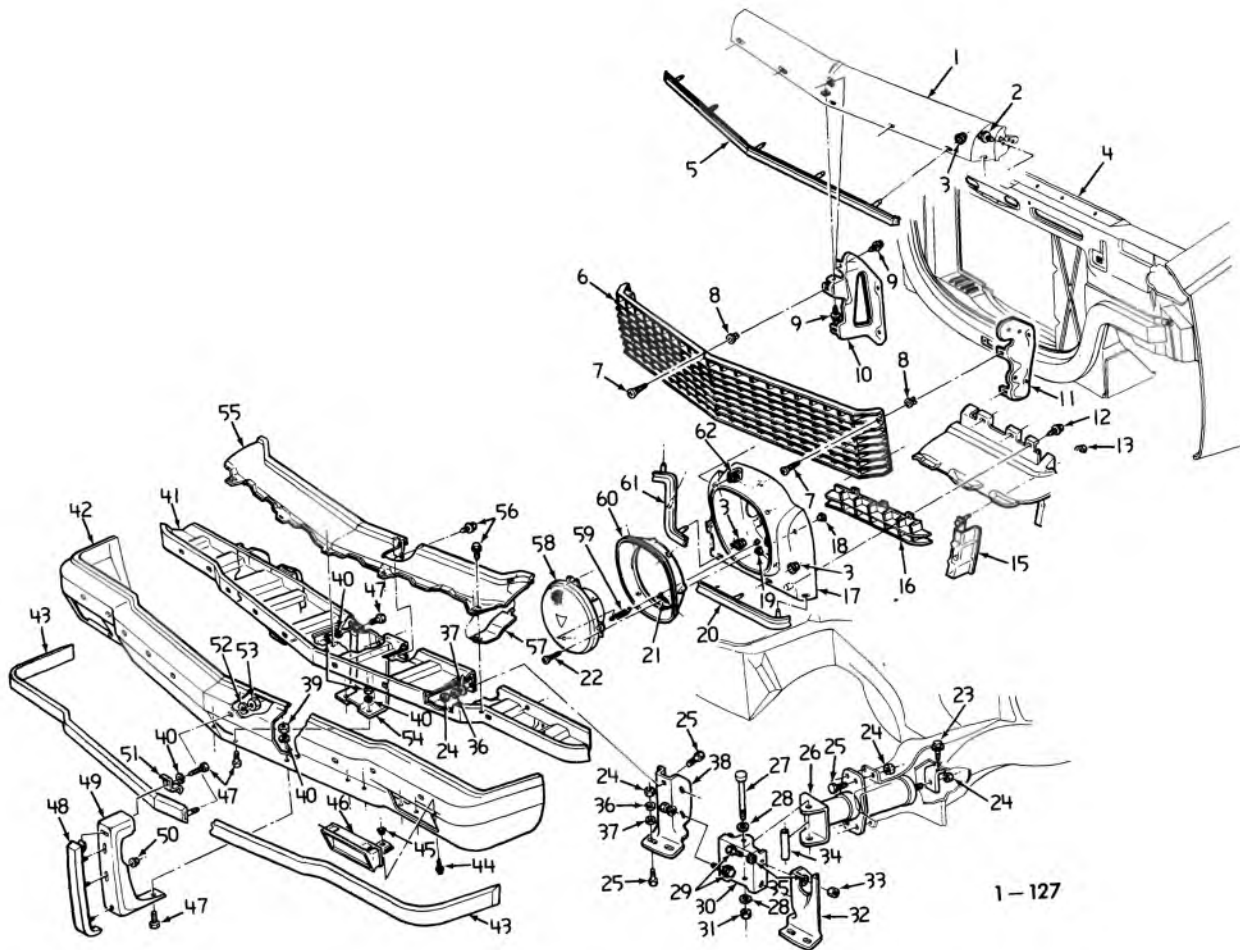
1.	1.267	BAR ASSY.—frt. fdr. tie	19.	2.728	BEZEL ASSY.—headlamp (R.H. & L.H.)
2.	1.276	SCREW—rad. supt., fan shroud, grille (5/16—18 x 3/4)	20.	2.737	SCREW—headlamp beam adj.
3.	1.267	BRACKET ASSY.—L.H., radiator grille	21.	8.977	SCREW (8—18 x 3/4)
4.	8.080	SUPPORT ASSY.—hood lk. catch	22.	8.900	BOLT (7/16—14 x 1-1/8)
5.	1.267	BRACKET ASSY.—R.H., radiator grille	23.	7.865	WASHER—rr. face bar reinf. to bpr. serr. tooth
6.	2.729	NUT—push-in	24.	N.S.	PAD
7.	1.270	REINFORCEMENT ASSY.—(L.H.) frt. fender to rad. supt.	25.	8.915	NUT (7/16—14)
8.	1.270	REINFORCEMENT ASSY.—(R.H.) frt. fender to rad. supt.	26.	8.931	WASHER (7/16)
9.	2.729	NUT—push-in	27.	8.929	WASHER (15/32 x 7/8 x 3/64)
10.	1.266	GRILLE—radiator	28.	7.869	BRACKET—frt. face bar (R.H. & L.H.)
11.	8.977	SCREW (8—18 x 3/4)	29.	8.915	NUT (1/2—13)
12.	8.131	EXTENSION—front fender (R.H. & L.H.)	30.	7.865	WASHER—frt. and rr. (1/2 x 1-1/4 x 1/8)
13.	2.729	NUT—plastic	31.	8.900	BOLT (1/2—13 x 1-1/4)
14.	2.590	GASKET—park and side marker	32.	8.900	BOLT (7/16—14 x 1)
15.	2.589	LENS—park & directional signal (R.H. & L.H.)	33.	7.831	BAR—front
16.	2.575	BEZEL—park lamp & side marker (R.H. & L.H.)	34.	8.903	BOLT (7/16—14 x 1)
17.	8.977	SCREW (1/4—20 x 13/16)	35.	8.900	BOLT (1/4—20 x 5/8)
18.	2.727	SEALED BEAM—headlamp	36.	7.800	BRACKET—front
	2.726	RETAINER—w/ring	37.	7.800	BUMPER—front
	2.726	RING—mtg. (R.H. & L.H.)	38.	7.800	NUT—special spring (1/4—14)
			39.	8.917	NUT (1/4—20)
			40.	7.836	BRACE—front face bar (R.H. & L.H.)





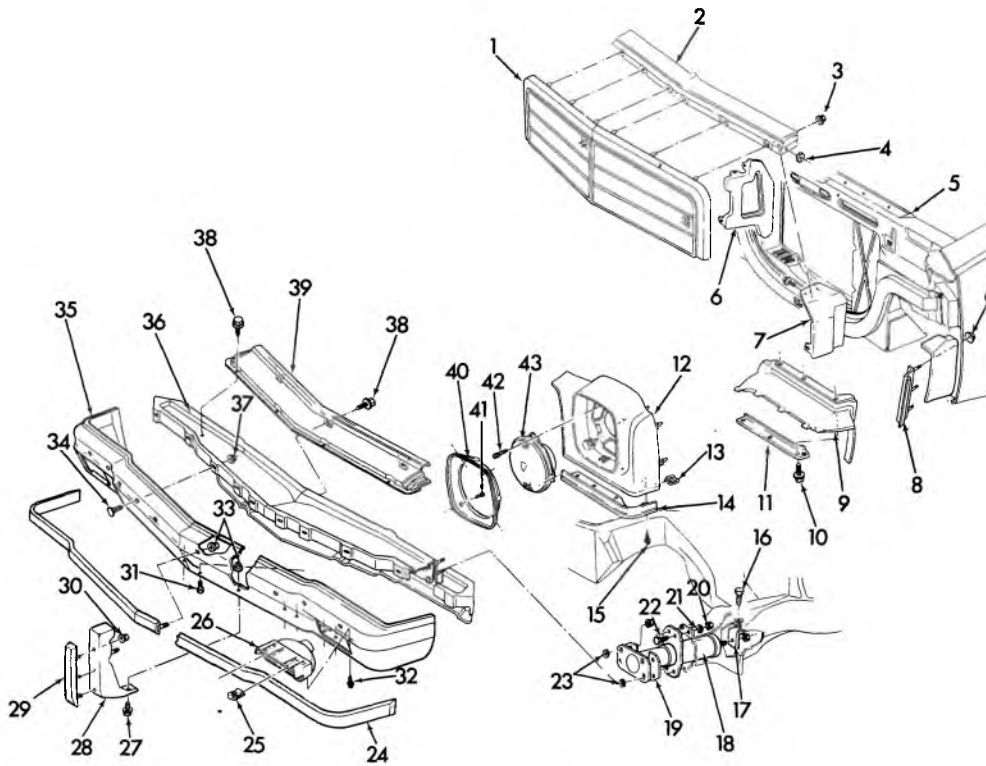
### 1972 CHEVELLE GRILLE & BUMPER (Exc. Monte Carlo)

1.	1.267	BAR ASSY.—frt. fdr. tie	28.	7.831	BAR—front
2.	2.729	NUT—push-in	29.	8.900	BOLT (7/16—14 x 1)
3.	1.267	BRACKET ASSY.—radiator grille (R.H.)	30.	8.903	BOLT (7/16—14 x 1)
4.	1.270	REINFORCEMENT ASSY.—frt. fdr. to rad. supt. (L.H.)	31.	8.900	BOLT (1/4—20 x 5/8)
5.	2.737	SPRING—headlamp beam adjusting	32.	8.921	NUT (10—24)
6.	2.590	GASKET—park and side marker	33.	7.828	GUARD ASSY.—front (R.H. & L.H.)
7.	2.589	LENS ASSY.—park & side marker	34.	7.828	CUSHION ASSY.—front
8.	8.977	SCREW (1/4—20 x 13/16)	35.	7.800	BUMPER—front
9.	2.575	BEZEL—park lamp and side marker (R.H. & L.H.)	36.	7.800	BRACKET—front license plate
10.	2.725	LAMP ASSY.—complete w/sealed beam	37.	7.800	NUT—special spring (1/4—14)
11.	8.977	SCREW (8—18 x 3/4)	38.	8.917	NUT (1/4—20)
12.	2.728	BEZEL—headlamp (R.H. & L.H.)	39.	8.900	BOLT (1/2—13 x 1-1/4)
13.	2.737	SCREW—headlamp beam adjusting	40.	1.268	MOULDING—radiator grille, lwr.
14.	1.266	GRILLE—radiator	41.	1.276	SCREW ASSY.—rad. supt., fan shroud, grille (5/16—18 x 3/4)
15.	8.977	SCREW (8—18 x 3/4)	42.	2.729	NUT—push-in
16.	8.915	NUT (7/16—14)	43.	1.270	REINFORCEMENT ASSY.—frt. fdr. to rad. supt. (R.H.)
17.	8.931	WASHER (7/16)	44.	8.080	SUPPORT ASSY.—hood lock catch
18.	8.929	WASHER (15/32 x 7/8 x 3/64)	45.	1.267	BRACKET ASSY.—radiator grille (L.H.)
19.	8.900	BOLT (7/16—14 x 1-1/8)	46.	1.276	SCREW ASSY.—rad. supt., fan shroud, grille (5/16—18 x 3/4)
20.	12.981	WASHER—frt. bracket to reinf.	47.	1.276	SCREW ASSY.—rad. supt., fan shroud, grille (5/16—18 x 3/4)
21.	N.S.	PAD	48.	8.131	EXTENSION—front fender (R.H. & L.H.)
22.	8.915	NUT (7/16—14)	49.	2.729	NUT—plastic
23.	8.931	WASHER (7/16)	50.	1.268	MOULDING—radiator grille upr.
24.	8.929	WASHER (15/32 x 7/8 x 3/64)	51.	1.268	MOULDING—radiator grille ctr.
25.	7.836	BRACE ASSY.—frt. face bar (R.H. & L.H.)			
26.	8.915	NUT (1/2—13)			
27.	7.865	WASHER—frt. & rr. (1/2 x 1-1/4 x 1/8)			



### 1973 CHEVELLE GRILLE & BUMPER (exc. MONTE CARLO)

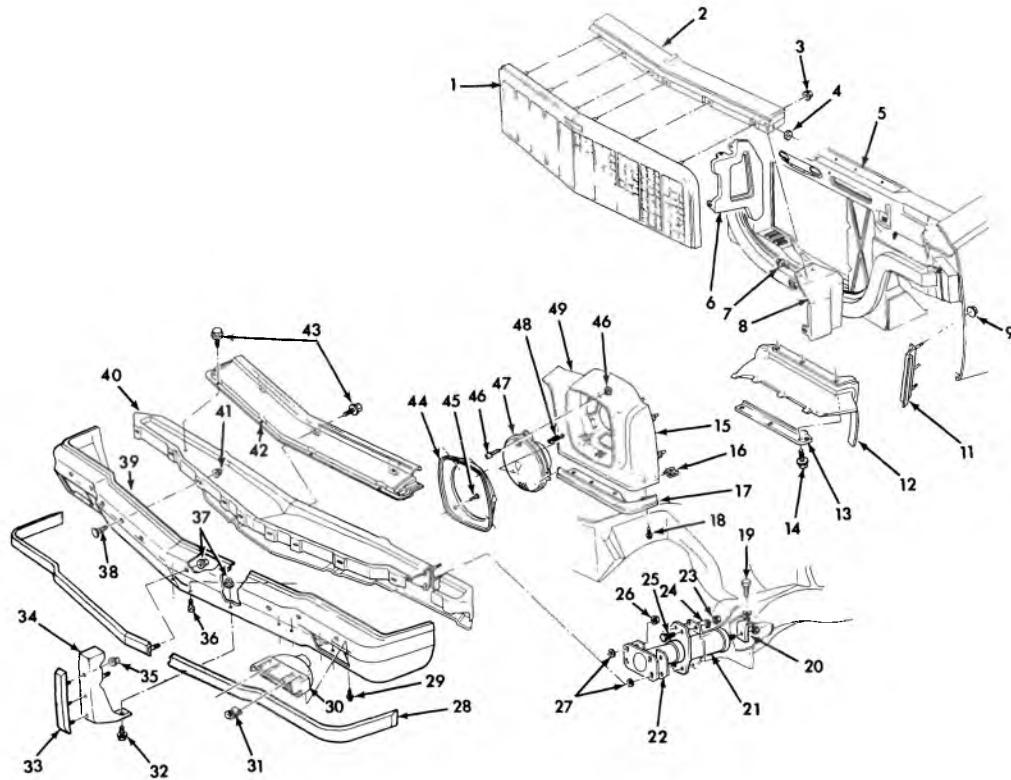
1.	1.266	PANEL ASSY. HEADER . . . . .	325203	34.	7.840	SLEEVE, frt. bpr. shk. abs. . . . .	3865601
2.	8.907	SCREW ASSY. . . . .		35.	8.929	WASHER-1/2 . . . . .	
3.	8.921	NUT . . . . .		36.	8.931	L. WASHER-7/16 . . . . .	
4.	1.270	RADIATOR SUPT. . . . .	3992683	37.	8.929	F. WASHER-7/16 . . . . .	
5.	1.303	MOULDING UNIT, hdr. pnl. . . . .	6258143	38.	7.836	SUPPORT-INNER, frt. bpr. face bar. . . . .	325257-58
6.	1.266	GRILLE . . . . .	3992688	39.	8.915	NUT 3/8-16 . . . . .	
7.	8.907	SCREW . . . . .		40.	8.931	L. WASHER 3/8 . . . . .	
8.	8.921	NUT . . . . .		41.	7.836	REINF. ASSY., frt. bpr. face bar . . . . .	3996994
9.	1.276	SCREW (5/16"-18 x 3/4") . . . . .	3960314	42.	7.831	BAR . . . . .	3992686
10.	1.287	BRKT., rad. grille to hdr. pnl. . . . .	325212	43.	7.865	IMPACT STRIP, frt. bpr. protv. ctr. . . . .	328963
11.	1.287	BRKT., rad. grille . . . . .	325221-2	44.	8.913	SCREW #10-14 x 1/2 . . . . .	
12.	8.977	SCREW 10-24 x 5/8 . . . . .		45.	8.919	NUT #10-24 . . . . .	
13.	8.921	NUT 1/4-20 . . . . .		46.	2.586	HOUSING ASSY. . . . .	5965529
14.	8.153	FILLER-FENDER . . . . .	331701-2		2.590	GASKET, park. & dir. sig. . . . .	5965532
15.	8.153	RETAINER . . . . .	331719-20		2.589	LENS . . . . .	5965533
16.	1.287	EXTENSION, rad. grille . . . . .	325217-18		2.594	SCREW . . . . .	5956386
17.	2.726	HOUSING-HDLP. . . . .	3992689-90	47.	8.900	BOLT 3/8-16 x 1 . . . . .	
18.	2.737	NUT . . . . .	3921446	48.	7.828	CUSHION ASSY., front . . . . .	328964
19.	2.729	NUT . . . . .	3919773	49.	7.828	GUARD ASSY., front . . . . .	328965-66
20.	2.728	MOULDING ASSY., hdlp. hsg. lwr. . . . .	6258331-32	50.	8.921	NUT #10-24 . . . . .	
21.	8.907	SCREW . . . . .		51.	7.829	CLAMP . . . . .	328967-68
22.	8.907	SCREW 1/4-28 x 1-5/8 . . . . .		52.	7.865	L. WASHER . . . . .	
23.	8.016	SCREW (3/8-16 x 1) . . . . .	3986997	53.	7.865	NUT . . . . .	
24.	8.915	NUT 7/16-14 . . . . .		54.	7.836	REINF. CTR. . . . .	325246
25.	8.900	BOLT 7/16-14 x 1 . . . . .		55.	1.287	FILLER, rad. grille to frt. bpr. . . . .	331703
26.	7.840	SHOCK ABSORBER, frt. bpr. . . . .	4975706	56.	8.900	SCREW 1/4-14 x 3/4 w/5/16 F. WASHER . . . . .	
27.	8.900	BOLT 5/8-11 x 5-1/2 . . . . .		57.	N.S.S.	SUPPORT . . . . .	
28.	8.929	WASHER 5/8 . . . . .		58.	2.725	LAMP ASSY., hd. . . . .	5964573
29.	8.900	BOLT 1/2-13 x 1-1/2 . . . . .		59.	2.737	SPRING . . . . .	3987016
30.	7.840	BRACKET, frt. bpr. face bar . . . . .	328941-42	60.	2.728	BEZEL . . . . .	3996945-46
31.	8.915	NUT 5/8-11 . . . . .		61.	2.728	MOULDING, hd. lp. hsg. side . . . . .	6258333-34
32.	7.836	SUPPORT-OUTER, frt. bpr. face bar . . . . .	325253-54	62.	8.915	NUT-5/16-18 w/5/16 L. WASHER . . . . .	
33.	8.915	NUT 1/2-13 . . . . .					



1-182

**1974 - CHEVELLE FRONT-BUMPER & GRILLE (exc Monte Carlo)**

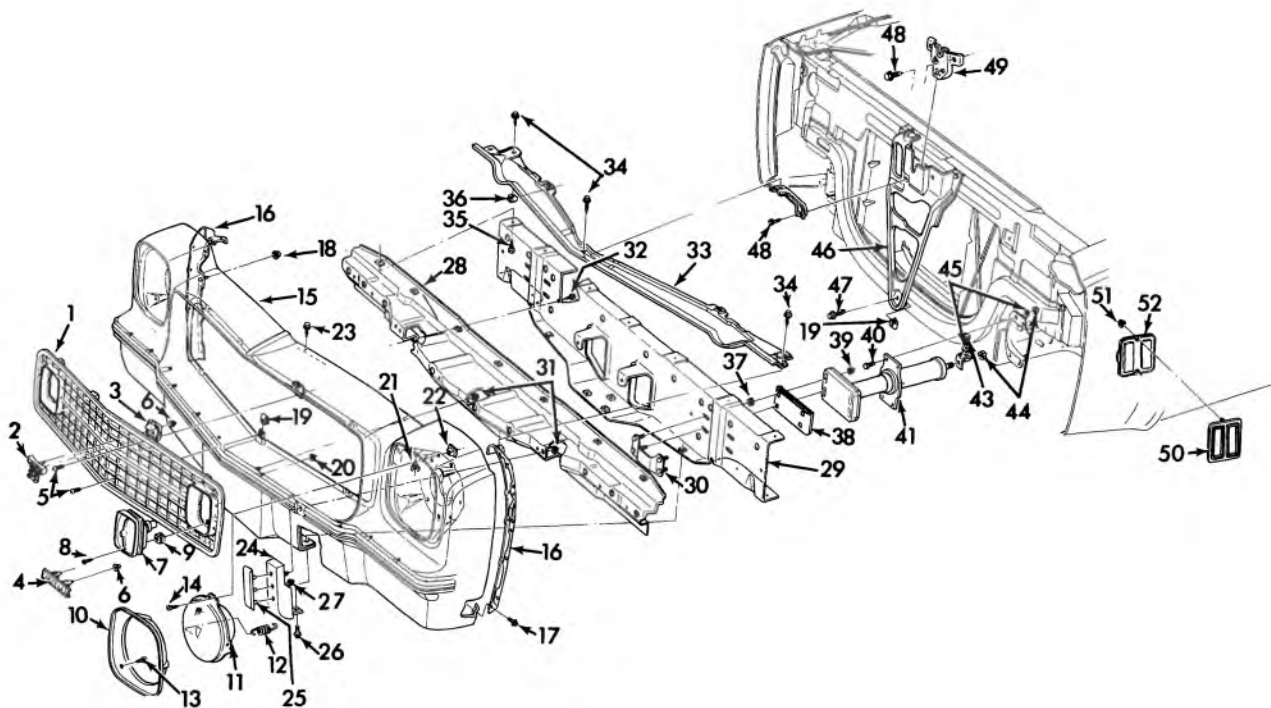
1.	1.266	GRILLE—Rad. . . . .	338511	22.	8.900	BOLT 7/16 - 14 x 1	
2.	1.263	PANEL ASSY.—Rad, Grl. Hd. . . . .	338554	23.	8.921	NUT	
3.	8.921	NUT 1/4 dia.		24.	7.865	STRIP ASSY. w/Guards . . . . .	336369
4.	8.900	BOLT—Hex 5/16 - 18 x 3/4 . . . . .	9424877	25.	8.921	NUT (12 - 16)	
5.	1.270	SUPPORT ASSY.—Rad. . . . .	3992683	26.	2.585	LAMP ASSY.—Park . . . . .	912177
6.	1.287	BRACKET—Rad. Grille to Hdr. Pnl. . . . .	325212	27.	8.900	BOLT 3/8 - 16 x 1	
7.	1.287	BRACKET—Grille-LH . . . . .	338569	28.	7.828	GUARD ASSY.—Front . . . . .	342123-24
8.	8.153	RETAINER ASSY.—Frt. Fdr. to Bpr. Fil. otr. . . . .	340173-74	29.	7.828	CUSHION ASSY.—Front . . . . .	342125
9.	7.833	FILLER—Frt. Fdr. to Bpr. . . . .	340155-56	30.	8.921	NUT (10 - 24)	
10.	8.900	SCREW—1/4 - 14 x 3/4		31.	8.900	BOLT (3/8 - 16 x 1)	
11.	8.153	RETAINER—Frt. Fdr. to Bpr. Fil. Inr. . . . .	340171-72	32.	8.900	BOLT (7/16 - 14 x 1 1/4)	
12.	2.726	HEADLAMP—Housing . . . . .	338508-07	33.	8.929	WASHER (15/32 x 59/64 x 5/64)	
13.	8.915	U NUT		34.	8.900	BOLT—	
14.	2.728	MOULDING UNIT—Hdip. housing . . . . .	6260589	35.	7.831	BAR ASSY.—(exc. Strip) . . . . .	338512
15.	7.833	FILLER—Fdr. to Bpr. . . . .	340155-56		7.831	BAR ASSY.—(w/Strip) . . . . .	340187
16.	8.016	SCREW—Hex Hd. 3/8 - 16 x 1 . . . . .	3986997	36.	7.836	REINFORCEMENT. . . . .	340167
17.	7.869	BRACKET ASSY.—Shk. Abs. . . . .	342107	37.	8.915	NUT 3/8 - 16	
18.	7.840	ABSORBER UNIT—Frt. Bpr. Shock . . . . .	4975613	38.	8.977	SCREW 5/16 - 12 x 3/4	
19.	7.836	REINFORCEMENT—Shk. Abs. . . . .	342196	39.	1.287	PANEL—Frt. Bpr. Fil. . . . .	340154
20.	8.915	NUT 7/16 - 14		40.	2.728	BEZEL—Headlamp . . . . .	338509
21.	8.929	WASHER 15/32 x 59/64 x 5/64		41.	8.977	SCREW(#8 - 19 x 3/4)	
				42.	8.907	SCREW (1/4 - 28 x 1 21/32)	
				43.	2.725	HEADLAMP CAPSULE 7" . . . . .	5964573



1-183

**1975 CHEVELLE FRONT-BUMPER & GRILLE (exc. MONTE CARLO)**

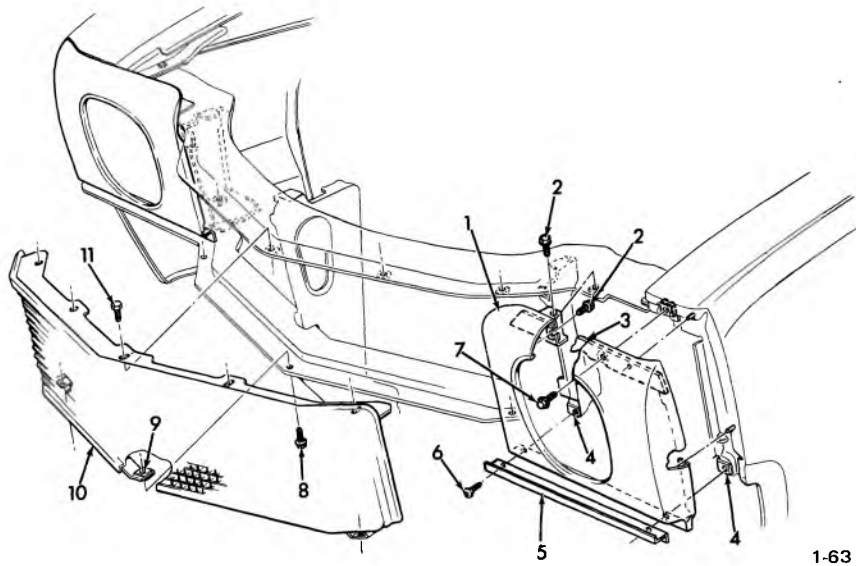
1.	1.266	GRILLE—Rad. . . . .	345347	25.	8.900	BOLT . . . . .	
2.	1.263	PANEL ASSY., Rad. Grl Hd. . . . .	347337	26.	7.874	NUT . . . . .	
3.	8.921	NUT, 1/4 dia. . . . .		27.	8.921	NUT—Push . . . . .	
4.	8.917	NUT . . . . .		28.	7.831	STRIP ASSY., w/Guards . . . . .	340170
5.	1.270	SUPPORT ASSY.,—Rad. . . . .		29.	8.900	BOLT, 3/8—16 x 1 . . . . .	
6.	1.287	BRACKET, Rad. Grl. to Hdr. Pnl. . . . .	352094	30.	2.585	LAMP ASSY.,—Frt. Fdr. Side Marker . . . . .	911723-24
7.	1.276	SCREW . . . . .	3960314	31.	8.921	U-NUT . . . . .	9431531
8.	1.287	BRACKET, Rad. Grl. . . . .	345345-46	32.	8.900	BOLT . . . . .	339437
9.	8.921	NUT . . . . .		33.	7.828	CUSHION ASSY.—Front . . . . .	352029
11.	8.153	RETAINER, Frt. Fndr. . . . .	340173-74	34.	7.828	GUARD ASSY.—Front . . . . .	352025-26
12.	7.833	FILLER, Frt. Fndr. . . . .	340155-56	35.	8.921	NUT (10-24) . . . . .	—
13.	8.153	RETAINER, Frt. Fndr. . . . .	340171-72	36.	8.900	BOLT (3/8—16 x 1) . . . . .	
14.	8.977	SCREW ASSY. . . . .		37.	8.917	NUT . . . . .	
15.	2.726	HOUSING, hdImp. . . . .	345373-74	38.	8.900	BOLT . . . . .	
16.	8.915	U-NUT . . . . .	9431530	39.	7.831	BAR ASSY. . . . .	340187
17.	2.728	MOULDING, hdImp. . . . .	340183-84	40.	7.831	REINFORCEMENT . . . . .	340167
18.	8.977	SCREW . . . . .		41.	8.915	NUT 3/8—16 . . . . .	—
19.	8.016	SCREW—Hex. Hd. 3/8—16 x 1 . . . . .		42.	1.287	PANEL—Frt. Bpr. Fil. . . . .	340154
20.	7.869	BRACKET ASSY., Shk. abs. . . . .	382184	43.	8.977	SCREW 5/16—12 x 3/4 . . . . .	—
21.	7.840	ABSORBER UNIT.—Frt. Bmpr. Shock . . . . .		44.	2.728	BEZEL—Headlamp . . . . .	345385-86
22.	7.840	REINFORCEMENT—Frt. Shk. Abs. . . . .	342196	45.	8.977	SCREW (#8—19 x 3/4) . . . . .	—
23.	8.915	NUT . . . . .	9418897	46.	8.907	SCREW ASSY. . . . .	343543
24.	8.926	WASHER . . . . .	3990160	47.	2.725	HEADLAMP ASSY. . . . .	3964573
				48.	2.737	SPRING . . . . .	345559
				49.	2.726	HOUSING, Headlamp . . . . .	352095-96



1-173

### 1974 LAGUNA GRILLE AND BUMPER

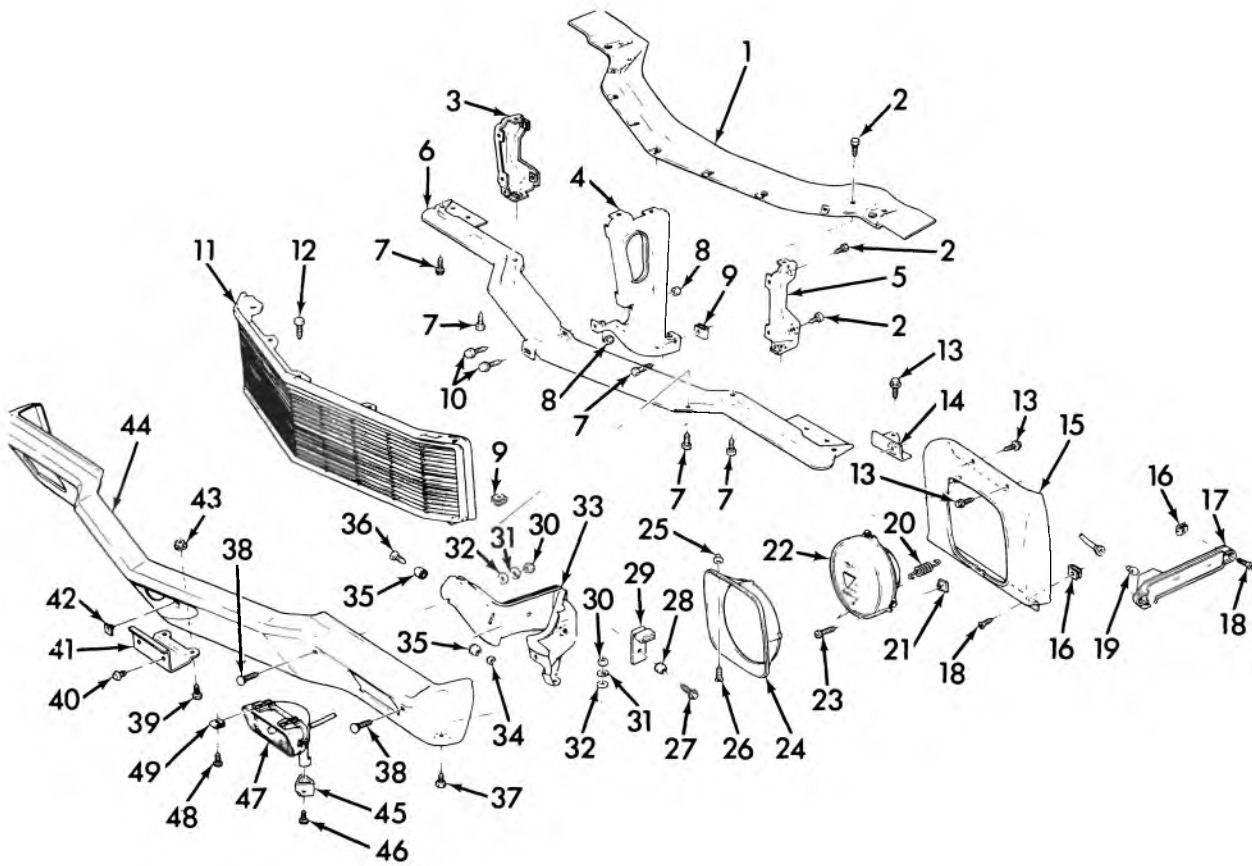
1. 1.266	GRILLE, rad..	336378	27. 8.921	NUT (1/4-20)	
2. 1.303	EMBLEM UNIT	345214	28. 7.831	REINFORCEMENT ASSY.	338583
3. 1.303	RETAINER	342186	29. 7.831	REINFORCEMENT	340188
4. 1.303	PLATE UNIT.	345209	30. 7.840	PLATE ASSY.	340189
5. 1.267	SCREW, 1/4-20 x 1	9434292	31. 8.915	NUT (3/8-16)	1378333
6. 8.921	NUT 3/16 x 9/16		32. 8.977	SCREW	
7. 2.585	LAMP ASSY, parking (LH-RH)	912179-80	33. 1.267	TIE BAR	328994
8. 8.977	SCREW	9417479	34. 1.276	SCREW	3960314
9. 8.921	NUT	9427761	35. 8.977	SCREW	
10. 2.728	BEZEL, headlamp (LH-RH)	325225-26	36. 8.921	NUT ASSY. (5/16-18)	3958324
11. 2.725	HEAD LAMP ASSY.	5962996	37. 7.833	NUT (7/16")	612019
12. 2.737	SPRING	478943	38. 7.865	SHIM	493267
13. 8.977	SCREW	9414756	39. 7.874	NUT	3930109
14. 8.907	SCREW	9432523	40. 8.900	BOLT	
15. 7.831	FACE BAR	338582	41. 7.840	ABSORBER ASSY.	4975613
16. 7.836	SUPPORT. (LH-RH)	328925-26	42. 7.840	BRACKET	342184
17. 8.900	SCREW	180016	43. 8.900	BOLT	
18. 8.921	NUT	9422265	44. 8.916	NUT	
19. 8.921	U-NUT.	1494252	45. 8.929	WASHER (15/32")	120395
20. 8.921	NUT	3866846	46. 8.080	SUPPORT ASSY.	3999753
21. 2.729	NUT	3919773	47. 1.276	SCREW	3960314
22. 2.737	NUT	3921446	48. 8.016	SCREW	3986997
23. 8.977	SCREW		49. 8.083	LATCH ASSY.	325300
24. 7.828	GUARD ASSY.	342153-54	50. 2.575	BEZEL ASSY.	325295-96
25. 7.828	CUSHION ASSY.	345318	51. 8.921	NUT	
26. 8.900	BOLT (3/8-16x1 1/4)		52. 2.575	LAMP ASSY.	911723-24



1-63

### 1970 MONTE CARLO GRILLE AND FENDER EXTENSION

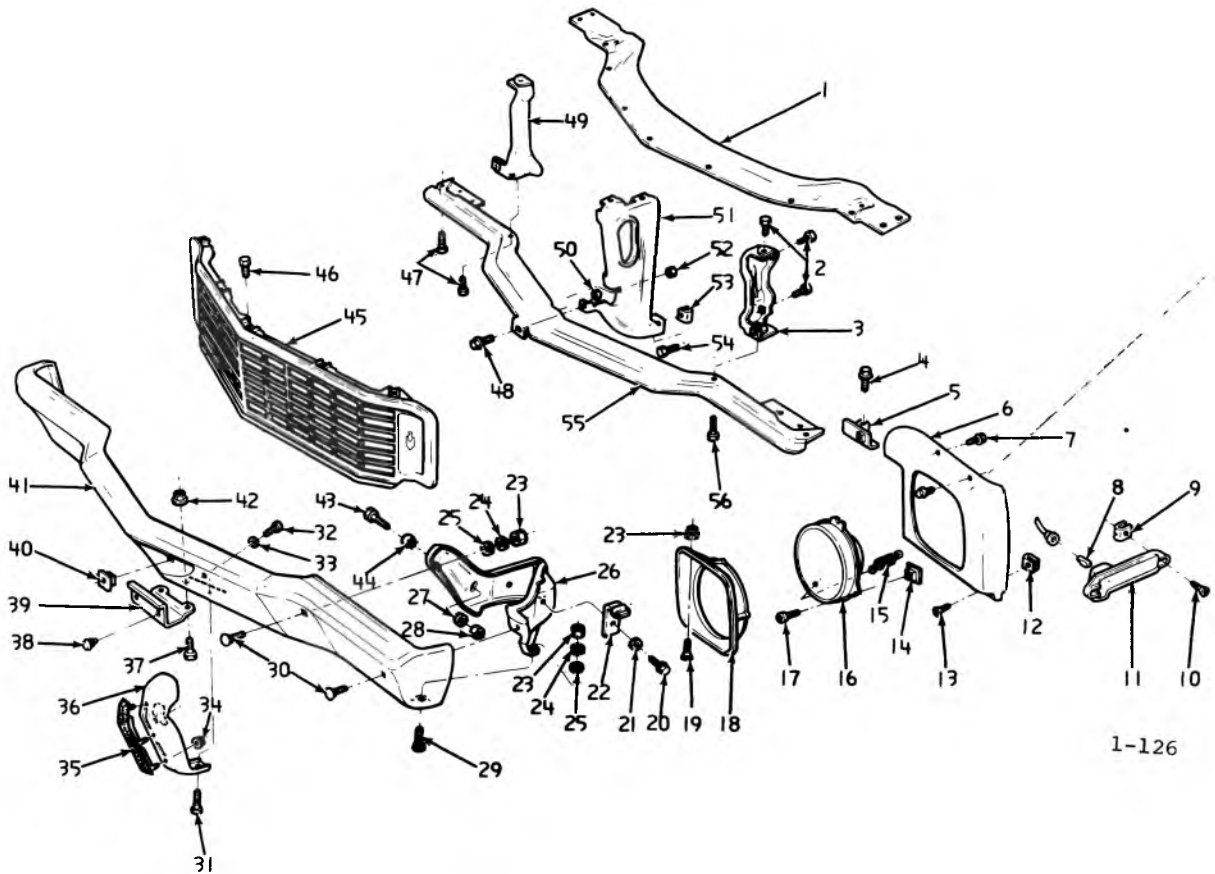
- |    |       |  |     |       |  |
|----|-------|--|-----|-------|--|
| 1. | 8.131 | EXTENSION—frt. fdr. (R.H. & L.H.)                    | 6.  | 8.977 | SCREW (8—19 x 3/4)   |
| 2. | 1.276 | SCREW—rad. supt., fan shroud, grille (5/16—18 x 3/4) | 7.  | 1.276 | SCREW—rad. supt. to frt. fender skirt, filler pnl. to grille bracket (5/16—18 x 1-1/2) |
| 3. | 8.133 | RETAINER ASSY.—fender extension (R.H. & L.H.)        | 8.  | 8.977 | SCREW (1/4—14 x 5/8)   |
| 4. | 8.921 | “U” NUT (8—18)                                       | 9.  | 8.921 | “U” NUT (1/4—14)   |
| 5. | 8.132 | MOULDING—fender extension (R.H. & L.H.)              | 10. | 1.266 | GRILLE—radiator  |
|    |       |  | 11. | 8.931 | SCREW (1/4)  |



1-54

### 1971 MONTE CARLO GRILLE AND BUMPER

1.	1.267	BAR ASSY.—frt. fender tie	24.	2.728	BEZEL ASSY.—headlamp (R.H. & L.H.)
2.	1.276	SCREW—rad. supt., fan shroud, grille (5/16—18 x 3/4)	25.	2.729	NUT—plastic
3.	1.267	BRACKET ASSY.—L.H., radiator grille	26.	8.977	SCREW (8—18 x 3/4)
4.	8.080	SUPPORT ASSY.—hood lock catch	27.	8.900	BOLT (7/16—14 x 1-1/8)
5.	1.267	BRACKET ASSY.—R.H., radiator grille	28.	7.865	WASHER—rr. face bar reinf. to bpr. serr. tooth
6.	1.287	PANEL—radiator grille to frt. bar filler	29.	N.S.	PAD
7.	8.900	BOLT (5/16—18 x 1)	30.	8.915	NUT (7/16—14)
8.	8.915	NUT (1/4—20)	31.	8.931	WASHER (7/16)
9.	8.921	NUT	32.	8.929	WASHER (15/32 x 7/8 x 3/64)
10.	8.900	BOLT (1/4—20 x 11/16)	33.	7.869	BRACKET—front face bar (R.H. & L.H.)
11.	1.266	GRILLE—radiator	34.	8.915	NUT (1/2—13)
12.	8.900	BOLT (1/4—20 x 5/8)	35.	7.865	WASHER—frt. and rr. (1/2 x 1-1/4 x 1/8)
13.	1.276	SCREW—rad. supt., fan shroud, grille (5/16—18 x 3/4)	36.	8.900	BOLT (1/2—13 x 1-1/4)
14.	8.153	BRACKET—extension (R.H. & L.H.)	37.	8.903	BOLT (7/16—14 x 1)
15.	8.131	EXTENSION—frt. fender (R.H. & L.H.)	38.	8.903	BOLT (7/16—14 x 1)
16.	8.921	NUT	39.	8.900	BOLT (1/4—20 x 5/8)
17.	2.575	LAMP ASSY.—frt. fender marker (R.H. & L.H.)	40.	7.800	BUMPER—front
18.	8.977	SCREW (8—18 x 1/2)	41.	7.800	BRACKET—front
19.	8.991	BULB (194A)	42.	7.800	NUT—special spring (1/4—14)
20.	2.737	SPRING—headlamp beam adjusting	43.	8.917	NUT (1/4—20)
21.	2.737	NUT—headlamp beam adjusting	44.	7.831	BAR—front
22.	2.727	SEALED BEAM—headlamp	45.	2.688	RETAINER—parking lamp
	2.726	RETAINER—w/ring	46.	8.977	SCREW (10—16 x 3/4)
	2.726	RING—mtg. (R.H. & L.H.)	47.	2.585	LAMP ASSY.—parking
23.	2.737	SCREW—headlamp beam adjusting	48.	8.977	SCREW (10—16 x 7/8)
			49.	8.921	NUT (10—16)

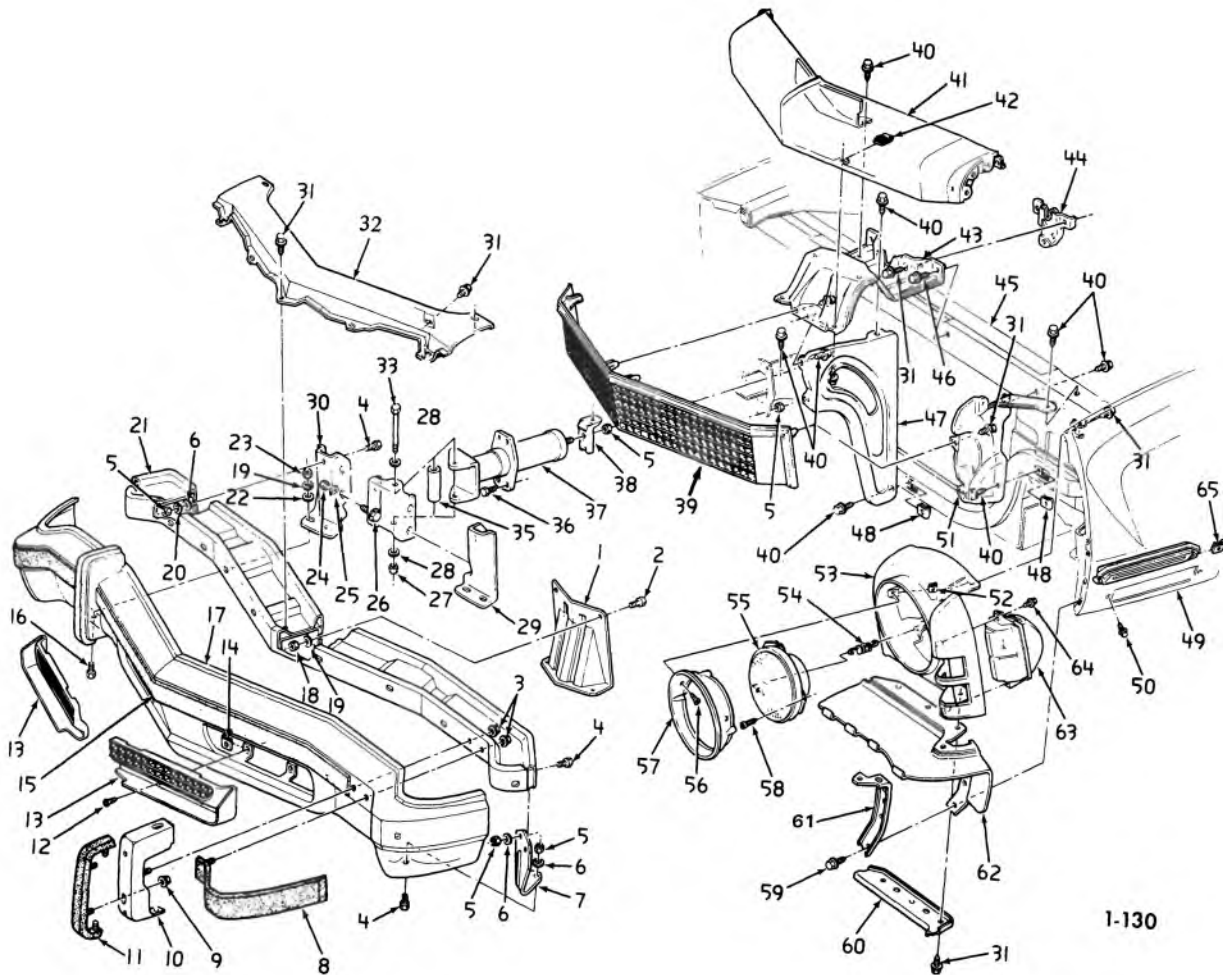


1-126

### 1972 MONTE CARLO GRILLE AND BUMPER

1.	1.267	BAR ASM.—front fender tie	27.	7.865	WASHER—frt. and rr. (1/2 x 1-1/4 x 1/8)
2.	1.276	SCREW—rad. supt., fan shroud, grille (5/16—18 x 3/4)	28.	8.915	NUT (1/2—13)
3.	1.267	BRACKET—radiator (L.H.)	29.	8.903	BOLT (7/16—14 x 1)
4.	1.276	SCREW—rad. supt., fan shroud, grille (5/16—18 x 3/4)	30.	8.903	BOLT (7/16—14 x 1)
5.	8.153	BRACKET—extension (R.H. & L.H.)	31.	8.900	BOLT
6.	8.131	EXTENSION—front fender (R.H. & L.H.)	32.	8.900	BOLT
7.	1.276	SCREW—rad. supt., fan shroud, grille (5/16—18 x 3/4)	33.	8.931	WASHER (3/8)
8.	8.991	BULB (194A)	34.	8.921	NUT (10—24)
9.	8.921	J-NUT (8—18)	35.	7.828	CUSHION ASM.—front
10.	8.977	SCREW (8—18 x 1/2)	36.	7.828	GUARD ASM.—front (R.H. & L.H.)
11.	2.575	LAMP ASSY.—frt. fender marker (R.H. & L.H.)	37.	8.900	BOLT (1/4—20 x 5/8)
12.	8.921	J-NUT	38.	7.800	BUMPER—front
13.	8.977	SCREW (8—18 x 1/2)	39.	7.800	BRACKET—front
14.	2.737	NUT—headlamp beam adjusting	40.	7.800	NUT—special spring (1/4—14)
15.	2.737	SPRING	41.	7.831	BAR—front
16.	2.727	SEALED BEAM—headlamp	42.	8.917	NUT (1/4—20)
	2.726	RETAINER—w/ring	43.	8.900	BOLT (1/2—13 x 1-1/4)
	2.726	RING—mtg. (R.H. & L.H.)	44.	7.865	WASHER—frt. & rr. (1/2 x 1-1/4 x 1/8)
17.	2.737	SCREW—headlamp beam adjusting	45.	1.266	GRILLE—radiator
18.	2.728	BEZEL ASSY.—headlamp (R.H. & L.H.)	46.	8.900	SCREW (1/4—20 x 5/8)
19.	8.977	SCREW (8—18 x 3/4)	47.	8.900	BOLT (5/16—18 x 1)
20.	8.900	BOLT (7/16—14 x 1-1/8)	48.	8.900	BOLT (1/4—20 x 11/16)
21.	12.981	WASHER—frt. bracket to reinforcement	49.	1.267	BRACKET—radiator (R.H.)
22.	N.S.	PAD	50.	8.915	NUT (1/4—20)
23.	2.729	NUT	51.	8.080	SUPPORT—hood lock catch
24.	8.931	WASHER (7/16)	52.	8.915	NUT (1/4—20)
25.	8.929	WASHER (15/32 x 7/8 x 3/64)	53.	8.921	U-NUT
26.	7.869	BRACKET—front face bar (R.H. & L.H.)	54.	1.276	SCREW—rad. supt., fan shroud, grille (5/16—18 x 3/4)
			55.	1.287	PANEL ASSY.—rad. grille to front bpr. filler
			56.	1.276	SCREW—rad. supt., fan shroud, grille (5/16—18 x 3/4)

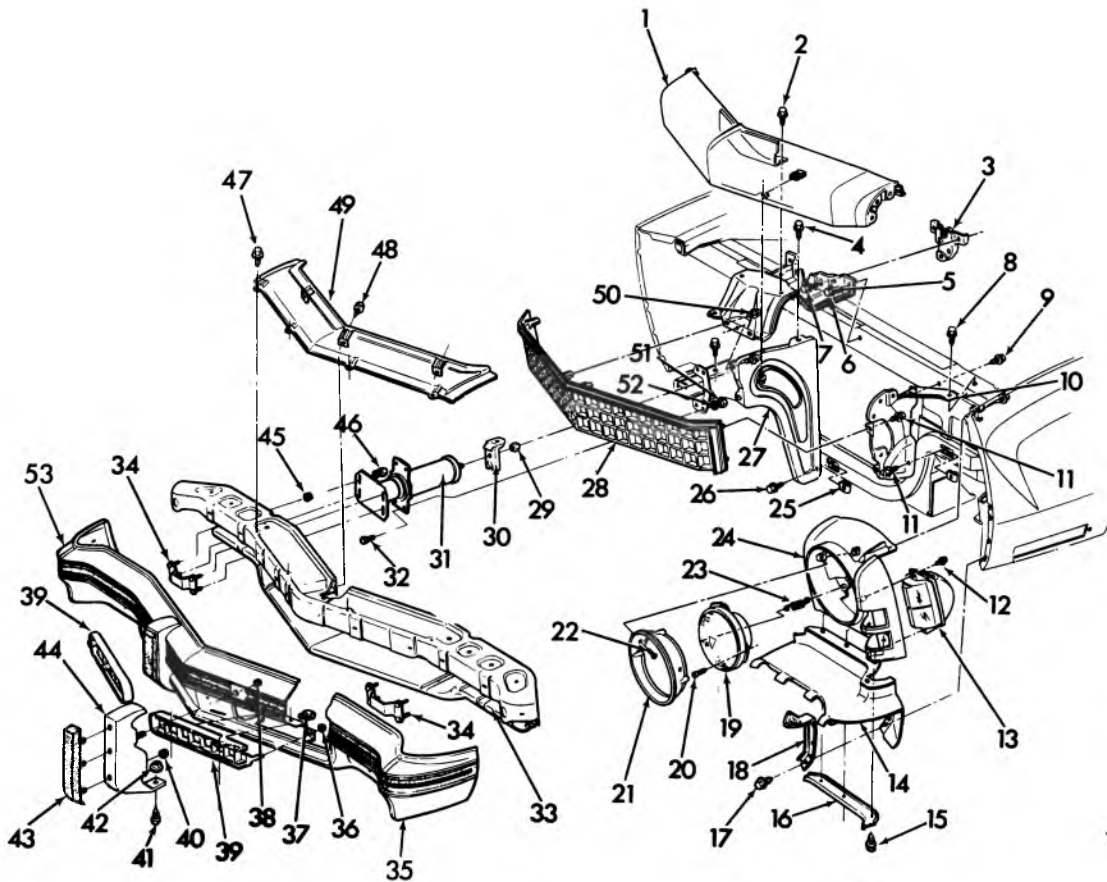




1-130

### 1973 MONTE CARLO GRILLE & BUMPER

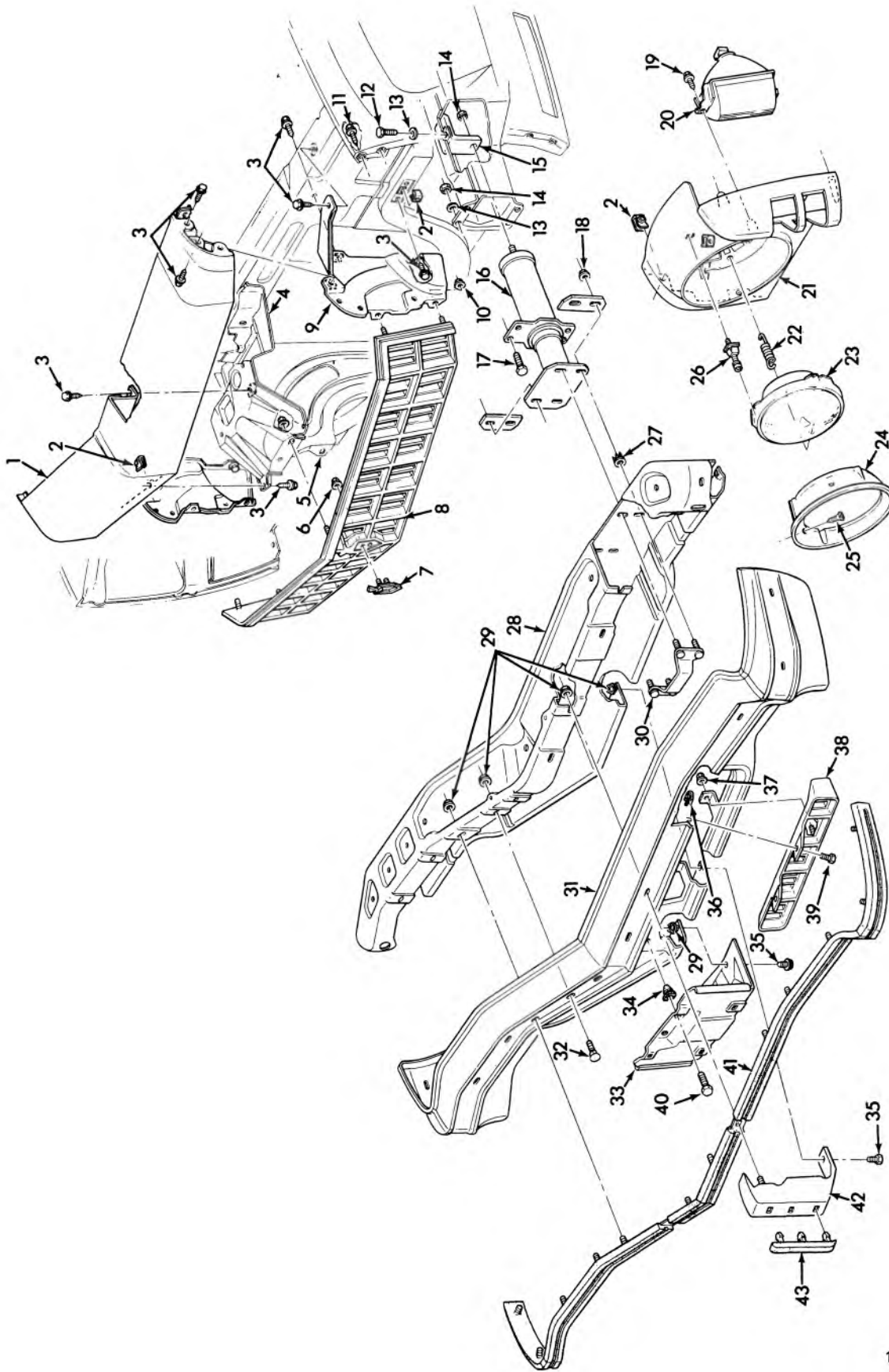
1. 7.836	REINF., frt. bpr. face bar ctr. . . . .	3996957	37. 7.840	SHOCK ABSORBER . . . . .	4964402
2. 8.900	SCREW 3/8-16 x 1		38. 7.840	BRACKET, frt. bpr. shk. abs. . . . .	325292
3. 8.919	NUT 3/8-16		39. 1.266	GRILLE, upr. . . . .	3987079
4. 8.900	BOLT 7/16-14 x 1-1/4		40. 8.977	SCREW 5/16-18 x 13/16	
5. 8.915	NUT 7/16-14		41. 1.266	PANEL ASSY., header . . . . .	3987018
6. 8.929	F. WASHER 7/16		42. 8.915	NUT 5/16-18	
7.			43. 8.083	PLATE ASSY., hd. lk. mtg. . . . .	3999781
8. 7.865	STRIP ASSY., frt. bpr. protv. side . . . . .	328973	44. 8.083	LATCH ASSY., hood . . . . .	325300
9. 8.919	NUT 3/8-16		45. 1.270	RADIATOR SUPPORT . . . . .	3992683
10. 7.828	GUARD ASSY., frt. . . . .	328977-78	46. 8.977	SCREW	
11. 7.828	CUSHION ASSY., frt. . . . .	328976	47. 8.080	SUPT. ASSY., hd. lk. catch . . . . .	3999735
12. 8.900	SCREW		48. 8.915	NUT 5/16-18	
13. 1.266	GRILLE LOWER . . . . .	325297-98	49. 2.575	LAMP ASSY. . . . .	911967-68
14. 8.921	NUT		50. 8.977	SCREW #10-16 x 5/8	
15. 7.865	STRIP ASSY., frt. bpr. protv. ctr. . . . .	328975	51. 1.267	BRACKET . . . . .	340179-80
16. 8.900	SCREW 3/8-16 x 1		52. 8.915	NUT #8-18	
17. 7.831	BAR . . . . .	331790	53. 2.726	HOUSING . . . . .	3996939-40
18. 8.915	NUT 3/8-16		54. 2.737	SPRING . . . . .	3987016
19. 8.931	L. WASHER 3/8		55. 2.725	LAMP ASSY., head . . . . .	5964573
20. 8.931	L. WASHER 7/16		56. 8.977	SCREW #8-18 x 3/4	
21. 7.836	REINF., frt. bpr. face bar . . . . .	325260	57. 2.728	BEZEL ASSY. . . . .	3996988-87
22. 8.929	F. WASHER 7/16		58. 8.907	SCREW (1/4-28 x 1-5/8)	
23. 8.915	NUT 3/8-16		59. 8.977	SCREW	
24. 8.915	NUT 1/2-13		60. 1.287	RETAINER, frt. fdr. to bpr. fil. inr. . . . .	325249-50
25. 8.931	L. WASHER 1/2		61. 1.287	RETAINER, frt. fdr. to bpr. fil. otr. . . . .	325247-48
26. 8.900	BOLT		62. 7.833	PANEL, frt. fdr. to bpr. . . . .	3996953-54
27. 8.915	NUT 5/8-18		63.	N.S. LAMP ASSY.	
28. 8.929	F. WASHER 5/8		2.586	HOUSING ASM., park lamp . . . . .	32-31
29. 7.836	SUPPORT, frt. bpr. face bar inr. . . . .	325257-58	2.589	LENS, park. & dir. sig. . . . .	5965636-35
30. 7.836	SUPPORT, frt. bpr. face bar otr. . . . .	325253-54	2.590	GASKET, park. & dir. sig. . . . .	5965630
31. 8.900	SCREW		64. 8.977	SCREW	
32. 1.287	FILLER, rad. grille to frt. bpr. . . . .	331705	65. 8.915	NUT #10-16	
33. 8.900	BOLT				
35. 7.840	SLEEVE, frt. bpr. shock abs. . . . .	3865601			
36. 8.900	SCREW 7/16-14 x 1				



1-176

### 1974 MONTE CARLO—FRONT BUMPER & GRILLE

1.	1.266	PANEL ASSY.—Header . . . . .	338574	27.	8.080	SUPPORT SHIELD—Assy. Hood . . .	338515
2.	8.977	SCREW—(5/16 - 12 x 3/4) . . . . .		28.	1.266	GRILLE ASSY.—Radiator Upr. . . . .	336370
3.	8.083	LATCH ASSY.—Hood . . . . .	325300	29.	8.915	NUT (7/16 - 14) . . . . .	
4.	8.977	SCREW, 5/16 - 18 . . . . .		30.	7.869	BRACKET ASSY.—Shock Abs. . . . .	492976
5.	8.083	PLATE ASSY.—Hood Latch Mtg. . . . .	338517	31.	7.840	SHOCK ABSORBER—Front Bumper .	4975617
6.	8.016	SCREW (3/8 - 16 x 1) . . . . .		32.	8.900	BOLT . . . . .	
7.	1.276	SCREW—(5/16 - 18 x 13/16) . . . . .	3960314	33.	7.836	REINFORCEMENT ASSY.—Frt. Bpr.	
8.		SCREW . . . . .				Face Bar . . . . .	338560
9.		SCREW . . . . .		34.	7.840	PLATE ASSY.—Bpr Face Bar Stud . .	335992
10.	1.267	BRACKET ASSY.—Radiator Grille . .	340179-80	35.	7.865	STRIP ASSY.—Frt. Bpr. Proto. . . . .	340195
11.		SCREW . . . . .		36.	6.760	NUT—Hex Lge. Flg. 3/8 - 16 . . . . .	1378333
12.	8.977	SCREW (1/4 - 14 x 3/4) . . . . .		37.	1.269	NUT—U Shape . . . . .	1494253
13.	2.585	LAMP ASSY.—Parking . . . . .	912219-20	38.	6.760	NUT—Hex Lge. Flg. 3/8 - 16 . . . . .	1378333
14.	7.833	FILLER—Frt. Fdr. to Bpr. . . . .	340151-52	39.	1.266	GRILLE—Rad. Lwr. . . . .	338577-78
15.	8.900	SCREW (1/4 - 14 x 3/4) . . . . .		40.	8.915	NUT . . . . .	
16.	1.287	RETAINER—Frt. Fdr. to Bpr.		41.	8.977	SCREW (3/8 - 16 x 1/8) . . . . .	9431970
		Fil. Inr. . . . .	325249-50	42.	6.760	NUT—Hex Lg. Flg. (3/8 - 16) . . . . .	1378333
17.	8.900	SCREW—(1/4 - 14 x 3/4) . . . . .		43.	7.828	CUSHION ASSY.—Frt. Bpr. Guard . .	342155
18.	1.287	RETAINER—Frt. Fdr. to Bpr.		44.	7.828	GUARD ASSY.—Frt. Bpr. . . . .	342153-54
		Fil. Otr. . . . .	325247-48	45.	5.813	NUT—Spl. Hd. (7/16 - 20) . . . . .	358501
19.	2.725	HEADLAMP ASSY.—Comp.		46.	7.874	NUT (7/16 - 14) . . . . .	3930109
		w/Sealed Beam . . . . .	5964573	47.	8.977	SCREW—Hex. Head (5/16 - 12 x 5/8) .	9422232
20.	8.907	SCREW—(1/4 - 28 x 1-3/4) . . . . .		48.	1.287	PANEL—Rad. Grille to Frt. Bpr. Fil. .	340153
21.	2.728	BEZEL ASSY.—Headlamp . . . . .	3996987-88	49.	8.977	SCREW—Hex Head (5/16 - 12 x 5/8) .	9422232
22.	8.977	SCREW (8-18 x 3/4) . . . . .		50.	8.977	SCREW . . . . .	
23.	2.737	SPRING—Headlamp Beam Adj. . . . .	3987016	51.	8.915	NUT (7/16 - 14) . . . . .	
24.	2.726	HOUSING—Frt. Fdr. Hdtp & Pk. Lamp	336363-64	52.	8.929	WASHER (15/32 ID) . . . . .	
25.	8.915	NUT (5/16 - 18 x 1/2) . . . . .		53.	7.831	BAR ASSY., Frt. Bpr. (exc.	
26.	1.276	SCREW (5/16 - 18 x 13/16) . . . . .				Impact Strip) . . . . .	336352
						BAR ASSY., Frt. Bpr. (w/	
						Impact Strip) . . . . .	342163



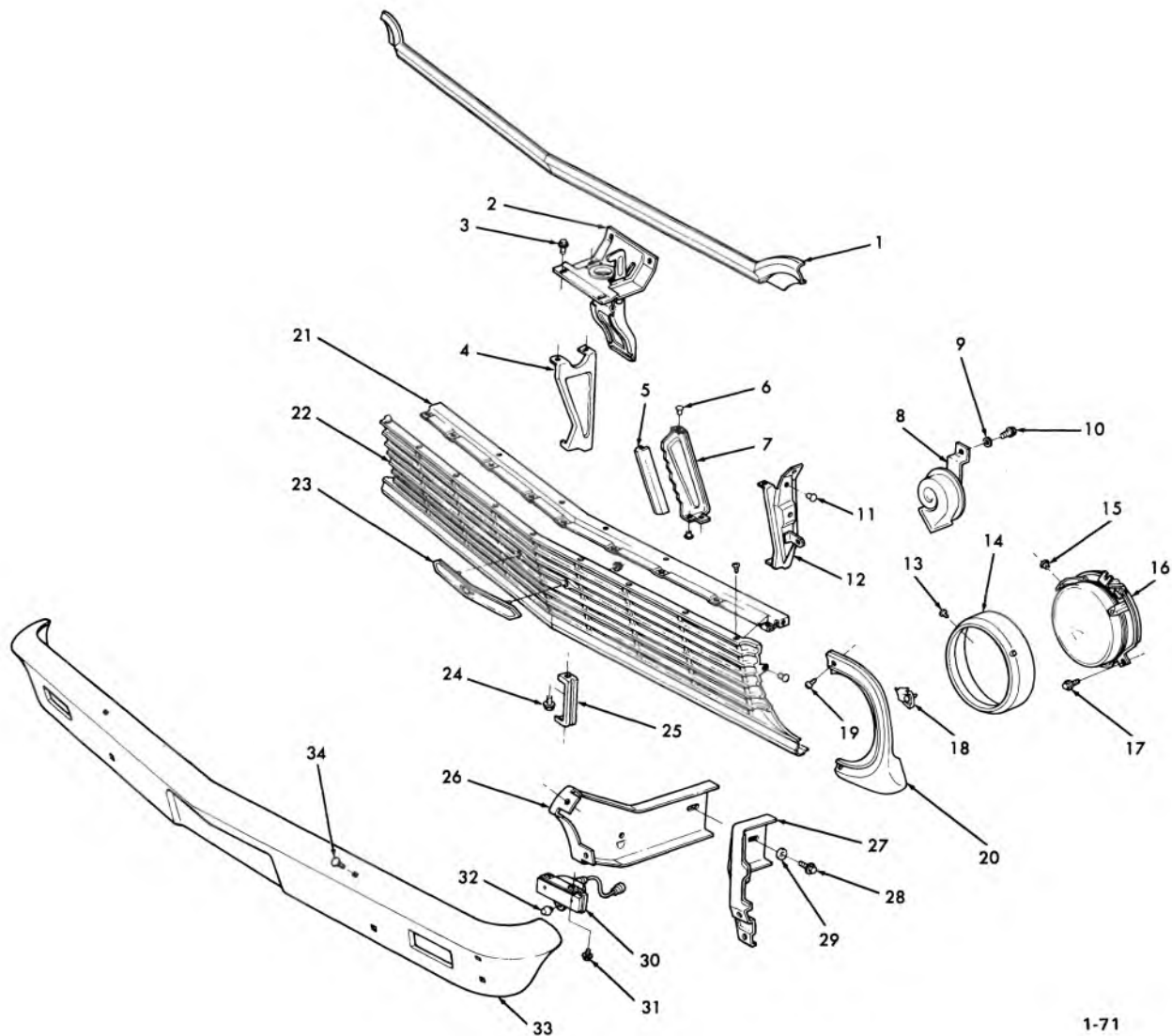
1-184

1975 MONTE CARLO FRONT BUMPER & GRILLE

### 1975 MONTE CARLO FRONT BUMPER & GRILLE

1.	1.266	PANEL ASSY., Rad. Grl. Hd. ....	345377	22.	2.737	SPRING, HdIp. Adj. ....	345559
2.	8.915	U-NUT .....	1494253	23.	2.725	HEADLAMP ASSY. ....	5964573
3.	1.276	SCREW, Hx. Hd. 5/16— 18 x 13/16 .....	—	24.	2.728	BEZEL, HdIp. ....	3996987-88
4.	8.083	PLATE ASSY., Hood Latch Mtg. ....	345353	25.	8.977	SCREW, 8—18 x 3/4 .....	—
5.	8.080	SUPPORT ASSY., Hood Latch .....	338515	26.	2.737	SCREW ASSY., HdIp. Adj. . .	345559
6.	8.921	NUT, 3/16 .....	9420621	27.	5.813	PUSH NUT, Spl. Hx. 7/16—20 .....	612019
7.	1.303	EMBLEM, Rad. Grille .....	325278	28.	7.836	REINFORCEMENT ASSY., Frnt. Bpr. Face Bar .....	338560
8.	1.266	GRILLE ASSY., Radiator Up.	345349	29.	6.760	NUT—Hx. Lrg. Fig. 3/8—16 . .	—
9.	1.267	BRACKET ASSY., Rad. Grille	340179-80	30.	7.840	PLATE ASSY., Frnt. Bpr. Reinf. to Shk. Abs. ....	335992
10.	8.977	SCREW, Hx. Hd. 1/4—14 x 3/4 .....	—	31.	7.831	BAR, Frnt. Bpr. ....	338514
11.	8.977	SCREW, Hx. Hd. 5/16—12 x 3/4 .....	—	32.	8.903	BOLT, But. Hd. 3/8—16 x 1 . .	—
12.	7.009	BOLT, 7/16 x 1 1/4 .....	493001	33.	7.800	BRACKET, Lic. Plate .....	342106
13.	8.929	PUSH WASHER, Spl. ....	3990160	34.	7.833	NUT, Spc. 1/4—14 .....	—
14.	8.915	NUT, 7/16—14 .....	—	35.	7.874	BOLT, Hx. 3/8—16 x 1 1/4 . .	—
15.	7.840	BRACKET ASSY., Frnt. Bpr. Shock .....	342184	36.	8.921	U-NUT	
16.	7.840	ABSORBER ASSY., Frnt. Bpr. Shock .....	4975631	37.	8.921	NUT	
17.	7.874	BOLT, 7/16—14 x 1 .....	—	38.	1.266	GRILLE, Rad. Lwr. ....	345351-52
18.	7.874	NUT, 7/16—14 .....	3930109	39.	8.900	SCREW, Hx. Hd. 1/4—20 x 3/4 .....	—
19.	8.977	SCREW, Hx. Hd. 1/4—14 x 3/4 .....	—	40.	8.977	SCREW, Hx. Hd. 1/4—14 x 3/4 .....	
20.	2.585	LAMP ASSY., Park Sig. & Mkr. ....	912373-74	41.	7.831	STRIP ASSY., Frnt. Bpr. Impact .....	340195
21.	2.726	HOUSING, Frnt. Fdr. HdIp. & Pk. ....	345357-58	42.	7.828	GUARD ASSY., Frnt. Bpr. . . .	352027-28
				43.	7.828	CUSHION ASSY., Frnt. Bpr. Grd. ....	352030

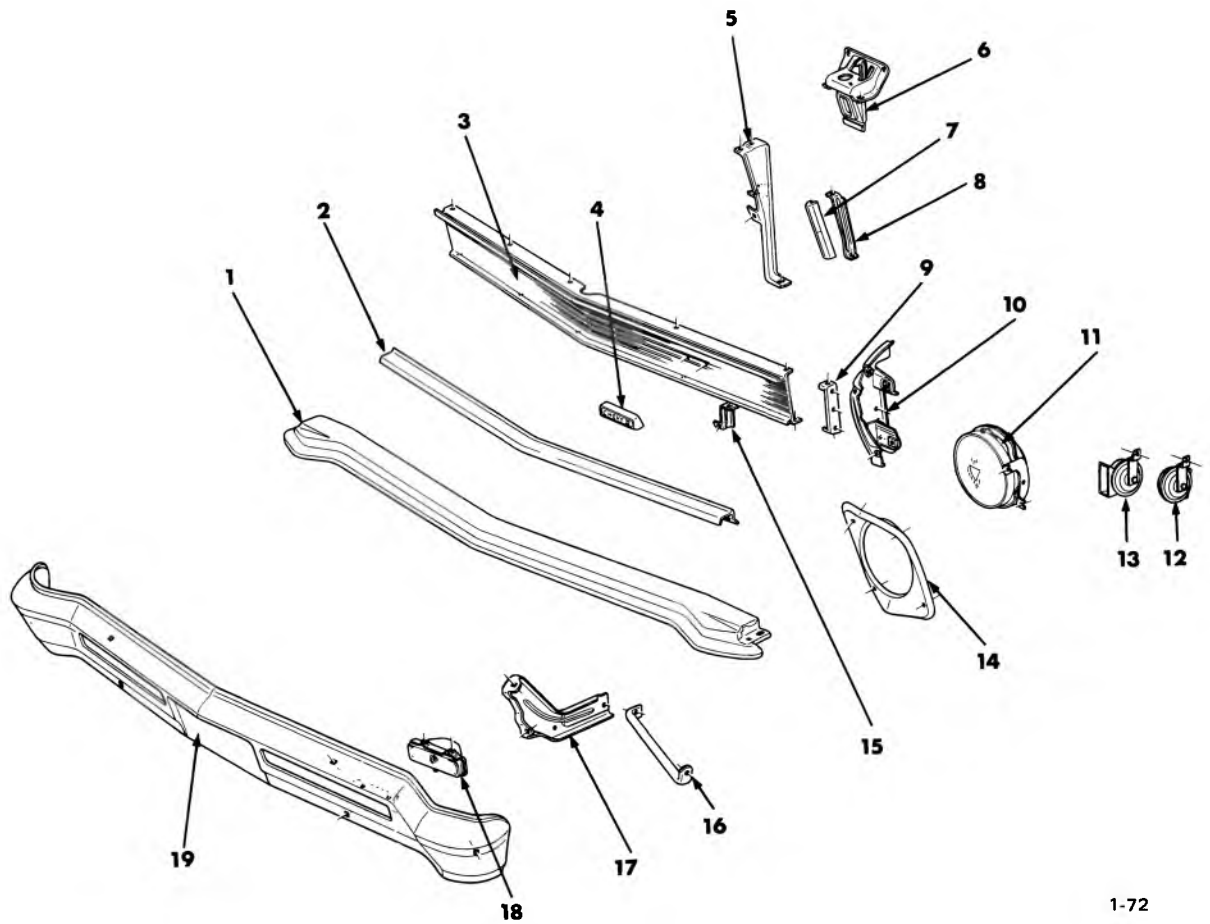
1-184



1-71

### 1965 CHEVY II GRILLE-EXPLODED

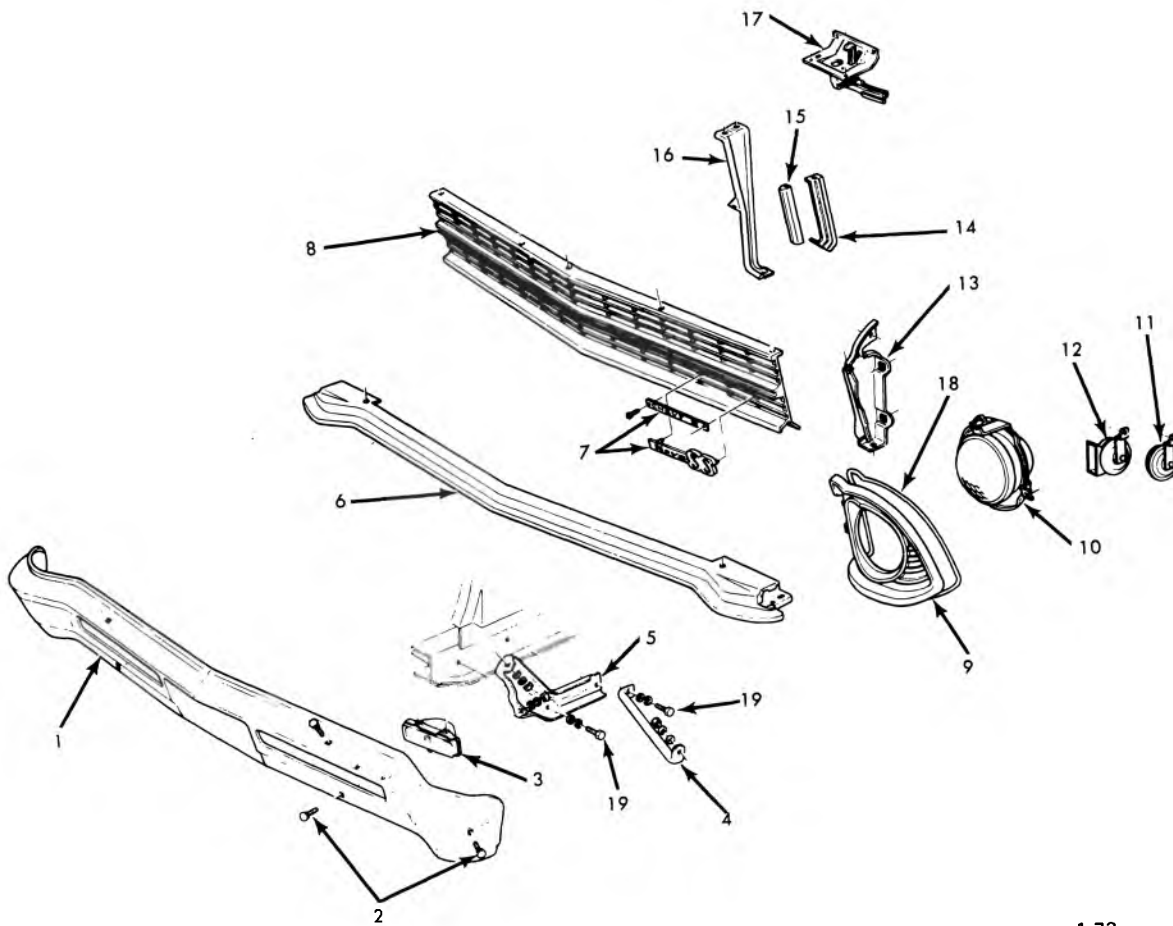
- |     |        |   |     |        |   |
|-----|--------|---|-----|--------|---|
| 1.  | 8.055  | MOULDING—hood                                   | 19. | 8.977  | SCREW (#6—15 x 1)   |
| 2.  | 8.080  | CATCH ASSY.—hood lock                           | 20. | 8.132  | MOULDING—front (R.H. & L.H.)  |
| 3.  | 8.977  | SCREW (1/4—20 x 5/8)                            | 21. | N.S.S. | TIE BAR—part of Grille Assy.  |
| 4.  | 8.080  | SUPPORT ASSY.—hood lock catch                   | 22. | 1.266  | GRILLE—radiator   |
| 5.  | N.S.S. | SPACER—part of Grille Assy.                     | 23. | 1.303  | EMBLEM—radiator grille & frt. end   |
| 6.  | 8.967  | RIVET (3/16 x 1/4)                              | 24. | 8.900  | SCREW (5/16—18 x 7/8)   |
| 7.  | N.S.S. | BRACKET ASSY.—inner—part of Grille Assy.        | 25. | 1.267  | BRACKET ASSY.—center  |
| 8.  | 2.810  | HORN ASSY.—high tone                            | 26. | 7.869  | BRACKET—front (R.H. & L.H.)   |
| 9.  | 8.929  | WASHER (11/32)                                  | 27. | 7.836  | BRACE—frame to bpr. attach.   |
| 10. | 8.900  | SCREW (5/16—18 x 7/8)                           | 28. | 8.900  | BOLT (7/16—14 x 1-1/4)  |
| 11. | 8.967  | RIVET   | 29. | 8.931  | WASHER (7/16)   |
| 12. | 1.267  | BRACKET ASSY.—outer (R.H. & L.H.)               | 30. | 2.585  | LAMP ASSY.—parking (R.H. & L.H.)  |
| 13. | 8.977  | SCREW (8—15 x 1/2)                              | 31. | 8.913  | SCREW (10—24 x 3/8)   |
| 14. | 2.728  | BEZEL—headlamp                                  | 32. | 7.800  | BUMPER—front  |
| 15. | 7.800  | NUT (#10), special anchor (nylon)               | 33. | 7.831  | BAR—front bumper face   |
| 16. | 2.725  | LAMP ASSY.—complete w/sealed beam (R.H. & L.H.) | 34. | 7.874  | BOLT—frt. & rr. rad. grille and bpr. guard assy., frt. bpr. otr. face bar to bracket (st. steel (7/16—14 x 1-1/4) |
| 17. | 8.977  | SCREW (#10)—12 x 1-1/2)                         |     |        |   |
| 18. | 8.147  | NUT (3/16)                                      |     |        |   |



1-72

### 1966 CHEVY II GRILLE-EXPLODED

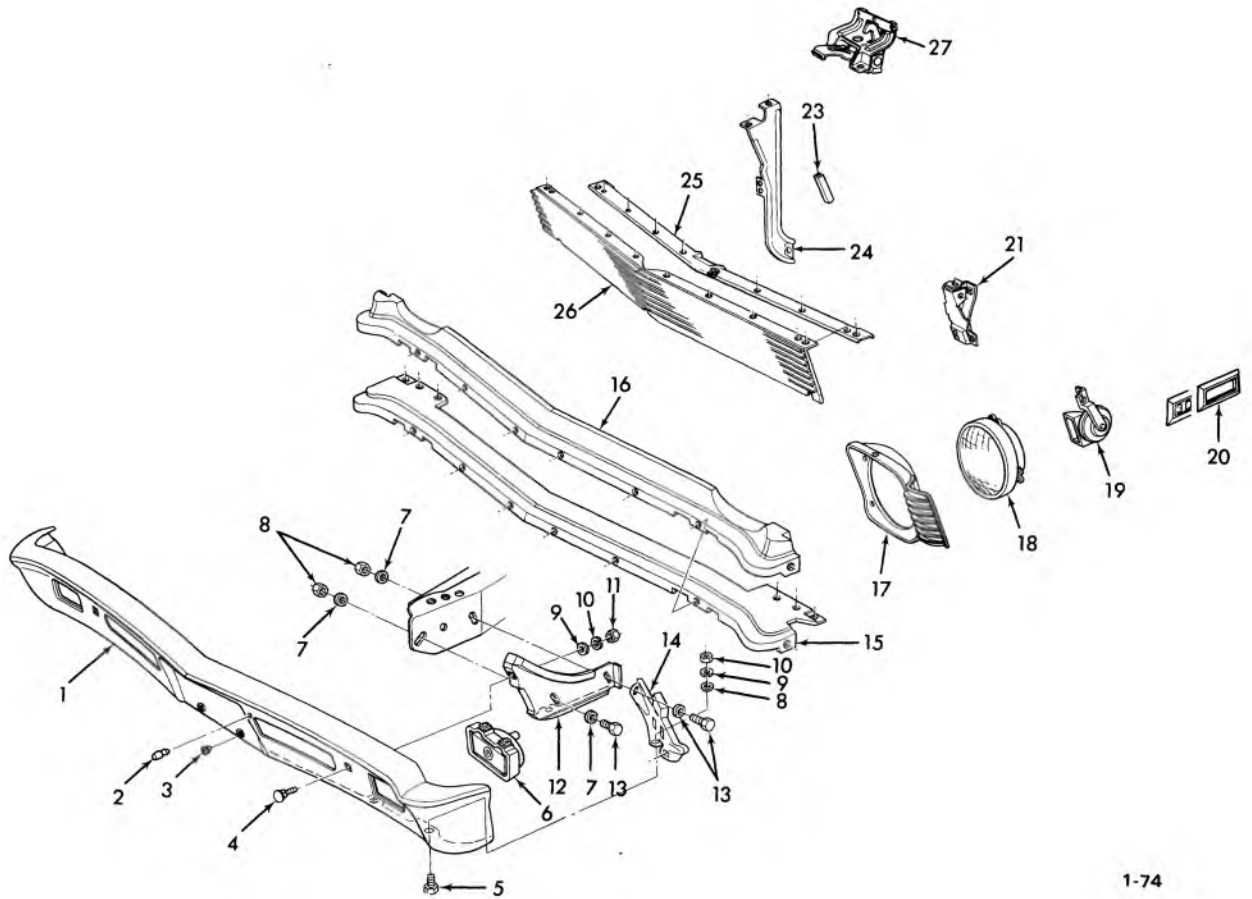
1.	1.287	PANEL—bumper filler	11.	2.725	HEADLAMP ASSY.—complete w/sealed beam (R.H. & L.H.)
2.	1.268	MOULDING—grille to frt. bpr. filler pnl.	12.	2.810	HORN ASSY.—hi note
3.	1.266	GRILLE ASSY.—radiator	13.	2.810	HORN ASSY.—low note
4.	1.303	PLATE—name	14.	2.728	BEZEL—headlamp
5.	8.080	SUPPORT—hood lock catch	15.	1.287	REINF.—grille to bumper (R.H. & L.H.)
6.	8.080	CATCH—hood lock	16.	7.836	BRACE—frame to bumper (R.H. & L.H.)
7.	N.S.S.	SPACER—part of Grille Assy.	17.	7.869	BRACKET—front (R.H. & L.H.)
8.	N.S.S.	REINF.—part of Grille Assy.	18.	2.585	LAMP ASSY.—parking (R.H. & L.H.)
9.	1.267	BRACKET—grille mounting (R.H. & L.H.)	19.	7.831	BAR—front
10.	2.728	EXTENSION—headlamp BEZEL—(R.H. & L.H.)			



1-73

### 1967 CHEVY II GRILLE (EXPLODED)

- |     |       |  |     |        |   |
|-----|-------|--|-----|--------|---|
| 1.  | 7.831 | BAR—front  | 11. | 2.810  | HORN ASSY.—low note   |
| 2.  | 7.874 | BOLT—front or rear bumper bar mounting and attach. | 12. | 2.810  | HORN ASSY.—high note  |
| 3.  | 2.585 | LAMP ASSY.—parking (R.H. & L.H.)                   | 13. | 1.267  | SUPPORT ASSY.—rad. grille to bpr. filler pnl. (R.H. & L.H.) |
| 4.  | 7.836 | BRACE—front (R.H. & L.H.)                          | 14. | N.S.S. | REINFORCEMENT—part of Grille Assy.                          |
| 5.  | 7.869 | BRACKET—front (R.H. & L.H.)                        | 15. | N.S.S. | SPACER—part of Grille Assy.                                 |
| 6.  | 1.287 | PANEL—rad. grille to frt. bpr. filler              | 16. | 8.080  | SUPPORT—hood lock catch                                     |
| 7.  | 1.303 | PLATE UNIT   | 17. | 8.080  | CATCH—hood lock   |
| 8.  | 1.266 | GRILLE—radiator                                    | 18. | N.L.   | SEAL  |
| 9.  | 2.728 | BEZEL—headlamp (R.H. & L.H.)                       | 19. | 8.900  | BOLT (7/16—14 x 2-1/4)                                      |
| 10. | 2.725 | LAMP ASSY.—w/sealed beam (R.H. & L.H.)             |     |        |   |

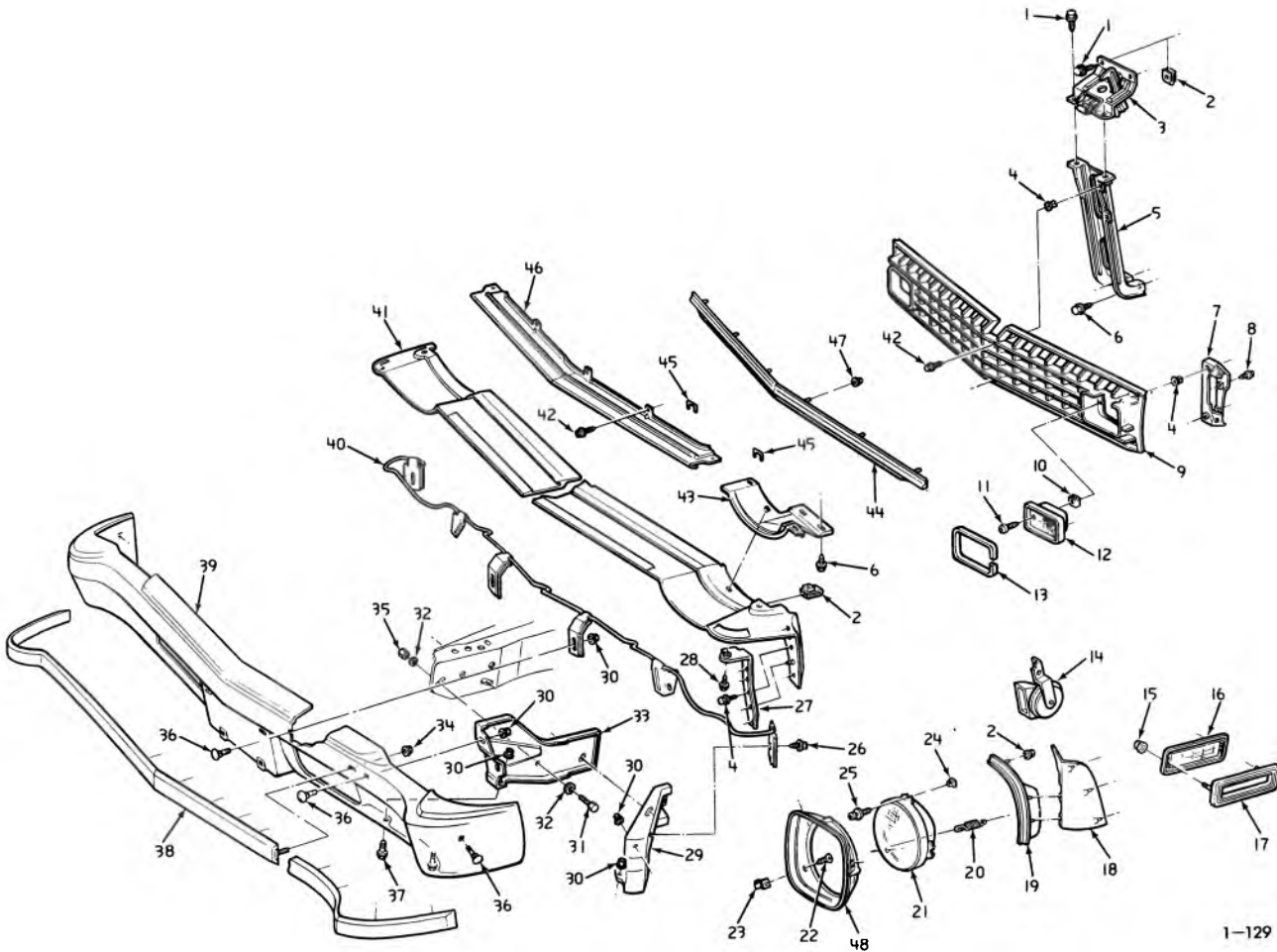


1-74

### 1968-72 CHEVY II GRILLE—EXPLODED

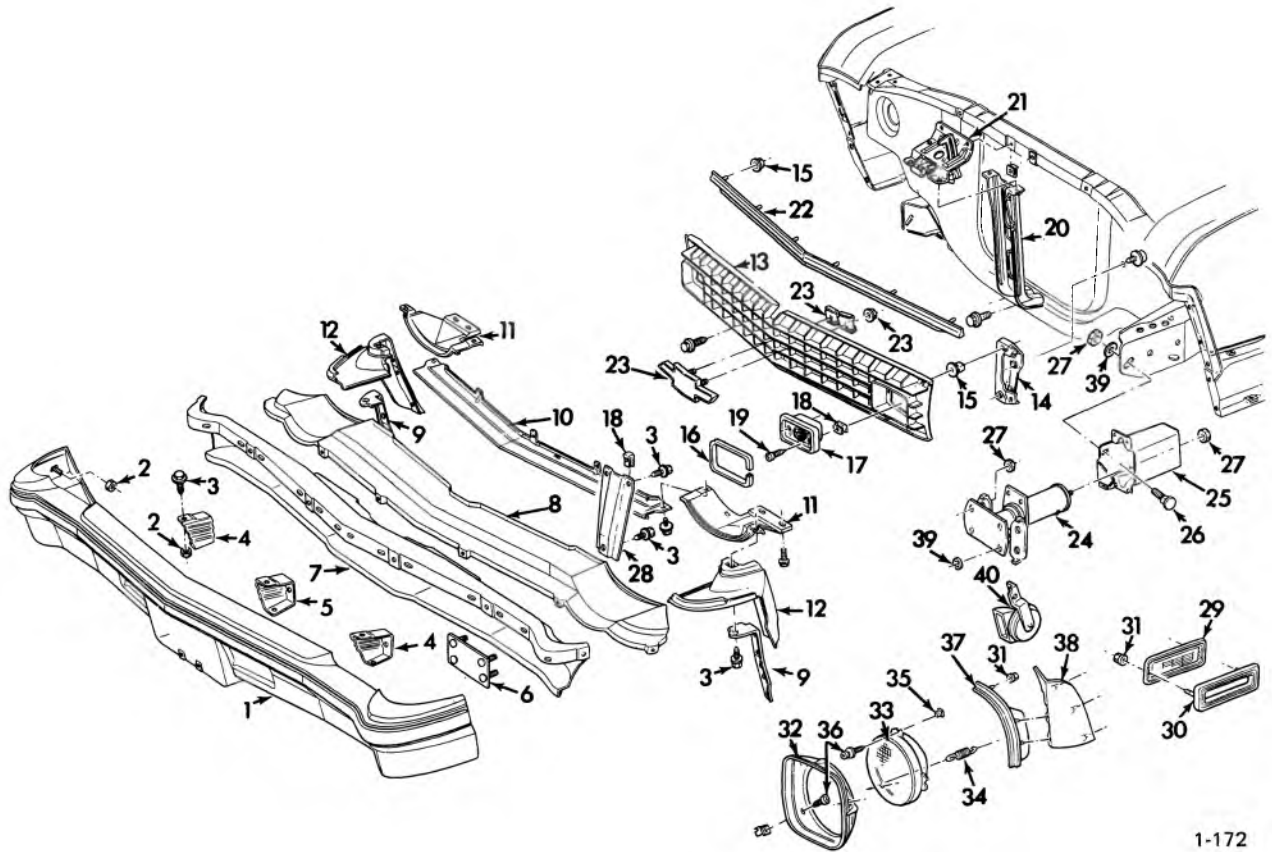
1.	7.831	BAR—frt. bumper face	14.	7.836	BRACE—front (R.H. & L.H.)
2.	7.800	BUMPER—frt. & rr. lic. plate	15.	1.287	REINFORCEMENT—rad. grille to frt. bpr. filler pnl.
3.	7.800	NUT—special spring (1/4—14)	16.	1.287	PANEL—rad. grille to frt. bpr. filler
4.	7.874	BOLT—frt. bpr. center and otr. face bar (7/16—14 x 1)	17.	2.728	BEZEL—headlamp (R.H. & L.H.)
5.	8.900	BOLT (7/16—14 x 1)	18.	2.725	LAMP ASSY.—w/sealed beam (R.H. & L.H.)
6.	2.585	LAMP ASSY.—parking	19.	2.810	HORN
7.	7.865	WASHER—frt. and rr. (1/2 x 1-1/4 x 1/8)	20.	2.575	BEZEL—frt. fender marker lamp
8.	8.915	NUT (1/2—13)	21.	1.267	BRACKET ASSY.—grille mtg. (R.H. & L.H.)
9.	8.931	WASHER (15/32—55/64 x 1/16)	23.	N.S.	SPACER—part of 1.266 GUIDE ASSY.
10.	8.931	WASHER (7/16)	24.	8.080	SUPPORT—hood lock catch
11.	8.915	NUT (7/16—14)	25.	1.267	REINFORCEMENT—upr.
12.	7.869	BRACKET ASSY.—frt. (R.H. & L.H.)	26.	1.266	GRILLE—radiator
13.	8.900	BOLT (1/2—13 x 1-1/2)	27.	8.080	CATCH ASSY.—hood lock
	8.929	WASHER (17/32)			





### 1973 NOVA GRILLE & BUMPER

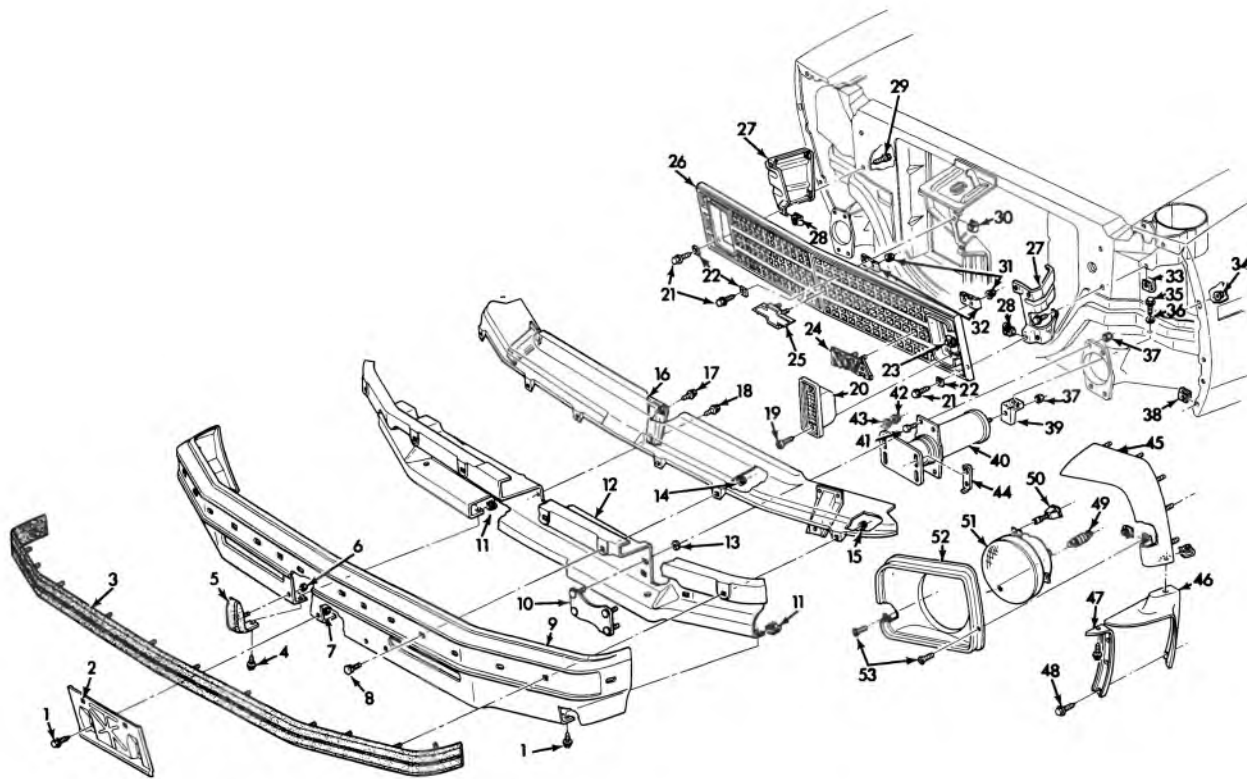
1. 8.977	SCREW 5/16-18 x 7/8		24. 2.737	NUT, hdlp. bm. adj. . . . . .	3921446
2. 8.921	NUT 5/16-18		25. 8.907	SCREW 1/4-28 x 1-21/32	
3. 8.080	CATCH ASSY., hood lock . . . . .	6274330	26. 8.977	SCREW 3/8-16 x 1	
4. 2.729	NUT		27. 1.287	BRACKET, rad. grille to frt. bpr. fil. supt. . . . . .	6274349-50
5. 8.080	SUPPORT, hood lock catch . . . . .	3998889	28. 8.977	SCREW 5/16-18 x 1-1/16	
6. 8.977	SCREW 5/16-18 x 13/16 . . . . .		29. 7.836	BRACE ASSY., front . . . . .	327507-8
7. 1.267	BRACKET ASSY., mounting . . . . .	3998887-8	30. 8.915	NUT 3/8-16	
8. 8.977	SCREW		31. 8.900	BOLT 1/2-13 x 1-1/2	
9. 1.266	GRILLE . . . . .	6274308	32. 8.929	PL. WASHER 1/2 I.D. x 1-1/4 O.D.	
10. 8.921	NUT		33. 7.869	BRACKET ASSY., front . . . . .	327509-10
11. 8.977	SCREW		34. 8.900	NUT	
12. 2.585	LAMP ASSY. (Park) . . . . .	897087	35. 8.915	NUT 1/2-13	
13. 2.593	BEZEL, park. lamp . . . . .	327558	36. 8.903	BOLT	
14. 2.810	HORN ASSY. . . . .	9000239	37. 8.900	BOLT 3/8-16 x 1	
15. 2.921	NUT		38. 7.865	STRIP ASSY., frt. bpr. protv. . . . .	327572
16. 2.575	LAMP ASSY. (Marker) (frt. fdr.) . . . . .	897170	39. 7.831	BAR . . . . .	6274307
17. 2.575	BEZEL, frt. fdr. si. mkr. . . . .	3962933	40. 7.833	SUPPORT ASSY. . . . .	337467-68-69
18. 8.131	EXTENSION ASSY., frt. fdr. . . . .	6274311-12	41. 1.287	FILLER ASSY., rad. grille to frt. bar (paint as reqd.) . . . . .	337406
19. 8.132	MOULDING ASSY. . . . .	6258147-48	42. 8.900	SCREW #8-18 x 3/4	
20. 2.737	SPRING, L.H. . . . .	5953168	43. 1.287	RETAINER, rad. grille to frt. bpr. flr. otr. . . . . .	3998895-6
2.737	SPRING, R.H. . . . .	3929918	44. 8.055	MOULDING ASSY. . . . .	6258149
21. 2.731	RING, hdlp. lens & refl. unit ret. (LH)	5950248	45. 8.900	STAPLE	
2.726	RING, retaining-RH . . . . .	5960407	46. 1.287	RETAINER CTR., rad. grille to frt. bpr. fil. . . . . .	3998897
2.726	RING, mounting-LH . . . . .	5957684	47. 8.900	NUT 3/16	
2.726	RING, mounting-RH . . . . .	924535	48. 2.728	BEZEL, headlamp . . . . .	6274309-10
2.736	SCREW . . . . .	5959530			
2.727	SEAL BEAM. . . . .	5962548			
22. 8.977	SCREW #8-18 x 3/4				
23. 2.729	NUT, hdlp. bezel. . . . .	3967142			



1-172

### 1974 NOVA GRILLE & BUMPER

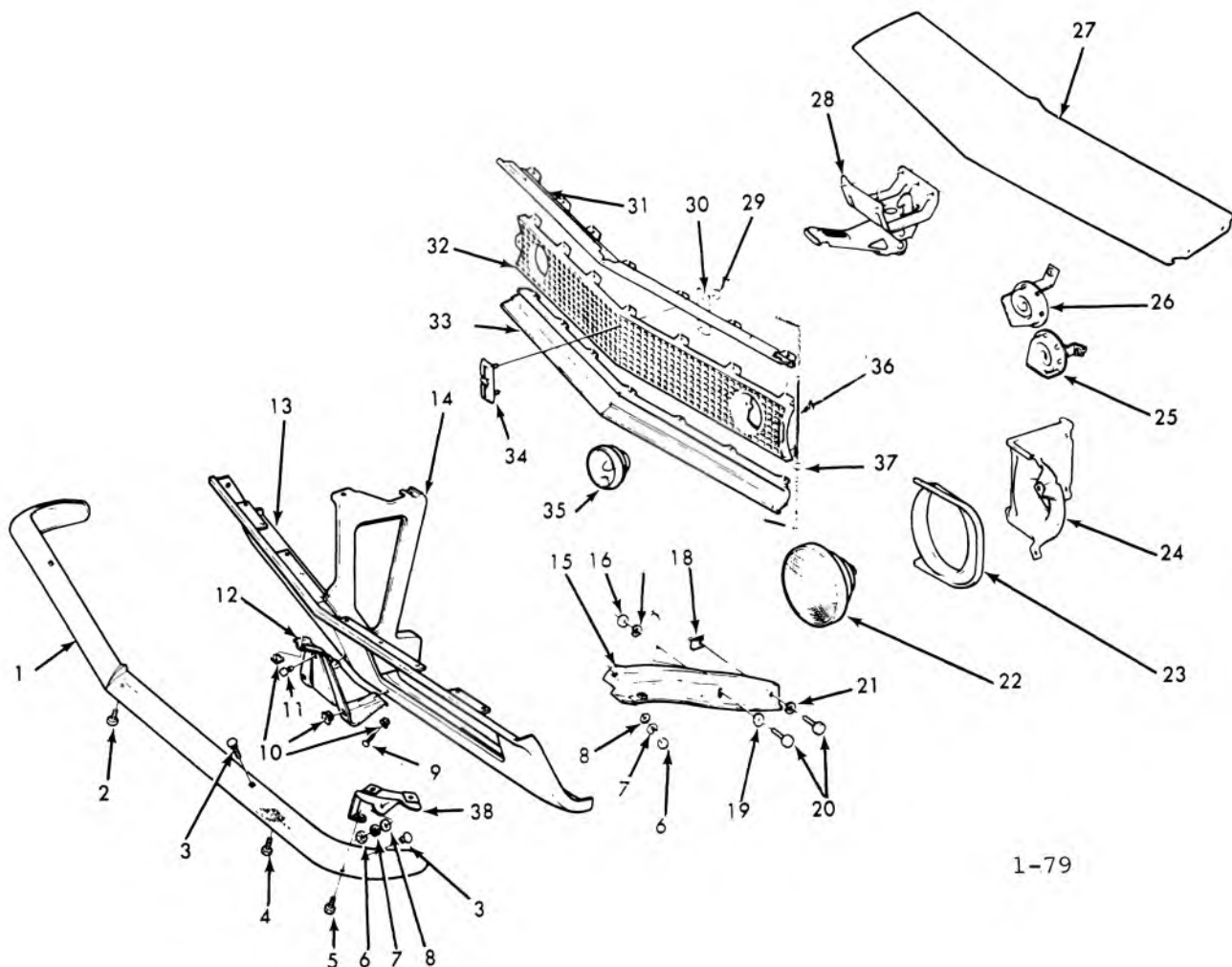
1.	7.831	BAR, bumper face (exc. impact strip).	337457	24.	7.840	ABSORBER ASSY., front bumper shock . . . . .	4975618
	7.831	BAR, bumper face w/impact strip . . .	339421	25.	7.840	BRACKET ASSY., front bumper shock absorber (L.H.-R.H.) . . . . .	339423-24
2.	8.915	NUT, hexagon		26.	8.900	BOLT, round head square neck	
3.	8.900	BOLT, hex. head		27.	8.915	NUT, hexagon	
4.	7.869	GUSSET, front face bar (L.H.-R.H.) . .	337475-76	28.	7.833	BRACKET, front bumper filler panel inner . . . . .	341006
5.	7.869	GUSSET, front face bar center. . . . .	337474	29.	2.575	LAMP ASSY., front fender marker . .	897170
6.	7.840	PLATE ASSY., front bumper stud . .	337472	30.	2.575	BEZEL, front fender side marker . . .	3962933
7.	7.831	REINFORCEMENT, front bumper face bar . . . . .	337470	31.	8.921	NUT, stamped	
8.	7.833	PANEL, front bumper filler . . . . .	341004	32.	2.728	BEZEL, headlamp (L.H.-R.H.) . . . .	6274309-10
9.	1.287	BRACKET, rad. grille to front bumper filler support (L.H.-R.H.) . .	6274349-50	33.	2.725	HEADLAMP ASSY., comp. with sealed beam (L.H.) . . . . .	5963071
10.	1.287	RETAINER, rad. grille to front bumper filler center . . . . .	3998897		2.725	HEADLAMP ASSY., comp. with sealed beam (R.H.) . . . . .	5963905
11.	1.287	RETAINER, rad. grille to front bumper filler outer (L.H.-R.H.) . . .	3998895-96	34.	2.737	SPRING, headlamp beam adjusting (L.H.) . . . . .	5953168
12.	7.833	FILLER, front fender to bumper (serviced by color) . . . . .	341008 thru 23		2.737	SPRING, headlamp beam adjusting (R.H.) . . . . .	3929918
13.	1.266	GRILLE, radiator . . . . .	6274308		2.737	NUT, headlamp beam adjusting . . . .	3921446
14.	1.267	BRACKET ASSY., radiator grille (L.H.-R.H.) . . . . .	3998887-88	35.	2.737	SCREW, headlamp lens and sealed beam retaining . . . . .	5959530
15.	2.729	NUT, special anchor . . . . .	3919773	36.	2.736	MOULDING UNIT, extension front (L.H.-R.H.) . . . . .	6258147-48
16.	2.593	BEZEL, parking lamp . . . . .	327558	37.	8.132	EXTENSION, front fender (L.H.-R.H.) . . . . .	6274311-12
17.	2.583	LAMP ASSY., parking . . . . .	897087	38.	8.131	LOCKWASHERS	
18.	8.921	NUT, stamped		39.	8.931	HORN ASSY. . . . .	9000062
19.	8.977	SCREW, sheet metal		40.	2.810		
20.	8.080	SUPPORT ASSY., hood latch catch. .	339409				
21.	8.080	CATCH ASSY., hood lock . . . . .	6274330				
22.	8.055	MOULDING UNIT, hood panel . . . .	6258149				
23.	1.303	EMBLEM UNIT, radiator grille (contains emblem, retainer, nuts). . .	6260838				



1-179

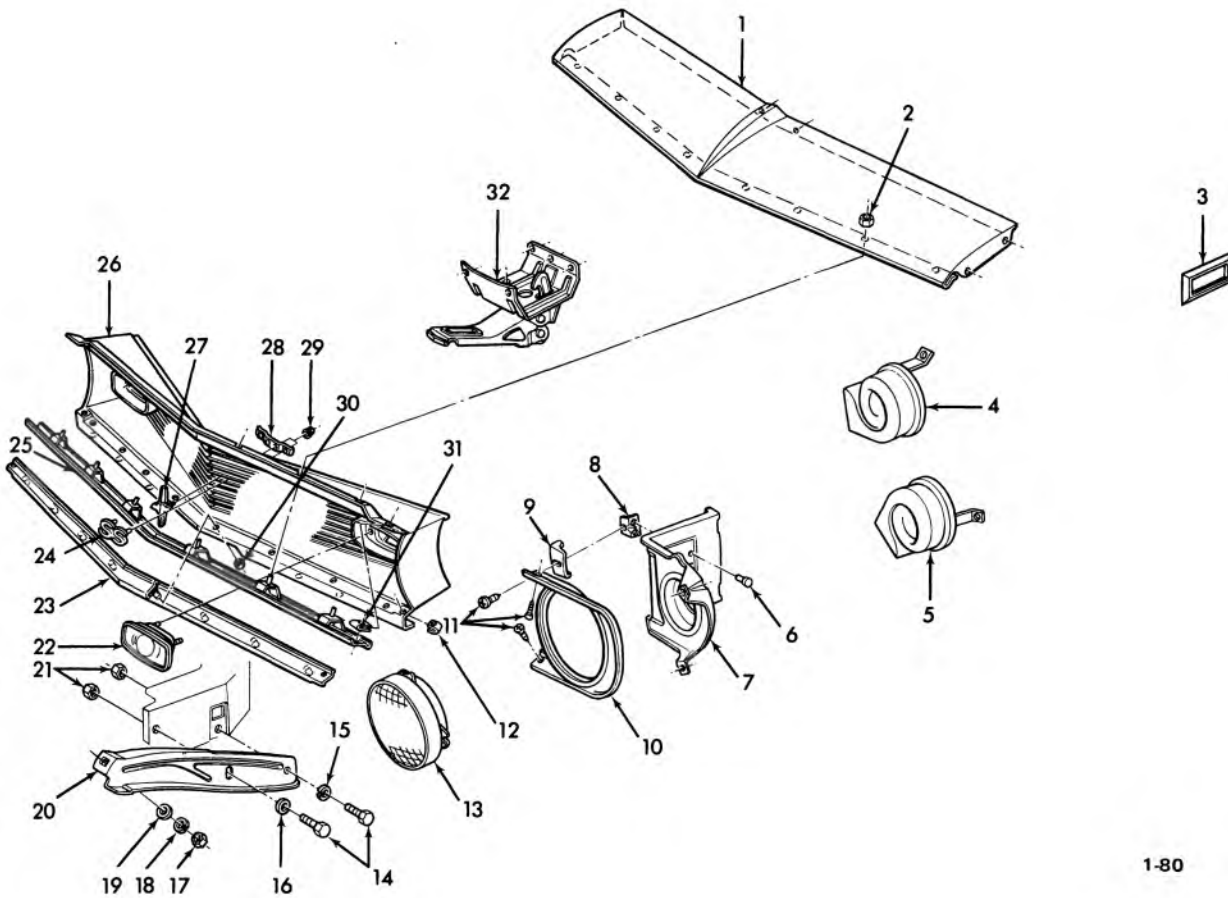
### 1975 NOVA GRILLE AND BUMPER

1.	8.977	BOLT		29.	8.977	SCREW	3960314
2.	7.800	BRACKET, lic. plate, frt.	352576	30.	8.921	U-NUT	
3.	7.865	STRIP ASSY., frt. bar protective	347517	31.	8.915	NUT	9420251
4.	7.874	BOLT 3/8-16 x 1 1/4	-	32.	1.266	RETAINER, rad. grl. emb.	347581
5.	7.828	GUARD ASSY., frt. bpr.	34756-66	33.	8.915	U-NUT	
6.	8.915	NUT		34.	8.921	NUT, 1/4	
7.	8.915	NUT		35.	7.840	BOLT 7/16 x 1 1/4	
8.	8.903	BOLT 3/8-16 x 1		36.	8.929	WASHER, spl.	3990160
9.	7.831	BAR, frt. bpr. face	347501	37.	8.915	NUT	
10.	7.836	PLATE ASSY., bpr. face bar	345573	38.	8.921	U-NUT	
11.	7.874	U-NUT	1494254	39.	7.840	BRACKET, energy abs.	345600
12.	7.836	REINFORCEMENT, frt. bpr. face bar	345529	40.	7.840	ABSORBER ASSY., frt. bpr. shock	4975618
13.	8.915	SPRING NUT	345556	41.	8.900	BOLT 7/16-14 x 1	
14.	8.917	NUT 3/8 x 16		42.	8.915	NUT	
15.	8.900	NUT 3/8 x 16		43.	8.929	WASHER, spl.	3990160
16.	7.833	PANEL, frt. bpr. fil.	345505	44.	7.840	SPACKER, bpr. shk. abs.	341073
17.	8.977	SCREW 1/4-14 x 3/4	9419380	45.	8.131	EXTENSION, frt. fdr.	347513-14
18.	8.977	SCREW, hx. wa. hd. 5/16-12 x 3/4		46.	7.833	FILLER, frt. bpr. to fdr.	345581
19.	8.977	SCREW		47.	1.287	BRACKET, frt. bpr. fil. supt. to grl.	345575-76
20.	2.585	LAMP ASSY., park	911879	48.	8.977	SCREW (#8-18 x 3/4)	
21.	8.977	SCREW (#8-18 x 3/4)		49.	2.737	SPRING, hdlp. adj.	345510
22.	1.287	PLATE, rad. grl. ret.	345522	50.	2.737	SCREW ASSY., hdlp. adj.	343544
23.	8.921	U-NUT		51.	2.727	SEALED BEAM	
24.	1.303	EMBLEM ASSY., "NOVA"	352584	52.	2.728	BEZEL ASSY., hdlp.	344371-72
25.	1.303	EMBLEM ASSY.	352591	52.	2.728	BEZEL ASSY., hdlp. Custom	345533-34
26.	1.266	GRILLE ASSY., radiator	344348	53.	2.728	SCREW (#8-18 x 3/4)	
27.	1.267	BRACKET, rad. grille	945511-12				
28.	8.921	U-NUT					



### 1967 CAMARO GRILLE—EXPLODED

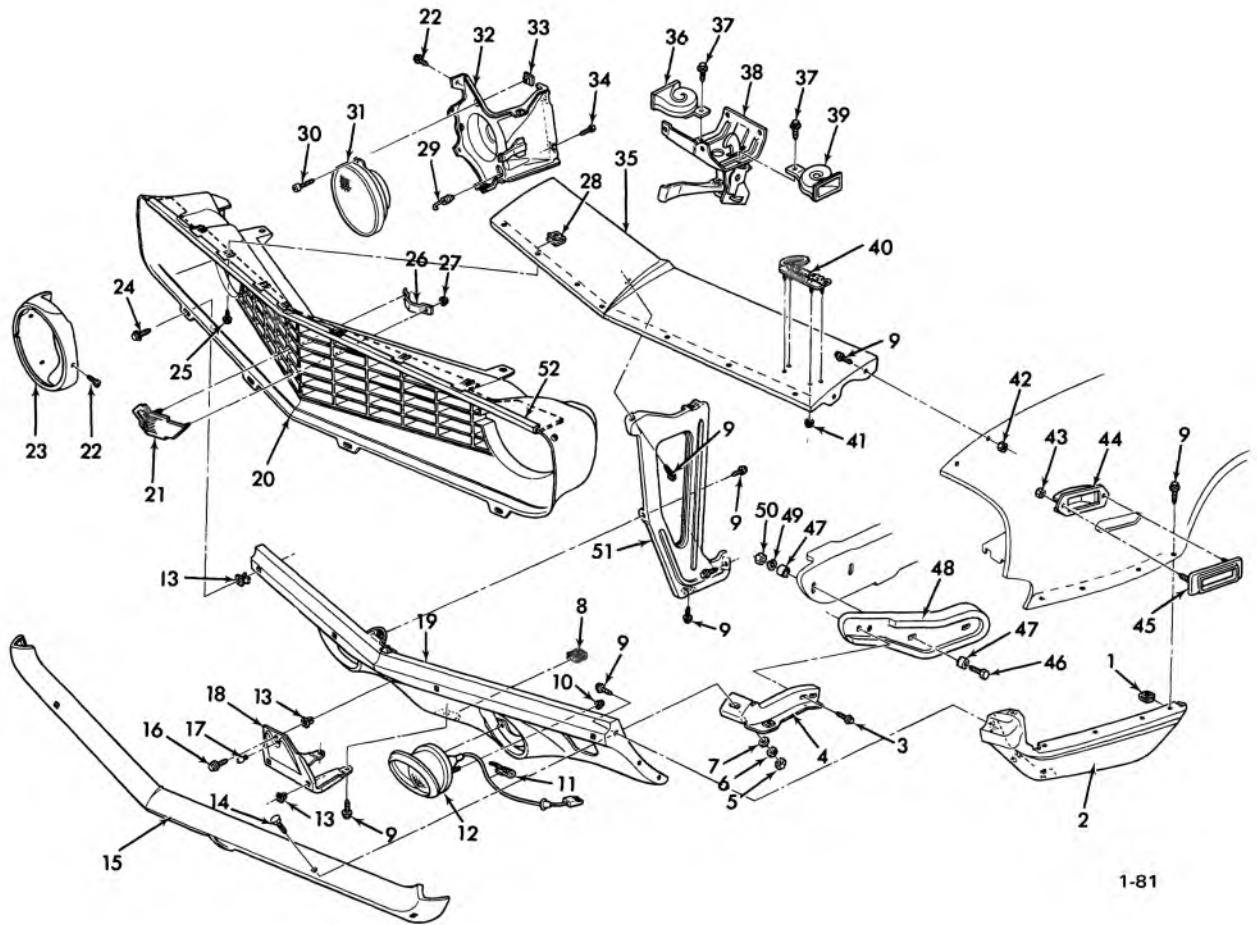
1.	7.831	BAR—front	20.	8.900	BOLT (1/2—13 x 1-1/4)
2.	8.977	SCREW (1/4—14 x 1)	21.	8.931	L/WASHER (1/2)
3.	7.874	BOLT—frt. bpr. otr. face to ctr. face (3/8—16 x 15/16)	22.	2.725	LAMP ASSY.—complete w/sealed beam (R.H. & L.H.)
4.	8.900	BOLT (3/8—16 x 1-1/8)	23.	2.728	BEZEL—headlamp (R.H. & L.H.)
5.	8.900	BOLT (3/8—16 x 3/4)	24.	2.726	HOUSING ASSY.— headlamp (R.H. & L.H.)
6.	8.915	NUT (3/8—16)	25.	2.810	HORN ASSY.—hi note
7.	8.931	L/WASHER (3/8)	26.	2.810	HORN ASSY.—low note
8.	8.929	WASHER (3/8)	27.	1.266	PANEL ASSY.—radiator
9.	8.977	SCREW (1/4—14 x 1)	28.	8.080	CATCH—hood lock
10.	7.800	NUT—special spring (1/4—14)	29.	8.921	NUT (1/8)
11.	7.800	BUMPER—frt. & rr. lic. plate	30.	1.303	PLATE—emblem
12.	7.800	BRACKET—front	31.	N.S.S.	GRILLE—rad. upr. (part of #36)
13.	7.833	PANEL—frt. valance	32.	N.S.S.	GRILLE—rad. ctr. (part of #36)
14.	8.080	SUPPORT ASSY.—hood lock catch	33.	N.S.S.	GRILLE—rad. lwe. (part of #36)
15.	7.869	BRACKET—inner frt. (R.H. & L.H.)	34.	1.303	EMBLEM UNIT
16.	8.915	NUT (1/2—13)	35.	2.585	LAMP ASSY.—parking (R.H. & L.H.)
17.	8.931	L/WASHER (1/2)	36.	1.266	GRILLE ASSY.—radiator
18.	7.874	NUT—frt. bpr. rr. brkt. to frame	37.	N.S.	RIVET
19.	7.865	WASHER—frt. bumper bracket to frame	38.	7.869	BRACKET ASSY.—otr. (R.H. & L.H.)



1-80

### 1968 CAMARO GRILLE—EXPLODED

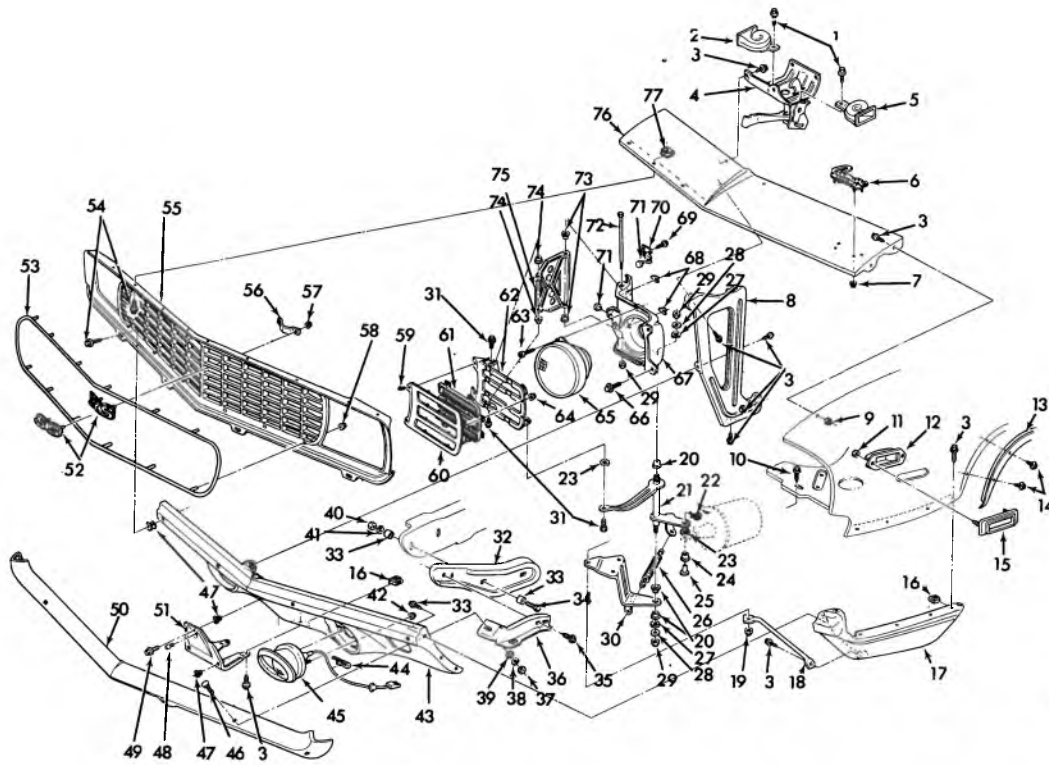
1.	1.266	PANEL ASSY.—radiator	17.	8.915	NUT (3/8—16)
2.	8.921	NUT (no. 10—24)	18.	8.931	L/WASHER (3/8)
3.	2.575	LAMP ASSY.—frt. fdr. marker	19.	8.929	WASHER (3/8)
4.	2.810	HORN—hi note	20.	7.869	BRACKET ASSY.—inner front
5.	2.810	HORN—low note	21.	8.915	NUT (1/2—13)
6.	8.967	RIVET (3/16 x 1/4)	22.	2.585	LAMP ASSY.—parking
7.	2.726	HOUSING ASSY.—headlamp (R.H. & L.H.)	23.	1.266	GRILLE ASSY.—lwr.
8.	N.S.S.	Part of No. 7	24.	1.303	EMBLEM UNIT
9.	1.266	BRACKET—ctr. grille supt.	25.	1.266	GRILLE ASSY.—upr.
10.	2.728	BEZEL—headlamp (R.H. & L.H.)	26.	1.266	GRILLE ASSY.—center
11.	8.977	SCREW (no. 8—18 x 3/4)	27.	1.303	EMBLEM UNIT
12.	8.921	NUT (8—18 [J] 3/8—1/16)	28.	N.S.	PLATE—part of 1.303 EMBLEM UNIT
13.	2.725	LAMP ASSY.—complete w/sealed beam (R.H. & L.H.)	29.	8.921	NUT (1/8)
14.	8.900	BOLT (1/2—13 x 1-1/4)	30.	8.921	NUT (no. 10—24)
15.	8.931	L/WASHER (1/2)	31.	8.921	“J” NUT (no. 8—18) (type B)
16.	7.865	WASHER	32.	8.080	CATCH—hood lock



1-81

### 1969 CAMARO GRILL AND BUMPER (EXC. RALLY SPORT)--EXPLODED

1.	8.143	NUT ASSY - (J-5/16-18)	27.	8.147	NUT—emblem (3/16)
2.	8.131	EXTENSION ASM.—frt. fdr. (R.H. & L.H.)	28.	8.921	“U” NUT (8—18)
3.	8.900	SCREW (3/8—16 x 1-1/8)	29.	2.737	SPRING—adjusting
4.	7.869	EXTENSION ASM.—frt. intr. bracket (L.H. & R.H.)	30.	2.737	SCREW—hdlp. beam adjusting
5.	8.915	NUT (3/8—16)	31.	2.725	HEADLAMP ASSY.—complete w/sealed beam (R.H. & L.H.)
6.	8.931	L. WASHER (3/8)	32.	2.726	HOUSING ASM.—headlamp (R.H. & L.H.)
7.	8.929	WASHER (3/8)	33.	2.737	NUT—hdlp. beam adjusting
8.	8.921	“J” NUT (5/16—18)	34.	8.977	SCREW (5/16—18 x 3/4)
9.	8.977	SCREW (5/16—18 x 3/4)	35.	1.266	PANEL ASSY.—rad. grille hd.
10.	8.915	NUT (1/4—20)	36.	2.810	HORN ASM.—low note
11.	8.950	CLIP (7/16)	37.	8.977	SCREW (5/16—18 x 7/8)
12.	2.585	PARKING LAMP	38.	8.080	CATCH ASM.—hood lock
13.	7.800	NUT—special spring (1/4—14)	39.	2.810	HORN ASM.—high note
14.	8.903	BOLT (3/8—16 x 15/16)	40.	1.303	NAME—plate
15.	7.831	BAR—front	41.	8.921	NUT (1/8)
16.	8.977	SCREW (1/4—14 x 5/8)	42.	8.915	NUT (5/16—18)
17.	7.800	BUMPER—frt. & rr. license plate	43.	8.147	NUT—emblem (3/16)
18.	7.800	BRACKET—front	44.	2.575	LAMP ASSY.—frt. fdr. marker
19.	7.833	PANEL—frt. valance	45.	2.575	BEZEL—frt. fdr. si. marker
20.	1.266	GRILL—radiator	46.	8.900	BOLT (1/2—13 x 1-1/4)
21.	1.303	EMBLEM UNIT	47.	7.865	SPL. WASHER—frt. & rr. (1/2 x 1-1/4 x 1/8)
22.	2.729	SCREW—w/washer (8—18 x 5/8)	48.	7.869	BRACKET ASM.—frt. bpr. intr. (R.H. & L.H.)
23.	2.728	BEZEL—plastic, painted (R.H. & L.H.)	49.	8.931	L. WASHER (1/2)
24.	8.977	SCREW (1/4—14 x 1)	50.	8.915	NUT (1/2—13)
25.	8.977	SCREW (8—18 x 5/8)	51.	8.080	SUPPORT ASM.—hood lock catch
26.	1.303	PLATE	52.	1.266	REINFORCEMENT—rad. grille

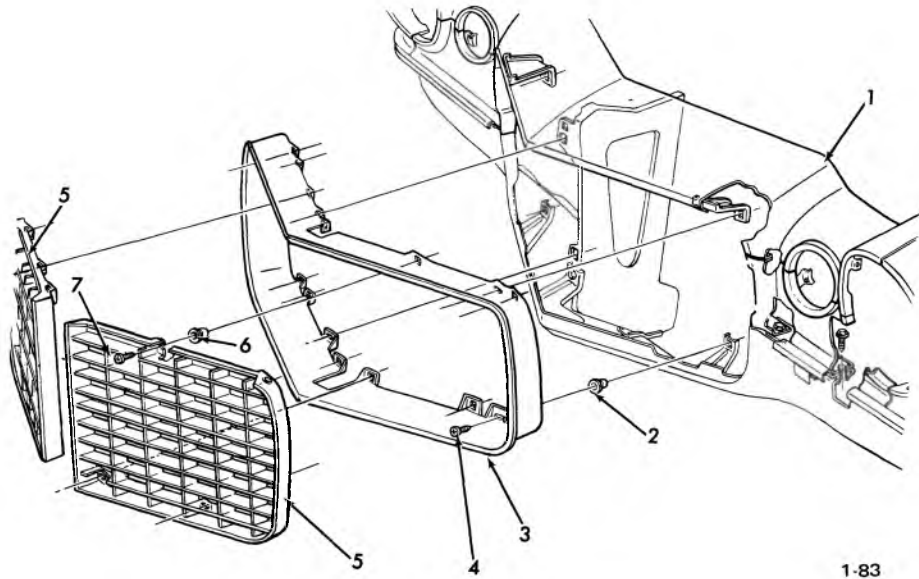


1-82

### 1969 CAMARO RALLY SPORT GRILLE AND BUMPER—EXPLODED

1.	8.900	SCREW ASM. (5/16—18 x 7/8)	42.	8.917	NUT (1/4—20)
2.	2.810	HORN ASM.—low note	43.	7.833	PANEL—frt. valance
3.	8.977	SCREW (5/16—18 x 3/4)	44.	8.950	CLIP (7/16)
4.	8.080	CATCH—hood lock	45.	2.585	PARKING LAMP
5.	2.810	HORN ASM.—high note	46.	8.903	BOLT (3/8—16 x 15/16)
6.	1.303	NAME PLATE	47.	7.800	NUT—special spring (1/4—14)
7.	8.921	NUT (1/8)	48.	7.800	BUMPER—frt. & rr. license plate
8.	*	SUPPORT ASM.	49.	8.977	SCREW (1/4—14 x 5/8)
9.	8.915	NUT (5/16—18)	50.	7.831	BAR—front
10.	8.900	SCREW ASM. (5/16—18 x 7/8)	51.	7.800	BRACKET—frt. lic. plate
11.	8.147	NUT—emblem (3/16)	52.	1.303	EMBLEM ASM.
12.	2.575	LAMP ASSY.—frt. fdr. marker	53.	1.268	MOLDING—radiator grille
13.	8.132	MOLDING—w/hood opening (R.H. & L.H.)	54.	8.977	SCREW ASM. (#8—18 x 3/4)
14.	8.977	SCREW (#8—18 x 3/8)	55.	1.266	GRILLE ASM.—radiator
15.	2.575	BEZEL—frt. fdr. si. marker lamp	56.	1.303	PLATE
16.	8.921	NUT (5/16—18)	57.	8.921	NUT (3/16)
17.	8.131	EXTENSION ASM.—frt. fdr. (R.H. & L.H.)	58.	8.921	NUT (5/32)
18.	8.141	BRACE—ext. to valance pnl. (R.H. & L.H.)	59.	8.908	SCREW (#8—32 x 3/4)
19.	8.917	NUT (5/16—18)	60.	2.770	COVER—outer (R.H. & L.H.)
20.	2.765	BUSHING—upr. and lwr.	61.	2.770	COVER—inner (R.H. & L.H.)
21.	2.765	SHAFT—w/lever (R.H. & L.H.)	62.	2.765	PLATE ASM.—concealed headlamp control opening cvr.
22.	8.934	RETAINER	63.	2.737	SCREW—headlamp beam adjusting
23.	8.928	WASHER (9/32)	64.	8.921	NUT (2/8)
24.	2.765	BUSHING—cvr. actuator	65.	2.725	HEADLAMP ASM.—complete w/sealed beam (R.H. & L.H.)
25.	2.765	PIN—cvr. actuator to shaft lwr. lvr.	66.	8.977	SCREW
26.	2.765	SPRING—cvr. shaft lwr.	67.	2.726	HOUSING ASM.—complete (R.H. & L.H.)
27.	5.158	WASHER—spring steel (17/32 hole)	68.	2.775	SHIM—between hsg. and radiator
28.	8.929	P. WASHER (9/32 x 1)	69.	8.900	SCREW ASM. (#10—24 x 1/2)
29.	8.917	NUT (1/4—20)	70.	2.765	BRACKET ASM.—cover bumper
30.	2.765	SUPPORT—cvr. shaft lwr. (R.H. & L.H.)	71.	8.024	BUMPER—hdlp. ret. cvr. stop
31.	8.900	BOLT (1/4—20)	72.	2.765	BOLT—hex (1/4 x 20)
32.	7.869	BRACKET ASM.—frt. bpr. inr. (R.H. & L.H.)	73.	2.765	SPACER—hdlp. ret. cvr. hinge to hdlp. housing
33.	7.865	SPL. WASHER—frt. & rr. (1/2 x 1-1/4 x 1/8)	74.	2.765	SPACER—hdlp. ret. cvr. mtg. plate to hdlp. ret. cvr. hinge
34.	8.900	BOLT (1/2—13 x 1-1/4)	75.	2.765	HINGE—concealed hdlp. control opening cover
35.	8.900	SCREW ASM. (3/8—16 x 1-1/8)	76.	1.266	PANEL ASSY.—radiator
36.	7.869	EXTENSION ASM.—inner bracket (R.H. & L.H.)	77.	8.921	"U" NUT (#8—15)
37.	8.915	NUT (3/8—16)			
38.	8.931	L. WASHER (3/8)			
39.	8.929	P. WASHER (13/32 x 13/16 x 5/64)			
40.	8.908	NUT (#10—24 x 1)			
41.	8.931	L. WASHER (1/2)			

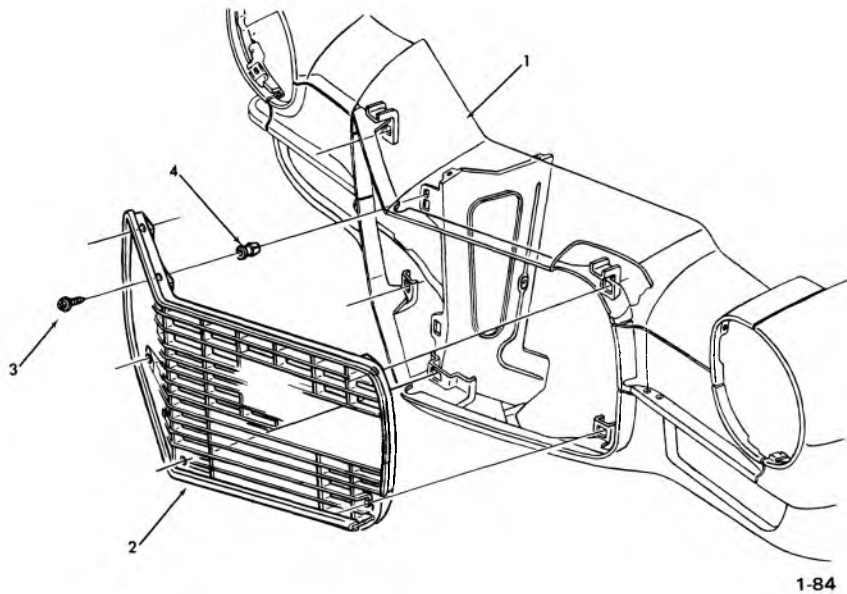
\* REMOVED FROM SERVICE



1-83

### 1970 CAMARO R/S GRILLE

- |    |       |  |    |       |                                    |
|----|-------|--|----|-------|------------------------------------|
| 1. | 1.266 | PANEL ASSY.—complete   | 4. | 8.977 | SCREW (1/4—14 x 3/32)              |
| 2. | 1.269 | NUT—rad. grille filler (1/4—14 sq. plastic for 3/8 x 5/8 sheet metal hole) | 5. | 1.266 | GRILLE ASM.—radiator (R.H. & L.H.) |
| 3. | 1.266 | FILLER—grille  | 6. | 1.269 | NUT—radiator grille                |
|    |       |  | 7. | 8.977 | SCREW (8—18 x 3/4)                 |

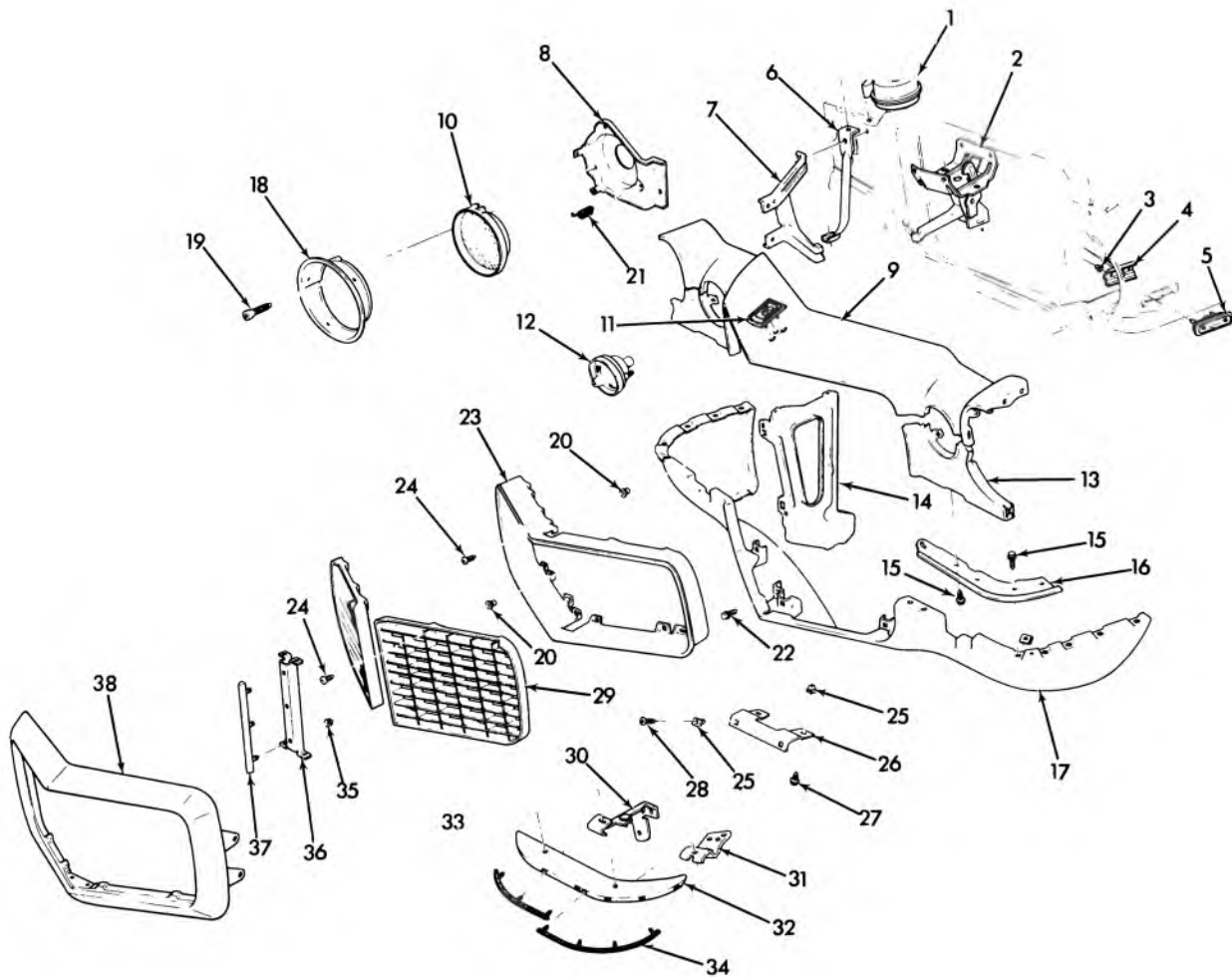


1-84

### 1970 CAMARO GRILLE (exc. R/S)

- |    |       |                       |    |       |                     |
|----|-------|-----------------------|----|-------|---------------------|
| 1. | 1.266 | PANEL ASSY.—complete  | 3. | 8.977 | SCREW (8—18 x 3/4)  |
| 2. | 1.266 | GRILLE ASSY.—radiator | 4. | 1.269 | NUT—radiator grille |

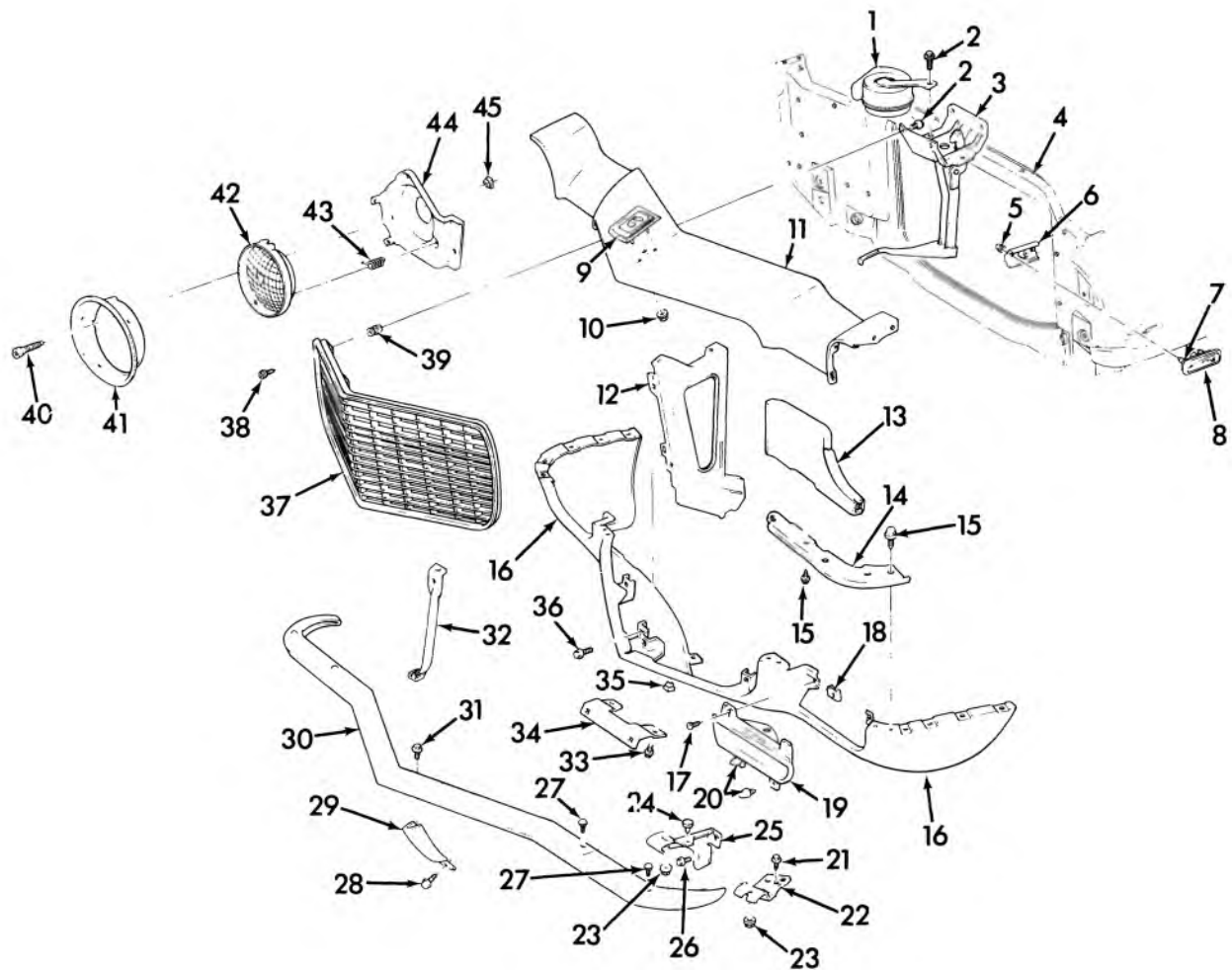




1-55

### 1971-72 CAMARO GRILLE AND BUMPER (R.S.)

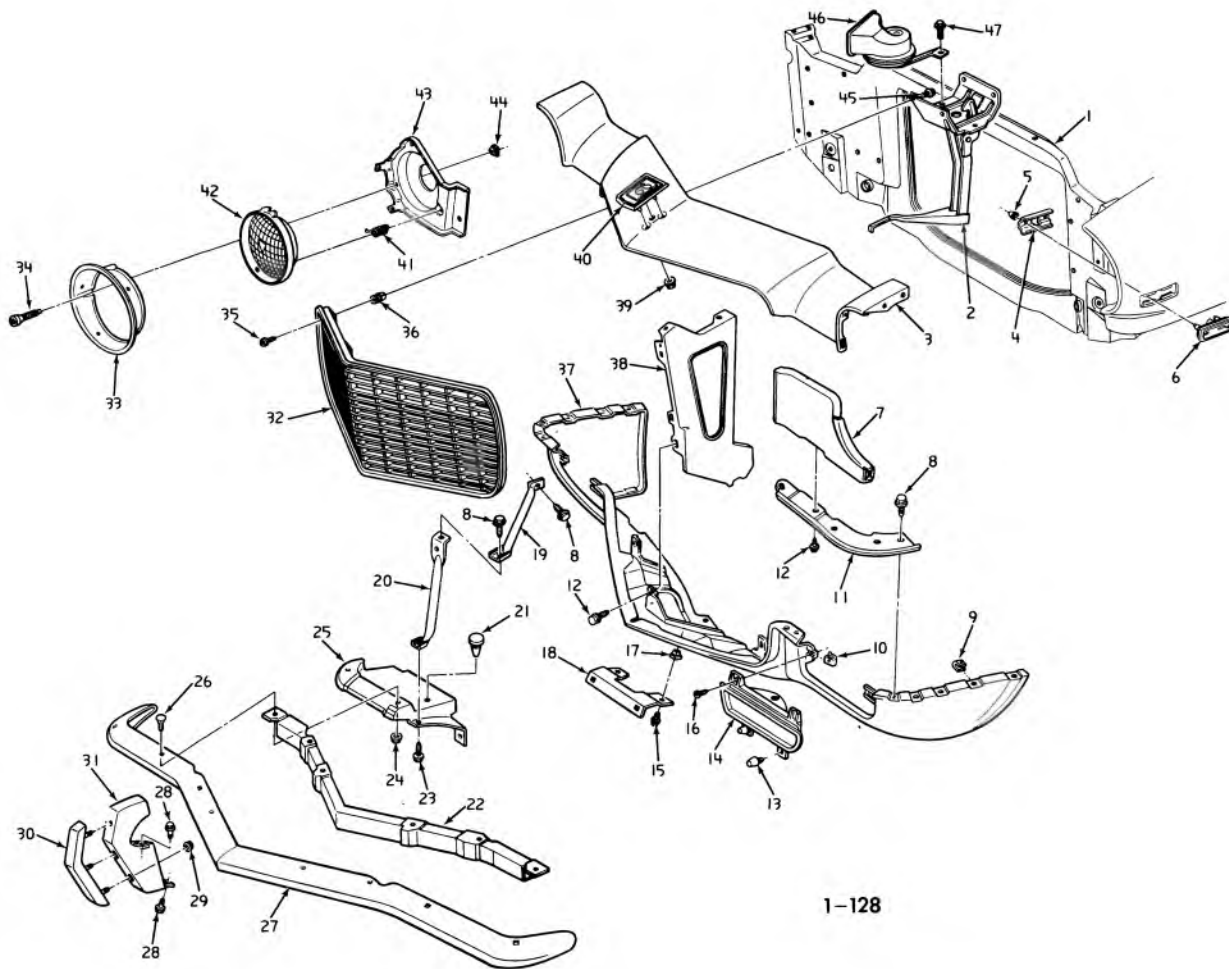
1.	2.810	HORN UNIT—low note	19.	2.737	SCREW—headlamp beam adjusting
2.	8.080	CATCH ASSY.—hood lock	20.	1.269	NUT—radiator grille
3.	8.921	NUT	21.	2.737	SPRING—adjusting
4.	2.575	RETAINER—frt. fdr. & rr. gr. si. mkr. lamp	22.	1.276	SCREW—rad. supt., fan shroud, grille (5/16—18 x 3/4)
5.	2.575	LAMP ASSY.—frt. fdr. si. mkr. (R.H. & L.H.)	23.	1.266	FILLER—grille
6.	7.869	BRACE ASSY.—face bar to rad. supt. (R.H. & L.H.)	24.	8.977	SCREW (8—18 x 3/4)
7.	7.869	BRACKET—frt., center face bar to rad. supt. (R.H. & L.H.)	25.	1.269	NUT—rad. grille filler (1/4—14) sq. plastic for (3/8 x 5/8 sheet metal hole)
8.	2.726	HOUSING ASSY.—headlamp (R.H. & L.H.)	26.	7.800	BRACKET—front
9.	1.266	PANEL ASSY.—complete	27.	8.977	SCREW (1/4—14 x 3/4)
10.	2.727	SEALED BEAM—headlamp	28.	8.977	SCREW
	2.726	RETAINER—w/ring	29.	1.266	GRILLE—radiator (R.H. & L.H.)
	2.726	RING—mtg. (R.H. & L.H.)	30.	7.869	BRACKET—frt. face bar inr. (R.H. & L.H.)
11.	1.303	EMBLEM UNIT	31.	7.869	BRACKET—frt. face bar otr. (R.H. & L.H.)
12.	2.585	LAMP ASSY.—parking	32.	7.831	BAR—frt. otr. (R.H. & L.H.)
13.	N.S.S.	PART OF PANEL ASSY. #9	33.	7.865	CUSHION—frt. otr. face bar inr. (R.H. & L.H.)
14.	8.080	SUPPORT ASSY.—hood lock catch	34.	7.865	CUSHION—frt. bpr. otr. face bar otr. (R.H. & L.H.)
15.	8.977	SCREW (10—16 x 1/2)	35.	8.915	NUT (10—24)
16.	1.287	PANEL—frt. bpr. filler (R.H. & L.H.)	36.	7.836	BAR—frt. bpr. vertical, behind grille
17.	7.833	PANEL—frt. lwr.	37.	7.865	CUSHION—frt. bpr. vertical bar
18.	2.728	BEZEL—headlamp (R.H. & L.H.)	38.	7.831	BAR—frt. ctr.



1-68

### 1971-72 CAMARO GRILLE AND BUMPER (exc. R.S.)

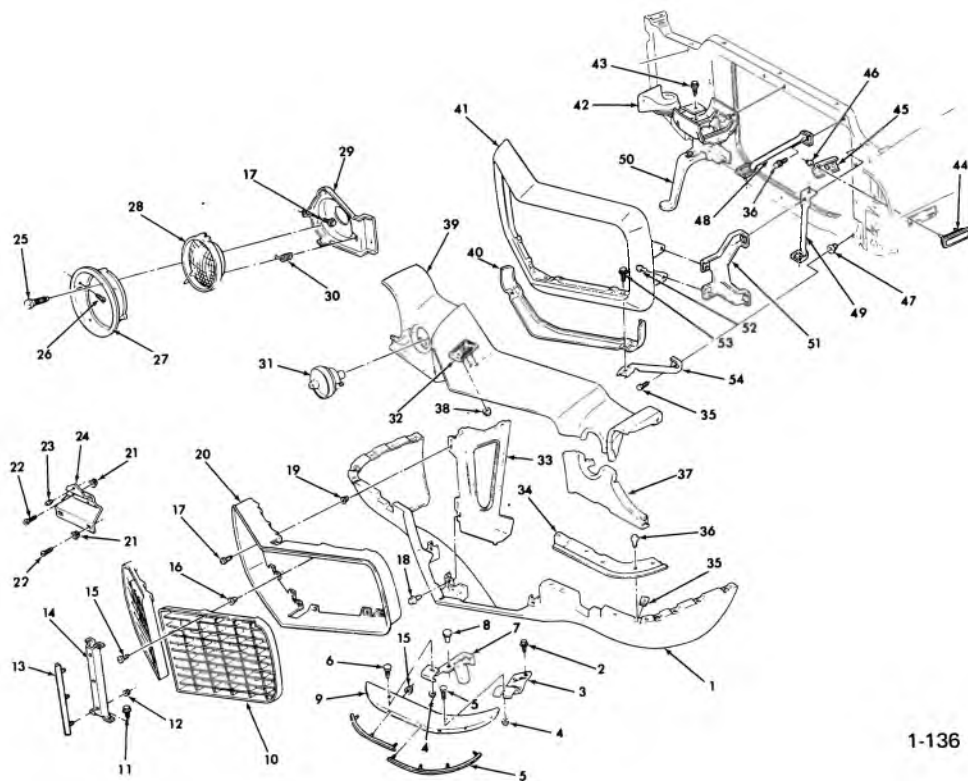
1.	2.810	HORN—low note	26.	8.977	SCREW
2.	8.977	SCREW	27.	8.903	BOLT ASSY.
3.	8.080	CATCH ASSY.—hood lock	28.	7.829	SCREW—frt. to lwr. bpr. (3/8—16 x 1)
4.	1.270	SUPPORT ASSY.—radiator core	29.	7.828	GUARD ASSY.—front (R.H. & L.H.)
5.	8.921	NUT	30.	7.831	BAR—front
6.	2.575	RETAINER—frt. fdr. & rr. gr. si. mkr. lamp	31.	8.977	SCREW (3/8—16 x 1-1/8)
7.	8.991	LAMP (#194)	32.	7.869	BRACE—face bar to rad. supt. (R.H. & L.H.)
8.	2.575	LAMP ASSY.—frt. fdr. si. marker (R.H. & L.H.)	33.	8.977	SCREW (1/4—14 x 3/4)
9.	1.303	EMBLEM UNIT—header panel	34.	7.800	BRACKET—front
10.	8.921	NUT (3/16)	35.	7.800	NUT—special spring (1/4—14)
11.	1.266	PANEL ASSY.—complete	36.	1.276	SCREW—rad. supt. fan shroud, grille (5/16—18 x 3/4)
12.	8.080	SUPPORT ASSY.—hood lock catch (Part of Header Assy. 3962983)	37.	1.266	GRILLE—radiator
13.	N.S.S.		38.	8.977	SCREW (8—18)
14.	7.833	PANEL—frt. bpr. filler (R.H. & L.H.)	39.	1.269	NUT—radiator grille
15.	8.977	SCREW (10—16 x 1/2)	40.	2.737	SCREW—hdlp. beam adjusting
16.	7.833	PANEL—frt. lower	41.	2.728	BEZEL—headlamp (R.H. & L.H.)
17.	8.977	SCREW (10—16 x 3/4)	42.	2.727	SEALED BEAM—headlamp
18.	8.921	NUT (10—12)		2.726	RETAINING RING—w/ring
19.	2.585	LAMP ASSY.—parking (R.H. & L.H.)		2.736	SCREW—hdlp. lens & sealed beam ret. (cr. rec. hd. 8—32 x 11/32)
20.	7.800	BUMPER—frt. & rr. lic. plate		2.726	MOUNTING RING
21.	8.977	SCREW (1/4—14 x 5/8)	43.	2.737	SPRING—adjusting
22.	7.869	BRACKET—frt. face bar otr. (R.H. & L.H.)	44.	2.726	HOUSING ASSY.—headlamp (R.H. & L.H.)
23.	8.916	NUT (3/8—16)	45.	2.737	NUT—headlamp beam adjusting
24.	7.865	SPACER—frt. bpr. bracket			
25.	7.869	BRACKET—frt. face bar intr. (R.H. & L.H.)			



1-128

**1973 CAMARO GRILLE & BUMPER (exc. RALLY SPORT)**

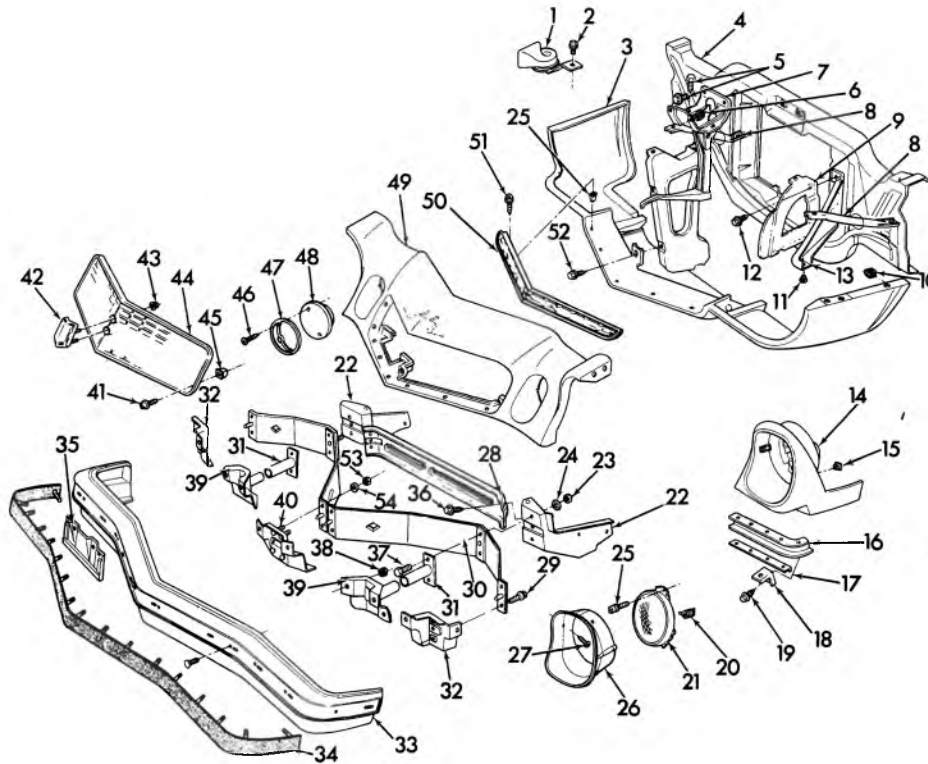
1. 1.270	SUPPORT. . . . .	327533	22. 7.836	REINFORCEMENT, frt. bpr. face bar	6274398
2. 8.080	CATCH ASSY. . . . .	333739	23. 8.977	SCREW	
3. 1.266	PANEL ASSY., complete . . . . .	3962983	24. 8.921	NUT	
4. 2.575	RETAINER, frt. & rr. si. marker . . . . .	3974545	25. 7.869	BRACKET, frt. bpr. face bar . . . . .	6274395-6
5. 8.921	NUT		26. 8.902	BOLT	
6. 2.575	LAMP ASSY.—MARKER (frt. fdr.) . . . . .	917159-60	27. 7.831	BAR, frt. bpr. face . . . . .	6274397
7. N.S.S.	PART OF #3 HEADER ASSY.		28. 8.977	SCREW 3/4-16	
8. 8.977	SCREW 5/16-18 x 1		29. 8.921	NUT 1/4-20	
9. 8.921	NUT 5/16-18		30. 7.828	CUSHION ASSY., frt. . . . .	327527
10. 8.921	NUT #10-12 or #10-16		31. 7.828	GUARD ASSY. . . . .	327521-2
11. 1.287	PANEL, frt. bpr. filler . . . . .	3966861-2	32. 1.266	GRILLE ASSY. . . . .	333724
12. 8.977	SCREW 5/16-18 x 13/16		33. 2.728	BEZEL . . . . .	3962943-4
13. 7.800	BUMPER, frt. & rr. (1/4" x 1-1/8). . . . .	3938600	34. 8.907	SCREW 1/4-28 x 1-21/32	
14. 2.585	LAMP ASSY.—PARK (L.H.) . . . . .	917169	35. 8.977	SCREW #8-18 x 3/4	
2.590	GASKET, park. & dir. sig. . . . .	5962633	36. 2.729	NUT, rad. grille . . . . .	3967142
2.589	LENS . . . . .	5962635	37. 7.833	BUMPER, frt. lwr. valance . . . . .	327536
2.594	SCREW . . . . .	5962696	38. 8.080	SUPPORT ASSY., hood latch catch . . . . .	3962995
2.585	LAMP ASSY.—PARK (R.H.) . . . . .	917170	39. 8.921	NUT 3/16	
2.590	GASKET . . . . .	5962634	40. 1.303	EMBLEM, hdr. pnl. . . . .	3996683
2.589	LENS . . . . .	5962636	41. 2.737	SPRING . . . . .	3945882
2.594	SCREW . . . . .	5962696	42. 2.725	HEADLAMP L.H. . . . .	5963120
15. 8.977	SCREW 1/4-14 x 3/4		2.725	HEADLAMP R.H. . . . .	5963119
16. 8.977	SCREW #10-16 x 3/4		43. 2.726	HOUSING ASSY. . . . .	3967163-64
17. 7.800	NUT, frt. & rr. . . . .	3877254	44. 2.737	NUT . . . . .	3921446
18. 7.800	BRACKET, front . . . . .	3966839	45. 8.977	SCREW	
19. 8.141	BRACE, rad. supt. to fdr. reinf. . . . .	3966857-8	46. 2.810	HORN, vibrator, low Note . . . . .	9000236
20. 7.869	BRACE, frt. bpr. brkt. to rad. supt. . . . .	327523-4	47. 8.977	SCREW	
21. 7.865	SPACER, frt. bpr. brkt. . . . .	3974546			



1-136

### 1973 CAMARO FRONT GRILLE & BUMPER (RALLY SPORT)

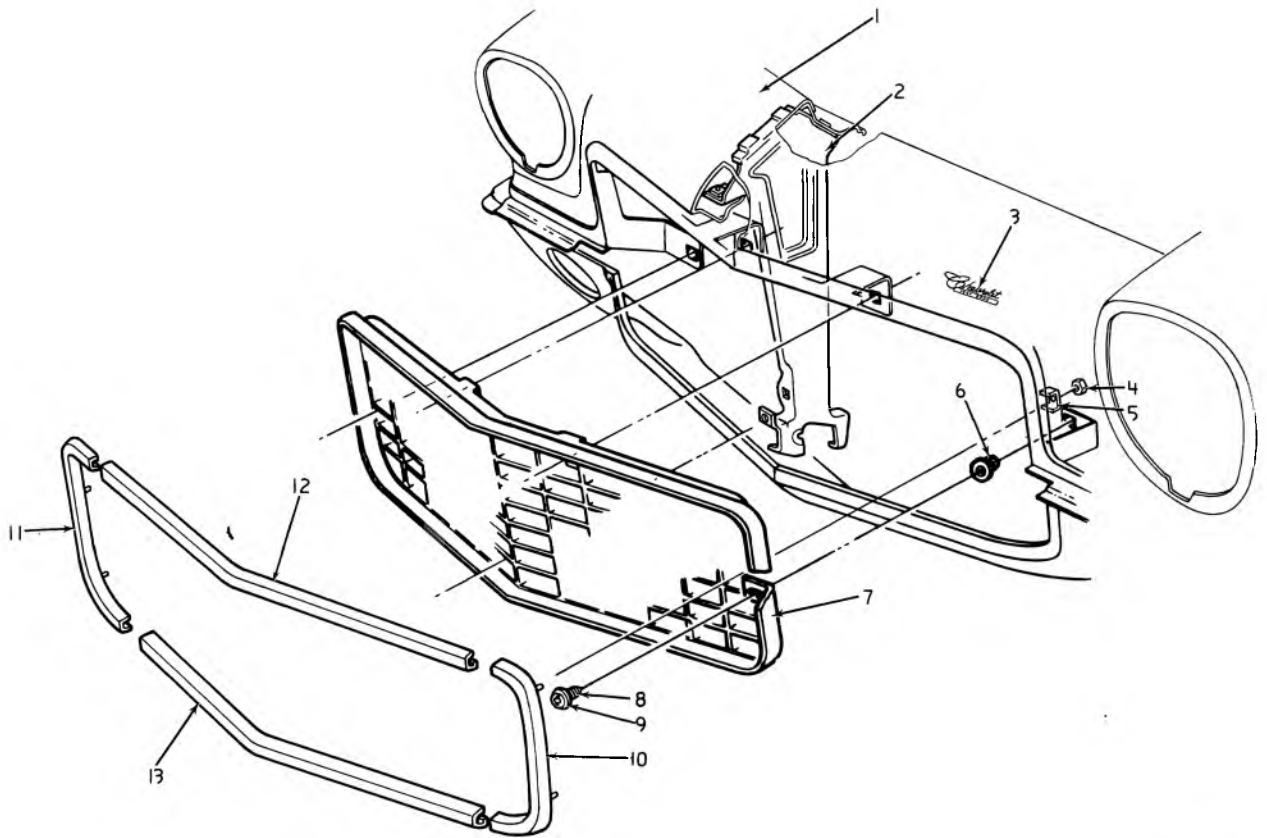
1.	7.833	BUMPER PANEL, frt. lwr. val. . . . .	3990473	29.	2.726	HOUSING . . . . .	3967164-63
2.	8.977	SCREW 3/8-16 x 1		30.	2.737	SPRING . . . . .	3945882
3.	7.869	BRACKET, Outer, frt. face bar . . . .	3986566-65	31.	2.585	LAMP ASM. . . . .	917034
4.	8.915	NUT 3/8-16		32.	1.303	EMBLEM, header pnl. . . . .	3996683
5.	7.865	CUSHION, frt. bpr. vert. . . . .	3974551	33.	8.080	SUPPORT ASM., hood lk. catch . . .	3962995
6.	7.874	BOLT, frt. bpr. face bar . . . . .	9433480	34.	7.833	PANEL, frt. bpr. filler . . . . .	3966862-61
7.	7.869	BRACKET, frt. face bar inr. . . . .	3994714-13	35.	8.915	NUT 5/16-18	
8.	7.865	SPACER, frt. bpr. brkt. . . . .	3974546	36.	8.977	SCREW 5/16-18 x 1	
9.	7.831	FACE BAR, Outer . . . . .	3986578-77	37.	N.S.S.	PART OF ITEM #39-Header Asm.	
10.	1.266	GRILLE ASM. . . . .	3962974-73	38.	8.133	NUT 1/8	
11.	8.900	SCREW 3/8-16 x 1		39.	1.266	HEADER PANEL ASM., complete . .	3962983
12.	8.915	NUT #10-24		40.	7.836	REINFORCEMENT, frt. bpr. ctr. face bar lwr. . . . .	3998890
13.	7.865	CUSHION, frt. bpr. vert. . . . .	3974551	41.	7.831	FACE BAR, center . . . . .	333749
14.	7.836	BAR, Vertical, behind grille . . . . .	3974549	42.	2.810	HORN ASM., vibrator (high note) . .	9000239
15.	8.977	SCREW #8-18 x 3/4		43.	8.977	SCREW 5/16-18 x 7/8	
16.	8.133	NUT #8-18		44.	2.575	LAMP ASM., frt. frd. si. marker . . .	917160-59
17.	8.977	SCREW 1/4-14 x 1		45.	2.575	RETAINER, frt. & rr. si. marker . . .	3974545
18.	1.276	SCREW 5/16-18 x 13/16		46.	8.921	NUT 1/2	
19.	8.915	NUT 1/4-14		47.	8.923	NUT 5/16-18	
20.	1.266	FILLER, grille . . . . .	3973942	48.	7.869	BRACE, frt. bpr. reinf. to . . . . . rad. supt. lwr. . . . .	333760-59
21.	N.S.	LIC. PLATE ATTACH. UNIT		49.	7.869	BRACE, frt. bpr. brkt. to rad. supt. .	327524-3
22.	N.S.	LIC. PLATE ATTACH. UNIT		50.	8.080	CATCH ASM., hood lock . . . . .	3974516
23.	7.800	BUMPER, frt. . . . .	3841098	51.	7.869	BRACKET, frt. ctr. face bar to rad. supt. . . . .	3998892-91
24.	7.800	BRACKET, frt. . . . .	3973960	52.	8.977	SCREW 3/8-16 x 1-1/8	
25.	8.907	SCREW 1/4-28 x 1-5/8		53.	8.977	SCREW 3/8-16	
26.	8.977	SCREW #8-18 x 3/4					
27.	2.728	BEZEL, hdlp. . . . .	3962944-43				
28.	2.727	HEADLAMP					



7-244

**1974-75 CAMARO FRONT END (GRILL BUMPER—EXPLODED)**

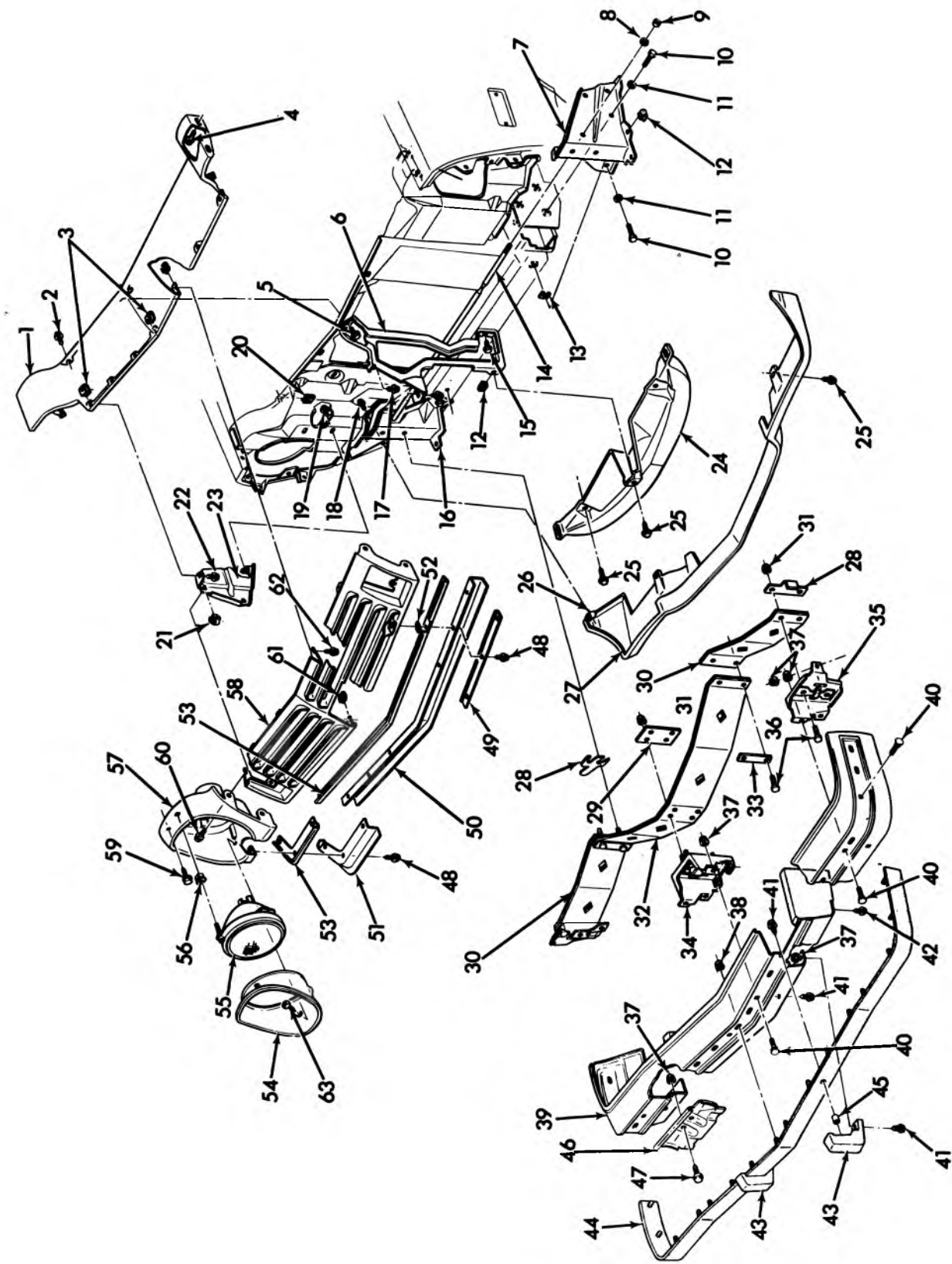
1.	2.810	HORN UNIT—High Note . . . . .	9000011	28.	7.840	CROSSMEMBER . . . . .	339402
	2.810	HORN UNIT—Low Note . . . . .	9000239	29.	7.874	BOLT . . . . .	493001
2.	8.977	SCREW—Hex Hd. 5/16 - 18 . . . . .	—	30.	7.840	SPRING ASSY.—Frt. Bpr. Face Bar. . . . .	339410
3.	7.833	PANEL—Front Bumper Valance . . . . .	333795	31.	7.831	TUBE ASSY. . . . .	339438
4.	1.270	SUPPORT ASSY.—Radiator . . . . .	337439	32.	7.869	BRACKET ASSY.—Outer . . . . .	339405-06
5.	1.276	SCREW—Hex Hd. 5/16 - 18 x 13/16 . . . . .	3960314	33.	7.831	BAR ASSY.—w/Guards . . . . .	339431
6.	8.917	NUT—Hex Flg. 5/16 - 18 . . . . .	—	34.	7.831	STRIP ASSY. . . . .	341095
7.	8.080	CATCH ASSY.—Hood Latch . . . . .	339462	35.	7.800	BRACKET—License Plate . . . . .	341037
8.	7.836	BRACE ASSY.—Front . . . . .	339417-18	36.	8.977	BOLT ASM 3/8 - 16 . . . . .	—
9.	1.267	SUPPORT ASSY.—Rad. Grill Hdr. Pnl. . . . .	337481	37.	8.900	BOLT . . . . .	—
10.	8.915	NUT—U Shape 5/16 - 18 . . . . .	—	38.	8.915	NUT 3/8 - 16 . . . . .	—
11.	8.820	BUMPER—Special . . . . .	341097	39.	7.840	GUIDE ASSY. . . . .	339439-40
12.	8.977	SCREW—Hex Hd. 5/16 - 18 . . . . .	—	40.	7.869	BRACKET ASSY.—Center . . . . .	337449
13.	8.820	SUPPORT—Frt. Bpr. Jacking . . . . .	341093-94	41.	8.977	SCREW 8-18 x 3/4 . . . . .	—
14.	2.726	HOUSING—Headlamp . . . . .	333789-90	42.	1.303	EMBLEM UNIT 1974 . . . . .	6260836
15.	2.737	NUT—Spt. Hdtp. Adj. . . . .	3921446			1975 . . . . .	358799
16.	7.833	PANEL—Frt. Bar Flr. . . . .	339425-26	43.	8.915	NUT . . . . .	—
17.	7.833	RETAINER—Frt. Bpr. Flr. Inr. . . . .	339427	44.	1.266	GRILL—Rad. Uprr, 1974 . . . . .	333794
18.	7.833	RETAINER—Frt. Bpr. Fil. Pnl. otr. . . . .	339429-30			1975 . . . . .	347570
19.	9.262	SCREW ASM. . . . .	3909073	45.	2.729	NUT—Special Anchor . . . . .	3919773
20.	2.737	SPRING—Headlamp Adj. . . . .	345559	46.	8.977	SCREW 8 - 18 x 1 . . . . .	—
21.	2.575	HEADLAMP CAPSULE 7" . . . . .	5964573	47.	2.586	ORNAMENT—Park & Sig. Lamp . . . . .	337452
22.	7.869	BRACKET ASM.—Frt. Bpr. Spring . . . . .	339411-12	48.	2.585	LAMP ASSY.—Park & Sig. . . . .	928168
23.	8.915	NUT 7/16 - 14 . . . . .	—	49.	1.266	PANEL ASSY. . . . .	337456
24.	8.929	WASHER 15/32 . . . . .	—	50.	1.266	GRILLE—Lwr. . . . .	341002
25.	8.977	SCREW 1/4 - 28 . . . . .	—	51.	8.977	SCREW 8 - 18 x 3/4 . . . . .	—
26.	2.728	BEZEL . . . . .	333791-92	52.	8.977	SCREW 5/16 - 18 x 13/16 . . . . .	—
27.	8.907	SCREW 1/4 - 28 x 1 21/32 . . . . .	—	53.	8.915	NUTS 7/16 - 14 . . . . .	—
				54.	8.929	WASHER 15/16 . . . . .	—



1-140

### 1971-73 VEGA GRILLE

1.	1.263	PANEL ASSY., header		7.	1.266	GRILLE (exc. mldg.)	3972026
2.	1.267	SUPPORT ASSY.	3982086		1.266	GRILLE (w/mldg.)	3984083
3.	12.182	PLATE ASSY. (71-72)	9870383	8.	8.929	WASHER (5/16")	
	12.182	PLATE ASSY. (73)	9614435	9.	8.977	SCREW (8-18 x 7/8")	
	12.183	CLIP ASSY.	9875547	10.	1.268	MOULDING ASSY.	3984087
4.	8.921	NUT (6-32)		11.	1.268	MOULDING ASSY.	3984088
5.	7.800	SPACER	3984089	12.	1.268	MOULDING (upper)	3984085
6.	8.133	NUT	3919773	13.	1.268	MOULDING (lower)	3984086



1-174

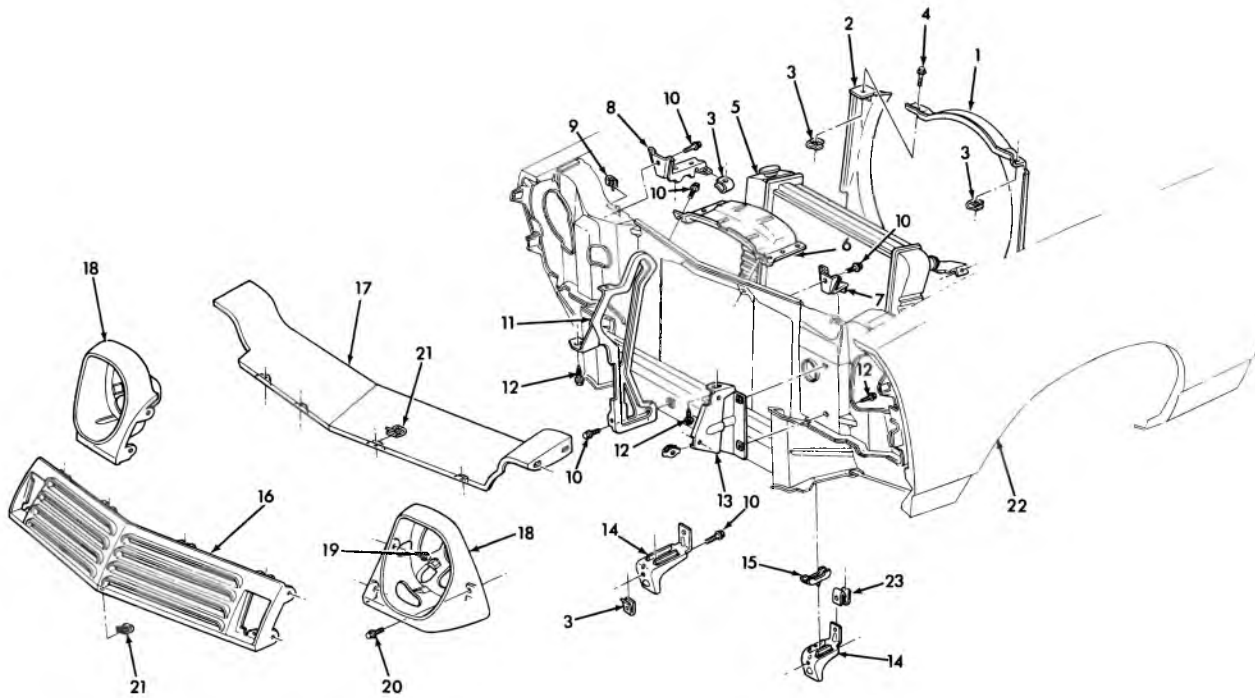
1974 VEGA GRILLE AND BUMPER

## 1974 VEGA GRILLE AND BUMPER

1.	1.263	PANEL ASSY. - Rad. Grille Header Panel .....	9728056	34.	7.836	BRACKET ASSY. - Frt. Bumper Center	336546
2.	8.977	SCREW		35.	7.869	BRACKET ASSY. - Frt. Bumper Outer L.H. ....	336551
3.	1.276	NUT-U 5/16-18 x 17/32 .....	3849974		7.869	BRACKET ASSY.-Frt. Bumper Outer R.H.....	336552
4.	8.977	SCREW		36.	7.840	BOLT - Hex 7/16-14 x 1-3/4	
5.	8.977	SCREW - Rad. Grl. Header Pnl. 5/16-18 x 5/8		37.	8.915	NUT - Hex 3/8-16	
6.	1.267	SUPPORT ASSY. ....	339078	38.	8.915	NUT	
7.	7.836	BRACKET ASSY. - Frt. Bumper Frame L.H. ....	336557	39.	7.831	BAR - Frt. Bumper Face .....	336599
	7.836	BRACKET ASSY. - Frt. Bumper Frame R.H. ....	336558	40.	8.900	BOLT	
8.	8.929	WASHER - Spl. 15/32 x 1-1/2 x 1/8		41.	8.977	SCREW 3/8-16 x 1-1/4	
9.	8.917	NUT		42.	8.977	SCREW - Hex Hd. and Washer 1/4-20 x 1	
10.	8.900	BOLT		43.	7.828	GUARD ASSY. - Frt. Bpr. L.H. ....	339065
11.	8.154	WASHER FL/HDND			7.828	GUARD ASSY. - Frt. Bpr. R.H.....	339066
12.	8.921	NUT - P - Wu - Shape 1/4-14			7.828	GUARD ASSY. - Frt Bpr. L.H. w/impact Strip.....	339067
13.	6.178	SHIM - Steering Knuckle upper Control Arm .....	6270717		7.828	GUARD ASSY. - Frt. Bpr. R.H. w/impact Strip.....	339068
14.	7.836	ROD - Frame Bracket .....	336567	44.	7.865	STRIP ASSY. - Frt. Bumper Protective .	336597
15.	1.276	SCREW - Rad. Mtg. Bracket to Rod Support 5/16-18 x 13/16 .....	3960314	45.	7.829	SPACER - Frt. Bumper Guard .....	3842804
16.	8.977	SCREW - Hex Head 1/4-20 x 1		46.	7.800	BRACKET - Frt. License Plate .....	336575
17.	8.900	SCREW and WASHER ASSY. 1/4-14 x 3/4		47.	8.900	BOLT	
18.	8.977	SCREW and PI Wa Assy. 1/4-14 x 1		48.	8.977	SCREW	
19.	8.977	SCREW and WASHER ASSY.		49.	1.263	RETAINER - Frt. Bpr. Fil Pnl .....	346568
20.	8.921	NUT-U		50.	7.833	PANEL - Frt. Bumper Filler.....	342698
21.	8.921	NUT-U 5/16-18		51.	7.833	PANEL - Frt. Bumper Filler L.H.....	342655
22.	8.977	SCREW ASSY. 1/4-14 x 3/4			7.833	PANEL - Frt. Bumper Filler R.H. ....	342656
23.	1.267	SUPPORT ASSY. ....	339079	52.	8.921	NUT - Push on Spring - Type	
	1.267	SUPPORT ASSY. ....	339080	53.	1.268	MOULDING - Rad. Grl. Hd. Pnl. ....	6260832
24.	7.833	DEFLECTOR .....	339027	54.	2.728	BEZEL - Headlamp	
25.	8.977	SCREW - Hex 1/4-14 x 1		55.	2.725	HEADLAMP ASSY. ....	5964573
26.	8.977	NUT		56.	2.737	NUT	
27.	7.833	PANEL - Front Bumper Valance .....	342613	57.	2.726	HOUSING L.H. ....	336511
28.	7.865	SHIM - Frt. Bumper Frame Brkt.....	346506		2.726	HOUSING R.H. ....	336512
29.	7.840	PLATE - Center Spring .....	336550	58.	1.266	GRILLE.....	339082
30.	7.840	SPRING ASSY. - Front Outer .....	336571	59.	8.977	SCREW ASSY. - Hex Hd. & Con Wa 1/4-20 x 7/8	
31.	7.874	NUT - Frt. Bumper Outer Spring .....	3930109	60.	8.977	SCREW - Assy.	
32.	7.840	SPRING ASSY. - Frt. Center .....	336568	61.	8.921	NUT-U 1/4-20 x 35/64	
33.	7.840	PLATE - Inter .....	336574	62.	8.977	SCREW ASSY.	
				63.	8.977	SCREW	

1-174

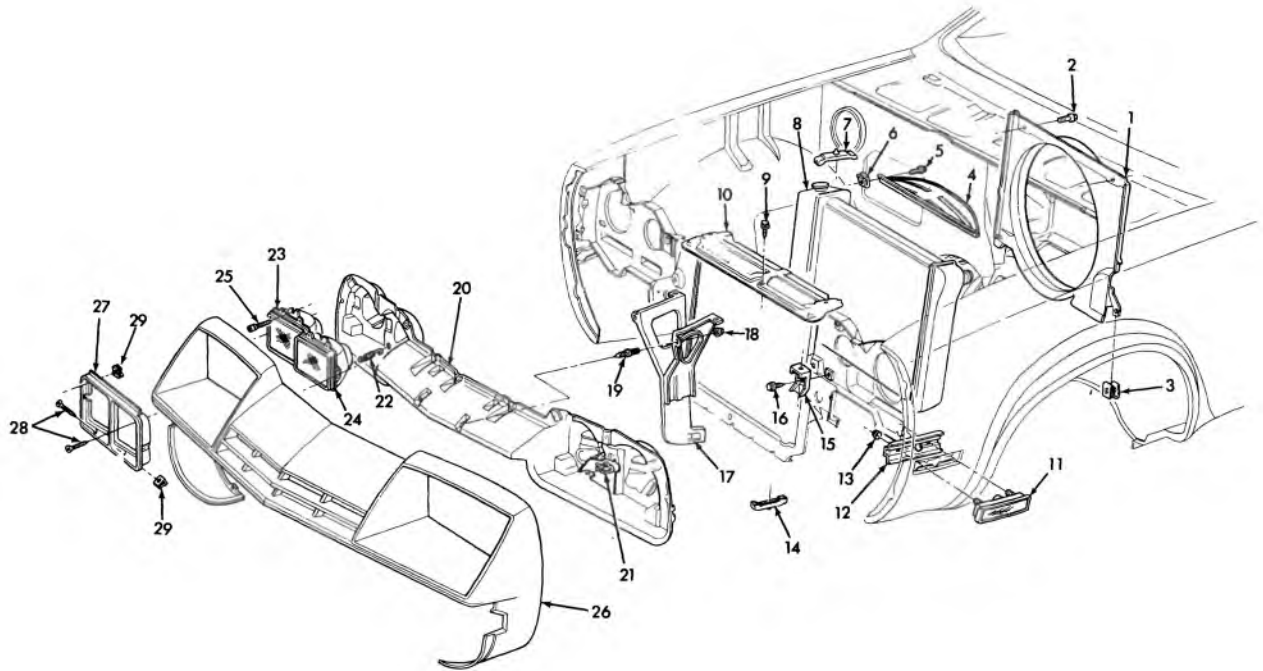




1-177

### 1975 VEGA-GRILLE

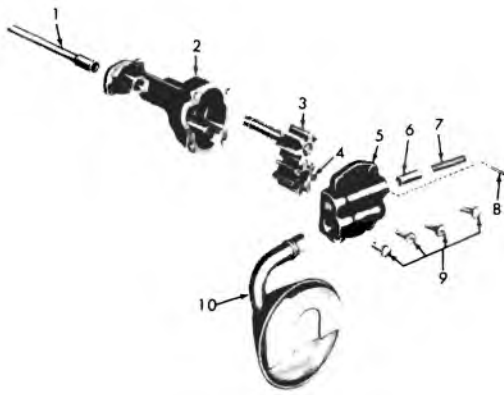
1.	1.277	SHROUD, fan upper . . . . .	3982079	14.	1.270	BRACKET, radiator lower mtg. L.H. . . . .	3982063
2.	1.277	SHROUD, fan lower . . . . .	3982080		1.270	BRACKET, radiator lower mtg. R.H. . . . .	3982064
3.	1.276	NUT, radiator fan shroud . . . . .	3939394	15.	1.270	PAD, radiator retainer L.H. . . . .	3982057
4.	8.977	BOLT (1/4-14 x 32/32)			1.270	PAD, radiator retainer R.H. . . . .	3982058
5.	1.219	CORE, radiator		16.	1.266	GRILLE, radiator . . . . .	339082
6.	1.270	PANEL, radiator mounting upper L.H. . . . .	3982061	17.	1.266	PANEL ASSY., radiator grille and header panel bar . . . . .	342663
7.	1.270	BRACKET, radiator mounting upper R.H. . . . .	3982062	18.	2.726	HOUSING, headlamp L.H. . . . .	336511
8.	1.270	BRACKET, radiator mounting upper R.H. . . . .	3982062		2.726	HOUSING, headlamp R.H. . . . .	336512
9.	8.083	"U" NUT		19.	8.977	SCREW (5/16-18)	
10.	1.276	SCREW, radiator mtg. bracket to radiator support (5/16-18 x 13/16)		20.	8.929	SCREW (1/4-20 x 13/16)	
11.	1.267	SUPPORT ASSY., radiator grille center . . . . .	339078	21.	8.921	"U" NUT (1/4-20 x 17/32)	
12.	8.977	SCREW (1/4-14 x 3/4)		22.	8.130	PANEL ASSY., frt. fender L.H. . . . .	356831
13.	1.267	SUPPORT ASSY., header panel L.H. . . . .	339079		8.130	PANEL ASSY., frt. fender R.H. . . . .	356832
	1.267	SUPPORT ASSY., header panel R.H. . . . .	339080	23.	7.833	"J" NUT (5/16-18 x 1/2)	



1-178

**1975 MONZA GRILLE (exc. HM)**

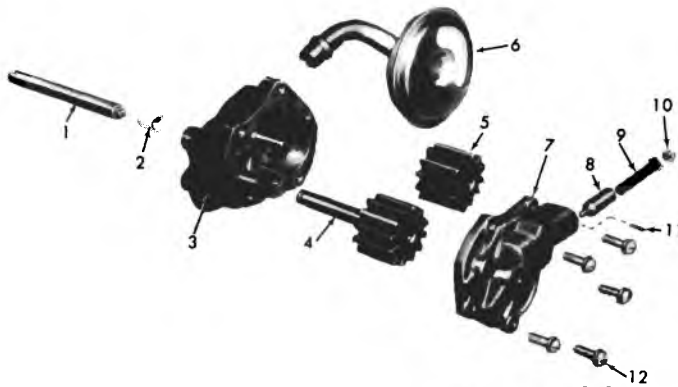
1.	1.277	SHROUD, rad. fan		16.	8.977	SCREW (1/4 x 1)	
2.	8.977	SCREW (1/4-14 x 1)		17.	1.271	SUPPORT, lock	1654700
3.	1.277	CLIP, rad. fan shroud	3982085	18.	9.782	NUT (1/4-20)	3866846
4.	1.277	GUARD, rad. fan	353989	19.	1.269	STUD	410707
5.	8.900	SCREW (1/4-14 x 3/4)		20.	7.832	RETAINER ASSY., frt. bpr. impact bar upper cvr.	346551
6.	1.276	"U" NUT (1/4-14 x 17/32)		21.	8.921	"U" NUT (1/4-20 x 17/32)	
7.	1.270	PAD, rad. retainer		22.	2.737	SPRING, headlamp adjuster	342684
8.	1.219	CORE, rad.		23.	2.725	LAMP ASSY., inboard L.H.	5966078
9.	8.977	SCREW (5/16-18 x 5/8)			2.725	LAMP ASSY., inboard R.H.	5966079
10.	1.287	PANEL, rad. upper mounting	342692	24.	2.725	LAMP ASSY., outboard L.H.	5966076
11.	2.575	LAMP ASSY., frt. fdr. side marker L.H.	912363		2.725	LAMP ASSY., outboard R.H.	5966077
	2.575	LAMP ASSY., frt. fdr. side marker R.H.	912364	25.	8.907	SCREW (1/4-28 x 1-5/8)	
12.	2.575	RETAINER, frt. fdr. side marker lamp	3974545	26.	7.832	COVER, frt. bpr. impact bar upper	342683
	2.575	NUT	8797130	27.	2.728	BEZEL, headlamp L.H.	356319
13.	2.575	NUT	8797130		2.728	BEZEL, headlamp R.H.	356320
14.		PAD		28.	8.906	SCREW, (8-18 x 1 1/4)	
15.	7.832	BRACKET, frt. bumper upper cvr. retainer	346548	29.	8.921	NUT (8-18)	



1-131

**OIL PUMP-V-8 (exc. MARK IV)**

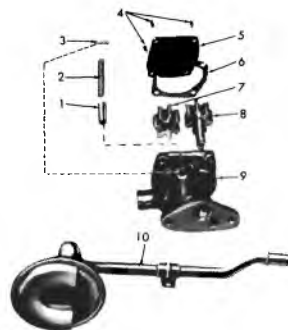
- |           |   |           |                  |
|-----------|---|-----------|------------------|
| 1. 2.372  | SHAFT, intermediate to oil pump         | 6. 1.609  | VALVE            |
| 2. 1.652  | PUMP ASSY.                              | 7. 1.609  | SPRING           |
| 3. N.S.S. | DRIVE GEAR & SHAFT (Part of Pump Assy.) | 8. 8.939  | PIN 3/32 x 3/4   |
| 4. N.S.S. | IDLER GEAR (Part of Pump Assy.)         | 9. 1.652  | BOLT 7/16-14 x 2 |
| 5. 1.723  | PUMP COVER                              | 10. 1.656 | SCREEN ASSY.     |



1-134

**OIL PUMP-MARK IV**

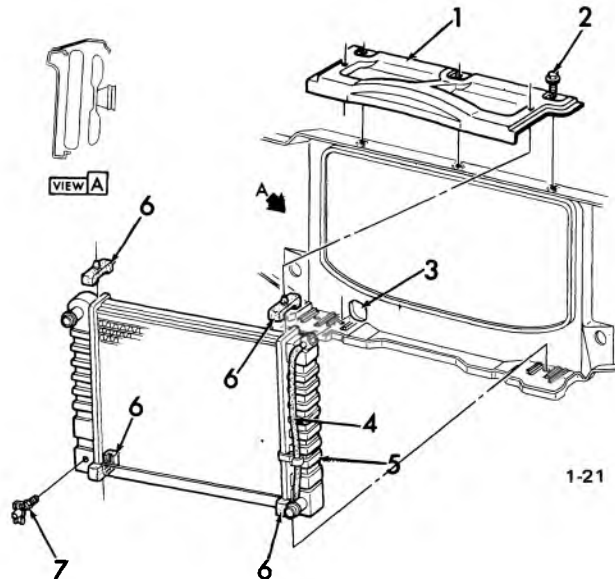
- |           |   |           |                                   |
|-----------|---|-----------|-----------------------------------|
| 1. N.S.S. | SHAFT EXTENSION (Part of Pump Assy.)    | 6. 1.656  | SCREEN ASSY.                      |
| 2. N.S.S. | SHAFT COUPLING (Part of Pump Assy.)     | 7. 1.723  | PUMP COVER                        |
| 3. 1.652  | PUMP ASSY.                              | 8. 1.609  | VALVE, oil pressure regulator     |
| 4. N.S.S. | DRIVE GEAR & SHAFT (Part of Pump Assy.) | 9. 1.609  | SPRING (5/16" O.D. x 2-1/2" O.L.) |
| 5. N.S.S. | IDLER GEAR (Part of Pump Assy.)         | 10. 1.609 | RETAINER, valve spring            |
|           |   | 11. 8.939 | PIN 3/32 x 3/4                    |
|           |   | 12. 1.652 | BOLT 7/16"-14 x 2-23/64"          |



1-132

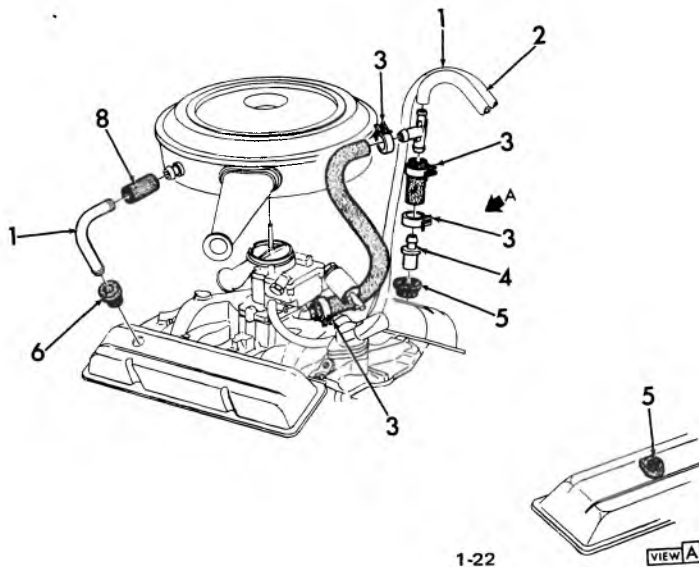
**OIL PUMP-6 CYL.**

- |          |                                  |           |   |
|----------|----------------------------------|-----------|---|
| 1. 1.609 | VALVE                            | 7. N.S.S. | IDLER GEAR (Part of Pump Assy.)         |
| 2. 1.609 | SPRING (5/16 O.D. x 2-7/32 O.L.) | 8. N.S.S. | DRIVE GEAR & SHAFT (Part of Pump Assy.) |
| 3. 8.939 | PIN 3/32 x 3/4                   | 9. 1.652  | PUMP ASSY.                              |
| 4. 8.909 | BOLT                             | 10. 1.656 | SCREEN ASSY., w/pipe & support          |
| 5. 1.723 | COVER                            |           |   |
| 6. 1.724 | GASKET                           |           |   |



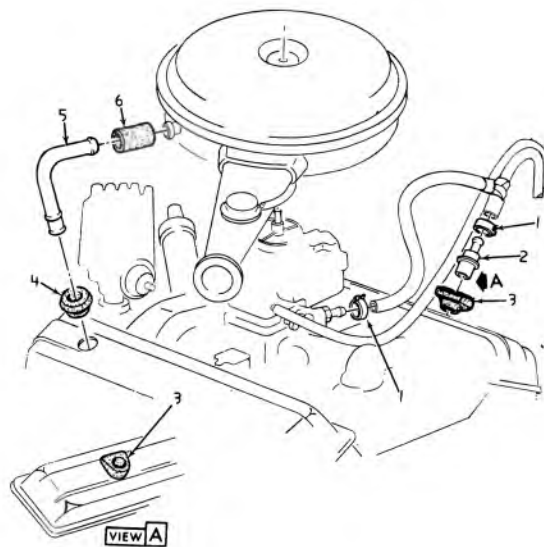
### 1973-74 CAMARO RADIATOR MOUNTING

- |          |                          |          |                        |
|----------|--------------------------|----------|------------------------|
| 1. 1.270 | PANEL—L-6, upr. mounting | 4. 8.962 | HOSE (cut as required) |
| 1.270    | PANEL—V-8, upr. mounting | 5. 1.219 | BODY ASSY.             |
| 2. 8.977 | SCREW                    | 6. 1.270 | PAD, rad., retainer    |
| 3. 1.203 | CAP                      | 7. 8.951 | COCK—drain             |



### 1973-74 CAMARO ENGINE VENTILATION SYSTEM

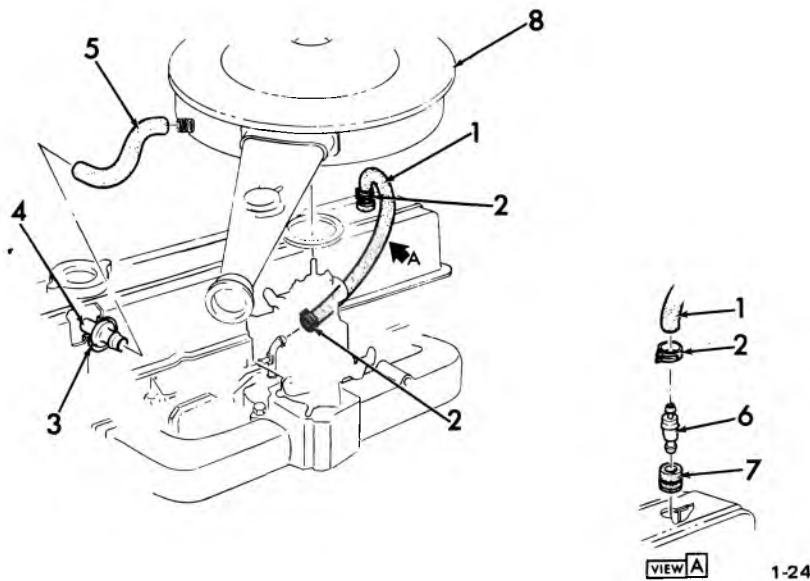
- |          |                   |          |   |
|----------|-------------------|----------|---|
| 1. 8.962 | HOSE (3/8)        | 6. 1.745 | GROMMET—spl. (23/32 I.D. x 1-7/32 O.D.) |
| 2. 8.962 | HOSE (1/4)        | 7. 1.762 | PIPE                                    |
| 3. 1.166 | CLAMP (1/4 x 5/8) | 8. 1.762 | HOSE                                    |
| 4. 1.745 | VALVE ASSY.       |          | HOSE 1973 228                           |
| 5. 1.745 | GROMMET—spl.      |          | HOSE 1973 L14-L48-L65                   |



1-34

### 1973 ALL V-8 ENGINE VENTILATION SYSTEM

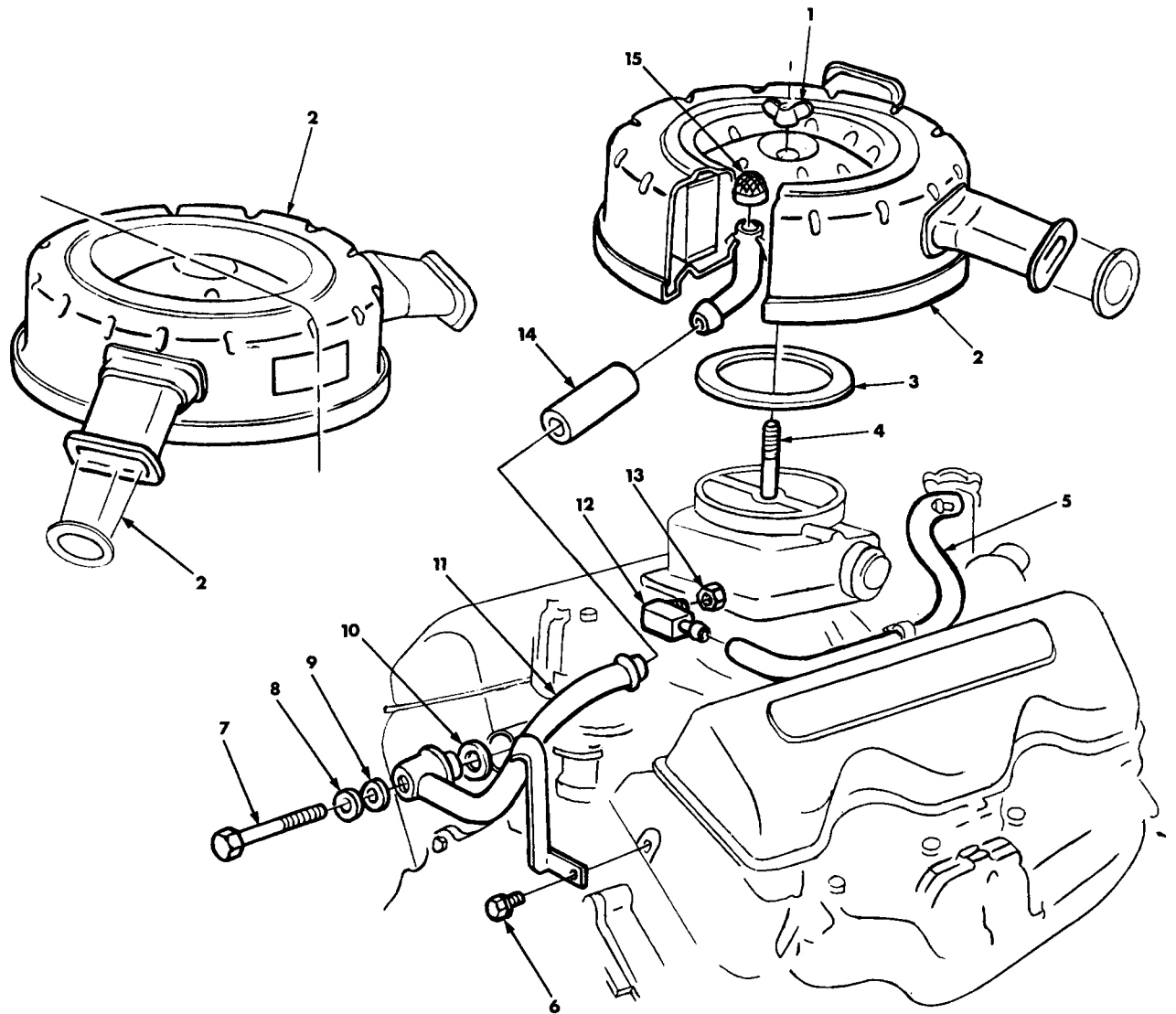
- |   |   |
|---|---|
| 1. 1.166 CLAMP                              | 4. 1.745 GROMMET (23/32 I.D. x 1-7/32 O.D.) |
| 2. 1.745 VALVE ASSY.                        | 5. 1.762 PIPE                               |
| 3. 1.745 GROMMET (23/32 I.D. x 1-3/16 O.D.) | 6. 3.675 HOSE (Cut as required)             |



1-24

### 1973-74 ALL C/CASE VENT HOSES (L-6)

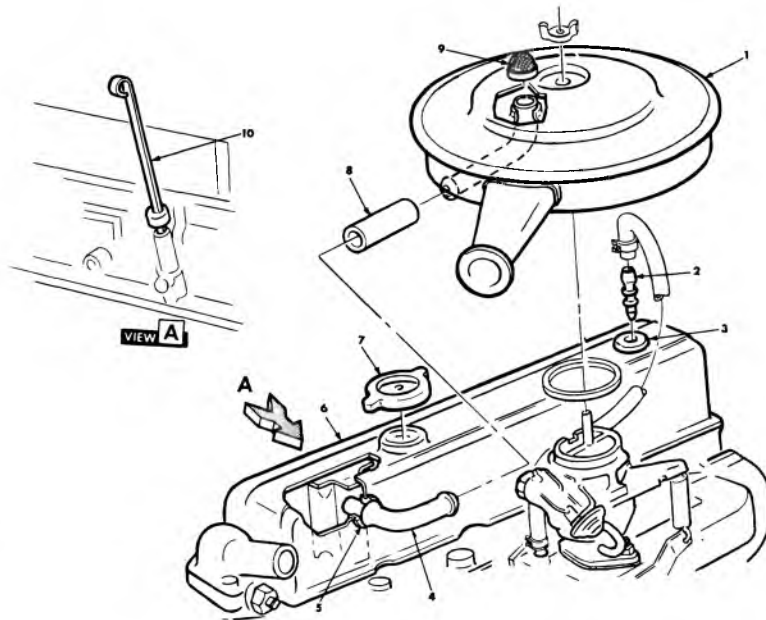
- |   |   |
|---|---|
| 1. 8.962 HOSE (3/8)                         | 5. 1.762 HOSE                               |
| 2. 1.166 CLAMP                              | 6. 1.745 VALVE ASM.                         |
| 3. 1.745 GROMMET (23/32 I.D. x 1-7/16 O.D.) | 7. 1.745 GROMMET (23/32 I.D. x 1-7/32 O.D.) |
| 4. 1.745 CONNECTOR (2-1/2" lg.)             | 8. 3.402 AIR CLEANER                        |



1-16

### 409 CLOSED POSITIVE VENTILATION

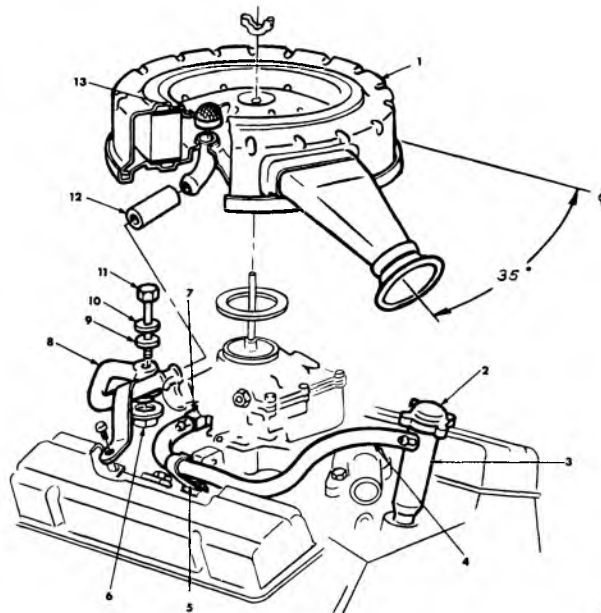
- |                               |                         |
|-------------------------------|-------------------------|
| 1. 8.920 NUT-WING (1/4-20)    | 9. 1.745 GASKET         |
| 2. 3.402 AIR CLEANER          | 10. 1.745 GASKET        |
| 3. 3.403 GASKET               | 11. 1.762 TUBE ASSEMBLY |
| 4. 3.403 STUD                 | 12. 1.745 CONNECTOR     |
| 5. 8.926 HOSE                 | 13. 8.963 ADAPTER       |
| 6. 8.900 SCREW (3/8-16 x 5/8) | 14. N.L. HOSE           |
| 7. 8.900 BOLT (1/4-20 x 4)    | 15. 1.745 ARRESTOR      |
| 8. 8.929 WASHER               |                         |



1-14

### 6 CYL.—CLOSED POSITIVE VENTILATION

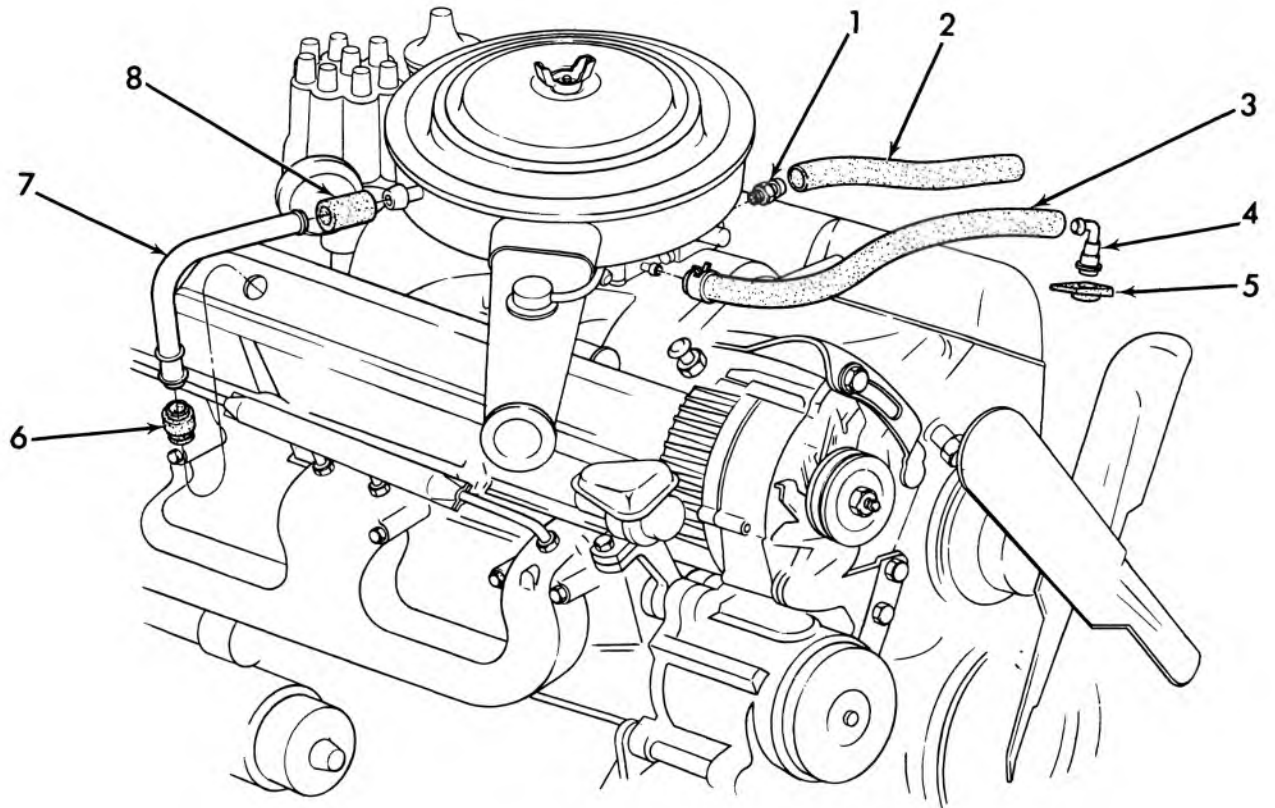
- |                      |                                   |
|----------------------|-----------------------------------|
| 1. 3.402 AIR CLEANER | 6. 0.386 COVER ASSY.—VALVE ROCKER |
| 2. 1.745 CONNECTOR   | 7. 1.758 CAP ASSEMBLY             |
| 3. 1.762 GROMMET     | 8. 8.962 HOSE                     |
| 4. 1.745 CONNECTOR   | 9. 1.745 ARRESTOR                 |
| 5. 0.396 GROMMET     | 10. 1.516 GAUGE ASSY.—OIL LEVEL   |



1-15

### 283-327—CLOSED POSITIVE VENTILATION

- |                      |                                 |
|----------------------|---------------------------------|
| 1. 3.402 AIR CLEANER | 8. 1.762 TUBE ASSY.             |
| 2. 1.758 CAP ASSY.   | 9. 1.745 GASKET                 |
| 3. 1.745 TUBE ASSY.  | 10. 8.929 WASHER (1/4)          |
| 4. 8.962 HOSE        | 11. 8.900 BOLT (1/4—20 x 4-1/2) |
| 5. 1.762 CLIP        | 12. 8.962 HOSE (15/16 I.D.)     |
| 6. 1.745 GASKET      | 13. 1.745 ARRESTOR              |
| 7. 1.745 CONNECTOR   |                                 |

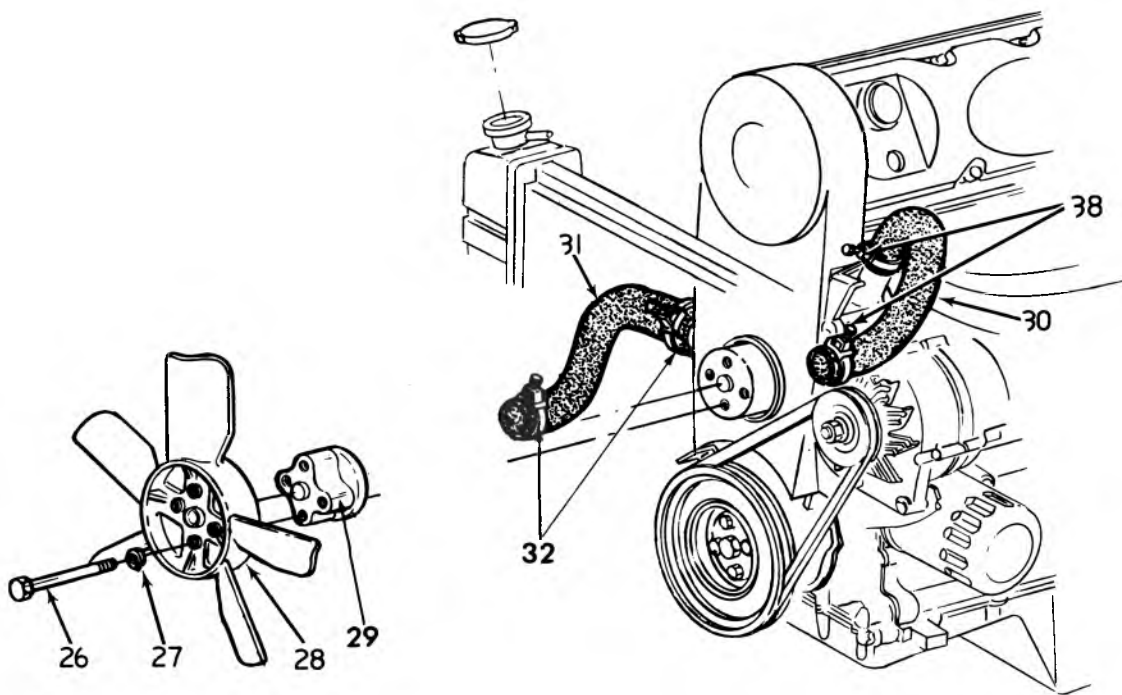
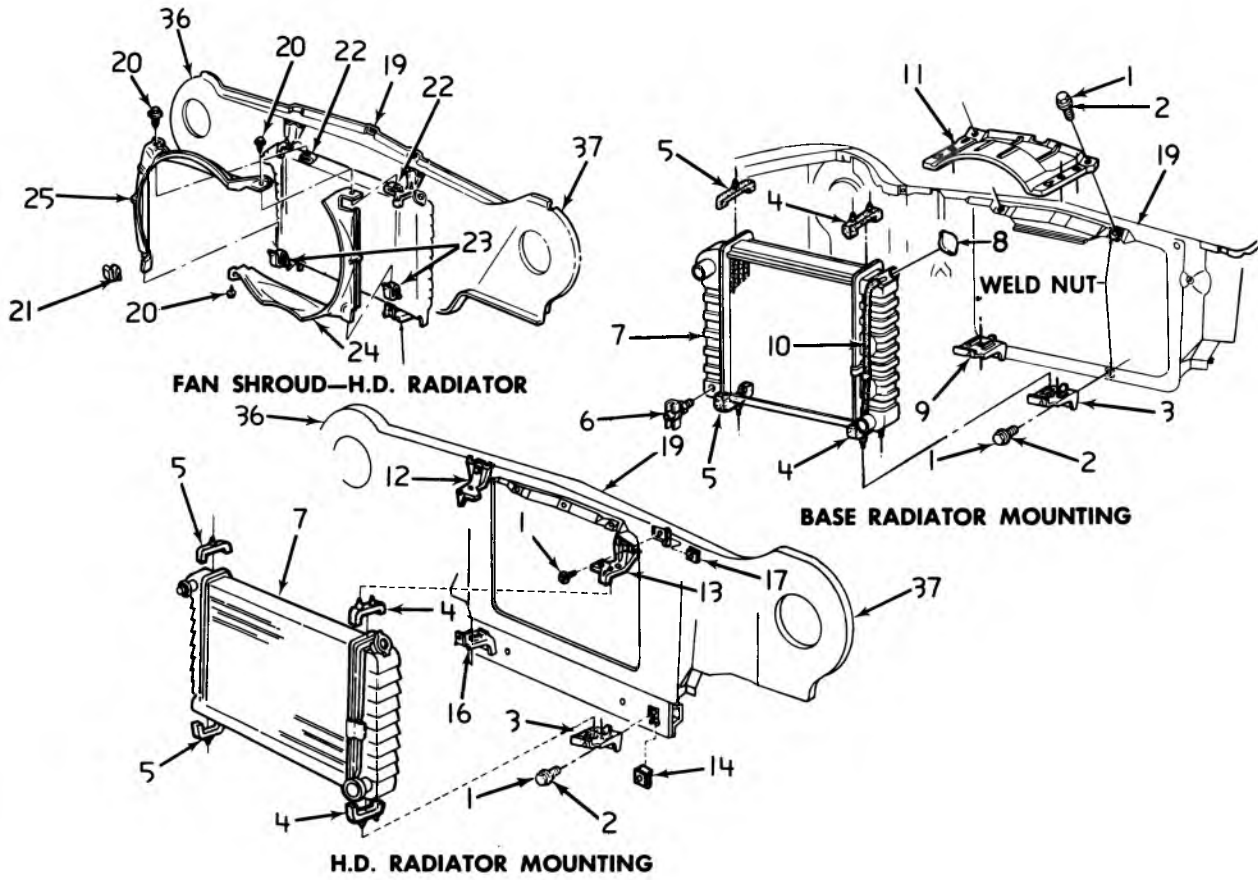


1-167

### 1974 POSITIVE CRANKCASE VENTILATION (V-8)

- |  |                                   |
|--|-----------------------------------|
| 1. 1.745 NIPPLE—C/Case Vent to Manif. Hose | 5. 1.745 GROMMET—C/Case Vent Vlv. |
| 2. 8.962 HOSE 3/8                          | 6. 1.745 GROMMET—C/Case Vent Vlv. |
| 3. 8.962 HOSE—C/Case Vent                  | 7. 1.762 PIPE—C/Case Vent         |
| 4. 1.745 VALVE ASM. UNIT—C/Case Vent       | 8. 8.962 HOSE—C/Case Vent to A/CL |





1-141

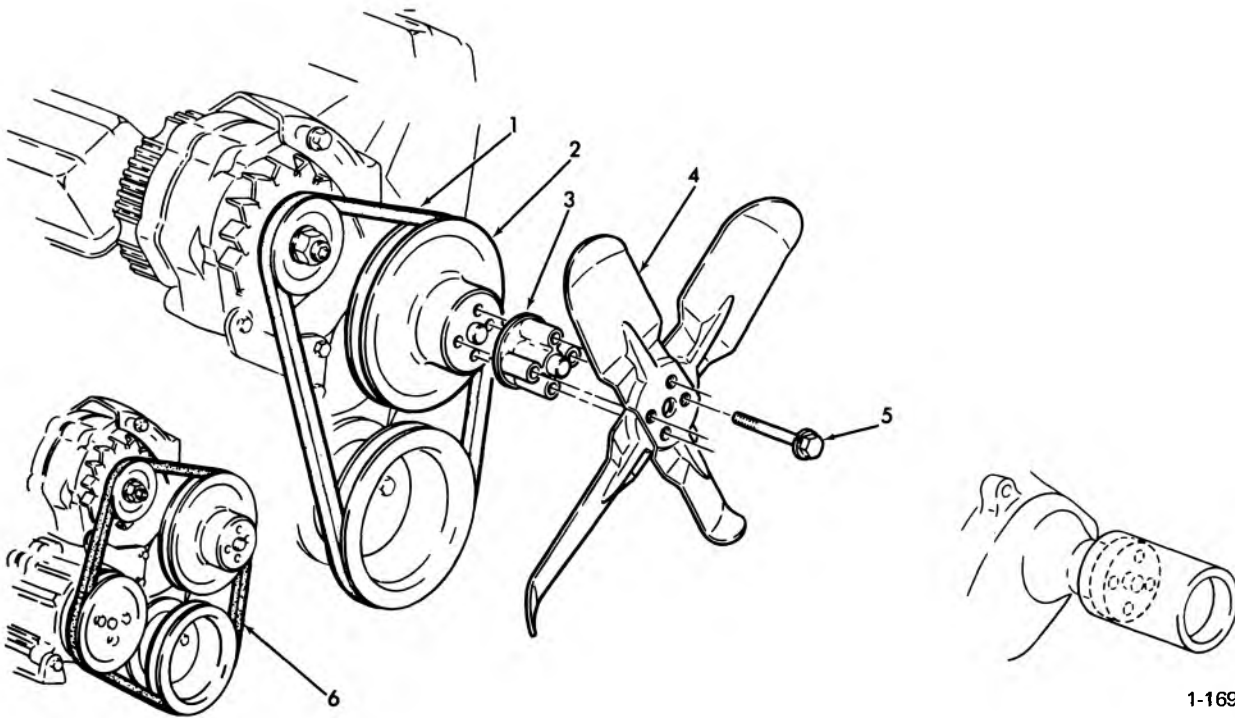
**1971-75 (140 CID)  
RADIATOR—MOUNTINGS—SHROUDS—FAN—HOSES—AND COMPONENTS**

1971-75 (140 CID)

**RADIATOR— MOUNTINGS— SHROUDS— FAN— HOSES— AND COMPONENTS**

1.	1.276	SCREW ( $\frac{5}{16}$ "— 18 x $\frac{13}{16}$ "	20.	8.977	SCREW ( $\frac{1}{4}$ "— 14 x $\frac{3}{4}$ "
2.	8.932	WASHER ( $\frac{5}{16}$ "	21.	8.921	NUT ( $\frac{1}{4}$ "— 14)
3.	1.270	BRACKET	22.	1.276	NUT
4.	1.270	PAD (R.H.)	23.	1.277	CLIP
5.	1.270	PAD (L.H.)	24.	1.277	SHROUD (lower)
6.	8.951	COCK	25.	1.277	SHROUD (upper)
7.	1.219	CORE	26.	8.900	BOLT ( $\frac{5}{16}$ "— 18 x $\frac{3}{4}$ "
8.	1.203	CAP ASSY.	27.	8.931	WASHER ( $\frac{5}{16}$ "
9.	1.270	BRACKET (L.H.-lower)	28.	1.064	BLADE ASSY. (exc. C.A.C.)
10.	8.962	HOSE ( $\frac{3}{8}$ "		1.064	BLADE ASSY. (w/C.A.C.)
11.	1.270	PANEL	29.	1.064	SPACER (2.30" O.L.)
12.	1.270	BRACKET (L.H.-upper)	30.	1.159	HOSE
13.	1.270	BRACKET (R.H.-upper)	31.	1.173	HOSE
14.	7.833	NUT (J)	32.	1.166	CLAMP
16.	1.270	BRACKET (R.H.-lower)	36.	2.726	PLATE
17.	8.921	NUT ( $\frac{5}{16}$ "— 18)	37.	2.726	PLATE
19.	1.270	PANEL ASSY.	38.	1.166	CLAMP

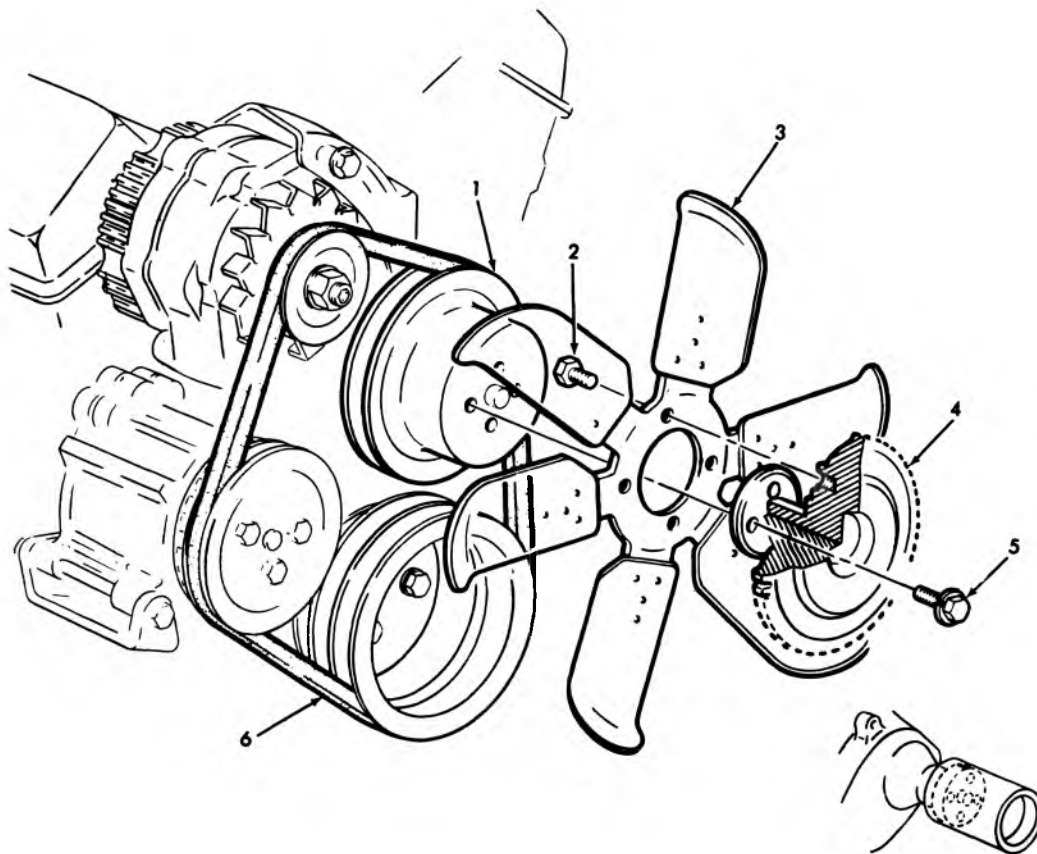
1-141



1-169

**1974 PASSENGER FAN BELT PULLEY & SPACER**

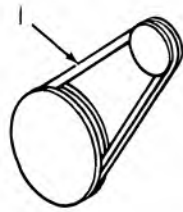
- |                                  |   |
|----------------------------------|---|
| 1. 1.066 BELT—Fan & Generator    | 4. 1.064 BLADE ASM.—Fan                   |
| 2. 1.062 PULLEY—Water Pump & Fan | 5. 8.900 BOLT-HEX—5/16-24 x 2"            |
| 3. 1.064 SPACER—Fan Blade        | 6. 1.066 BELT—Fan & Generator 440 x 48.00 |



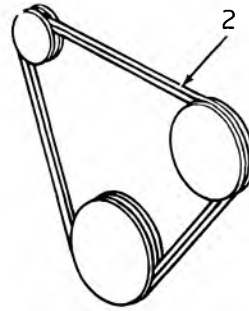
1-170

**1974 PASSENGER FAN BELT PULLEY & CLUTCH**

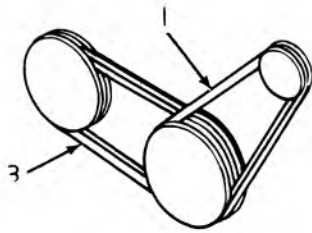
- |  |                                      |
|--|--------------------------------------|
| 1. 1.062 PULLEY—Water Pump & Fan       | 4. 1.050 CLUTCH ASSY.—Engine Air Fan |
| 2. 1.428 BOLT HEX H.D.—(5/16-18 x 5/8) | 5. 8.977 SCREW ASSY.—5/16-24 x 7/8   |
| 3. 1.064 BLADE ASSY.—Fan               | 6. 1.066 BOLT—Fan & Generator        |



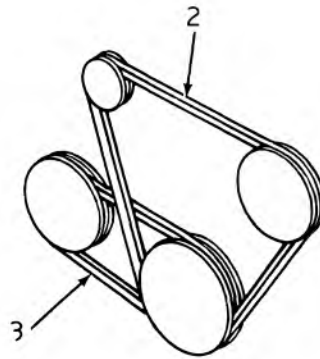
BASE



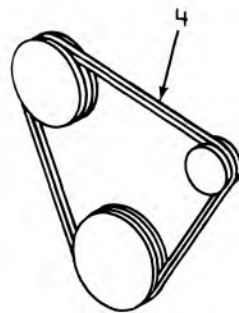
W/P.S.



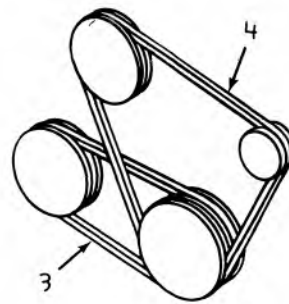
W/C.A.C. (exc. P.S.)



P.S. W/C.A.C.



VV/NB2 (exc. C.A.C.)



C60 W/NB2

1-142

**1971-75 BELTS, Gen. and Accessory Drive (140 CID)**

1.	1.066	BELT (3/8" - 36) (71) . . . . .	3927158
	1.066	BELT (3/8" - 36) (72-75) . . . . .	3986191
2.	1.066	BELT (3/8" - 53) (71-75) . . . . .	9433759
3.	1.066	BELT (15/32" - 36 1/4") (71-75) . . .	3994231
4.	1.066	BELT (3/8" - 50 1/4") (72-73) . . .	6270082



# CHEVROLET CHASSIS GROUP 2.000

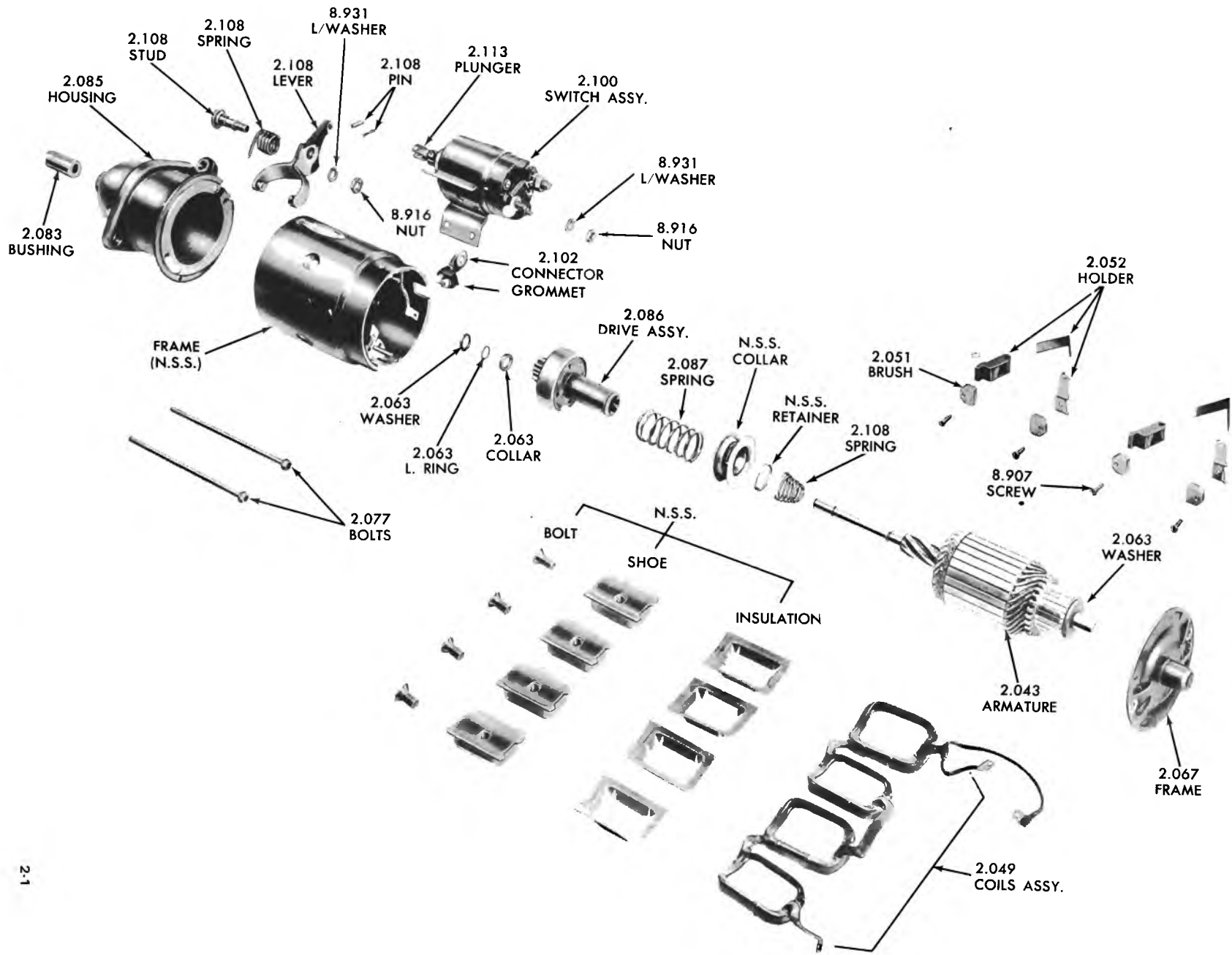


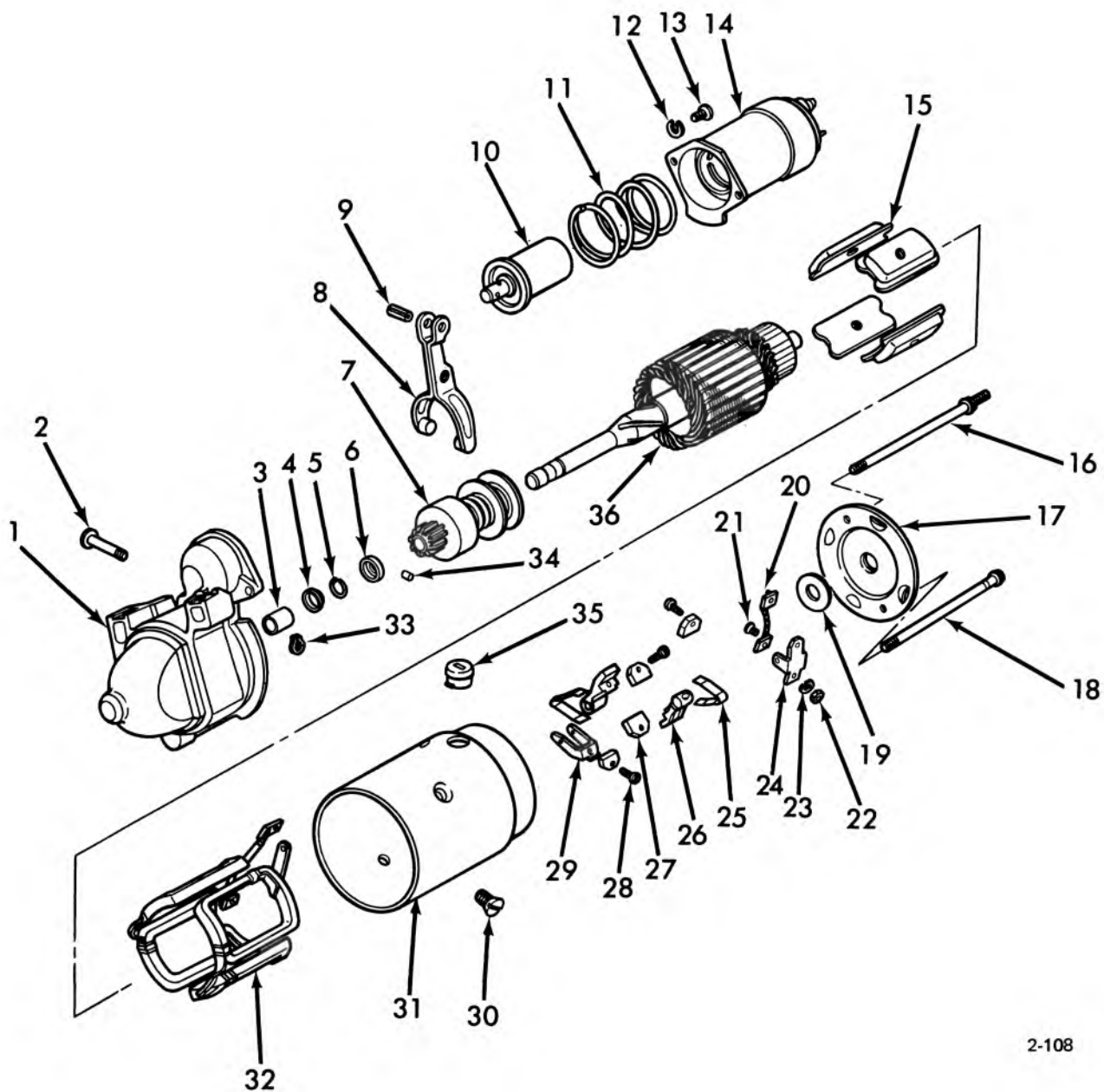
## ILLUSTRATION INDEX

TITLE	PAGE	TITLE	PAGE
		1970 Nova Park and Side Marker Lamp	2-32
1973-75 Starting Motor—Solenoid Switch	2-1	1967 Camaro Headlamp and Parking Lamp	
1973-75 Starter Motor	2-2	Details	2-33
1971-75 Starter Motor Mounting 140 C.I.D.	2-3	1967 Camaro Rally Sport Retractable	
Generator—12 Volt	2-4	Headlamp	2-33
1962-68 (42-Amp.) A.C. Generator—Exploded	2-5	1968 Camaro Retractable Headlamp Actuator	
37-42-63 Amp. Delcotron	2-6	Mounting	2-34
42 and 63 Amp. Decotron	2-7	1968 Camaro Rally Sport—Retractable	
1971-72 Pass. 454 Cu. In. Engine Generator		Headlamp Tank Mounting	2-34
Mounting	2-8	1969 Camaro Rally Sport Retractable	
1971-72 Chevelle 400 Cu. In. Hi-Perf.		Headlamp Actuator Lever	2-35
Generator Mounting	2-8	1969 Camaro Rally Sport Retractable	
1974-75 V-8 Generator Mounting (Exc.		Headlamp Cover & Housing	2-35
454-4 Bbl.)	2-9	1969 Camaro Rally Sport Retractable	
1974-75 454-4 Bbl. Generator Mounting	2-9	Headlamp Actuator & Shield	2-36
1975 Chevelle Generator Mounting		1969 Camaro Rally Sport Retractable	
(w/250 Eng.)	2-10	Headlamp Front Vacuum Hose	
1971 Vega 140 C.I.D. Generator Mounting		Routing	2-36
(Exc. P/S)	2-11	1970-72 Camaro Forward and Side Marker	
1971-75 Vega—Monza 140 C.I.D. Generator		Lamp Mounting	2-37
Mounting w/Power Steering	2-12	1970-72 Camaro Headlamp and Bezel	2-37
1971-75 Vega—Monza 140 C.I.D. Generator		1965 Passenger Front and Rear End	
Mounting (Exc. Power Steering)	2-13	Lighting	2-38
1974-75 Generator Mounting—122 C.I.D.	2-14	1966 Passenger Tail Lamps	
1962-65 Ignition Distributor (6 Cyl.)	2-15	(Exc. Sta. Wag.)	2-39
1957-72 Ignition Distributor (8 Cyl.)	2-16	1966 Passenger Sta. Wag. Tail Lamps	2-39
1973-74 Six Cylinder Ignition Distributor	2-17	1966 Impala—Caprice Back Up Lamp Details	2-39
1973-74 8 Cylinder Distributor Passenger	2-18	1969 Passenger Lamp Monitoring	
1974 Passenger Distributor 8 Cylinder		Forward Mounting	2-40
w/2 Bbl. (Exc. A.T.)	2-19	1969 Passenger Lamp Monitoring	
1974-75 Distributor H.E.I.	2-20	Rear Lamps	2-40
1971-74 Vega Distributor	2-21	1970 Passenger Rear Lamps (Exc.	
1968 Passenger Retractable Headlamp Covers	2-22	Sta. Wag.)	2-41
1968 Passenger Retractable Headlamp		1970 Chevrolet Rear Lamp Wiring	2-41
Actuator and Vacuum Tank		1973 Tail Lamps	2-42
Mounting	2-23	1973 Chevelle 35-80 Backing, Tail and	
1969 Passenger Retractable Headlamp Cover		Stop Lamps Fig. A	2-43
and Actuator	2-24	1973 Monte Carlo Backing Lamps	
1969 Passenger Retractable Headlamp Cover,		Fig. B	2-43
Vacuum Hoses, Light Switch and		1973 Chevrolet Rear Backing, Tail and	
Vacuum Relay	2-25	Stop Lamps	2-44
1969 Passenger Headlamp and Bezel		1974 Chevelle (Sta. Wag.) Rear Lamps	2-44
(Exc. Retr. Hdlp.)	2-26	1974 El Camino Rear Lamps	2-45
1970 Passenger Headlamp	2-26	1971-73 Vega Park and Front Marker Lamps	2-46
1971 Passenger Headlamp and Bezel	2-27	1971-73 Vega Rear Backing, Tail, Stop	
1972 Passenger Headlamp, Bezel, and Side		Lamps (Sed., Cpe.), Rear Marker	
Marker Lamp	2-27	Lamps (All Models)	2-47
1970 Chevelle Headlamp & Bezel		1974-75 Vega — Park & Side Marker Lamps	2-48
(Exc. Monte Carlo)	2-28	1971-73 Vega Headlamp and Bezel	2-49
1970 Monte Carlo—Headlamp, Forward		1974-75 Vega — Headlamp & Bezel	2-50
Parking & Side Marker Lamp	2-28	1975 Monza Front Lamps	2-51
1971 Chevelle Headlamp and Bezel	2-29	1971-75 Vega Tail, Stop and Back Up Lamp	
1971 Chevelle Parking and Side Marker		(Sta. Wag., Panel)	2-52
Lamp Installation	2-29	1971-74 Vega Rear License Lamp	2-53
1971 Monte Carlo Headlamp, Bezel, Parking		1971-72 Chevelle Horn Button	2-54
and Side Marker Lamps	2-30	1971-72 Camaro Horn Button	2-54
1972 Monte Carlo Headlamp, Bezel, and		1971-75 Vega—Monza Horn Button	2-55
Side Marker Lamp	2-30	1971-74 Direction Signal Flasher—Lever—Light	
1972 Chevelle Headlamp and Bezel		Switch and Hazard Switch Knob	2-56
(Exc. Monte Carlo)	2-31	1971 Vega Horn and Horn Relay	2-57
1972 Chevelle Parking and Side Marker Lamp	2-31	1972-74 Vega Horn and Horn Relay	2-58
1970-71 Nova Headlamp	2-32		



STARTING MOTOR—SOLENOID SWITCH



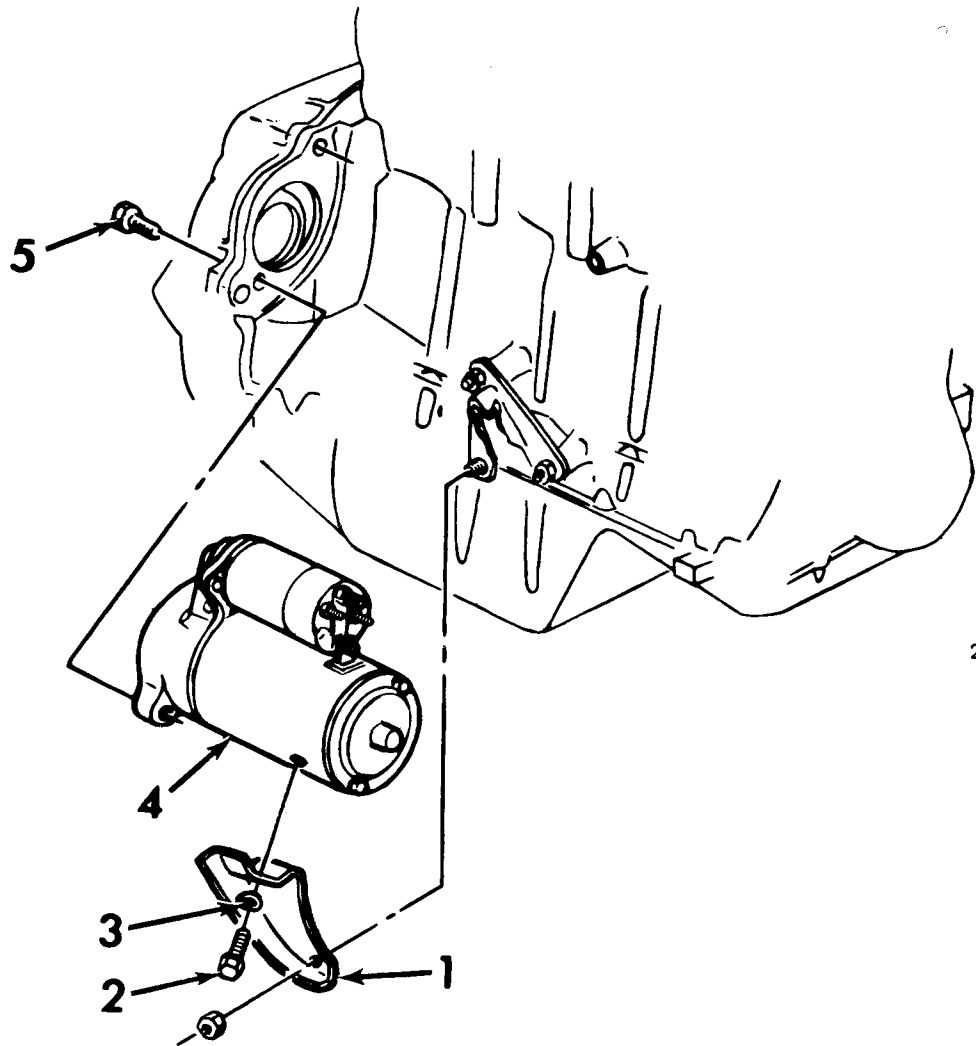


2-108

### 1973-75 STARTER MOTOR

- |     |       |   |     |       |  |
|-----|-------|---|-----|-------|--|
| 1.  | 2.085 | HOUSING—Starting Motor Drive w/Bushing                | 19. | 2.063 | WASHER—Comm, End (9/16 I.D. x 1-5/16 O.D.)   |
| 2.  | 2.108 | SHAFT—Starter Motor Shaft Lever                       | 20. | 2.055 | LEAD—Starting Motor Brush (Ground 2-3/8 Lg.) |
| 3.  | 2.083 | BUSHING—Drive End 15/32 I.D. x 23/64 O.D. x 23/32 Lg. | 21. | 8.913 | SCREW—(10-14 x 1/2)                          |
| 4.  | 2.063 | WASHER—Drive End 15/32 I.D. x 11/16 O.D. x 7/64 Thk.  | 22. | 8.915 | NUT—Hexagon (10-24)                          |
| 5.  | 2.063 | RING PINION STOP—(Lock Type 7/16 I.D.)                | 23. | 8.931 | WASHER                                       |
| 6.  | 2.063 | COLLAR—(15/32 I.D. x 11/16 O.D. x 3/16 Wde.)          | 24. | 2.052 | PIN—Brush Support                            |
| 7.  | 2.086 | DRIVE ASSY.—Starting Motor                            | 25. | 2.053 | SPRING—Hairpin Type (1/2 Wide)               |
| 8.  | 2.108 | LEVER—Shaft 3-17/32 between End Holes                 | 26. | 2.052 | HOLDER—Insulated                             |
| 9.  | 8.939 | PIN   | 27. | 2.051 | BRUSH—(13/64)                                |
| 10. | 2.113 | PLUNGER—w/Link  | 28. | 8.913 | SCREW—Pan Hd, (8-18 x 5/8)                   |
| 11. | 2.108 | SPRING—Plunger  | 29. | 2.052 | HOLDER—Ground                                |
| 12. | 8.931 | WASHER—1/4  | 30. | 8.913 | SCREW  |
| 13. | 8.907 | SCREW—(1/4-20 x 1/2)                                  | 31. | 2.067 | Frame—(N.S.S.)                               |
| 14. | 2.100 | SWITCH ASSY.—Solenoid                                 | 32. | 2.049 | COIL ASSY.—Field (4 Coils)                   |
| 15. | 2.077 | POLE—Start Motor Shoe (N.S.S.)                        | 33. | 2.063 | RING   |
| 16. | 2.077 | BOLT—through w/Ext.                                   | 34. | 8.939 | PIN  |
| 17. | 2.067 | FRAME—w/Busing (4-1/4 O.D.)                           | 35. | 2.102 | GROMMET—Field Frame                          |
| 18. | 2.077 | BOLT—through  |     |       |  |



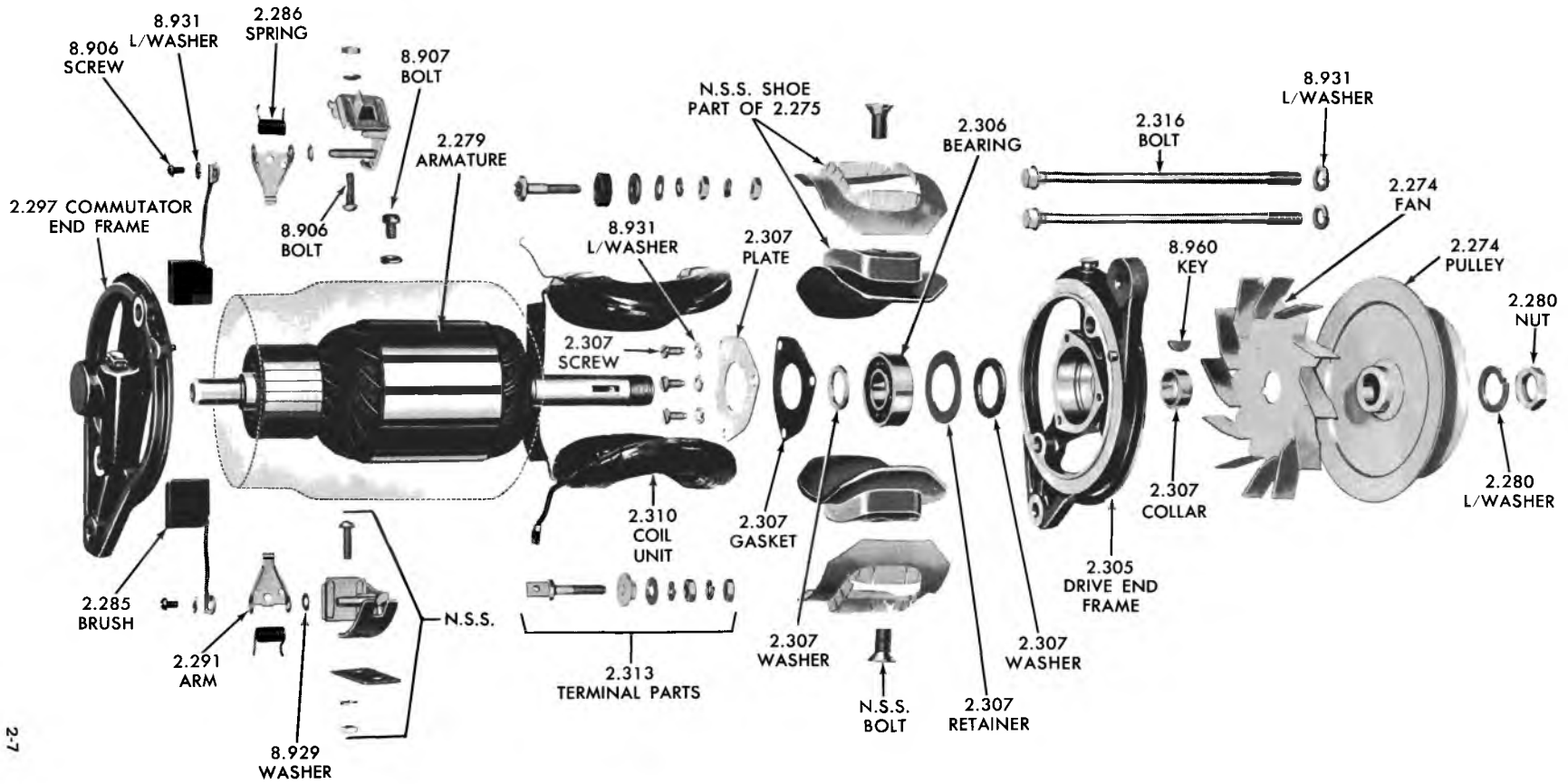


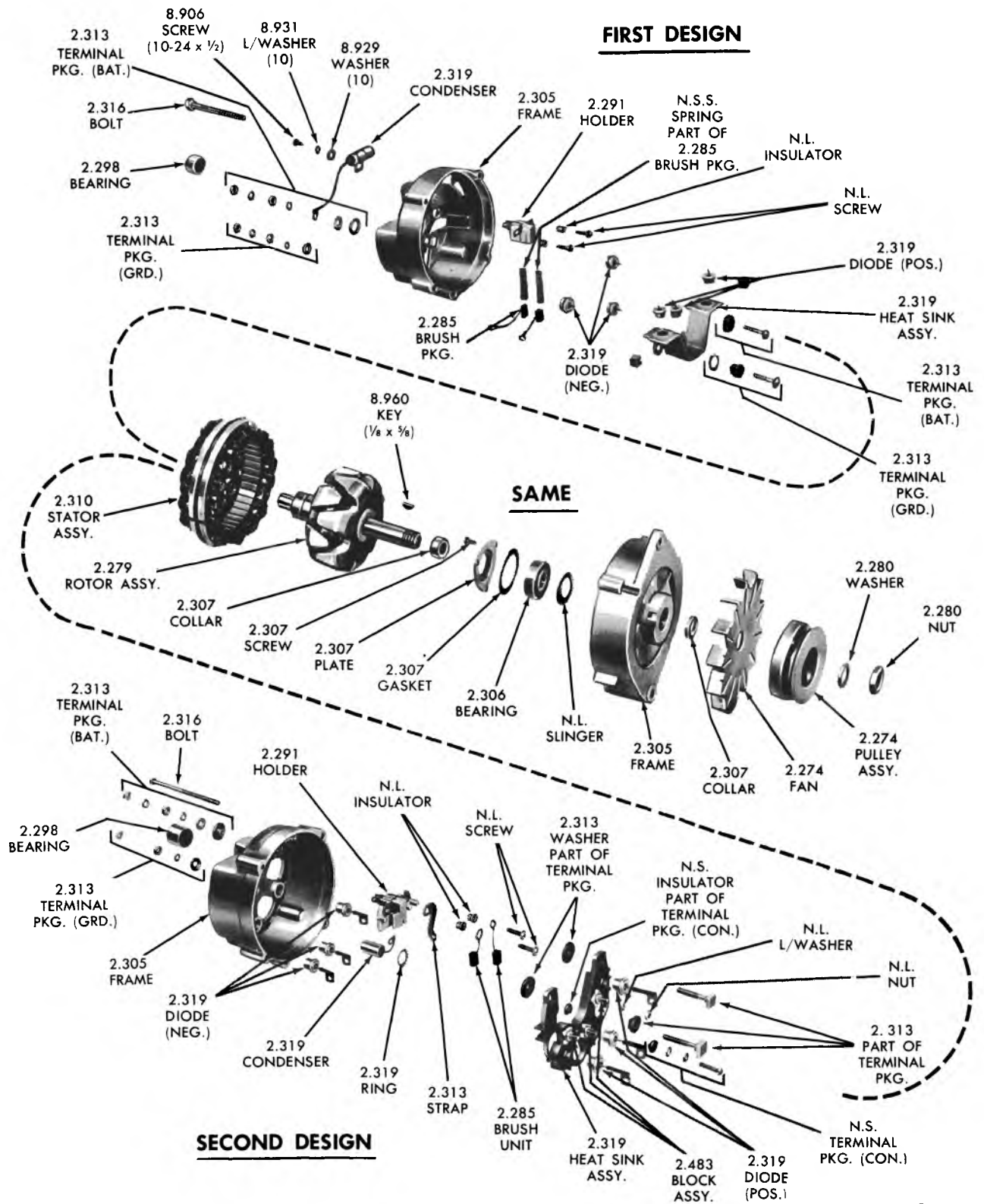
2-181

**1971-75 STARTER MOTOR MOUNTING 140 C.I.D.**

- 1. 2.077 BRACE
- 2. 8.900 BOLT ( $\frac{5}{16}$ "— 18 x  $\frac{5}{8}$ " )
- 3. 8.931 WASHER ( $\frac{9}{16}$ " )
- 4. 2.041 MOTOR ASSY.
- 5. 8.900 BOLT ( $\frac{9}{8}$ "— 10 x  $2\frac{1}{4}$ " )

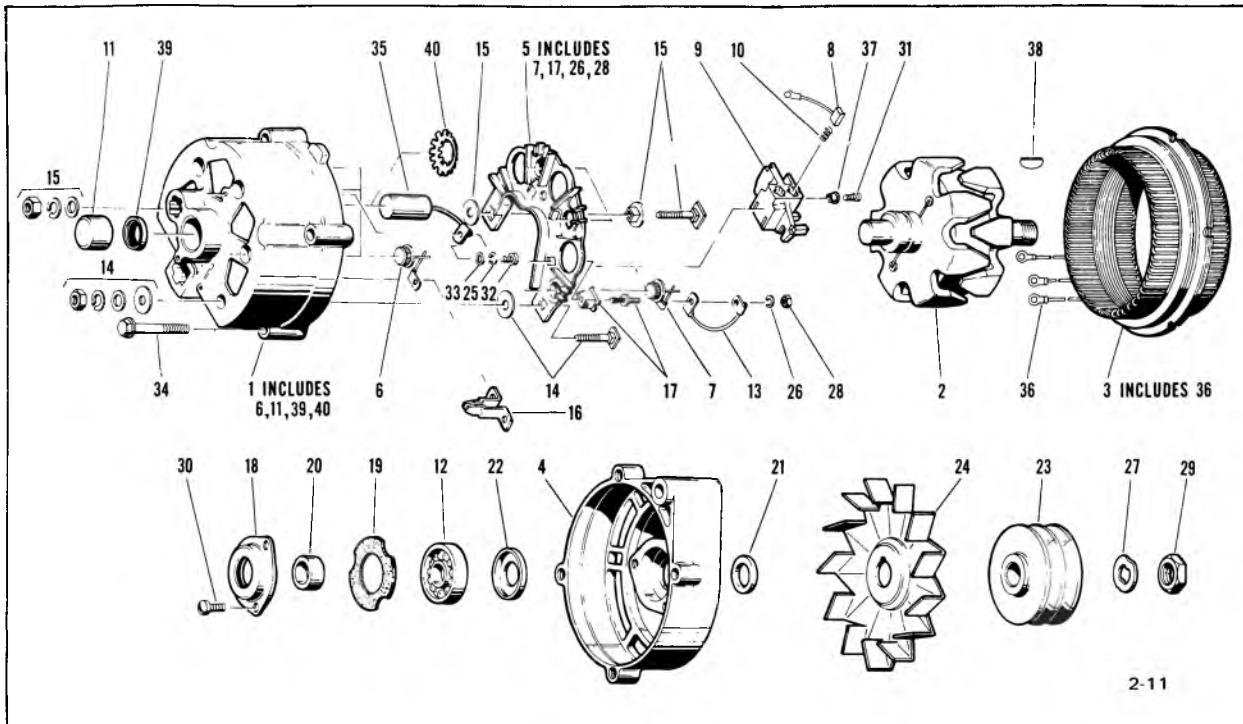
GENERATOR—12 VOLT





2-8

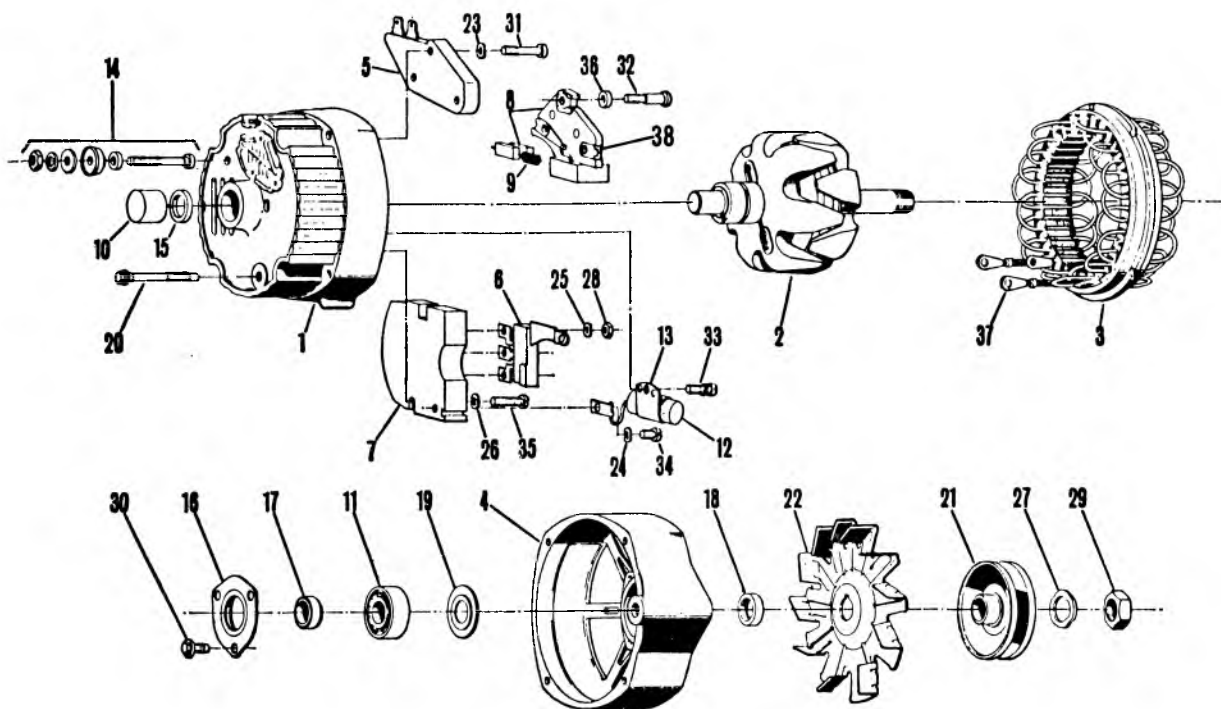
**1962-68 (42-AMP.) A.C. GENERATOR—EXPLODED**



### 37-42-63 AMP. DELCOTRON

1.	2.297	FRAME—slip ring end	21.	2.307	COLLAR—(37, 42 & 63 amp.)—brg. spacer (outside)
2.	2.279	ROTOR—w/shaft	22.	2.307	SLINGER—ball bearing grease
3.	2.310	STATOR ASSY.	23.	2.275	PULLEY
4.	2.305	FRAME	24.	2.274	FAN—(11 blades)
5.	2.319	HEAT SINK ASSY.	25.	2.313	WASHER—capacitor, gen. brush, diode junction term
6.	2.319	DIODE (neg.)	26.	2.313	WASHER
7.	2.319	DIODE (pos.)	27.	2.280	WASHER—spring (wave drive end)
8.	N.S.S.	Part of 1964682 Brush and Holder Unit	28.	8.915	NUT (8—32)
9.	N.S.S.	Part of 1964682 Brush and Holder Unit	29.	2.280	NUT
10.	N.S.	SPRING	30.	2.307	SCREW—brg. retainer plate
11.	2.298	BEARING ASSY.—rotor slip ring end	31.	8.913	SCREW (8—32 x 5/8)
12.	2.298	BEARING ASSY.—rotor shaft end	32.	8.906	SCREW (8—32 x 3/4)
13.	N.S.	LEAD	33.	*	WASHER
14.	2.313	TERMINAL UNIT—battery	34.	2.316	BOLT
15.	2.313	TERMINAL UNIT—ground	35.	2.319	CAPACITOR
16.	N.S.S.	TERMINAL	36.	N.S.	CLIP
17.	*	TERMINAL UNIT	37.	N.L.	INSULATOR
18.	2.307	PLATE—brg. ret.	38.	8.960	KEY (1/8 x 5/8)
19.	2.307	GASKET—brg. rt. plate inner	39.	2.298	BEARING—slip ring end (w/felt washer)
20.	2.307	COLLAR (37 amp.)—brg. spacer (inside)	40.	2.319	SPRING—condenser retaining

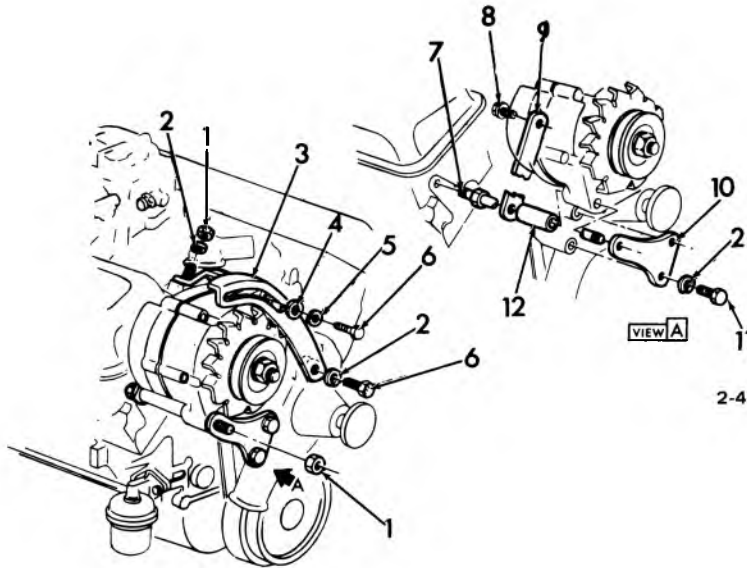
\*REMOVED FROM SERVICE



2-10

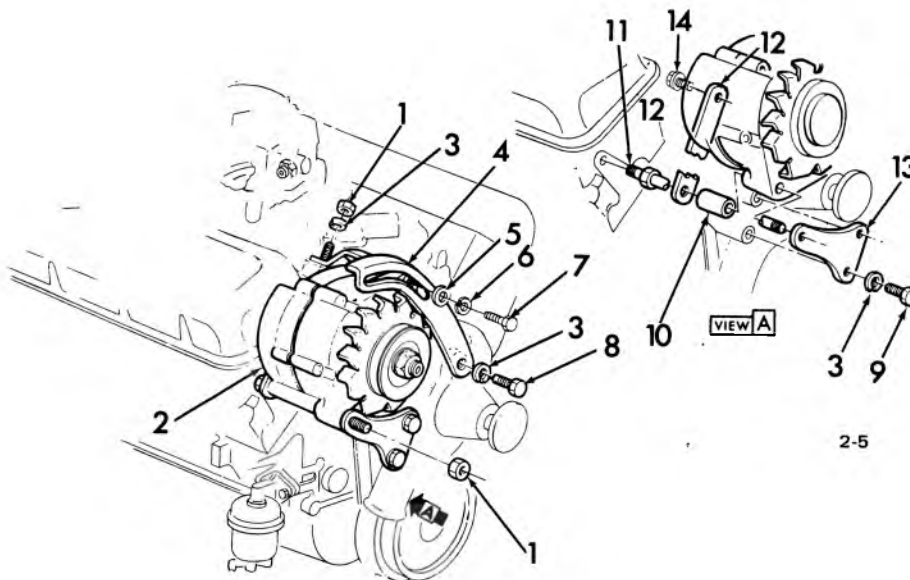
### 42 AND 63 AMP. DECOTRON

1.	2.297	FRAME	21.	2.274	PULLEY
2.	2.279	ROTOR—w/shaft	22.	2.274	FAN
3.	2.310	STATOR ASSY.—(63 & 42 amp.)	23.	8.931	WASHER
4.	2.305	FRAME	24.	8.931	WASHER
5.	2.500	Regulator	25.	8.931	WASHER
6.	2.319	DIODE	26.	8.931	WASHER
7.	2.319	BRIDGE—diode (positive)	27.	2.280	WASHER—spring (wave) (drive end)
8.	2.285	BRUSH UNIT	28.	8.916	NUT
9.	N.S.	SPRING	29.	2.280	NUT
10.	2.298	BEARING ASSY., rotor slip ring end	30.	2.307	SCREW—brg. retainer kit
11.	2.306	BEARING	30.	8.977	SCREW
12.	2.319	CAPACITOR	31.	2.291	SCREW—brush holder atch. grd.
13.	2.393	BRACKET—condenser	32.	2.291	SCREW—brush holder atch.
14.	2.313	TERM. UNIT—batt.	33.	8.907	SCREW
15.	2.298	RETAINER—slip ring end w/felt washer	34.	8.977	SCREW (8.32 x 1/2)
16.	2.307	BEAR. RETAINER—brg.	35.	8.913	SCREW
17.	2.307	COLLAR—brg. spacer (inside)	36.	8.928	WASHER—brush holder screw
18.	2.307	COLLAR—brg. spacer (outside)	37.	N.S.	CLIP
19.	2.307	WASHER—ball brg. (grease)	38.	2.291	BRUSH—holder unit
20.	2.316	BOLT			



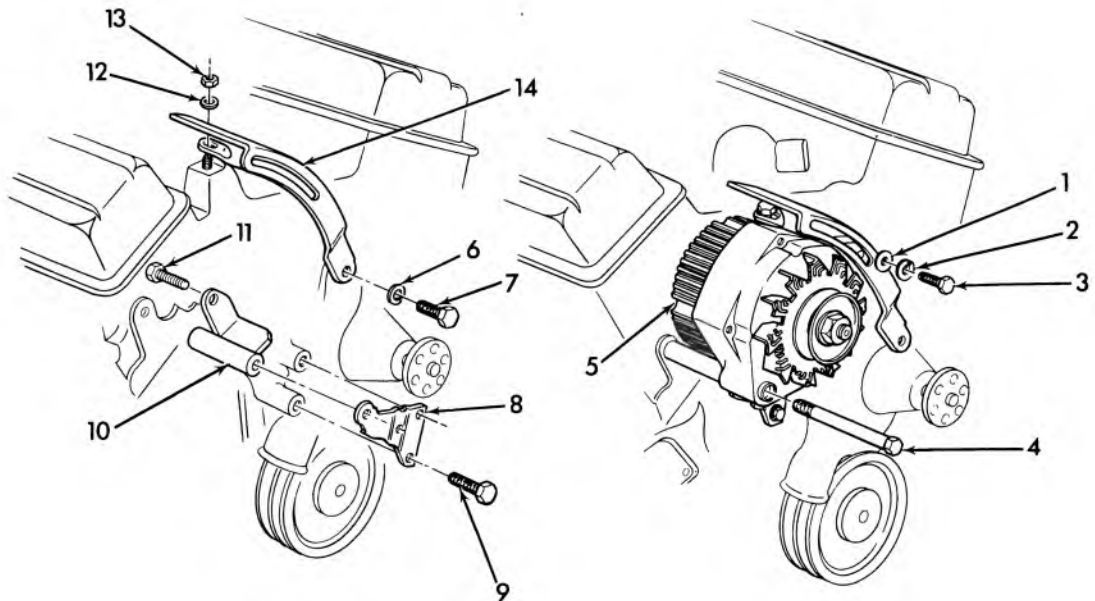
**1971-72 PASS. 454 CU. IN. ENGINE  
GENERATOR MOUNTING**

- |    |       |                    |     |       |                         |
|----|-------|--------------------|-----|-------|-------------------------|
| 1. | 8.915 | NUT (3/8-16)       | 7.  | 2.277 | STUD (3/8-16 x 6)       |
| 2. | 8.931 | WASHER (3/8)       | 8.  | 8.900 | BOLT (5/16-18 x 5/8)    |
| 3. | 2.317 | BRACE-front        | 9.  | 2.277 | BRACE-rear              |
| 4. | 8.929 | P. WASHER (5/16)   | 10. | 2.277 | BRACKET                 |
| 5. | 8.931 | L. WASHER (5/16)   | 11. | 8.900 | BOLT (3/8-16 x 1)       |
| 6. | 8.900 | BOLT (5/16-18 x 1) | 12. | 2.317 | SPACER-gen. to cyl. hd. |



**1971-72 CHEVELLE 400 CU. IN. HI-PERF.  
GENERATOR MOUNTING**

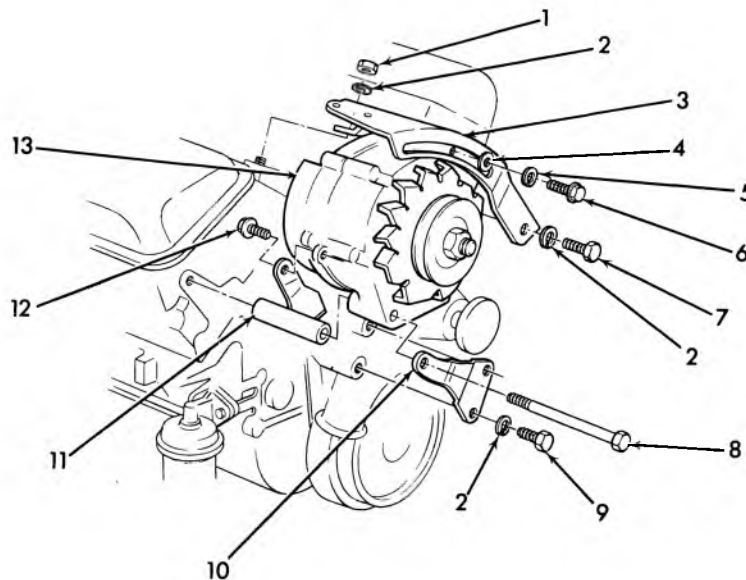
- |    |       |                         |     |       |                         |
|----|-------|-------------------------|-----|-------|-------------------------|
| 1. | 8.915 | NUT (3/8-16)            | 8.  | 8.900 | BOLT (3/8-16 x 3/4)     |
| 2. | 2.275 | GENERATOR ASSY.         | 9.  | 8.900 | BOLT (3/8-16 x 1)       |
| 3. | 8.931 | WASHER (3/8)            | 10. | 2.317 | SPACER-gen. to cyl. hd. |
| 4. | 2.317 | BRACE                   | 11. | 2.277 | STUD                    |
| 5. | 8.929 | WASHER (11/32-1 x 1/16) | 12. | 2.317 | BRACE-rear              |
| 6. | 8.931 | WASHER (5/16)           | 13. | 2.277 | BRACKET                 |
| 7. | 8.900 | BOLT (5/16-18 x 1)      | 14. | 8.900 | BOLT (5/16-18 x 5/8)    |



2-18

### 1974-75 V-8 GENERATOR MOUNTING (EXC. 454-4BBL)

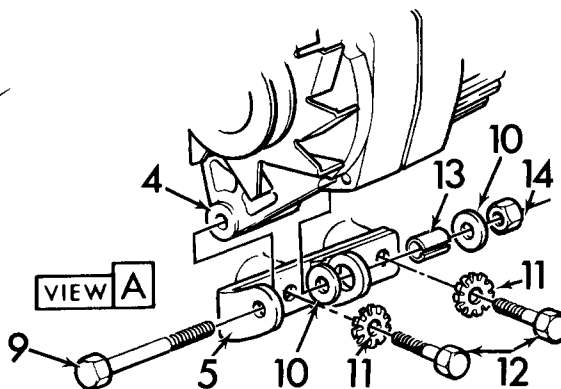
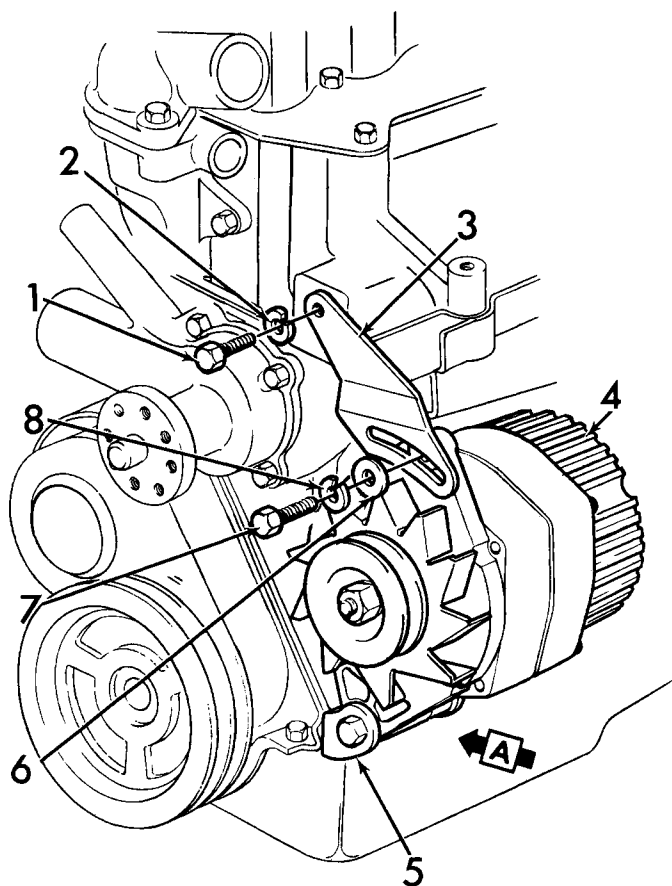
- |  |                                |
|--|--------------------------------|
| 1. 8,929 WASHER—Spl. Fl. (5/16)        | 8. 2,277 BRACKET               |
| 2. 8,931 L. WASHER (5/16)              | 9. 8,900 BOLT (3/8-16 x 1)     |
| 3. 8,900 BOLT (5/16-18 x 1)            | 10. 2,317 BRACE, Generator     |
| 4. 2,277 BOLT, Gen. Pivot (3/4-16 x 6) | 11. 8,900 BOLT (5/16-18 x 5/8) |
| 5. 2,275 GENERATOR ASM. ACCEPT 61 AMP. | 12. 8,932 L. WASHER (3/8)      |
| 6. 2,317 BRACE, Generator              | 13. 8,915 NUT (3/8-16)         |
| 7. 8,900 BOLT (3/8-16 x 3/4)           | 14. 2,317 BRACE, Generator     |



2-6

### 1974-75 454-4BBL GENERATOR MOUNTING

- |  |                                |
|--|--------------------------------|
| 1. 8,915 NUT (3/8-16)                  | 9. 8,900 BOLT (3/8-16 x 1)     |
| 2. 8,931 L. WASHER (3/8)               | 10. 2,277 BRACKET              |
| 3. 2,317 BRACE—Generator               | 11. 2,317 BRACE, Generator     |
| 4. 8,929 P. WASHER (11/32)             | 12. 8,900 BOLT (5/16-18 x 5/8) |
| 5. 8,931 L. WASHER (5/16)              | 13. 2,275 GENERATOR (42 Amp.)  |
| 6. 8,900 BOLT (5/16-18 x 1)            | 13. 2,275 GENERATOR (63 Amp.)  |
| 7. 8,900 BOLT (3/8-16 x 3/4)           | 13. 2,275 GENERATOR ASM.       |
| 8. 2,277 BOLT, Gen. Pivot (3/8-16 x 6) |                                |

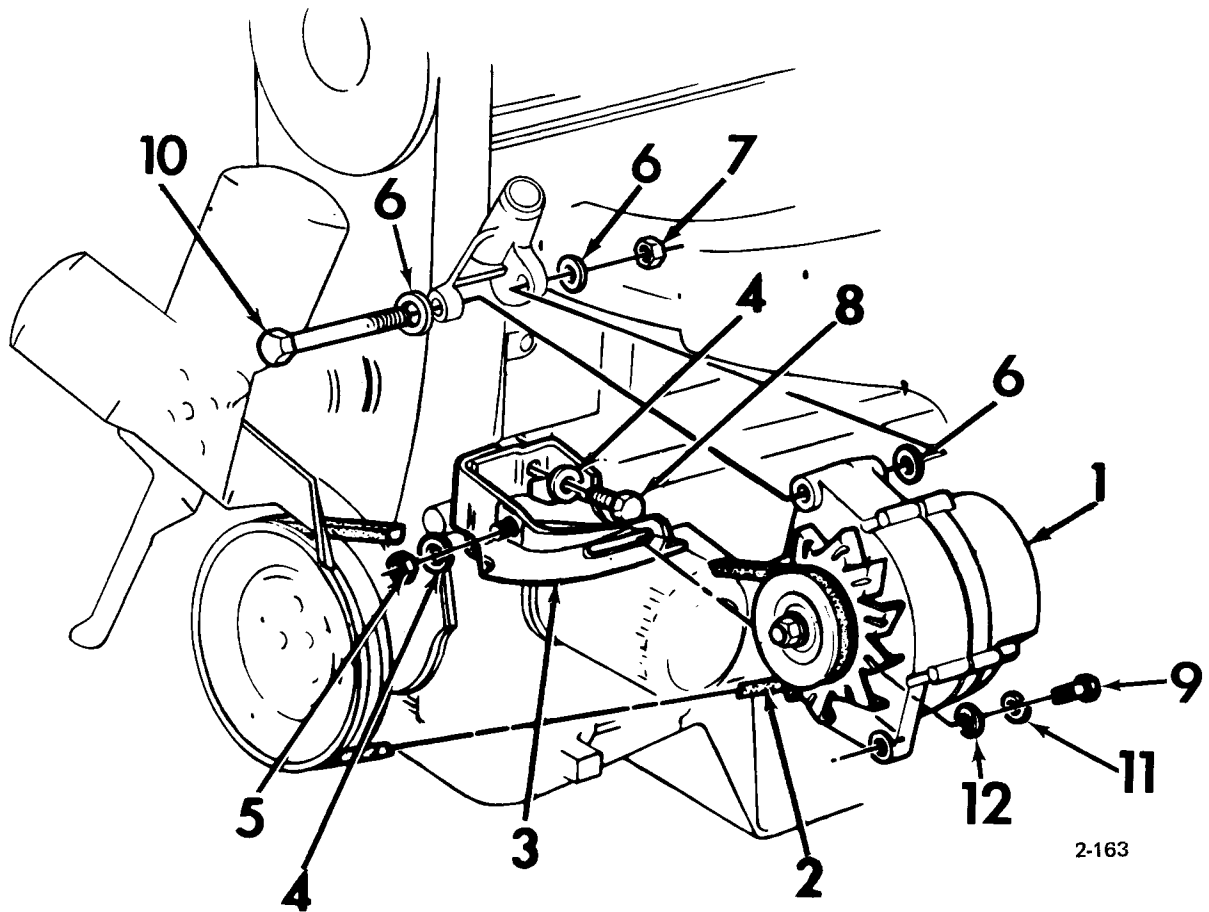


2-257

**1975 CHEVELLE GENERATOR MOUNTING (W/250 ENG.)**

- |    |       |                    |     |       |                      |
|----|-------|--------------------|-----|-------|----------------------|
| 1. | 8.900 | BOLT, 3/8-16 x 7/8 | 8.  | 8.931 | WASHER, Lock 5/16    |
| 2. | 8.931 | WASHER, Lock, 3/8  | 9.  | 8.900 | BOLT, Hx. 3/3-16 x 4 |
| 3. | 2.317 | BRACE              | 10. | 8.929 | WASHER, Push 3/8     |
| 4. | 2.275 | GENERATOR ASSY.    | 11. | 8.932 | WASHER, Lock 3/8     |
| 5. | 2.277 | BRACKET            | 12. | 8.900 | BOLT                 |
| 6. | 8.929 | WASHER, Spl. 11/32 | 13. | 2.277 | SPACER, Gen. Bracket |
| 7. | 8.900 | BOLT, 5/16-18 x 1  | 14. | 8.915 | NUT                  |

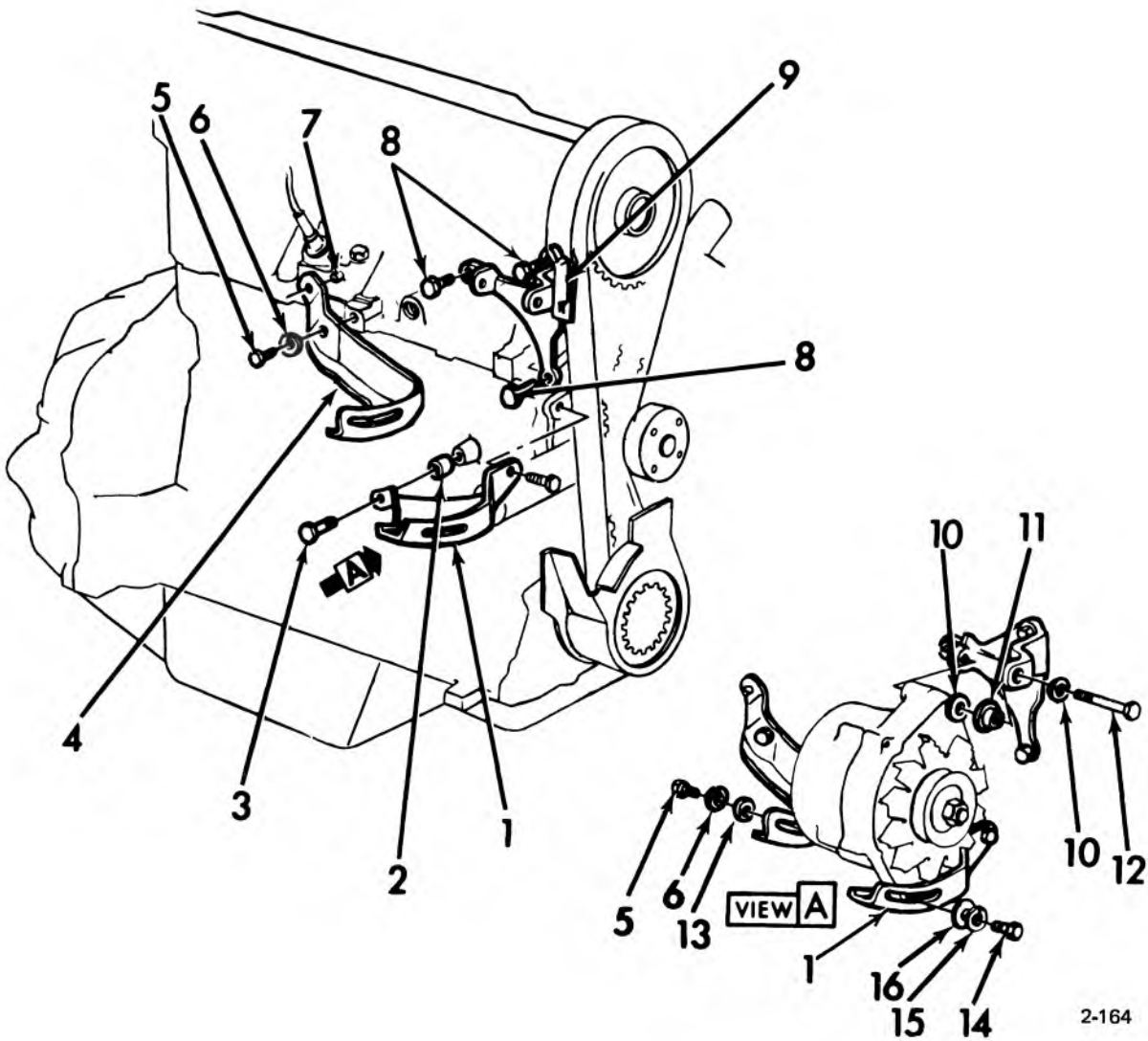




2-163

**1971 VEGA 140 C.I.D. GENERATOR MOUNTING (exc. P/S)**

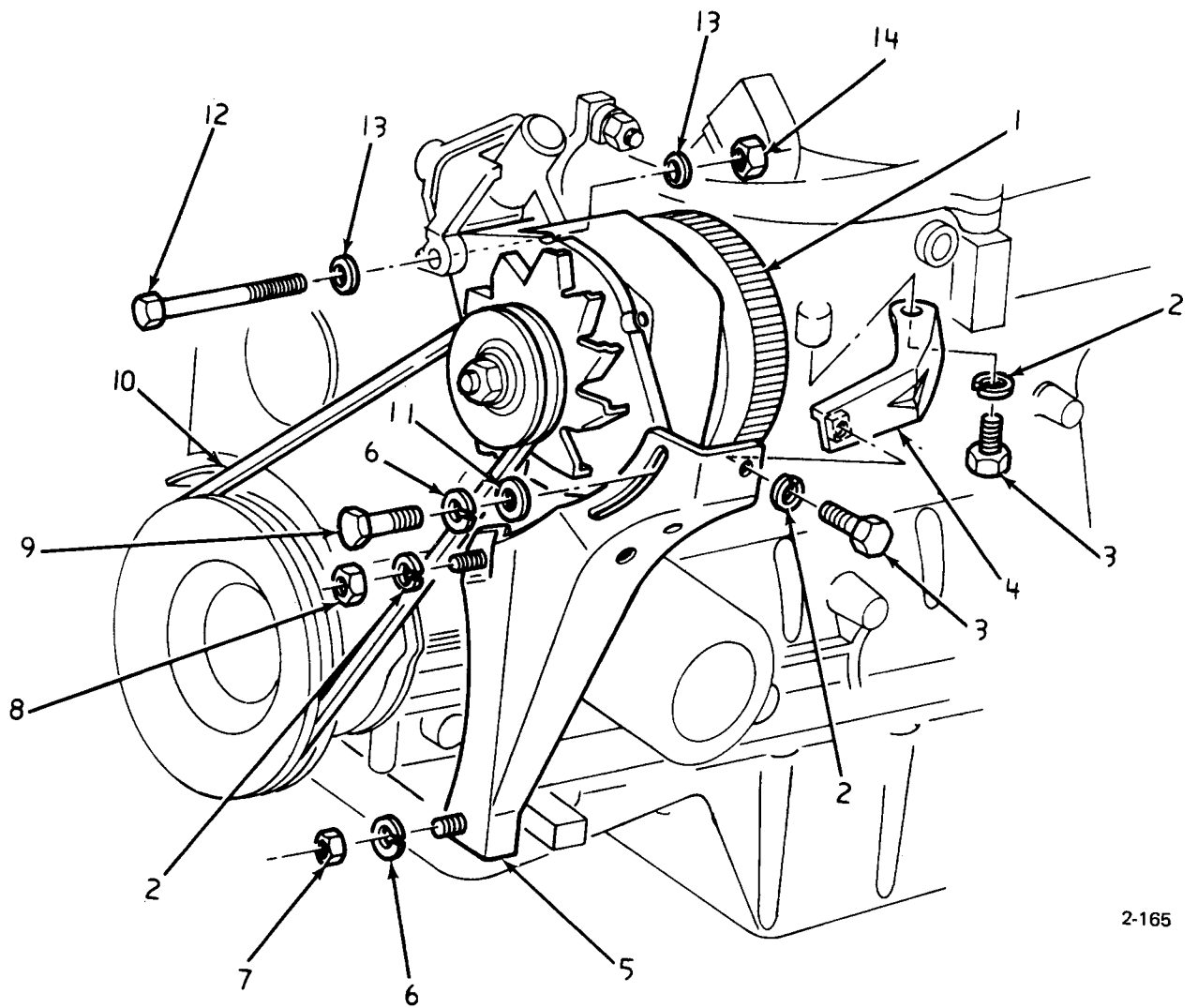
- 1. 2.275 GENERATOR (63 amp.)
- 2.275 GENERATOR (42 amp.)
- 2. 1.066 BELT (3/8" - 36)
- 3. 2.317 BRACE
- 4. 8.931 WASHER (3/8")
- 5. 8.915 NUT (3/8" - 16)
- 6. 8.929 WASHER (13/32" x 13/16" x 5/64")
- 7. 8.917 NUT (3/8" - 16)
- 8. 8.900 BOLT (3/8" - 16 x 1)
- 9. 8.900 BOLT (5/16" - 18 x 1)
- 10. 8.900 BOLT (3/8" - 16 x 4)
- 11. 8.931 L/WASHER (5/16")
- 12. 8.929 WASHER (13/32" x 13/16" x 1/8")



2-164

**1971-75 VEGA-MONZA 140 C.I.D. GENERATOR MOUNTING w/POWER STEERING**

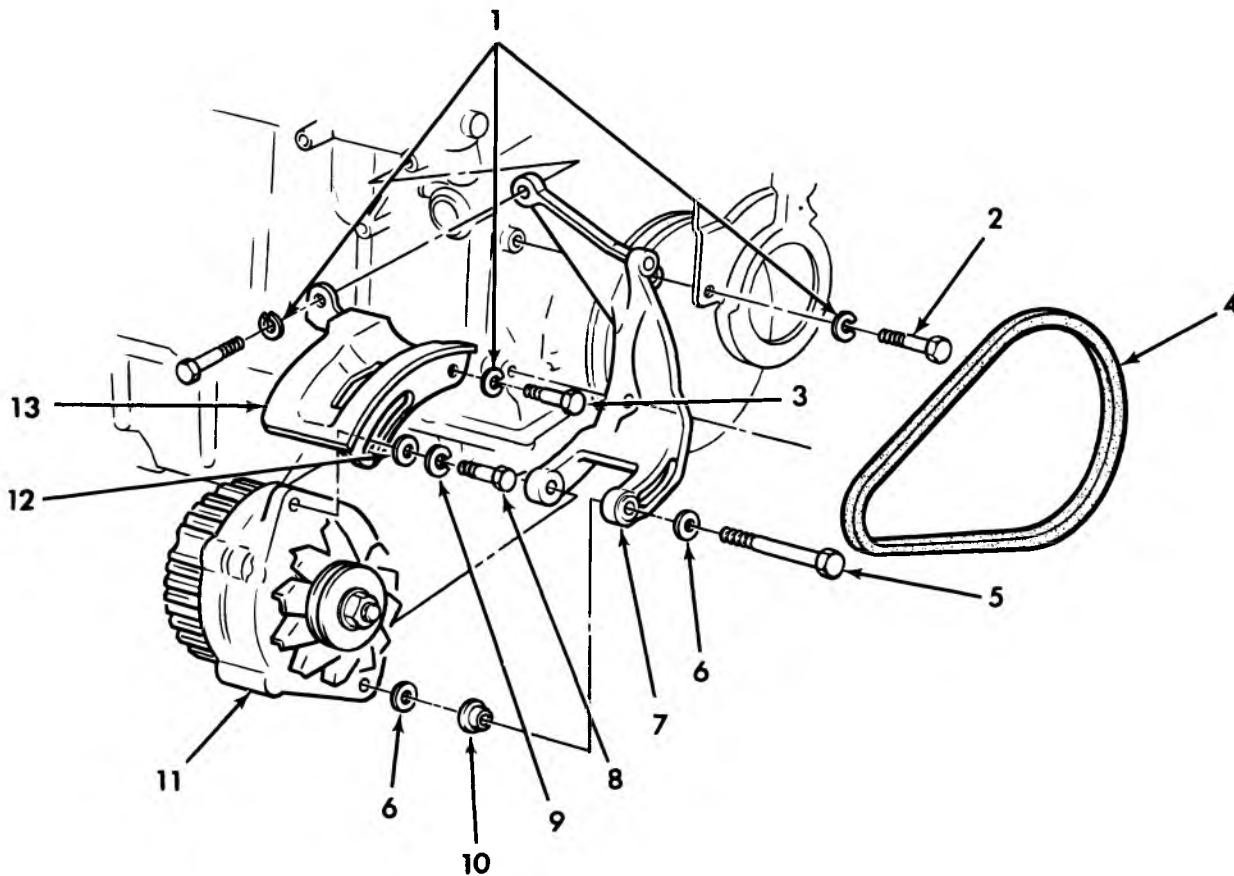
- 1. 2.317 BRACE
- 2. 2.277 SPACER
- 3. 8.900 BOLT ( $\frac{9}{8}$ "— 16 x  $1\frac{1}{4}$ " )
- 4. 2.317 BRACE
- 5. 8.900 BOLT ( $\frac{5}{16}$ "— 18 x  $\frac{3}{4}$ " )
- 6. 8.931 L/WASHER ( $\frac{5}{16}$ " )
- 7. 8.940 PIN (1 x  $\frac{3}{8}$ " )
- 8. 8.900 BOLT ( $\frac{9}{8}$ "— 16 x 1)
- 9. 2.277 BRACKET
- 10. 8.929 P. WASHER ( $\frac{3}{8}$ " )
- 11. 3.655 SPACER
- 12. 2.277 BOLT
- 13. 8.929 WASHER ( $\frac{21}{64}$ " x  $\frac{11}{16}$ " x  $\frac{1}{8}$ " )
- 14. 8.900 BOLT ( $\frac{5}{16}$ "— 18 x 1)
- 15. 8.931 L/WASHER ( $\frac{5}{16}$ " )
- 16. 8.929 WASHER ( $\frac{13}{32}$ " x  $\frac{13}{16}$ " x  $\frac{1}{8}$ " )



2-165

**1971-75 VEGA-MONZA 140 C.I.D. GENERATOR MOUNTING (EXC. POWER STEERING)**

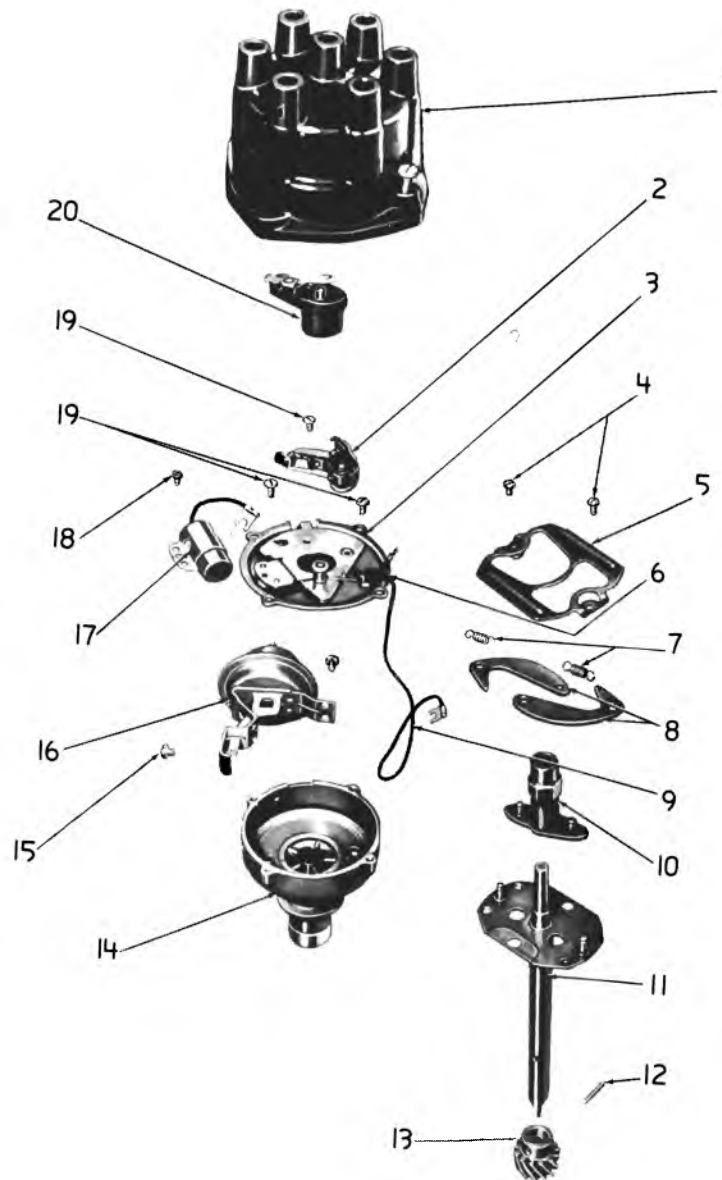
- |     |       |   |
|-----|-------|---|
| 1.  | 2.275 | GENERATOR (63 amp.)   |
|     | 2.275 | GENERATOR (42 amp.)   |
| 2.  | 8.931 | WASHER ( $\frac{3}{8}$ " )  |
| 3.  | 8.900 | BOLT ( $\frac{3}{8}$ " — 16 x $\frac{7}{8}$ " )                     |
| 4.  | 2.317 | BRACE   |
| 5.  | 2.317 | BRACKET   |
| 6.  | 8.931 | L/WASHER ( $\frac{5}{16}$ " )                                       |
| 7.  | 8.915 | NUT ( $\frac{5}{16}$ " — 18)  |
| 8.  | 8.915 | NUT ( $\frac{3}{8}$ " — 16)   |
| 9.  | 8.900 | BOLT ( $\frac{5}{16}$ " — 18 x 1)                                   |
| 10. | 1.066 | BELT ( $\frac{3}{8}$ " — 36)  |
| 11. | 8.929 | WASHER ( $\frac{13}{32}$ " x $\frac{13}{16}$ " x $\frac{1}{8}$ " )  |
| 12. | 8.900 | BOLT ( $\frac{3}{8}$ " — 16 x 4)                                    |
| 13. | 8.929 | WASHER ( $\frac{13}{32}$ " x $\frac{13}{16}$ " x $\frac{5}{64}$ " ) |
| 14. | 8.917 | NUT ( $\frac{3}{8}$ " — 16)   |



2-129

**1974-75  
GENERATOR MOUNTING—122 C.I.D.**

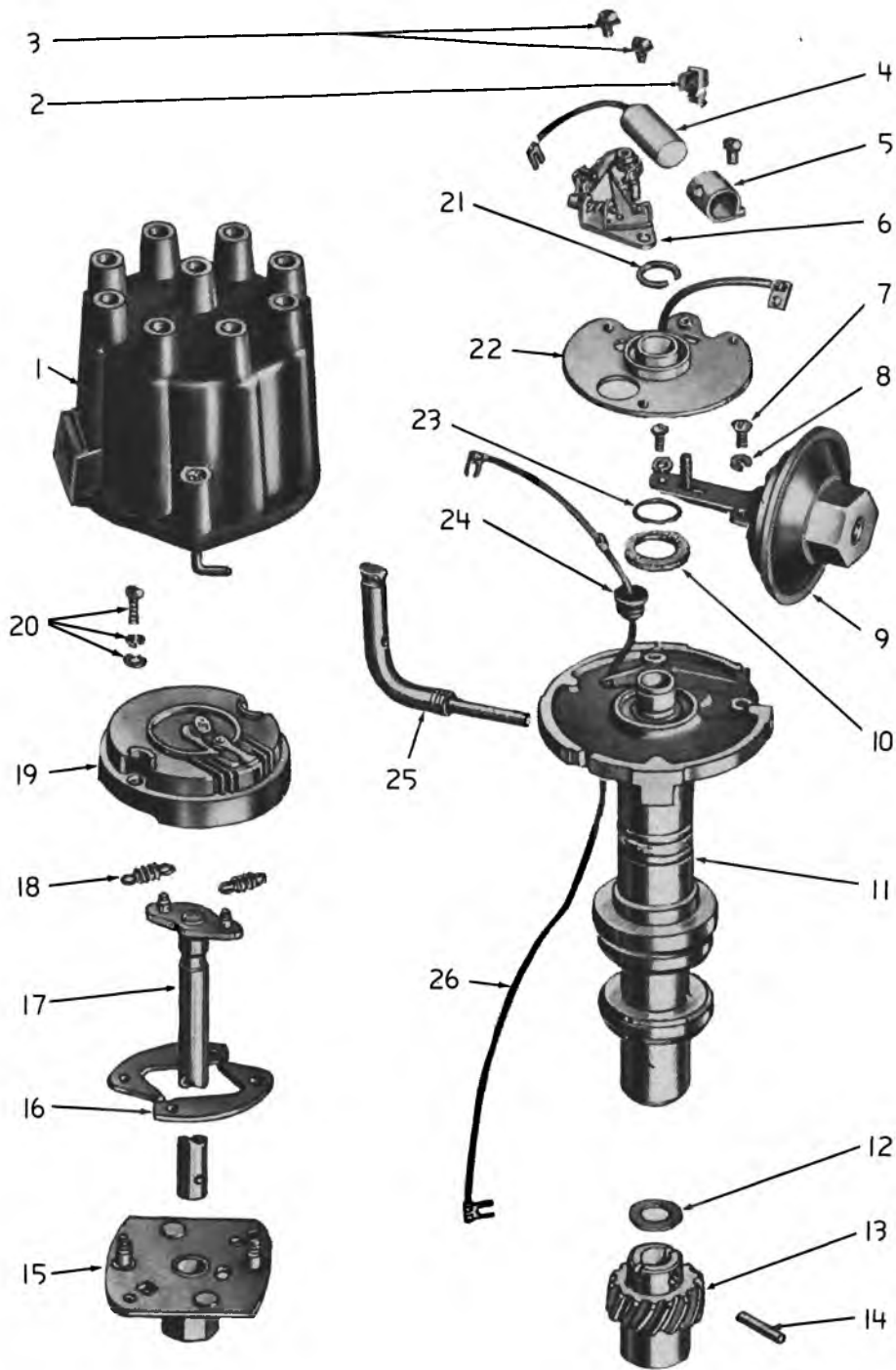
- |  |   |
|--|---|
| 1. 8.931 WASHER - Lock Washer 3/8          | 8. 8.900 BOLT - 5/16-18 x 1             |
| 2. 8.900 BOLT-HEX - 3/8-16 x 1-3/8         | 9. 8.931 WASHER - Lock Washer 5/16      |
| 3. 8.900 BOLT-HEX - 3/8-16 x 1             | 10. 3.655 SPACER - Air Injection-Pump   |
| 4. 1.066 BELT-V - 7/16 x 32                | 11. 2.275 GENERATOR - Asm-A/C           |
| 5. 7.874 BOLT-HEX PNTD -3/8-16 x 3-3/8     | 12. 8.929 WASHER - 13/32 x 1-3/16 x 1/8 |
| 6. 8.929 WASHER - 3/8 ID x 45/64 OD x 1/16 | 13. 2.317 BRACE - Generator             |
| 7. 2.317 BRACKET - Generator               |   |



2-31

### 1962-65 IGNITION DISTRIBUTOR (6 CYL.)

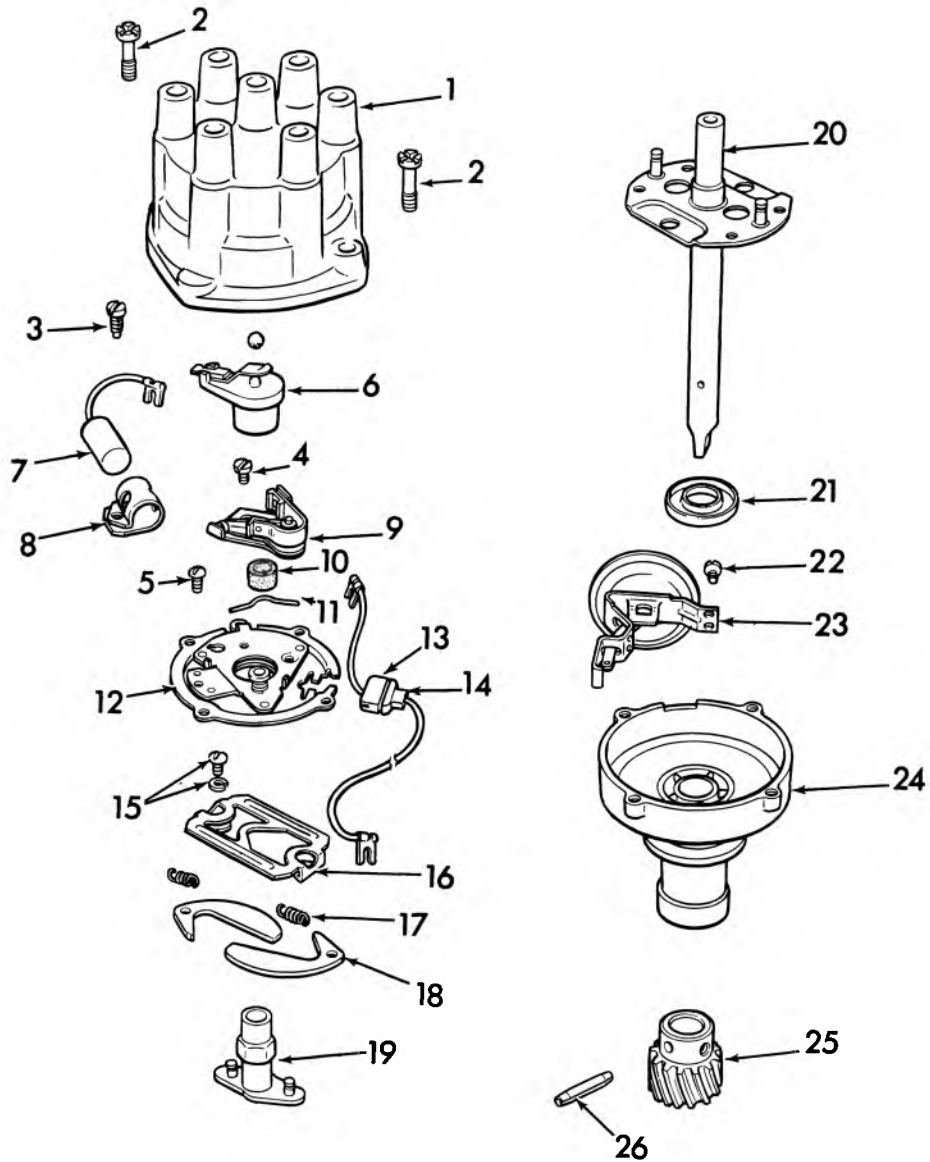
1.	2.367	DISTRIBUTOR CAP	11.	2.372	SHAFT
2.	2.384	POINT UNIT	12.	2.052	PIN
3.	2.385	PLATE ASSY.—retaining	13.	2.374	GEAR UNIT—distributor
4.	8.907	BOLT (#8—32 x 1/4)	14.	2.362	HOUSING—shield distributor
5.	2.390	PLATE—distr. wt. & cam with stop	15.	8.907	SCREW
6.	2.401	GROMMET—housing	16.	2.410	CONTROL ASSY.—
7.	2.389	SPRING	17.	2.393	CONDENSER ASSY.—spade type term
8.	2.388	WEIGHT—distributor	18.	8.977	SCREW (6—32 x 1/4)
9.	2.400	LEAD—conn. distr. term.	19.	2.387	SCREW—contact adj.
10.	2.381	CAM—adv. with brks.	20.	2.382	ROTOR—distributor



### 1957-72 IGNITION DISTRIBUTOR (8 CYL.)

2-33

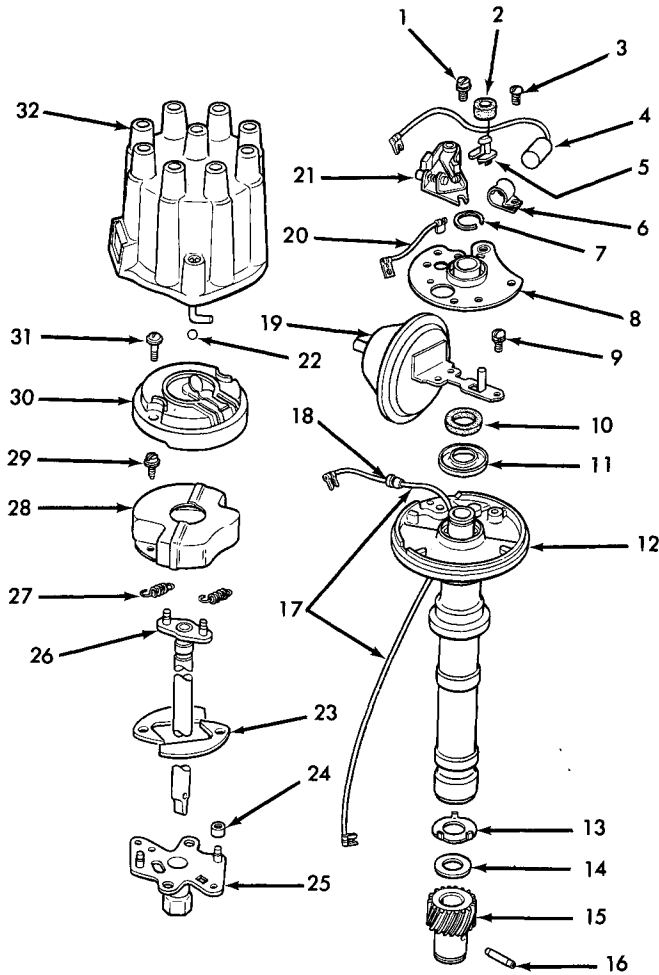
1.	2.367	DISTRIBUTOR CAP	14.	8.939	PIN—straight
2.	2.364	WICK	15.	2.381	CAM—distributor
3.	2.387	SCREW	16.	2.388	WEIGHT
4.	2.394	CONDENSER—spade type term.	17.	2.372	SHAFT
5.	2.393	BRACKET—condenser	18.	2.389	SPRING
6.	2.384	POINT UNIT—pre-assembled (w/ser. term)	19.	2.382	ROTOR
7.	8.906	SCREW (#8—32 x 3/8)	20.	2.387	SCREW—contact atch. w/lock wa.
8.	8.931	LOCKWASHER (#8 medium)	21.	2.385	SPRING—plate ret.
9.	2.410	CONTROL	22.	2.385	PLATE
10.	2.385	WASHER—advance plate	23.	2.364	SEAL—housing oil
11.	2.362	HOUSING	24.	2.401	GROMMET—housing
12.	2.379	WASHER—distance tong.	25.	2.364	LUBRICATOR UNIT
13.	2.374	GEAR UNIT—distributor	26.	2.400	LEAD—breaker plate ground



2-107

### 1973-74 SIX CYLINDER IGNITION DISTRIBUTOR

- |     |       |                               |     |       |                                  |
|-----|-------|-------------------------------|-----|-------|----------------------------------|
| 1.  | 2.367 | CAP, Distributor              | 14. | 2.400 | LEAD ASM., Distributor Terminal  |
| 2.  | 8.913 | SCREW—Pan Hd, #8-32 x 3/4"    | 15. | 8.906 | SCREW 8-32 x 1/4"                |
| 3.  | 8.977 | SCREW                         | 16. | 2.390 | PLATE, Hold Down                 |
| 4.  | 8.977 | SCREW                         | 17. | 2.389 | SPRING, Distributor Weight       |
| 5.  | 8.906 | SCREW—8-32 x 1/4"             | 18. | 2.388 | WEIGHT                           |
| 6.  | 2.382 | ROTOR, Distributor            | 19. | 2.381 | CAM AND BREAKER ASM.             |
| 7.  | 2.393 | CONDENSOR, Distributor        | 20. | 2.372 | MAINSHAFT w/Weightplate          |
| 8.  | 2.393 | BRACKET, Condenser            | 21. | 2.364 | SEAL, Housing Oil                |
| 9.  | 2.384 | POINT UNIT, Distributor       | 22. | 8.906 | SCREW                            |
| 10. | 2.364 | LUBRICATOR UNIT, Cam          | 23. | 2.410 | CONTROL ASM., Distributor Vacuum |
| 11. | 2.385 | SPRING, Breaker Plate Ret.    | 24. | 2.362 | HOUSING, Distributor             |
| 12. | 2.385 | PLATE, Distributor Breaker    | 25. | 2.374 | GEAR, Distributor                |
| 13. | 2.401 | GROMMET, Distributor Terminal | 26. | 8.939 | PIN                              |

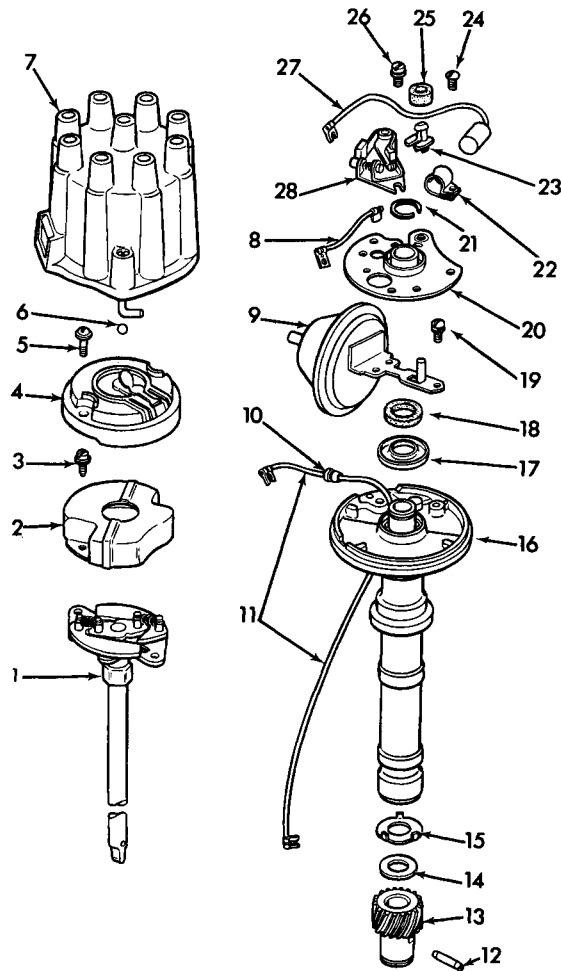


2-128

### 1973-74 8 CYLINDER DISTRIBUTOR PASSENGER

- |     |       |                             |     |        |  |
|-----|-------|-----------------------------|-----|--------|--|
| 1.  | 8.913 | SCREW                       | 17. | 2.400  | LEAD, Distributor Terminal                       |
| 2.  | 2.364 | LUBRICATOR UNIT—Cam         | 18. | 2.401  | GROMMET, Distributor Terminal                    |
| 3.  | 8.906 | SCREW (8-32 x 1/4)          | 19. | 2.410  | CONTROL ASSY., Distributor Vacuum                |
| 4.  | 2.393 | CONDENSER                   | 20. | 2.400  | LEAD, Distr. Breaker Plate Ground                |
| 5.  | 2.364 | RETAINER—Felt Wick          | 21. | 2.384  | POINT UNIT, Distributor                          |
| 6.  | 2.393 | BRACKET, Condenser          | 22. | N.S.S. | Part of #32                                      |
| 7.  | 2.385 | SPRING, Breaker Plate Ret.  | 23. | 2.388  | WEIGHT, Distr.                                   |
| 8.  | 2.385 | PLATE                       | 24. | 2.385  | SLEEVE, Spt. Post (Plastic 1/4 O.D. x 3/16 O.L.) |
| 9.  | 8.977 | SCREW                       | 25. | 2.381  | CAM, Distributor                                 |
| 10. | 2.364 | WASHER—Distr. Hsg. Oil Seal | 26. | 2.372  | SHAFT, Distr., Main w/Auto Cam                   |
| 11. | 2.364 | SEAL, Hsg. Oil              | 27. | 2.389  | SPRING, Distributor Weight                       |
| 12. | 2.362 | HOUSING ASSY., Distributor  | 28. | 2.393  | SHIELD UNIT, Radio frequently Interference       |
| 13. | 2.379 | WASHER, Distributor         | 29. | 2.393  | SCREW, w/Lock Washer, Radio frequency            |
| 14. | 8.929 | WASHER                      | 30. | 2.382  | ROTOR ASM.—Distr.                                |
| 15. | 2.374 | GEAR, Distributor           | 31. | 8.977  | SCREW, w/L                                       |
| 16. | 8.939 | PIN (3/16 x 7/8)            | 32. | 2.367  | CAP, Distributor                                 |

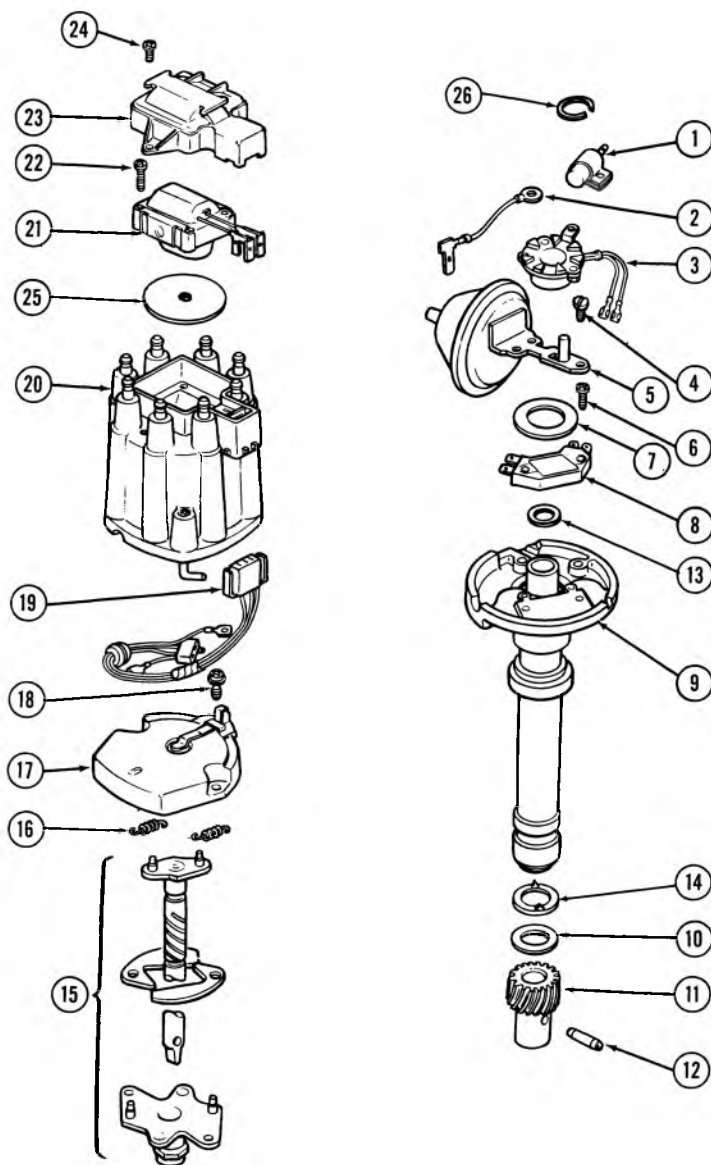




2-124

### 1974 PASSENGER DISTRIBUTOR 8 CYLINDER w/2 BBL (EXC. A.T.)

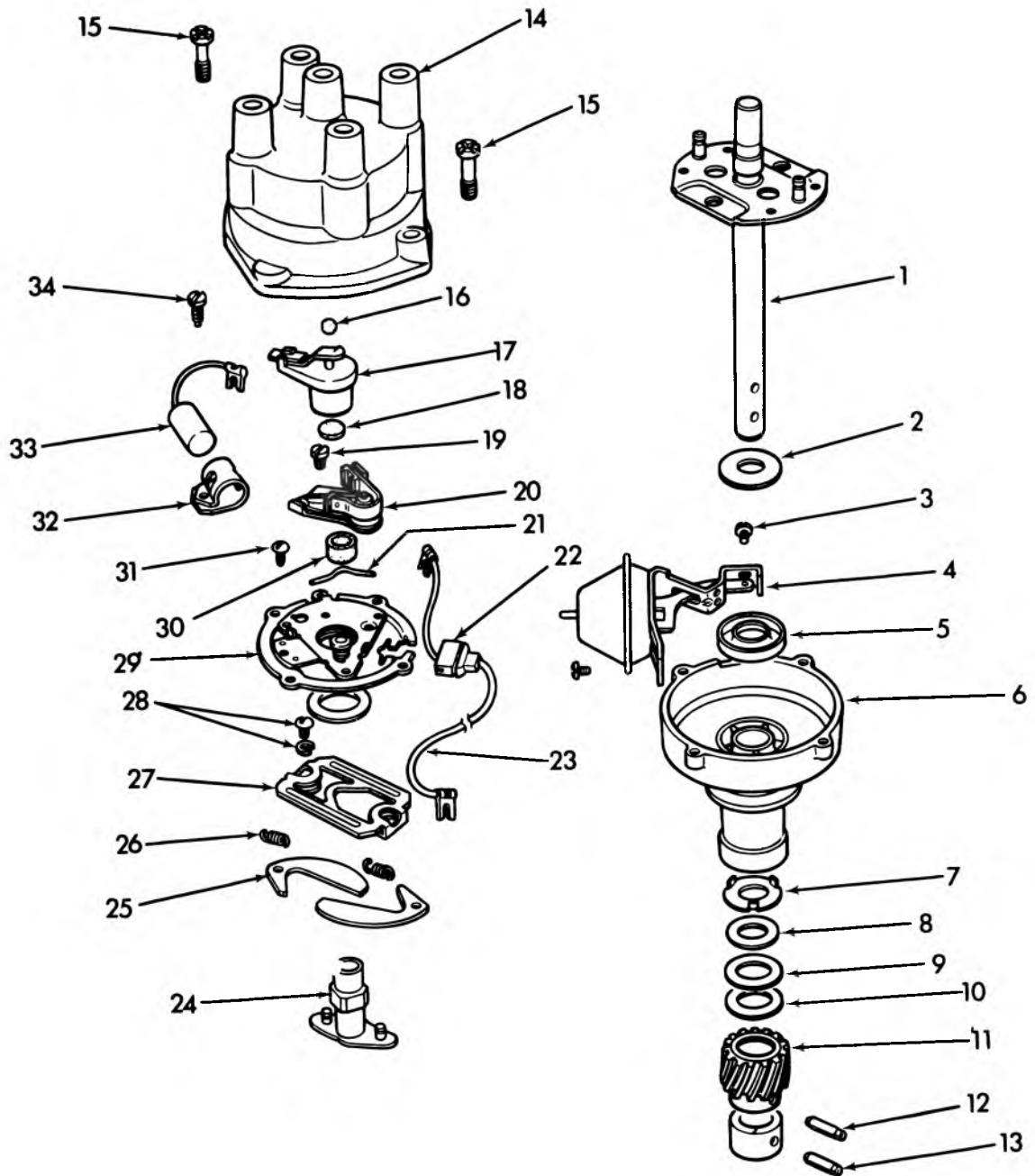
- |     |        |  |     |       |  |
|-----|--------|--|-----|-------|--|
| 1.  | 2.372  | SHAFT, Main                            | 15. | 2.379 | WASHER, Distributor Gear                 |
| 2.  | 2.393  | SHIELD UNIT                            | 16. | 2.362 | HOUSING ASSY.                            |
| 3.  | 2.393  | SCREW, Lockwasher                      | 17. | 2.364 | SEAL, Housing Oil                        |
| 4.  | 2.382  | ROTOR ASSY., Distributor               | 18. | 2.366 | WASHER, Housing Oil Seal                 |
| 5.  | 8.977  | SCREW, Lockwasher                      | 19. | 8.977 | SCREW                                    |
| 6.  | N.S.S. | Part of #7                             | 20. | 2.385 | PLATE ASSY., Distributor Circuit Breaker |
| 7.  | 2.367  | DISTRIBUTOR CAP                        | 21. | 2.385 | SPRING, Breaker Plate Retainer           |
| 8.  | 2.400  | LEAD-DISTRIBUTOR, Breaker Plate Ground | 22. | 2.393 | BRACKET, Condenser                       |
| 9.  | 2.410  | CONTROL ASSY, Distributor Vacuum       | 23. | 2.364 | RETAINER, Felt Wick                      |
| 10. | 2.401  | GROMMET, Distributor Terminal          | 24. | 8.906 | MACHINE SCREW                            |
| 11. | 2.400  | LEAD, Distributor Terminal             | 25. | 2.364 | LUBRICATION UNIT, Cam                    |
| 12. | 8.939  | PIN, 3/16 x 7/8                        | 26. | 8.913 | SCREW                                    |
| 13. | 2.374  | GEAR UNIT, Distributor                 | 27. | 2.393 | CONDENSER                                |
| 14. | 8.929  | WASHER                                 | 28. | 2.384 | POINT UNIT                               |



2-22

### 1974-75 DISTRIBUTOR H.E.I.

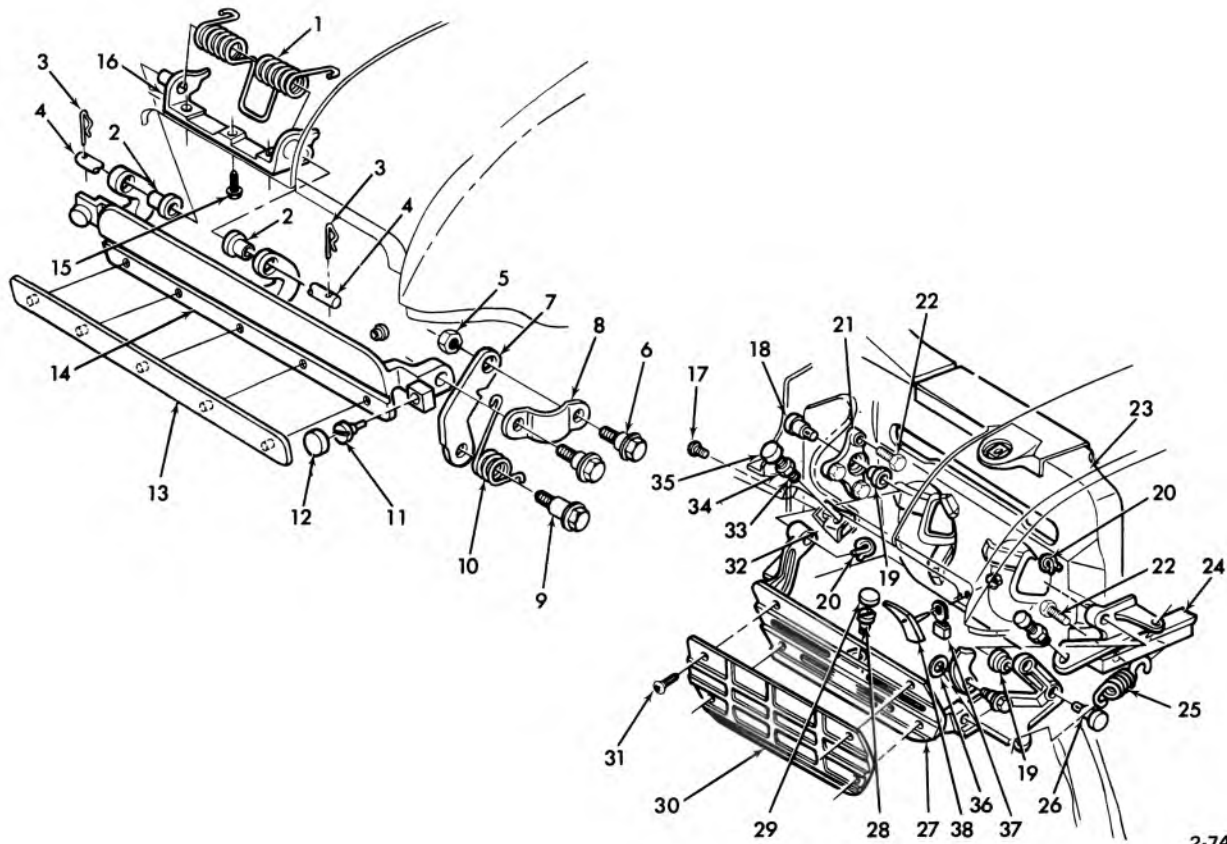
- |           |                                       |           |                                   |
|-----------|---------------------------------------|-----------|-----------------------------------|
| 1. 2.393  | CAPACITOR, Distributor                | 15. 2.372 | SHAFT                             |
| 2. 2.400  | LEAD ASSY., Distributor Terminal/Grd. | 16. 2.389 | SPRING, Distributor Weight        |
| 3. 2.372  | POLE PIECE, w/Plate                   | 17. 2.382 | ROTOR ASSY., Distributor          |
| 4. 2.393  | SCREW                                 | 18. 2.383 | SCREW, Distributor Module Attach. |
| 5. 2.410  | CONTROL ASSY., Distributor Vacuum     | 19. 2.383 | HARNES, Module to Coil            |
| 6. 2.383  | SCREW                                 | 20. 2.367 | CAP, Distributor                  |
| 7. 2.364  | SHIELD, Distributor Housing Splash    | 21. 2.170 | COIL, Ignition                    |
| 8. 2.383  | MODULE, Distributor                   | 22. 2.183 | SCREW, Ignition Coil Attach.      |
| 9. 2.362  | HOUSING ASSY., Distributor            | 23. 2.368 | COVER, Distributor Cap            |
| 10. 2.379 | WASHER                                | 24. 2.368 | SCREW                             |
| 11. 2.374 | GEAR                                  | 25. 2.183 | SEAL, Dis. Ignition Coil          |
| 12. 8.939 | PIN                                   | 26. 2.385 | RETAINER                          |
| 13. 2.364 | SEAL, Dis. Housing                    |           |                                   |
| 14. 2.379 | WASHER, Tang                          |           |                                   |



2-123

### 1971-74 VEGA DISTRIBUTOR

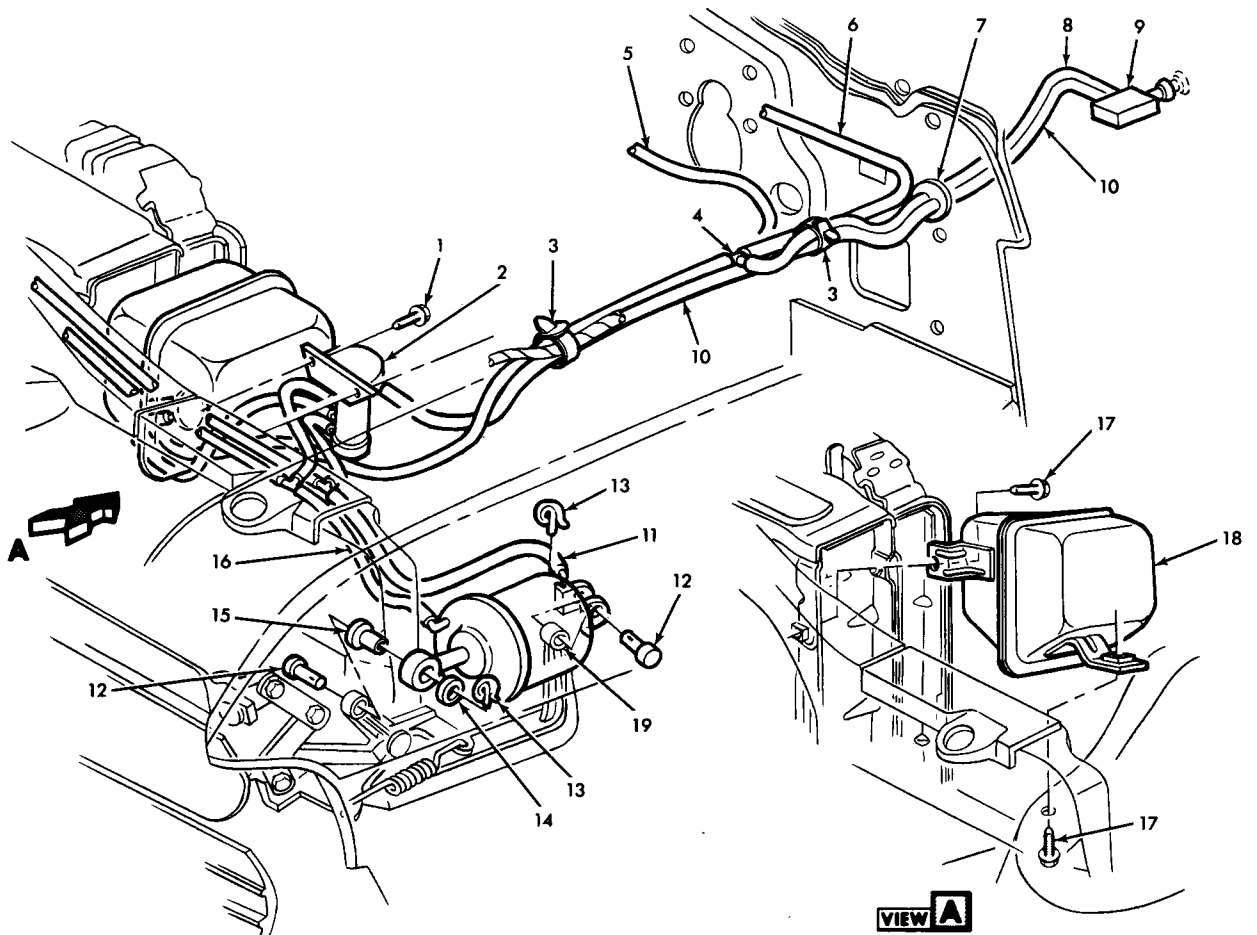
- |     |        |                                       |     |       |  |
|-----|--------|---------------------------------------|-----|-------|--|
| 1.  | 2.372  | MAINSHAFT, Distributor w/Weight Plate | 18. | 2.364 | LUBRICATOR UNIT, Rotor Wick                |
| 2.  | 2.379  | WASHER, Distributor Gear              | 19. | 8.906 | SCREW (8-32x5/16)                          |
| 3.  | 8.907  | SCREW, Distr Vacuum Control Attaching | 20. | 2.384 | POINT UNIT, Distr.                         |
| 4.  | 2.410  | CONTROL ASSY, Distributor Vacuum      | 21. | 2.385 | SPRING, Breaker Plate Set                  |
| 5.  | 2.364  | SEAL, Distributor Housing Oil         | 22. | 2.401 | GROMMET, Distr. Terminal                   |
| 6.  | 2.362  | HOUSING ASSY.                         | 23. | 2.400 | LEAD, Distr. Terminal                      |
| 7.  | 2.379  | WASHER, Distributor Gear              | 24. | 2.381 | CAM, Distributor w/Weight Plate            |
| 8.  | 2.379  | WASHER, Distr. Mainshaft Cplg.        | 25. | 2.388 | WEIGHT, Distributor                        |
| 9.  | 2.408  | WASHER, Distributor Shim (.005)       | 26. | 2.389 | SPRING, Distributor Weight                 |
| 10. | 2.379  | SHIM, Distr. M/Shf.                   | 27. | 2.390 | PLATE, Distributor Weight Hold Down        |
| 11. | 2.374  | GEAR UNIT                             | 28. | 8.906 | SCREW (8-32 x 1/4)                         |
| 12. | 8.939  | PIN                                   | 29. | 2.385 | PLATE and SUPPORT ASM., Distr. Circ. Brkr. |
| 13. | 8.939  | PIN                                   | 30. | 2.364 | LUBRICATION UNIT, Cam                      |
| 14. | 2.367  | CAP ASSY.                             | 31. | 8.906 | SCREW                                      |
| 15. | 8.913  | SCREW (8-32x3/4)                      | 32. | 2.393 | BRACKET, Condenser                         |
| 16. | N.S.S. | PART #14                              | 33. | 2.393 | CONDENSER, Spade Type Terminal             |
| 17. | 2.382  | ROTOR ASM, Distr.                     | 34. | 8.907 | SCREW                                      |



2-74

### 1968 PASSENGER RETRACTABLE HEADLAMP COVERS

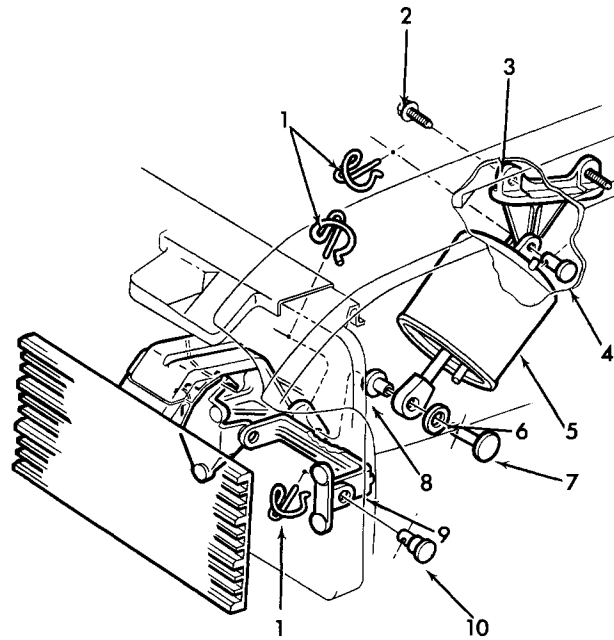
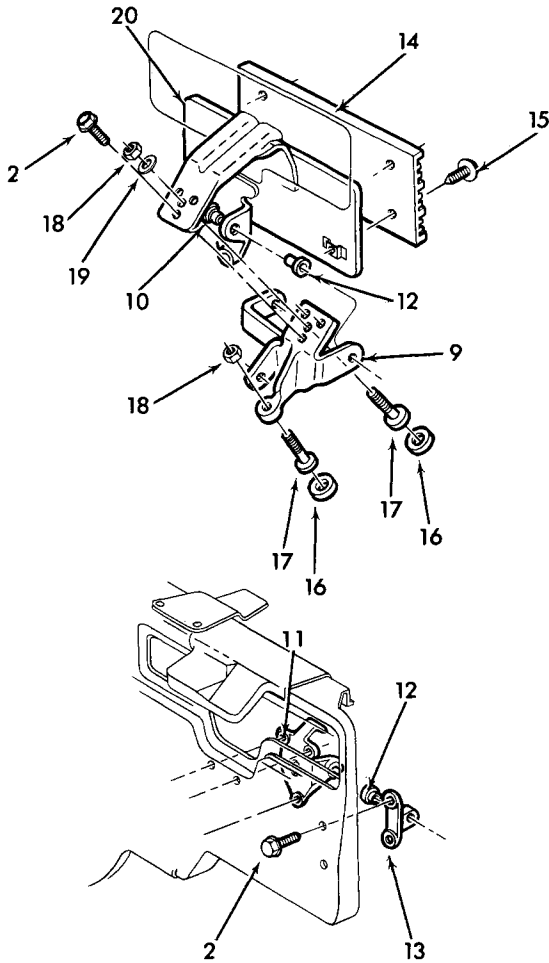
1.	2.765	SPRING—upr. cvr.	21.	2.765	BRACKET—lwr. cvr. mtg. plt. intr.
2.	2.765	SPACER—upr. cvr. brkt.	22.	N.L.	SCREW
3.	2.755	CLIP—upr. cvr.	23.	1.270	SUPPORT ASSY.—rad.
4.	2.765	PIN—upr. cvr.	24.	2.765	BRACKET—lwr., otr. (L.H. & R.H.)
5.	8.916	NUT (5/16—18)	25.	2.765	SPRING—lwr. cvr. to otr. brkt.
6.	N.L.	SCREW	26.	2.765	PIN—lwr. cvr. to otr. brkt. cvr. mtg. plate brkt.
7.	2.765	LINK—lwr. cvr.	27.	2.765	PLATE ASSY.—lowr. (L.H. & R.H.)
8.	2.765	LINK—upr. cvr.	28.	2.755	SCREW—upr. & lwr. cvr.
9.	2.765	SCREW—lwr. cvr. lnk.	29.	2.755	BUMPER—upr. cvr. to lwr. cvr.
10.	2.775	SPRING—(L.H. & R.H.)	30.	2.770	LOWER COVER—(R.H. & L.H.)
11.	2.755	SCREW—upr. & lwr. cvr.	31.	8.977	SCREW (8—32 x 1/2)
12.	2.755	BUMPER—upr. cvr. to lwr. cvr.	32.	2.765	BRACKET—lwr. cvr. bpr. intr.
13.	2.770	MOULDING—upr. cvr.	33.	2.755	SCREW—lwr. cvr. to otr. brkt.
14.	2.770	COVER UPPER—(R.H. & L.H.)	34.	8.915	NUT
15.	8.900	SCREW	35.	2.755	BUMPER—lwr. cvr. to otr. brkt.
16.	2.765	BRACKET—upper cvr. (R.H. & L.H.)	36.	8.928	WASHER
17.	8.977	SCREW (10—24 x 3/4)	37.	2.755	BUMPER—upr. otr.
18.	2.765	PIN—lwr. cvr. to intr. brkt.	38.	8.132	MOULDING—UNIT—upr. frt.
19.	2.765	SPACER—lwr. mtg. to intr. brkt.			
20.	4.037	CLIP—control rod			



2-75

### 1968 PASSENGER RETRACTABLE HEADLAMP ACTUATOR AND VACUUM TANK MOUNTING

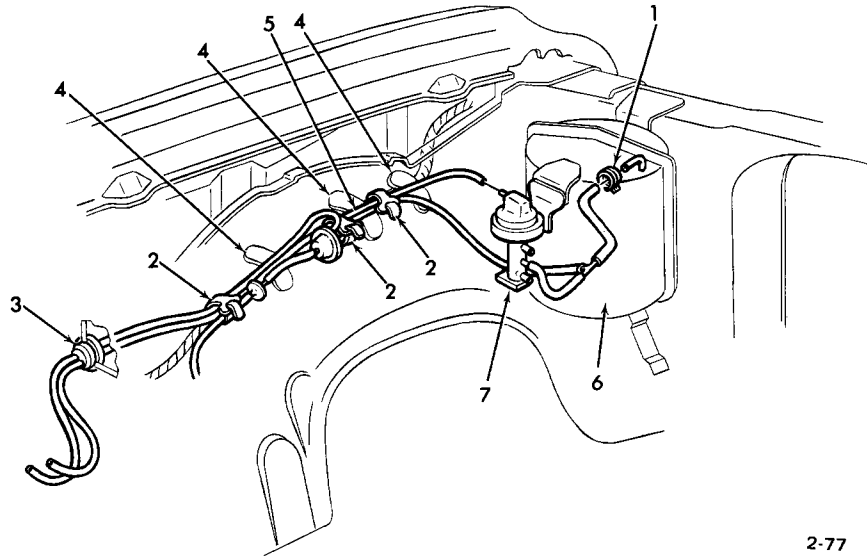
1.	8.977	SCREW (10-16 x 3/8)	11.	8.962	HOSE (7/32)
2.	2.755	RELAY ASSY.—headlamp cvr.	12.	2.760	PIN—lwr. cvr. to actr.
3.	N.L.	STRAP	13.	4.037	CLIP—control rod
4.	2.760	VALVE ASSY.—resv. chk.	14.	8.929	WASHER (3/8 x 1 x 1/32)
5.	8.962	HOSE (7/32)	15.	2.760	SPACER—lwr. cvr. to actr.
6.	8.962	HOSE	16.	8.962	HOSE
7.	9.775	GROMMET—wrg. harn. in dash	17.	8.977	SCREW (1/4-14 x 5/8)
8.	8.962	HOSE	18.	2.760	TANK ASSY.—vac. resv.
9.	2.485	LIGHT SWITCH	19.	2.760	ACTUATOR—ret. cvr.
10.	8.962	HOSE (5/32)			



2-76

### 1969 PASSENGER RETRACTABLE HEADLAMP COVER AND ACTUATOR

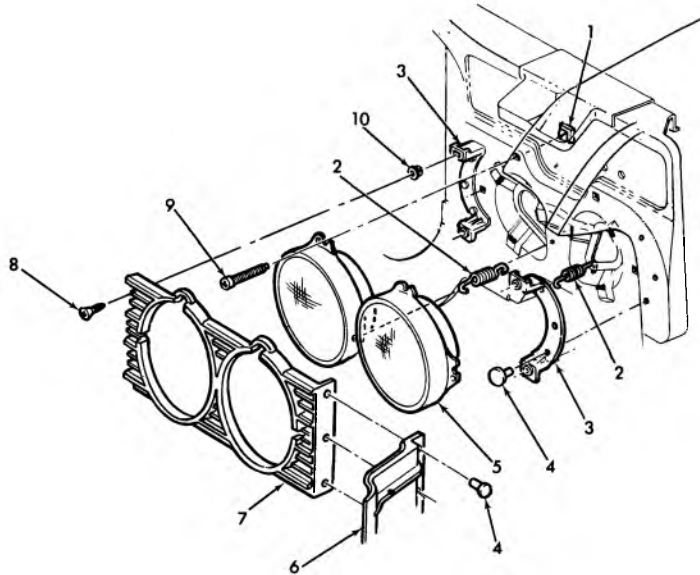
- |     |       |                                      |     |       |                                |
|-----|-------|--------------------------------------|-----|-------|--------------------------------|
| 1.  | 4.037 | CLIP—control rod                     | 12. | 2.765 | SPACER—cvr. mtg. plt.          |
| 2.  | 8.977 | BOLT (5/16—18 x 3/4)                 | 13. | 2.765 | BRACKET—cvr. outer             |
| 3.  | 2.765 | BRACKET—cvr. actr.                   | 14. | 2.770 | COVER—retr. (R.H. & L.H.)      |
| 4.  | 8.942 | PIN (3/8 x 7/8)                      | 15. | 8.909 | SCREW (#8—32 x 1/2)            |
| 5.  | 2.760 | ACTUATOR—ret. cvr.                   | 16. | 2.755 | BUMPER—lwr. cvr. to otr. brkt. |
| 6.  | 8.929 | WASHER (3/8 x 1 x 1/32)              | 17. | 2.765 | SCREW—cvr. bpr.                |
| 7.  | 2.760 | PIN—lwr. cvr. to actr.               | 18. | 8.915 | NUT (#10—24)                   |
| 8.  | 2.760 | SPACER—lwr. cvr. to actr.            | 19. | 8.929 | WASHER (7/32 x 7/16 x 1/16)    |
| 9.  | 2.765 | BRACKET—(L.H. & R.H.) cvr. mtg. plt. | 20. | 2.765 | PLATE ASM.—cvr. mtg.           |
| 10. | 2.765 | PIN—cvr. mtg. plt. brkt.             |     |       |                                |
| 11. | 2.765 | BRACKET—cvr. inner                   |     |       |                                |



2-77

**1969 PASSENGER RETRACTABLE HEADLAMP COVER, VACUUM HOSES, LIGHT SWITCH AND VACUUM RELAY**

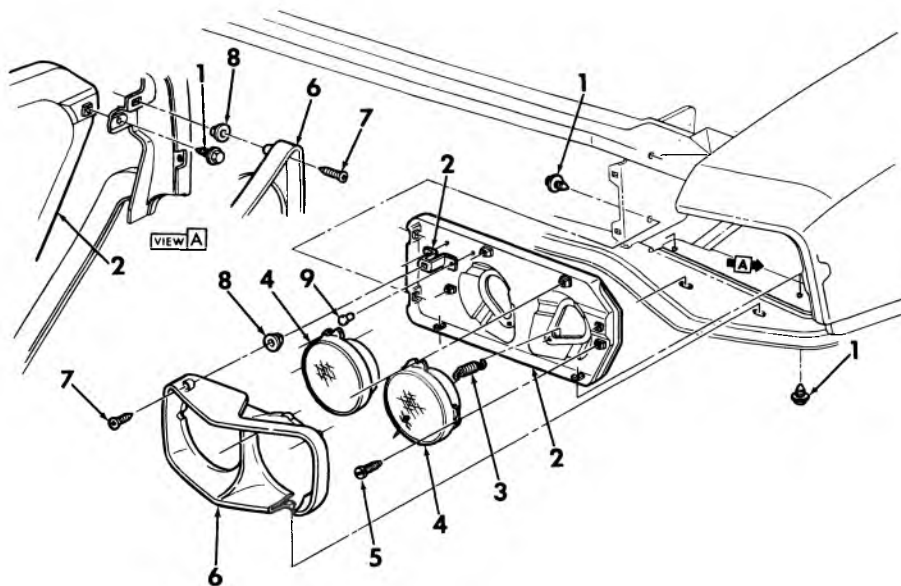
- |    |       |                              |    |       |                       |
|----|-------|------------------------------|----|-------|-----------------------|
| 1. | 1.166 | CLAMP—miniature (1/4x 5/8)   | 5. | 8.962 | HOSE ASM.             |
| 2. | 8.846 | RETAINER—hose                | 6. | 2.760 | TANK ASM.—vac. resv.  |
| 3. | 9.775 | GROMMET—wiring harn. in dash | 7. | 2.755 | RELAY ASM.—hdlp. cvr. |
| 4. | N.L.  | HARNESS STRAP                |    |       |                       |



2-79

### 1969 PASSENGER HEADLAMP AND BEZEL (Exc. Retr. Hdlp.)

- |    |       |                                     |     |       |  |
|----|-------|-------------------------------------|-----|-------|--|
| 1. | 2.737 | NUT                                 | 6.  | 2.728 | EXTENSION BEZEL—headlamp<br>(part of #7) (R.H. & L.H.) |
| 2. | 2.737 | SPRING                              | 7.  | 2.728 | BEZEL UNIT—headlamp—(R.H. & L.H.)                      |
| 3. | 2.729 | BRACKET—bezel                       | 8.  | 8.977 | SCREW (8—18 x 3/4)                                     |
| 4. | 8.967 | RIVET (3/16 x 1/4)                  | 9.  | 2.737 | SCREW  |
| 5. | 2.725 | LAMP ASSY.—head—inner—(R.H. & L.H.) | 10. | 9.744 | NUT—bzl. at upr. end pnl. compt., cstr. upr.           |
|    | 2.725 | LAMP ASSY.—head—outer (R.H. & L.H.) |     |       |  |

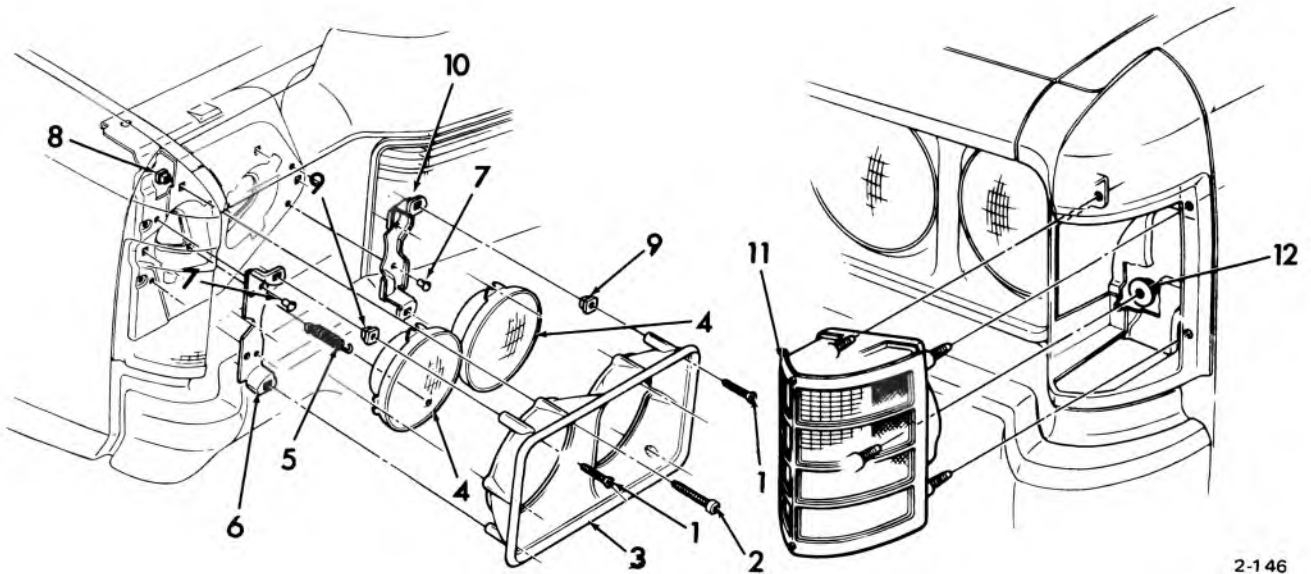


2-80

### 1970 PASSENGER HEADLAMP

- |    |       |                                       |    |       |                     |
|----|-------|---------------------------------------|----|-------|---------------------|
| 1. | 1.276 | SCREW—rad. supt., rad., fan shroud    | 5. | 2.737 | SCREW               |
| 2. | 2.726 | HOUSING & BRACKET ASSY.—(R.H. & L.H.) | 6. | 2.728 | BEZEL—(R.H. & L.H.) |
| 3. | 2.737 | SPRING                                | 7. | 8.977 | SCREW (8—18 x 1)    |
| 4. | 2.725 | LAMP ASSY.                            | 8. | 2.729 | NUT—headlamp mtg.   |
|    |       |                                       | 9. | 8.967 | RIVET (3/16 x 1/4)  |

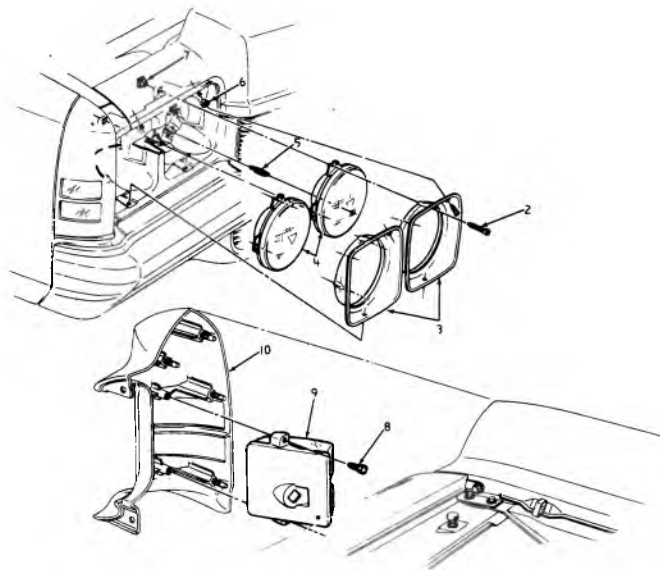




2-146

### 1971 PASSENGER HEADLAMP AND BEZEL

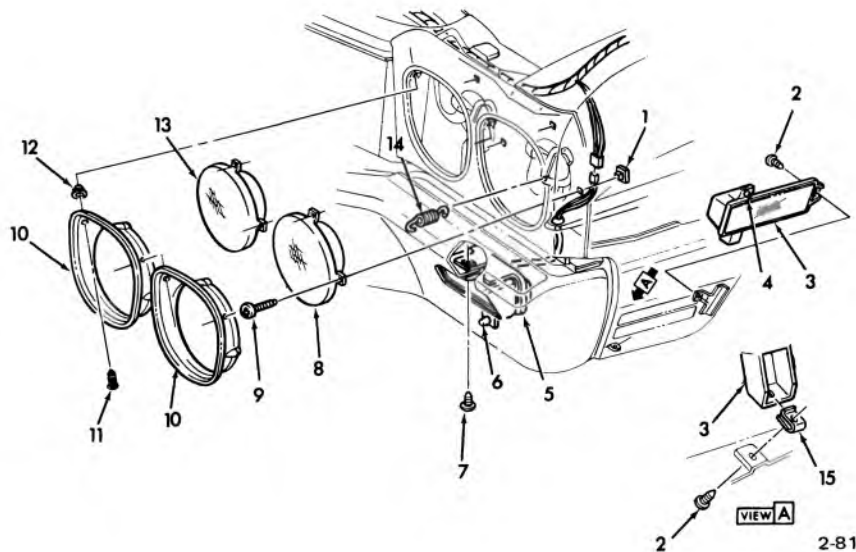
- |    |       |                     |     |       |  |
|----|-------|---------------------|-----|-------|--|
| 1. | 8.977 | SCREW (8-18 x 1/8)  | 10. | 2.729 | BRACKET—(inner)                                |
| 2. | 2.737 | SCREW—hdlp. adj.    | 11. | 2.589 | LENS ASSY.—park & side markers                 |
| 3. | 2.728 | BEZEL HEADLAMP      |     | 2.708 | SCREW  |
| 4. | 2.725 | LAMP ASSY.          |     | 2.590 | GASKET—park & side marker                      |
| 5. | 2.737 | SPRING              |     | 2.575 | BEZEL—park sig. & marker lamp                  |
| 6. | 2.729 | BRACKET—(outer)     |     | 2.586 | HOUSING ASSY.—park sig. & marker (L.H. & R.H.) |
| 7. | 8.967 | RIVET (3/16 x 7/16) | 12. | 8.921 | NUT (11/16)                                    |
| 8. | 2.737 | NUT—hdlp. adj.      |     |       |  |
| 9. | 2.729 | NUT—push-in         |     |       |  |



2-156

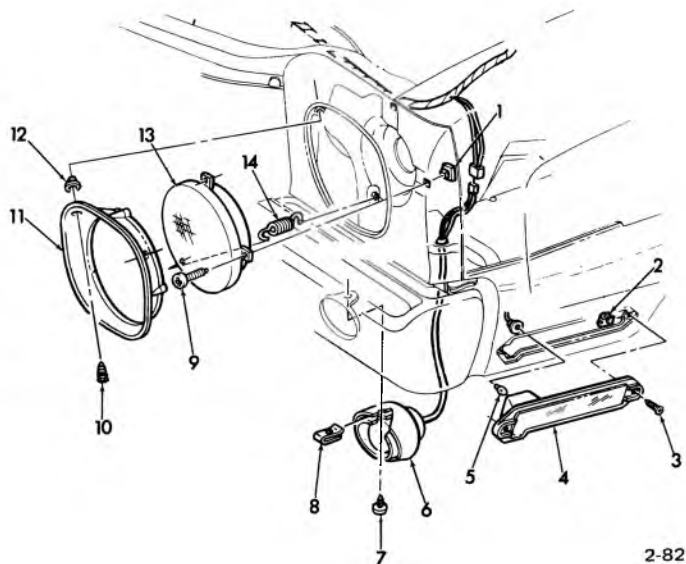
### 1972 PASSENGER HEADLAMP, BEZEL, AND SIDE MARKER LAMP

- |    |       |                                  |     |       |  |
|----|-------|----------------------------------|-----|-------|--|
| 1. | 8.977 | SCREW (8-19 x 3/4)               | 6.  | 9.744 | NUT—bezel at upr. end panel compart., cluster upr. |
| 2. | 8.977 | SCREW (1/4-28 x 1-21/32)         | 7.  | 2.737 | NUT  |
| 3. | 2.728 | BEZEL—(L.H. & R.H.)              | 8.  | 8.977 | SCREW (10-24 x 5/8)                                |
| 4. | 2.725 | LAMP ASSY.—(R.H. & L.H.) (inner) | 9.  | 2.575 | LAMP ASSY.—front fender (side marker)              |
|    | 2.725 | LAMP ASSY.—(L.H. & R.H.) (outer) | 10. | 8.131 | EXTENSION (R.H. & L.H.)                            |
| 5. | 2.737 | SPRING                           |     |       |  |



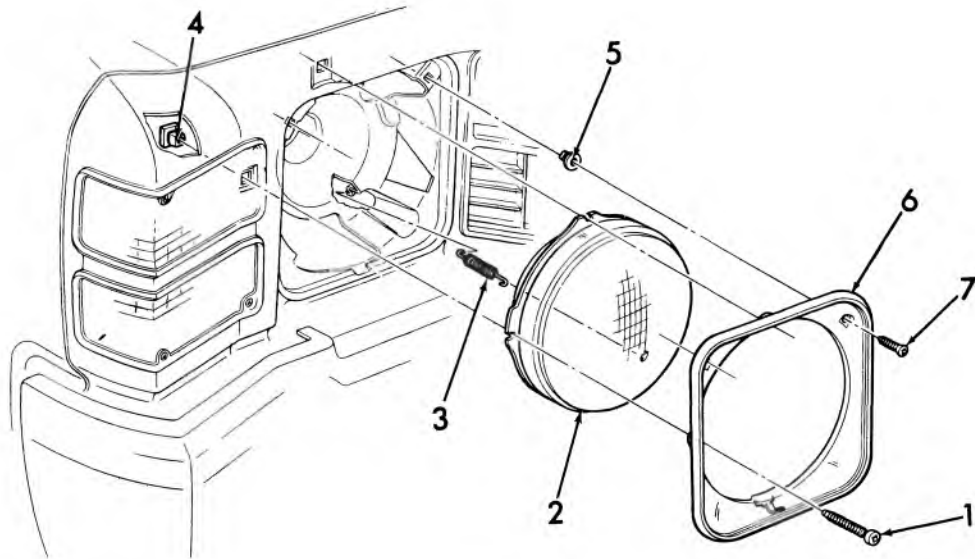
### 1970 CHEVELLE HEADLAMP & BEZEL (EXC. MONTE CARLO)

- |    |       |                             |     |       |  |
|----|-------|-----------------------------|-----|-------|--|
| 1. | 2.737 | NUT                         | 8.  | 2.725 | LAMP ASSY.—head (R.H. & L.H.)                    |
| 2. | 8.977 | SCREW (8-18 x 1/2)          | 9.  | 2.737 | SCREW  |
| 3. | 2.575 | LAMP ASSY.                  | 10. | 2.728 | BEZEL ASSY.—(L.H.-R.H.)                          |
| 4. | 7.800 | BUMPER—front                | 11. | 8.977 | SCREW (8-19 x 3/4)                               |
| 5. | 2.594 | LAMP ASSY.—park & dir. sig. | 12. | 9.744 | NUT—bezel at upper end, pnl., compt., cstr. upr. |
|    | 2.594 | LAMP ASSY.                  | 13. | 2.725 | LAMP ASSY.—(L.H.-R.H.)                           |
|    | 2.586 | LAMP ASSY.                  | 14. | 2.737 | SPRING   |
|    | 2.590 | LAMP ASSY.                  | 15. | 8.921 | NUT (8-18)                                       |
|    | 2.589 | LAMP ASSY.                  |     |       |  |
| 6. | 7.800 | BUMPER—backing lamp bumper  |     |       |  |
| 7. | 8.913 | SCREW (10-24 x 1/2)         |     |       |  |



### 1970 MONTE CARLO—HEADLAMP, FORWARD PARKING & SIDE MARKER LAMP

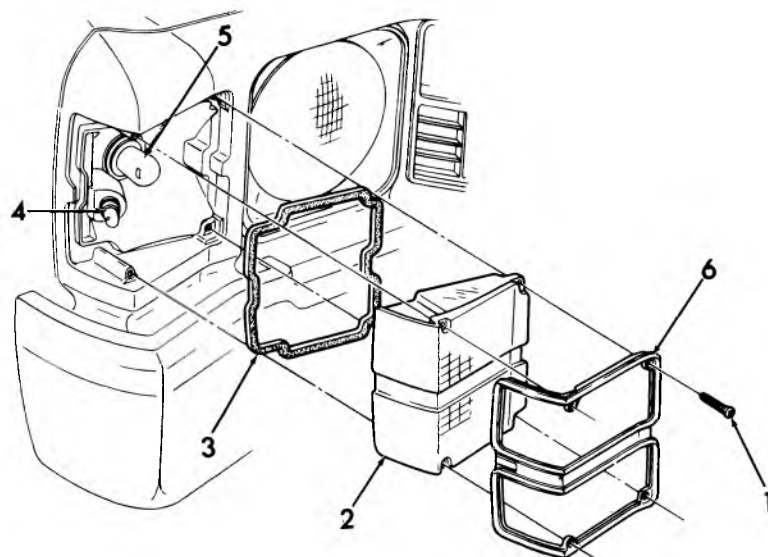
- |    |       |   |     |       |  |
|----|-------|---|-----|-------|--|
| 1. | 2.737 | NUT—(L.H.)                              | 8.  | 8.921 | NUT (10-16)                                  |
| 2. | 8.921 | NUT (8-18)                              | 9.  | 2.737 | SCREW  |
| 3. | 8.977 | SCREW (8-18 x 1/2)                      | 10. | 8.977 | SCREW (8-19 x 3/4)                           |
| 4. | 2.575 | LAMP ASSY.—frt. fdr. marker—(L.H.-R.H.) | 11. | 2.728 | BEZEL ASSY.—(L.H.-R.H.)                      |
| 5. | 8.991 | BULB                                    | 12. | 9.744 | NUT—bezel at upr. end pnl. compt. cstr. upr. |
| 6. | 2.585 | LAMP ASSY.—park                         | 13. | 2.725 | LAMP ASSY.—head                              |
| 7. | 8.977 | SCREW (10-16 x 1/2)                     | 14. | 2.737 | SPRING—adjusting                             |



2-148

### 1971 CHEVELLE HEADLAMP AND BEZEL

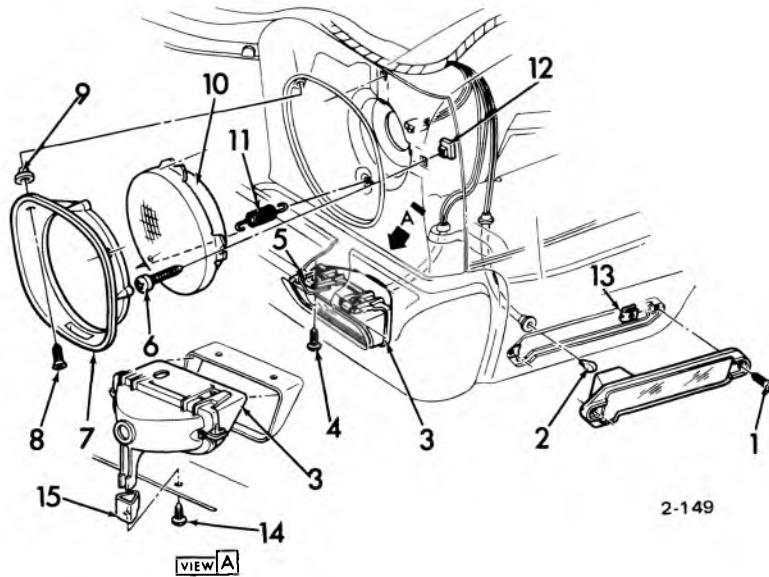
- |    |       |                  |    |       |   |
|----|-------|------------------|----|-------|---|
| 1. | 2.737 | SCREW—hdlp. adj. | 5. | 9.744 | NUT—Bezel at upr. end, pnl. compt. cstr. upr. |
| 2. | 2.725 | LAMP ASSY.       | 6. | 2.728 | BEZEL ASSY.—(L.H.-R.H.)                       |
| 3. | 2.737 | SPRING           | 7. | 8.977 | SCREW (8-18 x 3/4)                            |
| 4. | 2.737 | NUT—(L.H.)       |    |       |   |



2-147

### 1971 CHEVELLE PARKING AND SIDE MARKER LAMP INSTALLATION

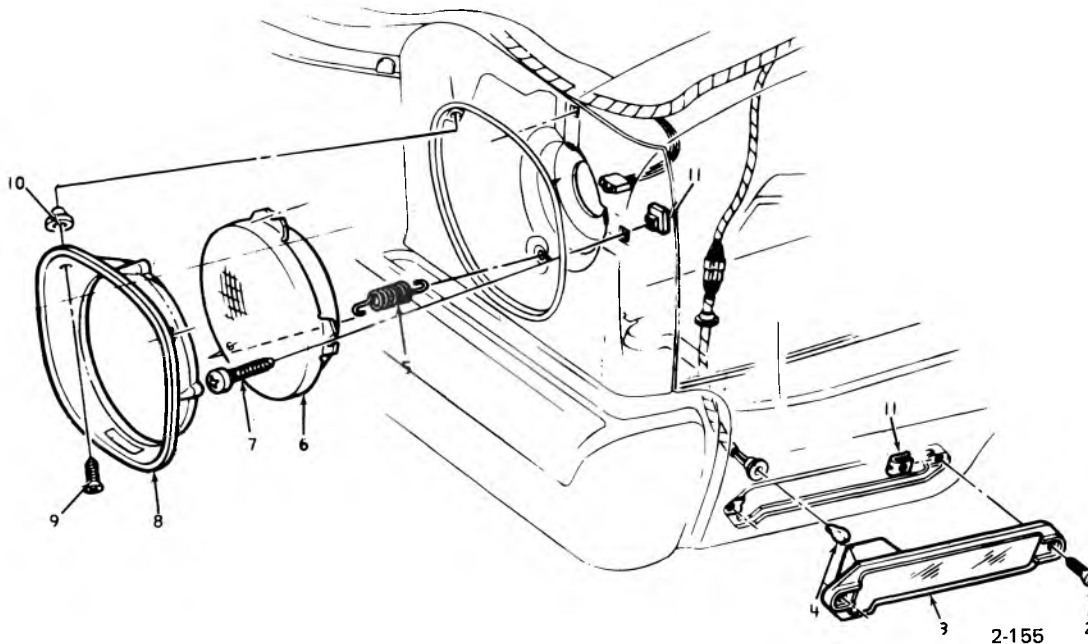
- |    |       |                        |    |       |                             |
|----|-------|------------------------|----|-------|-----------------------------|
| 1. | 8.909 | SCREW (#8-32 x 1)      | 4. | 8.991 | BULB—frt. fdr. marking Imp. |
| 2. | 2.589 | LENS ASSY.—(L.H.-R.H.) | 5. | 8.991 | BULB—park & dir. sig.       |
| 3. | 2.590 | GASKET                 | 6. | 2.593 | BEZEL—(L.H.-R.H.)           |



2-149

### 1971 MONTE CARLO HEADLAMP, BEZEL, PARKING AND SIDE MARKER LAMPS

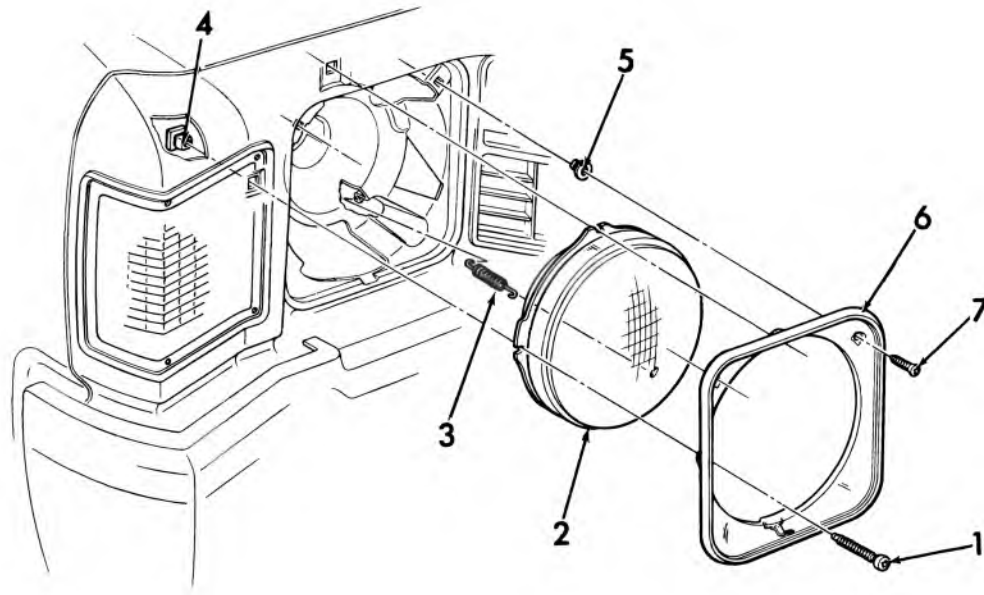
- |    |       |                        |     |       |  |
|----|-------|------------------------|-----|-------|--|
| 1. | 8.977 | SCREW (8-18 x 1/2)     | 9.  | 9.744 | NUT—bezel at upr. end, pnl. compt., cstr. upr. |
| 2. | 8.991 | BULB—Inst. cstr.       | 10. | 2.725 | HEADLAMP ASSY.—(L.H.-R.H.)                     |
| 3. | 2.585 | PARKING LAMP ASSY.     | 11. | 2.737 | SPRING—adj.                                    |
| 4. | 8.977 | SCREW (10-16 x 7/8)    | 12. | 2.737 | NUT—(L.H.)                                     |
| 5. | 8.921 | "U" NUT (10-16)        | 13. | 8.921 | "J" NUT (8-18)                                 |
| 6. | 2.737 | SCREW                  | 14. | 8.977 | SCREW (10-16 x 3/4)                            |
| 7. | 2.728 | BEZEL ASM.—(L.H.-R.H.) | 15. | 2.688 | RETAINER—tail & stop                           |
| 8. | 8.977 | SCREW (8-19 x 3/4)     |     |       |  |



2-155

### 1972 MONTE CARLO HEADLAMP, BEZEL, AND SIDE MARKER LAMP

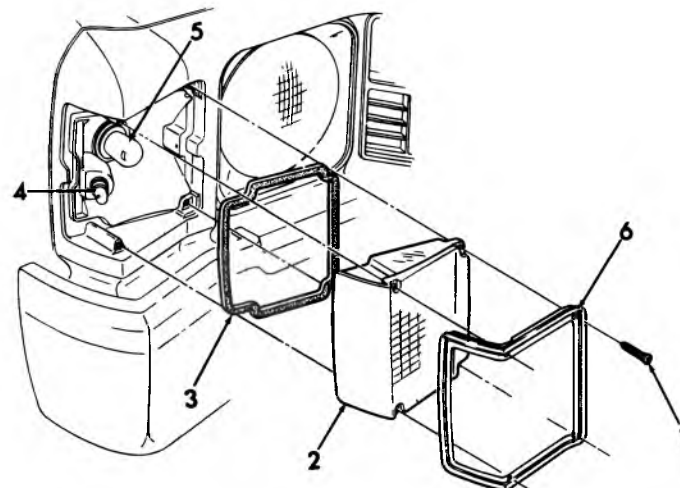
- |    |       |   |     |       |  |
|----|-------|---|-----|-------|--|
| 1. | 8.921 | J-NUT (8-18)                              | 7.  | 2.737 | SCREW  |
| 2. | 8.977 | SCREW (8-18 x 1/2)                        | 8.  | 2.728 | BEZEL ASSY.—(L.H.-R.H.)                        |
| 3. | 2.575 | LAMP ASSY.—frt. fdr., marker, (L.H.-R.H.) | 9.  | 8.977 | SCREW (8-18 x 3/4)                             |
| 4. | 8.991 | BULB (#194)                               | 10. | 9.744 | NUT—bezel at upr. end, pnl. compt., cstr. upr. |
| 5. | 2.737 | SPRING—adj.                               | 11. | 2.737 | NUT—hdlp. adj., (L.H.)                         |
| 6. | 2.725 | HEADLAMP ASSY.—(L.H.-R.H.)                |     |       |  |



2-153

### 1972 CHEVELLE HEADLAMP AND BEZEL (exc. MONTE CARLO)

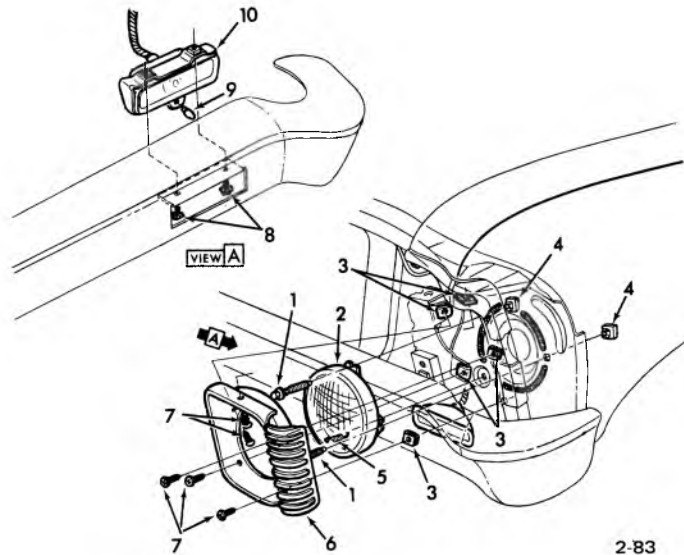
- |    |       |                        |    |       |                         |
|----|-------|------------------------|----|-------|-------------------------|
| 1. | 8.907 | SCREW—hdl. adj.        | 5. | 2.729 | NUT                     |
| 2. | 2.725 | LAMP ASSY.—(L.H.-R.H.) | 6. | 2.728 | BEZEL ASSY.—(L.H.-R.H.) |
| 3. | 2.737 | SPRING                 | 7. | 8.977 | SCREW (8—18 x 3/4)      |
| 4. | 2.737 | NUT—hdl. adj., (L.H.)  |    |       |                         |



2-154

### 1972 CHEVELLE PARKING AND SIDE MARKER LAMP

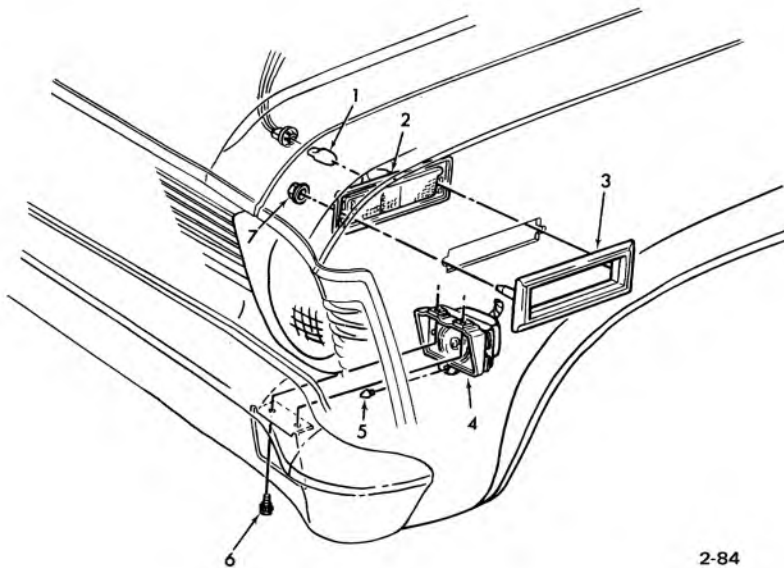
- |    |       |   |    |       |                                      |
|----|-------|---|----|-------|--------------------------------------|
| 1. | 8.909 | SCREW (8—32 x 1)                          | 4. | 8.991 | BULB—frt. fdr. mkr. lp.              |
| 2. | 2.589 | LENS ASSY.—park & side marker (L.H.-R.H.) | 5. | 8.991 | BULB—park & dir. sig.                |
| 3. | 2.575 | GASKET—park & side marker                 | 6. | 2.593 | BEZEL—park & side marker (L.H.-R.H.) |



2-83

### 1970-71 NOVA HEADLAMP

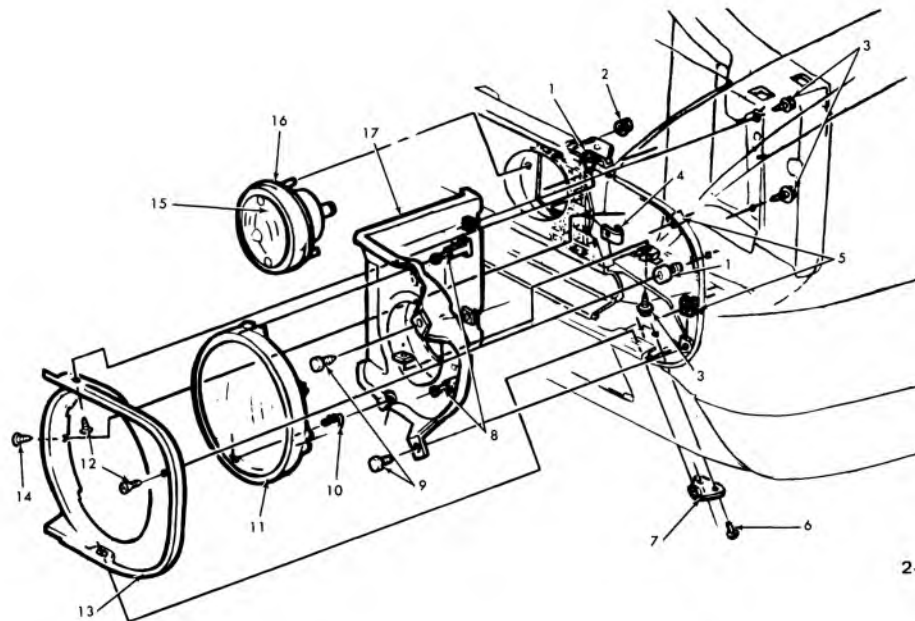
- |    |       |                              |     |       |                                 |
|----|-------|------------------------------|-----|-------|---------------------------------|
| 1. | 2.737 | SCREW                        | 6.  | 2.728 | BEZEL—(L.H.-R.H.)               |
| 2. | 2.725 | LAMP ASSY. HDLP.—(L.H.-R.H.) | 7.  | 8.900 | SCREW                           |
| 3. | 8.921 | NUT (10-16)                  | 8.  | 8.913 | SCREW (10-24 x 1/2)             |
| 4. | 2.737 | NUT—(L.H.)                   | 9.  | 7.800 | BUMPER—frt. & rr. lic. plate    |
| 5. | 2.737 | SPRING—adj.                  | 10. | 2.586 | LAMP ASSY.—parking (1970)(1971) |



2-84

### 1970 NOVA PARK AND SIDE MARKER LAMP

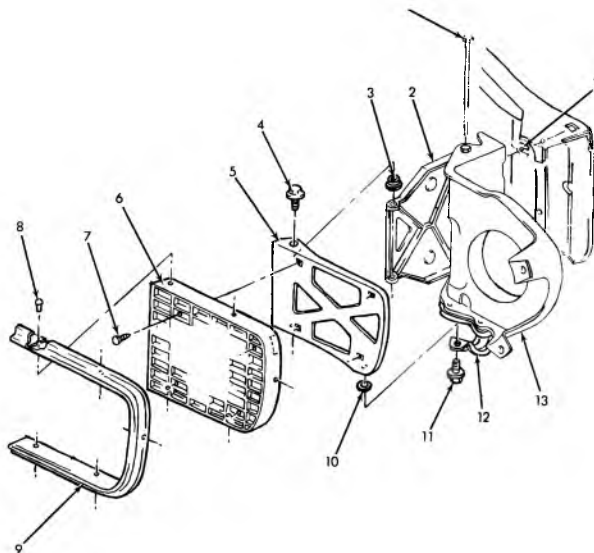
- |    |       |                         |    |       |                             |
|----|-------|-------------------------|----|-------|-----------------------------|
| 1. | 8.991 | BULB (No. 194)          | 5. | 7.800 | BUMPER—frt. & rr. lic. plt. |
| 2. | 2.575 | LAMP ASSY.—frd. or mkr. | 6. | 8.913 | SCREW (10-24 x 1/2)         |
| 3. | 2.575 | BEZEL—frt. dr. si. mkr. | 7. | 8.921 | NUT (3/16)                  |
| 4. | 2.586 | LAMP ASSY.—parking      |    |       |                             |



2-56

### 1967 CAMARO HEADLAMP AND PARKING LAMP DETAILS

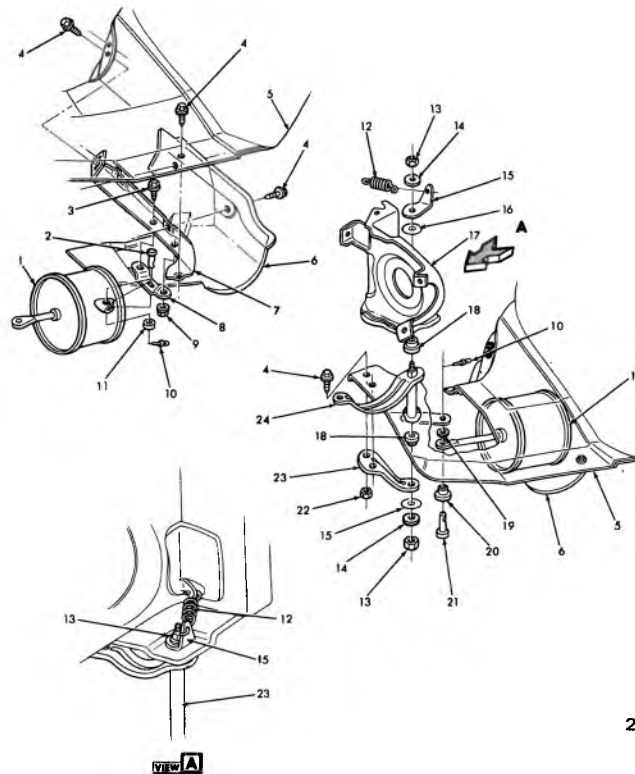
- |    |       |                             |     |       |                           |
|----|-------|-----------------------------|-----|-------|---------------------------|
| 1. | 1.303 | NUT—rad. grl. ext.          | 10. | 2.737 | SPRING—adj.               |
| 2. | 8.921 | NUT (1/4)                   | 11. | 2.725 | LAMP ASSY.—(L.H.-R.H.)    |
| 3. | 8.900 | SCREW ASSY. (5/16—18 x 7/8) | 12. | 8.977 | SCREW (8—18 x 1)          |
|    | 8.931 | WASHER (5/16)               | 13. | 2.728 | BEZEL—(L.H.-R.H.)         |
| 4. | 8.921 | “J” NUT (8—18)              | 14. | 8.977 | SCREW (8—18 x 1/2)        |
| 5. | 1.276 | NUT—rad. fan shrd. vpr.     | 15. | 2.589 | LENS                      |
| 6. | 8.967 | RIVET (3/16 x 7/64)         | 16. | 2.585 | LAMP ASSY.—(L.H.-R.H.)    |
| 7. | N.L.  | RETAINER                    | 17. | 2.726 | HOUSING ASSY.—(L.H.-R.H.) |
| 8. | 2.737 | SCREW and NUT ASSY.—(L.H.)  |     |       |                           |
| 9. | 8.977 | SCREW (1/4—14 x 3/4)        |     |       |                           |



2-57

### 1967 CAMARO RALLY SPORT RETRACTABLE HEADLAMP

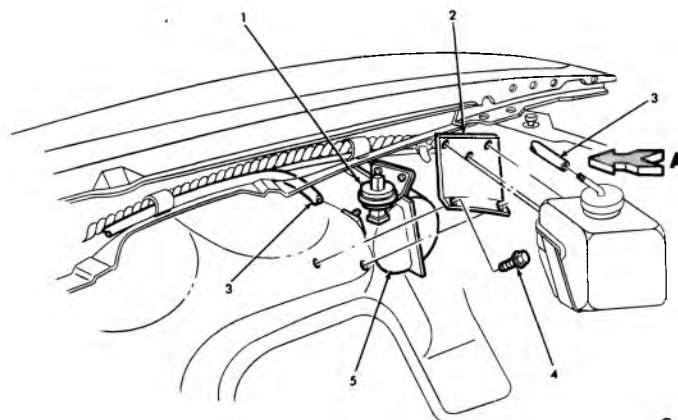
- |    |       |  |     |       |                           |
|----|-------|--|-----|-------|---------------------------|
| 1. | 2.765 | BOLT (Hex 1/4 x 20)  | 8.  | N.L.  | RIVET                     |
| 2. | 2.765 | HINGE  | 9.  | 2.770 | MOLDING—(L.H.-R.H.)       |
| 3. | 2.765 | SPACER—hdlp. ret. cvr. mtg. plt. to hdlp.,<br>ret. cvr. hng. | 10. | N.L.  | WASHER                    |
| 4. | 2.770 | BOLT (1/4 x 20)  | 11. | 2.770 | BOLT (1/4 x 20)           |
| 5. | 2.765 | PLATE ASSY.—(L.H.-R.H.)                                      | 12. | N.L.  | MOTOR ASSY.               |
| 6. | 2.770 | COVER—(L.H.-R.H.)  | 13. | 2.726 | HOUSING ASSY.—(L.H.-R.H.) |
| 7. | N.L.  | BOLT   | 14. | 2.775 | SHIM—bet. hsg. & rad.     |



2-59

### 1968 CAMARO RETRACTABLE HEADLAMP ACTUATOR MOUNTING

1.	2.760	ACTUATOR ASSY.—ret. cvr.	13.	8.917	NUT (1/4—20)
2.	2.765	PIN—cvr. act. to	14.	N.L.	WASHER
3.	8.900	SCREW (1/4—20 x 5/8)	15.	2.765	RETAINER SPRING—(L.H.-R.H.)
4.	8.977	SCREW (5/16—18 x 7/8)	16.	5.158	WASHER—spr. stl. (7/32 hole)
5.	8.153	SKIRT ASSY.—(L.H.-R.H.)	17.	2.726	HOUSING ASSY.—(L.H.-R.H.)
6.	2.760	SHIELD RETURN—(L.H.-R.H.)	18.	2.765	BUSHING—upr. & lwr.
7.	2.765	BRACKET ASSY.—act. cvr. (L.H.-R.H.)	19.	N.L.	WASHER
8.	2.765	SUPPORT—cvr. act. to supt. pin	20.	2.765	BUSHING—cvr. act.
9.	9.782	NUT and L/WASHER—air cond., evap. ctr., outlet bezel	21.	2.765	PIN—cvr. act. to shf. lwr. lvr.
10.	4.037	RETAINER CONTROL ROD	22.	8.917	NUT (5/16—18)
11.	2.765	SPACER—cvr. act. to sup.	23.	2.765	SUPPORT—cvr. shf. lwr.
12.	2.765	SPRING—cvr. shf. lwr.	24.	2.765	SHAFT W/LEVER

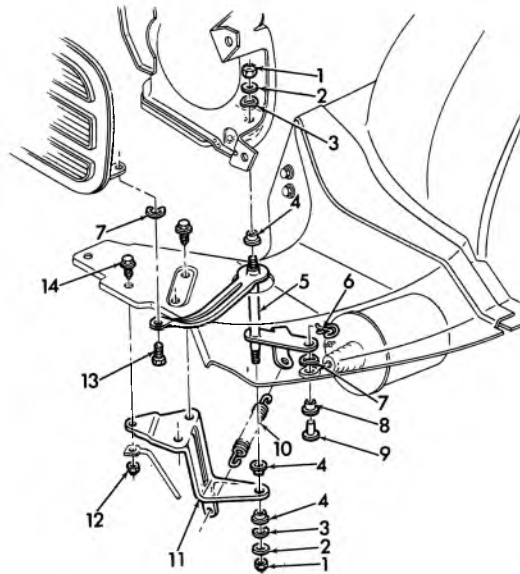


2-60

### 1968 CAMARO RALLY SPORT—RETRACTABLE HEADLAMP TANK MOUNTING

1.	2.755	RELAY ASSY. HOLD CVR.	4.	8.977	SCREW (10—16 x 3/8)
2.	10.154	SUPPORT—washer jar	5.	2.760	TANK ASSY.—vac. cont. cvr.
3.	8.962	HOSE—Special (7/32)			

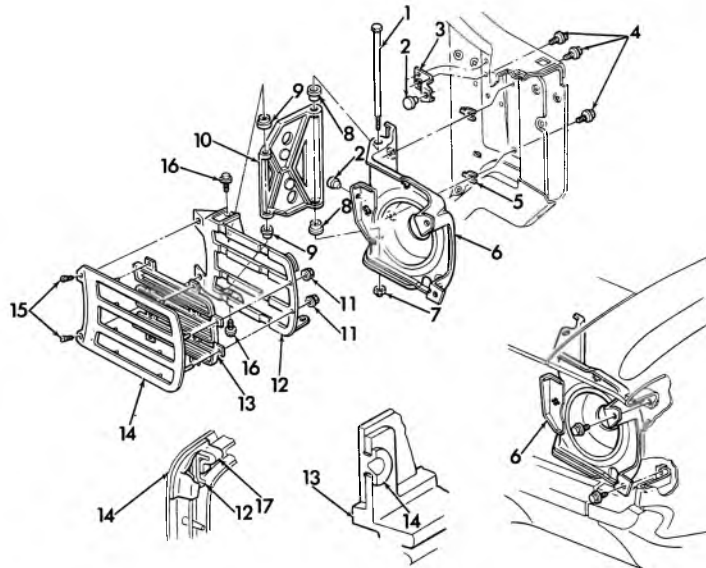




2-70

### 1969 CAMARO RALLY SPORT RETRACTABLE HEADLAMP ACTUATOR LEVER

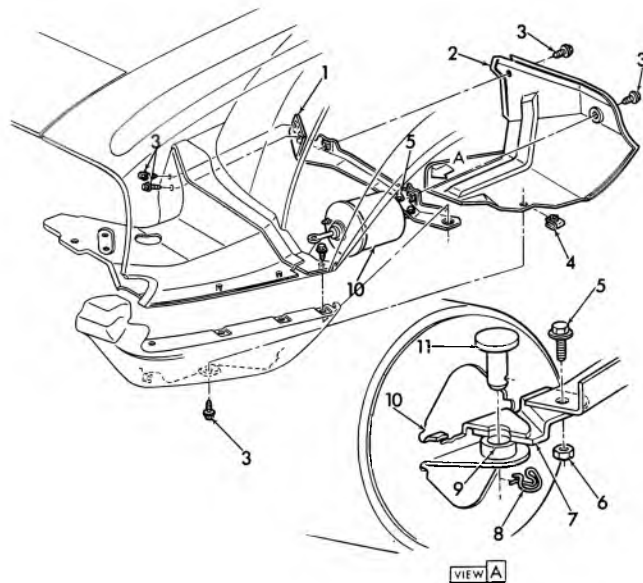
1.	8.917	NUT (1/4-20)	9.	2.765	PIN—cvr. act. to shaft lwr. lvr.
2.	N.L.	WASHER	10.	2.765	SPRING—cvr. shaft lwr.
3.	5.158	WASHER (17/32 hole)	11.	2.765	SUPPORT—(L.H.-R.H.) cvr. shaft lwr.
4.	2.760	BUSHING RETURN—(R.H.)	12.	8.917	NUT (5/16-18)
5.	2.765	LEVER ASM.—(L.H.-R.H.) shaft w/lev.	13.	8.900	BOLT (1/2-20)
6.	4.037	CLIP—control rod	14.	8.977	SCREW (15/16-18 x 1)
7.	8.928	WASHER (19/64 x 1/2)			
8.	2.765	BUSHING—cvr. act.			



2-71

### 1969 CAMARO RALLY SPORT RETRACTABLE HEADLAMP COVER & HOUSING

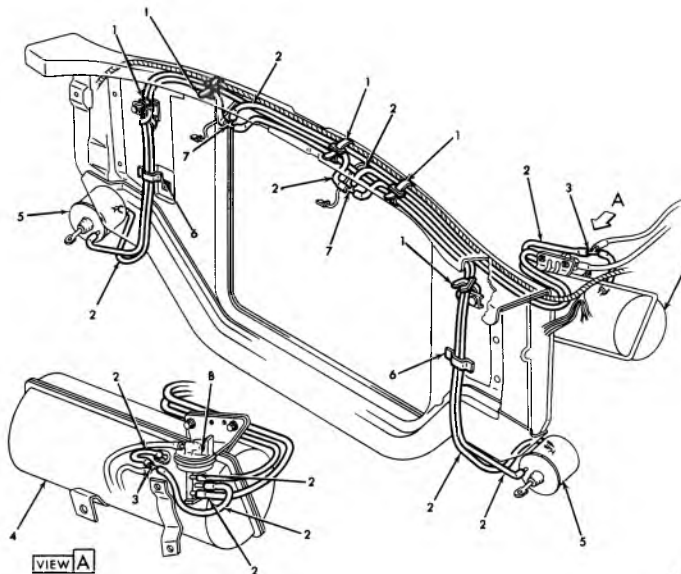
1.	2.765	BOLT—(Hex 1/4 x 20)	11.	8.921	NUT (1/8)
2.	8.024	BUMPER	12.	2.765	PLATE ASM.—(L.H.-R.H.)
3.	2.765	BRACKET ASM.—cvr. bpr.	13.	2.770	COVER—INNER—(L.H.-R.H.)
4.	8.900	SCREW (10-24 x 1/2)	14.	2.770	COVER—OUTER—(L.H.-R.H.)
5.	2.775	SHIM—bet. hsg. & rad.	15.	8.908	SCREW (8-32 x 1/2)
6.	2.726	HOUSING ASM.—(L.H.-R.H.) compl.	16.	2.770	BOLT (1/4 x 20)
7.	8.917	NUT (1/4-20)	17.	2.775	BUMPER
8.	2.765	SPACER—hdlp. ret. cvr. mtg. plt. to cvr. ret.			
9.	2.765	SPACER—hdlp. ret. cvr. mtg. plt. to cvr. hng.			
10.	2.765	HINGE			



2-72

### 1969 CAMARO RALLY SPORT RETRACTABLE HEADLAMP ACTUATOR & SHIELD

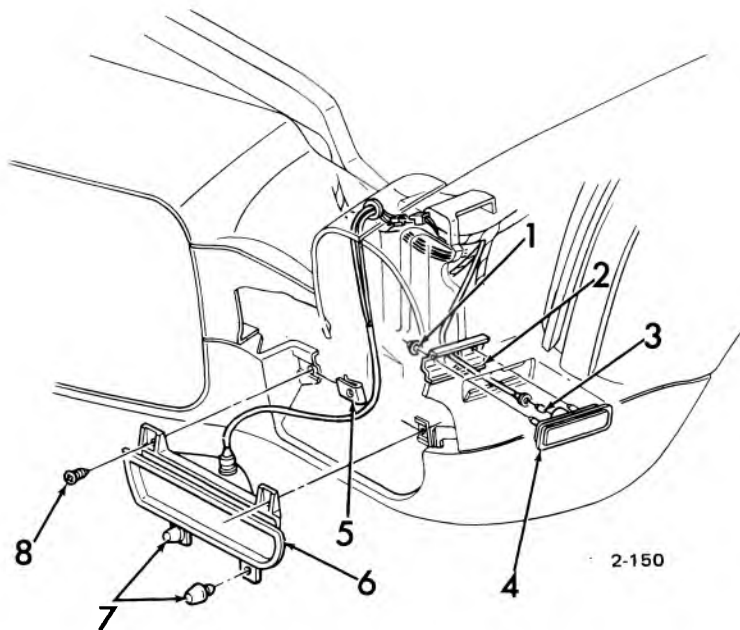
- |    |       |   |     |       |                             |
|----|-------|---|-----|-------|-----------------------------|
| 1. | 2.765 | BRACKET ASSY.—(L.H.-R.H.), cvr. act.            | 7.  | 2.765 | SUPPORT—cvr. act.           |
| 2. | 2.760 | SHIELD—(L.H.-R.H.), return                      | 8.  | 4.037 | CLIP—cont. valve            |
| 3. | 8.900 | SCREW (5/16—18 x 7/8)                           | 9.  | 2.765 | SPACER—cvr. act. to sup.    |
| 4. | 8.921 | “J” NUT (5/16—8)                                | 10. | 2.760 | ACTUATOR ASSY.—ret. cvr.    |
| 5. | 8.900 | SCREW (1/4—20 x 5/8)                            | 11. | 2.765 | PIN—cvr. actu. to supt. pin |
| 6. | 9.782 | NUT—w/6/wa., air cond., evap. ctr. outlet bezel |     |       |                             |



2-73

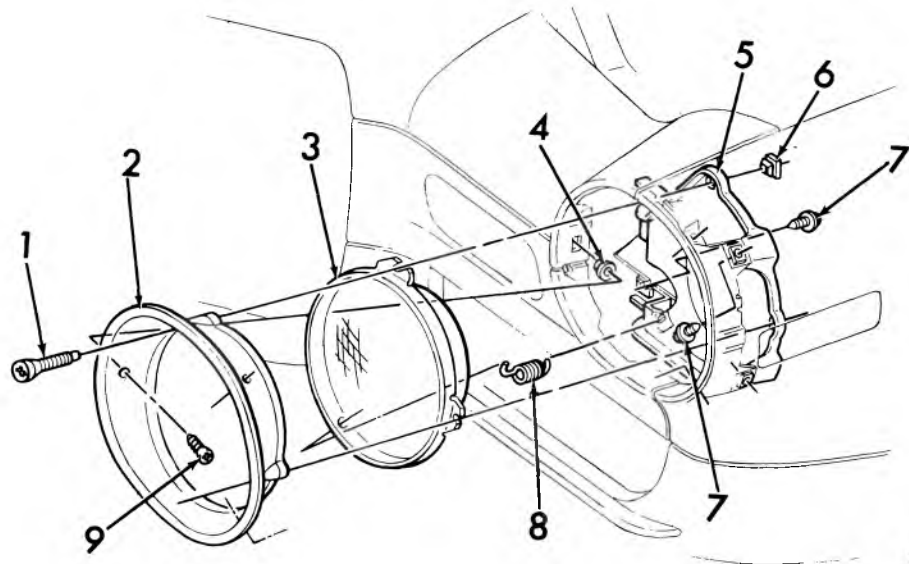
### 1969 CAMARO RALLY SPORT RETRACTABLE HEADLAMP FRONT VACUUM HOSE ROUTING

- |    |       |                               |    |       |                                     |
|----|-------|-------------------------------|----|-------|-------------------------------------|
| 1. | 2.559 | RETAINER—adj.                 | 6. | N.S.  | TAPE—8 Inches (2 Places—4 in. each) |
| 2. | 8.962 | HOSE (5/32)                   | 7. | 9.198 | TEE                                 |
| 3. | 2.760 | TEE—hdlp. ret. cvr. vac. hose | 8. | 2.755 | RELAY ASSY.—hdlp. cvr.              |
| 4. | 2.760 | TANK ASSY.—vac. contr. cvr.   |    |       |                                     |
| 5. | 2.760 | ACTUATOR ASSY.—ret. cvr.      |    |       |                                     |



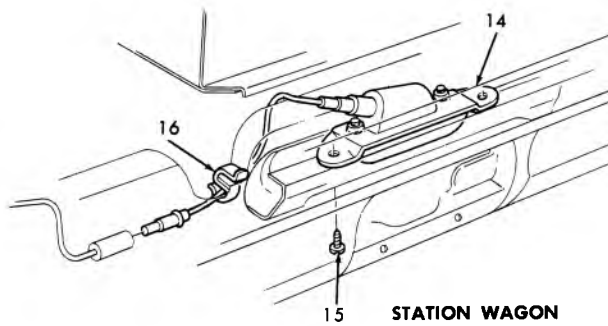
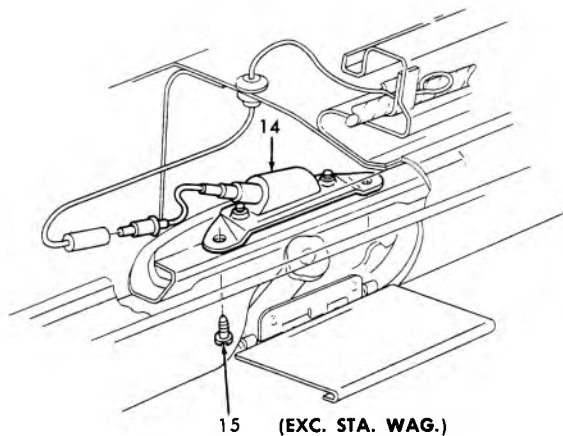
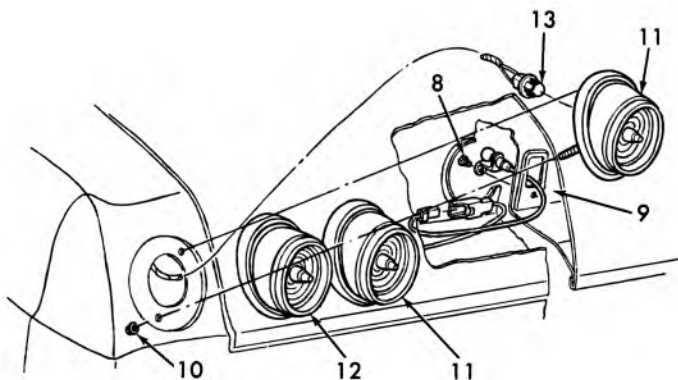
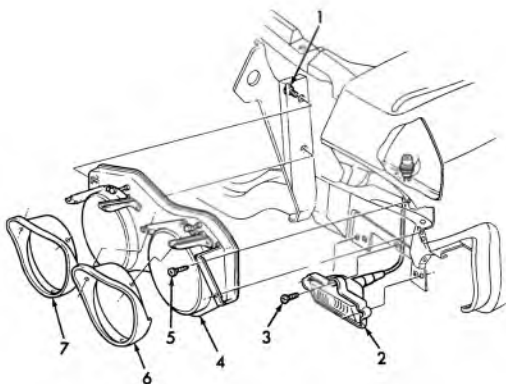
### 1970-72 CAMARO FORWARD AND SIDE MARKER LAMP MOUNTING

- |    |       |  |    |       |                             |
|----|-------|--|----|-------|-----------------------------|
| 1. | 8.921 | NUT  | 5. | 8.921 | NUT (10-12)                 |
| 2. | 2.575 | RETAINER—frt. fdr. & rr. qtr. si. mkr. lp. | 6. | 2.585 | LAMP ASSY.—(L.H.-R.H.)      |
| 3. | 8.991 | LAMP (#194)                                | 7. | 7.800 | BUMPER—frt. & rr. lic. plt. |
| 4. | 2.575 | LAMP ASSY.—(L.H.-R.H.) frt. fdr. si. mkr.  | 8. | 8.977 | SCREW (10-16 x 3/4)         |



### 1970-72 CAMARO HEADLAMP AND BEZEL

- |    |       |                      |    |       |                           |
|----|-------|----------------------|----|-------|---------------------------|
| 1. | 2.737 | SCREW                | 5. | 2.726 | HOUSING ASSY.—(L.H.-R.H.) |
| 2. | 2.728 | BEZEL—(L.H.-R.H.)    | 6. | 2.737 | NUT—(L.H.)                |
| 3. | 2.725 | HEADLAMP—(L.H.-R.H.) | 7. | 1.276 | SCREW (5/16-18 x 3/4)     |
| 4. | 2.729 | NUT                  | 8. | 2.737 | SPRING—adj.               |
|    |       |                      | 9. | 8.977 | SCREW (8-18 x 3/4)        |

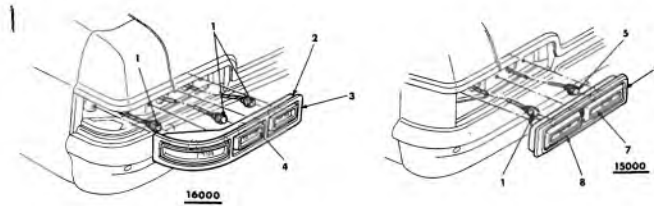


2-61

### 1965 PASSENGER FRONT AND REAR END LIGHTING

- |     |       |   |     |       |  |
|-----|-------|---|-----|-------|--|
| 1.  | 8.900 | SCREW (5/16-18 x 7/8)                             | 12. | 2.697 | LAMP ASSY. - (L.H., R.H.)  |
| 2.  | 2.585 | PARKING LAMP ASSY.                                |     | 2.679 | TAIL LAMP - (L.H., R.H.)   |
| 3.  | 8.977 | SCREW (#8-18 x 1/2)                               | 13. | 8.991 | BULB - tail, stop & dir. sig. (1157) tail lamp (1155), backing lamp (1156) |
| 4.  | 2.725 | HEAD LAMP ASSY. - (R.H. & L.H.)                   | 14. | 2.700 | LAMP ASSY.   |
| 5.  | 8.907 | SCREW (1/4-20 x 1/2)                              | 15. | 8.977 | SCREW (12 x 1/2)   |
| 6.  | 2.728 | BEZEL - outer (R.H. & L.H.)                       | 16. | *     | CLIP   |
| 7.  | 2.728 | BEZEL - inner (R.H. & L.H.)                       |     |       |  |
| 8.  | 8.977 | SCREW (#8-18 x 9/16)                              |     |       |  |
| 9.  | N.S.  | LAMP ASSY. - luggage compt.                       |     |       |  |
| 10. | 8.921 | NUT ASSY. (1/4)                                   |     |       |  |
| 11. | 2.679 | LAMP ASSY. - tail, stop & dir. sig. (R.H. & L.H.) |     |       |  |

\*REMOVED FROM SERVICE

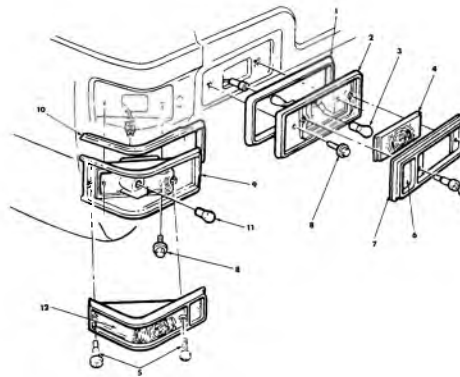


2-64

### 1966 PASSENGER TAIL LAMPS (EXC. STA. WAG.)

- |    |       |                                 |    |       |  |
|----|-------|---------------------------------|----|-------|--|
| 1. | 8.991 | BULB (#1157)                    | 6. | 2.681 | BEZEL—w/dir. sig. (L.H. & R.H.)                          |
| 2. | *     | HOUSING—(Impala, Caprice)       | 7. | 2.682 | LENS—w/dir. sig. (L.H. & R.H.)                           |
| 3. | 2.681 | BEZEL—w/dir. sig. (L.H. & R.H.) | 3. | 2.679 | HOUSING ASSY.—tail, stop, dir. and backing (L.H. & R.H.) |
| 4. | 2.682 | LENS—w/dir. sig. (L.H. & R.H.)  |    |       |  |
| 5. | 8.991 | BULB (#67)                      |    |       |  |

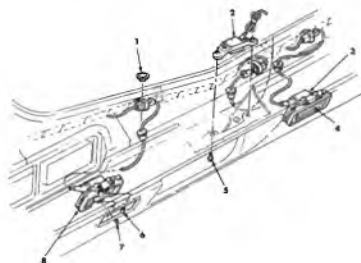
\*Remove from service



2-65

### 1966 PASSENGER STA. WAG. TAIL LAMPS

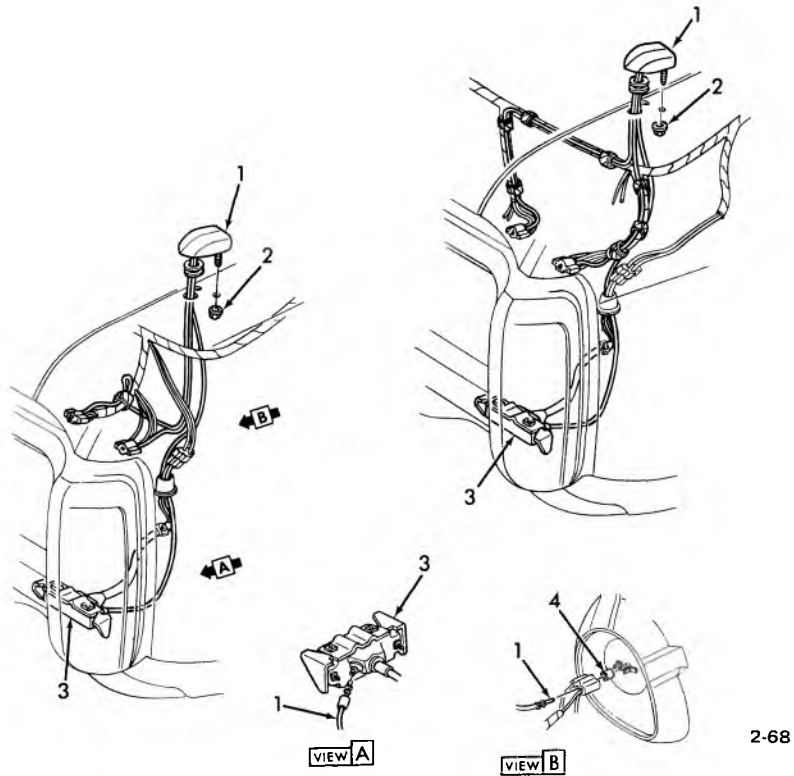
- |    |       |  |     |       |  |
|----|-------|--|-----|-------|--|
| 1. | 2.660 | SEAL—tail & stop inr. rr. orna.  | 5.  | 2.688 | SCREW—tail stop & dir. sig.                      |
| 2. | 2.680 | HOUSING ASSY.—inner tail stop direction (R.H. & L.H.)                  | 6.  | 2.697 | LENS ASSY.—lamp reflex.                          |
|    | 2.680 | HOUSING ASSY.—inner tail and backing (R.H. & L.H.)                     | 7.  | 2.682 | LENS—w/direct. sig.                              |
| 3. | 8.991 | BULB ASSY.—parking lamp, tail lamp, license lamp, clock, spd., warning | 8.  | 8.900 | BOLT—w//washer (1/4—20 x 3/4)                    |
| 4. | 2.697 | LENS—back up   | 9.  | 2.680 | HOUSING—outboard tail dir. backing (L.H. & R.H.) |
|    |       |  | 10. | 2.660 | SEAL—tail & stop otr. (L.H. & R.H.)              |
|    |       |  | 11. | 8.991 | BULB—parking & dir. sig. tail & stop lamp        |
|    |       |  | 12. | 2.682 | LENS ASSY.—w/dir. sig. otr. (L.H. & R.H.)        |



2-66

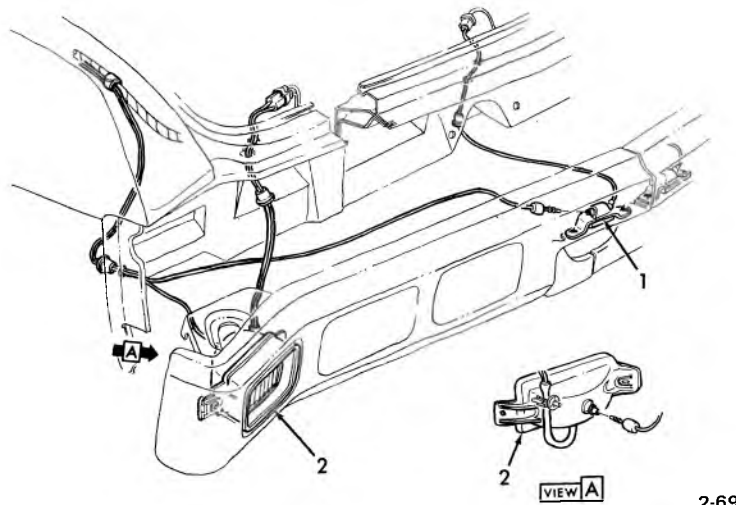
### 1966 IMPALA—CAPRICE BACK UP LAMP DETAILS

- |    |        |                                    |    |       |                      |
|----|--------|------------------------------------|----|-------|----------------------|
| 1. | 12.981 | PLUG—otr. lwr. cor. plt. at bumper | 5. | 8.977 | SCREW (#10—16 x 3/4) |
| 2. | 2.700  | LAMP ASSY.                         | 6. | 8.977 | SCREW (#10—24 x 1/2) |
| 3. | N.L.   | HOUSING ASSY.                      | 7. | 7.800 | BUMPER—front         |
| 4. | 2.697  | LENS                               | 8. | 2.697 | LAMP ASSY.           |



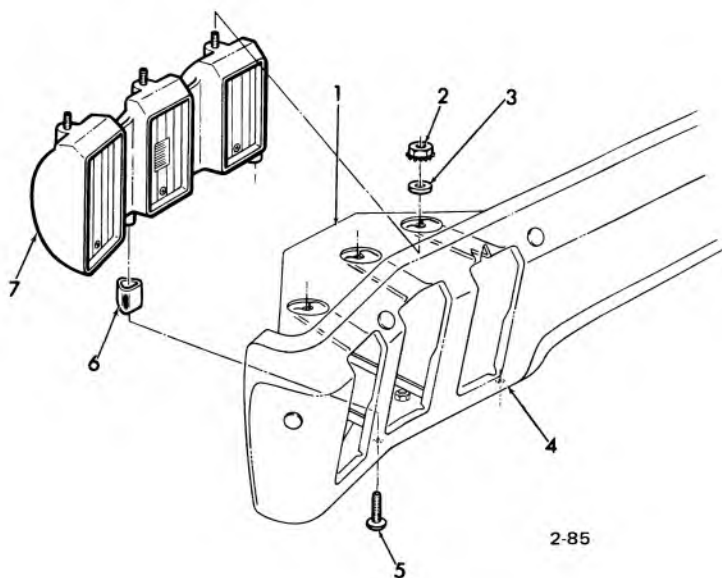
### 1969 PASSENGER LAMP MONITORING FORWARD MOUNTING

- |    |       |   |       |                                      |                                     |
|----|-------|---|-------|--------------------------------------|-------------------------------------|
| 1. | 2.580 | CONDUCTOR AND HOUSING ASSY.—<br>(L.H. & R.H.) | 2.590 | GASKET—parking & dir. sig. lamp lens |                                     |
| 2. | 8.921 | NUT (1/8)                                     | 2.594 | SCREW—parking & dir. sig. lamp lens  |                                     |
| 3. | 2.586 | HOUSING ASM.—parking & dir. sig. lamp         | 2.589 | LENS—parking lamp                    |                                     |
|    |       |   | 4.    | 2.584                                | SEAL—hdlp. fiber optic cndct. conn. |



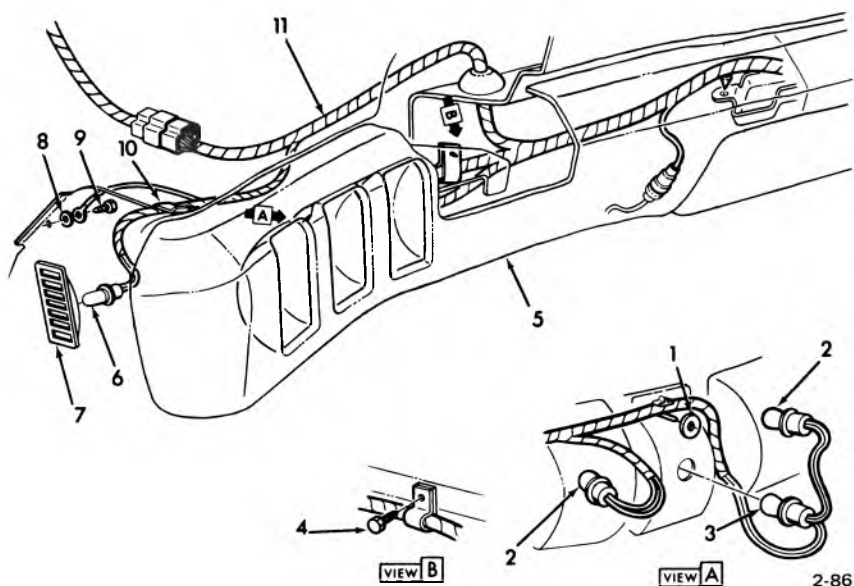
### 1969 PASSENGER LAMP MONITORING REAR LAMPS

- |    |       |                    |    |       |   |
|----|-------|--------------------|----|-------|---|
| 1. | 2.700 | LAMP ASSY.—license | 2. | 2.679 | LAMP ASSY.—tail & stop inner & outer<br>(R.H. & L.H.) |
|----|-------|--------------------|----|-------|---|



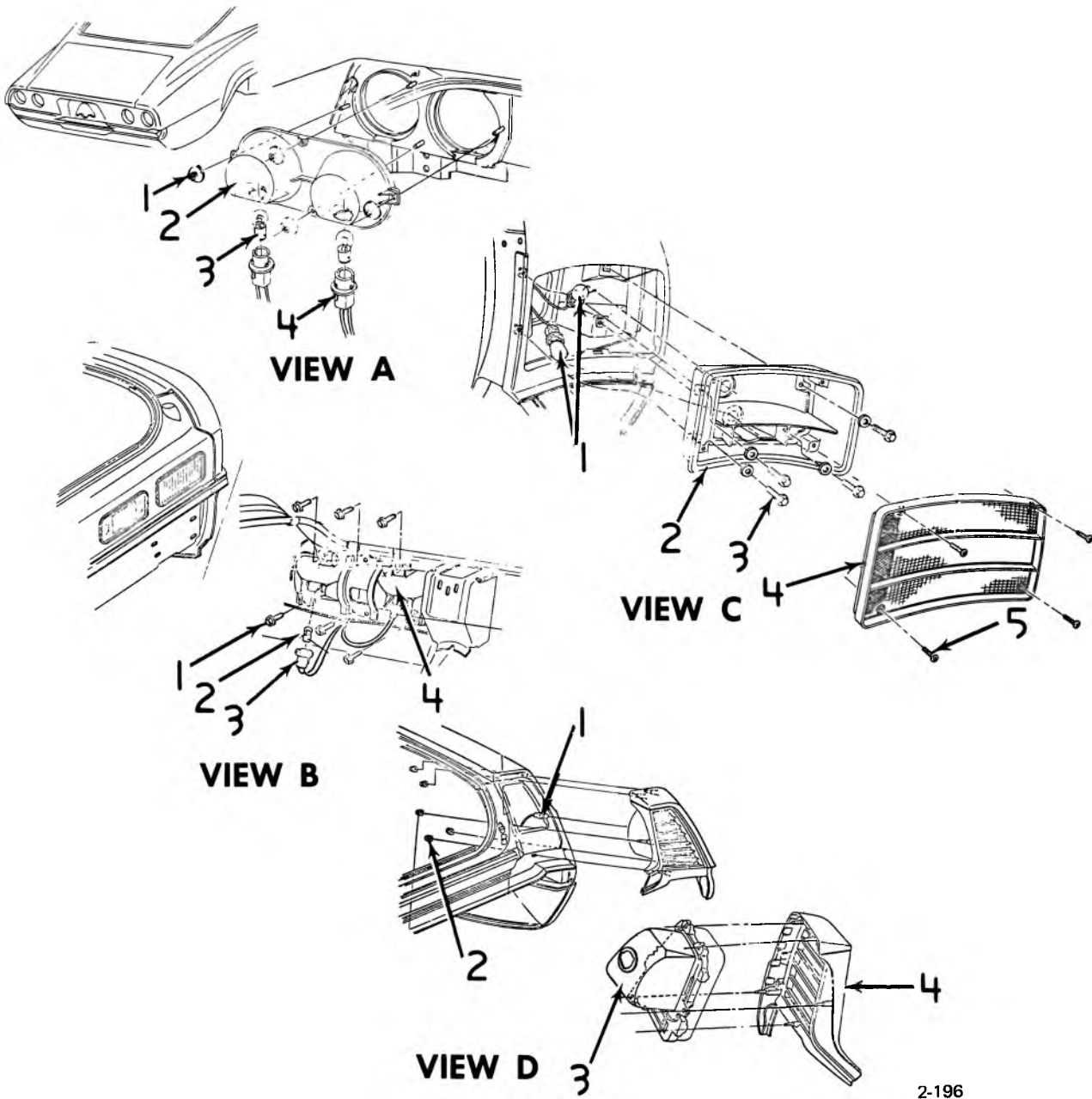
### 1970 PASSENGER REAR LAMPS (EXC. STA. WAG.)

1.	7.836	BRACE ASSY.—(R.H. & L.H.)	5.	2.697	SCREW—lamp
2.	8.915	NUT ASSY. (1/4—20)	6.	2.688	RETAINER—tail & stop
3.	8.929	WASHER (11/32)	7.	2.679	TAIL, STOP & BACKING LAMP ASSY.—
4.	7.831	BAR ASSY.—rr.			(L.H. & R.H.)



### 1970 CHEVROLET REAR LAMP WIRING

1.	2.688	RETAINER—tail & stop wire	6.	8.991	BULB
2.	8.991	BULB	7.	2.575	LAMP—side marker
3.	8.991	BULB	8.	8.932	L/WASHER—(10), L.H.
4.	8.977	SCREW (1/4—20 x 1/2)	9.	8.977	SCREW (10—16 x 1/2) L.H.
5.	7.831	BAR ASSY.—rr.	10.	2.559	CLIP—a/c wiring harness
			11.	13.090	HARNES—wiring



2-196

**1973 TAIL LAMPS**

**VIEW A—1973 CARMARO TAIL LAMP**

- 1. 8.920 RETAINING NUT
- 2. 2.680 HOUSING ASSY. . . . . 5963049-50
- 3. 8.991 BULB
- 4. 2.530 BULB SOCKET

**VIEW B—1973 NOVA TAIL LAMP**

- 1. 8.900 RETAINING SCREW
- 2. 8.991 BULB
- 3. 2.530 BULB SOCKET
- 4. 2.680 HOUSING ASSY. . . . . 5965741-42

**VIEW C—1973 PASSENGER 35-45 TAIL LAMPS**

- 1. 8.991 BULB
- 2. 2.680 HOUSING ASSY. . . . . 5963529-30
- 3. 8.900 RETAINING BOLT
- 4. 2.682 LENS ASSY. . . . . 5963537-38
- 5. 8.907 RETAINING SCREEN

**VIEW D—1973 MONTE CARLO TAIL LAMP**

- 1. 2.530 BULB SOCKET
- 2. 8.920 RETAINING NUT
- 3. 2.680 HOUSING ASSY. . . . . 5965047-48
- 4. 2.682 LENS ASSY. . . . . 5965055-56



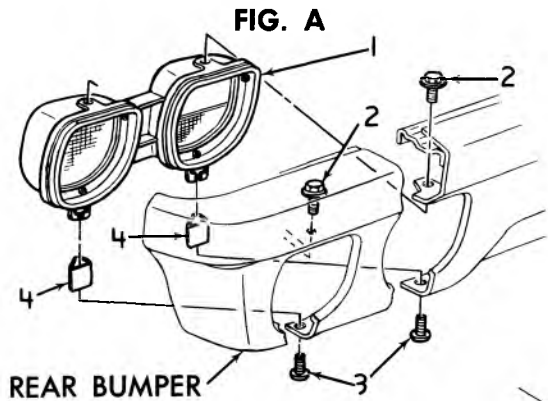
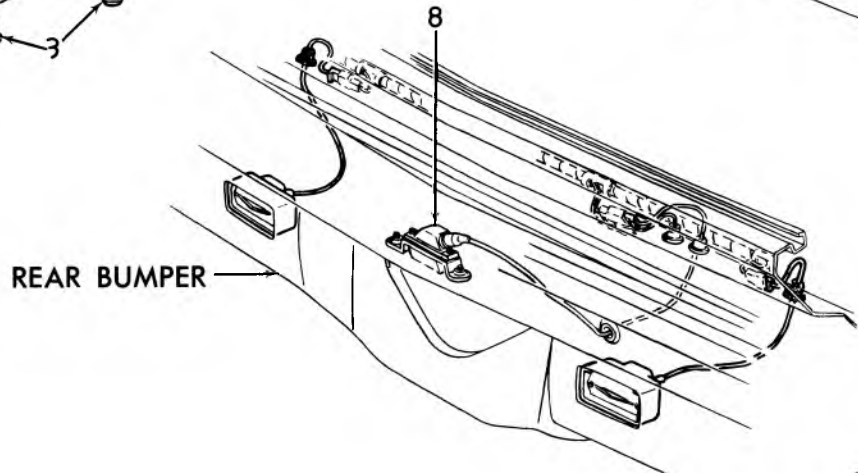
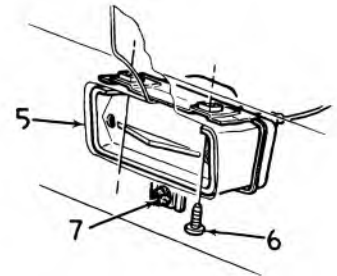


FIG. B



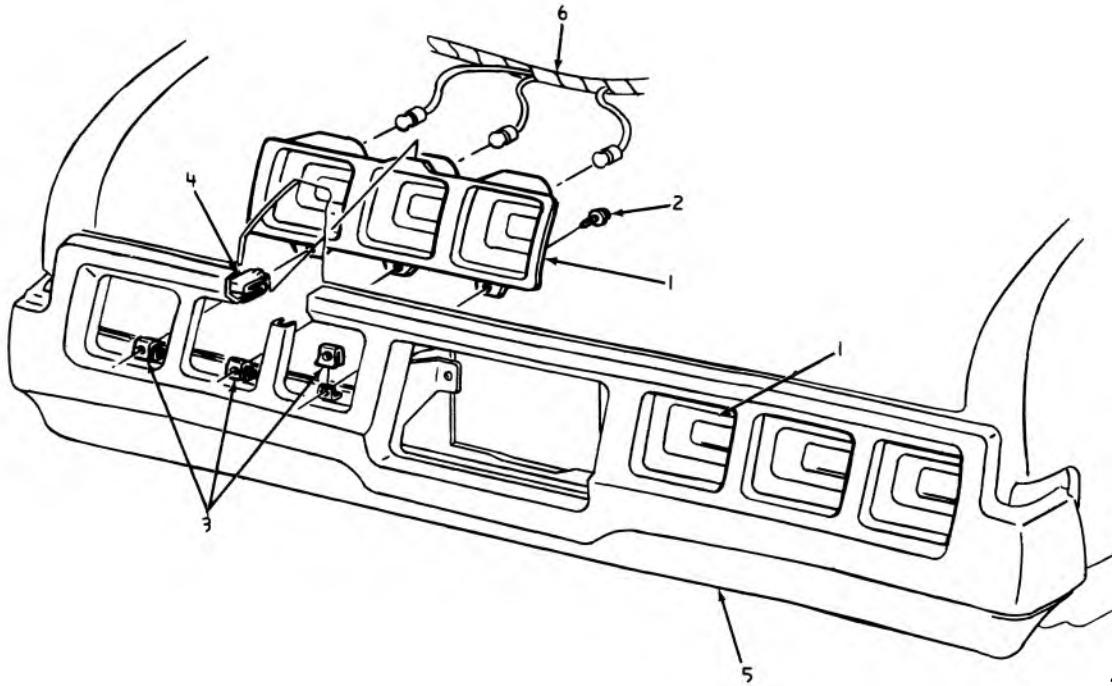
2-194

**1973 CHEVELLE 35-80 BACKING,  
TAIL AND STOP LAMPS      Fig. A**

- 1. 2.679 LAMP ASSY. (CPS)
- 2.680 HOUSING ASSY. . . . . 5965159-60
- 2.682 LENS ASSY. . . . . 5965169-70
- 2.684 GASKET . . . . . 5965163
- 2. 8.977 SCREW (1/4-14 x 1)
- 3. 8.977 SCREW (10-16 x 3/4)
- 4. 2.688 RETAINER . . . . . 3961571

**1973 MONTE CARLO BACKING LAMPS  
Fig. B**

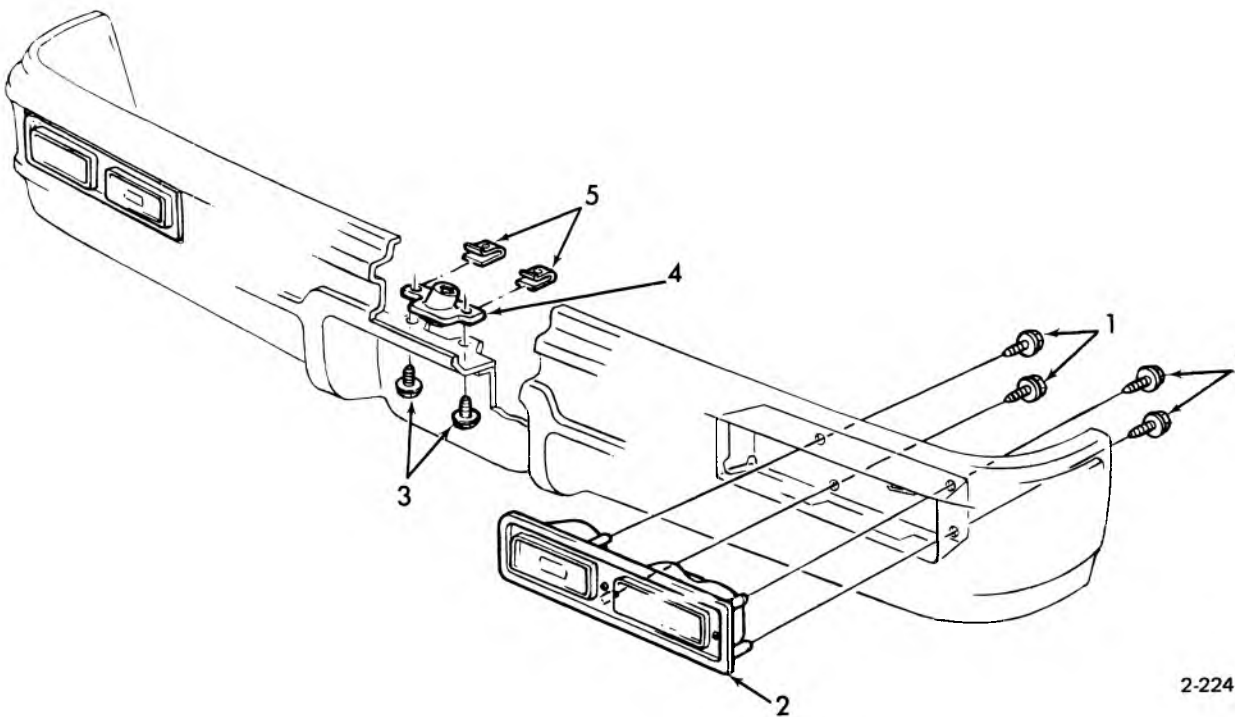
- 5. 2.679 LAMP ASSY (CPS)
- 2.680 HOUSING ASSY. . . . . 5965047-48
- 2.682 LENS ASSY. . . . . 5965055-56
- 2.684 GASKET . . . . . 5965051-52
- 6. 8.913 SCREW (10-24 x 1/2)
- 7. 7.800 BUMPER . . . . . 3973636
- 8. 2.700 LAMP ASSY. . . . . 911716



2-204

### 1973 CHEVROLET REAR BACKING, TAIL AND STOP LAMPS

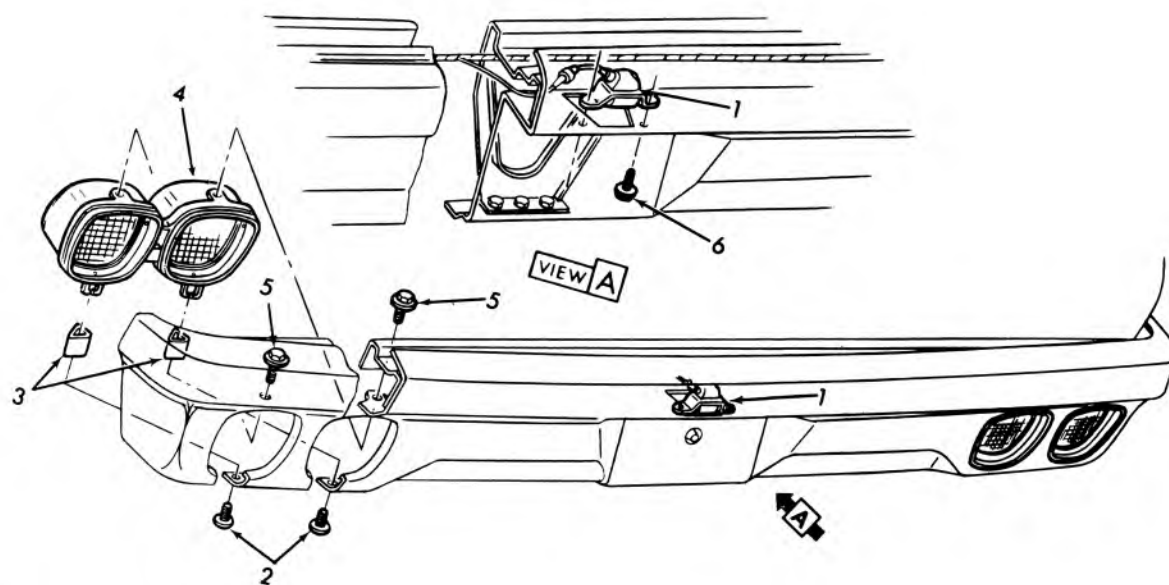
- |          |                               |           |                       |
|----------|-------------------------------|-----------|-----------------------|
| 1. 2.679 | LAMP ASSY., (Cps.)            | 4. N.S.   | CLIP                  |
| 2. 8.977 | SCREW (1/4 - 14 x 1-1/4 P.C.) | 5. 7.831  | BAR, Rear Bumper Face |
| 3. 8.921 | NUT (J/Shape 1/4 - 14 P.C.)   | 6. 13.090 | HARNES ASSY.          |



2-224

### 1974 CHEVELLE (STA. WAG.) REAR LAMPS

- |          |                                    |          |                               |
|----------|------------------------------------|----------|-------------------------------|
| 1. 8.977 | SCREW, Tail and Stop Lamp          | 4. 2.700 | LAMP ASSY., License           |
| 2. 2.679 | LAMP ASSY., Tail, Stop and Backing | 5. 8.921 | NUT ASSY., License Lamp Assy. |
| 3. 8.977 | SCREW, License Lamp Assy.          |          |                               |



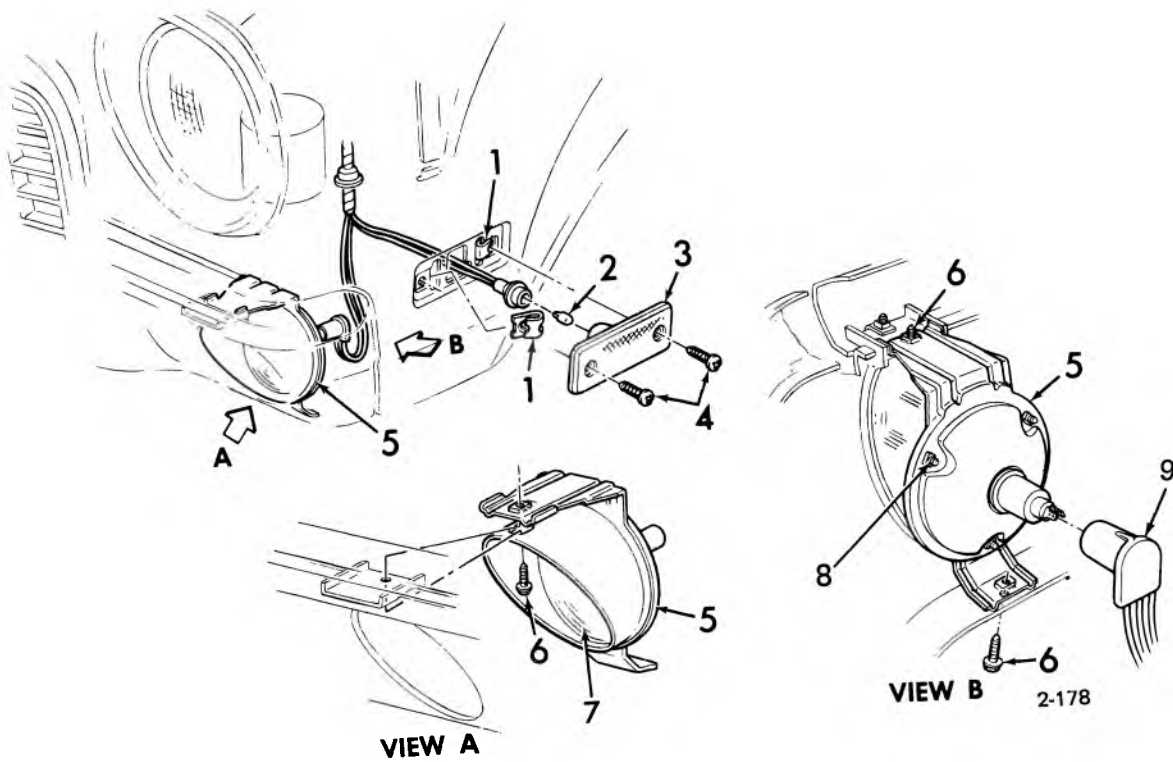
- 1. 2.700 LAMP ASSY., license
- 2. 8.977 SCREW, Tail and Stop Lamp
- 3. 2.688 RETAINER, Tail and Stop Lamp

### 1974 EL CAMINO REAR LAMPS

- 4. 2.679 LAMP ASSY., Tail, Stop and Backing
- 5. 8.977 SCREW, Tail, Stop and Backing Lamp
- 6. 8.977 SCREW, License Lamp

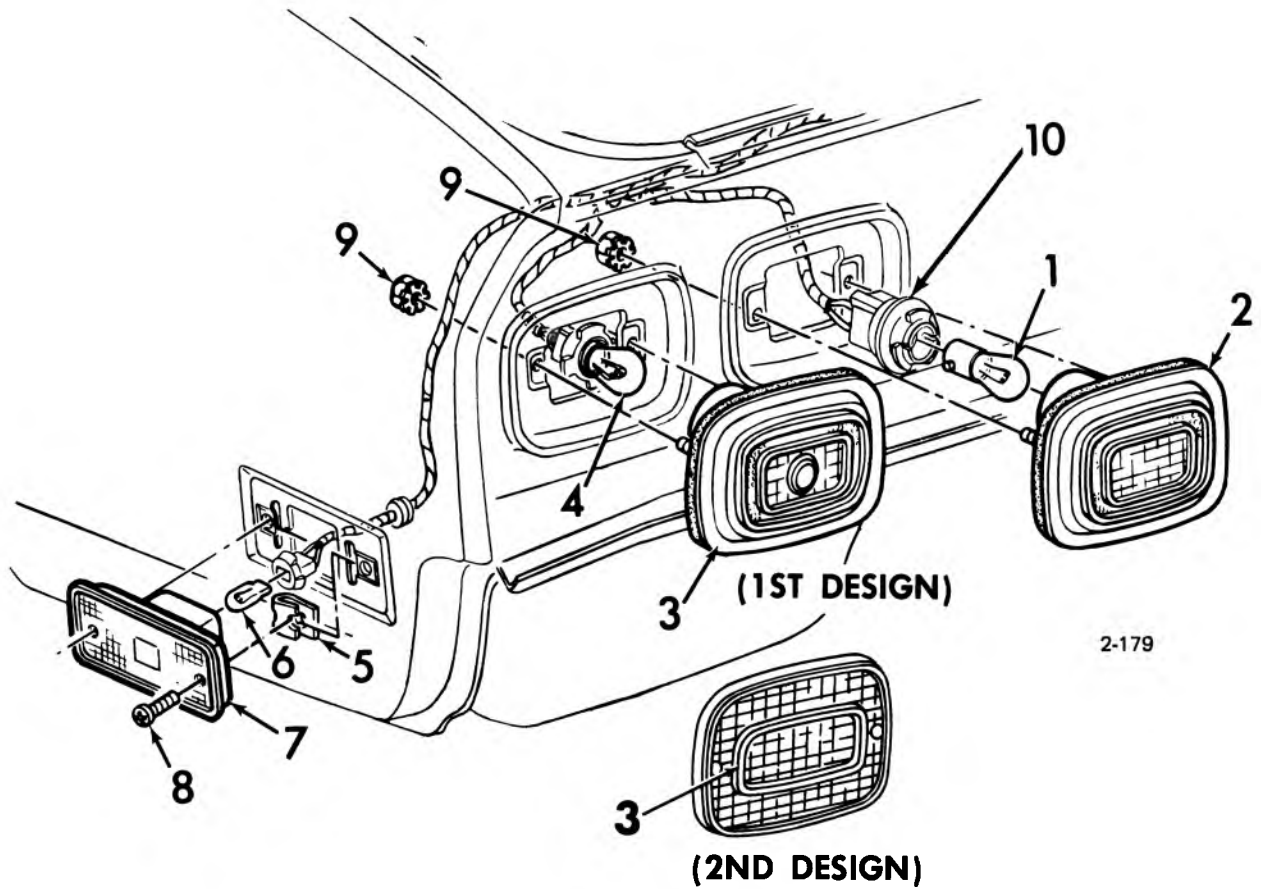
2-225

7-75



### 1971-73 VEGA PARK AND FRONT MARKER LAMPS

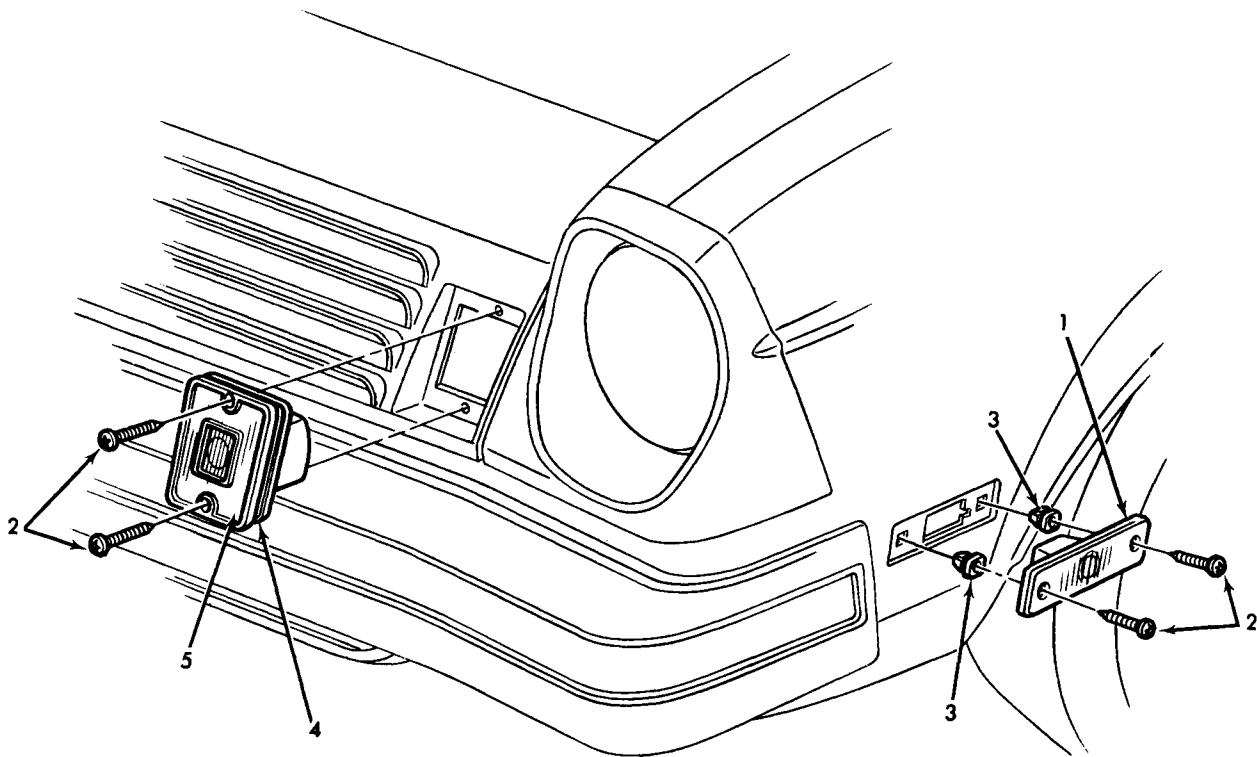
- |    |       |                          |
|----|-------|--------------------------|
| 1. | 8.921 | NUT (8 - 18)             |
| 2. | 8.991 | BULB                     |
| 3. | 2.575 | LAMP ASSY.               |
| 4. | 8.977 | SCREW (8 - 18 x 3/4")    |
| 5. | 2.586 | HOUSING ASSY., park lamp |
| 6. | 8.900 | SCREW (10 - 24 x 5/8")   |
| 7. | 2.589 | LENS ASSY. (exc. G.T.)   |
|    | 2.589 | LENS ASSY. (w/G.T.)      |
|    | 2.590 | GASKET                   |
| 8. | 2.594 | SCREW                    |
| 9. | 2.596 | CONNECTOR                |



1971-73 VEGA

REAR BACKING, TAIL, STOP LAMPS (SED., CPE.), REAR MARKER LAMPS (ALL MODELS)

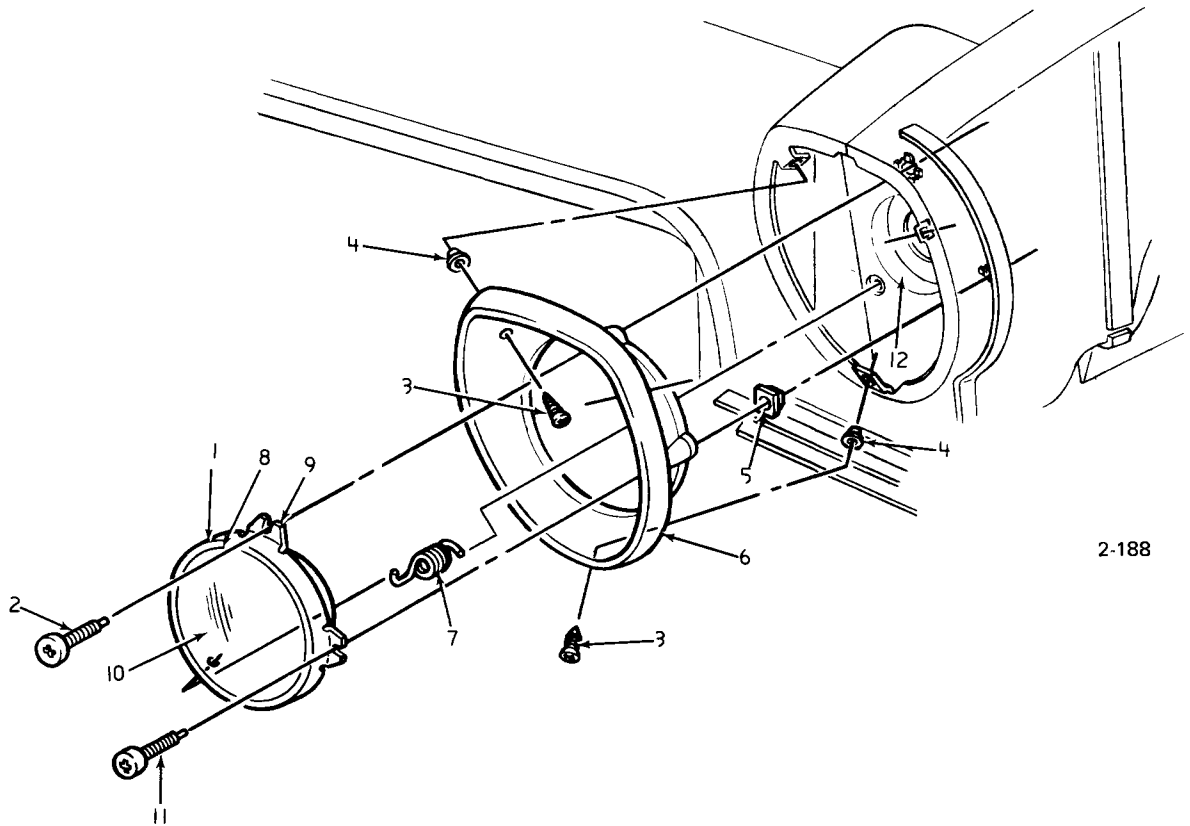
- |    |       |                              |       |                            |
|----|-------|------------------------------|-------|----------------------------|
| 1. | 8.991 | BULB                         | 2.684 | GASKET (mounting)          |
| 2. | 2.697 | LAMP ASSY.                   | 2.684 | GASKET (lens)              |
|    | 2.697 | LENS ASSY.                   | 2.594 | SCREW                      |
|    | 2.684 | GASKET (mounting)            | 2.594 | SCREW                      |
|    | 2.684 | GASKET                       | 4.    | 8.991 BULB (tail and stop) |
|    | 2.684 | GASKET                       | 5.    | 8.921 NUT (8— 18)          |
|    | 2.594 | SCREW                        | 6.    | 8.991 BULT (side marker)   |
|    | 2.680 | HOUSING ASSY. (backing lamp) | 7.    | 2.575 LAMP ASSY. (L.H.)    |
| 3. | 2.679 | LAMP ASSY.                   |       | 2.575 LAMP ASSY. (R.H.)    |
|    | 2.680 | HOUSING ASSY.                |       | 2.575 GASKET               |
|    | 2.680 | HOUSING ASSY.                | 8.    | 8.977 SCREW (8— 18 x 3/4") |
|    | 2.682 | LENS ASSY.                   | 9.    | 8.915 NUT                  |
|    |       |                              | 10.   | 2.596 SOCKET               |



2-248

### 1974-75 VEGA – PARK & SIDE MARKER LAMPS

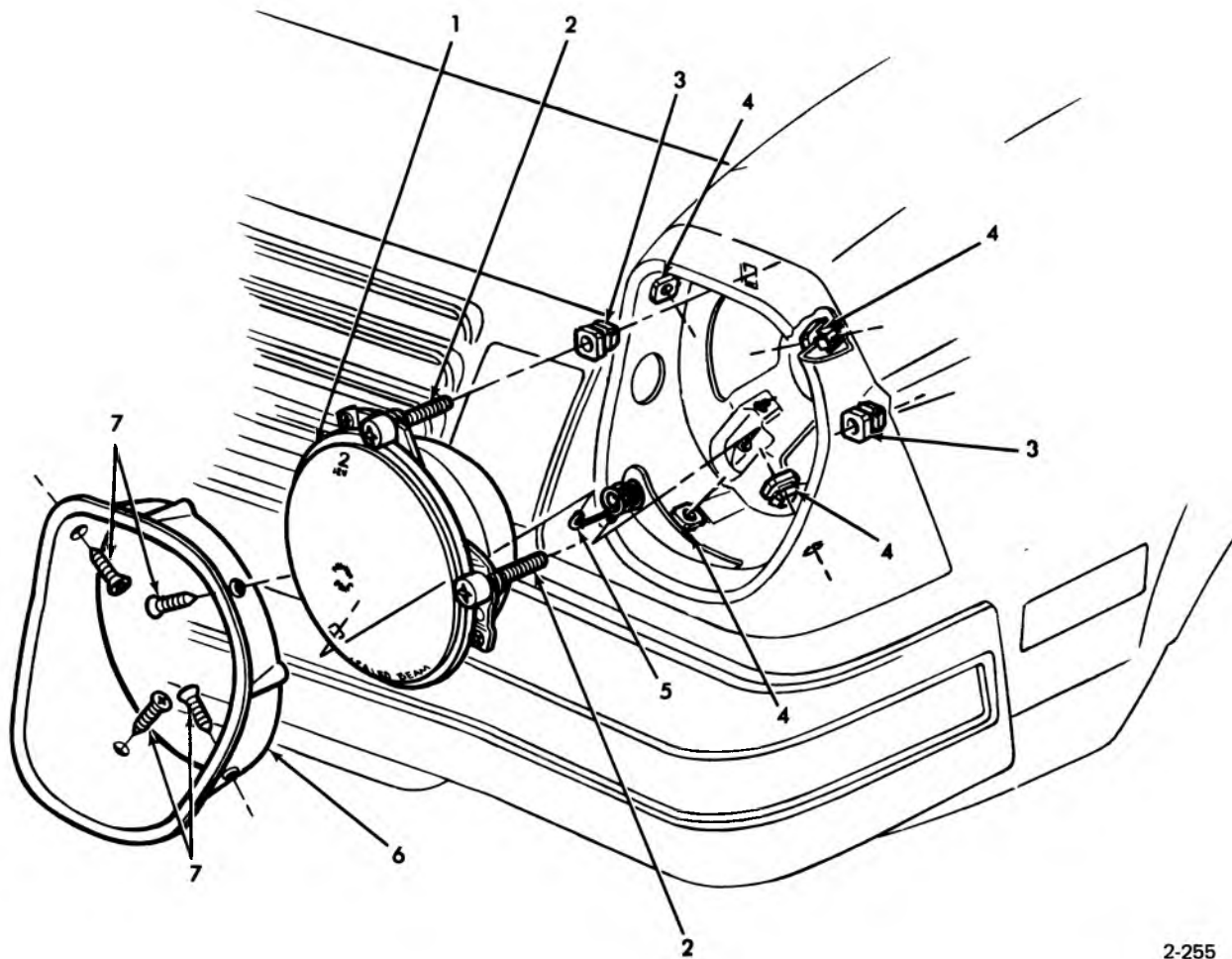
- 1. 2.575 LAMP ASSY., side marker Frt. Fender L.H. R.H.
- 2. 8.977 SCREW (8-18x3/4)
- 3. 8.921 NUT (8-18)
- 4. 2.585 LAMP ASSY., Parking
- 5. 2.589 LENS, Parking Lamp



2-188

### 1971-73 VEGA HEADLAMP AND BEZEL

- |     |       |                       |
|-----|-------|-----------------------|
| 1.  | 2.725 | LAMP ASSY. (R.H.)     |
|     | 2.725 | LAMP ASSY. (L.H.)     |
| 2.  | 2.737 | SCREW (1/4" — 28 x 2) |
| 3.  | 8.977 | SCREW (8 — 18 x 5/8") |
| 4.  | 9.744 | NUT (71-72)           |
|     | 8.133 | NUT (73)              |
| 5.  | 2.737 | NUT                   |
| 6.  | 2.728 | BEZEL (L.H.)          |
|     | 2.728 | BEZEL (R.H.)          |
| 7.  | 2.737 | SPRING                |
| 8.  | 2.726 | RETAINER              |
| 9.  | 2.726 | RING (L.H.)           |
|     | 2.726 | RING (R.H.)           |
| 10. | 2.727 | SEALED BEAM           |
| 11. | 2.736 | SCREW                 |
| 12. | 2.726 | PLATE                 |

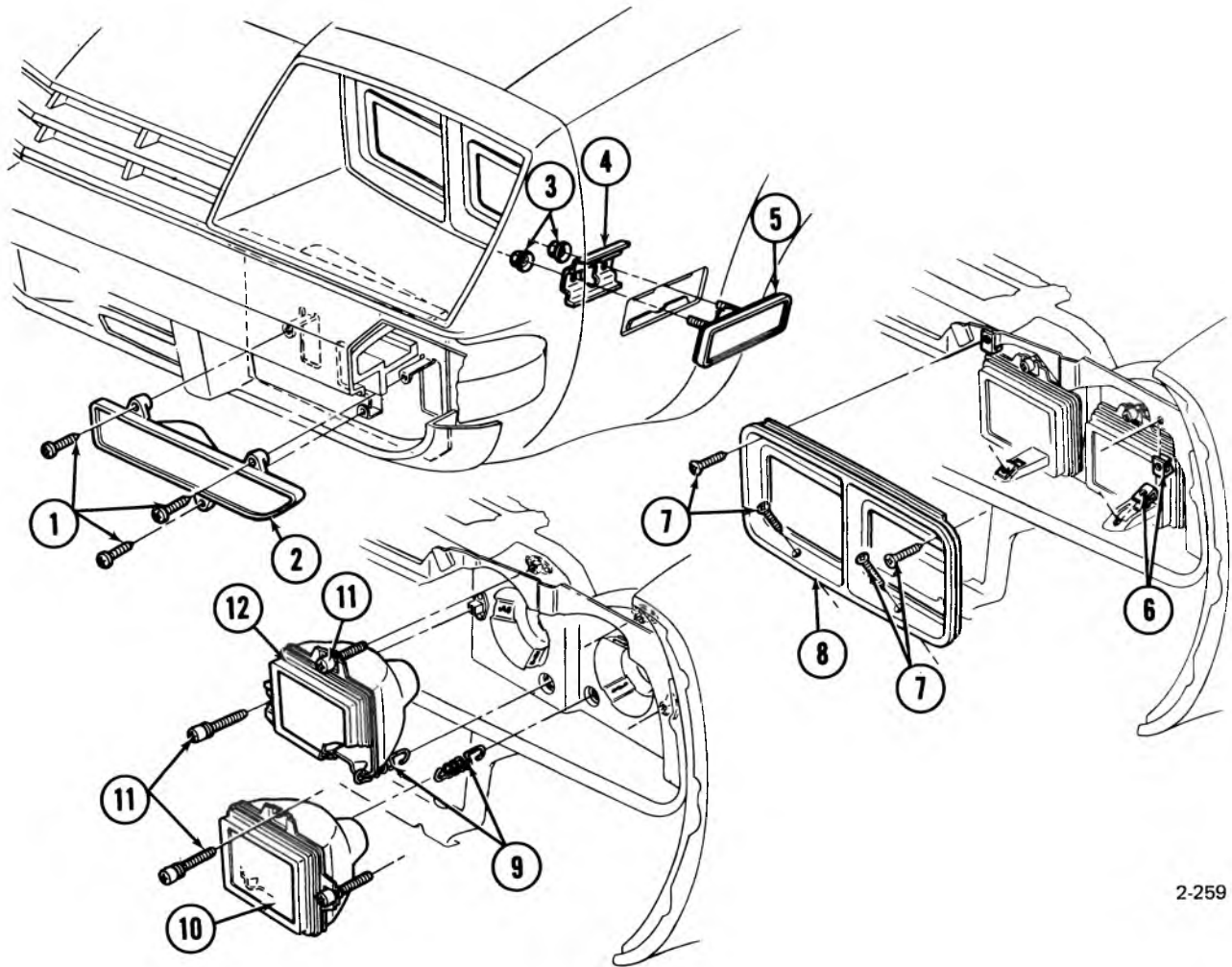


2-255

### 1974-75 VEGA – HEADLAMP & BEZEL

- 1. 2.727 SEALED BEAM, head lamp
- 2. 8.907 SCREW
- 3. 2.737 NUT, head lamp beam adjusting
- 4. 8.133 NUT, head lamp bezel
- 5. 2.737 SPRING, head lamp beam adjusting
- 6. 2.728 BEZEL, headlamp
- 7. 8.977 SCREW (8-18x3/4)

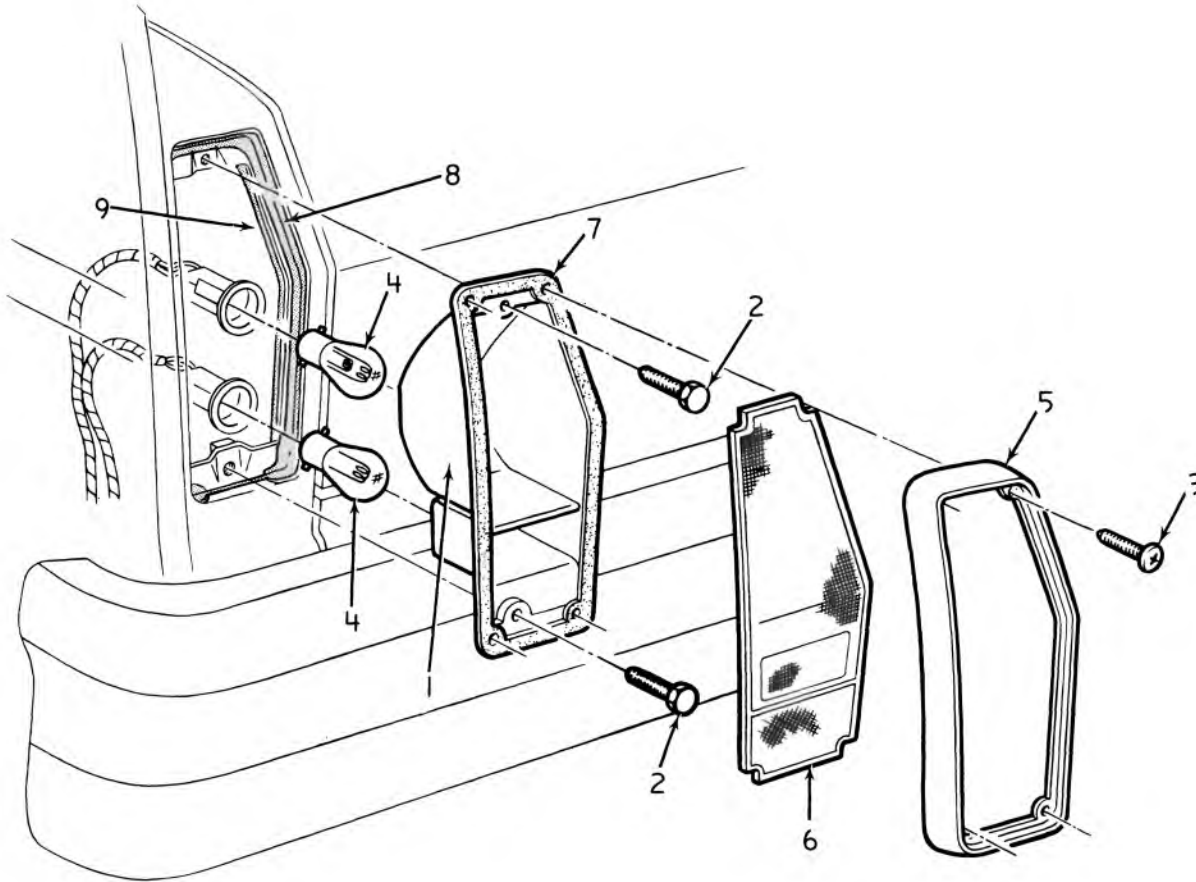




2-259

### 1975 MONZA FRONT LAMPS

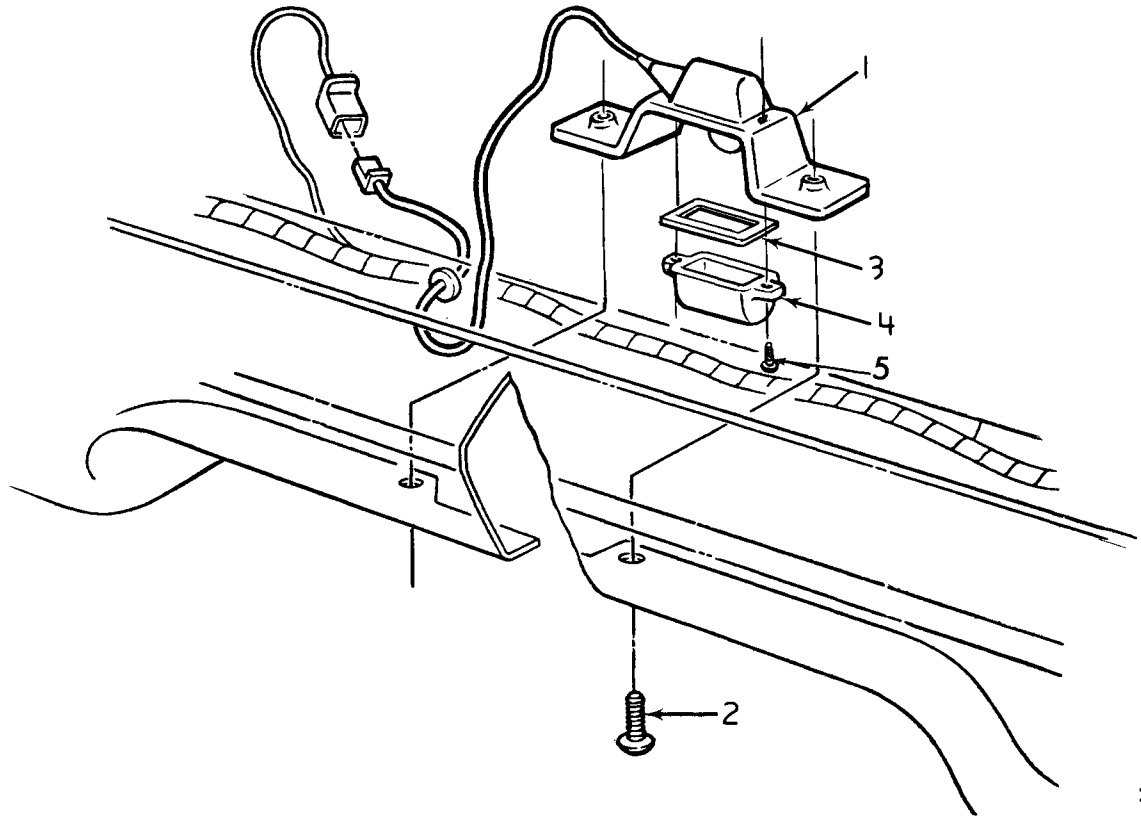
- |     |       |                                      |            |
|-----|-------|--------------------------------------|------------|
| 1.  | 8.977 | SCREW (8-18 x 1)                     |            |
| 2.  | 2.578 | LAMP                                 | ..... R.H. |
|     | 2.578 | LAMP                                 | ..... L.H. |
| 3.  | 8.921 | NUT (11/32)                          |            |
| 4.  | 2.575 | RETAINER, frt. fdr. side marker lamp |            |
| 5.  | 2.575 | LAMP                                 | ..... L.H. |
|     | 2.575 | LAMP                                 | ..... R.H. |
|     | 2.575 | SOCKET ASSY.                         |            |
| 6.  | 8.921 | "U" NUT (1-18)                       |            |
| 7.  | 8.977 | SCREW (8-18 x 1)                     |            |
| 8.  | 2.728 | BEZEL                                | ..... L.H. |
|     | 2.728 | BEZEL                                | ..... R.H. |
| 9.  | 2.737 | SPRING, headlamp adj.                |            |
| 10. | 2.725 | HEADLAMP ASSY., outboard             | .. L.H.    |
|     | 2.725 | HEADLAMP ASSY., outboard             | .. R.H.    |
| 11. | 8.907 | SCREW (1/4-18 x 21/32)               |            |
| 12. | 2.725 | HEADLAMP ASSY., inboard              | ... L.H.   |
|     | 2.725 | HEADLAMP ASSY., inboard              | ... R.H.   |



2-183

### 1971-75 VEGA TAIL, STOP AND BACK UP LAMP (STA. WAG., PANEL)

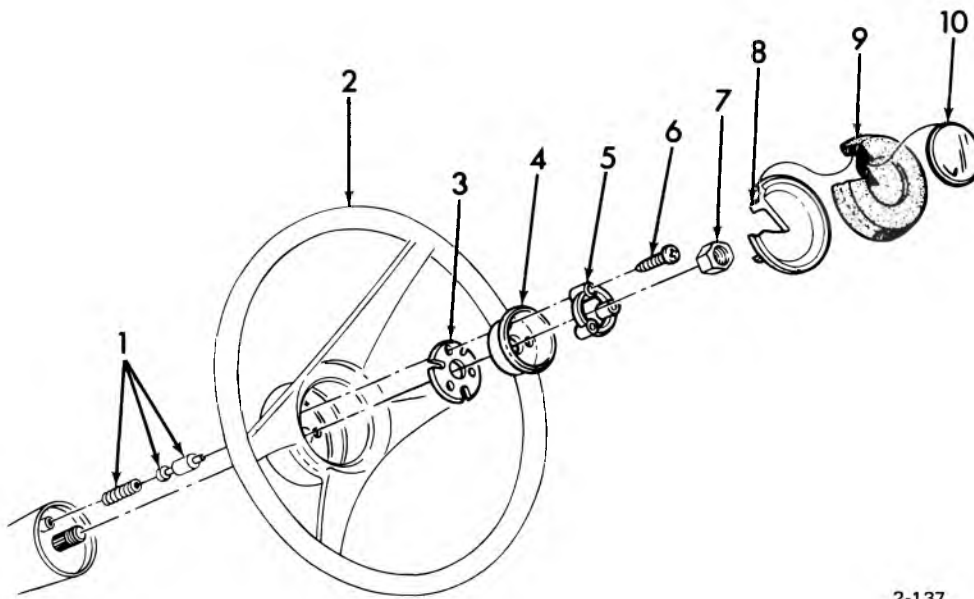
1. 2.680 HOUSING ASSY. (L.H.)  
2.680 HOUSING ASSY. (R.H.)
2. 8.900 BOLT (7/32")
3. 8.977 SCREW (8— 32 x 5/8")
4. 8.991 BULB
5. 2.681 BEZEL ASSY. (L.H.)  
2.681 BEZEL ASSY. (R.H.)
6. 2.682 LENS ASSY. (L.H.)  
2.682 LENS ASSY. (R.H.)
7. 2.684 GASKET (L.H.-tail and stop lens)  
2.684 GASKET (R.H.-tail and stop lens)
8. 2.660 GASKET (L.H.-lamp to body)  
2.660 GASKET (R.H.-lamp to body)
9. 2.660 GASKET (L.H.-tail end stop inter.)  
2.660 GASKET (R.H.-tail and stop inter.)



2-192

### 1971-74 VEGA REAR LICENSE LAMP

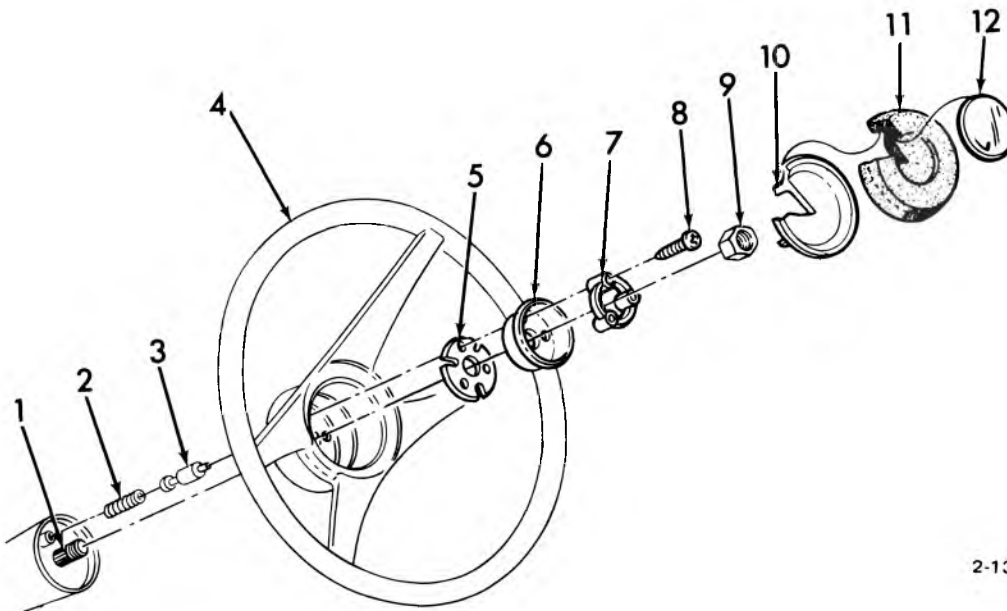
- |    |       |                               |
|----|-------|-------------------------------|
| 1. | 2.700 | LAMP ASSY. (71-74)            |
|    | 2.700 | LAMP ASSY. (74) (coupe, ser.) |
|    | 2.700 | LAMP ASSY. (74) (panel, wag.) |
| 2. | 8.977 | SCREW (10— 16 x 3/4")         |
| 3. | 2.707 | GASKET                        |
| 4. | 2.709 | LENS                          |
| 5. | 8.977 | SCREW (8— 32 x 5/8")          |



2-137

### 1971-72 CHEVELLE HORN BUTTON

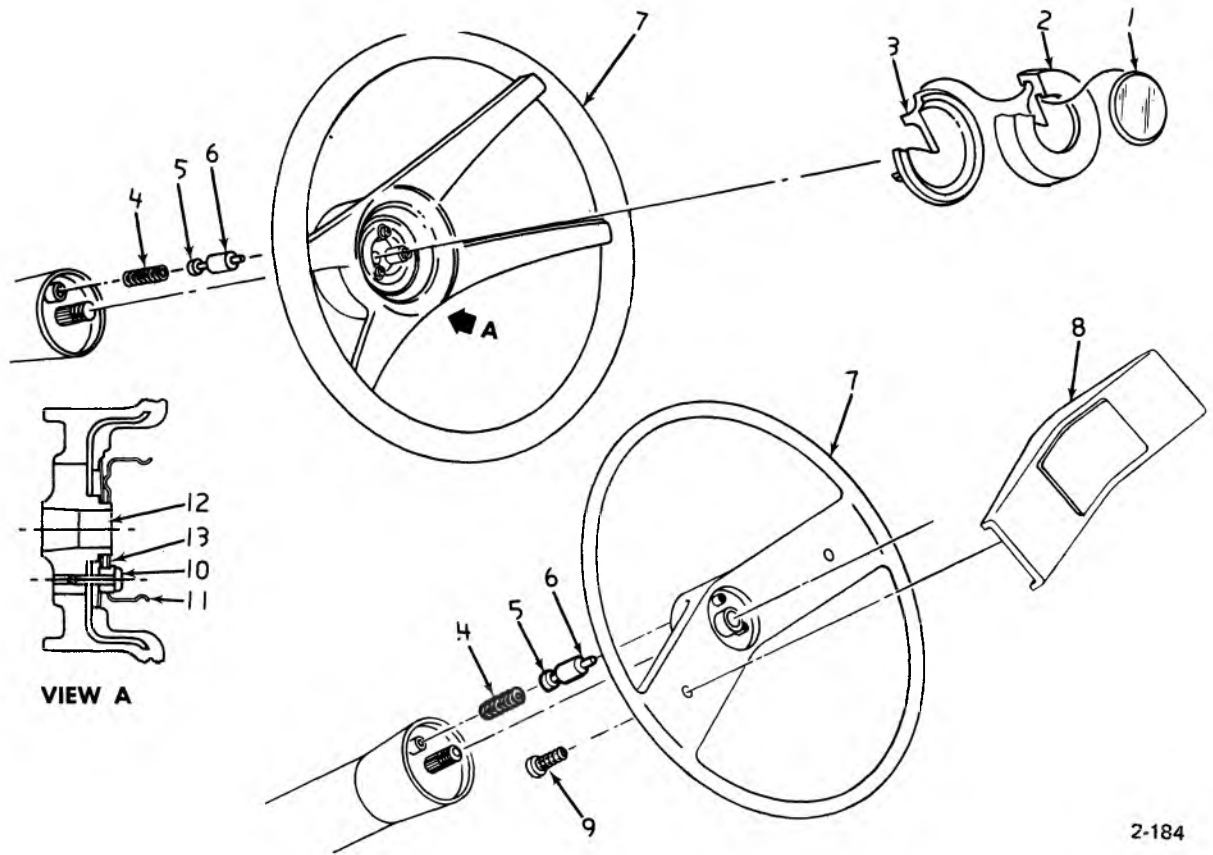
- |    |       |                             |     |       |                        |
|----|-------|-----------------------------|-----|-------|------------------------|
| 1. | 2.819 | CONTACT UNIT—w/eylt. & spr. | 6.  | 8.913 | SCREW (10—32 x 5/8)    |
| 2. | 6.513 | STEERING WHEEL              | 7.  | 8.916 | NUT (1/2—20)           |
| 3. | 2.819 | SPRING—Pivot                | 8.  | 2.820 | RETAINER—horn but. cap |
| 4. | 2.819 | CUP—cap                     | 9.  | 2.820 | CAP                    |
| 5. | 2.819 | BUSHING—But. cap adap.      | 10. | 2.820 | EMBLEM—button cap      |



2-138

### 1971-72 CAMARO HORN BUTTON

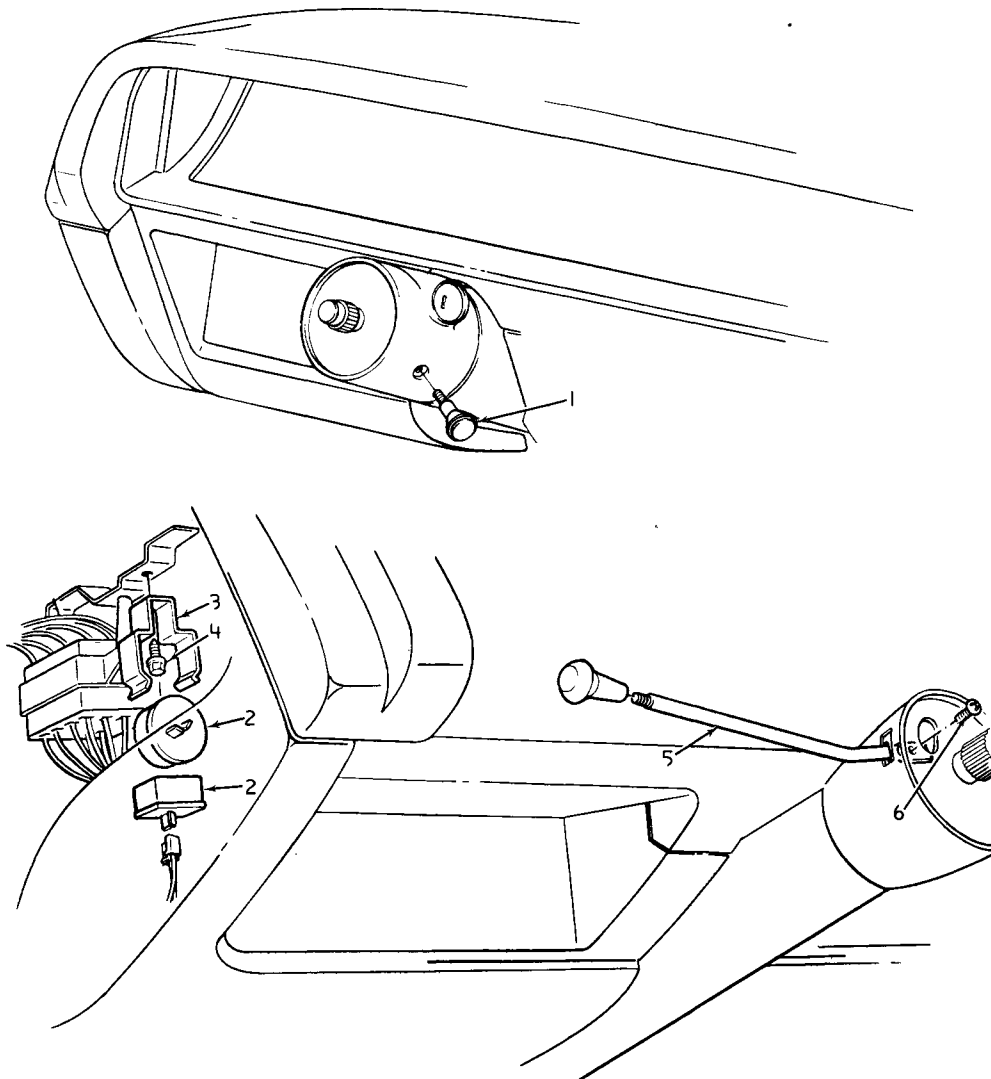
- |    |       |                                  |     |       |                                       |
|----|-------|----------------------------------|-----|-------|---------------------------------------|
| 1. | 2.819 | SPRING—horn blo cnct.            | 7.  | 2.819 | INSULATOR—horn blo cnct. (eylt. type) |
| 2. | 2.819 | UNIT—eyelet & spring             | 8.  | 8.913 | SCREW (10—32 x 5/8)                   |
| 3. | 2.819 | INSULATOR—eyelet, horn blo cnct. | 9.  | 8.916 | NUT                                   |
| 4. | 6.513 | WHEEL ASSY.—steering             | 10. | 2.820 | RETAINER—horn but. cap                |
| 5. | 2.819 | SPRING—horn blo cnct.            | 11. | 2.820 | CAP                                   |
| 6. | 2.819 | CUP—cap                          | 12. | 2.820 | EMBLEM—but. cap                       |



2-184

### 1971-75 VEGA-MONZA HORN BUTTON

- 1. 2.820 EMBLEM
- 2. 2.820 CAP
- 3. 2.820 RETAINER
- 4. 2.819 SPRING
- 5. 2.849 CONTACT UNIT
- 6. 2.819 INSULATOR
- 7. 6.513 WHEEL ASSY.
- 8. 6.512 SHROUD ASSY.
- 9. 8.977 SCREW (8-32 x 1/2")
- 10. 2.819 BUSHING
- 11. 2.819 CUP
- 12. 2.819 INSULATOR
- 13. 2.819 SPRING

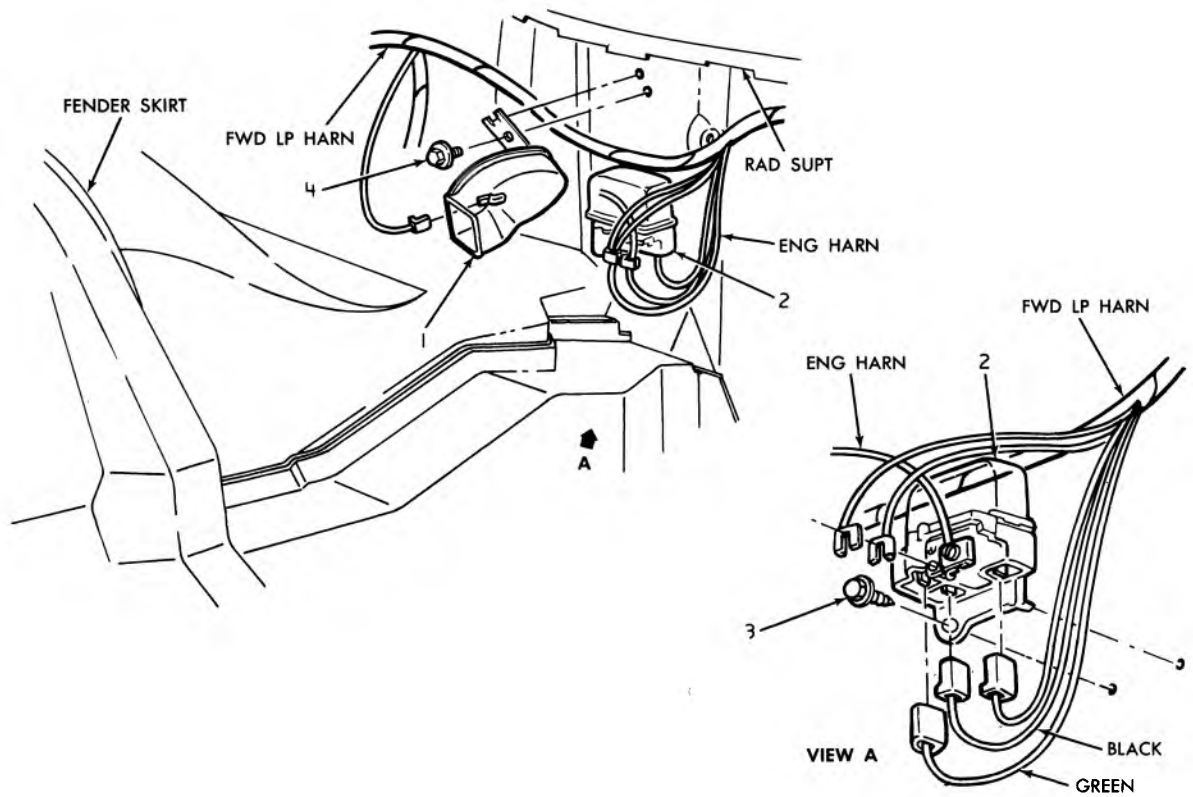


2-193

1971-74 VEGA

**DIRECTION SIGNAL FLASHER— LEVER— LIGHT SWITCH AND HAZARD SWITCH KNOB**

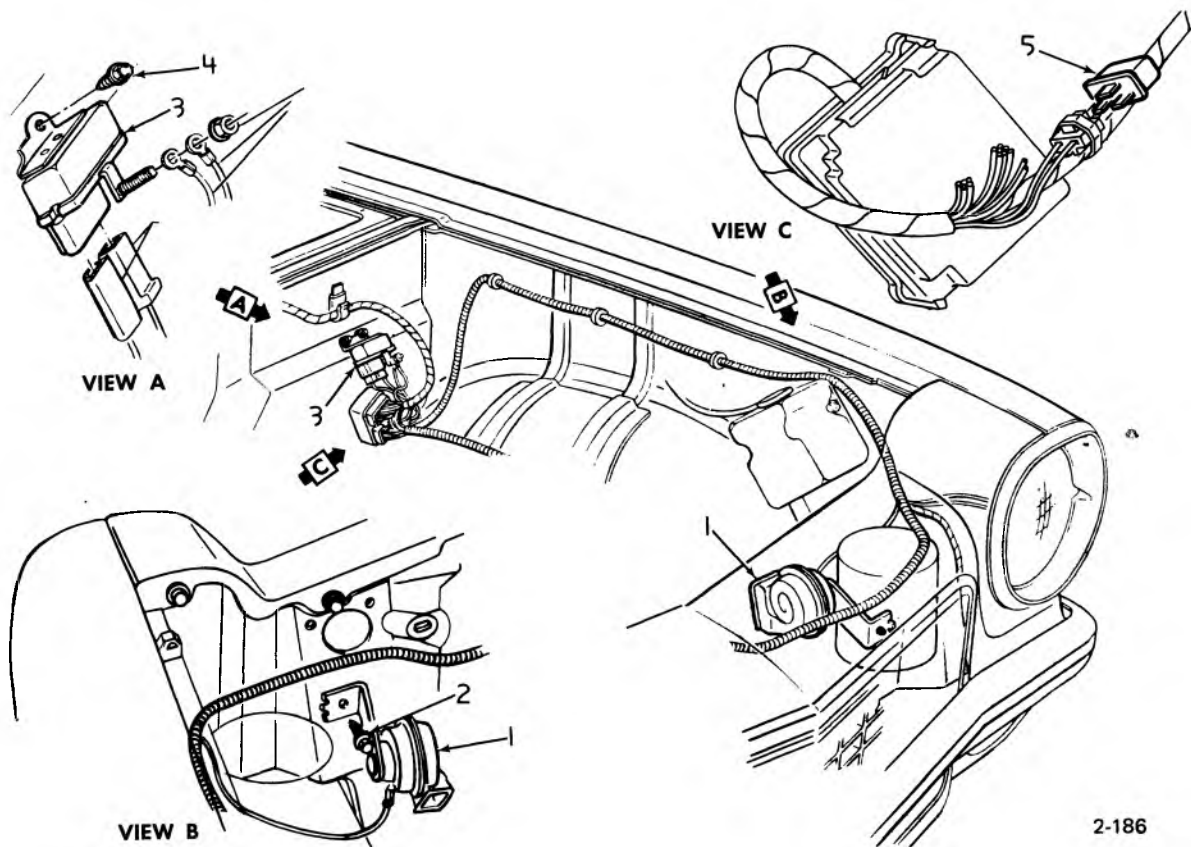
1. 2.575 KNOB ASSY.
2. 2.892 FLASHER ASSY.
3. 2.892 CLIP
4. 8.977 SCREW (10— 16 x  $\frac{3}{8}$ " )
5. 2.897 LEVER ASSY.
6. 8.977 SCREW (8— 18 x  $\frac{1}{8}$ " )



2-185

### 1971 VEGA HORN AND HORN RELAY

1. 2.810 HORN UNIT (high note)  
2.810 HORN UNIT (low note)
2. 2.815 RELAY ASSY.
3. 8.977 SCREW ( $\frac{1}{4}$ " —  $14 \times \frac{3}{4}$ " )
4. 8.900 SCREW ( $\frac{5}{16}$ " —  $18 \times \frac{7}{8}$ " )



2-186

### 1972-74 VEGA HORN AND HORN RELAY

1. 2.810 HORN UNIT
2. 8.900 SCREW ( $\frac{5}{16}$ " —  $18 \times \frac{7}{8}$ " )
3. 2.815 RELAY ASSY.
4. 8.977 SCREW ( $\frac{1}{4}$ " —  $14 \times \frac{3}{4}$ " )
5. 2.195 BUZZER ASSY.





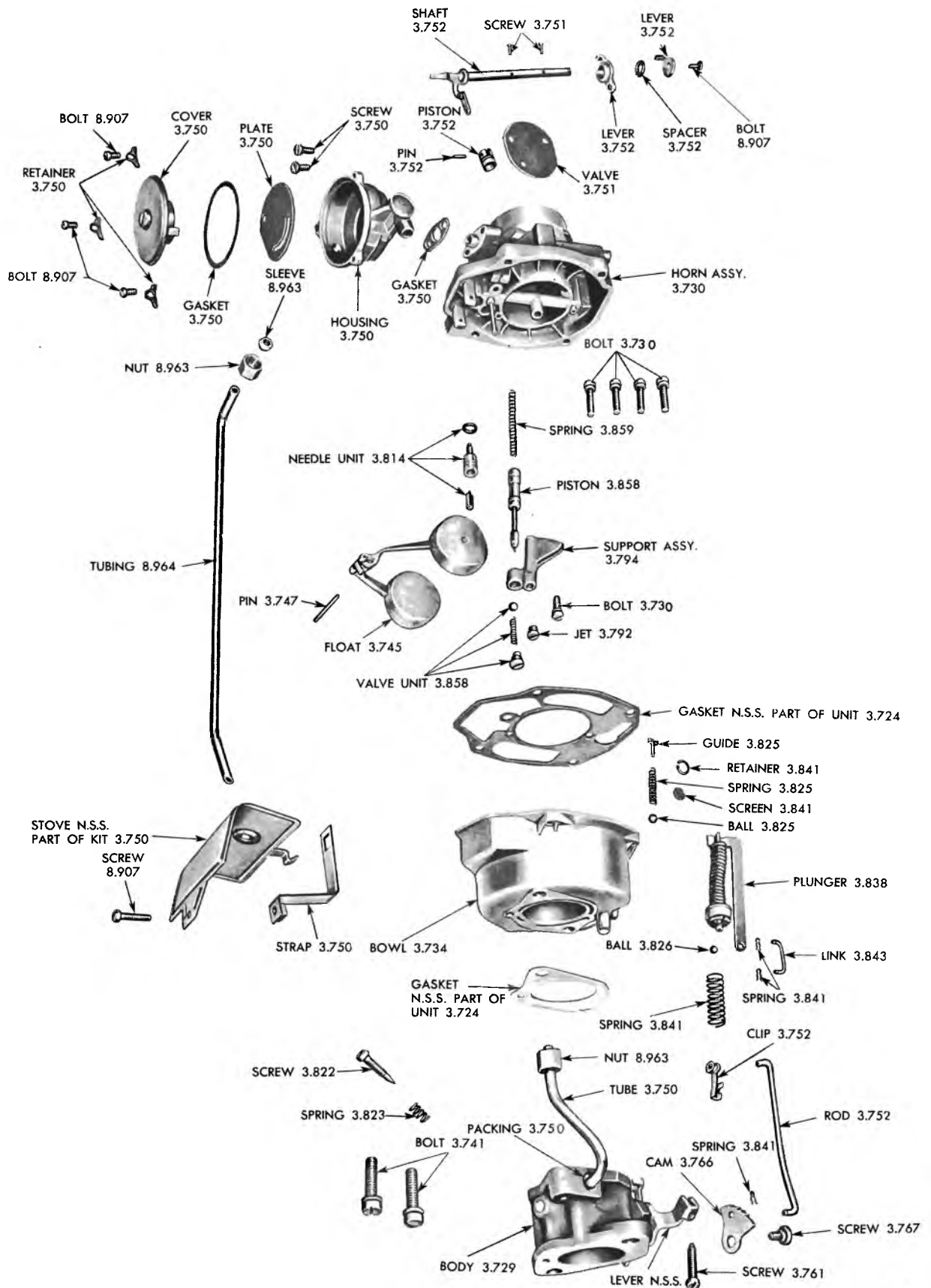
# CHEVROLET CHASSIS GROUP 3.000



## ILLUSTRATION INDEX

TITLE	PAGE	TITLE	PAGE
		1969 396 (2 Bbl.) Carburetor, Gas Pipe, Signal & Spark Hoses	3-35
1955-69 Two Barrel Carburetor—Throttle Body and Bowl	3-2	1969 427 Spec. H/Per. Carburetor, Automatic Choke, Gas & Spark Pipes	3-35
1955-69 Two Barrel Carburetor—Horn and Choke Holley 4—B.C.	3-3	1969 427 Spec. H/Per. Air Cleaner & Closed Positive Ventilation	3-36
1956-69 Rochester Four Barrel Carburetor Air Horn Assy.	3-6	1969 427 (4 Bbl) Air Cleaner & Closed Positive Ventilation	3-36
1956-69 Rochester Four Barrel Carburetor Throttle Body and Bowl	3-7	1973 454 Carb., Choke & T.C.S. Systems	3-37
Rochester (Quadrajct) Float Bowl Parts	3-8	1973 350 Carb., Choke, Air Cleaner & Fuel Lines	3-37
Rochester (Quadrajct) Air Horn Parts	3-9	1970-73 Pass. Carburetor, Choke & Vent Hose	3-38
Rochester (Quadrajct) Throttle Body Parts	3-9	1970-73 Carburetor, Choke, Vacuum Plug & Throttle Return Bracket	3-38
1961-70 Carter Four Barrel Carburetor Bowl	3-10	1970-73 Passenger V-8 Engine 454 Closed Ventilation	3-39
1961-70 Carter Four Barrel Carburetor Air Horn Assy.	3-11	1970-73 Passenger Air Cleaner Hoses & Valve	3-39
Rochester 2 Barrel Carburetor	3-12	1970-72 L-6 Air Cleaner Heat Stove & Tube	3-40
Rochester 4 Bbl. Carburetor	3-14	L-4 Carburetor & Engine Vent	3-40
Rochester Monojet Carburetor	3-16	1970-73 Pass. Transmission Control Spark & Fuel Pump — L-6 Eng.	3-41
1971-75 140 C.I.D. Monojet Carburetor	3-18	1970-73 Nova 350 Fuel Pump	3-41
1971-72 140 C.I.D. 2BC	3-19	1970-73 V-8 Fuel Pump, Gas Pipes and T.C.S. Systems	3-42
1973-75 140 CID Holley 2BC	3-20	1974 Controlled Combustion System 6 Cyl. Engines	3-42
1964-67 Chevelle Eight Cylinder (2 B.C.) Carburetor Details	3-22	1973-75 Pass., Air Cleaner, Heat Stove and Tube (Exc. 454)	3-43
1963-67 Six Cylinder Carburetor and Engine Ventilation Details	3-23	1973-75 Pass. Air Cleaner Heat Stove and Tube (454)	3-43
1965-67 Pass. Air Cleaner-Carburetor-Engine Ventilation-283	3-23	1975 Chevelle Air Cleaner, Heat Stove and Tube	3-44
1964-67 Chevelle Air Cleaner, Carburetor, Choke and Vent (6 Cyl.)	3-24	1973 Pass. Vapor Emission Control Purge Hoses	3-44
1968 396 Air Cleaner, Hoses and Valves	3-25	1971-75 Air Cleaner and Silencer (140 CID)	3-45
1968-69 L-6 Automatic Transmission Air Cleaner, Silencer Heat Stove & Tube	3-25	1975 Vega (122) Air Cleaner Assy.	3-46
1968 307-327 Automatic Transmission Air Cleaner, Silencer, Heat Stove & Tube	3-26	1972-75 Vega Air Induction 140 CID	3-47
1969 307-327 Automatic Transmission Air Cleaner Heat Stove and Tube	3-27	1970 Passenger 3 Speed Automatic Trans. Detent Cable—L-6	3-48
1969 396 Automatic Transmission Air Cleaner, Silencer, Duct and Extension	3-27	1970 396 Diverter Valve	3-48
1966-67 Air Injection Reactor, Air Cleaner and Hoses (Six Cylinder)	3-28	1970 Passenger Evaporative Emission Control 2 Bbl. Carb. Heat Shield	3-49
1966-67 Air Injection Reactor, Air Cleaner and Hoses (8 Cylinder)	3-28	1970 Passenger Evaporative Emission Control 4 Bbl. Carb. Heat Shield	3-49
1966-67 Air Injection Reactor Pump and Brackets—6 Cyl. (Exc. Power Steering)	3-29	1970 Nova Evaporative Emission Control 2 Bbl. Carb. Heat Shield	3-50
1966-67 Air Injection Reactor, Pump and Brackets (6 Cyl.—Power Steering)	3-29	1970 Nova 3 Spd. Auto. Trans. Control Switch Mounting	3-50
1968-71 Six Cylinder—Air Cleaner, Muffler and Hoses	3-30	1973-75 (140 CID) Carburetor Fuel Pipe	3-51
1968-71 307 Air Cleaner, Hoses and Valves	3-30	1971-75 140 C.I.D. w/1BC (Exc. NB-2) Auto. Choke	3-52
1969 V-8 Diverter Valve	3-31	1972-75 140 C.I.D. (1BC w/NB-2) Auto. Choke	3-52
1969 L-6, Air Cleaner Diverter Valve and Hoses	3-31	1971-72 Vega w/2BC Auto. Choke	3-53
1971-73 Pass. Air Cleaner, Heat Stove and Tube	3-32	1970-72 Chevelle Evaporative Emission Control Fuel Vapor, Pipe Hoses and Clips	3-54
1971-72 Camaro Diverter Valve	3-32	1970-72 Chevelle Evaporative Emission Control Canister and Support	3-54
1969 396 (2 Bbl) Air Equipment	3-33	1970-72 Nova Evaporative Emission Control Fuel Vent Pipes—Clips	3-55
1969 V-8 Air Cleaner, Hoses & Valve	3-33	1970-72 Nova Evaporative Emission Control Canister & Support	3-55
1969 350 Carburetor, Choke Air Cleaner, Fuel Lines	3-34	1974 Chevelle Evap. Control Systems (E.C.S.) (6 Cyl.)	3-56
1969 427 (4 Bbl.) Fuel Pump & Lines	3-34		

TITLE	PAGE	TITLE	PAGE
1973 Passenger Evaporative Emission Control—Vapor Pipe .....	3-56	1972-74 Vega Fuel Tank and Fuel Tank Strap .....	3-88
1973 Passenger Evaporative Emission Control L-6 Engine .....	3-57	1971 Vega Fuel Meter and Pump Assy. ....	3-89
1974 Camaro 6-Cyl. Evaporation Control Systems (E.C.S.) .....	3-57	1974-75 Vega Fuel Filler Neck .....	3-89
1974 Evaporation Control Systems—All V-8 .....	3-58	1972-74 Vega Fuel Meter and Pump Assy. ....	3-90
1973 Passenger EGR Valve .....	3-58	Vacuum Hoses & Cruise Control Cable .....	3-91
1973-75 140 C.I.D. EGR Valve and Hose .....	3-59	1974 Pass. Cruise Control—Speedo Cable & Harness Assy. ....	3-91
1974 Exhaust Gas Circulation—6 Cyl. ....	3-60	1974 Pass. Cruise Control Activating Lever .....	3-92
1974 6 Cyl. Engines Air Injector Reactor (A.I.R.) .....	3-60	1974 Monte Carlo Cruise Control Wiring (Front) .....	3-92
1974-75 V-8 Air Injector Reactor (A.I.R.) .....	3-61	1969 Camaro Special Duct Hood Air System .....	3-93
1975 Nova (6 Cyl.) A.I.R. Pump Brackets .....	3-61	1969 Camaro Special Ducted Hood Solenoid and Air Valve .....	3-93
1975 Chevelle A.I.R. Pump & Mountings .....	3-62	1969 Camaro Special Duct Hood Electrical System .....	3-94
1972 Vega Air Pump Mounting .....	3-63	1969 Camaro Special Duct Hood Detent Switch .....	3-94
1971-75 140 C.I.D. Evaporative Emission Front Vent Pipe and Canister .....	3-64	1970-72 Chevelle Spec. Duct Air Hood Solenoid Frame & Valve .....	3-95
1974-75 140 C.I.D. Evaporation Control System (E.C.S.) .....	3-65	1970-72 Chevelle Special Ducted Air Hood—Door Actuator .....	3-95
1971 Vega Evaporative Emission Rear Vent Pipe and Separator .....	3-66	1970-72 Chevelle Ducted Air Hood Door and Plates .....	3-96
1965-67 Passenger Accelerator Linkage .....	3-67	1970 Pass. Exhaust Manifold .....	3-97
1969 Passenger Accelerator Controls (L-6 Engine) .....	3-68	1970 Passenger V-8 Engine 454 C.I.D. Single Exhaust .....	3-97
1970 Passenger V-8 Accelerator Controls .....	3-69	1970 Pass. Exhaust .....	3-98
1970 Passenger Accelerator Controls .....	3-69	1970 Passenger Dual Exhaust .....	3-98
1974-75 Pass Accelerator Pedal & Rod .....	3-70	1971-72 Pass. 454 Cu. In. Hi-Perf Dual Exhaust with Resonators (Exc. Sta. Wag.) .....	3-99
1964-67 Chevelle 6 Cylinder Accelerator Linkage .....	3-71	1971-72 Pass. 454 Cu. In. Hi-Perf Exhaust with Resonator (Wagon) .....	3-99
1964-67 Chevelle Eight Cylinder Accelerator Linkage .....	3-72	1964-67 Chevelle Exhaust System .....	3-100
1974-75 Chevelle 8 Cyl. Accelerator Pedal & Rod .....	3-73	1971-72 Chevelle Manifold Attachment .....	3-101
1974-75 Chevelle 6 Cyl. Accelerator Pedal & Rod .....	3-74	1971-72 Chevelle Exhaust Pipe and Extension w/4-Spd. ....	3-101
1968-69 Chevy II Accelerator Linkage (4 Cyl.) .....	3-75	1962-67 Chevy II Exhaust Details (Typical) .....	3-102
1968-74 Chevy II Accelerator Linkage (6 Cyl.) .....	3-76	1970 Nova Dual Exhaust Muffler and Tailpipe .....	3-103
1968-70 Chevy II, Nova Accelerator Pedal .....	3-77	1970 Nova Dual Exhaust—Rear Exhaust Pipe & Hangers .....	3-103
1970-74 Nova Accelerator Pedal, Rod & Support .....	3-78	1967-68 Camaro Single Exhaust .....	3-104
1967 Camaro Accelerator Controls .....	3-79	1967-68 Camaro Dual Exhaust .....	3-105
1967 Camaro 6-Cylinder Accelerator Linkage .....	3-80	1969 Camaro Single Exhaust, Muffler and Hanger .....	3-106
1968 Camaro Accelerator Linkage .....	3-81	1969 Camaro Dual Exhaust, Muffler, Tailpipe & Harness .....	3-107
1971-75 Vega Accelerator Pedal, Rod and Bracket .....	3-82	1970 Camaro Dual Exhaust and Muffler Assy. ....	3-108
1974 Camaro Accelerator Controls .....	3-82	1971-72 Camaro Exhaust Pipe, Muffler Assy. ....	3-109
1971-75 1BC Accelerator Cable, Lever and Bracket (140 CID) .....	3-83	1971-72 Camaro — Dual Exhaust — Manifold and Muffler Assy. ....	3-109
1971-72 140 C.I.D.—Accelerator Lever and Bracket .....	3-84	1971-73 Vega Muffler and Exhaust Pipe Assy. ....	3-110
1973-75 140 C.I.D. 2BC—Accelerator Lever and Bracket .....	3-85	1971-73 Vega Fuel Filler Neck and Filler Door .....	3-111
1974-75 Vega—Monza Accelerator Pedal & Rod .....	3-86	1971-74 Vega Intake and Exhaust Manifold .....	3-112
1971 Vega Fuel Tank and Fuel Tank Strap .....	3-87		

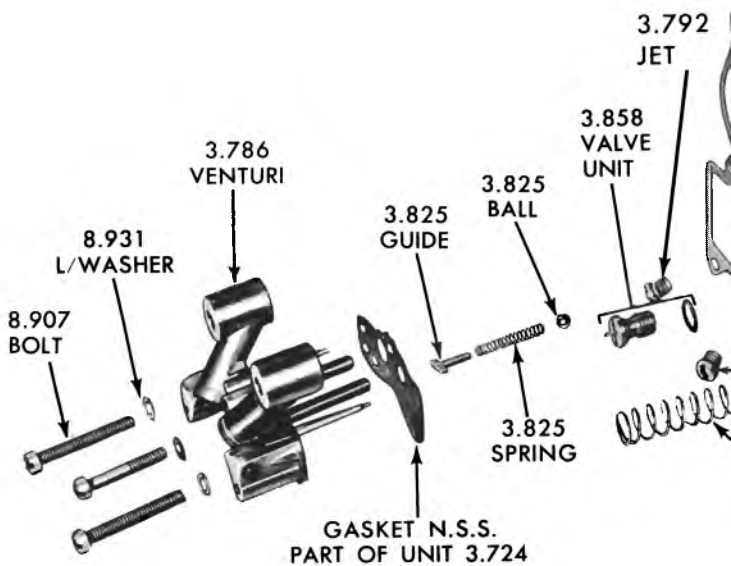


3-6

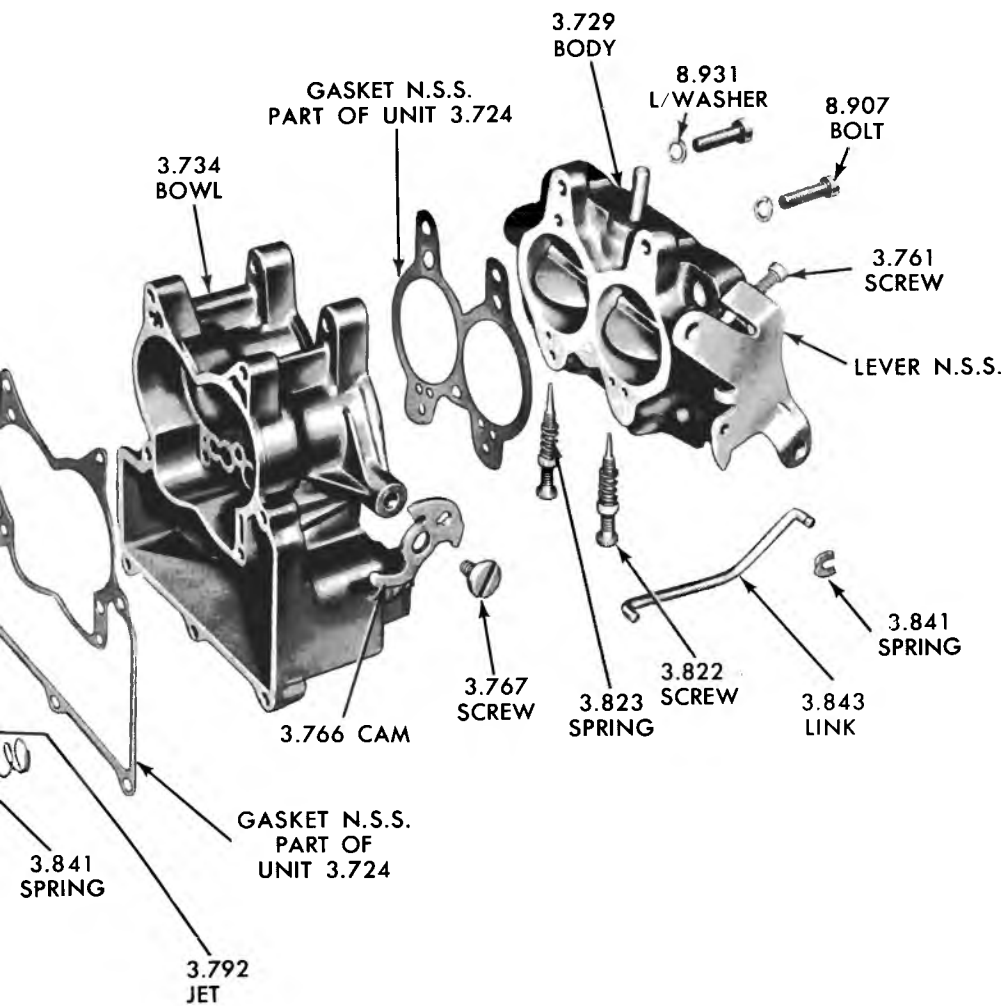
## SIX CYLINDER SINGLE BARREL AUTOMATIC CHOKE CARBURETOR

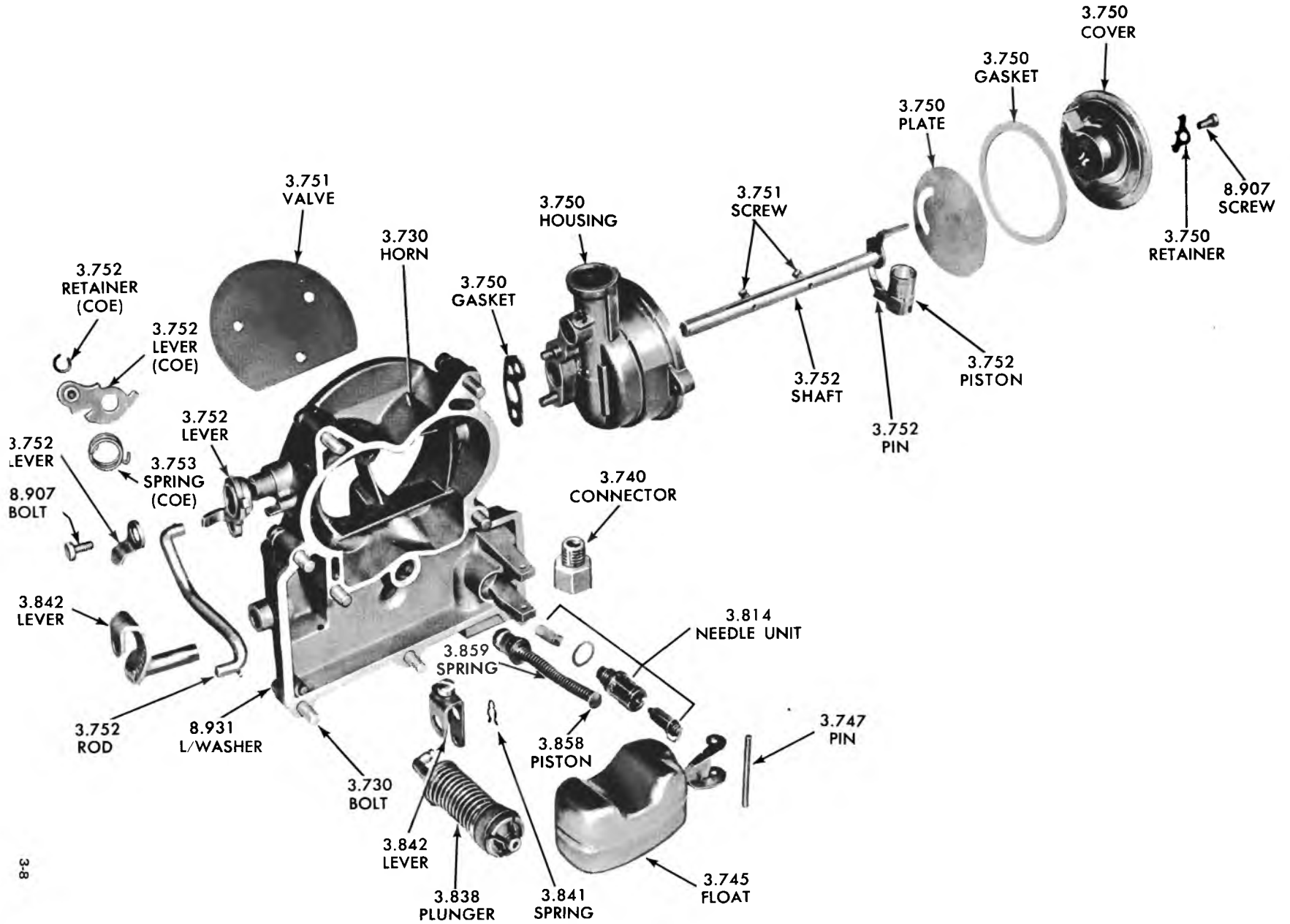
GM PARTS DIVISION, GENERAL MOTORS CORPORATION — CHEVROLET — 11A

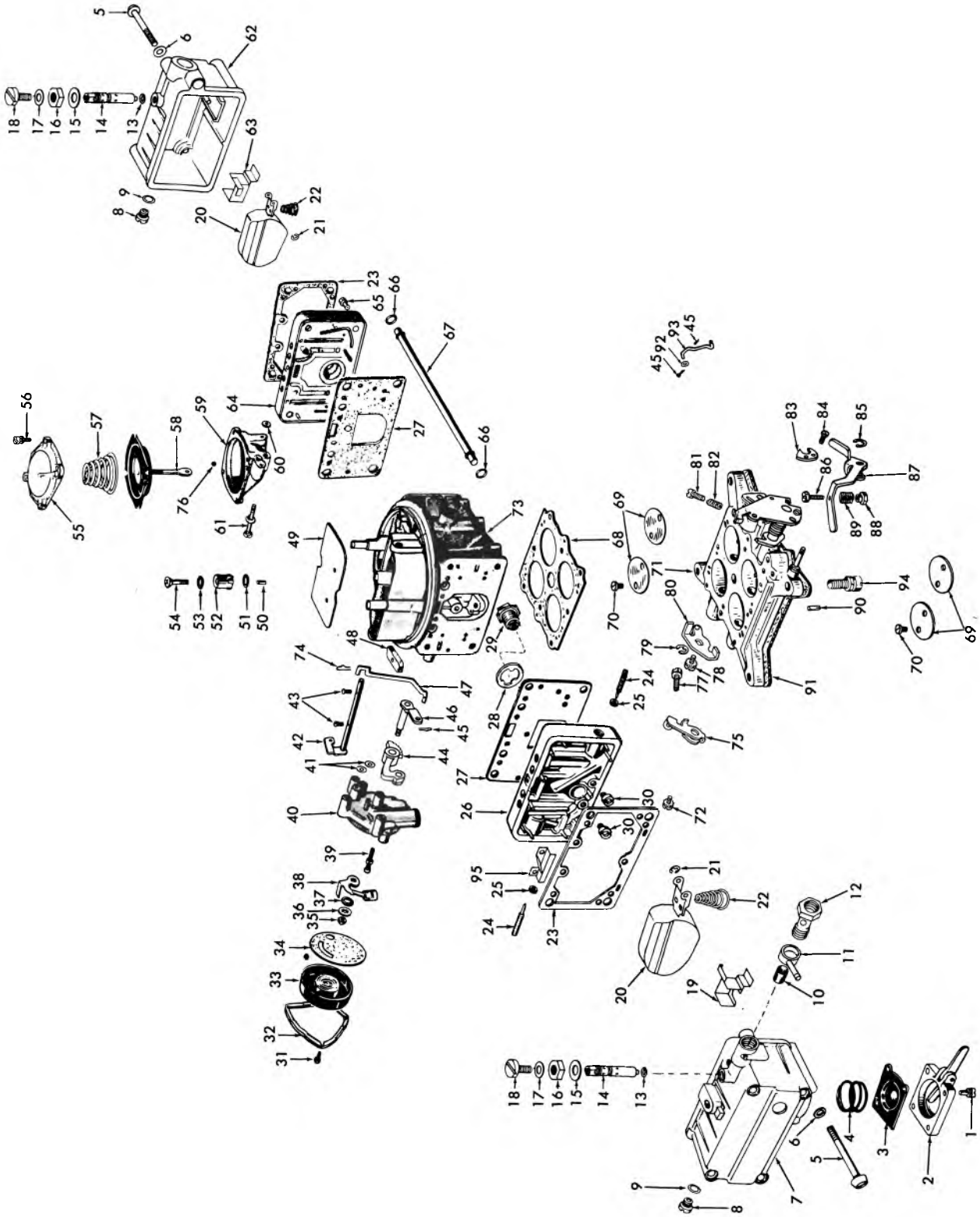
1955-69 TWO BARREL CARBURETOR-THROTTLE BODY AND BOWL



3-7







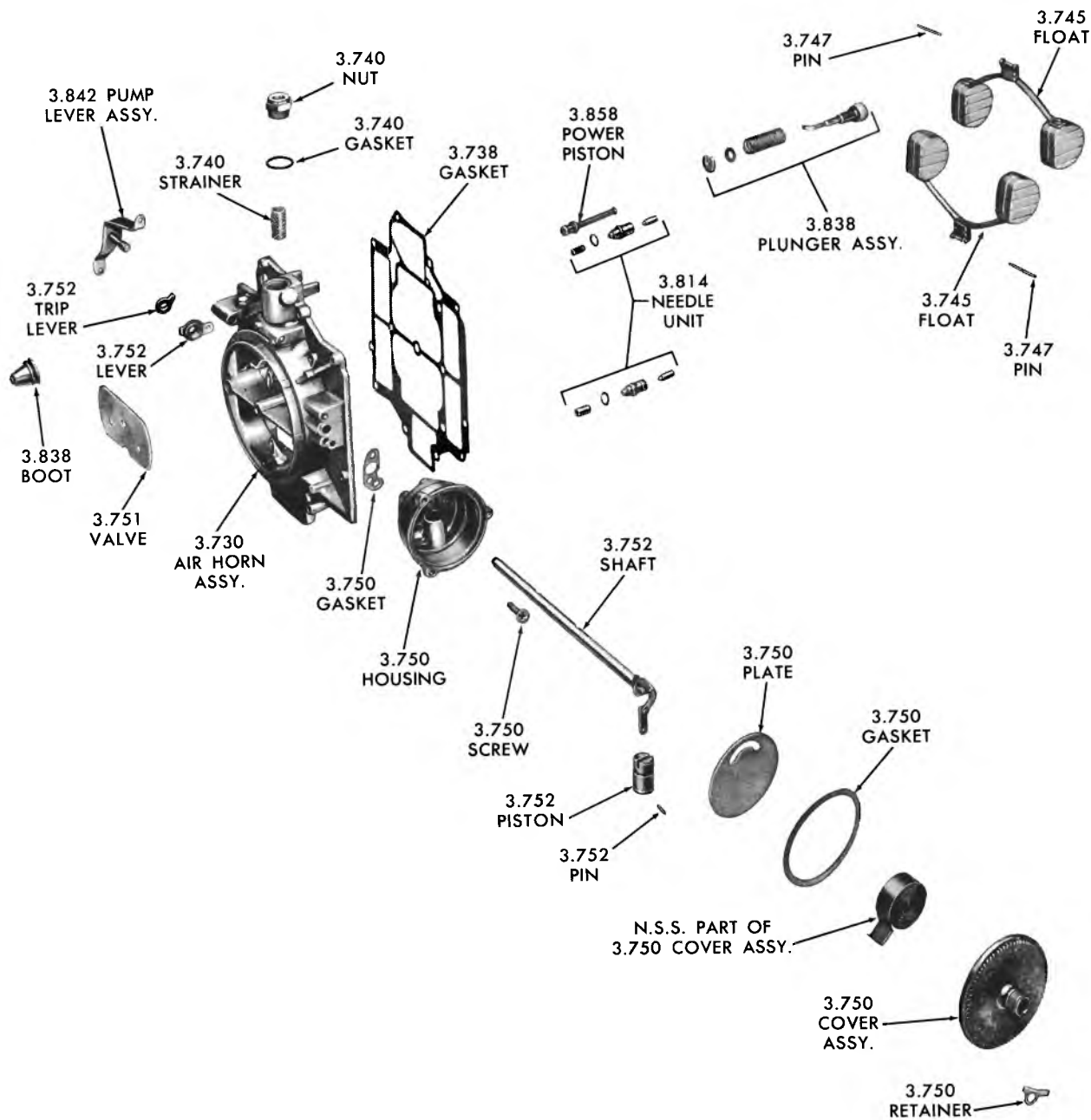
3-11

HOLLEY 4-B.C.

## HOLLEY 4-B.C.

1.	3.838	SCREW—pump cover assy.	49.	N.S.	PLATE—choke
2.	3.838	COVER ASSY.—fuel pump	50.	3.858	VALVE—pump discharge needle
3.	3.838	DIAPHRAGM ASSY.	51.	N.S.S.	GASKET—part of kits 3896609-3905845-46
4.	3.841	SPRING—diaphragm return	52.	3.774	NOZZLE—pump discharge
5.	3.730	SCREW—bowl to body	53.	N.S.S.	GASKET—part of kits 3851763-64-65
6.	N.S.S.	GASKET—part of kits 3851763-64-65	54.	3.841	SCREW—pump discharge nozzle
7.	3.734	BOWL—fuel w/plugs (primary)	55.	3.758	DIAPHRAGM ASSY.—carb. secondary throttle
8.	3.747	PLUG—fuel level check	56.	3.755	SCREW—carb. diaphragm cover
9.	N.S.S.	GASKET—part of kits 3851763-64-65	57.	3.859	SPRING—diaphragm (secondary)
10.	3.740	SCREEN—carb. fuel filter	58.	3.858	DIAPHRAGM & ROD ASSY.—(secondary)
11.	3.740	TUBE—fuel line	59.	3.858	HOUSING—carb. diaphragm (secondary)
12.	3.740	FITTING—fuel inlet	60.	N.S.S.	GASKET—part of kits 3851763-64-65
13.	N.S.S.	SEAL—"O" ring, part of kits 3851763-64-65	61.	8.907	SCREW—diaphragm housing assy. (8-32 x 1)
14.	3.814	NEEDLE UNIT—float	62.	3.734	BOWL ASSY.—fuel w/plugs (secondary)
15.	N.S.S.	GASKET—part of kits 3851763-65	63.	3.740	PLATE—baffle carb. fuel bowl (secondary)
16.	3.814	NUT—needle adjusting	64.	3.734	BODY ASSY.—main metering w/plugs (secondary)
17.	N.S.S.	GASKET—part of kits 3851763-65	65.	3.792	JET—mtr. (primary)
18.	3.814	SCREW—needle lock	66.	N.S.S.	SEAL—part of kits 3851763-64-65
19.	3.740	BAFFLE—fuel bowl prim.	67.	3.740	PIPE—fuel line
20.	3.745	FLOAT ASSY.	68.	N.S.S.	GASKET—part of kits 3851763-64-65
21.	8.934	RETAINER	69.	3.758	PLATE—throttle (primary & secondary)
22.	3.747	SPRING—float torsion	70.	3.761	SCREW—throttle plate
23.	N.S.S.	GASKET—part of kits 3851763-64-65	71.	3.729	BODY ASSY.—throttle w/shaft
24.	3.822	SCREW—idle adjusting	72.	8.913	SCREW (10-32 x 5/16)
25.	N.S.S.	SEAL—part of kits 3851763-64-65	73.	N.S.	AIR HORN—carburetor
26.	3.734	BODY—main metering w/plugs (primary)	74.	3.752	RETAINER—choke rod
27.	N.S.S.	GASKET—part of kits 3851763-64-65	75.	3.766	LEVER—fast idle cam
28.	N.S.S.	GASKET—part of kits 3851763-64-65	76.	N.S.S.	BALL—part of kit 3851765
29.	3.858	VALVE ASSY.—power	77.	3.767	SCREW—fast idle cam lever adjusting
30.	3.792	JET—main (secondary)	78.	N.S.	SCREW
31.	8.907	SCREW—thermostat housing clamp (8-32 x 7/16)	79.	8.934	RETAINER—diaphragm link (secondary) (type TE)
32.	3.750	CLAMP—w/coil therm	80.	3.858	LEVER ASSY.—diaphragm
33.	3.750	HOUSING ASSY.—thermostat	81.	8.907	SCREW—throttle stop (L10-32 x 1)
34.	N.S.S.	GASKET—part of kits 3851763-64-65	82.	3.761	SPRING—adj. screw (primary)
35.	8.915	NUT—choke thermostat shaft (8-36)	83.	3.842	CAM—pump
36.	8.932	L. WASHER—choke shaft nut (8)	84.	3.841	SCREW—pump cam lock
37.	3.752	SPACER—choke shaft & lever	85.	3.841	RETAINER—fuel pump operating lever
38.	3.752	LEVER—w/link therm	86.	3.842	SCREW—pump lever adjusting
39.	3.750	SCREW—w/l/wa. hsg.	87.	3.842	LEVER—pump operating
40.	3.750	HOUSING ASSY.—choke w/plugs	88.	3.842	FITTING—pump lever adjusting
41.	N.S.S.	GASKET—part of kits 3851763-64-65	89.	3.841	SPRING—fuel pump lever adjusting
42.	3.752	SHAFT ASSY.—choke	90.	3.838	SCREW—diaphragm lever adjusting
43.	N.S.S.	SCREW—part of kit 3851765	91.	N.S.S.	GASKET—part of kits 3851763-64-65
44.	3.766	CAM ASSY.—fast idle	92.	3.761	WASHER—throttle connecting rod
45.	8.938	C. PIN—throttle connecting rod (3/64 x 1/2)	93.	3.762	ROD—throttle connecting
46.	3.752	SHAFT ASSY.—choke housing	94.	3.741	SCREW—throttle body
47.	3.752	ROD—choke	95.	3.852	BAFFLE—metering body bent
48.	3.752	SEAL—choke rod			

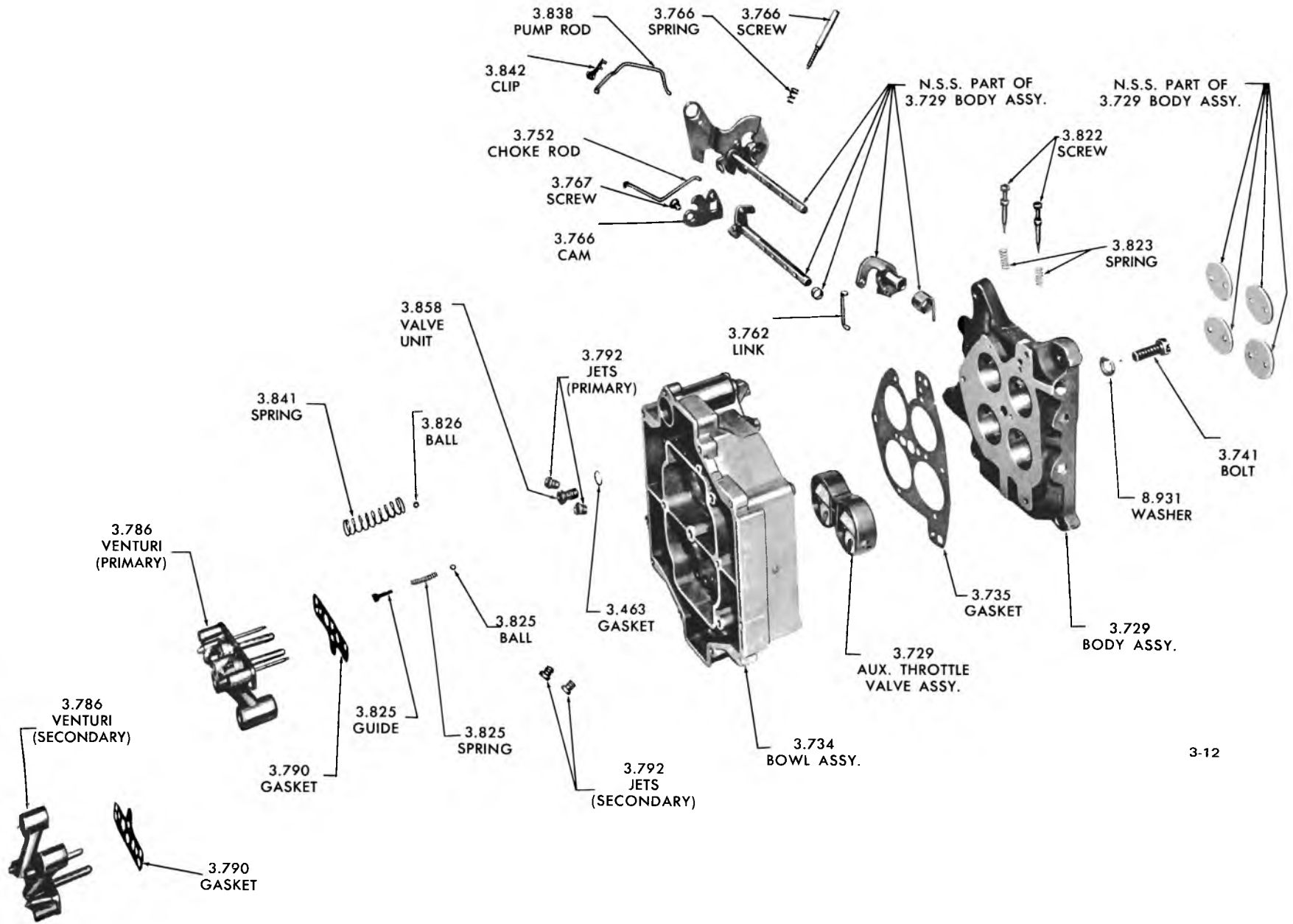


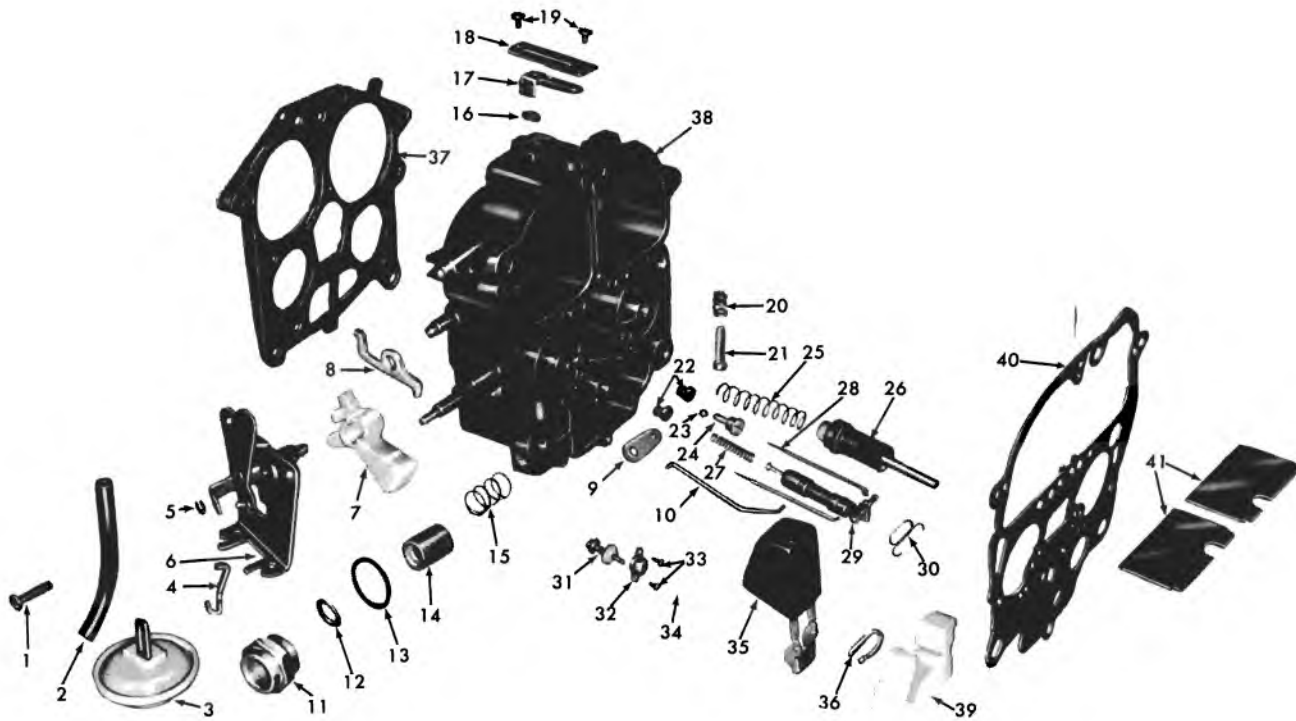


3-10

**1956-69 ROCHESTER FOUR BARREL CARBURETOR AIR HORN ASSY.**

1956-69 ROCHESTER FOUR BARREL CARBURETOR THROTTLE BODY AND BOWL

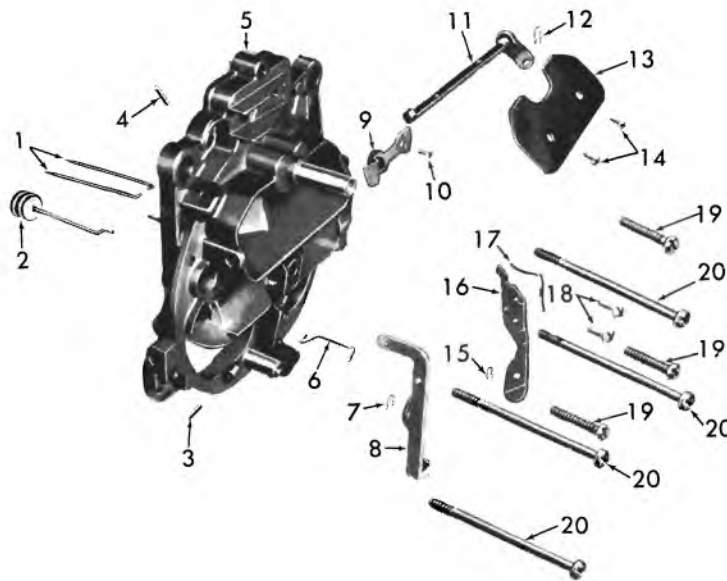




3-13

### ROCHESTER (QUADRAJET) FLOAT BOWL PARTS

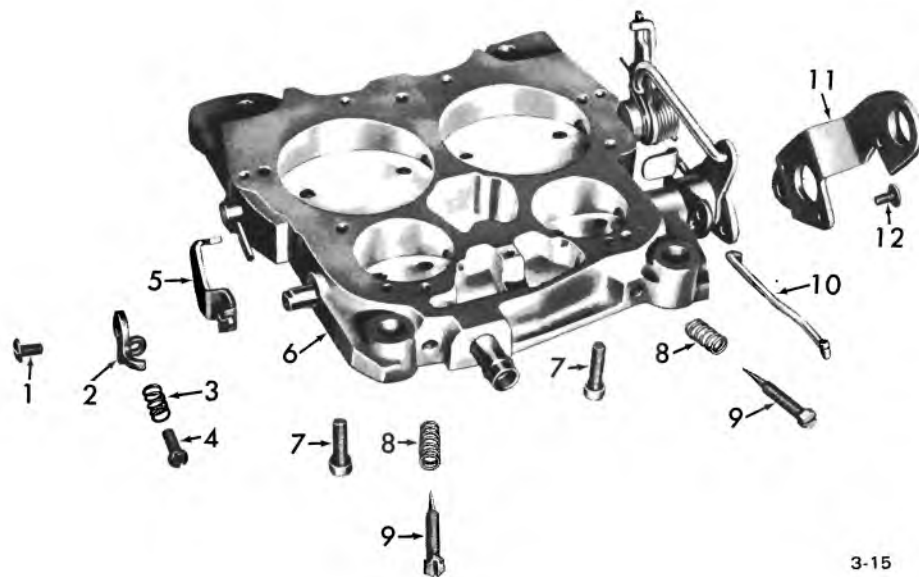
- |  |   |
|--|---|
| 1. 3.752 SCREW                             | 22. 3.792 JET                               |
| 2. 3.755 HOSE                              | 23. 3.825 BALL                              |
| 3. 3.755 CONTROL ASSY.                     | 24. 3.826 RETAINER                          |
| 4. 3.755 ROD                               | 25. 3.841 SPRING                            |
| 5. N.S. CLIP                               | 26. 3.838 PUMP                              |
| 6. 3.765 BRACKET ASSY.                     | 27. 3.859 SPRING                            |
| 7. 3.766 CAM                               | 28. 3.806 METERING ROD                      |
| 8. 3.752 LEVER                             | 29. 3.858 POWER PISTON ASSY.                |
| 9. 3.752 LEVER                             | 30. 3.810 SPRING                            |
| 10. 3.752 ROD                              | 31. 3.814 FLOAT NEEDLE and DIAPHRAGM ASSY.  |
| 11. 3.740 NUT                              | 32. 3.814 RETAINER                          |
| 12. 3.740 GASKET                           | 33. 3.814 SCREW                             |
| 13. 3.740 GASKET                           | 34. 3.814 CLIP                              |
| 13. 3.740 GASKET                           | 34. 3.740 CLIP                              |
| 14. 3.740 FILTER                           | 35. 3.734 FLOAT ASSY.                       |
| 15. 3.740 SPRING                           | 36. 3.747 PIN                               |
| 16. N.S.S. GASKET—Part of 3.724 GASKET KIT | 37. N.S.S. GASKET—Part of 3.724 GASKET UNIT |
| 17. 3.820 IDLER COMPENSATOR ASSY.          | 38. 3.734 FLOAT BOWL ASSY.                  |
| 18. 3.820 COVER                            | 39. 3.734 INSERT                            |
| 19. 3.820 SCREW                            | 40. N.S.S. Part of 3.724 GASKET UNIT        |
| 20. N.S. SPRING                            | 41. 3.740 BAFFLE                            |



3-14

### ROCHESTER (QUADRAJET) AIR HORN PARTS

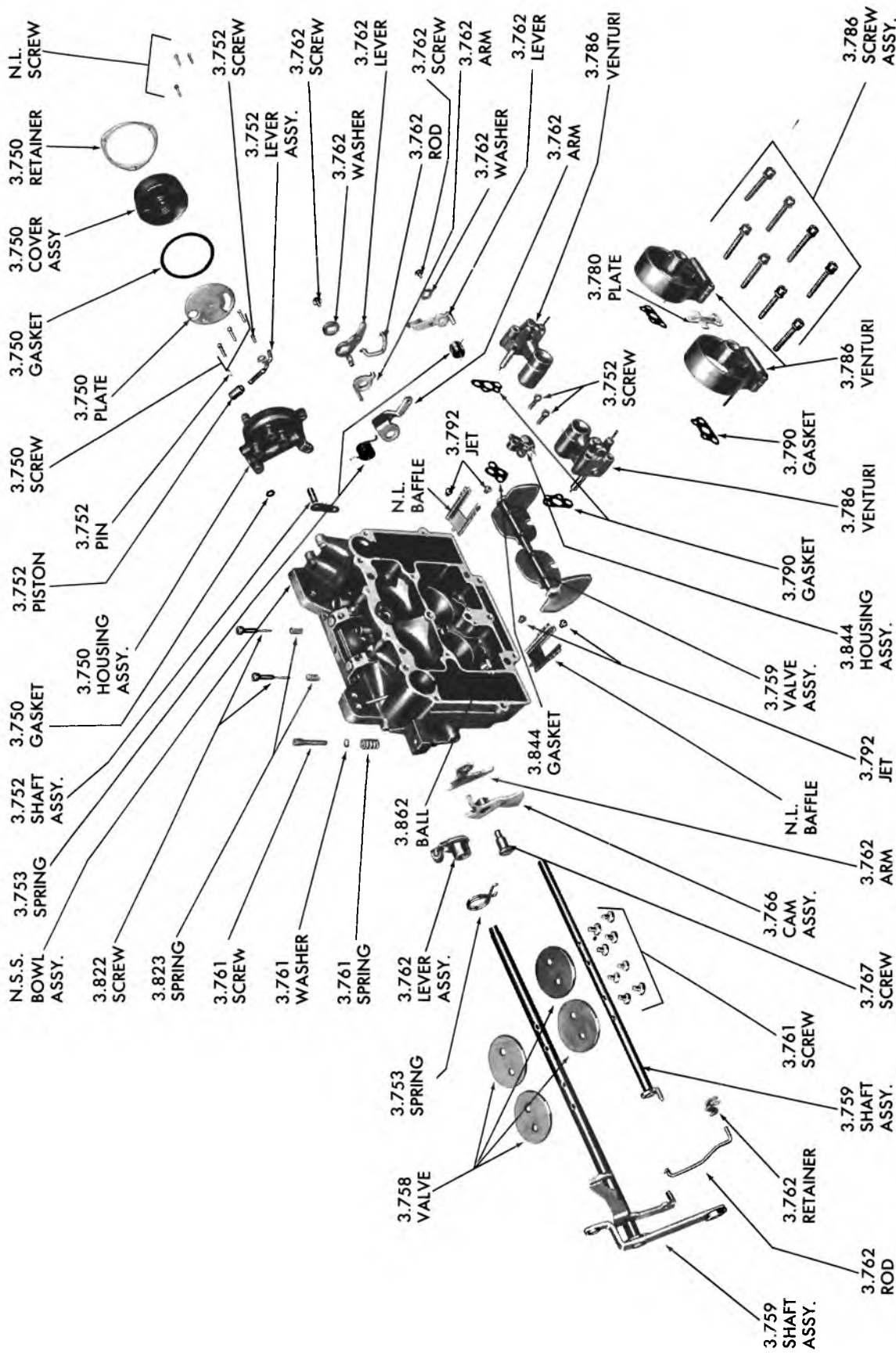
- |           |                 |           |                        |
|-----------|-----------------|-----------|------------------------|
| 1. 3.806  | ROD (Secondary) | 11. 3.752 | SHAFT and LEVER ASSY.  |
| 2. 3.440  | VALVE           | 12. 8.934 | SPRING                 |
| 3. 3.440  | PIN             | 13. 3.751 | VALVE                  |
| 4. 3.440  | PIN             | 14. 3.751 | SCREW                  |
| 5. 3.730  | HORN ASSY.      | 15. 8.934 | SPRING                 |
| 6. 3.752  | ROD             | 16. 3.842 | LEVER                  |
| 7. 8.934  | SPRING          | 17. N.S.  | LEVER                  |
| 8. 3.440  | LEVER           | 18. 3.730 | SCREW                  |
| 9. 3.852  | VALVE           | 19.       | SCREW                  |
| 10. 3.852 | SCREW           | 20. 3.730 | SCREW (#10-32 x 1-1/8) |



3-15

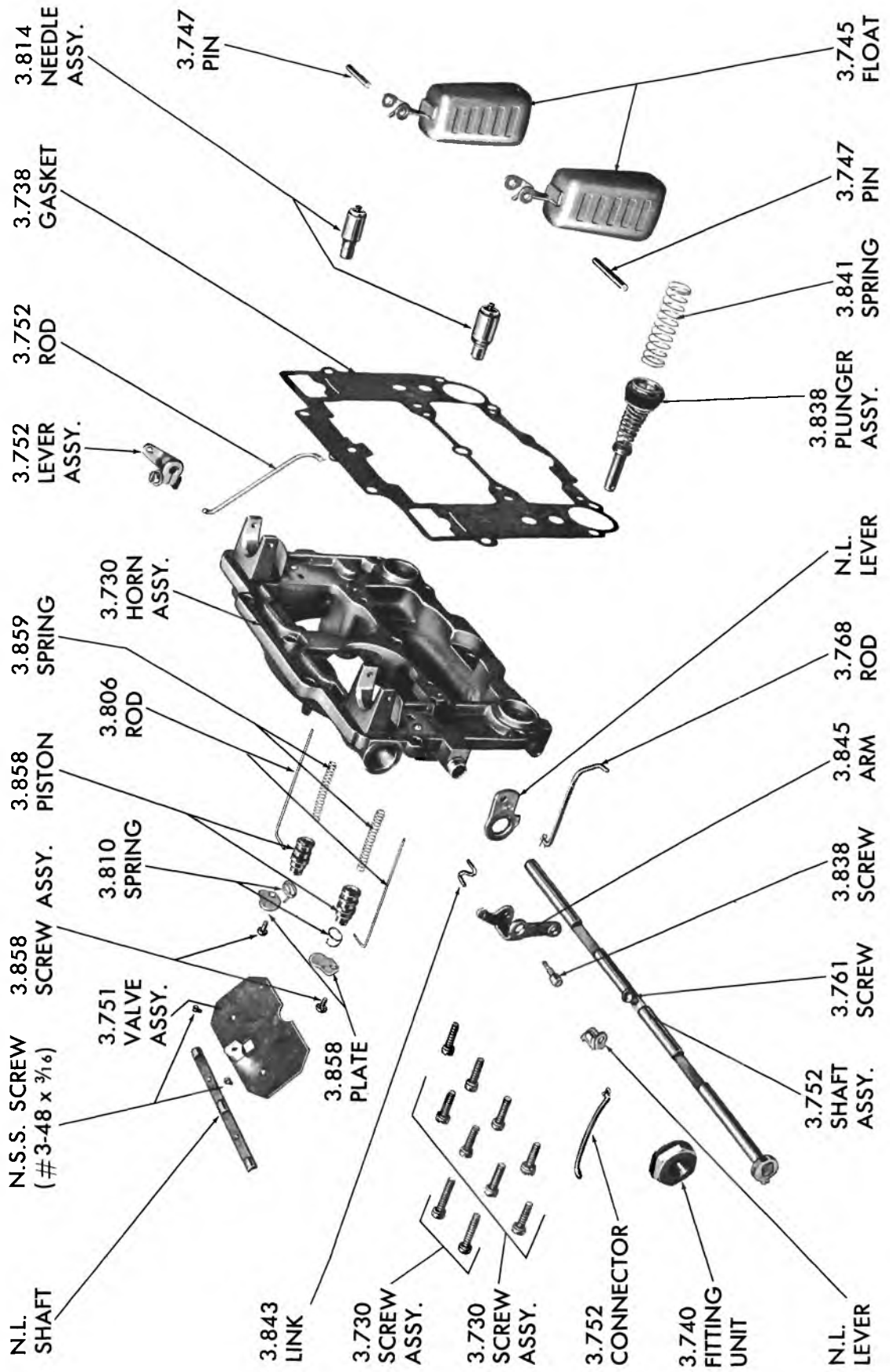
### ROCHESTER (QUADRAJET) THROTTLE BODY PARTS

- |          |                     |           |        |
|----------|---------------------|-----------|--------|
| 1. 3.762 | SCREW               | 7. 3.741  | SCREW  |
| 2. 3.766 | LEVER, Fast Idle    | 8. 3.823  | SPRING |
| 3. 3.766 | SPRING              | 9. 3.822  | NEEDLE |
| 4. 3.766 | SCREW               | 10. 3.843 | ROD    |
| 5. 3.766 | LEVER, Cam          | 11. 3.762 | LEVER  |
| 6. 3.729 | THROTTLE BODY ASSY. | 12. 3.762 | SCREW  |



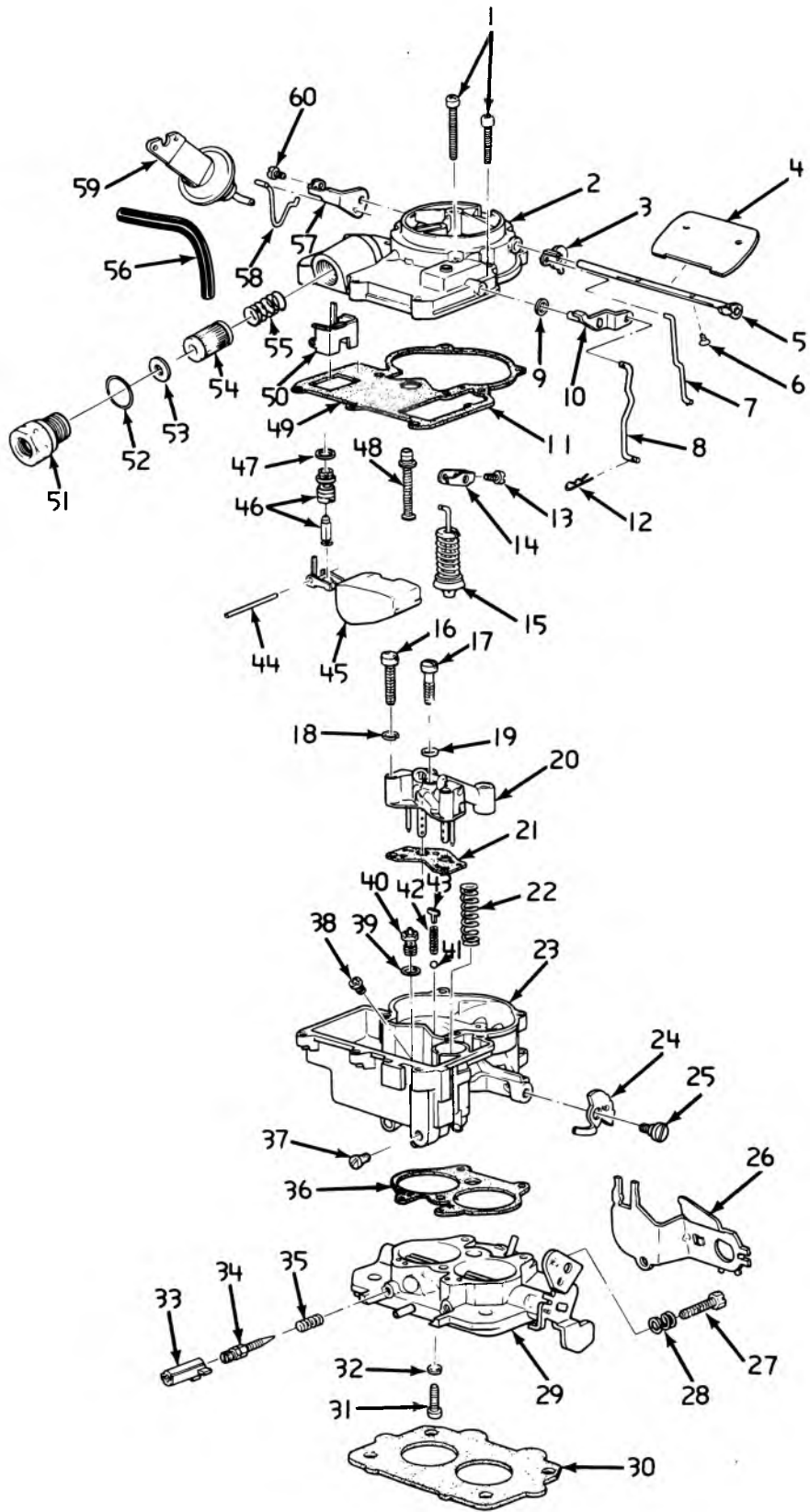
3-16

**1961-70 CARTER FOUR BARREL CARBURETOR BOWL**



3-17

1961-70 CARTER FOUR BARREL CARBURETOR AIR HORN ASSY.



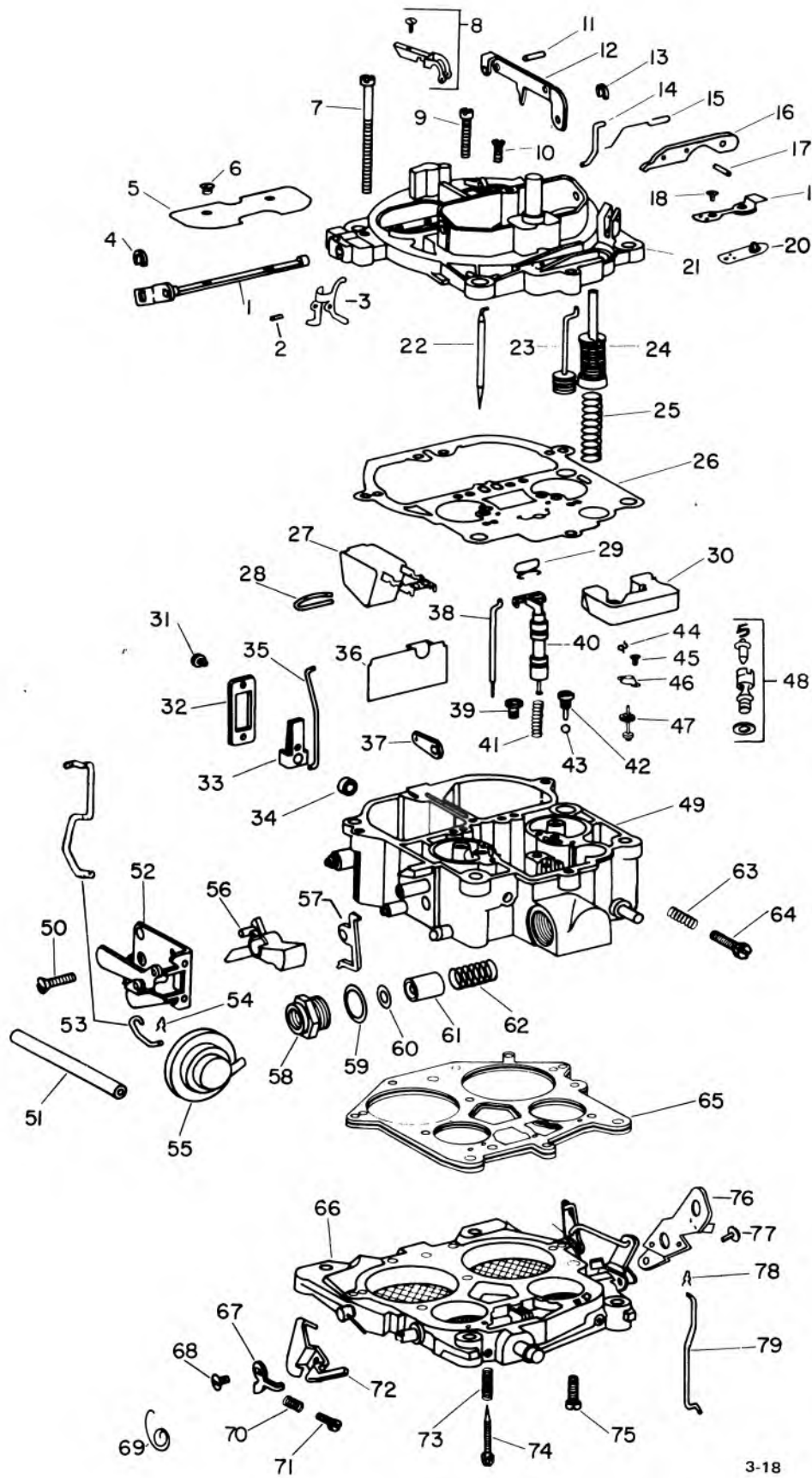
3-263

**ROCHESTER 2 BARREL CARBURETOR**

## ROCHESTER 2 BARREL CARBURETOR

1.	3.730	SCREW, Air Horn	31.	8.907	BOLT
2.	3.730	AIR HORN	32.	8.931	WASHER
3.	3.752	LEVER	33.	3.822	CAP
4.	3.751	CHOKE VALVE	34.	3.822	SCREW
5.	3.752	CHOKE SHAFT ASSY.	35.	3.823	SPRING
6.	3.751	SCREW	36.	N.S.S.	GASKET, Part of Unit 3.724
7.	3.752	CHOKE ROD	37.	8.977	SCREW
8.	3.843	PUMP ROD	38.	3.792	JET
9.	3.842	WASHER	39.	N.S.S.	GASKET, Part of Unit 3.724
10.	3.842	LEVER	40.	3.858	POWER VALVE
11.	N.S.S.	GASKET, Part of Unit 3.724	41.	3.825	BALL
12.	3.841	SPRING	42.	3.825	SPRING
13.	8.977	SCREW	43.	3.825	GUIDE
14.	3.842	LEVER PUMP, Inside	44.	3.747	PIN
15.	3.838	PUMP ASSY.	45.	3.745	FLOAT
16.	3.790	SCREW, Outer	46.	3.814	NEEDLE UNIT
17.	3.790	SCREW, Center	47.	N.S.S.	GASKET, Part of Unit 3.724
18.	8.931	LOCKWASHER	48.	3.858	POWER PISTON ASSY.
19.	N.S.S.	GASKET, Part of Unit 3.724	49.	N.S.S.	GASKET, Part of Unit 3.724
20.	3.786	VENTURI	50.	3.734	INSERT
21.	N.S.S.	GASKET, Part of Unit 3.724	51.	3.838	NUT, Fuel Filter
22.	3.841	SPRING, Pump Return	52.	3.740	GASKET, Fuel Filter Nut
23.	3.734	BOWL	53.	3.740	GASKET, Fuel Filter
24.	3.766	CAM, Fast Idle	54.	3.740	FILTER
25.	3.767	SCREW	55.	3.740	SPRING, Fuel Filter
26.	3.444	BRACKET	56.	8.962	HOSE
27.	3.776	SCREW	57.	3.752	CHOKE LEVER
28.	3.776	SPRING	58.	3.755	ROD, Vacuum Control
29.	3.729	BODY	59.	3.755	VACUUM BREAK CONTROL
30.	3.726	INSULATOR	60.	8.977	SCREW

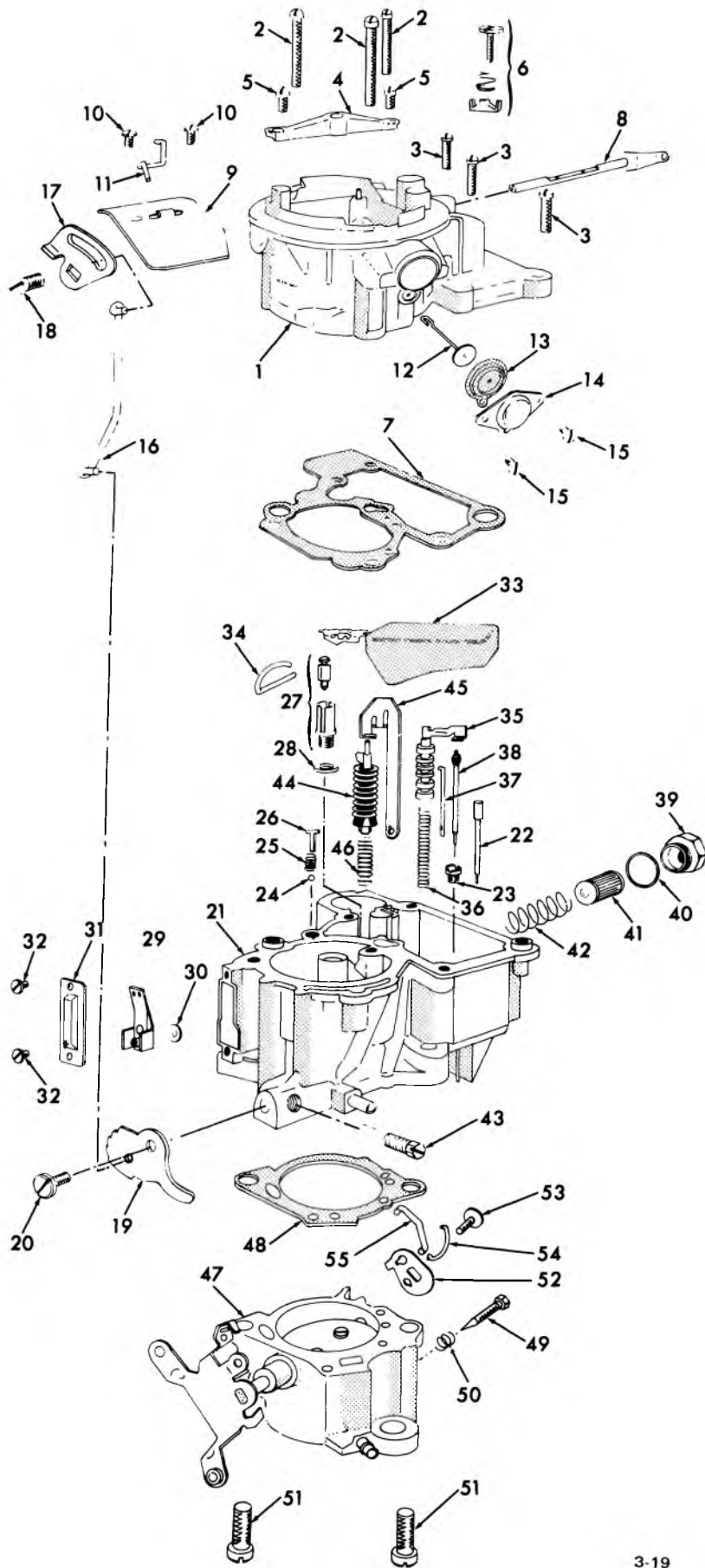




**ROCHESTER 4 BBL. CARBURETOR**

## ROCHESTER 4 BBL. CARBURETOR

- |     |        |   |     |        |  |
|-----|--------|---|-----|--------|--|
| 1.  | 3.752  | CHOKE SHAFT AND LEVER KIT                           | 41. | 3.859  | SPRING—Power Piston                                      |
| 2.  | 8.940  | ROLL PIN—Pump & Lockout Levers                      | 42. | 3.826  | RETAINER—Pump Discharge Ball                             |
| 3.  | 3.757  | LOCKOUT LEVER—Air Valve                             | 43. | 3.825  | BALL—Pump Discharge                                      |
| 4.  | 8.934  | CLIP—Vacuum Brake Rod                               | 44. | N.S.S. | Part of Float Bowl Assy.                                 |
| 5.  | 3.752  | CHOKE VALVE KIT                                     | 45. | N.S.S. | SCREW—Diaphragm Retainer, Part of Float Bowl Assy.       |
| 6.  | 3.751  | SCREW—Choke Valve                                   | 46. | N.S.S. | RETAINER—Float Needle Diaphragm-Part of Float Bowl Assy. |
| 7.  | 3.730  | SCREW—Air Horn                                      | 47. | N.S.S. | Part of Float Bowl Assy.                                 |
| 8.  | 3.806  | SECONDARY METERING ROD HOLDER KIT                   | 48. | 3.814  | NEEDLE & SEAT ASSY.                                      |
| 9.  | 8.907  | SCREW—Air Horn                                      | 49. | 3.734  | FLOAT BOWL ASSY.   |
| 10. | 3.730  | SCREW—Air Horn                                      | 50. | 3.755  | SCREW—Vacuum Brake Control                               |
| 11. | 8.940  | ROLL PIN—Pump & Lockout Levers                      | 51. | 8.962  | HOSE—Vacuum  |
| 12. | N.S.S. | Part of Air Horn Assy.                              | 52. | 3.750  | VACUUM BRAKE CONTROL BRACKET ASSY.                       |
| 13. | 8.934  | CLIP—Vacuum Brake Rod                               | 53. | 3.755  | ROD—Vacuum Brake   |
| 14. | N.S.S. | Part of Air Horn Assy.                              | 54. | 3.841  | CLIP—Pump Rod  |
| 15. | N.S.S. | Part of Idle Vent Valve Kit                         | 55. | 3.755  | VACUUM BRAKE CONTROL ASSY.                               |
| 16. | 3.842  | LEVER—Pump Actuating                                | 56. | 3.766  | CAM—Fast Idle  |
| 17. | 8.940  | ROLL PIN—Pump & Lockout Levers                      | 57. | 3.752  | LOCKOUT LEVER—Secondary                                  |
| 18. | 3.852  | SCREW—Idle Vent Valve (Part of Idle Vent Valve Kit) | 58. | 3.740  | FILTER NUT—Fuel Inlet                                    |
| 19. | 3.852  | VALVE—Idle Vent (Part of Idle Vent Valve Kit)       | 59. | 3.740  | GASKET—Inlet Nut   |
| 20. | N.S.S. | Part of Air Horn Assy.                              | 60. | 3.740  | GASKET—Filter  |
| 21. | 3.730  | AIR HORN ASSY.                                      | 61. | 3.740  | FILTER—Fuel Inlet  |
| 22. | 3.806  | METERING ROD—Secondary                              | 62. | 3.740  | SPRING—Inlet Filter                                      |
| 23. | N.S.S. | Part of Float Bowl Assy.                            | 63. | 3.766  | SPRING—Idle Stop Screw                                   |
| 24. | 3.838  | PUMP ASSY.  | 64. | 3.761  | SCREW—Idle Stop  |
| 25. | 3.841  | SPRING—Pump Return                                  | 65. | 3.724  | GASKET—Throttle Body                                     |
| 26. | 3.724  | GASKET—Air Horn                                     | 66. | 3.729  | THROTTLE BODY ASSY.                                      |
| 27. | 3.745  | FLOAT ASSY.   | 67. | 3.766  | LEVER—Fast Idle  |
| 28. | 3.814  | HINGE PIN—Float                                     | 68. | 3.766  | SCREW—Cam & Fast Idle Levers Attaching                   |
| 29. | 3.810  | SPRING—Metering Rod-Primary                         | 69. | 3.766  | SPRING—Cam Follower Lever                                |
| 30. | 3.734  | INSERT—Float Bowl                                   | 70. | 3.766  | SPRING—Fast Idle Screw                                   |
| 31. | 3.820  | SCREW—Cover Attaching                               | 71. | 3.766  | SCREW—Fast Idle Adjusting                                |
| 32. | 3.820  | COVER—Idle Compensator                              | 72. | 3.766  | LEVER—Cam Follower                                       |
| 33. | 3.820  | IDLE COMPENSATOR ASSY.                              | 73. | 3.822  | SPRING—Idle Needle                                       |
| 34. | 3.724  | GASKET—Idle Compensator                             | 74. | 3.822  | NEEDLE—Idle Adjusting                                    |
| 35. | 3.752  | ROD—Choke   | 75. | 3.741  | SCREW—Throttle Body                                      |
| 36. | 3.740  | BAFFLE PLATE—Float Bowl                             | 76. | N.S.S. | Part of Throttle Body Assy.                              |
| 37. | 3.752  | LEVER—Intermediate Choke                            | 77. | N.S.S. | Part of Throttle Body Assy.                              |
| 38. | 3.806  | METERING ROD—Primary                                | 78. | 3.841  | CLIP—Pump Rod  |
| 39. | 3.792  | METERING JET—Primary                                | 79. | 3.843  | ROD—Pump   |
| 40. | 3.858  | POWER PISTON ASSY.                                  |     |        |  |



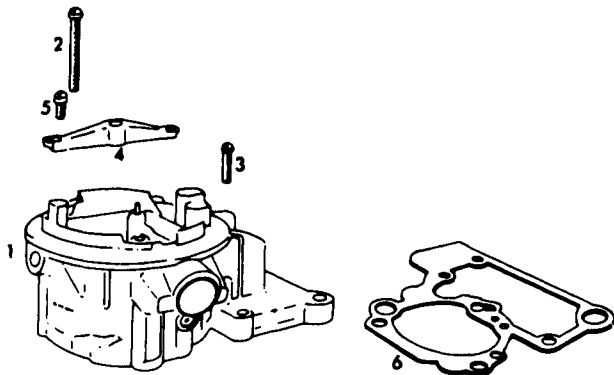
3-19

**ROCHESTER MONOJET CARBURETOR**

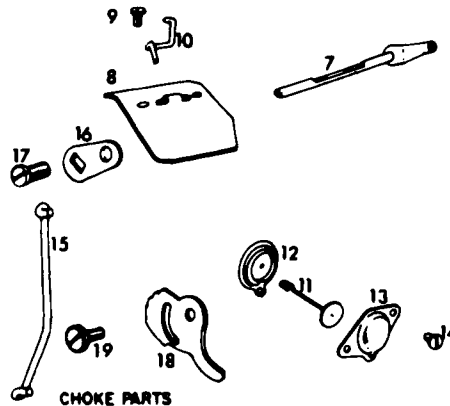
## ROCHESTER MONOJET CARBURETOR

- |     |        |                            |     |        |                             |
|-----|--------|----------------------------|-----|--------|-----------------------------|
| 1.  | 3.730  | HORN ASM.                  | 29. | 3.820  | COMPENSATOR                 |
| 2.  | 3.730  | SCREW                      | 30. | 3.820  | GASKET                      |
| 3.  | 3.730  | SCREW                      | 31. | 3.820  | COVER ASM.                  |
| 4.  | 3.730  | BRACKET                    | 32. | 3.820  | SCREW                       |
| 5.  | 3.730  | SCREW                      | 33. | 3.745  | FLOAT ASM.                  |
| 6.  | 3.852  | VALVE KIT                  | 34. | 3.747  | PIN                         |
| 7.  | N.S.S. | PART OF A GASKET KIT 3.724 | 35. | 3.858  | PISTON                      |
| 8.  | 3.752  | SHAFT                      | 36. | 3.859  | SPRING                      |
| 9.  | 3.751  | VALVE                      | 37. | 3.858  | ROD                         |
| 10. | 3.820  | SCREW                      | 38. | 3.806  | ROD                         |
| 11. | 3.755  | CONNECTOR                  | 39. | 3.740  | FILTER NUT                  |
| 12. | 3.755  | LINK ASM.                  | 40. | 3.740  | GASKET                      |
| 13. | 3.755  | DIAPHRAGM ASM.             | 41. | 3.740  | FILTER                      |
| 14. | 3.755  | COVER                      | 42. | 3.740  | SPRING                      |
| 15. | 3.820  | SCREW                      | 43. | 3.822  | SCREW                       |
| 16. | 3.752  | ROD                        | 44. | 3.838  | PLUNGER                     |
| 17. | 3.752  | LEVER                      | 45. | 3.858  | LEVER ASM.                  |
| 18. | 3.752  | SCREW                      | 46. | 3.841  | SPRING                      |
| 19. | 3.766  | CAM                        | 47. | 3.729  | BODY ASM.                   |
| 20. | 3.767  | SCREW                      | 48. | N.S.S. | PART OF A GASKET UNIT 3.724 |
| 21. | 3.734  | BOWL                       | 49. | 3.822  | SCREW                       |
| 22. | 3.818  | TUBE                       | 50. | 3.823  | SPRING                      |
| 23. | 3.792  | JET                        | 51. | 3.741  | SCREW                       |
| 24. | 3.825  | BALL                       | 52. | 3.842  | LEVER                       |
| 25. | 3.825  | SPRING                     | 53. | 3.762  | SCREW                       |
| 26. | 3.825  | GUIDE                      | 54. | 3.843  | LINK                        |
| 27. | 3.814  | NEEDLE UNIT                | 55. | 3.843  | LINK                        |
| 28. | N.S.S. | PART OF A GASKET 3.724     |     |        |                             |

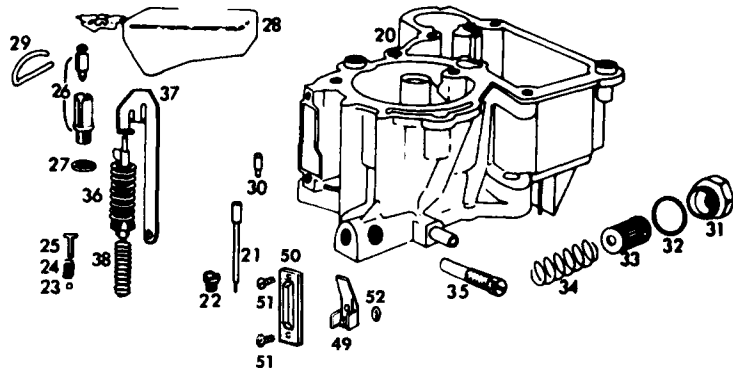
3-19



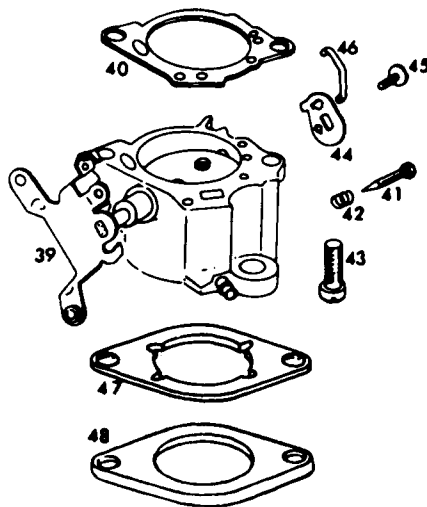
AIR HORN PARTS



CHOKE PARTS



FLOAT BOWL PARTS

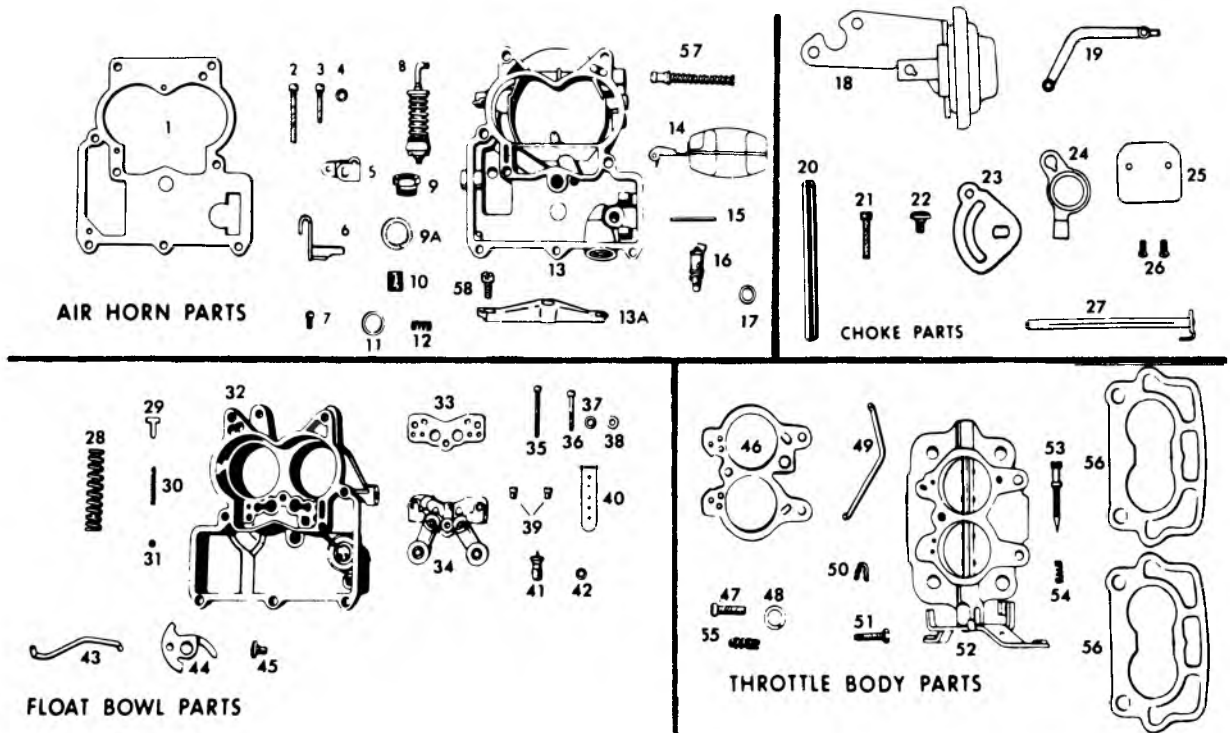


THROTTLE BODY PARTS

3-277

### 1971-75 140 C.I.D. MONOJET CARBURETOR

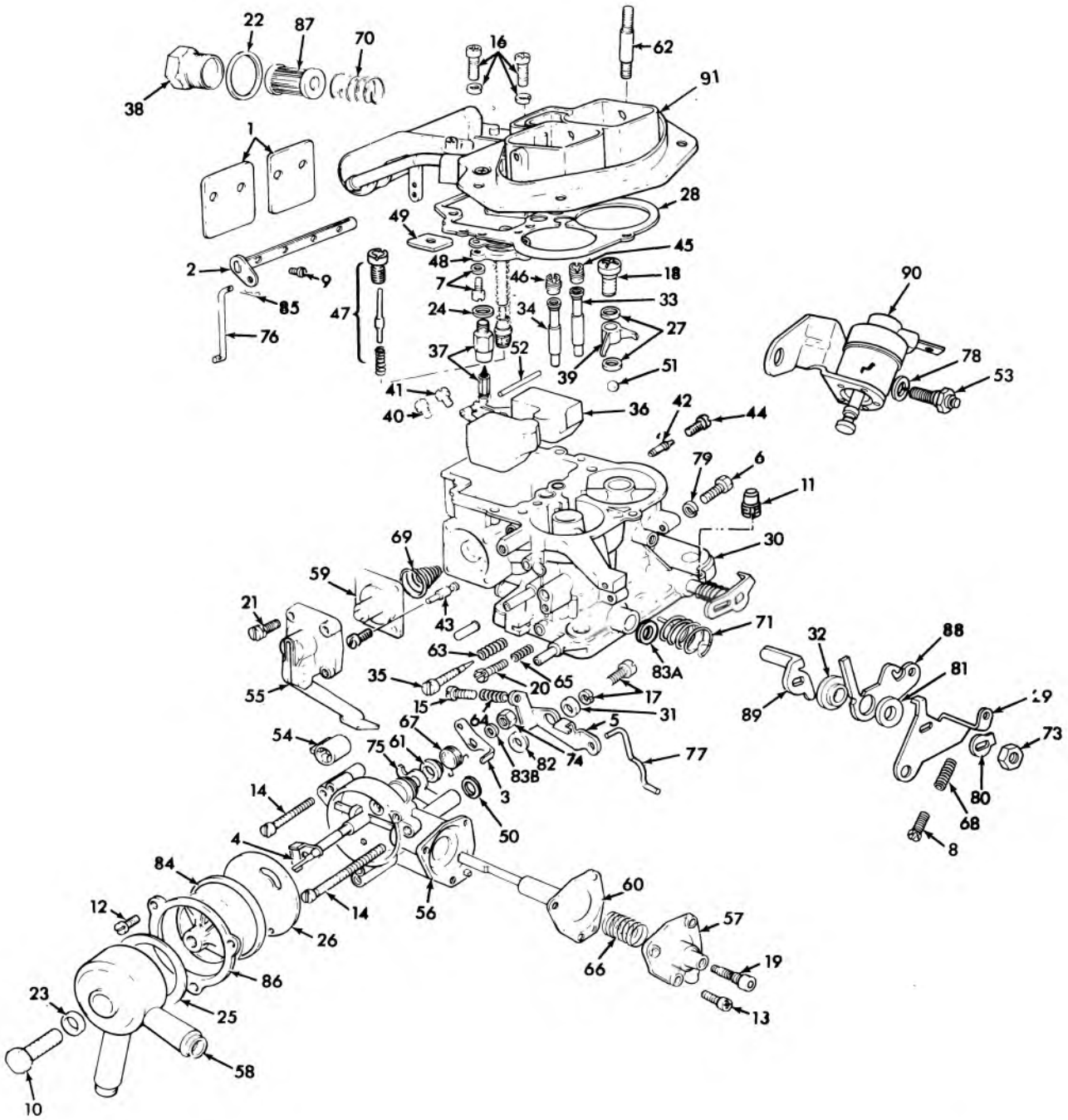
- |     |       |                       |     |        |                   |
|-----|-------|-----------------------|-----|--------|-------------------|
| 1.  | 3.730 | AIR HORN ASSY. 1971   | 27. | 3.724  | GASKET            |
| 2.  | 3.730 | SCREW                 | 28. | 3.745  | FLOAT ASSY.       |
| 3.  | 3.730 | SCREW                 | 29. | 3.747  | LEVER PIN         |
| 4.  | 3.730 | BRACKET               | 30. | 3.858  | POWER VALVE       |
| 5.  | 3.403 | SCREW                 | 31. | 3.740  | FILTER NUT        |
| 6.  | 3.724 | GASKET                | 32. | 3.740  | GASKET            |
| 7.  | 3.752 | SHAFT AND LEVER ASSY. | 33. | 3.740  | FILTER            |
| 8.  | 3.751 | VALVE 1971-72         | 34. | 3.740  | SPRING            |
|     | 3.751 | VALVE 1973            | 35. | 3.822  | SCREW             |
| 9.  | 3.751 | SCREW                 |     | 3.838  | PUMP ASSY.        |
| 10. | 3.755 | CONNECTOR             | 37. | 3.858  | LEVER             |
| 11. | 3.755 | CONTROL ASSY.         | 38. | 3.841  | SPRING            |
| 12. | 3.755 | DIAPHRAGM             | 39. | 3.729  | BODY ASSY.        |
| 13. | 3.755 | COVER                 | 40. | 3.724  | GASKET            |
| 14. | 3.751 | SCREW                 | 41. | 3.822  | NEEDLE UNIT       |
| 15. | 3.752 | ROD                   |     | 3.823  | LIMITER           |
| 16. | 3.752 | LEVER                 | 42. | 3.823  | SPRING            |
| 17. | 8.907 | SCREW (6-32 x 5/16")  | 43. | 3.741  | SCREW             |
| 18. | 3.766 | CAM                   | 44. | 3.843  | LEVER             |
| 19. | 3.767 | SCREW                 | 45. | 3.762  | SCREW             |
| 20. | 3.734 | FLOAT BOWL ASSY.      | 46. | 3.843  | LINK              |
| 21. | 3.818 | TUBE ASSY.            | 47. | 3.726  | INSULATOR         |
| 22. | 3.792 | JET                   | 48. | 3.726  | GASKET            |
| 23. | 3.825 | BALL                  | 49. | 3.820  | COMPENSATOR ASSY. |
| 24. | 3.825 | SPRING                | 50. | 3.820  | COVER             |
| 25. | 3.825 | GUIDE                 | 51. | 3.820  | SCREW             |
| 26. | 3.814 | NEEDLE AND SEAT ASSY. | 52. | N.S.S. | GASKET            |



3-285

1971-72 140 C.I.D. 2BC

- |      |       |  |     |       |   |
|------|-------|--|-----|-------|---|
| 1.   | 3.725 | CARBURETOR                                       | 29. | 3.826 | GUIDE   |
| 2.   | 3.724 | GASKET   | 30. | 3.825 | SPRING  |
| 3.   | 8.907 | SCREW (10— 32 x 1 <sup>3</sup> / <sub>8</sub> "  | 31. | 3.825 | BALL  |
| 4.   | 3.730 | SCREW (10— 32 x 5 <sup>1</sup> / <sub>16</sub> " | 32. | 3.734 | FLOAT BOWL ASSY.                                |
| 5.   | 8.931 | WASHER   | 33. | 3.724 | GASKET  |
| 6.   | 3.842 | LEVER  | 34. | 3.786 | VENTURI ASSY. (see group)                       |
| 7.   | 3.842 | SHAFT AND LEVER ASSY. (see group)                | 35. | 3.786 | SCREW (8— 32 x 1 <sup>3</sup> / <sub>8</sub> "  |
| 8.   | 8.907 | SCREW (8— 32 x 3 <sup>1</sup> / <sub>8</sub> "   | 36. | 3.786 | SCREW (8— 32 x 5 <sup>1</sup> / <sub>16</sub> " |
| 9.   | 3.838 | PUMP ASSY.                                       | 37. | 8.931 | WASHER  |
| 9A.  | 3.740 | NUT  | 38. | 3.724 | GASKET  |
| 10.  | 3.740 | GASKET   |     | 3.792 | JET   |
| 11.  | 3.740 | FILTER   | 39. | 3.792 |   |
| 12.  | 3.740 | GASKET   | 40. | 3.734 | INSERT  |
| 13.  | 3.740 | SPRING   | 41. | 3.858 | POWER VALVE ASSY.                               |
| 13A. | 3.730 | AIR HORN ASSY.                                   | 42. | 3.724 | GASKET  |
| 14.  | 3.730 | BRACKET  | 43. | 3.752 | ROD   |
| 15.  | 3.745 | FLOAT ASSY.                                      | 44. | 3.766 | CAM (see group)                                 |
| 16.  | 3.747 | PIN  | 45. | 3.767 | SCREW   |
| 17.  | 3.814 | NEEDLE AND SEAT ASSY.                            | 46. | 3.724 | GASKET  |
| 18.  | 3.724 | GASKET   | 47. | 3.741 | SCREW   |
| 19.  | 3.755 | CONTROL AND BRACKET ASSY.                        | 48. | 8.931 | WASHER  |
| 20.  | 3.755 | LINK   | 49. | 3.843 | LINK (1st design)                               |
| 21.  | 8.962 | HOSE   |     | 3.843 | LINK (2nd design)                               |
| 22.  | 8.907 | SCREW (8— 32 x 5 <sup>1</sup> / <sub>16</sub> "  | 50. | 3.843 | CLIP  |
| 23.  | 3.752 | SCREW (6— 32 x 5 <sup>1</sup> / <sub>16</sub> "  | 51. | 3.766 | SCREW   |
| 24.  | 3.752 | LEVER  | 52. | 3.729 | THROTTLE BODY ASSY.                             |
| 25.  | 3.752 | LEVER AND COLLAR ASSY.                           | 53. | 3.822 | NEEDLE UNIT                                     |
| 26.  | 3.751 | VALVE  |     | 3.823 | LIMITER   |
| 27.  | 3.751 | SCREW  | 54. | 3.823 | SPRING  |
| 28.  | 3.757 | SHAFT ASSY.                                      | 55. | 3.766 | SPRING  |
|      | 3.841 | SPRING   | 56. | 3.726 | INSULATOR                                       |
|      |       |  |     | 3.726 | GASKET  |
|      |       |  | 57. | 3.858 | PISTON ASSY.                                    |
|      |       |  | 58. | 3.403 | SCREW   |



3-284

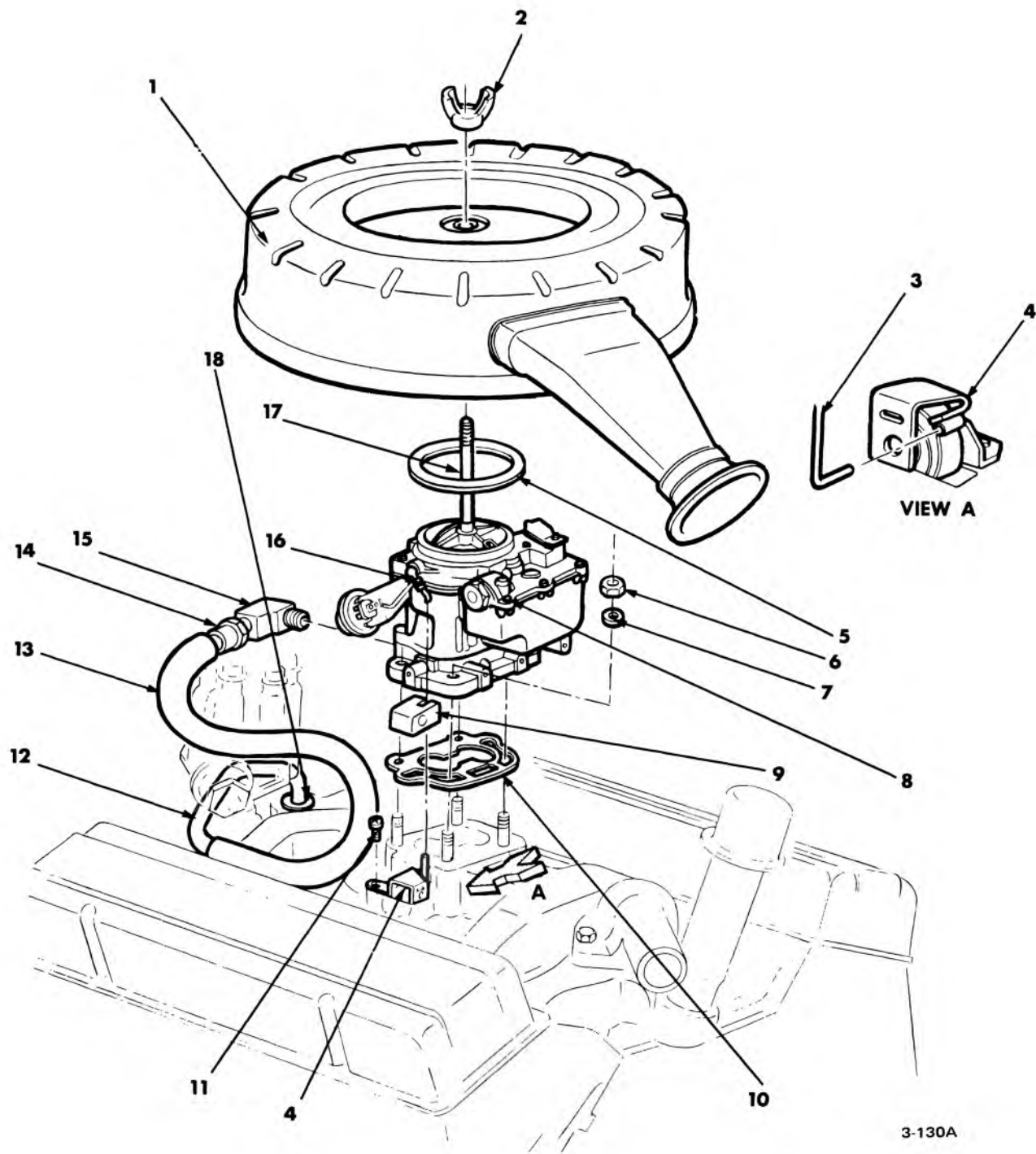
1973-75 140 CID HOLLEY 2BC

1973-75 140 CID HOLLEY 2 BC

	3.725	CARBURETOR UNIT	49.	3.752	SEAL
	3.724	GASKET UNIT	51.	3.825	BALL
	3.725	REPAIR UNIT	52.	3.747	PIN
1.	3.751	VALVE	53.	3.758	SCREW
2.	3.752	SHAFT ASSY.	54.	3.823	LIMITER CAP
3.	3.752	LEVER	55.	3.844	COVER ASSY.
4.	3.752	SHAFT ASSY.	56.	3.752	HOUSING ASSY.
5.	3.766	LEVER	57.	3.755	COVER ASSY.
6.	N.S.S.	SCREW	58.	3.752	HOUSING
7.	3.858	SCREW ASSY.	59.	3.838	DIAPHRAGM ASSY.
8.	3.761	SCREW	60.	3.755	DIAPHRAGM ASSY.
9.	3.751	SCREW	61.	3.766	RETAINER
10.	N.S.S.	SCREW	62.	N.S.S.	STUD
11.	3.440	SCREW	63.	3.766	SPRING
12.	3.751	SCREW	64.	3.766	SPRING
13.	3.758	SCREW ASSY.	65.	3.766	SPRING
14.	3.751	SCREW ASSY.	66.	3.763	SPRING
15.	3.758	SCREW	67.	3.766	SPRING
16.	3.730	SCREW ASSY.	68.	3.761	SPRING
17.	3.767	SCREW ASSY.	69.	3.841	SPRING
18.	3.825	SCREW	70.	3.740	SPRING
19.	N.S.S.	SCREW	71.	3.763	SPRING
20.	3.766	SCREW	73.	N.S.S.	NUT
21.	3.845	SCREW ASSY.	74.	N.S.S.	NUT
25.	3.750	GASKET	75.	3.766	CAM ASSY., carb. fast idle w/hub
29.	3.762	LEVER	76.	3.752	ROD
30.	3.729	BODY ASSY.	77.	3.768	ROD
31.	3.767	BUSHING	78.	N.S.S.	WASHER
32.	3.752	BUSHING	79.	N.S.S.	WASHER
33.	3.786	TUBE	80.	3.762	WASHER
34.	3.786	TUBE	81.	N.S.S.	WASHER
35.	3.822	SCREW	82.	3.768	WASHER
36.	3.745	FLOAT ASSY.	83.	3.768	WASHER
38.	3.740	FITTING	83A.	N.S.S.	WASHER
39.	3.774	NOZZLE ASSY.	83B.	N.S.S.	WASHER
40.	3.792	JET w/A.T.	84.	3.750	HOUSING ASSY.
	3.792	JET	85.	3.752	RETAINER
41.			86.	3.750	RING
42.	3.798	JET	87.	3.740	FILTER ASSY.
43.	3.798	JET	88.	3.761	LEVER ASSY.
44.	3.798	RETAINER	89.	3.766	LEVER
45.	3.790	BLEED RESET	90.	3.440	SOLENOID ASSY.
47.	3.858	VALVE ASSY.	91.	3.730	HORN ASSY.
48.	3.858	VALVE ASSY.			

3-284

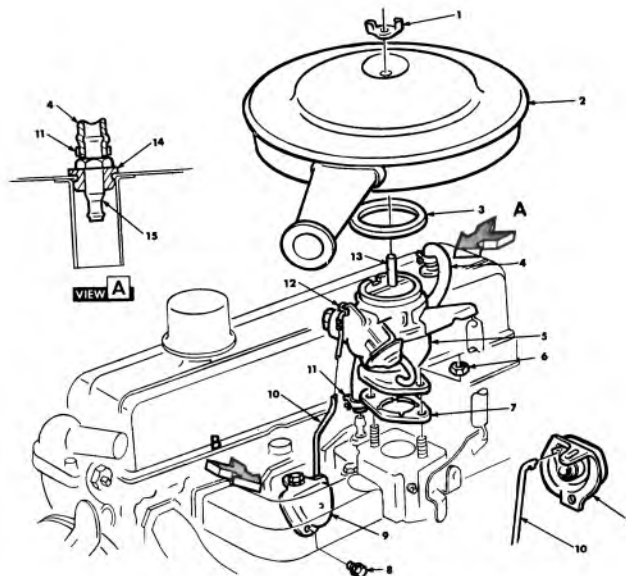




### 1964-67 CHEVELLE EIGHT CYLINDER (2 B.C.) CARBURETOR DETAILS

- |     |       |                        |     |       |                                      |
|-----|-------|------------------------|-----|-------|--------------------------------------|
| 1.  | 3.402 | CLEANER                | 11. | 8.907 | BOLT (10-24 x 5/8) use with          |
| 2.  | 8.920 | NUT (1/4-20)—chrome    |     | 8.932 | L/WASHER (5/16)                      |
| 3.  | 3.752 | ROD—auto. choke        | 12. | 1.745 | CONNECTOR                            |
| 4.  | 3.750 | THERMOSTAT ASSY.       | 13. | *     | HOSE                                 |
| 5.  | 3.403 | GASKET—to carb. & sil. | 14. | 1.745 | VALVE ASSEMBLY—vent                  |
| 6.  | 8.915 | NUT (5/16-24)          | 15. | 8.963 | ELBOW (90°)—1/4-18 int. & ext. thds. |
| 7.  | 3.288 | WASHER—frt. mtg. stud  | 16. | 3.752 | CLIP—thermo modifier, link rod end   |
| 8.  | 3.725 | CARBURETOR UNIT        | 17. | 3.403 | STUD—to silencer                     |
| 9.  | 3.750 | COVER—therm.           | 18. | 1.745 | GROMMET—vent, hose connector         |
| 10. | 3.726 | GASKET                 |     |       |                                      |

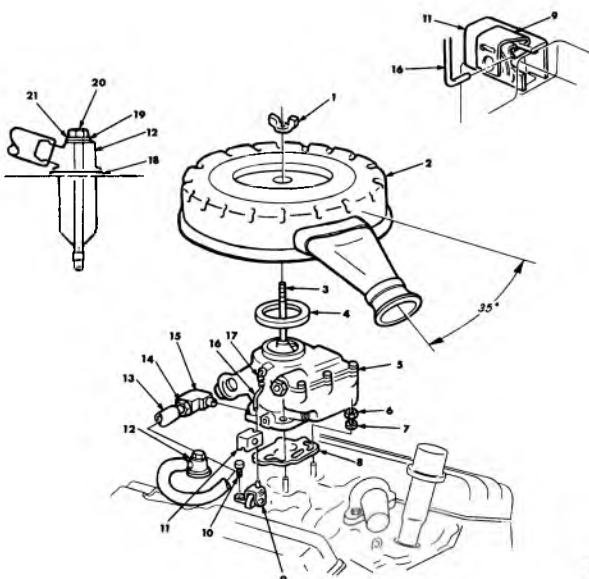
\*REMOVED FROM SERVICE



3-42

### 1963-67 SIX CYLINDER CARBURETOR AND ENGINE VENTILATION DETAILS

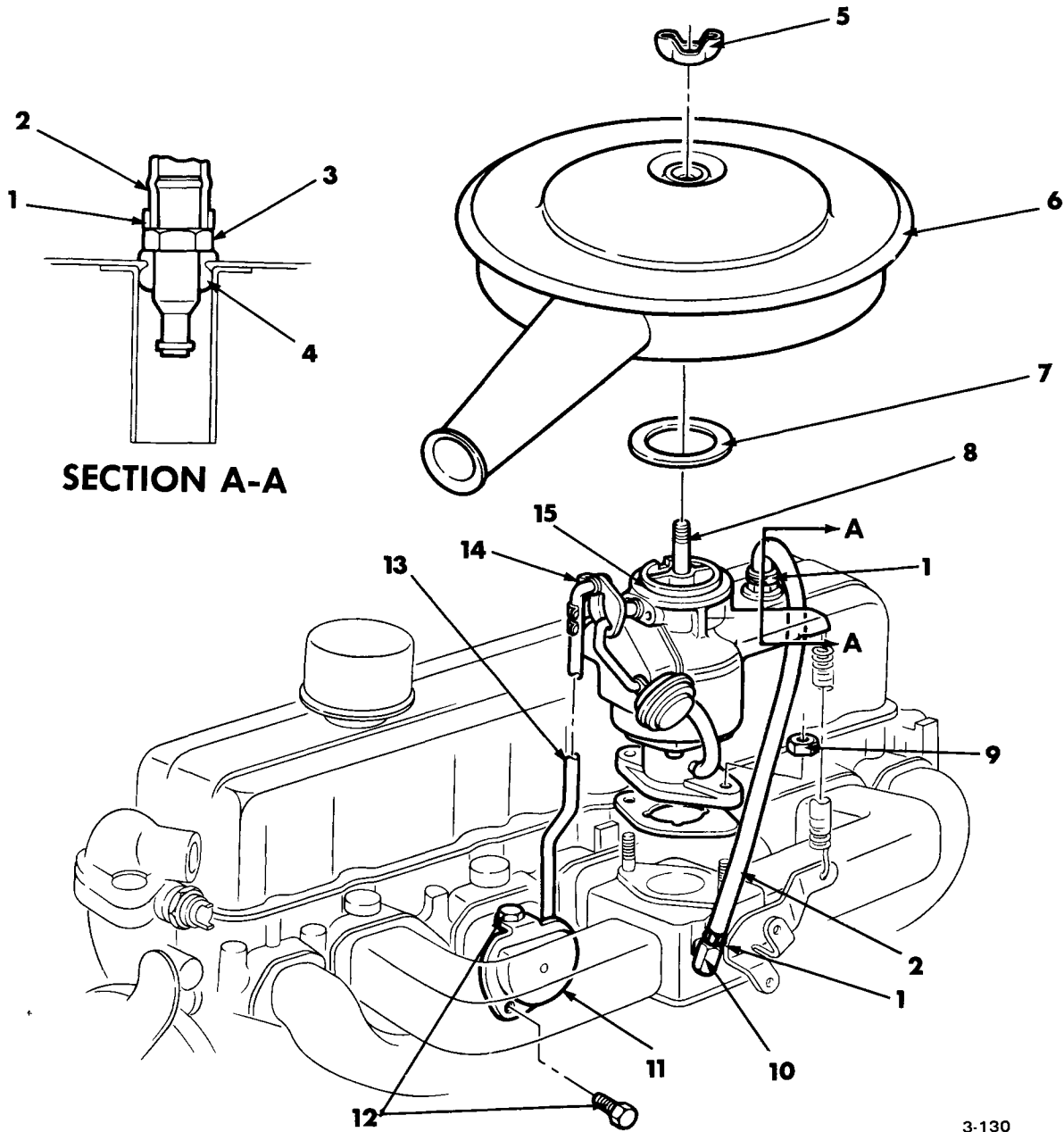
- |                              |                                   |
|------------------------------|-----------------------------------|
| 1. 8.920 WING NUT (1/4-20)   | 9. 3.750 THERMOSTAT & COVER ASSY. |
| 2. 3.402 AIR CLEANER         | 10. 3.752 ROD                     |
| 3. 3.403 GASKET              | 11. 1.750 CLAMP                   |
| 4. 1.762 HOSE                | 12. 3.425 CLIP                    |
| 5. 3.725 CARBURETOR ASSEMBLY | 13. 3.403 STUD                    |
| 6. 8.916 NUT (3/8-24)        | 14. 1.745 GROMMET                 |
| 7. 3.726 GASKET              | 15. 1.745 VALVE                   |
| 8. 8.900 BOLT (1/4-20 x 3/8) |                                   |



3-43

### 1965-67 PASS. AIR CLEANER-CARBURETOR-ENGINE VENTILATION-283

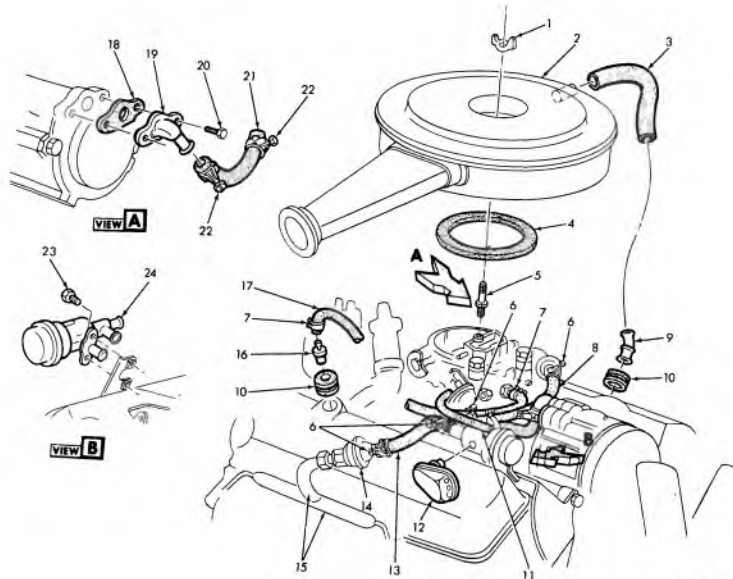
- |                                     |  |
|-------------------------------------|--|
| 1. 8.920 WING NUT (1/4-20)          | 12. 1.745 ADAPTER—vent hose to manifold  |
| 2. 3.402 AIR CLEANER                | 13. 8.962 HOSE—1/2 I.D. x 18" long       |
| 3. 3.403 STUD—to silencer           | 14. 1.745 VALVE ASSEMBLY—vent            |
| 4. 3.403 GASKET—to carb. & silencer | 15. 8.963 ELBOW (90°-1/4-18)             |
| 5. 3.725 CARBURETOR ASSEMBLY        | 16. 3.752 ROD—auto. choke                |
| 6. 8.915 NUT (5/16-24) (301-M)      | 17. 3.752 CLIP—thermo. mod. link rod end |
| 7. 3.288 SPL. WASHER—frt. mtg. stud | 18. 1.745 GASKET—c/case vent tube ext.   |
| 8. 3.726 GASKET                     | 19. 1.745 GASKET—vent valve adapter bolt |
| 9. 3.750 THERMOSTAT ASSEMBLY        | 20. 8.900 BOLT (1/4-20 x 4-1/2) (260-M)  |
| 10. 8.906 BOLT (10-24 x 1/4)        | 21. 8.929 WASHER (9/32 x 5/8 x 5/64)     |
| 11. 3.750 COVER—thermostat          |  |



3-130

**1964-67 CHEVELLE AIR CLEANER, CARBURETOR, CHOKE AND VENT (6 CYL.)**

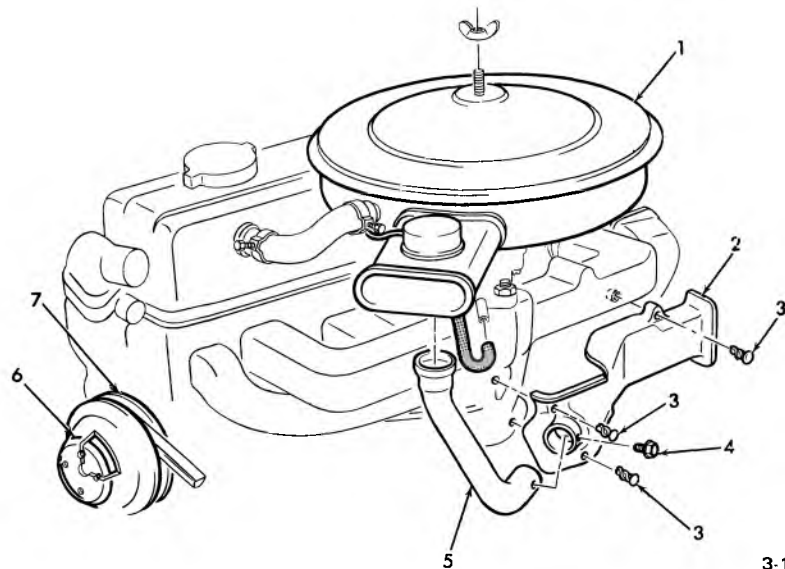
1.	1.750	CLAMP	9.	8.916	NUT (3/8-24)
2.	1.762	HOSE (11/32 x 29)	10.	4.931	FITTING ASSY.—inlet manifold
3.	1.745	VALVE ASSEMBLY—vent	11.	3.750	THERMOSTAT—w/cover
4.	1.745	GROMMET—vent hose (R.H.)	12.	8.900	BOLT (1/4-20 x 3/8) use with
5.	8.920	NUT (1/4-20)		8.932	L/WASHER (1/4)
6.	3.402	CLEANER	13.	3.752	ROD—automatic choke
7.	3.403	GASKET—to carb. & silencer	14.	3.752	CLIP—thermo modifier link rod end
8.	3.403	STUD	15.	3.725	CARBURETOR—unit



3-137

### 1968 396 AIR CLEANER, HOSES AND VALVES

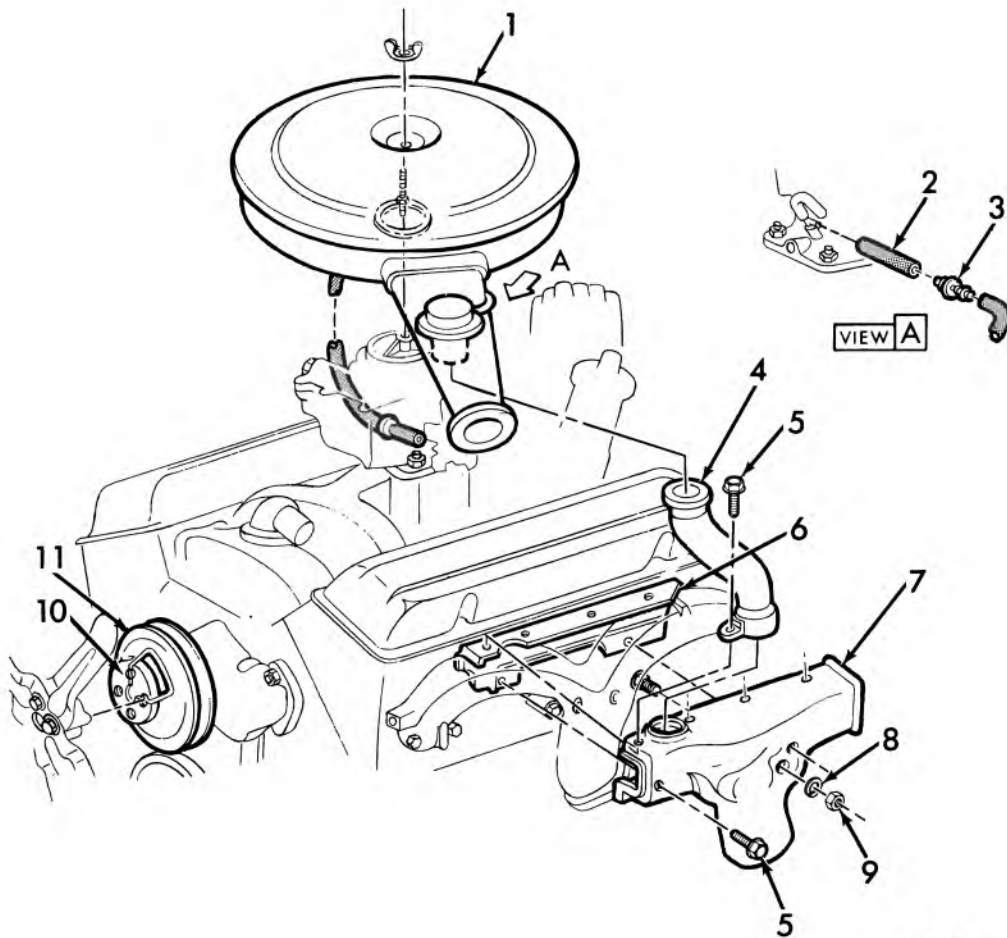
- |                      |                       |                               |
|----------------------|-----------------------|-------------------------------|
| 1. 8.920 WING NUT    | 9. 1.745 CONNECTOR    | 17. 1.762 HOSE                |
| 2. 3.402 AIR CLEANER | 10. 1.745 GROMMET     | 18. 3.670 GASKET              |
| 3. 1.762 HOSE        | 11. 2.420 HOSE        | 19. 3.675 ELBOW               |
| 4. 3.403 GASKET      | 12. 3.672 MUFFLER     | 20. 8.900 BOLT (1/4-20 x 1/2) |
| 5. 3.403 STUD        | 13. 3.675 HOSE R.H.   | 21. 3.675 HOSE                |
| 6. 1.166 CLAMP       | 14. 3.670 VALVE       | 22. 1.166 CLAMP               |
| 7. 1.750 CLAMP       | 15. 3.675 PIPE ASSY.  | 23. 8.900 BOLT                |
| 8. 3.675 HOSE L.H.   | 16. 1.745 VALVE ASSY. | 24. 3.670 DIVERTER VALVE      |



3-138

### 1968-69 L-6 AUTOMATIC TRANSMISSION AIR CLEANER, SILENCER HEAT STOVE & TUBE

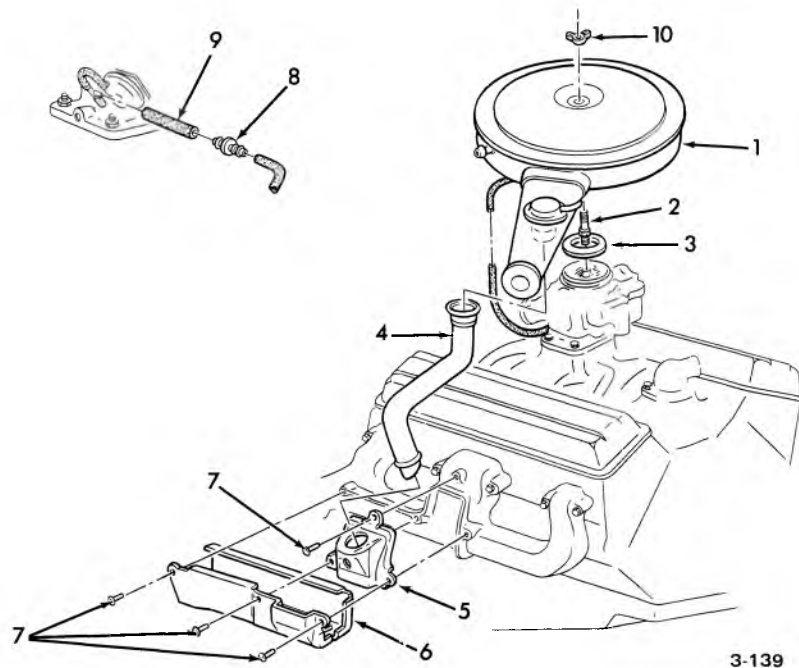
- |                                 |                        |
|---------------------------------|------------------------|
| 1. 3.402 A/CL & SIL. ASM.       | 5. 3.417 TUBE          |
| 2. 3.417 STOVE—Carb. Air Heat   | 6. 1.062 REINF.—w/Pump |
| 3. 8.981 SCREW DRIVE (#8 x 3/8) | 7. 1.062 PULLEY—w/Pump |
| 4. 8.977 SCREW (#8—18 x 1/4)    |                        |
| 3. 8.981 SCREW DRIVE (          |                        |



3-125

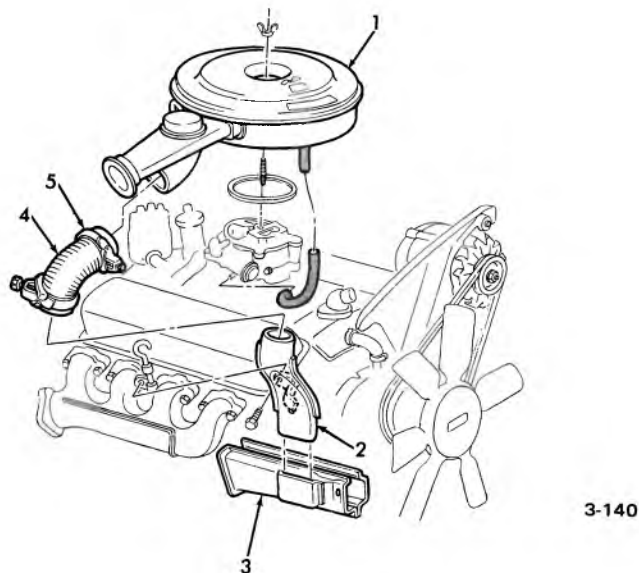
### 1968 307-327 AUTOMATIC TRANSMISSION AIR CLEANER, SILENCER, HEAT STOVE & TUBE

1.	3.402	A/CL & SIL ASM.—Biscayne, Bel Air, Impala, Caprice (307) w/A.T.	5.	8.977	SCREW (8-18 x 3/8)
	3.402	327	6.	3.417	PLATE—carb. air ht. stove base
2.	8.962	HOSE (5/32)	7.	3.417	COVER—carb. air heat — L.D.
3.	1.745	CONNECTOR	8.	8.931	L/WASHER (5/16)
4.	3.417	TUBE—carb.	9.	8.915	NUT (5/16-18)
	3.417	TUBE—air heater	10.	1.062	REINF.—w/pump
			11.	1.062	PULLEY—w/pump



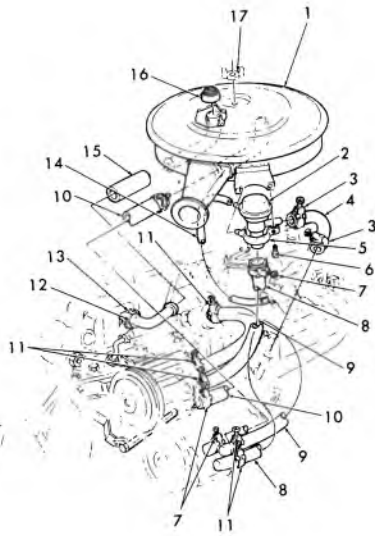
**1969 307-327 AUTOMATIC TRANSMISSION AIR  
CLEANER HEAT STOVE AND TUBE**

- |    |       |                               |     |       |                              |
|----|-------|-------------------------------|-----|-------|------------------------------|
| 1. | 3.402 | A/CL. & SIL. ASM.             | 6.  | 3.417 | STOVE—lower carb. air heater |
| 2. | 3.403 | STUD—air cleaner & silencer   | 7.  | 8.981 | STUD (8 x 3/8)               |
| 3. | 3.403 | GASKET—air cleaner & silencer | 8.  | 1.745 | CONNECTOR                    |
| 4. | 3.417 | TUBE                          | 9.  | 8.962 | HOSE (5/32)                  |
| 5. | 3.417 | STOVE—upper carb. air heater  | 10. | 8.920 | WING NUT (1/4-20)            |



**1969 396 AUTOMATIC TRANSMISSION AIR CLEANER,  
SILENCER, DUCT AND EXTENSION**

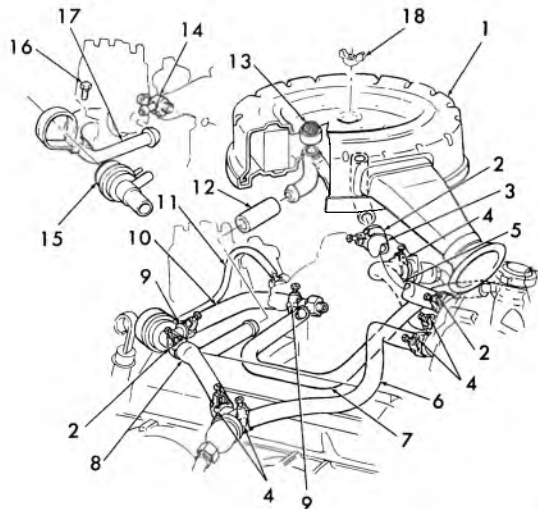
- |    |       |                                 |    |       |                                 |
|----|-------|---------------------------------|----|-------|---------------------------------|
| 1. | 3.402 | A/CL. & SIL. ASM.               | 4. | 3.417 | HOSE—carb. air heater duct ext. |
| 2. | 3.417 | EXTENSION—carb. air heater duct | 5. | 1.166 | CLAMP—universal (1-1/2 x 2-3/4) |
| 3. | 3.417 | DUCT ASM.—carb. air heater      |    |       |                                 |



3-126

### 1966-67 AIR INJECTION REACTOR, AIR CLEANER AND HOSES (SIX CYLINDER)

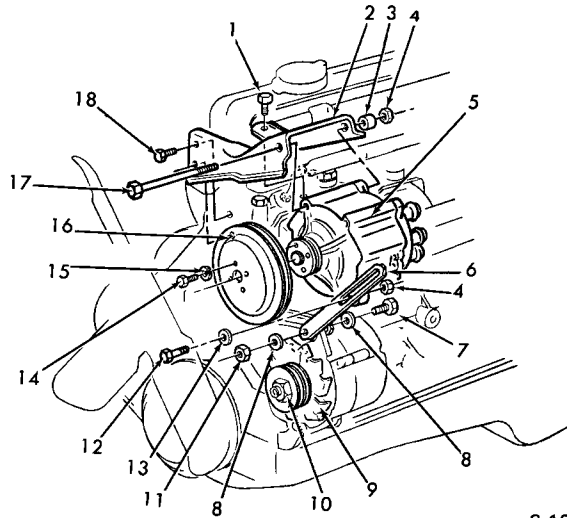
- |                            |                                |
|----------------------------|--------------------------------|
| 1. 3.402 CLEANER           | 10. 3.675 HOSE (OUTLET)        |
| 2. 1.166 CLAMP             | 11. 3.680 CLAMP                |
| 3. 3.675 HOSE—INLET        | 12. 1.745 CONNECTOR            |
| 4. 3.680 CLAMP             | 13. 1.745 GROMMET              |
| 5. 3.675 HOSE              | 14. 8.962 HOSE (5/32)          |
| 6. 3.675 HOSE              | 15. 8.962 HOSE (5/16 I.D. x 7) |
| 7. 1.762 HOSE (11/32 I.D.) | 16. 1.745 ARRESTOR ASSY.       |
| 8. 3.675 HOSE              | 17. 8.920 WING NUT (1/4-20)    |
| 9. 1.166 CLAMP             |                                |



3-127

### 1966-67 AIR INJECTION REACTOR, AIR CLEANER AND HOSES (8 CYLINDER)

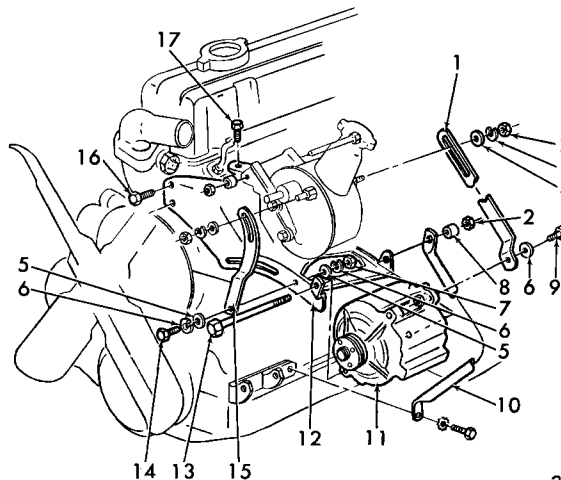
- |                               |                                |
|-------------------------------|--------------------------------|
| 1. 3.402 CLEANER              | 10. 3.675 HOSE (5/8 I.D.)      |
| 2. 3.670 VALVE ASSY.          | 11. 8.962 HOSE (5/32 I.D.)     |
| 3. 1.166 CLAMP                | 12. 1.762 HOSE (5/16 I.D. x 3) |
| 4. 3.675 HOSE                 | 13. 1.745 ARRESTOR—FLAME       |
| 5. 3.670 STRAP                | 14. 1.745 TEE ASM.             |
| 6. 8.900 SCREW (#10-24 x 5/8) | 15. 3.670 VALVE ASM.           |
| 7. 1.166 CLAMP                | 16. 8.900 SCREW (#10-24 x 5/8) |
| 8. 3.675 HOSE (INLET)         | 17. 1.762 TUBE ASM.            |
| 9. 3.675 HOSE (OUTLET)        | 18. 8.920 WING NUT (1/4-20)    |



3-123

### 1966-67 AIR INJECTION REACTOR PUMP AND BRACKETS—6 CYL. (EXC. POWER STEERING)

- |  |   |
|--|---|
| 1. 8.900 BOLT (3/8-16 x 5/8)             | 10. 2.274 PULLEY                          |
| 2. 3.655 BRACKET                         | 11. 8.915 NUT (5/16-18)                   |
| 3. N.S. SPACER (cut from 3/8 pipe stock) | 12. 8.900 BOLT (3/8-16 x 3/4)             |
| 4. 8.917 NUT (3/8-16)                    | 13. 8.929 WASHER (13/32 I.D., 13/16 O.D.) |
| 5. 3.660 PUMP ASM.                       | 14. 8.900 BOLT (5/16-24 x 1/2)            |
| 6. 3.655 BRACE                           | 15. 8.931 WASHER (5/16 I.D.)              |
| 7. 8.900 BOLT (5/16-18 x 1-1/2)          | 16. 3.650 PULLEY                          |
| 8. 8.929 WASHER (21/64 I.D.)             | 17. 3.655 BOLT (3/8-16 x 5-1/4)           |
| 9. 2.274 FAN                             | 18. 8.900 BOLT (3/8-16 x 1-1/8)           |

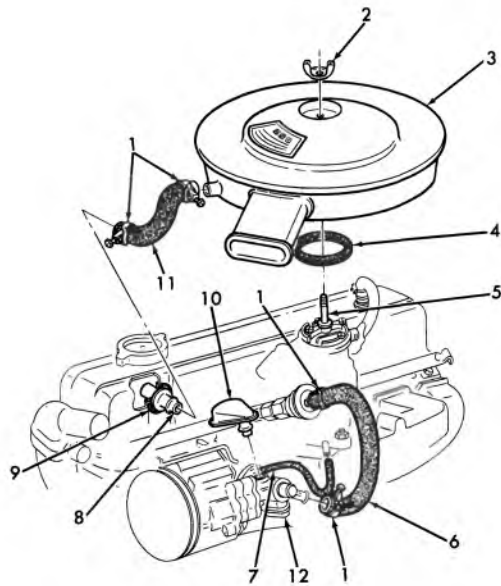


3-124

### 1966-67 AIR INJECTION REACTOR, PUMP AND BRACKETS (6 CYL.—POWER STEERING)

- |  |                                  |
|--|----------------------------------|
| 1. 3.655 BRACE                           | 10. 3.655 BRACE                  |
| 2. 8.917 NUT (3/8-16)                    | 11. 3.660 PUMP ASM.              |
| 3. 8.931 WASHER (5/16 I.D.)              | 12. 3.655 BRACKET                |
| 4. 8.929 WASHER (13/32 I.D., 13/16 O.D.) | 13. 3.655 BOLT (3/8-16 x 5-1/4)  |
| 5. 8.931 WASHER (21/64 I.D.)             | 14. 8.900 BOLT (5/16-18 x 1-1/8) |
| 6. 8.931 WASHER (5/16 med.)              | 15. 6.606 BRACE                  |
| 7. 8.915 NUT (5/16-18)                   | 16. 8.900 BOLT (3/8-16 x 1-1/8)  |
| 8. N.S. SPACER (cut from 3/8 pipe stock) | 17. 8.900 BOLT (3/8-16 x 5/8)    |
| 9. 8.900 BOLT (3/8-16 x 1-1/2)           |                                  |

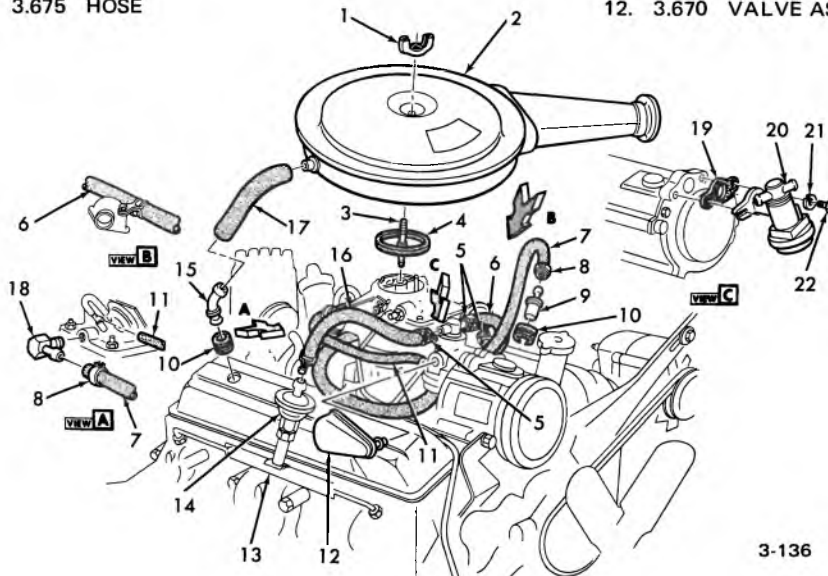




3-135

### 1968-71 SIX CYLINDER—AIR CLEANER, MUFFLER AND HOSES

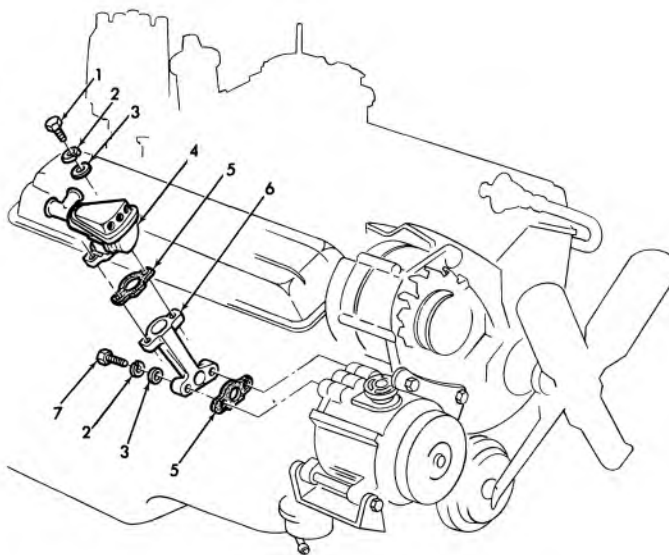
- |                      |                         |
|----------------------|-------------------------|
| 1. 1.166 CLAMP       | 7. 8.962 HOSE           |
| 2. N.L. NUT          | 8. 1.745 CONNECTOR      |
| 3. 3.402 AIR CLEANER | 9. 1.745 GROMMET        |
| 4. 3.403 GASKET      | 10. 3.672 MUFFLER ASSY. |
| 5. 3.403 STUD        | 11. 3.675 HOSE          |
| 6. 3.675 HOSE        | 12. 3.670 VALVE ASSY.   |



3-136

### 1968-71 307 AIR CLEANER, HOSES AND VALVES

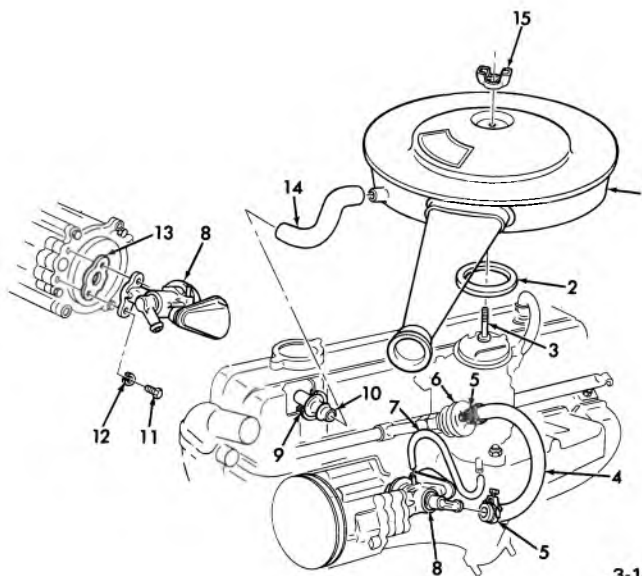
- |                        |                               |
|------------------------|-------------------------------|
| 1. 3.403 WING NUT      | 12. 3.672 MUFFLER ASSY.       |
| 2. 3.402 AIR CLEANER   | 13. 3.675 PIPE ASSY.          |
| 3. 3.403 STUD          | 14. 3.670 VALVE               |
| 4. 3.403 GASKET        | 15. 1.745 CONNECTOR—SPL.      |
| 5. 1.166 CLAMP         | 16. 3.675 HOSE                |
| 6. 3.675 HOSE          | 17. 1.762 HOSE                |
| 7. 1.762 HOSE          | 18. 4.931 TEE ASSY.           |
| 8. 1.750 CLAMP         | 19. 3.670 GASKET              |
| 9. 1.745 VALVE ASSY.   | 20. 3.670 DIVERTER VLV. ASSY. |
| 10. 1.745 GROMMET—SPL. | 21. 8.931 L/WASHER            |
| 11. 2.420 HOSE         | 22. 8.900 BOLT (1/4-20 x 5/8) |



3-141

### 1969 V-8 DIVERTER VALVE

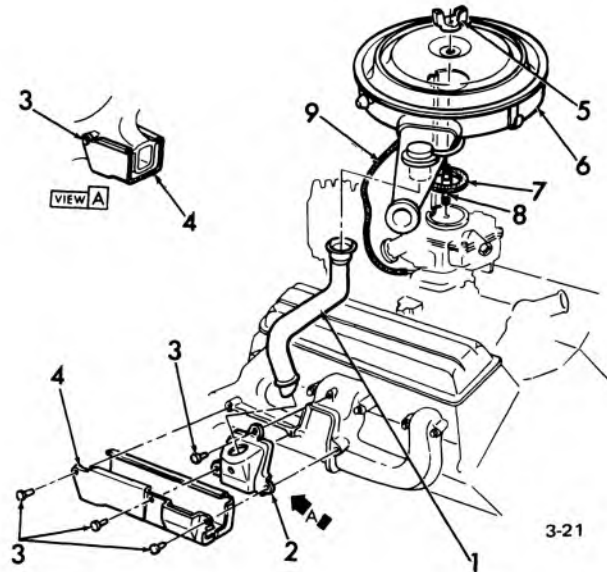
- |    |       |                            |    |       |                           |
|----|-------|----------------------------|----|-------|---------------------------|
| 1. | 8.900 | BOLT (1/4 x 20 x 3/4)      | 5. | 3.670 | GASKET—div. to elbow      |
| 2. | 8.931 | L/WASHER—(Med. I.K. 1/4)   | 6. | 3.680 | ELBOW—diverter valve mtg. |
| 3. | 8.929 | WASHER (9/32 x 5/8 x 5/64) | 7. | 8.900 | BOLT (1/4—20 x 1)         |
| 4. | 3.670 | DIVERTER VALVE             |    |       |                           |



3-142

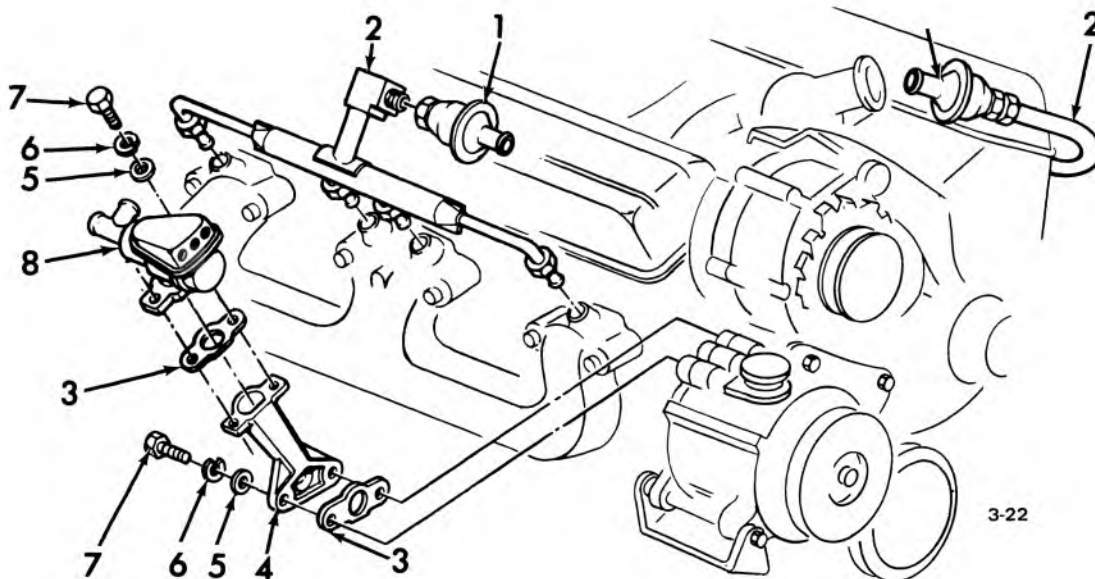
### 1969 L-6, AIR CLEANER DIVERTER VALVE AND HOSES

- |    |       |   |     |       |                          |
|----|-------|---|-----|-------|--------------------------|
| 1. | 3.402 | AIR CLEANER   | 8.  | 3.670 | DIVERTER VALVE ASM.      |
| 2. | 3.403 | GASKET—to carb. & silencer  | 9.  | 1.745 | GROMMET (23/32 x 1-7/16) |
| 3. | 3.403 | STUD—air cleaner & carb. to a/cl. hose, a/cl. & sil. to carb. air inl. tube (2-5/8 x 3-1/16 x 1/16) | 10. | 1.745 | CONNECTOR (2-1/2)        |
| 4. | 3.675 | HOSE—diverter to chk. valve   | 11. | 8.900 | SCREW (1/4—20 x 5/8)     |
| 5. | 1.166 | CLAMP—worm adj. type  | 12. | 8.931 | L/WASHER (1/4)           |
| 6. | 3.670 | VALVE ASM.  | 13. | 3.680 | GASKET—div. to elbow     |
| 7. | 8.962 | HOSE  | 14. | 1.762 | HOSE—vent a/cl. to valve |
|    |       |   | 15. | 8.920 | WING NUT (1/4—20)        |



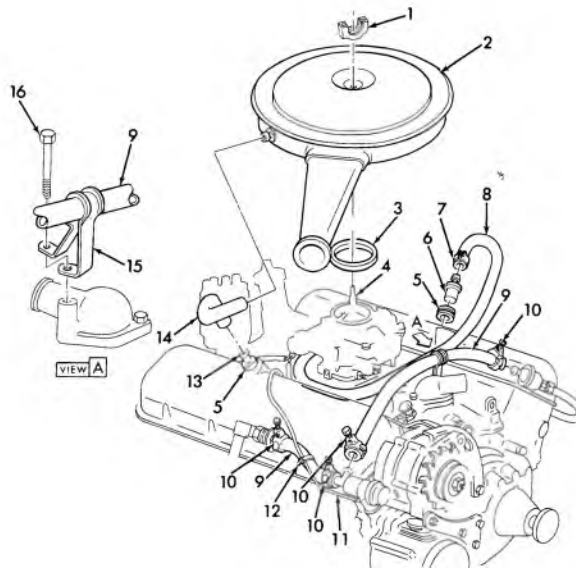
### 1971-73 PASS. AIR CLEANER, HEAT STOVE AND TUBE

- |    |       |                               |    |       |                             |
|----|-------|-------------------------------|----|-------|-----------------------------|
| 1. | 3.417 | TUBE—carb. air heat           | 6. | 3.402 | AIR CLEANER                 |
| 2. | 3.417 | STOVE—upper, carb. air heater | 7. | 3.403 | GASKET—a/cleaner & silencer |
| 3. | 3.417 | STUD (#8 x 3/8)               | 8. | 3.403 | STUD                        |
| 4. | 3.417 | STOVE—lower                   | 9. | 8.962 | HOSE (5/32)                 |
| 5. | 8.920 | WING NUT (1/4—20)             |    |       |                             |



### 1971-72 CAMARO DIVERTER VALVE

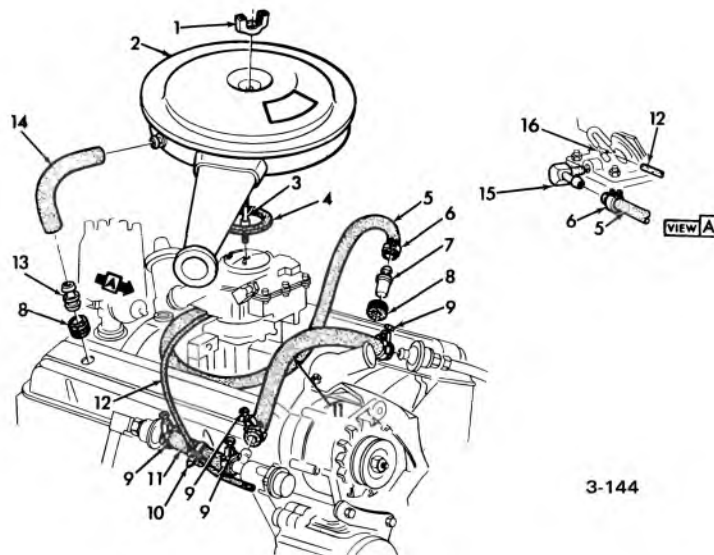
- |    |       |                                 |    |       |                      |
|----|-------|---------------------------------|----|-------|----------------------|
| 1. | 3.670 | VALVE ASSY.—air injection check | 5. | 8.931 | WASHER (5/8 x 1/16)  |
| 2. | 3.675 | PIPE ASSY.—(L.H.-R.H.)          | 6. | 8.931 | WASHER (1/4)         |
| 3. | 3.670 | GASKET—div. to elbow            | 7. | 8.900 | BOLT (1/4—20 x 3/4)  |
| 4. | 3.680 | ELBOW—div. valve mgt.           | 8. | 3.670 | VALVE ASSY.—diverter |



3-143

### 1969 396 (2 BBL) AIR EQUIPMENT

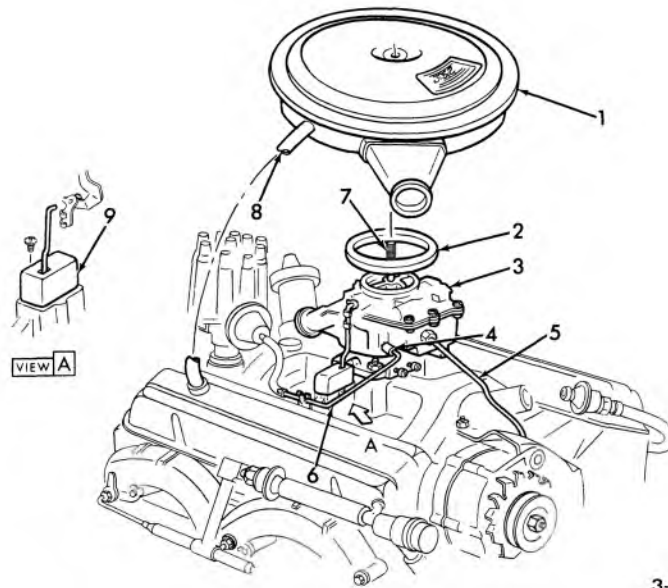
1.	8.920	NUT	9.	3.675	HOSE—(L.H.) (5/8)
2.	3.402	AIR CLEANER—exc. A.T.	10.	1.166	CLAMP—worm adj. type
3.	3.403	GASKET—a/cl. and silencer	11.	3.670	VALVE
4.	3.403	STUD	12.	8.846	STRAP
5.	1.745	GROMMET (23/32 x 1-7/16)	13.	1.745	CONNECTOR
6.	1.745	VALVE	14.	1.762	HOSE—c/case vent a/cl. to rocker cvr. hose
7.	1.166	CLAMP	15.	N.L.	CLAMP
8.	1.762	HOSE	16.	8.900	BOLT



3-144

### 1969 V-8 AIR CLEANER, HOSES & VALVE

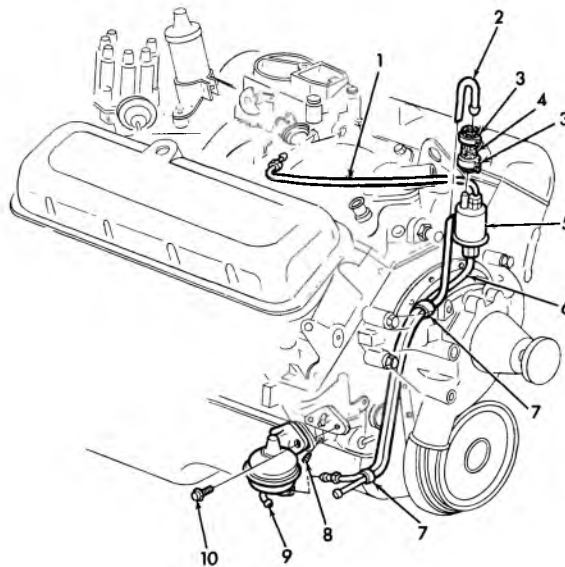
1.	8.920	WING NUT (1/4-20)	9.	1.166	CLAMP—worm adj. type
2.	3.402	AIR CLEANER	10.	8.950	CLIP
3.	3.403	STUD—air cleaner	11.	3.675	HOSE (5/8)—(cut 6 in.)
4.	3.403	GASKET—to carb. & silencer, carb. to a/cl. hose, a/cl. & sil. to carb. air inl. tube (2-5/8 x 3-1/16 x 1/16)	12.	8.962	HOSE
5.	8.962	HOSE	13.	1.745	CONNECTOR (1-7/16)
6.	1.750	CLAMP	14.	1.762	HOSE
7.	1.745	VALVE ASSY.—vent	15.	4.931	FITTING ASSY.—inlet manifold
8.	1.745	GROMMET—vent hose (R.H.)	16.	3.755	TEE—carb. vac., sig., conn.



3-145

### 1969 350 CARBURETOR, CHOKE AIR CLEANER, FUEL LINES

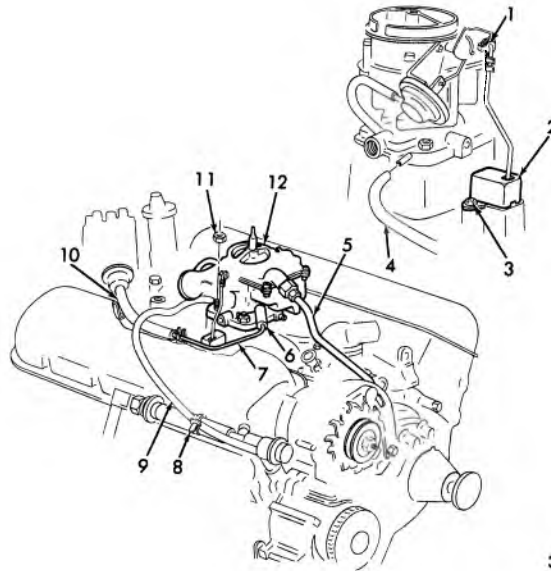
- |    |       |                           |     |       |                                    |
|----|-------|---------------------------|-----|-------|------------------------------------|
| 1. | 3.402 | AIR CLEANER—exc. A.T.     | 6.  | 8.964 | PIPE ASM.—spark                    |
| 2. | 3.403 | GASKET—a/cl. & silencer   | 7.  | 3.403 | STUD—air cleaner & silencer        |
| 3. | 3.725 | CARBURETOR ASM.—exc. A.T. | 8.  | 1.762 | HOSE—vent a/cl. to rocker cover    |
| 4. | 8.962 | HOSE (7/32)               | 9.  | 3.750 | THERMOSTAT ASSY.—auto. choke therm |
| 5. | 8.964 | TUBING (3/8)              | 10. | 3.752 | ROD                                |
|    |       |                           |     | 3.750 | COVER                              |



3-146

### 1969 427 (4 BBL.) FUEL PUMP & LINES


- |    |       |                               |     |       |                                |
|----|-------|-------------------------------|-----|-------|--------------------------------|
| 1. | 8.964 | PIPE ASM.—fuel—upr. (3/8)     | 6.  | 8.964 | PIPE ASM.—lwr. (3/8)           |
| 2. | 8.964 | PIPE FUEL RETURN (1/4)        | 7.  | 4.128 | CLIP—inlet & outlet pipe assy. |
| 3. | 1.166 | CLAMP—miniature warm dr. type | 8.  | 8.971 | PLUG (3/8)                     |
| 4. | 3.163 | HOSE—cut as reqd.             | 9.  | 3.900 | FUEL PUMP                      |
| 5. | 3.890 | FILTER ASM.—fuel              | 10. | 3.901 | SCREW ASM.—w/lockwasher        |



3-147

### 1969 396 (2 BBL.) CARBURETOR, GAS PIPE, SIGNAL & SPARK HOSES

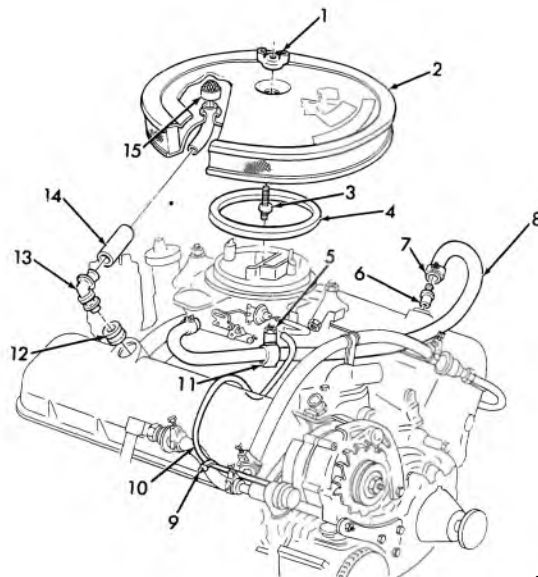
- |    |       |  |     |       |                  |
|----|-------|--|-----|-------|------------------|
| 1. | 3.752 | CLIP—thermo modifier link rod end L.H. auto. choke upr. rod end auto. choke rod at carb. | 6.  | 8.962 | HOSE (7/32)      |
| 2. | 3.750 | THERMOSTAT ASSY.   | 7.  | 8.964 | PIPE ASM. (3/16) |
|    | 3.752 | ROD  | 8.  | 9.242 | STRAP            |
|    | 3.750 | COVER  | 9.  | 2.420 | HOSE             |
| 3. | 8.906 | SCREW (10-24 x 1/4)  | 10. | N.L.  | HOSE             |
| 4. | N.L.  | HOSE   | 11. | 8.917 | NUT (5/16-24)    |
| 5. | 8.964 | PIPE ASM. (3/8)  | 12. | 3.725 | CARBURETOR ASM.  |



3-148

### 1969 427 SPEC. H/PER. CARBURETOR, AUTOMATIC CHOKE, GAS & SPARK PIPES

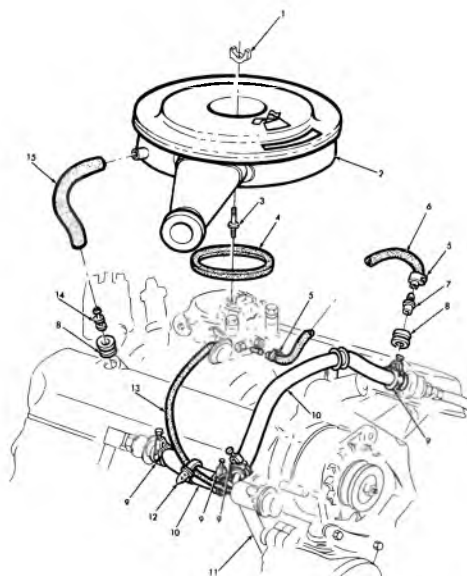
- |    |       |                     |     |       |  |
|----|-------|---------------------|-----|-------|--|
| 1. | 3.725 | CARBURETOR          | 7.  | 3.163 | TEE—fuel filter pipe to carb. gas pipe |
| 2. | 8.964 | PIPE ASM (5/16)     | 8.  | 8.964 | PIPE SPARK—(3/16 TUBE)                 |
| 3. | 3.726 | GASKET—carburetor   | 9.  | 3.752 | CLIP—choke rod, pump connector         |
| 4. | 8.964 | PIPE ASM—(3/8 TUBE) | 10. | 3.752 | AUTO-CHOKE ASM.                        |
| 5. | 8.962 | HOSE (7/32)         |     |       | ROD—auto choke therm. & cover assy.    |
| 6. | 8.963 | NUT (3/8)           |     |       |  |



3-149

### 1969 427 SPEC. H/PER. AIR CLEANER & CLOSED POSITIVE VENTILATION

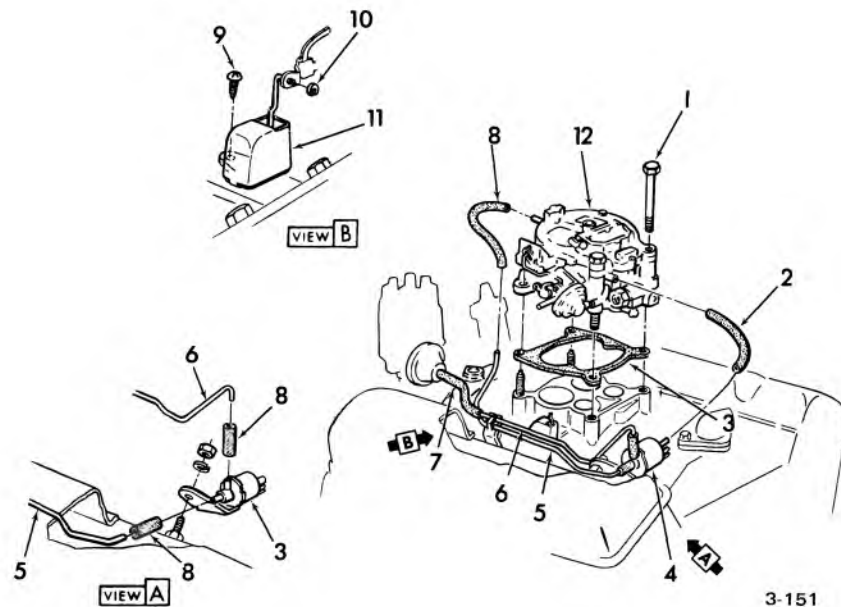
- |    |       |                               |     |       |                                  |
|----|-------|-------------------------------|-----|-------|----------------------------------|
| 1. | 8.920 | NUT (1/4-20)                  | 9.  | 8.950 | STRAP-7/16" adjustable           |
| 2. | 3.402 | AIR CLEANER                   | 10. | 2.420 | HOSE-signal, 5/32" x 22 ft. long |
| 3. | 3.403 | STUD (1/4-20-20 x 1-1/32)     | 11. | 1.762 | CLIP-vent hose                   |
| 4. | 3.403 | GASKET-air cleaner & silencer | 12. | 1.745 | GROMMET-vent hose                |
| 5. | 8.915 | NUT                           | 13. | 1.745 | CONNECTOR (1-5/8)                |
| 6. | 1.745 | VALVE ASSY.-vent              | 14. | 8.962 | HOSE (15/16)                     |
| 7. | 9.218 | CLAMP                         | 15. | 1.745 | ARRESTOR-flame                   |
| 8. | 8.962 | HOSE (11/32)                  |     |       |                                  |



3-150

### 1969 427 (4 BBL) AIR CLEANER & CLOSED POSITIVE VENTILATION

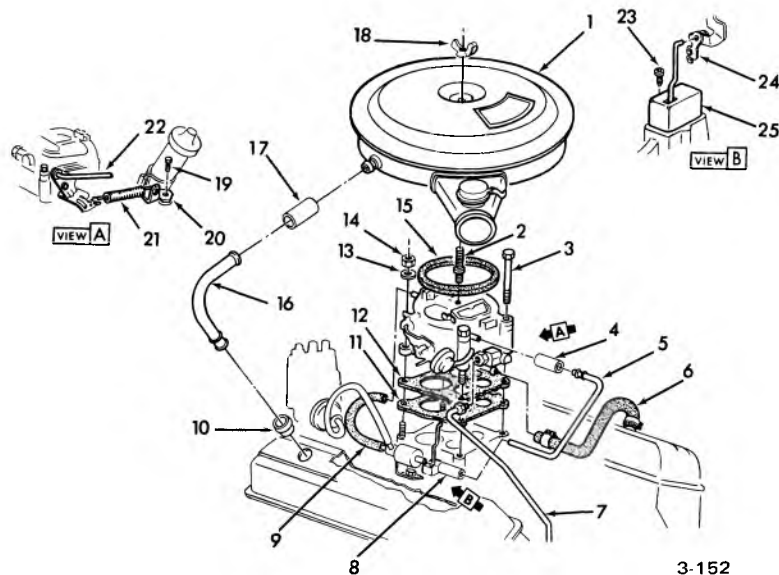
- |    |       |                                 |     |       |  |
|----|-------|---------------------------------|-----|-------|--|
| 1. | 8.920 | NUT (1/4-20)                    | 9.  | 1.166 | CLAMP-worm adj. type   |
| 2. | 3.402 | AIR CLEANER "427", h/per. "427" | 10. | 3.675 | HOSE   |
| 3. | 3.403 | STUD (1/4-20-20 x 3-1/2)        | 11. | 1.745 | VALVE ASSY.-vent   |
| 4. | 3.403 | GASKET-air cleaner & silencer   | 12. | 8.846 | RETAINER STRAP TYPE  |
| 5. | 9.218 | CLAMP                           | 13. | 2.420 | HOSE-signal (5/32" x 25 ft. long)                                      |
| 6. | 1.762 | HOSE (11/32 x 29)               | 14. | 1.745 | CONNECTOR (1-7/16)   |
| 7. | 1.745 | VALVE ASSY.-vent                | 15. | 1.762 | HOSE-c/case vent to a/cl. hose, c/case vent a/cl. to rocker cover hose |
| 8. | 1.745 | GROMMET-vent hose (R.H.)        |     |       |  |



3-151

### 1973 454 CARB., CHOKE & T.C.S. SYSTEMS

1.	3.741	BOLT—Carburetor Front	8.	8.962	HOSE
2.	2.420	HOSE (5/32) cut approx. 6.25 in. from 3969848	9.	8.913	SCREW (10—24 x 1/2)
3.	3.726	GASKET—Carburetor	10.	8.934	RING
4.	2.408	SOLENOID—Spark	11.	3.750	THERMOSTAT ROD
5.	8.964	PIPE—Vent		3.750	COVER
6.	8.964	PIPE—Spark	12.	3.725	CARBURETOR ASSY.
7.	8.962	HOSE			

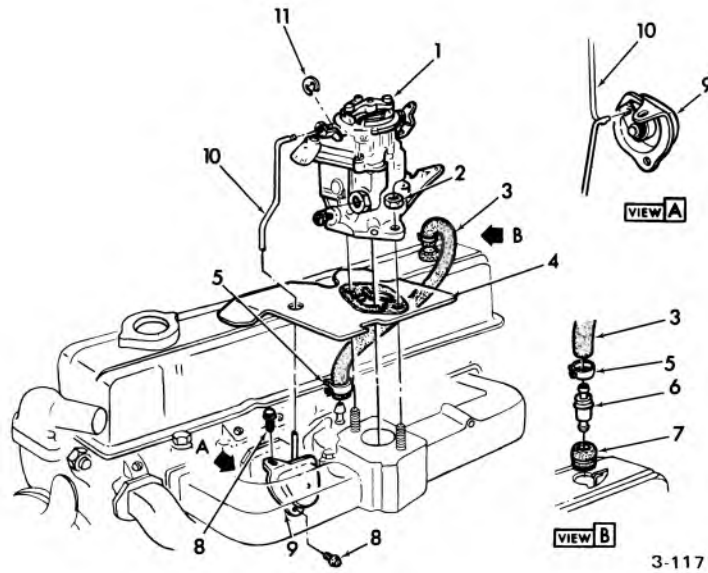


3-152

### 1973 350 CARB., CHOKE, AIR CLEANER & FUEL LINES

1.	3.402	AIR CLEANER ASSY.	14.	8.915	NUT
2.	8.981	STUD (1/4—20—20 x 5)	15.	3.403	GASKET
3.	8.900	BOLT (5/16—18 x 3-1/2)	16.	1.762	PIPE - Vent
4.	8.962	HOSE (7/32)	17.	8.962	HOSE
5.	8.964	PIPE - Spark	18.	8.920	WING NUT (1/2—20)
6.	1.762	HOSE	19.	8.900	SCREW
7.	8.964	PIPE ASSY. - Gas (3/8)	20.	3.459	BRACKET
8.	8.962	HOSE	21.	3.459	SPRING
9.	2.420	HOSE	22.	3.430	ROD, Acc Cont.
10.	1.745	GROMMET	23.	8.906	SCREW (10—24 x 1/4)
11.	3.726	GASKET	24.	3.752	CLIP
12.	3.726	BAFFLE	25.	3.750	CHOKE ASSY.
13.	8.929	P/WASHER			


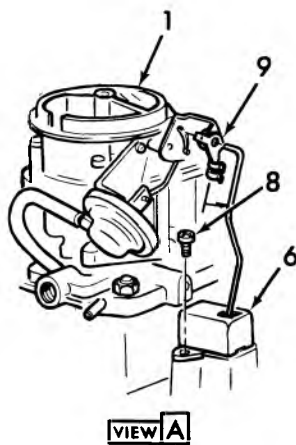




### 1970-73 PASS. CARBURETOR, CHOKE & VENT HOSE

- |    |       |   |     |       |                            |
|----|-------|---|-----|-------|----------------------------|
| 1. | 3.725 | CARBURETOR UNIT—(exc. A.T.)                             | 6.  | 1.745 | VALVE ASSY.—vent           |
| 2. | 8.915 | NUT (3/8—24)  | 7.  | 1.745 | GROMMET—vent hose          |
| 3. | 8.962 | HOSE (11/32 x 29)—cut approx. 15.00 in.<br>from 3854408 | 8.  | 8.900 | SCREW ASSY. (1/4—20 x 3/8) |
| 4. | 3.726 | SHIELD ASSY.—carb. heat                                 | 9.  | *     | THERM. & COVER             |
| 5. | 1.166 | CLAMP—for 13/16" dia. hose                              | 10. | 3.752 | ROD—auto. choke            |
|    |       |   | 11. | 8.934 | RETAINER                   |

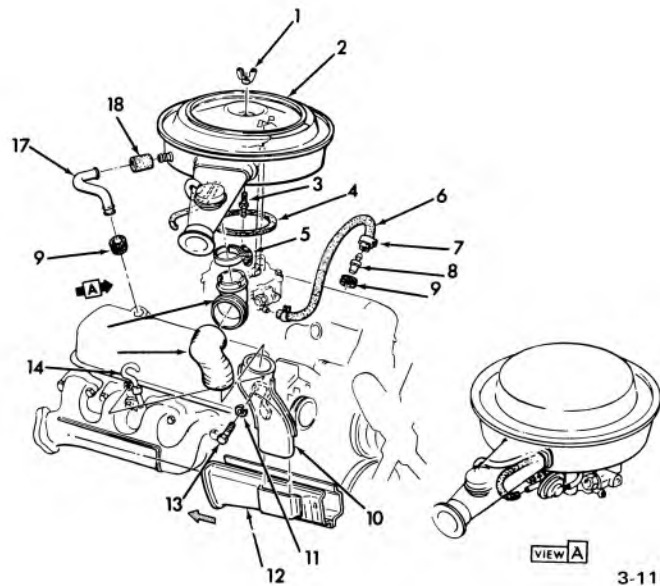
\*REMOVED FROM SERVICE



### 1970-73 CARBURETOR, CHOKE, VACUUM PLUG & THROTTLE RETURN BRACKET

- |    |       |                        |    |       |                           |
|----|-------|------------------------|----|-------|---------------------------|
| 1. | 3.725 | CARB ASSY.—(Exc. A.T.) | 6. | 3.750 | THERMOSTAT—cover assy.    |
| 2. | 8.917 | NUT ASSY. (5/16—24)    | 7. | 8.971 | PLUG (3/8)                |
| 3. | 3.288 | WASHER—front mtg. stud | 8. | 8.906 | SCREW ASSY. (10—24 x 1/4) |
| 4. | *     | BRACKET ASSY.          | 9. | *     | CLIP                      |
| 5. | 3.726 | GASKET—carb.           |    |       |                           |

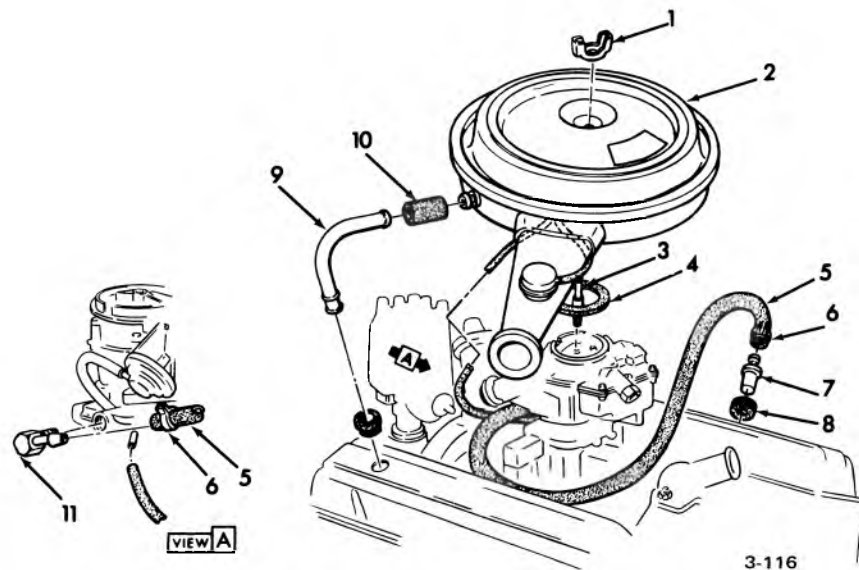
\*REMOVED FROM SERVICE



3-115

### 1970-73 PASSENGER V-8 ENGINE 454 CLOSED VENTILATION

- |     |       |  |     |       |   |
|-----|-------|--|-----|-------|---|
| 1.  | 8.920 | WING NUT (1/4-20)                      | 11. | 8.931 | WASHER (3/8)                                    |
| 2.  | 3.402 | AIR CLEANER—(454-4 Bbl. Carb. H/Perf.) | 12. | 3.417 | DUCT ASSY.—carb. air heater                     |
| 3.  | 3.403 | STUD (1/4-20-20 x 3-1/2)               | 13. | 8.900 | BOLT (3/8-16 x 1/2)                             |
| 4.  | 3.403 | GASKET—air cleaner & silencer          | 14. | 1.516 | GAUGE ASSY.—oil level                           |
| 5.  | 1.166 | CLAMP                                  | 15. | 3.417 | HOSE—carb. air heater duct ext.                 |
| 6.  | 8.962 | HOSE (11/32 x 29)                      | 16. | 3.417 | ELBOW—carb. air heater duct ext. hose           |
| 7.  | 1.166 | CLAMP—for 13/16" dia. hose             | 17. | 1.762 | PIPE  |
| 8.  | 1.745 | VALVE ASSY.—vent                       | 18. | 3.675 | HOSE—pump to check valve, pump to outlet (L.H.) |
| 9.  | 1.745 | GROMMET (23/32 x 1-7/16)               |     |       |   |
| 10. | 3.417 | EXTENSION ASSY.—carb. air heater duct  |     |       |   |

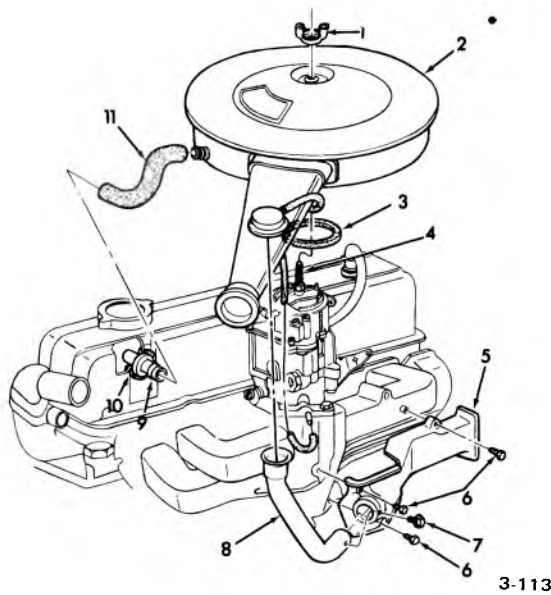


3-116

### 1970-73 PASSENGER AIR CLEANER HOSES & VALVE

- |    |       |                               |     |       |  |
|----|-------|-------------------------------|-----|-------|--|
| 1. | 8.920 | WING NUT (1/4-20)             | 7.  | 1.745 | VALVE ASSY.—vent                               |
| 2. | 3.402 | AIR CLEANER—(exc. A.T.)       | 8.  | 1.745 | GROMMET—vent hose (R.H.)                       |
| 3. | 8.981 | STUD (1/4-20-20 x 5)          | 9.  | 1.762 | PIPE—(c/case)                                  |
| 4. | 3.403 | GASKET—air cleaner & silencer | 10. | 3.675 | HOSE—pump to check valve pump to outlet (L.H.) |
| 5. | 8.962 | HOSE (11/32)                  | 11. | *     | ELBOW  |
| 6. | *     | CLAMP                         |     |       |  |

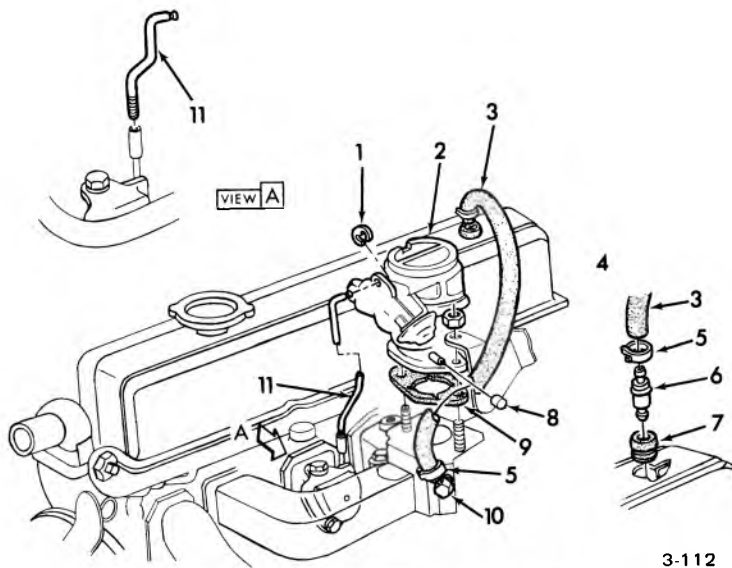
\*REMOVED FROM SERVICE



### 1970-72 L-6 AIR CLEANER HEAT STOVE & TUBE

- |    |       |  |     |       |                             |
|----|-------|--|-----|-------|-----------------------------|
| 1. | 8.920 | WING NUT (25-20)   | 6.  | *     | STUD                        |
| 2. | 3.402 | AIR CLEANER  | 7.  | 8.977 | SCREW (8-18 x 1/4)          |
| 3. | 3.403 | GASKET—to carb. & silencer, carb. to a/cl.<br>hose, a/cl. & sil. to carb., air ini. tube | 8.  | 3.417 | TUBE—carb. air heater stove |
| 4. | 3.403 | STUD—air cleaner & silencer  | 9.  | 1.745 | CONNECTOR                   |
| 5. | 3.417 | STOVE—carb. air heater   | 10. | 1.745 | GROMMET (23/32 x 1-7/16)    |
|    |       |  | 11. | 1.762 | HOSE—vent a/cl. to valve    |

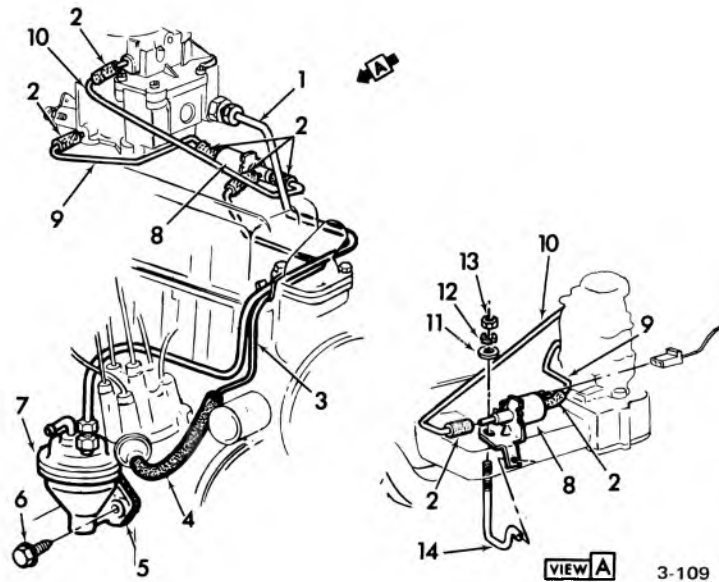
\*REMOVED FROM SERVICE



### L-4 CARBURETOR & ENGINE VENT

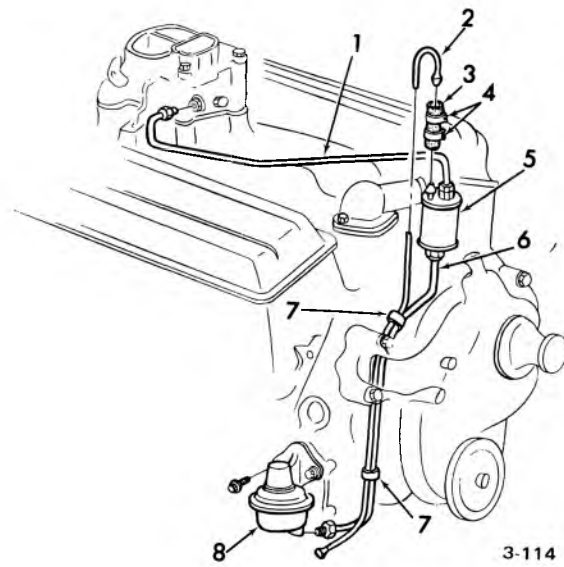
- |    |       |                            |     |       |                                     |
|----|-------|----------------------------|-----|-------|-------------------------------------|
| 1. | 8.934 | RING                       | 7.  | 1.745 | GROMMET—vent hose, (R.H.)           |
| 2. | 3.725 | CARBURETOR ASSY.           | 8.  | *     | CAP                                 |
| 3. | 1.762 | HOSE (11/32 x 29)          | 9.  | 3.726 | GASKET                              |
| 4. | 8.915 | NUT (3/8-24)               | 10. | 4.931 | FITTING ASSY.—vacuum inlet manifold |
| 5. | 1.166 | CLAMP—for 13/16" dia. hose | 11. | 3.752 | ROD—auto. choke, upper              |
| 6. | 1.745 | VALVE ASSY.—vent           |     |       |                                     |

\*REMOVED FROM SERVICE



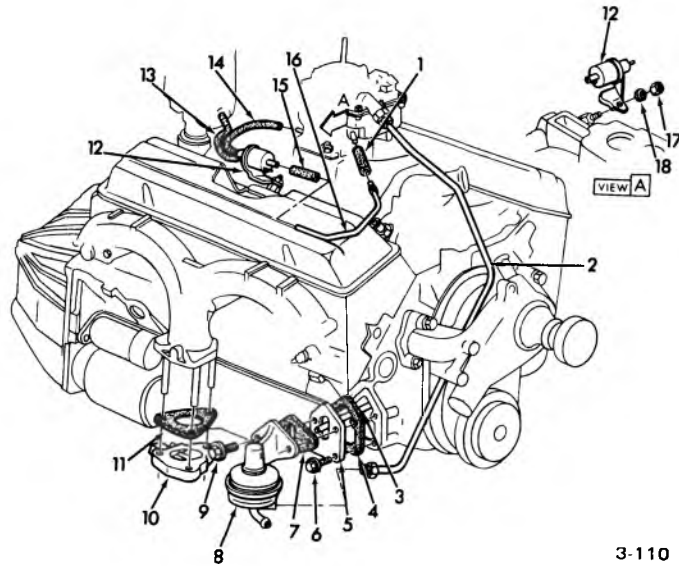
**1970-73 PASS. TRANSMISSION CONTROL SPARK & FUEL PUMP — L-6 ENG.**

- |    |       |   |     |       |  |
|----|-------|---|-----|-------|--|
| 1. | 8.964 | PIPE ASSY.—fuel (5/16)—cut approx. 34.94 in. from 3830292 | 6.  | 3.901 | SCREW ASSY.—w/sealing washer                   |
|    | 8.963 | 2-NUTS (5/16)   | 7.  | 3.900 | PUMP ASSY.—fuel                                |
| 2. | 8.962 | HOSE (5/32)—cut approx. 1.25 in. from 3951436             | 8.  | 2.408 | SOLENOID ASSY.—spark control                   |
| 3. | 8.964 | PIPE—spark (3/16)—cut approx. 20.78 in. from 3830195      | 9.  | 8.964 | PIPE (3/16)—cut approx. 6.91 in. from 3830195  |
| 4. | 8.962 | HOSE (5/32)—cut approx. 7.00 in. from 3830665             | 10. | 8.964 | PIPE (3/16)—cut approx. 12.10 in. from 3830195 |
| 5. | 3.904 | GASKET—mounting flange                                    | 11. | 8.929 | P/WASHER                                       |
|    |       |   | 12. | 8.931 | L/WASHER (1/4)                                 |
|    |       |   | 13. | 8.916 | NUT (1/4—20)                                   |
|    |       |   | 14. | 3.405 | CLAMP—SUPPORT                                  |



**1970-73 NOVA 350 FUEL PUMP**

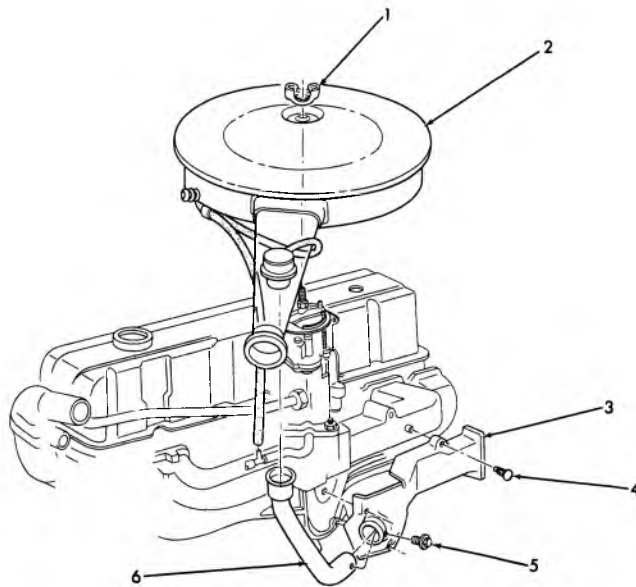
- |    |       |                                 |    |       |                                |
|----|-------|---------------------------------|----|-------|--------------------------------|
| 1. | 8.964 | PIPE ASSY. (3/8)                | 5. | 3.890 | FILTER—fuel                    |
| 2. | 8.964 | PIPE                            | 6. | 8.964 | PIPE ASSY. (3/8)               |
| 3. | 8.962 | HOSE (1/4 x 1/2)                | 7. | 4.128 | CLIP—inlet & outlet pipe assy. |
| 4. | 1.166 | CLAMP—miniature warm drive type | 8. | 3.900 | PUMP—fuel                      |
- \*REMOVED FROM SERVICE



3-110

### 1970-73 V-8 FUEL PUMP, GAS PIPES AND T.C.S. SYSTEMS

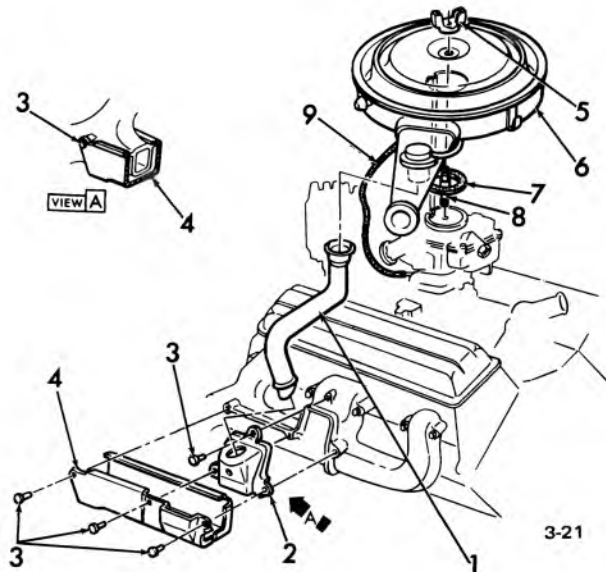
1.	8.962	HOSE	11.	3.611	GASKET—exh. manifold valve, exh. pipe to manifold spacer
2.	8.964	PIPE ASSY.—gas (3/8)	12.	2.408	SOLENOID ASSY.—spark control
3.	3.935	ROD—push (1/2 x 5-3/4)	13.	8.962	HOSE
4.	3.904	GASKET—mounting plate	14.	8.962	HOSE
5.	3.901	PLATE—(4 attach holes — one large slot)	15.	2.420	HOSE—spark control at carb.
6.	0.679	BOLT—w/washer	16.	8.964	PIPE—spark
7.	3.904	GASKET—mtg. flange	17.	8.915	NUT (5/16—18)
8.	3.900	PUMP ASSY.	18.	8.931	L/WASHER (5/16)
9.	8.900	SCREW ASSY. (3/8—16 x 1-1/2)			
10.	3.647	VALVE ASSY.			



3-61

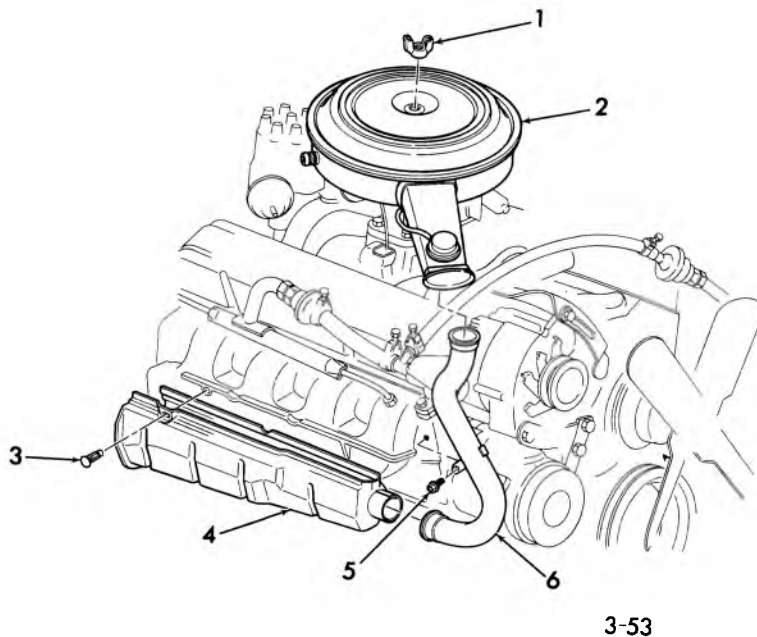
### 1974 CONTROLLED COMBUSTION SYSTEM 6 CYL. ENGINES

1.	8.920	NUT WING (1/4-20)	4.	3.417	STUD—Carburetor Air Heat Stove
2.	3.402	CLEANER—Carburetor Air	5.	8.977	SCREW—Hex Head (8-18 x 1/4)
3.	3.417	STOVE—Carburetor Air Heat	6.	3.417	TUBE—Carburetor Air Heat Stove



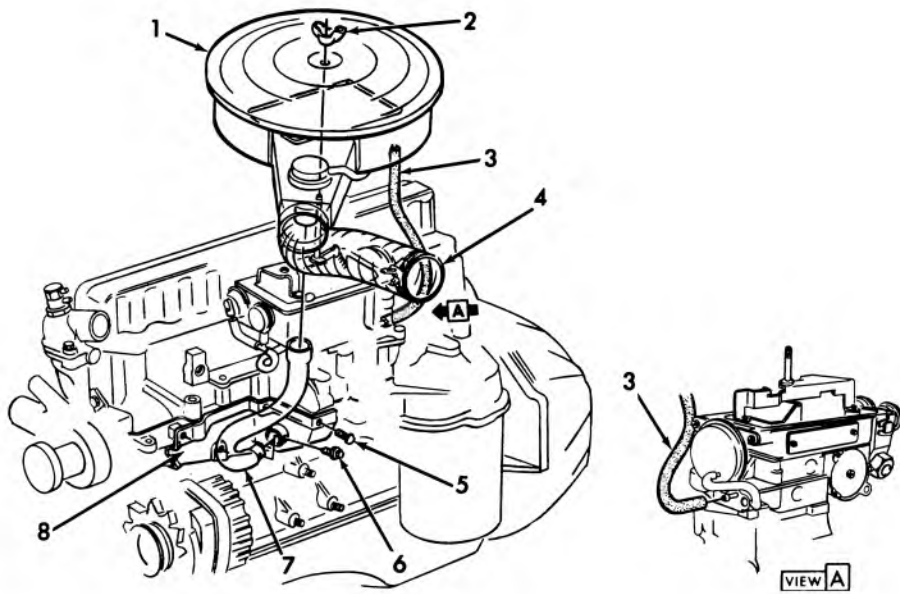
**1973-75 PASS., AIR CLEANER, HEAT  
STOVE AND TUBE (EXC. 454)**

- |                            |                      |
|----------------------------|----------------------|
| 1. 3.417 TUBE<br>TUBE 1973 | 6. 3.402 AIR CLEANER |
| 2. 3.417 STOVE—Upper       | 7. 3.403 GASKET      |
| 3. 3.417 STUD (#8 x 3/8)   | 8. 3.403 STUD        |
| 4. 3.417 STOVE—Lower       | 9. 8.962 HOSE (5/32) |
| 5. 8.920 WING NUT (1/4-20) |                      |



**1973-75 PASS. AIR CLEANER HEAT STOVE  
AND TUBE (454)**

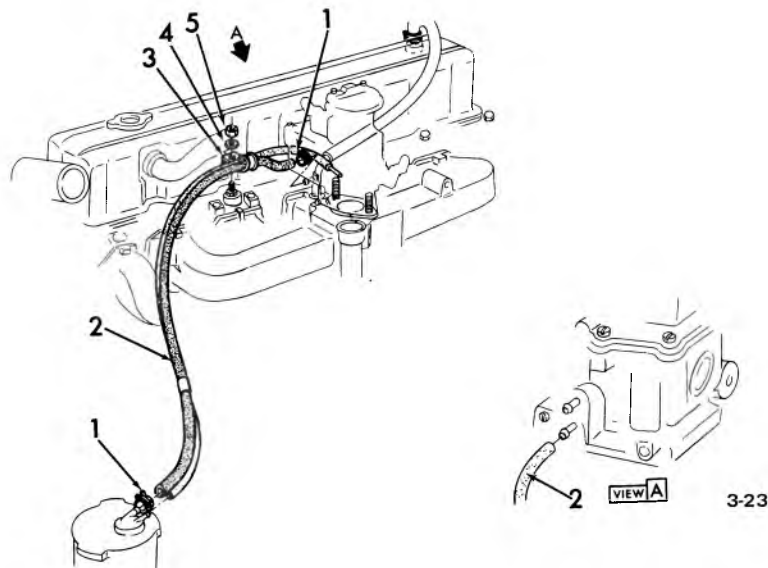
- |   |   |
|---|---|
| 1. 8.920 WING NUT                       | 4. 3.417 DUCT ASSY.—Carburetor Air Heater |
| 2. 3.402 CLEANER—Carburetor Air         | 5. 8.900 BOLT—Hex, Head                   |
| 3. 3.417 STUD—Carburetor Air Heat Stove | 6. 3.417 TUBE ASSY.—Carburetor Air Heat   |



3-335

### 1975 CHEVELLE AIR CLEANER, HEAT STOVE AND TUBE

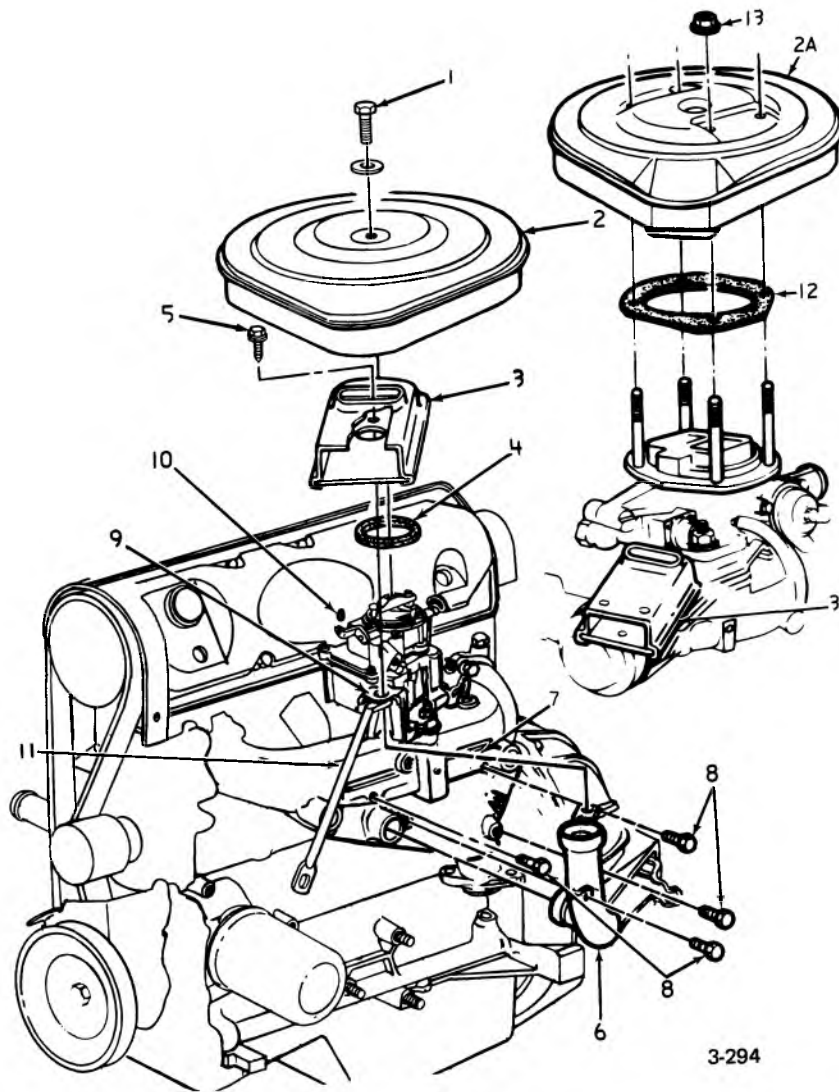
- |  |  |
|--|--|
| 1. 3.402 AIR CLEANER ASSY.                 | 5. 3.417 STUD, carb. air heat stove #8 x 3/8 |
| 2. 8.920 WING NUT                          | 6. 8.890 SCREW, hx. #8-18 x 1/4              |
| 3. 8.962 HOSE                              | 7. 3.417 TUBE, carb. air heat stove          |
| 4. 3.417 DUCT ASSY., carb. air intake-flex | 8. 3.417 STOVE, carb. air heat               |



3-23

### 1973 PASS. VAPOR EMISSION CONTROL PURGE HOSES

- |                        |                       |
|------------------------|-----------------------|
| 1. 1.166 CLAMP         | 4. 8.931 WASHER (3/8) |
| 2. 3.130 HARNESS ASSY. | 5. 8.915 NUT (3/8-16) |
| 3. 8.950 CLIP          |                       |

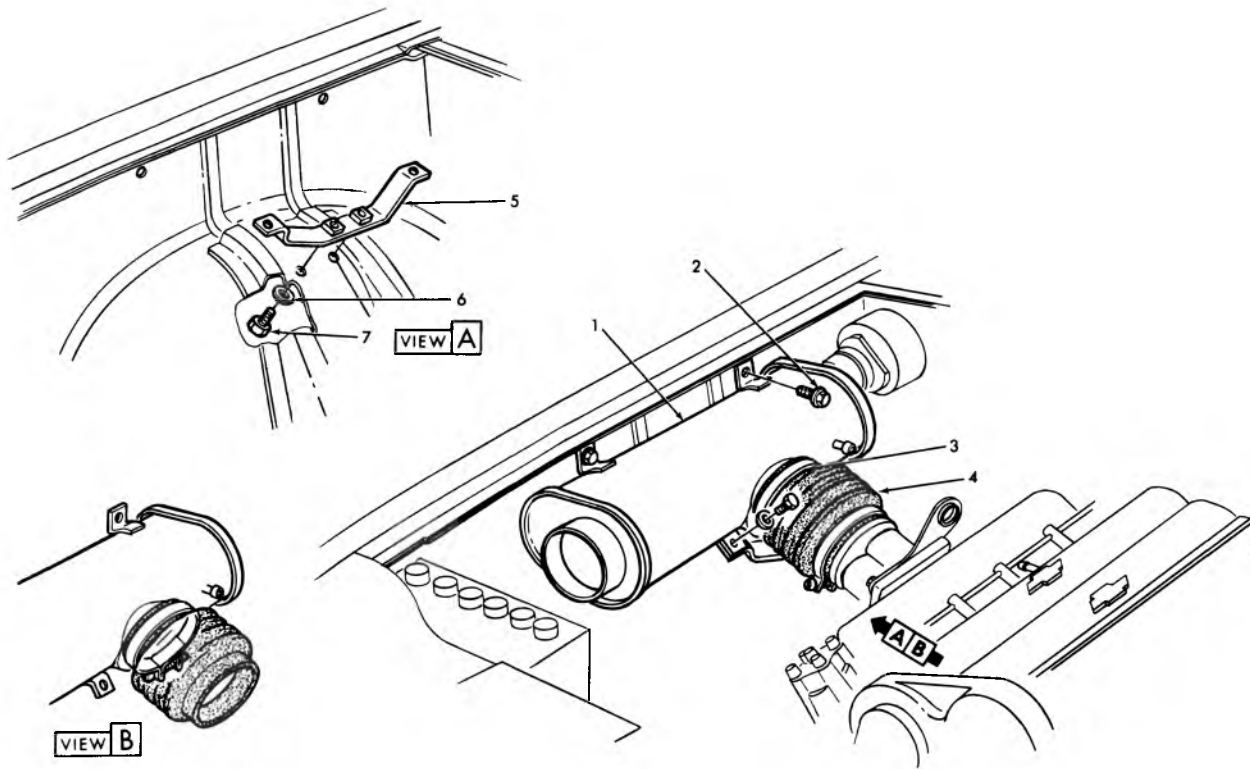


3-294

### 1971-75 AIR CLEANER AND SILENCER (140 CID)

- 1. 8.900 BOLT (1/4"-20 x 5/8")
- 8.143 WASHER (9/32")
- 2. 3.402 AIR CLEANER ASSY.
- 2A. 3.402 AIR CLEANER ASSY. (1973 w/  
2BC)
- 3. 3.402 SILENCER ASSY.
- 4. 3.403 GASKET
- 5. 8.900 SCREW ASSY. (5/16"-18 x 3/4")
- 6. 3.417 TUBE ASSY.
- 7. 3.417 STOVE ASSY.
- 8. 8.900 BOLT (5/16"-18 x 1/2")
- 9. 3.417 BRACKET
- 3.417 BRACKET
- 10. 3.752 CLIP
- 11. 3.444 BRACE
- 12. 3.406 GASKET
- 13. 9.782 NUT ASSY.

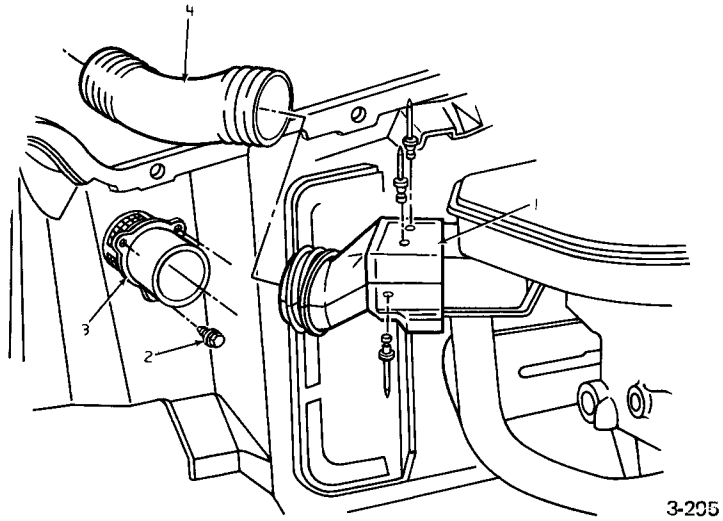




3-316

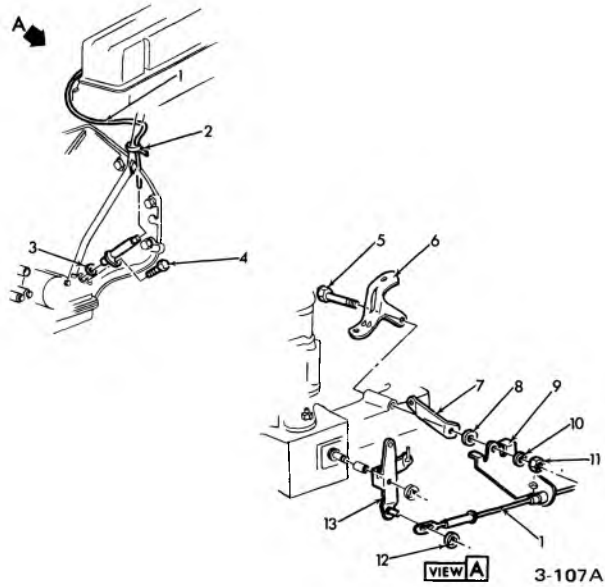
### 1975 VEGA (122) AIR CLEANER ASSY.

- |                                 |                  |
|---------------------------------|------------------|
| 1. 3.402 AIR CLEANER ASSY.      | 5. 3.417 BRACKET |
| 2. 8.977 SCREW (5/16-18 x 9/16) | 6. 8.929 WASHER  |
| 3. 3.417 CLAMP, adj. strap type | 7. 8.900 BOLT    |
| 4. 3.417 BOOT                   |                  |



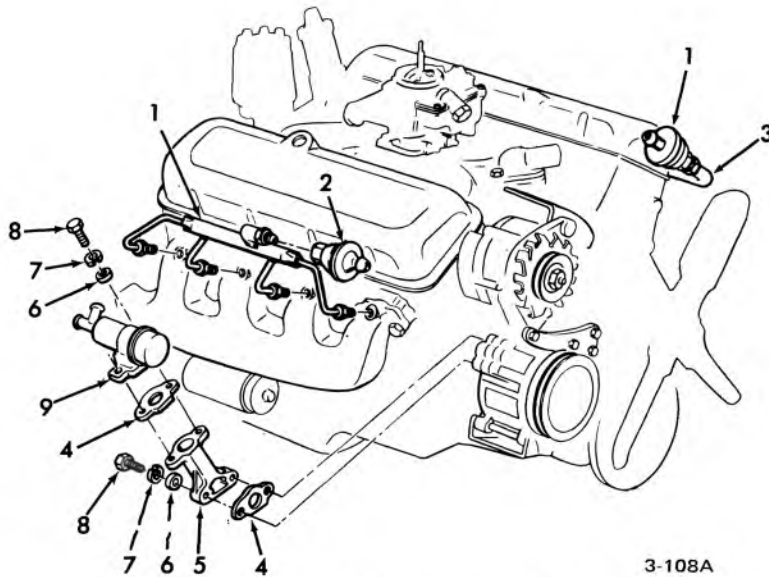
**1972-75 VEGA AIR INDUCTION 140 CID**

- 1. 3.402 ADAPTER ASSY.
- 2. 8.977 SCREW (10— 16 x  $\frac{5}{8}$ "  
8.929 WASHER ( $\frac{7}{32}$ " I.D. x  $\frac{7}{16}$ " O.D. x  
 $\frac{1}{32}$ "
- 3. 3.417 SCREEN
- 4. 3.417 DUCT



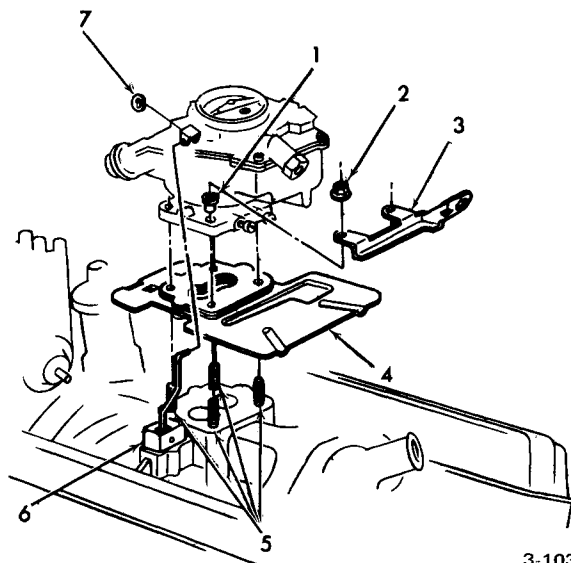
**1970 PASSENGER 3 SPEED AUTOMATIC TRANS. DETENT CABLE-L-6**

- |    |       |   |     |       |                                      |
|----|-------|---|-----|-------|--------------------------------------|
| 1. | 4.050 | CABLE ASSY.—detent control                | 8.  | 8.929 | P/WASHER                             |
| 2. | 9.242 | CLAMP                                     | 9.  | 4.050 | BRACKET—detent control cable         |
| 3. | 4.047 | O-RING                                    | 10. | 8.931 | L/WASHER (3/8)                       |
| 4. | 8.900 | BOLT (1/4—20 x 1/2)                       | 11. | 8.915 | NUT (3/8—16)                         |
| 5. | 8.900 | BOLT (3/8—16 x 2-3/4)                     | 12. | 8.934 | RING (3/16—3)                        |
| 6. | 3.444 | BRACKET ASSY.—carb. idle control solenoid | 13. | 3.454 | LEVER ASSY.—accel. control (2 studs) |
| 7. | 3.444 | BRACE—carb. idle control solenoid bracket |     |       |                                      |



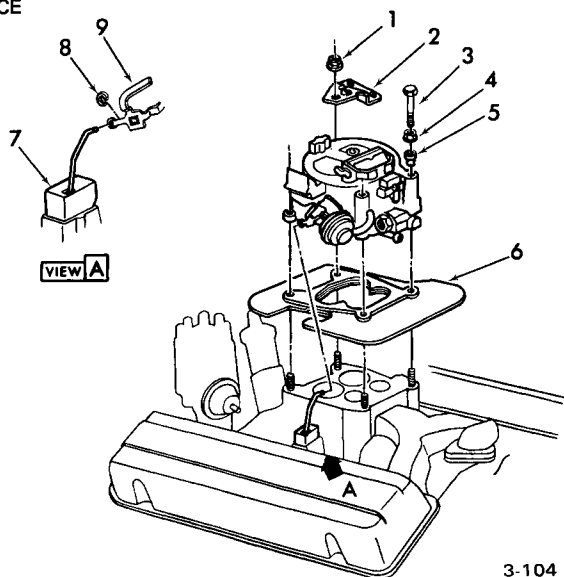
**1970 396 DIVERTER VALVE**

- |    |       |                            |    |       |                     |
|----|-------|----------------------------|----|-------|---------------------|
| 1. | 3.675 | PIPE ASSY.—air (R.H.)      | 6. | 8.929 | P/WASHER (9/32)     |
| 2. | 3.670 | VALVE ASSY.—air inj. check | 7. | 8.931 | L/WASHER (1/4)      |
| 3. | 3.675 | PIPE ASSY.—air (L.H.)      | 8. | 8.900 | BOLT (1/4—20 x 3/4) |
| 4. | 3.680 | GASKET—diverter to elbow   | 9. | 8.900 | DIVERTER VALVE      |
| 5. | 3.680 | ELBOW—diverter valve mtg.  |    |       |                     |



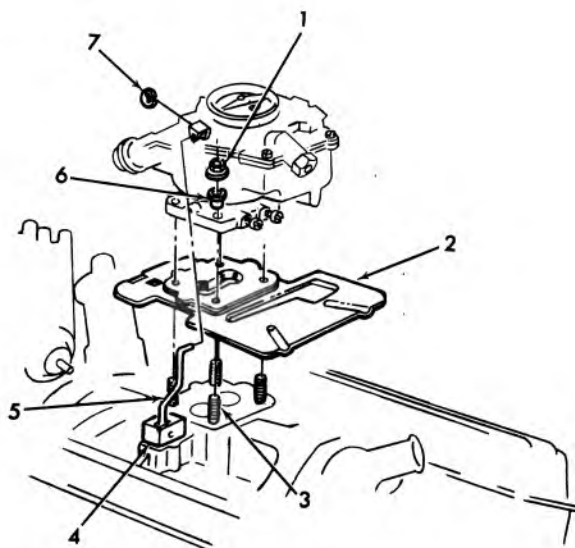
### 1970 PASSENGER EVAPORATIVE EMISSION CONTROL 2 BBL. CARB. HEAT SHIELD

- |    |       |                         |    |       |             |
|----|-------|-------------------------|----|-------|-------------|
| 1. | 3.726 | INSUL.—stud, carb. heat | 5. | 3.762 | STUD        |
| 2. | 8.916 | NUT (5/16—24)           | 6. | *     | CHOKE ASSY. |
| 3. | *     | BRACKET                 | 7. | 8.934 | RING        |
| 4. | 3.726 | INSUL. ASSY.—carb. heat |    |       |             |
- \*REMOVED FROM SERVICE



### 1970 PASSENGER EVAPORATIVE EMISSION CONTROL 4 BBL. CARB. HEAT SHIELD

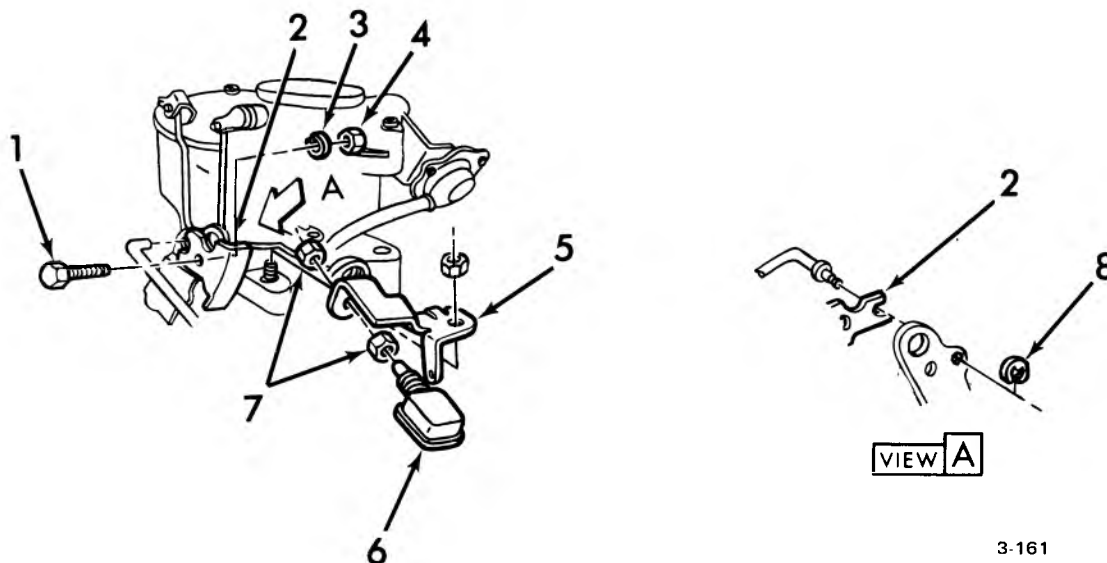
- |    |       |   |    |        |   |
|----|-------|---|----|--------|---|
| 1. | 8.916 | NUT (5/16—24)—use w/8.929 washer (5/16 x 11/16 x 1/8) | 6. | 3.726  | INSUL.—(V-8 eng. "350 cid.), carb. heat |
| 2. | 4.060 | BRACKET—(3 spd. auto. trans.), control switch         | 7. | 3.750  | THERMOSTAT                              |
| 3. | 8.981 | BOLT (5/16—18 x 3-7/8)—(V-8 eng. "350" cid.)          |    | 3.752  | ROD                                     |
| 4. | 8.915 | NUT (5/16)  |    | 3.750  | COVER                                   |
| 5. | 8.900 | INSUL. BOLT   | 8. | N.S.S. | RETAINER—part of choke assy.            |
|    |       |   | 9. | N.S.S. | LEVER—part of choke assy.               |



3-160

### 1970 NOVA EVAPORATIVE EMISSION CONTROL 2BBL. CARB. HEAT SHIELD

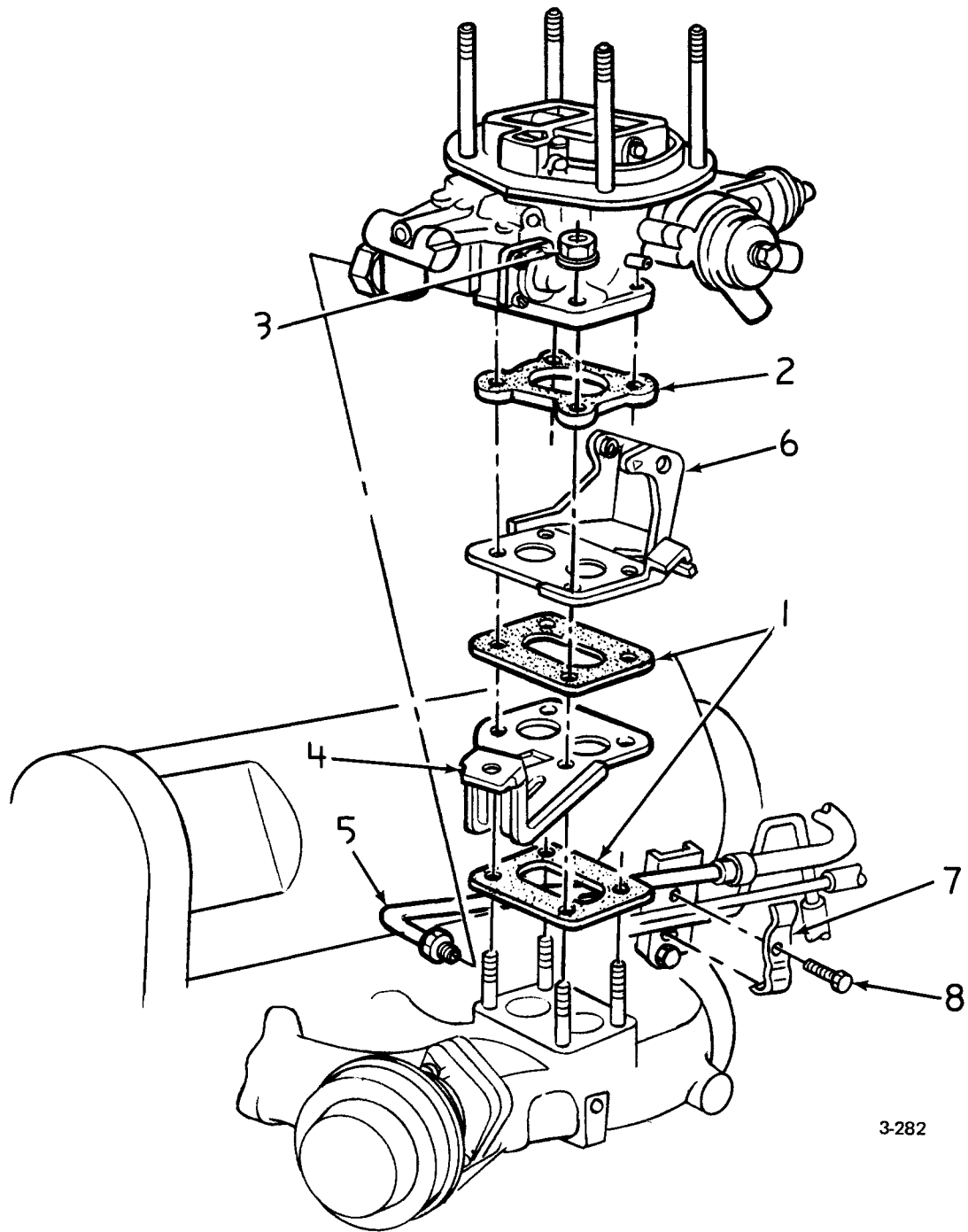
- |    |       |  |    |       |                     |
|----|-------|--|----|-------|---------------------|
| 1. | 8.916 | NUT (5/16-24)                                    | 5. | 3.752 | ROD                 |
| 2. | 3.726 | INSULATOR ASSY.-(307 eng.) (350 eng.) carb. heat | 6. | 3.726 | INSULATOR-belt      |
| 3. | 8.981 | STUD (5/16-18-24 x 1-9/16)                       | 7. | 8.934 | RETAINER RING (1/8) |
| 4. | 3.750 | CHOKE ASSY.                                      |    |       |                     |



3-161

### 1970 NOVA 3 SPD. AUTO. TRANS. CONTROL SWITCH MOUNTING

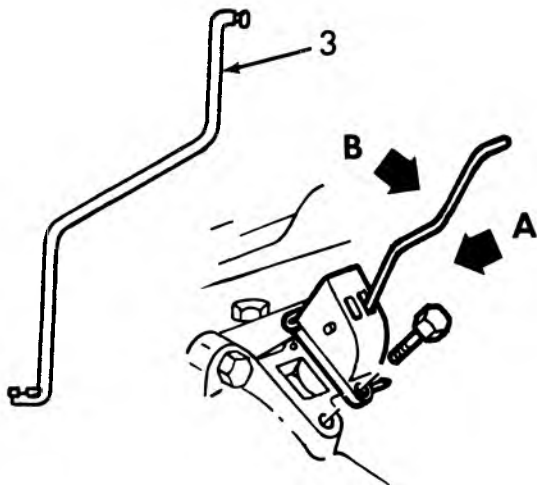
- |    |       |                                      |    |       |  |
|----|-------|--------------------------------------|----|-------|--|
| 1. | 8.900 | BOLT (1/4-20 x 1/2)                  | 5. | 4.060 | BRACKET-trans. control actuator switch |
| 2. | 4.060 | LEVER-trans. control actuator switch | 6. | 4.480 | SWITCH ASSY.-kickdown                  |
| 3. | 8.931 | L/WASHER (1/4)                       | 7. | 8.916 | NUT (7/16-20)                          |
| 4. | 8.915 | NUT                                  | 8. | 8.934 | RING (7/32-3)                          |



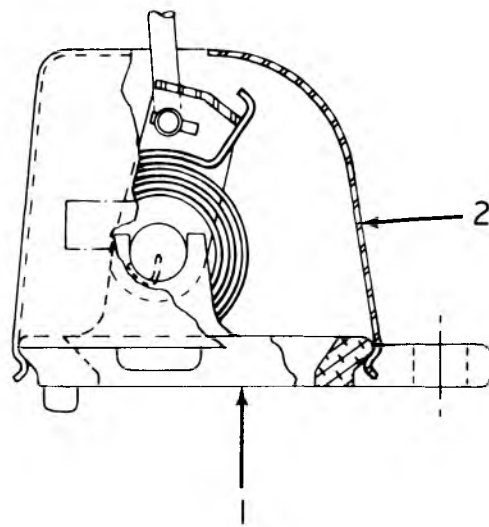
3-282

**1973-75 (140 CID) CARBURETOR FUEL PIPE**

- 1. 3.726 GASKET
- 2. 3.726 INSULATOR
- 3. 8.916 NUT ( $\frac{5}{16}$ " - 24)
- 8.931 WASHER ( $\frac{5}{16}$ " )
- 4. 3.417 BRACKET
- 5. 8.964 PIPE
- 6. 3.454 BRACKET
- 7. 2.408 CLAMP
- 8. 2.313 BOLT



**VIEW B**

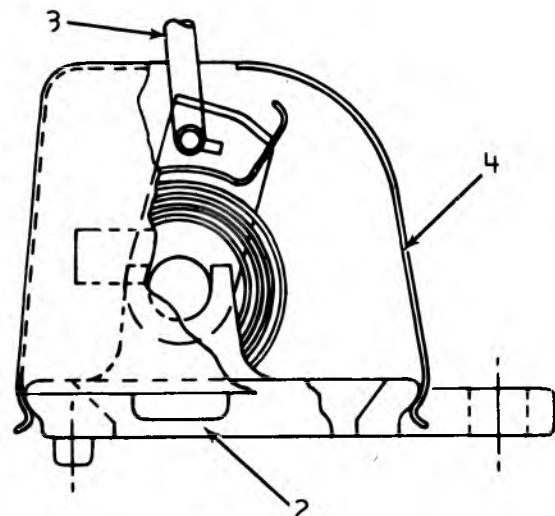
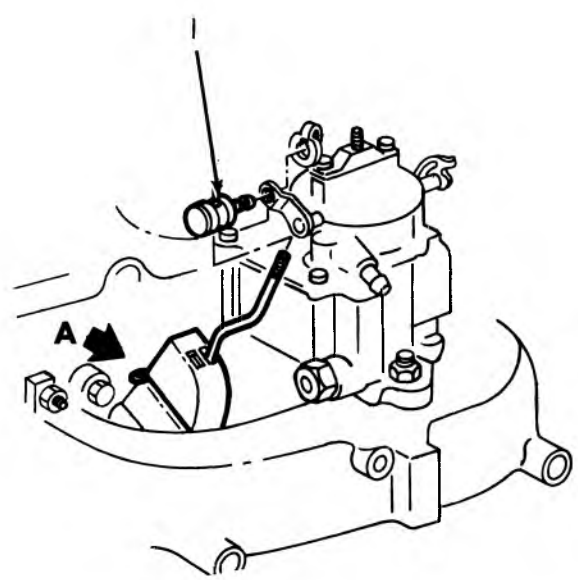


**VIEW A**

3-278

**1971-75 140 C.I.D. w/1BC (Exc. NB-2) AUTO. CHOKE**

- 1. 3.750 THERMOSTAT ASSY.
- 2. 3.750 COVER
- 3. 3.752 ROD (4.97" O.L.)

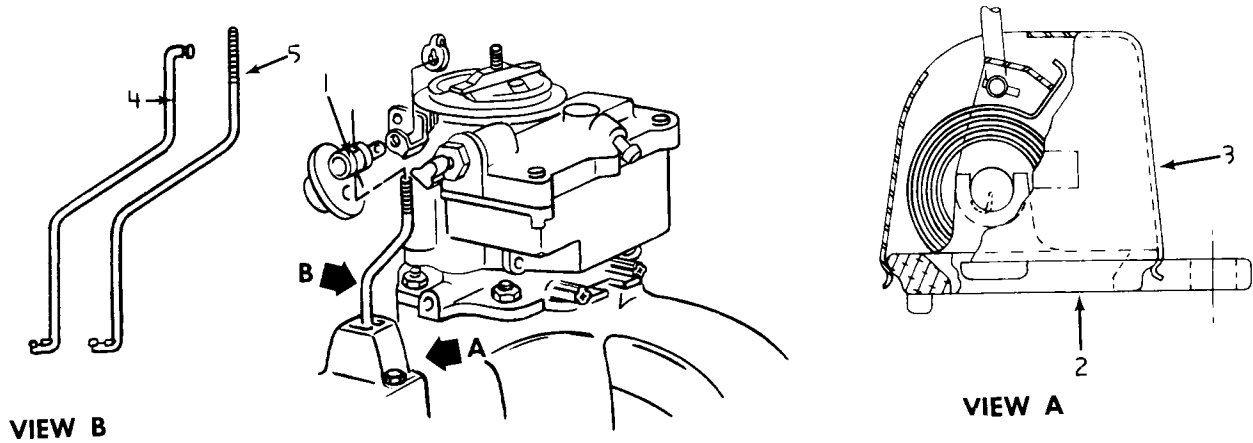


**VIEW A**

3-279

**1972-75 140 C.I.D. (1BC w/NB-2) AUTO. CHOKE**

- 1. 3.425 SWIVEL
- 2. 3.750 THERMOSTAT ASSY.
- 3. 3.752 ROD
- 4. 3.750 COVER
- 3.750 THERMOSTAT ASSY.

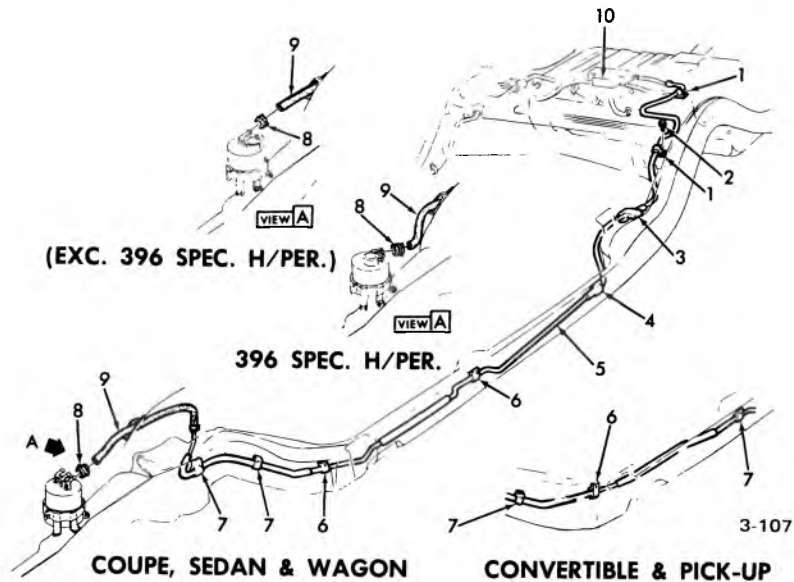


3-280

**1971-72 VEGA w/2BC AUTO. CHOKE**

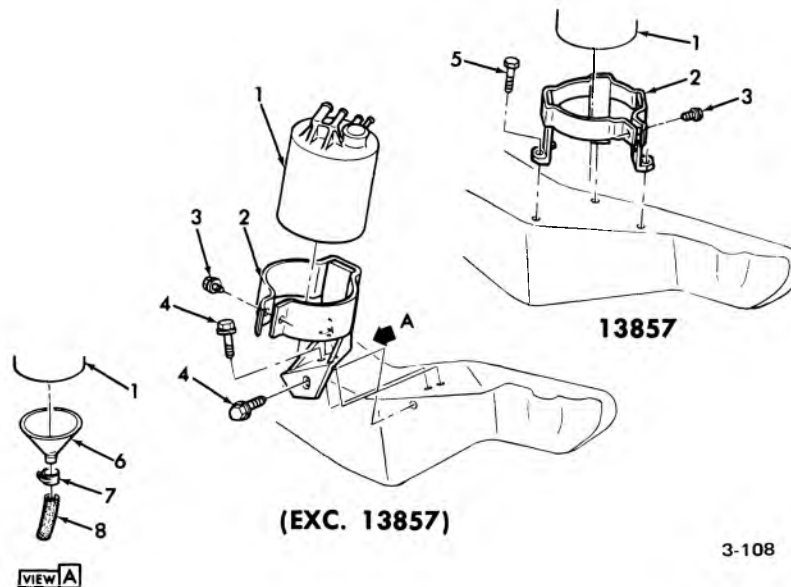
- 1. 3.425 SWIVEL
- 2. 3.750 THERMOSTAT ASSY.
- 3. 3.750 COVER
- 4. 3.752 ROD (3.96" O.L.)
- 5. 3.752 ROD (4.24" O.L.)





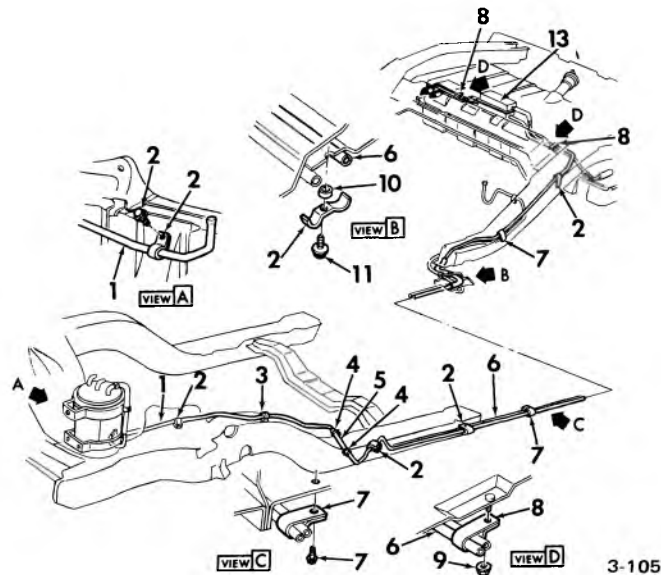
### 1970-72 CHEVELLE EVAPORATIVE EMISSION CONTROL FUEL VAPOR, PIPE HOSES AND CLIPS

1.	3.162	CLIP	8.977	SCREW (5/16-18 x 9/16)	
2.	8.977	SCREW (5/16-18 x 9/16)	5.	8.964	PIPE ASSY. (5/16)
	N.S.	CLIP	6.	3.162	CLIP—fuel fee pipe ret.
3.	3.162	CLIP—fuel feed pipe ret.	7.	N.S.	CLIP
	8.977	SCREW (5/16-18 x 9/16)	8.	1.666	CLAMP—miniature warm drive type
4.	N.S.	CLIP	9.	8.962	HOSE
			10.	3.120	SEPARATOR—fuel vapor



### 1970-72 CHEVELLE EVAPORATIVE EMISSION CONTROL CANISTER AND SUPPORT

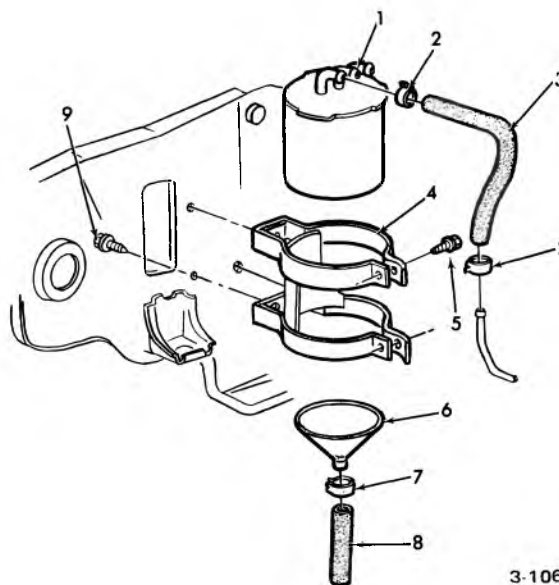
1.	3.130	CANISTER—fuel vapor	5.	8.977	SCREW
2.	3.130	SUPPORT ASM.—fuel vapor canister	6.	3.130	FILTER ASSY.—w/drain cap, fuel vapor canister
3.	8.977	SCREW (1/4-14 x 3/4)	7.	1.166	CLAMP—for 13/16" dia. hose
4.	8.977	SCREW (5/16-18 x 3/4)	8.	8.962	HOSE (1/2 x 18)



3-105

### 1970-72 NOVA EVAPORATIVE EMISSION CONTROL FUEL VENT PIPES—CLIPS

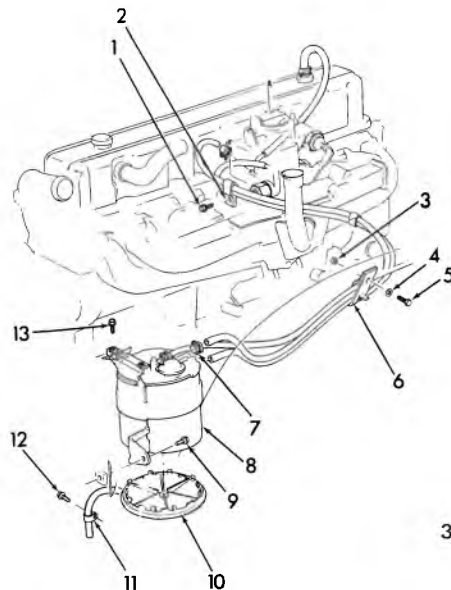
- |    |       |                                 |     |       |                            |
|----|-------|---------------------------------|-----|-------|----------------------------|
| 1. | 8.964 | PIPE—vent front                 | 6.  | 8.964 | TUBING (5/16)              |
| 2. | 3.162 | CLIP                            | 7.  | 8.950 | CLIP                       |
|    | 8.977 | SCREW (5/16—18 x 9/16)          |     | 8.977 | SCREW (5/16—18 x 9/16)     |
| 3. | 8.950 | CLIP                            | 8.  | 8.950 | CLIP                       |
|    | 8.977 | SCREW (5/16—18 x 9/16)          | 9.  | 8.917 | NUT (5/16—18)              |
| 4. | 1.166 | CLAMP—miniature warm drive type | 10. | *     | SPACER                     |
| 5. | N.S.  | HOSE                            | 11. | 8.977 | SCREW (5/16—18 x 3/4)      |
|    |       |                                 | 12. | *     | CLIP                       |
|    |       |                                 | 13. | 3.120 | SEPARATOR ASSY.—fuel vapor |
- \*REMOVED FROM SERVICE



3-106

### 1970-72 NOVA EVAPORATIVE EMISSION CONTROL CANNISTER & SUPPORT

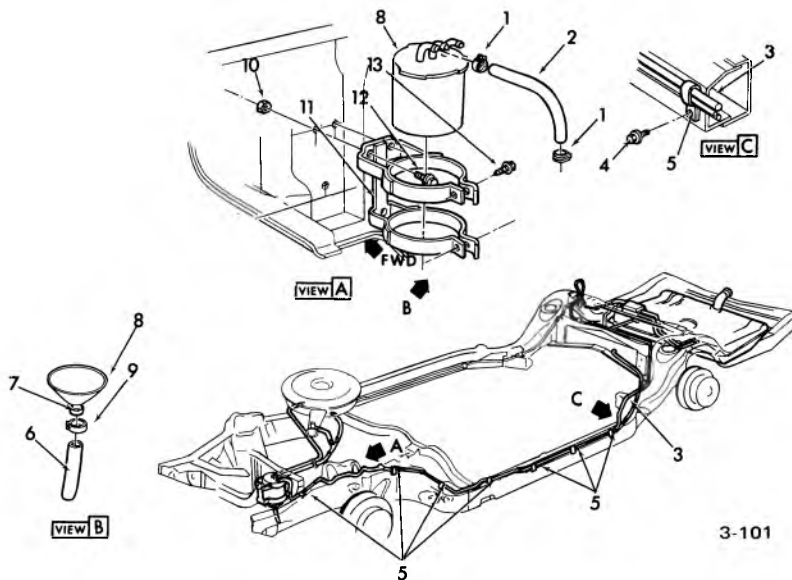
- |    |       |                                       |    |       |   |
|----|-------|---------------------------------------|----|-------|---|
| 1. | 3.130 | CANNISTER ASSY.—(350, 396) fuel vapor | 5. | 2.729 | SCREW—headlamp assy. & mldg. attach.            |
| 2. | 1.166 | CLAMP—miniature warm drive type       | 6. | 3.130 | DRAIN CAP & FILTER                              |
| 3. | 8.962 | HOSE (5/16)                           | 7. | 1.166 | CLAMP   |
| 4. | 3.130 | SUPPORT ASSY.—fuel vent canister      | 8. | 8.962 | HOSE (1/2)                                      |
|    |       |                                       | 9. | 1.276 | SCREW—rad. support, rad. fan shoud, rad. grille |
- \*REMOVED FROM SERVICE



3-60

### 1974 CHEVELLE EVAP. CONTROL SYSTEMS (E.C.S.) (6 CYL.)

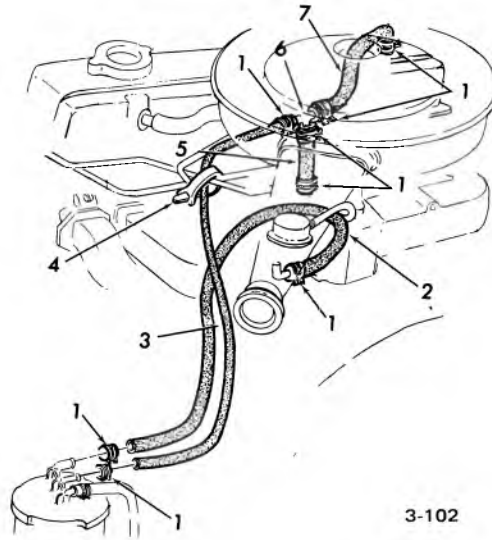
- |    |       |   |     |       |                                |
|----|-------|---|-----|-------|--------------------------------|
| 1. | 8.977 | SCREW (8-18 x 3/8)                          | 8.  | 3.130 | CANNISTER ASSY.—Fuel Vapor     |
| 2. | 8.950 | CLIP (7/32 x 1-1/8)                         | 9.  | 8.977 | SCREW (5/16-18 x 3/4)          |
| 3. | 8.917 | NUT—Hex. Lock Nut                           | 10. | 3.130 | CAP—Fuel Vapor Cannister Drain |
| 4. | 8.929 | WASHER (9/32 I.D. x 5/8 O.D.)               | 11. | 8.950 | CLIP—Hose Clip                 |
| 5. | 8.900 | BOLT (1/4-20 x 5/8)                         | 12. | 8.977 | SCREW (5/16-12 x 3/4) Type AB  |
| 6. | 5.537 | SHIM UNIT—Diff. Brg. (5/64-5/64)            | 13. | 1.276 | SCREW (5/16-18 x 13/16)        |
| 7. | 1.166 | CLAMP—Miniature Worm Drive Type (1/4 x 5/8) |     |       |                                |



3-101

### 1973 PASSENGER EVAPORATIVE EMISSION CONTROL—VAPOR PIPE

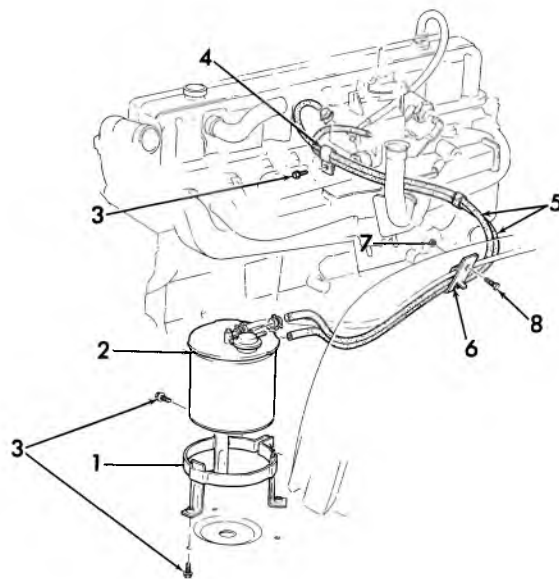
- |    |       |  |       |              |  |
|----|-------|--|-------|--------------|--|
| 1. | 1.166 | CLAMP  | 3.163 | SHIELD ..... |  |
| 2. | 8.962 | HOSE   | 4.    | 8.900        | BOLT (5/16—18 x 9/16) use<br>w/8.932 Washer 5/16 |
| 3. | 8.964 | PIPE ASSY. (5/16) Cut approx.<br>182.83 in. from 3830292<br>(Exc. Conv. & Sta. Wgn.) | 5.    | 3.162        | CLIP   |
|    |       |  | 6.    | 8.962        | HOSE (1/2) Cut approx. 8.8 in.<br>from 3911539   |
|    |       |  | 7.    | 3.130        | FILTER ASSY.                                     |
|    |       |  | 8.    | 3.130        | CANNISTER  |
|    |       |  | 9.    | 1.166        | CLAMP  |
|    |       |  | 10.   | 8.916        | NUT (5/16—18)                                    |
|    |       |  | 11.   | 3.130        | SUPPORT ASSY.                                    |
|    |       |  | 12.   | 1.276        | SCREW  |
|    |       |  | 13.   | 2.729        | SCREW  |



3-102

**1973 PASSENGER EVAPORATIVE EMISSION CONTROL L-6 ENGINE**

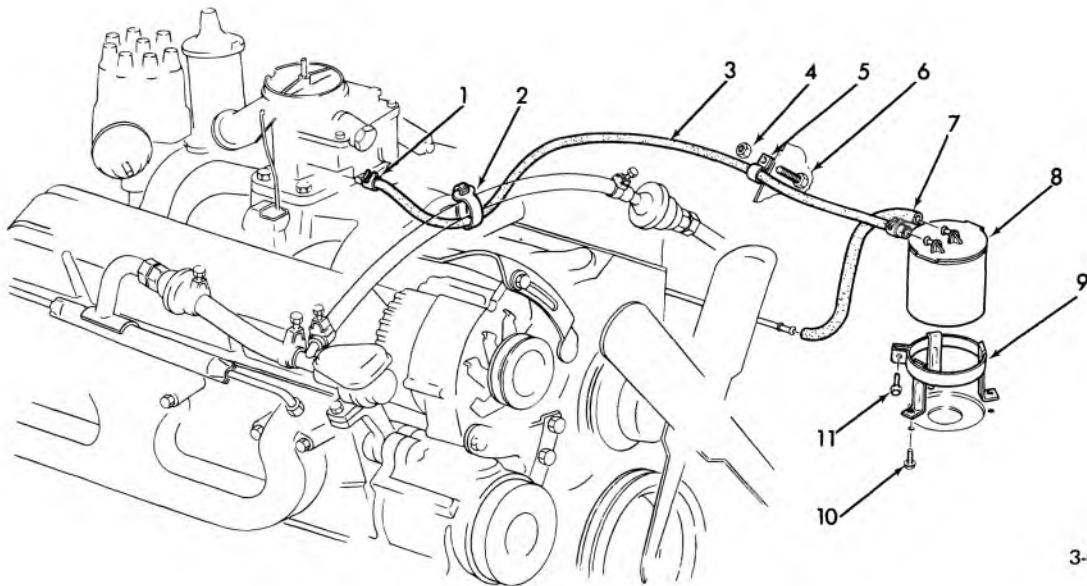
- |    |       |              |    |       |      |
|----|-------|--------------|----|-------|------|
| 1. | 1.166 | CLAMP        | 5. | 8.962 | HOSE |
| 2. | 8.962 | HOSE         | 6. | 1.745 | TEE  |
| 3. | 8.962 | HOSE         | 7. | 8.962 | HOSE |
| 4. | 8.950 | STRAP (7/16) |    |       |      |



3-52

**1974 CAMARO 6-CYL.  
EVAPORATION CONTROL SYSTEMS (E.C.S.)**

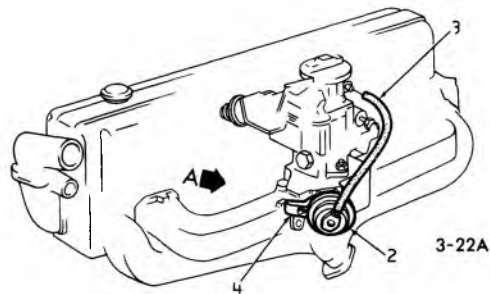
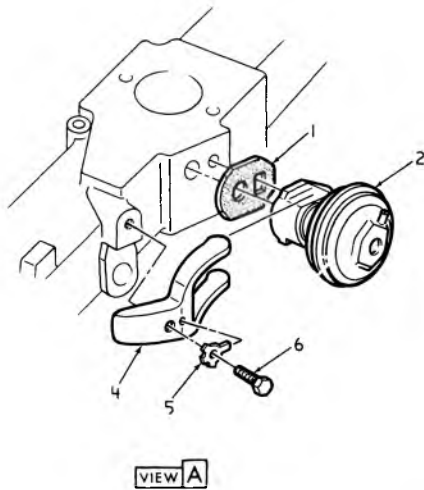
- |    |       |                                   |    |       |                                       |
|----|-------|-----------------------------------|----|-------|---------------------------------------|
| 1. | 3.130 | SUPPORT ASSY.—Fuel Vent. Canister | 5. | 8.962 | HOSE—7/32                             |
| 2. | 3.130 | CANISTER ASSY.—Fuel Vapor         | 6. | 3.130 | CLIP—Fuel Vapor Hose Canister to Eng. |
| 3. | 8.900 | BOLT—Hex. Head                    | 7. | 8.915 | NUT—Hexagon                           |
| 4. | 3.120 | CLIP—Evap. Emission Hose          | 8. | 8.900 | BOLT—Hex. Head                        |



3-64

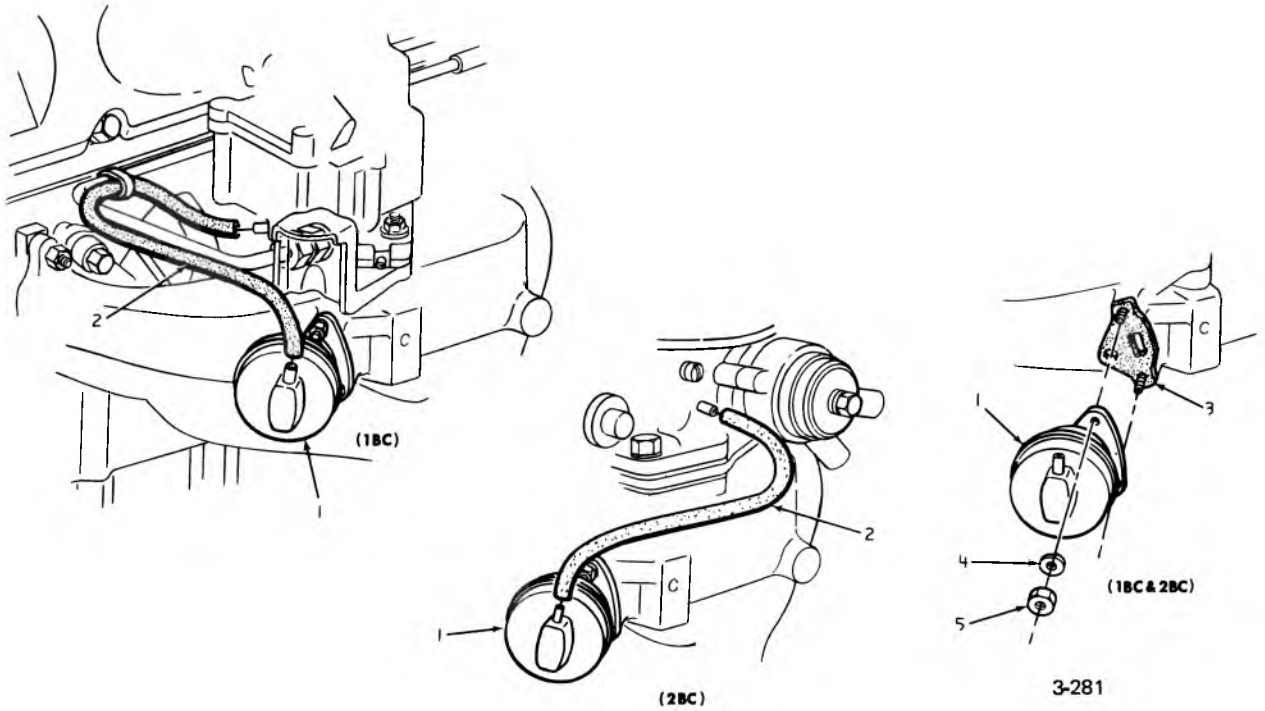
### 1974 EVAPORATION CONTROL SYSTEMS—ALL V-8

- |    |       |   |     |       |                                   |
|----|-------|---|-----|-------|-----------------------------------|
| 1. | 1.166 | CLAMP—Miniature Worm Drive Type (1/4-5/8) | 7.  | 8.962 | HOSE (5/16" I.D. x 18")           |
| 2. | 8.950 | STRAP—Fuel Vapor Canister Hose            | 8.  | 3.130 | CANISTER ASSY.—Fuel Vapor         |
| 3. | 8.962 | HOSE (1/4 I.D.)                           | 9.  | 3.130 | SUPPORT ASSY.—Fuel Vent. Canister |
| 4. | 8.915 | HEXAGON NUT                               | 10. | 8.977 | SCREW—Hex. Head-(1/4"-14 x 1/2")  |
| 5. | 8.950 | CLIP—Special 1/2"                         | 11. | 8.977 | SCREW—Hex. Head (1/4"-14 x 3/4")  |
| 6. | 8.977 | SCREW                                     |     |       |                                   |



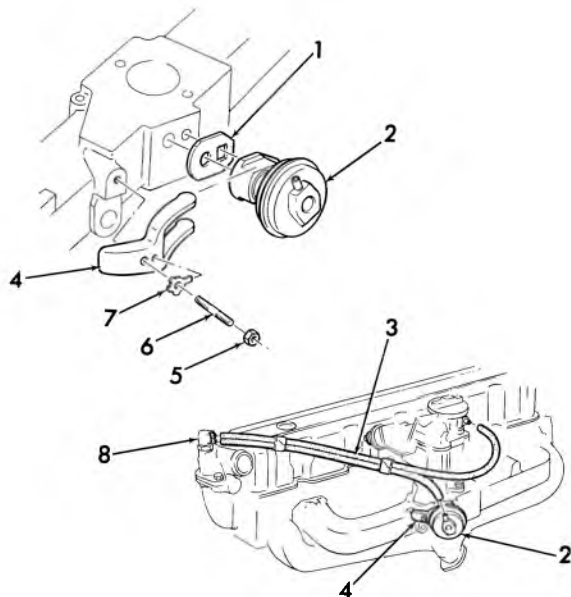
### 1973 PASSENGER EGR VALVE

- |    |       |                              |    |       |                 |
|----|-------|------------------------------|----|-------|-----------------|
| 1. | 3.680 | GASKET                       | 4. | 3.680 | CLAMP           |
| 2. | 3.670 | VALVE ASM. (w/Auto. Trans.)  | 5. | 5.425 | LOCK            |
|    |       | VALVE ASM. (w/Manual Trans.) | 6. | 8.900 | BOLT 3/8-16 x 1 |
| 3. | 8.962 | HOSE                         |    |       |                 |



### 1973-75 140 C.I.D. EGR VALVE AND HOSE

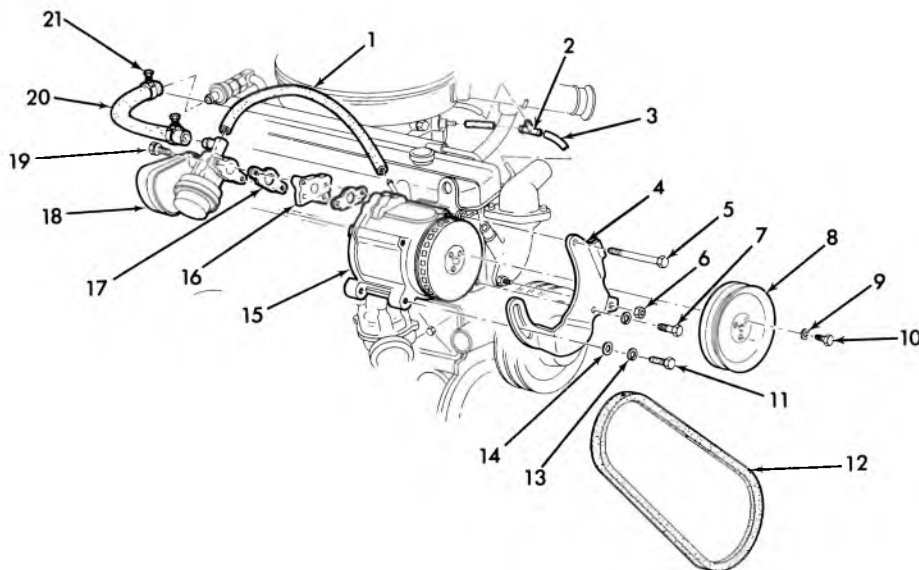
1. 3.680 VALVE ASSY.
2. 8.962 HOSE (7/32")
3. 3.680 GASKET
4. 8.931 WASHER (5/16")
5. 8.915 NUT (5/16" - 24)



3-62

### 1974 EXHAUST GAS CIRCULATION—6 CYL.

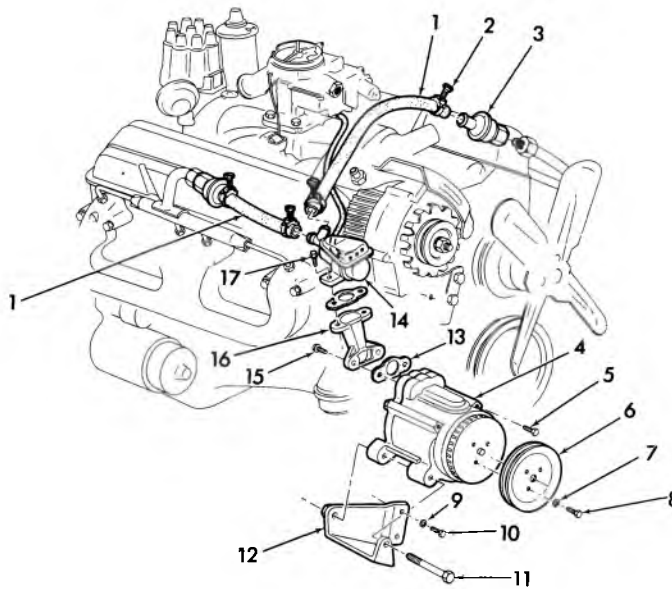
- |          |                                    |          |                             |
|----------|------------------------------------|----------|-----------------------------|
| 1. 3.680 | GASKET—Exh. Gas Recirculating Vlv. | 5. 8.915 | NUT—Hex. (3/8-24 x 3/8)     |
| 2. 3.670 | VALVE ASSY.—Egr.                   | 6. 8.981 | STUD (3/8)                  |
| 3. 8.962 | HOSE ASSY.—Cut as Reqd.            | 7. 3.670 | LOCK—Air Injection Reactor  |
| 4. 3.680 | CLAMP—Valve                        | 8. 2.408 | SWITCH ASSY.—Thermal Vacuum |



3-58

### 1974 - 6 CYL. ENGINES AIR INJECTOR REACTOR (A.I.R.)

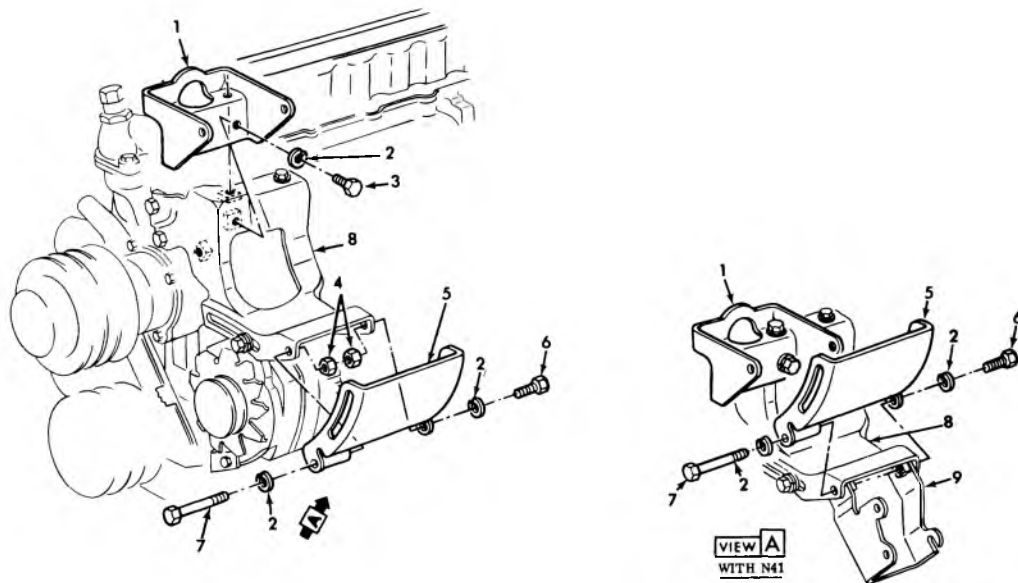
- |           |                                   |           |                                       |
|-----------|-----------------------------------|-----------|---------------------------------------|
| 1. 8.962  | HOSE—Spark Cont. Pipe (3/32 I.D.) | 12. 1.066 | BELT—V (15/32 x 38)                   |
| 2. 3.609  | PIPE ASM.—Exh. C/ovr.             | 13. 8.931 | WASHER—Med. Spg. Lk. (3/8)            |
| 3. 3.680  | TEE, Air Inj. Diverter Valve      | 14. 8.929 | WASHER—Spl. Fl. (3/8 I.D. x 3/4 O.D.) |
| 4. 3.655  | BRACE—Air Inj. Pump               | 15. 3.660 | PUMP ASM.—Air Inj.                    |
| 5. 8.900  | BOLT—Hex. (3/8-16 x 5)            | 16. 3.675 | ADAPTER—Air Inj. Dvtr. Vlv.           |
| 6. 8.915  | NUT—Hex. (3/8-16)                 | 17. 3.670 | VALVE ASM.—Diverter                   |
| 7. 8.900  | BOLT—Hex. (3/8-16 x 3/4)          | 18. 3.670 | VALVE ASM.—Diverter                   |
| 8. 3.650  | PULLEY—Air Injection Pump         | 19. 8.900 | BOLT—Flg. Hex. (1/4-20 x 5/8)         |
| 9. 8.931  | WASHER—Reg. Hel. Lk. (1/4)        | 20. 8.962 | HOSE—Air Inj. Div. Vlv. (5/8 I.D.)    |
| 10. 8.900 | BOLT—Hex. (1/4—20 x 1/2)          | 21. 1.166 | CLAMP—Hose (1-19/32)                  |
| 11. 8.900 | BOLT—Hex. (3/8-16 x 1-3/8)        |           |                                       |



3-63

### 1974-75 V-8 AIR INJECTOR REACTOR (A.I.R.)

- |    |       |                               |     |       |   |
|----|-------|-------------------------------|-----|-------|---|
| 1. | 8.962 | HOSE (5/8 I.D.)               | 10. | 8.900 | BOLT—Hex. (3/8-16 x 7/8)                |
| 2. | 1.166 | CLAMP (1" to 6") Strap Type   | 11. | 8.900 | BOLT—Hex. (3/8-16 x 7/8)                |
| 3. | 3.670 | VALVE ASM.—Air Injector Check | 12. | 3.655 | BRACKET ASM.—Air Injection Pump         |
| 4. | 3.660 | PUMP ASM.—Air Injection       | 13. | 3.680 | GASKET—Air Injection Diverter Valve     |
| 5. | 8.900 | BOLT—Hex. (3/8-16 x 7/8)      | 14. | 3.670 | VALVE ASM.—Diverter                     |
| 6. | 3.650 | PULLEY—Air Injection Pump     | 15. | 8.900 | BOLT (1/4-20 x 5/8)                     |
| 7. | 8.931 | WASHER (1/4)                  | 16. | 3.680 | ELBOW—Air Injection Diverter Valve Mtg. |
| 8. | 8.900 | BOLT—Hex. (1/4-20 x 1/2)      | 17. | 8.900 | BOLT (1/4-20 x 5/8)                     |
| 9. | 8.931 | WASHER (3/8)                  |     |       |   |

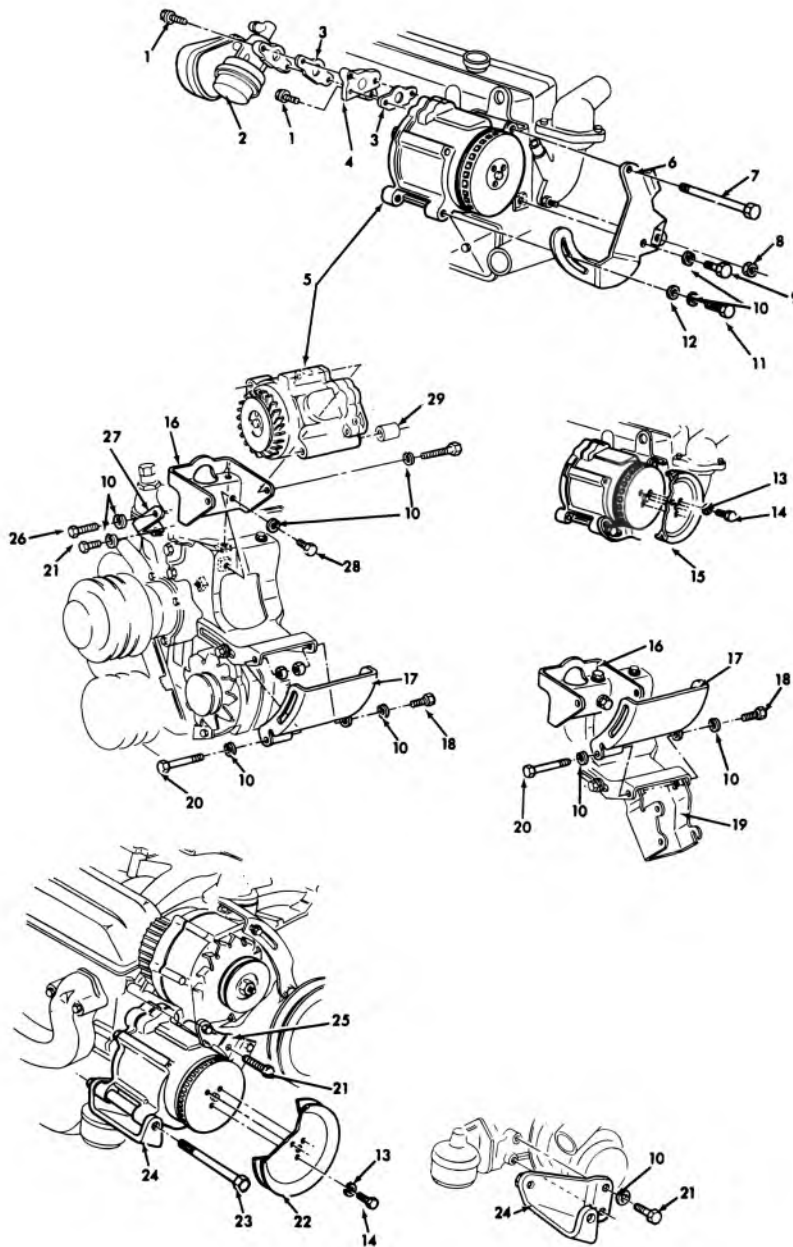


3-343

### 1975 NOVA (6 Cyl.) A.I.R. PUMP BRACKETS

- |    |       |  |    |       |                               |
|----|-------|--|----|-------|-------------------------------|
| 1. | 3.656 | BRACKET, air inj. pump catalytic conv. air inj.      | 6. | 8.900 | BOLT (3/8 - 16 x 1 1/4)       |
| 2. | 8.931 | WASHER, lock (3/8)                                   | 7. | 8.900 | BOLT (3/8 - 16 x 2 1/8)       |
| 3. | 8.900 | BOLT (3/8 - 16 x 3/4)                                | 8. | 6.606 | BRACKET ASSY. hyd. strg. pump |
| 4. | 8.900 | NUT (3/8 - 16)                                       | 9. | 6.606 | SUPPORT ASSY. hyd. strg. pump |
| 5. | 3.655 | BRACKET ASSY., eng./reactor catalytic conv. air inj. |    |       |                               |

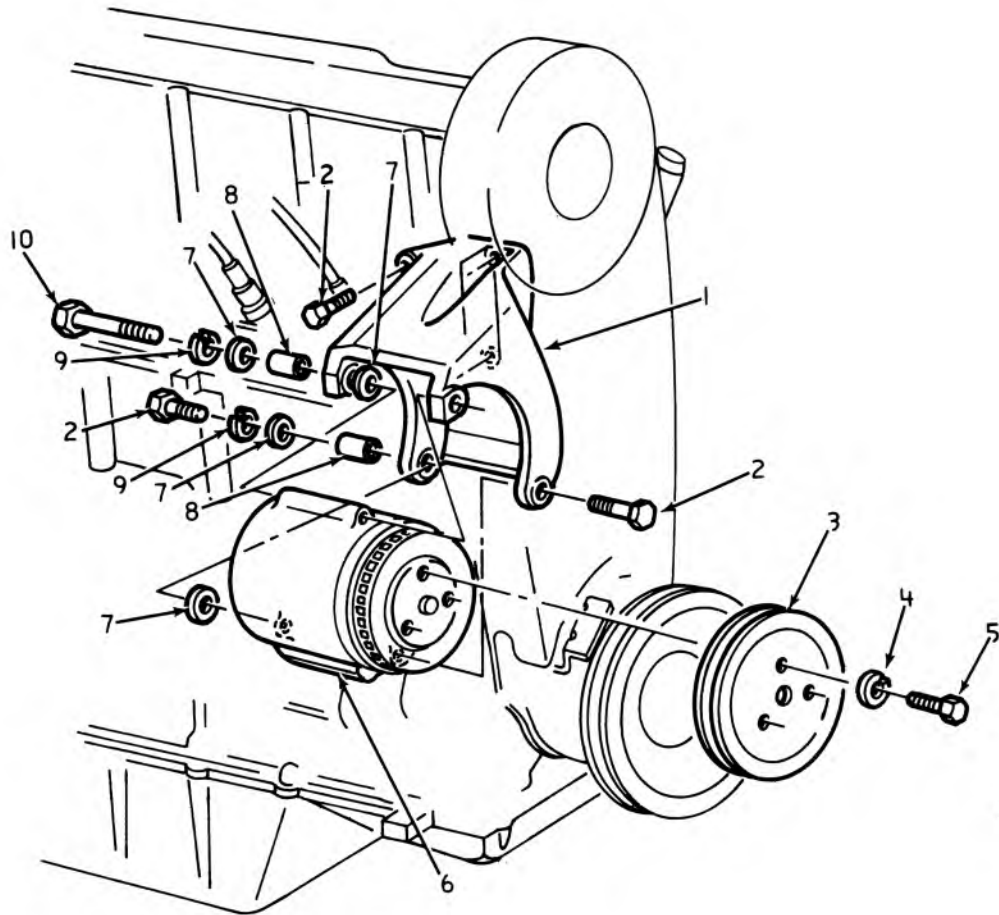




3-337

### 1975 CHEVELLE A.I.R. PUMP & MOUNTINGS

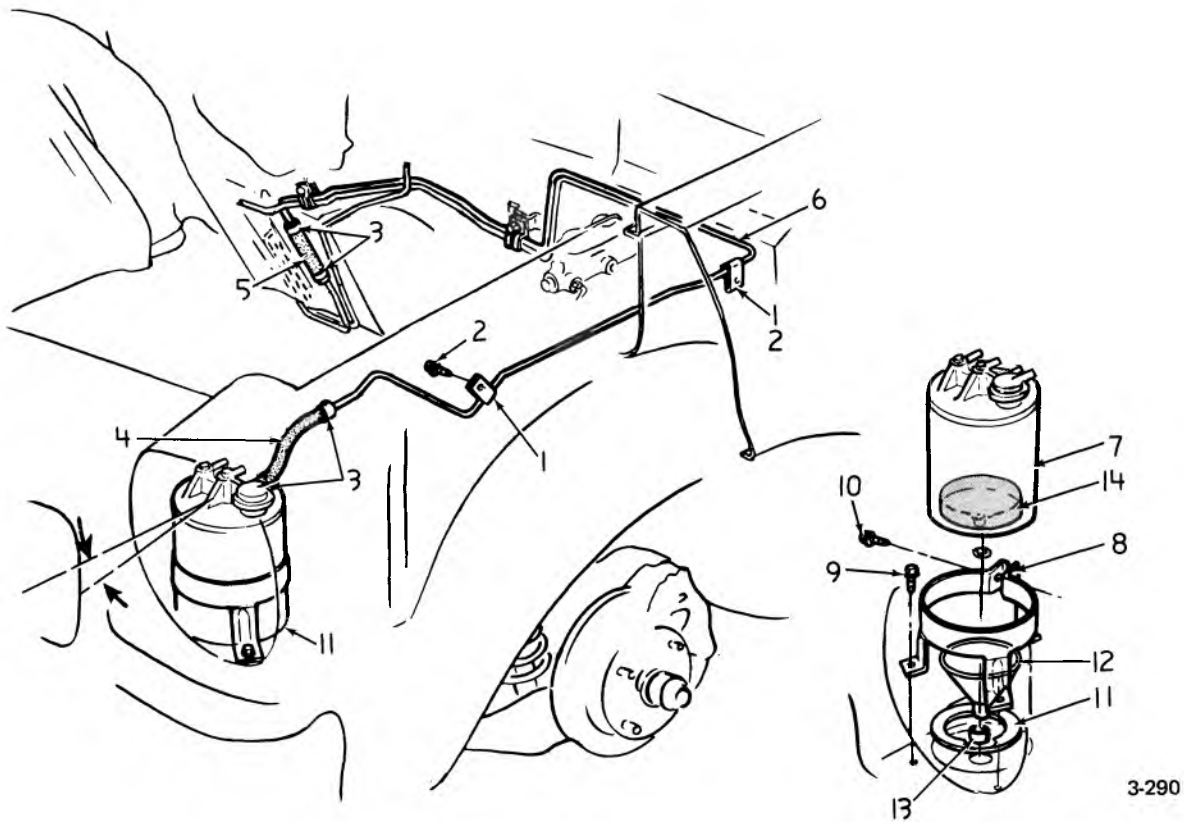
- |     |       |                                       |     |       |                                  |
|-----|-------|---------------------------------------|-----|-------|----------------------------------|
| 1.  | 3.680 | SCREW, dvtr. vlv., hx, 1/4 - 20 x 3/4 | 16. | 3.656 | BRACKET, air inj. pump           |
| 2.  | 3.670 | VALVE ASSY., air dvtr.                | 17. | 3.655 | BRACKET, air inj pump adj.       |
| 3.  | 3.670 | GASKET, air inj. dvtr. vlv.           | 18. | 8.900 | BOLT, hx. 3/8 - 16 x 1 1/4       |
| 4.  | 3.675 | ADAPTER, air inj. dvtr. vlv.          | 19. | 6.606 | SUPPORT ASSY.                    |
| 5.  | 3.660 | PUMP ASSY., air inj.                  | 20. | 8.900 | BOLT, hx 3/8 - 16 x 2 1/8        |
| 6.  | 3.655 | BRACE, air inj. pump                  | 21. | 8.900 | BOLT, 3/8 - 16 x 7/8             |
| 7.  | 8.900 | BOLT, hx. 3/8 - 16 x 5                | 22. | 3.650 | PULLEY, air inj. pump            |
| 8.  | 8.915 | NUT, 3/8 - 16                         | 23. | 8.900 | BOLT, hx. 3/8 - 16 x 4 3/4       |
| 9.  | 8.900 | BOLT, 3/8 - 16 x 3/4                  | 24. | 3.655 | BRACKET ASSY., air inj. pump     |
| 10. | 8.931 | WASHER, lock 3/8                      | 25. | 2.277 | BRACKET, generator               |
| 11. | 8.900 | BOLT, 3/8 - 16 x 1 3/8                | 26. | 8.900 | BOLT, 3/8 - 16 x 1 1/2           |
| 12. | 8.929 | WASHER, push 3/8 x 3/4                | 27. | 3.655 | BRACE, air inj. pump - frt.      |
| 13. | 8.931 | WASHER, lock 1/4                      | 28. | 8.900 | BOLT, 3/4                        |
| 14. | 8.900 | BOLT, 1/4 - 20 x 1/2                  | 29. | 3.655 | SPACER, air inj. pump adj. brkt. |
| 15. | 3.650 | PULLEY, air inj. pump                 |     |       |                                  |



3-274

### 1972 VEGA AIR PUMP MOUNTING

- |     |       |  |
|-----|-------|--|
| 1.  | 3.655 | BRACKET  |
| 2.  | 8.900 | BOLT ( $\frac{9}{8}$ " — 16 x $1\frac{1}{2}$ " ) |
| 3.  | 3.650 | PULLEY   |
| 4.  | 8.931 | WASHER ( $\frac{1}{4}$ " med.)                   |
| 5.  | 8.900 | BOLT ( $\frac{1}{4}$ " — 20 x $1\frac{1}{2}$ " ) |
| 6.  | 3.660 | PUMP UNIT  |
| 7.  | 8.929 | WASHER (plain $\frac{3}{8}$ " )                  |
| 8.  | 2.277 | SPACER   |
| 9.  | 8.931 | WASHER ( $\frac{3}{8}$ " med.)                   |
| 10. | 8.900 | BOLT ( $\frac{9}{8}$ " — 16 x $5\frac{1}{2}$ " ) |

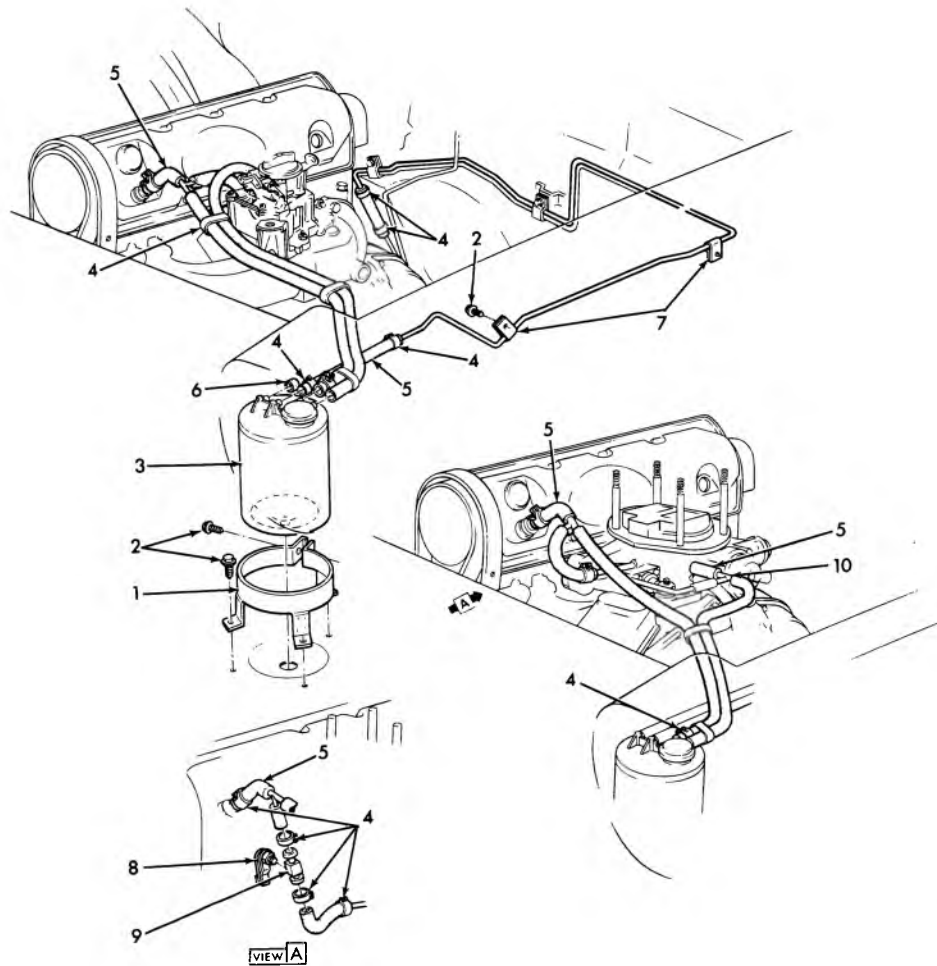


**1971-75 140 C.I.D.**

**EVAPORATIVE EMISSION FRONT VENT PIPE AND CANNISTER**

- 1. 3.003 CLIP ( $\frac{5}{16}$ " strap type)
- 2. 8.977 SCREW ( $\frac{1}{4}$ "— 14 x  $\frac{3}{4}$ " )
- 3. 1.166 CLAMP
- 4. 8.962 HOSE ( $\frac{5}{16}$ " O.D.)
- 5. 3.163 HOSE ( $\frac{1}{4}$ " I.D. x  $\frac{1}{2}$ " O.D.)
- 6. 8.962 HOSE ( $\frac{1}{4}$ " O.D.)
- 7. 3.130 CANNISTER ASSY.
- 8. 3.130 SUPPORT ASSY.
- 9. 8.977 SCREW (10— 16 x  $\frac{1}{2}$ " )
- 10. 8.977 SCREW ( $\frac{1}{4}$ "— 14 x  $\frac{5}{8}$ " )
- 11. 3.130 GASKET
- 12. 3.130 CAP ASSY.
- 13. 1.166 CLAMP
- 14. 3.130 FILTER

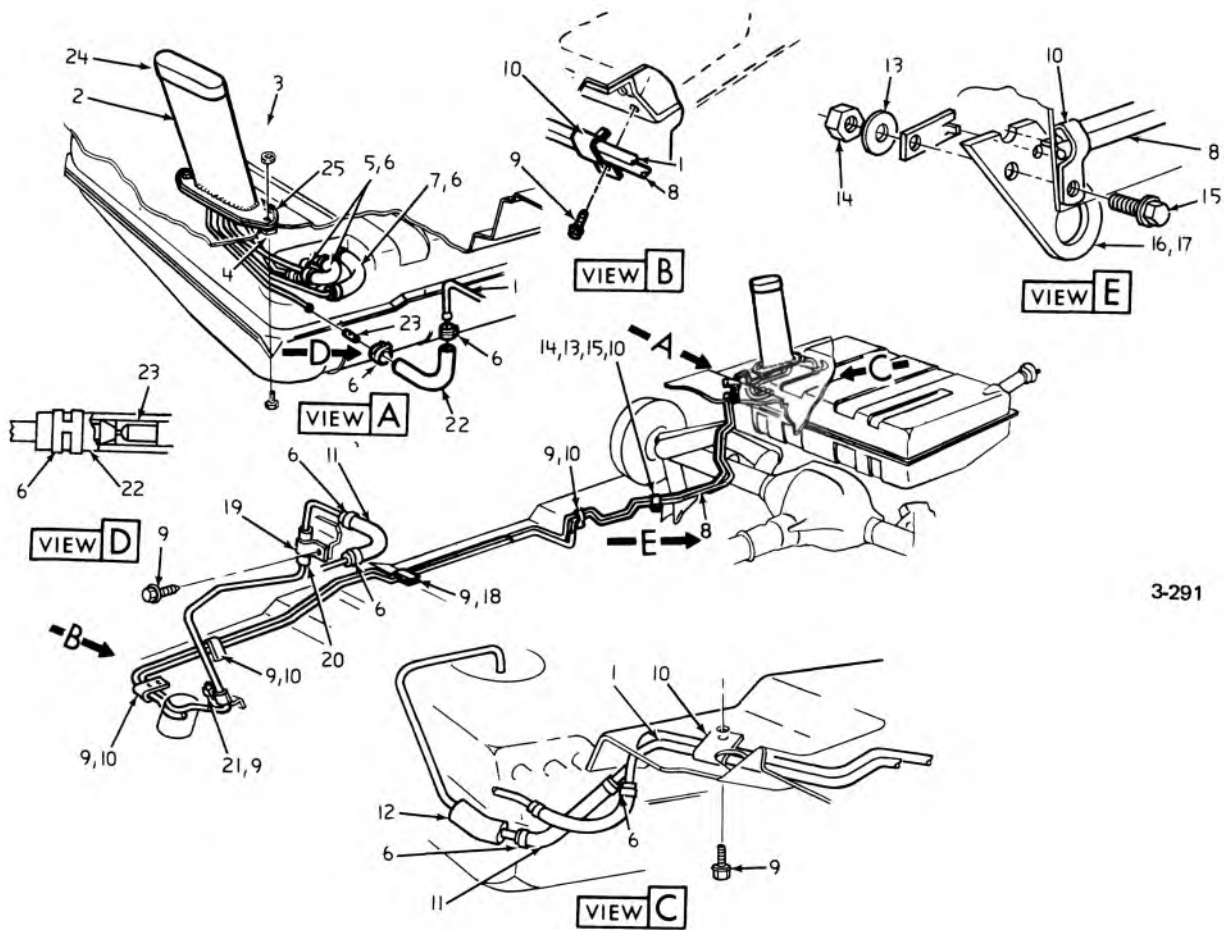
3-290



3-330

### 1974-75 140 C.I.D. EVAPORATION CONTROL SYSTEM (E.C.S.)

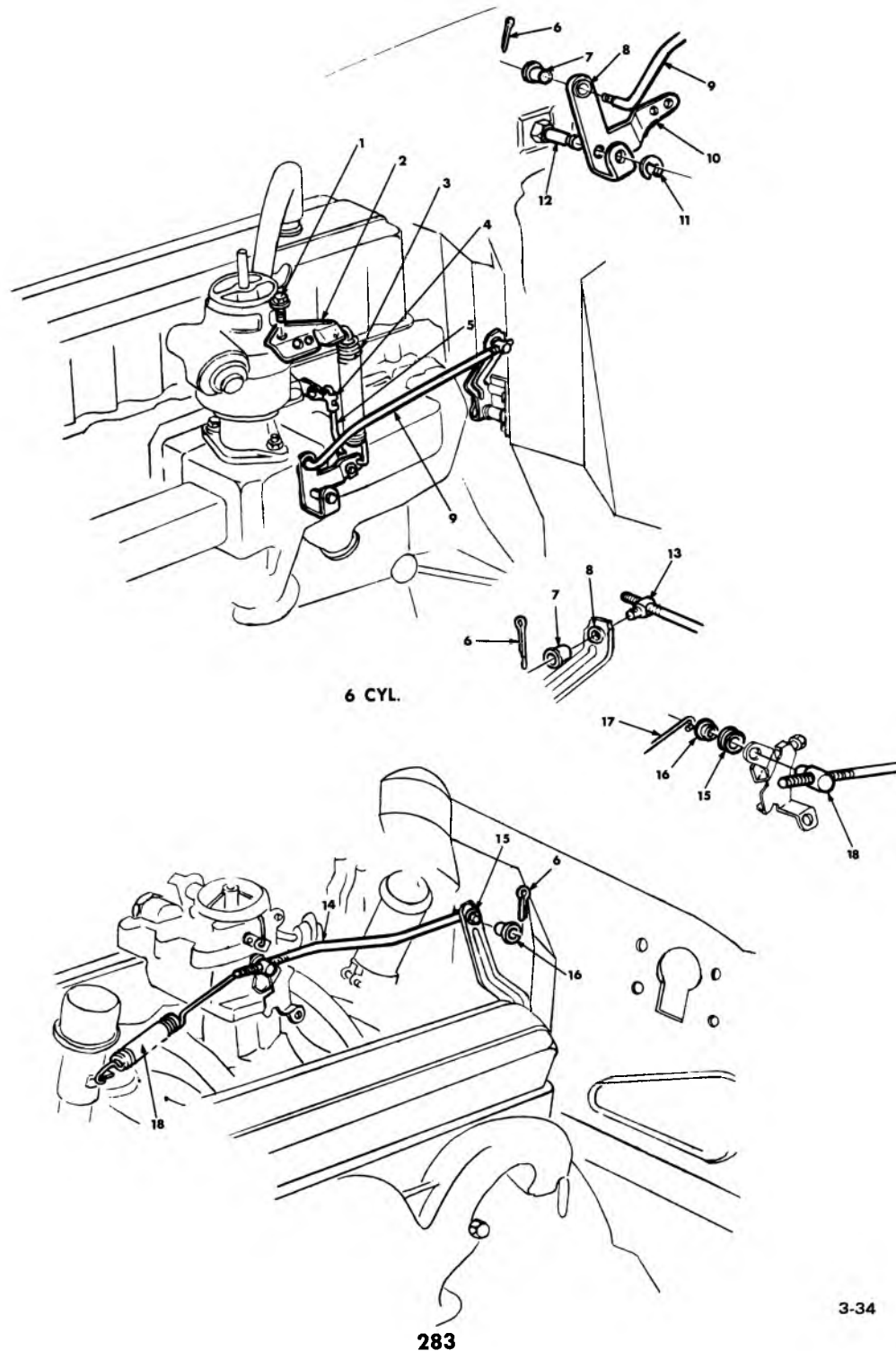
- |          |  |            |  |
|----------|--|------------|--|
| 1. 3.130 | SUPPORT ASSY.—canister                                   | 6. 8.970   | PLUG—carb. fuel drain hose/in canister |
| 2. 8.900 | BOLT—hex. head   | 7. 8.950   | CLIP—hose                              |
| 3. 3.130 | CANISTER ASSY.—fuel vent. canister                       | 8. 3.820   | VALVE ASSY.—hot idle compensator       |
| 4. 1.166 | CLAMP—miniature worm drive type (1/4" x 5/8" dia. range) | 9. 1.745   | TEE—hot idle compensator               |
| 5. 8.962 | HOSE   | 10. 10.155 | TEE—vac. sig. hose                     |



3-291

### 1971 VEGA EVAPORATIVE EMISSION REAR VENT PIPE AND SEPARATOR

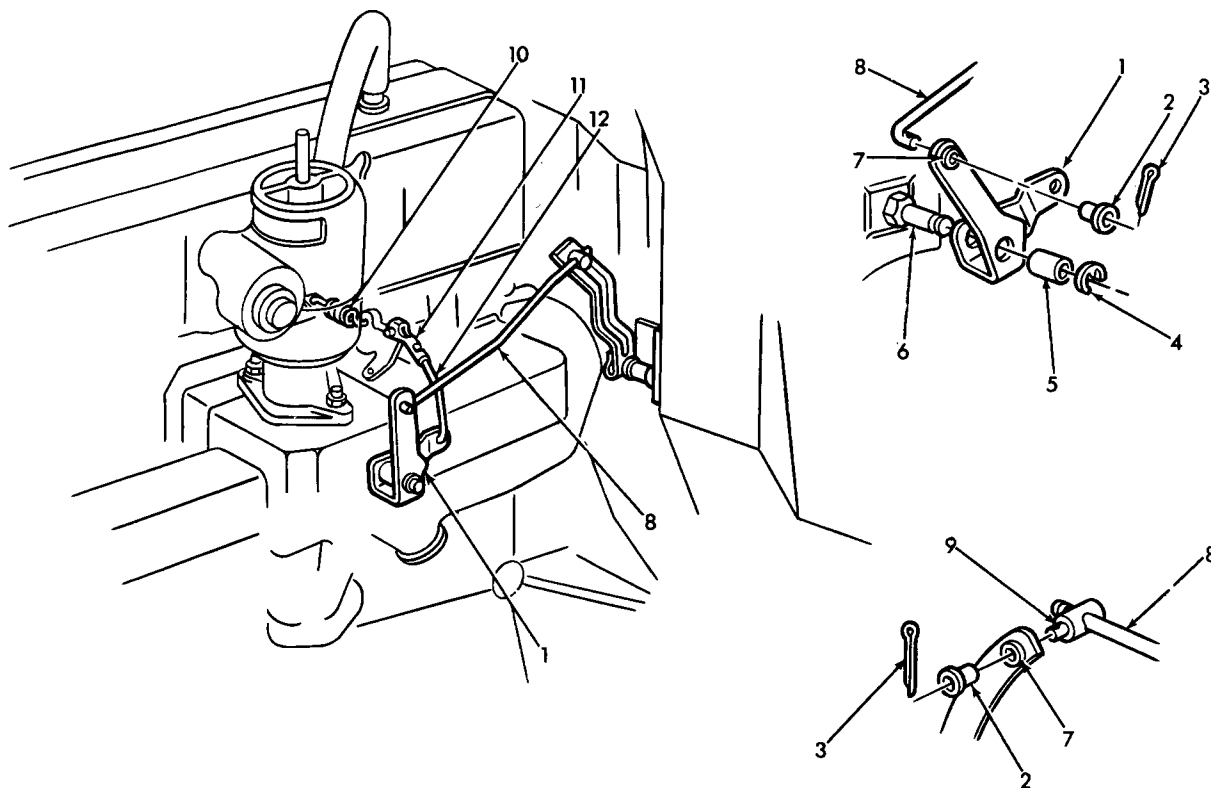
1.	8.964	TUBING (1/4" O.D.)	12.	3.163	SLEEVE
	4.685	SHIELD	13.	8.929	WASHER (5/16" I.D. x 5/8" O.D. x 1/16" thick)
2.	3.120	SEPARATOR ASSY.	14.	8.917	NUT (5/16" — 18)
3.	8.977	SCREW (10 — 16 x 1/2")	15.	8.900	BOLT (5/16" — 18 x 1)
4.	10.537	NUT	16.	4.790	PLATE
5.	3.003	HOSE (5/16" I.D. — 27/8" dev. length)	18.	8.950	CLIP
6.	1.166	CLAMP	18.	8.950	CLIP
7.	3.003	HOSE (3/8" I.D. — 2 13/16" dev. length)	19.	2.559	CLIP
8.	8.964	TUBING	20.	2.765	HOSE (1/4" I.D. — 17/32" O.D.)
	3.163	SHIELD	21.	8.950	CLIP (7/16" dia.)
9.	0.679	SCREW (5/16" — 18 x 9/16")	22.	8.962	HOSE (1/4" O.D.)
10.	8.950	CLIP	23.	3.003	RESTRICTOR
11.	8.962	HOSE (5/16" O.D.)	24.	3.120	COVER
			25.	3.120	GASKET



283

### 1965-67 PASSENGER ACCELERATOR LINKAGE

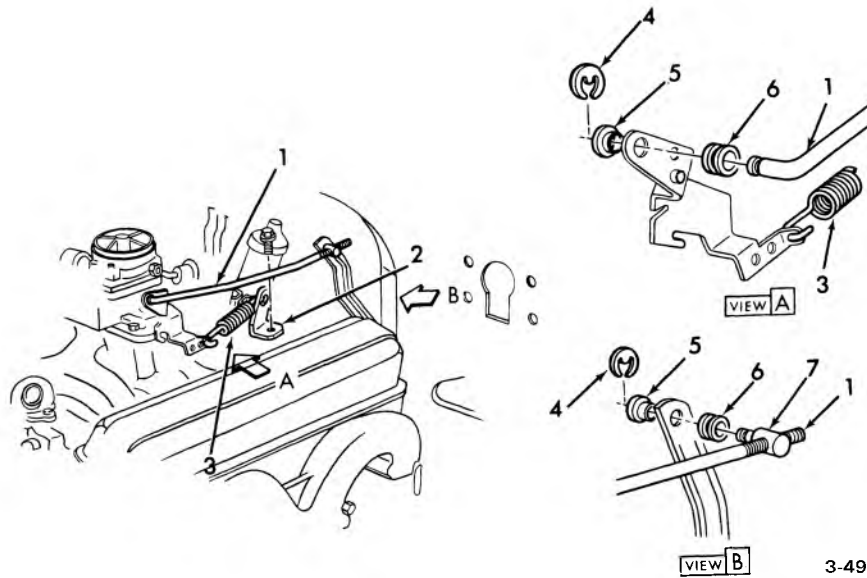
- |     |       |   |     |       |  |
|-----|-------|---|-----|-------|--|
| 1.  | 3.730 | BOLT-AIR HORN—attach w/Lwasher                  | 11. | 3.425 | CLIP—carb. to accel. control lvr. rod            |
| 2.  | 3.459 | BRACKET—spring                                  | 12. | 3.463 | STUD—accel. control lvr.                         |
| 3.  | 3.459 | SPRING—(2-1/4" free length)                     | 13. | 3.425 | SWIVEL—accel. control rod                        |
| 4.  | 4.037 | CLIP—control rod                                | 14. | 3.430 | ROD—accel. control 1965, 1966-68                 |
| 5.  | 3.430 | ROD—carb. to accel. cont. lever                 | 15. | 3.425 | BUSHING—accel. control rod throttle control lvr. |
| 6.  | 8.900 | C. PIN (3/32 x 1)                               | 16. | 3.425 | SLEEVE—accel. control lvr., accel. control rod   |
| 7.  | 3.425 | SLEEVE—accel. control lvr. rod                  | 17. | 3.459 | SPRING—(5-11/16" free length)                    |
| 8.  | 3.425 | BUSHING—accel. control rod, throttle cont. lvr. | 18. | 3.425 | SWIVEL—accel. control rod                        |
| 9.  | 3.430 | ROD—accel. control 1965, 1966-67                |     |       |  |
| 10. | *     | LEVER—1965                                      |     |       |  |
|     | 3.454 | LEVER—accel. control, 1966                      |     |       |  |



3-35

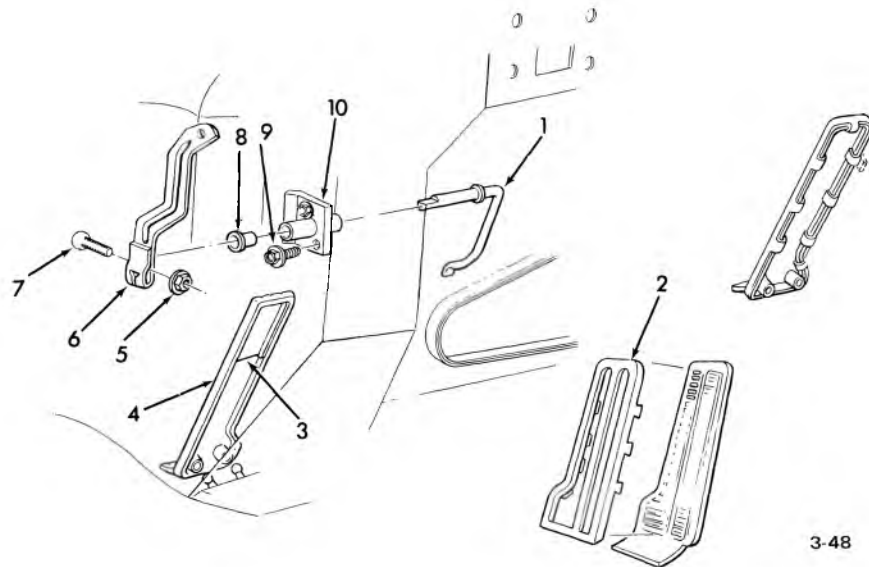
### 1969 PASSENGER ACCELERATOR CONTROLS (L-6 ENGINE)

- |    |       |  |     |       |   |
|----|-------|--|-----|-------|---|
| 1. | 3.454 | LEVER—accel. pedal                         | 7.  | 3.425 | BUSHING—accel. cont. rod, throttle cont. lvr. |
| 2. | 3.425 | SLEEVE—accel. cont. lvr., accel. cont. rod | 8.  | 3.430 | ROD—accel. cont.                              |
| 3. | 8.938 | C. PIN (3/32 x 1)                          | 9.  | 3.425 | SWIVEL—accel. cont. rod                       |
| 4. | 8.934 | RETAINING RING (3/8)                       | 10. | 3.459 | SPRING  |
| 5. | 3.425 | SLEEVE—accel. cont. lvr. stud              | 11. | 3.425 | CLIP—accel. cont. rod                         |
| 6. | 3.463 | STUD—accel. cont. lvr.                     | 12. | 3.430 | ROD—carb. to accel. cont. lvr.                |



### 1970 PASSENGER V-8 ACCELERATOR CONTROLS

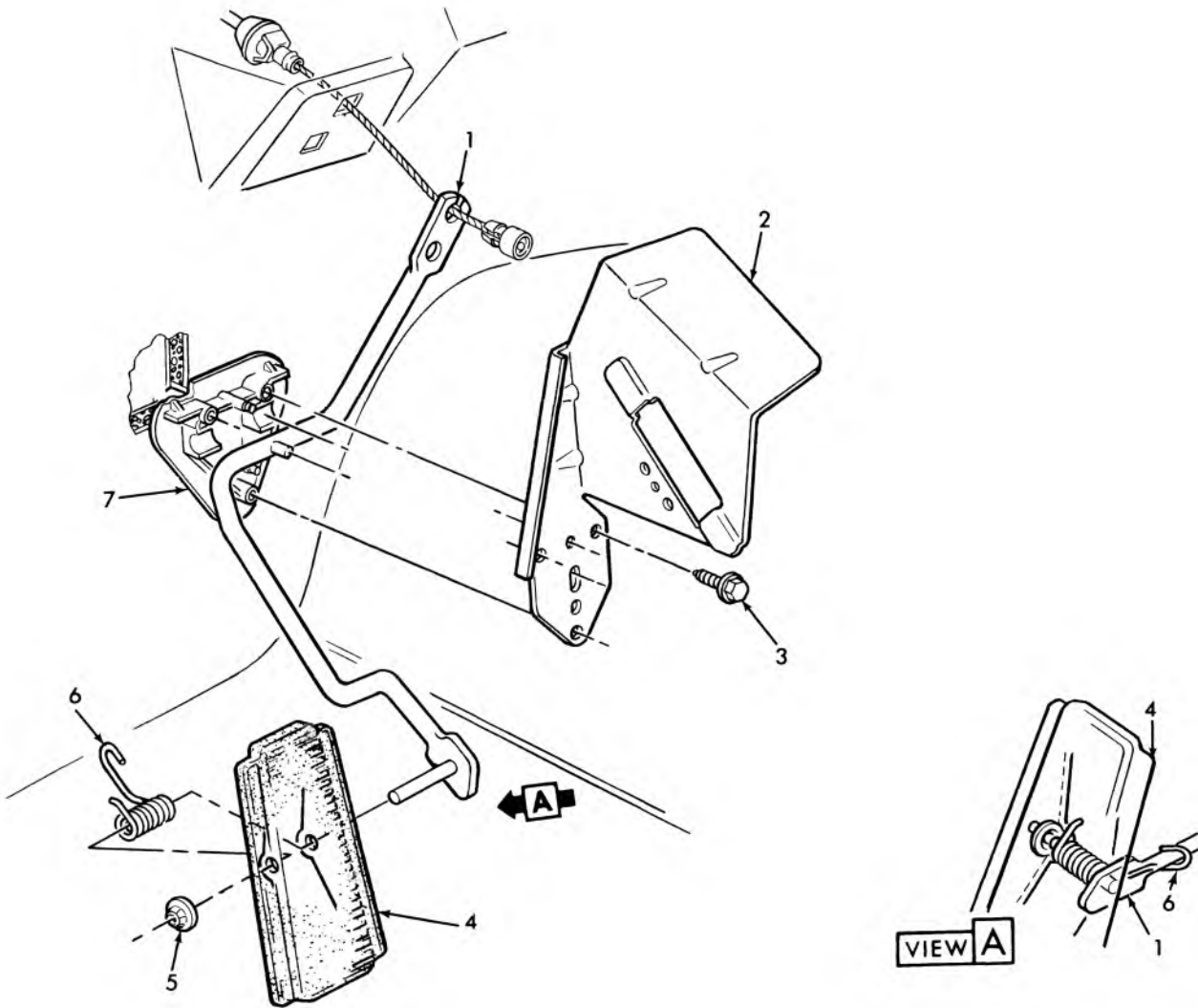
- |    |       |                  |    |       |                         |
|----|-------|------------------|----|-------|-------------------------|
| 1. | 3.430 | ROD—accel. cont. | 5. | 3.425 | SLEEVE—cont. rod        |
| 2. | 3.459 | BRACKET—spring   | 6. | 3.425 | BUSHING                 |
| 3. | 3.459 | SPRING           | 7. | 3.425 | SWIVEL—accel. cont, rod |
| 4. | 8.934 | RETAINER (3/8)   |    |       |                         |



### 1970 PASSENGER ACCELERATOR CONTROLS

- |    |       |   |     |       |                                 |
|----|-------|---|-----|-------|---------------------------------|
| 1. | 3.431 | ROD—accel. pedal                                  | 6.  | 3.454 | LEVER—accel. cont. rod          |
| 2. | 3.451 | PLATE—pedal trim                                  | 7.  | 8.900 | BOLT (1/4—20 x 1-1/4)           |
| 3. | 3.451 | ANTI SQUEAK—pedal rod                             | 8.  | 3.425 | BUSHING—accel. cont. lvr. shaft |
| 4. | 3.451 | PEDAL   | 9.  | 8.977 | SCREW (1/4—14 x 5/8)            |
| 5. | 9.782 | NUT—w/l/washer air cond., evap. ctr. outlet bezel | 10. | 3.452 | SUPPORT ASSY.                   |

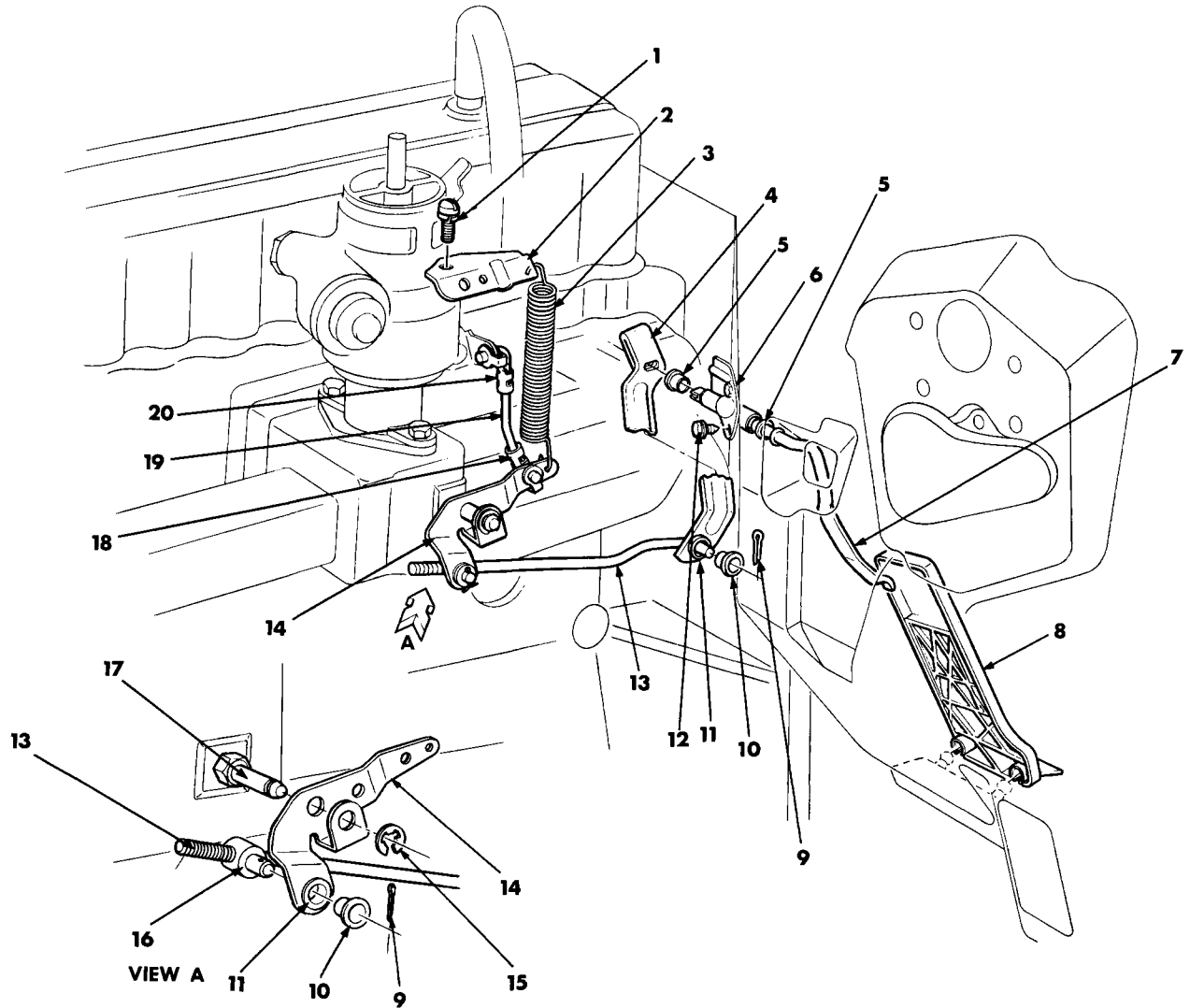




3-340

### 1974-75 PASS ACCELERATOR PEDAL & ROD

- |    |       |   |    |       |                            |
|----|-------|---|----|-------|----------------------------|
| 1. | 3.454 | LEVER ASSY, accel. control              | 5. | 4.054 | RETAINER, accel. pedal     |
| 2. | 3.454 | REINFORCEMENT, accel. pedal rod support | 6. | 3.459 | SPRING, accel. pedal tens. |
| 3. | 8.977 | SCREW (1/4-14 x 1 1/2)                  | 7. | 3.454 | SUPPORT, accel. pedal rod  |
| 4. | 3.451 | PEDAL, accel.                           |    |       |                            |

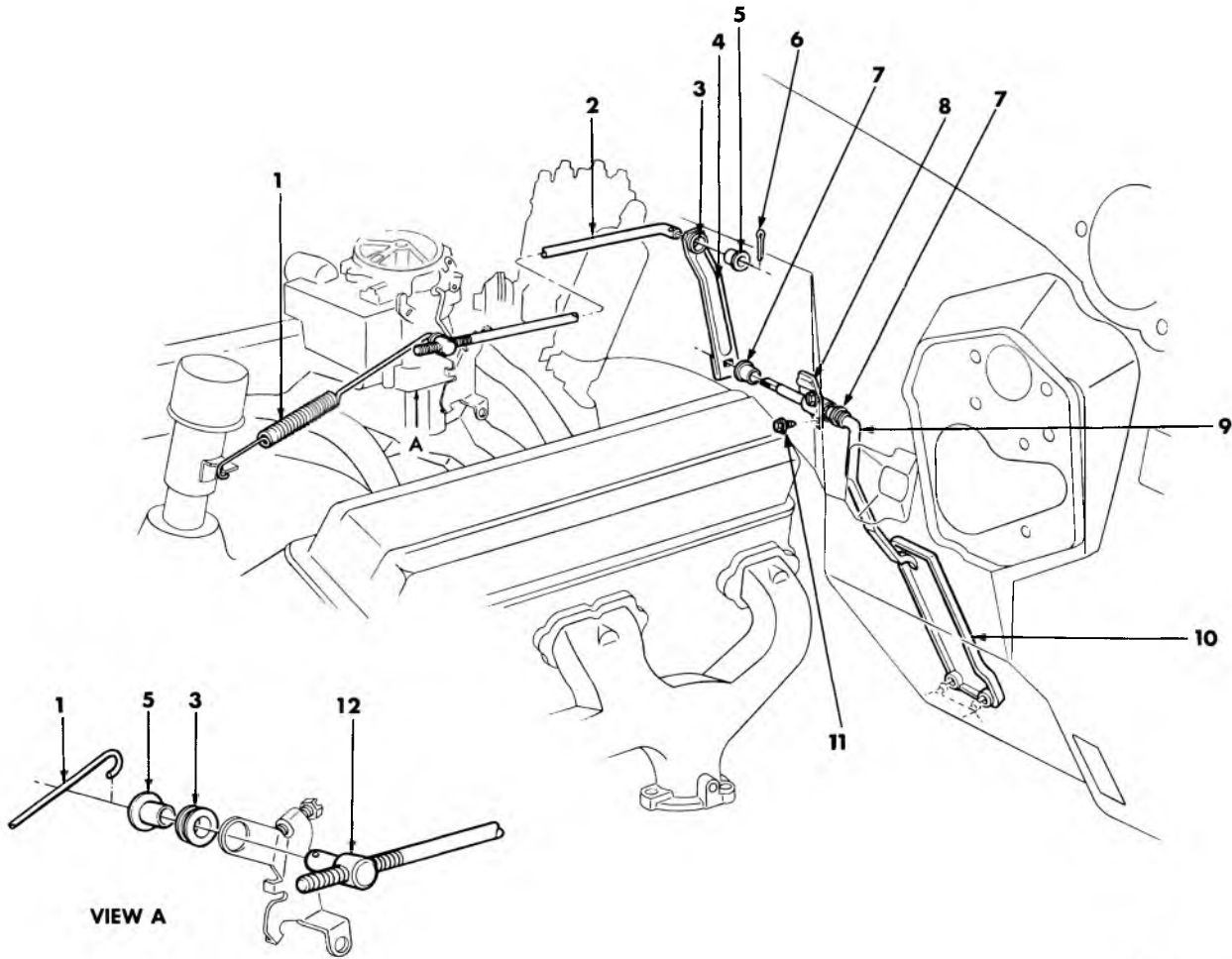


3-32

### 1964-67 CHEVELLE 6 CYLINDER ACCELERATOR LINKAGE

- |     |       |  |     |       |   |
|-----|-------|--|-----|-------|---|
| 1.  | 3.730 | BOLT (12-28 x 15/16)—air horn attach. w/l/wash | 11. | 3.425 | BUSHING—accel. cont. rod, throttle cont. lvr. |
| 2.  | 3.459 | BRACKET—spring                                 | 12. | 8.977 | SCREW (1/4-14 x 5/8)                          |
| 3.  | 3.459 | SPRING   | 13. | 3.431 | ROD   |
| 4.  | *     | LEVER  | 14. | 3.454 | LEVER—accel. cont.                            |
| 5.  | 3.425 | BUSHING—accel. cont. lvr. shaft                | 15. | 8.934 | RING (5/16)                                   |
| 6.  | 3.454 | SUPPORT ASSEMBLY—rod                           | 16. | 3.425 | SWIVEL—accel. cont. rod                       |
| 7.  | 3.431 | ROD—accel. pedal                               | 17. | 3.463 | STUD—accel. cont. lvr.                        |
| 8.  | 3.451 | PEDAL  | 18. | 3.425 | CLIP—carb. to accel. cont. lvr. rod           |
| 9.  | 8.938 | PIN (3/32 x 1)                                 | 19. | 3.430 | ROD—carb. to accel. cont. lvr.                |
| 10. | 3.425 | SLEEVE—accel. cont. lvr. rod (1/4 x 3/8)       | 20. | 3.425 | CLIP—throttle valve cont. lvr. rod            |

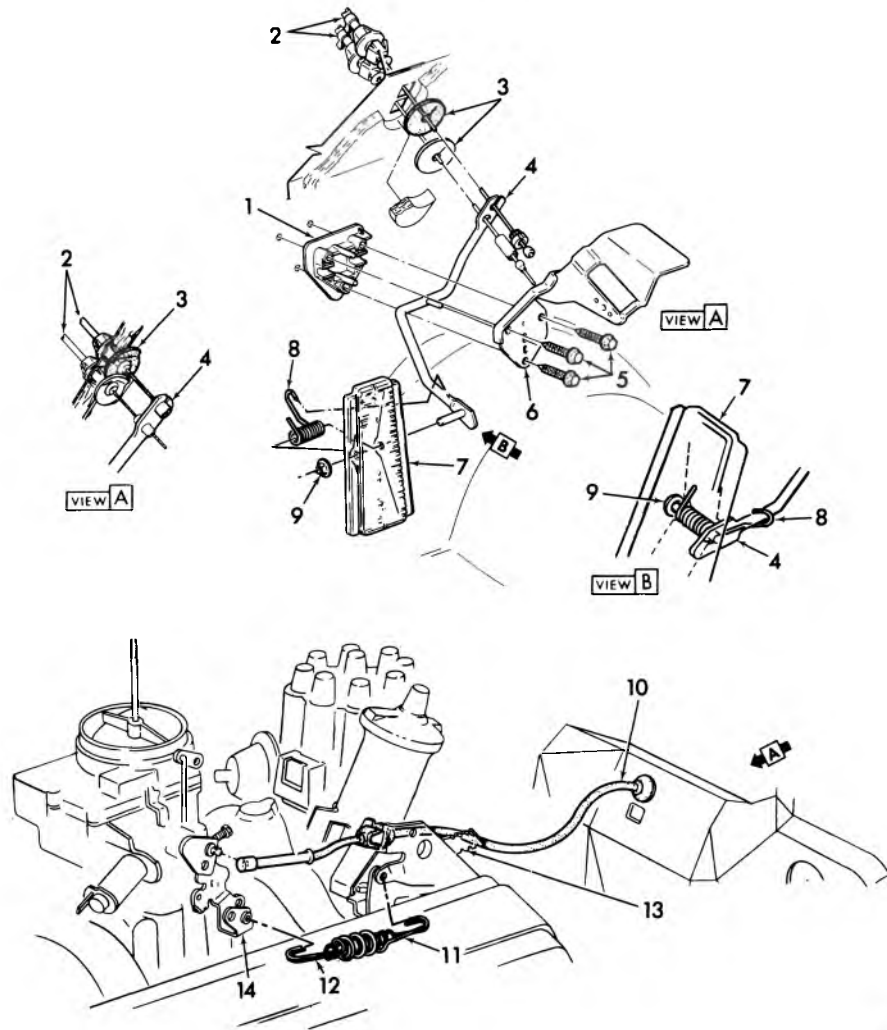
\*REMOVED FROM SERVICE



3-33

### 1964-67 CHEVELLE EIGHT CYLINDER ACCELERATOR LINKAGE

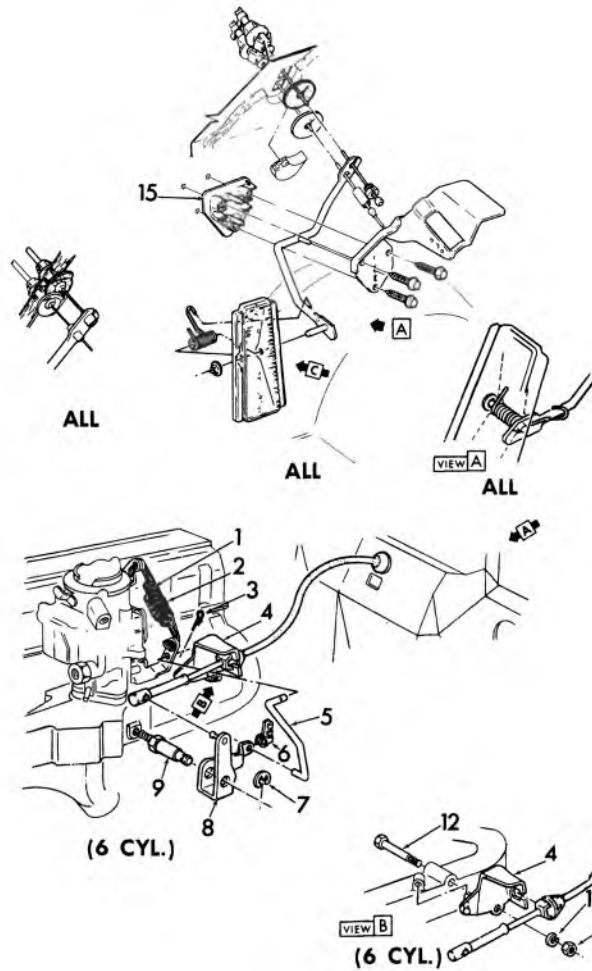
1.	3.459	SPRING	7.	3.425	BUSHING—accel. cont. lvr. shaft
2.	3.431	ROD—accel. cont.	8.	3.454	SUPPORT ASSEMBLY—rod
3.	3.425	BUSHING—accel. cont. rod	9.	3.431	ROD—accel. pedal
4.	3.454	LEVER	10.	3.451	PEDAL
5.	3.425	SLEEVE—accel. cont. lvr. rod (1/4 x 3/8)	11.	N.L.	SCREW (1/4-14 x 1/2)
6.	8.938	PIN (3/32 x 1)	12.	3.425	SWIVEL—accel. control rod



3-305

### 1974-75 CHEVELLE 8 CYL. ACCELERATOR PEDAL & ROD

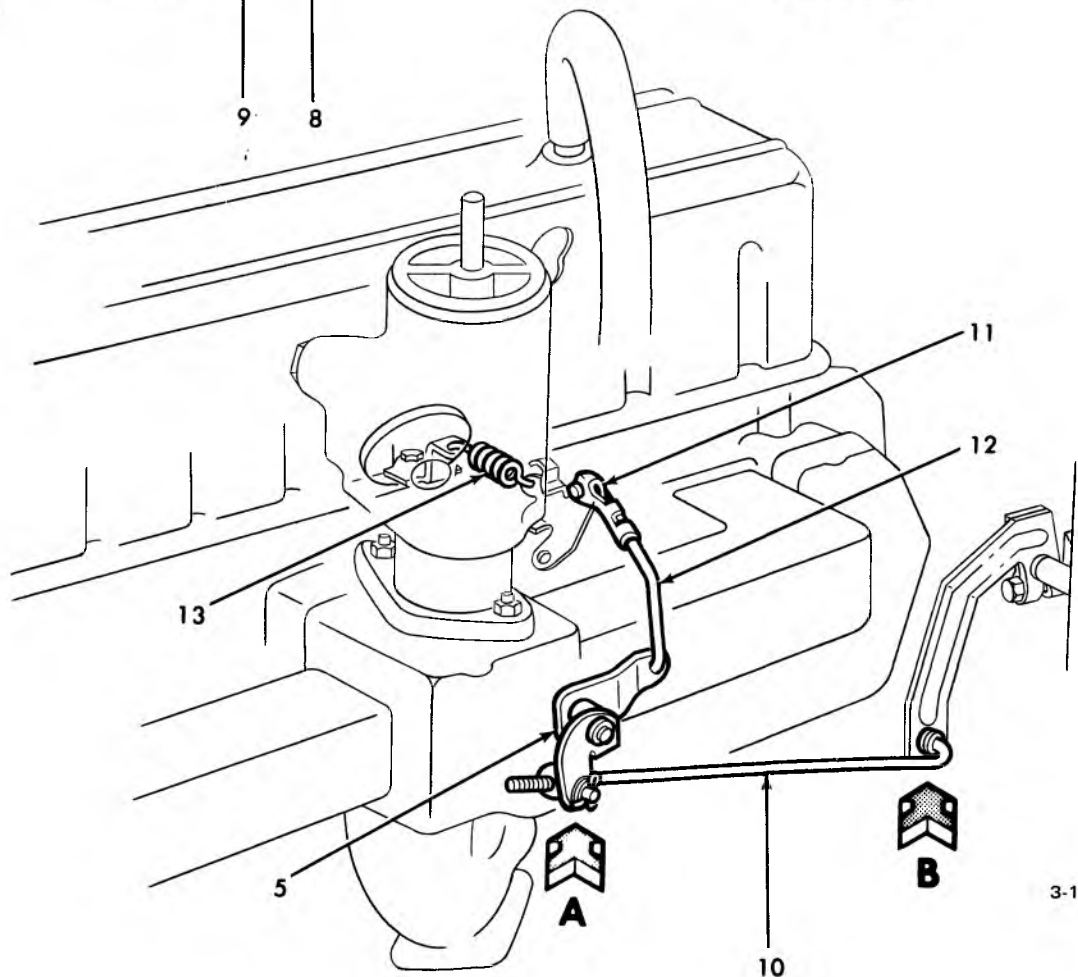
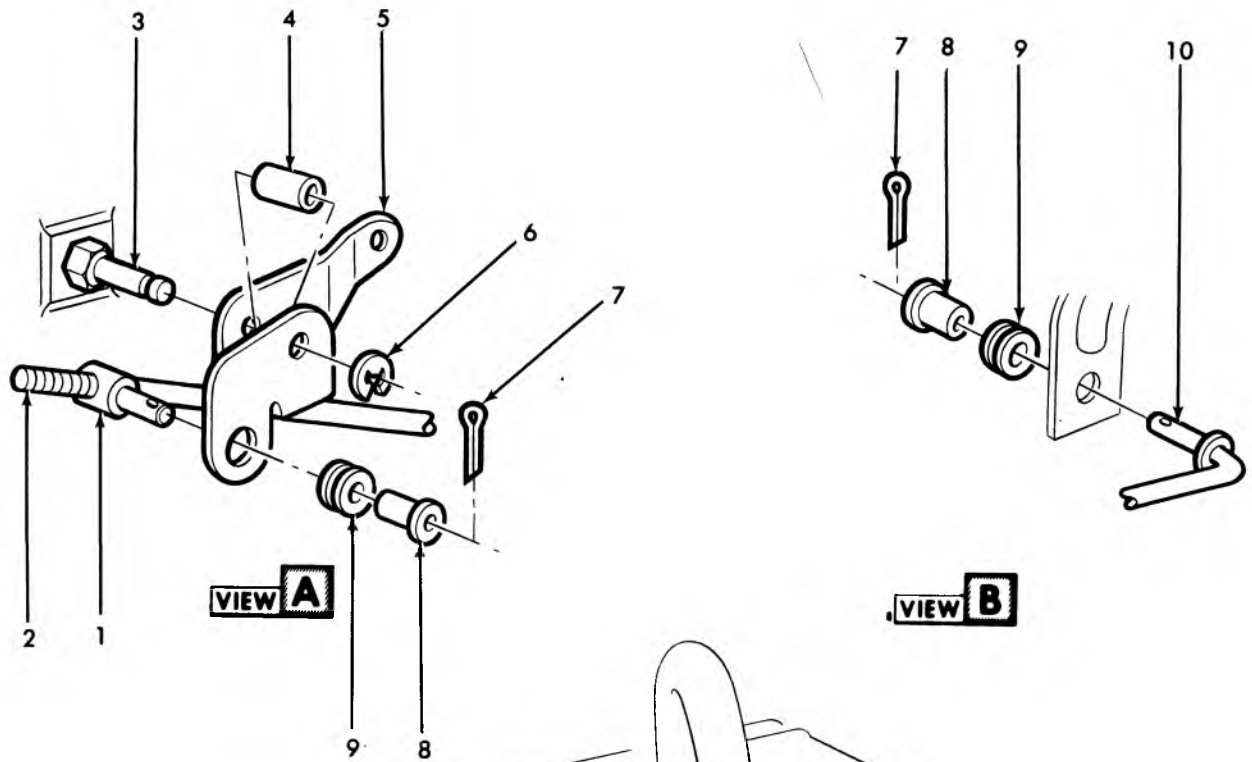
- |    |       |                                |     |       |                               |
|----|-------|--------------------------------|-----|-------|-------------------------------|
| 1. | 3.454 | SUPPORT, Accel. Pedal Rod      | 8.  | 3.459 | SPRING, Accel. Pull Back      |
| 2. | 4.050 | CABLE ASSY., Detent Control    | 9.  | 4.054 | RETAINER, Accel. Pedal        |
| 3. | 8.929 | RETAINER, Accel. Control Cable | 10. | 3.430 | CABLE ASSY., Accel. Control   |
| 4. | 3.431 | ROD ASSY., Accel. Pedal        | 11. | 3.459 | SPRING, Accel. Outer          |
| 5. | 8.977 | SCREW (1/4-14 x 1-1/2)         | 12. | 3.459 | SPRING, Accel. Inner          |
| 6. | 3.454 | BRACKET, Accel. Pedal Rod      | 13. | 3.454 | SUPPORT, Accel. Control Cable |
| 7. | 3.451 | PEDAL, Accel.                  | 14. | 3.454 | LEVER ASSY., Accel. Control   |



3-304

### 1974-75 CHEVELLE 6 CYL. ACCELERATOR PEDAL & ROD

- |    |       |   |     |       |   |
|----|-------|---|-----|-------|---|
| 1. | 3.459 | SPRING ASSY., Accel. Pull Back (Inner)      | 9.  | 3.463 | SLEEVE, Accel. Control Lever Stud                     |
| 2. | 3.459 | SPRING ASSY., Accel. Pull Back (Outer)      | 10. | 3.463 | STUD, Accel. Control Lever                            |
| 3. | 3.425 | RETAINER, Carb. to Accel. Control Lever Rod | 11. | 3.430 | CABLE ASSY., Accel. Control                           |
| 4. | 3.454 | SUPPORT, Accel. Control Cable               | 12. | 8.900 | BOLT, Accel. Control Cable Support (3/8"-16 x 2-3/8") |
| 5. | 3.430 | ROD, Carb. to Accel. Control Lever          | 13. | 8.931 | WASHER, Control Cable Bolt (3/8")                     |
| 6. | 3.425 | CLIP, Carb to Accel. Control Lever Rod      | 14. | 8.915 | NUT, Control Cable Bolt                               |
| 7. | 8.934 | RETAINER, Accel. Control Lever              | 15. | 3.454 | SUPPORT, Accel. Pedal Rod                             |
| 8. | 3.454 | LEVER, Accel. Control                       |     |       |   |

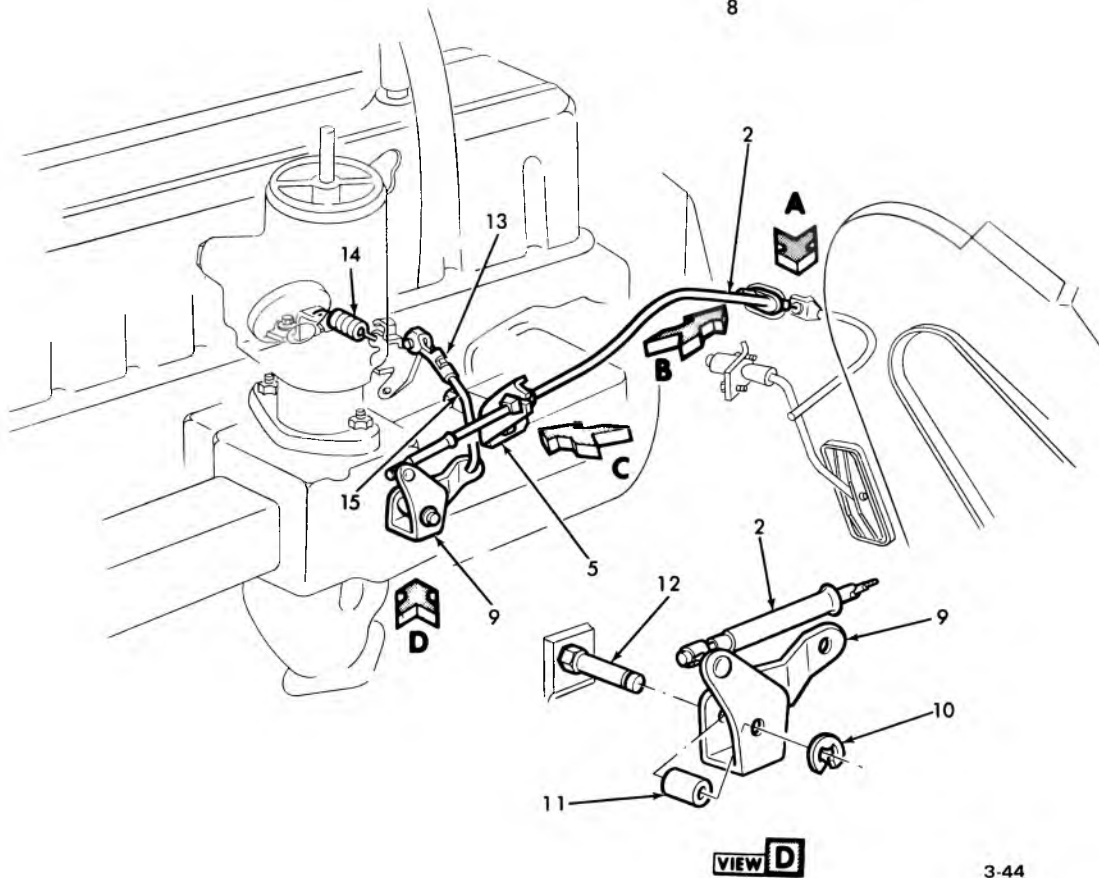
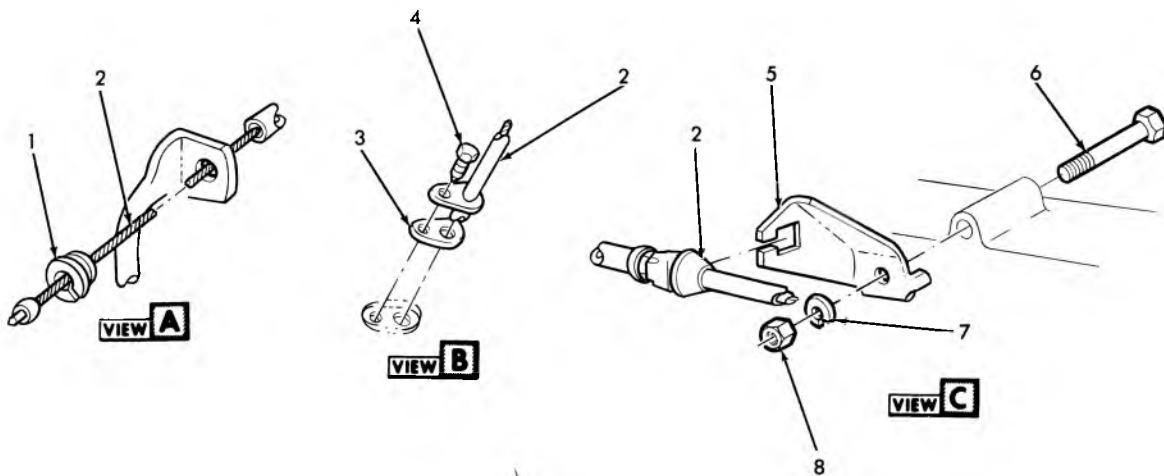


3-100

**1968-69 CHEVY II ACCELERATOR LINKAGE (4 CYL.)**

- 1. 3.425 SWIVEL
- 2. 3.430 ROD
- 3. 3.456 STUD
- 4. 3.425 SLEEVE
- 5. 3.454 LEVER
- 6. 8.934 RING
- 7. 8.938 PIN (3/32 x 1)
- 7. 8.938 PIN (3/32 x 1)

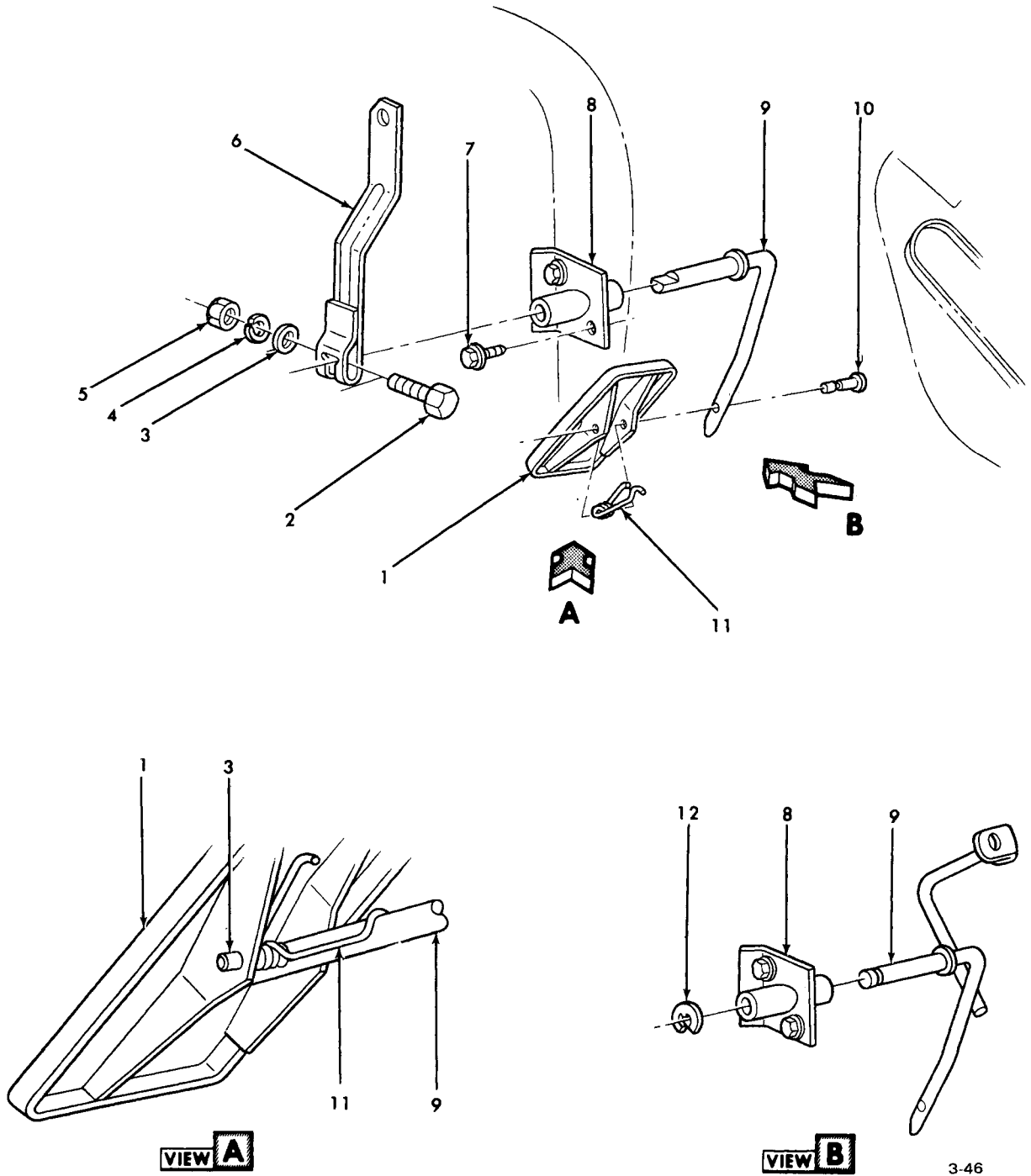
- 8. 3.425 SLEEVE
- 9. 3.425 BUSHING
- 10. 3.430 ROD
- 11. 3.762 CLIP
- 12. 3.430 ROD
- 13. 3.459 SPRING



3-44

### 1968-74 CHEVY II ACCELERATOR LINKAGE (6 CYL.)

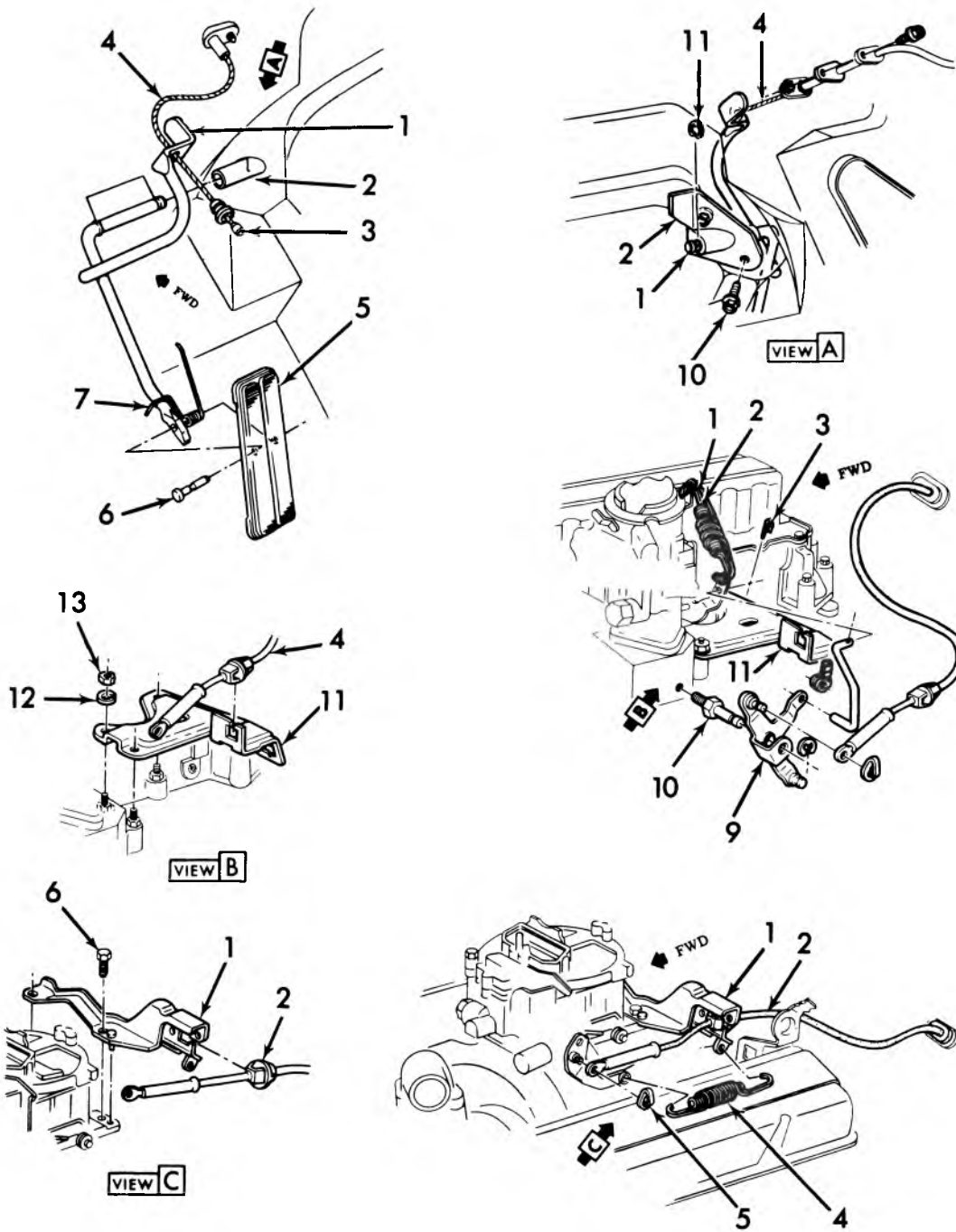
- |    |       |  |     |       |                                |
|----|-------|--|-----|-------|--------------------------------|
| 1. | 3.425 | RETAINER—accel. cont. cable            | 9.  | 3.454 | LEVER ASSY.—accel. cont.       |
| 2. | 3.430 | CABLE ASSY.—(1968, 69), accel. cont.   | 10. | 8.934 | RETAINER((3/8 Flat)            |
| 3. | N.S.  | GASKET                                 | 11. | 3.425 | SLEEVE—accel. cont. lvr. stud  |
| 4. | 8.977 | SCREW (1/4—14 x 5/8)                   | 12. | 3.463 | STUD—accel. cont. lvr.         |
| 5. | 3.454 | BRACKET—(1968, 69), accel. cont. cable | 13. | 3.425 | CLIP—accel. cont. rod          |
| 6. | 8.900 | BOLT (3/8—16 x 2-1/2)                  | 14. | 3.459 | SPRING                         |
| 7. | 8.931 | WASHER (3/8)                           | 15. | 3.430 | ROD—carb. to accel. cont. lvr. |
| 8. | 8.915 | NUT (3/8—16)                           |     |       |                                |



**1968-70 CHEVY II, NOVA ACCELERATOR PEDAL**

- |          |                       |           |                      |
|----------|-----------------------|-----------|----------------------|
| 1. 3.451 | PEDAL                 | 7. 8.900  | BOLT (1/4-25 x 9/16) |
| 2. 8.900 | BOLT (1/4-20 x 1-1/4) | 8. 3.452  | SUPPORT              |
| 3. 8.934 | WASHER (3/8)          | 9. 3.431  | ROD                  |
| 4. 8.931 | L/WASHER (1/4)        | 10. 3.452 | PIN                  |
| 5. 8.915 | NUT (1/4-20)          | 11. 3.459 | SPRING               |
| 6. 3.454 | LEVER                 | 12. 8.934 | RING (3/8)           |

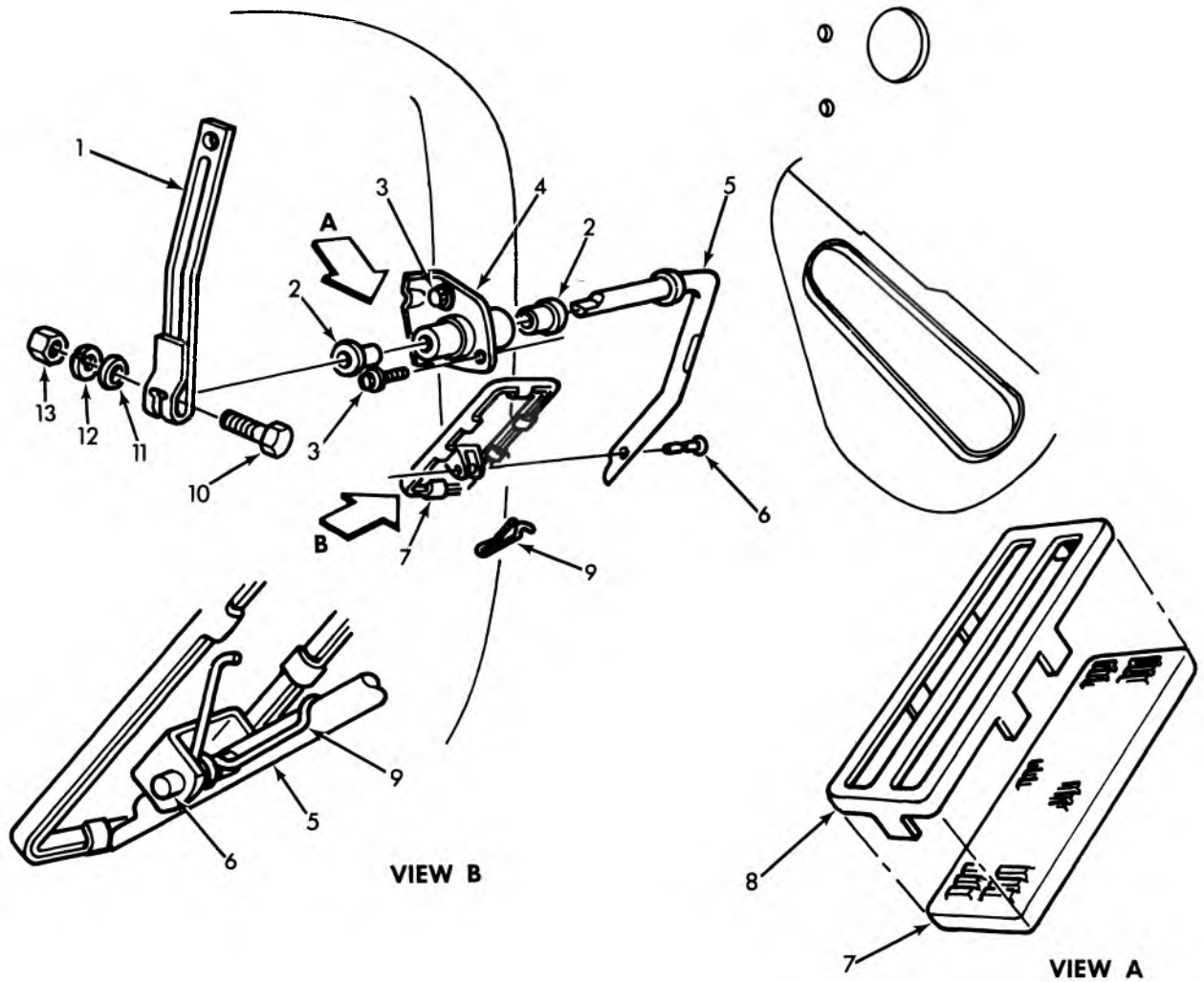




3-339

### 1970-74 NOVA ACCELERATOR PEDAL, ROD & SUPPORT

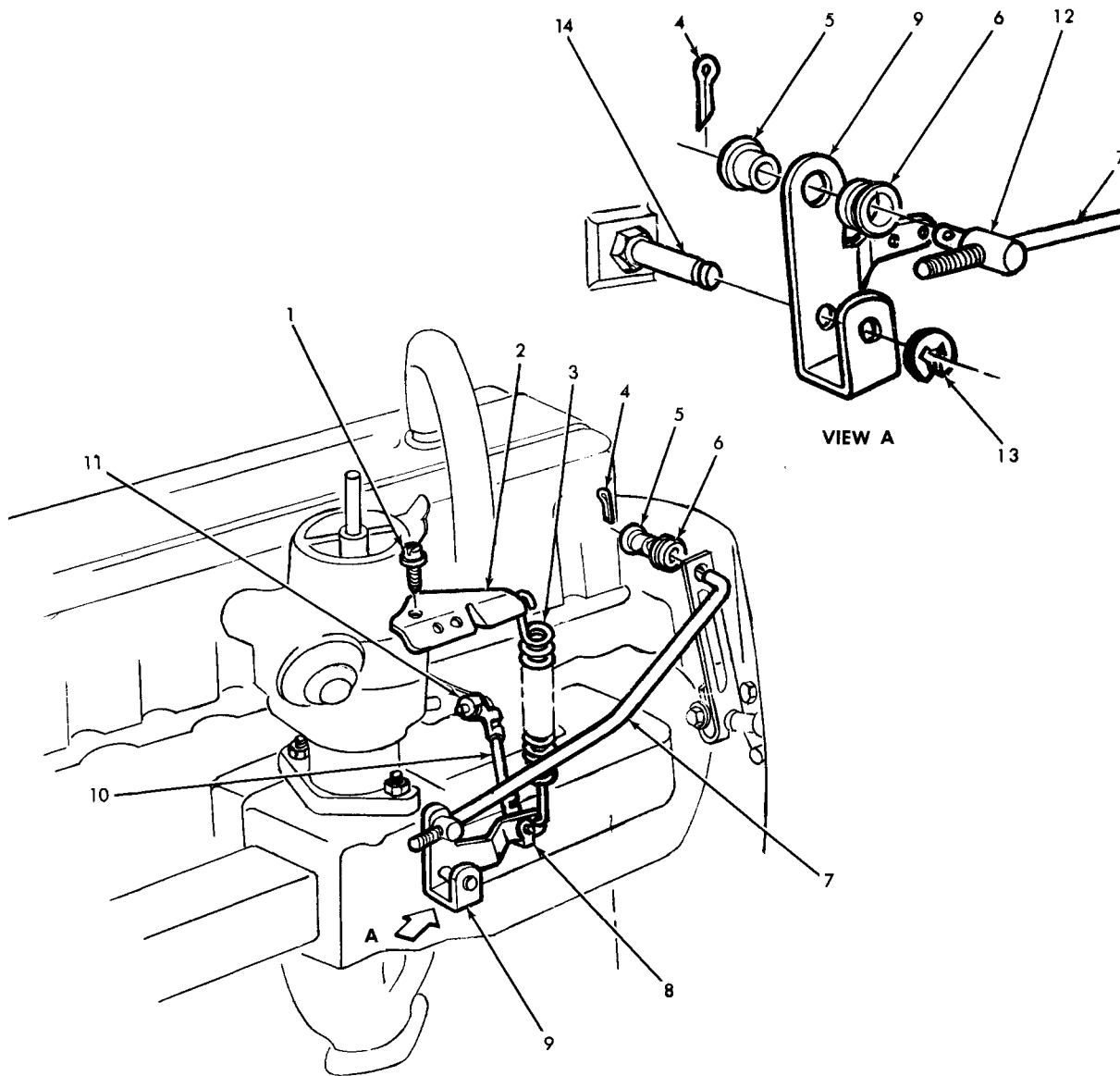
- |          |                                   |           |                                   |
|----------|-----------------------------------|-----------|-----------------------------------|
| 1. 3.431 | ROD ASSY., accel. pedal           | 7. 3.459  | SPRING, accel. pedal tens.        |
| 2. 3.454 | SUPPORT, accel. pedal rod         | 8. N.S.   | GASKET, accel. control cable ball |
| 3. 3.425 | RETAINER, accel. control cable    | 9. 8.900  | SCREW                             |
| 4. 3.430 | CABLE ASSY. carb. to accel. lever | 10. 8.977 | SCREW (1/4 - 14 x 3/4)            |
| 5. 3.451 | PEDAL, accel.                     | 11. 8.934 | RING (3/8 dia.)                   |
| 6. 3.452 | PIN, accel. pedal                 |           |                                   |



3-39

### 1967 CAMARO ACCELERATOR CONTROLS

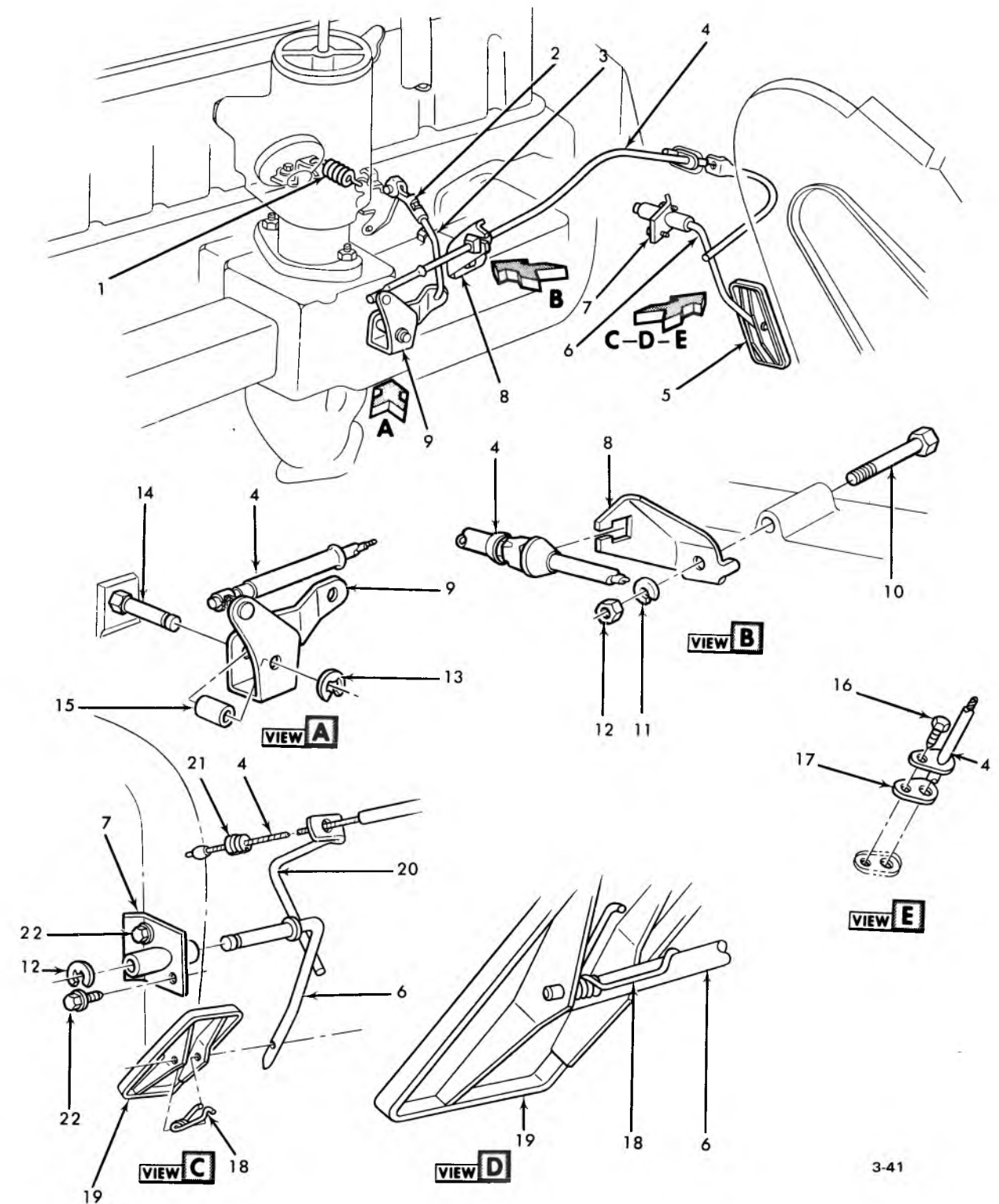
1.	3.454	LEVER—accel. cont. rod	8.	3.451	PLATE—accel. pedal trim
2.	3.425	BUSHING—accel. cont.ivr. shaft	9.	3.459	SPRING—accel. pedal tension
3.	8.977	SCREW (1/4-14 x 1/2)	10.	8.900	BOLT (1/4-20 x 1-1/4)
4.	3.454	SUPPORT ASSY.—rod	11.	8.929	WASHER (9/32)
5.	3.431	ROD—accel. pedal (rod type linkage)	12.	8.931	L/WASHER (1/4)
6.	3.452	CLEVIS PIN (3/16)	13.	8.915	NUT (1/4-20)
7.	3.451	PEDAL ASSY.			



3-40

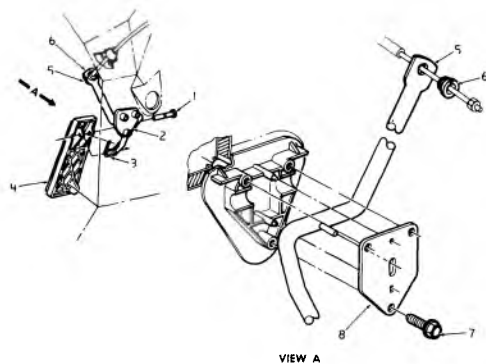
### 1967 CAMARO 6-CYLINDER ACCELERATOR LINKAGE

- |    |       |                                   |     |       |                                     |
|----|-------|-----------------------------------|-----|-------|-------------------------------------|
| 1. | 3.730 | BOLT—air horn, attach w/L/washers | 8.  | 3.425 | CLIP—carb. to accel. cont. lvr. rod |
| 2. | 3.459 | BRACKET—spring                    | 9.  | 3.454 | LEVER—accel. cont.                  |
| 3. | 3.459 | SPRING—(2-1/4" free length)       | 10. | 3.430 | ROD—carb. to accel. cont. lvr.      |
| 4. | 8.938 | COTTER PIN (3/32 x 1)             | 11. | 3.425 | CLIP—accel. cont. rod               |
| 5. | 3.425 | SLEEVE—accel. cont. lvr. rod      | 12. | 3.425 | SWIVEL—accel. cont. rod             |
| 6. | 3.425 | BUSHING—accel. cont. rod          | 13. | 8.934 | RING (5/16)                         |
| 7. | 3.430 | ROD—accel. cont.                  | 14. | 3.456 | STUD—accel. cont. lvr.              |



### 1968 CAMARO ACCELERATOR LINKAGE

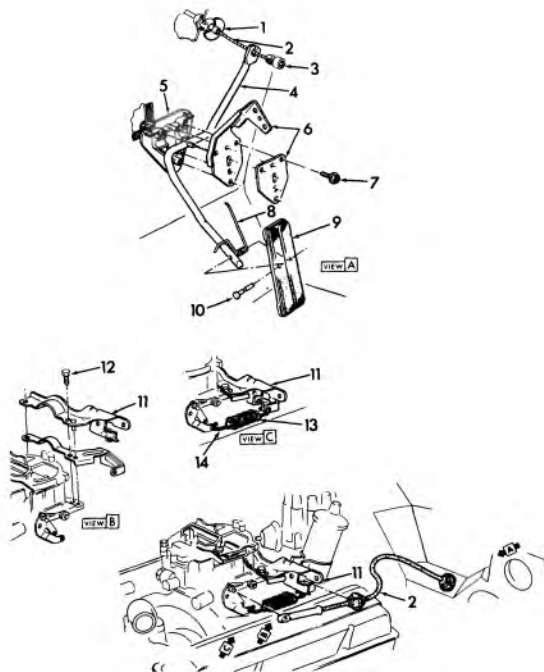
- |                                |                                       |
|--------------------------------|---------------------------------------|
| 1. 3.459 SPRING                | 12. 8.915 NUT (3/8-16)                |
| 2. 3.762 CLIP                  | 13. 8.934 RETAINER (3/8)              |
| 3. 3.430 ROD                   | 14. 3.456 STUD                        |
| 4. 3.430 CABLE ASSY.           | 15. 3.425 SLEEVE                      |
| 5. 3.451 PEDAL                 | 16. 8.977 SCREW (1/4-14 x 5/8)        |
| 6. 3.431 ROD                   | 17. N.L. GASKET                       |
| 7. 3.452 SUPPORT               | 18. 3.459 SPRING                      |
| 8. 3.483 BRACKET               | 19. 3.451 PEDAL                       |
| 9. 3.454 LEVER ASSY.           | 20. N.S.S. Part of 3.430 CABLE ASSY.  |
| 10. 8.900 BOLT (7/16-14 x 1/2) | 21. 3.431 RETAINER                    |
| 11. 8.931 L/WASHER (3/8)       | 22. 8.900 SCREW ASSY. (1/4-20 x 9/16) |



3-270

### 1971-75 VEGA ACCELERATOR PEDAL, ROD AND BRACKET

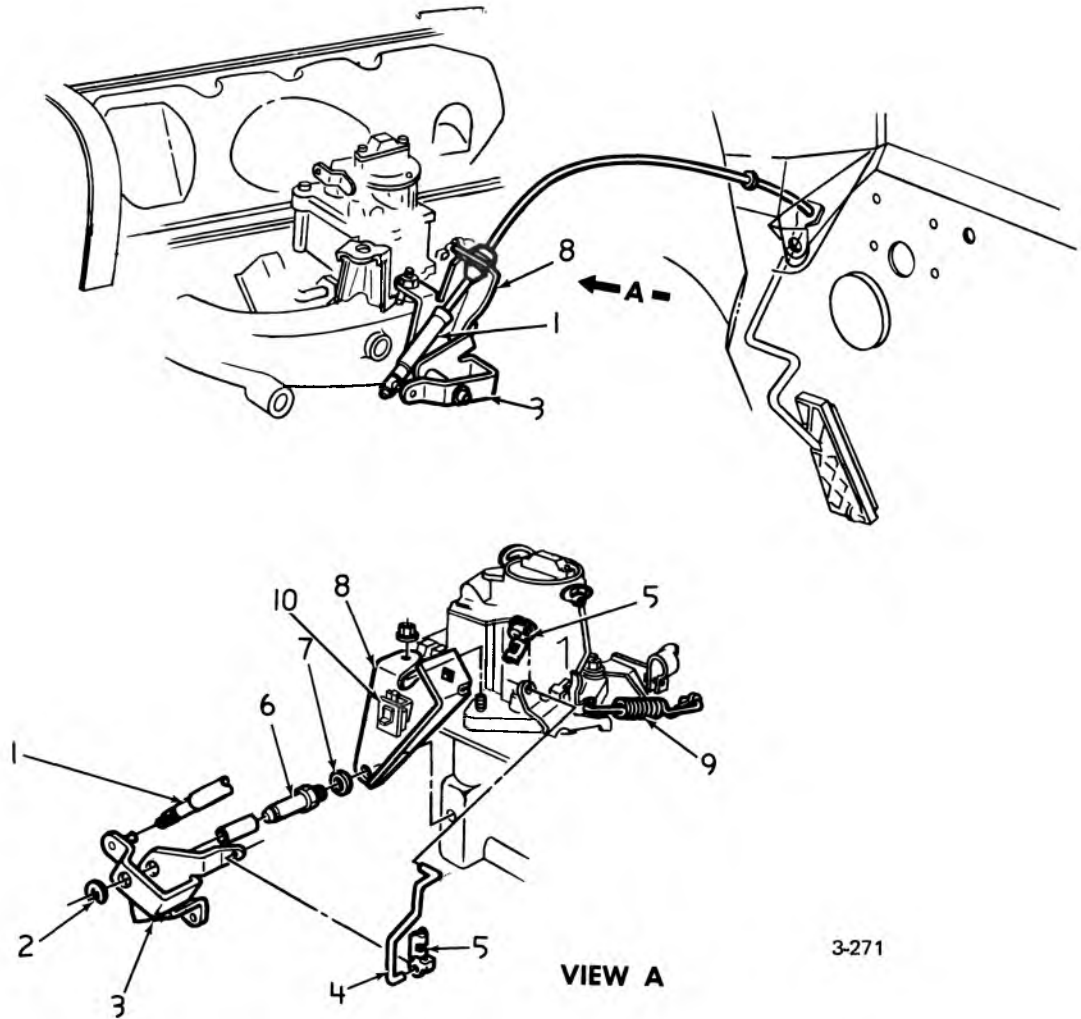
- |    |       |         |    |       |                            |
|----|-------|---------|----|-------|----------------------------|
| 1. | 3.452 | PIN     | 5. | 3.431 | ROD ASSY.                  |
| 2. | 3.454 | SUPPORT | 6. | 3.425 | RETAINER                   |
| 3. | 3.459 | SPRING  | 7. | 8.977 | SCREW (1/4" — 14 x 1 1/2") |
| 4. | 3.451 | PEDAL   | 8. | 3.452 | REINFORCEMENT (71-73)      |



3-55

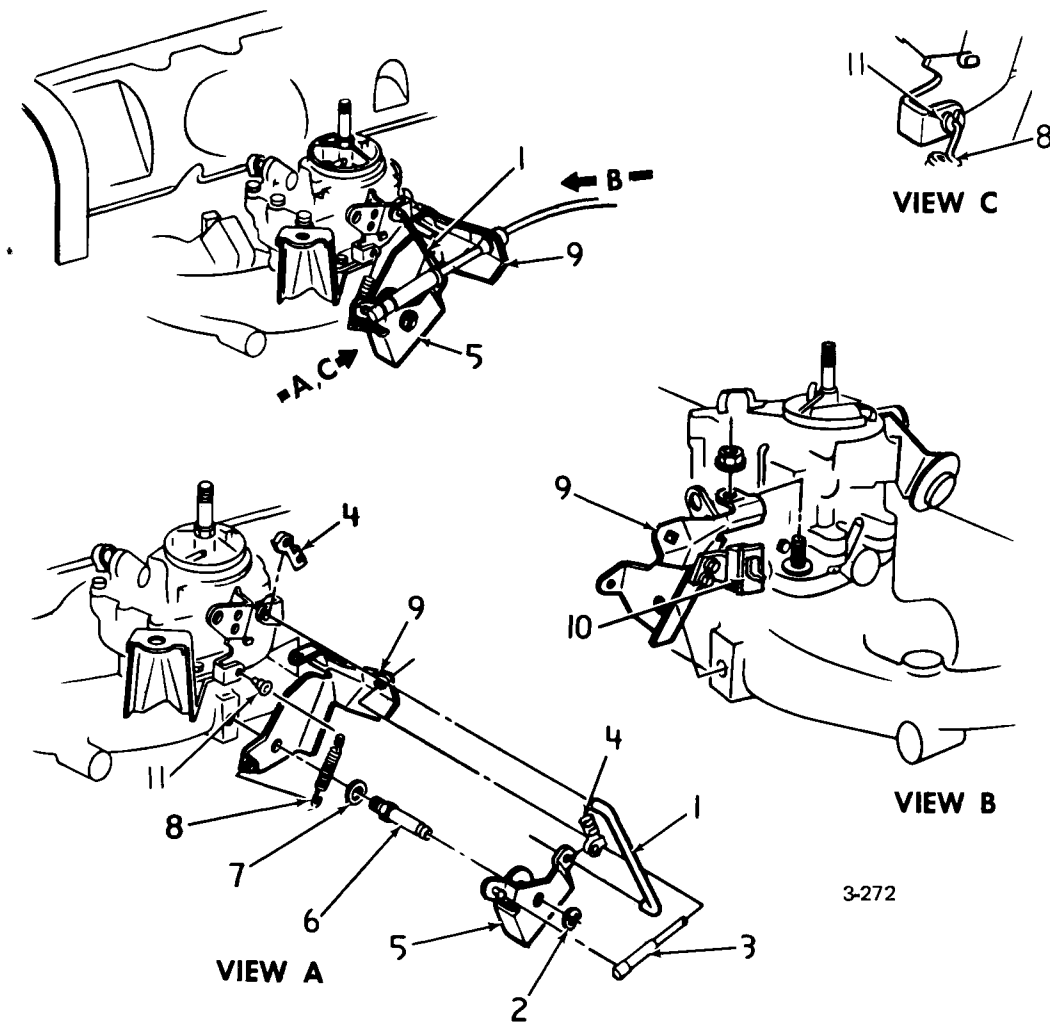
### 1974 CAMARO ACCELERATOR CONTROLS

- |    |       |               |     |       |                |
|----|-------|---------------|-----|-------|----------------|
| 1. | 3.425 | RETAINER      | 8.  | 3.459 | SPRING         |
| 2. | 3.430 | CABLE         | 9.  | 3.451 | PEDAL          |
| 3. | 3.425 | RETAINER      | 10; | 3.452 | PIN            |
| 4. | 3.430 | ROD           | 11. | 3.454 | SUPPORT        |
| 5. | 3.454 | SUPPORT       | 12. | 8.900 | BOLT           |
| 6. | 3.454 | REINFORCEMENT | 13. | 3.459 | SPRING (Outer) |
| 7. | 8.977 | SCREW         | 14. | 3.459 | SPRING (Inner) |



**1971-75 1BC ACCELERATOR CABLE, LEVER AND BRACKET (140 CID)**

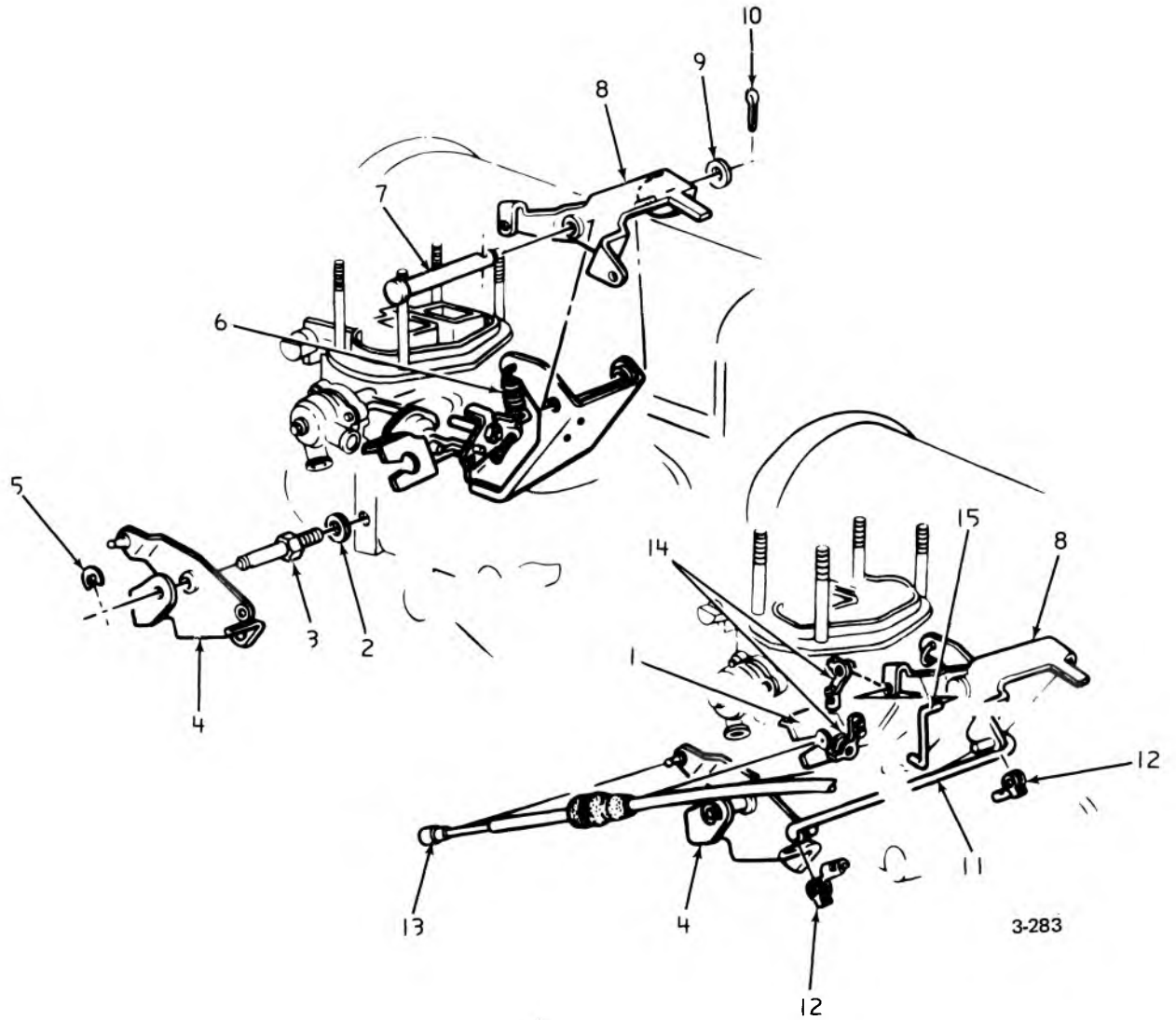
- 1. 3.430 CABLE ASSY
- 2. 8.934 RETAINER ( $\frac{9}{8}$ " )
- 3. 3.454 LEVER ASSY
- 4. 3.430 ROD
- 5. 3.425 CLIP
- 6. 3.463 STUD
- 7. 8.929 WASHER ( $\frac{11}{32}$ " X  $\frac{11}{16}$ " X  $\frac{5}{64}$ " )
- 8. 3.454 BRACKET
- 9. 3.459 SPRING (exc. A.T.)
- 10. 9.275 SWITCH ASSY



3-272

### 1971-72 140 C.I.D.—ACCELERATOR LEVER AND BRACKET

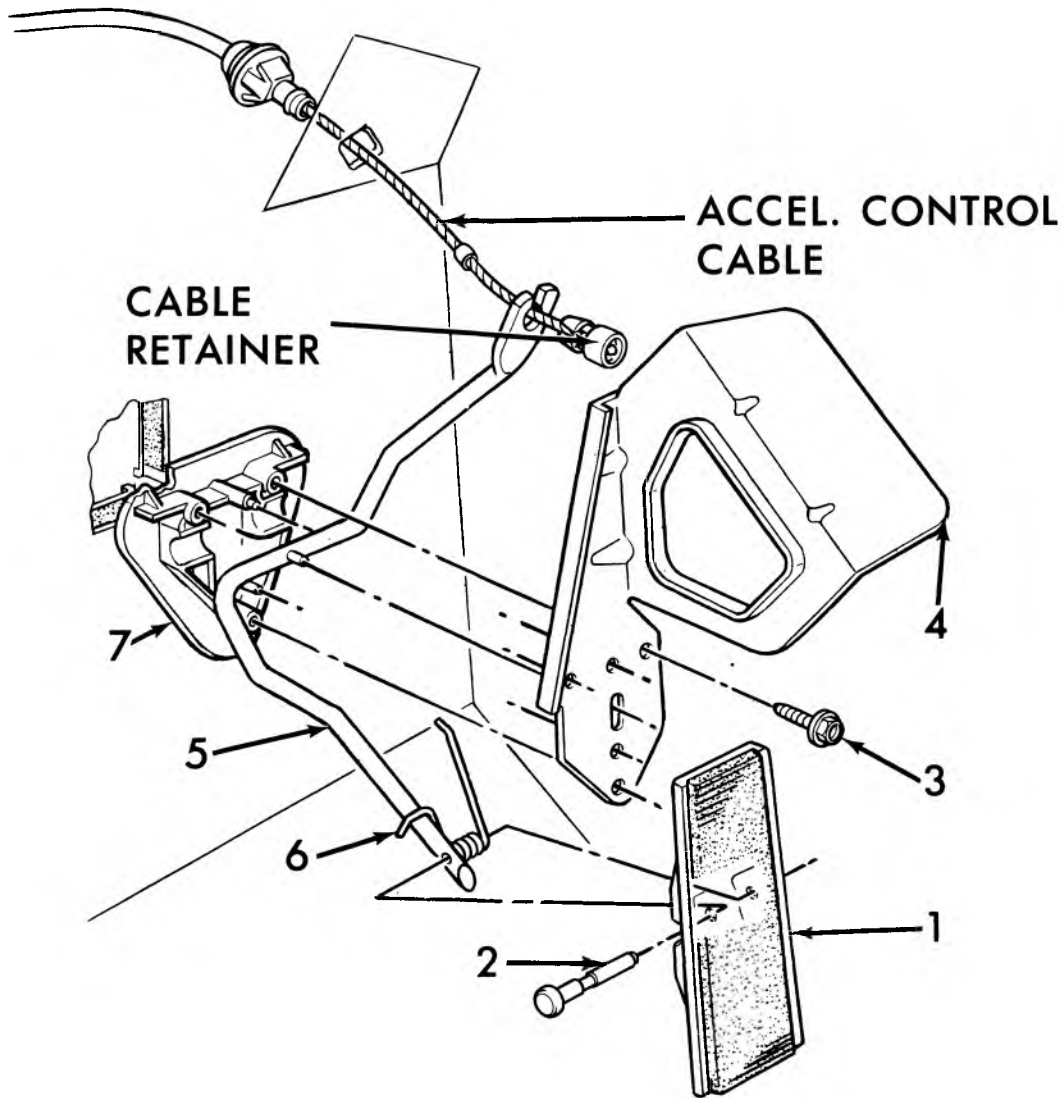
- |     |       |   |
|-----|-------|---|
| 1.  | 3.430 | ROD   |
| 2.  | 8.934 | RETAINER ( $\frac{3}{8}$ " )  |
| 3.  | 3.430 | CABLE ASSY.   |
| 4.  | 3.425 | CLIP  |
| 5.  | 3.454 | LEVER ASSY.   |
| 6.  | 3.463 | STUD  |
| 7.  | 8.929 | WASHER ( $1\frac{1}{32}$ " x $1\frac{1}{16}$ " x $\frac{5}{64}$ " ) |
| 8.  | 3.459 | SPRING (exc. A.T.)  |
| 9.  | 3.454 | BRACKET   |
| 10. | 9.275 | SWITCH ASSY.  |
| 11. | 6.500 | WASHER  |



**1973-75 140 C.I.D. 2BC-ACCELERATOR LEVER AND BRACKET**

- |     |        |                                    |
|-----|--------|------------------------------------|
| 1.  | 3.454  | BRACKET                            |
| 2.  | 8.929  | WASHER (1 1/32" x 1 1/16" x 5/64") |
| 3.  | 3.463  | STUD                               |
| 4.  | 3.454  | LEVER ASSY.                        |
| 5.  | 8.934  | RETAINER (3/8")                    |
| 6.  | 3.459  | SPRING                             |
| 7.  | 4.052  | PIN                                |
| 8.  | 3.454  | LEVER                              |
| 9.  | 4.037  | WASHER                             |
| 10. | 8.938  | PIN                                |
| 11. | 3.430  | ROD                                |
| 12. | 3.425  | CLIP                               |
| 13. | 3.425  | CABLE ASSY.                        |
| 14. | 16.157 | CLIP                               |
| 15. | 3.430  | ROD                                |

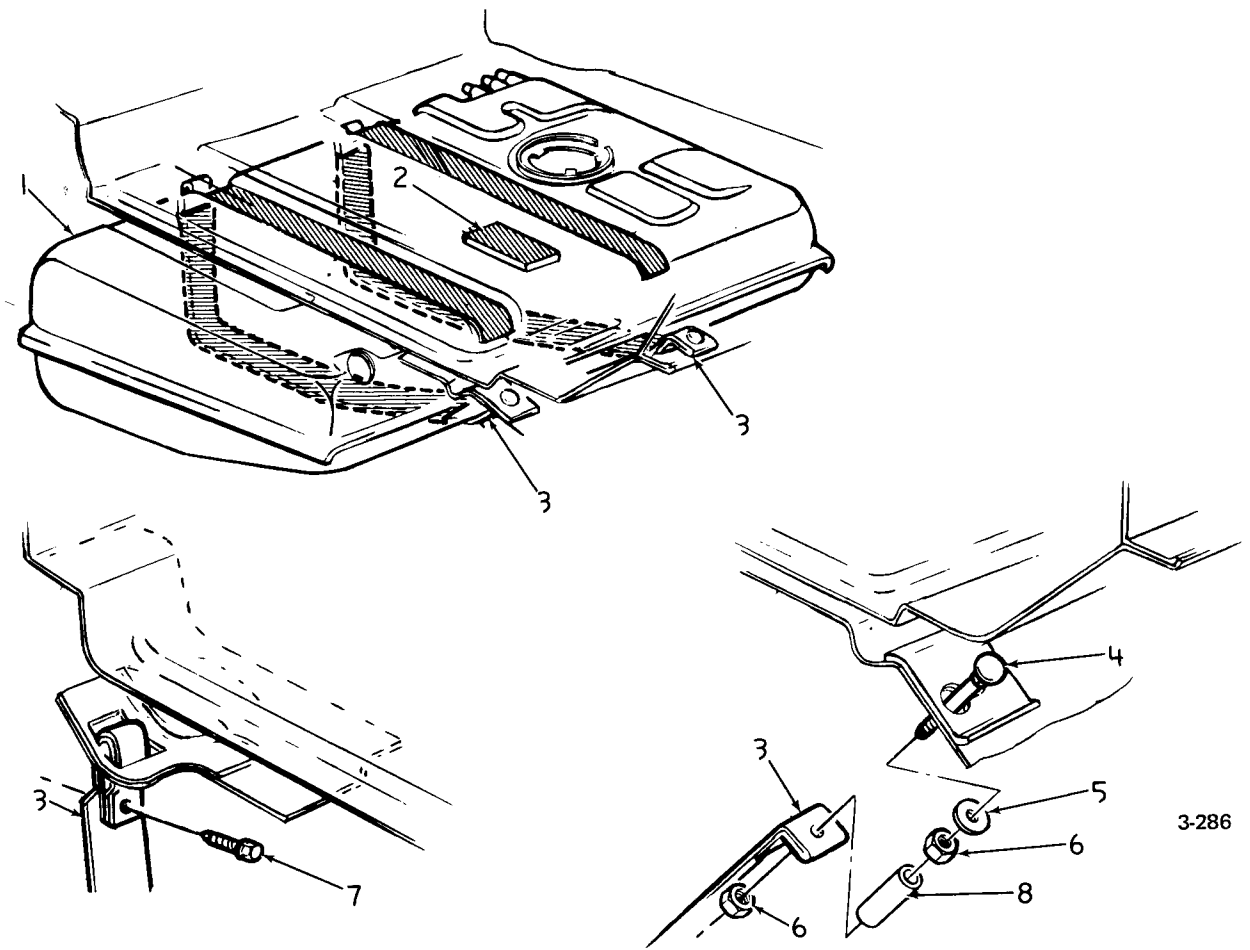




**1974-75 VEGA-MONZA ACCELERATOR PEDAL & ROD**

3-331

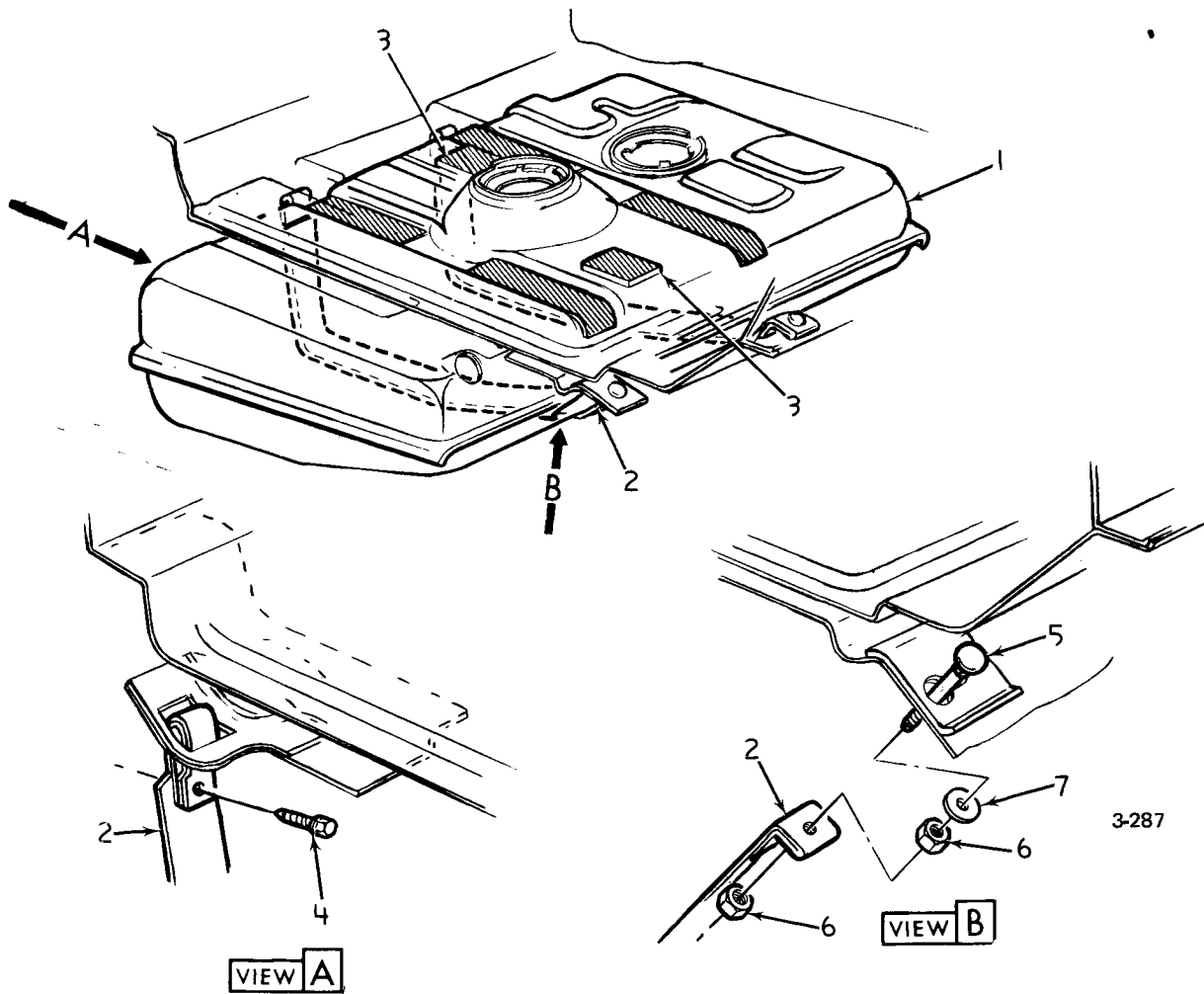
- 1. 3.451 PEDAL, accelerator
- 2. 3.452 PIN, accelerator pedal
- 3. 8.977 SCREW, (1/4"-14 x 1-1/2")
- 4. 3.454 REINFORCEMENT, accelerator rod
- 5. 3.431 ROD ASSY., accelerator pedal
- 6. 3.459 SPRING, accelerator pull back
- 7. 3.454 SUPPORT, accelerator rod



3-286

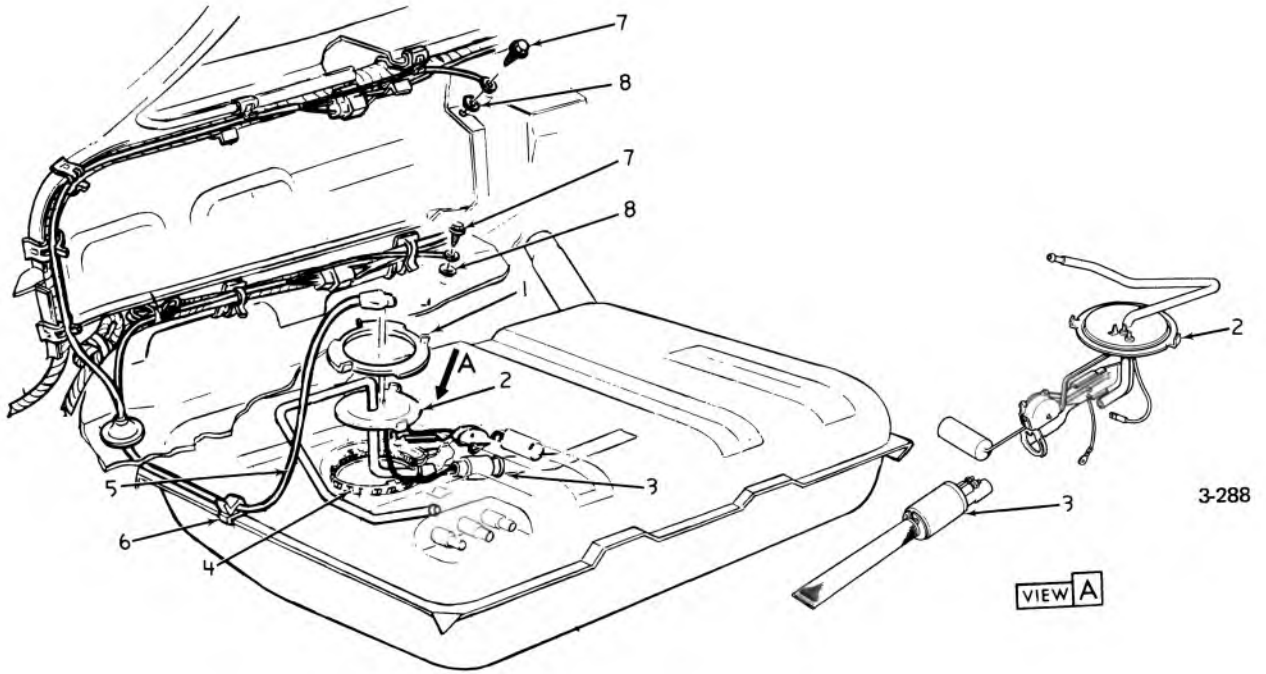
### 1971 VEGA FUEL TANK AND FUEL TANK STRAP

- 1. 3.001 TANK ASSY.
- 2. 16.585 INSULATOR
- 3. 3.022 STRAP
- 4. 3.023 BOLT ( $\frac{3}{8}$ " — 16 x  $3\frac{3}{8}$ " )
- 5. 5.418 WASHER ( $\frac{9}{16}$ " )
- 6. 8.915 NUT ( $\frac{3}{8}$ " — 16)
- 8.931 WASHER ( $\frac{3}{8}$ " )
- 7. 8.977 SCREW ( $\frac{1}{4}$ " — 14 x  $1\frac{1}{4}$ " )
- 8. 3.023 SPACER



### 1972-74 VEGA FUEL TANK AND FUEL TANK STRAP

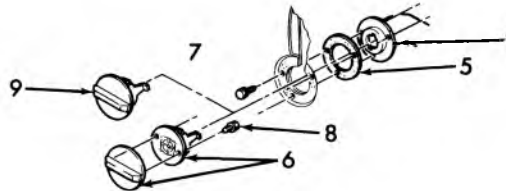
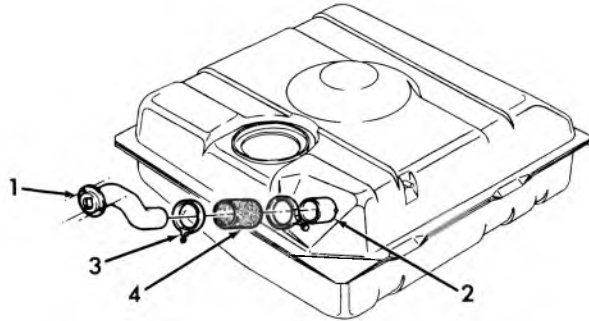
1. 3.001 TANK ASSY.
2. 3.022 STRAP
3. 16.585 INSULATOR
4. 8.977 SCREW (1/4" - 14 x 1 1/4")
5. 3.023 BOLT (3/8" - 16 x 3 3/8")
6. 8.915 NUT (3/8" - 16)
- 8.931 WASHER (3/8")
7. 5.418 WASHER (9/16")



3-288

### 1971 VEGA FUEL METER AND PUMP ASSY.

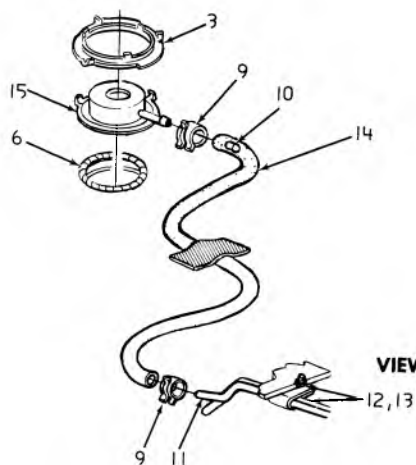
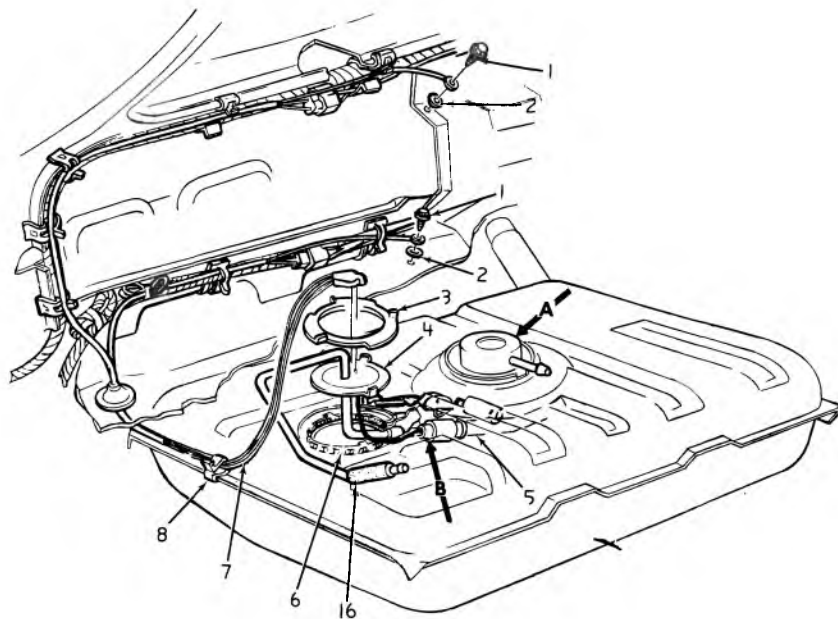
- |    |       |                       |    |       |                       |
|----|-------|-----------------------|----|-------|-----------------------|
| 1. | 3.107 | CAM                   | 5. | 3.107 | WIRE ASSY.            |
| 2. | 3.107 | METER AND GASKET UNIT | 6. | 9.656 | CLIP                  |
| 3. | 3.107 | PUMP AND FILTER UNIT  | 7. | 8.977 | SCREW (10— 16 x 3/8") |
| 4. | 3.112 | GASKET                | 8. | 8.932 | WASHER                |



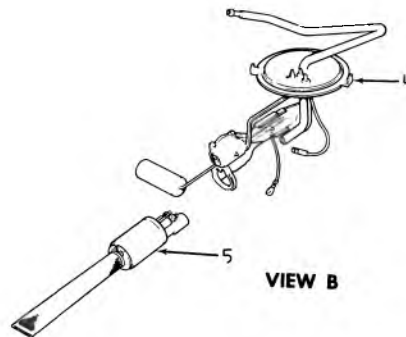
3-300

### 1974-75 VEGA FUEL FILLER NECK

- |    |        |                              |    |       |                     |
|----|--------|------------------------------|----|-------|---------------------|
| 1. | 3.003  | NECK ASSY.                   | 6. | 3.028 | CAP ASSY.           |
| 2. | N.S.S. | Part of Tank Assy. 3.001     | 7. | 8.977 | SCREW (#8—18 x 1/2) |
| 3. | 3.003  | CLAMP ASSY.                  | 8. | 8.977 | SCREW               |
| 4. | 8.962  | HOSE (2" dia. x 4-1/8" long) | 9. | 3.028 | CAP ASSY.           |
| 5. | 3.008  | GASKET                       |    |       |                     |



VIEW A

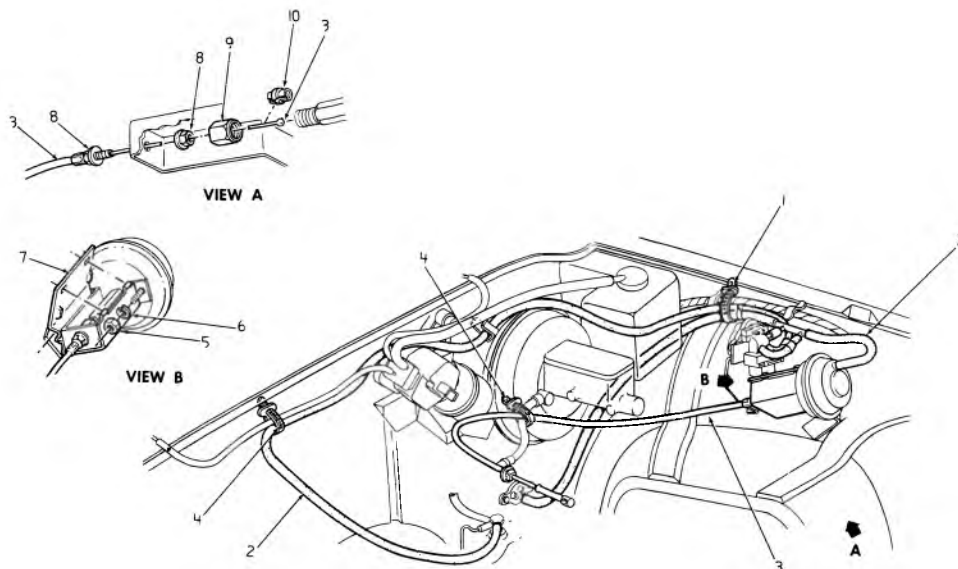


VIEW B

3-239

**1972-74 VEGA FUEL METER AND PUMP ASSY.**

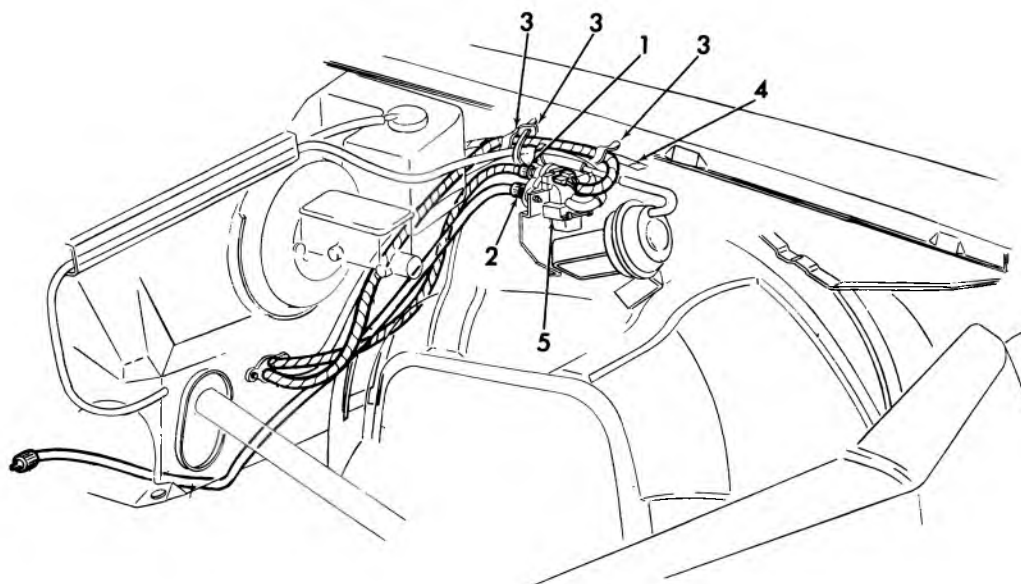
- |     |       |                           |
|-----|-------|---------------------------|
| 1.  | 8.977 | SCREW (10— 16 x 3/8")     |
| 2.  | 8.932 | WASHER                    |
| 3.  | 3.107 | CAM                       |
| 4.  | 3.107 | METER AND GASKET UNIT     |
| 5.  | 3.107 | PUMP AND FILTER UNIT      |
| 6.  | 3.112 | GASKET                    |
| 7.  | 3.107 | WIRE ASSY.                |
| 8.  | 9.656 | CLIP                      |
| 9.  | 1.166 | CLAMP                     |
| 10. | 3.003 | RESTRICTOR                |
| 11. | 8.964 | TUBING (1/4" O.D.)        |
| 12. | 0.679 | SCREW (9/16"— 18 x 9/16") |
| 13. | 8.950 | CLIP                      |
| 14. | 8.962 | HOSE (1/4" O.D.)          |
| 15. | 3.120 | SEPARATOR ASSY.           |
| 16. | 3.163 | SLEEVE                    |



3-297

### VACUUM HOSES & CRUISE CONTROL CABLE

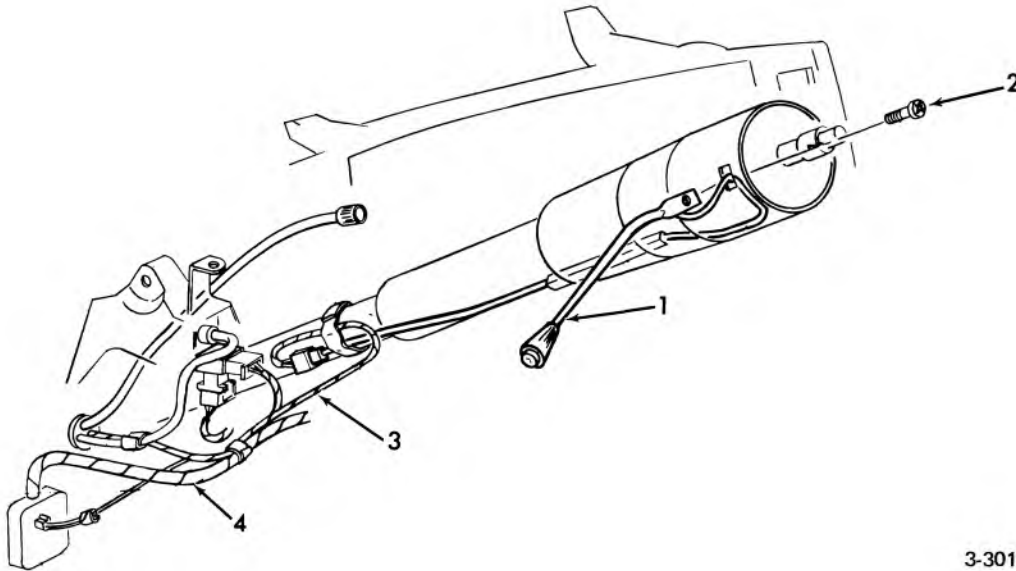
- |          |                          |           |               |
|----------|--------------------------|-----------|---------------|
| 1. 2.559 | STRAP                    | 6. 8.931  | L. WASHER 1/4 |
| 2. 8.962 | HOSE ASM' (CUT AS REQ'D) | 7. 3.880  | COVER         |
| 3. 3.880 | CABLE ASM.               | 8. 8.977  | NUT 1/4-28    |
| 4. 2.559 | STRAP                    | 9. N.S.S. | CAP           |
| 5. 8.977 | NUT                      | 10. 3.880 | RETAINER      |



3-319

### 1974 PASS. CRUISE CONTROL-SPEEDO CABLE & HARNESS ASSY.

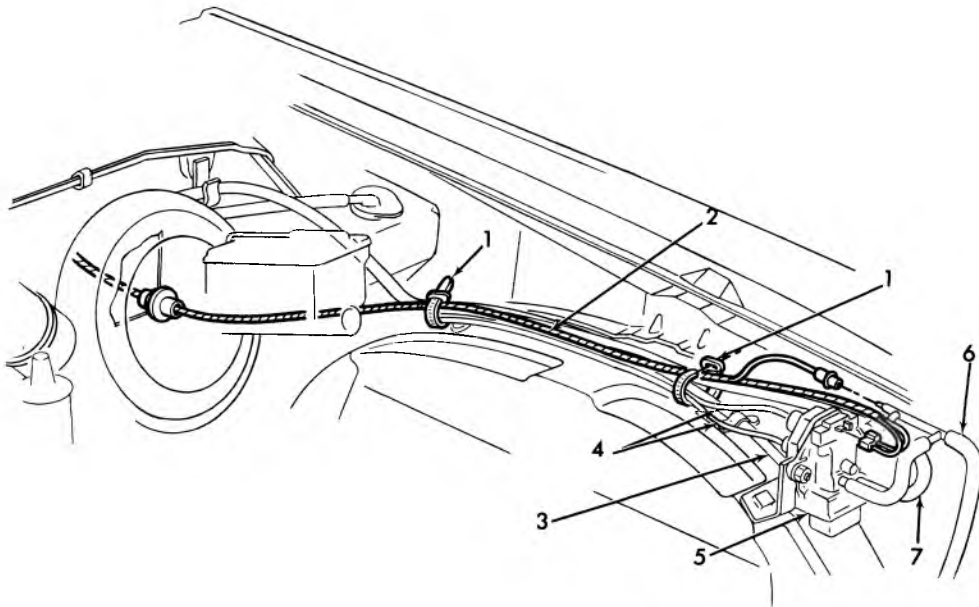
- |          |   |          |                                   |
|----------|---|----------|-----------------------------------|
| 1. 4.342 | SHAFT ASSY., Regulator to Speedometer (40") | 4. 2.480 | HARNESS ASSY., Forward Lamp       |
| 2. 4.342 | SHAFT ASSY., Regulator to Trans. (52")      | 5. 3.885 | REGULATOR, Speed & Cruise Control |
| 3. 8.950 | STRAP ASSY., Shaft Assy.                    |          |                                   |



3-301

### 1974 PASS. CRUISE CONTROL ACTIVATING LEVER

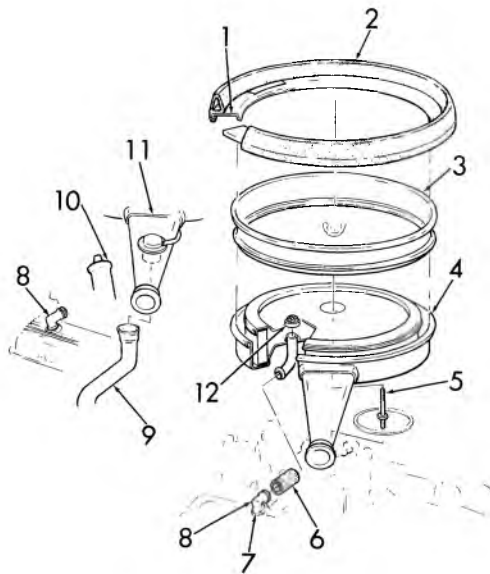
- |    |       |   |
|----|-------|---|
| 1. | 2.897 | LEVER ASSY., w/Switch, Turn Signal and Cruise Control |
| 2. | 2.906 | SCREW, Directional Lever                              |
| 3. | 3.887 | HARNESS ASSY., Cruise Control                         |
| 4. | 2.480 | HARNESS ASSY., Instrument Panel                       |



3-320

### 1974 MONTE CARLO CRUISE CONTROL WIRING (FRONT)

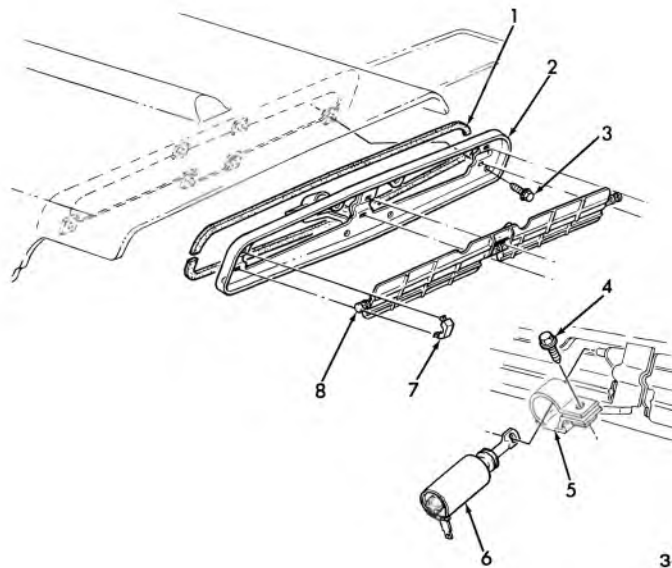
- |    |       |                                       |    |       |   |
|----|-------|---------------------------------------|----|-------|---|
| 1. | 8.950 | STRAP, Harness                        | 5. | 3.885 | REGULATOR, Cruise Control                       |
| 2. | 3.887 | HARNESS ASSY., Speed & Cruise Control | 6. | 8.962 | HOSE ASSY., Speed Cruise Control Reg. Air Inlet |
| 3. | 2.480 | HARNESS ASSY., Gen. & Forward Lamp    | 7. | 8.962 | HOSE ASSY., Speed Cruise Control Reg. to Eng.   |
| 4. | 4.342 | SHAFT ASSY., Speedo.                  |    |       |   |



3-153

### 1969 CAMARO SPECIAL DUCT HOOD AIR SYSTEM

- |    |       |                                      |     |       |  |
|----|-------|--------------------------------------|-----|-------|--|
| 1. | 3.417 | FLANGE SEAL                          | 6.  | 1.762 | HOSE—(302, 350) a/cl. to rocker cover  |
| 2. | 3.417 | SEAL—a/cl. to head                   | 7.  | 3.415 | GROMMET—carb. air control valve vacuum |
| 3. | 3.417 | EXTENSION—(302, 350) a/cl. flange    | 8.  | 1.745 | CONNECTOR—3-1/4" dev. length           |
| 4. | 3.402 | A/CL. & SIL. ASSY.—(350 exc. A.T.)   | 9.  | 3.417 | TUBE—carb. air heat                    |
|    | 3.402 | A/CL. & SIL. ASSY.—(350 w/A.T.)      | 10. | 2.170 | COIL ASSY.—w/13 ohm wire               |
|    | 3.402 | A/CL. & SIL. ASSY.—(302, 396)        | 11. | 3.402 | A/CL. & SIL. ASSY.—(w/A.T.) (350)      |
| 5. | 3.403 | STUD—(302, 396 only) (1/4-20-20 x 2) | 12. | 1.745 | ARRESTOR—(350)                         |

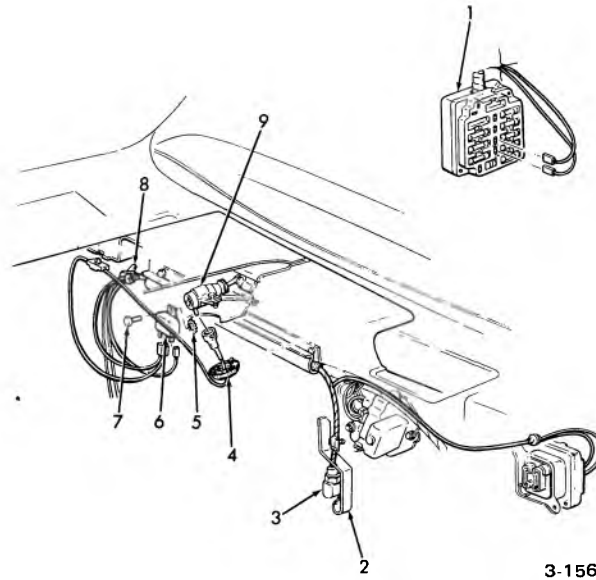


3-154

### 1969 CAMARO SPECIAL DUCTED HOOD SOLENOID AND AIR VALVE

- |    |       |  |    |        |                                |
|----|-------|--|----|--------|--------------------------------|
| 1. | 3.415 | SEAL ASSY.—carb. air control valve frame | 5. | N.S.S. | Part of valve assy.            |
| 2. | 3.415 | FRAME ASSY.—carb. air control valve      | 6. | 3.415  | SOLENOID ASSY.—carb. air cont. |
| 3. | 8.900 | SCREW (10-24 x 1/2)                      | 7. | 3.415  | RETAINER—carb. air cont. valve |
| 4. | 8.900 | SCREW (10-24 x 1)                        | 8. | 3.415  | VALVE—carb. air cont.          |

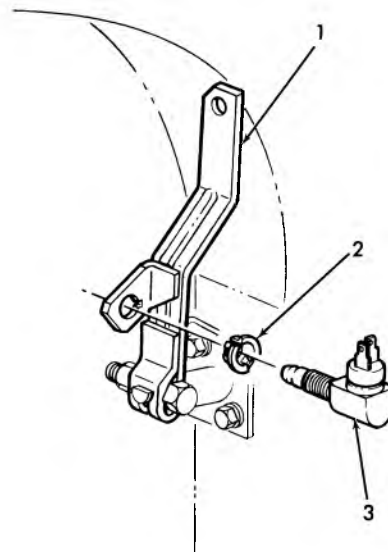




3-156

### 1969 CAMARO SPECIAL DUCT HOOD ELECTRICAL SYSTEM

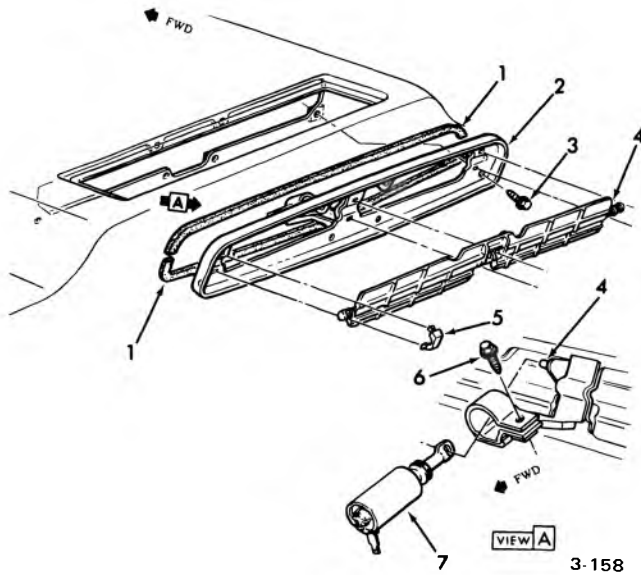
- |    |        |  |    |        |                                |
|----|--------|--|----|--------|--------------------------------|
| 1. | N.S.S. | FUSE PANEL ASSY.—(Part of Inst. Panel Wiring Harness)<br>GR. 2.480 | 4. | 3.415  | GROMMET                        |
| 2. | 3.454  | ACCELERATOR LEVER ASSY.—control rod                                | 5. | 8.932  | WASHER (No. 8)                 |
| 3. | 3.415  | DETENT SWITCH ASSY.—carb. air control valve sol.                   | 6. | 13.095 | RELAY ASSY.—electric           |
|    |        |  | 7. | 8.977  | SCREW (8—18 x 3/8)             |
|    |        |  | 8. | 8.950  | STRAP (7/16)                   |
|    |        |  | 9. | 3.415  | SOLENOID ASSY.—carb. air cont. |



3-157

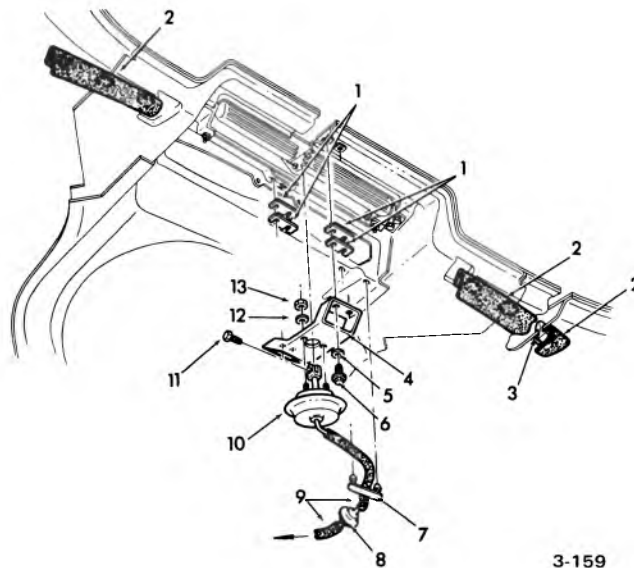
### 1969 CAMARO SPECIAL DUCT HOOD DETENT SWITCH

- |    |       |   |    |       |  |
|----|-------|---|----|-------|--|
| 1. | 3.454 | ACCELERATOR LEVER ASSY.—control rod         | 3. | 3.415 | DETENT SWITCH ASSY.—carb. air control valve solenoid |
| 2. | 3.885 | CLIP—carb. air cont., valve solenoid switch |    |       |  |



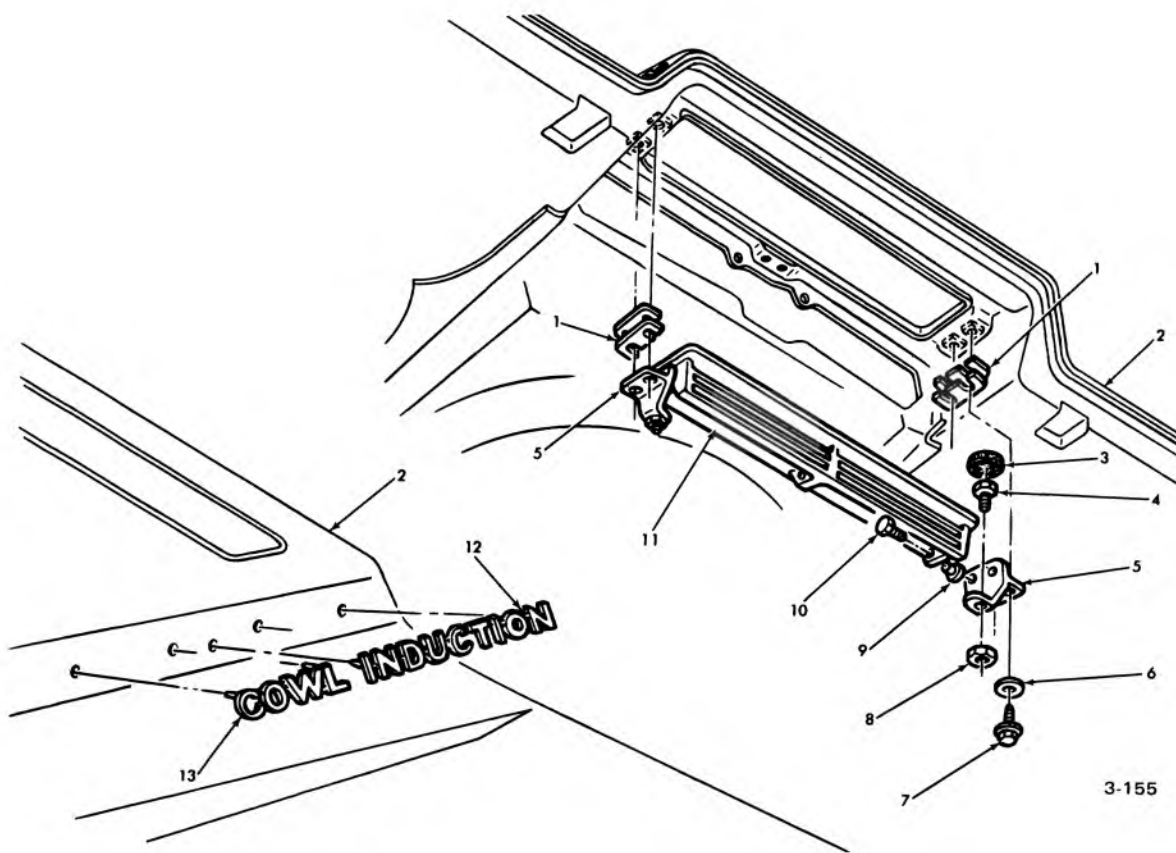
### 1970-72 CHEVELLE SPEC. DUCT AIR HOOD SOLENOID FRAME & VALVE

- |    |       |                                     |    |       |                                |
|----|-------|-------------------------------------|----|-------|--------------------------------|
| 1. | 9.262 | SEAL—evap. air center outlet bezel  | 5. | 3.415 | RETAINER—carb. air cont. valve |
| 2. | 3.415 | FRAME ASSY.—carb. air control carb. | 6. | 8.931 | SCREW ASSY. (10)               |
| 3. | 8.900 | SCREW ASSY. (10—24 x 1/2)           | 7. | 3.415 | SOLENOID ASSY.—carb. air cont. |
| 4. | 3.415 | VALVE ASSY.—carb. air cont.         |    |       |                                |



### 1970-72 CHEVELLE SPECIAL DUCTED AIR HOOD-DOOR ACTUATOR

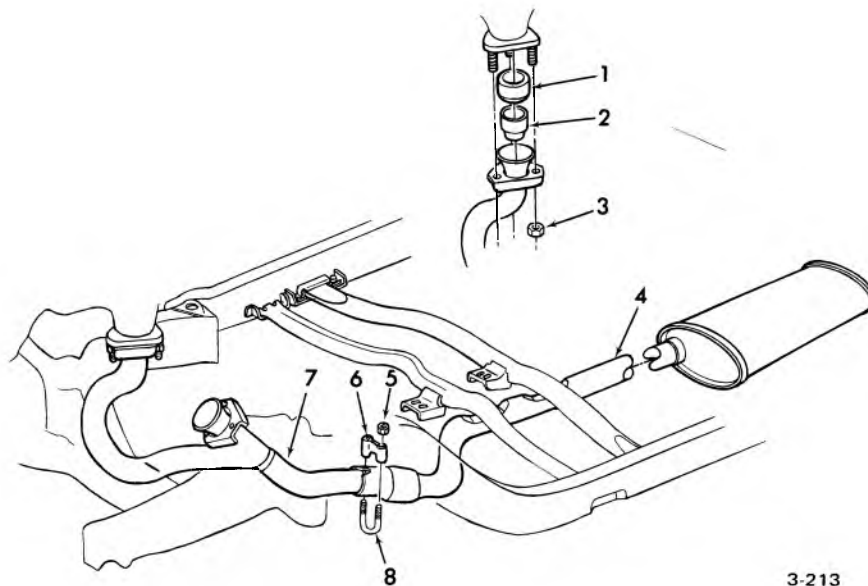
- |    |        |   |     |        |   |
|----|--------|---|-----|--------|---|
| 1. | 3.417  | SPACER—hood panel cowl induction door actuator, support | 7.  | 8.950  | RETAINER (7/16)                               |
| 2. | 12.801 | WEATHERSTRIP—hood panel                                 | 8.  | 3.415  | VALVE ASSY.                                   |
| 3. | 12.801 | RETAINER—lace retainer                                  | 9.  | 8.962  | HOSE (7/32)—cut 20.00 in. from 2941942        |
| 4. | 3.417  | SUPPORT—hood panel cowl induction door actuator         | 10. | 3.415  | ACTUATOR ASSY.—hood panel cowl induction door |
| 5. | 8.929  | P/WASHER  | 11. | 10.130 | BOLT—actuator to door                         |
| 6. | 8.900  | SCREW ASSY. (1/4—20 x 9/16)                             | 12. | 8.929  | P/WASHER                                      |
|    |        |   | 13. | 8.915  | NUT (10—24)                                   |



### 1970-72 CHEVELLE DUCTED AIR HOOD DOOR AND PLATES

1.	3.417	SPACER—hood panel cowl induction door actuator support	8.	8.915	NUT (10-24)
2.	8.000	HOOD ASM.	9.	3.417	SPACER—hood pnl. cowl induction door pivot screw
3.	*	BUMPER	10.	3.417	SCREW—hood pnl. cowl induction door pivot
4.	3.417	SCREW—hood pnl. cowl induction	11.	3.417	HOOD DOOR—pnl. cowl induction
5.	3.417	SUPPORT—hood pnl. cowl induction door	12.	8.055	NAME PLATE—induction
6.	3.425	WASHER—accel. control idler lever rod swivel	13.	8.055	NAME PLATE—cowl
7.	8.900	SCREW (1/4-20 x 9/16)			

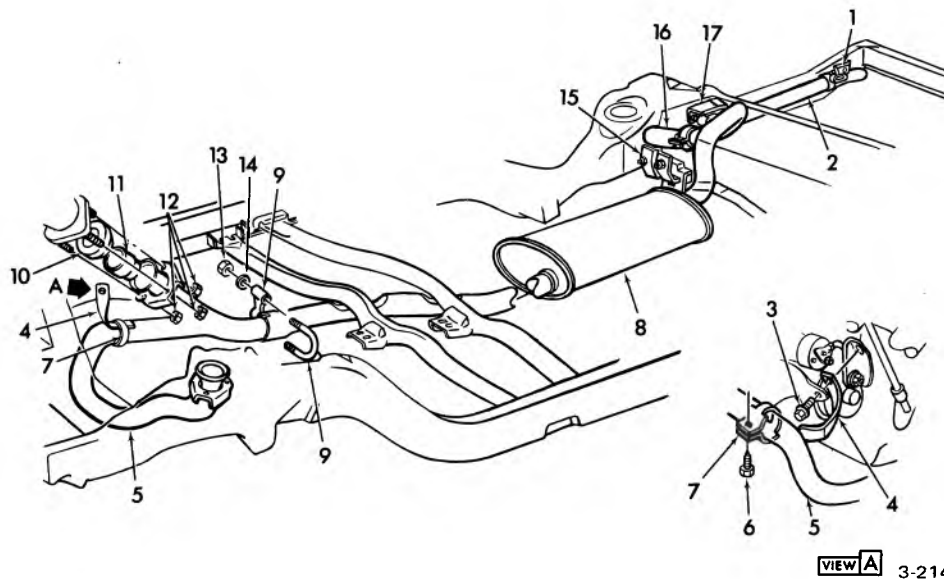
\*REMOVED FROM SERVICE



3-213

**1970 PASS. EXHAUST MANIFOLD**

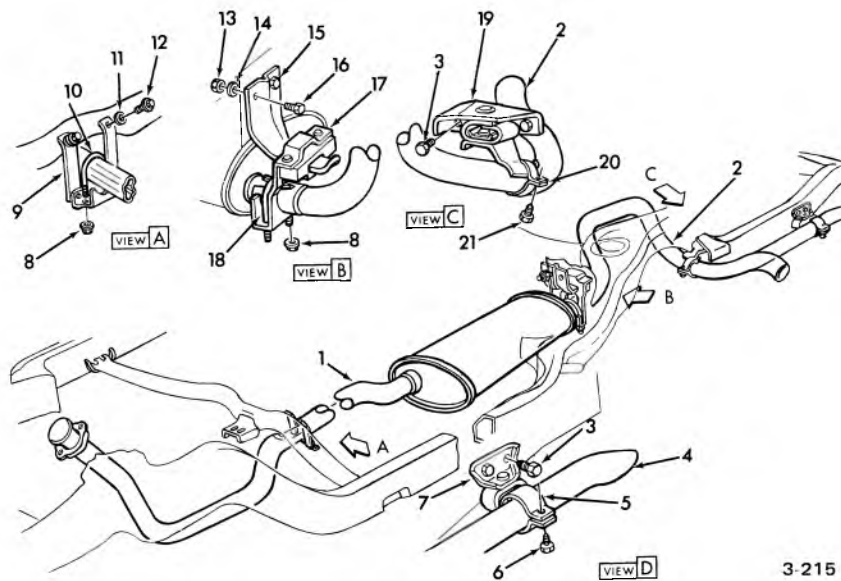
- |    |       |                     |    |       |               |
|----|-------|---------------------|----|-------|---------------|
| 1. | 3.611 | RING—crossover pipe | 5. | 8.917 | NUT (5/16—18) |
| 2. | 3.609 | EXTENSION           | 6. | 3.708 | CLAMP         |
|    | 3.609 | EXTENSION           | 7. | 3.609 | C/OVER PIPE   |
| 3. | 8.917 | NUT (3/8—16)        | 8. | 3.708 | U-BOLT        |
| 4. | 3.701 | MUFFLER ASSY.       |    |       |               |



VIEW A 3-214

**1970 PASSENGER V-8 ENGINE 454 C.I.D. SINGLE EXHAUST .**

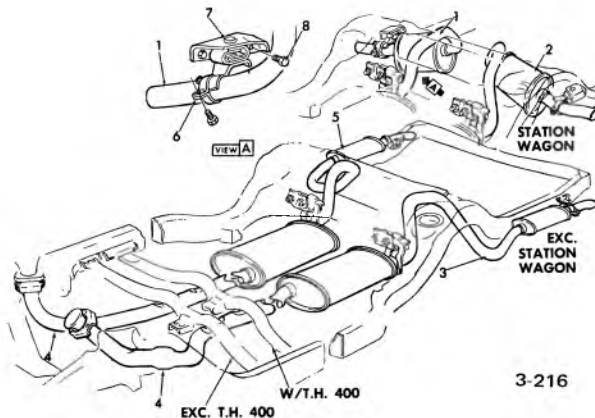
- |    |       |   |     |       |   |
|----|-------|---|-----|-------|---|
| 1. | 3.706 | HANGER ASSY.                                    | 9.  | 3.708 | "U" BOLT & CLAMP                        |
| 2. | 3.705 | TAIL PIPE ASSY.                                 | 10. | 3.611 | RING—exh. pipe to manifold sealing      |
| 3. | 8.900 | BOLT (5/16—18 x 3/4)—use w/8.931 L/washer 5/16) | 11. | 3.609 | EXTENSION                               |
| 4. | 3.704 | BRACE—exh. crossover pipe                       | 12. | 8.917 | NUT (3/8—16)                            |
| 5. | 3.609 | CROSSOVER PIPE                                  | 13. | 8.915 | NUT (3/8—16)—use w/8.931 L/washer (3/8) |
| 6. | 8.977 | SCREW (20—9 x 1-13/64)                          | 14. | 8.929 | WASHER (13/32 x 1 x 1/8)                |
| 7. | 3.708 | CLAMP   | 15. | 3.706 | HANGER ASSY.—frt.                       |
| 8. | 3.701 | MUFFLER ASSY.                                   | 16. | 3.705 | TAIL PIPE ASSY.—(wagon)                 |
|    |       |   | 17. | 3.706 | HANGER ASSY.—rr., (R.H.)                |



3-215

### 1970 PASS. EXHAUST

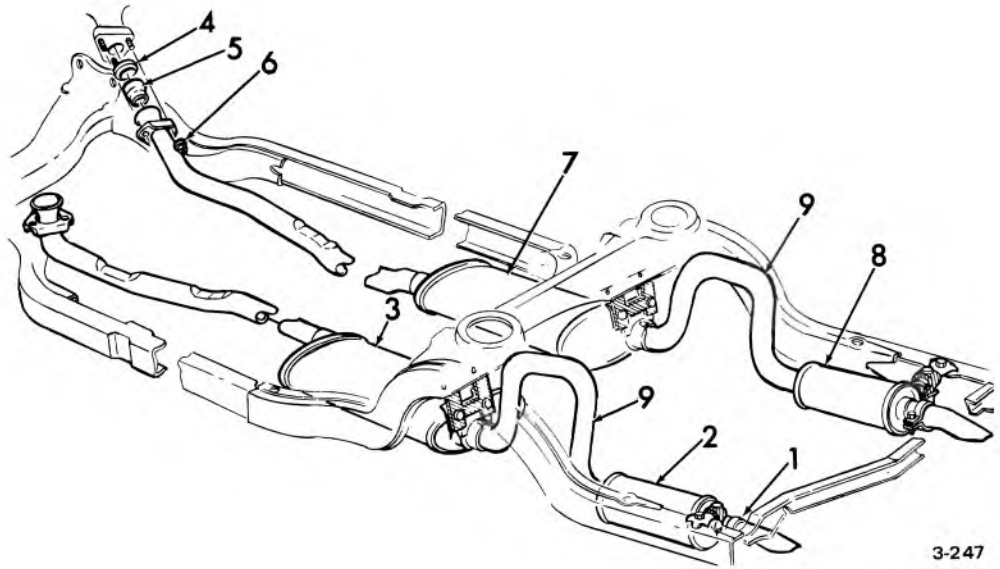
1.	3.609	EXHAUST MUFFLER	12.	8.977	SCREW (3/16-18 x 3/4)
2.	3.705	TAIL PIPE ASSY.	13.	8.915	NUT (5/16-18)
3.	8.977	SCREW (5/16-18 x 9/16)	14.	8.931	L/WASHER (5/16)
4.	3.705	TAIL PIPE ASSY.	15.	3.706	BRACKET—tail pipe frt. hanger to frame
5.	3.708	CLAMP	16.	8.900	BOLT (5/16-18 x 3/4)
6.	8.900	SCREW	17.	3.706	HANGER ASSY.—front
7.	3.706	HANGER ASSY.—rr.	18.	3.706	"U" BOLT—muffler to resonator pipe
8.	8.917	NUT (5/16-18)	19.	3.706	HANGER ASSY.—rr.
9.	3.616	HANGER ASSY.	20.	N.S.	CLAMP
10.	3.708	"U" BOLT—exh. pipe	21.	8.977	SCREW (20-9 x 1-1/2)
11.	8.929	WASHER—spl. (11/32)			



3-216

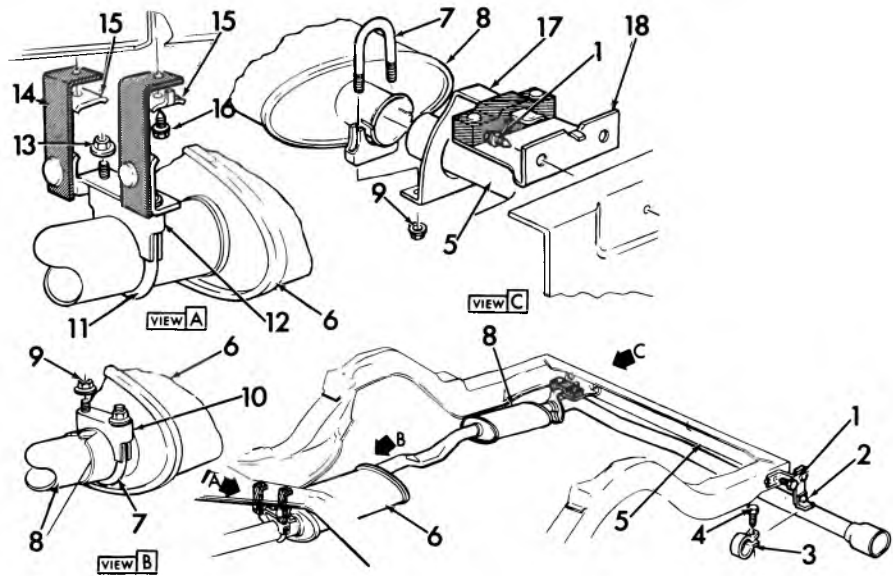
### 1970 PASSENGER DUAL EXHAUST

1.	3.702	RESONATOR ASSY.—(454-4bbl. carb. h/perf.) (R.H.)	3.701	MUFFLER ASSY.—(L.H.) (454-4bbl. carb., 454-4bbl. h/perf.)	
2.	3.702	RESONATOR ASSY.—(454-4bbl. carb. h/perf.) (L.H.)	3.701	MUFFLER ASSY.—(R.H.) (454-4bbl. carb., 454-4bbl. carb. h/perf.)	
3.	3.702	RESONATOR ASSY.—(L.H.)	3.609	PIPE ASSY.—(extension) (L.H.) (454-4bbl. carb., 454-4bbl. carb. h/perf.)	
4.	3.701	MUFFLER ASSY.—(L.H.) (300, 400 2bbl. carb.)	3.609	PIPE ASSY.—(extension) (R.H.) (454-4bbl. carb., 454-4bbl. carb. h/perf.)	
	3.701	MUFFLER ASSY.—(R.H.) (300, 400 2bbl. carb.)	3.708	CLAMP UNIT—(exhaust pipe)	
	3.609	PIPE ASSY.—(extension) (L.H.) (300, 400 2bbl. carb.)	5.	3.702	RESONATOR ASSY.—(R.H.)
	3.609	PIPE ASSY.—(extension) (R.H.) (300, 400 2bbl. carb.)	6.	3.708	U-BOLT & CLAMP
			7.	3.706	HANGER ASSY.—rr. (R.H.)
			8.	8.977	SCREW (5/16-18 x 9/16)



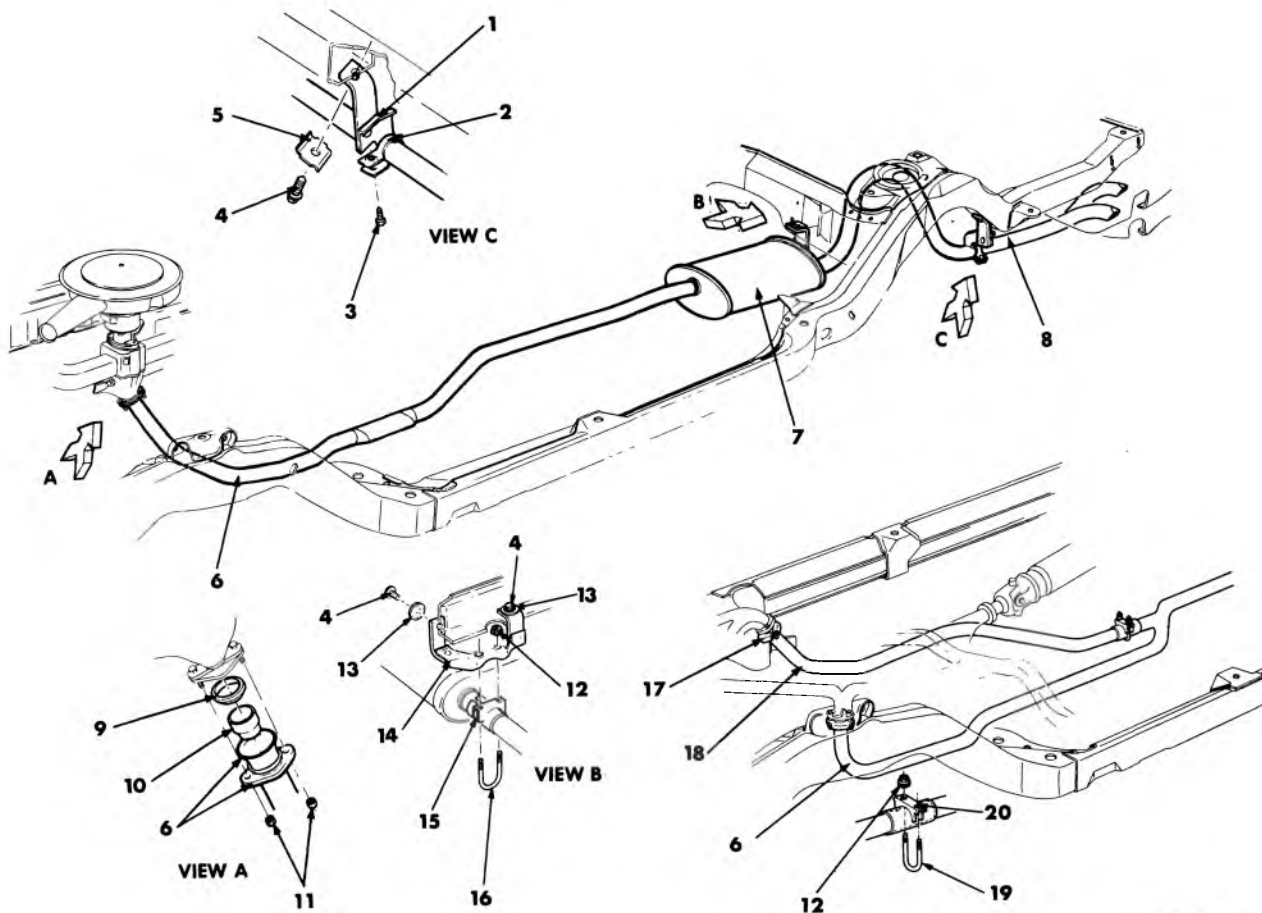
**1971-72 PASS. 454 CU. IN. HI-PERF  
DUAL EXHAUST WITH RESONATORS (Exc. Sta. Wag.)**

- |          |                      |          |                  |
|----------|----------------------|----------|------------------|
| 1. 3.708 | CLAMP                | 6. 8.917 | NUT (3/8-16)     |
| 2. 3.702 | RESONATOR-(L.H.)     | 7. 3.609 | MUFFLER-(R.H.)   |
| 3. 3.609 | MUFFLER-(L.H.)       | 8. 3.702 | RESONATOR-(R.H.) |
| 4. 3.611 | PACKING-exhaust pipe | 9. 3.705 | PIPE ASSY.       |
| 5. 3.609 | EXTENSION-exh. pipe  |          |                  |



**1971-72 PASS. 454 CU. IN. HI-PERF  
EXHAUST WITH RESONATOR (WAGON)**

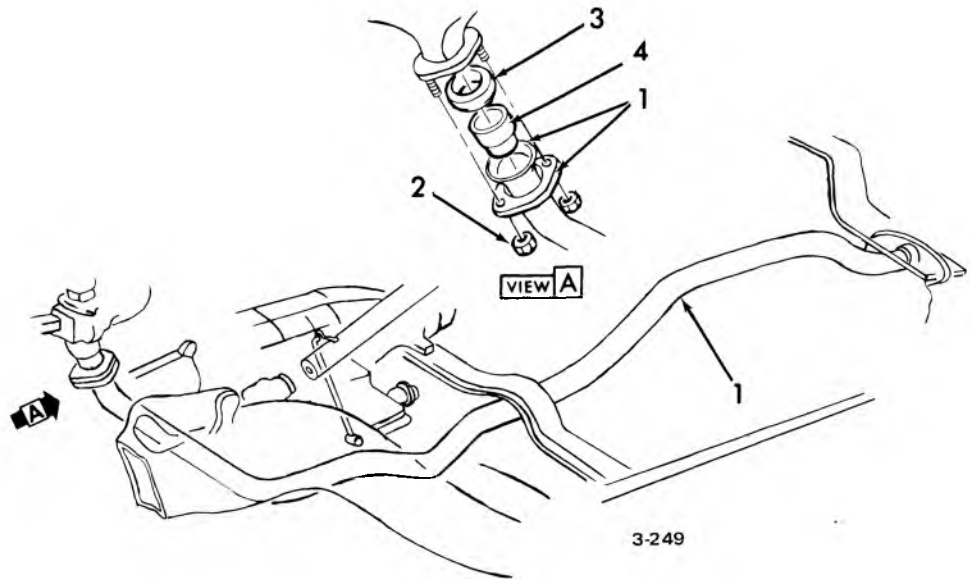
- |          |                            |           |                               |
|----------|----------------------------|-----------|-------------------------------|
| 1. 8.977 | SCREW (5/16-12 x 5/8)      | 10. 3.708 | CLAMP                         |
| 2. 3.701 | HANGER ASSY.               | 11. 3.708 | U-BOLT                        |
| 3. 3.708 | CLAMP-muffler to exh. pipe | 12. 3.708 | CLAMP                         |
| 4. 8.977 | SCREW                      | 13. 8.915 | NUT (3/8-16)                  |
| 5. 3.701 | TAIL PIPE                  | 14. 3.701 | HANGER ASSY.                  |
| 6. 3.701 | MUFFLER ASSY.              | 15. N.S.  | REINFORCEMENT                 |
| 7. 3.708 | U-BOLT                     | 16. 8.977 | SCREW                         |
| 8. 3.702 | RESONATOR ASSY.            | 17. 3.706 | BRACKET-tailpipe to resonator |
| 9. 8.917 | NUT (5/16-18)              | 18. 3.701 | HANGER ASSY.                  |
- \*REMOVED FROM SERVICE



3-198

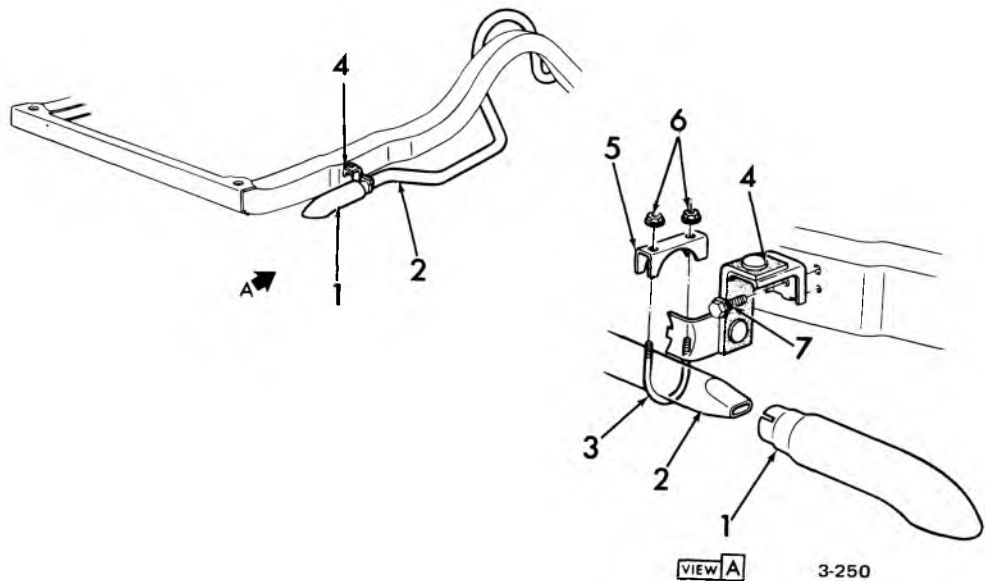
### 1964-67 CHEVELLE EXHAUST SYSTEM

1.	3.706	HANGER ASSEMBLY—(R.H.-L.H.)	11.	8.916	NUT (3/8-16)
2.	3.708	CLAMP	12.	8.916	NUT (5/16-18)
3.	8.977	SCREW (20-9 x 5/32)	13.	3.704	RETAINER—tailpipe front hanger
4.	8.977	SCREW—(hex head) (5/16-18 x 3/4)	14.	3.706	HANGER ASSEMBLY—front (L.H.)
5.	3.706	RETAINER—tail pipe rr. hanger	15.	3.708	CLAMP UNIT
6.	3.609	PIPE ASSEMBLY—(6 cyl.), (8 cyl.)	16.	3.708	"U" BOLT
7.	3.701	MUFFLER ASSEMBLY	17.	3.610	FLANGER—crossover pipe assy.
8.	3.705	PIPE—(Sta. Wag., El Camino)	18.	3.609	PIPE ASSEMBLY—(crossover)
9.	3.611	PACKING—exhaust pipe	19.	3.708	BOLT
10.	3.609	EXTENSION	20.	3.708	CLAMP UNIT



### 1971-72 CHEVELLE MANIFOLD ATTACHMENT

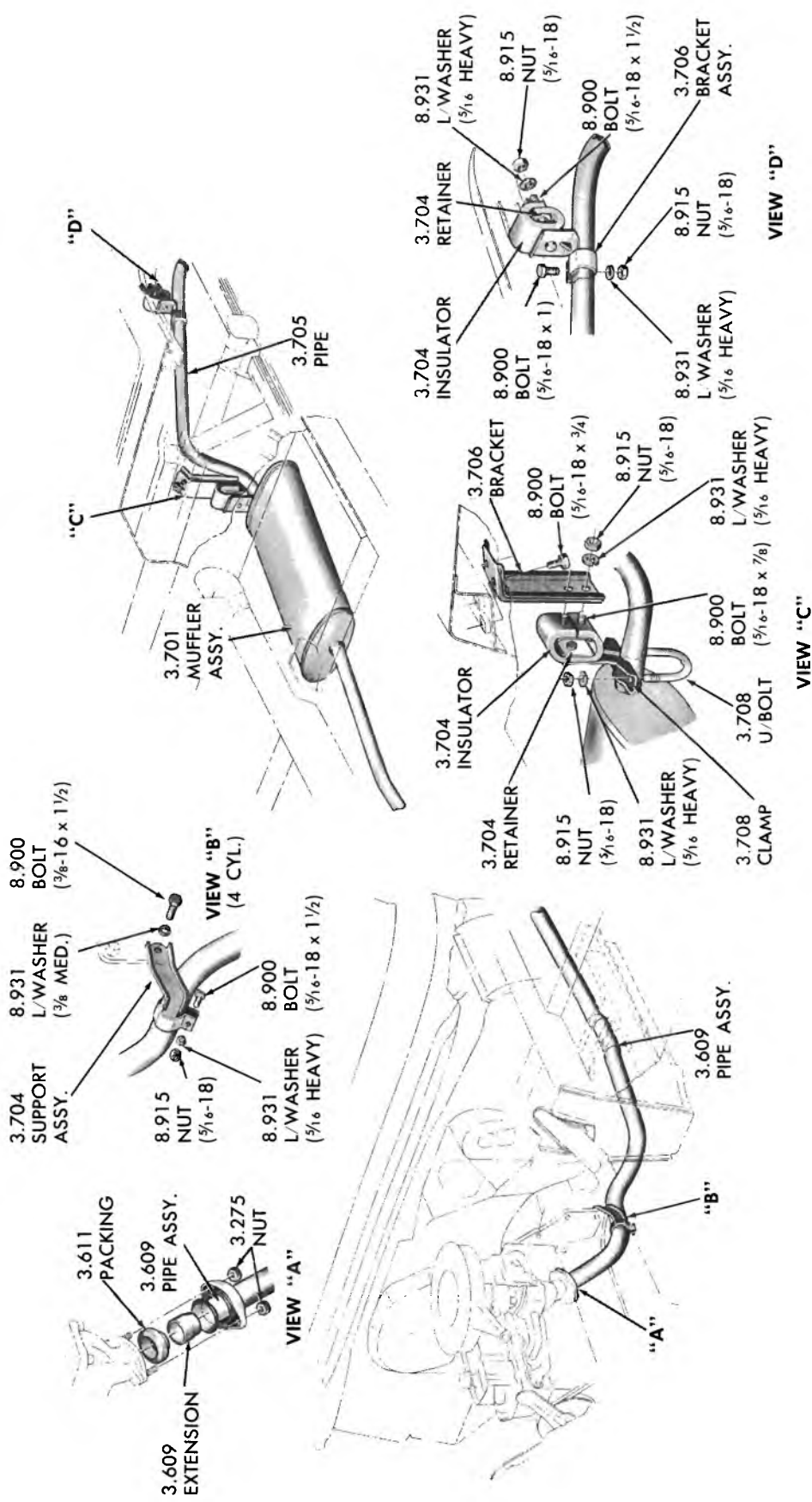
- |    |       |              |    |       |                      |
|----|-------|--------------|----|-------|----------------------|
| 1. | 3.609 | PIPE ASSY.   | 3. | 3.611 | PACKING—exhaust pipe |
| 2. | 8.917 | NUT (3/8-16) | 4. | 3.609 | EXTENSION            |



### 1971-72 CHEVELLE EXHAUST PIPE AND EXTENSION W/4-SPD

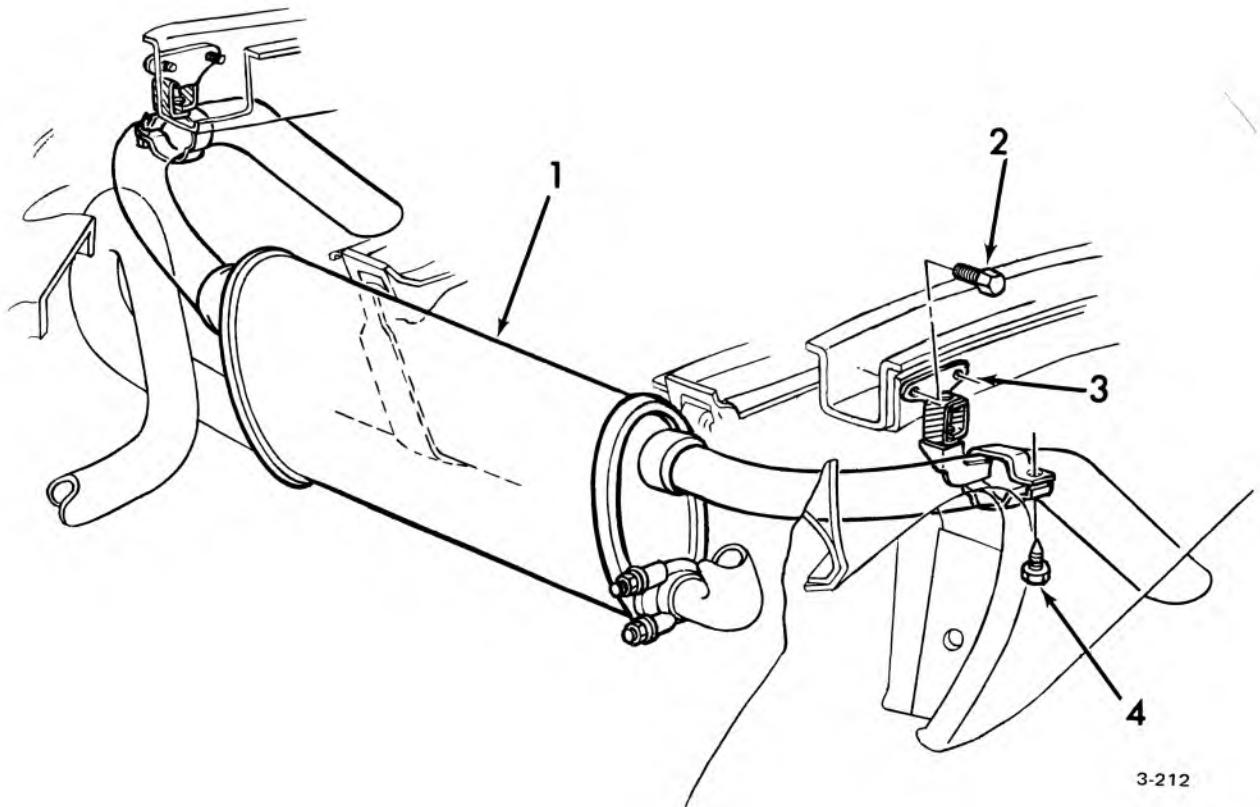
- |    |       |                  |    |       |                    |
|----|-------|------------------|----|-------|--------------------|
| 1. | 3.705 | EXTENSION        | 5. | 3.708 | CLAMP              |
| 2. | 3.705 | TAIL PIPE        | 6. | 8.917 | NUT (5/16-18)      |
| 3. | 3.708 | "U" BOLT         | 7. | 8.977 | SCREW (5/16 x 7/8) |
| 4. | 3.706 | HANGER ASSY.—rr. |    |       |                    |





3-202

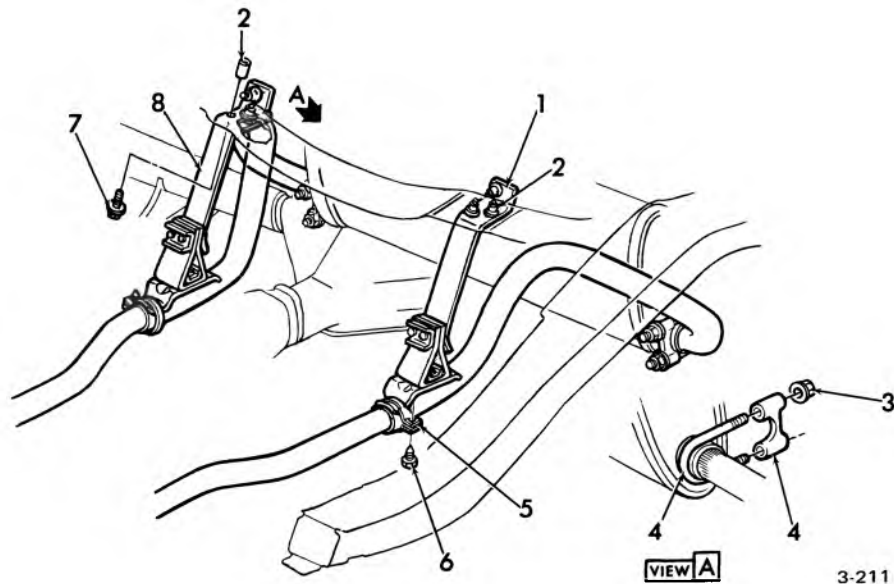
1962-67 CHEVY II EXHAUST DETAILS (TYPICAL)



3-212

### 1970 NOVA DUAL EXHAUST MUFFLER AND TAILPIPE

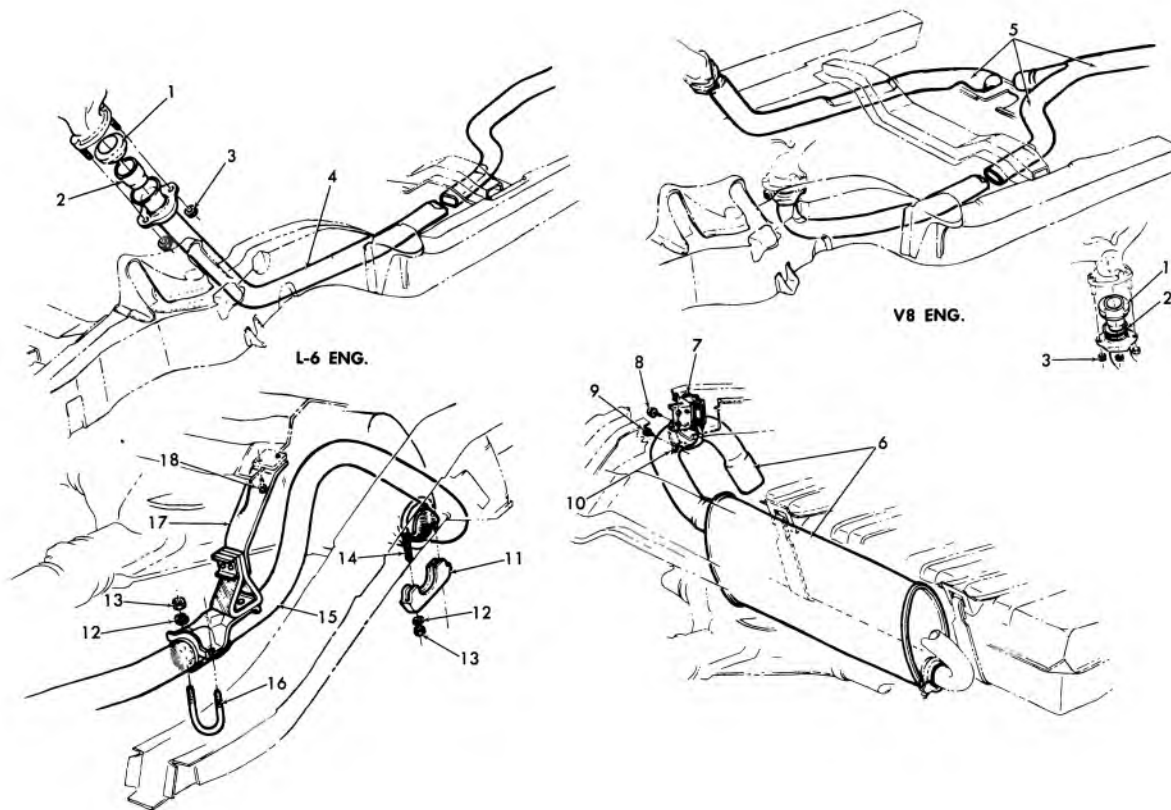
- |    |       |                           |    |       |                      |
|----|-------|---------------------------|----|-------|----------------------|
| 1. | 3.701 | MUFFLER & TAIL PIPE ASSY. | 3. | 3.706 | HANGER—(L.H.)        |
| 2. | 8.977 | SCREW (1/4—20 x 5/8)      | 4. | 8.977 | SCREW (20—0 x 1-3/4) |



3-211

### 1970 NOVA DUAL EXHAUST—REAR EXHAUST PIPE & HANGERS

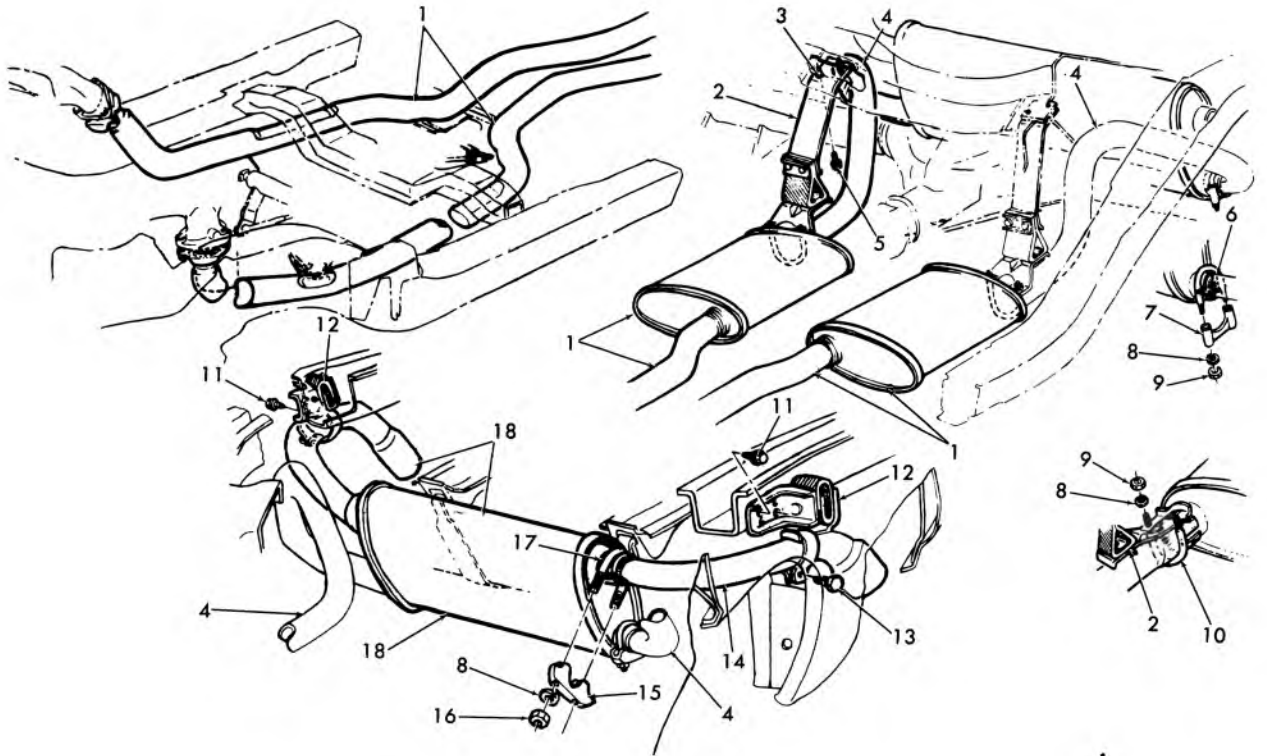
- |    |       |                     |    |       |                               |
|----|-------|---------------------|----|-------|-------------------------------|
| 1. | 3.616 | HANGER ASSY.—(L.H.) | 5. | 3.708 | CLAMP                         |
| 2. | 8.923 | NUT (5/16—18)       | 6. | 8.977 | SCREW (20—9 x 1-1/2)          |
| 3. | 8.917 | NUT (5/16—18)       | 7. | 4.047 | SCREW ASSY. (5/16 x 18 x 7/8) |
| 4. | 3.708 | "U" BOLT & CLAMP    | 8. | 3.616 | HANGER ASSY.—(R.H.)           |



3-210

### 1967-68 CAMARO SINGLE EXHAUST

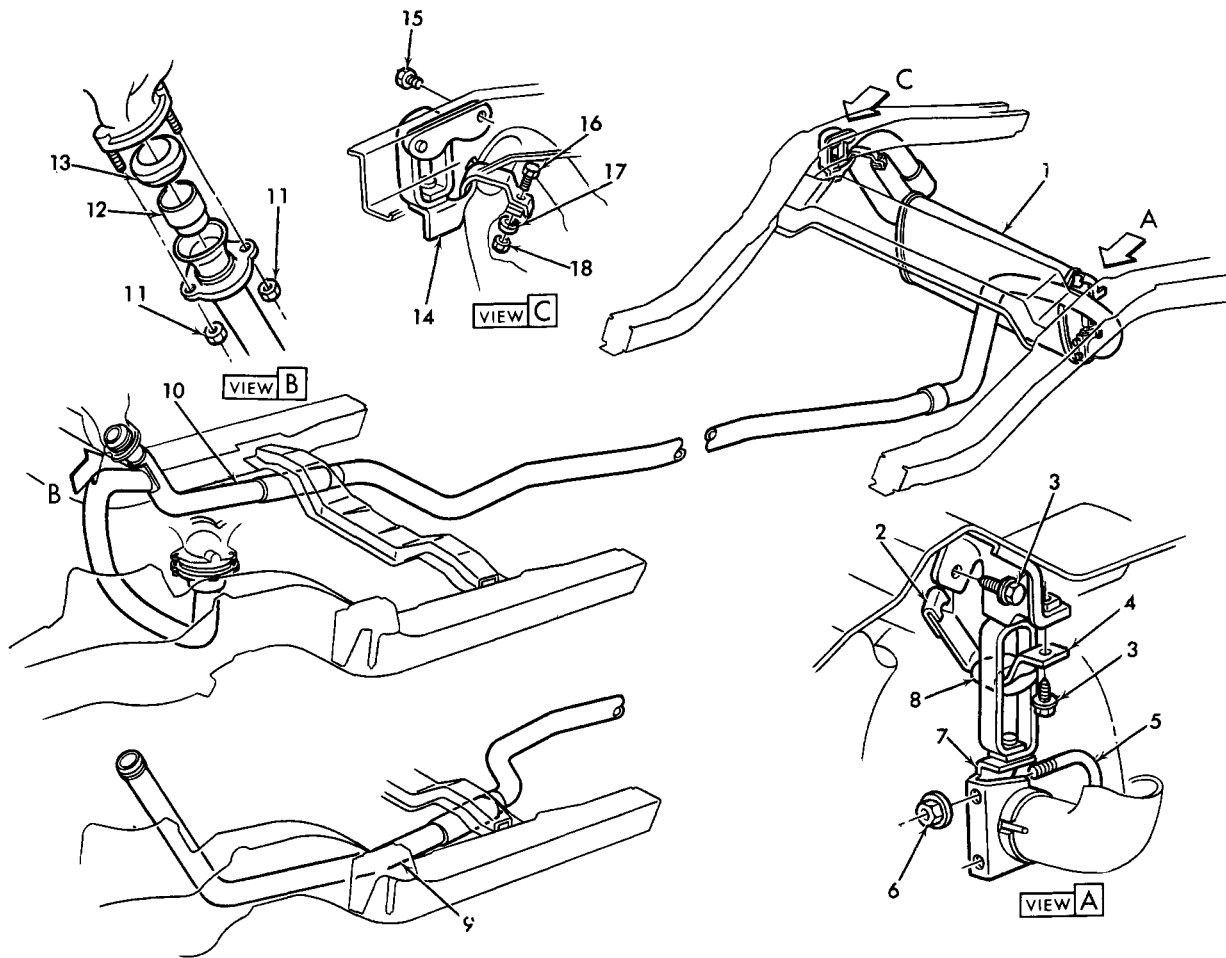
- |                                      |                                 |
|--------------------------------------|---------------------------------|
| 1. 3.611 PACKING                     | 10. 3.708 CLAMP                 |
| 2. 3.609 EXTENSION                   | 11. 3.708 CLAMP                 |
| 3. 8.916 NUT (3/8-16)                | 12. 8.931 L/WASHER (5/16)       |
| 4. 3.609 EXHAUST PIPE ASSY. (6 cyl.) | 13. 8.915 NUT (5/16)            |
| 5. 3.609 EXHAUST PIPE ASSY. (8 cyl.) | 14. 3.708 "U" BOLT              |
| 6. 3.701 MUFFLER ASSY.               | 15. 3.609 EXHAUST PIPE-Rear     |
| 3.705 TAIL PIPE                      | 16. 3.708 "U" BOLT              |
| 7. 3.706 HANGER ASSY.                | 17. 3.706 HANGER ASSY.          |
| 8. 8.977 SCREW (20-9 x 1-1/2)        | 18. 8.900 SCREW (5/16-18 x 3/4) |
| 9. 8.977 SCREW (1/4-14 x 5/8)        | 8.931 WASHER (5/16)             |



3-205

### 1967-68 CAMARO DUAL EXHAUST

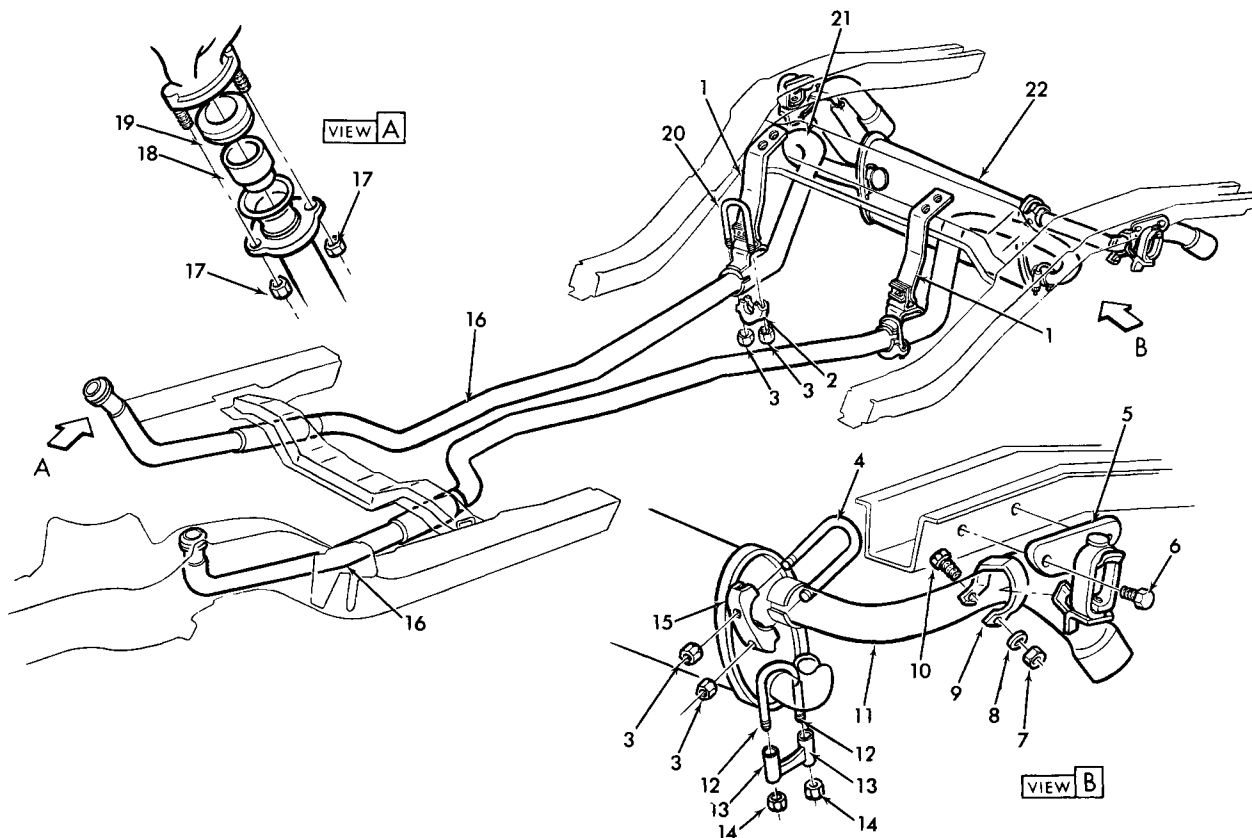
- |    |       |  |     |       |                      |
|----|-------|--|-----|-------|----------------------|
| 1. | 3.609 | PIPE ASSY.—exhaust (R.H.-L.H.)                       | 8.  | 8.931 | L/WASHER (5/16)      |
|    | 3.702 | RESONATOR ASSY.                                      | 9.  | 8.915 | NUT (5/16)           |
| 2. | 3.616 | HANGER ASSY.   | 10. | N.S.  | “U” BOLT             |
| 3. | N.S.  | NUT  | 11. | 8.977 | SCREW (1/4—14 x 5/8) |
| 4. | 3.609 | EXHAUST PIPE—rear (R.H.-L.H.)                        | 12. | 3.706 | HANGER ASSY.—(L.H.)  |
| 5. | 8.900 | SCREW (5/16—18 x 7/8)                                | 13. | 8.977 | SCREW (20—9 x 5/32)  |
|    | 8.931 | WASHER (5/16)  | 14. | 3.705 | PIPE—(L.H.)          |
| 6. | 3.708 | “U” BOLT   | 15. | 3.708 | CLAMP                |
| 7. | 3.708 | CLAMP—muffler to rr. exh. pipe, muffler to exh. pipe | 16. | 8.915 | NUT (5/16—18)        |
|    |       |  | 17. | 3.708 | “U” BOLT             |
|    |       |  | 18. | 3.701 | MUFFLER ASSY.        |



3-206

### 1969 CAMARO SINGLE EXHAUST, MUFFLER AND HANGER

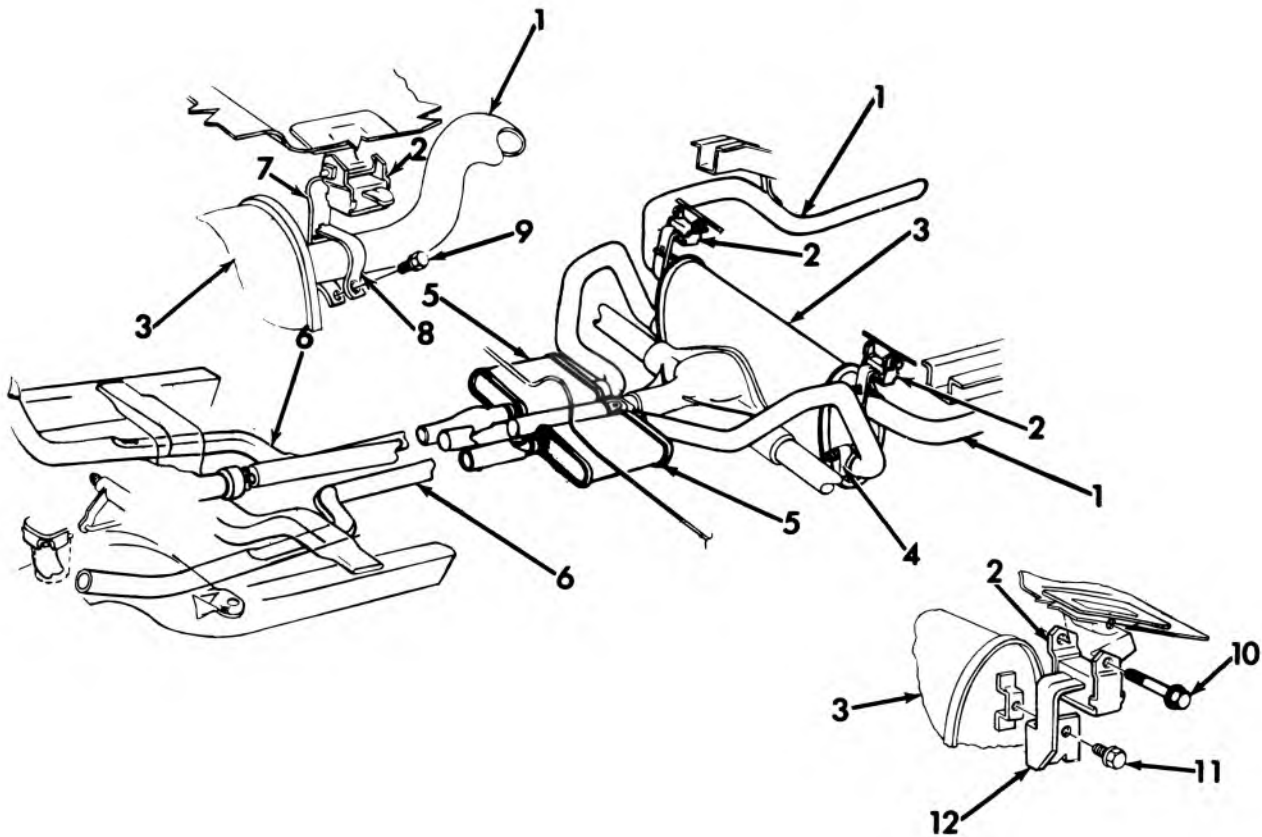
1.	3.701	MUFFLER—(6 cyl.)	9.	3.609	EXHAUST PIPE—(6 cyl.)
	3.701	MUFFLER—(8 cyl.)	10.	3.609	EXHAUST PIPE—(8 cyl.)
	3.705	TAIL PIPE—(6 cyl.)	11.	8.916	NUT (3/8—16)
	3.705	TAIL PIPE—(8 cyl.) (R.H.)	12.	3.609	EXTENSION EXHAUST PIPE
2.	8.931	"J" NUT (5/16)	13.	3.611	PACKING EXHAUST PIPE
3.	8.977	SCREW	14.	3.706	HANGER ASM.
4.	3.616	SUPPORT—hanger	15.	8.977	SCREW (1/4—20 x 5/8)
5.	3.708	"U" BOLT	16.	8.900	BOLT (5/16—18 x 1-1/4)
6.	8.917	NUT (5/16—18)	17.	8.931	L/WASHER (5/16)
7.	3.616	HANGER ASM.	18.	8.915	NUT (5/16—18)
8.	3.704	INSULATOR—muffler & tailpipe hanger support			



3-207

### 1969 CAMARO DUAL EXHAUST, MUFFLER, TAILPIPE & HARNESS

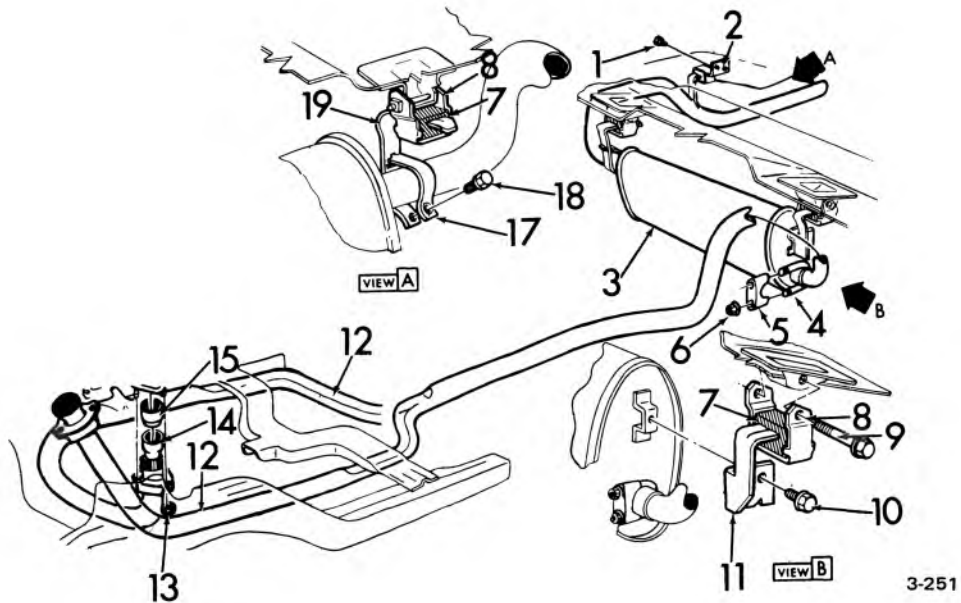
- |     |       |                        |     |       |   |
|-----|-------|------------------------|-----|-------|---|
| 1.  | 3.616 | HANGER ASM.            | 16. | 3.609 | PIPE ASSY.—front<br>(exc. 396) (L.H.), exh. |
| 2.  | 3.708 | CLAMP                  |     | 3.609 | PIPE ASSY.—front (exc. 396) (R.H.)          |
| 3.  | 8.917 | NUT (5/16-18)          |     | 3.609 | PIPE ASSY.—front (396) (L.H.)               |
| 4.  | 3.708 | "U" BOLT               |     | 3.609 | PIPE ASSY.—front (396) (R.H.)               |
| 5.  | 3.706 | HANGER ASM.—(L.H.)     | 17. | 8.916 | NUT (3/8-16)                                |
|     | 3.706 | HANGER ASM.—(R.H.)     | 18. | 3.611 | EXTENSION—exhaust pipe                      |
| 6.  | 8.977 | SCREW (1/4-20 x 5/8)   | 19. | 3.609 | PACKING—exhaust pipe                        |
| 7.  | 8.915 | NUT (5/16-18)          | 20. | 3.708 | "U" BOLT                                    |
| 8.  | 8.931 | L/WASHER (5/16)        | 21. | 3.609 | PIPE ASSY.—rear (L.H.)                      |
| 9.  | 3.704 | CLAMP                  |     | 3.609 | PIPE ASSY.—rear (R.H.)                      |
| 10. | 8.900 | BOLT (5/16-18 x 1-1/4) | 22. | 3.701 | MUFFLER                                     |
| 11. | 3.705 | PIPE—(L.H.)            |     | 3.705 | TAIL PIPE—(1st design) (L.H.)               |
| 12. | 3.708 | "U" BOLT               |     | 3.705 | TAIL PIPE—(1st design) (R.H.)               |
| 13. | 3.708 | CLAMP                  |     | 3.705 | TAIL PIPE—(2nd design) (L.H.)               |
| 14. | 8.915 | NUT (5/16)             |     | 3.705 | TAIL PIPE—(2nd design) (R.H.)               |
| 15. | 3.708 | CLAMP                  |     |       |   |



3-238

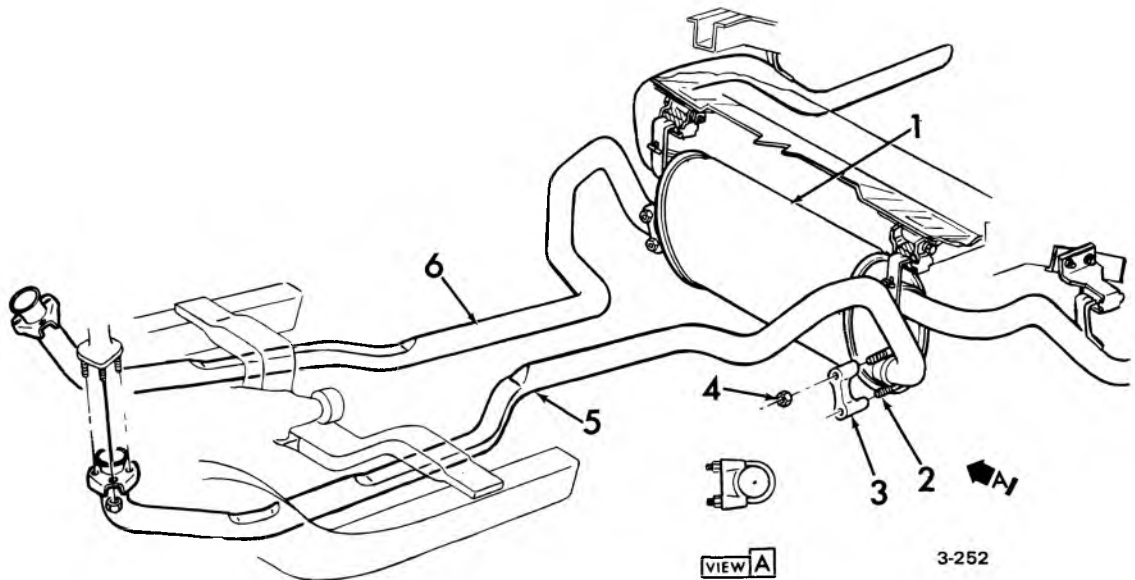
### 1970 CAMARO DUAL EXHAUST AND MUFFLER ASSY.

- |    |  |     |       |                                   |
|----|--|-----|-------|-----------------------------------|
| 1. | TAIL PIPE—see group 3.701 exh. chart         | 7.  | 3.708 | CLAMP                             |
| 2. | HANGER ASSY.—see group 3.701 exh. chart      | 8.  | 3.708 | CLAMP                             |
| 3. | MUFFLER ASSY.—see group 3.701 exh. chart     | 9.  | 8.977 | SCREW (1/8)                       |
| 4. | 3.708 CLAMP                                  | 10. | 3.708 | SCREW—w/lockwasher muffler hanger |
| 5. | EXHAUST PIPE ASM.—see group 3.701 exh. chart | 11. | 8.900 | SCREW (5/16—18 x 7/8)             |
| 6. | EXHAUST PIPE ASM.—see group 3.701 exh. chart | 12. | 3.706 | SUPPORT—muffler                   |



### 1971-72 CAMARO EXHAUST PIPE, MUFFLER ASSY.

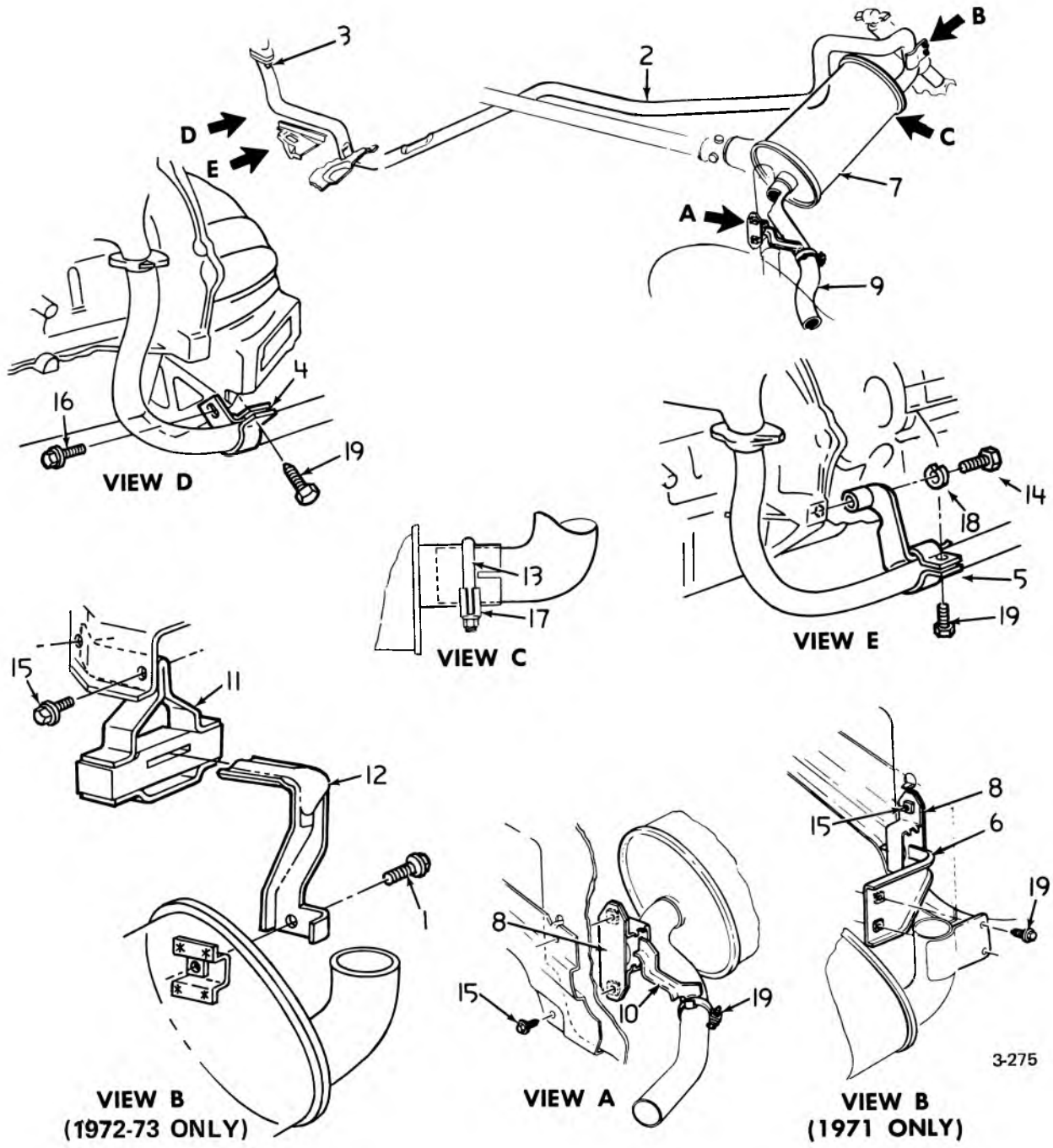
1.	8.977	SCREW (5/16-18 x 3/4)	11.	3.706	SUPPORT—muffler
2.	3.706	HANGER	12.	3.609	PIPE ASSY.—(L-6)
3.	3.701	MUFFLER ASSY.		3.609	PIPE ASSY.—(V-8)
		3.609	13.	8.917	NUT (3/8-16)
		PIPE ASSY. (V-8)	14.	3.609	EXTENSION—(L.H.)
4.	3.708	U-BOLT		3.609	EXTENSION—(R.H.)
5.	3.708	CLAMP	15.	3.611	RING—crossover pipe
6.	8.917	NUT (5/16-18)	16.	3.609	PIPE ASSY.—(V-8)
7.	3.704	INSULATOR	17.	3.708	CLAMP—upper half
8.	3.704	BRACKET ASSY.	18.	8.977	SCREW
9.	3.708	SCREW—w/lockwasher muffler hanger	19.	3.708	CLAMP—lower half
10.	8.900	BOLT (5/16-18 x 13/16)			



### 1971-72 CAMARO — DUAL EXHAUST — MANIFOLD AND MUFFLER ASSY.

1.	3.701	MUFFLER ASSY.	4.	8.917	NUT (5/16-18)
2.	3.708	BOLT	5.	3.609	EXHAUST PIPE ASSY.—(L.H.)
3.	3.708	CLAMP	6.	3.609	EXHAUST PIPE ASSY.—(R.H.)

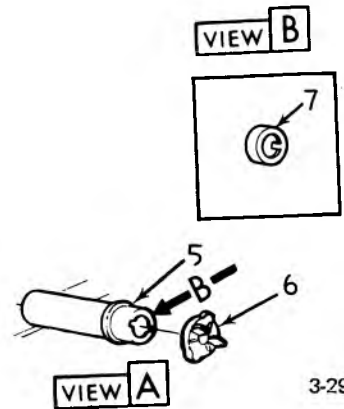
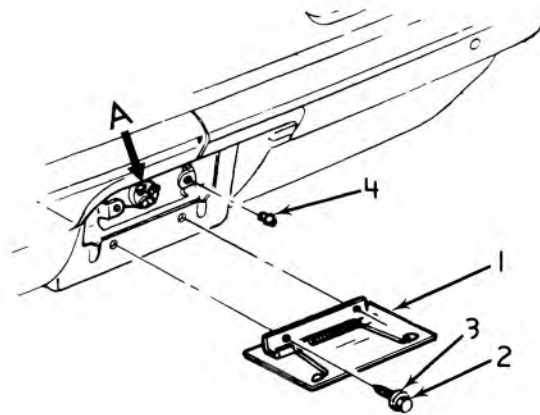




**1971-73 VEGA MUFFLER AND EXHAUST PIPE ASSY.**

1.	1.276	SCREW (5/16" — 18 x 19/16")	3960314	10.	3.706	HANGER ASSY.	3997246
2.	3.609	PIPE ASSY.	325176	11.	3.706	HANGER ASSY.	3997267
3.	3.613	NUT (3/8" — 16)	3829086	12.	3.706	HANGER ASSY.	3997297
4.	3.616	SUPPORT ASSY.	3997259	13.	3.706	BRACKET ASSY.	6264307
5.	3.616	SUPPORT ASSY.	325745	14.	3.706	HANGER	6264311
6.	3.616	HANGER ASSY.	3991377	15.	3.704	CLAMP UNIT (1 3/4")	2378615
7.	3.701	MUFFLER ASSY. 1971 (use w/ 1 3/4" pipe)	3991305	16.	3.708	CLAMP UNIT (1 1/2")	3837878
	3.701	MUFFLER ASSY. 1971 (use w/ 1 1/2" pipe)		17.	8.900	BOLT (3/8" — 16 x 2 1/4")	
	3.701	MUFFLER ASSY. 1972-73	325054	18.	8.900	SCREW (5/16" — 18)	
8.	3.704	BRACKET ASSY.	3991378	19.	8.900	SCREW (1/4" — 20)	
9.	3.705	TAIL PIPE (1 3/4")	3991306		8.917	NUT (5/16" — 18)	
	3.705	TAIL PIPE (1 1/2")	6263050		8.931	WASHER (5/8")	
					8.977	SCREW (20 — 9 x 2)	

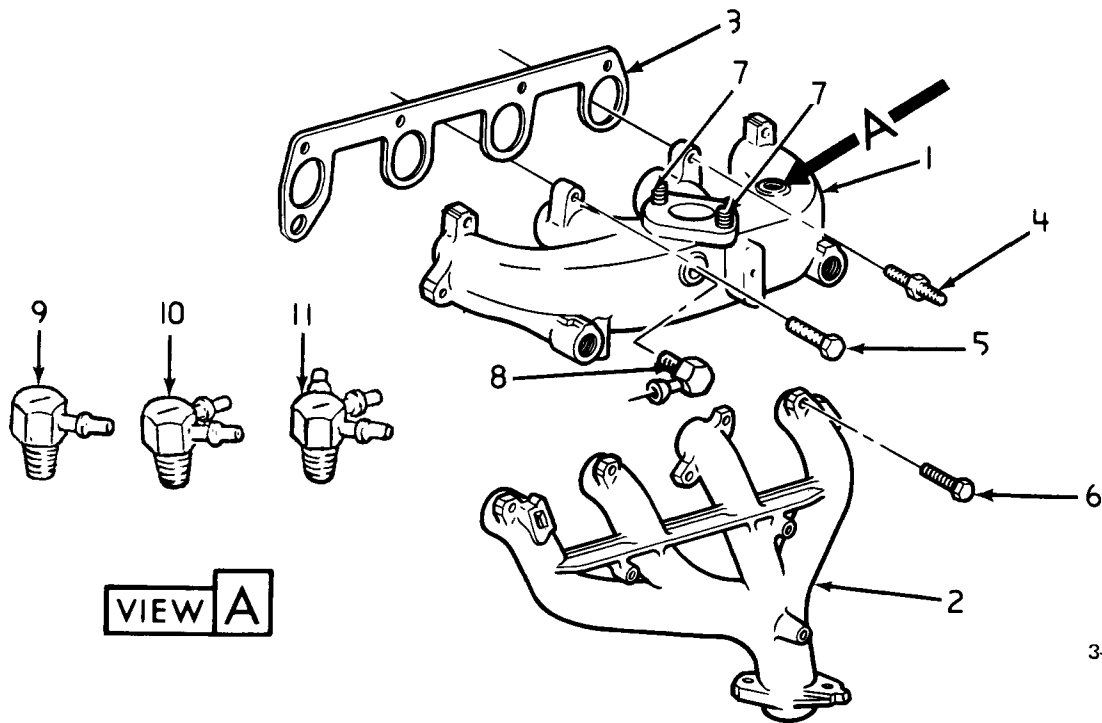
3-275



3-293

### 1971-73 VEGA FUEL FILLER NECK AND FILLER DOOR

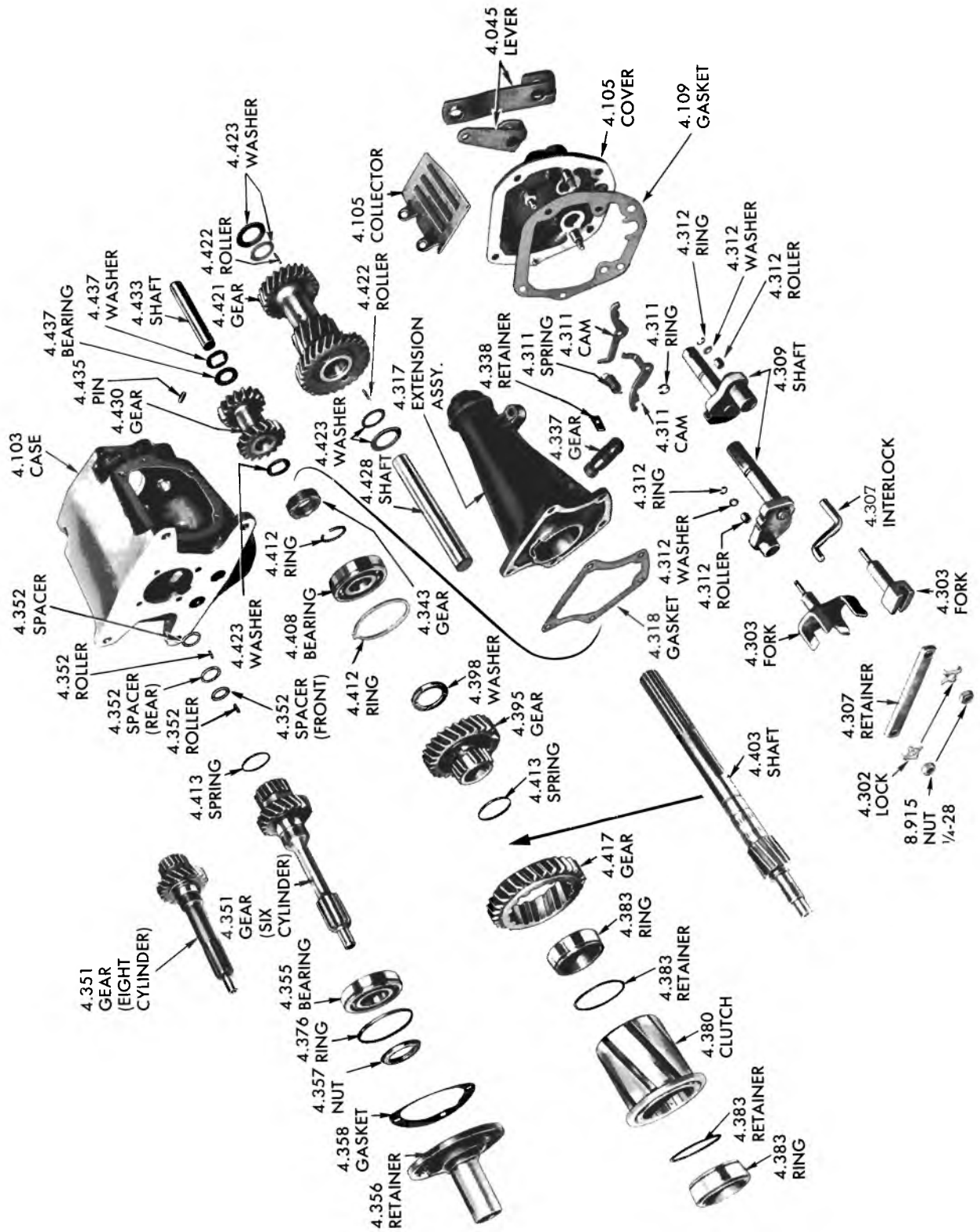
- 1. 12.945 DOOR ASSY.
- 2. 8.900 BOLT (1/4" — 20 x 7/8")
- 3. 8.931 WASHER
- 4. 7.800 BUMPER
- 5. 3.003 NECK ASSY.
- 6. 3.028 CAP ASSY.
- 3.028 CAP UNIT (locking)
- 7. 3.008 COVER



3-296

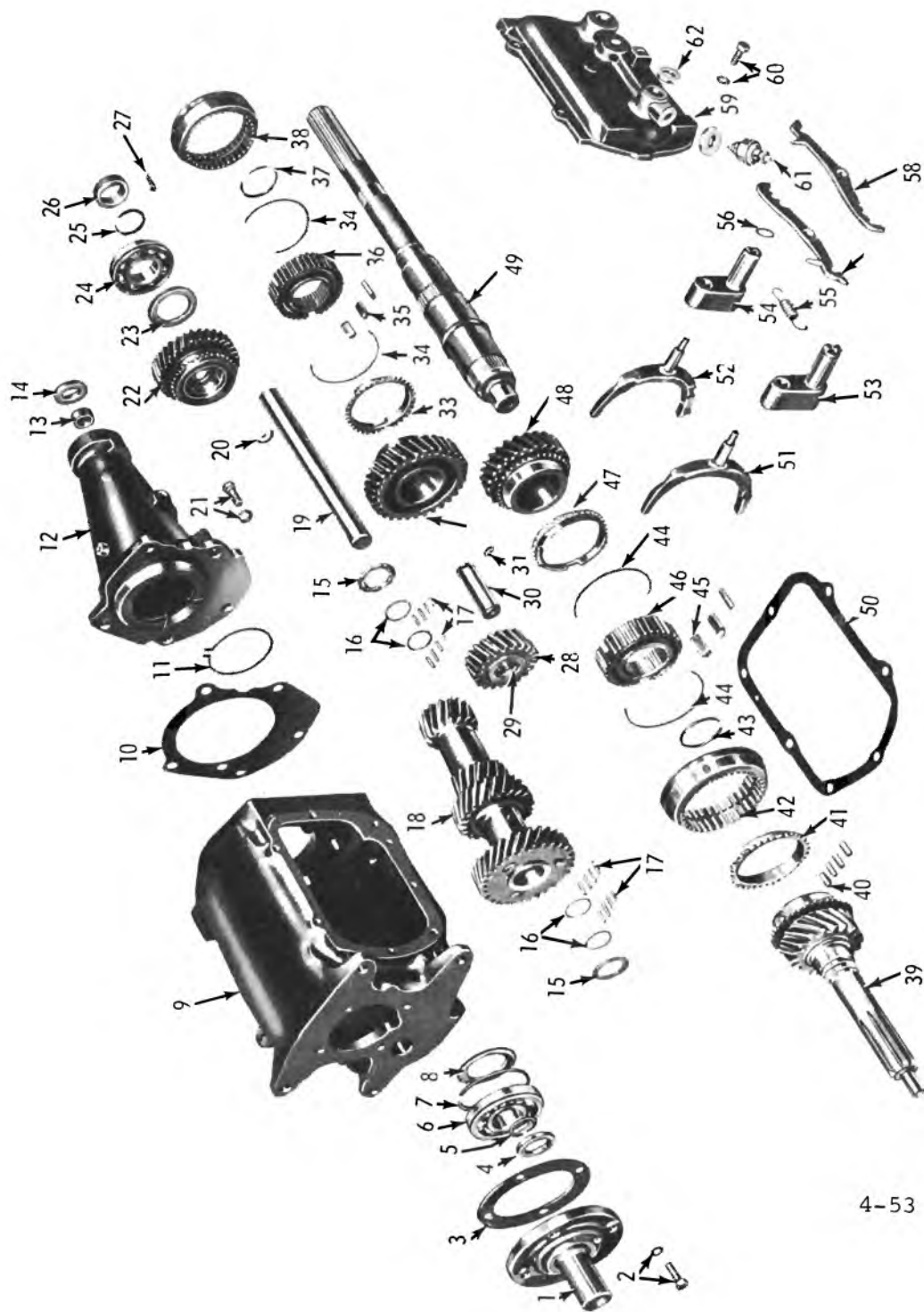
### 1971-74 VEGA INTAKE AND EXHAUST MANIFOLD

- 1. 3.265 MANIFOLD ASSY.
- 2. 3.601 MANIFOLD ASSY.
- 3. 3.270 GASKET
- 4. 3.275 STUD
- 5. 8.900 BOLT ( $\frac{3}{8}$ "— 16 x 1)
- 6. 3.275 BOLT ( $\frac{3}{8}$ "— 16 x 2 $\frac{1}{4}$ "
- 7. 3.288 STUD ( $\frac{3}{8}$ "— 16— 24 x 1 $\frac{3}{4}$ "
- 8. 4.931 FITTING ASSY.
- 9. 3.278 FITTING ASSY. ( $\frac{3}{8}$ "— 18 pipe thds.)
- 10. 3.278 FITTING ASSY. ( $\frac{3}{8}$ "— 18 pipe thds.)
- 11. 7.447 FITTING ASSY. ( $\frac{3}{8}$ "— 18 pipe thds.)  
2BC)



4-1

1955-66 PASSENGER, CHEVY AND CHEVELLE THREE SPEED TRANSMISSION

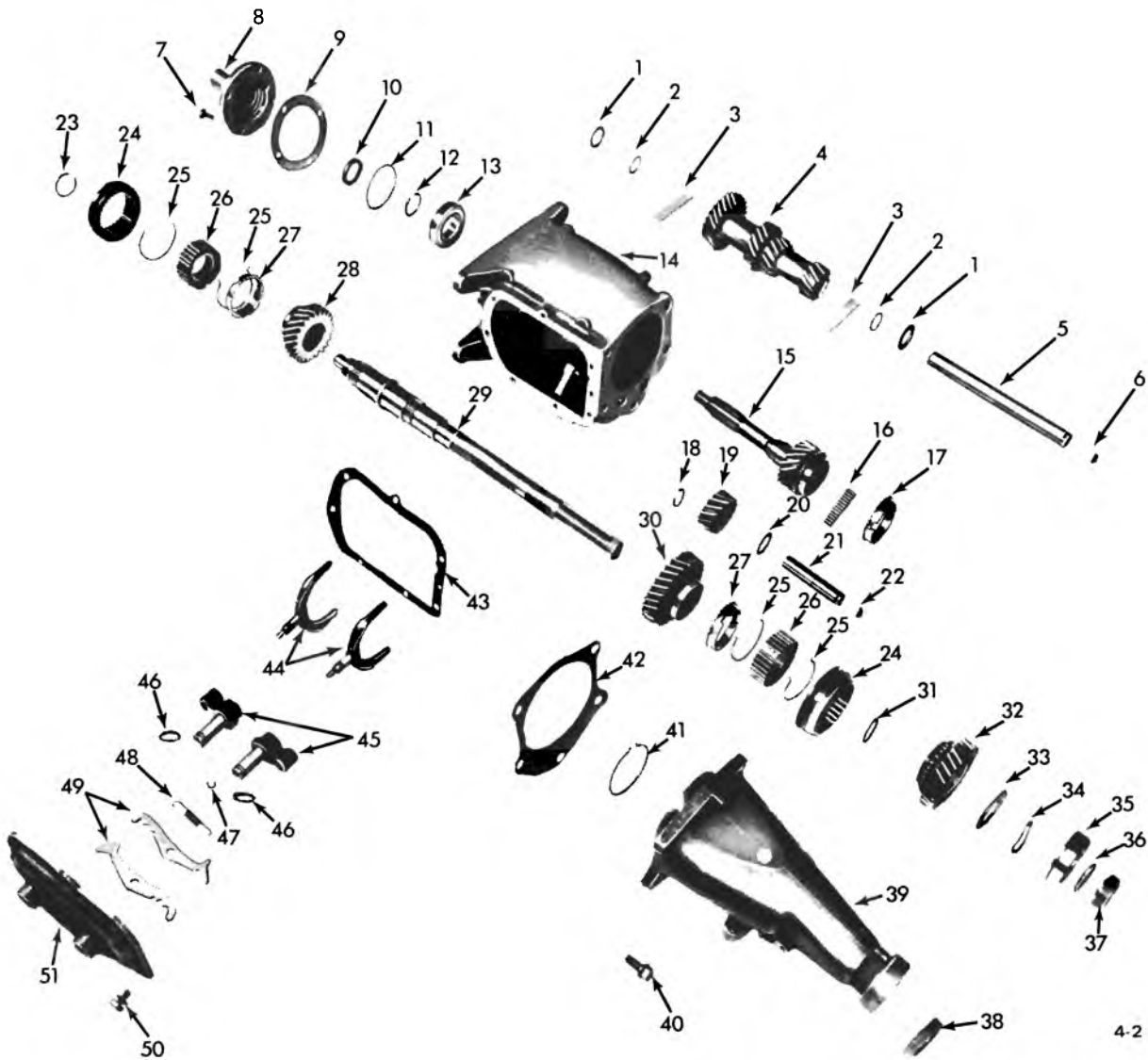


4-53

**MUNCIE 3-SPD. TRANSMISSION**

## MUNCIE 3-SPD. TRANSMISSION

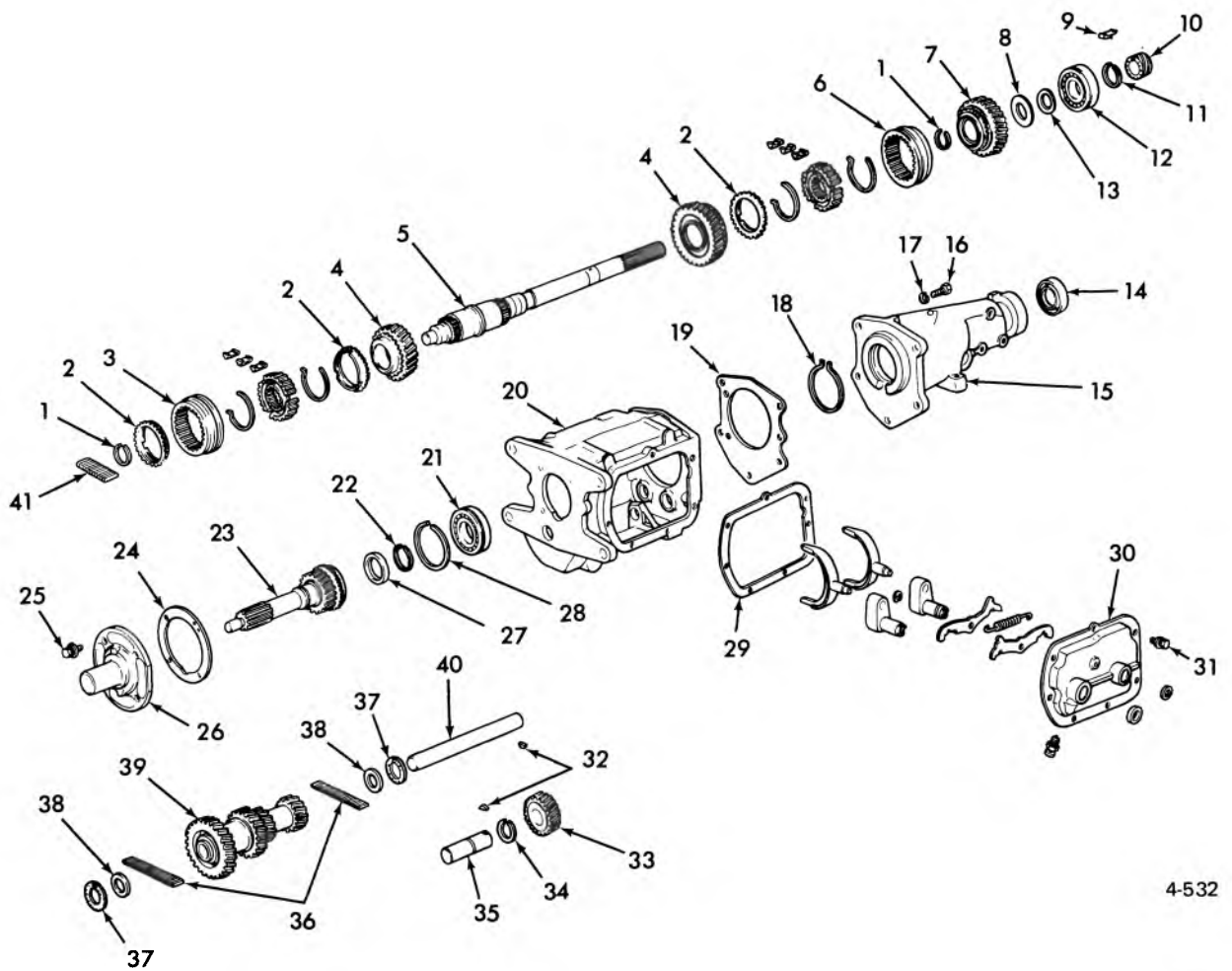
- |  |  |
|--|--|
| <ul style="list-style-type: none"> <li>1. 4.356 RETAINER, Main Drive Gear Brg.</li> <li>2. 8.900 BOLT<br/>8.929 WASHER</li> <li>3. 4.358 GASKET</li> <li>4. 4.354 SEAL</li> <li>5. 4.376 RING, Snap</li> <li>6. 4.355 BEARING</li> <li>7. 4.376 RING</li> <li>8. 4.374 SLINGER, Oil</li> <li>9. 4.103 CASE</li> <li>10. 4.460 GASKET</li> <li>11. 4.477 RING</li> <li>12. 4.317 EXTENSION</li> <li>13. 4.319 BUSHING</li> <li>14. 4.460 SEAL</li> <li>15. 4.423 WASHER, Thrust</li> <li>16. 4.423 WASHER, Bearing</li> <li>17. 4.422 ROLLER, Bearing</li> <li>18. 4.421 GEAR ASSY., Counter</li> <li>19. 4.428 SHAFT, Counter Gear</li> <li>20. 8.960 KEY</li> <li>21. 8.900 BOLT<br/>8.929 WASHER</li> <li>22. 4.417 GEAR, Reverse</li> <li>23. 4.419 WASHER, Thrust</li> <li>24. 4.408 BEARING, Main Shaft</li> <li>25. 4.412 RING, Rear Bearing</li> <li>26. 4.343 GEAR, Speedometer</li> <li>27. 4.345 CLIP, Speedo. Gear</li> <li>28. 4.430 GEAR, Reverse Idler</li> <li>29. N.S.S. BUSHING, Part of 4.430 Gear</li> <li>30. 4.433 SHAFT, Reverse Idler Gear</li> </ul> | <ul style="list-style-type: none"> <li>31. 8.960 WOODRUFF, Key</li> <li>32. 4.417 GEAR, First Speed</li> <li>33. 4.383 RING, First Speed Blocking</li> <li>34. 4.413 SPRING</li> <li>35. 4.384 KEYS</li> <li>36. N.S.S. Part of 4.380 Synchronizer Assy.</li> <li>37. 4.384 RING</li> <li>38. N.S.S. Part of 4.380 Synchronizer Assy.</li> <li>39. 4.351 GEAR, Main Drive</li> <li>40. 4.352 ROLLER</li> <li>41. 4.383 RING, Syn. Blocking</li> <li>42. N.S.S. Part of 4.380 Synchronizer Assy.</li> <li>43. 4.384 RING</li> <li>44. 4.413 SPRING</li> <li>45. 4.384 KEYS</li> <li>46. N.S.S. Part of 4.380 Synchronizer Assy.</li> <li>47. 4.383 RING, Syn. Blocking</li> <li>48. 4.395 GEAR, 2nd Speed</li> <li>49. 4.403 SHAFT, Trans. Main</li> <li>50. 4.109 GASKET, Cover</li> <li>51. 4.303 FORK, 2nd &amp; 3rd</li> <li>52. 4.303 FORK, 1st &amp; Rev.</li> <li>53. 4.309 SHAFT, 2nd &amp; 3rd</li> <li>54. 4.309 SHAFT, 1st &amp; Rev.</li> <li>55. 4.311 SPRING, Detent</li> <li>56. 4.313 SEAL, Shifter Shaft</li> <li>57. 4.311 CAM, 1st &amp; Rev. Detent Cam</li> <li>58. 4.311 CAM, 2nd &amp; 3rd Detent Cam</li> <li>59. 4.105 COVER</li> <li>60. 8.900 BOLT</li> <li>61. 4.075 T.C.S. Switch</li> </ul> |
|--|--|



### 1966-72 SAGINAW 3-SPD. TRANSMISSION—EXPLODED

- |     |        |                                |     |       |                              |
|-----|--------|--------------------------------|-----|-------|------------------------------|
| 1.  | 4.423  | WASHER, Counter Gear Thrust    | 27. | 4.383 | RING, Synchronizing Blocking |
| 2.  | 4.423  | WASHER, Counter Gear           | 28. | 4.395 | GEAR                         |
| 3.  | 4.422  | ROLLER                         | 29. | 4.403 | SHAFT, Trans. Main           |
| 4.  | 4.421  | GEAR ASSY., Counter            | 30. | 4.417 | GEAR                         |
| 5.  | 4.428  | SHAFT, Counter Gear            | 31. | 4.384 | RING, Synchronizing Retainer |
| 6.  | 8.960  | KEY                            | 32. | 4.417 | GEAR                         |
| 7.  | 8.900  | BOLT                           | 33. | 4.419 | WASHER                       |
| 8.  | 4.356  | RETAINER, Main Drive Gear Brg. | 34. | 4.419 | WASHER                       |
| 9.  | 4.358  | GASKET                         | 35. | 4.408 | BEARING, Main Shaft Rear     |
| 10. | 4.383  | RING                           | 36. | 4.412 | RING                         |
| 11. | 4.376  | RING, Drive Gear Brg.          | 37. | 4.343 | GEAR                         |
| 12. | 4.376  | RING, Drive Gear Brg. Retainer | 38. | 4.318 | SEAL ASSY., Extension        |
| 13. | 4.355  | BEARING, Main Drive Gear       | 39. | 4.317 | EXTENSION                    |
| 14. | 4.103  | CASE                           | 40. | 8.900 | BOLT                         |
| 15. | 4.351  | GEAR, Main Drive               | 41. | 4.412 | RING                         |
| 16. | 4.352  | ROLLER                         | 42. | 4.318 | GASKET                       |
| 17. | 4.383  | RING, Synchronizing Blocking   | 43. | 4.109 | GASKET, Cover                |
| 18. | 4.412  | RING                           | 44. | 4.303 | FORK                         |
| 19. | 4.430  | GEAR ASSY., Reverse Idler      | 45. | 4.309 | SHAFT ASSY.                  |
| 20. | 4.437  | WASHER                         | 46. | 4.313 | SEAL, Shifter Shaft          |
| 21. | 4.433  | SHAFT, Reverse Idler Gear      | 47. | 8.934 | RING                         |
| 22. | 8.960  | KEY                            | 48. | 4.311 | SPRING, Detent               |
| 23. | 4.384  | RING, Synchronizing Retaining  | 49. | 4.311 | CAM, Detent                  |
| 24. | N.S.S. | Part of 4.380 Synchronizer     | 50. | 8.900 | BOLT                         |
| 25. | 4.413  | SPRING                         | 51. | 4.105 | COVER                        |
| 26. | N.S.S. | Part of 4.380 Synchronizer     |     |       |                              |

4-2

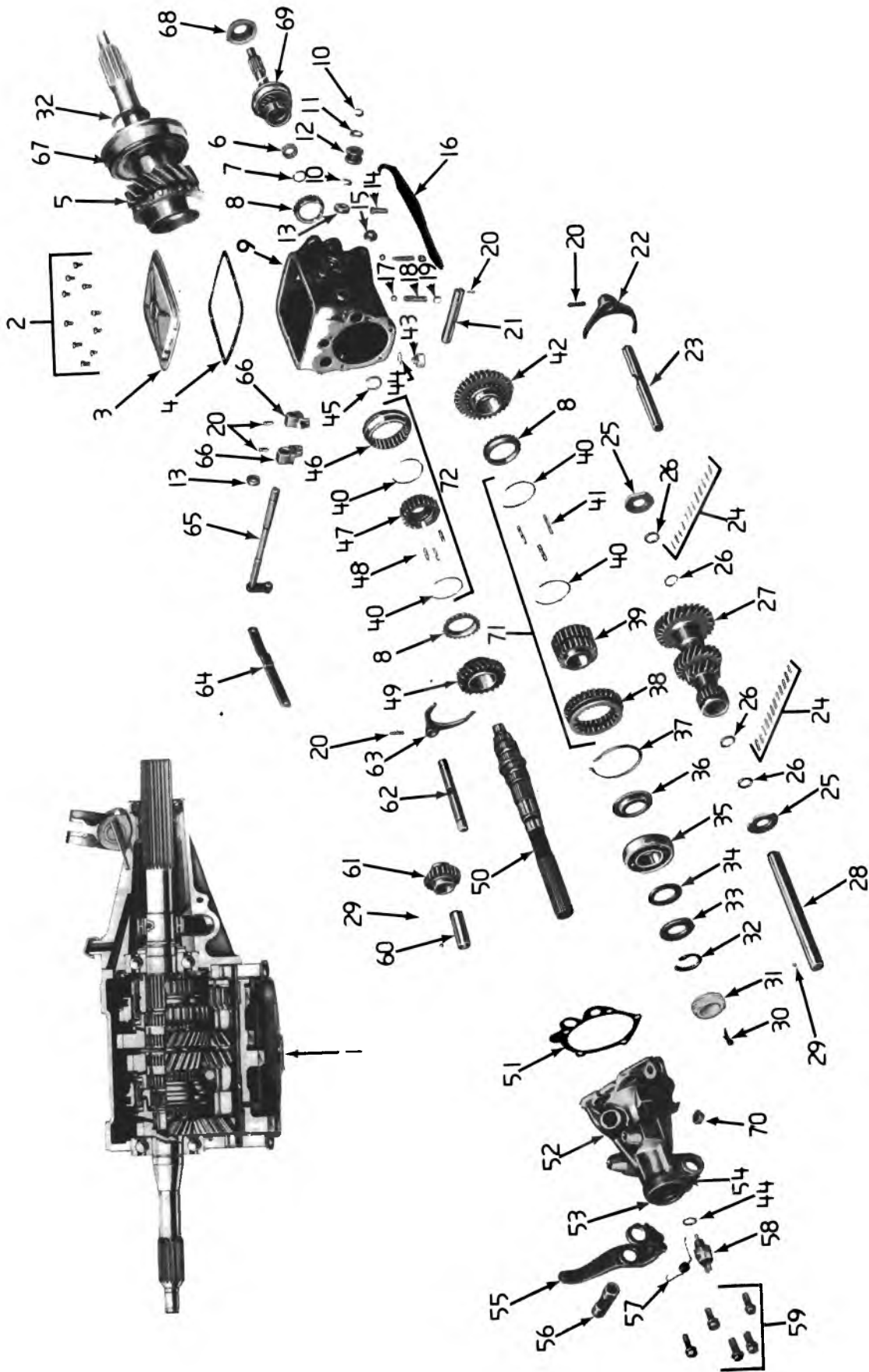


4-532

### 1973-75 SAGINAW 3-SPD. TRANSMISSION

- |     |       |                                    |     |       |   |
|-----|-------|------------------------------------|-----|-------|---|
| 1.  | 4.384 | RING, Trans. 1st & 2nd Syn. Ret.   | 22. | 4.412 | RING  |
| 2.  | 4.383 | RING, Trans. Syn. Blocking         | 23. | 4.351 | GEAR, Clutch  |
| 3.  | 4.380 | SYNCHRONIZER ASM., Trans. 1st Rev. | 24. | 4.358 | GASKET, Clutch Gear Brg. Ret.                           |
| 4.  | 4.395 | GEAR, 2nd Speed                    | 25. | 8.900 | BOLT & LOCKWASHER ASM., Hex Hd.<br>M/PNTD/5/16-18 x 7/8 |
| 5.  | 4.403 | SHAFT, Transmission Main           | 26. | 4.356 | RETAINER ASM.   |
| 6.  | 4.380 | SYNCHRONIZER ASM., Trans. 1st Rev. | 27. | 4.383 | RING  |
| 7.  | 4.417 | GEAR ASM.                          | 28. | 4.376 | RING, Clutch Gear Brg. Locating                         |
| 8.  | 4.419 | WASHER, Reverse Gear Thrust        | 29. | 4.109 | GASKET, Trans. Cover                                    |
| 9.  | 4.345 | CLIP, Speedo Drive Gear Ret.       | 30. | 4.105 | COVER ASM., Transmission                                |
| 10. | 4.343 | GEAR, Speedo Drive                 | 31. | 8.900 | BOLT & LOCKWASHER ASM., (5/16-18 x 1/4)                 |
| 11. | 4.412 | RING                               | 32. | 8.960 | WOODRUFF KEYS   |
| 12. | 4.352 | BEARING ASM., Trans. Mainshaft     | 33. | 4.430 | GEAR ASM.   |
| 13. | 4.419 | WASHER                             | 34. | 8.934 | RING RET., 3/4 x 37/64                                  |
| 14. | 4.318 | CASE ASM., Trfer                   | 35. | 4.433 | SHAFT   |
| 15. | 4.317 | EXTENSION ASM., Trans.             | 36. | 4.352 | ROLLER  |
| 16. | 8.900 | BOLT, Hex (7/16-14 x 1 1/4)        | 37. | 4.423 | WASHER  |
| 17. | 8.931 | WASHER, Hvy. Hel Spr. Lock (7/16)  | 38. | 4.423 | WASHER  |
| 18. | 4.412 | RING, Trans. Rear Brg. Locating    | 39. | 4.421 | GEAR ASM.   |
| 19. | 4.318 | GASKET                             | 40. | 4.428 | SHAFT, Trans. Counter Gear                              |
| 20. | 4.103 | CASE                               | 41. | 4.352 | ROLLER, Trans. Mainshaft Bearing                        |
| 21. | 4.352 | BEARING ASM., Clutch Bar           |     |       |   |





4-470

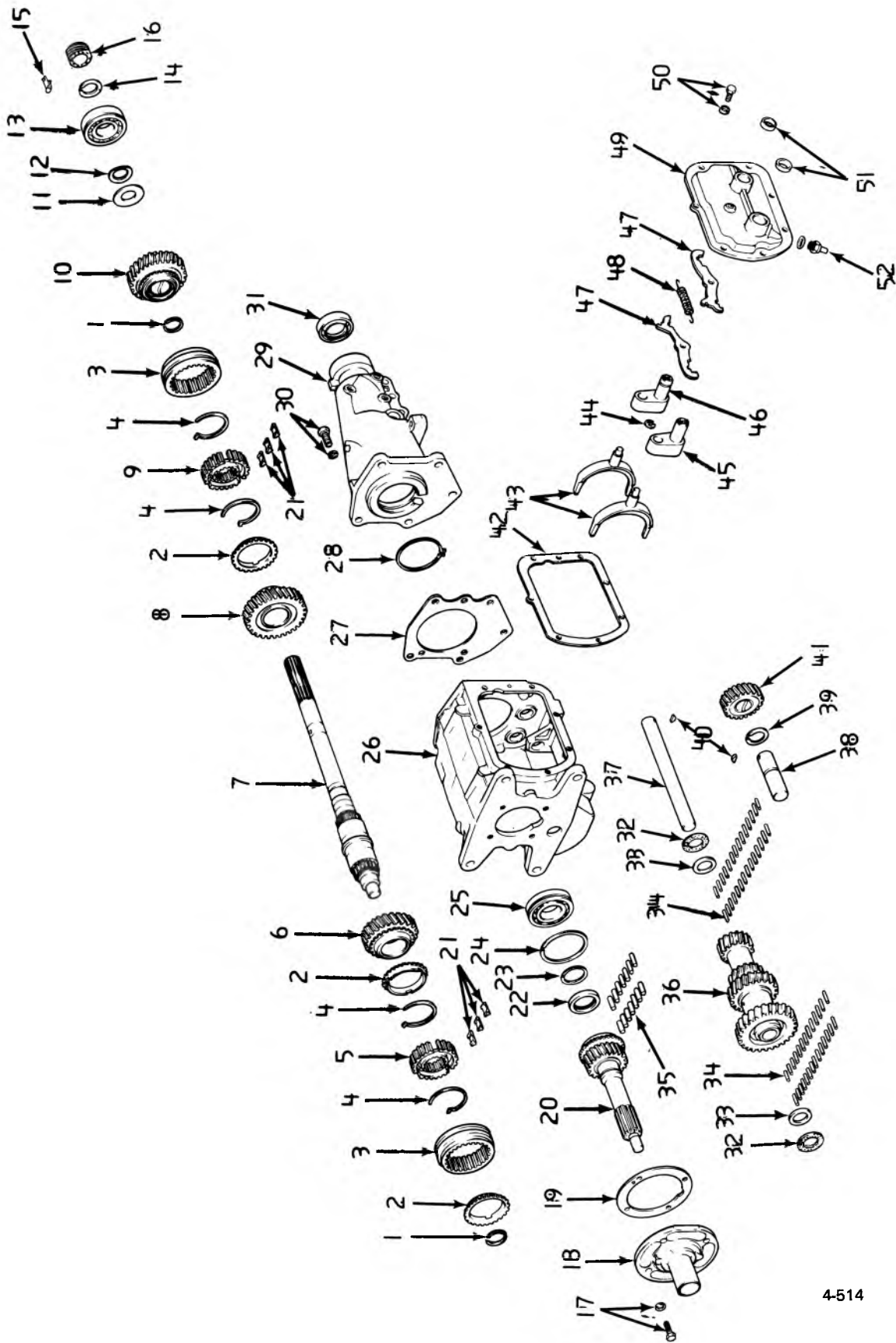
1971-72 VEGA 3-SPEED TRANSMISSION

GM PARTS DIVISION, GENERAL MOTORS CORPORATION — CHEVROLET — 11A

### 1971-72 VEGA 3-SPEED TRANSMISSION

1.	4.003	TRANSMISSION ASSY.	40.	4.413	SPRING
2.	4.105	SCREW ASSY.	41.	4.384	KEY
3.	4.105	COVER	42.	4.417	GEAR
4.	4.109	GASKET	43.	4.075	SWITCH ASSY.
5.	4.351	GEAR	44.	2.698	GASKET
6.	4.352	BEARING ASSY.	45.	4.384	RING
7.	4.353	SPACER RING	46.	N.S.S.	SLEEVE
8.	4.383	RING	47.	N.S.S.	HUB
9.	4.103	CASE	48.	4.384	KEY
10.	8.934	LOCK RING	49.	4.395	GEAR
11.	4.046	WASHER	50.	4.403	SHAFT
12.	4.309	RING	51.	4.318	GASKET
13.	4.313	SEAL ASSY.		4.318	GASKET
14.	4.046	PIN	52.	4.317	EXTENSION ASSY.
15.	4.311	PLUG		4.317	EXTENSION ASSY.
16.	4.045	LEVER	53.	4.318	SEAL ASSY.
17.	4.311	BALL	54.	4.319	BUSHING (1½" I.D. x 1⅝" O.D.)
18.	4.311	SPRING	55.	4.040	LEVER ASSY.
19.	4.311	PLUG	56.	4.042	BUSHING
20.	4.312	PIN	57.	4.042	SPRING
21.	4.040	SHAFT	58.	2.698	SWITCH ASSY.
22.	4.303	FORK	59.	4.317	BOLT ASSY.
23.	4.309	SHAFT	60.	4.433	SHAFT
24.	4.422	BEARING UNIT		4.433	SHAFT
25.	4.423	WASHER	61.	4.430	GEAR
26.	4.423	WASHER	62.	4.309	SHAFT
27.	4.421	GEAR	63.	4.303	FORK
28.	4.428	SHAFT	64.	4.035	ROD
29.	4.429	BALL	65.	4.309	SHAFT ASSY.
30.	4.345	CLIP	66.	4.302	LEVER INTERMEDIATE
31.	4.343	GEAR	67.	4.355	BEARING ASSY.
32.	4.412	RING	68.	4.354	SEAL ASSY.
33.	4.309	WASHER	69.	4.376	RING
34.	4.412	SPACER RING	70.	4.104	CAP
35.	4.408	BEARING ASSY.	71.	4.380	SYNCHRONIZER ASSY.
36.	4.353	RING	72.	4.380	SYNCHRONIZER ASSY.
37.	4.412	RING	73.	4.005	GASKET UNIT
38.	N.S.S.	SLEEVE			
39.	N.S.S.	HUB			

4-470

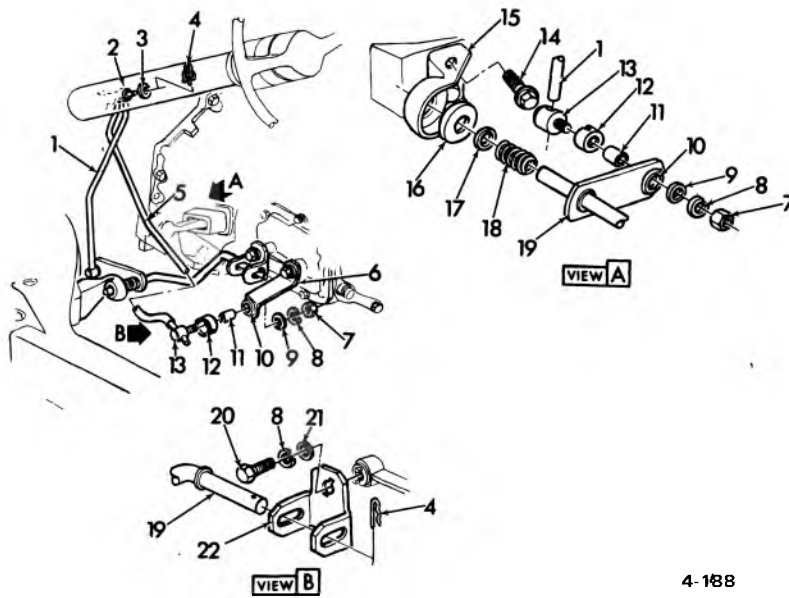


1973-75 VEGA - MONZA SAGINAW 3-SPD.

### 1973-75 VEGA - MONZA SAGINAW 3-SPEED

	4.003	TRANSMISSION ASSY.		28.	4.412	RING
1.	4.384	RING		29.	4.317	EXTENSION
2.	4.383	RING		30.	8.900	BOLT
3.	4.380	SYNCHRONIZER ASSY.			8.931	WASHER
4.	4.413	SPRING		31.	4.318	SEAL ASSY.
6.	4.395	GEAR		32.	4.423	WASHER
7.	4.403	SHAFT		33.	4.423	WASHER
8.	4.417	GEAR		34.	4.422	ROLLER
10.	4.417	GEAR ASSY.		35.	4.352	ROLLER
11.	4.419	WASHER		36.	4.421	GEAR ASSY.
12.	4.419	WASHER		37.	4.428	SHAFT
13.	4.408	BEARING		38.	4.433	SHAFT
14.	4.412	RING		39.	8.934	RING
15.	4.345	CLIP		40.	8.900	KEY
16.	4.343	GEAR		41.	4.430	GEAR ASSY.
17.	8.900	BOLT		42.	4.109	GASKET
	8.931	WASHER		43.	4.303	FORK
18.	4.356	RETAINER ASSY.		44.	8.934	RING
19.	4.358	GASKET		45.	4.309	SHAFT
20.	4.351	GEAR		46.	4.309	SHAFT
21.	4.384	KEY		47.	4.311	CAM
22.	4.354	SEAL		48.	4.311	SPRING
23.	4.376	RING		50.	8.900	BOLT
24.	4.376	RING			8.931	WASHER
25.	4.355	BEARING		51.	4.313	SEAL
26.	4.103	CASE ASSY.		52.	2.698	SWITCH
27.	4.318	GASKET			4.005	GASKET UNIT

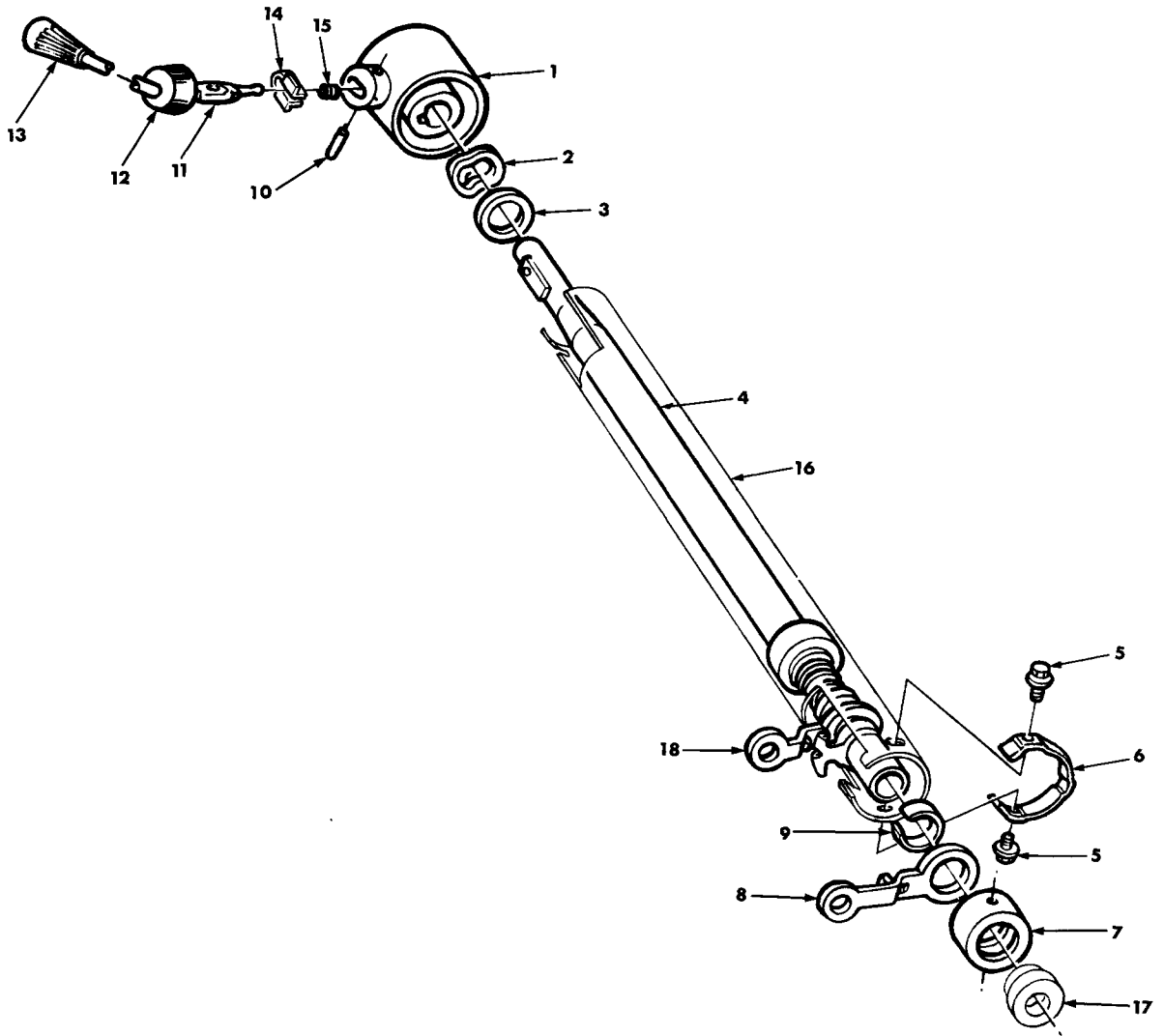
4-514



4-188

### 1973 CHEVELLE 3-SPD. CONTROL LINKAGE

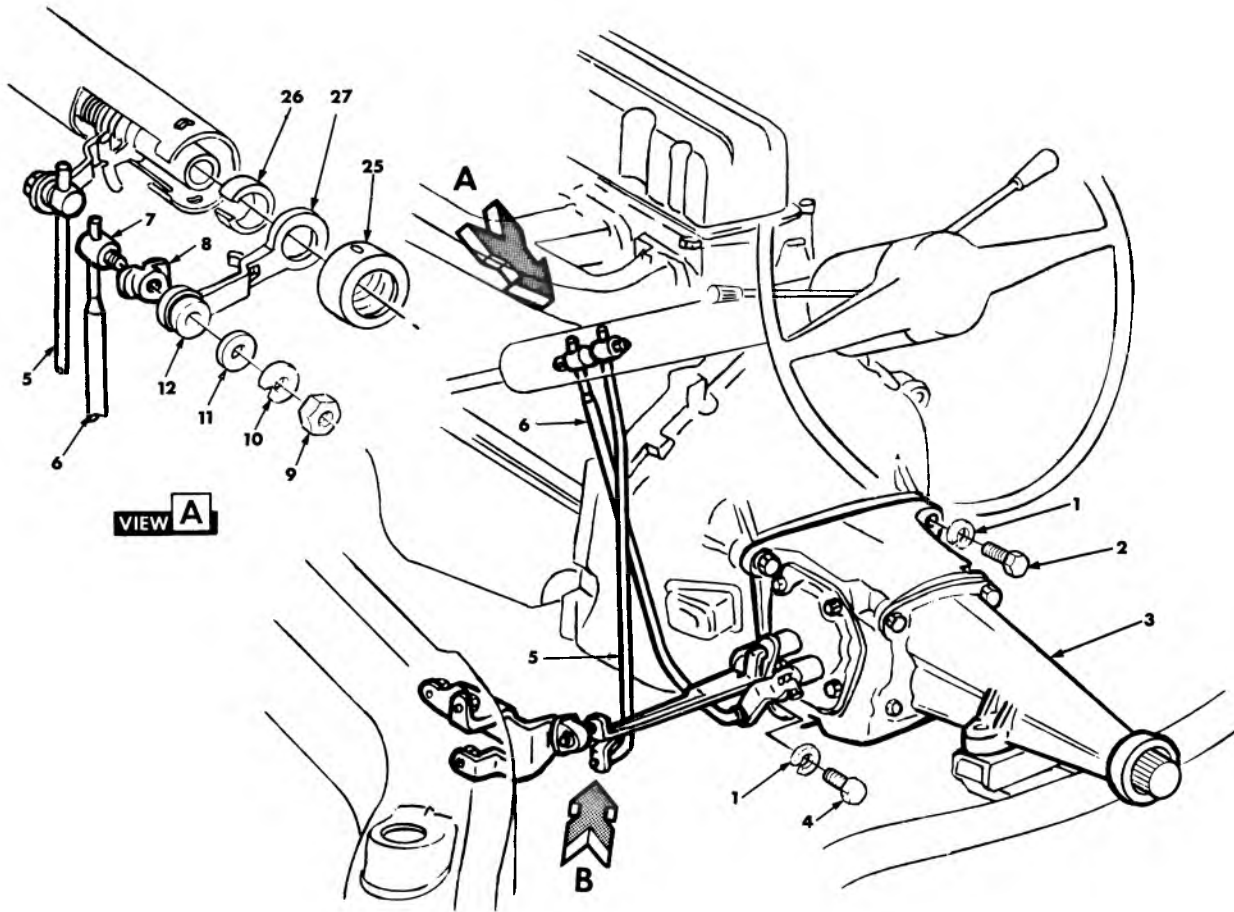
- |           |                      |           |                       |
|-----------|----------------------|-----------|-----------------------|
| 1. 4.035  | ROD, 2nd & 3rd       | 12. 4.037 | CLAMP                 |
| 2. 4.032  | GROMMET              | 13.       | ROD, 2nd & 3rd        |
| 3. 4.037  | P/WASHER             | 14.       | SCREW (5/16-18 x 3/4) |
| 4. 4.037  | RETAINER             | 15.       | BRACKET, Frame        |
| 5. 4.045  | ROD, 1st & Reverse   | 16. 4.402 | BUSHING               |
| 6. 4.405  | LEVER, 1st & Reverse | 17. 4.037 | SPL/WASHER            |
| 7. 8.915  | NUT                  | 18. 4.402 | SPRING                |
| 8. 8.931  | L/WASHER             | 19. 4.037 | SHAFT ASSY.           |
| 9. 4.037  | P/WASHER             | 20.       | BOLT (3/8-16 x 7/8)   |
| 10. 4.037 | GROMMET              | 21.       | WASHER (3/8)          |
| 11. 4.037 | BUSHING              | 22. 4.045 | LEVER, 2nd & 3rd      |



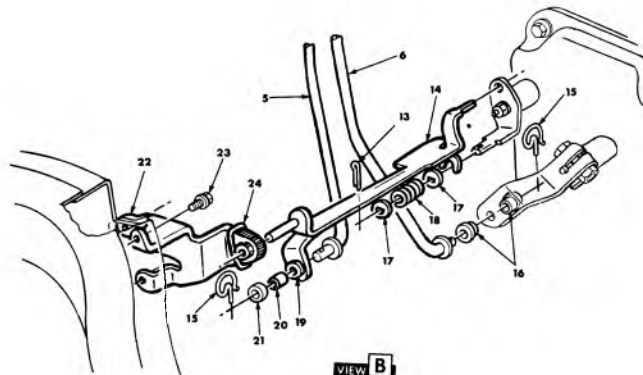
4-193

### 1965 PASSENGER THREE SPEED GEAR SHIFT CONTROL

- |                                |  |
|--------------------------------|--|
| 1. 4.010 HOUSING               | 10. 4.008 PIN                                    |
| 2. 4.012 SPRING WASHER         | 11. 4.006 LEVER                                  |
| 3. N.S. SPECIAL WASHER         | 12. 4.008 GROMMET                                |
| 4. 4.025 TUBE ASSEMBLY         | 13. 4.006 KNOB                                   |
| 5. 8.900 BOLT (1/4-28 x 1/8)   | 14. 4.008 SHIM                                   |
| 6. 6.521 RING--CLAMPING        | 15. 4.008 SPRING                                 |
| 7. 4.027 RING ASSY.--ADJUSTING | 16. 6.518 JACKET                                 |
| 8. 4.020 LEVER--1st & Rev.     | 17. 6.521 BEARING ASSEMBLY                       |
| 9. 4.032 SPACER                | 18. N.S.S. LEVER--2nd & 3rd (Part of Tube Assv.) |



**VIEW A**

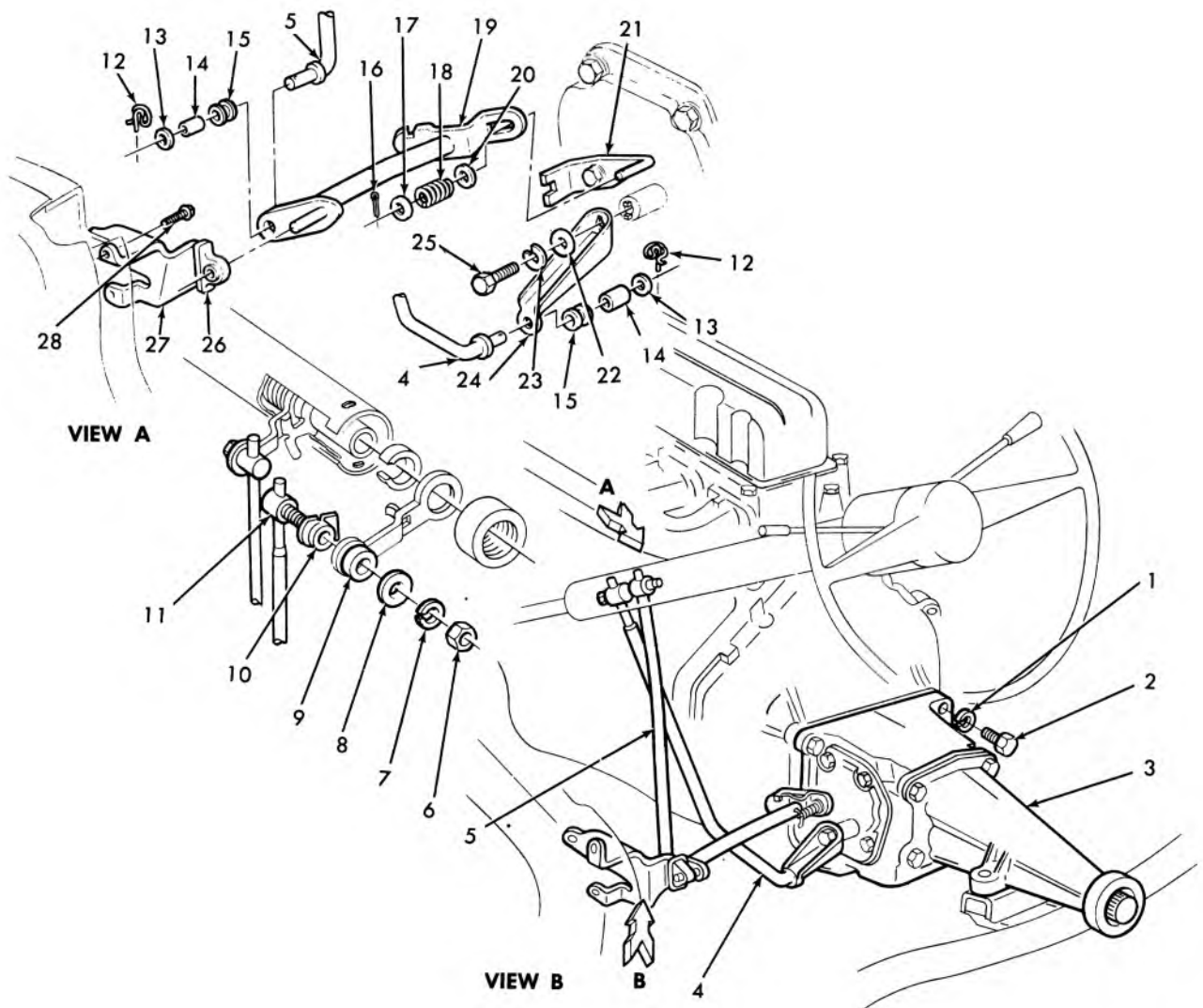


**VIEW B**

4-194

**1965 PASSENGER 3-SPD. TRANSMISSION CONTROL RODS**

- |   |                                       |
|---|---------------------------------------|
| 1. 8.931 L. WASHER (1/2)  | 14. 4.040 SHAFT ASSY.                 |
| 2. 8.900 BOLT (1/2-13 x 1-1/2)  | 15. 4.037 RETAINER                    |
| 3. 4.003 TRANSMISSION & EXTENSION ASSY.<br>6 cyl. 3854720, 8 cyl. 3854722 | 16. 4.037 GROMMET                     |
| 4. 8.991 BOLT (1/2-13 x 3/8)  | 17. 4.042 RETAINER                    |
| 5. 4.035 ROLD-2nd & 3rd   | 18. 4.042 SPRING                      |
| 6. 4.035 ROD-1st & Rev.   | 19. 4.037 GROMMET                     |
| 7. 4.037 SWIVEL   | 20. 4.037 SLEEVE                      |
| 8. 4.037 CLAMP  | 21. 4.037 SPL. WASHER                 |
| 9. 8.916 NUT (3/8-24)   | 22. 4.040 SUPPORT                     |
| 10. 8.931 L. WASHER (3/8)   | 23. 8.977 SCREW ASSY. (5/16-18 x 3/4) |
| 11. 8.929 SPL. WASHER (3/8)   | 24. 4.042 BOOT                        |
| 12. 4.037 GROMMET   | 25. 4.027 RING ASSY.                  |
| 13. 8.938 C. PIN  | 26. 4.032 SPACER                      |
|   | 27. 4.030 LEVER-1st & Rev.            |

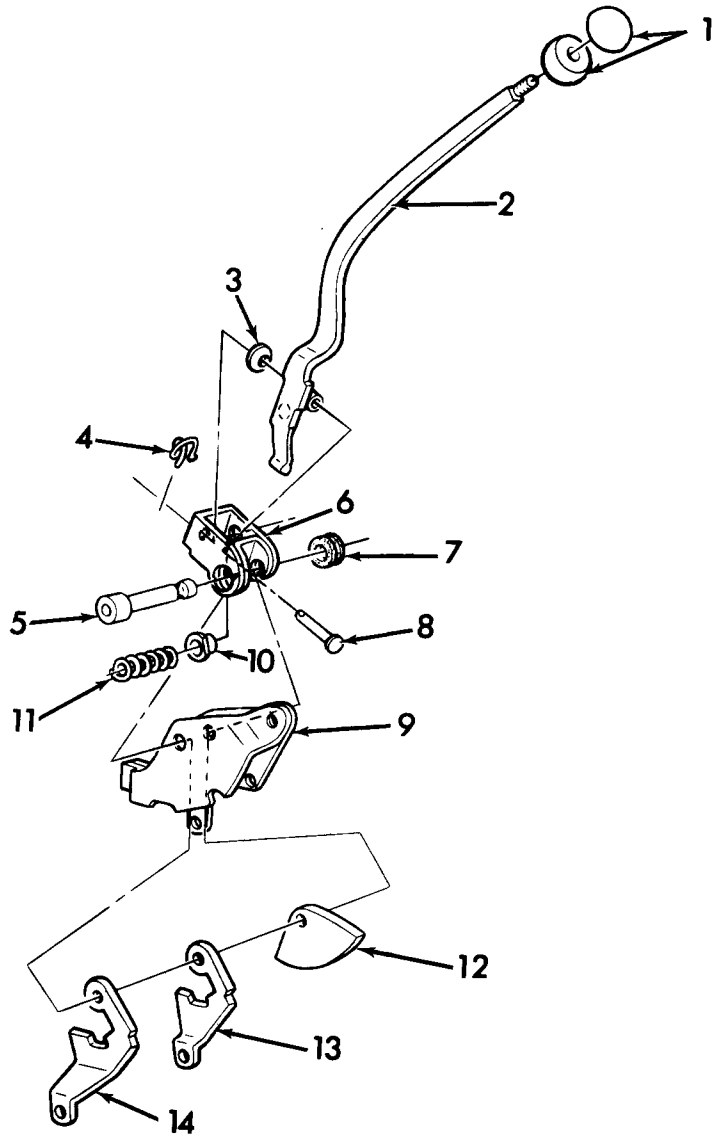


4-195

### 1966 PASSENGER-3-SPD. TRANSMISSION CONTROL RODS

- |                                |   |
|--------------------------------|---|
| 1. 8.931 L/WASHER (1/2 Heavy)  | 15. 4.037 GROMMET                       |
| 2. 8.900 BOLT (1/2-13 x 1-3/4) | 16. 8.938 COTTER PIN (3/32 x 1)         |
| 3. 4.003 TRANSMISSION ASSY.    | 17. 4.042 RETAINER                      |
| 4. 4.035 ROD (1st & Rev.)      | 18. 4.042 RETAINER                      |
| 5. 4.035 ROD (2nd & 3rd)       | 19. 4.042 SHAFT ASSY.                   |
| 6. 8.916 NUT (3/8-16)          | 20. 4.042 RETAINER                      |
| 7. 8.931 L/WASHER (3/8 med.)   | 21. 4.045 LEVER (2nd & 3rd)             |
| 8. 8.929 F/WASHER (3/8)        | 22. 8.929 WASHER (11/32 x 13/16 x 5/64) |
| 9. 4.037 GROMMET               | 23. 8.931 L/WASHER (3/8 med.)           |
| 10. 4.037 CLAMP                | 24. 4.045 LEVER (1st & Rev.)            |
| 11. 4.037 SWIVEL               | 25. 8.900 BOLT (3/8)                    |
| 12. 4.037 RETAINER             | 26. 4.042 BOLT                          |
| 13. 4.037 WASHER               | 27. 4.040 SUPPORT                       |
| 14. 4.037 BUSHING              | 28. 8.977 SCREW (5/16-18 x 3/4)         |

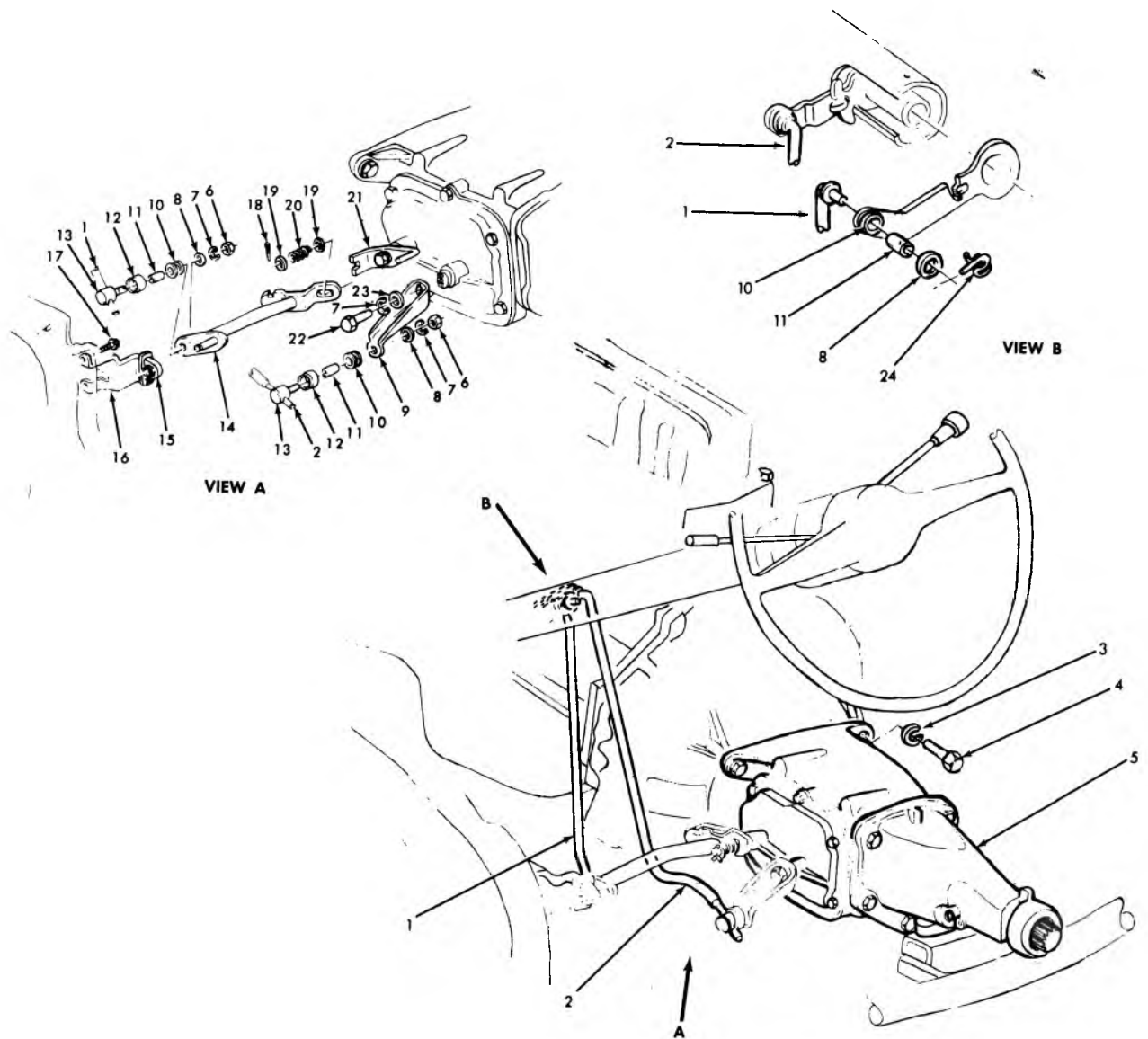




4-434

### 3-SPEED FLOOR SHIFT CONTROL ASSY.

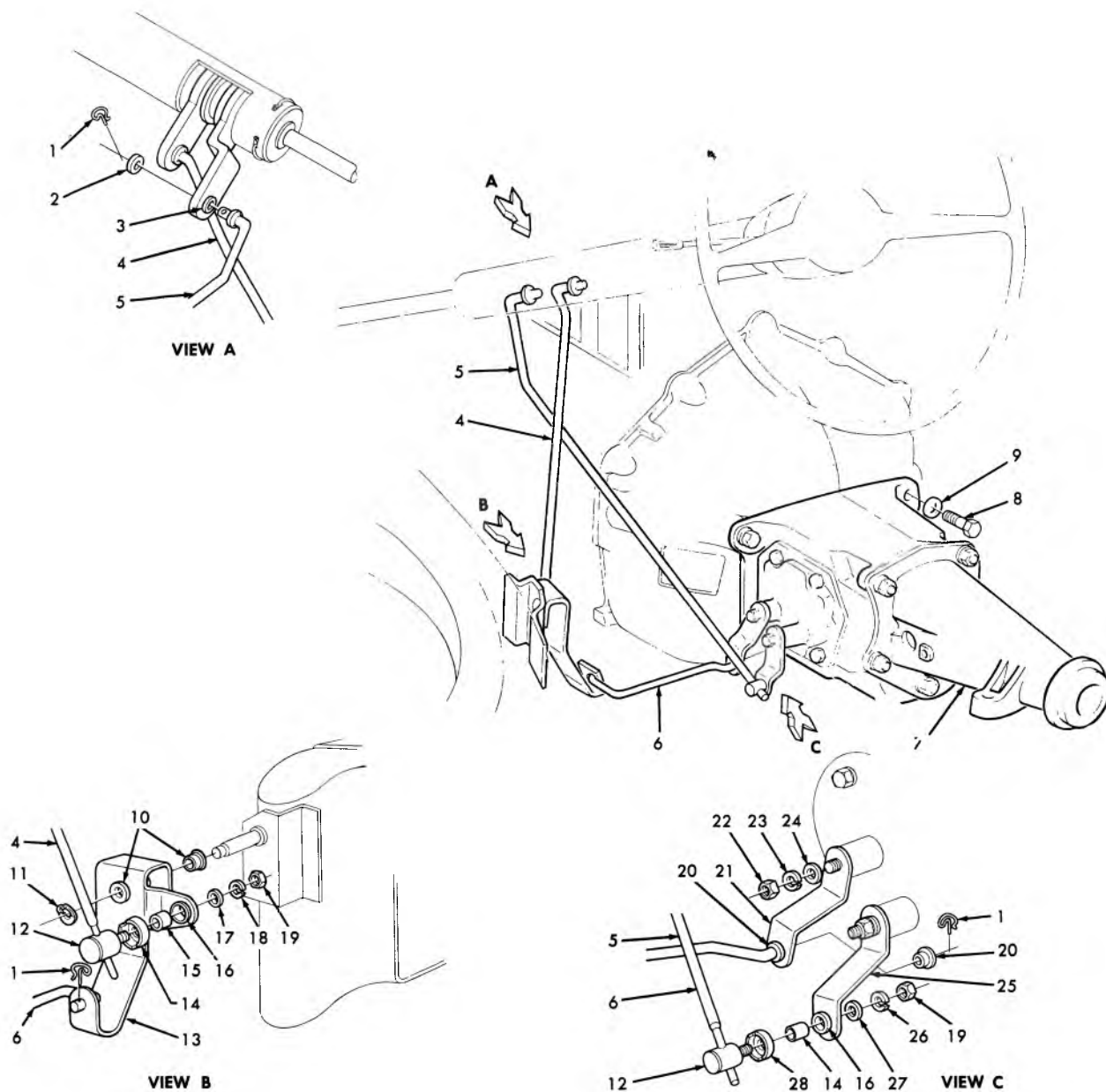
- |          |                               |           |                                 |
|----------|-------------------------------|-----------|---------------------------------|
| 1. 4.006 | KNOB UNIT                     | 8. 4.008  | PIN, Control Lever              |
| 2. 4.006 | LEVER, Control                | 9. 4.010  | BRACKET ASSY.                   |
| 3. 4.008 | WASHER                        | 10. 4.037 | RETAINER, Control Lever Spring. |
| 4. 4.037 | CLIP                          | 11. 4.027 | SPRING, Control Lever           |
| 5. 4.008 | SHAFT, Shift Lever            | 12. 4.008 | SPACER                          |
| 6. 4.010 | BRACKET ASSY.                 | 13. 4.030 | LEVER, 1st-Rev. Shift           |
| 7. 4.037 | RETAINER, Shifter Lever Shaft | 14. 4.030 | LEVER, 2nd-3rd Shift            |



4-196

### 1967-70 PASSENGER 3-SPD. TRANSMISSION CONTROL RODS

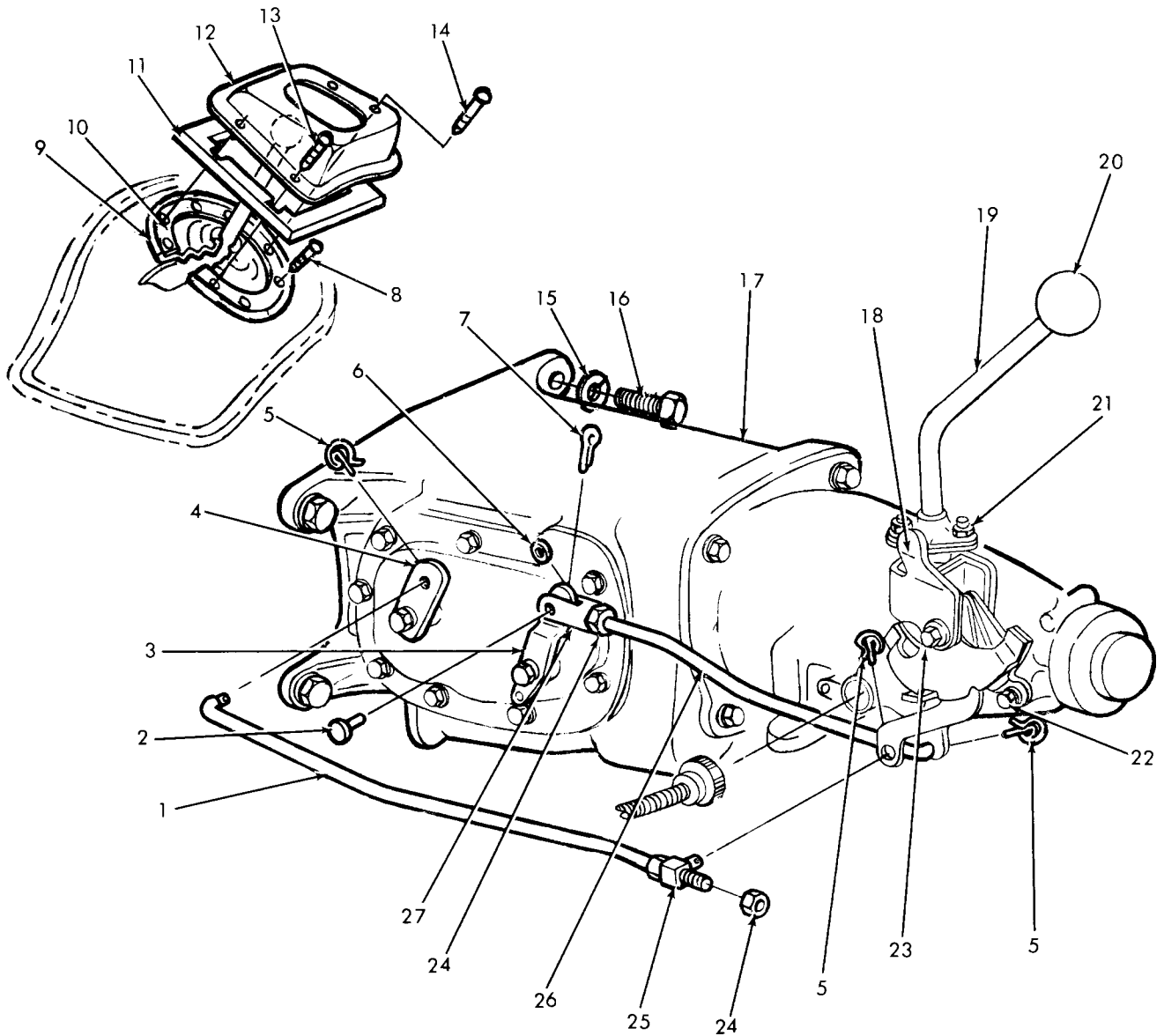
- |                                |                                 |
|--------------------------------|---------------------------------|
| 1. 4.035 ROD—2nd & 3rd         | 13. 4.037 SWIVEL                |
| 2. 4.035 ROD—1st & Rev.        | 14. 4.040 SHAFT ASSY.           |
| 3. 8.931 L/WASHER (1/2)        | 15. 4.067 BOOT                  |
| 4. 8.900 BOLT (1/2—13 x 1-3/4) | 16. 4.040 SUPPORT               |
| 5. 4.003 TRANSMISSION ASSY.    | 17. 8.977 SCREW (5/16—18 x 3/4) |
| 6. 8.915 NUT (3/8—16)          | 18. 8.938 COTTER PIN (3/32 x 1) |
| 7. 8.931 L/WASHER (3/8)        | 19. 4.042 RETAINER              |
| 8. 4.037 WASHER                | 20. 4.042 SPRING                |
| 9. 4.045 LEVER—1st & Rev.      | 21. 4.045 LEVER—2nd & 3rd       |
| 10. 4.037 GROMMET              | 22. 8.900 BOLT (3/8—16 x 7/8)   |
| 11. 4.037 BUSHING              | 23. 8.929 WASHER (3/8)          |
| 12. 4.037 CLAMP                | 24. 4.037 CLIP                  |



4-197

### 1964-65 CHEVELLE 3-SPEED TRANSMISSION LINKAGE

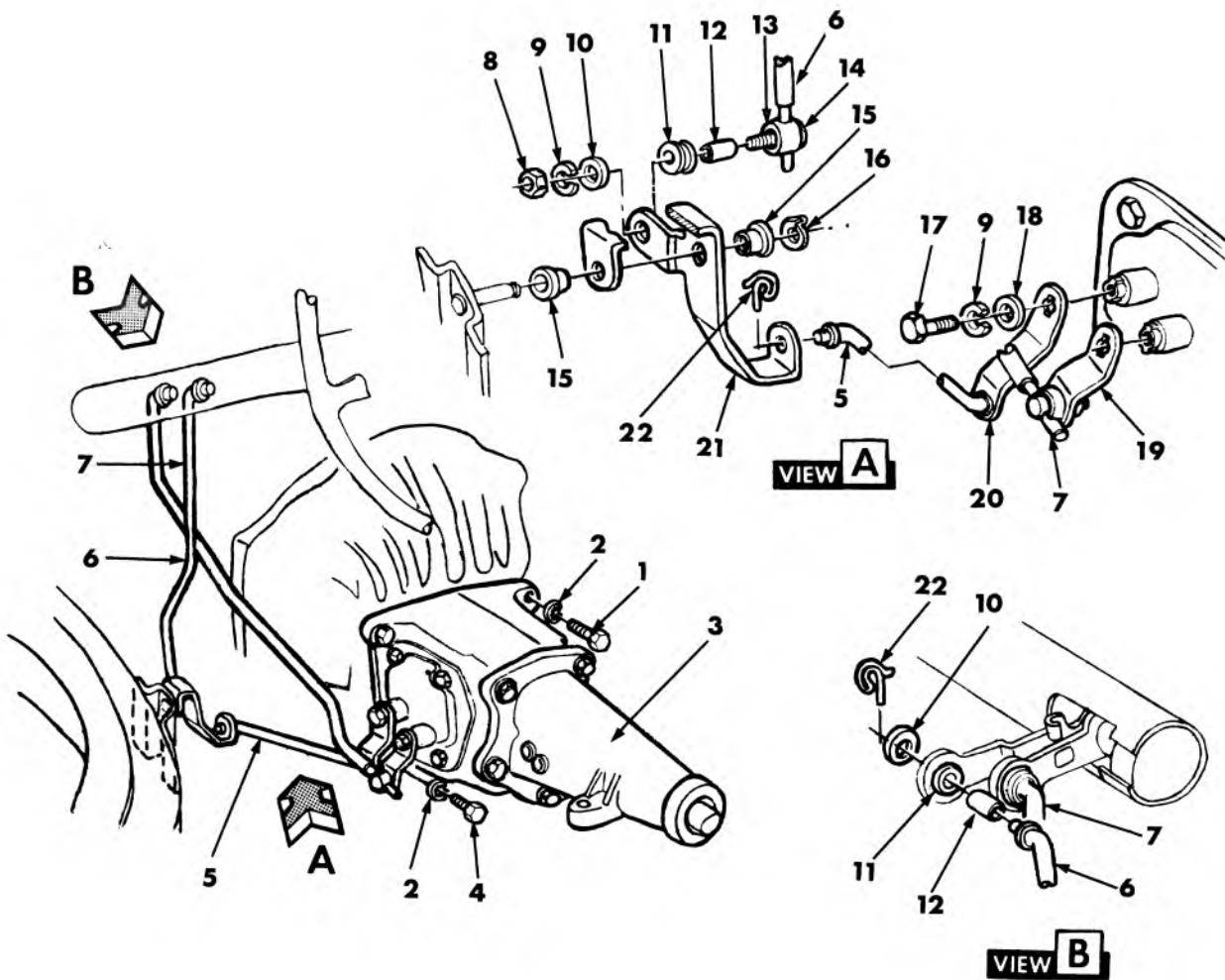
- |                                |   |
|--------------------------------|---|
| 1. 4.037 RETAINER              | 15. 4.037 BUSHING                       |
| 2. 4.037 WASHER                | 16. 4.037 GROMMET                       |
| 3. 4.037 GROMMET               | 17. 4.037 WASHER                        |
| 4. 4.035 ROD                   | 18. 8.931 L/WASHER (3/8)                |
| 5. 4.035 ROD                   | 19. 8.916 NUT (3/8-16)                  |
| 6. 4.035 ROD                   | 20. 4.037 GROMMET                       |
| 7. 4.003 TRANSMISSION          | 21. 4.045 LEVER                         |
| 8. 8.900 BOLT (1/2-13 x 1-3/4) | 22. 8.915 NUT (5/16-18)                 |
| 9. 8.931 L/WASHER (1/2)        | 23. 8.931 L/WASHER (5/16)               |
| 10. 4.042 BUSHING              | 24. 8.929 WASHER (11/32 x 11/16 x 5/64) |
| 11. 4.042 LOCK                 | 25. 4.045 LEVER                         |
| 12. 4.037 SWIVEL               | 26. 8.931 L/WASHER (5/8)                |
| 13. 4.040 LEVER                | 27. 4.037 WASHER                        |
| 14. 4.037 CLAMP                | 28. 4.037 CLAMP                         |



4-198

### 1967 CHEVELLE 3-SPD. TRANSMISSION CONTROLS—FLOOR SHIFT

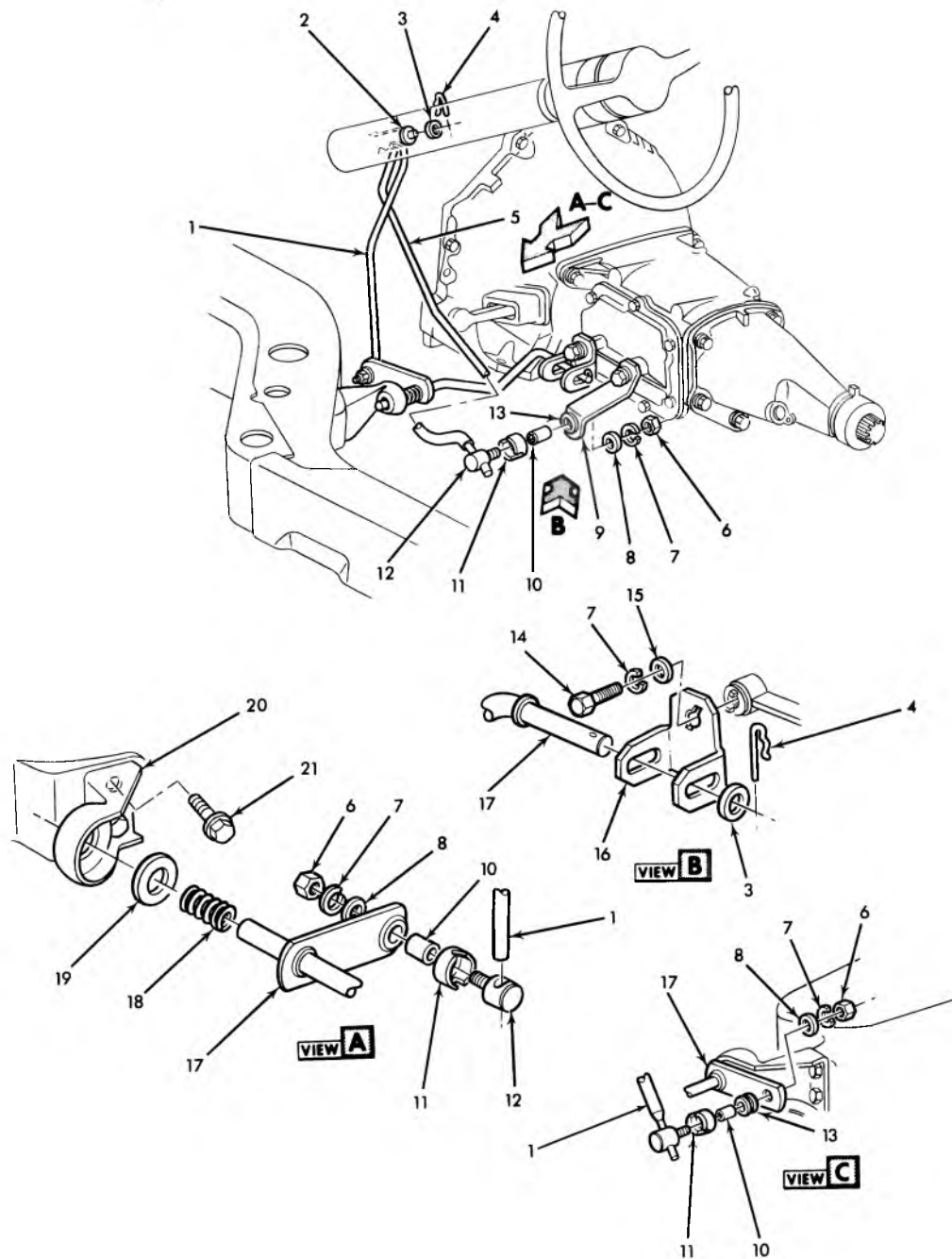
- |   |                              |           |                       |
|---|------------------------------|-----------|-----------------------|
| 1. 4.035                                | ROD 2nd & 3rd                | 17. 4.003 | TRANSMISSION ASSY.    |
| 2. 4.037                                | PIN                          | 18. 4.004 | BRACKET ASSY.         |
| 3. 4.045                                | LEVER 1st & Rev.             | 19. 4.006 | LEVER ASSY.           |
| 4. 4.045                                | LEVER 2nd & 3rd              | 20. 4.006 | KNOB                  |
| 5. 4.037                                | CLIP                         | 21. 8.917 | NUT (5/16-18)         |
| 6. 8.928                                | WASHER (13/32)               | 4.008     | WASHER                |
| 7. 8.938                                | COTTER PIN (3/32 x 1)        | 4.008     | GROMMET               |
| 8. 8.977                                | SCREW (#8-18 x 1/2)          | 22. 8.900 | BOLT (3/8-16 x 3/4)   |
| 9. 4.015                                | SEAL                         | 8.931     | L/WASHER (3/8)        |
| 10. 4.015                               | RETAINER                     | 23. 8.900 | BOLT (3/8-16 x 2-7/8) |
| 11. SPACER (for shipping purposes only) |                              | 8.932     | L/WASHER (3/8)        |
| 12. 4.015                               | BEZEL                        | 24. 4.253 | NUT                   |
| 13. 8.977                               | SCREW (#8-18 x 1-1/4 chrome) | 25. 4.037 | SWIVEL                |
| 14. 8.977                               | SCREW (#8-18 x 3/4 chrome)   | 26. 4.035 | ROD 1st & Rev.        |
| 15. 8.931                               | L/WASHER (1/2)               | 27. 4.037 | CLEVIS                |
| 16. 8.900                               | BOLT (1/2-13 x 1-1/4)        |           |                       |



4-199

### 1966-67 CHEVELLE 3-SPEED TRANSMISSION LINKAGE

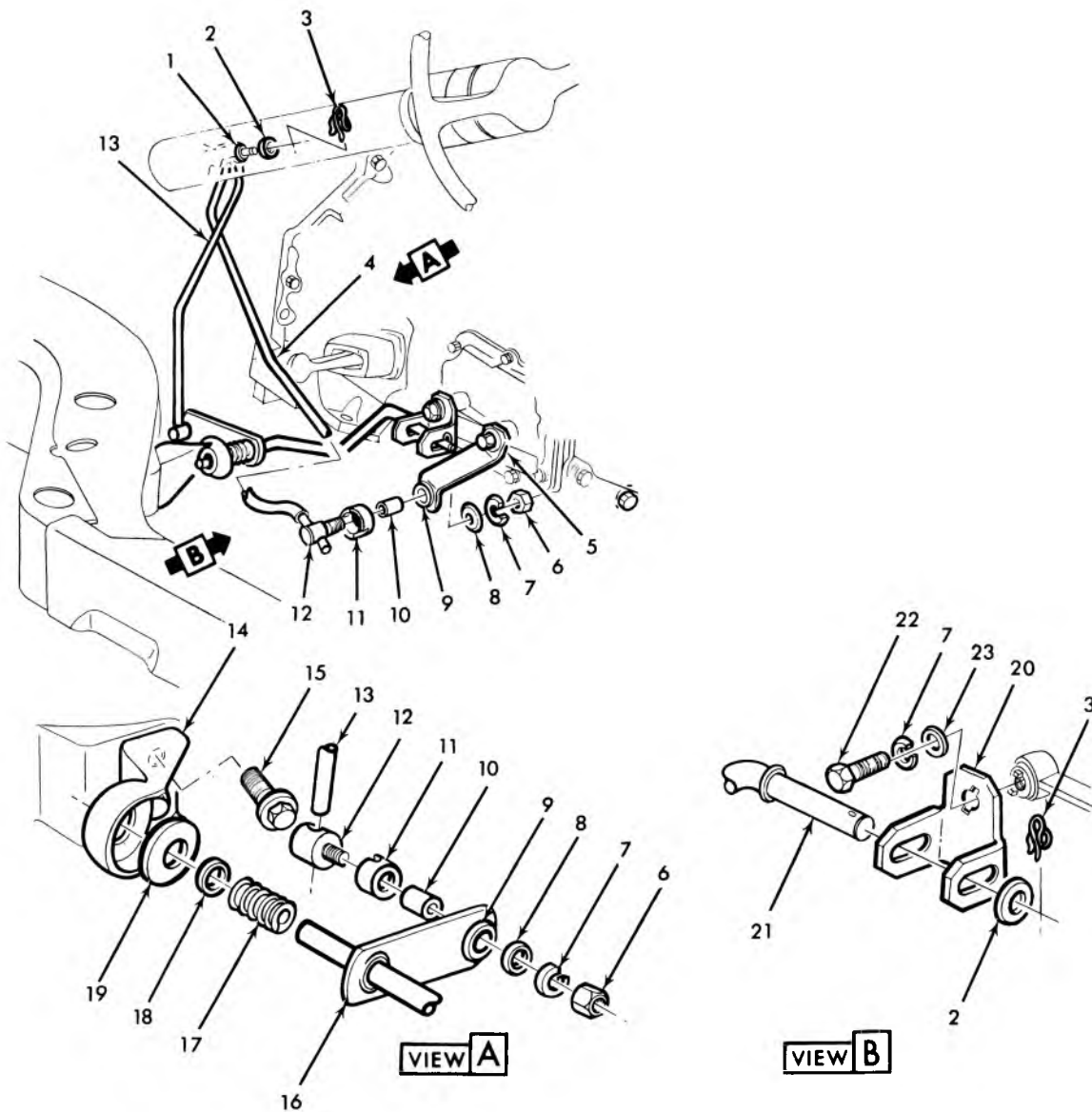
- |  |   |
|--|---|
| 1. 8.900 BOLT (1/2-13 x 1-3/4)         | 12. 4.037 BUSHING                       |
| 2. 8.931 L/WASHER (1/2 Heavy)          | 13. 4.037 CLAMP                         |
| 3. 4.003 TRANSMISSION ASSY.            | 14. 4.037 SWIVEL                        |
| 4. 8.900 BOLT (1/2-13 x 1-1/2) (300 M) | 15. 4.042 BUSHING                       |
| 5. 4.037 ROD 2nd & 3rd-lower           | 16. 4.042 LOCK                          |
| 6. 4.035 ROD 2nd & 3rd-upper           | 17. 8.900 BOLT (3/8)                    |
| 7. 4.035 ROD 1st & rev.-upper          | 18. 8.929 WASHER (11/32 x 13/16 x 5/64) |
| 8. 8.916 NUT (3/8-16)                  | 19. 4.045 LEVER 1st & rev.              |
| 9. 8.931 L/WASHER (3/8 med.)           | 20. 4.045 LEVER 2nd & 3rd               |
| 10. 4.037 WASHER                       | 21. 4.040 LEVER idler                   |
| 11. 4.037 GROMMET                      | 22. 4.037 RETAINER                      |



4-200

### 1968 CHEVELLE 3-SPEED TRANSMISSION CONTROL LINKAGE (exc. 396)

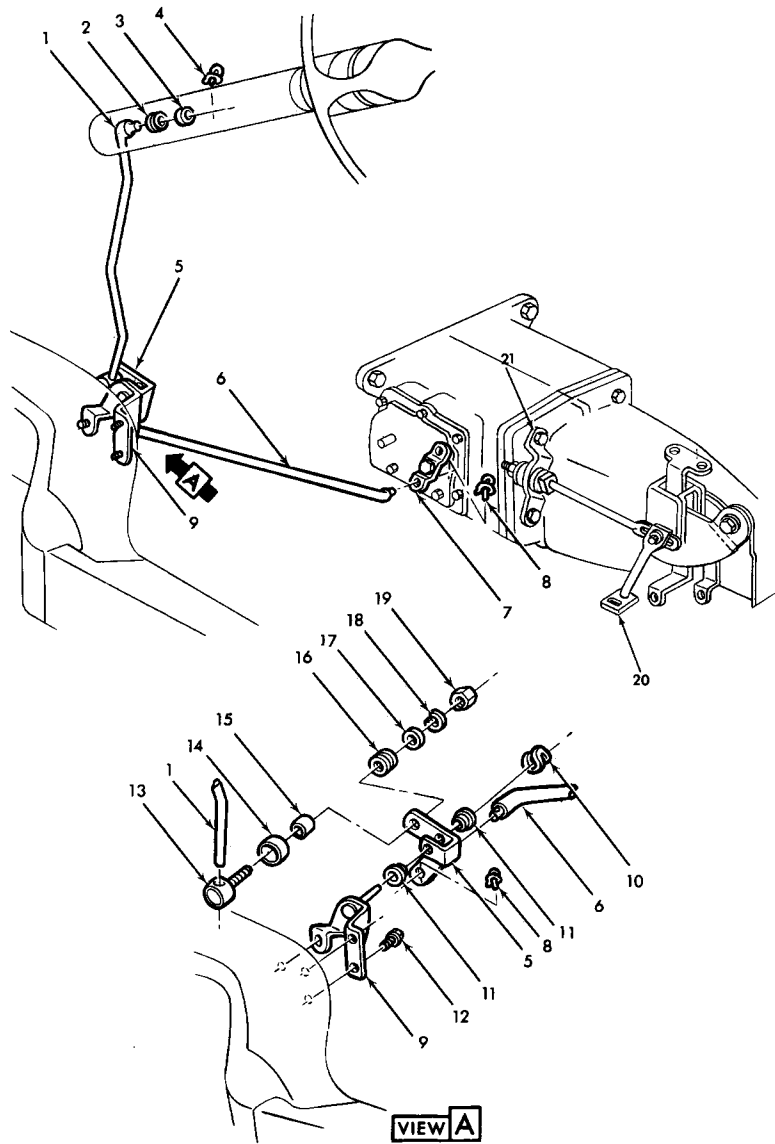
- |                              |                                 |
|------------------------------|---------------------------------|
| 1. 4.035 ROD—2nd and 3rd     | 12. 4.037 SWIVEL                |
| 2. 4.032 BUSHING             | 13. 4.037 GROMMET               |
| 3. 4.037 WASHER              | 14. 8.900 BOLT (3/8—16 x 7/8)   |
| 4. 8.934 RETAINER            | 15. 8.929 WASHER (3/8)          |
| 5. 4.035 ROD—1st and Reverse | 16. 4.045 LEVER—1st and Reverse |
| 6. 8.915 NUT (3/8—16)        | 17. 4.037 SHAFT ASSY.           |
| 7. 8.931 L/WASHER (3/8)      | 18. 4.042 SPRING                |
| 8. 8.929 WASHER (3/8)        | 19. 4.042 BUSHING               |
| 9. 4.045 LEVER—2nd and 3rd   | 20. 4.040 BRACKET               |
| 10. 4.037 BUSHING            | 21. 8.977 SCREW (5/16—18 x 3/4) |
| 11. 4.037 CLAMP              |                                 |



4-203

### 1969 CHEVELLE COLUMN MOUNTED CONTROL LINKAGE

- |                           |                                 |
|---------------------------|---------------------------------|
| 1. 4.032 GROMMET          | 13. 4.035 ROD—2nd & 3rd         |
| 2. 4.037 WASHER           | 14. 4.040 BRACKET—Frame         |
| 3. 4.037 RETAINER         | 15. 8.977 SCREW (5/16—18 x 3/4) |
| 4. 4.035 ROD—1st & Rev.   | 16. 4.037 SHAFT ASM.—Equalizer  |
| 5. 4.045 LEVER—1st & Rev. | 17. 4.042 SPRING                |
| 6. 8.915 NUT (3/8—16)     | 18. 4.037 SPL. WASHER           |
| 7. 8.931 L/WASHER (3/8)   | 19. 4.042 BUSHING               |
| 8. 8.929 WASHER           | 20. 4.045 LEVER—2nd & 3rd.      |
| 9. 4.037 GROMMET          | 21. 4.037 SHAFT ASM.—Equalizer  |
| 10. 4.037 BUSHING         | 22. 8.900 BOLT (3/8—16 x 7/8)   |
| 11. 4.037 CLAMP           | 23. 8.929 WASHER                |
| 12. 4.037 SWIVEL          |                                 |

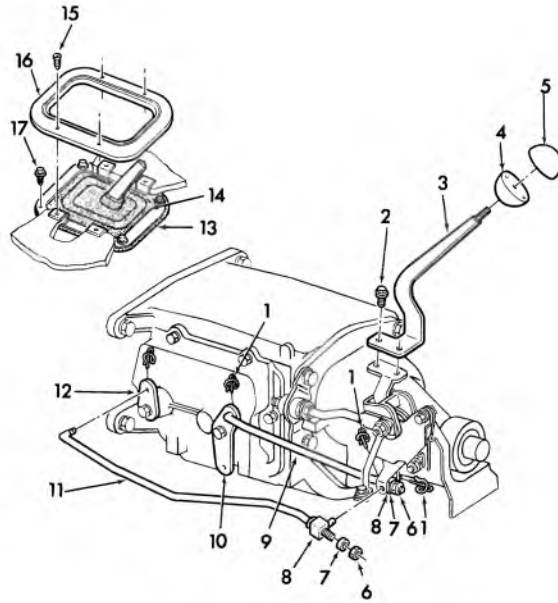


4-204

### 1969 CHEVELLE H.D. 3-SPD. BACKDRIVE LINKAGE

- |                           |                                 |
|---------------------------|---------------------------------|
| 1. 4.070 ROD—Upper        | 12. 8.977 SCREW (5/16—18 x 3/4) |
| 2. 4.032 GROMMET          | 13. 4.037 SWIVEL                |
| 3. 4.037 WASHER           | 14. 4.037 CLAMP                 |
| 4. 4.037 RETAINER         | 15. 4.037 BUSHING               |
| 5. 4.040 LEVER            | 16. 4.037 GROMMET               |
| 6. 4.070 ROD—Lower        | 17. 4.037 WASHER                |
| 7. 4.045 LEVER—1st & Rev. | 18. 8.931 L/WASHER (3/8)        |
| 8. 4.037 CLIP             | 19. 8.915 NUT (3/8—16)          |
| 9. 4.010 SUPPORT ASM.     | 20. 4.010 BRACE                 |
| 10. 4.042 LOCK            | 21. 4.010 BRACKET               |
| 11. 4.042 BUSHING         |                                 |

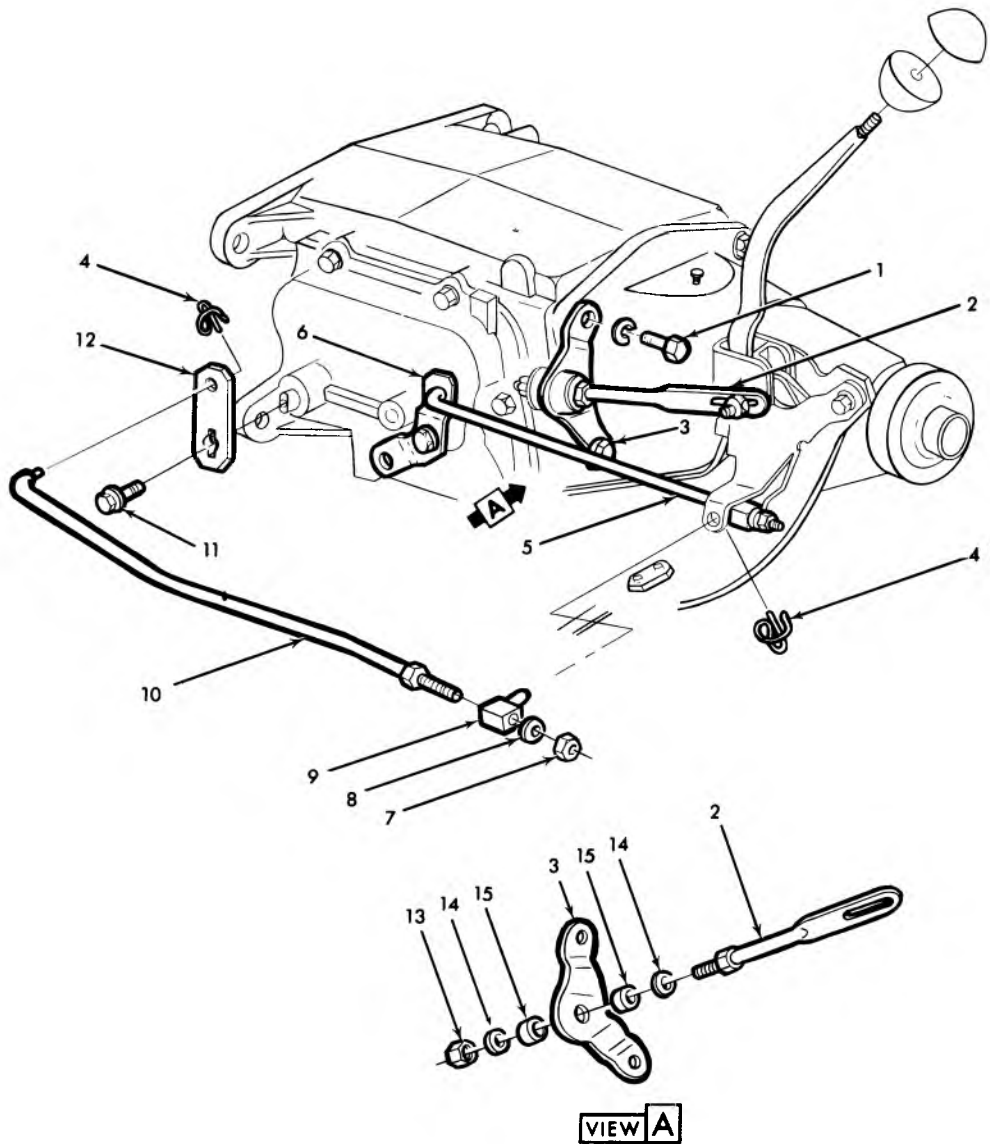




4-187

**1970 CHEVELLE H.D. 3-SPD. CONTROL RODS & LEVER**

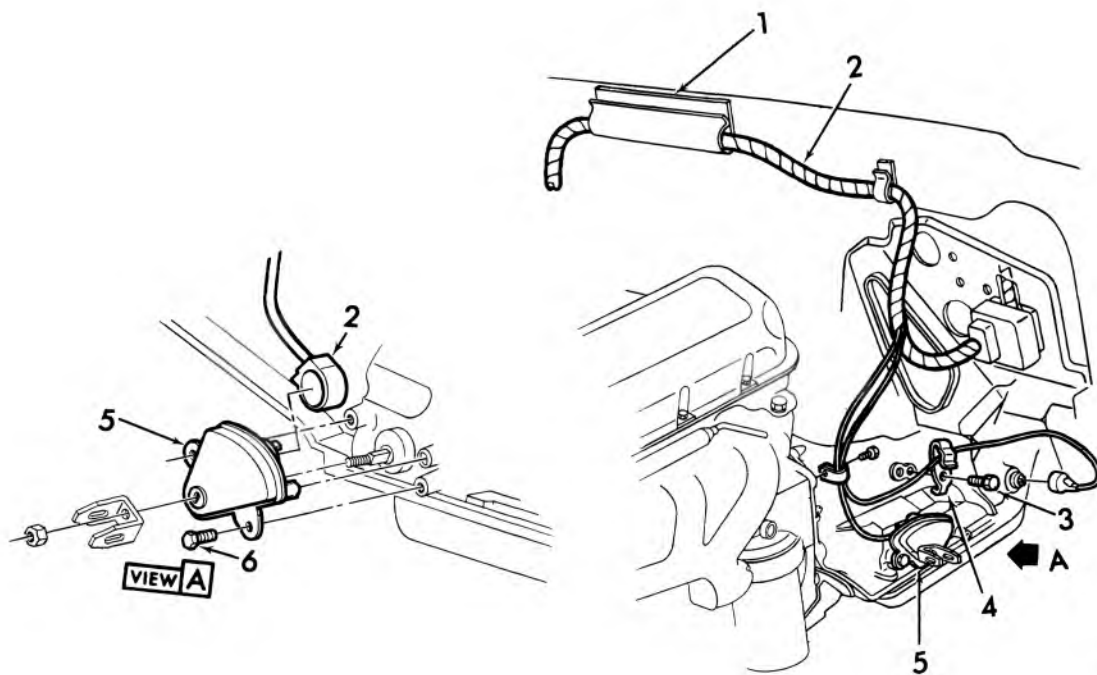
- |          |                    |           |                      |
|----------|--------------------|-----------|----------------------|
| 1. 4.037 | RETAINER           | 10. 4.040 | LEVER, 1st & Reverse |
| 2. 8.900 | SCREW (3/8-16 x 1) | 11. 4.035 | ROD, 2nd & 3rd       |
| 3. 4.006 | LEVER              | 12. 4.045 | LEVER, 2nd & 3rd     |
| 4. 4.006 | KNOB, Lower Half   | 13. 4.015 | RETAINER             |
| 5. 4.006 | KNOB, Upper Half   | 14. 4.015 | SEAL                 |
| 6. 8.916 | NUT (7/16-20)      | 15. 8.977 | SCREW (8-18 x 3/8)   |
| 7. 4.012 | SPACER             | 16. 4.015 | BEZEL                |
| 8. 4.037 | SWIVEL             | 17. 8.977 | SCREW (8-18 x 5/8)   |
| 9. 4.035 | ROD, 1st & Reverse |           |                      |



4-207

### 1969-70 NOVA H.D. 3-SPD. TRANSMISSION CONTROL RODS

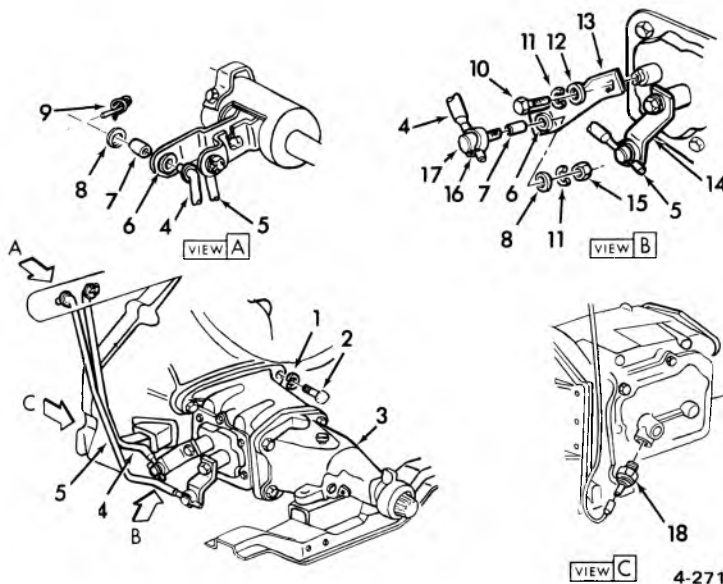
- |                                       |                                    |
|---------------------------------------|------------------------------------|
| 1. 8.900 BOLT (7/16-14 x 1-1/4)       | 8. 4.012 SPACER                    |
| 2. 4.010 SHAFT (exc. 396)             | 9. 4.037 SWIVEL                    |
| 4.010 SHAFT (392)                     | 10. 4.035 ROD-2nd & 3rd (exc. 396) |
| 3. 4.010 BRACKET                      | 4.035 ROD-2nd & 3rd (396)          |
| 4. 4.037 CLIP                         | 11. 8.900 SCREW ASM. (3/8-16 x 1)  |
| 5. 4.035 ROD-1st & Reverse (exc. 396) | 12. 4.045 LEVER-2nd & 3rd          |
| 4.035 ROD-1st & Reverse (396)         | 13. 8.917 NUT (3/8-16)             |
| 6. 4.045 LEVER-1st & Reverse          | 14. 7.245 RETAINER                 |
| 7. 4.037 NUT                          | 15. 7.388 GROMMET                  |



4-213

### 1970 NOVA 3-SPD. TRANSMISSION SAFETY SWITCH

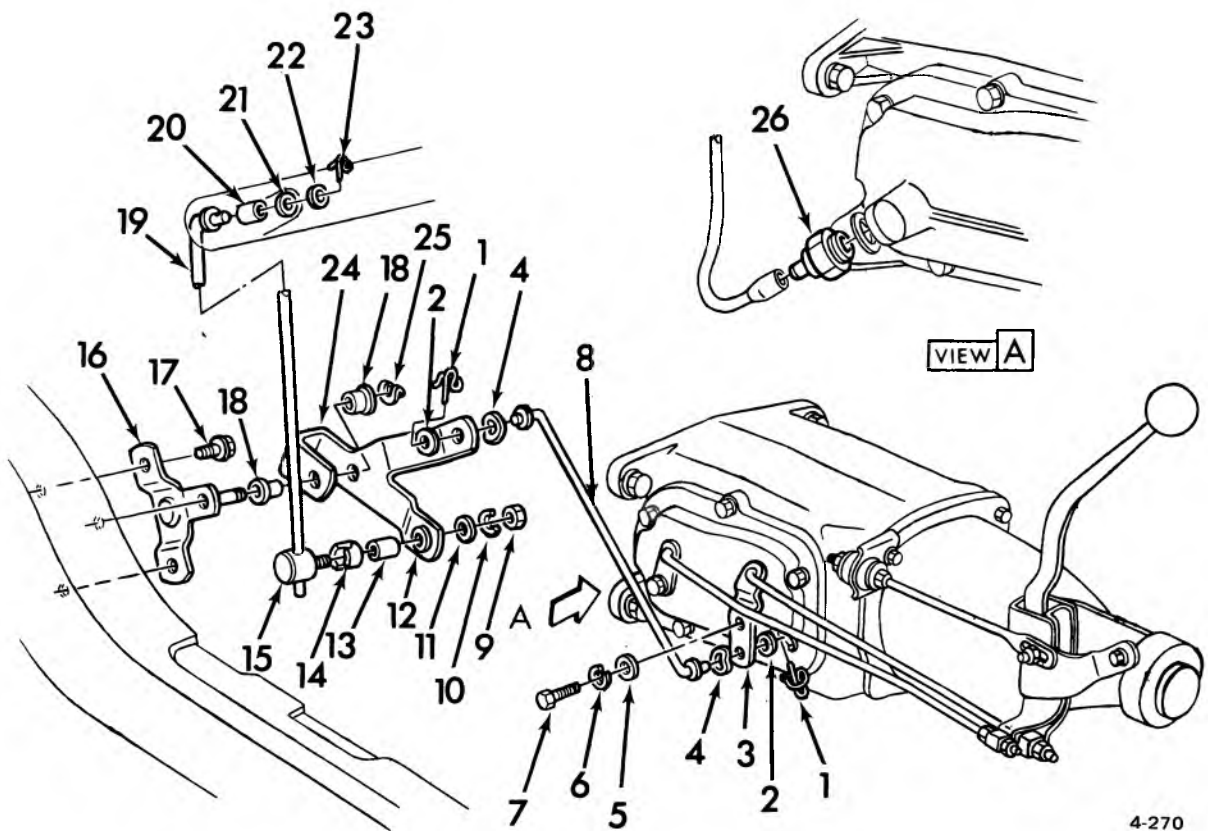
- |                              |                                     |
|------------------------------|-------------------------------------|
| 1. 2.559 RETAINER            | 4. 2.559 CLIP                       |
| 2. 2.525 HARNESS ASSY.       | 5. 4.480 SWITCH ASSY.               |
| 3. 8.977 SCREW (10-16 x 3/8) | 6. 8.900 SCREW ASSY. (1/4-20 x 5/8) |



4-271

### 1970-74 NOVA 3-SPD. TRANSMISSION CONTROL ROD LINKAGE

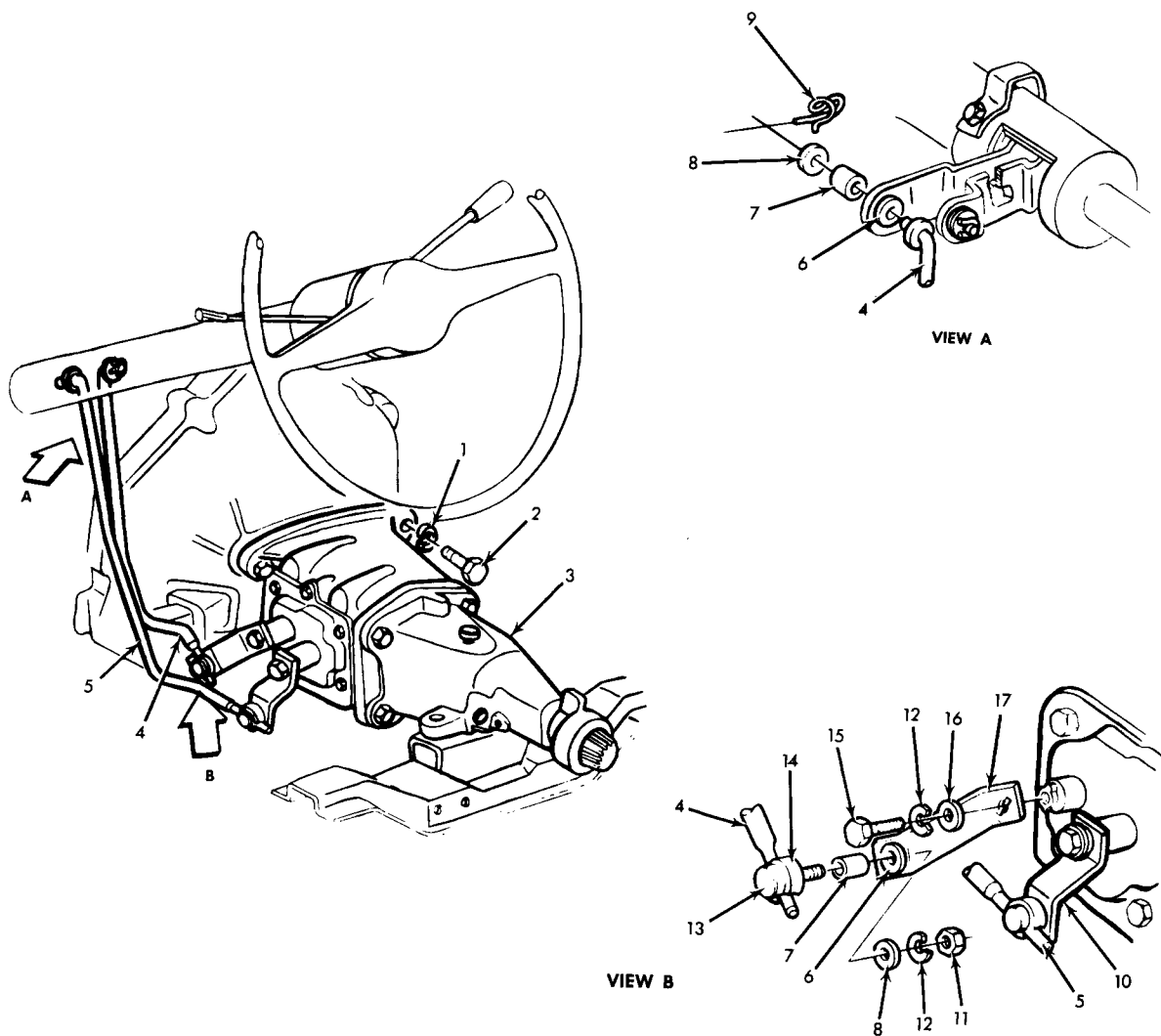
- |                                      |                                |
|--------------------------------------|--------------------------------|
| 1. 8.931 L/WASHER (1/2)              | 10. 8.900 BOLT (3/8-16 x 7/8)  |
| 2. 8.900 BOLT (1/2-13 x 1-3/4)       | 11. 8.931 L/WASHER (3/8)       |
| 3. 4.003 TRANSMISSION ASSY.          | 12. 8.929 P/WASHER (3/8)       |
| 4. 4.035 ROD - 2nd and 3rd           | 13. 4.045 LEVER - 2nd and 3rd  |
| 5. 4.035 ROD - 1st and Rev.          | 14. 4.035 LEVER - 1st and Rev. |
| 6. 4.037 GROMMET                     | 15. 8.915 NUT (3/8-16)         |
| 7. 4.037 BUSHING                     | 16. 4.037 CLAMP                |
| 8. 8.929 P/WASHER (25/64 x 1 x 1/64) | 17. 4.037 SWIVEL               |
| 9. 4.037 CLIP                        | 18. 4.075 SWITCH ASSY. T.C.S.  |



4-270

### 1970-74 NOVA 3 SPEED TRANS-BACK DRIVE LINKAGE

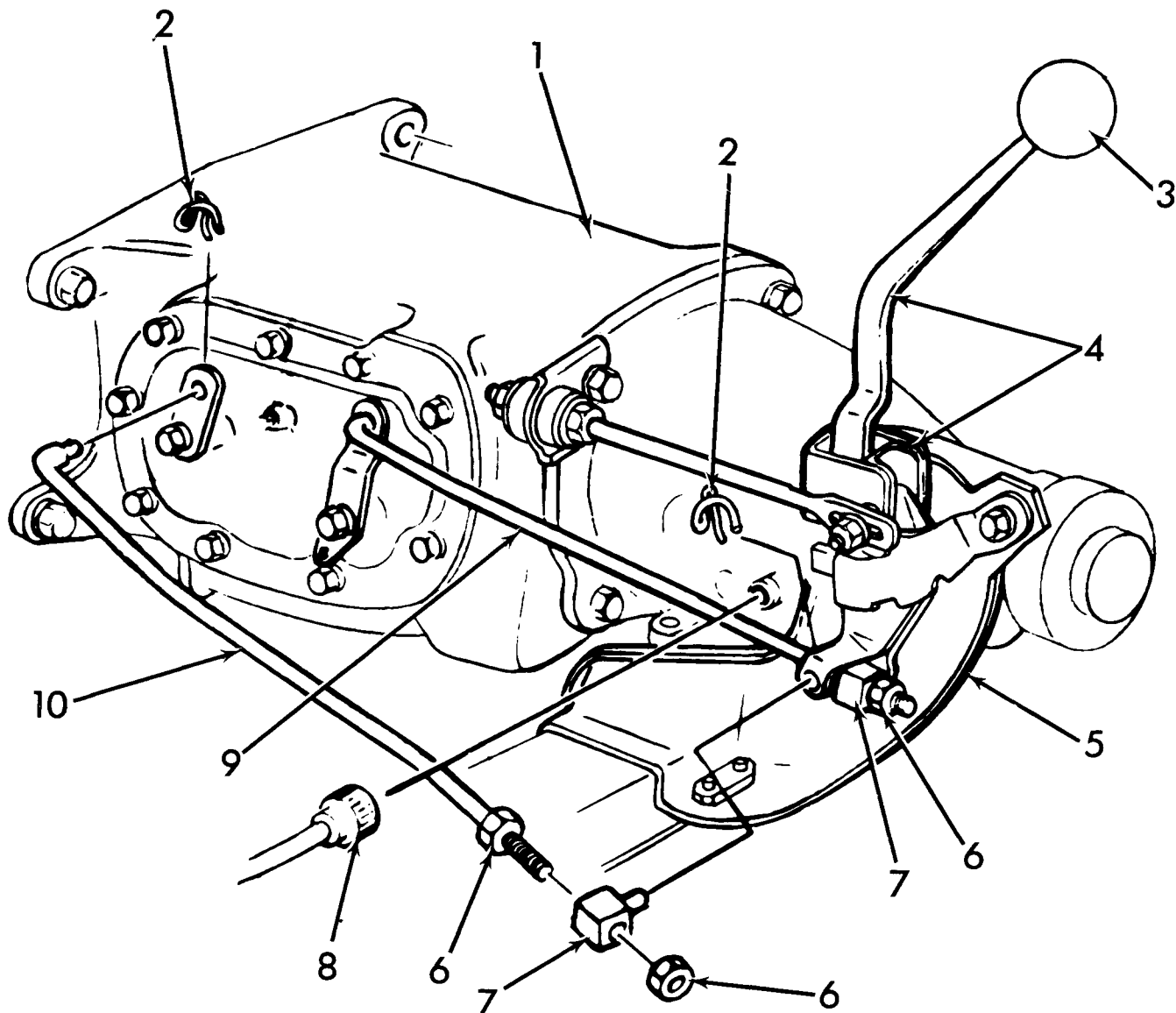
- |           |                             |           |                             |
|-----------|-----------------------------|-----------|-----------------------------|
| 1. 2.755  | RETAINER                    | 14. 4.037 | CLAMP                       |
| 2. 8.929  | WASHER                      | 15. 4.037 | SWIVEL                      |
| 3. 4.045  | LEVER—1st & Rev.            | 16. 4.010 | SUPPORT ASSY.               |
| 4. 8.928  | WASHER                      | 17. 8.977 | SCREW ASSY. (5/16—18 x 3/4) |
| 5. 8.929  | WASHER 11/32 x 13/16 x 5/64 | 18. 4.042 | BUSHING                     |
| 6. 8.931  | L/WASHER (3/8)              | 19. 4.035 | ROD—Upper                   |
| 7. 8.900  | BOLT (3/8)                  | 20. 4.037 | SLEEVE                      |
| 8. 4.035  | ROD—Lower                   | 21. 4.037 | GROMMET                     |
| 9. 8.915  | NUT (3/8—16)                | 22. 4.037 | P/WASHER                    |
| 10. 8.931 | L/WASHER (3/8)              | 23. 4.037 | RETAINER                    |
| 11. 4.037 | P/WASHER                    | 24. 4.040 | LEVER—Idler                 |
| 12. 4.037 | GROMMET                     | 25. 4.042 | LOCK                        |
| 13. 4.037 | BUSHING                     | 26. 4.075 | SWITCH ASSY.—T.C.S.         |



4-209

### 1967-69 CAMARO 3-SPD. TRANSMISSION CONTROL LINKAGE

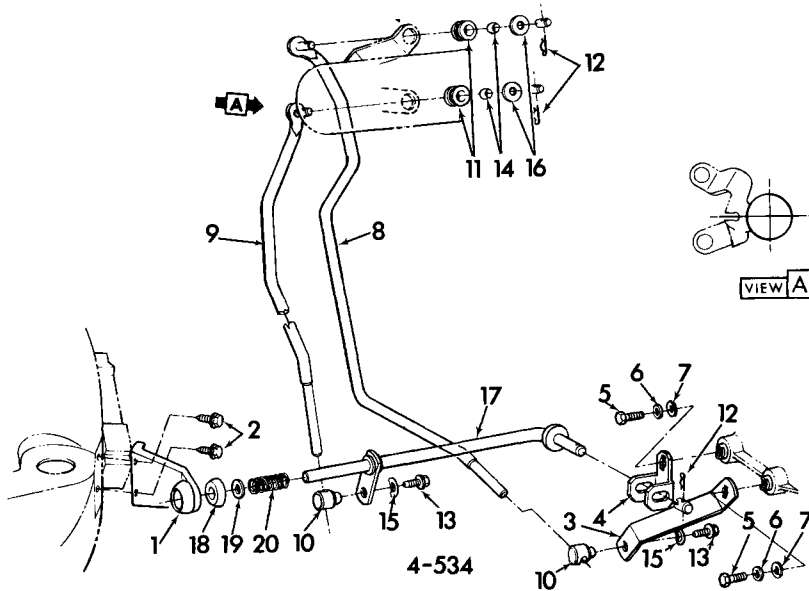
- |                                |                               |
|--------------------------------|-------------------------------|
| 1. 8.931 L/WASHER (1/2)        | 10. 4.045 LEVER—1st and Rev.  |
| 2. 8.900 BOLT (1/2-13 x 1-3/4) | 11. 8.915 NUT (3/8-16)        |
| 3. 4.003 TRANSMISSION ASSY.    | 12. 8.931 L/WASHER (3/8)      |
| 4. 4.035 ROD—2nd and 3rd       | 13. 4.037 SWIVEL              |
| 5. 4.035 ROD—1st and Rev.      | 14. 4.037 CLAMP               |
| 6. 4.037 GROMMET               | 15. 8.900 BOLT (3/8-16 x 7/8) |
| 7. 4.037 BUSHING               | 16. 8.931 WASHER (3/8)        |
| 8. 4.037 WASHER                | 17. 4.045 LEVER—2nd and 3rd   |
| 9. 4.037 CLIP                  |                               |



4-210

### 1967-69 CAMARO 3-SPD. TRANSMISSION LINKAGE FLOOR SHIFT

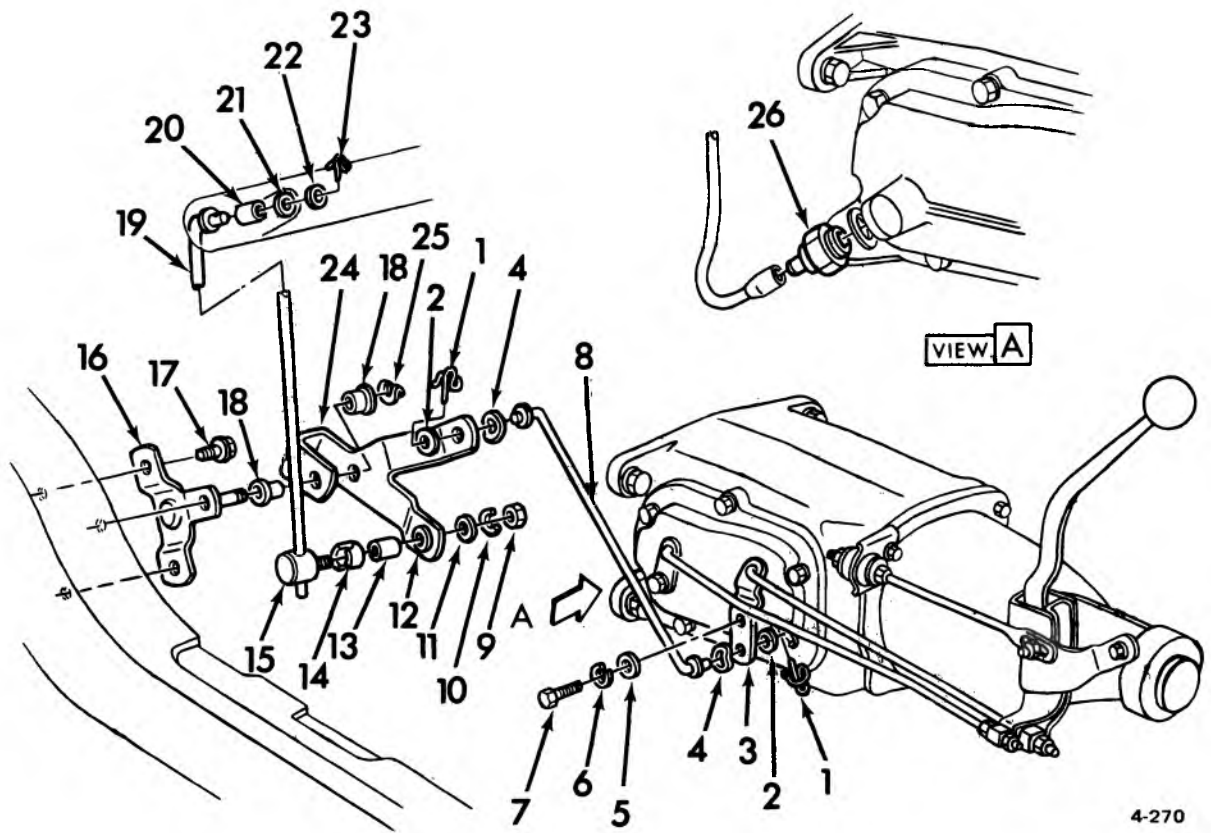
- |          |                                      |           |                  |
|----------|--------------------------------------|-----------|------------------|
| 1. 4.003 | TRANS. and EXTENSION ASSY.           | 6. 4.037  | NUT              |
| 2. 4.037 | CLIP                                 | 7. 4.037  | SWIVEL           |
| 3. 4.006 | KNOB                                 | 8. 4.342  | SHAFT, speedo.   |
| 4. 4.004 | CONTROL ASSY. w/lever<br>and bracket | 9. 4.035  | ROD—1st and Rev. |
| 5. 4.010 | SUPPORT ASSY.                        | 10. 4.035 | ROD—2nd and 3rd  |



4-534

### 1974 CHEVELLE GEARSHIFT CONTROLS COLUMN SHIFT

- |   |   |
|---|---|
| 1. 4.040 BRACKET, Control Equal Shaft Frame             | 12. 4.037 RETAINER, 1st and Rev. 2nd and 3rd Rod                              |
| 2. 8.977 SCREW, Control Equal Bracket                   | 13. 4.037 SCREW, Control Rod Swivel   |
| 3. 4.045 LEVER, Shifter Shaft (1st and Rev.)            | 14. 4.037 SLEEVE, Control Rod   |
| 4. 4.045 LEVER, Shifter Shaft (2nd and 3rd)             | 15. 4.037 WASHER, Control Lock Rod Swivel (21/64 x 1-1/16)                    |
| 5. 8.900 BOLT, 2nd and 3rd, 1st and rev. lever          | 16. 4.037 WASHER, Control Upper Lock Rod (5/16 I.D. x 23/32 O.D. x 1/32 Thk.) |
| 6. 8.934 WASHER, lock 2nd and 3rd, 1st and Rev. lever   | 17. 4.040 SHAFT ASSY., Control Equalizer                                      |
| 7. 8.934 WASHER, plain, 2nd and 3rd, 1st and Rev. Lever | 18. 4.042 BUSHING, Control Equalizer Shaft                                    |
| 8. 4.035 ROD, 1st and Rev.                              | 19. 4.037 WASHER, Control Equalizer Shaft Spring                              |
| 9. 4.035 ROD, 2nd and 3rd                               | 20. 4.042 SPRING, Control Equalizer Shaft                                     |
| 10. 4.037 SWIVEL, shaft Assy., Control Equalizer        |   |
| 11. 4.037 BUSHING, Trans. Control Rod                   |   |

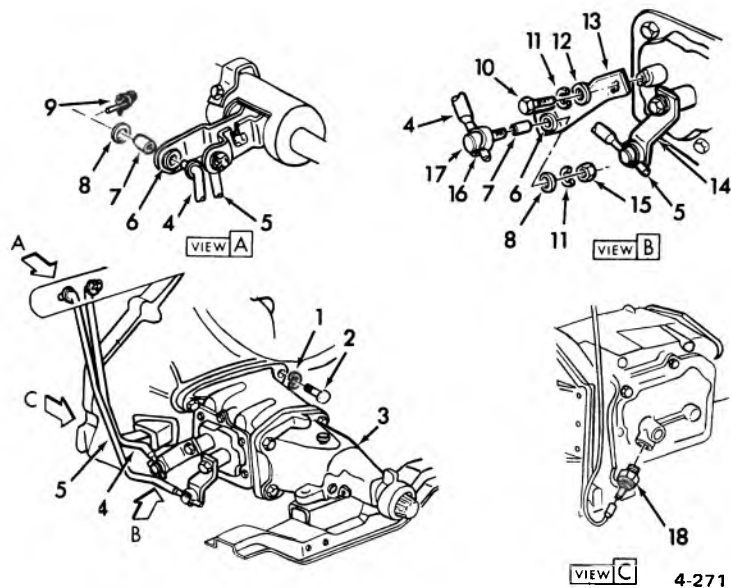


4-270

### 1973-74 NOVA 3-SPEED TRANS-BACK DRIVE LINKAGE

- |           |                             |           |                             |
|-----------|-----------------------------|-----------|-----------------------------|
| 1. 2.755  | RETAINER                    | 14. 4.037 | CLAMP                       |
| 2. 8.929  | WASHER                      | 15. 4.037 | SWIVEL                      |
| 3. 4.045  | LEVER—1st & Rev             | 16. 4.010 | SUPPORT ASSY.               |
| 4. 8.928  | WASHER                      | 17. 8.977 | SCREW ASSY. (5/16—18 x 3/4) |
| 5. 8.929  | WASHER 11/32 x 13/16 x 5/64 | 18. 4.042 | BUSHING                     |
| 6. 8.931  | L/WASHER (3/8)              | 19. 4.035 | ROD—Upper                   |
| 7. 8.900  | BOLT (3/8)                  | 20. 4.037 | SLEEVE                      |
| 8. 4.035  | ROD—Lower                   | 21. 4.037 | GROMMET                     |
| 9. 8.915  | NUT (3/8—16)                | 22. 4.037 | P/WASHER                    |
| 10. 8.931 | L/WASHER (3/8)              | 23. 4.037 | RETAINER                    |
| 11. 4.037 | P/WASHER                    | 24. 4.040 | LEVER—Idler                 |
| 12. 4.037 | GROMMET                     | 25. 4.042 | LOCK                        |
| 13. 4.037 | BUSHING                     | 26. 4.075 | SWITCH ASSY.—T.C.S.         |

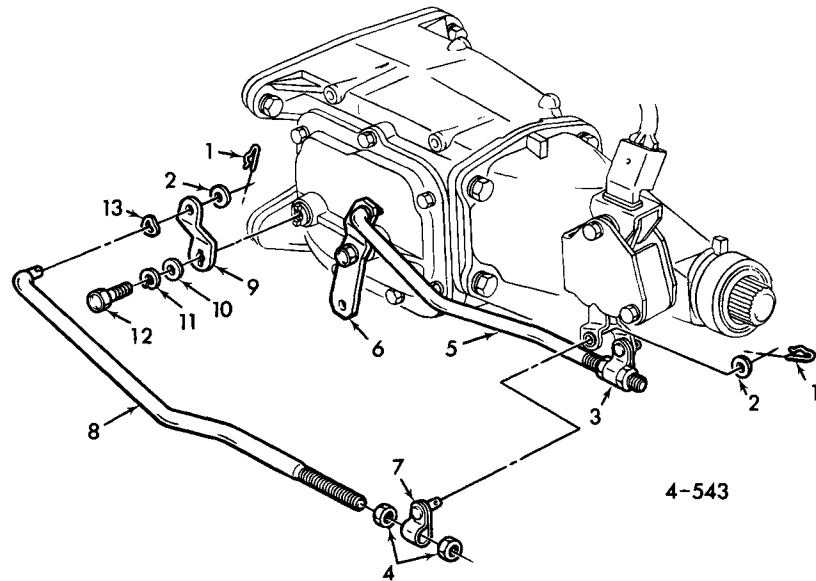




4-271

### 1973-75 NOVA 3-SPD. TRANSMISSION CONTROL ROD LINKAGE

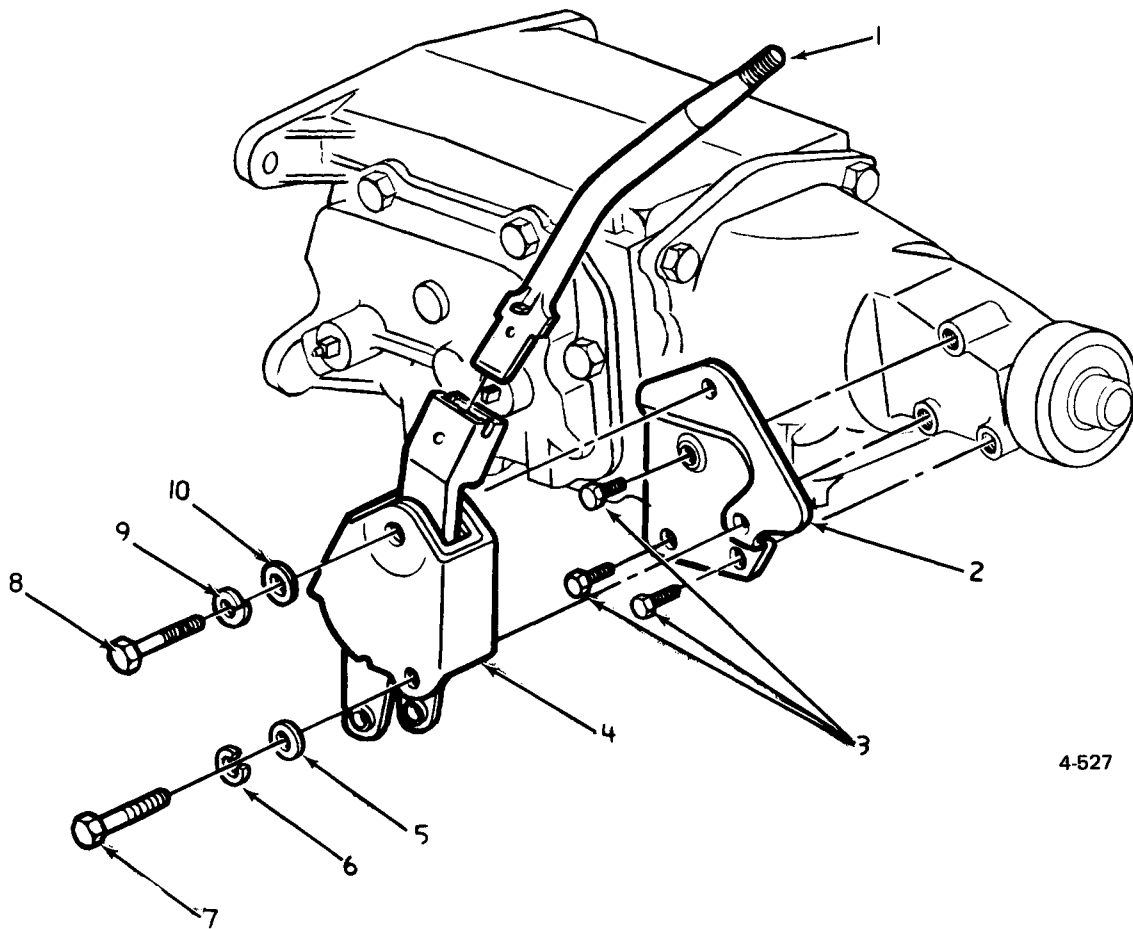
- |                                      |                                |
|--------------------------------------|--------------------------------|
| 1. 8.931 L/WASHER (1/2)              | 10. 8.900 BOLT (3/8-16 x 7/8)  |
| 2. 8.900 BOLT (1/2-13 x 1-3/4)       | 11. 8.931 L/WASHER (3/8)       |
| 3. 4.003 TRANSMISSION ASSY           | 12. 8.929 P/WASHER (3/8)       |
| 4. 4.035 ROD - 2nd and 3rd           | 13. 4.045 LEVER - 2nd and 3rd  |
| 5. 4.035 ROD - 1st and Rev           | 14. 4.035 LEVER - 1st and Rev. |
| 6. 4.037 GROMMET                     | 15. 8.915 NUT (3/8-16)         |
| 7. 4.037 BUSHING                     | 16. 4.037 CLAMP                |
| 8. 8.929 P/WASHER (25/64 x 1 x 1/64) | 17. 3.437 SWIVEL               |
| 9. 4.037 CLIP                        | 18. 4.075 SWITCH ASSY. T.C.S.  |



4-543

### 1974 NOVA (3-SPD. W/FLOOR CONTROLS) CONTROL ROD LINKAGE

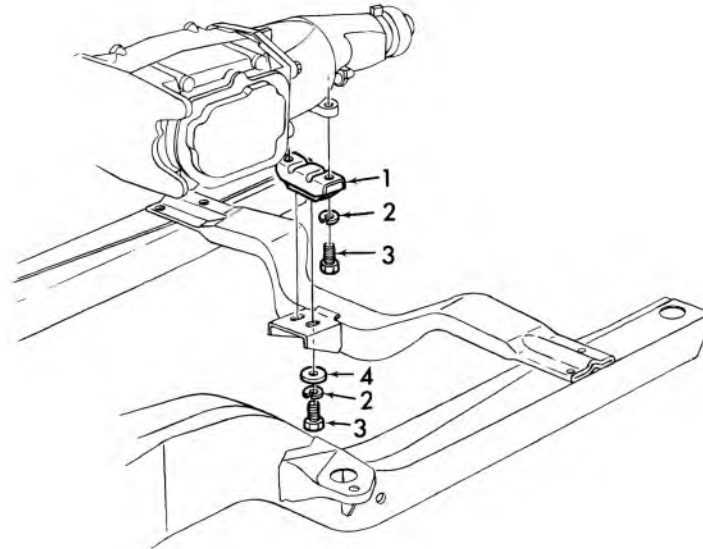
- |          |  |           |                             |
|----------|--|-----------|-----------------------------|
| 1. 4.037 | RETAINER—Control Rod                                   | 7. 4.037  | SWIVEL—Control Rod Rear End |
| 2. 4.037 | WASHER—Control Rod (13/32 I.D. x 3/4 O.D. x 1/32 Thk.) | 8. 4.035  | ROD—2nd and 3rd             |
| 3. 4.037 | SWIVEL ASSY.—Control Rod Rear End                      | 9. 4.045  | LEVER—2nd and 3rd           |
| 4. 8.916 | NUT—Control Rod  | 10. 8.932 | WASHER—Control Rod          |
| 5. 4.035 | ROD—1st and Rev.                                       | 11. 8.932 | WASHER—Lock Control Rod     |
| 6. 4.045 | LEVER—1st and Rev.                                     | 12. 8.900 | BOLT—Control Lever          |
|          |  | 13. 8.932 | WASHER—Spring               |



4-527

### 1973-74 "CAMARO" SHIFTER AND SUPPORT

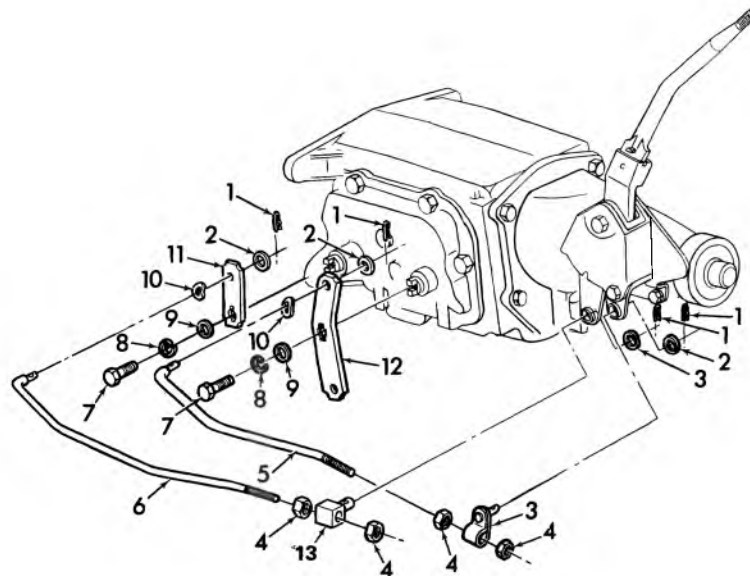
1. 4.006 LEVER	332606	6. 8.931 WASHER (3/8)
2. 4.010 SUPPORT ASSY. (3 Speed)	3975595	7. 8.900 BOLT (3/8-16 x 3)
3. 8.900 BOLT (3/8-16 x 11/16)		8. 8.900 BOLT (7/16-14 x 3)
4. 4.004 LEVER and BRACKET ASSY. (3 Speed)	478178	9. 8.931 WASHER (7/16)
5. 8.929 WASHER (3/8)		10. 8.929 WASHER



4-549

### 1974 CAMARO 3-SPEED TRANSMISSION MOUNTING


- |          |   |          |   |
|----------|---|----------|---|
| 1. 4.081 | MOUNTING ASSY.—Trans. Support               | 3. 8.900 | BOLT—Mounting Assy., Attaching          |
| 2. 8.931 | WASHER—Lock Mounting Assy., Attaching(7/16) | 4. 8.931 | WASHER—Mounting Assy., Attaching (5/32) |



4-551

### 1974 CAMARO W/3-SPD - CONTROL ROD LINKAGE

- |          |  |           |                              |
|----------|--|-----------|------------------------------|
| 1. 4.037 | RETAINER—Control Rod                                   | 7. 8.900  | BOLT—Lever                   |
| 2. 4.037 | WASHER—Control Rod (13/32 I.D. x 3/4 O.D. x 1/32 Thk.) | 8. 8.932  | WASHER—Lock, Lever           |
| 3. 4.037 | SWIVEL ASSY.—Control Rod Rear End                      | 9. 8.932  | WASHER—Lever                 |
| 4. 8.916 | NUT—Control Rod  | 10. 8.932 | WASHER—Spring & Rod to Lever |
| 5. 4.035 | ROD—1st and Rev.                                       | 11. 4.045 | LEVER—2nd and 3rd            |
| 6. 4.035 | ROD—2nd and 3rd  | 12. 4.045 | LEVER—1st and Rev.           |
|          |  | 13. 4.037 | SWIVEL—Control Rod Rear End  |

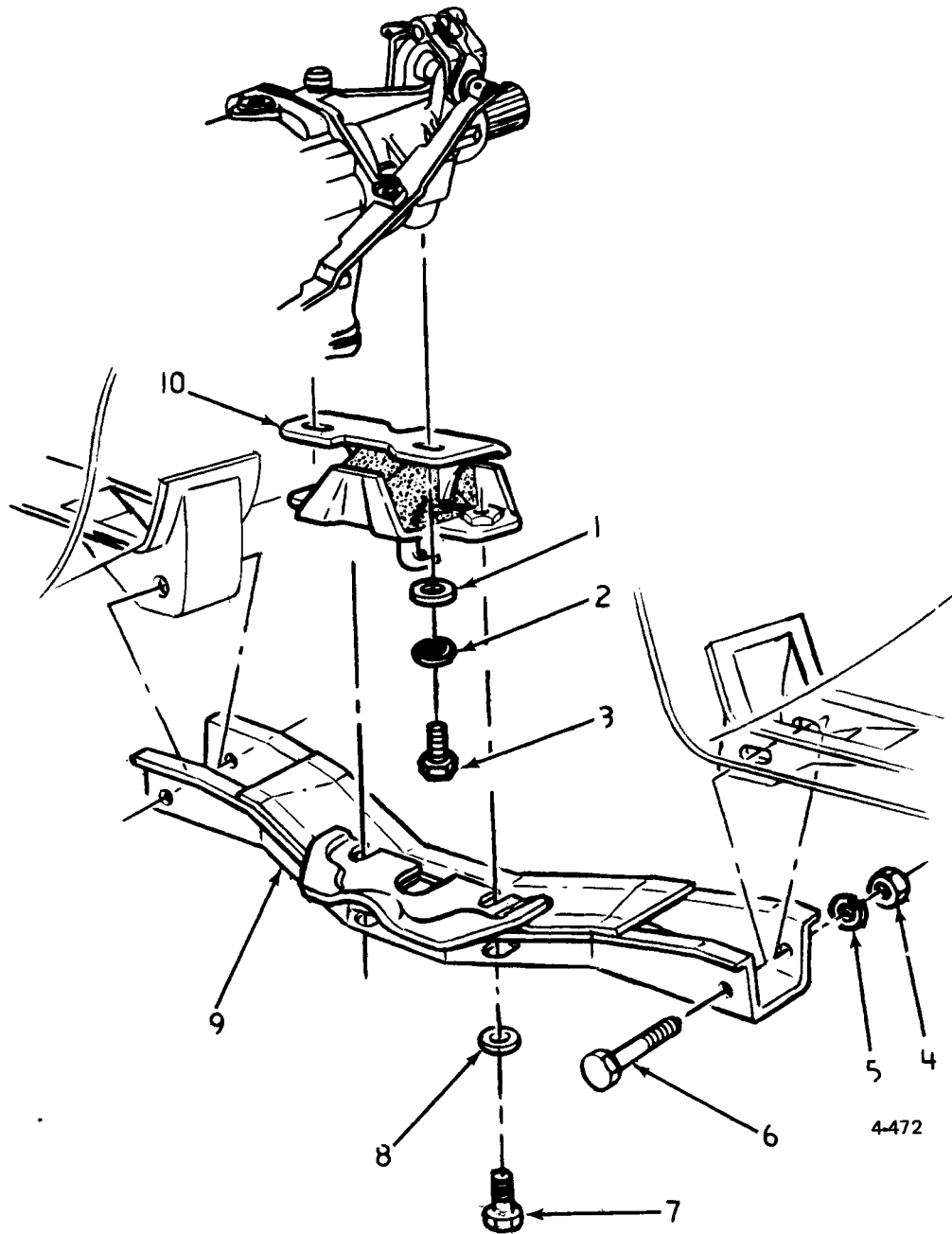


4-471

### 1971-74 VEGA

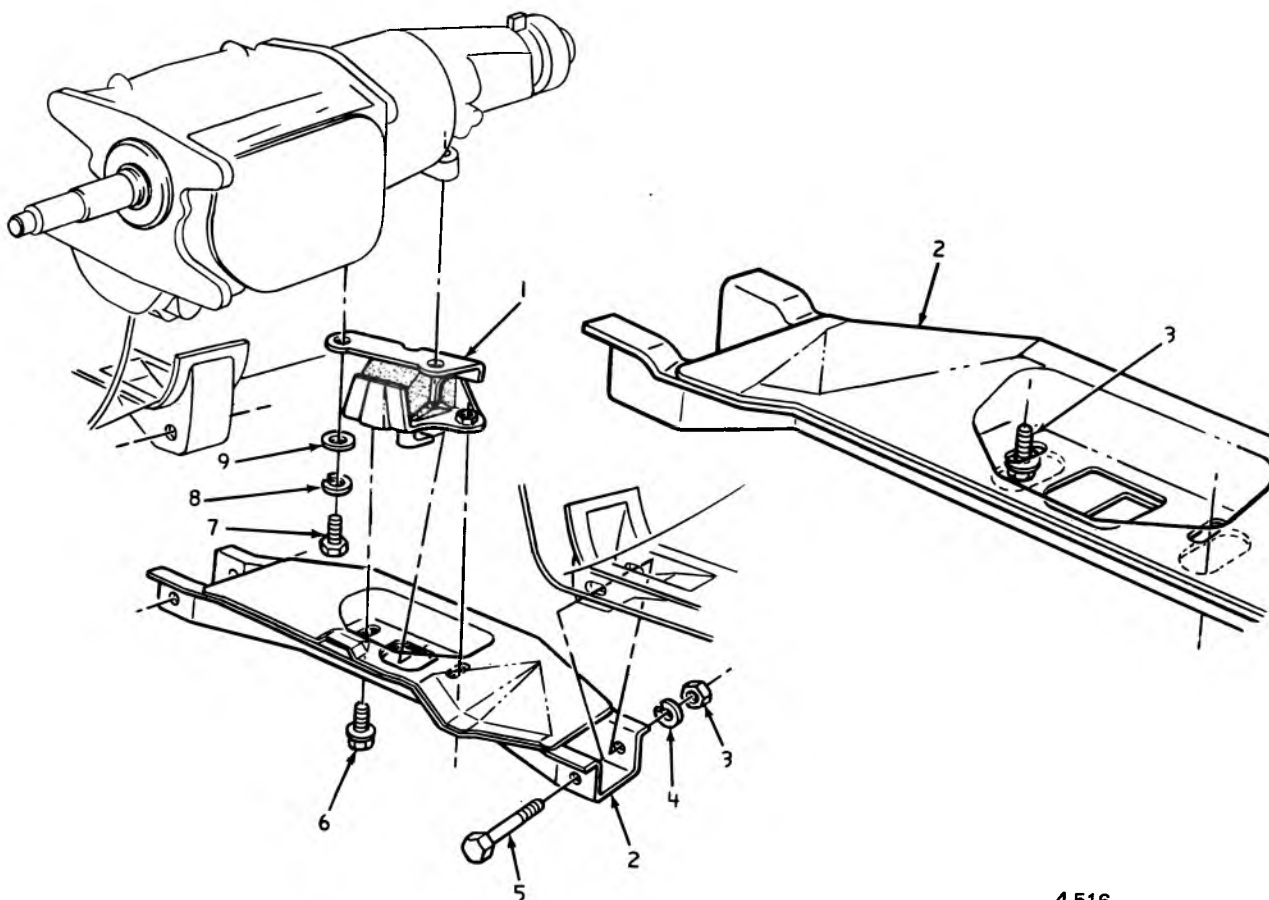
#### 3-SPD. CLUTCH NEUTRAL STARTING SWITCH AND T.C.S. SWITCH AND RELAY

1. 4.054 BRACKET
2. 8.929 WASHER ( $\frac{9}{16}$ " x  $\frac{1}{16}$ " x  $\frac{1}{8}$ " )
3. 8.977 SCREW ( $\frac{1}{4}$ " — 14 x  $\frac{5}{8}$ " )
4. 4.054 SWITCH ASSY. 71-73 (neutral start)
5. 4.075 SWITCH ASSY. 71-72 (control)
6. 2.698 GASKET
7. 8.977 SCREW ( $\frac{1}{4}$ " — 14 x  $\frac{1}{2}$ " )
8. 4.075 RELAY ASSY.



### 1971-72 3-SPD. TRANSMISSION MOUNTING

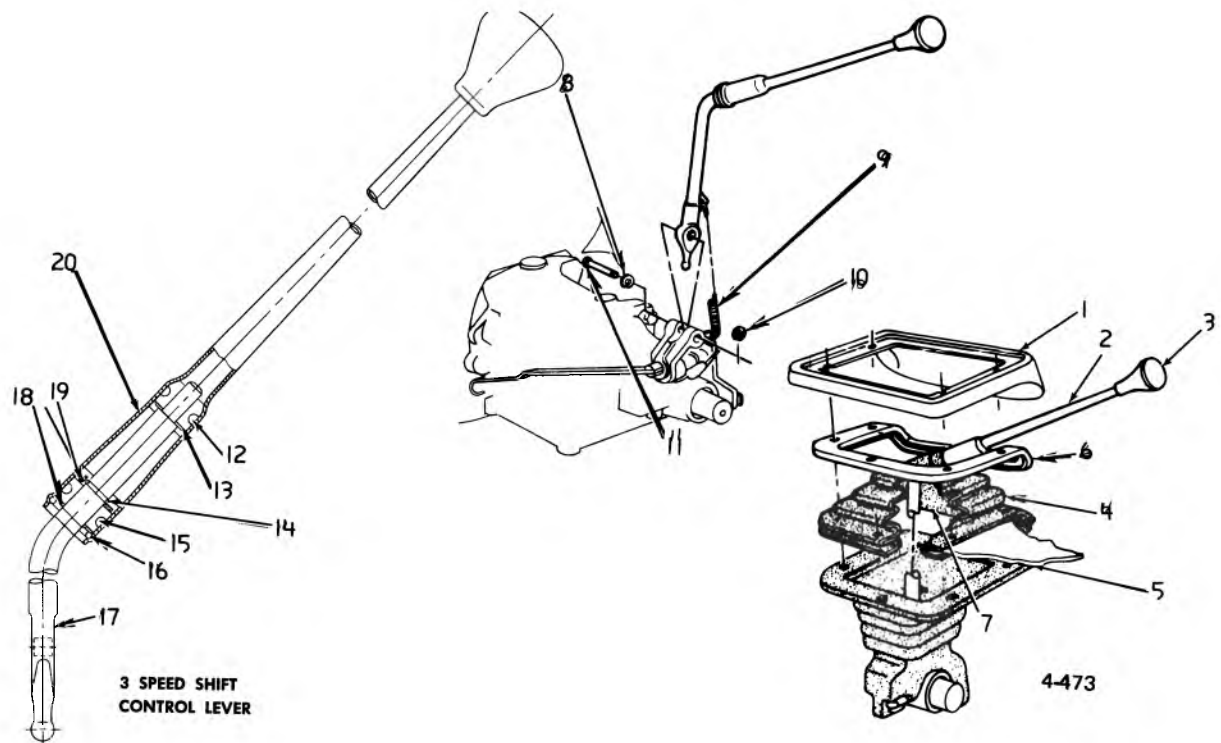
- 1. 16.714 WASHER
- 2. 8.931 WASHER (7/16" heavy)
- 3. 8.900 BOLT (7/16" — 14 x 1)
- 4. 8.915 NUT (3/8" — 16)
- 5. 8.931 WASHER (3/8")
- 6. 4.085 BOLT (3/8" — 16 x 3 3/8")
- 7. 8.900 BOLT (3/8" — 16 x 1 1/8")
- 8. 8.931 WASHER (3/8")
- 9. 4.081 SUPPORT ASSY.
- 10. 4.081 MOUNTING ASSY.



4-516

### 1973-75 140 C.I.D. 3-SPD. TRANSMISSION MOUNTING


- 1. 4.081 MOUNTING ASSY.
- 2. 4.081 SUPPORT ASSY.
- 3. 8.915 NUT ( $\frac{9}{8}$ " x 16)
- 4. 8.931 WASHER ( $\frac{9}{8}$ " )
- 5. 7.874 BOLT ( $\frac{9}{8}$ " — 16 x  $3\frac{3}{4}$ " )
- 6. 8.900 BOLT ( $\frac{9}{8}$ " — 16 x  $1\frac{1}{8}$ " )
- 7. 8.900 BOLT
- 8. 8.931 WASHER
- 9. 16.714 WASHER



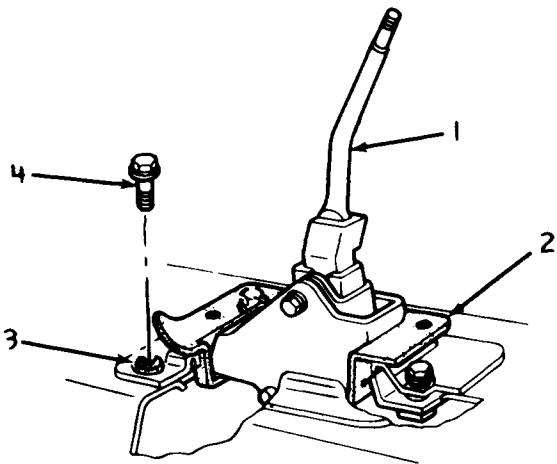
### 1971-72 VEGA TRANSMISSION FLOOR SHIFT LEVER

- |     |       |  |
|-----|-------|--|
| 1.  | 4.015 | BEZEL  |
| 2.  | 4.006 | LEVER ASSY.  |
| 3.  | 4.006 | KNOB   |
| 4.  | 4.015 | BOOT   |
| 5.  | 4.015 | BOOT   |
| 6.  | 4.015 | RETAINER   |
| 7.  | 4.008 | INSULATOR  |
| 8.  | 4.008 | WASHER ( $2\frac{1}{64}$ " I.D. x $4\frac{1}{64}$ " O.D.<br>x $\frac{1}{64}$ " thk.) |
| 9.  | 4.027 | SPRING   |
| 10. | 8.934 | RETAINER ( $\frac{5}{16}$ " )  |
| 11. | 4.008 | PIN ( $1\frac{47}{64}$ " O.L. x $\frac{15}{16}$ " O.D.)                              |
| 12. | 4.008 | GROMMET  |
| 13. | 4.008 | WASHER   |
| 14. | 4.008 | RING   |
| 15. | 4.008 | GROMMET  |
| 16. | 4.008 | RING   |
| 17. | 4.006 | SHIFT FINGER   |
| 18. | 4.008 | WASHER   |
| 19. | 4.008 | SEAT   |
| 20. | 4.008 | TUBE   |

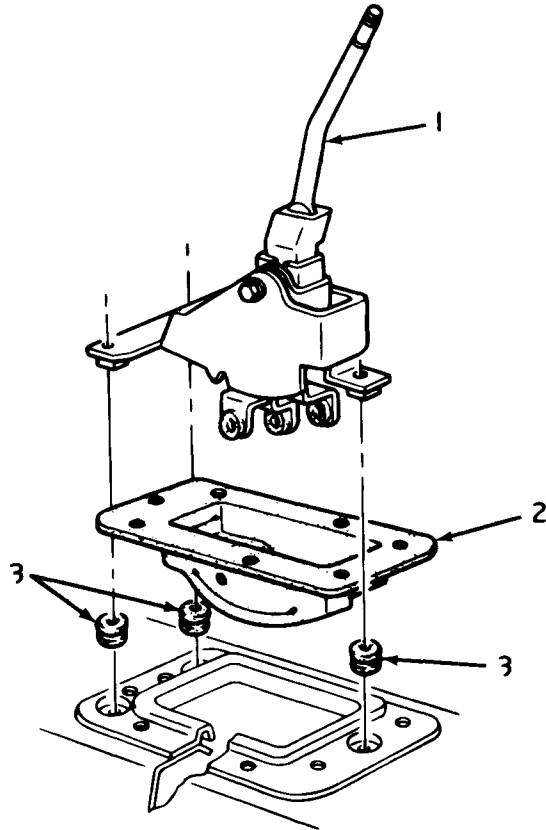




VIEW A



VIEW B

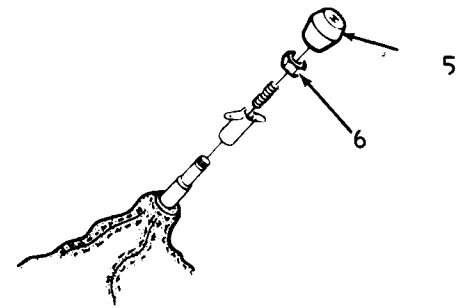
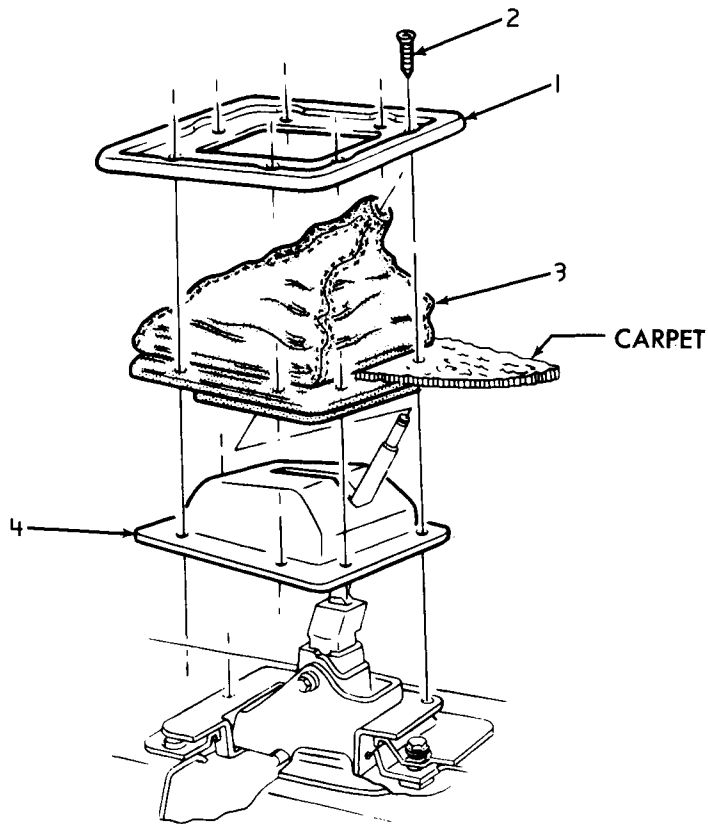


VIEW A & B

4-517

1973-75 VEGA 3-SPD. SHIFT LEVER AND LOWER BOOT

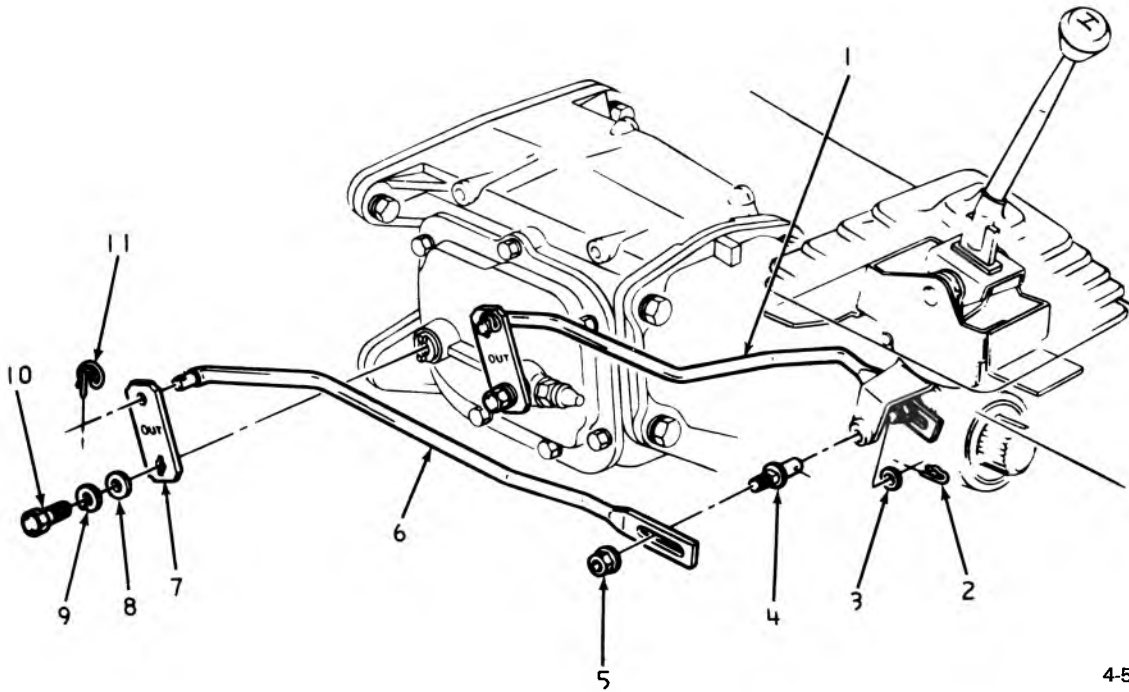
- 1. 4.004 LEVER ASSY.
- 2. 4.015 BOOT
- 3. 4.015 GROMMET
- 4. 8.900 BOLT (dog pt.  $\frac{5}{16}$ " — 18 x  $\frac{1}{16}$ " )



4-518

**1973-75 VEGA 3-SPD. BEZEL, BOOT & INSULATOR**

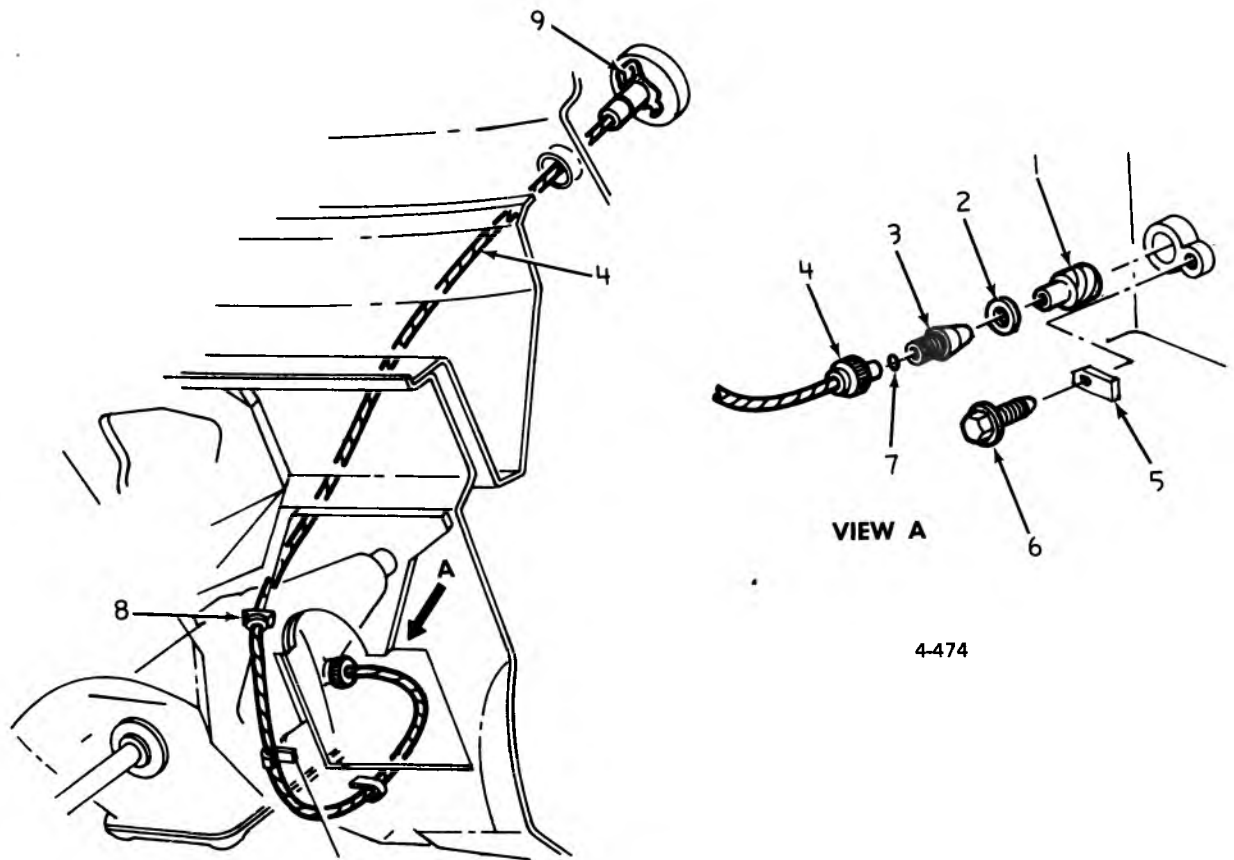
- 1. 4.015 BEZEL
- 2. 8.977 SCREW (8— 16 x 1 1/4")
- 3. 4.015 BOOT
- 4. 4.015 INSULATOR
- 5. 4.006 KNOB
- 6. 4.008 NUT



4-521

### 1973-75 VEGA 3-SPD. CONTROL ROD LINKAGE

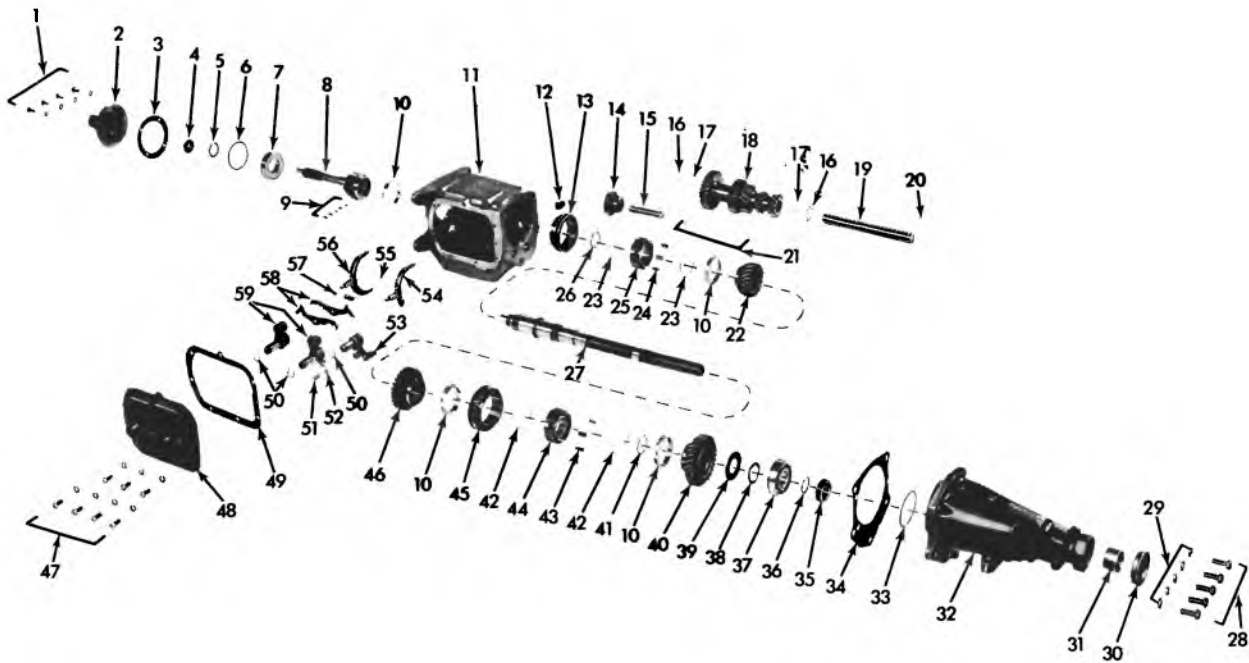
- |     |       |                                |
|-----|-------|--------------------------------|
| 1.  | 4.035 | ROD                            |
| 2.  | 4.037 | RETAINER                       |
| 3.  | 4.037 | WASHER                         |
| 4.  | 4.037 | SWIVEL                         |
| 5.  | 8.917 | NUT (5/16" — 18)               |
| 6.  | 4.035 | ROD                            |
| 7.  | 4.045 | LEVER                          |
| 8.  | 8.929 | WASHER (5/8" I.D. x 3/4" O.D.) |
| 9.  | 8.900 | BOLT (5/8" — 16 x 7/8")        |
| 10. | 4.037 | RETAINER                       |



4-474

### 1971-75 VEGA SPEEDOMETER SHAFT

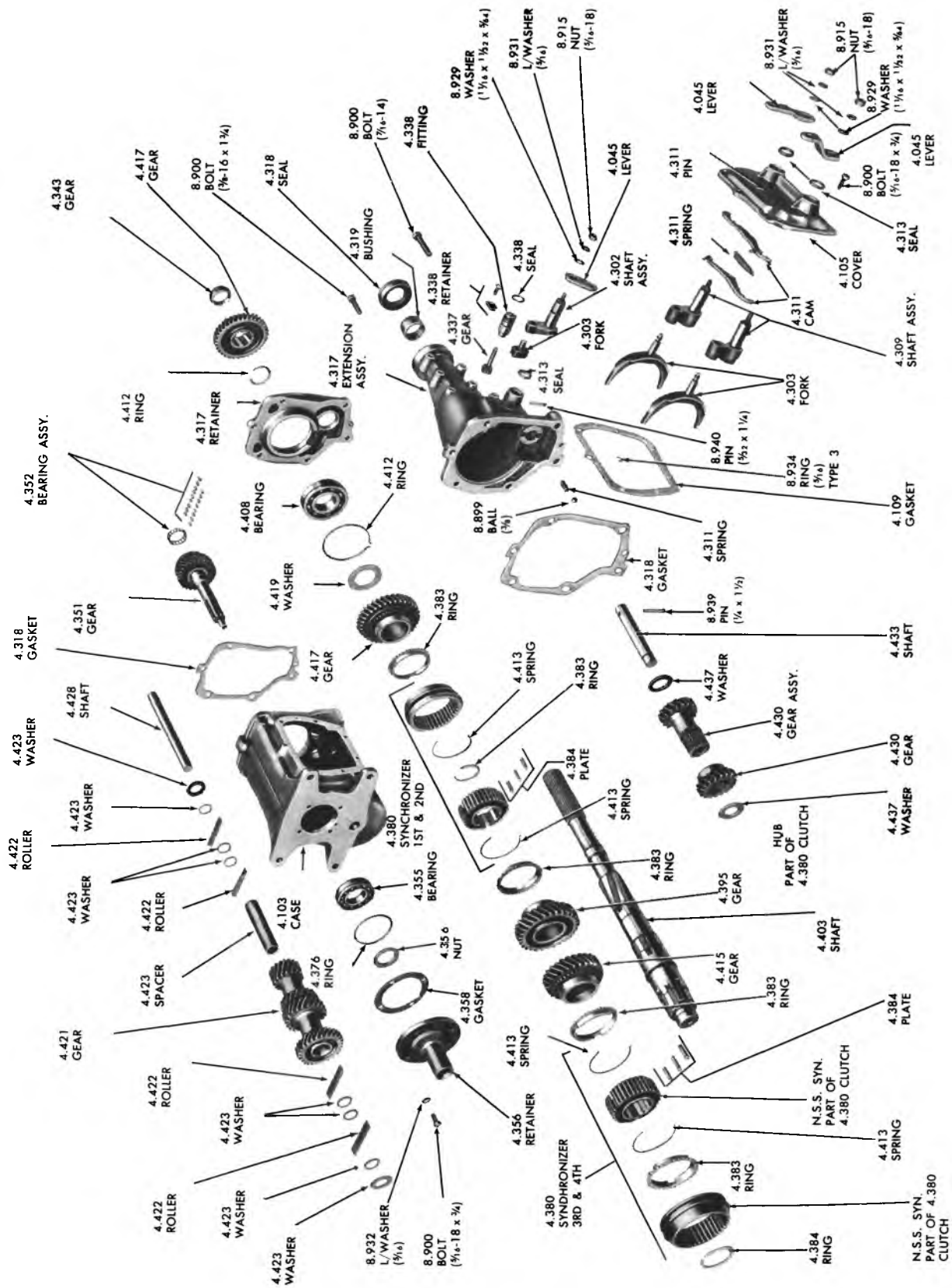
- 1. 4.337 GEAR(18 teeth) (brown)
- 4.337 GEAR (12 teeth) (red)
- 4.337 GEAR (24 teeth) (yellow)
- 2. 4.338 SEAL "O" RING
- 3. 4.338 FITTING AND SEAL ASM.
- 4. 4.342 SHAFT ASM. (53")
- 4.342 SHAFT UNIT (81")
- 4.342 SHAFT ASM. (60")
- 5. 4.338 RETAINER (9/16" I.D.)
- 6. 4.338 SCREW
- 8.977 SCREW (1/4"-20 x 5/8")
- 7. 4.338 SEAL
- 8. 9.775 GROMMET
- 9. 4.338 SPRING



4-10

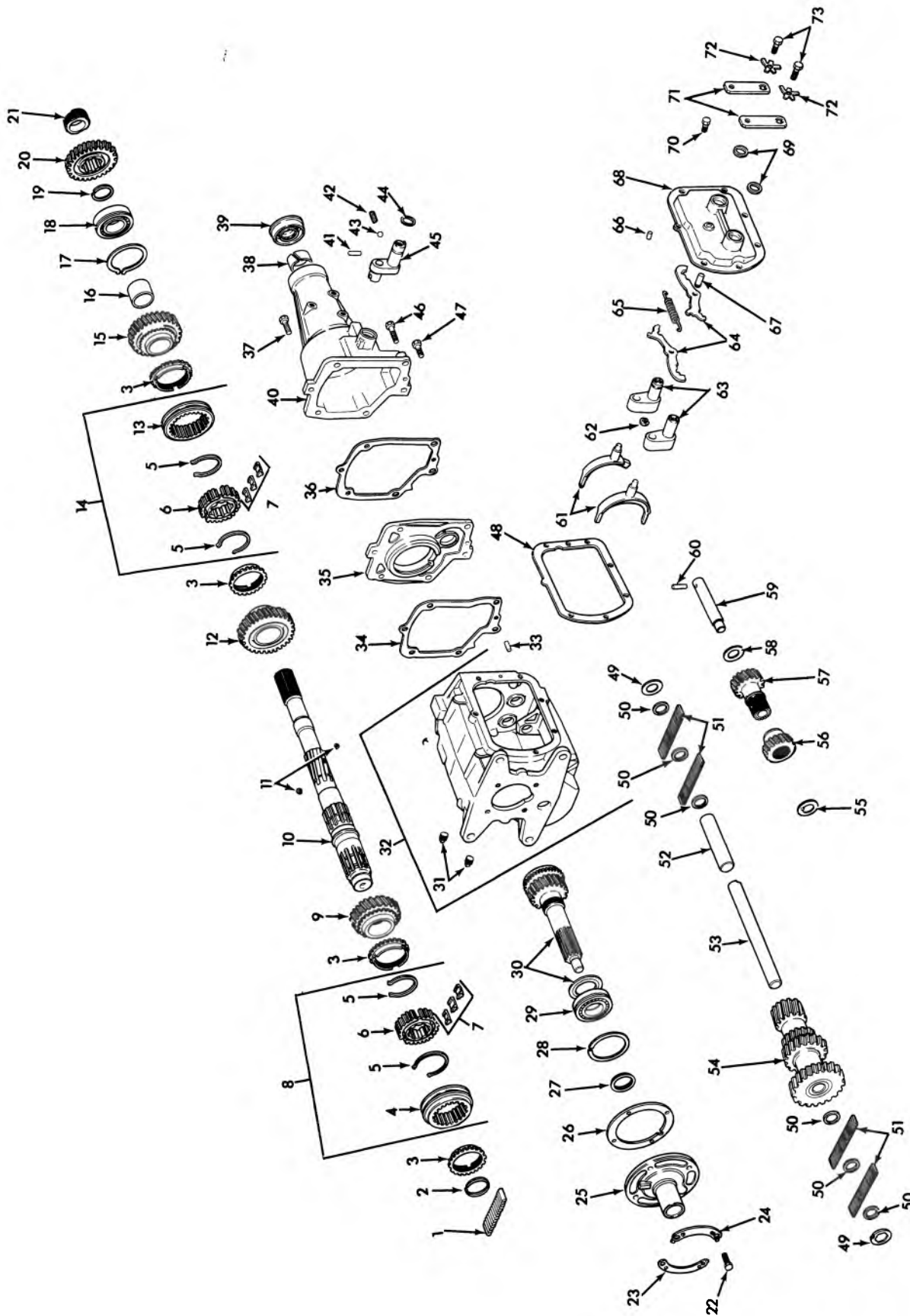
### 1966-72 SAGINAW 4-SPD. TRANSMISSION—EXPLODED

- |     |        |                                 |     |        |                                 |
|-----|--------|---------------------------------|-----|--------|---------------------------------|
| 1.  | 8.900  | BOLT (5/16—18 x 3/4)            | 31. | 4.408  | BUSHING                         |
|     | 8.931  | L/WASHER (5/16)                 | 32. | 4.317  | EXTENSION ASSY.                 |
| 2.  | 4.356  | RETAINER, Main Drive Gear Brg.  | 33. | 4.412  | LOCK, Rear Brg.                 |
| 3.  | 4.358  | GASKET                          | 34. | 4.318  | GASKET, Extension               |
| 4.  | 4.354  | SEAL, Main Drive Gear Brg.      | 35. | 4.343  | GEAR                            |
| 5.  | 4.376  | RING, Drive Gear Brg. Retainer  | 36. | 4.412  | RING, Rear Brg. Snap            |
| 6.  | 4.376  | RING, Drive Gear Brg.           | 37. | 4.408  | BEARING, Main Shaft Rear        |
| 7.  | 4.355  | BEARING, Main Drive Gear        | 38. | 4.419  | WASHER, Reverse Thrust          |
| 8.  | 4.351  | GEAR, Main Drive                | 39. | 4.419  | WASHER, Reverse Thrust          |
| 9.  | 4.352  | ROLLER                          | 40. | 4.417  | GEAR, 1st Speed                 |
| 10. | 4.383  | RING, Synchronizing Blocking    | 41. | 4.384  | RING                            |
| 11. | 4.103  | CASE                            | 42. | 4.413  | SPRING                          |
| 12. | 8.971  | PLUG (1/2—14)                   | 43. | 4.384  | KEY, Synchronizer               |
| 13. | N.S.S. | Part of 4.380 Synchronizer      | 44. | N.S.S. | HUB, Part of 4.380 Synchronizer |
| 14. | 4.430  | GEAR ASSY., Reverse Idler       | 45. | N.S.S. | Part of 4.380 Synchronizer      |
| 15. | 4.433  | SHAFT, Reverse Idler Gear       | 46. | 4.395  | GEAR, 2nd Speed                 |
| 16. | 4.423  | WASHER, Counter Gear Thrust     | 47. | 8.900  | BOLT (5/16—18 x 3/4)            |
| 17. | 4.423  | WASHER, Counter Gear            |     | 8.931  | L/WASHER (5/16)                 |
| 18. | 4.421  | GEAR ASSY., Counter             | 48. | 4.105  | COVER                           |
| 19. | 4.428  | SHAFT, Counter Gear             | 49. | 4.109  | GASKET, Cover                   |
| 20. | 8.900  | KEY (1/8 x 5/8)                 | 50. | 4.313  | SEAL, Shifter Shaft             |
| 21. | 4.352  | ROLLER                          | 51. | 4.311  | SPRING                          |
| 22. | 4.415  | GEAR, 3rd Speed                 | 52. | 8.899  | BALL (3/8)                      |
| 23. | 4.413  | SPRING, Synchronizer            | 53. | 4.309  | SHAFT ASSY., Shifter (reverse)  |
| 24. | 4.384  | KEY, Synchronizer               | 54. | 4.303  | FORK (1st and 2nd)              |
| 25. | N.S.S. | HUB, Part of 4.380 Synchronizer | 55. | 8.934  | RING (5/16)                     |
| 26. | 4.384  | RING, Synchronizer Retaining    | 56. | 4.303  | FORK (1st thru 4th)             |
| 27. | 4.403  | SHAFT, Trans. Main              | 57. | 4.311  | SPRING (Detent)                 |
| 28. | 8.900  | BOLT (7/16—14 x 1-1/8)          | 58. | 4.311  | CAM (Detent)                    |
| 29. | 8.931  | L/WASHER (7/16)                 | 59. | 4.309  | SHAFT ASSY., Shifter            |
| 30. | 4.318  | SEAL, Rear Brg.                 |     |        |                                 |



1963-72 MUNCIE FOUR SPEED TRANSMISSION—EXPLODED

GM PARTS DIVISION, GENERAL MOTORS CORPORATION — CHEVROLET — 11A



4-316

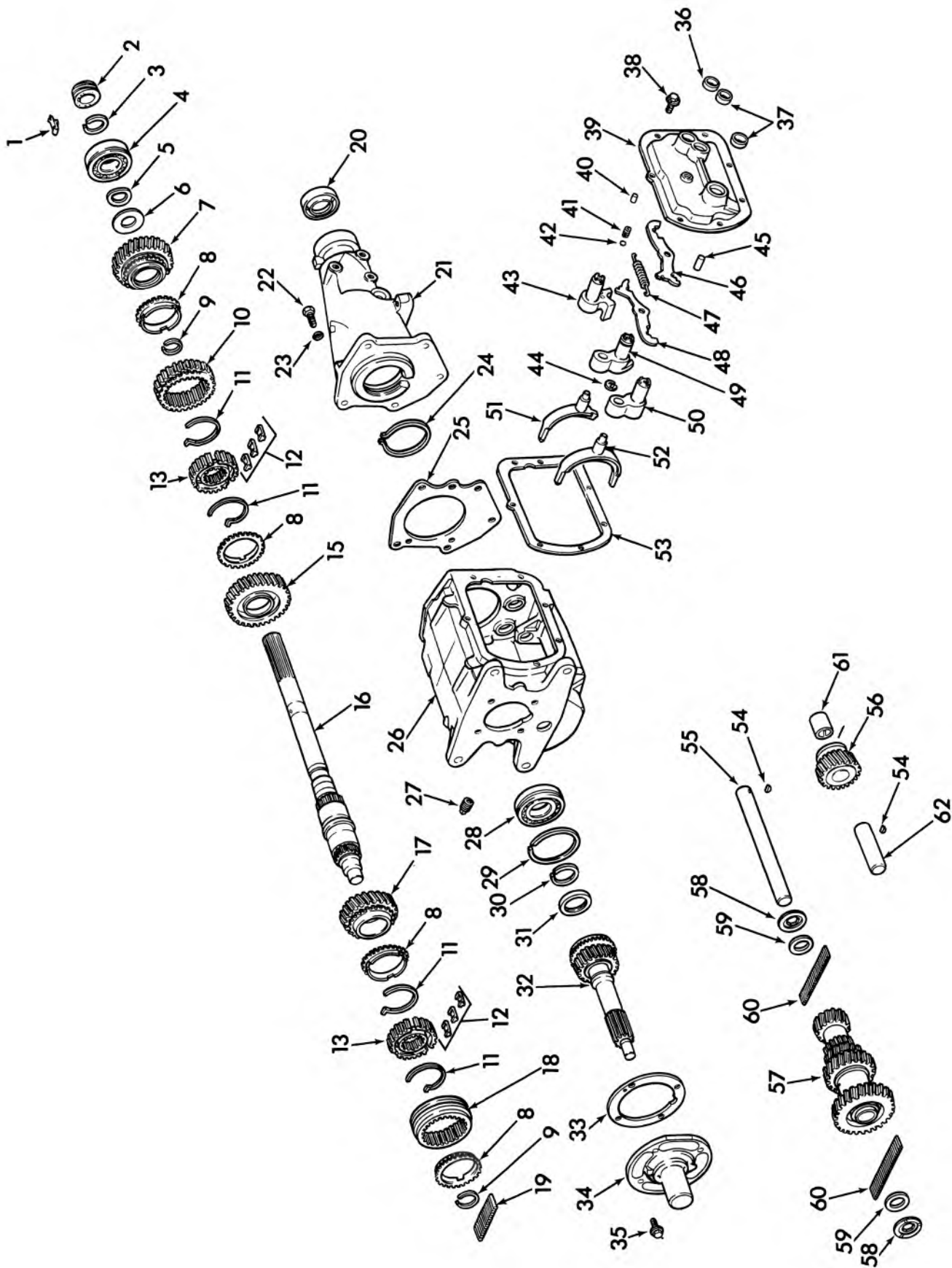
**1973-74 MUNCIE 4-SPD. TRANS.**

## 1973-74 MUNCIE 4-SPD. TRANS.

- |   |  |
|---|--|
| <ul style="list-style-type: none"> <li>1. 4.352 BEARING ASSY., Trans. Mainshaft Main</li> <li>2. 4.384 RING, Retaining</li> <li>3. 4.383 RING, Blocking</li> <li>4. N.S.S. SLEEVE, 3rd and 4th Syn. Part of No. 8</li> <li>5. 4.413 SPRING, Syn. 1st, 2nd, 3rd and 4th</li> <li>6. N.S.S. HUB, 3rd and 4th Syn. Part of No. 8</li> <li>7. 4.384 PLATE, Shift</li> <li>8. 4.380 SYNCHRONIZER UNIT, 3rd and 4th</li> <li>9. 4.416 GEAR, 3rd Speed</li> <li>10. 4.403 SHAFT, Trans. Main</li> <li>11. 4.419 SPRING, Reverse Gear Anti-lash</li> <li>12. 4.395 GEAR, 2nd Speed</li> <li>13. N.S.S. SLEEVE, Trans. Part of No. 14</li> <li>14. 4.380 SYNCHRONIZER UNIT, 1st and 2nd</li> <li>15. 4.417 GEAR, 1st Speed</li> <li>16. 4.419 SLEEVE, 1st Speed</li> <li>17. 4.412 RING, Locating</li> <li>18. 4.408 BEARING, Main Shaft Rear</li> <li>19. 4.412 RING UNIT, Rear Bearing Retaining</li> <li>20. 4.417 GEAR, Reverse</li> <li>21. 4.343 GEAR, Speedo Drive</li> <li>22. 8.900 BOLT, Hex. (3/8-16 x 1)</li> <li>23. 4.356 LOCK, Ret. Bolt Right Hand</li> <li>24. 4.356 LOCK., Ret. Bolt Left Hand</li> <li>25. 4.356 RETAINER, Main Drive Gear Brg.</li> <li>26. 4.358 GASKET, Main Drive Gear Brg. Ret.</li> <li>27. 4.356 NUT, Main Drive Gear Brg.</li> <li>28. 4.412 RING, Snap Rear Brg. and Main Shaft</li> <li>29. 4.355 BEARING w/Snap Ring Main Drive Gear</li> <li>30. 4.351 GEAR, Main Drive</li> <li>31. 4.105 PLUG, Trans. Filler</li> <li>32. 4.103 CASE ASSY. w/Plugs</li> <li>33. N.S.S. DOWEL (5/16 x 1)</li> <li>34. 4.318 GASKET, Rear Brg. Ret. Front</li> <li>35. 4.317 RETAINER, Rear Brg.</li> <li>36. 4.318 GASKET, Rear Brg. Ret. Rear</li> <li>37. 8.900 BOLT, hex. (3/8-16 x 1-3/4)</li> </ul> | <ul style="list-style-type: none"> <li>38. 4.319 BUSHING, Ext.</li> <li>39. 4.318 SEAL ASSY. Ext. Rear Oil</li> <li>40. 4.317 EXTENSION ASSY., Rear Main</li> <li>41. 8.940 PIN, Solid (5/32 x 1-1/4)</li> <li>42. 4.311 SPRING, Reverse Detent Ball</li> <li>43. 8.899 BALL, Brg. (3/8)</li> <li>44. 4.313 SEAL, Shifter Shaft 3rd and 4th</li> <li>45. 4.303 FORK, Reverse</li> <li>46. 8.900 BOLT, Hex. (7/16-2-1/2)</li> <li>47. 8.900 BOLT, Hex. (7/16-14 x 1-3/4)</li> <li>48. 4.109 GASKET, Case Cover</li> <li>49. 4.423 WASHER, Gear Thrust (1" I.D. x 1-25/32 O.D.)</li> <li>50. 4.423 WASHER, Brg. (1" I.D. x 1-3/16" O.D.)</li> <li>51. 4.422 ROLLER, Counter Shaft Gear (7/8 Dia. x 3/4 O.L.)</li> <li>52. 4.423 SPACER UNIT, w/Washer (1" I.D. x 5-3/32 O.L.)</li> <li>53. 4.428 SHAFT, Counter (1-1/2 Dia. x 10" O.L.)</li> <li>54. 4.421 GEAR, Counter Shaft</li> <li>55. 4.437 WASHER, Reverse Idler Gear Front</li> <li>56. 4.430 GEAR, Reverse Idler Front</li> <li>57. 4.430 GEAR ASSY., Reverse Idler Rear</li> <li>58. 4.437 WASHER, Reverse Idler Gear Rear</li> <li>59. 4.433 SHAFT, Reverse Idler Gear</li> <li>60. 8.939 PIN (1/4 x 1-1/2)</li> <li>61. 4.303 FORK, 1st, 2nd, 3rd and 4th</li> <li>62. 8.934 RING, Detent Cam Ret. (3/8)</li> <li>63. 4.309 SHAFT ASSY., 1st, 2nd, 3rd and 4th</li> <li>64. 4.311 CAM, Detent</li> <li>65. 4.311 SPRING, Detent Cam</li> <li>66. 8.939 PIN, Dowel</li> <li>67. N.S.S. PIN, Trans. Cover Locating Part of No. 68</li> <li>68. 4.105 COVER, Trans. Case</li> <li>69. 4.313 SEAL, Shifter Shaft</li> <li>70. 8.900 BOLT, Hex. (5/16-18 x 3/4)</li> <li>71. 4.045 LEVER, Shifter Shaft 1st, 2nd, 3rd and 4th</li> <li>72. 4.042 LOCK, Control Lock Rod Idler Lever</li> <li>73. 8.900 BOLT, Hex. (3/8-16 x 7/8)</li> </ul> |
|---|--|

4-316





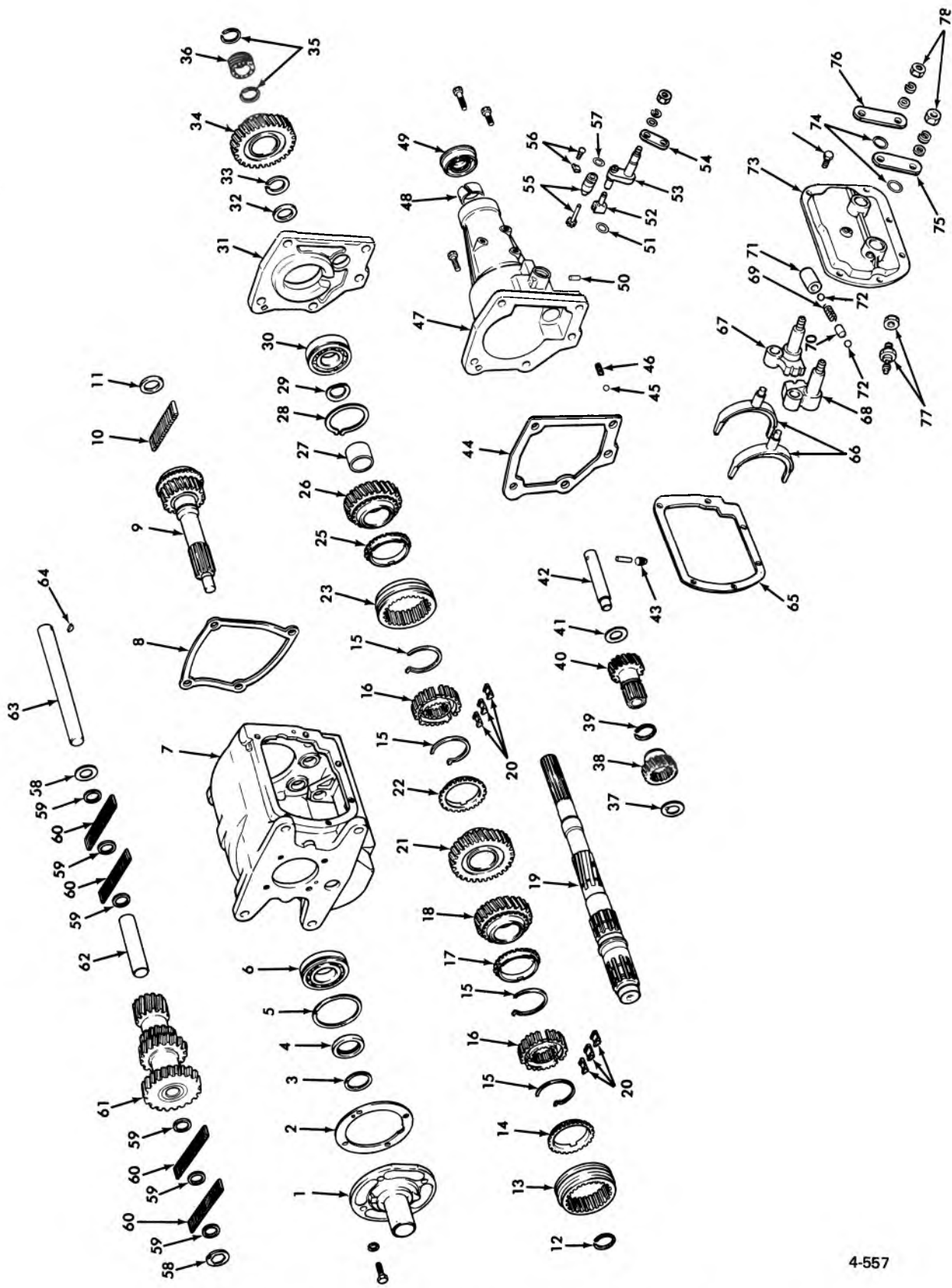
1973 4-SPEED SAGINAW TRANSMISSION

4-533

## 1973 4-SPEED SAGINAW TRANSMISSION

- |   |  |
|---|--|
| <p>1. 4.345 CLIP, Gear Retainer</p> <p>2. 4.337 GEAR, Speedometer</p> <p>3. 4.412 RING, Snap Mainshaft Rear Ret.<br/>(.089 thk.)</p> <p>4. 4.408 BEARING, Transmission Mainshaft Rear</p> <p>5. 4.419 WASHER, Reverse (1-7/32" I.D. x 1-27/32" O.D.)<br/>(Wavey)</p> <p>6. 4.419 WASHER, Reverse (1-3/16" I.D. x 2-13/32" O.D.)<br/>(Wavey)</p> <p>7. 4.417 GEAR, 1st Speed (29 teeth)</p> <p>8. 4.383 RING, Blocking</p> <p>9. 4.384 RING, Retaining 1st and 2nd, 3rd and 4th</p> <p>10. 4.380 SYNCHRONIZER ASSY., 1st and 2nd</p> <p>11. 4.413 SPRING, 1st and 2nd, 3rd and 4th</p> <p>12. 4.384 KEY, Synchronizer</p> <p>13. N.S.S. HUB, Part of No. 10 Synchronizer</p> <p>15. 4.395 GEAR, 2nd speed (26 teeth)</p> <p>16. 4.403 SHAFT, Transmission Main</p> <p>17. 4.416 GEAR, 3rd Speed (23 teeth)</p> <p>18. N.S.S. Part of No. 10 Synchronizer</p> <p>19. 4.352 ROLLER, Mainshaft Bearing</p> <p>20. 4.318 SEAL ASSY., Extension Oil</p> <p>21. 4.317 EXTENSION ASSY., Transmission Rear Main</p> <p>22. 8.900 BOLT (7/16-14 x 1-1/4)</p> <p>23. 8.931 WASHER (7/16)</p> <p>24. 4.412 RING, Rear Bearing</p> <p>25. 4.318 GASKET, Trans. Ext.</p> <p>26. 4.103 CASE ASSY., w/Magnet</p> <p>27. 8.971 PLUG, Drain (1/2-14)</p> <p>28. 4.355 BEARING ASSY., Single Row</p> <p>29. 4.376 RING, Retaining (.086-.088 thk.) (Plain)</p> <p>30. 4.376 RING, Locating (2-22/32 O.D. x 1/16 thk.)</p> <p>31. 4.354 SEAL, Main Drive Gear Brg.</p> <p>32. 4.351 GEAR, Trans. Main Drive (Clutch)<br/>(19 teeth)</p> | <p>33. 4.358 GASKET, Trans. Main Drive Gear Bearing<br/>Retainer</p> <p>34. 4.356 RETAINER ASSY. (4-3/4 O.D. x 3-1/4 O.L.)</p> <p>35. 8.900 BOLT, Hex. (5/16-18 x 7/8)</p> <p>36. 4.313 SEAL, Shifter Shaft 3rd and 4th</p> <p>37. 4.313 SEAL, Shifter Shaft (5/8 dia. x 1/16 thk.) (Note 1)<br/>(NOTE 1: 1 used as 1st and 2nd shaft seal, 1 used<br/>as rev. shaft seal.)</p> <p>38. 8.900 BOLT, Hex. (5/16-18 x 3/4)</p> <p>39. 4.105 COVER, Trans. Case</p> <p>40. 8.938 PIN, Dowel (3/16 x 3/8)</p> <p>41. 4.311 SPRING, Rev. Shift Lever Detent Ball</p> <p>42. 8.899 BEARING (3/8)</p> <p>43. 4.309 SHAFT ASSY., w/Lever Reverse</p> <p>44. 8.934 RETAINER</p> <p>45. 4.311 PIN, Detent Cam Retainer</p> <p>46. 4.311 CAM, 3rd and 4th Detent</p> <p>47. 4.311 SPRING, Detent Cam</p> <p>48. 4.311 CAM, 1st and 2nd Detent</p> <p>49. 4.309 SHAFT ASSY., 1st and 2nd</p> <p>50. 4.309 SHAFT ASSY., 3rd and 4th</p> <p>51. 4.303 FORK, 1st and 2nd</p> <p>52. 4.303 FORK, 3rd and 4th</p> <p>53. 4.109 GASKET, Trans. Case Cover</p> <p>54. 8.960 KEY, Woodruff</p> <p>55. 4.428 SHAFT, Trans. Counter<br/>(61/64 dia. x 9-19/32 O.L.)</p> <p>56. 4.430 GEAR ASSY., Trans. Reverse Idler w/Bushings<br/>(2-1/4) (18 teeth)</p> <p>57. 4.421 GEAR, Trans. Countershaft (25-21-19-15T)</p> <p>58. 4.423 WASHER, Gear Thrust (1-1/4 I.D. x 1-3/8 O.D.)</p> <p>59. 4.423 WASHER, Brg. Thrust (21/64 I.D. x 1-15/64 O.D.)</p> <p>60. 4.422 ROLLER, Trans. Countershaft Gear</p> <p>61. 4.319 BUSHING, Trans. Extension</p> <p>62. 4.433 SHAFT, Trans. Reverse Idler Gear (4-7/32)</p> |
|---|--|

4-533

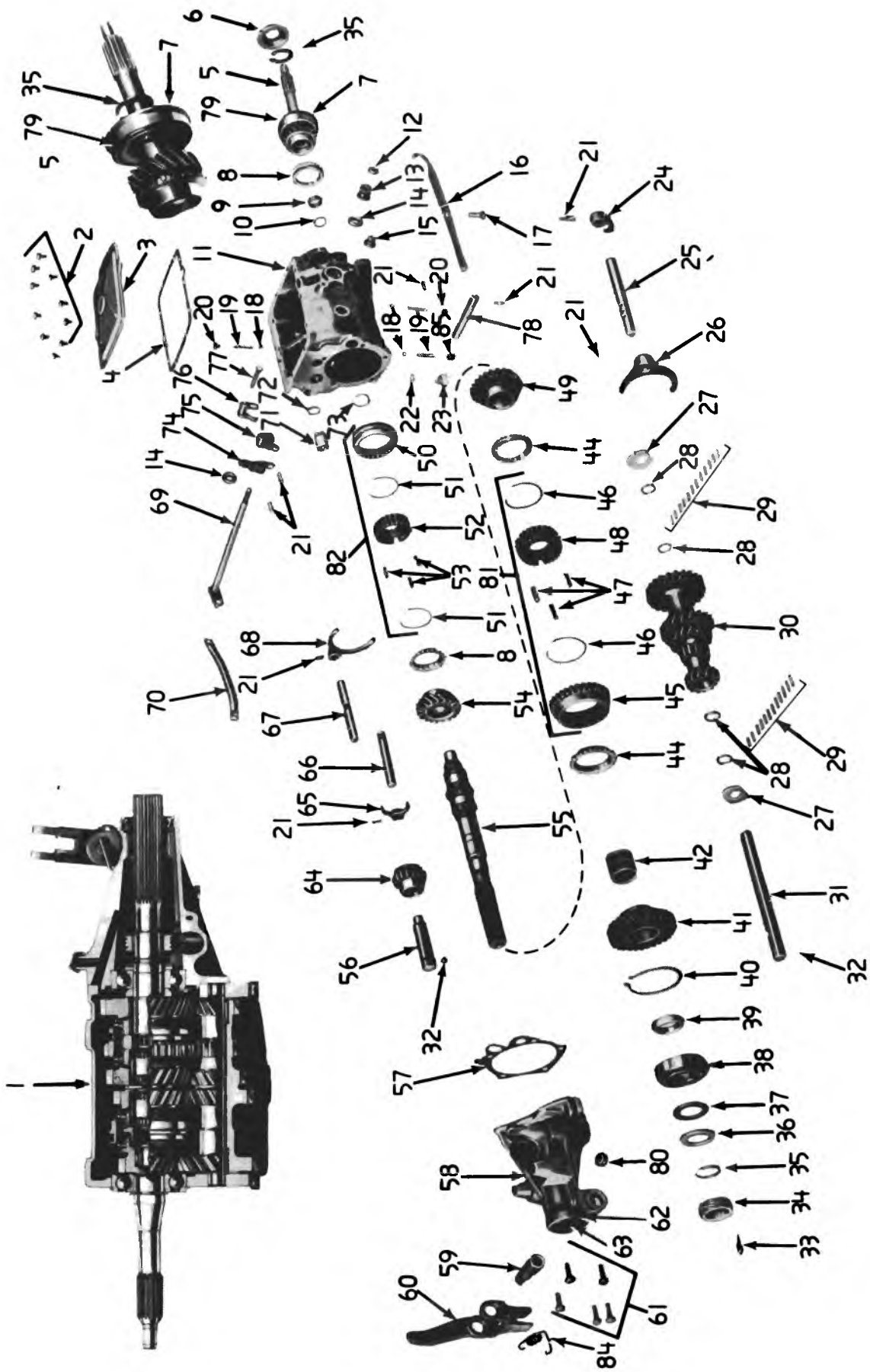


4-557

1974 WARNER 4-SPD. TRANSMISSION - EXPLODED

### 1974 WARNER 4-SPED. TRANSMISSION — EXPLODED

1.	4.356	RETAINER, Main Drive Gear Bearing	40.	4.430	GEAR, Reverse Idler Rear Idler Shaft
2.	4.358	GASKET, Main Drive Gear Bearing Retainer	41.	4.437	WASHER, Thrust Idler Gear
3.	4.376	RING, Main Drive Gear	42.	4.433	SHAFT, Transmission Reverse Idler Gear
4.	4.376	SPACER, Main Drive Gear Bearing	43.	4.435	PIN, Transmission Reverse Idler Shaft Lock
5.	4.376	RING, Main Drive Gear Locating	44.	4.318	GASKET, Transmission Rear Main Bearing Rear
6.	4.355	BEARING, Main Drive Gear	45.	8.899	BALL, 3/8"
7.	4.103	CASE ASSY., Transmission	46.	4.311	SPRING, Gearshift Detent
8.	4.318	GASKET, Transmission Rear Main Bearing Frt.	47.	4.317	EXTENSION ASSY., Transmission Rear Main
9.	4.351	GEAR, Transmission Main Drive	48.	4.319	BUSHING, Transmission Rear Main Shaft
10.	4.352	ROLLER, Main Drive Gear (16)	49.	4.318	SEAL ASSY., Extension Oil
11.	4.376	RING, Main Drive Gear	50.	4.307	PIN, Reverse Shifter Shaft Lock
12.	4.384	RING, Transmission Synchronizing Retaining	51.	4.313	SEAL, Shifter Shaft
13.	4.380	CLUTCH ASSY., 3rd and 4th w/Synchronizing	52.	4.303	FORK, Reverse
14.	4.383	RING, Transmission Synchronizing	53.	4.302	LEVER, Reverse Shifter
15.	4.384	KEY, Clutch Key Spring	54.	4.045	LEVER, Reverse Shifter
16.	N.S.S.	PART OF 4.380 Clutch	55.	4.338	FITTING, Speedometer Driven Gear
17.	4.383	RING, 3rd Speed Gear Sych.	56.	4.338	RETAINER, Gear Fitting
18.	4.416	GEAR, Transmission 3rd Speed	57.	4.338	SEAL, "O" Ring (11/16" I.D.)
19.	4.403	SHAFT, Transmission Main	58.	4.423	WASHER, Countershaft Bearing
20.	4.384	KEYS, Clutch (3)	59.	4.423	SPACER, Countershaft Bearing
21.	4.395	GEAR, Transmission 2nd Speed	60.	4.422	ROLLER, Transmission Countershaft Gear
22.	4.383	RING, 2nd Speed Gear Sych.	61.	4.421	GEAR, Transmission Countershaft
23.	N.S.S.	PART OF 4.380 Clutch	62.	4.423	SPACER, Countershaft Roller Bearing
24.	4.380	CLUTCH ASSY., 1st and 2nd Speed	63.	4.428	SHAFT, Transmission Counter
25.	4.383	RING, 1st Speed Gear Sych.	64.	8.960	KEY (Woodruff) — (1/8 x 5/8)
26.	4.417	GEAR, 1st Speed	65.	4.109	GASKET, Transmission Case Cover
27.	4.419	SLEEVE, 1st Speed Gear	66.	4.303	FORK, 1st, 2nd, 3rd, 4th
28.	4.412	RING, Rear Bearing	67.	4.302	LEVER, 1st and 2nd
29.	4.419	WASHER, Thrust 1st Speed Gear	68.	4.302	LEVER, 3rd and 4th
30.	4.408	BEARING, Transmission Main Shaft Rear	69.	4.311	SPRING, Shift Lever Poppet
31.	4.317	RETAINER, w/Pin Rear Bearing	70.	4.307	PIN, Interlock
32.	4.376	WASHER, Transmission Main Drive Bearing	71.	4.307	SLEEVE, Interlock
33.	4.376	RING, Main Drive Rear Bearing	72.	8.899	BALL, 3/8"
34.	4.417	GEAR, Reverse	73.	4.105	COVER, Transmission Case
35.	4.376	RING, Main Drive Gear	74.	4.313	SEAL, Lip
36.	4.342	GEAR, Speedometer Drive	75.	4.045	LEVER, 1st and 2nd Speed Shifter
37.	4.437	WASHER, Reverse Idler Front	76.	4.045	LEVER, 3rd and 4th Speed Shifter
38.	4.430	GEAR, Reverse Idler Front	77.	4.054	SWITCH ASSY., Transmission Control Safety
39.	4.435	RING, Transmission Reverse	78.	8.915	NUTS, 5/16 - 18



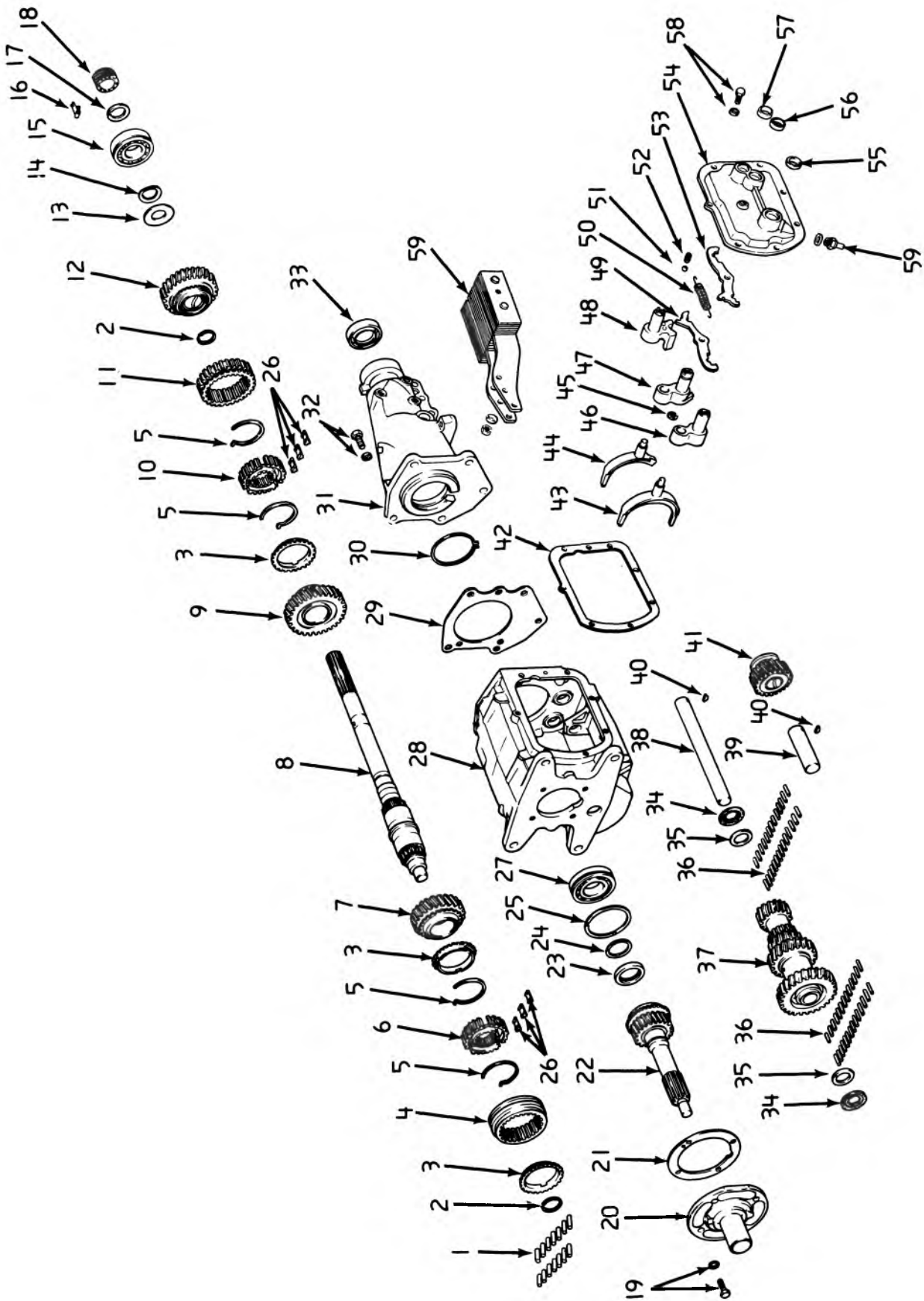
1971-72 VEGA 4-SPD. TRANSMISSION

4-47.

### 1971-72 VEGA 4-SPEED TRANSMISSION

1.	4.003	TRANSMISSION ASSY.	45.	N.S.S.	SLEEVE
2.	4.105	SCREW ASSY.	46.	4.413	SPRING
3.	4.105	COVER ASSY.	47.	4.384	KEY
4.	4.109	GASKET	48.	N.S.S.	HUB
5.	4.351	GEAR	49.	4.395	GEAR
6.	4.354	SEAL ASSY.	50.	N.S.S.	SLEEVE
7.	4.376	RING	51.	4.413	SPRING
8.	4.383	RING	52.	N.S.S.	HUB
9.	4.352	BEARING ASSY.	53.	4.384	KEY
10.	4.353	SPACER RING	54.	4.415	GEAR
11.	4.103	CASE	55.	4.403	SHAFT
12.	4.309	NUT	56.	4.433	SHAFT
13.	4.309	RING	57.	4.318	GASKET
14.	4.313	SEAL ASSY.		4.318	GASKET
15.	4.311	PLUG	58.	4.317	EXTENSION ASSY.
16.	4.045	LEVER	59.	4.042	BUSHING
17.	4.046	PIN (9 x .25 mm)	60.	4.040	LEVER ASSY
18.	4.311	BALL	61.	4.317	BOLT ASSY.
19.	4.311	SPRING	62.	4.318	SEAL ASSY.
20.	4.311	PLUG	63.	4.319	BUSHING (1 1/2" I.D. x 1 5/8" O.D.)
21.	4.312	PIN	64.	4.430	GEAR
22.	2.698	GASKET	65.	4.303	FORK
23.	4.075	SWITCH	66.	4.309	SHAFT
24.	4.302	CAM	67.	4.309	SHAFT
25.	4.309	SHAFT	68.	4.303	FORK
26.	4.303	FORK	69.	4.309	SHAFT ASSY.
27.	4.423	WASHER	70.	4.035	ROD
28.	4.423	WASHER	71.	2.698	SWITCH ASSY
29.	4.422	BEARING UNIT	72.	2.698	RING
30.	4.421	GEAR	73.	4.376	RING
31.	4.428	SHAFT	74.	4.302	LEVER 3RD & 4TH
32.	4.429	BALL	75.	4.302	LEVER 1ST & 2ND
33.	4.345	CLIP	76.	4.302	LEVER REVERSE
34.	4.343	GEAR	77.	4.307	PIN
35.	4.412	RING	78.	4.040	SHAFT
36.	4.309	WASHER	79.	4.355	BEARING ASSY
37.	4.412	SPACER RING	80.	4.104	CAP
38.	4.355	BEARING ASSY.	81.	4.380	SYNCHRONIZER ASSY.
39.	4.412	SPACER RING	82.	4.380	SYNCHRONIZER ASSY.
40.	4.412	RING	83.	4.005	GASKET UNIT
41.	4.417	GEAR	84.	4.042	SPRING
42.	4.419	BEARING ASSY.	85.	4.311	SEAT
44.	4.383	RING			

4-475



1973-75 VEGA-MONZA SAGINAW 4-SPD.

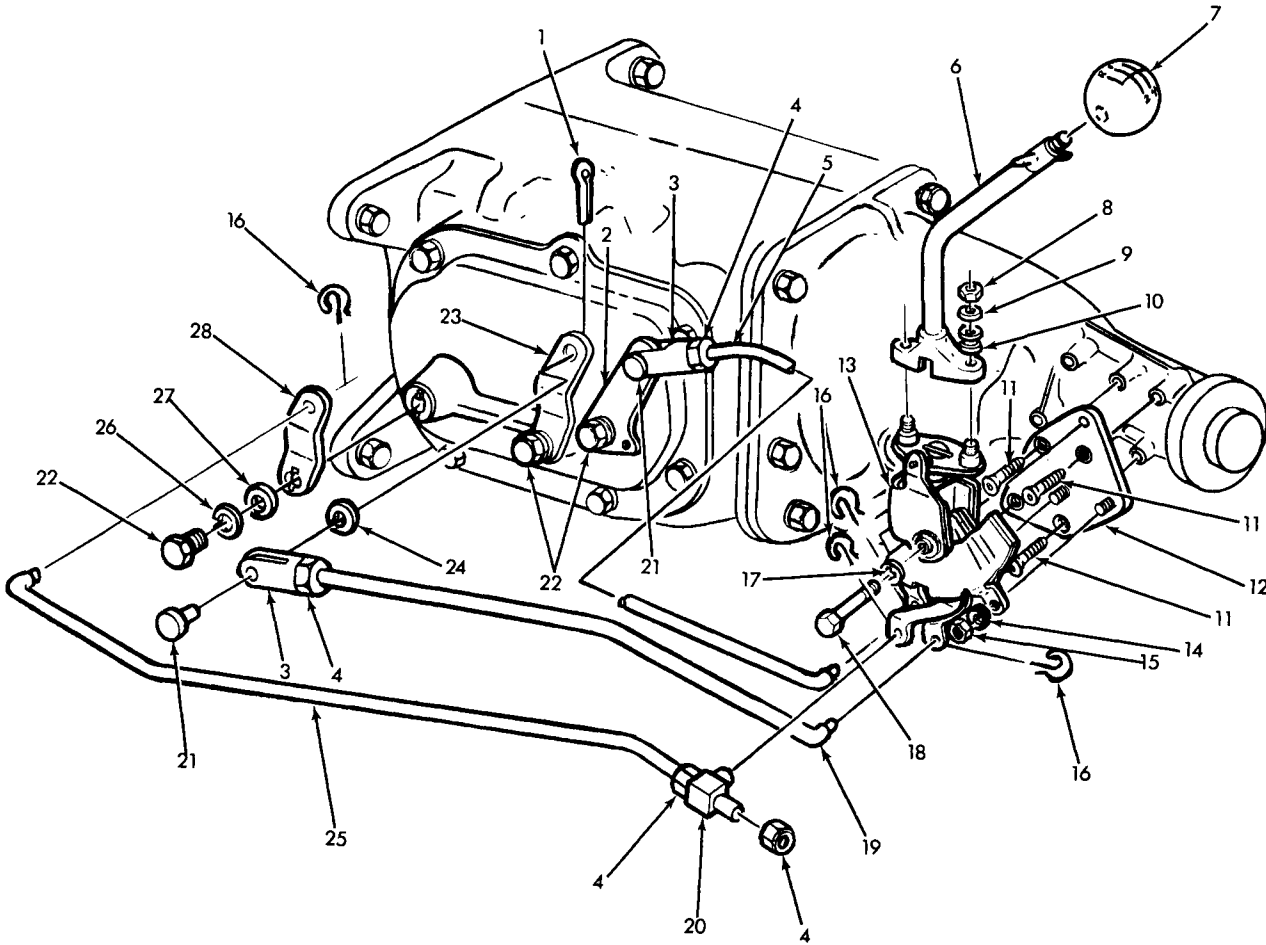
4-515

**1973-75 VEGA-MONZA SAGINAW 4-SPD.**

	4.003	TRANSMISSION ASSY.	32.	8.900	BOLT
1.	4.352	ROLLER		8.931	WASHER
2.	4.384	RING	33.	4.318	SEAL ASSY.
3.	4.383	RING	34.	4.423	WASHER
4.	4.380	SYNCHRONIZER ASSY.	35.	4.423	WASHER
5.	4.413	SPRING	36.	4.422	ROLLER
6.	N.S.S.	HUB, part of #4	37.	4.421	GEAR ASSY.
7.	4.415	GEAR	38.	4.428	SHAFT
8.	4.403	SHAFT	39.	4.433	SHAFT
9.	4.395	GEAR	40.	8.900	KEY
10.	N.S.S.	HUB, part of #11	41.	4.430	GEAR ASSY.
11.	4.380	SYNCHRONIZER ASSY.	42.	4.109	GASKET
12.	4.417	GEAR	43.	4.303	FORK
13.	4.419	WASHER	44.	4.303	FORK
14.	4.419	WASHER	45.	8.934	RING
15.	4.408	BEARING	46.	4.309	SHAFT ASSY.
16.	4.345	CLIP	47.	4.309	SHAFT ASSY.
17.	4.412	RING	48.	4.309	SHAFT ASSY.
18.	4.343	GEAR	49.	4.311	CAM
19.	8.900	BOLT	50.	4.311	SPRING
	8.931	WASHER	51.	8.899	BALL
20.	4.356	RETAINER ASSY.	52.	4.311	SPRING
21.	4.358	GASKET	53.	4.311	CAM
22.	4.351	GEAR	54.	4.105	COVER ASSY.
23.	4.354	SEAL	55.	4.313	SEAL
24.	4.376	RING	56.	4.313	SEAL
25.	4.376	RING	57.	4.313	SEAL
26.	4.384	KEY	58.	8.900	BOLT
27.	4.355	BEARING		8.931	WASHER
28.	4.103	CASE	59.	5.544	DAMPER ASSY.
29.	4.318	GASKET		4.005	GASKET UNIT
30.	4.412	RING			
31.	4.317	EXTENSION			

4-515

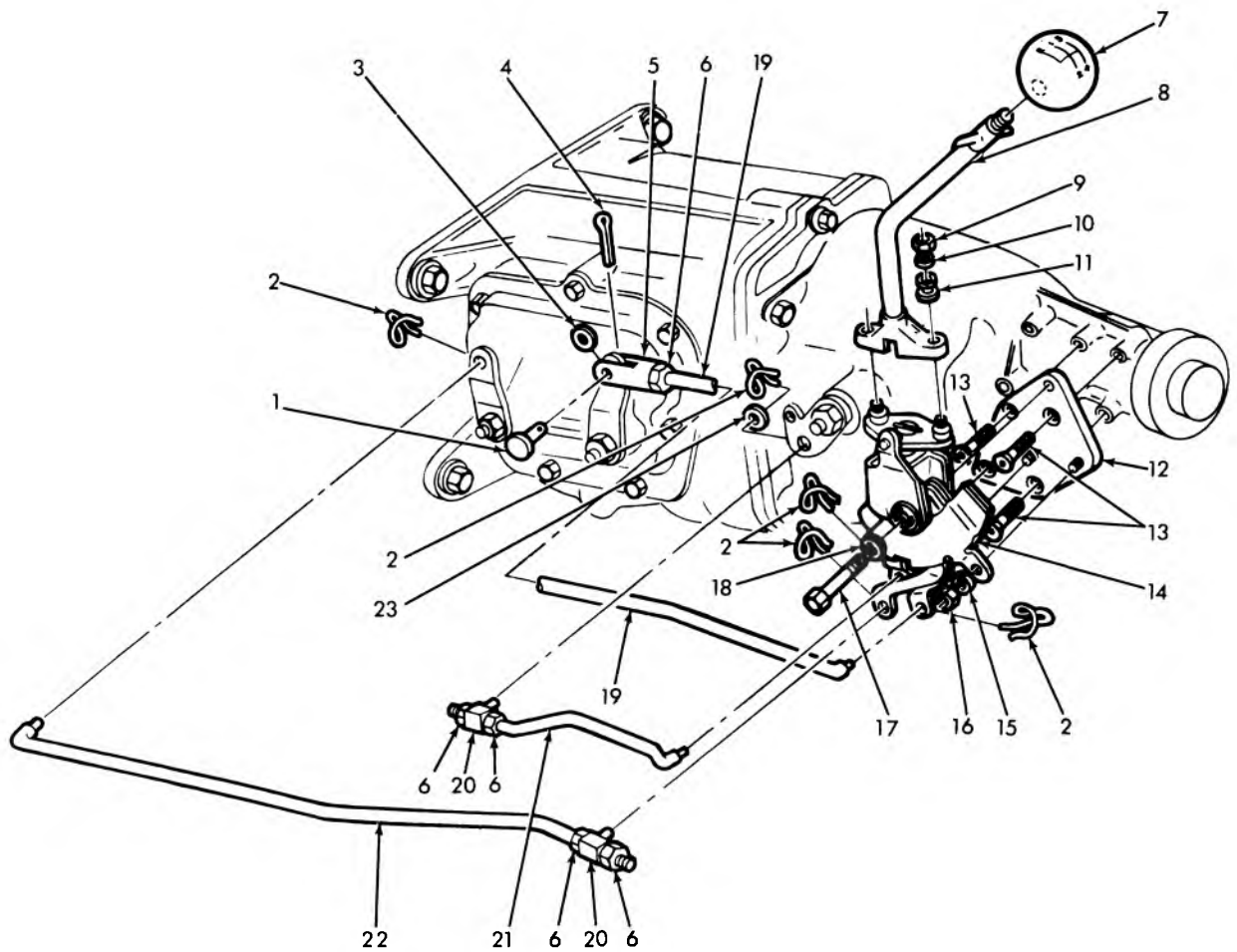




4-217

### 1967-68 PASSENGER SAGINAW 4-SPD. TRANSMISSION CONTROLS

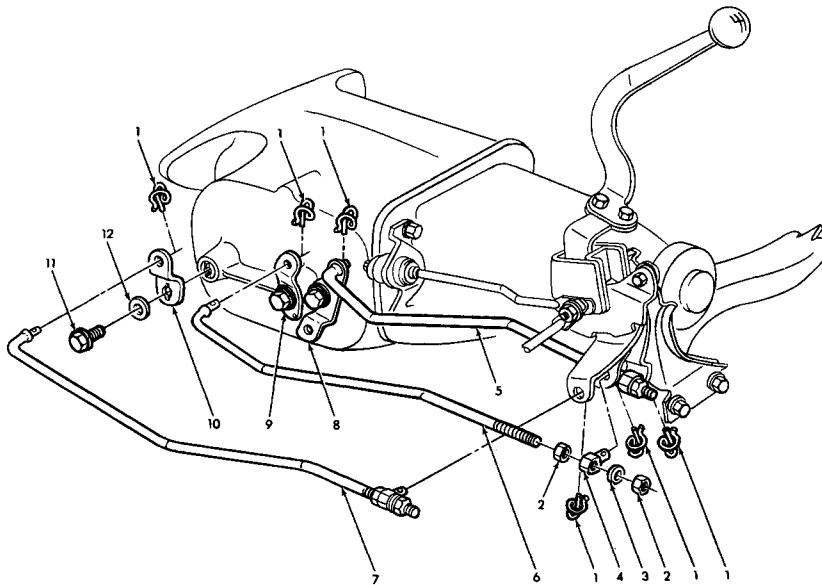
1.	8.938	COTTER PIN (3/32 x 1)	
2.	4.045	LEVER	
3.	4.037	CLEVIS	
4.	4.037	NUT	
5.	4.035	ROD	
6.	4.006	LEVER ASSY.	
7.	4.006	KNOB ASSY.	
8.	8.917	NUT (5/16-18)	
9.	4.008	WASHER	
10.	4.008	GROMMET	
11.	4.012	SCREW	
12.	4.010	SUPPORT ASSY.	
13.	4.004	BRACKET ASSY.	
14.	8.931	L/WASHER (3/8)	
15.	8.915	NUT (3/8-16)	
16.	4.037	CLIP	3749084
17.	8.932	L/WASHER (3/8)	
18.	8.900	BOLT (3/8-16 x 3)	
19.	4.035	ROD	3886409
20.	4.037	SWIVEL	3843014
21.	4.037	CLEVIS PIN	472668
22.	8.900	BOLT (3/8-16 x 7/8)	
23.	4.045	LEVER	3886407
24.	8.928	WASHER (13/32)	
25.	4.035	ROD	3886410
26.	8.931	L/WASHER (3/8)	
27.	8.929	WASHER (3/8)	
28.	4.045	LEVER	3886417



4-218

### 1967-68 PASSENGER MUNCIE 4-SPD. TRANSMISSION CONTROLS

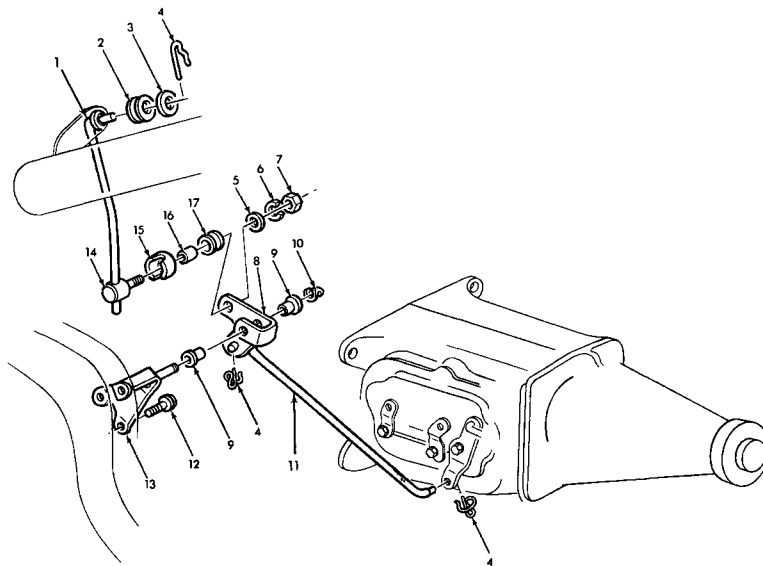
- |                                |                             |
|--------------------------------|-----------------------------|
| 1. 4.037 PIN                   | 12. 4.010 SUPPORT ASSY.     |
| 2. 4.037 CLIP                  | 13. 4.012 SCREW             |
| 3. 8.928 WASHER (13/32)        | 14. 4.004 BRACKET ASSY.     |
| 4. 8.938 COTTER PIN (3/32 x 1) | 15. 8.931 L/WASHER (3/8)    |
| 5. 4.037 CLEVIS                | 16. 8.915 NUT (3/8-16)      |
| 6. 4.253 NUT                   | 17. 8.900 BOLT (3/8-16 x 3) |
| 7. 4.006 KNOB                  | 18. 8.932 L/WASHER (3/8)    |
| 8. 4.006 LEVER ASSY .          | 19. 4.035 ROD-1st & 2nd     |
| 9. 8.917 NUT (3/8-16)          | 20. 4.037 SWIVEL            |
| 10. 4.008 WASHER               | 21. 4.035 ROD-Rev.          |
| 11. 4.008 GROMMET              | 22. 4.035 ROD-3rd & 4th     |
|                                | 23. 8.929 WASHER (3/8)      |



4-219

### 1969 PASSENGER 4-SPD. TRANSMISSION CONTROL RODS

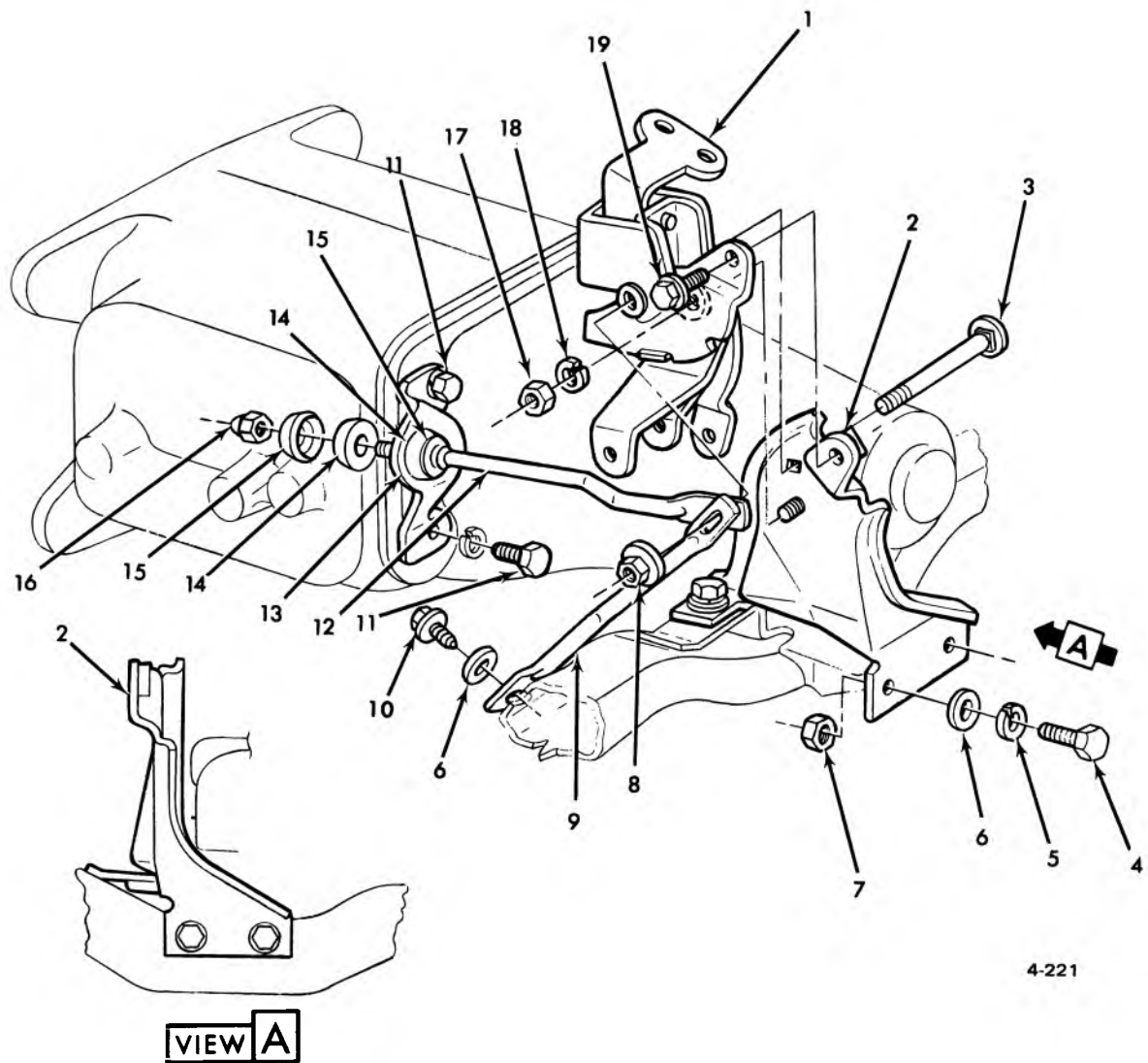
- |                        |   |
|------------------------|---|
| 1. 4.037 CLIP          | 8. 4.045 LEVER—Reverse                  |
| 2. 8.914 NUT (7/16—20) | 9. 4.045 LEVER—1st & 2nd                |
| 3. 4.012 SPACER        | 10. 4.045 LEVER—3rd & 4th               |
| 4. 4.037 SWIVEL        | 11. 8.931 WASHER (3/8                   |
| 5. 4.035 ROD REVERSE   | 8.900 BOLT (3/8—16 x 1)                 |
| 6. 4.035 ROD—1st & 2nd | 12. 8.929 WASHER (13/32 x 13/16 x 5/64) |
| 7. 4.035 ROD—3rd & 4th |   |



4-220

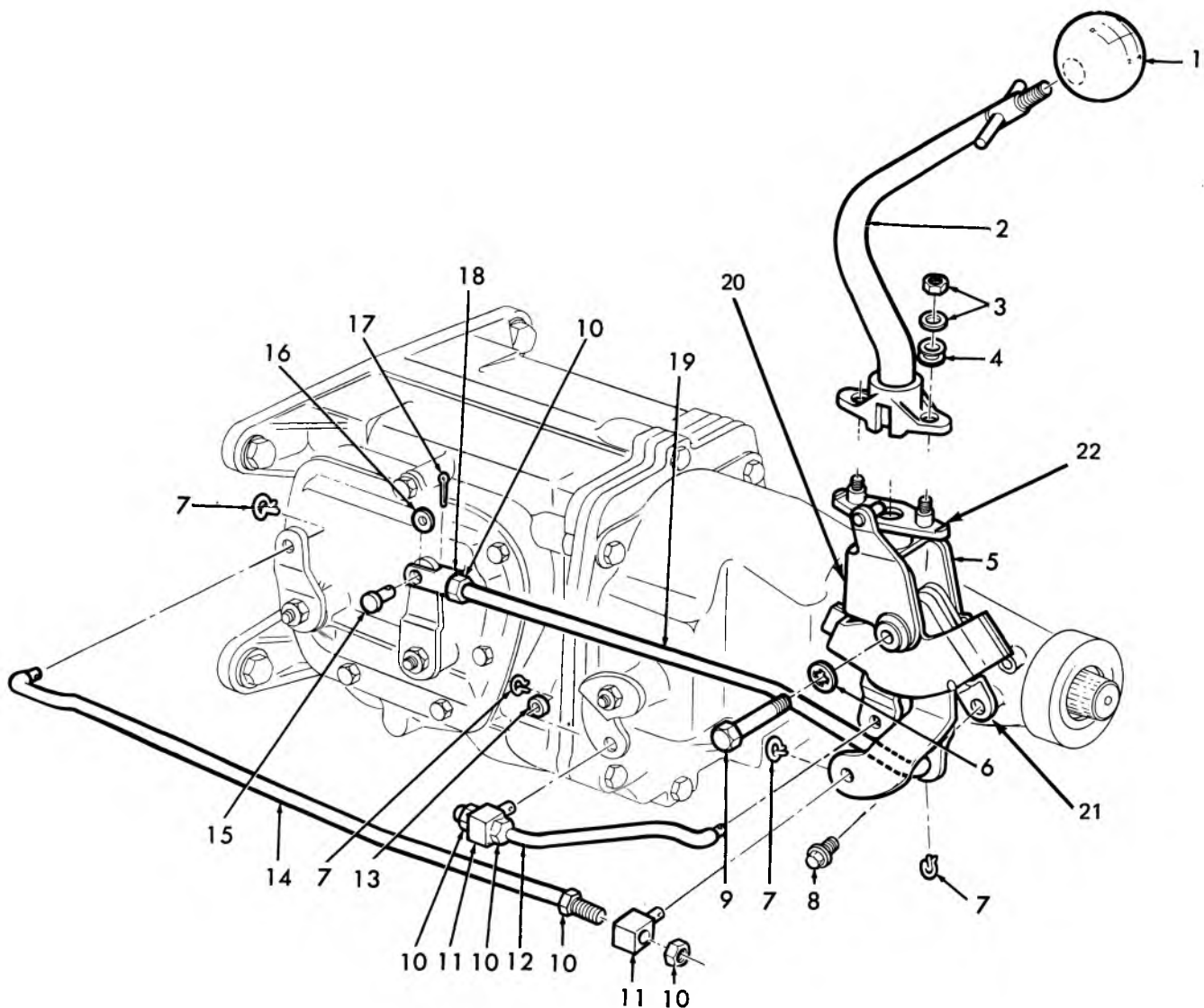
### 1969 PASSENGER 4-SPD. TRANSMISSION INTERLOCK LINKAGE

- |                         |                                 |
|-------------------------|---------------------------------|
| 1. 4.035 ROD—Upper      | 10. 4.042 LOCK                  |
| 2. 4.037 GROMMET        | 11. 4.035 ROD—Lower             |
| 3. 4.037 WASHER         | 12. 8.977 SCREW (5/16—18 x 3/4) |
| 4. 4.037 CLIP           | 13. 4.040 SUPPORT               |
| 5. 4.037 WASHER         | 14. 4.037 SWIVEL                |
| 6. 8.931 L/WASHER (3/8) | 15. 4.037 CLAMP                 |
| 7. 8.915 NUT (3/8—16)   | 16. 4.037 BUSHING               |
| 8. 4.070 LEVER          | 17. 4.037 GROMMET               |
| 9. 4.042 BUSHING        |                                 |



**1969 PASSENGER  
4-SPEED TRANSMISSION-LEVER AND BRACKET**

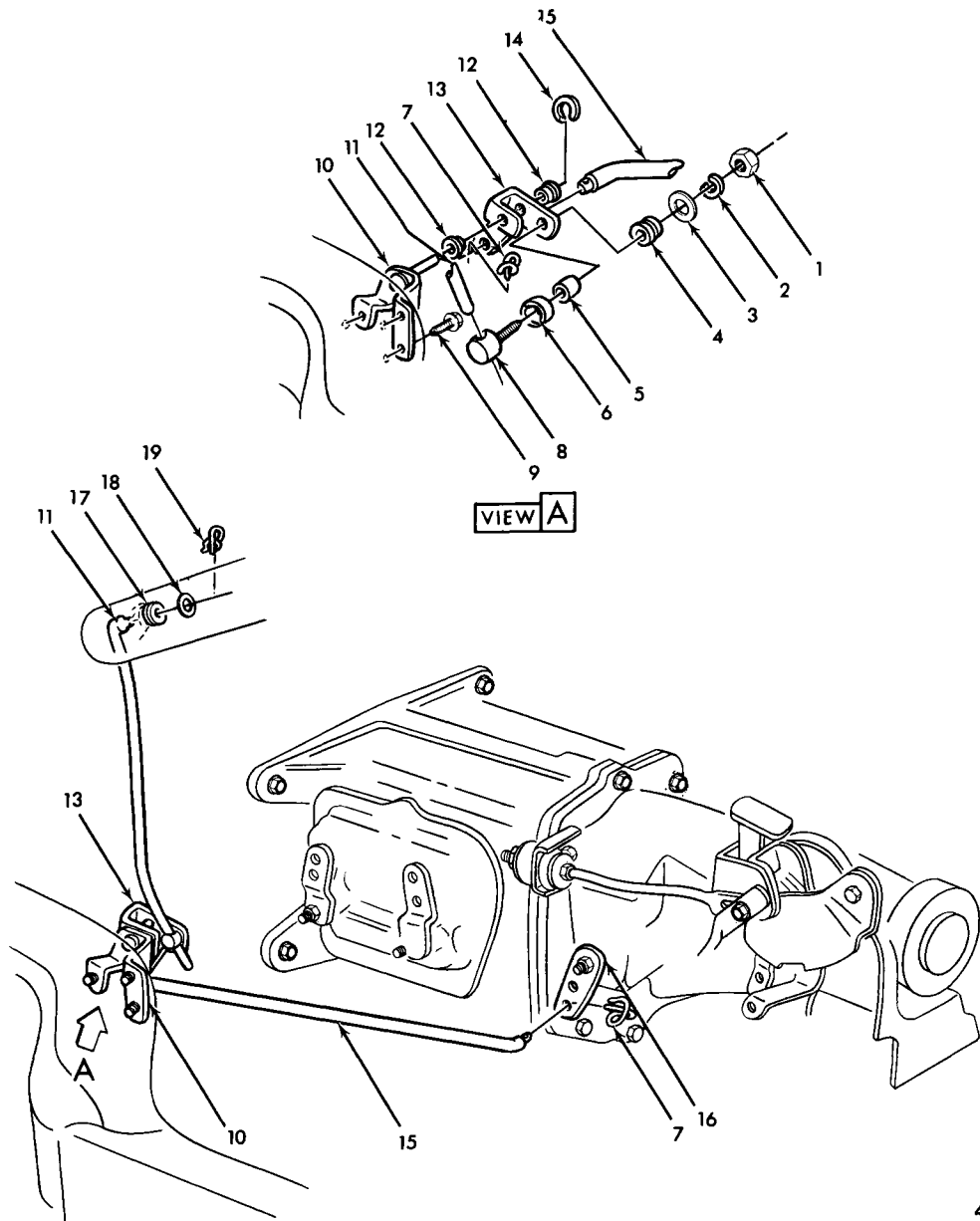
- |                                  |                                  |
|----------------------------------|----------------------------------|
| 1. 4.004 LEVER AND BRACKET ASSY. | 11. 8.900 BOLT (7/16-14 x 1-1/2) |
| 2. 4.010 SUPPORT ASSY.           | 12. 4.010 SHAFT STABILIZER       |
| 3. 4.012 BOLT                    | 13. 4.010 BRACKET                |
| 4. 8.900 BOLT (5/16-18 x 7/8)    | 14. 4.037 GROMMET                |
| 5. 8.931 WASHER (5/16)           | 15. 7.245 RETAINER               |
| 6. 8.929 WASHER                  | 16. 8.917 NUT (3/8-16)           |
| 7. 8.915 NUT (5/16-18)           | 17. 8.915 NUT (3/8-16)           |
| 8. 8.916 NUT (3/8-16)            | 18. 8.931 WASHER (3/8)           |
| 9. 4.027 BRACE                   | 19. 8.900 SCREW (3/8-16 x 1)     |
| 10. 8.977 SCREW (5/16-18 x 3/4)  |                                  |



4-172

### 1964-65 CHEVELLE 4-SPD. CONTROLS

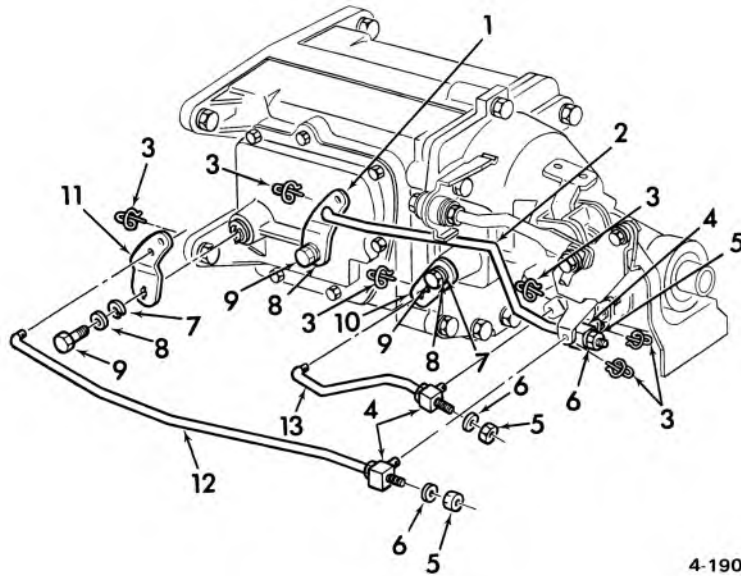
- |           |                           |            |                          |
|-----------|---------------------------|------------|--------------------------|
| 1. 4.006  | KNOB ASSY. (exc. S.S.)    | 11. 4.037  | SWIVEL                   |
| 2. 4.006  | LEVER ASSEMBLY            | 12. 4.035  | ROD                      |
| 3. 8.915  | NUT (5/16-18)             | 13. 8.929  | WASHER (13/32)           |
|           | use w/8.931 Washer (5/16) | 14. 4.035  | ROD                      |
| 4. 4.008  | GROMMET                   | 15. 4.037  | PIN                      |
| 5. 4.004  | BRACKET ASSEMBLY          | 16. 8.928  | WASHER (3/8)             |
| 6. 8.932  | L/WASHER (3/8)            | 17. 8.938  | PIN (3/32 x 1)           |
| 7. 4.037  | CLIP                      | 18. 4.037  | CLEVIS                   |
| 8. 8.900  | BOLT (3/8-16 x 3/4)       | 19. 4.035  | ROD                      |
| 9. N.L.   | BOLT (3/8-16 x 3-1/2)     | 20. N.S.S. | FLANGE (Part of 3841472) |
| 10. 4.037 | NUT                       | 21. 4.030  | BRACKET ASSY.            |
|           |                           | 22. N'S.S. | FLANGE (Part of 3841472) |



4-202A

### 1969 CHEVELLE 4-SPD. BACKDRIVE LINKAGE

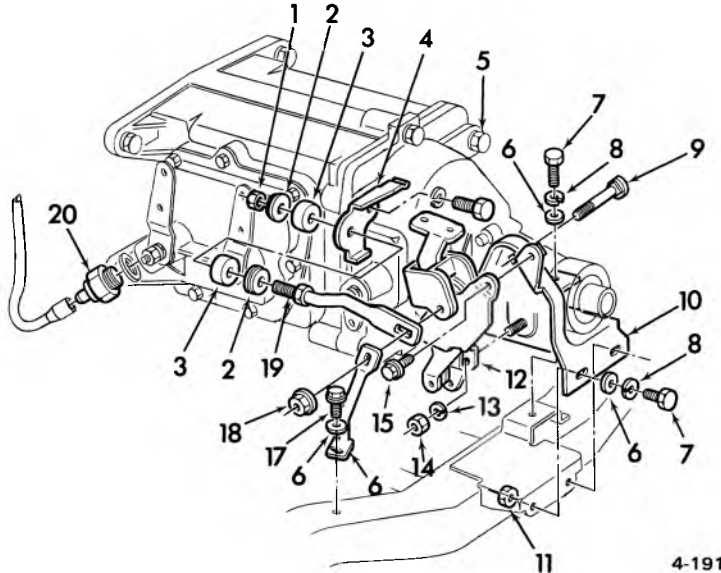
- |                                |                         |
|--------------------------------|-------------------------|
| 1. 8.915 NUT (3/8-16)          | 11. 4.070 ROD—Upper     |
| 2. 8.931 L/WASHER (3/8 Med.)   | 12. 4.042 BUSHING       |
| 3. 4.037 WASHER                | 13. 4.070 LEVER         |
| 4. 4.037 GROMMET               | 14. 4.042 LOCK          |
| 5. 4.037 BUSHING               | 15. 4.070 ROD—Lower     |
| 6. 4.037 CLAMP                 | 16. 4.045 LEVER—Reverse |
| 7. 4.037 CLIP                  | 17. 4.032 BUSHING       |
| 8. 4.037 SWIVEL                | 18. 4.037 WASHER        |
| 9. 8.977 SCREW (5/16-18 x 3/4) | 19. 4.037 RETAINER      |
| 10. 4.010 SUPPORT ASM.         |                         |



4-190

### 1970-73 CHEVELLE 4-SPD. TRANS. CONTROL RODS

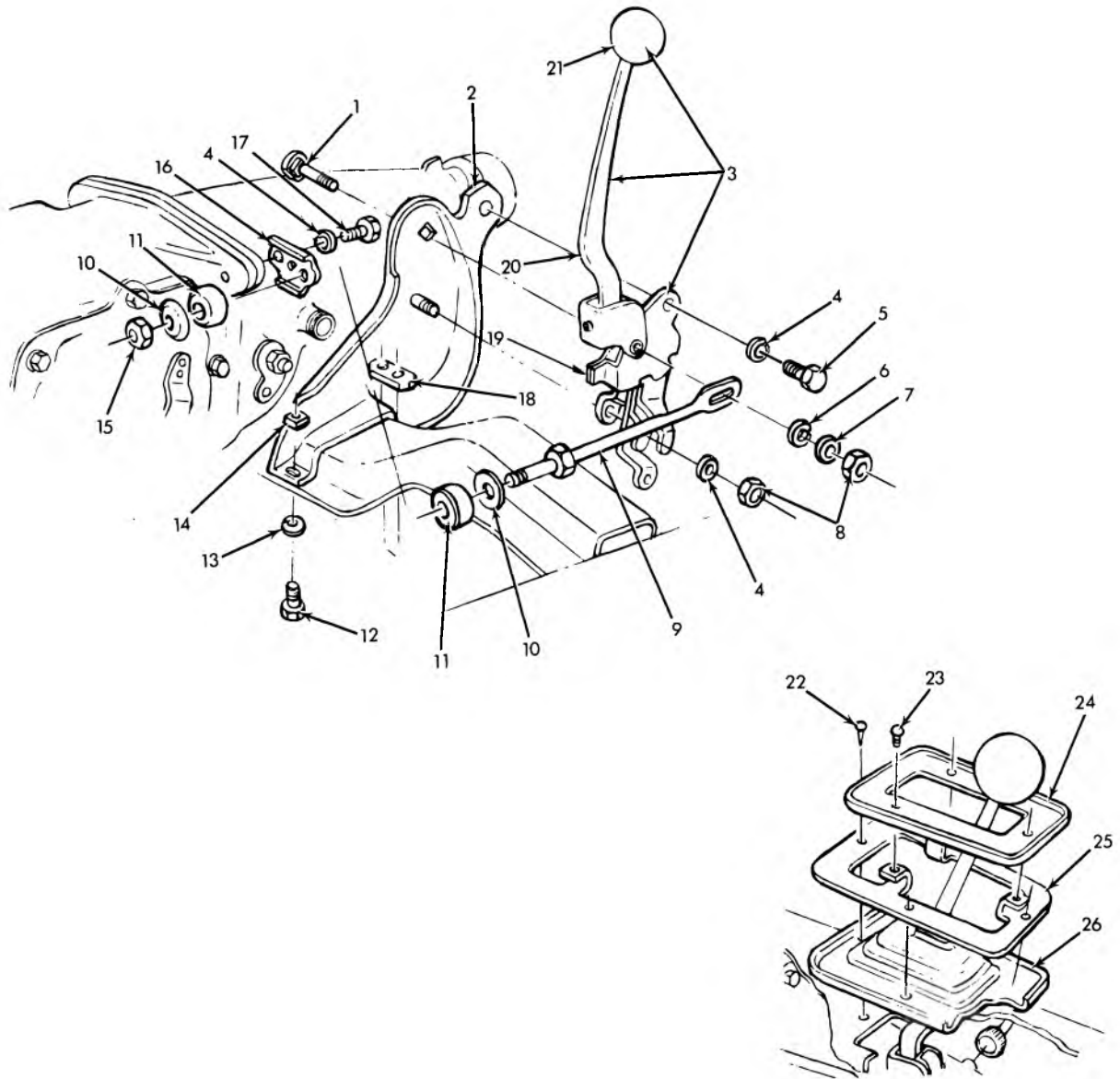
1. 4.045	LEVER, 1st & 2nd	8. 8.929	P/WASHER (3/8)
2. 4.035	ROD, 1st & 2nd	9. 8.900	BOLT (3/8-16 x 7/8)
3. 4.037	RETAINER	10. 4.045	LEVER, Reverse
4. 4.037	SWIVEL	11. 4.045	LEVER, 3rd & 4th
5. 8.915	NUT (7/16-20)	12. 4.035	ROD, 3rd & 4th
6. 4.012	SPACER	13. 4.035	ROD, Reverse
7. 8.931	L/WASHER (3/8)		



4-191

### 1970 CHEVELLE 4 SPD. TRANS. BRACKET & T.C.S. SWITCH

1. 8.917	NUT (3/8-16)	11. 8.915	NUT (5/16-18)
2. 7.245	RETAINER	12. 4.004	LEVER and BRACKET
3. 7.388	GROMMET	13. 8.931	L/WASHER (3/8)
4. 4.010	BRACKET	14. 8.915	NUT (3/8-16)
5. 8.900	BOLT (3/8-16 x 2)	15. 8.900	SCREW ASSY. (3/8-16 x 1)
6. 8.798	P/WASHER	16. 4.010	BRACE
7. 8.900	BOLT (5/16-18 x 7/8)	17. 8.977	SCREW, Topping (5/16-18 x 3/4)
8. 8.931	L/WASHER (5/16)	18. 8.916	NUT ASSY., (3/8-16)
9. 4.012	BOLT	19. 4.027	SHAFT
10. 4.010	SUPPORT ASSY.	20. 4.054	SWITCH, T.C.S.

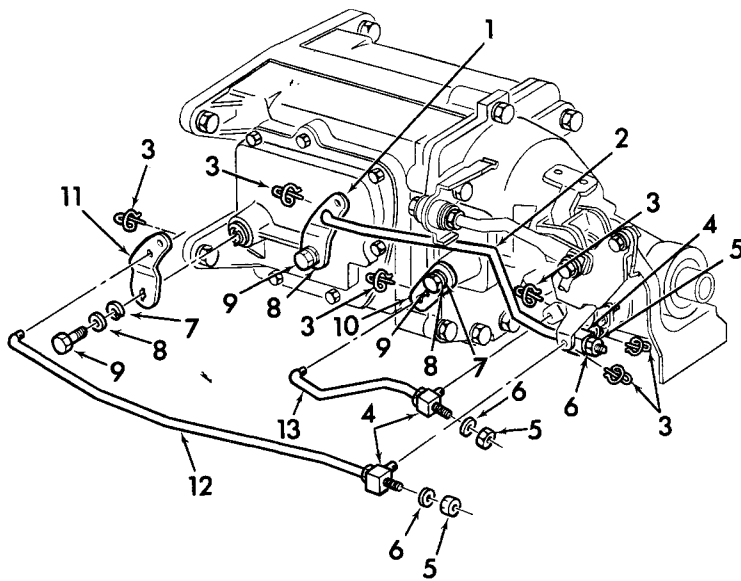


4-224

**1967-68 CAMARO 4-SPD. TRANS. CONTROL ASSY.**

- |  |   |
|--|---|
| 1. 4.012 BOLT                              | 14. 4.008 NUT                               |
| 2. 4.010 SUPPORT                           | 15. 8.917 NUT (3/8-16)                      |
| 3. 4.004 CONTROL ASSY. w/lever and bracket | 16. 4.010 BRACKET (exc. 350)                |
| 4. 8.931 L/WASHER (3/8)                    | 4.010 BRACKET (w/350)                       |
| 5. 8.900 BOLT (3/8-16 x 1)                 | 17. 8.900 BOLT (exc. 350) (7/16-14 x 1-1/2) |
| 6. 8.931 L/WASHER (3/8)                    | 8.900 BOLT (w/350) (3/8-16 x 2)             |
| 7. 8.929 WASHER (3/8)                      | 18. 4.008 NUT                               |
| 8. 8.915 NUT (3/8-16)                      | 19. 4.010 BRACKET ASSY.                     |
| 9. 4.010 SHAFT (exc. 350)                  | 20. 4.006 LEVER ASSY.                       |
| 4.010 SHAFT (w/350)                        | 21. 4.006 KNOB                              |
| 10. 7.245 RETAINER                         | 22. 8.977 SCREW (#8-18 x 5/8)               |
| 11. 4.037 GROMMET                          | 23. 8.977 SCREW (#8-18 x 3/8)               |
| 12. 8.900 BOLT (5/16-18 x 7/8)             | 24. 4.020 PLATE                             |
| 13. 8.931 L/WASHER (5/16)                  | 25. 4.015 RETAINER                          |
|  | 26. 4.015 SEAL                              |

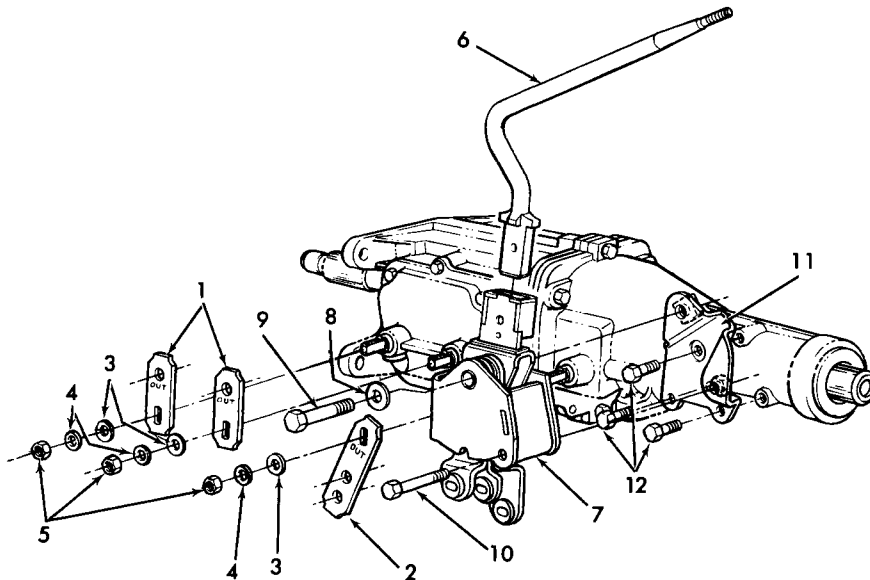




4-190 (A)

### 1973 CHEVELLE 4-SPD. TRANS. CONTROL RODS

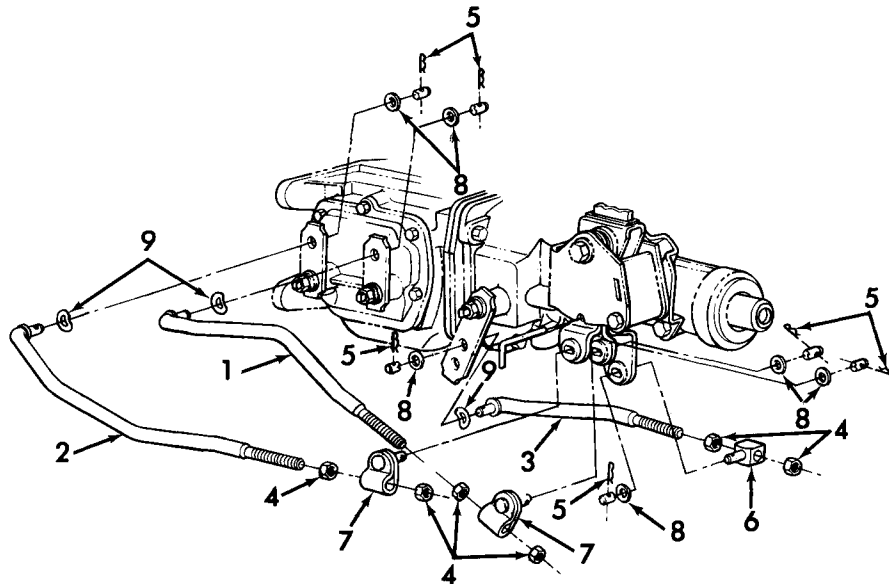
- |                           |                              |
|---------------------------|------------------------------|
| 1. 4.045 LEVER, 1st & 2nd | 8. 8.929 P/WASHER (3/8)      |
| 2. 4.035 ROD, 1st & 2nd   | 9. 8.900 BOLT (3/8-16 x 7/8) |
| 3. 4.037 RETAINER         | 10. 4.045 LEVER, Reverse     |
| 4. 4.037 SWIVEL           | 11. 4.045 LEVER, 3rd & 4th   |
| 5. 8.915 NUT (7/16-20)    | 12. 4.035 ROD, 3rd & 4th     |
| 6. 4.012 SPACER           | 13. 4.035 ROD, Reverse       |
| 7. 8.931 L/WASHER (3/8)   |                              |



4-536

### 1974 CHEVELLE FLOOR SHIFTER SUPPORT AND LEVERS

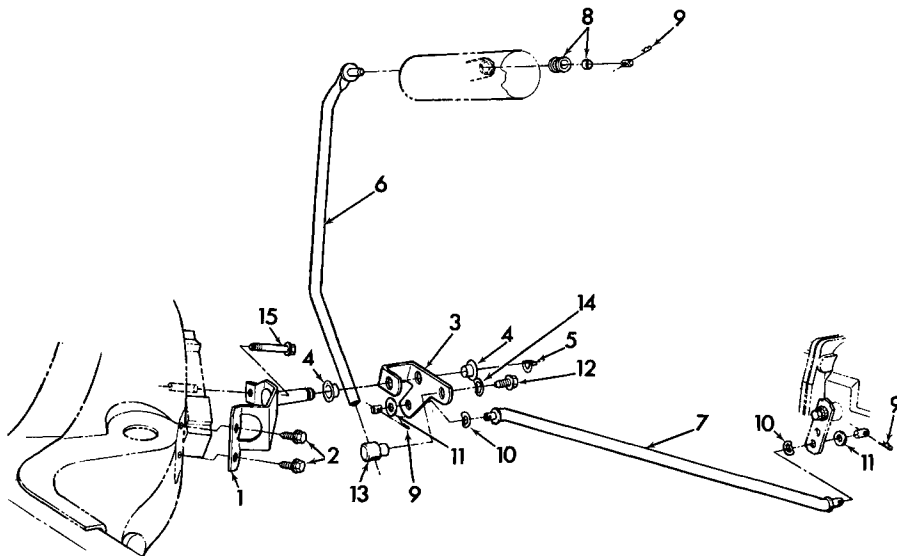
- |  |   |
|--|---|
| 1. 4.045 LEVER, 1st and 2nd, 3rd and 4th                         | 6. 4.006 LEVER, gearshift control   |
| 2. 4.045 LEVER, reverse  | 7. 4.004 CONTROL ASSY., gearshift   |
| 3. 8.934 WASHER, plain, 1st and 2nd, 3rd and 4th, reverse levers | 8. 8.929 WASHER, plain, control assy. (15/32 I.D. x 7/8 O.D. x 1/16 thk.) |
| 4. 8.934 WASHER, lock 1st and 2nd, 3rd and 4th, reverse levers   | 9. 8.900 BOLT, control assy. (7/16-14 x 3) (hex.)                         |
| 5. 8.915 NUT, 1st and 2nd, 3rd and 4th, reverse levers           | 10. 8.900 BOLT, control assy. (3/8-16 x 2-7/8) (hex.)                     |
|  | 11. 4.010 SUPPORT ASSY., control shaft                                    |
|  | 12. 8.900 BOLT, support assy.   |



4-535

### 1974 CHEVELLE CONTROL ROD LINKAGE

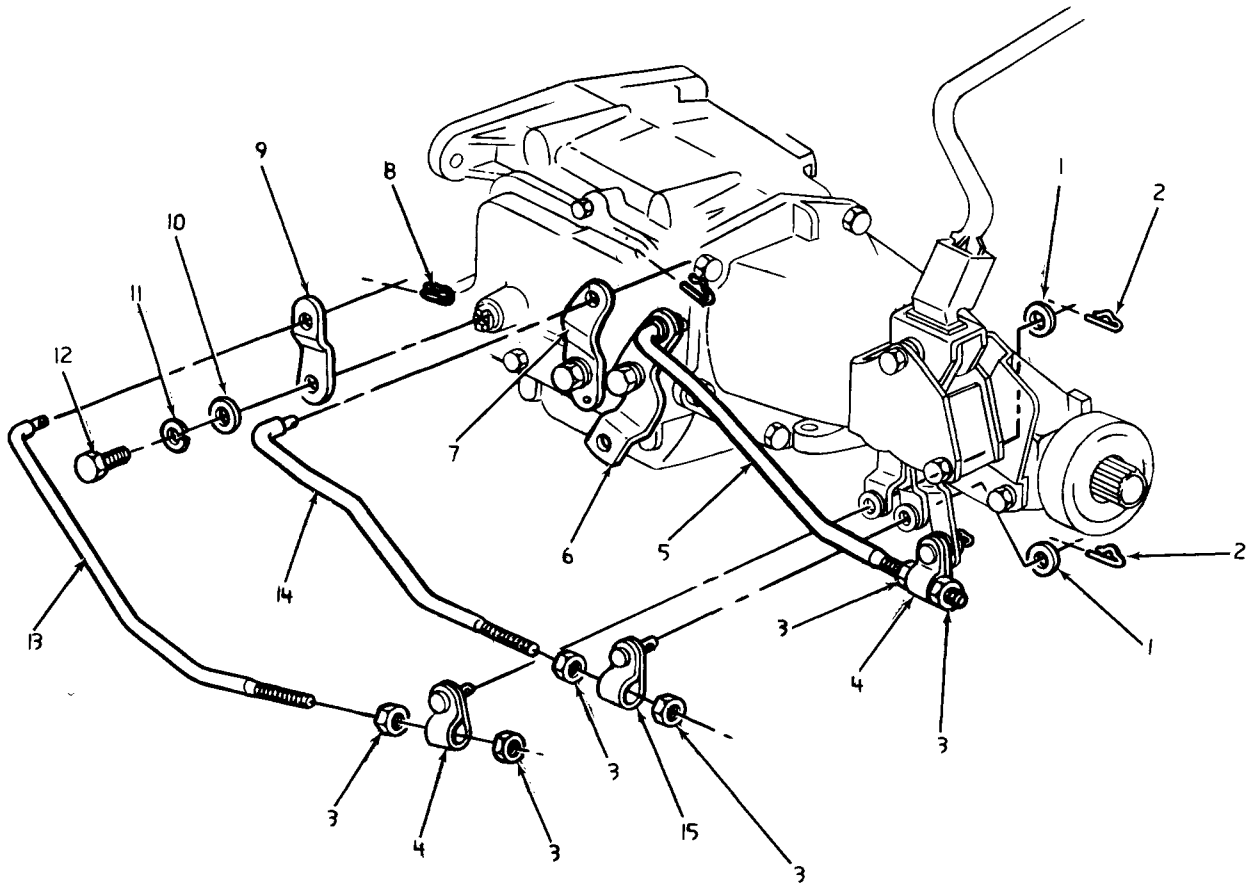
- |    |       |   |    |       |  |
|----|-------|---|----|-------|--|
| 1. | 4.035 | ROD, 1st and 2nd                          | 7. | 4.037 | SWIVEL, 1st and 2nd, 3rd and 4th Control Rods                  |
| 2. | 4.035 | ROD, 3rd and 4th                          | 8. | 4.037 | WASHER, Control Rods (13/32 I.D. x 3/4 O.D. x 1/32 Thk.)       |
| 3. | 4.035 | ROD, Reverse                              | 9. | 8.928 | WASHER, Control Rods (1/8" Free Height, 13/32" Special Spring) |
| 4. | 8.916 | NUT, Trans. Control Rod (7/16"-20) (Hex.) |    |       |  |
| 5. | 4.037 | RETAINER, Control Rod (Hair Pin Type)     |    |       |  |
| 6. | 4.037 | SWIVEL, Reverse Control Rod               |    |       |  |



4-537

### 1974 CHEVELLE BACK DRIVE LINKAGE

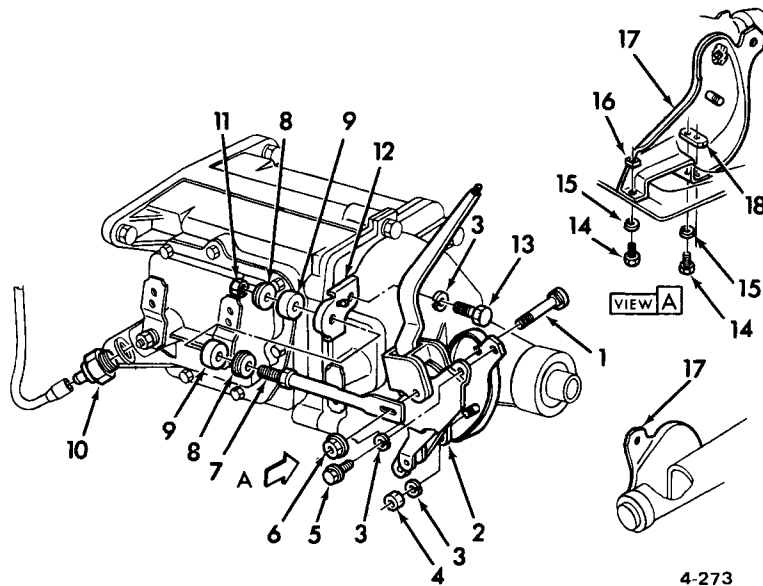
- |    |       |   |     |       |   |
|----|-------|---|-----|-------|---|
| 1. | 4.042 | SUPPORT ASSY., Control Lock                     | 10. | 8.928 | WASHER, Control Rod, Spring Type (1/8 Free Height, 13/32")                |
| 2. | 8.977 | SCREW, Control Lock Support Assy.               | 11. | 4.037 | WASHER, Control Rods (13/32 I.D. x 3/4 O.D. x 1/32 Thk.)                  |
| 3. | 4.040 | LEVER, Lock Rod Idler                           | 12. | 4.037 | SCREW, Control Rod Lower  |
| 4. | 4.042 | BUSHING, Lock Rod Idler Lever                   | 13. | 4.037 | SWIVEL, Upper Control Rod   |
| 5. | 4.042 | LOCK, Control Lock Rod Idler Lever              | 14. | 4.037 | WASHER, Control Rod, Spring Type (5/32-13/64 Free Height, 21/64 x 1-1/16) |
| 6. | 4.035 | ROD, Control Upper Lock                         | 15. | 8.900 | BOLT, Support Assy.   |
| 7. | 4.035 | ROD, Control Lower Lock                         |     |       |   |
| 8. | 4.037 | GROMMET ASSY., w/Sleeve, Control Upper Lock Rod |     |       |   |
| 9. | 4.037 | RETAINER, Control Rod (Hair Pin Type)           |     |       |   |



4-529

### 1973-74 NOVA CONTROL ROD LINKAGE (M-20)

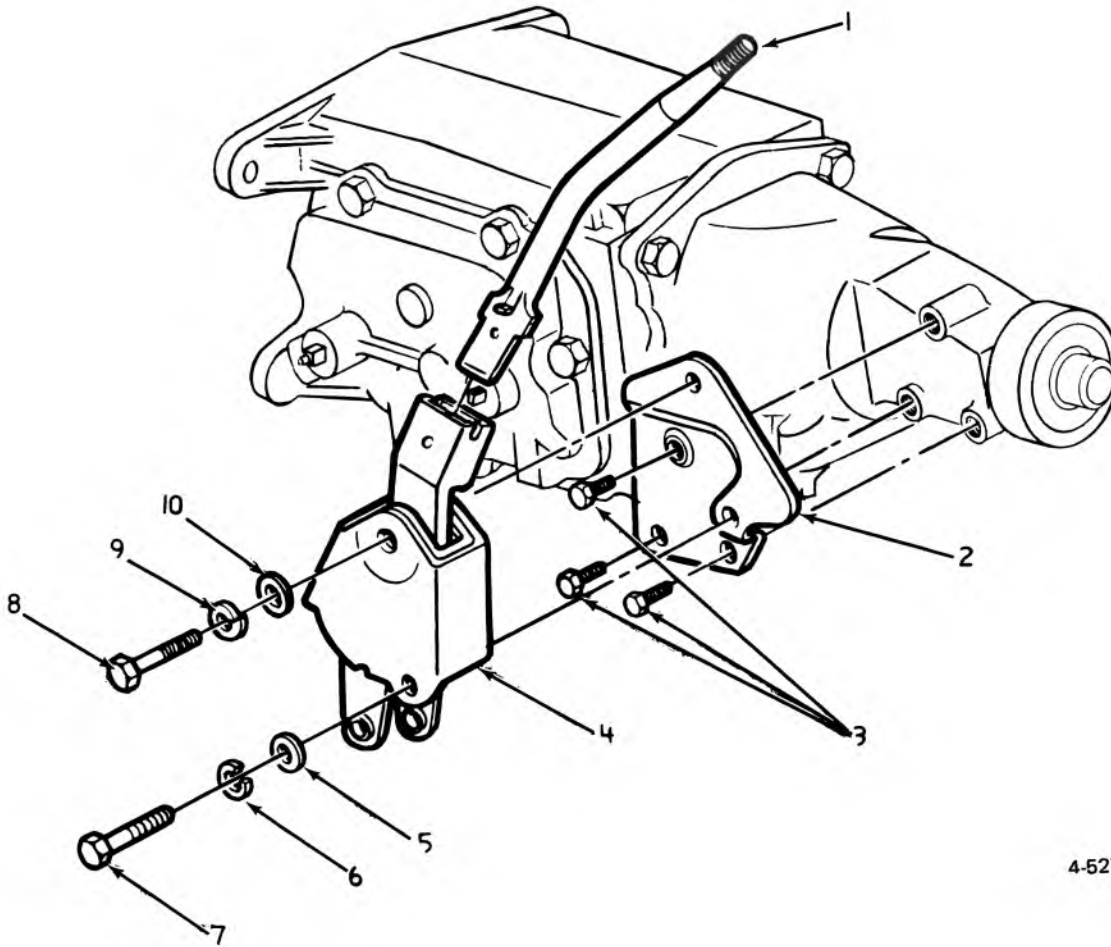
- |                      |                             |
|----------------------|-----------------------------|
| 1. 8.929 P. WASHER   | 8. 2.755 CLIP               |
| 2. 4.037 RETAINER    | 9. 4.045 LEVER              |
| 3. 4.037 NUT         | 10. 8.929 P. WASHER 3/8     |
| 4. 4.037 SWIVEL ASM. | 11. 8.931 L. WASHER 3/8     |
| 5. 4.035 ROD         | 12. 8.900 BOLT 3/8-16 x 7/8 |
| 6. 4.045 LEVER       | 13. 4.035 ROD               |
| 7. 4.045 LEVER       | 14. 4.035 ROD               |
|                      | 15. 4.037 SWIVEL            |



4-273

### NOVA 4-SPD. TRANSMISSION T.C.S. SWITCH AND LEVER

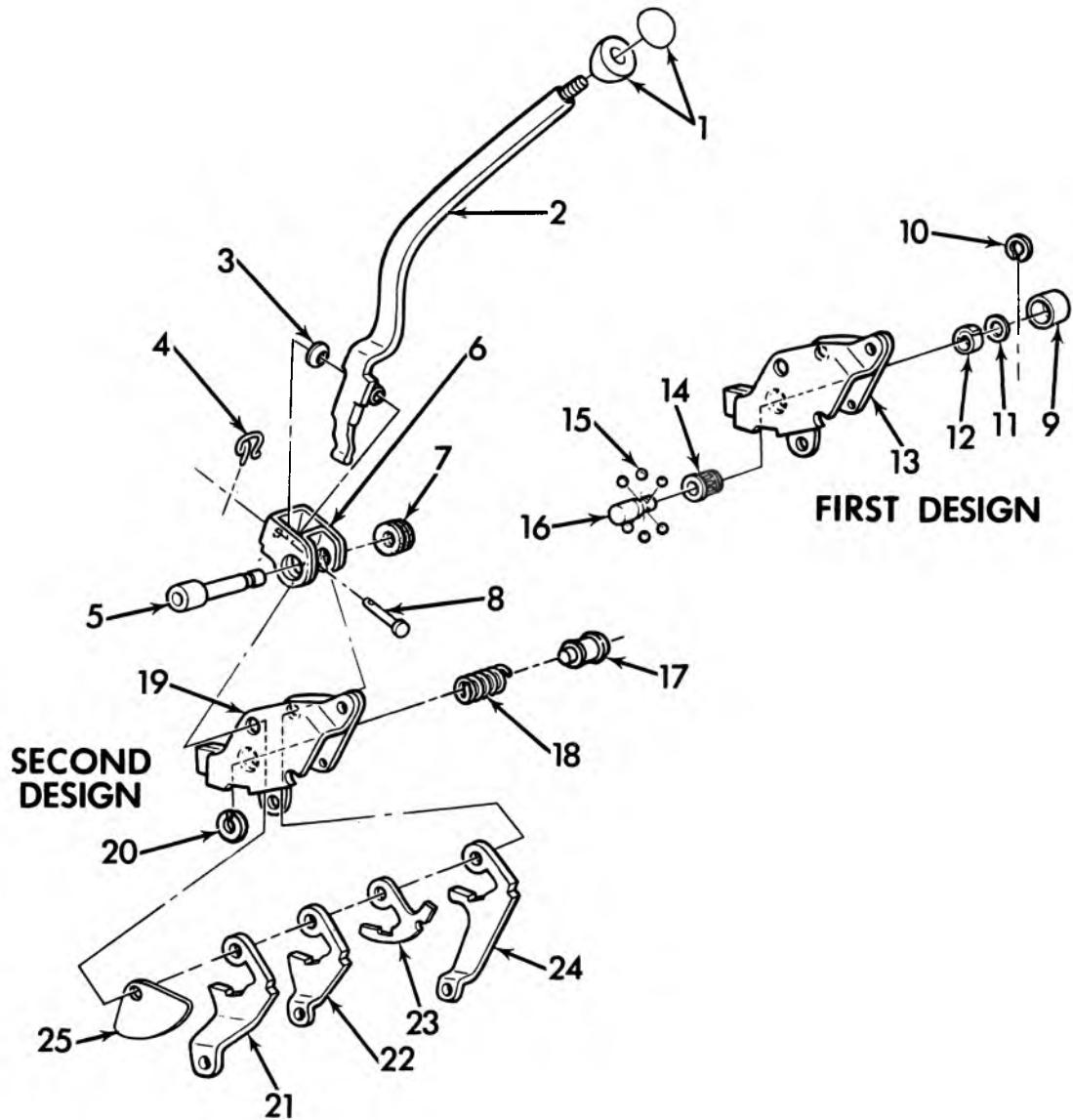
- |                                |                                |
|--------------------------------|--------------------------------|
| 1. 4.012 BOLT                  | 10. 4.075 SWITCH ASSY.-T.C.S.  |
| 2. 4.004 BRACKET & LEVER ASSY. | 11. 8.917 NUT (3/8-16)         |
| 3. 8.931 L/WASHER (3/8)        | 12. 4.010 BRACKET              |
| 4. 8.915 NUT (3/8-16)          | 13. 8.900 BOLT (3/8-16 x 2)    |
| 5. 8.900 BOLT (3/8-16 x 1)     | 14. 8.931 L/WASHER (5/16)      |
| 6. 8.916 NUT ASSY. (3/8-16)    | 15. 8.900 BOLT (5/16-18 x 7/8) |
| 7. 4.010 SHAFT                 | 16. 4.008 NUT                  |
| 8. 7.245 RETAINER              | 17. 4.010 SUPPORT ASSY.        |
| 9. 4.037 GROMMET               | 18. 4.008 NUT SPL. ANCHOR      |



4-527

### 1973-75 NOVA, CAMARO SHIFTER AND SUPPORT

- |          |                         |           |                    |
|----------|-------------------------|-----------|--------------------|
| 1. 4.006 | LEVER                   | 6. 8.931  | WASHER (3/8)       |
| 2. 4.010 | SUPPORT ASSY. (4 Speed) | 7. 8.900  | BOLT (3/8-16 x 3)  |
| 3. 8.900 | BOLT (3/8-16 x 11/16)   | 8. 8.900  | BOLT (7616-14 x 3) |
| 4. 4.004 | LEVER and BRACKET ASSY. | 9. 8.951  | WASHER (7/16)      |
| 5. 8.929 | WASHER (3/8)            | 10. 8.929 | WASHER             |

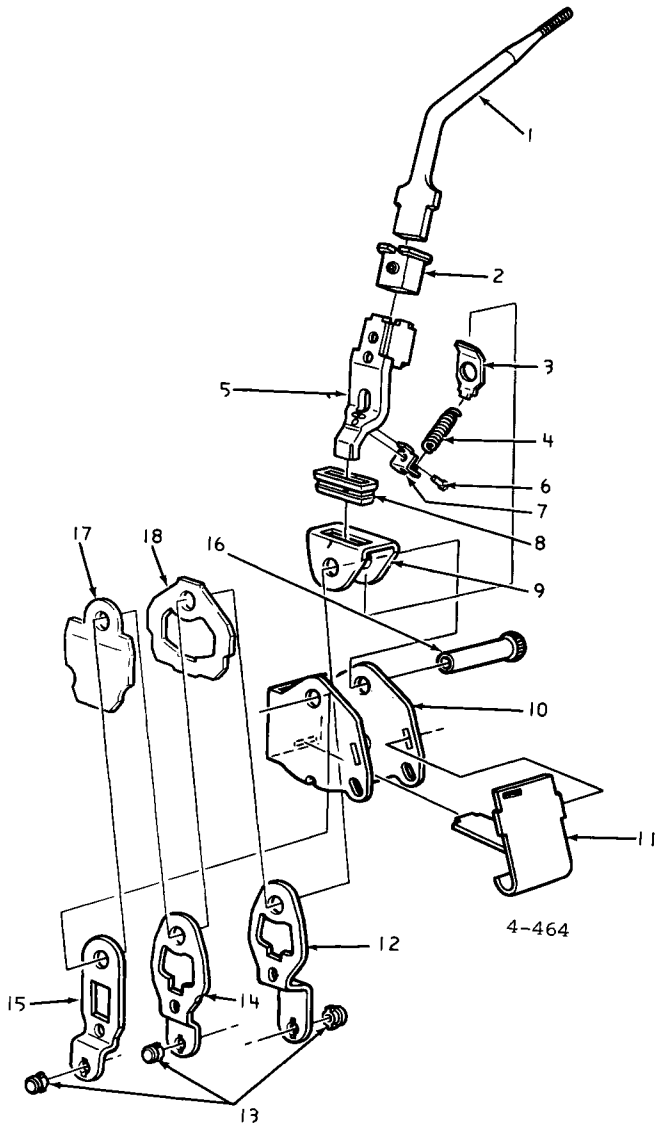


4-435

**4-SPEED FLOOR SHIFT CONTROL ASSY. (exc. CAMARO)**

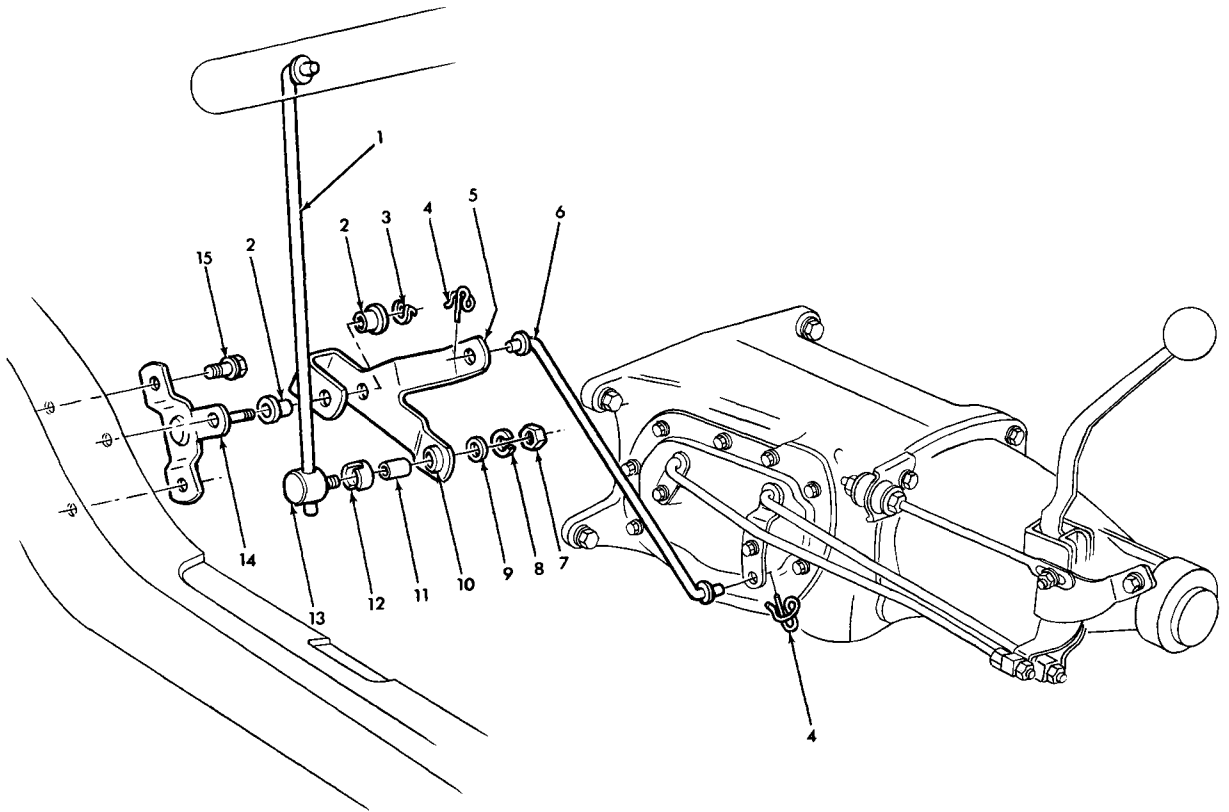
- |          |       |                               |             |                         |
|----------|-------|-------------------------------|-------------|-------------------------|
| 1. 4.006 | 4.006 | NOB UNIT                      | 14. N.S.    | *                       |
| 2. 4.006 | 4.006 | LEVER, Control                | 15. N.S.    | *                       |
| 3. 4.008 | 4.008 | WASHER                        | 16. N.S.    | *                       |
| 4. 4.037 | 4.037 | CLIP                          | 17. 4.008   | LOCK OUT ASSY.          |
| 5. 4.008 | 4.008 | SHAFT, Shift Lever            | 18. 4.008   | SPRING                  |
| 6. 4.010 | 4.010 | BRACKET ASSY.                 | 19. *N.S.S. | Part of                 |
| 7. 4.037 | 4.037 | RETAINER, Shifter Lever Shaft | 20. 4.008   | RETAINER RING           |
| 8. 4.088 | 4.088 | PIN, Control Lever            | 21. 4.030   | LEVER, 3rd-4th Shift    |
| 9. N.S.  | *     |                               | 22. 4.030   | LEVER, 1st-2nd Shift    |
| 10. N.S. | *     |                               | 23. 4.010   | REVERSE LEVER INTERLOCK |
| 11. N.S. | *     |                               | 24. 4.030   | LEVER, Reverse Shift    |
| 12. N.S. | *     |                               | 25. *N.S.S. | Part of                 |
| 13. N.S. | *     |                               |             |                         |

\* Use Second Design 3988379



### CAMARO 4 SPEED SHIFT CONTROL

- |          |                        |           |                 |
|----------|------------------------|-----------|-----------------|
| 1. 4.006 | LEVER                  | 10. 4.010 | HOUSING         |
| 2. 4.004 | ISOLATOR               | 11. 4.010 | PLATE           |
| 3. 4.010 | SPRING RETAINER, Upper | 12. 4.030 | LEVER, REV.     |
| 4. 4.010 | SPRING                 | 13. 4.030 | GROMMET         |
| 5. 4.030 | LEVER                  | 14. 4.030 | LEVER, 1st, 2nd |
| 6. N.S.  | RIVET                  | 15. 4.030 | LEVER, 3rd, 4th |
| 7. 4.010 | SPRING RETAINER, Lower | 16. 4.008 | SHAFT           |
| 8. N.S.  | ISOLATOR               | 17. 4.030 | SPRING PLATE    |
| 9. N.S.  | BRACKET                | 18. 4.030 | PLATE INTERLOCK |

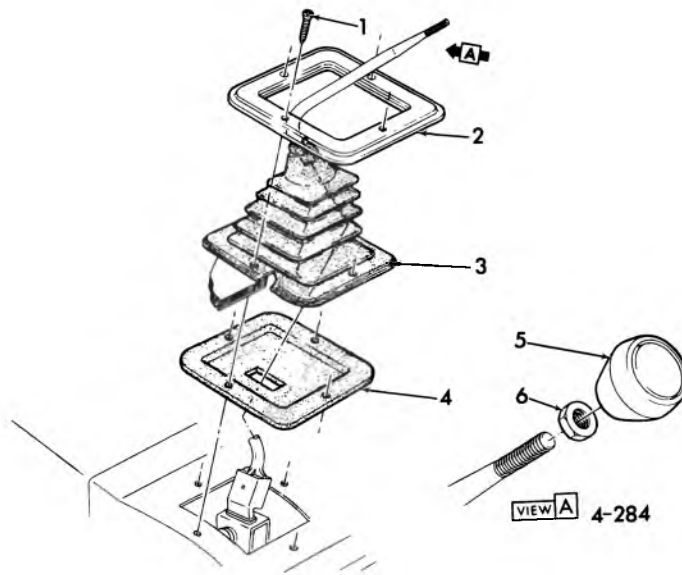


4-225

### 1969 CAMARO 4-SPD. INTERLOCK LINKAGE

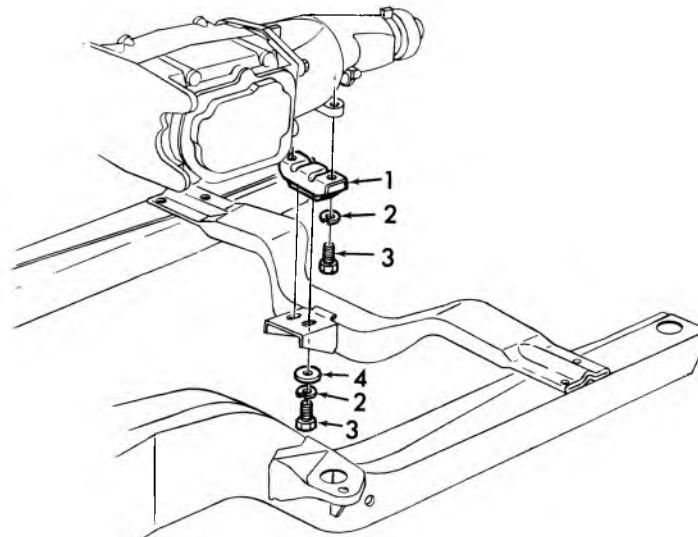
- |                         |                                     |
|-------------------------|-------------------------------------|
| 1. 4.035 ROD            | 9. 4.037 WASHER                     |
| 2. 4.042 BUSHING        | 10. 4.037 GROMMET                   |
| 3. 4.042 LOCK           | 11. 4.037 BUSHING                   |
| 4. 4.037 CLIP           | 12. 4.037 CLAMP                     |
| 5. 4.040 LEVER—Idler    | 13. 4.037 SWIVEL                    |
| 6. 4.035 ROD            | 14. 4.040 SUPPORT ASM.              |
| 7. 8.915 NUT (3/8-16)   | 15. 8.977 SCREW ASM. (5/16-18 x 34) |
| 8. 8.931 L/WASHER (3/8) |                                     |





### 1973-75 CHEVELLE W/4-SPD

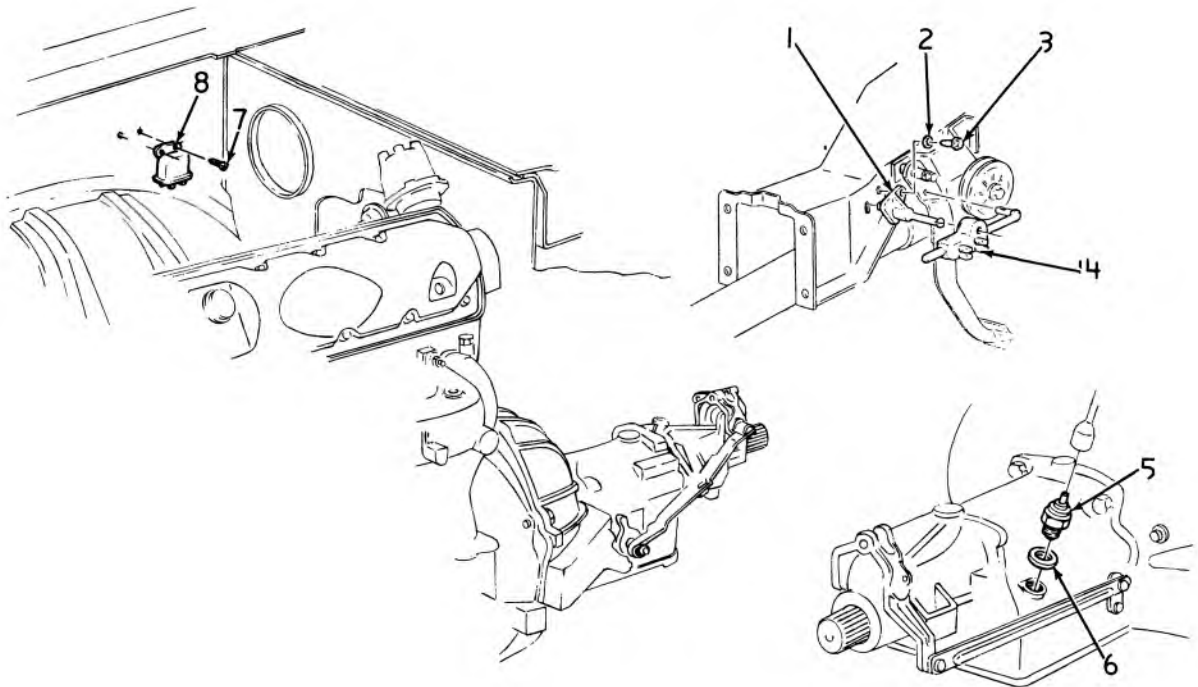
- |          |                                    |          |                             |
|----------|------------------------------------|----------|-----------------------------|
| 1. 8.977 | SCREW, Retainer Hold Down          | 4. 4.015 | SEAL, Control Lever (Lower) |
| 2. 4.015 | RETAINER, U/B Trans. Control Lever | 5. 4.006 | KNOB, Gearshift Lever       |
| 3. 4.015 | SEAL, Control Lever (Upper)        | 6. 4.008 | NUT, Control Lever Knob     |



4-549

### 1974 CAMARO 4-SPEED TRANSMISSION MOUNTING

- |          |                                       |          |  |
|----------|---------------------------------------|----------|--|
| 1. 4.081 | MOUNTING ASSY.—Trans. Support         | 3. 8.900 | BOLT—Mounting Assy., Attaching           |
| 2. 8.931 | WASHER—Lock Mounting Assy., Attaching | 4. 8.931 | WASHER—Mounting Assy., Attaching (15/32) |

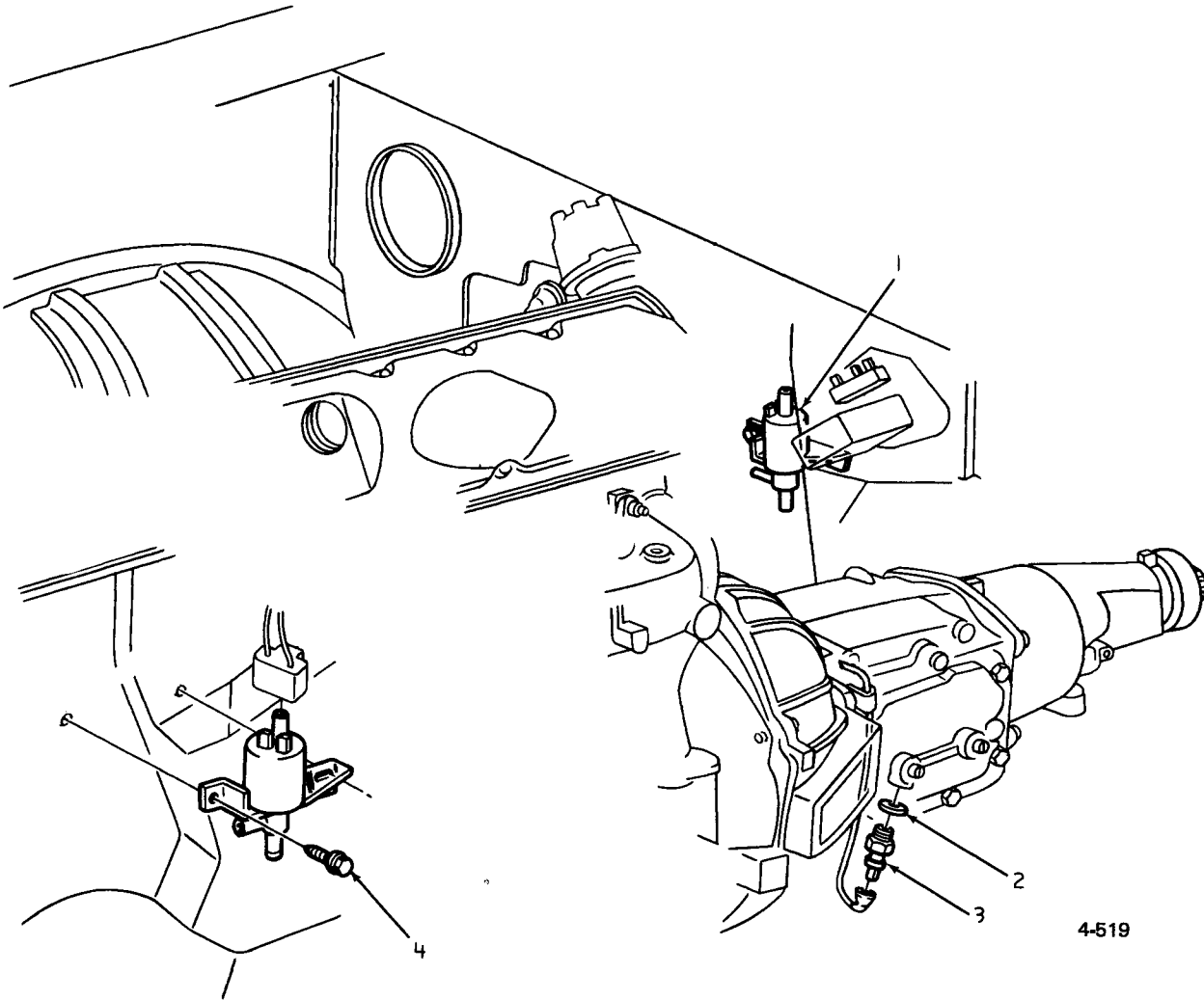


4-476

### 1971-73 VEGA

#### 4-SPD. CLUTCH NEUTRAL STARTING SWITCH AND T.C.S. SWITCH AND RELAY

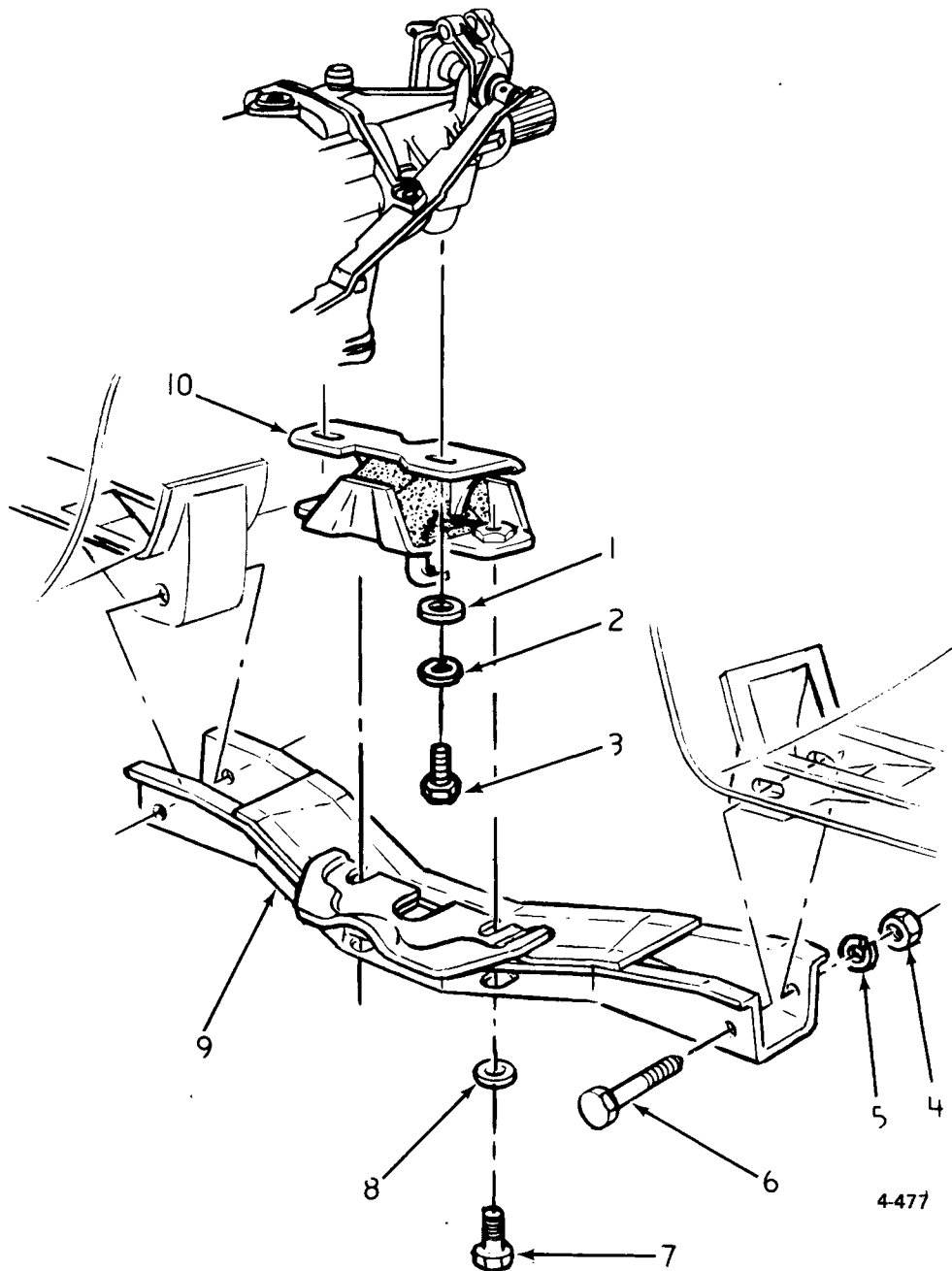
- |    |       |                                |
|----|-------|--------------------------------|
| 1. | 4.054 | BRACKET                        |
| 2. | 8.929 | WASHER (5/16" x 11/16" x 1/8") |
| 3. | 8.977 | SCREW (1/4" — 14 x 3/8")       |
| 4. | 4.054 | SWITCH ASSY.                   |
| 5. | 4.075 | SWITCH ASSY.                   |
| 6. | 2.698 | GASKET                         |
| 7. | 8.977 | SCREW (1/4" — 14 x 1/2")       |
| 8. | 4.075 | RELAY ASSY.                    |



4-519

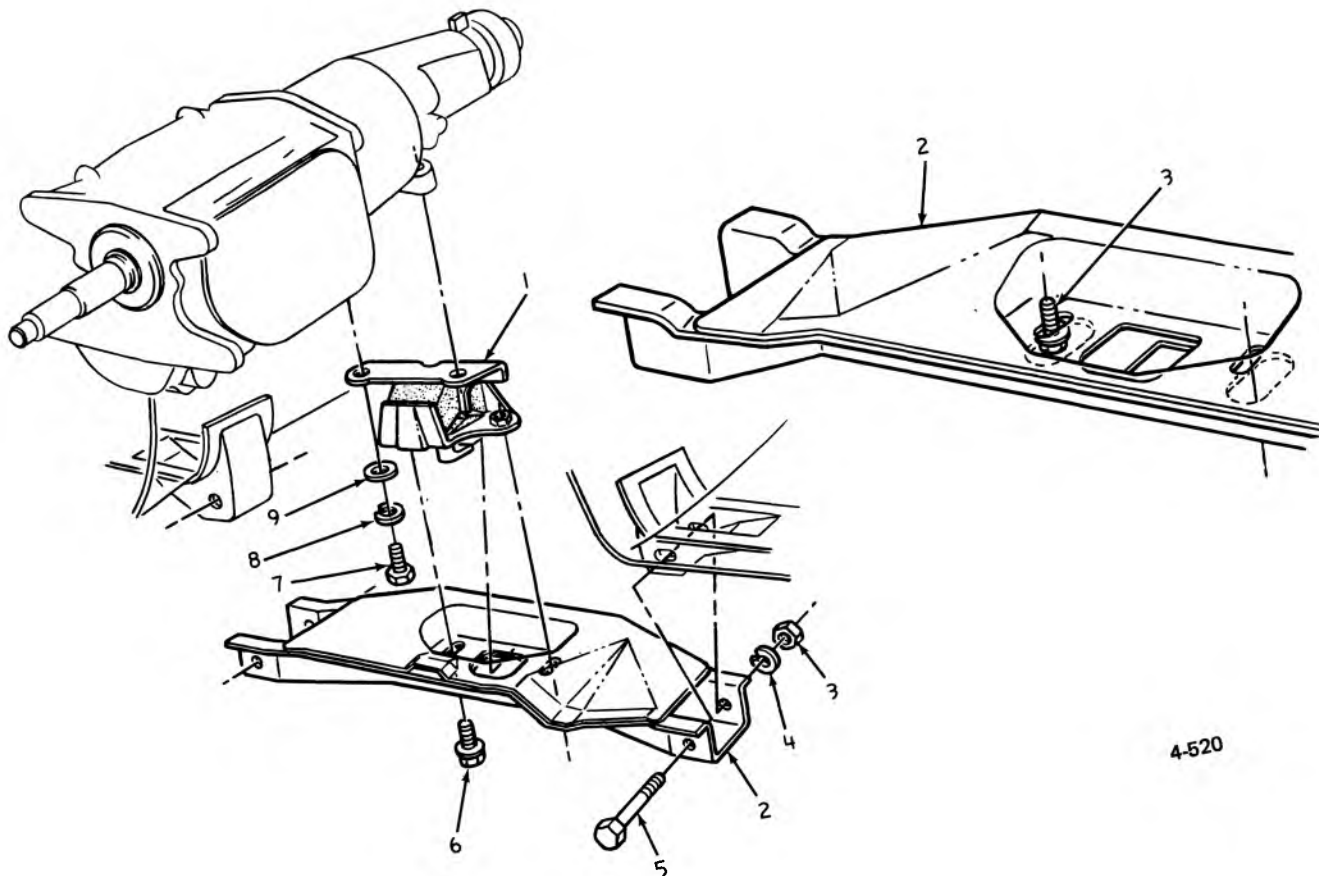
**1973-75 VEGA 4-SPD. TCS SOLENOID AND SWITCH**

- 1. 2.408 SOLENOID ASSY.
- 2. 2.698 GASKET
- 3. 4.075 SWITCH ASSY.
- 4. 8.977 SCREW



**1971-72 VEGA 4-SPD. TRANSMISSION MOUNTING**

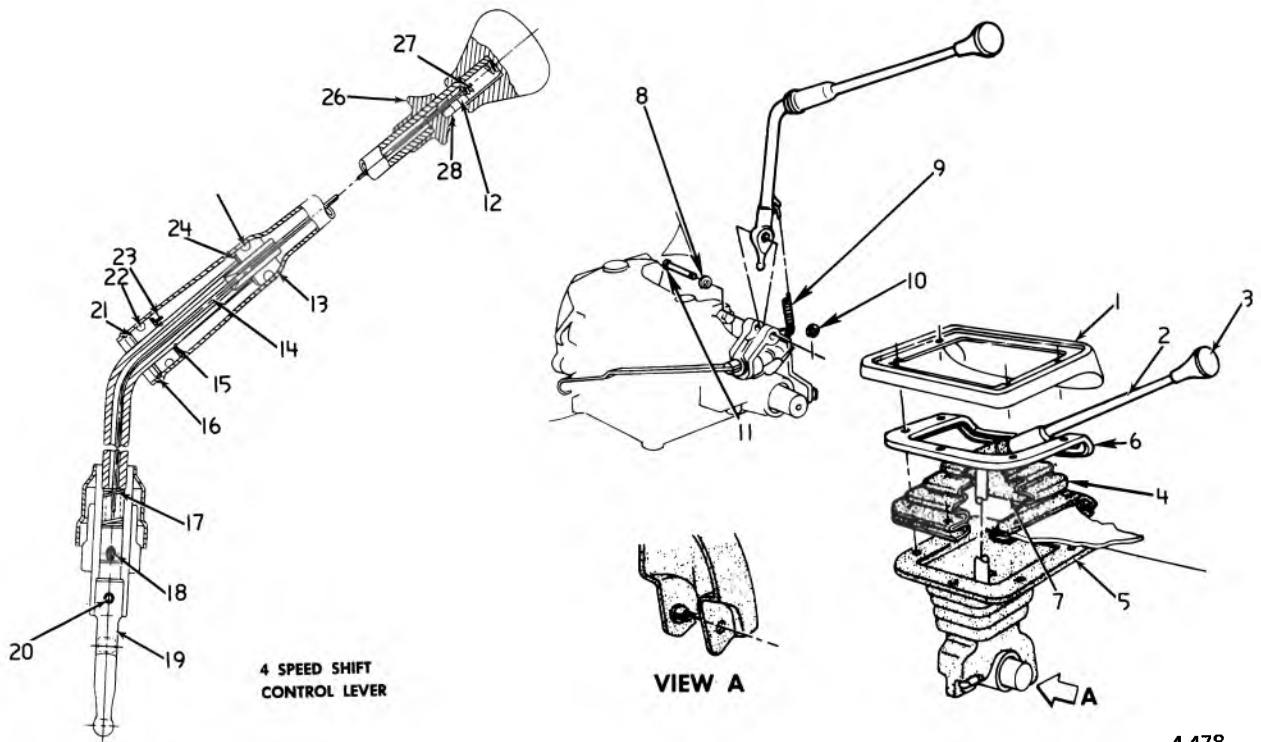
- 1. 16.714 WASHER
- 2. 8.931 WASHER (7/16" heavy)
- 3. 8.900 BOLT (7/16" - 14 x 1)
- 4. 8.915 NUT (3/8" - 16)
- 5. 8.931 WASHER (3/8")
- 6. 4.085 BOLT (3/8" - 16 x 3/8")
- 7. 8.900 BOLT (3/8" - 16 x 1 1/8")
- 8. 8.931 WASHER (3/8")
- 9. 4.081 SUPPORT ASSY.
- 10. 4.081 MOUNTING ASSY.



4-520

**1973-75 VEGA-MONZA 4-SPD. TRANSMISSION MOUNTING**

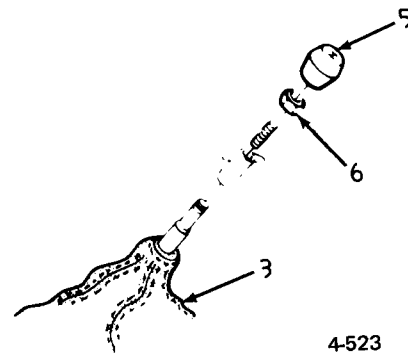
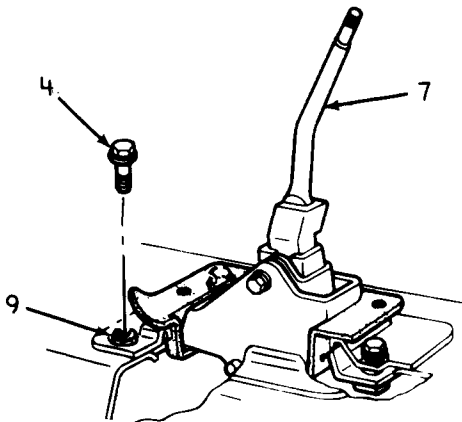
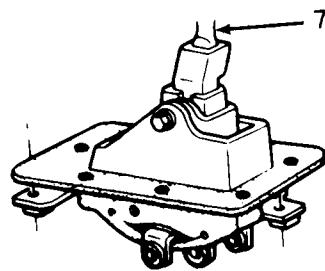
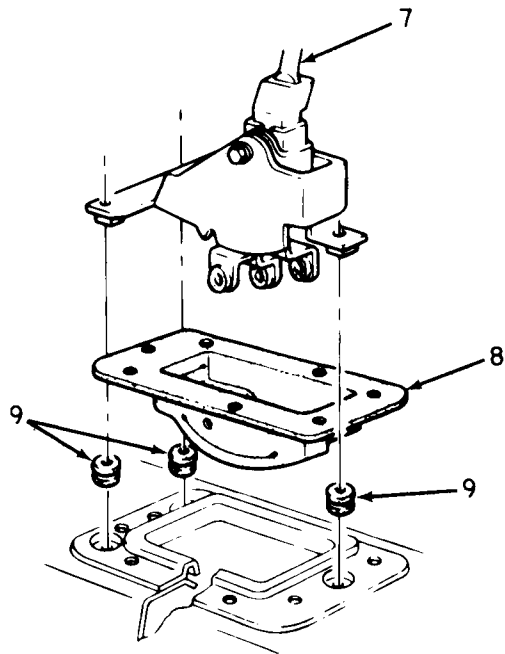
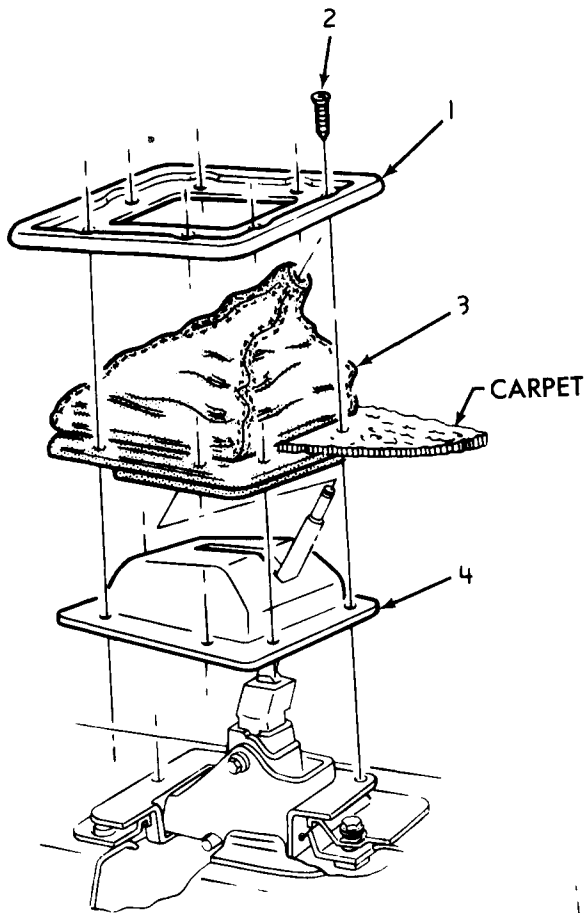
- 1. 4.081 MOUNTING ASSY.
- 2. 4.081 SUPPORT ASSY.
- 3. 8.915 NUT (5/8" x 16)
- 4. 8.931 WASHER (5/8")
- 5. 7.874 BOLT (5/8" - 16 x 3 3/4")
- 6. 8.900 BOLT (5/8" - 16 x 1 1/8")
- 7. 8.900 BOLT
- 8. 8.931 WASHER
- 9. 16.714 WASHER



4-478

### 1971-72 VEGA 4-SPD. TRANSMISSION FLOOR SHIFT LEVER

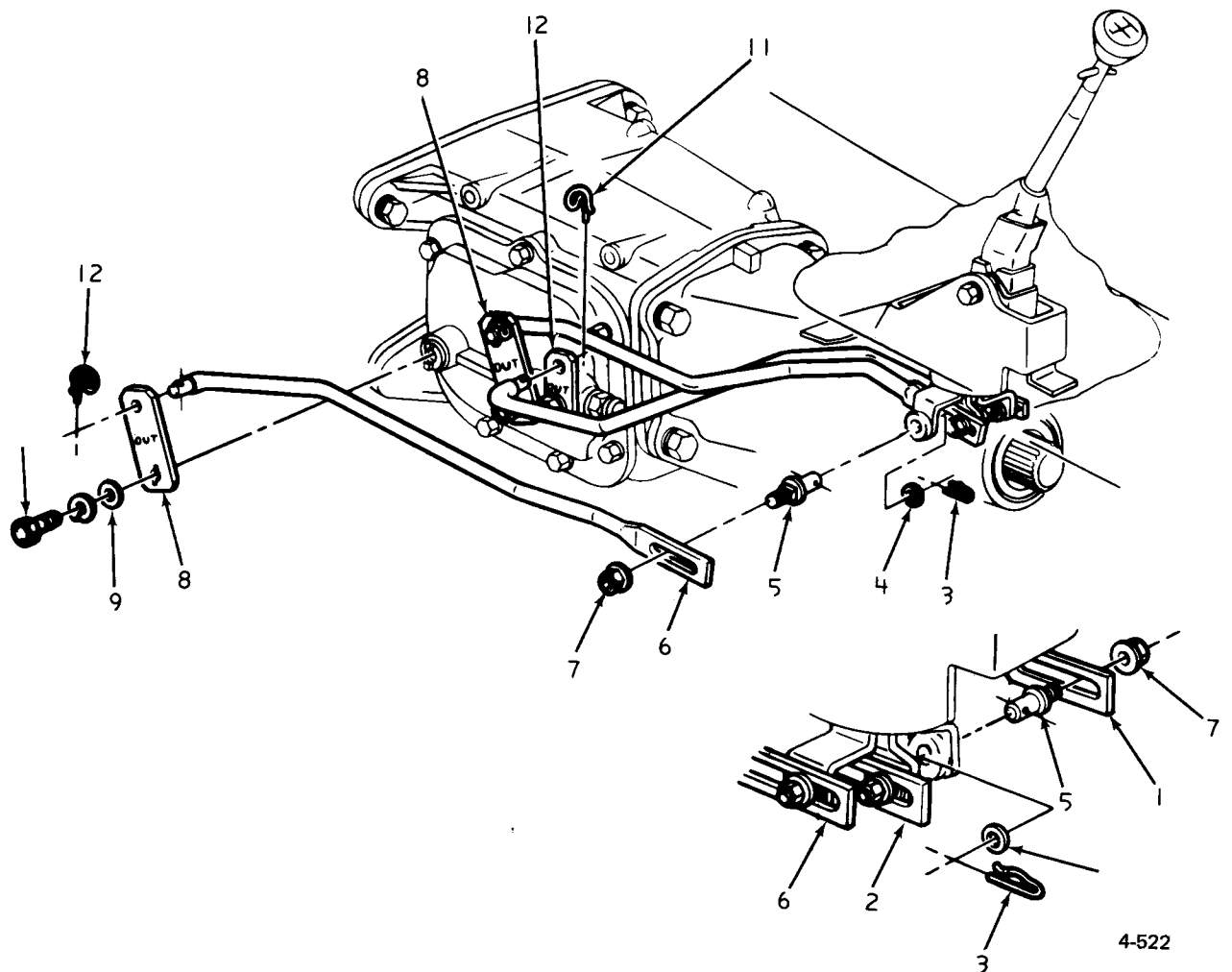
- |     |       |  |
|-----|-------|--|
| 1.  | 4.015 | BEZEL  |
| 2.  | 4.006 | LEVER ASSY.  |
| 3.  | 4.006 | KNOB   |
| 4.  | 4.015 | BOOT   |
| 5.  | 4.015 | BOOT   |
| 6.  | 4.015 | RETAINER   |
| 7.  | 4.008 | INSULATOR  |
| 8.  | 4.008 | WASHER ( $2\frac{1}{64}$ " I.D. x $4\frac{1}{64}$ " O.D.<br>x $\frac{1}{64}$ " thk.) |
| 9.  | 4.027 | SPRING   |
| 10. | 8.934 | RETAINER ( $\frac{5}{16}$ "  |
| 11. | 4.008 | PIN ( $1\frac{47}{64}$ " O.L. x $\frac{15}{16}$ " O.D.)                              |
| 12. | 4.008 | SCREW  |
| 13. | 4.008 | TUBE   |
| 14. | 4.006 | CABLE ASSY.  |
| 15. | 4.008 | RING   |
| 16. | 4.008 | RING   |
| 18. | 4.312 | PIN (5 x 24 mm)  |
| 19. | 4.006 | SHIFT FINGER   |
| 20. | 4.008 | PIN (4 x 26 mm)  |
| 21. | 4.008 | WASHER   |
| 22. | 4.008 | GROMMET  |
| 23. | 4.008 | SEAT   |
| 24. | 4.008 | WASHER   |
| 25. | 4.008 | GROMMET  |
| 26. | 4.006 | KNOB   |
|     | 4.006 | KNOB   |
| 27. | 4.008 | SPRING   |
| 28. | 4.008 | SLEEVE   |



4-523

**1973-75 VEGA-MONZA 4-SPD. SHIFT LEVER, BOOTS, BEZEL AND INSULATOR**

- 1. 4.015 BEZEL
- 2. 8.977 SCREW (#10— 8— 16 x 1 1/4")
- 3. 4.015 BOOT
- 4. 4.015 INSULATOR
- 5. 4.006 KNOB
- 6. 4.008 NUT
- 7. 4.004 LEVER
- 8. 4.015 BOOT
- 9. 4.015 GROMMET
- 10. 8.900 BOLT (dog. pt. 5/16"— 18 x 1 1/16")

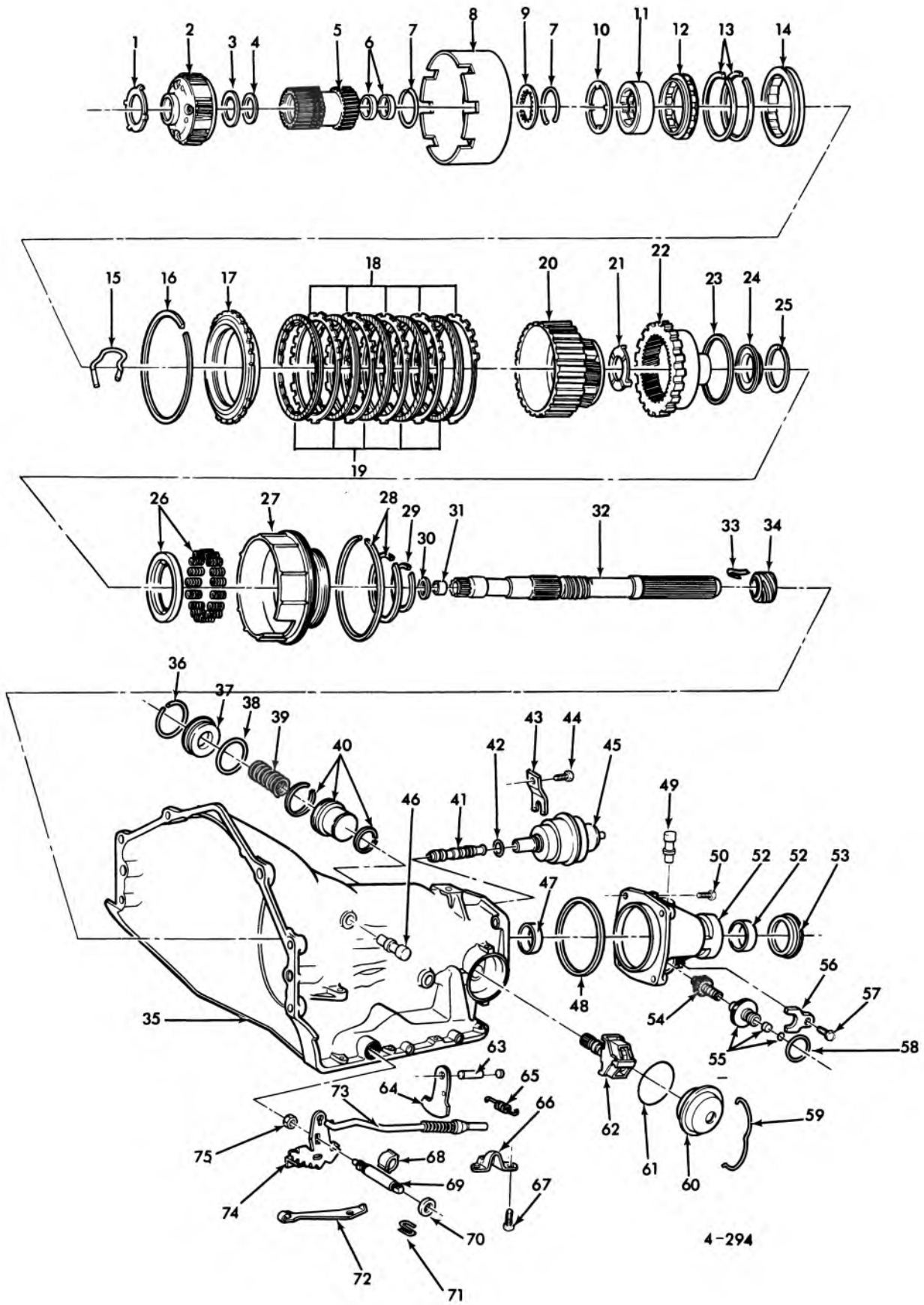


4-522

### 1973-75 VEGA-MONZA 4-SPD. CONTROL ROD LINKAGE

- |     |       |   |
|-----|-------|---|
| 1.  | 4.035 | ROD   |
| 2.  | 4.035 | ROD   |
| 3.  | 4.037 | RETAINER  |
| 4.  | 4.037 | WASHER  |
| 5.  | 4.037 | SWIVEL  |
| 6.  | 4.035 | ROD   |
| 7.  | 8.917 | NUT ( $\frac{5}{16}$ " — 18)                              |
| 8.  | 4.045 | LEVER   |
| 9.  | 8.929 | WASHER ( $\frac{3}{8}$ " I.D. x $\frac{3}{4}$ " O.D.) ... |
| 10. | 8.900 | BOLT ( $\frac{3}{8}$ " — 16 x $\frac{7}{8}$ " )           |
| 11. | 4.037 | RETAINER  |
| 12. | 4.045 | LEVER   |



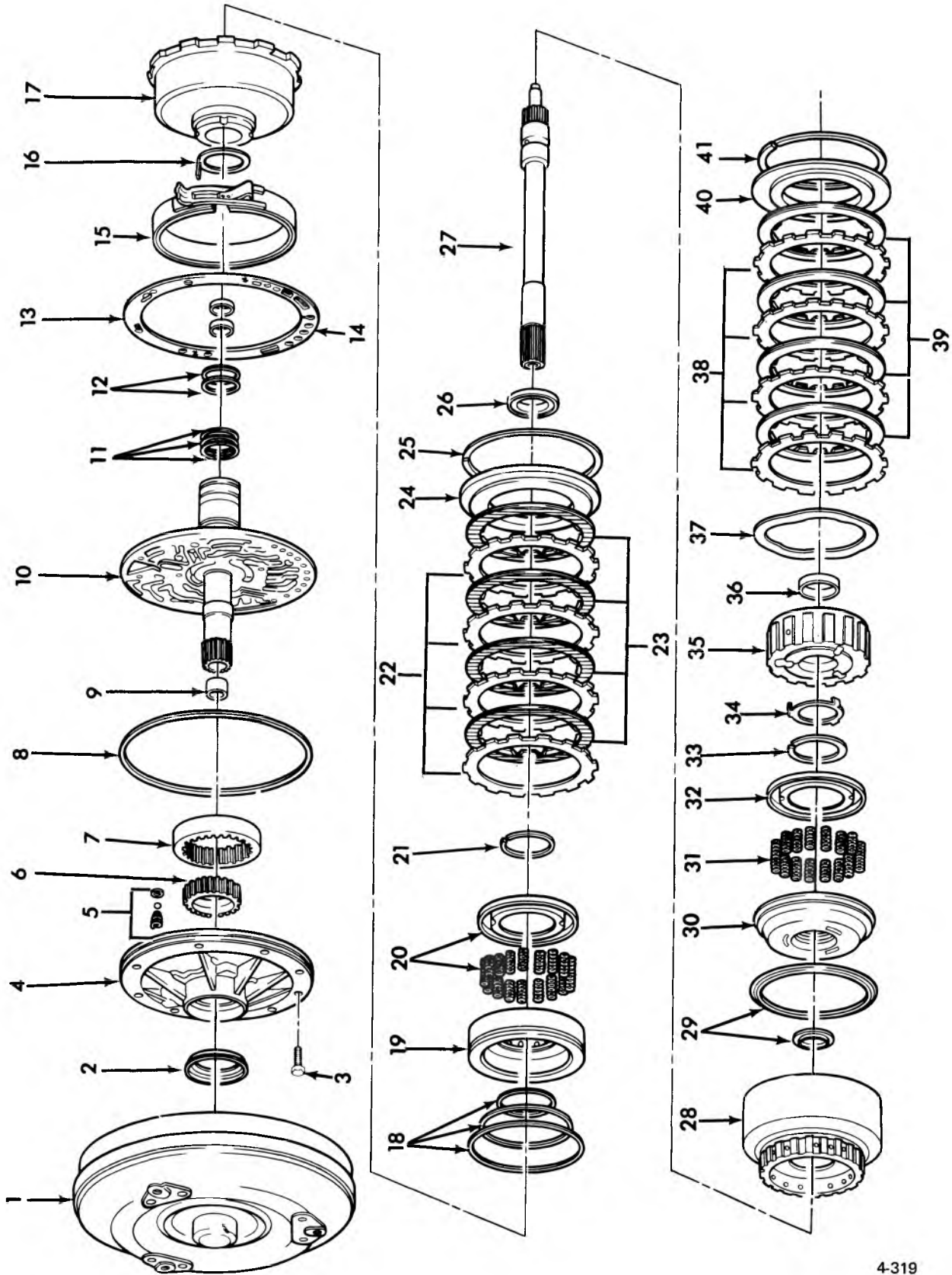


**TURBO-HYDRO-MATIC (250) CASE EXTENSION  
AND PLANET CARRIER PARTS**

## TURBO-HYDRO-MATIC (250) CAST EXTENSION & PLANET CARRIER PARTS

1.	4.158	WASHER, Input Ring Gear Rear Thrust	36.	4.228	RETAINER, Inter. Clutch Accum. Piston
2.	4.175	CARRIER ASSY., Output Planet	37.	4.228	COVER, Inter. Clutch Accum. Piston
3.	N.S.S.	BEARING ASSY., Part of Carrier Assy. No. 2	38.	4.229	SEAL, Inter. Clutch Accum. Cover
4.	N.S.S.	RACE, Part of Carrier Assy. No. 2	39.	4.233	SPRING, Inter. Clutch Accum. Piston
5.	4.159	GEAR ASSY., Trans. Sun Gear	40.	4.228	PISTON ASSY. Inter. Clutch Accum. w/Seals
6.	4.176	BUSHING, Trans. Sun Gear	41.	4.205	VALVE ASSY. Vac. Mod.
7.	4.176	RING, Sun Gear Drive Shell Retainer	42.	4.205	SEAL, Vac. Mod. to Case
8.	4.175	SHELL, Sun Gear Drive	43.	4.205	RETAINER, Vac. Mod.
9.	4.176	WASHER, Sun Gear Thrust	44.	8.900	BOLT, Vac. Mod. to Case (5/16–18 x 11/16)
10.	4.176	WASHER, Sun Gear Shell Rear Thrust	45.	4.205	MODULATOR UNIT, Vac.
11.	4.180	RACE, Low and Reverse O/Run Clutch	46.	4.104	VALVE ASSY., Case
12.	4.180	CLUTCH ASSY. Low 2nd Reverse O/Run	47.	4.104	BUSHING, Trans. Case
13.	4.180	RING, Low and Reverse O/Run Clutch	48.	4.318	SEAL, Ext. to Case
14.	N.N.S.	CAM, Part of Support Assy. Low and Reverse Clutch. Group 4.162	49.	4.104	VENT ASSY., Ext.
15.	4.180	SPRING, Low and Reverse Clutch Support Retaining	50.	8.900	BOLT, Ext. to Case
16.	4.180	RING, Low and Reverse Clutch Support Retaining	51.	4.317	EXTENSION ASSY., Rear Main Bearing
17.	N.S.S.	SUPPORT, Part of Support Assy. Low and Reverse Clutch. Group 4.162	52.	4.319	BUSHING, Ext.
18.	4.163	PLATE, Low and Reverse Clutch Reaction	53.	4.318	SEAL ASSY., Ext. Oil
19.	4.163	PLATE ASSY., Trans. Reverse Clutch Drive	54.	4.337	GEAR, Speedo. Driven
20.	4.175	CARRIER ASSY. Reaction Planet	55.	4.338	FITTING ASSY., w/Seal
21.	4.176	WASHER, Trans. Output Ring Gear Frt. Thrust	56.	4.338	RETAINER, Speedo. Driven Gear Fitting
22.	4.187	GEAR, Output Ring	57.	8.900	BOLT, Retainer to Case (1/4–20 x 5/8)
23.	4.187	RING, Input and Output	58.	4.338	SEAL, Speedo. Driven Gear Fitting
24.	4.176	BEARING, Output Ring Gear Rear Thrust	59.	4.256	RETAINER, Governor Cover
25.	4.176	RING, Output Ring Gear Support to Output Shaft	60.	4.256	COVER, Governor
26.	4.164	SEAT ASSY. w/Springs Low and Reverse Clutch	61.	4.256	SEAL, Governor Cover
27.	4.166	PISTON, Low and Reverse Clutch	62.	4.256	GOVERNOR ASSY.
28.	4.166	SEAL UNIT, Low and Reverse Clutch Piston	63.	4.294	SHAFT UNIT w/Plug Park Pawl
29.	4.164	RETAINER, Low and Reverse Clutch Piston Return Spring Seat	64.	4.294	PAWL, Park Lock
30.	4.176	BUSHING, Reaction Planet Carrier	65.	4.295	SPRING, Park Lock
31.	4.176	BUSHING, Output Shaft	66.	4.290	BRACKET, Park Lock Reaction
32.	4.175	SHAFT ASSY. Output	67.	8.900	BOLT, Park Lock Bracket
33.	4.345	CLIP, Drive Gear Retainer	68.	4.290	RING, Park Lock and Range Selector Shaft Retaining
34.	4.337	GEAR, Speedo. Drive	69.	4.294	SHAFT, Park Lock and Range Selector Outer
35.	4.103	CASE ASSY. Trans.	70.	4.275	SEAL ASSY., Manual Shaft
			71.	4.275	LINK, Manual Valve Control
			72.	4.275	SPRING ASSY., Detent
			73.	4.290	ACTUATOR ASSY., Park Lock
			74.	4.279	LEVER, Park Lock and Range Selector (inner)
			75.	8.916	NUT, Selector Shaft to Lever (3/8 x 16)

4-294



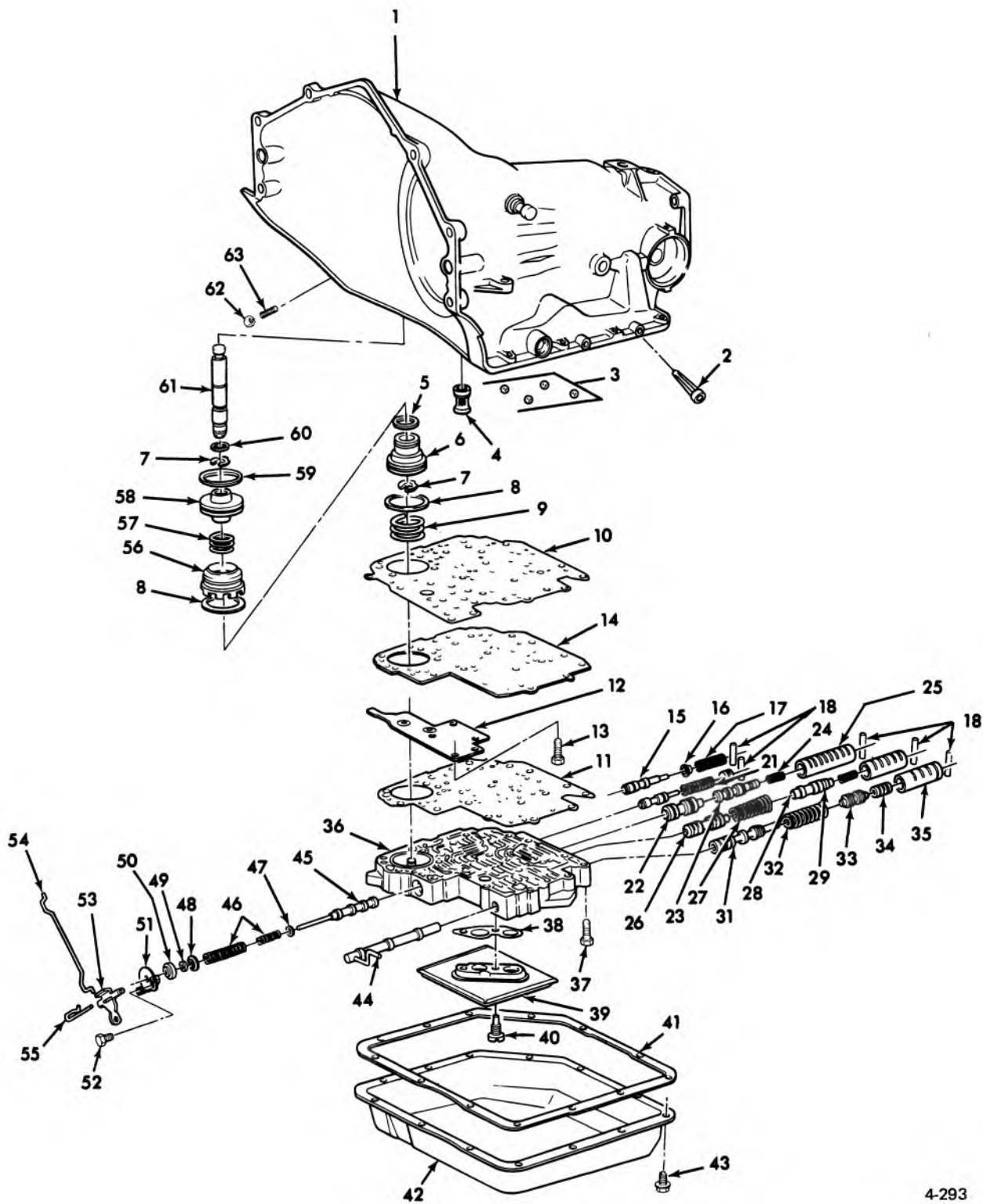
4-319

**TURBO HYDRA-MATIC 250 PUMP, FORWARD  
AND DIRECT CLUTCH AND CENTER SUPPORTS**

## TURBO HYDRA-MATIC (250) PUMP, FORWARD AND DIRECT CLUTCH AND CENTER SUPPORTS

- |     |        |  |     |        |  |
|-----|--------|--|-----|--------|--|
| 1.  | 4.115  | CONVERTER ASSY., Trans.  | 22. | 4.163  | PLATE, Direct Clutch Driven                              |
| 2.  | 4.226  | SEAL ASSY., Front Oil Pump                                     | 23. | 4.163  | PLATE ASSY., Direct Clutch Drive                         |
| 3.  | 4.226  | SCREW, w/Lock Washer Oil Pump to Case                          | 24. | 4.163  | PLATE, Direct Clutch Pressure                            |
| 4.  | 4.224  | BODY ASSY., w/Priming Valve Unit Oil Pump                      | 25. | 4.167  | RING, Direct Clutch Pressure Plate Retainer              |
| 5.  | 4.265  | VALVE UNIT, Oil Cooler Bypass (Contains Spring, Seat and Ball) | 26. | 4.164  | BEARING ASSY., Direct Clutch Drum Rear Thrust            |
| 6.  | N.S.S. | GEAR, Oil Pump Drive. Part of No. 4                            | 27. | N.S.S. | SHAFT ASSY., Input (Part of #28)                         |
| 7.  | N.S.S. | GEAR, Oil Pump Driven. Part of No. 4                           | 28. | 4.169  | HOUSING ASSY., Forward Clutch                            |
| 8.  | 4.226  | SEAL, Oil Pump to Case (8-17/32 I.D.)                          | 29. | 4.166  | SEAL UNIT, Forward Clutch Piston (Inner and Outer)       |
| 9.  | 4.162  | BUSHING, Stator Shaft Front                                    | 30. | 4.166  | PISTON, Forward Clutch                                   |
| 10. | 4.224  | COVER ASSY., w/Seal Oil Pump                                   | 31. | 4.164  | SPRING, Forward Clutch Piston Return                     |
| 11. | 4.169  | RING, Direct Clutch Drum Oil Seal                              | 32. | 4.164  | SEAT, Forward Piston Return Spring                       |
| 12. | 4.169  | RING, Forward Clutch Housing Oil Seal                          | 33. | 4.164  | RING, Forward Clutch Piston Return Spring Seat Retaining |
| 13. | 4.226  | GASKET, Oil Pump to Case                                       | 34. | 4.176  | WASHER, Input Ring Gear Front Thrust                     |
| 14. | 4.226  | BUSHING, Stator Shaft Rear                                     | 35. | 4.158  | GEAR ASSY., w/Support Input Ring                         |
| 15. | 4.251  | BAND ASSY., Brk. Inter.  | 36. | 4.176  | BUSHING, Input Ring Gear                                 |
| 16. | 4.169  | WASHER, Direct Clutch Drum Front Thrust                        | 37. | 4.164  | SPRING, Forward Clutch Piston Cushion                    |
| 17. | 4.169  | DRUM ASSY., Direct Clutch                                      | 38. | 4.163  | PLATE, Forward Clutch Drive                              |
| 18. | 4.166  | SEAL UNIT, Direct Clutch Piston                                | 39. | 4.163  | PLATE ASSY., Forward Clutch Driven                       |
| 19. | 4.166  | PISTON, Direct Clutch  | 40. | 4.163  | PLATE, Forward Clutch Pressure                           |
| 20. | 4.164  | SEAT ASSY., w/Springs Direct Clutch Piston Return              | 41. | 4.167  | RING, Forward Clutch Pressure Plate Ret.                 |
| 21. | 4.164  | RING, Direct Clutch Piston Return Spring Seat Retaining        |     |        |  |

4-319



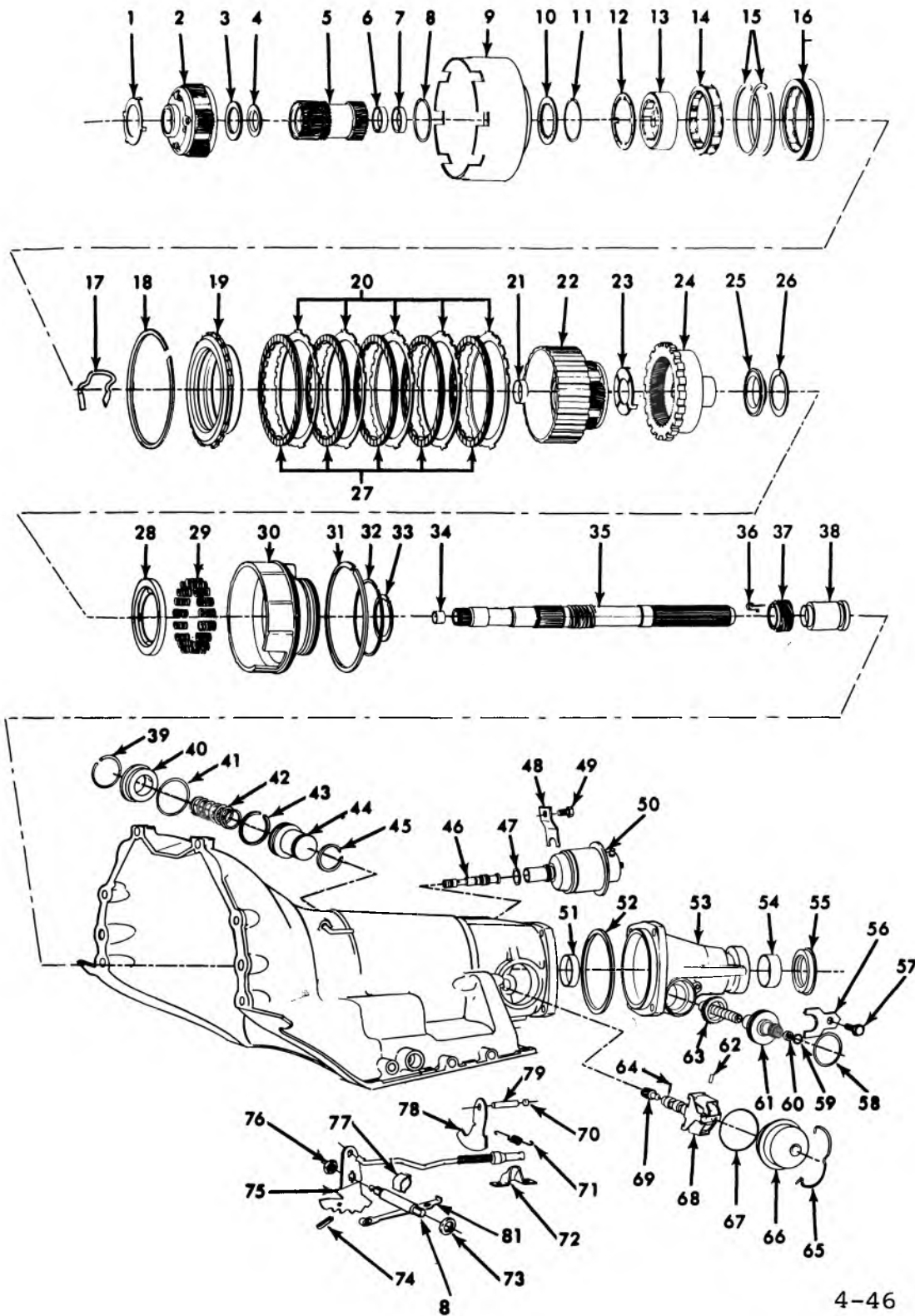
4-293

**TURBO HYDRA-MATIC (250) FRONT & REAR SERVOS & CONTROL VALVE**

## TURBO HYDRA-MATIC (250) FRONT & REAR SERVOS & CONTROL VALVE

- |     |        |  |     |        |   |
|-----|--------|--|-----|--------|---|
| 1.  | 4.103  | CASE UNIT, trans.                                      | 33. | N.S.S. | VALVE, mod. 2nd reverse boost. Part of No. 36         |
| 2.  | 4.248  | SCREEN ASSY., gov. pressure                            | 34. | N.S.S. | VALVE, int. boost. Part of No. 36                     |
| 3.  | 4.265  | BALL, oil check valve                                  | 35. | N.S.S. | SLEEVE, mod. and reverse boost valve.                 |
| 4.  | 4.224  | SCREEN ASSY., oil pump pressure                        | 36. | 4.265  | BODY ASSY., valve                                     |
| 5.  | 4.229  | SEAL, inter. servo piston inner                        | 37. | 8.900  | BOLT, hex (5/16—18 x 1-3/4)                           |
| 6.  | 4.228  | PISTON, inter. servo.                                  | 38. | 4.197  | GASKET, oil pump screen                               |
| 7.  | 8.934  | RING, (E)  | 39. | 4.197  | SCREEN UNIT, w/gasket oil pump                        |
| 8.  | 4.229  | SEAL, inter. servo piston pilot                        | 40. | 8.900  | BOLT, oil pump screen to valve body<br>(1/4—20 x 3/8) |
| 9.  | 4.233  | SPRING, inter. servo. ret.                             | 41. | 4.196  | GASKET, oil pan                                       |
| 10. | 4.265  | GASKET, valve body spacer plate upper                  | 42. | 4.195  | PAN, trans. oil                                       |
| 11. | 4.265  | GASKET, valve body spacer plate lower                  | 43. | 8.900  | BOLT, hex oil pan                                     |
| 12. | 4.265  | SUPPORT, spacer plate                                  | 44. | 4.265  | VALVE UNIT, manual                                    |
| 13. | 8.900  | BOLT, hex (5/16—18 x 3/4)                              | 45. | N.S.S. | VALVE, detent. Part of No. 36                         |
| 14. | 4.265  | PLATE, valve body spacer                               | 46. | N.S.S. | SPRING, detent valve. Part of No. 36                  |
| 15. | N.S.S. | VALVE, detent reg. Part of No. 36                      | 47. | N.S.S. | WASHER, detent valve. Part of No. 36                  |
| 16. | N.S.S. | SEAT, detent reg. valve spring. Part of No. 36         | 48. | N.S.S. | SEAT, detent valve. Part of No. 36                    |
| 17. | N.S.S. | SPRING, detent reg. valve. Part of No. 36              | 49. | N.S.S. | RETAINER, detent valve. Part of No. 36                |
| 18. | 8.939  | PIN, valve ret. (7/64 x 1-1/8)                         | 50. | N.S.S. | STOP, detent valve. Part of No. 36                    |
| 19. | N.S.S. | VALVE, manual valve control. Part of No. 36            | 51. | 4.275  | BRACKET, detent valve actuator lever                  |
| 20. | N.S.S. | SPRING, trans. manual low control valve<br>Part of No. | 52. | 8.900  | BOLT, bracket valve body (1/4—20 x 7/16)              |
| 21. | 4.265  | PLUG, manual low control valve                         | 53. | 4.279  | LEVER, detent valve, actuating                        |
| 22. | N.S.S. | VALVE, 1-2 shift. Part of No. 36                       | 54. | 4.275  | WIRE, detent valve control                            |
| 23. | N.S.S. | VALVE, 1-2 shift control. Part of No. 36               | 55. | 4.275  | PIN, detent valve actuator lever                      |
| 24. | N.S.S. | SPRING, 1-2 shift control valve. Part of No. 36        | 56. | 4.228  | PILOT, inter. servo. piston                           |
| 25. | N.S.S. | SLEEVE, 1-2 shift control valve. Part of No. 36        | 57. | 4.233  | SPRING, inter. servo. cushion                         |
| 26. | N.S.S. | VALVE, 2-3 shift. Part of No. 36                       | 58. | 4.228  | PISTON, inter. servo. cushion                         |
| 27. | N.S.S. | SPRING, 2-3 shift valve. Part of No. 36                | 59. | 4.229  | SEAL, inter. servo. piston                            |
| 28. | N.S.S. | VALVE, 2-3 shift control. Part of No. 36               | 60. | 4.228  | WASHER, inter. servo. apply rod                       |
| 29. | N.S.S. | SPRING, 2-3 shift control valve. Part of No. 36        | 61. | 4.228  | ROD, inter. servo.                                    |
| 30. | N.S.S. | SLEEVE, 2-3 shift control valve. Part of No. 36        | 62. | 8.916  | NUT, inter. band bolt                                 |
| 31. | N.S.S. | VALVE, pressure reg. Part of No. 36                    | 63. | 4.253  | BOLT, inter. band                                     |
| 32. | N.S.S. | SPRING, pressure reg. valve. Part of No. 36            |     |        |   |

4-293

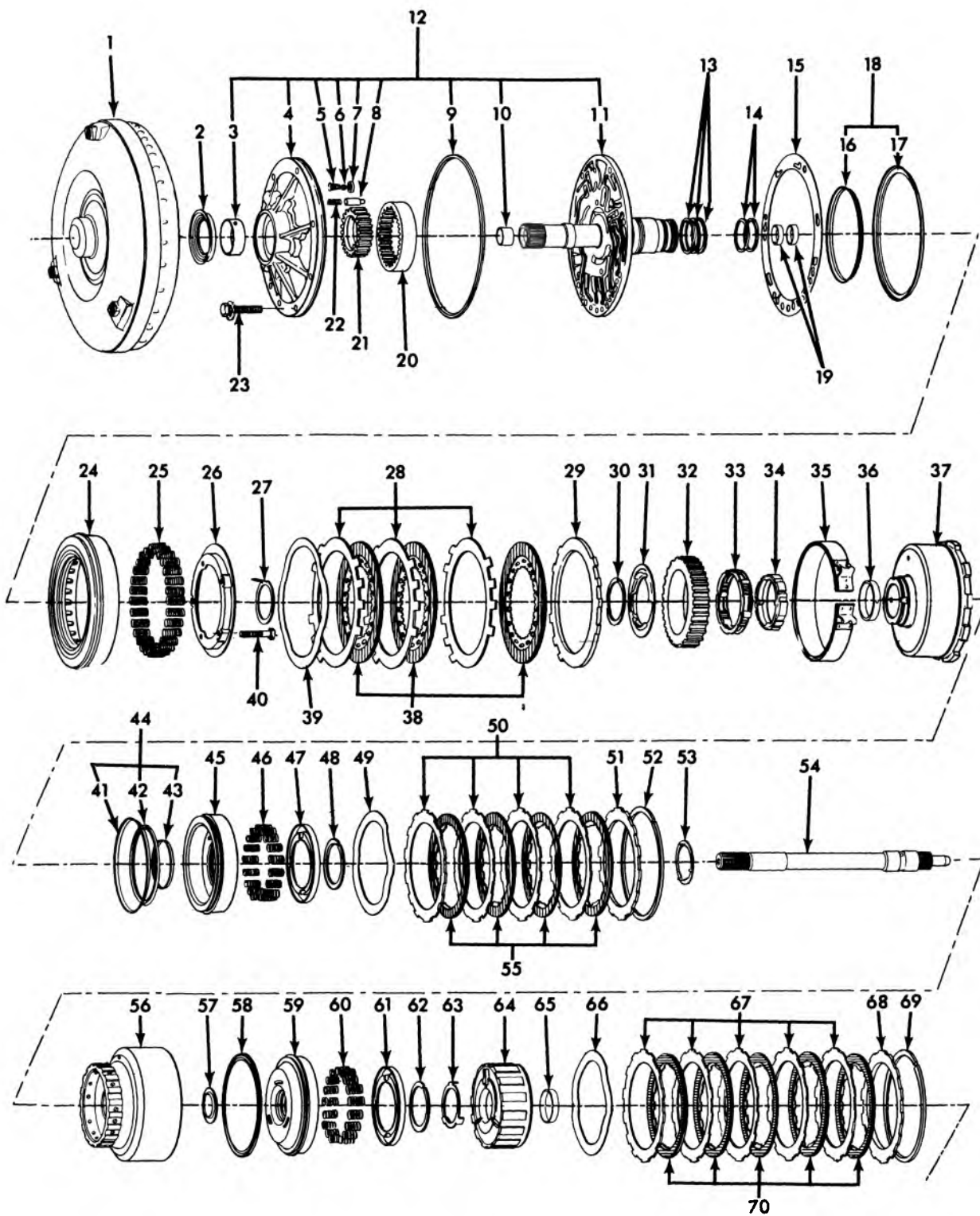


1969-73 TURBO HYDRA-MATIC 350 CASE, EXTENSION & PLANET CARRIER PARTS

## 1969-73 TURBO HYDRA-MATIC 350 CASE, EXTENSION – PLANET CARRIER PARTS

1.	4.158 WASHER, Input Gear Supt.— Rear to Outer Carrier .....	6261383	35.	4.175 SHAFT ASSY., Output .....	6260182
2.	N.S.S. (Part of 6261389)		36.	4.343 CLIP, Drive Gear Retainer .....	6261059
3.	N.S.S. (Part of 6261389)		37.	4.343 GEAR, Speedo. Drive	
4.	N.S.S. (Part of 6261389)		38.	4.318 SLEEVE, Output Shaft Yoke ....	6261062
5.	4.159 GEAR, Sun .....	6260185	39.	4.228 RETAINER, Intermediate Accumulator Piston Converter ....	6260138
6.	4.176 BUSHING, Sun Gear .....	6261033	40.	4.228 COVER, Intermediate Clutch Accumulator Piston .....	6261141
7.	4.176 BUSHING, Sun Gear .....	6261033	41.	4.229 SEAL, Accumulator Piston Cover	6261242
8.	4.175 RING, Sun Gear Shell Retaining	6261039	42.	4.229 SPRING, Intermediate Clutch Accumulator Piston (See Group)	
9.	4.175 SHELL, Sun Gear Drive .....	6261126	43.	4.242 SEAL, Intermediate Clutch Accumulator Piston—Outer .....	6261139
10.	4.176 WASHER, Sun Gear Thrust .....	6261034	44.	4.228 PISTON, Intermediate Clutch Accumulator .....	6261137
11.	4.176 RING, Sun Gear Drive Shell Retaining .....	6261066	45.	4.242 SEAL, Intermediate Clutch Accumulator Piston—Inner .....	6261138
12.	4.176 WASHER, Low and Reverse Clutch Race and Shell Thrust ...	6261184	46.	4.205 VALVE ASSY. Vacuum Modulator .....	6261516
13.	4.180 RACE, Low and Reverse O/Run Clutch Inner .....	6261125	47.	4.338 SEAL, Vacuum Modulator .....	3708146
14.	4.180 CLUTCH, Low and Reverse .....	6261305	48.	4.205 RETAINER, Vacuum Modulator ..	6261285
15.	4.180 RING, Low and Reverse Clutch to Cam Retaining .....	6261051	49.	8.900 BOLT (5/16—18 x 11/16)	3708146
16.	N.S.S. CAM (Part of 6261118 support)		50.	4.205 MODULATOR, Vacuum (6 Cyl.) .	3963812
17.	4.180 SPRING, Low and Reverse Clutch Support Retaining .....	6261415		4.205 MODULATOR, Vacuum (8 Cyl.) .	3963820
18.	4.180 RING, Low and Reverse Clutch Retaining .....	6261416	51.	4.104 BUSHING .....	6261016
19.	4.162 SUPPORT & CAM, Low and Reverse Roller Clutch .....	6261118	52.	4.318 SEAL, Extension to Case .....	1358899
20.	4.163 PLATES, Reverse Clutch Drive ...	6260236	53.	4.317 EXTENSION, w/Bushing .....	6261369
21.	4.176 BUSHING, Case to Output Shaft	6261033	54.	4.319 BUSHING .....	6260048
22.	4.175 CARRIER, Reaction .....	6261645	55.	4.318 SEAL .....	1386231
23.	4.176 WASHER, Output Ring Gear Front Thrust .....	6261124	56.	4.338 RETAINER, Sleeve .....	1362215
24.	4.187 GEAR, Output Ring .....	6261275	57.	8.900 BOLT (1/4—20 x 5/8)	
25.	4.176 BEARING, Output Ring Gear Support to Case .....	9427759	58.	4.338 SEAL, Sleeve to Ext. ....	3708146
26.	4.176 RING, Low and Reverse Clutch Piston Return Spring Seat .....	6261040	59.	N.S.S. Part of No. 61	
27.	4.163 PLATES, Low and Reverse Reaction .....	3832386	60.	N.S.S. Part of No. 61	
28.	4.164 SEAT, Low and Reverse Clutch Piston .....	6261098	61.	4.338 SLEEVE & SEAL, Speedo. Gear	
29.	4.164 SPRING, Low and Reverse Clutch Piston Return .....	6271527	62.	4.256 PIN, Governor Weight .....	8623232
30.	4.166 PISTON, Low and Reverse Clutch (8 Cyl.) .....	6261105	63.	4.337 GEAR, Speedo. (See Group)	
	4.166 PISTON, Low and Reverse Clutch (6 Cyl.) .....	6261106	64.	N.S.S. PIN (Part of No. 3947079)	
31.	N.S.S. SEAL		65.	4.256 RETAINER, Governor Cover .....	6260040
32.	N.S.S. SEAL		66.	4.256 COVER, Governor .....	6261067
33.	4.164 RETAINER, Low and Reverse Clutch Piston Return .....	6261041	67.	4.256 SEAL, Governor Cover .....	6261341
34.	4.176 BUSHING, Input Shaft .....	3789034	68.	4.256 GOVERNOR .....	6261706
			69.	N.S.S. GEAR (Part of No. 3947079)	
			70.	N.S.S. PLUG (Part of No. 3947081)	
			71.	4.295 SPRING, Lock Pawl .....	6261145
			72.	4.290 BRACKET, Park Link Reaction ..	1377861
			73.	4.275 SEAL, Oil .....	8623056
			74.	4.275 PIN, Detent Actuator Lever .....	6261288
			75.	4.279 LEVER, Range Selector Inside Detent (1971) .....	6260144
				4.279 LEVER, Range Selector (1972) .....	6260283
			76.	N.L. NUT	
			77.	4.290 RING, Retainer .....	6261347
			78.	4.294 PAWL, Park .....	3977619
			79.	N.S.S. SHAFT (Part of No. 3977619)	
			80.	4.275 SHAFT, Park shaft and Range Selector .....	6260216
			81.	4.275 SPRING, Detent .....	6261161





4-47

**1969-73 TURBO HYDRA-MATIC 350 PUMP, FORWARD & DIRECT CLUTCH**

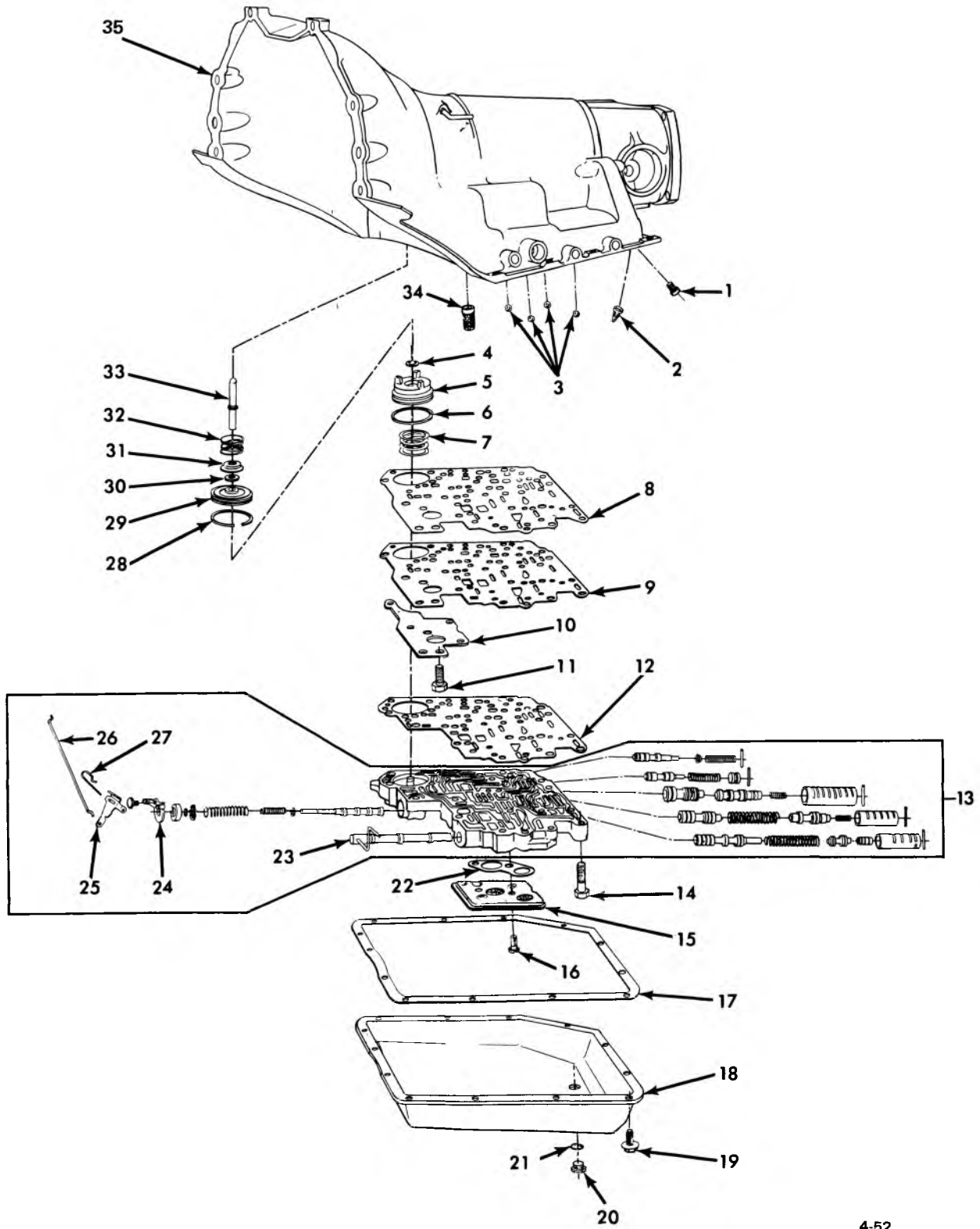
## 1969-73 TURBO HYDRA-MATIC 350 PUMP, FORWARD & DIRECT CLUTCH & CENTER SUPPORT

1.	4.115	CONVERTER ASSY. . . . .	3948963	34.	N.S.S.	RACE, Intermediate O/Run clutch Inner (Part of Assy. No. 37)	
2.	4.226	SEAL, Oil Pump to Conv. Hub. . . . .	1384746	35.	4.251	BAND, Intermediate O/Run Brake	6261132
3.	N.S.S.	BUSHING, Oil Pump Body (Part of Pump Body Assy. No. 4)		36.	4.169	BUSHING, Direct Clutch Drum . . . . .	6261026
4.	4.224	BODY, Oil Pump . . . . .	6264919	37.	4.169	DRUM ASSY., Direct Clutch . . . . .	6261404
5.	N.S.S.	SPRING, Oil Pump Cooler By—Pass Valve (Part of Body Assy. No. 4)		38.	4.163	PLATES, Intermediate Clutch Drive . . . . .	6261277
6.	N.S.S.	BALL, Oil Pump Cooler By—Pass Valve (Part of Body Assy. No. 4)		39.	4.164	SPRING, Intermediate Clutch Cushion . . . . .	6261309
7.	N.S.S.	SEAL, Oil Pump Cooler By—Pass Valve (Part of Body Assy. No. 4)		40.	8.900	BOLT (5/16—18 x 1-1/2)	
8.	N.S.S.	VALVE, Oil Pump Priming Part of No. 4		41.	N.S.S.	SEAL, Direct Clutch Piston—Outer (Part of No. 44)	
9.	4.226	SEAL, Oil Pump to Case . . . . .	1384746	42.	N.S.S.	SEAL, Dir. Clutch Piston—Center (Part of No.44)	
10.	4.162	BUSHING, Trans. Stator Shaft—Front . . . . .	1381366*	43.	N.S.S.	SEAL, Direct Clutch Piston—Inner (Part of No. 44)	
11.	4.224	COVER ASSY., Oil Pump . . . . .	6261704	44.	4.166	SEAL PKG., Direct Clutch Piston . . . . .	3947087
12.	+	PUMP ASSY., Oil (6 Cyl.)		45.	4.166	PISTON, Direct Clutch	
	+	PUMP ASSY., Oil (8 Cyl.)			4.166	PISTON, Direct Clutch	
13.	4.169	RINGS, Direct Clutch Drum Oil Seal . . . . .	6261063	46.	4.164	SPRING, Clutch Piston Return . . . . .	6260311
14.	4.169	RINGS, Forward Clutch Housing Oil Seal . . . . .	6261570	47.	4.164	SEAT, Clutch Piston Return . . . . .	6261011
15.	4.226	GASKET, Pump Cover to Case . . . . .	6261584	48.	4.164	RING, Direct Clutch Piston Return . . . . .	6261037
16.	N.S.S.	SEAL, Intermediate-Inner (Part of No. 18)		49.	4.164	SPRING, Direct Clutch Piston Cushion . . . . .	6261457
17.	N.S.S.	SEAL, Intermediate—Outer (Part of No. 18)		50.	4.163	PLATES, Direct Clutch Driven . . . . .	6261071
18.	4.166	SEAL PKG., Intermediate Clutch	3947088	51.	4.163	PLATE, Direct Clutch Pressure . . . . .	6261072
19.	4.226	BUSHING, Oil Pump Stator Shaft—Rear . . . . .	6261022	52.	4.167	RING, Direct Clutch Pressure Plate Retainer . . . . .	6261048
20.	N.S.S.	GEAR, Oil Pump Driven (Part of No. 12)		53.	4.164	BEARING, Direct Clutch Drum to Forward Clutch Housing—Thrust . . . . .	9428864
21.	N.S.S.	GEAR, Oil Pump Drive (Part of No. 4)		54.	N.S.S.	SHAFT (Part of 6260188 Housing and Shaft)	
22.	N.S.S.	SPRING, Oil Pump Priming Valve Part of No. 4 . . . . .		55.	4.163	PLATES, Direct Clutch Drive . . . . .	6261278
23.	4.226	SCREW, Oil Pump to Case . . . . .	6261374	56.	N.S.S.	HOUSING (part of 6260188 Housing and Shaft)	
24.	4.166	PISTON, Intermediate Clutch (6 Cyl.) . . . . .	6261448	57.	N.S.S.	SEAL (Part of 3947086 Seal Package)	
	4.166	PISTON, Intermediate Clutch (8 Cyl.) . . . . .	6261449	58.	N.S.S.	SEAL (Part of 3947086 Seal Package)	
25.	4.164	SPRING, Intermediate Clutch Return . . . . .	6261024	59.	4.166	PISTON, Forward Clutch (6 Cyl.)	6261115
26.	4.164	SEAT, Intermediate Clutch Return Spring . . . . .	6261111		4.166	PISTON, Forward Clutch (8 Cyl.)	6261116
27.	4.169	WASHER, Thrust		60.	4.164	SPRINGS, Forward Clutch Piston Return . . . . .	6260311
28.	4.163	PLATES, Intermediate Clutch Reaction . . . . .	6261450	61.	4.164	SEAT, Forward Clutch Piston Return . . . . .	6261011
29.	4.163	PLATE, Intermediate Clutch Pressure . . . . .	6261010	62.	4.164	RING, Forward Clutch Seat Retainer . . . . .	6261037
30.	4.166	RING, Intermediate O/Run Clutch Retainer . . . . .	6261038	63.	4.176	WASHER, Input Ring Gear Thrust—Front . . . . .	6261027
31.	4.167	RETAINER, Intermediate O/Run Clutch . . . . .	6261143	64.	4.158	GEAR, Input Ring . . . . .	6261397
32.	4.168	RACE, Intermediate Clutch O/Run—Outer . . . . .	6261021	65.	4.175	BUSHING, Input Ring Gear . . . . .	6261029
33.	4.167	CLUTCH, Inter. O/Run Clutch . . . . .	6261298	66.	4.164	SPRING, Forward Clutch Piston Cushion . . . . .	6261222
				67.	4.165	PLATES, Forward Clutch Driven	6261071
				68.	4.163	PLATE, Forward Clutch Pressure	6261072
				69.	4.167	RING, Forward Clutch Pressure Plate Retaining . . . . .	6261048
				70.	4.163	PLATES, Forward Clutch Drive . . . . .	6261278

\*Also part of Pump Assy.

+Note: Removed from service.

4-47



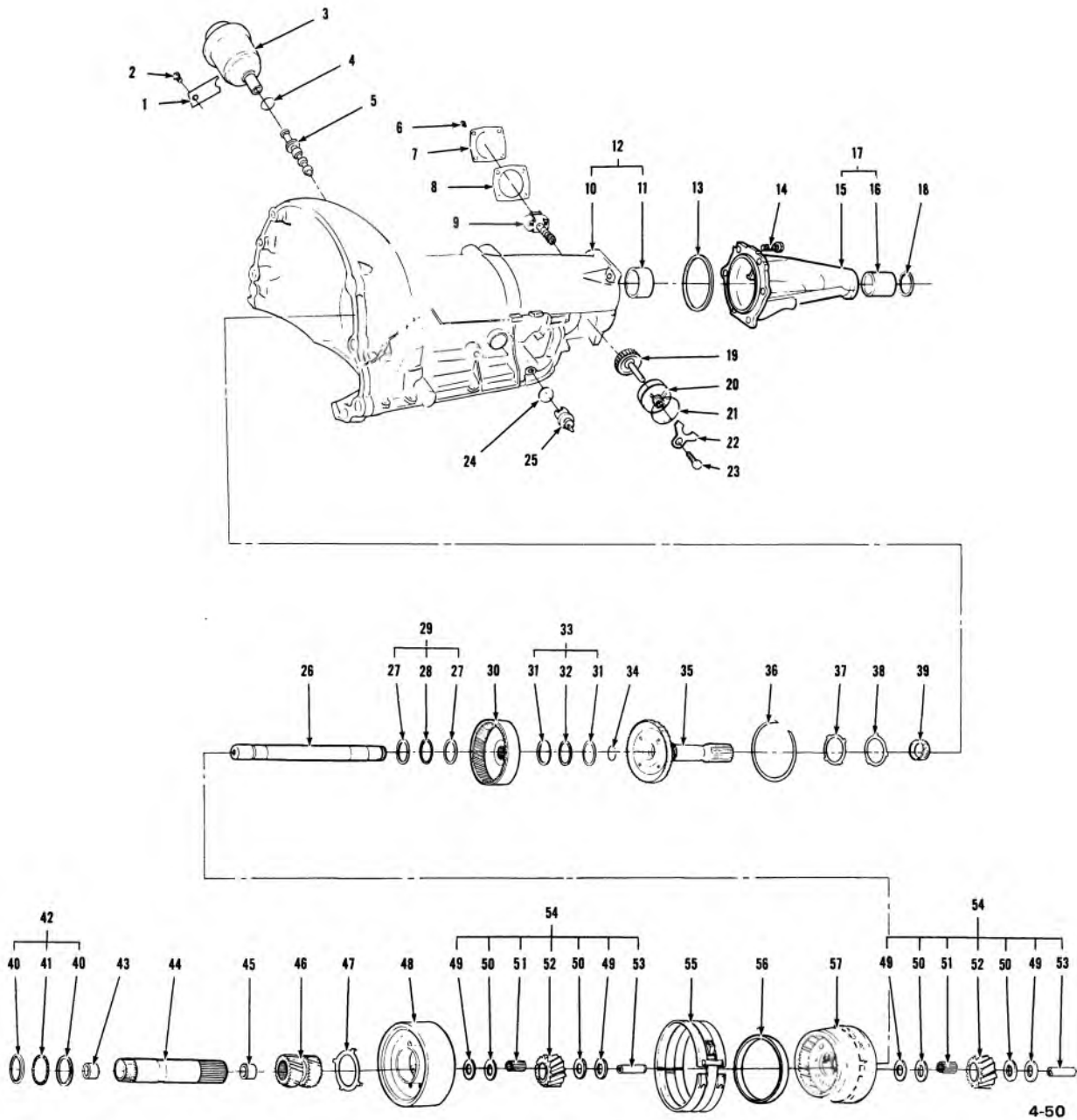
4-52

1969-73 TURBO HYDRA-MATIC 350 FRONT & REAR SERVOS & CONTROL VALVE

## 1969-73 TURBO HYDRA-MATIC 350 FRONT & REAR SERVOS & CONTROL VALVE

1.	N.L.	BOLT		21.	4.156	GASKET	
2.	4.256	SCREEN, Governor	6261324	22.	4.197	GASKET, Oil Pump	6261235
3.	4.265	BALL, Oil Check	6261179	23.	4.265	VALVE, Manual	6261480
4.	4.229	RING, Direct Clutch Accum.		24.	4.275	BRACKET, Detent Valve	
		Piston Retainer	6261322			Actuating Lever	6261187
5.	4.228	PISTON, Direct Clutch Accum.	6261176	25.	4.279	LEVER, Detent Actuator Valve	6261186
6.	4.229	SEAL, Direct Clutch		26.	4.275	WIRE, Detent Valve Control	6261214
		Accumulator Piston	6261150	27.	4.275	PIN, Actuator	6261288
7.	4.233	SPRING, Direct Clutch Accum.		28.	4.229	SEAL, Intermediate Servo	
		Piston				Piston	6261151
8.	4.265	GASKET, Upper	6261212	29.	4.228	PISTON, Intermediate Servo	6261177
9.	4.265	PLATE	6261679	30.	4.228	WASHER, Intermediate Servo	
10.	4.265	SUPPORT, Spacer Plate	6261195			Piston	8623362
11.	8.900	BOLT (5/16-18 x 3/4)		31.	4.233	SEAT, Intermediate Servo Piston	
12.	4.265	GASKET, Lower	6261213			Spring	6261178
13.	4.265	VALVE BODY ASSY.		32.	4.233	SPRING, Intermediate Servo	
14.	8.900	BOLT (5/16-18 x 1-3/4)				Piston	6261229
15.	4.197	SCREEN, Oil Pump	6261412	33.	4.228	ROD, Intermediate Servo	
16.	8.900	BOLT (1/4-20 x 3/8)				Apply-2-27/32 in. long	6261008
17.	4.196	GASKET, Oil Pan	6261649		4.228	ROD, Intermediate Servo Apply-	
18.	4.195	PAN, Oil	6261647			2-31/32 in. long	6261009
19.	8.900	BOLT (5/16-18 x 3/4)		34.	4.224	SCREEN	6261323
20.	4.153	PLUG		35.	4.103	CASE	

4-52



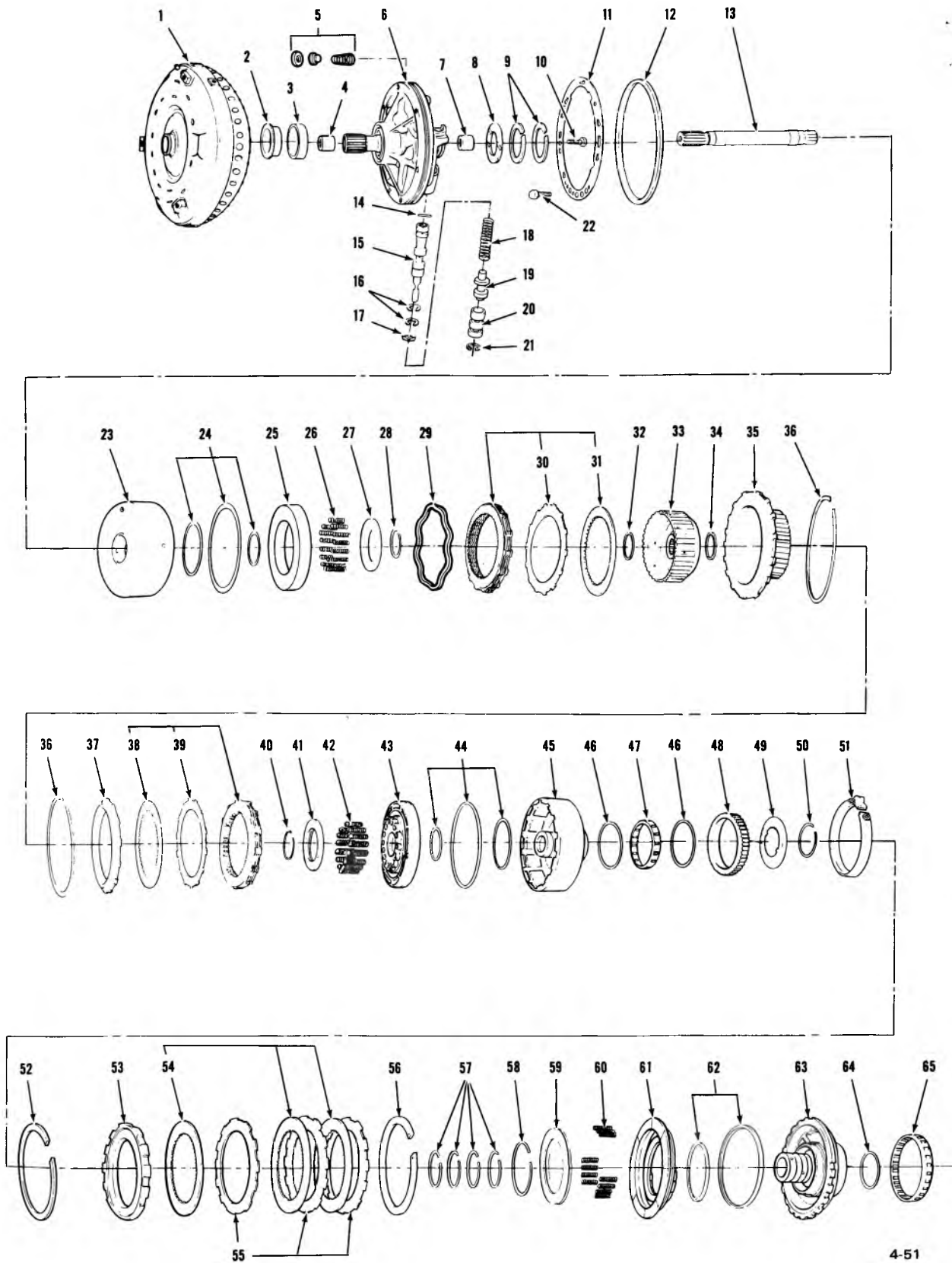
4-50

**TURBO HYDRA-MATIC 375-400 CASE, EXTENSION & PLANET CARRIER PARTS**

## TURBO HYDRA-MATIC 375-400 CASE, EXTENSION & PLANET CARRIER PARTS

1.	4.205	RETAINER, Vacuum Modulator	31.	N.S.	RACE, Rear Internal Gear to Output Shaft Bearing
2.	8.900	BOLT, Retainer to Case (5/16"–18 x 9/16")	32.	N.S.	BEARING, Rear Internal Gear to Output Shaft
3.	4.205	MODULATOR ASM., Vacuum	33.	4.187	BEARING & RACES KIT, Rear Internal Gear to Output Shaft
4.	4.205	SEAL, Vacuum Modulator	34.	4.172	RING, Mainshaft Snap
5.	4.205	VALVE, Vacuum Modulator	35.	4.175	SHAFT & PLUG ASM., Output
6.	8.900	BOLT, Governor Cover to Case (5/16"–18 x 9/16")	36.	4.176	RING, Output Shaft to Front Internal Gear – Snap
7.	4.256	COVER, Governor	37.	4.176	WASHER, Output Shaft to Case Thrust
8.	4.256	GASKET, Governor Cover	38.	4.176	WASHER, Output Shaft to Case – Selective (.078 to .122)
9.	4.256	GOVERNOR ASM., Trans.	39.	4.343	GEAR, Speedometer Drive
10.	N.S.	CASE, Trans.	40.	N.S.	RACE, Center Support to Sun Gear Thrust Bearing
11.	4.104	BUSHING, Trans. Case	41.	N.S.	BEARING, Center Support to Sun Gear Thrust
12.	4.103	CASE ASM., Trans.	42.	4.159	BEARING & RACES KIT, Center Support to Sun Gear Thrust
13.	4.318	SEAL, Case Extension to Case	43.	4.161	BUSHING, Sun Gear Shaft
14.	8.900	BOLT, Extension to Case (3/8"–16 x 1")	44.	4.161	SHAFT ASM., Sun Gear – Includes Bushings
15.	N.S.	EXTENSION, Case	45.	4.161	BUSHING, Sun Gear Shaft
16.	4.319	BUSHING, Case Extension	46.	4.159	GEAR, Sun
17.	4.317	EXTENSION ASM., Case	47.	4.176	WASHER, Reaction Carrier to Output Carrier
18.	4.318	SEAL, Case Extension Oil	48.	4.175	CARRIER ASM., Reaction—Complete
19.	4.337	GEAR, Speedometer Driven	49.	N.S.	WASHER, Pinion Thrust—Bronze
20.	4.338	SLEEVE & SEAL ASM., Speedometer Driven Gear	50.	N.S.	WASHER, Pinion Thrust—Steel
21.	4.338	SEAL, Speedo Gear Sleeve to Case	51.	N.S.	BEARING, Output & Reaction Carrier Roller
22.	4.338	RETAINER, Speedo Driven Gear Sleeve	52.	N.S.	PINION, Planet
23.	8.900	BOLT, Retainer to Case (5/16"–18 x 5/8")	53.	N.S.	PIN, Planet Pinion
24.	4.205	SEAL, Connector to Case	54.	4.175	PINION KIT, Output & Reaction Carrier
25.	4.265	CONNECTOR, Downshift Solenoid Valve—Single Male	55.	4.251	BAND ASM., Rear Brake – Complete
26.	4.172	SHAFT & PLUG ASM., Trans. Main	56.	4.176	RING, Front Internal Gear
27.	N.S.	RACE, Sun Gear to Rear Internal Gear Thrust Brg.	57.	4.175	CARRIER ASM., Output – Complete
28.	N.S.	BEARING, Sun Gear to Rear Internal Gear Thrust			
29.	4.159	BEARING & RACES KIT, Sun Gear to Rear Internal Gear Thrust			
30.	4.187	GEAR, Rear Internal Main Shaft			

4-50



4-51

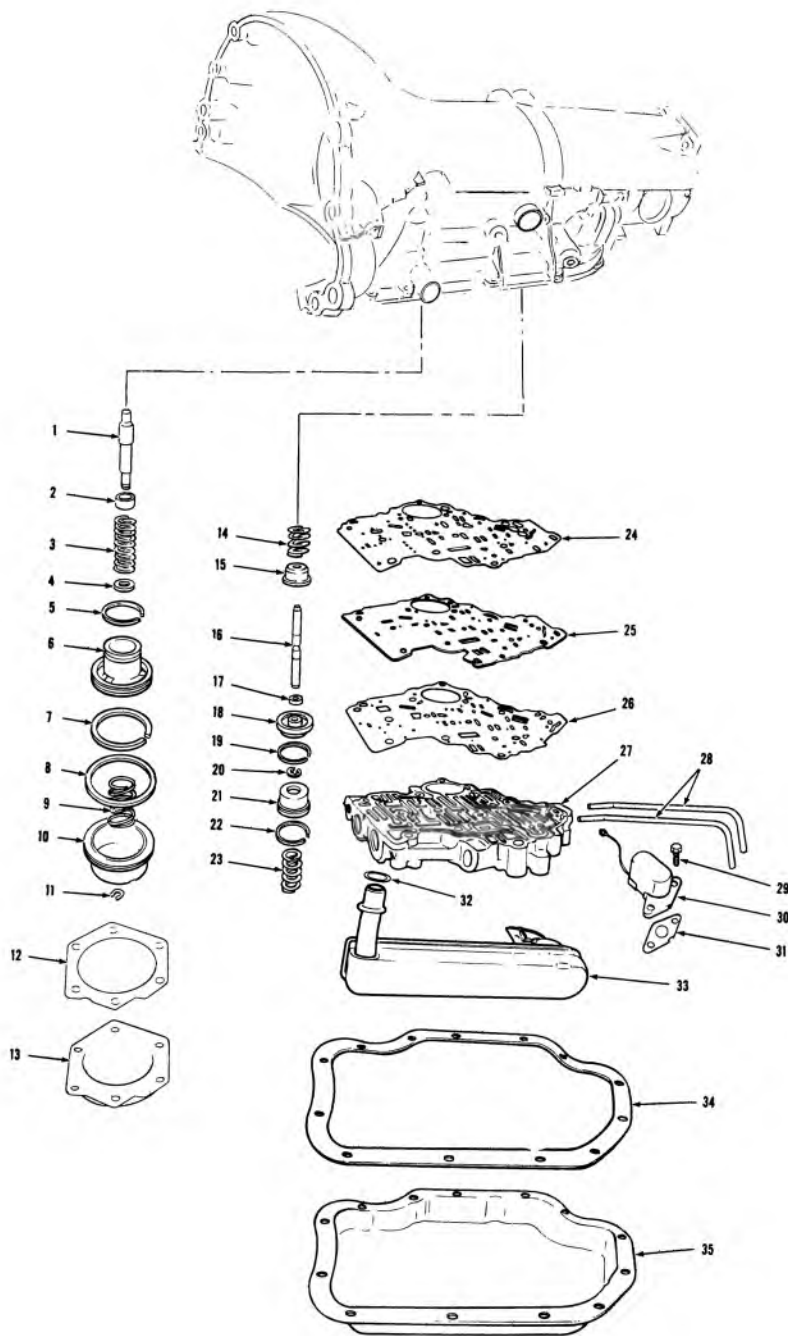
**TURBO HYDRA-MATIC 375-400 PUMP, FORWARD & DIRECT CLUTCH & CENTER SUPPORT**

**TURBO HYDRA-MATIC 375-400 PUMP, FORWARD & DIRECT  
CLUTCH & CENTER SUPPORT**

1.	4.115	CONVERTER ASSY.	35.	4.164	HUB, Direct Clutch
2.	4.226	SEAL, Pump Body	36.	4.164	RING, Forward & Direct Clutch – Snap
3.	4.226	BUSHING, Pump Body	37.	4.163	PLATE, Direct Clutch Backing
4.	4.226	BUSHING, Oil Pump Stator Shaft	38.	4.163	PLATE, Forward & Direct Clutch Drive
5.	N.S.S.	Part of PUMP ASSY.	39.	4.163	PLATE, Direct Clutch Driven
6.	4.224	PUMP ASM., Trans. Complete	40.	4.164	RING, Retainer to Clutch Housing – Snap
7.	4.226	BUSHING, Oil Pump Stator Shaft	41.	4.164	RETAINER, Clutch Piston Spring
8.	4.169	WASHER, Pump Cover to Forward Clutch Drum (.060 to .130)	42.	4.164	SPRING, Direct Clutch Piston Release – Black
9.	4.162	RING, Front Pump to Forward Clutch	43.	4.166	PISTON ASM., Direct Clutch
10.	8.900	BOLT, Pump to Stator (5/16"–18 x 1-1/2")	44.	4.166	SEALS KIT, Forward & Direct Clutch Piston
11.	4.226	GASKET, Pump Cover to Case	45.	4.169	HOUSING & RACE, Direct Clutch
12.	4.226	SEAL, Oil Pump to Case	46.	N.S.	BUSHINGS, Intermediate Clutch Sprag (Part of No. 47)
13.	4.123	SHAFT, Trans. Turbine	47.	4.167	SPRAG & BUSHING, Intermediate Clutch
14.	4.226	PIN, Trans. Oil Pump (.13 dia. x 1.33 straight)	48.	4.168	RACE, Intermediate Clutch Outer
15.	4.216	VALVE & PLUG ASM., Pressure Regulator	49.	4.167	RETAINER, Intermediate Clutch
16.	4.216	SPACER, Pressure Regulator Valve	50.	4.167	RING, Intermediate Clutch Sprag Retainer to Direct Clutch Housing – Snap
17.	4.216	WASHER, Pressure Regulator Valve Spring Retainer	51.	4.251	BAND ASM., Trans. Brake – Front
18.	4.216	SPRING, Pressure Regulator Valve	52.	4.164	RNG, Intermediate Clutch Retaining – Snap
19.	N.S.	VALVE, Pressure Regulator Boost	53.	4.163	PLATE, Intermediate Clutch Backing
20.	N.S.	BUSHING, Pressure Regulator Boost Valve	54.	4.163	PLATE, Intermediate Clutch Driving
21.	4.162	RING, Regulator Bushing Retaining	55.	4.163	PLATE, Intermediate Clutch Reaction
22.	4.226	BOLT ASM. KIT, Pump to Case	56.	4.162	RING, Center Support to Case – Snap
23.	4.169	HOUSING, Forward Clutch	57.	4.162	RING, Center Support & Direct Clutch Oil Seal
24.	4.166	SEALS KIT, Forward & Direct Piston	58.	4.164	RING, Intermediate Clutch Spring Retainer to Support – Snap
25.	4.166	PISTON, Forward Clutch	59.	4.164	RETAINER, Intermediate Clutch Spring
26.	4.164	SPRING, Forward Clutch Piston Release – Blue	60.	4.164	SPRING, Intermediate Clutch Release
27.	4.164	RETAINER, Clutch Piston Spring	61.	4.166	PISTON, Intermediate Clutch
28.	4.164	RING, Retainer to Clutch Housing–Snap	62.	4.166	SEALS KIT, Intermediate Clutch Piston
29.	4.163	PLATE, Forward Clutch Driven – Wave	63.	4.162	SUPPORT & RACE ASM., Trans. Center
30.	4.163	PLATE, Forward Clutch Driven	64.	4.162	WASHER, Support to Reaction Drum – Thrust
31.	4.163	PLATE, Forward & Direct Clutch Drive	65.	4.180	SPRAG ASM., Trans. Low Clutch
32.	N.S.	WASHER, Clutch Hub to Clutch Housing Thrust			
33.	4.164	HUB, Forward Clutch			
34.	4.164	WASHER, Clutch Hub to Direct Clutch Thrust			

4-51

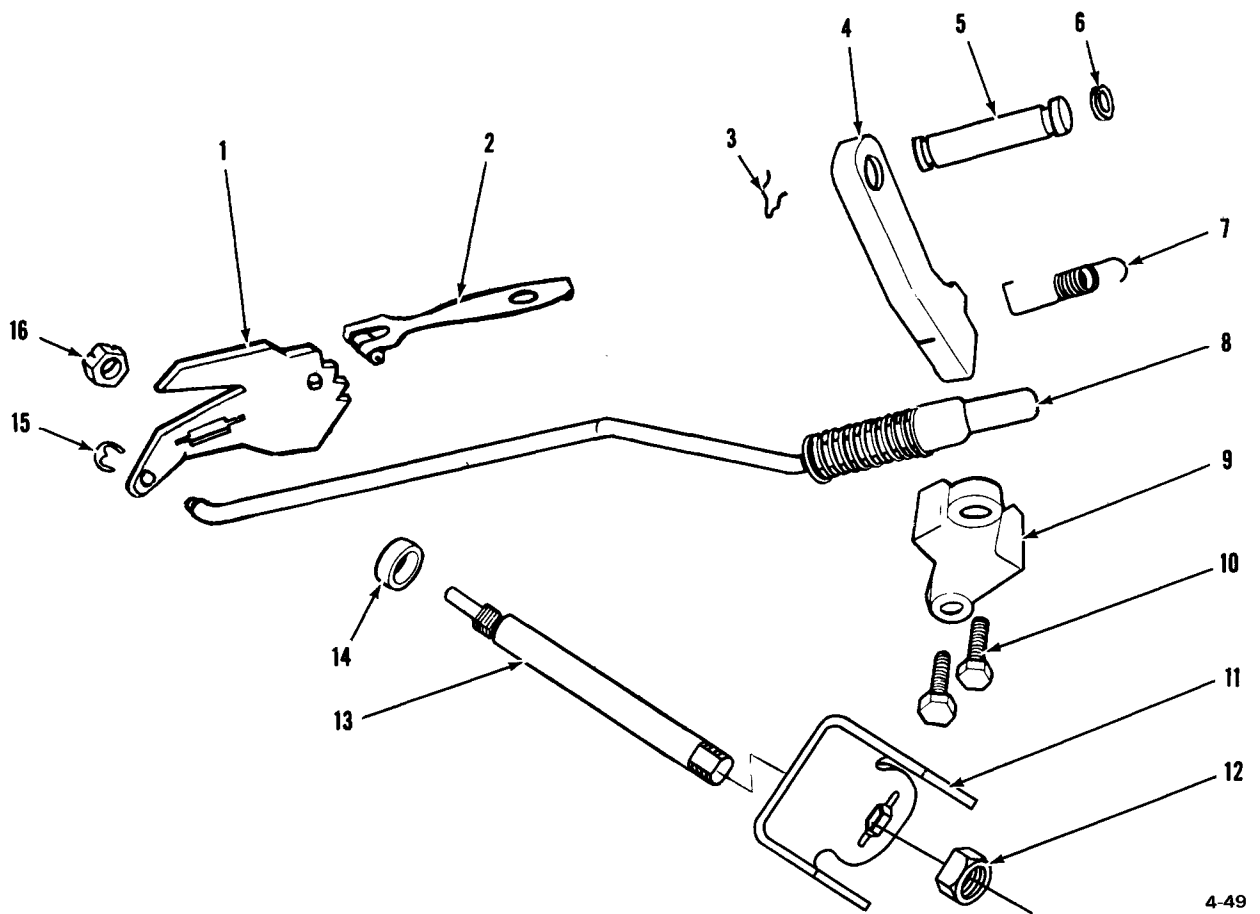




4-48

### TURBO HYDRA-MATIC 375-400 FRONT & REAR SERVOS & CONTROL VALVE

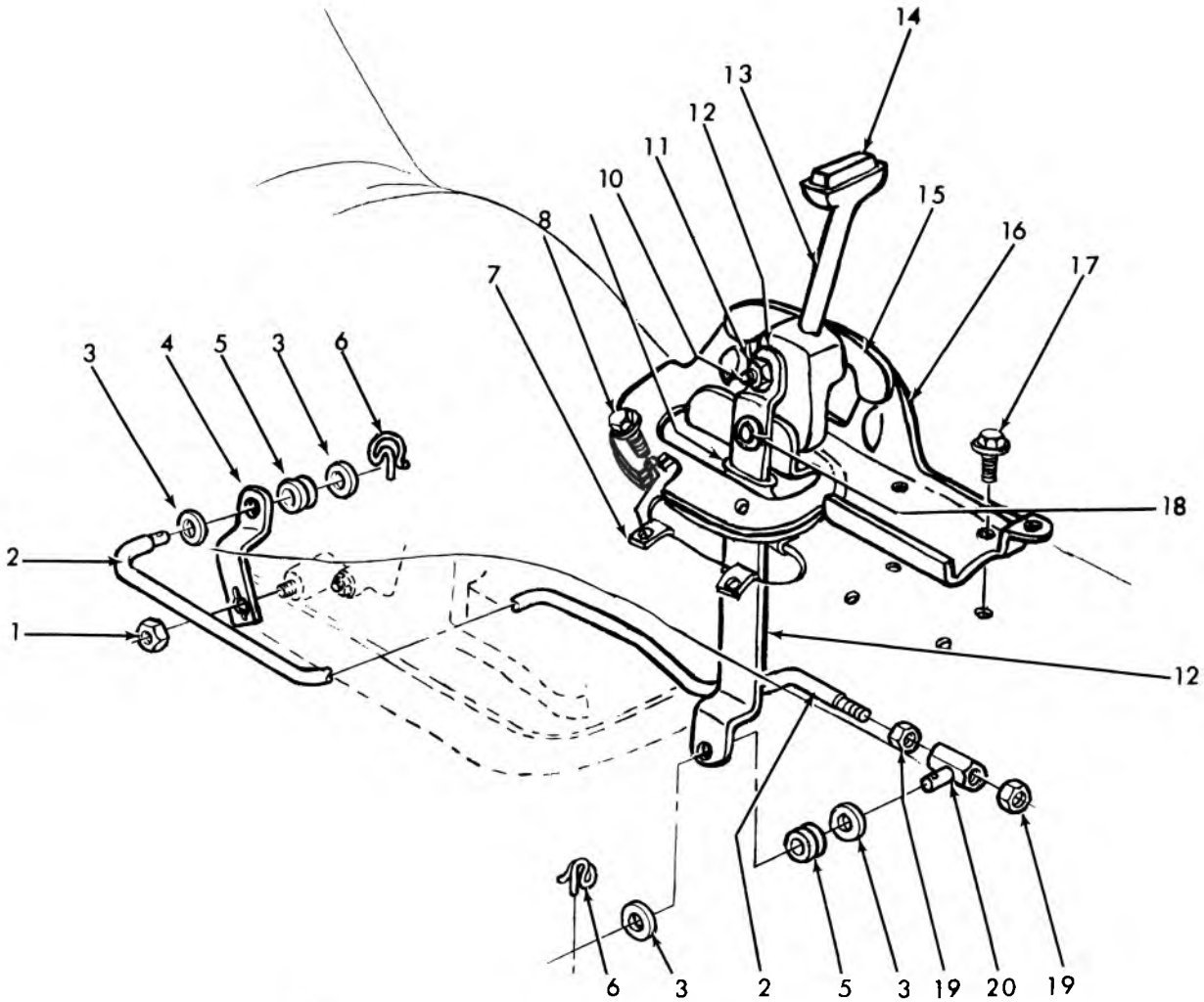
- |     |       |   |     |       |  |
|-----|-------|---|-----|-------|--|
| 1.  | 4.241 | PIN, Rear Servo Rear Band Apply         | 19. | 4.229 | RING, Front Servo Piston Oil Seal                |
| 2.  | 4.247 | RETAINER, Rear Servo Piston Spring      | 20. | 4.246 | RING, Front Servo Retainer—Snap                  |
| 3.  | 4.246 | SPRING, Rear Servo                      | 21. | 4.228 | PISTON, Accumulator Front                        |
| 4.  | 4.241 | WASHER, Rear Servo Piston               | 22. | 4.229 | RING, Accumulator Piston Oil Seal                |
| 5.  | 4.242 | RING, Accumulator Piston Oil Seal—Inner | 23. | 4.246 | SPRING, Accumulator Piston—Front                 |
| 6.  | 4.241 | PISTON, Accumulator                     | 24. | 4.265 | GASKET, Case to Spacer                           |
| 7.  | 4.242 | RING, Accumulator Piston Oil Seal—Outer | 25. | 4.265 | SPACER, Valve Body                               |
| 8.  | 4.242 | SEAL, Rear Servo Piston                 | 26. | 4.265 | GASKET, Valve Body to Spacer                     |
| 9.  | 4.246 | SPRING, Rear Accumulator                | 27. | 4.265 | VALVE ASM., Trans. Control                       |
| 10. | 4.241 | PISTON, Servo—Rear                      | 28. | 4.248 | PIPE, Governor Oil                               |
| 11. | N.S.  | RING, Servo Piston Retainer—Snap        | 29. | 8.900 | BOLT, Solenoid to Valve Body<br>(1/4"–20 x 3/4") |
| 12. | 4.241 | GASKET, Rear Servo Cover                | 30. | 4.265 | SOLENOID, Trans.                                 |
| 13. | 4.241 | COVER, Rear Servo                       | 31. | 4.265 | GASKET, Solenoid Valve                           |
| 14. | 4.228 | SPRING, Front Servo                     | 32. | 4.197 | SEAL, Oil Suction Pipe to Case                   |
| 15. | 4.226 | RETAINER, Front Servo Spring            | 33. | 4.197 | FILTER, Trans. Oil                               |
| 16. | 4.228 | PIN, Front Servo Piston                 | 34. | 4.196 | GASKET, Trans. Oil Pan                           |
| 17. | 4.228 | WASHER, Servo Piston                    | 35. | 4.195 | PAN, Trans. Oil                                  |
| 18. | 4.228 | PISTON, Front Servo                     |     |       |  |



4-49

### TURBO HYDRA-MATIC PARKING LOCK & RANGE SELECTOR PARTS

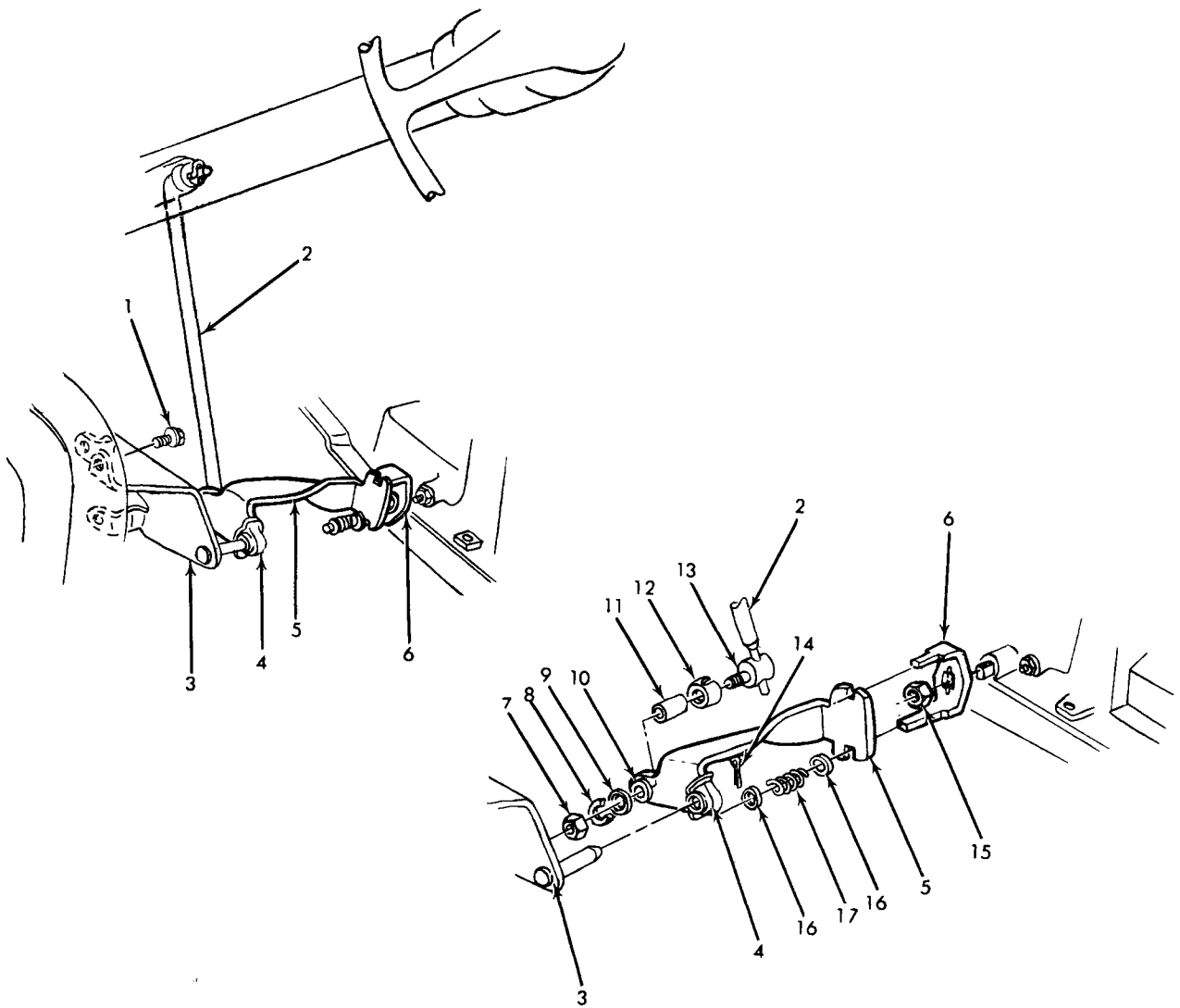
- |    |       |   |     |       |  |
|----|-------|---|-----|-------|--|
| 1. | 4.279 | LEVER & PIN ASM., Parking Brake Inside Detent | 9.  | 4.290 | BRACKET, Parking Brake                     |
| 2. | 4.293 | ROLLER & SPRING, Parking Brake Manual Detent  | 10. | 8.900 | BOLT, Bracket to Case (5/16" - 18 x 3/4")  |
| 3. | 8.934 | RETAINER, Parking Brake Pawl (1/4" Dia.)      | 11. | 4.045 | LEVER, Range Selector Outer                |
| 4. | 4.294 | PAWL, Trans. Parking Brake                    | 12. | 8.915 | NUT, Lever to Shaft (3/8"-16)              |
| 5. | 4.294 | SHAFT, Parking Brake Pawl                     | 13. | 4.275 | SHAFT, Parking Brake Manual                |
| 6. | 4.294 | SEAL, Parking Brake Pawl Shaft "O" Ring       | 14. | 4.275 | SEAL ASM., Manual Shaft                    |
| 7. | 4.295 | SPRING, Parking Brake Pawl Return             | 15. | 8.934 | RING, Actuator to Lever & Pin (1/4" dia.)  |
| 8. | 4.29  | ACTUATOR ASM., Parking Brake                  | 16. | 8.915 | NUT, Manual Shaft to Lever & Pin (3/8"-24) |



4-250

### 1966-67 TURBO-HYDRAMATIC TRANS. CONTROLS—FLOOR CONSOLE

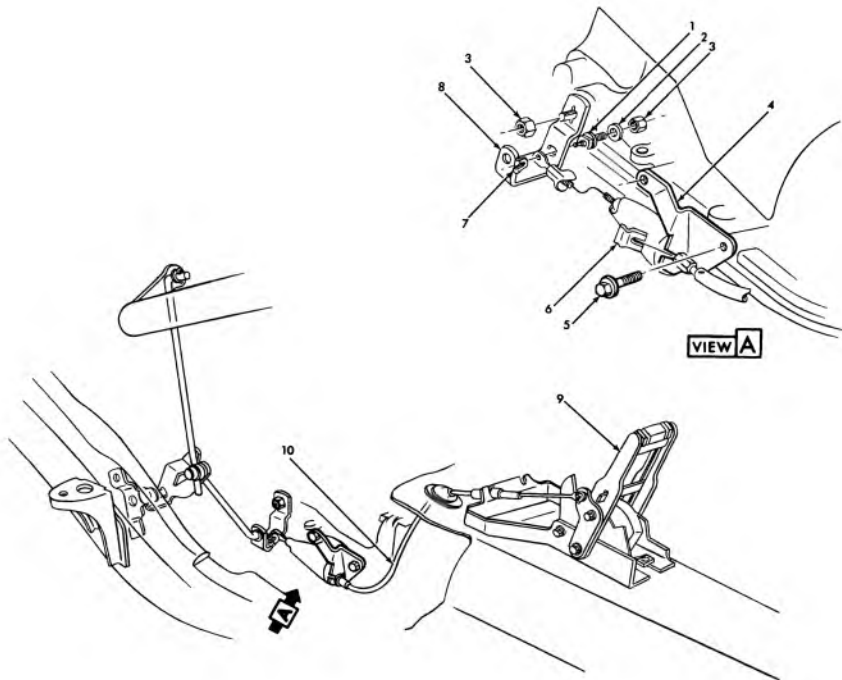
- |                                |                                |
|--------------------------------|--------------------------------|
| 1. 8.915 NUT (3/8-16)          | 12. 4.040 LEVER                |
| 2. 4.035 ROD                   | 13. 4.006 LEVER                |
| 3. 8.929 WASHER (11/32)        | 14. 4.006 BUTTON               |
| 4. 4.045 LEVER                 | 15. 4.012 DETENT               |
| 5. 4.037 GROMMET               | 16. 4.004 CONTROL ASSY.        |
| 6. 4.037 CLIP                  | 4.010 BRACKET                  |
| 7. 8.921 "U" NUT (#10-16)      | 17. 8.977 SCREW (1/4-14 x 3/4) |
| 8. 8.977 SCREW (#10-16 x 5/8)  | 18. 4.008 PIN                  |
| 9. 4.015 BOOT                  | 8.928 WASHER (13/32)           |
| 10. 8.900 BOLT (5/16-18 x 7/8) | 19. 8.916 NUT (3/8-16)         |
| 11. 8.915 NUT (5/16-18)        | 20. 4.037 SWIVEL               |
| 8.931 L/WASHER (5/16)          |                                |



4-249

**1967-68 TURBO-HYDRAMATIC TRANS. CONTROLS—COLUMN SHIFT**

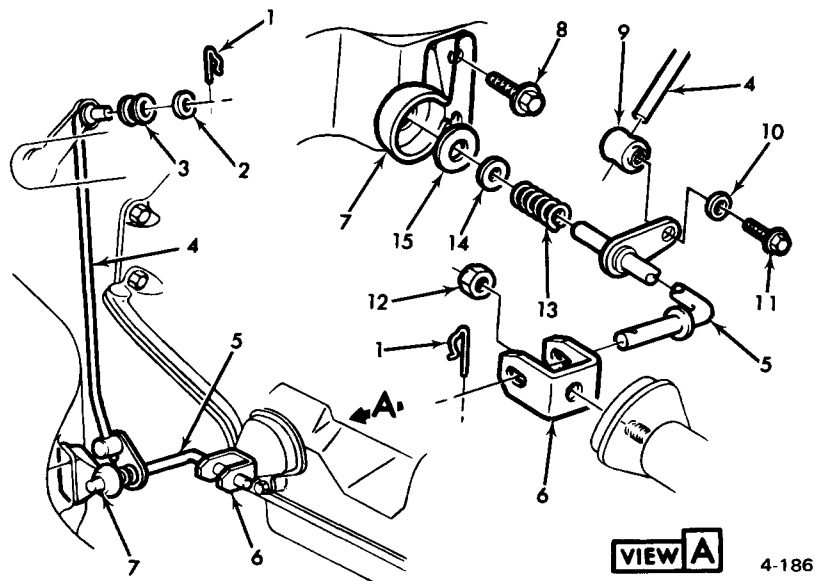
1. 8.977 SCREW (5/16—18 x 3/4)		10. 4.037 GROMMET .....	3975131
2. 4.035 ROD .....	3898243	11. 4.037 BUSHING .....	382102
3. 4.040 BRACKET ASSY.....	3859849	12. 4.037 CLAMP .....	382103
4. 4.067 BOOT .....	3852836	13. 4.037 SWIVEL .....	382104
5. 4.040 SHAFT .....	3898249	14. 8.938 COTTER PIN (3/32 x 1)	
6. 4.045 LEVER .....	1365182	15. 8.915 NUT (3/8—16)	
7. 8.915 NUT (3/8—16)		16. 4.042 RETAINER .....	3842902
8. 8.931 L/WASHER (3/8)		17. 4.042 SPRING .....	3755663
9. 4.037 WASHER .....	382105		



4-247

### 1969 PASSENGER T.H. 350 TRANSMISSION CONTROL LINKAGE & ADJUSTMENT

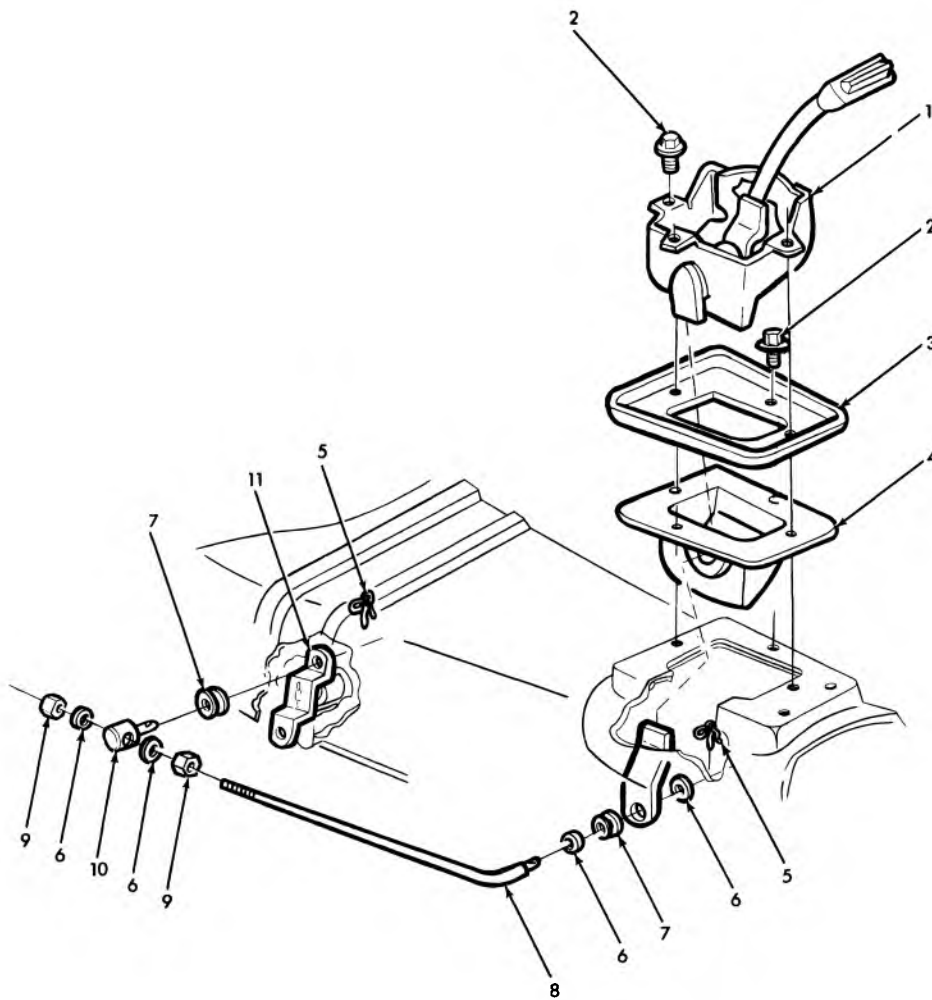
1. 4.047 PIN .....	1382792	7. 4.008 FASTENER .....	564708
2. 8.929 WASHER (3/8)		8. 4.045 LEVER .....	3950176
3. 8.915 NUT (3/8-16)		9. 4.004 CONTROL LEVER & BRACKET ASM. ....	3920267
4. 4.047 BRACKET .....	3945490	10. 4.047 CABLE ASM. ....	3956765
5. 8.900 SCREW ASM. (5/16-18 x 3/4)			
6. 4.681 SPRING .....	476737		



4-186

### 1970 PASSENGER 3 SPD. AUTO. TRANS. ADJUSTMENT LINKAGE

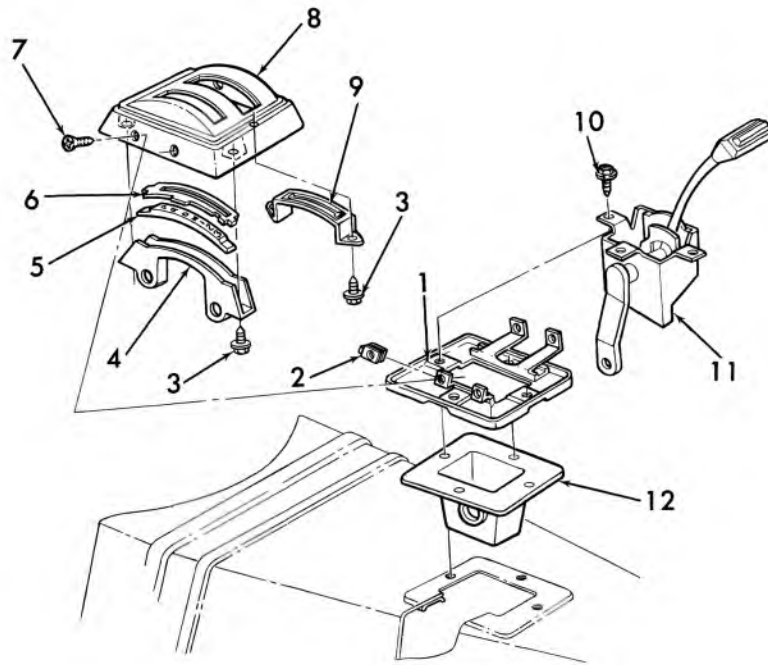
1.	4.037	RETAINER .....	1351769	9.	4.037	SWIVEL .....	1385607
2.	4.037	SPL/WASHER .....	580379	10.	4.037	P/WASHER .....	3989434
3.	4.032	BUSHING .....	391312	11.	4.037	SCREW .....	1381477
4.	4.035	ROD .....	3954651	12.	8.915	NUT (7/16-14)	
5.	4.040	SHAFT ASSY. ....	3964090	13.	4.042	SPRING .....	1380549
6.	4.045	LEVER .....	1376685	14.	4.037	SPL/WASHER .....	1382263
7.	4.040	BRACKET .....	3939282	15.	4.042	BUSHING .....	1377083
8.	8.977	SCREW (5/16-18 x 3/4)					



4-208

### 1969-70 NOVA FLOOR SHIFT T.H. 350 TRANSMISSION CONTROL LINKAGE

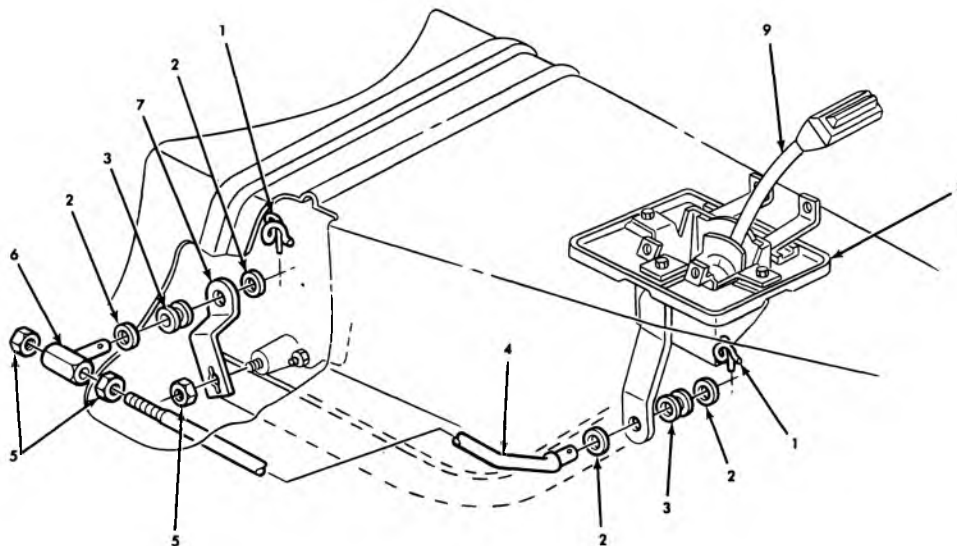
1. 4.004 LEVER & BRKT. ASM. ....	3998651	7. 4.037 GROMMET .....	3833107
2. 8.977 SCREW ASM. (#8-32 x 5/8 PC)		8. 4.035 ROD .....	3950178
3. 4.015 RETAINER .....	3895282	9. 8.916 NUT (3/8-16)	
4. 4.008 SEAL .....	3912612	10. 4.037 SWIVEL .....	3843142
5. 4.037 CLIP .....	3749084	11. 4.045 LEVER .....	3950177
6. 8.929 WASHER (11/32 x 11/16 x 5/64)			



4-245

**1968-69 CAMARO TURBO HYDRA-MATIC FLOOR SHIFT—(EXC. CONSOLE)**

1. 4.015	RETAINER ASSY. ....	3893848	7. 8.977	SCREW (#8-18 x 1/2)	
2. 8.921	NUT (#8-18)		8. 4.010	HOUSING .....	3893847
3. 8.977	SCREW (#10-16 x 1/2)		9. 4.015	SEAL .....	3893849
4. 4.010	HOUSING .....	3893852	10. 8.977	SCREW (#8-32 x 5/8)	
5. 4.020	LENS .....	3893850	11. 4.004	CONTROL ASSY. . .	3920267
6. 4.020	PLATE .....	3893851	12. 4.015	SEAL .....	3895281

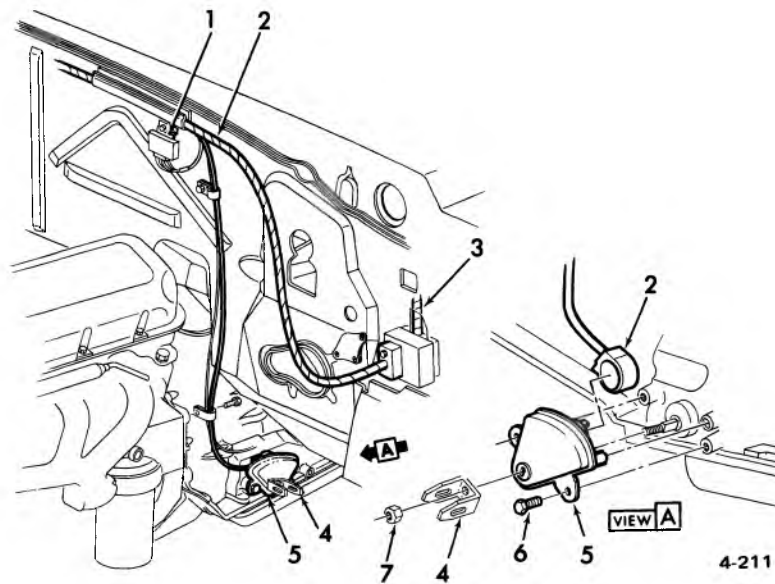


4-246

**1968-69 CAMARO TURBO HYDRA-MATIC TRANSMISSION CONTROLS FLOOR SHIFT**

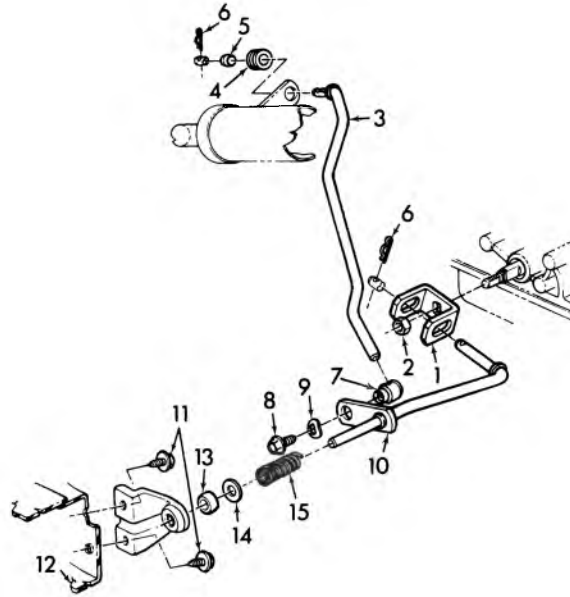
1. 4.037	RETAINER .....	3749084	5. 8.915	NUT (3/8-16)	
2. 8.929	WASHER (11/32 x 11/16 x 5/64)		6. 4.037	SWIVEL .....	3843142
3. 4.037	GROMMET (5/16 I.D. x 11/16 O.D.) .....	3833107	7. 4.045	LEVER .....	3904028
4. 4.035	ROD .....	3912613	8. 4.015	RETAINER ASSY. ....	3893848
			9. 4.004	LEVER and BRACKET ASSY. ....	3912607





**1970 PASSENGER 3 SPD. AUTO. TRANS.—NEUTRAL SAFETY SWITCH & WIRING**

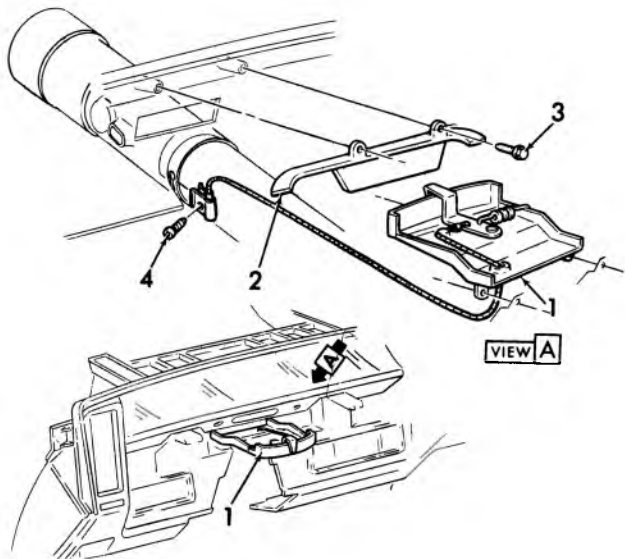
1.	4.054	RELAY ASSY.....	3961573	5.	4.054	SWITCH ASSY.
2.	2.525	HARNESS—Engine .....	8901367	6.	8.900	BOLT (1/4—20 x 5/8) use w/8.931
3.	2.480	HARNESS .....	8901315			L/WASHER (1/4)
4.	4.045	TRANSMISSION LEVER .....	1385892	7.	8.915	NUT (7/16—14)



4-222

### 1974 PASS. GEAR SHIFT CONTROLS

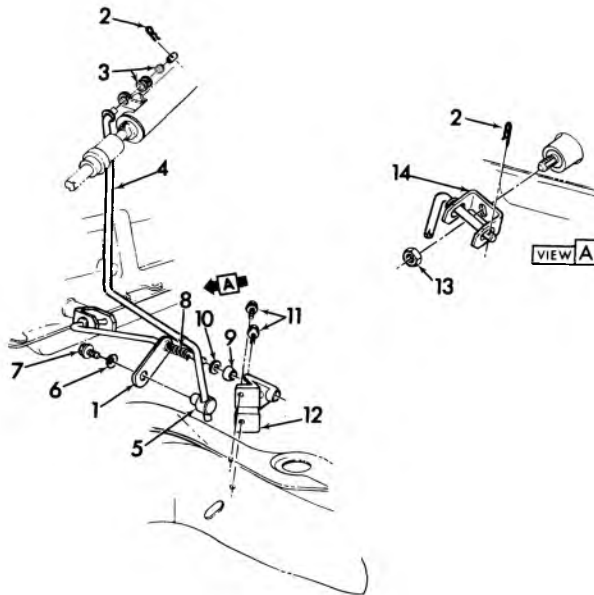
- |          |  |           |  |
|----------|--|-----------|--|
| 1. 4.045 | LEVER—Control Range Sel.                 | 9. 4.037  | WASHER—Spring, Control Rod Swivel        |
| 2. 8.900 | NUT—Lever Attaching (3/8-16)             | 10. 4.040 | SHAFT ASSY.—Control Equalizer            |
| 3. 4.035 | ROD—Gearshift Lever Control              | 11. 8.977 | SCREW—Bracket Attaching (5/16-12 x 7/8)  |
| 4. 4.037 | BUSHING—Control Rod                      | 12. 4.040 | BRACKET—Control Equalizer Shaft to Frame |
| 5. 4.037 | GROMMET—Control Upper Rod Lock           | 13. 4.042 | BUSHING—Lock, Equalizer Shaft            |
| 6. 4.037 | RETAINER—Control Upper Rod Lock          | 14. 8.931 | WASHER—Equalizer Shaft                   |
| 7. 4.037 | SWIVEL—Control Rod Lock                  | 15. 4.042 | SPRING—Control Cross Shaft               |
| 8. 4.037 | SCREW—Swivel Attaching (5/16 - 18 x 1/2) |           |  |



4-216

### 1974 PASSENGER W/T.H. 350, 375, 400

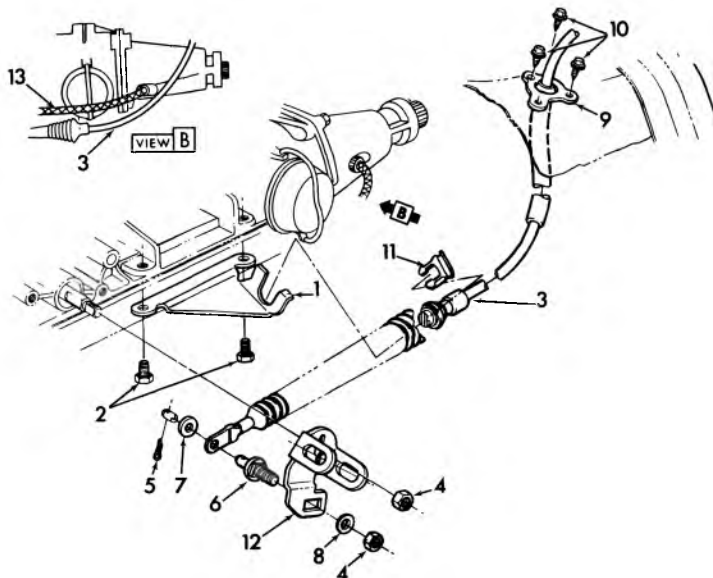
- |          |                        |          |                                   |
|----------|------------------------|----------|-----------------------------------|
| 1. 4.020 | INDICATOR ASSY., Shift | 3. 8.977 | SCREW, Attaching (8 - 18 x 5/8)   |
| 2. 4.020 | LENS, Shift Indicator  | 4. 8.977 | SCREW, Attaching (8 - 18 x 7/16") |



4-539

### 1974-75 CHEVELLE GEAR SHIFT CONTROLS, COLUMN SHIFT

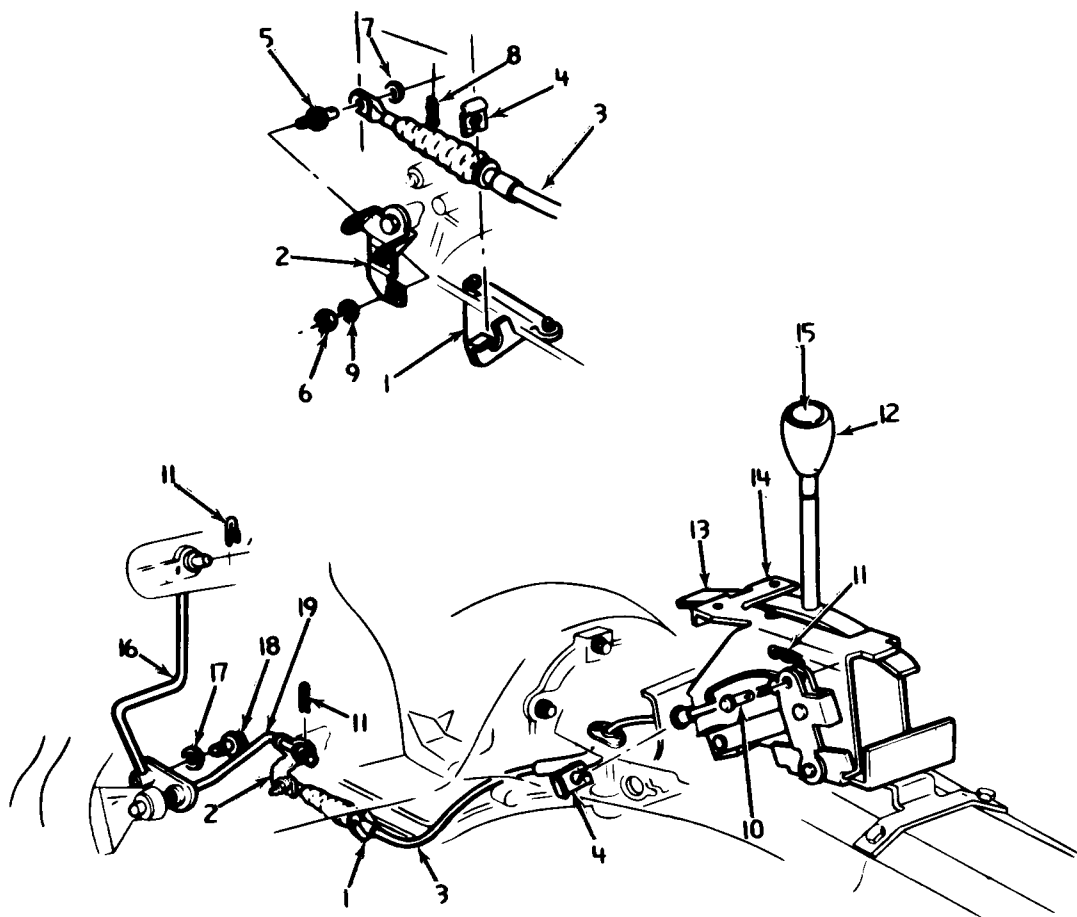
- |          |  |           |                                     |
|----------|--|-----------|-------------------------------------|
| 1. 4.040 | SHAFT ASSY., Control Equalizer             | 8. 4.042  | SPRING, Control Cross Shaft         |
| 2. 4.037 | RETAINER, Control Rod Idler Lever          | 9. 4.042  | BUSHING, idler lever                |
| 3. 4.037 | GROMMET ASSY., w/Sleeve Control Rod Idler  | 10. 4.037 | WASHER, Control Rod Idler Lever     |
| 4. 4.035 | ROD, Control                               | 11. 8.977 | SCREW, Rod Idler Bracket            |
| 5. 4.037 | SWIVEL, Control Rod Lower                  | 12. 4.040 | BRACKET, Control Equal. Shaft Frame |
| 6. 4.037 | WASHER, Control Rod Swivel (Arched Spring) | 13. 8.915 | NUT, Control Rod Idler Lever        |
| 7. 4.037 | SCREW, Control Rod (5/16-18 x 1/2)         | 14. 4.045 | LEVER, Control Range Sel.           |



4-538

### 1974-75 CHEVELLE W/FLOOR CONSOLE GEARSHIFT CONTROL – CONSOLE SHIFTER CABLE

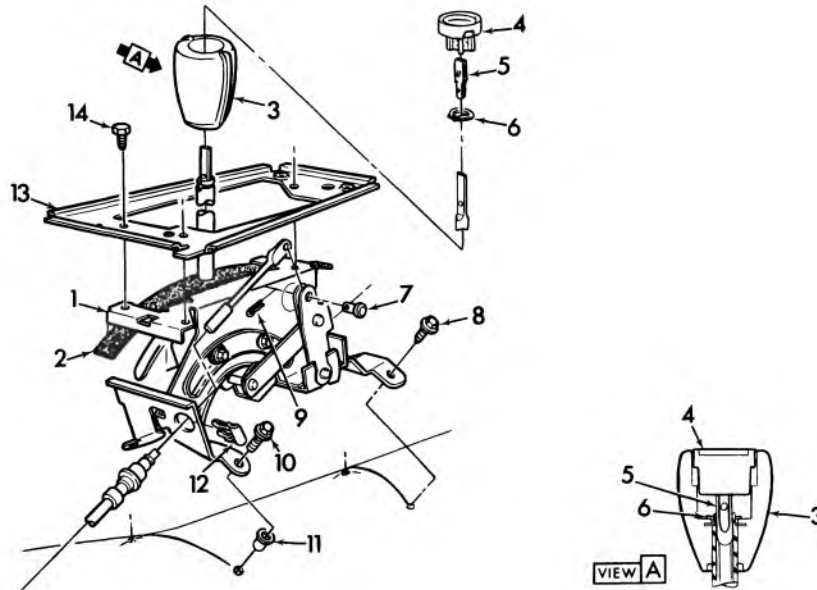
- |          |                                     |           |                              |
|----------|-------------------------------------|-----------|------------------------------|
| 1. 4.047 | BRACKET, Control Cable              | 8. 8.929  | WASHER, Plain Control Cable  |
| 2. 8.900 | BOLT, Control Cable Bracket         | 9. 4.047  | GROMMET, Control Cable       |
| 3. 4.047 | CABLE ASSY., Trans. Control         | 10. 8.977 | SCREW, Control Cable Grommet |
| 4. 8.915 | NUT, Control Range Sel. Lever       | 11. 4.047 | SPRING, Control Cable Yoke   |
| 5. 8.938 | PIN, Cotter, Control Lever Pin      | 12. 4.045 | LEVER, Control Range Sel.    |
| 6. 4.047 | PIN, Control Cable Sel. Lever       | 13. 4.342 | CABLE, Speedometer Cable     |
| 7. 4.047 | WASHER, Plain Control Cable (9/32") |           |                              |



4-526

### 1973-75 CHEVELLE CAMARO CONTROL LINKAGE ADJUSTMENT (M38/40)

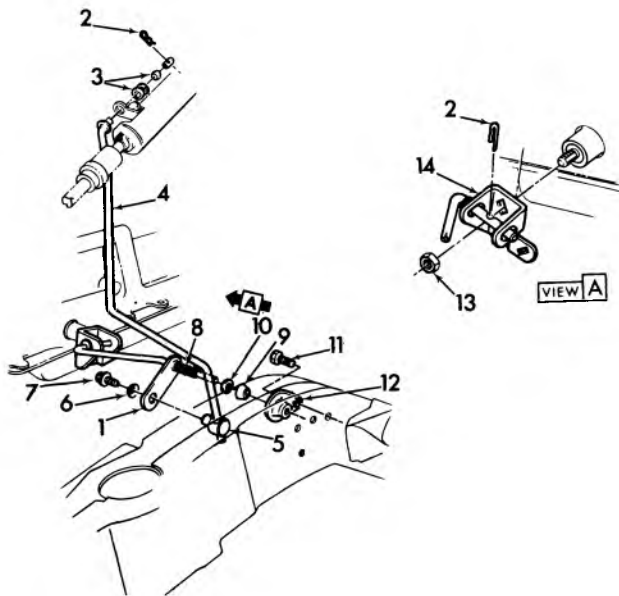
- |    |   |     |                           |
|----|---|-----|---------------------------|
| 1. | 0.000 BRACKET   | 10. | 4.050 PIN (NSS)           |
| 2. | 0.000 LEVER   | 11. | 4.050 COTTER PIN (N.S.S.) |
| 3. | 0.000 CABLE ASSY.                                     | 12. | 4.006 KNOB                |
| 4. | 4.681 SPRING-YOKE                                     | 13. | 0.000 SEAL                |
| 5. | 4.047 PIN   | 14. | 0.000 SHIFTER ASSY.       |
| 6. | 8.915 NUT (3/8-16 286M PC)                            | 15. | 4.006 BUTTON              |
| 7. | 8.929 WASHER (9/32 PC)                                | 16. | 4.035 ROD                 |
| 8. | 8.938 COTTER PIN (15/16 x 5/8)                        | 17. | 4.037 WASHER              |
| 9. | 8.929 WASHER (25/64 I.D. x 47/64 O.D. x 3/64 INK PC.) | 18. | 4.037 SCREEN              |
|    |   | 19. | 4.040 LEVER ASSY.         |



4-554

### 1974 CAMARO W/FLOOR CONSOLE GEARSHIFT CONTROLS, CONSOLE SHIFTER

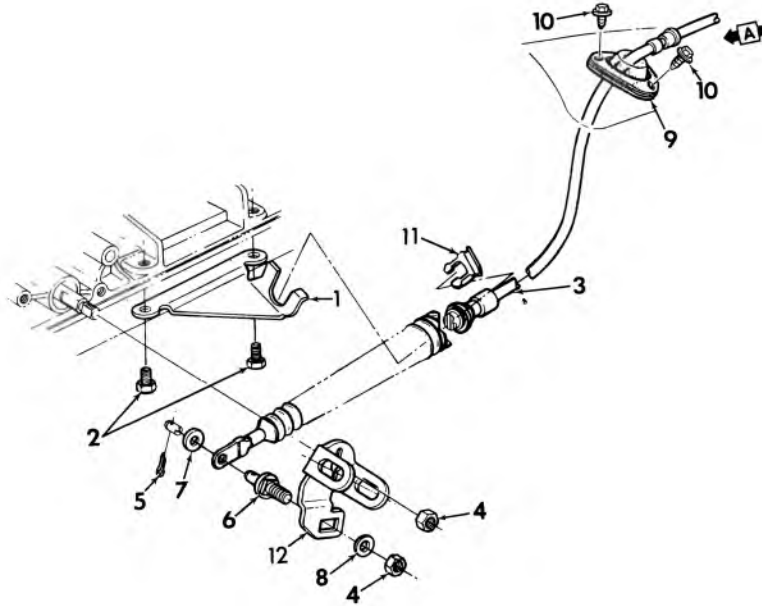
- |  |   |
|--|---|
| 1. 4.004 CONTROL ASSY., Trans. Control             | 8. 8.977 SCREW, Control Assy.                   |
| 2. 4.015 SEAL, Trans. Control Lever                | 9. 8.934 PIN, Cotter Trans. Control Cable       |
| 3. 4.006 KNOB, Control Lever                       | 10. 8.977 SCREW, Control Assy.                  |
| 4. 4.006 BUTTON, Control Lever Knob                | 11. 4.042 NUT, Control Lever and Bracket        |
| 5. 4.006 CLIP, Control Lever Knob                  | 12. 4.047 SPRING, Control Cable Yoke (Retainer) |
| 6. 4.006 RING, Control Lever                       | 13. 4.017 BRACKET, Control Lever Seal           |
| 7. 4.050 PIN, Trans. Control Cable (1/4" x 33/64") | 14. 8.900 BOLT, Bracket (1/4"-20 x 3/8")        |



4-552

### 1974 CAMARO STEERING COLUMN LOCK CONTROLS

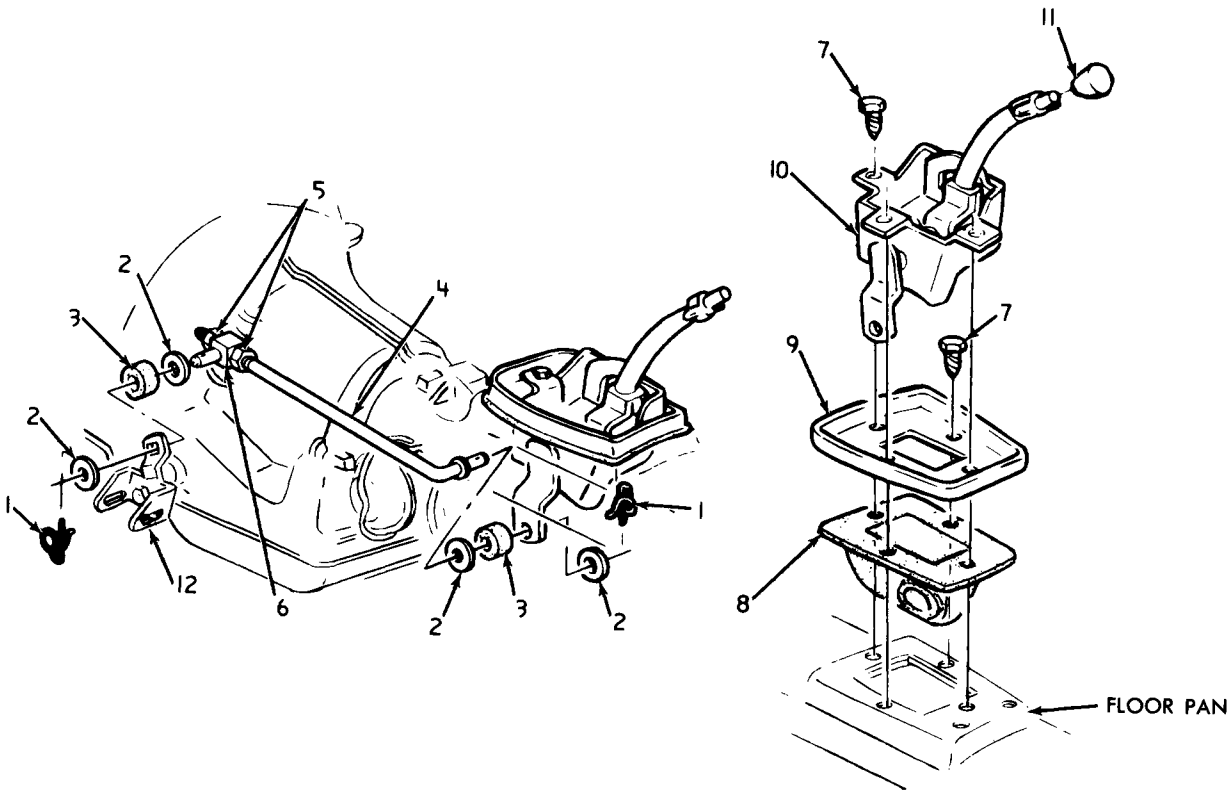
- |   |   |
|---|---|
| 1. 4.040 LEVER, Control Rod Idler                   | 8. 4.042 SPRING, Control Cross Shaft      |
| 2. 4.037 RETAINER, Control Rod Idler Lever          | 9. 4.042 BUSHING, Idler Lever             |
| 3. 4.037 GROMMET ASSY., w/Sleeve Control Rod Upper  | 10. 4.037 WASHER, Control Rod Idler Lever |
| 4. 4.035 ROD, Control                               | 11. 8.977 SCREW, Rod Idler Bracket        |
| 5. 4.037 SWIVEL, Control Rod Lower                  | 12. 4.040 BRACKET, Rod Idler Lever        |
| 6. 4.037 WASHER, Control Rod Swivel (Arched Spring) | 13. 8.915 NUT, Control Rod Idler Lever    |
| 7. 4.037 SCREW, Control Rod (5/16-18 x 1/2")        | 14. 4.045 LEVER, Park Lock and Range Sel. |



4-553

**1974 CAMARO W/FLOOR CONSOLE  
GEARSHIFT CONTROLS CONSOLE SHIFTER CABLE**

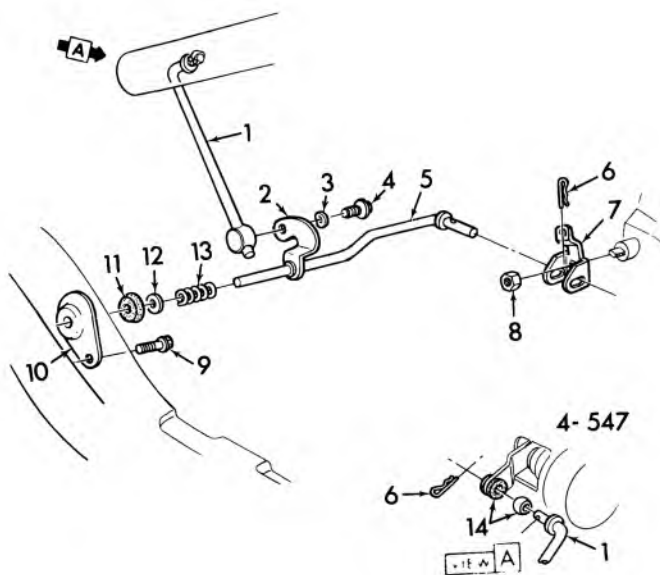
- |   |   |
|---|---|
| 1. 4.047 BRACKET—Control Cable                            | 7. 4.047 WASHER, Control Cable (9/32")    |
| 2. 8.915 BOLT—Bracket Mounting (5/16 - 18 x 3/4)          | 8. 8.932 WASHER, Control Lever Pin        |
| 3. 4.047 CABLE ASSY,—Trans. Control                       | 9. 4.047 RETAINER, Control Cable (3/8)    |
| 4. 8.916 NUT—Park Lock and Range Sel. Lever<br>(3/8 - 16) | 10. 8.977 SCREW, Control Cable Retainer   |
| 5. 8.938 PIN—Cotter, Control Cable Pin                    | 11. 4.047 SPRING, Control Cable Wire      |
| 6. 4.047 PIN—Control Cable                                | 12. 4.045 LEVER, Park Lock and Range Sel. |



4-524

### 1973-74 NOVA CONTROL LEVER & ROD

- |   |                                 |
|---|---------------------------------|
| 1. 4.037 CLIP                             | 7. SCREW ASSY.                  |
| 2. 8.929 WASHER (11/32 x 11/16 x 5/64)    | 8. 4.008 SEAL                   |
| 3. 4.037 GROMMET (5/16 I.D. x 11/16 O.D.) | 9. 4.015 RETAINER               |
| 4. 4.035 ROD                              | 10. 4.006 LEVER & BRACKET ASSY. |
| 5. 8.916 NUT (HEX 3/8-16)                 | 11. 4.006 KNOB                  |
| 6. 4.037 SWIVEL                           | 12. 4.010 BRACKET ASSY.         |

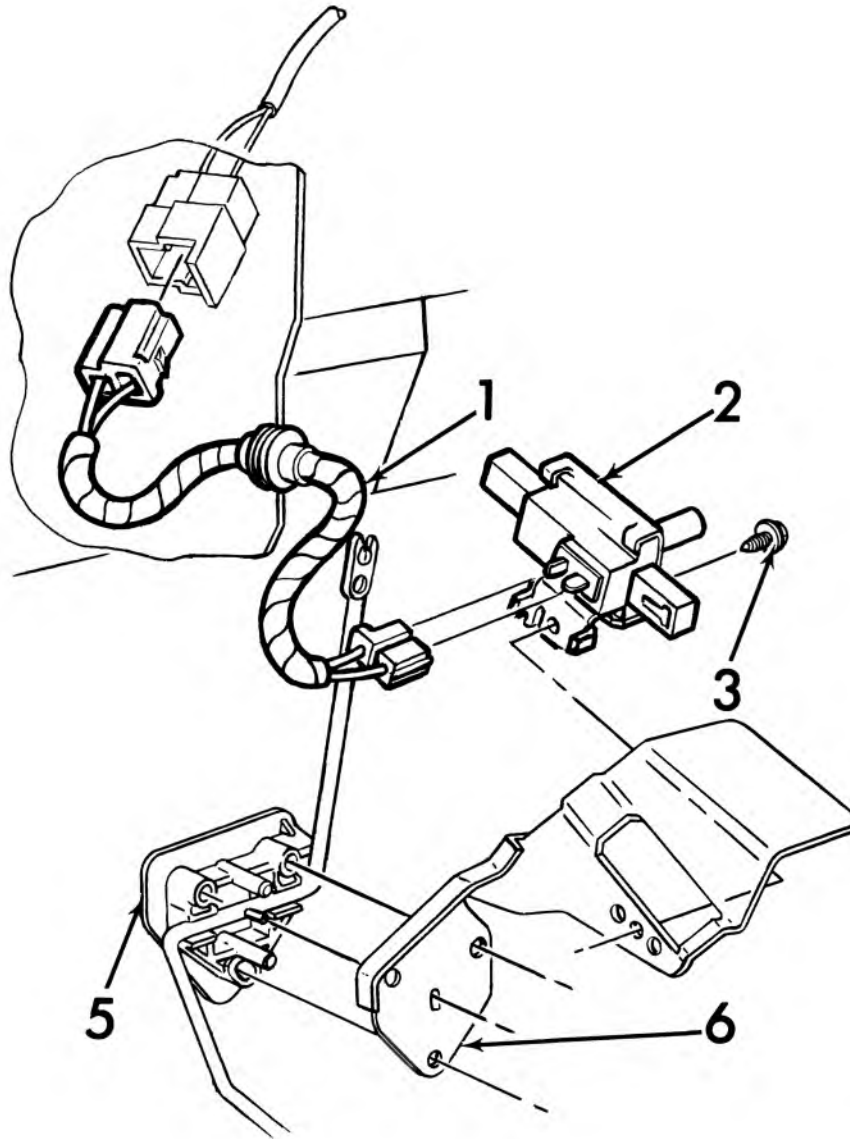


4-547

### 1974 NOVA w/TH 350 – CONTROL ROD LINKAGE

- |          |   |           |                                 |
|----------|---|-----------|---------------------------------|
| 1. 4.035 | ROD—Control   | 7. 4.045  | LEVER—Park Lock and Range Sel.  |
| 2. 4.037 | SWIVEL—Control Rod Lock   | 8. 8.916  | NUT—Park Lock Lever             |
| 3. 4.037 | WASHER—Spring Control Rod (5/32 -<br>13/64 Free Height, 21/64 x 1 1/16) | 9. 8.977  | SCREW—Control Rod Idler Bracket |
| 4. 4.037 | SCREW ASSY.—Control Rod (5/16 -<br>18 x 1/2)                            | 10. 4.040 | BRACKET—Control Rod Idler Lever |
| 5. 4.040 | LEVER ASSY.—Control Rod Idler   | 11. 4.042 | BUSHING—Rod Idler Lever         |
| 6. 4.037 | RETAINER—Control Rod (Hairpin Type)                                     | 12. 4.037 | WASHER—Control Rod Idler Lever  |
|          |   | 13. 4.042 | SPRING—Control Rod Idler Lever  |
|          |   | 14. 4.037 | GROMMET—w/Sleeve Control Rod    |

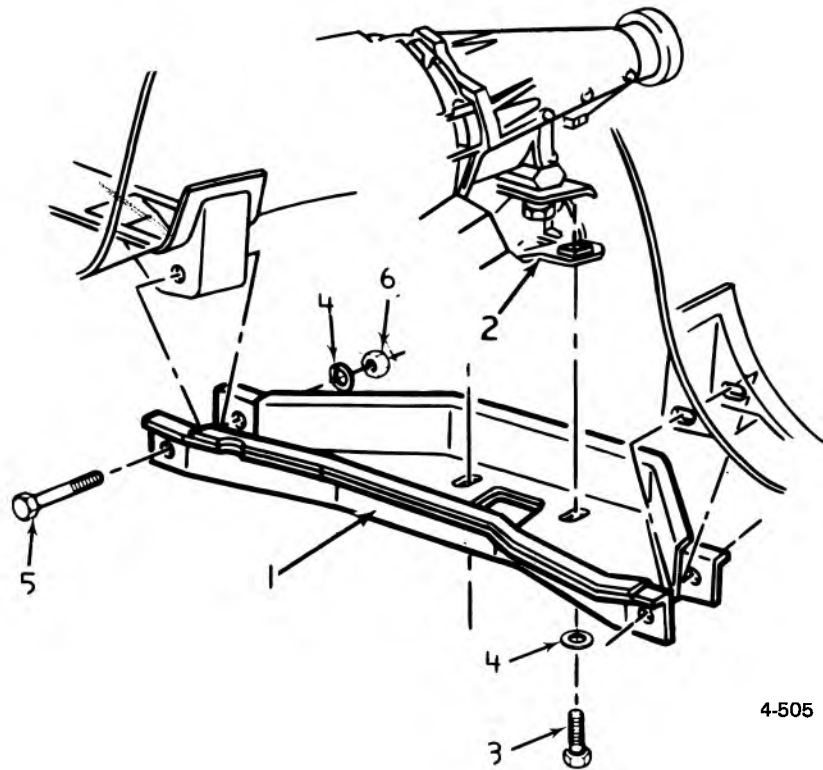




4-285

### 1974 CHEVELLE W/T.H. 400 TRANS. CONTROL SWITCH


- |          |  |          |                            |
|----------|--|----------|----------------------------|
| 1. 4.057 | WIRE ASSY., Kickdown Switch              | 4. 2.525 | HARNESS, Engine Wiring     |
| 2. 4.057 | SWITCH ASSY., Throttle Control           | 5. 3.454 | SUPPORT, Accelerator       |
| 3. 8.977 | SCREW, Control Switch (1/4" - 14 x 1/2") | 6. 3.454 | REINFORCEMENT, Accelerator |



### AUTOMATIC TRANSMISSION

#### 1972-74 VEGA T.H. 350 MOUNTING AND SUPPORT

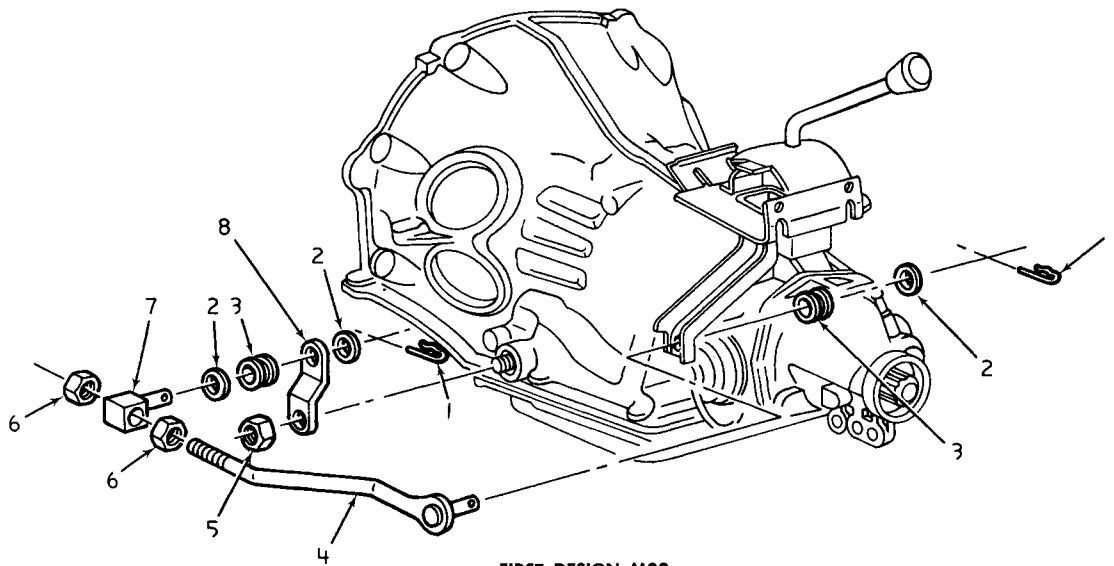
1. 4.081 SUPPORT ASSY.
2. 4.081 MOUNTING ASSY.
3. 8.900 BOLT ( $\frac{3}{8}$ " — 16 x  $1\frac{1}{8}$ " )
4. 8.931 WASHER ( $\frac{3}{8}$ " )
5. 4.085 BOLT ( $\frac{3}{8}$ " — 16 x  $\frac{3}{8}$ " )
6. 8.915 NUT ( $\frac{3}{8}$ " — 16)



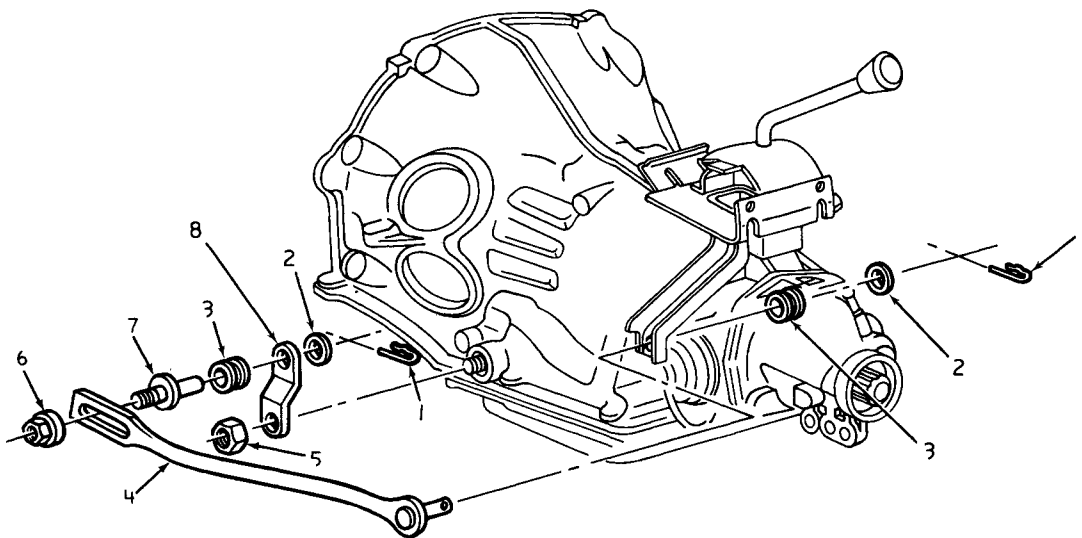
### 1972-74 VEGA

#### TRANSMISSION SAFETY, BACK-UP LAMP, AND SEAT BELT WARNING SWITCH

1. 4.054 SWITCH ASSY.
2. 8.977 SCREW (8 — 32 x  $\frac{5}{16}$ " )



FIRST DESIGN M38  
(THREADED TYPE CONTROL ROD)

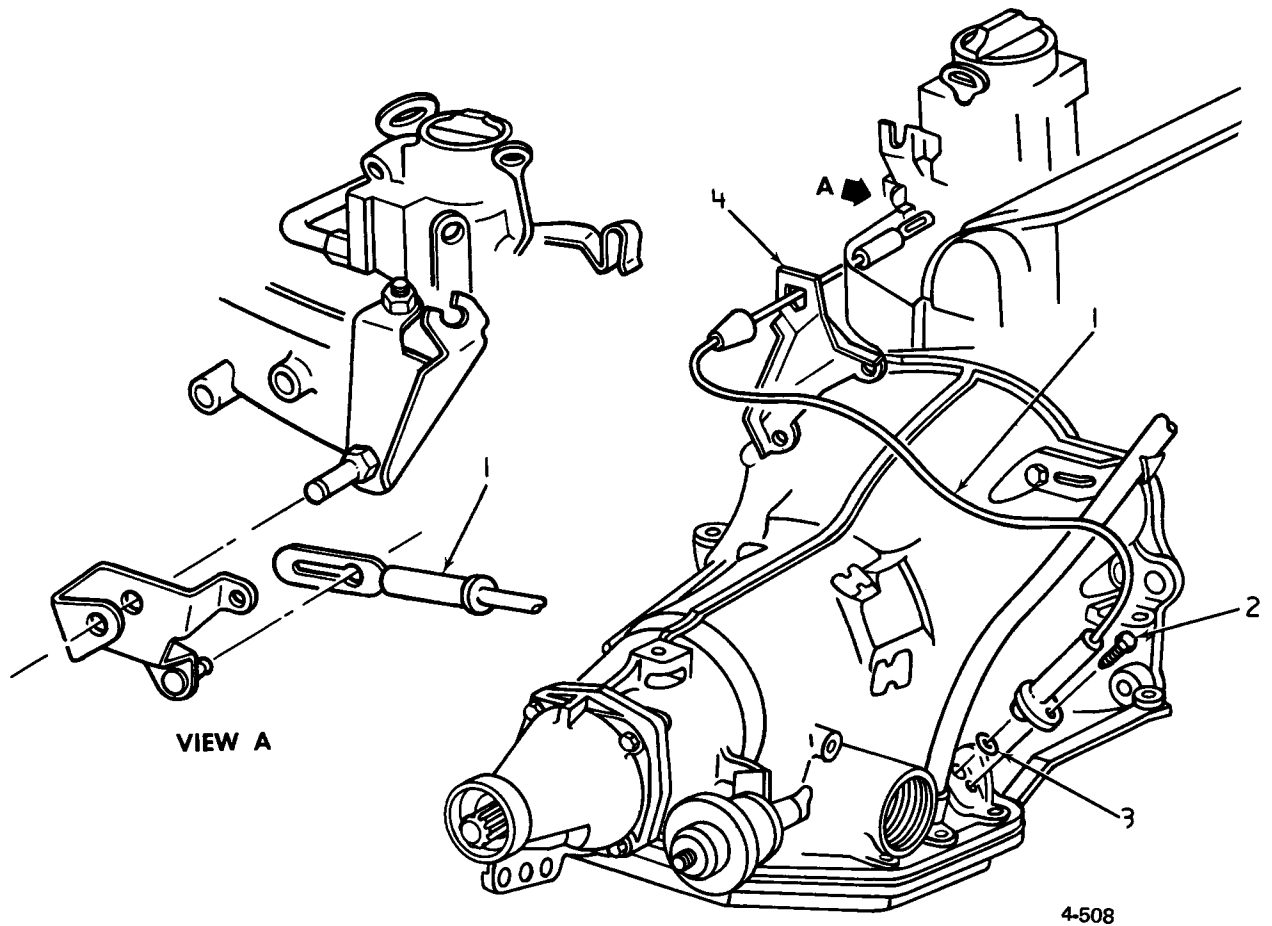


4-507

SECOND DESIGN M38  
(SLOTTED TYPE CONTROL ROD)

### 1972-73 VEGA CONTROL LINKAGE

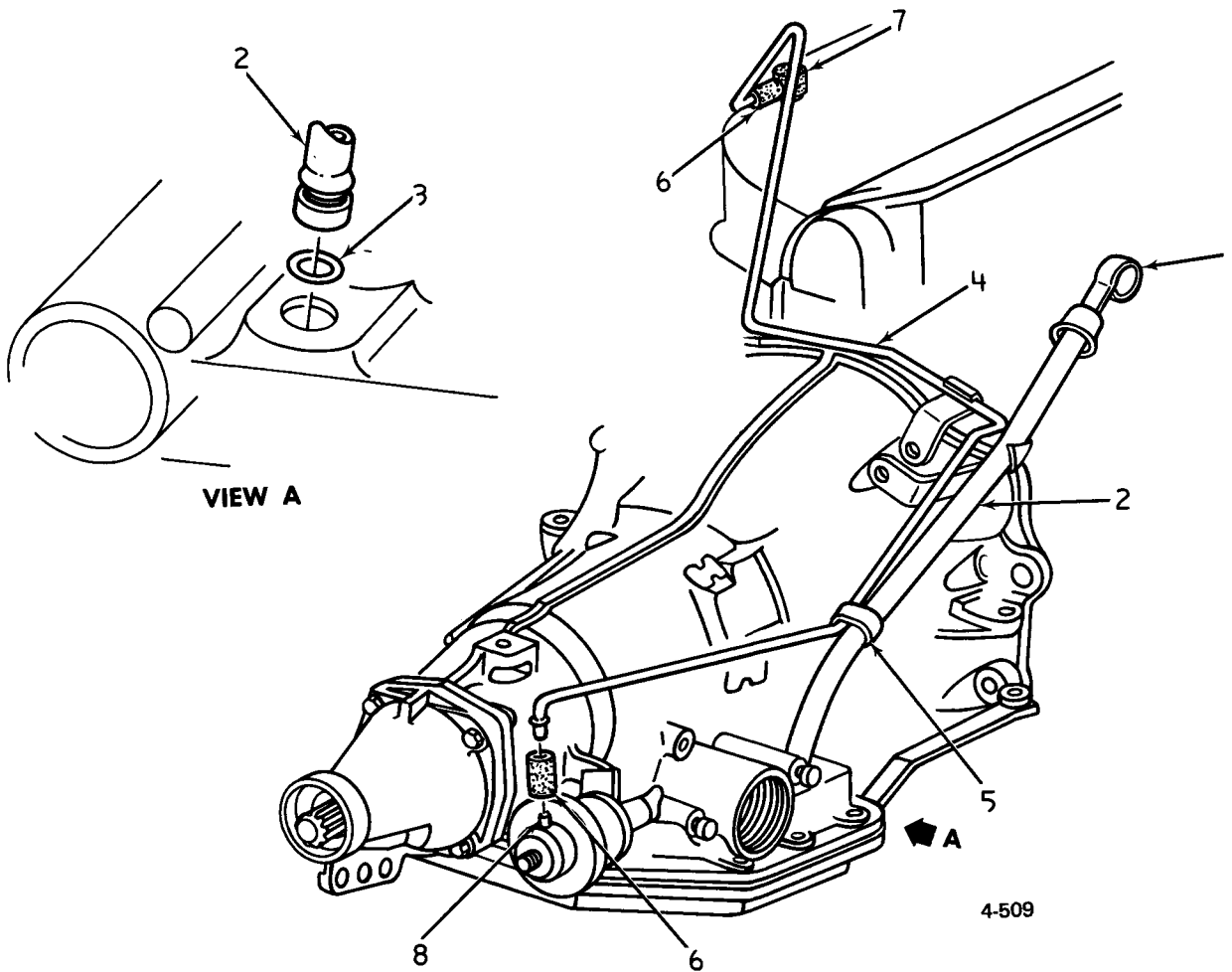
- |    |       |  |
|----|-------|--|
| 1. | 4.037 | RETAINER                                   |
| 2. | 8.929 | WASHER (2 <sup>1</sup> / <sub>64</sub> " ) |
| 3. | 4.037 | GROMMET                                    |
| 4. | 4.035 | ROD ASSY.                                  |
| 5. | 8.916 | NUT (9/ <sub>16</sub> " x 16)              |
| 6. | 8.916 | NUT (5/ <sub>16</sub> " — 18)              |
| 7. | 4.037 | SWIVEL                                     |
| 8. | 4.045 | LEVER                                      |



**T.H. 350-TRANSMISSION**

**1972-75 DETENT CONTROL CABLE**

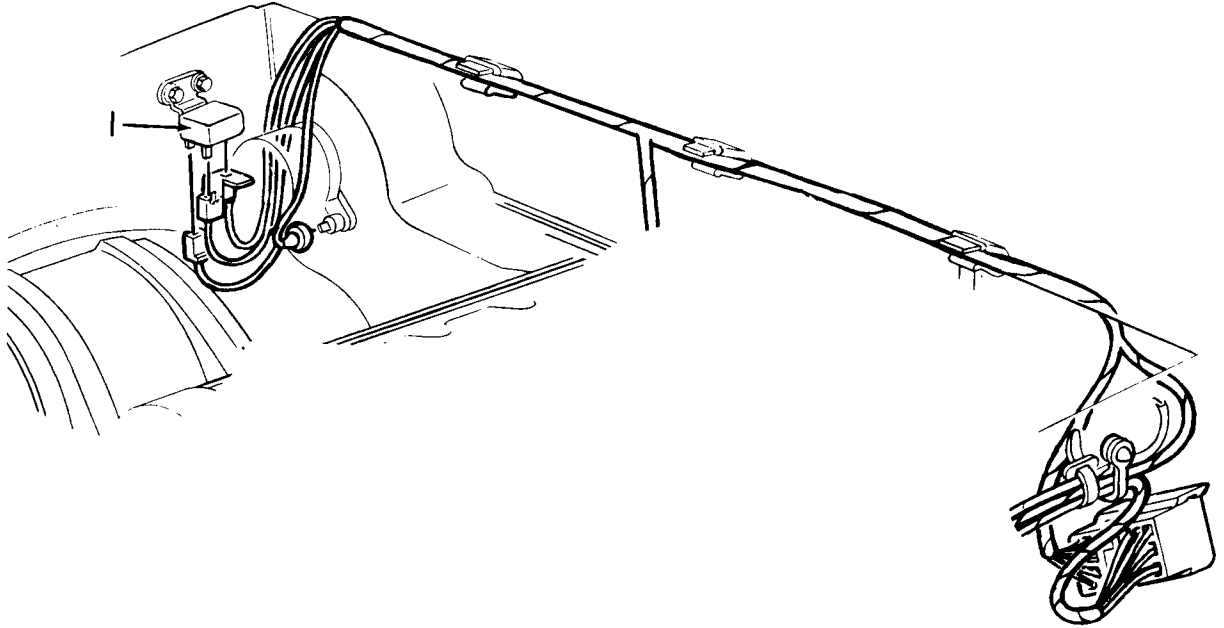
- 1. 4.050 CABLE ASSY.
- 2. 8.900 BOLT (1/4" — 20 x 1/2")
- 3. 4.047 SEAL
- 4. 4.050 BRACKET



**T.H. 350-TRANSMISSION**

**1972-75 MODULATOR PIPE**

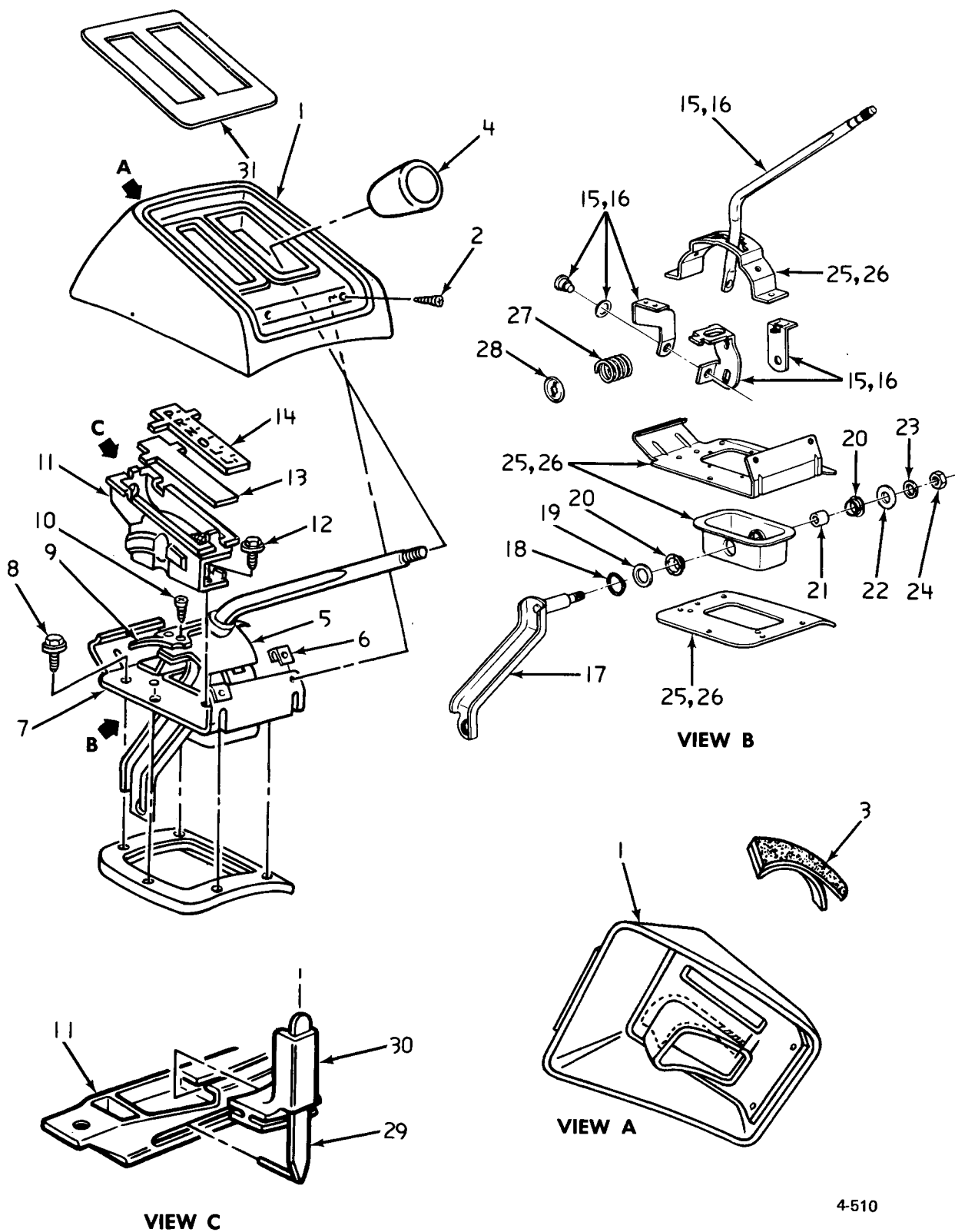
- 1. 4.133 GAUGE ASSY.
- 2. 4.133 TUBE ASSY.
- 3. 4.138 SEAL
- 4. 4.205 PIPE
- 5. 4.205 CLIP
- 6. 8.962 HOSE
- 7. 3.278 FITTING ASSY. ( $\frac{9}{16}$ "— 18 pipe  
thd.)
- 8. 4.205 MODULATOR UNIT



4-511

**1972-74 VEGA T.C.S. RELAY**

1. 4.075 RELAY ASSY.



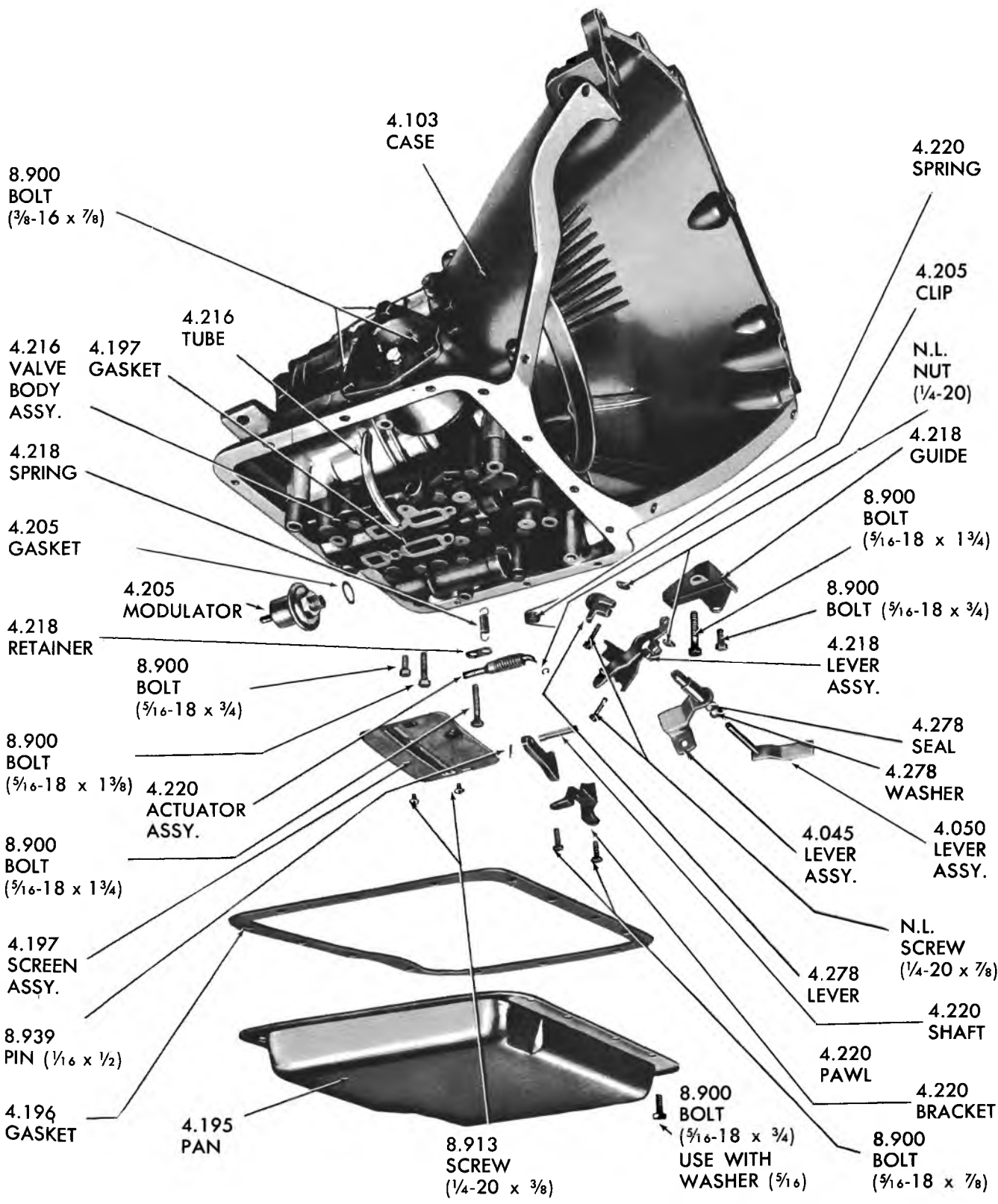
1972-75 VEGA-MONZA CONTROL LEVER

## 1972-75 VEGA CONTROL LEVER

1. 4.009 COVER 72  
4.009 COVER 73
2. 2.729 SCREW ASSY. (8-18 x 5/8")
3. 9.262 SEAL ASSY.
4. 4.006 KNOB
5. 4.015 COVER
6. 9.743 NUT (8-18) 72
7. 4.004 LEVER ASSY.
8. 8.977 SCREW (10-16 x 3/4")
9. 4.020 LENS
10. 8.977 SCREW (8-18 x 5/8")
11. 4.015 RETAINER ASSY.
12. 8.977 SCREW (8-18 x 1/2")
13. 4.020 PLATE
14. 4.020 LENS
16. 4.006 LEVER ASSY.
17. 4.040 LEVER ASSY.
18. 4.037 WASHER
19. 4.040 WASHER
20. 4.006 BUSHING
21. 4.006 BUSHING
22. 8.929 WASHER
23. 8.931 WASHER (3/8")
24. 8.915 NUT (3/8"-24)
26. 4.004 BRACKET ASSY.
27. 4.008 SPRING
28. 4.037 RETAINER
29. 4.020 POINTER
30. 4.020 GUIDE
31. 4.017 APPLIQUE

4-510

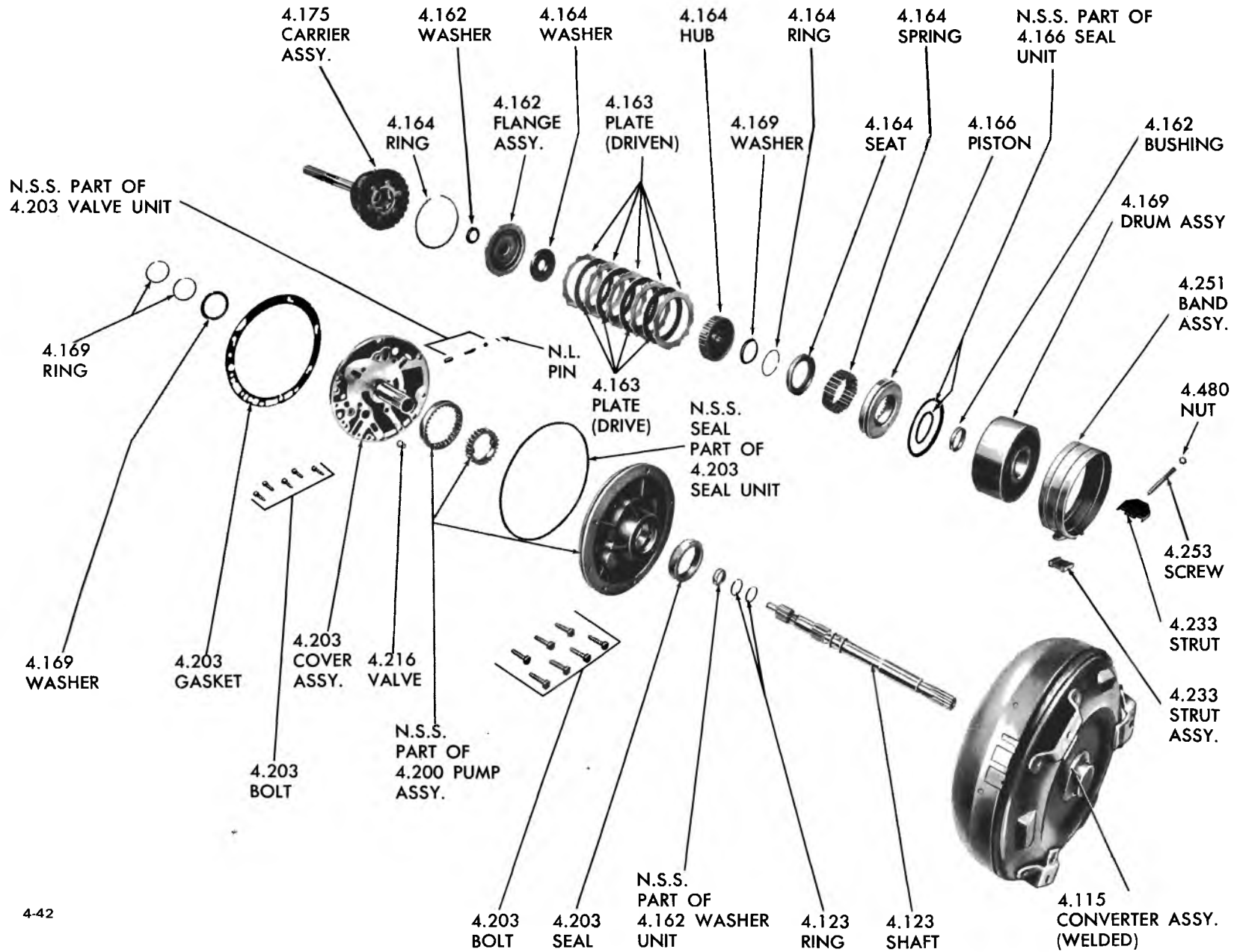




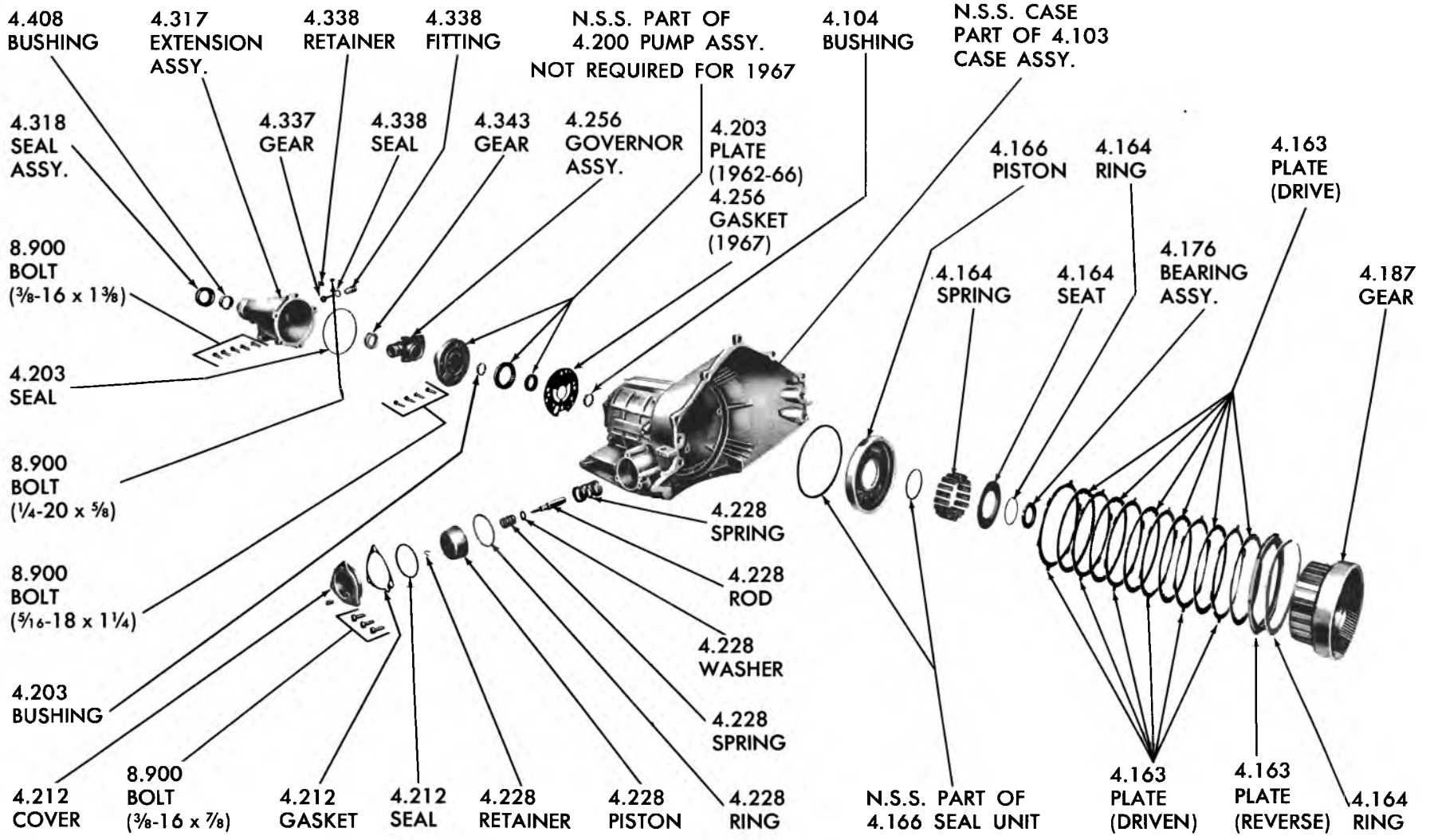
4-43

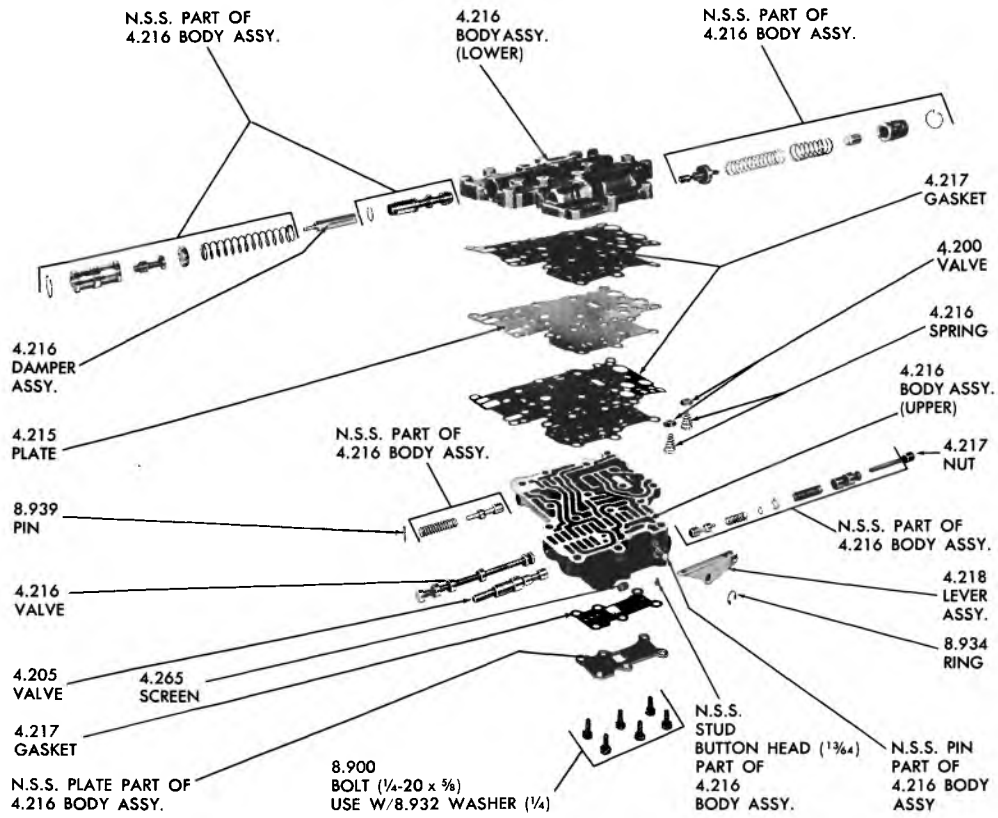
1962-70 ALUMINUM POWERGLIDE TRANSMISSION CASE AND LINKAGE

1962-70 ALUMINUM POWERGLIDE TRANSMISSION—EXPLODED



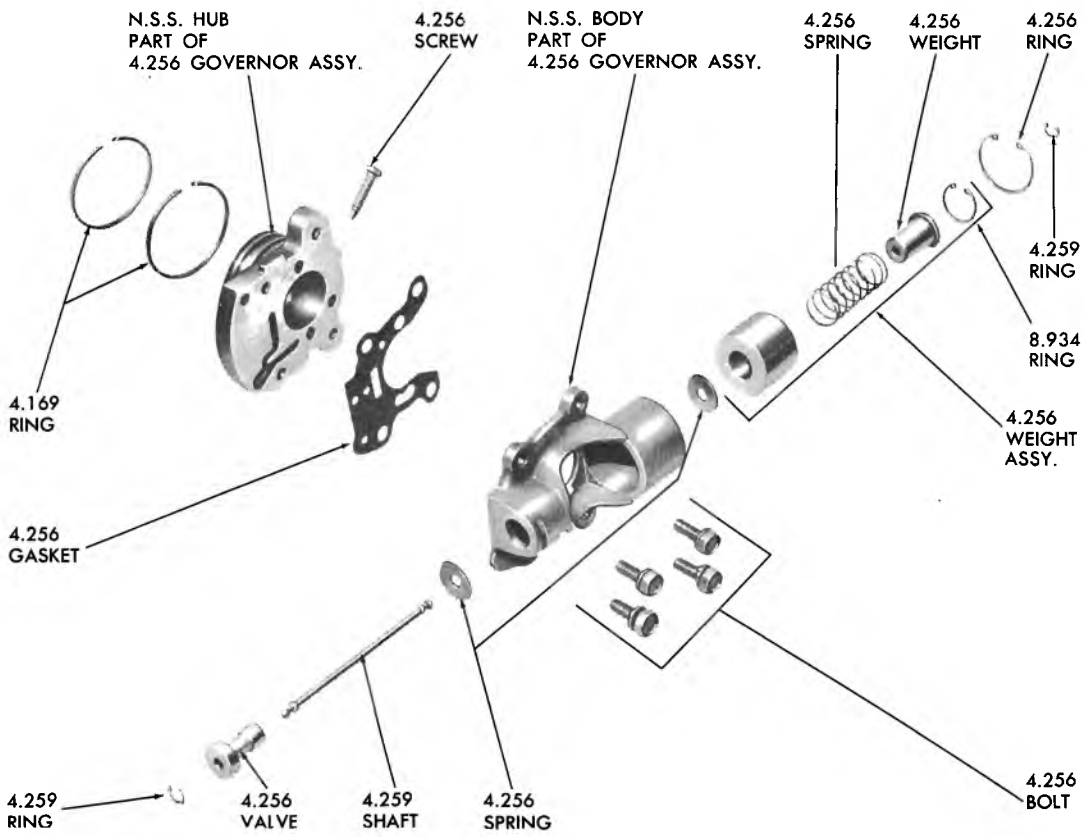
1962-70 ALUMINUM POWERGLIDE TRANSMISSION CASE — EXPLODED





4-44

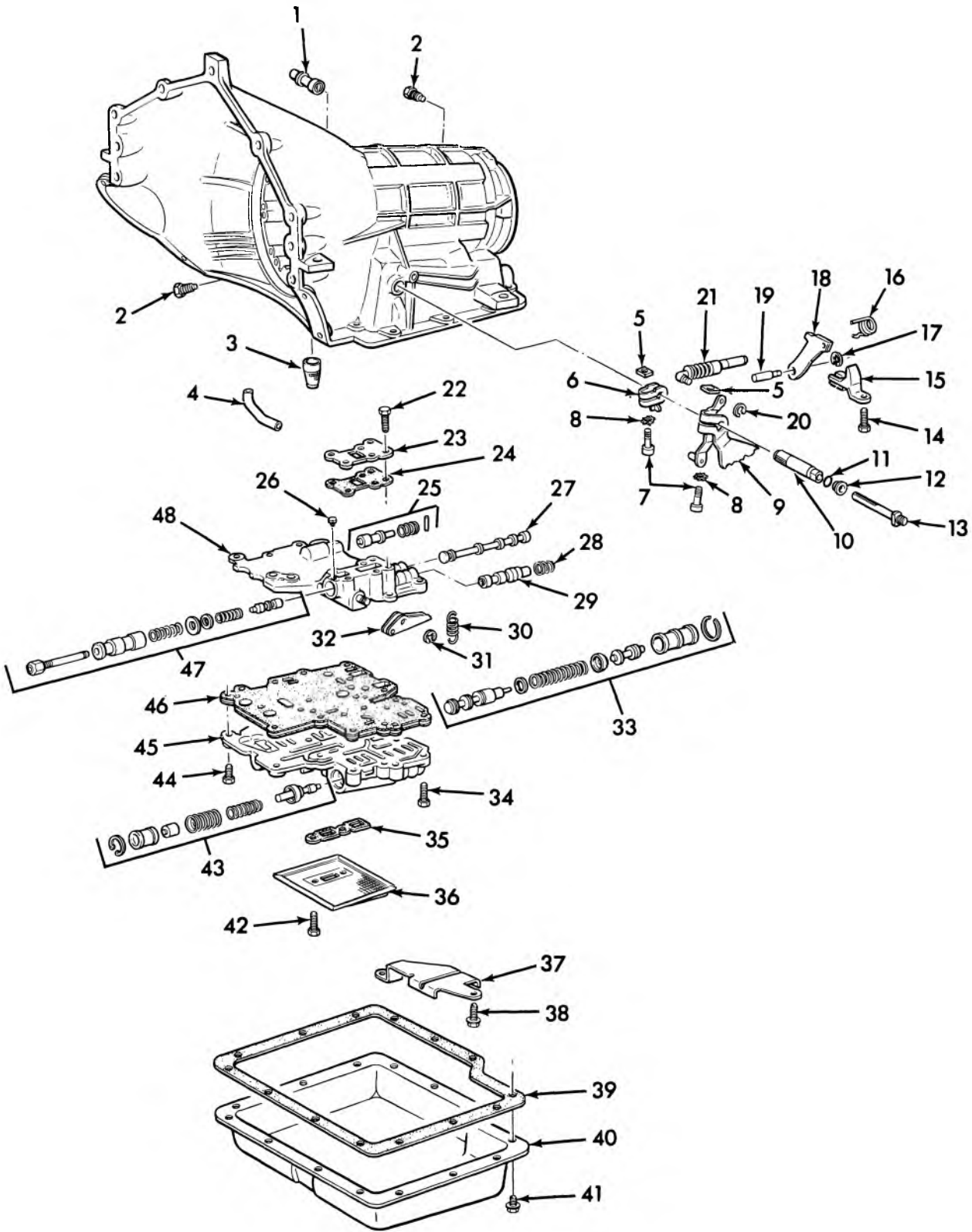
**1962-70 ALUMINUM POWERGLIDE TRANSMISSION VALVE BODY—  
EXPLODED**



4-45

**1962-70 ALUMINUM POWERGLIDE TRANSMISSION GOVERNOR—EXPLODED**





4-317

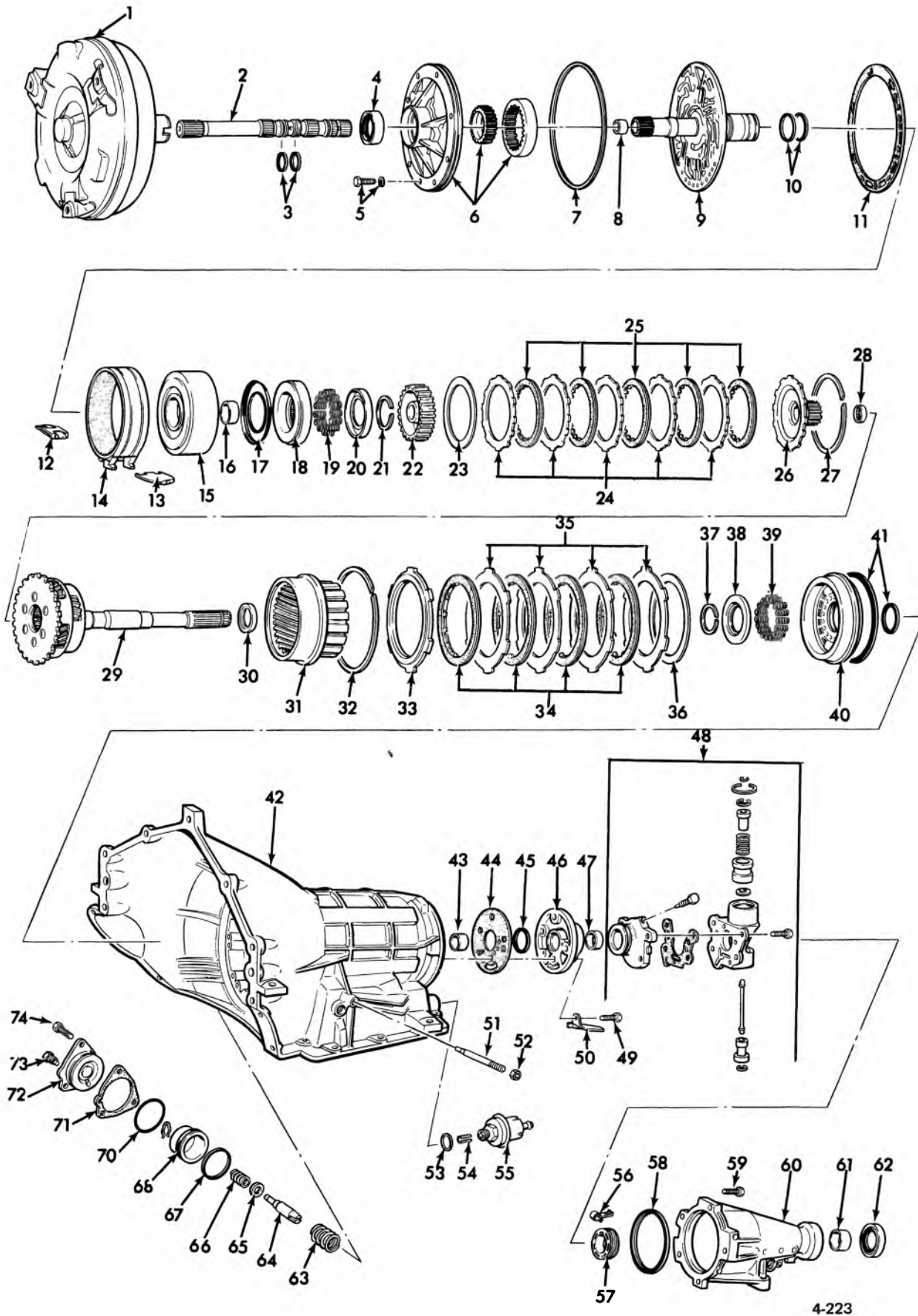
**1970-73 POWERGLIDE TRANSMISSION ASSY.**

### 1970-73 POWERGLIDE TRANSMISSION ASSY.

- |  |   |
|--|---|
| <ul style="list-style-type: none"> <li>1. 4.104 VENTILATOR, Trans. Case</li> <li>2. 8.900 BOLT, Trans. Case</li> <li>3. 4.105 SCREEN ASSY., Trans. Case</li> <li>4. 4.216A TUBE, Servo Apply Pressure</li> <li>5. 8.921 NUT (1/4-20)</li> <li>6. 4.278 LEVER, Throttle Valve Control</li> <li>7. 8.900 SCREW (1/4-20 x 7/8)</li> <li>8. 8.932 WASHER (7/16)</li> <li>9. 4.218 LEVER ASSY., Park. Lock and Range Sel. Inner</li> <li>10. 4.040 SHAFT, Park. Lock and Range Sel. (Outer)</li> <li>11. 4.220 SEAL, Trans. Park Lock and Range Sel.</li> <li>12. 4.052 WASHER, Control Shaft</li> <li>13. 4.050 SHAFT, Throttle Valve Control</li> <li>14. 8.900 BOLT (5/16-18 x 7/8)</li> <li>15. 4.220 BRACKET, Park Lock Reaction</li> <li>16. 4.220 SPRING, Park Lock Panel Disengaging</li> <li>17. 4.220 RING, Panel Shaft Retaining</li> <li>18. 4.220 PAWL, Park Lock</li> <li>19. 4.220 SHAFT, Park Lock Panel</li> <li>20. 4.220 RING, Actuator Retaining</li> <li>21. 4.220 ACTUATOR ASSY., Park Lock</li> <li>22. 8.900 BOLT</li> <li>23. 4.216 PLATE ASSY., Part of Upper Valve Body</li> <li>24. 4.217 GASKET, Upper Valve Body Plate</li> </ul> | <ul style="list-style-type: none"> <li>25. N.S.S. Part of Upper Valve Body Assy. (4.216)</li> <li>26. 4.216A STUD, Pressure Reg. Valve Seat Ret. Button</li> <li>27. 4.216A VALVE, Manual</li> <li>28. 4.205 SPRING, Mod. Valve Damping</li> <li>29. 4.205 VALVE ASSY., Vac. Mod.</li> <li>30. 4.218 SPRING, Range Sel. Dent. Roller</li> <li>31. 8.934 RING, Range Sel. Dent. Roller Retainer</li> <li>32. 4.218 LEVER ASSY., w/Roller Range Sel. Dent.</li> <li>33. N.S.S. Part of Lower Valve Body Assy. (4.216)</li> <li>34. 8.900 BOLT (5/16-18 x 1-5/8)</li> <li>35. 4.197 GASKET, Oil Pan Pump Screen</li> <li>36. 4.197 SCREEN ASSY., w/Gasket</li> <li>37. 4.218 GUIDE, Park Lock and Range Sel. Inner Lever</li> <li>38. 8.977 SCREW ASSY., Guide</li> <li>39. 4.196 GASKET, Trans. Oil Pan</li> <li>40. 4.195 PAN ASSY., Trans. Oil</li> <li>41. 8.977 SCREW ASSY., Oil Pan</li> <li>42. 8.900 BOLT, Oil Pan Screen</li> <li>43. N.S.S. Part of Lower Valve Body Assy. (4.216)</li> <li>44. 8.900 BOLT, Lower Valve Body</li> <li>45. 4.216 BODY ASSY., Main Valve Lower</li> <li>46. 4.215 PLATE ASSY., w/Gasket Transfer</li> <li>47. N.S.S. Part of Upper Valve Body Assy. (4.216)</li> <li>43. 4.216 BODY ASSY., Main Valve Upper</li> </ul> |
|--|---|

4-317



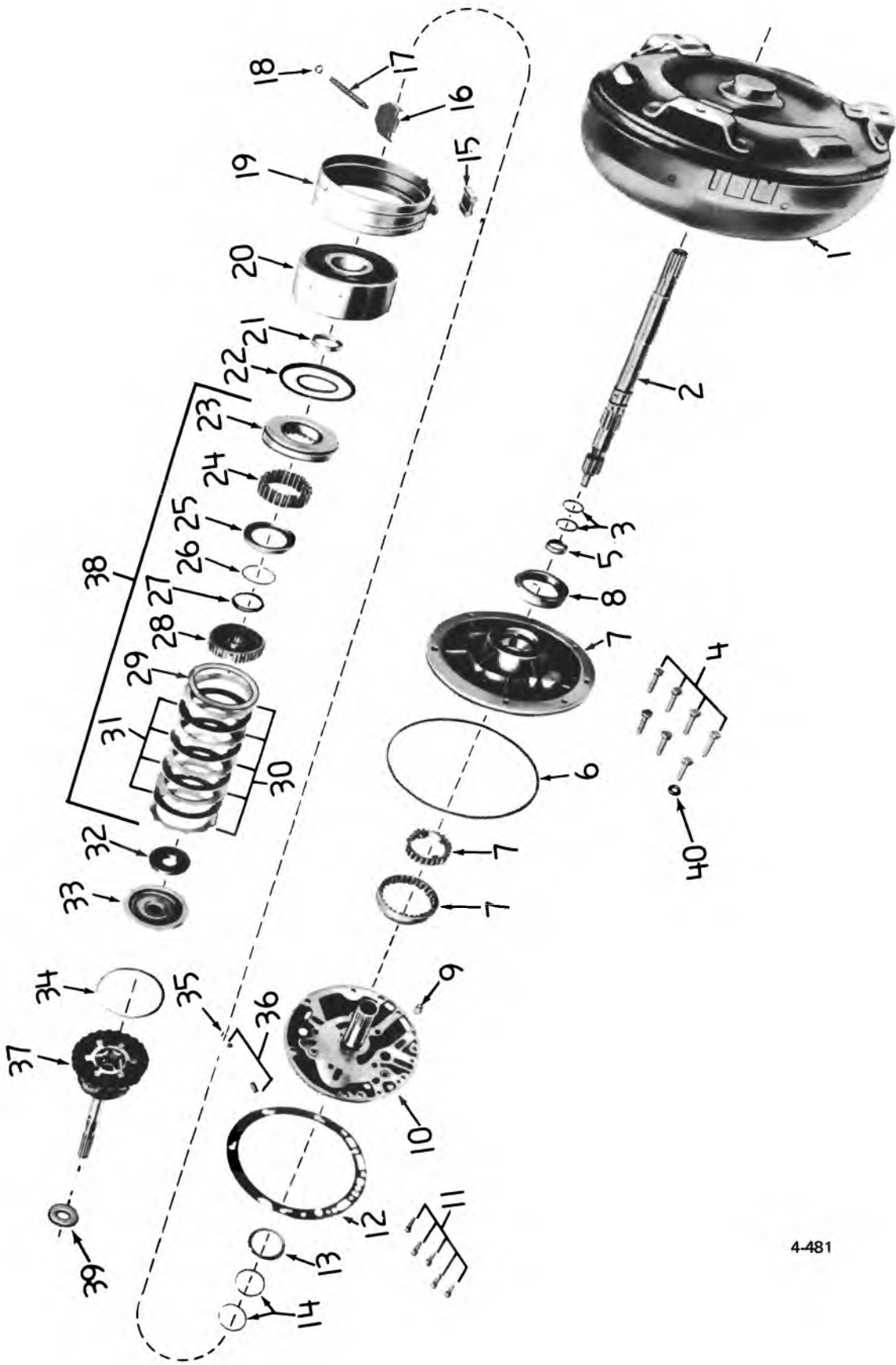


1970-73 POWERGLIDE TRANSMISSION ASSY.

## 1970-73 POWERGLIDE TRANSMISSION ASSY.

- |   |   |
|---|---|
| <p>1. 4.115 CONVERTER ASSY.<br/>                 2. 4.123 SHAFT ASSY., Trans. Input<br/>                 3. 4.123 RING, Trans. Input Shaft Oil Seal<br/>                 4. 4.203 SEAL, Oil Pump Body Inner<br/>                 5. 4.226 SCREW ASSY., w/Lock Washer (5/16—18 x 1-7/16) Oil Pump<br/>                 6. N.S.S. Part of Front Oil Pump<br/>                 7. 4.203 SEAL UNIT, Front Pump (Consists of 7 Bolt Seals and 1 Oil Pump Seal)<br/>                 8. 4.162 WASHER UNIT, Thrust w/Bushing (Consists of 1 Low Sun Gear Thrust Washer and 1 Low Sun Gear Bushing)<br/>                 9. 4.203 COVER ASSY., w/Shaft Stator<br/>                 10. 4.169 RING, Clutch Drum Oil Seal<br/>                 11. 4.203 GASKET, Front Pump Body (7-3/16 I.D. x .015 Thick)<br/>                 12. 4.251 STRUT ASSY., Apply (Use w/Dbl. Wrap Band) (1-5/8 Long)<br/>                 13. 4.251 STRUT, Anchor<br/>                 14. 4.251 BAND ASSY., Trans. Brake Low<br/>                 15. 4.169 DRUM, Trans. Clutch w/Bushing<br/>                 16. 4.169 BUSHING, Clutch Drum<br/>                 17. 4.166 SEAL UNIT, Piston (Consists of Inner and Outer Seal)<br/>                 18. 4.166 PISTON, Clutch<br/>                 19. 4.164 SPRING, Hi-Clutch<br/>                 20. 4.164 SEAT, Clutch Spring<br/>                 21. 4.164 RING, High Clutch Piston Return Spring<br/>                 22. 4.164 HUB, Clutch<br/>                 23. 4.164 SPRING, Clutch Cushion (Wave Type)<br/>                 24. 4.163 PLATE, Clutch Driven (12 Tangs) (Flat) (3/32 Thk.)<br/>                 25. 4.163 PLATE ASSY., Clutch Drive<br/>                 26. 4.162 FLANGE ASSY., Low Sun Gear and Clutch<br/>                 27. 4.162 RING, Clutch Flange Retainer<br/>                 23. N.S.S. Part of No. 8<br/>                 29. 4.175 CARRIER ASSY., Trans. Planet<br/>                 30. 4.176 BEARING ASSY., Output Shaft Needle Thrust<br/>                 31. 4.187 GEAR, Reverse Ring<br/>                 32. 4.164 RING, Snap, Reverse Clutch Pack (7-1/4 dia.)<br/>                 33. 4.163 PLATE ASSY., Reverse Clutch Pressure (.325 Thk.)<br/>                 34. 4.163 PLATE ASSY., Low and Reverse Clutch Drive<br/>                 35. 4.163 PLATE, Reverse Clutch Reaction (.070 Thk.) (5-3/4 I.D., 6 Tabs)</p> | <p>36. 4.164 SPRING, Reverse Clutch Cushion<br/>                 37. 4.164 RING, Reverse Clutch Piston Return Spring Snap (1-31/32 dia.)<br/>                 38. 4.164 SEAT, Reverse Clutch Piston Retaining Spring)<br/>                 39. 4.164 SPRING, Reverse Clutch Piston Return<br/>                 40. 4.166 PISTON, Reverse Clutch<br/>                 41. 4.166 SEAL UNIT, Piston (Inner and Outer Seal)<br/>                 42. 4.103 CASE, Trans.<br/>                 43. 4.104 BUSHING, Trans. Case (1-7/64 Bore Dia. x 17/32 Wide)<br/>                 44. 4.256 GASKET, Governor Support Body<br/>                 45. 4.256 RING, Governor Support Oil Seal (1-3/16 I.D.)<br/>                 46. 4.256 BODY ASSY., Trans. Governor Support (Assy. Includes No. 44 &amp; 45)<br/>                 47. 4.256 BUSHING, Governor Support and Body<br/>                 48. 4.256 GOVERNOR ASSY., Trans.<br/>                 49. 8.900 BOLT<br/>                 50. 4.105 BAFFLE, Oil Drain Back<br/>                 51. 4.253 SCREW, Brake Band Adjusting Anchor<br/>                 52. 4.253 NUT, Brake Screw (7/16—20 x 1/4)<br/>                 53. 4.205 GASKET, Vac. Mod. (23/32 I.D. x 1 O.D. x 1/64 Thk.)<br/>                 54. 4.205 PLUNGER, Vac. Mod.<br/>                 55. 4.205 MODULATOR, Vac.<br/>                 56. 4.345 CLIP, Speedometer Drive Gear<br/>                 57. 4.343 GEAR, Speedo Drive<br/>                 58. 4.104 SEAL, Ext. to Case<br/>                 59. 8.900 BOLT, Ext. to Case (3/8—16 x 1-3/8)<br/>                 60. 4.317 EXTENSION ASSY., Trans. Rear Main Bearing<br/>                 61. 4.319 BUSHING, Rear Main Bearing Extension<br/>                 62. 4.318 SEAL ASSY., Rear Bearing Extension Oil<br/>                 63. 4.233 SPRING, Low Servo Piston Return<br/>                 64. 4.228 ROD ASSY., (Includes No. 69)<br/>                 65. 4.228 WASHER, Piston Apply Spring<br/>                 66. 4.233 SPRING, Piston Apply<br/>                 67. 4.228 RING, Piston<br/>                 68. 4.228 PISTON, Low Servo<br/>                 69. 4.228 RETAINER, Piston Rod Spring<br/>                 70. 4.212 SEAL, Low Servo Cover<br/>                 71. 4.212 GASKET, Low Servo Cover<br/>                 72. 4.212 COVER, Low Servo<br/>                 73. 8.971 PLUG, Low Servo Cover<br/>                 74. 8.900 BOLT, Low Servo Cover</p> |
|---|---|

4-223



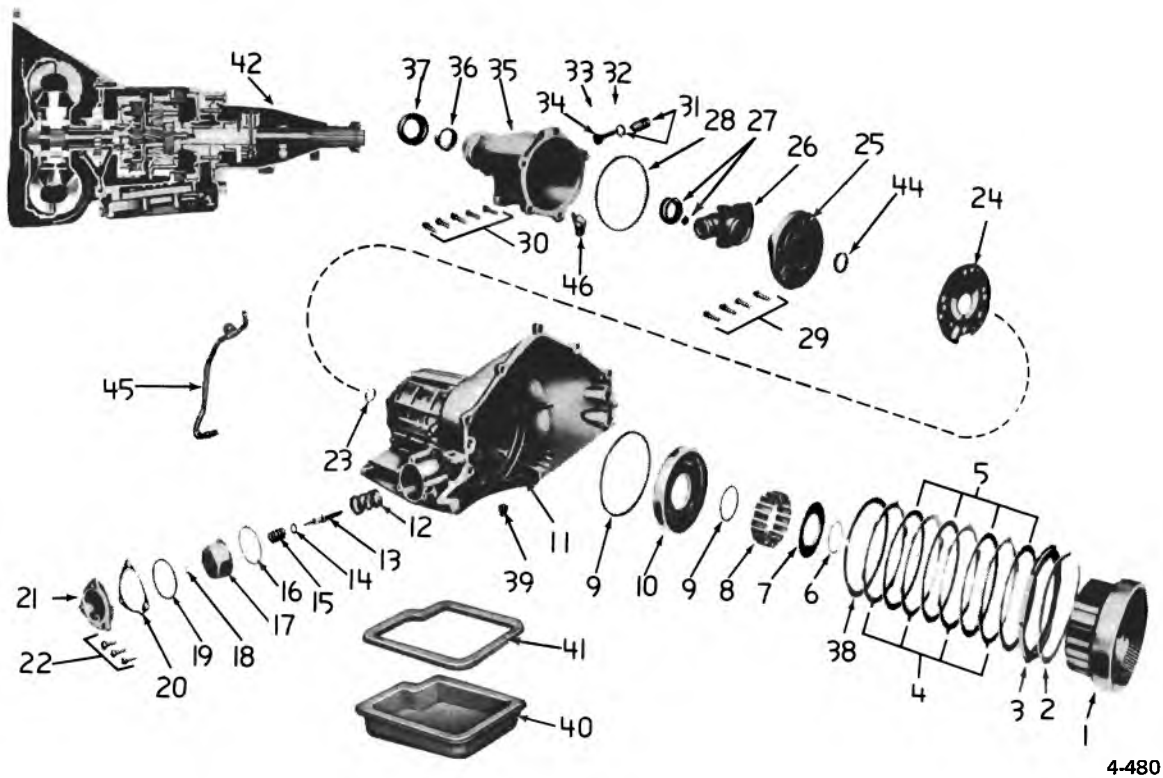
4-481

**TORQUE DRIVE TRANSMISSION (INTERNAL MECHANISM)**

## TORQUE TRANSMISSION INTERNAL MECHANISM

1. 4.115 CONVERTER ASSY.
2. 4.123 SHAFT (12<sup>5</sup>/<sub>8</sub>" O.L.)
3. 4.123 RING
4. 4.226 SCREW (5<sup>5</sup>/<sub>16</sub>"— 18 x 1<sup>7</sup>/<sub>16</sub>")
5. 4.162 WASHER UNIT
6. 4.203 SEAL
7. 4.200 PUMP ASSY.
8. 4.226 SEAL ASSY.
9. 4.216 VALVE ASSY. P.G.  
4.216 VALVE torque drive
10. 4.203 COVER ASSY.
11. 8.900 BOLT (5<sup>5</sup>/<sub>16</sub>"— 18 x 1<sup>1</sup>/<sub>8</sub>")
12. 4.203 GASKET (7<sup>3</sup>/<sub>16</sub>" I.D. x .015 thk.)
13. 4.169 WASHER (.061)  
4.169 WASHER (.078)  
4.169 WASHER (.106)  
4.169 WASHER (.092)
14. 4.169 RING
15. 4.251 STRUT ASSY. (1<sup>5</sup>/<sub>8</sub>" long)
16. 4.251 STRUT
17. 4.253 SCREW
18. 4.253 NUT (7<sup>7</sup>/<sub>16</sub>"— 20 x 1<sup>1</sup>/<sub>4</sub>")
19. 4.251 BAND ASSY.
20. 4.169 DRUM
21. 4.169 BUSHING
22. 4.166 SEAL UNIT
23. 4.166 PISTON (1<sup>1</sup>/<sub>2</sub>" thk.)  
4.166 PISTON (2<sup>7</sup>/<sub>32</sub>" thk.)
24. 4.164 SPRING
25. 4.164 SEAT
26. 4.164 RING
27. 4.169 WASHER
28. 4.164 HUB
29. 4.164 SPRING
30. 4.163 PLATE (3<sup>3</sup>/<sub>32</sub>" thk.)
31. 4.163 PLATE ASSY.
32. 4.164 WASHER
33. 4.162 FLANGE
34. 4.162 RING
35. 8.939 PIN (1<sup>1</sup>/<sub>8</sub>" x 3<sup>3</sup>/<sub>4</sub>")
36. 4.203 VALVE UNIT
37. 4.175 CARRIER ASSY. torque drive  
4.175 CARRIER ASSY. P.G.
38. 4.164 CLUTCH ASSY. P.G.  
4.164 CLUTCH ASSY. torque drive
39. 4.176 BEARING
40. 4.226 SEAL
41. 4.203 SEAL UNIT

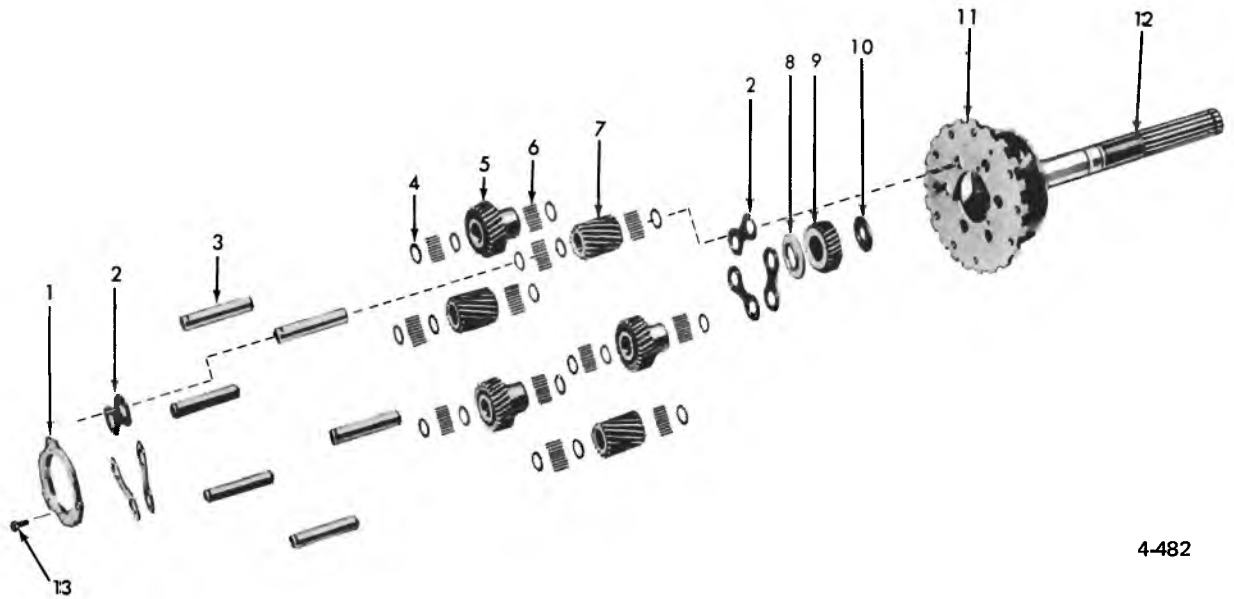
4-481



4-480

### 1971-73 TORQUE TRANSMISSION CASE

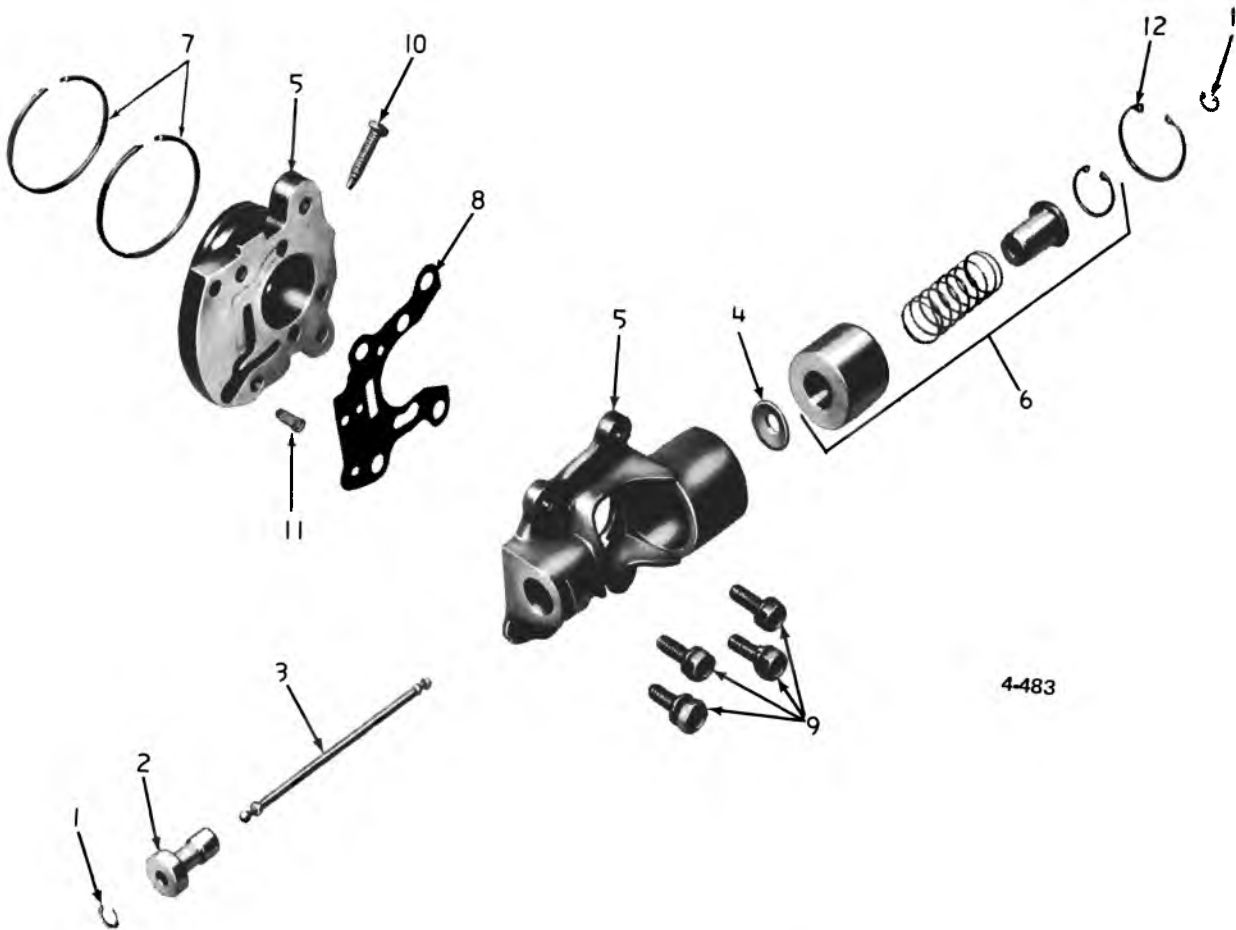
- |     |       |   |     |       |   |
|-----|-------|---|-----|-------|---|
| 1.  | 4.187 | GEAR  | 27. | 4.343 | GEAR (7 teeth) (brown)  |
| 2.  | 4.164 | RING (7 <sup>1</sup> / <sub>4</sub> " dia.)   |     | 4.343 | GEAR (8 teeth) (natural)  |
| 3.  | 4.163 | PLATE ASSY. (.325 thk.)                       |     | 4.343 | GEAR (8 teeth) (blue)   |
| 4.  | 4.163 | PLATE ASSY. (.070 thk.)                       | 28. | 4.203 | SEAL  |
| 5.  | 4.163 | PLATE ASSY.                                   | 29. | 8.900 | BOLT (5/16" — 18 x 1 <sup>1</sup> / <sub>4</sub> ")                                   |
| 6.  | 4.164 | RING (1 <sup>31</sup> / <sub>32</sub> " dia.) | 30. | 8.900 | BOLT (5/8" — 16 x 1 <sup>3</sup> / <sub>8</sub> ")                                    |
| 7.  | 4.164 | SEAT  | 31. | 4.338 | FITTING ASSY. 71-72   |
| 8.  | 4.164 | SPRING  |     | 4.338 | FITTING ASSY. 73  |
| 9.  | 4.166 | SEAL UNIT reverse piston                      | 32. | 8.900 | BOLT (1/4" — 20 x 5/8")   |
|     | 4.166 | SEAL UNIT forward piston                      | 33. | 4.338 | RETAINER (5/16" I.D.)   |
| 10. | 4.166 | PISTON w/P.G.                                 | 34. | 4.337 | GEAR (18 teeth) (brown)   |
|     | 4.166 | PISTON w/torque drive                         |     | 4.337 | GEAR (21 teeth) (red)   |
| 11. | 4.103 | CASE ASSY. w/P.G.                             |     | 4.337 | GEAR (24 teeth) (yellow)  |
|     | 4.103 | CASE ASSY. w/torque drive                     | 35. | 4.317 | EXTENSION ASSY.   |
| 12. | 4.233 | SPRING  | 36. | 4.319 | BUSHING (1 <sup>1</sup> / <sub>2</sub> " I.D. x 1 <sup>5</sup> / <sub>8</sub> " O.D.) |
|     | 4.233 | SPRING w/torque drive                         | 37. | 4.318 | SEAL ASSY.  |
| 13. | 4.228 | ROD   | 38. | 4.164 | SPRING  |
| 14. | 4.228 | WASHER (7/8" — 1/16")                         | 39. | 4.105 | SCREEN ASSY.  |
| 15. | 4.233 | SPRING w/P.G.                                 | 40. | 4.195 | PAN   |
|     | 4.233 | SPRING w/torque drive                         | 41. | 4.196 | GASKET  |
| 16. | 4.228 | RING  | 42. | 4.003 | TRANSMISSION 71 (P.G. w/2BC)  |
| 17. | 4.228 | PISTON  |     | 4.003 | TRANSMISSION torque drive   |
| 18. | 4.228 | RETAINER                                      |     | 4.003 | TRANSMISSION 71-72 (P.G. w/1BC)   |
| 19. | 4.212 | SEAL  |     | 4.003 | TRANSMISSION 73 w/1BC   |
| 20. | 4.212 | GASKET  |     | 4.003 | TRANSMISSION 73 w/2BC   |
| 21. | 4.212 | COVER   | 43. | 4.003 | GASKET UNIT torque drive  |
| 22. | 8.900 | BOLT (5/8" — 16 x 7/8")                       |     | 4.003 | GASKET UNIT P.G.  |
| 23. | 4.104 | BUSHING                                       | 44. | 4.203 | BUSHING   |
| 24. | 4.256 | GASKET  | 45. | 4.104 | PIPE ASSY.  |
| 25. | 4.256 | BODY ASSY.                                    | 46. | 4.105 | BAFFLE  |
| 26. | 4.256 | GOVERNOR ASSY. (exc. NB-2)                    |     |       |   |
|     | 4.256 | GOVERNOR ASSY. w/2BC                          |     |       |   |
|     | 4.256 | GOVERNOR ASSY. w/1BC                          |     |       |   |



4-482

### TORQUE PLANET CARRIER

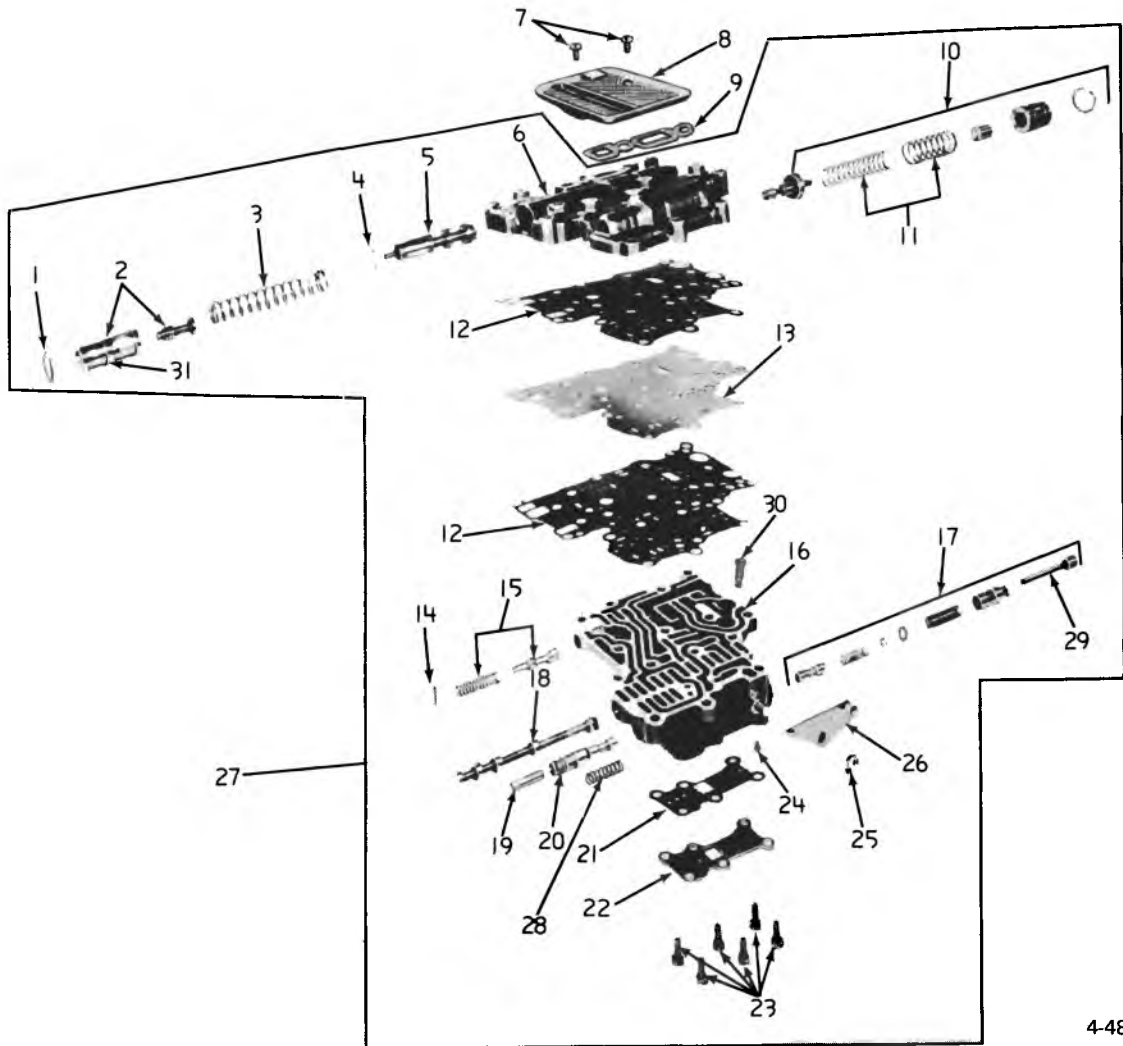
- |     |       |                                    |
|-----|-------|------------------------------------|
| 1.  | 4.176 | PLATE                              |
| 2.  | 4.176 | WASHER (1 1/2" ctr. to ctr. holes) |
| 3.  | 4.175 | SHAFT                              |
| 4.  | 4.176 | SPACER                             |
| 5.  | 4.175 | PINION (1 15/16" dia.)             |
| 6.  | 4.176 | BEARING                            |
| 7.  | 4.175 | PINION (1 5/16" dia.)              |
| 8.  | 4.176 | BEARING ASSY.                      |
| 9.  | 4.175 | GEAR                               |
| 10. | 4.176 | WASHER (1/2" x 1 1/2")             |
| 11. | 4.175 | CARRIER ASSY. torque drive         |
|     | 4.175 | CARRIER ASSY. P.G.                 |
| 12. | 4.176 | BUSHING                            |
| 13. | 4.176 | SCREW (12— 24 x 1/4")              |



4-483

### TORQUE DRIVE GOVERNOR

- |     |       |  |
|-----|-------|--|
| 1.  | 4.256 | RING ( $\frac{3}{8}$ " dia.)                     |
| 2.  | 4.256 | VALVE  |
| 3.  | 4.256 | SHAFT  |
| 4.  | 4.256 | WASHER   |
| 5.  | 4.256 | GOVERNOR ASSY.                                   |
| 6.  | 4.256 | WEIGHT ASSY.                                     |
| 7.  | 4.256 | RING   |
| 8.  | 4.256 | GASKET   |
| 9.  | 4.256 | SCREW ( $\frac{1}{4}$ " — 20 x $\frac{3}{4}$ " ) |
| 10. | 4.256 | SCREW  |
| 11. | 4.248 | SCREEN   |
| 12. | 8.934 | RING   |

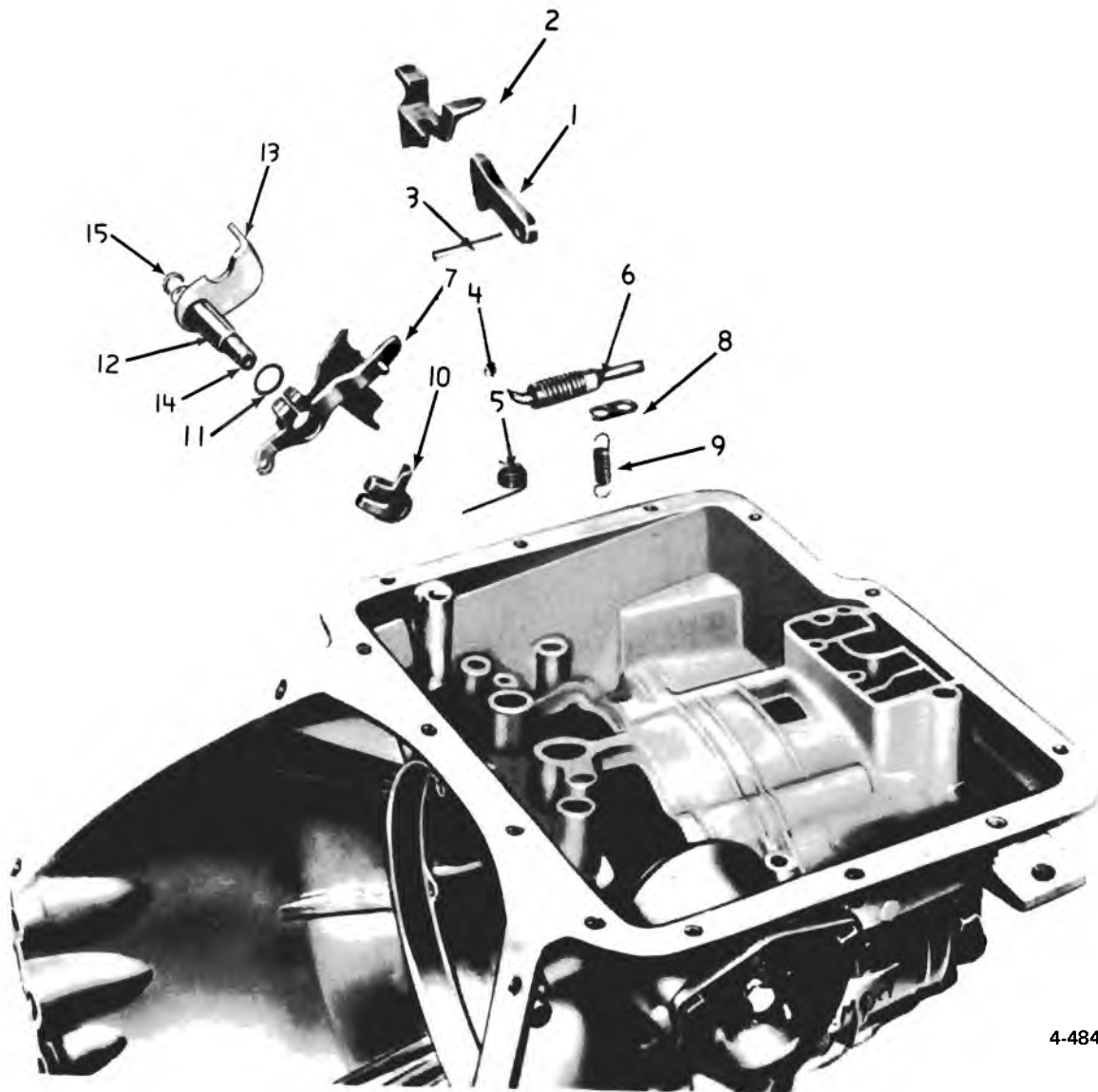


4-484

### TORQUE DRIVE VALVE BODY EXPLODED

1.	8.934	RING (7/8")	18.	4.216	VALVE
2.	4.205	VALVE UNIT drive	19.	4.205	PLUNGER
	4.205	VALVE UNIT 73 P.G.	20.	4.205	VALVE (2 <sup>15</sup> / <sub>32</sub> " O.L.)
3.	4.216	SPRING	21.	4.217	GASKET
4.	4.216	RING	23.	8.900	BOLT (1/4" — 20 x 5/8")
6.	4.216	BODY ASSY.	24.	4.216	STUD
7.	8.913	SCREW (1/4" — 20 x 3/8")	25.	8.934	RING
8.	4.197	SCREEN ASSY.	26.	4.218	LEVER ASSY.
9.	4.197	GASKET	27.	4.216	BODY ASSY.
11.	4.216	SPRING UNIT	28.	4.205	SPRING
12.	N.S.S.	GASKET	29.	4.217	NUT
13.	4.215	PLATE ASSY.	30.	4.265	SCREEN
14.	8.939	PIN	31.	4.216	SLEEVE
16.	4.216	BODY ASSY. P.G.	32.	4.216	VALVE

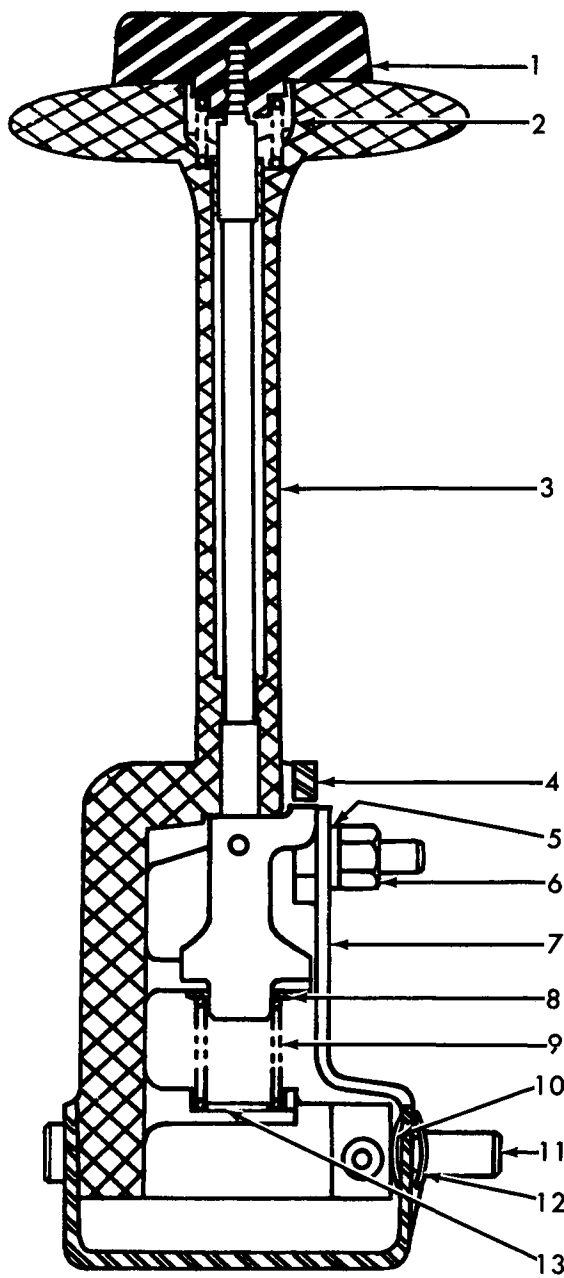




4-484A

### 1971-73 TORQUE DRIVE LINKAGE

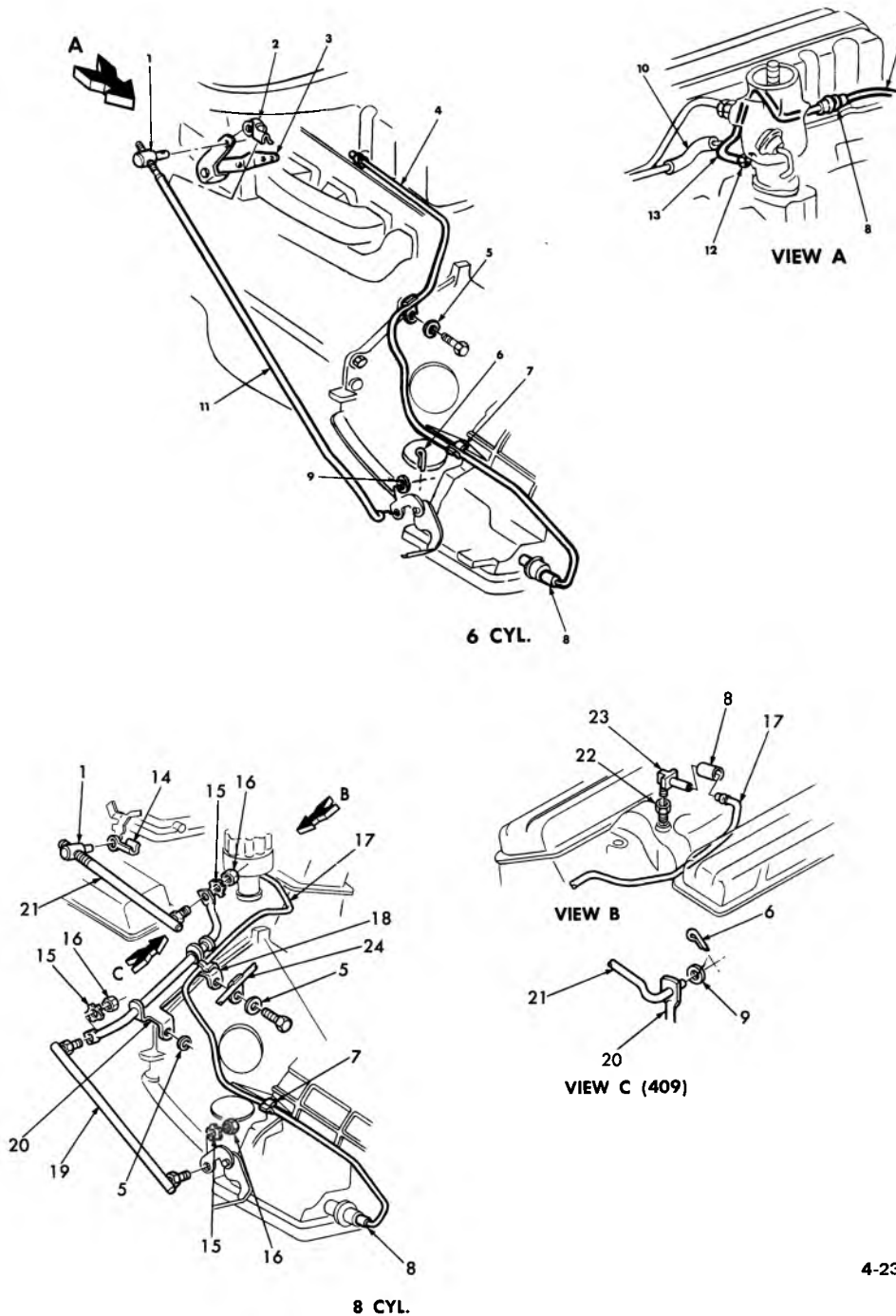
- |     |       |                    |
|-----|-------|--------------------|
| 1.  | 4.220 | PAWL               |
| 2.  | 4.220 | BRACKET            |
| 3.  | 4.220 | SHAFT              |
| 4.  | 4.220 | RING               |
| 5.  | 4.220 | SPRING             |
| 6.  | 4.220 | ACTUATOR ASSY.     |
| 7.  | 4.218 | LEVER ASSY.        |
| 8.  | 4.218 | RETAINER           |
| 9.  | 4.218 | SPRING             |
| 10. | 4.278 | LEVER              |
| 11. | 4.220 | SEAL ASSY.         |
| 12. | 4.040 | SHAFT torque drive |
| 13. | 4.045 | LEVER              |
| 14. | 4.050 | SHAFT              |
| 15. | 4.052 | WASHER             |



4-175

**1964-66 PASSENGER POWER GLIDE FLOOR SHIFT CONTROL LEVER**

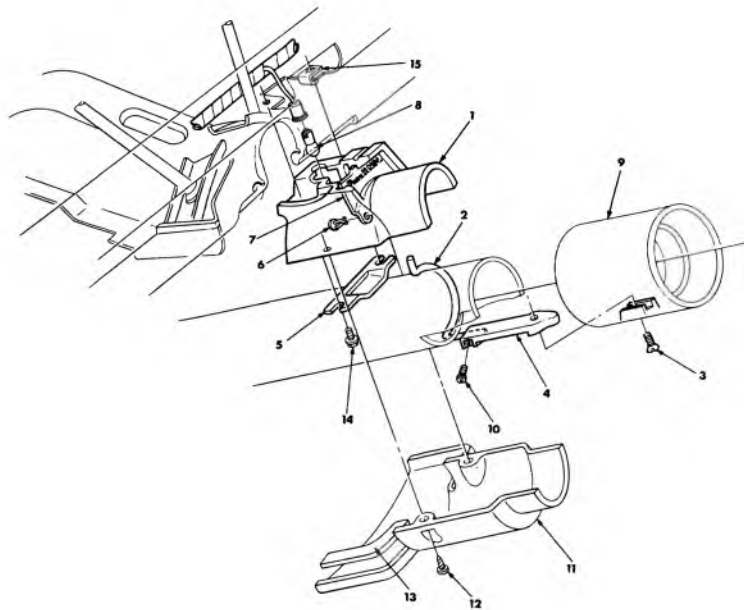
1. 4.006	BUTTON .....	3843125	8. 4.008	WASHER .....	3843129
2. 4.008	SPRING .....	3874236	9. 4.008	SPRING .....	3843130
3. 4.006	LEVER .....	3843127	10. 4.637	WASHER .....	5454797
4. 4.012	DETENT .....	3843133	11. 4.008	PIN .....	3843132
5. 8.931	L/WASHER (1/4)		12. 8.934	RING (3/8-Type 3)	
6. 4.012	STUD .....	3843273	13. 4.008	WASHER .....	3843131
7. 4.008	ROD .....	3843128			



**1965-69 PASSENGER POWERGLIDE THROTTLE CONTROL  
& MODULATOR PIPE**

4-233

- |  |  |
|--|--|
| 1. 3.425 SWIVEL                          | 15. 8.932 L. WASHER (1/4)                  |
| 2. 4.052 CLIP                            | 16. 8.915 NUT (1/4-28)                     |
| 3. 3.454 LEVER                           | 17. 8.964 PIPE-REAR (exc. 409)-Cut 49-3/4" |
| 4. 8.964 PIPE-MODULATOR REAR-cut 42-3/4" | 8.964 (409)-Cut 48.4                       |
| 5. 8.931 L. WASHER (3/8)                 | 18. 4.205 CLIP (exc. 409)                  |
| 6. 8.938 C. PIN (3/32 x 3/4)             | 19. 4.050 ROD                              |
| 7. 4.205 CLIP                            | 20. 4.040 BRACKET ASSY.                    |
| 8. 8.962 HOSE-1-1/4"                     | 21. 4.050 ROD ASSY. (283)                  |
| 9. 8.929 WASHER                          | 4.050 ROD ASSY. (327)                      |
| 10. 8.926 HOSE-cut 3-1/2"                | 4.050 ROD ASSY. (409)                      |
| 11. 4.050 ROD                            | 22. 8.963 BUSHING (3/8 x 1/8)              |
| 12. 8.963 CONNECTOR (5/16)               | 23. 3.278 CONNECTOR                        |
| 13. 4.205 PIPE ASSY.-Modulator           | 24. N.S. CLIP                              |
| 14. 3.425 CLIP                           |  |



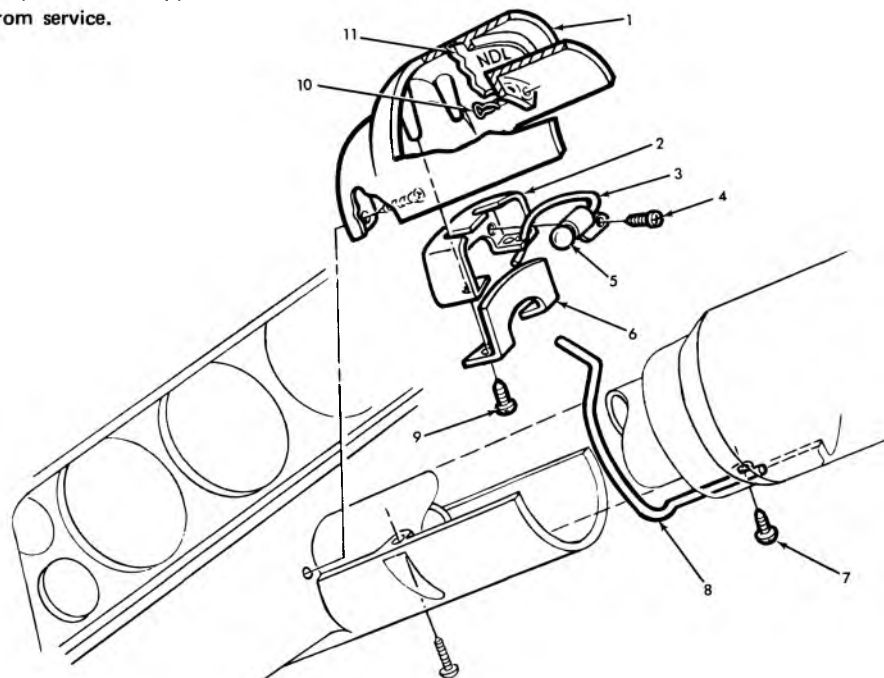
4-230

### 1965-66 PASS.-P.G. DIAL INDICATOR

- |                               |   |
|-------------------------------|---|
| 1. 6.578 COVER—Upper Lid*     | 9. 4.010 HOUSING                        |
| 2. 4.020 INDICATOR            | 10. N.S.S. SCREW—Part of RETAINER ASSY. |
| 3. 8.908 SCREW (10—24 x 9/16) | 11. +                                   |
| 4. 4.020 RETAINER ASSY.       | 12. 8.977 SCREW (6/32 x 1/2)            |
| 5. 4.020 SHIELD               | 13. 9.749 SEAL                          |
| 6. 4.020 RETAINER             | 14. 8.977 SCREW (10—16 x 5/8)           |
| 7. 4.020 DIAL                 | 15. 8.921 "U" NUT (10—16x7/16—3/16)     |
| 8. 8.991 BULB (#1445)         |   |

\*See group for specific model application.

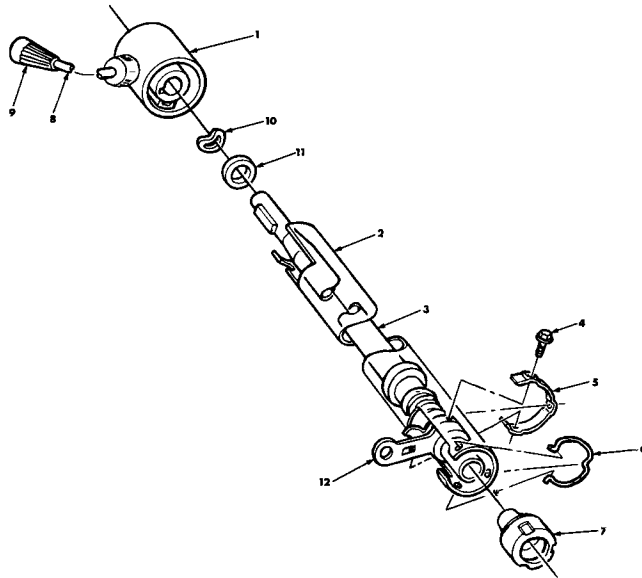
+ Removed from service.



4-231

### 1967 PASSENGER P.G. TRANS. DIAL INDICATOR

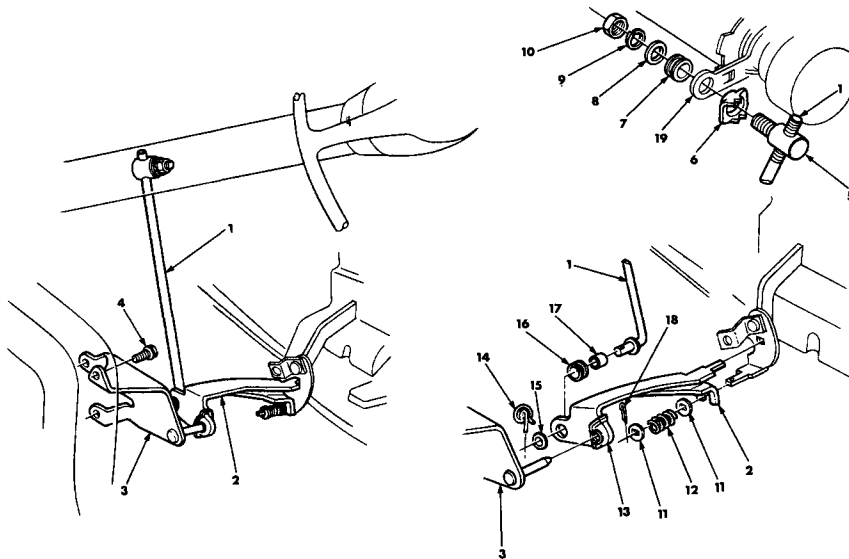
- |                              |                              |
|------------------------------|------------------------------|
| 1. 6.518 COVER               | 7. N.L. SCREW                |
| 2. 4.022 SHIELD—Front        | 8. 4.020 INDICATOR           |
| 3. 4.022 SOCKET ASSY.        | 9. 8.977 SCREW (#8—18 x 5/8) |
| 4. 8.977 SCREW (#8—32 x 3/4) | 10. 4.022 FASTENER           |
| 5. 8.991 BULB (#1895)        | 11. 4.020 DIAL               |
| 6. 4.022 SHIELD—Rear         |                              |



4-226

### 1965-66 PASSENGER POWERGLIDE TRANSMISSION CONTROL

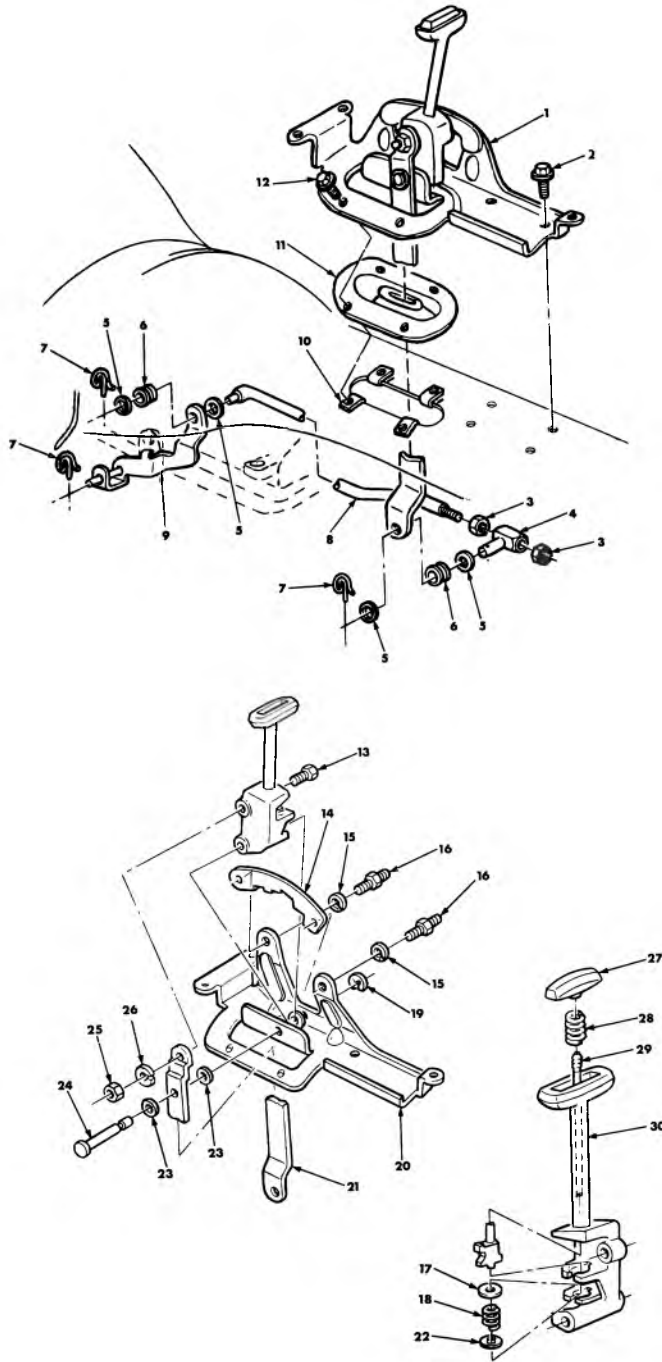
- |                                |   |
|--------------------------------|---|
| 1. 4.010 HOUSING               | 7. 4.027 ADAPTER                            |
| 2. 6.518 JACKET                | 8. 4.006 LEVER                              |
| 3. 4.025 TUBE & LEVER ASSEMBLY | 9. 4.006 KNOB                               |
| 4. 8.900 BOLT (1/4-28 x 1/8)   | 10. 4.012 SPRING WASHER                     |
| 5. 4.022 RING-CLAMPING         | 11. N.S. SPECIAL WASHER                     |
| 6. 6.521 RETAINER              | 12. N.S. LEVER (Part of Tube & Lever Assy.) |



4-227

### 1965-66 PASSENGER POWERGLIDE TRANSMISSION CONTROL LINKAGE

- |                                |  |
|--------------------------------|--|
| 1. 4.035 ROD                   | 11. 4.042 RETAINER                     |
| 2. 4.040 SHAFT-CROSS           | 12. 4.042 SPRING                       |
| 3. 4.040 BRACKET ASSEMBLY      | 13. 4.042 BOOT                         |
| 4. 8.977 SCREW (5/16-18 x 3/4) | 14. 4.037 RETAINER                     |
| 5. 4.037 SWIVEL                | 15. 4.037 WASHER                       |
| 6. 4.037 CLAMP                 | 16. 4.037 GROMMET                      |
| 7. 4.037 GROMMET               | 17. 4.037 SLEEVE                       |
| 8. 8.929 WASHER (3/8)          | 18. 8.938 C-PIN (3/32 x 3/4)           |
| 9. 8.931 L/WASHER (3/8)        | 19. N.S.S. LEVER-PART OF TUBE ASSEMBLY |
| 10. 8.916 NUT (3/8-24)         |  |

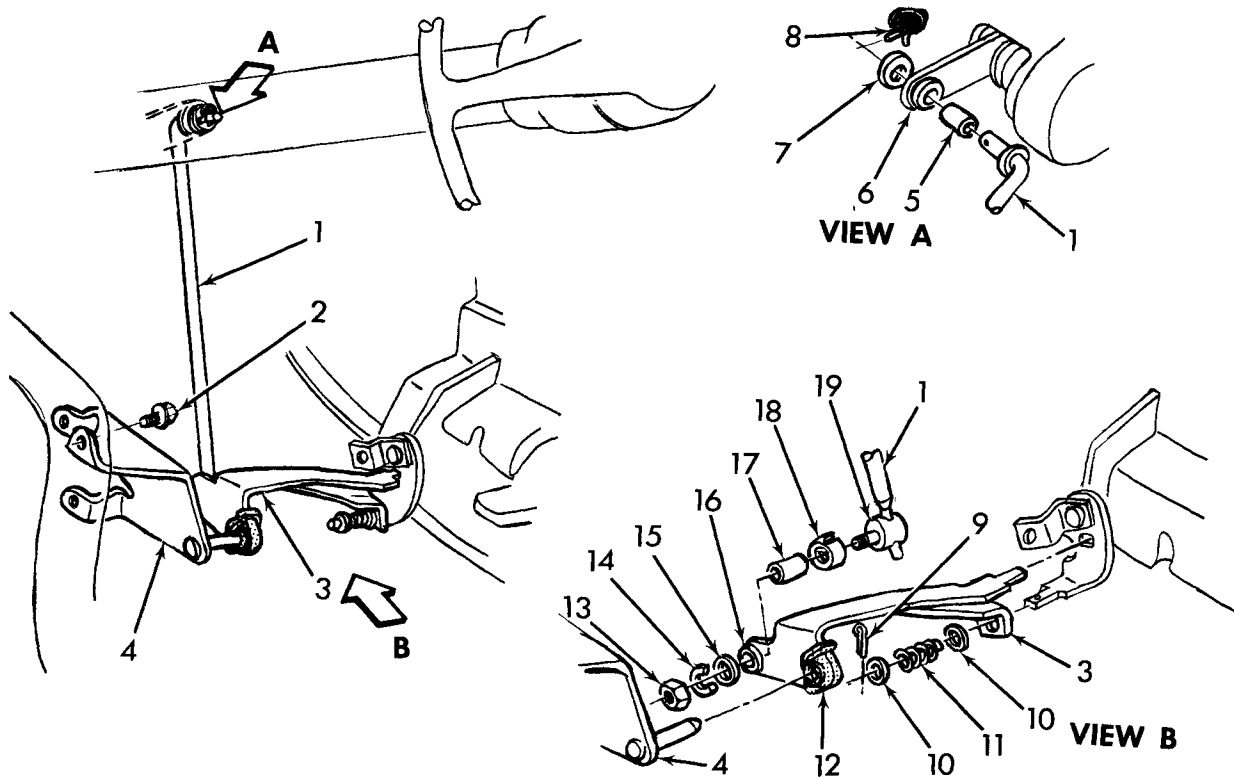


4-229

### 1965-67 PASSENGER POWERGLIDE TRANSMISSION CONTROLS—EXPLODED

- |                                |                             |
|--------------------------------|-----------------------------|
| 1. * BRACKET ASSY.             | 16. 4.032 STUD . .          |
| 2. 8.977 SCREW (1/4-14 x 3/4)  | 17. 4.022 WASHER            |
| 3. 8.916 NUT (3/8-16)          | 18. 4.004 SPRING            |
| 4. 4.037 SWIVEL                | 19. 4.008 RETAINER (Type 3) |
| 5. 8.929 WASHER (5/16)         | 20. * BRACKET               |
| 6. 4.037 GROMMET               | 21. 4.040 LEVER             |
| 7. 4.037 RETAINER              | 22. 4.008 WASHER            |
| 8. 4.035 ROD                   | 23. 5.158 WASHER            |
| 9. 6.166 LEVER                 | 24. 4.008 PIN               |
| 10. 4.017 J-NUT                | 25. 8.915 NUT (5/16-18)     |
| 11. 4.015 BOOT                 | 26. 8.931 L/WASHER (5/16)   |
| 12. 8.977 SCREW (1-16 x 5/8)   | 27. 4.006 BUTTON            |
| 13. 8.900 BOLT (5/16-18 x 7/8) | 28. 4.027 SPRING            |
| 14. 4.012 DETENT               | 29. 4.008 ROD ASSY. .       |
| 15. 8.931 L/WASHER (1/4)       | 30. 4.006 LEVER ASSY.       |

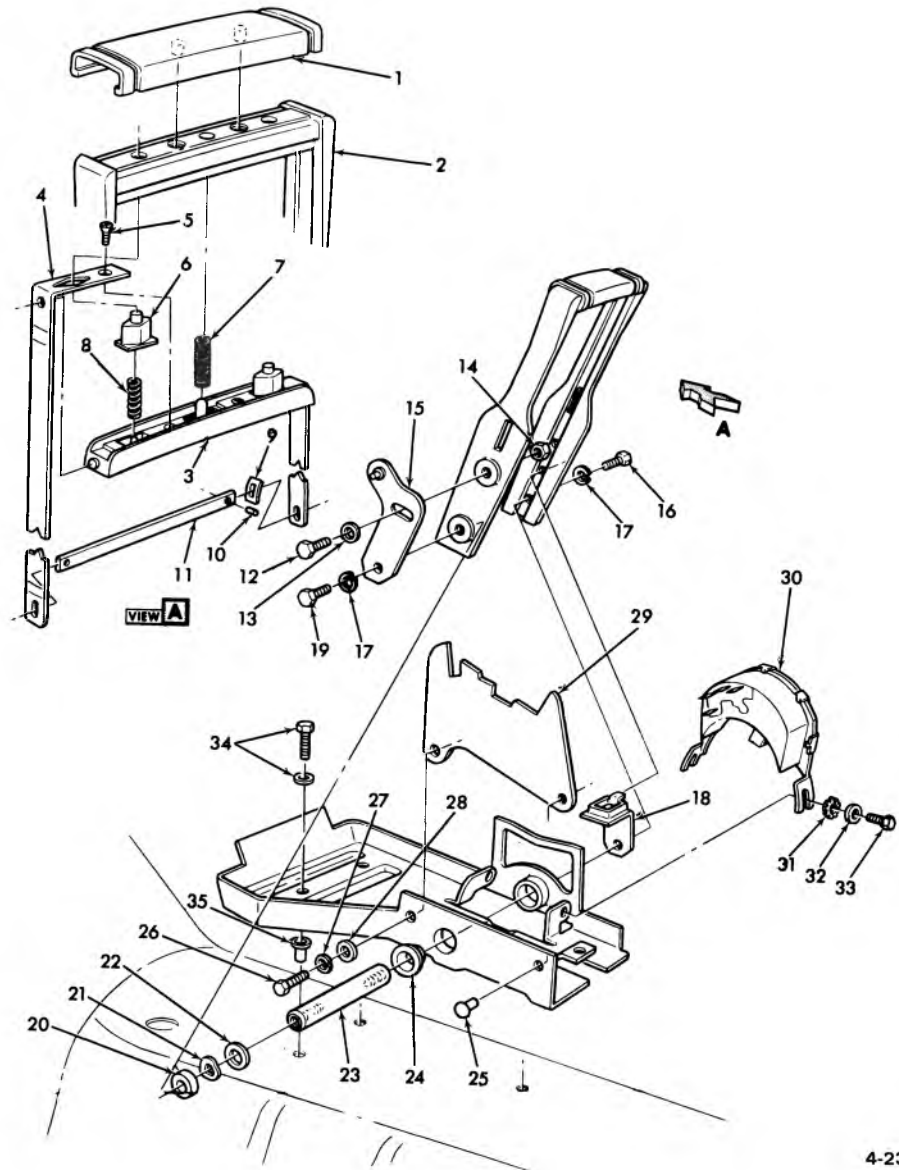
\* Removed from service.



4-228

### 1967-68 PASSENGER POWERGLIDE TRANSMISSION CONTROL LINKAGE

- |                                |                          |
|--------------------------------|--------------------------|
| 1. 4.035 ROD                   | 11. 4.042 SPRING         |
| 2. 8.977 SCREW (5/16-18 x 3/4) | 12. 4.067 BOOT           |
| 3. 4.040 BRACKET ASSY.         | 13. 8.915 NUT (3/8-16)   |
| 4. 4.040 BRACKET ASSY.         | 14. 8.931 L/WASHER (3/8) |
| 5. 4.037 SLEEVE                | 15. 4.037 WASHER         |
| 6. 4.037 GROMMET               | 16. 4.037 GROMMET        |
| 7. 4.037 WASHER                | 17. 4.037 BUSHING        |
| 8. 4.037 CLIP                  | 18. 4.037 CLAMP          |
| 9. 8.938 COTTER PIN (3/32 x 1) | 19. 4.037 SWIVEL         |
| 10. 4.042 RETAINER             |                          |

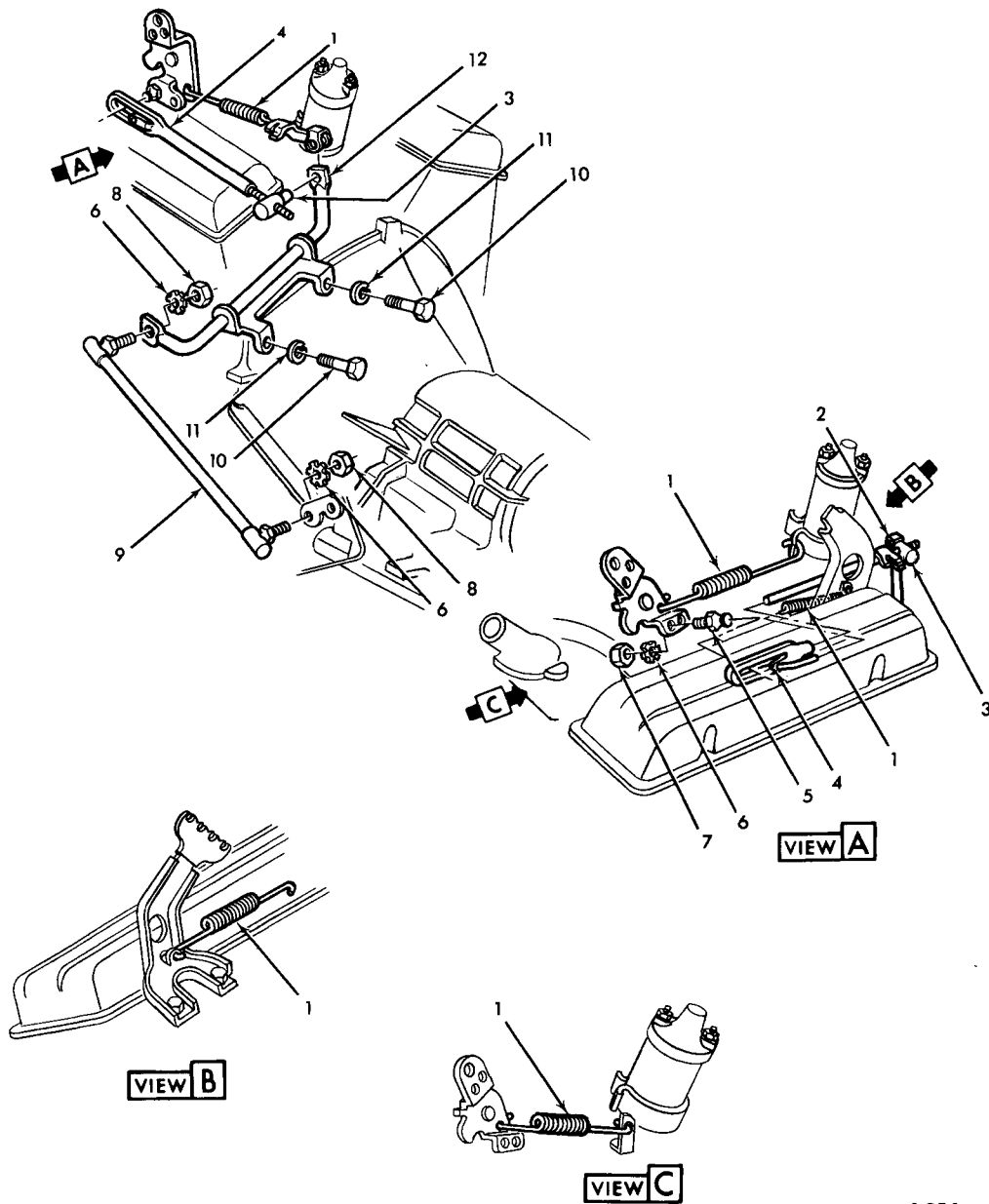


4-232

### 1968-69 PASSENGER AUTOMATIC TRANSMISSION SHIFT LEVER

- |                                |   |
|--------------------------------|---|
| 1. 4.006 COVER                 | 19. 8.900 BOLT (5/16-18 x 1-3/8)        |
| 2. 4.006 HANDLE                | 20. 4.008 SPACER                        |
| 3. 4.006 BUTTON                | 21. 8.928 WASHER (5/8)                  |
| 4. 4.027 STRAP                 | 22. 4.008 WASHER                        |
| 5. 8.909 SCREW                 | 23. 4.008 SHAFT                         |
| 6. 4.027 RETAINER              | 24. 4.008 BUSHING                       |
| 7. 4.027 SPRING                | 25. 8.967 RIVET                         |
| 8. 4.027 SPRING                | 26. 8.900 BOLT (3/8-16 x 1/2)           |
| 9. 4.027 WASHER                | 27. 8.931 WASHER                        |
| 10. 8.939 PIN (3/32 x 3/8)     | 28. 8.929 WASHER                        |
| 11. 4.027 PAWL                 | 29. 4.012 DETENT                        |
| 12. 8.900 BOLT (5/16-18 x 7/8) | 30. 4.054 SWITCH ASSY.                  |
| 13. 8.932 WASHER (5/16)        | 31. 8.932 L/WASHER                      |
| 14. 8.914 NUT (3/8-16)         | 32. 8.929 WASHER                        |
| 15. 4.040 LEVER ASSY.          | 33. 8.900 SCREW (#10-24 x 3/8)          |
| 16. 4.900 BOLT (5/16-18 x 3/4) | 34. 8.977 SCREW & WASHER (1/4-14 x 5/8) |
| 17. 8.931 WASHER (5/16)        | 35. N.L. NUT                            |

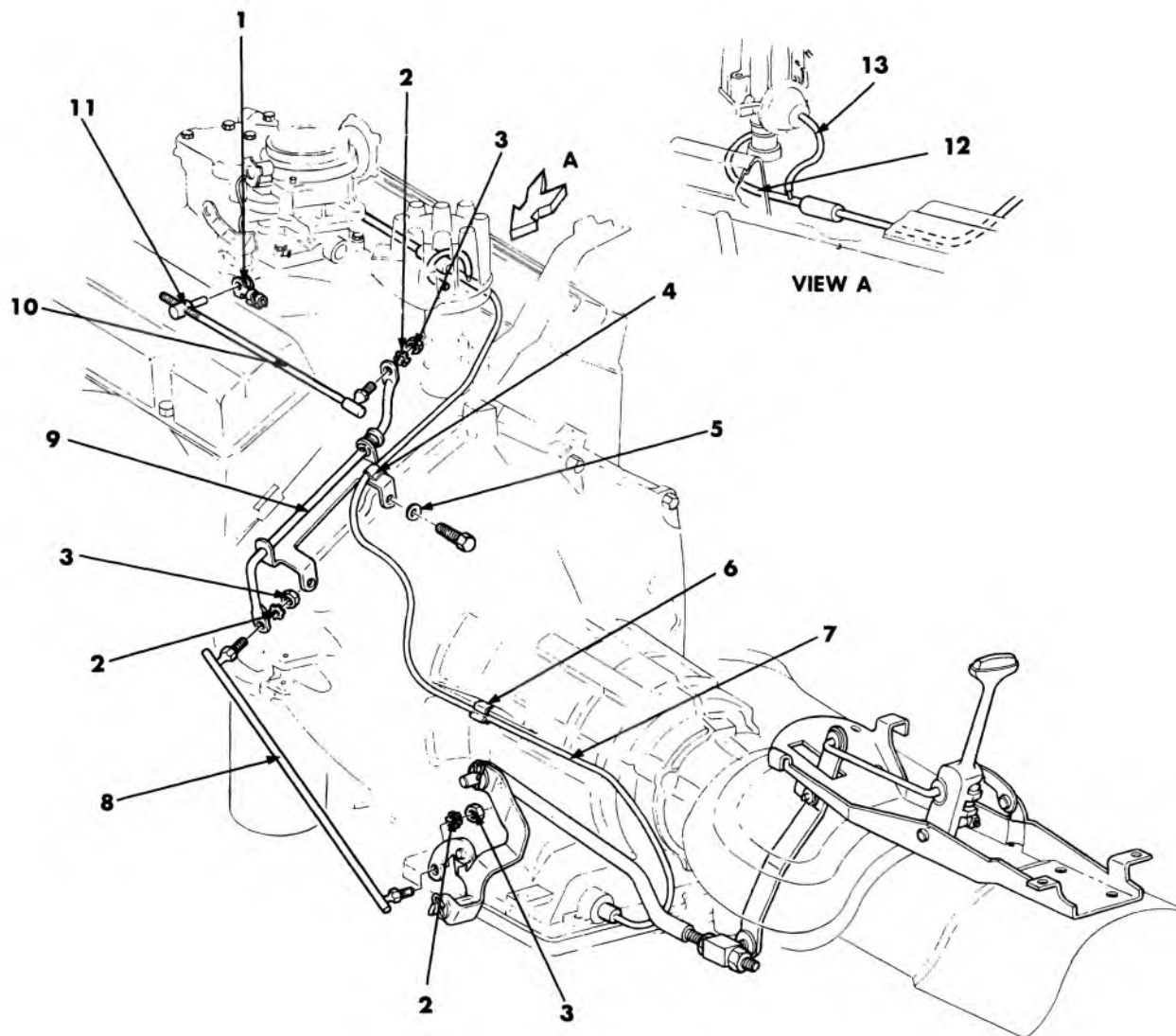




4-234

### 1969 PASSENGER POWERGLIDE TRANSMISSION CONTROL LINKAGE

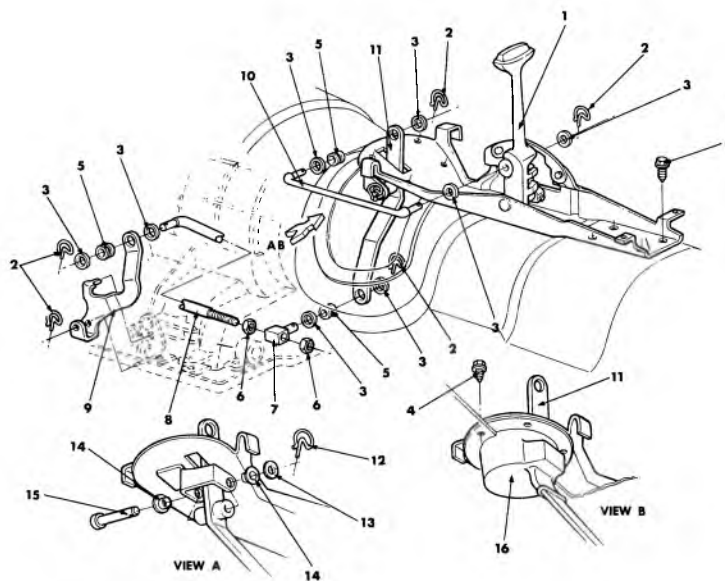
- |                         |   |                               |
|-------------------------|---|-------------------------------|
| 1. 3.459 SPRING         | • | 7. 8.916 NUT (1/4-20)         |
| 2. 3.425 CLIP           |   | 8. 8.915 NUT (1/4-28)         |
| 3. 3.425 SWIVEL         |   | 9. 4.050 ROD ASM.             |
| 4. 4.050 ROD            |   | 10. 8.900 BOLT (1/4-20 x 1/2) |
| 5. 4.052 STUD           |   | 11. 8.931 WASHER (3/8)        |
| 6. 8.932 L/WASHER (1/4) |   | 12. 4.050 BRACKET             |



4-237

### 1964-67 CHEVELLE POWERGLIDE LINKAGE (FLOOR SHIFT)

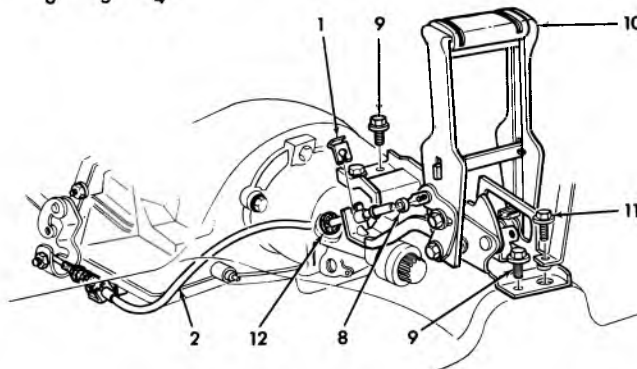
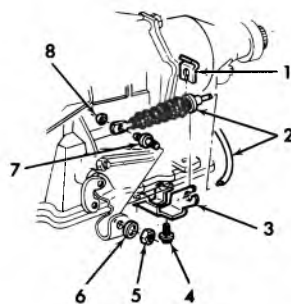
- |   |   |
|---|---|
| 1. 3.425 CLIP                               | 8. 4.050 ROD ASSEMBLY                   |
| 2. 8.932 L/WASHER (1/4 external tooth)      | 9. 4.040 SHAFT                          |
| 3. 8.915 NUT (5/16-18)                      | 10. 4.050 ROD ASSEMBLY                  |
| 4. 4.205 CLIP                               | 11. 3.425 SWIVEL                        |
| 5. 8.931 L/WASHER (3/8 med.)                | 12. 8.962 HOSE (1/32 I.D. x 1-1/4 O.L.) |
| 6. 4.205 CLIP                               | 13. 8.962 HOSE (5/32 I.D. x 5 O.L.)     |
| 7. 8.964 TUBING (3/16 steel) (52-1/8" O.L.) |   |



4-235

### 1964-67 CHEVELLE POWERGLIDE CONTROLS (FLOOR SHIFT)

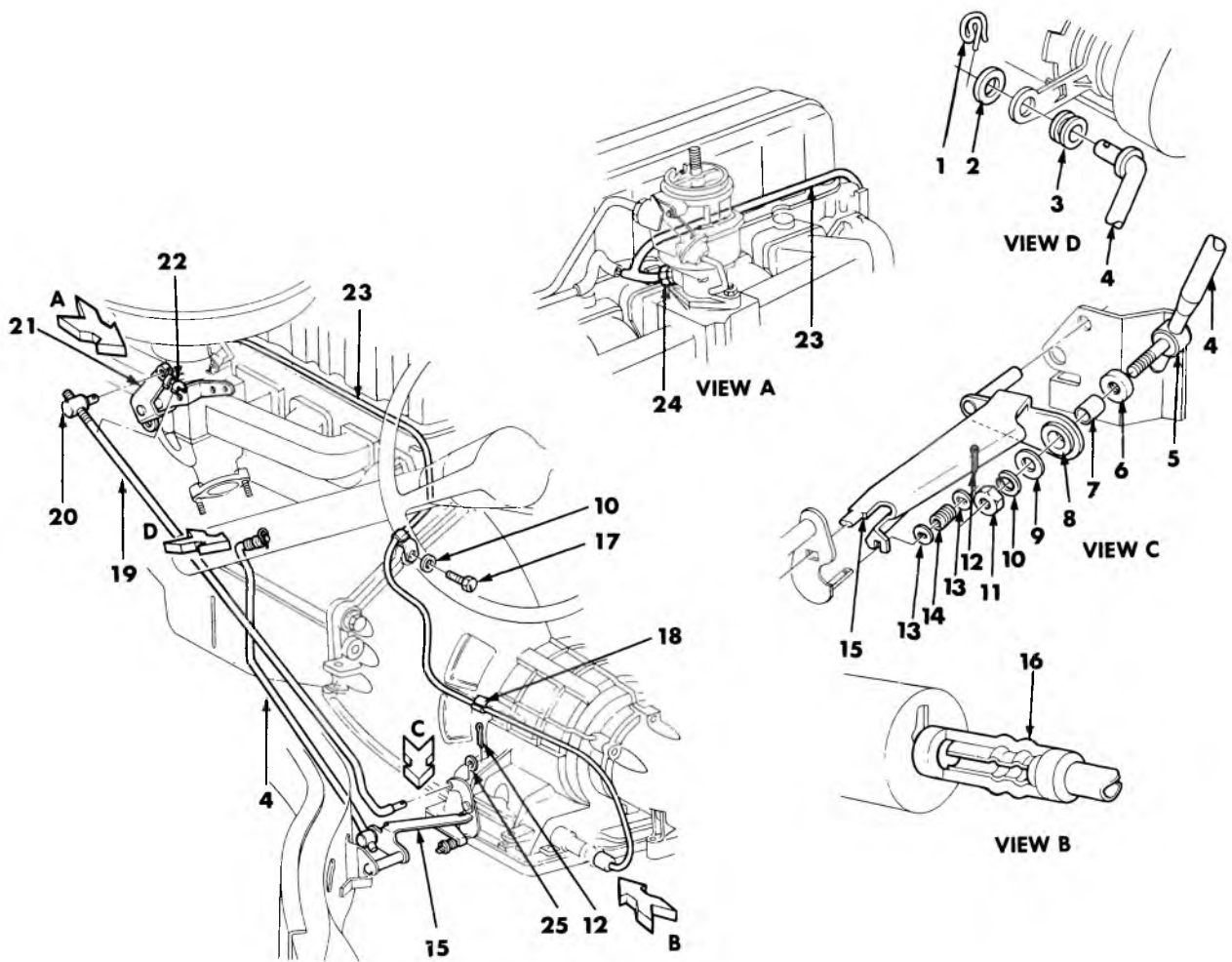
- |  |   |
|--|---|
| 1. N.L. LEVER ASSEMBLY                 | 9. 4.040 LEVER                          |
| 2. 4.037 RETAINER                      | 10. 4.035 ROD                           |
| 3. 8.929 WASHER (11/16 x 11/32 x 5/64) | 11. 4.040 LEVER ASSEMBLY                |
| 4. 8.977 SCREW (1/4-14 x 5/8 Hex Head) | 12. 3.425 CLIP                          |
| 5. 4.037 GROMMET                       | 13. 8.929 WASHER (11/32 x 13/16 x 5/64) |
| 6. 8.916 NUT (3/8-16)                  | 14. 4.042 BUSHING                       |
| 7. 4.037 SWIVEL                        | 15. 4.042 PIN                           |
| 8. 4.035 ROD                           | 16. 4.015 BOOT                          |



4-236

### 1968-69 CHEVELLE POWERGLIDE CONTROLS FLOOR SHIFT

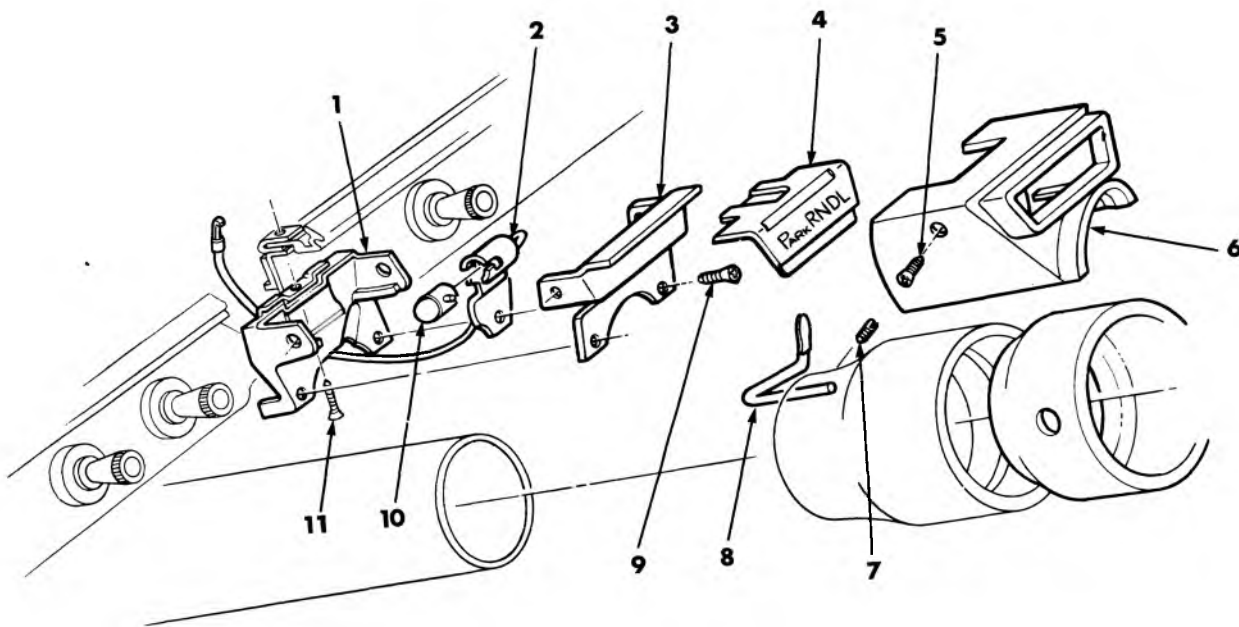
- |                       |                                    |
|-----------------------|------------------------------------|
| 1. 4.681 SPRING       | 7. 4.047 PIN                       |
| 2. 4.047 CABLE ASSY.  | 8. 4.008 FASTENER                  |
| 3. 4.047 BRACKET      | 9. 8.977 SCREW (1/4-14 x 5/8)      |
| 4. 4.047 SCREW ASSY.  | 10. 4.004 CONTROL ASSY.            |
| 5. 8.915 NUT (3/8-16) | 11. 8.977 SCREW (1/4-14 x 1)       |
| 6. 8.929 WASHER (3/8) | 12. N.S. Part of 4.047 CABLE ASSY. |



4-238

### 1964-69 CHEVELLE POWERGLIDE TRANSMISSION CONTROLS (6 CYL.)

- |           |                       |           |   |
|-----------|-----------------------|-----------|---|
| 1. 4.019  | RETAINER              | 15. 4.040 | SHAFT ASSY.   |
| 2. 4.037  | WASHER                | 16. 8.962 | HOSE (7/32 I.D. x 1-1/4 O.L.)                             |
| 3. 4.037  | GROMMET               | 17. 8.900 | BOLT (3/8-16 x 1-1/4)                                     |
| 4. *      | ROD                   | 18. 4.205 | CLIP  |
| 5. 4.037  | SWIVEL                | 19. 3.431 | ROD   |
| 6. 4.037  | CLAMP                 | 20. 3.425 | SWIVEL  |
| 7. 4.037  | BUSHING               | 21. 3.454 | LEVER   |
| 8. 4.037  | GROMMET               | 22. 3.425 | CLIP  |
| 9. 4.037  | WASHER                | 23. 8.964 | TUBING (3/16 x 57-3/16) with<br>8.963 Nut (3/16) (3/8-24) |
| 10. 8.931 | L/WASHER (3/8 Med.)   | 24. 8.963 | CONNECTOR (3/16) (3/8-24)<br>(1/8)                        |
| 11. 8.915 | NUT (3/8-16)          | 25. 8.929 | WASHER (9/32 x 5/8 x 5/64)                                |
| 12. 8.938 | COTTER PIN (3/32 x 1) |           |   |
| 13. 4.040 | RETAINER              |           |   |
| 14. 4.042 | SPRING                |           |   |
- \*Removed from service

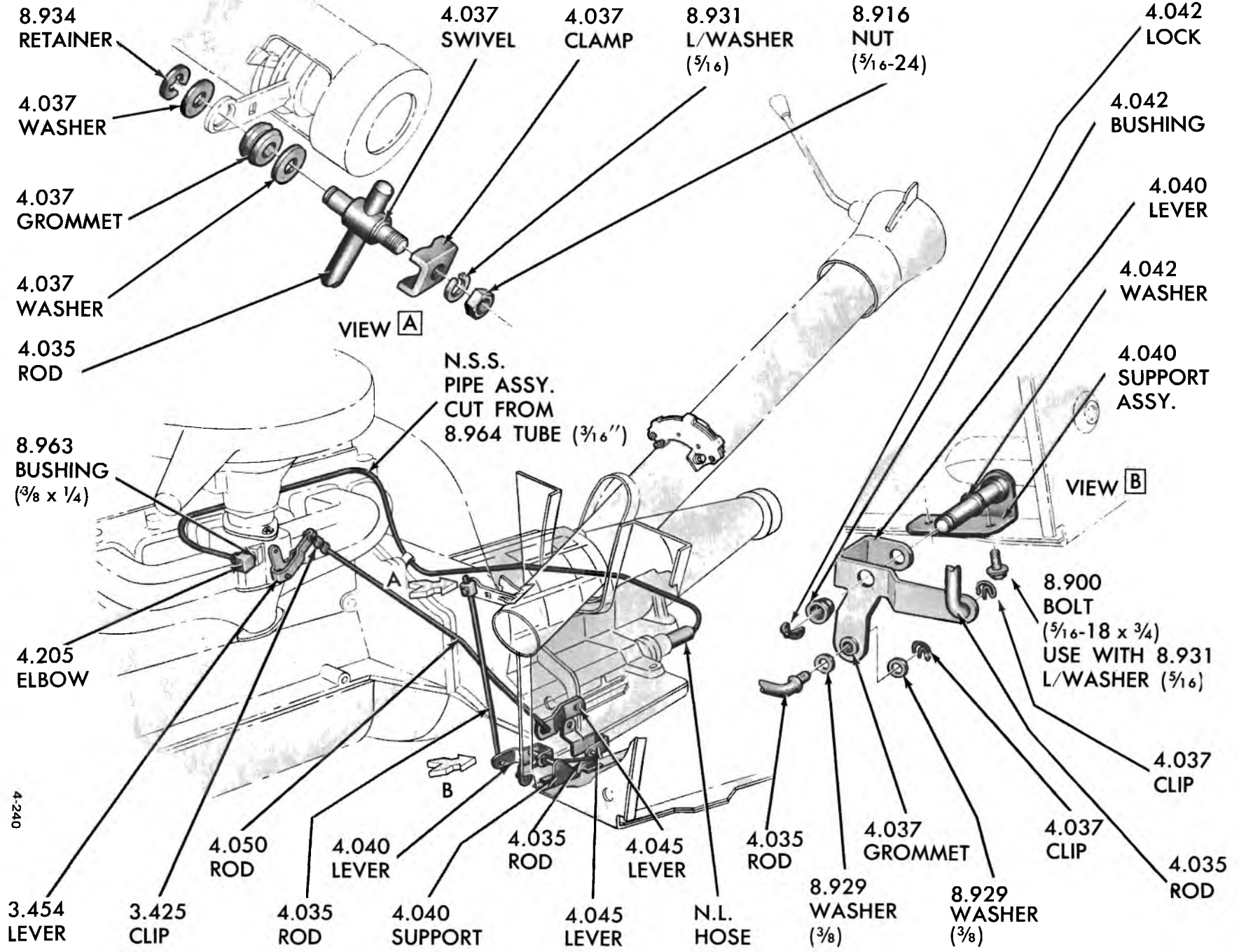


4-239

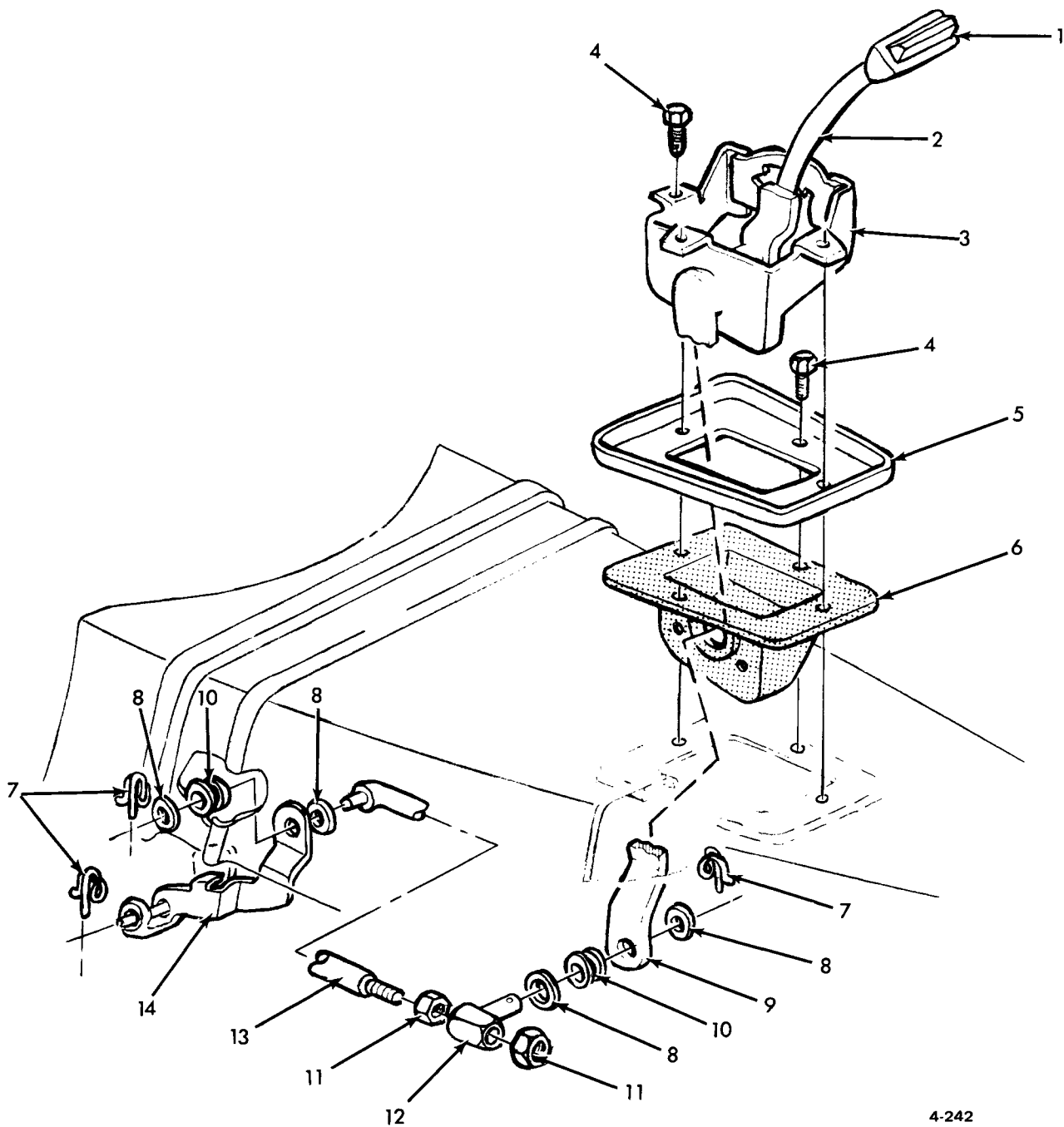
### 1966-67 CHEVY II AUTO. TRANS. DIAL INDICATOR

- |                              |                              |
|------------------------------|------------------------------|
| 1. 9.746 HOUSING             | 7. 8.975 SCREW (#8-32 x 1/4) |
| 2. 4.022 SOCKET ASSY.        | Headless Cone.               |
| 3. 9.746 COVER               | 8. 4.020 INDICATOR           |
| 4. 4.020 DIAL                | 9. 8.977 SCREW (#8-32 x 3/4) |
| 5. 8.977 SCREW (#8-18 x 3/8) | 10. 8.991 BULB (#1445)       |
| 6. 4.022 RETAINER            | 11. 8.977 SCREW (#8-18 x 1)  |

CHEVY II NOVA POWERGLIDE TRANSMISSION LINKAGE (TYPICAL)



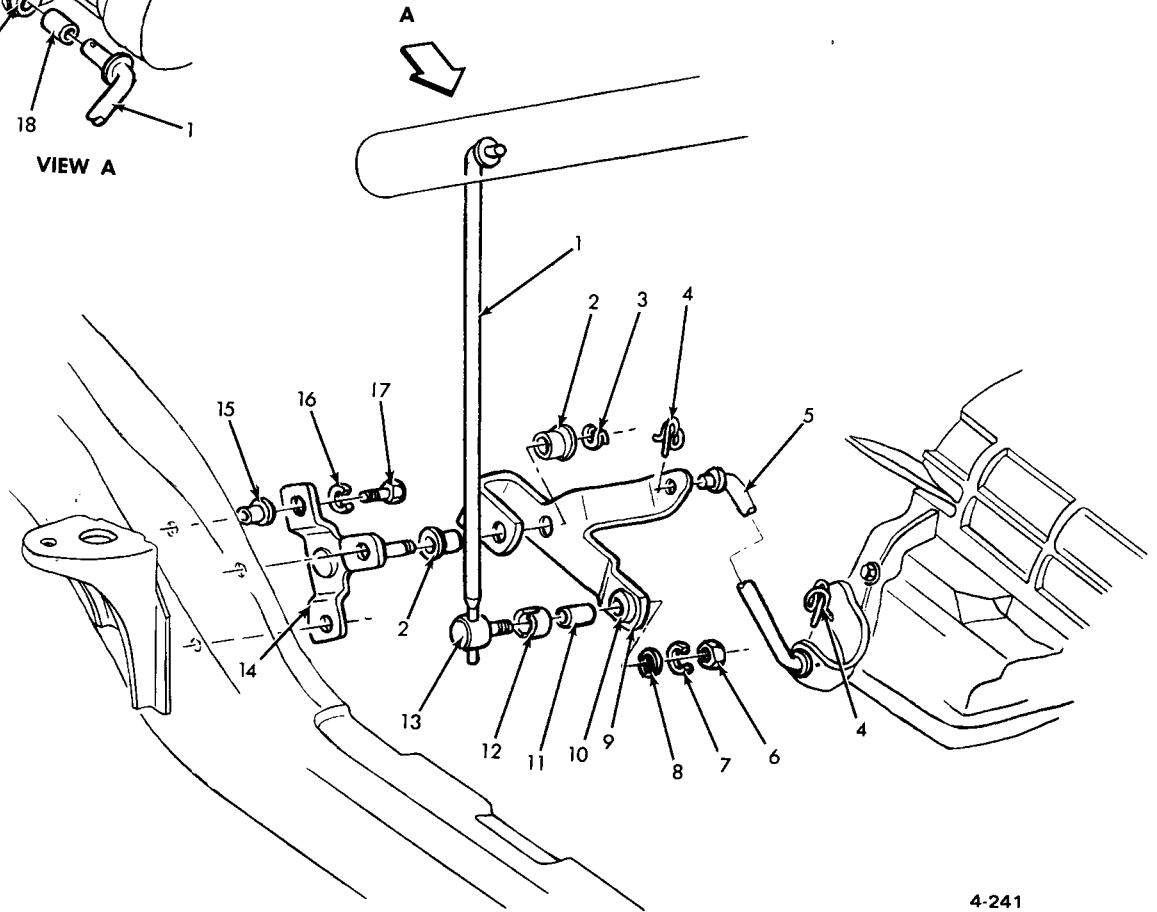
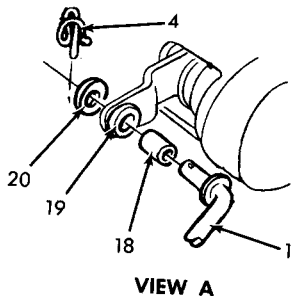
4-240



4-242

### 1967 CAMARO POWERGLIDE FLOORSHIFT CONTROLS

- |                              |                         |
|------------------------------|-------------------------|
| 1. 4.006 BUTTON              | 8. 8.929 WASHER (11/32) |
| 2. 4.006 LEVER ASSY.         | 9. 4.030 LEVER ASSY.    |
| 3. 4.010 BRACKET ASSY.       | 10. 4.037 GROMMET       |
| 4. 8.977 SCREW (#8-32 x 5/8) | 11. 8.916 NUT (3/8-16)  |
| 5. 4.022 RETAINER            | 12. 4.037 SWIVEL        |
| 6. 4.008 SEAL                | 13. 4.035 ROD ..        |
| 7. 4.037 CLIP                | 14. 4.040 LEVER         |

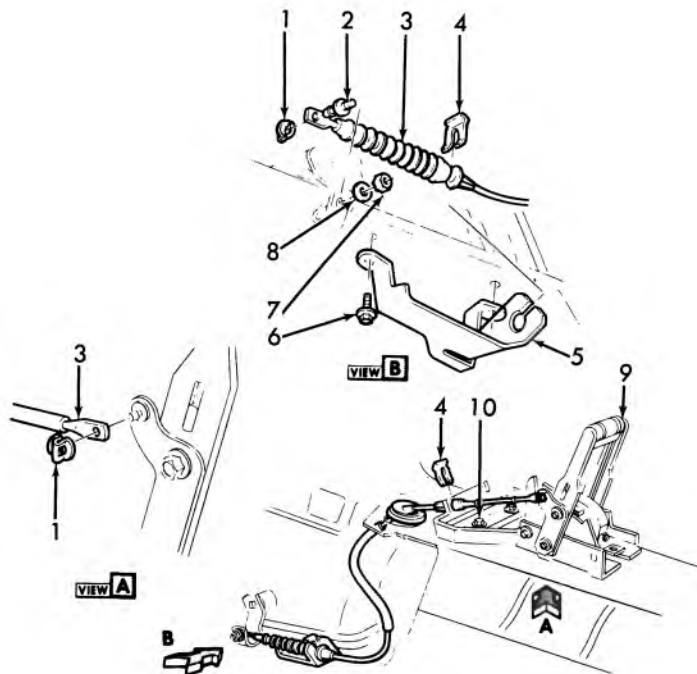


4-241

### 1967-68 TORQUE DRIVE TRANSMISSION SHIFT CONTROLS

- |                         |                              |
|-------------------------|------------------------------|
| 1. 4.035 ROD            | 11. 4.037 BUSHING            |
| 2. 4.042 BUSHING        | 12. 4.037 CLAMP              |
| 3. 4.042 LOCK           | 13. 4.037 SWIVEL             |
| 4. 4.037 CLIP           | 14. 4.010 SUPPORT ASSY.      |
| 5. 4.035 ROD            | 15. N.L. NUT                 |
| 6. 8.915 NUT (3/8-16)   | 16. 8.931 L/WASHER (5/16)    |
| 7. 8.931 L/WASHER (3/8) | 17. 8.900 BOLT (5/16-18 x 1) |
| 8. 4.037 WASHER         | 18. 4.037 SLEEVE             |
| 9. 4.040 LEVER          | 19. 4.037 GROMMET            |
| 10. 4.037 GROMMET       | 20. 4.037 WASHER             |

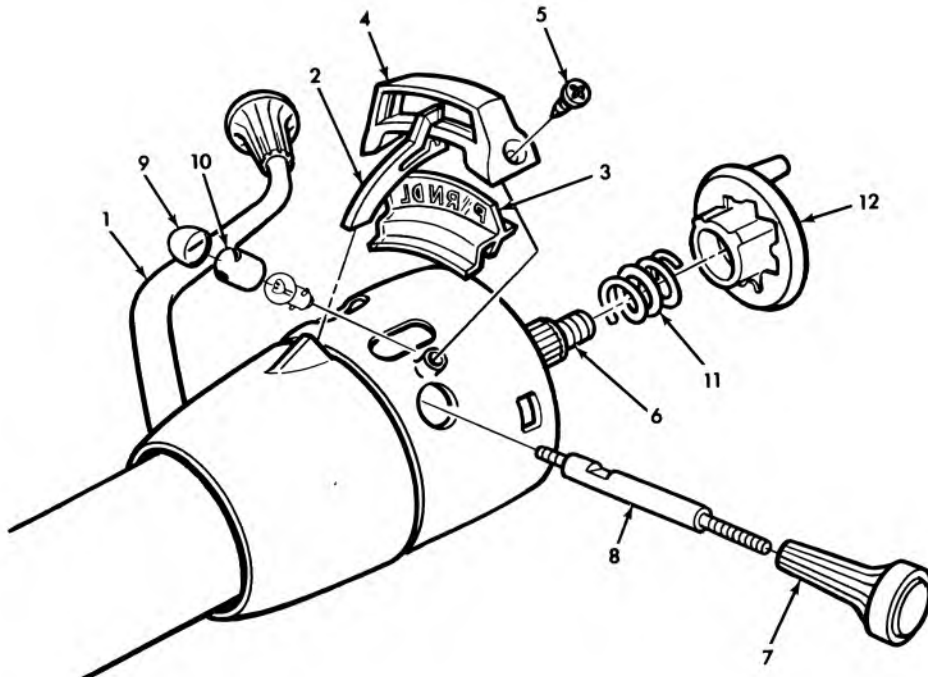




4-243

### 1968-69 CAMARO POWERGLIDE CONTROL LEVER AND CABLE

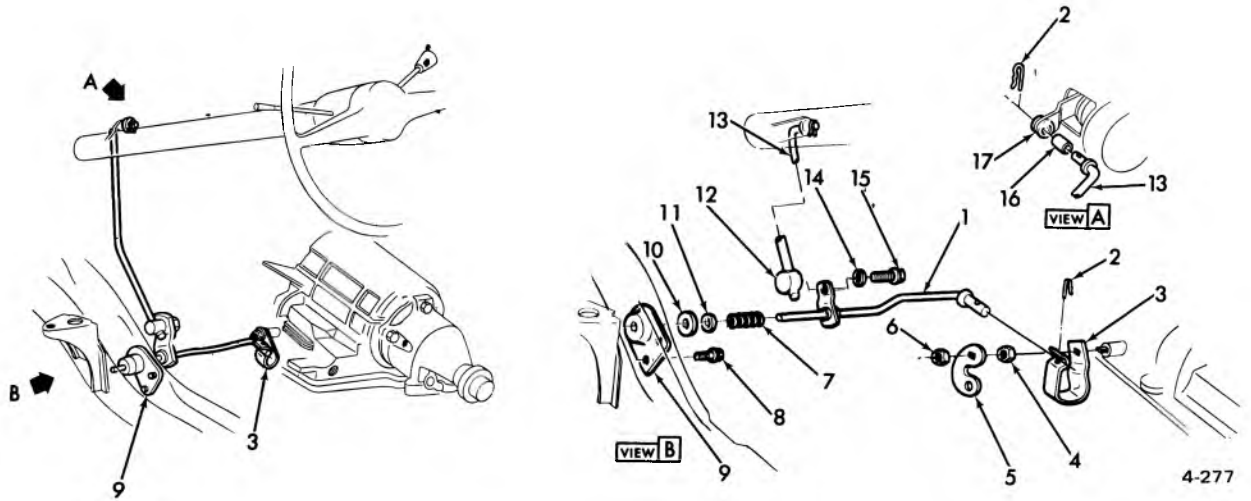
- |                      |                                |
|----------------------|--------------------------------|
| 1. 4.060 FASTENER    | 6. 4.047 SCREW                 |
| 2. 4.047 PIN         | 7. 8.915 NUT (3/8-16)          |
| 3. 4.047 CABLE ASSY. | 8. 8.929 WASHER (3/8)          |
| 4. 4.681 SPRING      | 9. 4.004 CONTROL ASSY.         |
| 5. 4.047 BRACKET     | 10. 8.900 BOLT (5/16-18 x 3/4) |



4-244

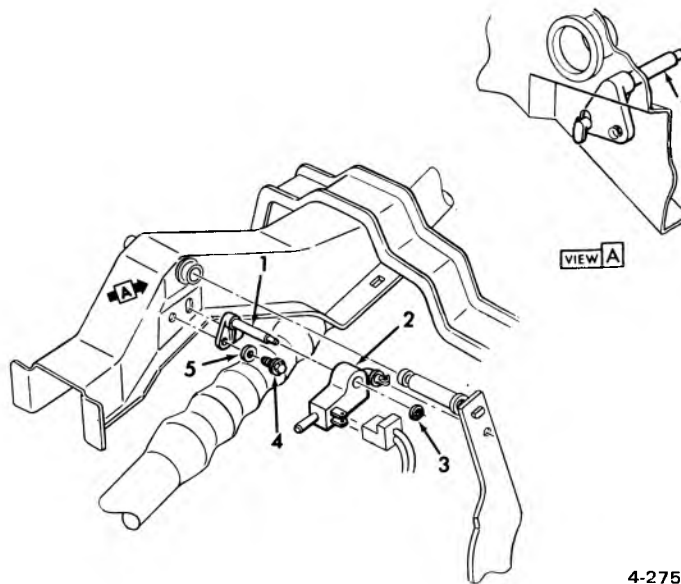
### 1967-69 CAMARO AUTOMATIC TRANSMISSION INDICATOR TILT WHEEL

- |  |                  |
|--|------------------|
| 1. 4.006 LEVER                             | 7. 2.897 KNOB    |
| 2. 4.020 POINTER                           | 8. 6.514 LEVER   |
| 3. 4.020 DIAL                              | 9. 4.022 FILTER  |
| 4. 4.022 RETAINER                          | 10. 4.022 CAP    |
| 5. 8.906 SCREW (#6-32 x 1/4)               | 11. 6.521 SPRING |
| 6. 6.518 COLUMN ASSY.<br>6.518 FLOOR SHIFT | 12. 2.896 CAM    |



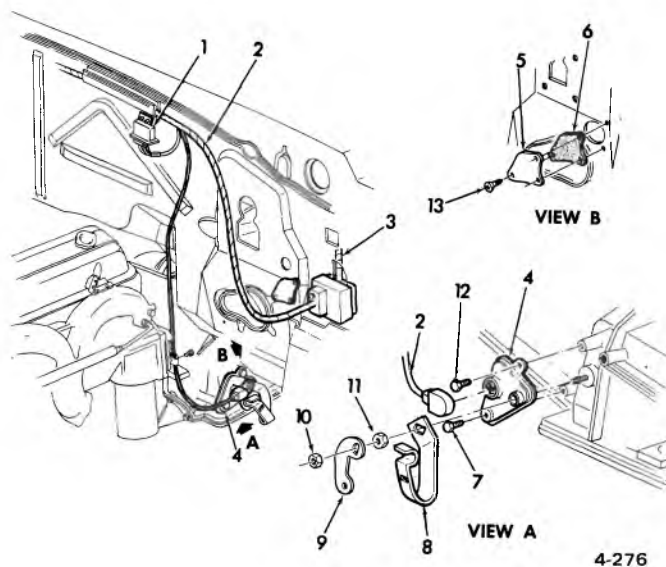
### 1970-72 CAMARO POWERGLIDE TRANSMISSION CONTROLS

- |          |                       |           |         |
|----------|-----------------------|-----------|---------|
| 1. 4.040 | LEVER ASSY.           | 10. 4.042 | BUSHING |
| 2. 4.037 | RETAINER              | 11. 4.037 | WASHER  |
| 3. 4.045 | LEVER                 | 12. 4.037 | SWIVEL  |
| 4. 8.915 | NUT                   | 13. 4.035 | ROD     |
| 5. 4.050 | LEVER                 | 14. 4.037 | WASHER  |
| 6. 4.052 | NUT                   | 15. 4.037 | SCREW   |
| 7. 4.042 | SPRING                | 16. 4.037 | SLEEVE  |
| 8. 8.977 | SCREW (5/16-18 x 3/4) | 17. 4.037 | GROMMET |
| 9. 4.040 | BRACKET               |           |         |



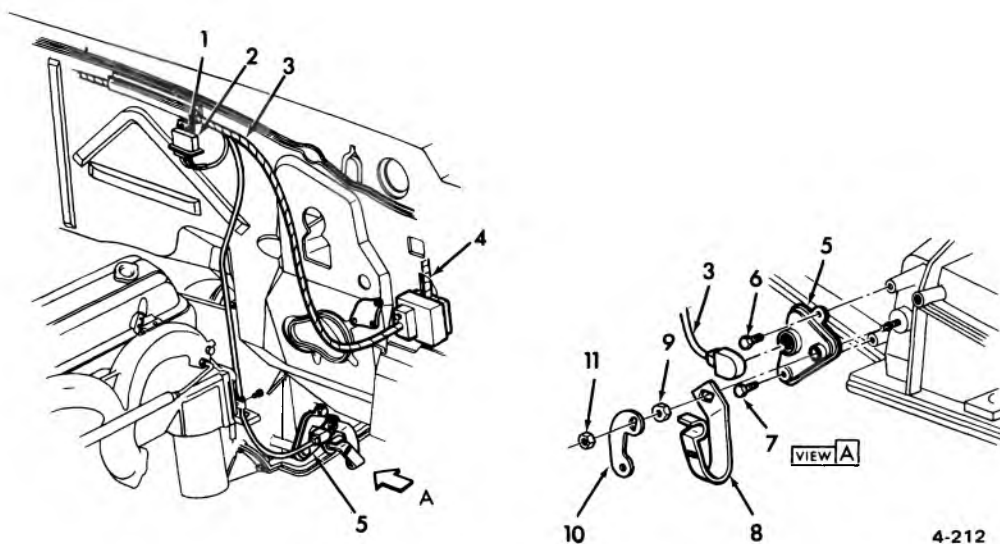
### 1970 NOVA NEUTRAL STARTING SWITCH

- |          |              |          |                      |
|----------|--------------|----------|----------------------|
| 1. 4.054 | BRACKET      | 4. 8.977 | SCREW (1/4-14 x 5/8) |
| 2. 4.054 | SWITCH ASSY. | 5. 8.929 | WASHER (Spl.)        |
| 3. 9.787 | RETAINER     |          |                      |



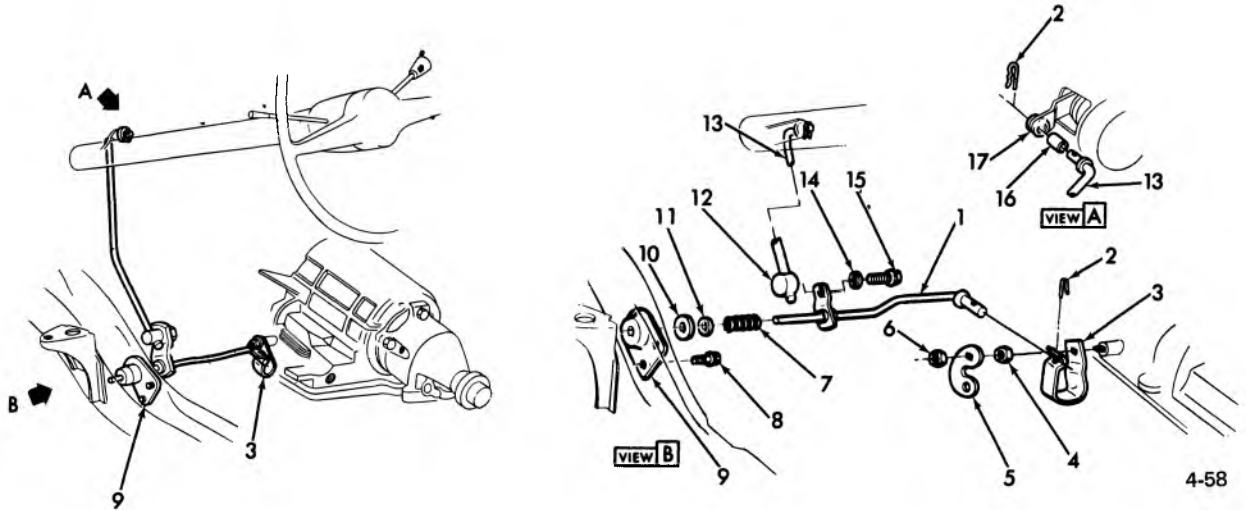
### 1970 PASSENGER POWERGLIDE TRANS.—NEUTRAL SAFETY SWITCH & WIRING

- |    |       |                                  |     |       |                                 |
|----|-------|----------------------------------|-----|-------|---------------------------------|
| 1. | 4.054 | RELAY ASSY.                      | 7.  | 4.054 | BOLT                            |
| 2. | 2.525 | HARNESS ASSY.—L-6 ENG.           | 8.  | 4.045 | LEVER                           |
|    | 2.525 | HARNESS ASSY.—V-8 ENG.           | 9.  | 4.050 | LEVER                           |
| 3. | 2.480 | HARNESS ASSY. (Exc. Convertible) | 10. | 8.915 | NUT (7/16-20)                   |
| 4. | 4.054 | SWITCH ASSY.                     | 11. | 8.915 | NUT (5/8-18)                    |
| 5. | 0.829 | COVER                            | 12. | 8.900 | BOLT (1/4-20 x 5/8) use w/8.931 |
| 6. | 0.829 | SEAL                             |     |       | L/WASHER (1/4)                  |



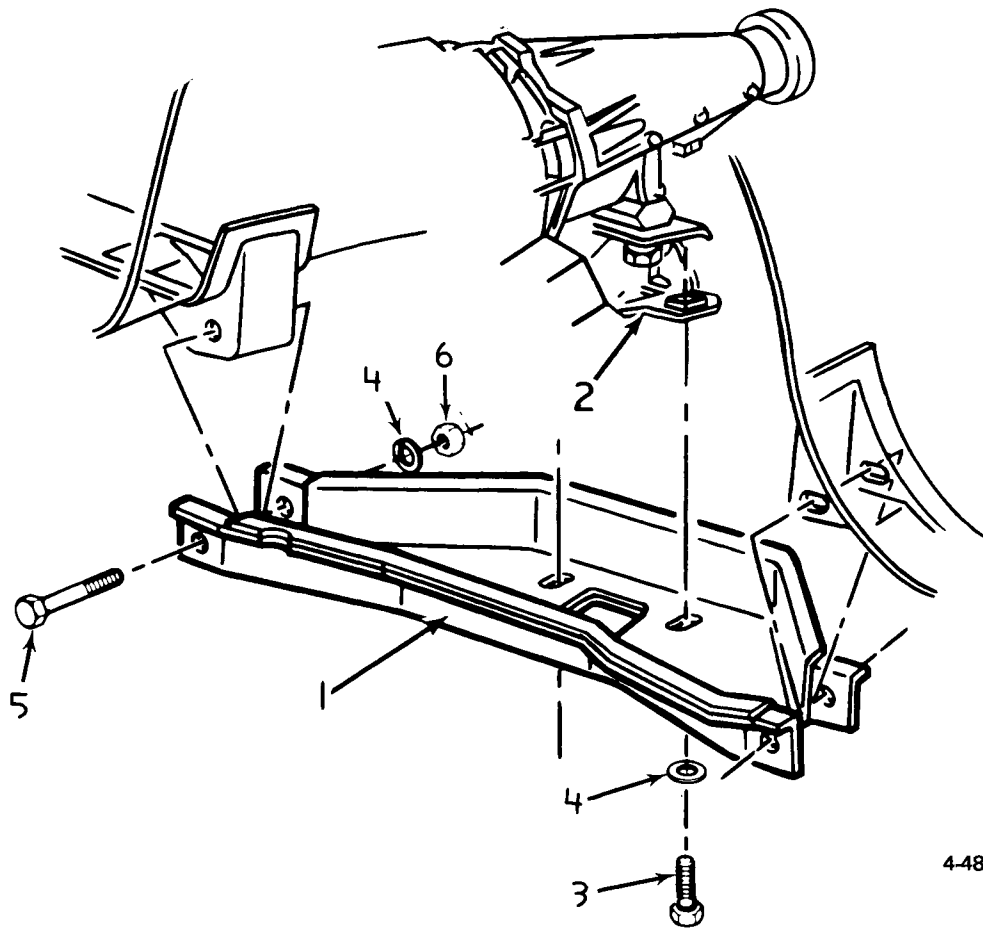
### 1970 CHEVELLE AUTOMATIC TRANS. NEUTRAL SAFETY SWITCH

- |    |       |   |     |       |                   |
|----|-------|---|-----|-------|-------------------|
| 1. | 8.977 | SCREW (10-16 x 1/2)                     | 5.  | 4.054 | SWITCH ASSY.      |
| 2. | 4.075 | RELAY ASSY.                             | 6.  | 8.931 | SCREW ASSY. (1/4) |
| 3. | 2.525 | HARNESS ASSY. (L-6)                     | 7.  | 4.054 | BOLT              |
|    | 2.525 | HARNESS ASSY. (L48, L78, L92)           | 8.  | 4.045 | LEVER             |
|    | 2.525 | HARNESS ASSY. (L65)                     | 9.  | 8.915 | NUT (5/18-18)     |
| 4. | 2.480 | HARNESS INST. PNL. (13200-13300-13400)  | 10. | 4.045 | LEVER             |
|    | 2.480 | HARNESS INST. PNL. (13500-13600-836-46) | 11. | 8.915 | NUT               |



### 1970-73 CAMARO POWERGLIDE TRANSMISSION CONTROLS

- |                                |                   |
|--------------------------------|-------------------|
| 1. 4.040 LEVER ASSY.           | 10. 4.042 BUSHING |
| 2. 4.037 RETAINER              | 11. 4.037 WASHER  |
| 3. 4.045 LEVER                 | 12. 4.037 SWIVEL  |
| 4. 8.915 NUT                   | 13. 4.035 ROD     |
| 5. 4.050 LEVER                 | 14. 4.037 WASHER  |
| 6. 4.052 NUT                   | 15. 4.037 SCREW   |
| 7. 4.042 SPRING                | 16. 4.037 SLEEVE  |
| 8. 8.977 SCREW (5/16-18 x 3/4) | 17. 4.037 GROMMET |
| 9. 4.040 BRACKET               |                   |

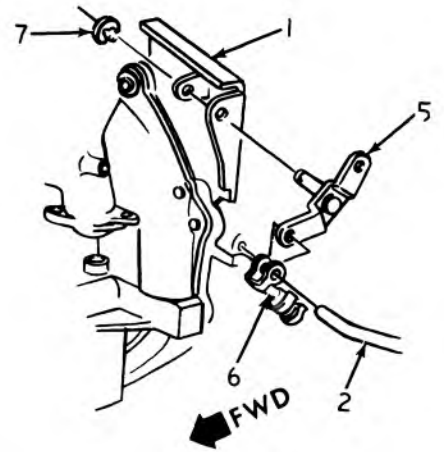
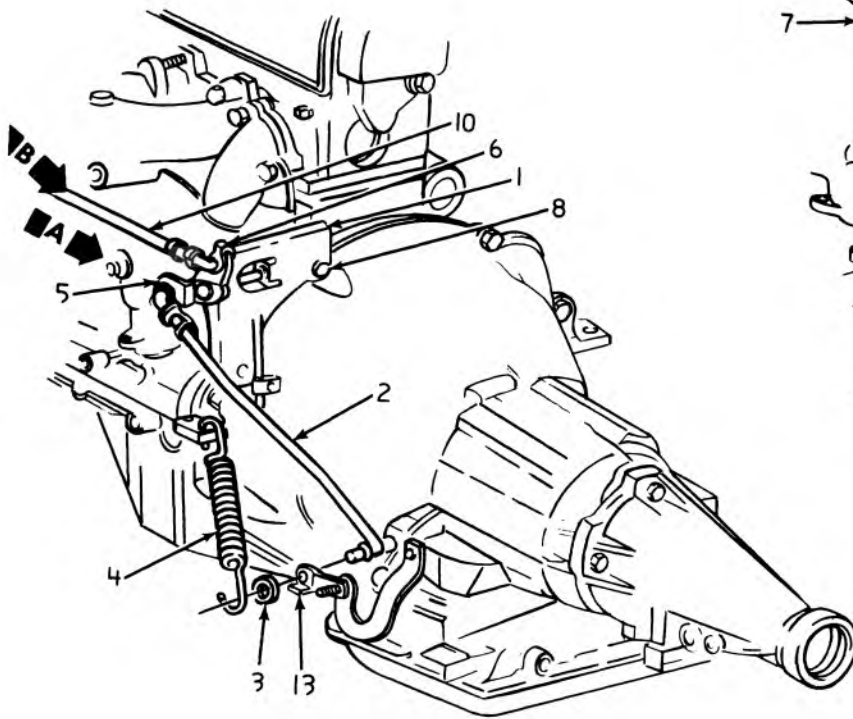


4-485

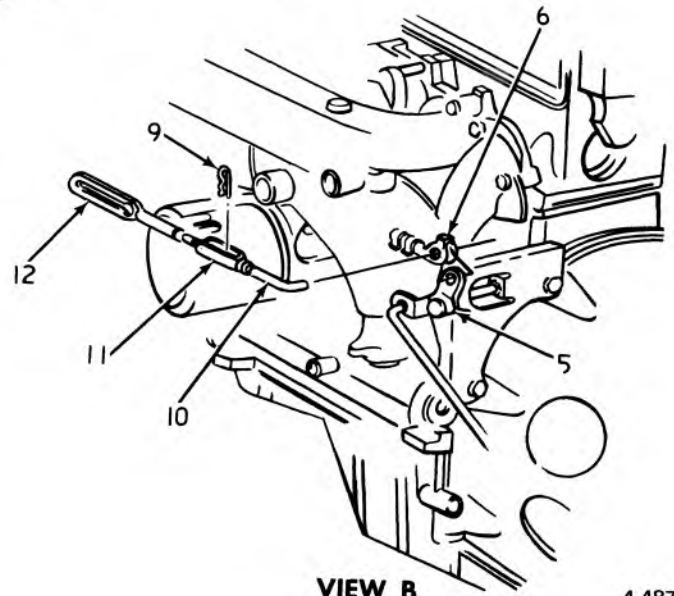
**1971-73 VEGA**

**POWERGLIDE AND TORQUE TRANSMISSION MOUNTING AND SUPPORT**

1. 4.081 SUPPORT ASSY.
2. 4.081 MOUNTING ASSY.
3. 8.900 BOLT ( $\frac{3}{8}$ " - 16 x  $1\frac{1}{8}$ " )
4. 8.931 WASHER ( $\frac{3}{8}$ " )
5. 4.085 BOLT ( $\frac{3}{8}$ " - 16 x  $\frac{3}{8}$ " )
6. 8.915 NUT ( $\frac{3}{8}$ " - 16 )



VIEW A

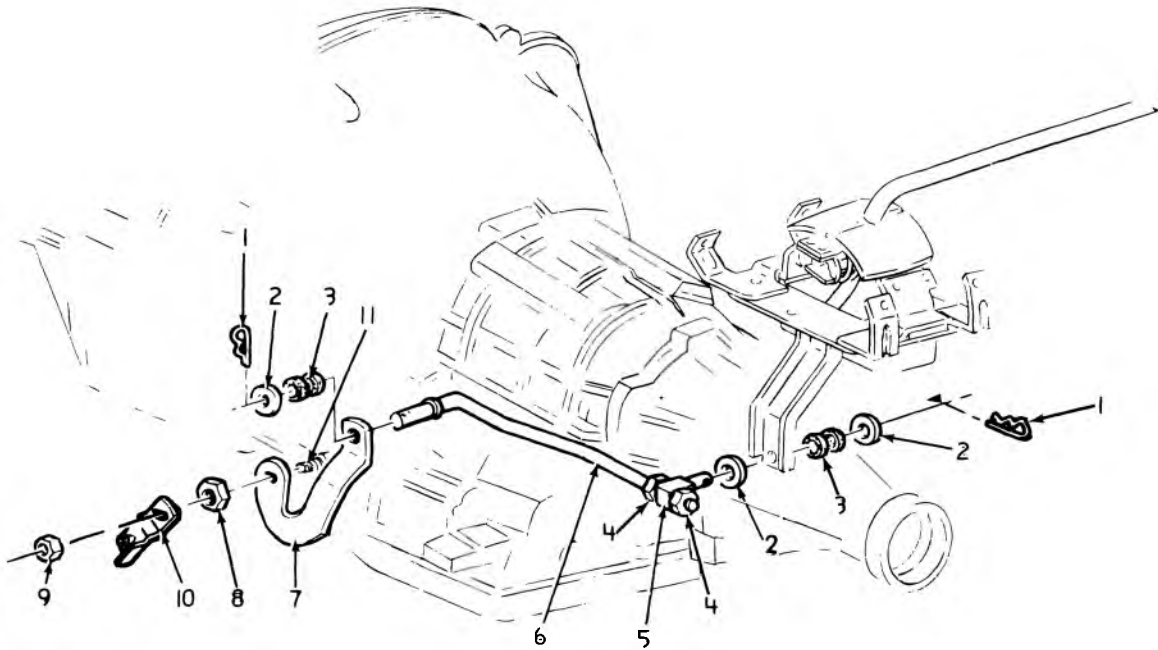


VIEW B

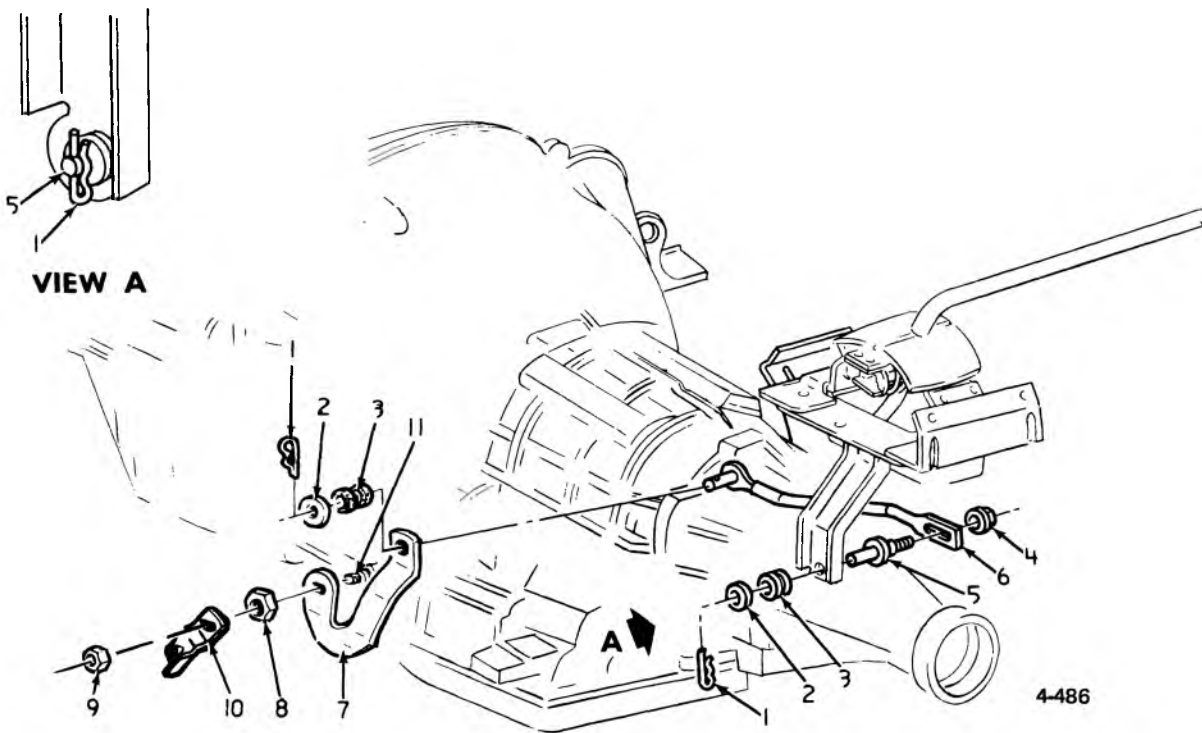
4-487

**1971-73 VEGA CONTROL LINKAGE**

- 1. 4.050 BRACKET
- 2. 4.050 ROD
- 3. 8.929 WASHER ( $\frac{9}{32}$ " I.D. x  $\frac{5}{8}$ " O.D. x  $\frac{1}{16}$ " thk.)
- 4. 4.052 SPRING ( $4\frac{1}{4}$ " O.L.)
- 5. 4.050 LEVER ASSY.
- 6. 3.425 CLIP
- 7. 8.934 RING ( $\frac{9}{8}$ " )
- 8. 8.900 BOLT ( $\frac{9}{8}$ " — 16 x  $1\frac{1}{8}$ " )
- 9. 4.037 RETAINER
- 10. 4.050 ROD
- 11. 4.052 SLEEVE
- 12. 4.050 ROD
- 13. 4.050 LEVER



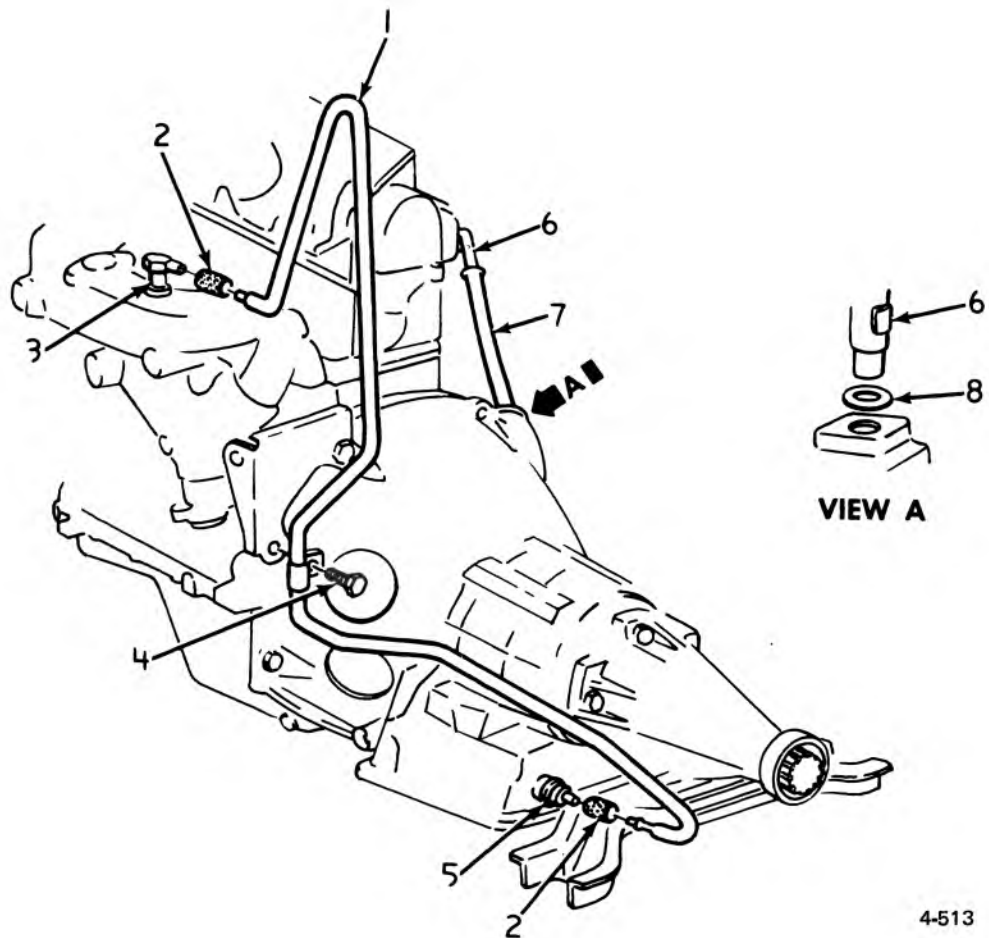
**1971-72 TORQUE DRIVE, 1971 POWERGLIDE, 1972 POWERGLIDE  
(1ST DESIGN)**



**1972-73 POWERGLIDE (2ND DESIGN)**

**1971-73 VEGA CONTROL LINKAGE**

- |          |  |           |                  |
|----------|--|-----------|------------------|
| 1. 4.037 | RETAINER                                   | 6. 4.035  | ROD              |
| 2. 8.929 | WASHER (2 <sup>1</sup> / <sub>64</sub> " ) | 7. 4.045  | LEVER            |
| 3. 4.037 | GROMMET (5/16" I.D. x 11/16" O.D.)         | 8. 4.046  | NUT (5/8" - 18)  |
| 4. 8.916 | NUT (5/16" - 18)                           | 9. 4.052  | NUT (7/16" - 20) |
| 5. 4.037 | SWIVEL                                     | 10. 4.050 | LEVER            |
|          |  | 11. 4.050 | SHAFT            |

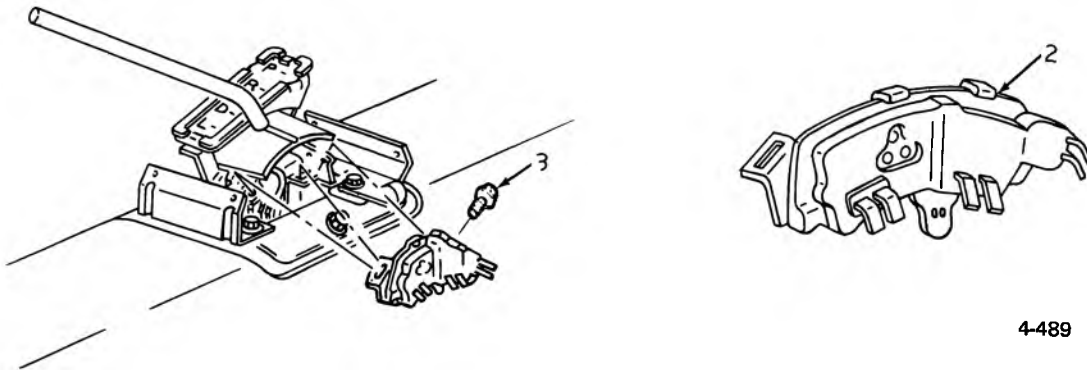
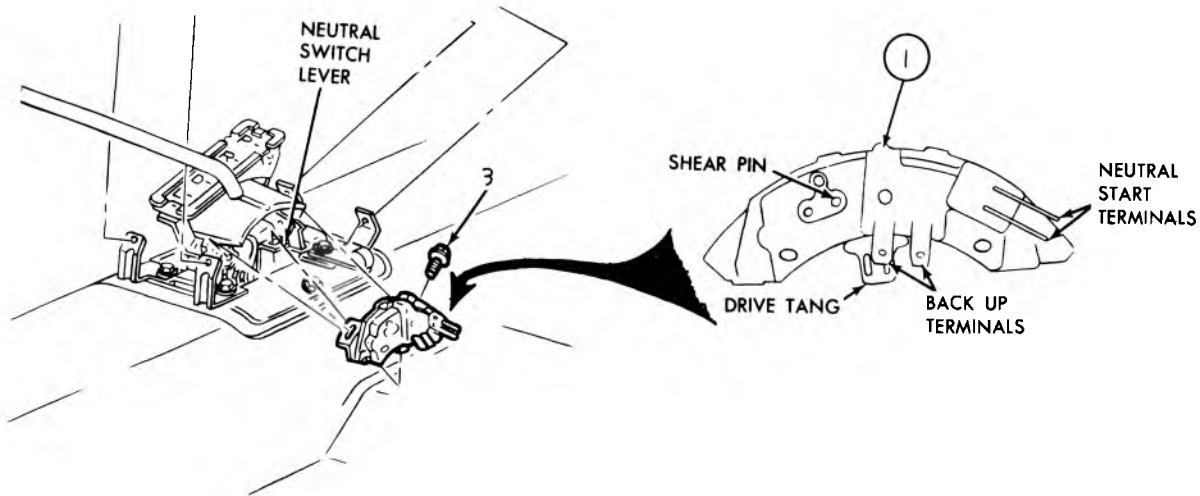


4-513

### 1971-73 VEGA MODULATOR PIPE AND OIL FILLER GAUGE

- |    |       |   |
|----|-------|---|
| 1. | 8.964 | PIPE  |
| 2. | 8.962 | HOSE  |
| 3. | 3.278 | FITTING ASSY. ( $\frac{3}{8}$ "— 18 pipe<br>thd.) 71-72 (one hose take off) |
|    | 3.278 | FITTING ASSY. ( $\frac{3}{8}$ "— 18 pipe<br>thd.) 73 (one hose take off)    |
|    | 3.278 | FITTING ASSY. ( $\frac{3}{8}$ "— 18 pipe<br>thd.) 71-73 (two hose take off) |
| 4. | 8.900 | BOLT ( $\frac{3}{8}$ "— 16 x $\frac{1}{8}$ " )                              |
| 5. | 4.205 | MODULATOR ASSY.   |
| 6. | 4.133 | GAUGE ASSY.   |
| 7. | 4.133 | TUBE ASSY.  |
| 8. | 4.133 | SEAL  |



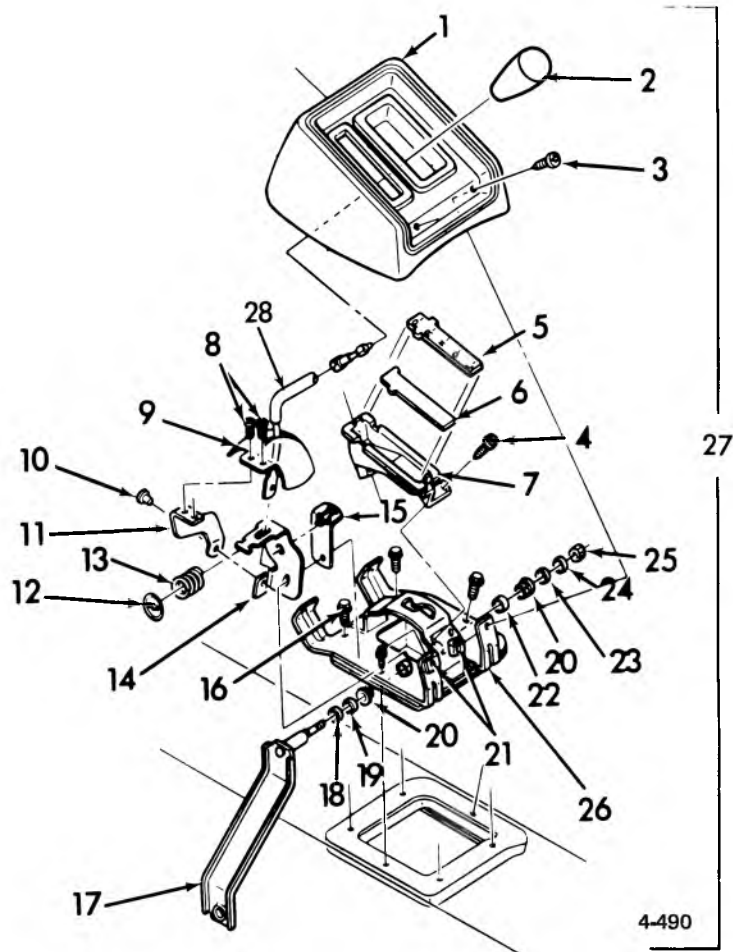


4-489

### 1971-73 VEGA

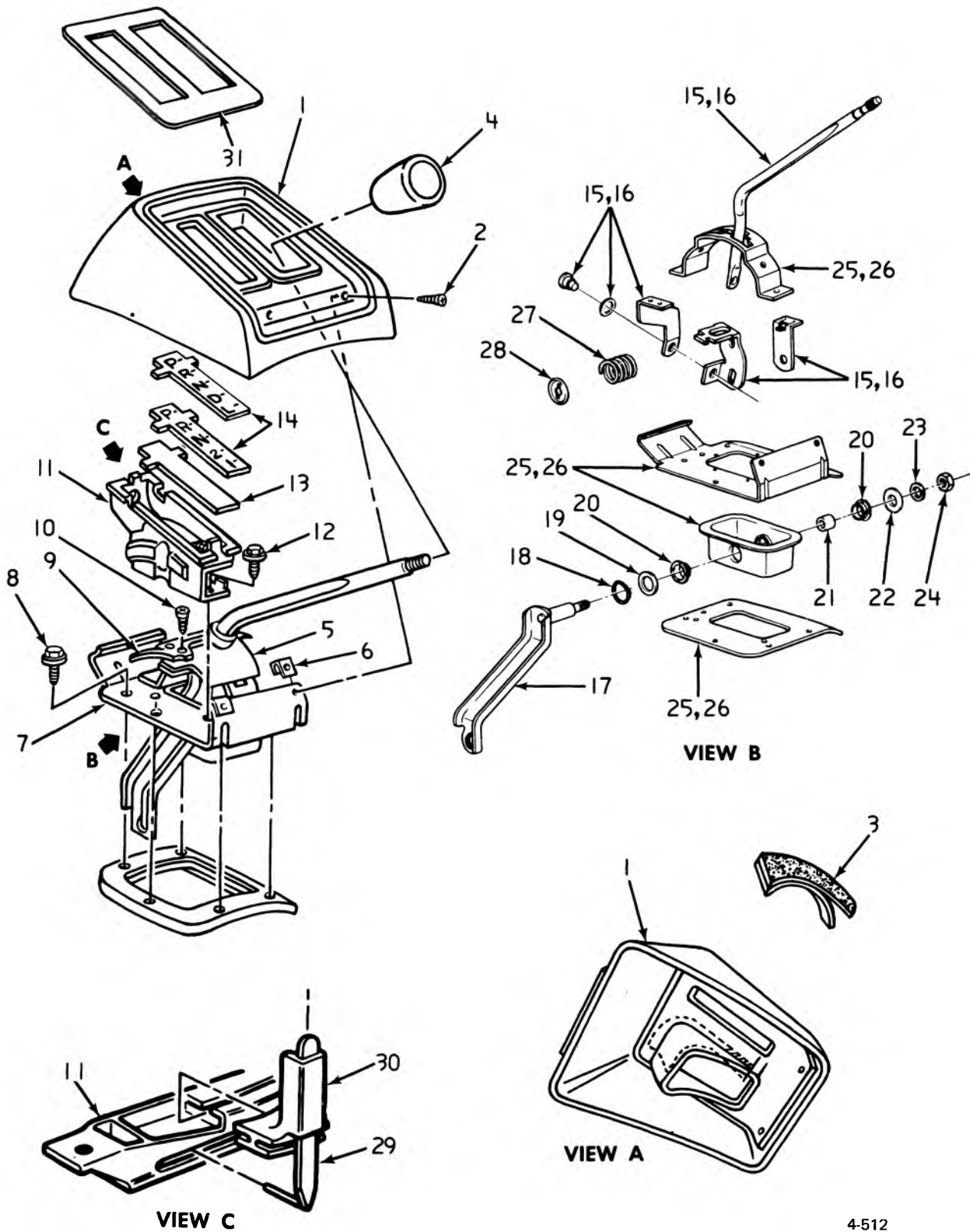
#### TRANSMISSION SAFETY, BACK-UP LAMP, AND SEAT BELT WARNING SWITCH

1. 4.054 SWITCH ASSY. 71
2. 4.054 SWITCH ASSY. 72  
4.054 SWITCH ASSY. 73
3. 8.977 SCREW (8—32 x 5/16")



### 1971-72 VEGA CONTROL LEVER UNLIGHTED

- |     |       |                       |
|-----|-------|-----------------------|
| 1.  | 4.010 | COVER                 |
| 2.  | 4.006 | KNOB                  |
| 3.  | 2.729 | SCREW (8— 18 x 5/8")  |
| 4.  | 8.977 | SCREW                 |
| 5.  | 4.020 | LENS P.G.             |
|     | 4.020 | LENS torque           |
| 6.  | 4.020 | PLATE                 |
| 7.  | 4.015 | RETAINER ASSY.        |
| 8.  | 8.977 | SCREW (6— 20 x 7/16") |
| 9.  | 4.015 | COVER                 |
| 12. | 4.037 | RETAINER              |
| 13. | 4.008 | SPRING                |
| 14. | 4.054 | BRACKET ASSY.         |
| 16. | 8.977 | SCREW (10— 16 x 3/4") |
| 17. | 4.040 | LEVER ASSY.           |
| 18. | 4.037 | WASHER                |
| 19. | 4.040 | WASHER                |
| 20. | 4.008 | BUSHING               |
| 21. | 9.743 | NUT (8— 18)           |
| 22. | 4.006 | BUSHING               |
| 23. | 8.929 | WASHER                |
| 24. | 8.931 | WASHER (3/8")         |
| 25. | 8.915 | NUT (3/8"— 24)        |
| 26. | 4.004 | BRACKET ASSY.         |
| 27. | 4.004 | CONTROL ASSY.         |
| 28. | 4.006 | LEVER ASSY.           |

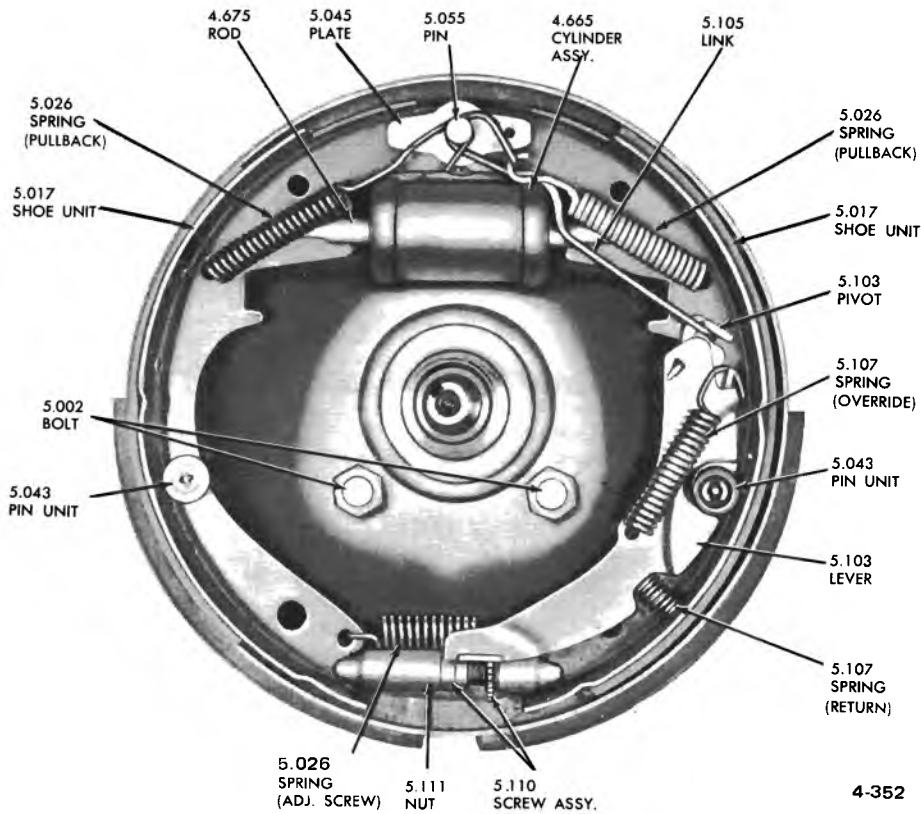


1972-73 VEGA CONTROL LEVER LIGHTED

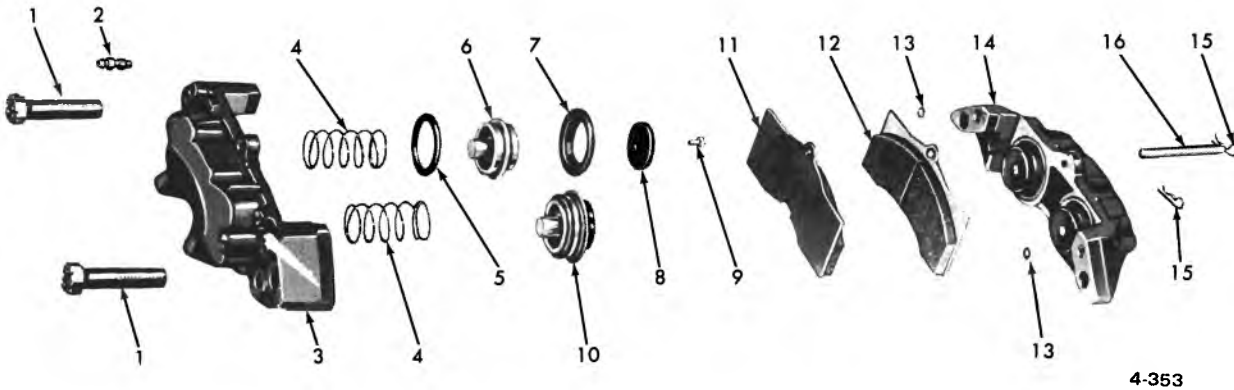
## 1972-73 VEGA CONTROL LEVER LIGHTED

1. 4.010 COVER
2. 2.729 SCREW ASSY. (8-18 x 5/8")
3. 9.262 SEAL ASSY.
4. 4.006 KNOB
5. 4.015 COVER 72  
4.015 COVER 73
6. 9.743 NUT (8-18)
7. 4.004 LEVER ASSY.
8. 8.977 SCREW (10-16 x 3/4")
9. 4.020 LENS
10. 8.977 SCREW (6-20 x 7/16")
11. 4.015 RETAINER ASSY. 72  
4.015 HOUSING 73
12. 8.977 SCREW (8-32 x 1/2")
13. 4.020 PLATE
14. 4.020 LENS
16. 4.006 LEVER ASSY. 72
17. 4.040 LEVER ASSY. 72
18. 4.037 WASHER
19. 4.040 WASHER
20. 4.006 BUSHING
21. 4.006 BUSHING
22. 8.929 WASHER
23. 8.931 WASHER
24. 8.915 NUT (3/8"-24)
26. 4.004 BRACKET ASSY.
27. 4.008 SPRING
28. 4.037 RETAINER
29. 4.020 POINTER
30. 4.020 GUIDE
31. 4.017 APPLIQUE

4-512

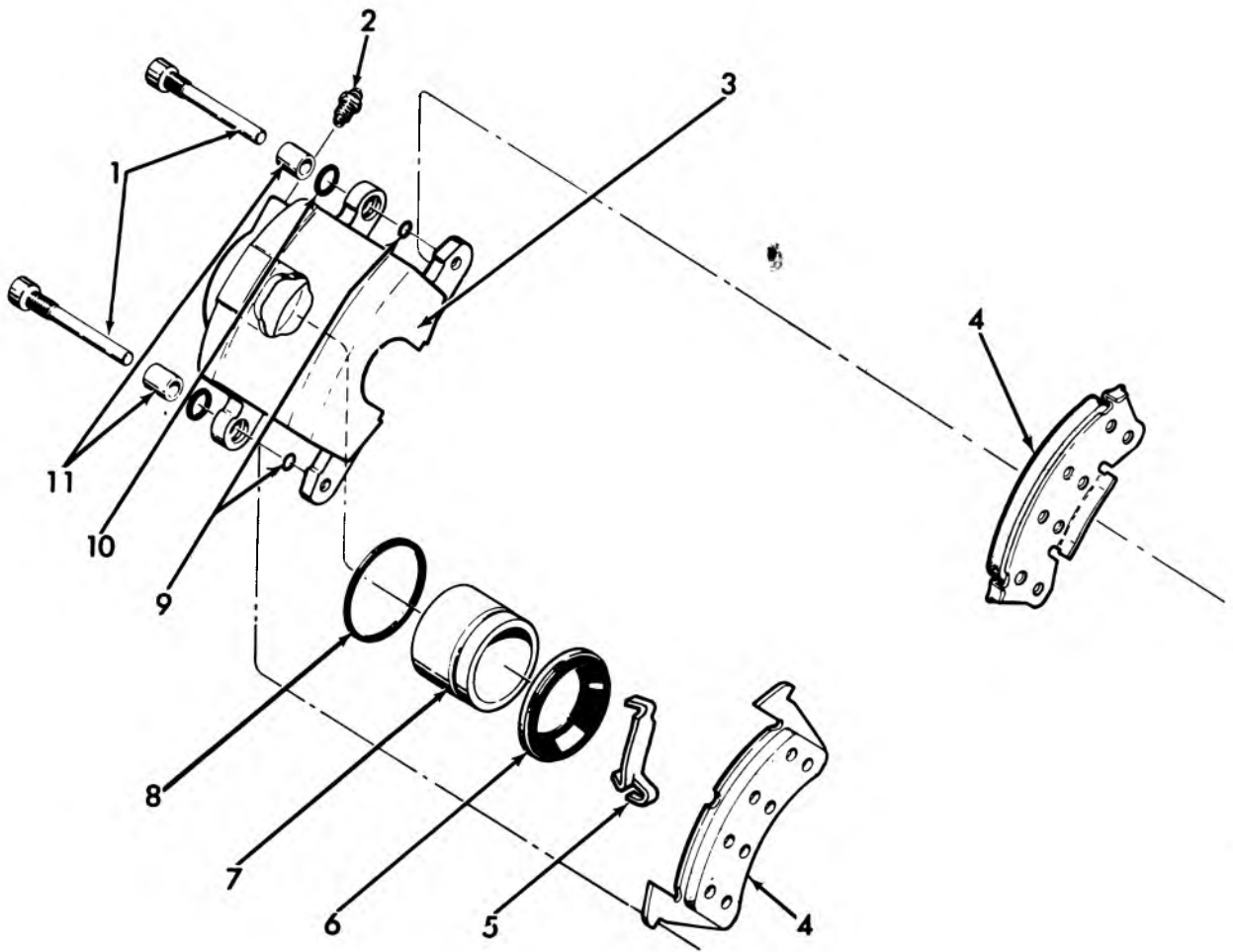


**PASSENGER SELF ADJUSTING BRAKE (TYPICAL)**



**CALIPER ASSY.—EXPLODED**

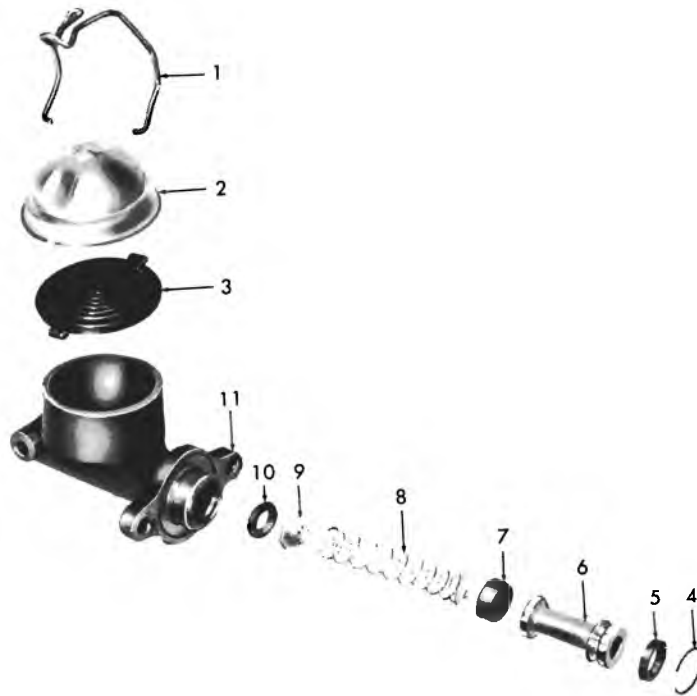
- |   |  |
|---|--|
| 1. 4.665 BOLT   | 10. 4.668 PISTON ASSY.                               |
| 2. 4.666 VALVE—Bleeder                                | 11. 5.017 SHOE & FACING UNIT                         |
| 3. N.S.S. HOUSING—Inner Part of 4.665 Housing Assy.   | 12. 5.017 SHOE & FACING UNIT                         |
| 4. 4.669 SPRING                                       | 13. 4.666 "O" RING                                   |
| 5. 4.667 SEAL   | 14. N.S.S. HOUSING—Outer Part of 4.665 Housing Assy. |
| 6. N.S.S. PISTON—Part of 4.668 Piston Assy.           | 15. 8.934 SPRING—Retainer                            |
| 7. 4.670 BOOT   | 16. 5.041 PIN—Retainer                               |
| 8. 4.668 INSULATOR                                    |  |
| 9. N.S.S. SCREW (No. 8—32) Part of 4.668 Piston Assy. |  |



4-349

**1970-75 SINGLE PISTON CALIPER ASSY.**

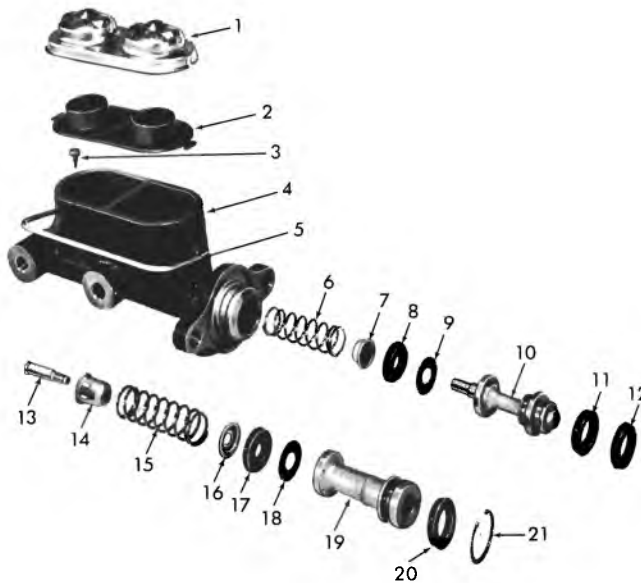
1. 4.665 BOLT	5468226	7. 4.668 PISTON	5463483
2. 4.666 Valve	5469230	8. N.S.S. SEAL, Part of Repair Unit	5468767
3. N.S.S. PART OF CALIPER ASSY.	5469118-19	9. 4.665 BUSHING (3/8 O.D.)	5470497
4. 5.017 SHOE UNIT	5468768	10. 4.665 BUSHING (5/8 I.D.)	5469178
5. 4.669 SPRING	5469497	11. 4.665 SLEEVE	5468225
6. N.S.S. DUST BOOT, Part of Repair Unit	5468767		



4-324

**1964-66 BRAKE MASTER CYLINDER (EXPLODED)**

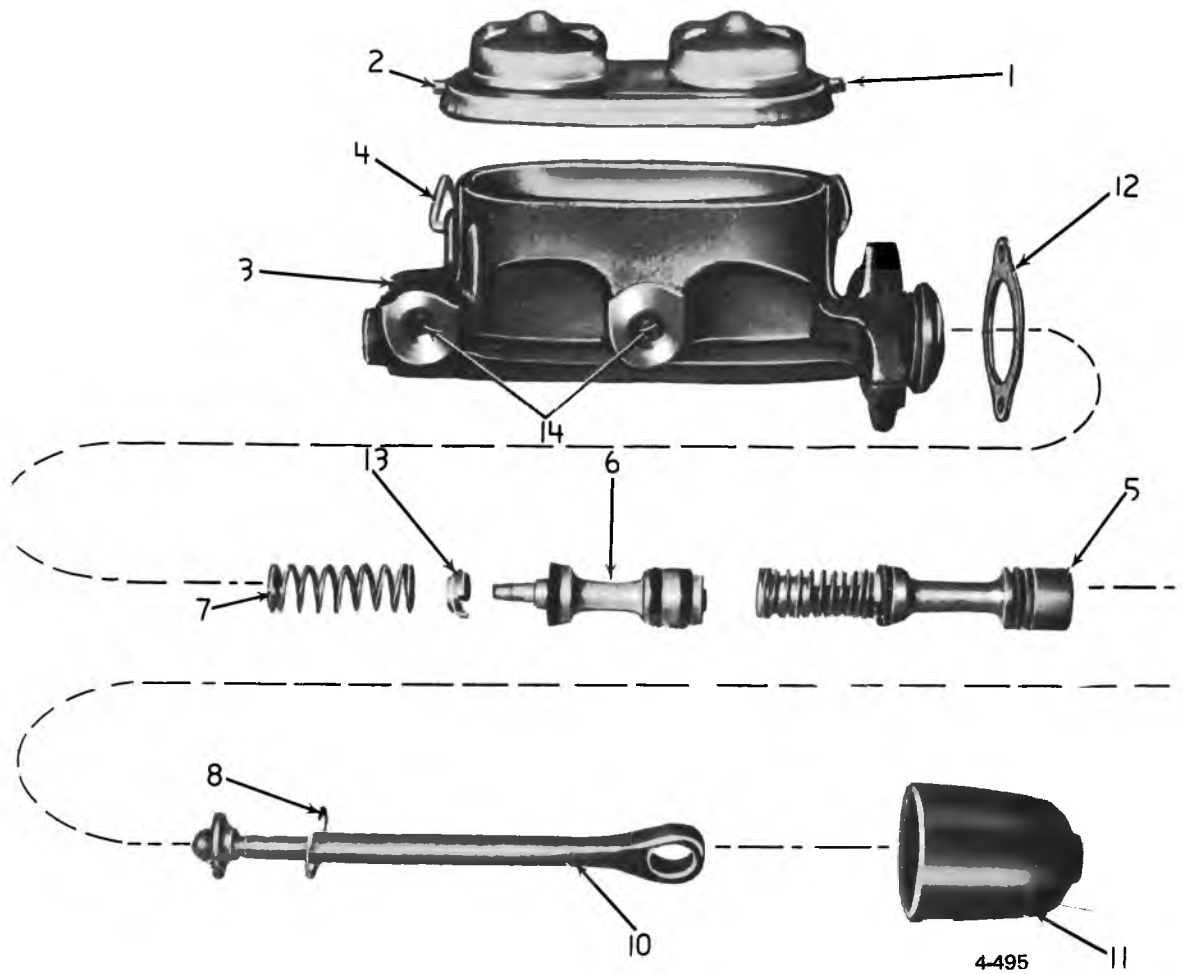
- |  |   |
|--|---|
| 1. 4.651 BAIL                              | 7. 4.654 CUP                                  |
| 2. 4.651 COVER                             | 8. 4.655 SPRING ASSEMBLY                      |
| 3. 4.651 GASKET                            | 9. 4.657 VALVE ASSEMBLY                       |
| 4. N.S.S. RING, Part of 4.649 Repair Kit   | 10. 4.657 WASHER                              |
| 5. 4.654 CUP                               | 11. N.S.S. BODY, Part of 4.650 Cylinder Assy. |
| 6. N.S.S. PISTON, Part of 4.649 Repair Kit |   |



4-349A

**1967-74 BRAKE MASTER CYLINDER (EXPLODED)**

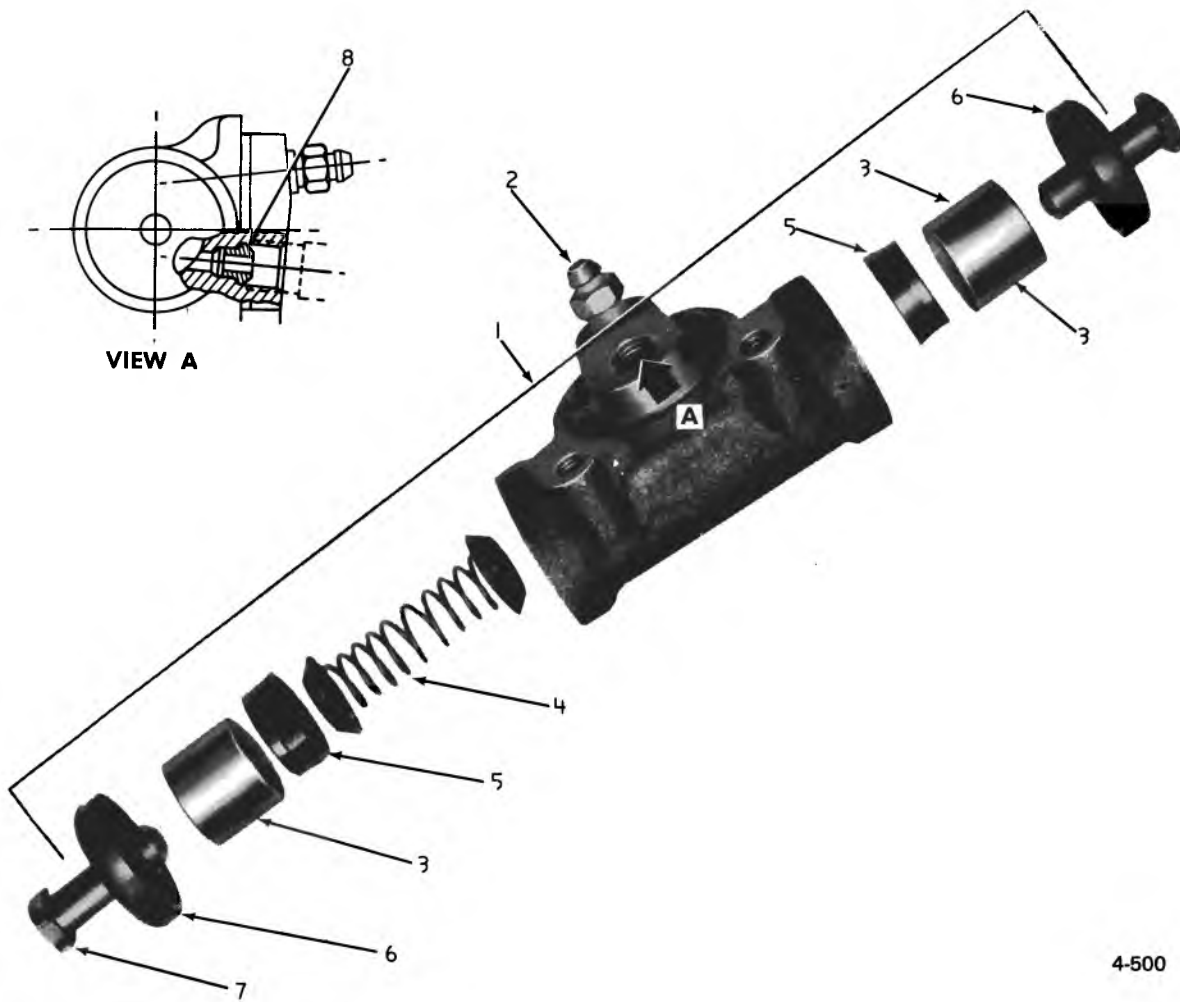
- |  |  |
|--|--|
| 1. 4.651 COVER                                 | 12. 4.910 CUP                                |
| 2. 4.651 GASKET                                | 13. 4.656 SCREW                              |
| 3. 4.656 SCREW                                 | 14. 4.659 BOOT                               |
| 4. N.S.S. HOUSING—Part of 4.650 CYLINDER ASSY. | 15. 4.655 SPRING ASSY.                       |
| 5. 4.651 BAIL                                  | 16. N.S.S. WASHER—Part of 4.655 SPRING ASSY. |
| 6. 4.655 SPRING ASSY.                          | 17. 4.654 CUP                                |
| 7. 4.657 VALVE ASSY.                           | 18. 4.659 WASHER                             |
| 8. 4.654 CUP                                   | 19. N.S.S. PISTON—Part of 4.649 REPAIR KIT   |
| 9. 4.659 WASHER                                | 20. 4.654 CUP                                |
| 10. 4.658 ROD                                  | 21. 4.656 RING                               |
| 11. 4.910 CUP                                  |  |



**1971-75 VEGA-MONZA MAIN CYLINDER ASSY.**

- 1. 4.651 COVER
- 2. 4.651 GASKET
- 3. 4.650 CYLINDER ASSY.
- 4. 4.651 BAIL
- 5. N.S.S. PRIMARY PISTON
- 6. 4.653 PISTON
- 7. 4.655 SPRING
- 8. 4.659 RING
- 10. 4.658 ROD
- 11. 4.659 BOOT
- 12. 4.648 GASKET (.18" thk.)
- 13. 4.656 RING (1<sup>1</sup>/<sub>4</sub>")
- 9. 4.649 REPAIR UNIT
- 14. 4.671 INSERT

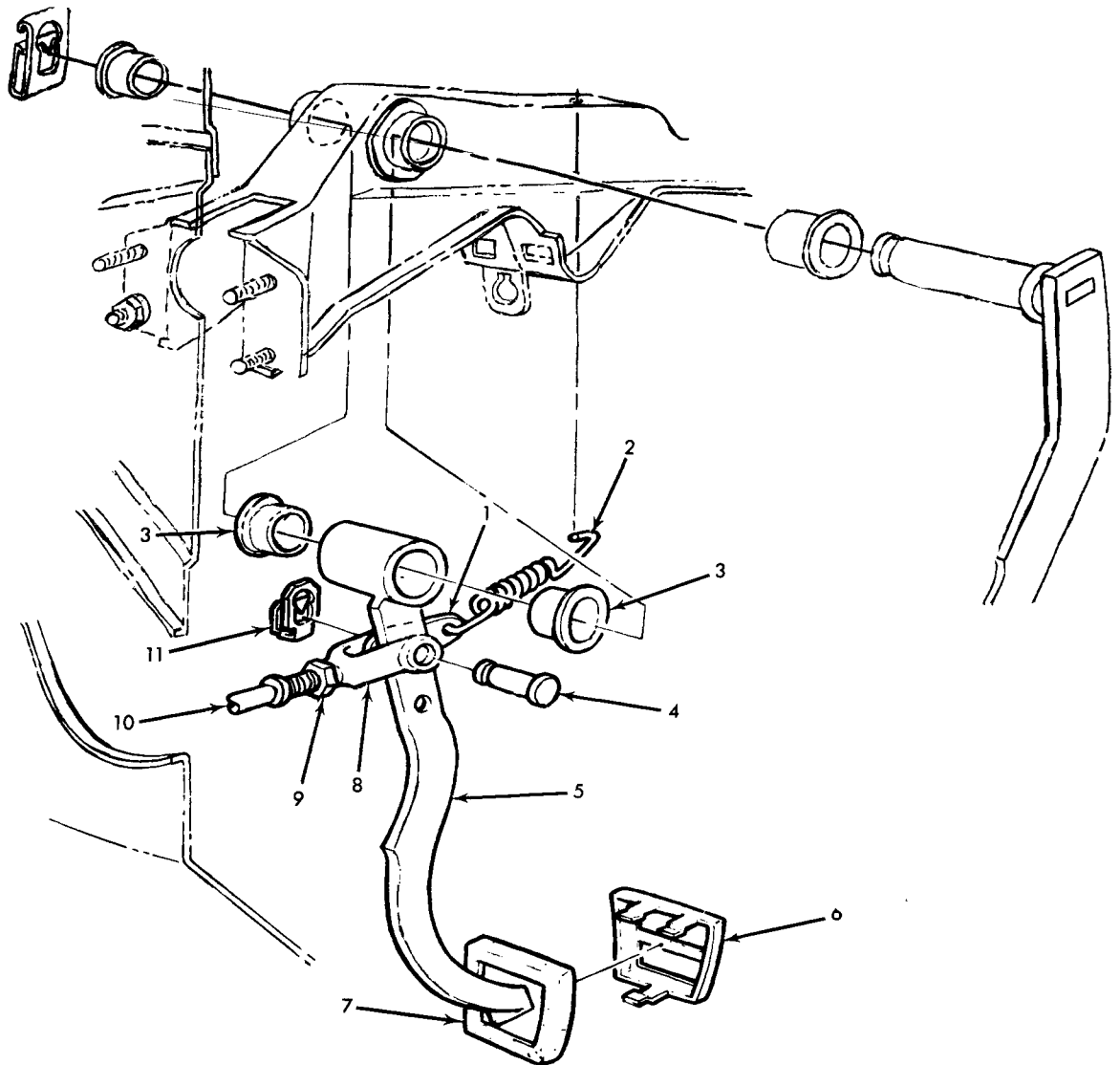




4-500

### REAR WHEEL CYLINDER

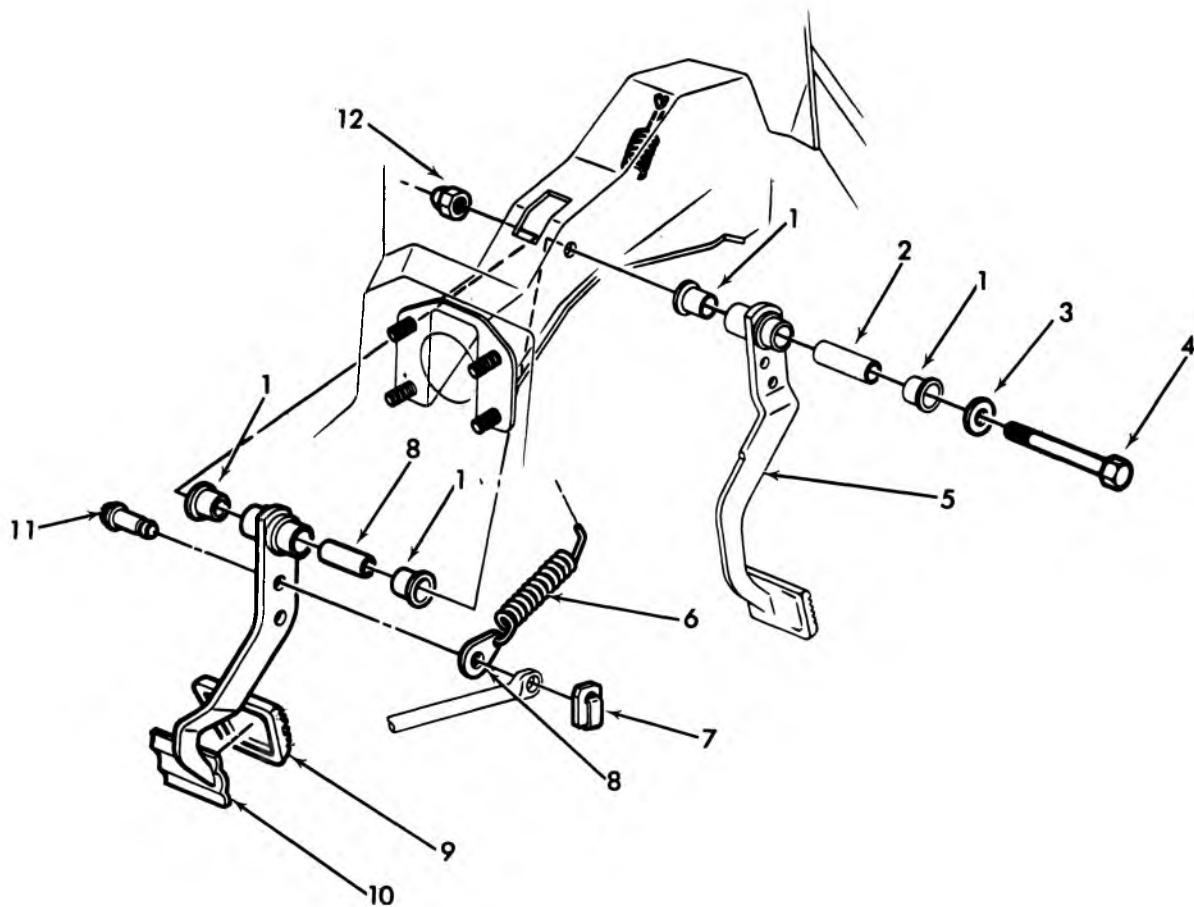
- 1. 4.665 CYLINDER ASSY. (3/4")
- 2. 4.666 VALVE
- 3. 4.668 PISTON
- 4. N.S.S. SPRING
- 5. N.S.S. CUP
- 6. 4.670 BOOT
- 7. 4.675 ROD
- 8. 4.671 INSERT
- 9. 4.665 REPAIR UNIT (3/4")



4-309

### 1967-69 CAMARO BRAKE PEDAL DETAILS

- |                      |                       |
|----------------------|-----------------------|
| 1. 4.827 EXTENSION   | 7. 4.630 COVER        |
| 2. 4.827 SPRING      | 8. 8.946 CLEVIS (3/8) |
| 3. 4.626 BUSHING     | 9. 8.916 NUT (3/8-24) |
| 4. 4.662 PIN         | 10. 4.658 ROD         |
| 5. 4.625 PEDAL ASSY. | 11. 4.662 RETAINER    |
| 6. 4.630 PLATE       |                       |

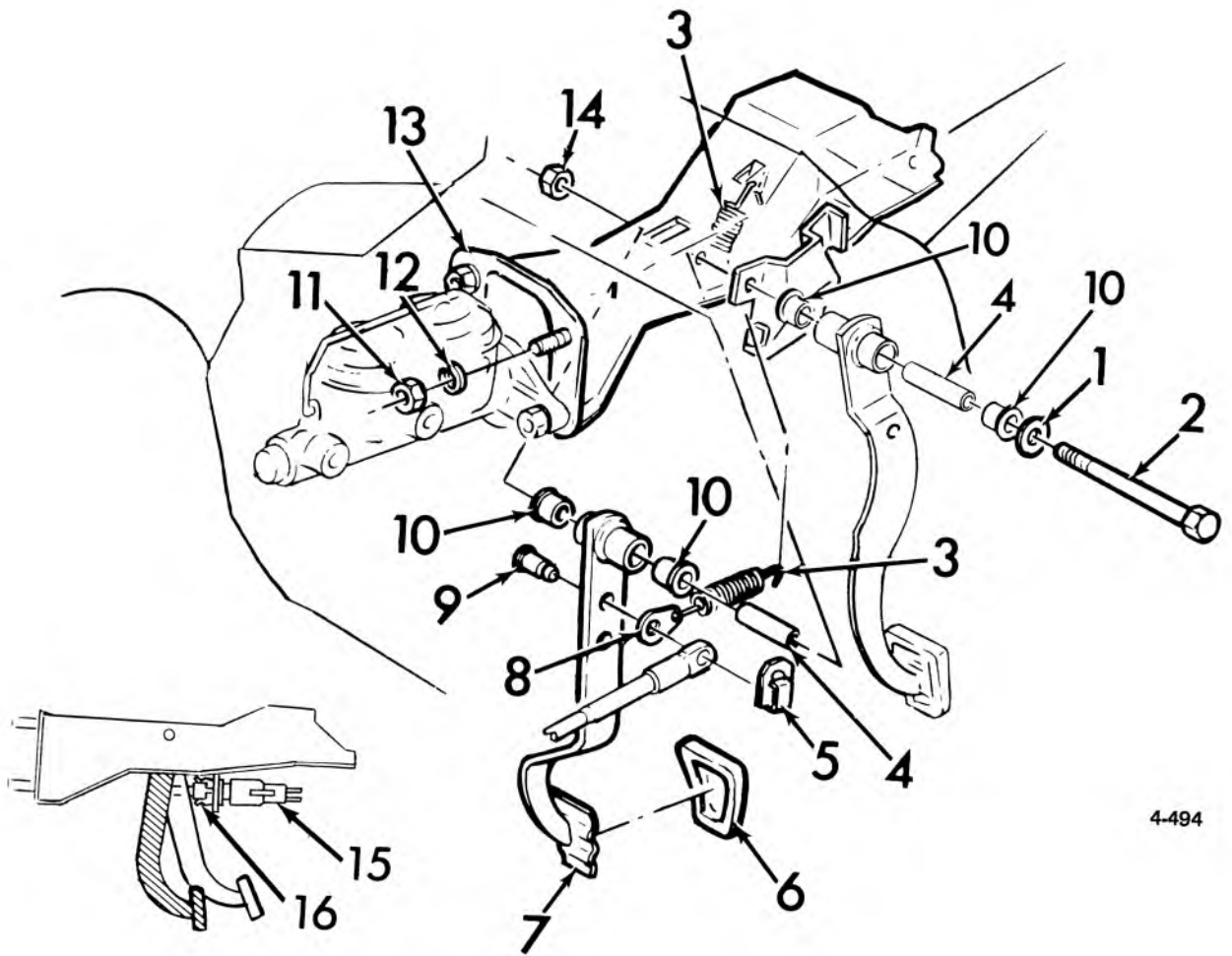


4-315

### 1970-74 CAMARO BRAKE PEDAL

1. 4.626 BUSHING .....	3965692	7. 4.662 RETAINER .....	3817880
2. 4.634 SPACER .....	9783098	8. * 0 EXTENSION	
3. 8.929 WASHER (7/16)		9. 4.630 COVER ASSY. ....	3935721
4. 8.900 BOLT (7/16-14 x 4-1/2)		10. 4.625 PEDAL ASSY. ....	3965697
5. 0.830 PEDAL ASSY. ....	3965693	11. 4.662 PIN .....	3965696
6. 4.639 SPRING .....	3850084	12. 8.917 NUT (7/16-14)	

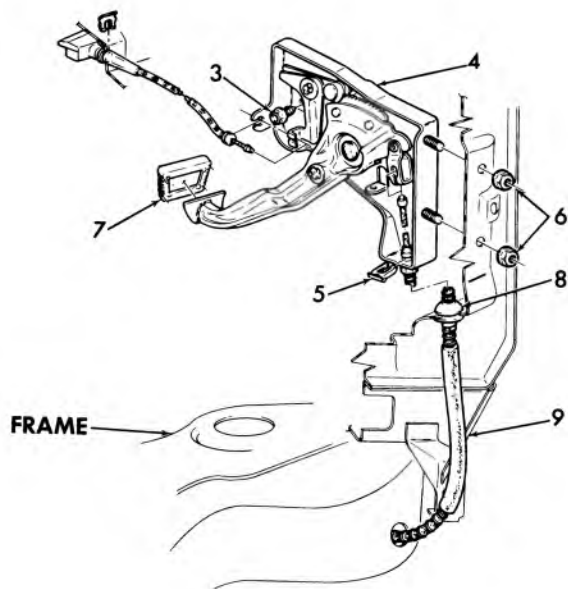
\*Note: Removed from service.



4-494

**1971-75 VEGA-MONZA BRAKE PEDAL AND BRACKET**

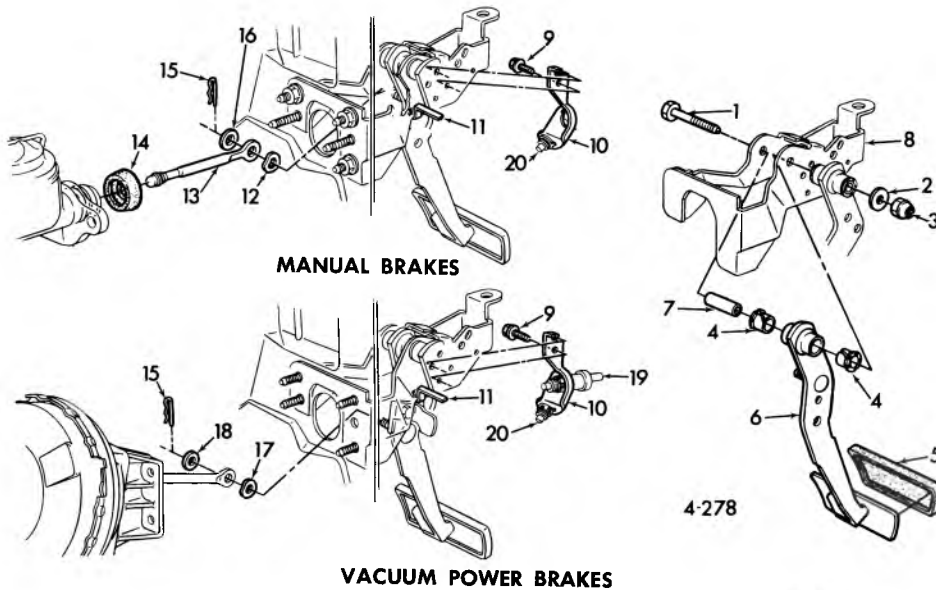
- 1. 8.929 WASHER (7/16")
- 2. 8.900 BOLT (7/16" — 14 x 4 1/2")
- 3. 4.760 SPRING
- 4. 4.634 SPACER
- 5. 4.662 RETAINER
- 6. 4.630 COVER (exc. A.T.)
- 7. 4.625 PEDAL ASSY. (exc. A.T.)
- 8. 4.760 EXTENSION
- 9. 4.662 PIN
- 10. 4.626 BUSHING
- 11. 8.915 NUT (3/8" — 16)
- 12. 8.931 WASHER (3/8")
- 13. 4.648 BRACKET ASSY.
- 14. 8.917 NUT (7/16" — 14)
- 15. 2.447 SWITCH ASSY.
- 16. 2.447 CLIP



4-279

### 1974 CHEVELLE PARKING BRAKE CONTROL ASSY.

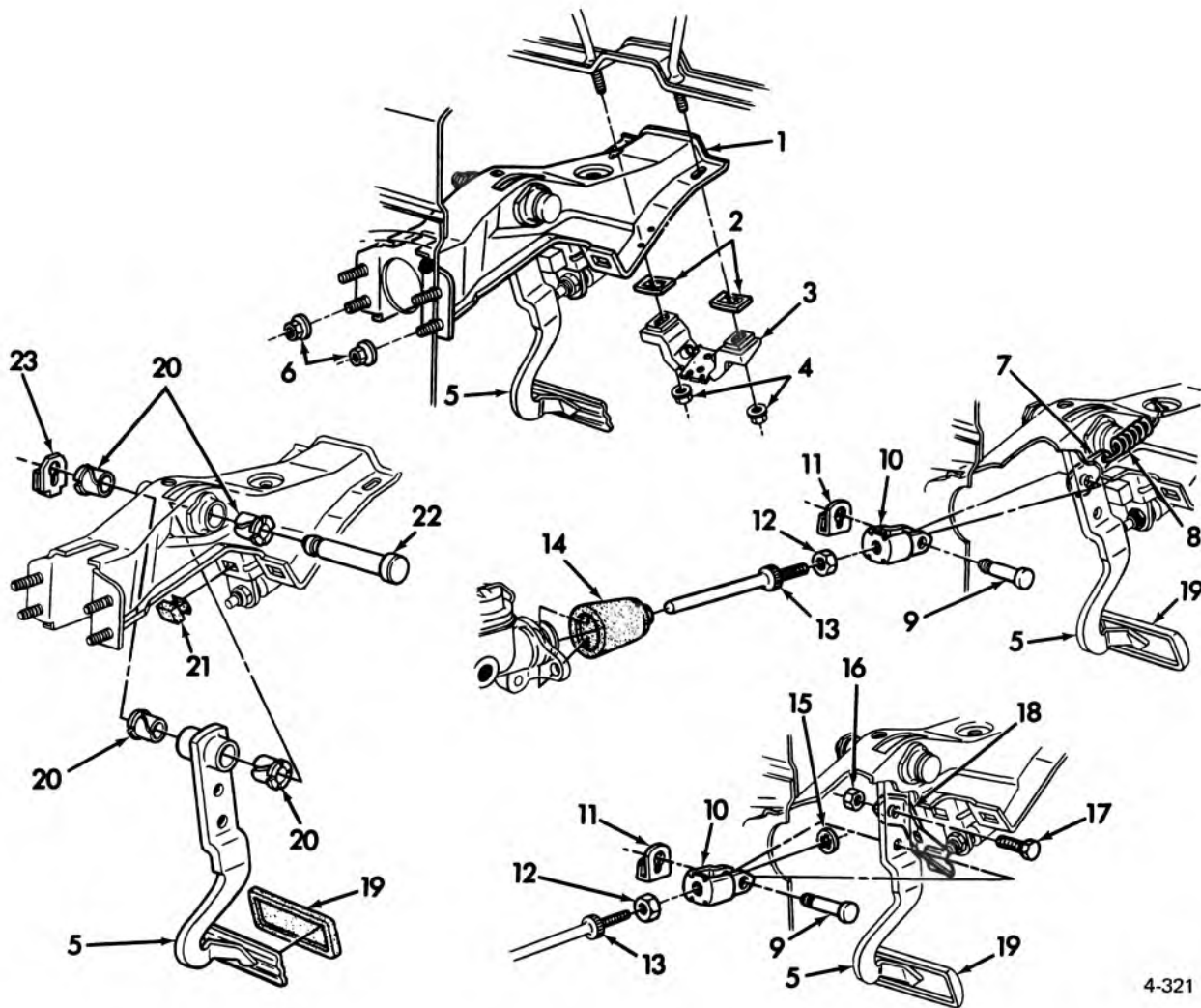
- |  |                                       |
|--|---------------------------------------|
| 1. 4.594 HANDLE ASSY., w/cable parking brake release | 5. 4.785 RETAINER, front cable        |
| 2. 4.785 RETAINER, release cable and handle          | 6. 8.915 NUT, pedal assy.             |
| 3. 8.977 SCREW, pedal assy.                          | 7. 4.630 COVER, park. brake pedal pad |
| 4. 4.591 PEDAL ASSY., w/rod park. brake              | 8. 9.775 GROMMET, park. brake cable   |
|  | 9. 4.779 CABLE, parking brake front   |



4-278

### 1974-75 CHEVELLE BRAKE PEDAL, PUSH ROD, AND STOP LAMP SWITCH BRACKET

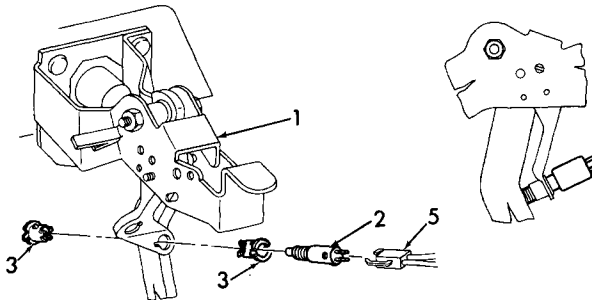
- |  |   |
|--|---|
| 1. 8.900 BOLT, brake pedal bracket               | 12. 4.634 WASHER, brake pedal push rod (spring type)          |
| 2. 8.929 WASHER, plain, brake pedal bracket bolt | 13. 4.658 ROD ASSY., w/retainer brake pedal push              |
| 3. 8.917 NUT, brake pedal bracket bolt           | 14. 4.659 BOOT, main cyl. push rod                            |
| 4. 4.626 BUSHING, brake pedal bolt               | 15. 8.934 RETAINER, push rod                                  |
| 5. 4.630 COVER, brake pedal                      | 16. 8.929 WASHER, push rod (17/32" x 7/8")                    |
| 6. 4.625 PEDAL ASSY., brake                      | 17. 4.662 WASHER, push rod pin (spring type) (7/16" x 11/16") |
| 7. 4.634 SPACER, brake pedal bracket             | 18. 4.662 WASHER, push rod (plain)                            |
| 8. 4.634 BRACKET ASSY., brake pedal              | 19. 3.885 VALVE ASSY., cruise control vacuum release          |
| 9. 8.977 SCREW, brake pedal stop lamp switch     | 20. 2.447 SWITCH, stop lamp                                   |
| 10. 2.447 BRACKET, brake pedal stop lamp switch  |   |
| 11. 0.829 CLIP, clutch arm stop                  |   |



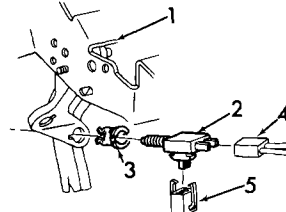
4-321

### 1974 NOVA BRAKE PEDAL AND BRACKET

- |     |       |                                     |     |       |   |
|-----|-------|-------------------------------------|-----|-------|---|
| 1.  | 4.634 | BRACKET ASSY., Brake Pedal          | 13. | 4.658 | ROD, Brk. Main Cyl. Push                  |
| 2.  | 8.921 | NUT, Spr./Type (3/8 - 16)           | 14. | 4.659 | BOOT, Brk. Main Cyl. (Rubber)             |
| 3.  | 6.760 | BRACKET, Strg. Column Support       | 15. | 4.658 | NUT, Rod to Clevis (3/8 - 16)             |
| 4.  | 8.915 | NUT, Supt. Brkt. (3/8 - 16)         | 16. | 8.915 | NUT, (5/16 - 18)                          |
| 5.  | 4.625 | PEDAL ASSY., Brake                  | 17. | 8.900 | BOLT, Hex (5/16 - 18 x 5/8)               |
| 6.  | 8.931 | NUT, Hex (3/8)                      | 18. | 2.447 | STRIKER, Brake Pedal Switch               |
| 7.  | 4.760 | EXTENSION, Brake Pedal Pull Back    | 19. | 4.630 | COVER, Brake Pedal Pad                    |
| 8.  | 4.760 | SPRING, Pull Back                   | 20. | 4.626 | BUSHING, Brake and Clutch Pedal (Nylon)   |
| 9.  | 4.662 | PIN, Push Rod Clevis (3/8" x 27/32) | 21. | 0.829 | BUMPER, Clutch Pedal                      |
| 10. | 8.946 | CLEVIS, Brake Main Cyl.             | 22. | 4.634 | SHAFT (Steel)                             |
| 11. | 4.662 | RETAINER, Push Rod                  | 23. | 4.634 | RETAINER, Clutch Pedal, Brake Pedal Shaft |
| 12. | 8.915 | NUT, Hex (3/8 - 24)                 |     |       |   |



**EXC. SPEED & CRUISE CONTROL**

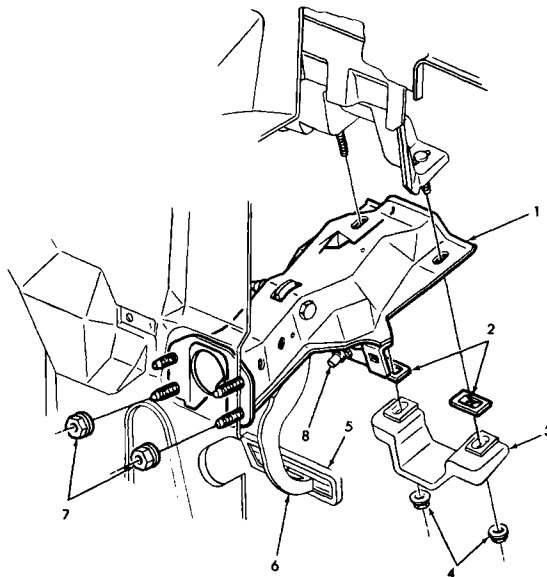


**WITH SPEED & CRUISE CONTROL**

4-286

### 1974 CHEVELLE STOP LAMP SWITCH

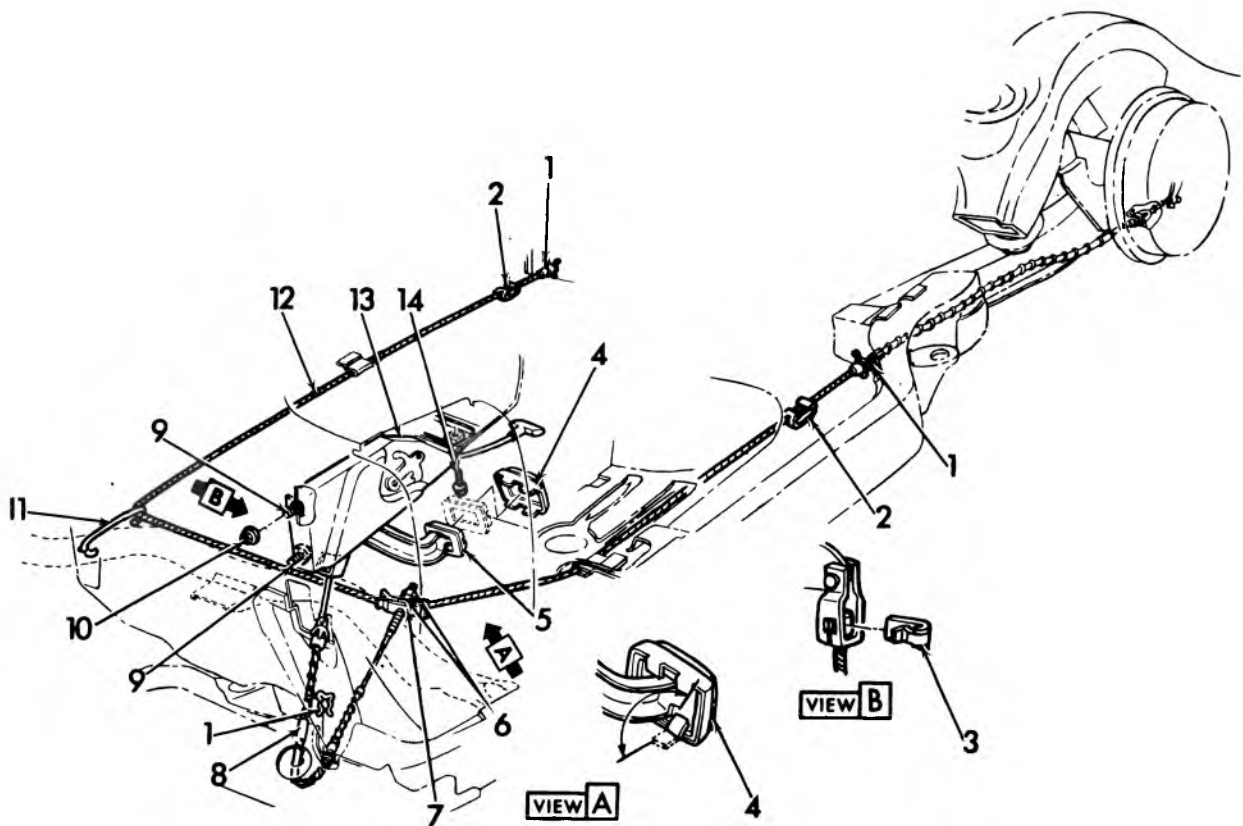
- |                                     |  |
|-------------------------------------|--|
| 1. 4.634 BRACKET ASSY., brake pedal | 4. 3.887 HARNESS ASSY., speed & cruise control |
| 2. 2.447 SWITCH ASSY., stop lamp    | 5. 2.480 HARNESS ASSY., instrument panel       |
| 3. 2.447 CLIP, stop lamp switch     |  |



4-320

### 1974 CAMARO BRAKE PEDAL AND BRACKET

- |   |                                  |
|---|----------------------------------|
| 1. 4.634 BRACKET ASSY., Brake Pedal             | 5. 4.630 COVER, Brake Pedal Pad  |
| 2. 8.915 NUT                                    | 6. 4.625 PEDAL ASSY., Brake      |
| 3. 6.518 BRACKET ASSY., Steering Column Support | 7. 8.915 HEXAGON NUTS, 3/8 - 16) |
| 4. 8.915 NUT, Hex - 3/8 x 16)                   | 8. 2.447 SWITCH ASSY., Stop Lamp |

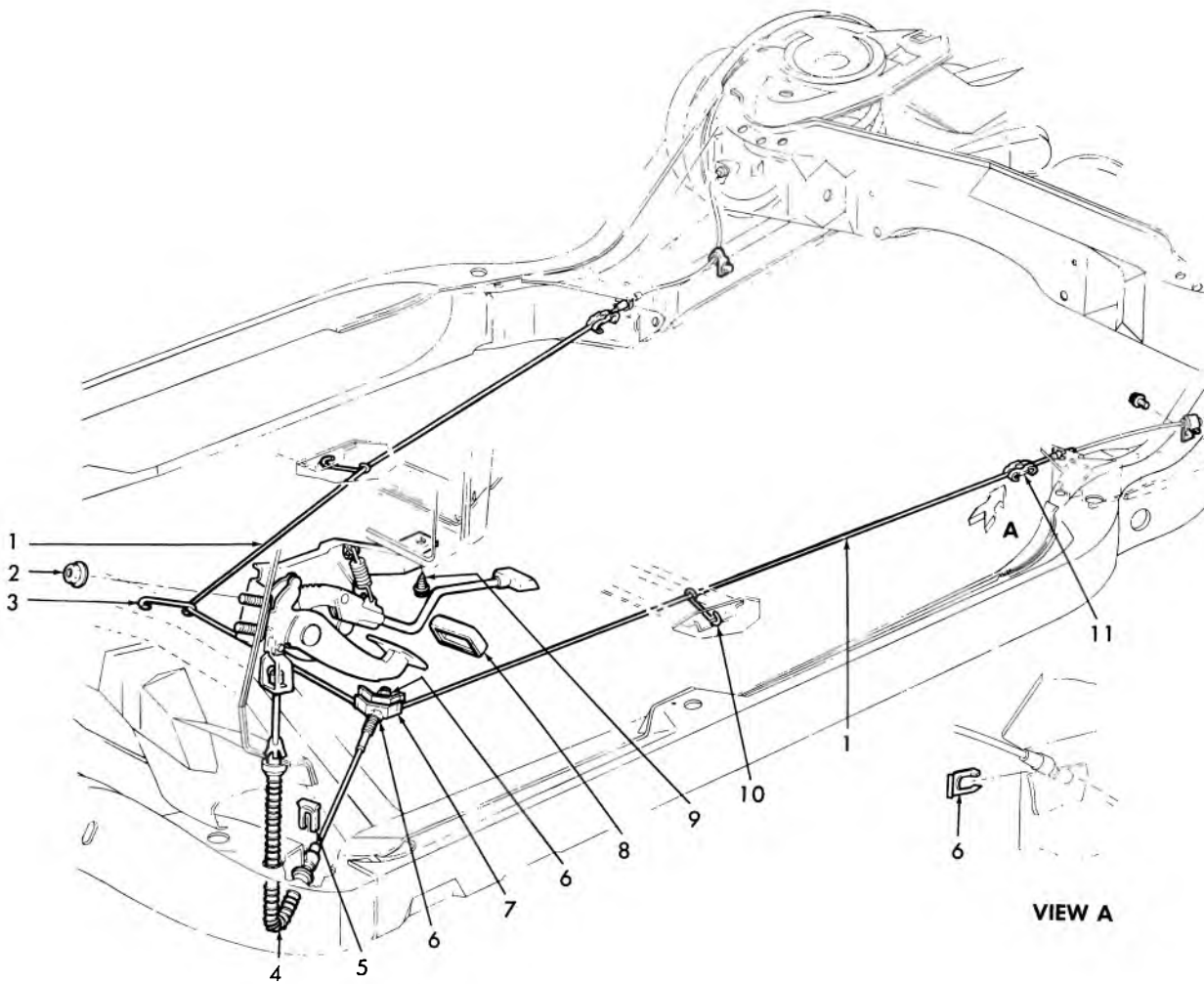


4-421

### 1970 PASSENGER PARKING BRAKE

1.	4.765	RETAINER .....	3875092	8.	4.779	CABLE ASSY.—Front .....	3900581
2.	4.785	CONNECTOR .....	537485	9.	8.845	WASHER—Sealing .....	3771494
3.	4.790	CLIP .....	3908628	10.	8.917	NUT (5/16—18)	
4.	4.630	TRIM PLATE—Caprice & Kingswood Estate Wagon .....	3881781	11.	4.785	GUIDE .....	3900580
5.	4.630	COVER .....	3881781	12.	4.779	CABLE ASSY.—Inter. ....	3902210
6.	8.915	NUT (5/16—18)		13.	4.591	LEVER ASSY.—Pedal .....	3939223
7.	4.765	EQUALIZER .....	6256437	14.	8.977	SCREW	



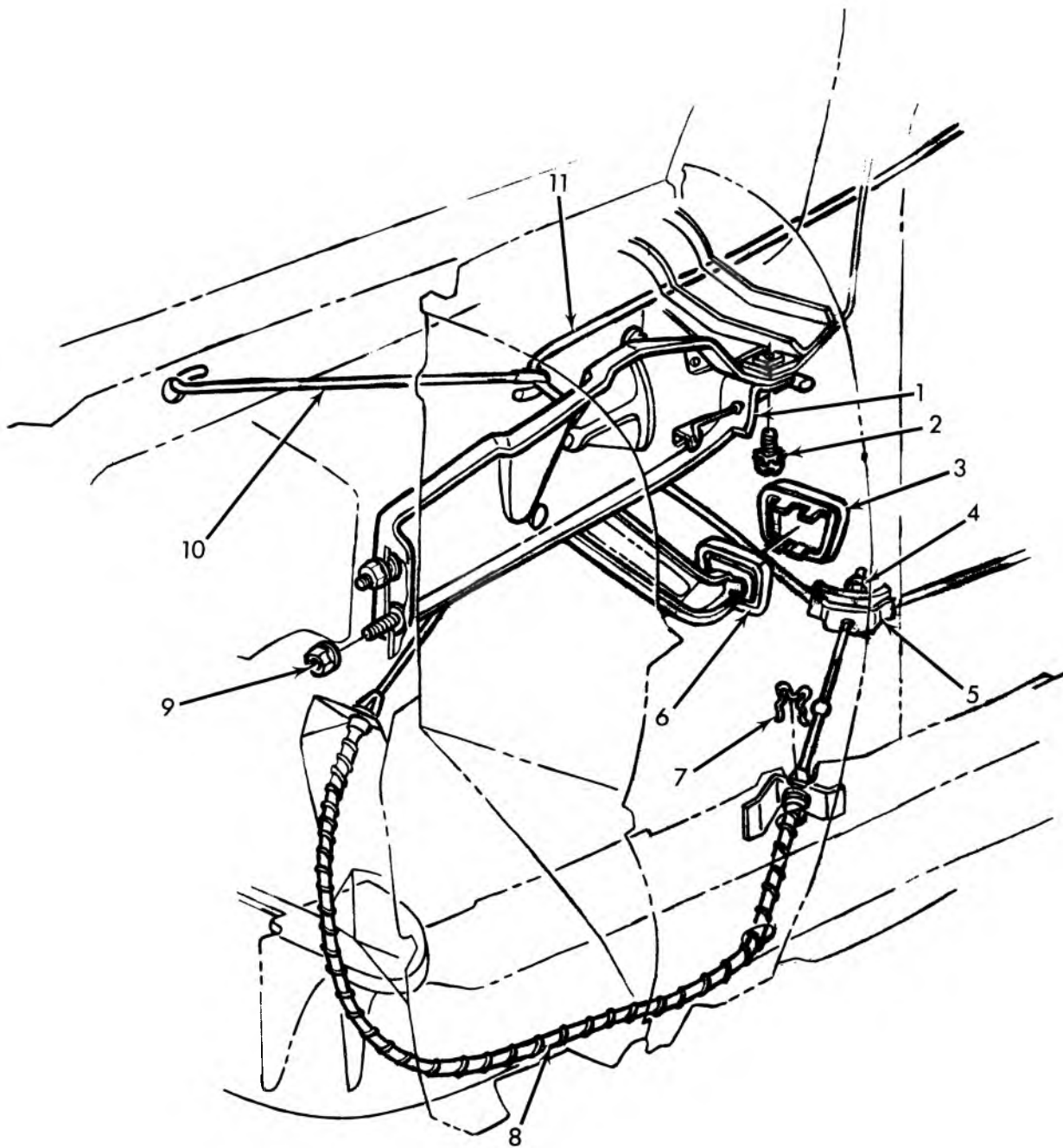


4-420

### 1964-67 CHEVELLE PARKING BRAKE

1. 4.779 CABLE .....	3854125	7. 4.765 EQUALIZER .....	6256437
2. N.L. NUT (5/16-18)		8. 4.630 PAD .....	3893181
3. 4.785 GUIDE .....	3854126	9. 8.900 BOLT (1/4-14 x 3/4)	
4. 4.779 CABLE .....	3904278	10. 4.785 GUIDE .....	1361845
5. 4.785 RETAINER .....	3875092	11. 4.765 CONNECTOR .....	537485
6. 8.915 NUT (5/16-18)			



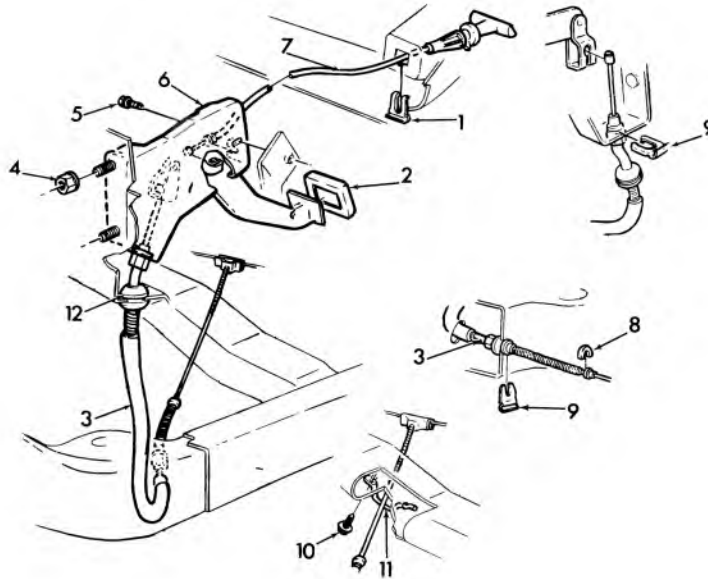


4-416

### 1967-69 CAMARO PARKING BRAKE

- |                             |                        |
|-----------------------------|------------------------|
| 1. 4.591 LEVER ASSY.        | 7. 4.785 RETAINER      |
| 1. 4.591 LEVER ASSY.        | 7. 4.785 RETAINER      |
| 2. 8.900 BOLT (14-20 x 5/8) | 8. 4.779 CABLE ASSY.   |
| 3. 4.630 PLATE              | 9. 8.915 NUT (5/16-18) |
| 4. 8.915 NUT (5/16-18)      | 10. 4.785 GUIDE        |
| 5. 4.765 EQUALIZER          | 11. 4.779 CABLE ASSY.  |
| 6. 4.630 COVER              |                        |

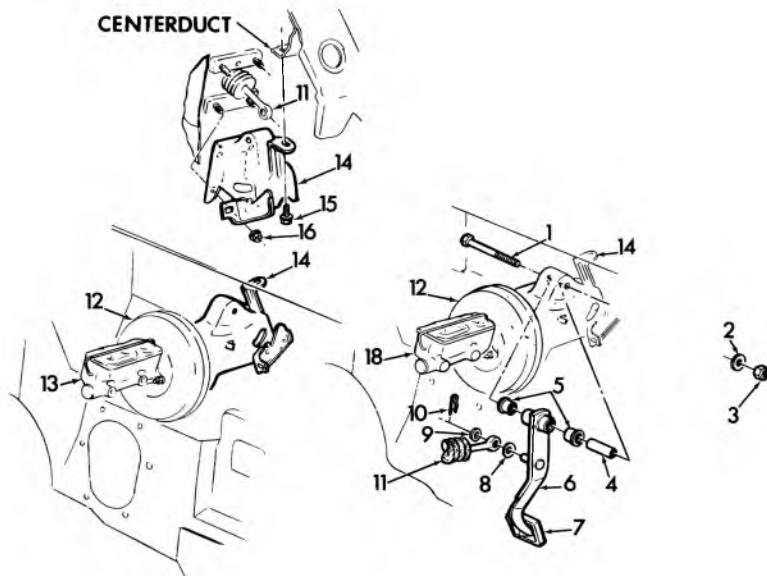
GM PARTS DIVISION, GENERAL MOTORS CORPORATION — CHEVROLET — 11A



4-215

### 1974 PASSENGER PARKING BRAKE PEDAL AND FRONT CABLE ASSY.

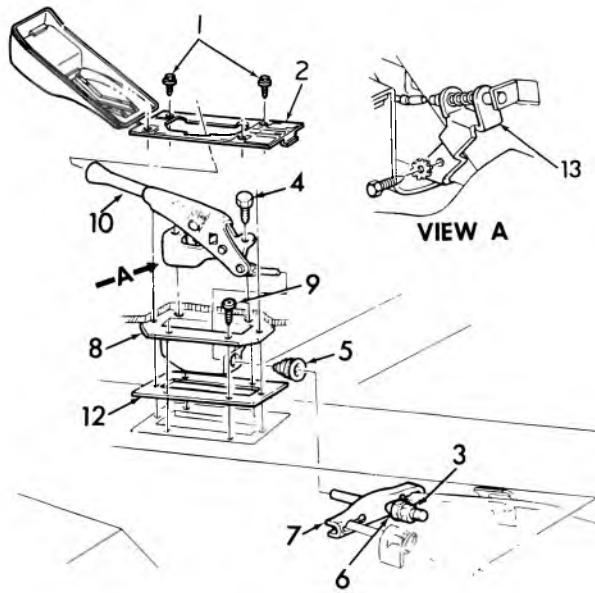
- |          |                                    |           |  |
|----------|------------------------------------|-----------|--|
| 1. 4.785 | RETAINER, release cable and handle | 7. 4.594  | HANDLE ASSY., w/cable park brake release |
| 2. 4.630 | COVER, park brake pedal pad        | 8. 4.785  | RETAINER, front cable return spring      |
| 3. 4.779 | CABLE, parking brake front         | 9. 4.785  | RETAINER, front cable to frame           |
| 4. 8.915 | NUT, pedal assy.                   | 10. 8.977 | SCREW, guide                             |
| 5. 8.977 | SCREW, pedal assy.                 | 11. 4.785 | GUIDE, front cable                       |
| 6. 4.591 | PEDAL ASSY., w/rod, park brake     | 12. 9.775 | GROMMET, front cable assy.               |



### 1974-75 PASSENGER BRAKE PEDAL, BRAKE CYLINDER BRACKET

4-214

- |          |  |           |                              |
|----------|--|-----------|------------------------------|
| 1. 8.900 | BOLT, brake pedal bracket                              | 9. 4.662  | WASHER, push rod (plain)     |
| 2. 8.929 | WASHER, plain, brake pedal bracket bolt                | 10. 8.934 | RETAINER, push rod           |
| 3. 8.917 | NUT, brake pedal bracket bolt                          | 11. 4.924 | ROD ASSY., cyl.              |
| 4. 4.634 | SPACER, brake pedal bracket                            | 12. 4.901 | CYLINDER ASSY., vacuum power |
| 5. 4.626 | BUSHING, brake pedal bolt                              | 13. 4.650 | CYLINDER ASSY., brake main   |
| 6. 4.625 | PEDAL ASSY., brake                                     | 14. 4.634 | BRACKET ASSY., brake pedal   |
| 7. 4.630 | COVER, brake pedal                                     | 15. 8.977 | SCREW, brake pedal bracket   |
| 8. 4.662 | WASHER, push rod pin (spring type)<br>(7/16" x 11/16") | 16. 8.917 | NUT, brake pedal bracket     |

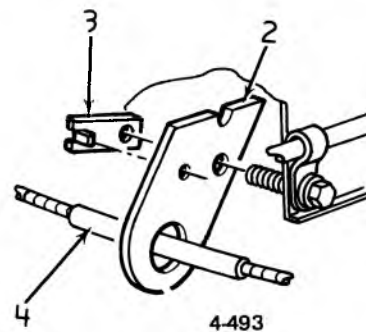
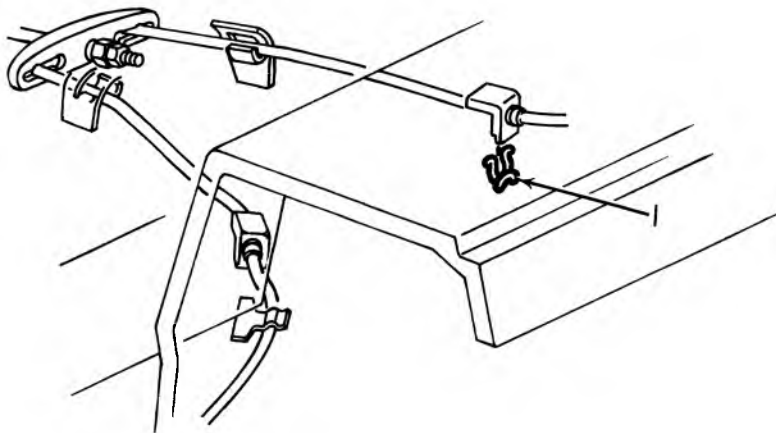


4-492

**BRAKE**

**1971-75 VEGA-MONZA PARKING BRAKE LEVER & EQUALIZER**

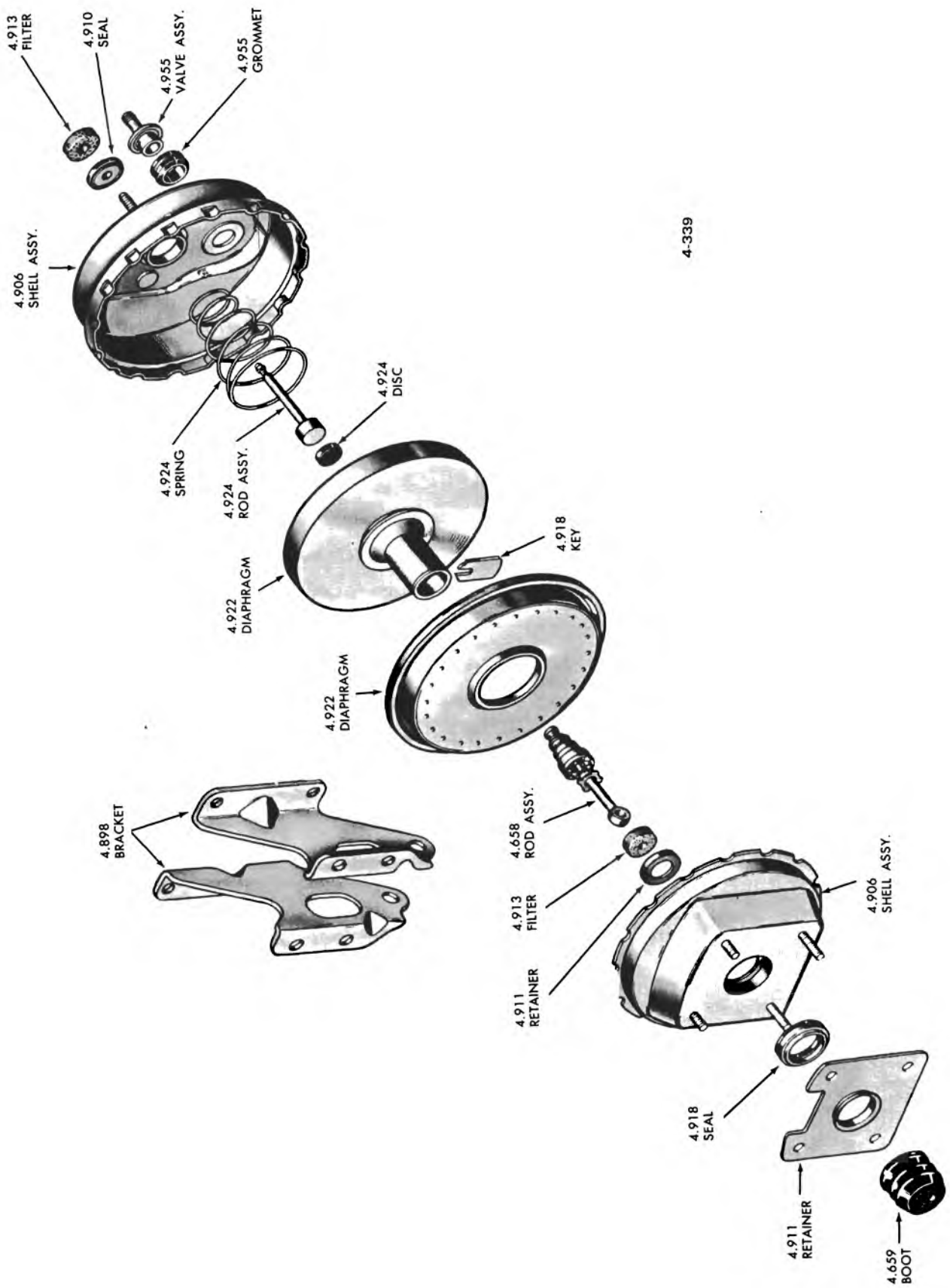
- |    |       |                            |     |       |                          |
|----|-------|----------------------------|-----|-------|--------------------------|
| 1. | 8.977 | SCREW (1/4" — 14 x 1)      | 7.  | 4.765 | EQUALIZER                |
| 2. | 4.592 | BOOT                       | 8.  | 4.591 | HOUSING                  |
|    | 4.615 | COVER                      | 9.  | 8.977 | SCREW (1/4" — 14 x 3/4") |
| 3. | 4.765 | NUT ASSY.                  | 10. | 4.591 | LEVER ASSY.              |
| 4. | 8.932 | BOLT (5/16" — 18 x 13/16") | 11. | 4.592 | HANDLE                   |
| 5. | 4.591 | SEAL                       | 12. | 4.591 | GASKET                   |
| 6. | 8.917 | NUT (5/16" — 24)           | 13. | 4.589 | SWITCH ASSY.             |



4-493

**1971-75 VEGA-MONZA PARKING BRAKE REAR CABLE RETAINERS**

- |    |       |             |
|----|-------|-------------|
| 1. | 4.785 | RETAINER    |
| 2. | 4.790 | HANGER      |
| 3. | 4.790 | PLATE       |
| 4. | 4.779 | CABLE ASSY. |



4-339

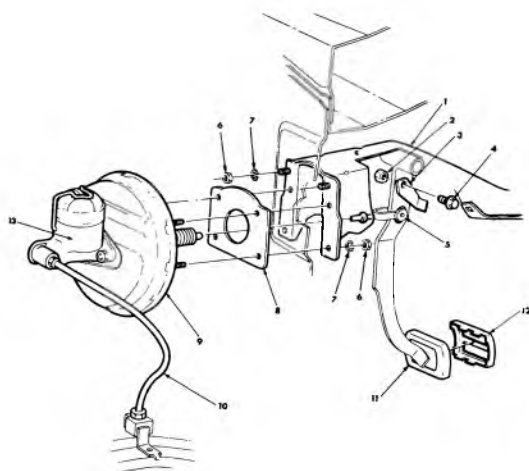
**BENDIX POWER BRAKE CYLINDER—EXPLODED**



4-340

**1964-72 MORAINÉ POWER BRAKE PISTON—EXPLODED**

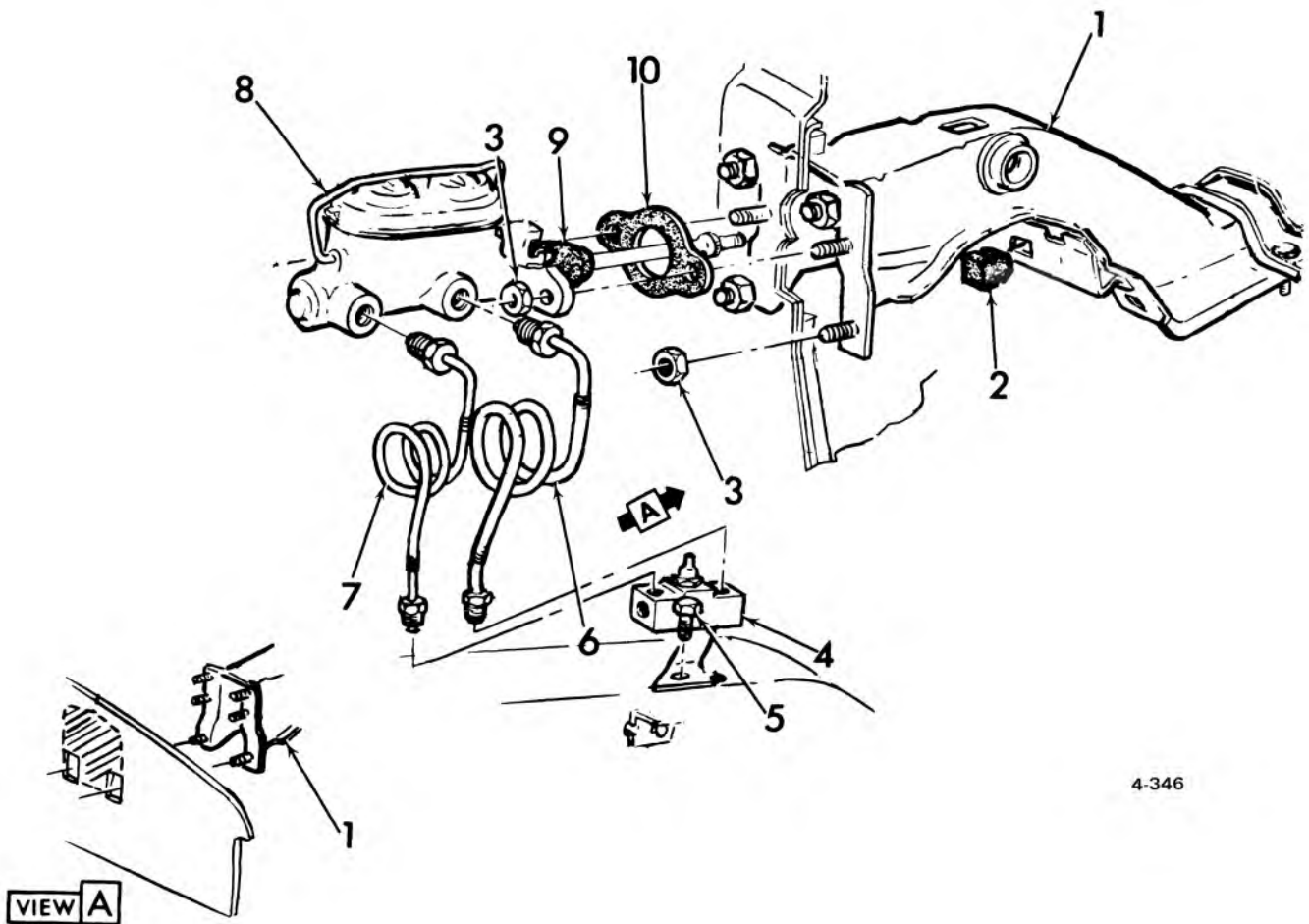
- |                   |   |
|-------------------|---|
| 1. 4.935 RING     | 13. 4.922 DIAPHRAGM                               |
| 2. 4.924 ROD      | 14. 4.918 RING                                    |
| 3. 4.922 RING     | 15. N.S.S. VALVE, Part of 4.658 Valve Assy.       |
| 4. 4.934 RETAINER | 16. N.S.S. ROD, Part of 4.658 Valve Assy.         |
| 5. 4.934 PLATE    | 17. N.S.S. VALVE ASSY., Part of 4.658 Valve Assy. |
| 6. 4.934 LEVER    | 18. N.S.S. SEAT, Part of 4.658 Valve Assy.        |
| 7. 4.918 SPRING   | 19. 4.955 SPRING                                  |
| 8. 4.918 BUMPER   | 20. 4.935 RETAINER                                |
| 9. 4.918 RETAINER | 21. 4.935 RETAINER                                |
| 10. 4.918 RING    | 22. 8.934 SPRING                                  |
| 11. 4.922 PISTON  | 23. 4.913 FILTER                                  |
| 12. 4.922 SUPPORT | 24. 4.913 SILENCER                                |



4-343

**1965-66 PASS.—POWER BRAKE CYLINDER & PIPES**

- |                               |                                     |         |
|-------------------------------|-------------------------------------|---------|
| 1. * BRACKET ASSY.            | 7. 8.931 L. WASHER (3/8)            |         |
| 2. 8.915 NUT (5/16)           | 8. * GASKET                         |         |
| 3. * STRIKER                  | 9. 4.901 CYLINDER ASSY. ....        | 5465511 |
| 4. 8.900 BOLT (5/16—18 x 5/8) | 10. 8.964 TUBING (1/4)              |         |
| 5. 4.659 SPRING WASHER .....  | 11. 4.630 COVER (exc. s.s.) .....   | 3746701 |
| 6. 8.915 NUT (3/8—16)         | 12. 4.630 PLATE (s.s.) .....        | 3881783 |
| *Removed from service         | 13. 4.650 CYLINDER ASSY. MAIN ..... | 5465489 |

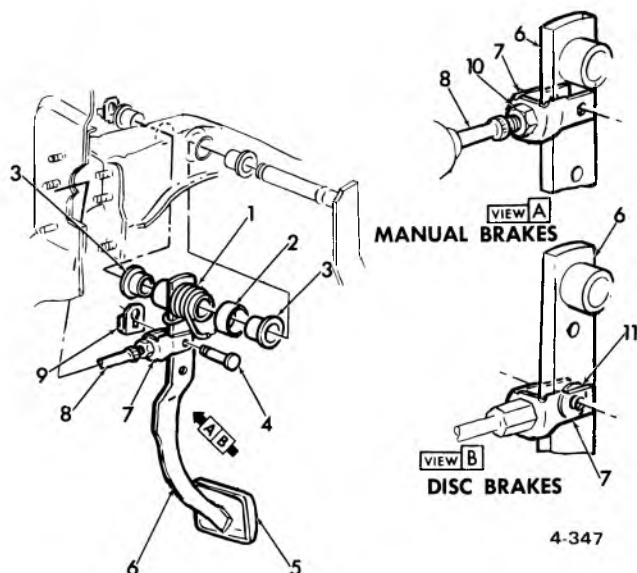


4-346

**1970 PASSENGER BRAKE CYLINDER, BRACKET & PRESSURE SWITCH ASSY.**

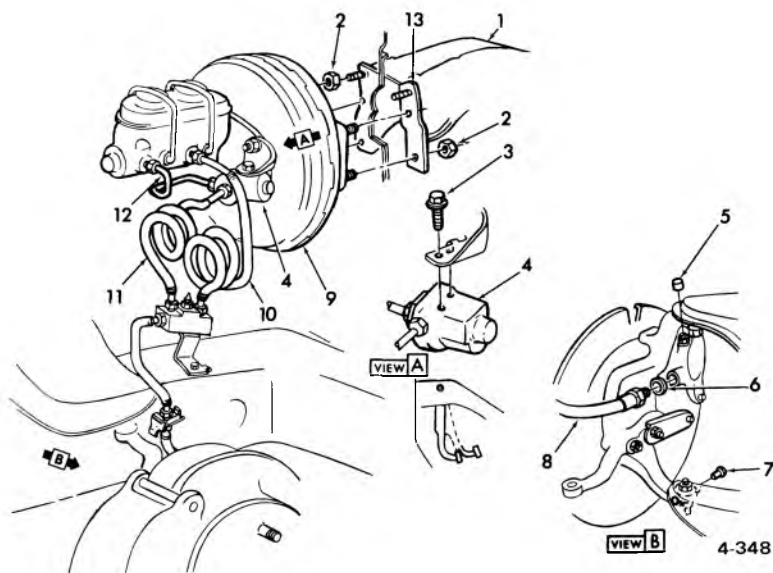
1. 4.634 BRACKET ASSY.....	3972007	6. 4.685 PIPE ASSY. (1/4)	
2. 0.829 BUMPER .....	3889905	7. 4.685 PIPE ASSY. (3/16)	
3. 8.915 NUT (3/8-16)		8. 4.650 CYLINDER ASSY.....	5463267
4. 4.874 SWITCH ASSY. ....	3953514	9. 4.659 BOOT .....	5456779
5. 8.977 SCREW (5/16-18 x 1/2)		10. 4.648 GASKET .....	3792566





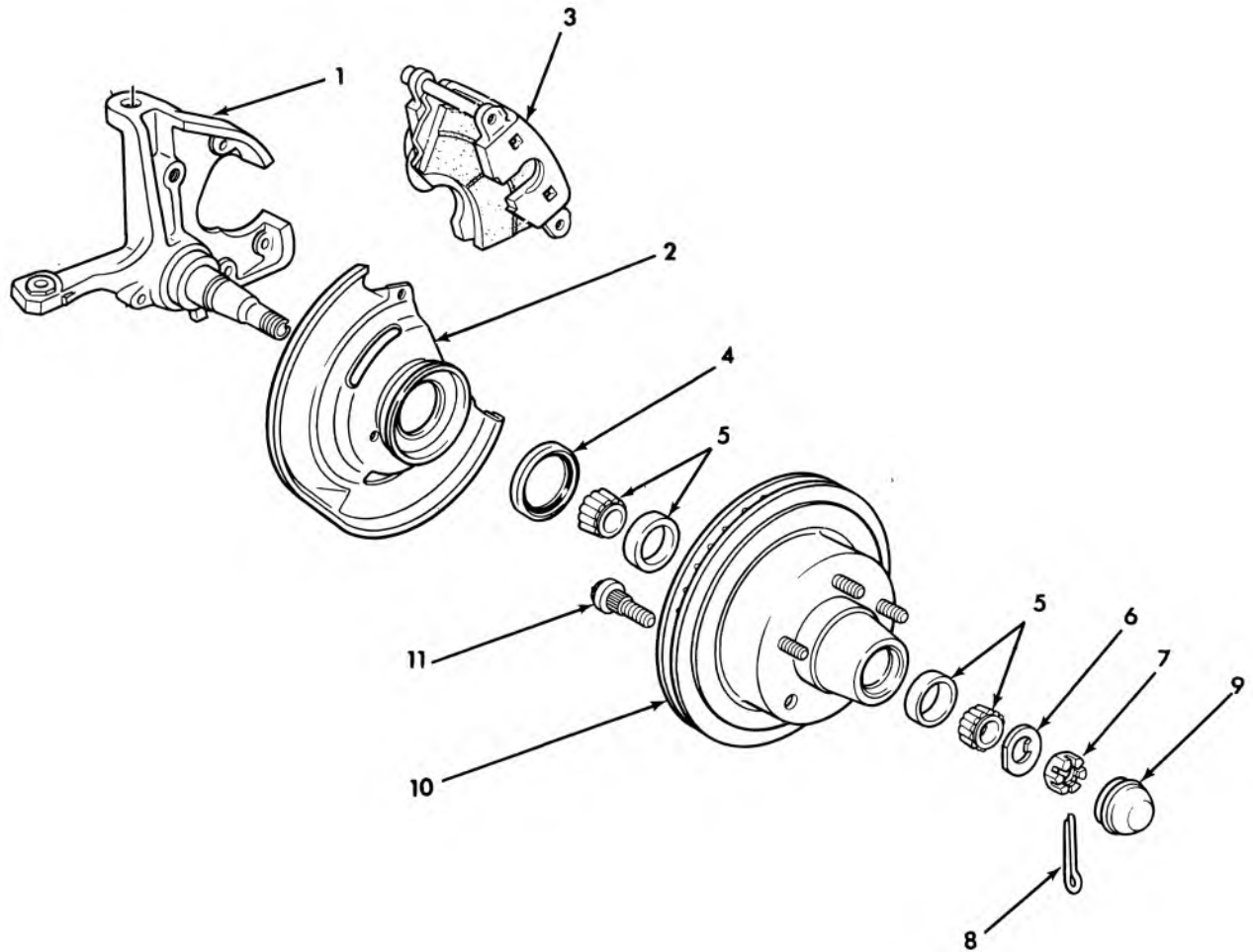
### 1970 PASSENGER BRAKE PEDAL

1. 4.760	SPRING	3921686	7. 8.946	CLEVIS (3/8)	
2. 4.626	BUSHING	3908768	8. 4.658	ROD	3779974
3. 4.626	BUSHING	3798256	9. 4.662	RETAINER	3817880
4. 8.942	PIN (3/8 x 7/8)		10. 8.916	NUT (3/8-24)	
5. 4.630	COVER	6256368	11. 4.659	WASHER	3953987
6. 4.625	PEDAL ASSY.	3926959			



### 1970 PASSENGER DISC BRAKES—FRONT

1. 4.648	BRACKET ASSY.	3972007	10. 4.685	PIPE ASSY. (1/4) Cut approx. 23.35 in. from 3830196	
2. 8.915	NUT (3/8-16)		4.685	SHIELD	3886933
3. 8.900	BOLT (5/16-18 x 1/2) use w/8.931 L/Washer (5/16)		8.963	NUT (1/4)	
4. 4.690	VALVE ASSY.	1233464	11. 4.685	PIPE ASSY. (3/16) Cut approx. 23.13 in. from 3830195	
5. N.S.S.	CAP—Part of Valve Assy.		4.685	SHIELD	3792502
6. 8.966	WASHER (Gasket) (11/16 x 1/2 x 3/64)		8.963	NUT (3/16)	
7. 6.147	BOLT	3882954	12. 8.964	PIPE ASSY. (3/16) Cut 10.48 in. from 3830195	
8. 4.680	HOSE ASSY.	3958982	8.963	NUT (3/16) (1/2-20)	
9. 4.650	CYLINDER ASSY. (Brake Main)	5469489	13. 4.648	BRACKET	3972007
4.901	CYLINDER ASSY. (Vacuum Power Brake)	5463968			



4-556

### 1974 FRONT DISC BRAKE

- |          |   |           |                                      |
|----------|---|-----------|--------------------------------------|
| 1. 6.020 | KNUCKLE, Steering Frt. Whl. - L.H.        | 6. 6.321  | WASHER, Strg. Knuckle Spindle        |
| 6.020    | KNUCKLE, Steering Frt. Whl. - R.H.        | 7. 6.022  | NUT, Hex. Hd. (3/4 - 20)             |
| 2. 5.002 | SHIELD ASSY., Front Disc Brk. Splash L.H. | 8. 8.938  | COTTER PIN, (1/4 x 1-1/4)            |
| 5.002    | SHIELD ASSY., Front Disc Brk. Splash R.H. | 9. 6.330  | GREASE CAP, Wheel Bearing            |
| 3. 4.665 | CALIPER ASSY., Frt. Brk.                  | 10. 5.809 | DISC, Front Wheel Brake, Front w/Hub |
| 4. 6.326 | SEAL ASSY., Front Wheel Bearing, Inner    | 11. 5.812 | BOLT, Front Wheel                    |
| 5. 6.311 | BEARING ASSY., Front Wheel Inner          |           |                                      |



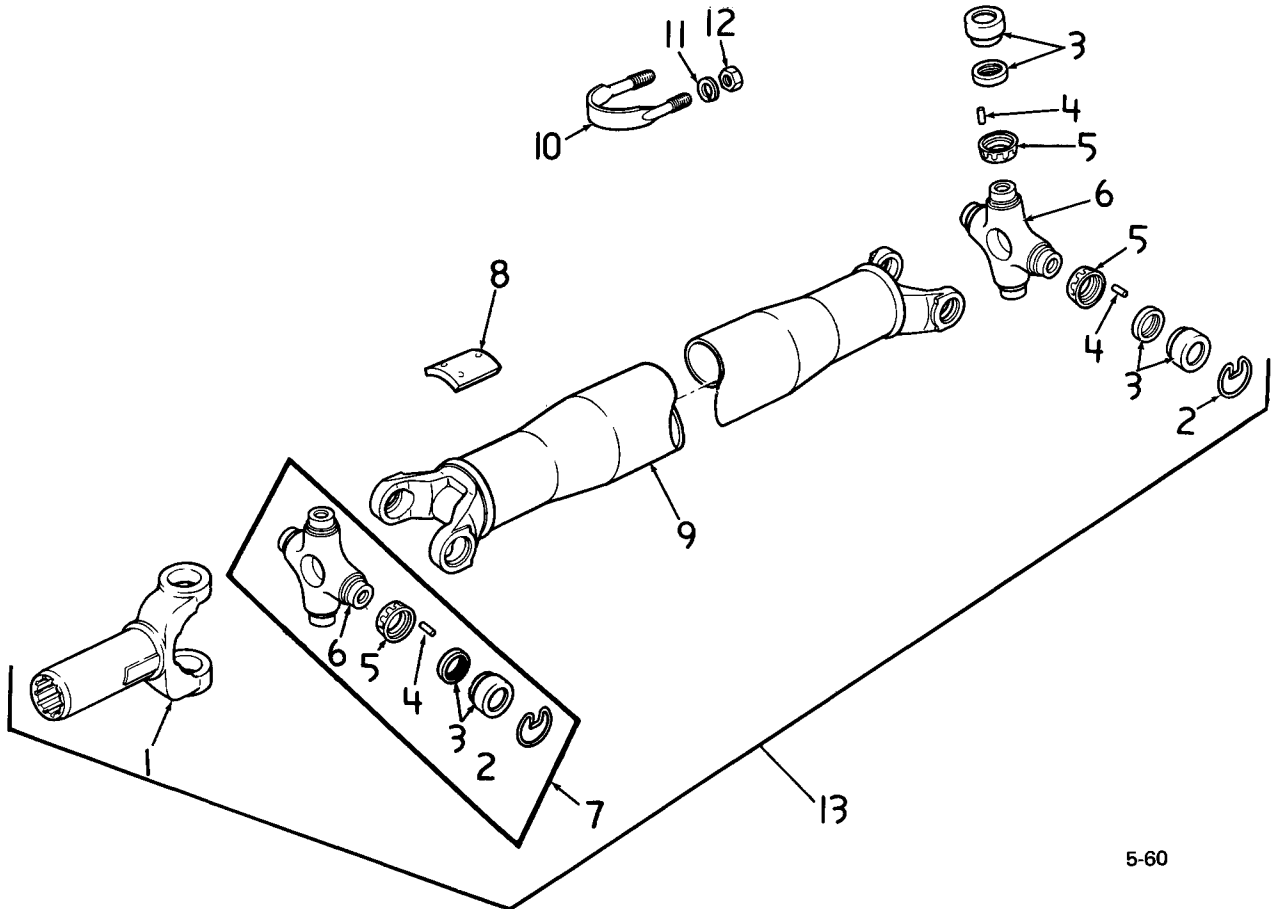
# CHEVROLET CHASSIS GROUP 5.000



## ILLUSTRATION INDEX

TITLE	PAGE	TITLE	PAGE
1971-75 Prop Shaft and "U" Joint .....	5-1	1971-74 Vega Damper Assy. ....	5-14
1971-75 Passenger Rear Axle 2.73 Ratio .....	5-2	Passenger Hub Caps .....	5-15
1971-75 Vega Rear Axle Assembly (Standard and Positraction) .....	5-4	Passenger Hub Caps .....	5-16
1971-75 Passenger Control Arms, Bumpers and Spring Insulators (Exc. Wagon) .....	5-6	Passenger Hub Caps .....	5-17
1973-75 Chevelle Rear Upper & Lower Control Arms .....	5-7	Passenger Hub Caps .....	5-18
1965-72 Passenger Rear Axle Tie Rod .....	5-8	Chevelle Hub Caps .....	5-19
1965-72 Passenger Upper Control Arm & Pinion Nose Bumper .....	5-9	Chevelle Hub Caps .....	5-20
1965-74 Passenger Lower Control Arm Bumper & Spring .....	5-9	Chevelle Hub Caps .....	5-21
1971-72 Vega Upper and Lower Control Arms .....	5-10	Chevelle Hub Caps .....	5-22
1974-75 Vega Rear Suspension .....	5-11	Chevy—Nova Hub Caps .....	5-23
1974 Vega Rear Axle Restraint Cable .....	5-12	Chevy—Nova Cover — Cover Unit .....	5-24
1975 Monza Rear Axle Tie Rod & Stabilizer Shaft .....	5-13	Chevy — Nova Cover — Cover Unit .....	5-25
1975 Monza Rear Axle Torque Arm .....	5-13	Chevy—Nova Cover — Cover Unit .....	5-26
		1973-75 Nova Hub Caps .....	5-27
		Camaro Hub Caps .....	5-28
		Camaro Cover — Cover Unit .....	5-29
		1973-75 Camaro Hub Caps .....	5-30
		1971-74 Vega Wheels and Cap Assy. (GT) .....	5-31
		Monza Hub Caps .....	5-31
		1971-74 Vega Wheels .....	5-32

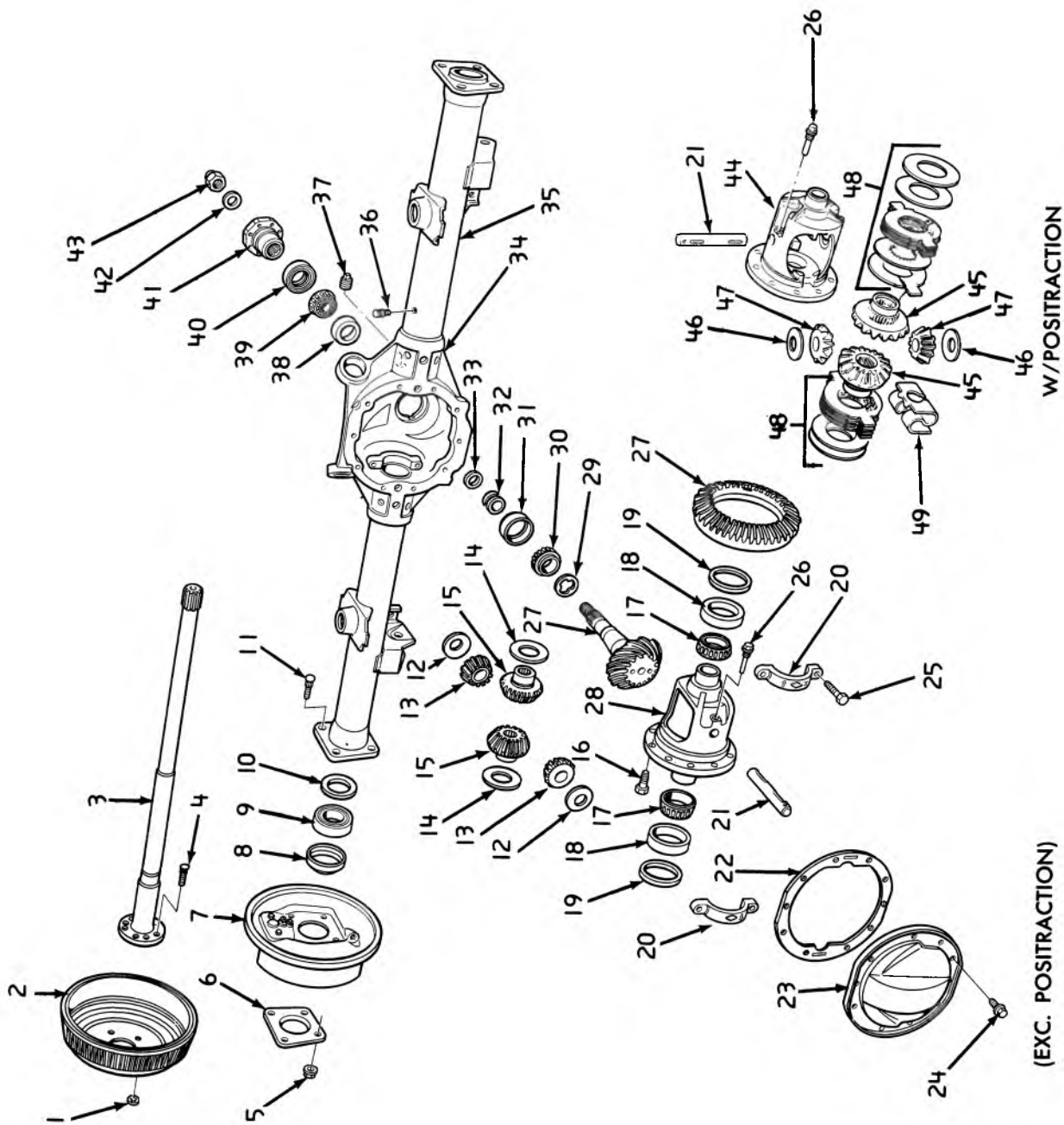




5-60

### 1971-75 PROP SHAFT AND "U" JOINT

- |    |        |                                |     |       |                          |
|----|--------|--------------------------------|-----|-------|--------------------------|
| 1. | 5.555  | YOKE ASSY.                     | 8.  | N.S.  |                          |
| 2. | 5.586  | LOCK RING (finger dia. 19/32") | 9.  | 5.544 | SHAFT                    |
| 3. | 5.566  | BEARING ASSY.                  | 10. | 5.586 | BOLT                     |
| 4. | 5.566  | ROLLER                         | 11. | 8.931 | WASHER (5/16")           |
| 5. | 5.560  | SEAL ASSY.                     | 12. | 8.915 | NUT (5/16"-18)           |
| 6. | N.S.S. | PART of #7                     | 13. | 5.544 | SHAFT AND "U" JOINT ASSY |
| 7. | 5.548  | REPAIR UNIT                    |     |       |                          |

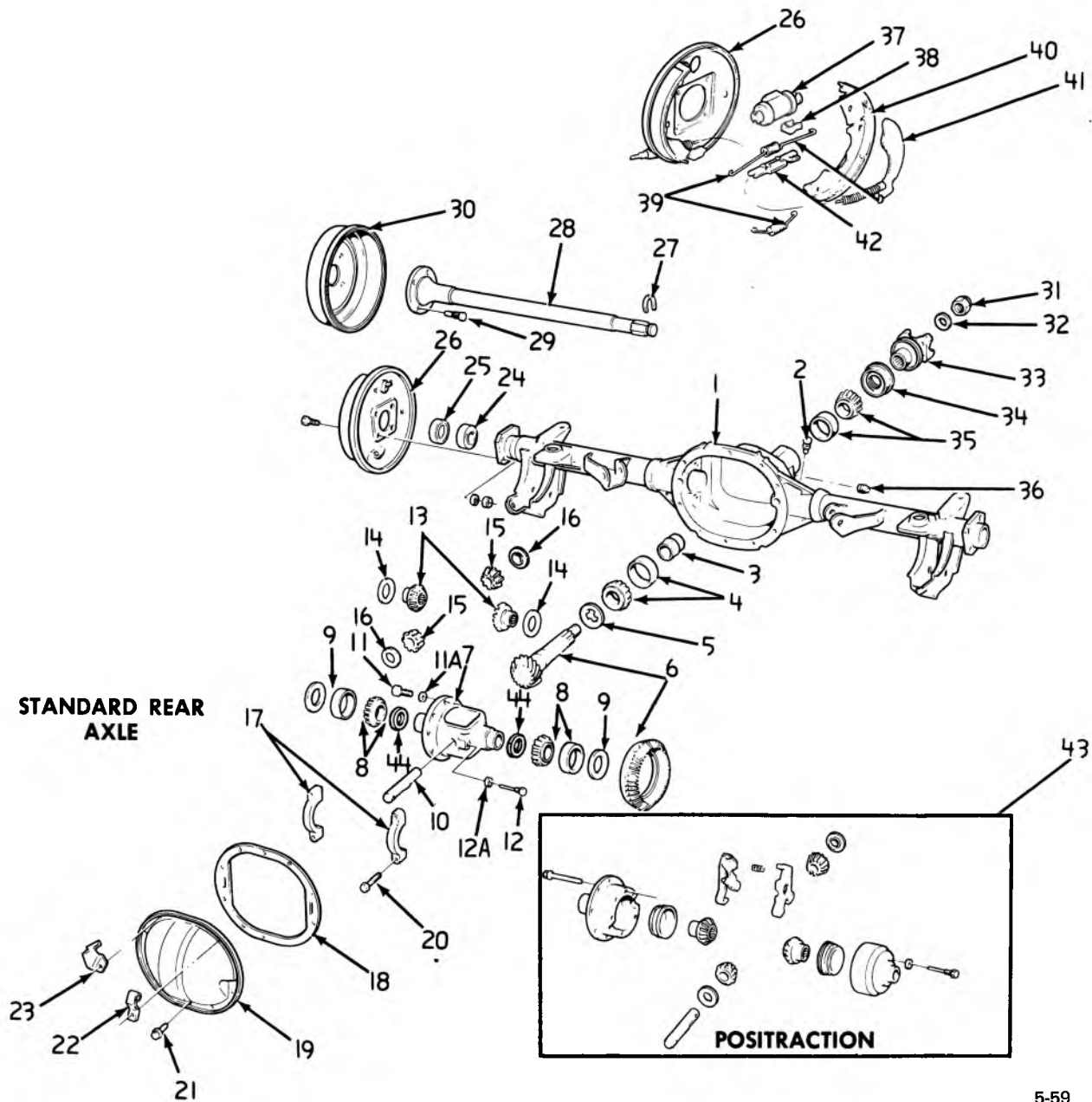


5-55

1971-75 PASSENGER REAR AXLE 2.73 RATIO

## 1971-75 PASSENGER REAR AXLE 2.73 RATIO

1.	N.S.	RETAINER
2.	5.809	DRUM ASSY.—rear (fin type)
	5.809	DRUM ASSY.—rear
3.	5.420	SHAFT ASSY.—rear axle
4.	5.812	BOLT—hub or drum (frt. & rr. whl.)
5.	8.916	NUT (3/4)
	8.929	WASHER (3/4)
6.	5.816	RETAINER—bearing outer
7.		See Brake Illustration for Breakdown
8.	5.822	SEAL—rear shaft oil
9.	5.855	BEARING ASSY.—w/ret. assy.—axle shaft
10.	5.816	RETAINER—inr.
11.	5.002	BOLT—rr. flange plate
12.	5.542	WASHER—differential pinion thrust
13.	5.526	GEAR—pinion
14.	5.543	WASHER—differential side gear thrust
15.	5.528	GEAR—differential side
16.	5.531	BOLT—hypoid drive gear
17.	5.536	BEARING—differential size (1-5/8 x 2-57/64)
18.	N.S.S.	PART OF NO. 17
19.	5.537	SHIM UNIT—(see group for size)
20.	N.S.S.	CAP—(part of Carrier Assy.)
21.	5.517	SHAFT—differential pinion
22.	5.399	GASKET—axle hsng. cvr. (cork)
23.	5.398	COVER AXLE HOUSING—axle hsng. w/filler plug
24.	5.398	SCREW (5/16—18 x 15/16)
25.	5.506	BOLT—bearing cap to carrier
26.	5.518	SCREW—pinion shaft lock
27.	5.529	GEAR ASSY.—ring and pinion
28.	5.510	DIFFERENTIAL CASE
29.	5.460	See Group for Size
30.	N.S.S.	Part of Number 31, Bearing Assy.
31.	5.484	BEARING ASSY.—(see grp.)
32.	5.453	SPACER—drive pinion—frt.
33.	5.537	SHIM
34.	5.387	HOUSING
35.	5.387	HOUSING—diff. hsng. & axle tube assy.
36.	5.387	VENTILATOR—diff. carrier
37.	8.971	PLUG
38.	N.S.S.	Part of Number 39, Bearing Assy.
39.	5.447	BEARING ASSY.—drive pinion—frt.
40.	5.469	SEAL ASSY.—prop. shaft pinion flange oil
41.	5.545	FLANGE—propeller shaft pinion
42.	5.545	WASHER—propeller shaft pinion
43.	5.595	NUT—propeller shaft pinion flange
44.	5.510	DIFFERENTIAL CASE—differential assy., (case w/internal gears)
45.	5.528	GEAR—differential side
46.	5.542	WASHER—differential pinion thrust
47.	5.526	GEAR—differential pinion
48.	5.511	PLATE UNIT—w/discs (Eaton)
49.	5.511	SPRING—pressure plate



5-59

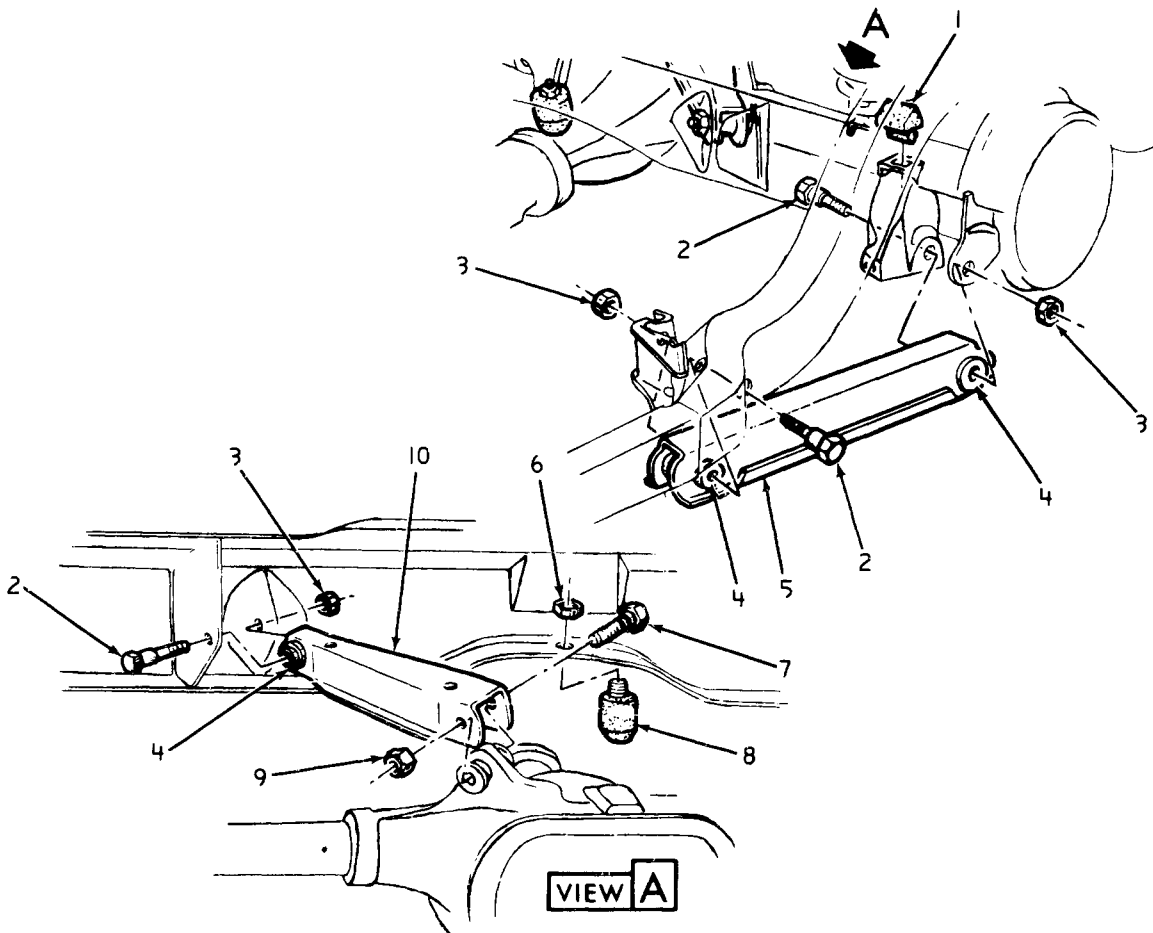
1971-75 VEGA REAR AXLE ASSEMBLY (STANDARD AND POSITRACTION)



**1971-75 REAR AXLE ASSEMBLY  
(STANDARD and POSITRACTION)**

1.	5.387	HOUSING UNIT	20.	5.506	BOLT
2.	5.387	VENTILATOR ASSY.	21.	8.900	SCREW ( $\frac{5}{16}$ " — 18 x $\frac{11}{16}$ " )
3.	5.453	SPACER	22.	4.686	CLIP
4.	5.484	BEARING ASSY.	23.	4.681	BRACKET
5.	5.460	SHIM UNIT (.021-.026)	24.	5.855	BEARING ASSY.
	5.460	SHIM UNIT (.027-.032)	25.	5.822	SEAL ASSY.
	5.460	SHIM UNIT (.033-.037)	25.	5.001	PLATE ASSY. (L.H.)
6.	5.529	GEAR ASSY. (w/2.53 ratio)	26.	5.001	PLATE ASSY. (R.H.)
	5.529	GEAR ASSY. (w/2.92 ratio)	27.	5.422	LOCK
	5.529	GEAR ASSY. (w/3.36 ratio)	28.	5.420	SHAFT
7.	5.510	CASE	29.	5.812	BOLT
8.	5.536	BEARING ASSY.	30.	5.809	DRUM ASSY.
9.	5.537	SHIM UNIT (.064-.068)	31.	5.595	NUT ( $\frac{7}{8}$ " — 16)
	5.537	SHIM UNIT (.070-.074)	32.	5.545	WASHER
	5.537	SHIM UNIT (.076-.080)	33.	5.545	FLANGE
	5.537	SHIM UNIT (.082-.086)		5.545	DEFLECTOR (part of 3964937 and 3997957)
	5.537	SHIM UNIT (.088-.094)	34.	5.469	SEAL ASSY.
	5.537	SHIM UNIT (.096-.100)	35.	5.447	BEARING ASSY.
10.	5.517	SHAFT	36.	5.400	PLUG ASSY.
11.	5.531	BOLT	37.	4.665	CYLINDER ASSY. ( $\frac{3}{4}$ " dia.)
11A.	8.931	WASHER ( $\frac{3}{8}$ " )	38.	5.043	SPRING
12.	5.518	SCREW	39.	5.026	SPRING UNIT
12A.	8.931	WASHER ( $\frac{1}{4}$ " )	40.	5.017	SHOE UNIT
13.	5.528	GEAR	41.	5.149	LEVER (L.H.)
14.	5.543	WASHER		5.149	LEVER (R.H.)
15.	5.526	GEAR	42.	5.150	STRUT ASSY. (L.H.)
16.	5.542	WASHER		5.150	STRUT ASSY. (R.H.)
17.	N.S.S.	PART OF #1	43.	5.510	CASE
18.	5.399	GASKET	44.	5.537	SPACER
19.	5.398	COVER			

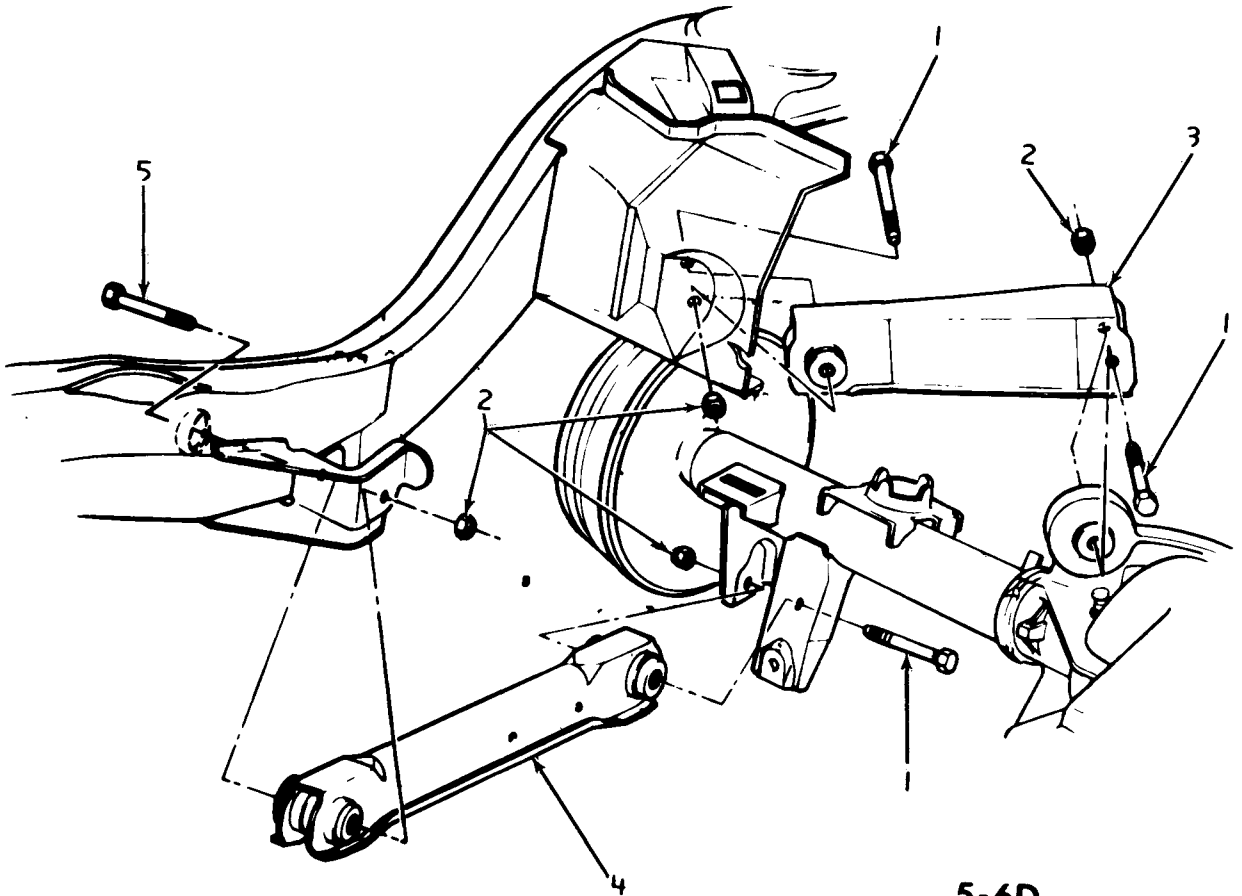
5-59



5-52

**1971-75 PASSENGER CONTROL ARMS, BUMPERS AND SPRING INSULATORS  
(EXC. WAGON)**

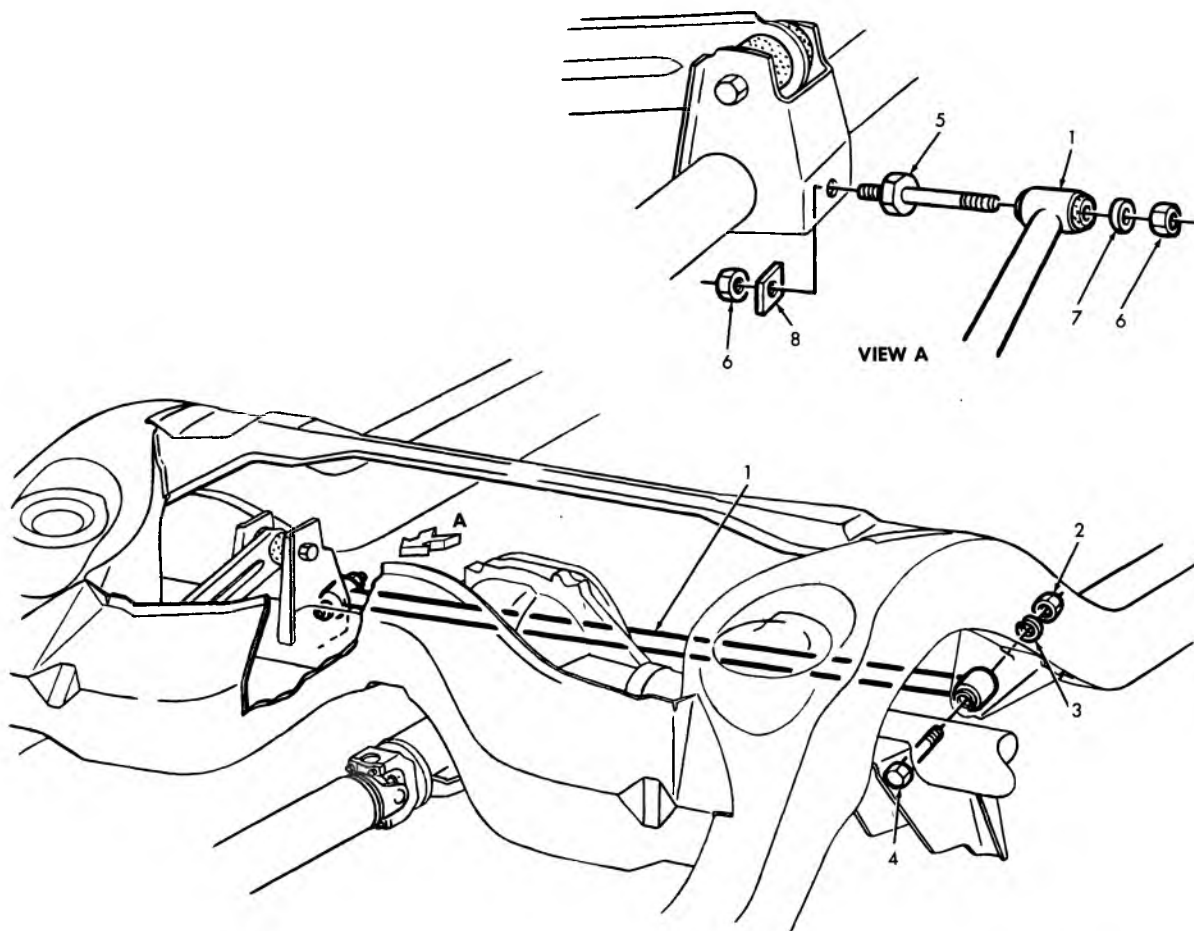
1.	5.395	BUMPER—rr. axle	482022	6.	8.915	NUT (3/8-16)	
2.	8.900	BOLT (9/16-12 x 4)		7.	8.900	BOLT (1/2-13 x 3-3/4)	
3.	8.917	NUT (9/16-12)		8.	5.395	BUMPER ASSY.—pinion nose	483038
4.	5.381	BUSHING ASSY.		9.	8.917	NUT (1/2-13)	
5.	5.382	ARM ASSY.		10.	5.382	ARM ASSY.	



5-6D

### 1973-75 CHEVELLE REAR UPPER & LOWER CONTROL ARMS

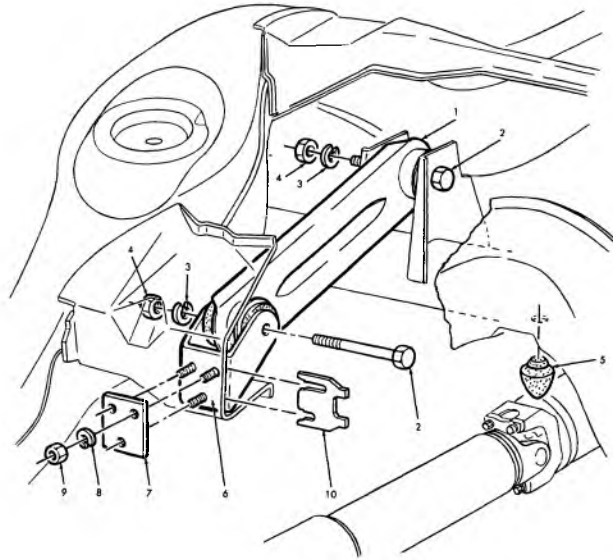
- |   |                                  |
|---|----------------------------------|
| 1. 8.900 BOLT, 1/2-13 x 3-3/4                     | ARM,—UPPER, Monte Carlo          |
| 2. 8.916 NUT, 1/2-13                              | 4. 5.382 ARM, Lower, w/Z15 & Z76 |
| 3. 5.382 ARM-UPPER, w/F40 Z15, (exc. Monte Carlo) | ARM, Lower, Exc. Z15 & Z76       |
| ARM—Upper, exc. F40-Z15                           | 5. 8.900 BOLT, 1/2-13 x 3-7/8    |



5-6A

### 1965-72 PASSENGER REAR AXLE TIE ROD

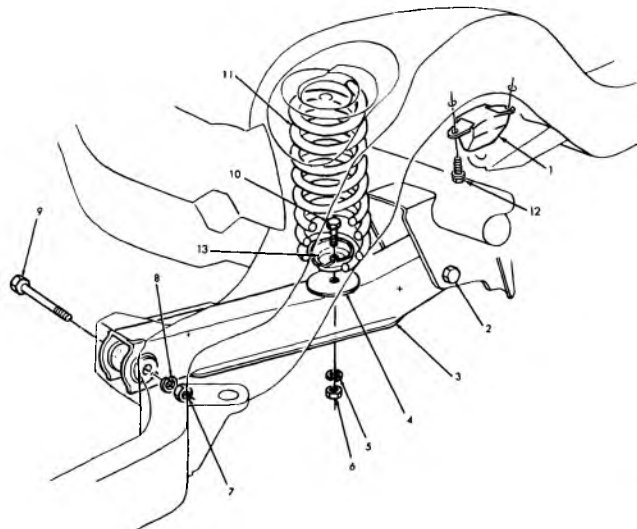
- |                          |                                     |
|--------------------------|-------------------------------------|
| 1. 5.415 TIE ROD ASSY.   | 5. 5.418 STUD                       |
| 2. 8.915 NUT (9/16-18)   | 6. 8.917 NUT (9/16-18)              |
| 3. 8.931 L/WASHER (9/16) | 7. 8.929 WASHER (9/16 x 7/8 x 5/64) |
| 4. 5.418 BOLT            | 8. 5.418 WASHER                     |



5-6B

### 1965-72 PASSENGER UPPER CONTROL ARM & PINION NOSE BUMPER

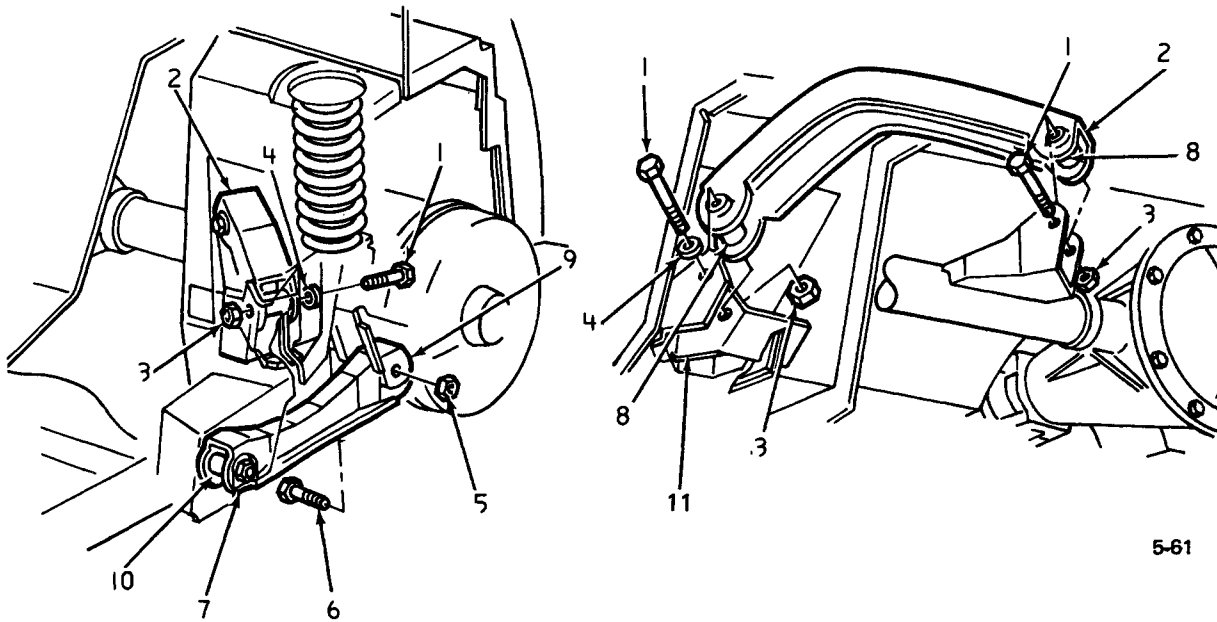
- |    |       |   |    |       |                    |
|----|-------|---|----|-------|--------------------|
| 1. | 5.382 | ARM ASSY.—upper R.H. (exc. Sta. Wag.)<br>Sta. Wag., (L.H.-R.H.) | 5. | 6.176 | BUMPER—pinion nose |
| 2. | 5.383 | BOLT—upr. & lwr. (5/8—18 x 4-1/4)                               | 6. | 5.380 | BRACKET ASSY.      |
| 3. | 8.931 | L/WASHER (5/8)  | 7. | 5.380 | REINFORCEMENT      |
| 4. | 8.915 | NUT (5/8—18)  | 8. | 8.931 | L/WASHER (7/16)    |
|    |       |   | 9. | 8.921 | NUT                |



5-6C

### 1965-74 PASSENGER LOWER CONTROL ARM BUMPER & SPRING

- |    |       |                 |     |       |                       |
|----|-------|-----------------|-----|-------|-----------------------|
| 1. | 5.395 | BUMPER          | 8.  | 8.931 | L/WASHER (5/8)        |
| 2. | 5.383 | BOLT            | 9.  | 5.383 | BOLT                  |
| 3. | 5.382 | ARM ASSY.—lower | 10. | 8.900 | BOLT (3/8—16 x 1-1/4) |
| 4. | 7.545 | SEAT            | 11. | 7.503 | SPRING                |
| 5. | 8.931 | L/WASHER (3/8)  | 12. | 8.977 | SCREW (5/16—18 x 3/4) |
| 6. | 8.915 | NUT (3/8—16)    | 13. | 5.383 | CLAMP                 |
| 7. | 8.915 | NUT (5/8—18)    |     |       |                       |

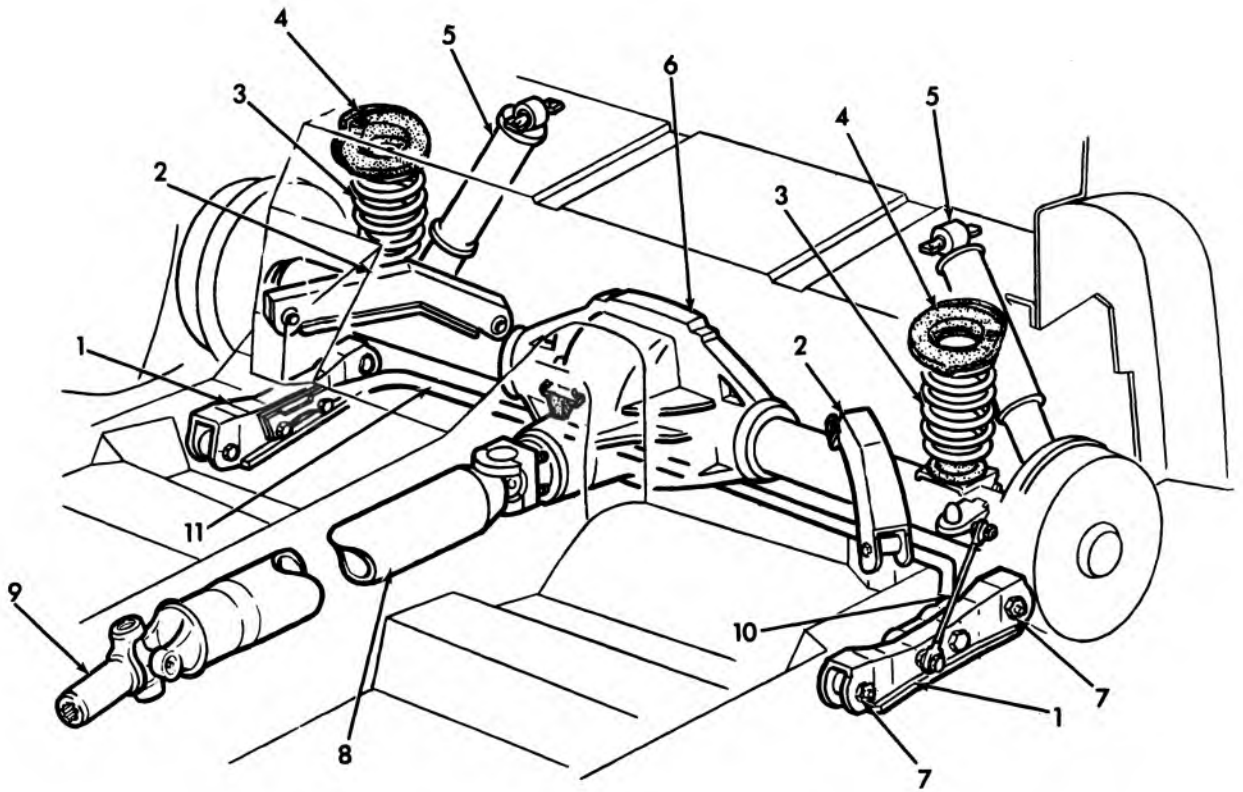


5-61

## 1971-72 VEGA

### UPPER AND LOWER CONTROL ARMS

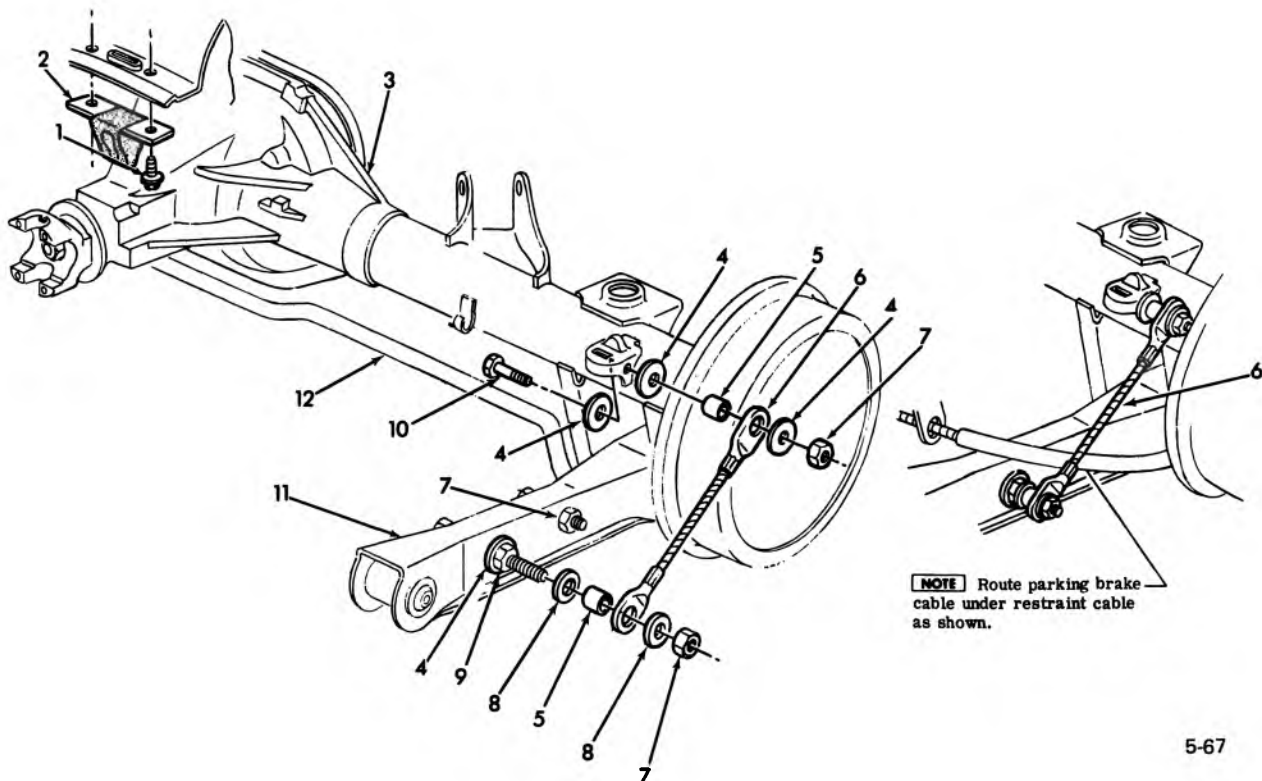
- |    |       |                                  |     |       |                             |
|----|-------|----------------------------------|-----|-------|-----------------------------|
| 1. | 5.383 | BOLT                             | 7.  | 5.382 | ARM ASSY.                   |
| 2. | 5.382 | ARM ASSY.                        | 8.  | 5.381 | BUSHING ASSY. (upper)       |
| 3. | 8.917 | NUT (7/16"-14)                   | 9.  | 5.381 | BUSHING ASSY. (rear-lower)  |
| 4. | 8.931 | WASHER (7/16")                   |     | 5.381 | BUSHING ASSY. (upper)       |
| 5. | 8.917 | NUT (1/2"-13)                    | 10. | 5.381 | BUSHING ASSY. (front-lower) |
| 6. | 8.900 | BOLT (1/2"-13 x 3-7/8")          | 11. | 5.380 | SUPPORT MOUNTING            |
|    | 8.929 | WASHER (17/32" x 15/16" x 3/32") |     |       |                             |



5-66

### 1974-75 VEGA REAR SUSPENSION

- |    |        |                               |     |        |                                  |
|----|--------|-------------------------------|-----|--------|----------------------------------|
| 1. | 5.382  | ARM ASSY. - Lower Control     | 7.  | 8.917  | NUT - (7/16-14)                  |
| 2. | 5.382  | ARM ASSY. - Upper Control     | 8.  | 5.544A | SHAFT - Propeller Tube & Trunion |
| 3. | 7.503  | SPRING - Rear                 | 9.  | 5.555  | YOKE ASSY.                       |
| 4. | 7.545  | INSULATOR - Rear Spring Lower | 10. | 5.410  | CABLE ASSY. - Rr, Axle Restraint |
| 5. | 7.345  | ABSORBER ASSY. - Rear Shock   | 11. | 7.241  | SHAFT - Rear Stabilizer          |
| 6. | N.S.S. | AXLE ASSY. - Rear             |     |        |                                  |

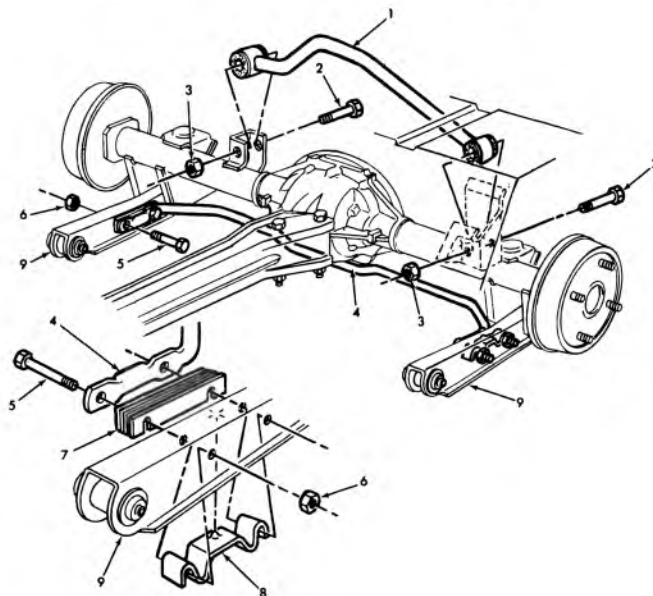


5-67

### 1974 VEGA REAR AXLE RESTRAINT CABLE

- |    |       |                                    |     |       |   |
|----|-------|------------------------------------|-----|-------|---|
| 1. | 8.977 | SCREW - (5/16-18 x 9/16)           | 7.  | 8.917 | NUT - (7/16-14)                         |
| 2. | 5.395 | BUMPER ASSY. - Rr. Axle Pinion     | 8.  | 4.037 | WASHER - (7/16-7/16x3/4)                |
| 3. | 5.386 | AXLE ASSY. - Rear                  | 9.  | 8.915 | NUT - (7/16-14)                         |
| 4. | 8.929 | WASHER                             | 10. | 8.900 | BOLT - (7/16-14 x 1-1/2)                |
| 5. | 5.410 | SPACER - Rear Axle Restraint Cable | 11. | 5.382 | ARM ASSY. - Rr. Suspension Lwr. Control |
| 6. | 5.410 | CABLE ASSY. - Rr. Axle Restraint   | 12. | 7.241 | SHAFT - Rr. Stabilizer                  |

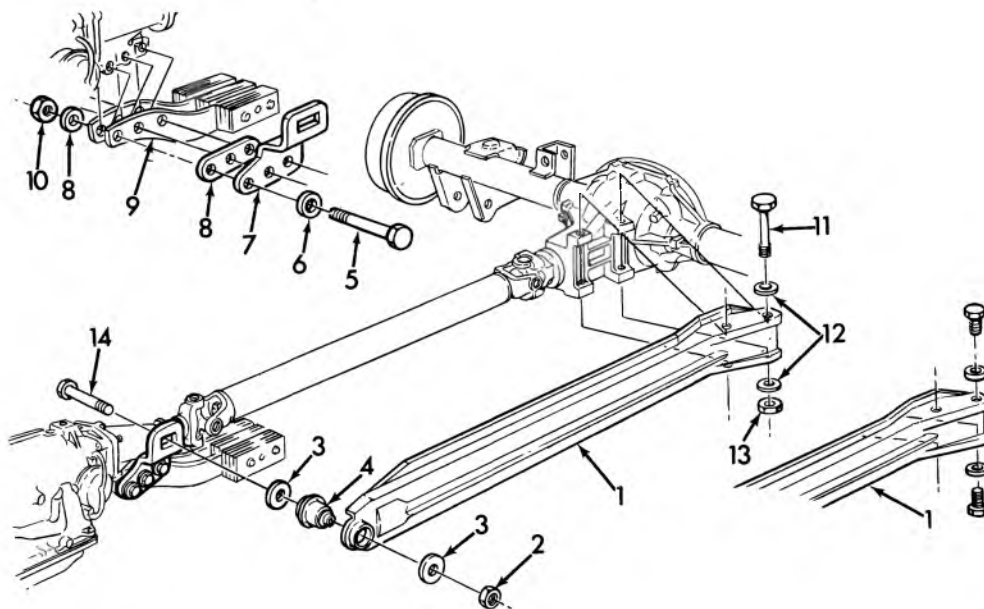




5-70

### 1975 MONZA REAR AXLE TIE ROD & STABILIZER SHAFT

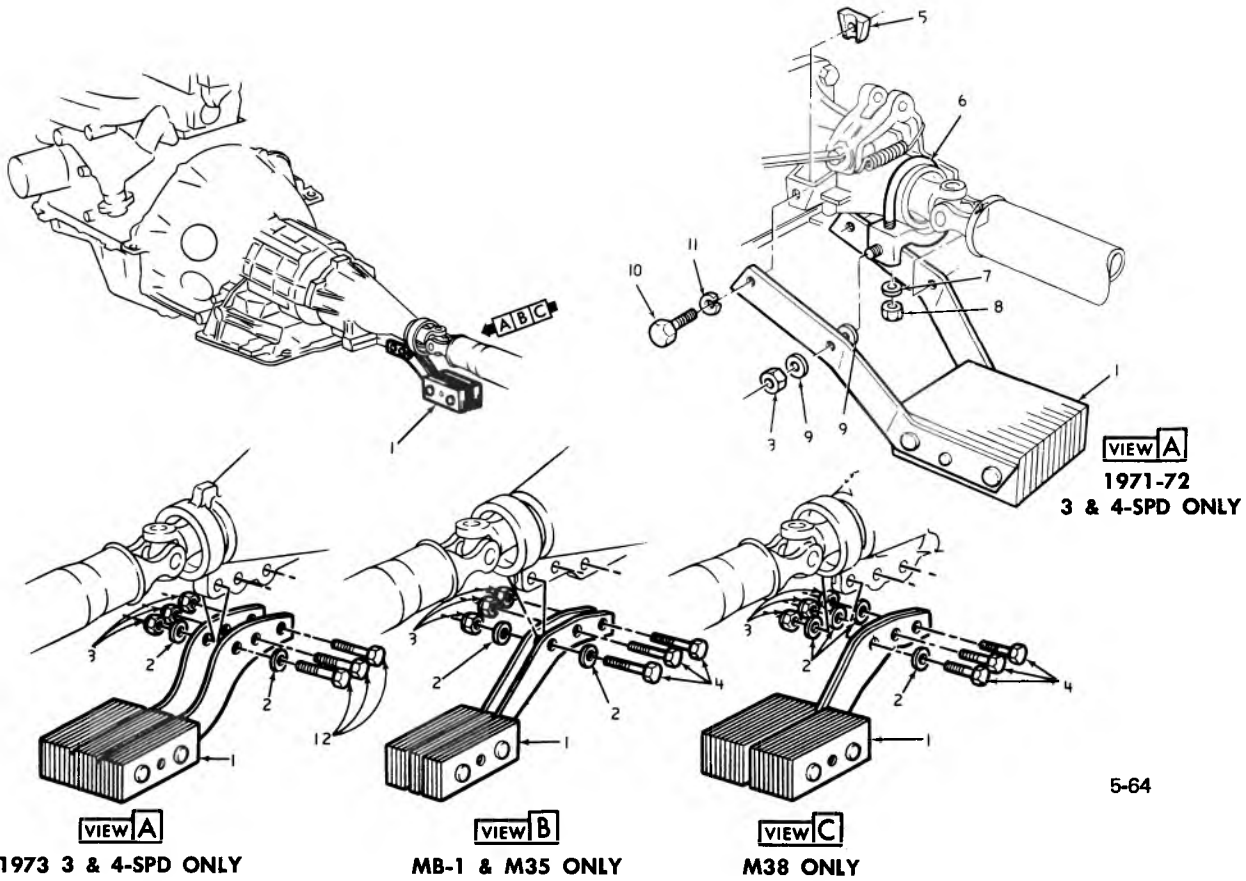
- |          |                          |          |                                      |
|----------|--------------------------|----------|--------------------------------------|
| 1. 5.415 | ROD ASSY., rear axle tie | 6. 8.917 | NUT (7/16-14)                        |
| 2. 8.900 | BOLT (9/16-12 x 3)       | 7. 7.243 | SHIM, rear stabilizer shaft          |
| 3. 8.917 | NUT (9/16-12)            | 8. 7.240 | REINFORCEMENT, rear stabilizer shaft |
| 4. 7.241 | SHAFT, rear stabilizer   | 9. 5.382 | ARM ASSY., rear axle lower           |
| 5. 8.900 | BOLT (7/16-14 x 2-11/16) |          |                                      |



5-69

### 1975 MONZA REAR AXLE TORQUE ARM

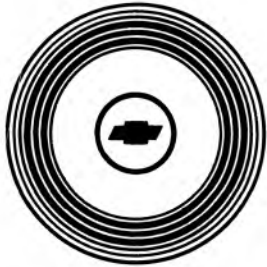
- |          |                              |           |                          |
|----------|------------------------------|-----------|--------------------------|
| 1. 5.380 | ARM, rear axle torque        | 8. 7.523  | WASHER                   |
| 2. 8.917 | NUT (1/2-13)                 | 9. 5.544  | DAMPER ASSY., prop shaft |
| 3. 8.929 | WASHER                       | 10. 8.917 | NUT 3/8-16               |
| 4. 7.243 | BUSHING ASSY.                | 11. 5.383 | BOLT 9/16-12 x 6-5/8     |
| 5. 8.900 | BOLT (3/8-16 x 2-1/4)        | 12. 7.523 | WASHER                   |
| 6. 8.929 | WASHER                       | 13. 8.915 | NUT (9/16-12)            |
| 7. 5.381 | BRACKET, rr. axle torque arm | 14. 8.900 | BOLT                     |



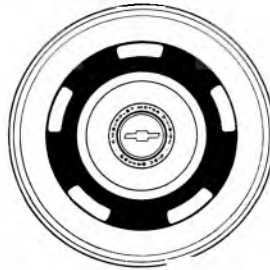
### 1971-74 VEGA DAMPER ASSY.

- |    |       |  |     |       |                                    |
|----|-------|--|-----|-------|------------------------------------|
| 1. | 5.544 | DAMPER ASSY.                                     | 7.  | 5.432 | WASHER                             |
| 2. | 8.929 | WASHER ( $1^9/32" \times 1^3/16" \times 5/64"$ ) | 8.  | 8.917 | NUT ( $1/4" - 20$ )                |
| 3. | 8.917 | NUT ( $3/8" - 16$ )                              | 9.  | 4.037 | WASHER                             |
| 4. | 8.900 | BOLT ( $3/8" - 16 \times 1^3/8"$ )               | 10. | 8.900 | BOLT ( $3/8" - 16 \times 1"$ )     |
| 5. | 5.432 | NUT  | 11. | 8.931 | WASHER ( $3/8" \text{ med.}$ )     |
| 6. | 5.432 | BOLT ("U")                                       | 12. | 3.275 | BOLT ( $3/8" - 16 \times 2^1/4"$ ) |


PASSENGER HUB CAPS




3871108



DISC BRAKES  
3901712 CAP  
3901715 ORNAMENT  
3901704 RING ASSY.  
PASS. (15 x 5)  
3901708 RING ASSY.  
PASS. (15 x 6)



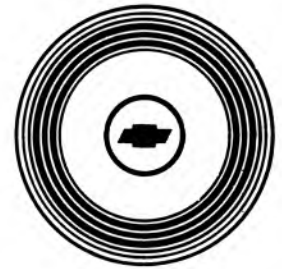
3893336



3916402




341332 (4)  
994557 (1)



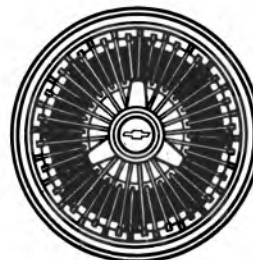
3875027



3860204



3872861



3834904



3964523


PASSENGER



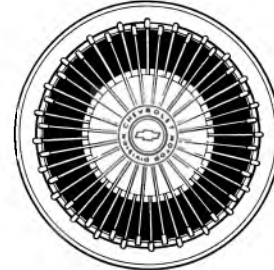
3875029



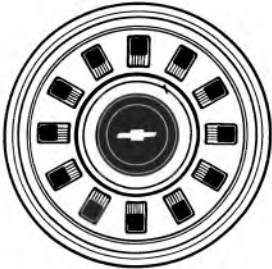
3875033




3893350



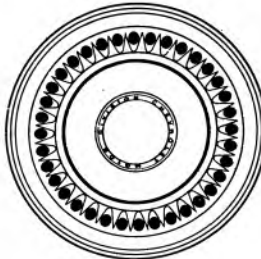
3903059



3893361




3903086



3916408



3918080



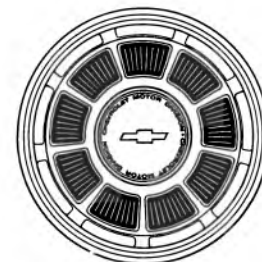
3923630



3930774

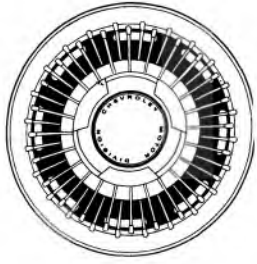


3941813

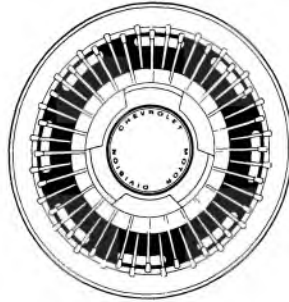


3939273

PASSENGER



3957059



3957061—(1)  
993771—(4)



3963434 (1)  
993722 (4)



3963405  
Less Hub See  
Group 5.871 Part  
#3972794



3972748



3925801



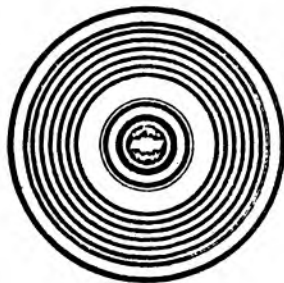
3982876




3968761—(1)  
993917—(4)



3968716

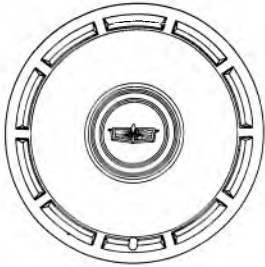


3988171




6264291

**PASSENGER**



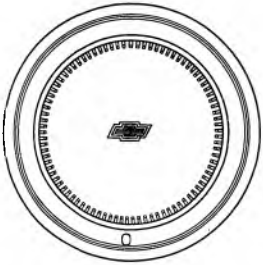
348158  
327759 insert



3963405 less hub, see  
group 5.871 part #3972794



327767 less insert see  
group 5.871 part #327759



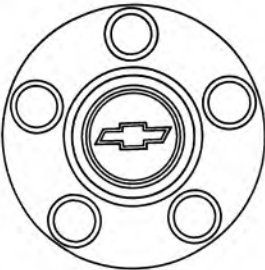
345978



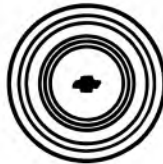
994689



327764 (1)



349072



337281



339609

CHEVELLE



337283



327770



341332 15" (4)  
994557 15" (1)  
994206 14" (1)  
998506 14" (4)



3968761 (4)  
993917 (1)



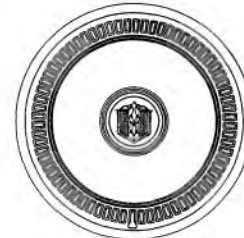
994458(1)  
3997992(4)



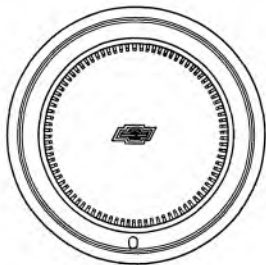
339658



3968716 15" (4)




345914 14"  
345917 15"  
345915 Insert



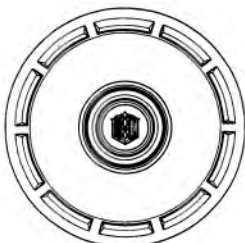
345978



348161



349032



359343

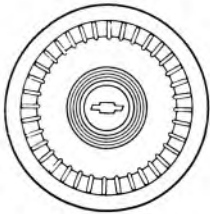


994688

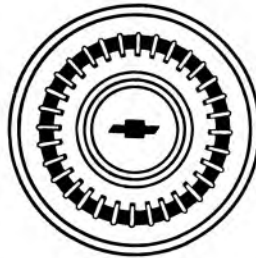


994689

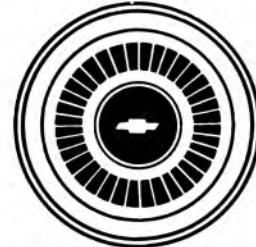
CHEVELLE



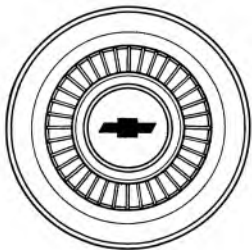
3840898



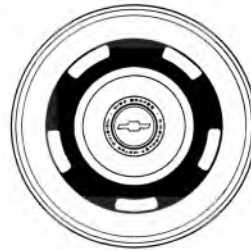
3840899



3875039



3890679



DISC BRAKES  
3901712 CAP  
3901715 ORNAMENT  
3923522 RING ASSY.  
OPT. ON ALL MODELS



3916434



3963444



6274292




3984555




3925801



CHEVELLE



3834904



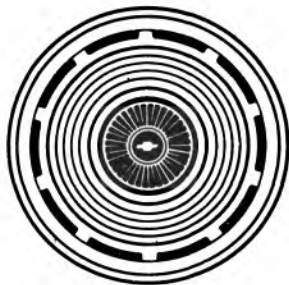
3860209



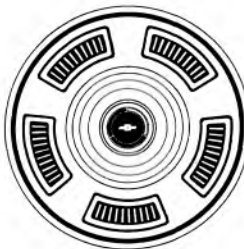
3867968



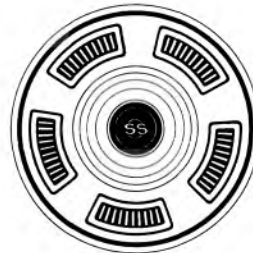
3872861




3875041



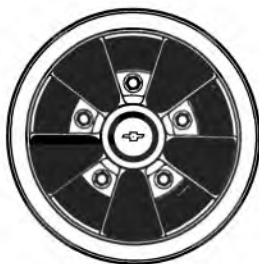
3890691



3893342



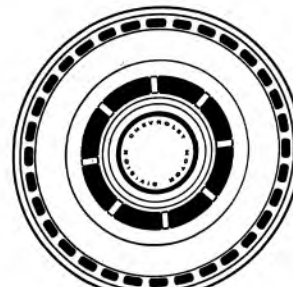
3908761-(1)



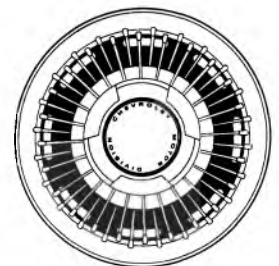
3903086



3918080



3937879



3957061-(1)  
993771-(4)

CHEVELLE



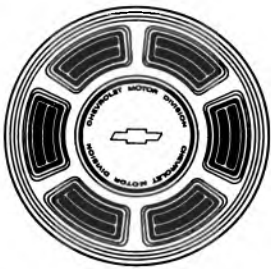
3972748



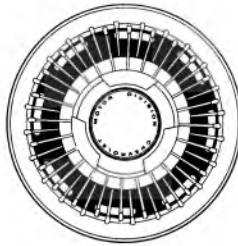
3972260



3963434 (1)



3983390



3957059




3972645



3963405

Less Hub See  
Group 5.871 Part  
# 3972794



3988171



329366 (see description)  
329368 (see description)



329392  
15" TURBINE WH.

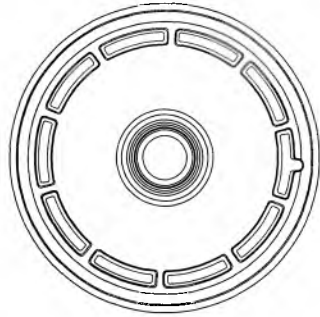


329389  
14" TURBINE WH.



327761

CHEVY— NOVA



3990555



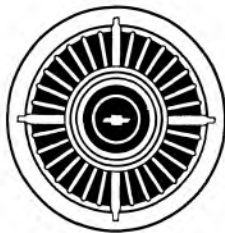
341332 (4)  
994557 (1)



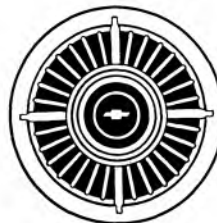
3982876



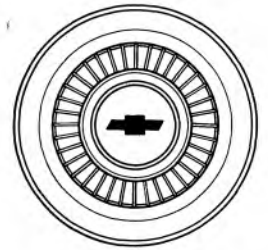
993995  
3968716



3821120




3876915




3890679

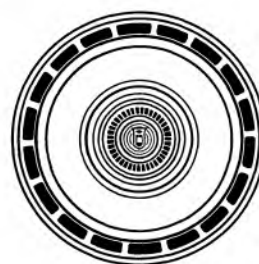
CHEVY-NOVA COVER - COVER UNIT



3855383



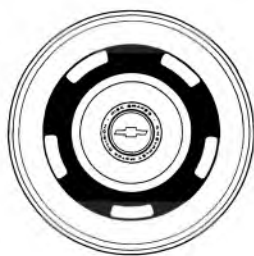
3834904



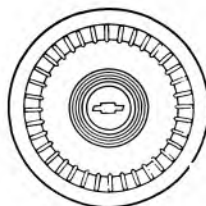
3840301



3963444



DISC BRAKES  
3901712 CAP  
3901715 ORNAMENT  
3923522 RING ASSY.



3840898



3916434



3925801



3984555

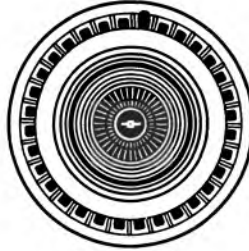


6274292

CHEVY – NOVA COVER – COVER UNIT



3871174




3866210



3872861



3874648



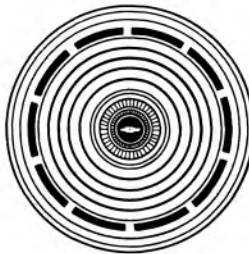
3876956




3890162



3964523



3895218

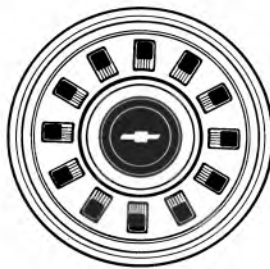


3908761

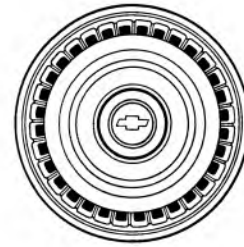
CHEVY-NOVA COVER - COVER UNIT



3903086 FLAT FINISH



3893361



3923556



3918080



3957061-(1)



3963434 (1)



3962724 (1)



3972260  
993815

1973-75 NOVA



337283



329362



361026 Thru 361035  
See group 5.858 for color



348191



349032



994688



329389

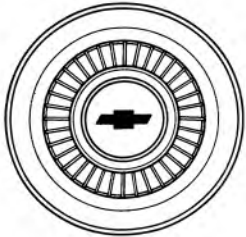


994206(1)  
3998506(4)

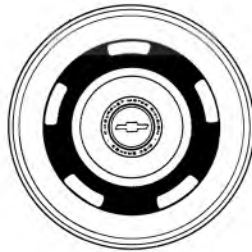


994458(1)  
3997992(4)

# CAMARO HUB CAPS



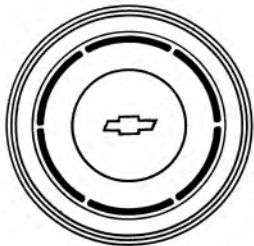
3890679



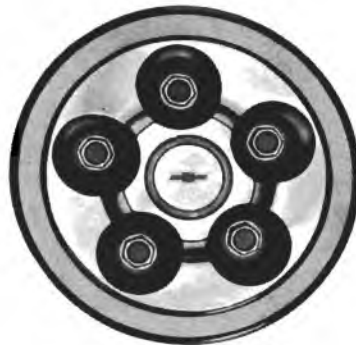
DISC BRAKES  
3901712 CAP  
3901715 ORNAMENT  
3923522 RING ASSY.  
OPT. ON ALL MODELS



3925801



3916434



3963444 CAP



6274292



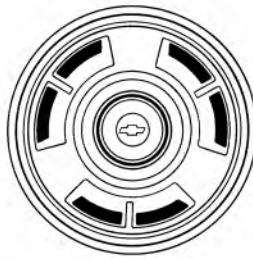
3984555 (1973-74)  
352933 (1975)



CAMARO COVER — COVER UNIT



3872861



3888699



3871174



3908761-(1)



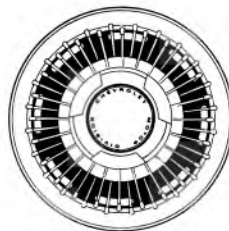
3903086



3918080



3925886-(1)



3957061-(1)



3963434 (1)



3990555

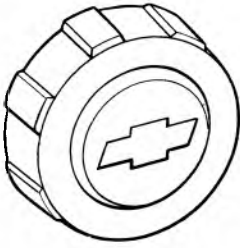


3972260




3980992

1973-75 CAMARO



3989479



337283



329389



349032



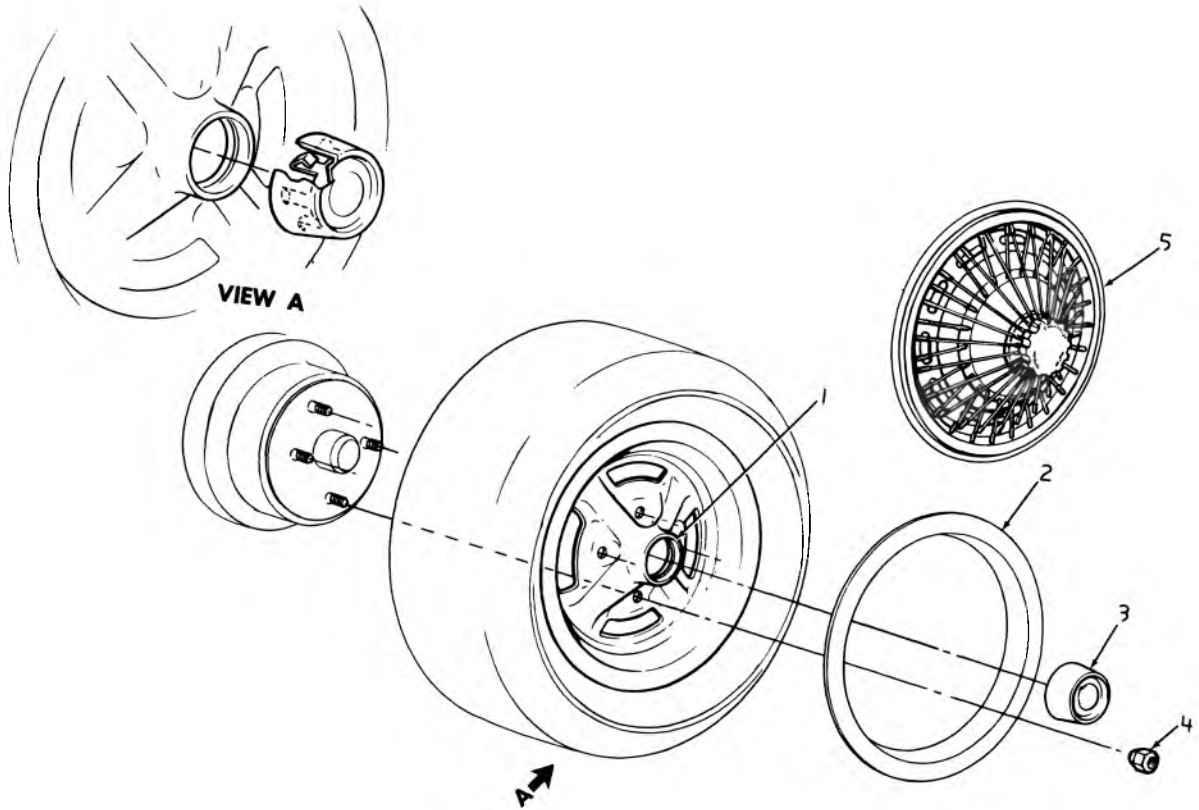
994688



994206 (1)  
3998506 (4)




994458 (1)  
3997992 (4)



5-63

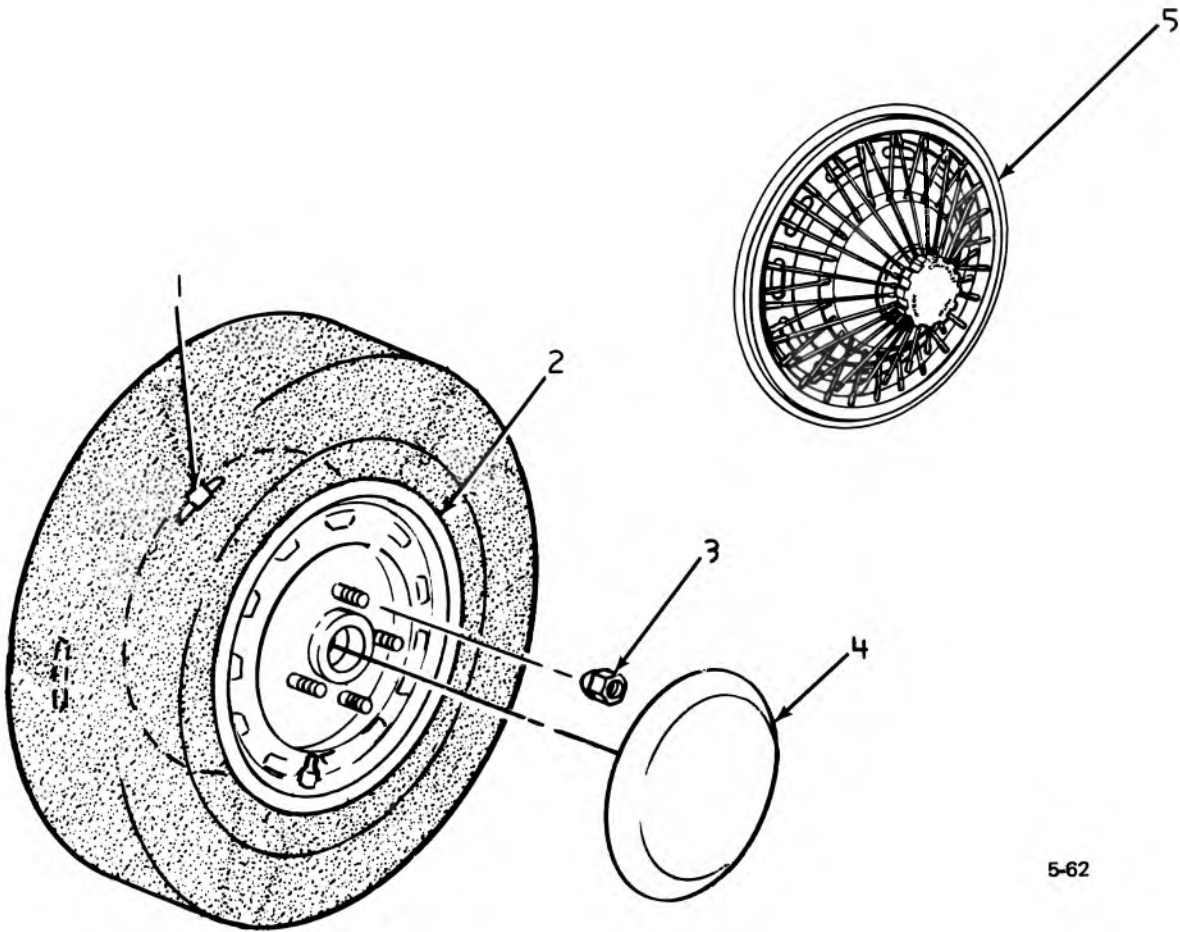
**1971-74 VEGA WHEELS AND CAP ASSY. (GT)**

1.	5.803	WHEEL (13 x 6) .....	3978191	4.	5.813	NUT ASSY. ....	399683
2.	5.871	RING ASSY. ....	3978110	5.	5.858	COVER UNIT (13" wheel) .....	994205
3.	5.858	HUB CAP .....	6274214				



349100

**MONZA**



5-62

### 1971-74 VEGA WHEELS

- 1. 5.805 WEIGHT
- 2. 5.803 WHEEL (13 x 5)
- 3. 5.813 NUT ASSY. ( $\frac{7}{16}$ " - 20)
- 4. 5.858 HUB CAP
- 5. 5.858 COVER UNIT (13" wheel)



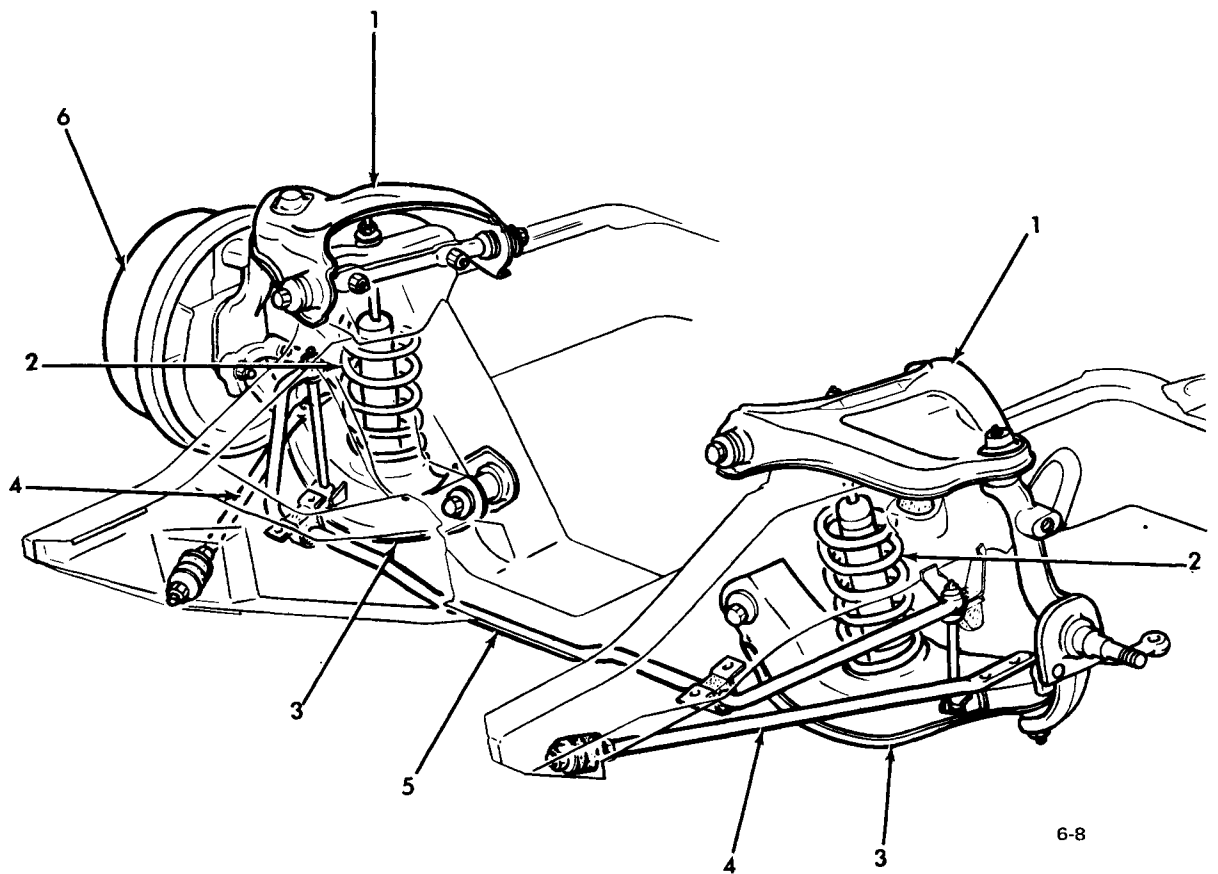
# CHEVROLET CHASSIS GROUP 6.000



## ILLUSTRATION INDEX

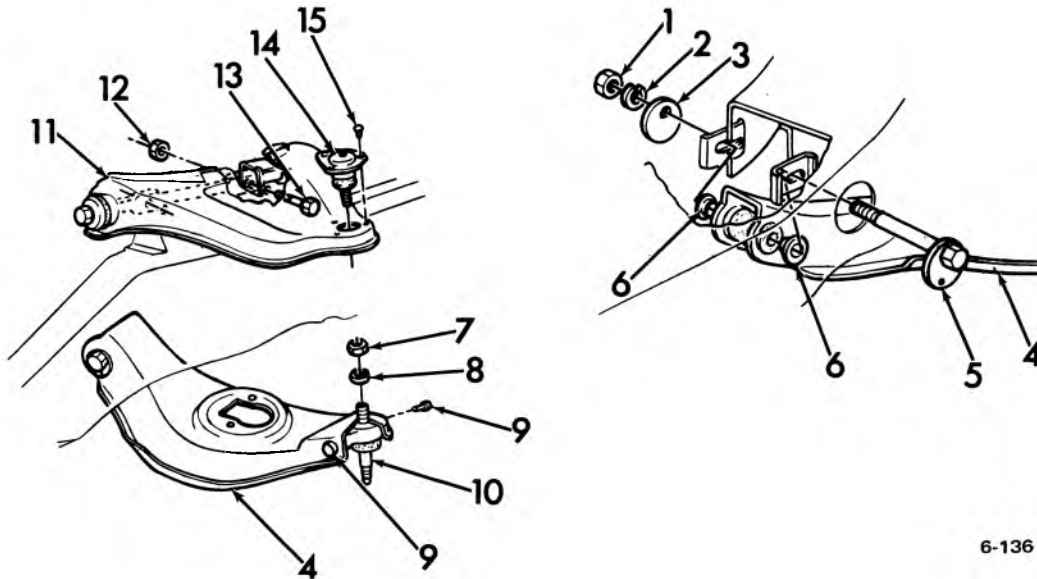
TITLE	PAGE	TITLE	PAGE
1970 Passenger Front Suspension .....	6-1	1966 Chevelle 3-Speed Transmission Steering Jacket Details .....	6-36
1970 Passenger Upper and Lower Control Arms .....	6-2	1966 Chevy II 3-Speed Transmission Steering Jacket Details .....	6-37
1970 Passenger Front Suspension .....	6-2	1967-69 Chevy II Steering Gear—Column and Cover .....	6-38
1965-72 Passenger Upper & Lower Control Arms and Ball Studs .....	6-3	1967-69 Camaro Steering Column and Linkage .....	6-39
1965-72 Passenger Strut Rod .....	6-3	Power Steering Pump .....	6-40
1973-75 Passenger — Front Suspension .....	6-4	1971-74 Vega Power Steering Pump .....	6-41
1964-70 Chevelle Front Suspension (Exploded) .....	6-5	1965 Chevy II Steering Gear— (Exploded) .....	6-42
1970 Nova Front Suspension .....	6-6	Chevelle Power Steering Gear (Exploded) .....	6-43
1975 Nova Front Suspension .....	6-7	1971-75 Vega Standard Steering Gear .....	6-44
1967-69 Camaro Front Suspension .....	6-8	1971-74 Vega—Monza Power Steering Gear .....	6-45
1971-75 Vega—Monza Control Arms— Knuckles—Bearings, Front Axle .....	6-9	1965-67 Passenger Power Steering Hoses .....	6-46
1965-66 Pass. Steering Gear, Relay & Tie Rod Assy. ....	6-10	1964-67 Chevelle Power Steering Pump Mounting Details .....	6-47
1967-73 Passenger Relay and Tie Rod Assembly .....	6-11	1970-72 L-6 Power Steering Pump Mounting ....	6-48
1971-74 Pass., Relay & Tie Rod Assy. ....	6-12	1970 Camaro V-8 Power Steering Pump Mounting .....	6-48
1974-75 Monte Carlo Relay & Tie Rod Assy. ....	6-13	1968-69 Camaro Six Cylinder Hydraulic Steering Pump Mounting .....	6-49
1974-75 Relay & Tie Rod Assy. ....	6-13	1968-69 Camaro Eight Cylinder Hydraulic Steering Pump Mounting .....	6-49
1971-75 Vega—Monza Relay and Tie Rod Assembly, Steering .....	6-14	1969-72 Hydraulic Steering Pump Mounting (307, 327, 350) .....	6-50
1974-75 Manual Steering Shield .....	6-15	1969-72 Chevy II, Nova V-8 Hydraulic Steering Hoses .....	6-50
1974-75 Power Steering Gear Shield .....	6-16	1971-72 Camaro—Hydraulic Steering Pump Mounting (V-8) (Exc. 400) .....	6-51
1974 Chevelle (Exc. Monte Carlo) Relay & Tie Rod Assy. ....	6-16	1972 Camaro Hydraulic Steering Pump Mounting (400) .....	6-51
1967-69 Chevelle Steering Column and Mounting .....	6-17	1971 Pass. L-6 Hydraulic Steering Pump Mounting .....	6-52
1971-75 Vega—Monza Steering Column Mounting .....	6-18	1971 Camaro L-6 Hydraulic Steering Pump Mounting .....	6-52
1970 Pass. Cushioned Rim Steering Wheel .....	6-19	1974-75 6 Cyl. Power Steering Pump Mounting Bracket .....	6-53
1971-72 Passenger Wheel and Column To Dash .....	6-19	1974-75 6 Cyl. Power Steering Pump Support .....	6-53
1975 Vega—Monza Steering Wheel Assy. ....	6-20	1974-75 V-8 Pump Assy., Bracket Pulley & Belt (Exc. 454) .....	6-54
1963-66 Passenger Tilt Steering Wheel (Exploded) .....	6-21	1974-75 V-8 Power Steering Pump Mounting Brackets (Exc. 454) .....	6-55
1967-68 Steering Column—(Exc. Tilt Wheel) .....	6-22	1974-75 Power Steering Pump Assy., Brace, Pulley & Belt (454) .....	6-55
1967-68 Steering Column (Tilt Wheel) .....	6-23	1974-75 Power Steering Pump Mounting Bracket (454) .....	6-56
1964-68 Chevelle Steering Linkage .....	6-24	1971-75 140 C.I.D. Power Steering Pump Mounting .....	6-57
1969-72 Tilt Steering Column .....	6-26	1971-75 Vega Power Steering Hoses .....	6-58
1969-75 Steering Column (Exc. Tilt & Tilt Tel.) .....	6-28		
1973-75 Tilt Steering Column .....	6-30		
1973-75 Nova Steering Column (Tilt) .....	6-32		
1971-75 Vega—Monza Column Assy. (Standard Steering) .....	6-34		
1971-75 Vega—Monza Steering Column Assy. (Power Steering) .....	6-35		





### 1970 PASSENGER FRONT SUSPENSION

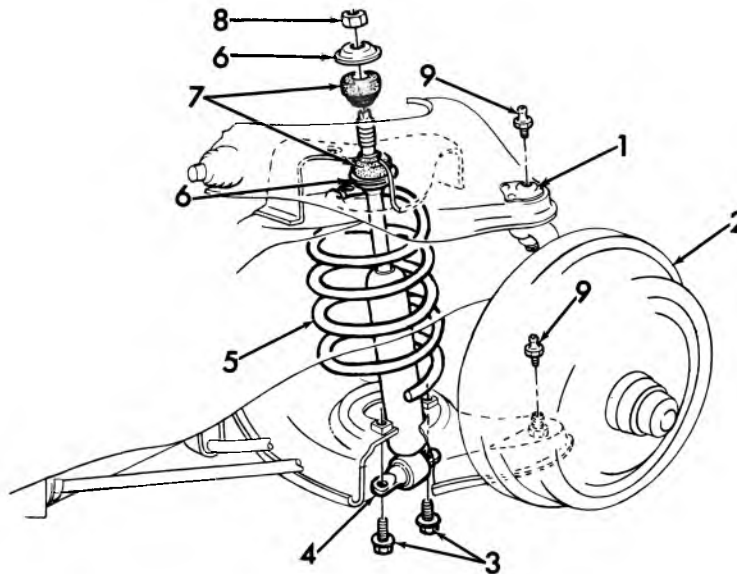
- |    |        |                             |    |       |                          |
|----|--------|-----------------------------|----|-------|--------------------------|
| 1. | N.S.S. | ARM ASSY.—Upper             | 3. | 6.168 | ARM ASSY.—Lwr.           |
|    | 6.164  | SHAFT UNIT                  | 4. | 6.168 | STRUT                    |
|    | 6.164  | BUSHING ASSY.               |    | 6.170 | SLEEVE                   |
|    | 6.163  | RETAINER                    |    | 6.170 | RETAINER                 |
|    | 8.931  | WASHER (3/8)                |    | 6.170 | BUSHING UNIT             |
|    | 8.900  | BOLT (3/8—24 x 7/8)         | 5. | 7.241 | SHAFT                    |
| 2. | 7.412  | SPRING                      |    | 7.245 | RETAINER                 |
|    | 7.345  | SHOCK ABSORBER              |    | 7.244 | GROMMET                  |
|    | 8.977  | SCREW ASSY. (5/16—18 x 7/8) |    | 7.240 | SPACER                   |
|    | 8.984  | LUBE FITTING                |    | 7.240 | BOLT                     |
|    | 7.245  | RETAINER                    |    | 7.242 | BRACKET                  |
|    | 7.244  | GROMMET                     |    | 7.243 | BUSHING                  |
|    | 8.915  | NUT (3/8—24)                | 6. | 6.000 | STRG., KNU., & HUB ASSY. |



6-136

### 1970 PASSENGER UPPER AND LOWER CONTROL ARMS

- |                          |                                   |
|--------------------------|-----------------------------------|
| 1. 6.172 NUT             | 9. 8.967 RIVET (5/16 x 1 1/8)     |
| 2. 8.931 WASHER (3/4)    | 10. NSS STUD & SEAL ASSY.—Lower   |
| 3. 6.172 CAM—Outer       | 11. NSS ARM ASSY.—Upper L.H.      |
| 4. 6.168 ARM ASSY.—Lower | NSS ARM ASSY.—Upper R.H.          |
| 5. 6.172 CAM INNER ASSY. | 12. 8.917 NUT (7/16-14)           |
| 6. 6.170 CAP             | 13. 8.900 BOLT (7/16-14 x 2)      |
| 7. 8.915 NUT (1/2-20)    | 14. 6.164 STUD & SEAL ASSY.—Upper |
| 8. 8.931 WASHER (1/2)    | 15. 8.967 RIVET (5/16 x 1 1/8)    |

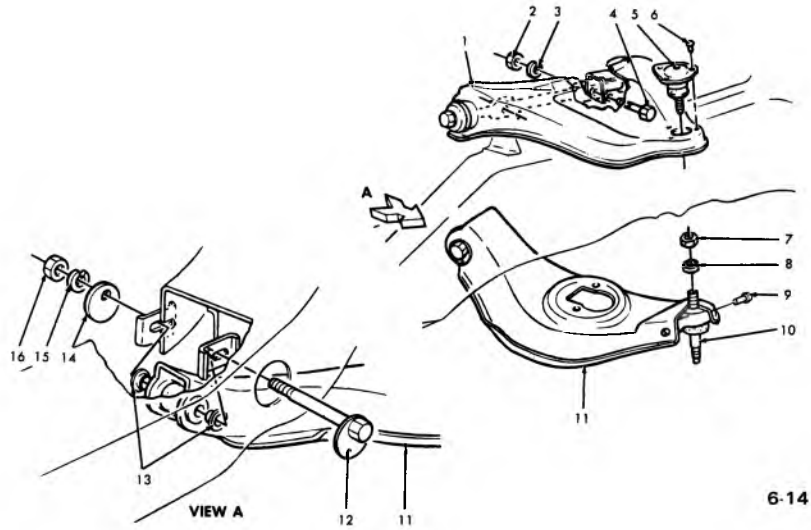


6-137

### 1970 PASSENGER FRONT SUSPENSION

- |                          |                              |
|--------------------------|------------------------------|
| 1. 6.164 STUD UNIT       | 6. 7.245 RETAINER            |
| 2. 6.020 KNUCKLE ASSY.   | 7. 7.244 GROMMET             |
| 3. 8.900 SCREW (5/16-18) | 8. 8.915 NUT (3/8-24)        |
| 4. 7.345 ABSORBER UNIT   | 9. 8.984 LUBRICATION FITTING |
| 5. 7.412 SPRING          |                              |

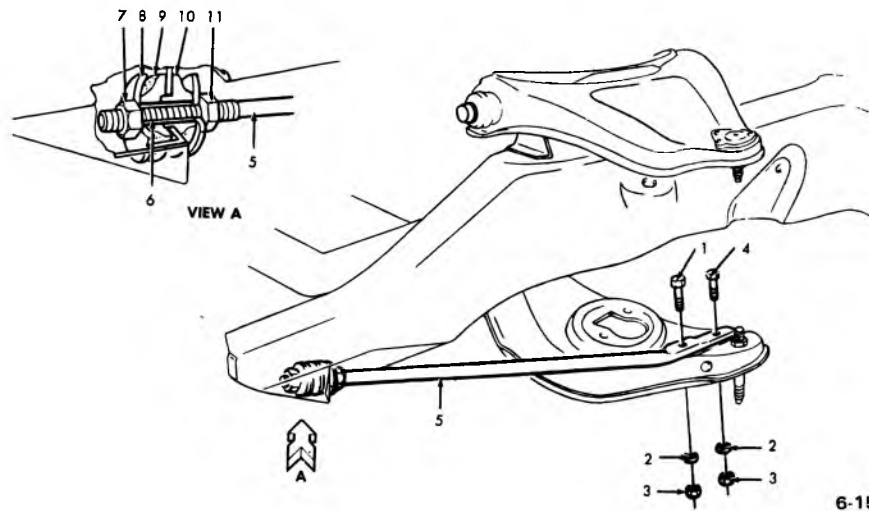




6-14

### 1965-72 PASSENGER UPPER & LOWER CONTROL ARMS AND BALL STUDS

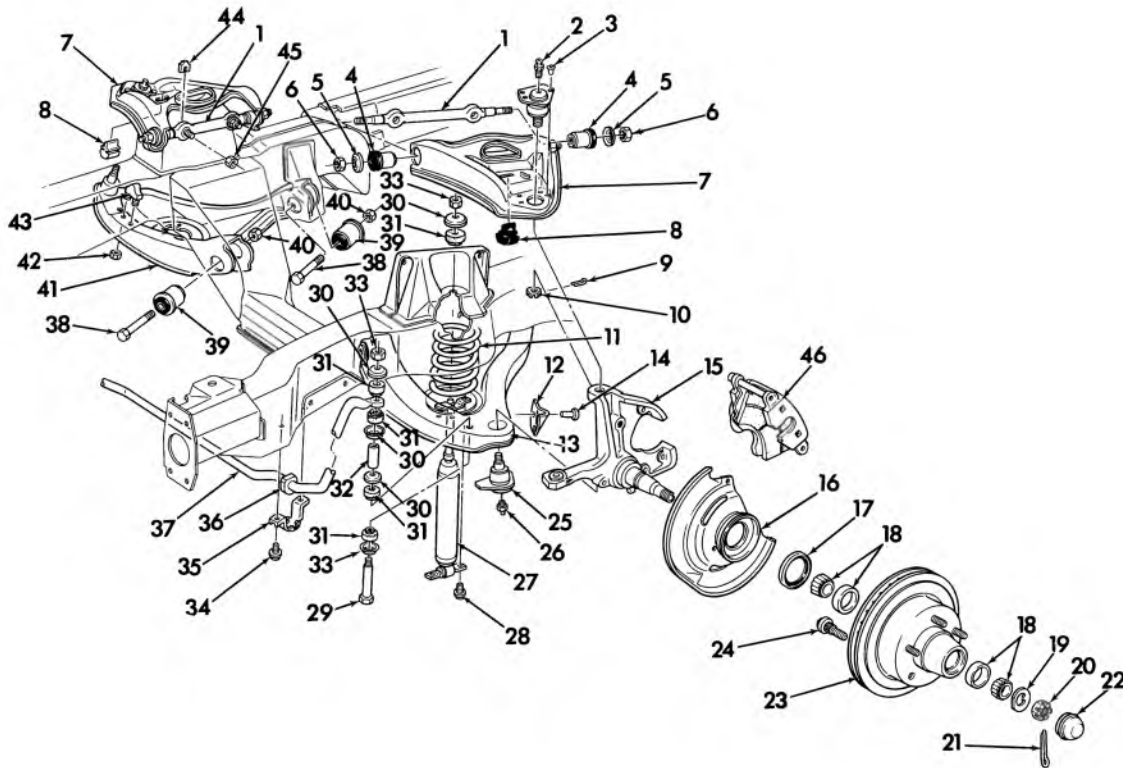
- |                                 |                                   |
|---------------------------------|-----------------------------------|
| 1. 6.168 ARM ASSY.—UPPER        | 9. N.S. RIVET                     |
| 2. 8.915 NUT (7/16—14)          | 10. 6.174 STUD & SEAL ASSY.—LOWER |
| 3. 8.931 L. WASHER (7/16)       | 11. 6.168 ARM ASSY.—LOWER         |
| 4. 8.900 BOLT (7/16—14 x 1-3/4) | 12. 6.172 CAM ASSY.—INNER         |
| 5. 6.164 STUD UNIT—UPPER        | 13. 6.170 CAP                     |
| 6. N.S. RIVET                   | 14. 6.172 CAM—OUTER               |
| 7. 8.915 NUT (1/2—20)           | 15. 8.931 L. WASHER (3/4)         |
| 8. 8.931 L. WASHER (1/2)        | 16. 6.172 NUT                     |



6-15

### 1965-72 PASSENGER STRUT ROD

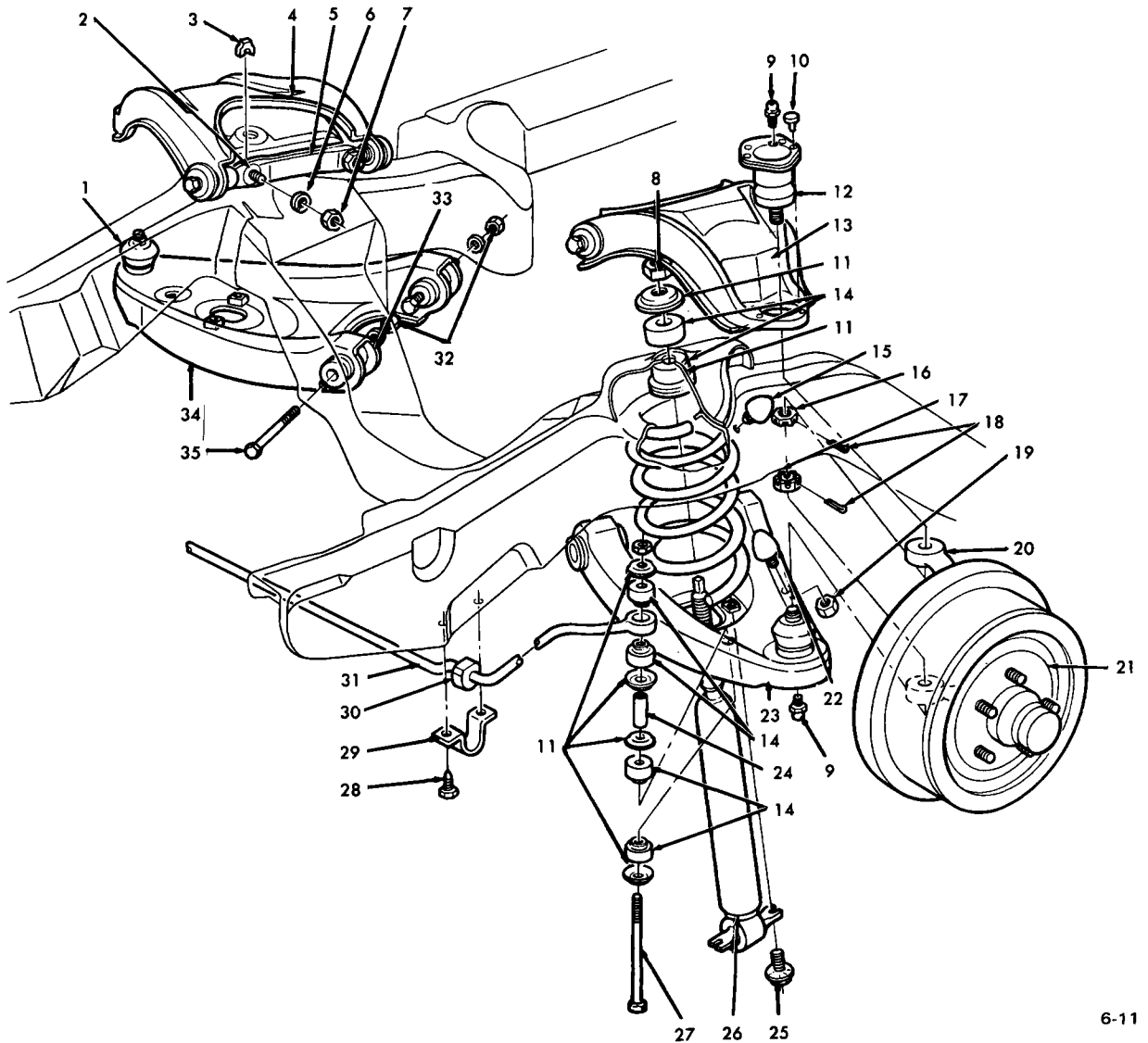
- |                                  |   |
|----------------------------------|---|
| 1. 8.900 BOLT (7/16—20 x 1-3/4)  | 7. 8.915 NUT (3/4—16)                   |
| 2. 8.931 L. WASHER (7/16)        | 8. 6.170 RETAINER                       |
| 3. 8.917 NUT (7/16—20)           | 9. 6.170 BUSHING UNIT                   |
| 4. 8.900 BOLT (7/16—20 z 1-9/16) | 10. N.S.S. BUSHING—Part of Bushing Unit |
| 5. 6.168 STRUT                   | 11. 8.915 NUT (3/4—16)                  |
| 6. 6.170 SLEEVE                  |   |



6-208

### 1973-75 PASSENGER — FRONT SUSPENSION

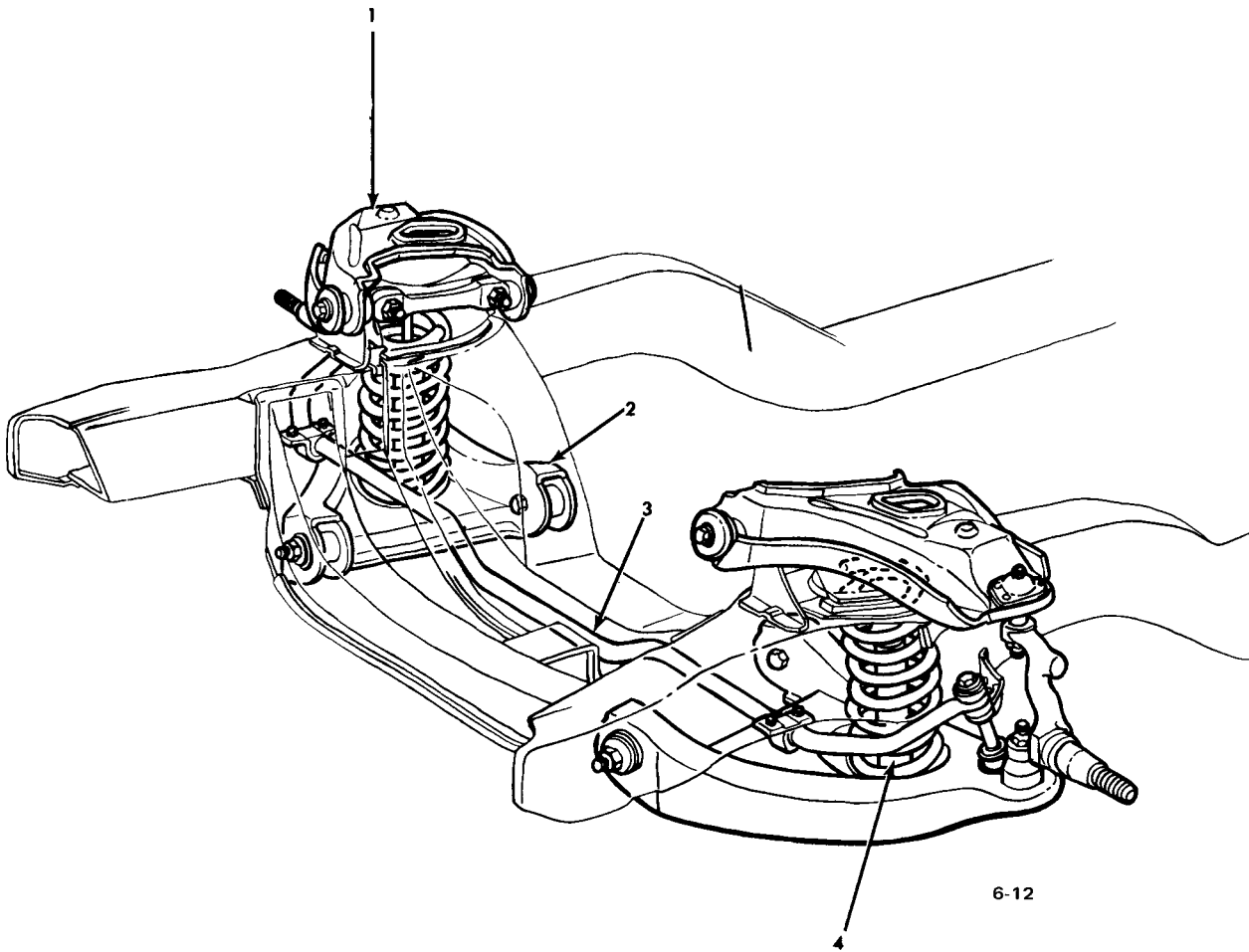
- |            |  |            |   |
|------------|--|------------|---|
| 1. 6.164   | SHAFT UNIT   | 23. 5.809  | DISC Front Wheel Brake, Front w/Hub   |
| 2. 8.984   | FITTINGS   | 24. 5.812  | BOLT, Front Wheel   |
| 3. N.S.S.  | RIVET, Steering Knuckle Upper Control Arm Ball Stud    | 25. 6.174  | STUD, Steering Knuckle Lower Control Arm Attaching w/Seal, Control Arm Ball |
| 4. 6.164   | BUSHING, front   | 26. 8.984  | FITTINGS  |
| 5. 6.163   | RETAINER, Steering Knu. Bushing (Small Hole 5/8 I.D.)  | 27. 7.345  | ABSORBER UNIT, Shock Front  |
| 6. 8.917   | NUT, Hex. Strg. Knu. Upper Control Arm R.R. (5/8 - 18) | 28. 8.900  | SCREW, Hex (5/16 - 18 x 1-1/8)  |
| 7. 6.168   | ARM ASSY., Strg. Knu. Upper Cont. L.H.                 | 29. 7.240  | BOLT, Hex (5/16 - 18 x 7)   |
| 6.168      | ARM ASSY., Strg. Knu. Upper Cont. R.H.                 | 30. 7.245  | RETAINER, Stabilizer Link, Frt. Bolt Grommet (1-1/32 dia.)                  |
| 8. 6.176   | BUMPER, Upper Strg. Knu. Upper Cont. Arm               | 31. 7.244  | GROMMET, Stabilizer Link, Frt. Shock Abs. Upper End.                        |
| 9. 8.938   | COTTER PIN   | 32. 7.240  | SPACER, Frt. Stab. Link Bolt Grommet  |
| 10. 8.917  | HEX, Nut   | 33. 7.238  | NUT, Stabilizer Link, Hex (5/16 - 18) Frt. Stab. Shaft Link                 |
| 11. 7.412  | SPRING, Front  | 34. 8.977  | SCREW, Hex Head (3/8 - 16 x 1-1/8)  |
| 12. N.S.   | STOP, Strg. Knu. Lower Cont. Arm (Part of #13)         | 35. 7.242  | BRACKET, Front Stabilizer Shaft   |
| 13. N.S.S. | ARM ASSY. UNIT   | 36. 7.243  | BUSHING, Front  |
| 14. 8.967  | RIVET  | 37. 7.241  | SHAFT - Front Stabilizer  |
| 15. 6.020  | KNUCKLE, Steering Frt. Whl. - L.H.                     | 38. 6.168  | BOLT, Steering Knuckle Uprr. and Lwr. Cont. (9/16 - 12 x 3-3/4)             |
| 6.020      | KNUCKLE, Steering Frt. Whl. - R.H.                     | 39. 6.170  | BUSHING, Steering Knuckle Lower Cont. Arm                                   |
| 16. 5.002  | SHIELD ASSY., Front Disc Brk. Splash L.H.              | 40. 8.917  | NUT, Hex (9/16 - 12)  |
| 5.002      | SHIELD ASSY., Front Disc Brk. Splash R.H.              | 41. N.S.S. | ARM - Steering Knuckle Lwr. Cont;   |
| 17. 6.326  | SEAL ASSY., Front Wheel Bearing, Inner                 | 42. 6.896  | NUT ASM., Hex (3/8 - 16)  |
| 18. 6.311  | BEARING ASSY., Front Wheel, Inner                      | 43. 6.176  | BUMPER, Lower   |
| 19. 6.321  | WASHER, Strg. Knuckle, Spindle                         | 44. 6.178  | SHIM, Steering Knuckle Upper Cont. Arm                                      |
| 20. 6.022  | NUT, Hex. SL. (3/4 - 20)                               | 45. 8.917  | NUT, Hex Lock (1/2 - 13)  |
| 21. 8.938  | COTTER PIN (1/4 x 1-1/4)                               | 46. 4.665  | CALIPER ASSY., Frt. Brk.  |
| 22. 6.330  | GREASE CAP, Wheel Bearing                              |            |   |



6-11

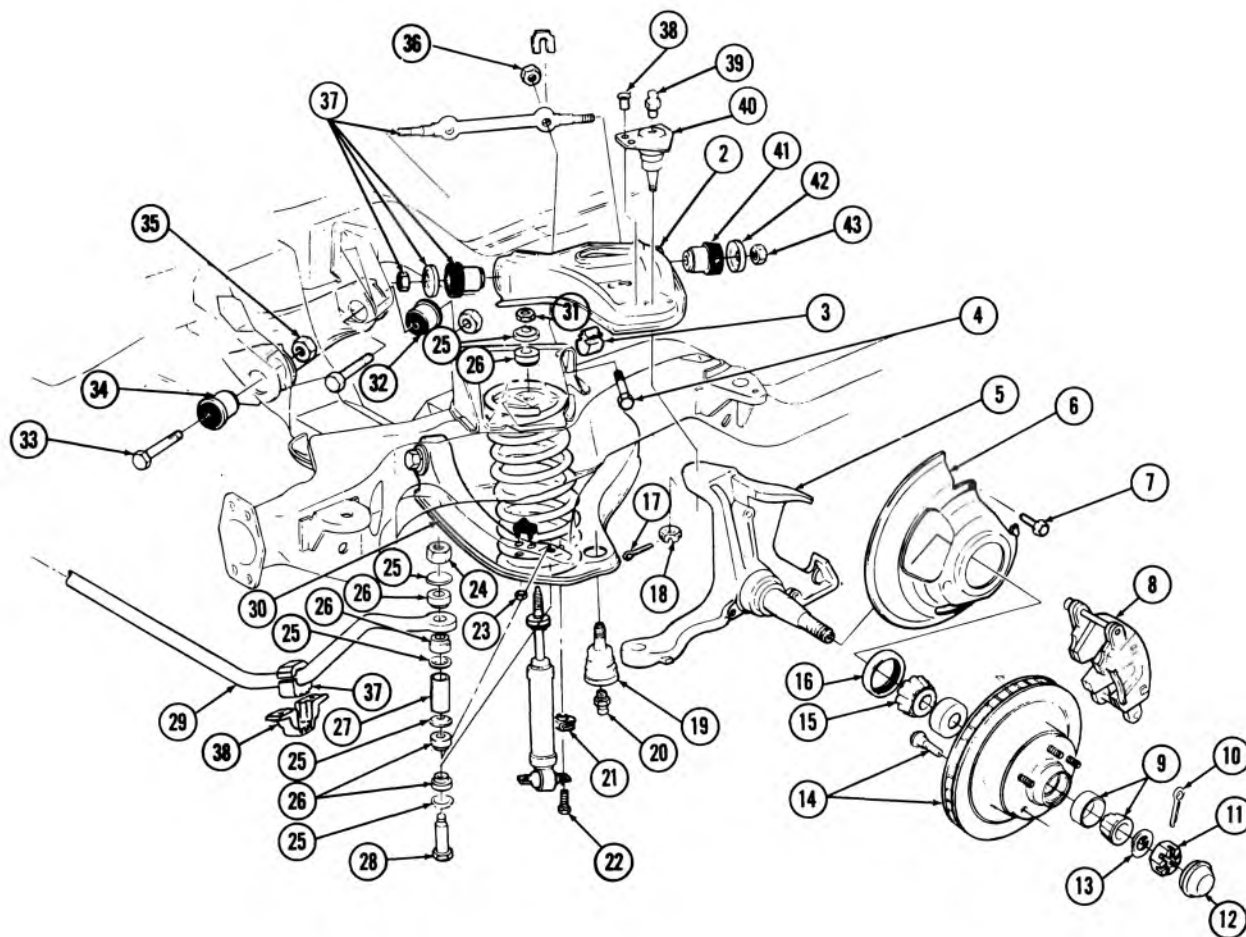
### 1964-70 CHEVELLE FRONT SUSPENSION (EXPLODED)

- |                          |                                  |
|--------------------------|----------------------------------|
| 1. 6.174 STUD UNIT       | 19. 8.915 NUT (3/8-16)           |
| 2. 6.172 BOLT            | 20. 6.020 KNUCKLE                |
| 3. 6.178 SHIM            | 21. 5.809 DRUM ASSEMBLY          |
| 4. 6.168 ARM             | 22. 6.176 BUMPER ASSEMBLY        |
| 5. 6.164 SHAFT UNIT      | 23. 6.168 ARM                    |
| 6. 8.931 L/WASHER (7/16) | 24. 7.240 SPACER                 |
| 7. 8.915 NUT (7/16-14)   | 25. 8.900 BOLT (5/16-18 x 7/8)   |
| 8. 8.915 NUT (3/8-24)    | use with 8.931 L/Washer (5/16)   |
| 9. 8.984 FITTING         | 26. 7.345 ABSORBER UNIT          |
| 10. 8.967 RIVET (1/4)    | 27. 7.240 BOLT                   |
| 11. 7.389 RETAINER       | 28. 8.900 BOLT (5/16-18 x 1-1/8) |
| 12. 6.164 STUD UNIT      | 29. 7.242 BRACKET                |
| 13. 6.168 ARM            | 30. 7.243 BUSHING                |
| 14. 7.388 GROMMET        | 31. 7.241 SHAFT                  |
| 15. 6.176 BUMPER         | 32. 8.915 NUT (1/2-13)           |
| 16. 8.917 NUT (1/2-20)   | 32. 8.931 L/WASHER (1/2)         |
| 17. 8.917 NUT (9/16-18)  | 34. 8.900 BOLT (1/2-13 x 3-3/4)  |
| 18. 8.938 PIN (1/8 x 1)  | 35. 6.168 ARM                    |



### 1970 NOVA FRONT SUSPENSION

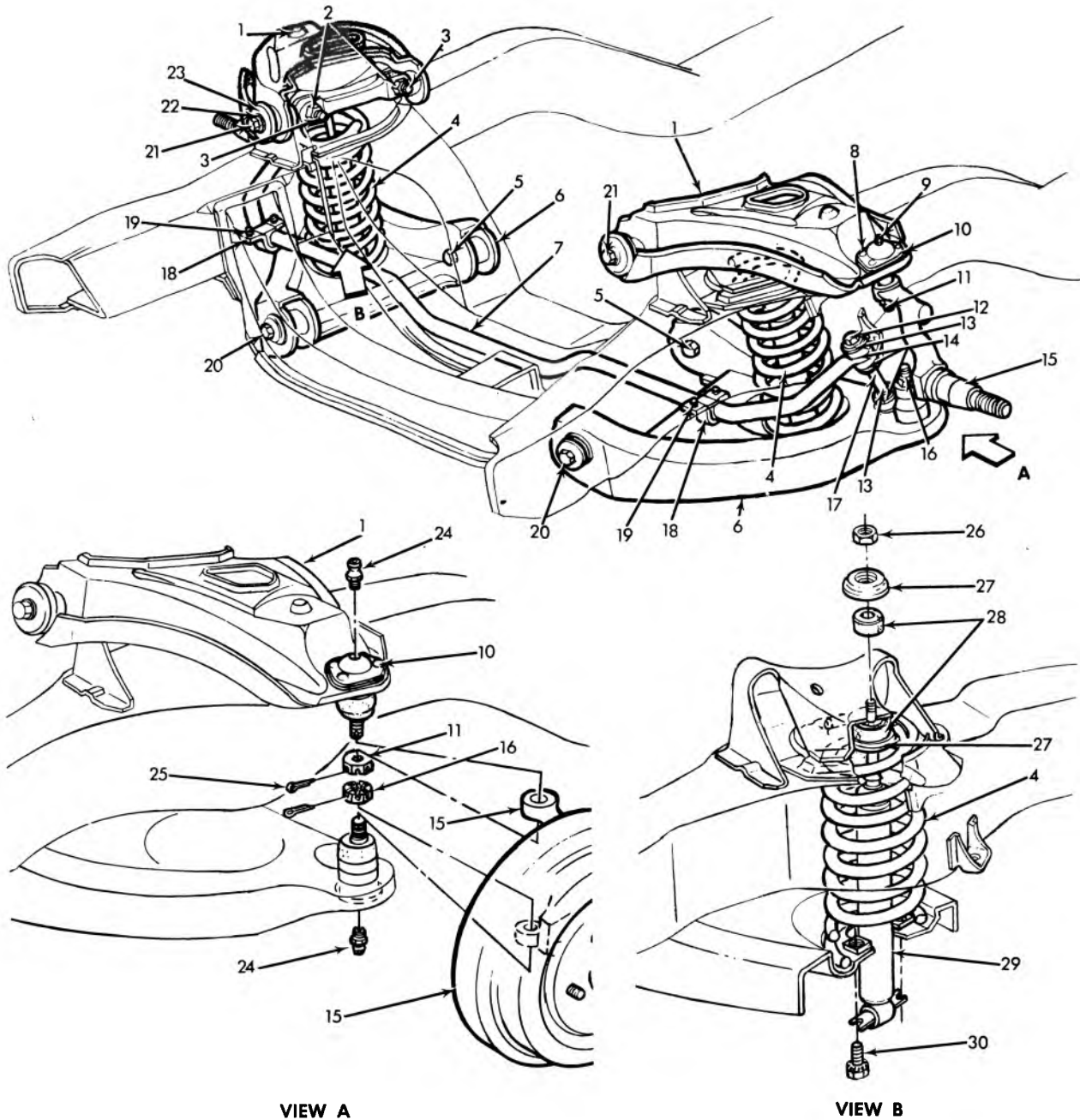
- |    |        |                          |       |                         |                |
|----|--------|--------------------------|-------|-------------------------|----------------|
| 1. | N.S.S. | ARM ASSY, Upper L & R.H. | 7.244 | GROMMET                 |                |
|    | 6.178  | SHIM                     | 7.243 | BUSHING                 |                |
|    | 6.178  | BOLT                     | 8.977 | SCREW (5/16-18 x 1-1/8) |                |
|    | 8.917  | NUT (7/15-14)            | 7.242 | BRACKET                 |                |
|    | 8.915  | NUT (3/8-16)             | 7.242 | CLAMP                   |                |
|    | 6.176  | BUMPER                   | 7.243 | SLEEVE                  |                |
|    | 6.176  | BUMPER                   | 8.900 | BOLT (5/16-18 x 1-1/4)  |                |
| 2. | 6.168  | ARM ASSY, Lower L & R.H. | 8.915 | NUT (5/16-18)           |                |
|    | 8.917  | NUT (1/2-13)             | 8.931 | L/WASHER (5/16)         |                |
|    | 8.900  | BOLT (1/2-13 x 3-3/4)    | 4.    | 7.345                   | SHOCK ABSORBER |
| 3. | 7.241  | STABILIZER SHAFT         | 8.915 | NUT (3/8-24)            |                |
|    | 7.238  | NUT                      | 7.245 | RETAINER                |                |
|    | 7.245  | RETAINER                 | 7.244 | GROMMET                 |                |
|    | N.S.   | SPACER                   | 8.900 | SCREW (5/16-18)         |                |
|    | 7.240  | BOLT                     | 8.915 | NUT (5/16-18)           |                |



### 1975 NOVA FRONT SUSPENSION

6-209

- |     |       |   |     |       |   |
|-----|-------|---|-----|-------|---|
| 1.  | 6.178 | SHIM  | 21. | 8.921 | U NUT   |
| 2.  | 6.168 | ARM ASSY., upper L.H. incl. 37 thru 43      | 22. | 8.900 | SCREW (5/16-18 x 1 1/8)   |
| 3.  | 6.176 | ARM ASSY., upper R.H. incl. 37 thru 43      | 23. | 8.915 | NUT, hex (3/8-16)   |
| 4.  | 6.176 | BUMPER-SPACER, steering knuckle control arm | 24. | 7.238 | NUT, stabilizer link, hex (5/16-18) front stabilizer shaft link |
| 5.  | 6.178 | BOLT  | 25. | 7.245 | RETAINER, stabilizer link, front bolt grommet (1 3/8 dia.)      |
| 6.  | 6.020 | SHIELD, front brk. disc splash left         | 26. | 7.244 | GROMMET, stabilizer link, front shock abs. upper end            |
| 7.  | 5.002 | SHIELD, front brk. disc splash right        | 27. | 7.240 | SPACER  |
| 8.  | 8.900 | BOLT (5/16-18 x 7/8)                        | 28. | 7.240 | LINK UNIT, front stab.  |
| 9.  | 4.665 | CALIPER ASSY., left front                   | 29. | 7.241 | SHAFT, stabilizer   |
| 10. | 4.665 | CALIPER ASSY., right front                  | 30. | 6.168 | ARM, lower  |
| 11. | 6.313 | BEARING ASSY., front wheel outer (complete) | 31. | 7.347 | NUT, shock absorber end   |
| 12. | 8.938 | PIN, cotter (1/4 x 1 1/4)                   | 32. | 6.170 | BUSHING ASSY.   |
| 13. | 6.022 | NUT, steering knuckle                       | 33. | 6.172 | BOLT, strg. knuckle lower control arm                           |
| 14. | 6.330 | GREASE CAP, wheel bearing; grease           | 34. | 6.170 | BUSHING ASSY., steering knuckle lwr. cont. arm shaft            |
| 15. | 6.321 | WASHER, steering knuckle spindle            | 35. | 8.917 | NUT, (9/16-12)  |
| 16. | 5.809 | DISC, front w/hub                           | 36. | 8.917 | NUT, (1/2-13)   |
| 17. | 6.311 | BEARING ASSY., front wheel inner (complete) | 37. | 6.164 | SHAFT UNIT  |
| 18. | 6.326 | SEAL ASSY., front wheel bearing, inner      | 38. | N.S.  | RIVET   |
| 19. | 8.938 | PIN, cotter                                 | 39. | 8.964 | FITTING   |
| 20. | 6.164 | NUT, upper ball stud (1/2-20 x 7/16)        | 40. | 6.164 | STUD UNIT   |
|     | 6.174 | BALL STUD, lwr. cont. arm, w/seal           | 41. | 6.164 | BUSHING   |
|     | 8.984 | STUD, straight (1/4-28 x 1/2)               | 42. | 6.163 | RETAINER, Bushing   |
|     |       |   | 43. | 8.917 | NUT, 5/8"-18  |



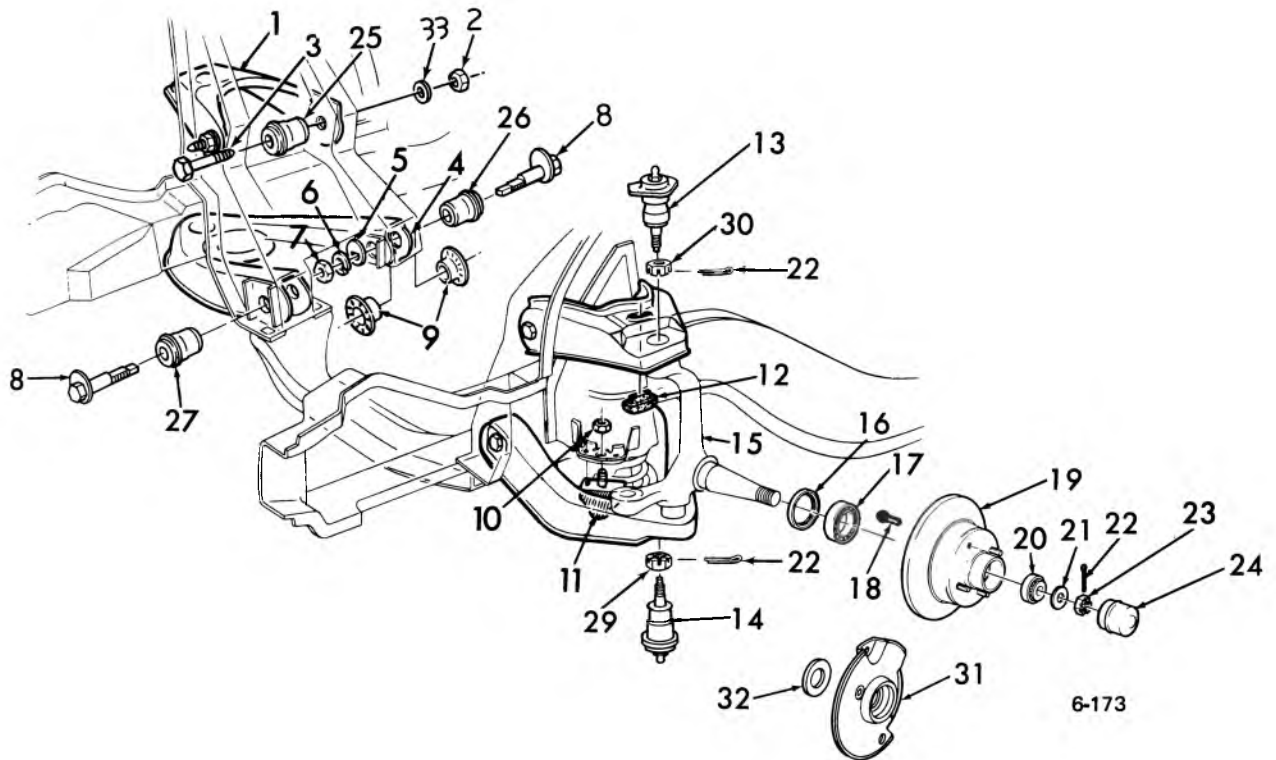
VIEW A

VIEW B

6-13

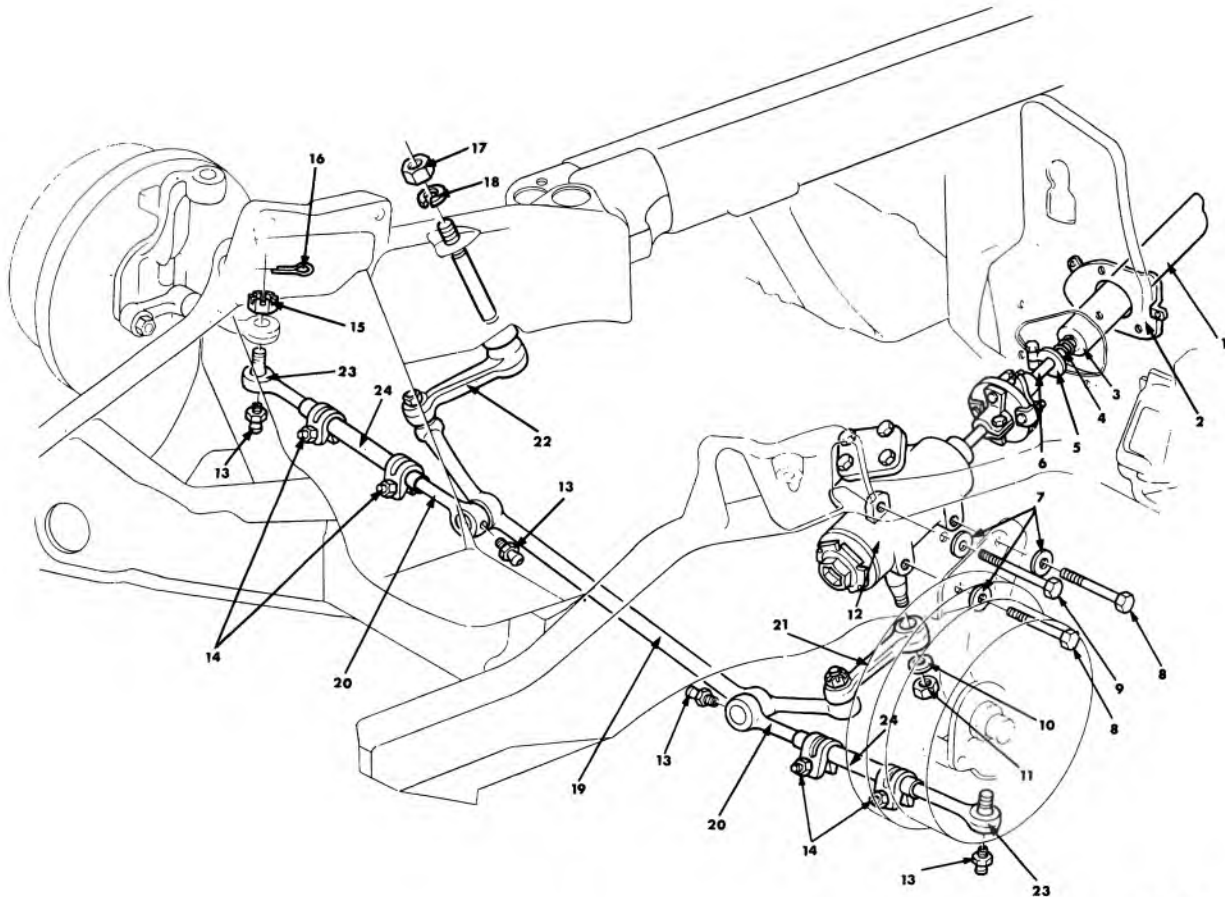
### 1967-69 CAMARO FRONT SUSPENSION

- |                               |  |
|-------------------------------|--|
| 1. 6.168 ARM ASSY.—Upper      | 16. 8.917 NUT (9/16—18)                |
| 2. 8.917 NUT (7/16—14)        | 17. N.S. SHAFT—Part of 7.240 Link Unit |
| 3. 6.178 BOLT                 | 18. 7.242 BRACKET                      |
| 4. 7.412 SPRING               | 19. 8.977 SCREW (5/16—18 x 1-1/4)      |
| 5. 8.917 NUT (1/2—13)         | 20. 8.900 BOLT (1/2—13 x 3-3/4)        |
| 6. 6.168 ARM ASSY.—Lower      | 21. 8.900 BOLT (3/8—24 x 7/8)          |
| 7. 7.241 SHAFT                | 22. 8.931 WASHER (3/8)                 |
| 8. 6.168 RIVET                | 23. 6.163 RETAINER                     |
| 9. 8.984 FITTING              | 24. 8.984 FITTING                      |
| 10. 6.164 STUD and SEAL ASSY. | 25. 8.938 PIN (1/8 x 1)                |
| 11. 8.917 NUT (1/2—20)        | 26. 7.347 NUT                          |
| 12. 7.238 NUT                 | 27. 7.389 RETAINER                     |
| 13. 7.245 RETAINER            | 28. 7.388 GROMMET                      |
| 14. 7.244 GROMMET             | 29. 7.345 ABSORBER UNIT                |
| 15. 6.020 STEERING KNUCKLE    | 30. 8.900 SCREW ASSY. (5/16—18 x 7/8)  |



### 1971-75 VEGA-MONZA CONTROL ARMS—KNUCKLES—BEARINGS, Front Axle

1.	6.168	ARM ASSY. (upper-L.H.)	18.	5.812	BOLT
	6.168	ARM ASSY. (upper-R.H.)	19.	5.809	DISC ASSY.
2.	8.917	NUT (1/2" — 13)	20.	6.313	BEARING ASSY.
3.	6.178	BOLT	21.	6.321	WASHER
4.	6.168	ARM ASSY. (lower-L.H.)	22.	8.938	COTTER PIN (1/8" — 1)
	6.168	ARM ASSY. (lower-R.H.)	23.	6.022	NUT (1 1/16" — 24)
5.	6.172	CAM	24.	6.330	GREASE CAP (1 7/32" — 1 9/16")
6.	8.931	WASHER (5/8")	25.	6.170	BUSHING ASSY. (upper)
7.	6.172	NUT	26.	6.170	BUSHING ASSY. (lower-rear)
8.	6.172	CAM ASSY.	27.	6.170	BUSHING ASSY. (lower-front)
9.	6.170	CAP	29.	6.104	NUT
10.	8.915	NUT (5/8" — 16)	30.	6.178	NUT
11.	6.176	BUMPER ASSY. (lower)	31.	5.002	SHIELD
12.	6.176	BUMPER (71-upper)	32.	5.002	GASKET
	6.176	BUMPER (72-74-upper)	33.	8.929	WASHER (1 7/32" I.D. x 1 1/16" O.D. x 1/8" thk.)
13.	6.164	STUD UNIT			
14.	6.174	STUD ASSY.			
15.	6.020	KNUCKLE ASSY.			
16.	6.326	SEAL ASSY.			
17.	6.311	BEARING ASSY.			

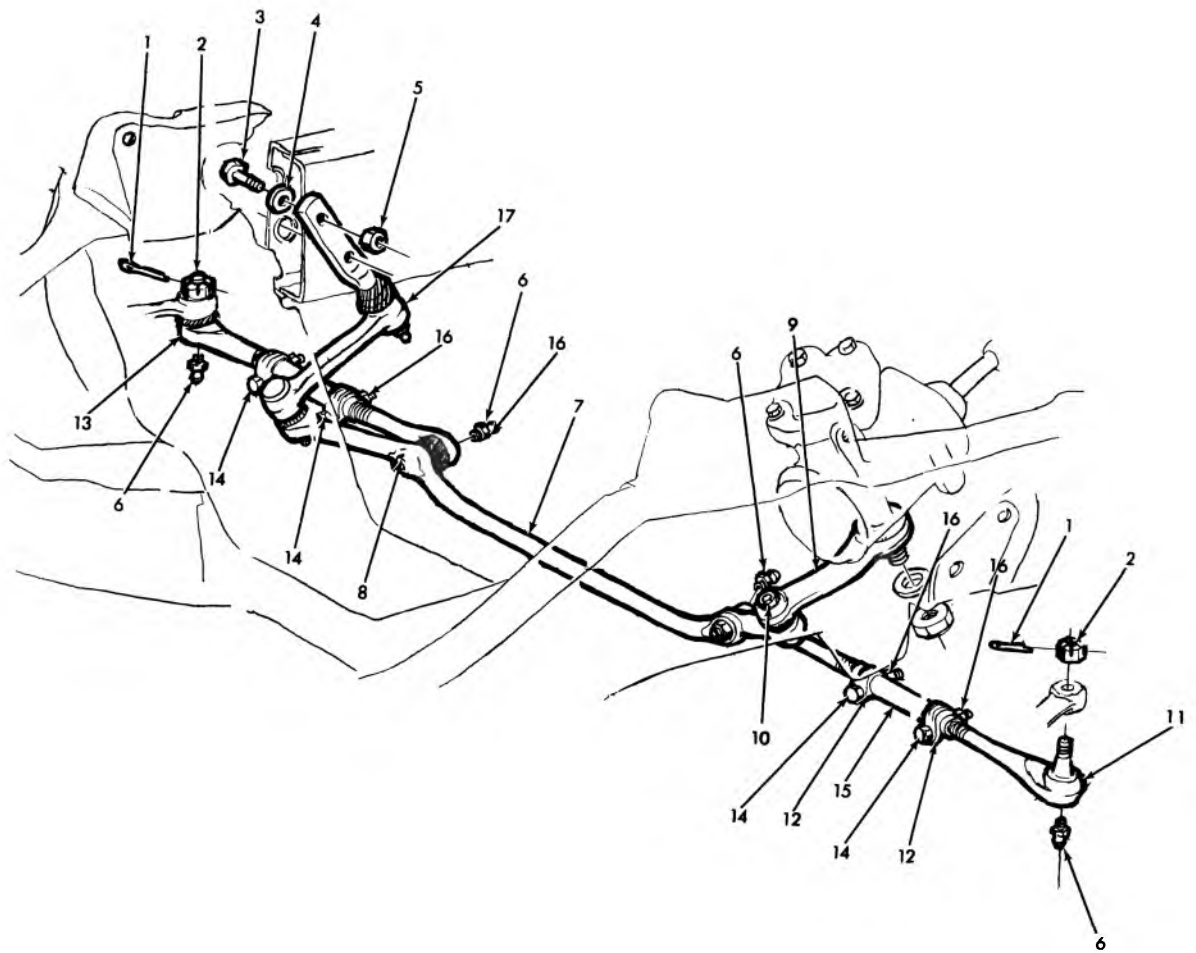


6-39

### 1965-66 PASS. STEERING GEAR, RELAY & TIE ROD ASSY.

- |  |                                    |
|--|------------------------------------|
| 1. 6.518 JACKET                          | 13. 8.984 FITTING (Type C or D)    |
| 2. 6.758 COVER—Trim                      | 14. N.S. NUT, Part of Sleeve Assy. |
| 3. 6.521 BEARING ASSY.                   | 15. 8.917 NUT (7/16—20)            |
| 4. 6.256 SPRING                          | 16. 8.938 C. PIN (3/32 x 1)        |
| 5. 6.526 STOP                            | 17. 8.915 NUT (5/8—11)             |
| 6. 6.524 SHAFT ASSY.                     | 18. 8.931 L/WASHER (5/8)           |
| 7. 6.509 P/WASHER                        | 19. 6.870 RELAY ROD                |
| 8. 8.900 BOLT (7/16—14 x 3-3/4)          | 20. 6.233 END ASSY.—Inner          |
| 9. 8.900 BOLT (7/16—14 x 4-7/16)         | 21. 6.859 PITMAN ARM               |
| 10. N.S. NUT, Part of Steering Gear      | 22. 6.895 IDLER ARM                |
| 11. N.S. L/WASHER, Part of Steering Gear | 23. 6.233 END ASSY.—Outer          |
| 12. N.L. GEAR ASSY.                      | 24. 6.232 SLEEVE                   |

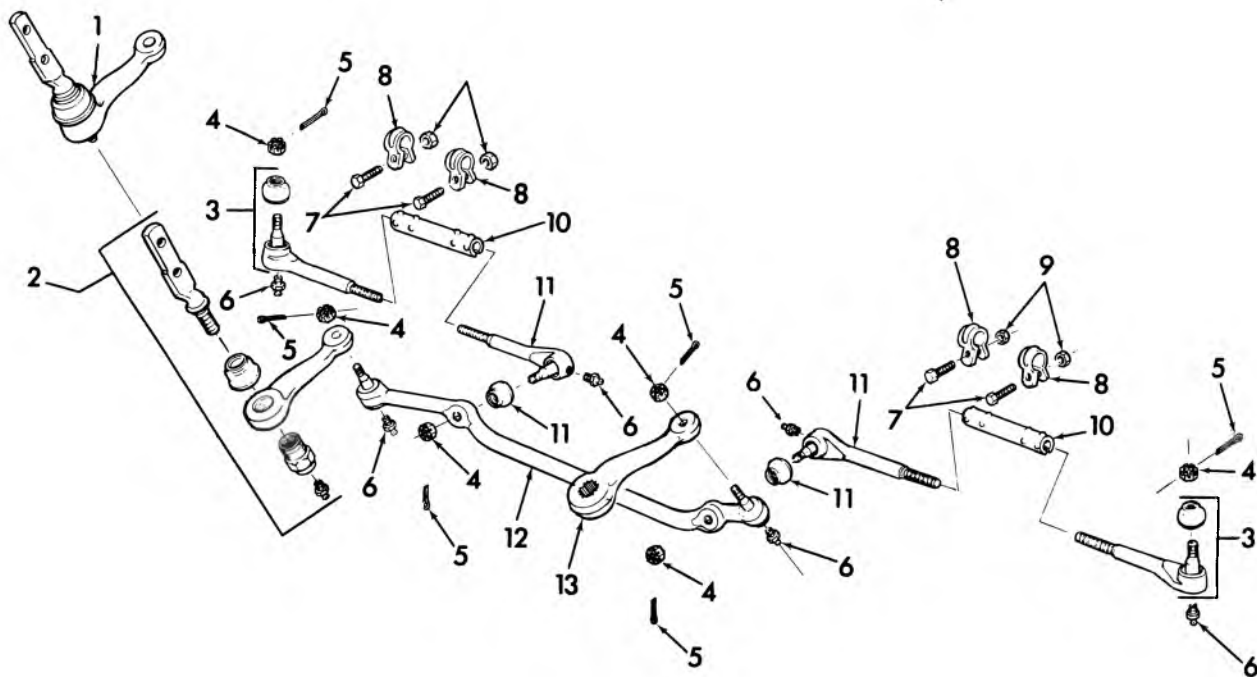




6-24

### 1967-73 PASSENGER RELAY AND TIE ROD ASSEMBLY

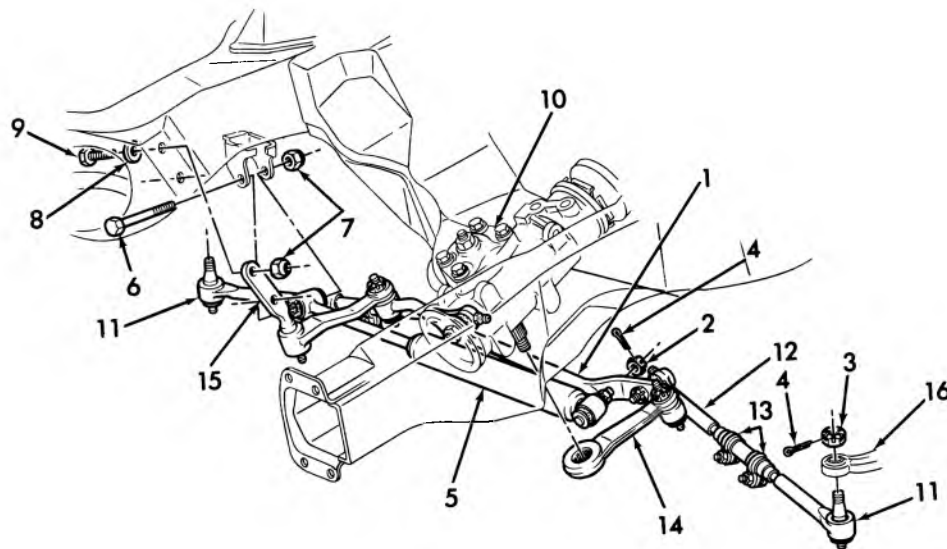
1.	8.938	C. PIN (3/32 x 1)		10.	8.917	NUT (1/2-20)	
2.	8.917	NUT (7/16-20)		11.	6.233	END ASSY. (1969-70) (Left Thread) . . .	3953517
3.	8.900	BELT (3/8-16 x 1-1/4)			6.233	END ASSY. (1971-73) (Outer) . . . . .	7808960
4.	8.929	WASHER		12.	6.234	CLAMP . . . . .	3886435
5.	8.917	NUT (3/8-16)		13.	6.233	END ASSY. (1969-70) (Left Thread) . . .	3953516
6.	8.984	FITTING			6.233	END ASSY. (1971-73) (Outer) . . . . .	7808960
7.	6.870	ROD ASSY., (Passenger, 1969-70) . . . . .	3953509	14.	8.900	BOLT (5/16-18 x 1-1/2) . . . . .	
	6.870	ROD ASSY., (Sta. Wag. 1969-70) . . . . .	3953513	15.	6.232	SLEEVE . . . . .	3855946
	6.870	ROD ASSY., (1971-73) . . . . .	7811835	16.	7.917	NUT (5/16-18)	
8.	8.917	NUT (7/16-20)		17.	6.895	LEVER ASSY. (1969-70) . . . . .	3900562
9.	6.859	ARM (w/P/S) (1971) . . . . .	7809956		6.895	LEVER ASSY. (1971-73) . . . . .	7812674
	6.859	ARM (exc. P/S) . . . . .	7809958				
	6.859	ARM (1972-73) . . . . .	7814220				



6-207

### 1971-74 PASS., RELAY & TIE ROD ASSY.

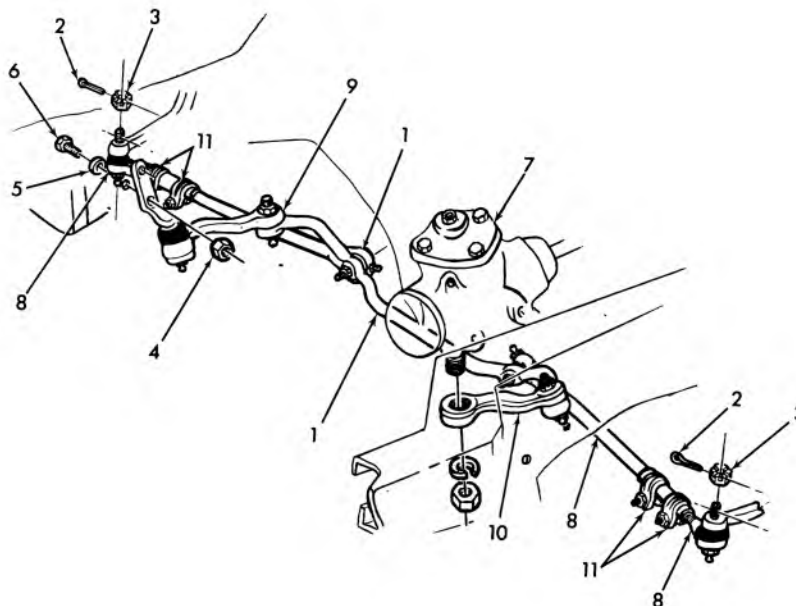
- |                                       |                                      |
|---------------------------------------|--------------------------------------|
| 1. 6.895 LEVER ASSY., Strg. Idler     | 8. 6.234 CLAMP, Tie Rod End          |
| 2. N.S.S. Part of #1                  | 9. 8.915 NUT, Hex (3/8 - 16)         |
| 3. 6.233 END ASSY. Tie Rod (Outer)    | 10. 6.232 SLEEVE, Frt. Axle Tie Rod  |
| 4. 8.917 NUT, Hex (1/2 - 20)          | 11. 6.233 END ASSY., Tie Rod (Inner) |
| 5. 8.938 PIN, Cotter (1/8 x 1)        | 12. 6.870 ROD ASSY., Strg. Relay     |
| 6. 8.984 FITTING, Lubrication         | 13. 6.859 ARM, Pitman                |
| 7. 8.900 BOLT, Hex (3/8 - 16 x 1-5/8) |                                      |



6-197

### 1974-75 MONTE CARLO RELAY & TIE ROD ASSY.

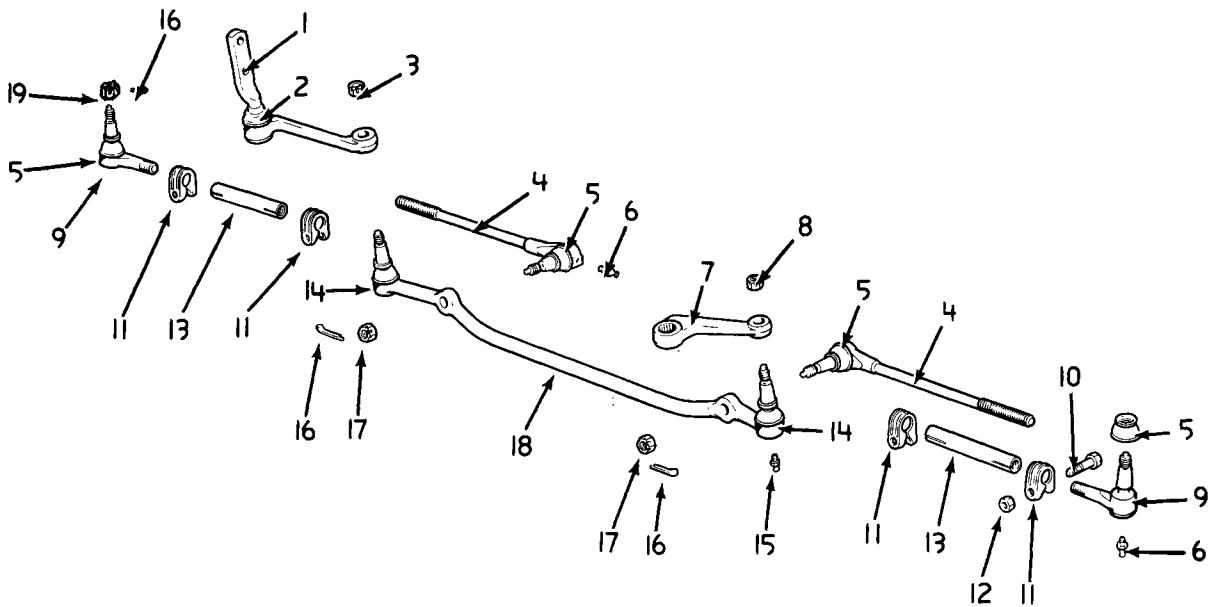
1.	6.870	ROD ASSY., Strg. Relay	9.	8.900	BOLT (7/16-14 x 1-3/8)
2.	8.917	NUT (1/2-20)	10.	6.508	GEAR ASSY., Strg.
3.	8.917	NUT (7/16 x 20-30)	11.	6.233	END ASSY., Tie Rod Outer
4.	8.938	PIN, Cotter	12.	6.233	END ASSY., Tie Rod Inner
5.	6.865	ABSORBER ASSY., Strg. Relay & Tie Rod Shock	13.	6.234	CLAMP, Adjust Sleeve
6.	8.900	BOLT (7/16-14 x 2-1/4)	14.	6.859	ARM, Pitman
7.	8.917	NUT (7/16-14)	15.	6.895	LEVER ASSY., Strg. Idler
8.	8.154	PLAIN WASHER	16.	6.020	KNUCKLE, Strg.



6-190

### 1974-75 RELAY & TIE ROD ASSY.

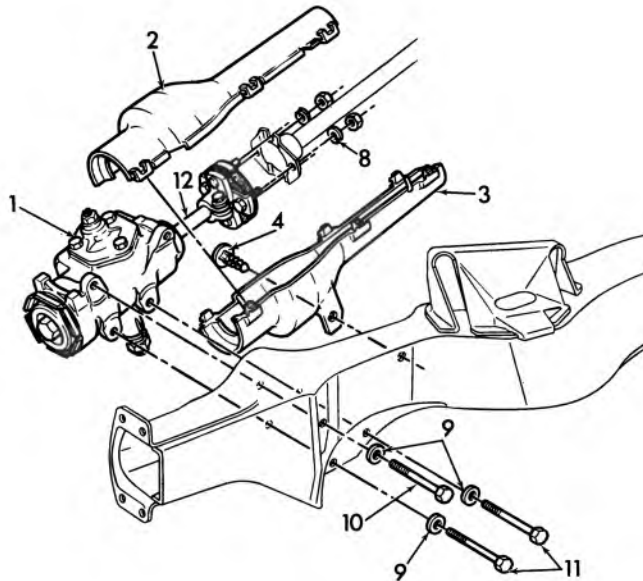
1.	6.870	ROD ASSY., Strg. Relay	6.	8.900	BOLT (7/16-14 x 1-3/8)
2.	8.938	PIN, Cotter	7.	6.508	GEAR ASSY., Strg.
3.	6.104	NUT, Strg. Relay and Tie Rod to Strg. Knuckle (7/16-20)	8.	6.233	END ASSY., Tie Rod Inner & Outer
4.	8.917	NUT (7/16-14)	9.	6.895	LEVER ASSY., Strg. Idler
5.	8.154	PLAIN WASHER	10.	6.859	ARM, Pitman
			11.	6.234	CLAMP, Adjust Sleeve



6-174

### 1971-75 VEGA-MONZA RELAY AND TIE ROD ASSEMBLY, Steering

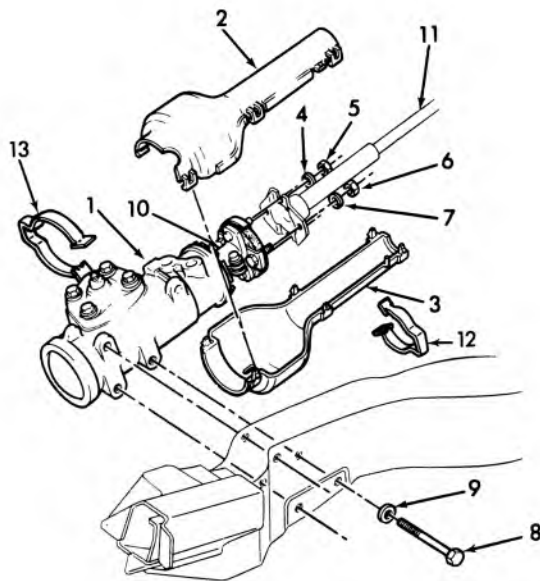
- |     |       |   |
|-----|-------|---|
| 1.  | 6.895 | LEVER ASSY.   |
| 2.  | 6.898 | SEAL ASSY.  |
| 3.  | 8.917 | NUT ( $\frac{7}{16}$ "— 20)                             |
| 4.  | 6.233 | SOCKET ASSY.  |
| 5.  | 6.242 | SEAL  |
| 6.  | 8.984 | FITTING ( $\frac{1}{4}$ "— 28 x $\frac{1}{2}$ " O.L.)   |
| 7.  | 6.859 | ARM (exc. P/S)  |
|     | 6.859 | ARM (w/P/S)   |
| 8.  | 8.917 | NUT ( $\frac{7}{16}$ "— 20)                             |
|     | 6.861 | NUT ( $\frac{7}{8}$ "— 14)                              |
| 9.  | 6.233 | SOCKET ASSY.  |
| 10. | 8.900 | BOLT  |
| 11. | 6.234 | CLAMP   |
| 12. | 8.917 | NUT ( $\frac{9}{16}$ "— 18)                             |
| 13. | 6.232 | SLEEVE  |
| 14. | 6.898 | SEAL ASSY.  |
| 15. | 8.984 | FITTING ( $\frac{1}{4}$ "— 28) ( $\frac{7}{16}$ " O.L.) |
| 16. | 8.938 | COTTER PIN ( $\frac{9}{32}$ " x 1)                      |
| 17. | 8.917 | NUT ( $\frac{7}{16}$ "— 20)                             |
| 18. | 6.870 | ROD ASSY. (exc. P/S)                                    |
|     | 6.870 | ROD ASSY. (w/P/S)                                       |
| 19. | 6.104 | NUT   |



6-195

### 1974-75 MANUAL STEERING SHIELD

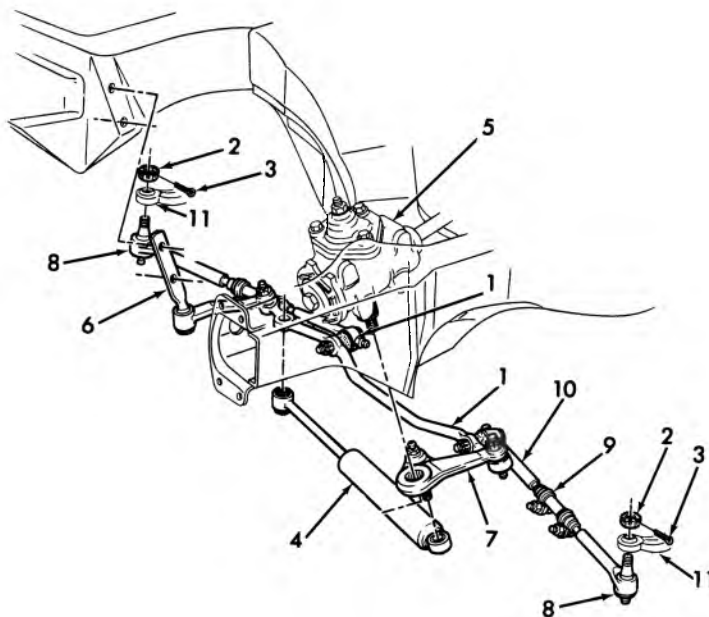
1.	6.508	GEAR ASSY., Steering	8.	8.931	LOCK WASHER (3/8)
2.	6.525	SHIELD, Strg. Gear Coupling Upper	9.	6.509	PLAIN WASHER, Strg. Gear to Frame, Flat (16/32 I.D. x 1-1/8 O.D. x 3/16 Thk.)
3.	6.525	SHIELD, Strg. Gear Coupling Lower	10.	8.900	BOLT, Strg. Gear (7/16-14 x 5-3/4)
4.	12.801	RETAINER, Use Part #480534	11.	6.509	BOLT, Strg. Gear to Frame (7/16-14 x 4-7/16)
5.	8.931	LOCK WASHER (5/16)	12.	6.524	SHAFT, w/Worm
6.	7.238	NUT, Stabilizer Link (5/16-24)	13.	6.518	COLUMN ASSY., Steering
7.	0.626	NUT, Strg. Column to Strg. Gear (3/8-24 x 3/8)			



6-188

### 1974-75 POWER STEERING GEAR SHIELD

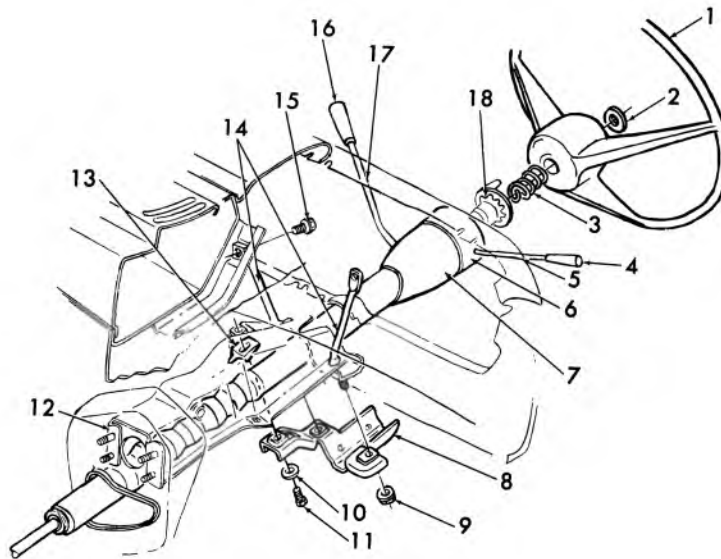
- |    |       |  |     |       |   |
|----|-------|--|-----|-------|---|
| 1. | 6.508 | GEAR UNIT, Power Basic (Variable Ratio)        | 8.  | 6.509 | BOLT, Strg. Gear to Frame (7/16-14 x 4-7/16)                                  |
| 2. | 6.525 | SHIELD, Strg. Gear Coupling Upper              | 9.  | 6.509 | PLAIN WASHER, Strg. Gear to Frame, Flat (16/32 I.D. x 1-1/8 O.D. x 3/16 Thk.) |
| 3. | 6.525 | SHIELD, Strg. Gear Coupling Lower              | 10. | 6.524 | SHAFT, w/Worm   |
| 4. | 8.931 | LOCK WASHER (5/16)                             | 11. | 6.518 | COLUMN ASSY., Strg.   |
| 5. | 7.238 | NUT, Stabilizer Link (5/16-24)                 | 12. | 6.525 | CLIP, Str. Shaft Coupling Shield, Lower                                       |
| 6. | 0.626 | NUT, Strg. Column to Strg. Gear (3/8-24 x 3/8) | 13. | 6.525 | CLIP, Str. Shaft Coupling Shield, Upper                                       |
| 7. | 8.931 | LOCK WASHER (3/8)                              |     |       |   |



6-198

### 1974 CHEVELLE (EXC. MONTE CARLO) RELAY & TIE ROD ASSY.

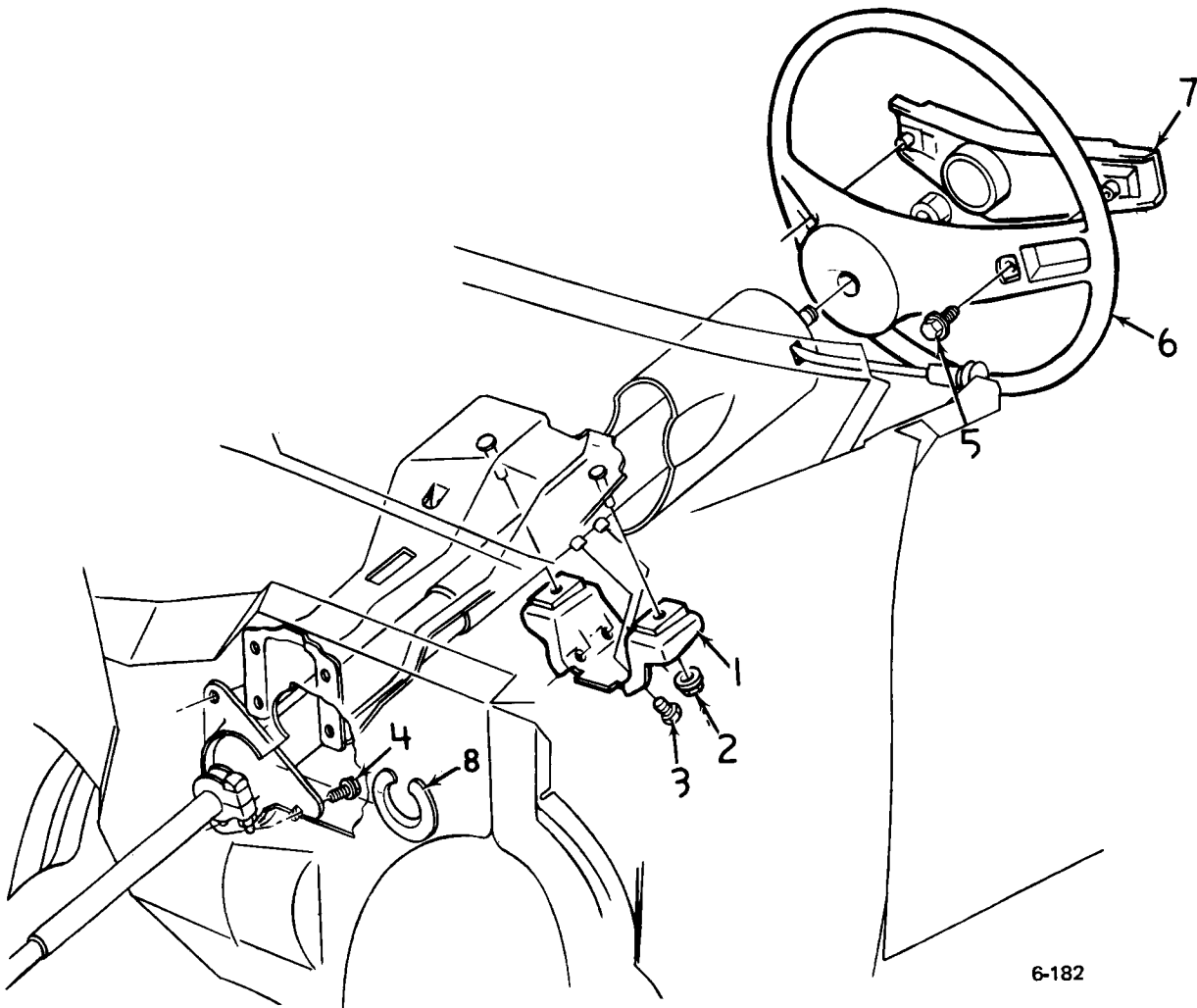
- |    |       |   |     |       |                          |
|----|-------|---|-----|-------|--------------------------|
| 1. | 6.870 | ROD ASSY., Strg. Relay                      | 7.  | 6.859 | ARM, Pitman              |
| 2. | 8.917 | NUT (7/16 x 20-30)                          | 8.  | 6.233 | END ASSY., Tie Rod Outer |
| 3. | 8.938 | PIN, Cotter                                 | 9.  | 6.234 | CLAMP, Adjust Sleeve     |
| 4. | 6.865 | ABSORBER ASSY., Strg. Relay & Tie Rod Shock | 10. | 6.233 | END ASSY., Tie Rod Inner |
| 5. | 6.508 | GEAR ASSY., Strg.                           | 11. | 6.020 | KNUCKLE, Strg.           |
| 6. | 6.895 | LEVER ASSY., Strg. Idler                    |     |       |                          |



6-48

### 1967-69 CHEVELLE STEERING COLUMN AND MOUNTING

- |                        |                                 |
|------------------------|---------------------------------|
| 1. 6.513 WHEEL ASSY.   | 11. 8.900 BOLT (3/8-16 x 1-1/2) |
| 2. 8.929 WASHER        | 12. 4.648 BRACKET ASSY.         |
| 3. 6.526 SPRING        | 13. 6.518 WEDGE                 |
| 4. 2.897 KNOB          | 14. 6.760 SUPPORT—INNER         |
| 5. 2.897 LEVER         | 6.760 SUPPORT—OUTER             |
| 6. 2.906 HOUSING       | 15. 8.900 SCREW (5/16-18 x 7/8) |
| 7. 6.518 COLUMN ASSY.  | 8.931 WASHER (5/16)             |
| 8. 6.760 BRACKET ASSY. | 16. 4.006 KNOB                  |
| 9. 6.760 NUT           | 17. 4.006 LEVER                 |
| 10. 6.897 WASHER       | 18. 2.896 CAM ASSY.             |

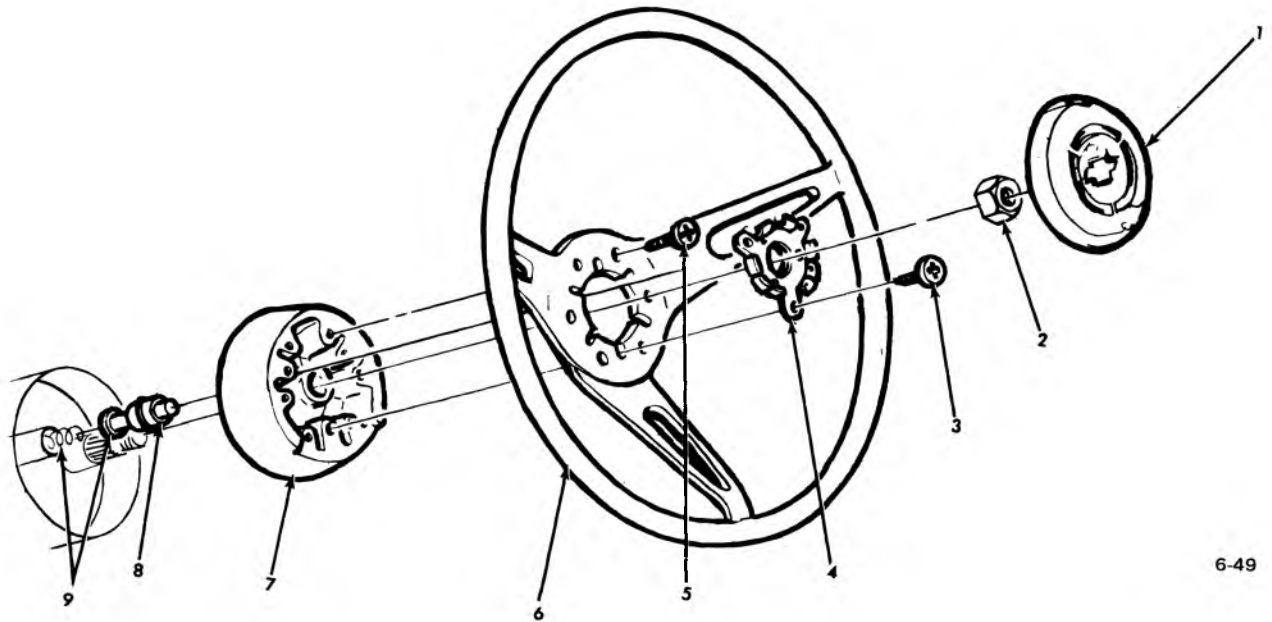


6-182

### 1971-75 VEGA-MONZA STEERING COLUMN MOUNTING

- 1. 6.760 BRACKET ASSY.
- 2. 6.760 NUT
- 3. 8.977 SCREW
- 4. 8.900 BOLT
- 5. 8.977 SCREW
- 6. 6.513 WHEEL ASSY.
- 7. 6.512 SHROUD ASSY.
- 8. 6.758 COVER

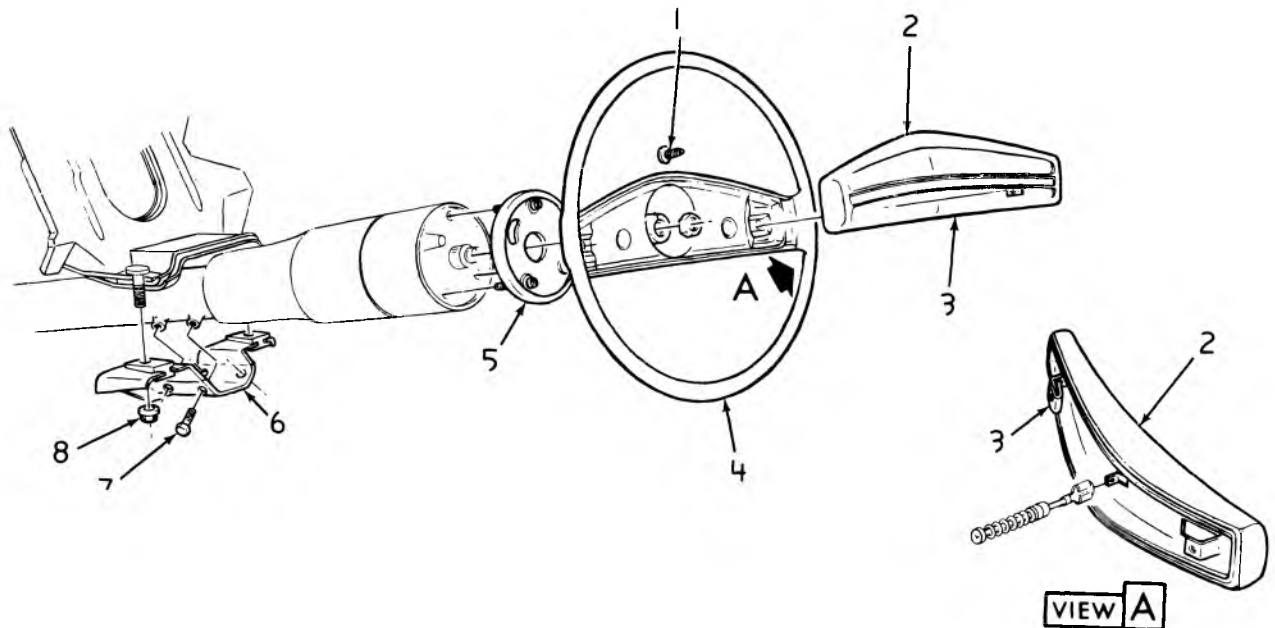




6-49

**1970 PASS. CUSHIONED RIM STEERING WHEEL**

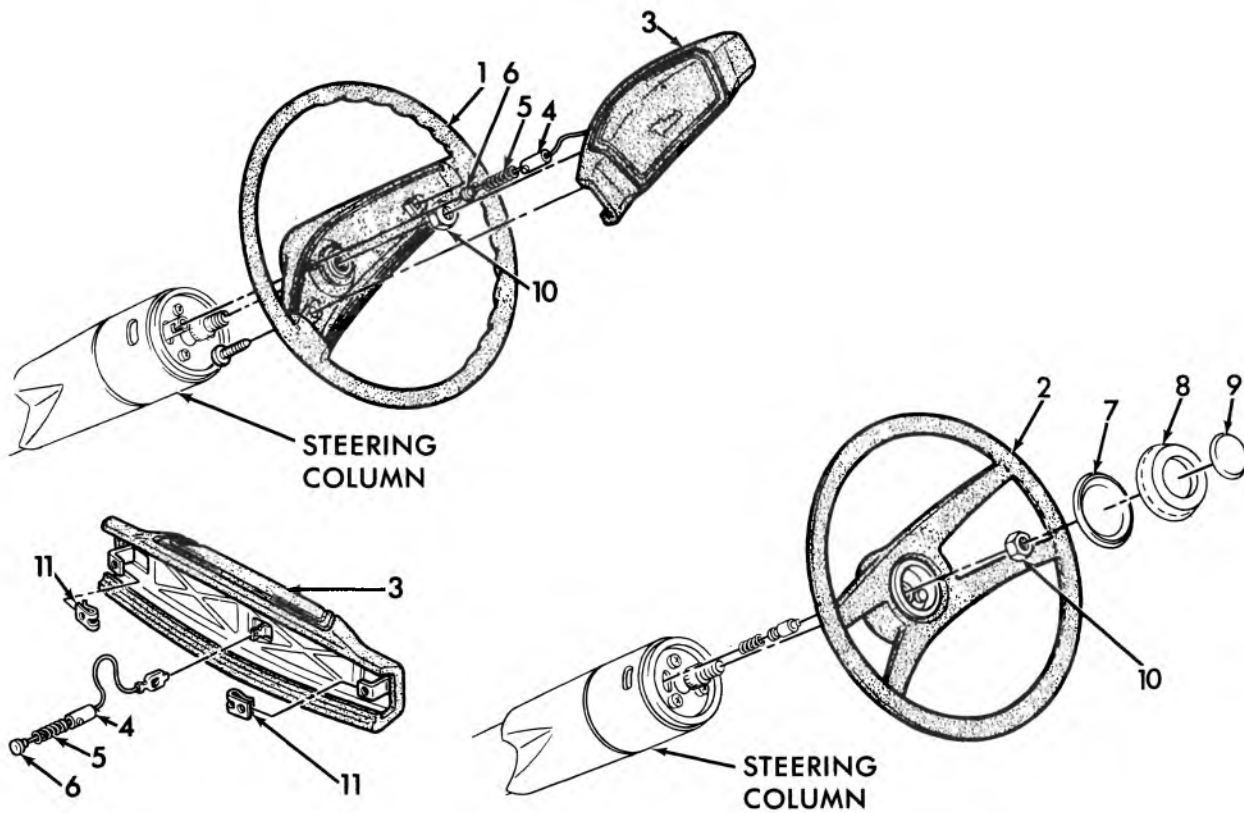
1.	2.820	CAP ASSY. ....	3945461	6.	6.513	WHEEL ASSY. ....	3951700
2.	8.916	NUT		7.	6.512	HUB ASSY. ....	3937896
3.	8.913	SCREW (8-32 x 5/8)		8.	2.819	INSULATOR ....	382117
4.	2.819	CONTACT ASSY. ....	3937897	9.	2.819	EYELET & SPRING ....	3916047
5.	8.908	SCREW (10-24 x 3/4)					



6-148

**1971-72 PASSENGER WHEEL AND COLUMN TO DASH**

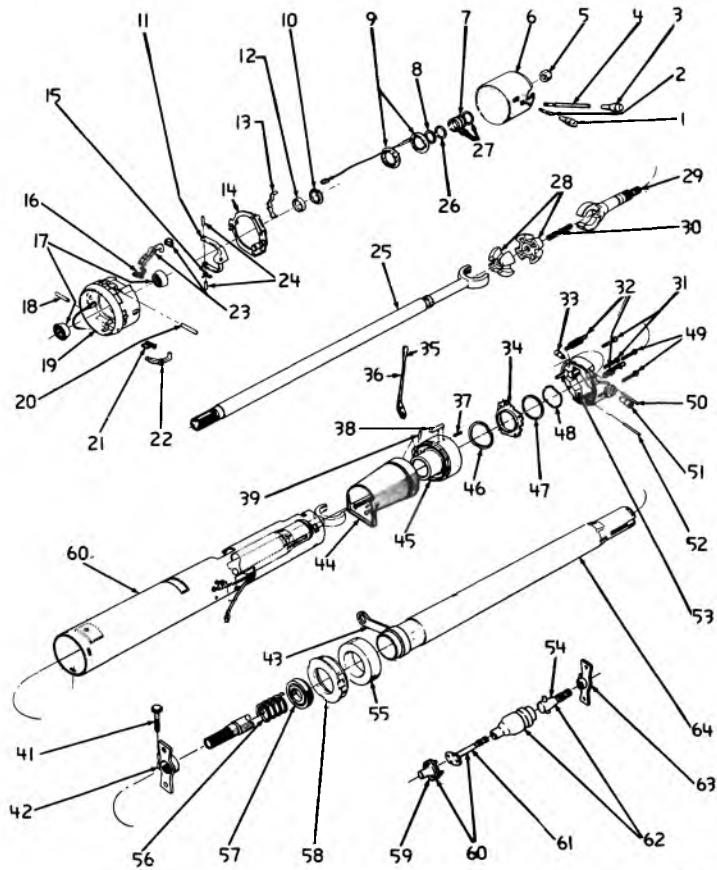
1.	8.977	SCREW (8-18 x 5/8)		5.	6.500	COVER ASSY. ....	7806232
2.	6.512	SHROUD ASSY.		6.	6.760	BRACKET ASSY. ....	7809925
3.	8.921	"U" NUT (8-18)		7.	8.900	BOLT (5/16-18 x 1/2)	
4.	6.513	WHEEL ASSY. ....	3989115	8.	8.917	NUT (3/8-16)	



**1975 VEGA-MONZA STEERING WHEEL ASSY.**

6-213

- 1. 6.513 WHEEL ASSY. (exc. G.T.)
- 2. 6.513 WHEEL ASSY., G.T.
- 3. 6.512 SHROUD ASSY., steering wheel hub
- 4. 2.819 INSULATOR, horn blowing contact eyelet
- 5. 2.819 SPRING, horn blowing contact .
- 6. 2.819 CONTACT UNIT, w/eyelet and spring
- 7. 2.819 RETAINER, horn button cap
- 8. 2.819 CAP, horn button (black)
- 9. 2.820 EMBLEM, horn button cap
- 10. 6.518 STEERING COLUMN ASSY.
- 11. 9.743 "U" NUT

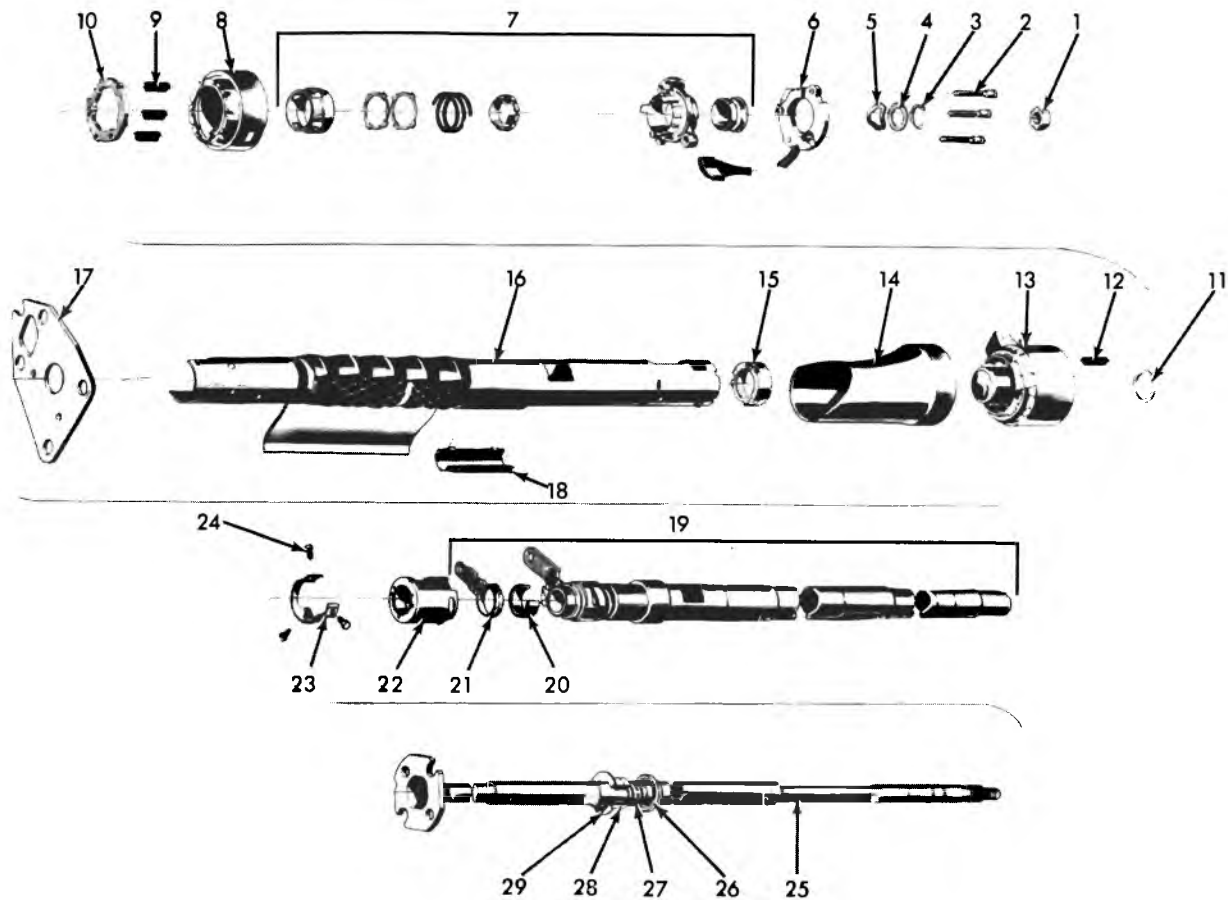


6-38

### 1963-66 PASSENGER TILT STEERING WHEEL

- |     |        |                    |     |        |                       |
|-----|--------|--------------------|-----|--------|-----------------------|
| 1.  | 6.514  | KNOB               | 33. | 6.514  | PIN                   |
| 2.  | 6.514  | LEVER              | 34. | *      | PLATE                 |
| 3.  | 2.897  | KNOB               | 35. | 4.006  | KNOB                  |
| 4.  | 2.897  | LEVER              | 36. | 4.006  | LEVER                 |
| 5.  | 8.916  | NUT (1/2-20)       | 37. | 8.975  | SCREW                 |
| 6.  | *      | COVER              | 38. | N.S.S. | INDICATOR             |
| 7.  | 6.521  | WASHER             | 39. | 4.008  | PIN                   |
| 8.  | 6.521  | RETAINER           | 40. | *      | JACKET                |
| 9.  | 2.819  | CONTACT ASSY.      | 41. | 8.900  | BOLT (3/8-24 x 1 1/4) |
| 10. | 6.521  | SEAT               | 42. | *      | FLANGE                |
| 11. | N.S.S. | ACTUATOR           | 43. | N.S.S. | LEVER                 |
| 12. | 6.521  | RACE               | 44. | *      | COVER                 |
| 13. | 2.910  | SPRING             | 45. | *      | HOUSING ASSY.         |
| 14. | 2.910  | YOKE               | 46. | 6.514  | WASHER                |
| 15. | N.S.S. | SPRING             | 47. | 6.514  | WASHER                |
| 16. | 6.514  | SPRING             | 48. | 4.027  | RING                  |
| 17. | 6.521  | BEARING ASSY.      | 49. | 8.913  | SCREW (10-32 x 1-1/4) |
| 18. | 6.514  | PIN                | 50. | N.S.S. | PIN                   |
| 19. | 2.895  | ACTUATOR ASSY.     | 51. | 6.514  | PIN                   |
| 20. | 6.514  | PIN                | 52. | N.S.S. | PIN                   |
| 21. | 6.514  | SPRING             | 53. | 6.514  | SUPPORT ASSY.         |
| 22. | 6.514  | SHOE               | 54. | *      | SHAFT ASSY.           |
| 23. | 6.514  | SHOE ASSY.         | 55. | 4.027  | SEAL                  |
| 24. | 8.939  | PIN (3/16 x 7/8)   | 56. | 6.521  | SPRING                |
| 25. | 6.524  | SHAFT ASSY.        | 57. | 6.521  | BEARING ASSY.         |
| 26. | 6.521  | WASHER             | 58. | 4.027  | ADAPTER               |
| 27. | 6.521  | RING UNIT          | 59. | 6.525  | COUPLING              |
| 28. | 6.514  | SPHERE             | 60. | *      | SHAFT ASSY.           |
| 29. | 6.524  | SHAFT              | 61. | *      | SHAFT                 |
| 30. | 6.514  | SPRING             | 62. | *      | SHAFT ASSY.           |
| 31. | 8.913  | SCREW (8-32 x 7/8) | 63. | 6.525  | FLANGE                |
| 32. | 6.514  | SPRING             | 64. | *      | TUBE ASSY.            |

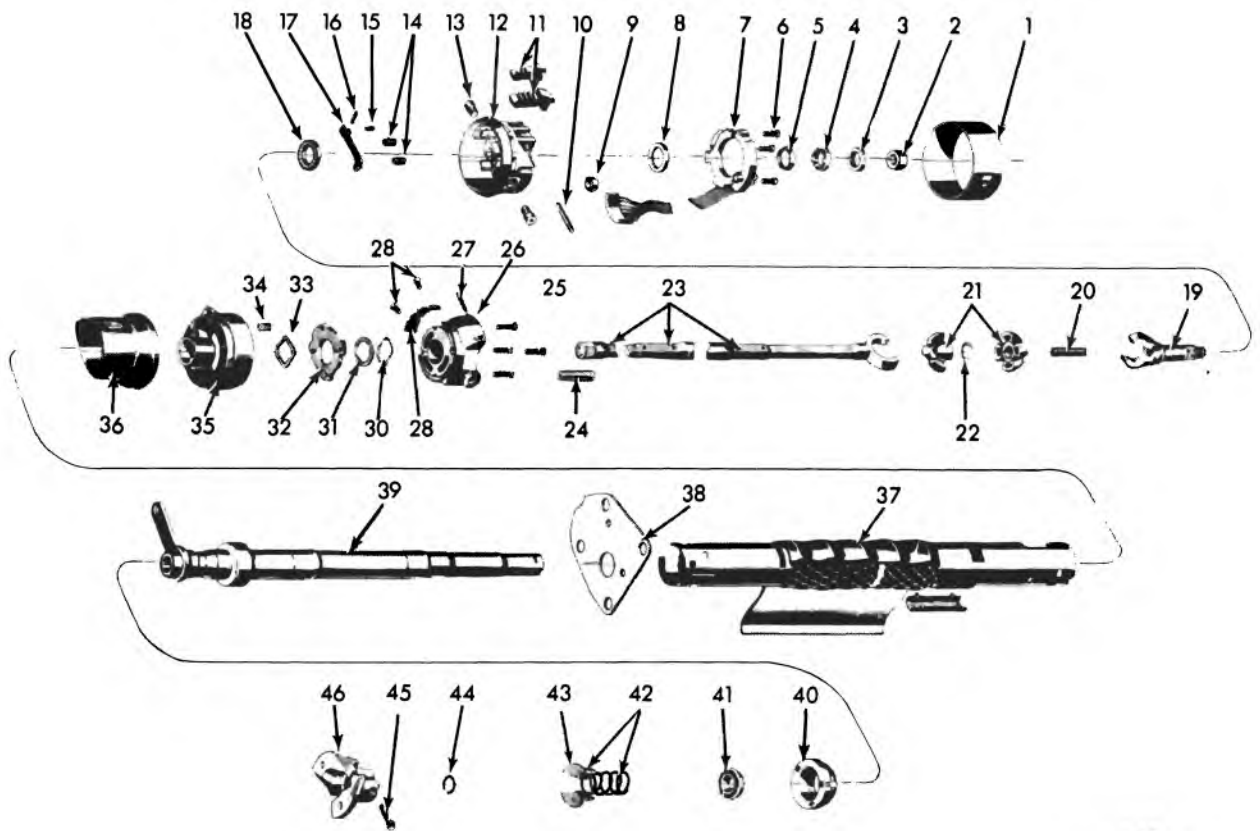
\*NOTE: Removed from service



6-42

### 1967-68 STEERING COLUMN—(EXC. TILT WHEEL)

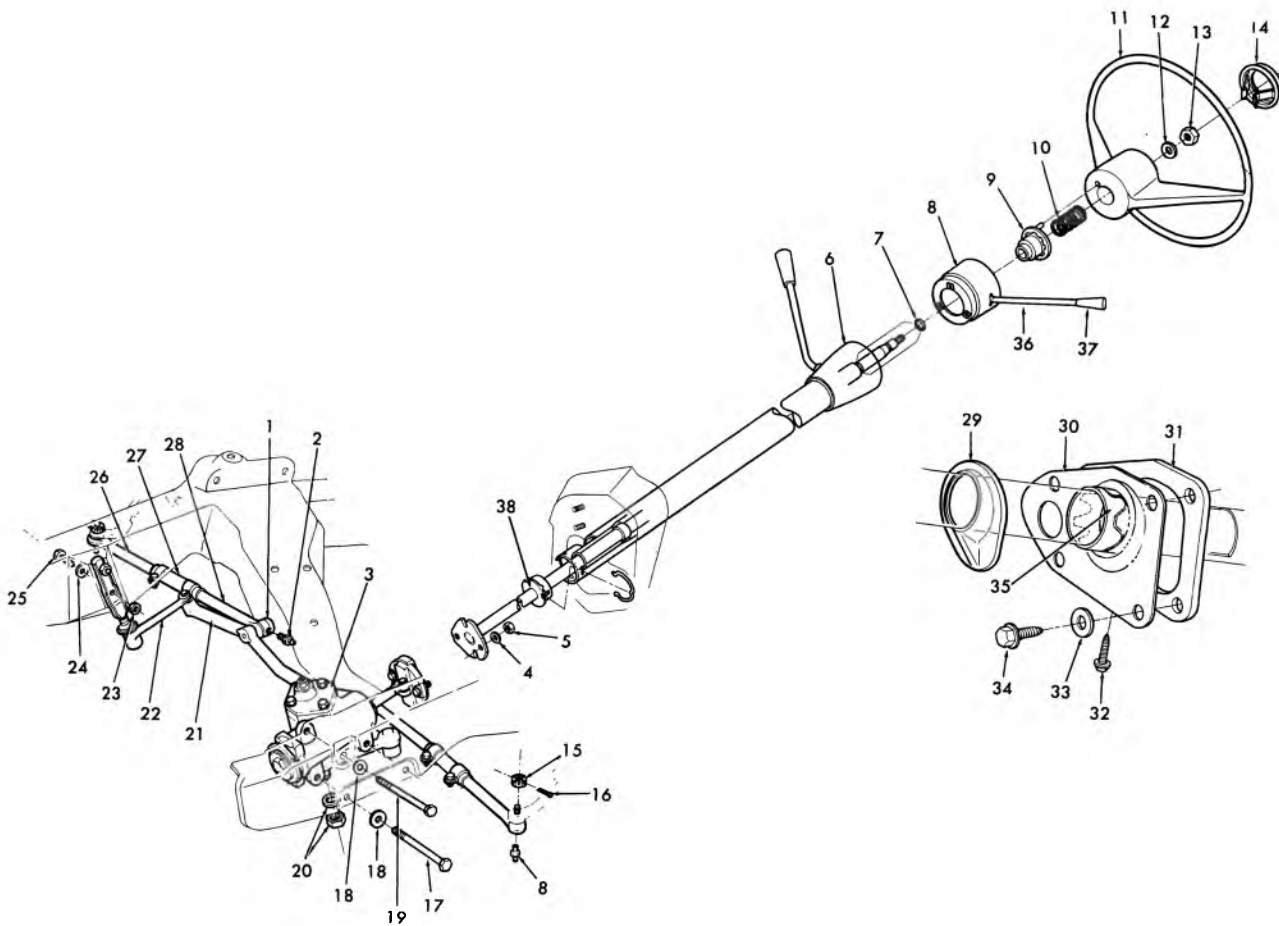
- |                          |                                      |
|--------------------------|--------------------------------------|
| 1. 6.515 NUT (1/2-20)    | 16. 6.518 JACKET ASSY.               |
| 2. 2.895 SCREW           | 17. 6.758 SEAL                       |
| 3. 6.521 RING            | 18. 2.906 COVER                      |
| 4. 6.525 WASHER (Thrust) | 19. 4.025 TUBE ASSY.                 |
| 5. 6.525 WASHER (Wave)   | 20. 4.032 SPACER                     |
| 6. 2.895 SWITCH ASSY.    | 21. 4.030 LEVER                      |
| 7. 6.518 HOUSING         | 22. 6.521 ADAPTER                    |
| 8. 2.906 COVER           | 23. 4.022 RING                       |
| 9. 2.906 SPRING          | 24. 6.525 BOLT                       |
| 10. 6.514 PLATE          | 25. 6.524 SHAFT ASSY.                |
| 11. 6.514 WASHER         | 26. 6.521 BEARING                    |
| 12. 4.008 SPRING         | 27. 6.521 SPRING                     |
| 13. 4.010 HOUSING        | 28. N.S.S. Part of 6.521 SLEEVE UNIT |
| 14. 9.746 COVER          | 29. N.S.S. Part of 6.521 SLEEVE UNIT |
| 15. N.L. BEARING         |                                      |



6-43

### 1967-68 STEERING COLUMN (TILT WHEEL)

- |                         |                         |
|-------------------------|-------------------------|
| 1. 6.518 HOUSING        | 24. 6.514 SPRING        |
| 2. 6.515 NUT (1/2-20)   | 25. 6.514 SCREW         |
| 3. 6.521 NUT            | 26. 6.514 SUPPORT ASSY. |
| 4. 6.521 SEAT           | 27. 6.514 PIN           |
| 5. 6.521 RACE           | 28. 6.514 PLATE         |
| 6. 2.895 SCREW          | 29. 6.514 SCREW         |
| 7. 2.895 SWITCH ASSY.   | 30. 6.514 RING          |
| 8. 6.521 BEARING ASSY.  | 31. 6.514 WASHER        |
| 9. 6.514 RETAINER       | 32. 6.514 PLATE         |
| 10. 6.514 PIN, Dowel    | 33. 6.514 WASHER        |
| 11. 6.514 SHOE          | 34. 4.008 SPRING        |
| 12. 6.514 HOUSING ASSY. | 35. 4.010 HOUSING       |
| 13. 6.514 PIN, Pivot    | 36. 6.518 EXTENSION     |
| 14. 6.514 SPRING        | 37. 6.518 JACKET ASSY.  |
| 15. 6.514 SPRING        | 38. 6.758 SEAL          |
| 16. 6.514 PIN           | 39. 4.025 TUBE ASSY.    |
| 17. 6.514 LEVER         | 40. 6.521 ADAPTER       |
| 18. 6.521 BEARING ASSY. | 41. 6.521 BEARING       |
| 19. 6.524 SHAFT         | 42. 6.521 UNIT          |
| 20. 6.525 SPRING        | 43. 6.521 WASHER        |
| 21. 6.514 SPHERE        | 44. 6.526 RING          |
| 22. 6.514 WASHER        | 45. 8.900 BOLT          |
| 23. 6.524 SHAFT ASSY.   | 46. 6.525 FLANGE        |

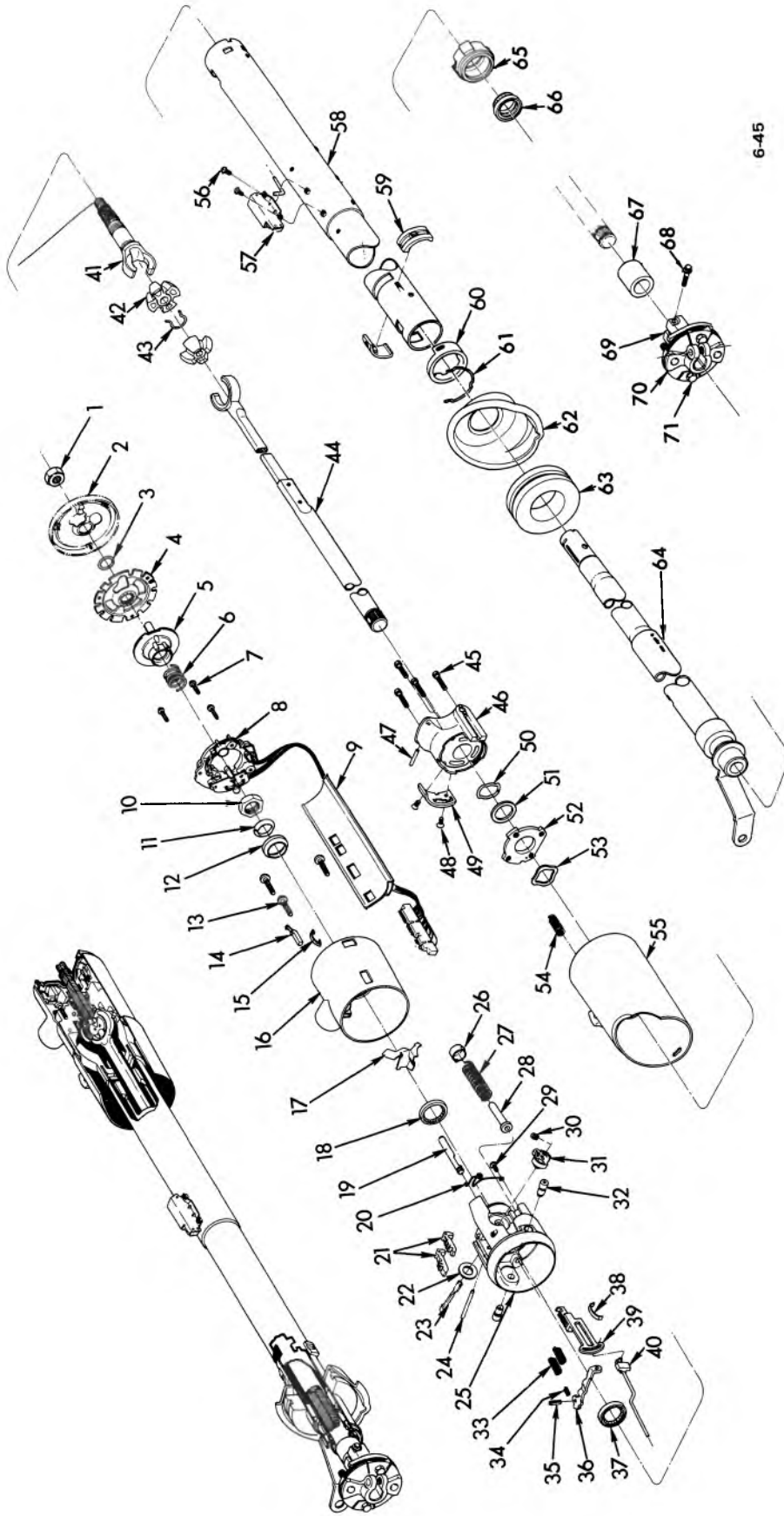


6-40

## 1964-68 CHEVELLE STEERING LINKAGE

- |     |       |  |     |       |  |
|-----|-------|--|-----|-------|--|
| 1.  | N.S.  | Steering Relay and Tie Rod<br>Assy. Component Parts Serviced | 21. | 6.870 | ROD ASSY.  |
| 2.  | 8.984 | FITTING (Straight)   | 22. | 6.895 | LEVER ASSY.  |
| 3.  | N.L.  | GEAR ASSY.   | 23. | 8.915 | NUT (3/8-16)   |
| 4.  | 8.931 | L/WASHER (5/16)  | 24. | 6.897 | WASHER   |
| 5.  | 8.915 | NUT (3/8-24)   | 25. | 8.900 | BOLT (3/8-16 x 1-1/8)                                    |
| 6.  | 4.010 | HOUSING  | 26. | 6.233 | SOCKET ASSY.   |
| 7.  | 6.521 | RING   | 27. | 6.232 | SLEEVE   |
| 8.  | 2.906 | HOUSING ASSY.  | 28. | 6.233 | SOCKET ASSY.   |
| 9.  | 2.896 | CAM  | 29. | 6.758 | GROMMET  |
| 10. | 6.521 | SPRING   | 30. | 6.758 | COVER  |
| 11. | 6.513 | WHEEL ASSY.  | 31. | N.S.  | SEAL   |
| 12. | 6.515 | WASHER   | 32. | 6.760 | SCREW  |
| 13. | 6.515 | NUT  | 33. | 6.760 | WASHER   |
| 14. | 2.820 | CAP ASSY.  | 34. | 8.977 | SCREW (Hex.) (10-16 x 1/2)<br>Use w/8.931 L/Washer (1/2) |
| 15. | 8.917 | NUT (7/16-20)  | 35. | *     | SLEEVE   |
| 16. | 8.938 | PIN (3/32 x 1)   | 36. | 2.897 | LEVER  |
| 17. | 8.900 | BOLT (7/16-14 x 4-7/16)                                      | 37. | 2.897 | KNOB   |
| 18. | 6.509 | WASHER   | 38. | 6.521 | ADAPTER  |
| 19. | 8.900 | BOLT (7/16-14 x 3-3/4)                                       |     |       |  |
| 20. | N.S.  | NUT AND L/WASHER<br>Part of 6.508 Gear Assy.                 |     |       |  |





6-45

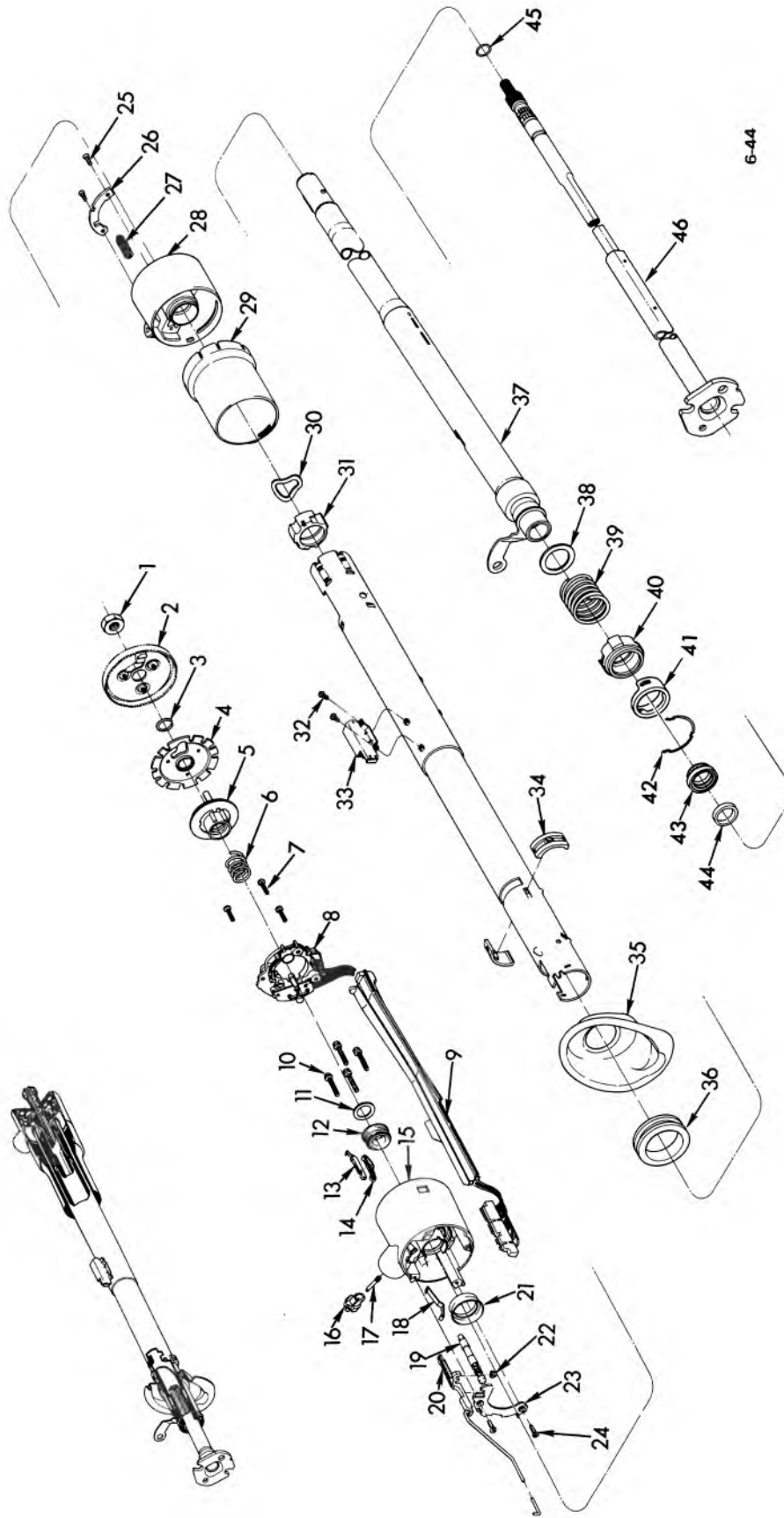
**1969-72 TILT STEERING COLUMN**



## 1969-73 TILT STEERING COLUMN

- |     |       |   |     |       |                                      |
|-----|-------|---|-----|-------|--------------------------------------|
| 1.  | N.L.  | NUT                                       | 35. | 6.514 | PIN, Shoe Release Lever              |
| 2.  | 6.500 | COVER, Steering Shaft Lock Plate          | 36. | 6.514 | LEVER, Shoe Release                  |
| 3.  | 6.521 | RETAINER, Shaft Lock Plate                | 37. | 6.521 | BEARING, Shaft Upper                 |
| 4.  | 6.500 | PLATE, Shaft Locking                      | 38. | 2.195 | SPRING, Ignition Switch Rack Preload |
| 5.  | 2.896 | CAM, Directional Signal Lamp              | 39. | 2.195 | RACK, Ignition Switch Actuator       |
| 6.  | 2.896 | SPRING, Cancel Cam                        | 40. | 2.195 | ROD, Ignition Switch Actuator        |
| 7.  | 2.895 | SCREW, Signal Switch Mtg.                 | 41. | 6.524 | SHAFT, Upper                         |
| 8.  | 2.895 | SWITCH ASSY., Directional Signal          | 42. | 6.514 | SPHERE, Shaft Centering              |
| 9.  | 2.906 | COVER, Signal Switch & Horn Wire          | 43. | 6.514 | SPRING, Center Sphere                |
| 10. | 6.521 | NUT, Upper Bearing Race Seat              | 44. | 6.524 | SHAFT, Lower                         |
| 11. | 6.521 | SEAT, Shaft Upper Bearing                 | 45. | 6.518 | SCREW, Housing                       |
| 12. | 6.521 | RACE, Upper Shaft Upper Bearing           | 46. | 6.514 | SUPPORT ASSY., turn signal Housing   |
| 13. | N.S.  | SCREW                                     | 47. | 6.514 | PIN                                  |
| 14. | 2.195 | SWITCH, Ignition Key Warning Buzzer       | 48. | 6.514 | SCREW, Support                       |
| 15. | 2.195 | CLIP, Ignition Key Warning Buzzer Switch  | 49. | 4.027 | PLATE, Gear Shift Lever Detent       |
| 16. | 2.906 | HOUSING, Turn Signal and Ignition Switch  | 50. | 4.027 | RING, Support Retainer               |
| 17. | 6.514 | SHIELD, Tilt Lever Opening                | 51. | 4.012 | WASHER, Support Thrust               |
| 18. | 6.521 | BEARING                                   | 52. | 6.514 | PLATE, Support Lock                  |
| 19. | 6.500 | BOLT, Shaft Lock                          | 53. | 4.012 | WASHER, Support Wave                 |
| 20. | 6.500 | SPRING, Steering Shaft                    | 54. | 4.008 | SPRING                               |
| 21. | 6.514 | SHOE, Lock                                | 55. | 4.030 | HOUSING, Gear Shift Lever            |
| 22. | 2.195 | WASHER, Ignition Switch Sector Door Shift | 56. | N.L.  | SCREW                                |
| 23. | 2.195 | SHAFT, Ignition Switch Sector Door        | 57. | 2.188 | SWITCH                               |
| 24. | 6.514 | PIN, Lock Shoe Retaining                  | 58. | 6.518 | JACKET                               |
| 25. | 2.906 | HOUSING ASSY., Strg. Shaft Bearing        | 59. | 2.698 | GROMMET, Lamp                        |
| 26. | 6.514 | RETAINER, Spring                          | 60. | 6.521 | REINFORCEMENT, Lower Bearing Adapter |
| 27. | 6.514 | SPRING, Tilt                              | 61. | 6.521 | RETAINER, Lower Bearing Adapter      |
| 28. | 6.514 | GUIDE, Tilt Spring                        | 62. | 6.758 | COLLAR, Steering Column              |
| 29. | 6.500 | SCREW, Shaft Lock Bolt Spring             | 63. | 6.758 | SEAL, Steering Column to Dash cover  |
| 30. | 2.195 | RETAINER, Ignition Switch Actuator Sector | 64. | 4.028 | TUBE                                 |
| 31. | 2.195 | SECTOR, Ignition Switch Actuator          | 65. | 6.508 | ADAPTER, Lower Bearing               |
| 32. | 6.514 | PIN, Pivot                                | 66. | 6.521 | BEARING ASSEMBLY., Lower Shaft       |
| 33. | 6.514 | SPRING, Lock Shoe Return                  | 67. | 6.521 | SPACER, Lower Bearing                |
| 34. | 6.514 | SPRING, Tilt                              | 68. | 6.525 | BOLT                                 |
|     |       |   | 69. | 6.525 | FLANGE                               |
|     |       |   | 70. | 6.525 | FLANGE ASSY.                         |
|     |       |   | 71. | 6.521 | BOLT                                 |

6-45



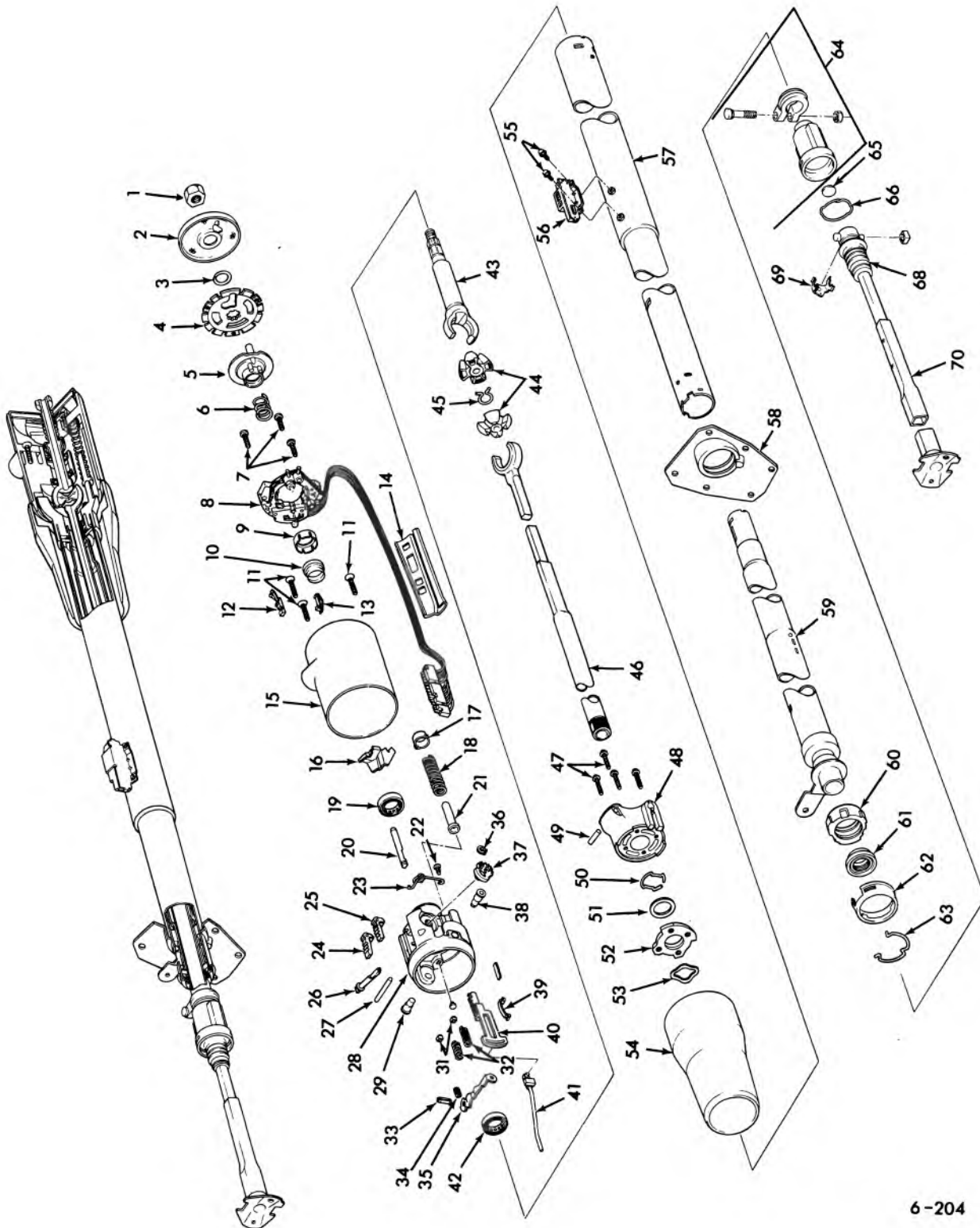
6-44

**1969-75 STEERING COLUMN (EXC. TILT & TILT TEL.)**

### 1969-75 STEERING COLUMN (EXC. TILT & TILT TEL.)

1.	N.L.	NUT	24.	8.908	SCREW
2.	6.500	COVER, Steering Shaft Lock Plate	25.	8.908	SCREW
3.	6.521	RETAINER, Shaft Lock Plate	26.	4.010	PLATE, Steering Column Shift Tube Lock
4.	6.500	PLATE, Shaft Locking	27.	4.027	SPRING, Shift Tube Thrust
5.	2.896	CAM, Directional Signal Lamp	28.	4.010	HOUSING, Steering Column Gear Shift Lever
6.	2.896	SPRING, Cancel Cam	29.	N.L.	SHROUD
7.	2.895	SCREW, Signal Switch Mtg.	30.	4.012	WASHER, Steering Column Shift Lever Housing Bearing Wave
8.	2.895	SWITCH, Directional Signal	31.	6.521	BEARING, Steering Column Jacket Assy., Bowl Lever
9.	2.906	COVER, Signal Switch & Horn Wire	32.	2.188	SCREW
10.	8.908	SCREW	33.	2.188	SWITCH, Ignition
11.	4.012	WASHER, Upper Retainer Ring Thrust	34.	2.698	GROMMET, Lamp
12.	6.521	BEARING ASSY., Upper Shaft	35.	6.758	COLLAR, Steering Column
13.	2.195	SWITCH ASSY., Ignition Key Warning Buzzer	36.	6.758	SEAL
14.	2.195	CLIP, Ignition Key Warning Buzzer Switch	37.	4.025	TUBE
15.	2.906	HOUSING, Steering Column	38.	6.500	WASHER, Spring Thrust
16.	2.195	SECTOR, Ignition Switch Actuator	39.	4.027	SPRING, Shift Tube Thrust
17.	2.195	SHAFT, Ignition Switch Actuator Sector	40.	6.508	ADAPTER, Lower Bearing
18.	2.195	SPRING, Ignition Switch Rack Preload	41.	6.521	REINFORCEMENT, Lower Bearing Adapter
19.	6.500	BOLT, W/Spring	42.	6.521	RETAINER, Lower Bearing Adapter
20.	6.500	ROD ASSY., W/Rack, Ign. Switch Actuator	43.	6.521	BEARING ASSY., Lower Shaft
21.	2.906	CUP, Turn Signal Switch Housing Thrust	44.	6.521	SPACER, Lower Bearing
22.	6.500	WASHER, Spring Thrust	45.	6.521	RING, Lock Plate Retaining
23.	2.195	PLATE, Steering Column Gear Shift Lever Detent	46.	6.524	STEERING, Shaft

6-44



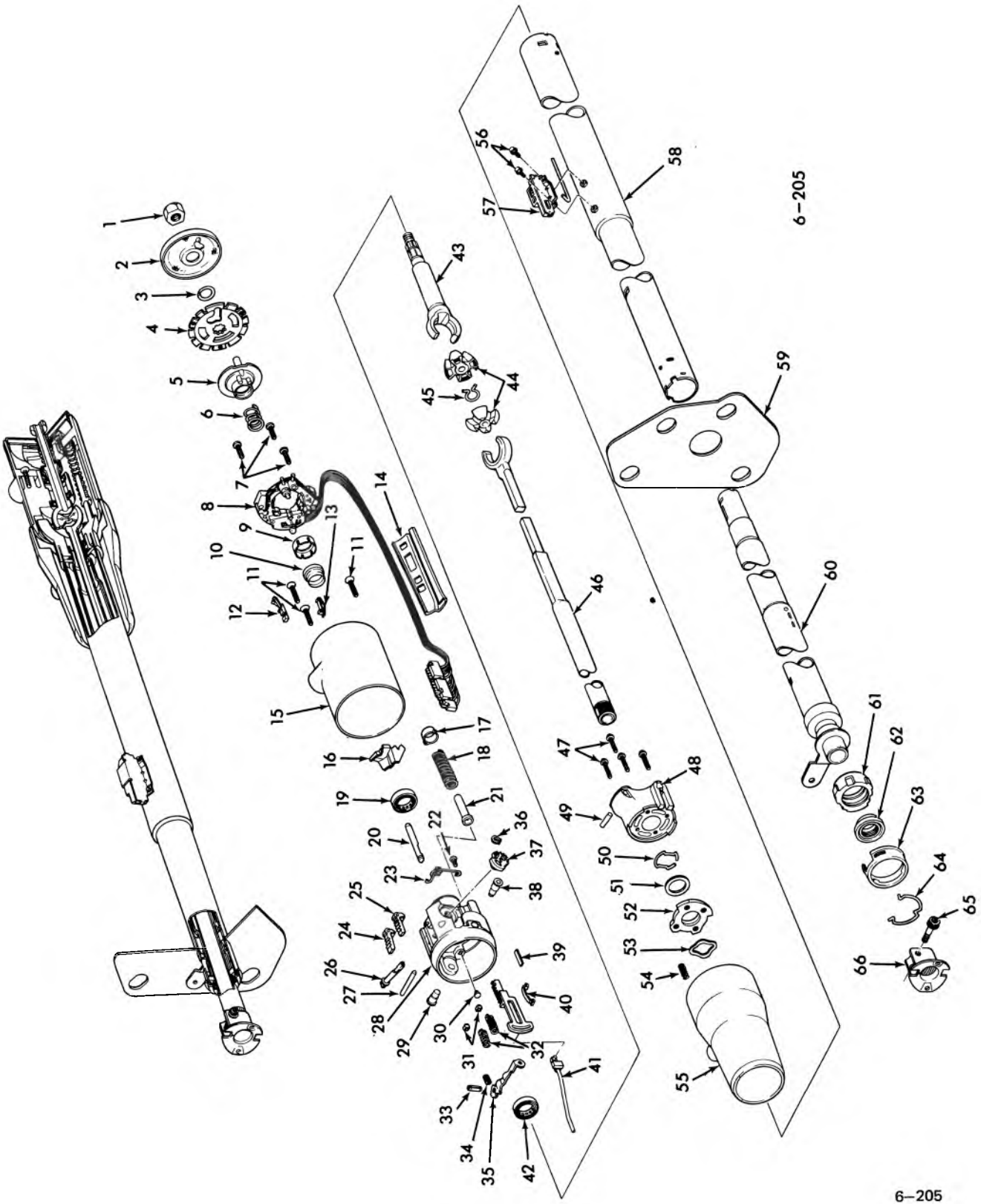
6-204

1973-75 TILT STEERING COLUMN

## 1973-75 STEERING COLUMN (TILT)

1.	8.915	NUT (9/16-18)	37.	2.195	SECTOR, Ign. Switch Actuator
2.	6.500	COVER, Shaft Lock Plate	38.	6.514	PIN, Pivot
3.	2.819	RING, Carrier Locking	39.	2.195	SPRING, Ign. Switch Rack Pre-Load
4.	6.500	PLATE ASSY., Shaft Lock	40.	2.195	RACK, Ign. Switch Actuator
5.	2.819	CARRIER ASSY., Contact	41.	2.195	ROD, Ign. Switch Actuator
6.	2.896	SPRING, Cancel Cam	42.	6.521	BEARING, Upper Strg. Shaft Lower
7.	2.895	SCREW, Signal Switch Mounting	43.	6.524	SHAFT, Inter.
8.	2.895	SWITCH ASSY., Dir. Signal & Traffic Hazard	44.	6.514	SPHERE, Shaft Center
9.	6.521	SEAT, Strg. Shaft Upper Bearing Inner Race	45.	6.521	SPRING, Shaft Center Sphere
10.	6.521	RACE, Upper Shaft Lower Bearing	46.	6.524	SHAFT, Lower Inter.
11.	6.518	SCREW, Strg. Column Housing	47.	6.514	SCREW, Strg. Column Support
12.	2.195	SWITCH ASSY., Strg. Column Ign. Key Warning Buzzer	48.	6.514	SUPPORT ASSY., Turn Signal Housing
13.	2.195	CLIP, Ign. Warning Buzzer Switch	49.	6.514	PIN
14.	2.906	COVER, Sig. Switch and Horn Wire	50.	4.027	RING, Support Retainer
15.	2.906	COVER ASSY., w/Lock	51.	4.012	WASHER, Support Lock
16.	6.514	SHIELD, Tilt Lever Opening	52.	6.514	PLATE, Support Lock
17.	6.514	RETAINER, Spring	53.	4.012	WASHER, Support Wave
18.	6.521	SPRING, Tilt Wheel	54.	4.010	HOUSING, Gear Shift Lever
19.	6.521	BEARING, Upper Strg. Shaft Lower	55.	2.188	SCREW, Ign. Switch
20.	6.500	BOLT, Shaft Lock	56.	2.188	SWITCH ASSY., Ign.
21.	6.514	GUIDE, Tilt Spring	57.	6.518	HOUSING ASSY., Steering Column Steering Shaft Bearing
22.	6.500	SCREW, Strg. Shaft Lock Bolt Spring	58.	6.758	SEAL, Strg. Column to Dash Cover
23.	6.500	SPRING, Strg. Shaft Lock Bolt	59.	4.025	TUBE ASSY., Strg. Column Shifter
24.	6.514	SHOE, Lock (3 Position)	60.	6.521	ADAPTER, Lower Bearing
25.	6.514	SHOE, Lock (4 Position)	61.	6.521	BEARING, Lower Shift Tube
26.	2.195	SHAFT, Ign. Switch Sector Door	62.	6.521	REINFORCEMENT, Lower Bearing Adapter
27.	6.514	PIN, Strg. Column Tilt Lock Shoe Retainer	63.	6.521	RETAINER, Lower Bearing Adapter
28.	6.518	HOUSING, Strg. Shaft Bearing	64.	6.525	CLAMP UNIT, Inter. Strg. Shaft Coupling Clamp
29.	6.514	PIN, Pivot	65.	8.970	PLUG, Expansion
30.	6.514	BUMPER, Strg. Rel. Down	66.	6.521	RETAINER, Inter. Strg. Shaft Coupling Seal
31.	6.514	BUMPER, Strg. Column Down	67.	6.525	BEARING, Strg. Shaft "U" Joint Coupling
32.	6.514	SPRING, Shoe Release	68.	6.525	CLAMP, Inter. Shaft Seal
33.	6.514	PIN, Shoe Release Lever	69.	6.525	SPRING, Strg. Upper Shaft Coupling
34.	6.514	SPRING, Tilt	70.	6.524	SHAFT, Lower
35.	6.514	LEVER, Shoe Release			
36.	2.195	RETAINER, Ign. Switch Actuator Sector			

6-204

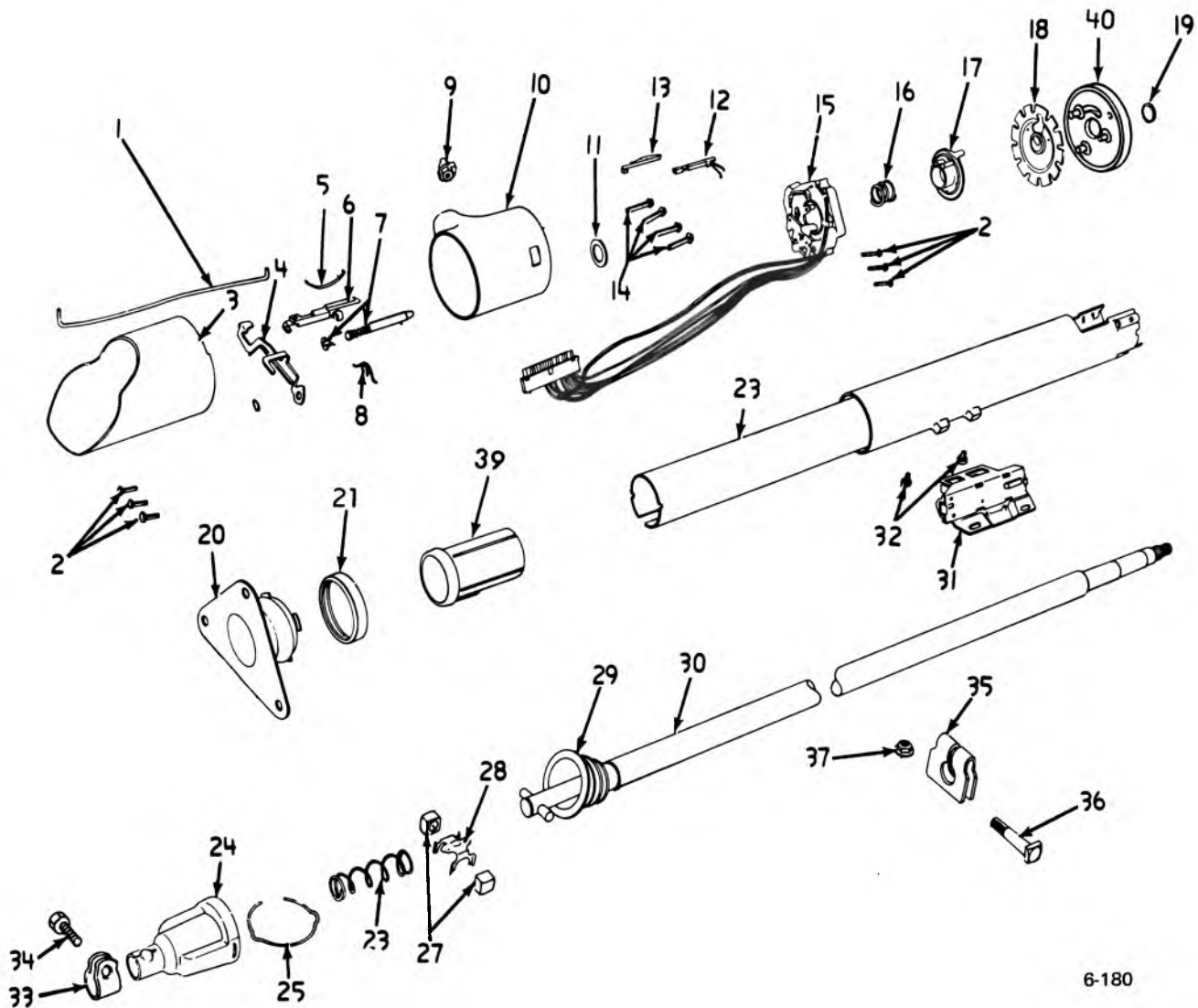


1973-75 NOVA STEERING COLUMN (TILT)

## 1973-75 NOVA STEERING COLUMN (TILT)

1.	8.915	NUT (9/16 - 18)	34.	6.514	SPRING, Tilt
2.	6.500	COVER, Shaft Lock Plate	35.	6.514	LEVER, Shoe Release
3.	2.819	RING, Carrier Locking	36.	2.195	RETAINER, Ign. Switch Actuator Sector
4.	6.500	PLATE ASSY., Shaft Lock	37.	2.195	SECTOR, Ign. Switch Actuator
5.	2.819	CARRIER ASSY., Contact	38.	6.514	PIN, Pivot
6.	2.896	SPRING, Cancel Cam	39.	2.195	SPRING, Ign. Switch Rack Preload
7.	2.895	SCREW, Signal Switch Mounting	40.	2.195	RACK, Ign. Switch Actuator
8.	2.895	SWITCH ASSY., Dir. Signal & Traffic Hazard	41.	2.195	ROD, Ign. Switch Actuator
9.	6.521	SEAT, Strg. Shaft Upper Bearing Inner Race	42.	6.521	BEARING, Upper Strg. Shaft Lower
10.	6.521	RACE, Upper Shaft Lower Bearing	43.	6.524	SHAFT, Upper
11.	6.518	SCREW, Strg. Column Housing	44.	6.514	SPHERE, Shaft Center
12.	2.195	SWITCH ASSY., Strg. Column Ign. Key Warning Buzzer	45.	6.521	SPRING, Shaft Center Sphere
13.	2.195	CLIP, Ign. Warning Buzzer Switch	46.	6.524	SHAFT, Lower
14.	2.906	COVER, Sig. Switch and Horn Wire	47.	6.514	SCREW, Strg. Column Support
15.	2.906	COVER ASSY., w/Lock	48.	6.514	SUPPORT ASSY., Turn Signal Housing
16.	6.514	SHIELD, Tilt Lever Opening	49.	6.514	PIN
17.	6.514	RETAINER, Spring	50.	4.027	RING, Support Retainer
18.	6.521	SPRING, Tilt Wheel	51.	4.012	WASHER, Support Thrust
19.	6.521	BEARING, Upper Strg. Shaft Lower	52.	6.514	PLATE, Support Lock
20.	6.500	BOLT, Shaft Lock	53.	4.012	WASHER, Support Wave
21.	6.514	GUIDE, Tilt Spring	54.	4.008	SPRING, Strg. Col. g/s Lever Hsg.
22.	6.500	SCREW, Strg. Shaft Lock Bolt Spring	55.	4.010	HOUSING, Gear Shift Lever
23.	6.500	SPRING, Strg. Shaft Lock Bolt	56.	2.188	SCREW, Ign. Switch
24.	6.514	SHOE, Lock (3 position)	57.	2.188	SWITCH ASSY., Ign.
25.	6.514	SHOE, Lock (4 position)	58.	6.518	HOUSING ASSY., Steering Column Steering Shaft Bearing
26.	2.195	SHAFT, Ign. Switch Sector Door	59.	6.758	SEAL, Strg. Column to Dash Cover
27.	6.514	PIN, Strg. Column Tilt Lock Shoe Retainer	60.	4.025	TUBE ASSY., Strg. Column Shifter
28.	6.518	HOUSING, Strg. Shaft Bearing	61.	6.521	ADAPTER, Lower Bearing
29.	6.514	PIN, Pivot	62.	6.521	BEARING, Lower Shift Tube
30.	6.514	BUMPER, Strg. Rel. Down	63.	6.521	REINFORCEMENT, Lower Bearing Adapter
31.	6.514	BUMPER, Strg. Column Down	64.	6.521	RETAINER, Lower Bearing Adapter
32.	6.514	SPRING, Shoe Release	65.	6.525	BOLT, Flange (3/8-24 x 1 7/32)
33.	6.514	PIN, Shoe Release Lever	66.	6.525	FLANGE ASSY. Strg. Gear Shaft Upper

6-205

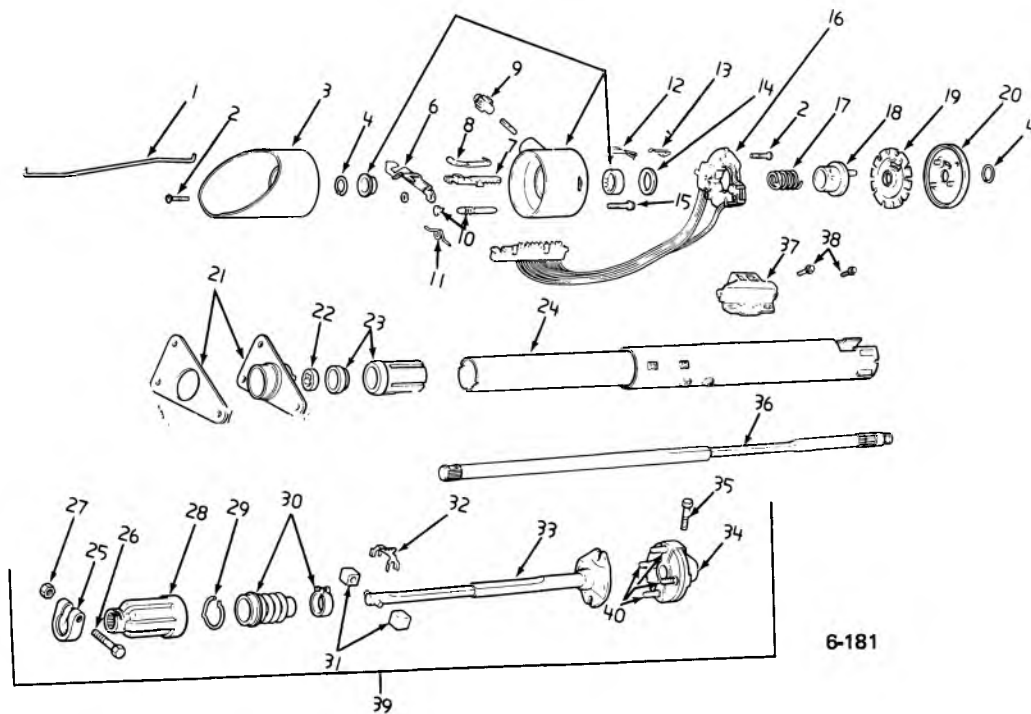


6-180

**1971-75 VEGA-MONZA COLUMN ASSY. (STANDARD STEERING)**

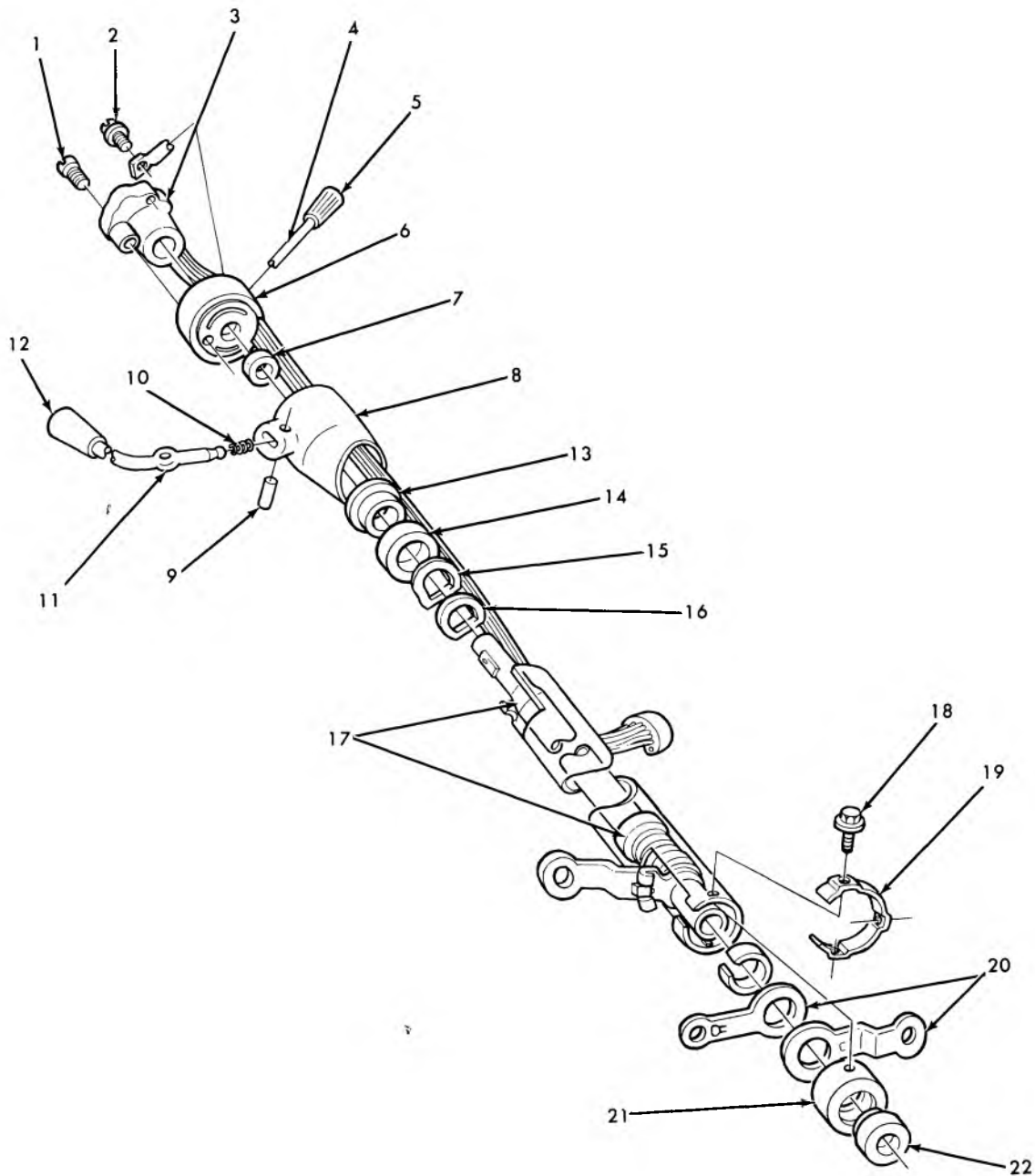
- |     |       |               |     |       |                |
|-----|-------|---------------|-----|-------|----------------|
|     | 6.518 | COLUMN ASSY.  |     |       |                |
| 1.  | 2.195 | ROD           | 21. | 6.758 | SEAL           |
| 2.  | 2.895 | SCREW         | 23. | 6.518 | JACKET ASSY.   |
| 3.  | 4.010 | SHROUD        | 24. | 6.525 | COUPLING ASSY. |
| 4.  | 2.195 | LOCK LEVER    | 25. | 6.525 | RETAINER       |
| 5.  | 2.195 | SPRING        | 26. | 6.525 | SPRING         |
| 6.  | 2.195 | RACK          | 27. | 6.525 | BEARING        |
| 7.  | 6.500 | BOLT ASSY.    | 28. | 6.525 | SPRING         |
| 8.  | 2.195 | SPRING        | 29. | 6.758 | COVER          |
| 9.  | 2.195 | SECTOR        | 30. | 6.524 | SHAFT ASSY.    |
| 10. | 2.906 | HOUSING ASSY. | 31. | 2.188 | SWITCH ASSY.   |
| 11. | 4.012 | WASHER        | 32. | 2.188 | SCREW          |
| 12. | 2.195 | SWITCH ASSY.  | 33. | 6.521 | CLAMP          |
| 13. | 2.195 | CLIP          | 34. | 6.525 | BOLT           |
| 14. | 2.906 | SCREW         | 35. | 6.525 | CLAMP          |
| 15. | 2.895 | SWITCH ASSY.  | 36. | 6.525 | BOLT           |
| 16. | 6.521 | SPRING        | 37. | 8.917 | NUT            |
| 17. | 2.896 | CAM           | 38. | 6.524 | SHAFT UNIT     |
| 18. | 6.500 | PLATE         | 39. | 6.518 | BUSHING        |
| 19. | 6.521 | RETAINER      | 40. | 6.500 | COVER          |
| 20. | 6.760 | BRACKET ASSY. |     |       |                |





### 1971-75 VEGA-MONZA STEERING COLUMN ASSY. (POWER STEERING)

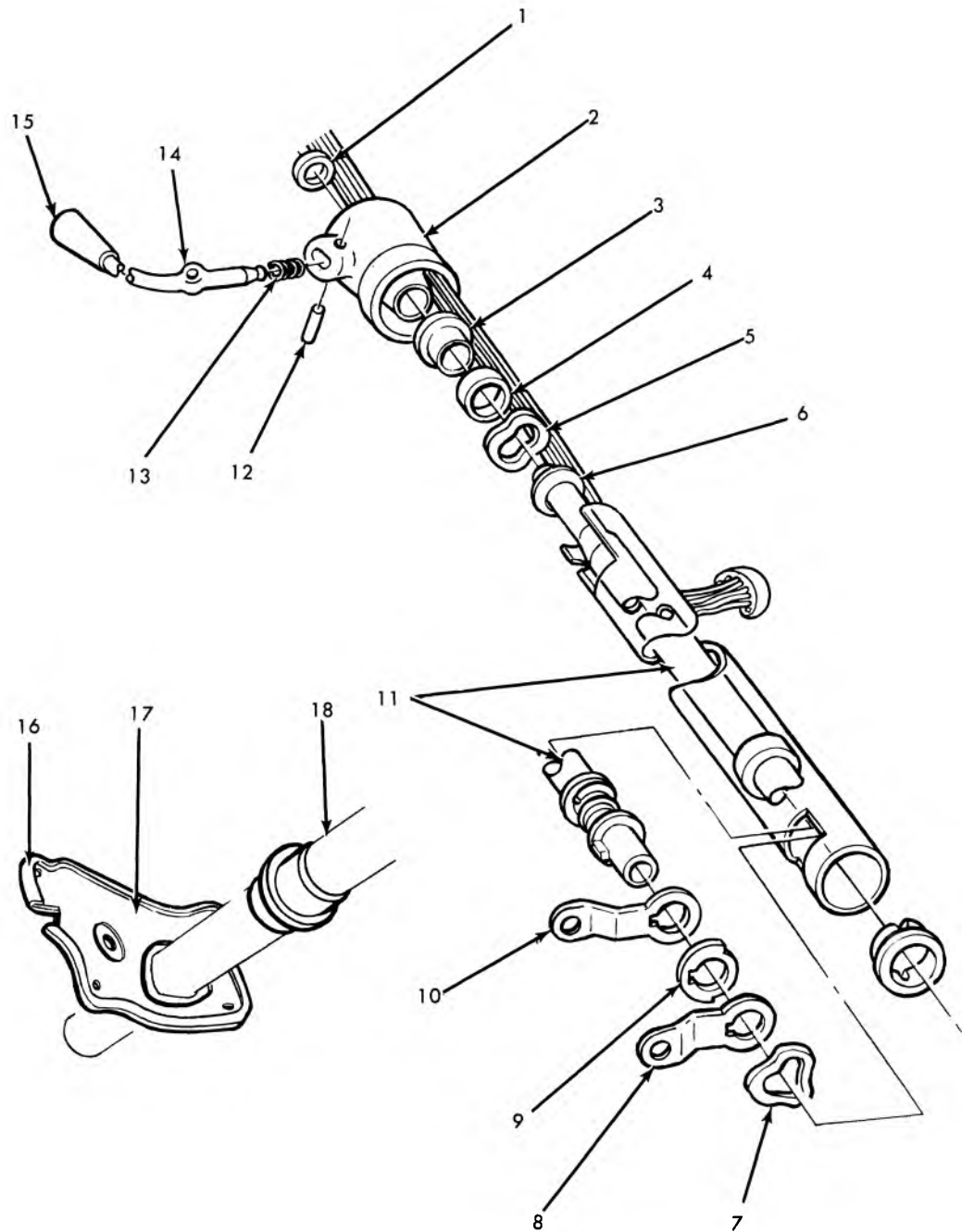
	6.518	COLUMN ASSY.	23.	6.521	BEARING ASSY.
1.	2.195	ROD		6.521	BEARING ASSY. (part of 7811024)
2.	2.895	SCREW		6.521	ADAPTER
3.	4.010	SHROUD	24.	6.518	JACKET ASSY.
4.	6.521	RETAINER	25.	6.525	CLAMP
5.	2.906	HOUSING ASSY.	26.	6.525	BOLT
6.	2.195	LOCK LEVER	27.	8.917	NUT (3/8" — 24)
7.	2.195	RACK	28.	6.525	COUPLING
8.	2.195	SPRING	29.	6.525	RETAINER
9.	2.195	SECTOR	30.	N.S.S.	PART OF #33
10.	6.500	BOLT ASSY.	31.	6.525	BEARING
11.	2.195	SPRING	32.	6.525	SPRING
12.	2.195	SWITCH ASSY.	33.	6.524	SHAFT
13.	2.195	CLIP	34.	6.525	COUPLING ASSY.
14.	4.012	WASHER	35.	6.525	BOLT (3/8" — 24 x 1 7/32")
15.	2.906	SCREW	36.	6.524	SHAFT ASSY.
16.	2.895	SWITCH ASSY.	37.	2.188	SWITCH ASSY.
17.	6.521	SPRING	38.	2.188	SCREW
18.	2.896	CAM	39.	6.524	SHAFT ASSY.
19.	6.500	PLATE	40.	6.525	BOLT UNIT
20.	6.500	COVER	41.	6.524	SHAFT UNIT
21.	6.760	BRACKET ASSY.			
22.	6.525	SPACER			



6-37

### 1966 CHEVELLE 3-SPEED TRANSMISSION STEERING JACKET DETAILS

- |                                |                                       |
|--------------------------------|---------------------------------------|
| 1. 8.913 SCREW (#10-24 x 3/16) | 12. 4.006 KNOB                        |
| 2. 8.977 SCREW (#8-32 x 1/2)   | 13. 4.012 THRUST WASHER               |
| 3. 2.896 CAM ASSY.             | 14. 4.012 COMPRESSION WASHER          |
| 4. 2.897 LEVER                 | 15. 4.012 WASHER (right drive only)   |
| 5. 2.897 KNOB                  | 16. 4.012 WASHER                      |
| 6. 2.906 HOUSING ASSY.         | 17. 4.025 TUBE ASSY.                  |
| 7. 2.895 WASHER                | 18. 8.900 SCREW ASSY., (1/4-28 x 1/8) |
| 8. 4.010 HOUSING               | 19. 4.022 RING (lower bearing clamp)  |
| 9. 8.939 PIN (7/32 x 15/16)    | 20. 4.030 LEVER (second and third)    |
| 10. 4.008 SPRING               | 21. 4.027 RING ASM. (adjusting)       |
| 11. 4.006 LEVER                | 22. 6.521 BEARING ASSY.               |

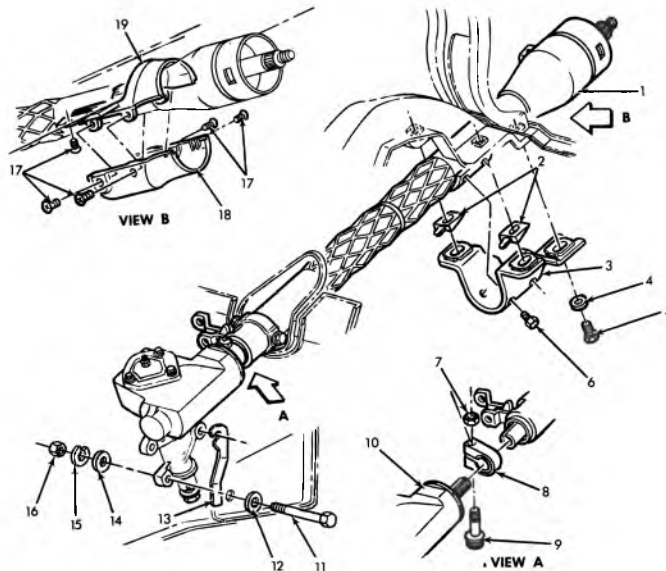


6-36

### 1966 CHEVY II 3-SPEED TRANSMISSION STEERING JACKET DETAILS

- |                                    |                               |
|------------------------------------|-------------------------------|
| 1. 2.895 WASHER                    | 10. 4.030 LEVER (2nd and 3rd) |
| 2. 4.010 HOUSING ASSY.             | 11. 4.025 RUBE ASSY.          |
| 3. 4.012 THRUST WASHER             | 12. 8.939 PIN (7/32 x 15/16)  |
| 4. 4.012 COMPRESSION WASHER        | 13. 4.008 SPRING              |
| 5. 4.012 WASHER (right drive only) | 14. 4.006 LEVER               |
| 6. 4.012 WASHER                    | 15. 4.006 KNOB                |
| 7. 4.032 WASHER                    | 16. 6.758 SEAL                |
| 8. 4.030 LEVER (1st and Rev.)      | 17. * RETAINER                |
| 9. 4.032 SPACER                    | 18. 6.758 COLLAR              |

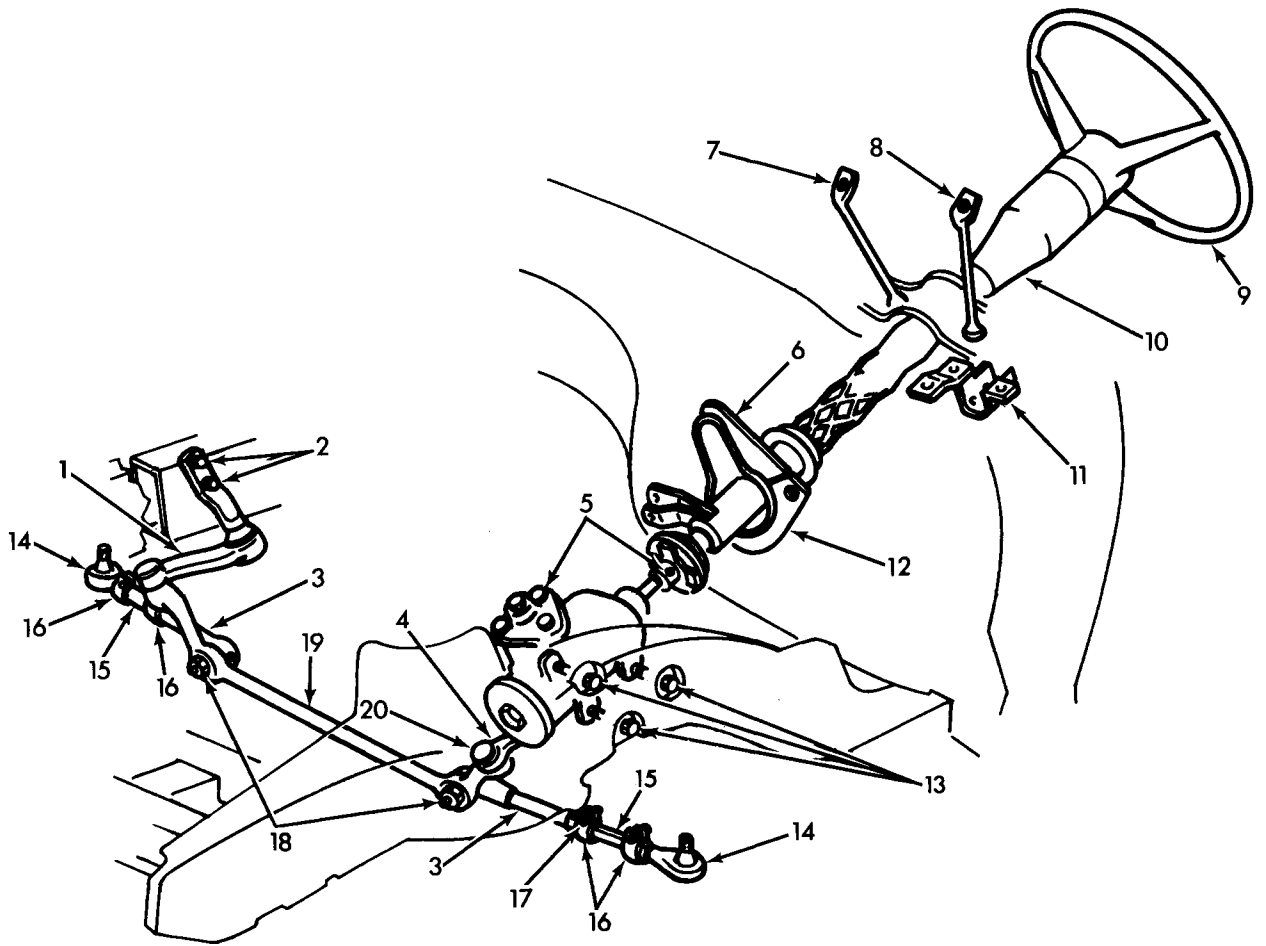
\*Removed from service.



6-33

## 1967-69 CHEVY II STEERING GEAR—COLUMN AND COVER

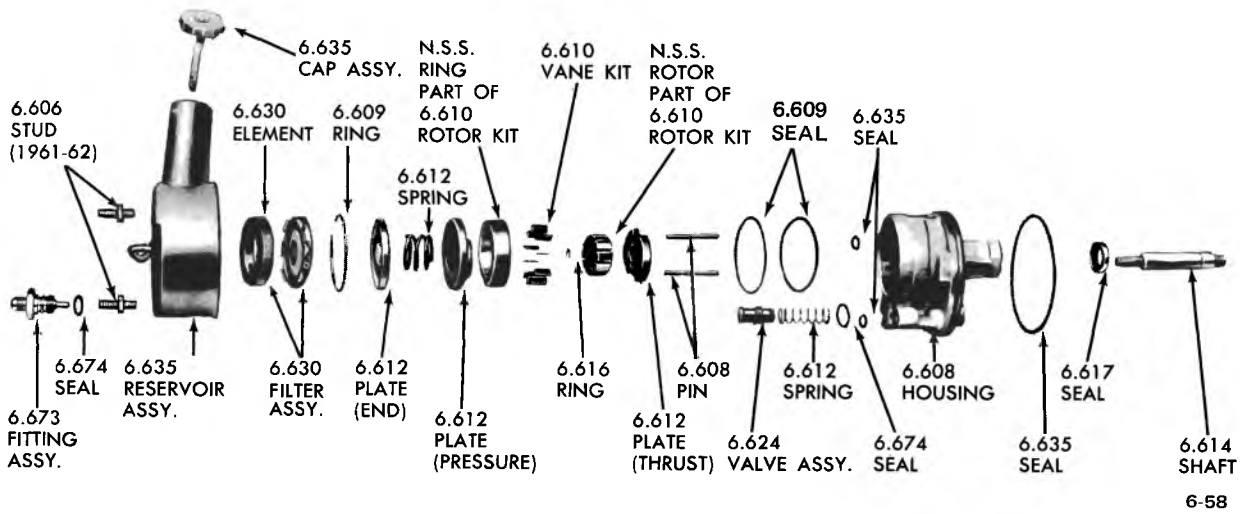
- |                                 |                             |
|---------------------------------|-----------------------------|
| 1. 6.518 JACKET ASSY.           | 11. 8.900 BOLT (3/8—24 x 4) |
| 2. 6.518 WEDGE                  | 12. 8.929 WASHER (13/32)    |
| 3. 6.760 BRACKET ASSY.          | 13. 6.509 SHIM              |
| 4. 6.897 WASHER                 | 14. 8.929 WASHER (13/82)    |
| 5. 8.900 BOLT (5/16—18 x 1-1/2) | 15. 8.931 L/WASHER (3/8)    |
| 6. 8.900 BOLT (5/16—18 x 1/2)   | 16. 8.915 NUT (3/8—24)      |
| 7. 8.915 NUT (3/8—16)           | 17. 8.977 SCREW             |
| 8. 6.525 CLAMP                  | 18. 6.518 COVER             |
| 9. 6.760 BOLT (3/8—16 x 1-3/4)  | 19. 6.518 COVER             |
| 10. 6.508 GEAR ASSY.            |                             |



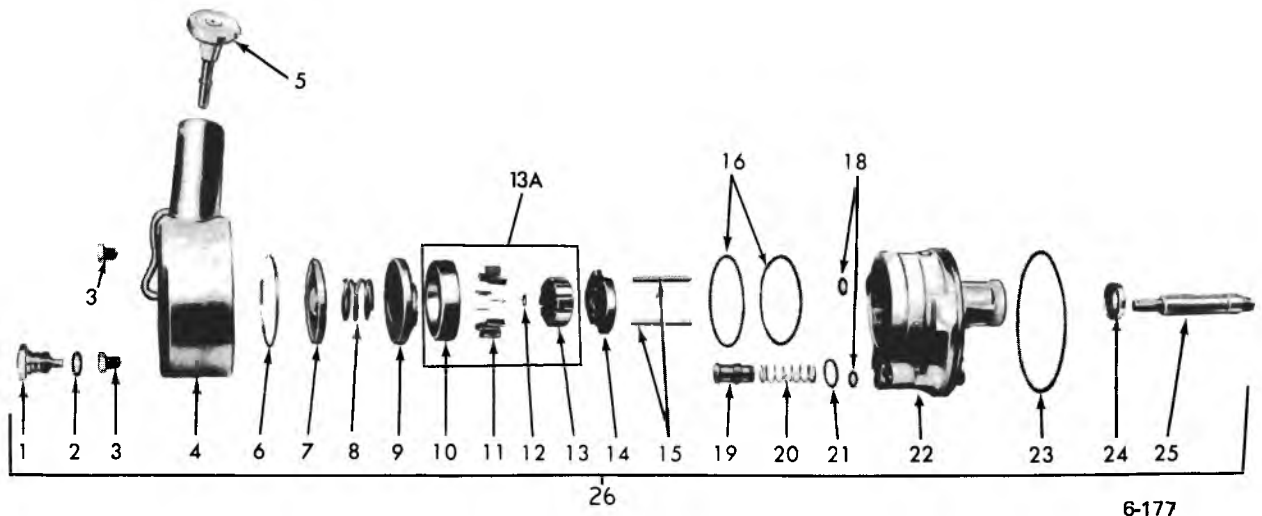
6-34

### 1967-69 CAMARO STEERING COLUMN AND LINKAGE

- |  |                                  |
|--|----------------------------------|
| 1. 6.895 LEVER ASSY.—Idler   | 11. 6.670 BRACKET ASSY.          |
| 2. 8.900 BOLT (3/8—16 x 1-1/4)                                     | 12. 6.758 COVER—lower            |
| 6.897 WASHER   | 13. 8.900 BOLT (7/16—14 x 3-3/4) |
| 8.917 NUT (3/8—16)   | 6.509 WASHER                     |
| 3. 6.233 SOCKET ASSY.—Inner  | 14. 6.233 SOCKET ASSY.—Outer     |
| 4. 6.859 ARM ASSY.—Pitman  | 15. 6.232 SLEEVE                 |
| 5. 6.508 GEAR ASSY.—See group for<br>specific model application    | 16. 6.234 CLAMP                  |
| 6. 6.758 COVER ASSY.—Upper   | 17. 8.900 BOLT (5/16—18 x 1-1/2) |
| 7. 6.760 SUPPORT—Inner   | 8.917 NUT (5/16—18)              |
| 8. 6.760 SUPPORT—Outer   | 18. 8.917 NUT (7/16—20)          |
| 9. 6.513 WHEEL—See group for specific<br>model application         | 8.938 COTTER PIN (3/32—1)        |
| 10. 6.518 COLUMN ASSY.—See group for<br>specific model application | 19. 6.870 ROD                    |
|  | 20. 8.917 NUT (1/2—20)           |
|  | 8.938 COTTER PIN (1/8—1)         |



**POWER STEERING PUMP**



**1971-74 VEGA POWER STEERING PUMP**

- 1. 6.673 FITTING ASSY.
- 2. 6.674 SEAL ( $\frac{97}{64}$ " I.D.)
- 3. 6.606 STUD
- 4. 6.635 RESERVOIR ASSY.
- 5. 6.635 CAP ASSY.
- 6. 6.609 RING
- 7. 6.612 PLATE
- 8. 6.612 SPRING
- 9. 6.612 PLATE
- 10. N.S.S. PART OF #13A
- 11. 6.610 VANE KIT
- 12. 6.616 RING
- 13. N.S.S. PART OF #13A
- 13A. 6.610 ROTOR KIT
- 14. 6.612 PLATE
- 15. 6.608 PIN ( $\frac{9}{16}$ " )
- 16. 6.612 SEAL ( $2\frac{91}{64}$ " I.D.)
- 18. 6.635 SEAL
- 19. 6.624 VALVE ASSY.
- 20. 6.612 SPRING
- 21. 6.674 SEAL ( $1\frac{15}{16}$ " O.D.)
- 22. 6.608 HOUSING ASSY.
- 23. 6.635 SEAL ( $4\frac{1}{2}$ " I.D.)
- 24. 6.617 SEAL
- 25. 6.614 SHAFT
- 26. 6.605 PUMP ASSY.
- 27. 6.609 SEAL UNIT

1965 CHEVY II STEERING GEAR—(EXPLODED)

8.916  
NUT  
(7/16-20)

6.807  
COVER

6.822  
ADJUSTER

6.850  
SHAFT

6.786  
BUSHING

8.900  
BOLT  
(3/8-16 x 5/8)  
USE WITH  
8.931  
L/WASHER  
(3/8 MED.)

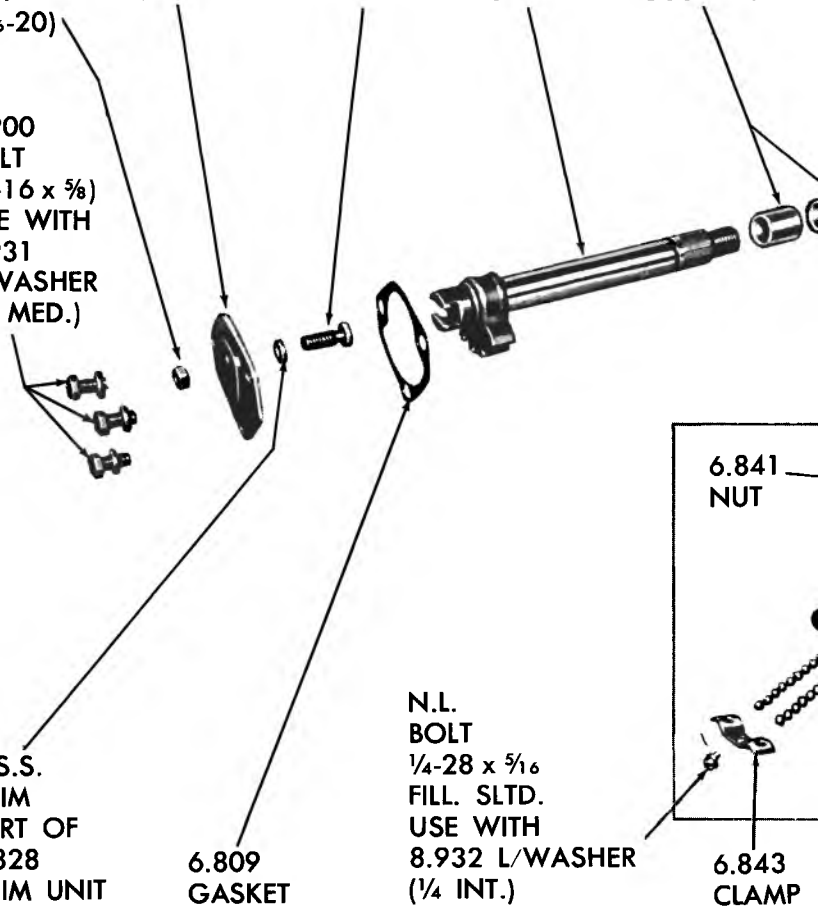
N.S.S.  
SHIM  
PART OF  
6.828  
SHIM UNIT

6.809  
GASKET

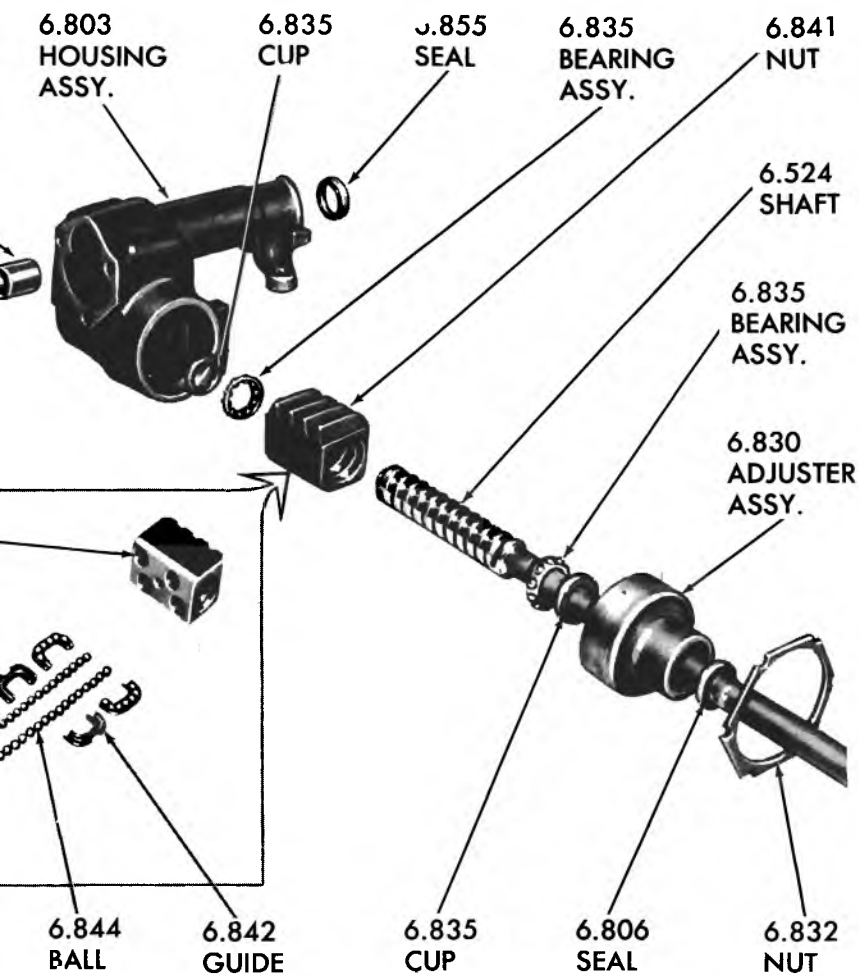
N.L.  
BOLT  
1/4-28 x 5/16  
FILL. SLTD.  
USE WITH  
8.932 L/WASHER  
(1/4 INT.)

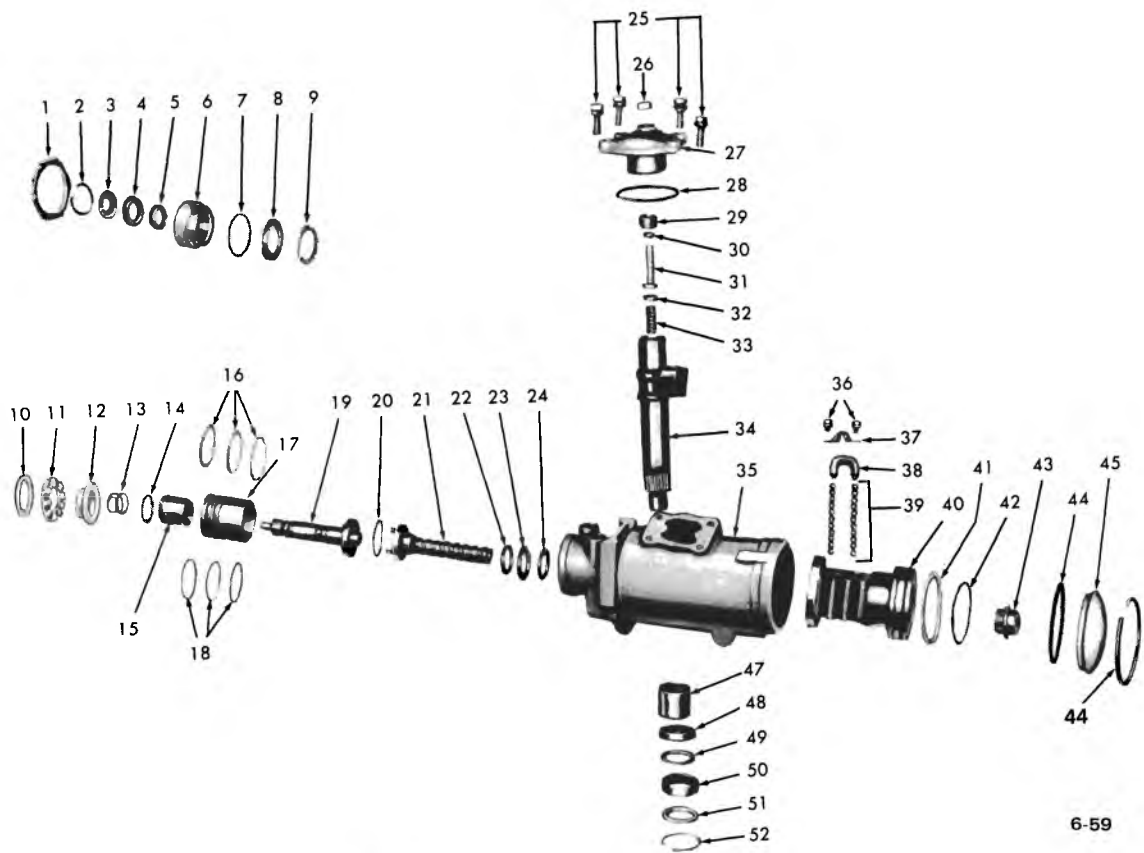
6.841  
NUT

6.843  
CLAMP



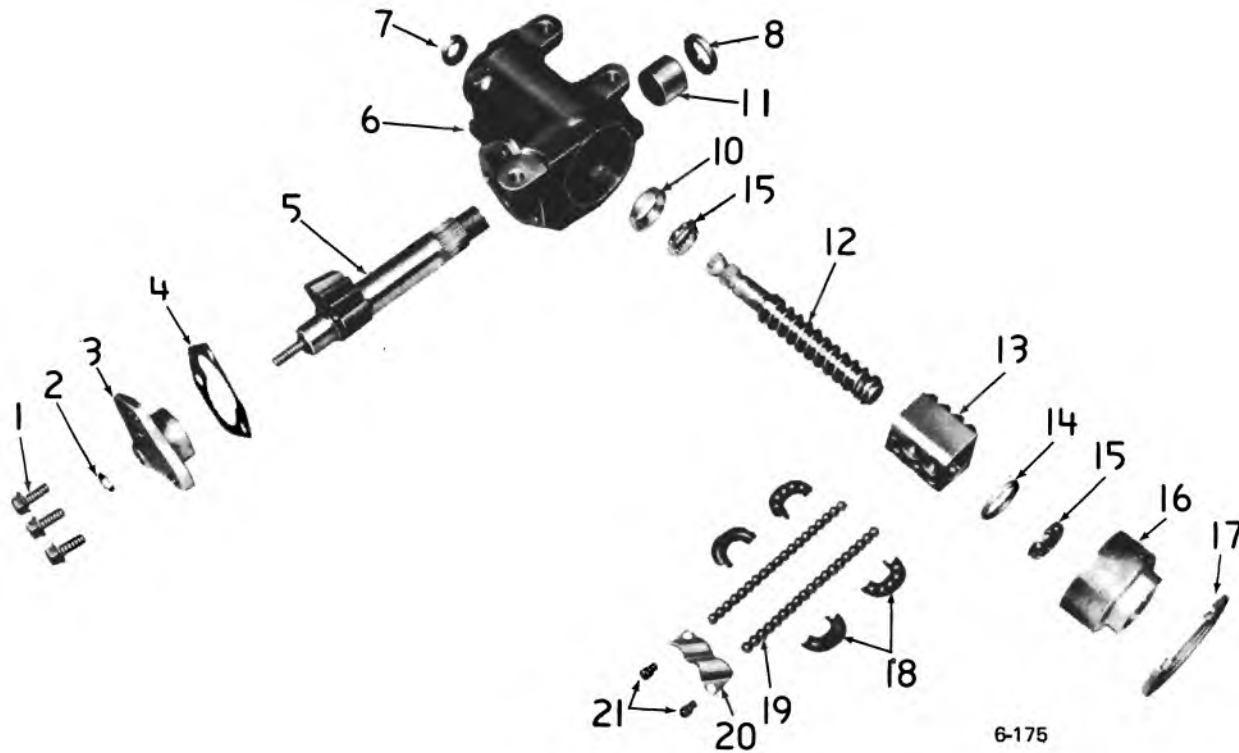






### CHEVELLE POWER STEERING GEAR (EXPLODED)

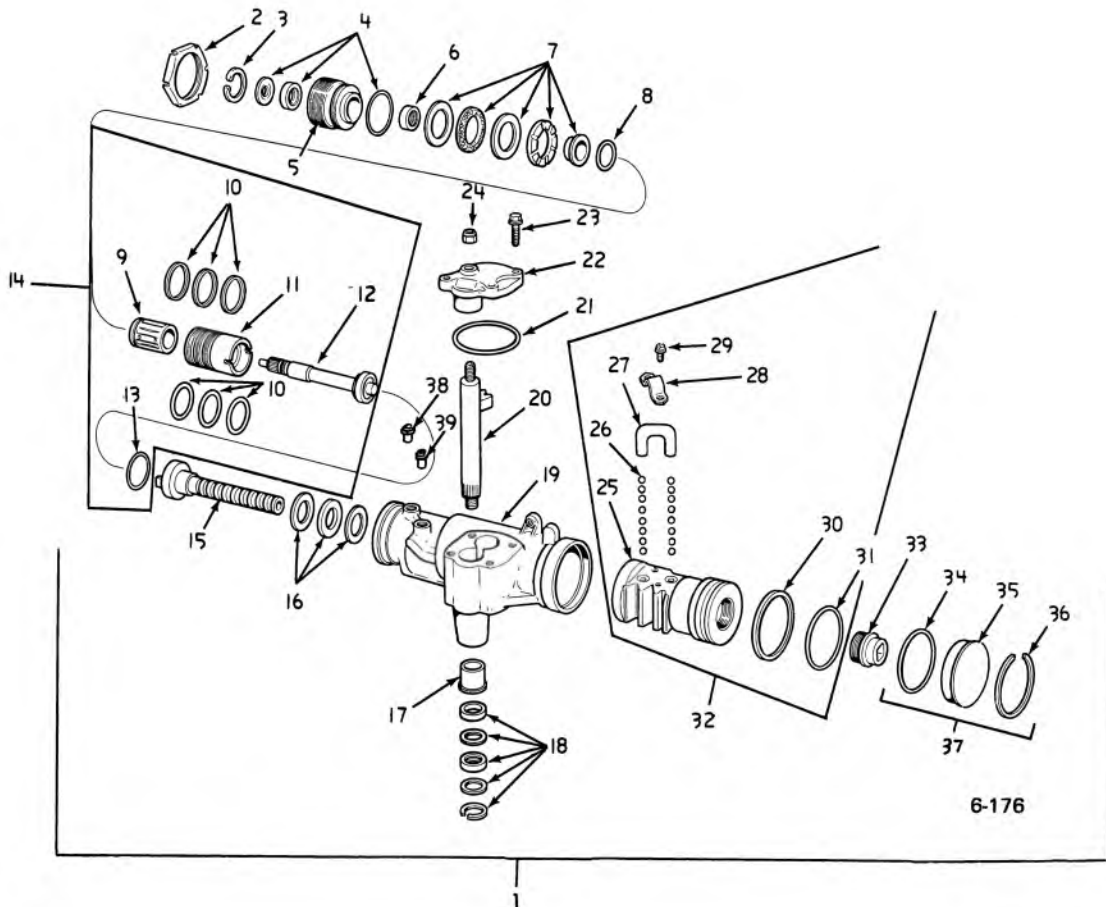
- |     |        |  |     |        |                                       |
|-----|--------|--|-----|--------|---------------------------------------|
| 1.  | 6.832  | NUT  | 26. | 6.832  | NUT                                   |
| 2.  | 8.934  | INTERNAL RING (1-3/8 Dia.)                   | 27. | 6.807  | COVER ASSEMBLY                        |
| 3.  | N.S.S. | SEAL, Part of 6.840 Seal Kit                 | 28. | N.S.S. | SEAL, Part of 6.507 Kit               |
| 4.  | N.S.S. | SEAL, Part of 6.840 Seal Kit                 | 29. | N.S.S. | RETAINER, Part of 6.850 Gear Assembly |
| 5.  | 6.826  | BEARING                                      | 30. | N.S.S. | WASHER, Part of 6.850 Gear Assy.      |
| 6.  | 6.830  | PLUG ASSEMBLY                                | 31. | N.S.S. | ADJUSTER, Part of 6.850 Gear Assembly |
| 7.  | 6.840  | SEAL   | 32. | N.S.S. | WASHER, Part of 6.850 Gear Assy.      |
| 8.  | 6.835  | RACE   | 33. | N.S.S. | SPRING, Part of 6.850 Gear Assy.      |
| 9.  | 6.835  | BEARING ASSEMBLY                             | 34. | 6.850  | GEAR ASSEMBLY                         |
| 10. | 6.835  | RACE   | 35. | 6.803  | HOUSING ASSEMBLY                      |
| 11. | 6.840  | SPACER                                       | 36. | 6.843  | SCREW ASSEMBLY                        |
| 12. | 6.835  | RETAINER                                     | 37. | 6.843  | CLAMP                                 |
| 13. | 6.552  | SPRING                                       | 38. | 6.842  | GUIDE                                 |
| 14. | N.S.S. | "O" RING, Part of 6.550 Valve Assembly       | 39. | 6.844  | BALL KIT                              |
| 15. | N.S.S. | VALVE, Part of 6.550 Valve Assy.             | 40. | N.S.S. | NUT, Part of 6.586 Rack               |
| 16. | N.S.S. | RING, Part of 6.552 Seal Kit                 | 41. | 6.579  | RING                                  |
| 17. | N.S.S. | BODY, Part of 6.550 Valve Assy.              | 42. | 6.579  | SEAL                                  |
| 18. | N.S.S. | "O" RING, Part of 6.552 Seal Kit             | 43. | 6.586  | PLUG                                  |
| 19. | N.S.S. | SHAFT, Part of 6.550 Valve Assy.             | 44. | 6.840  | SEAL KIT                              |
| 20. | N.S.S. | "O" RING, Part of 6.550 Valve Assembly       | 45. | 6.824  | PLUG                                  |
| 21. | 6.586  | RACK   | 47. | 6.786  | BEARING ASSEMBLY                      |
| 22. | N.S.S. | RACE, Part of 6.835 Bearing Kit              | 48. | N.S.S. | SEAL, Part of 6.855 Kit               |
| 23. | N.S.S. | BEARING, Part of 6.835 Bearing Kit           | 49. | N.S.S. | WASHER, Part of 6.855 Kit             |
| 24. | N.S.S. | RACE, Part of 6.835 Bearing Kit              | 51. | N.S.S. | WASHER, Part of 6.855 Kit             |
| 25. | 8.900  | BOLT (3/8-16 x 5/8) and 8.931 L/WASHER (3/8) | 52. | N.S.S. | RING, Part of 6.855 Kit               |



## 1971-75 VEGA STANDARD STEERING GEAR

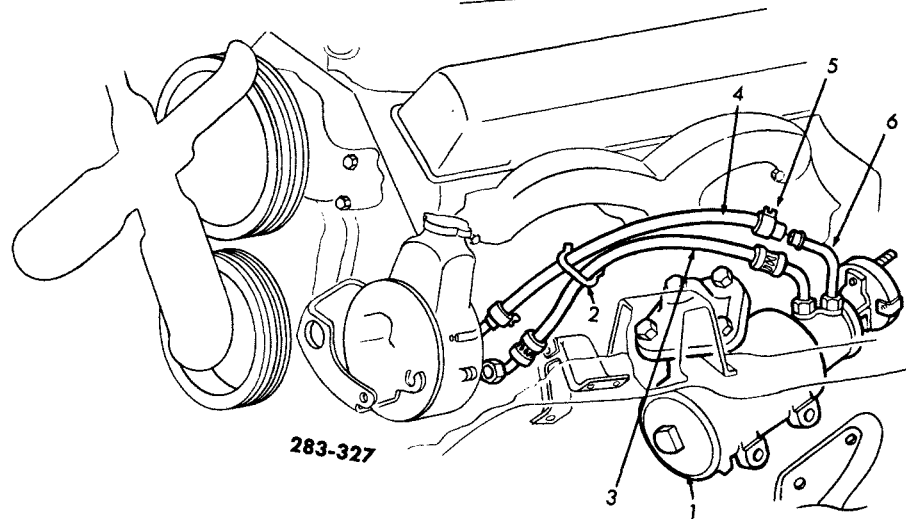
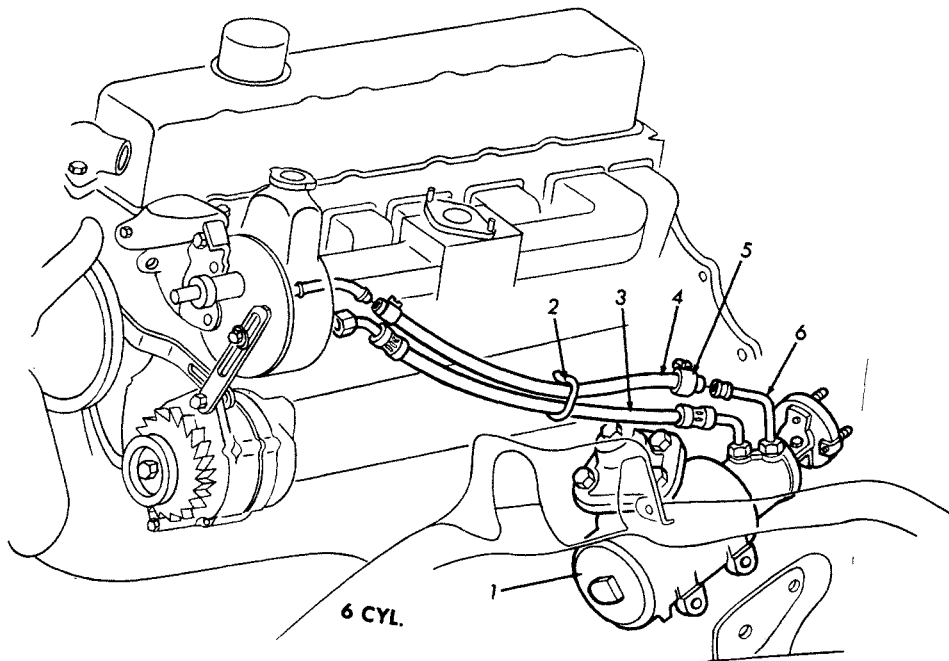
- |     |        |                        |
|-----|--------|------------------------|
|     | 6.508  | GEAR ASSY.             |
| 1.  | 6.809  | BOLT                   |
| 2.  | 8.917  | NUT (5/16"–24)         |
| 3.  | 6.807  | COVER ASSY.            |
| 4.  | 6.809  | GASKET                 |
| 5.  | 6.850  | GEAR ASSY.             |
| 6.  | 6.803  | HOUSING ASSY. (71-74)  |
| 7.  | 6.806  | SEAL                   |
| 8.  | 6.855  | SEAL                   |
| 10. | 6.835  | CUP.                   |
| 11. | 6.835  | BEARING ASSY. (Note 1) |
| 12. | 6.524  | SHAFT                  |
| 13. | N.N.S. | PART OF # 12           |
| 14. | N.N.S. | PART OF #10            |
| 15. | 6.835  | BEARING                |
| 16. | 6.830  | ADJUSTER ASSY.         |
| 17. | N.N.S. | PART OF #16            |
| 18. | 6.842  | GUIDE                  |
| 19. | N.N.S. | PART OF #12            |
| 20. | 6.843  | CLAMP                  |
| 21. | 6.843  | BOLT                   |

NOTE 1: For 1973-74 use Bushing 789250 Group 6.786.



### 1971-74 VEGA-MONZA POWER STEERING GEAR

- |     |        |   |     |        |                          |
|-----|--------|---|-----|--------|--------------------------|
| 1.  | 6.508  | GEAR ASSY.                                  | 22. | 6.807  | COVER ASSY.              |
| 2.  | 6.832  | NUT   | 23. | 6.809  | BOLT                     |
| 3.  | 8.934  | RING (1 <sup>3</sup> / <sub>8</sub> " dia.) | 24. | 6.822  | NUT (7/16" - 20)         |
| 4.  | 6.840  | SEAL UNIT                                   |     | 6.822  | NUT                      |
| 5.  | 6.830  | PLUG ASSY.                                  | 25. | N.S.S. | PART OF #32              |
| 6.  | 6.826  | BEARING ASSY.                               | 26. | 6.844  | BALL UNIT (size code-10) |
| 7.  | 6.835  | BEARING UNIT                                |     |        | BALL UNIT (size code-11) |
| 8.  | N.S.S. | PART OF #14                                 | 27. | 6.842  | GUIDE                    |
| 9.  | N.S.S. | PART OF #14                                 | 28. | 6.843  | CLAMP                    |
| 10. | 6.552  | SEAL UNIT                                   | 29. | 8.977  | SCREW                    |
| 11. | N.S.S. | PART OF #14                                 | 30. | 6.579  | RING                     |
| 12. | N.S.S. | PART OF #14                                 | 31. | 6.579  | SEAL                     |
| 13. | N.S.S. | PAET OF #14                                 | 32. | 6.586  | RACK ASSY.               |
| 14. | 6.550  | VALVE ASSY.                                 | 33. | 6.586  | PLUG                     |
| 15. | N.S.S. | PART OF #32                                 | 34. | N.S.S. | PART OF #37              |
| 16. | 6.835  | BEARING ASSY.                               | 35. | 6.824  | PLUG                     |
| 17. | 6.786  | BEARING ASSY.                               | 36. | 6.824  | RING                     |
| 18. | 6.855  | SEAL KIT                                    | 37. | 6.507  | SEAL UNIT                |
| 19. | 6.803  | HOUSING ASSY.                               | 38. | 6.673  | SEAT                     |
| 20. | 6.850  | GEAR ASSY.                                  | 39. | 6.673  | SEAT                     |
| 21. | 6.809  | SEAL  |     |        |                          |



6-66

**1965-67 PASSENGER POWER STEERING HOSES**

- 1. 6.508 GEAR ASSY.
- 2. 6.672 CLAMP
- 3. 6.670 HOSE ASSY. (6 cyl.)  
6.670 (283, 327)
- 4. 8.962 HOSE (3/8)

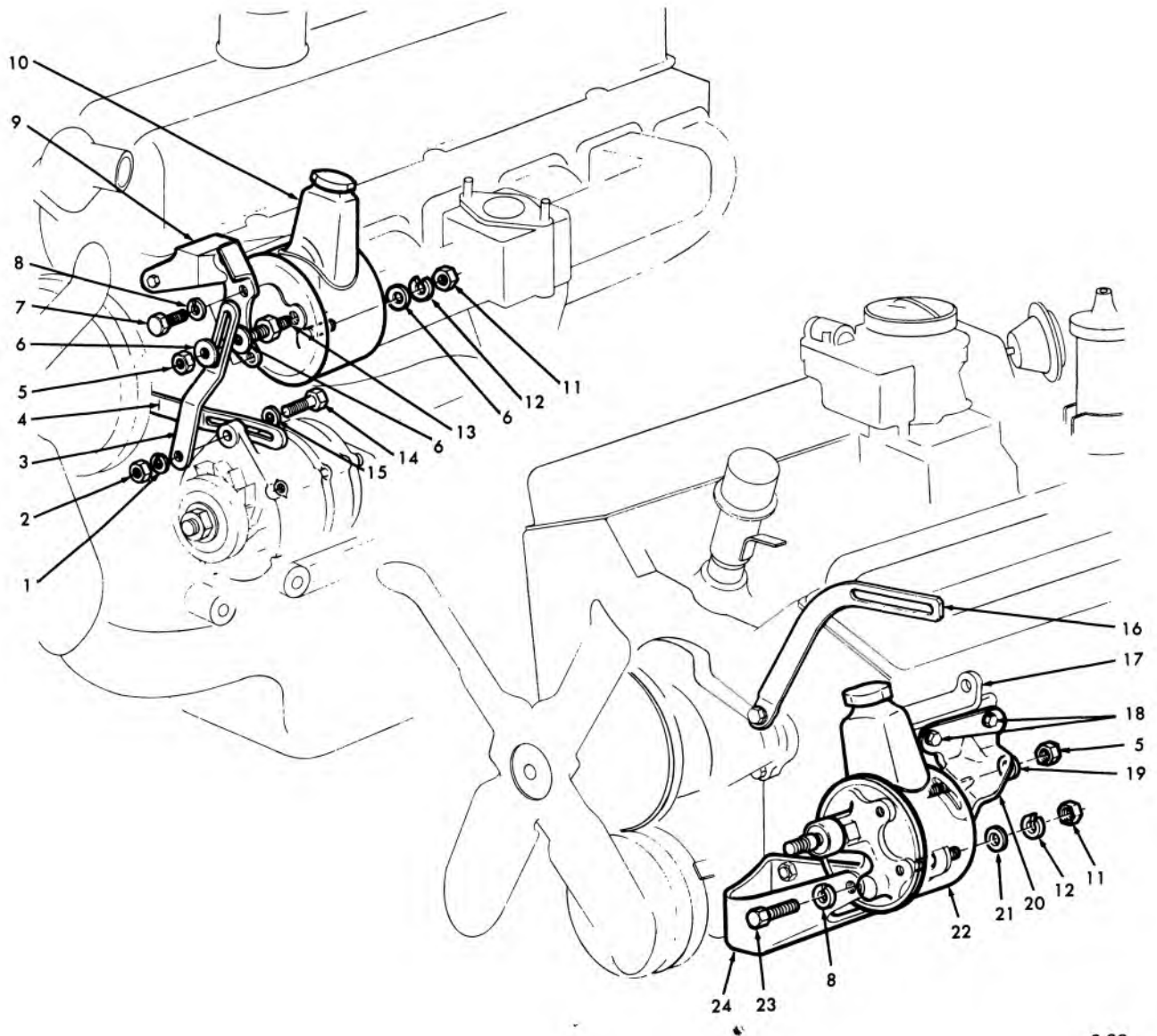
- 8.962 HOSE (3/8)
- 5. 1.166 CLAMP
- 6. 8.963 PIPE

**6.000-GROUP**

GM PARTS DIVISION, GENERAL MOTORS CORPORATION — CHEVROLET — 11A

6-46

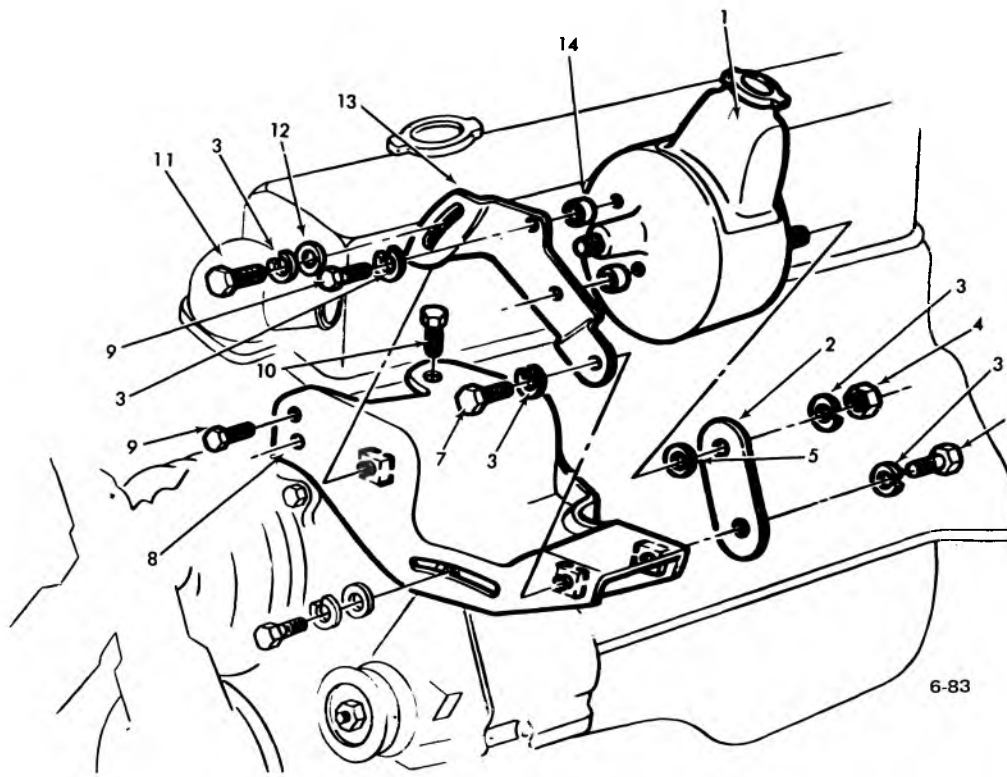
7-75



6-69

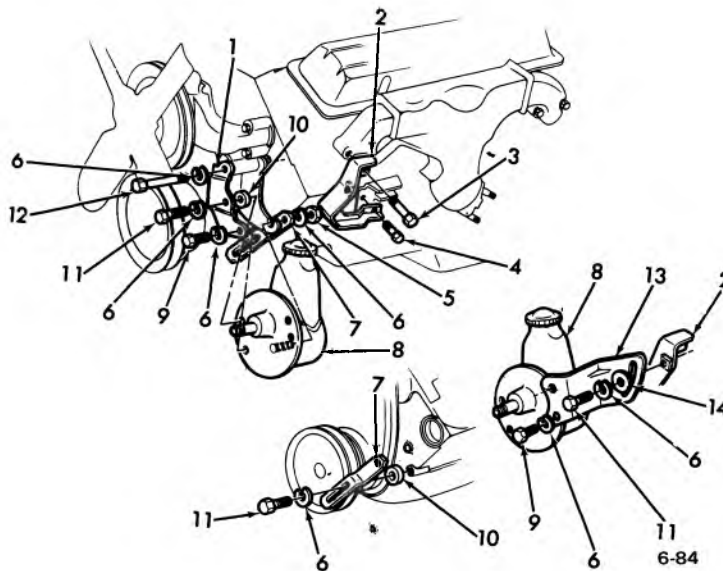
### 1964-67 CHEVELLE POWER STEERING PUMP MOUNTING DETAILS

- |  |                                       |
|--|---------------------------------------|
| 1. 8.931 L/WASHER (5/16)               | 14. 6.606 BOLT                        |
| 2. 8.915 NUT (5/16-18)                 | 15. 2.277 WASHER                      |
| 3. 6.606 BRACE                         | 16. 2.317 BRACE                       |
| 4. 2.317 BRACE                         | 17. 2.277 BRACKET                     |
| 5. N.L. NUT (3/8-16)                   | 18. 8.900 BOLT (3/8-16 x 1-1/4)       |
| 6. 8.929 WASHER (13/32 x 13/16 x 5/64) | 19. 2.277 WASHER                      |
| 7. 8.900 BOLT (3/8-16 x 5/8)           | 20. 6.606 BRACE . .                   |
| 8. 8.931 L/WASHER (3/8)                | 21. N.L. WASHER (11/16 x 7/16 x 3/32) |
| 9. 6.606 SUPPORT                       | 22. 6.605 PUMP ASSY.                  |
| 10. 6.605 PUMP ASSY.                   | 23. 8.900 BOLT (3/8-16 x 3/4)         |
| 11. 8.915 NUT (3/8-16)                 | 24. 6.606 BRACKET                     |
| 12. 8.931 L/WASHER (3/8)               |                                       |
| 13. 6.606 STUD                         |                                       |



### 1970-72 L-6 POWER STEERING PUMP MOUNTING

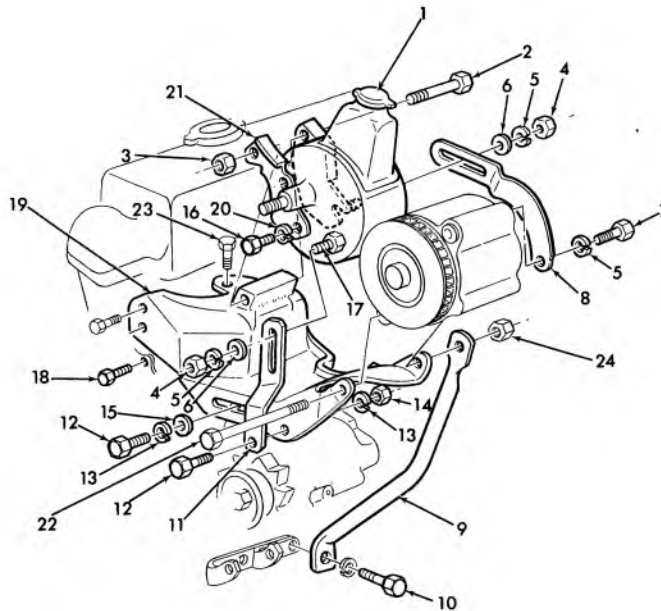
- |                                     |                                |
|-------------------------------------|--------------------------------|
| 1. 6.605 PUMP ASSY.                 | 8. 6.606 BRACKET ASSY.         |
| 2. 6.606 SUPPORT                    | 9. 8.900 BOLT (3/8-16 x 1-1/8) |
| 3. 8.931 WASHER (3/8)               | 10. 8.900 BOLT (3/8-16 x 5/8)  |
| 4. 8.916 NUT (3/8)                  | 11. 8.900 BOLT (3/8-16 x 9/32) |
| 5. 8.929 WASHER (25/64 x 3/32 x 12) | 12. 8.929 WASHER (3/8)         |
| 6. 8.900 BOLT (3/8-16 x 1)          | 13. 6.606 SUPPORT              |
| 7. 8.900 BOLT (3/8-16 x 3/4)        | 14. 6.606 SPACER               |



### 1970 CAMARO V-8 POWER STEERING PUMP MOUNTING

- |                            |                                      |
|----------------------------|--------------------------------------|
| 1. 6.606 BRACKET ASSY.     | 8. 6.605 PUMP ASSY.                  |
| 2. 6.606 SUPPORT ASSY.     | 9. 8.900 BOLT (3/8-16 x 3/4)         |
| 3. 3.275 BOLT              | 10. 6.606 WASHER (3/8)               |
| 4. 8.900 BOLT (3/8-16 x 1) | 11. 8.900 BOLT (3/8-16 x 1)          |
| 5. 8.916 NUT (3/8-16)      | 12. 8.900 BOLT (3/8-16 x 19/64-9/32) |
| 6. 8.931 WASHER (3/8)      | 13. 6.606 BRACKET                    |
| 7. * SUPPORT               | 14. 8.929 WASHER                     |

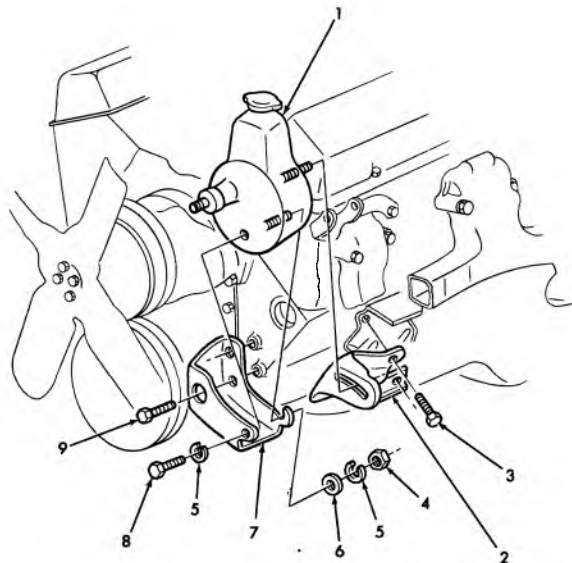
\*Removed from service.



6-70

### 1968-69 CAMARO SIX CYLINDER HYDRAULIC STEERING PUMP MOUNTING

- |                                 |   |
|---------------------------------|---|
| 1. 6.605 PUMP ASSY.             | 13. 8.931 WASHER (5/16)                 |
| 2. 8.900 BOLT (3/8-16 x 3-1/2)  | 14. 8.915 NUT (5/16-18)                 |
| 3. 8.915 NUT (3/8-16)           | 15. 8.929 WASHER (21/64 x 11/16 x 5/64) |
| 4. 8.915 NUT (3/8-16)           | 16. 8.900 BOLT (3/8-16 x 5/8)           |
| 5. 8.931 L/WASHER (3/8)         | 17. 6.606 STUD                          |
| 6. 8.929 WASHER (3/8)           | 18. 8.900 BOLT (5/16-18 x 3/4)          |
| 7. 8.900 BOLT (3/8-16 x 1)      | 19. 3.655 BRACKET ASSY.                 |
| 8. 3.655 BRACE                  | 20. 8.931 L/WASHER (3/8)                |
| 9. 3.655 BRACE                  | 21. 6.606 BRACKET                       |
| 10. 8.900 BOLT (3/8-16 x 1-1/2) | 22. 8.900 BOLT (3/8-16 x 5)             |
| 11. 6.606 BRACE                 | 23. 8.900 BOLT (3/8-16 x 5/8)           |
| 12. 8.900 BOLT (5/16-18 x 1)    | 24. 8.917 NUT (3/8-16)                  |

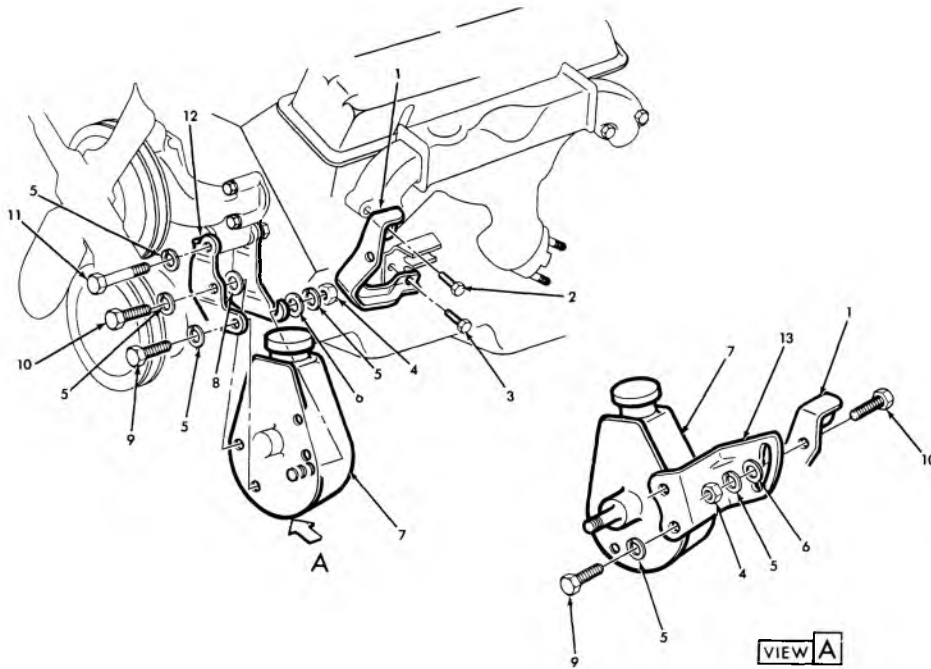


6-71

### 1968-69 CAMARO EIGHT CYLINDER HYDRAULIC STEERING PUMP MOUNTING

- |                             |                              |
|-----------------------------|------------------------------|
| 1. 6.605 PUMP ASSY.         | 6. 8.929 WASHER              |
| 2. 6.606 BRACE              | 7. 6.606 BRACKET             |
| 3. 8.900 SCREW (3/8-16 x 1) | 8. 8.900 BOLT (3/8-16 x 3/4) |
| 4. 8.915 NUT (3/8-16)       | 9. 8.900 BOLT (3/8-16 x 7/8) |
| 5. 8.931 L/WASHER (3/8)     |                              |

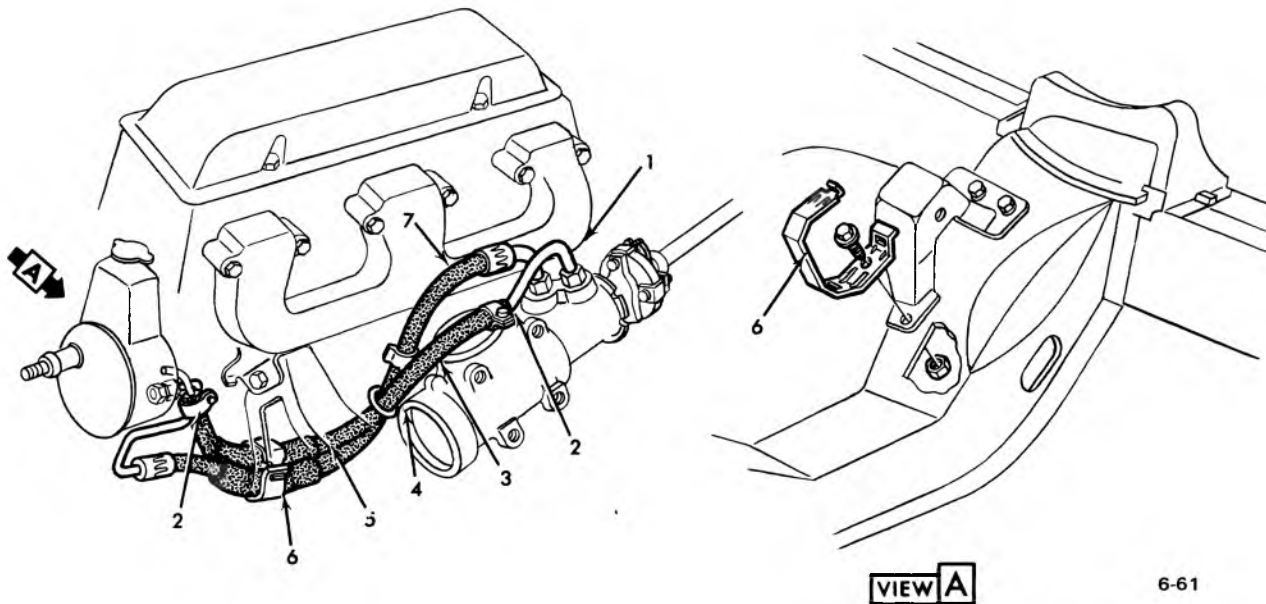




6-60

### 1969-72 HYDRAULIC STEERING PUMP MOUNTING (307, 327, 350)

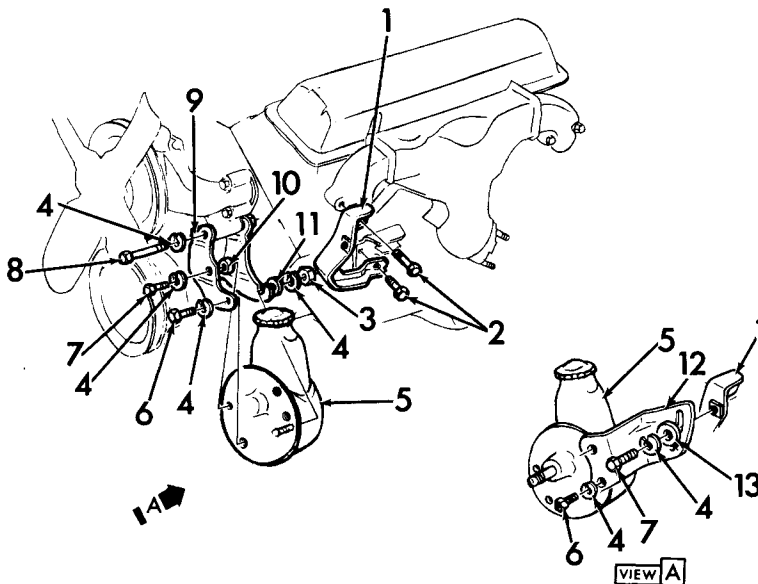
- |                                      |                             |
|--------------------------------------|-----------------------------|
| 1. 6.606 SUPPORT                     | 8. 8.929 SPL. WASHER (3/8)  |
| 2. 8.900 BOLT (3/8-16 x 1)           | 9. 8.900 BOLT (3/8)         |
| 3. 8.900 SCREW ASM. (3/8-16 x 1-1/8) | 10. 8.900 BOLT (3/8-16 x 1) |
| 4. 8.915 NUT (3/8-16)                | 11. 8.900 BOLT (3/8-16 x 3) |
| 5. 8.931 L/WASHER (3/8)              | 12. 6.606 BRACKET ASM.      |
| 6. 8.929 SPL. WASHER (3/8)           | 13. 6.606 BRACKET           |
| 7. 6.605 PUMP ASM., L.D.             |                             |



6-61

### 1969-72 CHEVY II, NOVA V-8 HYDRAULIC STEERING HOSES

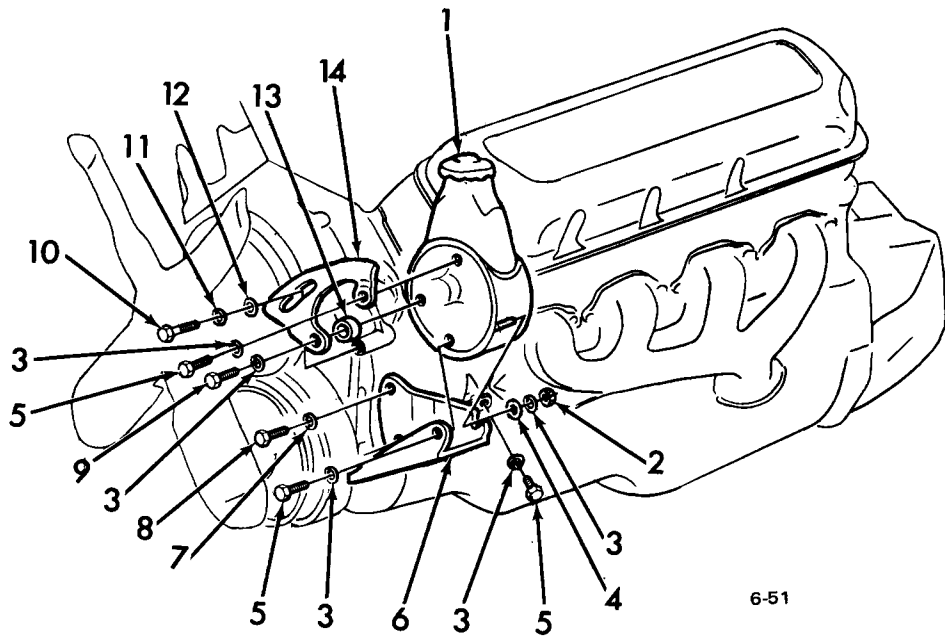
- |                          |   |
|--------------------------|---|
| 1. 8.964 PIPE ASM. (3/8) | 5. N.S.S. SLEEVE (Part of 6.670 Hose Assy.) |
| 2. 1.166 CLAMP           | 6. 6.672 CLIP-Spl.                          |
| 3. 8.962 HOSE (3/8)      | 7. 6.670 HOSE                               |
| 4. 6.672 CLAMP           |   |



6-50

**1971-72 CAMARO—HYDRAULIC STEERING PUMP MOUNTING (V-8) (EXC. 400)**

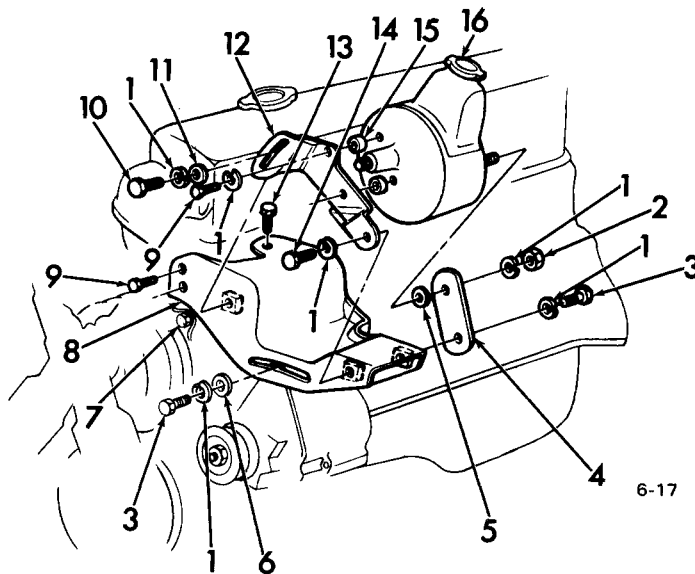
- |                              |                         |
|------------------------------|-------------------------|
| 1. 6.606 SUPPORT             | 8. 8.900 BOLT           |
| 2. 8.900 BOLT (3/8-16 x 1)   | 9. 6.606 BRACKET ASSY.  |
| 3. 8.915 NUT (3/8-16)        | 10. 6.606 WASHER—Spacer |
| 4. 8.931 WASHER (3/8)        | 11. 8.929 WASHER        |
| 5. 6.605 PUMP ASSY.          | 12. 6.606 BRACKET       |
| 6. 8.900 BOLT (3/8-16 x 3/4) | 13. 8.929 WASHER (3/8)  |
| 7. 8.900 BOLT (3/8-16 x 1)   |                         |



6-51

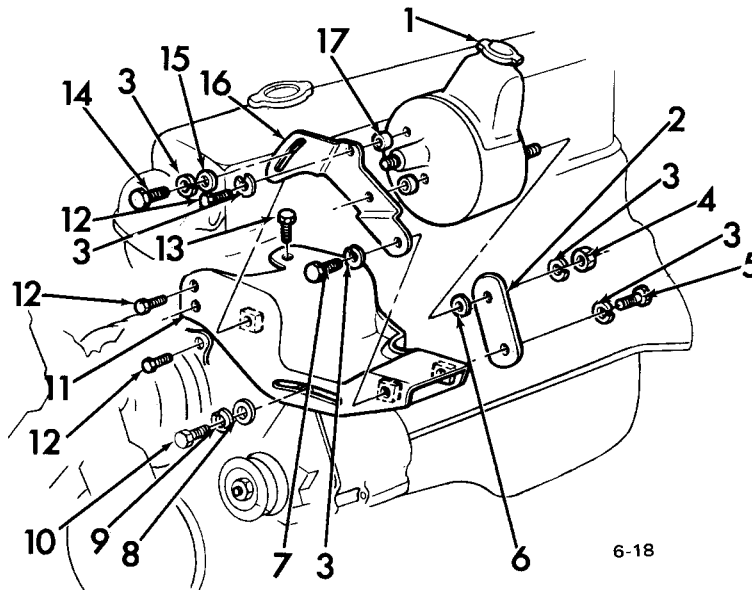
**1972 CAMARO HYDRAULIC STEERING PUMP MOUNTING (400)**

- |                              |                                 |
|------------------------------|---------------------------------|
| 1. 6.605 PUMP ASSY.          | 8. 8.900 BOLT (7/16-14 x 1)     |
| 2. 8.915 NUT (3/8-16)        | 9. 8.900 BOLT (3/8-16 x 1-1/8)  |
| 3. 8.931 WASHER (3/8)        | 10. 8.900 BOLT (1/2-13 x 1-1/4) |
| 4. 8.929 WASHER (3/8)        | 11. 8.931 WASHER                |
| 5. 8.900 BOLT (3/8-16 x 3/4) | 12. 8.929 WASHER (17/32)        |
| 6. 6.606 BRACKET             | 13. 6.606 SPACER                |
| 7. 8.931 WASHER (7/16)       | 14. 6.606 BRACE                 |




### 1971 PASS. L-6 HYDRAULIC STEERING PUMP MOUNTING

- |                                |                                |
|--------------------------------|--------------------------------|
| 1. 8.931 WASHER (3/8)          | 9. 8.900 BOLT (3/8-16 x 1-1/8) |
| 2. 8.915 NUT (3/8-16)          | 10. 8.900 BOLT (3/8-16 x 7/8)  |
| 3. 8.900 BOLT (3/8-16 x 1)     | 11. 8.929 WASHER (3/8)         |
| 4. 6.606 SUPPORT               | 12. 6.606 SUPPORT              |
| 5. 6.897 WASHER (25/16-1 x 12) | 13. 8.900 BOLT (3/8-16 x 5/8)  |
| 6. 8.929 WASHER (3/8)          | 14. 8.900 BOLT (3/8-16 x 3/4)  |
| 7. 8.900 BOLT (5/16-18 x 3/4)  | 15. 6.606 SPACER               |
| 8. 6.606 BRACKET ASSY.         | 16. 6.605 PUMP ASSY.           |



### 1971 CAMARO L-6 HYDRAULIC STEERING PUMP MOUNTING

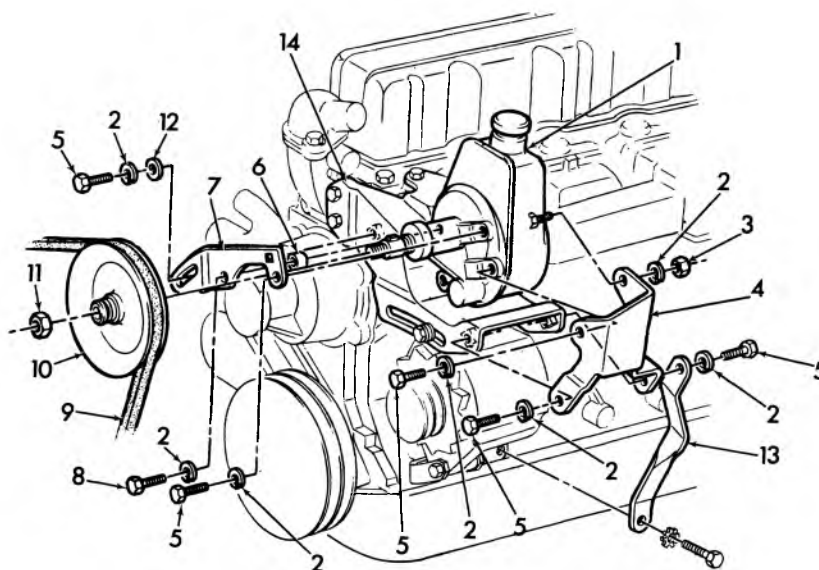
- |                              |                                 |
|------------------------------|---------------------------------|
| 1. 6.605 PUMP ASSY.          | 10. 8.900 BOLT (1/2-13 x 1-1/4) |
| 2. 6.606 SUPPORT             | 11. 6.606 BRACKET ASSY.         |
| 3. 8.931 WASHER (3/8)        | 12. 8.900 BOLT (3/8-16 x 1-1/8) |
| 4. 8.915 NUT (3/8-16)        | 13. 8.900 BOLT (3/8-16 x 5/8)   |
| 5. 8.900 BOLT (3/8-16 x 1)   | 14. 8.900 BOLT (3/8-16 x 7/8)   |
| 6. 8.929 WASHER              | 15. 8.929 WASHER (3/8)          |
| 7. 8.900 BOLT (3/8-16 x 3/4) | 16. 6.606 SUPPORT               |
| 8. 8.929 WASHER (17/32)      | 17. 6.606 SPACER                |
| 9. 8.931 WASHER              |                                 |



6-191

### 1974-75 6-CYL. POWER STEERING PUMP MOUNTING BRACKET

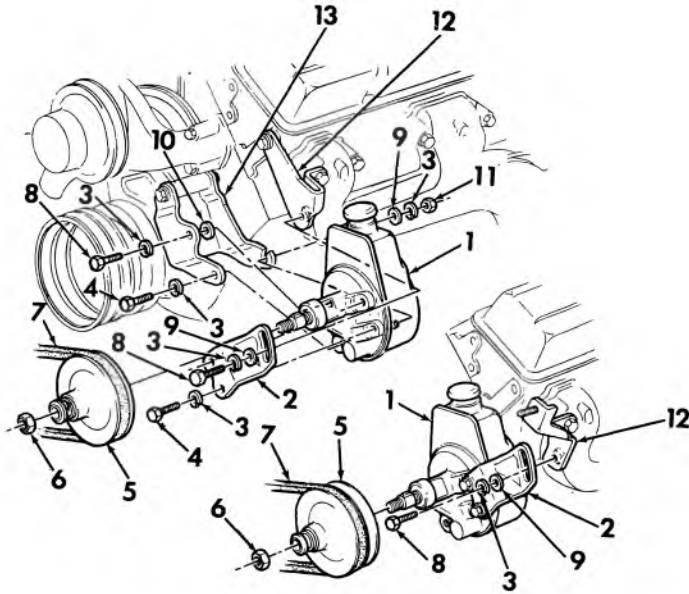
- |    |       |                          |
|----|-------|--------------------------|
| 1. | 6.606 | BRACKET, Hyd. Strg. Pump |
| 2. | 8.900 | BOLT (3/8-16 x 5/8)      |
| 3. | 8.900 | BOLT (3/8-16 x 1-1/8)    |



6-193

### 1974-75 6-CYL. POWER STEERING PUMP SUPPORT

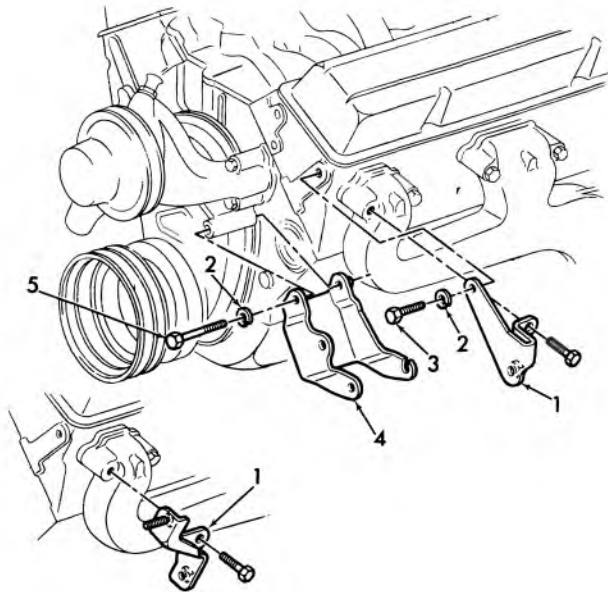
- |    |       |                                |     |       |                                     |
|----|-------|--------------------------------|-----|-------|-------------------------------------|
| 1. | 6.605 | PUMP ASSY., Strg. Gear Hyd.    | 8.  | 8.900 | BOLT (3/8-16 x 1-1/8)               |
| 2. | 8.931 | LOCK WASHER (3/8)              | 9.  | 1.066 | BELT, Drive                         |
| 3. | 8.915 | NUT (3/8-16)                   | 10. | 6.655 | PULLEY, Hyd. Strg. Pump             |
| 4. | 6.606 | SUPPORT, Hyd. Strg. Pump Lwr.  | 11. | 6.655 | NUT, Hyd. Strg. Pump (Hex. 9/16-18) |
| 5. | 8.900 | BOLT (3/8-16 x 1)              | 12. | 8.929 | PLAIN WASHER                        |
| 6. | 6.606 | SPACER, Hyd. Strg. Pump        | 13. | 6.606 | BRACE, Hyd. Strg. Pump              |
| 7. | 6.606 | SUPPORT, Hyd. Strg. Pump Front | 14. | 6.606 | BRACKET, Hyd. Strg. Pump            |



6-186

**1974-75 V-8 PUMP ASSY., BRACKET PULLEY & BELT (EXC. 454)**

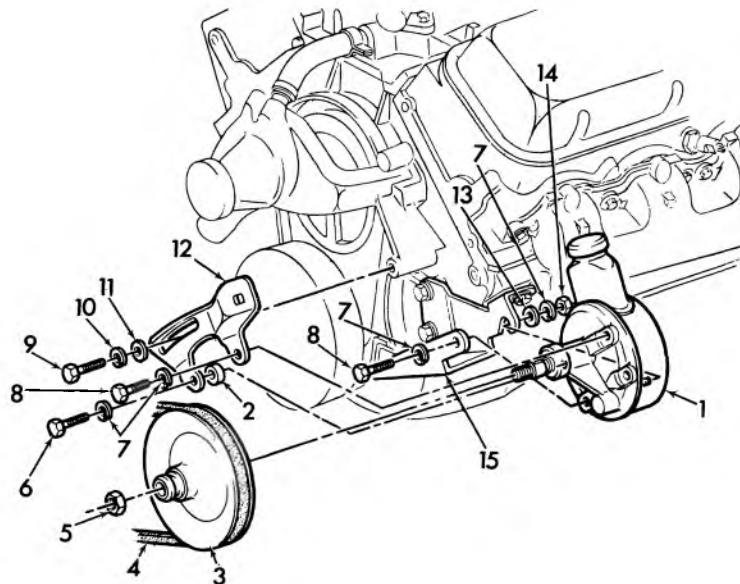
- |    |       |                                     |     |       |                               |
|----|-------|-------------------------------------|-----|-------|-------------------------------|
| 1. | 6.605 | PUMP ASSY., Strg. Gear Hyd.         | 8.  | 8.900 | BOLT (3/8-16 x 1)             |
| 2. | 6.606 | BRACKET, Hyd. Strg. Pump Adj.       | 9.  | 2.277 | PLAIN WASHER                  |
| 3. | 8.931 | LOCK WASHER (3/8)                   | 10. | 6.606 | SPACER, Hyd. Strg. Pump       |
| 4. | 8.900 | BOLT (3/8-16 x 3/4)                 | 11. | 8.915 | NUT (3/8-16)                  |
| 5. | 6.655 | PULLEY, Hyd. Strg. Pump             | 12. | 6.606 | SUPPORT, Hyd. Strg. Pump Adj. |
| 6. | 6.655 | NUT, Hyd. Strg. Pump (Hex. 9/16-18) | 13. | 6.606 | BRACKET, Hyd. Strg. Pump      |
| 7. | 1.066 | BELT, Drive                         |     |       |                               |



6-192

**1974-75 V-8 POWER STEERING PUMP MOUNTING BRACKETS (EXC. 454)**

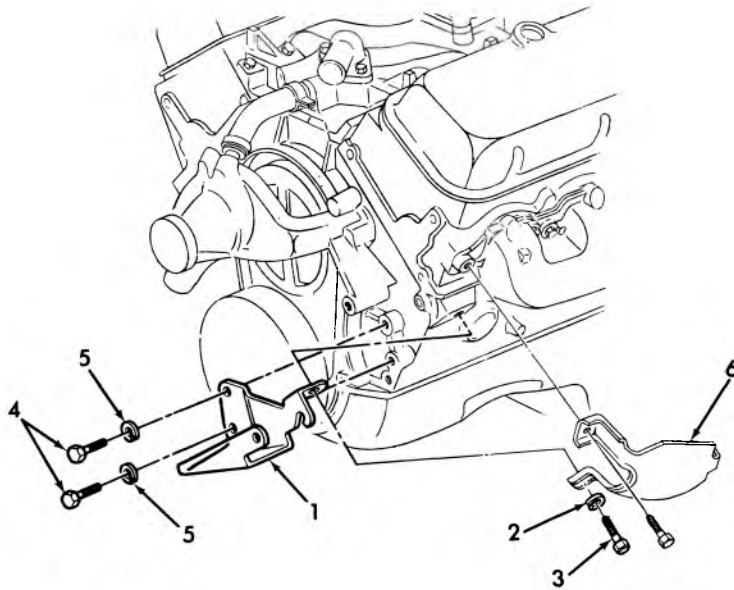
- |    |       |                                       |    |       |                                |
|----|-------|---------------------------------------|----|-------|--------------------------------|
| 1. | 6.606 | SUPPORT, Hyd. Strg. Pump Adj. Bracket | 4. | 6.606 | BRACKET, Hyd. Strg. Pump Pivot |
| 2. | 8.931 | LOCK WASHER (3/8)                     | 5. | 8.900 | BOLT (3/8-16 x 3/4)            |
| 3. | 8.900 | BOLT (3/8-16 x 3/4)                   |    |       |                                |



6-200

**1974-75 POWER STEERING PUMP ASSY., BRACE, PULLEY & BELT (454)**

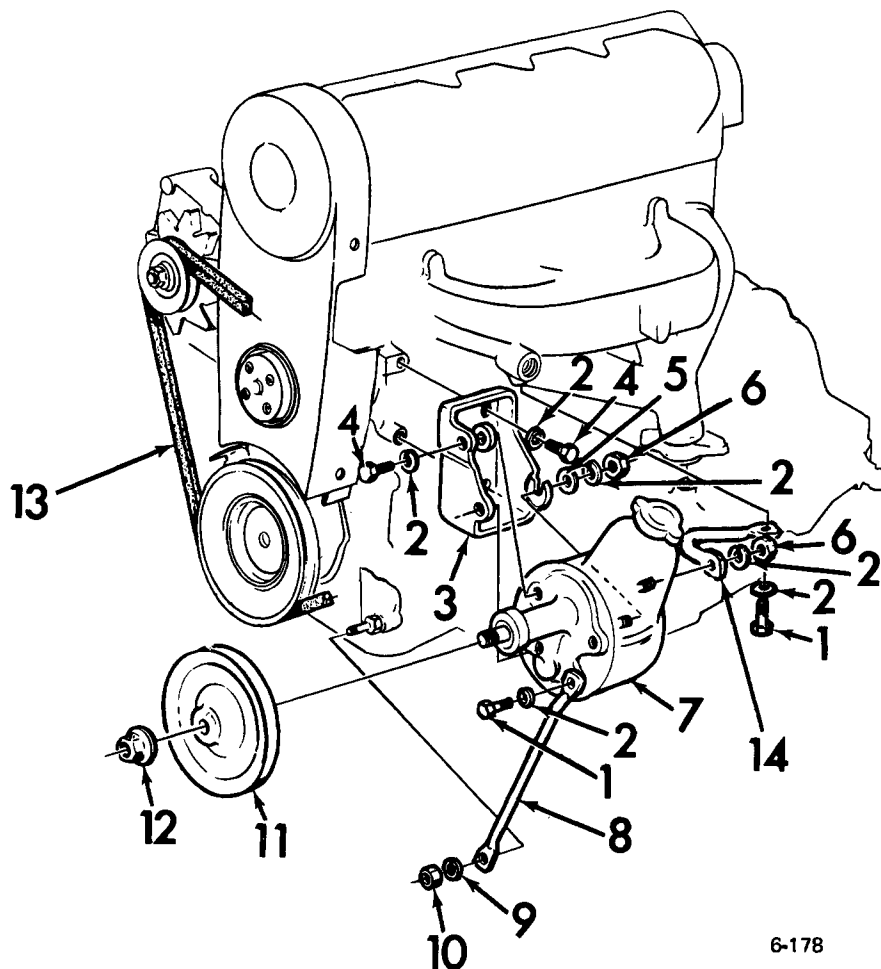
- |    |       |                                     |     |       |  |
|----|-------|-------------------------------------|-----|-------|--|
| 1. | 6.605 | PUMP ASSY., Strg. Gear Hydraulic    | 9.  | 8.900 | BOLT (1/2-13 x 1-1/4)                            |
| 2. | 6.606 | SPACER, Hyd. Strg. Pump             | 10. | 8.931 | LOCK WASHER (1/2)                                |
| 3. | 6.655 | PULLEY, Hyd. Strg. Pump             | 11. | 8.929 | PLAIN WASHER (1/2 I.D. x 1-1/4 O.D. x 3/32 Thk.) |
| 4. | 1.066 | BELT, Drive                         | 12. | 6.606 | BRACE, Hyd. Strg. Pump                           |
| 5. | 6.655 | NUT, Hyd. Strg. Pump (Hex. 9/16-18) | 13. | 2.277 | PLAIN WASHER                                     |
| 6. | 8.900 | BOLT (3/8-16 x 1-1/8)               | 14. | 8.915 | NUT (3/8-16)                                     |
| 7. | 8.931 | LOCK WASHER (3/8)                   | 15. | 6.606 | BRACKET, Hyd. Strg. Pump                         |
| 8. | 8.900 | BOLT (3/8-16 x 3/4)                 |     |       |  |



6-199

### 1974-75 POWER STEERING PUMP MOUNTING BRACKET (454)

- |    |       |                          |    |       |  |
|----|-------|--------------------------|----|-------|--|
| 1. | 6.606 | BRACKET, Hyd. Strg. Pump | 4. | 8.900 | BOLT (7/16-14 x 1)                           |
| 2. | 8.931 | LOCK WASHER (3/8)        | 5. | 8.931 | LOCK WASHER (7/16)                           |
| 3. | 8.900 | BOLT (3/8-16 x 3/4)      | 6. | 3.602 | SHIELD, Exhaust Manifold Heat<br>(1973 only) |

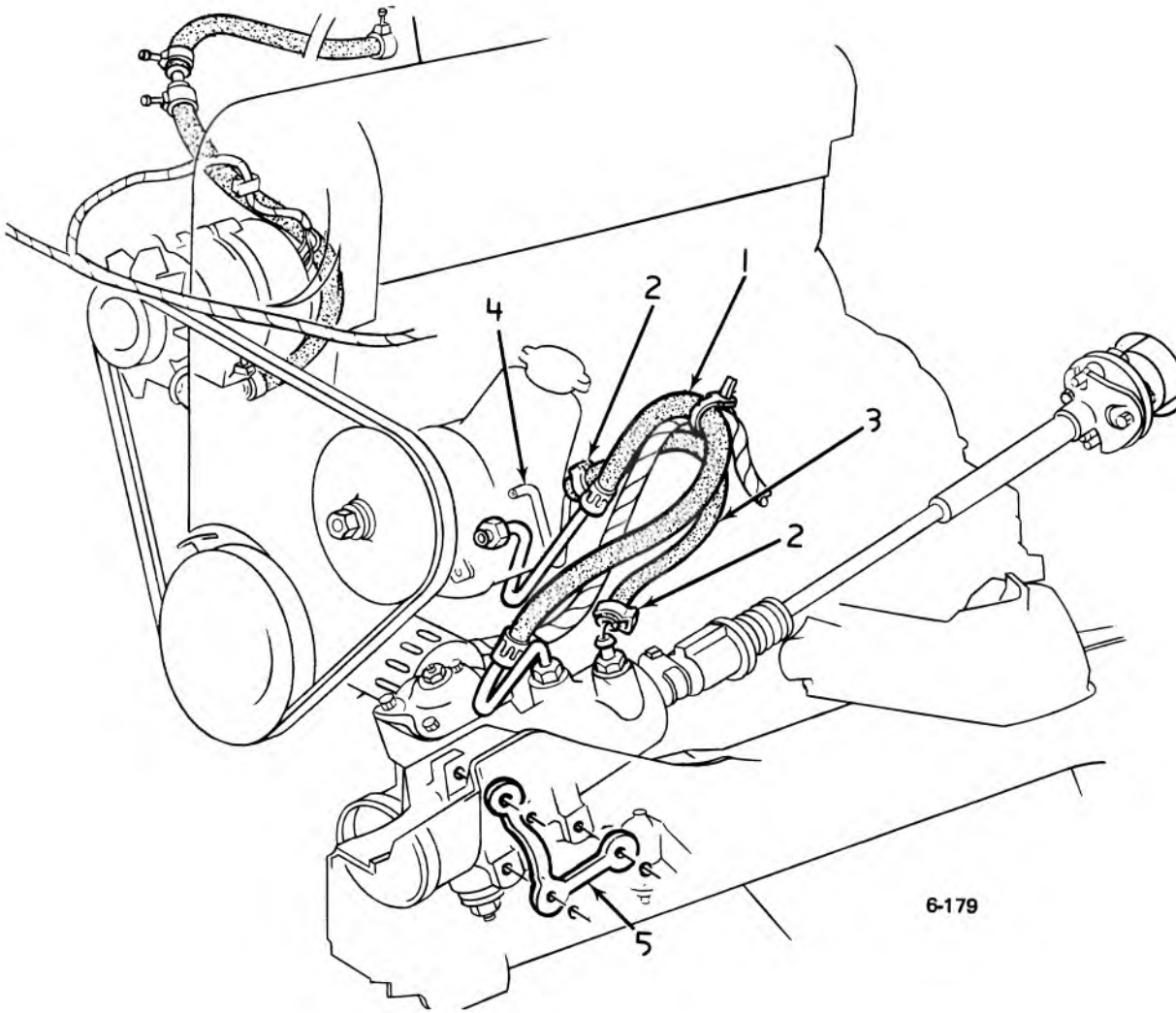


6-178

### 1971-75 140 C.I.D. POWER STEERING PUMP MOUNTING

- |     |       |   |
|-----|-------|---|
| 1.  | 8.900 | BOLT ( $\frac{9}{8}$ " — 16 x $\frac{3}{4}$ " ) |
| 2.  | 8.931 | WASHER ( $\frac{9}{8}$ " )                      |
| 3.  | 6.606 | BRACKET ASSY.                                   |
| 4.  | 8.900 | BOLT ( $\frac{9}{8}$ " — 16 x 1)                |
| 5.  | 8.931 | WASHER ( $\frac{7}{16}$ " )                     |
| 6.  | 8.915 | NUT ( $\frac{9}{8}$ " — 16)                     |
| 7.  | 6.605 | PUMP ASSY.                                      |
| 8.  | 6.606 | BRACE   |
| 9.  | 8.931 | WASHER ( $\frac{5}{16}$ " )                     |
| 10. | 8.977 | NUT (8 — 18 x $\frac{3}{4}$ " )                 |
| 11. | 6.655 | PULLEY ASSY. (5 $\frac{3}{4}$ " O.D.)           |
| 12. | 8.917 | NUT ( $\frac{9}{16}$ " — 18)                    |
| 13. | 1.066 | BELT ( $\frac{9}{8}$ " — 53)                    |
| 14. | 6.606 | BRACE   |





### 1971-75 VEGA POWER STEERING HOSES

- 1. 6.670 HOSE ASSY.
- 2. 1.166 CLAMP
- 3. 8.962 HOSE
- 4. 8.963 PIPE
- 5. 6.606 SPACER



# CHEVROLET CHASSIS GROUP 7.000

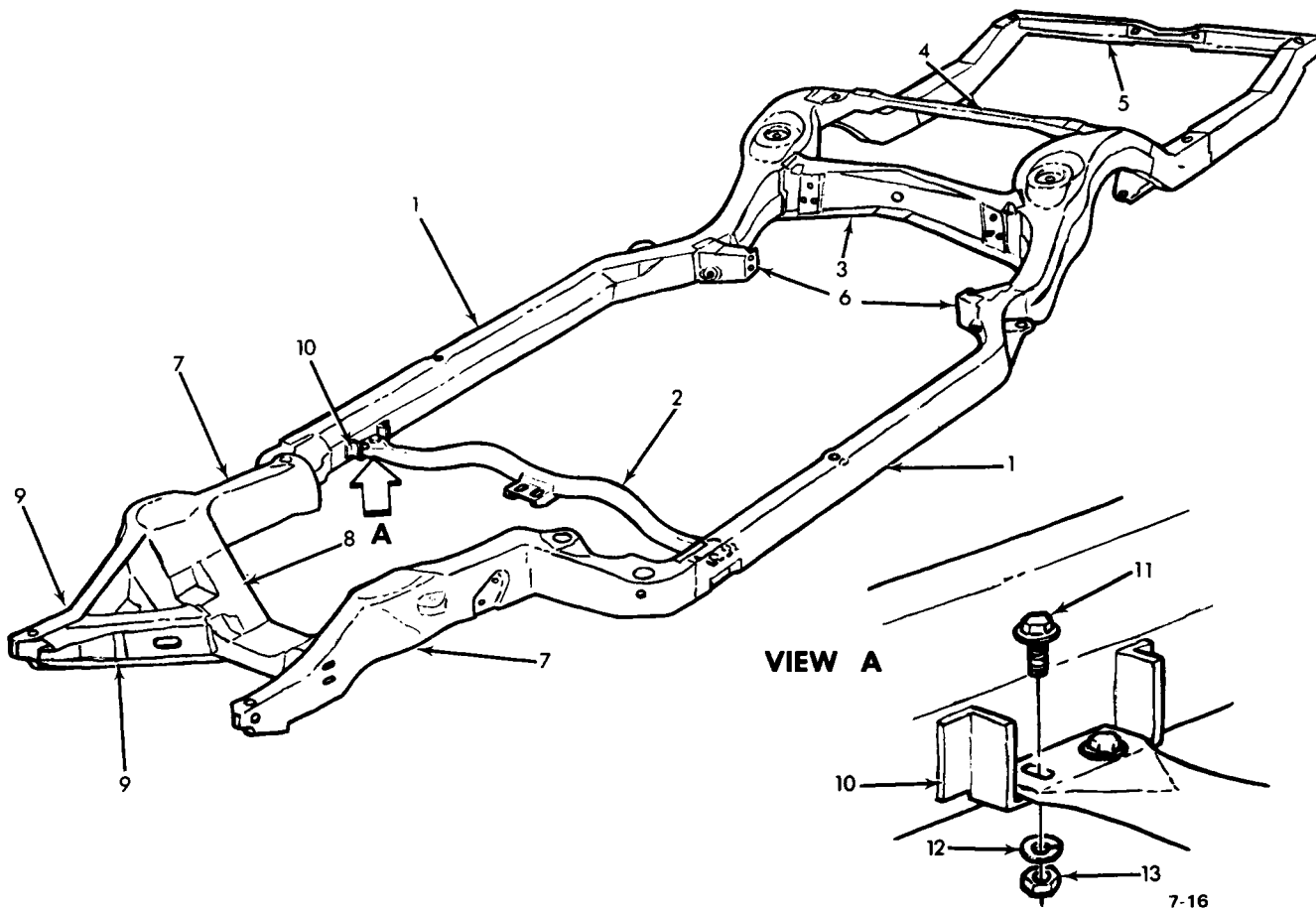


## ILLUSTRATION INDEX

TITLE	PAGE	TITLE	PAGE
1965-72 Passenger Frame .....	7-1	1972 Passenger Rear Bumper (Exc. Sta. Wag.) .....	7-37
1973-75 Chevrolet Frame Assembly .....	7-2	1972 Pass. Rear Bumper Support, Bracket and Panel (Exc. Sta. Wag.) .....	7-38
1970-74 Chevelle Frame, Trans. Support & Reinforcement .....	7-3	1973 Passenger Front Bumper .....	7-39
1971-73 Vega Frame Components .....	7-4	1973 Passenger Rear Bumper (Exc. Station Wagon) .....	7-40
1971-74 Vega Stabilizer Shafts .....	7-5	1974 Passenger Front Bumper .....	7-41
1975 Monza Crossmember Braces .....	7-5	1974-75 Passenger Rear Bumper (Station Wagon) .....	7-42
1975 Monza Front Crossmember Assembly .....	7-6	1974-75 Pass. Rear Bumper (Exc. Sta. Wag.) .....	7-43
1973 Pass. Air Booster Shock Absorber .....	7-7	1974 Pass. (Exc. Sta. Wag.) Fuel Filler Neck & Door Assy. ....	7-44
1973 Passenger Rear Control Arms .....	7-8	1975 Caprice Fuel Filler Door Assy. ....	7-45
1973-75 Passenger—Sta. Wag. Spring Attachment .....	7-8	1975 Pass. Fuel Filler Door Assy. (Exc. Caprice) .....	7-45
1970-72 Passenger Stabilizer Bar .....	7-9	1975 Pass. Front Bumper Bar & Filler Panel (Exc. Caprice) .....	7-46
1964-75 Chevelle Rear Suspension Details .....	7-10	1975 Caprice Front Bumper & Lower Grille .....	7-47
1965-73 Chevy II Rear Suspension Details .....	7-11	1964 Chevelle Rear Bumper Details .....	7-48
1973-75 Nova Shock Absorber & Bumpers .....	7-12	1965 Chevelle Front Bumper—Exploded .....	7-49
1973-75 Nova Spring to Front Eye & Bracket .....	7-12	1965 Chevelle Rear Bumper—Exploded .....	7-49
1974-75 Nova Rear Stabilizer Bar .....	7-13	1966 Chevelle Front Bumper .....	7-50
1973-75 Nova Spring & Rear Shackle .....	7-13	1966 Chevelle Rear Bumper .....	7-50
1967-69 Camaro Rear Suspension .....	7-14	1967 Chevelle Front Bumper .....	7-51
1971-74 Camaro Rear Spring .....	7-15	1967 Chevelle Rear Bumper .....	7-51
1974 Camaro Stabilizer Bar (Rear) .....	7-15	1968 Chevelle—Rear Bumper .....	7-52
1973-74 Camaro Stabilizer Shaft .....	7-16	1968 Chevelle—Front Bumper (Exploded) .....	7-53
1973-74 Camaro Shock Absorber and Spring .....	7-16	1969 Chevelle Front Bumper .....	7-53
1971-74 Vega Shock Absorbers .....	7-17	1969 Chevelle Rear Bumper (Exc. Sta. Wag.) .....	7-54
1971-75 Vega—Monza Springs .....	7-18	1969 Chevelle Rear Bumper w/Dual Action Tailgate .....	7-54
1965 Passenger Front Bumper .....	7-19	1969-71 Chevelle Rear Bumper — Station Wagon, Pick Up (Exc. Dual Action Tailgate) .....	7-55
1965 Pass. Rear Bumper .....	7-20	1970 Chevelle Front Bumper Bar, Bracket & Brace .....	7-56
1965 Pass.—Sta. Wag. Rear Bumper .....	7-21	1970 Chevelle Rear Bumper Bar (Exc. Sta. Wag., El Camino & Monte Carlo) .....	7-57
1966 Passenger Front Bumper—Exploded .....	7-22	1970 Chevelle Rear Bumper Bar (Monte Carlo) .....	7-57
1966 Passenger Rear Bumper .....	7-23	1971-72 Chevelle Front Bumper (Exc. Monte Carlo) .....	7-58
1967 Passenger Front Bumper .....	7-24	1971-72 Chevelle Station Wagon Rear Bumper .....	7-58
1967 Passenger Rear Bumper .....	7-25	1971-72 Monte Carlo Rear Bumper Bar .....	7-59
1968 Passenger Front Bumper .....	7-26	1971-72 Chevelle Rear Bumper (Exc. Monte Carlo) .....	7-59
1968 Passenger Rear Bumper .....	7-27	1973 Chevelle (Exc. IAE00, IAH35) Front Bumper .....	7-60
1969 Passenger Front Bumper .....	7-28	1973 Chevelle (Exc. 35-80) Rear Bumper .....	7-61
1969 Passenger Rear Bumper (Exc. Station Wagon) .....	7-29	1974 Chevelle Front Bumper (Exc. Monte Carlo) .....	7-62
1969-70 Station Wagon Rear Bumper (Exploded) .....	7-30		
1970 Passenger Front Bumper .....	7-31		
1970 Passenger Rear Bumper (Exc. Station Wagon) (Exploded) .....	7-32		
1971 Passenger Front Bumper Bar and License Bracket .....	7-33		
1971 Passenger Rear Bumper Upper and Lower Bracket (Exc. Station Wagon) .....	7-34		
1971 Passenger Rear Bumper Seal (Exc. Sta. Wag.) .....	7-34		
1971 Passenger Rear Bumper—Bracket & Brace (Exc. Wagon) .....	7-35		
1971-73 Passenger—Rear Bumper—Bracket & Brace (Station Wagon) .....	7-36		
1971-73 Passenger Rear Bumper Valance Panel (Station Wagon) .....	7-36		
1972 Passenger Front Bumper & Pad .....	7-37		

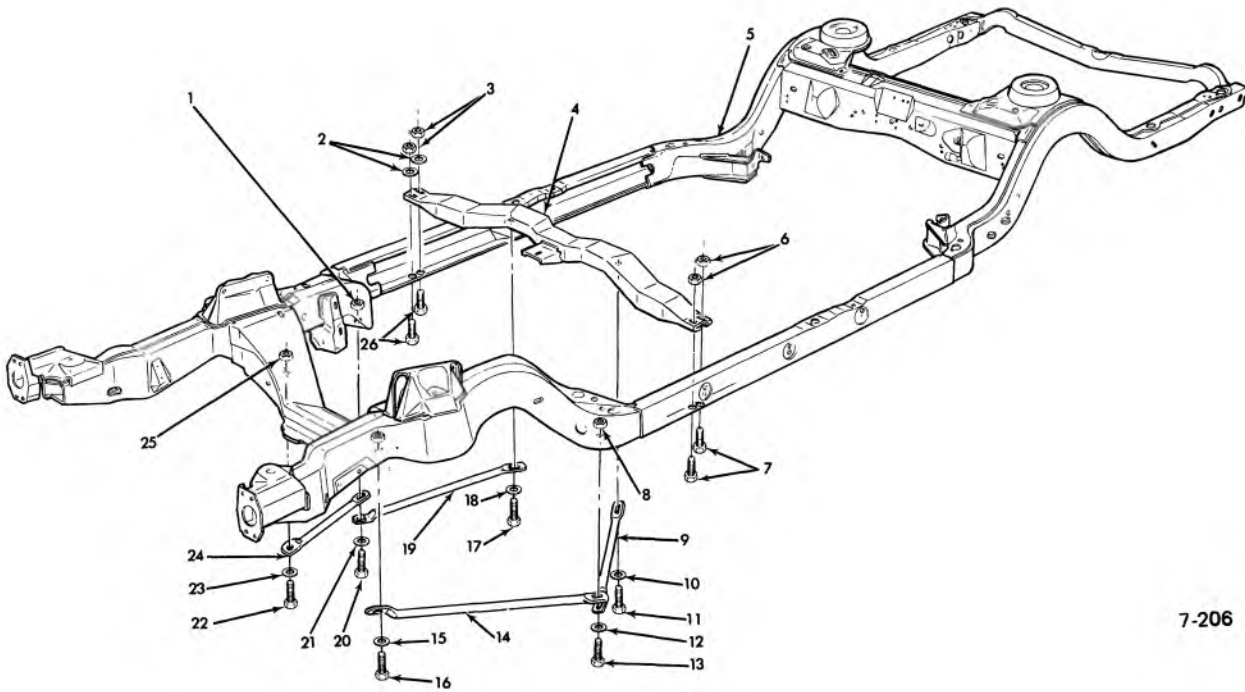
TITLE	PAGE
1975 Chevelle Front Bumper (Exc. Monte Carlo) .....	7-63
1974-75 Chevelle Rear Bumper (Exc. Sta. Wag., El Camino) .....	7-64
1974-75 Chevelle Rear Bumper (Sta. Wag.) .....	7-65
1975 El Camino Rear Bumper .....	7-66
1974-75 Monte Carlo Front Bumper .....	7-67
1974 Monte Carlo Rear Bumper .....	7-68
1966-67 Chevy II—Front Bumper .....	7-69
1966-67 Chevy II—Rear Bumper .....	7-69
1968-72 Chevy II, Nova Front Bumper .....	7-70
1968-72 Chevy II, Nova Rear Bumper .....	7-70
1973 Nova Front Bumper .....	7-71
1973 Nova Rear Bumper .....	7-71
1974 Nova — Front Bumper .....	7-72
1974 Nova Rear Bumper .....	7-73
1975 Nova — Front Bumper .....	7-74
1975 Nova Rear Bumper .....	7-75
1967-68 Camaro Rear Bumper—Exploded .....	7-76
1967-68 Camaro Front Bumper .....	7-77
1969 Camaro Front Bumper .....	7-78
1969 Camaro Special Front Bumper .....	7-79
1969 Camaro Rear Bumper—Exploded .....	7-80

TITLE	PAGE
1970-72 Camaro Front Bumper Bar .....	7-81
1970-72 Camaro Front Bumper—Lower .....	7-81
1970-72 Camaro Rear Bumper .....	7-82
1973 Camaro Front Bumper and Parts .....	7-83
1974-75 Camaro Front Bumper .....	7-84
1974-75 Camaro Rear Bumper .....	7-85
1971-72 Vega Front Bumper and Components .....	7-86
1973 Vega Front Bumper and Components .....	7-87
1971-73 Vega Rear Bumper and Components .....	7-88
1974-75 Vega Front Bumper .....	7-89
1974-75 Vega—Rear Bumper Spring Assembly .....	7-90
1974-75 Vega Bumper & Valance Panel .....	7-90
1975 Vega Rear Bumper .....	7-91
1975 Monza Grille and Bumper (HROO) .....	7-92
1975 Monza Rear Bumper (HROO) .....	7-93
1975 Monza Front Bumper (HMOO) .....	7-94
1975 Monza Rear Bumper (HMOO) .....	7-95
1965-73 Level Ride Air Compressor—Exploded .....	7-96



### 1965-72 PASSENGER FRAME

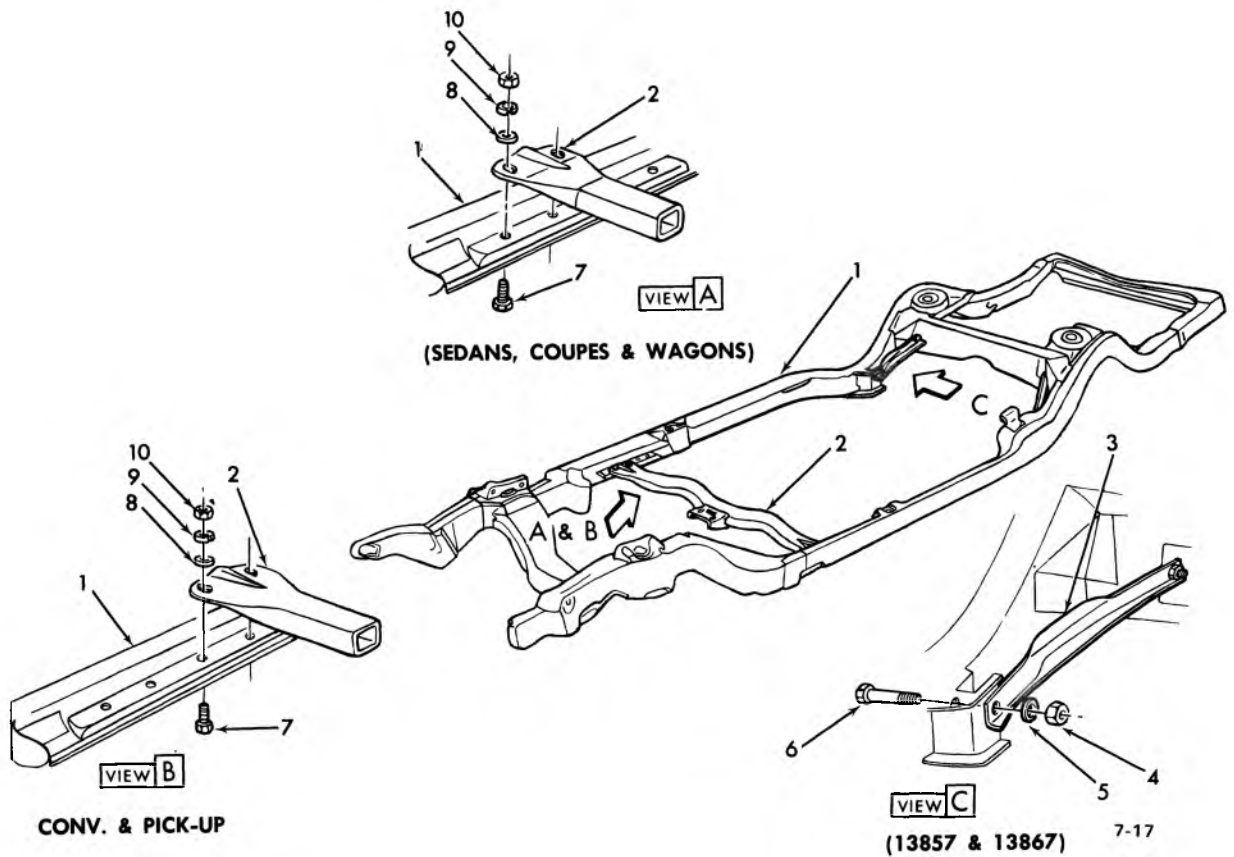
- |  |  |
|--|--|
| 1. N.S.S. MEMBER ASSY.—Part of 7.003 Frame ASSY. | 8. N.S.S. MEMBER ASSY.—Part of 7.003 FRAME ASSY.   |
| 2. 4.081 SUPPORT ASSY.                           | 9. 7.010 EXTENSION ASSY.—Part of 7.003 FRAME ASSY. |
| 3. 5.380 MEMBER ASSY.                            | 10. 4.083 BRACKET                                  |
| 4. 7.395 MEMBER ASSY.                            | 11. 8.900 BOLT (3/8-16 x 1)                        |
| 5. 7.014 MEMBER                                  | 12. 8.931 L/WASHER (3/8)                           |
| 6. 5.380 BRACKET ASSY.                           | 13. 8.915 NUT (3/8-16)                             |
| 7. N.S.S. MEMBER ASSY.—Part of 7.003 FRAME ASSY. |  |



7-206

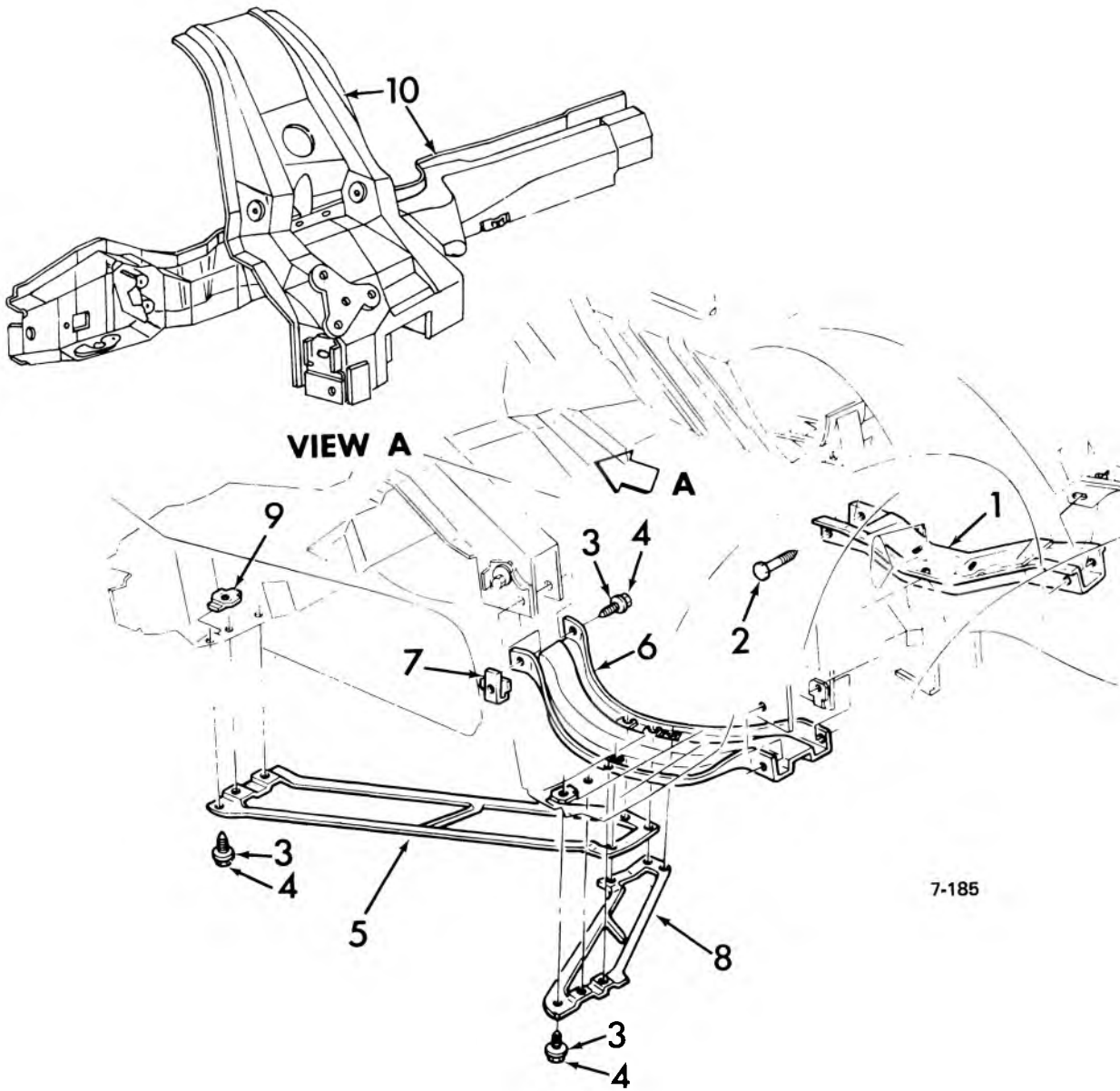
### 1973-75 CHEVROLET FRAME ASSEMBLY

- |     |       |                                     |     |       |  |
|-----|-------|-------------------------------------|-----|-------|--|
| 1.  | 8.915 | HEXAGON NUT 7/16-14                 | 15. | 8.929 | WASHER—Flat 15/32 x 1-1/8              |
| 2.  | 8.299 | WASHER 3/8                          | 16. | 8.900 | BOLT                                   |
| 3.  | 8.917 | NUT—3/8-16                          | 17. | 8.977 | SCREW HEX. HD. 3/8-16 x 1-1/8          |
| 4.  | 4.081 | BRACE—Transmission Assembly         | 18. | 8.929 | WASHER—Special 15/32 x 1-1/8           |
| 5.  | 7.003 | FRAME ASSEMBLY                      | 19. | 4.081 | MOUNTING ASSEMBLY—Transmission Support |
| 6.  | 8.917 | NUT 3/8-16                          | 20. | 8.900 | BOLTS HEX. HEAD—3/8-16 x 1-1/8         |
| 7.  | 8.900 | BOLT—3/8-16 x 1-3/8                 | 21. | 8.929 | WASHER—Flat 15/32 x 1-1/8              |
| 8.  | 8.915 | HEXAGON NUT 7/16-14                 | 22. | 8.900 | BOLT                                   |
| 9.  | 4.081 | MOUNTING ASSY.—Transmission Support | 23. | 8.929 | WASHER—Flat 15/32 x 1-1/8              |
| 10. | 8.929 | WASHER—Special 15/32 x 1-1/8        | 24. | 7.039 | BRACE—Frt. Crossmember LH              |
| 11. | 8.977 | SCREW HEX HD. 3/8-16 x 1-1/8        | 25. | 8.915 | HEXAGON HUB 7/16-14                    |
| 12. | 8.929 | WASHERS—Flat 15/32 x 1-1/8          | 26. | 8.900 | BOLT 3/8-16 x 1-3/8                    |
| 13. | 8.900 | BOLTS—Hex. Hd. 7/16-14 x 1-1/4      |     |       |  |
| 14. | 7.039 | BRACE—Frt. C/Member Rear RH         |     |       |  |



**1970-74 CHEVELLE FRAME, TRANS. SUPPORT & REINFORCEMENT**

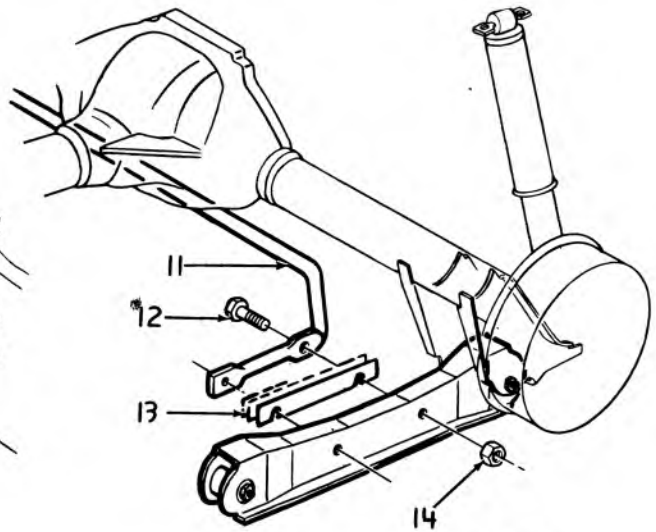
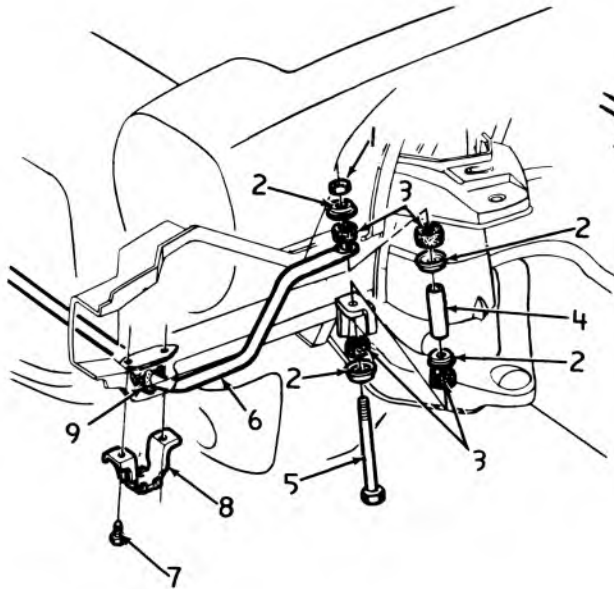
- |           |  |           |                                |
|-----------|--|-----------|--------------------------------|
| 1. N.S.S. | MEMBER ASSY. (Part of 7.003 Frame Assy.) | 5. 8.929  | WASHER (17/32 x 1-1/16 x 3/32) |
| 2. 4.081  | SUPPORT ASSY. (Exc. Conv. & Pickup)      | 6. 8.900  | BOLT                           |
| 4.081     | SUPPORT ASSY. (Conv. & Pickup)           | 7. 8.900  | BOLT (3/8-16 x 1-1/8)          |
| 3. 5.382  | REINFORCEMENT . . . . . 3918061-62       | 8. 8.929  | P/WASHER (3/8)                 |
| 4. 8.915  | NUT                                      | 9. 8.931  | L/WASHER (3/8)                 |
|           |  | 10. 8.915 | NUT (3/8-16)                   |



7-185

**1971-73 VEGA FRAME COMPONENTS**

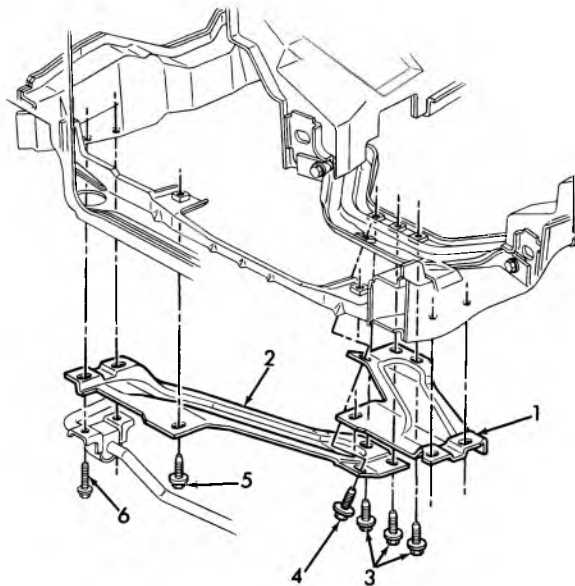
- 1. 4.081 SUPPORT
- 2. 8.900 BOLT
- 3. 8.929 WASHER (3/8")
- 4. 8.977 SCREW (3/8" - 16 x 1 1/8")
- 5. 7.836 BRACE
- 6. 7.010 MEMBER
- 7. 7.395 NUT ASSY. (3/8" - 16)
- 8. 7.836 BRACE
- 9. 3.023 NUT (3/8" - 16)
- 3.023 NUT (3/8" - 16 x 3/16")
- 10. 7.006 RAIL ASSY.



7-186

### 1971-74 VEGA STABILIZER SHAFTS

- |    |        |                            |     |       |                             |
|----|--------|----------------------------|-----|-------|-----------------------------|
| 1. | 7.238  | NUT                        | 9.  | 7.243 | BUSHING                     |
| 2. | 7.245  | RETAINER                   | 10. | 7.240 | LINK UNIT (71)              |
| 3. | 7.244  | GROMMET                    |     | 7.240 | LINK UNIT (72-73)           |
| 4. | N.S.S. | SPACER                     | 11. | 7.241 | SHAFT                       |
| 5. | N.S.S. | BOLT                       | 12. | 8.900 | BOLT (7/16" — 14 x 2 1/16") |
| 6. | 7.241  | SHAFT                      | 13. | 7.243 | SHIM                        |
| 7. | 8.900  | SCREW (9/8" — 16 x 1 1/8") | 14. | 8.917 | NUT (7/16" — 14)            |
| 8. | 7.242  | BRACKET                    |     |       |                             |

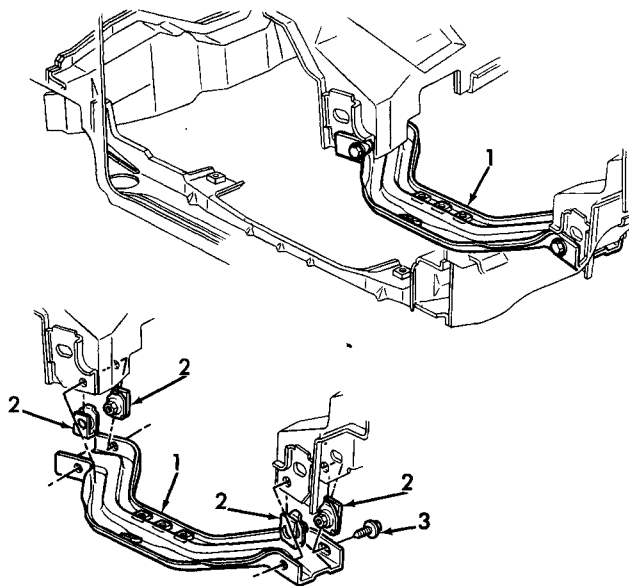


7-259

### 1975 MONZA CROSSMEMBER BRACES

- |    |       |                                 |
|----|-------|---------------------------------|
| 1. | 7.836 | BRACE, front crossmember (L.H.) |
| 2. | 7.836 | BRACE, front crossmember (R.H.) |
| 3. | 8.900 | BOLTS (3/8—16 x 7/8)            |
| 4. | 8.900 | BOLTS (3/4)                     |
| 5. | 8.977 | SCREW (3/8—16 x 1-1/8)          |
| 6. | 7.242 | BOLT (3/8—16 x 1-1/2)           |

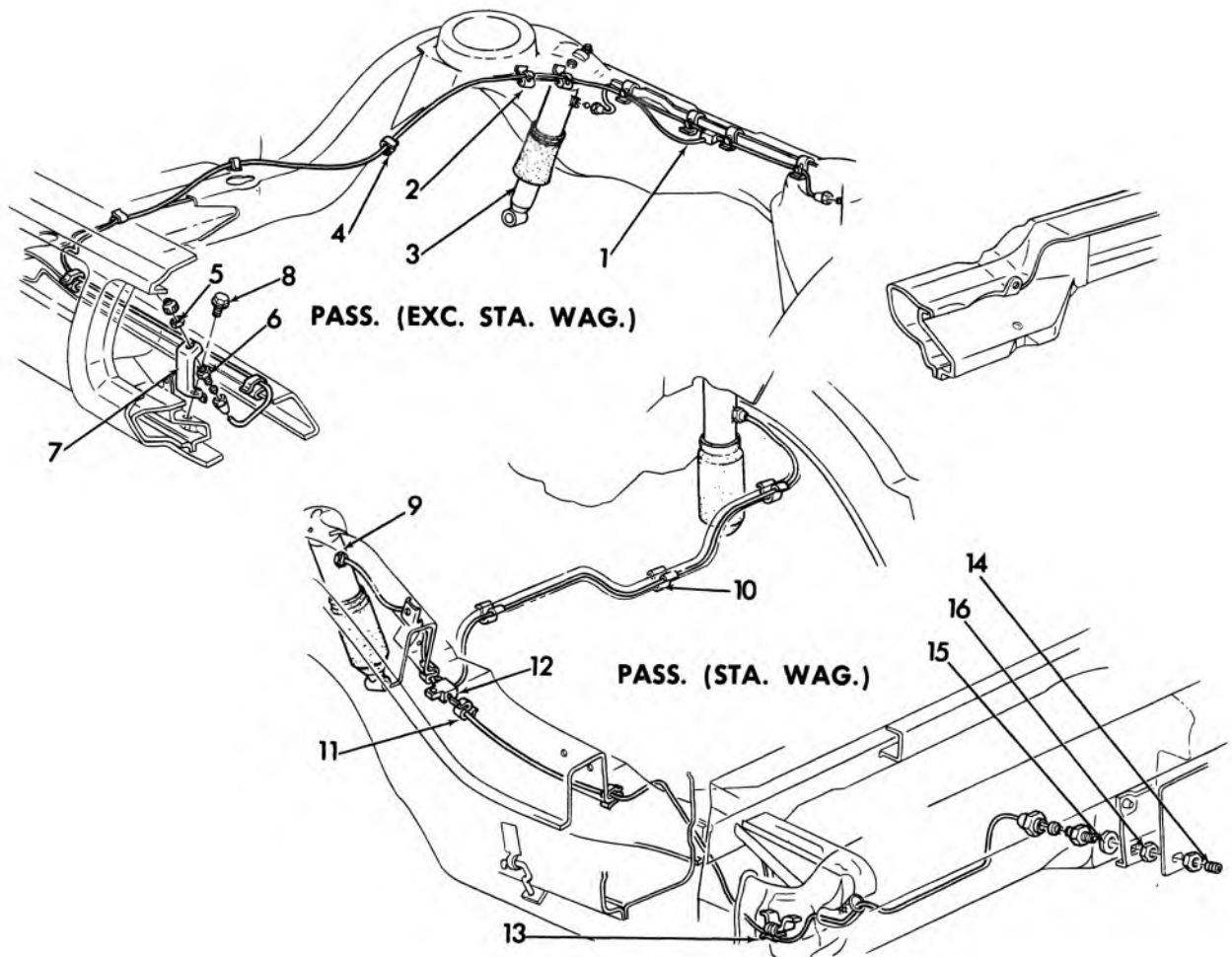




7-258

### 1975 MONZA FRONT CROSSMEMBER ASSEMBLY

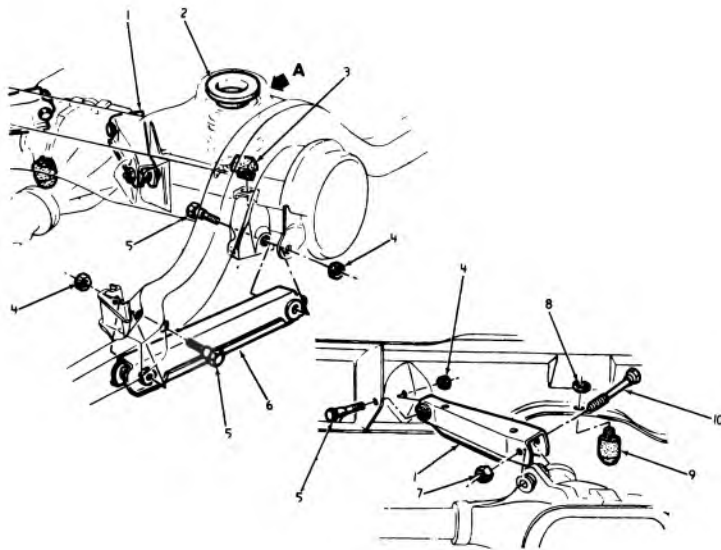
1. 7.010 CROSSMEMBER, front
2. 7.395 NUT ASSEMBLY (3/8-16)
3. 8.900 BOLT



7-205

**1973 PASS. AIR BOOSTER SHOCK ABSORBER**

- |   |                                    |
|---|------------------------------------|
| 1. 7.447 TEE & TUBE ASSY., Rear Shk. Abs. Air Inlet | 9. 7.345 ABSORBER ASSY., Rear      |
| 2. 7.380 CLIP, Rr. Air Inlet Tube                   | 10. 7.380 CLIP, Rr. Air Inlet Tube |
| 3. 7.345 ABSORBER ASSY., Rear                       | 11. 8.950 CLIP                     |
| 4. 8.950 CLIP                                       | 12. 7.346 TUBE ASSY., Air Intake   |
| 5. 7.346 NUT, Air Inlet Valve                       | 13. 7.380 CLIP, Rr. Air Inlet Tube |
| 6. 7.346 VALVE UNIT                                 | 14. 7.346 VALVE UNIT               |
| 7. 7.380 BRACKET, Rear, Air Inlet Valve             | 15. 8.929 WASHER                   |
| 8. 8.977 SCREW (5/16-18 x 9/16)                     | 16. 7.346 NUT, Air Inlet Valve     |

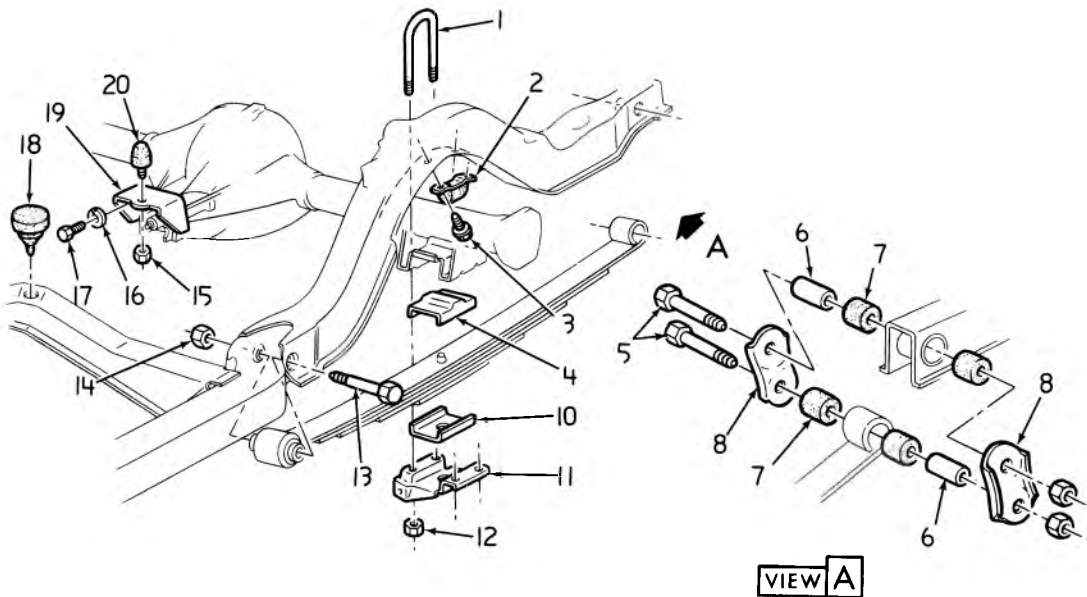


VIEW A

7-195

### 1973 PASSENGER REAR CONTROL ARMS

- |                                   |                                 |
|-----------------------------------|---------------------------------|
| 1. 5.382 ARM ASM.                 | 6. 5.382 ARM ASM.               |
| 2. 7.545 INSULATOR                | 7. 8.917 NUT 1/2 - 13           |
| 3. 5.395 BUMPER                   | 8. 8.917 NUT 3/8 - 16           |
| 4. 8.917 NUT 9/16 - 12            | 9. 5.395 BUMPER                 |
| 5. 5.383 BOLT - Hex 9/16 - 12 x 4 | 10. 8.977 BOLT 1/2 - 13 x 3-3/4 |

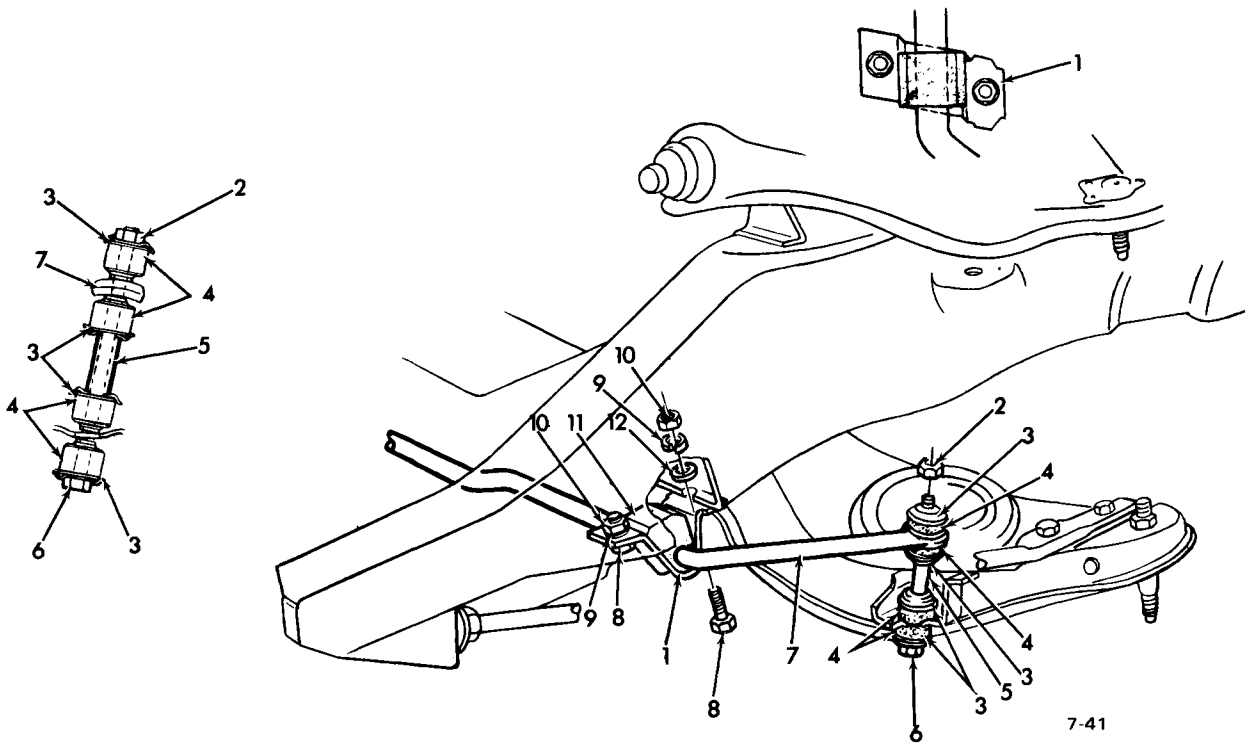


VIEW A

7-158

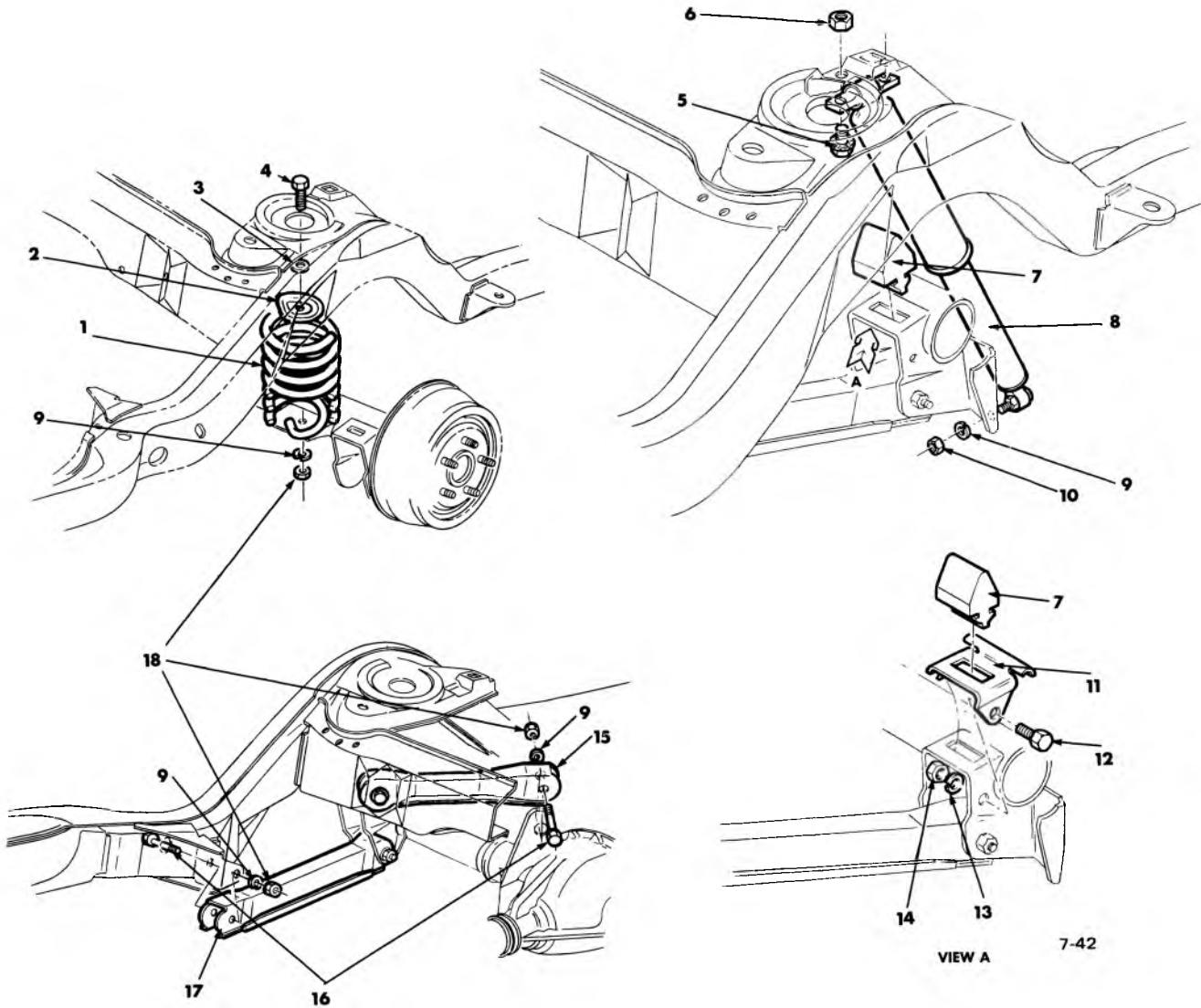
### 1973-75 PASSENGER—STA. WAG. SPRING ATTACHMENT

- |  |                                    |
|--|------------------------------------|
| 1. 7.516 U-BOLT                              | 11. 7.518 PLATE                    |
| 2. 5.395 BUMPER                              | 12. 8.917 NUT (7/16-20 x 5/8)      |
| 3. 8.977 SCREW (5/16 x 7/8)                  | 13. 8.900 BOLT (1/2-13 x 5)        |
| 4. 7.545 CUSHION, Upr.                       | 14. 8.917 NUT (1/2-13)             |
| 5. 7.529 BOLT                                | 15. 8.915 NUT (3/8-16)             |
| 6. N.S.S. Part of Shackle Repair Unit 485872 | 16. 8.929 WASHER (29/64 x 1 x 1/8) |
| 7. N.S.S. Part of Shackle Repair Unit 485872 | 17. 8.900 BOLT (7/16-14 x 1 1/2)   |
| 8. N.S.S. Part of Shackle Repair Unit 485872 | 18. 9.023 CUSHION                  |
| 9. 8.917 NUT (9/16-12)                       | 19. 5.380 BRACKET                  |
| 10. 7.545 CUSHION, Lwr.                      | 20. 5.395 BUMPER ASSY.             |



### 1970-72 PASSENGER STABILIZER BAR

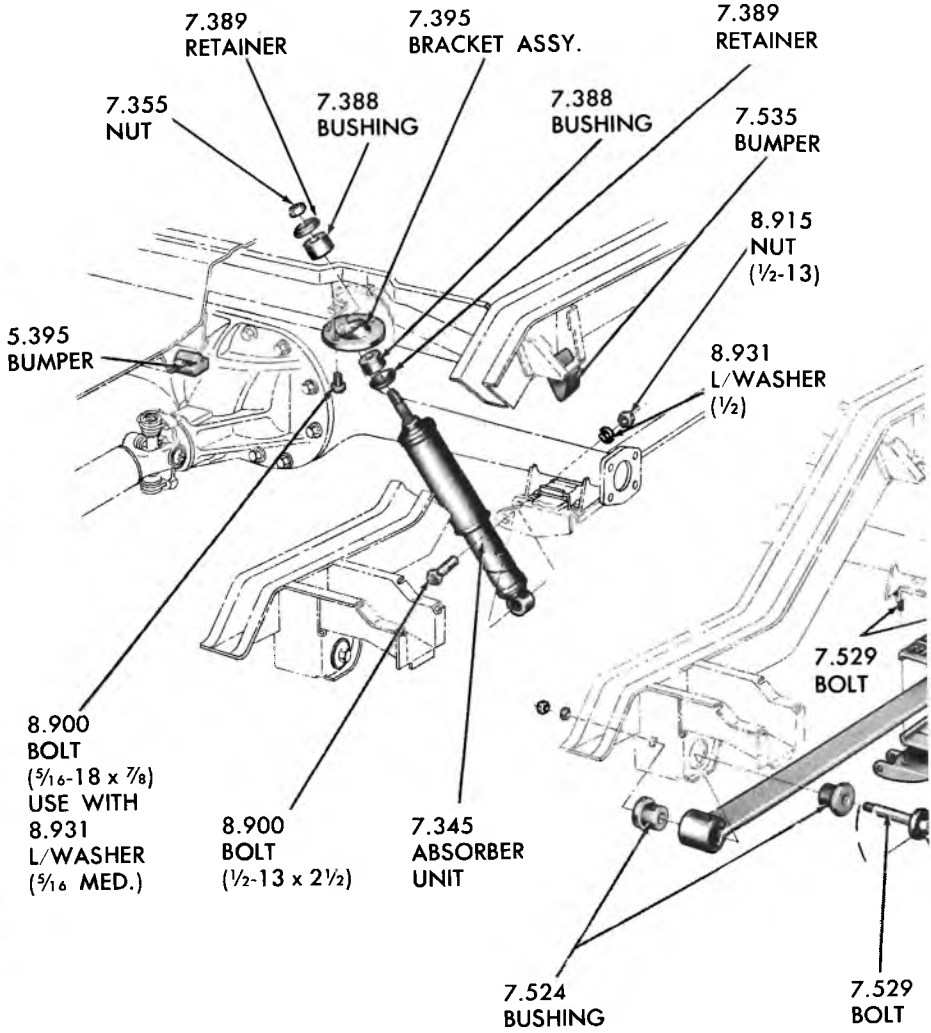
- |                   |                                 |
|-------------------|---------------------------------|
| 1. 7.242 BRACKET  | 7. 7.241 SHAFT                  |
| 2. 7.238 NUT      | 8. 8.900 BOLT (5/16-18 x 1-1/4) |
| 3. 7.245 RETAINER | 9. 8.931 L/WASHER (5/16)        |
| 4. 7.244 GROMMET  | 10. 8.915 NUT (5/16-18)         |
| 5. 7.240 SPACER   | 11. 7.243 BUSHING               |
| 6. 7.240 BOLT     | 12. 6.760 P/WASHER              |

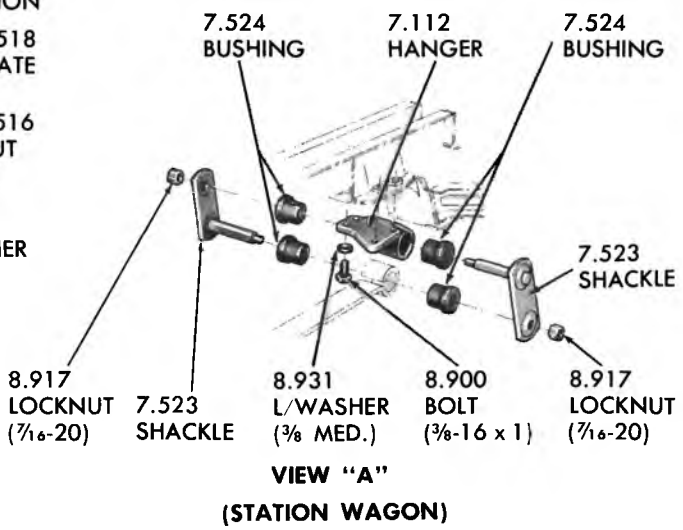
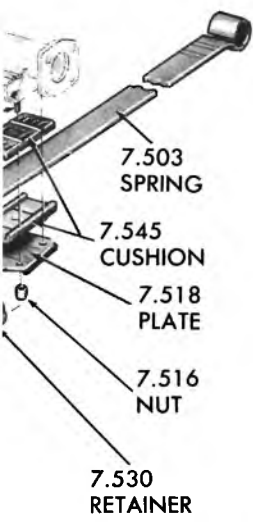
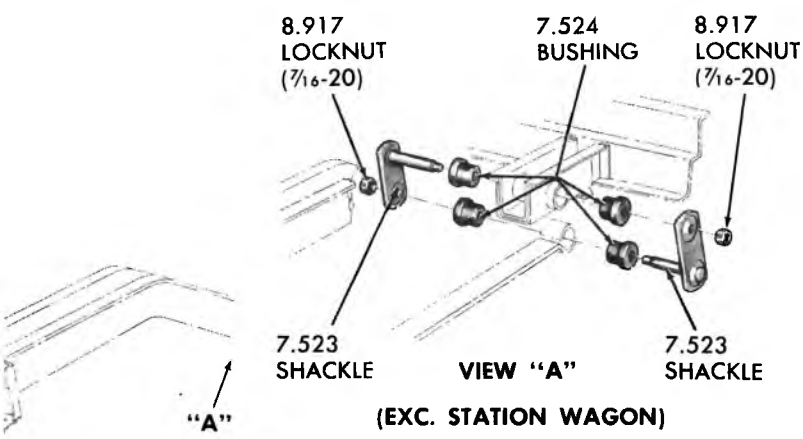


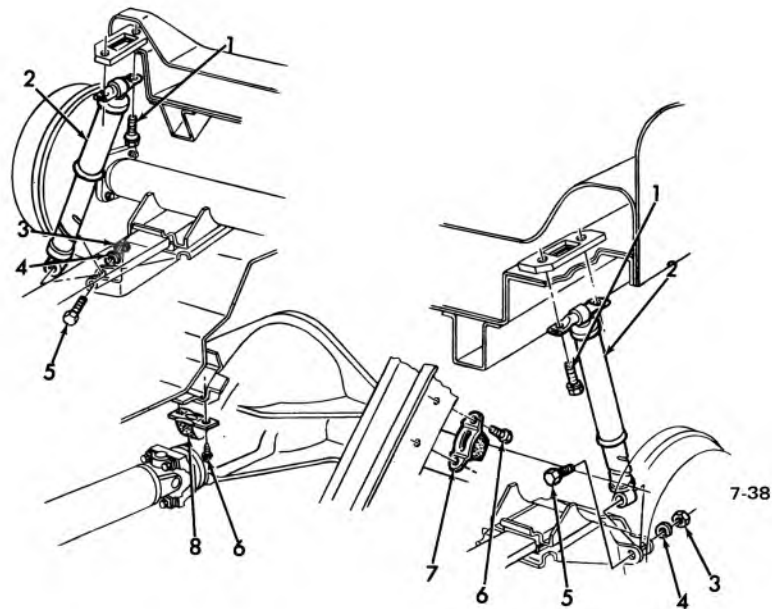
### 1964-75 CHEVELLE REAR SUSPENSION DETAILS

- |    |       |                                |     |       |                       |
|----|-------|--------------------------------|-----|-------|-----------------------|
| 1. | 7.503 | SPRING                         | 10. | 7.355 | NUT (1/2-20)          |
| 2. | 7.518 | CLAMP                          | 11. | 5.395 | SPACER                |
| 3. | 7.531 | WASHER                         | 12. | 8.900 | BOLT (7/16-14 x 1)    |
| 4. | 8.900 | BOLT (1/2-13 x 1-3/4)          | 13. | 8.931 | L/WASHER (7/16)       |
| 5. | 8.900 | BOLT (5/16-18 x 3/4)           | 14. | 8.915 | NUT (7/16-14)         |
|    |       | use with 8.932 L/Washer (5/16) | 15. | 5.382 | ARM ASSEMBLY          |
| 6. | 8.915 | NUT (5/16-18)                  | 16. | 8.900 | BOLT (1/2-13 x 3-3/4) |
| 7. | 5.395 | BUMPER                         | 17. | 5.382 | ARM ASSEMBLY          |
| 8. | 7.345 | ABSORBER UNIT                  | 18. | 8.915 | NUT (1/2-13)          |
| 9. | 8.931 | L/WASHER (1/2)                 |     |       |                       |

1965-73 CHEVY II REAR SUSPENSION DETAILS

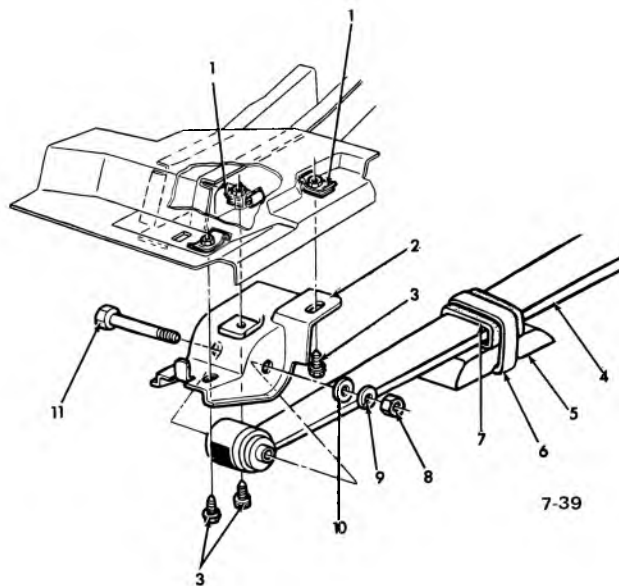






### 1973-75 NOVA SHOCK ABSORBER & BUMPERS

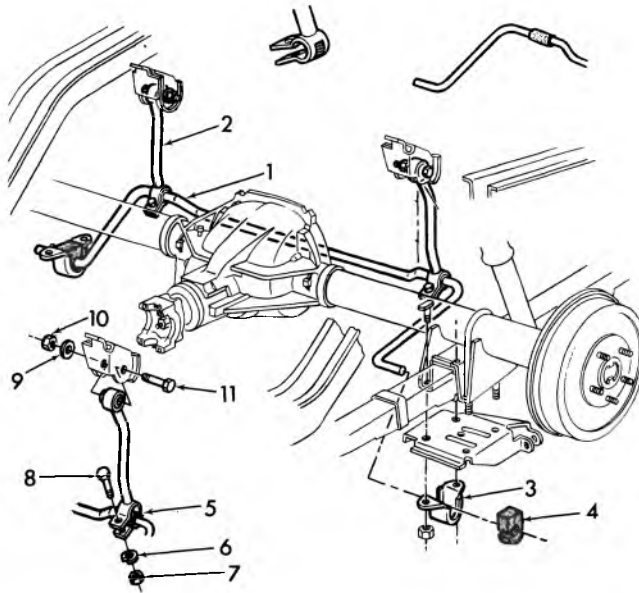
- |          |                        |          |   |
|----------|------------------------|----------|---|
| 1. 8.900 | BOLT (5/16-18 x 7/8)   | 6. 8.977 | SCREW (5/16-18 x 9/16) use with 8.932 P/Washer (5/16) |
| 2. 7.345 | SHOCK ABSORBER         | 7. 7.535 | BUMPER ASSYY.   |
| 3. 8.915 | NUT (7/16-14)          | 8. 5.395 | BUMPER  |
| 4. 8.931 | L/WASHER (7/16)        |          |   |
| 5. 8.900 | BOLT (7/16-14 x 2-1/2) |          |   |



### 1973-75 NOVA SPRING TO FRONT EYE & BRACKET

- |           |                        |           |                       |
|-----------|------------------------|-----------|-----------------------|
| 1. 8.921  | NUT (3/8-16)           | 7. N.S.S. | CUSHION—Part of No. 5 |
| 2. 7.526  | BRACKET                | 8. 8.915  | NUT (1/2-20)          |
| 3. 8.900  | BOLT (3/8-16 x 1-1/4)  | 9. 8.931  | L/WASHER (1/2)        |
| 4. 7.503  | SPRING                 | 10. 8.929 | P/WASHER              |
| 5. 7.545  | DAMPENER UNIT          | 11. 8.900 | BOLT (1/2-20 x 5)     |
| 6. N.S.S. | RETAINER—Part of No. 5 |           |                       |

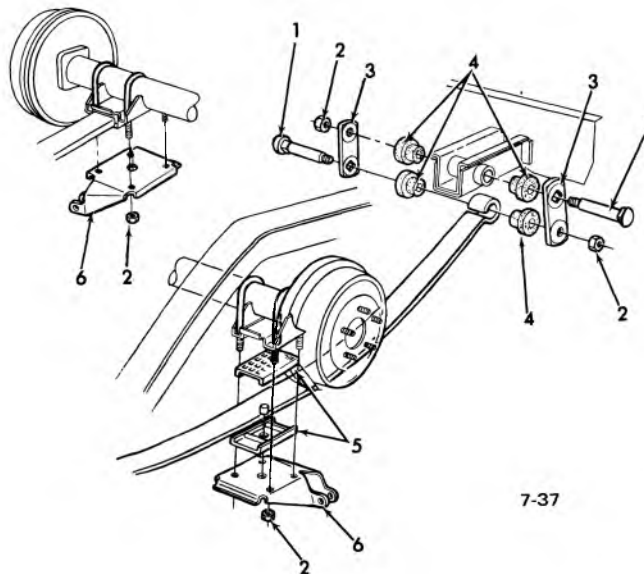




7-227

### 1974-75 NOVA REAR STABILIZER BAR

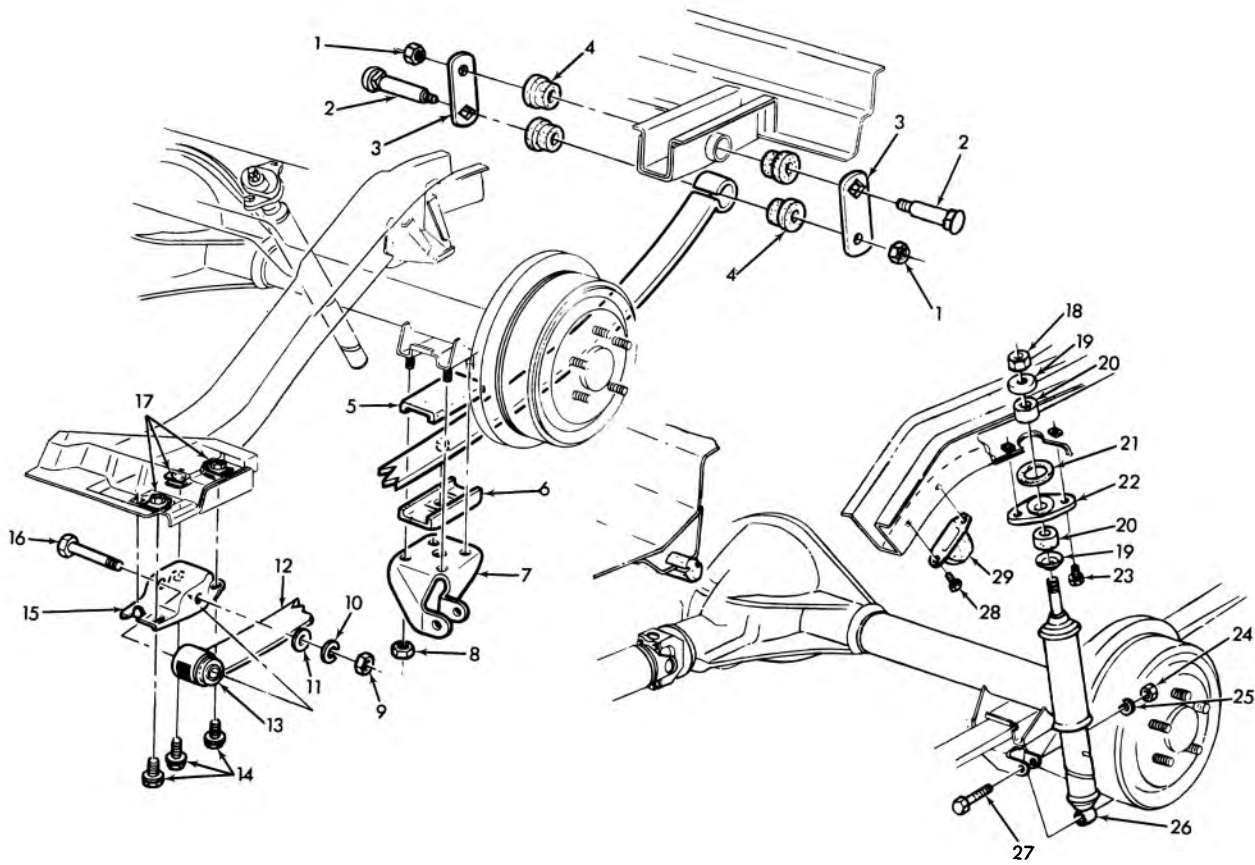
- |    |       |                   |     |       |                             |
|----|-------|-------------------|-----|-------|-----------------------------|
| 1. | 7.241 | SHAFT, Stabilizer | 7.  | 8.915 | NUT (Hex. 5/16-18)          |
| 2. | 7.242 | SUPPORT ASSY.     | 8.  | 8.900 | BOLT (Hex. 5/16-18 x 1-1/4) |
| 3. | 7.242 | BRACKET           | 9.  | 8.929 | WASHER                      |
| 4. | 7.243 | BUSHING, Shaft    | 10. | 8.917 | NUT                         |
| 5. | 7.243 | BUSHING, Support  | 11. | 8.900 | BOLT (3/8-16 x 2-1/32)      |
| 6. | 8.931 | WASHER            |     |       |                             |



### 1973-75 NOVA SPRING & REAR SHACKLE

- |    |       |               |    |       |                   |
|----|-------|---------------|----|-------|-------------------|
| 1. | 7.523 | PIN           | 4. | 7.524 | BUSHING           |
| 2. | 8.917 | NUT (7/16-20) | 5. | 7.545 | CUSHION           |
| 3. | 7.523 | SHACKLE       | 6. | 7.518 | PLATE L.H. & R.H. |

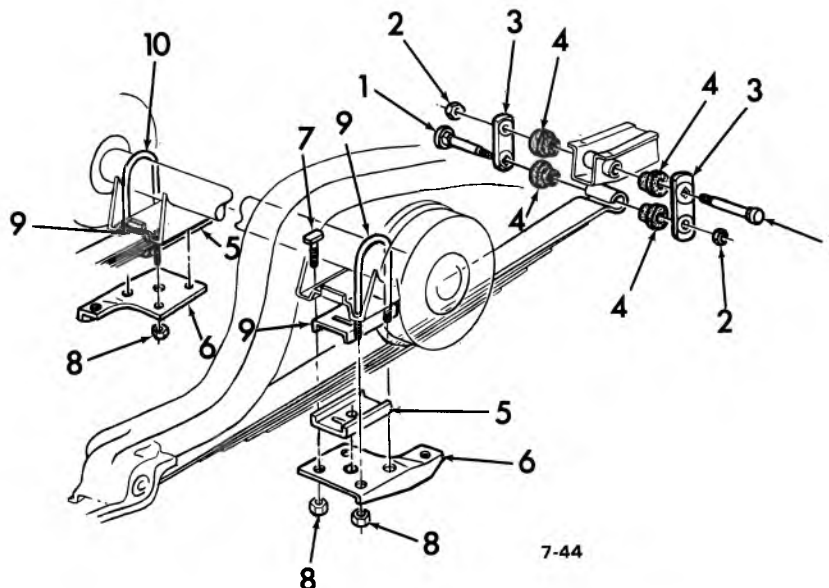
\*NOTE: Removed from service



7-36

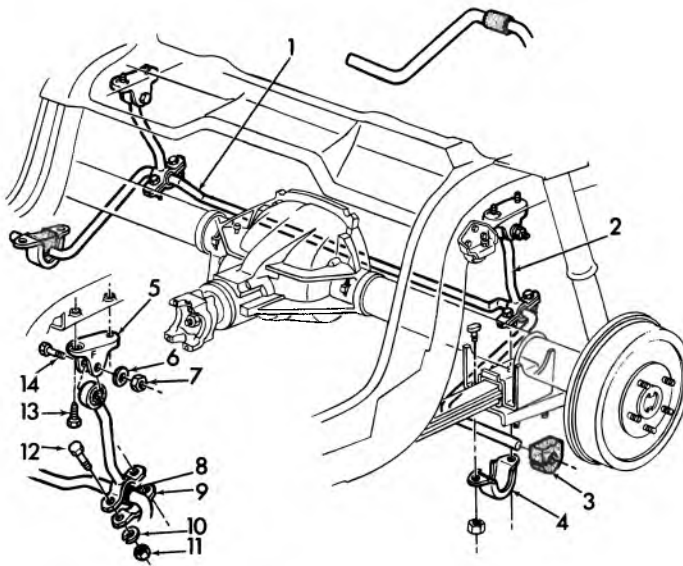
### 1967-69 CAMARO REAR SUSPENSION

- |  |                                       |
|--|---------------------------------------|
| 1. 8.917 NUT (7/16-20)                       | 15. 7.412 BRACKET—L.H. and R.H.       |
| 2. N.S.S. PIN—Part of 7.523 SHACKLE UNIT     | 16. 8.900 BOLT (1/2-20)               |
| 3. N.S.S. SHACKLE—Part of 7.523 SHACKLE UNIT | 17. 7.530 NUT ASSY.                   |
| 4. 7.524 BUSHING                             | 18. 7.347 NUT                         |
| 5. 7.545 CUSHION—Upper                       | 19. 7.245 RETAINER                    |
| 6. 7.545 CUSHION—Lower                       | 20. 7.380 GROMMET                     |
| 7. 7.518 PLATE—L.H. and R.H.                 | 21. N.S. SEALER                       |
| 8. 7.516 NUT                                 | 22. 7.395 BRACKET ASSY.               |
| 9. 8.915 NUT (1/2-20)                        | 23. 8.900 SCREW ASSY. (5/16-18 x 7/8) |
| 10. 8.915 L/WASHER (9/16-18)                 | 24. 8.915 NUT (7/16-14)               |
| 11. 6.515 WASHER                             | 25. 8.931 L/WASHER (7/16)             |
| 12. 7.503 SPRING                             | 26. 7.345 SHOCK ABS.                  |
| 13. 7.504 BUSHING                            | 27. 8.900 BOLT (7/16-14)              |
| 14. 8.900 SCREW ASSY. (3/8-16 x 1-1/8)       | 28. 8.977 SCREW (5/16-18 x 3/4)       |
|  | 29. 7.535 BUMPER ASSY.                |



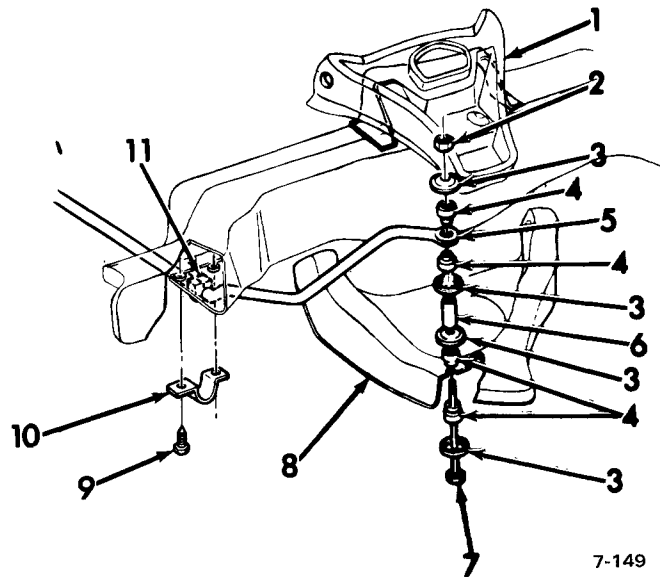
### 1971-74 CAMARO REAR SPRING

- |                        |                        |
|------------------------|------------------------|
| 1. 7.523 PIN           | 6. 7.518 PLATE         |
| 2. 8.917 NUT (7/16-20) | 7. 7.242 BOLT          |
| 3. 7.523 REPAIR KIT    | 8. 8.917 NUT (7/16-20) |
| 4. 7.524 BUSHING       | 9. 7.545 CUSHION—Upper |
| 5. 7.545 CUSHION—Lower | 10. 7.516 BOLT—U       |



### 1974 CAMARO STABILIZER BAR (REAR)

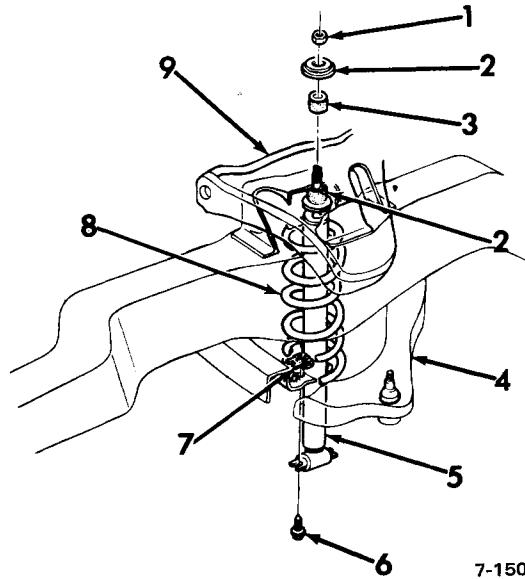
- |  |                                    |
|--|------------------------------------|
| 1. 7.241 SHAFT                         | 8. 7.243 BUSHING                   |
| 2. 7.242 SUPPORT ASSY.                 | 9. 7.242 CLAMP                     |
| 3. 7.243 BUSHING                       | 10. 8.931 WASHER (5/16")           |
| 4. 7.242 BRACKET, Shaft                | 11. 8.915 NUT (Hex. 5/16-18)       |
| 5. 7.242 BRACKET, Support              | 12. 8.900 BOLT (Hex. 5/16-18 x 1") |
| 6. 8.929 WASHER (1" O.D. x 1/32" thk.) | 13. 8.977 SCREW (3/8-16 x 1-1/8")  |
| 7. 8.915 NUT                           | 14. 8.900 BOLT (3/8-16 x 2-1/4")   |



7-149

### 1973-74 CAMARO STABILIZER SHAFT

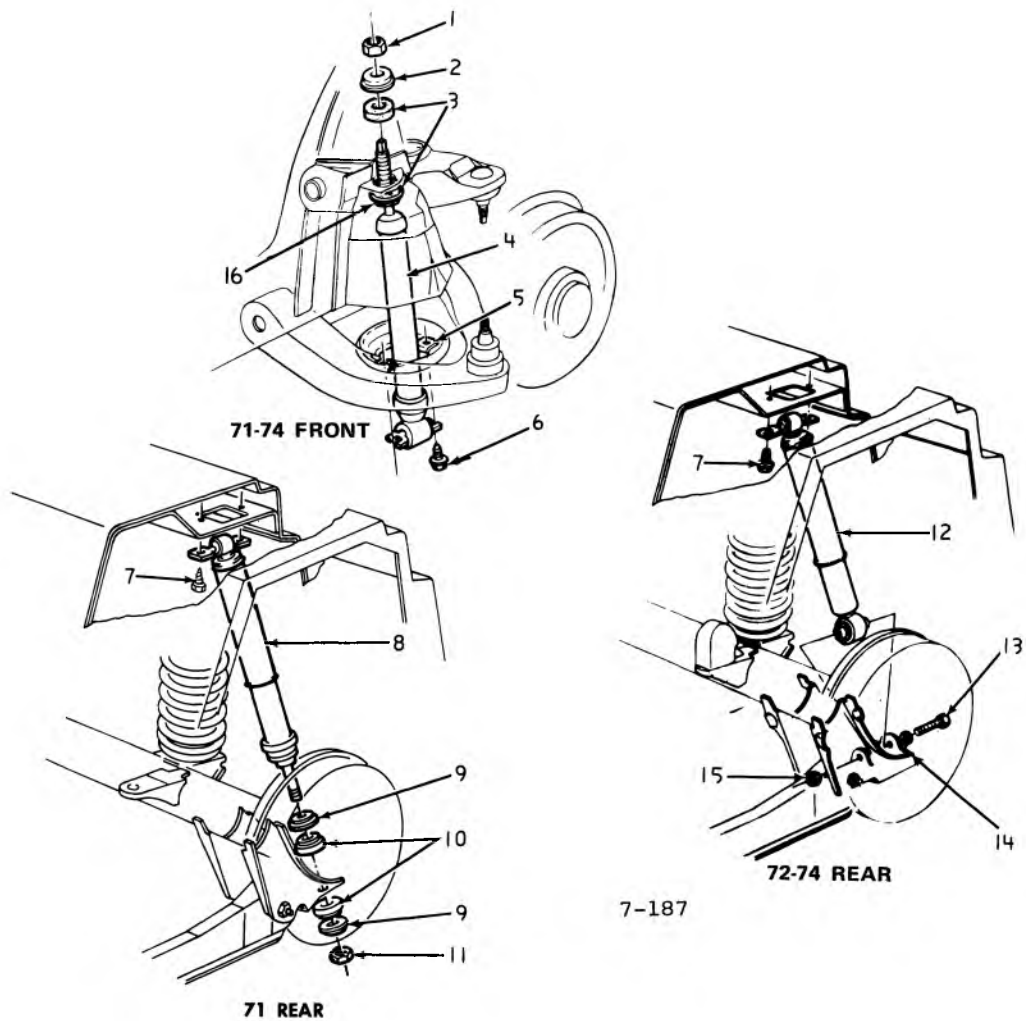
- |          |           |           |                        |
|----------|-----------|-----------|------------------------|
| 1. 6.168 | ARM ASSY. | 7. 7.240  | LINK UNIT              |
| 2. 7.238 | NUT       | 8. 6.168  | ARM ASSY.              |
| 3. 7.245 | RETAINER  | 9. 8.977  | SCREW (3/8-16 x 1-1/8) |
| 4. 7.244 | GROMMET   | 10. 7.242 | BRACKET                |
| 5. 7.241 | SHAFT     | 11. 7.243 | BUSHING                |
| 6. 7.240 | SPACER    |           |                        |



7-150

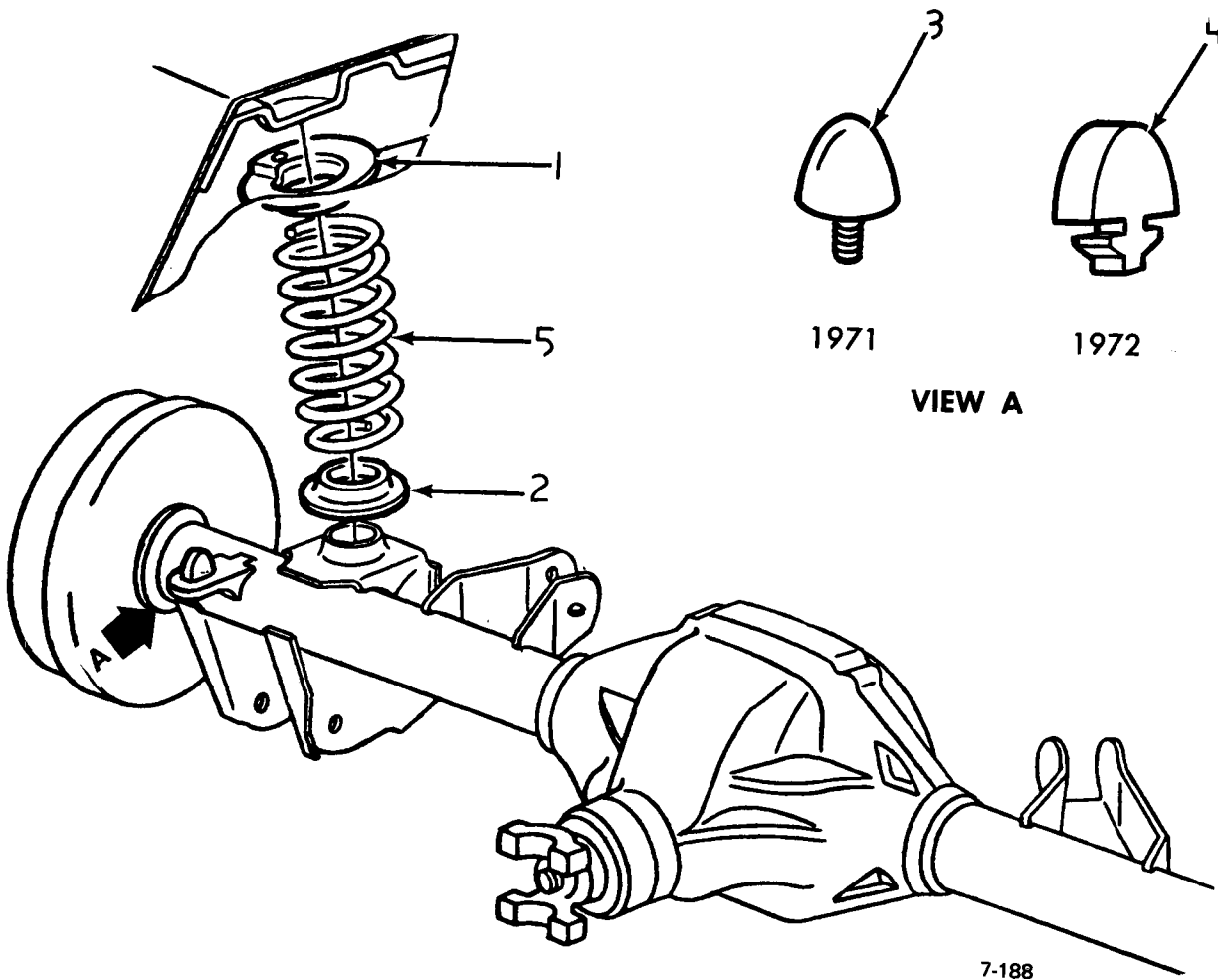
### 1973-74 CAMARO SHOCK ABSORBER AND SPRING

- |          |                |          |                |
|----------|----------------|----------|----------------|
| 1. 7.347 | NUT            | 6. 8.900 | SCREW (5/16-8) |
| 2. 7.245 | RETAINER       | 7. 8.915 | NUT (5/16-18)  |
| 3. 7.244 | GROMMET        | 8. 7.412 | SPRING         |
| 4. 6.168 | ARM ASSY.      | 9. 6.168 | ARM ASSY.      |
| 5. 7.345 | SHOCK ABSORBER |          |                |



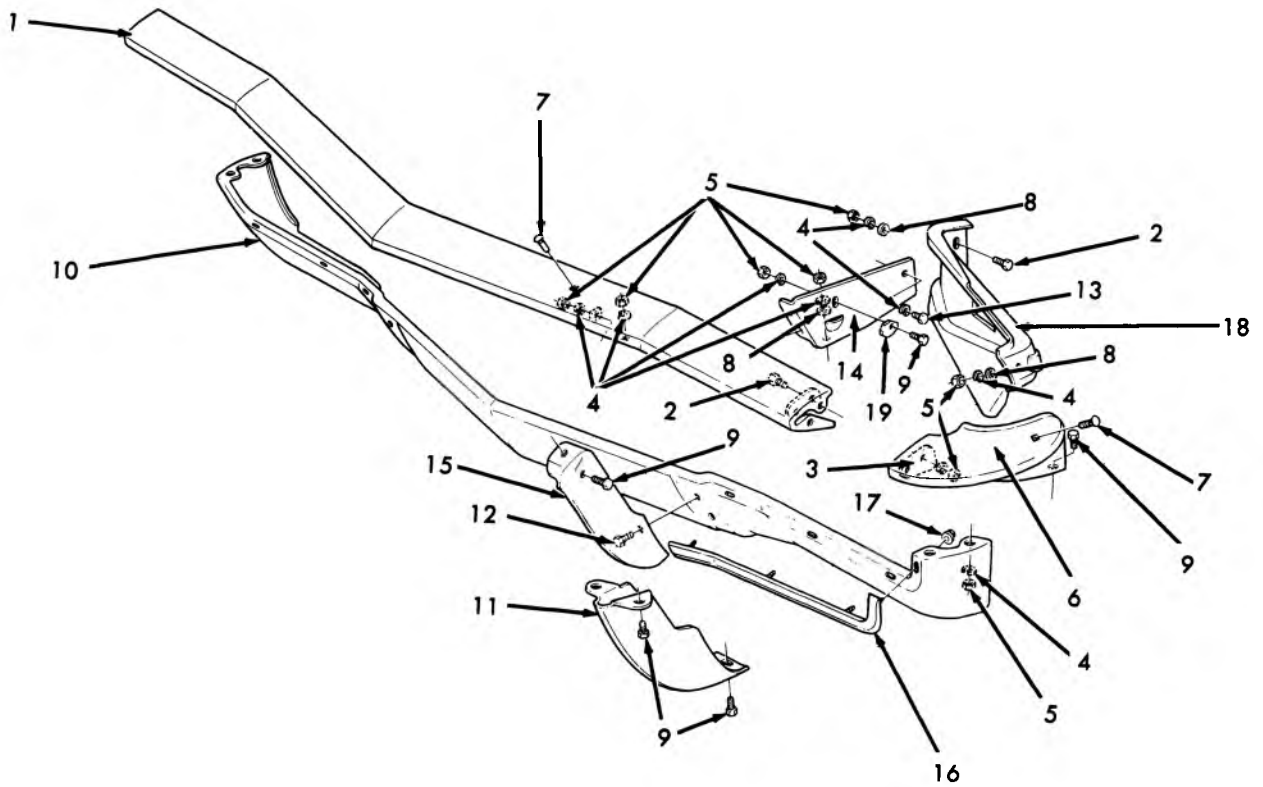
### 1971-74 VEGA SHOCK ABSORBERS

- |     |       |  |
|-----|-------|--|
| 1.  | 8.915 | NUT  |
| 2.  | 7.245 | RETAINER   |
| 3.  | 7.244 | GROMMET  |
| 4.  | 7.345 | ABSORBER ASSY.                                   |
| 5.  | 8.921 | NUT ( $\frac{5}{16}$ " - 18)                     |
| 6.  | 7.389 | SCREW ( $\frac{5}{16}$ " - 18)                   |
| 7.  | 8.900 | BOLT ( $\frac{5}{16}$ " - 18 x $\frac{7}{8}$ " ) |
| 8.  | 7.345 | ABSORBER ASSY.                                   |
| 9.  | 7.389 | RETAINER   |
| 10. | 7.388 | GROMMET  |
| 11. | 7.347 | NUT  |
| 12. | 7.345 | ABSORBER ASSY .                                  |
| 13. | 8.900 | BOLT ( $\frac{7}{16}$ " - 14 x 3)                |
| 14. | 8.931 | WASHER ( $\frac{7}{16}$ )                        |
| 15. | 8.916 | NUT ( $\frac{7}{16}$ " - 14)                     |
| 16. | 7.245 | RETAINER   |



**1971-75 VEGA-MONZA SPRINGS**

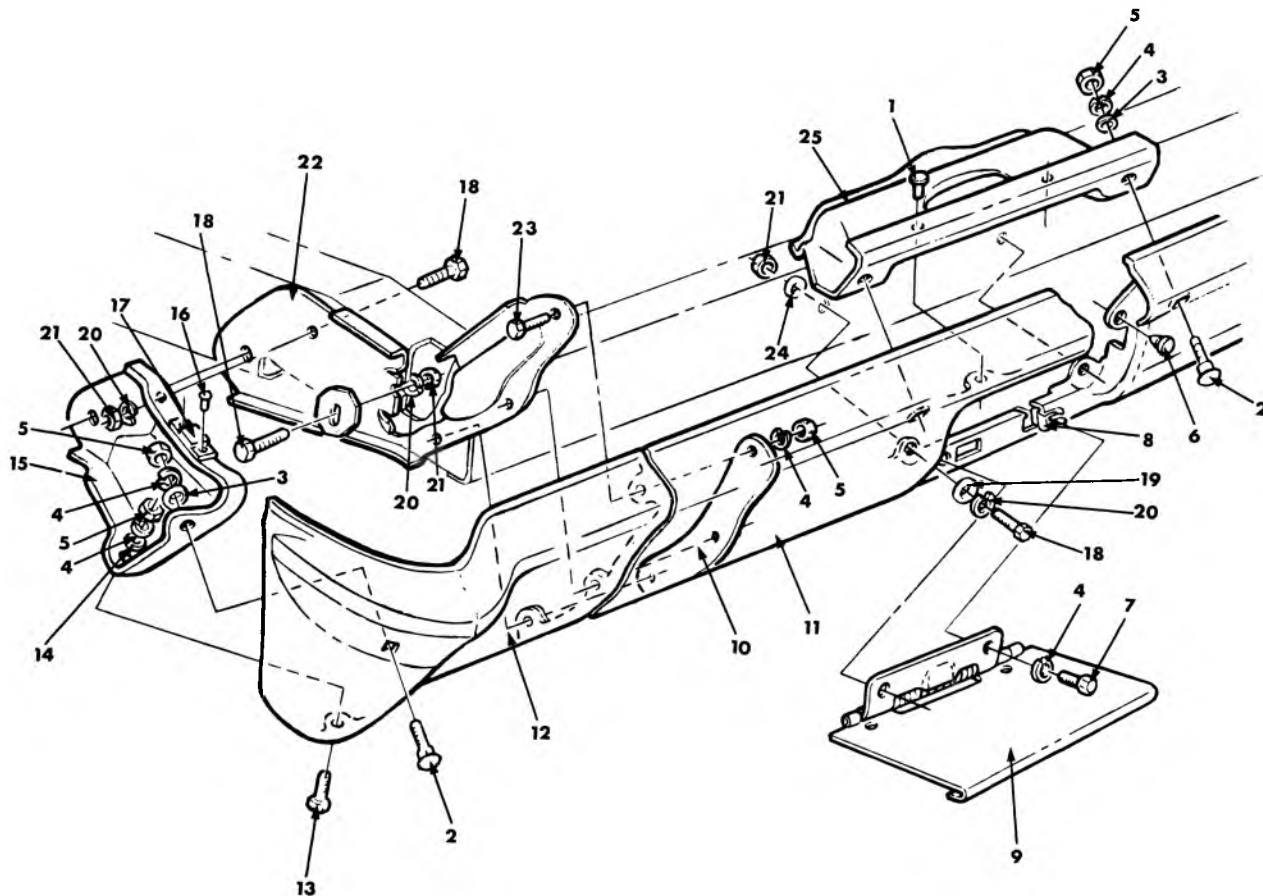
- 1. 7.545 INSULATOR (upper)
- 2. 7.545 INSULATOR (lower)
- 3. 7.535 BUMPER (71)
- 4. 7.535 BUMPER (72-74)
- 5. 7.503 SPRING SELECTION CHART



7-73

### 1965 PASSENGER FRONT BUMPER

1. 7.831 BAR .....	3852971	11. 7.828 GUARD ASSY.....	3856531-32
2. 8.900 BOLT (7/16-14 x 1-1/4)		12. 8.900 BOLT	
3. 7.836 REINFORCEMENT .....	3856526	13. 8.900 BOLT (1/2-13 x 1-1/4)	
4. 8.931 L. WASHER (7/16)		14. 7.869 BRACKET .....	3856535-36
5. 8.915 NUT (7/16-14)		15. 7.869 BRACKET .....	3856229-30
6. 7.831 BAR .....	3850205-06	16. 7.833 MOULDING UNIT .....	3867381-82
7. 7.874 BOLT .....	3716509	17. 8.921 NUT (10-24)	
8. 8.929 WASHER (15/32 x 7/8 x 1/16 thk.)		18. 7.836 BRACE .....	3856231-32
9. 8.900 BOLT (7/16-14 x 1)		19. 7.865 WASHER .....	3838450
10. 7.831 PANEL .....	3852970		



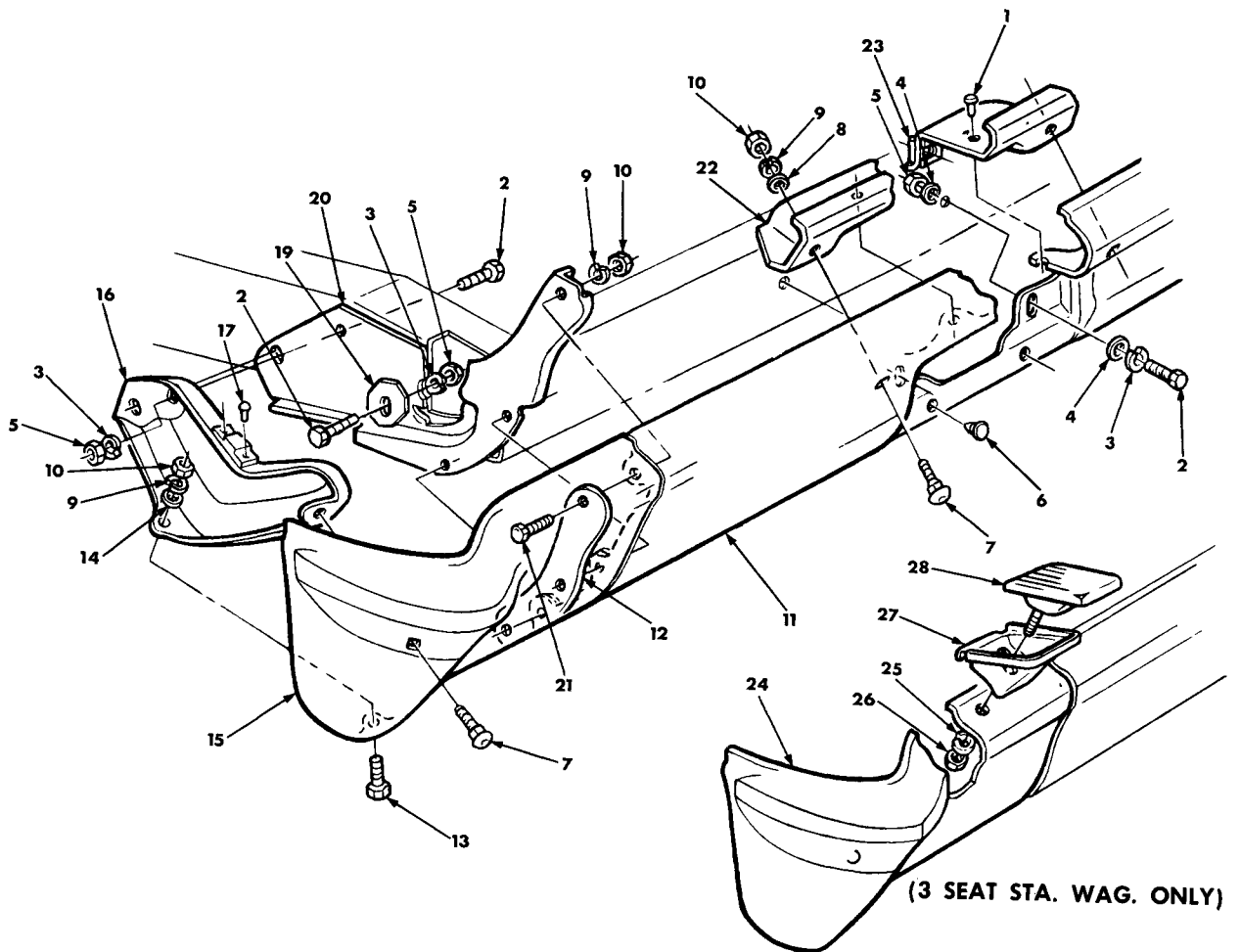
7-74

### 1965 PASS. REAR BUMPER

1. 8.967 RIVET		14. 8.925 WASHER (7/16)	
2. 7.874 BOLT	3716509	15. 7.836 BRACE	L-3856201 R-3856202
3. 8.929 WASHER (17/32)		16. N.L. RIVET	
4. 8.931 L. WASHER (7/16)		17. * SPACER	
5. 8.915 NUT (7/16-14)		18. 8.977 SCREW (8-18 x 3/8)	
6. 7.800 BUMPER	3841098	19. 7.865 WASHER	3838450
7. 8.900 SCREW (3/8-16 x 5/8)		20. 8.931 L. WASHER (1/2)	
8. 8.921 "U" NUT (1/4-20)		21. 8.915 NUT (1/2)	
9. 12.945 DOOR ASSY.	3872148	22. 7.869 BRACKET	L-3855993 R-3855994
10. * REINFORCEMENT		23. 8.900 BOLT (7/16-14 x 1-1/4)	
11. 7.831 BAR-CENTER	3850209	24. 8.929 WASHER (7/16)	
12. 7.831 BAR	L-3850207 R-3850208	25. 7.836 REINFORCEMENT	3857012
13. 8.900 BOLT (7/16-14 x 1)			

\*Note: Removed from service





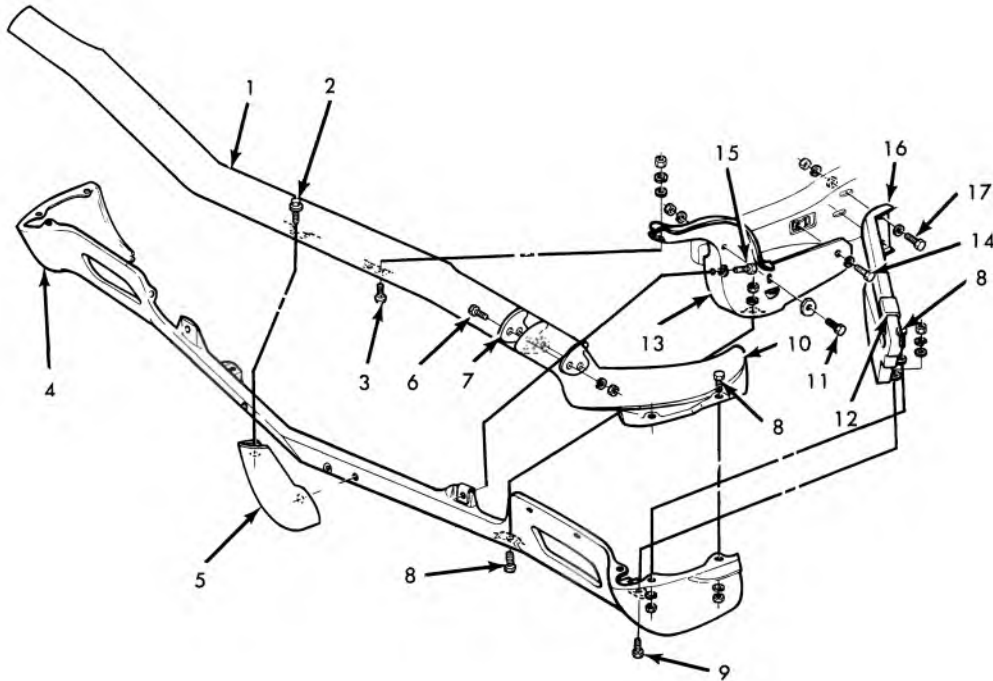
7-75

### 1965 PASS.-STA. WAG. REAR BUMPER

1. N.S.S. RIVET		16. 7.836 BRACE (exc. Sta. Wag.)	3856201-02
2. 8.900 BOLT (1/2-13 x 1-1/4)		(Sta. Wag.)	3856203-04
3. 8.931 L. WASHER (1/2)		17. N.L. RIVET	
4. 8.929 WASHER (1/2)		18. 7.865 SPACER	3863469
5. 8.915 NUT (1/2-13)		19. 7.865 WASHER	3838450
6. 7.800 BUMPER	3841098	20. 7.869 BRACKET ASSY.	3855995-96
7. 7.874 BOLT		21. 8.900 BOLT (7/16-14 x 1-1/4)	
8. 8.929 WASHER (17/32)		22. 7.836 REINFORCEMENT	3857365
9. 8.931 L. WASHER (7/16)		23. 7.800 NUT	3685721
10. 8.915 NUT (7/16-14)		24. 7.831 BAR	3850207-08
11. 7.831 BAR	3853778	25. 8.931 L. WASHER (3/8)	
12. 7.836 REINFORCEMENT	3857013	26. 8.915 NUT (3/8-16)	
13. 8.900 BOLT (7/16-14 x 1)		27. *	SUPPORT
14. 8.929 WASHER (7/16)		28. 7.875 PAD ASSY. (L.H.)	3859409+
15. 7.831 BAR	3850207-08		

\* Removed from service.

+ R.H. Removed from service.

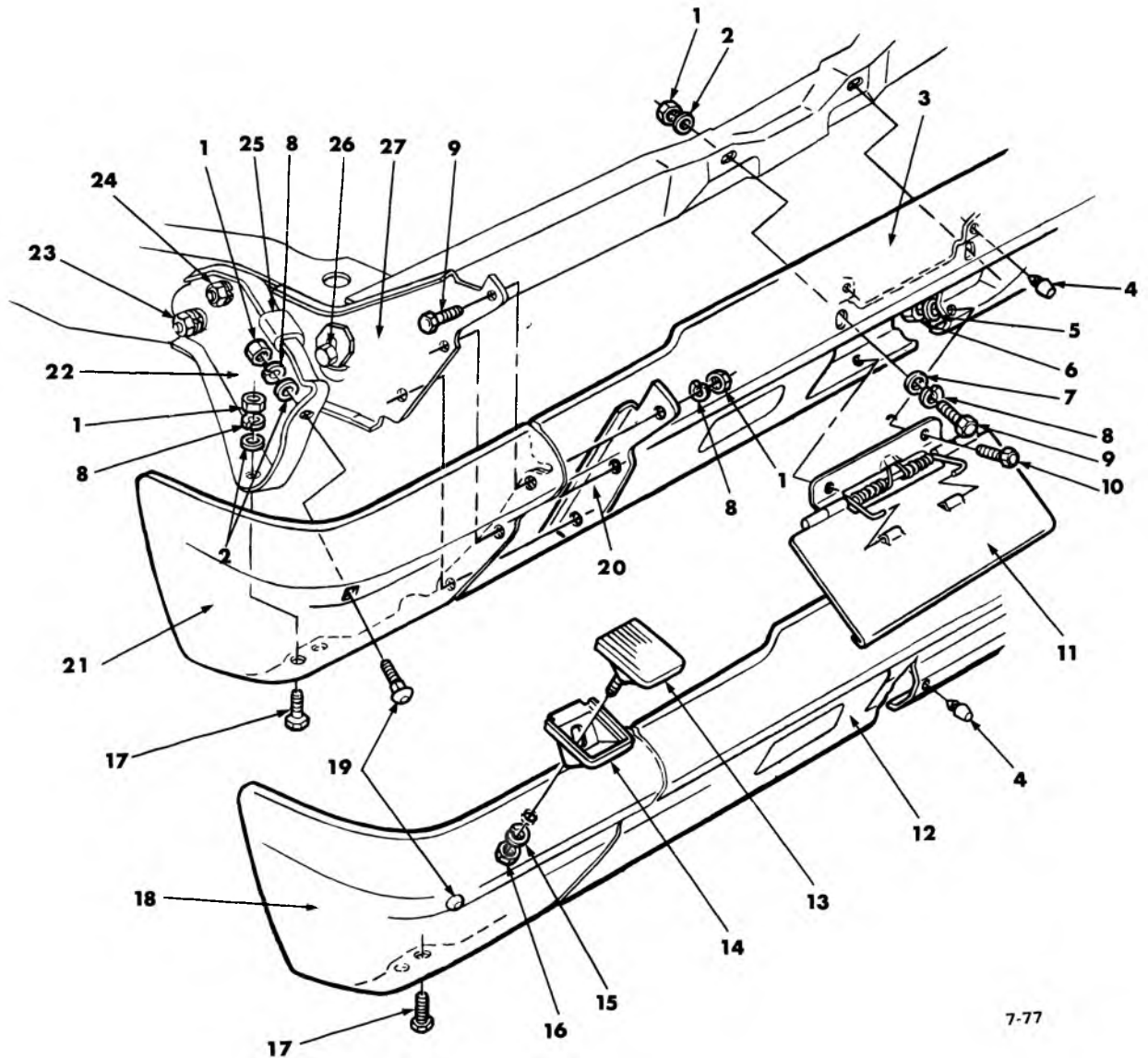


7-76

### 1966 PASSENGER FRONT BUMPER—EXPLODED

1.	7.831 BAR	3869710	10.	7.831 BAR	3869711-12
2.	8.900 BOLT (3/8-16 x 1-1/8)		11.	8.900 BOLT (300M) (1/2-13 x 1-1/4)	
	8.931 WASHER (Med. 3/8)			7.865 WASHER	3838450
3.	7.874 BOLT	3716509		8.931 L/WASHER (Heavy 1/2)	
	8.929 WASHER (15/32 x 7/8 x 1/16 thk.)			8.915 NUT (1/2-13)	
	8.931 L/WASHER (Heavy 7/16)		12.	7.865 SPACER	3880949
	8.915 NUT (7/16-14)		13.	7.869 BRACKET	3872143-44
4.	7.831 PANEL	3887502	14.	8.900 BOLT (300M) (1/2-13 x 1-1/4)	
5.	7.828 GUARD	3872141		8.931 L/WASHER (Heavy 1/2)	
6.	8.900 BOLT (7/16-14 x 1-1/4)			7.874 NUT ASSY.	3841008
	8.931 L/WASHER (Heavy 7/16)		15.	8.900 BOLT (7/16-14 x 1)	
	8.915 NUT (7/16-14)			8.931 L/WASHER (Heavy 7/16)	
7.	* REINFORCEMENT			7.874 NUT ASSY.	3779976
8.	8.900 BOLT (7/16-14 x 1)		16.	7.836 BRACE	3872145-46
	8.931 L/WASHER (Heavy 7/16)		17.	8.900 BOLT (300M) (1/2-13 x 1-1/4)	
	8.915 NUT (7/16-14)			8.929 WASHER (17/32)	
9.	8.900 BOLT (7/16-14 x 1)			8.929 WASHER (17/32)	
	8.929 WASHER (15/32 x 7/8 x 1/16 thk.)			8.931 L/WASHER (Heavy 1/2)	
	8.931 L/WASHER (Heavy 7/16)			8.915 NUT (1/2-13)	
	8.915 NUT (7/16-14)				

\*Removed from service.

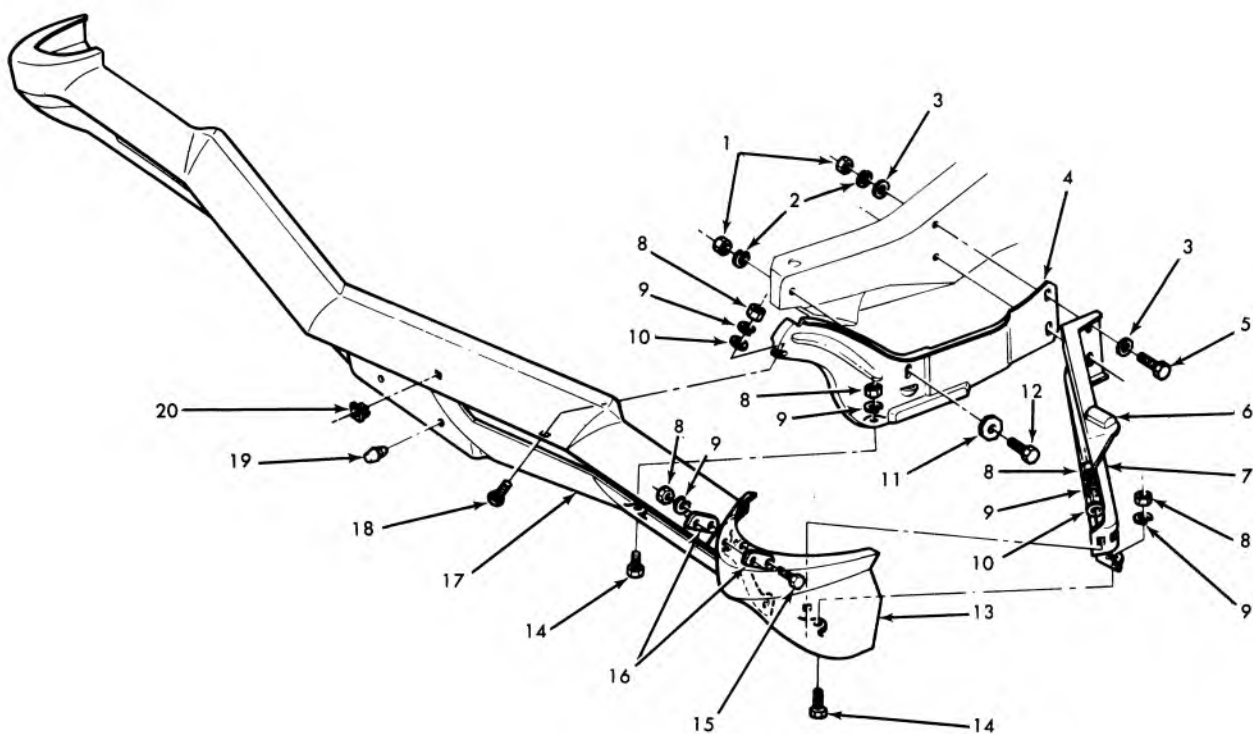


7-77

### 1966 PASSENGER REAR BUMPER

1.	8.915 NUT (7/16-14)		19.	7.874 BOLT	3716509
2.	8.929 WASHER (15/32 x 7/8 x 1/16 thick)		20.	7.836 REINFORCEMENT (R.H.)	3875701+
3.	7.831 BAR (SEDANS)	3869715	21.	7.831 BAR	3869713-14
4.	7.800 BUMPER	3938600	22.	7.836 BRACE (exc. STA. WAG.)	3871335-36
5.	8.931 L/WASHER (1/4-med.)			7.836 BRACE (STA. WAG.)	3871337-38
6.	8.915 NUT (1/4-20)		23.	8.915 NUT (1/2-13)	
7.	8.929 WASHER (15/32 x 7/8 x 1/16 thick)			8.931 L/WASHER (1/2-heavy)	
8.	8.931 L/WASHER (7/16-med.)			8.929 WASHER (1/2)	
9.	8.900 BOLT (7/16-14 x 1-1/4)			8.900 BOLT (1/2-13 x 1-1/4)	
10.	8.900 BOLT (1/4-20 x 5/8)		24.	8.915 NUT (1/2-13)	
11.	12.945 DOOR ASSY.	3872148		8.931 L/WASHER (1/2-heavy)	
12.	7.831 BAR (STA. WAG.)	3869732		8.900 BOLT (1/2-13 x 1-1/4)	
13.	7.875 PAD ASSY.	3874569	25.	7.865 SPACER	3880949
14.	7.875 SUPPORT	3874570	26.	8.900 BOLT (1/2-13 x 1-1/4)	
15.	8.931 L/WASHER (3/8-med.)			7.865 WASHER	3838450
16.	8.915 NUT (3/8-14)			8.931 L/WASHER (1/2-heavy)	
17.	8.900 BOLT (7/16-14 x 1)			8.915 NUT (1/2-13)	
18.	7.831 BAR	3869713-14	27.	7.869 BRACKET (exc. STA. WAG.)	3871331-32
				7.869 BRACKET (STA. WAG.)	3871333-34

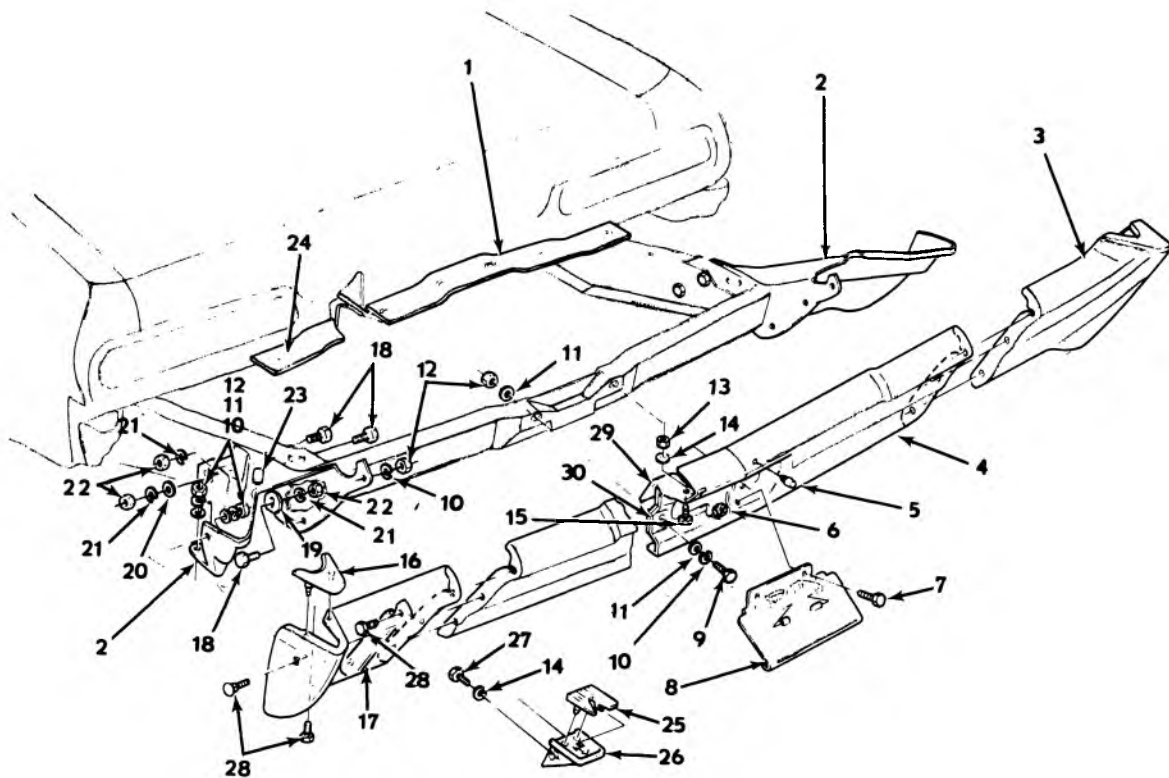
+ R.H. Removed from service.



7-78

### 1967 PASSENGER FRONT BUMPER

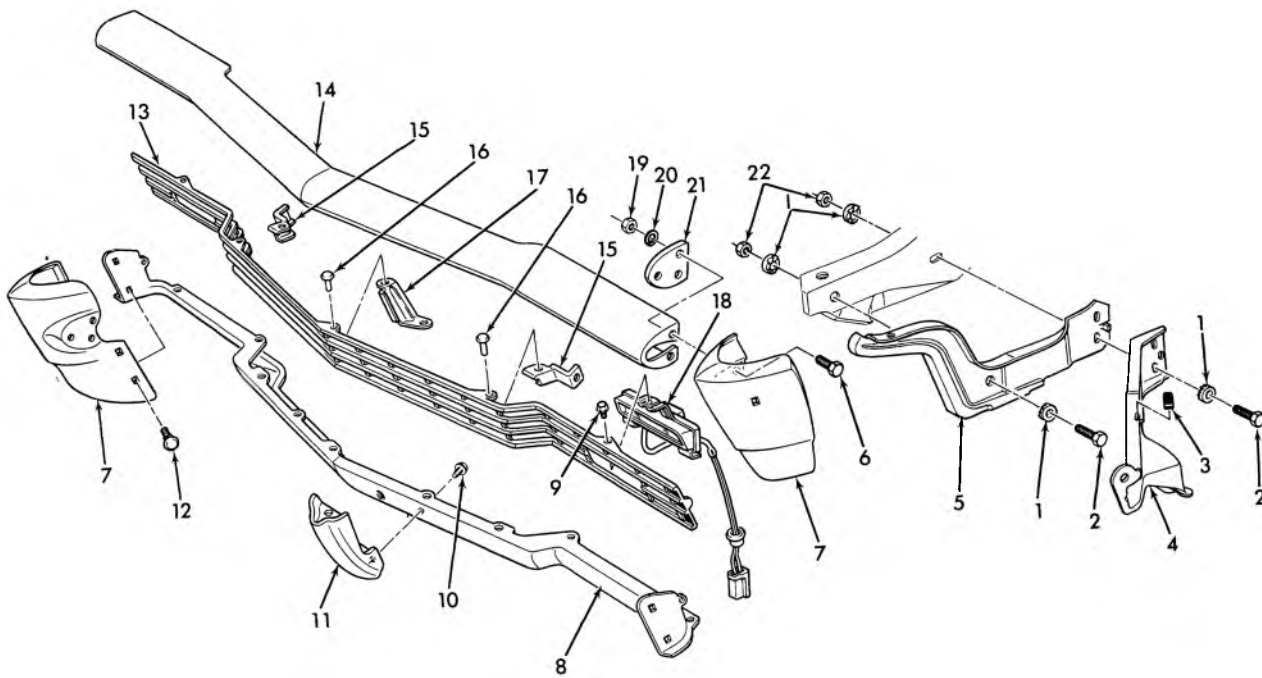
1. 8.915 NUT (1/2-13)	11. 8.900 BOLT (1/2-13 x 1-1/4)	
2. 8.931 L/WASHER (1/2)	12. 7.865 WASHER	3838450
3. 8.929 WASHER (1/2)	13. 7.831 BAR	3885929-30
4. 7.869 BRACKET	14. 8.900 BOLT (7/16-14 x 1)	
5. 8.900 BOLT (1/2-13 x 1-1/2)	15. 8.900 BOLT (7/16-14 x 1/4)	
6. 7.865 SPACER	16. 7.836 REINFORCEMENT	3897540
7. 7.836 BRACE	17. 7.831 BAR-Bumper Center	3885931
8. 8.915 NUT (7/16-14)	18. 8.903 BOLT (7/16-14 x 1)	
9. 8.931 L/WASHER (7/16)	19. 7.800 BUMPER	3938600
10. 8.929 WASHER (7/16)	20. 7.800 NUT	3877254



7-79

### 1967 PASSENGER REAR BUMPER

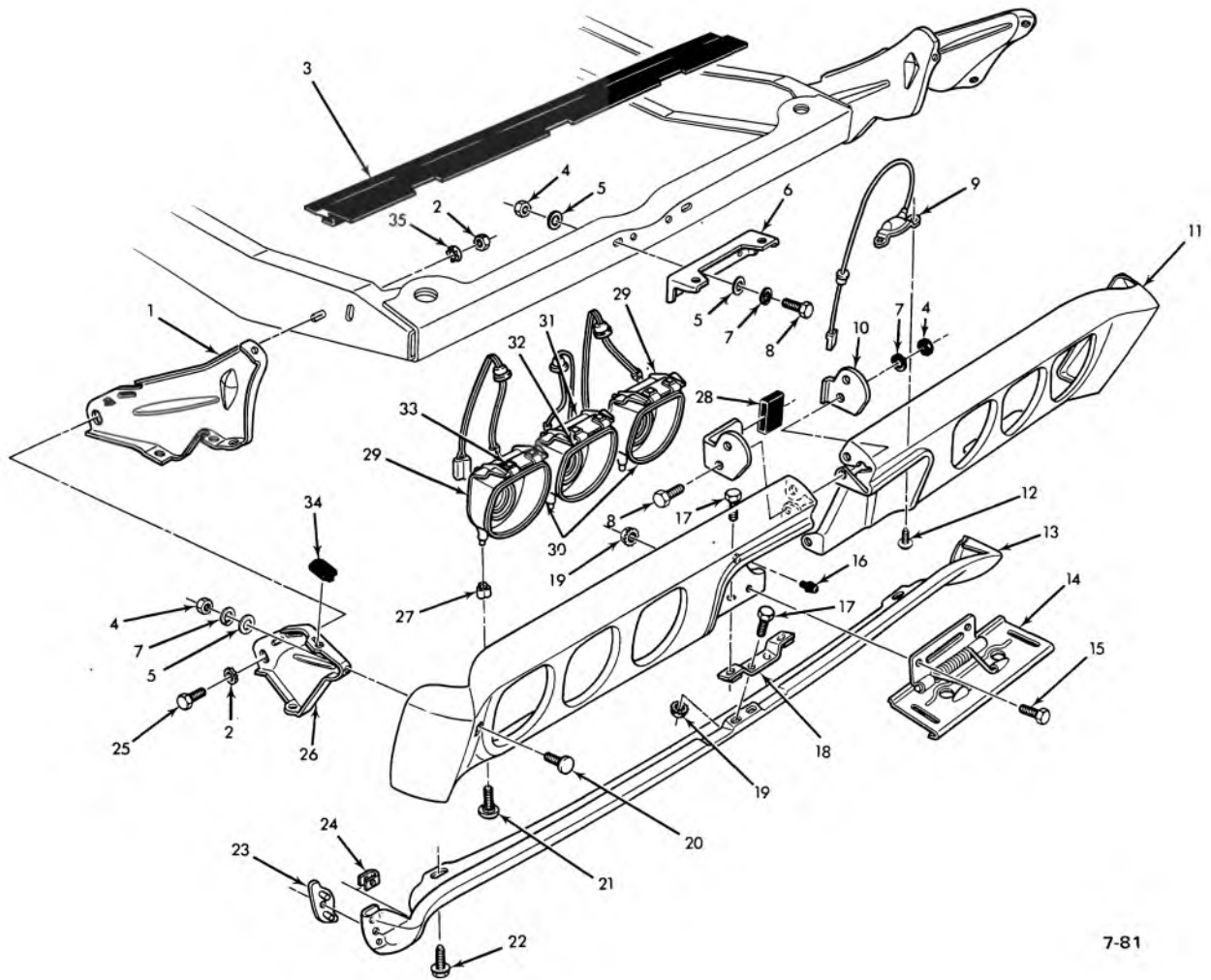
1. 7.833 FILLER .....	3892291	16. 7.833 FILLER (exc. STA. WAG.) .....	3918253-54
2. 7.869 BRACKET (exc. STA. WAG.) .....	3893973-74	7.833 FILLER (exc. STA. WAG.) .....	R.H. 3918254
7.869 BRACKET (STA. WAG.) .....	3893937-38	7.833 FILLER (STA. WAG.) .....	3918251-52
3. 7.831 BAR (exc. CAPRICE) .....	3885925-26	17. 7.836 REINF. (exc. STA. WAG.) .....	3895171-72
7.831 BAR (CAPRICE) .....	3887545-46	7.836 REINF. (STA. WAG.) .....	3895101-02
4. 7.831 BAR .....	3885921	18. 8.900 BOLT (1/2-13 x 1-1/4)	
5. 7.800 BUMPER .....	3938600	19. 7.865 WASHER-SPECIAL .....	3838450
6. 8.915 NUT (1/4-20)		20. 7.833 FILLER .....	3918253-54
8.932 WASHER (1/4)		21. 8.931 WASHER (1/2)	
7. 8.900 BOLT (1/4-20 x 5/8)		22. 8.915 NUT (1/2-13)	
8. 12.945 DOOR ASSY. ....	3872148	23. 7.865 SPACER .....	3895100
9. 8.900 BOLT (7/16-14 x 1-1/4)		24. 7.833 FILLER .....	3892291
10. 8.931 WASHER (7/16)		25. 7.875 PAD (STA. WAG.) .....	3899524
11. 8.929 WASHER (15/32)		26. 7.875 SUPPORT ASSY. (STA. WAG.) .....	3899526
12. 8.915 NUT (7/16-14)		27. 8.900 SUPPORT (STA. WAG.) .....	3938981
13. 8.915 NUT (3/8-16)		28. 8.903 BOLT (7/16-14 x 1)	
14. 8.931 WASHER (3/8) (STA. WAG.)		29. 7.869 BRACKET .....	3903198
15. 8.900 BOLT (3/8-16 x 7/8)		30. 7.831 SPACER .....	3903196



7-80

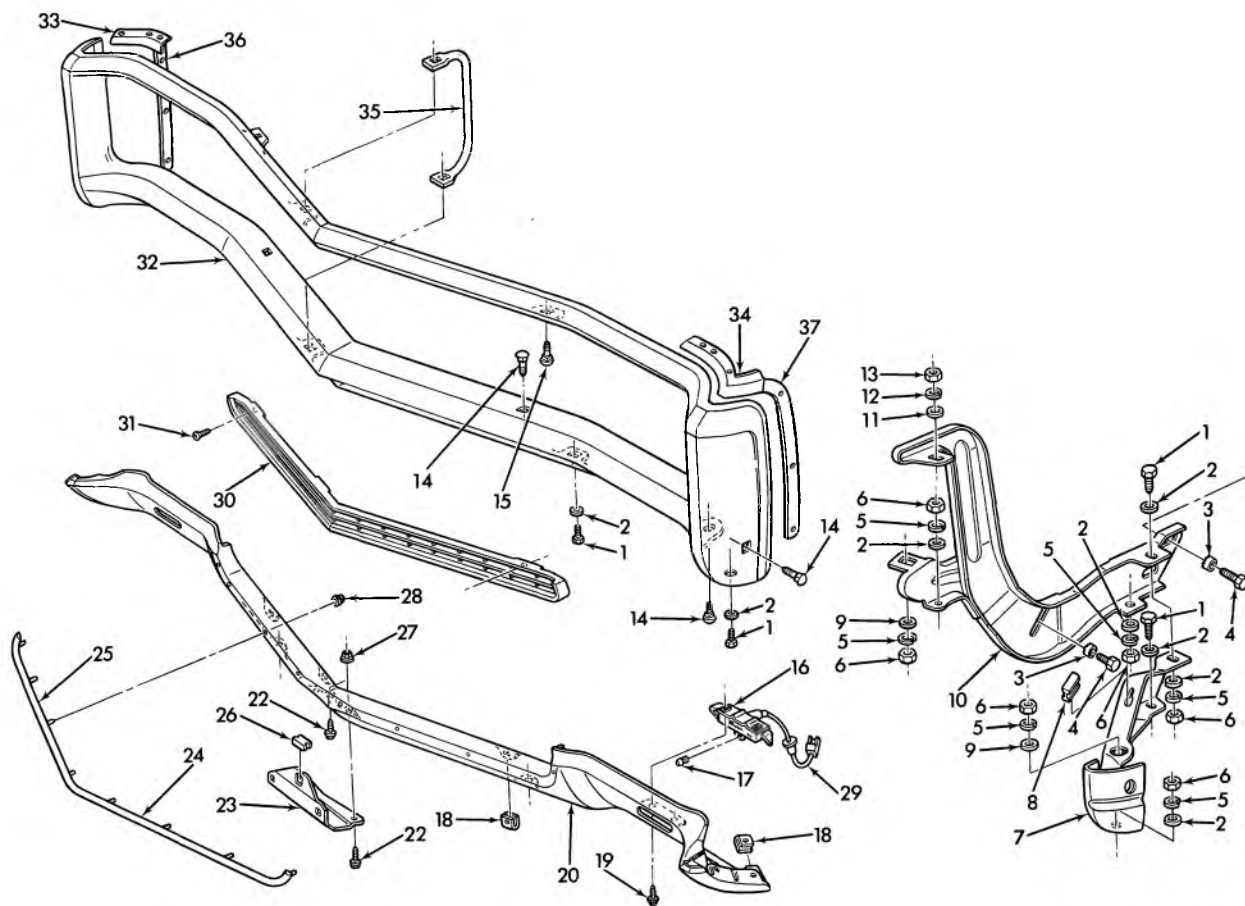
### 1968 PASSENGER FRONT BUMPER

1.	7.865	WASHER—Special	1362249	12.	7.874	BOLT	3774573
2.	8.900	BOLT (1/2—13 x 1-1/2)			8.916	NUT (3/8)	
3.	7.865	SPACER	3895100		8.929	WASHER	
4.	7.836	BRACE	3915487-88	13.	1.266	GRILLE—Lower	3910613
5.	7.869	BRACKET	3915443-44	14.	7.831	BAR—Upper Face	3907639
6.	8.900	BOLT (7/16—14 x 1-1/4)		15.	1.267	BRACKET	3915449-50
7.	7.831	BAR—Outer Face	3907637-38	16.	8.967	RIVET (3/16 x 1/4)	
8.	7.831	BAR—Lower Face	3907656	17.	1.267	BRACKET	3934831
9.	8.977	SCREW (#10—16 x 1/2)		18.	2.585	LAMP ASSY.	916257-58
10.	8.900	{3/8—16 x 1-1/8}		19.	8.915	NUT (7/16—14)	
	8.931	L/WASHER (3/8)		20.	8.931	L/WASHER (7/16)	
11.	7.828	GUARD ASSY.	3920151-52	21.	7.836	REINFORCEMENT	3915491
				22.	8.915	NUT (1/2—13)	



### 1968 PASSENGER REAR BUMPER

1.	7.836 BRACE .....	3907687-8	20.	8.903 BOLT (7/16-14 x 1)	
2.	8.915 NUT (1/2-13)		21.	8.900 BOLT (5/16-18 x 7/8)	
3.	7.833 SEAL .....	3913678	22.	8.900 BOLT (5/16-18 x 7/8)	
4.	8.915 NUT (7/16-14)		23.	7.833 BUMPER .....	3916588
5.	8.929 WASHER		24.	8.921 NUT (5/16-18)	
6.	7.836 REINFORCEMENT .....	3913607	25.	8.900 BOLT (1/2-13 x 1-1/2)	
7.	8.931 L/WASHER (7/16)		26.	7.869 BRACKET .....	3938003-04
8.	8.900 BOLT (7/16-14 x 1-1/4)		27.	2.688 RETAINER .....	3937618
9.	2.700 LAMP ASSY. ....	910967	28.	7.865 SPACER .....	3913604
10.	7.836 REINFORCEMENT .....	3913605-06	29.	2.680 HOUSING ASSY. ....	5959795-6
11.	7.831 BAR (15000) .....	3907641-2	30.	2.682 LENS ASSY. (BISCAYNE) .....	5959800
	7.831 BAR (16000) .....	3907667-8		2.682 LENS ASSY. (BEL AIR, IMPALA) ..	5959865
12.	8.977 SCREW (#10-16 x 3/4)			2.682 LENS ASSY. (CAPRICE, S.S.) .....	5959799
13.	7.833 PANEL .....	3916576	31.	2.697 HOUSING ASSY. ....	5960018
14.	12.945 DOOR ASSY. ....	3913608	32.	2.697 LENS ASSY. (BISCAYNE) .....	5959826
15.	8.900 BOLT (1/4-20 x 5/8)			2.697 LENS ASSY. (BEL AIR, IMPALA) ..	5959866
16.	7.800 BUMPER .....	3938600		2.697 LENS ASSY. (CAPRICE, S.S.) .....	5959825
17.	8.900 BOLT (1/4-20 x 1/2)		33.	8.921 "U" NUT (1/4-20)	
18.	7.833 BRACKET .....	3919952	34.	7.865 SPACER .....	3895100
19.	8.915 NUT (1/4-20)		35.	N.S. WASHER-Special	
	8.932 WASHER (1/4)				

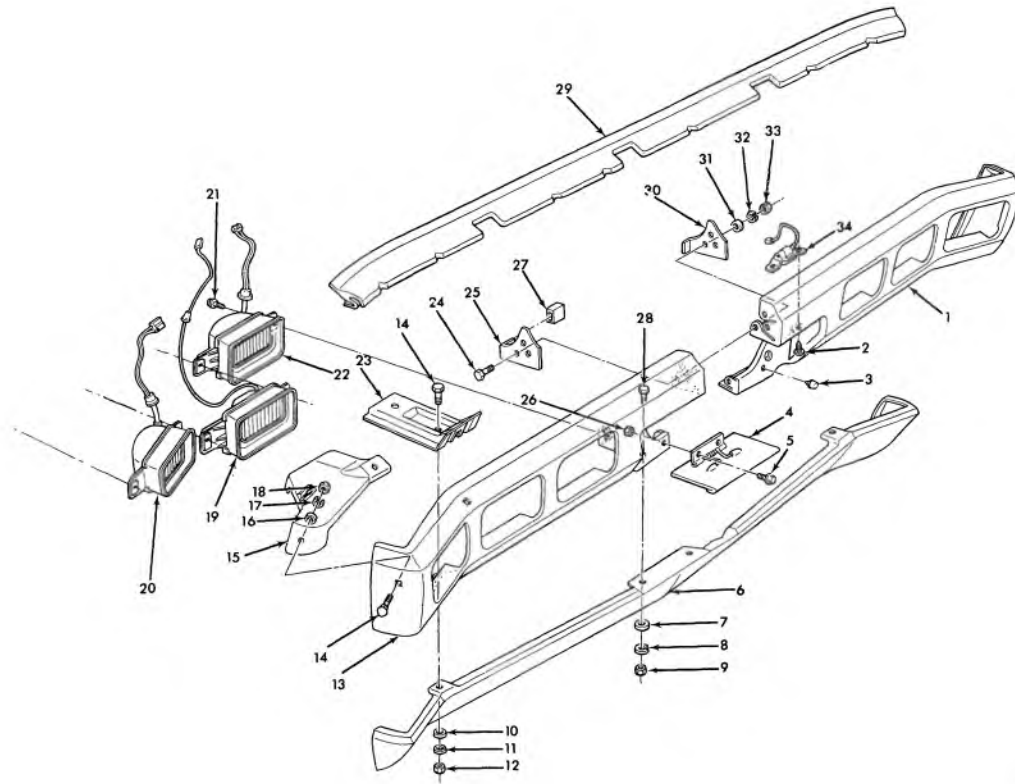


7-82

### 1969 PASSENGER FRONT BUMPER

1.	8.900	BOLT (7/16-14 x 1)		18.	8.143	'U' NUT	3958324
2.	8.929	SPL. WASHER (15/32 x 55/64)		19.	8.913	SCREW (#10-24 x 3/8)	
3.	7.865	SPL. WASHER	1362249	20.	7.833	PANEL	3934516
4.	8.900	BOLT (1/2-13 x 1-1/2)		21.	1.267	BRACKET—Lower Outer	3939341
5.	8.931	L. WASHER (7/16)		22.	8.900	BOLT (1/4-20 x 5/8)	
6.	8.915	NUT (7/16-14)		23.	7.800	LICENSE BRACKET	3938057
7.	7.836	BRACE—L.H.	3942127	24.	7.833	MOLDING ASM—L.H. (CAPRICE, ESTATE WAGON)	
	7.836	BRACE—R.H.	3942128	25.	7.833	MOLDING ASM—R.H. (CAPRICE, ESTATE WAGON)	
8.	7.865	SPACER	3895100	26.	7.800	BUMPER	3938058
9.	8.929	P. WASHER (15/32 x 1-1/8 x 1/8)		27.	8.915	NUT (1/4-20)	
10.	7.869	BRACKET ASM—L.H.	3942121	28.	8.921	NUT (#10-24 x 1/2)	
	7.869	BRACKET ASM—R.H.	3942122	29.	N.S.S.	Part of LAMP ASM.	
11.	8.929	P. WASHER (3/8)		30.	1.266	GRILLE—Lower	3934560
12.	8.931	L. WASHER (3/8)		31.	8.977	SCREW (#8-18 x 3/4)	
13.	8.915	NUT (3/8-16)		32.	7.831	BAR	3926848
14.	8.903	BOLT (7/16-14 x 1)		33.	8.131	FILLER—FENDER—R.H.	3945662
15.	8.903	BOLT (7/16-14 x 1)		34.	8.131	FILLER—FENDER—L.H.	3945661
16.	2.586	HOUSING ASM—Park. & Dir. Sig. Lamp	5958699	35.	7.836	ROD	3945636
	2.590	GASKET—Park. & Dir. Sig. Lamp Lens	5958805	36.	8.131	EXTENSION	3950795
	2.594	SCREW—Park. & Dir. Sig. Lamp Lens	5960165	37.	8.131	EXTENSION	3950796
	2.589	LENS, Parking Lamp	5961032				
	2.589	LENS, Parking Lamp	5961196				
17.	7.800	BUMPER	3938600				

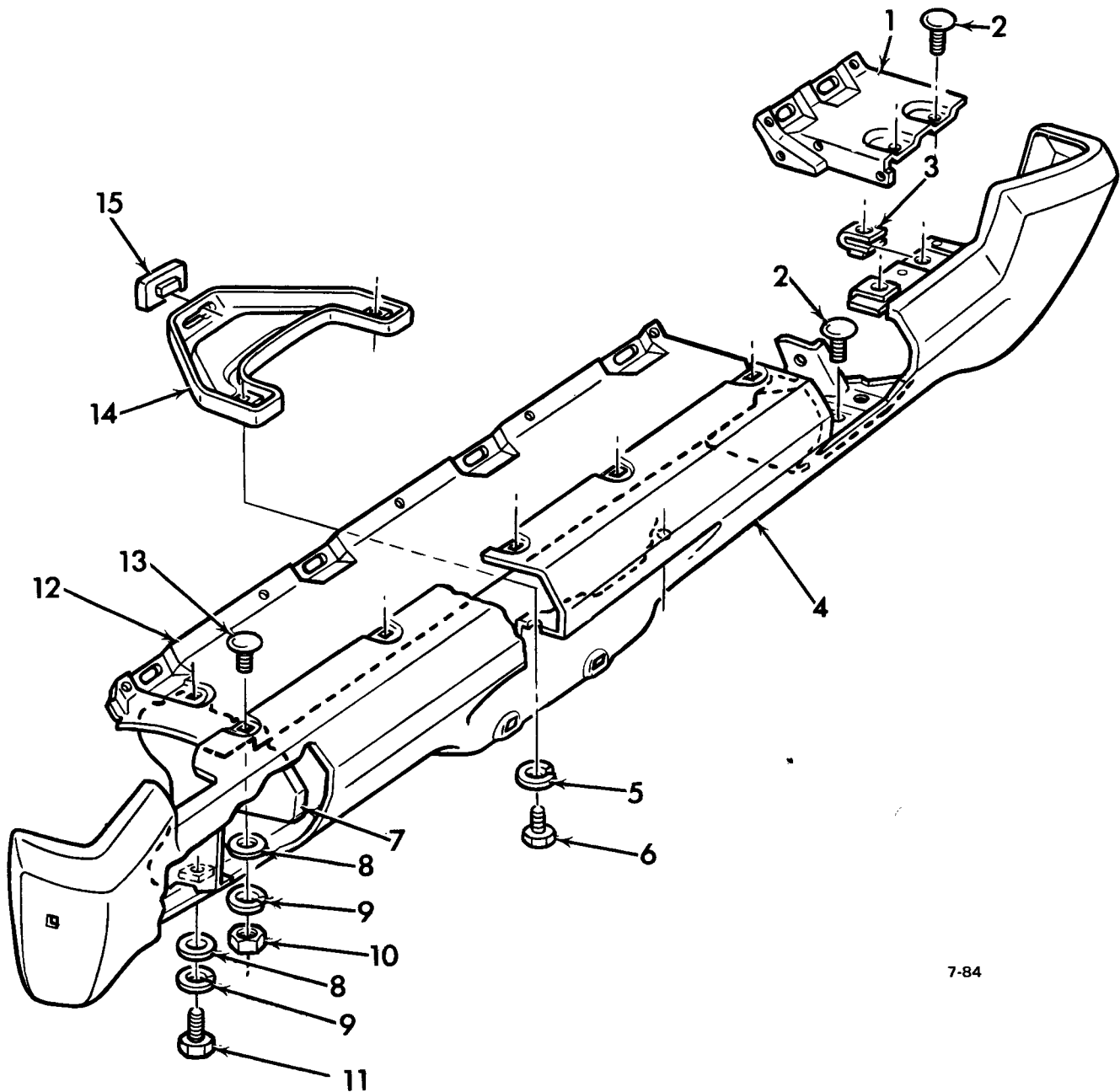




7-83

### 1969 PASSENGER REAR BUMPER (EXC. STATION WAGON)

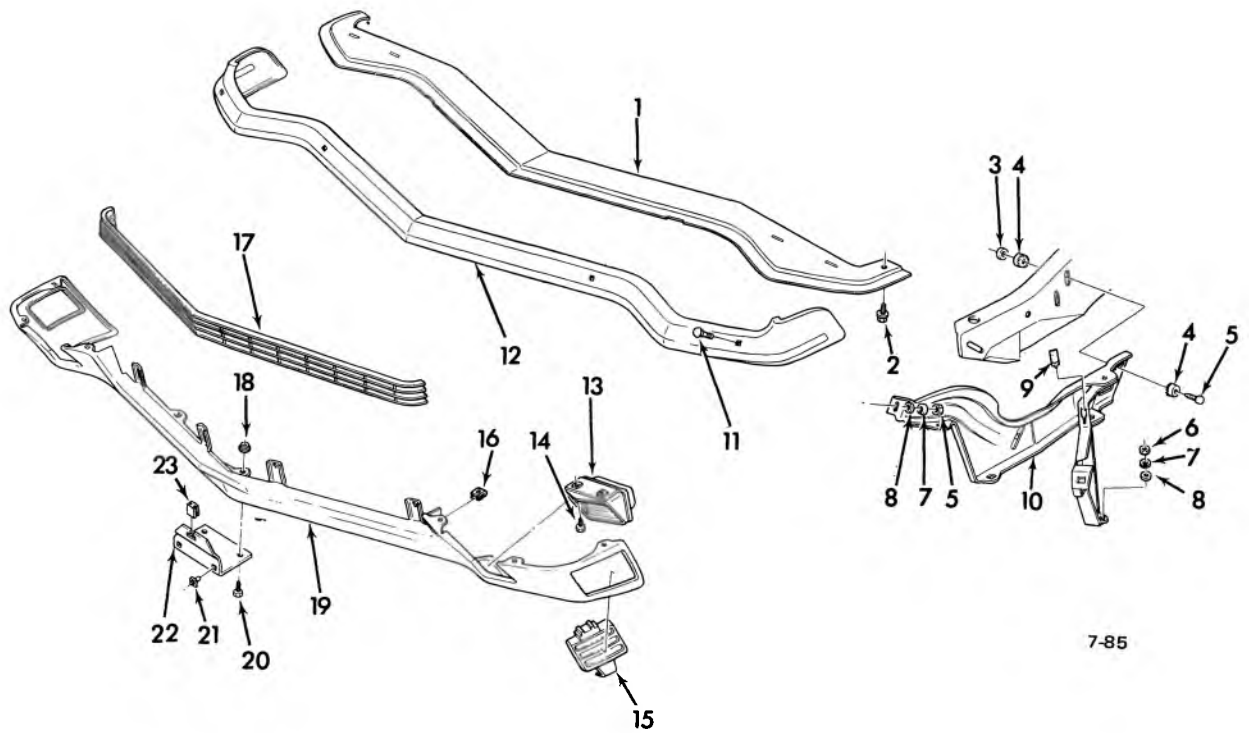
1.	7.831	BAR—R.H. (BISCAYNE, BEL AIR) .....	3927692	20.	2.679	LAMP ASM—TAIL & STOP—L.H. (BISCAYNE, BEL AIR) .....	916879
	7.831	BAR—R.H. (IMPALA, IMPALA CUSTOM, CAPRICE) .....	3927694		2.679	LAMP ASM—TAIL & STOP—R.H. (BISCAYNE, BEL AIR) .....	916880
2.	8.977	BOLT (#10—16 x 3/4) .....			2.679	LAMP ASM—TAIL & STOP—L.H. (IMPALA, IMPALA CUSTOM) .....	916865
3.	7.800	BUMPER .....	3938600		2.679	LAMP ASM—TAIL & STOP—R.H. (IMPALA, IMPALA CUSTOM) .....	916866
4.	12.945	DOOR .....	3913608		2.679	LAMP ASM—TAIL & STOP L.H. (CAPRICE) .....	916869
5.	8.900	BOLT (3/8—16 x 3/4) .....			2.679	LAMP ASM—TAIL & STOP R.H. (CAPRICE) .....	916870
6.	7.833	PANEL VALANCE .....	3927687	21.	8.900	BOLT (3/8—16 x 3/4) .....	
7.	8.929	P. WASHER (15/32 x 7/8 x 1/16) .....		22.	2.679	LAMP ASM—TAIL & STOP L.H. (IMPALA, IMPALA CUSTOM) .....	916867
8.	8.931	L. WASHER (7/16) .....			2.679	LAMP ASM—TAIL & STOP R.H. (IMPALA, IMPALA CUSTOM) .....	916868
9.	8.915	NUT (7/16—14) .....			2.679	LAMP ASM—TAIL & STOP L.H. (CAPRICE) .....	916871
10.	8.929	P. WASHER (15/32 x 7/8 x 1/16) .....			2.679	LAMP ASM—TAIL & STOP R.H. (CAPRICE) .....	916872
11.	8.931	L. WASHER (7/16) .....		23.	7.869	BRACKET .....	3955098
12.	8.915	NUT (7/16—14) .....		24.	8.977	SCREW .....	
13.	7.831	BAR—L.H. (BISCAYNE, BEL AIR) .....	3927691	25.	7.836	REINFORCEMENT L.H. ....	3938025
		BAR—L.H. (IMPALA, IMPALA CUSTOM, CAPRICE) .....	3927693	26.	8.917	NUT (1/4—20) .....	
14.	8.903	BOLT (7/16—14 x 1) .....		27.	7.865	SPACER .....	3913604
15.	7.836	BRACE—L.H. ....	3938021	28.	8.903	BOLT (7/16—14 x 1) .....	
	7.836	BRACE—R.H. ....	3938022	29.	7.833	SEAL .....	3941291
16.	8.929	WASHER (15/32 x 15/64 x 1/16) .....		30	7.836	REINFORCEMENT R.H. ....	3938026
17.	8.931	WASHER (7/16) .....		31.	8.929	WASHER .....	
18.	8.915	NUT (7/16—14) .....		32.	8.931	L/WASHER .....	
19.	2.697	LAMP ASM—BACKING—L.H. (BISCAYNE, BEL AIR) .....		33.	8.915	NUT .....	
	2.697	LAMP ASM—BACKING—R.H. (BISCAYNE, BEL AIR) .....		34.	2.700	LAMP ASM—LICENSE .....	910967
	2.697	LAMP ASM—BACKING—L.H. (IMPALA, IMPALA CUSTOM) .....					
	2.697	LAMP ASM—BACKING—R.H. (IMPALA, IMPALA CUSTOM) .....					
	2.697	LAMP ASM—BACKING—L.H. (CAPRICE) .....					
	2.697	LAMP ASM—BACKING—R.H. (CAPRICE) .....					



7-84

1969-70 STATION WAGON REAR BUMPER (EXPLODED)

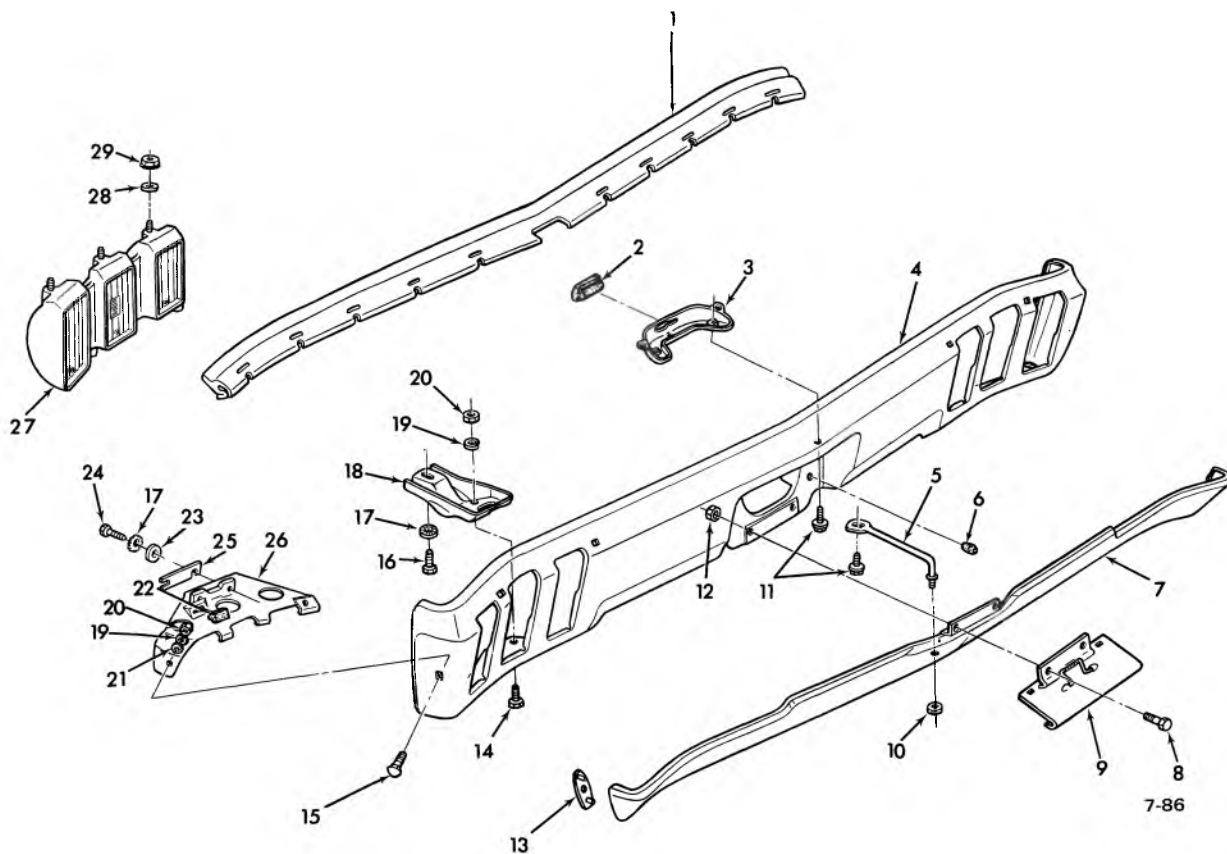
1. 7.833 FILLER PANEL .....	3950708	9. 8.931 WASHER (7/16)	
2. 7.833 SCREW .....	3953057	10. 8.915 NUT (7/16-14)	
3. 7.833 'U' NUT .....	3953056	11. 8.900 BOLT (7/16-14 x 2 1/4)	
4. 7.831 BAR .....	3963220	12. 7.833 FILLER PANEL .....	3950704
5. 8.929 WASHER (7/16)		13. 8.903 BOLT (7/16-14 x 1)	
6. 8.900 BOLT (7/16-14 x 2 1/4)		14. 7.869 BRACE ASSY .....	3950711
7. 7.833 SUPPORT ASSY .....	3950709	15. 7.865 SPACER .....	3895100
8. 8.929 WASHER (15/32 x 1 1/8 x 1/8)		16. 7.831 EXTENSION ASSY.....	3957280



7-85

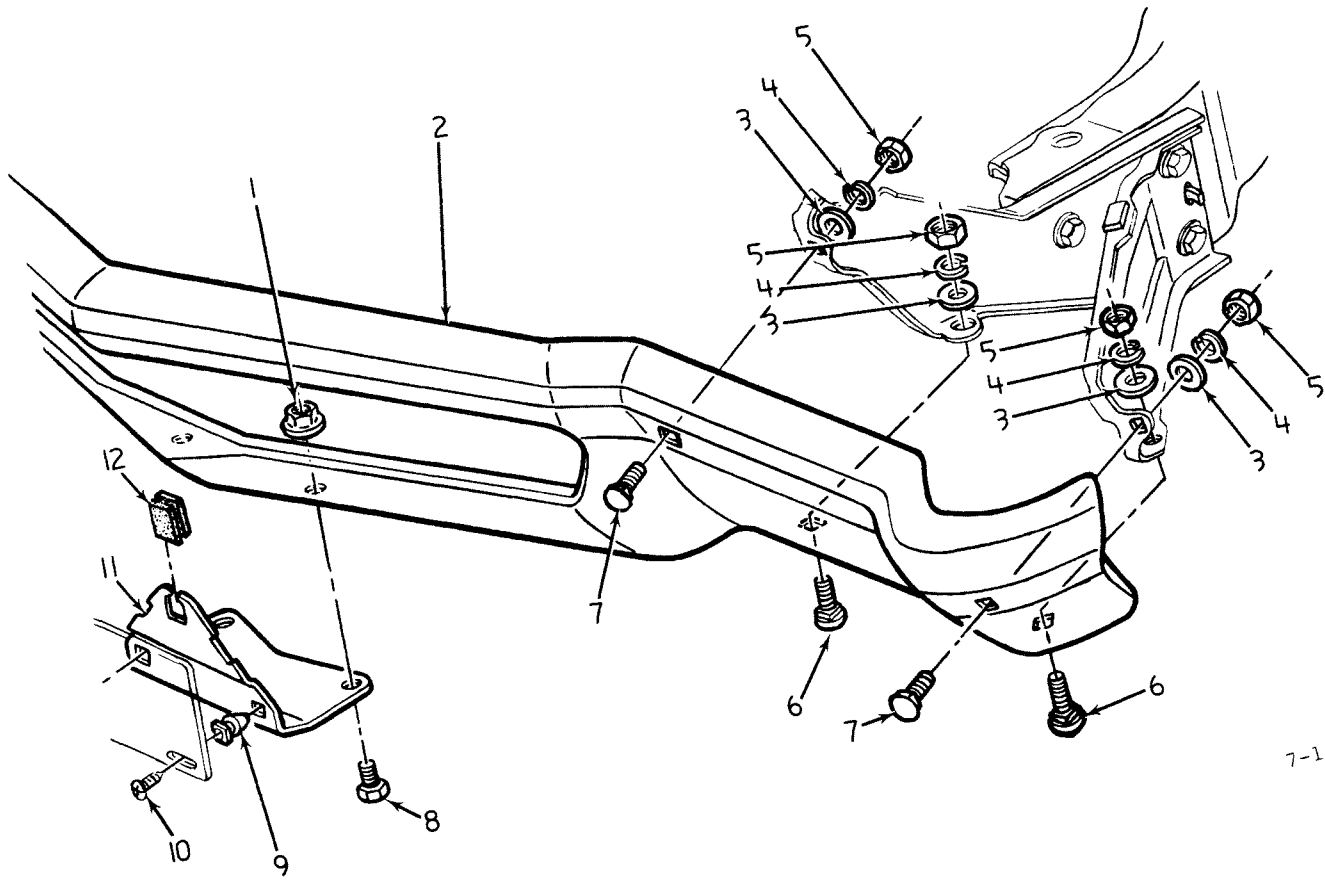
### 1970 PASSENGER FRONT BUMPER

1.	1.287	FILLER		
2.	8.900	(Bolt 5/16-18 x 7/8)		
3.	8.915	NUT (1/2-13)		
4.	7.865	Spec. Washer	1362249	
5.	8.900	BOLT (1/2-13 x 1-1/2)		
6.	8.915	NUT (7/16-14)		
7.	8.931	WASHER (7/8)		
8.	8.929	WASHER (15/16)		
9.	7.865	SPACER	3895100	
10.	7.869	BRACKET	3957303-04	
11.	8.903	BOLT (7/16-14 x 1)		
12.	7.831	BAR	3950746	
13.	2.586	1-HOUSING ASSY.—Park & Dir. Sig.	5962254	
	2.590	1-GASKET—Park & Dir. Sig. Lens	5962257	
	2.589	1-LENS—Park & Dir. Sig. Lamp		(Exc. Caprice and Kingswood Estate Wagon) . . . . . 5962258
				2.594 2-SCREWS . . . . . 5959383
				2.589 1-LENS—Park & Dir. Sig. Lamp (Caprice & Kingswood Estate Wagon) . . . . . 5962390
			14.	8.977 SCREW . . . . . 917653-54
			15.	2.575 LAMP ASSY. . . . . 3945694
			16.	7.833 NUT. "J" . . . . . 3950742
			17.	1.266 GRILLE Lower . . . . . 3950742
			18.	8.917 NUT (5/16-18)
			19.	7.833 PANEL VALANCE (Painted) . . . . . 3950747
				7.833 PANEL VALANCE (Chrome) . . . . . 3979914
			20.	8.977 SCREW (5/16-18 x 5/8)
			21.	7.800 NUT . . . . . 3907444
			22.	7.800 BRACKET
			23.	7.800 BUMPER . . . . . 3938058



**1970 PASSENGER REAR BUMPER (EXC. STATION WAGON) (EXPLODED)**

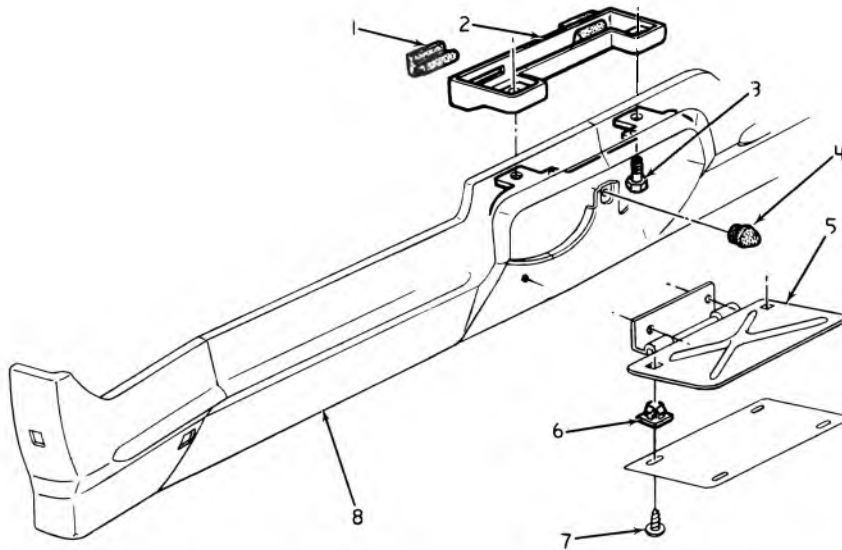
1.	7.833	SEAL .....	3941291	17.	7.865	SPL. WASHER .....	1347774
2.	7.865	SPACER .....	3895100	18.	7.869	BRACKET .....	3972805-06
3.	7.829	BRACKET .....	3957307	19.	8.915	NUT (7/16-14)	
4.	7.831	BAR (Exc. Impala, Impala		20.	8.931	L/WASHER (7/16)	
		Custom, Caprice) .....	3942135	21.	16.714	P/WASHER .....	3954735
	7.831	BAR (Impala, Impala Custom,		22.	7.865	SPACER .....	3895100
		Caprice) .....	3942136	23.	16.714	SEAL-Washer .....	3929460
5.	7.833	ROD .....	3945693	24.	8.900	BOLT (7/16-14 x 2-1/2)	
6.	7.831	BUMPER		25.	7.865	SHIM .....	3957279
7.	7.833	PANEL-Valance .....	3945691	26.	7.836	BRACE ASSY. ....	3955091-92
8.	8.900	BOLT (3/8-16 x 3/4)		27.	2.679	TAIL, STOP & BKG. LAMP ASSY.	
9.	12.945	DOOR ASSY.				(Biscayne, Bel Air) .....	917675-76
10.	8.917	NUT (5/16-18)			2.679	TAIL, STOP & BKG. LAMP ASSY.	
11.	8.900	BOLT (5/16-18 x 7/8) use			2.679	(Impala, Impala Custom) .....	917673-74
		w/8.931 L/Washer (5/16)			2.679	TAIL, STOP & BKG. LAMP ASSY.	
12.	8.917	NUT (3/8-16)				(Caprice) .....	917671-72
13.	7.833	BUMPER .....	3945692	28.	8.929	P/WASHER (11/32)	
14.	8.900	BOLT		29.	8.915	NUT (1/4-20) use w/8.932	
15.	8.903	BOLT (7/16-14 x 1)				WASHER (1/4)	
16.	8.900	BOLT					



7-159

### 1971 PASSENGER FRONT BUMPER BAR AND LICENSE BRACKET

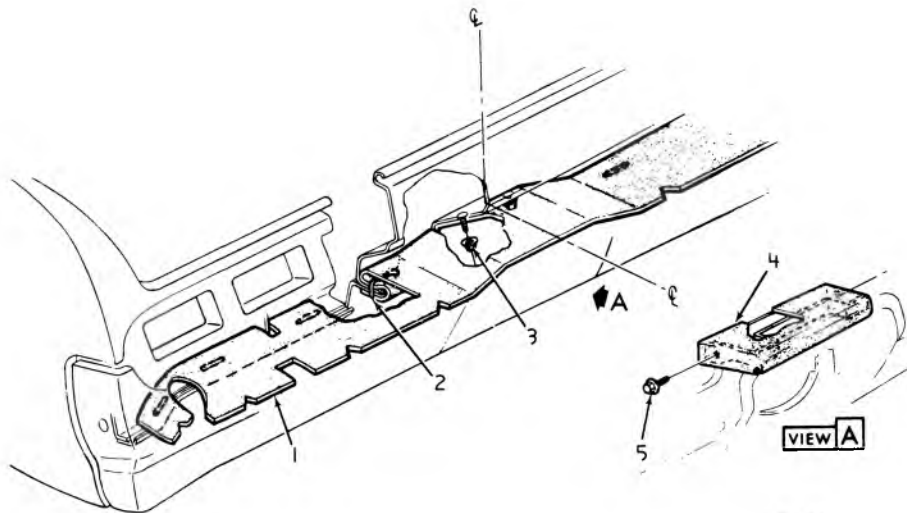
- |     |       |                       |         |
|-----|-------|-----------------------|---------|
| 1.  | 8.917 | NUT (5/16-18)         | 3975331 |
| 2.  | 7.831 | BAR                   |         |
| 3.  | 8.929 | WASHER                |         |
| 4.  | 8.931 | WASHER (7/16)         |         |
| 5.  | 8.915 | NUT (7/16-14)         |         |
| 6.  | 8.903 | BOLT (7/16-14 x 1)    |         |
| 7.  | 8.903 | BOLT (7/16-14 x 1)    |         |
| 8.  | 8.977 | SCREW (5/16-18 x 5/8) | 3907444 |
| 9.  | 7.800 | NUT                   | 3985697 |
| 10. | 8.977 | SCREW                 | 3938058 |
| 11. | 7.800 | BRACKET               |         |
| 12. | 7.800 | BUMPER                |         |



7-160

**1971 PASSENGER REAR BUMPER UPPER AND LOWER BRACKET  
(EXC. STATION WAGON)**

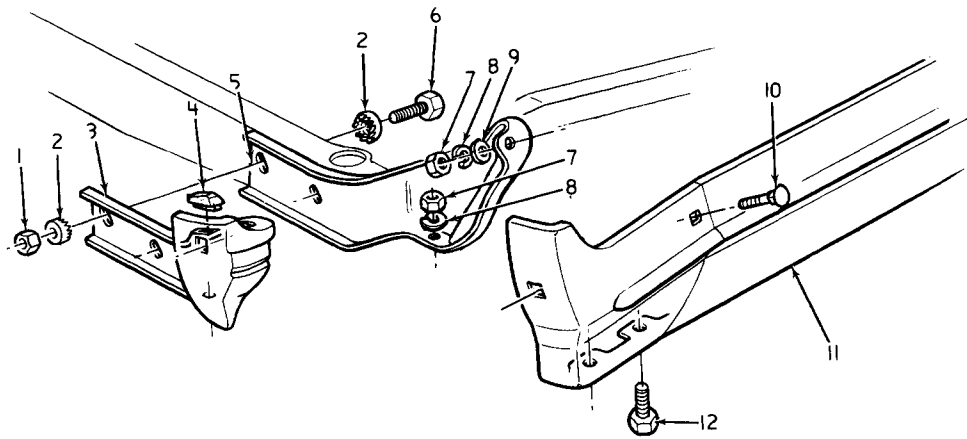
1. 7.865 SPACER . . . . .	3895100	5. 12.945 DOOR ASSY. . . . .	9797235
2. 7.836A BRACKET . . . . .	3985651	6. 7.800 NUT . . . . .	3907444
3. 8.977 SCREW (3/8-16 x 1 1/8)		7. 8.977 SCREW . . . . .	
4. 7.800 BUMPER . . . . .	3938600	8. 7.831 BAR . . . . .	3975332



7-161

**1971 PASSENGER REAR BUMPER SEAL (EXC. STA. WAG.)**

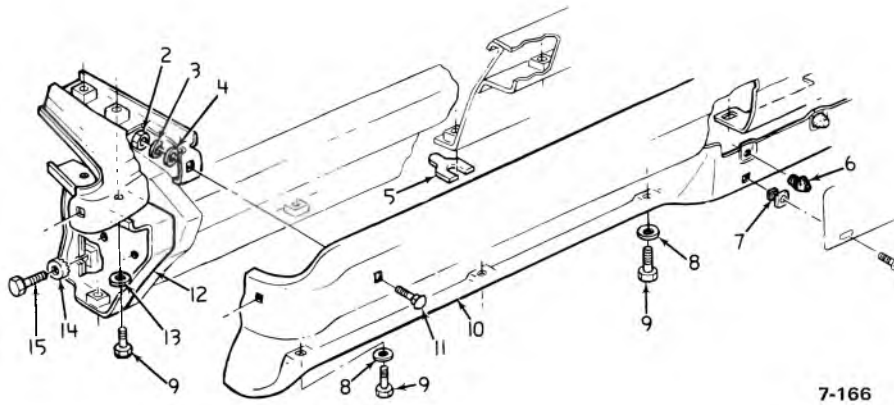
1. 7.833 SEAL . . . . .	3983996	4. 7.833 FILLER . . . . .	3892291
2. N.S. STAPLE . . . . .		5. 8.977 SCREW (1/4-14 x 3/4)	
3. 9.782 NUT . . . . .	3866846		



7-164

**1971 PASSENGER REAR BUMPER-BRACKET & BRACE  
(EXC. WAGON)**

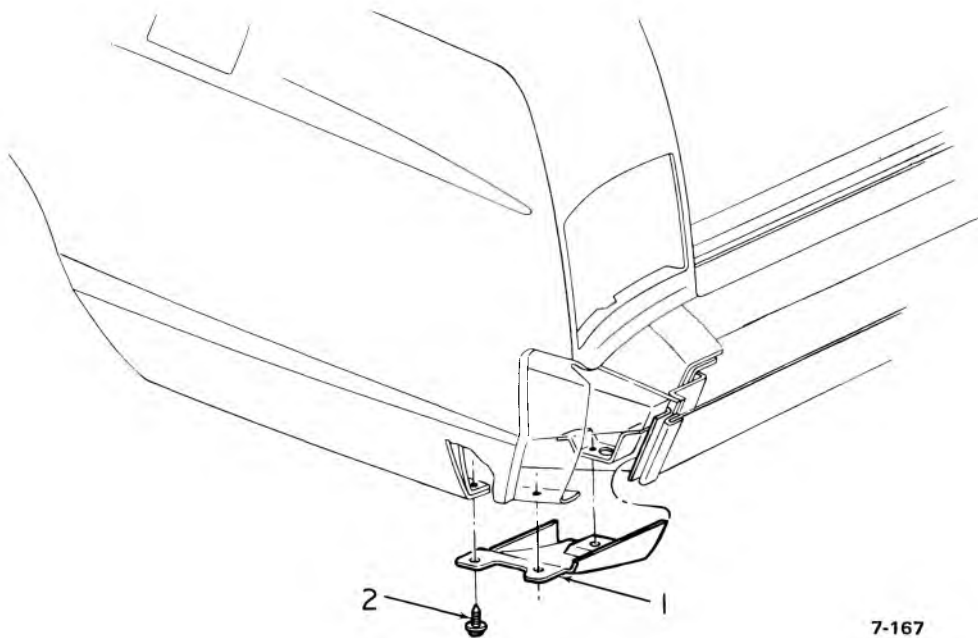
- |    |       |                       |            |     |       |                           |         |
|----|-------|-----------------------|------------|-----|-------|---------------------------|---------|
| 1. | 8.915 | NUT (1/2-13)          |            | 7.  | 8.915 | NUT (7/16-14)             |         |
| 2. | 7.865 | WASHER                | 1362249    | 8.  | 8.931 | WASHER (7/16)             |         |
| 3. | 7.836 | BRACE                 | 3985643-44 | 9.  | 8.929 | WASHER (15/16 x 1 x 7/64) |         |
| 4. | 7.865 | SPACER                | 3986909-10 | 10. | 8.903 | BOLT (7/16-14 x 1)        |         |
| 5. | 7.869 | BRACKET               | 3985639-40 | 11. | 7.831 | BAR                       | 3975332 |
| 6. | 8.900 | BOLT (1/2-13 x 1 1/2) |            | 12. | 8.900 | BOLT                      |         |



7-166

**1971-73 PASSENGER—REAR BUMPER—BRACKET & BRACE  
(STATION WAGON)**

- |  |            |                                       |            |
|--|------------|---------------------------------------|------------|
| 1. 7.836 BRACE . . . . .               | 3979955-56 | 9. 7.874 BOLT . . . . .               | 3955019    |
| 2. 8.915 NUT (7/16—14)                 |            | 10. 7.831 BAR . . . . .               | 3975333    |
| 3. 8.931 WASHER (7/16)                 |            | 11. 8.903 BOLT                        |            |
| 4. 8.929 WASHER (15/64 x 1 x 7/64—1/8) |            | 12. 7.836 BRACKET . . . . .           | 3985641-42 |
| 5. N.S. SHIM                           |            | 13. 7.865 WASHER . . . . .            | 1347774    |
| 6. 7.800 BUMPER . . . . .              | 3938600    | 14. 8.931 WASHER (1/2 x 1 1/2 x 9/64) |            |
| 7. 7.800 NUT . . . . .                 | 3907444    | 15. 8.900 BOLT (1/2—13 x 1 1/4)       |            |
| 8. 8.929 WASHER (15/32 x 1 x 3/16)     |            |                                       |            |

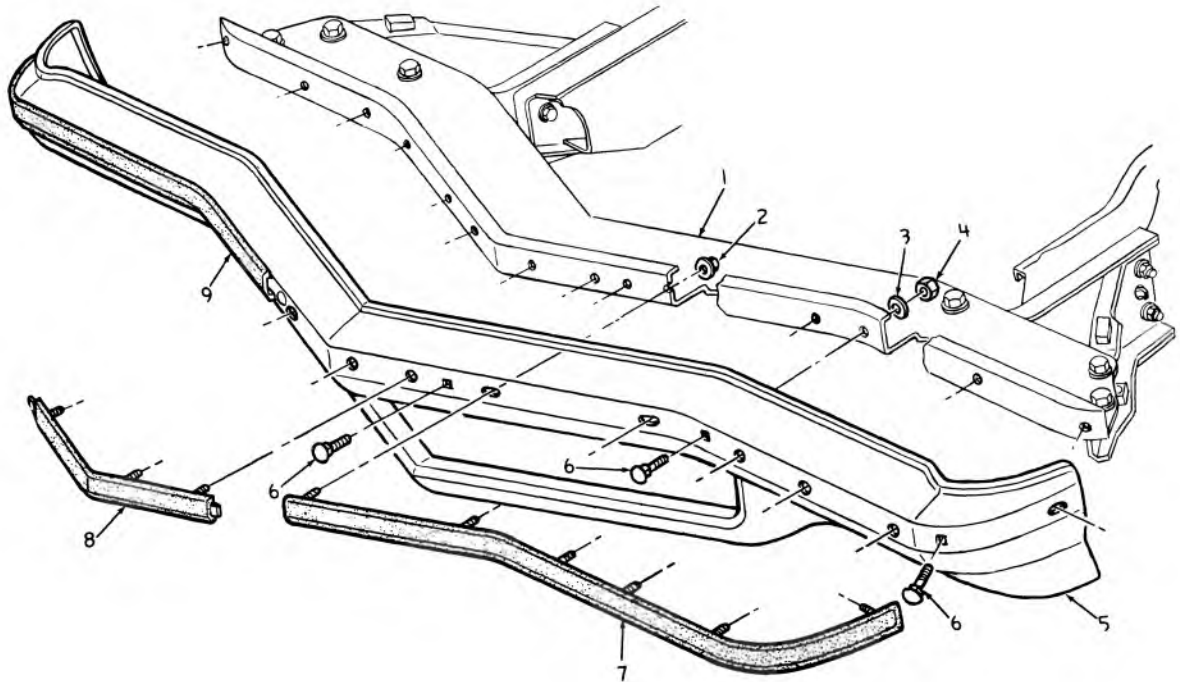


7-167

**1971-73 PASSENGER REAR BUMPER VALANCE PANEL  
(STATION WAGON)**

- |                                  |          |                              |  |
|----------------------------------|----------|------------------------------|--|
| 1. 7.833 VALANCE PANEL . . . . . | 408864-5 | 2. 8.977 SCREW (10—16 x 1/2) |  |
|----------------------------------|----------|------------------------------|--|

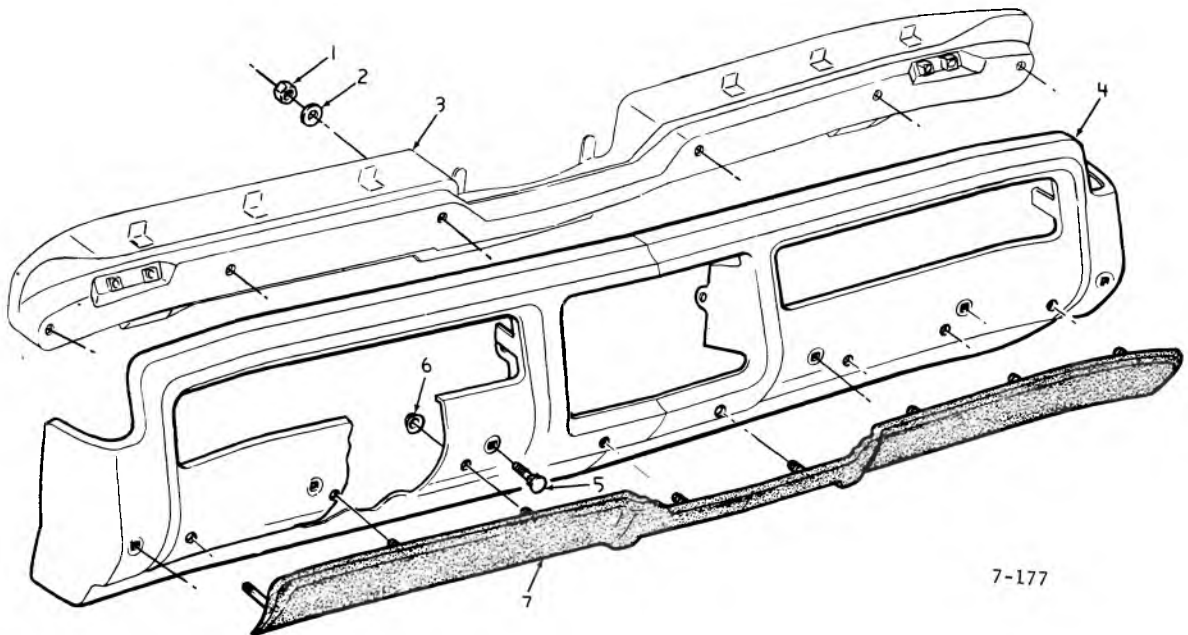




7-175

**1972 PASSENGER FRONT BUMPER & PAD**

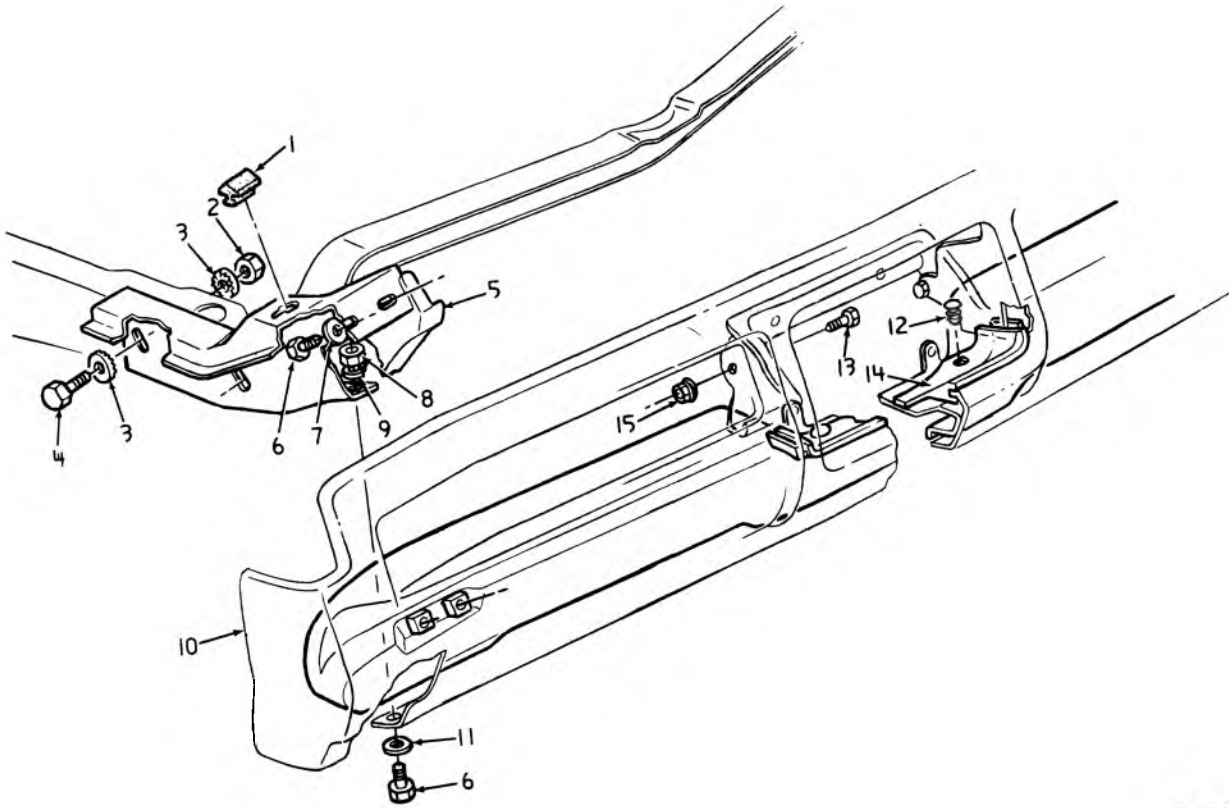
1.	7.836	SUPPORT .....	3997349	6.	8.903	BOLT (7/16-14 x 11)	
2.	7.874	NUT, HEX (1/4-20) .....	3866846	7.	7.865	PAD ASSY. ....	3997375
3.	8.929	WASHER (13/32 x 13/16 x 5/64)		8.	7.865	PAD ASSY. ....	3997377
4.	8.915	NUT, HEX (7/16-14)		9.	7.865	PAD ASSY. ....	3997376
5.	7.831	BAR .....	3997318				



7-177

**1972 PASSENGER REAR BUMPER (EXC. STA. WAG.)**

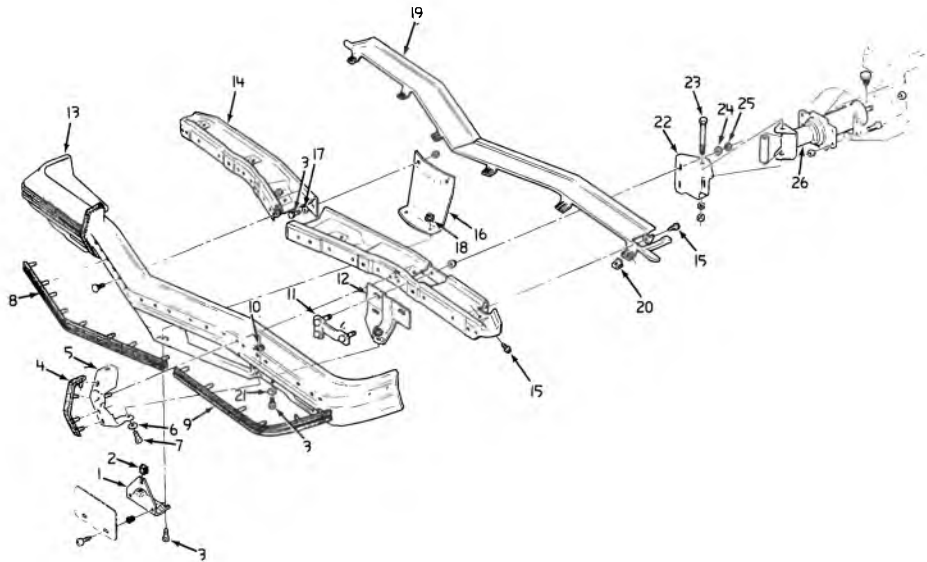
1.	8.915	NUT, HEX (7/16-14)		5.	8.903	BOLT (7/16-14 x 1") .....	9425343
2.	8.929	WASHER (13/32 x 13/16 x 5/64)		6.	7.874	NUT, HEX (1/4-20) .....	3866846
3.	7.836A	SUPPORT ASSY. ....	3995189	7.	7.865	PAD .....	6262309
4.	7.831	BAR .....	3995188				



7-176

**1972 PASS. REAR BUMPER SUPPORT, BRACKET AND PANEL  
(exc. Sta. Wag.)**

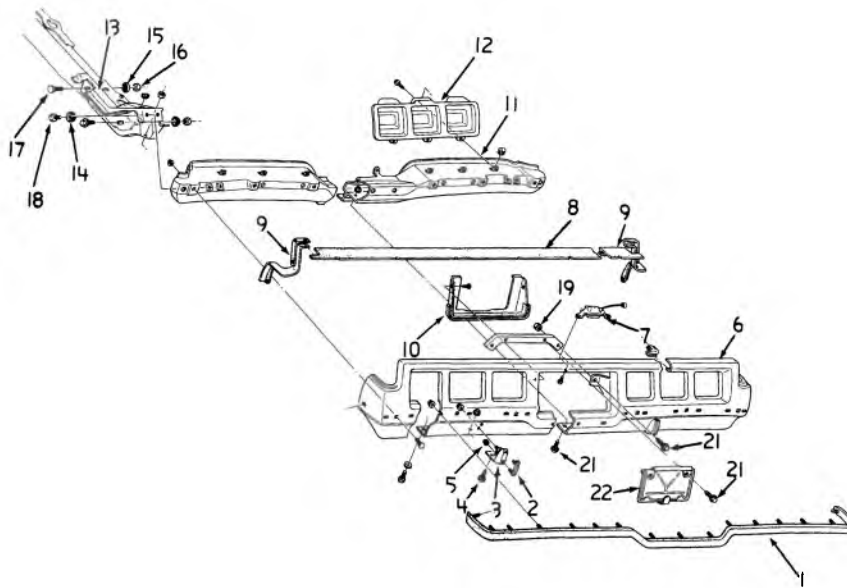
1.	7.865	SPACER .....	3995186	9.	8.929	WASHER .....	
2.	8.915	NUT (1/2 - 13) .....		10.	7.831	BAR .....	3995188
3.	7.865	WASHER (1/2 x 1 1/4 x 1/8) ....	1362249	11.	8.929	WASHER .....	
4.	8.917	NUT (5/16 - 18) .....	271184	12.	12.801	RETAINER .....	480534
5.	7.869	BRACKET L.H. ....	3995193	13.	8.900	BOLT .....	
	7.869	BRACKET R.H. ....	3995194	14.	7.833	PANEL .....	6270147
6.	8.900	BOLT (7/16 - 14 x 1") .....	454944	15.	8.917	NUT .....	271184
7.	7.865	WASHER (P-Type) .....	1347774				
8.	8.915	NUT .....					



7-202

### 1973 PASSENGER FRONT BUMPER

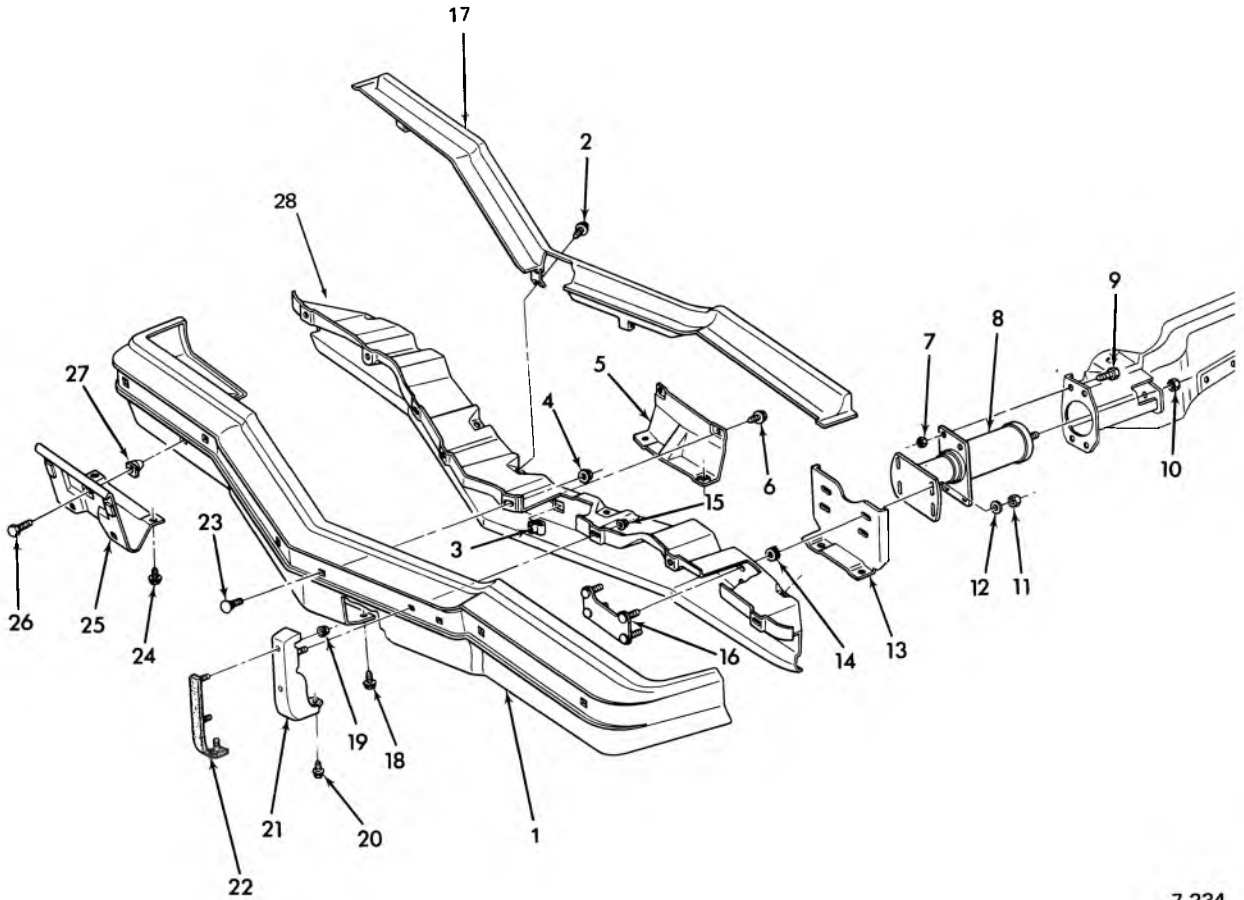
- |     |        |                                   |     |        |  |
|-----|--------|-----------------------------------|-----|--------|--|
| 1.  | 7.800  | BRACKET, License Plate, Frt.      | 15. | 8.977  | SCREW  |
| 2.  | 7.800  | BUMPER, License Plate, Frt.       | 16. | 7.836A | REINFORCEMENT, Frt. Bpr. Face Bar-Center               |
| 3.  | 8.900  | BOLT                              | 17. | 8.929  | WASHER (3/4 x 1/16)                                    |
| 4.  | 7.828  | CUSHION ASSY., Frt.               | 18. | 8.915  | NUT (3/8-16)   |
| 5.  | 7.828  | GUARD ASSY., Frt. (RH-LH)         | 19. | 1.287  | PANEL, Frt. Bpr., Filler                               |
| 6.  | 8.929  | WASHER (3/4 x 1/16)               | 20. | 8.921  | U-Nut  |
| 7.  | 8.900  | BOLT                              | 21. | 8.929  | WASHER (3/4 x 1/16)                                    |
| 8.  | 7.865  | STRIP ASSY., Frt. Bpr. Protector  | 22. | 7.836A | BRACKET, Frt. Bpr. Face Bar Shock<br>Absorber, (RH-LH) |
| 9.  | 7.865  | STRIP ASSY., Frt. Bpr. Protector  | 23. | 8.900  | BOLT   |
| 10. | 8.915  | NUT (3/8-16)                      | 24. | 8.929  | WASHER (31/64)   |
| 11. | 7.840  | PLATE ASSY., Frt. Bpr. Stud       | 25. | 8.915  | NUT (7/16-14)  |
| 12. | 7.836  | SUPPORT ASSY., Frt. Bpr. Face Bar | 26. | 7.840  | SHOCK ABSORBER   |
| 13. | 7.831  | BAR, Bpr. Face                    |     |        |  |
| 14. | 7.836A | REINFORCEMENT, Frt. Bpr. Face Bar |     |        |  |



7-203A

### 1973 PASSENGER REAR BUMPER (exc. STATION WAGON)

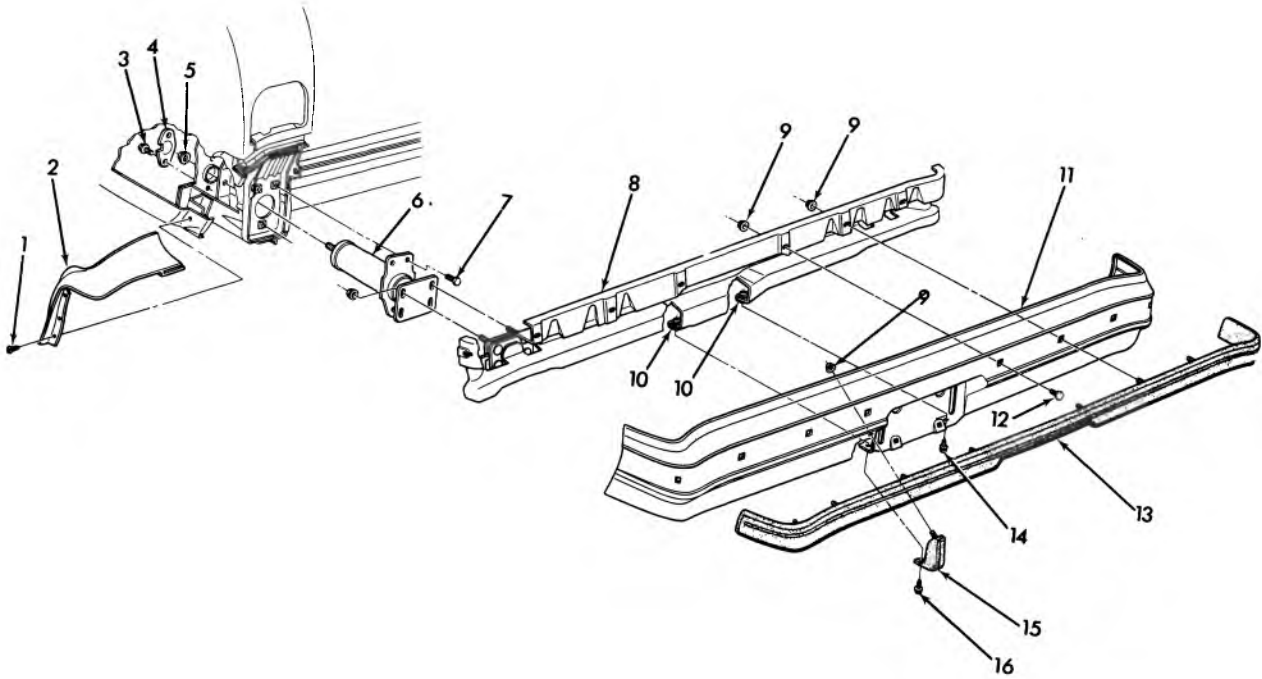
- |     |       |  |     |        |  |
|-----|-------|--|-----|--------|--|
| 1.  | 7.865 | STRIP ASSY., rear bpr. protv.                  | 11. | 7.836  | REINFORCEMENT ASSY., rr. bpr. face bar                                 |
| 2.  | 7.828 | CUSHION ASSY., rear                            | 12. | 2.679  | LAMP ASSY.   |
| 3.  | 7.828 | GUARD ASSY., rear                              | 13. | 7.869  | BRACKET, rear face bar outer   |
| 4.  | 7.874 | BOLT, frt. and rr. face bar (3/8 - 16 x 15/16) | 14. | 7.865  | WASHER, rear face bar reinf. to bpr. serr. tooth                       |
| 5.  | 8.921 | NUT (#10-24)                                   | 15. | 7.865  | WASHER, frt. and rear (1/2 x 1 1/4 x 1/8)                              |
| 6.  | 7.831 | BAR, bpr. face rear                            | 16. | 8.915  | NUT (1/2 - 13)   |
| 7.  | 2.705 | HOUSING ASSY., rr. license lamp                | 17. | 8.900  | BOLT   |
|     | 2.709 | LENS, rr. license lamp                         | 18. | 7.874  | BOLT, rr. bpr. bar mounting and attaching<br>(7/16-14 x 1 1/2) (280 M) |
|     | 2.707 | GASKET, rr. license lamp lens                  | 19. | 8.917  | NUT 5/16 - 18  |
| 8.  | 7.833 | SEAL, rr. bpr. to body                         | 20. | 12.945 | SUPPORT  |
| 9.  | 7.833 | SEAL, rr. bpr. to body-outer                   | 21. | 8.977  | SCREW (1/4-14 x 5/8)   |
| 10. | 7.833 | PANEL, rr. bpr. center filler                  | 22. | 12.945 | DOOR   |



7-234

### 1974 PASSENGER FRONT BUMPER

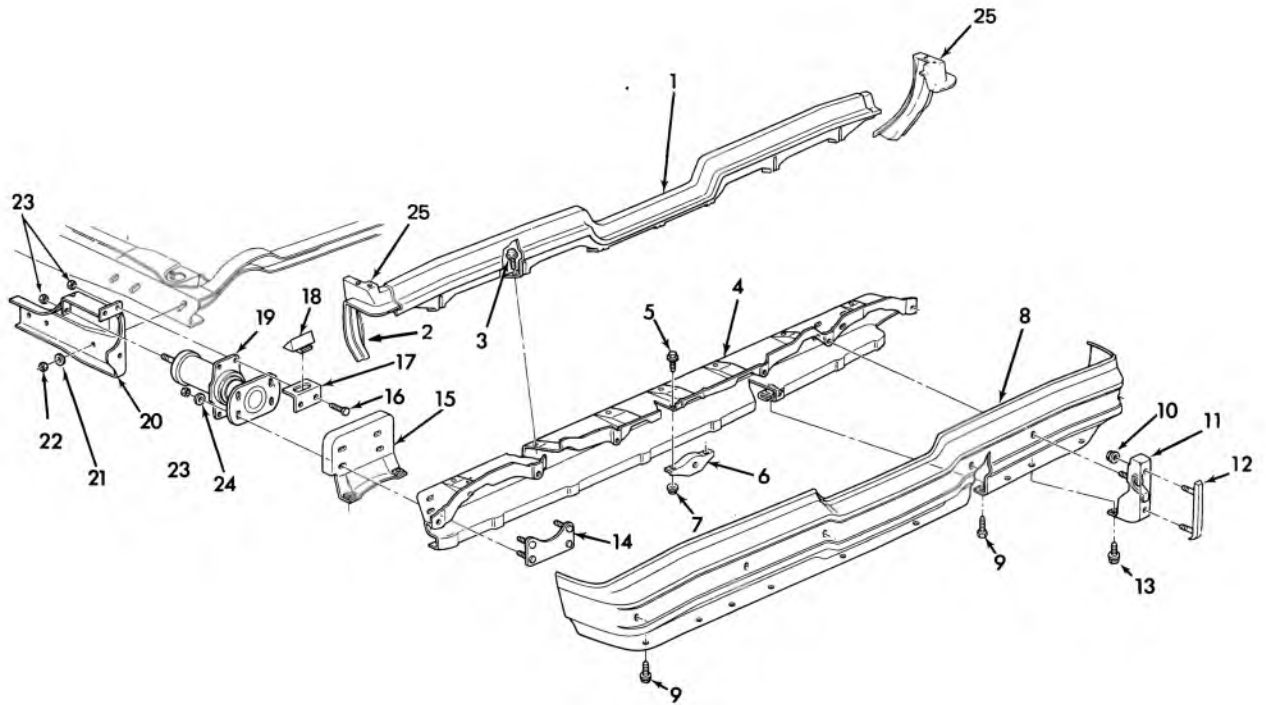
1.	7.831	BAR—Frt. Bpr. Face (exc. Impact Strips and Guards) . . . . .	335926	13.	7.836	SUPPORT ASSY.—Frt. Bpr. Face Bar L.H., R.H. . . . .	337613-4
	7.831	BAR—w/Guards (exc. Impact Strips) . . . . .	339234	14.	8.915	NUT	
	7.831	BAR—w/Impact Strips (exc. Guards) . . . . .	339263	15.	8.915	NUT	
2.	8.977	SCREW		16.	7.840	PLATE ASSY.—Frt. Bpr. Stud. . . . .	335992
3.	7.874	NUT—U Shape 3/8-16 . . . . .	1494254	17.	7.833	FILLER ASSY.—Frt. Bpr. Face Bar . . . . .	339224
4.	8.915	NUT		18.	8.900	BOLTS	
5.	7.836	REINFORCEMENT ASSY.—Frt. Bpr. Face Bar Ctr. . . . .	335973	19.	8.915	NUT	
6.	8.900	BOLT		20.	8.016	SCREW ASSY.—3/8-16 x 1-1/2 . . . . .	334195
7.	8.915	NUT—7/16-14		21.	7.828	GUARD ASSY.—Frt. Bpr. L.H., R.H. . . . .	339227-8
8.	7.840	ABSORBER ASSY.—Shock . . . . .	4975707	22.	7.828	CUSHION ASSY.—Frt. Bpr. Guard . . . . .	339229
9.	8.900	BOLT—7/16-14 x 1		23.	7.874	BOLT—3/8-16 x 3/4 . . . . .	9433480
10.	8.915	NUT—7/16-14		24.	8.900	BOLT—3/8-16 x 1	
11.	8.915	NUT—7/16-14		25.	7.800	BRACKET—Frt. License Plt. . . . .	337655
12.	8.927	P. WASHER		26.	8.977	SCREW HEX HD.—1/4-14 x 3/4	
				27.	7.800	NUT—Andc/Lic. Plt.	
				28.	7.836	REINFORCEMENT . . . . .	337611



7-242

**1974-75 PASSENGER REAR BUMPER (STATION WAGON)**

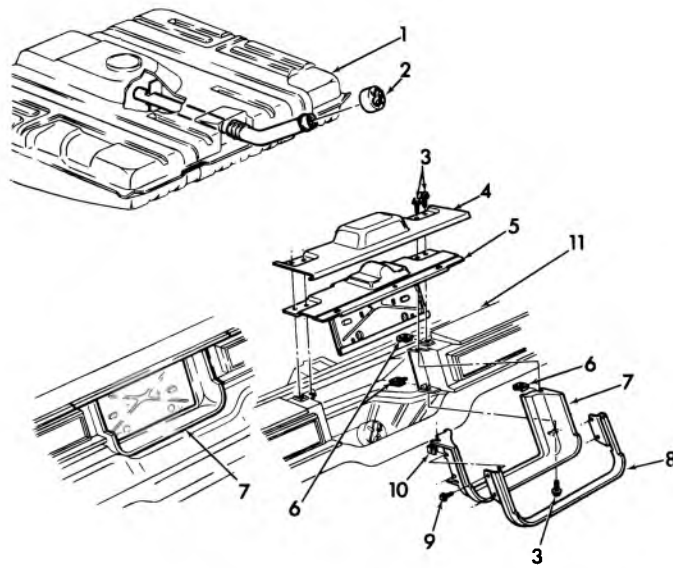
1.	8.977	SCREW—10-16 x 1/2		9.	6.760	NUT—3/8-16	1378333
2.	7.833	FILLER ASSY.—Rr./Qtr. to Bpr. Fil. Paint as Req'd.	337663	10.	7.874	NUT—3/8-16.	1494254
3.	8.977	SCREW		11.	7.831	BAR—Rr. Bpr. Face (exc. Impact Strip)	335928
4.	12.944	COVER—Access. Hole	9666729		7.831	BAR—w/Impact Strip	339263
5.	8.915	NUT—7/16-14		12.	7.874	BOLT—Cap Nut	9433480
6.	7.840	ABSORBER ASSY.—R. Bpr. Shock	4975619	13.	7.865	STRIP ASSY.—Rr. Bpr.	339261
7.	8.900	BOLT—7/16-14 x 1		14.	8.900	BOLT	
8.	7.836	REINFORCEMENT ASSY.—Rr. Bpr. Face Bar	337673	15.	7.828	GUARD ASSY.—Rr. Bpr.	337690
				16.	8.900	BOLT	



7-232

**1974-75 PASS REAR BUMPER (EXC. STA. WAG.)**

1.	7.833	FILLER ASSY., Rr. Bumper Face Bar to Body		12.	7.828	CUSHION ASSY., Rr. Bumper Guard	339252
2.	7.833	REINFORCEMENT, Rr. Quarter to Bumper Filler Panel L.H. R.H.	337651-52	13.	8.900	BOLT (3/8-16 x 1-1/2)	334195
3.	8.977	SCREW (5/16-12 x 5/8)	9422232	14.	7.836	PLATE ASSY., Rr. Bumper Stud	335992
4.	7.831	REINFORCEMENT, Rr. Bumper Face Bar	335996	15.	7.869	BRACKET ASSY., Rr. Bumper Reinforcement L.H. R.H.	335997-8
5.	8.977	SCREW	3968521	16.	8.900	BOLT (7/16-14 x 1-1/4)	180147
6.	7.869	BRACKET, Rr. Bumper Face Bar Reinforcement Center	342340	17.	8.820	BRACKET, Rr. Bumper Jacking Pad L.H. R.H.	342325-6
7.	8.917	NUT (5/16-18)	1359887	18.	7.865	SPACER, Rr. Bumper Jacking Pad Bracket	3995186
8.	7.831	BAR, (exc. Impact Strips) Rear Bumper Face	335927	19.	7.840	SHOCK ABSORBER ASSY.	4975707
	7.831	BAR, w/Impact Strips (exc. Guards)	339259	20.	7.840	BRACKET, Rr. Bumper Shk. Abs. L.H. R.H.	337695-6
	7.831	BAR, w/Impact Strips, Bumper Guards	339260	21.	8.931	LOCK WASHER (1/2)	103329
9.	St. Pt.	BOLT	339437	22.	8.915	NUT (1/2-13)	9418828
10.	St. Pt.	NUT	9419784	23.	8.915	NUT (7/16-14)	9418897
11.	7.828	GUARD ASSY.	339251	24.	8.929	P. WASHER (15/32 I.D. x 7/8 O.D.)	3990160
				25.	7.833	FILLER, Rr. Qtr. to Bumper L.H. R.H.	337649-50

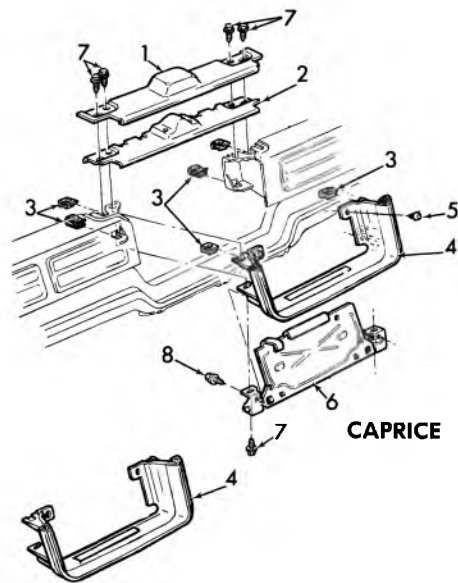


7-271

**1974 PASS. (EXC. STA. WAG.)  
FUEL FILLER NECK & DOOR ASSY.**

1.	3.001	TANK ASSY., w/Neck, Fuel	7.	12.945	HOUSING, Fuel Tank Filler
2.	3.028	CAP ASSY., Fuel Tank	8.	12.945	MOLDING, Fuel Tank Filler Housing
3.	8.977	SCREW ASSY., Applique	9.	8.977	SCREW, Fuel Tank Filler Moulding
4.	N.C.S.I.	APPLIQUE, Fuel Tank Filler	10.	8.921	NUT, Fuel Tank Filler Housing
5.	12.945	DOOR ASSY., Fuel Tank Filler	11.	2.680	HOUSING, Rear Lamp
6.	8.921	NUT, Fuel Tank Filler Housing			



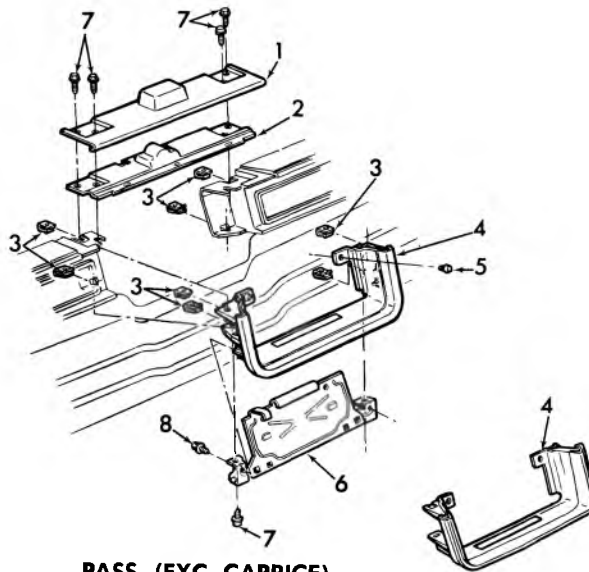


**CAPRICE**

7-273

**1975 CAPRICE FUEL FILLER DOOR ASSY.**

1.	12.945	MOULDING, fuel tank filler door hsg. panel .....	354008	5.	7.800	BUMPER, fuel tank filler door .....	3938600
2.	12.945	PANEL, fuel tank filler door hsg. ....	343589	6.	12.945	DOOR ASSY. fuel tank filler .....	342371
3.	1.276	"J" NUT (1/4-14) .....	3849974	7.	8.977	SCREW (1/4-14x1) .....	
4.	12.945	HOUSING, fuel tank filler door .....	354007	8.	8.977	SCREW (8-18x3/8) .....	

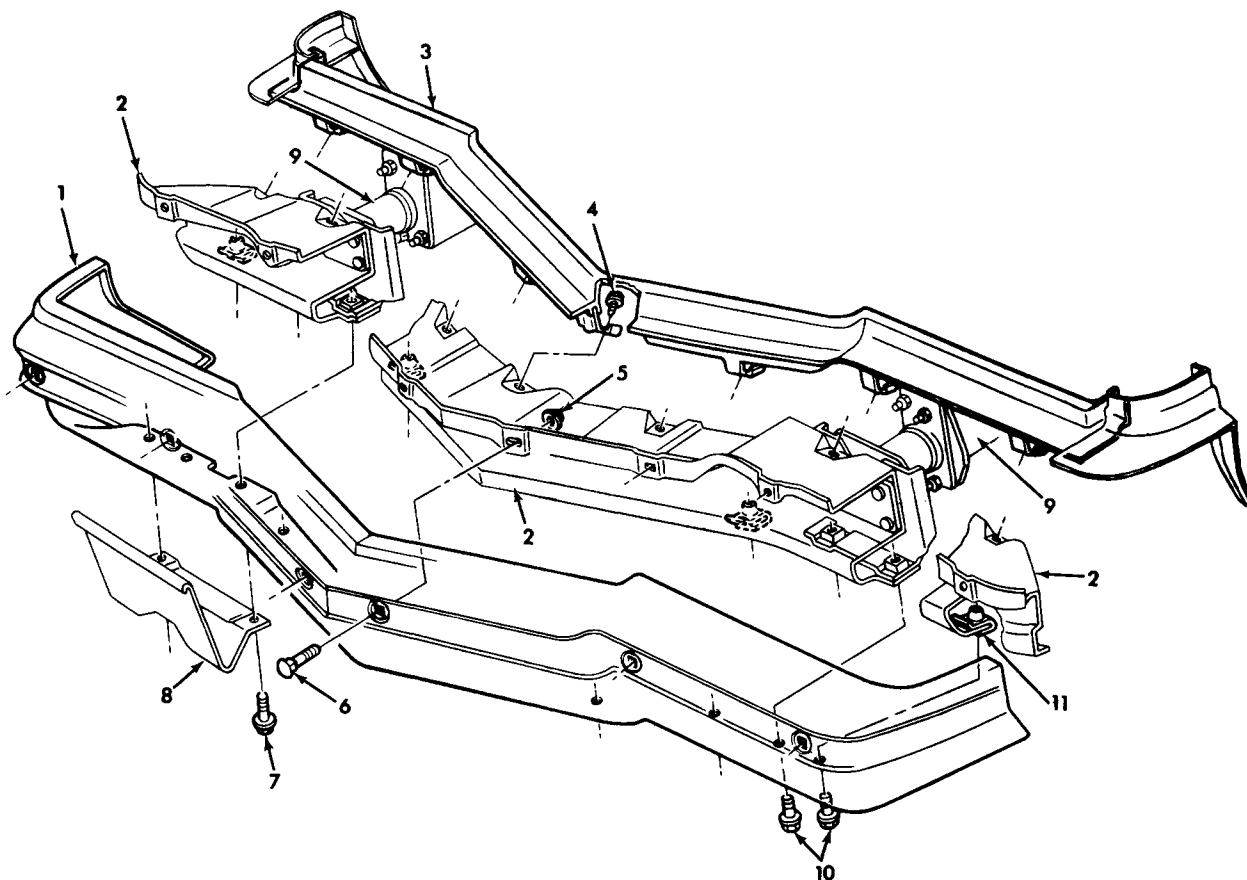


**PASS. (EXC. CAPRICE)**

7-272

**1975 PASS FUEL FILLER DOOR ASSY. (exc. CAPRICE)**

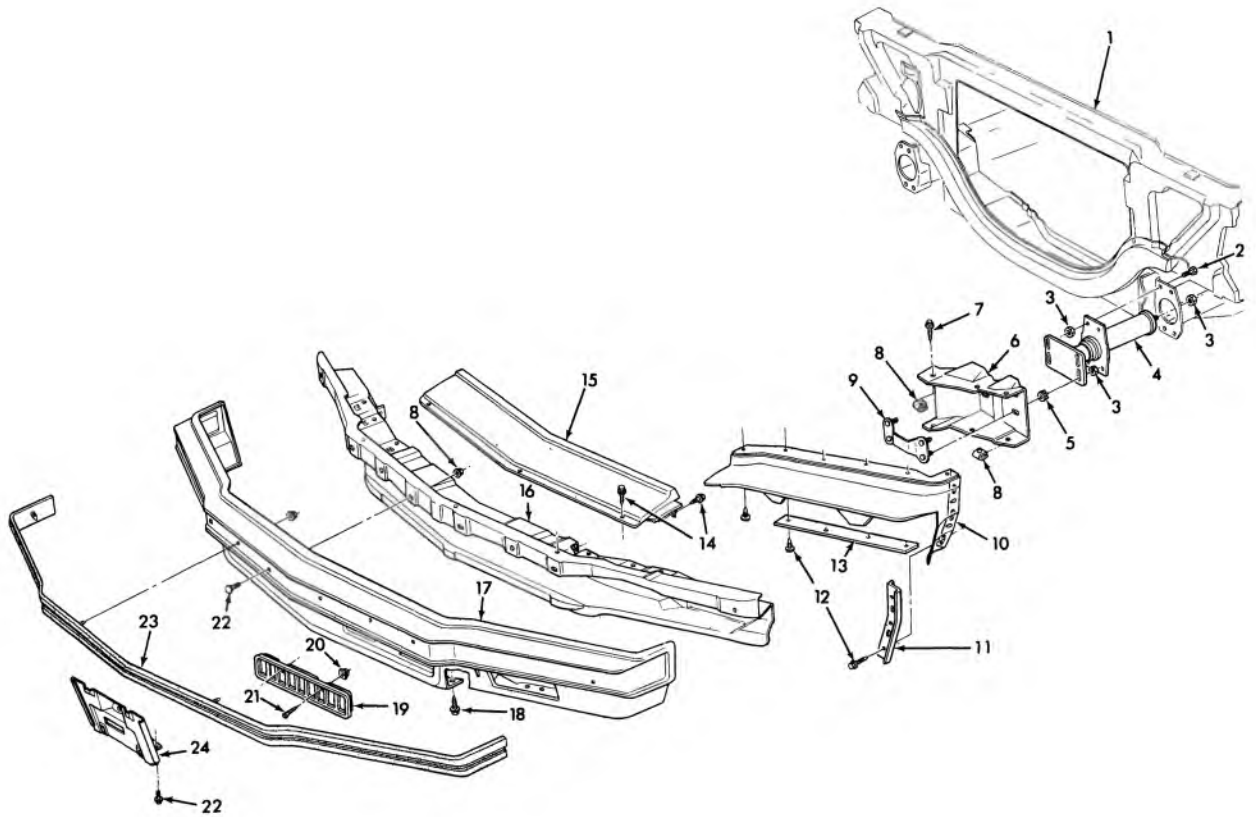
1.	12.945	APPLIQUE, fuel tank filler door hsg. panel .....	354070	5.	7.800	BUMPER, fuel tank filler door .....	3938600
2.	12.945	PANEL, fuel tank filler door mtg. ....	354069	6.	12.945	DOOR ASSY. fuel tank filler .	354067
3.	1.276	"J" NUT (1/4-14) .....	3849974	7.	8.977	SCREW (1/4-14 x 1) .....	
4.	12.945	HOUSING, fuel tank filler door .....	354064	8.	8.977	SCREW (8-18 x 3/8) .....	



7-270

**1975 PASS FRONT BUMPER BAR & FILLER PANEL (exc. CAPRICE)**

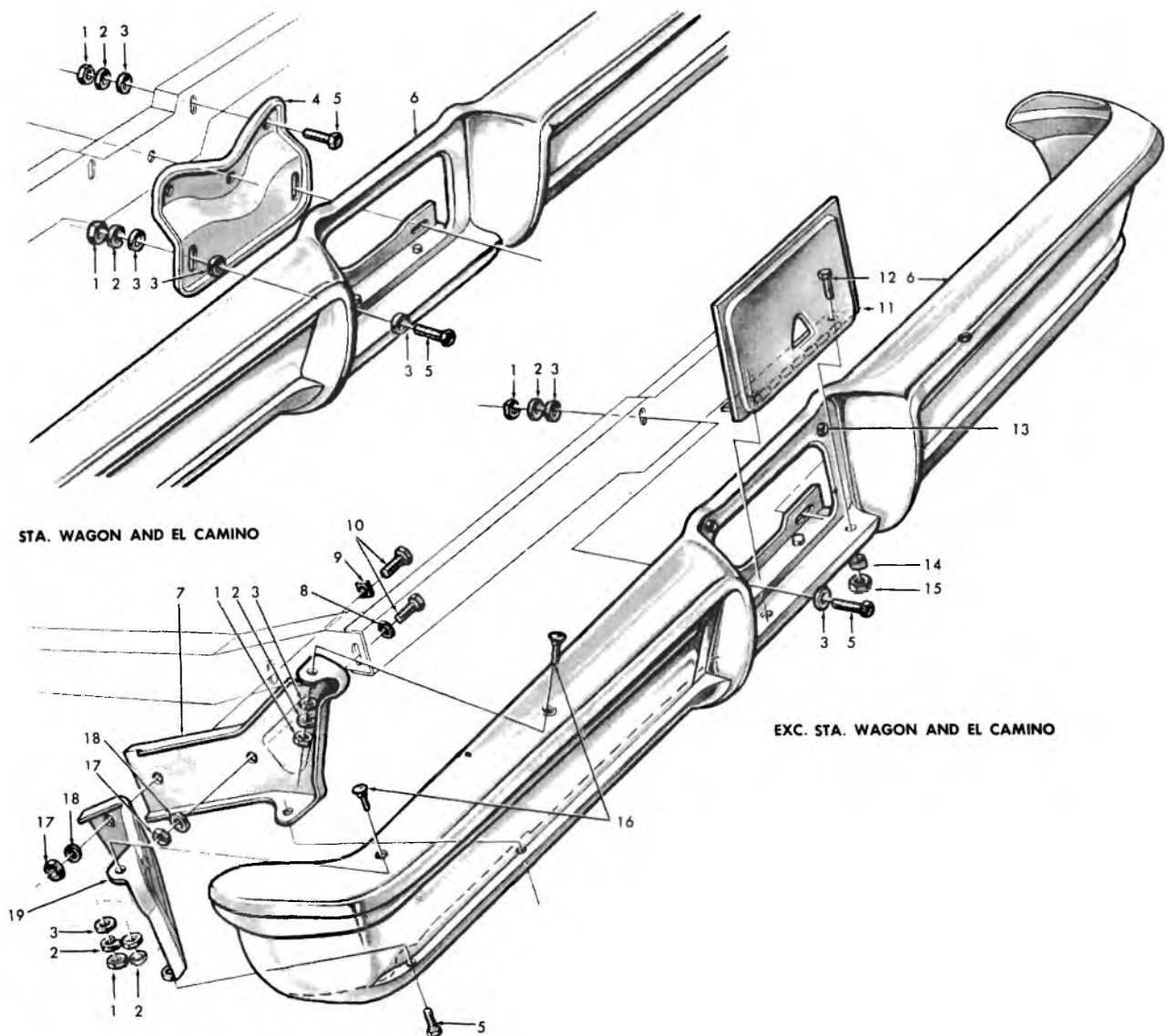
1. 7.831	BAR, front bumper face . . . . .	335926	6. 7.874	BOLT (3/8-16 x 3/4) . . . . .	9433480
2. 7.831	REINFORCEMENT, front bumper face bar . . . . .	337611	7. 8.900	BOLT (3/8-16 x 1)	
3. 7.833	FILLER ASSY., frt. bumper face bar . . . . .	339224	8. 7.800	BRACKET, front licenseplate . . . . .	354025
4. 8.977	SCREW (5/16-12 x 3/4)		9. 7.840	ABSORBER ASSY., shock . . . . .	4975707
5. 8.917	NUT (3/8-16)		10. 7.874	BOLT (3/8-16 x 1 1/4) . . . . .	339437
			11. 8.143	"U" NUT (3/8-16 x 21/32)	



7-263

### 1975 CAPRICE FRONT BUMPER & LOWER GRILLE

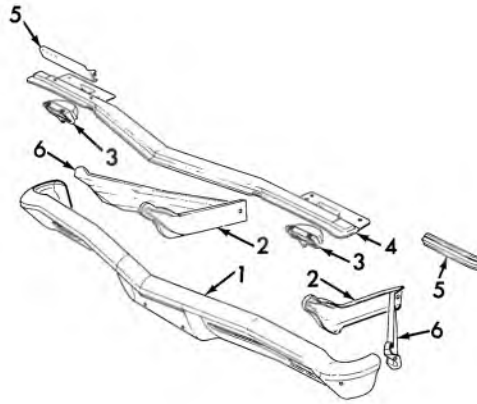
1.	1.270	RADIATOR SUPPORT		13.	1.269	RETAINER, Frt. Fdr. Fil. . . .	342390
2.	8.900	BOLT, 7/16-14 x 1 . . . . .	—	14.	8.977	SCREW, Hx. 5/16-12 x 3/4	
3.	8.915	NUT, 7/16-14 . . . . .	—	15.	1.263	PANEL, Frt. Bpr. Fil. . . . .	343554
4.	7.840	ABSORBER ASSY., Frt.		16.	7.831	REINFORCEMENT, Frt. Bpr.	
		Bpr. Shock . . . . .	4975707			Face Bar . . . . .	347503
5.	5.813	PUSH NUT, 7/16 . . . . .	—	17.	7.831	BAR, Frt. Bpr. Face . . . . .	342374
6.	7.836	SUPPORT ASSY., Frt.		18.	7.874	BOLT, Hx. 3/8-16 x 1 1/4 . .	492746
		Bpr. Face Bar . . . . .	343557-58	19.	1.266	GRILLE, Rad. Lwr. . . . .	342395-96
7.		BOLT . . . . .	492726	20.	8.921	NUT, Spl. Anchor . . . . .	347347
8.	8.915	NUT, 3/8-16 . . . . .	1378333	21.	8.977	SCREW #8-18 x 3/4 . . . . .	—
9.	7.831	PLATE ASSY., Frt.		22.	7.874	BOLT 3/8-16 x 1 1/4 . . . . .	—
		Bpr. Face Bar . . . . .	335992	23.	7.831	STRIP ASSY., Frt.	
10.	1.263	FILLER, Frt. Fdr. to				Bpr. Protv. . . . .	343579
		Frnt. Bpr. . . . .	—	24.	7.800	BRACKET, Lic. Carrier . . . .	343538
11.	7.836	RETAINER, Frt. Fdr. Fil . . .	343523-24				
12.	7.833	SCREW, Hx. #8-18 x 3/4 . . .	—				



7-90

### 1964 CHEVELLE REAR BUMPER DETAILS

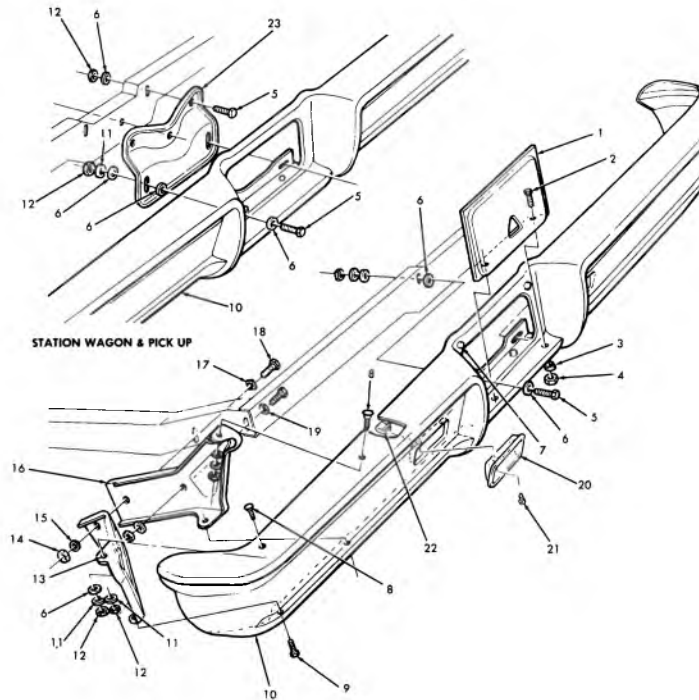
1. 8.915 NUT (7/16-14)	9. 8.931 WASHER (9/16)	
2. 8.931 L/WASHER (7/16)	10. 8.900 BOLT (1/2-13 x 1-1/4)	
3. N.L. WASHER (15/32)	11. 12.945 DOOR ASSEMBLY	3853571
4. 7.836 SUPPORT	12. 8.900 BOLT (1/4-20 x 5/8)	
5. 8.900 BOLT (7/16-14 x 1)	13. 7.800 BUMPER	3841098
6. 7.831 BAR	14. 8.931 L/WASHER (1/4)	
7. 7.869 BRACKET ASSEMBLY (Exc. Sta. Wag. El Camino)	15. 8.915 NUT (1/4-20)	
(Sta. Wag. El Camino)	16. 7.874 BOLT	3716509
8. 7.865 WASHER	17. 8.915 NUT (1/2-13)	
	18. 8.931 L/WASHER (1/2)	
	19. 7.836 BRACE	3834137-38



7-91

### 1965 CHEVELLE FRONT BUMPER—EXPLODED

- |          |                       |            |          |                     |            |
|----------|-----------------------|------------|----------|---------------------|------------|
| 1. 7.831 | BAR—Front Bumper Face | 3856906    | 4. 1.287 | PANEL—Bumper Filler | 3856904    |
| 2. 7.869 | BRACKET ASSY.         | 3857209-10 | 5. 1.287 | EXTENSION           | 3868713-14 |
| 3. 2.585 | LAMP ASSY.            | 910659-60  | 6. 7.836 | BRACE               | 3857211-12 |

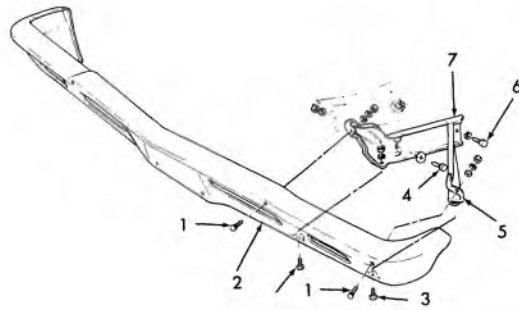


7-92

### 1965 CHEVELLE REAR BUMPER—EXPLODED

- |           |                                  |         |           |                                  |            |
|-----------|----------------------------------|---------|-----------|----------------------------------|------------|
| 1. 12.945 | DOOR ASSY.                       | 3853571 | 13. 7.836 | BRACE (exc. Sta. Wag., Pickup)   | 3834137-38 |
| 2. 8.900  | BOLT (1/4—20 x 5/8)              |         | 7.836     | (Sta. Wag., Pickup)              | 3834707-08 |
| 3. 8.931  | L. WASHER (1/4)                  |         | 14. 8.915 | NUT (1/2—13)                     |            |
| 4. 8.915  | NUT (1/4—20)                     |         | 15. 8.931 | L. WASHER (1/2)                  |            |
| 5. 8.900  | BOLT (7/16—14 x 1)               |         | 16. 7.869 | BRACKET (exc. Sta. Wag., Pickup) | 3834133-34 |
| 6. 8.929  | WASHER (15/32 x 7/8 x 1/16 thk.) |         | 7.869     | (Sta. Wag., Pickup)              | 3834709-10 |
| 7. 7.800  | BUMPER                           | 3841098 | 17. 8.929 | WASHER                           |            |
| 8. 7.874  | BOLT                             | 3716509 | 18. 8.900 | BOLT (1/2—13 x 1-1/8)            |            |
| 9. 8.900  | BOLT (7/16—14 x 1)               |         | 19. 7.865 | WASHER                           | 3838450    |
| 10. 7.831 | BAR ASSY.                        | 3858438 | 20. *     | COVER                            |            |
| 11. 8.931 | L. WASHER (7/16)                 |         | 22. 8.977 | SCREW (#10—16 x 1/2)             |            |
| 12. 8.915 | NUT (7/16—14)                    |         | 23. *     | SUPPORT                          |            |

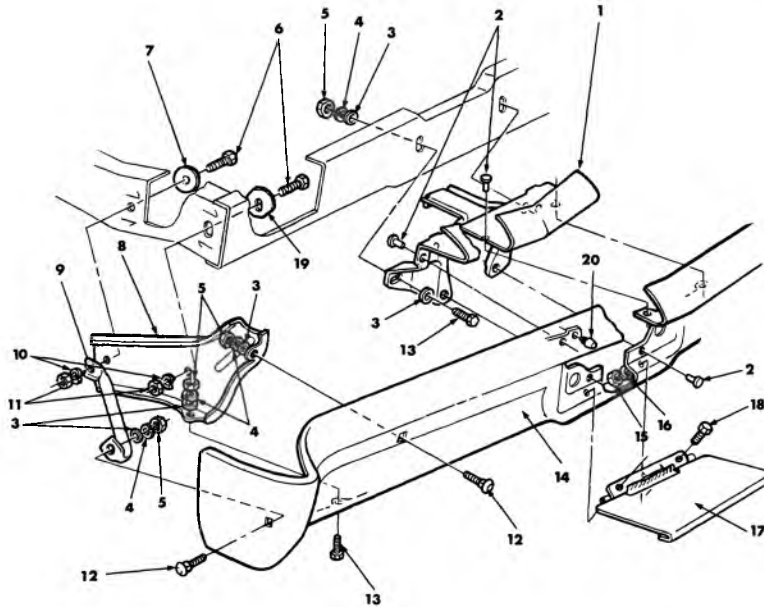
\* Removed from service.



7-93

### 1966 CHEVELLE FRONT BUMPER

- |   |         |                                       |            |
|---|---------|---------------------------------------|------------|
| 1. 7.874 BOLT .....                     | 3716509 | 4. 8.900 BOLT (300M) (1/2-13 x 1 1/4) |            |
| 8.929 WASHER (15/32 x 7/8 x 1/16 thick) |         | 7.865 WASHER .....                    | 3838450    |
| 8.931 L/WASHER (Heavy 7/16)             |         | 8.931 L/WASHER (Heavy 1/2)            |            |
| 8.915 NUT (7/16-14)                     |         | 8.915 NUT (1/2-13)                    |            |
| 2. 7.831 BAR .....                      | 3869723 | 5. 7.836 BRACE .....                  | 3872903-04 |
| 3. 8.900 BOLT (7/16-14 x 1)             |         | 6. 8.900 BOLT (300M) (1/2-13 x 1 1/4) |            |
| 8.931 L/WASHER (Heavy 7/16)             |         | 8.931 L/WASHER (Heavy 1/2)            |            |
| 8.915 NUT (7/16-14)                     |         | 7.874 NUT ASSY. ....                  | 3841008    |
|   |         | 7. 7.869 BRACKET .....                | 3872901-02 |

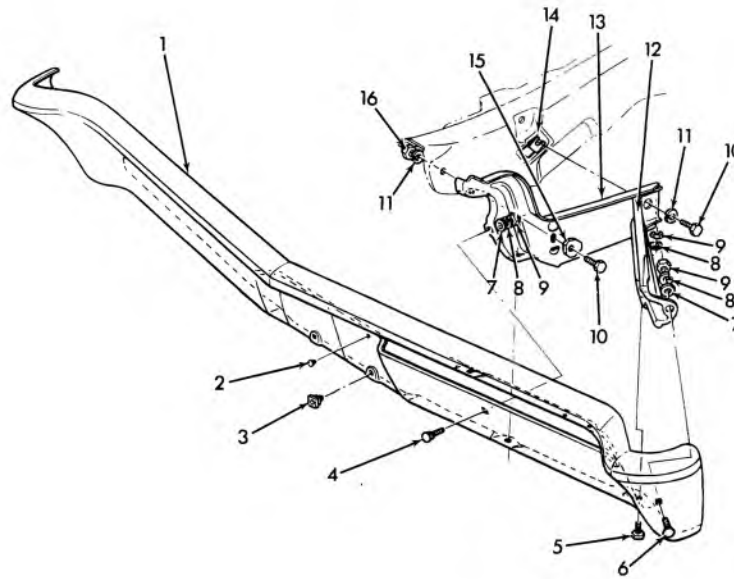


7-94

### 1966 CHEVELLE REAR BUMPER

- |  |            |  |            |
|--|------------|--|------------|
| 1. 7.836 REINFORCEMENT (exc. STA. WAG., EL CAMINO) ..... | 3872190    | 9. 7.836 BRACE (exc. STA. WAG., EL CAMINO) ..... | 3872195-96 |
| 7.836 REINFORCEMENT (STA. WAG., EL CAMINO) .....         | 3872199    | 7.836 BRACE (STA. WAG., EL CAMINO) .....         | 3872197-98 |
| 2. N.L. RIVET (5/16)                                     |            | 10. 8.931 L/WASHER (1/2-Heavy)                   |            |
| 3. 8.929 WASHER (15/32 x 7/8 x 1/16 thick)               |            | 11. 8.915 NUT (1/2-13)                           |            |
| 4. 8.931 L/WASHER (7/16-Medium)                          |            | 12. 7.874 BOLT .....                             | 3716509    |
| 5. 8.915 NUT (7/16-14)                                   |            | 13. 8.900 BOLT (7/16-14 x 1) (300M)              |            |
| 6. 8.900 BOLT (Hex 1/2-13 x 1 1/4) (300M)                |            | 14. 7.831 BAR (exc. STA. WAG., EL CAMINO) .....  | 3869756    |
| 7. * WASHER  |            | 7.831 BAR (STA. WAG., EL CAMINO) ....            | 3869724    |
| 8. 7.869 BRACKET (exc. STA. WAG., EL CAMINO) .....       | 3872191-92 | 15. 8.915 NUT (1/4-20)                           |            |
| 7.869 BRACKET (STA. WAG., EL CAMINO) .....               | 3872193-94 | 16. 8.931 L/WASHER (1/4-Medium)                  |            |
|  |            | 17. 12.945 DOOR ASSY. ....                       | 3872148    |
|  |            | 18. 8.900 BOLT (1/4-20 x 5/8)                    |            |
|  |            | 19. 7.865 WASHER .....                           | 3838450    |
|  |            | 20. 7.800 BUMPER .....                           | 3874534    |

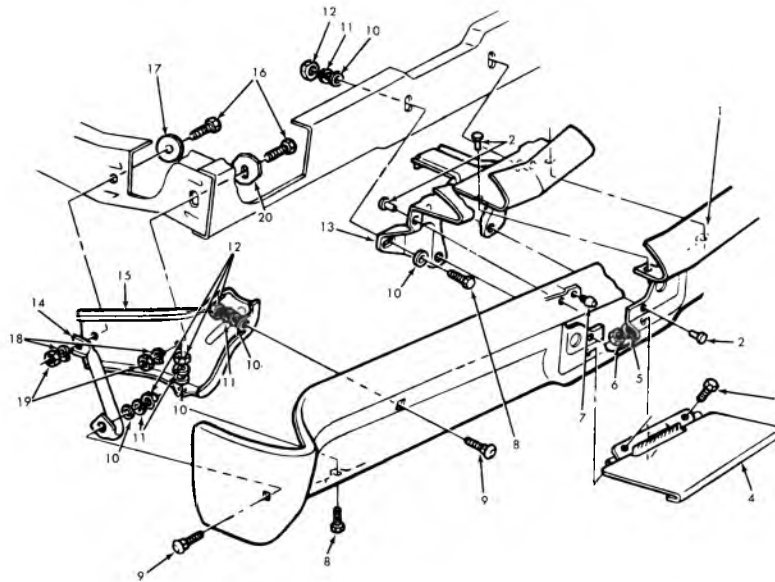
\*Note: Removed from service



7-95

### 1967 CHEVELLE FRONT BUMPER

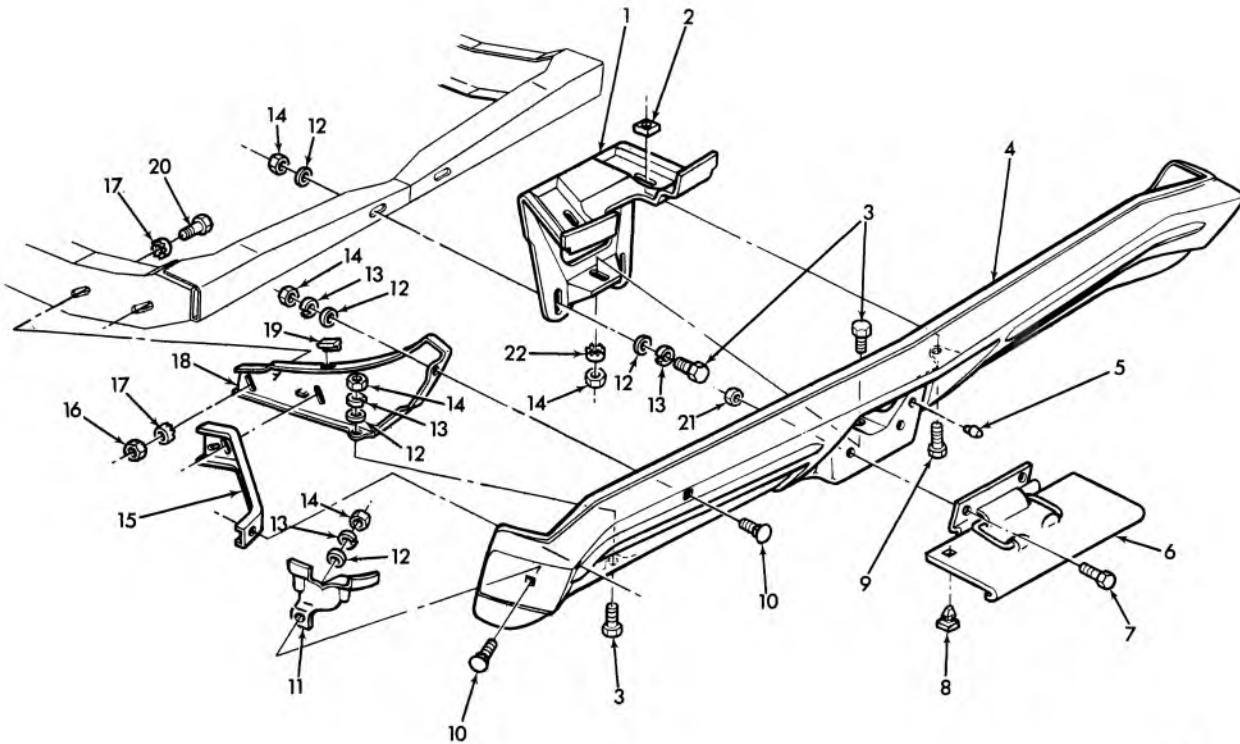
1. 7.831 BAR .....	3884920	9. 8.915 NUT (7/16-14)	
2. 7.800 BUMPER .....	3755922	10. 8.900 BOLT (1/2-13 x 1-1/4)	
3. 7.800 NUT .....	3877254	11. 8.931 L/WASHER (1/2)	
4. 8.903 BOLT (7/16-14 x 1) .....		12. 7.836 BRACE .....	3892109-10
5. 8.900 BOLT (7/16-14 x 1)		13. 7.869 BRACKET .....	3892107-08
6. 8.903 BOLT (7/16-14 x 1) .....		14. 7.874 'J' NUT .....	3841008
7. 8.929 WASHER (7/16)		15. 7.865 WASHER .....	3838450
8. 8.931 L/WASHER (7/16)		16. 8.916 NUT (1/2-13)	



7-96

### 1967 CHEVELLE REAR BUMPER

1. 7.831 BAR (Exc. Sta. Wag., EL CAMINO) .....	3895146	13. 7.836 REINF. (Exc. Sta. Wag. EL CAMINO) .....	3872190
(Sta. Wag. EL CAMINO) .....	3895162	(Sta. Wag. EL CAMINO) .....	3872199
2. N.L. RIVET (5/16 x 5/8)		14. 7.836 BRACE (Exc. Sta. Wag. EL CAMINO) .....	3872195-96
3. 8.900 BOLT (1/4-20 x 5/8)		(Sta. Wag. EL CAMINO) .....	3872197-98
4. 12.945 DOOR ASSY. ....	3872148	15. 7.869 BRACKET (Exc. Sta. Wag. EL CAMINO) .....	3872191-92
5. 8.931 L/WASHER (1/4)		(Sta. Wag. EL CAMINO) .....	3872193-94
6. 8.915 NUT (1/4-20)		16. 8.900 BOLT (1/2-13 x 1-1/4)	
7. 7.800 BUMPER .....	3938600	17. 7.865 WASHER .....	3838450
8. 8.900 BOLT (7/16-14 x 1-1/4)		18. 8.931 L/WASHER (1/2)	
9. 7.874 BOLT .....	3716509	19. 8.915 NUT (1/2-13)	
10. 8.929 WASHER (7/16)		20. 7.865 WASHER .....	3838450
11. 8.931 L/WASHER (7/16)			
12. 8.915 NUT (7/16-14)			

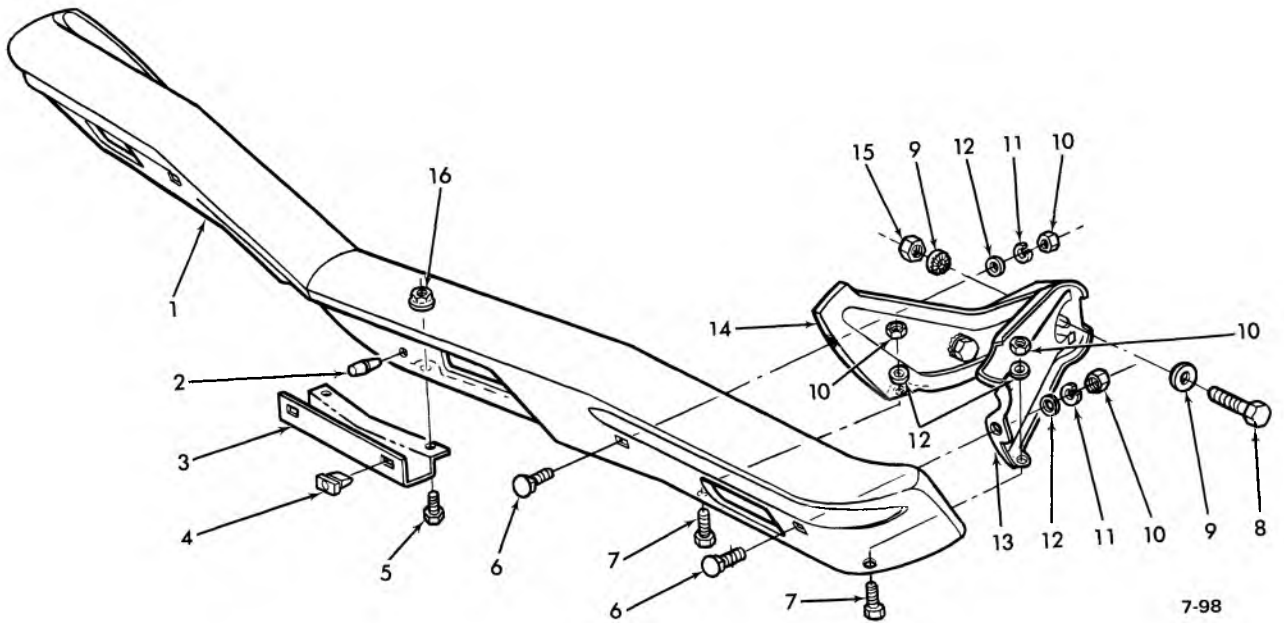


7-97

### 1968 CHEVELLE—REAR BUMPER

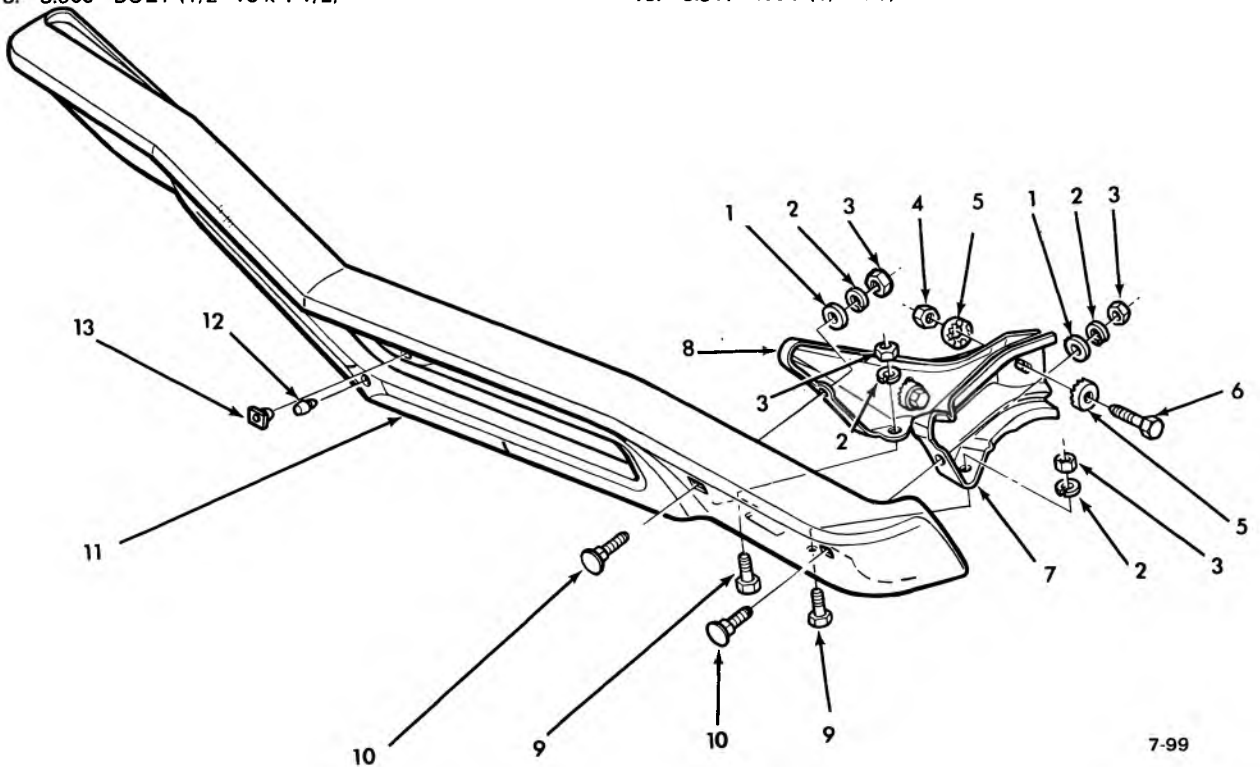
1.	7.836	REINF. (exc. Sta. Wag., El Camino) . . . . .	3913676	12.	8.929	WASHER	
		(Sta. Wag., El Camino) . . . . .	3922834	13.	8.931	L/WASHER (7/16)	
2.	N.L.	NUT		14.	8.915	NUT (1/2-13)	
3.	8.900	BOLT (7/16-14 x 1)		15.	7.836	BRACE (exc. Sta. Wag., El Camino) . . . . .	3920093-94
4.	7.831	BAR (exc. Malibu S.S., Sta. Wag., El Camino) . . . . .	3907622	16.	8.915	NUT (1/2-13)	
		(Malibu S.S.) . . . . .	3907669	17.	7.865	WASHER . . . . .	1362249
		(Sta. Wag., El Camino) . . . . .	3935692	18.	7.869	BRACKET ASSY. (El Camino) . . . . .	3907681-82
5.	7.800	BUMPER . . . . .	3938600			BRACKET ASSY. (Sta. Wag., El Camino) . . . . .	3922835-36
6.	12.945	DOOR ASSY. . . . .	3913608	19.	7.865	(Sta. Wag., El Camino) . . . . .	3922835-36
7.	8.900	BOLT (1/4-20 x 5/8)		20.	8.900	BOLT (1/2-13 x 1-1/2)	
8.	7.800	NUT . . . . .	3877254	21.	8.917	NUT (1/4-20)	
9.	8.900	BOLT (7/16-14 x 3/4)		22.	7.865	WASHER . . . . .	1347774
10.	7.874	BOLT . . . . .	9425343				
11.	7.836	BRACE (Sta. Wag., El Camino) . . . . .	3922839-40				





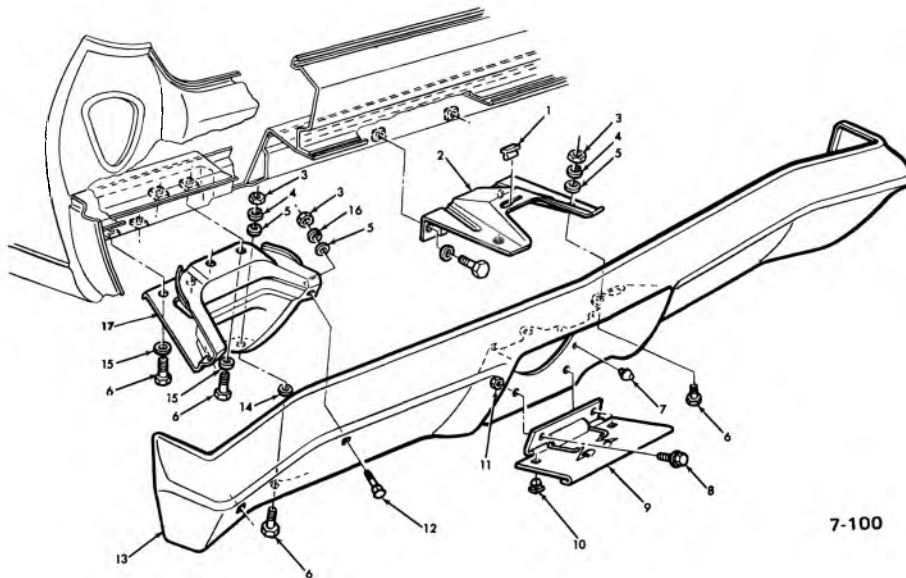
**1968 CHEVELLE—FRONT BUMPER (EXPLODED)**

1. 7.831 BAR—Bumper Face	3907620	9. 7.865 WASHER	1362249
2. 7.800 BUMPER	3841098	10. 8.915 NUT (7/16—14)	
3. 7.800 BRACKET	3910699	11. 8.931 L/WASHER (7/16)	
4. 7.800 NUT	3877254	12. 8.292 WASHER (15/32)	
5. 8.900 BOLT (1/4—20 x 5/8)		13. 7.836 BRACE	3917451-52
6. 7.874 BOLT	9425343	14. 7.869 BRACKET	3917449-50
7. 8.900 BOLT (7/16—14 x 1)		15. 8.915 NUT (1/2—13)	
8. 8.900 BOLT (1/2—13 x 1-1/2)		16. 8.917 NUT (1/4—20)	



**1969 CHEVELLE FRONT BUMPER**

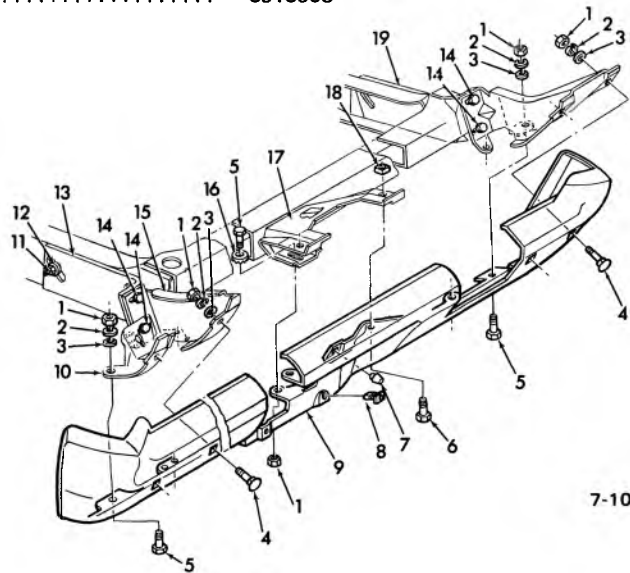
1. 8.929 P. WASHER (31/64 x 7/8 x 1/16)		8. 7.869 BRACKET L.H.	3938085
2. 8.931 L. WASHER (7/16)		7.869 BRACKET R.H.	3938086
3. 8.915 NUT (7/16—14)		9. 8.900 BOLT (7/16—14 x 1)	
4. 8.915 NUT (1/2—13)		10. 8.903 BOLT (7/16—14 x 1)	
5. 7.865 SPL. WASHER	1362249	11. 7.831 BAR—BUMPER FACE	3926850
6. 8.900 BOLT (1/2—13 x 1 1/2)		12. 7.800 BUMPER—LICENSE PLATE	3841098
7. 7.836 BRACE L.H.	3938087	13. 7.800 NUT—SPL.	3877254
7.836 BRACE R.H.	3938088		



7-100

**1969 CHEVELLE REAR BUMPER (EXC. STA. WAG.)**

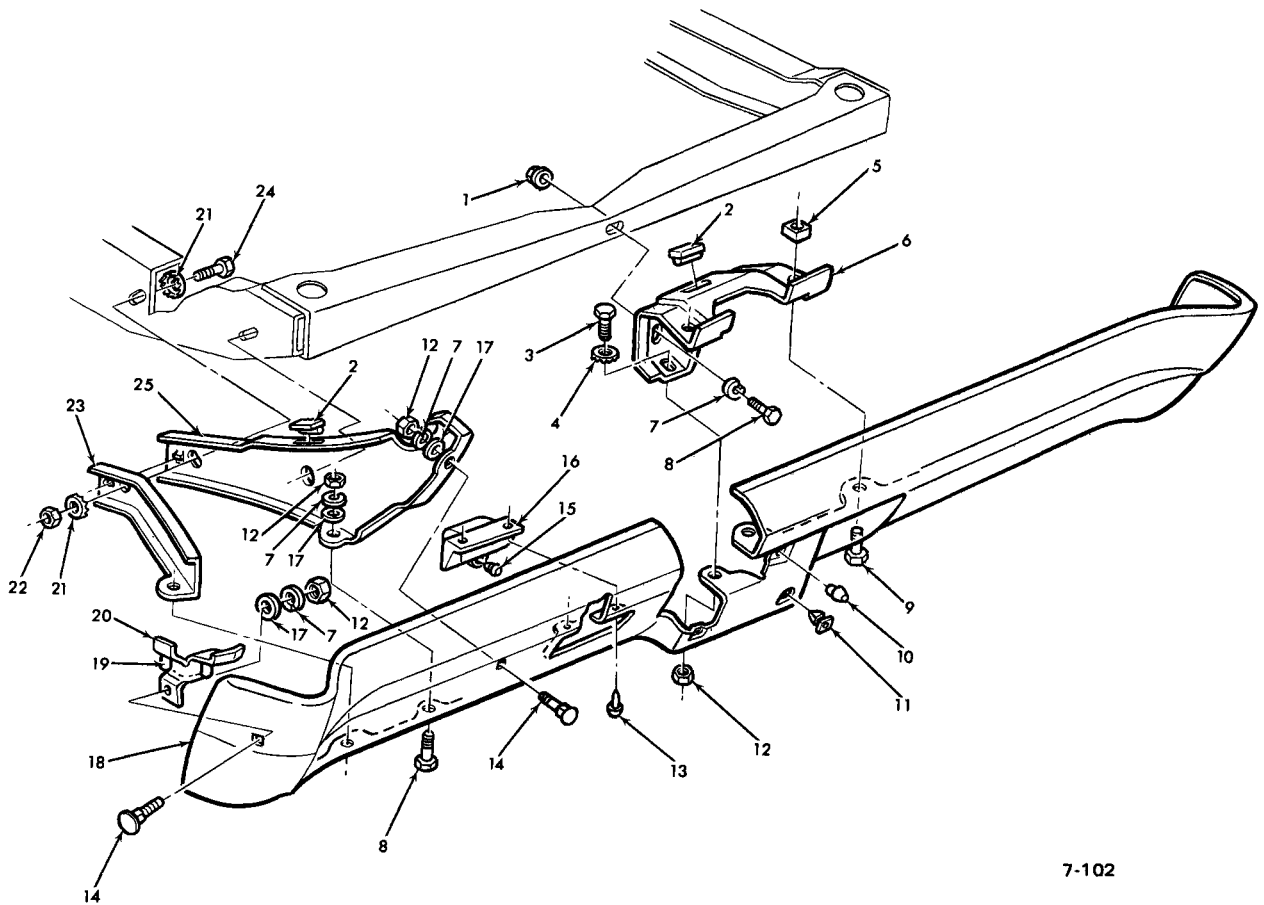
1. 7.865 SPACER .....	3895100	10. 7.800 NUT .....	3877254
2. 7.836 REINFORCEMENT .....	3940607	11. 8.917 NUT (1/4-20)	
3. 8.915 NUT (7/16-14)		12. 8.903 BOLT (7/16-14 x 1)	
4. 8.931 WASHER (7/16)		13. 7.831 BAR .....	3927689
5. 8.929 WASHER (15/32 x 7/8 x 1/16)		14. N.L. SHIM	
6. 8.900 BOLT (7/16-14 x 1)		15. 7.865 WASHER .....	1347774
7. 7.800 BUMPER .....	3938600	16. 8.931 WASHER (7/16)	
8. 8.900 BOLT (3/8-16 x 3/4)		17. 7.836 BRACE .....	3938147-8
9. 12.945 DOOR ASSY. ....	3913608		



7-101

**1969 CHEVELLE REAR BUMPER W/DUAL ACTION TAILGATE**

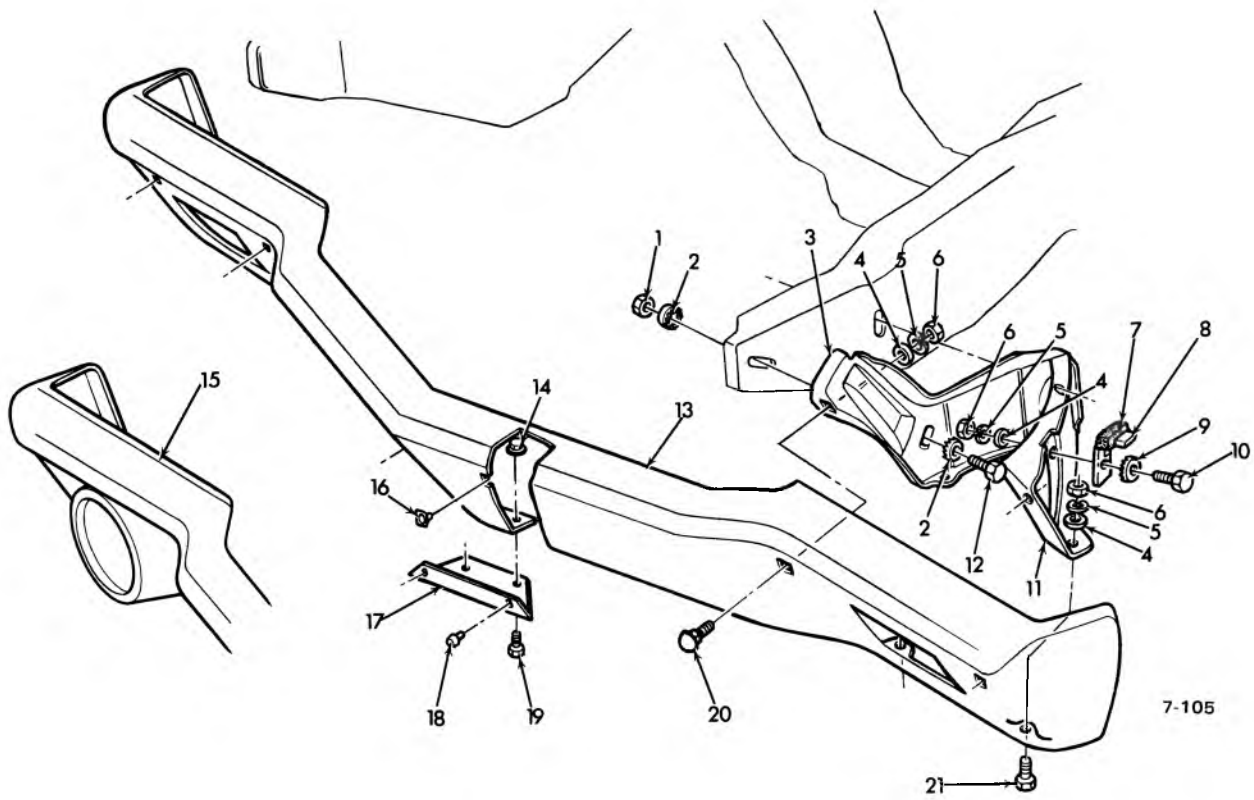
1. 8.915 NUT (7/16-14)		11. 8.915 NUT (1/2-13)	
2. 8.931 WASHER (7/16)		12. 7.865 WASHER-Spl. ....	1362249
3. 8.929 WASHER		13. 7.836 EXTENSION-L.H. ....	3953043
4. 8.903 BOLT (7/16-14 x 1)		14. 8.900 BOLT (7/16-14 x 1-1/4)	
5. 8.900 BOLT (7/16-14 x 1)		15. 7.836 BRACKET-L.H. ....	3953045
6. 8.900 BOLT (7/16-14 x 7/8)		16. 7.865 WASHER-Spl. ....	1347774
7. 7.800 BUMPER .....	3938600	17. 7.836 REINFORCEMENT .....	3922834
8. 7.800 SPL. NUT .....	3877254	18. 8.923 NUT (7/16-14)	
9. 7.831 BAR-Bumper Asm. ....	3953042	19. 7.836 EXTENSION-R.H. ....	3953044
10. 7.836 BRACE-L.H. ....	3953047		



7-102

**1969-71 CHEVELLE REAR BUMPER – STATION WAGON, PICK UP  
(EXC. DUAL ACTION TAILGATE)**

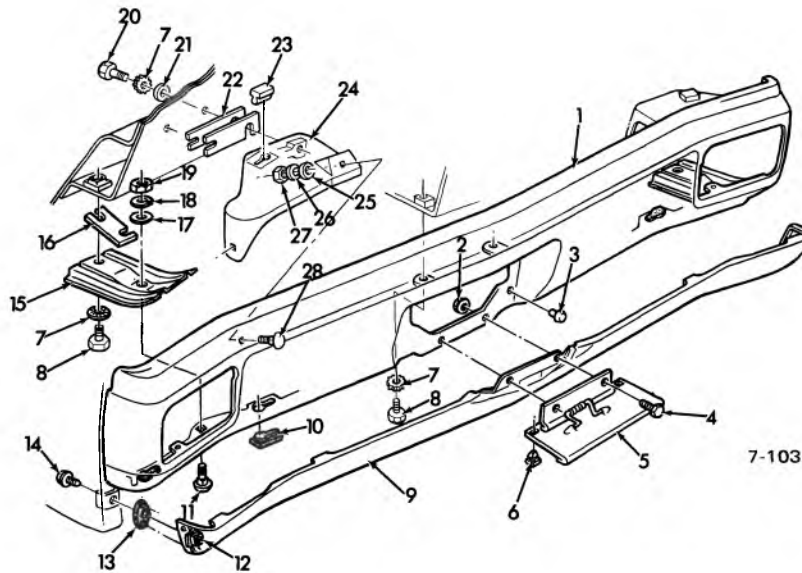
1. 7.874 NUT .....	3930109	15. 7.800 BUMPER .....	3841098
2. 7.865 SPACER .....	3895100	16. 7.833 REFLECTOR .....	910883
3. 8.900 BOLT (7/16-14 x 1)		17. 8.929 WASHER (15/32)	
4. 12.981 WASHER .....	1347774	18. 7.831 BAR .....	3935692
5. 8.923 NUT (7/16-14)		19. 7.836 PAD L.H. & R.H. ....	3922841-42
6. 7.836 REINFORCEMENT .....	3922834	20. 7.836 BRACE L.H. ....	3922839
7. 9.831 WASHER (7/16)		7.836 BRACE R.H. ....	3922840
8. 8.900 BOLT (7/16-14 x 1½)		21. 7.865 WASHER .....	1362249
9. 8.900 BOLT (7/16-14 x 7/8)		22. 8.915 NUT (½-13)	
10. 7.800 BUMPER .....	3938600	23. 7.836 BRACE L.H. ....	3922837
11. 7.800 NUT .....	3877254	7.836 BRACE R.H. ....	3922838
12. 8.915 NUT (7/16-14)		7.869 BRACKET L.H. & R.H. ....	3922835-6
13. 8.913 SCREW (10-24 x 1/2)			
14. 8.903 BOLT (7/16-14 x 1)			



7-105

**1970 CHEVELLE FRONT BUMPER BAR, BRACKET & BRACE**

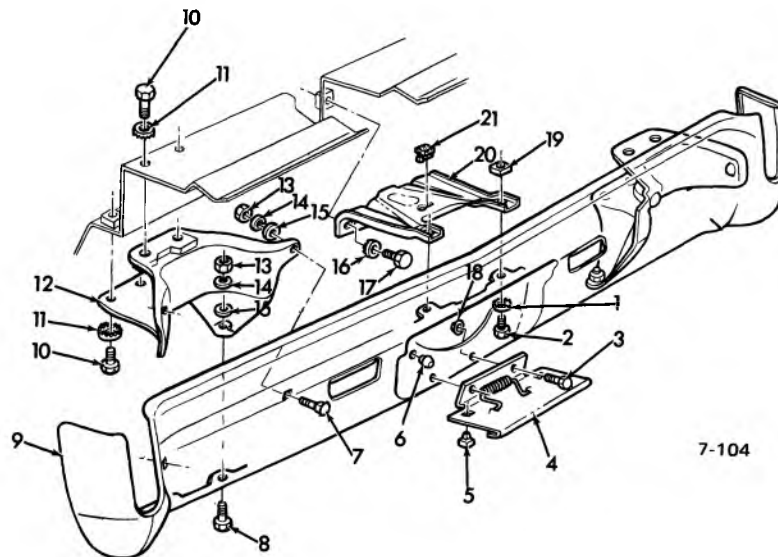
1.	8.917	NUT		12.	8.900	BOLT (1/2-13 x 1-1/4)	
2.	7.865	SPL/WASHER	1362249	13.	7.831	BAR (except Monte Carlo)	3954592
3.	7.869	BRACKET	3987057-58	14.	8.917	NUT (1/4-20)	
4.	8.929	P/WASHER (15/32 x 55/64 x 1/16)		15.	7.831	BAR (Monte Carlo)	3965900
5.	8.931	L/WASHER (7/16)		16.	7.800	NUT	3907444
6.	8.915	NUT (7/16-14)		17.	7.800	BRACKET, License	3982425
7.	N.S.	PAD, Jack		18.	7.800	BUMPER	3841098
8.	8.820	BRACKET, Jack	3965934	19.	8.900	BOLT (1/4-20 x 5/8)	
9.	7.869	SPL/WASHER	134777 $\frac{1}{4}$	20.	8.903	BOLT (7/16-14 x 1)	
10.	8.900	BOLT (7/16-14 x 1-1/8)		21.	8.900	BOLT (7/16-14 x 1)	
11.	7.836	BRACE ASSY.	3975431-32				



7-103

**1970 CHEVELLE REAR BUMPER BAR (EXC. STA. WAG., EL CAMINO & MONTE CARLO)**

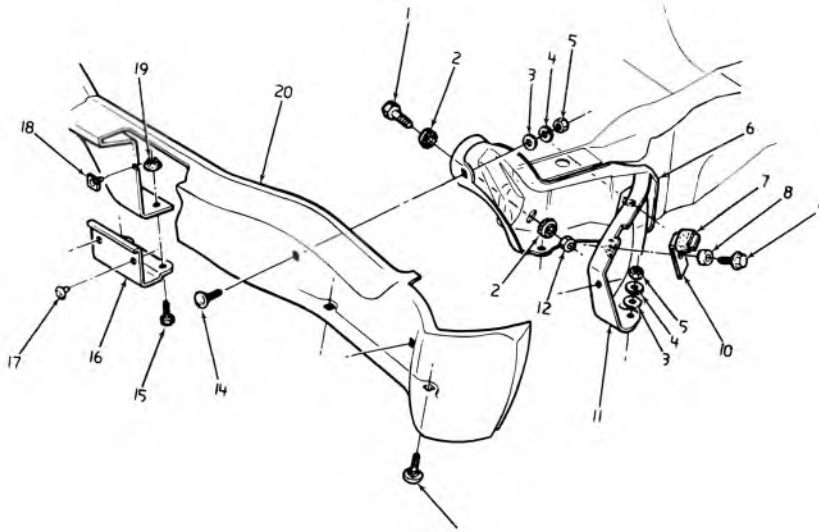
1.	7.831	BAR, Upper	3975450	16.	5.380	SHIM	3983393
2.	8.917	NUT (1/4-20)		17.	8.929	WASHER (33/64 x 7/8)	
3.	7.800	BUMPER	3841098	18.	8.931	L/WASHER (7/16)	
4.	8.900	BOLT		19.	8.915	NUT (7/16-14)	
5.	12.945	DOOR ASSY.		20.	8.900	BOLT (7/16-14 x 2-1/4)	
6.	7.800	NUT	3907444	21.	8.929	WASHER (7/16 - 3/32)	
7.	7.865	L/WASHR	1347774	22.	7.865	SHIM	3957279
8.	8.900	SPL/BOLT		23.	7.865	SPACER	3895100
9.	7.833	BAR, Lower	3962322	24.	7.836	BRACKET	3968527-28
10.	7.865	SPACER	3968533	25.	8.929	SPL/WASHER (15/32 x 55/64 x 1/16)	
11.	8.903	BOLT (7/16-14 x 1)		26.	8.931	L/WASHER (7/16)	
12.	7.833	"J" NUT	3945694	27.	8.915	NUT (7/16-14)	
13.	7.833	BUMPER	3945692	28.	8.903	BOLT (7/16-14 x 1)	
14.	8.900	SCREW (5/16-18 x 7/8)					
15.	7.836	BRACKET	3968525-26				



7-104

**1970 CHEVELLE REAR BUMPER BAR (MONTE CARLO)**

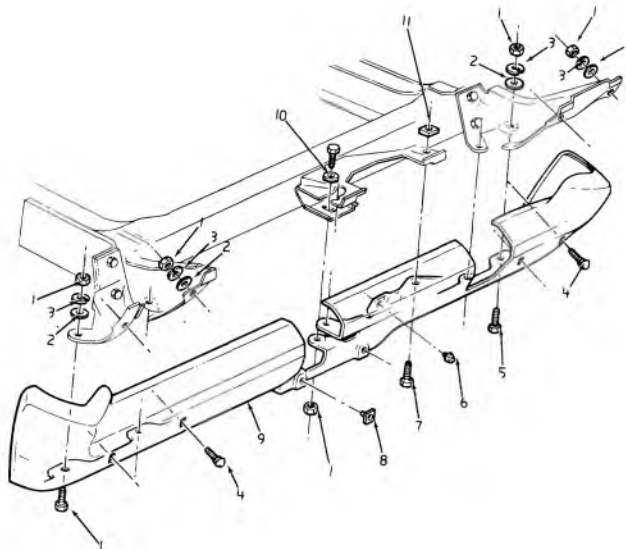
1.	7.865	SPL/WASHER	1362249	12.	7.836	BRACKET	3968581-82
2.	8.900	BOLT (7/16-14 x 7/8)		13.	8.915	NUT (7/16-14)	
3.	8.900	BOLT		14.	8.931	L/WASHER (7/16)	
4.	12.945	DOOR ASSY.		15.	8.929	P/WASHER (15/32 x 15/16 x 1/8)	
5.	7.800	NUT	3907444	16.	7.865	SPL/WASHER	1362249
6.	7.800	BUMPER	3841098	17.	8.900	BOLT (7/16-14 x 7/8)	
7.	8.903	BOLT (7/16-14 x 1)		18.	8.917	NUT (1/4-20)	
8.	8.900	BOLT (7/16-14 x 1)		19.	8.923	NUT (7/16-14)	
9.	7.831	BAR	3962323	20.	7.836	REINFORCEMENT	3965960
10.	8.900	SPL/WASHER		21.	7.865	SPACER	3895100
11.	7.865	SPL/WASHER	3948039				



7-171

**1971-72 CHEVELLE FRONT BUMPER  
(EXC. MONTE CARLO)**

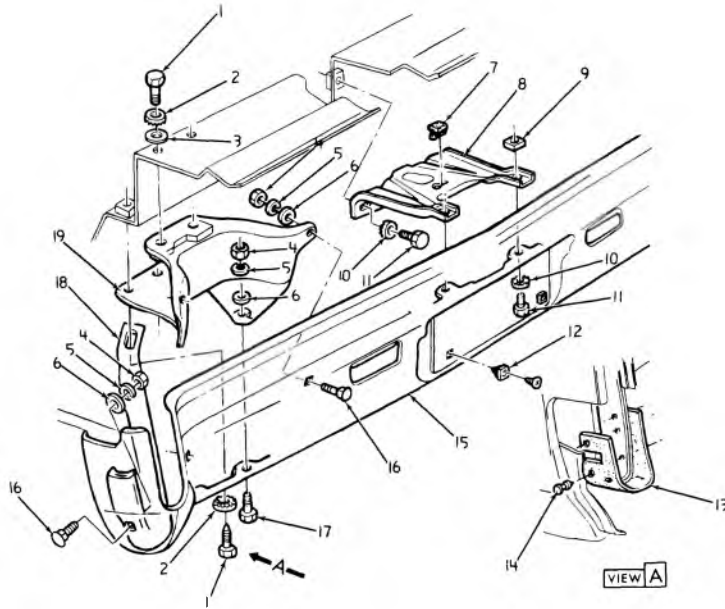
1.	8.900	BOLT (1/2-13 x 1-1/4)		11.	7.836	BRACE ASSY. ....	3982441-42
2.	7.865	WASHER .....	1362249	12.	8.915	NUT (1/2-13)	
3.	8.931	WASHER		13.	8.900	BOLT (7/16-14 x 1)	
4.	8.931	WASHER (7/16)		14.	8.903	BOLT (7/16-14 z 1)	
5.	8.915	NUT (7/16-14)		15.	8.900	BOLT (1/4-20 z 5/8)	
6.	7.869	BRACKET .....	3982423-24	16.	7.800	BRACKET .....	3982425
7.	N.S.	PAD		17.	7.800	BUMPER .....	3841098
8.	7.865	WASHER .....	1347774	18.	7.800	NUT .....	3907444
9.	8.900	BOLT (7/16-14 x 1-1/8)		19.	8.917	NUT (1/4-20)	
10.	8.820	BRACKET .....	3965934	20.	7.831	BAR .....	3982398



7-172

**1971-72 CHEVELLE STATION WAGON REAR BUMPER**

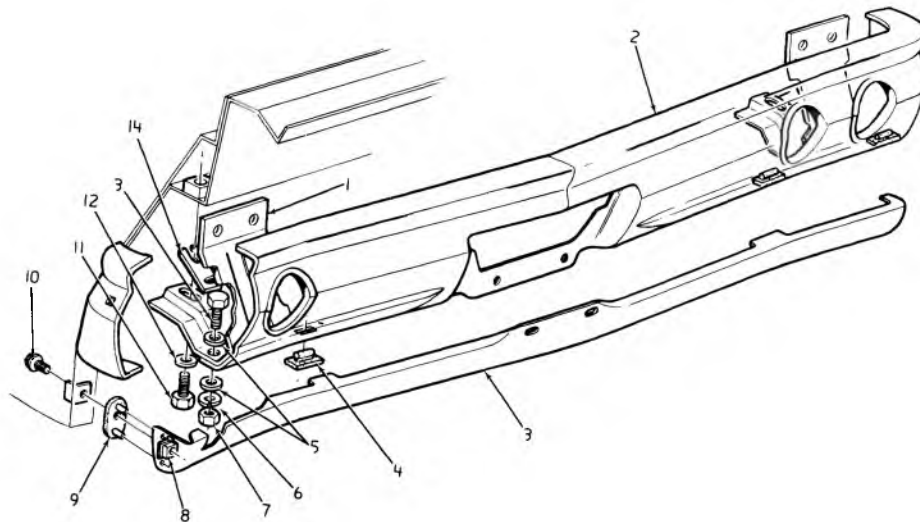
1.	8.915	NUT (7/16-14)		7.	8.900	BOLT (7/16-14 x 7/8)	
2.	8.929	WASHER		8.	7.800	NUT .....	3907444
3.	8.931	WASHER (7/16)		9.	7.831	BAR .....	3953042
4.	8.903	BOLT (7/16-14 x 1)		10.	7.865	WASHER .....	1347774
5.	8.900	BOLT (7/16-14 x 1)		11.	8.923	NUT (7/16-14)	
6.	7.800	BUMPER .....	3938600				



7-173

**1971-72 MONTE CARLO REAR BUMPER BAR**

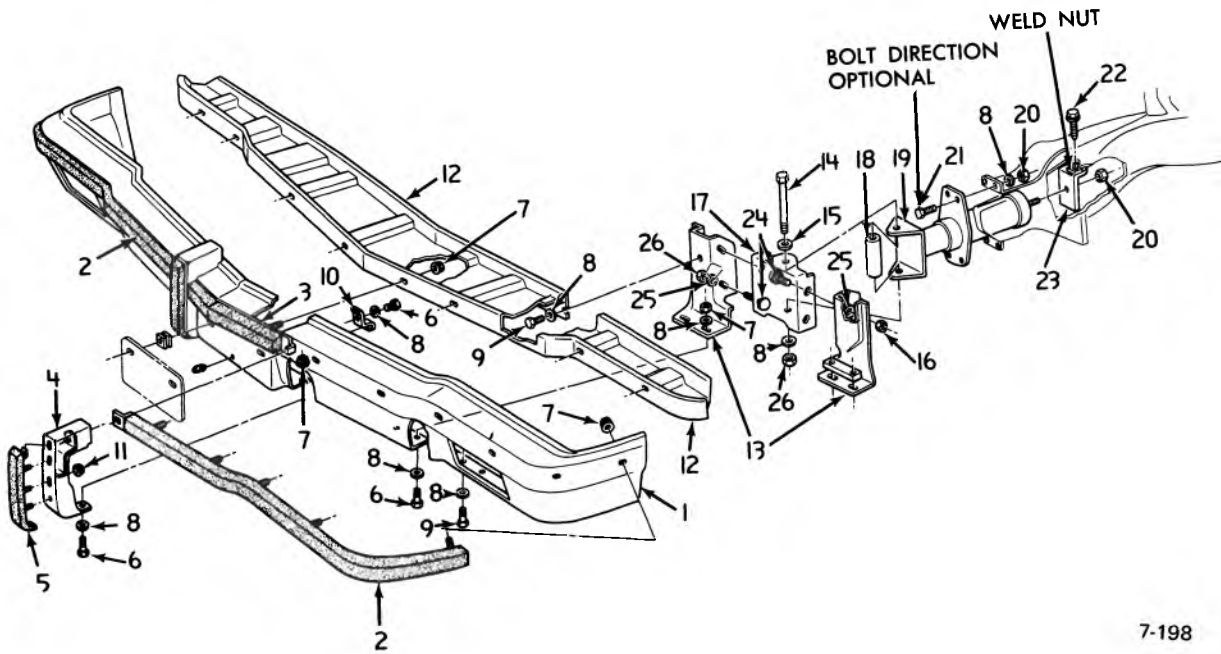
- |  |         |                                |            |
|--|---------|--------------------------------|------------|
| 1. 8.900 BOLT                          |         | 11. 8.900 BOLT (7/16-14 x 7/8) |            |
| 2. 7.865 WASHER                        | 3948039 | 12. 7.800 NUT                  | 3907444    |
| 3. 8.927 SEAL                          |         | 13. 7.833 SEAL                 | 3987089    |
| 4. 8.915 NUT (7/16-14)                 |         | 14. 8.154 CLIP                 | 9792217    |
| 5. 8.931 WASHER (7/16)                 |         | 15. 7.831 BAR                  | 3962323    |
| 6. 8.929 WASHER (15/32 x 59/64 x 7/64) |         | 16. 8.903 BOLT (7/16-14 x 1)   |            |
| 7. 7.865 SPACER                        | 3987097 | 17. 8.900 BOLT                 |            |
| 8. 7.836A REINFORCEMENT                | 3987097 | 18. 7.836 BRACE                | 3987095-96 |
| 9. 8.923 NUT (7/16-14)                 |         | 19. 7.836 BRACKET              | 3987091-92 |
| 10. 7.865 WASHER                       | 1347774 |                                |            |



7-174

**1971-72 CHEVELLE REAR BUMPER (exc. MONTE CARLO)**

- |                        |            |                              |         |
|------------------------|------------|------------------------------|---------|
| 1. 7.836A BRACKET      | 3982417-18 | 8. 7.833 NUT                 | 3945694 |
| 2. 7.831 BAR, UPPER    | 3982400    | 9. 7.833 BUMPER              | 3945692 |
| 3. 7.831 BAR, Lower    | 3982401    | 10. 8.977 SCREW              |         |
| 4. 7.865 SPACER        | 3968533    | 11. 8.900 BOLT               |         |
| 5. 8.931 WASHER        |            | 12. 7.865 WASHER             | 1347774 |
| 6. 8.931 WASHER (7/16) |            | 13. 8.900 BOLT (7/16-14 x 1) |         |
| 7. 8.915 NUT (7/16-14) |            | 14. SHIM                     |         |

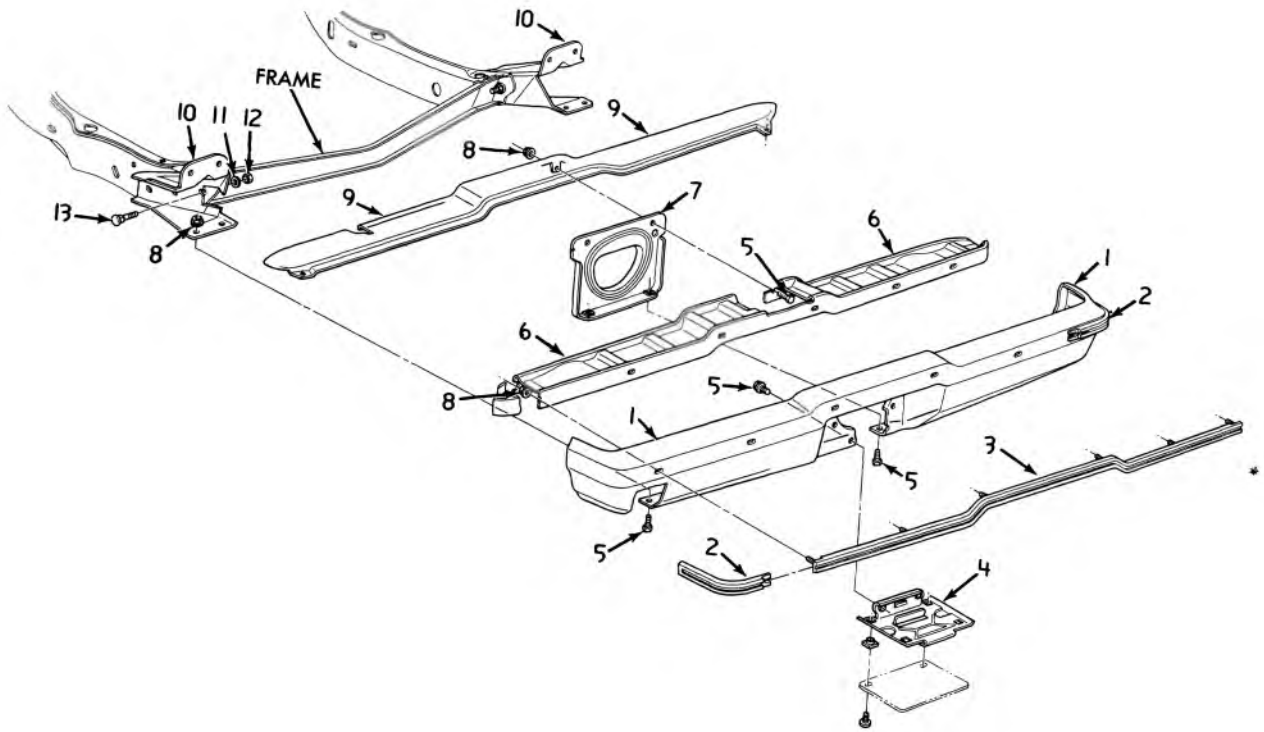


7-198

**1973 CHEVELLE (EXC. IAE00, IAH35) FRONT BUMPER**

1.	7.831	BAR, BUMPER FACE (Exc. IAH57, Impact Strip) . . . . .	3992686	10.	7.829	CLAMP, Bumper Guard Mounting . . .	328967-68
	7.831	BAR, BUMPER FACE (IAH57) (Exc. Impact Strip) . . . . .	3987085	11.	8.921	NUT (10-24)	
	7.831	BAR, BUMPER FACE w/Impact Strip (Exc. IAH57) . . . . .	331791	12.	7.831	REINFORCEMENT ASSY., (Exc. IAH57) . . . . .	3996994
	7.831	BAR, BUMPER FACE (IAH57) w/Impact Strip . . . . .	331790		7.831	REINFORCEMENT ASSY., (IAH57)	325260
2.	7.831	STRIP ASSY., Side (Exc. IAH57) . . . . .	328973	13.	7.836	SUPPORT (Exc. IAH57) . . . . .	325293-94
	7.831	STRIP ASSY., Side (IAH57) . . . . .	328963		7.836	SUPPORT (IAH57) . . . . .	325253-54
3.	7.831	STRIP ASSY., Ctr. (Exc. IAH57) . . . . .	328975	14.	7.840	BOLT (5/8-11 x 5 1/2) . . . . .	6273769
	7.831	STRIP ASSY., Ctr. (IAH57) . . . . .	328975	15.	8.929	WASHER (41/64 x 1 5/16)	
4.	7.828	GUARD ASSY., Frt. (Exc. IAH57) . . . . .	328965-66	16.	8.915	NUT (1/2-13) (Hex)	
	7.828	GUARD ASSY., Frt. (IAH57) . . . . .	328977-78	17.	7.840	BRACKET . . . . .	328941-42
5.	7.828	CUSHION ASSY., (Exc. IAH57) . . . . .	328964	18.	7.840	SLEEVE . . . . .	328922
	7.828	CUSHION ASSY., (IAH57) . . . . .	328976	19.	7.840	ABSORBER ASSY. . . . .	4964402
6.	8.900	BOLT (3/8-16 x 1) (280M) (Hex)		20.	8.915	NUT (7/16-14) (Hex)	
7.	8.915	NUT (3/8-16) (Hex)		21.	8.900	BOLT (7/16-14 x 1) (Hex)	
8.	8.929	WASHER (15/32 x 5 9/64 x 5/64)		22.	8.016	SCREW (3/8-16 x 1) (Hex) . . . . .	3986997
9.	8.900	BOLT (7/16-14 x 1 1/4) (Hex)		23.	7.840	BRACKET ASSY. . . . .	325292
				24.	8.903	BOLT (1/2-13 x 1 1/4) . . . . .	
				25.	7.865	WASHER (1/2 I.D. x 1 1/4 O.D. x 1/8)	1362249
				26.	8.915	NUT (5/8-11)	

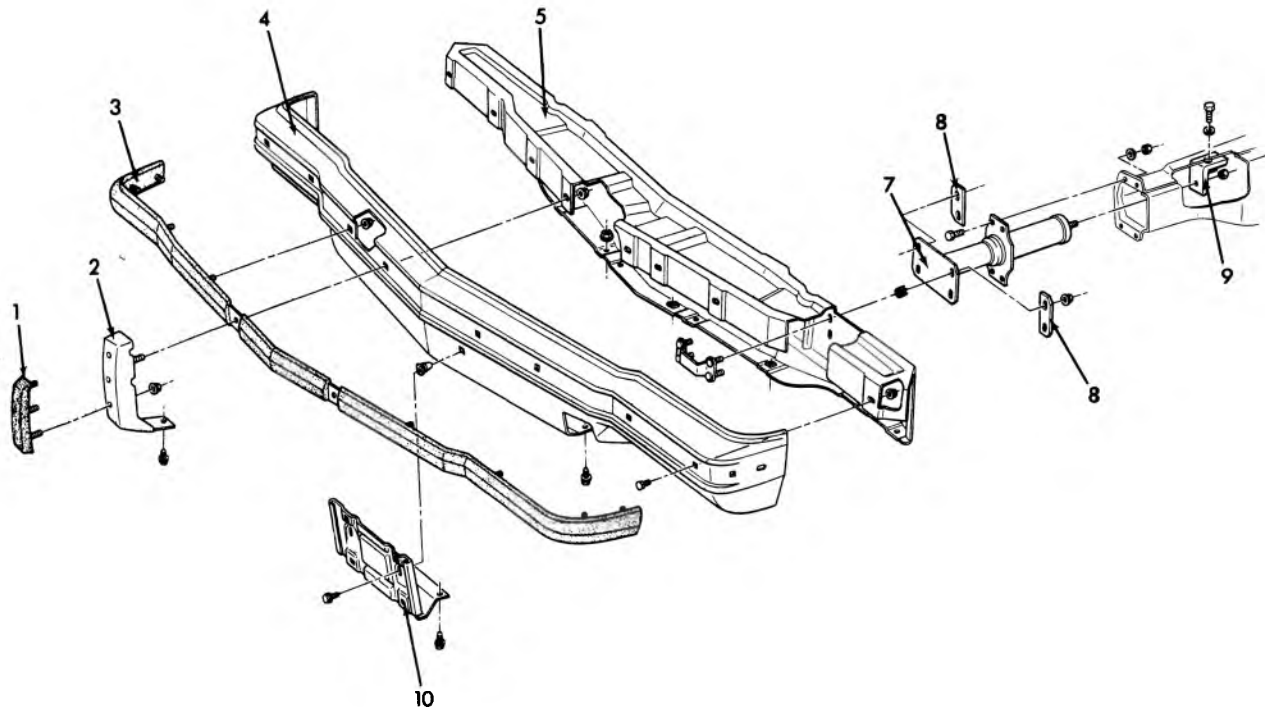




7-199

### 1973 CHEVELLE (EXC. 35-80) REAR BUMPER

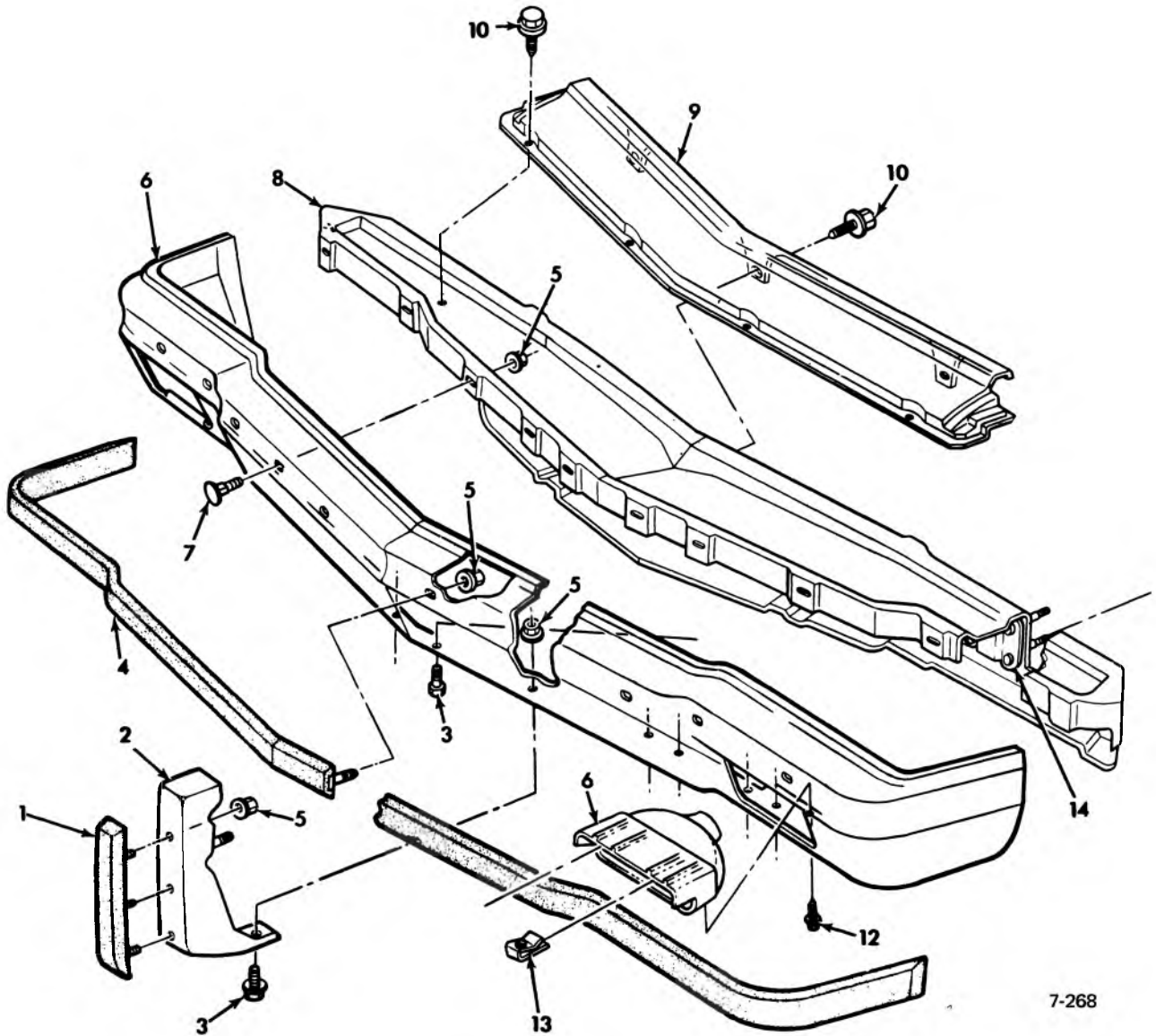
1.	7.831	BAR, Face (IAC, IAD 29, 37) (Exc. RPO VE5) . . . . .	3992687	7.	7.836	REINFORCEMENT CENTER (IAC, IAD, IAE 29-37) . . . . .	3999767
	7.831	BAR, Face (IAC, IAD 29, 37) w/RPO VE5 . . . . .	331786		7.836	REINFORCEMENT CENTER (IAH 57) . . . . .	325236
	7.831	BAR, Face (IAE 29-37) . . . . .	328947	8.	8.915	NUT (Hex) (3/8-16) (w/29/32 Washer)	
	7.831	BAR, Face (IAH) (Exc. RPO VE5) . . .	3987086	9.	7.833	PANEL, Filler (IAC, IAD, IAE 29-37) . . . . .	331721
	7.831	BAR, Face (IAH) w/RPO VE5 . . . . .	331797		7.833	PANEL, Filler (IAH 57) . . . . .	331761
2.	7.831	STRIP ASSY., Side (IAC, IAD 29-37) . .	331785	10.	7.836	BRACKET (IAC, IAD, IAE 29-37) . .	3996981-82
	7.831	STRIP ASSY., Side (IAE 29-37) . . . .	336318		7.836	BRACKET (IAH57) . . . . .	325237-38
3.	7.831	STRIP ASSY., Center (IAC, IAD 29-37)	328971	11.	7.865	VASHER (33/64 I.D. x 1 1/4 O.D. x 1/8) . . . . .	1362249
	7.831	STRIP ASSY., Center (IAE 29-37) . . .	336319	12.	8.915	NUT (Hex) (1/2-13)	
	7.831	STRIP ASSY., (IAH 57) . . . . .	328982	13.	8.903	BOLT (Rnd HD) (1/2 x 13 x 1 1/4)	
4.	12.945	DOOR ASSY. . . . .	409179				
5.	8.900	BOLT (Hex) (3/8-16 x 1)					
6.	7.831	REINFORCEMENT (IAC, IAD, IAE 29-37) . . . . .	325276				
	7.831	REINFORCEMENT (IAH57) . . . . .	3996983				



7-237

### 1974 CHEVELLE FRONT BUMPER (EXC. MONTE CARLO)

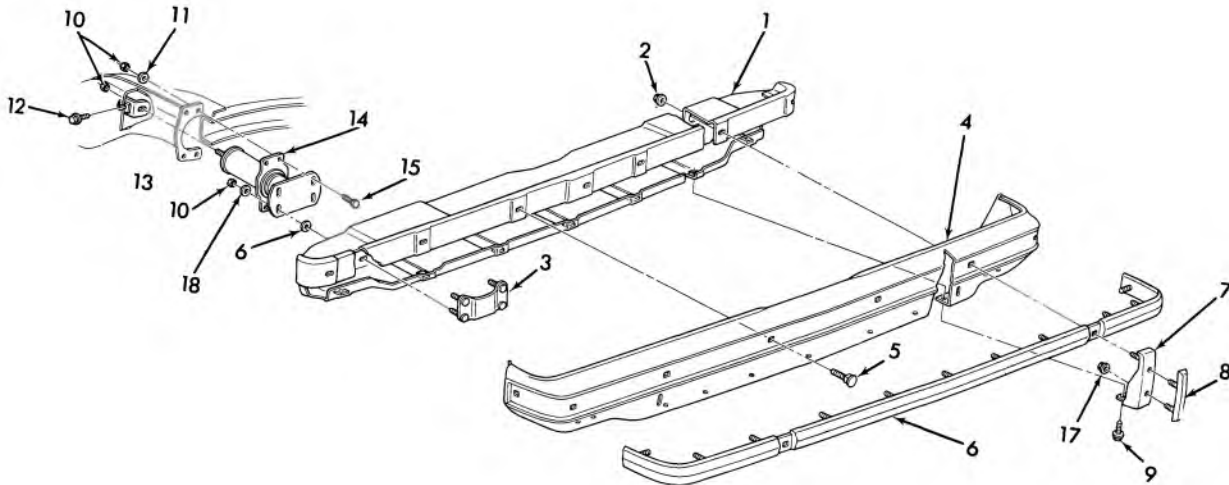
1.	7.828	CUSHION ASSY. . . . .	342125	5.	7.831	REINFORCEMENT . . . . .	340167
2.	7.828	GUARD ASSY. . . . .	342123-24	6.	7.836	PLATE . . . . .	335992
3.	7.831	STRIP ASSY. w/Guards . . . . .	336369	7.	7.840	ABSORBER . . . . .	4975613
		7.831 STRIP ASSY. (Exc. Guards) . . . . .	340170	8.	7.840	REINFORCEMENT . . . . .	342196
4.	7.831	BAR ASSY. (Exc. Strip) . . . . .	338512	9.	7.869	BRACKET . . . . .	342184
		7.831 BAR ASSY. w/Strip . . . . .	340187	10.	7.800	BRACKET, License Plate . . . . .	342107



7-268

### 1975 CHEVELLE FRONT BUMPER (exc. MONTE CARLO)

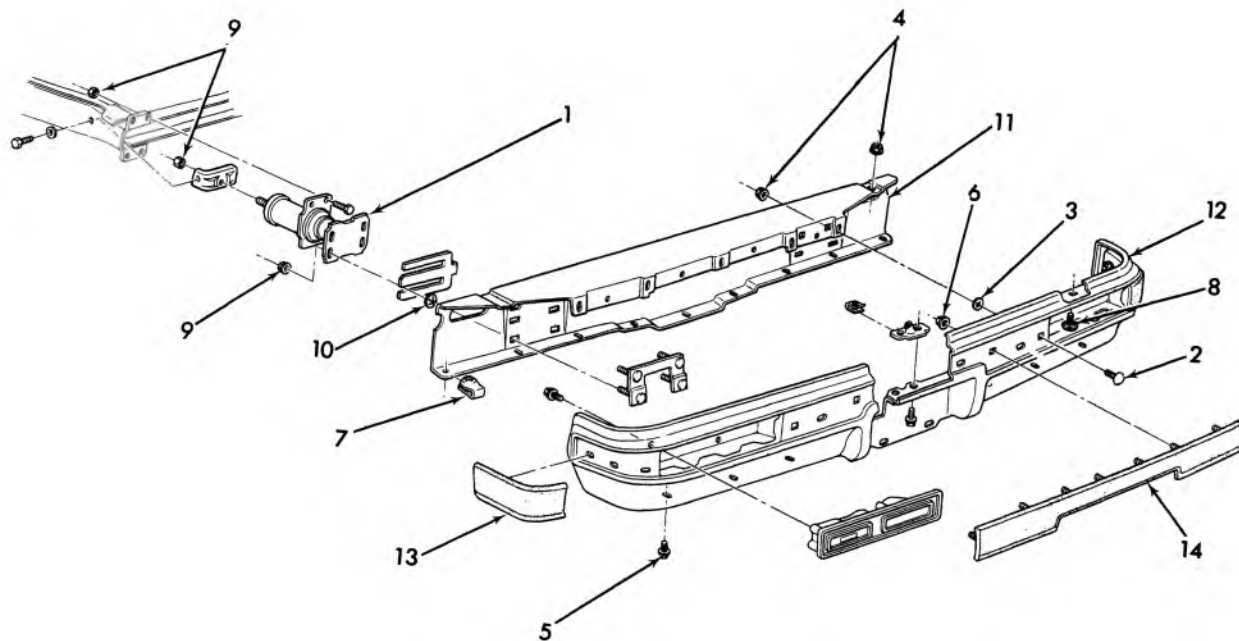
1.	7.828	CUSHION, front bpr. guard	352029	7.	8.903	BOLT (3/8-16 x 1)	
2.	7.828	GUARD ASSY., frt. bpr. L.H.-R.H.	352025-26	8.	7.831	REINFORCEMENT	356432
3.	8.900	BOLT (3/8-16 x 1 1/4)		9.	1.287	PANEL, grille to frt. bumper filler	340154
4.	7.831	STRIP ASSY., w/guards	336369	10.	8.977	SCREW (5/16-12 x 3/4)	
	7.831	STRIP ASSY., (exc. guards)	340170	11.	2.585	LAMP ASSY., parking	912177
5.	8.915	NUT (3/8-16)		12.	8.977	SCREW (10-16 x 3/4)	
6.	7.831	BAR ASSY. (exc. strip)	338512	13.	8.921	NUT (10-16) spring type	
	7.831	BAR ASSY., w/strip	340187	14.	7.836	PLATE ASSY., frt. bumper stud	340189



7-229

**1974-75 CHEVELLE REAR BUMPER (EXC. STA. WAG., EL CAMINO)**

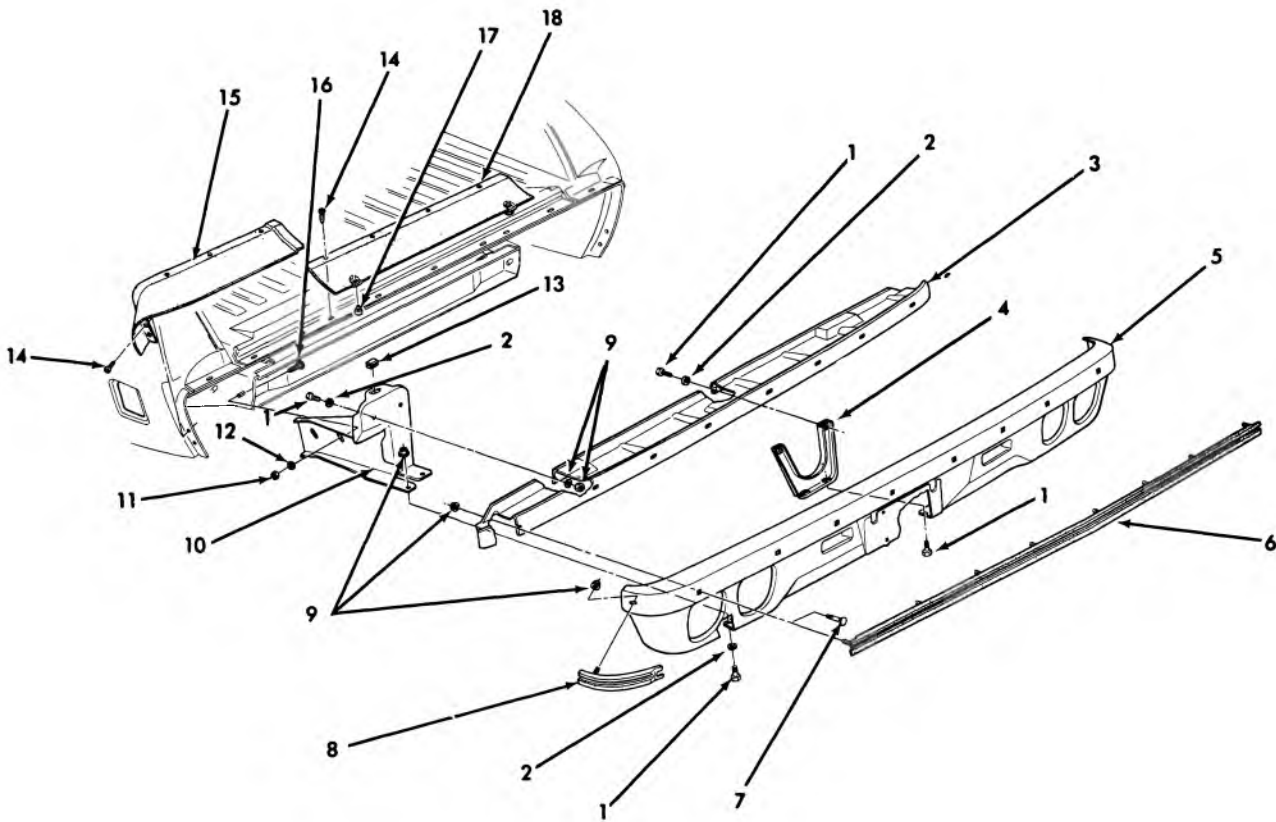
1.	7.831	REINFORCEMENT, Rr. Bumper Face Bar. . . . .	338529	8.	7.828	CUSHION ASSY., Rr. Bumper Guard . . . . .	342121
2.	8.915	NUT . . . . .	1378333	9.	8.977	BOLT . . . . .	9431870
3.	7.836	PLATE ASSY., Rear Bumper Stud . . . . .	335992	10.	8.915	NUT (7/16-14) . . . . .	9418897
4.	7.831	BAR, (exc. Impact Strip) Rear Bumper Face . . . . .	338513	11.	8.929	WASHER (15/32) . . . . .	3990160
	7.831	BAR, w/Impact Strip . . . . .	340164	12.	8.900	BOLT, Cone Point (7/16-14) . . . . .	493001
5.	8.900	BOLT (3/8-16 x 1) . . . . .	9433489	13.	7.840	BRACKET ASSY., Rr. Shk. Abs. . . . .	492976
6.	7.831	IMPACT STRIP (exc. Guards) Rear Bumper . . . . .	340178	14.	7.840	SHOCK ABSORBER ASSY. . . . .	4975707
	7.831	STRIP ASSY., w/Impact Strip and Guards . . . . .	342122	15.	8.900	BOLT (7/16-14 x 1) . . . . .	9419073
7.	7.828	GUARD ASSY., Rr. Bumper L.H. R.H. . . . .	342119-20	16.	8.915	PUSH NUT (7/16 Thread Dia.) . . . . .	612019
				17.	8.915	NUT (1/4-20) . . . . .	9419844
				18.	8.929	P. WASHER (15/32 I.D. x 7/8 O.D.) . . . . .	3990160



7-231

**1974-75 CHEVELLE REAR BUMPER (STA. WAG.)**

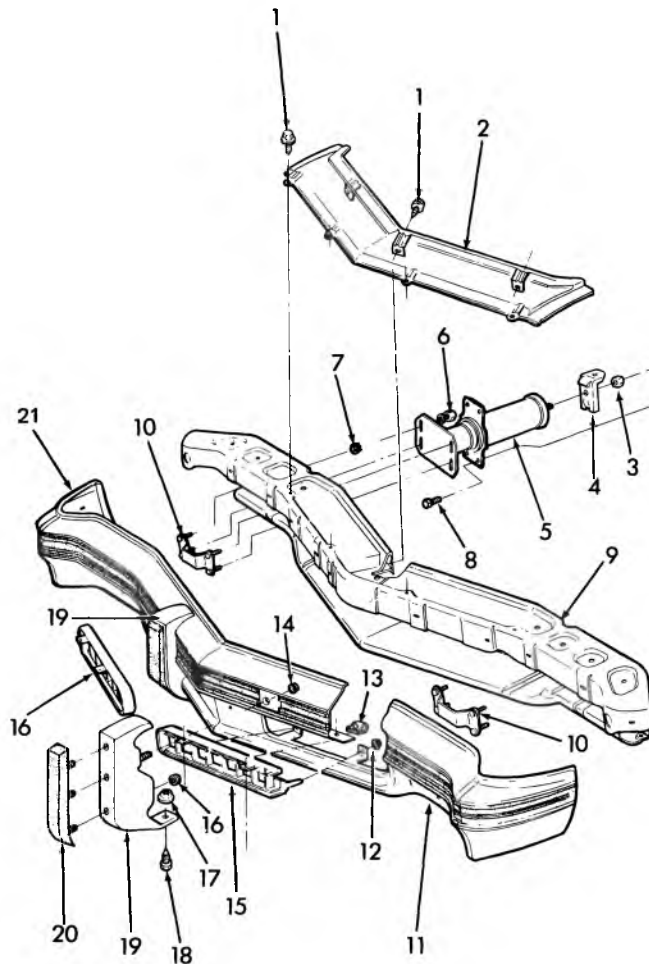
1.	7.840	ABSORBER ASSY., Rear Bumper Shock	4975707	9.	8.921	NUT	
2.	7.874	BOLT, 3/8-16 x 3/4.	3774573	10.	5.813	NUT, Push on Spring Hex. (7/16-20)	358501
3.	4.658	NUT, Push on Spring	1488371	11.	7.831	REINFORCEMENT, Rear Bumper Impact Bar	491964
4.	8.915	NUT, 3/8-16	1378333	12.	7.831	BAR ASSY., (exc. Impact Strip)	477589
5.	7.874	BOLT, Rear Bumper Impact Bar Center Bracket to Reinf.	492746		7.831	BAR ASSY., w/Impact Strip	492609
6.	8.921	NUT		13.	7.831	STRIP ASSY., Rear Bumper Protective Strip (R.H.-L.H.)	340161-2
7.	8.921	NUT, U-Shaped Spring 3/8-16 x 21/32	1494254	14.	7.831	STRIP ASSY., Rear Bumper Protective Strip (Center)	340163
8.	8.903	BOLT, 3/8-16 x 1.000					



7-255

### 1975 EL CAMINO Rear Bumper

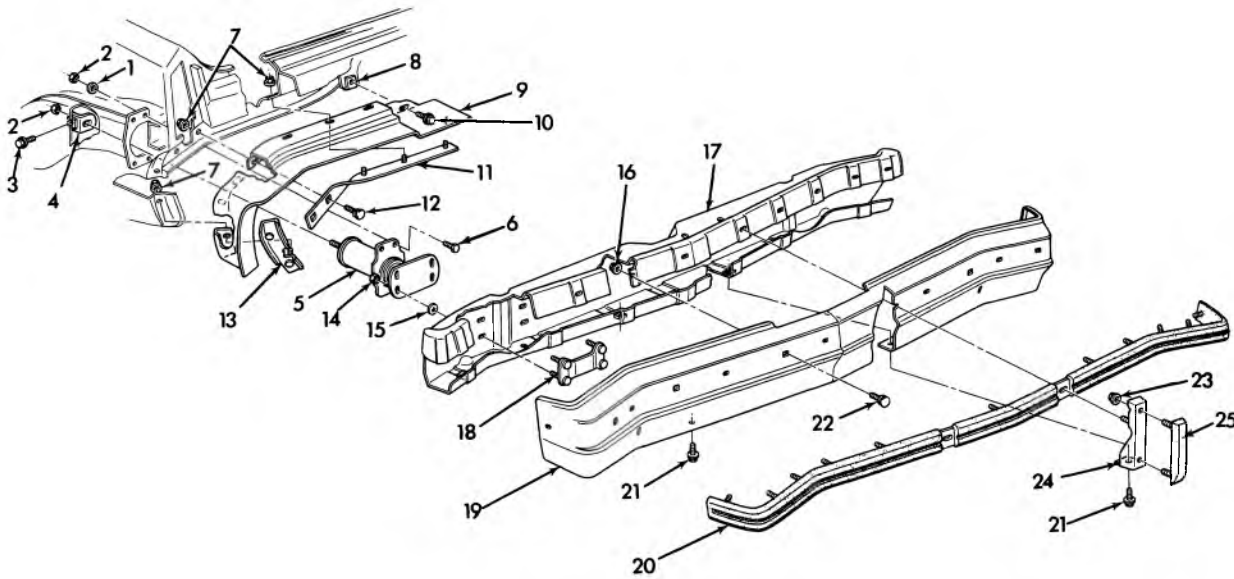
1.	8.900	BOLT—Hex (3/8—16 x 1) . . .		7.869	BRACKET, rear face	
2.	8.929	WASHER . . . . .			bar R.H. . . . .	6261908
3.	7.831	REINFORCEMENT, rear		11.	8.915	NUT—Hex (1/2—13) . . . . .
		bumper, face bar . . . . .	325264	12.	7.865	WASHER—(1/2 x 1 1/4 x 1/8)
4.	7.836	REINFORCEMENT ASSY, rear		13.	8.820	PAD—Jack . . . . .
		bumper face bar center . . . . .	328991	14.	8.977	SCREW (8—18 x 3/4) rr
5.	7.831	BAR, El Camino w/				Bpr. face Bar to body . . . . .
		impact Strip . . . . .	331789	15.	7.833	FILLER, rear bumper face
6.	7.831	STRIP ASSY., rear				bar to body L.H. . . . .
		bumper protv. center . . . . .	328983		7.833	FILLER, rear bumper face
7.	8.903	BOLT—Round Head square				bar to body R.H. . . . .
		neck (3/8—16 x 3/4) . . . . .		16.	8.903	BOLT—Round Head square
8.	7.831	STRIP ASSY, rear bumper				nk (1/2 x 13 x 1 1/4) . . . . .
		protv. side L.H. . . . .	331787	17.	10.587	BUMPER—rubber, rr Bmpr
		STRIP ASSY, rear bumper				face Bar to Body Fil . . . . .
		protv. side R.H. . . . .	331788	18.	7.833	PANEL—rear bumper to
9.	8.917	NUT—Hex Flg., Washer				body filler . . . . .
		type (3/8—16) . . . . .				
10.	7.869	BRACKET, rear face				
		bar L.H. . . . .	6261907			



7-236

### 1974-75 MONTE CARLO FRONT BUMPER

1.	8.977	SCREW—Hex. Hd. 5/16—12 x 5/8 . . .	9422232	12.	6.760	NUT—Hex. Lrg. Fig. 3/18—16 . . . . .	1378333
2.	1.287	PANEL—Rod Grl. to Frt. Bpr. Fil. . . .	340153	13.	1.269	NUT—U-Shape . . . . .	1494253
3.	8.915	NUT—7/16—14 . . . . .		14.	6.760	NUT—Hex. Lrg. Fig. 3/8—16 . . . . .	1378333
4.	7.840	BRACKET ASSY.—Shk. Abs. . . . .	492976	15.	1.266	GRILLE—Rad. Lwr. L.H.-R.H. . . . .	338577-78
5.	7.840	SHOCK ABSORBER—Frt. Bpr. . . . .	4975617	16.	8.915	NUT . . . . .	
6.	7.874	NUT—7/16—14 . . . . .	3930109	17.	6.760	NUT—Hex. Lrg. Fig. 3/8—16 . . . . .	1378333
7.	5.813	NUT—Spl. Hex. 7/16—20 . . . . .	358501	18.	8.977	SCREW—3/8—16 x 1-1/8 . . . . .	9431970
8.	8.900	BOLT . . . . .		19.	7.828	GUARD ASSY.—Frt. Bpr. L.H.-R.H. . . . .	342149-50
9.	7.831	REINF. ASSY.—Frt. Bpr. Face Bar . . .	338560	20.	7.828	CUSHION ASSY.—Frt. Bpr. Guard . . . . .	342136
10.	7.836	PLATE ASSY.—Bpr. Face Bar Stud . . .	335992	21.	7.831	BAR—Bumper Face (exc. Impact Strip). . . . .	338514
11.	7.836	STRIP ASSY.—Frt. Bpr. Proto (exc. Guards) . . . . .	340195			BAR—w/Impact Strip . . . . .	340191
	7.831	STRIP ASSY., w/Guards . . . . .	340198				

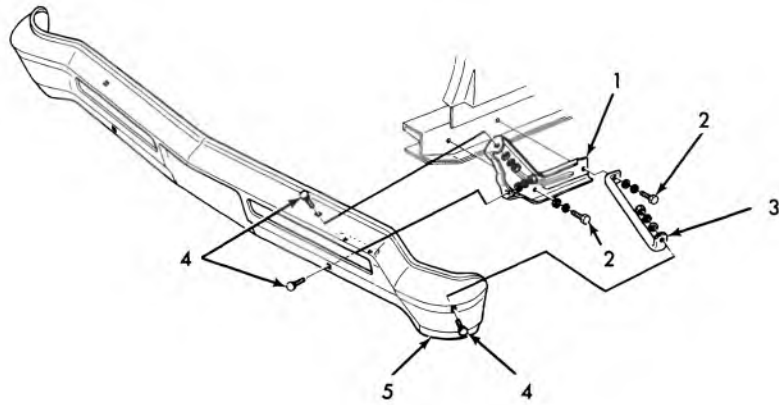


7-235

### 1974 MONTE CARLO REAR BUMPER

1.	8.929	WASHER (15/32 I.D.)		15.	5.813	PUSH NUT (7/16")	358501
2.	8.915	NUT (7/16-14)		16.	6.760	NUT (5/16"-16)	1378333
3.	7.840	SCREW, Rear Bumper Shock Absorber Bracket	493001	17.	7.831	REINFORCEMENT ASSY., Rear Bumper Face Bar	338519
4.	7.840	BRACKET ASSY., Rear Shock Absorber	492976	18.	7.836	PLATE ASSY., Bumper Stud	335992
5.	7.840	ABSORBER ASSY., Rear Bumper	4975707	19.	7.831	BAR, Bumper Face (Exc. Impact Strip)	336352
6.	8.900	BOLT (7/16"-14 x 1") (280M)			7.831	BAR, Bumper Face w/Impact Strip	342163
7.	12.118	NUT ASSY., w/Seal	4801719	20.	7.831	STRIP ASSY., w/Bumper Guards Bumper Face Bar	340185
8.	8.921	NUT ("U" Shape)-(8-18)			7.831	STRIP ASSY. (exc. Bumper Guards) Bumper Face Bar	340186
9.	7.833	FILLER, bumper bar to body L.H.-R.H.	338597-98	21.	8.977	SCREW, (3/8"-16 x 1-1/8")	
10.	8.977	SCREW (8-18 x 3/4")			8.929	WASHER (13/32" I.D. x 13/16" O.D.)	
11.	7.833	RETAINER ASSY., Rear Bumper to Body Filler Center	340159-60	22.	7.874	BOLT (3/8"-16 x 1")	3774573
12.	12.170	BOLT (1/4"-20 x 3/4")	3976451	23.	6.760	NUT, Bumper Guard (3/8"-16)	
13.	7.833	RETAINER ASSY., Rear Bumper to Body Filler, Side L.H.-R.H.	340157-58	24.	7.828	GUARD ASSY., Bumper L.H.-R.H.	340165-66
14.	7.874	NUT (7/16"-14) (286M)	3930109	25.	7.828	CUSHION, Rear Bumper Guard	342156

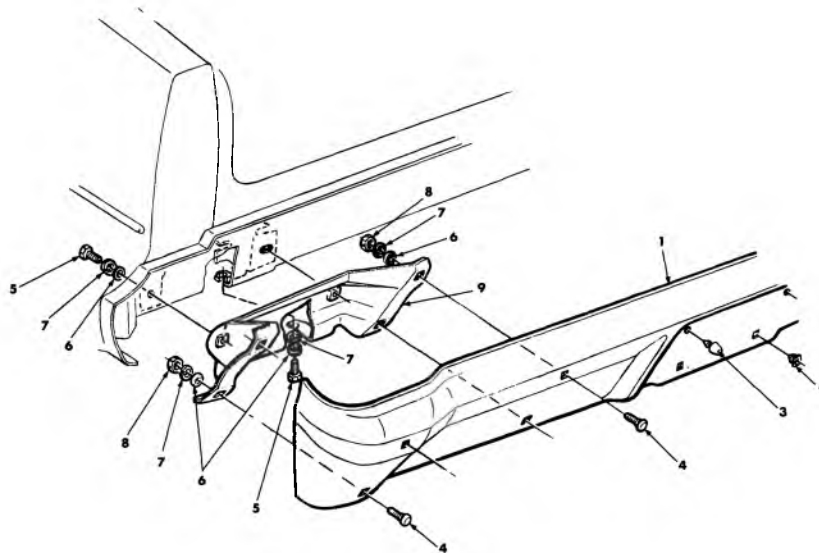




7-110

### 1966-67 CHEVY II—FRONT BUMPER

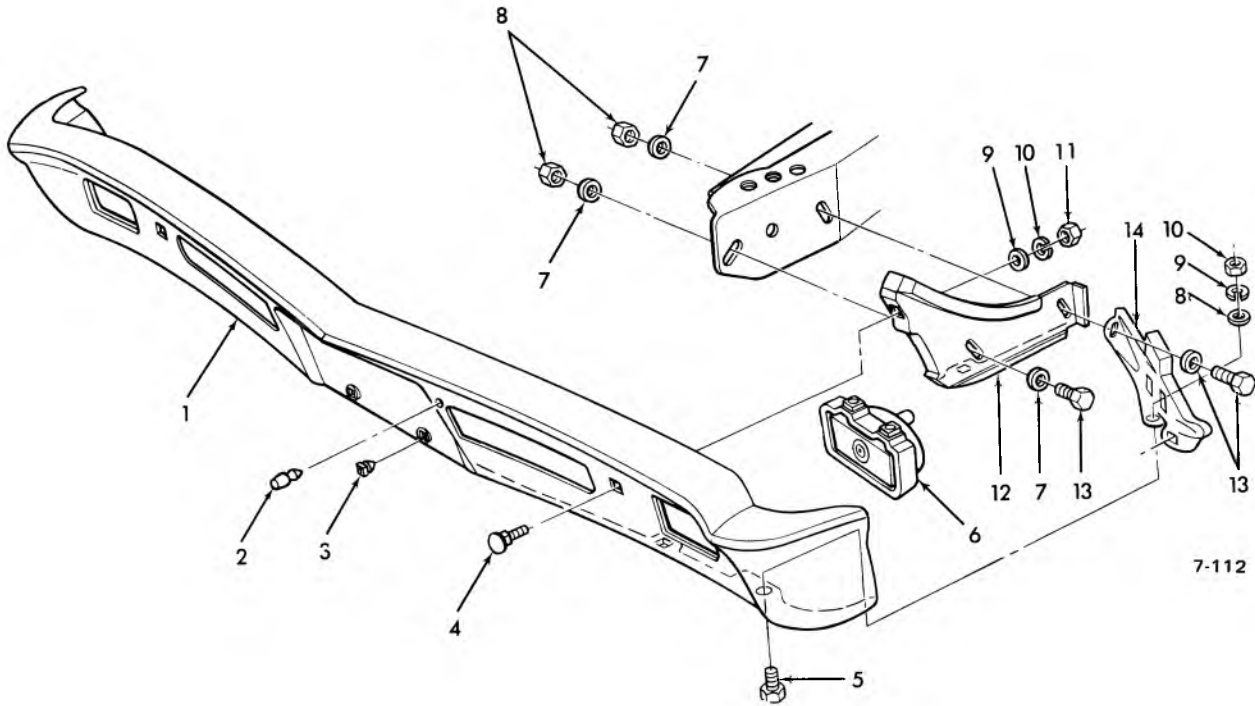
1. 7.869	BRACKET .....	3871355-56	4. 7.874	BOLT .....	3716509
2. 8.900	BOLT (7/16-14 x 1 1/4)		8.929	WASHER (15/32 x 59/64 x 5/64)	
	8.931	L/WASHER (7/16)	8.931	L/WASHER (7/16)	
	8.929	WASHER (15/32 x 59/64 x 5/64)	8.915	NUT (7/16-14)	
3. 7.836	BRACE .....	3874753-54	5. 7.831	BAR .....	3866471



7-111

### 1966-67 CHEVY II—REAR BUMPER

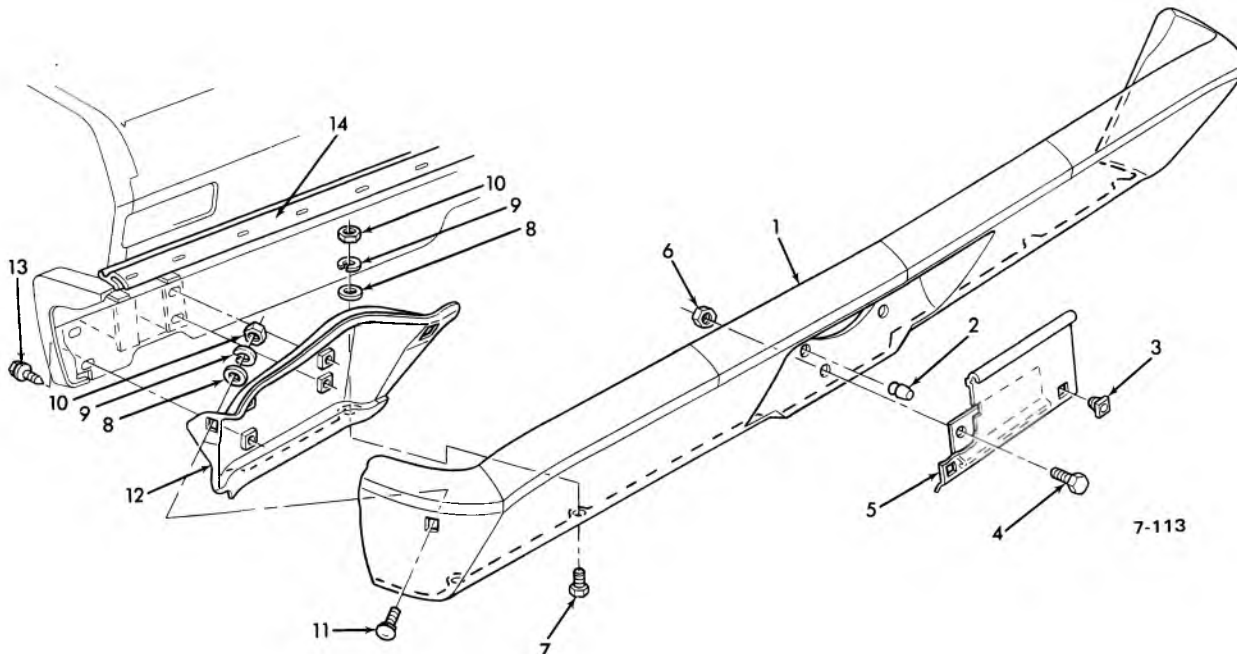
1. 7.831	BAR .....	3866564	7. 8.931	L/WASHER (7/16 med.)	
2. 7.800	NUT .....	3877254	8. 8.915	NUT (7/16-14)	
3. 7.800	BUMPER .....	3938600	9. 7.869	BRACKET ASSY. (exc. STA. WAG.)	3872265-66
4. 7.874	BOLT .....	3716509		BRACKET ASSY. (STA. WAG.)	3872269-70
5. 8.900	BOLT (7/16-14 x 1 1/4)				
6. 8.929	WASHER				



7-112

### 1968-72 CHEVY II, NOVA FRONT BUMPER

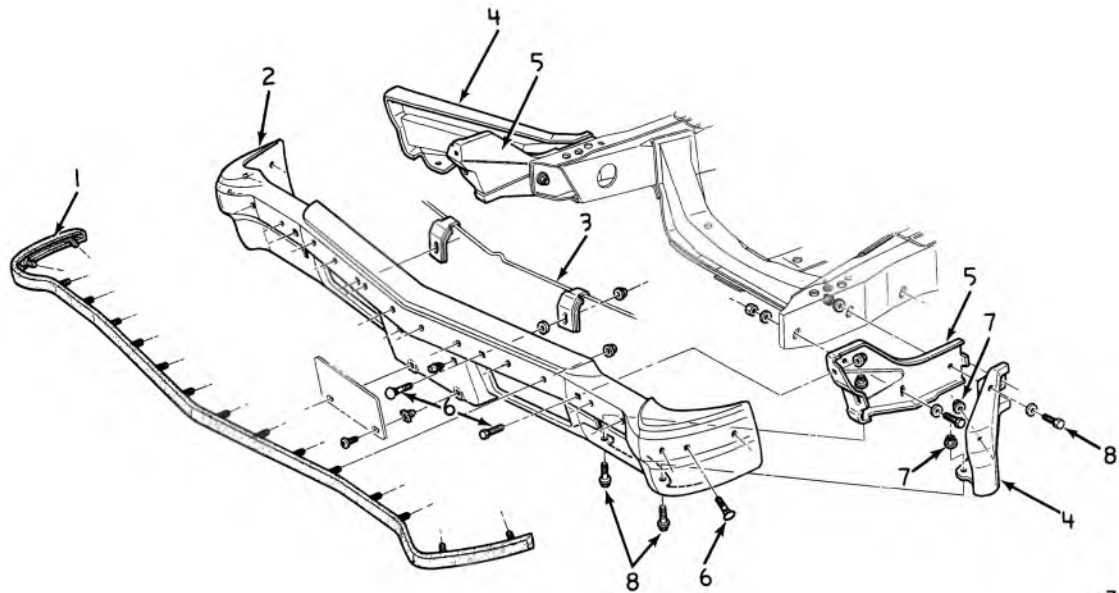
1.	7.831	BAR—Front Bumper Face	3903514	9.	8.931	WASHER (15/32—55/64 x 1/16)	
2.	7.800	BUMPER	3938600	10.	8.931	WASHER (7/16)	
3.	7.800	NUT	3877254	11.	8.915	NUT (7/16—14)	
4.	8.903	BOLT (7/16—14 x 1)		12.	7.869	BRACKET	3909193-94
5.	8.900	BOLT (7/16—14 x 1)		13.	8.900	BOLT (1/2—13 x 1-1/2)	
6.	2.585	LAMP ASSY.	916211		8.929	WASHER (17/32)	
7.	7.865	WASHER	1362249	14.	7.836	BRACE (R.H.)	3949788
8.	8.915	NUT			7.836	BRACE (L.H.)	3998881



7-113

### 1968-72 CHEVY II, NOVA REAR BUMPER

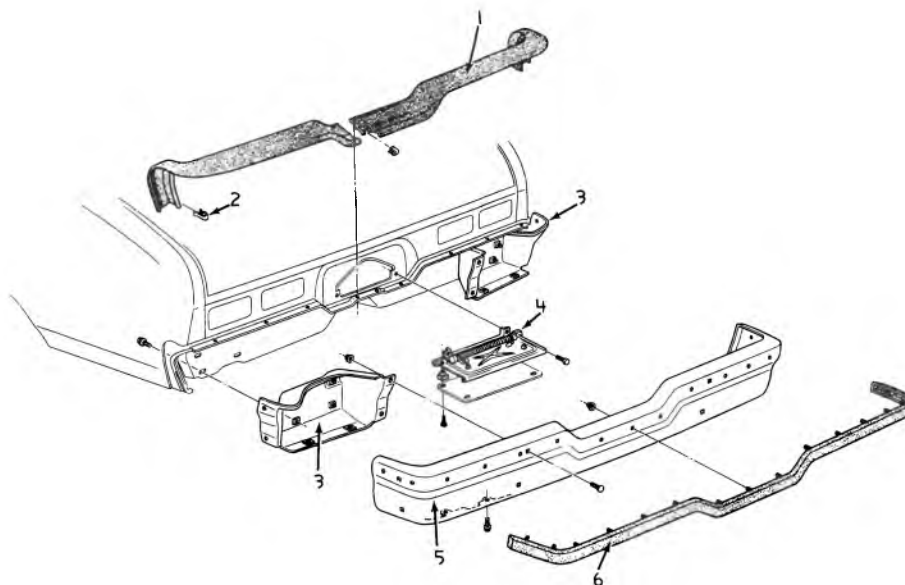
1.	7.831	BAR	3903515	8.	8.929	WASHER (7/16)	
2.	7.800	BUMPER	3938600	9.	8.931	L/WASHER (7/16)	
3.	7.800	NUT	3907444	10.	8.915	NUT (7/16—14)	
4.	8.900	BOLT (1/4—20 x 5/8)		11.	7.874	BOLT	9425343
5.	12.945	DOOR ASSY.	3913608	12.	7.869	BRACKET	3916601-02
6.	8.917	NUT (1/4—20)		13.	8.900	BOLT (3/8—16 x 1-1/8)	
7.	8.900	BOLT (7/16—14 x 1)		14.	7.833	SEAL	3938680



7-203

### 1973 NOVA FRONT BUMPER

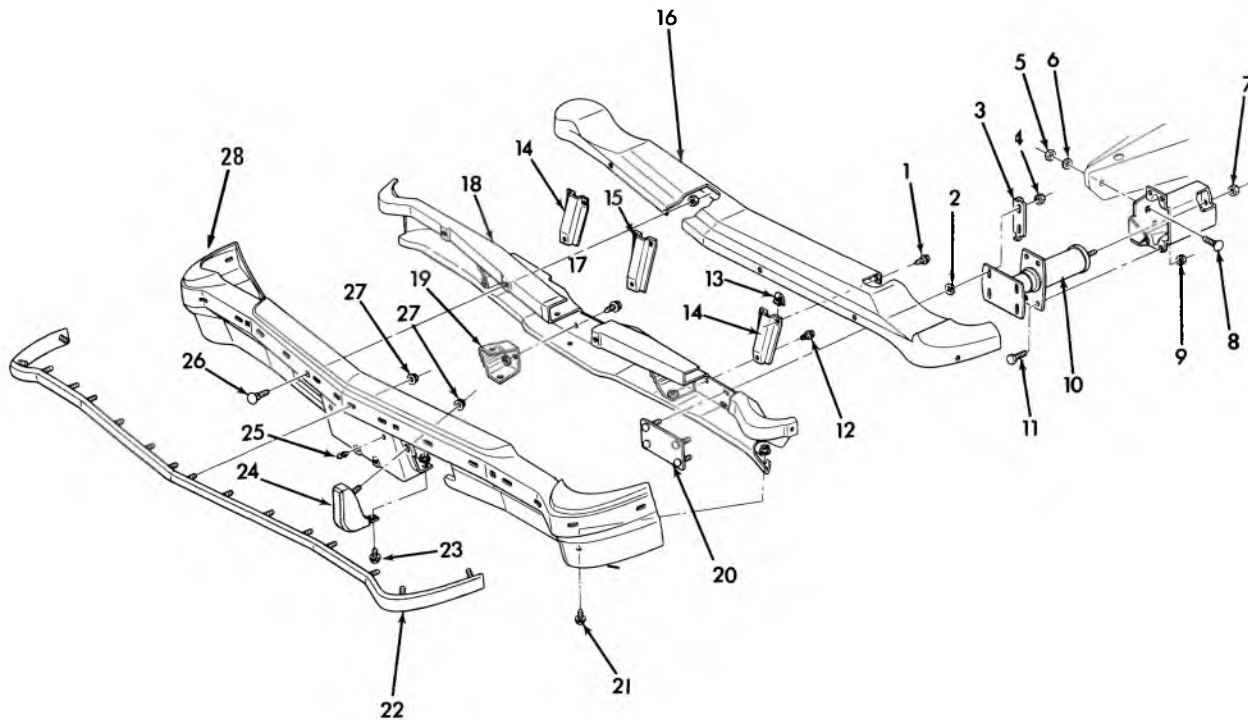
- |   |                                |
|---|--------------------------------|
| 1. 7.831 STRIP ASSY., Frt. Bumper Protective              | 4. 7.836 BRACE, Front          |
| 2. 7.831 BAR  | 5. 7.869 BRACKET, Front        |
| 3. 7.833 SUPPORT ASSY., Rad. Grille to Frt. Bumper Filler | 6. 8.903 BOLT (3/8-16 x 1)     |
|   | 7. 8.915 NUT (3/8-16)          |
|   | 8. 8.900 BOLT (1/2-13 x 1 1/2) |



7-204

### 1973 NOVA REAR BUMPER

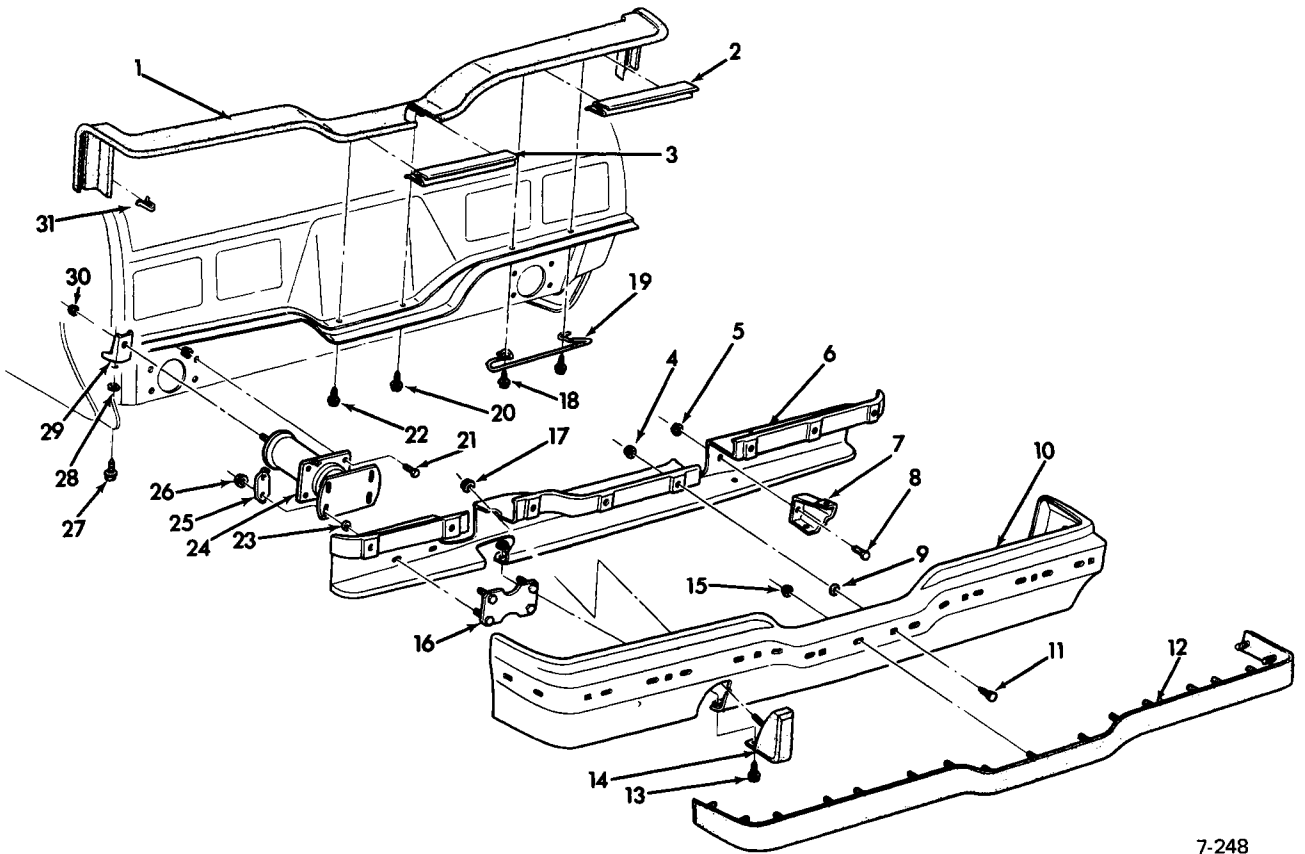
- |   |  |
|---|--|
| 1. 7.833 FILLER ASSY., Rear Bumper Face Bar to Body | 4. 12.945 DOOR ASSY.                         |
| 2. 7.833 CLIP, Rear Bumper to Body Filler           | 5. 7.831 BAR, Bumper Face                    |
| 3. 7.869 BRACKET ASSY., Rear Bumper                 | 6. 7.831 STRIP ASSY., Rear Bumper Protective |



7-239

### 1974 NOVA — FRONT BUMPER

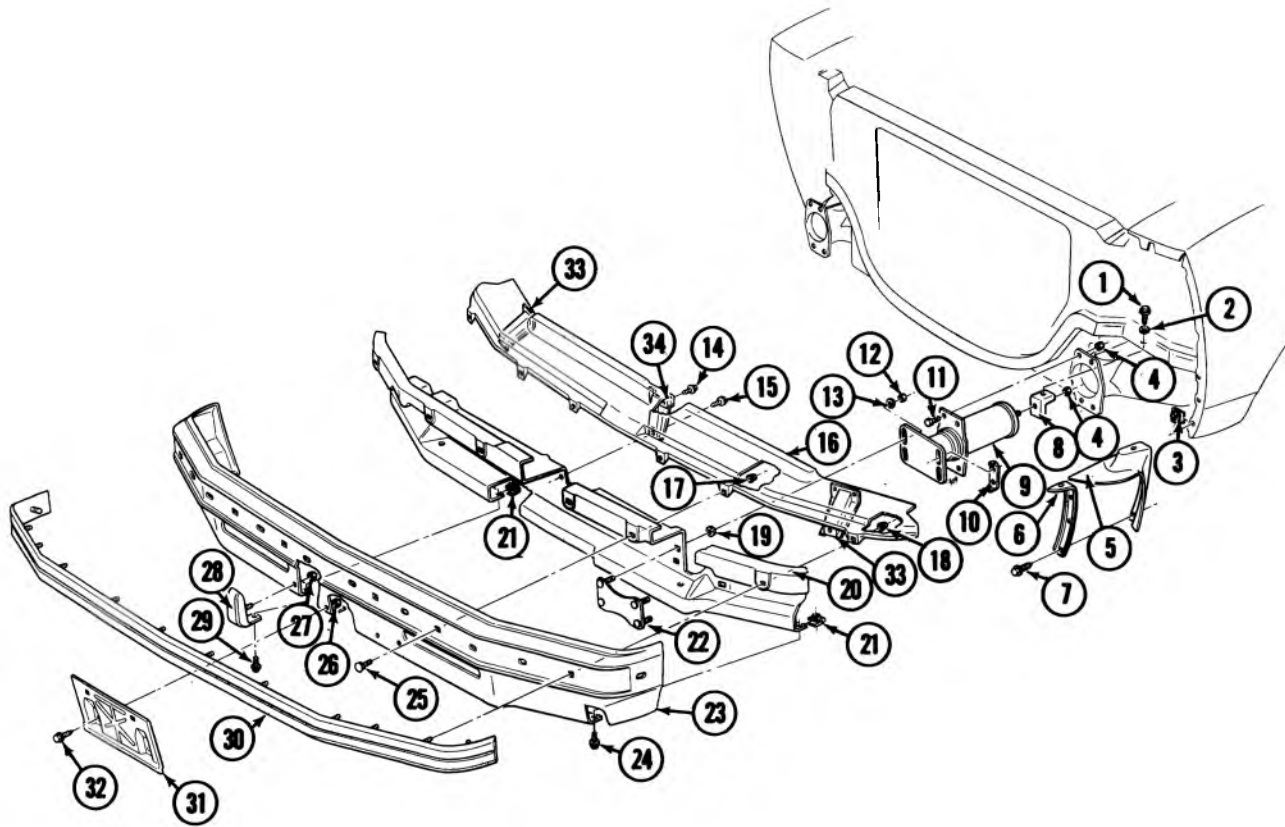
1.	8.900	BOLT ASSY.—3/8—16 x 1		15.	7.833	BRACKET—Frt. Bpr. Fil. Pnl. . . . .	341006
2.	8.915	SPRING NUT		16.	7.833	PANEL—Frt. Bpr. Fil. . . . .	341004
3.	7.840	SPACER—Bpr. Shk. Abs. . . . .	341073	17.	8.900	BOLT—3/8—16 x 1	
4.	8.915	NUT—7/16—14		18.	7.831	REINFORCEMENT—Frt. Bpr. Face Bar	337470
5.	8.915	NUT—HUB—1/2—13 PC . . . . .	9414511	19.	7.869	GUSSET—Frt. Bpr. Face Bar . . . . .	337474
6.	8.931	LOCK WASHER—(1/2)		20.	7.836	PLATE ASSY.—Bpr. Face Bar . . . . .	337472
7.	8.915	NUT—7/16—14		21.	8.900	BOLT—3/8—16 x 1	
8.	8.900	BOLT—1/2—13 x 1-1/4		22.	7.831	STRIP ASSY.—Frt. Bpr. Protective . .	327572
9.	8.915	NUT—7/16—14		23.	8.900	BOLT—3/8—16 x 1	
10.	7.840	ABSORBER ASM.—Frt. Bpr. Shock . .	4975618	24.	7.828	GUARD ASSY.—Frt. Bpr. L.H. - R.H. .	341085-86
11.	8.900	BOLT—7/16—14 x 1		25.	7.800	BUMPER—Rr. Lic. Plt. . . . .	3996995
12.	8.903	SCREW—3/8—16 x 1		26.	8.903	BOLT—3/8—16 x 1	
13.	1.276	NUT—Spl. Spr. 1/4—14 . . . . .	3849974	27.	8.915	NUT—3/8—16	
14.	7.833	BRACKET—Frt. Bpr. Fil. Pnl. . . . .	341005	28.	7.831	BAR—Bumper Face (exc. Impact Strip) . . . . .	337457
					7.831	BAR—w/Impact Strips . . . . .	339421



7-248

### 1974 NOVA REAR BUMPER

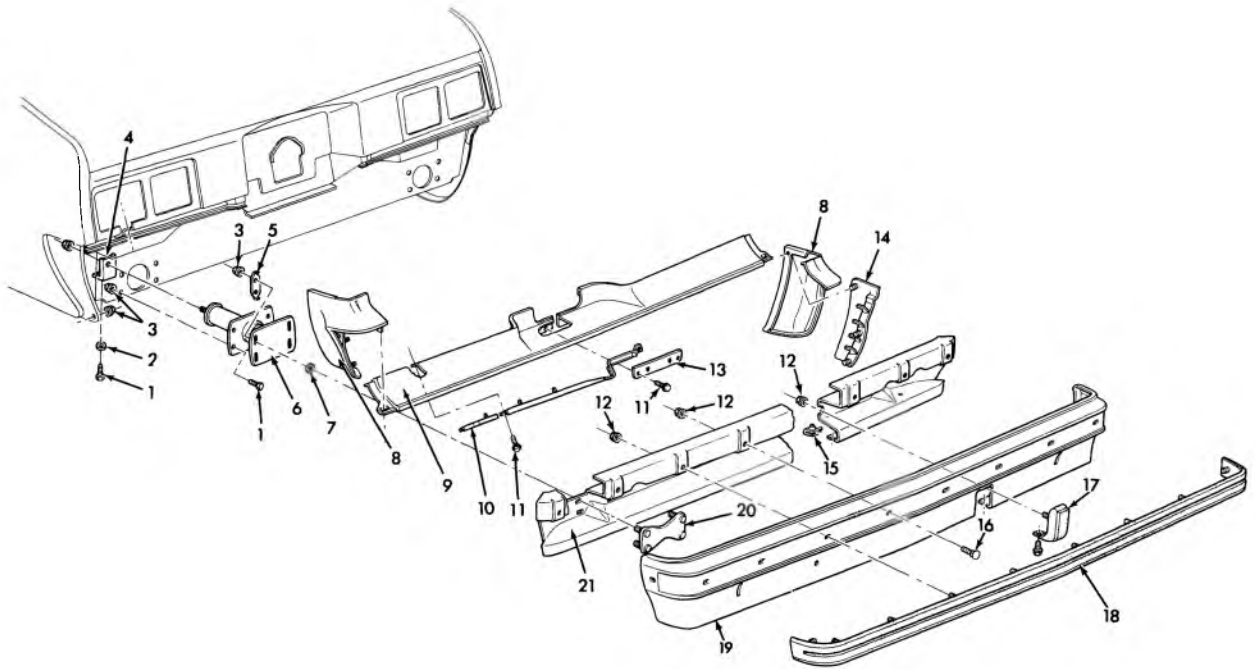
1. 7.833	FILLER, Rear Bumper Face Bar to Body . . . . .	339486	15. 8.915	NUT . . . . .	
2. 7.833	RETAINER, Rear Bumper Face Bar to Body Fil, Otr. . . . .	345524	16. 7.840	PLATE ASSY., Rear Bumper Stud . . . . .	337472
3. 7.833	RETAINER, Rear Bumper Face Bar to Body Fil. Ctr. . . . .	341029	17. 8.929	FLAT WASHERS, (15/32 x 15/16 O.D.) . . . . .	
4. 8.915	NUT		18. 8.900	SCREW, (10 - 16 x 1/2)	
5. 8.915	NUT		19. 7.833	SUPPORT, Rr. Bumper Face Bar Fil. . . . .	347511-12
6. 7.831	REINFORCEMENT, Rr Bumper Face Bar . . . . .	337471	20. 8.900	SCREW, (10 - 16 x 1/2)	
7. 7.869	GUSSET, Rear Face Bar Reinforcement . . . . .	337946	21. 8.900	BOLT, (7/16 - 14)	
8. 8.900	BOLT . . . . .		22. 8.900	SCREW, (10 - 16 x 1/2)	
9. 4.658	NUT, Front Bumper Face Bar . . . . .	1488371	23. 8.915	NUT, Spring	
10. 7.831	BAR, Exc. Impact Strip. . . . .	337460	24. 7.840	ABSORBER ASSY., Rr. Bumper Shock . . . . .	4975618
7.831	BAR, w/Impact Strip (Exc. guards) . . . . .	339468	25. 7.840	SPACER, Rr. Bumper Shock Absorber . . . . .	341073
7.831	BAR, w/Guards . . . . .	341088	26. 8.915	NUT, (7/16 - 14)	
11. 7.874	BOLT, (3/8 - 16 x 3/4) . . . . .	3774573	27. 8.900	BOLT, (7/16 - 14 x 1)	
12. 7.865	STRIP ASSY., Rr. Bumper Protectors. . . . .	339474	28. 8.929	WASHER, (5/32 x 15/16)	
13. 8.977	SCREWS, (3/8 - 16 x 1-1/8)		29. 7.840	BRACKET, Rr. Bumper Shock Absorber. . . . .	337473
14. 7.828	GUARD ASSY., Rear Bumper . . . . .	341076	30. 8.915	NUT, (7/16 - 14)	
			31. 7.833	CLIP, Rr. Bumper to Body Filler . . . . .	333711



7-259

### 1975 NOVA – FRONT BUMPER

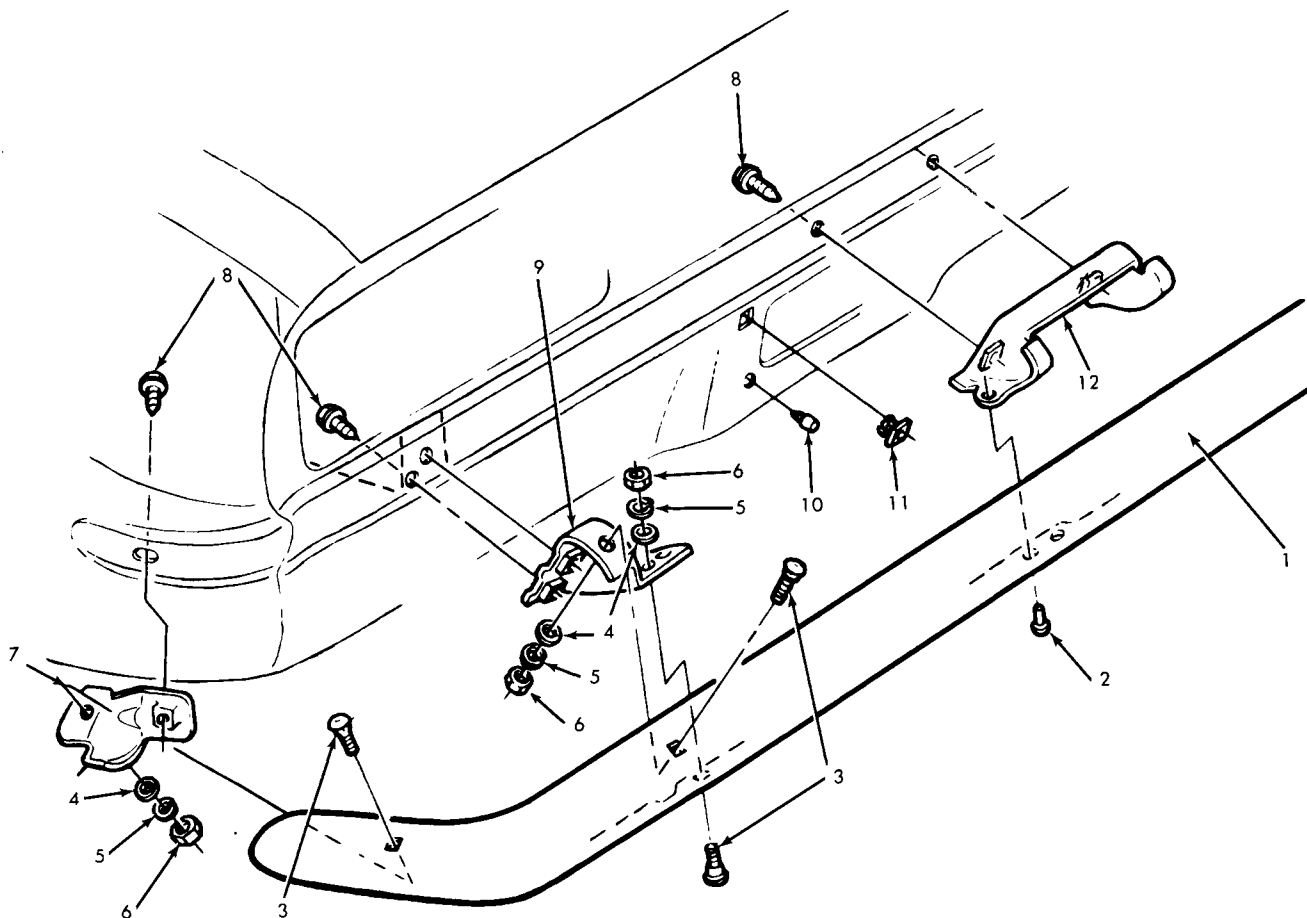
1.	7.840	BOLT, 7/16 x 1 1/4		17.	8.917	NUT 3/8 x 16	—
2.	8.929	WASHER, Spl.		18.	8.900	NUT 3/8 x 16	—
3.	N.S.	U-NUT		19.	8.570	SPRING NUT	345556
4.	8.915	NUT		20.	7.836	REINFORCEMENT—Frt. Bpr.	
5.	7.833	FILLER, Frt. Bpr.				Face Bar	345529
		to Fdr.	345581	21.	7.874	U-NUT	1494254
6.	1.263	BRACKET, Rad. Grille to Frt.		22.	7.836	PLATE ASSY., Frt. Bpr.	
		Bumper	345575-76			Face Bar	345573
7.	N.S.	SCREW (#8—18 x 3/4)		23.	7.831	BAR, Frt. Bpr. Face	347501
8.	7.840	BRACKET, Frt. Bpr.		24.	8.900	BOLT 3/8—16 x 1 1/4	—
		Shk. Abs.	345600	25.	8.903	BOLT 3/8—16 x 1	—
9.	7.840	ABSORBER ASSY., Frt.		26.	8.915	NUT	
		Bpr. Shock	4975618	27.	8.915	NUT	
10.	7.840	SPACER, Bpr. Shk. Abs.	341073	28.	7.828	GUARD ASSY., Frt. Bpr.	347565-66
11.	8.900	BOLT 7/16—14 x 1	—	29.	7.874	BOLT 3/8—16 x 1 1/4	492746
12.	8.915	NUT		30.	7.831	STRIP ASSY., Frt.	
13.	8.929	WASHER, Spl.	3990160			Bar Protective	347517-18
14.	8.977	SCREW 1/4—14 x 3/4		31.	7.800	BRACKET, Lic Plate. Frt.	352576
		Hex Wa. Hd.		32.	8.977	SCREW	
15.	8.977	SCREW	9418901	33.	7.833	BRACKET, Frt. Bumper Filler	345548
16.	7.833	PANEL, Frt. Bpr. Fil.	345505	34.	7.833	BRACKET, Frt. Bumper Filler	345547



7-262

### 1975 NOVA REAR BUMPER

1.	8.900	BOLT (7/16-14 x 1)		12.	8.915	NUT	
2.	8.921	WASHER		13.			
3.	8.915	NUT (7/16-14)		14.	N.S.S.	Part of #8 Filler	
4.	7.840	BRACKET	337473	15.	8.921	"J" NUT	
5.	7.840	SPACER bumper shock abs.	341073	16.	8.900	BOLT	
6.	7.840	ABSORBER	4975618	17.	7.828	GUARD ASSY., rr. bumper	347564
7.	5.813	NUT, push. on. (7/16)	612019	18.	7.831	STRIP	347518
8.	7.833	FILLER rr bumper to body outer	347551	19.	7.831	BAR (exc. impact pad) BAR w/impact pad	344337 347516
9.	7.833	FILLER rr bumper to body center	347552	20.	7.840	PLATE, rr bumper face bar stud	345530
10.				21.	7.836	REINFORCEMENT, rr bumper face bar	345520
11.	8.977	SCREW					

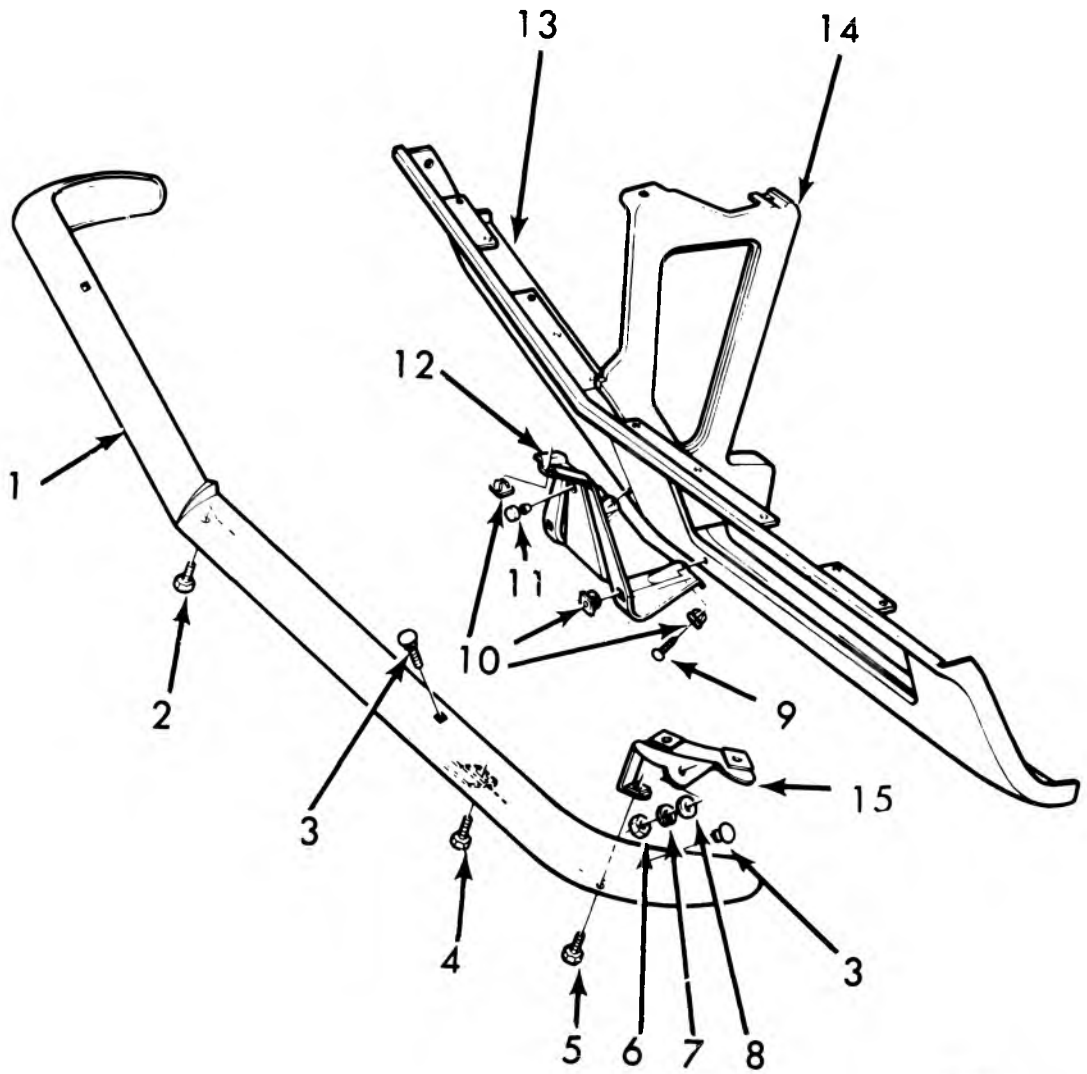


7-114

**1967-68 CAMARO REAR BUMPER—EXPLODED**

1. 7.831 BAR .....	3886603	7. 7.869 BRACKET ASSY.—Outer .....	3886657-58
2. 8.967 RIVET (5/16 x 5/8)		8. 8.900 BOLT (3/8—16 x 7/8)	
3. 7.874 BOLT .....	3774573	9. 7.869 BRACKET ASSY.—Inner .....	3886661-62
4. 8.929 WASHER (3/8 x 7/8 x 7/64)		10. 7.800 BUMPER .....	3938600
5. 8.931 L/WASHER (3/8)		11. 7.800 NUT .....	3877254
6. 8.915 NUT (3/8—16)		12. 7.869 BRACKET ASSY.....	3927473

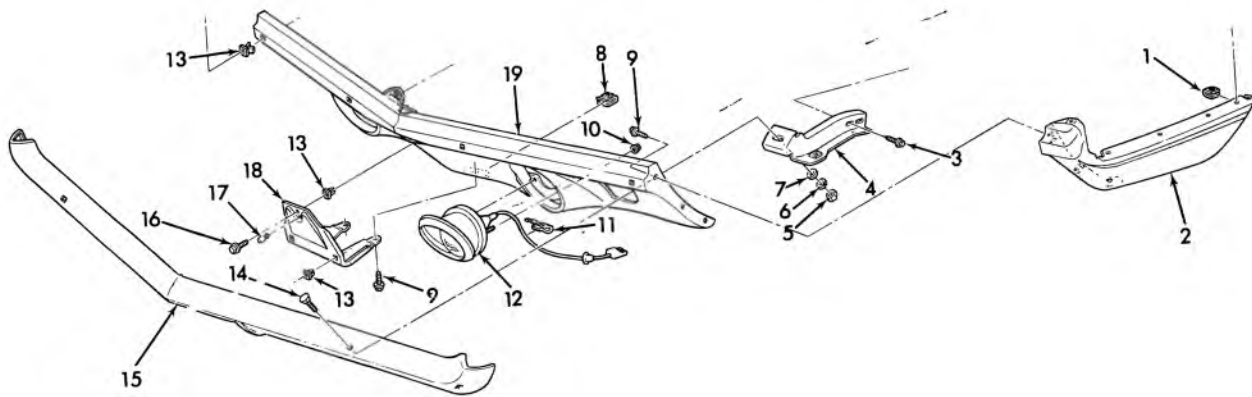




7-115

### 1967-68 CAMARO FRONT BUMPER

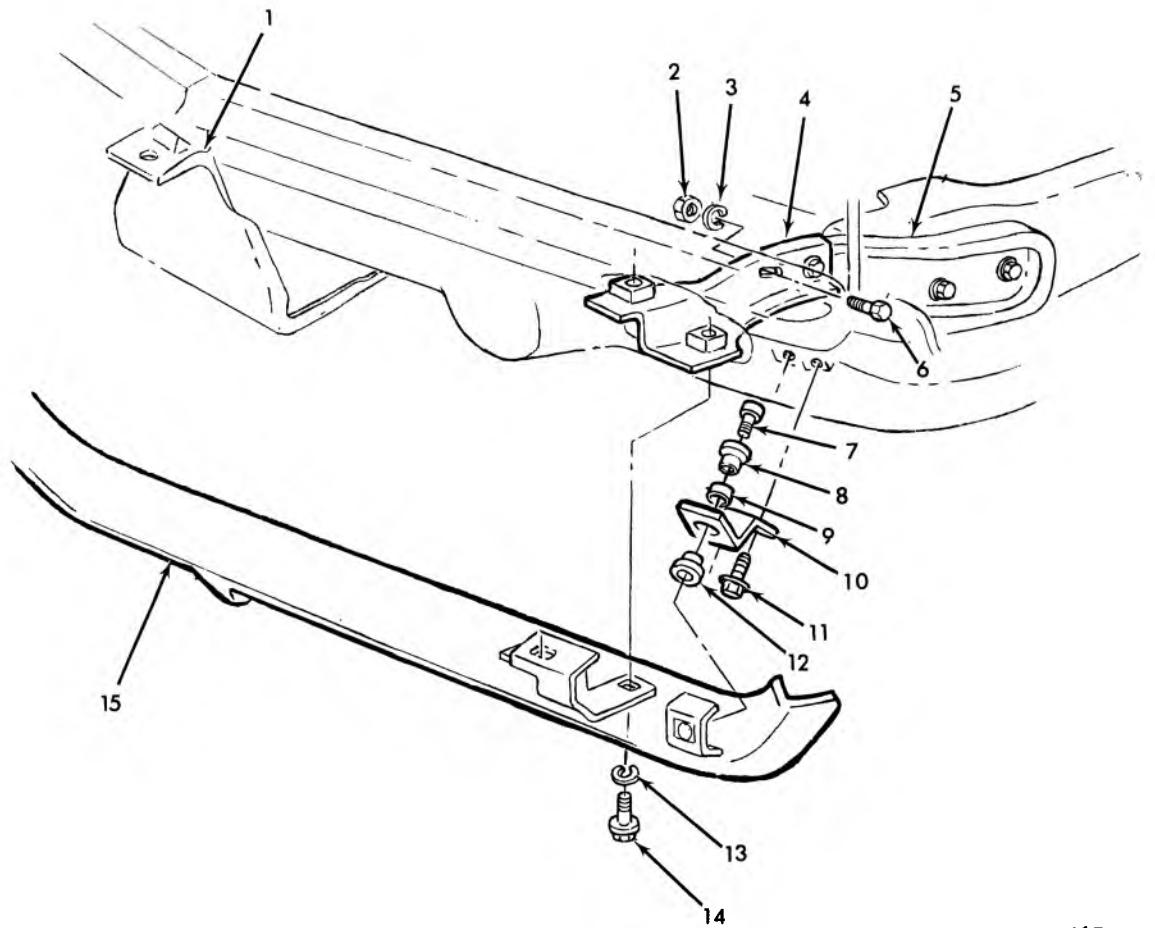
1. 7.831 BAR .....	3929954	8. 8.929 WASHER (3/8)	
2. 8.977 SCREW (1/4-14 x 1)		9. 8.977 SCREW (1/4-14 x 1)	
3. 7.874 BOLT .....	3774573	10. 7.800 NUT .....	3877254
4. 8.900 BOLT (3/8-16 x 7/8)		11. 7.800 BUMPER .....	3938600
8.931 WASHER (3/8)		12. 7.800 BRACKET .....	3893807
5. 8.900 BOLT (3/8-16 x 3/4)		13. 7.831 PANEL .....	3925467
6. 8.915 NUT (3/8-16)		14. 8.080 SUPPORT .....	3938693
7. 8.916 NUT (3/8-16)		15. 7.869 BRACKET ASSY.....	3886697-98



7-116

### 1969 CAMARO FRONT BUMPER

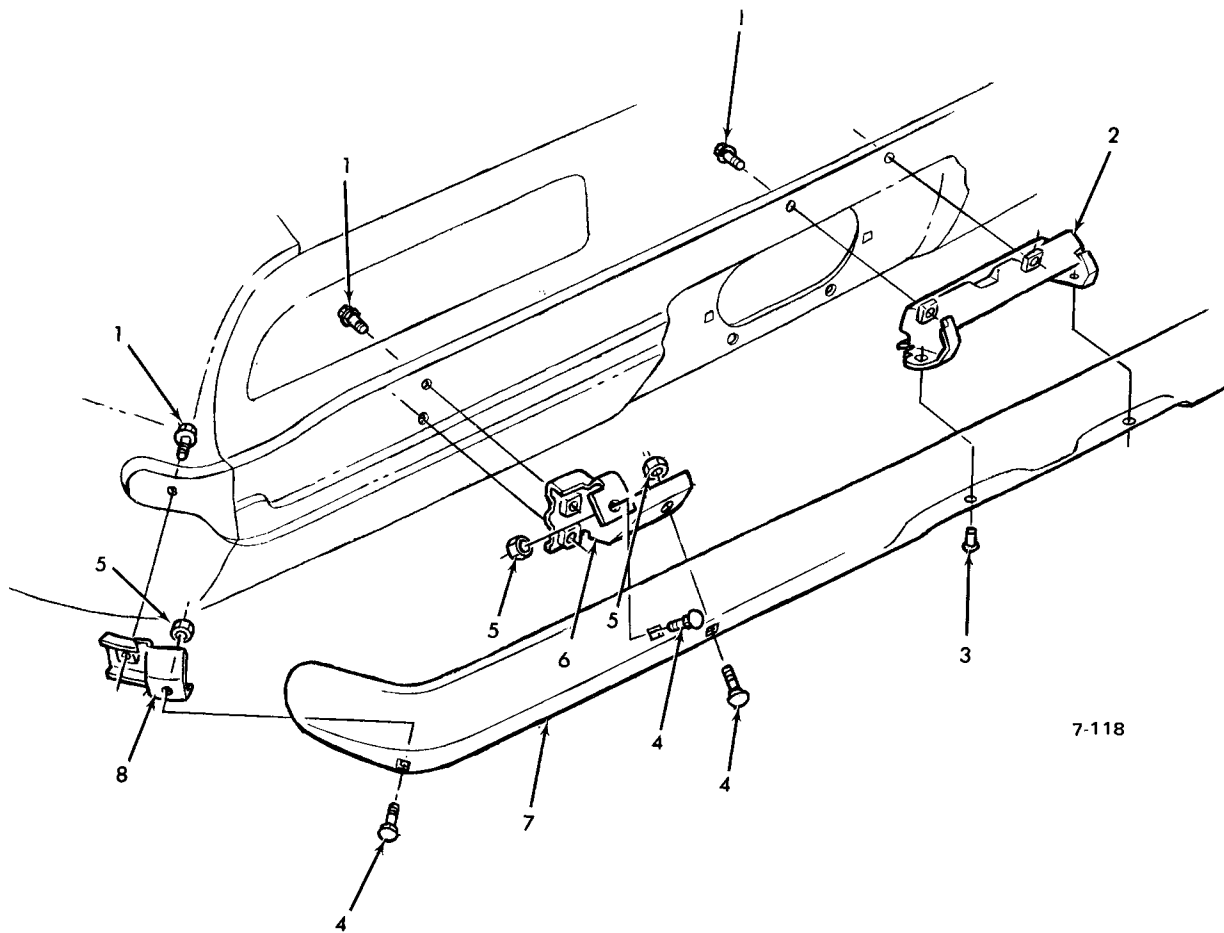
1. 8.921 NUT (5/16-18)		10. 8.915 NUT (1/4-20)	
2. 8.131 EXTENSION ASM L.H. ....	3934171	11. 8.950 CLIP (7/16)	
8.131 EXTENSION ASM R.H. ....	3934172	12. 2.585 PARKING LAMP .....	916911
3. 8.900 SCREW (3/8-16 x 1 1/8)		13. 7.800 NUT .....	3907444
4. 7.869 EXTENSION ASM L.H. ....	3949621	14. 8.903 BOLT (3/8-16 x 15/16)	
7.869 EXTENSION ASM R.H. ....	3949622	15. 7.831 BAR .....	3927422
5. 8.915 NUT (3/8-16)		16. 8.977 SCREW (1/4-14 x 5/8)	
6. 8.931 L. WASHER (3/8)		17. 7.800 BUMPER .....	3938600
7. 8.929 WASHER (3/8)		18. 7.800 BRACKET .....	3945756
8. 8.921 'J' NUT (5/16-18)		19. 7.831 VALANCE PANEL ASM .....	3929978
9. 8.977 SCREW (5/16-18 x 3/4)			



7-117

### 1969 CAMARO SPECIAL FRONT BUMPER

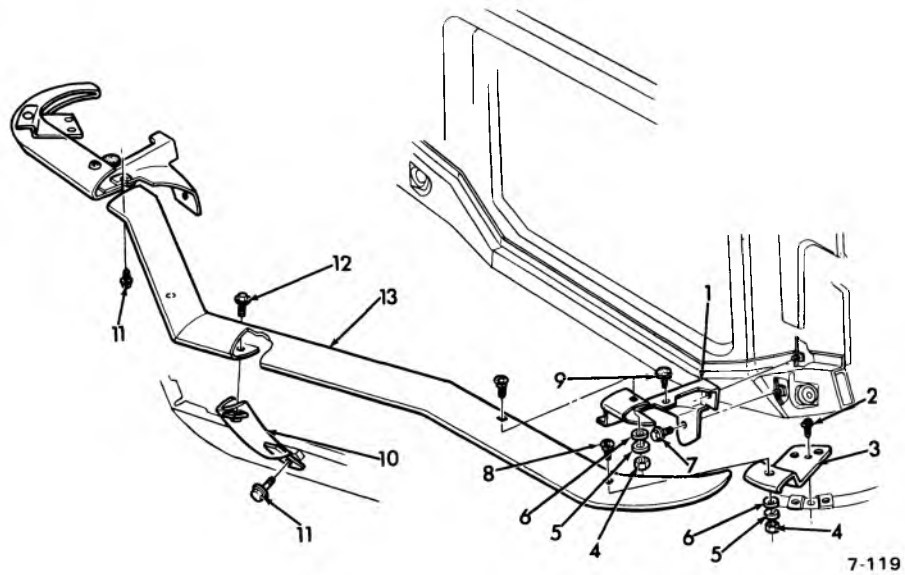
1. 7.800	LICENSE BRACKET .....	3945756	8. 7.865	CUSHION ASM. ....	3943272
2. 8.915	NUT (3/8-16)		9. N.S.	SPACER	
3. 8.931	WASHER (3/8)		10. 7.869	BRACKET   .....	3943273
4. 7.869	EXTENSION ASSY.-L.H. ....	3949671	11. 8.900	SCREW (3/8-16 x 1-1/8)	
	7.869 EXTENSION ASSY.-R.H. ....	3949672	12. 7.865	CUSHION .....	3943275
5. 7.869	BRACKET-Inner L.H. ....	3945767	13. 8.931	WASHER (3/8)	
	7.869 BRACKET-Inner R.H. ....	3945768	14. 8.900	SCREW (3/8-16 x 7/8)	
6. 7.900	BOLT (3/8-16 x 1)		15. 7.831	BAR ASSY. ....	3938643
7. 8.900	SCREW (5/16-18 x 3/4)				



7-118

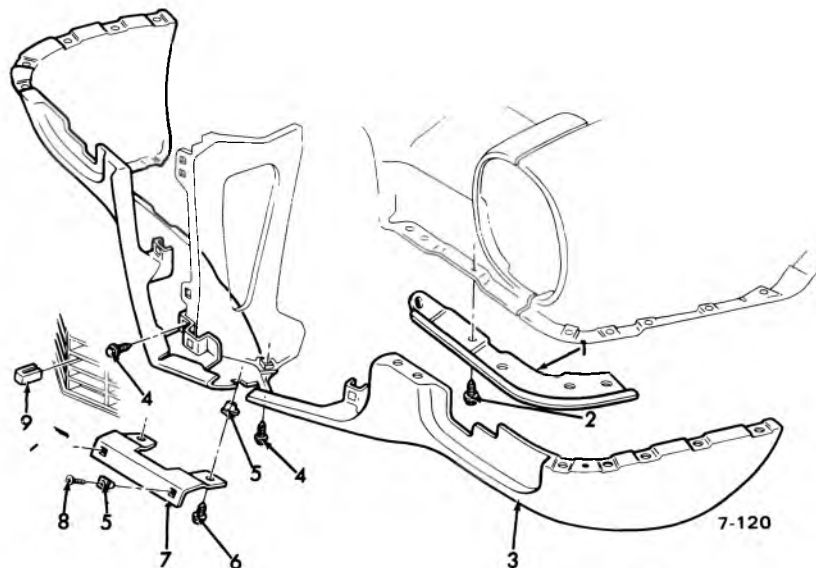
### 1969 CAMARO REAR BUMPER—EXPLODED

- |                                     |         |  |         |
|-------------------------------------|---------|--|---------|
| 1. 8.977 SCREW (3/8-16 x 1-1/8)     |         | 6. 7.869 BRACKET ASSY.—Inner L.H. .... | 3937561 |
| 2. 7.869 BRACKET ASSY.—Center ..... | 3937560 | 7.869 BRACKET ASSY.—Inner R.H. ....    | 3937562 |
| 3. 8.967 RIVET                      |         | 7. 7.831 BAR ASSY. ....                | 3927424 |
| 4. 8.903 BOLT (3/8-16 x 15/16)      |         | 8. 7.869 BRACKET ASSY.—Outer L.H. .... | 3937565 |
| 5. 8.900 NUT (3/8-16)               |         | 7.869 BRACKET ASSY.—Outer R.H. ....    | 3937566 |



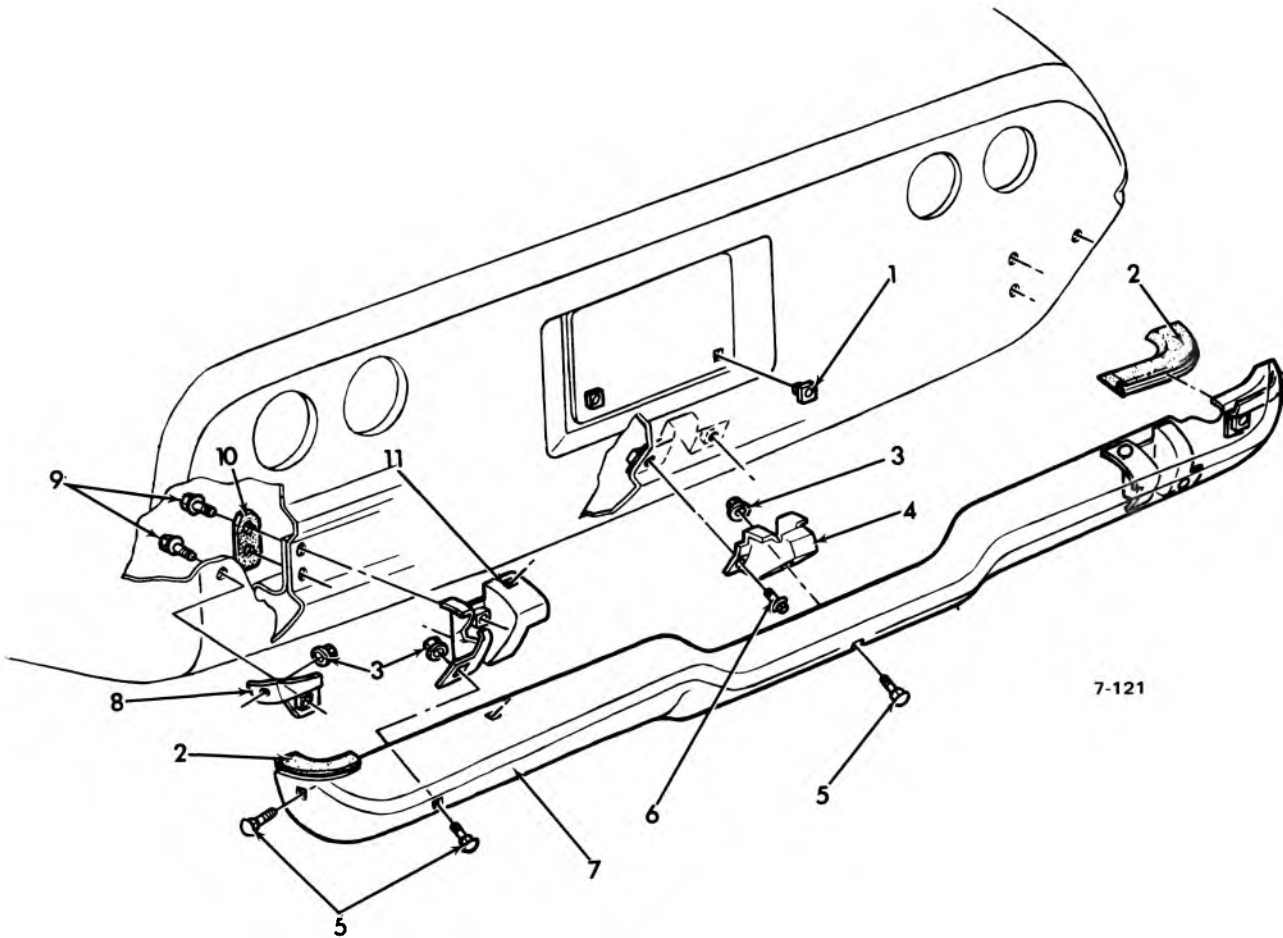
### 1970-72 CAMARO FRONT BUMPER BAR

1. 7.869 BRACKET .....	3994713-14	8. 10.242 BOLT .....	3774573
2. 8.900 BOLT (1/4-14 x 5/8)		9. 7.874 SPACER .....	3974546
3. 7.869 BRACKET-OUTER .....	3986565-66	10. 7.828 GUARD .....	3974539-40
4. 8.916 NUT (3/8-16)		11. 8.900 BOLT (3/8-16 x 7/8)	
5. 8.931 WASHER		12. 8.900 BOLT (3/8-16 x 1-1/8)	
6. 8.929 WASHER		13. 7.831 BAR .....	3986576
7. 8.900 BOLT (3/8-16 x 15/16)			



### 1970-72 CAMARO FRONT BUMPER-LOWER

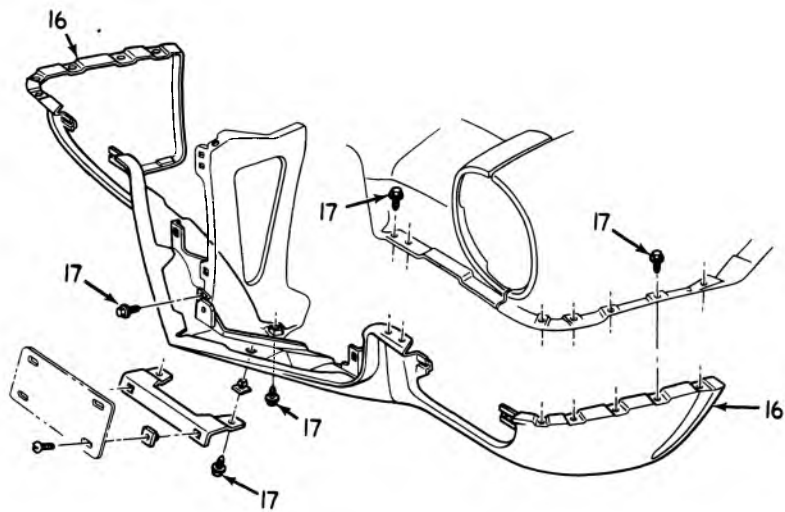
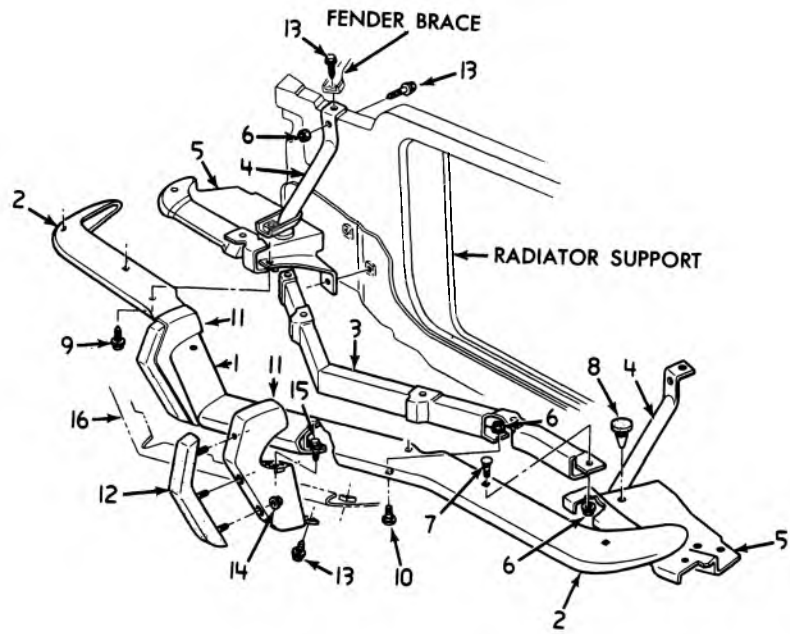
1. 7.833 PANEL .....	3966861-62	6. 8.977 SCREW (1/4-14 x 3/4)	
2. 8.977 SCREW (10-16 x 1/2)		7. 7.800 BRACKET .....	3966839
3. 7.831 PANEL .....	3967176	8. 8.977 SCREW (1/4-14 x 5/8)	
4. 1.276 SCREW .....	3960314	9. 7.800 BUMPER .....	3966840
5. 7.800 NUT .....	3907444		



7-121

### 1970-72 CAMARO REAR BUMPER

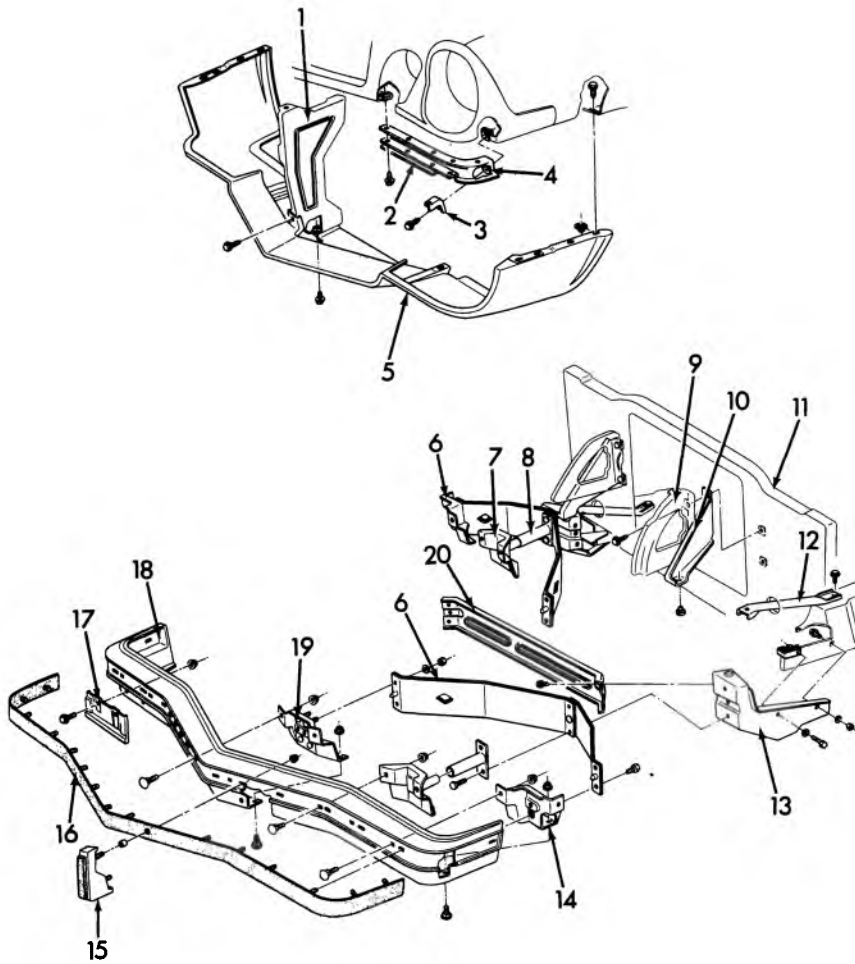
1. 7.800 NUT .....	3907444	7. 7.831 BAR .....	3949772
2. 7.833 FILLER .....	3984039-40	8. 7.869 BRACKET-OUTER .....	3967137-38
3. 8.915 NUT (3/8-16)		9. 8.900 BOLT (3/8-16 x 1-1/8-17/64)	
4. 7.869 BRACKET .....	3967141	10. 7.833 SEAL .....	3982097
5. 8.903 BOLT (3/8-16 x 15/16)		11. 7.869 BRACKET-INNER .....	3967133-34
6. 8.900 BOLT (3/8-16 x 1-1/8)			



7-200

### 1973 CAMARO FRONT BUMPER AND PARTS

1.	7.831 BAR, Center . . . . .	333749	10.	7.874 BOLT (3/8-16 x 3/4) . . . . .	9433480
2.	7.831 BAR, Outer . . . . .	3986577-78	11.	7.828 GUARD ASM. . . . .	327521-22
3.	7.836 REINFORCEMENT . . . . .	6274398	12.	7.828 CUSHION ASM. . . . .	327527
4.	7.869 BRACE ASM. . . . .	327523-24	13.	8.931 SCREW (3/8-16 x 1 1/8)	
5.	7.869 BRACKET . . . . .	6274395-96	14.	8.921 NUT (1/4-20)	
6.	8.915 NUT (3/8-16)		15.	8.900 SCREW ASM. (3/8-16 x 3/4)	
7.	8.903 BOLT (3/8-16 x 1)		16.	7.833 BUMPER . . . . .	327536
8.	7.865 SPACER . . . . .	3974546	17.	1.276 SCREW (5/16-18 x 13/16) . . . . .	3960314
9.	8.900 SCREW ASM. (3/8-16 x 1 3/8)				

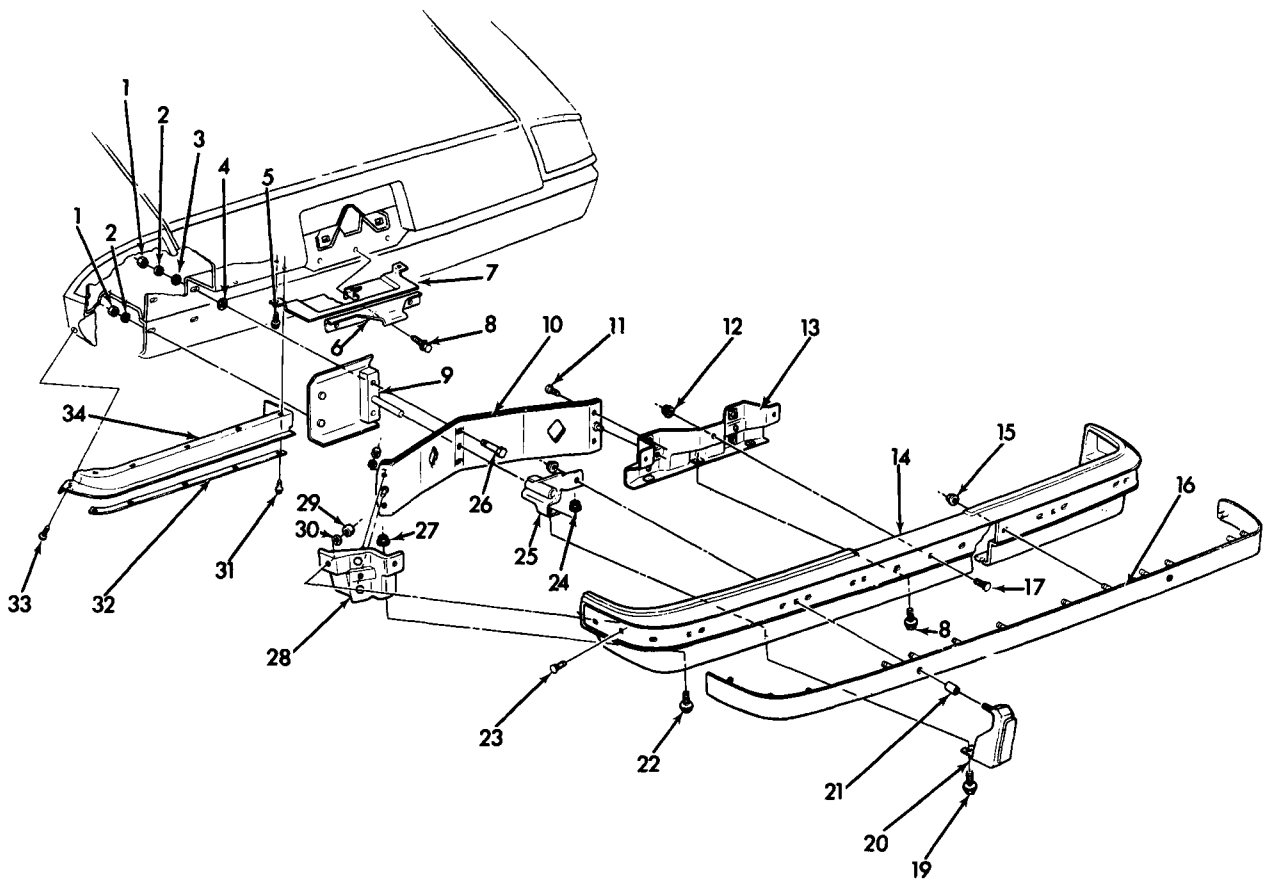


7-238

### 1974-75 CAMARO FRONT BUMPER

1.	8.080	SUPPORT ASSY., Hood Latch Catch . . .	337477	10.	8.820	SUPPORT JACKING, L.H.-R.H. . . .	341093-4
2.	7.833	RETAINER, Front Bumper Filler Panel Inner . . . . .	339427	11.	1.270	SUPPORT, Rad. . . . .	337439
3.	7.833	RETAINER, Front Bumper Filler Panel Outer . . . . .	339429-30	12.	7.836	BRACE ASSY., Front . . . . .	339417-18
4.	7.833	PANEL, Filler . . . . .	339425-26	13.	7.869	BRACKET ASSY., Front Spring . . . . .	339411-12
5.	7.833	PANEL, Valance . . . . .	333795	14.	7.869	BRACKET ASSY., Outer L.H.-R.H. . . . .	339405-06
6.	7.836	SPRING ASSY., Front Bumper Face Bar . . . . .	339410	15.	7.828	GUARD, Frt. Bumper . . . . .	341079-80
7.	7.836	GUIDE ASSY. . . . .	339439-40	16.	7.831	STRIP ASSY. . . . .	341095
8.	7.836	TUBE ASSY. . . . .	339438	17.	7.800	BRACKET, License Plate . . . . .	341037
9.	1.267	SUPPORT ASSY., Rad. Grille Header Panel Left . . . . .	337481	18.	7.831	BAR ASSY., . . . . .	339431
		Right . . . . .	344338	19.	7.869	BRACKET ASSY., Center . . . . .	337449
				20.	7.840	CROSSMEMBER . . . . .	339402

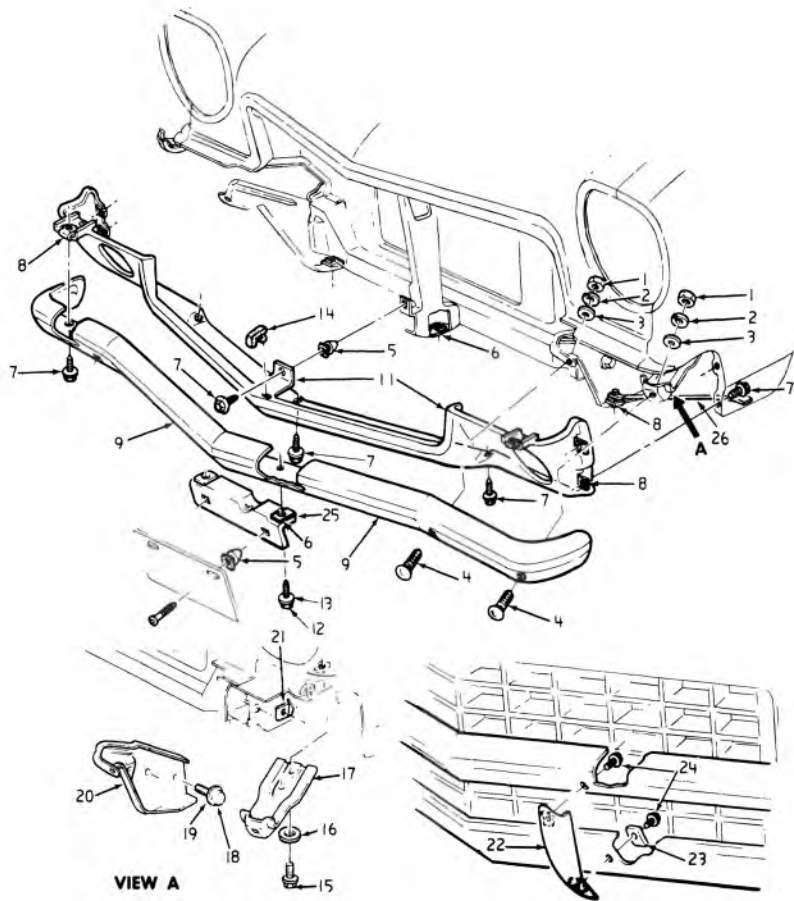




7-249

### 1974-75 CAMARO REAR BUMPER

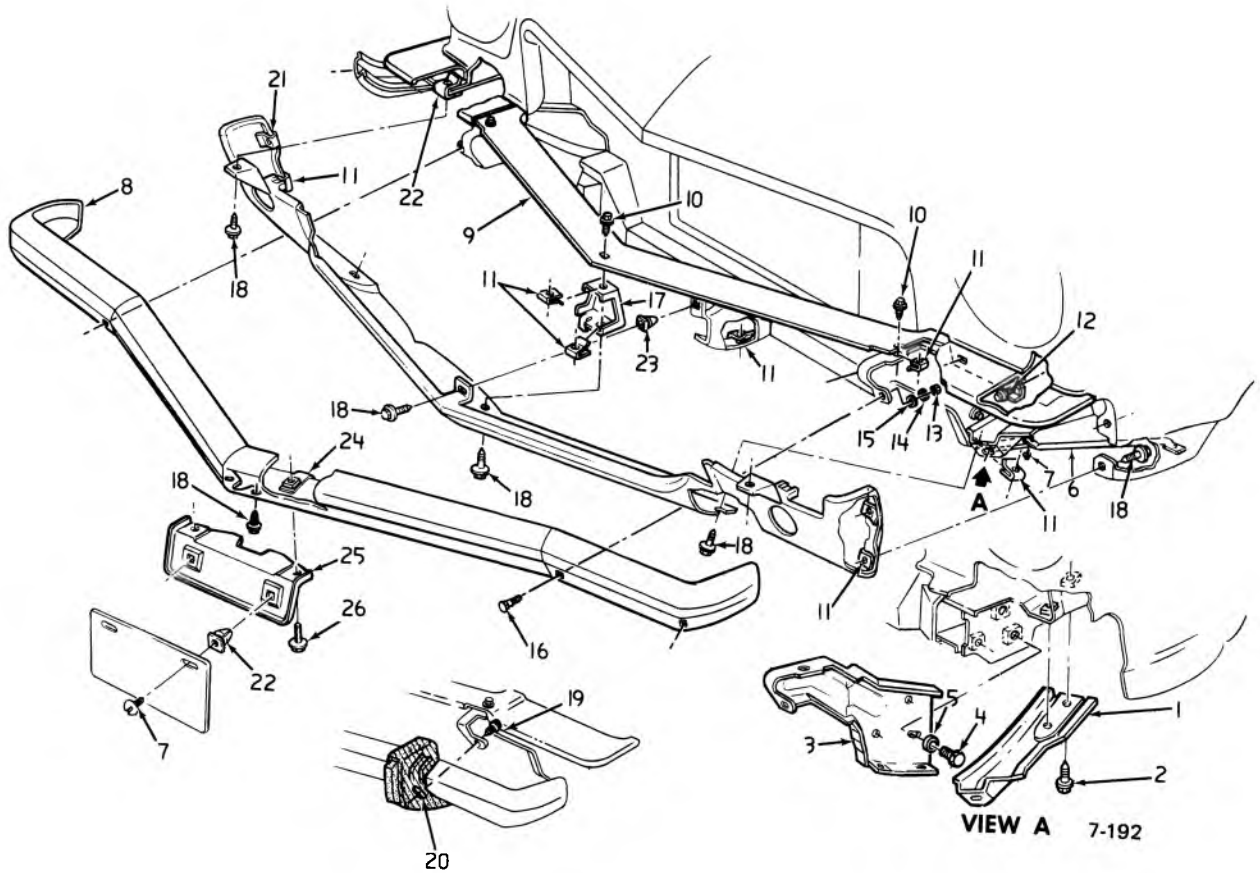
1.	8.915	NUT, (7/16 - 14)	
2.	1.270	BOLT, (7/16 - 14 x 3)	
3.	7.865	WASHER	
4.	5.813	NUT, (7/14 - 20)	
5.	8.977	SCREW, (8 - 18 x 5/8)	
6.	7.833	RETAINER, Rear Bumper Face Bar to Body Filler	339451-52
7.	7.833	FILLER, Rear Bumper Face Bar to Body	339449
8.	8.977	SCREW, Hex Hd. (8 - 18 x 5/8)	
9.	7.840	SPACER, Rear Bumper Jacking Pad Bracket	337495
10.	7.869	SPRING ASSY., Rear Bumper Face Bar	337444
11.	8.900	BOLTS, Hex Head (7/16 - 14 x 1-1/2)	
12.	6.760	NUT, (3/8 - 16)	
13.	7.840	BRACKET ASSY., Rear Bumper Face Bar Center	337489
14.	7.831	BAR, Rear Bumper Face	339432
15.	8.900	BOLT, (7/16 - 14 x 1-1/2)	
16.	7.865	STRIP ASSY., Rr. Bumper Protective	341096
17.	8.900	BOLT (3/8 - 16 x 1)	
18.	8.977	SCREW (8 - 18 x 5/8)	
19.	8.900	BOLT, (3/8 - 16 x 1-1/4)	
20.	7.828	GUARD ASSY., Rear	341074
21.	N.S.	SPACER	
22.	8.977	SCREW, (3/8 - 16 x 1-1/8)	
23.	7.874	BOLT, (3/8 - 16 x 3/4)	
24.	6.760	NUT, Support Bracket (3/8 - 16)	
25.	7.833	BRACKET ASSY., Rear Bumper Face Bar Guide	341027-28
26.	1.270	BOLT, (7/16 - 14 x 3)	
27.	6.760	NUT, Support Bracket (3/8 - 16)	
28.	7.869	BRACKET ASSY., Rear Bumper Face Bar Outer L.H. - R.H.	337491-92
29.	8.929	WASHER, (15/32 x 15/16)	
30.	8.929	WASHER (15/32)	
31.	8.977	SCREW (8 - 18 x 5/8)	
32.	7.833	RETAINER, Rear Bumper Face Bar to Body	339451-52
33.	12.801	RETAINER, Rr. Bumper Filler Panel	
34.	7.833	FILLER, Rr. Bumper Face Bar to Body	339447-48



7-189

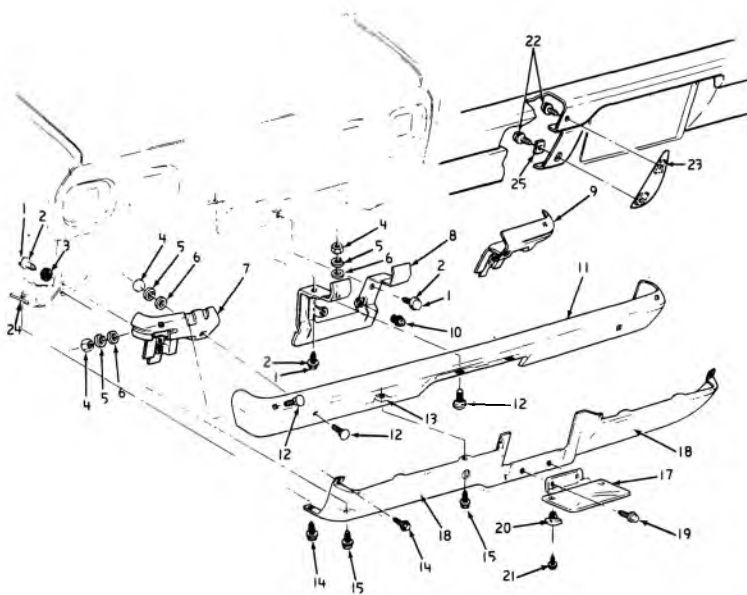
### 1971-72 VEGA FRONT BUMPER AND COMPONENTS

1.	8.915	NUT ( $\frac{3}{8}$ "— 16)	
2.	8.931	WASHER ( $\frac{3}{8}$ )	
3.	8.929	WASHER ( $\frac{3}{8}$ )	
4.	8.903	BOLT ( $\frac{3}{8}$ "— 16 x $\frac{29}{32}$ " )	
5.	7.800	NUT	3877254
6.	7.800	BRACKET	3974557
7.	8.977	SCREW ( $\frac{1}{4}$ "— 14 x $\frac{3}{4}$ )	
8.	8.921	NUT ( $\frac{1}{4}$ "— 20)	
9.	7.831	BAR	3982092
11.	7.833	PANEL	3982072
12.	8.900	SCREW	
13.	8.931	WASHER ( $\frac{1}{4}$ )	
14.	7.800	BUMPER	3982096
15.	7.389	SCREW	3968522
16.	8.929	WASHER ( $\frac{5}{16}$ "— 1 $\frac{1}{4}$ x $\frac{3}{32}$ )	
17.	7.836	BRACKET	3982094
18.	8.900	SCREW ( $\frac{3}{8}$ "— 16 x $\frac{7}{8}$ )	
19.	8.931	WASHER ( $\frac{3}{8}$ )	
20.	7.869	BRACKET (L.H.)	6264341
	7.869	BRACKET (R.H.)	6264342
21.	8.143	NUT ( $\frac{3}{8}$ "— 16)	3845256
22.	7.828	GUARD ASSY. (L.H.)	3978151
	7.828	GUARD ASSY. (R.H.)	3978152
	7.828	GUARD UNIT (complete set)	994035
23.	7.829	REINFORCEMENT	3978153
24.	8.900	BOLT ( $\frac{5}{16}$ "— 18 x $\frac{5}{8}$ )	
25.	1.303	NUT	3844999
26.	8.141	BRACE	6264332



### 1973 VEGA FRONT BUMPER AND COMPONENTS

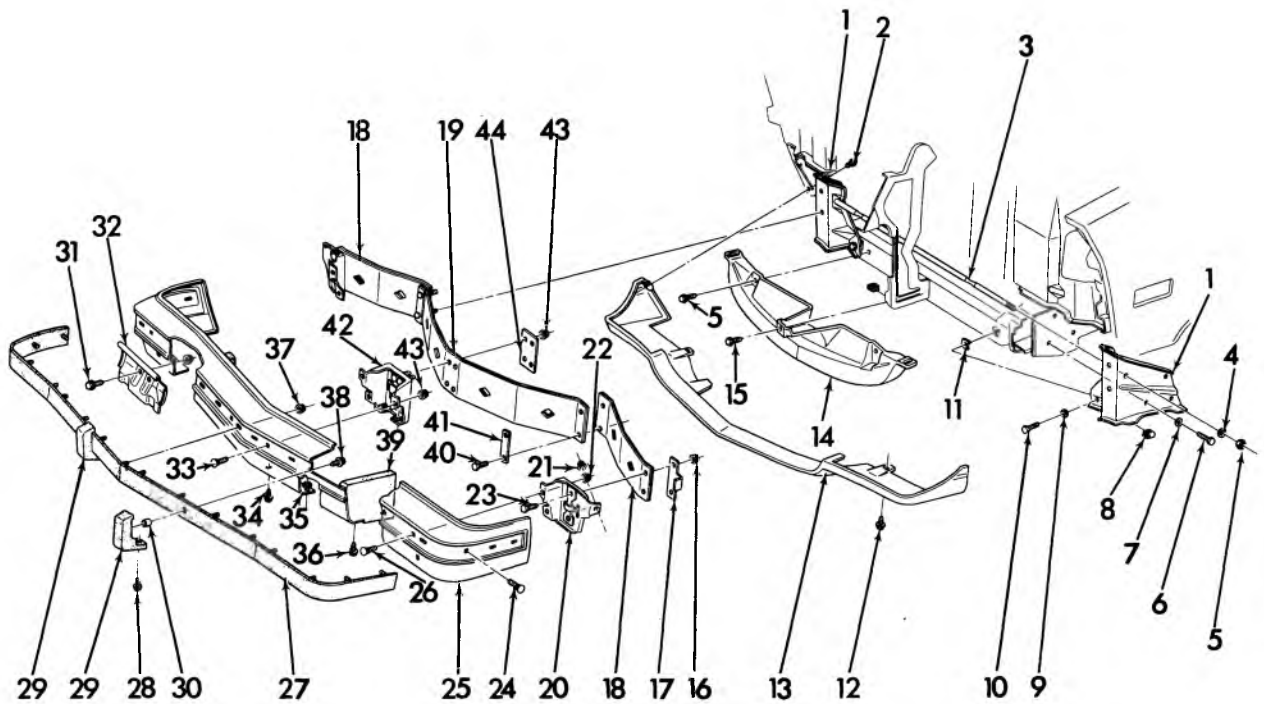
1.	7.836	BRACKET (L.H.)	325727
	7.836	BRACKET (R.H.)	325728
2.	8.900	BOLT (5/16" — 18 x 7/8")	
3.	7.869	BRACKET (L.H.)	325743
	7.869	BRACKET (R.H.)	325744
4.	8.900	BOLT (7/16" — 14 x 1 1/4")	
5.	8.154	WASHER (7/16")	3790768
6.	8.141	BRACE	325729
7.	8.977	SCREW ASSY. (1/4" — 14 x 5/8")	
8.	7.831	BAR	325721
9.	7.833	PANEL	329706
10.	8.977	SCREW (1/4" — 14 x 3/4")	
11.	1.276	NUT (1/4" — 14)	3849974
12.	8.977	SCREW ASSY. (8 — 18 x 7/16")	
13.	8.915	NUT (3/8" — 16)	
14.	8.931	WASHER (3/8")	
15.	8.929	WASHER (13/32" x 13/16" x 5/64")	
16.	7.874	BOLT (3/8" — 16 x 3/4")	3774573
17.	7.836	BRACKET	329707
18.	8.977	SCREW (1/4" — 14 x 3/4")	
	8.929	WASHER (5/16")	
19.	8.900	BOLT (3/8" — 16 x 7/8")	
	8.931	WASHER (3/8")	
20.	7.828	GUARD ASSY. (L.H.)	329745
	7.828	GUARD ASSY. (R.H.)	329746
21.	7.833	PANEL	325730
22.	8.921	NUT (1/4" — 14)	
23.	7.800	NUT	3877254
24.	1.303	NUT	3844999
25.	7.800	BRACKET	325724
26.	8.900	BOLT (1/4" — 20 x 13/16")	
	8.931	WASHER	



7-190

### 1971-73 VEGA REAR BUMPER AND COMPONENTS

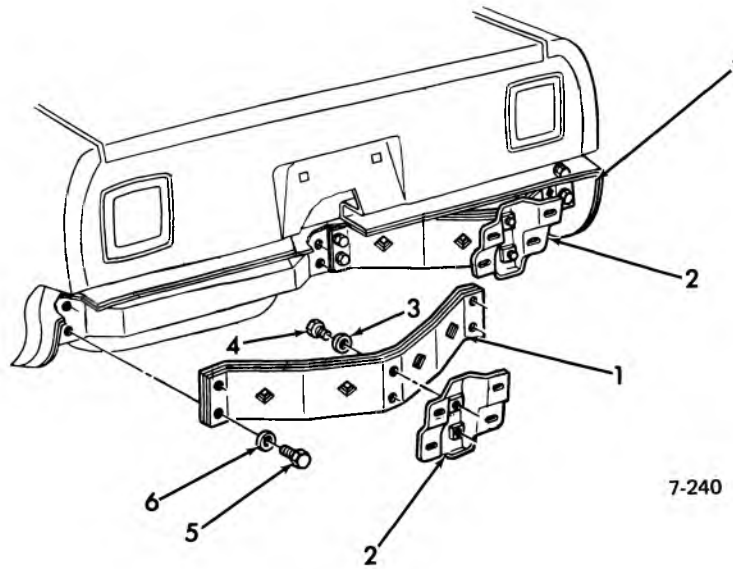
1.	8.900	SCREW ( $\frac{9}{8}$ "— 16 x $1\frac{1}{8}$ " ) . . . . .	
2.	8.931	WASHER ( $\frac{9}{8}$ " ) . . . . .	
3.	7.865	WASHER . . . . .	325715
4.	8.915	NUT ( $\frac{9}{8}$ "— 16) . . . . .	
5.	8.931	WASHER ( $\frac{9}{8}$ " ) . . . . .	
6.	8.929	WASHER ( $\frac{9}{8}$ " ) . . . . .	
7.	7.869	BRACKET ASSY. (Sed., Cpe.-L.H.) . . . . .	3982077
	7.869	BRACKET ASSY. (Sta. Wag., Panel-L.H.) . . . . .	3984043
8.	7.869	BRACKET ASSY. (Sed., Cpe.) . . . . .	3982076
	7.869	BRACKET ASSY. (Sta. Wag., Panel) . . . . .	3984041
9.	7.869	BRACKET ASSY. (Sed., Cpe.-R.H.) . . . . .	3982078
	7.869	BRACKET ASSY. (Sta. Wag., Panel-R.H.) . . . . .	3984044
10.	7.800	BUMPER . . . . .	3938600
11.	7.831	BAR (71-72) . . . . .	3974597
	7.831	BAR (73) . . . . .	329717
12.	7.874	BOLT ( $\frac{9}{8}$ "— 16 x $\frac{15}{16}$ " ) . . . . .	3774573
13.	8.921	NUT ( $\frac{1}{4}$ "— 14) . . . . .	
14.	8.977	SCREW ( $\frac{1}{4}$ "— 14 x $\frac{5}{8}$ " ) . . . . .	
15.	8.977	SCREW ( $\frac{1}{4}$ "— 14 x $\frac{3}{4}$ " ) . . . . .	
17.	12.945	DOOR ASSY. . . . .	3913608
18.	7.833	PANEL (Cpe., Sed.-L.H.) . . . . .	3986811
	7.833	PANEL (Cpe., Sed.-R.H.) . . . . .	3986812
	7.833	PANEL (Sta. Wag., Panel-L.H.) . . . . .	3986813
	7.833	PANEL (Sta. Wag., Panel-R.H.) . . . . .	3986814
19.	8.900	BOLT ( $\frac{1}{4}$ "— 20 x $\frac{13}{16}$ " ) . . . . .	
20.	7.800	NUT . . . . .	3877254
21.	8.977	BOLT ( $\frac{1}{4}$ "— 20 x $\frac{3}{4}$ " ) . . . . .	
22.	8.900	SCREW ASSY. ( $\frac{9}{16}$ "— 18 x $\frac{3}{4}$ " ) . . . . .	
23.	7.828	GUARD UNIT (complete) . . . . .	994036
24.	7.833	PLATE . . . . .	9820850
25.	7.829	REINFORCEMENT . . . . .	3978153



7-233

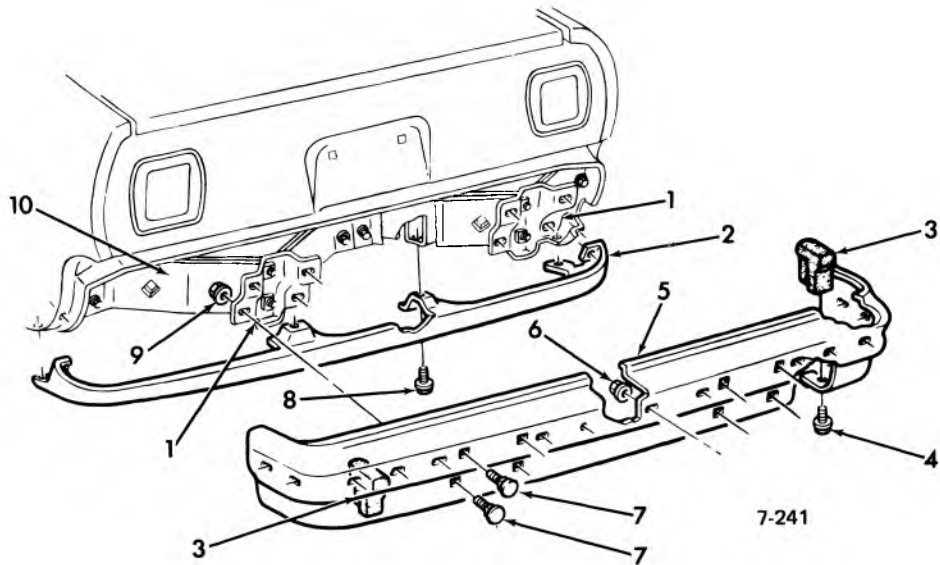
### 1974-75 VEGA FRONT BUMPER

1.	7.836	BRACKET ASSY., frt. frame-L.H.-R.H. . . . . .	336557-58	25.	7.831	BAR, frt. bpr. face. . . . .	336503
2.	—			26.	8.900	BOLT, 3/8 - 16 x 1	
3.	7.836	ROD, frame bracket . . . . .	336567	27.	7.865	STRIP ASSY., frt. bpr. prot. . .	336597
4.	8.929	WASHER, spl. head . . . . .	3876340	28.	8.977	SCREW ASSY., hex. hd. 3/8 - 16 x 1	
5.	8.917	NUT, hex lock		29.	7.828	GUARD ASSY., frt. bpr. L.H.-R.H. . . . . .	339067-68
6.	8.900	BOLT, spl. pointed . . . . .	9434100	30.	0.832	SPACER, frt. bpr. guard . . . .	3842804
7.	8.154	WASHER, fl./hdnd. . . . .	9433043	31.	8.900	BOLT, 3/8 - 16 x 1-1/4	
8.	8.921	NUT, U Shape . . . . .	9433043	32.	7.800	BRACKET, lic. plt. frt. . . . .	336575
9.	8.900	WASHER, fl./hdnd. . . . .	3790768	33.	8.900	BOLT, 3/8 - 16 x 1	
10.	8.900	BOLT, spl. pnntd. . . . .	9434100	34.	8.977	SCREW ASSY., hex hd 3/8 - 16 x 1	
11.	6.178	SHIM, as required . . . . .	6270718	35.	8.921	NUT, 3/8 - 16	
12.	8.977	SCREW, 1/4 - 14 x 1		36.	8.977	SCREW, 1/4 - 20 x 1	
13.	7.833	FRT. BPR., val pnl)		37.	8.921	NUT, 3/8 - 16	
14.	7.833	DEFLECTOR . . . . .	339027	38.	8.900	SCREEN, 3/8 - 16 x 1-1/4	
15.	8.977	SCREW, 1/4-14 x 1		39.	7.831	BUMPER ASSY., frt. bpr. face bar, L.H. . . . . .	339009
16.	8.917	NUT HEX LOCK		40.	8.900	BOLT	
17.	7.840	PLATE, frt. bpr. otr. spr. . . . .	336556	41.	7.840	PLATE, frt. bpr. inter. . . . .	336574
18.	7.840	SPRING ASSY., frt. bpr. otr. . .	336571	42.	7.840	BRACKET ASSY., frt. bpr. ctr.	336546
19.	7.840	SPRING ASSY., frt. bpr. Ctr. . .	336568	43.	8.917	NUT, hex head. . . . . .	
20.	7.869	BRACKET ASM., outer . . . . .	336551	44.	7.840	PLATE, frt. bpr. ctr. spr. . . . .	336550
21.	8.900	BOLT, 3/8 - 16 x 1					
22.	8.921	NUT, 3/8 - 16 x 1					
23.	8.900	BOLT, 3/8 - 16 x 1					
24.	8.900	BOLT, 3/8 x 1					



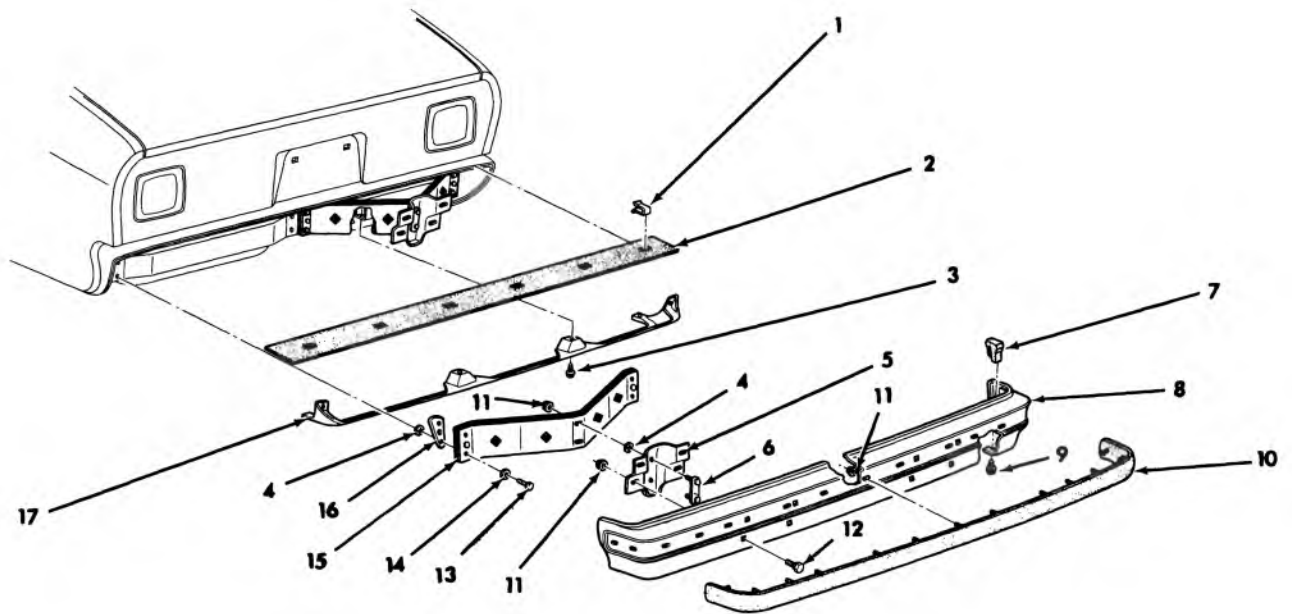
**1974-75 VEGA-REAR BUMPER SPRING ASSEMBLY**

- 1. 7.840 SPRING ASSY., rr. face bar . . . . 336583
- 2. 7.869 BRACKET ASSY., rr. bpr. face Bar 336588
- 3. 8.915 PUSH NUT
- 4. 8.900 BOLT, 3/8 - 16 x 1
- 5. 8.900 BOLT
- 6. 8.929 P. WASHER



**1974-75 VEGA BUMPER & VALANCE PANEL**

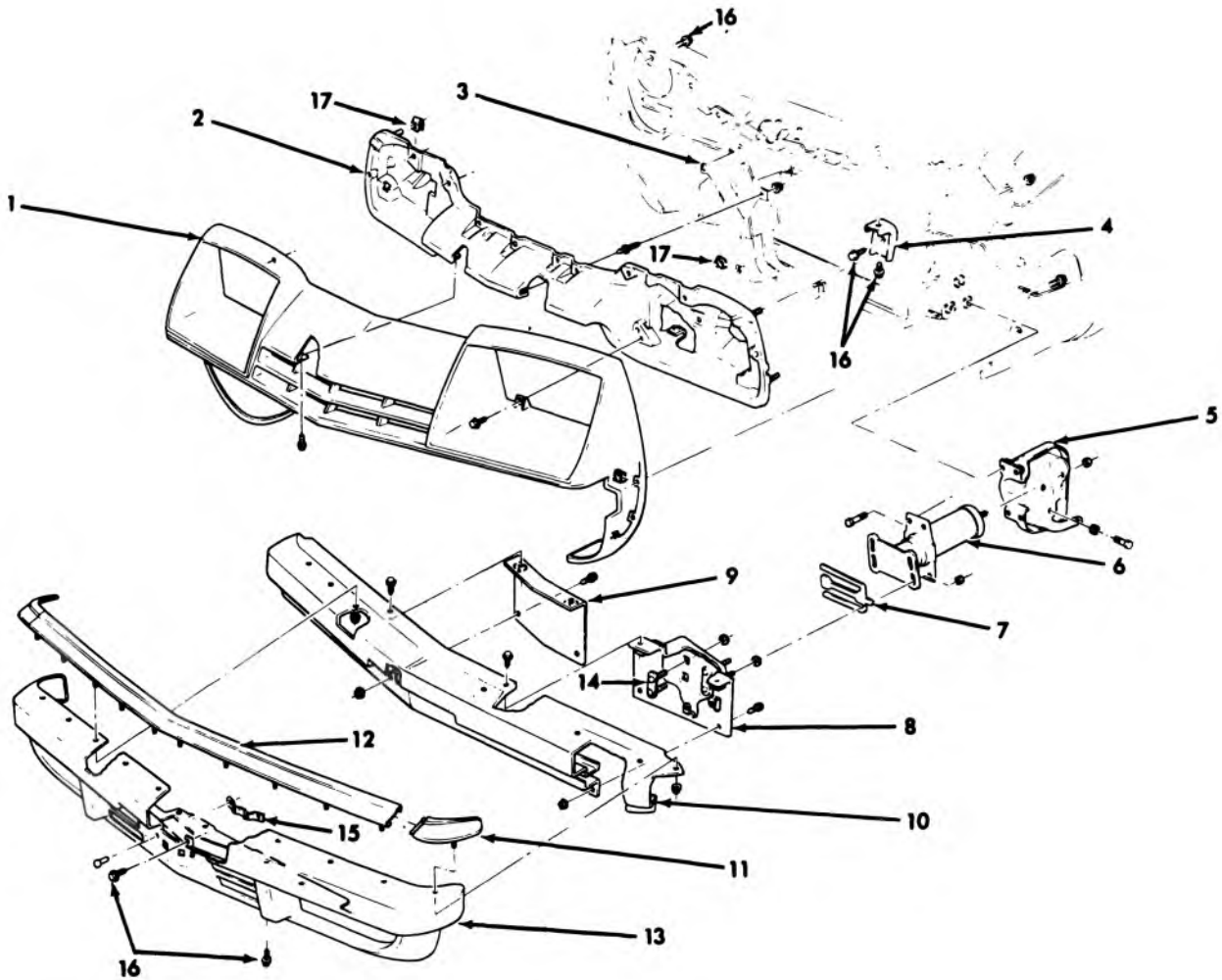
- 1. 7.869 BRACKET ASSY., rr. bpr. face bar 336588
- 2. 7.833 PANEL, rr. bar bal. (paint as req'd.) 342632
- 3. 7.831 BUMPER ASSY., rr. bpr. face bar 342645
- 4. 8.900 BOLT
- 5. 7.831 BAR, rr. bpr. face . . . . . 336504
- 6. 8.915 NUT
- 7. 8.903 BOLT, 3/8-16 x 1
- 8. 8.977 SCREW
- 9. 6.760 NUT, 3/8 - 16 . . . . . 1378333
- 10. 7.840 SPRING ASSY., rr. face bar . . . . 336583



7-252

### 1975 VEGA REAR BUMPER

1.	7.833	CLIP, rr. bumper filler panel . . .	333711	9.	8.977	SCREW, hex head (1/4-20 x 1)	
2.	7.833	PANEL, rear bumper filler (Sta. Wag.) . . . . .	342696	10.	7.831	STRIP ASSY., rear bumper protective . . . . .	339001
		SPT. CPE. . . . .	342695	11.	8.915	NUT	
3.	8.977	SCREW, hex head (1/4-14 x 1)		12.	8.903	BOLT, round head square neck (3/8-16 x 15/16)	
4.	8.915	NUT ASSY., hub (front and rear wheel) (7/16-20)		13.	8.900	BOLT (7/16-14 x 1.500)	
5.	7.869	BRACKET ASSY., rear bumper face bar . . . . .	336588	14.	8.154	WASHER, front bumper inter. bracket (7/16) . . . . .	3790768
6.	7.836	PLATE ASSY., rear bumper stud . . . . .	336572	15.	7.840	SPRING ASSY., rear face bar . .	336583
7.	7.831	BUMPER ASSY., rear bumper face bar . . . . .	342645	16.	7.840	PLATE, rear bumper face bar spring outer . . . . .	342681
8.	7.831	BAR, rear bumper face . . . . .	336504	17.	7.833	PANEL, rear bumper valance	

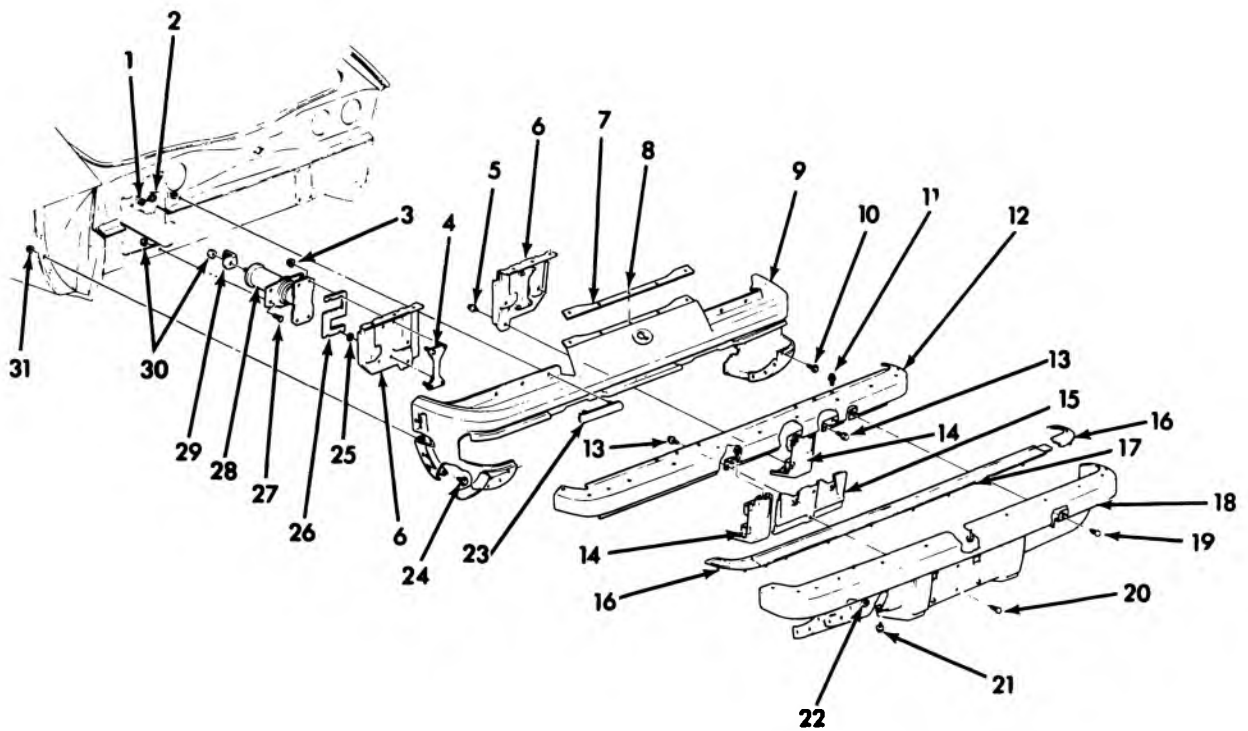


7-257

### 1975 MONZA GRILLE AND BUMPER (HROO)

1.	7.832	COVER .....	342683	10.	7.831	BAR .....	346511
2.	7.832	RETAINER .....	346551	11.	7.832	MOULDING (outer) (L.H.) .....	346579
3.		SUPPORT .....			7.832	MOULDING (outer) (R.H.) .....	346580
4.	1.263	BRACKET .....	346548	12.	7.832	MOULDING (center) .....	346581
5.	7.840	BRACKET (L.H.) .....	346509	13.	7.832	COVER .....	342682
	7.840	BRACKET (R.H.) .....	346510	14.	7.840	PLATE ASSY. ....	346532
6.	7.840	ABSORBER .....	4975616	15.	7.800	BRACKET .....	339142
7.		SHIM .....		16.	8.977	SCREW .....	
8.	7.869	BRACKET (L.H.) .....	346507	17.	8.921	SPRING NUT .....	
	7.869	BRACKET (R.H.) .....	346508				
9.	7.829	REINFORCEMENT .....	346600				

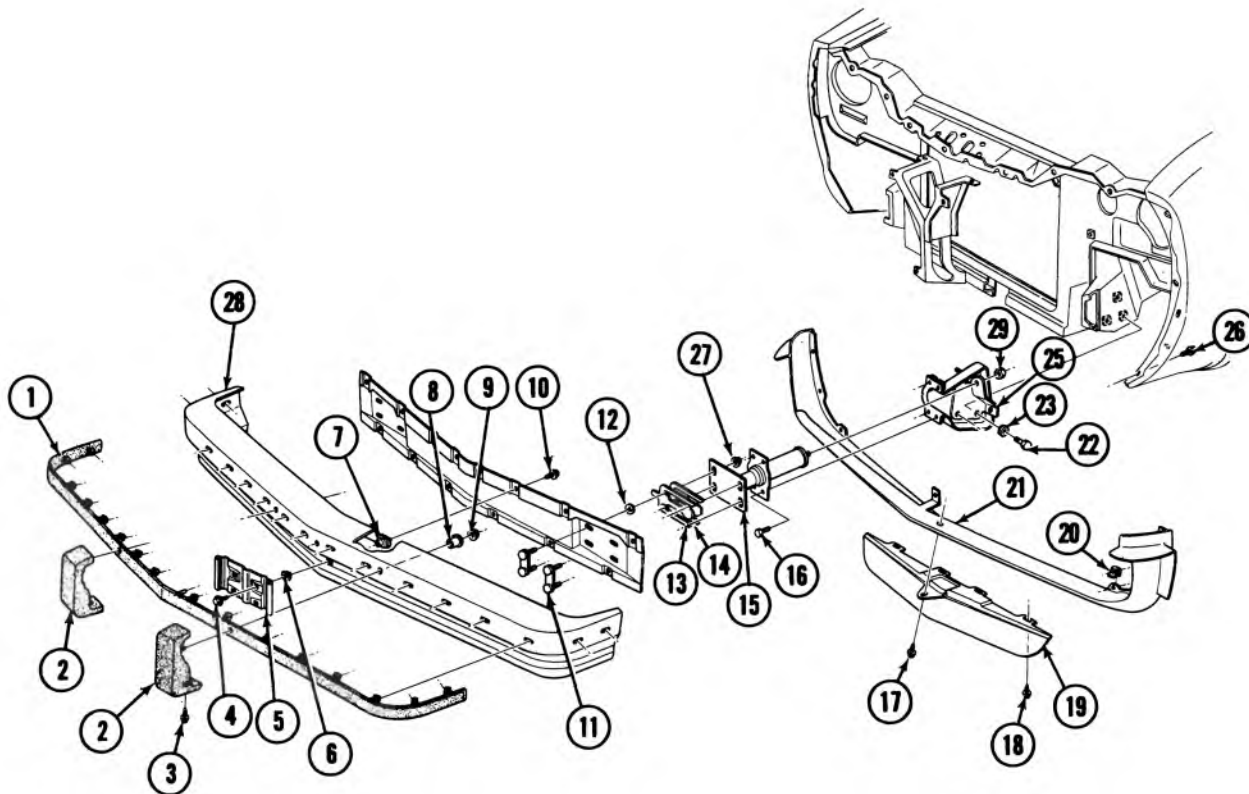




7-251

### 1975 MONZA REAR BUMPER (HROO)

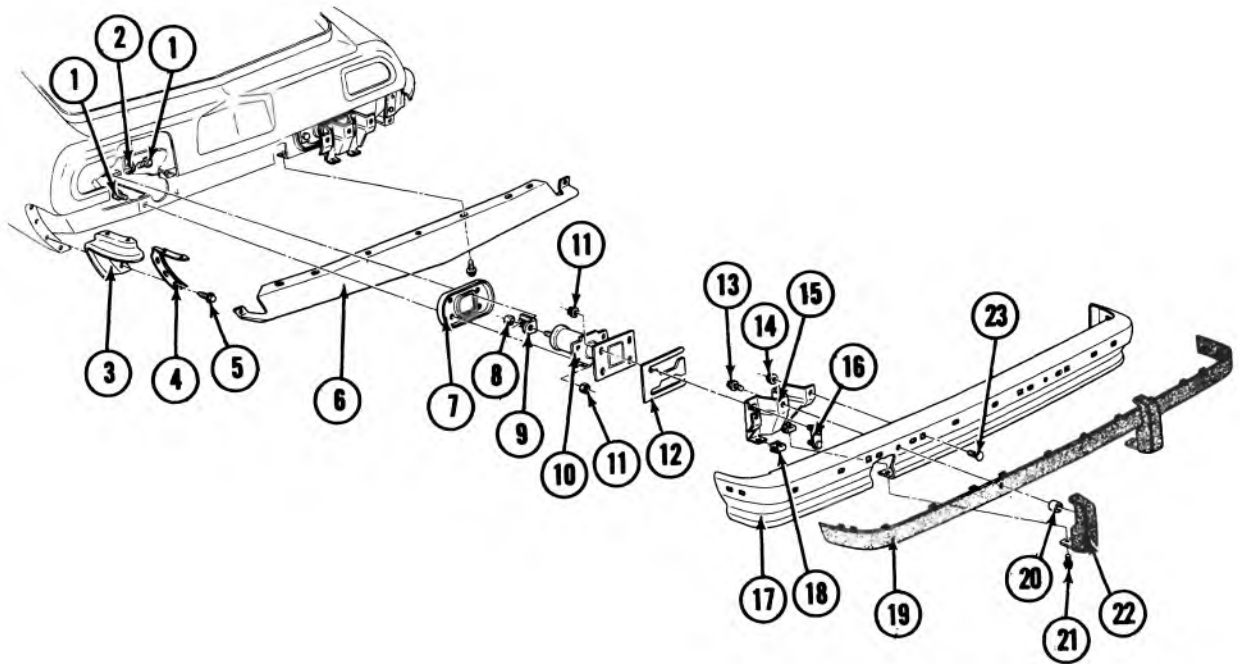
1.	8.929	WASHER (15/32 x 15/16) . . . .	120395	16.	7.832	MOLDING ASSY., rr. bpr. impact bar lwr. cver. (L.H.) . . . .	346521
2.	7.874	BOLT			7.832	MOLDING ASSY., rr. bpr. impact bar lwr. cver. (R.H.) . . . .	346522
3.	7.874	NUT, Bumper outer spring . . . .	3930109	17.	7.832	MOLDING ASSY., rr. bpr. impact bar lwr. cver. ctr. . . . .	346520
4.	7.340	PLATE ASSY., rear shock . . . .	4975324	18.	7.832	COVER, rear bumper impact bar lwr. . . . .	336584
5.	8.977	SCREW (3/8-16 x 1-1/8) . . . .	9431970	19.	8.977	SCREW (3/8-16 x 1-1/8) . . . .	9431970
6.	7.840	BRACKET ASSY., rear bumper impact bar (L.H.) . . . . .	346523	20.	7.833	RETAINER, rr. bumper filler panel . . . . .	6270163
	7.840	BRACKET ASSY., rear bumper impact bar (R.H.) . . . . .	346524	21.	8.907	SCREW (8-18 x 3/4) . . . . .	3841398
7.		RETAINER		22.	8.915	NUT	
8.	8.977	SCREW (10-16 x 3/4) . . . . .	9423258	23.		RETAINER, rr. bumper impact bar upr. cvr. . . . .	346514
9.	7.833	COVER, rear bumper impact bar upr. . . . .	342699	24.	8.977	SCREW	
10.	7.832	RETAINER, rr center . . . . .	346513	25.	5.813	NUT (7/16-20) . . . . .	358501
11.	8.977	SCREW (3/8-16 x 1-1/8) . . . .	9431970	26.		SHIM	
12.	7.831	BAR, rear bumper impact . . . .	346519	27.	8.900	BOLTS (7/16-14 x 1)	
13.	7.874	BOLT (3/8-16 x 1-1/4) . . . . .	9431970	28.	7.345	ABSORBER ASSY., rear . . . . .	4975324
14.	7.828	GUARD ASSY., rear bumper (L.H.) . . . . .	353923	29.	7.840	BRACKET ASSY., rear bumper shock abs. . . . .	346530
	7.828	GUARD ASSY., rear bumper (R.H.) . . . . .	353924	30.	8.915	NUT (7/16-14) . . . . .	9418897
15.	7.869	BRACKET ASSY., rear bumper face bar . . . . .	336588	31.	8.915	NUT	



7-274

### 1975 MONZA FRONT BUMPER (HMOO)

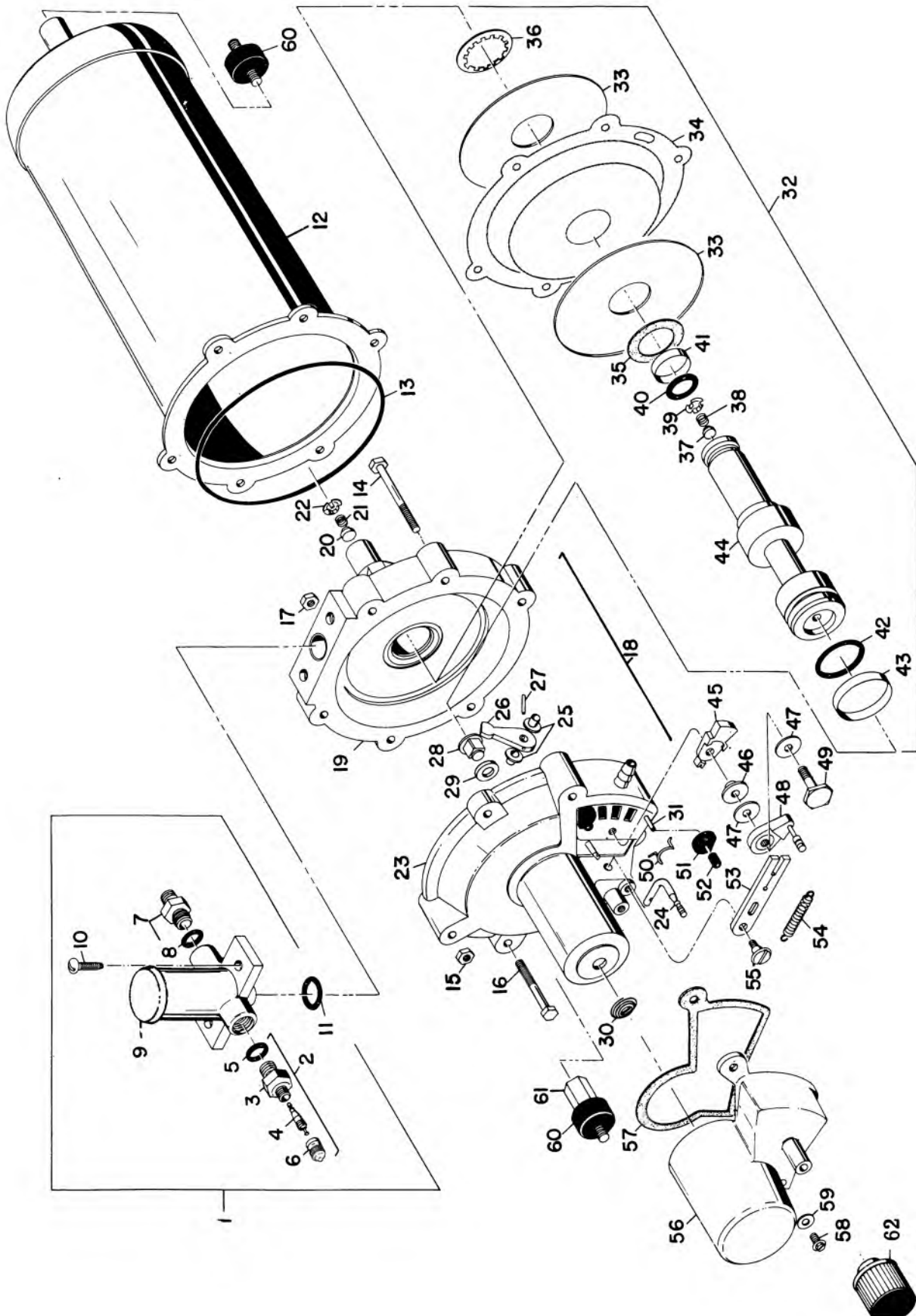
1.	7.874	STRIP, Frt. Bumper			
2.	7.828	GUARD ASM., w/Impact Strip . . L.H.	356651		
		GUARD ASM., w/Impact Strip . . R.H.	356652		
		GUARD ASM., (exc Impact Strip) . . . . . L.H.	356647		
		GUARD ASM., w/Impact Strip . . R.H.	356648		
3.	7.874	BOLT . . . . .	492746		
4.	7.874	NUT . . . . .	488919		
5.		BRACE			
6.	8.929	WASHER			
7.	8.974	NUT			
8.	7.829	SPACER . . . . .	356645		
9.	8.974	NUT			
10.	8.977	SCREW (5/16-12 x 3/4)			
11.	7.840	PLATE ASM. . . . .	346532		
12.	8.921	NUT, Push on			
13.	7.865	SHIM			
14.	7.865	SHIM			
15.	7.345	ABSORBER ASM., Shock . . . . .	3188972		
16.	7.518	BOLT . . . . .	9419073		
17.	8.977	SCREW (1/4-14 x 1)			
18.	8.977	SCREW (1/4-14 x 1)			
19.	7.833	AIR DEFLECTOR . . . . .	365263		
20.	8.921	NUT, Spring			
21.	7.833	VALANCE PANEL (See Group for Color)			
22.	8.900	BOLT			
23.	8.931	WASHER (7/16)			
24.	8.921	NUT (7/16)			
25.	7.869	BRACKET ASM. . . . . L.H.	346509		
26.	8.977	SCREW . . . . . R.H.	346510		
27.	7.874	NUT (7/16 x 14)	3930109		
28.	7.831	BAR . . . . .	346511		



7-275

### 1975 MONZA REAR BUMPER (HMOO)

1.	8.900	BOLT		
2.	8.929	WASHER		
3.	7.833	PANEL, rr Bumper Filler . . . . . L.H.	365225	
		PANEL, rr Bumper Filler . . . . . R.H.	365226	
4.		REINFORCEMENT		
5.	8.977	SCREW		
6.	7.833	PANEL, Valance (See Group for Color)		
7.	7.836	REINFORCEMENT		
8.	8.915	NUT		
9.	7.840	BRACKET ASM. . . . .	346530	
10.	7.345	ABSORBER ASM.		
11.	8.915	NUT		
12.	7.835	SHIM (See Group for Size)		
13.	8.977	SCREW		
14.	8.921	NUT, Push On		
15.	7.833	BRACKET		
16.	7.840	PLATE . . . . .		346532
17.	7.831	BAR . . . . .		358333
18.	8.921	U. NUT		
19.	7.831	STRIP		
20.	7.829	SPACER, rr. Bumper Guard . . . . .		356632
21.	8.900	BOLT		
22.	7.828	GUARD (exc. Impact Strip) . . . . L.H.		356635
		7.823 GUARD (exc. Impact Strip) . . . . R.H.		356636
		7.823 GUARD W/Impact Strip . . . . . L.H.		356633
		7.823 GUARD W/Impact Strip . . . . . R.H.		356634
23.	7.874	BOLT, rr. Bumper Face Bar . . . . .		3774573



1965-73 LEVEL RIDE AIR COMPRESSOR—EXPLODED

7-43

## 1965-72 LEVEL RIDE AIR COMPRESSOR—EXPLODED

- |   |   |
|---|---|
| <p>1. 7.460 REGULATOR UNIT<br/>                 2. 7.465 ADAPTER ASSY<br/>                 3. N.S.S. Part of 7.465 ADAPTER ASSY<br/>                 4. 7.348 VALVE CORE<br/>                 5. 7.476 'O' RING<br/>                 6. 5.875 CAP<br/>                 7. 7.465 ADAPTER ASSY<br/>                 8. 7.476 'O' RING<br/>                 9. N.S.S.. BOOT, Part of 7.465 ADAPTER ASSY.<br/>                 10. N.S.S. BOOT, Part of 7.465 ADAPTER ASSY.<br/>                 11. 7.457 'O' RING<br/>                 12. N.S.S. RESERVOIR, Part of 7.455 COMPRESSOR<br/>                 13. 7.457 'O' RING<br/>                 14. 7.347 BOLT<br/>                 15. 8.915 NUT (#10-32)<br/>                 16. 8.900 BOLT (#10-32 x 1-1/2)<br/>                 17. 8.915 NUT (#10-32)<br/>                 18. N.S.S.. Part of 7.455 COMPRESSOR<br/>                 19. 7.455 HOUSING (2nd Stage)<br/>                 20. N.S.S. VALVE, Part of 7.455 HOUSING (2nd Stage)<br/>                 21. N.S.S. SPRING, Part of 7.455 HOUSING (2nd Stage)<br/>                 22. N.S.S. PLUG, Part of 7.455 HOUSING (2nd Stage)<br/>                 23. 7.455 HOUSING (2nd Stage)<br/>                 24. N.S.S. ARM, Part of 7.460 ROCKER ARM<br/>                 25. N.S.S. BUSHING, Part of 7.460 ROCKER ARM<br/>                 26. N.S.S. ARM, Part of 7.460 ROCKER ARM<br/>                 27. N.S.S. PIN, Part of 7.460 ROCKER ARM<br/>                 28. N.S.S. VALVE, Part of 7.460 VALVE UNIT (Air Compressor)<br/>                 29. N.S.S. WASHER, Part of 7.460 VALVE UNIT (Air Compressor)<br/>                 30. N.S.S. SPRING, Part of 7.460 VALVE UNIT (Air Compressor)<br/>                 31. N.S.S. PIN, Part of 7.460 VALVE UNIT (Air Compressor)<br/>                 32. 7.455 PISTON ASSY<br/>                 33. N.S.S. PLATE, Part of 7.455 PISTON ASSY.<br/>                 34. N.S.S. DIAPHRAGM, Part of 7.460 DIAPHRAGM UNIT<br/>                 35. N.S.S. WASHER, Part of 7.460 DIAPHRAGM UNIT</p> | <p>36. N.S.S. RETAINER, Part of 7.460 DIAPHRAGM UNIT<br/>                 37. N.S.S. VALVE, Part of 7.460 VALVE UNIT (Air Compressor)<br/>                 38. N.S.S. SPRING, Part of 7.460 VALVE UNIT (Air Compressor)<br/>                 39. N.S.S. PLUG, Part of 7.460 VALVE UNIT (Air Compressor)<br/>                 40. N.S.S. 'O' RING, Part of 7.457 SEAL UNIT (Air Compressor)<br/>                 41. N.S.S. SEAL, Part of 7.457 SEAL UNIT (Air Compressor)<br/>                 42. N.S.S. 'O' RING, Part of 7.457 SEAL UNIT (Air Compressor)<br/>                 43. N.S.S. SEAL, Part of 7.457 SEAL UNIT (Air Compressor)<br/>                 44. N.S.S. Part of 7.455 PISTON ASSY.<br/>                 45. N.S.S. VALVE, Part of 7.460 VALVE UNIT (Distributor)<br/>                 46. N.S.S. BUSHING, Part of 7.460 ARM UNIT (Distributor)<br/>                 47. N.S.S. WASHER, Part of 7.460 ARM UNIT (Distributor)<br/>                 48. N.S.S. ARM ASSY., Part of 7.460 ARM UNIT (Distributor)<br/>                 49. N.S.S. SCREW, Part of 7.460 ARM UNIT (Distributor)<br/>                 50. N.S.S. SPRING, Part of 7.460 VALVE UNIT (Distributor)<br/>                 51. N.S.S. BUSHING, Part of 7.460 ARM UNIT (Distributor)<br/>                 52. N.S.S. BUSHING, Part of 7.460 VALVE UNIT (Distributor)<br/>                 53. N.S.S. ARM, Part of 7.460 ARM UNIT (Distributor)<br/>                 54. N.S.S. SPRING, Part of 7.460 ARM UNIT (Distributor)<br/>                 55. N.S.S. SCREW, Part of 7.460 ARM UNIT (Distributor)<br/>                 56. N.S.S. COVER, Part of 7.455 COMPRESSOR<br/>                 57. 7.457 GASKET<br/>                 58. N.L. SCREW<br/>                 59. N.L. GASKET<br/>                 60. 7.452 MOUNT<br/>                 61. 7.452 ADAPTER<br/>                 62. 7.447 CLEANER</p> |
|---|---|

7-43



# CHEVROLET CHASSIS GROUP 8.000

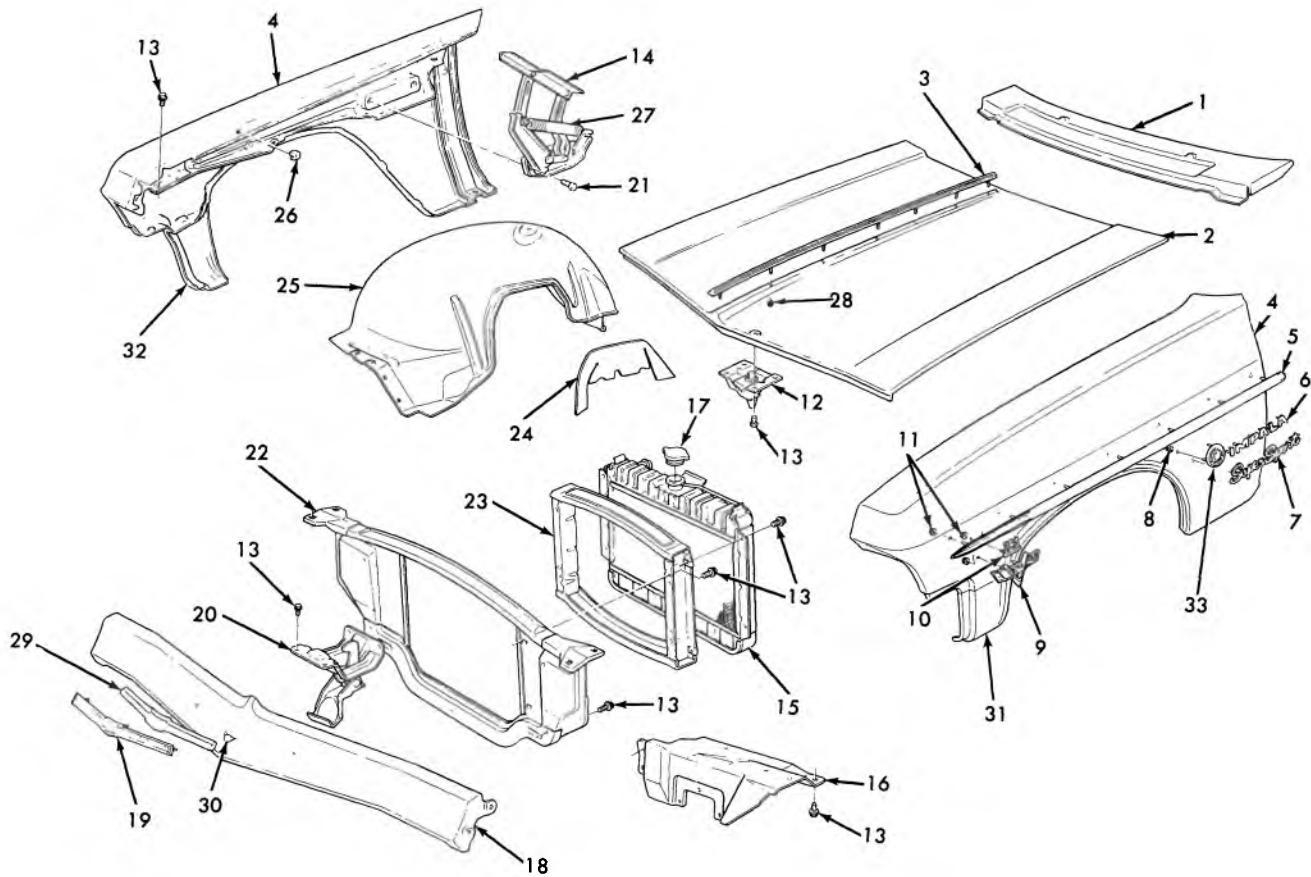


## ILLUSTRATION INDEX

	TITLE	PAGE	TITLE	PAGE
1965	Pass. Front End Sheet Metal— Exploded .....	8-1	1971-72 Camaro Front End Sheet Metal .....	8-48
1966	Pass. Front End Sheet Metal— Exploded .....	8-2	1973 Camaro Front End Sheet Metal .....	8-49
1967	Passenger Front End Sheet Metal .....	8-3	1974 Camaro Front End Sheet Metal .....	8-50
1968	Passenger Front End Sheet Metal .....	8-4	1975 Camaro Front End Sheet Metal .....	8-51
1969	Passenger Front End Sheet Metal (Exploded) .....	8-6	1971-75 Vega Frt. End Sheet Metal .....	8-52
1970	Passenger Front End Sheet Metal .....	8-8	1975 Monza Front End Sheet Metal (Exc. HM27) .....	8-54
1971	Passenger Front End Sheet Metal .....	8-10	1966 Passenger—Front .....	8-56
1972	Passenger Front End Sheet Metal .....	8-12	1967 Passenger Front .....	8-57
1973	Passenger Front End Sheet Metal .....	8-14	1968 Passenger Front .....	8-58
1974	Passenger Front End Sheet Metal .....	8-15	1969 Passenger Front .....	8-59
1975	Passenger Front End Sheet Metal .....	8-16	1970 Passenger Front End Moulding .....	8-60
1964	Chevelle Front End—Exploded .....	8-18	1971 Passenger Front End Mouldings .....	8-61
1965	Chevelle Front End Sheet Metal—Exploded .....	8-20	1972 Passenger Front End Mouldings .....	8-62
1966	Chevelle Front End Sheet Metal—Exploded .....	8-21	1973 Passenger Front End Mouldings .....	8-63
1967	Chevelle Front End Sheet Metal—Exploded .....	8-22	1974 Passenger Front End Mouldings .....	8-64
1968	Chevelle Front End Sheet Metal (Exploded) .....	8-23	1975 Passenger Front End Mouldings .....	8-65
1969	Chevelle Front End Sheet Metal (Exploded) .....	8-24	1966 Chevelle—Front .....	8-66
1970	Chevelle Front End Sheet Metal (Exploded) .....	8-25	1967 Chevelle—Front .....	8-67
1971-72	Chevelle Front End Sheet Metal .....	8-26	1968 Chevelle Front .....	8-68
1973	Chevelle Front End Sheet Metal .....	8-28	1969 Chevelle Front .....	8-69
1974	Chevelle Front End Sheet Metal (Exc. Monte Carlo) .....	8-29	1970 Chevelle Front End Mouldings (Exc. Monte Carlo) .....	8-70
1975	Chevelle Front End Sheet Metal (Exc. Monte Carlo) .....	8-30	1971 Chevelle Front End Mouldings .....	8-71
1974	Monte Carlo Sheet Metal .....	8-33	1972 Chevelle Front End Mouldings .....	8-72
1975	Monte Carlo Sheet Metal .....	8-34	1973 Chevelle Front Mouldings (Exc. Monte Carlo) .....	8-73
1962-64	Chevy II Front End—(Exploded) (1962 Shown) .....	8-36	1975 Chevelle Front End Mouldings (Exc. Monte Carlo) .....	8-74
1965	Chevy II Front End—Exploded .....	8-37	1971-72 Monte Carlo Front End Mouldings .....	8-75
1966	Chevy II Front End—Exploded .....	8-38	1973 Monte Carlo Front End Mouldings .....	8-76
1967	Chevy II Front End—Exploded .....	8-39	1974 Monte Carlo Front End Moulding .....	8-77
1968-70	Chevy II Front End—Exploded .....	8-40	1975 Monte Carlo Front End Mouldings .....	8-78
1971-72	Nova Front End Sheet Metal .....	8-41	1966 Chevy II—Front .....	8-79
1973	Nova Front End Sheet Metal .....	8-42	1967 Chevy II Front .....	8-80
1974	Nova Front End Sheet Metal .....	8-43	1968 Chevy II—Front .....	8-81
1975	Nova Front End Sheet Metal .....	8-44	1969-70 Nova Front .....	8-82
1967-68	Camaro Front End Sheet Metal—Exploded .....	8-45	1971-72 Nova Front End Moulding .....	8-83
1969	Camaro Front End Sheet Metal—Exploded .....	8-46	1973 Nova Front End Moulding .....	8-84
1970	Camaro Front End Sheet Metal .....	8-47	1974 Nova Front End Mouldings .....	8-85
			1975 Nova Front End Mouldings .....	8-86
			1967 Camaro Front .....	8-87
			1968 Camaro Front .....	8-88
			1969 Camaro Front .....	8-89

	TITLE	PAGE
1971	Camaro Front End Mouldings .....	8-90
1972	Camaro Front End Mouldings .....	8-91
1973	Camaro Front End Mouldings .....	8-92
1974	Camaro Front End Mouldings .....	8-93
1975	Camaro Front End Mouldings .....	8-94
1969	Camaro Accent Stripes .....	8-95
1969	Camaro Accent Stencils .....	8-96
1975	Vega Front End Mouldings .....	8-97
1971-72	Chevelle Special Ducted Air Hood— Hold Down Lock .....	8-98
1971-72	Chevelle 454 Cu. In. Hood Weatherstrip and Screen .....	8-98
1971-72	Chevelle Rear Bumper Jacking Support and Step Pads .....	8-99
1970	Passenger Heater Control Assembly .....	8-100
1970	Passenger Heater Control Cables .....	8-100

	TITLE	PAGE
1970	Chevelle Heater Control .....	8-101
1969-73	Nova Heater Control .....	8-102
1973	Nova Chevy II Heater and Defroster Outlets .....	8-103
1974	Nova Heater Control Cables .....	8-103
1974	Nova Heater and A/C Ducts .....	8-104
1967	Camaro Heater Control .....	8-105
1967	Camaro Heater Control Cables .....	8-105
1967	Camaro Heater and Defroster Assy. ....	8-106
1967	Camaro Heater—Defroster Duct, Outlets and Dash Mats .....	8-106
1973-74	Chevy II, Nova Heater Control .....	8-107
1970-74	Camaro Heater Control Assy. ....	8-107
1971-75	Vega—Monza Heater Assy. (Exc. C.A.C.) .....	8-108
1971-75	Vega Heater Assy. (Exc. C.A.C.) .....	8-109
1974	Passenger Fender Skirt .....	8-110

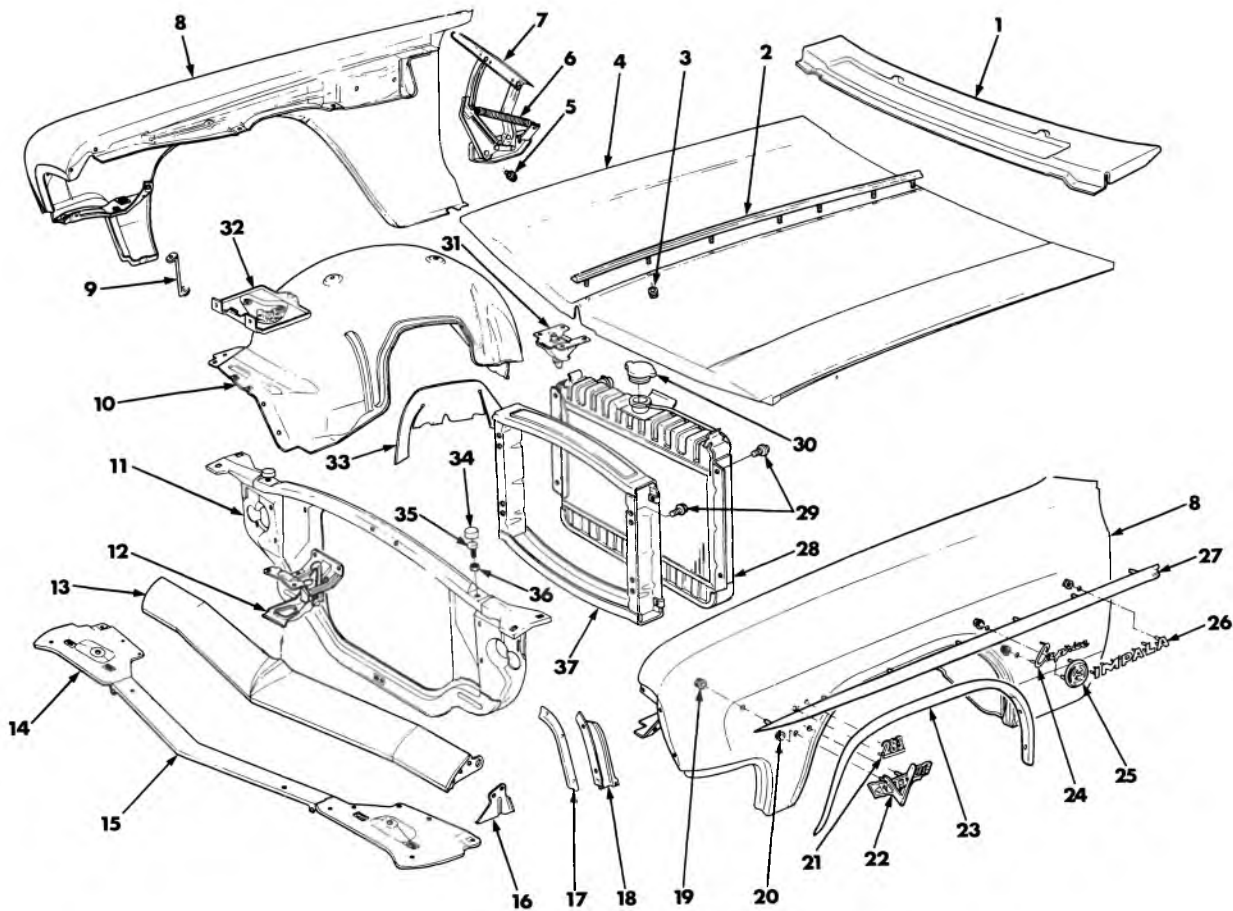


8-76

### 1965 PASS. FRONT END SHEET METAL—EXPLODED

1.	12.800	GRILLE	3850212	17.	1.203	CAP, Pressure Type	6410457
2.	8.000	HOOD ASSY., Hood Top	3876590	18.	1.263	PANEL ASSY., Hdr.	3851248
3.	8.055	MOULDING—CROWN, Impala	3871311	19.	1.303	EMBLEM UNIT, Grille Header Pnl.	3870783
4.	8.130	FENDER ASSY., Front	3865815-16	20.	8.080	CATCH ASSY., Hood Lock	3863285
5.	8.132	MOULDING, Bel Air extension Headlamp Opening	3862223-24	21.	8.900	SCREW (3/8-16 x 7/8)	
6.	8.147	LETTER UNIT	3862173		8.931	WASHER (3/8 Med.)	
7.	8.147	PLATE, Super Sport	3867735	22.	1.270	SUPPORT ASSY., Rod	3876582
8.	8.921	NUT (1/8)		23.		SHROUD, (See group 1.277)	
9.	8.147	EMBLEM, V8 Engine	3840318	24.	8.154	SHIELD, Dust	3887538
10.	8.147	EMBLEM, V8 Engine (283)	3865833	25.	8.153	SKIRT, Front Fdr.	3887511-12
	8.147	(327)	3865834	26.	8.024	BUMPER, Side	3858702
	8.147	(409)	3865836	27.	8.013	SPRING (8-25/64 Free Length 27-3/4 Coils	3848272
11.	8.133	NUT	3843001	28.	8.921	NUT (5/32)	
12.	8.083	PLATE ASSY.	3854085	29.	1.303	EMBLEM, Unit Grille Hdr. Pnl.	3870783
13.	8.900	SCREW (5/16-18 x 7/8)		30.	1.303	SPACER, Hdr. Pnl. Emblem	3859554
	8.931	WASHER (5/16 Med.)		31.	8.131	EXTENSION, Front Fdr. (LH)	3853745
14.	8.015	HINGE ASSY., Hood Panel	3910667-68	32.	8.131	EXTENSION, Front Fdr. (RH)	3853746
15.		CORE, (See group 1.219)		33.	8.147	EMBLEM UNIT	3862208
16.	8.153	EXTENSION, Skirt	3856495-96				





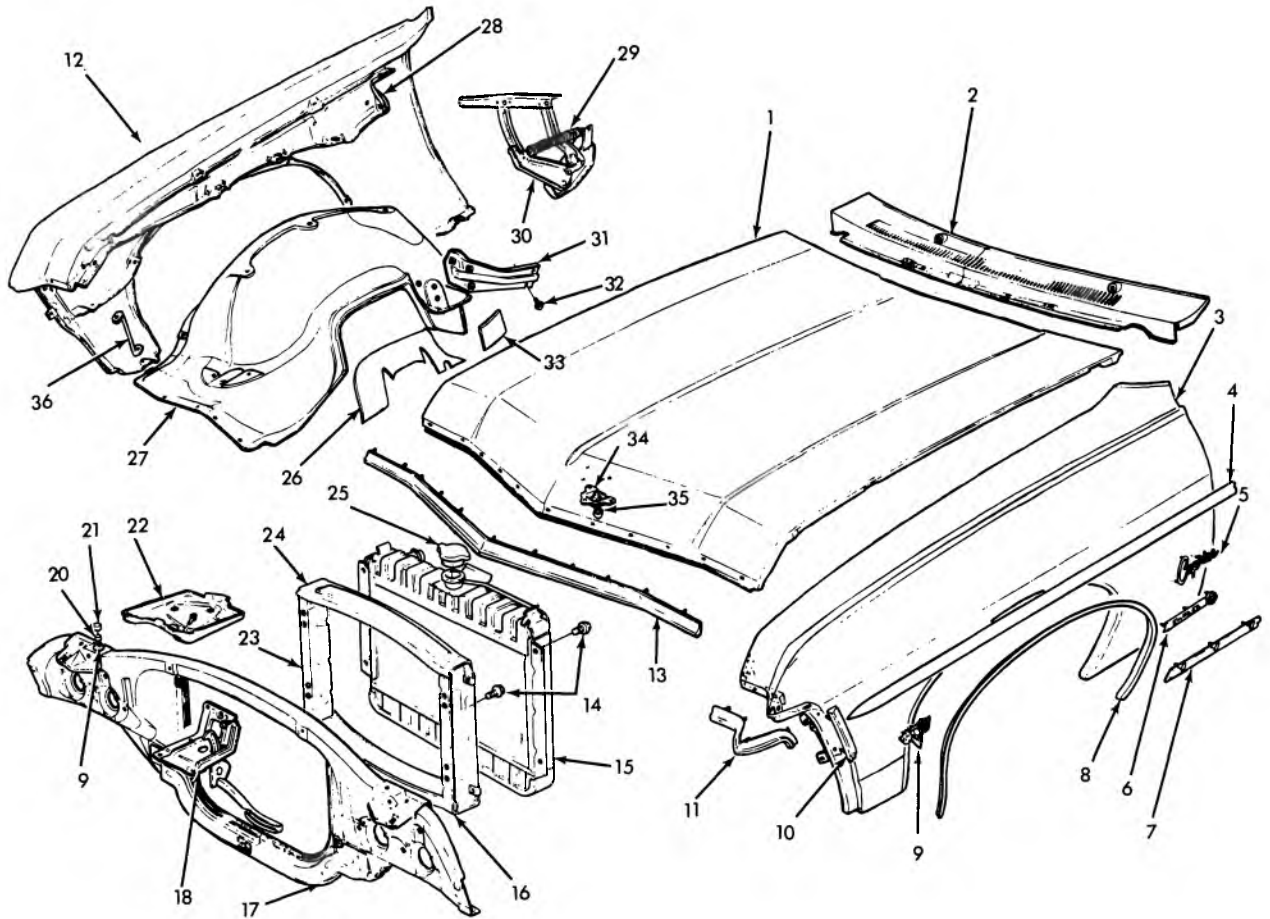
8-77

### 1966 PASS. FRONT END SHEET METAL—EXPLODED

1.	12.800	GRILLE	3850212	21.	8.147	EMBLEM*	
2.	8.055	MOULDING UNIT	986561▲	22.	8.147	EMBLEM—V-8	3840318
3.	8.921	NUT	9418239	23.	8.132	MOULDING UNIT	3884061-62
4.	8.000	HOOD ASSY.	3876590	24.	8.147	PLATE UNIT	3876000
5.	8.900	BOLT (3/8—16 x 7/8)		25.	8.147	EMBLEM (IMPALA)	3862208
	8.931	L/WASHER (3/8)		26.	8.147	LETTER UNIT (IMPALA)	3862173
6.	8.013	SPRING	3848272	27.	8.132	MOULDING UNIT (BISCAYNE, BEL AIR)	3886233-34
7.	8.015	HINGE ASSY.	3910667-68		8.132	MOULDING UNIT (IMPALA)	3886374
8.	8.130	FENDER	3886309-10	28.	1.219	CORE*	
9.	8.141	BRACE	3885955	29.	8.900	BOLT (5.16—18 x 7/8)	
10.	8.153	SKIRT	3887511-12		8.931	L/WASHER (5/16)	
11.	1.270	SUPPORT ASSY.—Radiator	3876582	30.	1.203	CAP	3886273
12.	8.080	CATCH ASSY.	3874716	31.	8.083	PLATE ASSY.	3854085
13.	1.263	HEADER ASSY.	3869757	32.	2.333	TRAY ASSY.	3893882
14.	1.287	PANEL—Outer Filler	3874549-50	33.	8.154	SHIELD—Dust.	3887538
15.	1.287	PANEL—Center Filler	3869749	34.	8.024	BUMPER	3792828
16.	1.287	BRACKET	3872171-72	35.	8.024	SCREW	3996899
17.	8.132	MOULDING UNIT	3886221-22	36.	8.917	NUT (5/16—18)	
18.	8.132	MOULDING UNIT	3886223-24	37.	1.277	SHROUD*	
19.	8.921	NUT (10—24)					
20.	8.921	NUT (3/16)					

\*NOTE: See group for specific model application.

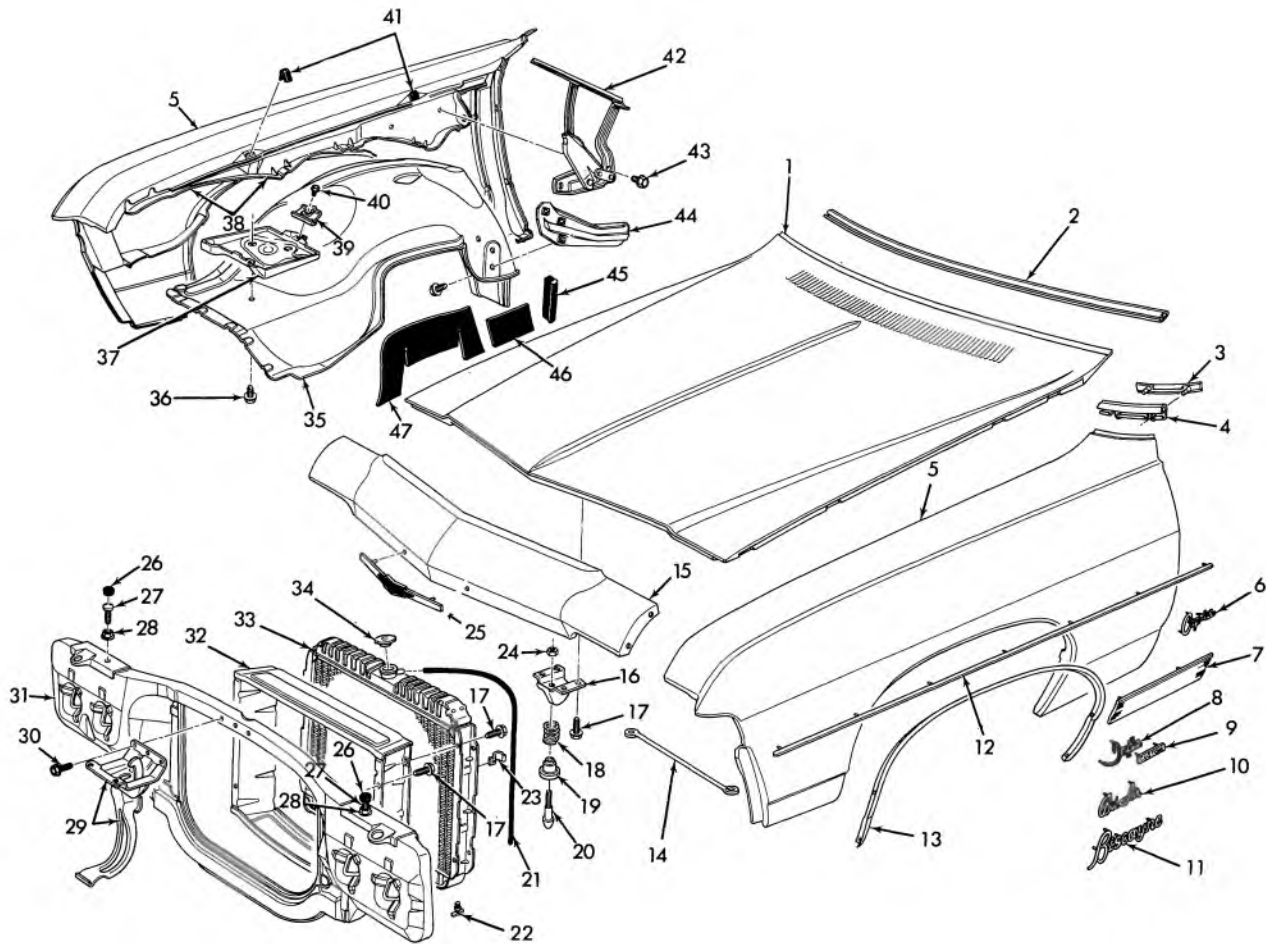
▲ Removed from service



8-78

### 1967 PASSENGER FRONT END SHEET METAL

1.	8.000 HOOD ASSY. ....	3885974	17.	1.270 SUPPORT ASSY. ....	3907635
2.	12.800 GRILLE ....	3885979	18.	8.080 CATCH ASSY. ....	3893934
3.	8.130 FENDER ASSY. ....	3904677	19.	8.917 NUT (5/16-18)	
4.	8.132 MOULDING UNIT ....	3904666	20.	8.024 SCREW ....	3996899
5.	8.147 PLATE UNIT ....	3876000	21.	8.024 BUMPER ....	3792828
6.	8.147 PLATE UNIT ....	3904653	22.	2.333 TRAY ASSY. ....	3895138
7.	8.132 MOULDING UNIT (IMPALA, exc. STA. WAG., S.S. ....	3904641-42	23.	N.S.S. Part of 1.277 SHROUD ASSY.	
	(CAPRICE exc. STA. WAG.) ....	3904651-52	24.	N.S.S. Part of 1.277 SHROUD ASSY.	
8.	8.132 MOULDING UNIT (Sta. Wag.) S.S.) ....	3904645-46	25.	N.L. CAP ASSY.	
	(CAPRICE exc. STA. WAG.) ....	3904647-48	26.	8.154 SHIELD ....	3899589
9.	8.147 EMBLEM (8 cyl.) ....	3840318	27.	8.153 SKIRT (1967)L.H. ....	3907653
10.	8.132 MOULDING UNIT ....	3904643-44		8.153 SKIRT (1967-68)R.H. ....	3907654
11.	8.132 MOULDING UNIT ....	3904633-34	28.	8.141 REINFORCEMENT ASSY. ....	3892157-58
12.	8.130 FENDER ....	3904678	29.	8.013 SPRING ....	3907626
13.	8.055 MOULDING UNIT ....	3904632	30.	8.015 HINGE ASSY. ....	3910667-68
14.	8.977 SCREW (5/16-18 x 3/4)		31.	8.155 BRACE ASSY. (1967-68)L.H. ....	3897525
15.	1.219 CORE-RADIATOR			8.155 BRACE ASSY. (1967-70)R.H. ....	3920840
16.	1.277 SHROUD ASSY. (exc. 396, 427, C.A.C., A.I.R., H.D. rad.) ....	3867784	32.	8.900 SCREW (5/16-18 x 7/8)	
	(w/396, 427, C.A.C., A.I.R., H.D. rad.) ....	3905778		8.932 WASHER (5/16)	
			33.	8.154 SEAL ....	3910692
			34.	8.083 PLATE ASSY. ....	3895117
			35.	8.916 NUT (1/2-20)	
			36.	8.141 BRACE ....	3895179

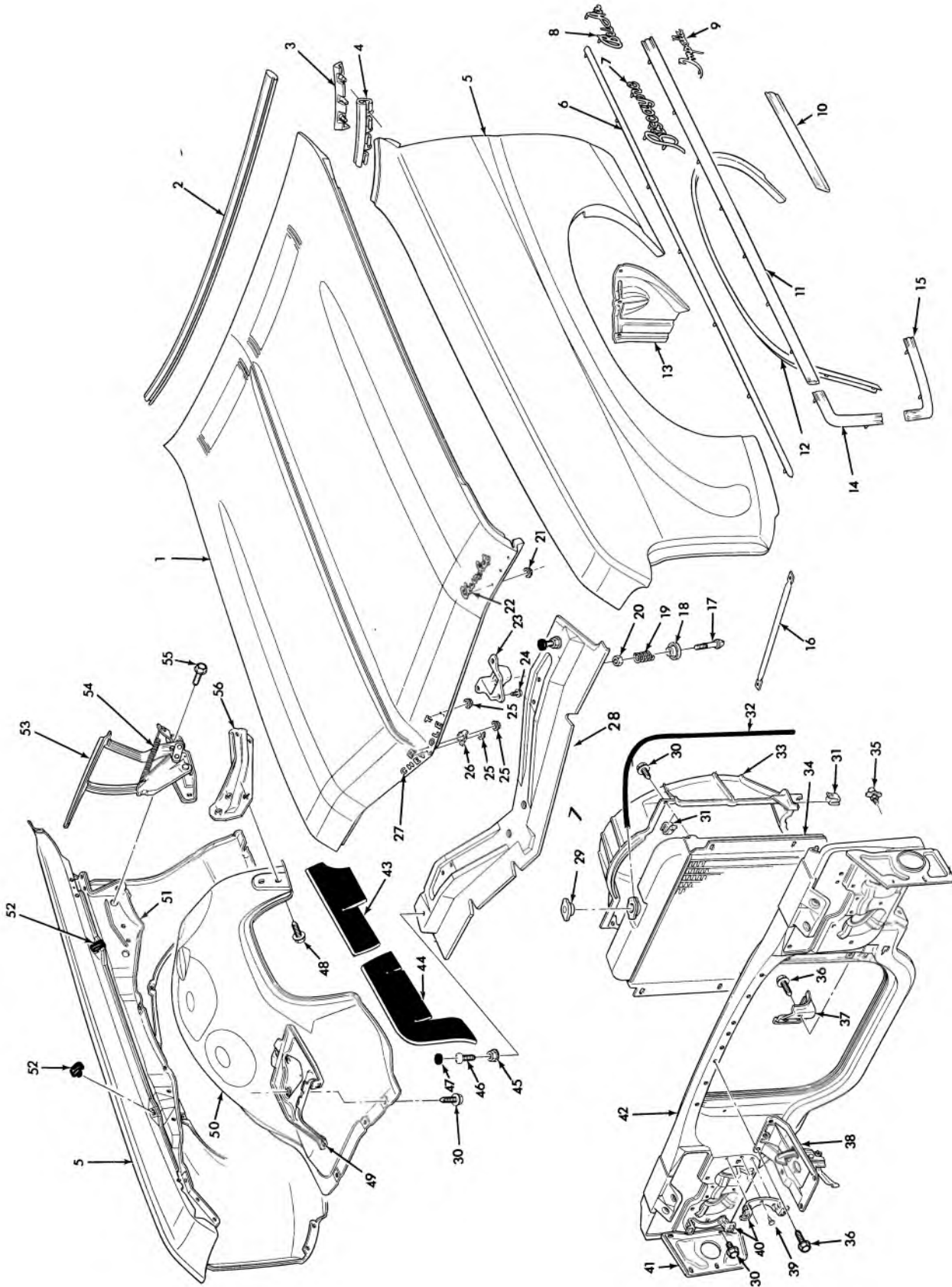


8-79

### 1968 PASSENGER FRONT END SHEET METAL

1.	8.000	PANEL ASSY., Hood Top	3907647	22.	8.951	DRAINCOCK	
2.	8.055	MOULDING, Hd. Pnl. rr. Edge	3936294	23.	8.950	CLIP 17/32	3142683
3.	8.132	MOULDING, Upr. rr.	3936291-92	24.	8.916	NUT (1/2-20)	
4.	8.153	FILLER, Upr. rr.	3926859	25.	1.303	EMBLEM, Rad. Grille and Frt End	3926885
5.	8.130	FENDER FRT	3924115-6	26.	8.024	BUMPER, Hood Pnl. Frt. 7/6 x 7/16	3792828
6.	8.147	PLATE UNIT, Caprice	3876000	27.	8.024	SCREW, Hood Frt Upr 5/15-18 x 13/8	3996899
7.	8.132	MOULDING UNIT, Side	3928465	28.	8.917	NUT (5/16-18)	
8.	8.147	PLATE, Impala	3917489	29.	8.080	CATCH ASSY., Hood Lock	3929814
9.	8.147	PLATE	3920888	30.	8.900	BOLT (5/16-18 x 3/4)	
10.	8.147	PLATE, Custom	3928485	31.	1.270	SUPPORT ASSY., Radiator	3917427
11.	8.147	PLATE, Biscayne	3928469	32.	1.277	SHROUD, Mounting	3905778
12.	8.132	MOULDING UNIT SIDE (Biscayne Bel Air)	3929564	33.	1.219	BODY ASSY.	
	8.132	MOULDING UNIT SIDE (Impala)		34.	1.203	CAP ASSY., Rad Filler w/Gasket	3886273
		(Black Paint)	3936269-70	35.	8.153	SKIRT, Frt. Fdr.	3907653
	8.132	MOULDING SIDE (Impala)		36.	8.977	SCREW (#8-18 x 1/2)	
		(Vinyl Insert)	3931641-2		8.931	WASHER (#8)	
13.	8.132	MOULDING UNIT, w/House Opening (exc. R.R. Wheel Skirt)	3927923-4	37.	2.333	TRAY ASSY., Battery	3915471
13.	8.132	MOULDING UNIT (w/R.R. Wheel Skirt)	3927925-6	38.	8.141	REINFORCEMENT, Flange	3910659-60-ctr.
14.	8.141	BRACE, Frt. Fdr.	3917400	39.	2.335	CLAMP BATTERY, Top	1383273
15.	1.266	PANEL ASSY., Grille Hdwe	3907604	40.	8.900	BOLT (5/16-18 x 1-1/4)	
16.	8.083	PLATE ASSY., Lock Mounting	3910676		8.929	WASHER (5/16)	
17.	8.900	BOLT (5/16-18 x 7/8)		41.	8.024	BUMPER, Hood Panel Side	3919126
	8.929	WASHER (5/16)		42.	8.015	HINGE ASSY., Hood	3926829-30
18.	8.085	SPRING, Lock Bolt	3857882	43.	8.900	BOLT (3/8-16 x 13/16)	
19.	8.085	RETAINER, Lock Bolt Spring	3857884		8.931	WASHER (3/8)	
20.	8.085	BOLT 23/32 Sphere Length	3857883	44.	8.155	BRACE ASSY., Left, Skirt to Dash	3897525
21.	8.962	HOSE (3/8)			8.155	BRACE ASSY., Right, Skirt to Dash	3920840
				45.	8.154	SEAL, Skirt to Fender	3899590
				46.	8.154	SEAL, Frt. Fdr. Skirt to Frame	3910692
				47.	8.154	SHIELD, Skirt Duct	3899589





8-80

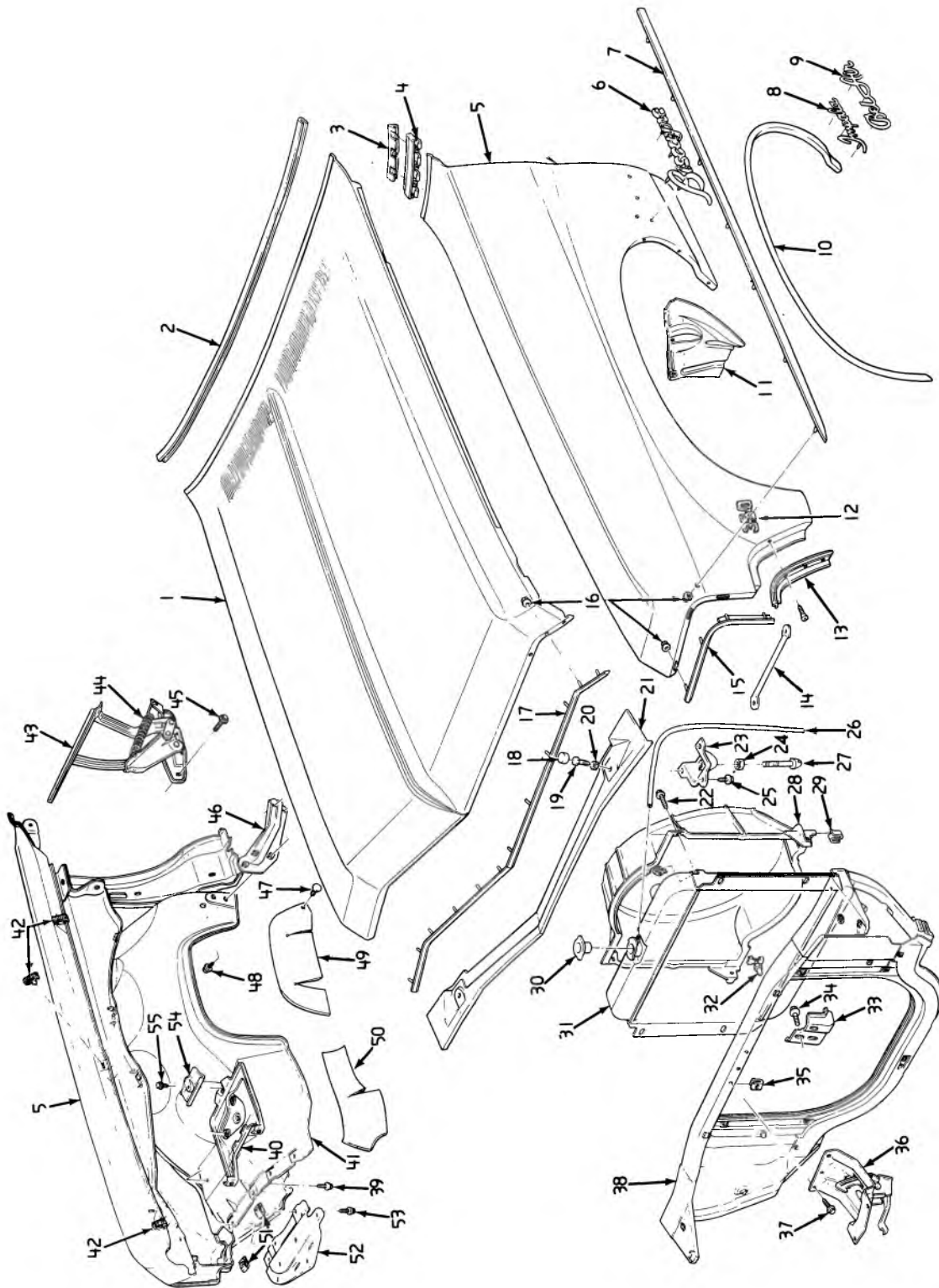
**1969 PASSENGER FRONT END SHEET METAL (EXPLODED)**

## 1969 PASSENGER FRONT END SHEET METAL (EXPLODED)

1.	8.000	HOOD ASM., Hood Top .....	3926836	23.	8.080	PLATE ASM., Hood Lk. Mounting	
2.	8.055	MOLDING, Hood Pnl. rr. Edge .....	3936294	24.	8.900	SCREW ASM. (5/16-18 x 7/8)	
3.	8.131	FILLER L.H., Upr. rr. Midg. ....	3942133	25.	8.921	NUT (1/8) (IMPALA, CAPRICE, KINGSWOOD, ESTATE WAG.)	
	8.131	FILLER R.H., Upr. rr. Midg. ....	3942134	26.	8.055	RETAINER, Hood Pnl. (IMPALA, CAPRICE, KINGWOOD, ESTATE WAG.)	3941270
4.	8.132	MOLDING L.H. Upr. rr. ....	3945625	27.	8.055	CHART, Name Plate (IMPALA, CAPRICE, KINGWOOD, ESTATE WAG.)	
	8.132	MOLDING R.H. Upr. rr. ....	3945626	28.	1.267	BAR ASSY., Frt. Fdr. Tie .....	3942145
5.	8.130	FENDER ASM. L.H., Front .....	3953693	29.	1.203	CAP, Rad. Fdr. w/Gasket .....	3886273
	8.130	FENDER ASM. R.H., Front .....	3953694	30.	8.977	SCREW ASM. (1/4-14 x 3/4)	
6.	8.132	MOLDING SIDE (BEL AIR, TOWNSMAN) .....	3953646	31.	1.276	"U" NUT, Rad Fan Shroud Upr. ....	3939394
	8.132	MOLDING L.H. (IMPALA, KINGSWOOD) .....	3953647	32.	8.962	HOSE, Rad Overflow (3/8)	
	8.132	MOLDING R.H. (IMPALA, KINGSWOOD) .....	3953648	33.	1.277	SHROUD (V-8 Eng. Only) Plastic Rounded .....	3939387
	8.132	MOLDING L.H. (CAPRICE, ESTATE WAG.) .....	3961315	34.	1.219	BODY ASM. Rad (L-6 Eng.) w/Coil Cooler .....	3018046
	8.132	MOLDING R.H. (CAPRICE, ESTATE WAG.) .....	3961316		1.219	BODY ASM., Rad (V-8 Eng.) .....	3018027
7.	8.147	PLATE, Name (BISCAYNE, BROOKWOOD) .....	3928469	35.	8.951	DRAIN COCK (1/4 Type "B")	
8.	8.147	PLATE, Name (BEL AIR, TOWNSMAN) .....	3928485	36.	8.977	SCREW (5/16-18 x 3/4)	
9.	8.147	PLATE, Name (IMPALA, KINGSWOOD EXC. CUSTOM .....	3953657	37.	1.270	GUSSET L.H., Rad. Support .....	3934513
			3953657		1.270	GUSSET R.H., Rad. Support .....	3934514
10.	8.132	MOLDING ASM., Lwr. Si. ....	3953680	38.	8.080	CATCH ASM., Hood Lock .....	3942160
11.	8.132	MOLDING ASM. L.H., Upr. Si. ....	3953681	39.	8.967	RIVET (3/16 x 1/4)	
	8.132	MOLDING ASM. R.H., Upr. Si. ....	3953682	40.	2.729	BRACKET, Bezel .....	3938049
12.	8.132	MOLDING L.H. w/House Opg. (IMPALA, CAPRICE, KINGWOOD & ESTATE WAG.) .....	3953639	41.	8.141	BRACKET L.H., Frt. Fdr. ....	3938047
	8.132	MOLDING R.H. w/House Opg. (IMPALA, CAPRICE, KINGWOOD & ESTATE WAG.) .....	3953640		8.141	BRACKET R.H. Frt. Fdr. ....	3938048
13.	8.153	PANEL L.H., Skirt Filler .....	3941237	42.	1.270	SUPPORT ASSY., Rad .....	3955038
	8.153	PANEL R.H., Skirt Filler .....	3941238	43.	8.154	SHIELD, Dust Rear .....	3950727
14.	8.132	MOLDING ASM. L.H., Upr Si Frt. ...	3953683	44.	8.154	SHIELD .....	3950725
	8.132	MOLDING ASM. R.H., Upr Si Frt. ...	3953684	45.	8.917	NUT (5/16-18)	
15.	8.132	MOLDING ASM. L.H., Lwr. Si. Frt. ...	3953685	46.	8.024	SCREW, Hood Frt. Bpr. (5/16-18 x 1-3/8)	
	8.132	MOLDING ASM. R.H., Lwr. Si. Frt. ...	3953686	47.	8.024	BUMPER, Hood Pnl. Frt. (7/8 O.D. x 7/16)	
16.	8.141	BRACE, Frt. Fdr. ....	3942179	48.	8.977	SCREW (5/16-18 x 13/16)	
17.	8.085	BOLT, 7/8 Sphere Length x 3-31/32 O.L. RETAINER		49.	2.333	TRAY ASM., Battery .....	3938000
18.	*			50.	8.153	SKIRT L.H. Front Fender .....	3926839
19.	8.085	SPRING, Lk bolt (11 coil-5 P.S. Long)			8.153	SKIRT R.H. Front Fender .....	3926840
20.	8.916	JAM NUT (1/2-20)		51.	8.141	REINF. CENTER ASM. L.H. Flange ...	3934533
21.	8.921	NUT (1/8) (BISCAYNE, BROOKWOOD)			8.141	REINF. CENTER ASM. R.H. Flange ...	3934534
22.	8.055	PLATE UNIT, Hood Pnl. Name (BISCAYNE, BROOKWOOD) .....	3953689	52.	8.024	BUMPER, Hood Pnl Side .....	3919126
				53.	8.015	HINGE ASM, L.H. Hood .....	3949201
					8.015	HINGE ASM, R.H. Hood .....	3949202
				54.	8.013	SPRING, Hood Hinge .....	3907626
				55.	8.900	SCREW (3/8-16 x 7/8)	
				56.	8.155	BRACE ASM. L.H., Skirt to Dash ....	3897525
					8.155	BRACE ASM R.H., Skirt to Dash ....	3920840

8-80

\* Removed from service



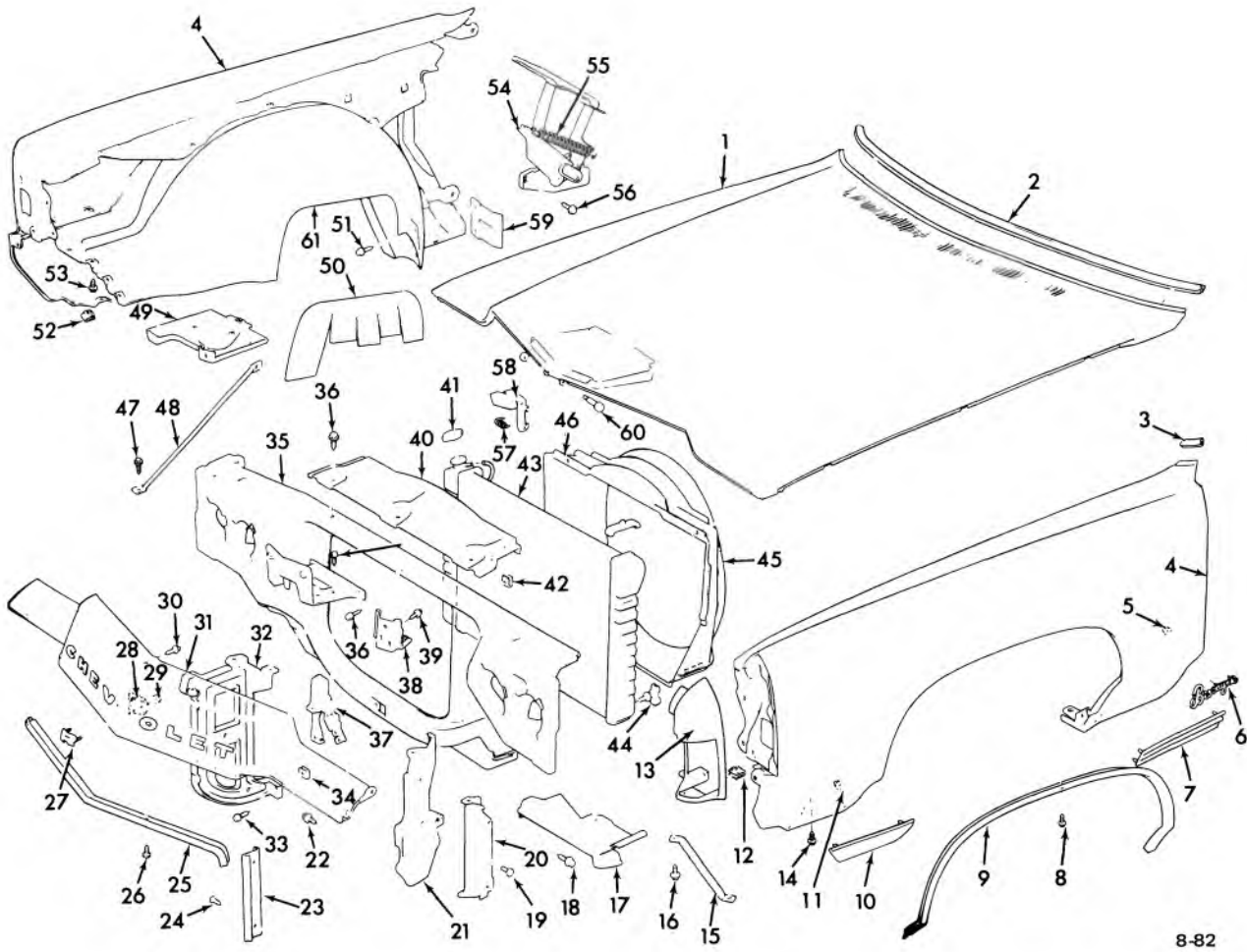
8-81

1970 PASSENGER FRONT END SHEET METAL

## 1970 PASSENGER FRONT END SHEET METAL

1.	8.000	PANEL ASSY., Hood	3945690	26.	8.962	HOSE RAD OVERFLOW (3/8)	
2.	8.055	MOULDING UNIT	3970517	27.	8.085	BOLT, 7/8 Sphere Length x 3-31/32	
3.	8.131	FILLER L.H. Upr. Rear	3950777	28.	1.277	SHROUD (V-8) Plastic Straight	3939388
	8.131	FILLER R.H. Upr. Rear	3950778	29.	1.276	"U" NUT, Rad Fan Shroud	3939394
4.	8.132	MOULDING L.H. Upr. Rear	3962365	30.	1.203	CAP, Rad. Filler w/Gasket	3886273
	8.132	MOULDING R.H. Upr. Rear	3962366	31.	1.219	BODY ASSY., Rad (L-6) w/Oil Cooler	3018046
5.	8.130	FENDER ASSY., L.H. Front	3970607		1.219	BODY ASSY., Rad (V-8) w/Oil Cooler	3018004
	8.130	FENDER ASSY., R.H. Front	3970608	32.	8.951	DRAIN COCK (1/4 Type B)	
6.	8.147	PLATE UNIT, (Biscayne)	3974230	33.	1.270	GUSSET L.H., Rad Supt	3934513
7.	8.132	MOULDING UNIT, Front Fender			1.270	GUSSET R.H., Rad Supt	3934514
8.	8.147	PLATE UNIT, (Impala)	3974250	34.	8.977	SCREW (5/16-18 x 3/4)	
9.	8.147	PLATE UNIT, (Bel Air)	3974249	35.	8.921	"U" NUT (5/16-18)	
10.	8.132	MOULDING UNIT, L.H. w/House Opng.	3970547	36.	8.080	CATCH ASSY., Hood Lock	3957248
	8.132	MOULDING UNIT, R.H. w/House Opng.	3970548	37.	8.977	SCREW (5/16-18 x 3/4)	
11.	8.153	PANEL, L.H. Frt. Fdr. to Frt. Fdr.		38.	1.270	SUPPORT ASSY., Rad	
		Skirt Filler	3962335	39.	8.977	SCREW (1/4-14 x 3/4)	
	8.153	PANEL, R.H. Frt. Fdr. to Frt. Fdr.		40.	2.333	TRAY ASSY.	
		Skirt Filler	3962336	41.	8.153	SKIRT L.H. Frt. Fdr.	3957217
12.	8.147	EMBLEM UNIT (350) L.H.	3974223		8.153	SKIRT R.H. Frt Fdr.	3957218
	8.147	EMBLEM UNIT (350) R.H.	3974224	42.	8.024	BUMPER, Hood Pnl. Si	3919126
	8.147	EMBLEM UNIT (400) L.H.	3974225	43.	8.015	HINGE ASSY., L.H., Hood Pnl.	3976675
	8.147	EMBLEM UNIT (400) R.H.	3974226		8.015	HINGE ASSY., R.H., Hood Pnl.	3976676
	8.147	EMBLEM UNIT (454) L.H.	3970619	44.	8.013	SPRING, Hood Hinge	3907626
	8.147	EMBLEM UNIT (454) R.H.	3970620	45.	8.900	SCREW (3/8-16 x 7/8)	
13.	8.132	MOULDING UNIT		46.	8.155	BRACE L.H., Skirt to Dash	3949237
14.	8.141	BRACE, Frt. Fdr.	3957357		8.155	BRACE R.H., Skirt to Dash	3920840
15.	8.132	MOULDING UNIT, L.H., HdLamp Opg.	3970549	47.	8.154	CLIP	3950727
	8.132	MOULDING UNIT, R.H., HdLamp Opg.	3970550	48.	8.977	SCREW (5/16-18 x 13/16)	
16.	8.921	NUT (10-24)		49.	8.154	SHIELD, Dust, Rear	3950725
17.	8.055	MOULDING UNIT	3970517	50.	8.154	SHIELD, Dust, Front	3950727
18.	8.024	BUMPER, Hood Pnl. Frt (7/8 O.D.x 7/16)	3792828	51.	8.921	"U" NUT (5/16-18)	
19.	8.024	SCREW (5/16-18 x 1-3/8)		52.	8.153	EXTENSION, Skirt	3963211-12
20.	8.917	NUT (5/16-18)		53.	1.276	SCREW, Rad Supt Rad Fan Shroud	3960314
21.	1.267	BAR ASSY., Front Fdr. Tie	3957229	54.	2.335	CLAMP, Battery Top	1383273
22.	8.977	SCREW ASSY., (1/4-14 x 3/4)		55.	8.900	SCREW (5/16-18 x 1)	
23.	8.080	PLATE ASSY., Hood Lock Mtg.	3942194				8-81
24.	8.916	JAM NUT (1/2-20)					
25.	8.900	SCREW ASSY., (5/16-8 x 7/8)					





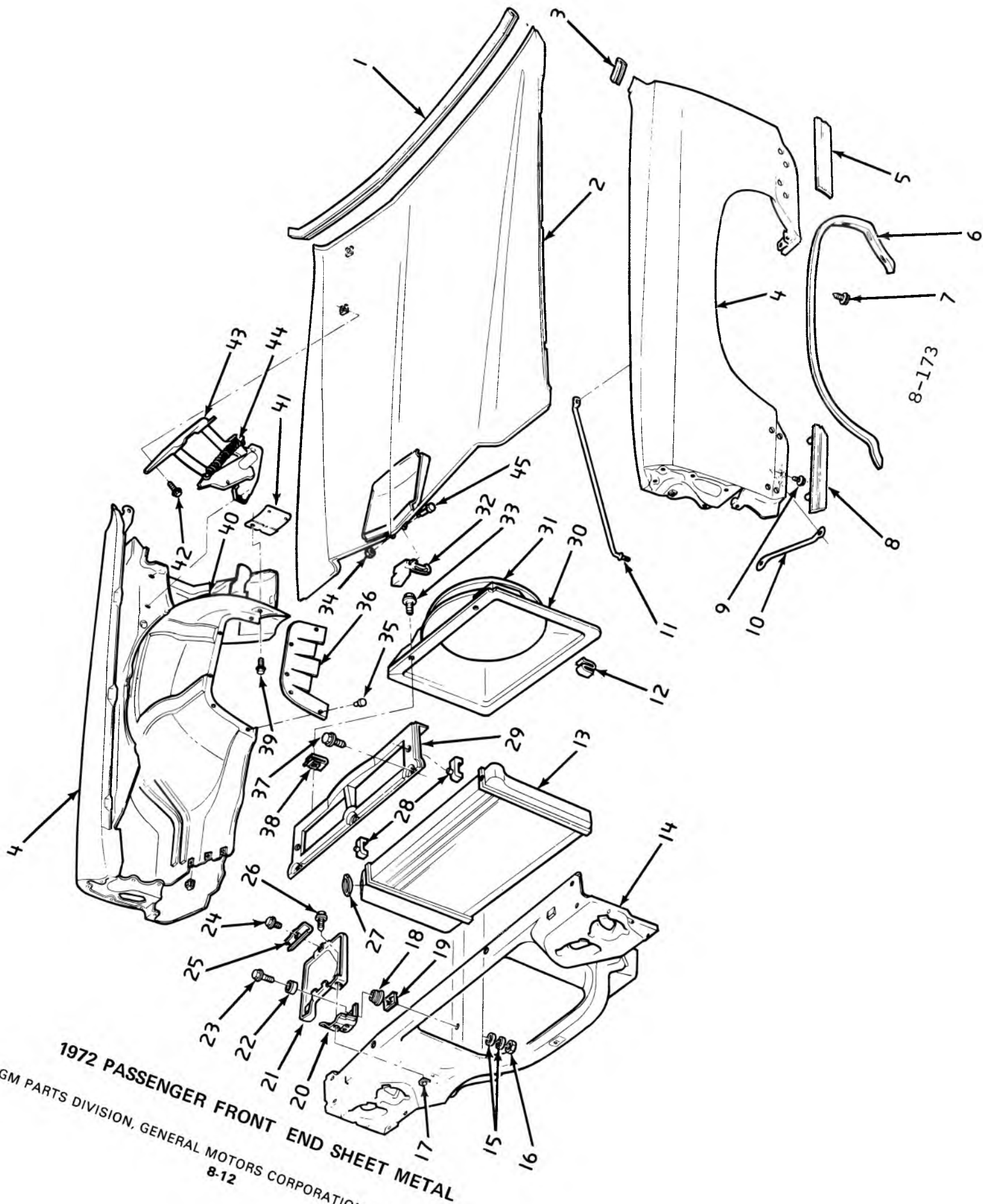
8-82

1971 PASSENGER FRONT END SHEET METAL

### 1971 PASSENGER FRONT END SHEET METAL

1.	8.000	PANEL ASSY.—Hood	3975318	32.	8.080	SUPPORT ASSY.	
2.	8.055	MOULDING	3986952	33.	1.276	SCREW (5/16—18 x 3/4)	3960314
3.	8.132	MOULDING	3986953-54	34.	8.921	NUT—U (5/16—18)	
4.	8.130	FENDER ASSY.	3990929-30	35.	1.270	SUPPORT ASSY.	3997312
5.	8.919	NUT		36.	1.276	SCREW (5/16—18 x 3/4)	3960314
6.	8.147	NAMEPLATE		37.	8.080	CATCH ASSY.	9827558
7.	8.132	MOULDING	3991029-30	38.	1.270	GUSSET	3972887-88
8.	12.118	SCREW	588546	39.	8.977	SCREW	
9.	8.132	MOULDING	3991013-14	40.	1.270	PANEL	
10.	8.132	MOULDING	3991027-28		1.270	PANEL—V-8	3938166
11.	8.921	NUT (10—24)		41.	1.203	CAP	
12.	8.915	NUT—J (5/16—18)		42.	8.921	NUT — J	
13.	8.131	EXTENSION	3983979-80	43.	1.219	BODY ASSY. — Radiator	
14.	8.977	SCREW (5/16—18 x 3/4)		44.	8.951	COCK—Drain	
15.	8.141	BRACE	3983978	45.	1.277	SHROUD—Upper	3986905
16.	8.900	SCREW (5/16—18 x 1-1/16)		46.	1.277	SHROUD—Lower	3986906
17.	1.287	FILLER PANEL ASSY.	3985615-16	47.	8.977	SCREW (5/16—18 x 3/4)	
18.	1.276	SCREW (5/16—18 x 3/4)	3960314	48.	8.141	BRACE	
19.	8.967	RIVET (3/16 x 7/32)		49.	2.333	TRAY ASSY.	3972889
20.	1.267	EXTENSION	3991183-84	50.	8.154	SHIELD—DUST	3991176
21.	1.267	BRACKET ASSY.	3985611-12	51.	8.977	SCREW (5/16—18 x 13/16)	
22.	1.276	SCREW (5/16—18 x 3/4)	3960314	52.	8.921	NUT — U (5/16—18)	
23.	1.268	MOULDING	3986913-14	53.	1.276	SCREW (5/16—18 x 3/4)	3960314
24.	12.118	SCREW (8—18 x 3/8)	4446130	54.	8.015	HINGE ASSY.	3985619-20
25.	1.268	MOULDING	3975305	55.	8.013	SPRING	3985618
26.	12.118	SCREW (8—18 x 3/8)	4446130	56.	8.016	SCREW ASSY.	3986997
27.	8.055	UNIT—Letter	3988389	57.	8.030	SPRING	3985635
28.	8.055	RETAINER	3986948	58.	8.080	CATCH—SAFETY	3985633
29.	8.919	NUT		59.	8.155	BRACKET ASSY.	3986901-02
30.	1.276	SCREW (5/16—18 x 3/4)	3960314	60.	8.080	BOLT	3985634
31.	1.263	PANEL ASSY.	3991178	61.	8.153	SKIRT	3972891-92

8-82



8-173

8.000-GROUP

1972 PASSENGER FRONT END SHEET METAL

GM PARTS DIVISION, GENERAL MOTORS CORPORATION — CHEVROLET — 11A

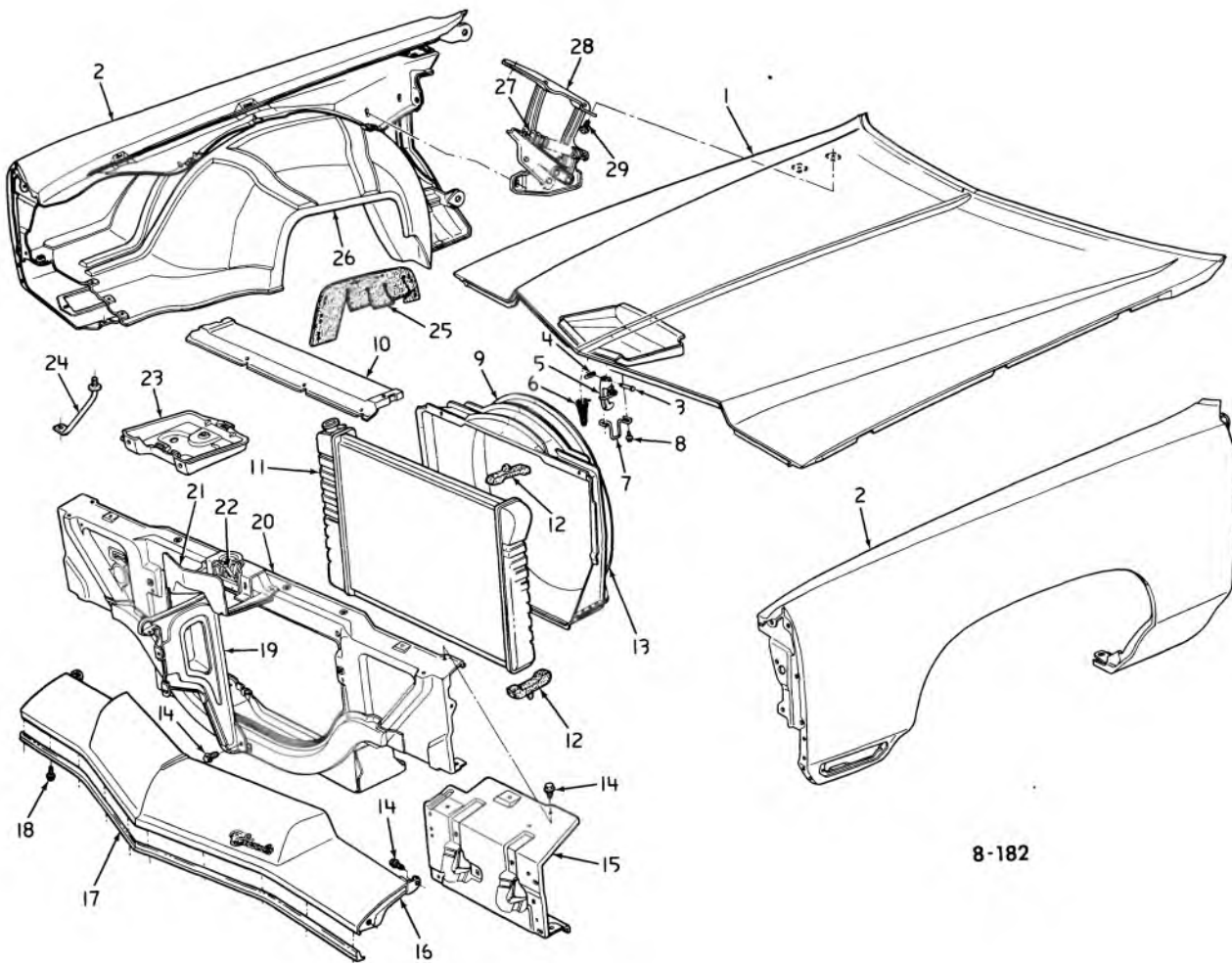
8-12

7-75

### 1972 PASSENGER FRONT END SHEET METAL

1.	8.055 MOULDING . . . . .	3986952	24.	8.977 SCREW (5/16-18 x 1)	
2.	8.000 PANEL ASSY. . . . .	3975318	25.	2.335 CLAMP . . . . .	6270159
3.	8.132 MOULDING . . . . .	3986953-54	26.	8.977 SCREW (5/16-18)	
4.	8.130 FENDER ASSY. . . . .	6263115-16	27.	1.203 CAP	
5.	8.132 MOULDING . . . . .	3991029-30	28.	1.270 PAD . . . . .	3966804
6.	8.132 MOULDING . . . . .	6263054	29.	1.270 PANEL	
7.	12.118 SCREW . . . . .	588546	30.	1.277 SHOURD-Lower . . . . .	3986906
8.	8.132 MOULDING . . . . .	3991027-28	31.	1.277 SHOURD-Upper . . . . .	3986905
9.	8.977 SCREW (5/16-18 x 3/4)		32.	1.276 SCREW . . . . .	3960314
10.	8.141 BRACE . . . . .	3983978	33.	8.080 CATCH . . . . .	3985633
11.	8.155 BRACE . . . . .	3997350	34.	8.915 NUT	
12.	1.277 CLIP . . . . .	3920179	35.	N.S. RIVET	
13.	1.219 BODY ASSY.-RAD.		36.	8.154 SHIELD . . . . .	3991176
14.	1.270 SUPPORT ASSY. . . . .	3997330	37.	1.276 SCREW . . . . .	3960314
15.	8.931 WASHER (7/16)		38.	8.921 NUT-J	
16.	8.915 NUT (7/16-4)		39.	8.977 SCREW (5/16-18 x 13/16)	
17.	N.S.S. NUT (Part of Assy. 3997330)		40.	8.153 SKIRT . . . . .	3972891-92
18.	1.270 NUT . . . . .	3750799	41.	8.155 BRACKET ASSY. . . . .	3986901-02
19.	9.023 CUSHION ASSY. . . . .	3989104	42.	8.016 SCREW ASSY. . . . .	3986997
20.	1.270 GUSSET . . . . .	3972887-88	43.	8.015 HINGE ASSY. . . . .	3985619-20
21.	2.333 TRAY ASSY. . . . .	3972889	44.	8.013 SPRING . . . . .	3985618
22.	9.023 CUSHION . . . . .	3991230	45.	8.080 BOLT . . . . .	3985634
23.	8.977 SCREW (7/16-14 x 3 1/2)				

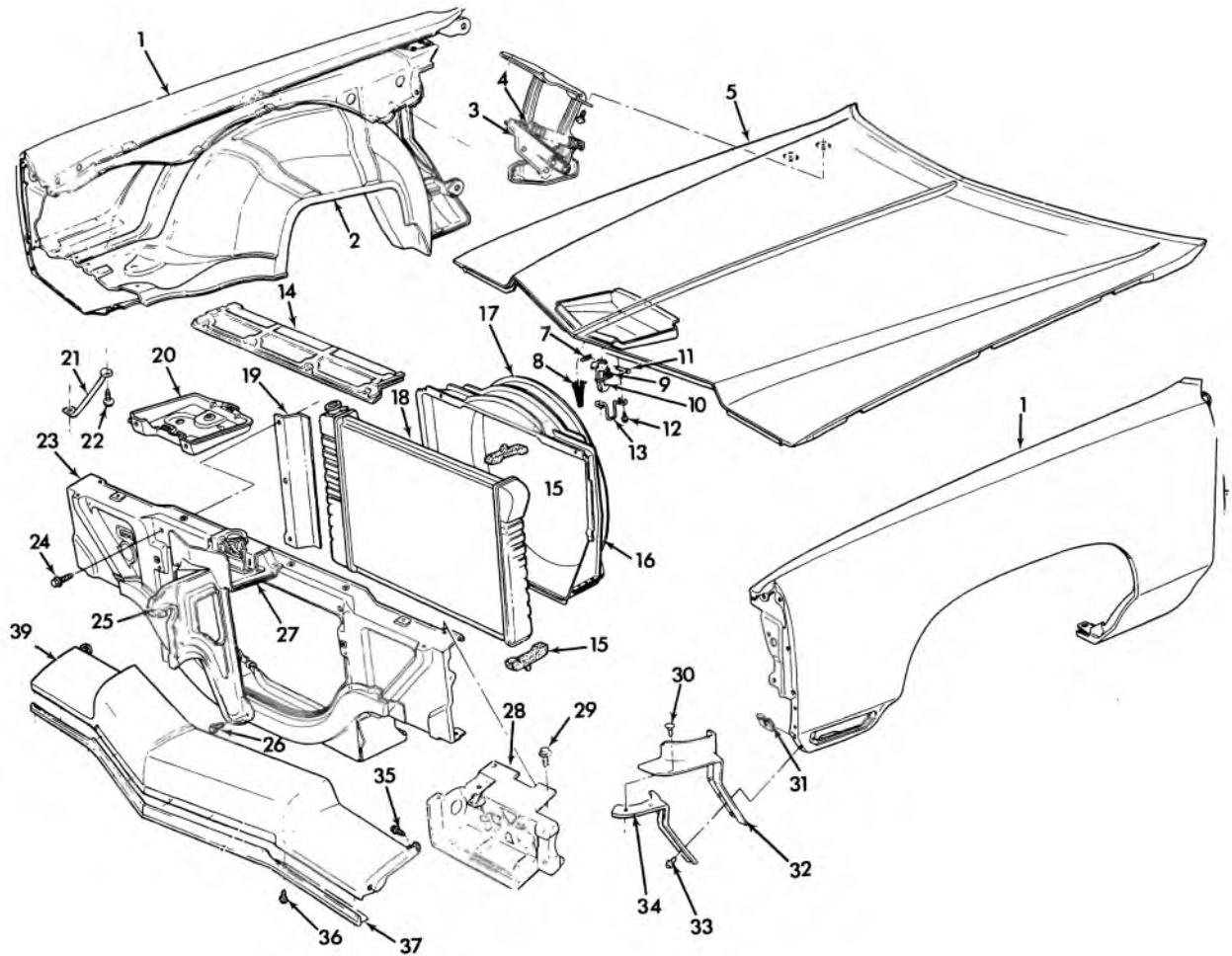
8-173



8-182

### 1973 PASSENGER FRONT END SHEET METAL

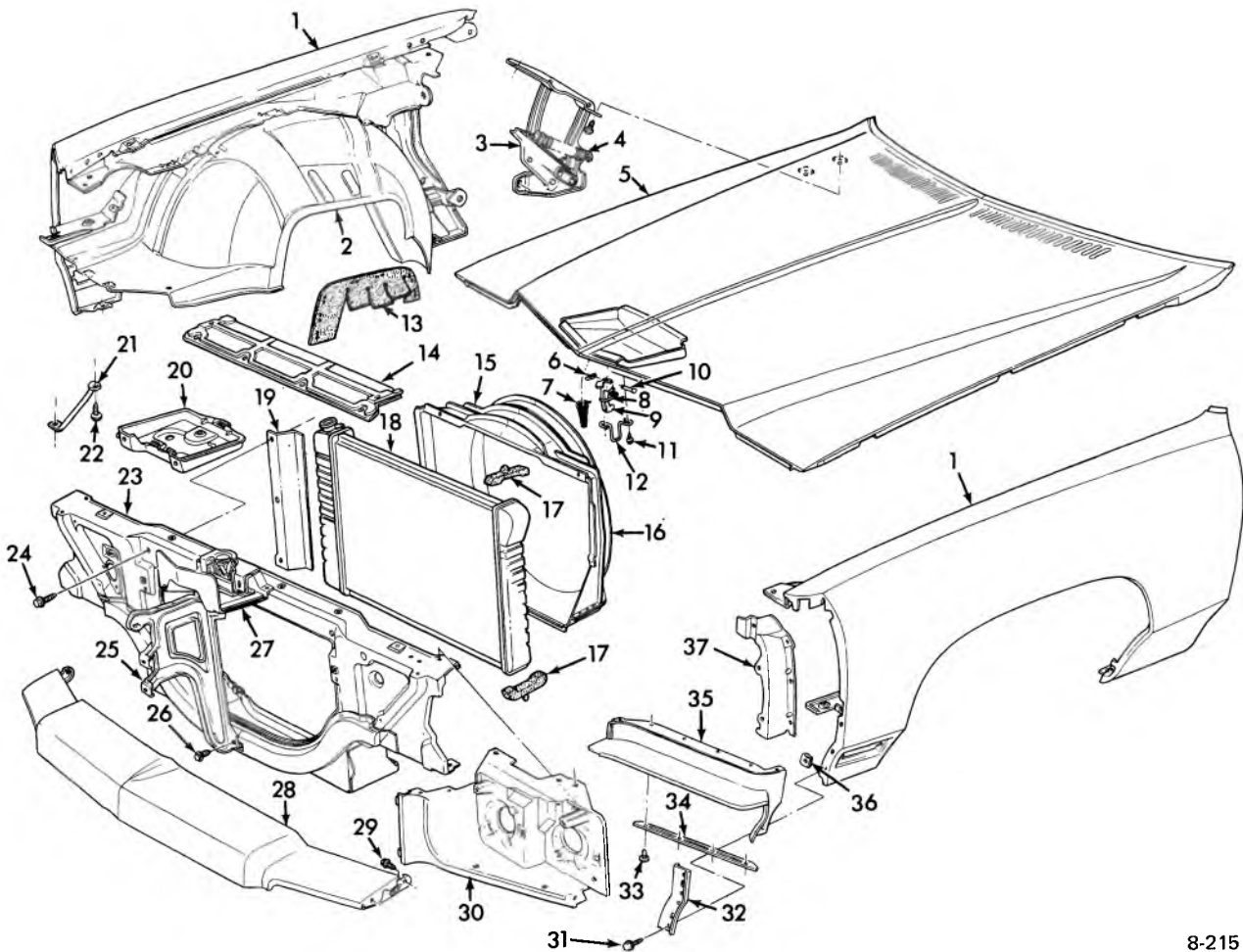
1. 8.000	HOOD PANEL	6273735	16. 1.263	HEADER PNL.	6270175
2. 8.130	FENDER ASSY.	328805-06	17. 1.303	MOULDING	6258027
3. 8.942	PIN		18. 8.977	SCREW	
4. 8.934	RETAINER		19. 8.080	SUPPORT ASSY.	6273775
5. 8.080	CATCH	6273779	20. 1.270	RADIATOR SUPPORT	6273725
6. 8.085	SPRING	325271	21. 8.080	PLATE ASSY.	6273780
7. 8.080	STRIKER	327137	22. 8.080	LATCH ASSY.	332330
8. 8.977	SCREW 3/4-16 x 1-1/4		23. 2.333	TRAY	327172
9. 1.277	SHROUD-UPR.-400-350	3986905	24. 8.141	BRACE	6273714
10. 1.270	PANEL-MOUNTING	327133	25. 8.154	SHIELD	3991176
11. 1.219	RADIATOR BODY ASSY.	3028013	26. 8.153	SKIRT ASSY.	6270193-94
12. 1.270	PAD	3966804	27. 8.013	SPRING	3985618
13. 1.277	SHROUD-LWR. 400-350	6261917	28. 8.015	HINGE ASSY.	3985619-20
	SHROUD-LWR. 454	6261918	29. 8.977	SCREW 3/4-16 x 1	
	SHROUD-LWR. HVY. DUTY RAD.	6261919			
14. 8.977	SCREW 5/16-18 x 13/16				
15. 2.726	HEADLAMP HOUSING	6273731-2			



8-203

**1974 PASSENGER FRONT END SHEET METAL**

1.	8.130	FENDER ASSY., frt. compl. . . . .	6260511-12	24.	8.977	SCREW (1/4-14 x 3/4)	
2.	8.153	SKIRT ASSY., L.H.-R.H. . . . .	342315-16	25.	8.080	SUPPORT ASSY., Impala, Bel Air. . .	335949
3.	8.015	HINGE ASSY., hood L.H.-R.H. . . .	339275-76		8.080	SUPPORT ASSY., Caprice . . . . .	335968
4.	8.013	SPRING, hood hinge . . . . .	409025	26.	1.276	SCREW, rad. grille to frt. bpr.	
5.	8.000	PANEL ASSY., hood . . . . .	6273735			fil. supt. brkt. . . . .	3960314
7.	8.934	RETAINER (1-1/8 plain) . . . . .		27.	8.080	PLATE ASSY., hood lock mounting .	342318
8.	8.083	SPRING, hood pop-up . . . . .	325271	28.	2.726	HOUSING, headlamp (Caprice) . . . .	335917-18
9.	8.080	SPRING, hood lock safety catch . . .	327149		2.726	HOUSING, headlamp (exc. Caprice). .	335987-8
10.	8.080	CATCH, hood lock safety . . . . .	6273779	29.	1.276	SCREW, hdlp. housing to rad. supt. . .	3960314
11.	8.080	PIN, hood latch safety catch . . . . .	3738054	30.	8.134	RETAINER, frt. fdr. shield	
12.	8.977	SCREW (16 - 1-1/8) . . . . .		31.	8.921	J-NUT (3/8 - 1/16)	
13.	8.080	STRIKER, hood latch . . . . .	327137	32.	7.833	FILLER (paint as reqd.) . . . . .	339225-26
14.	1.270	PANEL, rad. upr. mounting		33.	8.977	SCREW (8 - 18 x 3/4)	
		(350, 400) . . . . .	327133	34.	7.833	REINFORCEMENT, frt. fdr. to	
	1.270	PANEL, rad. upr. mounting w/454 . .	327134			bpr. fil. . . . .	339217-18
15.	1.270	PAD, radiator retainer . . . . .	3966804	35.	8.977	SCREW (5/16 - 18 x 1)	
16.	1.277	SHROUD, rad. fan lower . . . . .		36.	8.977	SCREW (8 - 18 x 7/16)	
17.	1.277	SHROUD, rad. fan upper . . . . .		37.	1.303	MOULDING ASSY. (Impala,	
18.	1.219	RADIATOR . . . . .				Bel Air) . . . . .	6260820
19.	1.272	BAFFLE, rad. . . . .	327127-28	39.	1.266	PANEL ASSY., rad. grl. hd.	
20.	2.333	TRAY ASSY., battery . . . . .	321172			(Caprice). . . . .	332396
21.	8.141	BRACE, frt. fender . . . . .	6273714		1.266	PANEL ASSY., rad. grl. hd. Pass.	
22.	8.977	SCREW, frt. fdr. hdlp. & park . . . .	9419402			(exc. Caprice) . . . . .	332395
23.	1.270	RADIATOR SUPPORT . . . . .					



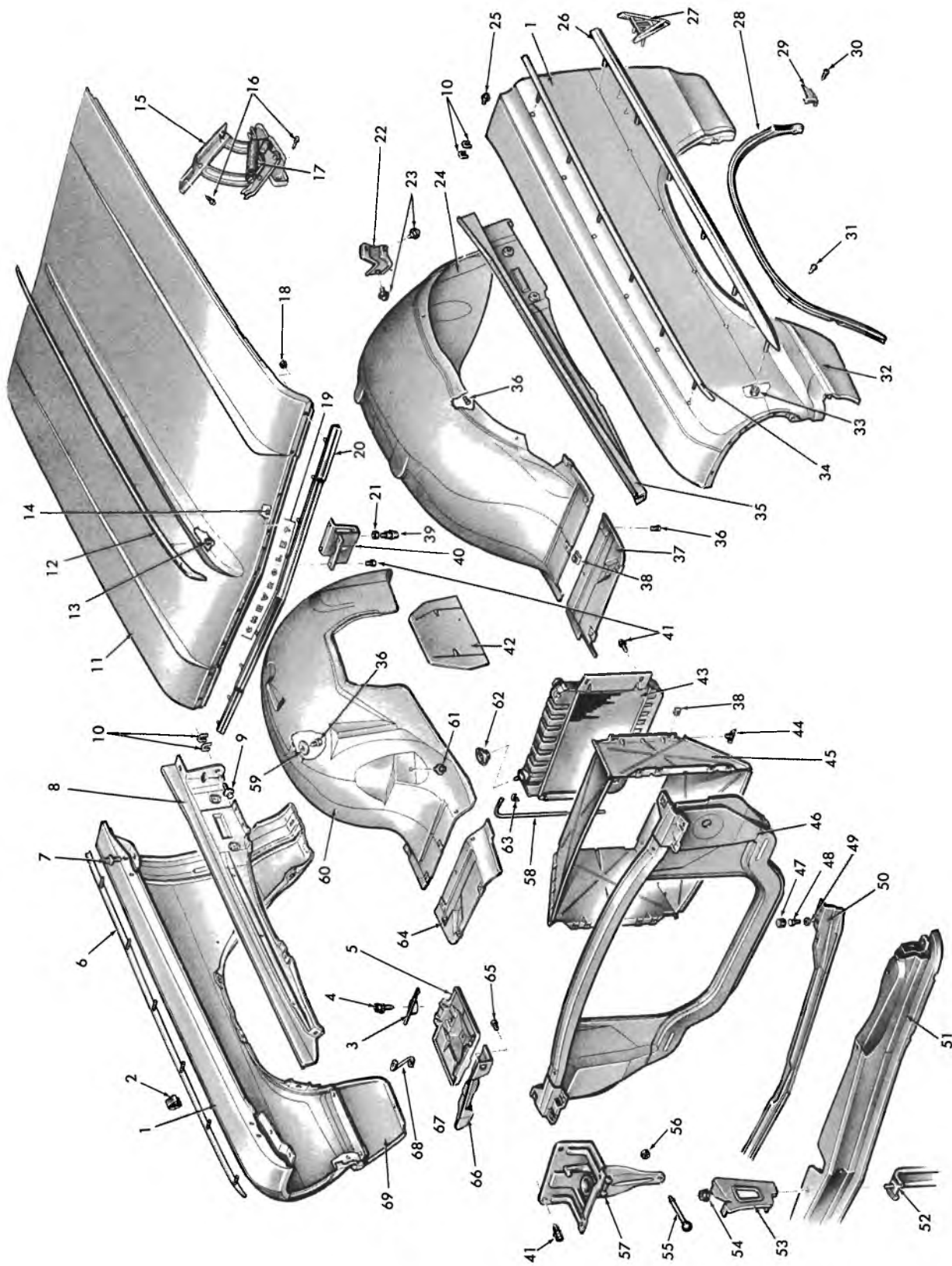
8-215

### 1975 PASSENGER FRONT END SHEET METAL

1.	8.130	FENDER ASSY., frt. compl. ....	343563-64	21.	8.141	BRACE, frt. fndr. ....	6273714
2.	8.153	SKIRT ASSY., L.H.-R.H. ...	343505-06	22.	8.977	SCREW, frt. fdr. hdlp. & park	
3.	8.015	HINGE ASSY., hood L.H.-R.H. ....	339275-76	23.	1.270	RADIATOR SUPPORT ASSY.	343501
4.	8.013	SPRING, hood hinge ....	3985618	24.	8.977	SCREW (1/4-14 x 3/4) ....	
5.	8.000	PANEL ASSY., hood ....	343525	25.	8.080	SUPPORT ASSY., hood latch .... (exc. Caprice) (Caprice)	342372 342357
6.	8.934	RETAINER (1 1/8 plain) ...	1351769	26.	1.276	SCREW, rad. grille to frt. bpr. fil. supt. brkt. ....	3960314
7.	8.083	SPRING, hood pop-up ....	325271	27.	8.080	PLATE ASSY., hood latch ..	345072
8.	8.080	SPRING, hood lock Safety Catch ....	327149	28.	1.266	PANEL ASSY., rad. grl. hd. ....	332396
9.	8.080	CATCH, hood lock Safety ...	6273779	29.	8.977	SCREW (5/16-18 x 1) ....	
10.	8.080	PIN, hood latch Safety Catch ....	3738054	30.	2.276	HOUSING, hdlp. ....	342391-92
11.	8.977	SCREW (16-1 1/8) ....		31.	8.977	SCREW ....	9433279
12.	8.080	STRIKER, hood latch ....	327137	32.	7.833	RETAINER, frt. fndr. ....	343523-24
13.	8.154	SHIELD ....	343569-70	33.	8.977	SCREW ....	
14.	1.270	PANEL, rad. upr. mounting (All V-8) ....	354074	34.	7.833	RETAINER, frt. fndr. to Bumper filler upper ....	342390
15.	1.277	SHROUD, rad. fan upper ....	3986905	35.	7.833	FILLER, frt. fndr. to frt. bmpr. ....	343520
16.	1.277	SHROUD, rad. fan lower ....	6261917	36.	8.921	"U" NUT (3/8-1/16) ....	
17.	1.270	PAD, rad. retainer ....	3966804	37.	N.S.S.	REINFORCEMENT (Part of Fender) ....	
18.	1.219	RADIATOR ....					
19.	1.272	BAFFLE, rad. ....	327127-28				
20.	2.333	TRAY ASSY., battery ....	327172				







8-86

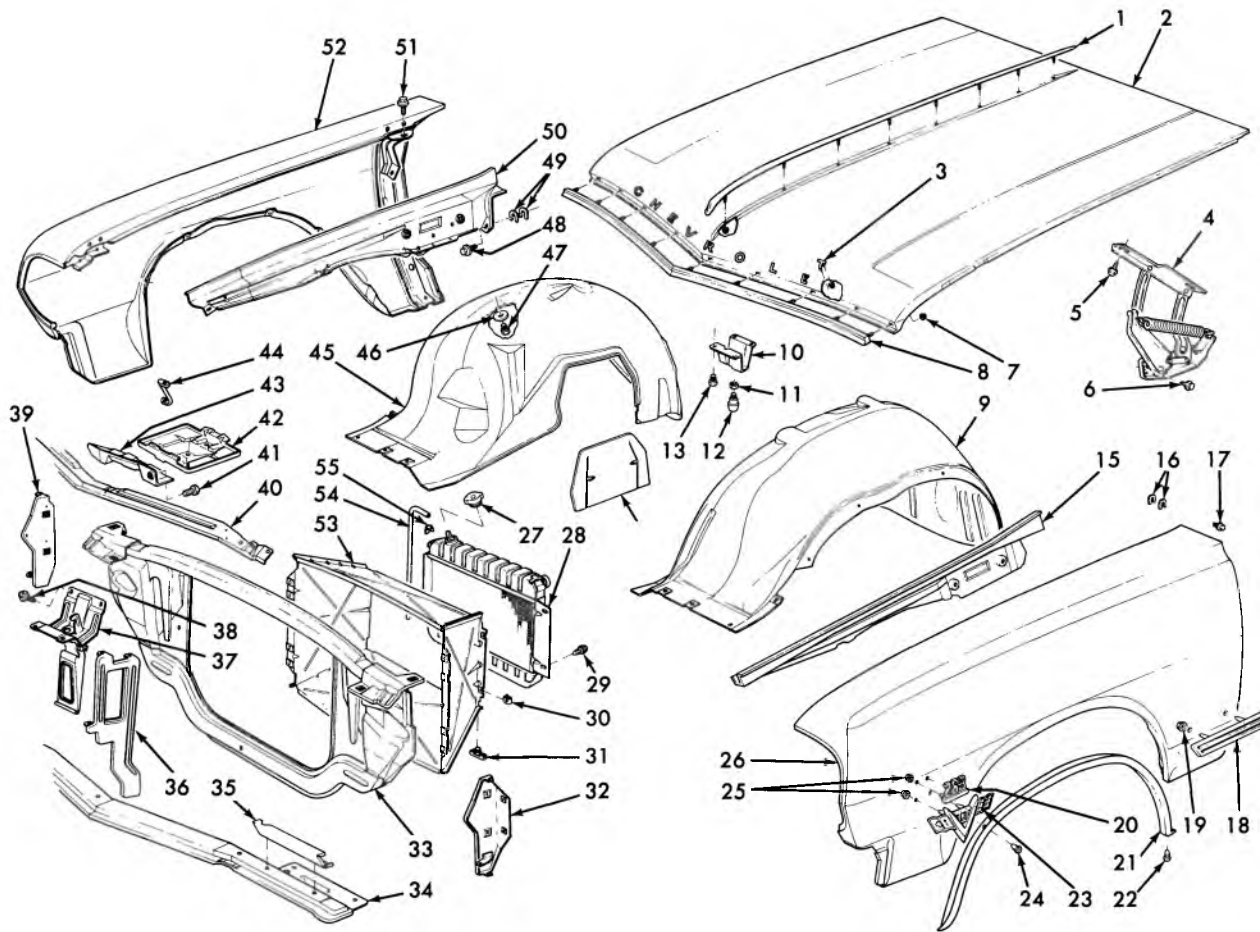
1964 CHEVELLE FRONT END—EXPLODED

## 1964 CHEVELLE FRONT END--(EXPLODED)

1.	8.130	FENDER .....	3858943-44		36.	8.900	BOLT, (5/16-18 x 5/8 use with	
2.	8.024	BUMPER .....	3837849			8.931	L/WASHER (5/16)	
3.	N.L.	CLAMP .....			37.	8.153	EXTENSION .....	3837639
4.	2.334	BOLT .....	3848488		38.	8.921	NUT (5/16-18)	
5.	2.333	BRACKET ASSEMBLY .....	3851709		39.	8.085	BOLT .....	3782560
6.	8.132	MOULDING UNIT .....	3844286		40.	8.083	PLATE ASSEMBLY .....	3839272
7.	8.900	BOLT (3/8-16 x 1-1/4) use with 8.931 L/Washer (3/8)			41.	8.900	BOLT (5/16-18 x 7/8) use with 8.931 L/Washer (5/16)	
8.	*	REINFORCEMENT ASSEMBLY			42.	8.154	SHIELD .....	3869534
9.	8.900	BOLT (3/8-16 x 1-1/4) use with 8.931 L/Washer (3/8)			43.		CORE-See Group 1.219	
10.	N.L.	SHIM			44.	8.951	DRAIN .....	455883
11.	8.000	PANEL .....	3854140		45.	N.S.	SHROUD ASSEMBLY	
12.	8.055	MOULDING UNIT .....	3845890		46.	1.270	SUPPORT ASSEMBLY .....	3853569
13.	8.133	NUT .....	3844130		47.	8.024	BUMPER .....	3792828
14.	8.921	NUT (1/8)			48.	8.024	SCREW .....	3996899
15.	8.015	HINGE ASSEMBLY .....	3864681-82		49.	8.915	L/Washer (5/16)	
16.	8.900	BOLT (3/8-16 x 7/8) use with 8.931 L/Washer (3/8)			50.	1.267	BAR ASSEMBLY .....	3837716
17.	8.013	SPRING .....	3848272		51.	1.287	PANEL ASSEMBLY .....	3839112
18.	8.915	NUT (10-24) use with 8.932 L/Washer (10)			52.	1.267	BRACE ASSEMBLY .....	3839277
19.	8.055	LETTER UNIT .....	3844091		53.	8.080	SUPPORT .....	3854135
20.	8.055	MOULDING ASSEMBLY .....	3838493		54.	8.916	NUT (5/16-18) use with 8.929 Washer (9/32)	
21.	8.916	NUT (1/2-20)			55.	N.L.	EXTENSION	
22.	N.L.	BRACE ASSEMBLY			56.	8.915	NUT (5/16-18) use with 8.932 L/Washer (5/16)	
23.	8.900	BOLT (5/16-18 x 3/4) use with 8.931 L/WASHER (5/16)			57.	8.080	CATCH ASSEMBLY .....	3839264
24.	8.153	SKIRT .....	3853635		58.	1.240	HOSE (3/8)	
25.	8.900	BOLT (3/8-16 x 1-1/8) use with 8.931 L/Washer (3/8)			59.	N.L.	REINFORCEMENT	
26.	8.132	MOULDING UNIT .....	3844321-22		60.	8.153	SKIRT .....	3864322
27.	8.147	EMBLEM .....	(V-8) 3840317		61.	8.900	BOLT (5/16-18 x 5/8) use with 8.931 L/Washer (5/16)	
28.	8.132	MOULDING UNIT (S.S.) .....	3845627-28		62.	1.203	CAP .....	6410457
29.	8.132	CAP UNIT (S.S.) .....	3845629-30		63.	1.240	CLIP .....	3142683
30.	N.S.S.	SCREW, Part of 8.132 Cap Unit			64.	8.153	EXTENSION .....	3837640
31.	N.S.S.	SCREW, Part of 8.132 Mldg. Unit			65.	8.900	BOLT (5/16-18 x 5/8) use with 8.931 L/Washer (5/16)	
32.	8.131	EXTENSION .....	3837631		66.	2.333	SUPPORT .....	3838454
33.	8.921	NUT (10-24)			67.	2.333	TRAY ASSEMBLY .....	3848270
34.	8.132	MOULDING UNIT .....	3844285		68.	8.141	BRACE .....	3841335
35.	8.141	REINFORCEMENT ASSEMBLY ....	3837651		69.	8.131	EXTENSION .....	3837632

8-86

\*Removed from service

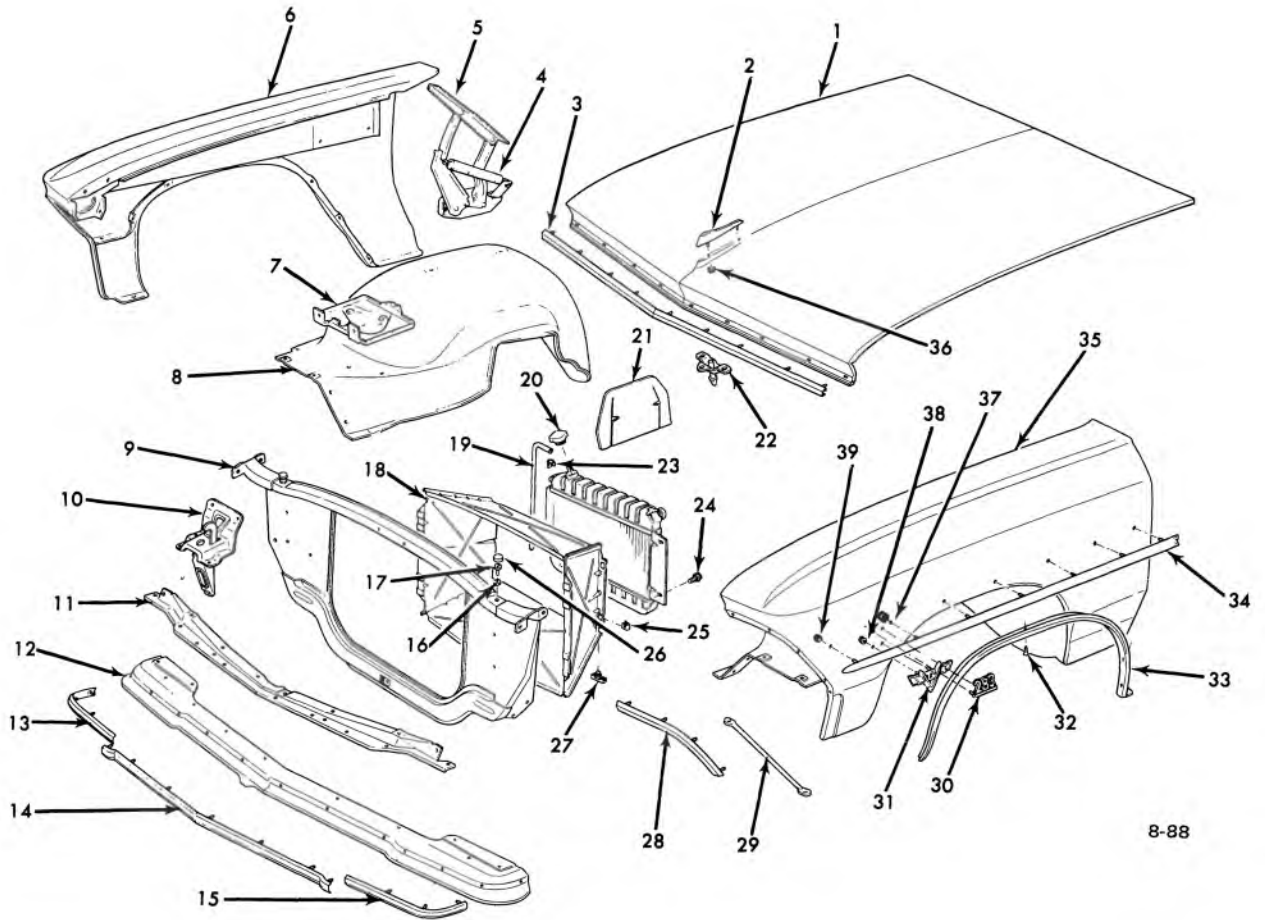


8-87

### 1965 CHEVELLE FRONT END SHEET METAL—EXPLODED

1.	8.055	MOULDING	3865232	29.	8.900	SCREW (5/16—18 x 7/8)	
2.	8.000	HOOD ASSY.	3856895	30.	8.921	NUT (5/16—18)	
3.	N.S.	LETTER UNIT		31.	8.951	DRAIN COCK (1/4)	
4.	8.015	HINGE ASSY.	3910667-68	32.	1.267	BRACKET ASSY.—L.H.	3859721
5.	8.900	BOLT (3/8—16 x 7/8)		33.	1.270	SUPPORT ASSY.	3856901
6.	8.900	BOLT (3/8—16 x 7/8)		34.	1.287	PANEL ASSY.	3856904
7.	8.915	NUT (#10—24)		35.	1.287	EXTENSION	3868713-14
8.	8.055	MOULDING ASSY.	3859710	36.	8.080	SUPPORT ASSY.	3858089
9.	8.153	SKIRT—L.H.	3856893	37.	8.080	CATCH ASSY.	3863280
10.	8.083	PLATE ASSY.	3858087	38.	8.900	SCREW (5/16—18 x 7/8)	
11.	8.916	NUT (1/2—20)		39.	1.267	BRACKET ASSY. R.H.	3859722
12.	8.085	BOLT	3863466	40.	1.267	BAR ASSY.—Frt. Fender Tie	3857371
13.	8.900	SCREW (5/16—18 x 7/8)		41.	8.900	SCREW (5/16—18 x 7/8)	
14.	8.154	SHIELD—Dust	3869534	42.	2.333	TRAY ASSY.	3848270
15.	8.141	REINFORCEMENT ASSY.—L.H.	3856889	43.	2.333	SUPPORT	3838454
16.	8.153	SHIM	3745380	44.	8.141	BRACE	3841335
17.	8.900	SCREW (3/8—16 x 1-1/8)		45.	8.153	SKIRT—R.H.	3864324
18.	8.132	MOULDING DELUXE	3865393-94	46.	N.S.	REINFORCEMENT	
19.	8.921	NUT (10—24)		47.	8.900	BOLT (5/16—18 x 5/8)	
20.	8.147	EMBLEM UNIT	3865833	48.	8.900	BOLT (3/8—16 x 1-3/8)	
21.	8.132	MOULDING UNIT	3865323-24	49.	8.153	SHIM	3745380
22.	8.977	SCREW (#8—18 x 3/8)		50.	*	REINFORCEMENT ASSY.—R.H.	
23.	8.147	EMBLEM	3840318	51.	8.141	BOLT (3/8—16 x 1-3/8)	
24.	8.977	SCREW (#8—18 x 3/8)		52.	8.130	FENDER—R.H.	3873790
25.	8.921	NUT (3/16)		53.	1.277	SHROUD—Radiator	3867783
26.	8.130	FENDER—L.H.	3873789	54.	8.962	HOSE—Radiator Overflow Cut	
27.	1.203	CAP ASSY.	6410457			from	3830660
28.	*	BODY ASSY. (6 cyl.)		55.	1.240	CLIP—(6 cyl.)	3863402
		1.219 (8 cyl.)	3002019			1.240 (8 cyl.)	3142683

\*Removed from service



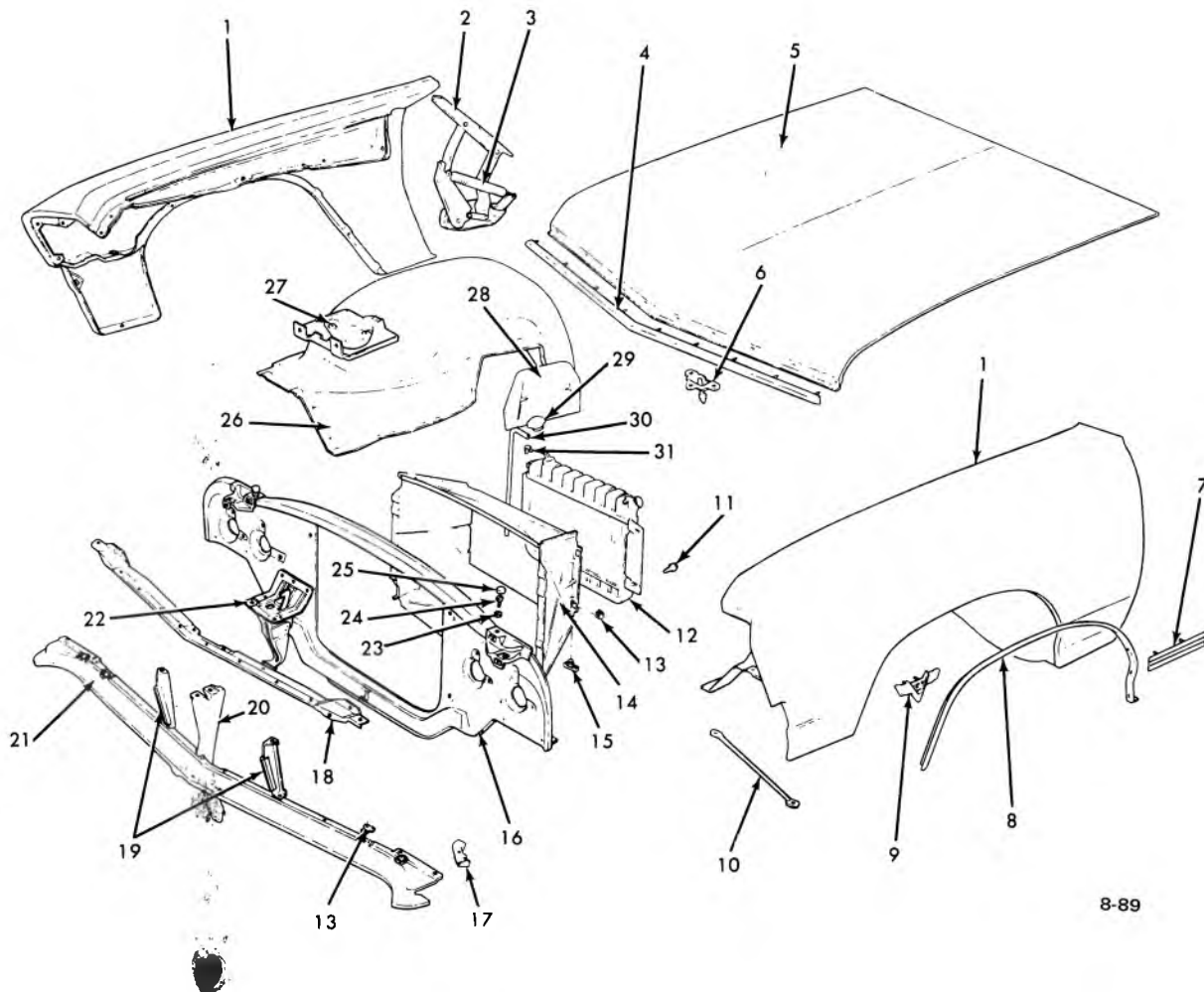
8-88

### 1966 CHEVELLE FRONT END SHEET METAL—EXPLODED

1.	8.000	HOOD ASSY. ....	3896557	21.	8.154	SHIELD—Dust .....	3880979
2.	8.055	MOULDING UNIT—Crown.....	986597▲	22.	8.083	PLATE ASSY. ....	3877226
3.	8.055	MOULDING UNIT .....	3886220	23.	1.240	CLIP.....	3863401
4.	8.013	SPRING .....	3848272		8.900	BOLT (5/16—18 x 7/8)	
5.	8.015	HINGE ASSY. ....	3910667-68	24.	8.931	L/WASHER (5/16)	
6.	8.130	FENDER ASSY.—R.H.....	3886308	25.	8.921	NUT (5/16—18)	
7.	2.333	TRAY ASSY. ....	3893882	26.	8.024	BUMPER .....	3792828
8.	8.153	SKIRT—Front Fender .....	3872137-38	27.	8.051	DRAIN 1/4 Type B	
9.	1.270	SUPPORT ASSY. ....	3897533	28.	8.132	MOULDING UNIT .....	3886261-62
10.	8.080	CATCH ASSY. ....	3874579	29.	8.141	BRACE .....	3885956
11.	1.267	BAR ASSY.—Tie .....	3874559	30.	8.147	EMBLEM*	
12.	1.287	PANEL ASSY.—Bumper Filler .....	3871080	31.	8.147	EMBLEM (V-8) .....	3840318
13.	1.268	MOULDING UNIT—L.H. ....	3886263	32.	8.977	SCREW ASSY. (8—18 x 3/8)	
14.	1.268	MOULDING ASSY.—Ctr. ....	3886260	33.	8.132	MOULDING UNIT .....	3884031-32
15.	1.268	MOULDING UNIT—R.H. ....	3886264	34.	8.132	MOULDING .....	3886373
16.	8.917	L/NUT (5/16—18)		35.	8.130	FENDER ASSY.—L.H.....	3886307
17.	8.024	SCREW .....	3996899	36.	8.921	NUT (5/32)	
18.	1.277	SHROUD*		37.	8.921	NUT (1/8)	
19.	8.962	HOSE		38.	8.921	NUT (3/16)	
20.	1.203	CAP .....	3886273	39.	8.921	NUT (10—24)	

\*NOTE: See group for specific model application.

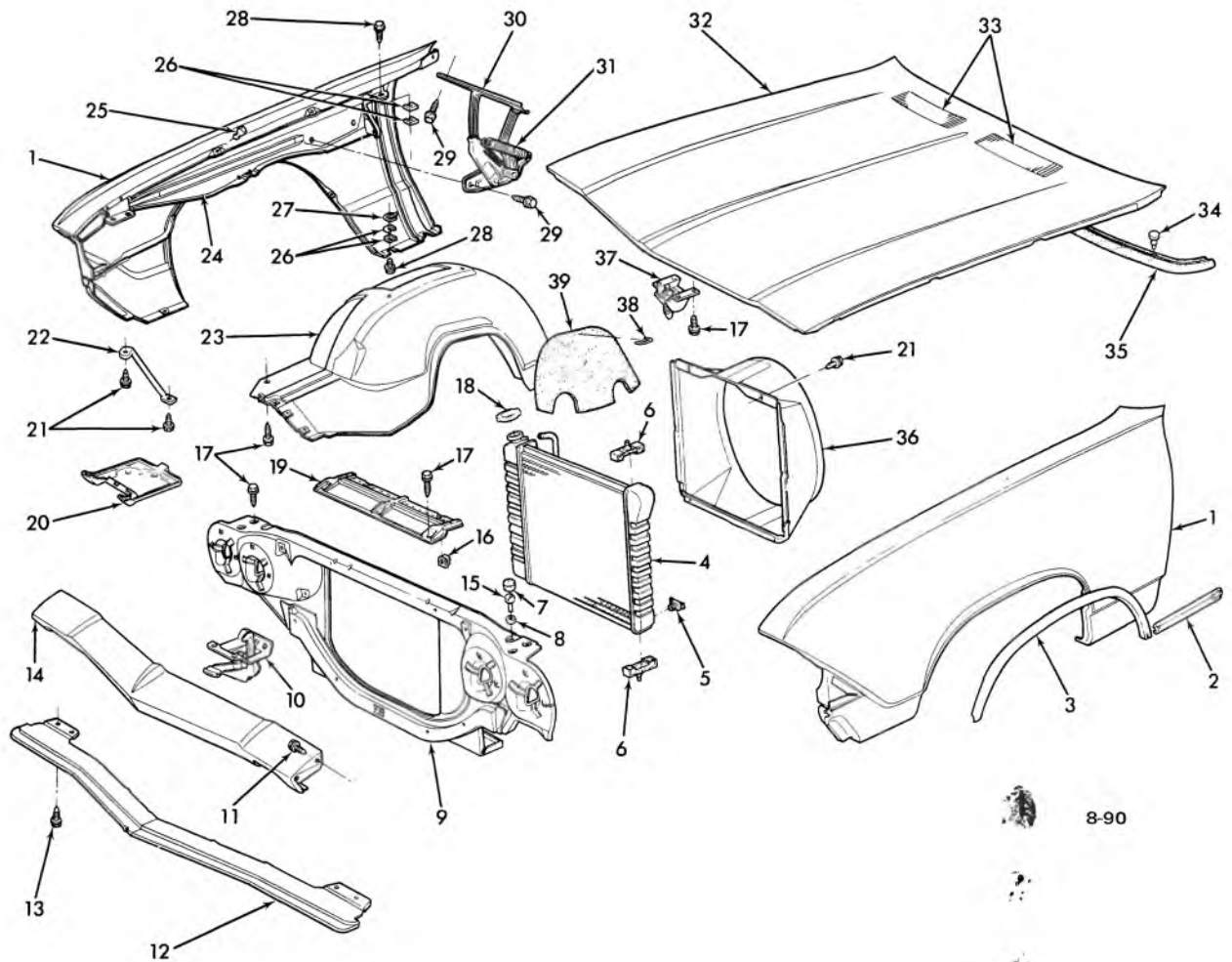
▲ Removed from service.



8-89

### 1967 CHEVELLE FRONT END SHEET METAL—EXPLODED

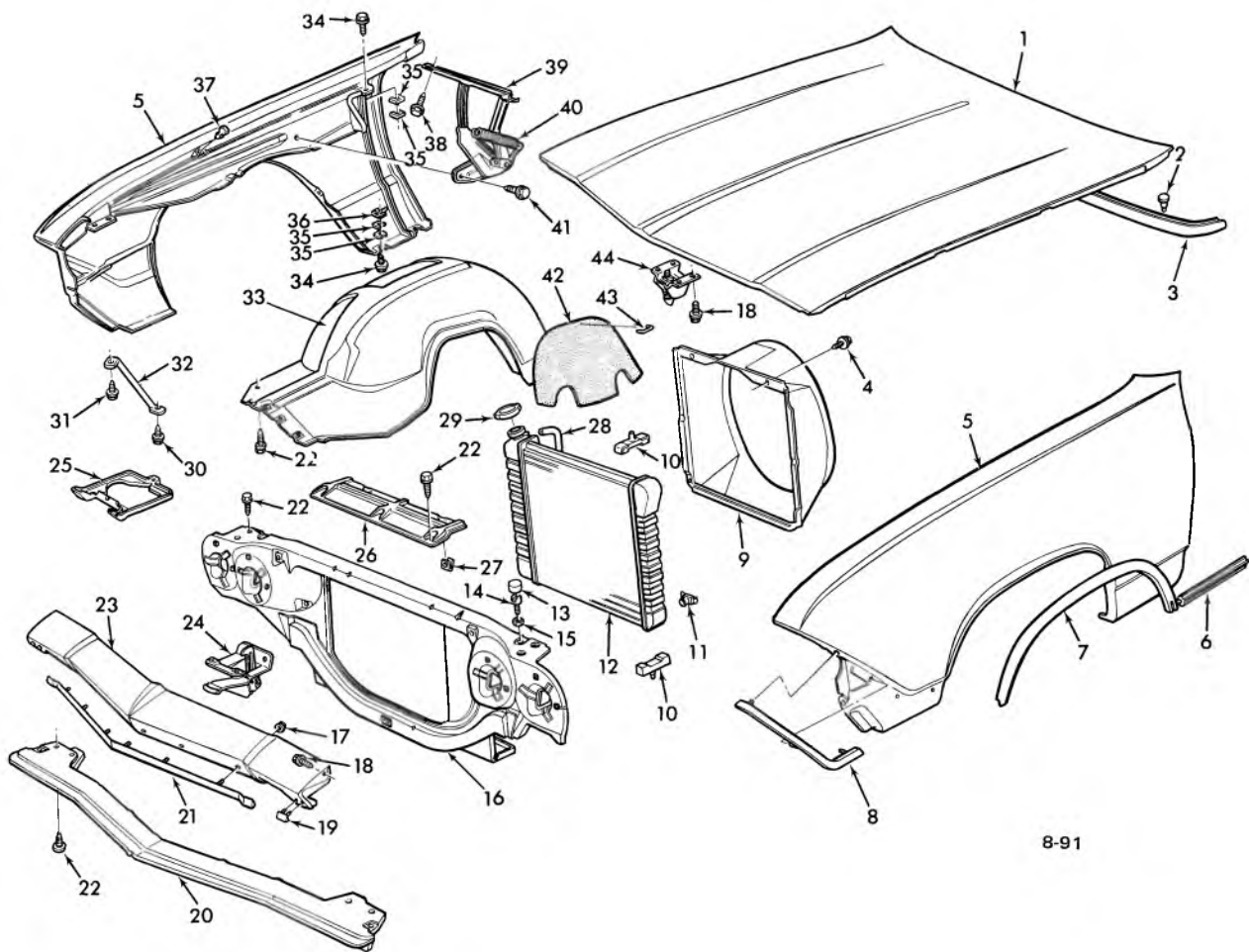
1. 8.130 FENDER ASSY. ....	3904679-80	17. 1.287 REINFORCEMENT .....	3893901-02
2. 8.015 HINGE ASSY. ....	3910667-68	18. 1.267 BAR ASSY. ....	3891498
3. 8.013 SPRING .....	3864680	19. 1.266 REINFORCEMENT .....	3892113-14
4. 8.055 MOULDING .....	3904587	20. 8.080 SUPPORT ASSY. ....	3891445
5. 8.000 PANEL ASSY. ....	3885987	21. 1.287 PANEL .....	3893903
6. 8.083 PLATE ASSY. ....	3891447	22. 8.080 CATCH ASSY. ....	3887540
7. 8.132 MOULDING UNIT .....	3904593-94	23. 8.917 NUT (5/16-18)	
8. 8.132 MOULDING UNIT .....	3904591-92	24. 8.024 SCREW .....	3839682
9. 8.147 EMBLEM .....	3840318	25. 8.024 BUMPER .....	3792828
10. 8.141 BRACE .....	3892180	26. 8.153 SKIRT .....	3885985-86
11. 8.977 SCREW (5/16-18 x 3/4)		27. 2.333 TRAY ASSY. ....	3895138
12. 1.219 RADIATOR CORE		28. 8.154 SHIELD .....	3899591
13. 8.143 "J" NUT .....	3792259	29. 1.203 CAP ASSY. ....	3886273
14. 1.277 SHROUD ASSY. ....	3867783-84	30. 8.962 HOSE (3/8)	
15. 8.951 DRAIN COCK (1/4) (TYPE B)		31. 1.240 CLIP .....	3142683
16. 1.270 SUPPORT ASSY. ....	3907632		



8-90

### 1968 CHEVELLE FRONT END SHEET METAL (EXPLODED)

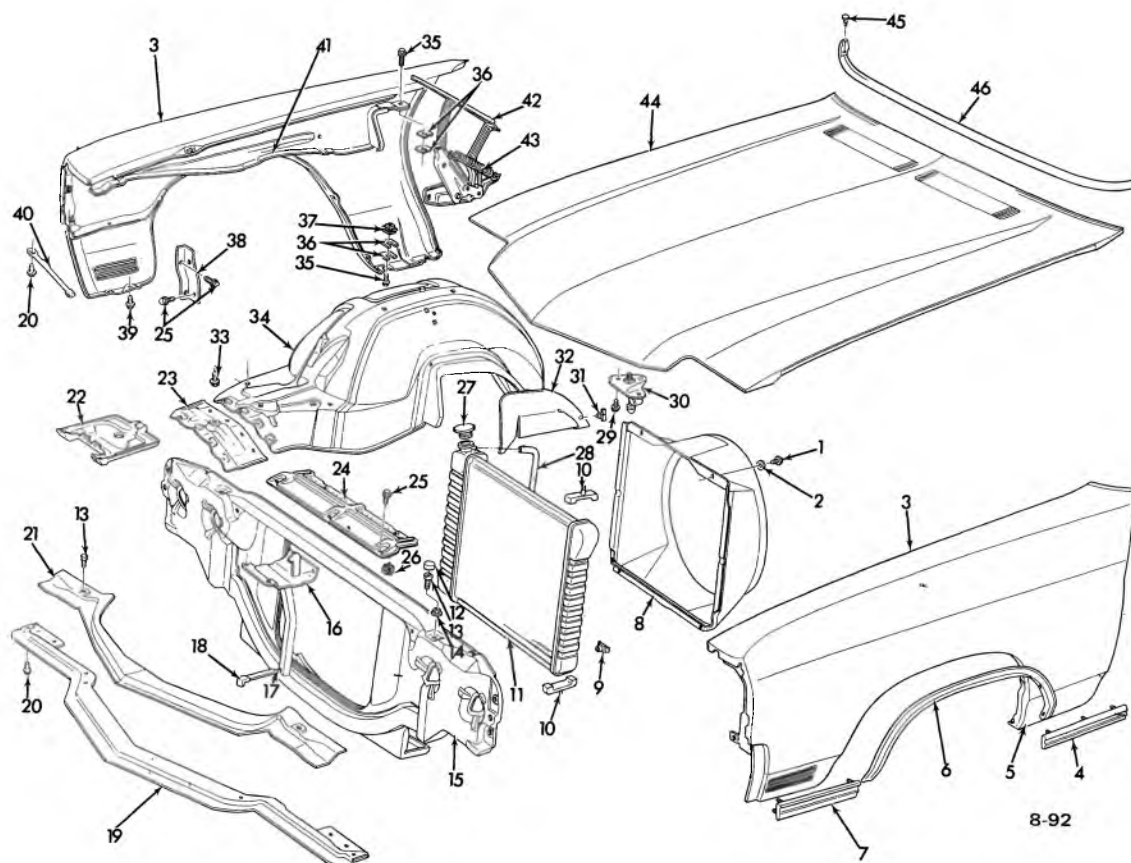
1.	8.130	FENDER ASSY.	3924117-18	22.	8.141	BRACE	3917410
2.	8.132	MOULDING	3928437-8	23.	8.153	SKIRT ASSY.	3907661-2
3.	8.132	MOULDING		24.	8.141	REINFORCEMENT ASSY.	3975419-20
4.	1.219	CORE		25.	8.024	BUMPER	3919126
5.	8.951	DRAIN COCK		26.	8.153	SHIM	3745380
6.	1.270	PAD (exc. 396)	3917440	27.	8.921	NUT (3/8-16)	
		(w/396)	3966812	28.	8.900	SCREW (3/8-16 x 1-1/8)	
7.	8.024	BUMPER	3792828		8.931	WASHER (3/8)	
8.	8.917	NUT (5/16-18)		29.	8.900	SCREW (3/8-16 x 7/8)	
9.	1.270	SUPPORT ASSY.	3956068		8.931	WASHER (3/8-16)	
10.	8.080	CATCH ASSY.	3910669	30.	8.015	HINGE ASSY.	3926829-30
11.	N.S.	SCREW		31.	8.013	SPRING	3926800
12.	1.287	PANEL ASSY.	3966919	32.	8.000	PANEL (exc. S.S.)	3940657
13.	N.L.	SCREW ASSY.				(w/S.S.)	3940660
14.	1.263	PANEL ASSY.	3920862	33.	8.055	GRILLE	3927551-52
15.	8.024	SCREW	3996899	34.	12.801	CLIP	3767720
16.	8.921	"J" NUT (5/16-18)		35.	12.801	SEAL	3916517
17.	N.L.	SCREW		36.	1.277	SHROUD	
18.	N.L.	CAP		37.	8.083	PLATE ASSY.	3942129
19.	1.270	PANEL (8 Cyl.)	3949536	38.	N.S.	WIRE	
		(6 Cyl.)	3945752	39.	8.154	SHIELD	3910644
20.	2.333	TRAY ASSY.	3915471				
21.	8.932	WASHER (5/16)					



8-91

### 1969 CHEVELLE FRONT END SHEET METAL (EXPLODED)

1.	8.000 HOOD PANEL .....	3940631	21.	1.268 MOLDING .....	3928474
2.	8.154 CLIP .....		22.	8.977 SCREW ASM (5/16-18 x 3/4)	
3.	12.801 SEAL .....	3916517	23.	1.263 PANEL ASM HEADER .....	3920862
4.	8.977 SCREW (1/4-14 x 3/4)		24.	8.080 CATCH ASM .....	3945657
5.	8.130 FENDER ASM L.H. ....	3953853	25.	2.333 TRAY ASM .....	3915471
	8.130 FENDER ASM R.H. ....	3953854	26.	1.270 PANEL .....	3938166
6.	8.132 MOULDING ASSY L.H. ....	3953677	27.	1.276 NUT ASM .....	3939394
	8.132 MOULDING ASSY R.H. ....	3953678	28.	8.962 HOSE .....	
7.	8.132 MOLDING L.H. (SUPER SPORT CONCOURS ESTATE WAG) .....	3952497	29.	1.203 CAP .....	3886273
	8.132 MOLDING R.H. (SUPER SPORT CONCOURS ESTATE WAG.) .....	3952498	30.	8.977 SCREW (5/16-18 x 3/4)	
8.	8.132 MOLDING L.H. ....	3928479	31.	8.977 SCREW (5/16-18 x 1-1/16)	
	8.132 MOLDING R.H. ....	3928480	32.	8.141 BRACE .....	3917410
9.	1.277 SHROUD .....	3938163	33.	8.153 SKIRT .....	3992603-04
10.	1.270 PAD .....	3917440	34.	8.977 SCREW ASM (3/8-16 x 1-3/8)	
11.	8.951 COCK DRAIN (1/4 TYPE "B")		35.	8.016 SHIM .....	3745380
12.	1.219 CORE .....	3016670	36.	8.921 NUT ASM (3/8-16)	
13.	8.024 BUMPER .....	3792828	37.	8.024 BUMPER .....	3919126
14.	8.024 SCREW .....	3996894	38.	8.977 SCREW ASM (3/8-16 x 13/16)	
15.	8.917 NUT (5/16-18)		39.	8.015 HINGE ASM L.H. ....	3949201
16.	1.270 SUPPORT ASM RADIATOR .....	3956068		8.015 HINGE ASM R.H. ....	3949202
17.	8.921 NUT (#10-24 x 1/2)		40.	8.013 SPRING .....	3864680
18.	8.900 SCREW (5/16-18 x 7/8)		41.	8.977 SCREW (#8-18 x 1-1/2)	
19.	1.303 MOLDING .....	3958644	42.	8.154 SHIELD .....	3952913
20.	1.287 PANEL .....	3966919	43.	12.801 CLIP .....	3767720
			44.	8.083 PLATE ASM .....	3947953

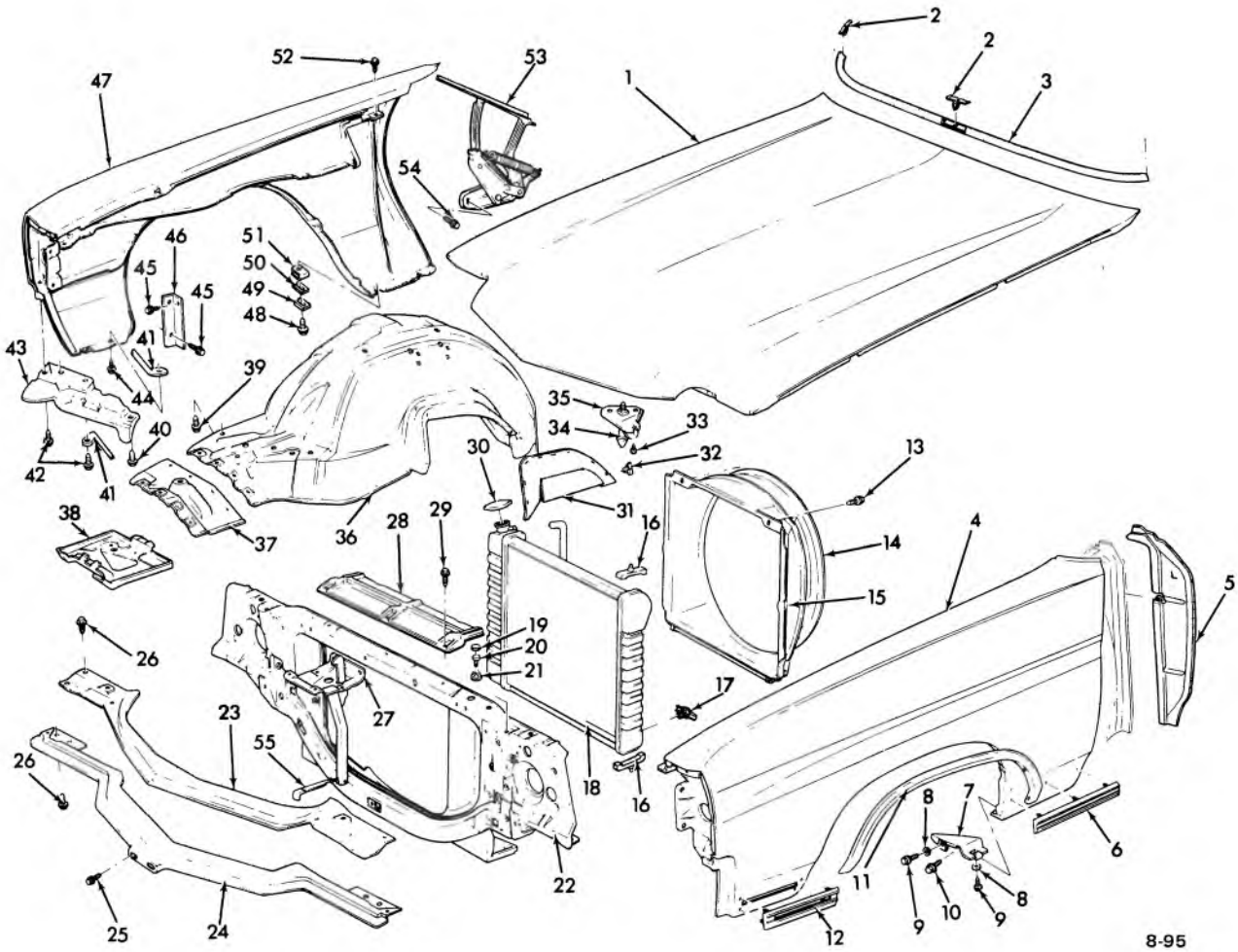


**1970 CHEVELLE FRONT END SHEET METAL (EXPLODED)**

1.	8.977	SCREW (1/4-14 x 3/4)	1.267	BAR ASSY. (Monte Carlo) . . . . .	3955032	
2.	8.929	P/WASHER	22.	2.333	TRAY ASSY. . . . .	3915471
3.	8.130	FENDER ASSY. (Exc. Sta. Wgn., El Camino & Monte Carlo) . . . . .	23.	8.153	EXTENSION-SKIRT (Monte Carlo)	3992609-10
	8.130	FENDER ASSY. (Sta. Wgn. and El Camino) . . . . .	24.	1.270	PANEL (L-6 Engine) . . . . .	3986525
	8.130	FENDER ASSY. (Monte Carlo) . . . . .		1.270	PANEL (V-8 Engine) . . . . .	3987015
4.	8.132	MOULDING UNIT (Monte Carlo) . . . . .	25.	1.276	SCREW . . . . .	3960314
	8.132	MOULDING UNIT (El Camino) . . . . .	26.	1.276	NUT ASSY. (V-8 Engine) . . . . .	3939394
	8.132	MOULDING UNIT (Concours Estate Wagon) . . . . .	27.	1.203	CAP ASSY.	
			28.	8.962	HOSE (3/8)	
5.	*	TRANSFER (El Camino)	29.	8.900	BOLT (5/16-18 x 7/8) use w/8.931 L/Washer (5/16)	
6.	8.132	MOULDING UNIT (Exc. Monte Carlo) . . . . .	30.	8.083	PLATE ASSY. . . . .	3963342
	8.132	MOULDING UNIT (Monte Carlo) . . . . .	31.	12.801	CLIP . . . . .	480534
7.	8.132	MOULDING UNIT (Monte Carlo) . . . . .	32.	8.154	SKIRT-Dust Shield . . . . .	3910644
	8.132	MOULDING UNIT (El Camino) . . . . .	33.	8.977	SCREW	
	8.132	MOULDING UNIT (Concours Estate Wagon) . . . . .	34.	8.153	SKIRT (Exc. Monte Carlo) . . . . .	3975419-20
				8.153	SKIRT (Monte Carlo) L.H. . . . .	3992651
				8.153	SKIRT (Monte Carlo) R.H. . . . .	3063318
8.	1.277	SHROUD . . . . .	35.	8.900	BOLT (3/8-16 x 1-3/8) use w/8.931 L/Washer (3/8)	
9.	8.951	DRAIN COCK	36.	8.016	SHIM . . . . .	3745380
10.	1.270	PAD . . . . .	37.	8.921	NUT ASSY. (3/8-16)	
11.	1.219	CORE . . . . .	38.	1.270	REINFORCEMENT (Exc. Monte Carlo) . . . . .	3957389-90
12.	8.024	BUMPER . . . . .		1.270	REINFORCEMENT ASSY (Monte Carlo). . . . .	3963363
13.	8.024	SCREW . . . . .	39.	8.977	SCREW	
14.	8.917	NUT (5/16-18)	40.	8.141	BRACE . . . . .	3958351
15.	1.270	SUPPORT ASSY. (Exc. Monte Carlo) . . . . .	41.	8.141	REINFORCEMENT ASSY. . . . .	3958341-42
	1.270	SUPPORT ASSY. (Monte Carlo) . . . . .	42.	8.015	HINGE ASSY. . . . .	3976675
16.	8.080	CATCH ASSY. . . . .	43.	8.013	SPRING . . . . .	3864680
17.	8.085	SPRING . . . . .	44.	8.000	HOOD ASSY. (Exc. Monte Carlo) . . . . .	3958319
18.	8.075	EXTENSION . . . . .		8.000	HOOD ASSY. (Monte Carlo) . . . . .	3977768
19.	1.287	PANEL ASSY. . . . .	45.	8.154	CLIP	
20.	1.276	SCREW . . . . .	46.	12.801	SEAL . . . . .	3916517
21.	1.267	BAR ASSY. (Exc. Monte Carlo) . . . . .				

\*Removed From Service





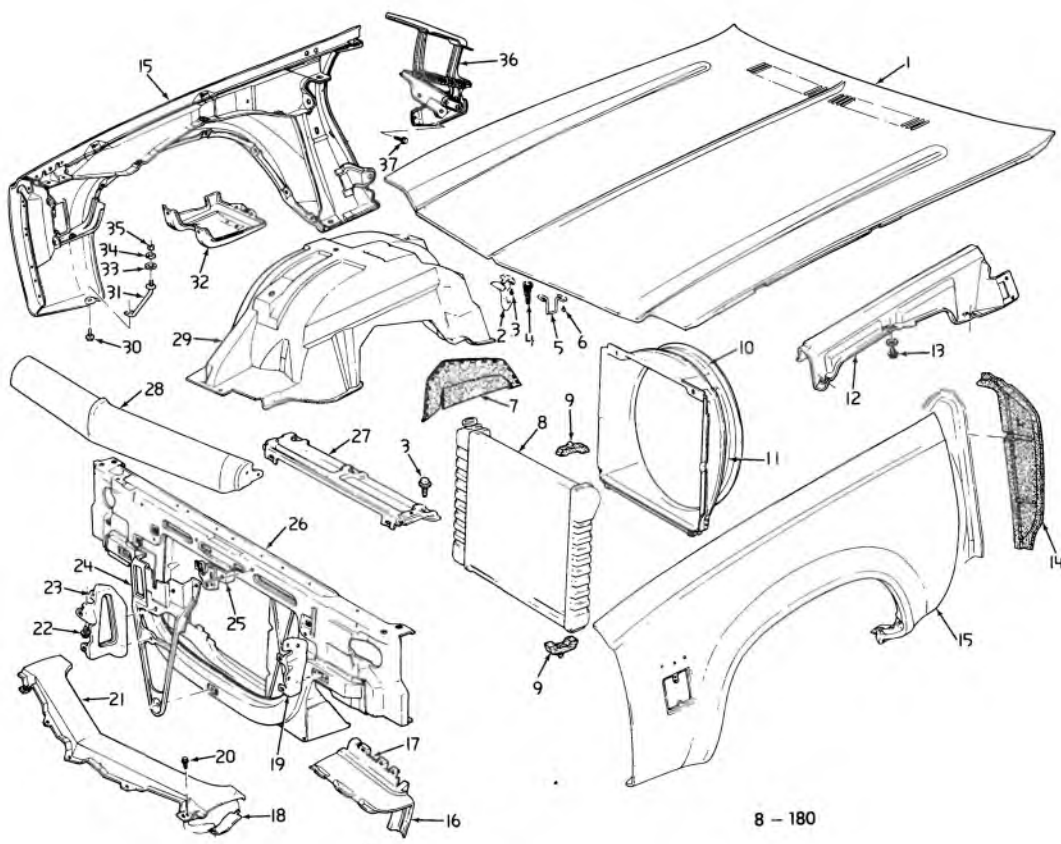
8-95

1971-72 CHEVELLE FRONT END SHEET METAL

## 1971-72 CHEVELLE FRONT END SHEET METAL

1.	8.000	HOOD ASSY. ....	3977767	27.	8.080	CATCH ASSY. ....	3975406
2.	12.801	RETAINER .....	480534	28.	1.270	PANEL .....	3986525
3.	12.801	WEATHER STRIP .....	3917431	29.	1.276	SCREW (5/16-18 x 3/4) .....	3960314
4.	8.130	FENDER ASSY. ....	325037-38	30.	1.203	CAP ASSY. ....	
5.	8.154	SEAL ASSY. ....	3975835-36	31.	8.154	SHIELD .....	3968599
6.	8.132	MOULDING .....		32.	N.S.	RETAINER .....	
7.	8.154	SHIELD .....	3975401-02	33.	8.977	SCREW ASSY. ....	
8.	8.929	WASHER (1/4) .....		34.	8.085	BOLT .....	3963344
9.	8.977	SCREW (1/4-14) .....		35.	8.083	PLATE ASSY. ....	3963342
10.	8.977	SCREW (1/4-20 x 3/4) .....		36.	8.153	SKIRT .....	3992603-04
11.	8.132	MOULDING .....	3970591-92	37.	8.153	EXTENSION .....	3992609-10
12.	8.132	MOULDING ASSY. ....	3974291-92	38.	2.333	TRAY .....	3915471
13.	8.977	SCREW (1/4-14) .....		39.	8.977	SCREW (5/16-18 x 7/8) .....	
14.	1.277	SHROUD-Upper .....	3987013	40.	8.977	SCREW ASSY. ....	
15.	1.277	SHROUD-Lower .....	3987014	41.	8.141	BRACE .....	3958351
16.	1.270	PAD .....	3917440	42.	8.900	BOLT .....	
17.	8.951	COCK DRAIN .....		43.	1.270	REINFORCEMENT ASSY. ....	3975491-92
18.	1.219	BODY ASSY. - RAD. ....	3016670	44.	8.977	SCREW (5/16-18 x 3/4) .....	
19.	8.024	BUMPER .....	3792828	45.	8.977	SCREW ASSY. (1/4-14) .....	
20.	8.024	SCREW .....	3996899	46.	8.153	BRACKET .....	3987012
21.	8.917	NUT (5/16-18) .....		47.	8.130	FENDER ASSY. ....	3990953-54
22.	1.270	SUPPORT ASSY. ....		48.	8.900	BOLT (3/8-16 x 1-3/8) .....	
		(w/250-307-350) .....	3982435	49.	8.016	SHIM .....	3745380
	1.270	SUPPORT ASSY. (exc. ....		50.	8.016	SHIM .....	3745380
		250-307-350) .....	3982443	51.	8.921	NUT-U (3/8-16) .....	
23.	1.267	BAR ASSY. ....	3992652	52.	8.900	BOLT (3/8-16 x 1-3/8) .....	
24.	1.287	PANEL ASSY. ....	3962324	53.	8.015	HINGE ASSY. ....	3976675-76
25.	8.900	BOLT .....		54.	8.900	BOLT (3/8-16 x 7/8) .....	
26.	1.276	SCREW ASSY. (5/16-18 x 3/4) ....	3960314	55.	8.075	EXTENSION .....	3987017

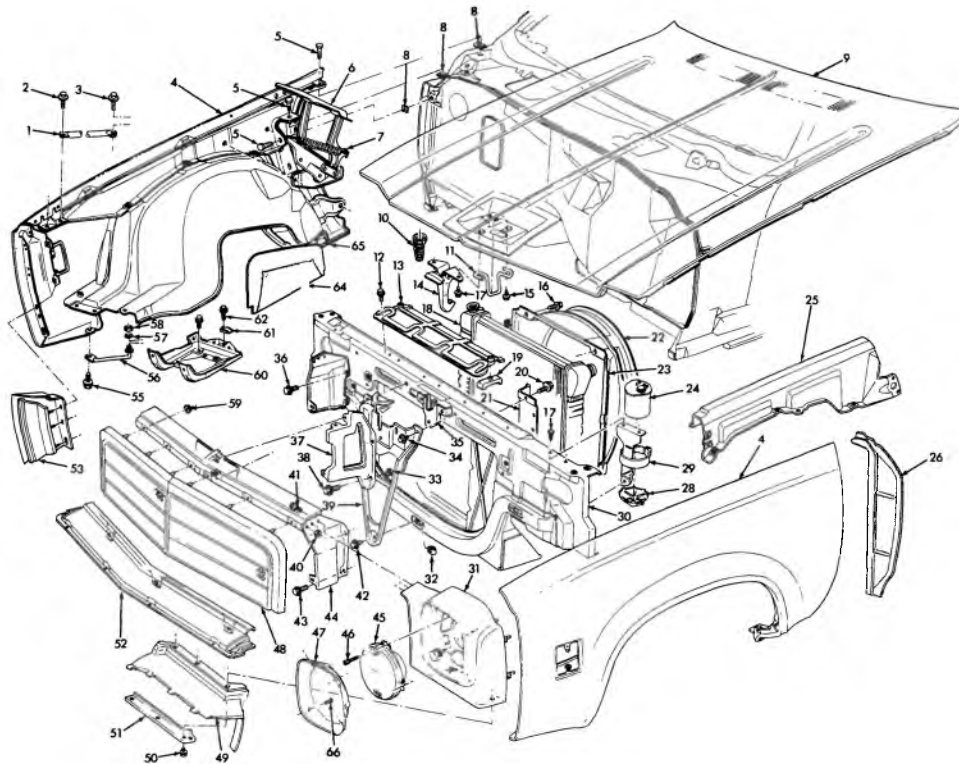
8-95



8 - 180

**1973 CHEVELLE FRONT END SHEET METAL**

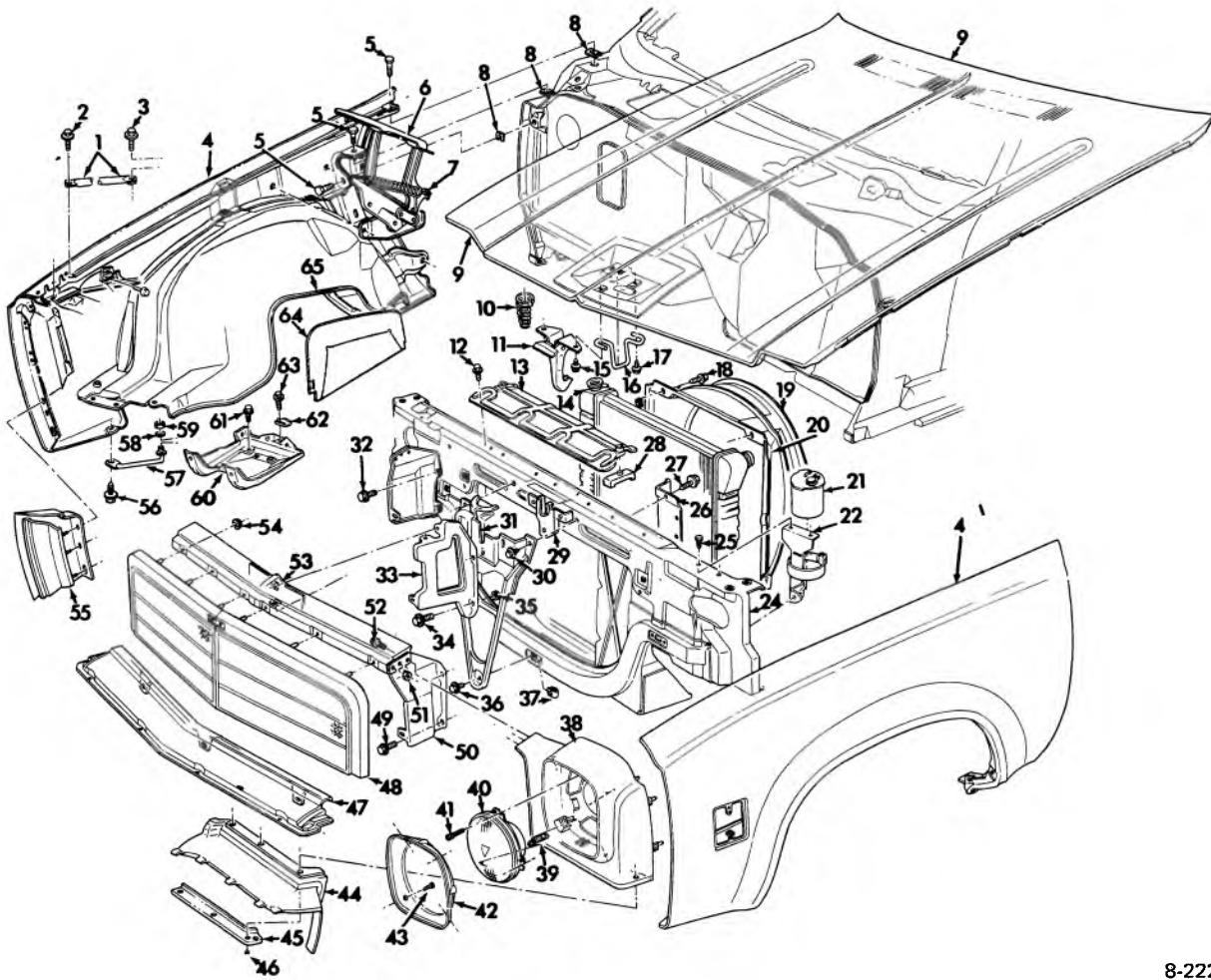
1. 8.000	HOOD ASSY. . . . .	3992665	20. 8.977	SCREW	
2. 8.080	CATCH ASSY. . . . .	3999785	21. 1.287	FILLER . . . . .	331703
3. 8.977	SCREW-5/16-18 x 13/16		22. 1.276	SCREW . . . . .	3960314
4. 8.083	SPRING . . . . .	331762	23. 1.287	BRACKET . . . . .	325212
5. 8.080	HOOD LATCH . . . . .	325300	24. 8.080	SUPPORT ASSY. . . . .	3999753
6. 8.977	SCREW-# 3/4-16 x 1-1/8		25. 8.083	LATCH ASSY. . . . .	325300
7. 8.153	SHIELD . . . . .	3999737	26. 1.270	SUPPORT ASSY. . . . .	3992683
8. 1.219	CORE ASSY. . . . .	3028147	27. 1.270	PANEL ASSY. . . . .	3986525
9. 1.270	PAD . . . . .	3966804	28. 1.263	PANEL ASSY. . . . .	325203
10. 1.277	SHROUD UPR. . . . .	3999701	29. 8.153	SKIRT-L.H. . . . .	336331
11. 1.277	SHROUD LOWER . . . . .	3999702		SKIRT-R.H. . . . .	3992682
12. 8.141	REINF. ASSY. FENDER . . . . .	331793-4	30. 8.977	SCREW 5/16-18	
13. 8.977	SCREW		31. 8.141	BRACE . . . . .	325277
14. 8.154	SEAL ASSY. . . . .		32. 2.333	TRAY ASSY. . . . .	3992693
15. 8.132	FENDER ASSY. . . . .	328803-04	33. 8.929	WASHER SPL, 11/32	
16. 8.153	RETAINER-FENDER . . . . .	331719-20	34. 8.931	L. WASHER 7/16	
17. 8.153	FILLER-FENDER . . . . .	331701-02	35. 8.977	NUT 5/16-18	
18. 1.270	SUPPORT-RAD. . . . .	331706	36. 8.015	HINGE ASSY. . . . .	325213-14
19. 1.287	BRACKET . . . . .	325221-2	37. 8.977	SCREW	



8-206

**1974 CHEVELLE FRONT END SHEET METAL (exc. MONTE CARLO)**

1.	8.141	BRACE ASSY.—Front Fdr. to Cowl . . . . .	336334	36.	1.276	SCREW—Hex. Wa. Hd. 1/3—18 x 13/16 . . . . .	3960314
2.	8.977	SCREW & WASHER ASSY.— 1/3—18 x 1.062 . . . . .	9420603	37.	1.287	BRACKET—Rad. Grl. & Hdr. Pnl. . . . .	338559
3.	1.276	SCREW—Hex. Wa. Hd. 1/3—18 x 13/16 . . . . .	3960314	38.	1.276	SCREW—Hex. Wa. Hd.— 1/3—18 x 13/16 . . . . .	3960314
4.	8.130	FENDER ASSY.—Frt. . . . .	328803-04	39.	8.080	SUPPORT ASSY.—Hood Lk. . . . .	3999753
5.	8.921	HEX. HD. MA. SCREW—3/8—16 x 1-3/8 . . . . .		40.	8.915	NUT—5/16—18 . . . . .	
6.	8.015	HINGE ASSY.—Hd. . . . .	325213-14	41.	1.276	SCREW—Hex. Wa. Hd. 1/3—18 x 13/16 . . . . .	3960314
7.	8.013	SPRING—Hood Hinge . . . . .	409025	42.	1.276	SCREW—Hex. Wa. Hd. 1/3—18 x 13/16 . . . . .	3960314
8.	N.S.	SHIM . . . . .		43.	1.276	SCREW—Hex. Wa. Hd. 1/3—18 x 13/16 . . . . .	3960314
9.	8.000	HOOD ASM.—Panel . . . . .	3992665	44.	1.287	BRACKET—Rad. Grl. L.H.-R.H. . . . .	338569-70
10.	8.083	SPRING—Hood Pop-up . . . . .	331762	45.	2.725	HEADLAMP CAPSULE 7 in. . . . .	5964573
11.	8.080	STRIKER—Hood Latch. . . . .	3999740	46.	8.907	SCREW—1/4—28 x 1-21/32 . . . . .	
12.	1.276	SCREW—Hex. Wa. Hd. 1/3—18 x 13/16 . . . . .	3960314	47.	2.728	BEZEL—Headlamp L.H.-R.H. . . . .	338509-10
13.	1.270	PANEL—Rad. Upr. Mtg. . . . .	327133	48.	1.266	GRILLE—Radiator . . . . .	338511
14.	8.080	LATCH ASM.—Hood Lock Safety. . . . .	3999785	49.	7.833	FILLER—Frt. Fdr. to Bpr. L.H.-R.H. . . . .	340155-56
15.	8.977	SCREW—3/8—16 x 1-1/8 . . . . .		50.	8.900	SCREW—Hx. Hd. 1/4—14 x 3/4 . . . . .	
16.	8.977	SCREW—1/4—14 x 3/4 . . . . .		51.	8.153	RETAINER—Frt. Fdr. to Bpr. Fil. Inr. L.H.-R.H. . . . .	340171-72
17.	1.276	SCREW—Hex. Wa. Hd. 1/3—18 x 13/16 . . . . .		52.	1.287	PANEL—Rad. Grl. to Frt. Bpr. Fil. . . . .	340154
18.	1.219	RADIATOR . . . . .		53.	8.153	RETAINER ASSY.—Frt. Fdr. to Bpr. Fil. Otr. L.H.-R.H. . . . .	340173-74
19.	1.270	PAD—Radiator Retainer . . . . .	3966804	55.	8.977	SCREW—5/16—18 x 3/4 . . . . .	
20.	8.977	SCREW . . . . .		56.	8.141	BRACE—Front Fdr. . . . .	325277
21.	1.272	BAFFLE . . . . .		57.	8.929	WASHER—11/32 . . . . .	
22.	1.277	SHROUD—Radiator Fan-Upr. . . . .		58.	8.900	NUT—5/16—18 . . . . .	
23.	1.277	SHROUD—Radiator Fan . . . . .		59.	8.929	NUT—1/4 . . . . .	
24.	3.130	CANNISTER . . . . .		60.	2.333	TRAY ASSY.—Battery . . . . .	338566
25.	8.141	REINFORCEMENT ASSY.—Fdr. . . . .		61.	2.335	CLAMP BATTERY . . . . .	6270159
26.	8.154	SEAL . . . . .		62.	8.977	MACHINE SCREW—5/16—18 x 1 . . . . .	
28.	3.130	DRAIN CAP . . . . .		63.	8.977	SCREW . . . . .	
29.	3.130	SUPPORT. . . . .	3994453	64.	8.154	SHIELD—Frt. Fdr. Sk. Dust . . . . .	338537
30.	1.270	SUPPORT ASSY.—Radiator . . . . .	338580	65.	8.153	SKIRT—Frt. Fdr. L.H.-R.H. . . . .	336371-72
31.	2.726	HOUSING—Frt. Fdr. Headlamp L.H.- R.H. . . . .	338507-08	66.	8.977	SCREW (#8—19 x 3/4) . . . . .	
32.	8.915	NUT—U Shape Spr. 1/32—18 x 17/32 . . . . .					
33.	8.977	SCREW—8—19 x 3/4 . . . . .					
34.	8.016	SCREW—Hex. Hd. 3/8—16 x 1.000 . . . . .	3986997				
35.	8.083	LATCH ASSY.—Hood . . . . .	325300				



8-222

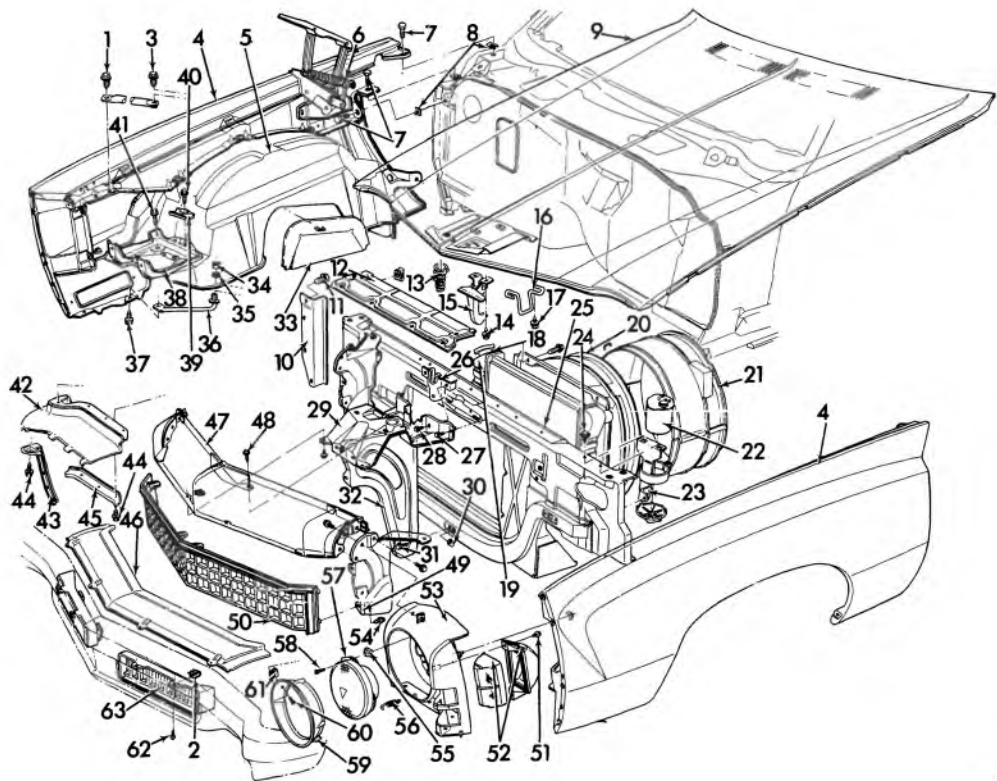
1975 CHEVELLE FRONT END SHEET METAL (exc. MONTE CARLO)

## 1975 CHEVELLE FRONT END SHEET METAL (exc. MONTE CARLO)

1.	8.141	BRACE ASSY., Front Fdr. to Cowl	336334		34.	1.276	BOLT-Hex. Wa. Hd.	
2.	8.977	SCREW & WASHER ASSY. -1/3-18 x 1.062	—		35.	8.915	NUT	—
3.	1.276	SCREW	3960314		36.	1.276	SCREW Hex. Wa. Hd.	—
4.	8.130	FENDER ASSY., Frt.	345359-60		37.	8.915	U-NUT-1/32-	—
5.	8.921	SCREW-Hex Hd. Machine 3/8-16 x 1-3/8	—		38.	2.726	HOUSING-Frt. Fdr.	—
6.	8.015	HINGE ASSY., Hood	325213-14				Headlamp	352095-96
7.	8.013	SPRING-Hood Hinge	3985618		39.		SPRING	345559
8.	N.S.	SHIM	—		40.	2.725	HEADLAMP CAPSULE	5964573
9.	8.000	HOOD ASSY.-Panel	3992665		41.	8.907	SCREW-1/4-	—
10.	8.083	SPRING-Hood Pop-Up	331762		42.	2.728	BEZEL-Headlamp	345385-86
11.	8.080	LATCH ASSY.-Hood Lock Safety	3999785		43.	8.977	SCREW (#8-19 x 3/4)	—
12.	1.276	SCREW-Hex. Wa. Hd. 1/3-18 x 13/16	—		44.	7.833	FILLER-Frt. Fdr. to Bpr.	340151-52
13.	1.270	PANEL-Rad. Upr. Mtg.	—		45.	8.153	RETAINER-Frt. Fdr. to Bpr. Fil.	325249-50
14.	1.219	RADIATOR	—		46.	8.900	SCREW-Hx. Hd.	—
15.	1.276	SCREW-Hex. Wa. Hd. 1/3-18 x 13/16	—		47.	1.287	PANEL-Rad. Grl. to Frt. Bpr. Fil.	340154
16.	8.080	STRIKER-Hood Latch	3999740		48.	1.266	GRILLE-Radiator	345347
17.	8.977	SCREW-3/8-16 x 1-1/8	—		49.	1.276	SCREW-Hex. Wa. Hd.	—
18.	8.977	SCREW-1/4-14 x 14x3/4	—		50.	1.287	BRACKET-Rad. Grl.	345345-6
19.	1.277	SHROUD-Radiator Fan-Upr.	3986905		51.	8.915	NUT-5/16-18	—
20.	1.277	SHROUD-Radiator Fan	6261915		52.	1.276	SCREW-Hex Wa. Hd.	—
21.	3.130	CANNISTER	7028131				1/3-18 x 13/16	—
22.	3.130	SUPPORT ASSY., Cannister	3994453		53.	1.287	HEADER-Rad. Grl.	347337
24.	1.270	SUPPORT ASSY.-Radiator	345355		54.	8.929	NUT 1/4	—
25.	1.276	SCREW-Hex. Wa. Hd. 1/3-18 x 13/16	—		55.	8.153	RETAINER ASSY.-Frt. Fdr. to Bpr. Fil. Otr.	340173-74
26.	1.272	BAFFLE	—		56.	8.977	SCREW-5/15 — 18	—
27.	8.977	SCREW	—		57.	8.141	BRACE-Frt. Fdr.	—
28.	1.270	PAD-Radiator Retainer	—		58.	8.929	WASHER-11/32	—
29.	8.083	LATCH ASSY.-Hood	325300		59.	8.900	NUT-5/16-18	—
30.	8.016	SCREW-Hex. Hd. 3/8-16 x 1	—		60.	2.333	TRAY ASSY.-Battery	338566
31.	8.080	SUPPORT ASSY.-Hood Lock	3999753		61.	8.977	SCREW 5/16-18	—
32.	1.276	SCREW-Hex. Wa. Hd. 1/3-18 x 13/16	—		62.	2.335	CLAMP, Battery	6270159
33.	1.287	BRACKET-Rad. Grl. & Hdr. Prl.	352094		63.	8.977	SCREW, Machine-5/16-18 x 1	—
					64.	8.154	SHIELD-Frt. Fdr. Sk. Dust	338537
					65.	8.153	SKIRT-Frt. Fdr.	374379 & 350

8-222



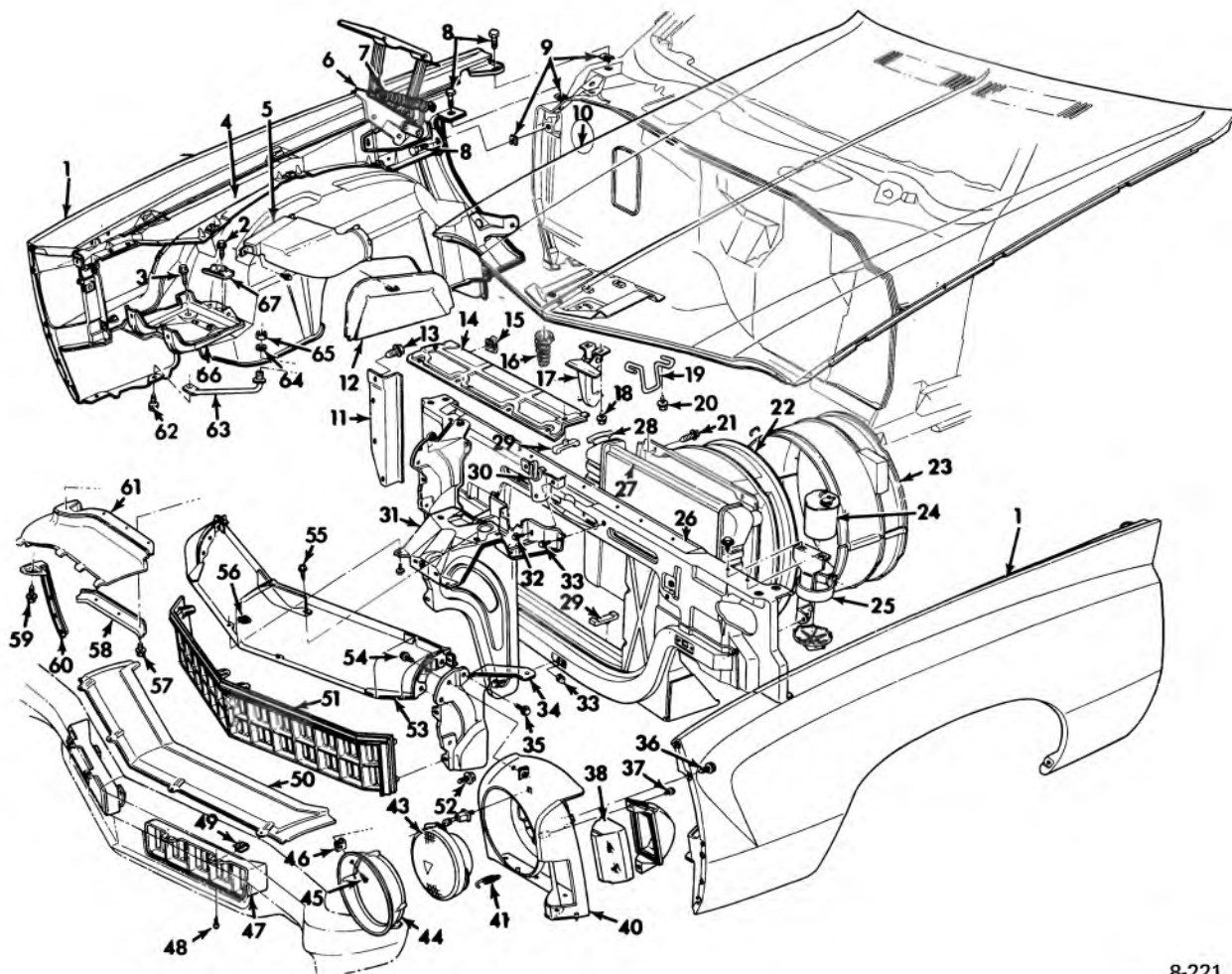


8-211

### 1974 MONTE CARLO SHEET METAL

1.	8.977	SCREW ASSY., (1/4-18 x 1 1/16) . . .	
2.	8.921	U-NUT . . . . .	
3.	1.276	SCREW, (5/16-18 x 13/16) . . . . .	3960314
4.	8.130	FENDER ASSY., Front . . . . .	6260515-16
5.	8.153	SKIRT, Frt. Fdr. (L.H.) . . . . .	342145
	8.153	SKIRT, Frt. Fdr. (R.H.) . . . . .	338576
6.	8.013	SPRING, Hood Hinge . . . . .	409025
7.	8.931	SCREW & WASHER ASSY., (3/8-16 x 1 3/8) . . . . .	
8.	8.016	SHIM, special . . . . .	3745380
9.	8.000	PANEL ASSY., Hood . . . . .	3987065
10.	1.272	BAFFLE, Radiator . . . . .	
11.	8.977	SCREW . . . . .	
12.	1.270	PANEL, Rad. Upr. Mtg. . . . .	327133
13.	8.083	SPRING, Hood Pop-Up . . . . .	331762
14.	1.276	SCREW, (5/16-18 x 13/16) . . . . .	3960314
15.	8.080	CATCH ASSY., Hood Lock . . . . .	3999785
16.	8.080	STRIKER, Hood Latch . . . . .	3999740
17.	8.977	SCREW . . . . .	
18.	1.203	CAP ASSY., Rad. Filr. w/Gasket . . . . .	6410665
19.	1.219	BODY ASSY., Radiator . . . . .	
20.	1.277	SHROUD . . . . .	
21.	1.277	EXTENSION, Rad. Fan Shroud, Upr and Lwr . . . . .	3999701-02
22.	3.130	CANISTER ASSY. . . . .	
23.	3.130	SUPPORT ASSY., Fuel Vapor Canister . . . . .	3994453
24.	1.276	SCREW, (5/16-18 x 13/16) . . . . .	3960314
25.	1.270	SUPPORT ASSY., Radiator Core . . . . .	338580
26.	8.083	LATCH ASSY., Hood . . . . .	325300
27.	8.016	SCREW, (3/8-16 x 1) . . . . .	
28.	1.276	SCREW, (5/16-18 x 13/16) . . . . .	3960314
29.	8.083	PLATE ASSY., Hood Latch Mtg. . . . .	338517
30.	8.915	NUT, (5/16-18 x 1/2) . . . . .	
31.	1.276	SCREW, (5/16-18 x 13/16) . . . . .	3960314
32.	8.080	SUPPORT ASSY., Hood Latch . . . . .	338515
33.	8.154	SHIELD, Frt. Fdr. Sk. Dust . . . . .	3999737
34.	8.915	NUT, (5/16-18) . . . . .	
35.	8.929	WASHER (11/32) . . . . .	
36.	8.141	BRACE, Frt. Fdr. . . . .	3996916
37.	1.276	SCREW, (5/16-18 x 13/16) . . . . .	3960314
38.	2.333	TRAY ASSY., Battery . . . . .	338566
39.	2.335	CLAMP, Battery . . . . .	6270159
40.	8.977	SCREW, (5/16-18 x 1) . . . . .	
41.	8.977	SCREW . . . . .	
42.	7.833	FILLER, Frt. Fdr. to Bpr. L.H.-R.H. . . . .	340151-52
43.	1.287	RETAINER, Frt. Fdr. to Bpr. Fil. Otr. . . . .	325247-48
44.	8.900	SCREW (1/4-14 x 3/4) . . . . .	
45.	1.287	RETAINER, Frt. Fdr. to Bpr Fil. Inr. . . . .	325249-50
46.	1.287	PANEL, Rad. qille to Frt. Bpr. Fil . . . . .	340153
47.	1.266	PANEL ASSY., Header . . . . .	338574
48.	8.977	SCREW . . . . .	
49.	1.267	BRACKET ASSY., Radiator Grille . . . . .	340179-80
50.	1.266	GRILLE ASSY., Radiator Upr. . . . .	336370
51.	8.977	SCREW, (1/4-14 x 3/4) . . . . .	
52.	2.585	LAMP ASSY., Parking L.H.-R.H. . . . .	912219-20
53.	2.726	HOUSING, Frt. Fdr. HdIp & Park Lp. . . . .	336363-64
54.	8.977	SCREW, (1/4-14 x 3/4) . . . . .	
55.	2.737	NUT, Spl. HdIp. Adj. . . . .	3921446
56.	2.737	SPRING, Headlamp Beam Adj. . . . .	3987016
57.	2.725	HEADLAMP ASSY., Complete w/Sealed Beam . . . . .	5964573
58.	8.907	SCREW, (1/4-28 x 1 3/4) . . . . .	
59.	2.728	BEZEL ASSY., Headlamp . . . . .	3996987-88
60.	8.977	SCREW, (8-18 x 3/4) . . . . .	
61.	8.921	NUT, (#8-18) . . . . .	
62.	8.977	SCREW, (1/4-20 x 1) . . . . .	
63.	1.266	GRILLE, Radiator Lwr. . . . .	338577-78





8-221

### 1975 MONTE CARLO SHEET METAL

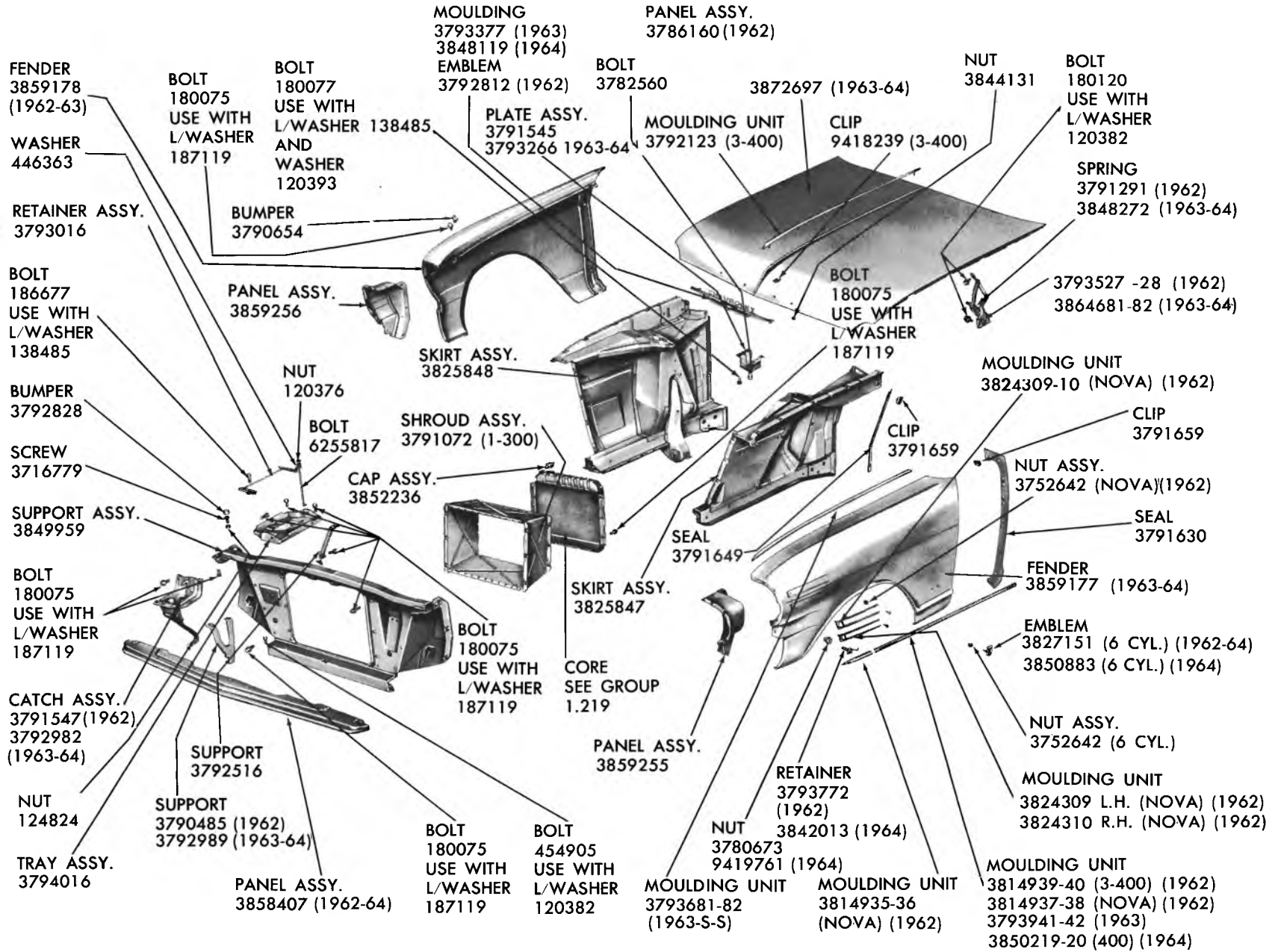
## 1975 MONTE CARLO SHEET METAL

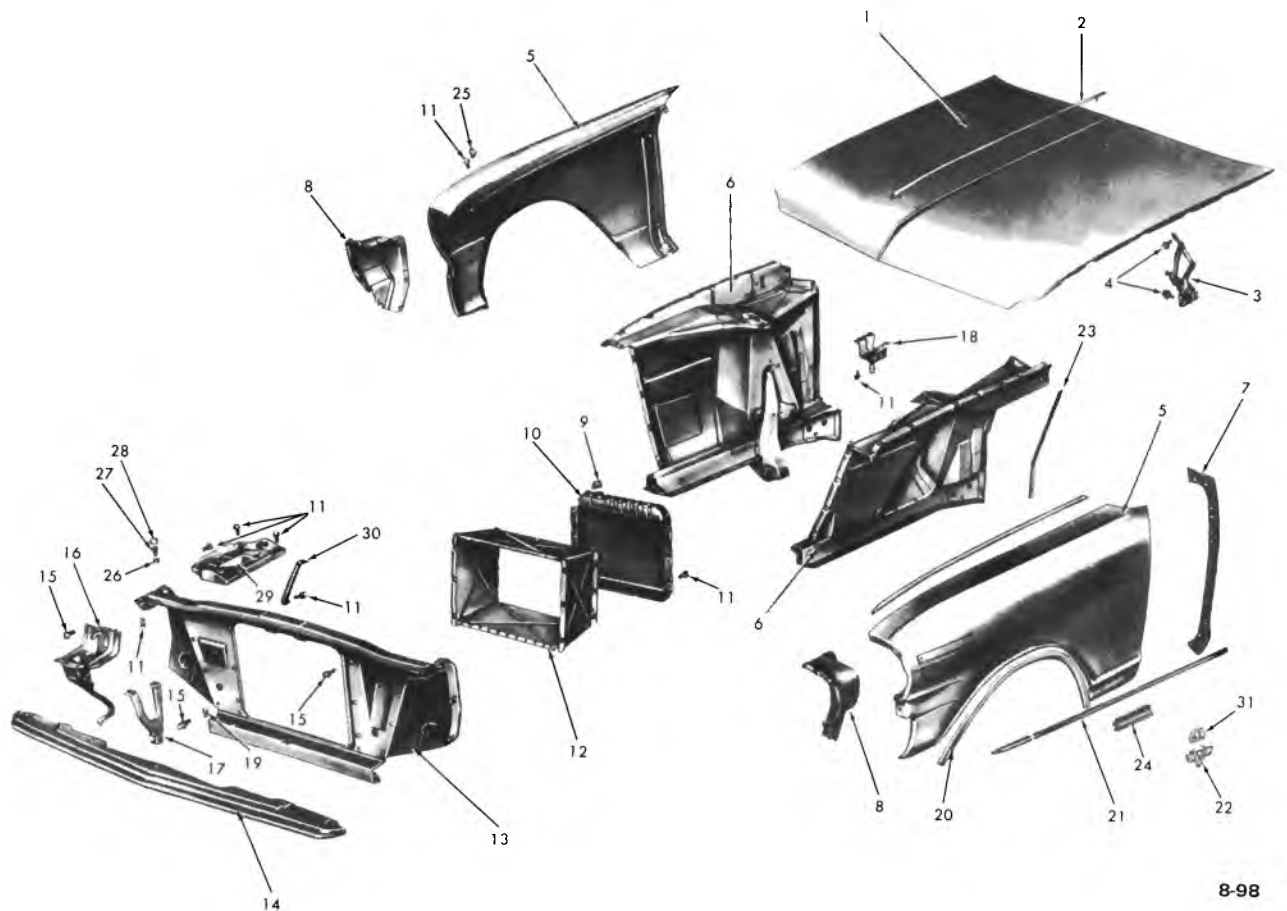
1.	8.130	FENDER ASSY., Frt . . . . .	345389-90	32.	1.276	SCREW . . . . .	3986997
2.	8.977	SCREW, Machine- 5/16 - 18 x 1 . . . . .	-	33.	8.016	SCREW . . . . .	3960314
3.	8.977	SCREW 5/16 - 18 . . . . .	-	34.	1.287	BRACKET, Rad. Grl. . . . .	340179-80
4.		U-NUT . . . . .		35.	1.276	SCREW . . . . .	3960314
5.		DUCT ASSY., Carb. Air Intake . . . . .		36.	8.977	SCREW . . . . .	
6.	8.015	HINGE ASSY., Hood . . . . .	325213-14	37.	8.977	SCREW . . . . .	
7.	8.013	SPRING, Hood Hinge . . . . .	3985618	38.	2.585	LAMP ASSY., Pk. & Side Mark . . . . .	912373-74
8.	8.921	BOLT-Hex. Hd. Mach. 3/8 - 16 x 1-3/8 . . . . .	-	40.	2.726	HOUSING-Frt. Fdr. Hdmp. . . . .	345357-58
9.	N.S.	SHIM . . . . .		41.	2.737	SPRING, Hdmp. Adj. . . . .	345559
10.	8.000	HOOD ASSY., Panel . . . . .	3992665	42.	2.737	SCREW ASSY. . . . .	343543
11.	1.272	BAFFLE, Radiator- R.H. & L.H. . . . .	331750, 331747	43.	2.725	HEADLAMP CAPSULE . . . . .	5964573
12.	8.154	SHIELD, Frt. Fdr. Sk. Dust . . . . .	338537	44.	2.728	BEZEL-Headlamp . . . . .	3996987-88
13.	8.977	SCREW . . . . .	9419663	45.	8.977	SCREW (#8-19x3/4) . . . . .	-
14.	1.270	PANEL, Rad. Upr. Mtg. . . . .	327133	46.	8.921	U-NUT . . . . .	9431530
15.	8.921	U NUT . . . . .		47.	1.266	GRILLE, Rad. Lwr. . . . .	345351-52
16.	8.083	SPRING, Hood Pop-up . . . . .	331762	48.	8.977	SCREW . . . . .	
17.	8.080	CATCH ASSY., Hood Lock . . . . .	3999785	49.	1.269	U-NUT . . . . .	1494252
18.	1.276	SCREW (5/16 - 18 x 13/16) . . . . .	-	50.	1.287	PANEL, Rad. Grl. to Frt. Bpr. Fil . . . . .	340153
19.	8.080	STRIKER, Hood Latch . . . . .	3999740	51.	1.266	GRILLE ASSY., Rad. Upr. . . . .	345349
20.	8.977	SCREW . . . . .		52.	8.900	SCREW, Hx. Hd. 1/4 - 14 x 3/4 . . . . .	-
21.	8.977	SCREW . . . . .	9421985	53.	1.287	PANEL ASSY., Frt. Header . . . . .	345377
22.	1.277	SHROUD, Rad., Lwr. . . . . Upr. . . . .	6261917 3986905	54.	8.977	SCREW . . . . .	
23.	1.277	EXTENSION, Rad. Shroud, Upr. & Lwr. . . . .	3999701-02	55.	8.977	SCREW . . . . .	
24.	3.130	CANISTER, Fuel Vapor . . . . .	70218131	56.	8.083	U-NUT . . . . .	1494253
25.	3.310	SUPPORT ASSY., Fuel Vapor Cannister . . . . .	3994453	57.	8.900	SCREW, Hx. Hd. 1/4 - 14 x 3/4 . . . . .	-
26.	1.270	SUPPORT ASSY., Rad. Core . . . . .	345355	58.	8.153	RETAINER, Frt. Fdr. to Bpr. Fil . . . . .	325249-50
27.	1.219	RADIATOR . . . . .		59.	8.900	SCREW, Hx. Hd. 1/4 - 14 x 3/4 . . . . .	-
28.	1.203	CAP ASSY., Radiator . . . . .	6410640	60.	8.153	RETAINER, Frt. Fdr. Fil. . . . .	325247-48
29.	1.270	PAD, Rad. Retainer . . . . .	3966800,04,12	61.	7.833	FILLER, Frt. Fdr. to Bpr. . . . .	340151-52
30.	8.083	LATCH ASSY., Hood . . . . .	325300	62.	8.977	SCREW-5/16 - 18 . . . . .	-
31.	8.083	PLATE ASSY., Hood Latch Mtg. . . . .	345353	63.	8.141	BRACE, Frt. Fdr. . . . .	
				64.	8.929	WASHER-11/32 . . . . .	
				65.	8.900	NUT, 5/16 - 18 . . . . .	-
				66.	2.333	TRAY ASSY., Battery . . . . .	338566
				67.	2.335	CLAMP, Battery . . . . .	6270159

8-221

1962-64 CHEVY II FRONT END—(EXPLODED) (1962 SHOWN)

8-97



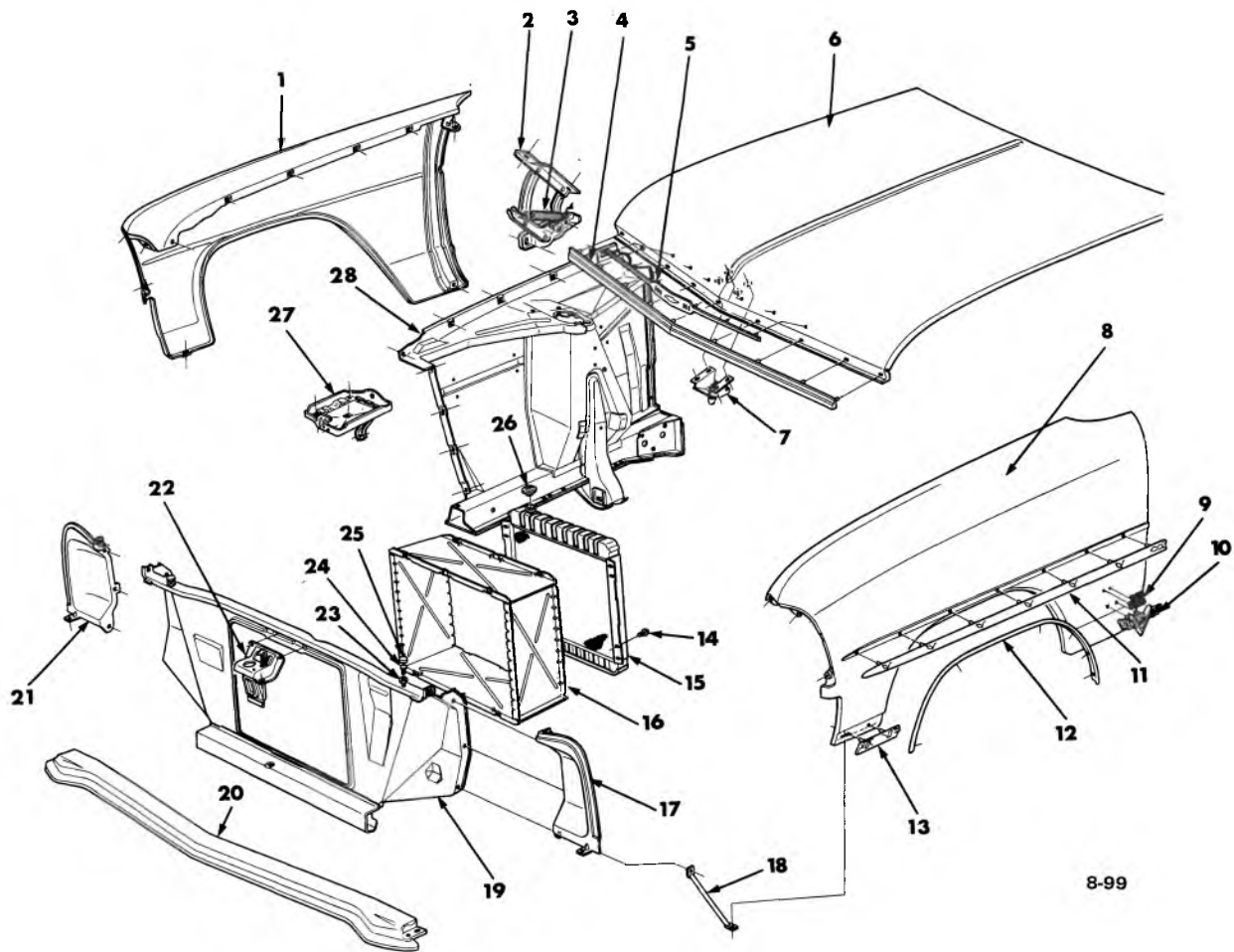


8-98

### 1965 CHEVY II FRONT END—EXPLODED

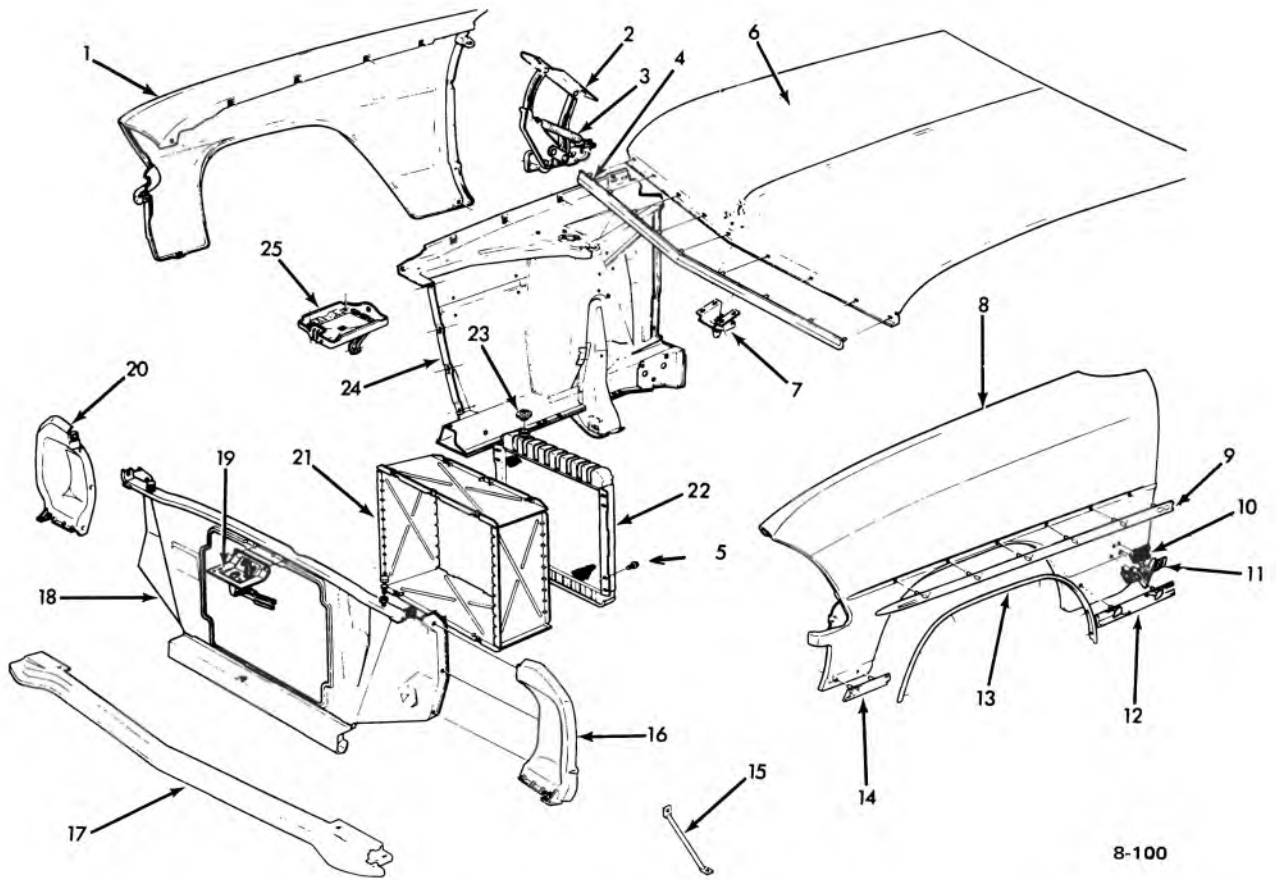
1.	8.000	PANEL, hood top . . . . .	3872697	16.	8.080	CATCH ASSY., hood lock . . . . .	3863300
2.	8.055	MOULDING, crown (Nova) . . . . .	3792123	17.	8.080	SUPPORT ASSY., hood lock catch . . . . .	3858337
3.	8.015	HINGE ASSY., hood . . . . .	3864681-82	18.	8.080	PLATE ASSY., hood lock, mtg. . . . .	3858335
4.	8.900	BOLT (3/8-16 x 13/16)		19.	8.900	BOLT (3/8-16 x 1)	
5.	8.130	FENDER, frt. . . . .	3859177-78	20.	8.132	MOULDING UNIT (S.S.), frt. w/house opg. . . . .	3865321-22
6.	*	SKIRT ASSY.		21.	8.132	MOULDING UNIT (NOVA), frt. fdr.	3862225-26
7.	*	SEAL, fender to body		22.	8.147	EMBLEM UNIT, V-8 . . . . .	3840318
8.	1.266	PANEL ASSY., headlamp filler . . . . .	3859255-56	23.	8.154	SEAL, skirt to fdr. rr. . . . .	3791649
9.	1.203	CAP, pressure type . . . . .	3852236	24.	8.132	MOULDING UNIT (S.S.), lwr. rr. . . . .	3867369-70
10.	1.219	CORE (4 cyl.) radiator . . . . .	3003908	25.	8.024	BUMPER, hood panel side . . . . .	3790654
	1.219	CORE (6 cyl.) radiator . . . . .	3001012	26.	8.917	NUT (5/16-18)	
11.	8.900	SCREW (5/16-18 x 7/8) . . . . .		27.	8.024	SCREW, hood frt. bpr. . . . .	3839682
12.	1.277	SHROUD ASSY. (4 cyl.) . . . . .	3791072	28.	8.024	BUMPER, hood pnl. frt. . . . .	3792828
13.	1.270	SUPPORT ASSY., rad. core . . . . .	3871342	29.	2.333	TRAY ASSY., battery . . . . .	3794016
14.	1.287	PANEL ASSY., bumper filler . . . . .	3858407	30.		SUPPORT	
15.	8.900	BOLT (5/16-18 x 5/8)		31.	8.147	EMBLEM UNIT, V-8 frt. fdr. . . . .	3865833

\*Removed from service



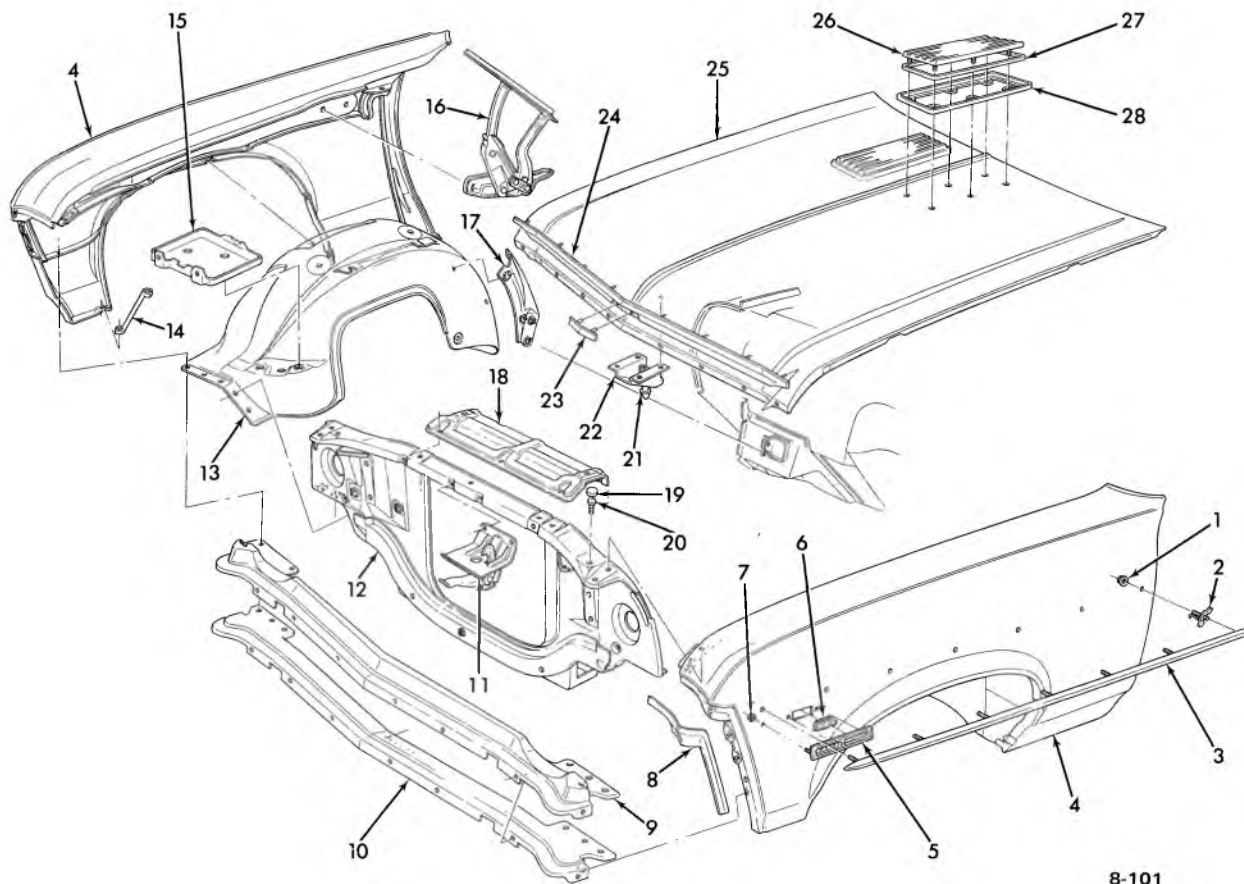
### 1966 CHEVY II FRONT END—EXPLODED

1.	8.130	FENDER—frt. (R.H.)	3888236	15.	1.219	CORE	
2.	8.015	HINGE ASSY., hood pnl.	3855455-56	16.	1.277	SHROUD ASSY. (4 cyl.) rad. fan	3791072
3.	8.013	SPRING, hood hinge	3877203	17.	1.266	PANEL, hdlp. filler	3892287
4.	8.055	MOULDING UNIT, hood pnl.	3881472	18.	8.141	BRACE, frt. fdr.	3886867
5.	8.055	EMBLEM UNIT, hood pnl.	3878611	19.	1.270	SUPPORT ASSY., rad. core	3899211
6.	8.000	PANEL, hood top	3872998	20.	1.287	PANEL, rad. grille to frt. bpr. filler	3892293
7.	8.080	PLATE ASSY., pnl. lock mtg.	3874532	21.	1.266	PANEL, headlamp filler (R.H.)	3892288
8.	8.130	FENDER, frt. (L.H.)	3888235	22.	8.080	CATCH, hood lock	3874583
9.	8.147	EMBLEM UNIT*		23.	8.917	NUT (5/16—18)	
10.	8.147	EMBLEM, V-8	3840318	24.	8.024	SCREW (5/16—18 x 1-3/8)	3839682
11.	8.132	MOULDING UNIT, header si.	3885398	25.	8.024	BUMPER, hood pnl. frt.	3792828
12.	8.132	MOULDING UNIT, w/house opg.	3886271-72	26.	1.203	CAP, pressure	6410456
13.	8.133	RETAINER, side upr. lwr. rr.	3899536	27.	2.333	TRAY—Battery	3794016
	8.900	BOLT (5/16—18 x 7/8)		28.	8.153	SKIRT ASSY., R.H. frt. fdr.	3871378
14.	8.931	L/WASHER (5/16)			8.153	SKIRT ASSY., L.H. frt. fdr.	3894513



### 1967 CHEVY II FRONT END—EXPLODED

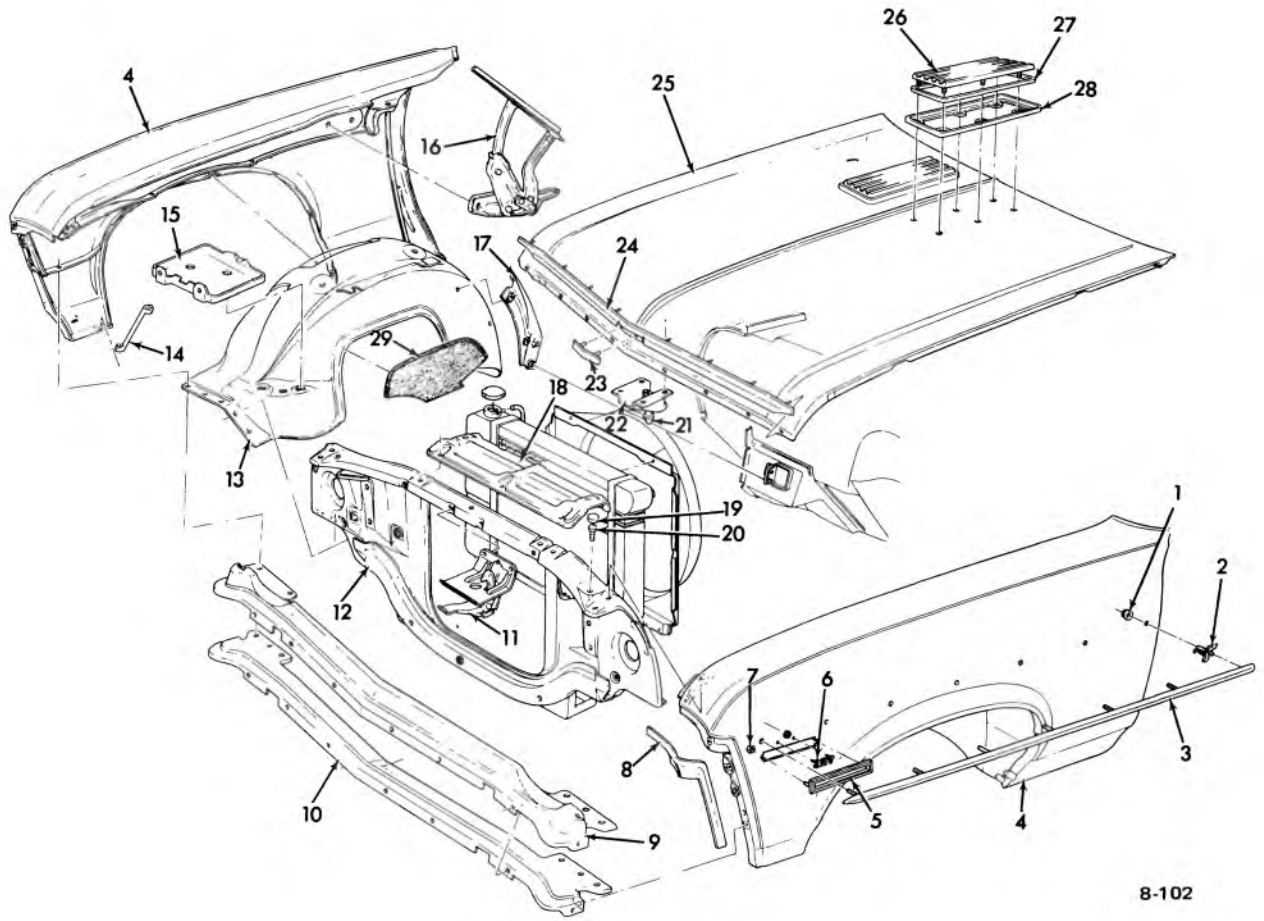
1.	8.130	FENDER	3892222	14.	8.132	MOULDING UNIT	3904657-58
2.	8.015	HINGE ASSY.	3899571-72	15.	8.141	BRACE	3886867
3.	8.013	SPRING	3877203	16.	1.266	PANEL, left	3892287
4.	8.055	MOULDING UNIT	3904654	17.	1.287	PANEL ASSY.	3892293
5.	8.900	BOLT		18.	1.270	SUPPORT ASSY.	3899211
6.	8.000	HOOD ASSY.	3872998	19.	8.080	CATCH ASSY.	3892280
7.	8.080	PLATE ASSY.	3874532	20.	1.266	PANEL, right	3892288
8.	8.130	FENDER—left	3892221	21.	1.277	SHROUD ASSY. (see group)	
9.	8.132	MOULDING UNIT	3904656	22.	1.219	CORE (see group)	
10.	8.147	EMBLEM UNIT (see group)		23.	1.203	CAP	3887586
11.	8.147	EMBLEM—V-8	3840318	24.	8.153	SKIRT ASSY.	3894513
12.	8.132	MOULDING	3904659-60	25.	2.333	TRAY, battery	3794016
13.	8.132	MOULDING UNIT	3886271-72				



8-101

### 1968-70 CHEVY II FRONT END—EXPLODED

1. 8.133 NUT ASSY. ....	3843001	16. 8.015 HINGE ASSY. ....	3926829-30
2. 8.133 RETAINER ASSY. ....	3893998	17. 8.155 BRACE ASSY. ....	3919135-36
3. 8.132 MOULDING ASSY. ....	3929261	18. 1.270 PANEL (6 cyl.) ....	3986525
4. 8.130 FENDER ASSY. ....	3953851-52	1.270 PANEL (8 cyl.) ....	3949536
5. 2.575 BEZEL (4-6 cyl.) ....	3925429	19. 8.024 BUMPER ....	3792828
2.575 BEZEL (8 cyl.) ....	3921885	20. 8.024 SCREW ....	3839682
2.575 LAMP ASSY. ....	916581	21. 8.085 BOLT ....	3863466
7. 8.921 NUT (3/16)		8.916 NUT (1/2-20)	
8. 8.132 MOULDING UNIT ....	3927549-50	22. 8.083 PLATE ASSY. ....	3949675
9. 1.287 PANEL—Filler ....	3919083	23. 8.055 EMBLEM ....	3919092
10. 1.287 REINFORCEMENT ....	3949797	24. 8.055 MOULDING ASSY. ....	3927930
11. 8.080 CATCH ASSY. ....	3916616	25. 8.000 PANEL ASSY. ....	3974588
12. 8.080 SUPPORT ....	3914767	26. 8.055 ORNAMENT ....	3927442
13. 8.153 SKIRT L.H. ....	3937595	27. 8.055 SEAL ....	3949698
8.153 SKIRT R.H. ....	3945772	28. 8.015 BEZEL ....	3927443
14. 8.141 BRACE ....	3916672		
15. 2.333 TRAY ASSY. ....	3833662		

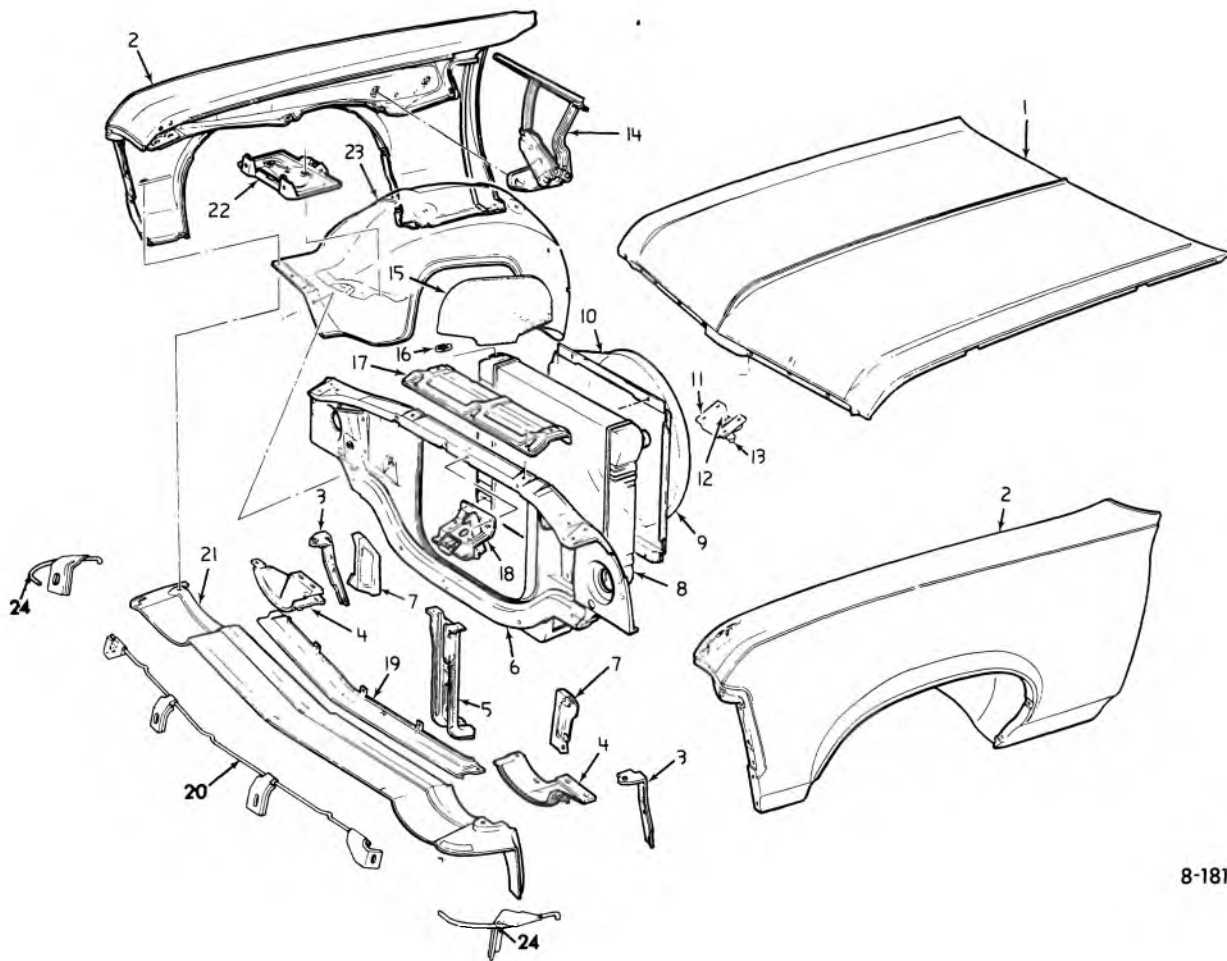


8-102

### 1971-72 NOVA FRONT END SHEET METAL

1.	8.921	NUT (#10-24)		16.	8.015	HINGE ASSY.	3926829-30
2.	8.133	RETAINER ASSY.	3893998	17.	8.155	BRACE ASSY.	3919135-36
3.	8.132	MOULDING UNIT	3953841-42	18.	1.270	PANEL (6 Cyl.)	3986525
4.	8.130	FENDER ASSY.	3974310			PANEL (8 Cyl.)	3987015
	8.130	FENDER ASSY.	3990965	19.	8.024	BUMPER	3792828
5.	2.575	BEZEL	3962933	20.	8.024	SCREW	3996899
6.	8.147	EMBLEM	3970536	21.	8.085	BOLT	3863466
7.	8.921	NUT (3/16)		22.	8.083	PLATE ASSY.	3949675
8.	8.132	MOULDING UNIT	3997569-70	23.	8.055	EMBLEM UNIT	3953840
9.	1.287	PANEL—Filler	3919083	24.	8.055	MOULDING UNIT	3997571
10.	1.287	REINFORCEMENT	3949797	25.	8.000	PANEL ASSY.	3974588
11.	8.080	CATCH ASSY.	3916616	26.	8.055	ORNAMENT	3927442
12.	1.270	SUPPORT	3974530	27.	8.055	SEAL	3949698
13.	8.153	SKIRT	3998825	28.	8.055	BEZEL	3927443
14.	8.141	BRACE	3916672	29.	8.154	SKIRT—Dust Shield	3966803
15.	2.333	TRAY ASSY.	3916658				

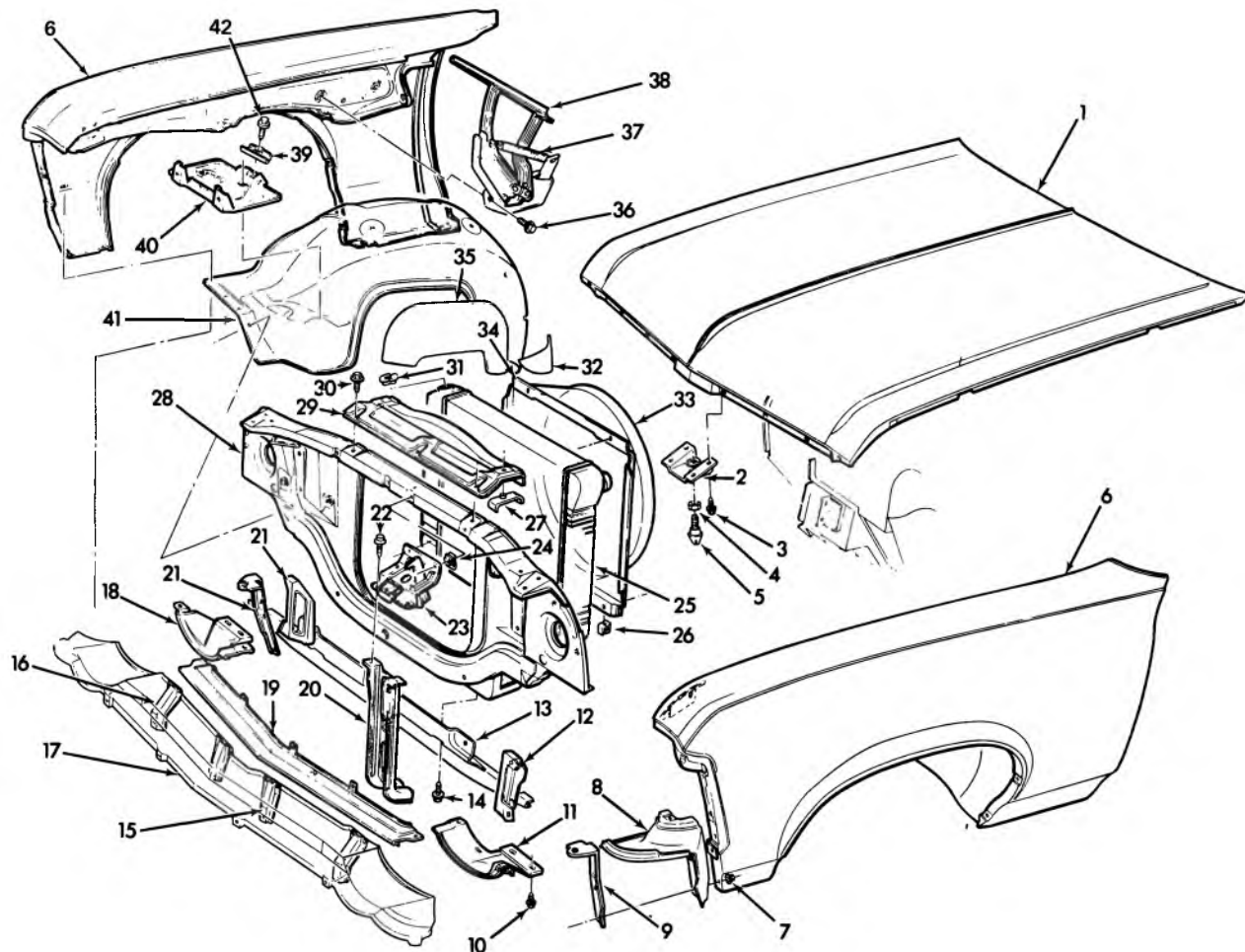




8-181

### 1973 NOVA FRONT END SHEET METAL

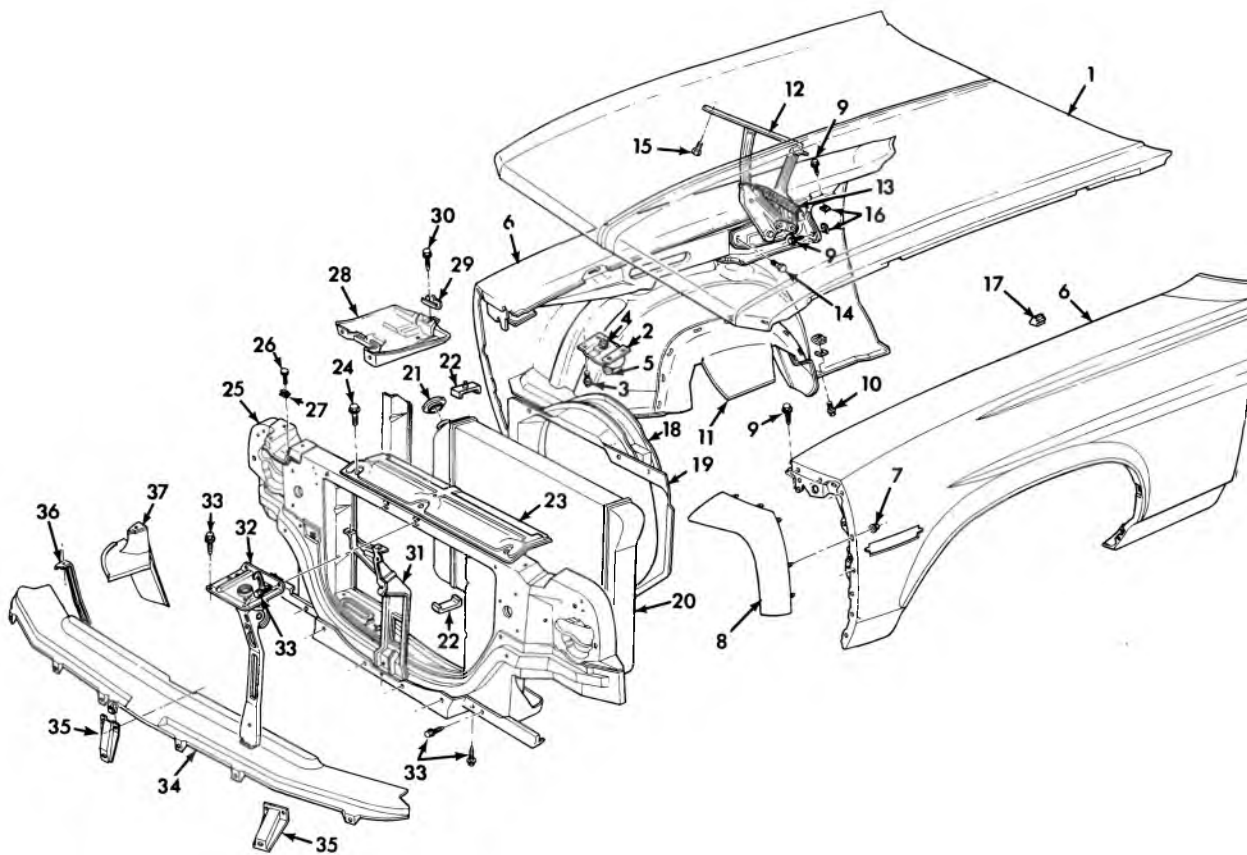
1. 8.000	HOOD ASSY. . . . .	6274300	11. 8.083	PLATE ASSY. . . . .	3949675
2. 8.130	FENDER ASSY. L.H. . . . .	6258337	12. 8.907	NUT . . . . .	
3. 8.130	FENDER ASSY. R.H. . . . .	6258338	13. 8.085	BOLT . . . . .	3863466
3. 1.287	BRACKET L.H. . . . .	6274349	14. 8.015	HINGE ASSY. L.H. . . . .	3926829
1.287	BRACKET R.H. . . . .	6274350	8.015	HINGE ASSY. R.H. . . . .	3926830
4. 1.287	RETAINER L.H. . . . .	3998895	15. 8.154	SHIELD . . . . .	3962982
1.287	RETAINER R.H. . . . .	3998896	16. 1.203	CAP . . . . .	332371
5. 8.080	SUPPORT . . . . .	3998889	17. 1.270	PANEL 250 C.I. . . . .	3986525
6. 1.270	RADIATOR SUPT. . . . .	327515	1.270	307, 350 w/4 B.C., 350 w/2 B.C. . . . .	3987015
7. 1.267	BRACKET ASSY. L.H. . . . .	3998887	1.270	307, 350 w/2 B.C. w/A.C. & H.D. . . . .	
1.267	BRACKET ASSY. R.H. . . . .	3998888		RAD. . . . .	327520
8. 1.219	RADIATOR BODY . . . . .	3027993	18. 8.080	CATCH ASSY. . . . .	6274330
9. 1.277	SHROUD-250 w/H.D. RAD. . . . .	3934189	19. 1.287	RETAINER, CTR. . . . .	3998897
10. 1.277	SHROUD UPPER-307, 350, 4B.C., . . . . .		20. 7.833	SUPPORT ASSY., Ctr. . . . .	337469
	350-2B.C. . . . .	6274371	21. 1.287	FILLER ASSY. . . . .	6274316
1.277	SHROUD LOWER-307, 350-4B.C., . . . . .		22. 2.333	TRAY . . . . .	3916658
	350-2B.C. w/A.C. & H.D. RAD. . . . .	6274372	23. 8.153	SKIRT L.H. . . . .	333741
1.277	SHROUD LOWER-307, 350-4B.C., . . . . .		8.153	SKIRT R.H. . . . .	333742
	350-2B.C. . . . .	6274373	24. 7.833	SUPPORT ASSY., Rad. Grille to frt. . . . .	
				Bumper Filter . . . . .	337467-68



8-207

### 1974 NOVA FRONT END SHEET METAL

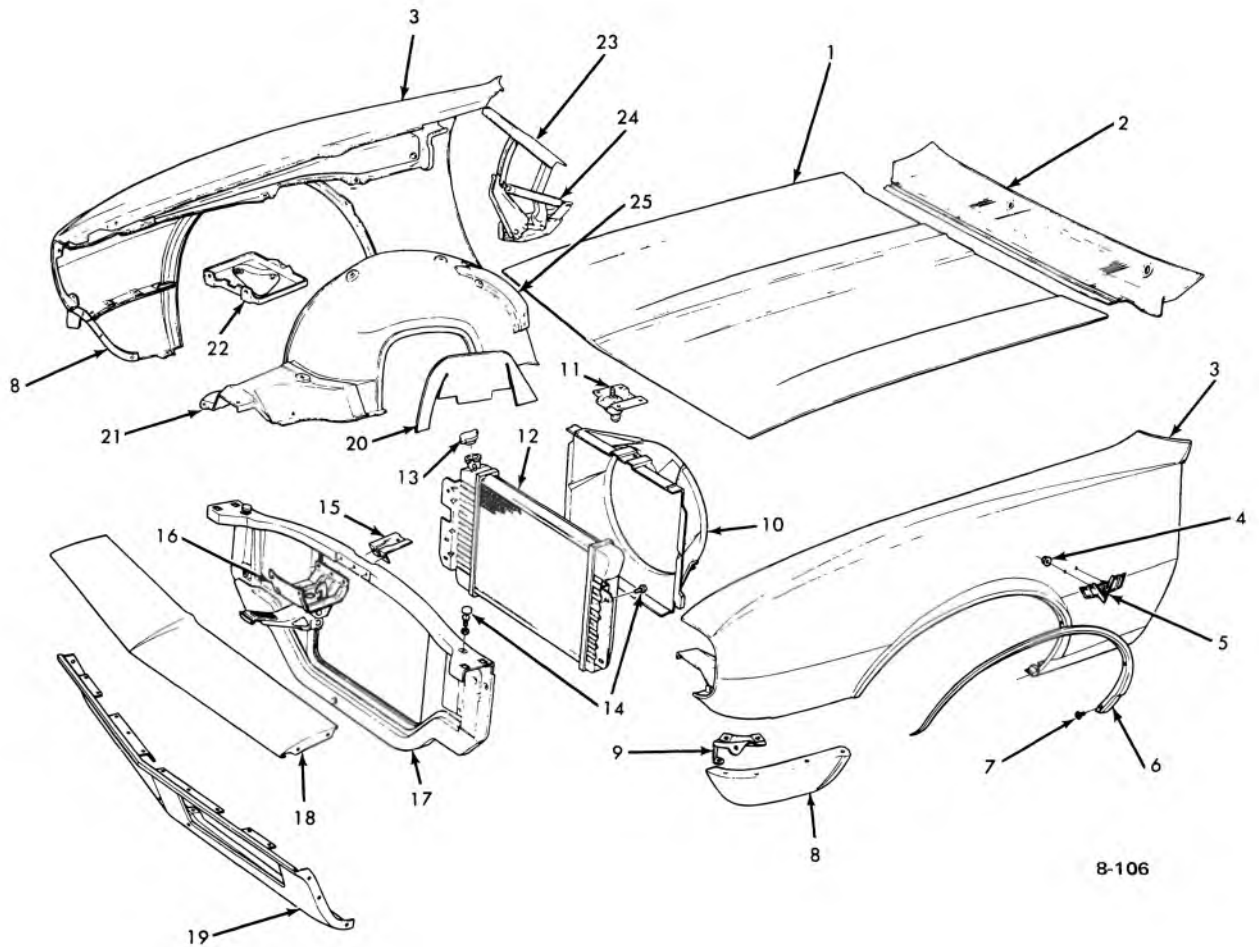
1.	8.000	PANEL ASSY.—Hood	341058	20.	8.080	SUPPORT ASM.—Hood Lat. Cth.	339409
2.	8.083	PLATE ASSY.—Hood Lk. Mtg.	3949675	21.	1.267	BRACKET ASSY.—Rad, Grl. Mtg. L.H.-R.H.	3998887-88
3.	8.080	SCREW—Dbl. Hex. Hd. 5/16-18 x 7/8	3979949	22.	8.080	SCREW—Dbl. Hex. Hd. 5/16-18 x 7/8	3979949
4.	8.915	NUT—Hexagon		23.	8.080	CATCH ASSY.—Hood Lock	6274330
5.	8.085	BOLT—Hood Lock	3863466	24.	8.083	NUT ASSY.—U Shape	6274399
6.	8.130	FENDER ASM.—Frt. Compl. L.H.-R.H.	6258337-38	25.	1.219	BODY ASSY.—Radiator	
7.	8.917	HEX. NUT & EXT. LW.—5/16-18	271184	26.	1.276	NUT—U Shape 1/4-14 x 35/64	3939394
8.	7.833	FILLER—Frt. Fdr. to Bpr.		27.	1.270	PAD—Radiator Retainer	3966804
9.	1.287	BRACKET—Rad, Grl. to Frt. Bpr. Fil. Supt. L.H.-R.H.	6274349-50	28.	1.270	SUPPORT ASSY.—Rad. (Comp.)	327515
10.	1.276	SCREW—Hex.—5/16-18 x 13/16	3960314	29.	1.270	PANEL—Rad. Upr. Mtg.	
11.	1.287	RETAINER—Rad. Grl. to Frt. Bpr. Fil. Otr. L.H.-R.H.	3998895-96	30.	8.977	SCREW	
12.	1.267	BRACKET ASSY.—Rad. Grl. Mtg. L.H.-R.H.	3998887-88	31.	1.203	CAP ASSY.	6410665
13.	9.190	BAFFLE—Rad. Lower Air	413489	32.	8.154	SHIELD	3966803
14.	8.977	SCREW		33.	1.277	SHROUD—Rad. Fan Lwr. Hlf.	
15.	7.833	BRACKET—Frt. Bpr. Fil. Pnl. Inner	341006	34.	1.277	SHROUD—Rad. Fan Upr.	
16.	7.833	BRACKET—Frt. Bpr. Fil. Pnl. Outer	341005	35.	8.154	SEAL	345516
17.	7.833	PANEL—Frt. Bpr. Fil.	341004	36.	8.977	SCREW	
18.	1.287	RETAINER—Rad. Grl. to Frt. Bpr. Fil. Otr. L.H.-R.H.	3998895-96	37.	8.013	SPRING	409025
19.	1.287	RETAINER—Rad. Grl. to Frt. Bpr. Fil. Ctr.	3998897	38.	8.015	HINGE ASSY.—L.H.-R.H.	3926829-30
				39.	2.335	CLAMP	6270159
				40.	2.333	TRAY ASSY.	3916658
				41.	8.153	SKIRT ASSY.—L.H.	333741
					8.153	SKIRT ASSY.—R.H.	333742
				42.	8.977	SCREW	



8-219

### 1975 NOVA FRONT END SHEET METAL

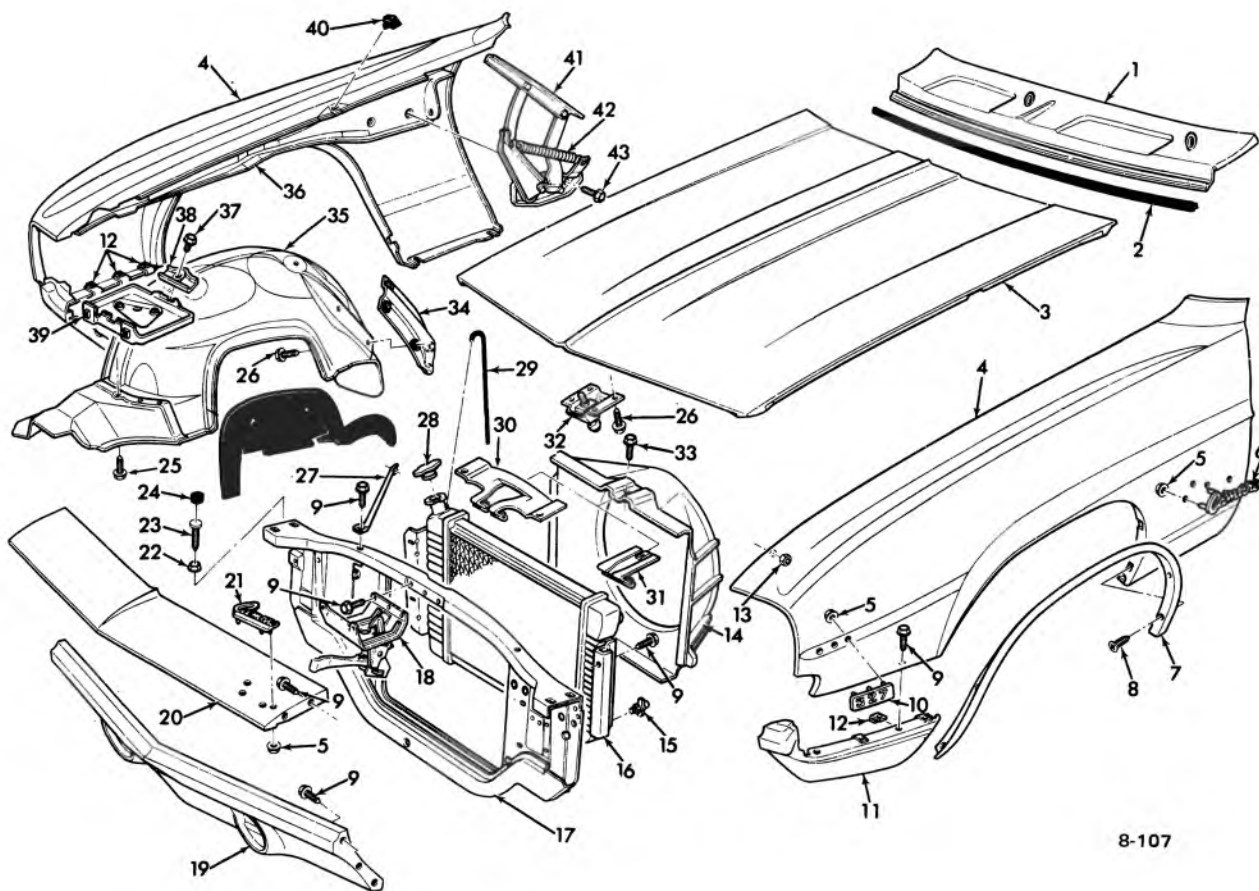
1.	8.000	PANEL ASSY., Hood	341058	18.	1.277	SHROUD, Rad. Fan Lwr. Hlf.	
2.	8.083	PLATE ASSY., Hood Lk. Mtg.	3949675	19.	1.277	SHROUD, Rad. Fan Upr.	
3.	8.080	SCREW and WASHER ASSY., hood Lk. bolt	3979949	20.	1.219	CORE, Radiator	
4.	8.915	NUT, hex		21.	1.203	CAP ASSY.	6410665
5.	8.085	BOLT, Hood Lock	3863466	22.	1.270	PAD, Rad. Retainer	3966804
6.	8.130	FENDER ASSY. frt. Complete (L.H.-R.H.)	356813	23.	1.270	PANEL, Rad. Upr. Mtg.	
7.	8.917	NUT, hex w/L washer (5/16-18)		24.	8.977	SCREW	
8.	8.131	EXTENSION, Frt. Fender (L.H.-R.H.)	347513-14	25.	1.270	SUPPORT ASSY. Rad. (Comp.)	344355
9.	8.977	SCREW (5/16-18 x 13/16)		26.	8.977	SCREW	
10.	8.900	BOLT, hex		27.	8.915	NUT (5/16-18 x 17/32)	
11.	8.153	SKIRT, front fender (L.H.-R.H.)	333741-42	28.	2.333	TRAY ASSY.	3916658
12.	8.015	HINGE ASSY. Hood Panel (L.H.-R.H.)	3926829-30	29.	2.335	CLAMP	6270159
13.	8.013	SPRING, Hood Hinge	409025	30.	8.977	SCREW	
14.	8.977	SCREW (3/8-16 x 13/16)		31.	8.080	SUPPORT ASSY. hood lock catch	344391
15.	8.016	SCREW ASSY. Hood Hinge (3/8-16 x 1)	3986997	32.	8.080	CATCH ASSY. hood latch	345535
16.	8.016	SHIM, Hood Latch catch support	3745380	33.	1.276	SCREW, rad. supt., rad. fan shroud, rad. grille (5/16-18 x 3/4)	3960314
17.	8.024	BUMPER, hood	3986595	34.	7.833	PANEL, Frt. Bpr. Fil.	345505
				35.	7.833	BRACKET, Frt. bumper filler panel (L.H.-R.H.)	345547-48
				36.	7.833	BRACKET, rad. grille to frt. bumper filler support (L.H.-R.H.)	345575-76
				37.	7.833	FILLER, Frt. Fdr. to Bpr. (paint as required) (plastic)	345589



8-106

### 1967-68 CAMARO FRONT END SHEET METAL—EXPLODED

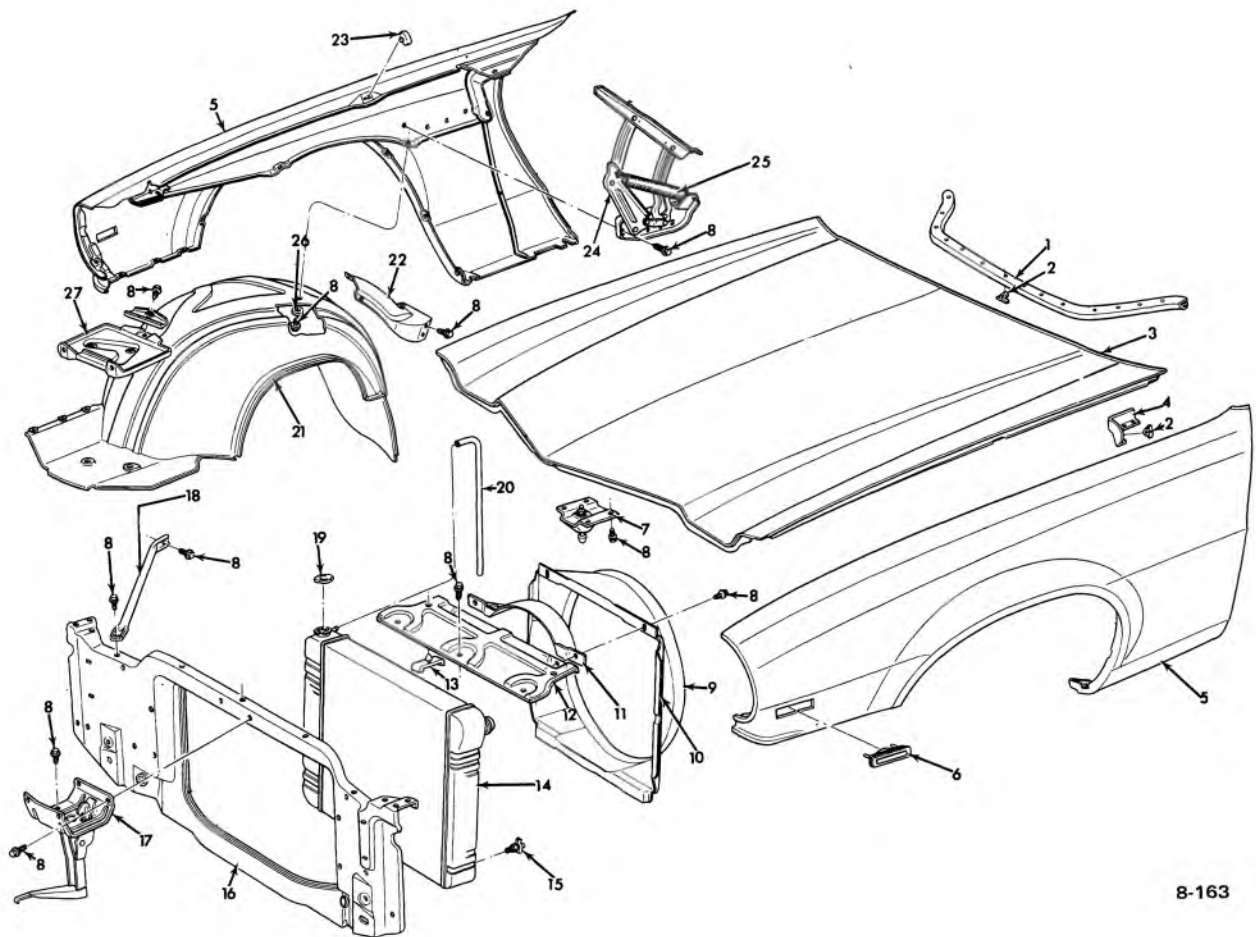
1.	8.000	PANEL ASSY. (exc. 350, 396) . . . . .	3938617	16.	8.080	CATCH ASSY. (exc. R.S. 1967) . . . . .	3891606
		(w/350, 396, 1967) . . . . .	3909158			(w/R.S. 1967) . . . . .	3903463
		(w/350, 396) . . . . .	3938619			(exc. R.S. 1968) . . . . .	3919087
2.	12.800	GRILLE . . . . .	3891610			(w/R.S. 1968) . . . . .	3921811
3.	8.130	FENDER (exc. R.S.) . . . . .	3904685-86	17.	1.270	SUPPORT ASSY. . . . .	3962940
		(w/R.S.) . . . . .	3904687-88	18.	1.263	PANEL ASSY.—Header (1967) . . . . .	3927907
4.	8.921	NUT (3/16) . . . . .	3840318			(1968) . . . . .	3927907
5.	8.147	EMBLEM ASSY. . . . .	3840318	19.	7.333	PANEL ASSY.—Valance . . . . .	3898143
6.	8.132	MOULDING (R.S. 1967) . . . . .	9785881-80			(w/R.S. 1967) . . . . .	3925467
		(R.S. 1968) . . . . .	3928529-30			(exc. R.S. 1967-68) . . . . .	3925467
7.	8.977	SCREW (8-1/8 x 7/16) . . . . .	3928529-30			(w/R.S. 1968) . . . . .	3938601
8.	8.131	EXTENSION ASSY. . . . .	3891627-28	20.	8.154	SEAL . . . . .	3909121
9.	7.869	BRACKET ASSY. (1967) . . . . .	3886697-98	21.	8.153	SKIRT ASSY. . . . .	3927425-26
		(1968) . . . . .	3929903-04			(exc. R.S. 1968) . . . . .	3927425-26
10.	1.277	SHROUD ASSY. . . . .	3891682			(w/R.S. 1968) . . . . .	3925493-94
11.	8.083	PLATE ASSY. . . . .	3891682	22.	2.333	TRAY ASSY. . . . .	3893882
12.	1.219	CORE . . . . .	3891682	23.	8.015	HINGE ASSY. . . . .	3910667-68
13.	1.203	CAP ASSY. . . . .	3891682	24.	8.013	SPRING (exc. 350, 396) . . . . .	3877203
14.	8.900	SCREW (5/16—16 x 7/8) . . . . .	3891682			(w/350, 396) . . . . .	3848272
		8.931 WASHER (5/16) . . . . .	3891682	25.	8.155	BRACE ASSY. . . . .	3919135-36
15.	1.277	BRACKET ASSY. (8 cyl.) . . . . .	3938612				



8-107

### 1969 CAMARO FRONT END SHEET METAL – EXPLODED

1. 12.800	GRILLE	3891610	23. 8.024	SCREW	3839682
2. 12.801	SEAL	3927464	24. 8.024	BUMPER	3792828
3. 8.000	HOOD ASM	3938617	25. 8.900	SCREW (3/8-16 x 1-3/8)	
4. 8.130	FENDER ASM L.H.	3953855	26. 8.900	SCREW ASM (5/16-18 x 7/8)	
	8.130 FENDER ASM R.H.	3953856	27. 8.141	BRACE L.H.	3903479
5. 8.921	NUT (1/8)		8.141	BRACE R.H.	3903480
6. 8.147	NAME PLATE	3916660	28. 1.203	CAP ASM	3886273
7. 8.132	MOLDING ASSY., L.H.	3953635	29. 8.962	HOSE (3/8)	
	8.132 MOLDING ASSY., R.H.	3953636	30. 1.277	GUARD	3893892
8. 8.977	SCREW (#8-18 x 3/8)		31. 8.921	"J" NUT (5/16-18)	
9. 8.977	SCREW ASM (5/16-18 x 3/4)		32. 8.083	PLATE ASM	3891682
10. 8.147	EMBLEM L.H.	3953625	33. 8.977	SCREW (1/4-14 x 3/4)	
11. 8.131	EXTENSION ASM L.H.	3934171	34. 8.155	BRACE L.H.	3919135
	8.131 EXTENSION ASM R.H.	3934172	8.155	BRACE R.H.	3919136
12. 8.921	NUT (5/16-18)		35. 8.153	SKIRT ASM L.H.	3935917
13. 8.915	NUT (5/16-18)		8.153	SKIRT ASM R.H.	3935918
14. 1.277	SHROUD	3938615	36. 8.141	REINFORCEMENT ASM L.H.	3919131
15. 8.951	DRAIN COCK (1/4)		8.141	REINFORCEMENT ASM R.H.	3938654
16. 1.219	BODY ASM. RAD		37. 8.977	BOLT (5/16-18 x 1-1/4)	
17. 1.270	SUPPORT ASSY.	3962940	38. 2.335	CLAMP	1383273
18. 8.080	CATCH ASM	3947609	39. 2.333	TRAY ASM	3893882
19. 7.833	PANEL	3929978	40. 8.024	BUMPER	3919126
20. 1.263	HEADER	3937529	41. 8.015	HINGE ASM L.H.	3910667
21. 1.303	NAME PLATE	3916654	8.015	HINGE ASM R.H.	3910668
22. 8.917	NUT (5/16-18)		42. 8.013	SPRING	3877203
			43. 8.977	SCREW ASM (3/8-16 x 13/16)	

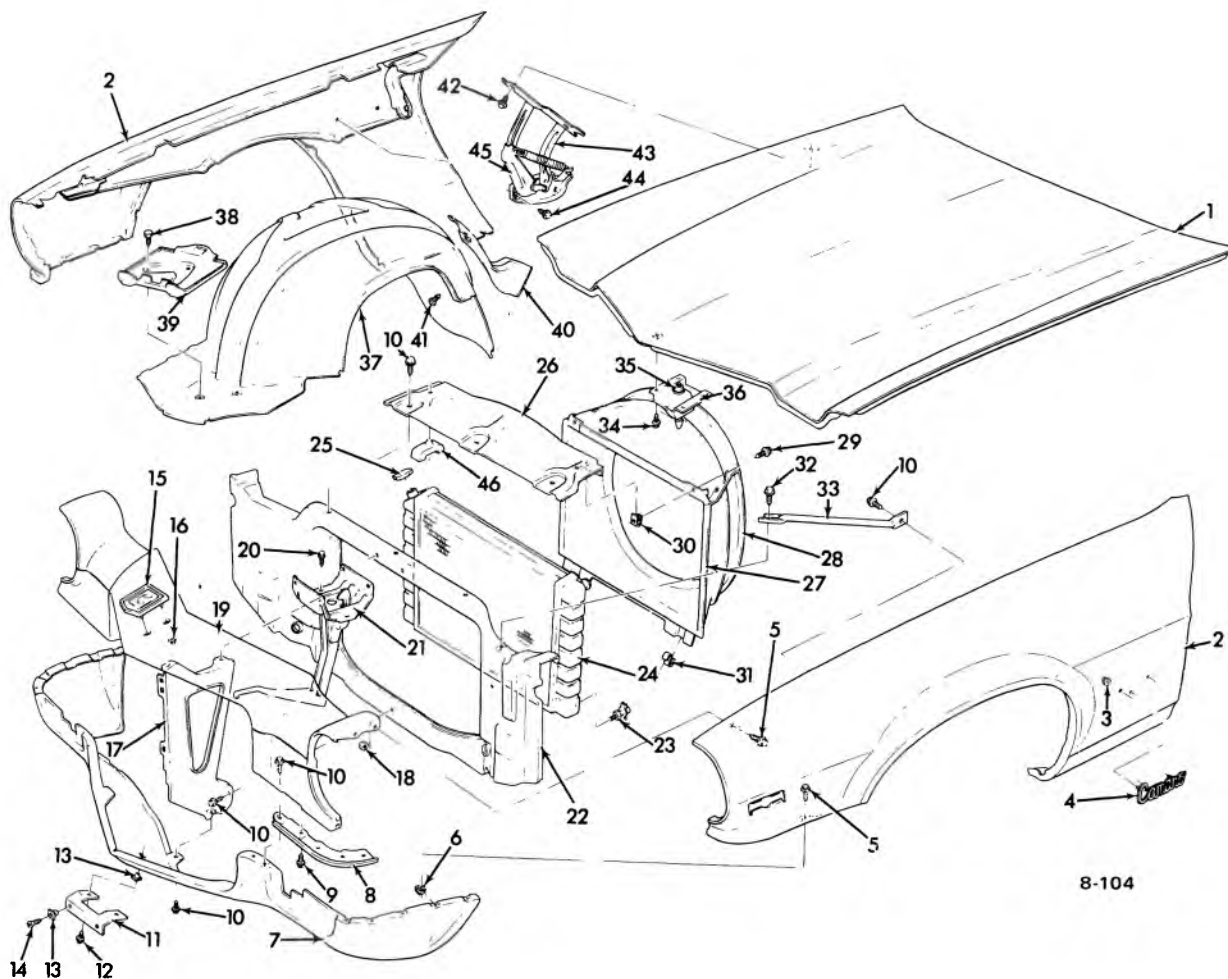


8-163

### 1970 CAMARO FRONT END SHEET METAL

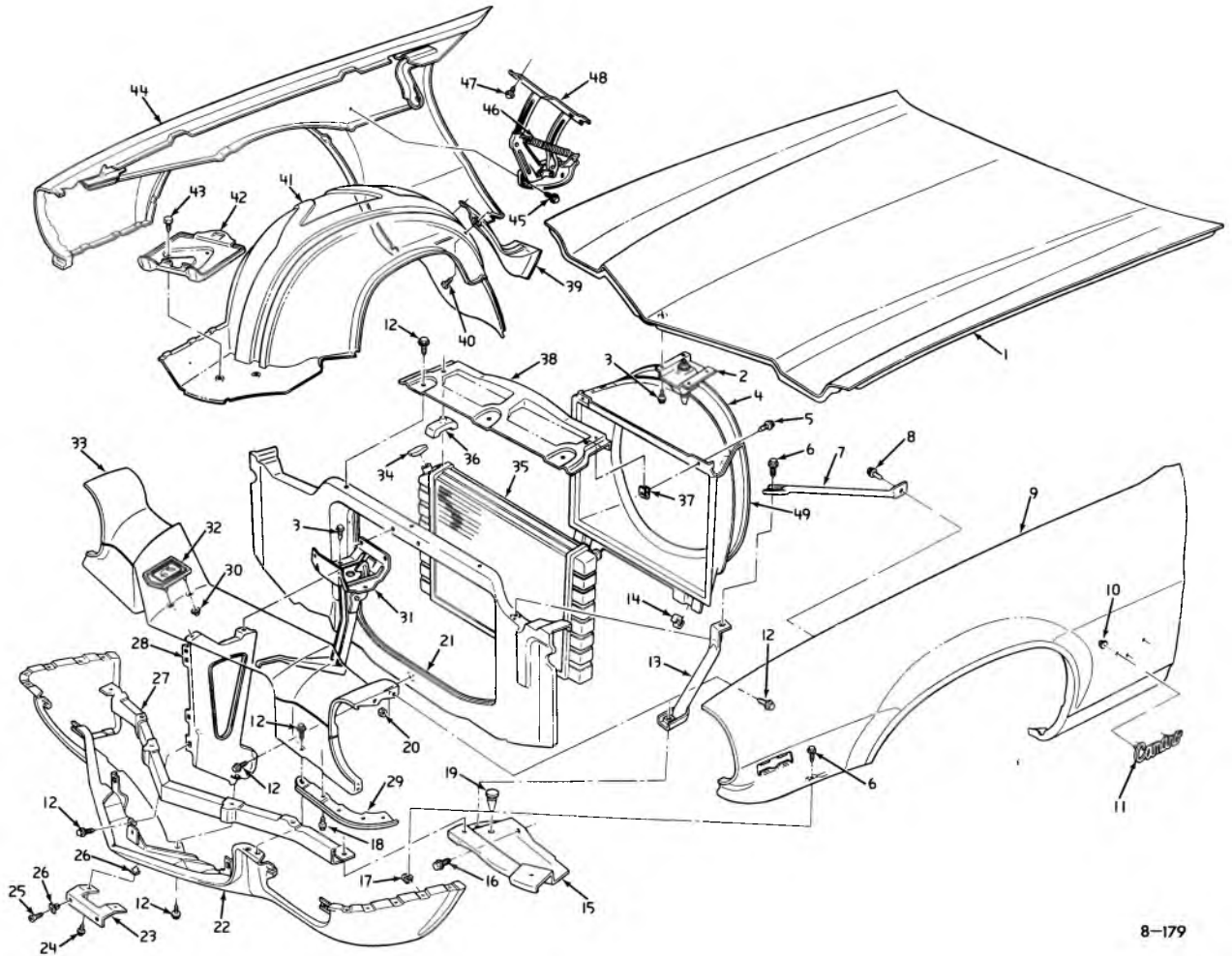
1.	12.801	SEAL	3962999	15.	8.951	DRAINCOCK	
2.	12.801	CLIP	3767720	16.	1.270	SUPPORT ASSY.	3967147
3.	8.000	PANEL ASSY.	3962967	17.	8.080	CATCH ASSY.	3973918
4.	8.010	SEAL	3974561-62	18.	8.141	BRACE	3966857-58
5.	8.130	FENDER ASSY.	3981841-42	19.	1.203	CAP ASSY.	3887586
6.	2.575	LAMP ASSY.	917159-60	20.	8.962	HOSE	
7.	8.083	PLATE ASSY.	3891682	21.	8.153	SHIRT ASSY.	3974541-42+
8.	8.977	SCREW (5/16-18 x 9/16)		22.	8.155	BRACE ASSY.	3973981-82
9.	1.277	SHROUD LOWER	3973902	23.	8.024	BUMPER	3919126
10.	1.277	SHROUD-UPPER	3973900	24.	8.015	HINGE ASSY.	9790524
11.	*	GUARD			8.015	HINGE ASSY. L.H.	3990431
12.	1.270	PANEL	3966856	25.	8.013	SPRING	3907626
13.	1.270	PAD	3917440	26.	N.S.	REINFORCEMENT	
14.	1.219	CORE	3016670	27.	2.333	TRAY ASSY.	3967157

\*NOTE: Remove from service  
+L.H. Removed from service



### 1971-72 CAMARO FRONT END SHEET METAL

1.	8.000	PANEL ASSY.—HOOD	3962967	26.	1.270	PANEL	
2.	8.130	FENDER ASSY.	3981841-42	27.	1.277	SHROUD—Upper	3973900
3.	8.921	NUT (1/8)		28.	1.277	SHROUD—Lower	3973902
4.	8.147	NAME PLATE	3981851	29.	8.977	SCREW (5/16—18 x 9/16)	
5.	8.900	BOLT (3/8—16 x 1-1/4)		30.	1.276	NUT	3939394
6.	8.921	NUT—U (3/8—16)		31.	1.277	CLIP	3920179
7.	7.833	PANEL	3994767	32.	8.977	SCREW	
8.	1.287	PANEL	3966861-62	33.	8.141	BRACE	3966857-58
9.	8.977	SCREW (10—16 x 1/2)		34.	8.977	SCREW ASSY.	
10.	1.276	SCREW (5/16—18 x 3/4)	3960314	35.	8.085	BOLT	3942197
11.	7.800	BRACKET	3966839		8.085	RETAINER	3947931
12.	8.977	SCREW (1/4—14 x 3/4)			8.085	SPRING	3938019
13.	7.800	NUT	3907444		8.921	NUT	
14.	8.977	SCREW (1/4—14 x 5/8)		36.	8.083	PLATE ASSY.	3891682
15.	1.303	EMBLEM	3996683	37.	8.153	SKIRT ASSY.—L.H.	3994759
16.	8.921	NUT (3/16)			8.153	SKIRT ASSY.—R.H.	3974542
17.	8.080	SUPPORT ASSY.	3962995	38.	8.977	SCREW (5/16—18 x 5/8)	
18.	8.915	NUT (5/16—18)		39.	2.333	TRAY ASSY.	3967157
19.	1.263	PANEL ASSY.—HEADER	3962983	40.	8.155	BRACE ASSY.	3973981-82
20.	8.977	SCREW (5/16—18 x 9/16)		41.	8.900	BOLT (5/16—18 x 7/8)	
21.	8.080	CATCH ASSY.	3973918	42.	8.977	SCREW (3/8—16)	
22.	1.270	SUPPORT ASSY.	3967147	43.	8.013	SPRING	3907626
23.	8.951	COCK—DRAIN		44.	8.977	SCREW (5/16—18 x 9/16)	
24.	1.219	BODY ASSY.—RAD.		45.	8.015	HINGE ASSY.	3990431-32
25.	1.203	CAP ASSY.—RAD.		46.	1.270	PAD	3966804

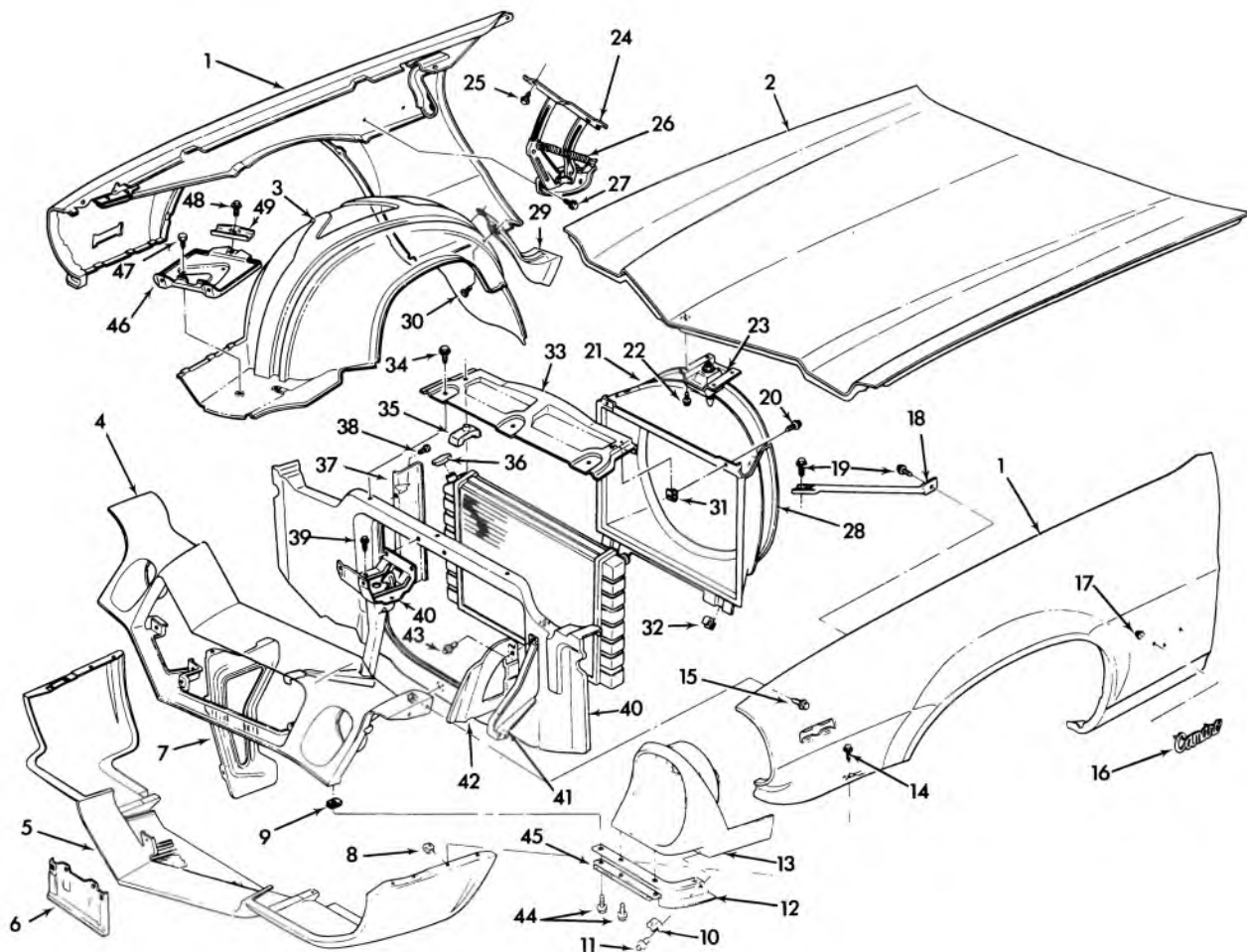


8-179

### 1973 CAMARO FRONT END SHEET METAL

1. 8.000	HOOD PANEL	3962967	26. 7.800	NUT	3907444
2. 8.083	PLATE ASSY.	3891682	27. 7.836	REINFORCEMENT	6274398
3. 8.977	SCREW ASSY, 5/16-18 x 7/8		28. 8.080	SUPPORT ASSY.	3962995
4. 1.277	SHROUD UPPER	3973900	29. 1.287	PANEL	3966861-2
5. 8.977	SCREW		30. 8.921	NUT 3/16	
6. 8.977	SCREW 5/16-18 x 5/8		31. 8.080	CATCH ASSY.	333739
7. 8.141	BRACE	3966857-8	32. 1.303	EMBLEM	3996683
8. 8.977	SCREW 5/16-18 x 5/8		33. 1.263	HEADER ASSY.	3962983
9. 8.130	FENDER ASSY, R.H.	3981842	34. 1.203	CAP ASSY.	861050
10. 8.907	NUT		35. 1.219	BODY ASSY.-RADIATOR	3027993
11. 8.147	NAMEPLATE	3981851	36. 1.270	PAD	3966804
12. 8.977	SCREW 5/16-18 x 13/16		37. 1.276	NUT	3939394
13. 7.869	BRACE ASSY.	327523-4	38. 1.270	PANEL	3986525
14. 1.277	CLIP	3920179	39. 8.155	BRACE ASSY.	3973981-2
15. 7.869	BRACKET	6274395-6	40. 8.977	SCREW & WASHER ASSY.	
16. 8.977	SCREW 3/8-16		41. 8.153	SKIRT ASSY, L.H.	3994759
17. 8.921	NUT		41. 8.153	SKIRT ASSY, R.H.	3974542
18. 8.977	SCREW 5/16-18		42. 2.333	TRAY ASSY.	3967157
19. 7.865	SPACER	3974546	43. 8.977	SCREW 5/16-18 x 5/8	
20. 8.915	NUT 5/16-18		44. 8.130	FENDER ASSY, L.H.	3981841
21. 1.270	SUPPORT	327533	45. 8.977	SCREW 3/8-16 x 13/16	
22. 7.833	BUMPER ASSY.	327536	46. 8.013	SPRING	3907626
23. 7.800	BRACKET	3966839	47. 8.977	SCREW 3/8-16 x 13/16 (Pointed)	
24. 8.977	SCREW 1/4-14 x 3/4		48. 8.015	HINGE ASSY.	3990431-2
25. 8.977	SCREW 1/4-14 x 5/8		49. 1.277	SHROUD	3973902

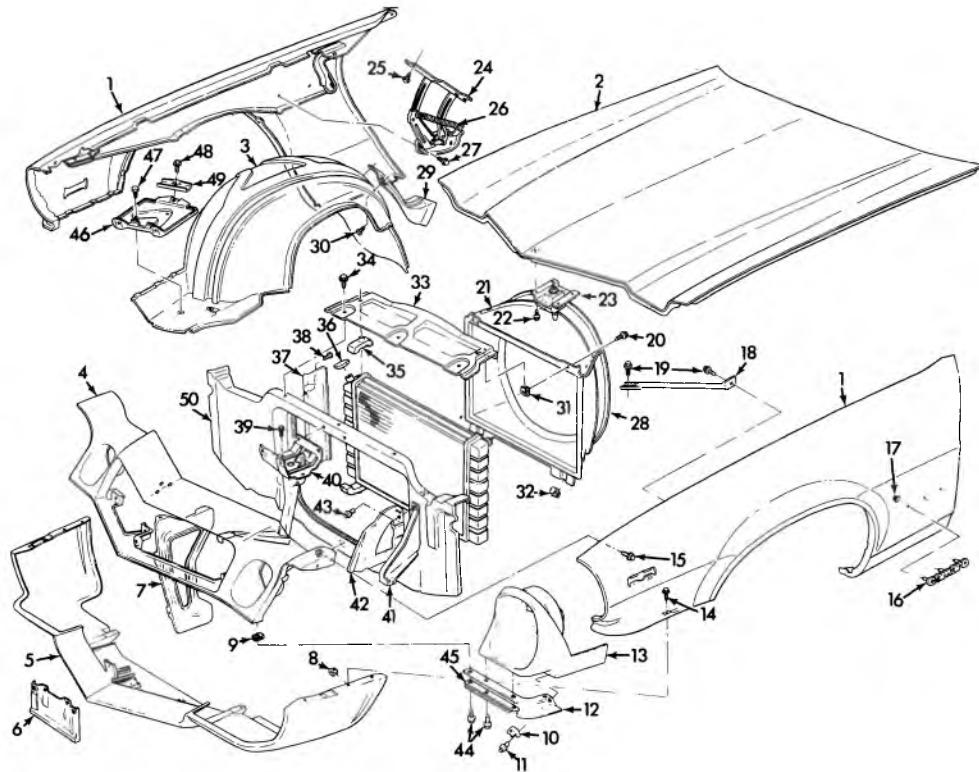




8-205

### 1974 CAMARO FRONT END SHEET METAL

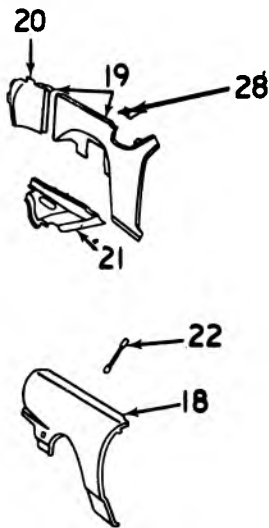
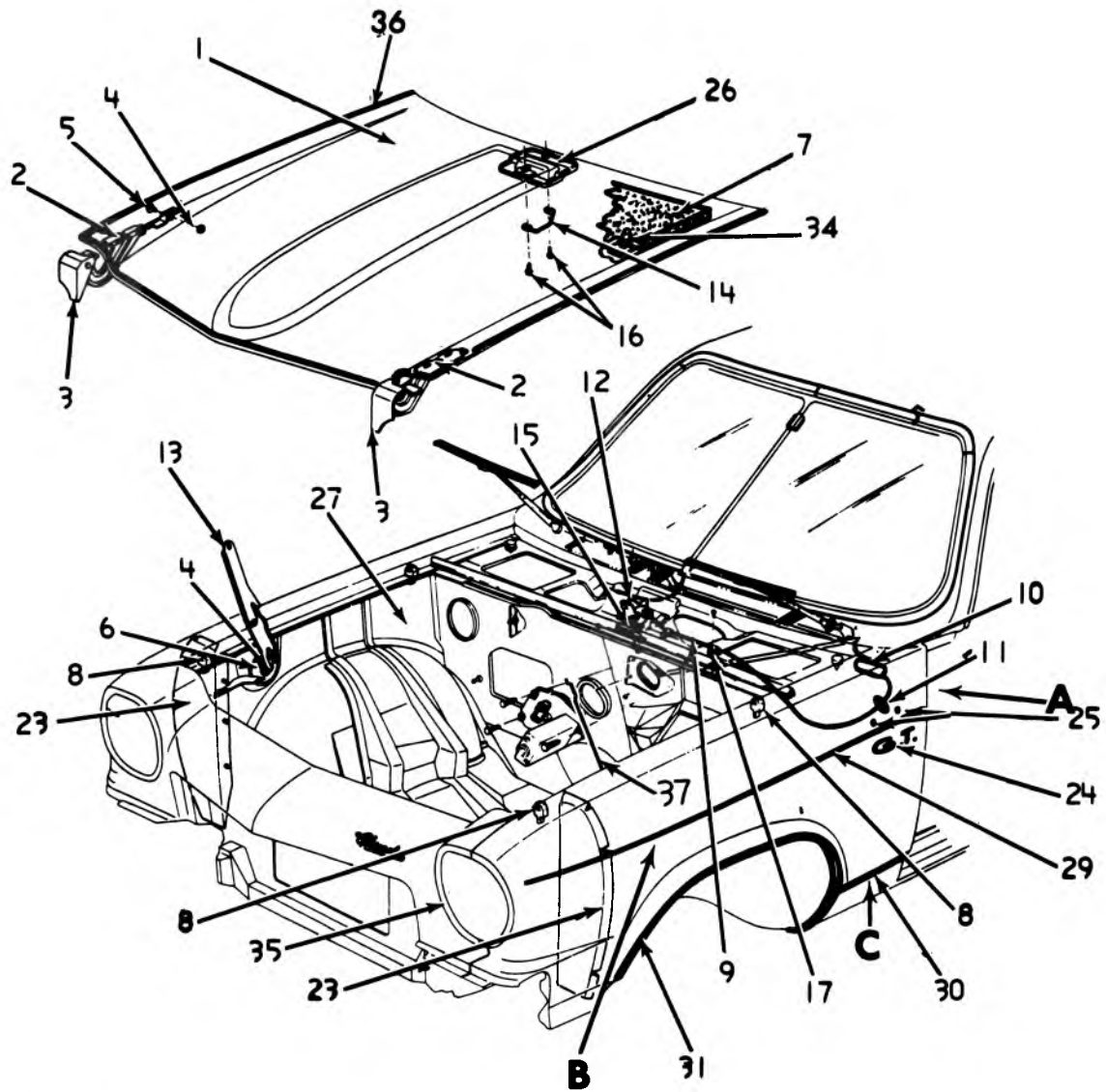
1.	8.130	FENDER ASSY., (L.H. & R.H.) . . .	3981841-42	25.	8.977	SCREW, Pointed 3/8 - 16 x 13/16	
2.	8.000	HOOD PANEL . . . . .	3962967	26.	8.013	SPRING, Hood Hinge . . . . .	3907626
3.	8.153	SKIRT ASSY., Frt. Fdr. L.H.-R.H. . . . .	339443-337462	27.	8.977	SCREW	
4.	1.266	PANEL ASSY. . . . .	337456	28.	1.277	SHROUD, Rad. Fan/Upr. Hlf.	
5.	7.833	PANEL, Valance . . . . .	333795	29.	8.155	BRACE ASSY., Frt. Fdr. Skirt L.H.-R.H. . . . .	3973981-82
6.	7.800	BRACKET, Front License . . . . .	341037	30.	8.977	SCREW	
7.	8.080	SUPPORT ASSY., Hood Latch Catch . . . . .	337477	31.	8.921	HEX. HEAD	
8.	8.915	U-NUT, 5/16 - 18 x 1/2 . . . . .		32.	1.277	CLIP, Rad. Fan Shroud . . . . .	3920179
9.	8.921	U-NUT, 3/8 - 16 . . . . .	9420771	33.	1.270	PANEL, Rad. Upr. Mtg.	
10.	7.833	RETAINER, Frt. Spr. Fil. Pnl. Otr. (L.H.-R.H.) . . . . .	339429-30	34.	1.276	SCREW, Hex. Head . . . . .	3960314
11.	8.977	SCREW, Oval Head—8 - 18 x 500 . . . . .	3909073	35.	1.270	PAD, Radiator Retainer . . . . .	3966804
12.	7.833	PANEL, Frt. Bpr. Filler L.H.-R.H. . . . .	339425-26	36.	1.203	CAP ASSY., Rad. Fil. w/Gasket . . . . .	6410665
13.	2.726	HOUSING, Headlamp . . . . .	333789-90	37.	1.272	BAFFLE, Rad. . . . .	337465
14.	8.977	SCREW, 5/16 - 18 x 5/8		38.	8.906	SCREW	
15.	8.977	SCREW, 5/16 - 18 x 13/16		39.	1.276	SCREW, Hex. Head Pointed . . . . .	3960314
16.	8.147	PLATE, Front Fender Home . . . . .	3981851	40.	1.270	SUPPORT ASSY. Rad. . . . .	337439
17.	8.907	NUT		41.	8.820	JACKING SUPPORT, L.H.-R.H. . . . .	341093-94
18.	8.141	BRACE, Frt. Fdr. to Rad. Supt. L.H.-R.H. . . . .	3966857-58	42.	1.267	SUPPORT, Rad, Grl. Hd. Pnl.	
19.	8.977	SCREW, 5/16 - 18 x 5/8		43.	8.977	SCREW, Hex. Head	
20.	8.977	SCREW		44.	8.977	SCREW, Oval Hd. . . . .	3909073
21.	1.277	SHROUD, Radiator Fan/Lwr. Hlf.		45.	7.833	RETAINER, Frt. Bpr. Filler Pan Inner . . . . .	339427
22.	8.977	SCREW ASSY., 5/16 - 18 x 7/8		46.	2.333	TRAY ASSY., Battery . . . . .	3967157
23.	8.083	PLATE ASSY. . . . .	3891682	47.	8.977	SCREW	
24.	8.015	HINGE ASSY.(L.H.) . . . . .	3990431	48.	8.977	SCREW, Spi. Hex. Head . . . . .	9420603
	8.015	HINGE ASSY.(R.H.) . . . . .	3990432	49.	2.335	CLAMP, Battery . . . . .	6270159



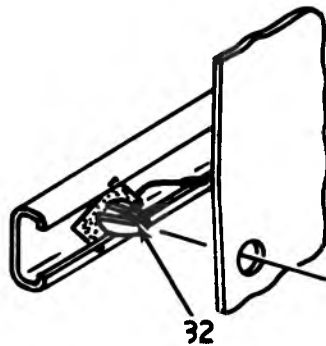
8-216

### 1975 CAMARO FRONT END SHEET METAL

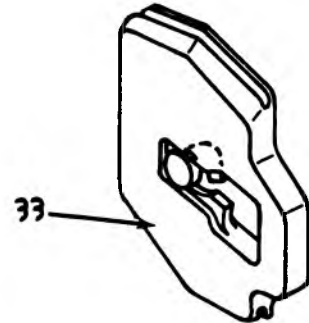
1.	8.130	FENDER ASSY. (L.H. & R.H.)	359969	26.	8.013	SPRING, hood hinge	3907626
2.	8.000	HOOD PANEL	3962967	27.	8.977	SCREW	
3.	8.153	SKIRT ASSY. Frt. Fdr. (L.H. & R.H.)	356609- 337462	28.	1.277	SHROUD, Rad. Fan/ Upr. Hlf.	
4.	1.266	PANEL ASSY.	347568	29.	8.155	BRACE ASSY. Frt. Fdr. Fdr. Skirt (L.H.-R.H.)	3973981-82
5.	7.833	PANEL, Valance	333795	30.	8.977	SCREW	
6.	7.800	BRACKET, Front Licence	341037	31.	8.921	NUT ASSY. "U" Shape	
7.	8.080	SUPPORT ASSY. Hood Latch Catch	337477	32.	1.277	CLIP, Rad. Fan Shroud	3920179
8.	8.915	U-NUT, (5/16-18 x 1/2)		33.	1.270	PANEL, Rad. Upr. Mtg.	
9.	8.921	U-NUT, (3/8-16)		34.	1.276	SCREW, hex head	3960314
10.	7.833	RETAINER, Frt. bumper filler panel outer (L.H.-R.H.)	339429-30	35.	1.270	PAD, Rad. Retainer	3966804
11.	8.977	SCREW, oval head (8-18x1/2)		36.	1.203	CAP ASSY. Rad. Fil. w/gasket	6410665
12.	7.833	PANEL, Frt. bpr filler (L.H.-R.H.)	339425-26	37.	1.272	BAFFLE, Rad.	337465
13.	2.726	HOUSING, Headlamp	333789-90	38.	8.906	SCREW	
14.	8.977	SCREW (5/16-18 x 5/8)		39.	1.276	SCREW, Hex Head	3960314
15.	8.977	SCREW, (5/16-18 x 13/16)		40.	8.080	CATCH ASSY. hood latch	339462
16.	8.147	PLATE, Front Fender Name	358798	41.	8.820	SUPPORT, Frt. bumper jacking (L.H.-R.H.)	341093-94
17.	8.907	NUT		42.	1.267	SUPPORT, Rad. grl. hd. Pnl.	
18.	8.141	BRACE, Frt. Fdr. to Rad. Supt. (L.H.-R.H.)	3966857-58	43.	8.977	SCREW, Hex head	
19.	8.977	SCREW (5/16-18 x 5/8)		44.	8.977	SCREW, Oval head	3909073
20.	8.977	SCREW		45.	7.833	RETAINER, Frt. bpr. filler pan inner	339427
21.	1.277	SHROUD, Rad. Fan/Lwr. Hlf.		46.	2.333	TRAY ASSY. battery	3967157
22.	8.977	SCREW ASSY. (5/16-18x7/8)		47.	8.977	SCREW	
23.	8.083	PLATE ASSY. hood lock mtg.	3891682	48.	8.977	SCREW, Hex head	
24.	8.015	HINGE ASSY. (L.H.-R.H.)	3990431-32	49.	2.335	CLAMP, battery	6270159
25.	8.977	SCREW, (3/8-16x13/16)		50.	1.270	SUPPORT, rad.	337439



**VIEW A**



**VIEW B**



**VIEW C**

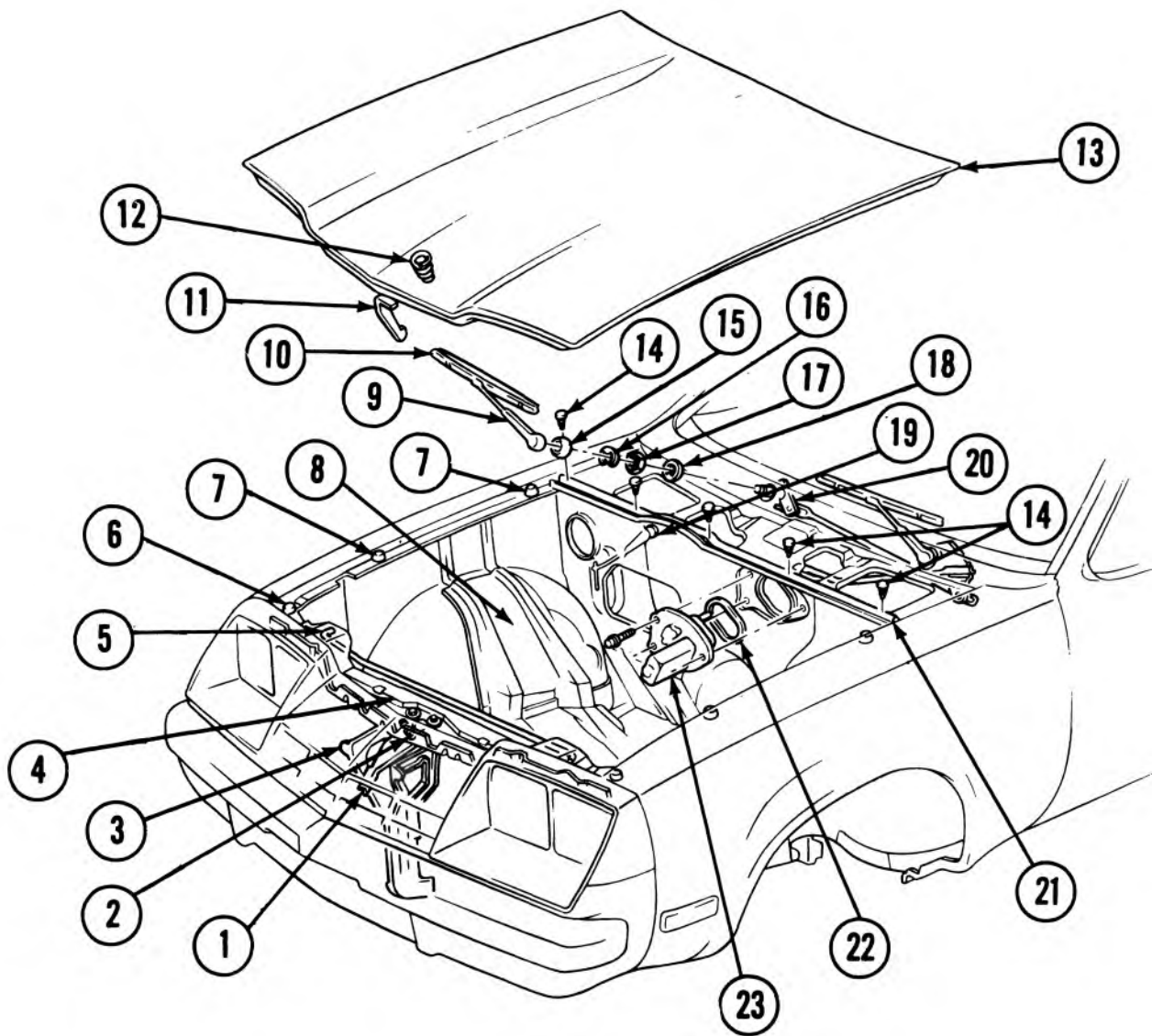
8-189

**1971-75 VEGA FRT. END SHEET METAL**

## 1971-75 VEGA FRT. END & SHEET METAL

1.	8.000	PANEL ASSY.	22.	8.141	BRACE, (mtr. compt. rail)
2.	8.015	HINGE STRAP	23.	8.153	PANEL, (R.H.)
3.	8.015	HINGE STRAP		8.153	PANEL, (L.H.)
4.	8.016	NUT	24.	8.147	EMBLEM ASSY.
5.	8.016	PIN	25.	12.183	CLIP ASSY.
6.	8.016	WASHER	26.	N.S.S.	PLATE ASSY.
7.	8.021	INSULATOR	27.	8.153	REINFORCEMENT ASSY.
8.	8.024	BUMPER	28.	8.153	REINFORCEMENT
9.	8.075	CONTROL ASSY.	29.	8.132	MOULDING UNIT.
10.	8.075	HANDLE ASSY.	30.	8.132	MOULDING UNIT, (R.H.-frt. fender lwr.)
11.	8.075	GROMMET		8.132	MOULDING UNIT, (L.H.-frt. fenddr lwr.)
12.	8.080	LATCH ASSY.	31.	8.132	MOULDING UNIT (R.H.-frt. whl. opg.)
13.	8.080	LINK ASSY.		8.132	MOULDING UNIT (L.H.-frt. whl. opg.)
14.	8.080	STRIKER ASSY.	32.	8.133	CLIP (upper)
15.	8.080	SPRING	33.	8.133	CLIP (lower)
16.	8.081	SCREW	34.	8.012	RETAINER
17.	8.075	CLIP	35.	1.263	PANEL ASSY.
18.	8.130	FENDER	36.	8.021	STRIP
19.	8.153	PANEL ASSY.	37.	8.015	ROD ASSY.
20.	8.153	EXETNSION			
21.	7.370	BRACE, (R.H. shk. abs. hsg. to dash)			
	7.370	BRACE, (L.H. shk. abs. hsg. to dash)			

8-189



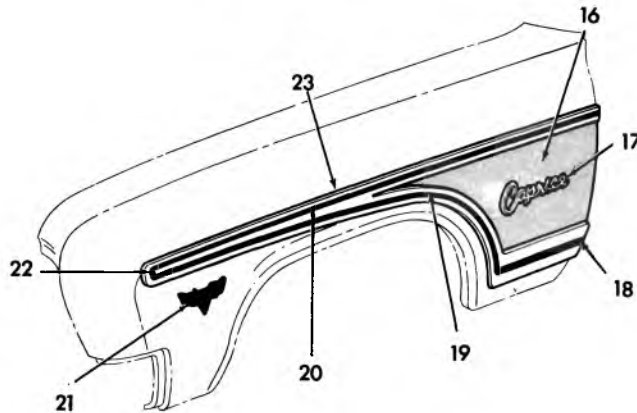
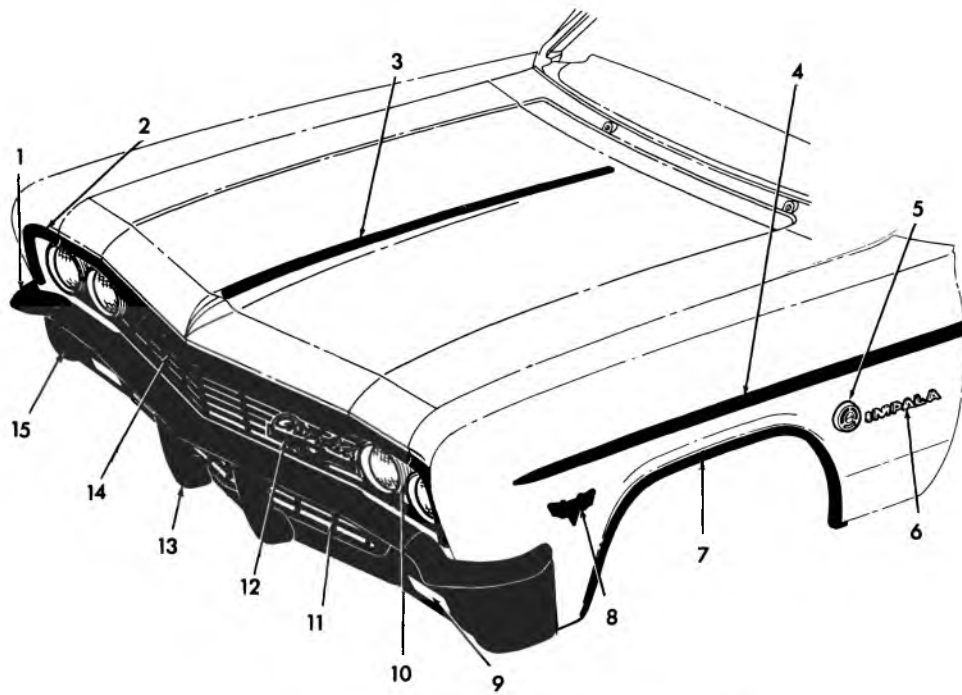
8-226

1975 MONZA FRONT END SHEET METAL (exc. HM27)

### 1975 MONZA FRONT END SHEET METAL (exc. HM)

- |     |        |                                   |     |        |                                      |
|-----|--------|-----------------------------------|-----|--------|--------------------------------------|
| 1.  | 8.080  | LATCH ASM., Hood                  | 13. | 8.000  | PANEL ASM., Hood                     |
| 2.  | 8.085  | SPRING, Hood Latch                | 14. | 12.801 | RET., Hood Pnl. S/Str.               |
| 3.  | 1.271  | SUPT. ASM., Frt. End Upr. Tie Bar | 15. | 10.147 | ESCU T., W/S Wpr. Arm Piv.           |
| 4.  | 1.271  | BAR ASM., Frt. End Upr.           | 16. | 10.159 | RING., Ret W/S Wpr. Tran. Nut        |
| 5.  | 8.015  | ROD, Hood Hold Open               | 17. | 10.159 | NUT, W/S Wpr. Trans. to Pnl.         |
| 6.  | 12.212 | BUMPER, Hood Frt.                 | 18. | 10.160 | WASHER, W/S Wpr. Trans. to Pnl.      |
| 7.  | 8.024  | BUMPER, Hood Side                 | 19. | 9.787  | CONT. ASM., Shrd. Si. Duct Pnl. Otl. |
| 8.  | 8.153  | PANEL, Frt. W/H Otr.              | 20. | 10.159 | TRANSMISSION ASM., W/S Wiper         |
| 9.  | 10.147 | ARM ASM., W/S Wpr.                | 21. | 8.021  | STRIP, Sealing Hood Pnl.             |
| 10. | 10.146 | BLADE ASM., W/S Wpr.              | 22. | 10.152 | GSKT., W/S Wpr. Mtr. to Dash         |
| 11. | 8.083  | CATCH, Hood Stkr. Bolt &          | 23. | 10.152 | MOTOR ASM., W/S Wpr.                 |
| 12. | 8.013  | SPRING, Hood Pop Up               |     |        |                                      |

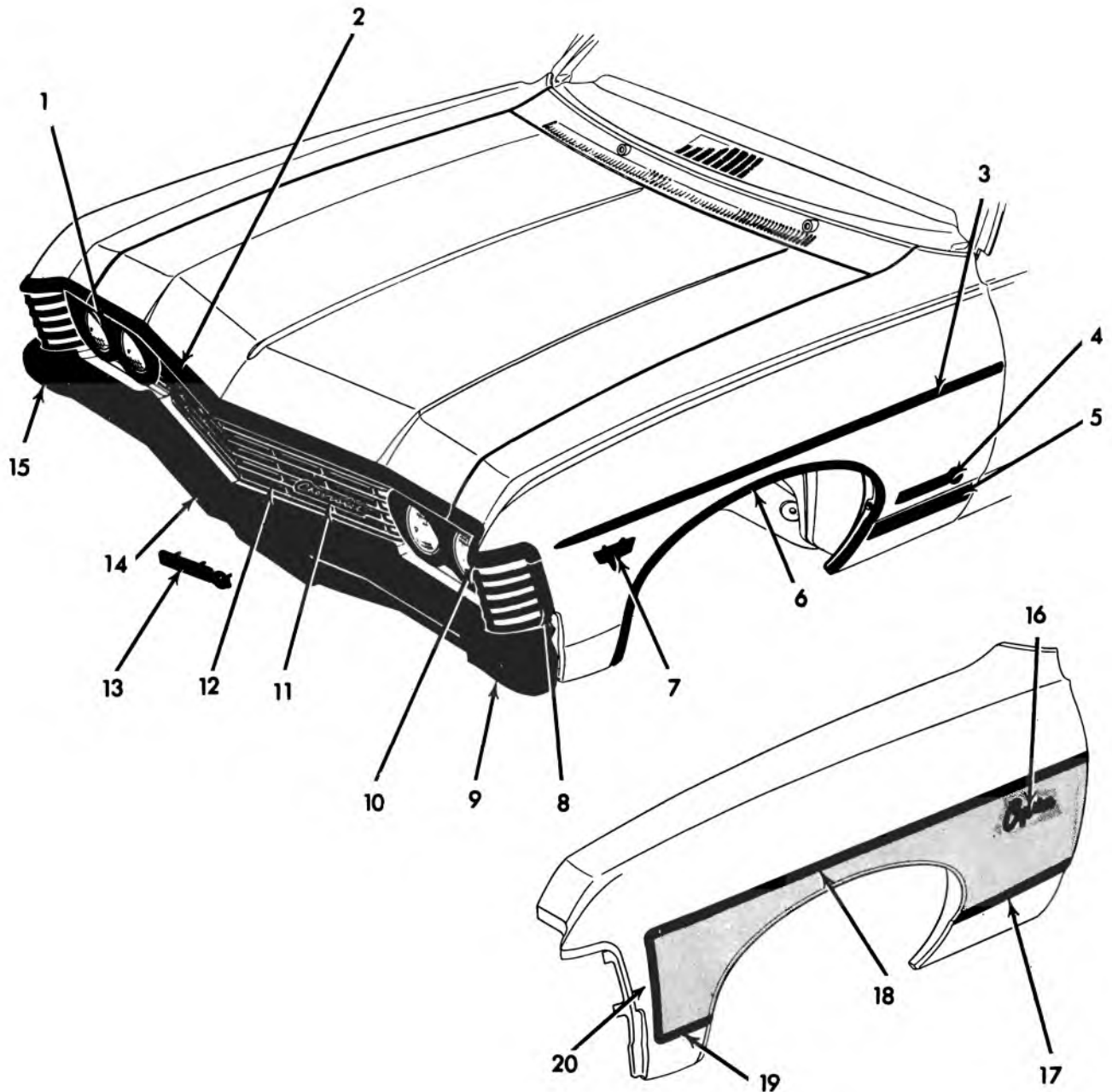
8-226



8-112

### 1966 PASSENGER-FRONT

1.	7.831	BAR-Outerface	3869711-12	12.	1.303	PLATE ASSY.	3874556
2.	8.132	MOULDING UNIT	3886221-22	13.	7.828	GUARD ASSY.	3872141-42
3.	*	MOULDING UNIT CROWN		14.	1.266	GRILLE-Upper	3869745
4.	8.132	MOULDING UNIT (Impala)	3886374	15.	7.833	PANEL	3887502
	8.132	MOULDING UNIT (Bel Air)	3886233-34	16.	8.132	TRANSFER	3884917-18
5.	8.147	EMBLEM UNIT (Impala)	3862208	17.	8.147	PLATE UNIT	3876000
6.	8.147	LETTER UNIT	3862173	18.	8.132	MOULDING UNIT	3890169
7.	8.132	MOULDING UNIT	3884061-62	19.	8.132	MOULDING UNIT	3890167-68
8.	8.147	EMBLEM	3840318	20.	8.132	MOULDING UNIT	3890165-66
9.	2.585	LAMP ASSY.	910966	21.	8.147	EMBLEM	3840318
10.	2.728	BEZEL	3869747-48	22.	8.132	CAP UNIT	3890163-64
11.	1.266	GRILLE-Lower	3869746				

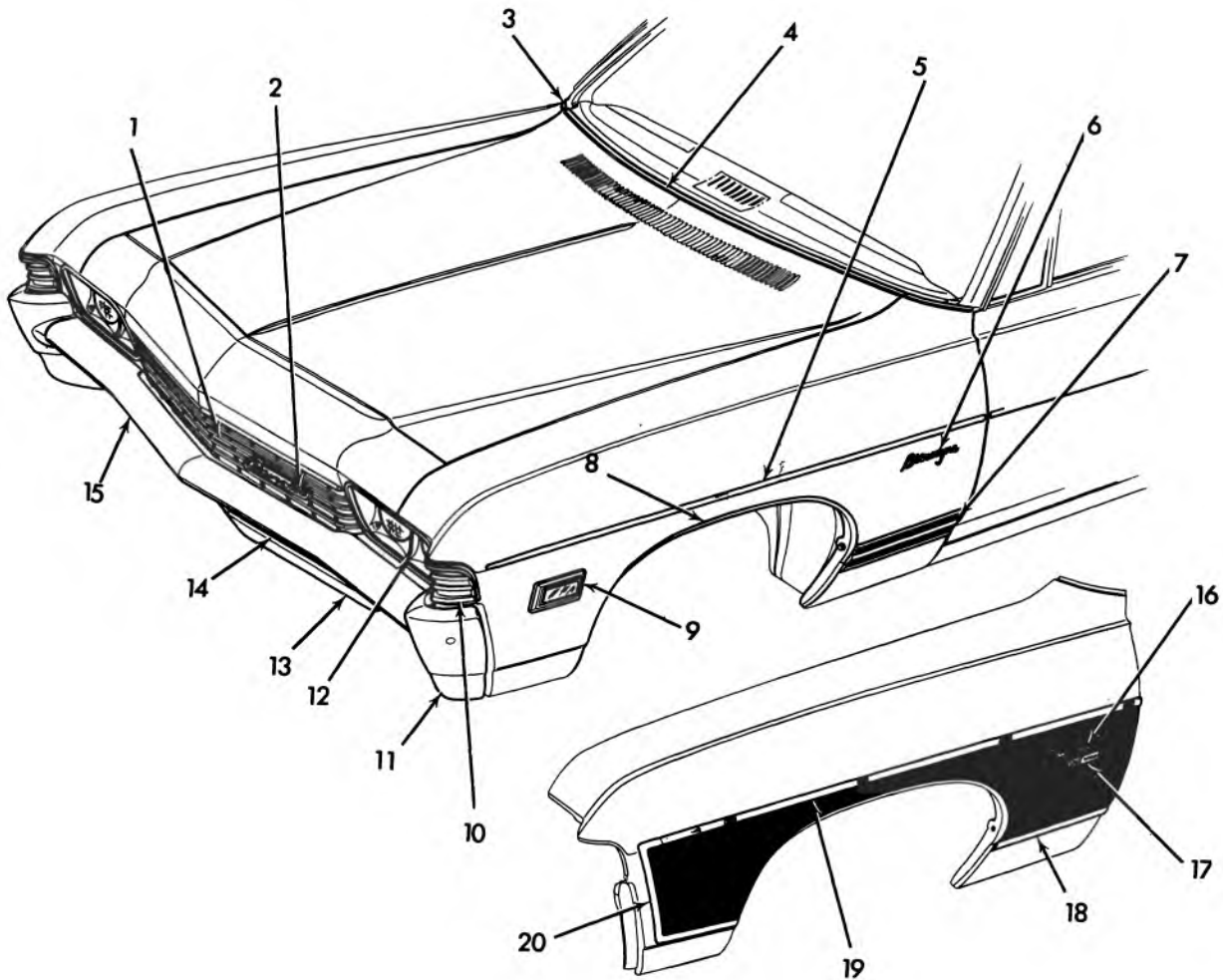


8-113

### 1967 PASSENGER FRONT

1.	2.728	BEZEL	3885963	10.	8.132	MOULDING UNIT	3904633-34
2.	8.055	MOULDING UNIT	3904632	11.	1.303	PLATE UNIT	3907067
3.	8.132	MOULDING UNIT (Bel Air)	3904666	12.	1.266	GRILLE ASSY.	3885962
	8.132	MOULDING UNIT (Impala)	3904641-42	13.	1.303	PLATE UNIT	3904653
4.	8.147	PLATE UNIT	3904653	14.	7.831	BAR (Center)	3885931
5.	8.132	MOULDING UNIT	3904651	15.	7.831	BAR (Right)	3885930
6.	8.132	MOULDING UNIT	3904645-46	16.	8.147	PLATE UNIT	3876000
7.	8.147	EMBLEM (283)	3865833	17.	8.132	MOULDING UNIT	3904639-40
	8.147	EMBLEM (327)	3865834	18.	8.132	MOULDING UNIT	3904637
	8.147	EMBLEM (427)	3904696	19.	8.132	MOULDING UNIT	3904647-48
8.	8.132	MOULDING UNIT	3904643-44	20.	8.132	MOULDING UNIT	3904635-36
9.	7.831	BAR (Left)	3885929				

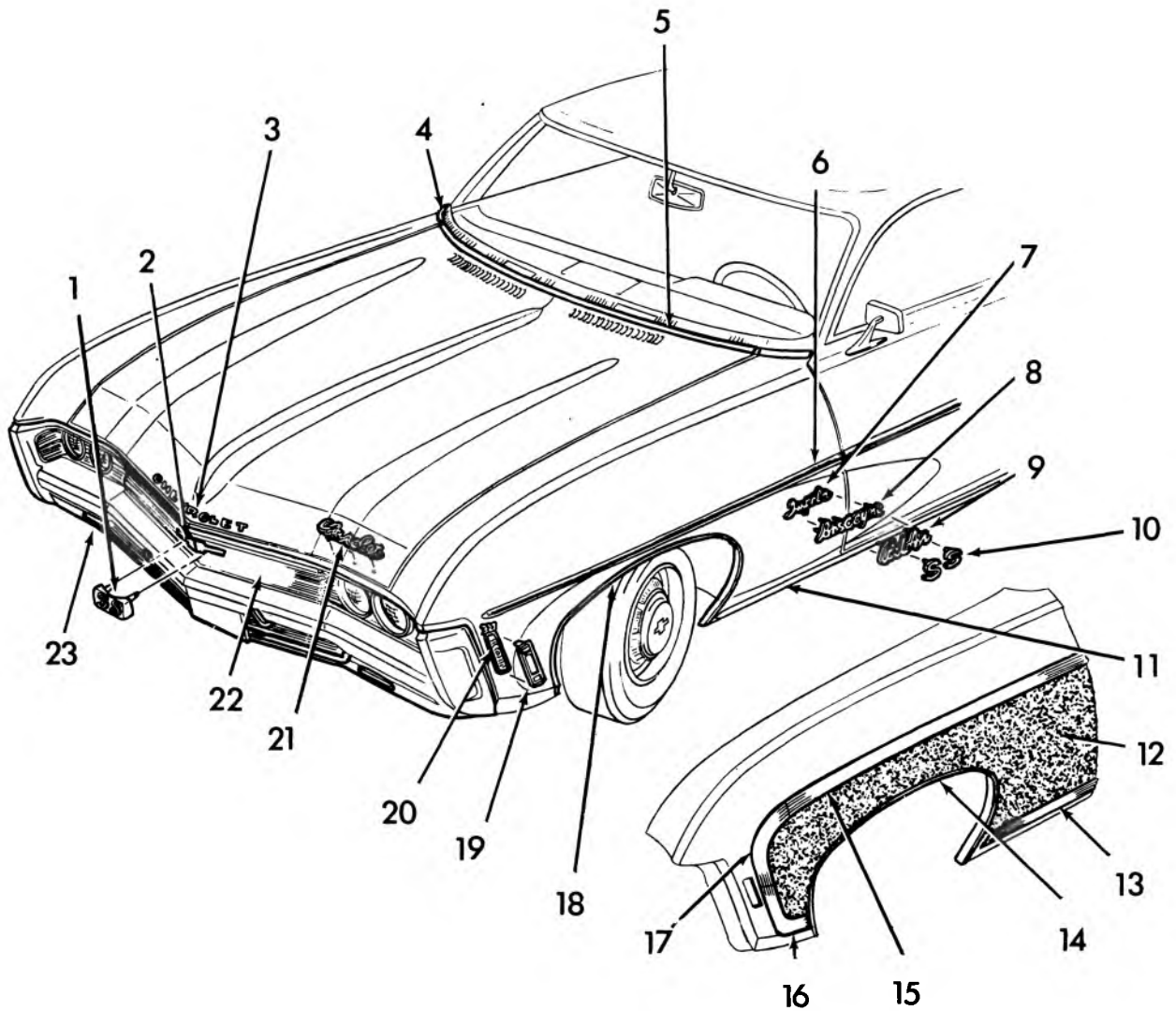




8-114

### 1968 PASSENGER FRONT

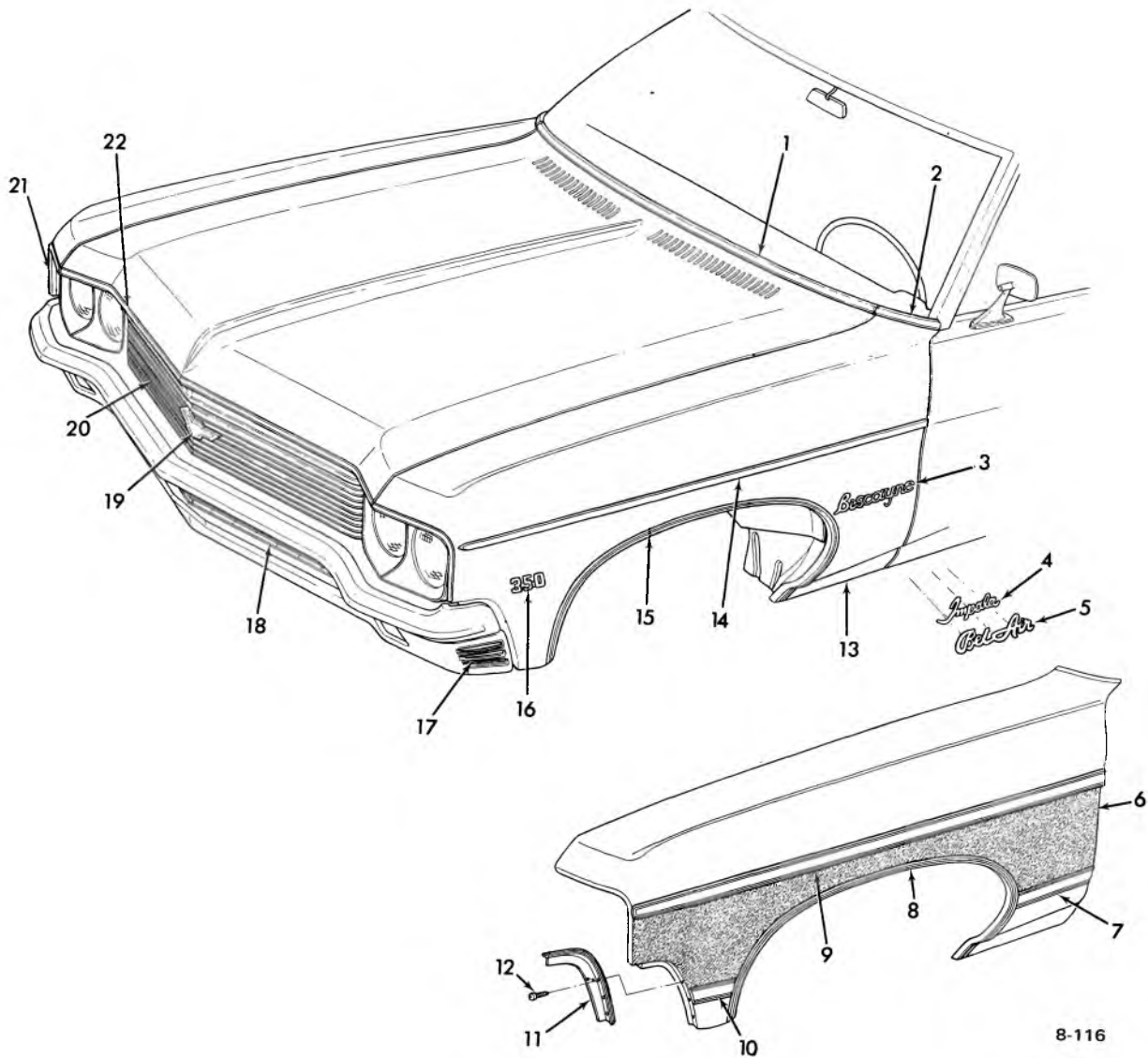
1.	1.266	GRILLE-Upper	3910612	11.	7.831	BAR-Outer Face	3907637-38
2.	*	PLATE		12.	2.728	BEZEL	3917467-68
	1.303	2-RETAINER	3920805	13.	7.831	BAR-Lower	3907656
3.	8.132	MOULDING	3936291-92	14.	1.266	GRILLE-Lower	3910613
4.	8.055	MOULDING	3936294	15.	7.831	BAR-Upper	3907639
5.	8.132	MOULDING	3929564	16.	8.147	PLATE ASSY.	3876000
	8.133	7-RETAINER	3893998	17.	8.147	PLATE	3920806
6.	8.147	PLATE	3928469	18.	8.132	MOULDING ASSY.	3928460
7.	8.132	MOULDING	3928465-66	19.	8.132	MOULDING	3928461-62
	8.133	2-RETAINER	3920821		8.133	4-STUD	3920816
8.	8.132	MOULDING	3927923-24		7.633	4-NUT-Special	3818748
	8.977	8-SCREW (No. 8-18 x 1)		20.	8.132	MOULDING	3928463-64
9.	2.575	BEZEL	3925429		8.133	4-RETAINER	3877990
10.	8.132	PLATE	3920823-24				



8-115

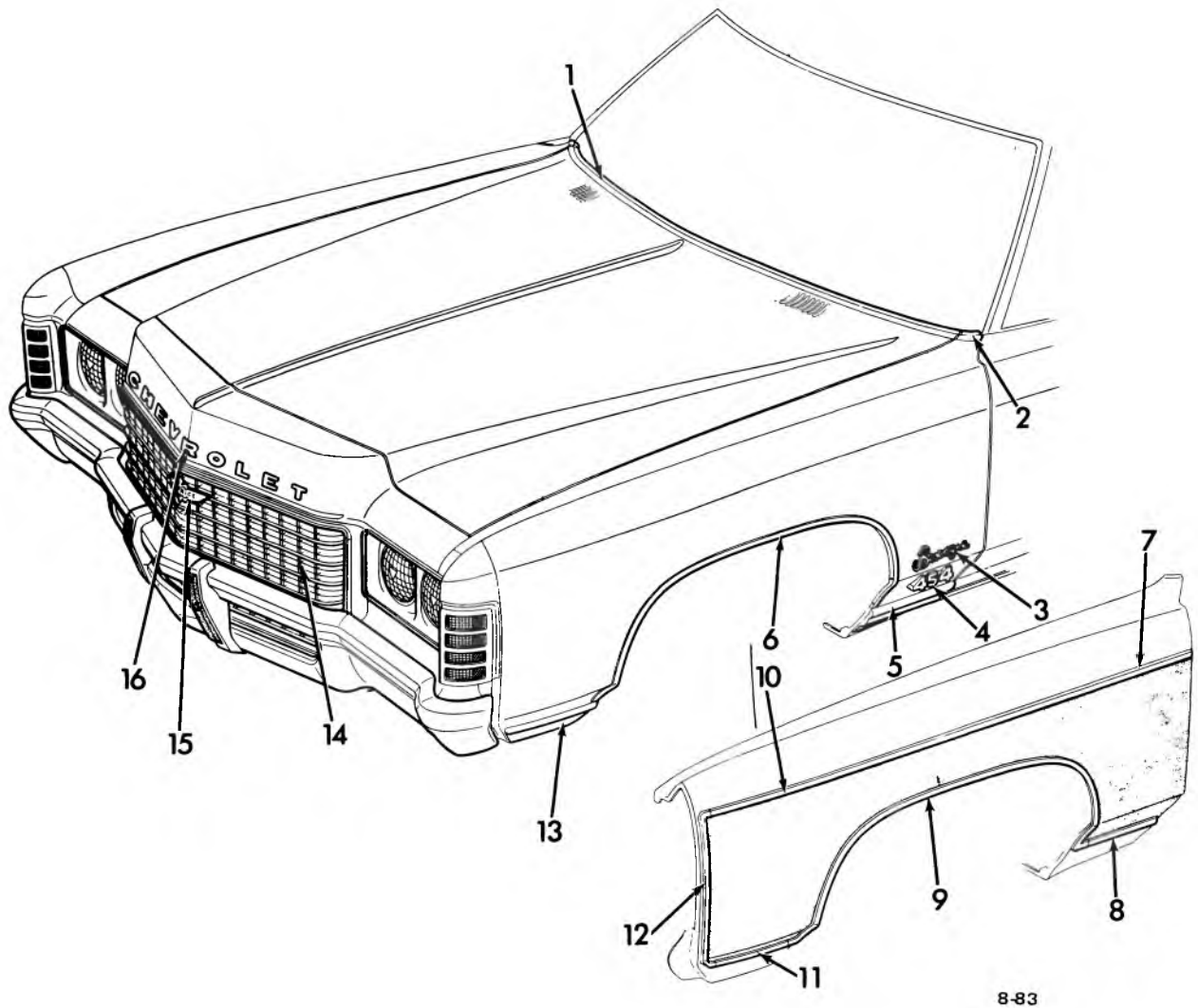
### 1969 PASSENGER FRONT

1.	1.303	EMBLEM	3958643	14.	8.132	MOULDING	3953639-40
2.	1.303	EMBLEM	3953669	15.	8.132	MOULDING	3953681-82
3.	8.055	PLATE NAME	3953674	16.	8.132	MOULDING	3953685-86
4.	8.132	MOULDING	3945625-26	17.	8.132	MOULDING	3953683-84
5.	8.055	MOULDING	3936294	18.	8.132	MOULDING	3953639-40
6.	8.132	MOULDING (15500-15600)	3953646	19.	2.575	BEZEL (L-6 Eng.)	3925429
	8.132	MOULDING (16300-16400)	3953647		2.575	BEZEL ("327")	3950773
	8.132	MOULDING (16300-16400)	3953648		2.575	BEZEL ("396")	3950774
	8.132	MOULDING (16600)	3961315-16		2.575	BEZEL ("350")	3949287
7.	8.147	MOULDING (16300-400)	3953657		2.575	BEZEL ("427")	3949288
8.	8.147	MOULDING (15300-400)	3920861		2.575	BEZEL (16636-96)	3950720
9.	8.147	MOULDING (15500-600)	3928485	20.	2.575	LAMP ASSY.	911045
10.	8.147	MOULDING (16300-400-447)	3953658	21.	8.055	PLATE	3953689
11.	8.304	MOULDING (15300-400)	3927546	22.	1.266	GRILLE UPPER (15000)	3929895
	8.304	MOULDING (16639-47)	3953641-42		1.266	GRILLE UPPER (16000)	3929897
12.	8.132	TRANSFER	3953683-84	23.	1.266	GRILLE LOWER (16000)	3934560
13.	8.132	MOULDING	3953680				



### 1970 PASSENGER FRONT END MOULDING

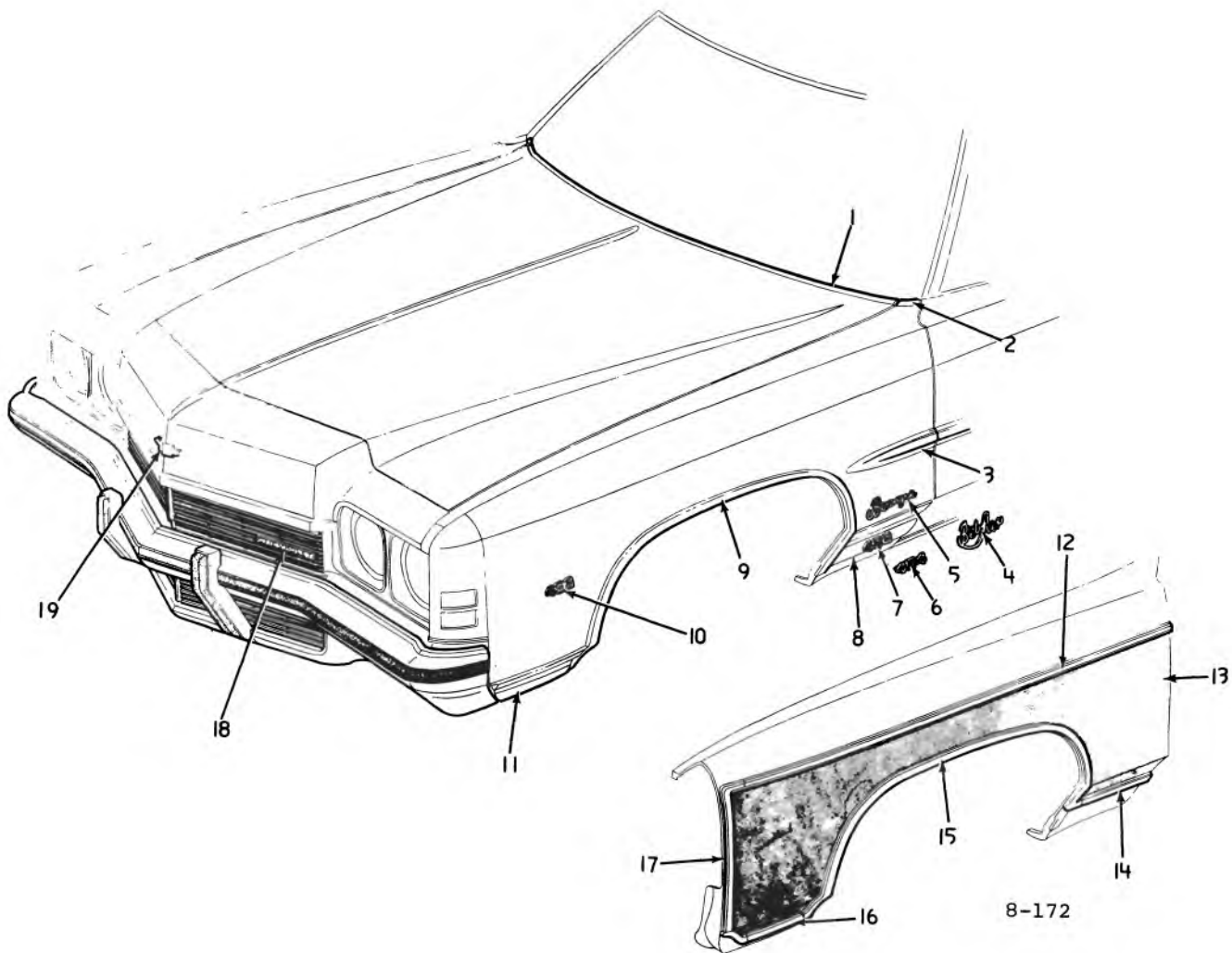
1.	8.055	MOULDING .....	3955030	8.304	MOULDING—Rkr. (Impala, Impala Custom, Caprice & Kingswood Station Wagon) .....	3980817-18	
2.	8.132	MOULDING .....	3962365-66	14.	8.132	MOULDING UNIT (Bel Air, Townsman) .....	3953646
3.	8.147	NAME PLATE UNIT (Biscayne) ..	3974230	8.132	MOULDING UNIT (Impala, Impala Custom, Kingswood) (Black) .....	3974239-40	
4.	8.147	NAME PLATE UNIT (Impala) (Exc. Wag.) .....	3974250	15.	8.132	MOULDING .....	3970547-48
5.	8.147	NAME PLATE UNIT (Bel Air) (Exc. Wag.) .....	3974249	16.	8.147	EMBLEM UNIT .....	3974223-24
6.	8.132	TRANSFER (Station Wagon, Kingswood Estate) .....	3963257-58	17.	2.575	LAMP ASSY. ....	917091-92
7.	8.132	MOULDING ASSY. (Kingswood Estate) .....	3980814	18.	1.266	GRILLE—Lower .....	3950742
8.	8.132	MOULDING UNIT .....	3970547-48	19.	1.303	EMBLEM UNIT .....	3977571
9.	8.132	MOULDING (Kingswood Estate) ..	3980829-30	20.	1.266	GRILLE—Upper .....	3972818
10.	8.132	MOULDING ASSY. ....	3980827-28	21.	8.132	MOULDING .....	3970549-50
11.	8.132	MOULDING UNIT .....	3974233-34	22.	8.055	MOULDING UNIT .....	3970517
12.	8.977	SCREW (8—18 x 3/8)					
13.	8.304	MOULDING—Rkr. (Biscayne, Brookwood) .....	3927546				



8-83

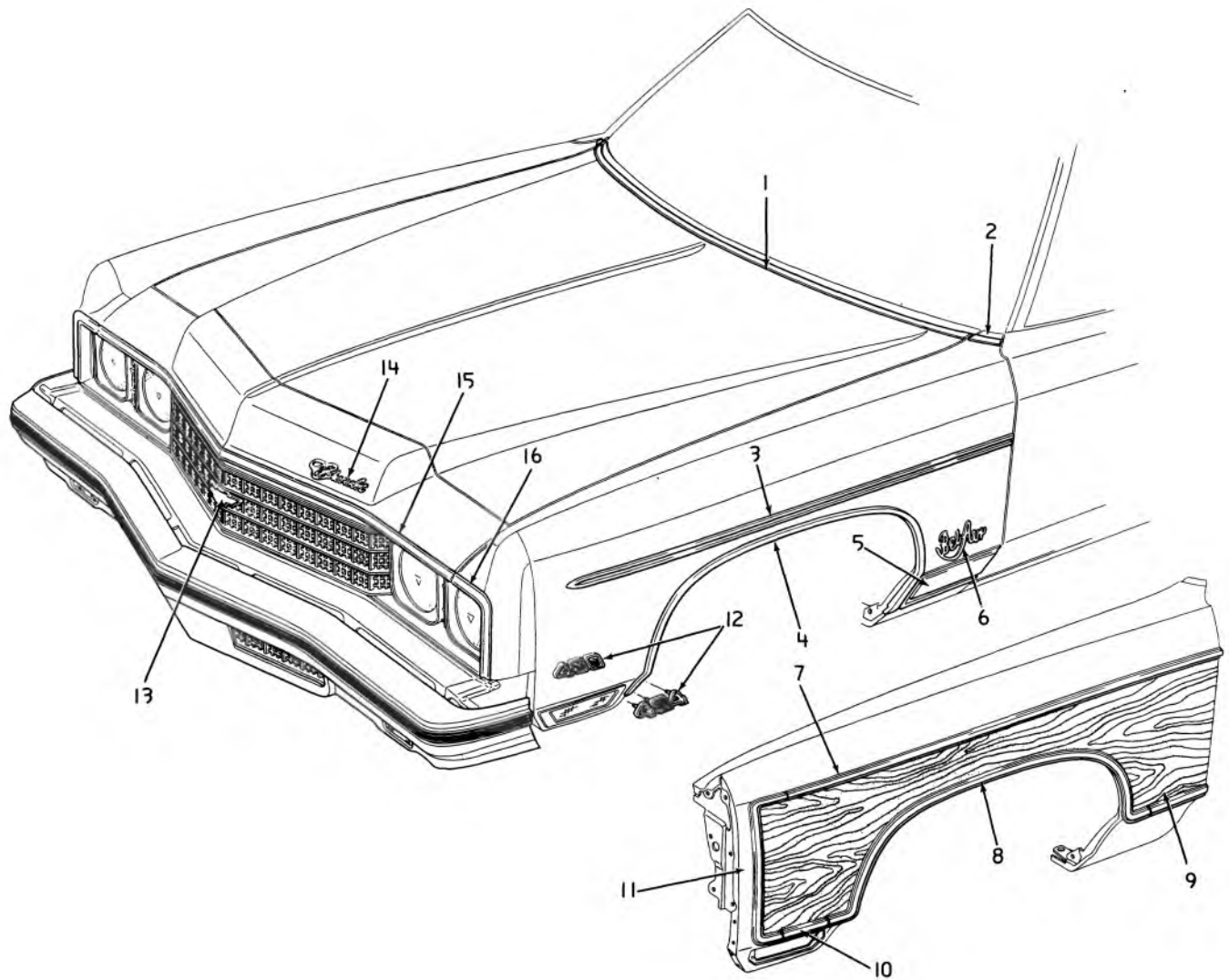
### 1971 PASSENGER FRONT END MOULDINGS

1.	8.055	MOULDING	3986952	9.	8.132	MOULDING	3991067-68
2.	8.132	MOULDING	3986953-54	10.	8.132	MOULDING	3991071-72
3.	8.147	NAME PLATE	3995701	11.	8.132	MOULDING	3991107
4.	8.147	EMBLEM	3991019	12.	8.132	MOULDING ASSY.	3991073-74
5.	8.132	MOULDING	3991029-30	13.	8.132	MOULDING	3991027-28
6.	8.132	MOULDING	3991013-14	14.	1.268	GRILLE-Rad.	3975308
7.	8.132	TRANSFER	3991113-14	15.	1.303	EMBLEM ASSY.	3975796
8.	8.132	MOULDING	3991069-70	16.	8.055	LETTER UNIT	3988389



### 1972 PASSENGER FRONT END MOULDINGS

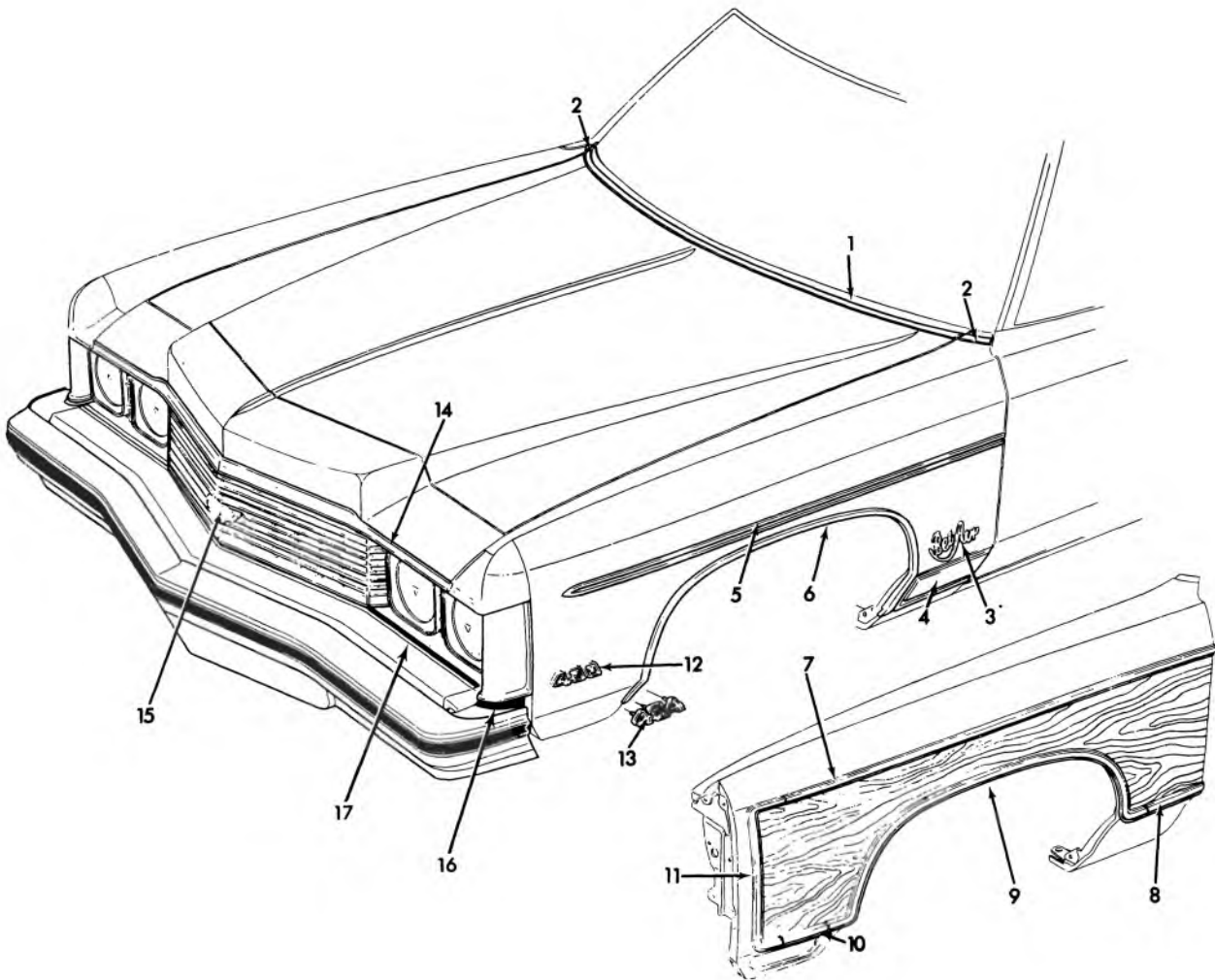
1.	8.055	MOULDING . . . . .	3986952	11.	8.132	MOULDING . . . . .	
2.	8.132	MOULDING . . . . .	3986953-54	12.	8.132	MOULDING . . . . .	3991071-72
3.	8.132	MOULDING ASM. . . . .	6272122	13.	8.132	TRANSFER . . . . .	
4.	8.147	NAME PLATE . . . . .	3995702	14.	8.132	MOULDING . . . . .	3991069-70
5.	8.147	NAME PLATE . . . . .	3995701	15.	8.132	MOULDING . . . . .	3991067-68
6.	8.147	EMBLEM . . . . .	6263021	16.	8.132	MOULDING . . . . .	3991107
7.	8.147	EMBLEM . . . . .	6263018	17.	8.132	MOULDING . . . . .	3991073-74
8.	8.132	MOULDING . . . . .		18.	1.303	EMBLEM . . . . .	6263032
9.	8.132	MOULDING UNIT . . . . .	6263053-54		1.303	EMBLEM (16600) . . . . .	6263033
0.	8.147	EMBLEM (400) . . . . .	3974225-26	19.	1.303	EMBLEM . . . . .	6263034
	8.147	EMBLEM (454) . . . . .	3970619-20		1.303	EMBLEM (16639-647) . . . . .	6263035



8-184

### 1973 PASSENGER FRONT END MOULDINGS

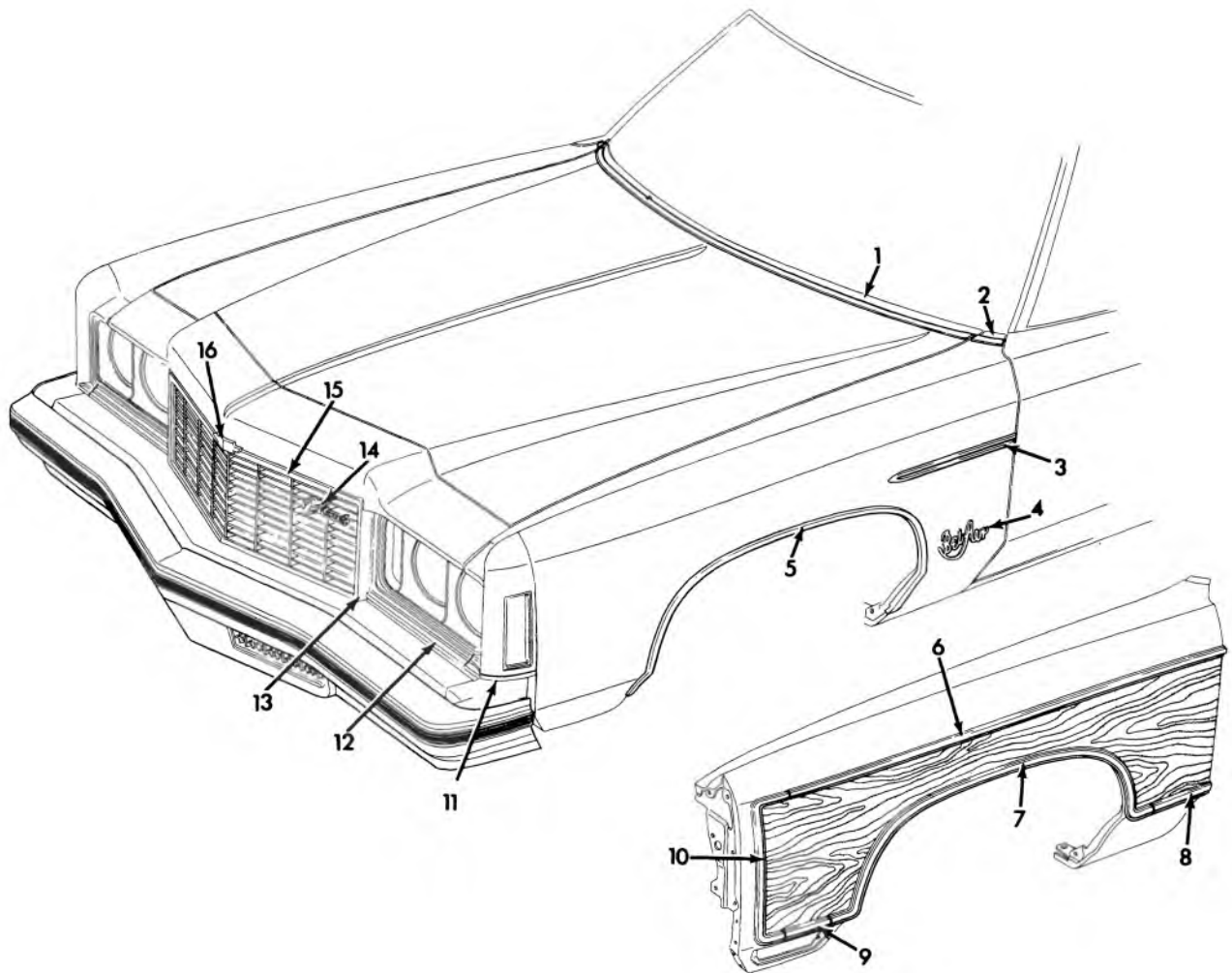
1.	8.055	MOULDING	3986952	10.	8.132	MOULDING	3991107
2.	8.132	MOULDING	3986953-54	11.	8.132	MOULDING ASSY.	3991073-74
3.	8.132	MOULDING	6258480	12.	8.147	EMBLEM 400	3974225-26
4.	8.132	MOULDING	6263053-54			EMBLEM 454	3970619-20
5.	8.132	MOULDING	6258137-38	13.	1.303	EMBLEM IBK-IBLOO	6258136
6.	8.147	NAME PLATE	3995702			EMBLEM IBM-IBNOO	6258481
7.	8.132	MOULDING	3991071-72	14.	1.303	EMBLEM IBK-IBLOO	6258139
8.	8.132	MOULDING ASSY.	3991067-68	15.	1.268	MOULDING	6258027
9.	8.132	MOULDING	3991069-70	16.	8.132	MOULDING	6258026-25



8-209

### 1974 PASSENGER FRONT END MOULDINGS

- |          |   |            |           |  |            |
|----------|---|------------|-----------|--|------------|
| 1. 8.055 | MOULDING, Hood Panel Rear Edge . . . . .                      | 3986952    | 9. 8.132  | MOULDING UNIT, Frt. Fdr. w/H<br>Opg. L.H.—R.H. . . . .     | 3991067-68 |
| 2. 8.132 | MOULDING, Frt. Fender Upr. R.R.<br>L.H.—R.H. . . . .          | 3986953-54 | 10. 8.132 | MOULDING, Frt. Fdr. Si. Lwr Frt. . . . .                   | 3991107    |
| 3. 8.147 | PLATE UNIT, Front Fender . . . . .                            | 3995702    | 11. 8.132 | MOULDING UNIT, Front Fender Side<br>Frt. L.H.—R.H. . . . . | 3991073-74 |
| 4. 8.132 | MOULDING UNIT, Frt. Fdr. Side<br>Lower R.R. L.H.—R.H. . . . . | 6260817-18 | 12. 8.147 | EMBLEM, Front Fender "400" . . . . .                       | 6260497    |
| 5. 8.132 | MOULDING UNIT, F/Fdr. Si. Upr. . . . .                        | 6258812    | 13. 8.147 | EMBLEM, Front Fender "454" . . . . .                       | 6260498    |
| 6. 8.132 | MOULDING UNIT, Front Fender<br>w/H. Opg. L.H.—R.H. . . . .    | 6260813-14 | 14. 1.303 | MOULDING ASM, Rad. Grl. Hdr. Pnl. . . . .                  | 6260496    |
| 7. 8.133 | RETAINER ASM., Special . . . . .                              | 3842013    | 15. 1.303 | EMBLEM ASM., Rad. Grl. . . . .                             | 6260819    |
| 8. 8.132 | MOULDING, Frt. Fdr. Si. Lwr. Rr. . . . .                      | 3991069    | 16. 8.132 | MOULDING, Extension . . . . .                              | 6260493-94 |
|          |   |            | 17. 8.132 | MOULDING, HdIp. Hsg. . . . .                               | 6260492    |

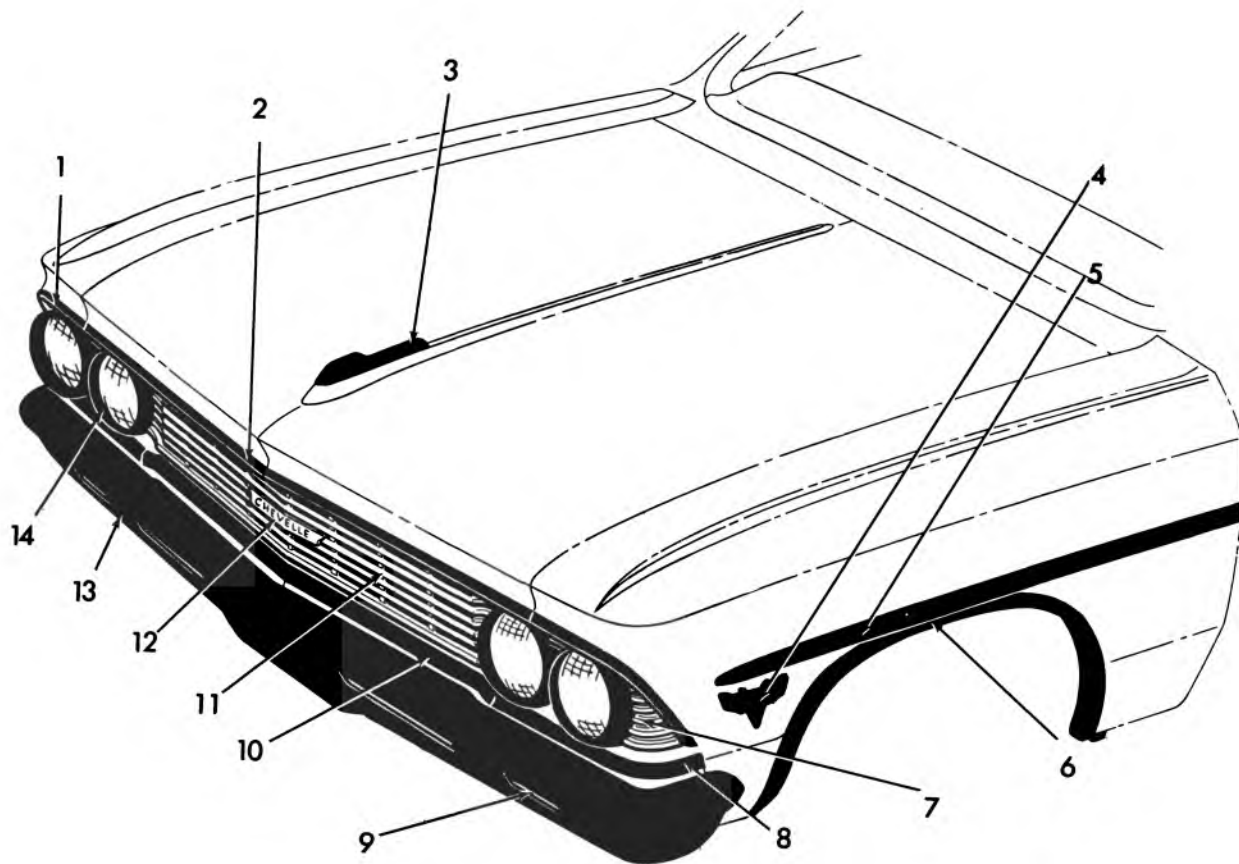


8-217

### 1975 PASSENGER FRONT END MOULDINGS

1.	8.055	MOULDING, Hood . . . . .	343550		
2.	8.132	MOULDING, Fdr. Upr. . . . .	343561-2		
3.	8.132	MOULDING, Frt. Fdr. Si. . . .	343584		
4.	8.147	NAME PLATE, Bel Air. . . . .	3991174		
		Impala . . . . .	337693		
		Caprice Emblem. . . . .	354003		
5.	8.132	MOULDING, Frt. Fdr. W/H. . .	6262307-08		
6.	8.132	MOULDING, Side Upper. . . . .	354009-10		
7.	8.132	MOULDING ASSY., W/H . . . . .	354013-14		
8.	8.132	MOULDING, Frt. Fdr. . . . .	3991109-10		
		Si. Lwr. . . . .			
9.	8.132	MOULDING, Fdr. Si. Lwr. Frt. .	354017		
10.	8.132	MOULDING, Frt. Fdr. Sd. . . .	354011-12		
11.	8.132	MOULDING, frt. fdr. . . . .			
		ext. (Bel Air, Impala) . . . . .	6260489-90		
	8.132	MOULDING, frt. fdr. ext. . . . .			
		(Caprice) . . . . .	6260493-94		
12.	2.728	MOULDING, Hdlp Hsg. Lwr. . . .	343511-12		
13.	2.728	MOULDING, Hdlp. Hsg. . . . .			
		Impala, Bel Air . . . . .	358801-02		
		Caprice . . . . .	358806		
14.	1.303	PLATE, Rad. grl. . . . .	342389		
15.	1.303	MOULDING, Hdr. Pnl. . . . .	358805		
16.	1.303	EMBLEM . . . . .	358800		

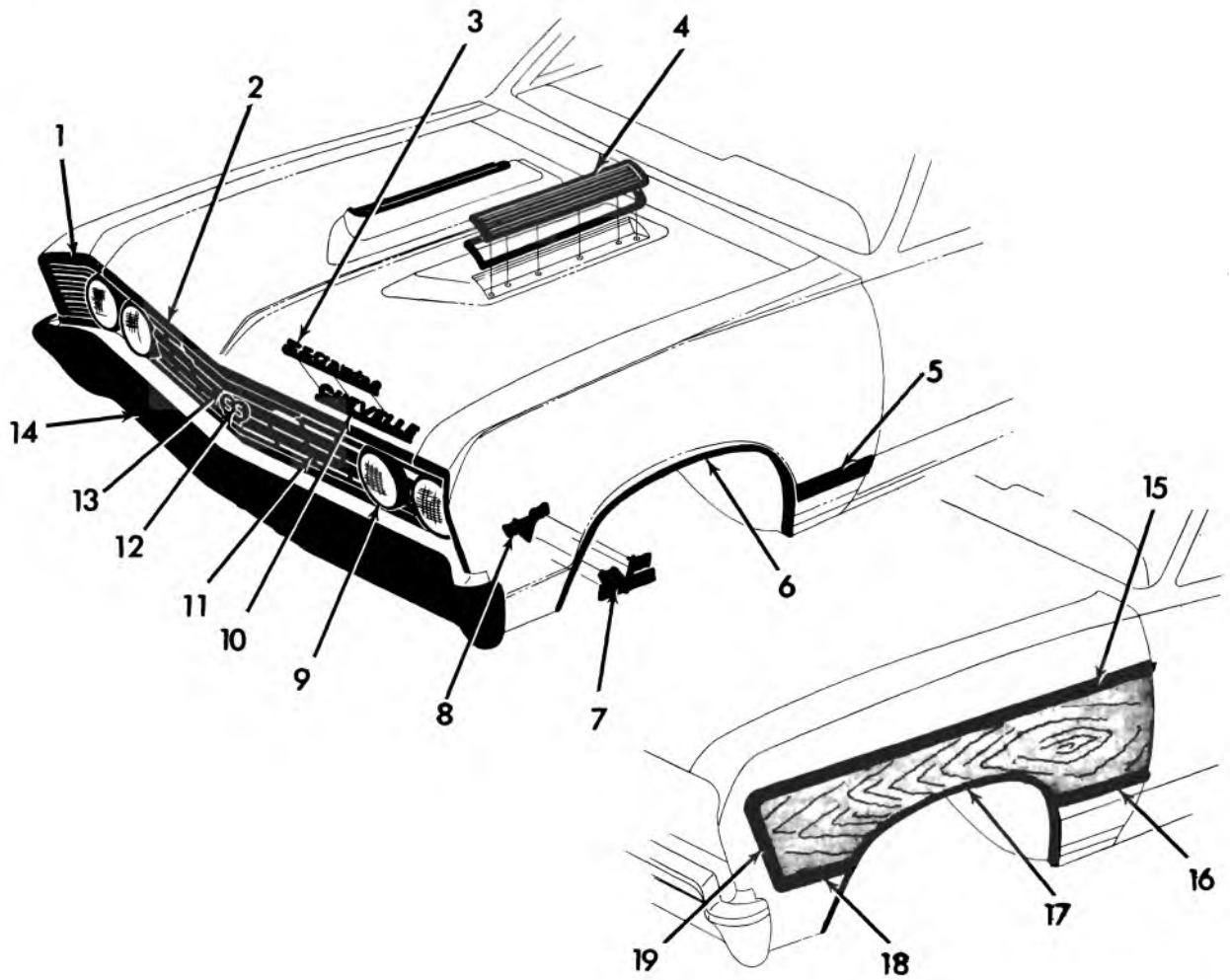




8-121

### 1966 CHEVELLE—FRONT

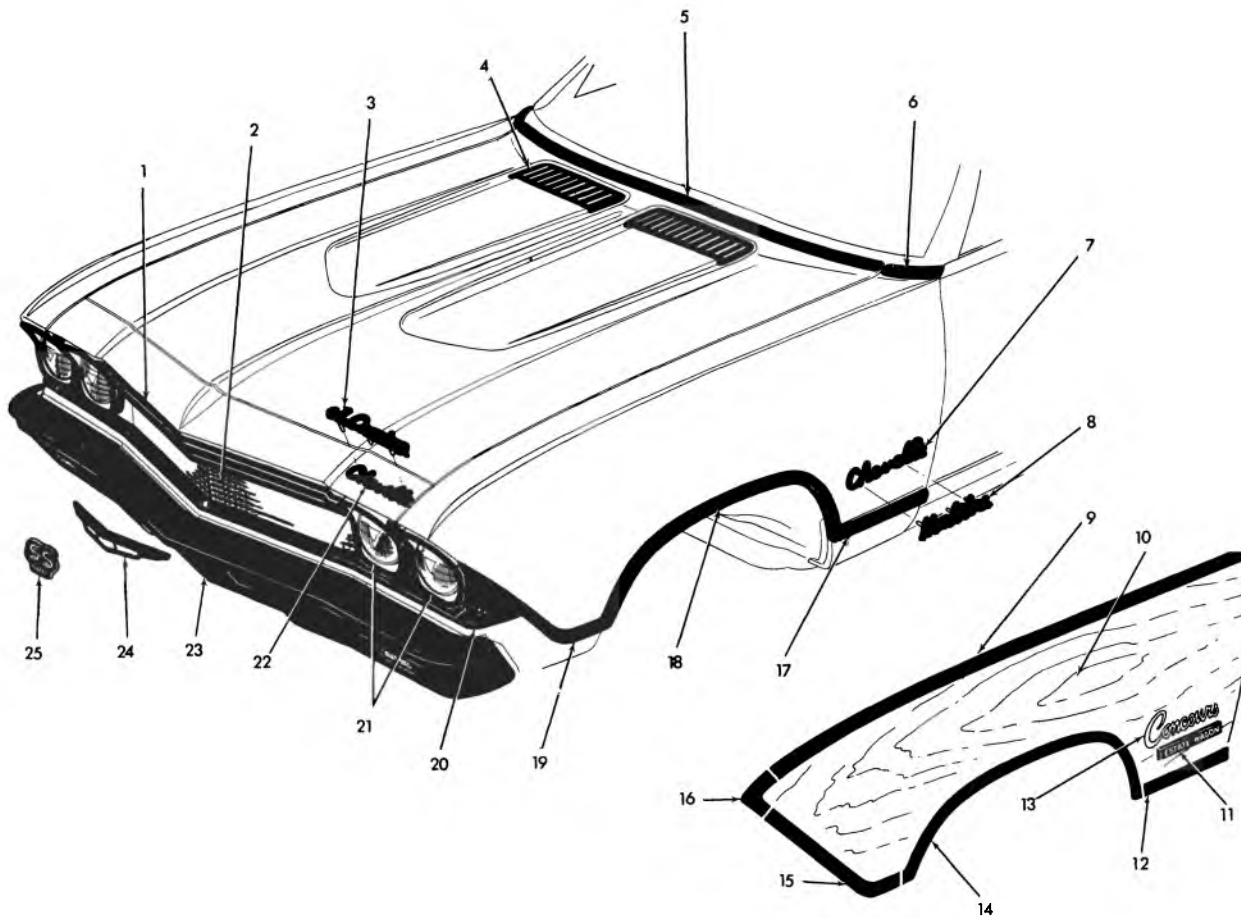
1. 8.132 MOULDING UNIT .....	3886261-62	8. 1.268 MOULDING UNIT .....	3886263-64
2. 8.055 MOULDING UNIT .....	3886220	9. 2.585 LAMP ASSY. ....	911243-44
3. * MOULDING UNIT .....		10. 1.268 MOULDING UNIT .....	3886260
4. 8.147 EMBLEM .....	3840318	11. 1.266 GRILLE .....	3873795
5. 8.132 MOULDING UNIT .....	3886373	12. 1.303 PLATE .....	3876137
6. 8.132 MOULDING UNIT .....	3884031-32	13. 7.831 BAR .....	3869723
7. 2.728 EXTENSION .....	3876423-24	14. 2.728 BEZEL .....	3874589-90



8-122

### 1967 CHEVELLE—FRONT

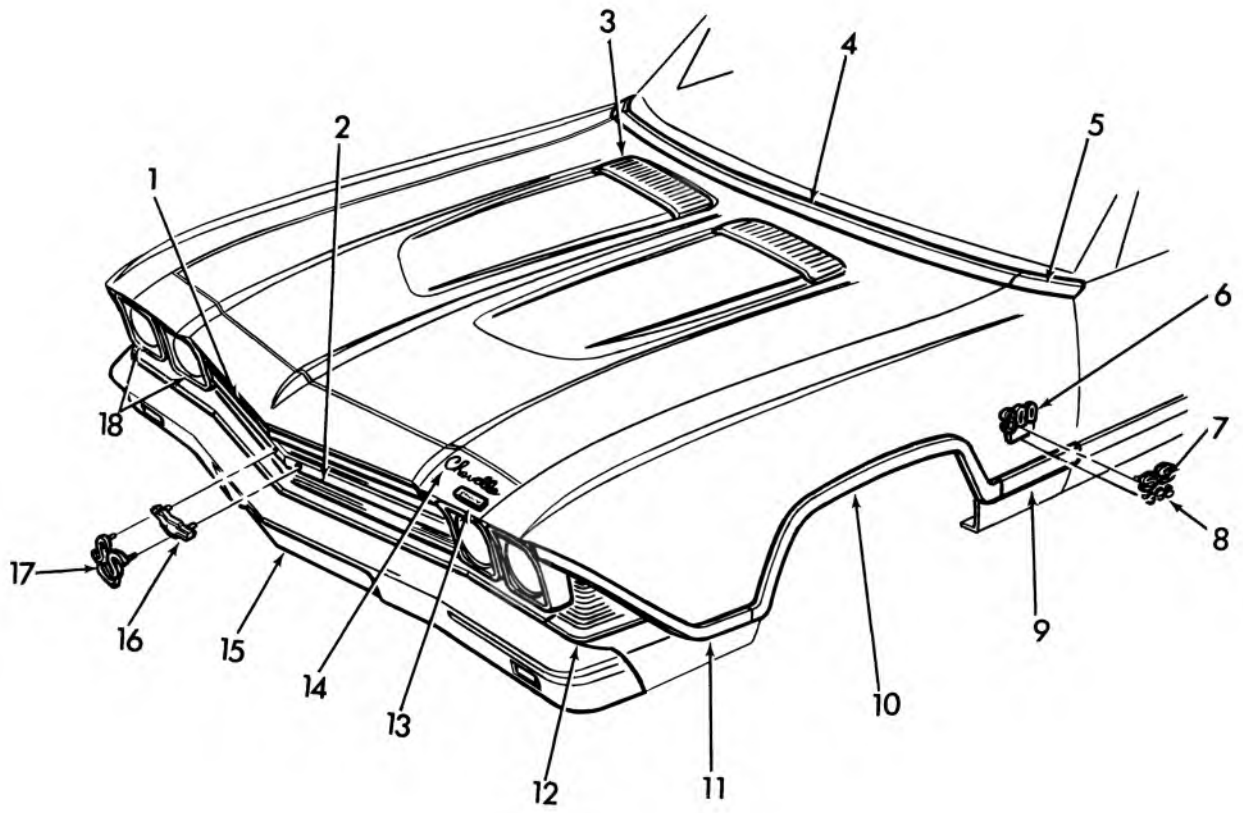
1. 1.266	EXTENSION ASSY. ....	3893975-76	11. 1.266	GRILLE .....	3885980
2. 8.055	MOULDING UNIT .....	3904587	12. 1.303	EMBLEM UNIT .....	3904590
3. 8.055	PLATE UNIT .....	3904588	13. 1.303	PLATE ASSY. ....	3876137
4. 8.055	ORNAMENT UNIT .....	3904582	14. 7.831	BAR .....	3884920
5. 8.132	MOULDING UNIT .....	3904593-94	15. 8.132	MOULDING UNIT .....	3914131-32
6. 8.132	MOULDING UNIT .....	3904591-92	16. 8.132	MOULDING UNIT .....	3907127-28
7. 8.147	EMBLEM UNIT .....	3867312	17. 8.132	MOULDING UNIT .....	3904591-92
8. 8.147	EMBLEM UNIT .....	3840318	18. 8.132	MOULDING UNIT .....	3914129-30
9. 2.728	BEZEL .....	3885991-92	19. 8.132	MOULDING UNIT .....	3907123-24
10. 8.055	PLATE UNIT .....	3904589			



8-123

### 1968 CHEVELLE FRONT

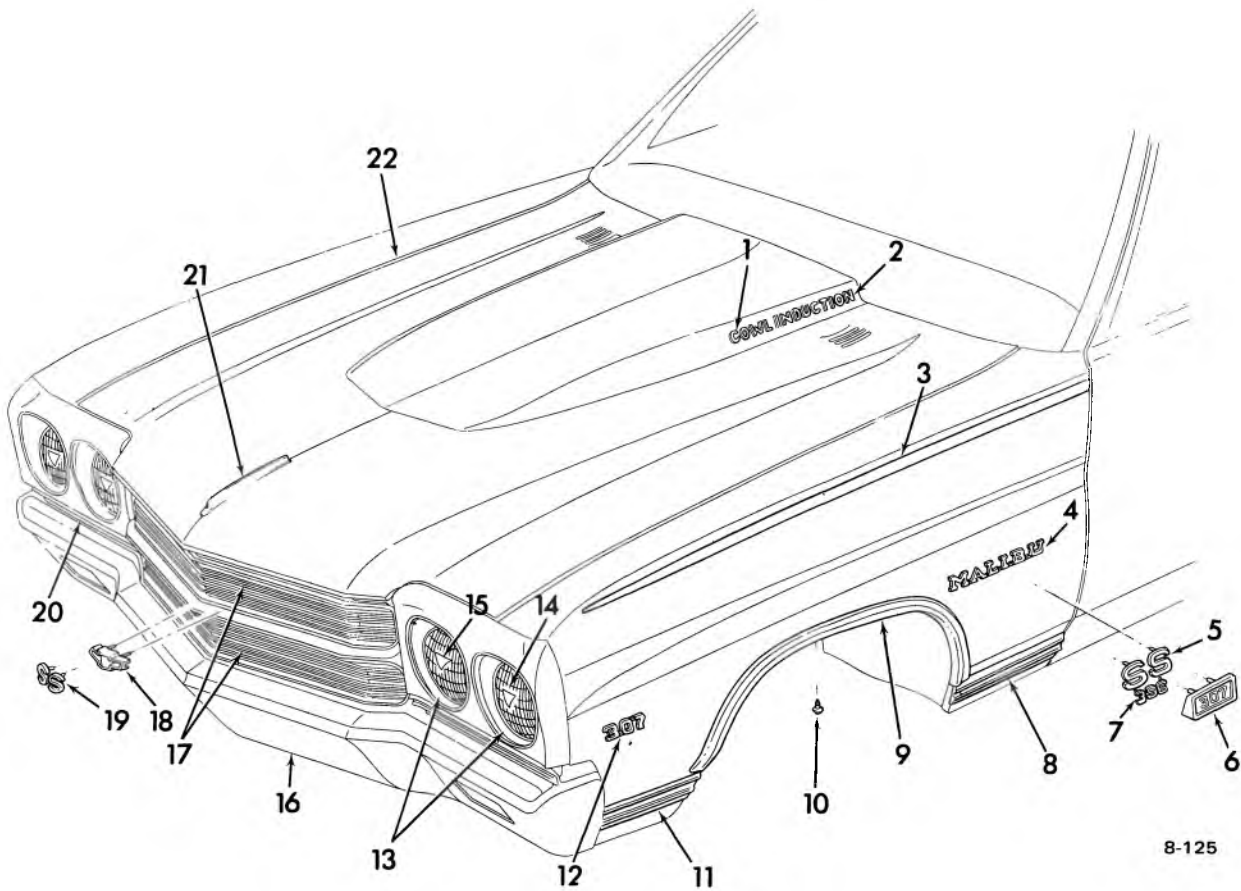
1.	1.268	MOULDING	3928474	14.	8.132	1-MOULDING	3928435-36
	8.133	6-RETAINER	3893998	15.	8.132	1-MOULDING	3928479-80
2.	1.266	1-GRILLE	3915400		8.133	3-RETAINERS	3893998
3.	1.303	1-PLATE	3920867		8.921	3-NUTS (10-24)	
4.	8.055	GRILLE	3915489-90	16.	8.132	1-CAP	3928483-84
5.	8.055	MOULDING	3936293		8.133	2-RETAINERS	3893998
6.	8.132	MOULDING	3936289-90		8.921	2-NUTS (10-24)	
7.	8.147	1-PLATE	3920825	17.	8.132	1-MOULDING	3928437-38
8.	8.147	1-PLATE	3920864		1.303	2-RETAINER	3874551
9.	8.132	1-MOULDING	3928481-82	18.	8.132	1-MOULDING	3928435-36
	8.133	7-RETAINERS	3893998	19.	1.268	1-MOULDING	3928471-72
	8.921	7-NUTS (10-24)		20.	1.266	1-EXTENSION (Lower)	3926805-06
10.	8.132	1-TRANSFER	3926801-02		1.266	1-EXTENSION (Upper-Exc. S.S.)	3926803-04
11.	8.147	1-PLATE	3920806		1.266	1-EXTENSION (Upper-S.S.)	3926807-08
	8.921	2-NUTS (1/8)		21.	2.728	BEZEL	3942115-16
12.	8.132	1-MOULDING	3930905-06	22.	1.303	1-PLATE	3920825
	8.133	3-RETAINERS	3893998	23.	7.831	BAR	3907620
	8.921	3-NUTS (10-24)		24.	1.303	EMBLEM	3920850
13.	8.147	1-PLATE	3917461		1.303	2-RETAINER	3874551
	8.921	3-NUTS (1/8)		25.	1.303	1-EMBLEM UNIT	3920802



8-124

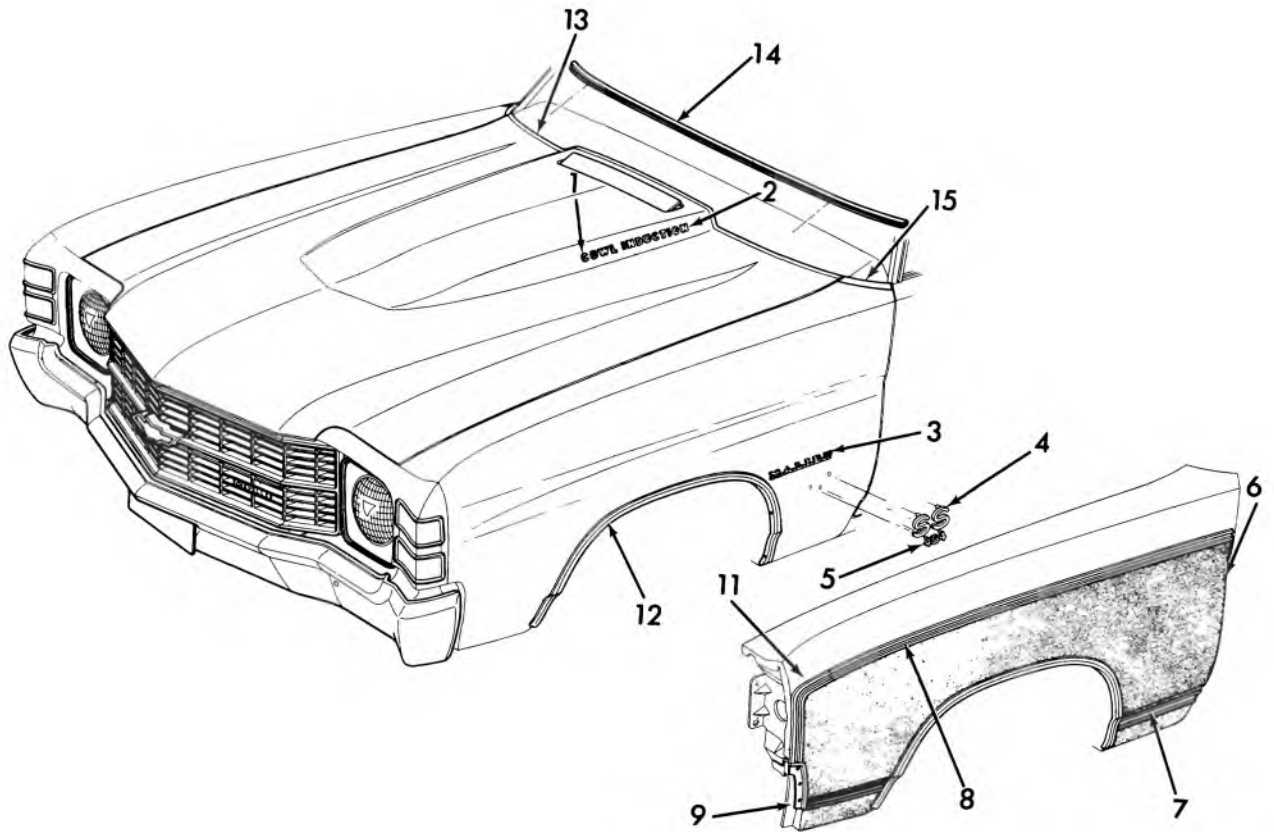
### 1969 CHEVELLE FRONT

1.	1.268	MOULDING	3928474	10.	8.132	MOULDING	3952497-98
2.	1.266	GRILLE-EXC. 300 DELUXE	3938180	11.	8.132	MOULDING	3953621-22
	1.266	GRILLE-300 DELUXE	3942789	12.	1.266	EXTENSION	3938111-12
3.	8.055	GRILLE	3915489-90	13.	1.303	PLATE UNIT	3952431
4.	8.055	MOULDING	3936293	14.	1.303	PLATE	3920825
5.	8.132	MOULDING	3936289-90	15.	7.831	BAR	3926850
6.	8.147	PLATE UNIT	3952499	16.	1.303	EMBLEM	3952427
7.	8.147	PLATE	3953658	17.	1.303	EMBLEM	3952421
8.	8.147	EMBLEM	3953679	18.	2.728	BEZEL-INNER	3938187-88
9.	8.132	MOULDING	3953677-78		2.728	BEZEL-OUTER	3938185-86



**1970 CHEVELLE FRONT END MOULDINGS (EXC. MONTE CARLO)**

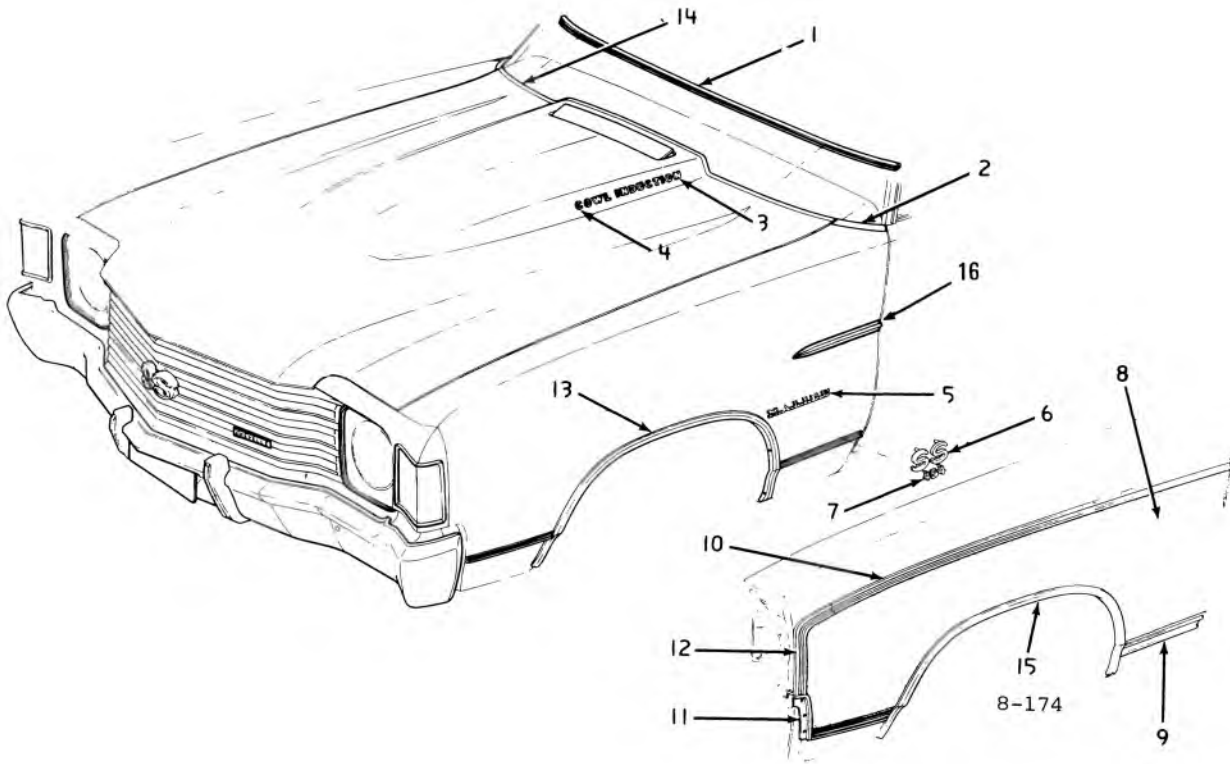
1.	8.055	NAME PLATE (Exc. Sedan) . . . . .	3968567	11.	8.132	MOULDING UNIT (El Camino) . . . . .	3977513
2.	8.055	NAME PLATE (Exc. Sedan) . . . . .	3968568		8.132	MOULDING UNIT (Concours Estate Wagon) . . . . .	3980798
3.	8.132	MOULDING UNIT (Concours Estate Wagon) . . . . .	3980803-04	12.	8.147	EMBLEM . . . . .	3970625-26
	8.132	MOULDING (Body Side Moulding) (Nomad, Greenbrier and El Camino) . . . . .	3955011	13.	2.728	BEZEL ASSY. . . . .	3965973-74
*		MOULDING (Body Side Moulding) (300 Deluxe) . . . . .	3968589	14.	2.725	LAMP ASSY.—Outer L.H. . . . .	5955493
	8.132	MOULDING (Malibu & El Camino Custom) . . . . .	3977511-12		2.725	LAMP ASSY.—Outer R.H. . . . .	5958808
4.	8.147	EMBLEM UNIT . . . . .	3974320	15.	2.725	LAMP ASSY.—Inner L.H. . . . .	5955492
5.	8.147	NAME PLATE UNIT . . . . .	3953658		2.725	LAMP ASSY.—Inner R.H. . . . .	5956376
6.	8.147	EMBLEM (El Camino) . . . . .	3974350	16.	7.831	BAR (Exc. El Camino) . . . . .	3954592
7.	8.147	EMBLEM UNIT . . . . .	3953679		7.831	BAR (El Camino) . . . . .	3965900
8.	8.132	MOULDING UNIT (El Camino) . . . . .	3977515-16	17.	1.269	GRILLE . . . . .	3977562
	8.132	MOULDING UNIT (Concours Estate Wagon) . . . . .	3980801-02	18.	1.303	EMBLEM . . . . .	
9.	8.132	MOULDING UNIT . . . . .	3970589-90	19.	1.303	EMBLEM UNIT . . . . .	3977563
10.	8.977	SCREW (8—18 x 3/8) . . . . .		20.	8.132	MOULDING . . . . .	3970615-16
		*Removed From Service		21.	8.055	MOULDING . . . . .	3974221
				22.	8.000	PANEL ASSY.—HOOD (Exc. Concours Estate Wagon) . . . . .	3987022
					8.000	PANEL ASSY.—HOOD Concours Estate Wagon . . . . .	3977767



8-93

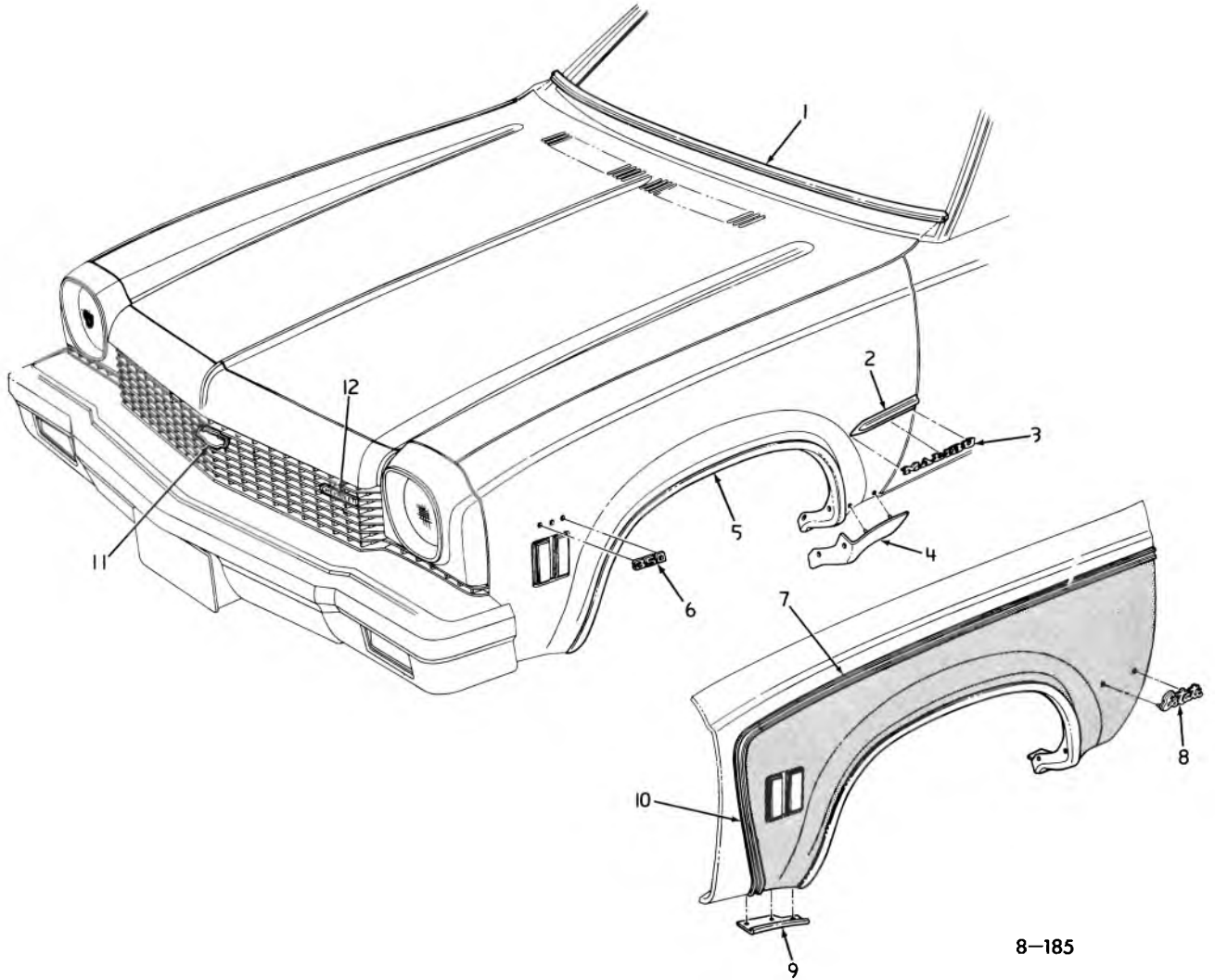
### 1971 CHEVELLE FRONT END MOULDINGS

1.	8.055	NAMEPLATE	.....	3968567	9.	8.132	MOULDING UNIT—Lower	.....	3980798
2.	8.055	NAMEPLATE	.....	3968568	10.	8.132	MOULDING UNIT	.....	3977565-66
3.	8.147	PLATE UNIT	.....	3990939	11.	8.132	MOULDING UNIT	.....	3980805-06
4.	8.147	PLATE UNIT	.....	3953658	12.	8.132	MOULDING UNIT	.....	3970591-92
5.	8.147	EMBLEM UNIT	.....	3981833	13.	8.132	MOULDING	.....	3936289-90
6.	8.132	TRANSFER	.....	3975353-54	14.	8.055	MOULDING	.....	3936293
7.	8.132	MOULDING UNIT	.....	3980801-02	15.	8.131	FILLER	.....	3926855-56
8.	8.132	MOULDING UNIT	.....	3980803-04	16.	8.132	MLDG. UNIT (Sta. Wag.)	.....	3970589-90



### 1972 CHEVELLE FRONT END MOULDING

1.	8.055	MOULDING	3936293	9.	8.132	MOULDING UNIT	3980801-02
2.	8.131	FILLER	3926855-56	10.	8.132	MOULDING UNIT	3980803-04
3.	8.055	NAME PLATE	3968568	11.	8.132	MOULDING UNIT, lower	3977565-66
4.	8.055	NAME PLATE	3968567	12.	8.132	MOULDING UNIT	3980805-06
5.	8.147	PLATE UNIT	3990939	13.	8.132	MOULDING UNIT	3970591-92
6.	8.147	PLATE UNIT	3953658	14.	8.132	MOULDING	3968501
7.	8.147	EMBLEM UNIT	3981833	15.	8.132	MLDG. UNIT (Sta. Wag.)	3970589-90
8.	8.132	TRANSFER (Cut as reqd.)	231619	16.	8.132	MLDG. UNIT.	6263176

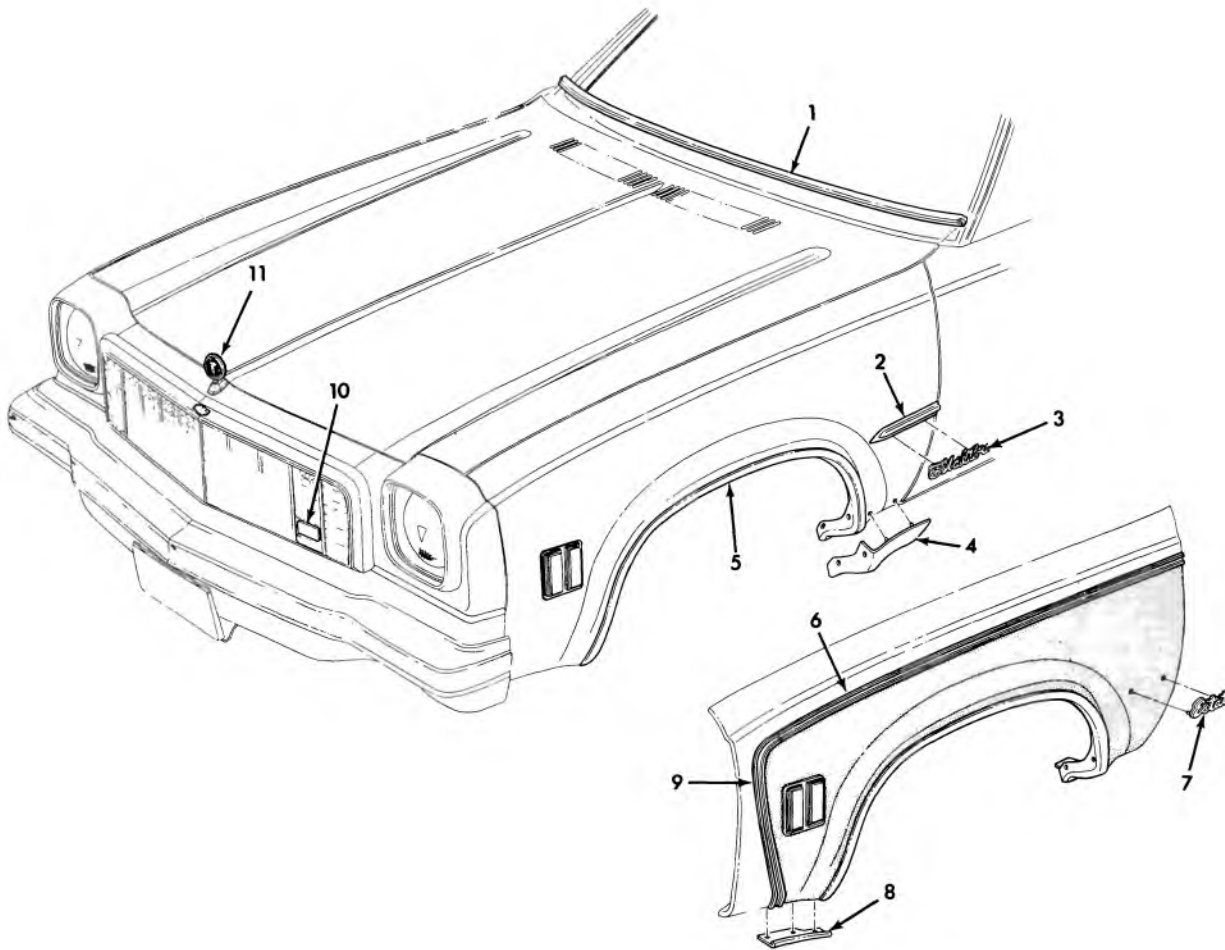


8-185

### 1973 CHEVELLE FRONT MOULDINGS (exc. MONTE CARLO)

1.	8.055	MOULDING	3996996	7.	8.132	MOULDING	6258107-08
2.	8.132	MOULDING	6258054	8.	8.147	PLATE	6258312
3.	8.147	PLATE UNIT	3990939	9.	8.132	MOULDING	6258111-12
4.	8.132	MOULDING	6258029-30	10.	8.132	MOULDING	6258109-10
5.	8.132	MOULDING (El Camino SS), Monte Carlo)	6258031-32 6258141-2	11.	1.303	EMBLEM	6258024
6.	8.147	EMBLEM 350 EMBLEM 454	6258039 3981833	12.	1.303	PLATE	6258313 6258140

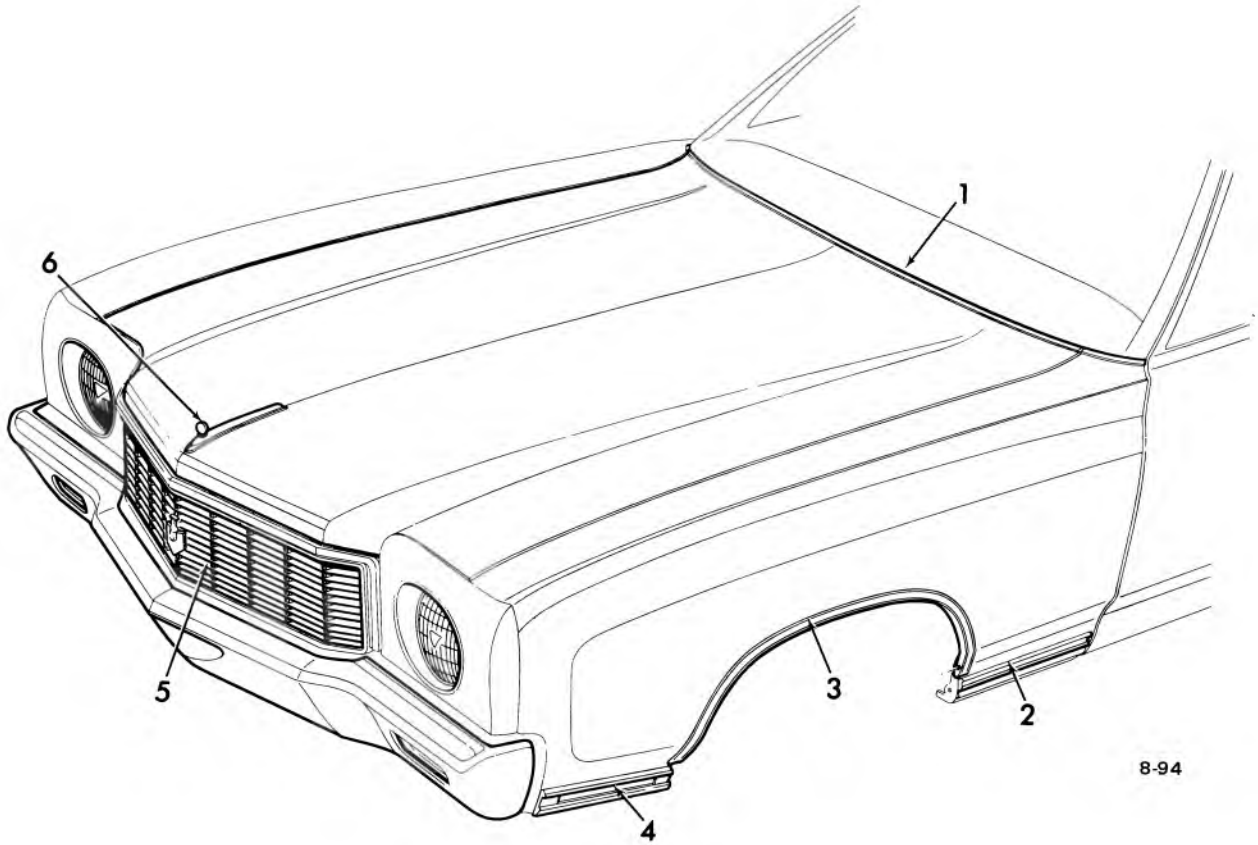




8-218

### 1975 CHEVELLE FRONT END MOULDINGS (exc. MONTE CARLO)

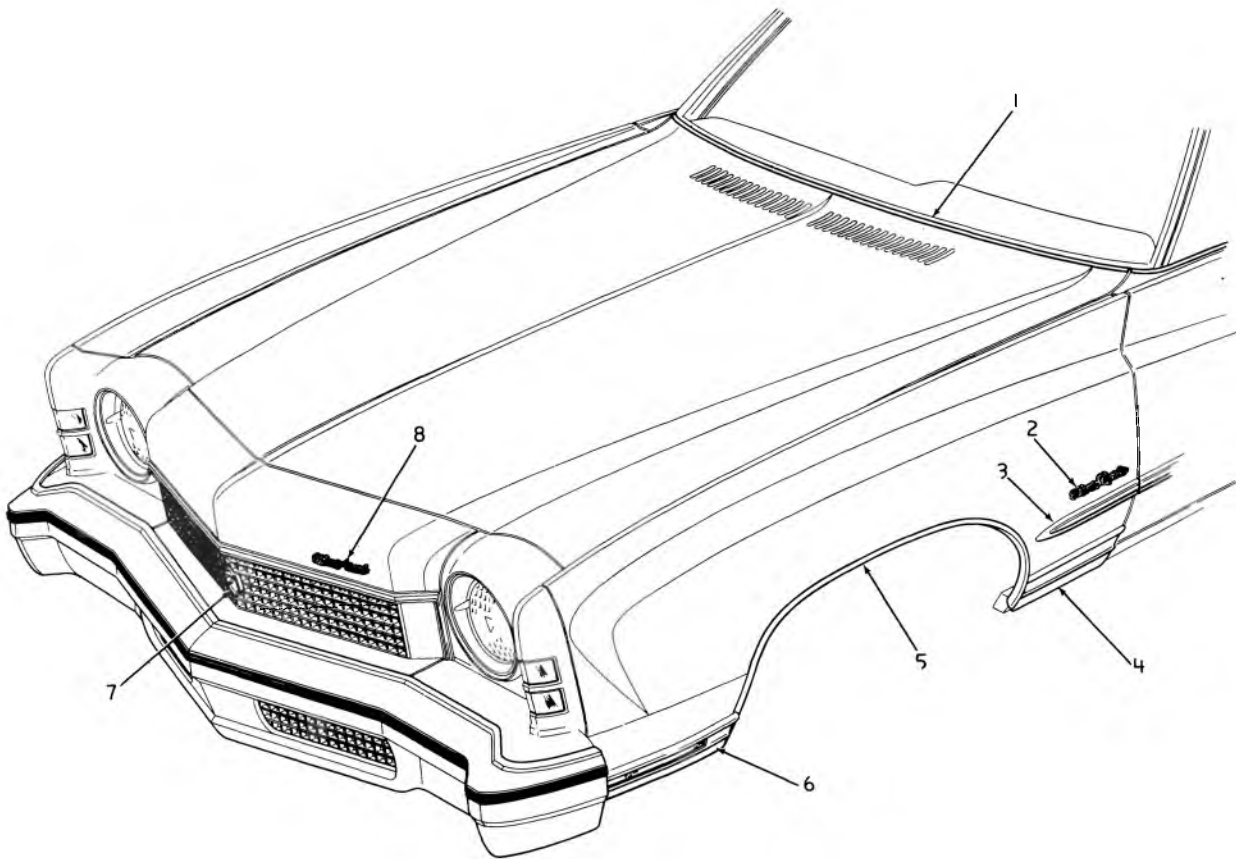
1.	8.055	MOULDING, Hood	3996996	6.	8.132	MOULDING	6258107-08
2.	8.132	MOULDING, Frt. Fndr.	6258054	7.	8.147	PLATE, Frt. Fndr. Name	6258312
3.	8.147	PLATE UNIT, Frt. Fndr. Name	345210	8.	8.132	MOULDING, Frt. Fndr. lwr.	6258111-12
4.	8.132	MOULDING, Frt. Fndr.	6258029-30	9.	8.132	MOULDING, Frt.	6258109-10
5.	8.132	MOULDING, Whhse. (Malibu, El Cam. Classic)	6258031-32	10.	1.303	EMBLEM, Rad. Name	358271
		(Malibu Classic, & Classic Estate)	6258141-42	11.	1.303	ORNAMENT ASM.	345303



8-94

### 1971-72 MONTE CARLO FRONT END MOULDINGS

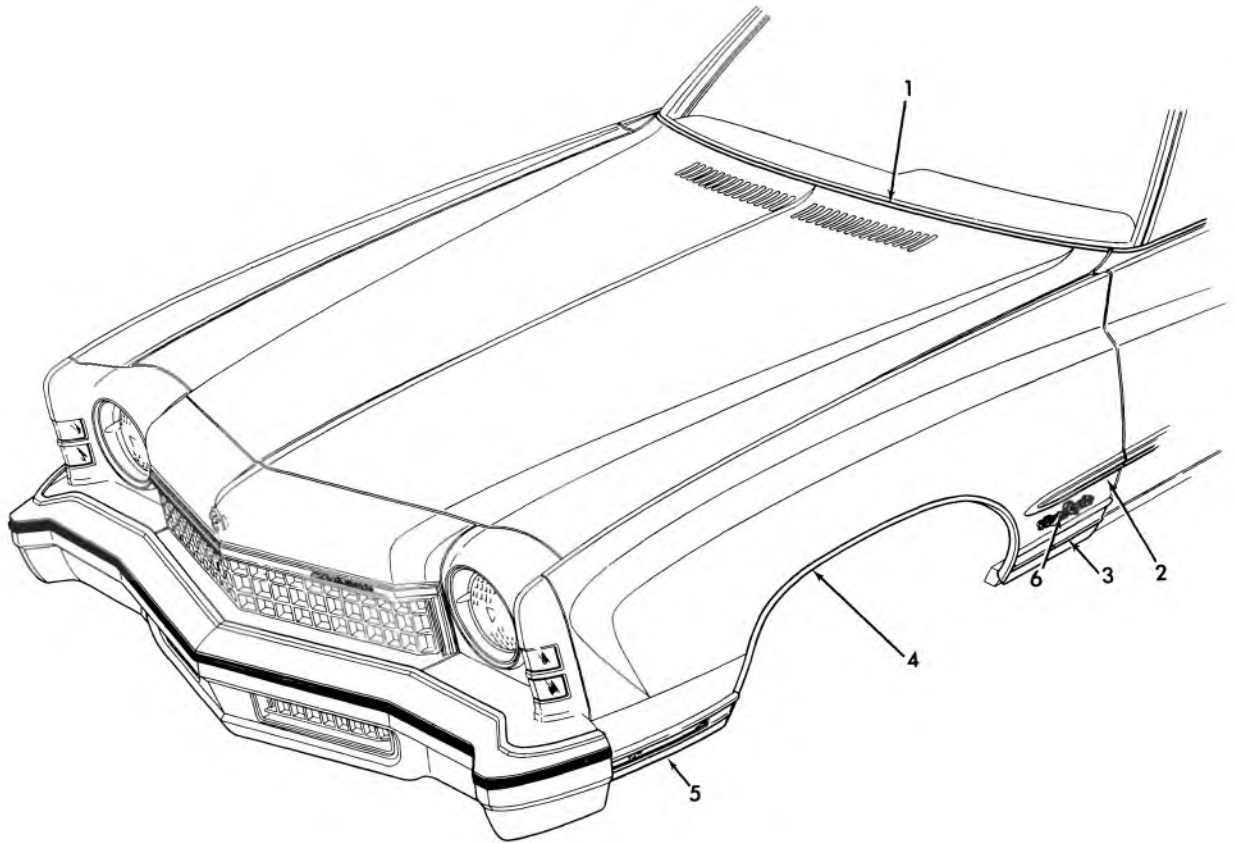
1.	8.055	MOULDING .....	3936293	3.	8.132	MOULDING UNIT .....	3970593-94
2.	8.132	MOULDING UNIT .....	39977596	4.	8.132	MOULDING UNIT .....	3974291-92
		.....		5.	1.303	EMBLEM UNIT .....	3991038
	8.132	MOULDING UNIT (exc. H/Per .....	3997567-68	6.	8.055	ORNAMENT UNIT .....	6263030



8-186

### 1973 MONTE CARLO FRONT END MOULDINGS

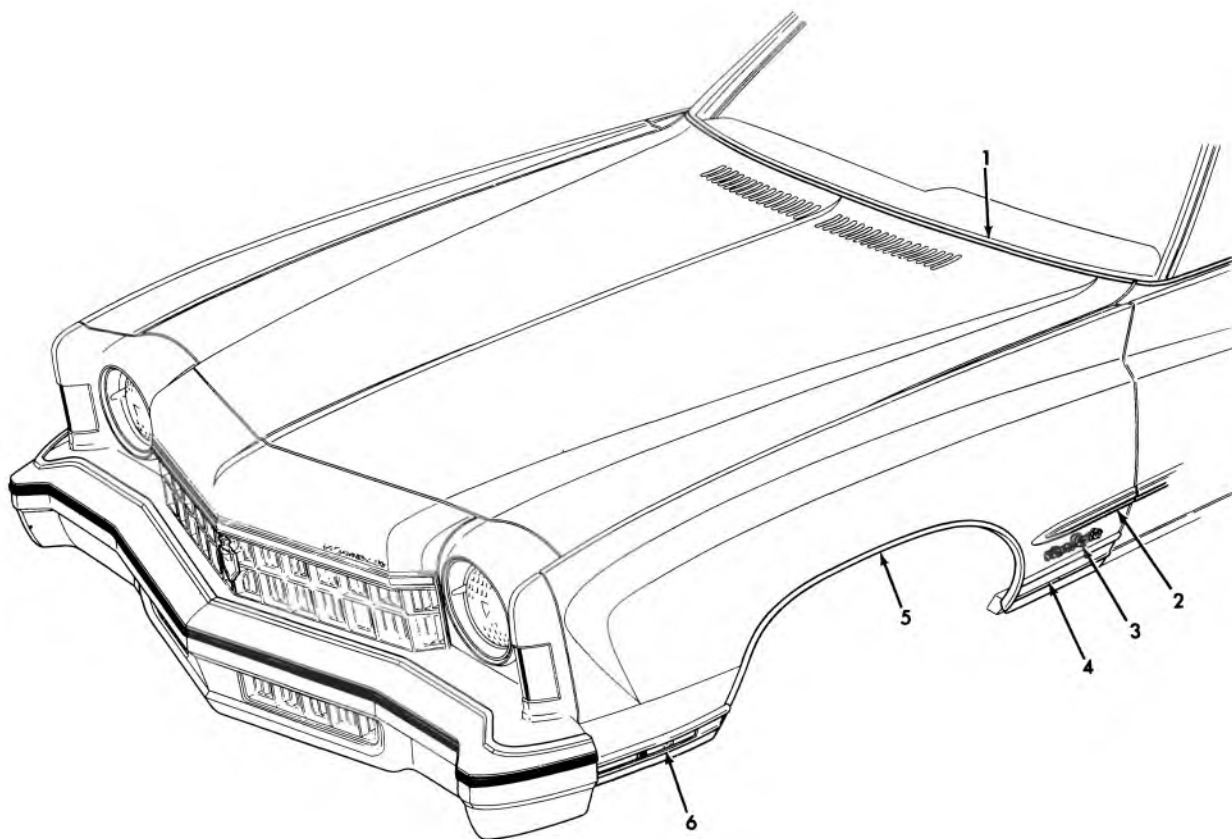
1. 8.055 MOULDING . . . . .	3996996	5. 8.132 MOULDING . . . . .	6258033-34
2. 8.147 PLATE . . . . .	6258310	6. 8.132 MOULDING . . . . .	6258037-38
3. 8.132 MOULDING . . . . .	6258054	7. 1.303 EMBLEM UNIT . . . . .	6258023
4. 8.132 MOULDING . . . . .	6258035-36	8. 1.303 PLATE UNIT . . . . .	6258144



8-212

### 1974 MONTE CARLO FRONT END MOULDING

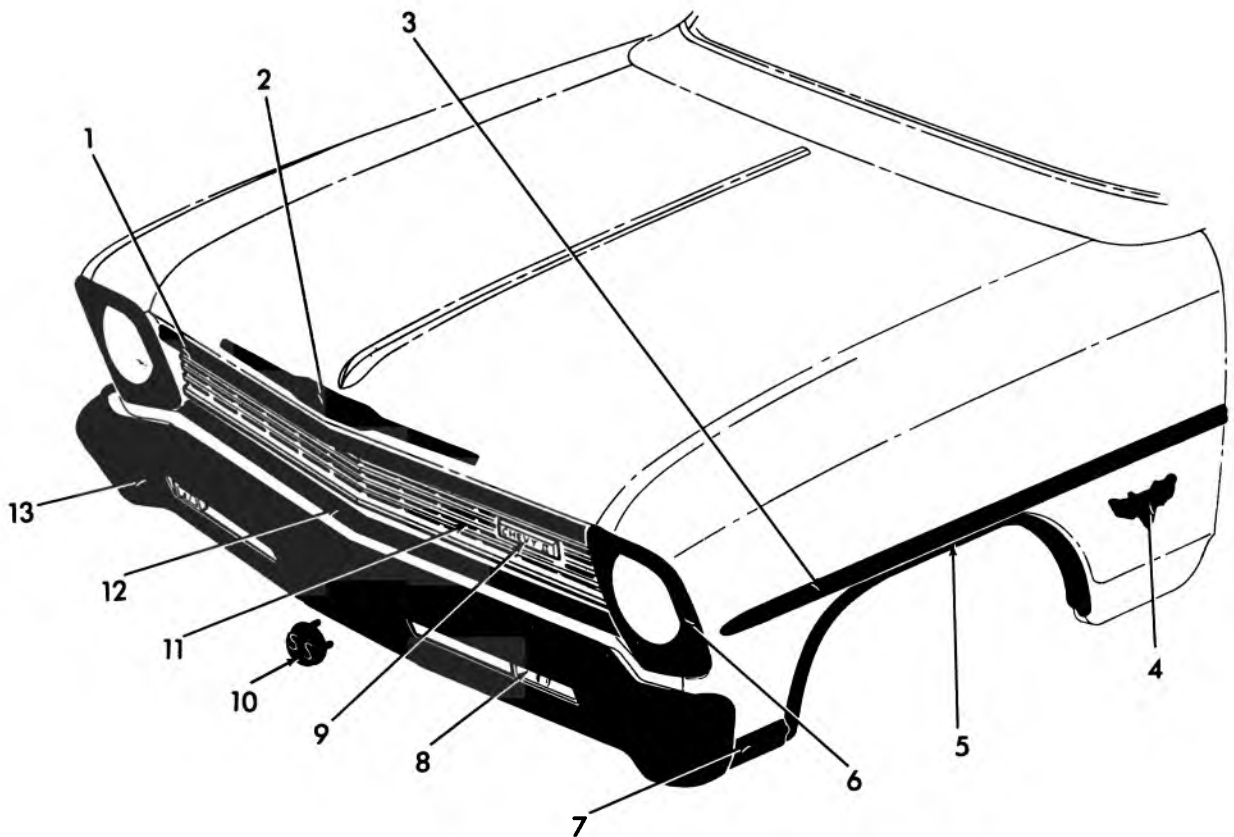
- |          |                                      |            |                       |  |         |
|----------|--------------------------------------|------------|-----------------------|--|---------|
| 1. 8.055 | MOULDING, Hood Pnl. Rr. Edge . . . . | 3996996    | 4. 8.132              | MOULDING, Frt. Fdr. w/H Oppg.          |         |
| 2. 8.132 | MOULDING UNIT, Front Fender          |            | L.H.—R.H. . . . .     | 6258033-34                             |         |
|          | Side Upper . . . . .                 | 6258054    | 5. 8.132              | MOULDING UNIT, Front Fender Side       |         |
| 3. 8.132 | MOULDING ASSY., Front Fender         |            | Frt L.H. R.H. . . . . | 6260523-24                             |         |
|          | Side Rear L.H.—R.H. . . . .          | 6258035-36 | 6. 8.147              | PLATE UNIT, Frt. Fdr. Si. Name . . . . | 6258310 |



8-225

### 1975 MONTE CARLO FRONT END MOULDINGS

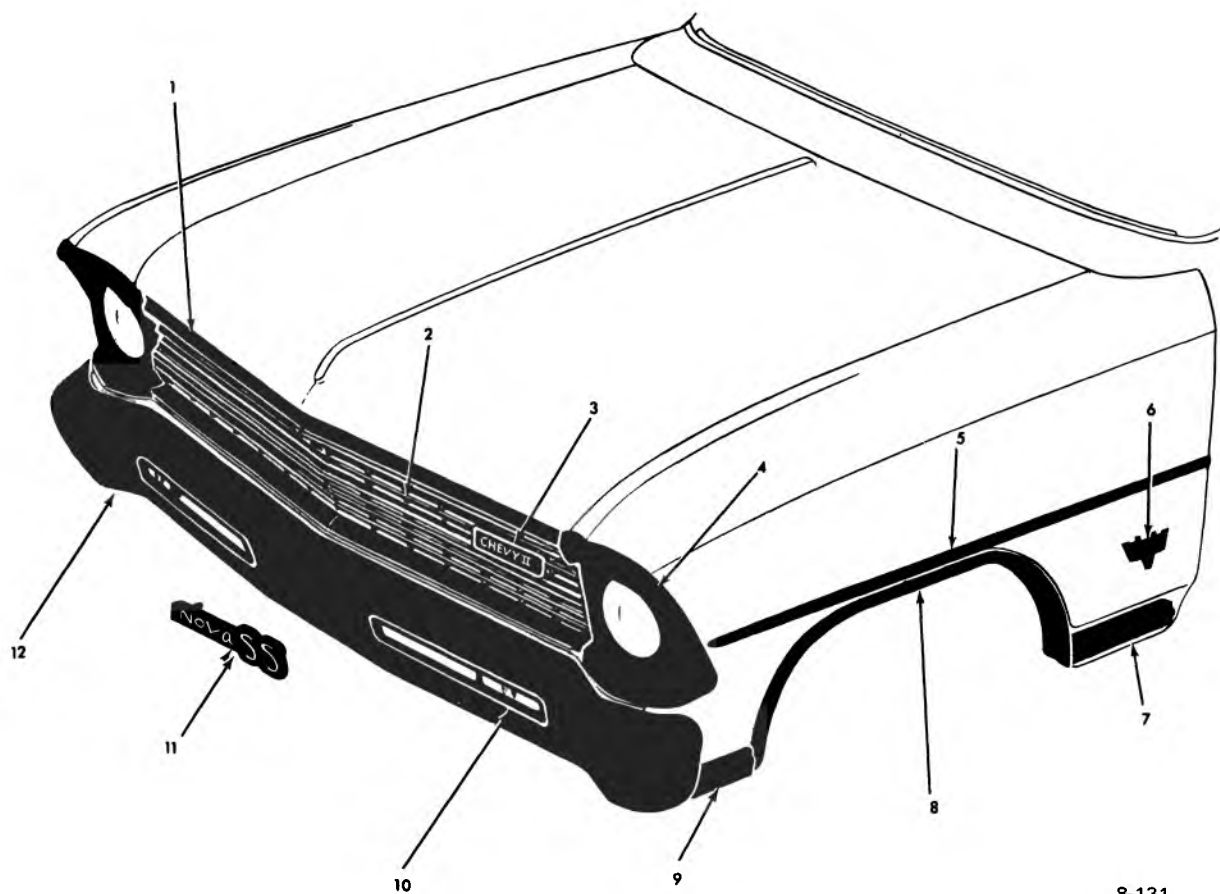
1.	8.055	MOULDING, Hood Pnl. Rr. Edge .....	3996996	4.	8.132	MOULDING ASSY., Frt. Fdr. Si. Rr. ....	360951-52
2.	8.132	MOULDING UNIT, Frt. Fdr. Si. Upr .....	6258054	5.	8.132	MOULDING, Frt. Fdr. W/H Opg. ....	6258033-34
3.	8.147	PLATE UNIT, Frt. Fdr. Si. Name .....	6258310	6.	8.132	MOULDING UNIT, Frt. Fdr. Si. Frt. ....	360949-50



8-130

### 1966 CHEVY II—FRONT

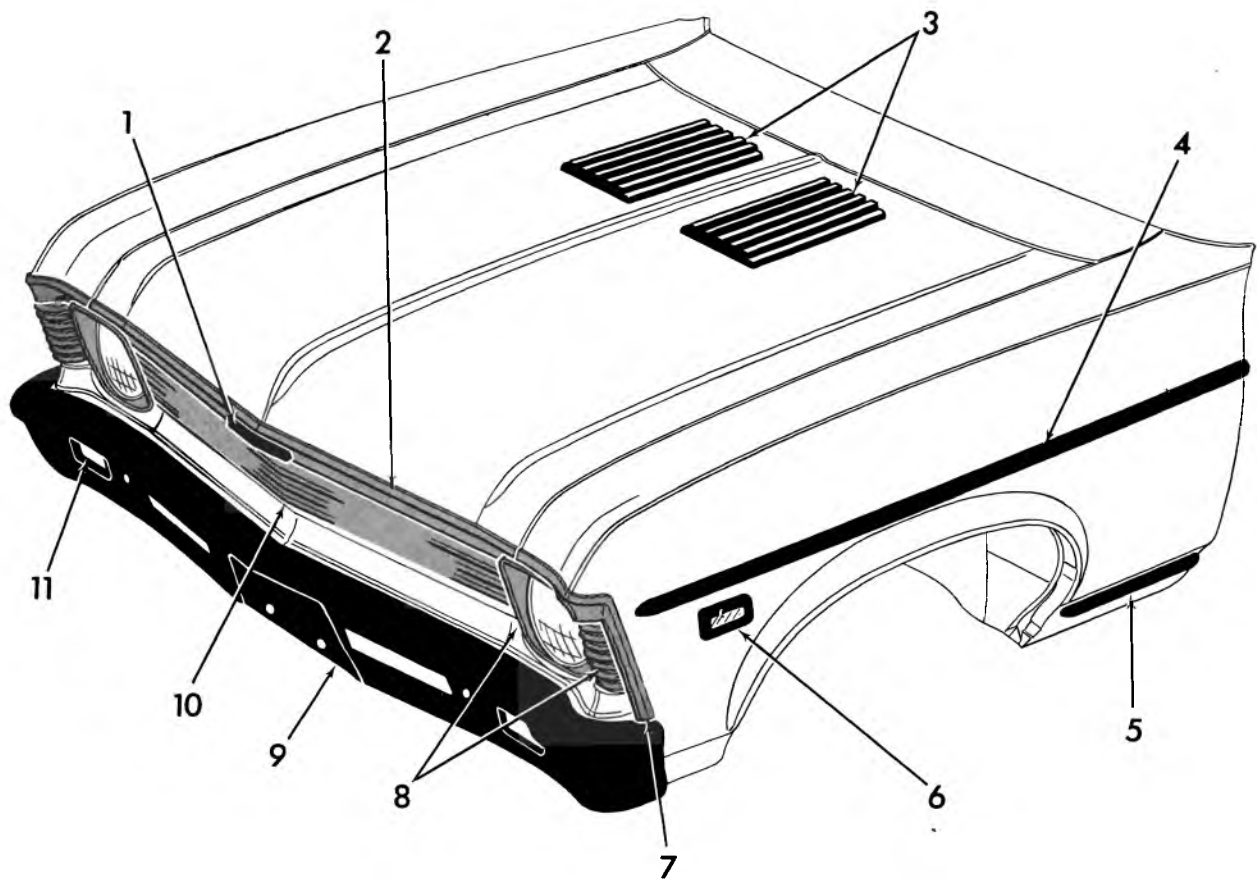
1.	8.055	MOULDING UNIT .....	3881472	8.	2.585	LAMP ASSY. ....	910977-78
2.	8.055	EMBLEM UNIT .....	3878611	9.	1.303	PLATE—Name .....	3874540
3.	8.132	MOULDING UNIT .....	3885398	10.	1.303	EMBLEM .....	3875713
4.	8.147	EMBLEM .....	3840318	11.	1.266	GRILLE ASSY. ....	3885299
5.	8.132	MOULDING UNIT .....	3886271-72	12.	1.268	MOULDING UNIT .....	3886274
6.	2.728	BEZEL .....	3866885	13.	7.831	BAR .....	3866471
7.	8.132	MOULDING UNIT .....	3886269-70				



8-131

### 1967 CHEVY II FRONT

1.	8.055	MOULDING UNIT .....	3904654	7.	8.132	MOULDING UNIT .....	3904659-60
2.	1.266	GRILLE ASSY. ....	3886428	8.	8.132	MOULDING UNIT .....	3886271-72
3.	1.303	PLATE UNIT .....	3904672	9.	8.132	MOULDING UNIT .....	3904657-58
4.	2.728	BEZEL .....	3892281-82	10.	2.585	LAMP ASSY. ....	910977-78
5.	8.132	MOULDING UNIT .....	3904656	11.	8.055	EMBLEM UNIT .....	3904655
6.	8.147	EMBLEM .....	3840318	12.	7.831	BAR .....	3866471

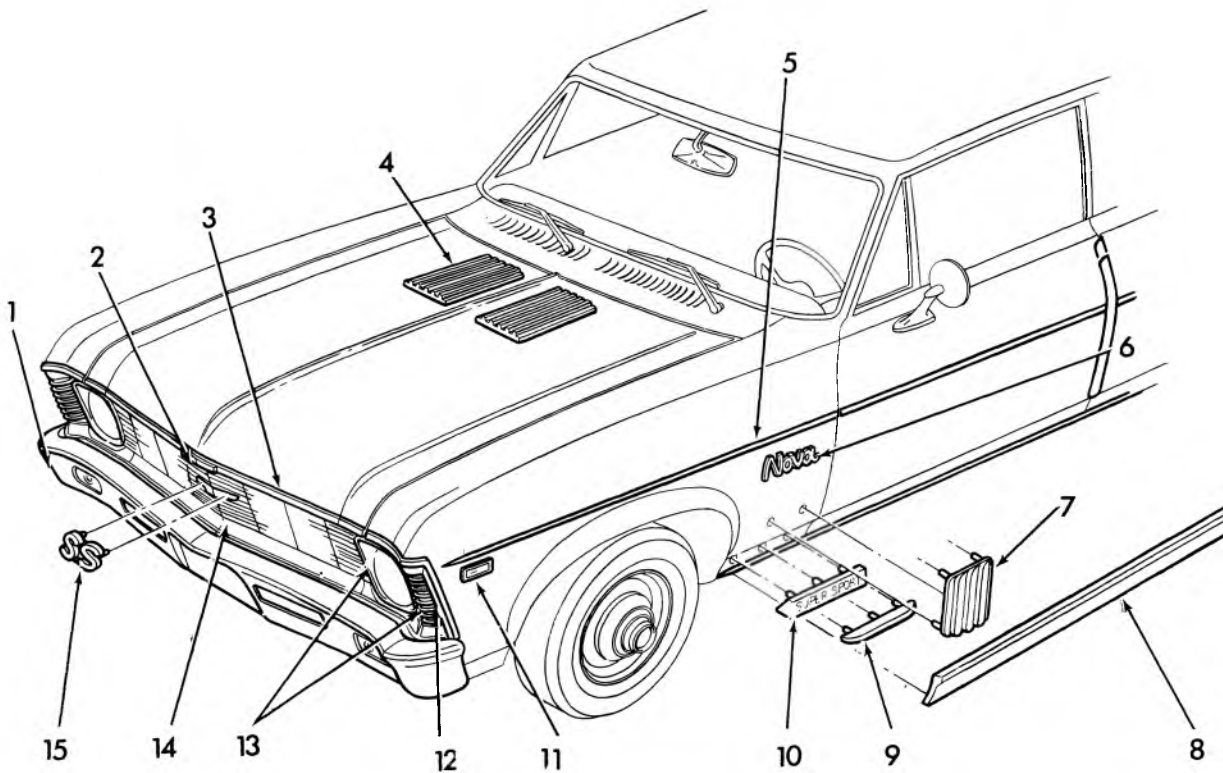


8-132

### 1968 CHEVY II—FRONT

1.	8.055	EMBLEM .....	3919092	5.	8.132	MOULDING UNIT .....	3929263-4
2.	8.055	MOULDING UNIT .....	3927930	6.	2.575	2-BEZEL (4-6 Cyl.) .....	3925429
3.	8.055	ORNAMENT .....	3927442	7.	8.132	MOULDING UNIT .....	3927549-50
	8.055	1-BEZEL .....	3927443	8.	2.728	BEZEL .....	3914759-60
	8.055	1-SEAL .....	3949698	9.	7.831	BAR .....	3903514
	8.921	6-NUT (3/16") .....		10.	1.266	GRILLE .....	3962979
4.	8.132	MOULDING UNIT .....	3929261	11.	2.585	2-LAMP ASSY. ....	916211

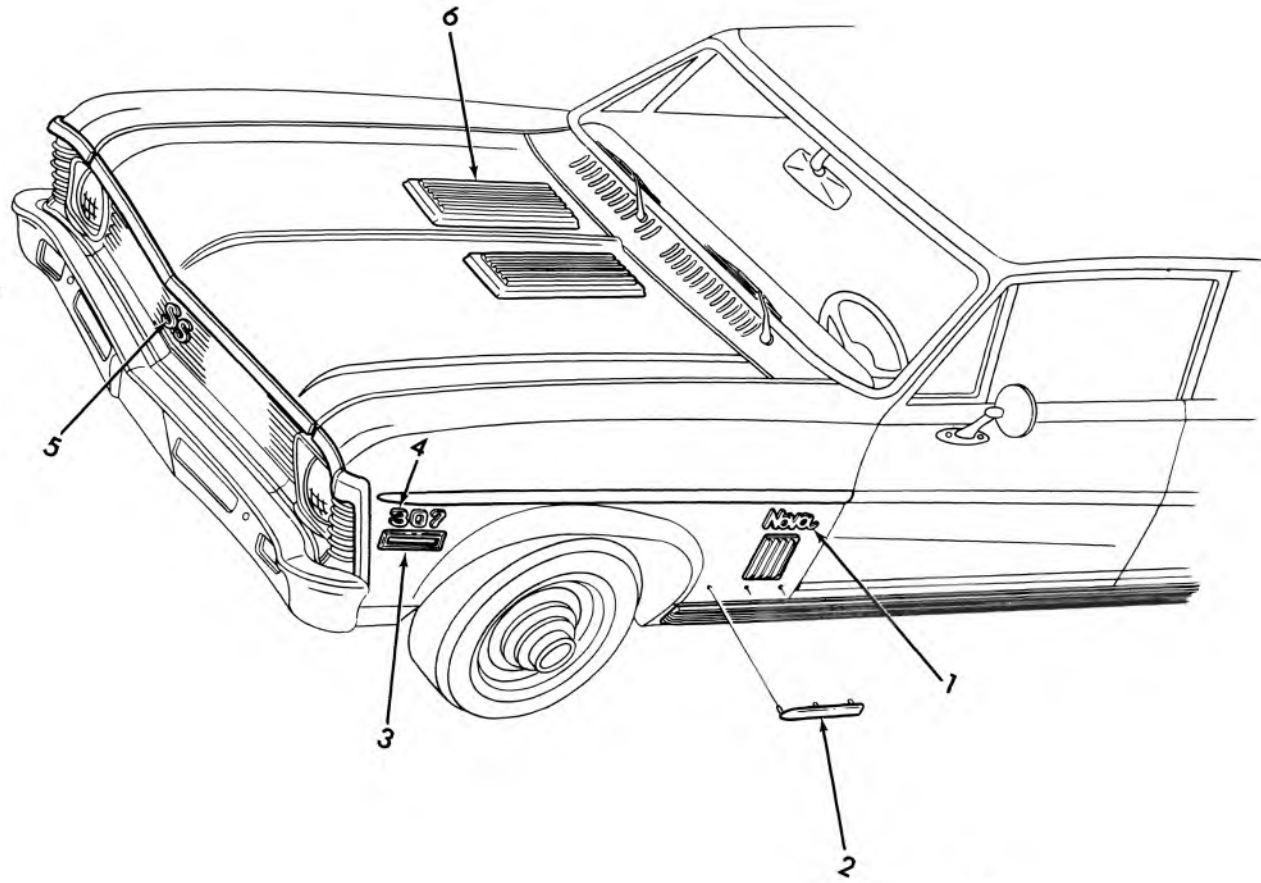




8-133

### 1969-70 NOVA FRONT

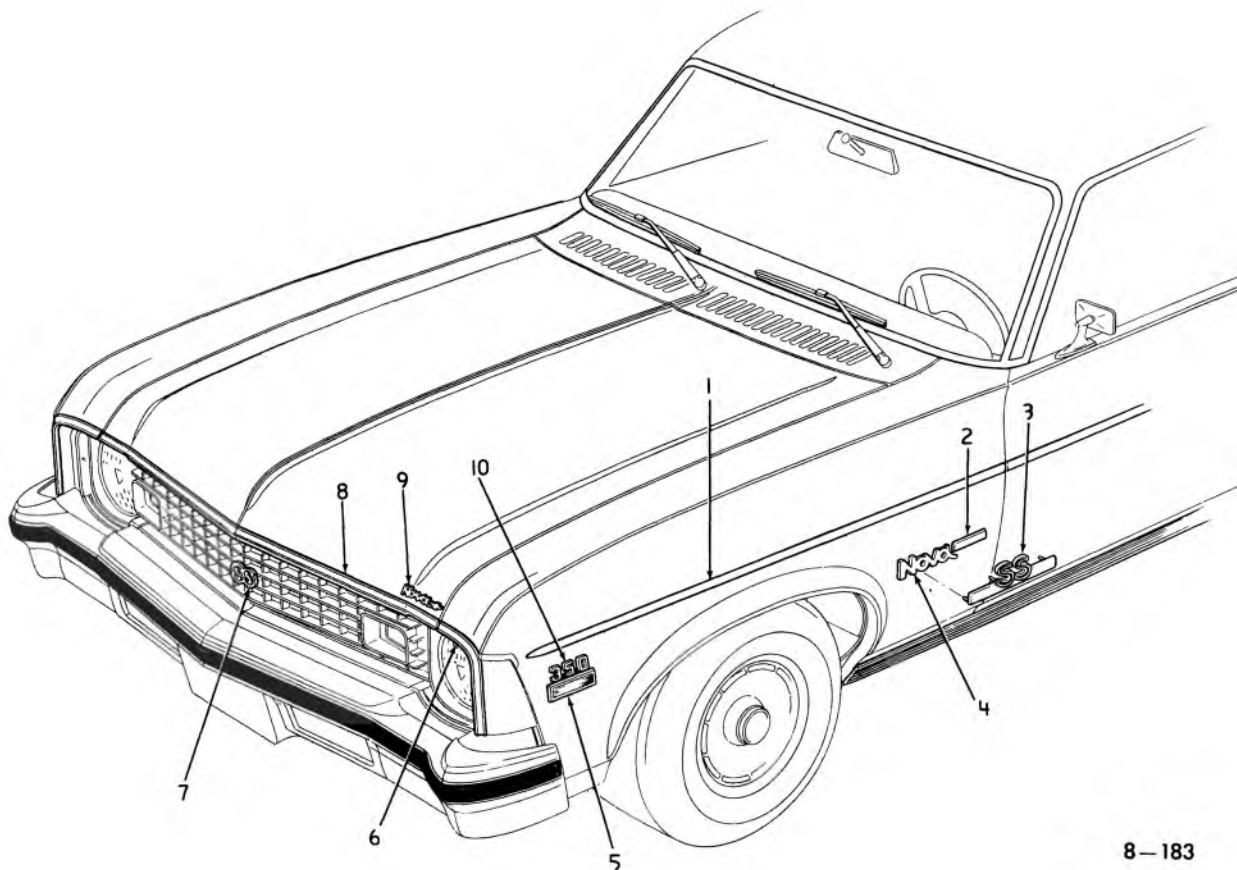
1. 7.831 BAR .....	3903514	8. 8.304 MOULDING UNIT .....	3927547-48
2. 8.055 EMBLEM UNIT .....	3953840	9. 8.132 MOULDING UNIT .....	3929263-64
3. 8.055 MOULDING UNIT .....	3927930	10. 8.147 PLATE .....	3927458
4. 8.055 ORNAMENT-Hood .....	3927442	11. 2.575 V-8 BEZEL .....	3929993-94
8.055 SEAL .....	3949698	2.575 L-6BEZEL .....	3925429
8.015 BEZEL .....	3927443	12. 8.132 MOULDING UNIT .....	3927549-50
8.916 NUT-3/16		13. 2.728 BEZEL .....	3957033-34
5. 8.132 MOULDING UNIT .....	3953841-42	14. 1.266 GRILLE .....	3962979
6. 8.147 PLATE .....	3953676	15. 1.303 EMBLEM UNIT .....	3918871
7. 8.147 ORNAMENT UNIT .....	3953843		



8-169

- | 1971-72 NOVA FRONT END MOULDING |            |
|---------------------------------|------------|
| 1. 8.147 PLATE .....            | 3953676    |
| 2. 8.132 MOULDING UNIT .....    | 3929263-64 |
| 3. 2.575 BEZEL .....            | 3962933    |
| 4. 8.147 EMBLEM .....           | 3970536    |
| 5. 1.303 EMBLEM .....           | 3927442    |
| 6. 8.055 ORNAMENT .....         | 3949698    |
| 8.055 SEAL .....                | 3927443    |
| 8.015 BEZEL .....               |            |

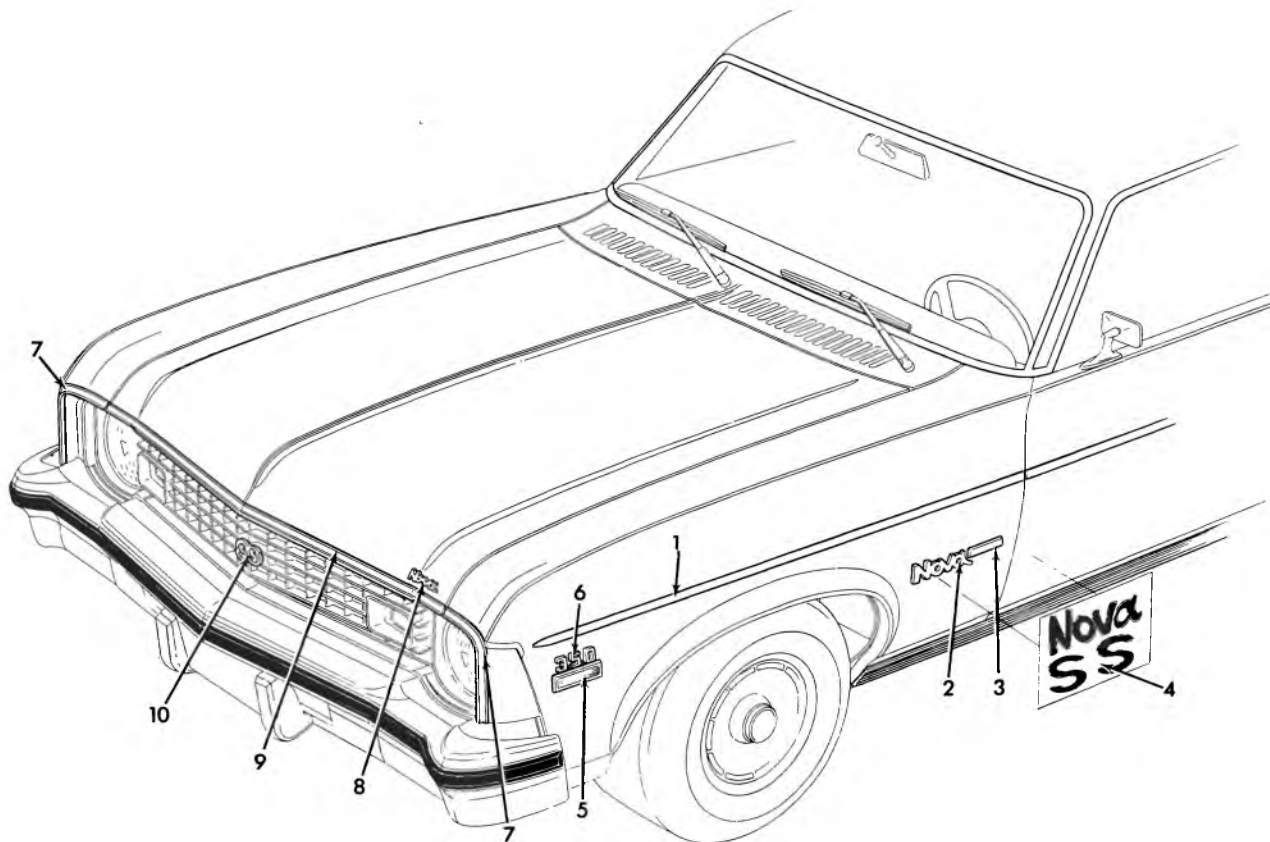
7-75



8-183

### 1973 NOVA FRONT END MOULDING


1. 8.132 MOULDING ASSY.....	3998389-90	6. 8.132 MOULDING ASSY.....	6258147-48
2. 1.303 PLATE .....	6258152	7. 1.303 EMBLEM .....	6258813
3. 1.303 EMBLEM .....	6259618	8. 8.055 MOULDING UNIT .....	6258149
4. 8.147 EMBLEM .....	6258150	9. 8.147 PLATE .....	328740
5. 2.575 BEZEL .....	3962933	10. 8.147 EMBLEM .....	3970546



8-210

### 1974 NOVA FRONT END MOULDINGS

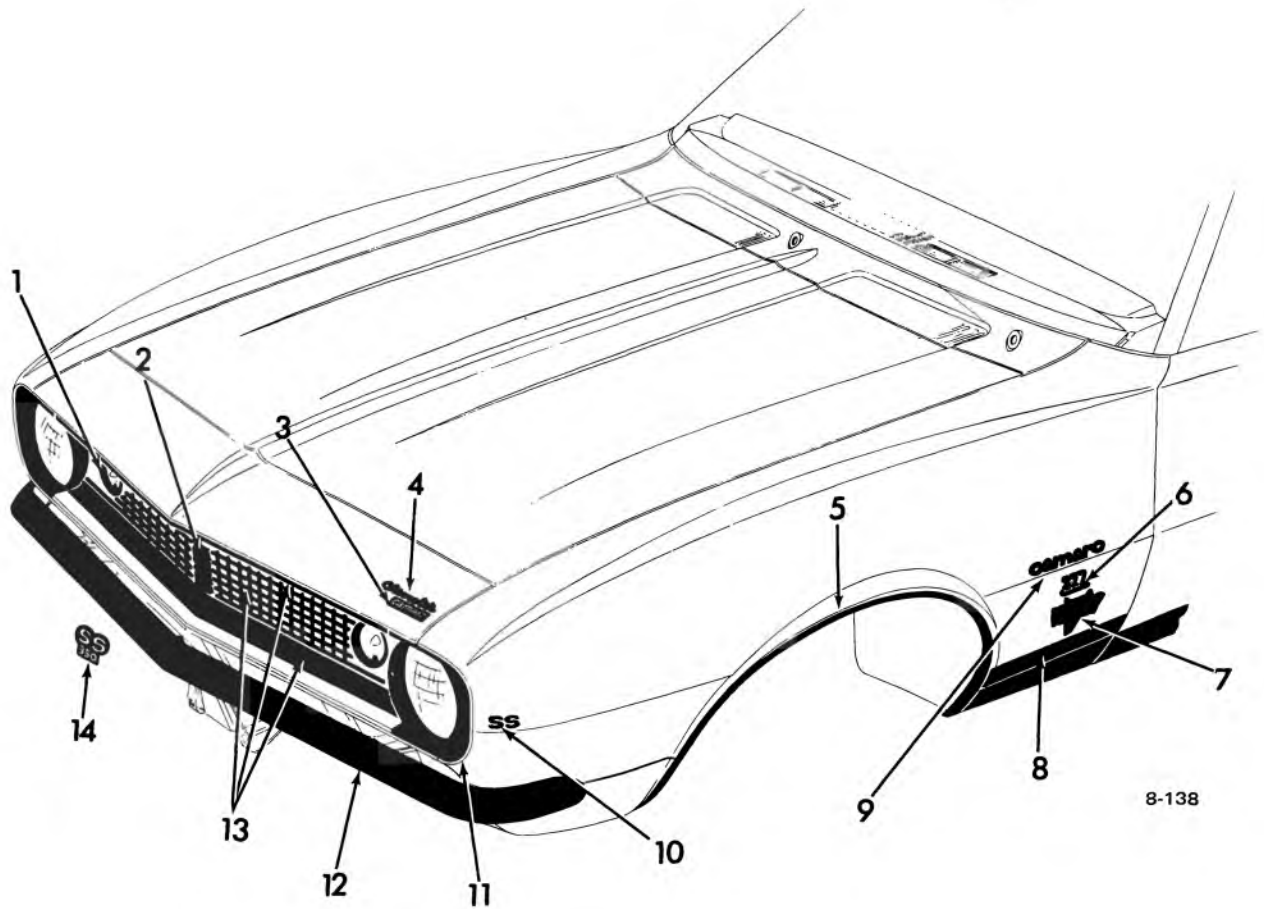
1. 8.132	MOULDING ASM, Frt. Fdr. Si. L.H. . . . .	3998399	6. 8.147	EMBLEM, Front Fender . . . . .	3970546
2. 8.147	PLATE UNIT, Frt. Fdr. Name . . . . .	6258150	7. 8.132	MOULDING UNIT, Front Fender	
3. 8.147	EMBLEM UNIT, Front Fender . . . . .	6258151		Ext. L.H.-R.H. . . . .	6258147-48
4. 8.132	DECAL, Front Fender . . . . .	341069	8. 8.055	PLATE, Hood Panel Home . . . . .	6260837
5. 2.575	BEZEL, Front Fender Side		9. 8.055	MOULDING UNIT, Hood Panel . . . . .	6258149
	Mocker Lamp . . . . .	3962933	10. 1.303	EMBLEM, Rad. Grl. . . . .	333702



8-220

### 1975 NOVA FRONT END MOULDINGS

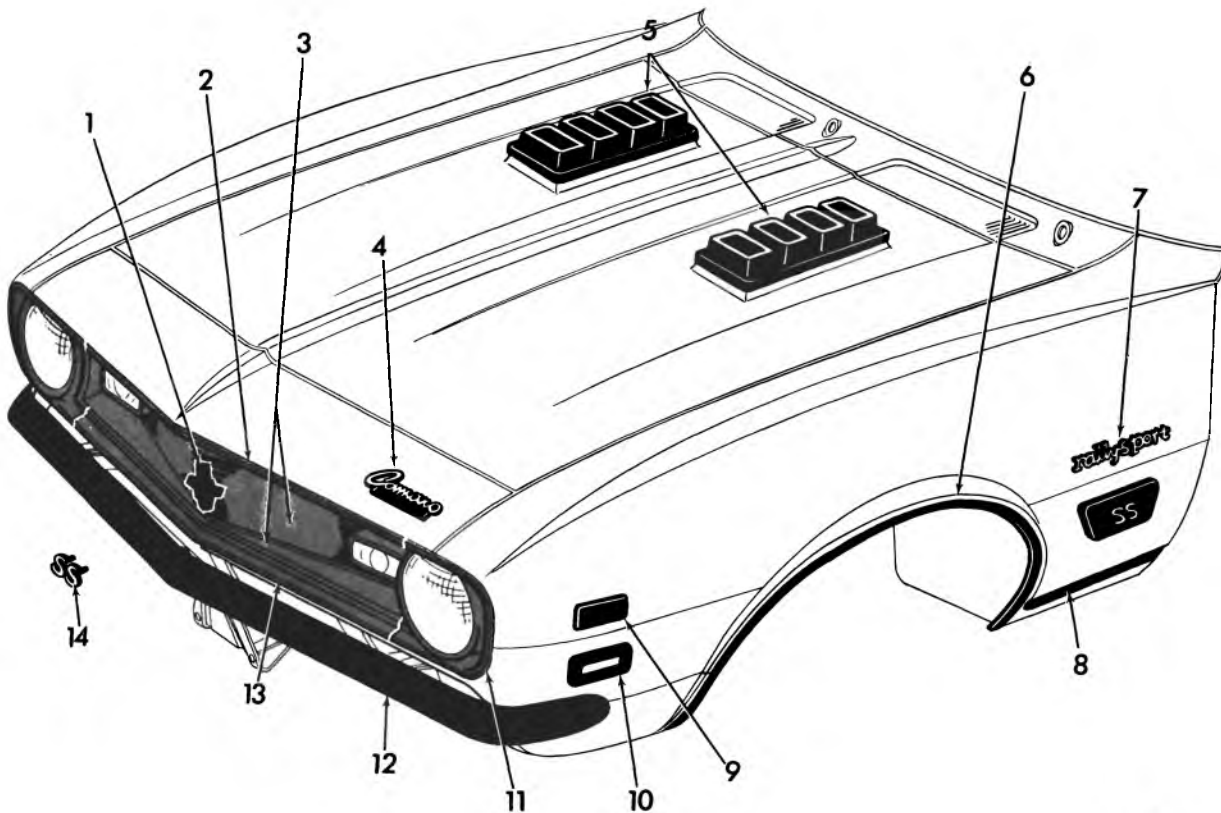
1.	8.132	MOULDING ASM., Frt. Fdr. Si. ....	355999	3.	8.132	MOULDING, Whlhse. Opng ..	231805-04
2.	8.147	EMBLEM, Frt. Fdr. Name .....	358755	4.	2.575	BEZEL, Marker Lmp. ....	3962933
					2.575	LAMP ASM. ....	912100



8-138

### 1967 CAMARO FRONT

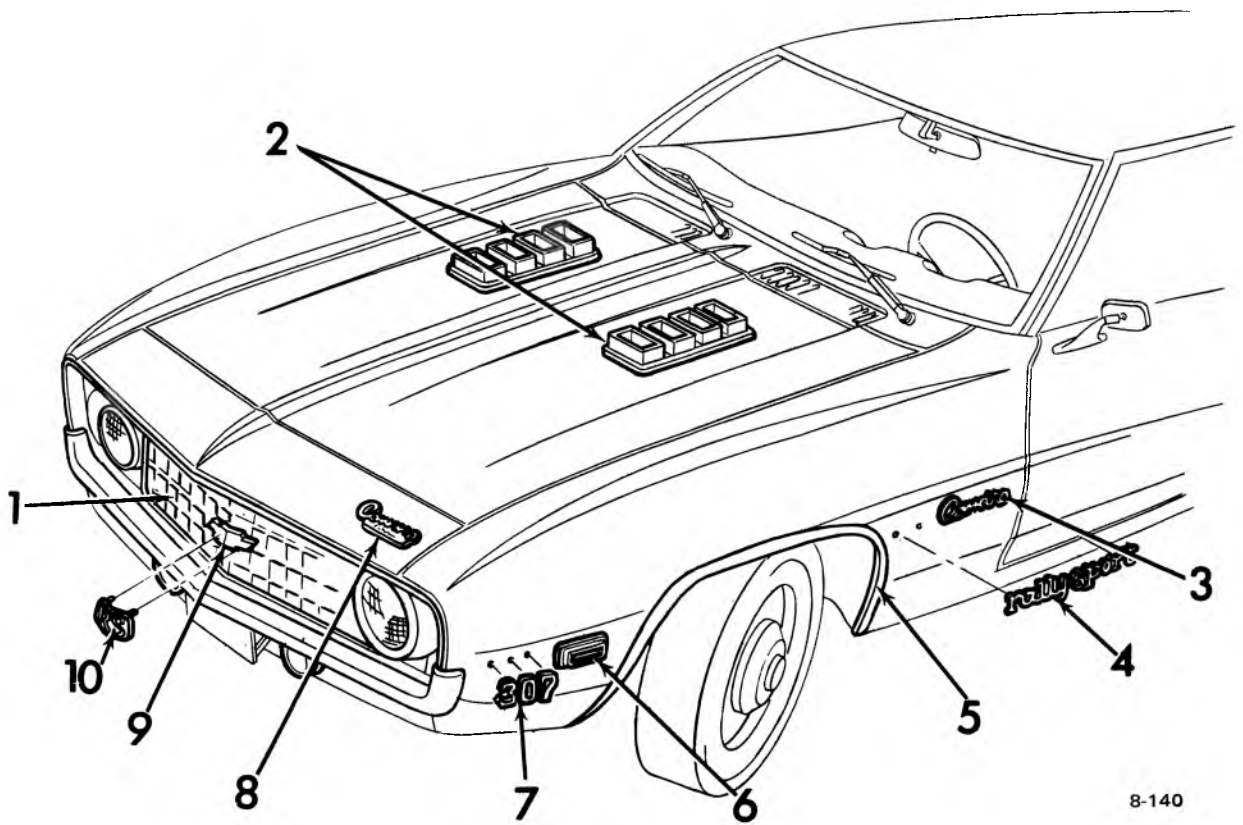
1. 2.585 LAMP ASSY. ....	911259-60	8. 8.132 MOULDING UNIT .....	3912087-88
2. 1.303 EMBLEM UNIT .....	3907915	9. 8.147 PLATE UNIT .....	3907901
3. 1.303 PLATE UNIT .....	3912192	10. 8.147 LETTER UNIT (RS) .....	3904573
4. 1.303 PLATE UNIT .....	3910000	8.147 LETTER UNIT (SS) .....	3917718
5. 8.132 MOULDING UNIT .....	9785881-80	11. 2.728 BEZEL .....	3886613-14
6. 8.147 EMBLEM UNIT .....	3865834	12. 7.831 BAR .....	3929954
7. 8.147 EMBLEM UNIT (250) .....	3904567	13. 1.266 GRILLE .....	3905746
8.147 EMBLEM (327) .....	3840318	14. 1.303 EMBLEM UNIT .....	3918871



8-139

### 1968 CAMARO FRONT

1.	1.303	EMBLEM .....	3921860	9.	8.147	1-EMBLEM .....	3927483-84
	1.303	PLATE .....	3921862	10.	2.575	LAMP ASSY. ....	916581
2.	1.266	GRILLE ASSY.-Upper .....	3914771	11.	2.728	BEZEL .....	3886613-14
	8.932	6-WASHER .....		12.	7.831	BAR .....	3929954
3.	1.266	GRILLE ASSY. ....	3914772	13.	1.266	GRILLE ASSY.-Lower .....	3914773
4.	1.303	PLATE .....	3916654	14.	1.303	1-EMBLEM (RS) .....	3919194
5.	8.055	ORNAMENT UNIT .....	3930909-10		1.303	1-PLATE (RS) .....	3916669
6.	8.132	MOULDING UNIT .....	9785881-80		1.303	1-EMBLEM (SS) .....	3921860
7.	8.147	PLATE .....	3916692		1.303	1-PLATE (SS) .....	3921862
8.	8.132	MOULDING UNIT .....	3928527-28				

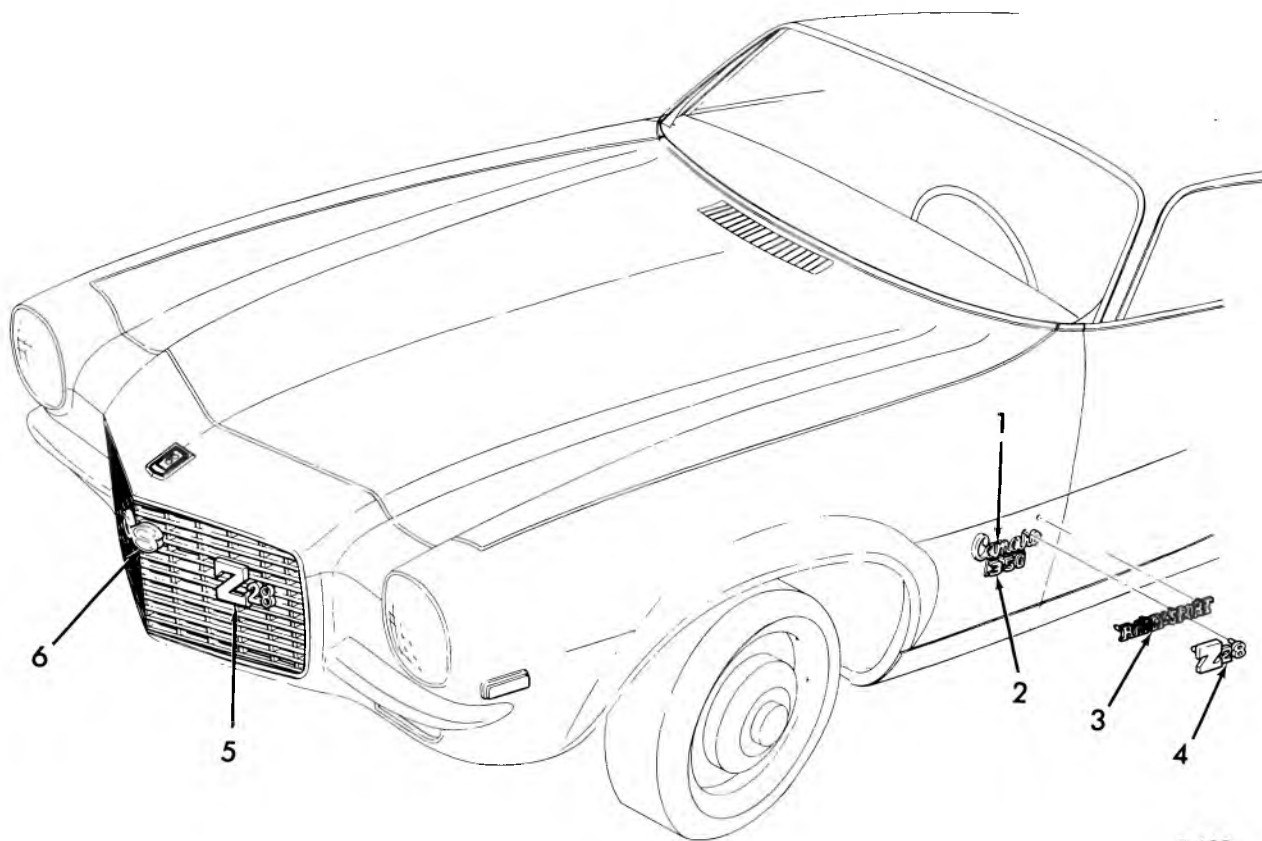


8-140

### 1969 CAMARO FRONT

1.	1.266	GRILLE	3957044	6.	2.575	BEZEL	3943269
2.	8.055	ORNAMENT	3930909-10	7.	8.147	EMBLEM UNIT (250)	3957805
	8.055	SEAL	3949698		8.147	EMBLEM UNIT (307)	3957933-34
	8.055	SCREEN	3927468		8.147	EMBLEM UNIT (350)	3953627-28
	8.055	PLATE	3927471-72		8.147	EMBLEM UNIT (396)	3953629
	8.916	NUT			8.147	EMBLEM UNIT (302)	3957935-36
	8.055	TUBE	3903974	8.	N.S.	PLATE	
3.	8.147	PLATE	3916660	9.	1.303	EMBLEM UNIT	3958639
4.	8.147	PLATE UNIT	3953633	10.	1.303	EMBLEM UNIT	3958641
5.	8.132	MOULDING	3953635-36				

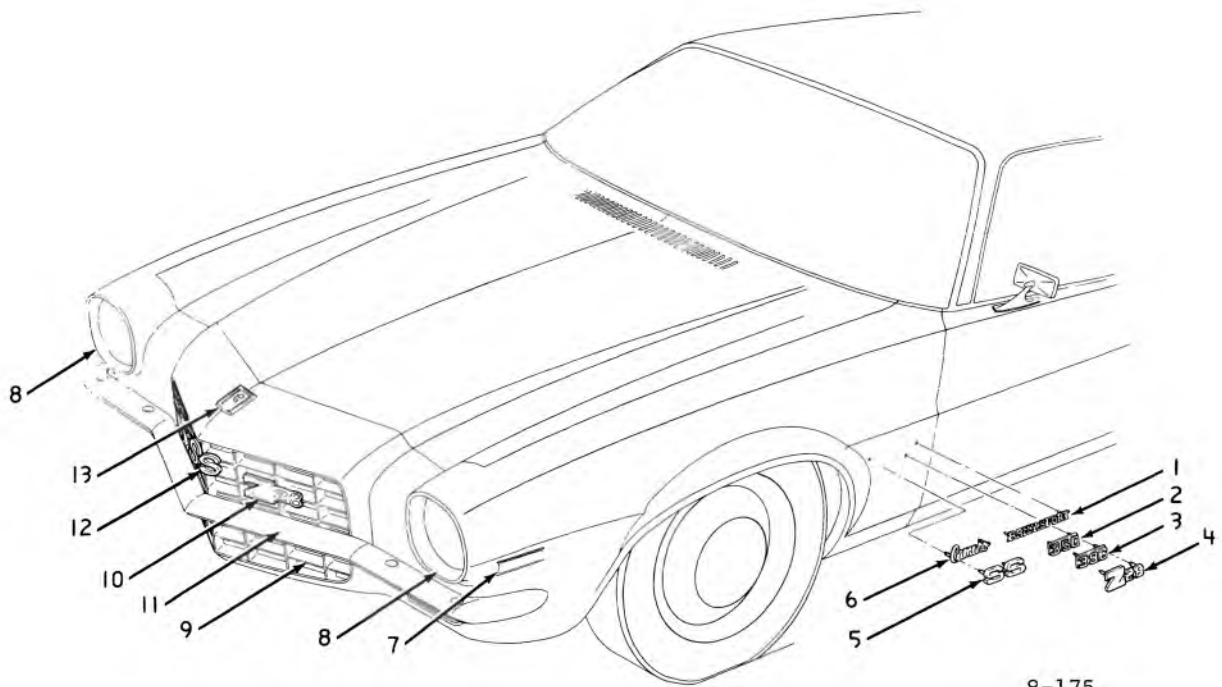




8-103

### 1971 CAMARO FRONT END MOULDINGS


1.	8.147	NAMEPLATE	.....	3981851	4.	8.147	EMBLEM	.....	3981956
2.	8.147	EMBLEM	.....	3988830	5.	1.303	EMBLEM	.....	3981924
3.	8.147	NAMEPLATE	.....	3981852	6.	1.303	EMBLEM	.....	3981921



8-175

### 1972 CAMARO FRONT END MOULDINGS

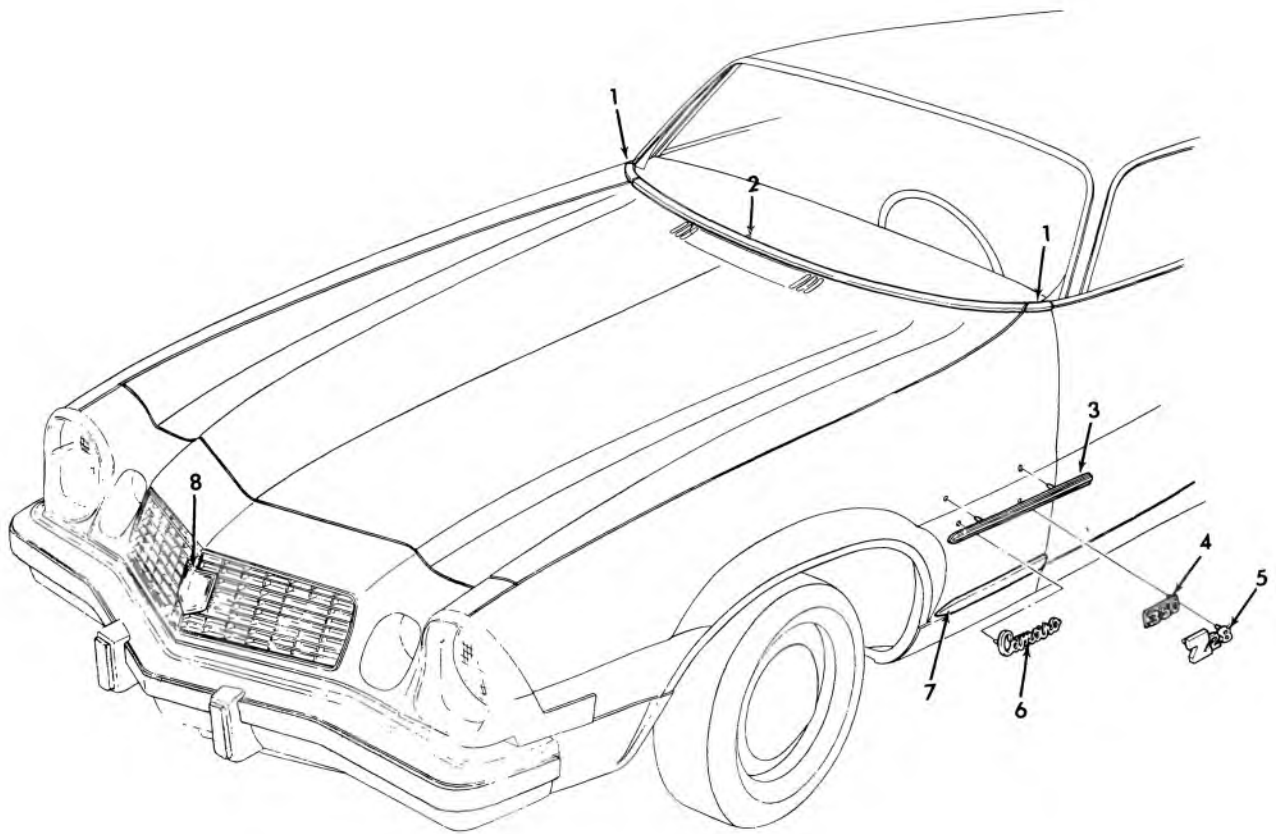
1.	8.147	NAME PLATE	3981852	8.	2.728	BEZEL	3962943-44
2.	8.147	EMBLEM	3988830	9.	1.266	GRILLE	3967175
3.	8.147	EMBLEM	3988829	10.	1.303	EMBLEM	3981924
4.	8.147	EMBLEM	3981956	11.	7.831	BAR FRONT	3986576
5.	8.147	EMBLEM	3987377	12.	1.303	EMBLEM	3981921
6.	8.147	NAME PLATE	3981851	13.	1.303	EMBLEM	3996683
7.	2.585	LAMP ASSY.	917169-70				



8-176

### 1973 CAMARO FRONT END MOULDINGS

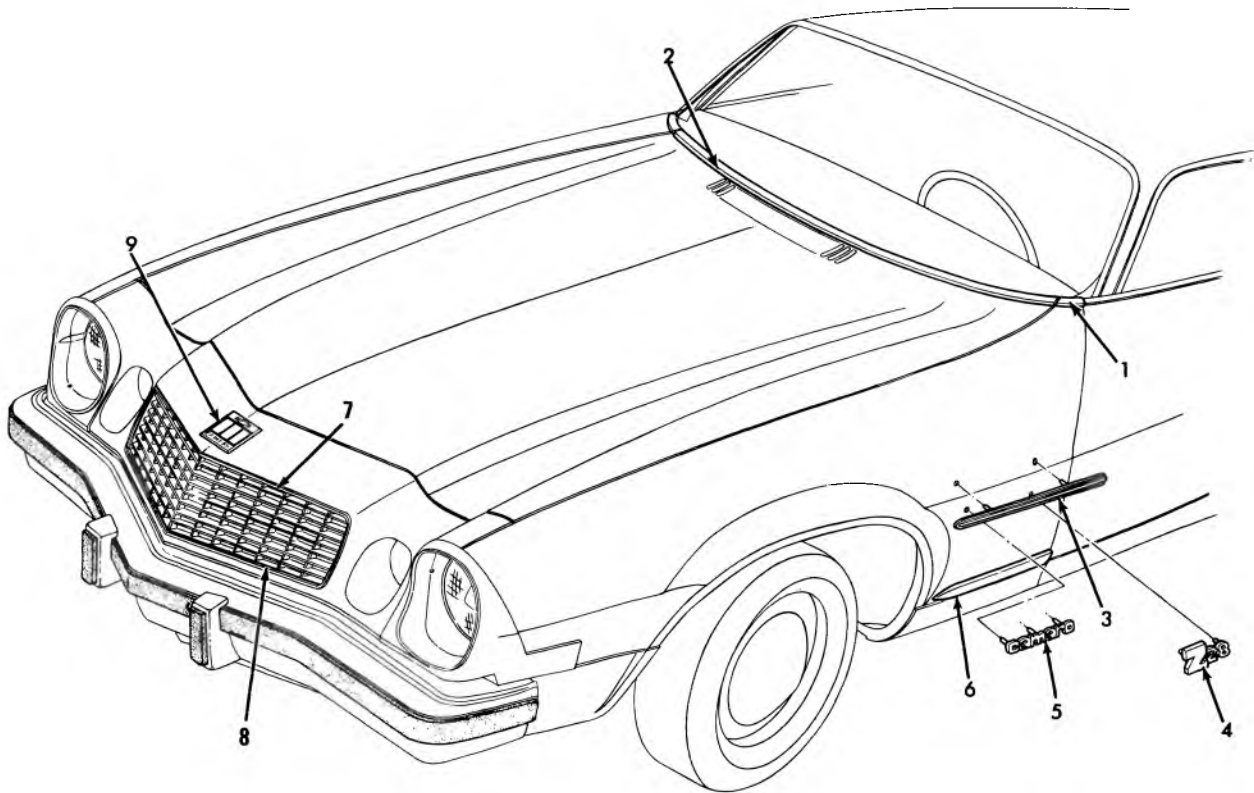
1.	8.055	MOULDING	3998834	6.	8.147	EMBLEM UNIT	3988830
2.	8.132	MOULDING UNIT	3986059-60	7.	8.147	NAME PLATE UNIT	3981851
3.	8.132	MOULDING	6258317	8.	8.132	MOULDING UNIT	6259429-30
4.	8.147	NAME PLATE UNIT	3981852	9.	1.303	EMBLEM UNIT	338239
5.	8.147	EMBLEM	3981956	10.	1.303	EMBLEM	3996683



8-204

### 1974 CAMARO FRONT END MOULDINGS


1.	8.132	MOULDING UNIT, front fender . . .	3986059-60	5.	8.147	EMBLEM UNIT, front fender . . . . .	3981956
2.	8.055	MOULDING, hood panel . . . . .	3998834	6.	8.147	PLATE UNIT, frt. fender name . . . . .	3981851
3.	8.147	MOULDING UNIT, frt. fender side . . . . .	6228317	7.	8.132	MOULDING UNIT, side lower . . . . .	6259429-30
4.	8.147	EMBLEM UNIT, front fender . . . . .	3988830	8.	1.303	EMBLEM UNIT, radiator grille . . . . .	6260836



8-223


### 1975 CAMARO FRONT END MOULDINGS

1.	8.132	MOULDING, Frt. Fdr. ....	3984069-70	6.	8.132	MOULDING UNIT, Frt.	
2.	8.055	MOULDING, Hood. Pnl. ....	3998834			Fdr. Si. Lwr. ....	6254229-30
3.	8.132	MOULDING UNIT, Frt.		7.	1.303	MOULDING, Rad. Grille	
		Fdr. Side .....	493383			Hdr. Pnl. Upr. ....	344423
4.	8.147	EMBLEM UNIT, Frt. Fdr. ....	3981956	8.	1.303	MOULDING, Rad Grille	
5.	8.147	PLATE UNIT, Frt.				Hdr. Pnl. Lwr. ....	6260912
		Fdr. Name .....	358798	9.	1.303	EMBLEM, Rad. Grille Hdr. ...	358799




- 1. 10.354 STRIPE Black . . . . . 3957064\*
- 10.354 STRIPE White . . . . . 3957065\*
- 10.354 STRIPE Red . . . . . 3957066\*
- 2. 8.800 STENCIL UNIT R.H. . . . . 1051018
- 8.800 STENCIL UNIT L.H. . . . . 1051019

\*NOTE: Cut as required




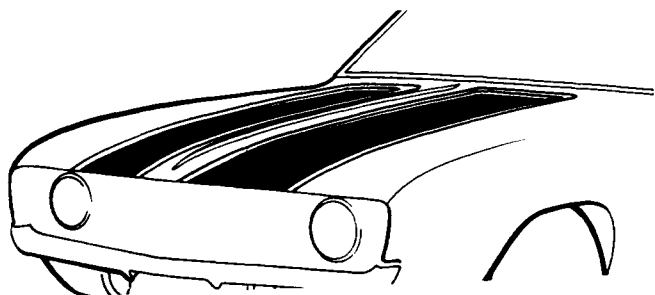
- 1. 10.354 STRIPE Black . . . . . 3957064\*
- 10.354 STRIPE White . . . . . 3957065\*
- 10.354 STRIPE Red . . . . . 3957066\*
- 2. 8.800 STENCIL UNIT . . . . . 1051020

**1969 CAMARO ACCENT STRIPES**



8.171


Dealer must paint by hand.



8.800 STENCIL UNIT (Cpe.) . . . 1050687

8.800 STENCIL UNIT (Conv.) . . 1050688

### 1969 CAMARO ACCENT STENCILS

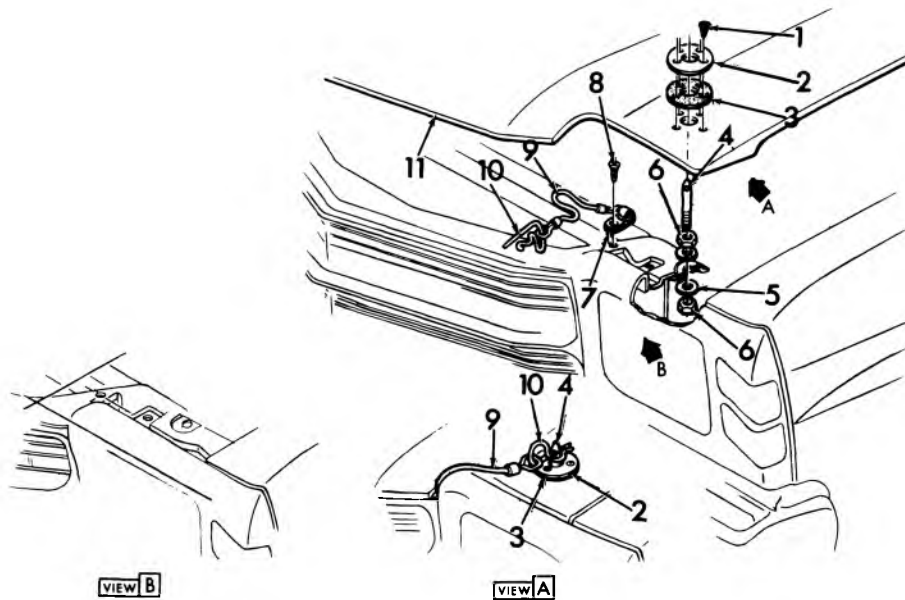


8-224

### 1975 VEGA FRONT END MOULDINGS

1.	1.303	PLATE ASSY., rad. grl. hdr. name	
2.	2.728	BEZEL, headlamp . . . . .	336513-14
3.	2.575	LAMP ASSY., si. mark. frt. fdr. . . . .	927920
4.	2.728	MOULDING, rad. grille . . . . .	6260833-34
5.	2.585	LAMP ASSY., parking . . . . .	912189-90
6.	1.268	MOULDING, rad. grille . . . . .	6260832

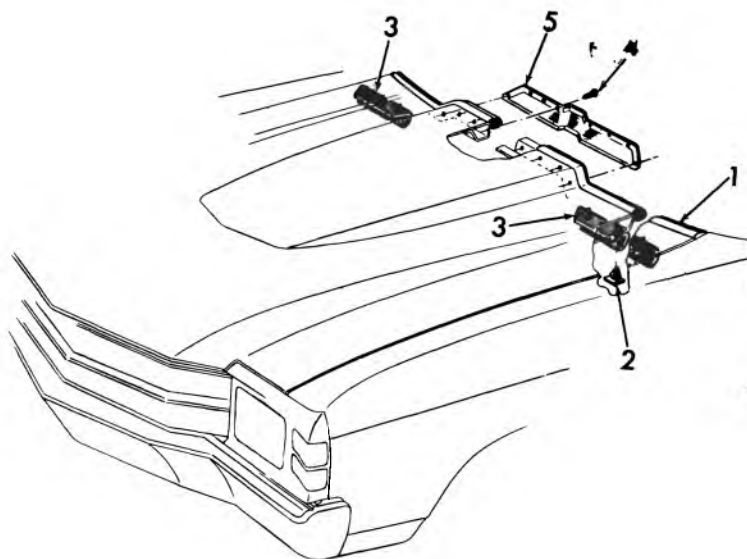




8-167

**1971-72 CHEVELLE SPECIAL DUCTED AIR HOOD-HOLD DOWN LOCK**

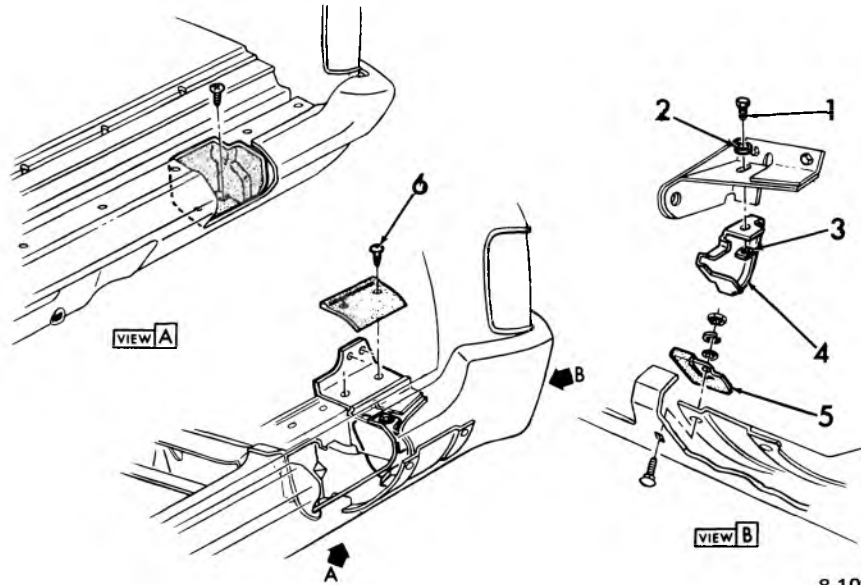
1. 8.977 SCREW (#10-16 x 5/8) .....		7. 8.036 CLIP .....	3975343
2. 8.036 PLATE .....	3975339	8. 8.977 SCREW (#8-18 x 1/2) .....	
3. 8.036 GASKET .....	3975340	9. 8.036 CABLE ASSY. ....	3975342
4. 8.036 STUD .....	3975338	10. 8.036 PIN .....	3975341
5. 16.714 WASHER (1/2 x 7/8) .....	3954735	11. 8.000 PANEL ASSY.—Hood .....	3987028
6. 8.916 NUT (1/2-20) .....			



8-168

**1971-72 CHEVELLE 454 CU. IN. HOOD  
WEATHERSTRIP AND SCREEN**

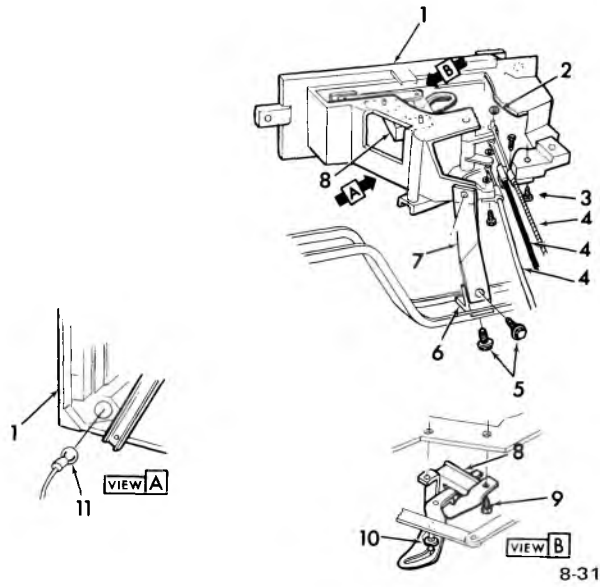
1. 8.055 MOULDING .....	3968501	4. 8.977 SCREW (#8-18 x 1/2) .....	
2. 8.143 CLIP .....	3950610	5. 8.147 SCREEN .....	3972919
3. 12.801 WEATHERSTRIP .....	3917431		



8-108

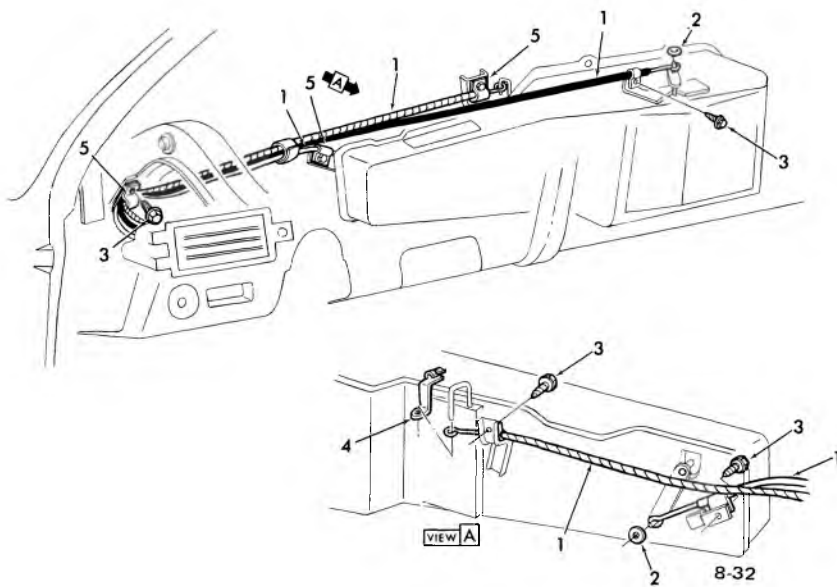
### 1971-72 CHEVELLE REAR BUMPER JACKING SUPPORT AND STEP PADS

- |  |                              |         |
|--|------------------------------|---------|
| 1. 8.900 BOLT (7/16-14 x 1)            | 4. 8.820 SUPPORT .....       | 3958300 |
| 2. 8.929 WASHER (15/32 x 15/16 x 7/64) | 5. 8.820 STOP ASSY. ....     | 3958358 |
| 3. 8.923 NUT (7/16-14)                 | 6. 8.977 SCREW (#8-18 x 1/2) |         |



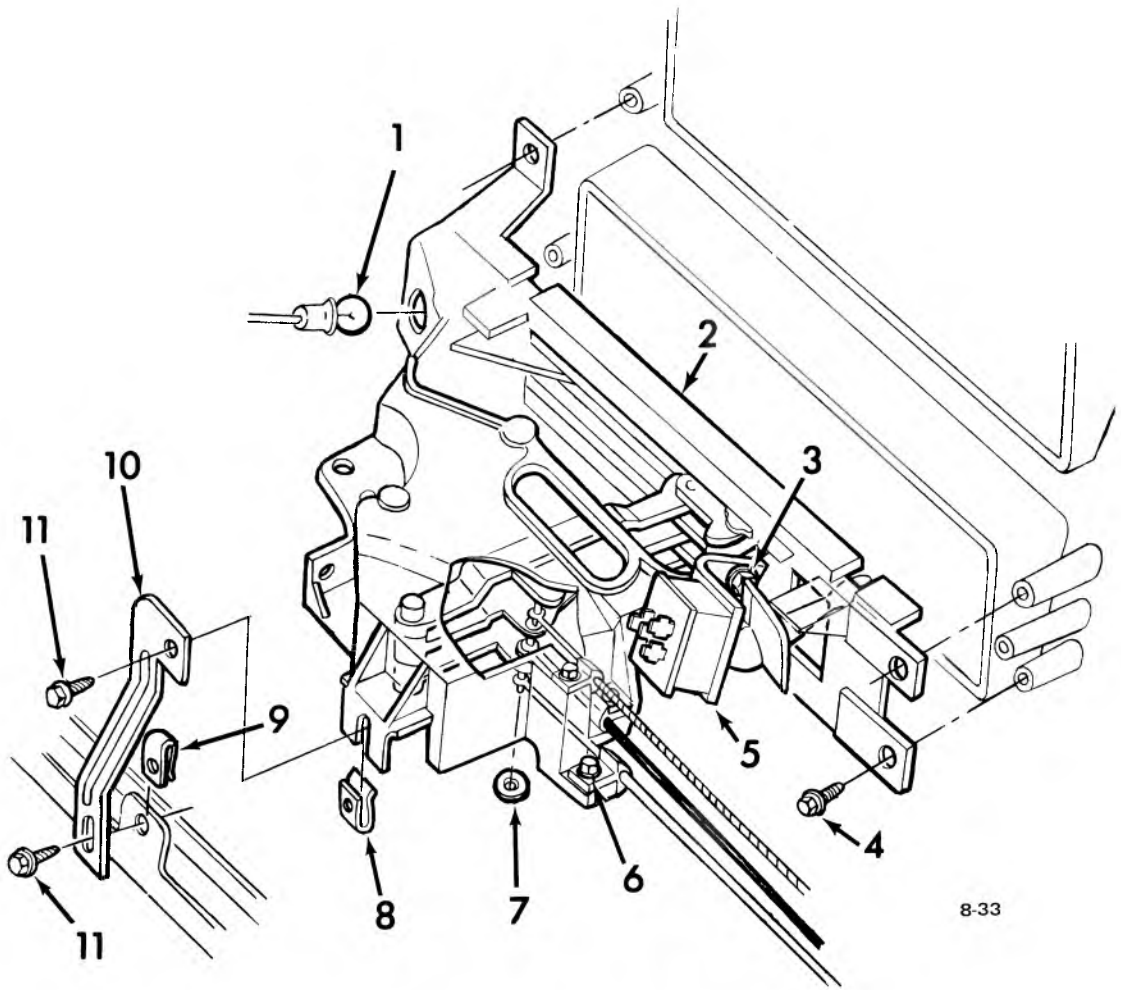
**1970 PASSENGER HEATER CONTROL ASSEMBLY**

- |          |                                  |           |                                 |
|----------|----------------------------------|-----------|---------------------------------|
| 1. 8.849 | CONTROL ASSY., Heater            | 7. 8.852  | SUPPORT, Heater Control         |
| 2. 8.921 | NUT (5/32)                       | 8. 8.852  | SWITCH ASSY., Htr. Control Blr. |
| 3. 8.977 | SCREW (10-16 x 5/8)              | 9. 8.977  | SCREW (10-24 x 3/8)             |
| 4. 9.787 | CABLE UNIT, Vent Htr. A/C Cables | 10. 8.852 | BUSHING, Vacuum Switch CAC      |
| 5. 8.977 | SCREW (10-16 x 7/16)             | 11. 8.991 | BULB No. 1895                   |
| 6. 8.852 | BRACKET, Htr. Control Supt.      |           |                                 |



**1970 PASSENGER HEATER CONTROL CABLES**

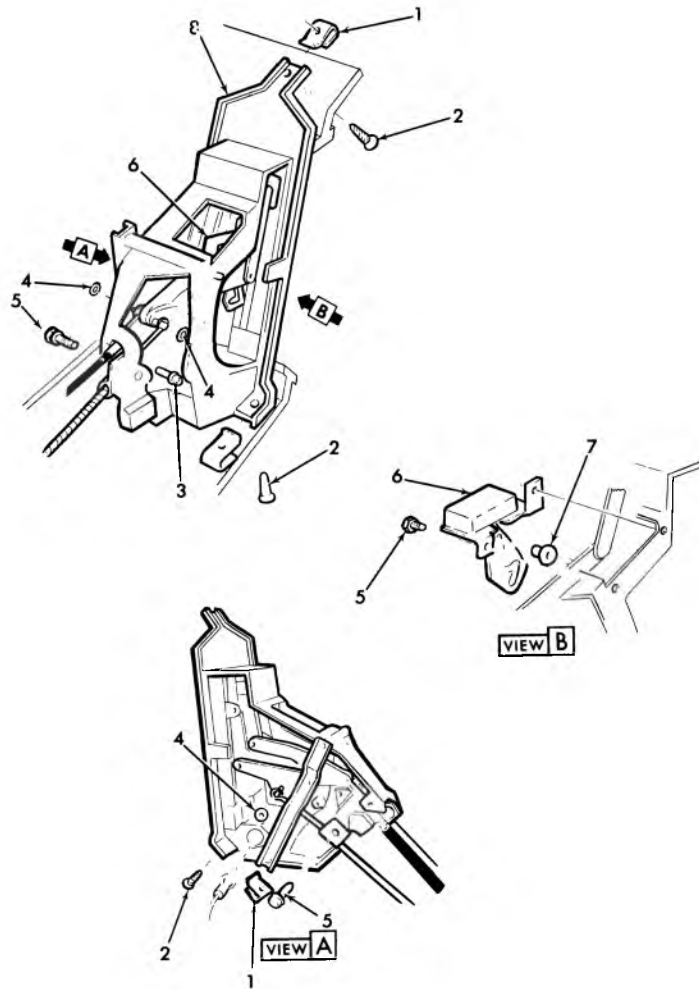
- |          |                                   |          |                          |
|----------|-----------------------------------|----------|--------------------------|
| 1. 9.787 | CABLE UNIT, Vents Htr. A/C Cables | 4. 9.787 | CLIP, Htr. Control Cable |
| 2. 8.921 | NUT (5/32)                        | 5. 8.846 | CLIP, Double Hose        |
| 3. 8.977 | SCREW (10-16 x 5/8)               |          |                          |



8-33

### 1970 CHEVELLE HEATER CONTROL

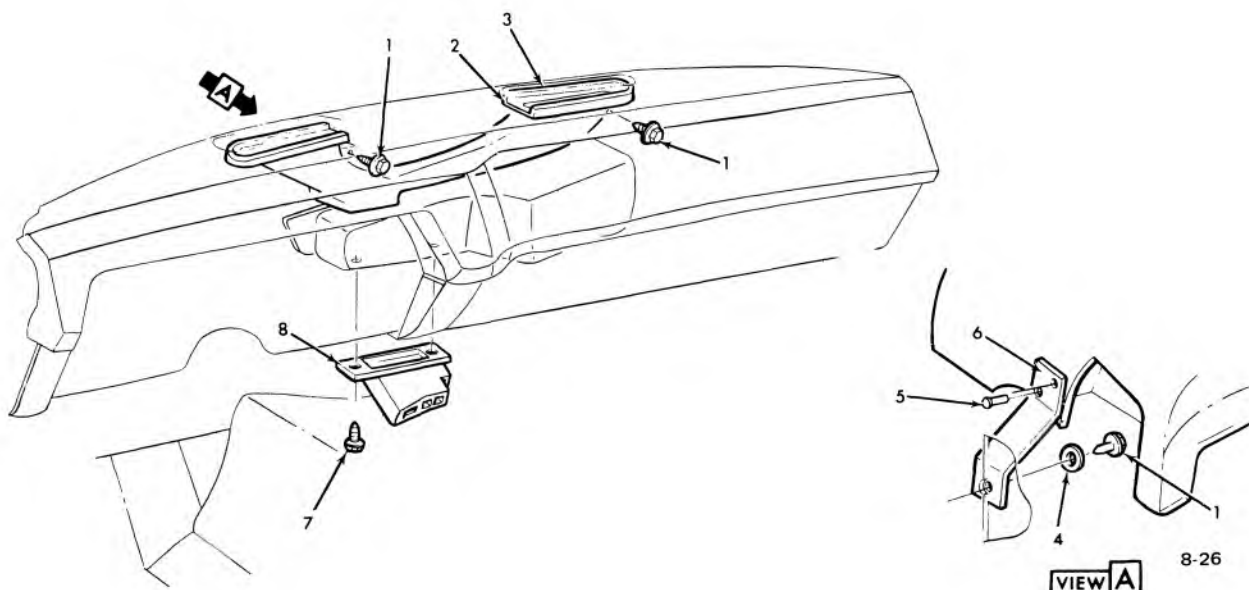
- |          |  |           |   |
|----------|--|-----------|---|
| 1. 8.991 | BULB   | 7. 8.921  | CABLE NUT                                     |
| 2. 8.849 | CONTROL, Heater . . . . . 3963700              | 8. 8.921  | U-NUT (8-18)                                  |
| 3. 8.977 | SCREW (8-18 x 3/8)                             | 9. 8.921  | U-NUT (8-18)                                  |
| 4. 8.977 | SCREW (8-18 x 5/8)                             | 10. 8.852 | BRACKET, Heater and Control . . . . . 3963770 |
| 5. 8.852 | SWITCH ASSY., Car Heater Control . . . 3963743 | 11. 8.977 | SCREW (8-18 x 1/2)                            |
| 6. 8.977 | SCREW (10-24 x 3/4)                            |           |   |



8-27

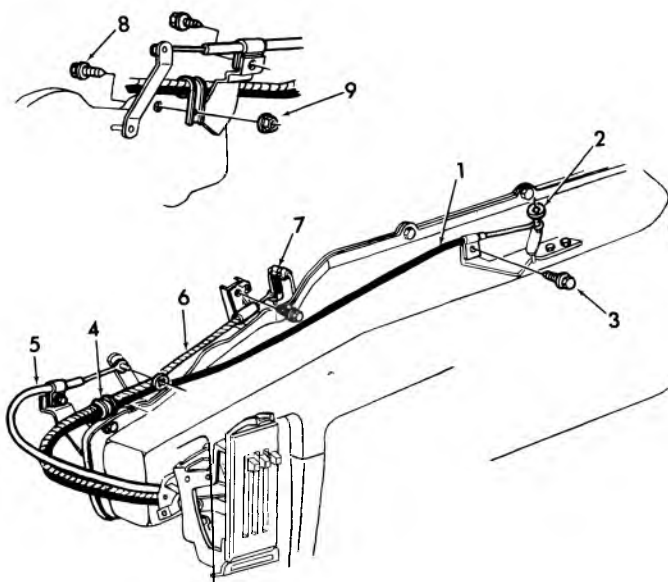
### 1969-73 NOVA HEATER CONTROL

- |                              |  |         |
|------------------------------|--|---------|
| 1. 8.921 "U" NUT (8/18)      | 5. 8.977 SCREW (8-32 x 1/4)                    |         |
| 2. 8.977 SCREW (8-18 x 3/4)  | 6. 8.852 SWITCH ASSY., Htr. Control Blower ... | 3967939 |
| 3. 8.977 SCREW (10-16 x 5/8) | 7. 8.852 BUSHING, Vacuum Switch . . . . .      | 3891794 |
| 4. 8.921 NUT (5/32)          | 8. 8.849 CONTROL ASSY., Heater . . . . .       | 6273371 |



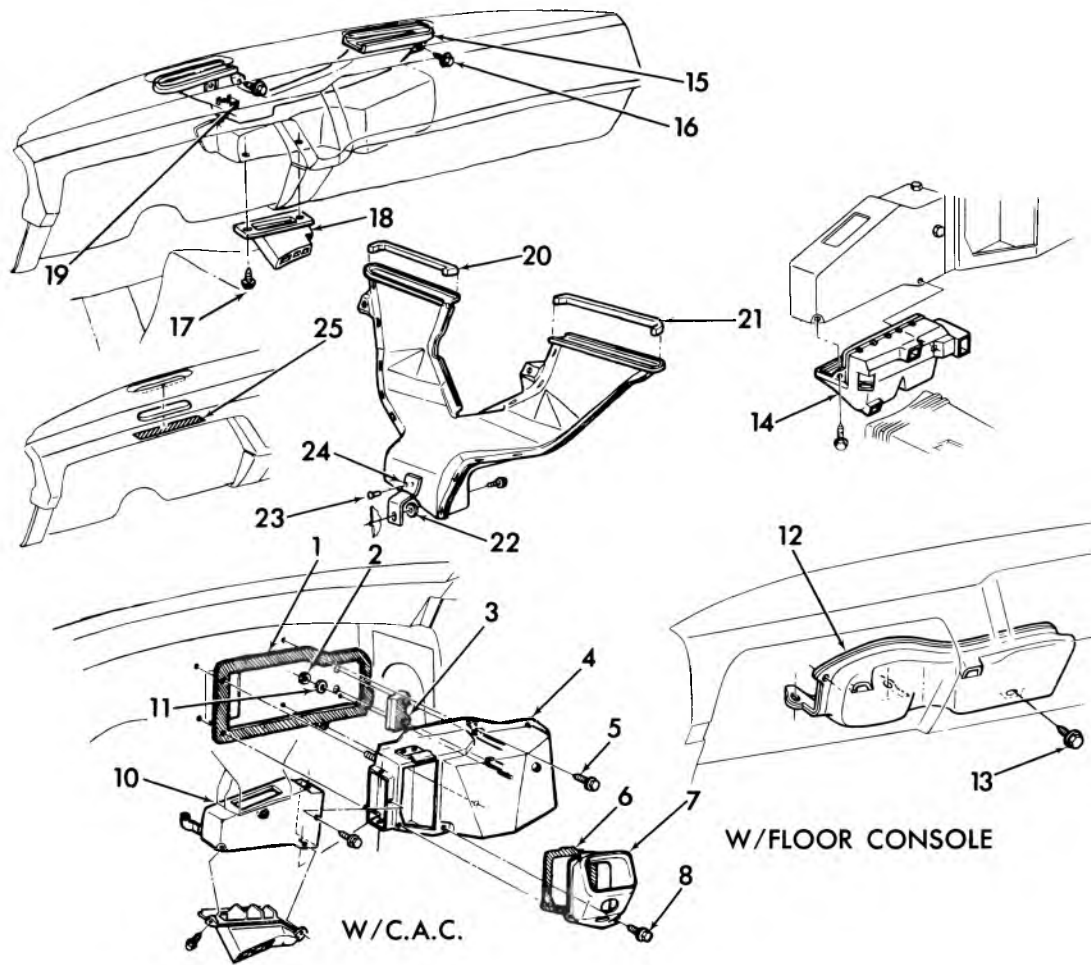
### 1973 NOVA CHEVY II HEATER AND DEFROSTER OUTLETS

- |          |                     |          |                     |
|----------|---------------------|----------|---------------------|
| 1. 8.977 | SCREW (10-16 x 3/4) | 5. 8.967 | RIVET               |
| 2. 9.275 | OUTLET 1969-72      | 6. 9.779 | BRACKET             |
| 3. 8.857 | SEAL                | 7. 8.977 | SCREW (10-16 x 5/8) |
| 4. 8.929 | WASHER (9/32)       | 8. 9.786 | OUTLET ASSY.        |



### 1974 NOVA HEATER CONTROL CABLES

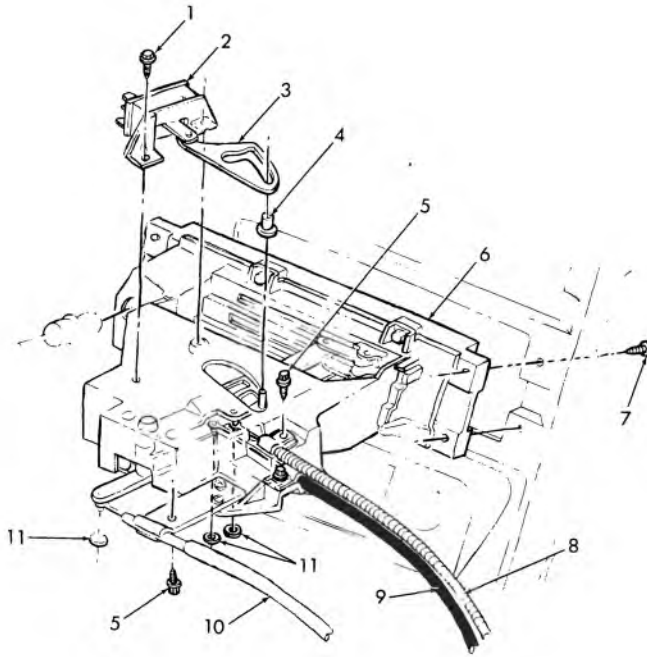
- |          |                      |          |                        |
|----------|----------------------|----------|------------------------|
| 1. 9.787 | CABLE ASSY.—Temp.    | 6. 9.787 | CABLE ASSY.—Air        |
| 2. 9.787 | NUT—(Push-On 5/32")  | 7. 9.787 | CLIP                   |
| 3. 8.977 | SCREW—(10-16 x 5/8") | 8. 8.977 | SCREW (10 - 25 x 1/2") |
| 4. 8.950 | CLIP                 | 9. 8.917 | NUT—hex.               |
| 5. 9.787 | CABLE ASSY.—Defr.    |          |                        |



8-195

### 1974 NOVA HEATER AND A/C DUCTS

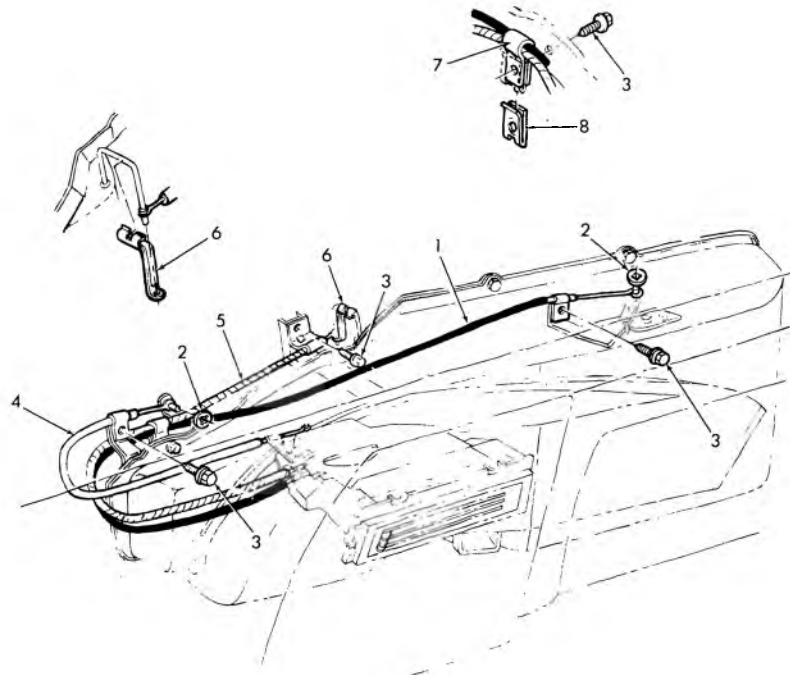
- |           |  |           |                              |
|-----------|--|-----------|------------------------------|
| 1. 8.854  | GASKET—Htr. and A/C Air Selector Duct  | 14. 9.786 | DUCT ASSY.—Heater Air Dist.  |
| 2. 8.915  | NUT (Hex 1/8-20)                       | 15. 9.779 | OUTLET ASSY.—Defroster       |
| 3. 8.854  | SEAL—Htr. and Core Tube                | 16. 8.977 | SCREW—(10 - 16 x 3/4")       |
| 4. 9.262  | DUCT ASSY.—Htr. and A/C air Selector   | 17. 8.977 | SCREW                        |
| 5. 8.977  | SCREW                                  | 18. 9.786 | OUTLET ASSY.—Air Distributor |
| 6. 9.260  | GASKET,—Air Dist. Lower Duct           | 19. N.S.  | TAPE                         |
| 7. 9.262  | DUCT ASSY.—Air Dist.                   | 20; 8.857 | SEAL—Heater Defr. Outlet     |
| 8. 8.977  | SCREW ASSY.—(10 - 16 x 3/4")           | 21. 8.857 | SEAL—Heater Defr. Outlet     |
| 9. 9.786  | DUCT ASSY.—Heater Air Dist.            | 22. 8.929 | WASHER                       |
| 10. 9.262 | DISTRIBUTOR ASSY.—Heater and Defroster | 23. 8.967 | RIVET                        |
| 11. 8.929 | WASHER                                 | 24. 9.779 | BRACKET—Heater Defr. Outlet  |
| 12. 9.786 | DUCT ASSY.—Air Dist.                   | 25. N.S.  | TAPE                         |
| 13. 8.977 | SCREW—(10 - 16 x 5/8)                  |           |                              |



8-29

### 1967 CAMARO HEATER CONTROL

- |                               |                               |
|-------------------------------|-------------------------------|
| 1. 8.977 SCREW (#10-24 x 3/8) | 7. 8.977 SCREW (#10-16 x 3/4) |
| 2. 8.852 SWITCH ASSY.         | 8. 9.787 CABLE UNIT           |
| 3. 8.852 LEVER ASSY.          | 9. 9.787 CABLE UNIT           |
| 4. 8.852 BUSHING              | 10. 9.787 CABLE UNIT          |
| 5. 8.977 SCREW (#10-16 x 5/8) | 11. 9.787 NUT                 |
| 6. 8.852 CONTROL ASSY.        |                               |

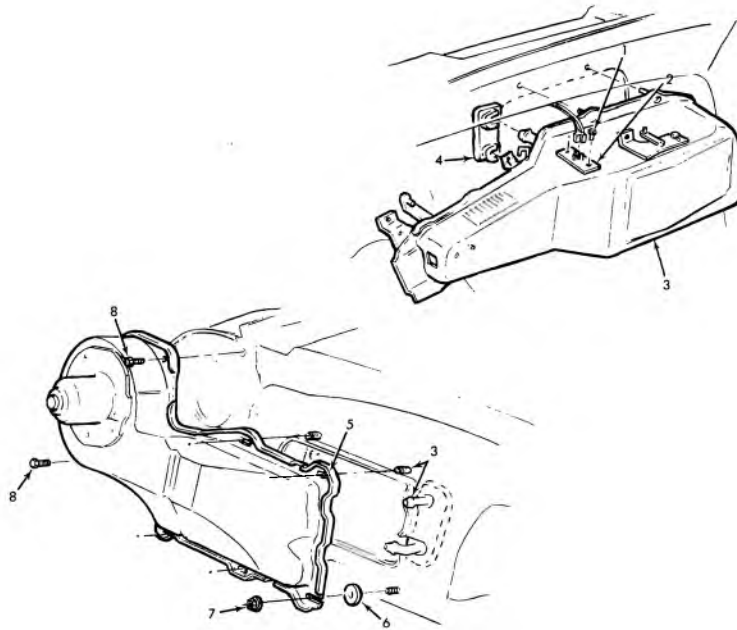


8-28

### 1967 CAMARO HEATER CONTROL CABLES

- |                               |                           |
|-------------------------------|---------------------------|
| 1. 9.787 CABLE UNIT           | 5. 9.787 CABLE UNIT       |
| 2. 9.787 NUT                  | 6. 9.787 CLIP             |
| 3. 8.977 SCREW (#10-16 x 5/8) | 7. 8.950 CLIP             |
| 4. 9.787 CABLE UNIT           | 8. 8.921 "U" NUT (#10-16) |

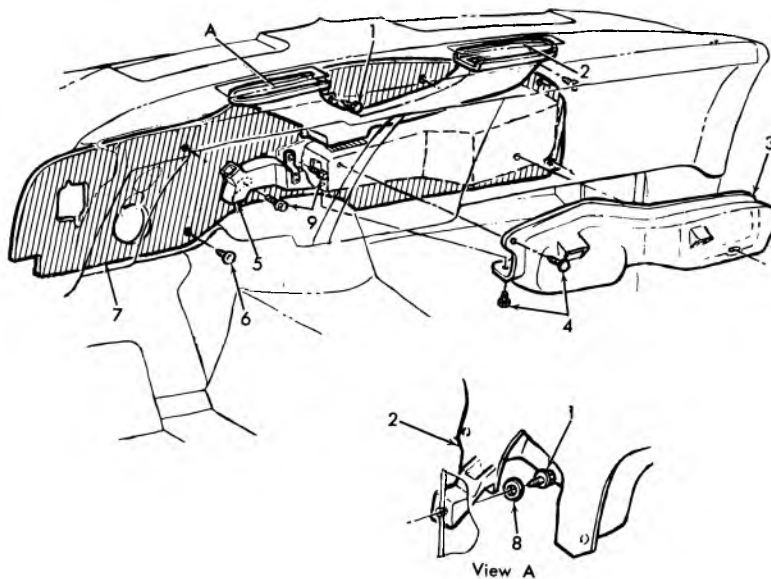




8-34

### 1967 CAMARO HEATER and DEFROSTER ASSY.

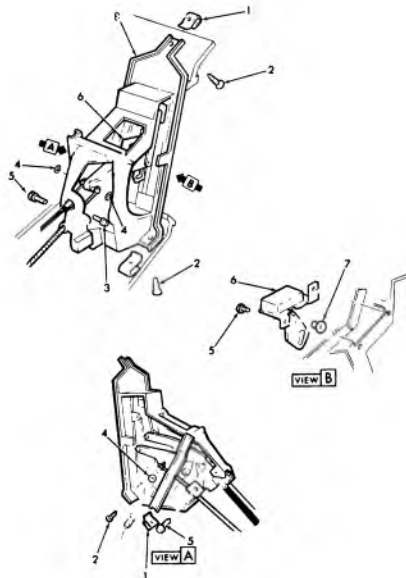
- |                               |                                 |
|-------------------------------|---------------------------------|
| 1. 8.977 SCREW (#10-16 x 1/2) | 5. 8.857 BLOWER and INLET ASSY. |
| 2. 8.855 RESISTOR ASSY.       | 6. N.L. WASHER                  |
| 3. 8.845 HEATER and DEFROSTER | 7. 8.921 NUT (1/4-20)           |
| 4. 8.854 SEAL                 | 8. 8.977 SCREW (1/4-20 x 1)     |



8-30

### 1967 CAMARO HEATER-DEFROSTER DUCT, OUTLETS AND DASH MATS

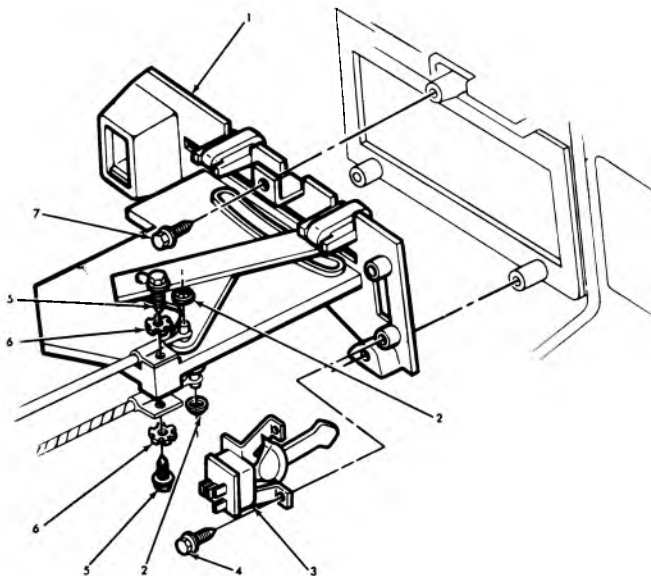
- |                                 |                               |
|---------------------------------|-------------------------------|
| 1. N.L. SCREW ASSY.             | 6. 15.282 FASTENER            |
| 2. 9.779 OUTLET ASSY.-DEFROSTER | 7. 15.280 MAT-DASH            |
| 3. 8.857 DUCT ASSY.             | 8. 8.929 WASHER (9/32)        |
| 4. 8.977 SCREW (#10-16 x 5/8)   | 9. 8.977 SCREW (#10-16 x 1/2) |



8-27

### 1973-74 CHEVY II, NOVA HEATER CONTROL

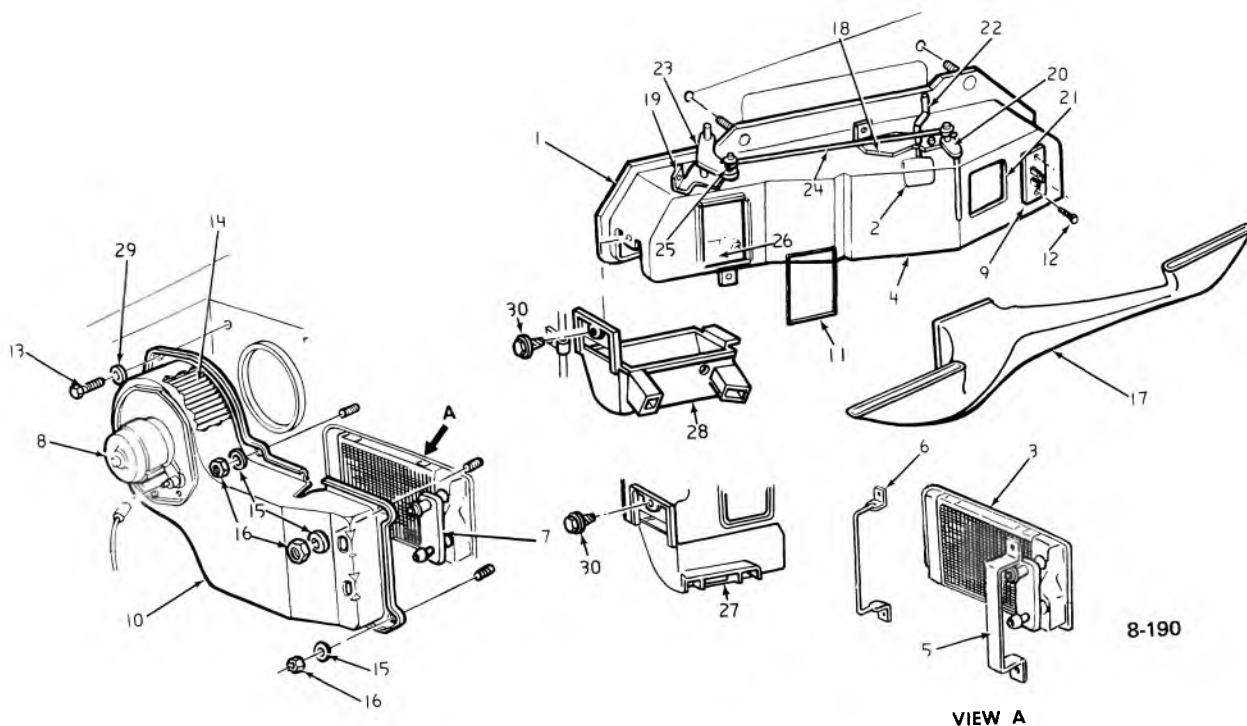
- |          |                     |          |                       |
|----------|---------------------|----------|-----------------------|
| 1. 8.921 | 'U' NUT (8/18)      | 6. 8.852 | SWITCH ASSY.          |
| 2. 8.977 | SCREW (8-18 x 3/4)  | 7. 8.852 | BUSHING               |
| 3. 8.977 | SCREW (10-16 x 5/8) | 8. 8.849 | CONTROL ASSY. 1969-72 |
| 4. 8.921 | NUT (5/32)          |          | 1973                  |
| 5. 8.977 | SCREW (8-32 x 1/4)  |          |                       |



8-35

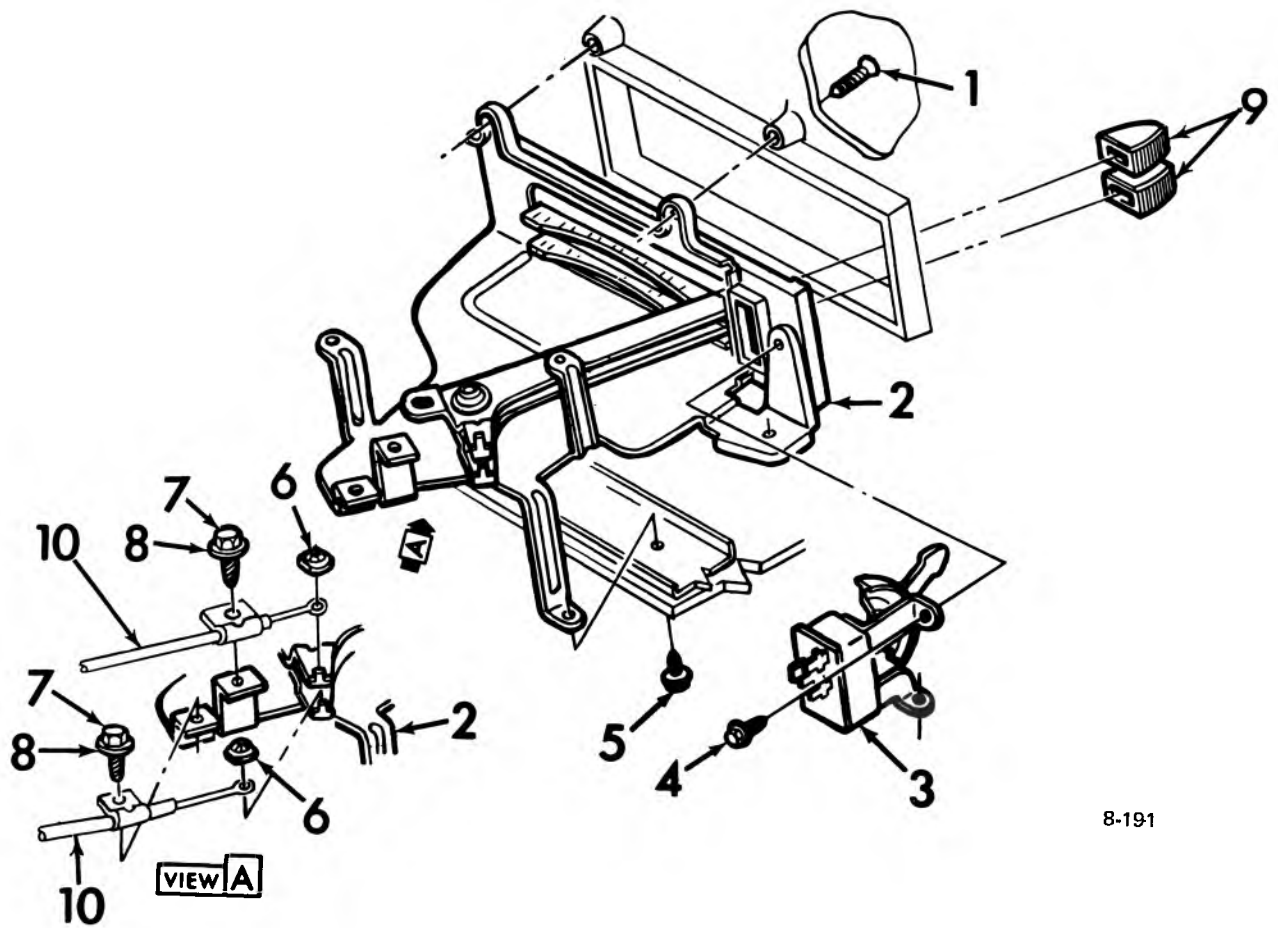
### 1970-74 CAMARO HEATER CONTROL ASSY.

- |          |                       |         |          |                     |
|----------|-----------------------|---------|----------|---------------------|
| 1. 8.849 | CONTROL ASSY. 1970-72 | 3963768 | 4. 8.977 | SCREW (8-18 x 3/8)  |
|          | 1973                  | 3273369 | 5. 8.900 | SCREW (10-24 x 3/8) |
| 2. 8.921 | NUT (5/32)            |         | 6. 8.932 | WASHER (10)         |
| 3. 8.852 | SWITCH ASSY.          | 3963769 | 7. 8.977 | SCREW (8-18 x 5/8)  |



**1971-75 VEGA-MONZA HEATER ASSY. (exc. C.A.C.)**

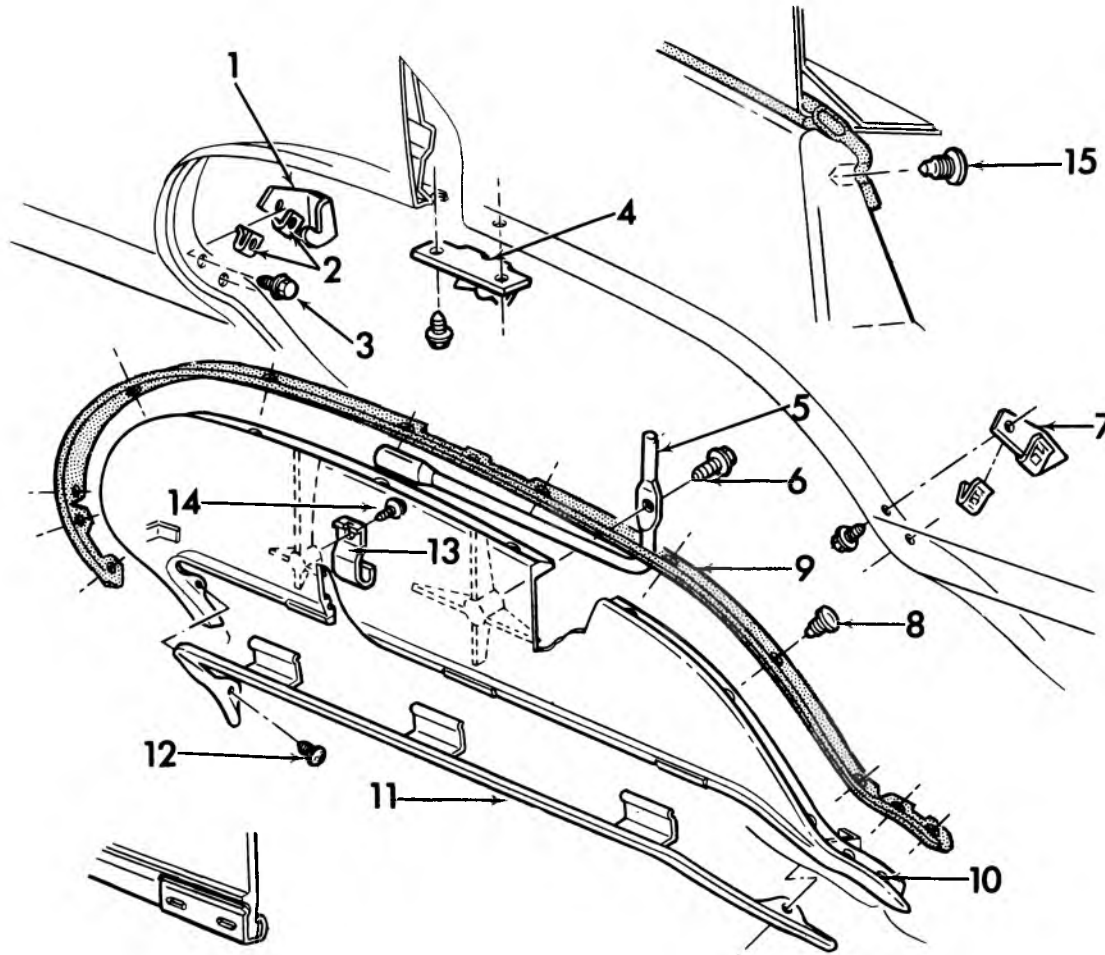
- |     |       |                                   |       |  |
|-----|-------|-----------------------------------|-------|--|
| 1.  | 8.845 | HEATER ASSY.                      | 8.857 | FAN ASSY.                                    |
| 2.  | 8.845 | CONTROL VALVE                     | 15.   | 8.921 WASHER ( $7/32$ " )                    |
| 3.  | 8.854 | CORE                              | 16.   | 8.915 NUT ( $1/4$ " - 20)                    |
| 4.  | 8.854 | CASE (71)                         | 17.   | 9.786 OUTLET ASSY.                           |
|     | 8.854 | CASE (72-73)                      | 18.   | 8.845 BRACKET (htr. temp. valve)             |
| 5.  | 8.854 | CLAMP (core mtg. header tank)     | 19.   | 8.845 BRACKET (htr. defr. valve)             |
| 6.  | 8.854 | CLAMP (core mtg. in and out tank) | 20.   | 8.845 SHAFT AND LEVER ASSY.                  |
| 7.  | 8.854 | SEAL                              | 21.   | 8.845 VALVE ASSY.                            |
| 8.  | 8.855 | MOTOR UNIT (71-72)                | 22.   | 8.845 SHAFT ASSY. (htr. temp. valve w/lever) |
| 9.  | 8.855 | RESISTOR ASSY.                    | 23.   | 8.845 SHAFT ASSY. (htr. shut-off w/pins)     |
| 10. | 8.857 | CASE ASSY.                        | 24.   | 8.845 WIRE                                   |
| 11. | 8.857 | SEAL                              | 25.   | 9.786 WASHER                                 |
| 12. | 8.977 | SCREW (10— 16 x $1/2$ " )         | 26.   | 9.786 VALVE ASSY.                            |
| 13. | 8.977 | SCREW ( $1/4$ " - 14 x 1)         | 27.   | 9.786 DUCT ASSY.                             |
| 14. | 8.857 | FAN ASSY.                         | 28.   | 9.786 DUCT ASSY.                             |
|     |       |                                   | 29.   | 8.929 WASHER ( $3/8$ " plain)                |
|     |       |                                   | 30.   | 8.977 SCREW (10— 16 x $3/8$ " )              |



8-191

**1971-75 VEGA HEATER ASSY. (exc. C.A.C.)**

- 1. 8.977 SCREW (8— 18 x 1)
- 2. 8.849 CONTROL ASSY.
- 3. 8.852 SWITCH ASSY.
- 4. 8.977 SCREW (8— 18 x  $\frac{3}{8}$ " )
- 5. 8.977 SCREW (10— 16 x  $\frac{3}{8}$ " )
- 6. 8.921 NUT ( $\frac{1}{8}$ " )
- 7. 8.977 SCREW (10— 16 x  $\frac{5}{8}$ " )
- 8. 8.929 WASHER
- 9. 8.852 KNOB
- 10. 9.787 CABLE UNIT



8-202

### 1974 PASSENGER FENDER SKIRT

- |          |                             |           |                                   |
|----------|-----------------------------|-----------|-----------------------------------|
| 1. 8.176 | RETAINER—Front              | 9. 8.177  | SEAL                              |
| 2. 8.921 | NUT—(U-Shape Spring) ( #10) | 10. 8.175 | COVER UNIT                        |
| 3. 8.977 | SCREW—(Hex. 10 - 16 x 5/8)  | 11. 8.176 | MOULDING UNIT                     |
| 4. 8.179 | BRACKET—Center              | 12. 8.977 | SCREW—(8 - 16 x 7/16)             |
| 5. 8.179 | LEVER—Cover                 | 13. 8.179 | BRACKET—Lever                     |
| 6. 8.176 | SCREW—Cover Lever           | 14. 8.977 | SCREW—(10 - 16 x 1/2)             |
| 7. 8.176 | RETAINER—Rear               | 15. 8.154 | FASTENER—Wheel Opening Cover Seal |
| 8. 8.177 | CLIP                        |           |                                   |



# CHEVROLET CHASSIS GROUP 9.000



## ILLUSTRATION INDEX

TITLE	PAGE	TITLE	PAGE
1971-75 Compressor .....	9-2	1971-72 Pass. A/C Lower Outlets .....	9-27
1973-74 Air Condition Compressor .....	9-4	1971-72 Pass. A/C Selector and Distributor .....	9-27
1973-74 Air Condition Compressor .....	9-5	1971-72 Pass. A/C L.H. and Center Outlets .....	9-28
1974-75 Valve and Receiver Assy. (V.I.R.) .....	9-6	1971-72 Pass. A/C R.H. Outlets and Trim Plate .....	9-28
1965 Pass. A/C Outlets & Trim Panels .....	9-7	1969-70 Passenger Air Conditioning Refrigerant Hose Routing (L-6) .....	9-29
1965-66 Pass.—A/C Adapter Assy. ....	9-8	1969-70 Passenger Air Conditioning Refrigerant Hose Routing V-8 .....	9-30
1965-66 Pass. A/C Selector & Distributor .....	9-8	1971-72 Passenger A/C Refrigerant Hose .....	9-31
1965-66 Pass. A/C Hose Routing, Fitting & Muffler Assy. ....	9-9	1971-72 Pass. A/C Receiver and Dehydrator .....	9-32
1965-66 Pass. Air Conditioning Controls and Cables .....	9-10	1971-72 Pass. A/C Compressor Mounting (350 & 400 2/BC) .....	9-32
1966-67 Passenger A/C Evaporator & Suction Throttling Valve .....	9-11	1971-74 Pass. A/C Compressor Mounting (V-8) .....	9-33
1965-66 Pass.—A/C Condenser, Receiver & Dehydrator .....	9-12	1971-74 Pass. A/C Compressor Mounting (4/BC 400 & 454) .....	9-33
1965 Passenger A/C Evaporator & Suction Throttling Valve .....	9-12	1971-75 Pass. Control Assy. (Exc. A.T.C.) .....	9-34
1966 Passenger Air Conditioning Automatic Temperature Control Details .....	9-13	1971-75 Pass. Control Assy. w/A.T.C. ....	9-35
1966 Passenger Air Conditioning Automatic Temperature Control Details .....	9-14	Programmer 1971-75 Automatic Temperature Control .....	9-36
1965-67 Passenger A/C Compressor Mounting (283, 327) .....	9-15	1971-75 Pass. A/C Heater and Defroster Asm. ....	9-37
1965-67 Passenger 6 Cyl. Air Cond. Compressor Mounting .....	9-15	1971-72 Pass. A/C Evaporator Assy. ....	9-38
1967 Passenger Air Conditioning Control Assembly .....	9-16	1975 Pass. A/C Compressor Mounting (350-440) .....	9-39
1967 Passenger Air Conditioning Automatic Temperature Control Details .....	9-17	1975 Compressor Mounting V-8 Engine 454 .....	9-39
1967 Passenger Air Conditioning—Side Outlets and Hoses .....	9-18	Pass. A/C Hose Routing .....	9-40
1965 A/C Compressor Mounting—409 .....	9-19	1974 Passenger Vacuum Hose Routing (C-61) .....	9-41
1965-67 Passenger Air Conditioning Front Wiring .....	9-19	1974 Passenger Vacuum Hose Routing (C-60) .....	9-41
1969-70 Passenger A/C Automatic Temperature Control—Controls and Wiring Harness .....	9-20	1974-75 Passenger A/C Hose Routing .....	9-42
1969-70 Passenger Air Conditioning Automatic Temperature Control—Servo and Link Assembly .....	9-20	1974-75 Passenger A/C Wiring Diagram .....	9-42
1969-70 Passenger A/C Automatic Temperature Control—Relays and Air Sensor .....	9-21	1974 Passenger—A/C Outlets .....	9-43
1969-70 Passenger A/C Automatic Temperature Control—Transducer and Vacuum Hose Assembly .....	9-21	1973 Passenger Evaporator & Blower Asm. ....	9-44
1969-70 Passenger Air Conditioning Right Outlet—Center Outlet .....	9-22	1974 Passenger Evaporator & Blower Asm. ....	9-44
1969-70 Passenger Air Conditioning Upper and Lower Left Outlets .....	9-22	1973-75 "Passenger" Condenser Asm. ....	9-45
1969-70 Passenger Air Conditioning Selector and Distributor .....	9-23	1974 Chevelle A/C Wiring Diagram .....	9-45
1970 Passenger Temperature Control .....	9-24	1975 Chevelle A/C Compressor Mounting (W. 250 Eng.) .....	9-46
1969-70 Passenger Air Conditioning Right Lower Outlet .....	9-24	1966-67 Chevelle A/C Controls and Cables .....	9-47
1969-70 Passenger Air Conditioning Compressor Mounting .....	9-25	1966-67 Chevelle A/C (Center Outlet) .....	9-47
1969-70 Passenger Air Conditioning Compressor Mounting Rear View .....	9-26	1967 Chevelle Air Conditioning Outlet Assy. ....	9-48
		1968 Chevelle A/C Center and Side Outlets .....	9-49
		1964-66 Chevelle Air Conditioning Compressor Mounting .....	9-50

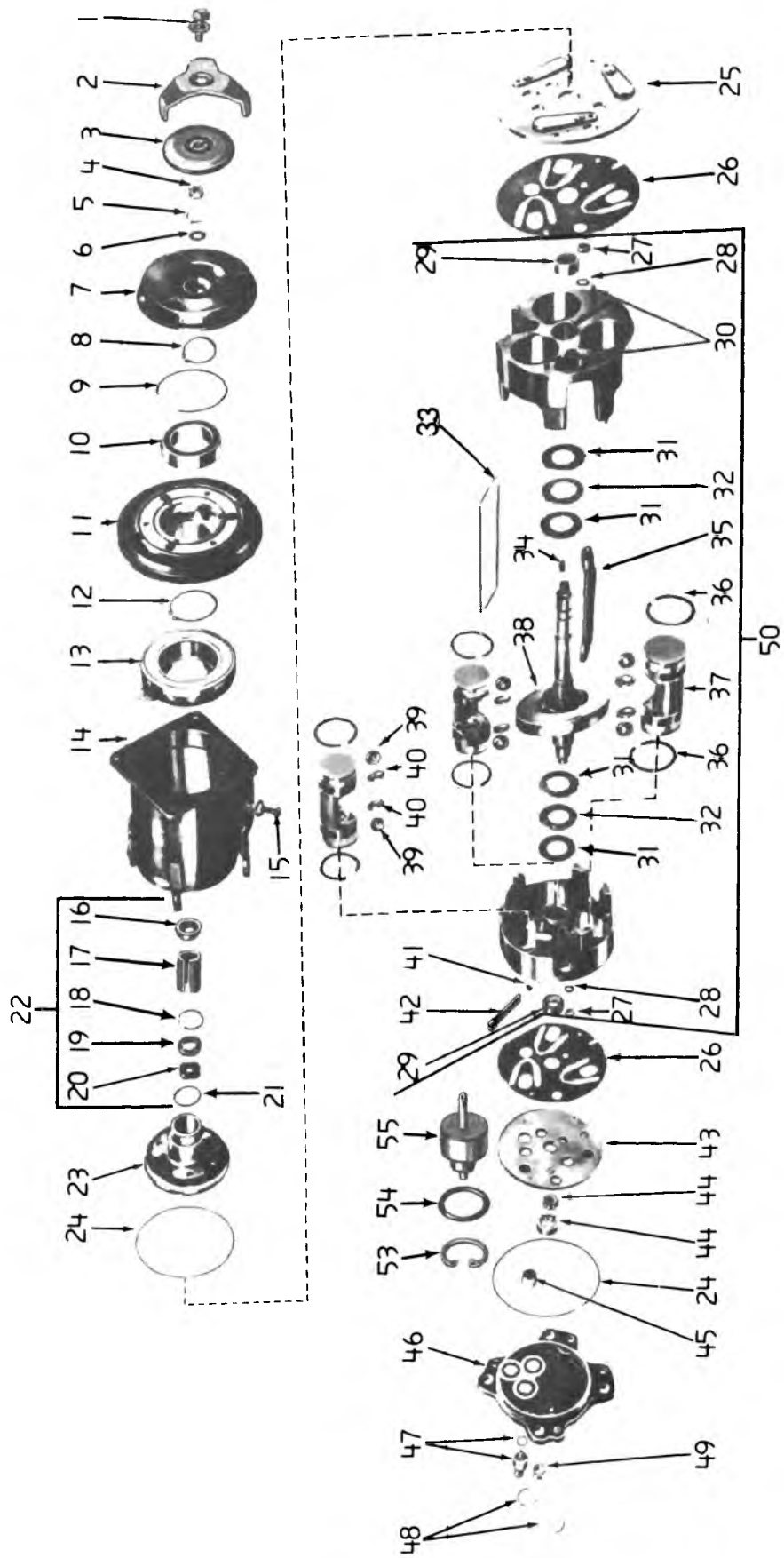
TITLE	PAGE	TITLE	PAGE
1969 Chevelle Air Conditioning—Side Outlets, Air Hoses . . . . .	9-51	1967-68 Camaro Air Conditioning Valve and Cover . . . . .	9-80
1969 Chevelle Air Conditioning Side Outlets and Air Shut Off Cables . . . . .	9-52	1967-68 Camaro Air Conditioning Plenum Valve . . . . .	9-80
1969 Chevelle Air Conditioning Center Outlet . . . . .	9-52	1969 Camaro Air Conditioning Center Outlet . . . . .	9-81
1969 Chevelle Air Conditioning Fitting and Muffler . . . . .	9-53	1969 Camaro Air Conditioning Center Outlet Ducts and Hoses . . . . .	9-81
1969 Chevelle Air Conditioning Front Wiring . . . . .	9-54	1969 Camaro Air Conditioning Left Outlet and Duct . . . . .	9-82
1969 Chevelle Air Conditioning, Heater Hoses and Shut Off Valve . . . . .	9-55	1969 Camaro Air Conditioning Right Outlet . . . . .	9-82
1970-72 Chevelle Air Conditioning Lap Coolers . . . . .	9-56	1969 Camaro Air Conditioning Outlet Control Cable and Bezel . . . . .	9-83
1970-72 Chevelle A/C Side Outlets, Duct & Hoses . . . . .	9-56	1969 Camaro Air Conditioning Shroud Control and Cover . . . . .	9-83
1970 Chevelle A/C—Selector & Distributor Ducts . . . . .	9-57	1969 Camaro Air Conditioning Control Assembly . . . . .	9-84
1970-72 Chevelle Air Conditioning — Wiring . . . . .	9-57	1969 Camaro Air Conditioning Selector and Distributor . . . . .	9-84
1970-72 8-Cyl. Chevelle A/C—Compressor Mounting . . . . .	9-58	1969 Camaro Air Conditioning Front Vacuum Hoses . . . . .	9-85
1970-72 Chevelle A/C — Condenser . . . . .	9-58	1969 Camaro Air Conditioning Front Wiring . . . . .	9-85
1971-73 Chevelle A/C Selector and Distributor Ducts . . . . .	9-59	1970 Camaro — Air Conditioning Evaporator . . . . .	9-86
1971-73 Chevelle A/C Plenum Valve . . . . .	9-59	1970 Camaro Air Conditioning — Selector . . . . .	9-86
1973 Chevelle Evaporator & Blower Asm. . . . .	9-60	1970 Camaro Air Conditioning Compressor Mounting . . . . .	9-87
1974 Chevelle A/C Heater Assembly . . . . .	9-61	1971-72 Camaro A/C Control Assy. . . . .	9-88
1974-75 Chevelle A/C Distributor and Ducts . . . . .	9-62	1971-72 Camaro A/C Temp. Control Cable . . . . .	9-88
1973 Chevelle A/C Hose Routing . . . . .	9-63	1971-74 Camaro A/C Ducts and Brackets . . . . .	9-89
1974 Chevelle A/C Hose Routing . . . . .	9-63	1971-74 Camaro A/C Side Shroud Valve . . . . .	9-89
1974 Chevelle Vacuum Hose Routing . . . . .	9-64	1971-72 Camaro A/C Compressor Mounting . . . . .	9-90
1974 Chevelle A/C Control Asm. . . . .	9-65	1971-72 Camaro A/C Evaporator . . . . .	9-90
1974 Chevelle Evaporation & Blower Assy. . . . .	9-65	1971-72 Camaro A/C Fitting and Muffler Assy. . . . .	9-91
1965 Chevy II Air Conditioning Condenser and Receiver Mounting Details . . . . .	9-66	1971-72 Camaro A/C Refrigerant Hose Routing . . . . .	9-91
1967 Chevy II Air Conditioning—Controls and Wiring . . . . .	9-67	1974-75 Camaro A/C Outlets . . . . .	9-92
1968 Chevy II Air Conditioning—Selector and Distributor . . . . .	9-68	1973 Camaro — Evaporator & Blower Assembly . . . . .	9-93
1968 Chevy II Air Conditioning Center Outlet . . . . .	9-68	1974 Camaro—Evaporator & Blower Asm. . . . .	9-94
1969 Chevy II Air Conditioning Center Outlet and Duct . . . . .	9-69	1973 Camaro A/C Hose Routing . . . . .	9-95
1969 Chevy II Air Conditioning Left Side Outlet . . . . .	9-70	1974 Camaro A/C Hose Routing . . . . .	9-96
1969 Chevy II Air Conditioning Right Side Outlet . . . . .	9-70	1974 Camaro A/C Wiring Diagram . . . . .	9-97
1969-70 Chevy II Air Conditioning — Control Assy. . . . .	9-71	1974 Camaro Vacuum Hose Routing . . . . .	9-97
1973 Nova Evaporator & Blower Asm. . . . .	9-72	1974 Camaro Control Asm. . . . .	9-98
1974 Nova Evap. & Blower Asm. . . . .	9-72	1973-74 Camaro A/C Compressor Mounting . . . . .	9-99
1973 Nova — A/C Hose Routing . . . . .	9-73	1973-74 Camaro A/C Temp. Control Cable . . . . .	9-99
1973-74 Pass. Upper Ventilation Center Ducts . . . . .	9-73	1971-74 Vega Air Conditioning Condenser . . . . .	9-100
1974-75 Nova A/C Outlets . . . . .	9-74	1971-72 Vega Air Conditioning Receiver and Dehydrator Assy. . . . .	9-101
1974 Nova A/C Wiring Diagram . . . . .	9-75	1971-73 Vega A/C Refrig. Hose Routing . . . . .	9-102
1974 Nova A/C Hose Routing . . . . .	9-76	1974 Vega A/C Hose Routing . . . . .	9-103
1974 Nova Plenum Valve . . . . .	9-77	1973-74 Vega A/C Refrig. Hose Routing . . . . .	9-104
1974 Nova Vacuum Hose Routing . . . . .	9-77	1973-74 Vega A/C Compressor Cut-Off Switch and Relay Assy. . . . .	9-104
1967-68 Camaro Air Conditioning Control Assembly . . . . .	9-78	1971-73 Vega Compressor Mountings . . . . .	9-105
1967-68 Camaro Air Conditioning Front Wiring . . . . .	9-78	1974-75 140 C.I.D. Compressor Mounting . . . . .	9-106
1967-68 Camaro Air Conditioning Duct and Outlet Details . . . . .	9-79	1971-73 Vega Air Conditioning Evaporator and Blower Assy. . . . .	9-107
1967-68 Camaro Air Conditioning Side Outlets and Hoses . . . . .	9-79	1974-75 Vega—Monza Evaporator and Blower Assy. . . . .	9-108
		1971 Vega A/C Heater Case Assy. . . . .	9-109

TITLE	PAGE	TITLE	PAGE
1971-73 Vega Outlet and Duct Assy. ....	9-110	1973-75 Pass. (Exc. Sta. Wagon) Body Mounting .....	9-123
1974-75 Vega—Monza A/C Outlets .....	9-111	1973-75 Chevelle Coupe Body Mounting .....	9-124
1974 Vega A/C Wiring .....	9-112	1973-75 Monte Carlo Body Mounting .....	9-124
1975 Vega—Monza A/C Compressor Cut-Off Switch and Relay Assy. ....	9-113	1973-75 Chevelle Sta. Wagon Body Mounting .....	9-125
1971-75 Vega Cowl Vent and Door Jamb Switch .....	9-114	1973-75 El Camino Body Mounting .....	9-125
1971-75 Vega Defogger .....	9-115	1973-75 Nova Body Mounting .....	9-126
1971-74 Vega A/C Instrument Panel Vacuum Hose Assy. ....	9-116	1973-75 Camaro Body Mounting .....	9-126
1968 Passenger Upper Level Ventilation .....	9-117	1973-74 Passenger Instrument Cluster (Base) .....	9-127
1969 Passenger Upper Level Ventilation .....	9-118	1973-74 Chevelle Instrument Cluster (Exc. Monte Carlo and Instrument Panel Gauges) .....	9-127
1971-72 Pass. Upper Level Ventilation Control and Cable Assy. ....	9-119	1973-74 Monte Carlo Instrument Cluster W/A.T. (Base) .....	9-128
1971-72 Pass. Upper Ventilation Center Ducts .....	9-119	1973-74 Monte Carlo, Chevelle Instrument Cluster w/Gauges .....	9-128
1970-72 Chevelle Upper Level Ventilation — Sport Coupes & Convertible .....	9-120	1973-74 Nova Instrument Cluster .....	9-129
1968 Camaro Astro Ventilation .....	9-121	1973-74 Nova Console Instrument Cluster .....	9-129
1969 Chevelle Upper Level Ventilation .....	9-122	1973-74 Camaro Instrument Cluster (Base) .....	9-130
1969 Camaro Upper Level Ventilation .....	9-122	1973-74 Camaro Instrument Cluster w/Gauges ...	9-130
1973-75 Pass. Sta. Wagon Body Mounting .....	9-123		









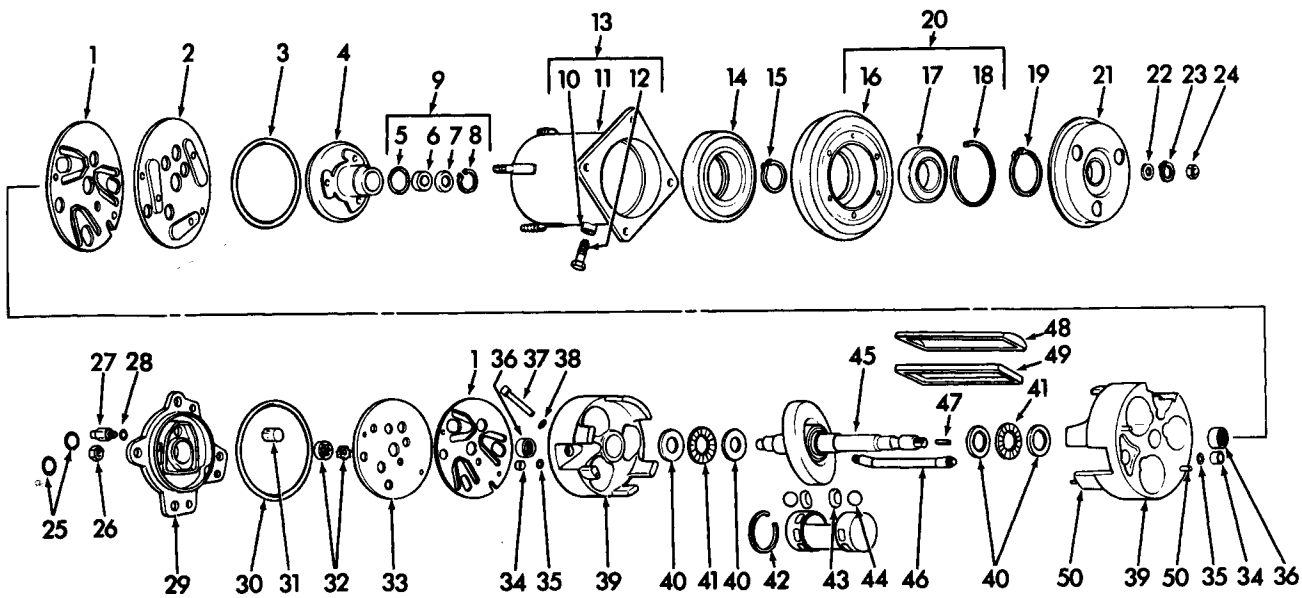
1971-75 COMPRESSOR

9-245

## 1971-75 COMPRESSOR

	9.170	BODY ASSY. ....	6598423		9.172	RACE (stamped 8) .....	6556080
1.	8.900	BOLT (5/16" — 18 x 5/8")			9.172	RACE (stamped 8.5) .....	6556085
	8.931	WASHER (5/16")			9.172	RACE (stamped 9) .....	6556090
2.	9.170	RETAINER .....	3992142		9.172	RACE (stamped 9.5) .....	6556095
3.	9.170	DAMPER ASSY. ....	3992138		9.172	RACE (stamped 10) .....	6556100
4.	9.181	NUT .....	6555385		9.172	RACE (stamped 10.5) .....	6556105
5.	9.175	RING, a/c comp. drive shaft dr. hub ret. ....	6555328		9.172	RACE (stamped 11) .....	6556110
6.	9.181	SPACER .....	6555384		9.172	RACE (stamped 15.5) .....	6556115
7.	9.188	PLATE .....	5914719	32.	9.172	RACE (stamped 12) .....	6556120
8.	9.181	RING, a/c comp. brg. to pulley hub ret. ....	6555338	33.	9.172	BEARING .....	6555259
9.	9.181	RING, a/c comp. pulley brg. to hd. ret. ....	6555329	34.	9.172	COVER .....	6555755
10.	9.181	BEARING ASSY. ....	907257	35.	9.188	KEY .....	6555320
11.	9.180	PULLEY .....	6551023	36.	9.172	TUBE UNIT .....	6590592
12.	9.175	RING, a/c comp. coil hsg. retaining .....	6555330	37.	9.172	RING, a/c comp. piston .....	6555254
13.	9.186	COIL .....	6550835	38.	9.172	PISTON .....	6555255
14.	9.170	SHELL ASSY. ....	5914808	39.	9.170	SHAFT ASSY. ....	5914705
15.	9.177	GASKET .....	5858696	40.	9.172	BALL .....	6555258
	9.177	SCREW .....	6555386		9.172	SEAT (stamped 0) .....	6557000
16.	9.175	RETAINER .....	6556076		9.172	SEAT (stamped 17.5) .....	6556175
17.	9.175	SEAL .....	6556077		9.172	SEAT (stamped 18) .....	6556180
18.	9.175	RING (a/c comp. drive shaft seal) (pt. of 22) .....	6555292		9.172	SEAT (stamped 18.5) .....	6556185
19.	N.S.S.	SEAL .....			9.172	SEAT (stamped 19) .....	6556190
20.	N.S.S.	SEAL .....			9.172	SEAT (stamped 19.5) .....	6556195
21.	N.S.S.	SEAL .....			9.172	SEAT (stamped 20) .....	6556200
22.	9.175	SEAL UNIT .....	6599114		9.172	SEAT (stamped 20.5) .....	6556205
23.	9.174	HEAD .....	6555283		9.172	SEAT (stamped 21) .....	6556210
24.	N.S.S.	SEAL .....			9.172	SEAT (stamped 21.5) .....	6556215
25.	9.172	VALVE PLATE, frt. ....	5914706	41.	9.172	SEAT (stamped 22) .....	6556220
26.	9.172	VALVE .....	6555279	42.	9.172	SEAL .....	5929144
27.	9.172	SLEEVE .....	6555440	43.	9.172	TUBE .....	6555298
28.	N.S.S.	SEAL .....		44.	9.172	VALVE PLATE RR. ....	5914709
29.	9.172	BEARING .....	148406	45.	9.172	PUMP UNIT .....	6590594
30.	9.178	PIN .....	6590686	46.	9.172	SCREEN .....	6555299
31.	9.172	RACE (stamped 5) .....	6556050	47.	9.174	HEAD .....	6598439
	9.172	RACE (stamped 0) .....	6556000	48.	9.178	VALVE ASSY. ....	5914435
	9.172	RACE (stamped 5.5) .....	6556055	49.	9.226	SEAL .....	5887997
	9.172	RACE (stamped 6) .....	6556060	50.	9.170	NUT UNIT .....	6590589
	9.172	RACE (stamped 6.5) .....	6556065		9.170	CYLINDER ASSY., a/c comp. w/ drive shaft brg. ....	5914807
	9.172	RACE (stamped 7) .....	6556070		9.170	CYLINDER ASSY., a/c comp. w/ piston .....	5914809
	9.172	RACE (stamped 7.5) .....	6556075	51.	9.170	SEAL KIT .....	6591956
				53.	9.172	RETAINER .....	6556408
				54.	9.172	RING, a/c comp. super heat switch .....	6556407
				55.	9.172	SWITCH .....	6599306

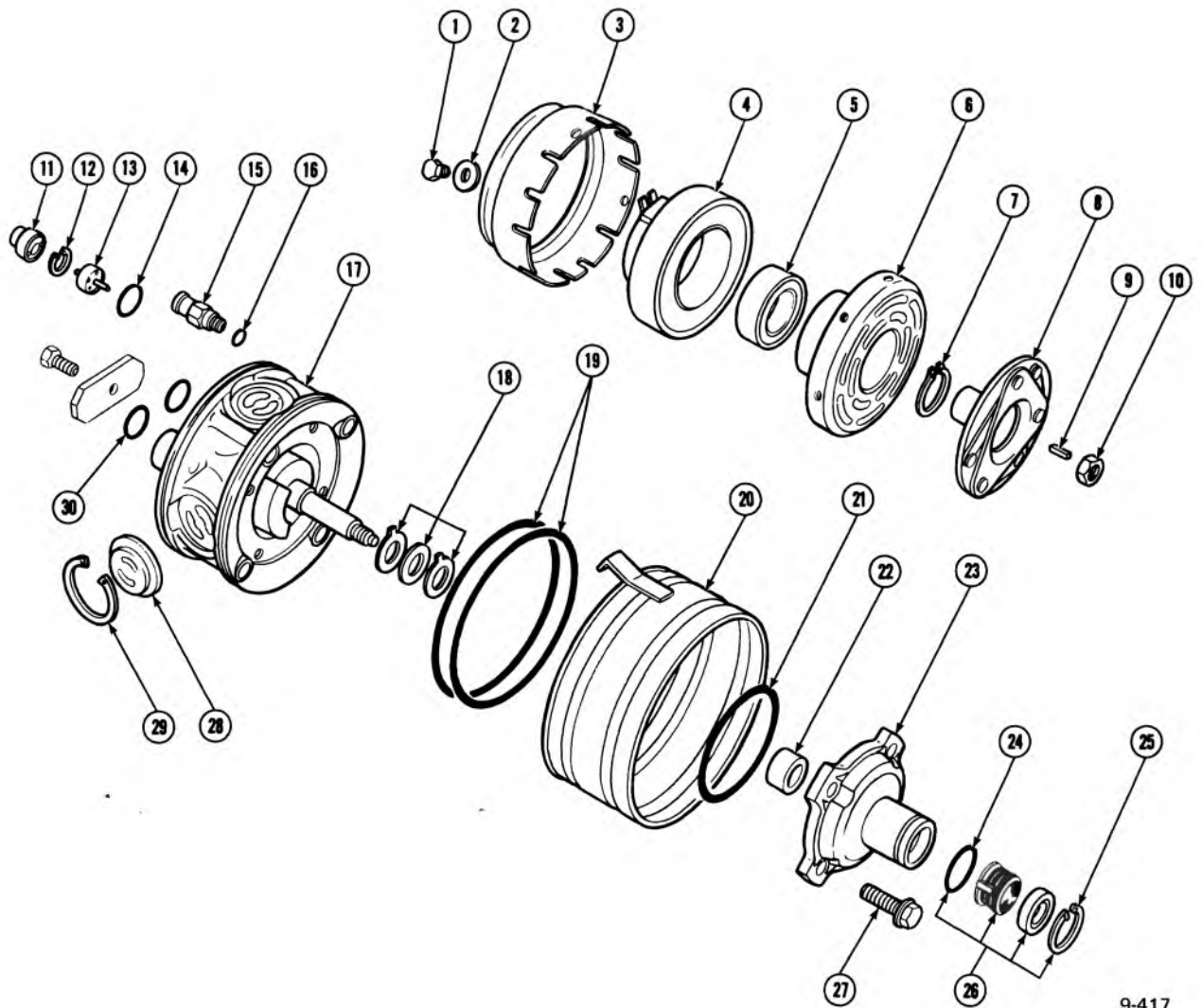
9-245



9-301

### 1973-74 AIR CONDITION COMPRESSOR

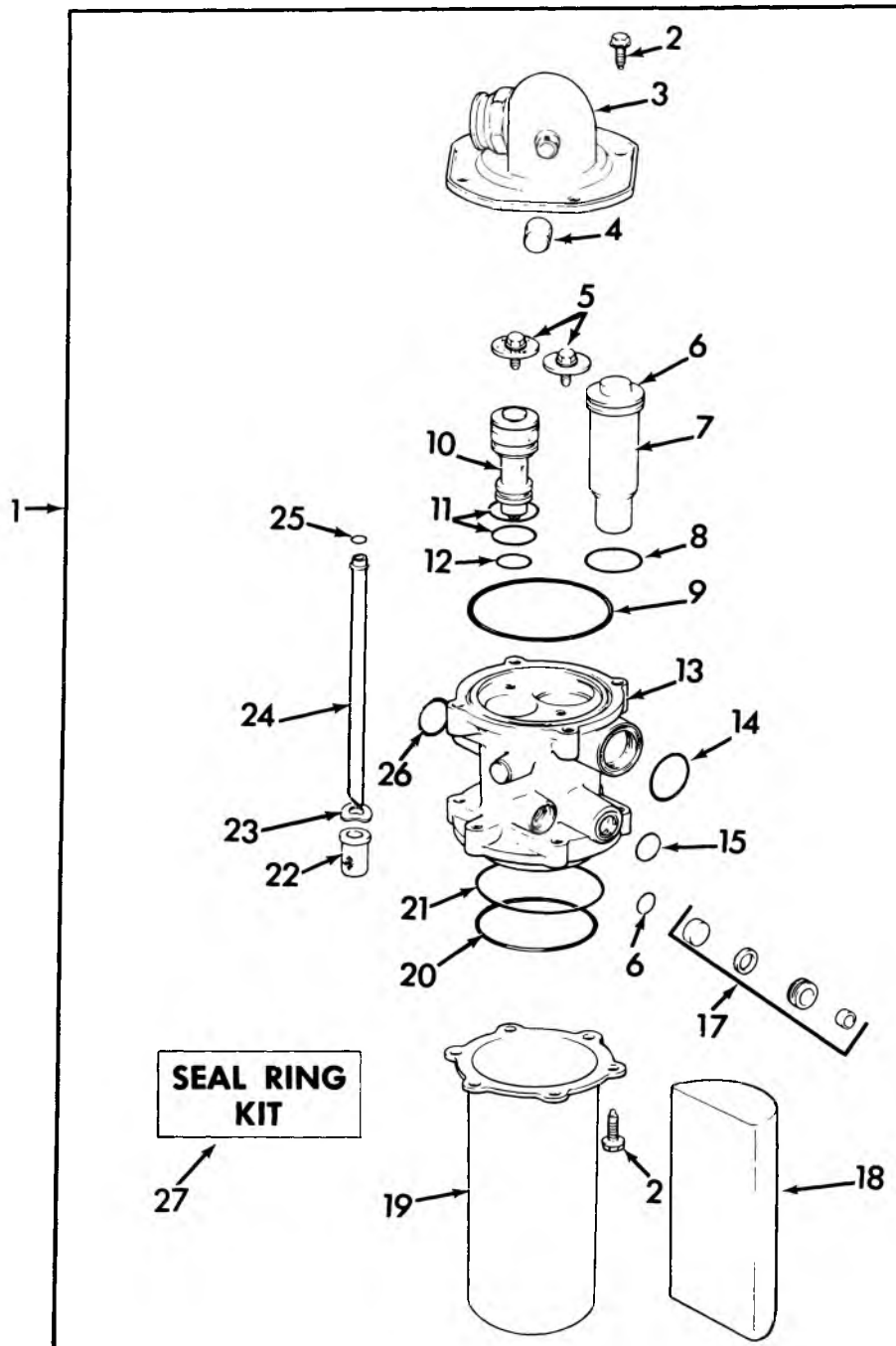
- |     |        |  |     |        |                                       |
|-----|--------|--|-----|--------|---------------------------------------|
| 1.  | 9.172  | VALVE, suction reed                              | 39. | 9.170  | CYLINDER ASSY., w/drive shaft bearing |
| 2.  | 9.172  | PLATE, discharge valve (front)                   | 40. | 9.172  | RACE, thrust bearing-0                |
| 3.  | N.S.S. | SEAL, head, "O" ring*                            |     | 9.172  | RACE, thrust bearing-5                |
| 4.  | 9.174  | HEAD, cylinder (front)                           |     | 9.172  | RACE, thrust bearing-5-1/2            |
| 5.  | N.S.S. | SEAL, "O" ring, drive shaft seat<br>(Part of #9) |     | 9.172  | RACE, thrust bearing-6                |
| 6.  | N.S.S. | SEAL, shaft oil (Part of #9)                     |     | 9.172  | RACE, thrust bearing-6-1/2            |
| 7.  | N.S.S. | SEAT, oil seat (Part of #9)                      |     | 9.172  | RACE, thrust bearing-7                |
| 8.  | 9.175  | RING, drive shaft seal (Part of #9)              |     | 9.172  | RACE, thrust bearing-7-1/2            |
| 9.  | 9.175  | SEAL UNIT, shaft oil (Includes 5,6,7,8)          |     | 9.172  | RACE, thrust bearing-8                |
| 10. | 9.177  | GASKET, oil fitting screw                        |     | 9.172  | RACE, thrust bearing-8-1/2            |
| 11. | N.S.S. | HOUSING  |     | 9.172  | RACE, thrust bearing-9                |
| 12. | 9.177  | SCREW, oil fitting                               |     | 9.172  | RACE, thrust bearing-9-1/2            |
| 13. | 9.170  | SHELL ASSY., (Includes 10,11,12)                 |     | 9.172  | RACE, thrust bearing-10               |
| 14. | 9.186  | COIL, w/housing                                  |     | 9.172  | RACE, thrust bearing-10-1/2           |
| 15. | 9.175  | RING, coil housing retaining                     |     | 9.172  | RACE, thrust bearing-11               |
| 16. | N.S.S. | PULLEY (Part of #20)                             |     | 9.172  | RACE, thrust bearing-11-1/2           |
| 17. | 9.181  | BEARING, Pulley                                  |     | 9.172  | RACE, thrust bearing-12               |
| 18. | 9.181  | RING, bearing retainer to pulley                 | 41. | 9.172  | BEARING, wobble plate thrust          |
| 19. | 9.181  | RING, bearing to head                            | 42. | 9.172  | RING, piston                          |
| 20. | 9.180  | PULLEY (w/bearing)                               | 43. | 9.172  | SEAT, piston drive ball-0             |
| 21. | 9.188  | PLATE, w/hub                                     |     | 9.172  | SEAT, piston drive ball-17-1/2        |
| 22. | 9.181  | SPACER, drive shaft hub to nut                   |     | 9.172  | SEAT, piston drive ball-18            |
| 23. | 9.175  | RING, drive shaft drive hub retaining            |     | 9.172  | SEAT, piston drive ball-18-1/2        |
| 24. | 9.181  | NUT, drive shaft                                 |     | 9.172  | SEAT, piston drive ball-19            |
| 25. | 9.226  | SEAL, "O" ring                                   |     | 9.172  | SEAT, piston drive ball-19-1/2        |
| 26. | 9.170  | NUT KIT, housing & shaft                         |     | 9.172  | SEAT, piston drive ball-20            |
| 27. | 9.178  | VALVE, pressure relief                           |     | 9.172  | SEAT, piston drive ball-20-1/2        |
| 28. | 9.178  | GASKET, pressure relief valve                    |     | 9.172  | SEAT, piston drive ball-21            |
| 29. | 9.174  | HEAD, cylinder (rear)                            |     | 9.172  | SEAT, piston drive ball-21-1/2        |
| 30. | N.S.S. | SEAL, head, "O" ring*                            |     | 9.172  | SEAT, piston drive ball-22            |
| 31. | 9.172  | SCREEN, suction                                  | 44. | 9.172  | BALL, piston drive                    |
| 32. | 9.172  | PUMP KIT (Inner & Outer Rotors)                  | 45. | 9.170  | SHAFT ASSY., w/wobble plate           |
| 33. | 9.172  | PLATE & VALVE ASSY. (a/c compr. disc valve)      | 46. | 9.172  | TUBE UNIT                             |
| 34. | 9.172  | SLEEVE, discharge tube                           | 47. | 9.188  | KEY, drive hub to drive shaft         |
| 35. | N.S.S. | SEAL, discharge tube "O" ring*                   | 48. | 9.172  | COVER, manifold suction               |
| 36. | 9.172  | BEARING, drive shaft                             | 49. | N.S.S. | SEAL                                  |
| 37. | 9.172  | TUBE, oil pump suction                           | 50. | 8.939  | PIN, cylinder locating                |
| 38. | 9.172  | SEAL, oil inlet tube*                            | *   | 9.170  | SEAL KIT, compressor                  |



9-417

### 1973-74 AIR CONDITION COMPRESSOR

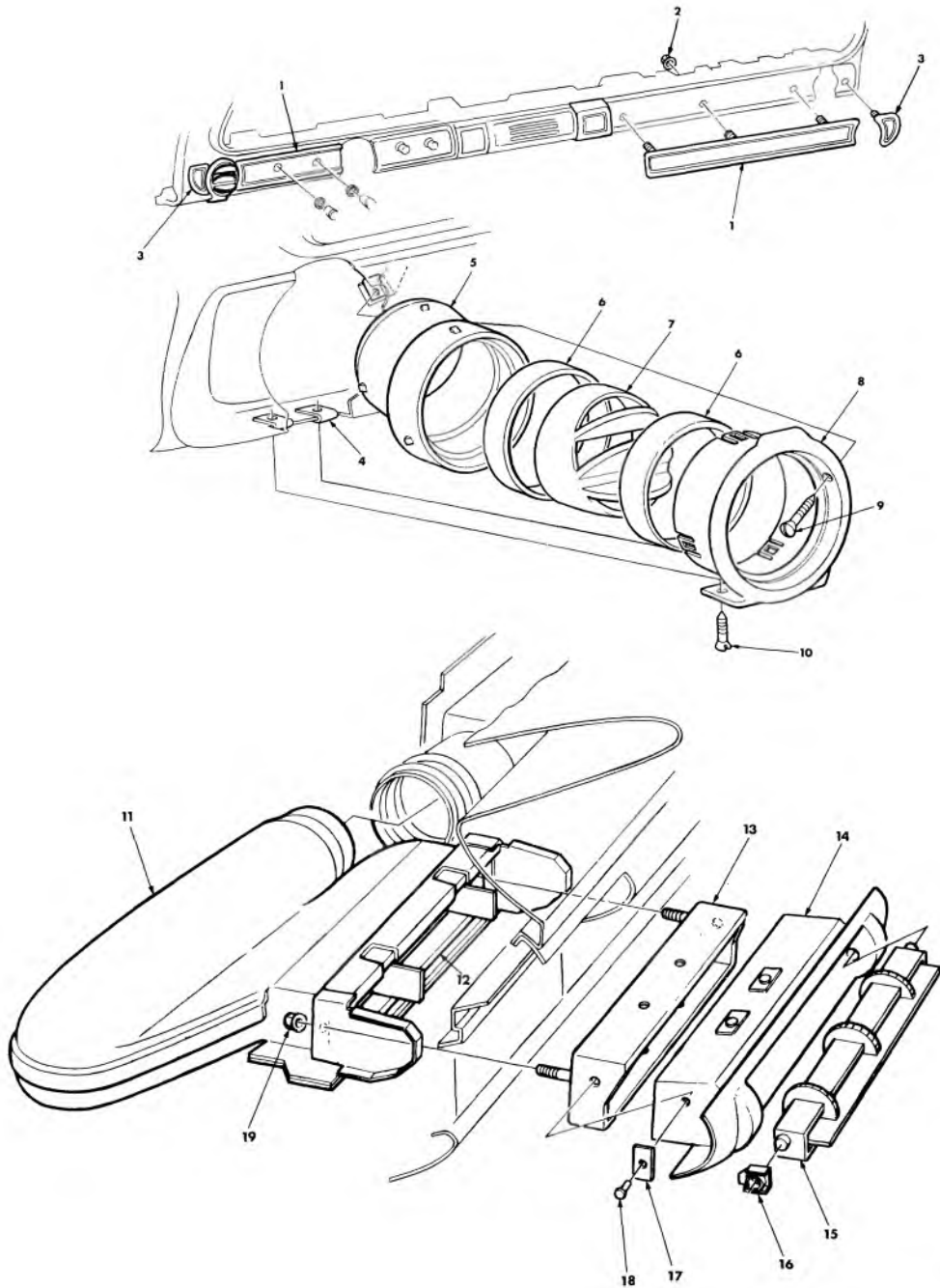
- |     |       |  |     |       |  |
|-----|-------|--|-----|-------|--|
| 1.  | 9.180 | SCREW, pulley rim mounting                         | 16. | N.S.  | SEAL, relief valve (part of #15)         |
| 2.  | 9.180 | WASHER, pulley rim                                 | 17. | N.S.  | CYLINDER & SHAFT ASM., compressor        |
| 3.  | 9.180 | RIM, compressor pulley                             | 18. | 9.170 | WASHER KIT, compressor thrust            |
| 4.  | 9.186 | COIL & HOUSING ASM., compressor                    | 19. | 9.172 | "O" RING, cylinder to shell              |
| 5.  | 9.181 | BEARING, pulley rotor                              | 20. | 9.170 | SHELL ASM., compressor                   |
| 6.  | 9.172 | ROTOR & BEARING ASM., compressor                   | 21. | 9.172 | SEAL, front head to cylinder ring        |
| 7.  | 9.172 | RING, bearing to front head retainer               | 22. | 9.172 | BEARING, front head - main               |
| 8.  | 9.186 | DRIVE ASM., compressor clutch                      | 23. | 9.174 | HEAD ASM., compressor front              |
| 9.  | 9.188 | KEY, drive hub to shaft                            | 24. | 9.175 | SEAL, seat "O" ring                      |
| 10. | 9.181 | NUT, drive shaft pulley                            | 25. | 9.172 | RING, seal seat retainer                 |
| 11. | N.S.  | CAP, thermal switch protective                     | 26. | 9.170 | SEAL KIT, compressor shaft               |
| 12. | 9.172 | RETAINER, superheat switch ring                    | 27. | N.S.  | SCREW & WASHER ASM., front head mounting |
| 13. | 9.172 | SWITCH KIT, superheat                              | 28. | 9.172 | PLATE ASM., valve                        |
| 14. | 9.172 | "O" RING, superheat switch                         | 29. | 9.172 | RING, valve plate retaining              |
| 15. | 9.178 | VALVE ASM., compressor pressure relief (Incl. #16) | 30. | 9.172 | "O" RING, suction disc port              |



9-262

### 1974-75 VALVE IN RECEIVER ASSY. (V.I.R.)

- |           |   |           |  |
|-----------|---|-----------|--|
| 1. 9.195  | RECEIVER ASSY. (V.I.R.) complete                  | 16. 9.202 | SEAL RING, a/c sight glass   |
| 2. 9.195  | SCREW, inlet conn. shell and recv. shell mounting | 17. 9.202 | SIGHT GLASS KIT  |
| 3. 9.195  | INLET ASSY.                                       | 18. 9.195 | DESICCANT, a/c drier kit   |
| 4. 9.198  | CAP ASSY., inlet                                  | 19. 9.195 | RECEIVER SHELL   |
| 5. 9.214  | SCREW AND WASHER ASSY., valve capsule             | 20. 9.196 | SEAL RING, a/c valve housing to recr. shell  |
| 6. 9.198  | BAFFLE, P.O.A. valve                              | 21. 9.196 | SEAL RING, a/c valve housing to recr. shell (radius)   |
| 7. 9.198  | VALVE, P.O.A., refrigerant control                | 22. 9.195 | SCREEN, a/c filter pick-up tube  |
| 8. 9.196  | SEAL RING, P.O.A. valve                           | 23. 9.195 | RING, a/c filter pick-up tube retainer   |
| 9. 9.196  | SEAL RING, inlet shell to valve housing           | 24. 9.195 | TUBE, a/c filter pick-up   |
| 10. 9.213 | VALVE (T.X.V.), thermostatic expansion            | 25. 9.196 | SEAL RING, pick-up tube  |
| 11. 9.214 | SEAL RING, thermostatic expansion valve           | 26. 9.196 | SEAL RING  |
| 12. 9.214 | SEAL RING, thermostatic expansion valve, lower    | 27. 9.196 | SEAL RING KIT (V.I.R.), consists of the following seal rings, (2) 6555088, (3) 6556521, (2) 6556523, and (1) ea. of the following, 6555533, 6556523-24-25-26-27, 9948028 |
| 13. 9.195 | HOUSING, a/c V.I.R.                               |           |  |
| 14. 9.214 | SEAL RING, evap. outlet to V.I.R.                 |           |  |
| 15. 9.214 | SEAL RING   |           |  |



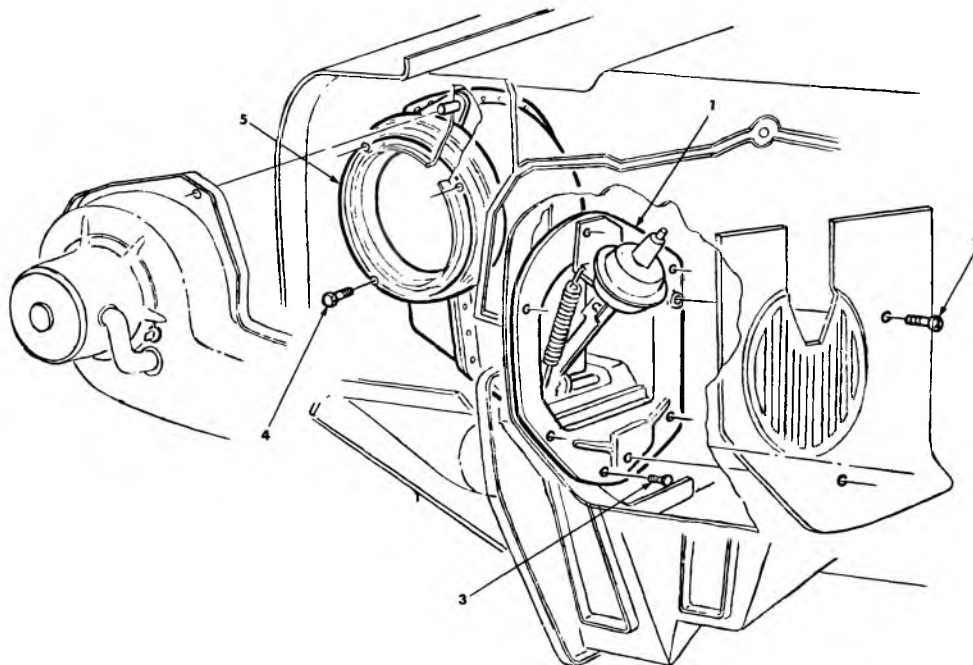
9-32

### 1965 PASS A/C OUTLETS & TRIM PANELS

1. *	PLATE ASSY. L.H.—IMPALA (exc. S.S.)		6. 9.264 SEAL .....	3937189
10.252	PLATE ASSY. L.H.—S.S. ....	3858901	7. 9.262 DEFLECTOR .....	3856472
10.252	PLATE ASSY. R.H.—IMPALA (exc. S.S.) .....	3858898	8. 9.262 BEZEL .....	L.H. 3856473-R.H. 3856474
10.252	PLATE ASSY. R.H.—S.S. ....	3858902	9. 11.128 SCREW (#8—18 x 1-3/8)	
2. 8.921	NUT (#10—24)		10. 8.977 SCREW (#8—18 x 1/2)	
3. *	PLATE ASSY. L.H. Outer— IMPALA (exc. S.S.)		11. 9.262 OUTLET ASSY.—CENTER .....	3889481
10.252	PLATE ASSY. L.H. Outer—S.S. ....	3858899	12. 9.260 SEAL .....	3857849
* PLATE ASSY. R.H. Outer— IMPALA (exc. S.S.)			13. 9.262 BRACE .....	3859365
10.252	PLATE ASSY. R.H. Outer—S.S. ....	3858900	14. 9.264 BEZEL .....	3859364
4. 8.921	"U" NUT (#8—15)		15. 9.262 DEFLECTOR .....	3870285
5. 9.262	ADAPTER .....	3906099	16. 9.262 SPRING .....	3859366
			17. N.L. SUPPORT	
			18. N.S. RIVET	
			19. 8.931 NUT (#10—24)	

\*Removed from service

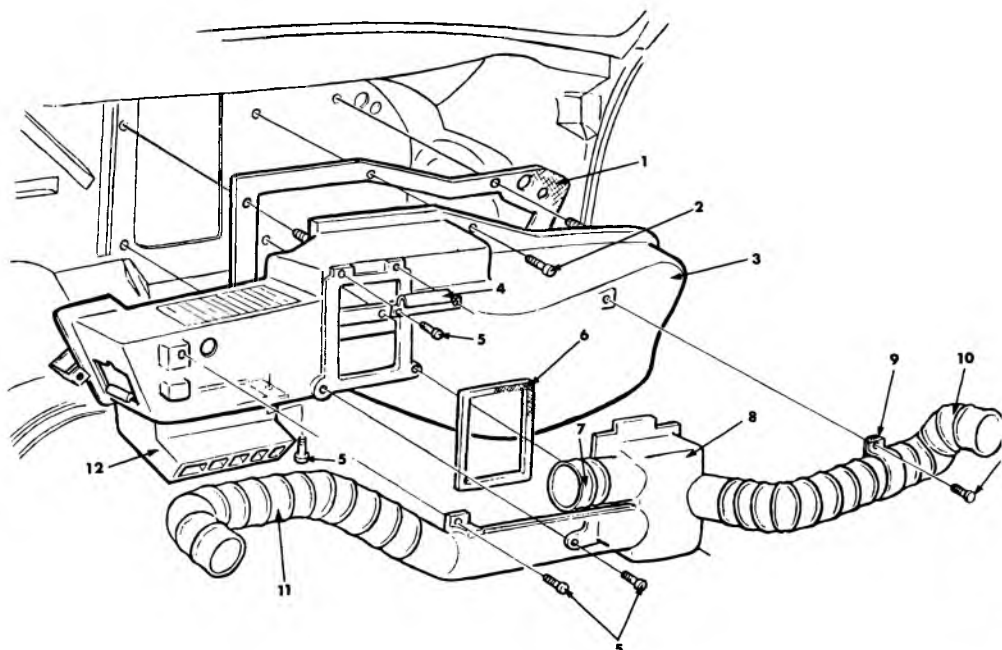




9-88

**1965-66 PASS.-A/C ADAPTER ASSY.**

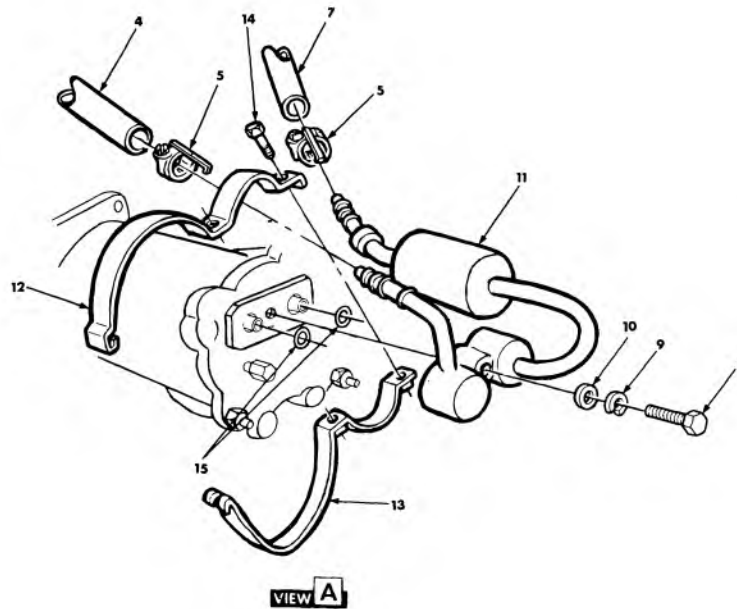
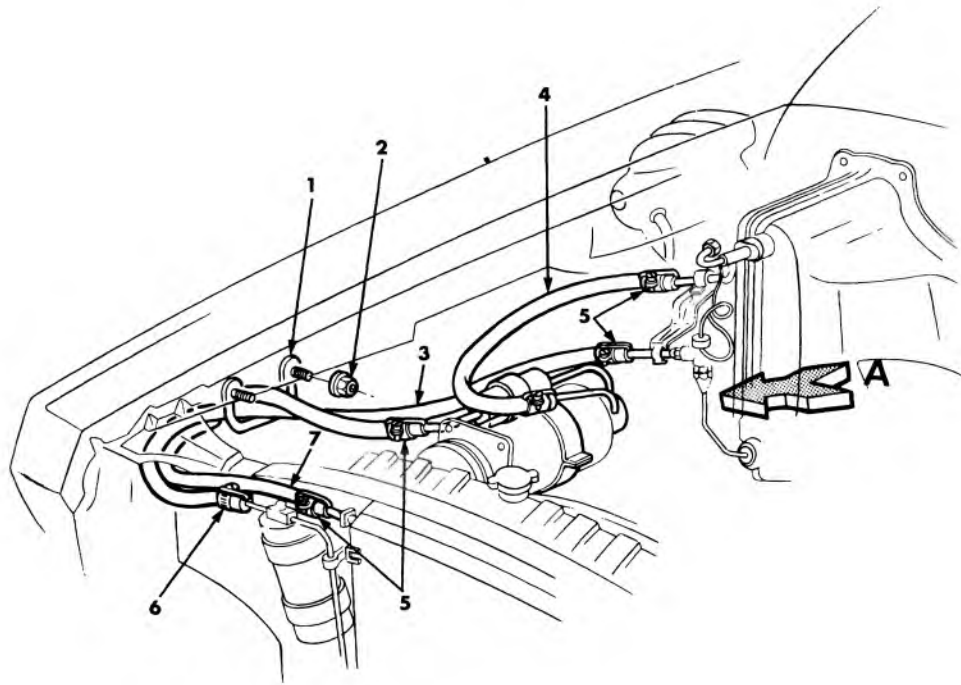
- |                              |         |                             |         |
|------------------------------|---------|-----------------------------|---------|
| 1. 9.262 ADAPTER ASSY.....   | 3864006 | 4. 8.977 SCREW (#10-16 x 1) |         |
| 2. 8.900 SCREW (#8-18 x 5/8) |         | 5. 9.220 GASKET .....       | 3864007 |
| 3. N.L. SCREW                |         |                             |         |



9-89

**1965-66 PASS. A/C SELECTOR & DISTRIBUTOR**

- |                                    |         |  |         |
|------------------------------------|---------|--|---------|
| 1. 9.211 GASKET-SELECTOR .....     | 3923190 | 7. N.L. HOSE                               |         |
| 2. N.L. SCREW                      |         | 8. 9.262 DUCT ASSY.-Distributor Upper .... | 3875848 |
| 3. 9.262 DUCT ASSY.-SELECTOR ..... | 3857224 | 9. N.S. CLIP                               |         |
| 4. 9.264 RETAINER .....            | 3857698 | 10. 9.260 HOSE                             |         |
| 5. 8.977 SCREW (#10-16 x 5/8)      |         | 11. 9.260 HOSE                             |         |
| 6. 9.211 GASKET-DISTRIBUTOR .....  | 3857948 | 12. 16.585 OUTLET .....                    | 3757788 |

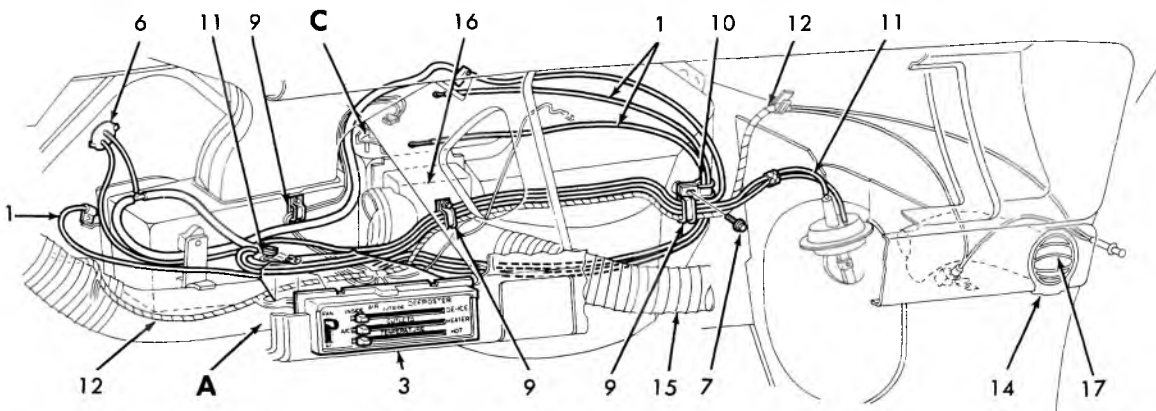
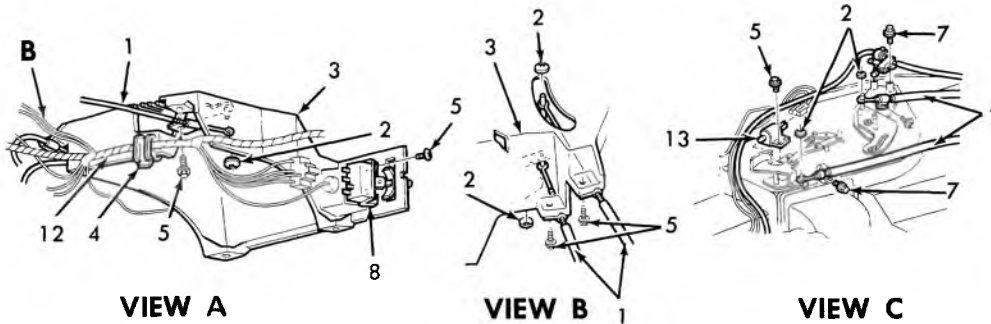


9-90

**1965-66 PASS. A/C HOSE ROUTING, FITTING & MUFFLER ASSY.**

- |   |         |   |         |
|---|---------|---|---------|
| 1. N.S. CLIP ASSY.                          |         | 7. 9.220 HOSE (6 cyl.) Cut 44" from 3830948 |         |
| 2. 8.921 NUT (#10-24)                       |         | 9.220 (8 cyl.) Cut 42" from 3830948         |         |
| 3. 9.220 HOSE—Cut 42" from 3830950          |         | 8. 8.900 BOLT (3/8-24 x 1-1/2)              |         |
| 4. 9.220 HOSE (6 cyl.) Cut 25" from 3830952 |         | 9. 8.931 L. WASHER (3/8)                    |         |
| 9.220 (283-327) Cut 20" from 3830952        |         | 10. * WASHER                                |         |
| 9.220 (409) Cut 18" from 3830952            |         | 11. 9.226 FITTING & MUFFLER ASSY.....       | 3859740 |
| 5. 9.242 CLAMP .....                        | 3909030 | 12. 9.242 BRACKET—UPPER .....               | 3859742 |
| 6. 1.166 STRAP .....                        | 3749810 | 13. 9.242 BRACKET—LOWER .....               | 3859744 |
|   |         | 14. 8.900 8.900 SCREW (#10-24 x 5/8)        |         |
|   |         | 15. 9.226 SEAL .....                        | 5887997 |

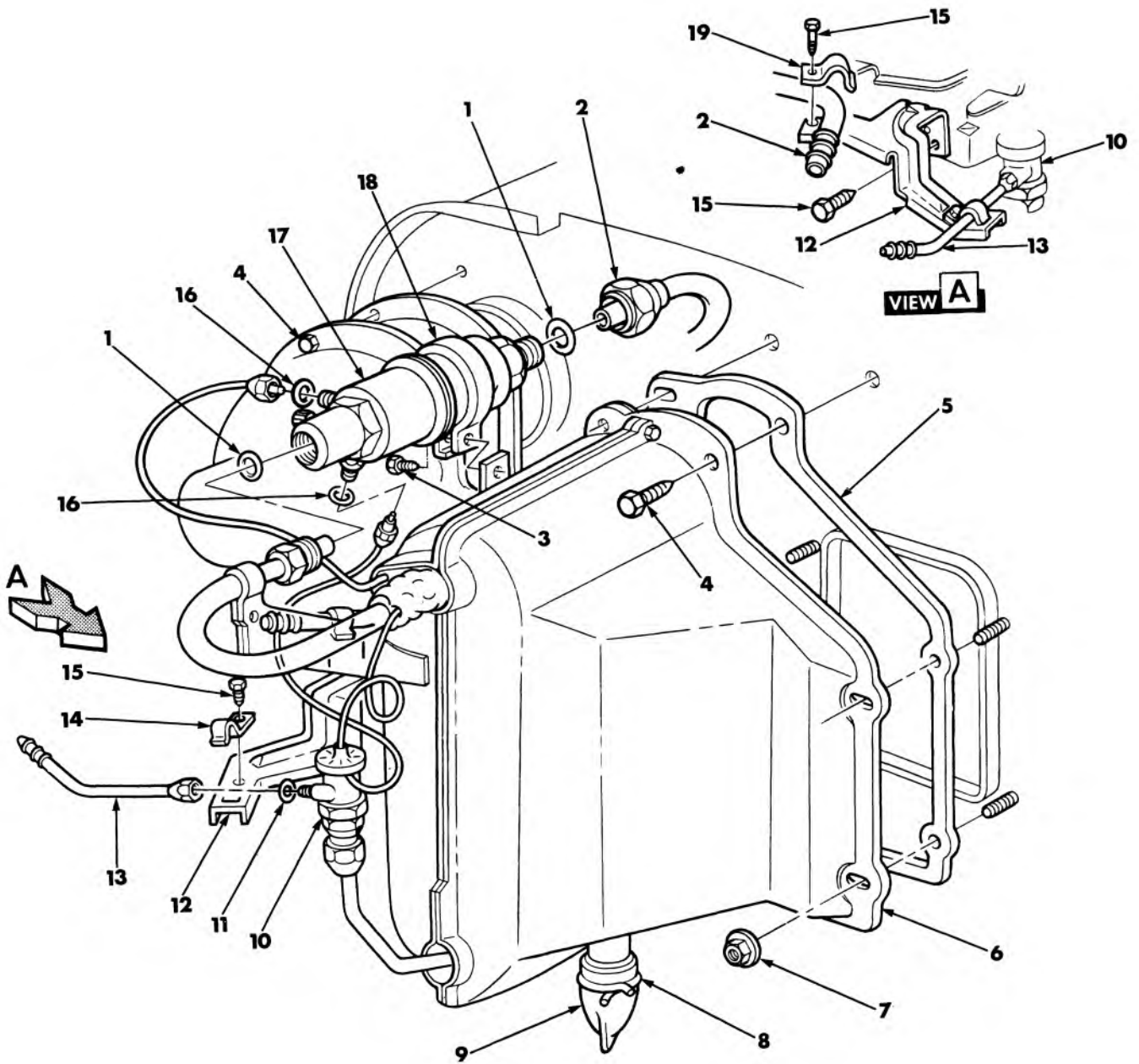
\*NOTE: Removed from service



9-91

### 1965-66 PASS. AIR CONDITIONING CONTROLS AND CABLES

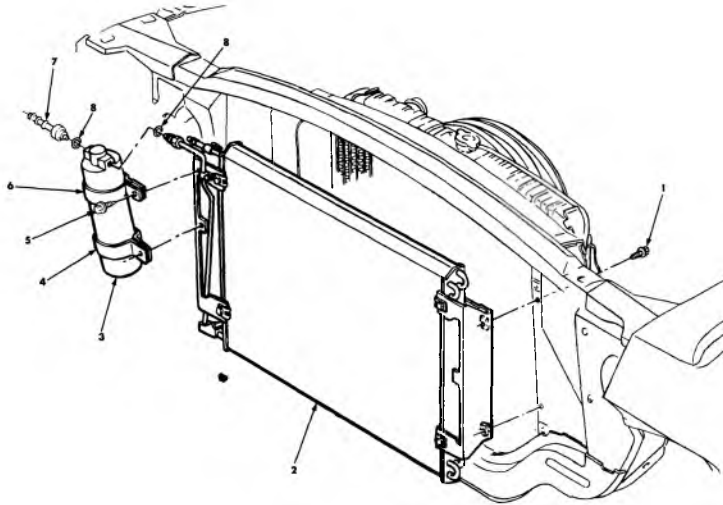
- |                        |                                     |
|------------------------|-------------------------------------|
| 1. 9.787 CABLE ASSY.   | 10. 8.950 CLIP                      |
| 2. 9.787 CABLE NUT     | 11. 9.220 HOSE ASSY.                |
| 3. 8.852 CONTROL ASSY. | 12. 2.480 HARNESS ASSY.             |
| 4. 8.950 CLAMP         | 13. 8.852 SWITCH ASSY. (COMPRESSOR) |
| 5. 8.977 SCREW         | 14. 9.262 BEZEL                     |
| 6. 9.775 GROMMET       | 15. 9.779 HOSE                      |
| 7. 8.977 SCREW         | 16. 9.262 DUCT ASSY.                |
| 8. 8.852 SWITCH ASSY.  | 17. 9.262 DEFLECTOR                 |
| 9. 8.950 CLAMP         |                                     |



9-92

### 1966-67 PASSENGER A/C EVAPORATOR & SUCTION THROTTLING VALVE

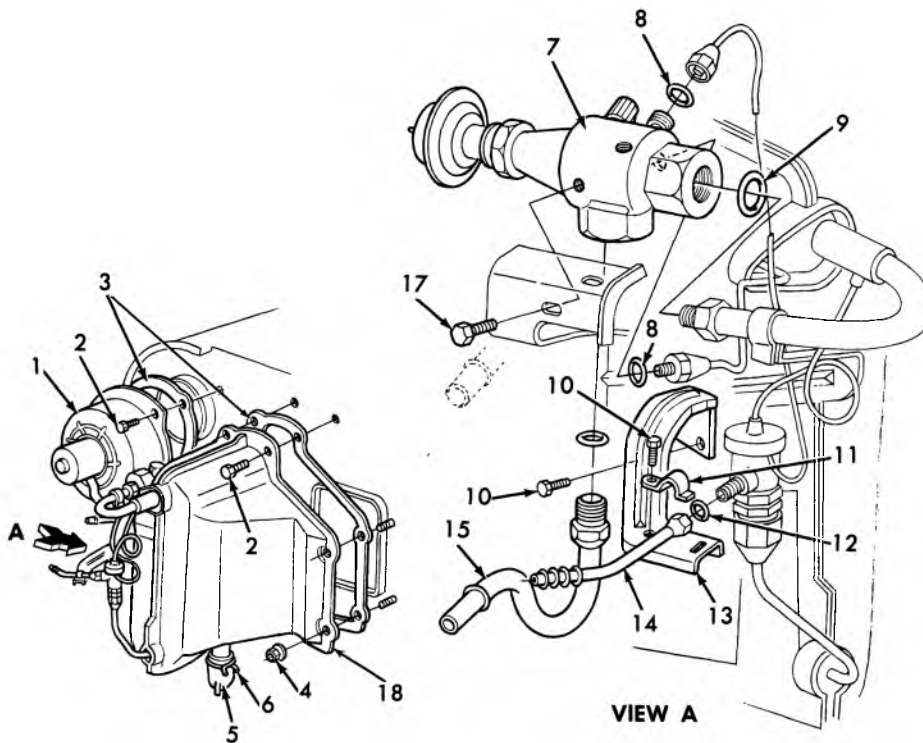
- |  |                           |
|--|---------------------------|
| 1. 9.211 GASKET  | 10. 9.213 VALVE—Expansion |
| 2. 9.225 TUBE ASSY.                                    | 11. 9.211 GASKET          |
| 3. 8.977 SCREW (Hex Washer Hd.)<br>(1/4—14 x 5/8)      | 12. 9.196 BRACKET         |
| 4. 8.977 SCREW ASSY. (Hex. Washer Hd.)<br>(1/4—14 x 1) | 13. 9.225 TUBE ASSY.      |
| 5. 9.216 GASKET  | 14. N.L. CLAMP            |
| 6. N.S. EVAPORATOR ASSY.                               | 15. 8.977 SCREW           |
| 7. 8.921 NUT (PAL NUT) (1/4—20)                        | 16. 9.214 GASKET          |
| 8. 9.211 CLAMP   | 17. 9.198 VALVE           |
| 9. 9.211 TUBE  | 18. 9.196 BRACKET         |
|  | 19. N.L. CLAMP            |



9-93

### 1965-66 PASS.—A/C CONDENSER, RECEIVER & DEHYDRATOR

1. N.S. SCREW		5. 8.977 SCREW (1/4-14 x 3/4)	
2. 9.190 CONDENSER ASSY. ....	3856228	6. 9.195 BRACKET—UPPER .....	3883893
3. 9.195 RECEIVER & DEHYDRATOR .....	3155342	7. 9.196 TUBE—ASSY.....	3792316
4. 9.196 BRACKET—LOWER .....	3883893	8. 9.211 "O" RING .....	8526398

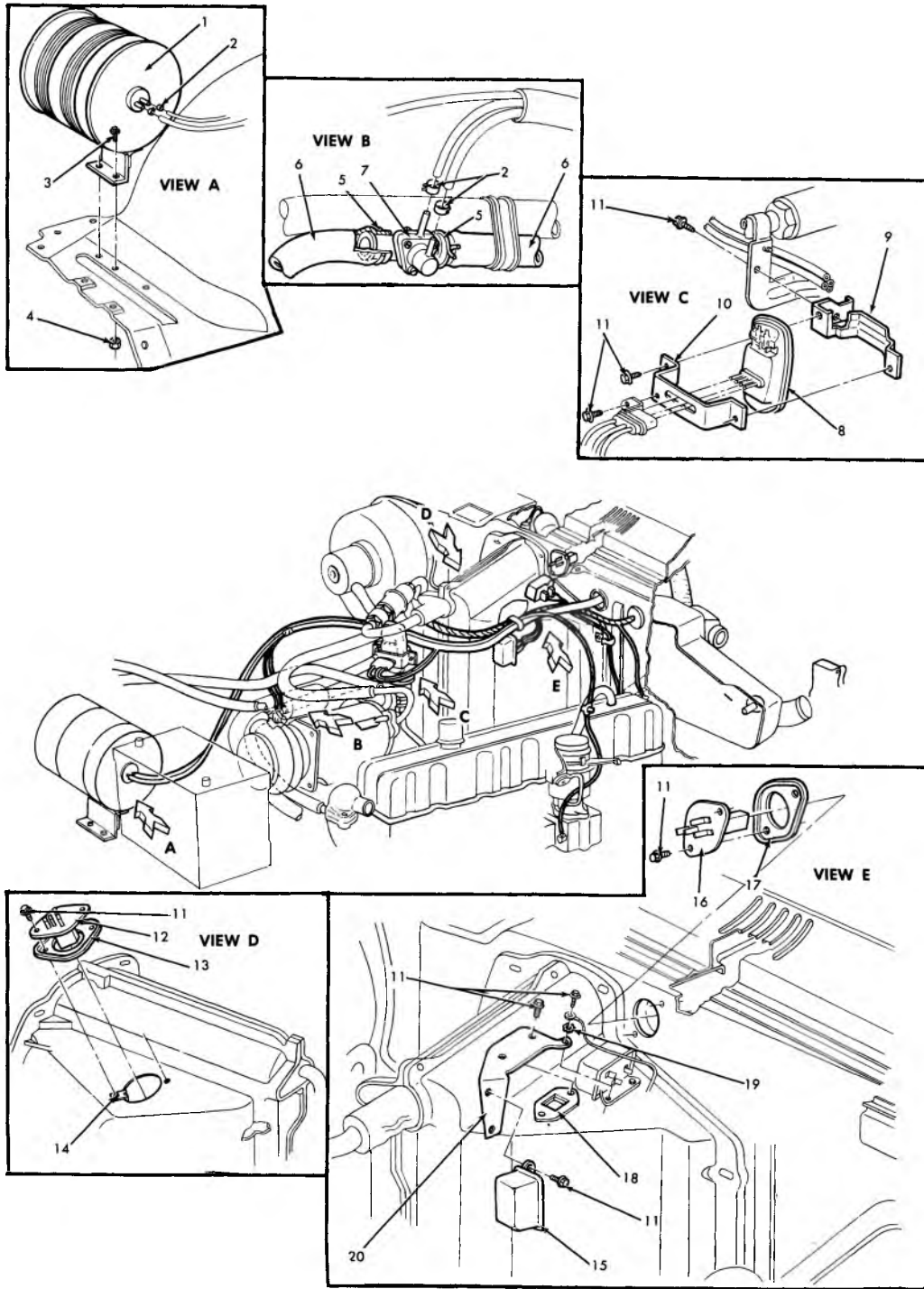


9-94

### 1965 PASSENGER A/C EVAPORATOR & SUCTION THROTTLING VALVE

1. 9.211 CASE		10. 8.977 SCREW (10-16 x 3/8)	
2. N.L. SCREW		11. N.L. CLAMP	
3. 9.211 GASKET .....	3873897	12. 9.211 GASKET .....	8526398
4. 8.921 NUT (1/4-20)		13. * BRACKET	
5. 9.211 TUBE .....	3021960	14. 9.226 TUBE ASSY. ....	3859059
6. 9.211 CLAMP .....	2465813	15. 9.225 TUBE ASSY. ....	3866068
7. 9.198 VALVE ASSY. ....	5910527	16. 9.211 GASKET .....	3140748
8. 9.214 GASKET .....	8526645	17. 8.900 SCREW (1/4-20 x 1/2)	
9. 9.211 GASKET .....	3140852	18. 9.211 CASE	

\*NOTE: Removed from service



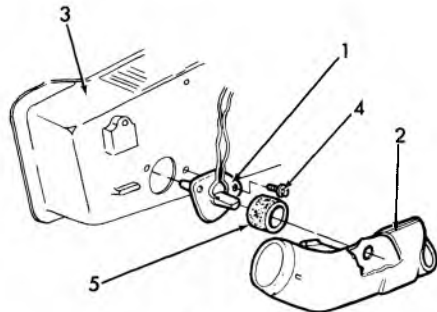
9-95

### 1966 PASSENGER AIR CONDITIONING AUTOMATIC TEMPERATURE CONTROL DETAILS

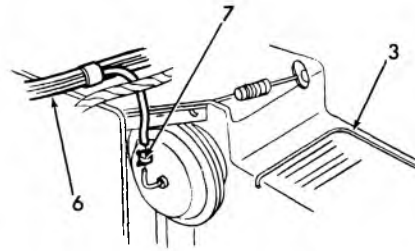
1.	9.281	TANK ASSY.	3875856	11.	8.977	SCREW (#10-16 x 5/8)	
2.	1.166	CLAMP	2492772	12.	8.855	RESISTOR ASSY.	3929049
3.	8.990	BOLT (5/16-18 x 5/8)		13.	9.275	GASKET	3875846
4.	8.915	NUT (5/16-18)		14.	8.921	NUT (#10-16)	
5.	1.166	CLAMP (7/8 DIA.)	9421062	15.	9.277	RELAY ASSY.	1116992
6.	8.962	HOSE (5/8 I.D.)*		16.	9.275	SENSOR ASSY.	3885192
7.	8.850	VALVE ASSY.	3895935	17.	9.275	GASKET	3875840
8.	9.280	SWITCH ASSY.	7302385	18.	9.275	GASKET	3883844
9.	9.275	SUPPORT	3875841	19.	8.932	WASHER (ext. tooth #10)	
10.	9.275	CLAMP	3875842	20.	9.277	BRACKET	3875843

\*NOTE: Cut to required length.

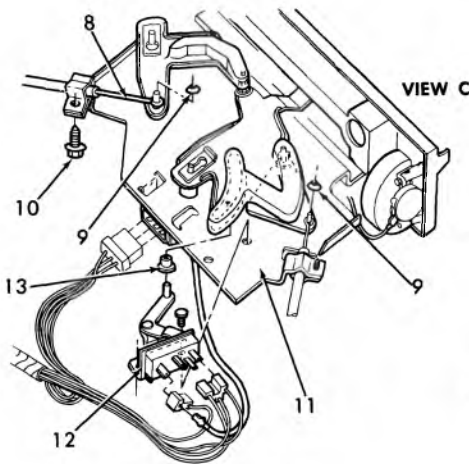
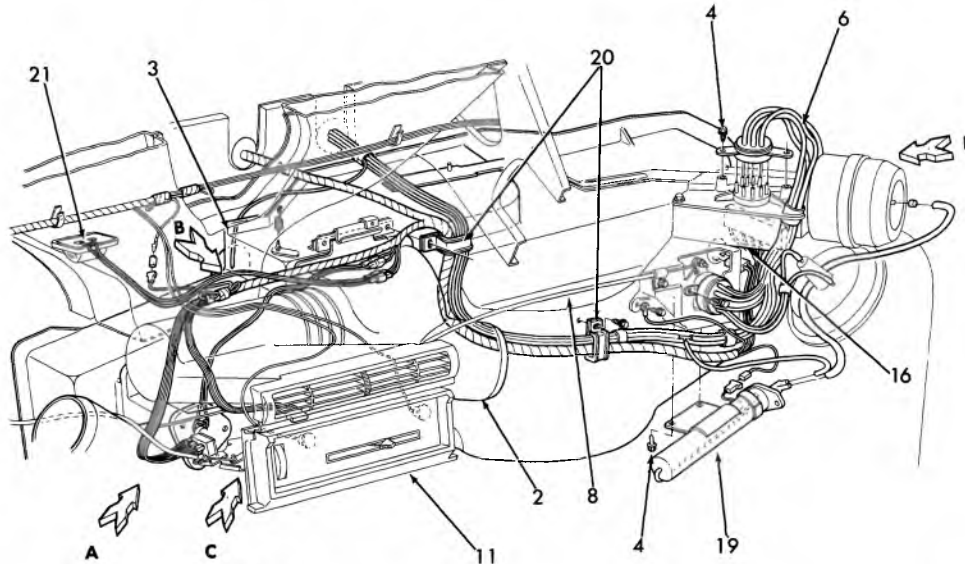
\*Removed From Service



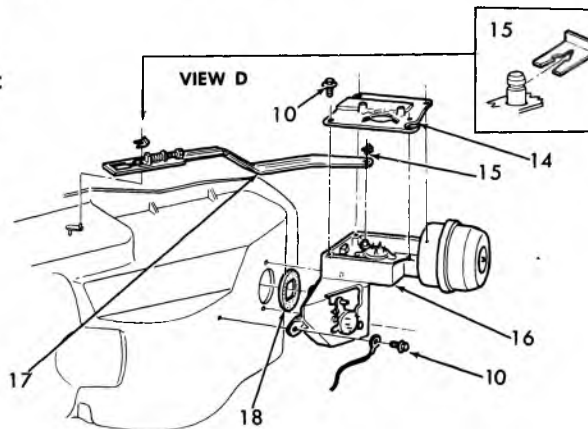
VIEW A



VIEW B



VIEW C

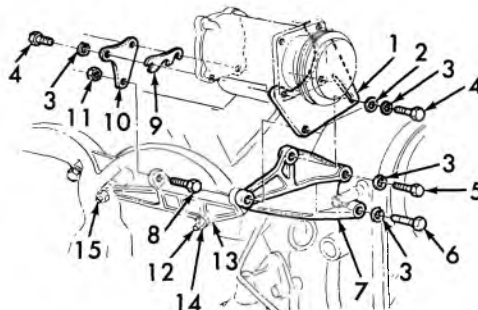
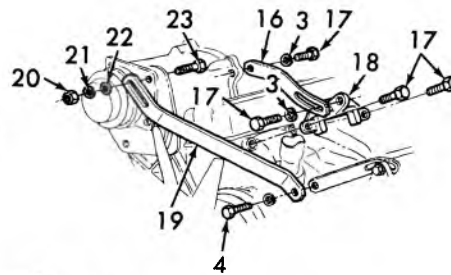


VIEW D

9-96

**1966 PASSENGER AIR CONDITIONING AUTOMATIC TEMPERATURE CONTROL DETAILS**

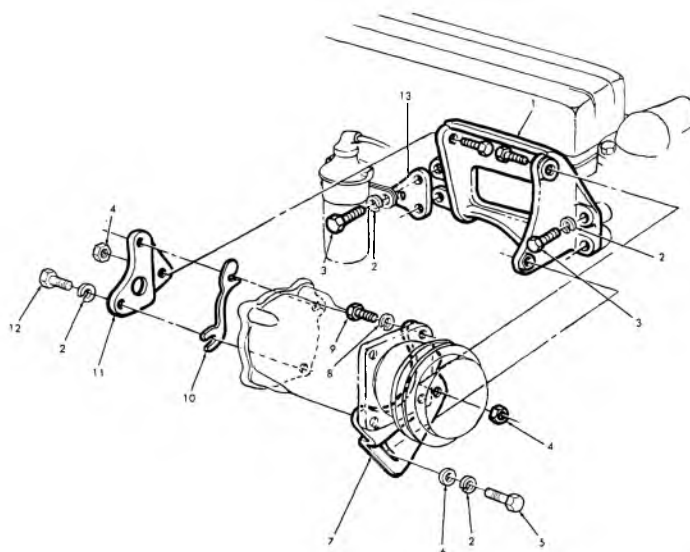
1. 9.275 SENSOR ASSY. ....	3875836	12. 8.852 SWITCH ASSY. ....	3875847
2. 9.262 DUCT ASSY. ....	3875848	13. 8.852 BUSHING ....	3843466
3. 9.262 DUCT ASSY. ....	3875859	14. 9.275 COVER ....	3875855
4. 8.977 SCREW (#10-16 x 5/8)		15. 9.786 CLIP ....	1484109
5. 9.275 SEAL ....	3875839	16. 9.280 SERVO ASSY. ....	3875852
6. 9.281 HOSE ASSY. ....	3875858	17. 9.276 LINK ASSY. ....	7311191
7. 1.166 CLAMP ....	3880751	18. 9.275 SEAL ....	3880785
8. 9.787 CABLE ASSY. ....	3875857	19. 9.275 TRANSDUCER ASSY. ....	3875854
9. 9.787 CABLE NUT (PUSH ON) ....	381700	20. N.L. CLIP	
10. 8.977 SCREW (#16 x 5/8)		21. 9.275 SENSOR ASSY. ....	3885160
11. 8.849 CONTROL ASSY. ....	3891720		



9-97

### 1965-67 PASSENGER A/C COMPRESSOR MOUNTING (283, 327)

- |                                |                                 |
|--------------------------------|---------------------------------|
| 1. 9.171 BRACKET—FRONT         | 13. 9.171 SUPPORT—REAR          |
| 2. 6.606 WASHER                | 14. 8.915 NUT (3/8—16)          |
| 3. 8.931 L/WASHER (3/8)        | 15. 3.275 BOLT                  |
| 4. 8.900 BOLT (3/8—16 x 1)     | 16. 9.171 BRACE—REAR            |
| 5. 8.900 BOLT (3/8—16 x 2-1/4) | 17. 8.900 BOLT (3/8—16 x 1-1/2) |
| 6. 7.874 BOLT                  | 18. 9.171 SUPPORT—REAR          |
| 7. 9.171 SUPPORT—FRONT         | 19. 9.171 BRACE—FRONT           |
| 8. 8.900 BOLT (3/8—16 x 1-1/4) | 20. 8.915 NUT (5/16—24)         |
| 9. 9.171 SHIM                  | 21. 8.931 L/WASHER (5/16)       |
| 10. 9.171 BRACKET—REAR         | 22. 2.277 WASHER                |
| 11. 8.917 NUT (3/8—16)         | 23. 9.173 BOLT                  |
| 12. 3.275 STUD                 |                                 |

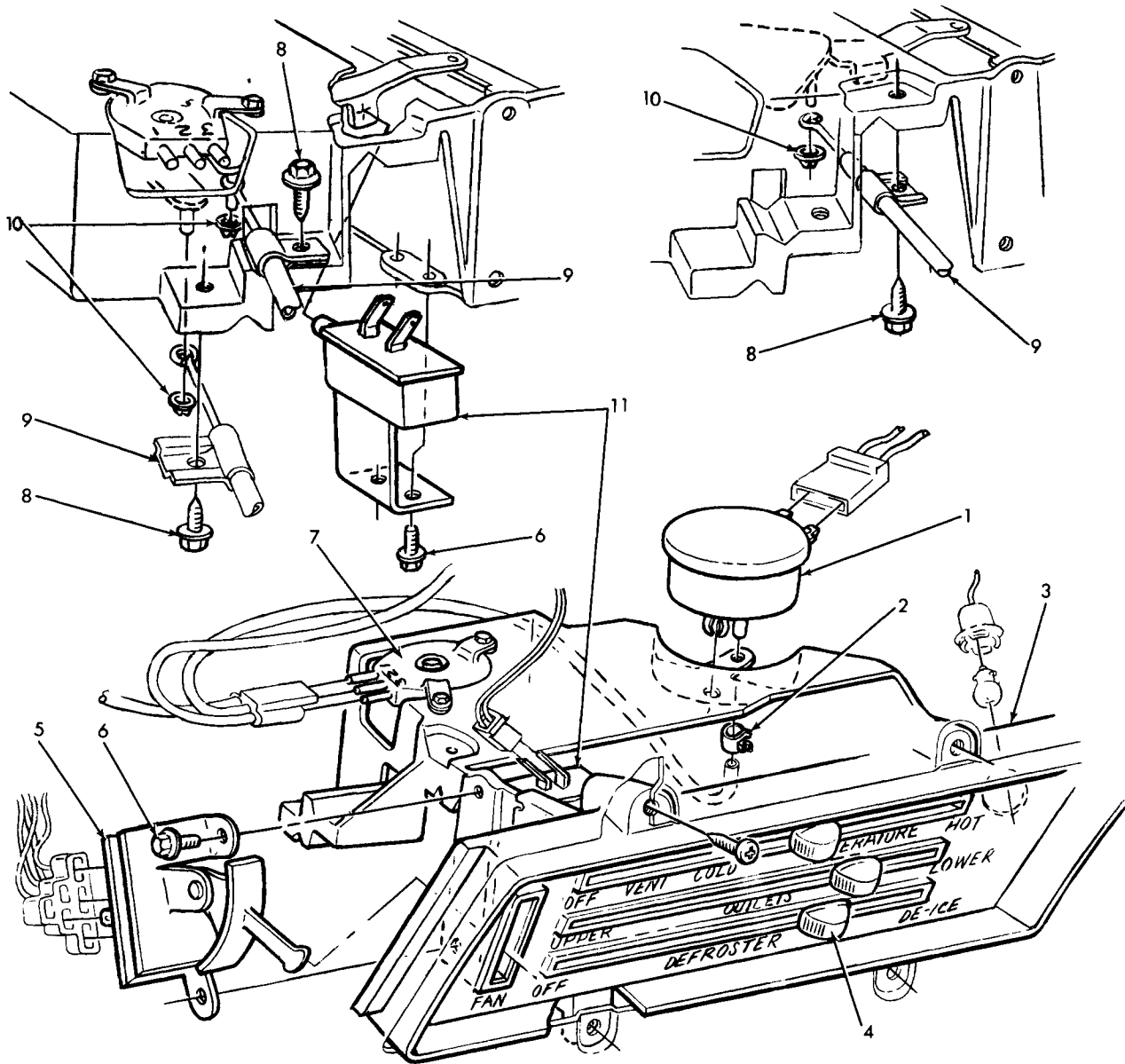


9-98

### 1965-67 PASSENGER 6 CYL. AIR COND. COMPRESSOR MOUNTING

- |                                |                               |
|--------------------------------|-------------------------------|
| 1. 9.171 SUPPORT               | 8. 8.931 L/WASHER (5/16)      |
| 2. 8.931 L/WASHER (3/8)        | 9. 8.900 BOLT (5/16—24 x 3/4) |
| 3. 8.900 BOLT (3/8—16 x 1-1/8) | 10. 9.171 SHIM                |
| 4. 8.917 NUT (3/8—16)          | 11. 9.171 BRACKET             |
| 5. 8.900 BOLT (3/8—16 x 7/8)   | 12. 8.900 BOLT (3/8—16 x 1)   |
| 6. 8.290 WASHER                | 13. 2.183 PLATE               |
| 7. 9.171 BRACKET               |                               |

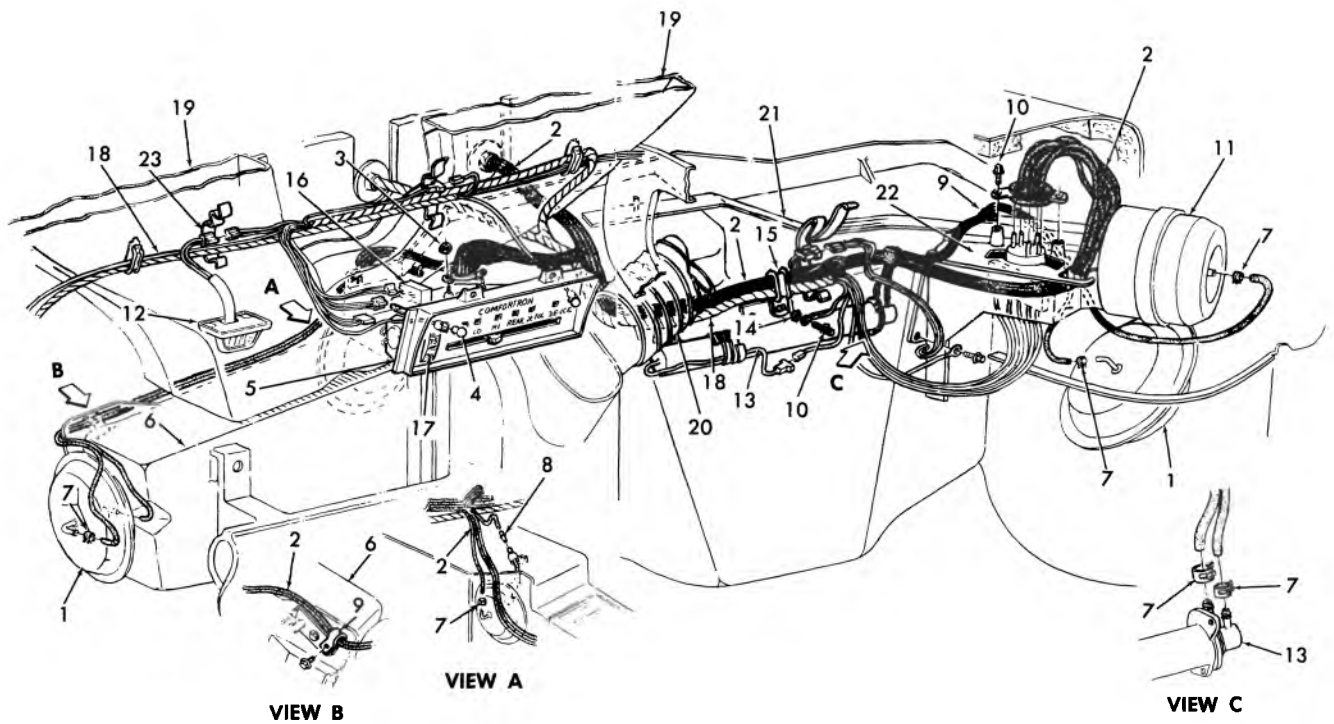




9-99

### 1967 PASSENGER AIR CONDITIONING CONTROL ASSEMBLY

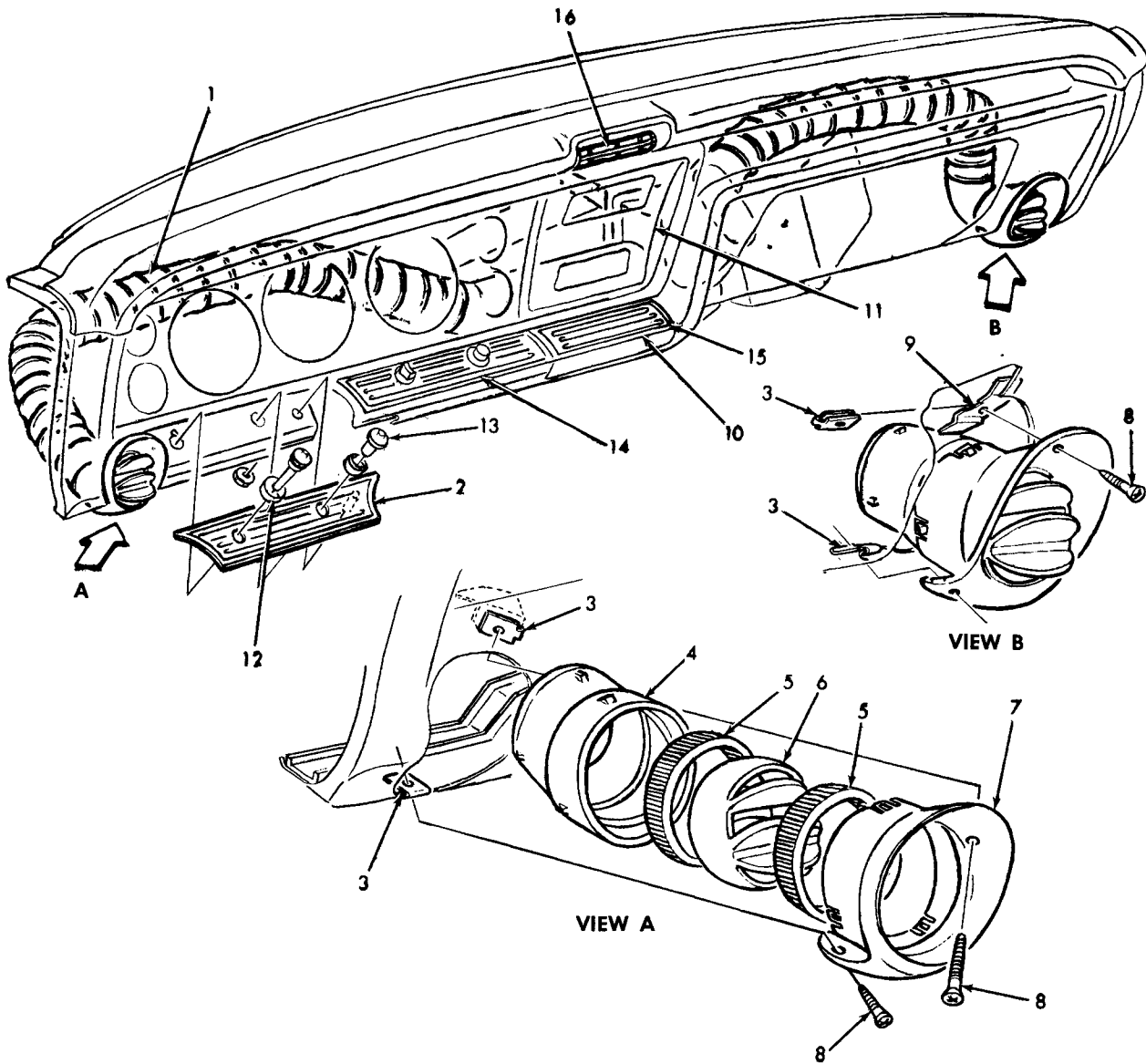
- |                               |                               |
|-------------------------------|-------------------------------|
| 1. 9.275 SWITCH ASSY.         | 7. 8.852 SWITCH ASSY.         |
| 2. 1.166 CLAMP                | 8. 8.977 SCREW (#10-16 x 5/8) |
| 3. 8.849 CONTROL ASSY.        | 9. 9.787 CABLE ASSY.          |
| 4. 8.852 KNOB                 | 10. 9.787 CABLE NUT           |
| 5. 9.275 SWITCH ASSY.         | 11. 9.275 SWITCH ASSY.        |
| 6. 8.977 SCREW (#10-24 x 3/8) |                               |



9-100

### 1967 PASSENGER AIR CONDITIONING AUTOMATIC TEMPERATURE CONTROL DETAILS

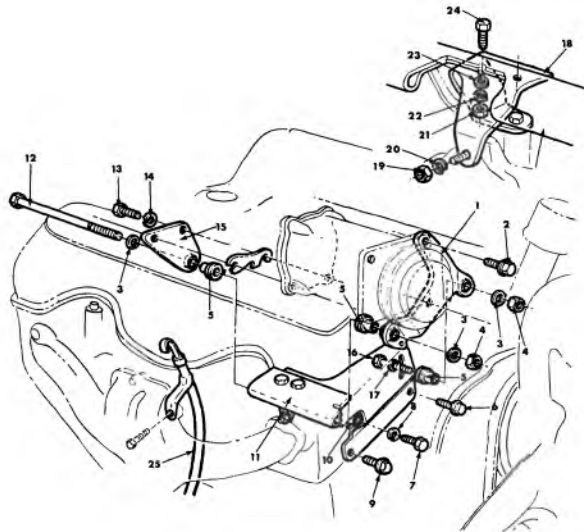
- |                                  |                                    |
|----------------------------------|------------------------------------|
| 1. 9.275 ELEMENT VACUUM ACTUATOR | 13. 9.275 TRANSDUCER ASSY.         |
| 2. 9.281 HOSE UNIT               | 14. 8.932 WASHER                   |
| 3. 8.915 NUT                     | 15. N.L. CLIP                      |
| 4. 8.991 BULB                    | 16. 9.275 SWITCH ASSY.             |
| 5. 8.852 CONTROL ASSY.           | 17. 8.852 KNOB ASSY. Potentiometer |
| 6. 9.262 DUCT ASSY.              | 18. 9.276 HARNESS ASSY.            |
| 7. 9.220 CLAMP                   | 19. 9.779 DUCT ASSY.               |
| 8. 9.281 CONNECTOR               | 20. 9.779 HOSE                     |
| 9. N.L. CLIP                     | 21. 9.276 LINK ASSY.               |
| 10. 8.977 SCREW                  | 22. 9.275 COVER ASSY.              |
| 11. 9.275 SERVO ASSY.            | 23. 2.530 CONNECTOR                |
| 12. 9.275 SENSOR ASSY.           |                                    |



9-101

### 1967 PASSENGER AIR CONDITIONING—SIDE OUTLETS AND HOSES

- |  |                                 |
|--|---------------------------------|
| 1. 9.260 HOSE                                  | 9. 9.262 RETAINER               |
| 2. 10.252 PLATE ASSY. (Wiper and Light Switch) | 10. 12.009 ASH TRAY ASSY.       |
| 3. 8.921 "U" NUT                               | 11. 10.252 PLATE (Radio)        |
| 4. 9.262 ADAPTER                               | 12. 2.485 SWITCH                |
| 5. 9.260 SEAL                                  | 13. 10.164 KNOB ASSY. (Wiper)   |
| 6. 9.262 DEFLECTOR                             | 14. 10.252 PLATE (Ignition)     |
| 7. 9.262 BEZEL                                 | 15. 12.009 TRIM PLATE ASSY.     |
| 8. 8.977 SCREW                                 | 16. 9.262 OUTLET ASSY. (Center) |

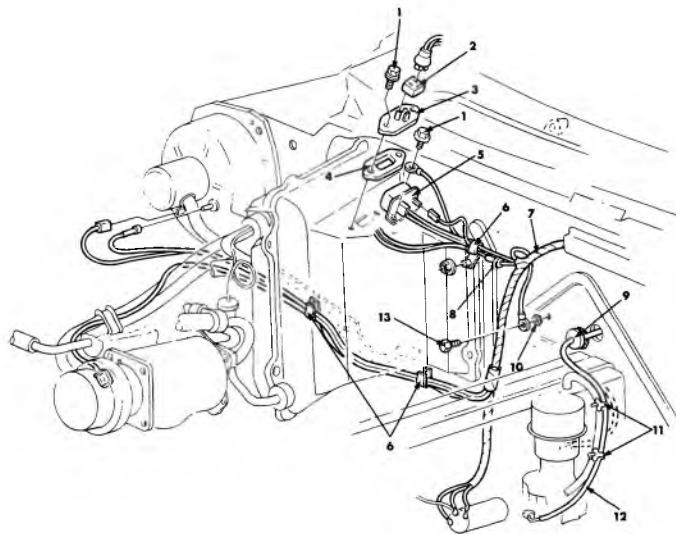


9-34

### 1965 A/C COMPRESSOR MOUNTING-409

1. 9.171 BRACKET ASSY. ....	3834723	14. 8.931 L. WASHER (3/8)	
2. 8.900 SCREW (5/16-24 x 1/2)		15. 9.171 BRACKET .....	3834730
3. 8.929 WASHER (5/16)		16. 8.900 BOLT (3/8-16 x 2)	
4. 8.917 NUT (3/8-16)		17. 8.143 SPL. WASHER .....	3710405
5. 9.171 BUSHING ASSY. ....	3813383	18. 9.171 SUPPORT .....	3853178
6. 8.900 SCREW (7/16-14 x 3/4)		19. 8.915 NUT (5/16-18)	
7. 8.900 BOLT (7/16-14 x 1-1/2)		20. 8.932 L. WASHER (5/16)	
8. 8.931 L. WASHER (7/16)		21. 8.916 NUT (1/2)	
9. 8.900 BOLT (3/8-16 x 3/4)		22. 8.931 L. WASHER (1/4)	
10. 9.171 SPACER .....	3755656	23. 8.929 WASHER (5/8)	
11. 9.171 SUPPORT ASSY. ....	3838485	24. 8.900 BOLT (1/4-20 x 7/8)	
12. 9.173 BOLT .....	3794212	25. * TUBE ASSY.	
13. 8.900 BOLT (3/8-16 x 3/4)			

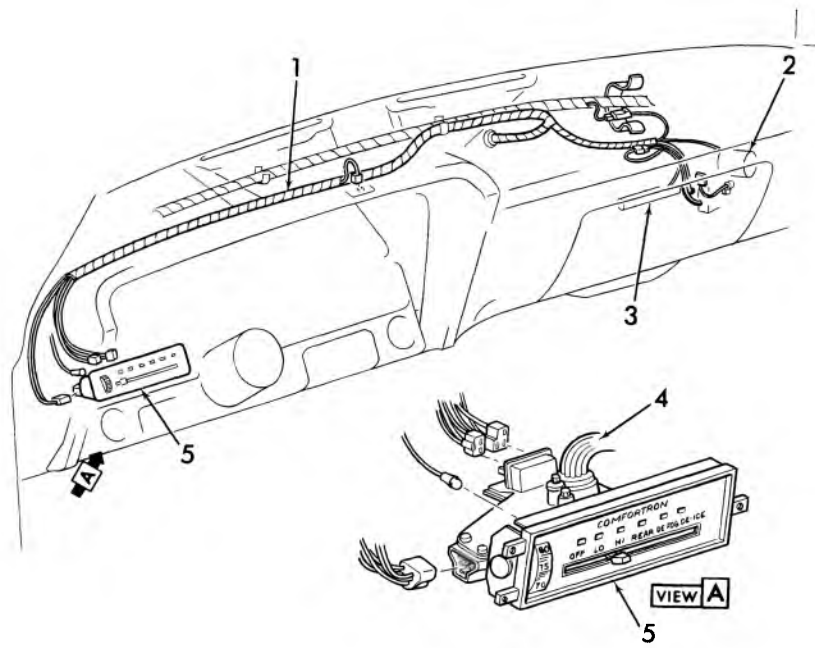
\*NOTE: Removed from service



9-103

### 1965-67 PASSENGER AIR CONDITIONING FRONT WIRING

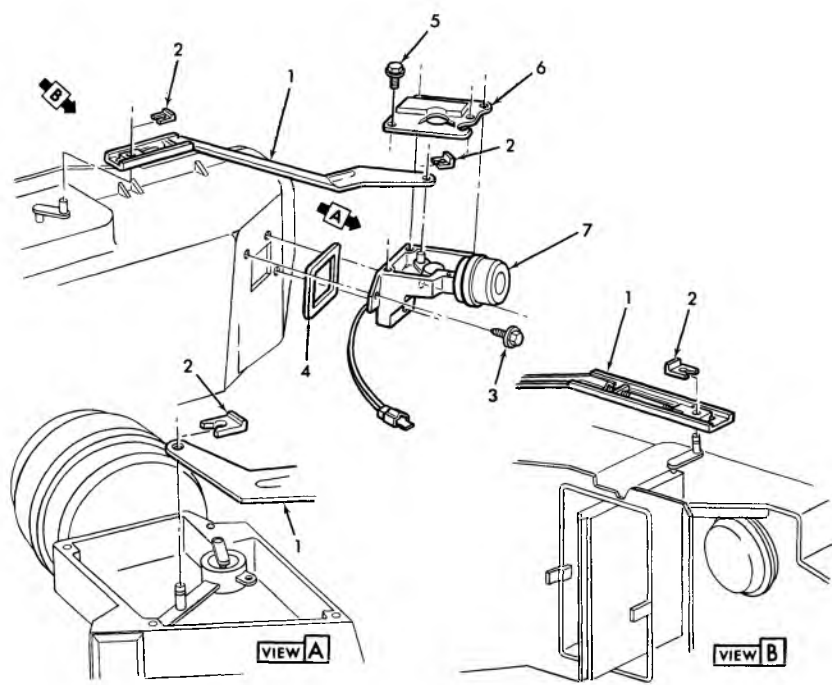
1. 8.977 SCREW (#10-16 x 5/8)	8. N.S.S. FUSE-Part of Harness Assy.
2. N.L. SEAL	9. N.L. GROMMET
3. 9.275 RESISTOR ASSY.	10. 8.932 L/WASHER (1/4)
4. 9.275 GASKET	11. 9.242 CLIP (6 cyl.)
5. 9.277 RELAY ASSY.	12. 8.962 HOSE ASSY.
6. 8.950 CLIP	13. 8.977 SCREW (1/4-14 x 5/8)
7. 2.525 HARNESS ASSY.	



9-104

**1969-70 PASSENGER A/C AUTOMATIC TEMPERATURE CONTROL-CONTROLS AND WIRING HARNESS**

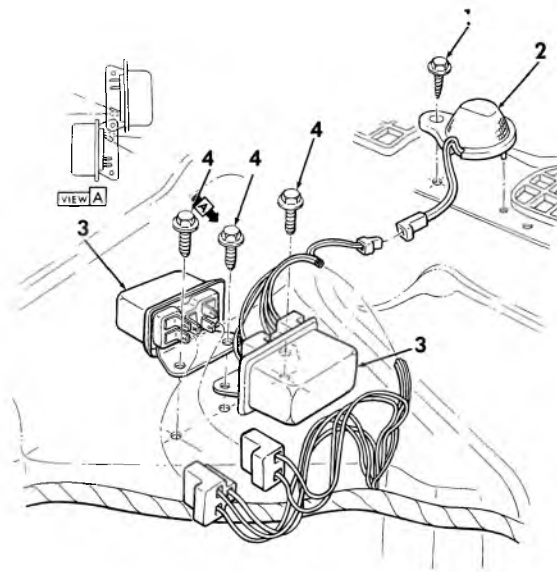
- |                                  |         |                             |         |
|----------------------------------|---------|-----------------------------|---------|
| 1. 9.276 HARNESS ASSY.-A/C ..... | 6297567 | 4. 8.962 HOSE-Vac.          |         |
| 2. 9.275 SERVO ASSY. ....        | 7308831 | 5. 9.273 CONTROL ASSY. .... | 7307601 |
| 3. 9.275 TRANSDUCED ASSY. ....   | 3895949 |                             |         |



9-105

**1969-70 PASSENGER AIR CONDITIONING AUTOMATIC TEMPERATURE CONTROL-SERVO AND LINK ASSEMBLY**

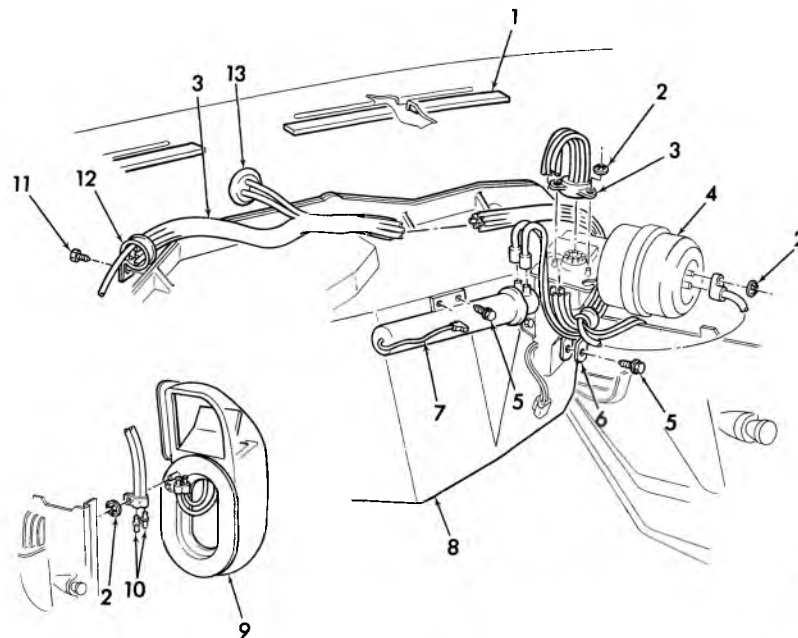
- |                                  |         |                                  |         |
|----------------------------------|---------|----------------------------------|---------|
| 1. 9.276 LINK ASSY. ....         | 7311191 | 5. 8.977 SCREW (No. 10-16 x 5/8) |         |
| 2. 9.786 CLIP .....              | 1484109 | 6. 9.275 COVER-Servo             |         |
| 3. 8.977 SCREW (No. 10-16 x 3/4) |         | 7. 9.275 SERVO ASSY. ....        | 7308831 |
| 4. 9.275 SEAL .....              | 3902255 |                                  |         |



9-106

**1969-70 PASSENGER A/C AUTOMATIC TEMPERATURE CONTROL-RELAYS AND AIR SENSOR**

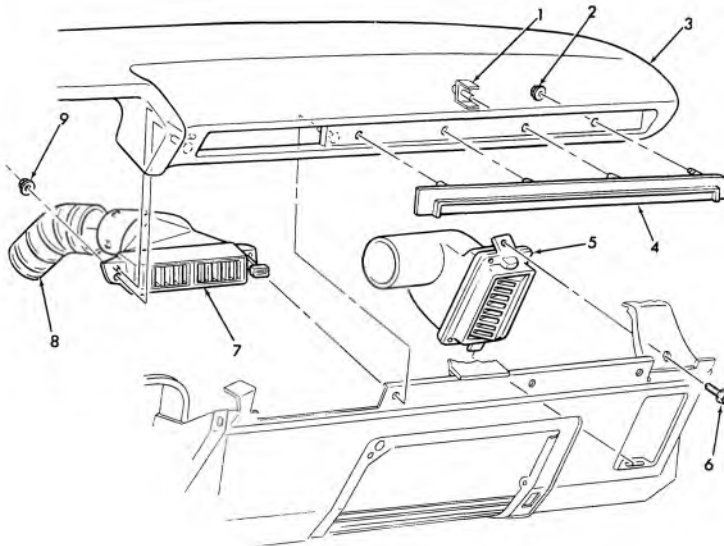
- |                                 |         |                                  |         |
|---------------------------------|---------|----------------------------------|---------|
| 1. 8.977 SCREW (No. 8-18 x 5/8) |         | 3. 2.755 RELAY ASSY. ....        | 1115858 |
| 2. 9.275 SENSOR ASSY. ....      | 7308821 | 4. 8.977 SCREW (No. 10-16 x 5/8) |         |



9-107

**1969-70 PASSENGER A/C AUTOMATIC TEMPERATURE CONTROL-TRANSDUCER AND VACUUM HOSE ASSEMBLY**

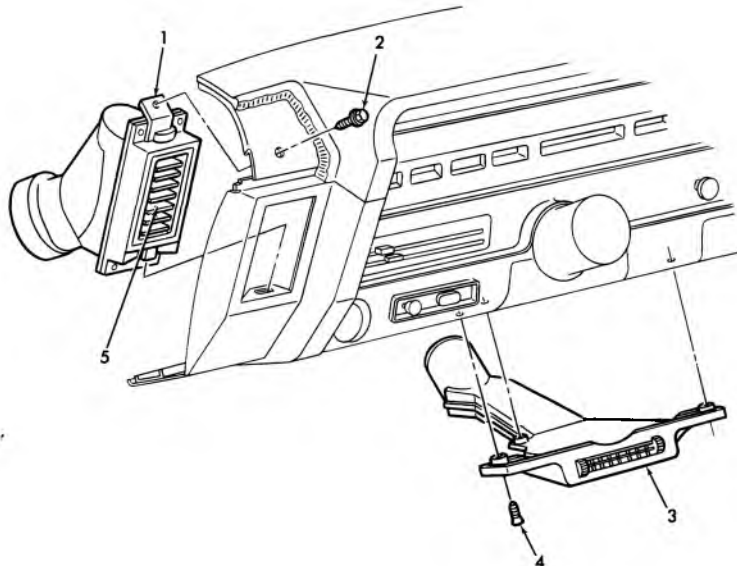
- |                                  |         |  |         |
|----------------------------------|---------|--|---------|
| 1. 9.260 SEAL .....              | 3942649 | 8. N.S. DUCT ASSY.—Air Selector (Comp. Parts Serv) |         |
| 2. 8.921 CABLE NUT (5/32)        |         | 9. 9.262 DUCT ASSY. ....                           | 3022571 |
| 3. 9.281 HOSE ASSY. ....         | 3946942 | 10. 9.281 CONNECTOR .....                          | 3967813 |
| 4. 9.275 SERVO ASSY. ....        | 7308831 | 11. 8.977 SCREW (No. 10-16 x 5/8)                  |         |
| 5. 8.977 SCREW (No. 10-16 x 3/4) |         | 12. 8.950 CLIP                                     |         |
| 6. 8.950 CLIP                    |         | 13. N.S.S. GROMMET—Part of 3946942 Hose Assy.      |         |
| 7. 9.275 TRANSDUCER ASSY. ....   | 3895949 |  |         |



9-108

### 1969-70 PASSENGER AIR CONDITIONING RIGHT OUTLET-CENTER OUTLET

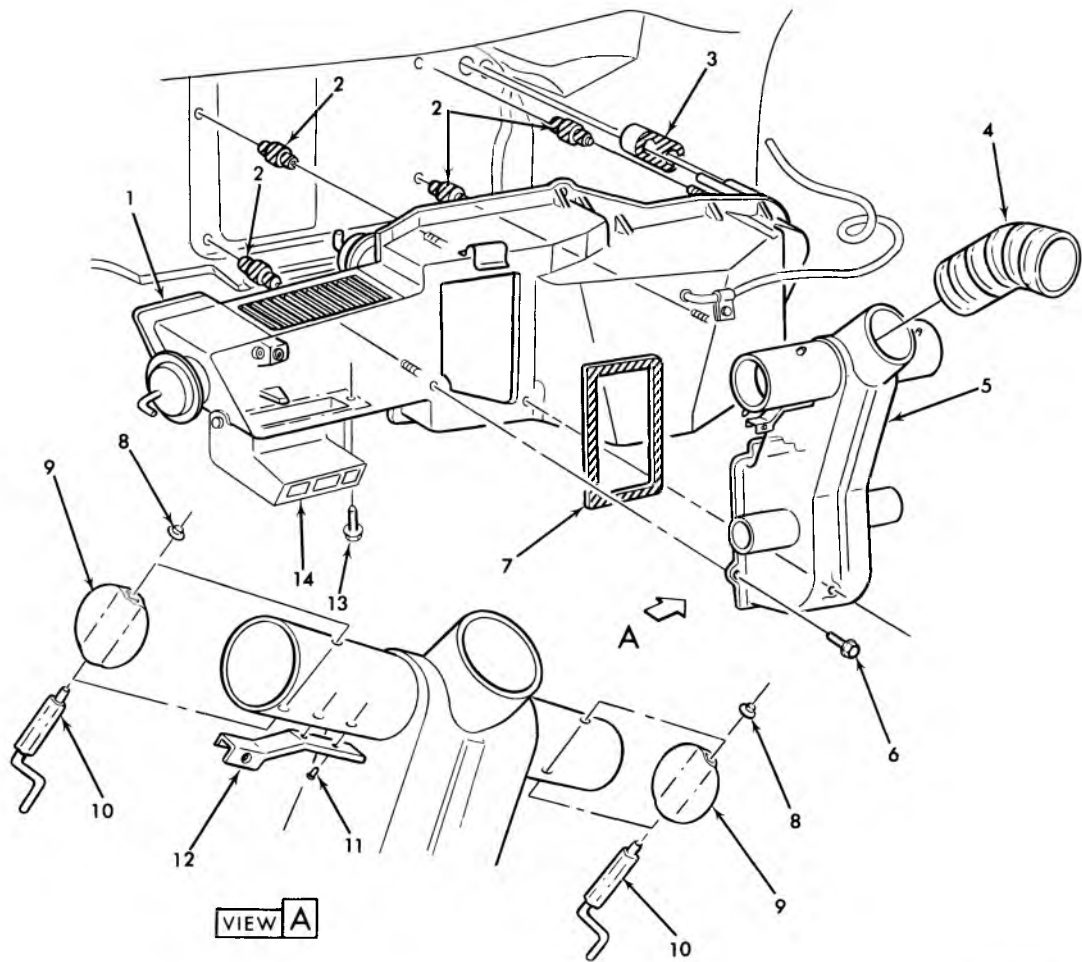
1. 10.252 SCREW & BRACKET ASSY. . . . .	3922826	10.252 MOULDING ASSY.—Caprice (exc. Sta. Wag.)	
2. 8.921 NUT (3/16)		10.252 MOULDING ASSY.—Estate Wag. . . . .	3948539
3. 14.655 PAD ASSY. . . . .	3939699	5. 9.262 OUTLET . . . . .	3942607
4. 10.252 MOULDING . . . . .	3950053	6. 8.977 SCREW (10-16x5/8)	
10.252 MOULDING ASSY.—Impala (exc. Sta. Wag., Custom) . . . . .	3945955	7. 9.262 OUTLET . . . . .	3937183
10.252 MOULDING ASSY.—Impala Custom . . . . .	3945963	8. 9.260 HOSE . . . . .	3946929
10.252 MOULDING ASSY.—Kingswood . . . . .	3945963	9. 8.915 NUT (#10-24)	



9-109

### 1969-70 PASSENGER AIR CONDITIONING UPPER AND LOWER LEFT OUTLETS

1. 9.262 BEZEL . . . . .	3940295	4. 8.977 SCREW—8—18 x 5/8	
2. 8.977 SCREW—10—16 x 5/8		5. 9.262 DEFLECTOR ASM . . . . .	9791237
3. 9.262 OUTLET ASSY. . . . .	3963737		

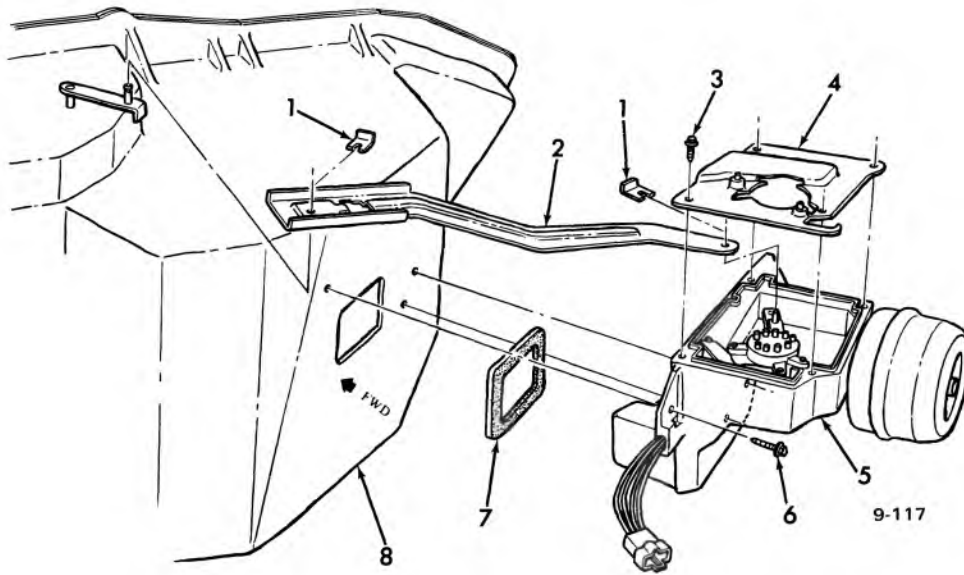


9-110

### 1969-70 PASSENGER AIR CONDITIONING SELECTOR AND DISTRIBUTOR

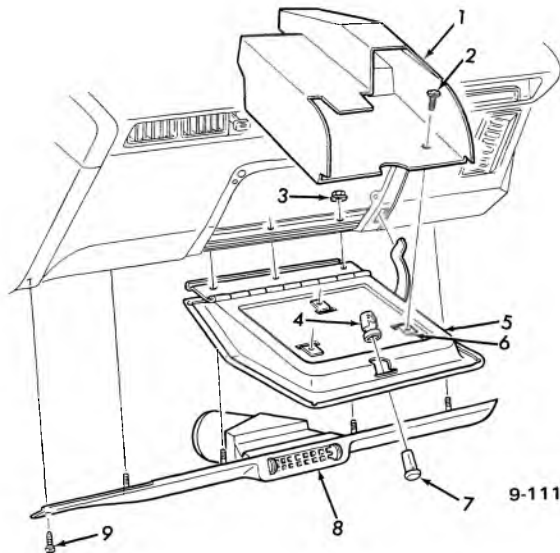
1.	9.262	DUCT ASSY.	3984650	9.	9.262	VALVE .....	3937198
2.	9.262	SEAL .....	3929034	10.	9.787	SHAFT—L.H. ....	3940201
3.	8.854	GASKET .....	9791362		9.787	SHAFT—R.H. ....	3940202
4.	9.260	HOSE .....	3946929	11.	8.967	RIVET (9/64 x 5/16)	
5.	9.262	DUCT ASSY. ....	3937197	12.	9.787	BRACKET .....	3940200
6.	8.977	SCREW (10-16 x 7/8)		13.	8.977	SCREW (10-16 x 5/8)	
7.	9.786	SEAL .....	3937199	14.	9.786	OUTLET .....	3899729
8.	8.921	NUT (5/32)					





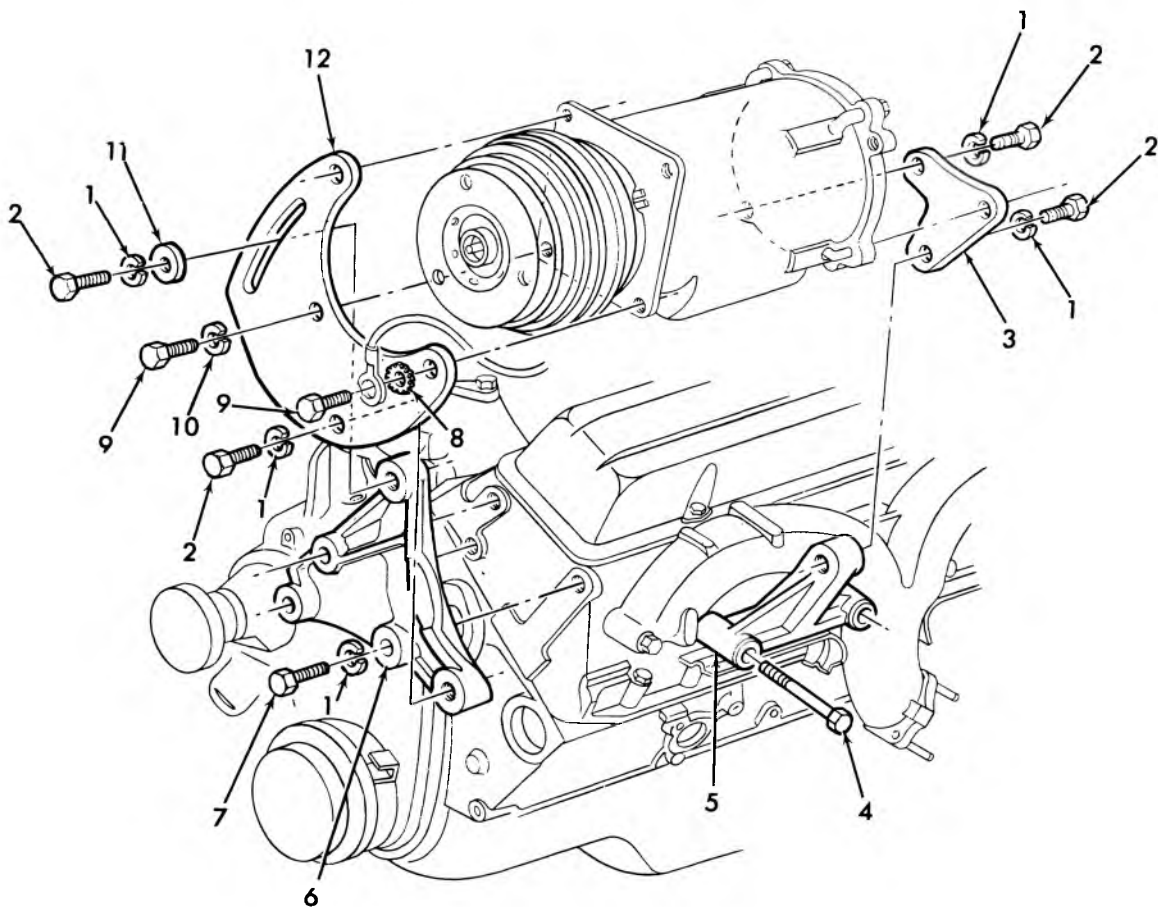
### 1970 PASSENGER TEMPERATURE CONTROL

1.	9.786	CLIP	1484109	5.	9.275	SERVO ASSY.	7308831
2.	9.276	LINK ASSY.	7311191	6.	8.977	SCREW (10-16 x 5/8)	
3.	8.977	SCREW (10-16 x 5/8)		7.	9.275	SEAL	3902255
4.	N.S.	COVER		8.	9.262	DUCT ASSY.	3923106



### 1969-70 PASSENGER AIR CONDITIONING RIGHT LOWER OUTLET

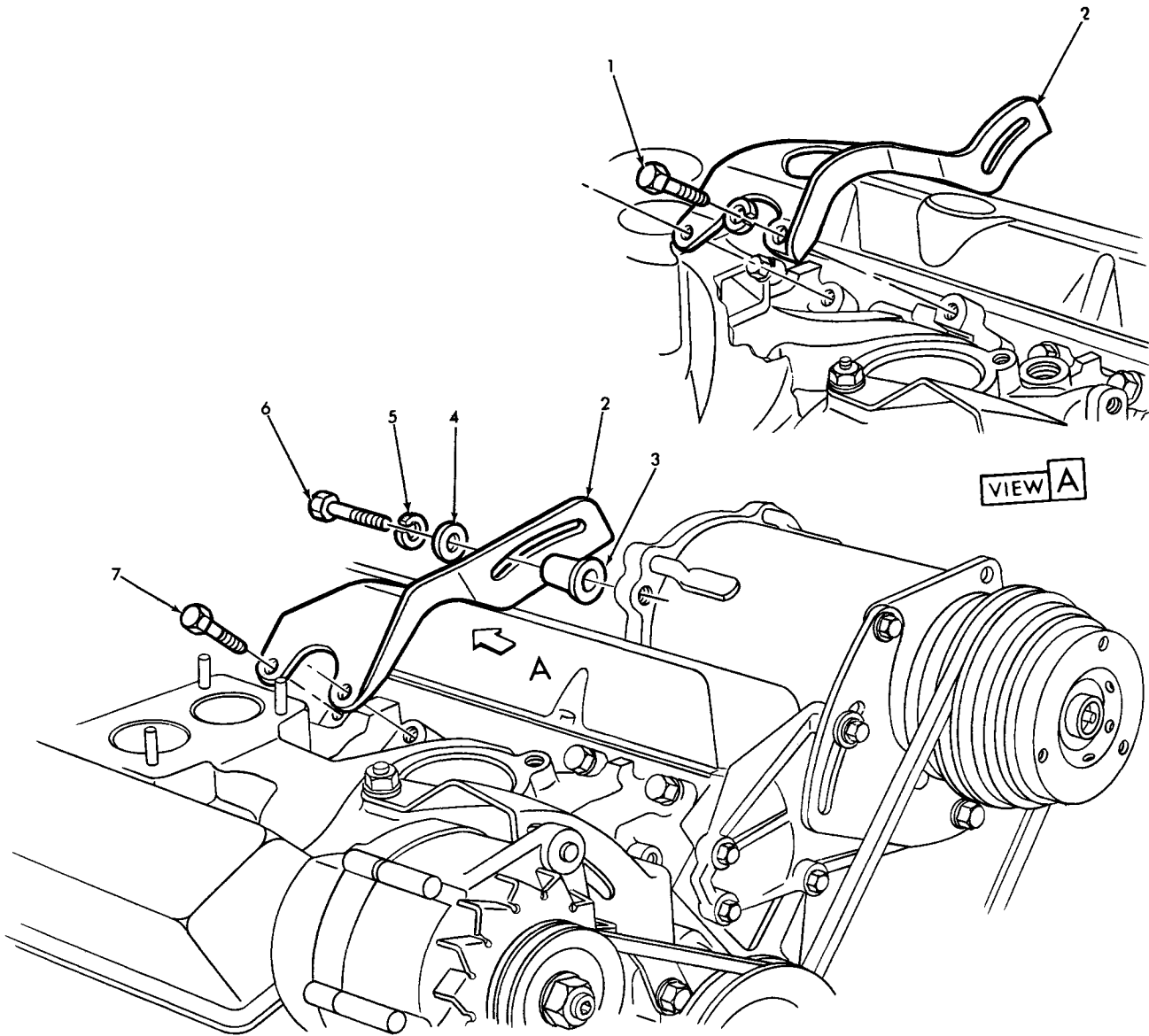
1.	10.260	COMPARTMENT	3948915	6.	8.921	"J" NUT (8-15)	
2.	8.977	SCREW (8-18 x 1/2)		7.	10.266	CYLINDER	
3.	8.915	NUT (No.8-32)		8.	9.262	OUTLET ASSY.	3949996
4.	10.266	CASE	3934137	9.	8.977	SCREW (8-18 x 5/8)	
5.	10.261	DOOR	3935971				



9-112

**1969-70 PASSENGER AIR CONDITIONING COMPRESSOR MOUNTING**

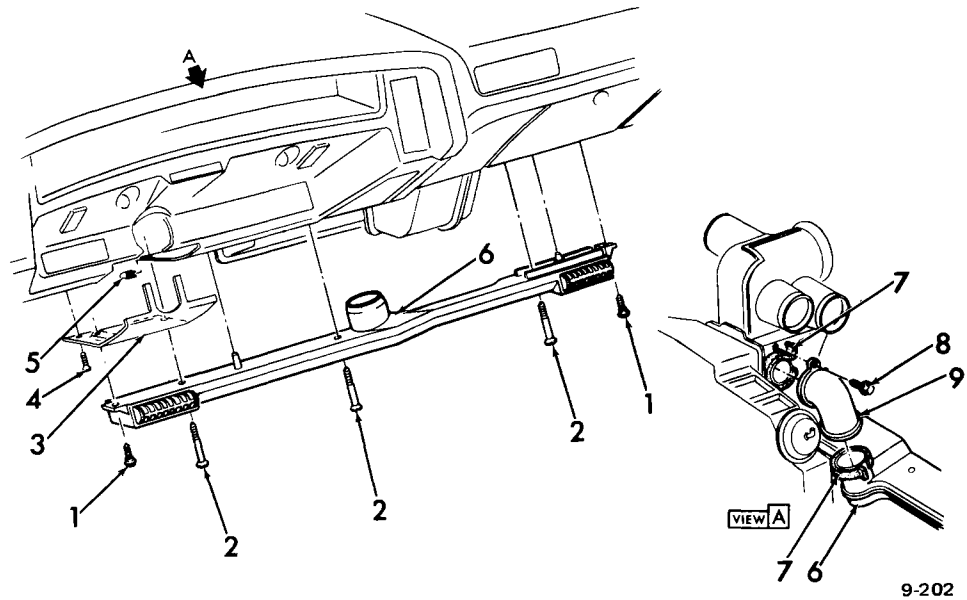
1.	8.931	L/WASHER (3/8)		7.	8.900	BOLT (327-350) (3/8-16 x 1-1/8)	
2.	8.900	BOLT (3/8-16 x 1)			8.900	BOLT (396-427) (3/8-16 x 1)	
3.	9.171	BRACKET—Rear	3932493	8.	8.932	L/WASHER (5/16)	
4.	3.275	BOLT (327-350)	3841724	9.	8.900	BOLT (5/16-24 x 3/4)	
	8.900	BOLT (396-427) (3/8-16 x 1)		10.	8.931	L/WASHER (5/16)	
5.	9.171	SUPPORT—Rear Brkt.		11.	8.929	P/WASHER (327-350)	
		(327-350)	3932435			(13/32 x 13/16 x 5/64)	
	9.171	SUPPORT—Rear Brkt.			8.929	P/WASHER (396-427)	
		(396-427)	3940946			(11/16 O.D. x 7/16 I.D.)	
6.	9.171	SUPPORT—Front Brkt.		12.	9.171	BRACKET (327-350)	3932433
		(327-350)	3932432		9.171	BRACKET (396-427)	3940949
	9.171	SUPPORT—Front Brkt.					
		(396-427)	3940948				



9-113

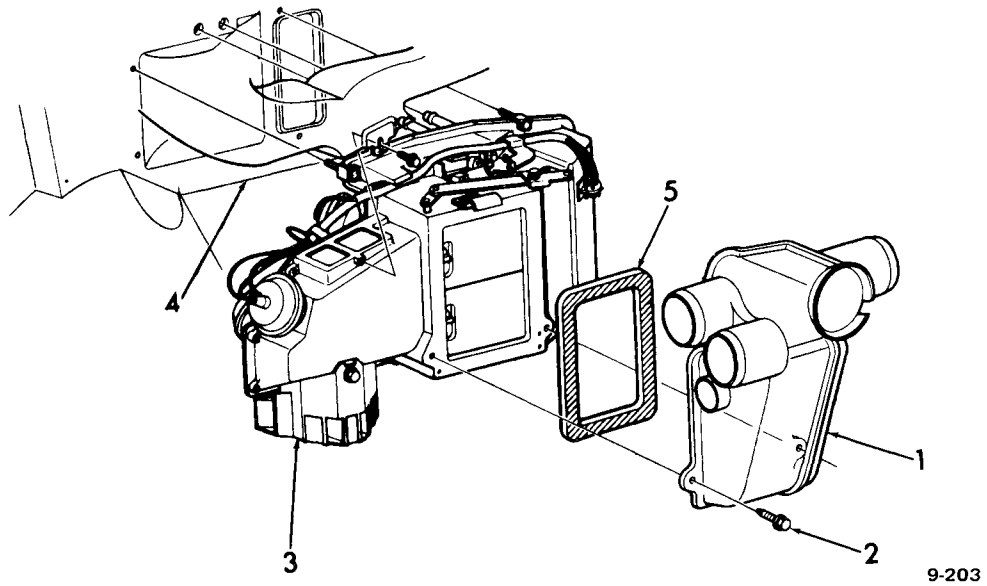
**1969-70 PASSENGER AIR CONDITIONING COMPRESSOR MOUNTING REAR VIEW**

- |                                 |         |  |
|---------------------------------|---------|--|
| 1. 8.900 BOLT (3/8-16 x 1-3/8)  |         | 4. 8.929 WASHER (11/16 x 13/32 x 3/32) |
| 2. 9.171 BRACE-Rear (427) ..... | 3932436 | 5. 8.931 L/WASHER (3/8)                |
| 9.171 BRACE-Rear (396) .....    | 3940947 | 6. 8.900 BOLT (3/8-16 x 2-3/4)         |
| 3. 9.171 SPACER .....           | 3932437 | 7. 8.900 BOLT (3/8-16 x 1-1/4)         |



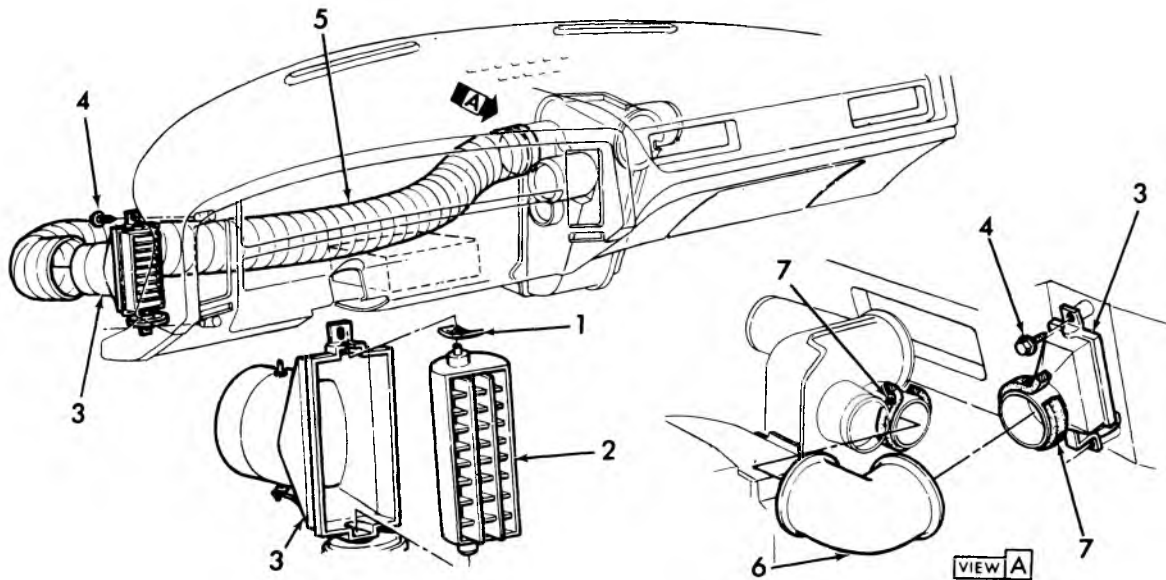
**1971-72 PASS. A/C LOWER OUTLETS**

- |                                    |         |                              |         |
|------------------------------------|---------|------------------------------|---------|
| 1. 8.977 SCREW ASSY. (8-18 x 7/64) |         | 6. 9.262 OUTLET ASSY. ....   | 3998442 |
| 2. 8.977 SCREW (8-18 x 13/64)      |         | 7. 9.260 SEAL .....          | 3942649 |
| 3. 6.518 COVER .....               | 3980393 | 8. 8.977 SCREW (10-16 x 5/8) |         |
| 4. 8.977 SCREW (8-18 x 3/4)        |         | 9. 9.262 DUCT .....          | 3984610 |
| 5. 8.921 'U' NUT (18 x 5/8)        |         |                              |         |



**1971-72 PASS. A/C SELECTOR AND DISTRIBUTOR**

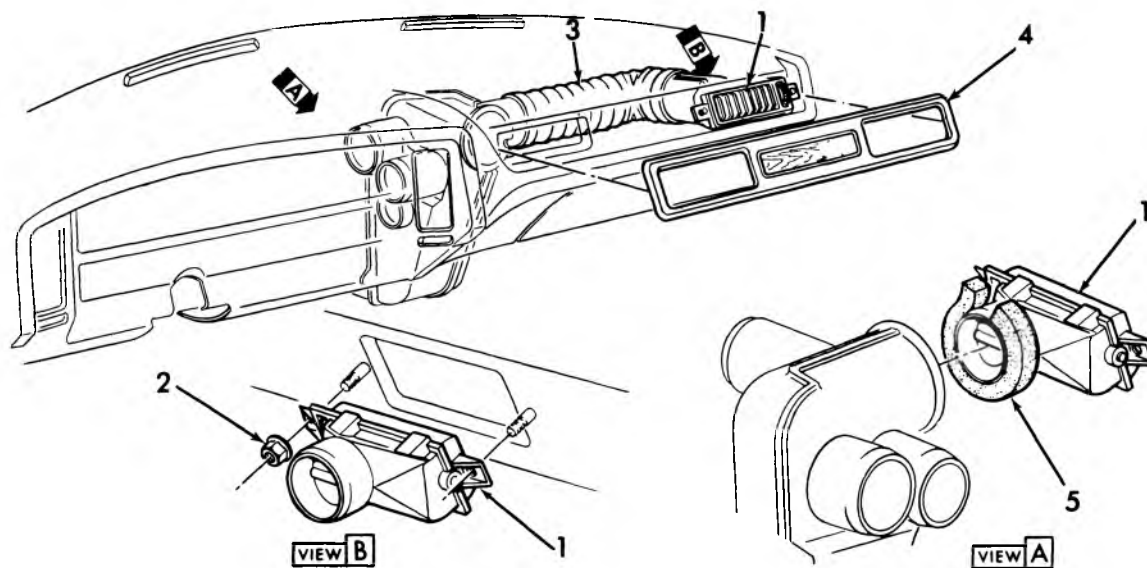
- |                                 |         |                                      |         |
|---------------------------------|---------|--------------------------------------|---------|
| 1. 9.262 DUCT ASSY., Dist. .... | 3973791 | 4. 9.779 OUTLET, Htr. and Defr. .... | 480713  |
| 2. 8.977 SCREW (10-16 x 3/4)    |         | 5. 9.786 SEAL .....                  | 3973792 |
| 3. 9.786 OUTLET, Air Dist. .... | 481192  |                                      |         |



9-200

### 1971-72 PASS. A/C L.H. AND CENTER OUTLETS

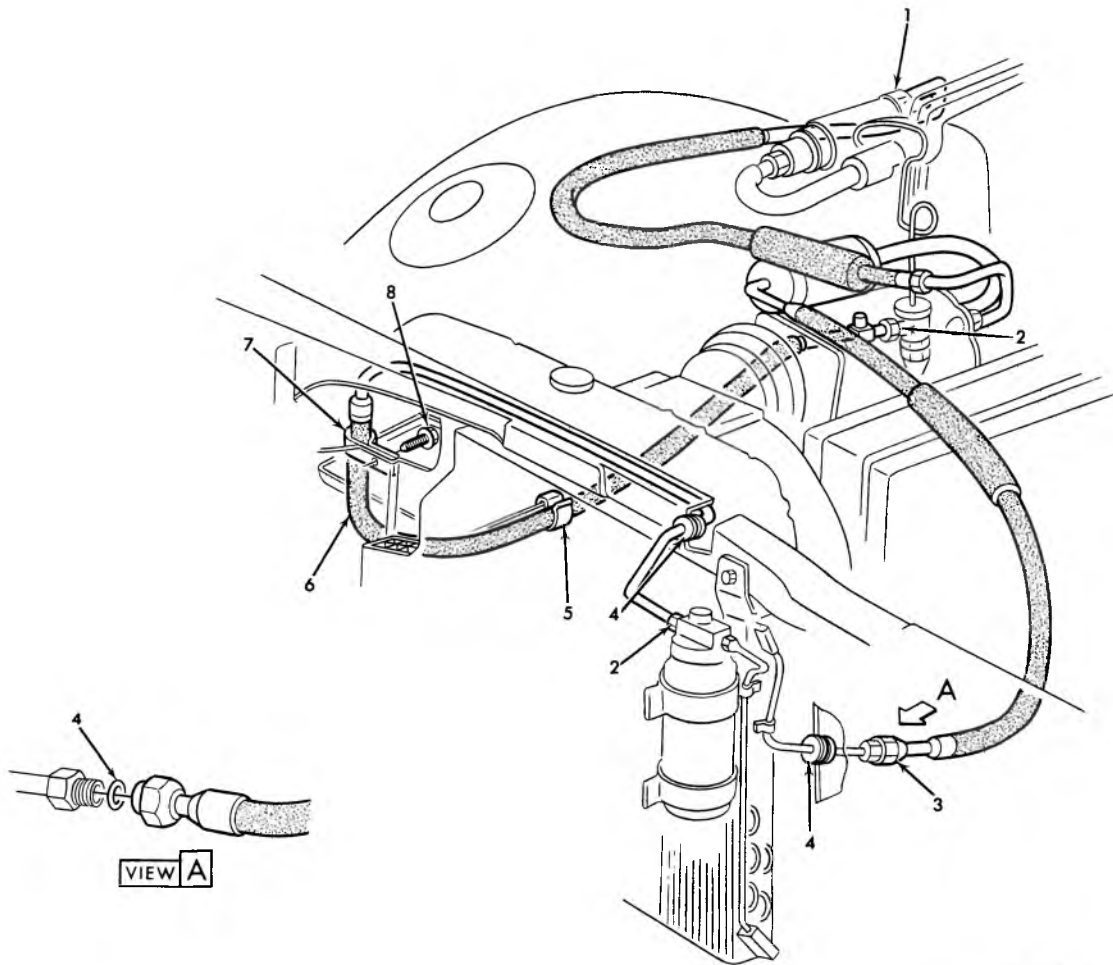
- |                                     |         |                            |         |
|-------------------------------------|---------|----------------------------|---------|
| 1. N.L. WASHER                      |         | 5. 9.262 HOSE (21/64 x 72) |         |
| 2. 9.262 DEFLECTOR ASSY. ....       | 3979751 | 6. 9.262 DUCT .....        | 3992118 |
| 3. 9.262 OUTLET ASSY. ....          | 3979747 | 7. 9.260 SEAL .....        | 3942649 |
| 4. 8.977 SCREW ASSY. (#10-16 x 3/4) |         |                            |         |



9-201

### 1971-72 PASS. A/C R.H. OUTLETS AND TRIM PLATE

- |                                 |         |                                       |         |
|---------------------------------|---------|---------------------------------------|---------|
| 1. 9.262 OUTLET ASSY. ....      | 3979722 | 10.252 PLATE (Impala) .....           | 3984452 |
| 2. 8.921 NUT (3/16 x 5/8)       |         | 10.252 PLATE (Caprice) .....          | 3984453 |
| 3. 8.962 HOSE (21/64 x 72)      |         | 5. 9.262 SEAL (Cut as required) ..... | 3984598 |
| 4. 10.252 PLATE (Bel Air) ..... | 3984451 |                                       |         |

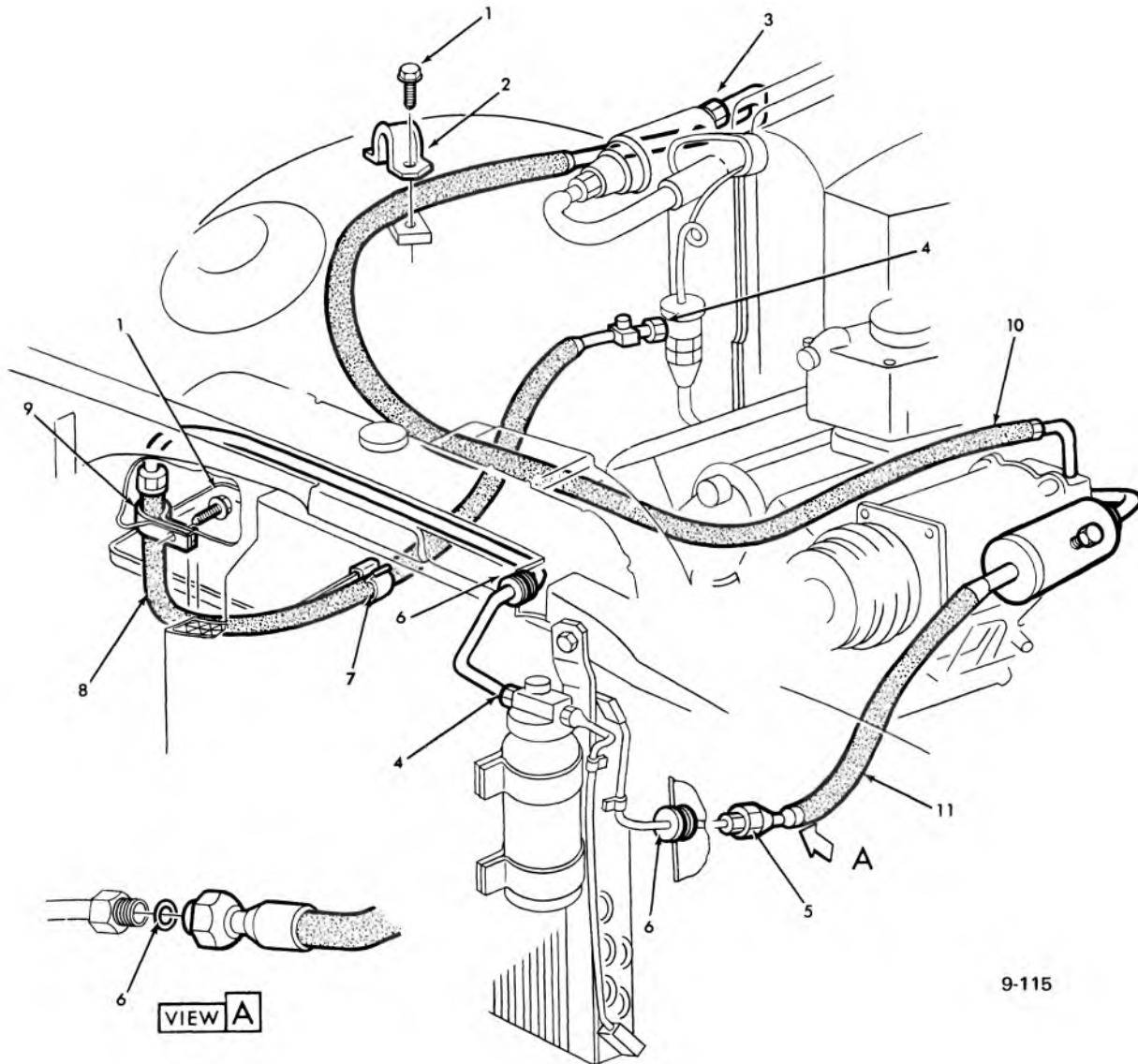


9-114

### 1969-70 PASSENGER AIR CONDITIONING REFRIGERANT HOSE ROUTING (L-6)

1.	9.211	GASKET "O" RING .....		5.	9.196	CLIP .....	3949918
2.	9.211	GASKET "O" RING .....	8526398	6.	9.220	HOSE & TUBE ASM. (1969) .....	3949917
3.	9.214	GASKET "O" RING .....	3140600		9.220	HOSE & TUBE ASM. (1970) .....	3967932
4.	*	GROMMET .....		7.	9.225	CLIP .....	3949919
				8.	8.977	SCREW (#10-16 x 1/2) .....	

\*Removed From Service

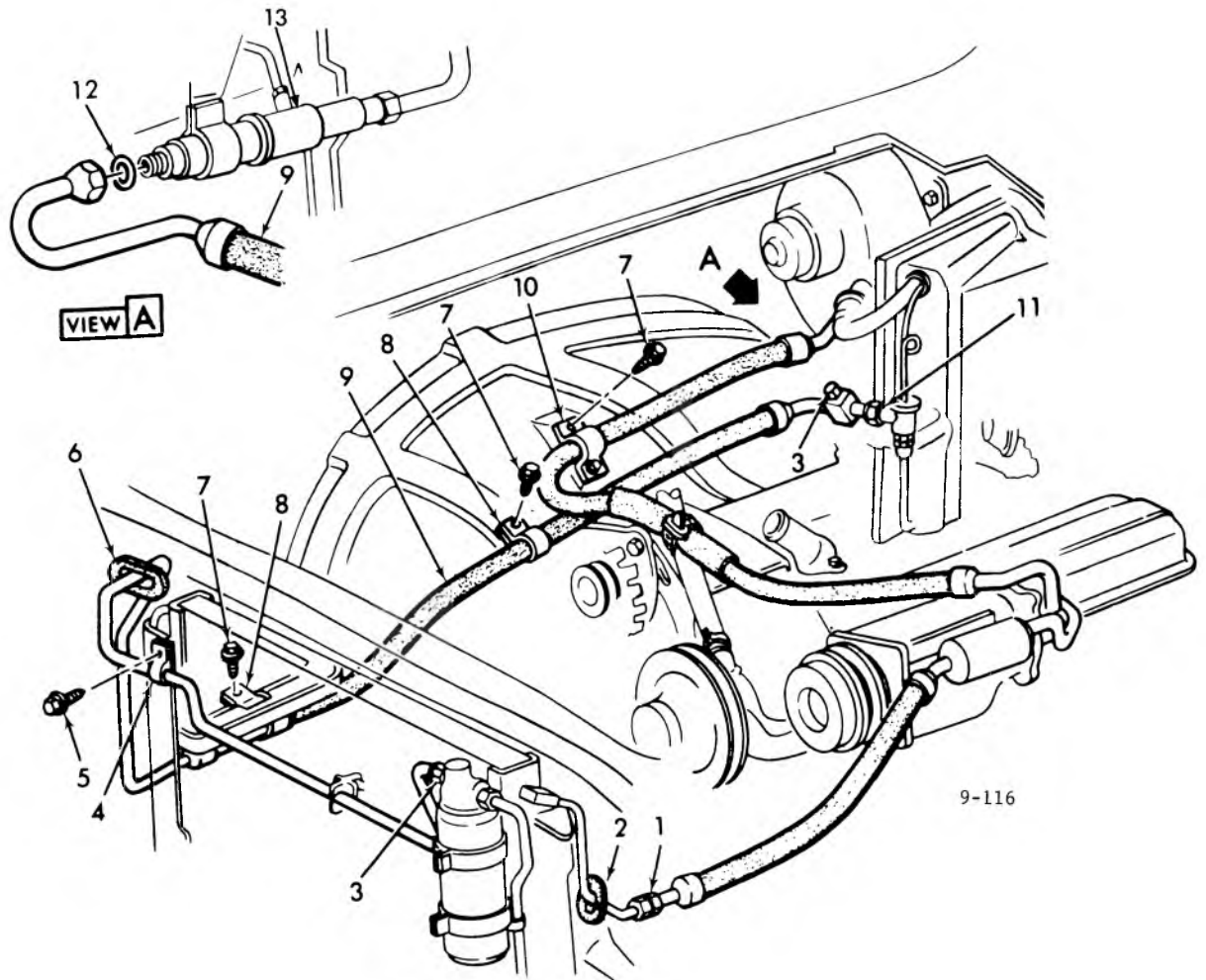


9-115

**1969-70 PASSENGER AIR CONDITIONING REFRIGERANT HOSE ROUTING V-8**

1.	8.977	SCREW (No.10-16 x 1/2)		7.	9.196	CLIP	3949918
2.	9.242	CLAMP	3925746	8.	9.220	HOSE & TUBE ASM. (1969)	3949917
3.	9.211	GASKET "O" RING	3140852		9.220	HOSE & TUBE ASM. (1970)	3967932
4.	9.211	GASKET "O" RING	8526398	9.	9.225	CLIP	3955922
5.	9.214	GASKET "O" RING	3140600	10.	9.226	HOSE (Part of Assy. 3998220)	
6.	*	GROMMET		11.	9.226	HOSE (Part of Assy. 3998220)	

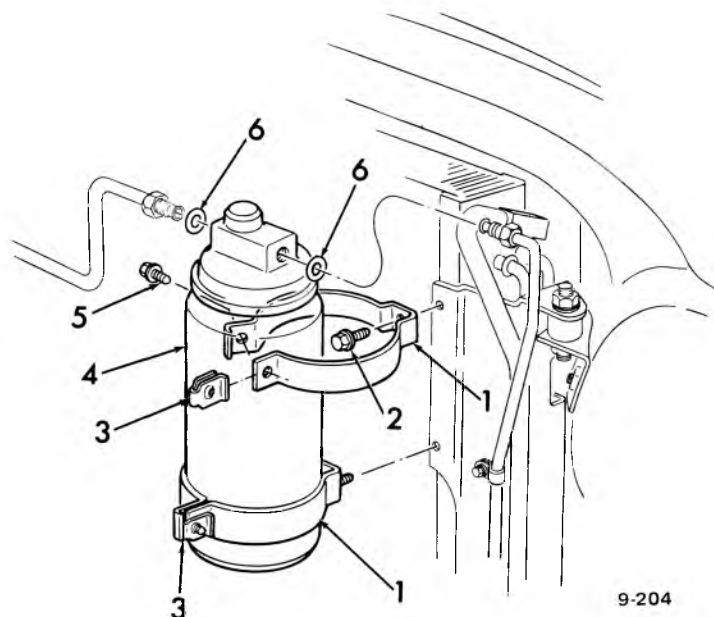
\*Removed From Service



### 1971-72 PASSENGER A/C REFRIGERANT HOSE

1.	9.211	GASKET "O" RING	8526398	7.	8.977	SCREW (10-16 x 1/2)	
2.	9.260	GROMMET	3984684	8.	8.950	CLIP	
3.	9.198	CAP ASSY.	5911737	9.	9.225	HOSE ASSY.	3984669
4.	8.950	CLIP		10.	9.242	CLAMP	3925746
5.	8.977	SCREW (10-16 x 1/2)		11.	9.211	GASKET "O" RING	8526398
6.	9.196	GROMMET	3984635	12.	9.211	GASKET	3140852
				13.	9.198	VALVE ASSY. (P.O.A.)	

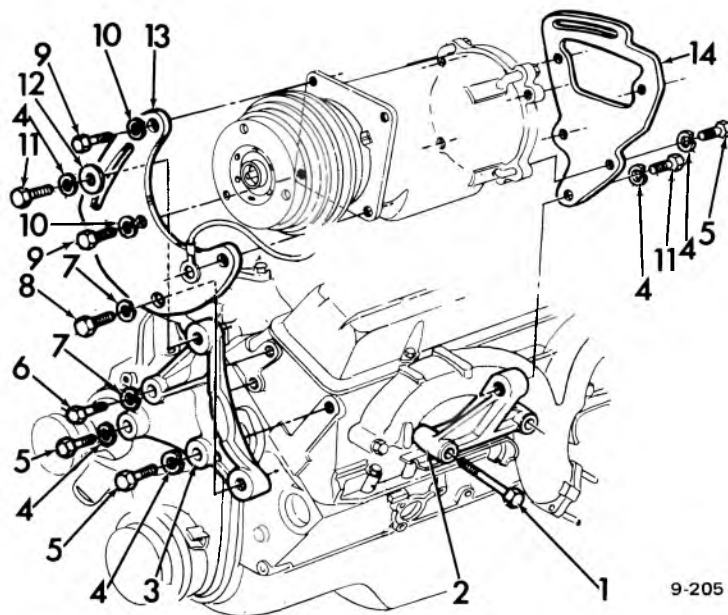




9-204

**1971-72 PASS. A/C RECEIVER AND DEHYDRATOR**

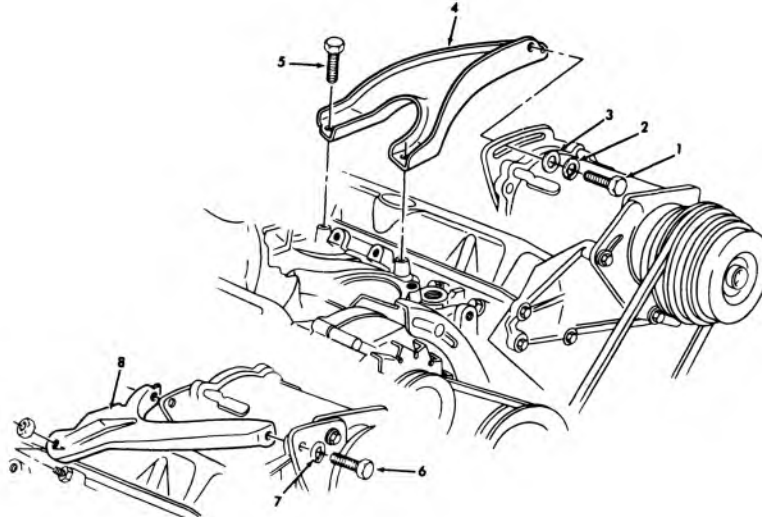
1. 9.195 BRACKET .....	3984667	4. 9.195 RECEIVER ASSY. ....	3012944
2. 8.977 SCREW (#10-16 x 1/2)		5. 8.977 SCREW	
3. 8.921 NUT (#10-16)		6. 9.211 GASKET .....	8526398



9-205

**1971-72 PASS. A/C COMPRESSOR MOUNTING (350 & 400 2/BC)**

1. 3.275 BOLT .....	3841724	8. 8.900 BOLT (3/8-16 x 1)	
2. 9.171 SUPPORT, RR .....	3932435	9. 8.900 BOLT (5/16-24 x 3/4)	
3. 9.171 SUPPORT, Frt. ....	3932432	10. 8.931 WASHER (5/16)	
4. 8.931 WASHER (3/8)		11. 8.900 BOLT (3/8-16 x 1)	
5. 8.900 BOLT (3/8-16 x 1 1/8)		12. 8.929 WASHER (11/16 x 7/16 x 3/32)	
6. 8.900 BOLT (3/8-16 x 1 1/8)		13. 9.171 BRACKET, Frt. ....	3932433
7. 8.932 WASHER (3/8)		14. 9.171 BRACKET, R.R. ....	3973376

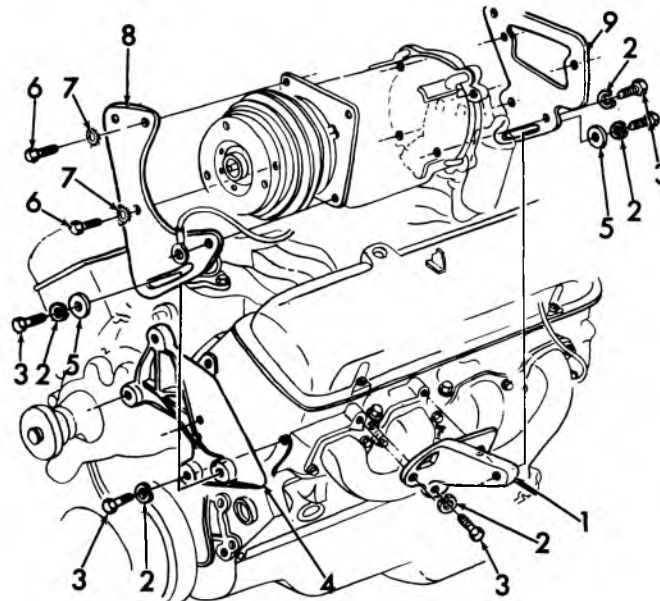


(454)

9-343

### 1971-74 PASS. A/C COMPRESSOR MOUNTING (V-8)

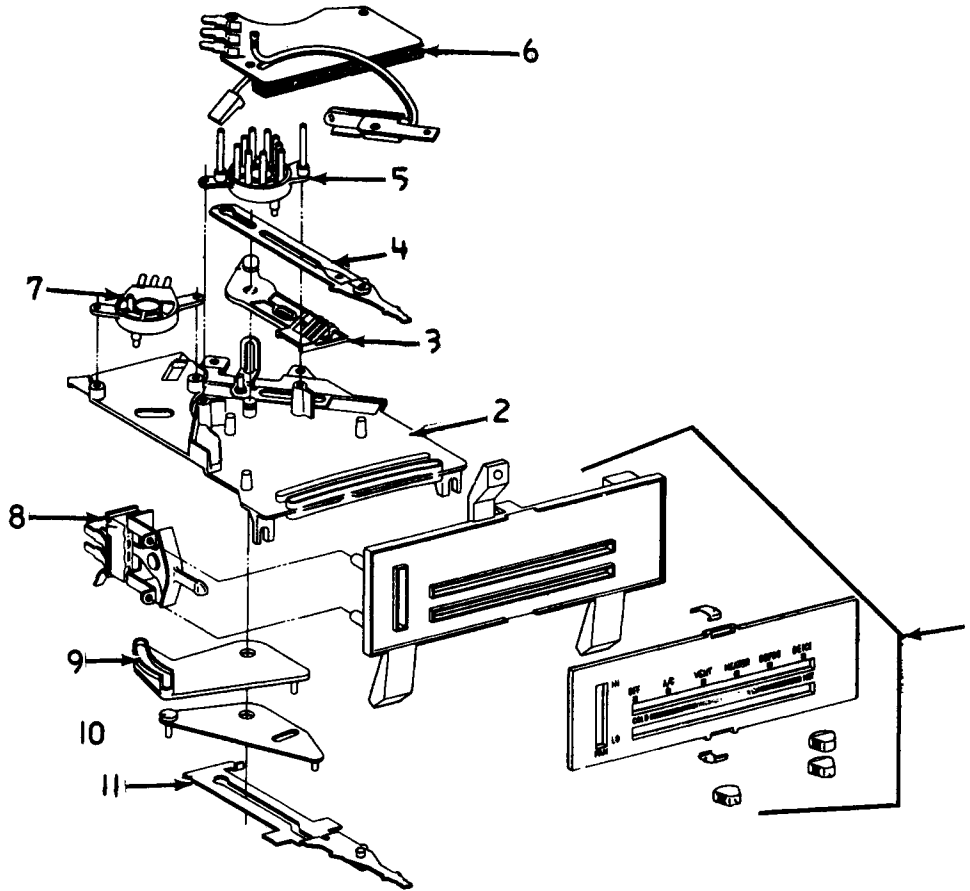
- |          |                              |          |                       |
|----------|------------------------------|----------|-----------------------|
| 1. 8.900 | BOLT (3/8-16 x 1)            | 5. 8.900 | BOLT (3/8-16 x 7/8)   |
| 2. 8.931 | WASHER (3/8)                 | 6. 8.900 | BOLT (3/8-16 x 1-3/4) |
| 3. 8.929 | WASHER (11/16 x 7/16 x 3/32) | 7. 8.931 | WASHER (3/8)          |
| 4. 9.171 | BRACE ASSY., comp. rear      | 8. 9.171 | BRACE, comp. rear     |



9-207

### 1971-74 PASS. A/C COMPRESSOR MOUNTING (4/BC 400 & 454)

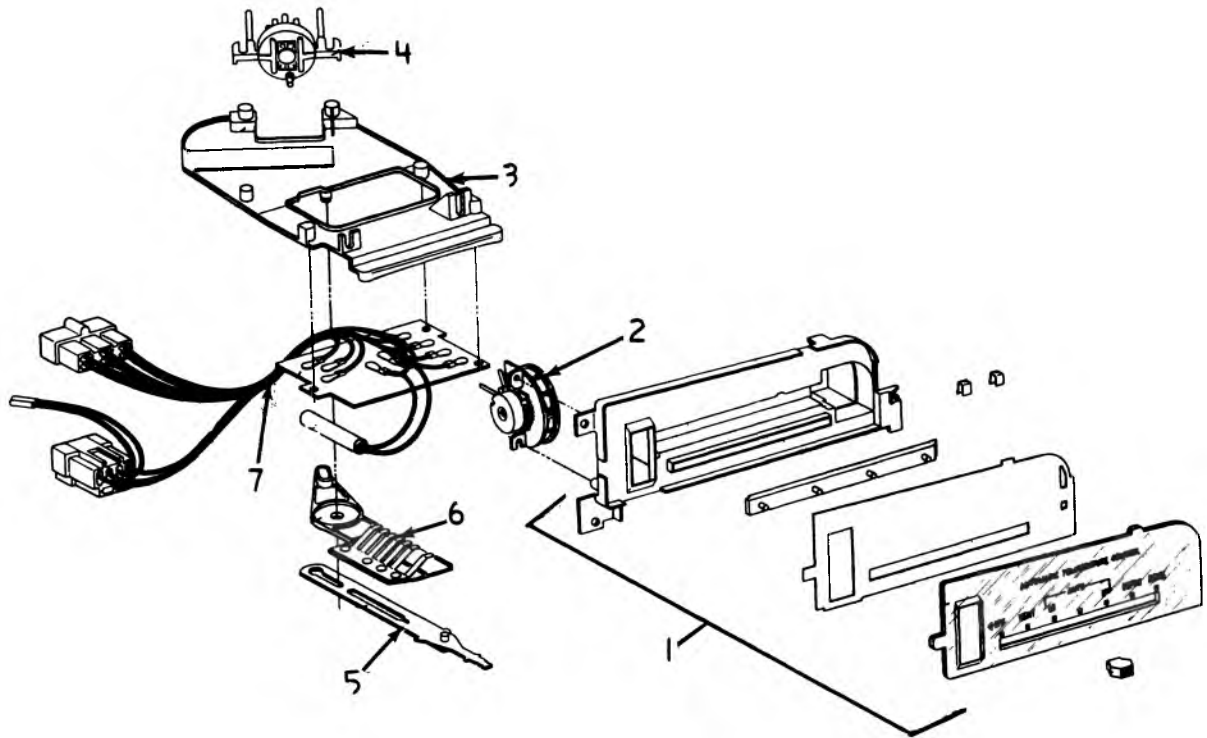
- |          |                       |          |                      |
|----------|-----------------------|----------|----------------------|
| 1. 9.171 | SUPPORT R.R.          | 6. 8.900 | BOLT (5/16-24 x 7/8) |
| 2. 8.931 | WASHER (3/8)          | 7. 8.932 | WASHER (5/16)        |
| 3. 8.900 | BOLT (3/8-16 x 1 1/8) | 8. 9.171 | BRACKET-Frt.         |
| 4. 9.171 | SUPPORT, Frt.         | 9. 9.171 | BRACKET-R.R.         |
| 5. 8.929 | WASHER (3/8)          |          |                      |



9-227

**1971-75 PASS. CONTROL ASSY. (EXC. A.T.C.)**

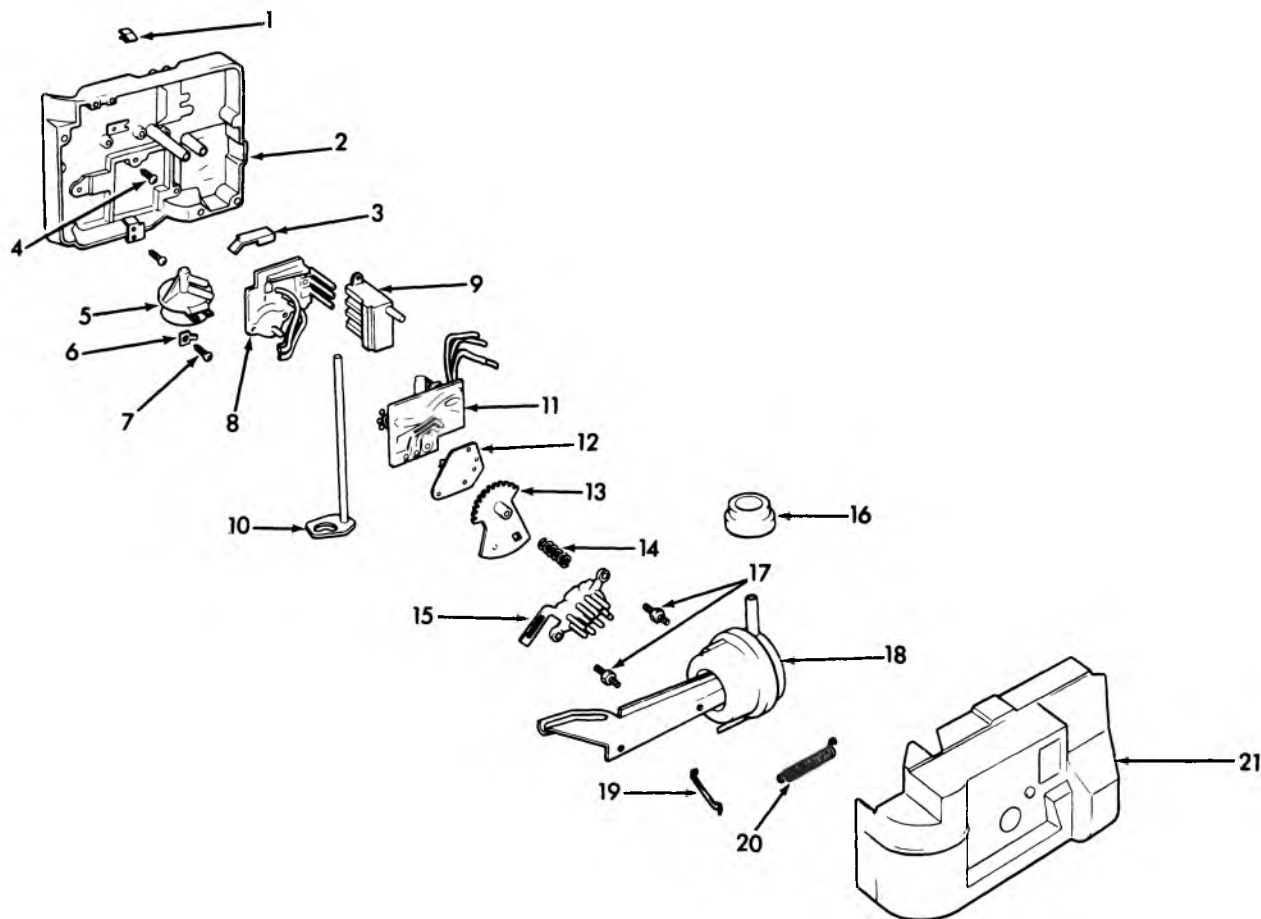
1.	9.279	ESCUTCHEON PACKAGE	1223123	7.	9.280	VALVE ASSY. (3-port)	7932345
2.	9.279	BASE PLATE ASSY.	7932341	8.	9.275	SWITCH	7933480
3.	9.281	CAM ASSY.	7933336	9.	9.281	CAM	7932907
4.	9.278	LEVER ASSY.	7932343	10.	9.281	CAM	7932904
5.	9.280	VALVE ASSY. (9-port)	7932421	11.	9.278	LEVER ASSY.	7933444
6.	9.275	SWITCH ASSY. (includes circuit board)	7934753				



9-228

**1971-75 PASS. CONTROL ASSY. w/A.T.C.**

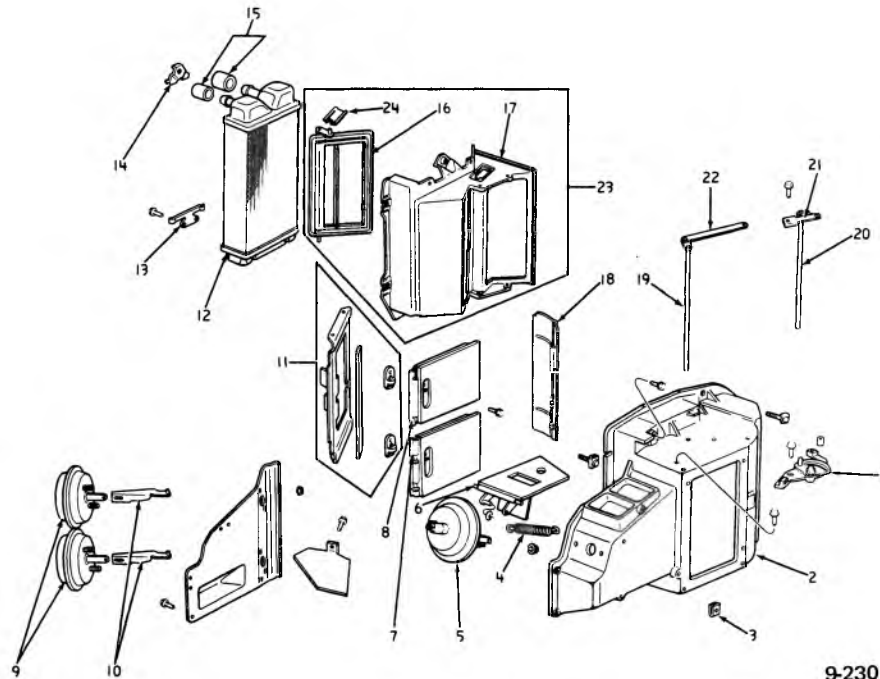
1.	9.279	ESCUTCHEON PACKAGE	1223124	5.	9.278	LEVER ASSY.	7932343
2.	9.275	KNOB w/Potentiometer	7932183	6.	9.281	CAM ASSY.	7931934
3.	9.279	BASE PLATE ASSY.	7931932	7.	9.276	HARNES ASSY.	7934058
4.	9.280	VALVE ASSY. (9-port Selector)	7931936				



9-340

### PROGRAMMER 1971-75 AUTOMATIC TEMPERATURE CONTROL

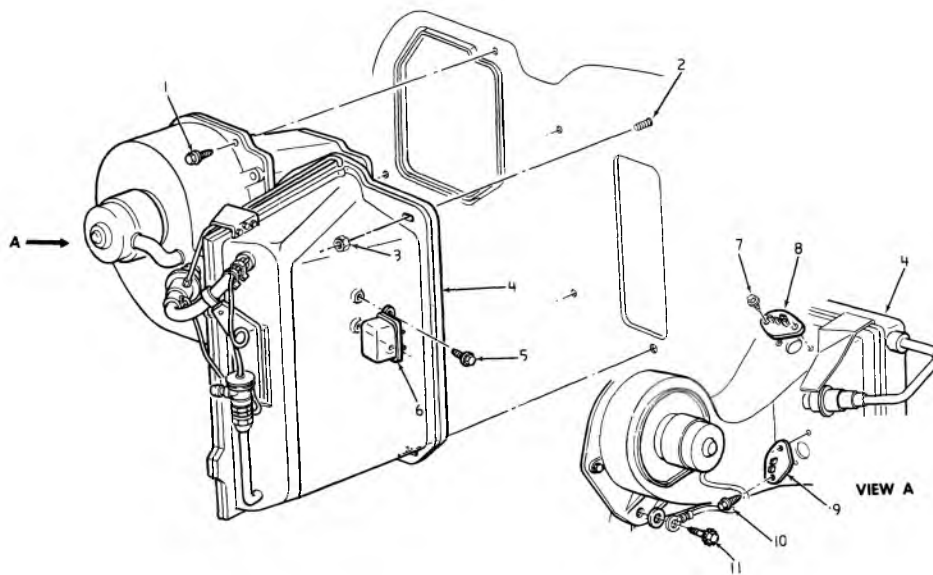
- |            |                                |            |                              |
|------------|--------------------------------|------------|------------------------------|
| 1. 9.275   | CLIP-heat sink                 | 12. 9.281  | ARM ASSY.-feed back          |
| 2. N.S.S.  | HOUSING                        | 13. 9.275  | ARM ASSY.-wiper contacts     |
| 3. 9.275   | INSULATOR-heat sink            | 14. 9.275  | SPRING-vacuum valve          |
| 4. N.S.S.  | SCREW                          | 15. 9.280  | VALVE ASSY.-control (9-port) |
| 5. 9.275   | TRANSDUCER ASSY.               | 16. 9.277  | RELAY ASSY.-vacuum checking  |
| 6. N.S.S.  | RETAINER                       | 17. N.S.S. | STUD                         |
| 7. N.S.S.  | SCREW                          | 18. 9.280  | MOTOR ASSY.-w/arm            |
| 8. 9.275   | CIRCUIT BOARD-Darlington amp.  | 19. 9.275  | RETAINER-power spring        |
| 9. N.S.S.  | CONNECTOR                      | 20. 9.275  | SPRING-power                 |
| 10. N.S.S. | ARM ASSY. (Part of Item 18)    | 21. N.S.S. | COVER                        |
| 11. 9.275  | CIRCUIT BOARD, resistor blower |            |                              |



9-230

### 1971-75 PASS. A/C HEATER AND DEFROSTER ASM.

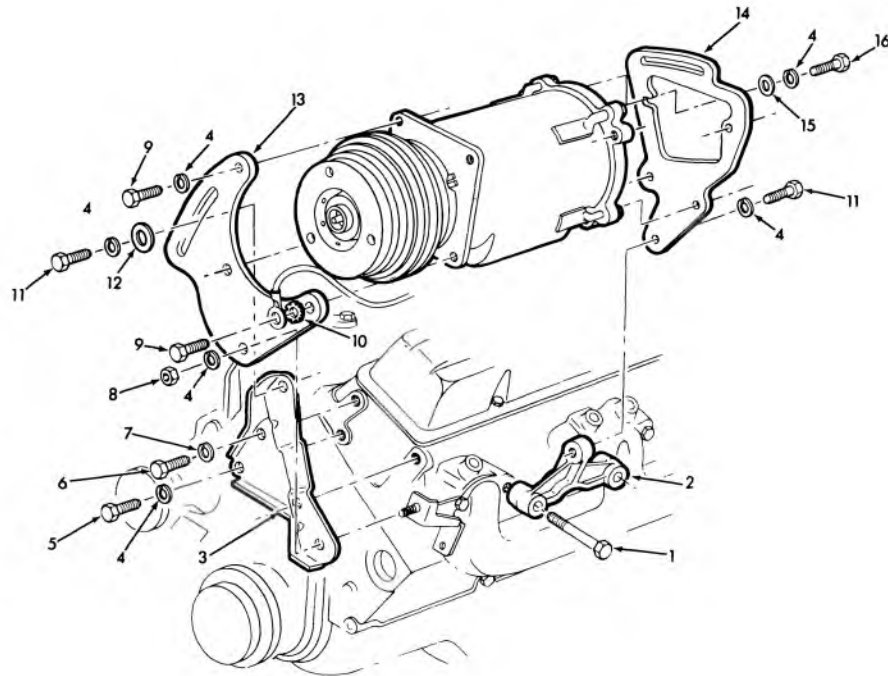
- |  |   |
|--|---|
| 1. 9.786 CAM ASSY. w/support (exc. A.T.C.) | 13. 8.854 CLAMP, header tank                        |
| 2. 9.786 CASE ASSY., w/valves              | 14. 8.854 CLAMP, header tank                        |
| 3. 9.786 NUT, "U", case flange             | 15. N.S.S. part of CORE 3022696                     |
| 4. 9.786 SPRING, defroster                 | 16. 9.786 VALVE, w/shaft, temp. control             |
| 5. 9.779 ELEMENT, defroster vacuum         | 17. N.S.S. part of #23                              |
| 6. 9.786 VALVE ASSY., defroster            | 18. N.S.S. VALVE, slave (exc. A.T.C.)               |
| 7. 9.786 VALVE ASSY., diverter lower       | 19. 9.786 SHAFT, w/lever, diverter valve            |
| 8. 9.786 VALVE ASSY., diverter upper       | 20. 9.786 SHAFT, w/lever, slave valve (exc. A.T.C.) |
| 9. 9.281 ELEMENT, diverter vacuum          | 21. 9.786 LINK, slave (exc. A.T.C.)                 |
| 10. 9.786 LINK, diverter                   | 22. 9.786 LINK, diverter (exc. A.T.C.)              |
| 11. N.S.S. part of CASE ASSY.              | 23. 9.786 HOUSING, w/valve temp.                    |
| 12. 8.854 CORE, w/fittings, heater         | 24. 9.786 RETAINER, valve shaft                     |



9-231

**1971-72 PASS. A/C EVAPORATOR ASSY.**

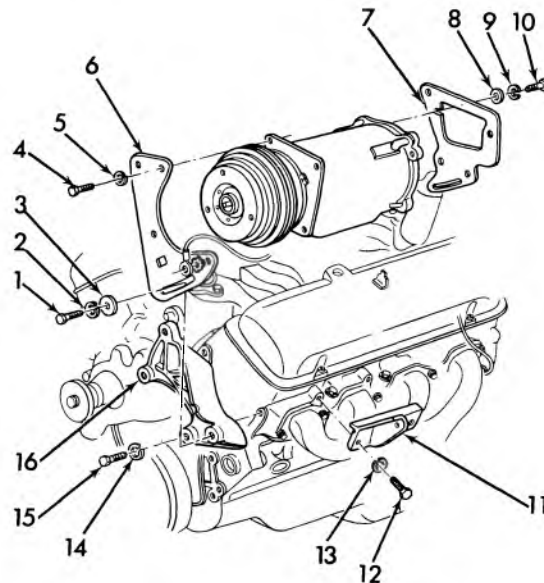
1.	8.977	SCREW (1/4-14 x 1 1/4)		7.	8.977	SCREW (1/4-14 x 1)	
2.	8.900	BOLT		8.	9.275	RESISTOR ASSY. ....	3998401
3.	3.023	NUT .....	399862	9.	9.275	SWITCH ASSY.....	483326
4.	9.789	INLET ASSY. ....	3022834	10.	8.977	SCREW (10-16 x 5/8)	
5.	8.977	SCREW (10-16 x 3/4)		11.	8.977	SCREW (1/4-14 x 5/8)	
6.	9.277	RELAY ASSY. ....	1115858				



9-341

### 1975 PASS. A/C COMPRESSOR MOUNTING (350-440)

- |   |                                     |
|---|-------------------------------------|
| 1. 3.275 BOLT (3/8"-16 x 3-11/16")                      | 9. 8.900 BOLT (3/8"-16 x 1")        |
| 2. 9.171 SUPPORT, rear bracket, use with spacer 3841722 | 10. 8.932 WASHER, lock (3/8")       |
| 3. 9.171 SUPPORT, front bracket                         | 11. 8.900 BOLT (3/8"-16 x 1-1/2")   |
| 4. 8.931 WASHER, lock (3/8")                            | 12. 8.929 WASHER, flat (25/64 I.D.) |
| 5. 8.900 BOLT (3/8"-16 x 3/4")                          | 13. 9.171 BRACKET, front            |
| 6. 8.900 BOLT (3/8"-16 x 3/4")                          | 14. 9.171 BRACKET, rear             |
| 7. 8.931 WASHER, lock (3/8")                            | 15. 8.934 WASHER, lock (3/8")       |
| 8. 8.915 NUT (3/8"-16)                                  | 16. 8.900 BOLT (3/8"-16 x 1-1/2")   |

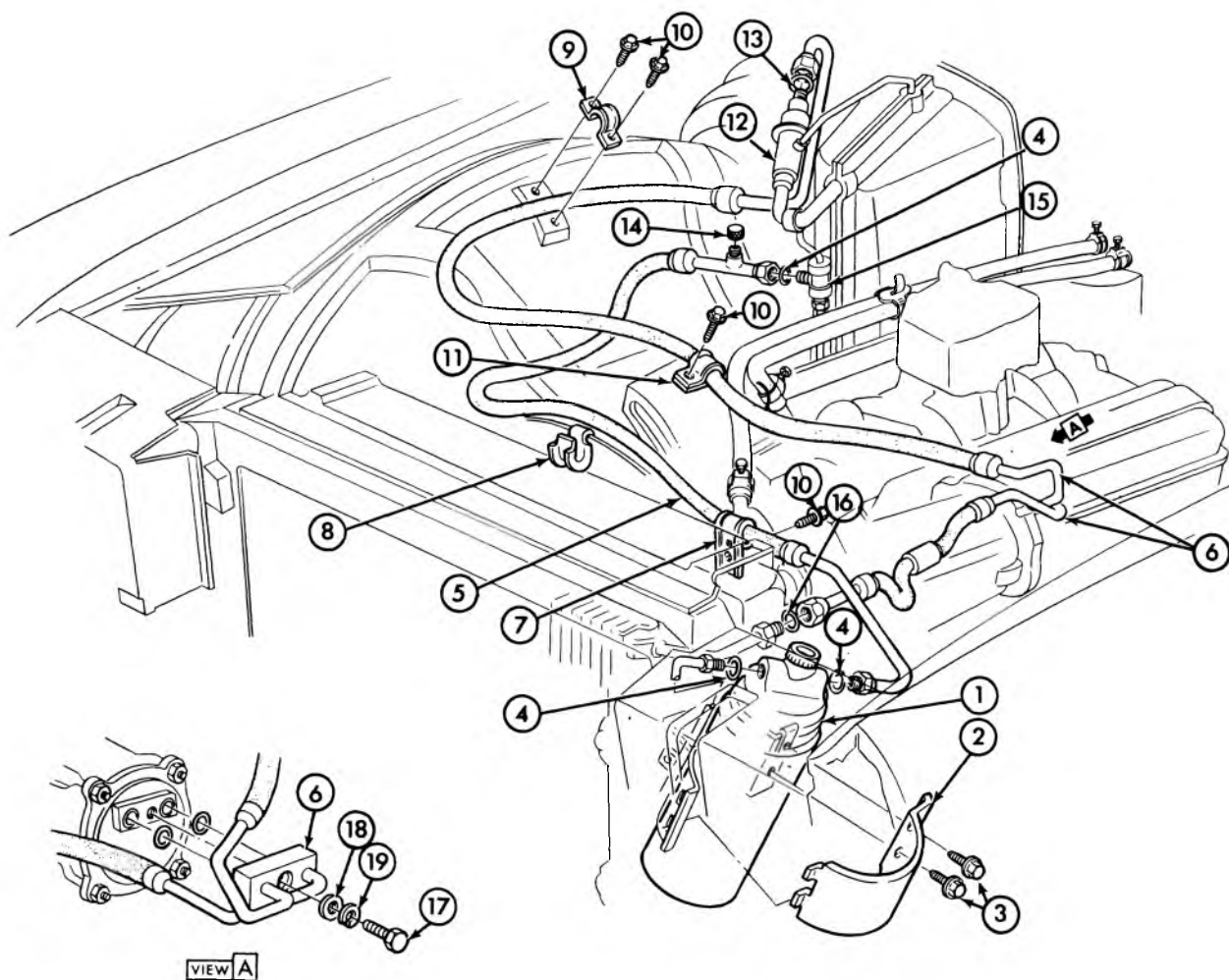


9-391

### 1975 COMPRESSOR MOUNTING V-8 ENGINE 454

- |                              |                                  |
|------------------------------|----------------------------------|
| 1. 8.900 BOLT 3/8-16 x 1-1/8 | 9. 8.931 LOCK WASHER 3/8         |
| 2. 8.931 LOCK WASHER 3/8     | 10. 8.900 BOLT 3/8-16 x 1-1/8    |
| 3. 8.929 WASHER 3/8          | 11. 9.171 SUPPORT, Rear bracket  |
| 4. 8.900 BOLT                | 12. 8.900 BOLT 3/8-16 x 1-1/8    |
| 5. 8.931 LOCK WASHER 5/16    | 13. 8.931 LOCK WASHER 3/8        |
| 6. 9.171 BRACKET, front      | 14. 8.931 LOCK WASHER 3/8        |
| 7. 9.171 BRACKET, rear       | 15. 8.900 BOLT 3/8-16 x 1-1/8    |
| 8. 8.929 WASHER 3/8          | 16. 9.171 SUPPORT, front bracket |

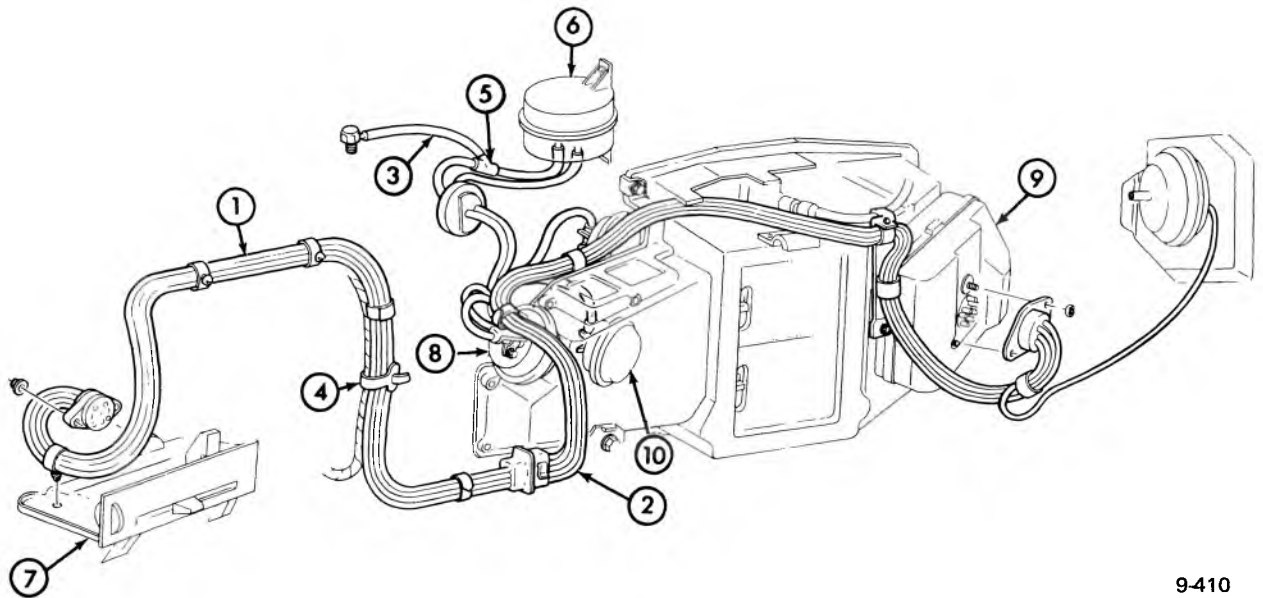




9-403

### PASS A/C HOSE ROUTING

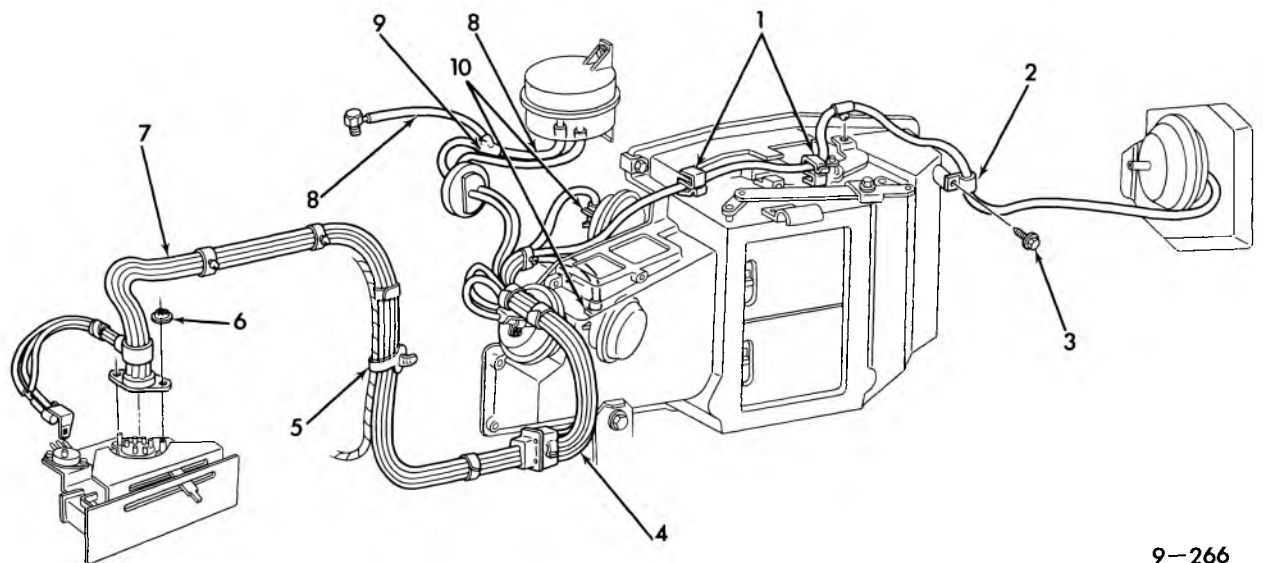
1.	9.195	RECEIVER ASM., a/c refrigerant . . . . .	3012944	10.	8.977	SCREW (10-16 x 1/2)	
2.	9.196	CLIP, a/c rcvr. & dehyd. . . . .	328281	11.	9.242	CLIP, a/c refrig. hose to alt. brkt. . . . .	3992185
3.	8.977	SCREW, hx. 10-16 x 3/4		12.	9.198	VALVE ASM., a/c refrigerant control . . . . .	5910777
4.	9.211	GASKET, "O" ring 5/16 I.D. . . . .	8526398	13.	9.211	GASKET, control valve outlet tube . . . . .	3140852
5.	9.225	HOSE ASM., w/tube receiver/dehydrator to expan. valve . . . . .	328250	14.	9.198	CAP, freon control valve . . . . .	5911737
6.	9.226	FITTING ASM., w/hoses and fittings . . . . .	3998418	15.	9.213	VALVE, therm. expansion . . . . .	5910766
7.	8.950	CLIP (5/8)		16.	9.214	GASKET, a/c condenser inlet . . . . .	3140600
8.	9.196	CLIP, receiver and dehydrator to expansion valve hose and tube . . . . .	328281	17.	8.900	BOLT (3/8-24 x 1 3/8)	
9.	9.242	CLAMP, comp. fgt. and muff. and tube	3925746	18.	8.929	FLATWASHER 13/32 x 13/16 x 5/64	
				19.	8.931	LOCKWASHER, spring type 3/8	



9-410

### 1974 PASSENGER VACUUM HOSE ROUTING (C-61)

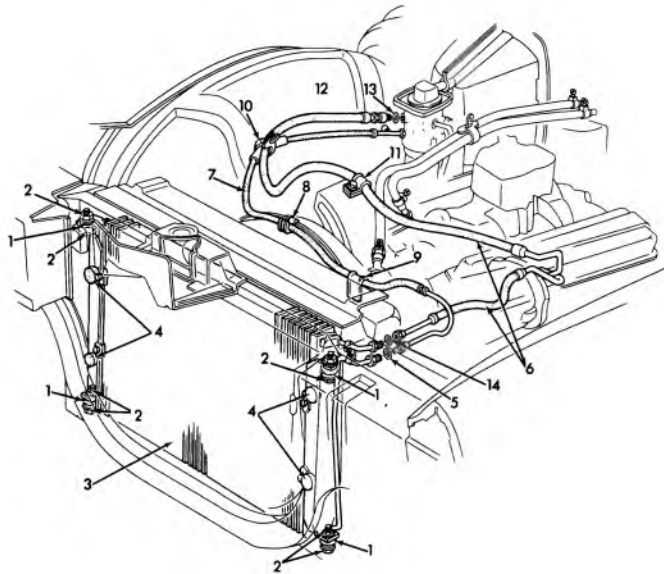
- |  |                           |                                     |         |
|--|---------------------------|-------------------------------------|---------|
| 1. 9.281 HOSE ASM., Htr. and a/c vac. control  | 6262633                   | 5. 9.198 TEE, a/c vac. hose         | 3992117 |
| 2. 9.281 HOSE ASM., Htr. and a/c vac. conn. to htr. and def. . . . . (exc. auto temp cont) | 340461                    | 6. 9.281 TANK ASM., a/c cont.       | 340483  |
|  | (w/auto temp cont) 340475 | 7. 9.273 CONTROL ASM., htr. and a/c | 7938681 |
| 3. 8.963 HOSE (cut as required)  |                           | 8. 9.779 ELEMENT, def. vac.         | 1998980 |
| 4. 2.559 RETAINER, adj. (plastic push-in for 2" dia. cables)                               | 3816659                   | 9. 9.275 PROGRAMMER ASM.,           | 7930135 |
|  |                           | 10. 9.280 ACTUATOR, div. valve      |         |



9-266

### 1974 PASSENGER VACUUM HOSE ROUTING (C-60)

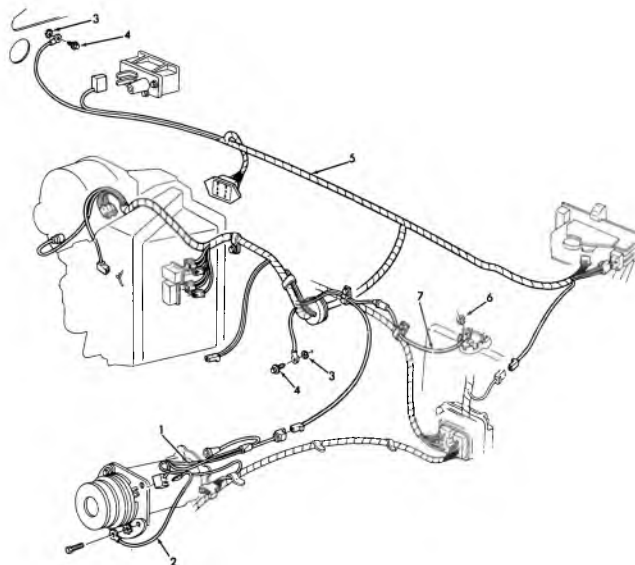
- |   |  |
|---|--|
| 1. 8.950 CLIP, Special  | 6. 9.789 NUT, Car Heater and Def. Outlet (Push-on 5/32") |
| 2. 8.950 CLIP, Closed (3/8 x 17/64)                                 | 7. 9.281 HOSE ASSY, Htr. and A/C Vac. Control to Conn.   |
| 3. 8.977 SCREW, Hex (10-16 x 5/8)                                   | 8. 8.963 HOSE, (Cut as Required)                         |
| 4. 9.281 HOSE ASSY., Htr. and A/C Vac. Conn. to Htr. and Def.       | 9. 9.198 TEE, A/C Vac. Hose                              |
| 5. 2.559 RETAINER, Adjustable (Plastic Push-in) for 2" dia. cables) | 10. N.C.S.I. CLIP, Car Htr. Vacuum Cont. Hose            |



9-338

### 1974-75 PASSENGER A/C HOSE ROUTING

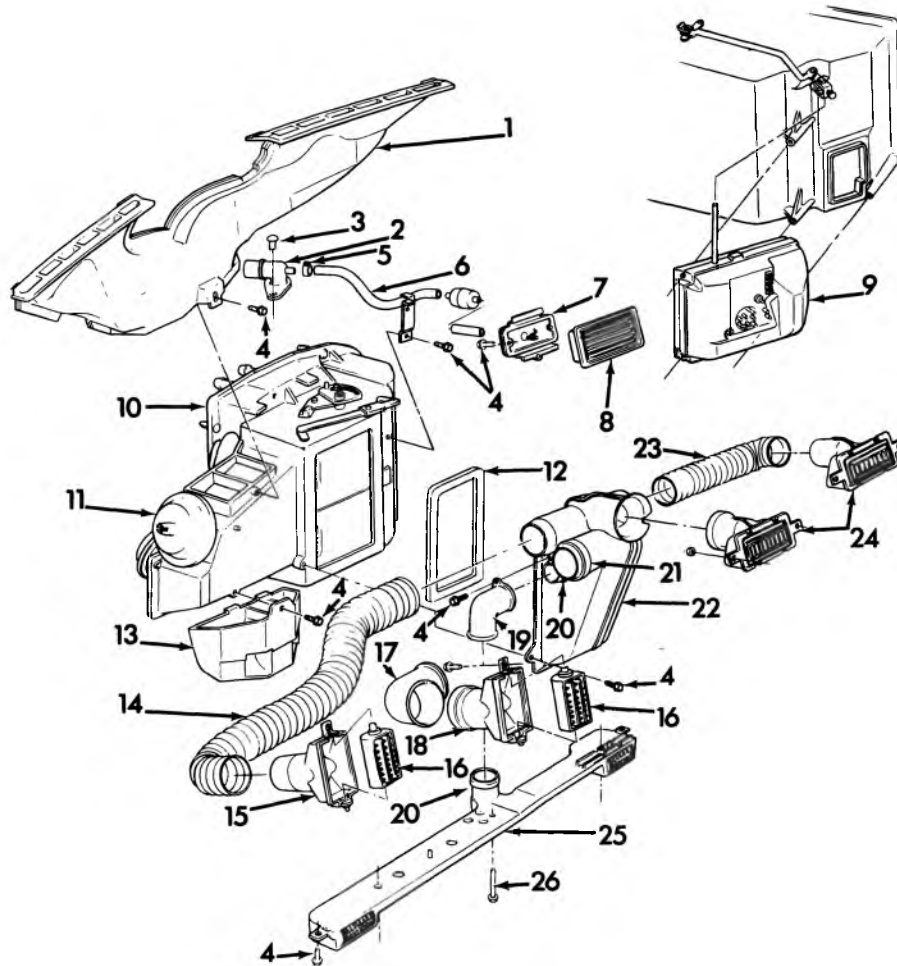
- |          |  |           |  |
|----------|--|-----------|--|
| 1. 9.190 | INSULATOR ASSY.—condenser                      | 8. 9.196  | CLIP—receiver and dehydrator to expansion valve hose |
| 2. 8.917 | LOCK NUTS—hexagon                              | 9. 8.950  | CLIP—5/8"  |
| 3. 9.190 | CONDENSER ASSY.—a/c                            | 10. 8.950 | STRAP—wiring   |
| 4. 9.190 | BUMPER—a/c condenser                           | 11. 9.242 | CLAMP  |
| 5. 9.211 | GASKET—"O" ring 5/16" I.D.                     | 12. 9.198 | VALVE ASSY.—receiver dehydrator inlet tube           |
| 6. 9.226 | FITTING ASSY.—a/c compressor                   | 13. 9.211 | GASKET—control valve outlet tube                     |
| 7. 9.225 | HOSE ASSY.—w/tube, a/c condenser to evaporator | 14. 9.214 | GASKET—a/c condenser inlet                           |



9-339

### 1974-75 PASSENGER A/C WIRING DIAGRAM

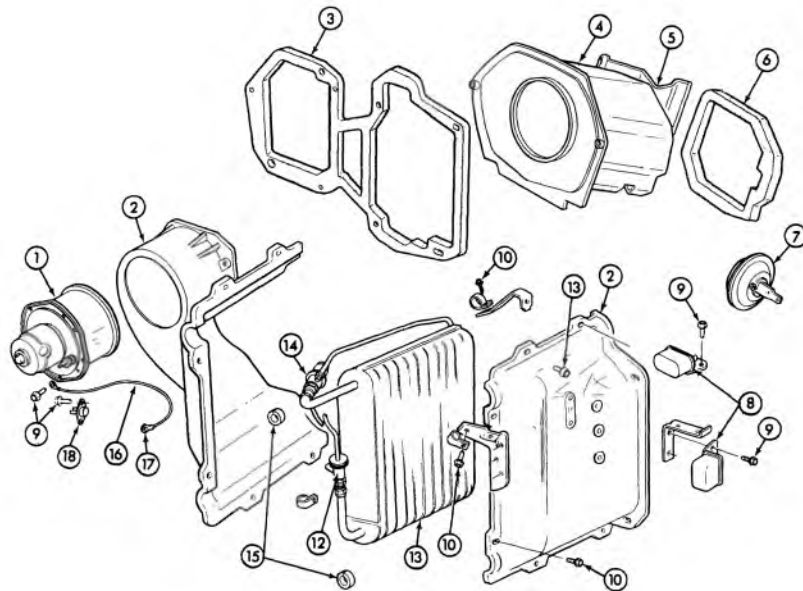
- |          |                                 |          |                       |
|----------|---------------------------------|----------|-----------------------|
| 1. 9.276 | WIRE ASSY.—a/c compressor       | 5. 9.276 | HARNES ASSY.—wiring   |
| 2. 9.276 | WIRE ASSY.—a/c compressor guard | 6. 8.915 | HEXAGON NUT           |
| 3. 8.932 | TOOTH LOCK WASHER—1/4"          | 7. 8.965 | FUSIBLE WIRE—a/c ext. |
| 4. 8.977 | SHEET METAL SCREW—hex. head     |          |                       |



9-342

### 1974 PASSENGER—A/C OUTLETS

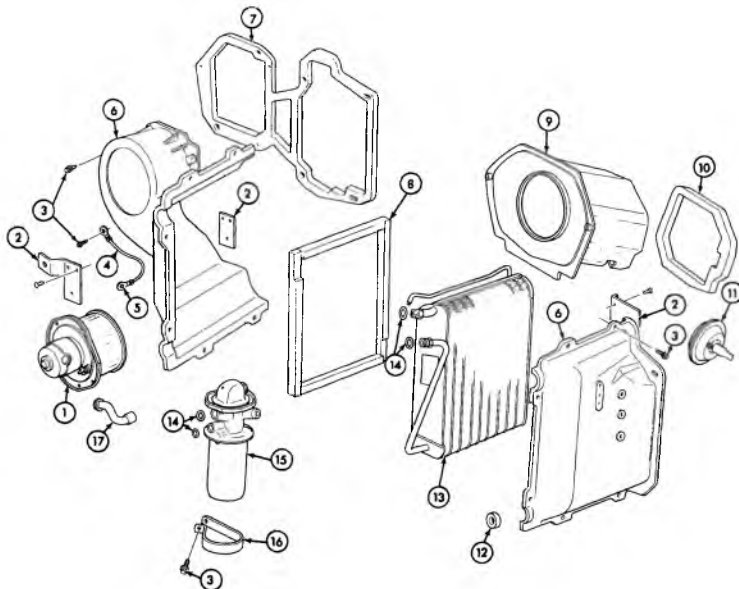
- |           |                                    |           |                                 |
|-----------|------------------------------------|-----------|---------------------------------|
| 1. 9.779  | OUTLET ASSY., heater and defroster | 14. 8.962 | HOSE, cut as reqd.              |
| 2. 9.275  | ASPIRATOR ASSY., in car sensor     | 15. 9.262 | OUTLET ASSY., L.H.              |
| 3. 8.967  | RIVET                              | 16. 9.262 | DEFLECTOR ASSY., a/c air outlet |
| 4. 8.977  | SCREW                              | 17. 9.789 | DUCT, L.H. air outlet center    |
| 5. 1.166  | CLAMP                              | 18. 9.262 | OUTLET, L.H. center             |
| 6. 9.260  | HOSE, in car sensor                | 19. 9.262 | DUCT, air dist. to lower outlet |
| 7. 9.275  | SENSOR                             | 20. 9.260 | SEAL                            |
| 8. 9.279  | GRILLE                             | 21. 9.260 | SEAL                            |
| 9. 9.275  | PROGRAMMER                         | 22. 9.262 | DUCT ASSY., a/c air dist.       |
| 10. 9.786 | CASE ASSY., w/valves               | 23. 8.962 | HOSE, cut as reqd.              |
| 11. 9.779 | VACUUM ELEMENT, defroster          | 24. 9.262 | OUTLET ASSY., center & right    |
| 12. 9.786 | SEAL, air dist. duct               | 25. 9.262 | OUTLET ASSY., air lower         |
| 13. 9.786 | OUTLET, heater air dist.           | 26. 8.977 | SCREW, w/washer #8-18 x 2-1/4"  |



9-405

**1973 PASSENGER EVAPORATOR & BLOWER ASM.**

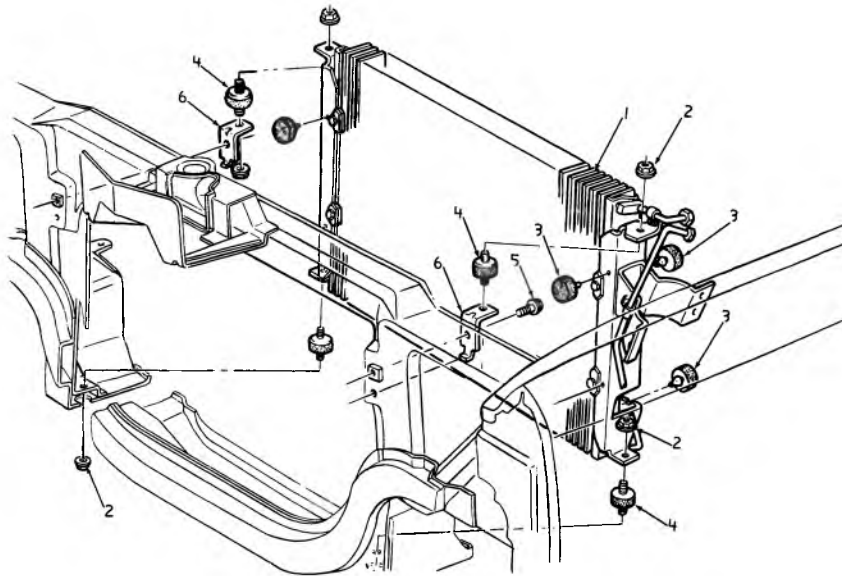
1.	9.215	MOTOR ASM. w/fan, a/c blower . . . . .	4960538	10.	8.977	SCREW (10-16 x 5/8)	
2.	9.211	CASE, inlet w/bracket . . . . .	3025918	11.	8.977	SCREW (1/4-14 x 1 1/4)	
3.	9.211	GASKET, mounting . . . . .	3022854	12.	9.213	VALVE, therm. expansion . . . . .	5910766
4.	9.789	INLET ASM., a/c air w/valve . . . . .	3028591	13.	9.210	CORE ASM., a/c evap. . . . .	3027185
5.	9.789	LEVER & SEAL ASM., a/c inlet valve	3028593	14.	9.198	VALVE ASM., a/c refrigerant control .	5910777
6.	9.262	GASKET, a/c recirculating inlet opening . . . . .	3022855	15.	9.775	GROMMET, evap. core inlet pipe	
7.	9.280	ACTUATOR, a/c inlet vacuum . . . . .	1996507	16.	2.530	WIRE ASM., a/c ground cut from bulk	
8.	9.277	RELAY ASM., system turn-on . . . . .	1115881	17.	8.934	RETAINER	
9.	8.977	SCREW #10-16 x 3/4		18.	9.275	SWITCH ASM., heater and a/c ambient	483326



9-406

**1974 PASSENGER EVAPORATOR & BLOWER ASM.**

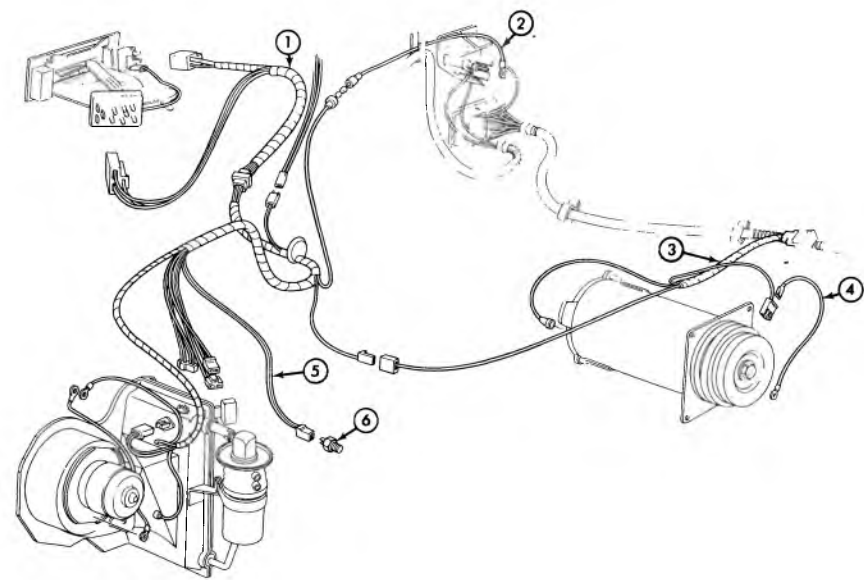
1.	9.215	MOTOR ASM. W/FAN, a/c blower . . . . .	4960538	10.	9.262	GASKET, a/c recirc. inlt opng. . . . .	3022855
2.	N.S.	Part of Asm. #6		11.	9.280	ACTUATOR, a/c inlet vacuum . . . . .	1996507
3.	8.977	SCREW		12.	9.213	VALVE, therm. expansion . . . . .	6599445
4.	2.530	WIRE ASM., a/c ground cut from bulk		13.	9.210	CORE ASM., a/c evap. . . . .	3029630
5.	8.934	RETAINER		14.	9.222	SEAL "O" RING	
6.	9.211	CASE, inlet w/backplate . . . . .	3029620	15.	9.195	RECEIVER ASM., w/valves (V.I.R.) . . .	6598830
7.	9.211	GASKET, mounting . . . . .	3022854	16.	9.195	CLAMP, P.O.A. valve . . . . .	3030942
8.	9.211	SEAL, evap. core . . . . .	3023989	17.	9.218	TUBE, a/c heater blower motor cooling	3022657
9.	9.789	INLET ASM., a/c air w/valve . . . . .	3028591				



9-261

**1973-75 "PASSENGER" CONDENSER ASM.**

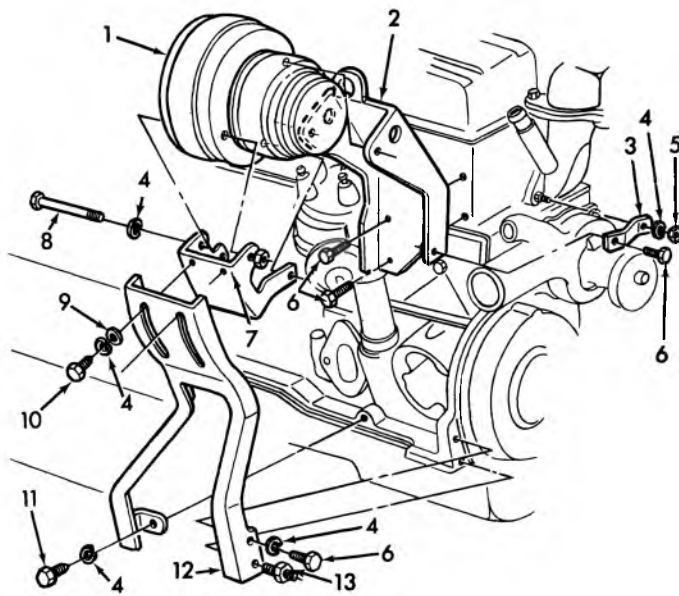
- |                             |                         |
|-----------------------------|-------------------------|
| 1. 9.190 CONDENSER ASM.     | 4. 9.190 INSULATOR ASM. |
| 2. 8.917 NUT ASM. (5/16-18) | 5. 1.276 SCREW ASM.     |
| 3. 9.190 BUMPER             | 6. 9.190 BRACKET        |



9-408

**1974 CHEVELLE A/C WIRING DIAGRAM**

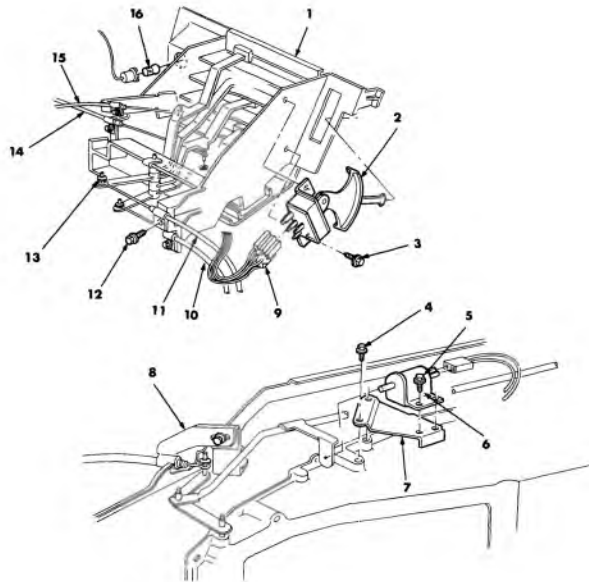
- |  |         |   |         |
|--|---------|---|---------|
| 1. 9.276 HARNESS ASM., a/c ext. wiring . . . . | 8908419 | 5. N.S. WIRE ASM., car htr. lo blow delay (cut from bulk) |         |
| 2. 8.965 FUSE HOLDER, universal/inline type    | 2961631 | 6. 8.852 SWITCH ASM., heater low blower delay . . . . .   | 6490609 |
| 3. 9.276 WIRE ASM., a/c compressor . . . . .   | 8908219 |   |         |
| 4. N.S. Cut from 14 ga. wire                   |         |   |         |



9-398

### 1975 CHEVELLE A/C COMPRESSOR MOUNTING (W. 250 ENG.)

- |    |       |                          |     |       |                           |
|----|-------|--------------------------|-----|-------|---------------------------|
| 1. | 9.170 | COMPRESSOR ASSY., A/C    | 8.  | 8.900 | BOLT, Hx. 3/8-16 x 4      |
| 2. | 9.171 | BRACKET ASSY., A/C Cmpr. | 9.  | 8.929 | WASHER, Push 3/8          |
| 3. | 9.171 | SUPPORT, A/C Brkt.       | 10. | 8.900 | BOLT, 3/8-16 x 7/8        |
| 4. | 8.931 | WASHER, Lock. 3/8        | 11. | 8.900 | BOLT, 3/8-16 x 1          |
| 5. | 8.915 | NUT, 3/8-16              | 12. | 9.171 | BRACE, A/C Comp. Adj.     |
| 6. | 8.900 | BOLT, 3/4                | 13. | 0.004 | STUD, Spl. 3/8-16 x 1 1/2 |
| 7. | 9.171 | BRACKET, A/C Comp. Adj.  |     |       |                           |

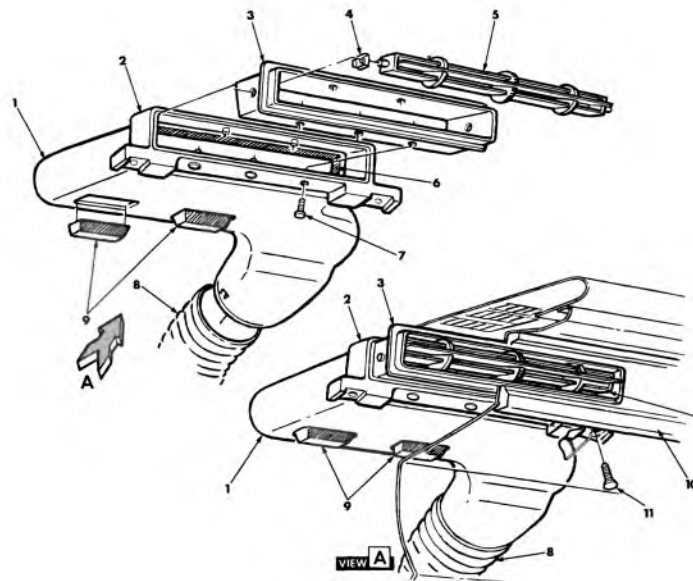


9-120

### 1966-67 CHEVELLE A/C CONTROLS AND CABLES

1. 8.849 CONTROL ASSY. ....	3870223	10. 2.480 HARNESS ASM. (S.S.) .....	6290152
2. 9.275 SWITCH ASSY. ....	3870224	11. 9.787 CABLE UNIT .....	3862203**
3. 8.977 SCREW (#10-16 x 5/8)		12. 8.977 SCREW (#10-16 x 5/8)	
4. 8.977 SCREW (#10-16 x 1/2)		13. 8.921 NUT (5732)	
5. 8.977 SCREW (#8-18 x 3/8)		14. 9.787 CABLE UNIT .....	3862203**
6. 8.852 SWITCH ASSY. ....	3870286	15. 9.787 CABLE UNIT .....	3862203**
7. 9.275 BRACKET .....	3873924	16. 8.991 BULB (#1895)	
8. 9.787 CABLE UNIT .....	3862203		
9. 2.480 HARNESS ASM. (exc. S.S.) .....	6290151		

\*\*NOTE: Unit consists of tool, 13 ft. of housing, 60 ft. of wire and 36 clamps.

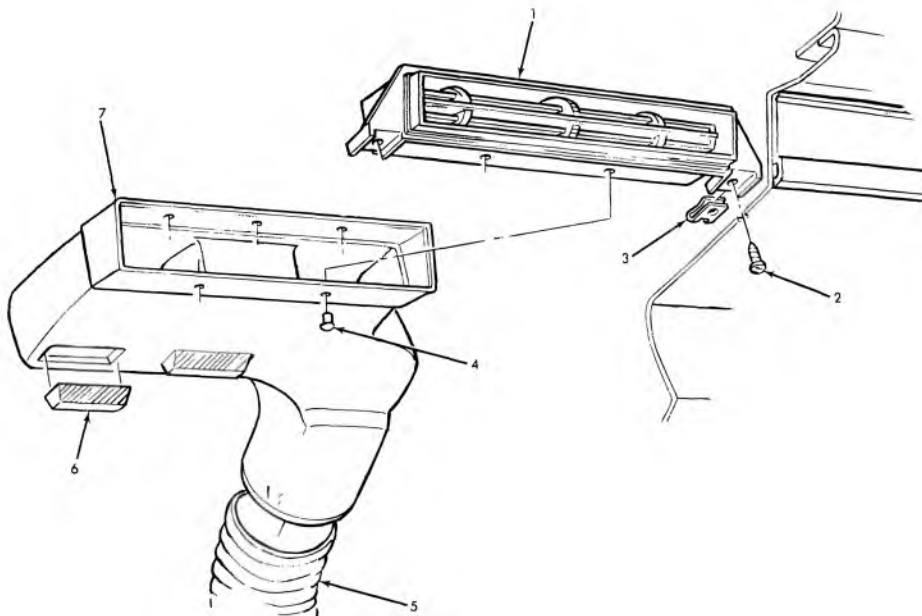


9-121

### 1966-67 CHEVELLE A/C (CENTER OUTLET)

1. 9.262 DUCT ASM. ....	3891756	7. N.S.S. RIVET (9/64 x 5/16)	
2. 9.262 BRACE .....	3891757	8. N.S. HOSE	
3. 9.264 BEZEL .....	3870204	9. 9.262 BUMPER .....	3891758
4. 9.262 SPRING .....	3887070	10. 10.252 PLATE .....	3891455
5. 9.262 DEFLECTOR .....	3870285	11. 8.977 SCREW (#10-16 x 5/8)	
6. 9.262 SEAL .....	3870202		

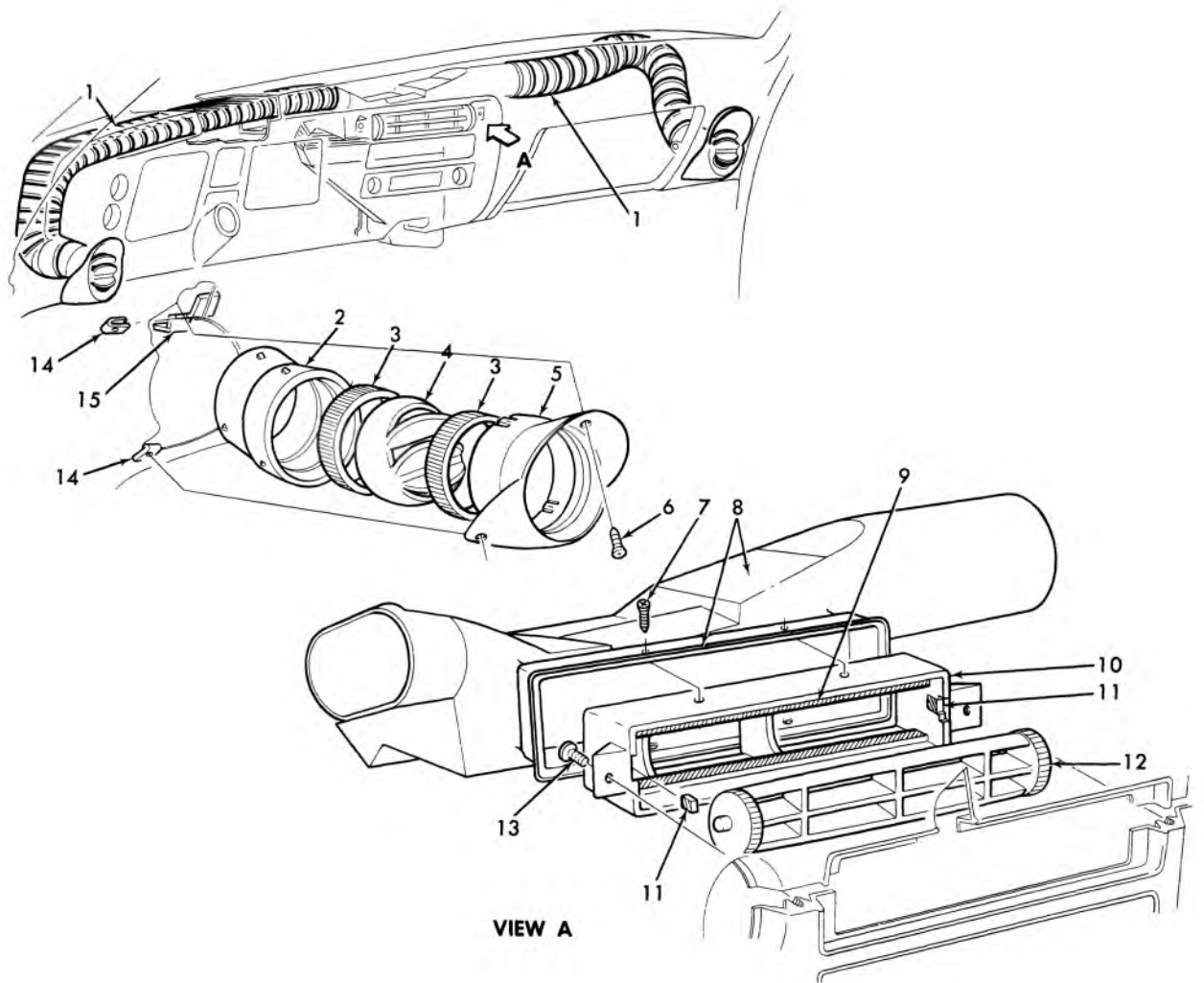




9-123

**1967 CHEVELLE AIR CONDITIONING CENTER OUTLET ASSY.**

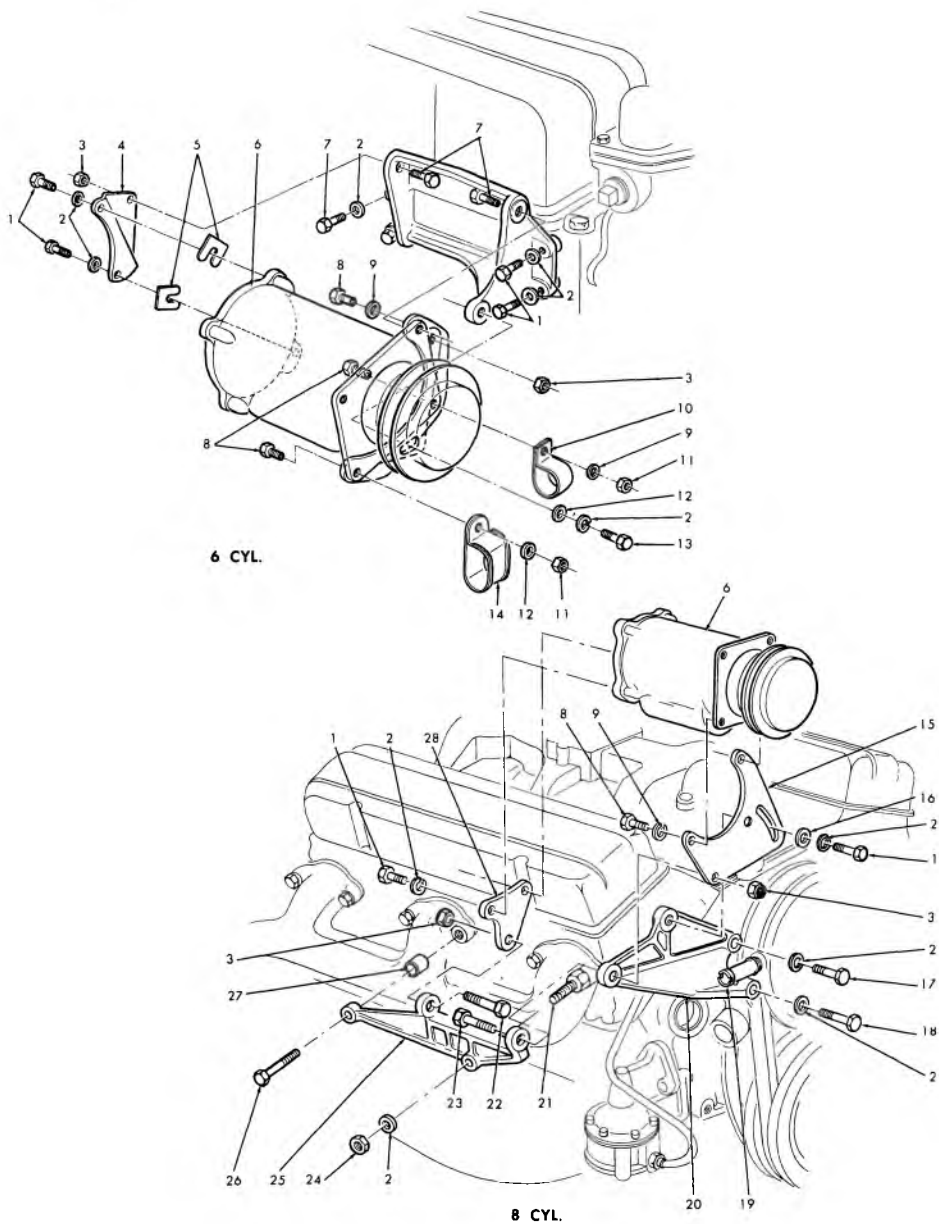
1.	9.262	DEFLECTOR ASSY. ....	3902290	5.	9.260	HOSE—Cut from .....	3758483
2.	8.977	SCREW (#10-16 x 3/4)		6.	9.262	BUMPER .....	3891758
3.	8.921	"J" NUT (#10-16)		7.	9.262	DUCT ASSY. ....	3899742
4.	N.L.	RIVET					



9-122

### 1968 CHEVELLE A/C CENTER AND SIDE OUTLETS

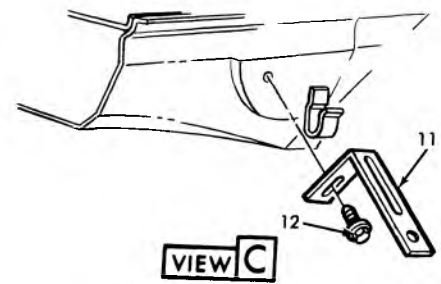
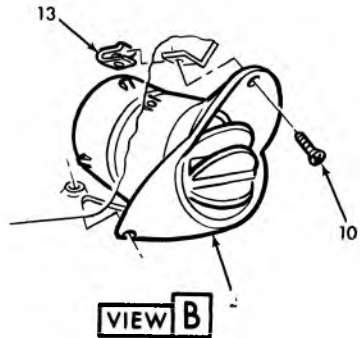
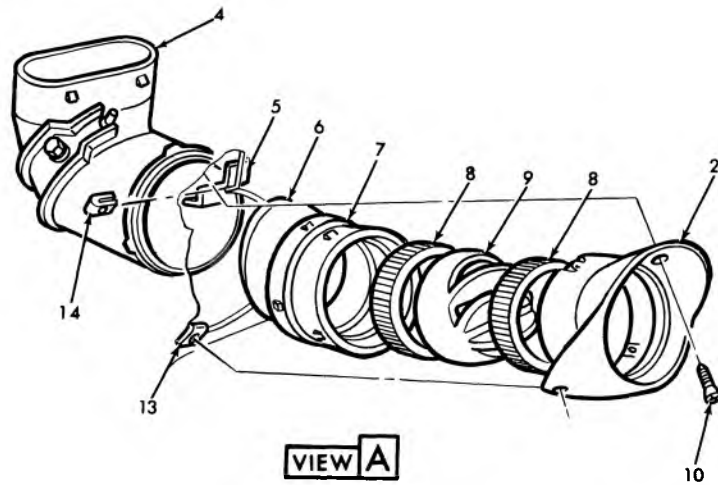
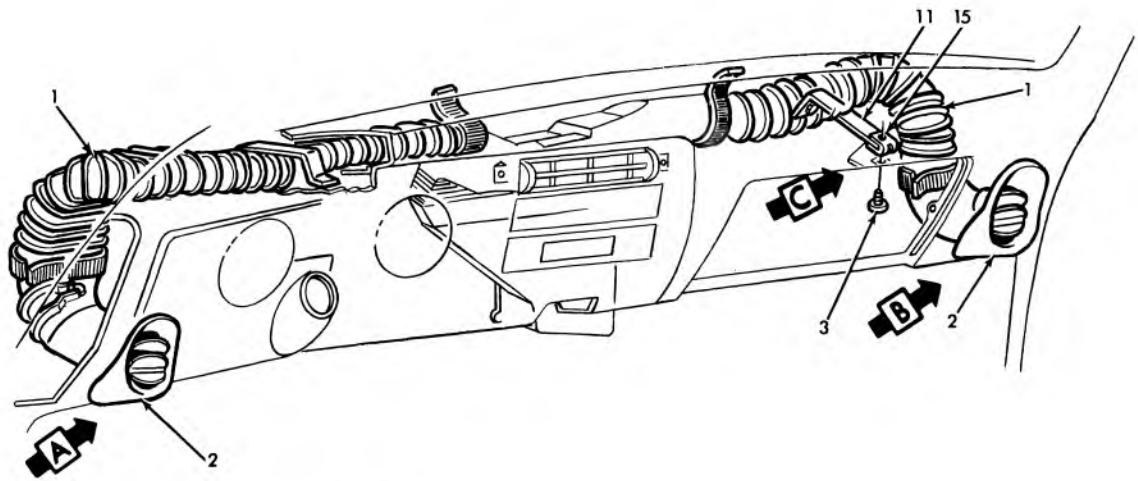
1. N.S. Cut from 9.260 HOSE		9. 9.262 SEAL .....	3917310
2. 9.262 ADAPTER .....	3906099	10. 9.262 ADAPTER .....	3937109
3. 9.260 SEAL .....	3855562	11. 9.264 SPACER .....	3937153
4. 9.262 DEFLECTOR .....	3856472	12. 9.262 DEFLECTOR .....	3917311
5. 9.264 BEZEL .....	3919539-40	13. 8.977 SCREW (#8-18 x 3/8)	
6. 8.977 SCREW (#10-16 x 5/8)		14. 8.921 "J" NUT (#8-18)	
7. 8.977 SCREW (#8-18 x 1/2)		15. 9.264 RETAINER .....	3917337
8. 9.262 DUCT ASSY, (Cut as required)	3937110		



9-124

### 1964-66 CHEVELLE AIR CONDITIONING COMPRESSOR MOUNTING

1. 8.900 BOLT (3/8-16 x 1)		15. 9.171 BRACKET .....	3841698
2. 8.931 L/WASHER (3/8)		16. N.L. WASHER (11/16 x 7/16 x 3/32)	
3. N.L. NUT (3/8-16)		17. 8.900 BOLT (3/8-16 x 2-1/4)	
4. 9.171 BRACKET .....	3843250	18. 7.874 BOLT .....	3779940
5. 9.171 SHIM .....	3850581	19. 8.866 NIPPLE .....	3849848
6. N.L. COMPRESSOR		20. 9.171 SUPPORT .....	3841697
7. 8.900 BOLT (3/8-16 x 1-1/8)		21. 3.275 STUD .....	3932448
8. 8.900 BOLT (5/16-24 x 3/4)		22. 8.900 BOLT (3/8-16 x 1-3/4)	
9. 8.931 L/WASHER (5/16)		23. 8.900 BOLT (3/8-16 x 1-1/4)	
10. N.L. CLIP (1")		24. 8.915 NUT (3/8-16)	
11. 8.915 NUT (5/16-24)		25. 9.171 SUPPORT .....	3878222
12. 8.929 WASHER (13/32 x 13/16 x 5/64)		26. 3.275 BOLT .....	3841724
13. 8.900 BOLT (3/8-16 x 7/8)		27. 9.171 SPACER .....	3841722
14. N.L. CLIP		28. 9.171 BRACKET .....	3841699

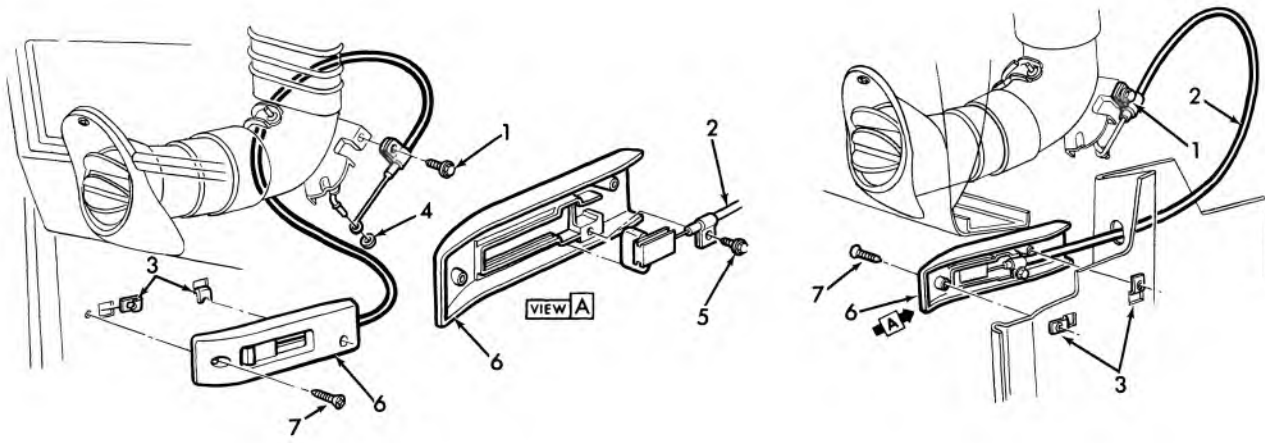


9-125

**1969 CHEVELLE AIR CONDITIONING—SIDE OUTLETS, AIR HOSES**

1. 9.260 HOSE .....	3949897	7. 9.262 ADAPTER .....	3906099
9.260 HOSE .....	1234278	8. 9.260 SEAL .....	3919562
2. 9.262 BEZEL—L.H.		9. 9.262 DEFLECTOR .....	3856472
9.262 BEZEL R.H.		10. 8.977 SCREW (8—18 x 5/8)	
3. 8.977 SCREW (10—16 x 3/4)		11. * SUPPORT	
4. 9.262 DUCT ASSY.—L.H. ....	3942633	12. 8.977 SCREW (10—16 x 1/2)	
9.262 DUCT ASSY.—R.H. ....	3942634	13. 8.921 "U" NUT (8—18)	
5. 9.264 RETAINER .....	3937184	14. 8.921 "J" NUT (8—18)	
6. 9.260 SLEEVE .....	3923181	15. 8.921 "U" NUT (8—15)	

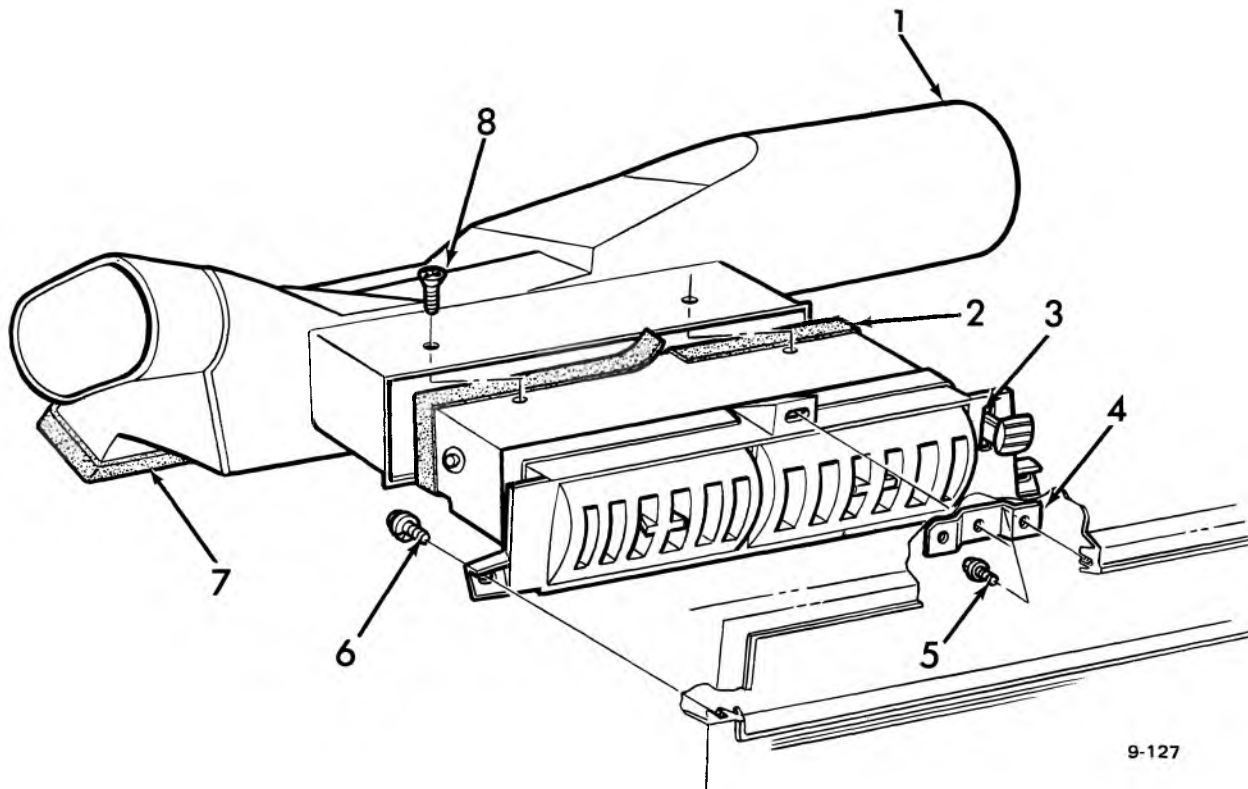
\*Removed From Service



9-126

**1969 CHEVELLE AIR CONDITIONING SIDE OUTLETS AND AIR SHUT OFF CABLES**

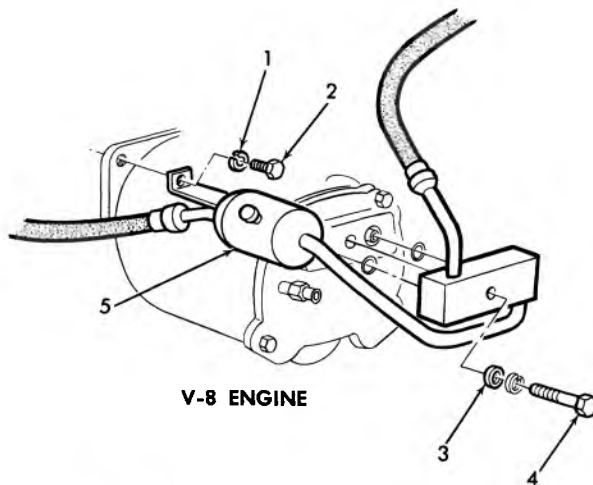
- |                              |                               |
|------------------------------|-------------------------------|
| 1. 8.977 SCREW (10-16 x 5/8) | 5. 8.977 SCREW (10-16 x 7/16) |
| 2. 9.787 CABLE ASSY.         | 6. 9.789 BEZEL                |
| 3. 8.921 "J" NUT (8-18)      | 7. 8.977 SCREW (#8-18 x 7/8)  |
| 4. 8.921 NUT (5/32)          |                               |



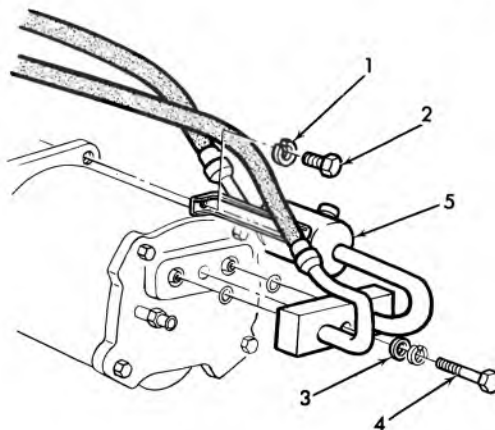
9-127

**1969 CHEVELLE AIR CONDITIONING CENTER OUTLET**

- |                            |         |                              |         |
|----------------------------|---------|------------------------------|---------|
| 1. 9.262 DUCT .....        | 3942683 | 5. 8.977 SCREW (#8-18 x 3/8) |         |
| 2. 9.262 SEAL .....        |         | 6. 8.977 SCREW (#8-18)       |         |
| 3. 9.262 OUTLET ASSY. .... | 3942682 | 7. 9.260 SEAL .....          | 3929027 |
| 4. 9.264 BRACKET .....     |         | 8. 8.977 SCREW (8-18 x 1/2)  |         |



V-8 ENGINE

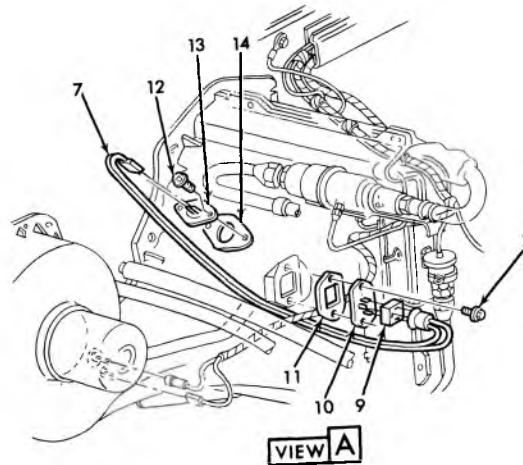
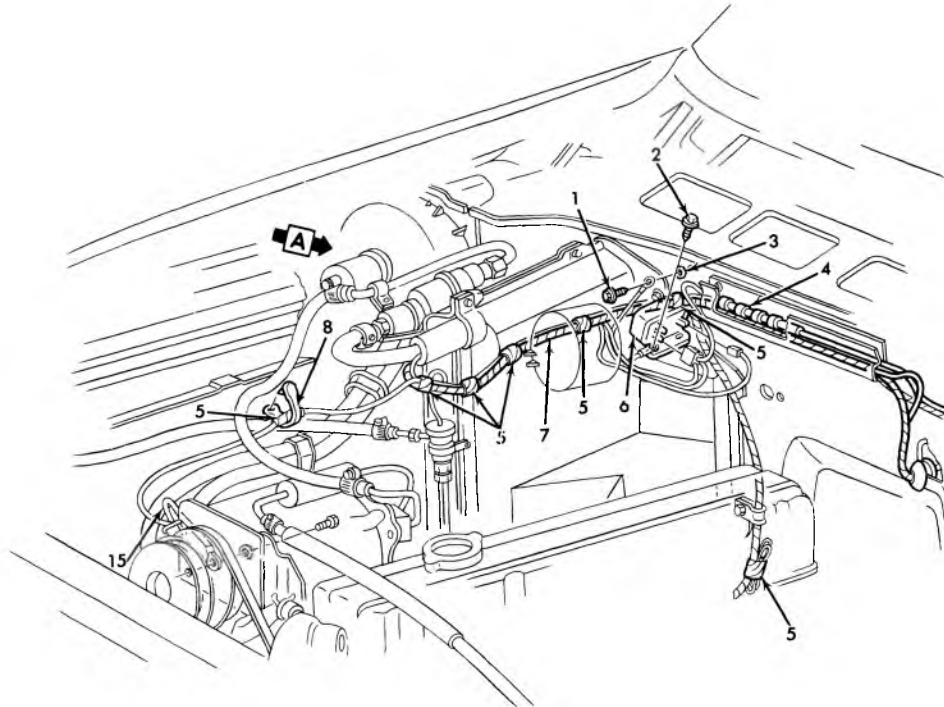


L-6 ENGINE

9-128

**1969 CHEVELLE AIR CONDITIONING FITTING AND MUFFLER**

1.	8.931 WASHER (5/16)		5.	9.226 MUFFLER L-6 .....	3949913
2.	8.900 BOLT (5/16-24 x 1/2)			9.226 V-8 (exc. 396) .....	3949914
3.	7.371 WASHER .....	3706737		9.226 396 .....	3998220
4.	8.900 BOLT (3/8-24 x 1-1/2)				

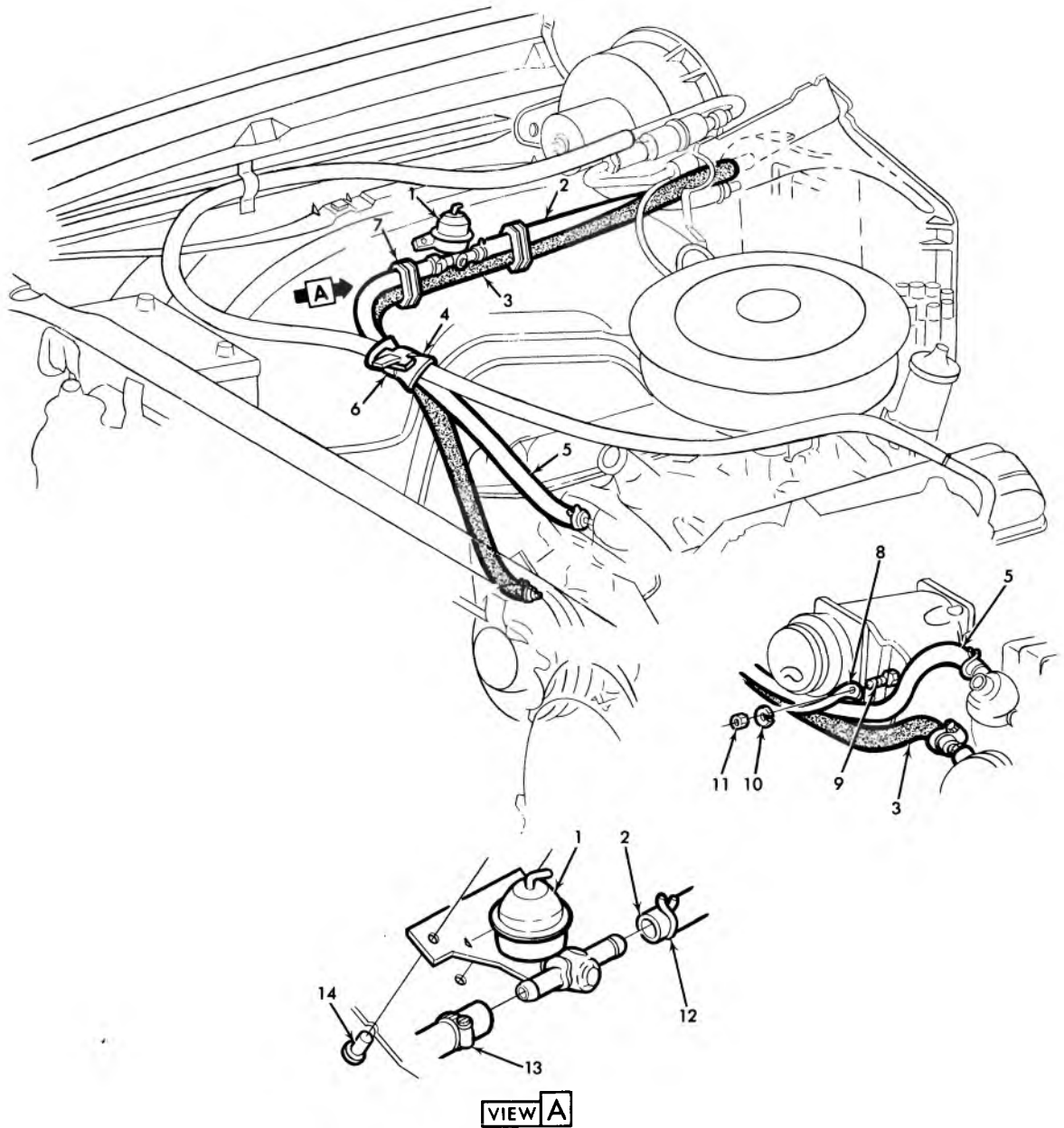


9-129

### 1969 CHEVELLE AIR CONDITIONING FRONT WIRING

1. RADIO SCREW		9. 9.275 SEAL .....	3843404
2. 8.977 SCREW (#10-16 x 5/8)		10. 9.275 RESISTOR ASSY.....	3949879
3. 8.932 L/WASHER (1/4)		11. 9.275 GASKET .....	3866444
4. 8.965 FUSE 30 Amp. ....	9426331	12. 8.977 SCREW (#10-16 x 5/8)	
5. N.L. TAPE (5/8) .....	3724851	13. 9.275 SWITCH ASM. ....	3917359
6. 9.277 RELAY .....	1116992	14. * GASKET	
7. 9.276 HARNESS ASSY. - A/C.....	6297517	15. N.L. WIRE ASSY.	
8. 9.242 RETAINER L-6 Eng. ....	3816659		

\*NOTE: Remove from service

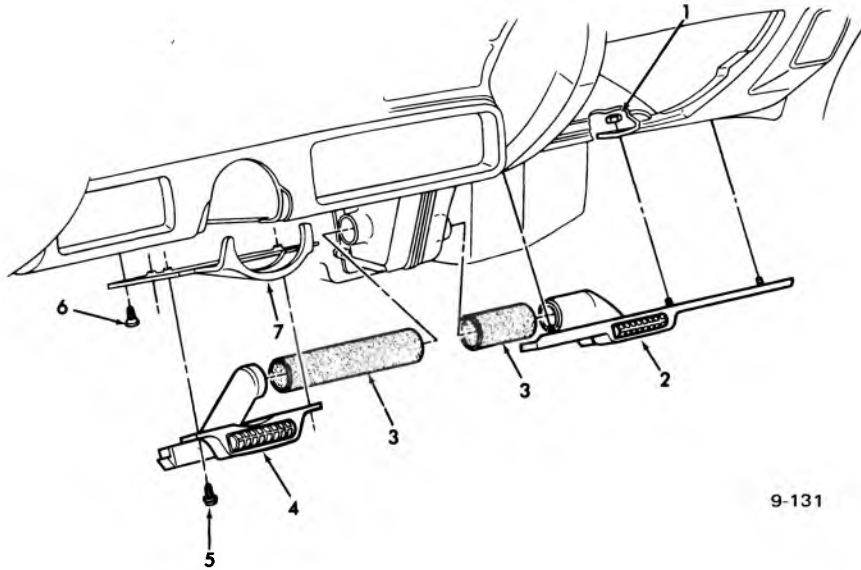


9-130

**1969 CHEVELLE AIR CONDITIONING, HEATER HOSES AND SHUT OFF VALVE**

1. 9.795 VALVE ASM. ....	3940250	8. N.L. CLIP	
2. 8.962 HOSE (5/8)		9. 8.900 BOLT (5/16-24 x 1)	
3. 8.962 HOSE (3/4)		10. 8.931 L/WASHER (5/16)	
4. 9.242 396 .....	542944	11. 8.917 NUT (5/16-24)	
5. 8.962 HOSE (3/4)		12. 1.166 CLAMP .....	9421062
6. 9.260 STRAP V-8 .....	3917385	13. 1.166 CLAMP .....	1470030
7. 9.242 CLIP .....	3825416	14. 8.967 RIVET	

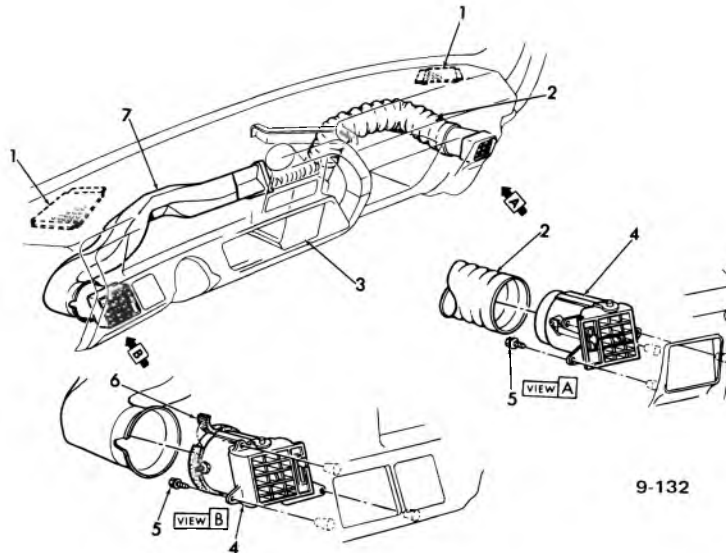




9-131

### 1970-72 CHEVELLE AIR CONDITIONING LAP COOLERS

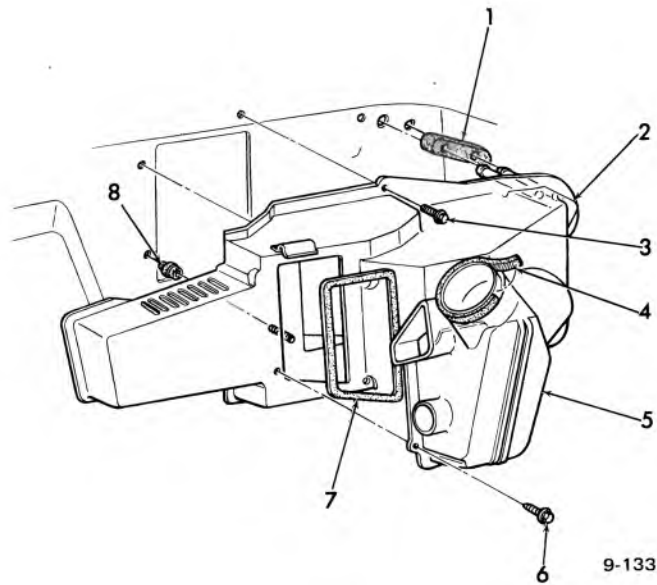
- |                                      |         |                                     |         |
|--------------------------------------|---------|-------------------------------------|---------|
| 1. 8.915 NUT ASSY.                   |         | 5. 8.977 SCREW ASSY. (8-18 x 1-1/8) |         |
| 2. 9.262 OUTLET ASSY.—Lwr. R.H. .... | 3967958 | 6. 8.977 SCREW (8-18 x 3/4)         |         |
| 3. 9.260 HOSE L.H. & R.H. ....       | 3119719 | 7. 6.518 COVER .....                | 3965459 |
| 4. 9.262 OUTLET ASSY.—Lwr. L.H. .... | 3967957 |                                     |         |



9-132

### 1970-72 CHEVELLE A/C SIDE OUTLETS, DUCT & HOSES

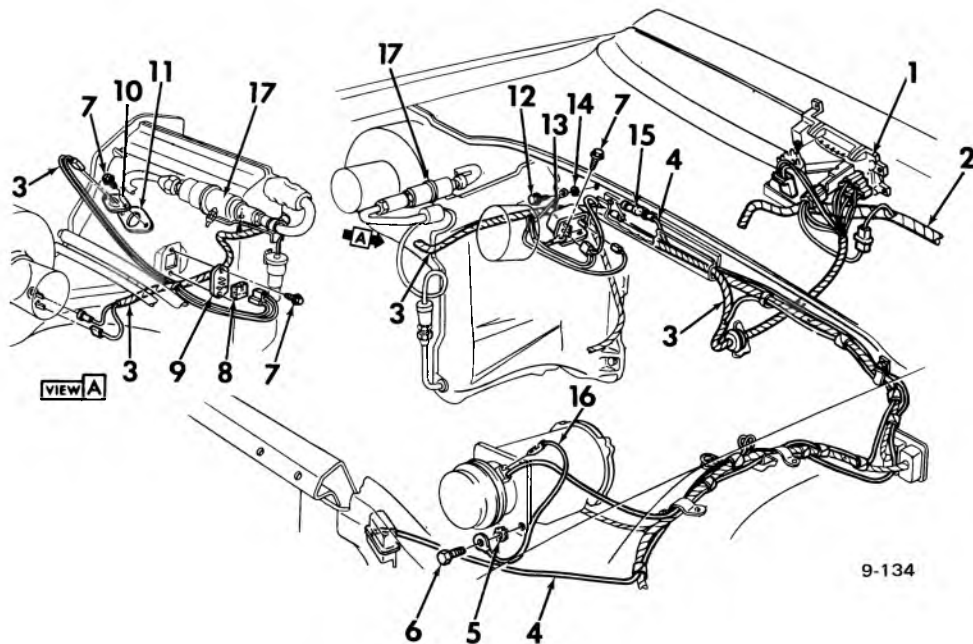
- |                                  |         |                              |         |
|----------------------------------|---------|------------------------------|---------|
| 1 N.S. COVER                     |         | 5. 8.977 SCREW (10-16 x 5/8) |         |
| 2. 8.962 HOSE                    |         | 6. 9.260 SEAL .....          | 3942649 |
| 3. 9.262 DISTRIBUTOR DUCT .....  | 3992154 | 7. 9.262 DUCT .....          | 3963791 |
| 4. 9.262 OUTLET ASSY., L.H. .... | 3963701 |                              |         |
| 9.262 OUTLET ASSY., R.H. ....    | 3989236 |                              |         |



9-133

### 1970 CHEVELLE A/C – SELECTOR & DISTRIBUTOR DUCTS

1. 9.262	SEAL .....	9791362	5. 9.262	DUCT ASSY., (Distributor) .....	3992154
2. 9.786	DUCT ASSY., (Selector) .....	3984650	6. 8.977	SCREW (10-16 x 5/8)	
3. 8.977	SCREW (1/4-14 x 1)		7. 9.786	SEAL .....	3937199
4. 9.260	SEAL .....	3942649	8. 9.262	SEAL .....	3929034

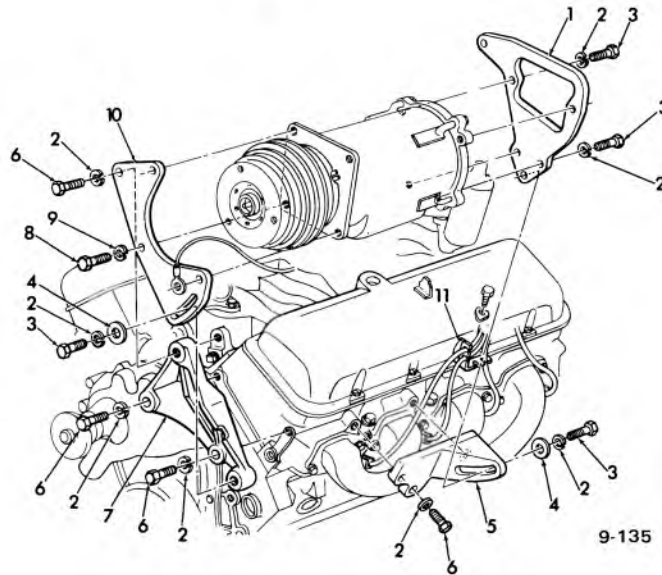


9-134

### 1970-72 CHEVELLE AIR CONDITIONING – WIRING

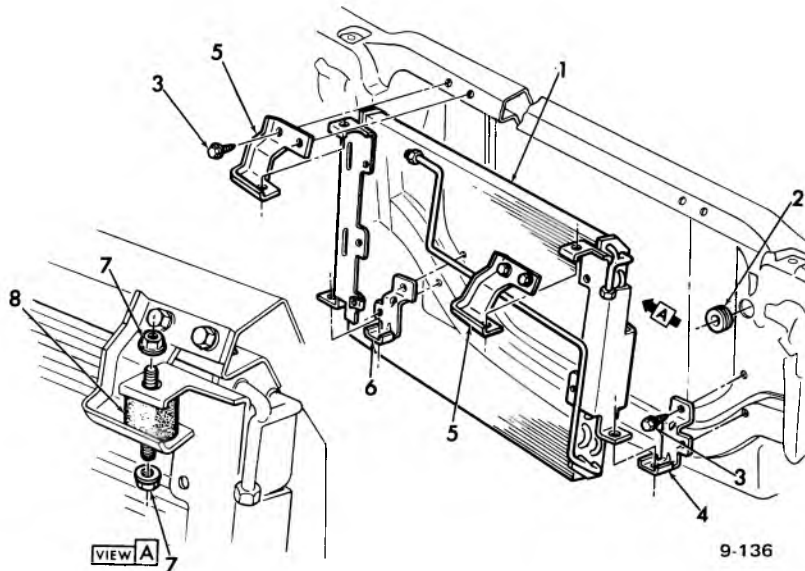
1. 9.273	CONTROL ASSY. ....	3989253	10. 9.275	SWITCH ASSY. ....	483326
2. 2.480	HARNESS ASSY. ....	3901331	11. 9.275	GASKET .....	3917361
*	HARNESS ASSY.		12. 8.977	SCREW (1/4-14 x 1/16)	
3. 9.276	HARNESS ASSY., A/C .....	8901429	13. 9.277	RELAY .....	1115881
4. *	WIRE ASSY.		14. 8.932	L/WASHER (1/4)	
5. 8.932	L/WASHER (5/16)		15. 8.965	FUSE .....	9426331
6. 8.900	SCREW (5/16-24 x 7/8)		16. N.S.	WIRE ASSY., (Ground) For service cut approx. 5.6 In. from 14 gauge wire	
7. 8.977	SCREW (10-16 x 7/8)		17. 9.198	VALVE ASSY., A/C Refrig. control	
8. 9.275	SEAL .....	3942653			
9. 9.275	RESISTOR ASSY. ....	3949879			

\*Removed From Service



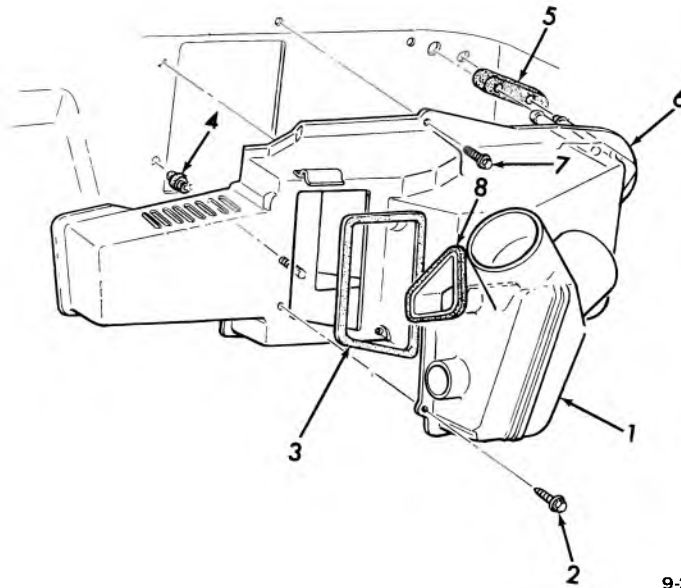
### 1970-72 8-CYL. CHEVELLE A/C—COMPRESSOR MOUNTING

1. 9.171 BRACKET, Rear	3969911	7. 9.171 SUPPORT, Frt. Bracket	3969917
2. 8.931 L/WASHER (3/8)		8. 8.900 BOLT (5/16—24 x 3/4)	
3. 8.900 BOLT (3/8—16 x 1 1/8)		9. 8.931 L/WASHER (5/16)	
4. 8.929 WASHER		10. 9.171 BRACKET (Frt.)	3969916
5. 9.171 SUPPORT, Rr. Bracket	3969912	11. 2.251 SUPPORT	3932485
6. 8.900 BOLT (3/8—16 x 1)			



### 1970-72 CHEVELLE A/C — CONDENSER

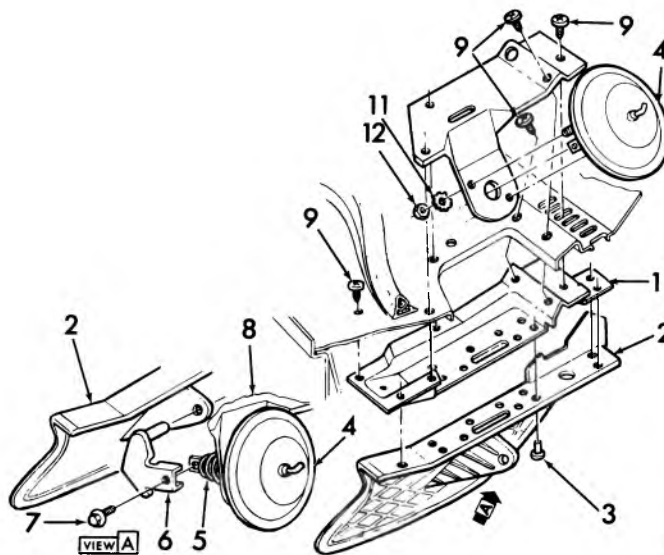
1. 9.190 CONDENSER ASSY.	3967948	5. 9.190 BRACKET, Upr.	3967951
2. 9.220 GROMMET	3967947	6. 9.190 BRACKET, Lwr. R.H.	3967950
3. 1.276 SCREW	3960314	7. 8.917 NUT (5/16—18)	
4. 9.190 BRACKET, Lwr. L.H.	3967949	8. 9.190 INSULATOR	1480250



9-208

### 1971-73 CHEVELLE A/C SELECTOR AND DISTRIBUTOR DUCTS

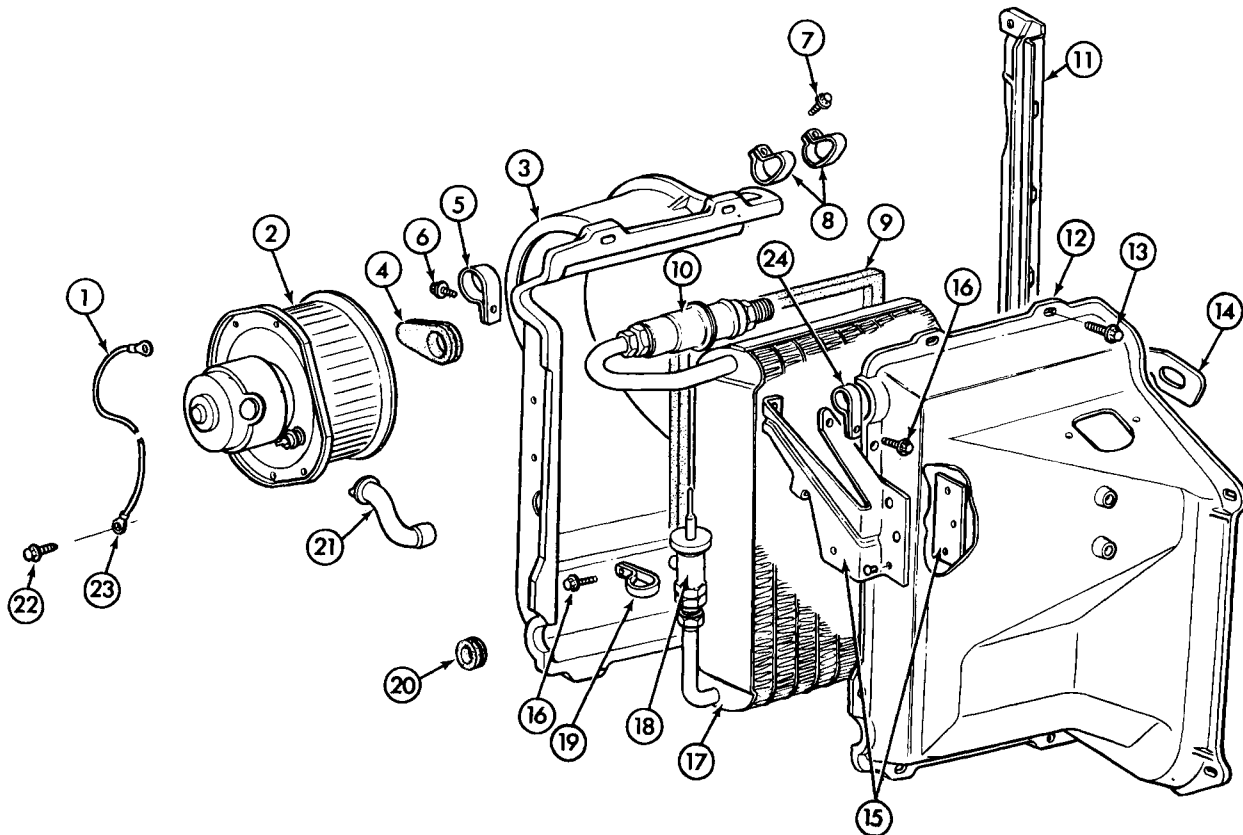
1. 9.262 DUCT ASSY. ....	3992154	6. 9.786 DUCT ASSY. ....	3984650
2. 8.977 SCREW (10-16 x 3/4)		7. 8.977 SCREW (1/4-14 x 1)	
3. 9.786 SEAL .....	3937199	8. 9.262 SEAL (cut as required from	
4. 9.262 SEAL .....	3929034	3973726) .....	3937137
5. 8.854 SEAL .....	9791362		



9-209

### 1971-73 CHEVELLE A/C PLENUM VALVE

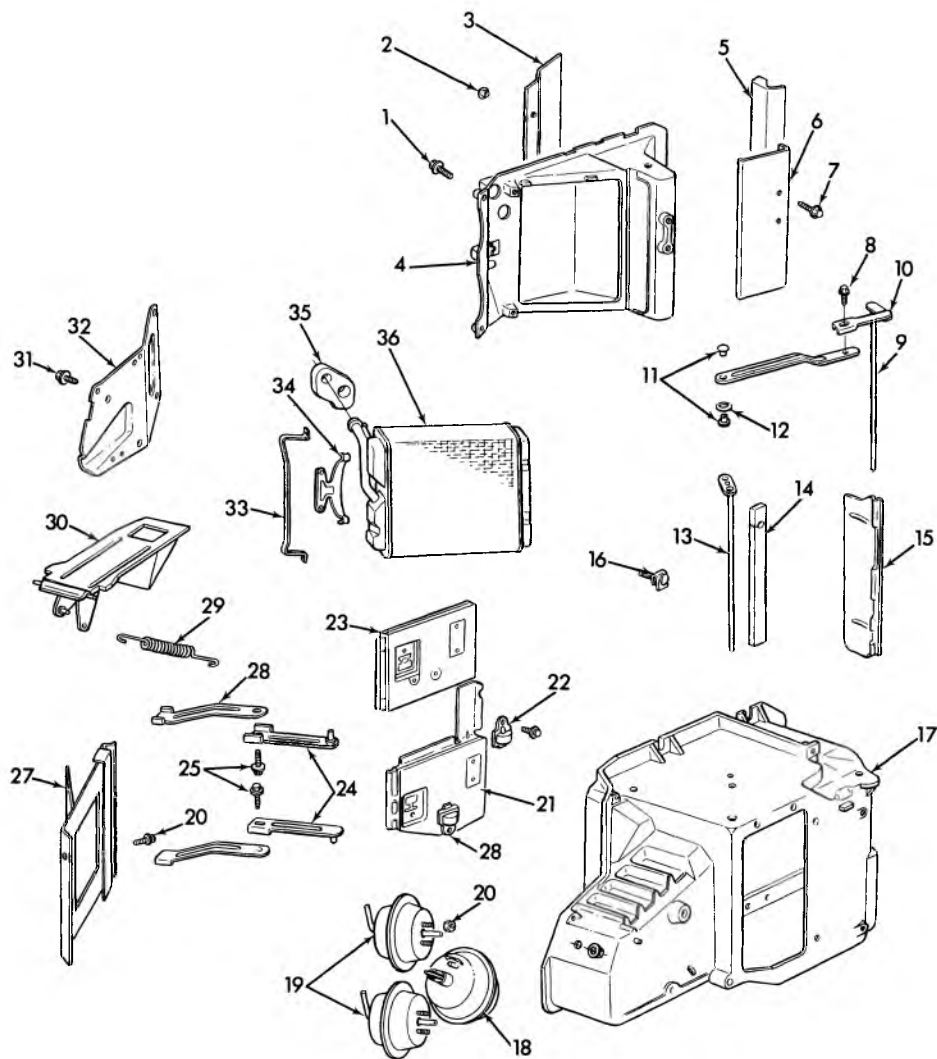
1. 9.786 PLATE .....	3925707	7. 8.977 SCREW (8-18 x 3/8)	
2. 9.786 VALVE .....	3940291	8. 9.786 PLATE .....	3909051
3. 8.967 RIVET .....		9. 8.977 SCREW (10-16 x 1/2)	
4. 9.280 ACTUATOR .....	1998927	10. 8.915 NUT (10-32)	
5. 9.786 SPRING .....	3909052	11. 8.932 WASHER (10)	
6. 9.786 LINK .....	3909049		



9-404

### 1973 CHEVELLE EVAPORATOR & BLOWER ASM.

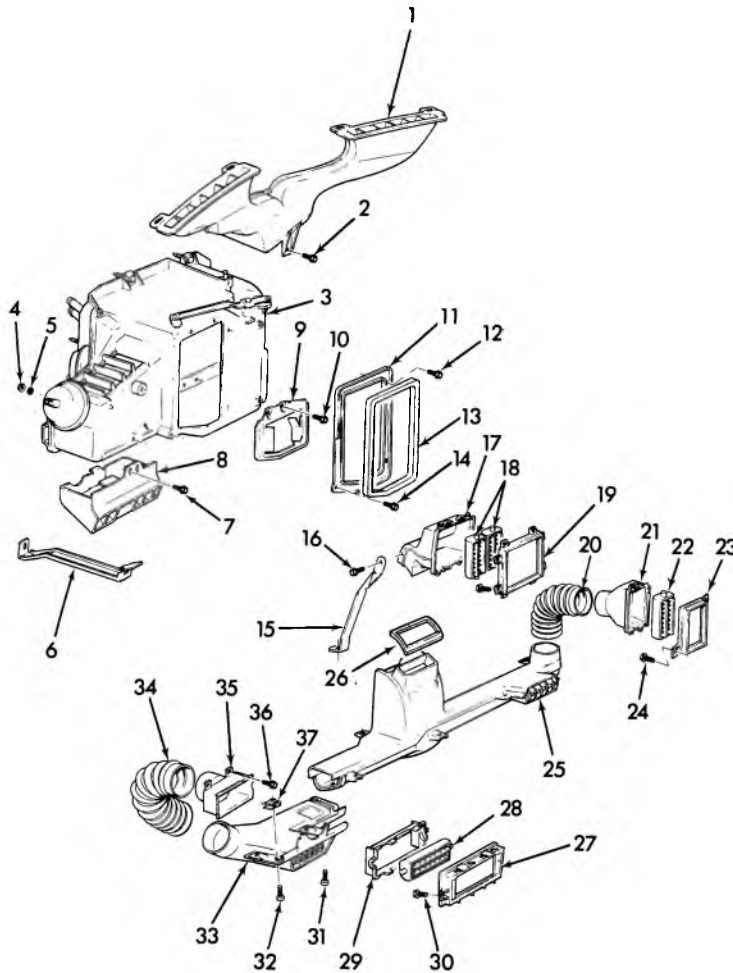
1.	2.530	WIRE ASM., a/c ground cut from bulk		13.	8.977	SCREW (1/4-14 x 1 1/4)	
2.	9.215	MOTOR ASM., w/fan, a/c blower . . . .	3027939	14.	9.213	GUARD, evap. & blow assy. bleed tube	3024634
3.	9.211	CASE, inlet w/bracket . . . . .	3024641	15.	N.S.S.	Part of Assy. #12	
4.	9.775	GROMMET, evap. core outlet pipe (3 19/32 O.L., 23/32" dia. hole) . . . . .	3007277	16.	8.977	SCREW (10-16 x 5/8)	
5.	9.199	CLAMP, P.O.A. valve . . . . .	3017087	17.	9.210	CORE ASM., a/c evap. . . . .	3024627
6.	8.977	SCREW (10-16 x 5/8)		18.	9.213	VALVE, therm. expansion . . . . .	5910766
7.	8.977	SCREW (8-18 x 1/2)		19.	9.199	CLAMP, evap. therm. expn. valve . . . .	3017086
8.	9.214	CLAMP, expan. . . . .	3147034	20.	9.775	GROMMET, evap. core inlet pipe . . . .	3142670
9.	9.211	SEAL, evap. core . . . . .	3014159	26.	9.218	TUBE, a/c htr. blower motor cooling inlet . . . . .	3024633
10.	9.198	VALVE ASM., a/c ref. cont. . . . .	5910777	22.	8.977	SCREW (1/4-14)	
11.	9.211	SEAT, core . . . . .	3024640	23.	8.934	RETAINER	
12.	9.211	CASE, outlet . . . . .	3024636	24.	9.211	CLAMP, evap. suction tube . . . . .	3017085



9-335

### 1974 CHEVELLE A/C HEATER ASSEMBLY

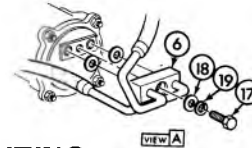
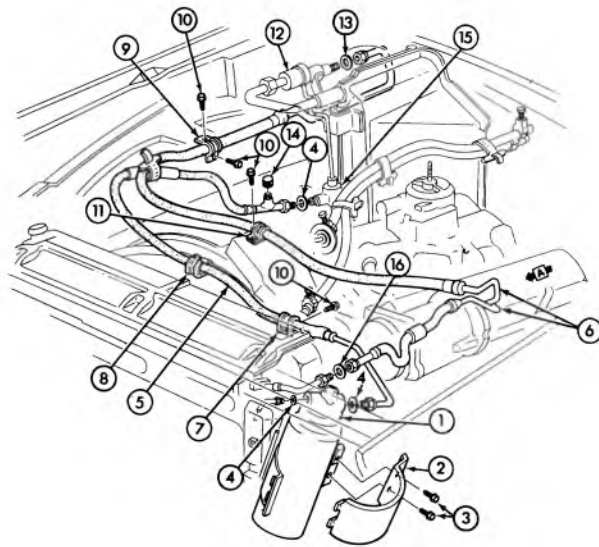
- |     |        |                                   |     |        |                                       |
|-----|--------|-----------------------------------|-----|--------|---------------------------------------|
| 1.  | 8.900  | BOLT 3/4                          | 20. | 8.921  | NUT                                   |
| 2.  | 8.967  | RIVET                             | 21. | 9.786  | VALVE & SEALS, Diverter Upr. & Lwr.   |
| 3.  | N.S.S. | Part of Housing Assy.             | 22. | 9.262  | CONNECTOR, Diverter Vacuum Link       |
| 4.  | 9.786  | HOUSING & VALVE ASSY.             | 23. | 9.786  | PLATE, Front A/C Heater Case          |
| 5.  | 8.854  | CLAMP, Core Mounting, Header Tank | 24. | 9.786  | LINK, Diverter Valve                  |
| 6.  | N.S.S. | Part of Housing Assy.             | 25. | 8.977  | SCREW, Hex Head 10-16 x 3/8           |
| 7.  | 8.977  | SCREW                             | 26. | 8.977  | SCREW, Hex Head 8-18-3/8              |
| 8.  | 8.900  | SCREW HEX HEAD 8-32 x 3/8         | 27. | N.S.S. | Part of Case Assy.                    |
| 9.  | 9.786  | SHAFT & LEVER ASSY, Slave Valve   | 28. | 9.786  | LINK DIVERTER                         |
| 10. | 9.786  | LINK                              | 29. | 9.786  | SPRING DEFROSTER                      |
| 11. | 8.967  | RIVET                             | 30. | 9.786  | FRONT PLATE, Valve Assy Heater Case   |
| 12. | 9.786  | WASHER, Spring                    | 31. | 8.977  | SCREW                                 |
| 13. | 9.786  | LINK                              | 32. | 9.211  | PLATE, Front A/C Heater Case          |
| 14. | 9.786  | SEAL, Diverter Valve Shaft        | 33. | 8.854  | CLAMP, Core Mounting Inlet Outer Tank |
| 15. | 9.211  | VALVE, Bi-Level Slave             | 34. | 8.854  | CLAMP, Core Mounting Header Tank      |
| 16. | 8.977  | SCREW                             | 35. | 8.854  | SEAL, Core Pipe                       |
| 17. | 9.786  | CASE ASSEMBLY                     | 36. | 8.854  | CORE, w/Fittings                      |
| 18. | 9.786  | VACUUM ELEMENT, Defroster         | 37. | 9.786  | HOUSING & VALVE ASSY.                 |
| 19. | 9.280  | ACTUATOR, Diverter Valve          |     |        |                                       |



9-352

### 1974-75 CHEVELLE A/C DISTRIBUTOR AND DUCTS

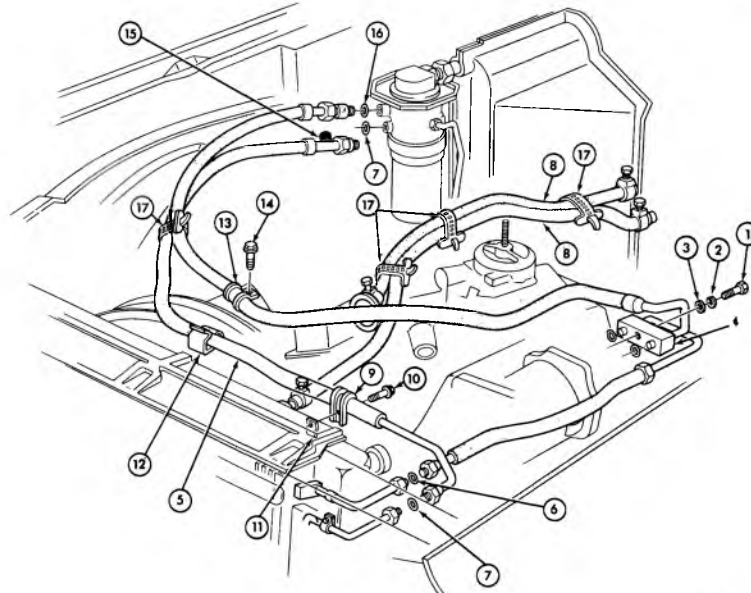
- |     |       |   |     |        |                                  |
|-----|-------|---|-----|--------|----------------------------------|
| 1.  | 9.779 | OUTLET ASSY.—heater defroster (exc. C.A.C.) | 20. | 9.779  | HOSE SPL. (3-1/4 I.D. x 72 O.L.) |
| 2.  | 8.977 | SCREW (10-16 x 3/4)                         | 21. | 9.262  | OUTLET ASSY.—a/c air upr.        |
| 3.  | 9.262 | HEATER & DEFROSTER ASM.                     | 22. | 9.262  | DEFLECTOR ASSY.—a/c air outlet   |
| 4.  | 8.921 | NUT—stamped 1/4—20                          | 23. | 9.262  | OUTLET—a/c air frt.              |
| 5.  | 8.927 | WASHER                                      | 24. | 8.977  | SCREW—hex, hd. 8-18 x 5/8        |
| 6.  | 9.264 | STRAP—a/c air dist. duct to htr.            | 25. | 9.262  | OUTLET ASSY.—a/c air outlet lvr. |
| 7.  | 9.262 | SCREW—a/c air ctr. lvr.                     | 26. | 9.260  | SEAL—a/c air dist.-rt. lwr.      |
| 8.  | 9.786 | OUTLET ASSY.—heater air                     | 27. | N.S.S. | Part of #29                      |
| 9.  | 8.854 | BAFFLE—heater & defr. (exc. C.A.C.)         | 28. | N.S.S. | Part of #29                      |
| 10. | 8.977 | SCREWS (10-16 x 1/2)                        | 29. | 9.262  | OUTLET ASSY. a/c air upper       |
| 11. | 9.262 | ADAPTER—a/c air distr. duct to htr.         | 30. | 8.977  | SCREW                            |
| 12. | 8.977 | SCREW—hex, hd. 1/4—14 x 1-1/4               | 31. | 8.977  | SCREW 8-18 x 3/4                 |
| 13. | 9.786 | SEAL—air dist. duct                         | 32. | 9.262  | SCREW 8-18 x 5/8                 |
| 14. | 8.977 | SCREW                                       | 33. | 9.262  | OUTLET ASSY.—a/c air outlet lwr. |
| 15. | 9.260 | STRAP—a/c air center duct                   | 34. | 9.779  | HOSE—spl. (3-1/4 I.D. x 72 O.L.) |
| 16. | 8.977 | SCREW—hex, 8-18 x 5/8                       | 35. | 9.262  | ADAPTER                          |
| 17. | 9.262 | OUTLET ASSY.—air ctr. inst. pnl.            | 36. | 8.977  | SCREW                            |
| 18. | 9.262 | DEFLECTOR ASSY.—a/c air outlet              | 37. | 8.921  | NUT—J. shape 8-18                |
| 19. | 9.264 | BEZEL—upr. lvl. vent., ctr. outlet          |     |        |                                  |



9-402

### 1973 CHEVELLE A/C HOSE ROUTING

1. 9.195	RECEIVER ASM., a/c refrigerant . . . .	3012944	9. 9.242	CLAMP, comp. ftg. and muff. and tube	3925746
2. 9.196	CLIP, a/c rcvr. & dehyd. . . . .	328281	10. 8.977	SCREW (10-16 x 1/2)	
3. 8.977	SCREW, Hx. 10-16 x 3/4		11. 9.242	CLIP, a/c refrig. hose to alt. brkt. . . . .	3992185
4. 9.211	GASKET, "O" ring (5/16 I.D.)		12. 9.198	VALVE ASM., a/c refrigerant control .	5910593
5. 9.225	HOSE ASM., w/tube receiver/dehydrator to expan. valve . . . . .	328250	13. 9.211	GASKET, control valve outlet tube . .	3140852
6. 9.226	FITTING ASM., w/hoses and fittings (exc. 454) . . . . .	3998489	14. 9.198	CAP, freon control valve . . . . .	5911737
9.226	FITTING ASM., w/hoses and fittings (454) . . . . .	3998490	15. 9.213	VALVE, therm. expansion . . . . .	5910766
7. 8.950	CLIP (5/8)		16. 9.214	GASKET, a/c condenser inlet . . . . .	3140600
8. 9.196	CLIP, receiver and dehydrator to expansion valve hose and tube . . . . .	328281	17. 8.900	BOLT (3/8-24 x 1 3/8)	
			18. 8.929	FLATWASHER	
			19. 8.931	LOCKWASHER, spring type	

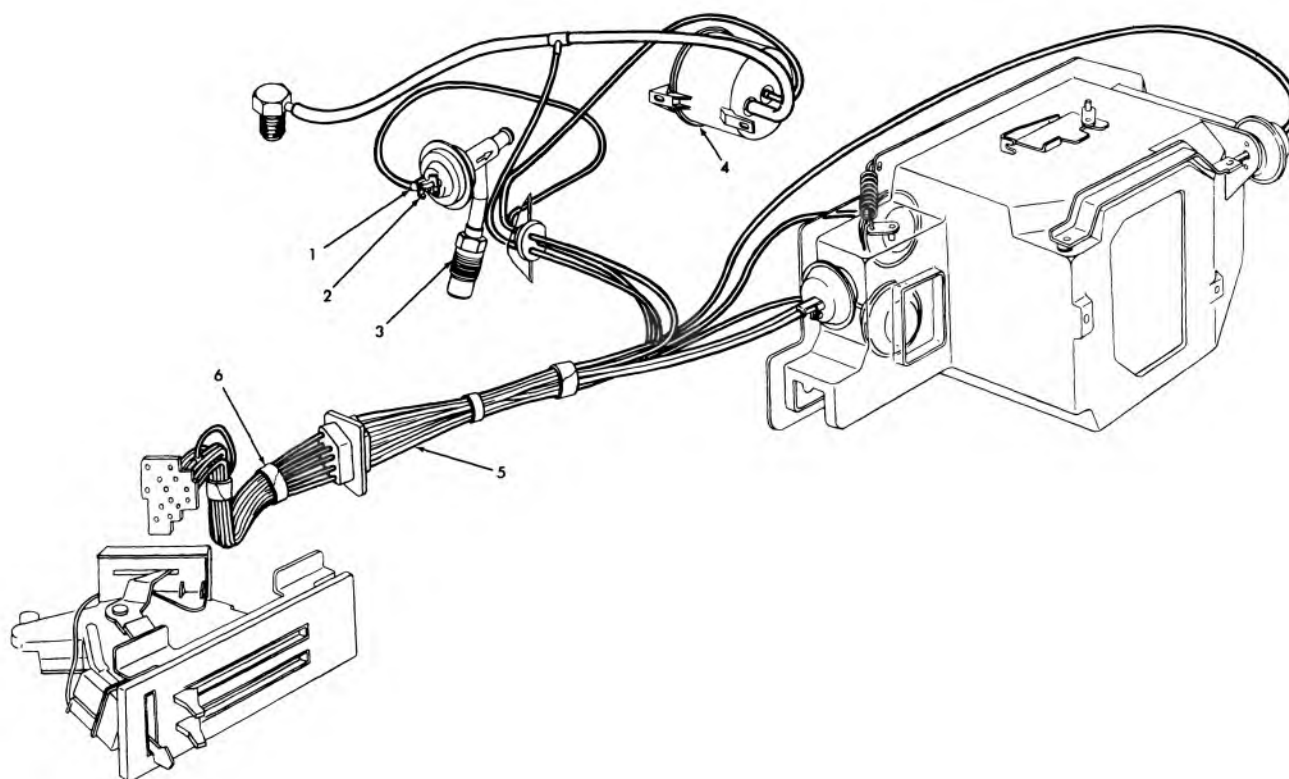


9-407

### 1974 CHEVELLE A/C HOSE ROUTING

1. 8.900	BOLT (3/8-24 x 1 3/8)		8. 8.962	HOSE, water valve, inlet (5/8)	
2. 8.931	LOCKWASHER, spring type 3/8		9. 8.950	CLIP (5/8)	
3. 8.929	FLATWASHER, 13/32 x 13/16 x 5/64		10. 8.900	SCREW (1/4-14 x 3/4)	
4. 9.226	FITTING ASM., w/hoses and fittings (exc. 454) . . . . .	336459	11. 1.276	NUT, rad. fan shroud upper . . . . .	3939394
9.226	FITTING ASM., w/hoses and fittings (exc. 454) . . . . .	336460	12. 9.196	CLIP, receiver and dehydrator to expansion valve hose and tube . . . . .	328281
5. 9.225	HOSE ASM., w/tube, condenser outlet (exc. M. Carlo) . . . . .	336461	13. 9.242	CLIP, a/c refrig. hose to alt. brkt. . . . .	3992185
6. 9.214	GASKET, a/c condenser inlet . . . . .	3140600	14. 8.977	SCREW (5/16-18 x 9/16)	
7. 9.211	GASKET, "O" ring 5/16 I.D. . . . .	8226398	15. 9.198	CAP, freon cont. valve . . . . .	5911737
			16. 9.211	GASKET, control valve outlet tube . .	3140852
			17. 9.242	STRAP, refrig. & htr. hose . . . . .	3917385

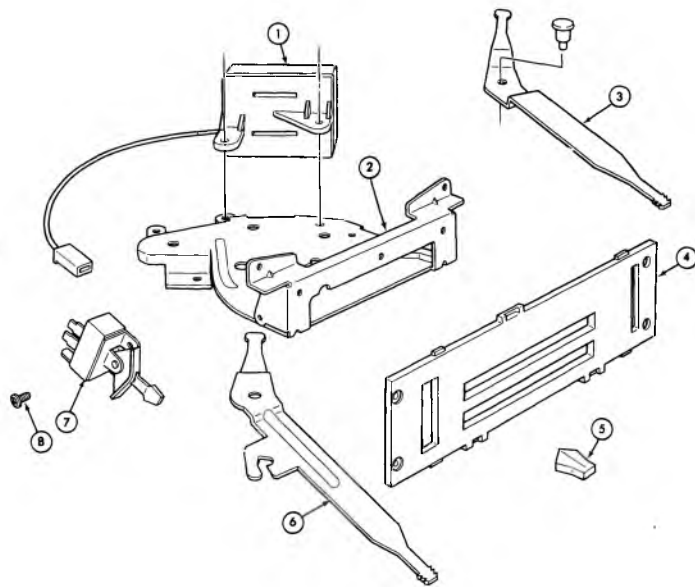




9-346

### 1974 CHEVELLE VACUUM HOSE ROUTING

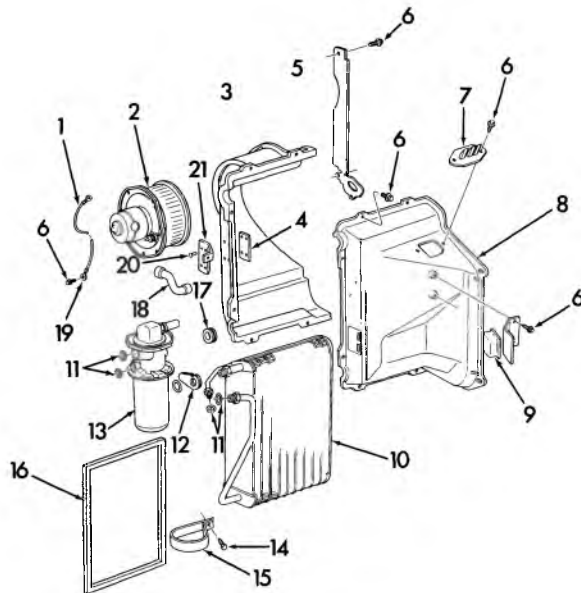
- |  |  |
|--|--|
| 1. 9.225 HOSE ASSY.—a/c vacuum control to car htr. & defr. | 4. 9.281 TANK ASSY.—a/c vacuum                                   |
| 2. 8.950 CLIP—car heater vacuum control hose               | 5. 9.225 HOSE ASSY.—a/c vacuum control to car heater & defroster |
| 3. 8.866 VALVE ASSY.—car heater & a/c water                | 6. 8.950 STRAP   |



9-400

**1974 CHEVELLE A/C CONTROL ASM.**

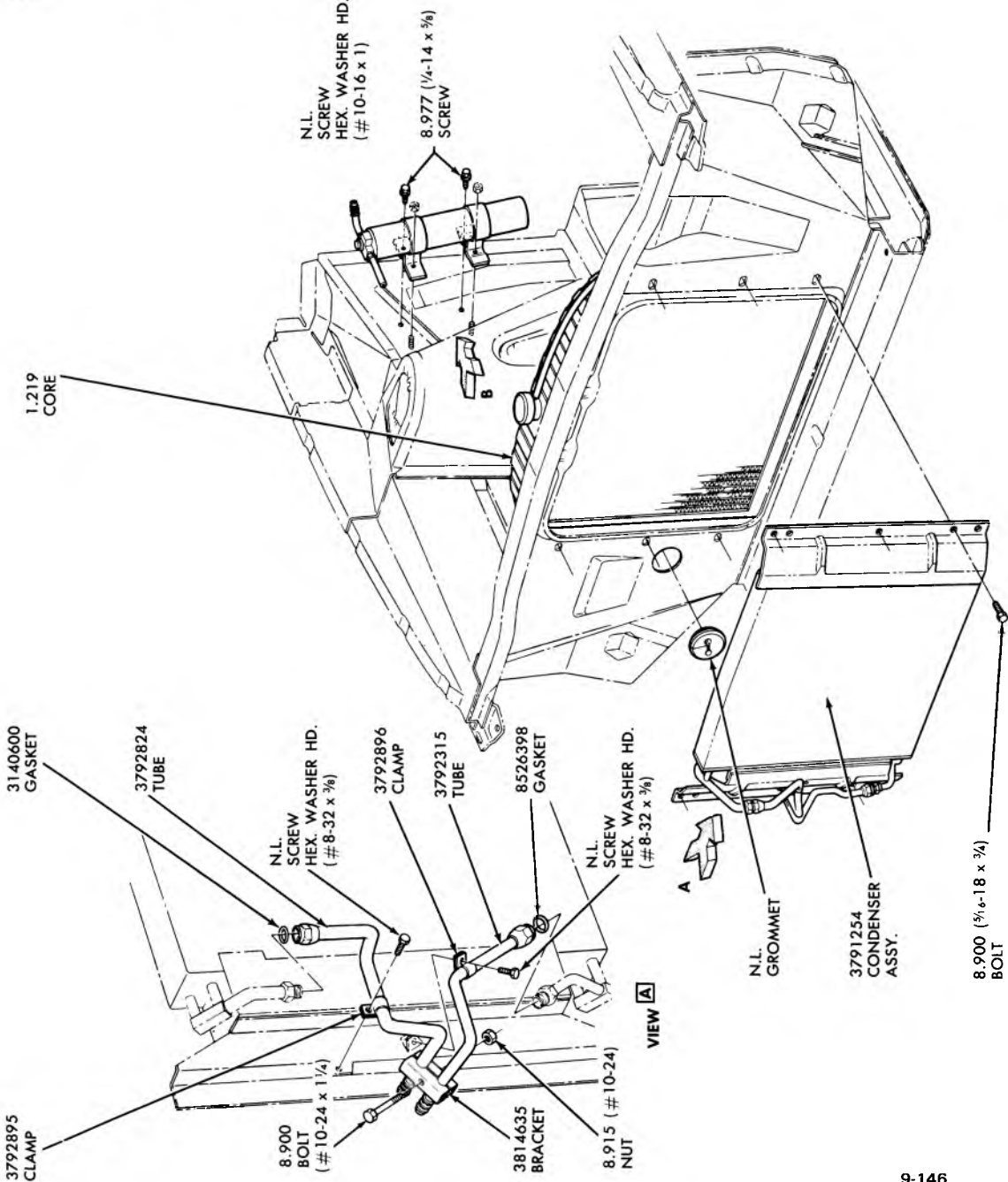
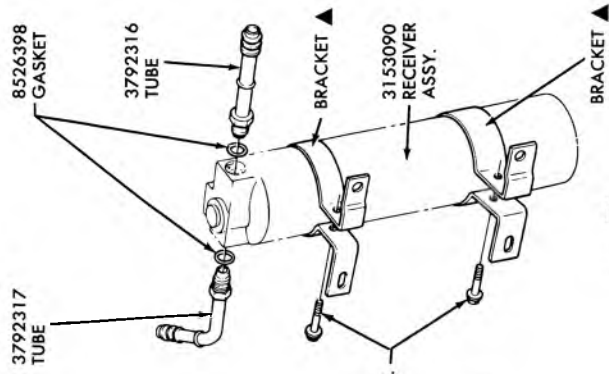
1. 9.275 SWITCH ASM., a/c vac. elect. cont. . . . .	340427	5. 8.852 KNOB, htr. control (exc. C.A.C.) . . . . .	336406
2. 9.279 BASE PLATE ASM., htr & a/c cont.		6. 9.278 LEVER ASM., htr. & a/c control	
3. 9.278 LEVER ASM., htr. & a/c cont.		7. 8.852 SWITCH ASM., htr. & a/c control . . . . .	336408
4. 9.279 LENS, htr. & a/c control . . . . .	3998460	8. 8.977 SCREW . . . . .	9414711



9-332

**1974 CHEVELLE EVAPORATION & BLOWER ASSY.**

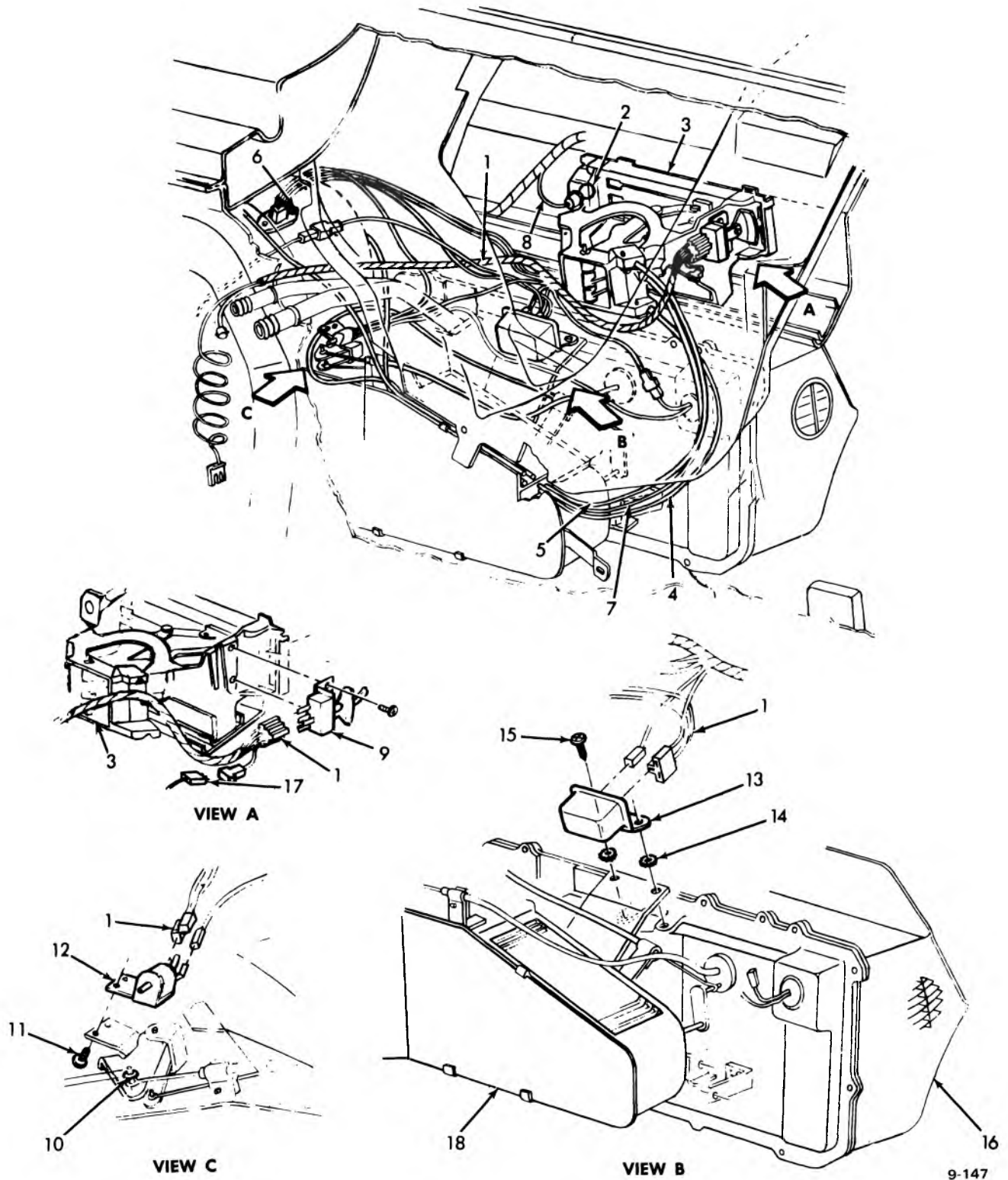
1. 2.530 WIRE ASSY., Cut From Bulk	12. 9.775 GROMMET
2. 9.215 MOTOR AND FAN ASSY., A/C	13. 9.195 RECEIVER ASSY.
3. 9.211 CASE, Blower Inlet w/Bracket	14. 8.977 SCREW
4. N.S.S. PLATE, Part of Assy. #3	15. 9.199 CLAMP, P.O.A. Valve
5. N.S.S. GUARD, Bleed - Part of Assy. #3	16. 9.211 SEAL, Evaporator Core
6. 8.977 SCREW, Hex. Wa. Hd. 1/4 - 14	17. 9.775 GROMMET
7. 9.275 RESISTOR ASSY., Htr. & A/C Blower	18. 9.218 TUBE, Mtr. Cooling
8. 9.211 CASE, Outlet	19. 8.934 RETAINER
9. 9.277 RELAY ASSY., Htr. & A/C Blower Cutout	20. 8.967 RIVET
10. 9.210 CORE ASSY., A/C Evaporator	21. N.S.S. BRACKET, Part of Assy. #3
11. 8.934 "O" RINGS	



1.0-80

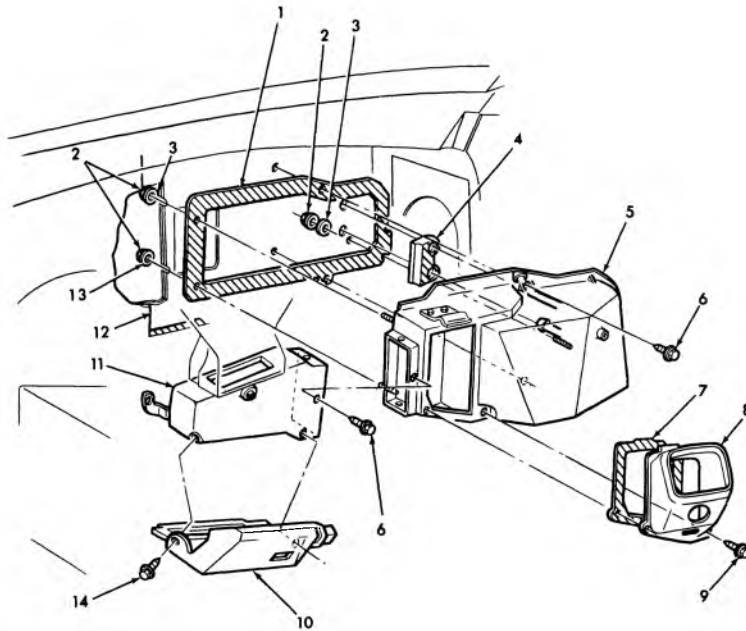
9-146

### 1965 CHEVY II AIR CONDITIONING CONDENSER AND RECEIVER MOUNTING DETAILS



**1967 CHEVY II AIR CONDITIONING—CONTROLS AND WIRING**

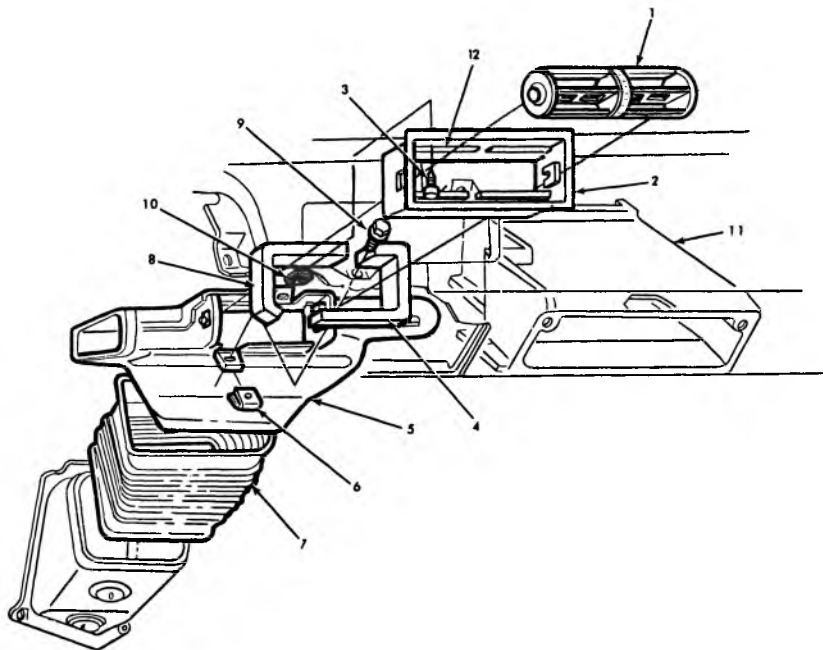
- |                                    |                           |
|------------------------------------|---------------------------|
| 1. 9.276 HARNESS ASSY.             | 10. 8.934 NUT             |
| 2. 8.991 BULB                      | 11. 8.977 SCREW           |
| 3. 8.852 CONTROL ASSY.             | 12. 9.275 SWITCH ASSY.    |
| 4. 9.787 CABLE ASSY. (Defroster)   | 13. 9.277 RELAY ASSY.     |
| 5. 9.787 CABLE ASSY. (Air)         | 14. 8.932 WASHER          |
| 6. 9.275 RESISTOR ASSY.            | 15. 8.977 SCREW           |
| 7. 9.787 CABLE ASSY. (Temperature) | 16. N.L. EVAPORATOR ASSY. |
| 8. N.L. WIRE ASSY.                 | 17. 2.530 CONNECTOR       |
| 9. 8.852 SWITCH ASSY.              | 18. 9.262 DISTRIBUTOR     |



9-148

### 1968 CHEVY II AIR CONDITIONING—SELECTOR AND DISTRIBUTOR

1. 8.854 GASKET .....	3889483	8. 9.262 DUCT ASSY. ....	3917320
2. 8.915 NUT (1/4-20) .....		9. 8.977 SCREW (#10-16 x 3/4) .....	
3. N.L. WASHER .....		10. 9.786 DUCT ASSY. ....	3919551
4. 9.211 SEAL .....	3889484	11. 9.262 DISTRIBUTOR ASSY. ....	3919513
5. 9.262 DUCT ASSY. ....	3919579	12. 15.280 MAT ASSY. ....	3949649
6. 8.977 SCREW (#10-16 x 5/8) .....		13. 8.929 WASHER (5/16 x 3/4 x 1/16) .....	
7. 9.211 GASKET .....	3932215	14. 8.977 SCREW (#10-16 x 5/8) .....	

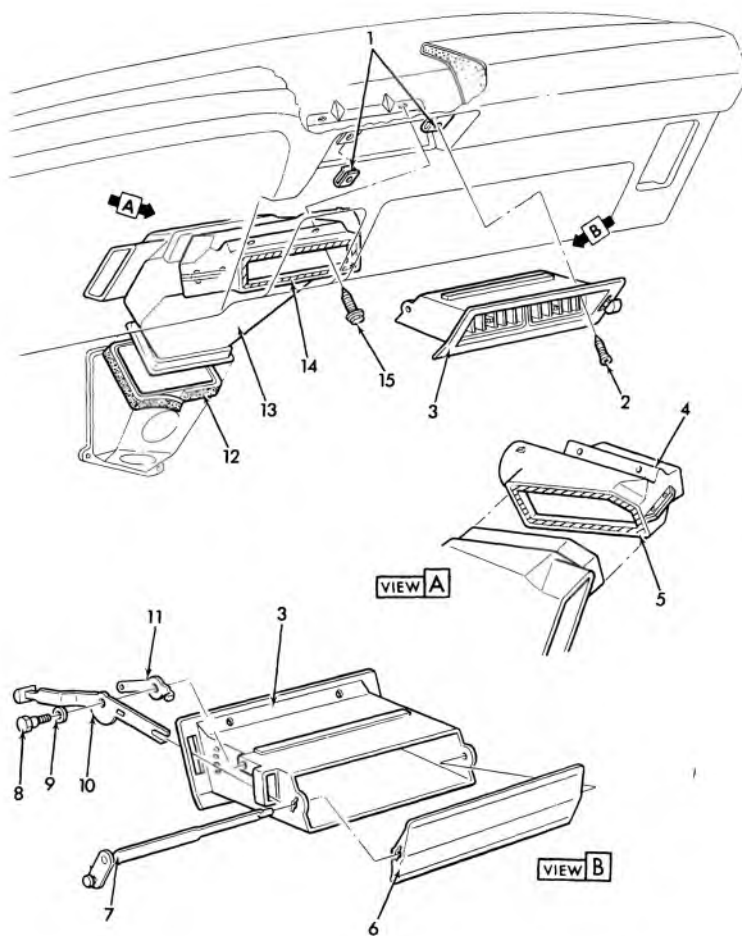


9-149

### 1968 CHEVY II AIR CONDITIONING CENTER OUTLET

1. 9.262 DEFLECTOR .....	3909061	7. 9.786 ADAPTOR .....	3917336
2. 9.789 OUTLET .....	7795745	8. 9.211 SEAL .....	3937258
3. 8.977 SCREW (#8-18 x 1/2) .....		9. 8.977 SCREW (#10-16 x 1/2) .....	
4. 9.211 SEAL .....	3937259	10. 8.921 NUT (#8-18) .....	
5. 9.262 OUTLET ASSY. ....	3929076	11. 10.260 COMPARTMENT ASSY. ....	3919090
6. 8.921 NUT (10-16) .....		12. * SEAL .....	

\*NOTE: Removed from service

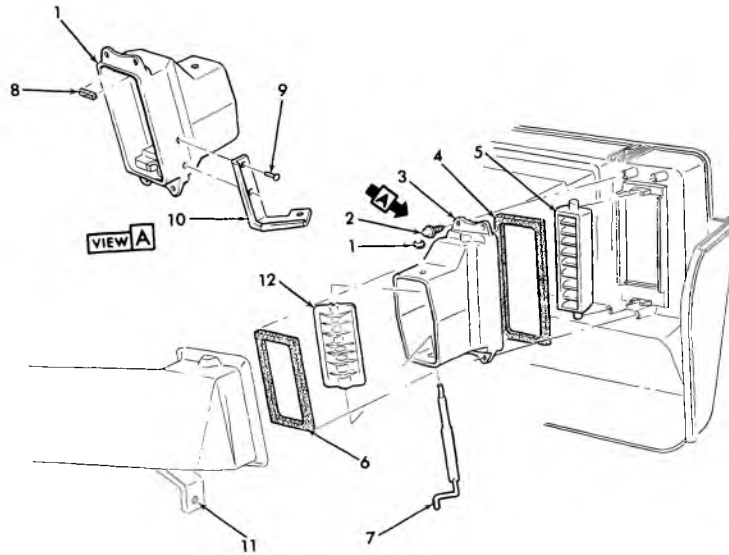


9-150

### 1969 CHEVY II AIR CONDITIONING CENTER OUTLET AND DUCT

1. 8.921 "U" NUT (8-15)		9. 4.312 WASHER .....	3731921
2. 8.977 SCREW (8-18 x 5/8)		10. 9.262 LEVER .....	3940255
3. 9.262 OUTLET		11. 9.262 SPRING .....	3940254
4. 9.262 DUCT .....	3937118	12. 9.262 SEAL .....	3937137
5. * SEAL (Cut 22")		13. 9.262 ADAPTER .....	3937119
6. 9.262 VALVE .....	3940252	14. 9.260 SEAL .....	3937135
7. 9.262 SHAFT .....	3940253	15. 8.977 SCREW (10-16 x 5/8)	
8. 8.977 SCREW (#10-16 x 3/4)			

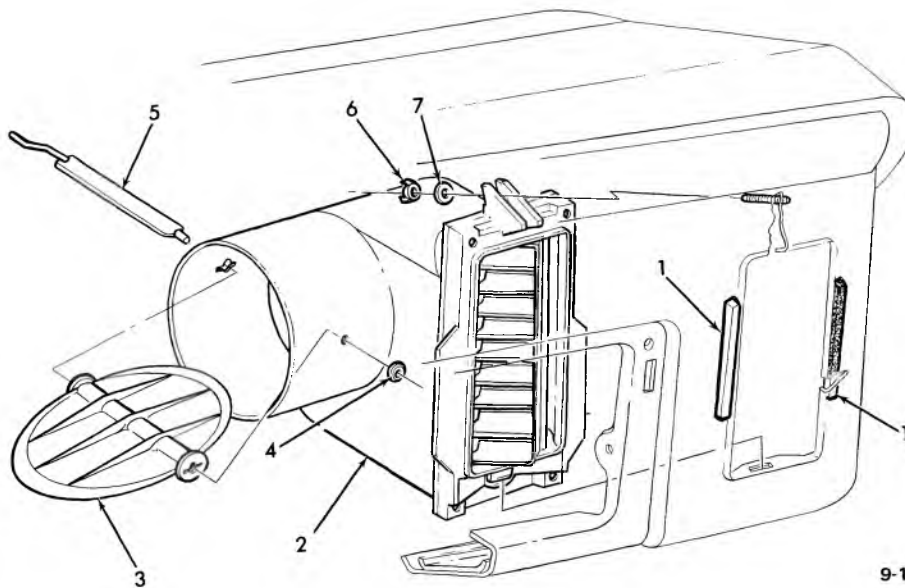
\*Removed From Service



9-151

### 1969 CHEVY II AIR CONDITIONING LEFT SIDE OUTLET

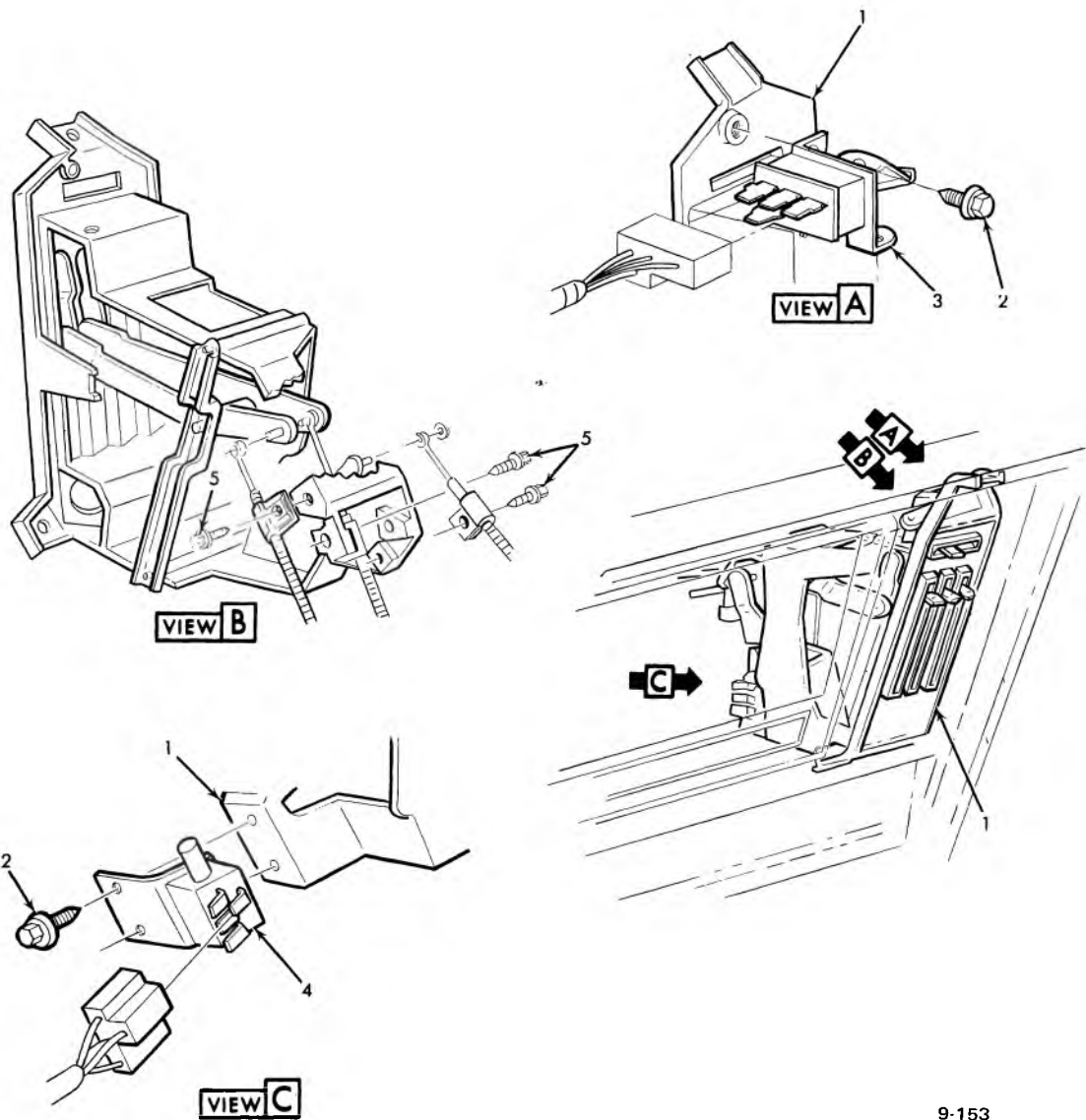
1. 8.921 NUT (5/32)		7. 9.262 SHAFT .....	3940247
2. 9.260 SCREW .....	3937182	8. N.S. SPACER	
3. 9.262 ADAPTER .....	3940243	9. 8.967 RIVET	
4. 9.260 SEAL .....	3937172	10. N.S.S. BRACKET—Part of Adapter .....	3940243
5. 9.262 DEFLECTOR .....	9791237	11. 9.262 BRACKET .....	3946959
6. 9.262 SEAL .....	3942623	12. 9.262 VALVE .....	3940245



9-152

### 1969 CHEVY II AIR CONDITIONING RIGHT SIDE OUTLET

1. 9.262 SPACER .....	3937167	5. 9.786 SHAFT .....	3937151
2. 9.262 OUTLET ASSY. ....	3942652	6. 8.920 NUT (#8-32)	
3. 9.262 VALVE .....	3942662	7. 8.929 WASHER (7/32 x 5/8 x 5/64)	
4. 8.921 NUT (5/32)			

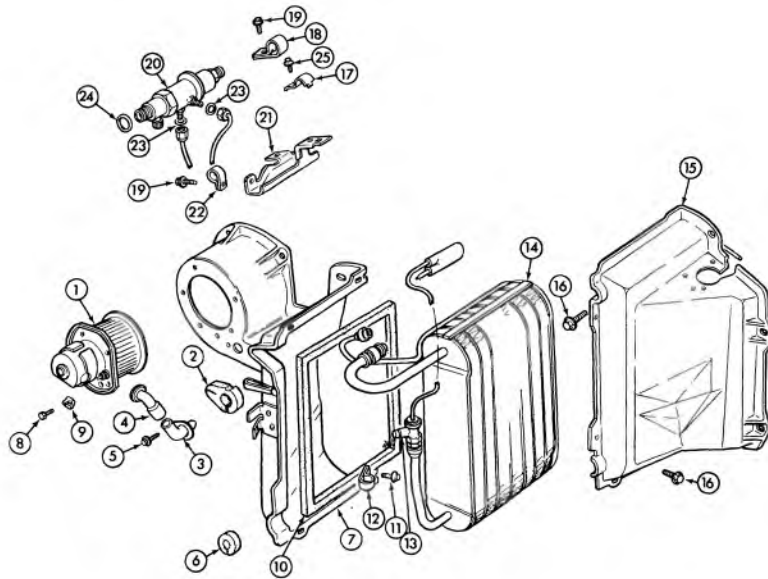


9-153

**1969-70 CHEVY II AIR CONDITIONING – CONTROL ASSY.**

1. 9.273 CONTROL ASSY. ....	3929085	4. 8.852 SWITCH ASSY. ....	3973728
2. 8.977 SCREW (10-24 x 1/2)		5. 8.977 SCREW	
3. 9.275 SWITCH ASSY. ....	3929094		

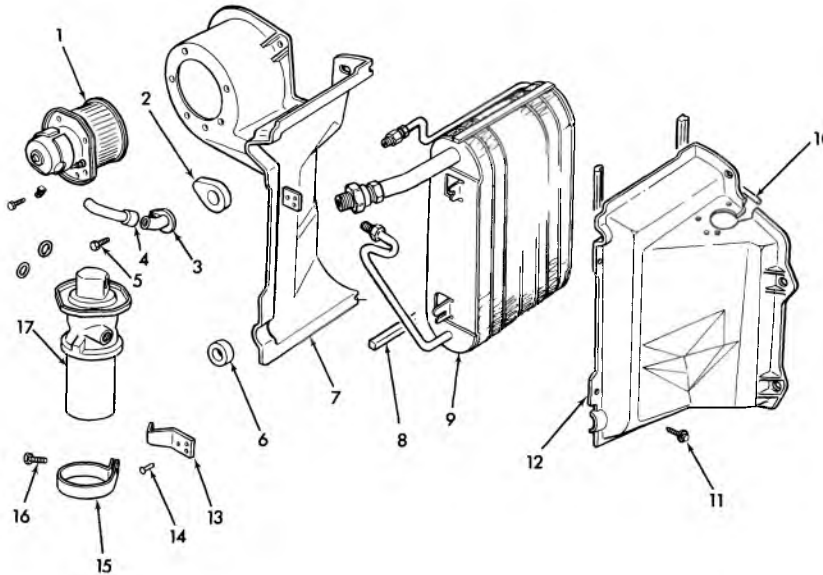




9-401

**1973 NOVA EVAPORATOR & BLOWER ASM.**

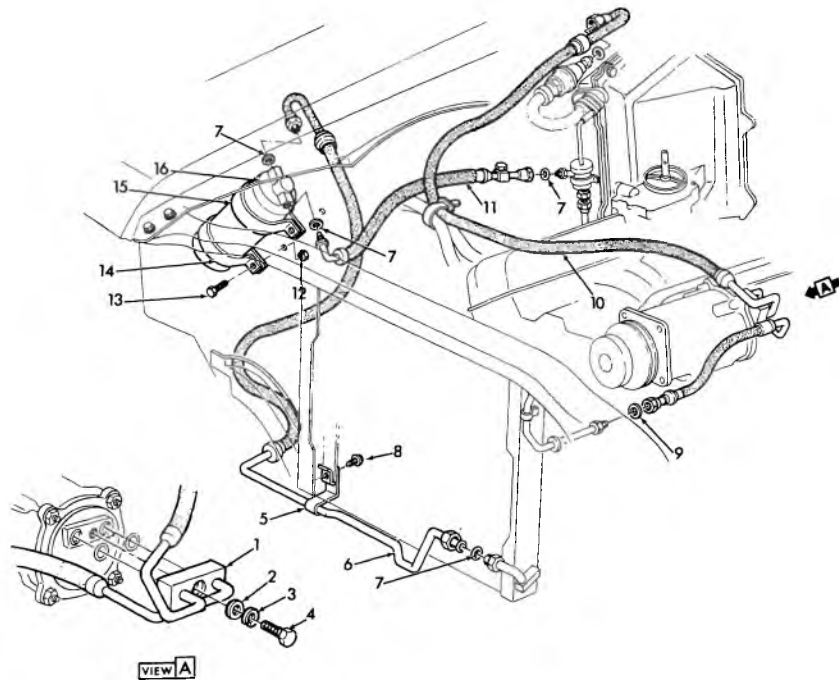
1. 9.215	MOTOR ASM., a/c blower (8.855) . . .	4960538	13. 9.213	VALVE ASM., evap. expan. . . . .	5910766
2. 9.775	GROMMET, a/c evap. core outlet pipe (3 11/32 O.L., 23/32 dia. hole) . . . . .	3007277	14. 9.210	CORE ASM., a/c evap. . . . .	3015635
3. 9.218	ELBOW, a/c blower mtr. cooling . . . . .	3013475	15. 9.211	CASE, a/c evap. inlet . . . . .	3015520
4. 9.281	TUBE, mtr. cooling . . . . .	3015608	16. 8.977	SCREW (1/4-14 x 1 1/4)	
5. 8.977	SCREW, hex (8-18 x 1/2)		17. 9.199	CLAMP, control valve outlet tube bracket . . . . .	3859062
6. 9.775	GROMMET, evap. core inlet pipe (1 1/2 O.D. x 1/2 I.D.) . . . . .	3142670	18. 9.199	BRACKET, a/c refrig. control valve . .	3902244
7. 9.210	CORE ASM., a/c evap. . . . .	3015635	19. 8.909	SCREW	
8. 8.977	SCREW (8-15 x 1/2)		20. 9.178	VALVE ASM., a/c refrig. control . . . .	5914435
9. 2.530	CONNECTOR . . . . .	1513228	21. N.S.S.	BRACKET, Part of Assy. #7	
10. 9.262	SEAL, a/c evap.		22. 9.211	CLAMP, evap. suction tube . . . . .	3017085
11. 8.977	SCREW		23. 9.214	GASKET, refrig. control valve . . . . .	8526645
12. 9.214	CLAMP, expan. . . . .	3147463	24. 9.211	GASKET, control valve outlet tube . .	3140852
			25. 8.977	SCREW (10-16 x 5/8)	



9-348

**1974 NOVA EVAP. & BLOWER ASM.**

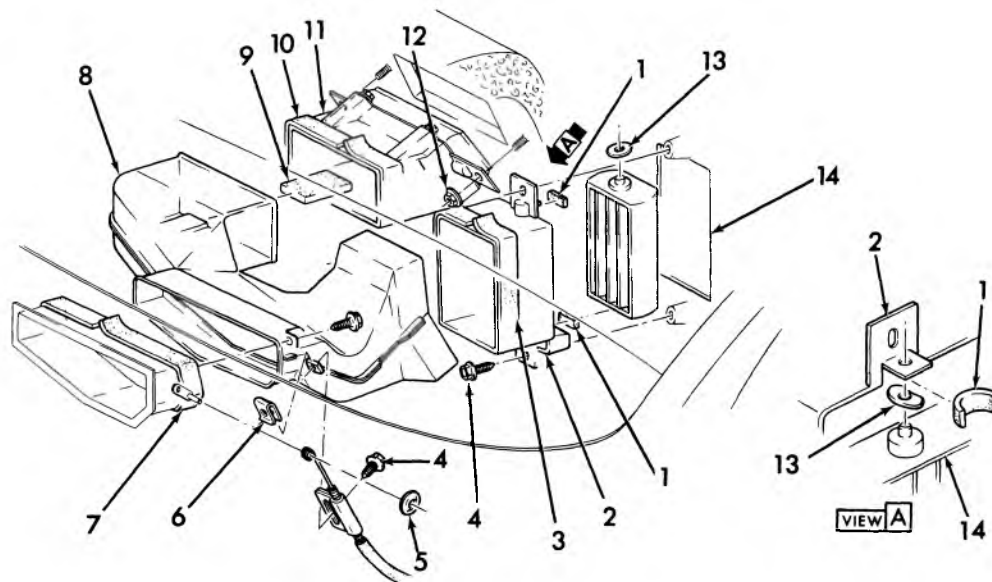
1. 9.215	MOTOR ASM., a/c blower	10. 9.211	SEAL, evap. case
2. 9.775	GROMMET, a/c evap. core outlet pipe	11. 8.977	SCREW, hex. (1/4-14 x 1-1/8)
3. 9.218	ELBOW, a/c blower mtr. cooling	12. 9.211	CASE, a/c evap. outlet
4. 9.218	TUBE, motor cooling	13. N.S.S.	BRACKET, Part of Case Asm.
5. 8.977	SCREW, hex. (10-16 x 5/8 type B)	14. 8.977	SCREW, tap (18 x 5/8 Type BA)
6. 9.775	GROMMET	15. 9.196	CLAMP, receiver mntg.
7. 9.211	CASE ASM.	16. 8.977	SCREW, hex. (1/4-14 x 1-1/8)
8. 9.211	SEAL, a/c evap. core	17. 9.195	RECEIVER ASM.
9. 9.210	CORE, w/fitting		



9-395

### 1973 NOVA – A/C HOSE ROUTING

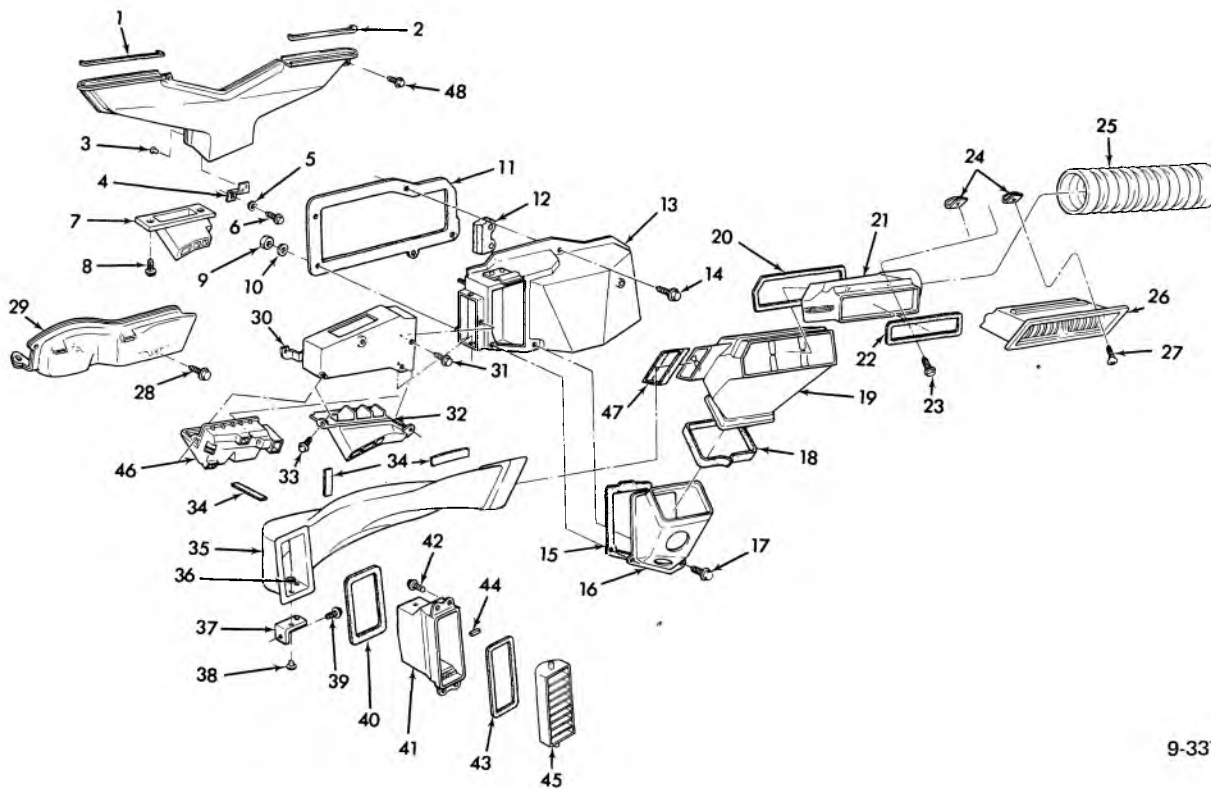
- |   |  |
|---|--|
| 1. 9.226 FITTING ASSEMBLY, A/C Compressor | 9. 9.214 GASKET, A/C Condenser Inlet               |
| 2. 8.929 FLAT WASHER                      | 10. 9.226 FITTING ASSEMBLY, Complete w/Hoses       |
| 3. 8.931 LOCKWASHER, Spring Type          | 11. 9.220 HOSE, A/C Recvr. & Dehydr. to Exp. Valve |
| 4. 8.900 BOLT, Hex Head                   | 12. 8.915 NUT, Hex Head                            |
| 5. 9.196 CLIP, A/C Refrigerant            | 13. 8.900 BOLT, Hexagon                            |
| 6. 9.225 HOSE ASSEMBLY, A/C Compressor    | 14. 9.196 BRACKET, Receiver Dehydrator Lower       |
| 7. 9.211 GASKET, "O" Ring 5/16" I.D.      | 15. 9.196 BRACKET, Receiver Dehydrator Upper       |
| 8. 8.913 SCREW                            | 16. 9.195 RECEIVER ASSY., A/C Refrigerant          |



9-218

### 1973-74 PASS. UPPER VENTILATION CENTER DUCTS

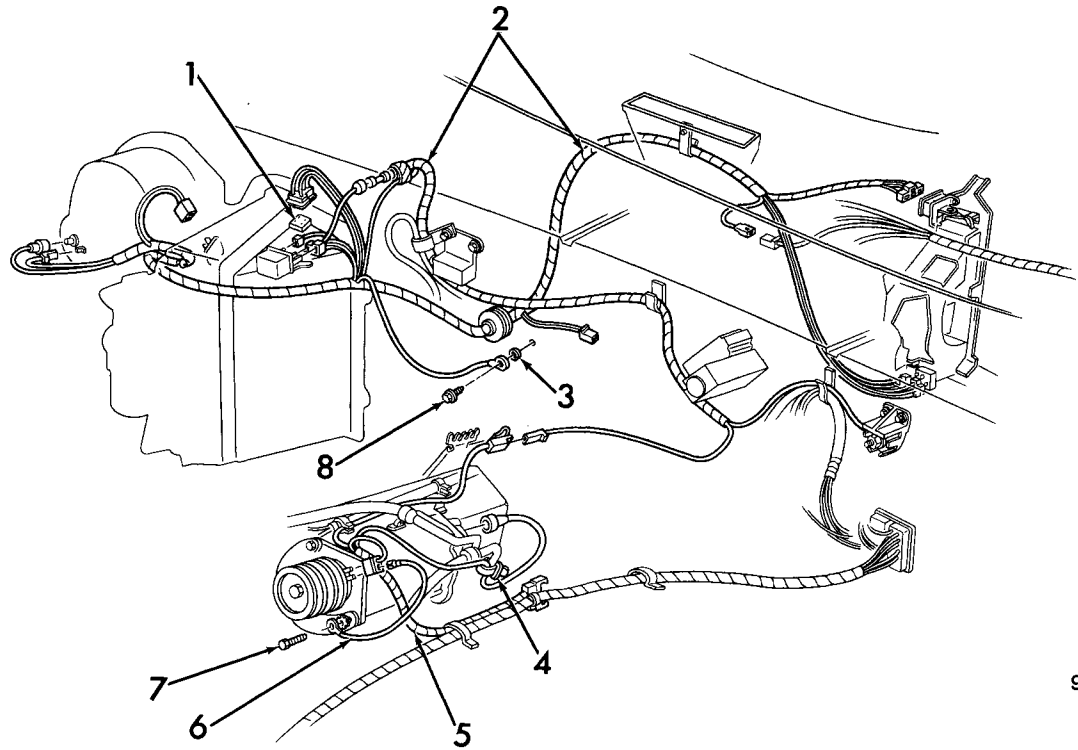
- |                                 |                                  |
|---------------------------------|----------------------------------|
| 1. 9.260 SEAL (Cut as required) | 8. 9.262 DUCT ASSY.              |
| 2. 9.786 ADAPTER                | 9. 9.262 SEAL (cut as required)  |
| 3. 9.260 SEAL (Cut as required) | 10. 9.262 SEAL (cut as required) |
| 4. 8.977 SCREW (10-16 x 3/4)    | 11. 9.789 OUTLET ASSY.           |
| 5. 8.921 NUT (5/32)             | 12. 8.921 NUT (3/16-5/8)         |
| 6. 8.921 "U" NUT (10-16)        | 13. N.L. WASHER                  |
| 7. 9.262 SEAL                   | 14. 9.789 DEFLECTOR              |



9-337

### 1974-75 NOVA A/C OUTLETS

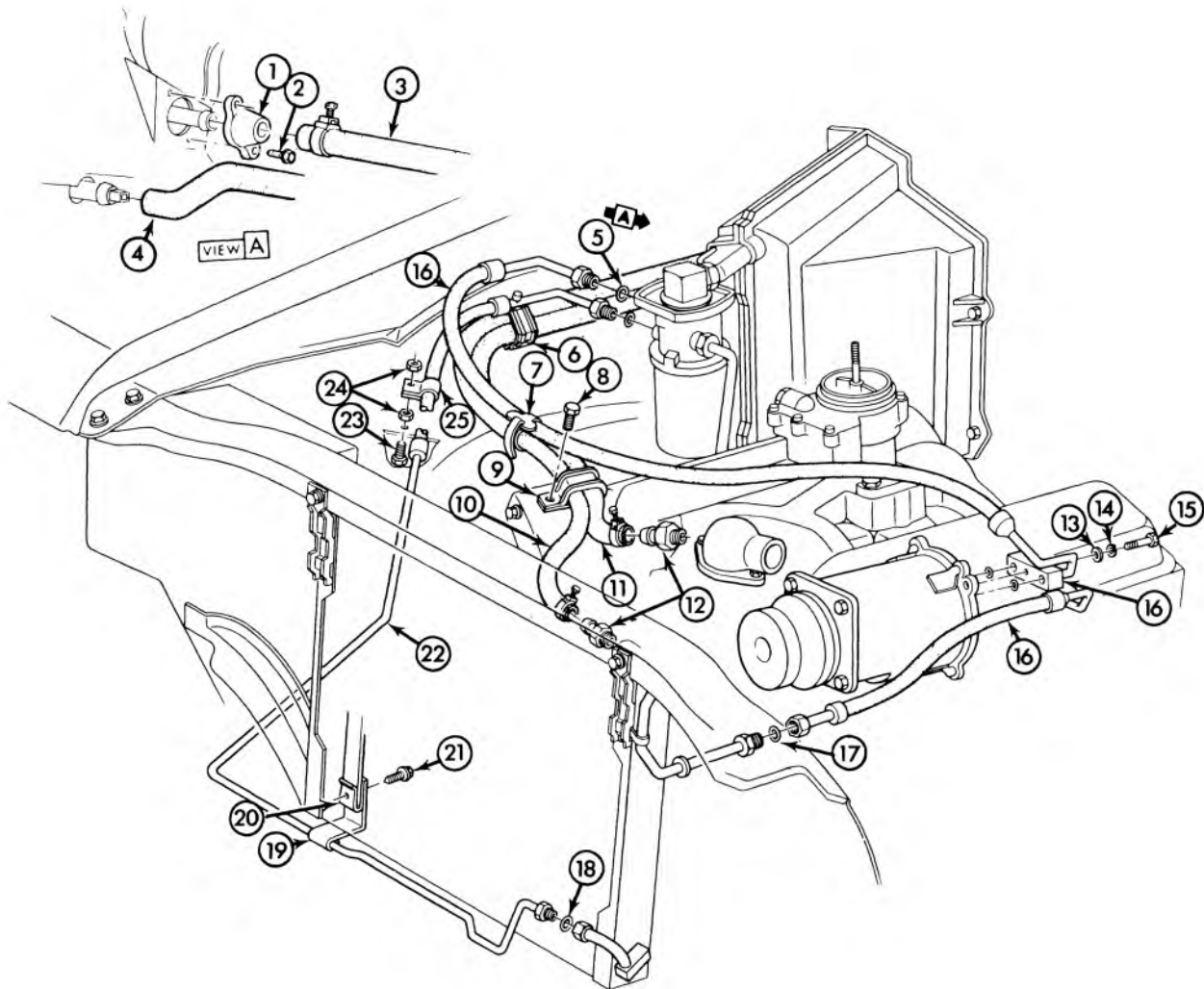
- |     |       |   |     |       |   |
|-----|-------|---|-----|-------|---|
| 1.  | 8.857 | SEAL—L.H.   | 26. | 9.262 | CENTER OUTLET—a/c air center outlet                             |
| 2.  | 8.857 | SEAL—R.H.   | 27. | 9.262 | SCREW ASM.—OU R/#6 HD/CR REC<br>TAP/AB/SC FIN WA #8—18 x 5/8 PC |
| 3.  | 8.967 | RIVET (1/8 x 1/4)   | 28. | 8.977 | SCREW ASM.—hex. hd. Tap/AB/SC & NRW<br>FI. WA #10—16 x 5/8 PC   |
| 4.  | 9.779 | BRACKET   | 29. | 9.786 | DUCT ASM.—car htr. air dist.                                    |
| 5.  | 8.929 | P/WASHER (9/32 I.D. x 5/8 O.D.)                             | 30. | 9.262 | DIST. ASM.—def.   |
| 6.  | 8.977 | SCREW (10—16 x 5/8)   | 31. | 8.977 | SCREW ASM. (10—16 x 3/4)  |
| 7.  | 9.786 | OUTLET ASM.—air distributor                                 | 32. | 9.786 | DUCT ASM.—car heater air dist.                                  |
| 8.  | 8.977 | SCREW ASM. (10—16 x 5/8)                                    | 33. | 8.977 | SCREW ASM. (10—16 x 3/4)  |
| 9.  | 8.915 | NUT—hex./2B/ 1/4—20 PC                                      | 34. | 9.260 | SEAL—a/c air si. otlt. duct bpr.                                |
| 10. | 8.929 | P/WASHER (5/16 x 47/64 x 1/16)                              | 35. | 9.262 | DUCT  |
| 11. | 8.854 | GASKET  | 36. | 8.929 | P. WASHER—5/32 x 3/8 x 3/34                                     |
| 12. | 8.854 | SEAL  | 37. | 9.262 | BRACKET   |
| 13. | 9.262 | DUCT ASM.   | 38. | 8.967 | RIVET (1/8 x 1/4)   |
| 14. | 8.857 | SCREW—hex. head/AB/SC & frt. ext. LW<br>(1/4—14 x 1.000 ZC) | 39. | 8.977 | SCREW (10—16 x 1/2)   |
| 15. | 9.211 | GASKET  | 40. | 9.262 | SEAL  |
| 16. | 9.262 | DUCT ASM.—a/c air dist.                                     | 41. | 9.262 | ADAPTER   |
| 17. | 8.977 | SCREW ASM. (10—16 x 3/4)                                    | 42. | 8.977 | SCREW (#8—18 x 1/2 PC)  |
| 18. | 9.262 | SEAL—a/c distributor duct rr.                               | 43. | 9.260 | SEAL  |
| 19. | 9.262 | ADAPTER—a/c center otlt. duct                               | 44. | 9.262 | SPACER—a/c air si. otlt. duct                                   |
| 20. | 9.262 | SEAL—a/c ctr. otlt. duct                                    | 45. | 9.262 | DEFLECTOR ASM.  |
| 21. | 9.262 | DUCT ASM.—a/c center outlet                                 | 46. | 9.786 | DUCT ASM.—car heater air dist.                                  |
| 22. | 9.260 | SEAL—a/c center outlet duct rear                            | 47. | 9.260 | SEAL—a/c ctr. otlt. adapter                                     |
| 23. | 8.977 | SCREW ASM. (10—16 x 5/8)                                    | 48. | 8.977 | SCREW (10—16 x 3/4)   |
| 24. | 8.921 | “U” NUT   |     |       |   |
| 25. | 9.779 | HOSE—spl. (3-1/4 I.D. x 72 long)                            |     |       |   |



9-345

### 1974 NOVA A/C WIRING DIAGRAM

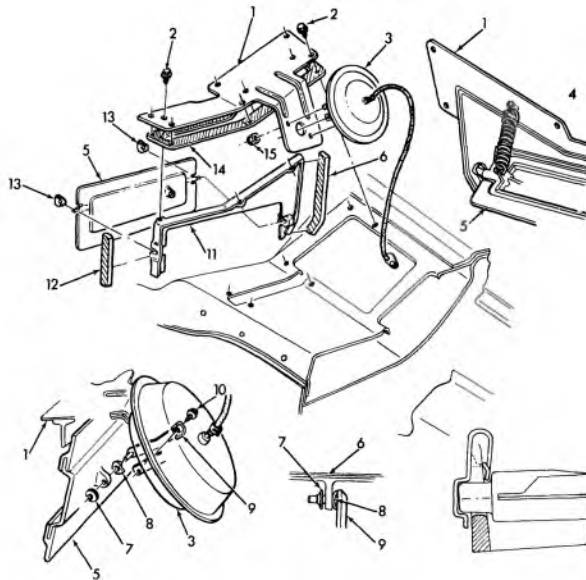
- |  |                                    |
|--|------------------------------------|
| 1. 9.275 SEAL—car heater & a/c blower motor resistor | 5. 9.276 WIRE ASSY.—a/c compressor |
| 2. 9.276 HARNESS ASSY.—wiring                        | 6. 2.480 GROUND WIRE               |
| 3. 8.931 WASHER (1/4)                                | 7. 8.900 BOLT (3/8—16 x 7/8)       |
| 4. 2.559 RETAINER—battery positive cable             | 8. 8.977 SCREW                     |



9-399

### 1974 NOVA A/C HOSE ROUTING

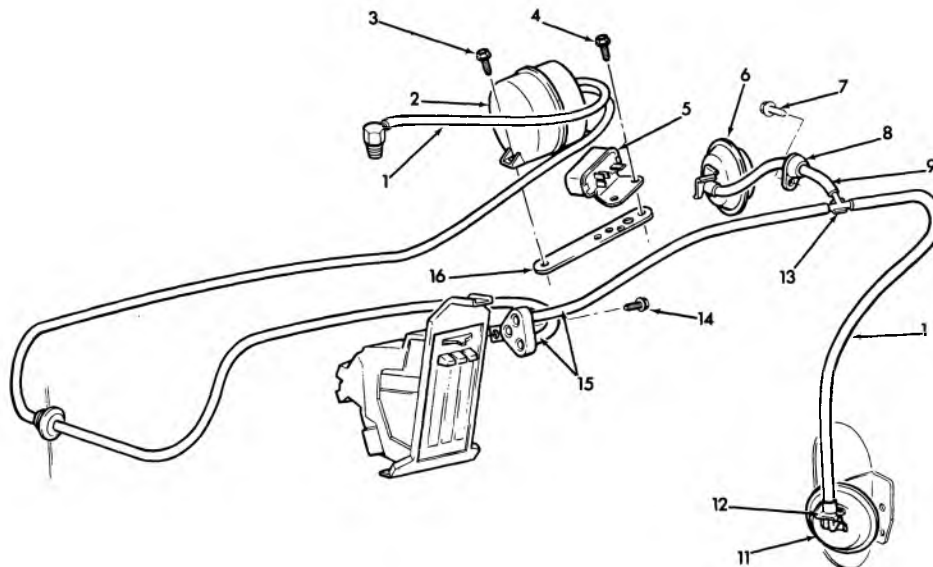
1. 9.775 GROMMET ASM., htr. core pipe . . . . .	3885184	15. 8.900 BOLT, 3/8-24 x 1 3/8	
2. 8.977 SCREW, 10-16 x 5/8		16. 9.226 FITTING & MUFFLER ASM.,	
3. 8.962 HOSE, car htr. 3/4 I.D. . . . .	482250	a/c compressor . . . . .	336448
4. 8.962 HOSE, car htr. . . . .	3992184	17. 9.214 GASKET, O-Ring, a/c condenser inlet,	
5. 9.211 GASKET, O-Ring, a/c vlv. . . . .	3140852	1/2 I.D. . . . .	3140600
6. 8.846 CLIP, htr. hose . . . . .	3825416	18. 9.211 GASKET, O-Ring 5/16 I.D. . . . .	8526398
7. 9.242 STRAP, a/c & htr. hoses . . . . .	3917385	19. 9.196 CLIP, a/c cndsr. tube . . . . .	6273386
8. 8.977 SCREW, Hx. 5/16-18 x 9/16 . . . . .	3980136	20. 8.921 U-NUT . . . . .	9422836
9. 8.846 CLIP, htr. hose . . . . .	3825416	21. 8.977 SCREW, 10-16 x 3/4	
10. 8.962 HOSE, htr. to water pump, 3/4 I.D. . . . .	482250	HOSE & TUBE ASM.,	
11. 8.962 HOSE, car htr. 3/4 I.D. . . . .	3992184	a/c condser. outlet . . . . .	336449
12. 8.866 NIPPLE, htr. hose . . . . .	331967	23. 8.900 BOLT, 5/16-18 x 3/4	
13. 8.929 WASHER, push 13/32 x 13/16 x 5/64		24. 8.915 NUT, 5/16-18 . . . . .	9417954
14. 8.931 WASHER, lock 3/8		25. 8.950 CLIP, hose 1/2 . . . . .	



9-298

### 1974 NOVA PLENUM VALVE

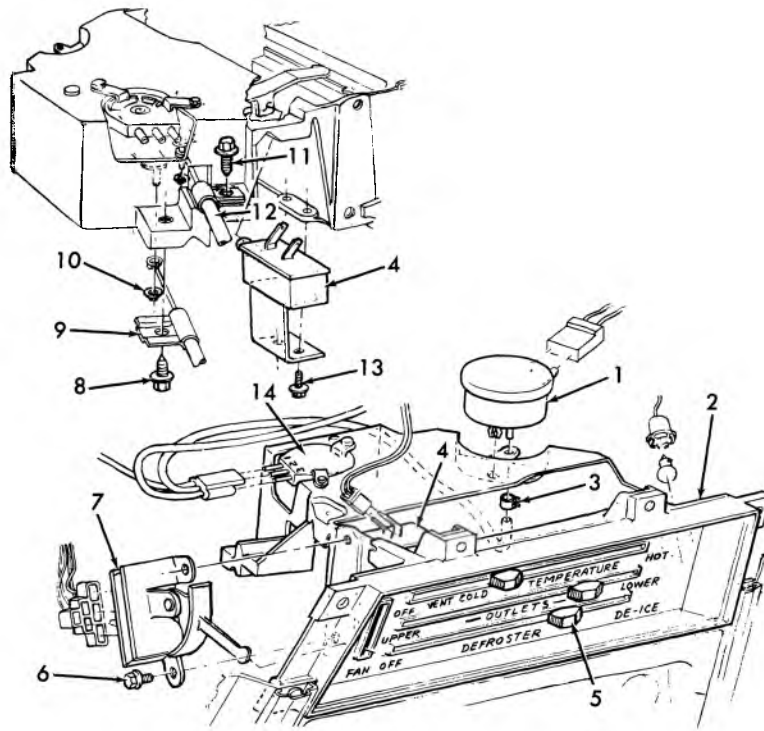
- |          |  |         |           |   |         |
|----------|--|---------|-----------|---|---------|
| 1. 9.786 | PLATE, Air Inlet Plenum Valve Housing . . . . .                          | 3891703 | 8. 9.649  | WASHER, Radio Cont Knob   |         |
| 2. 8.900 | SCREW, Hex (10-16 x 1/2)   |         | 9. 9.786  | LINK, Air Inlet Plenum Valve . . . . .                                  | 3891702 |
| 3. 9.789 | ACTUATOR ASSY., A/C Air Inlet Plenum Valve Vac. . . . .                  | 1996501 | 10. 8.977 | SCREW, Hex (8-18 x 3/8)   |         |
| 4. 9.786 | SPRING, Air Inlet Plenum Valve to Plate . . . . .                        | 3891706 | 11. 9.786 | HOUSING, A/C Air Inlet Plenum Valve . . . . .                           | 3891701 |
| 5. 9.786 | VALVE ASSY., Air Inlet Plenum . . . . .                                  | 3891700 | 12. 9.782 | SEAL, Air Duct, Air Inlet Plenum Valve Housing to Plenum rear . . . . . | 3895959 |
| 6. 9.782 | SEAL, Air Duct, Air Inlet Plenum Valve Housing to Plenum, rear . . . . . | 3895959 | 13. 9.262 | CLIP, Air Inlet Plenum Valve House . . . . .                            | 3781362 |
| 7. 9.787 | NUT, Car Heater and Def. Outlet (Push-On 5/32). . . . .                  | 381700  | 14. 9.782 | SEAL, Air Inlet Plenum Valve Housing Plate . . . . .                    | 3891708 |
|          |  |         | 15. 8.919 | ACORN NUT   |         |



9-393

### 1974 NOVA VACUUM HOSE ROUTING

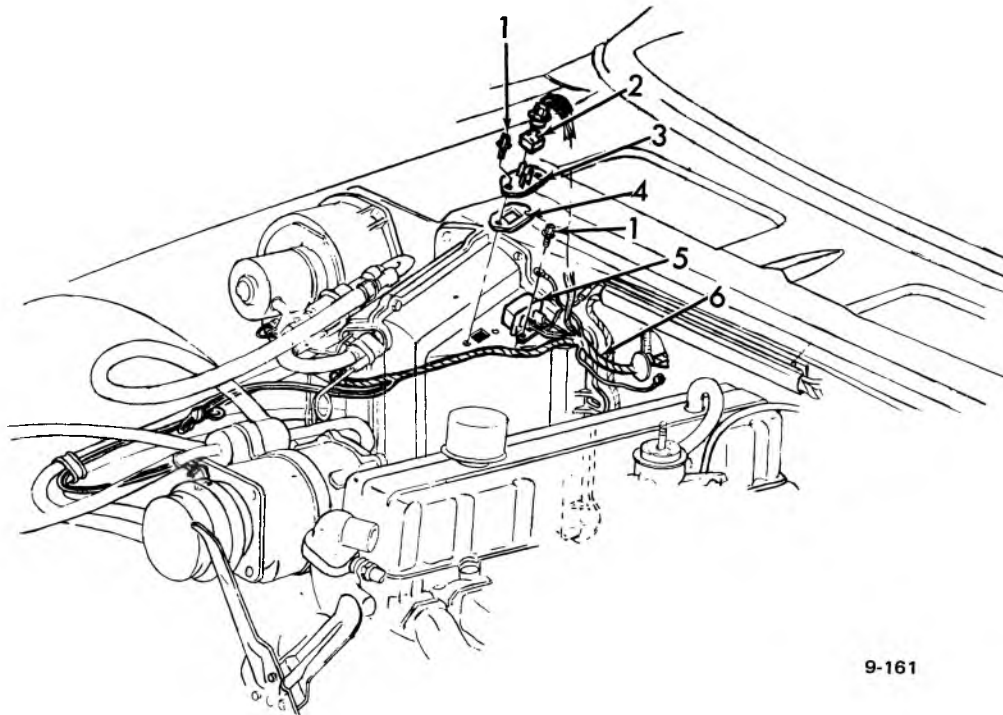
- |           |  |  |           |   |  |
|-----------|--|--|-----------|---|--|
| 1. 8.962  | HOSE, Cut fr. Bulk 7/32  |  | 9. N.S.   | HOSE ASSY., A/C Vac. Cont. Hose Tee to Plenum   |  |
| 2. 9.281  | TANK ASSY., A/C Vacuum   |  | 10. N.S.  | HOSE ASSY., A/C Vac. Cont. Hose to Side Vent    |  |
| 3. 8.977  | SCREW, Hex Head (1/4 - 14 x 3/4)                               |  | 11. 9.789 | ACTUATOR ASSY., A/C Air Inl. Side Shroud Vacuum |  |
| 4. 10.275 | SCREW, Dimmer Switch, Radio Rec. Brkt., Htr. Core Pipe Grommet |  | 12. 8.950 | CLIP, Car Htr. Vacuum Control Hose              |  |
| 5. 9.277  | RELAY ASSY., Car Htr. & A/C Blower Mtr. Cutout                 |  | 13. 9.281 | TEE, A/C Vacuum Cont. Hose                      |  |
| 6. 9.789  | ACTUATOR ASSY., A/C Air Recirculating valve                    |  | 14. 8.977 | SCREW & WASHER ASSY., (10 - 16 x 5/8)           |  |
| 7. 8.977  | SCREW, Hex Head (10 - 16)                                      |  | 15. 9.281 | HOSE ASSY., Cut from Bulk                       |  |
| 8. 9.775  | GROMMET, A/C Vacuum Cont. Hose                                 |  | 16. 9.281 | BRACKET, A/C Vacuum Supply Tank                 |  |



9-160

### 1967-68 CAMARO AIR CONDITIONING CONTROL ASSEMBLY

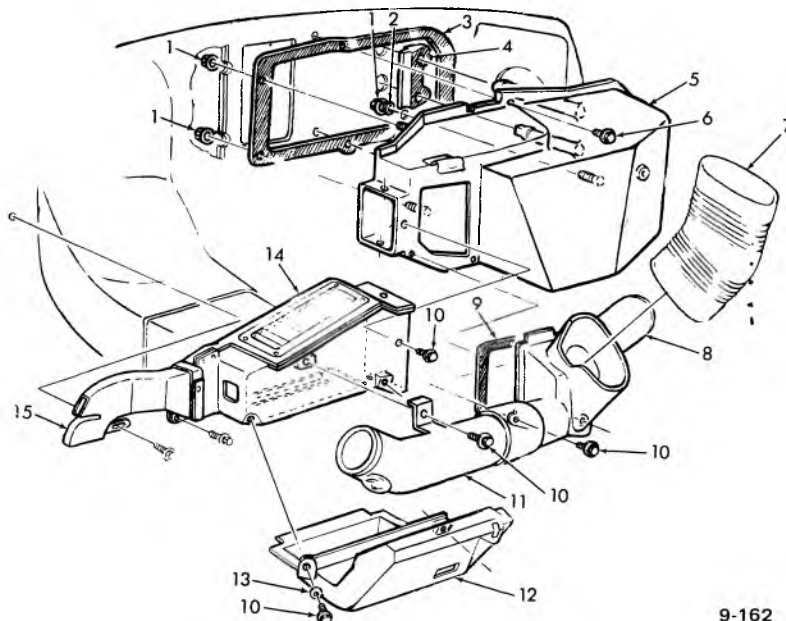
- |                               |                                |
|-------------------------------|--------------------------------|
| 1. 8.852 SWITCH ASSY.         | 8. 8.977 SCREW (#10-16 x 5/8)  |
| 2. 8.852 CONTROL ASSY.        | 9. 9.787 CABLE ASSY.           |
| 3. 1.166 CLAMP                | 10. 9.787 NUT                  |
| 4. 9.276 SWITCH ASSY.         | 11. 8.977 SCREW (#10-10 x 5/8) |
| 5. 8.852 KNOB                 | 12. 9.787 CABLE ASSY.          |
| 6. 8.977 SCREW (#10-24 x 3/8) | 13. 8.977 SCREW (#10-24 x 3/8) |
| 7. 8.852 SWITCH ASSY.         | 14. 8.852 SWITCH ASSY.         |



9-161

### 1967-68 CAMARO AIR CONDITIONING FRONT WIRING

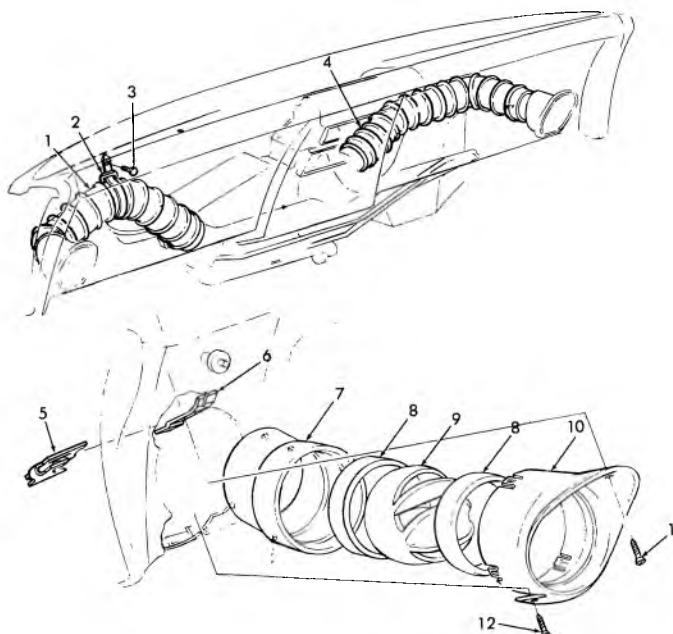
- |                               |                      |
|-------------------------------|----------------------|
| 1. 8.977 SCREW (#10-16 x 5/8) | 4. 9.275 GASKET      |
| 2. 9.275 SEAL                 | 5. 9.272 RELAY ASSY. |
| 3. 9.275 RESISTOR ASSY.       | 6. 2.525 HARNESS     |



9-162

### 1967-68 CAMARO AIR CONDITIONING DUCT AND OUTLET DETAILS

- |                             |                                |
|-----------------------------|--------------------------------|
| 1. 8.921 NUT (1/4-20)       | 9. 9.211 GASKET                |
| 2. N.L. WASHER              | 10. 8.977 SCREW (#10-16 x 5/8) |
| 3. 8.854 GASKET             | 11. 9.262 OUTLET ASSY.         |
| 4. 9.211 SEAL               | 12. 9.786 DUCT ASSY.           |
| 5. 9.786 DUCT ASSY.         | 13. 8.929 WASHER (7/32)        |
| 6. 8.977 SCREW (1/4-14 x 1) | 14. 9.262 DISTRIBUTOR ASSY.    |
| 7. 9.786 DUCT               | 15. 9.786 OUTLET ASSY.         |
| 8. 9.262 DUCT ASSY.         |                                |

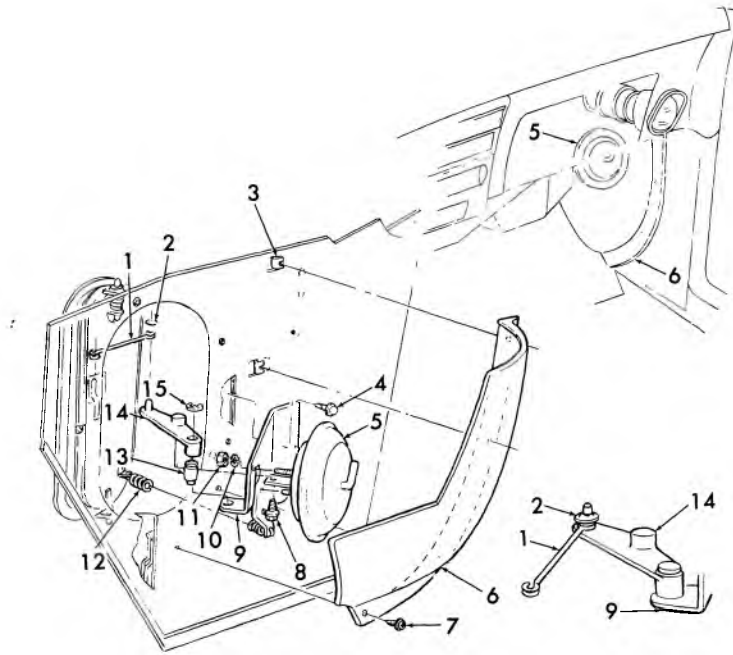


9-163

### 1967-68 CAMARO AIR CONDITIONING SIDE OUTLETS AND HOSES

- |                               |                               |
|-------------------------------|-------------------------------|
| 1. 9.260 HOSE-L.H.            | 7. 9.262 ADAPTER              |
| 2. 8.846 STRAP                | 8. 9.260 SEAL                 |
| 3. 8.977 SCREW (#10-16 x 1/2) | 9. 9.262 DEFLECTOR            |
| 4. 9.260 HOSE-R.H.            | 10. 9.262 BEZEL               |
| 5. 8.921 "J" NUT (#8-15)      | 11. 8.977 SCREW (#8/18 x 3/4) |
| 6. 9.262 RETAINER             | 12. 8.977 SCREW (#8-18 x 1/2) |

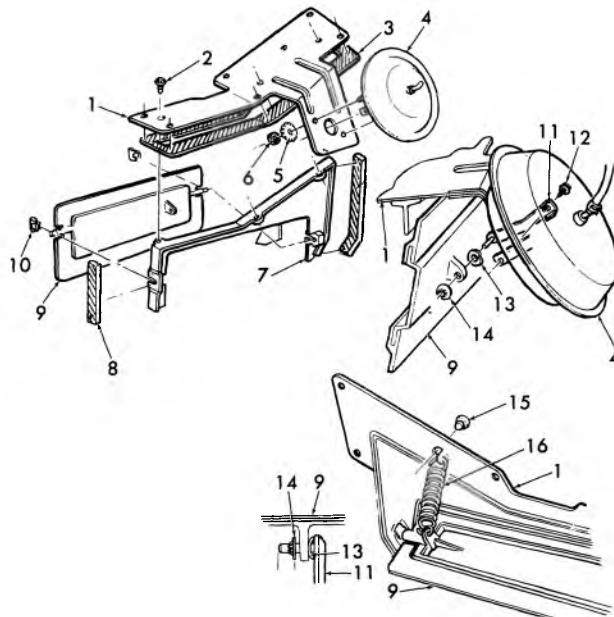




9-164

### 1967-68 CAMARO AIR CONDITIONING VALVE AND COVER

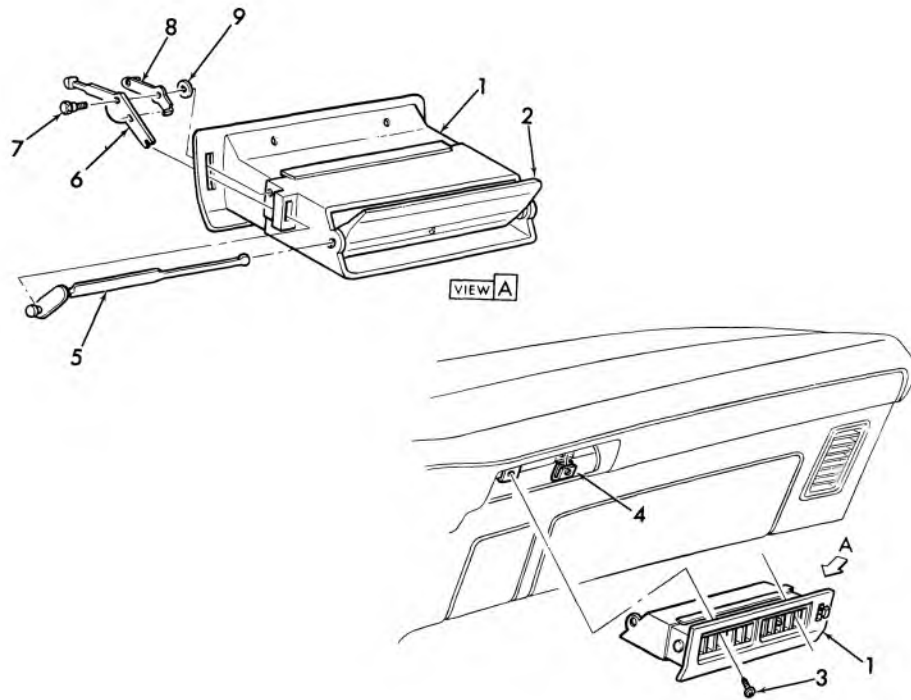
- |                               |                          |
|-------------------------------|--------------------------|
| 1. 9.786 LINK                 | 9. 9.786 BRACKET         |
| 2. 9.787 NUT                  | 10. 8.915 NUT (#10-32)   |
| 3. 8.921 "J" NUT (#8-18)      | 11. 8.932 L/WASHER (#10) |
| 4. 8.977 SCREW (1/4-14 x 5/8) | 12. 9.786 SPRING         |
| 5. 9.281 ACTUATOR             | 13. 9.786 PIN            |
| 6. 9.786 COVER                | 14. 9.786 ARM            |
| 7. 12.968 SCREW               | 15. 8.934 RING (5/16)    |
| 8. 8.977 SCREW (#8-18 x 3/8)  |                          |



9-165

### 1967-68 CAMARO AIR CONDITIONING PLENUM VALVE

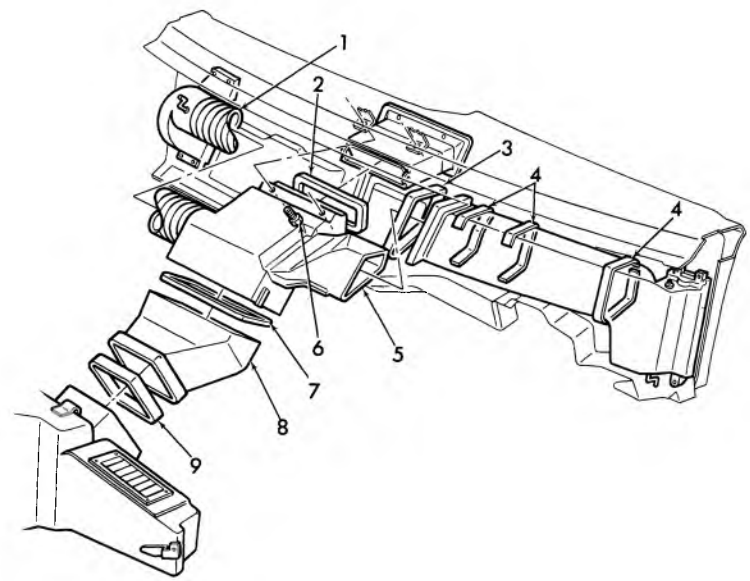
- |                               |                               |
|-------------------------------|-------------------------------|
| 1. 9.786 PLATE                | 9. 9.786 VALVE ASSY.          |
| 2. 8.977 SCREW (#10-16 x 1/2) | 10. 9.262 CLIP                |
| 3. 9.782 SEAL                 | 11. 9.786 LINK                |
| 4. 9.281 ACTUATOR ASSY.       | 12. 8.997 SCREW (#8-18 x 3/8) |
| 5. 8.932 L/WASHER (#10)       | 13. N.L. WASHER               |
| 6. 8.915 NUT (#10-32)         | 14. 9.787 NUT                 |
| 7. 9.786 HOUSING              | 15. 12.579 PLUG               |
| 8. 9.782 SEAL                 | 16. 9.786 SPRING              |



9-166

**1969 CAMARO AIR CONDITIONING CENTER OUTLET**

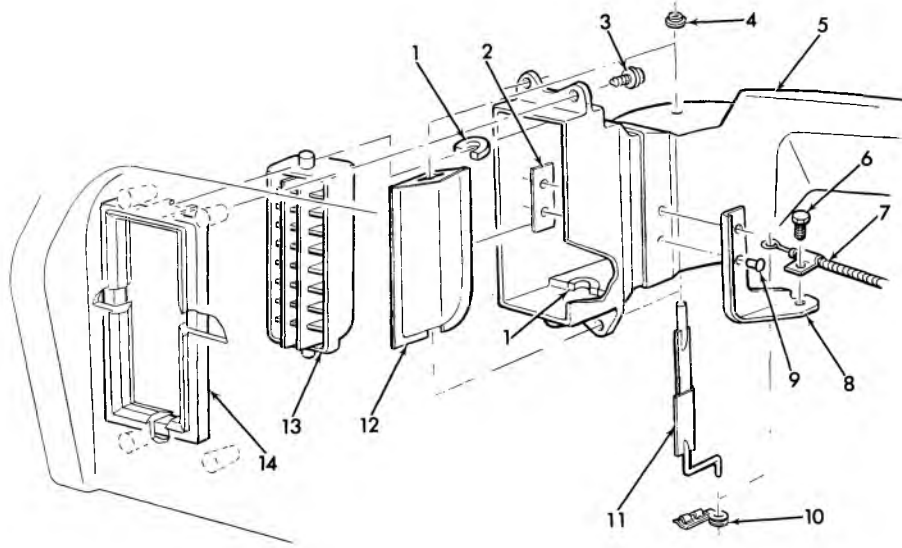
1. 9.262	OUTLET .....	3989278	6. 9.262	LEVER .....	3940255
2. 9.262	VALVE .....	3940252	7. 8.977	SCREW (#10-16 x 3/4)	
3. 8.977	SCREW (8-18 x 5/8)		8. 9.262	SPRING .....	3940254
4. 8.921	NUT (8-18)		9. 4.312	WASHER .....	3731921
5. 9.262	SHAFT ASSY. ....	3940253			



9-167

**1969 CAMARO AIR CONDITIONING CENTER OUTLET DUCTS AND HOSES**

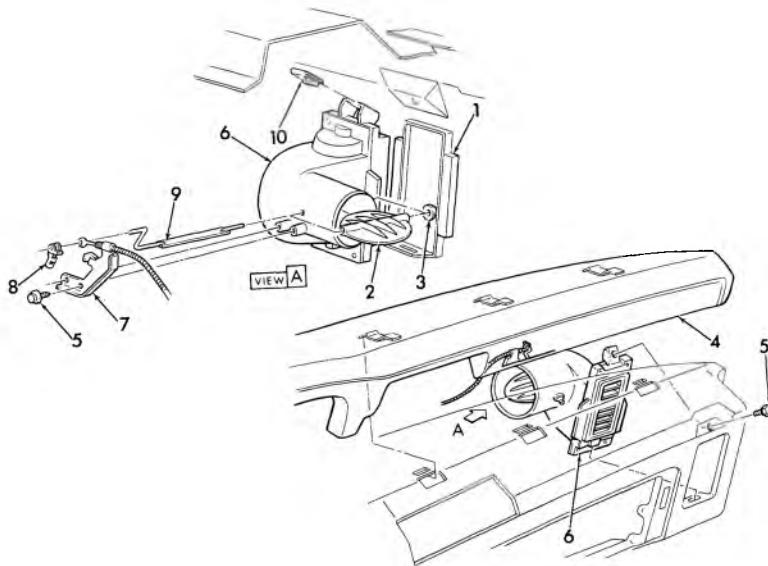
1. 9.260	HOSE .....	3946929	6. 8.977	SCREW (10-16 x 5/8)	
2. 9.260	SEAL .....	3937135	7. 9.262	SEAL .....	3937167
3. 9.262	SEAL .....	3937167	8. 9.262	ADAPTER .....	3937169
4. 9.260	BUMPER .....	3937174	9. 9.262	SEAL .....	3937137
5. 9.262	DUCT .....	3937166			



9-168

### 1969 CAMARO AIR CONDITIONING LEFT OUTLET AND DUCT

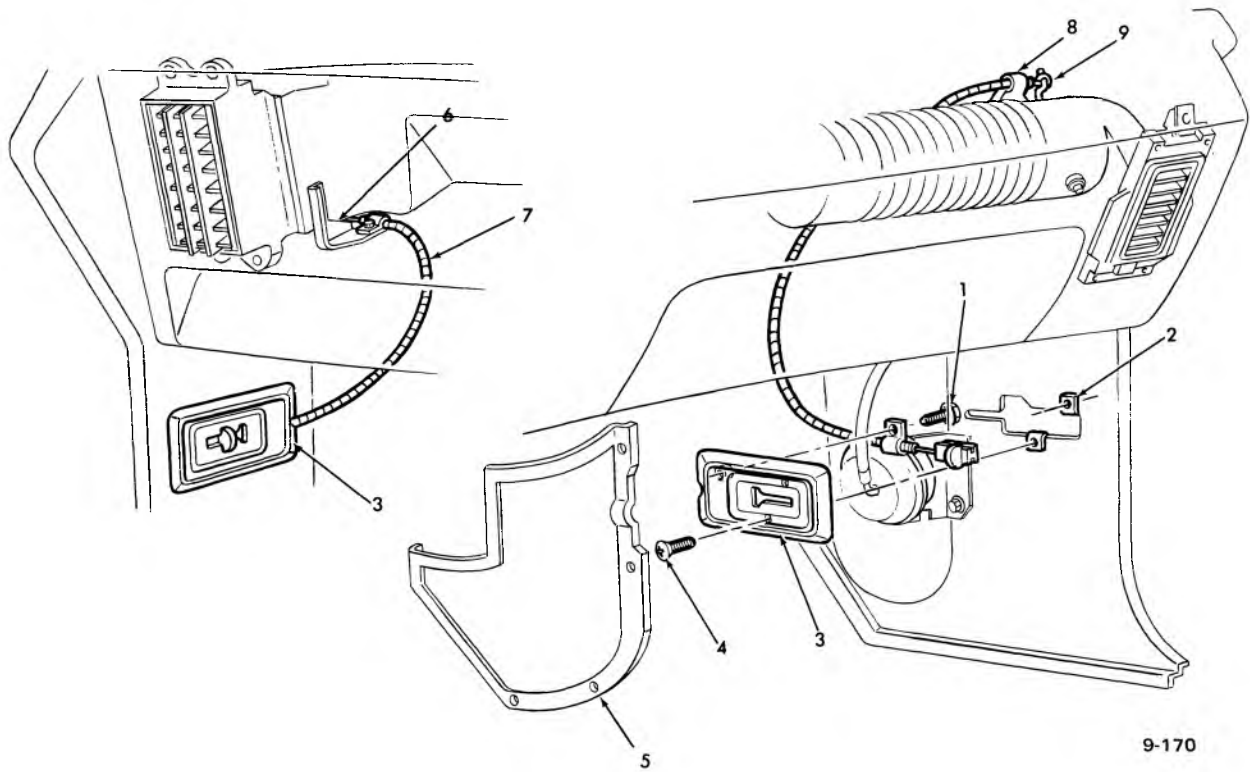
1. 9.262 SPACER—Part of Asm. ....	3937175	8. 9.161 BRACKET—Part of Asm. ....	3937175
2. 9.262 PLATE—Part of Asm. ....	3937175	9. 8.967 RIVET	
3. 9.260 SCREW	3937182	10. 9.281 CLIP	3127960
4. 8.921 NUT (5/32)		11. N.S. SHAFT—Part of Asm. ....	3937175
5. 9.262 DUCT—L.H.	3937175	12. 9.789 VALVE	3937177
6. 8.977 SCREW (10-16 x 3/8)		13. 9.262 DEFLECTOR ASSY.	9791237
7. 9.787 CABLE	3946981	14. 9.260 SEAL	3937172



9-169

### 1969 CAMARO AIR CONDITIONING RIGHT OUTLET

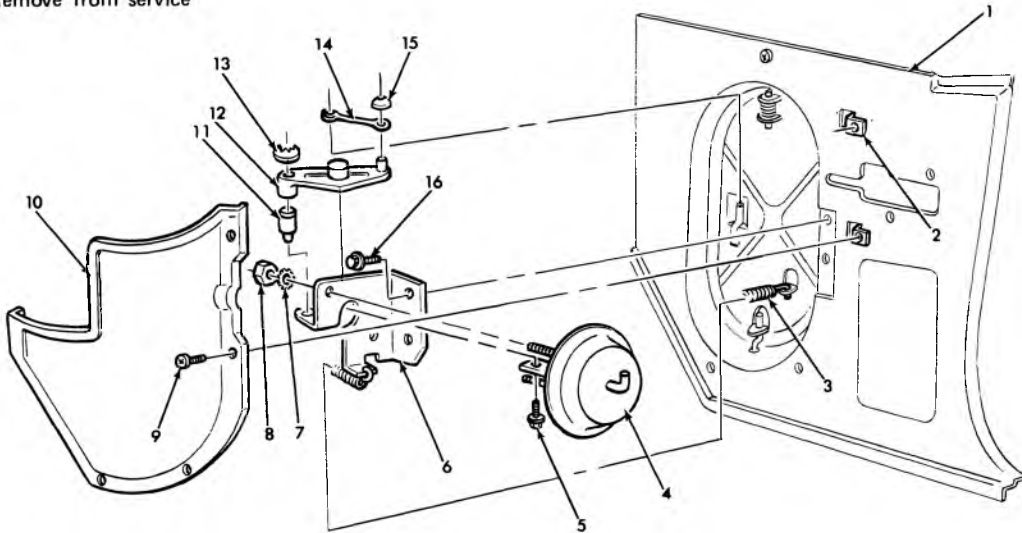
1. N.L. SPACER ASSY.		6. 9.262 OUTLET ASSY.	3942652
2. 9.262 VALVE	3942662	7. 9.787 CABLE ASSY.	3946982
3. 8.921 NUT (5/32)		8. 9.281 CLIP	3127960
4. 14.655 PAD ASSY.	3939653	9. 9.786 SHAFT	3937151
5. 8.977 SCREW (10-16 x 5/8)		10. 8.921 "U" NUT (10-16)	



### 1969 CAMARO AIR CONDITIONING OUTLET CONTROL CABLE AND BEZEL

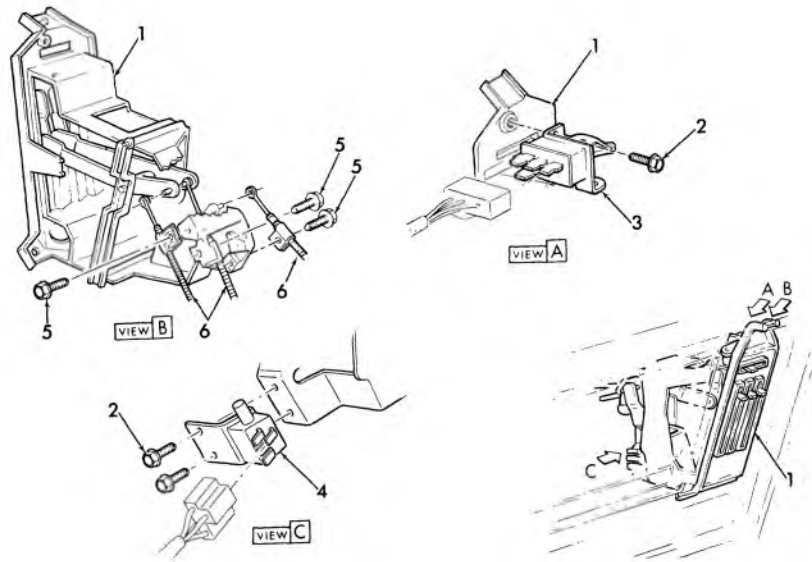
1. 8.977 SCREW (#10-16 x 7/16)		6. N.S.S. BRACKET—Part of Asm. ....	3937175
2. 8.921 "J" NUT (#8-18)		7. * CABLE ASM	
3. 9.264 BEZEL .....	3946980	8. 9.787 CABLE ASM. ....	3946982
4. 8.977 SCREW (#8-18 x 3/4)		9. 9.281 CLIP .....	3127960
5. 9.786 COVER .....	3940283		

\*NOTE: Remove from service



### 1969 CAMARO AIR CONDITIONING SHROUD CONTROL AND COVER

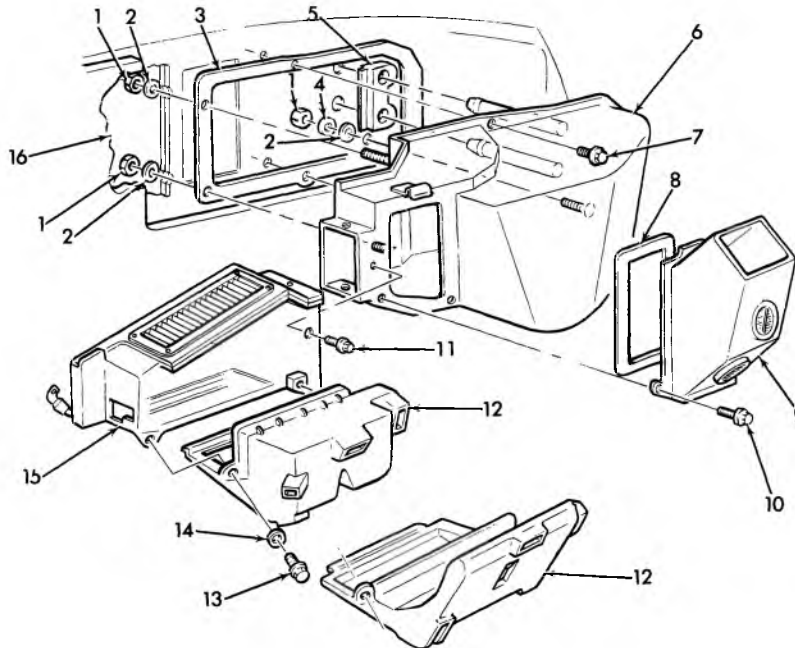
1. N.L. KICK PANEL		9. 8.977 SCREW (#8-18 x 3/4)	
2. 2.708 "J" NUT		10. 9.786 COVER .....	3940283
3. 9.786 SPRING .....	3895931	11. 9.786 PIN .....	3895930
4. 9.789 VACUUM ELEMENT .....	1998990	12. 9.789 ARM .....	3895928
5. 8.977 SCREW (#8-18 x 3/8)		13. 8.934 RING—Retainer (5/16)	
6. 9.789 BRACKET .....	3895927	14. 9.787 CABLE UNIT .....	3862203
7. 8.932 L/WASHER (#10)		15. 8.921 NUT (5/32)	
8. 8.915 NUT (#10-32)		16. 8.977 SCREW (1/4-14 x 5/8)	



9-172

### 1969 CAMARO AIR CONDITIONING CONTROL ASSEMBLY

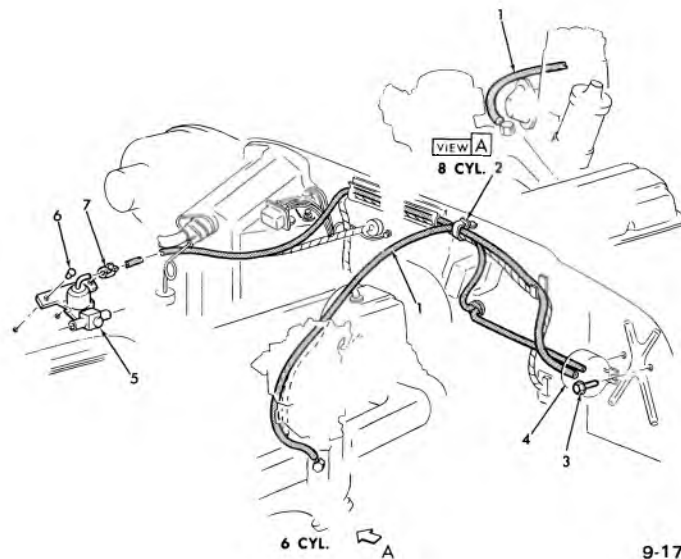
1. 8.849 CONTROL ASM. ....	3929085	4. 8.852 SWITCH ASM.—Blower .....	3929093
2. 8.977 SCREW ASM. (10—24 x 3/8)		5. 8.977 SCREW (#10—16 x 3/8)	
3. 9.275 SWITCH ASM.—Fan .....	3929094	6. 9.787 CABLE UNIT .....	3862203



9-173

### 1969 CAMARO AIR CONDITIONING SELECTOR AND DISTRIBUTOR

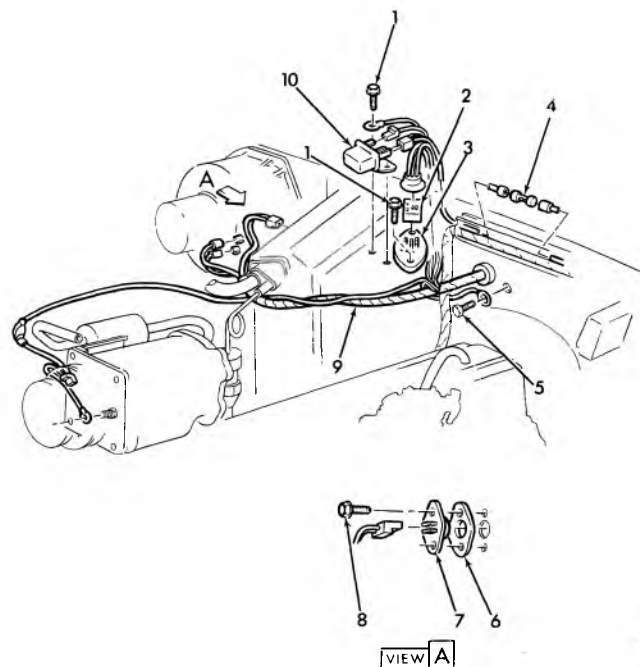
1. 8.915 NUT (1/4—20)		10. 8.977 SCREW (#10—16 x 3/4)	
2. N.L. WASHER		11. 8.977 SCREW (#10—16 x 5/8)	
3. 8.854 GASKET .....	3889483	12. 9.786 DUCT ASSY.....	3942642
4. N.L. WASHER		9.786 DUCT ASSY.....	3919551
5. 8.854 SEAL .....	3889484	13. 8.977 SCREW (#10—16 x 5/8)	
6. 9.262 DUCT ASM.—Selector .....	3942609	14. 8.929 P/WASHER (7/32)	
7. 8.977 SCREW (#10—16 x 5/8)		15. 9.262 DIST ASM.—Htr. & Defr. ....	3940296
8. 9.211 GASKET .....	3891724	16. 15.280 MAT ASM.—Dash .....	3949649
9. 9.264 DUCT ASM.—Air Distributor .....	3917320		



9-174

### 1969 CAMARO AIR CONDITIONING FRONT VACUUM HOSES

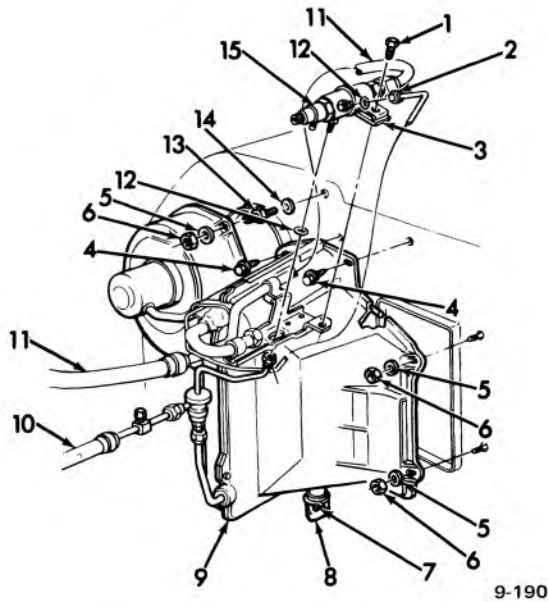
1. 8.962 HOSE—Vac. L-6 Eng. (7/32)	4. 9.281 TANK .....	1485553
8.962 V-8 Eng. (7/32)	5. 9.795 VALVE ASM. ....	3984641
2. 8.846 STRAP	6. 8.967 RIVET	
3. RADIO SCREW (1/4—14 x 5/8) .....	7. 1.166 CLAMP .....	2494772
9428471		



9-175

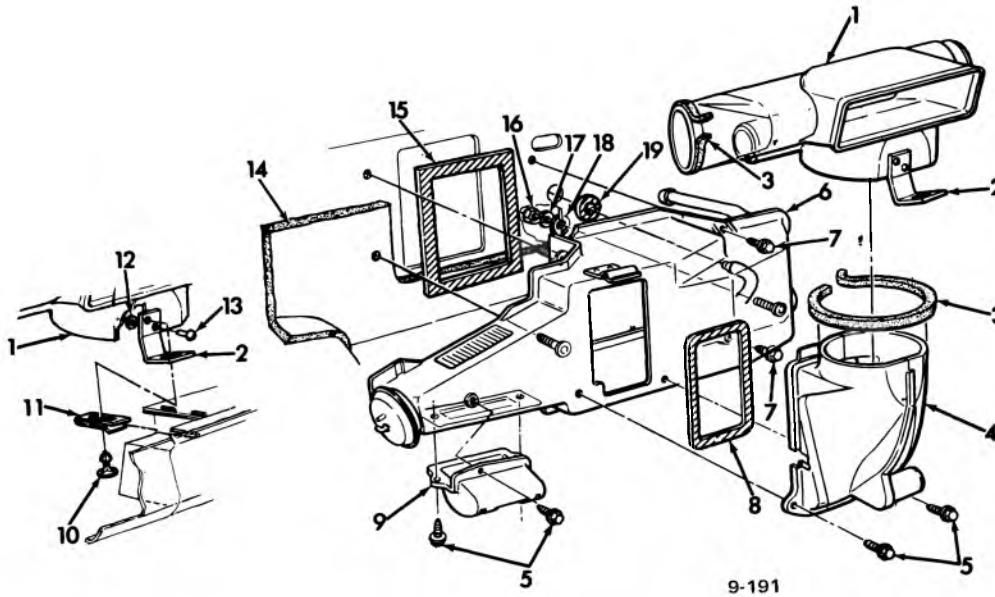
### 1969 CAMARO AIR CONDITIONING FRONT WIRING

1. 8.977 SCREW (#10—16 x 5/8)	6. 9.275 GASKET .....	3917361
2. N.L. SEAL	7. 9.275 SWITCH ASM. ....	3917359
3. 9.275 RESISTOR ASM. ....	8. 8.977 SCREW (#10—16 x 5/8)	
3942651	9. 2.525 HARNESS ASM.	
4. 8.965 FUSE	10. 9.277 RELAY ASM. ....	1115881
5. 8.977 SCREW (1/4—14 x 5/8)		



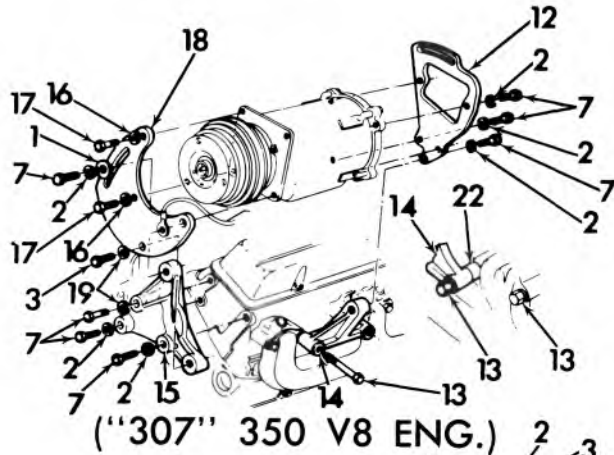
**1970 CAMARO — AIR CONDITIONING EVAPORATOR**

1.	8.977	SCREW (1/4-14 x 5/8)		9.	N.S.	EVAPORATOR ASSY	
2.	8.917	NUT (1/4-20)		10.	9.262	FILLER	3967992
3.	9.199	BRACKET	3902244	11.	9.226	FITTING & MUFFLER ASSY.—	
4.	8.977	SCREW (1/4-14 x 7/64)				"307", "350", "396" Eng.	3973719
5.	8.929	WASHER (5/16)		12.	9.214	GASKET "O" RING	8526645
6.	8.915	NUT (1/4-20)		13.	9.275	STUD ASSY.	3895910
7.	9.211	CLAMP	2465813	14.	8.929	SPL. WASHER (5/16)	
8.	9.211	TUBE	3021960	15.	9.198	VALVE ASSY.	5910668

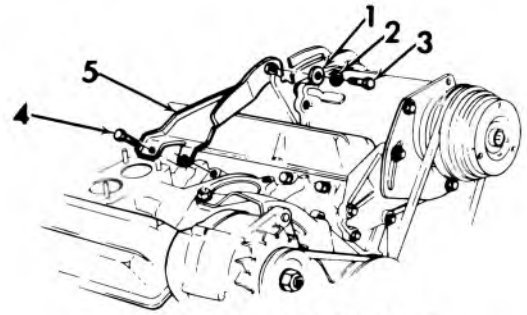


**1970 CAMARO AIR CONDITIONING — SELECTOR**

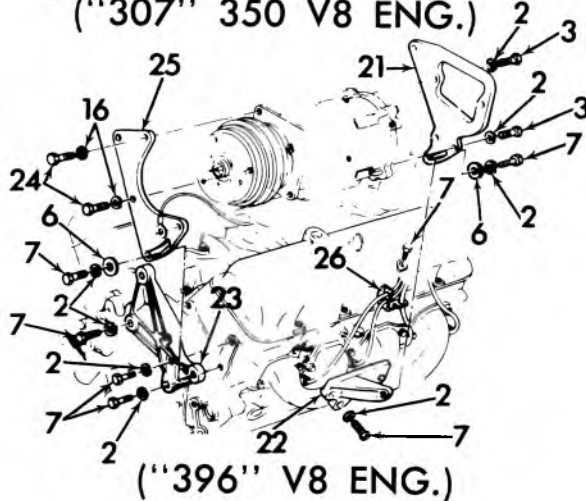
1.	9.262	DUCT—Upper	3963795	10.	9.262	RETAINER—Upper	3973794
2.	9.262	BRACKET—Upper	3973735	11.	9.262	CLIP—Upper Duct	3973793
3.	9.260	SEAL	3942649	12.	8.929	WASHER (5/32 x 3/8)	
4.	9.262	DUCT-ASM.—Lower	3963783	13.	8.967	RIVET	
5.	8.977	SCREW (10-16 x 3/4)		14.	15.280	MAT ASM.	3974523
6.	9.262	DUCT-ASM.	3026061	15.	8.854	GASKET	3963725
7.	8.977	SCREW (1/4-14 x 3/32)		16.	8.915	NUT (1/4-20)	
8.	9.262	GASKET—Lower	3963784	17.	8.931	WASHER (7/16)	
9.	9.786	DUCT ASM.	3967989	18.	8.845	WASHER —Spl.	3868762
	9.786	OUTLET	3967993	19.	8.854	SEAL	3973717
	9.786	HOSE (9/64 x 72)	1234984				



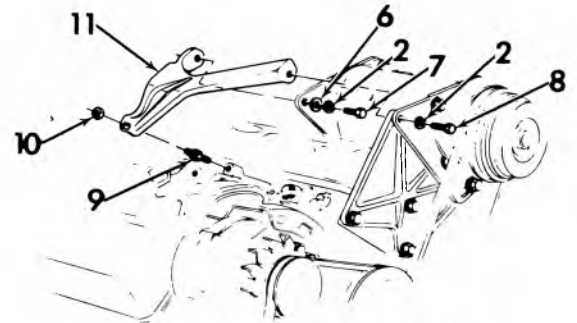
("307" 350 V8 ENG.)



("307" V8 ENG.)



("396" V8 ENG.)



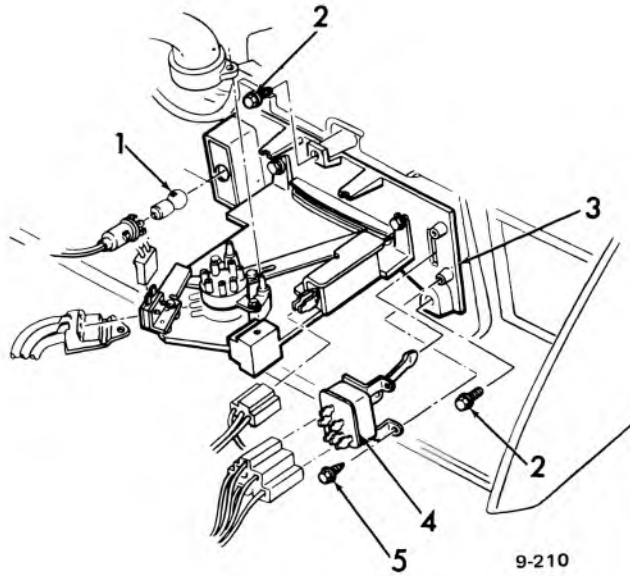
("396" V8 ENG.)

9-192

### 1970 CAMARO AIR CONDITIONING COMPRESSOR MOUNTING

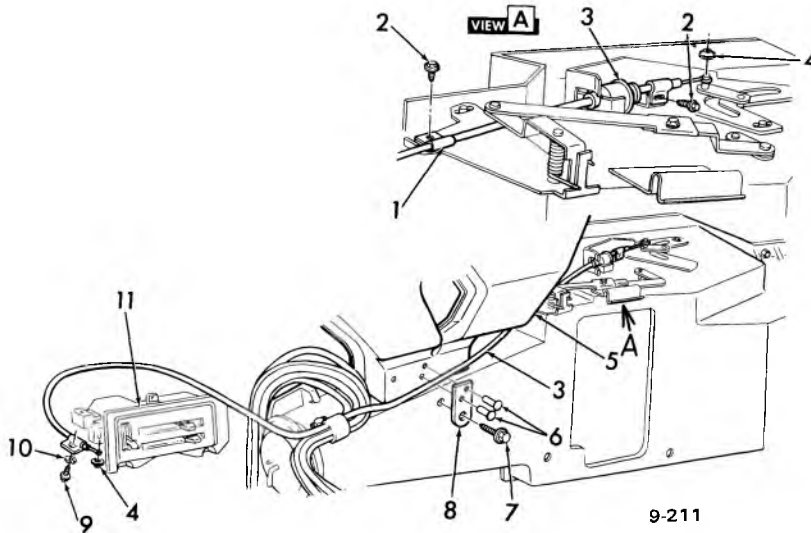
1.	8.929	WASHER (11/16 x 7/16-3/32)		14.	9.171	SUPPORT-RR. . . . .	3932435
2.	8.931	WASHER (5/16)		15.	9.171	SUPPORT-FRT. . . . .	3932432
3.	8.900	BOLT (3/8-16 x 1)		16.	8.931	WASHER (7/16)	
4.	8.900	BOLT (3/8-16 x 1-1/4)		17.	8.900	BOLT (5/16-24 x 3/4)	
5.	9.171	BRACE-RR. . . . .	3973372	18.	9.171	BRACKET FRT. . . . .	3932433
6.	8.929	WASHER (3/8)		19.	8.932	WASHER (3/8)	
7.	8.900	BOLT (3/8-16 x 1-1/8)		20.	9.171	SPACER . . . . .	3841722
8.	8.900	BOLT (3/8-16 x 1-3/4)		21.	9.171	BRACKET RR. . . . .	3969911
9.	3.275	STUD . . . . .	3975998	22.	9.171	SUPPORT-RR. . . . .	3969912
10.	8.915	NUT (3/8-16)		23.	9.171	SUPPORT-FRT. . . . .	3969917
11.	9.171	BRACE . . . . .	3969910	24.	8.900	BOLT (5/16-24 x 7/8)	
12.	9.171	BRACKET-RR. . . . .	3973376	25.	9.171	BRACKET-FRT. . . . .	3969916
13.	3.275	BOLT . . . . .	3841724	26.	2.251	SUPPORT . . . . .	3932485





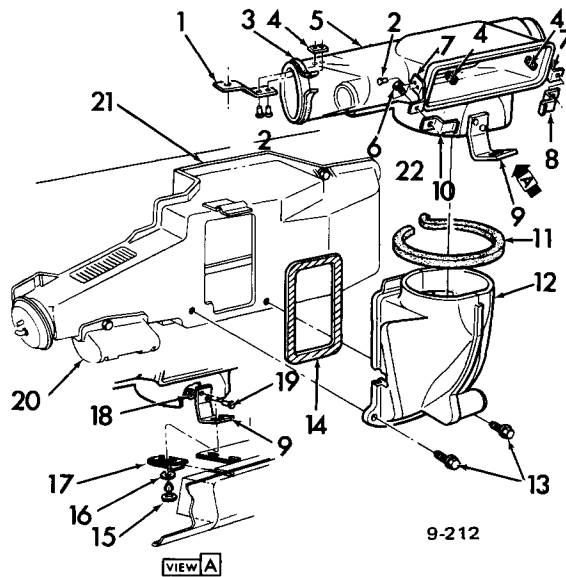
**1971-72 CAMARO A/C CONTROL ASSY.**

- |                             |                             |         |
|-----------------------------|-----------------------------|---------|
| 1. 8.991 BULB               | 4. 9.275 SWITCH ASSY. ....  | 3967910 |
| 2. 8.977 SCREW (8-18 x 5/8) | 5. 8.977 SCREW (8-18 x 5/8) |         |
| 3. 9.273 CONTROL ASSY. .... |                             | 3963787 |



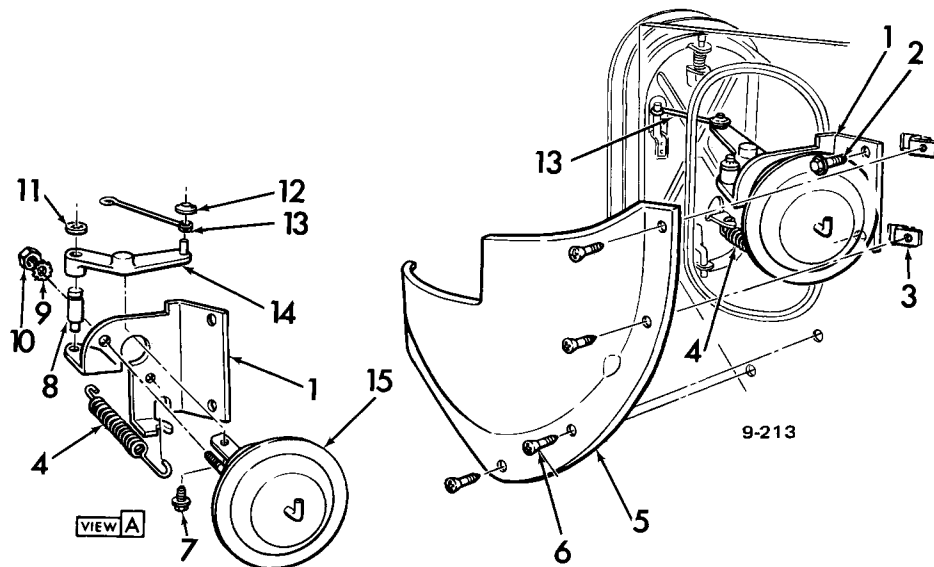
**1971-72 CAMARO A/C TEMP. CONTROL CABLE**

- |   |                              |         |
|---|------------------------------|---------|
| 1. 8.950 CLIP (5/16)                    | 7. 8.977 SCREW (10-16 x 3/4) |         |
| 2. 8.977 SCREW (10-16 x 1/2)            | 8. 9.211 BRACKET .....       | 3973783 |
| 3. N.S. CABLE ASSY. (Make from 3862203) | 9. 8.900 BOLT (10-24 x 3/8)  |         |
| 4. 8.921 NUT (5/32)                     | 10. 8.932 WASHER (10)        |         |
| 5. 9.779 OUTLET ASSY. ....              | 11. 9.273 CONTROL ASSY. .... | 3963787 |
| 6. 8.967 RIVET (3/16 x 1/4)             |                              | 3963721 |



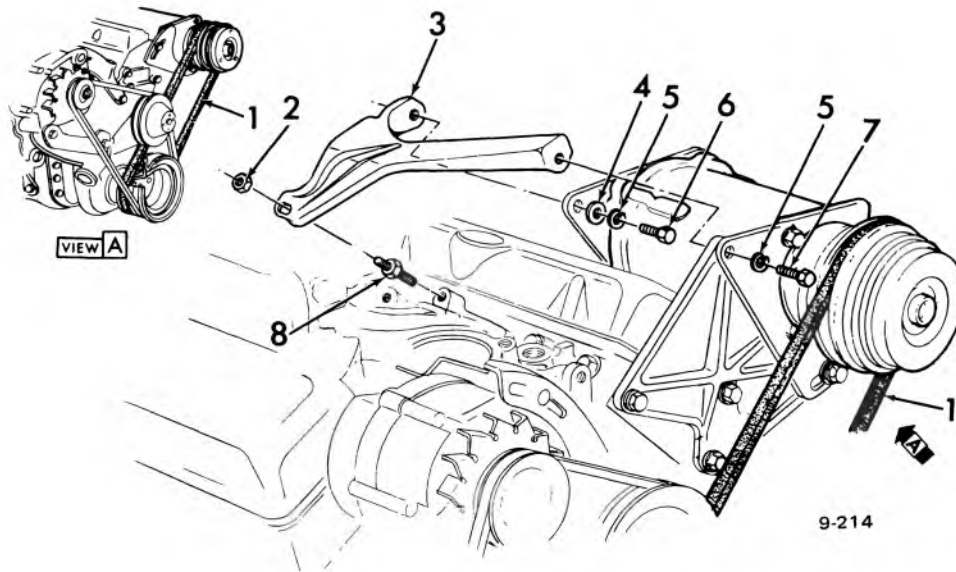
### 1971-74 CAMARO A/C DUCTS AND BRACKETS

- |  |  |
|--|--|
| 1. 9.262 BRACKET                             | 12. 9.262 DUCT—Lower   |
| 2. 8.967 RIVET (1/8 x 1/4)                   | 13. 8.977 SCREW (10—16 x 3/4)  |
| 3. N.S.S. SEAL (Cut from 3942649)            | 14. 9.262 GASKET   |
| 4. N.S.S. REINFORCEMENT (Part of Duct Assy.) | 15. 9.262 RETAINER   |
| 5. 9.262 DUCT—Upper                          | 16. 9.211 GASKET   |
| 6. 8.977 SCREW (10—16 x 3/8)                 | 17. 9.262 CLIP   |
| 7. 9.262 BRACKET                             | 18. 8.929 WASHER (5/32 x 3/8 x 1/16)                                     |
| 8. 9.262 BRACKET, R.H.                       | 19. 8.967 RIVET (1/8 x 1/4)  |
| 9. 9.262 BRACKET                             | 20. N.S.S. DUCT (Use 3967989 Duct Assy. 3967993 Outlet cut from 1234984) |
| 10. 9.262 BRACKET, L.H.                      | 21. 9.262 DUCT ASSY.   |
| 11. 9.260 SEAL (cut from 3942649)            | 22. 9.786 GASKET   |



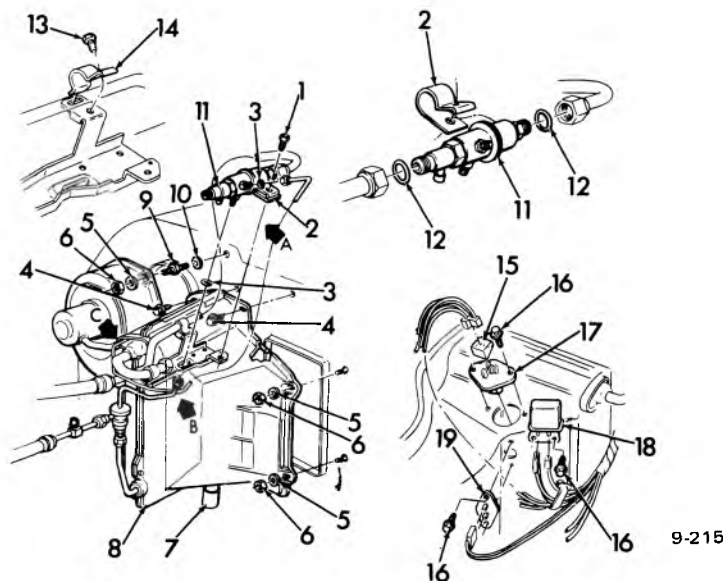
### 1971-74 CAMARO A/C SIDE SHROUD VALVE

- |                               |                          |
|-------------------------------|--------------------------|
| 1. 9.786 BRACKET              | 9. 8.932 WASHER (10)     |
| 2. 8.977 SCREW (1/4—14 x 5/8) | 10. 8.915 NUT (10—32)    |
| 3. 2.708 "J" NUT (8-18)       | 11. 8.934 RING—RETAINER  |
| 4. 9.786 SPRING               | 12. 8.921 NUT (5/32)     |
| 5. 9.786 COVER                | 13. 9.789 LINK           |
| 6. 8.977 SCREW                | 14. 9.789 ARM            |
| 7. 8.977 SCREW (8—32 x 3/8)   | 15. 9.281 ACTUATOR ASSY. |
| 8. 9.789 PIN                  |                          |



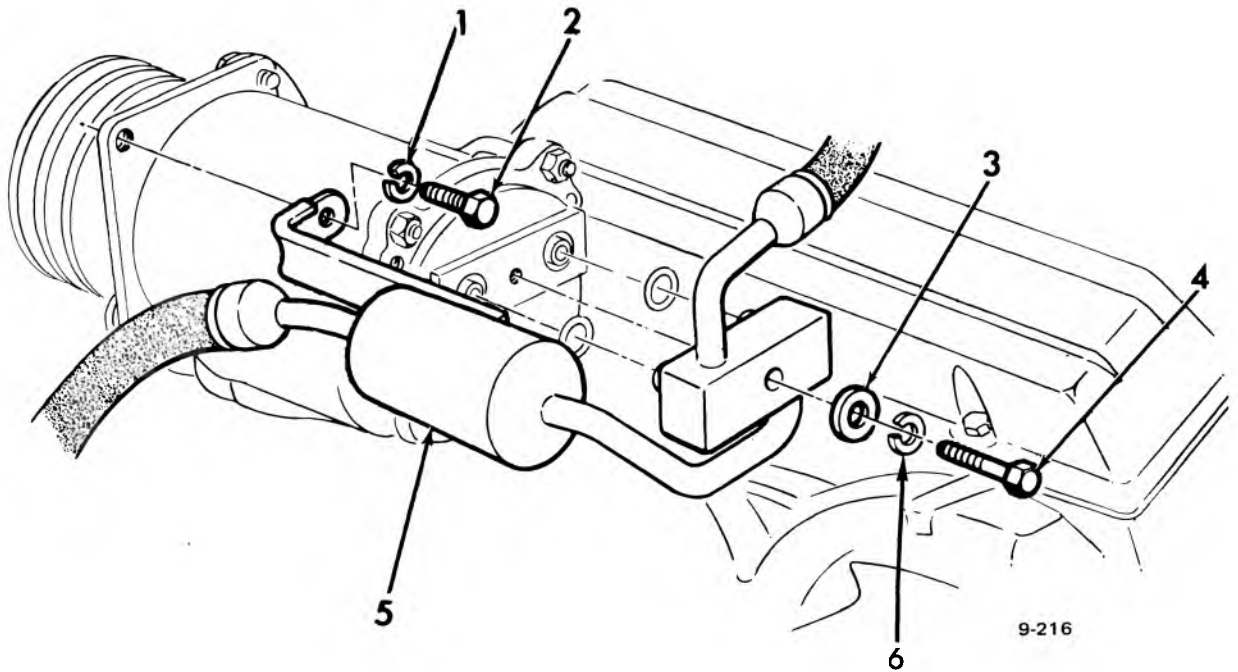
### 1971-72 CAMARO A/C COMPRESSOR MOUNTING

1.	1.066	BELT	3986188	5.	8.931	WASHER (3/8)
2.	8.915	NUT (3/8-16)		6.	8.900	BOLT (3/8-16 x 1-1/8)
3.	9.171	BRACE-rear	3969910	7.	8.900	BOLT (3/8-16 x 1-3/4)
4.	8.929	WASHER (3/8)		8.	8.981	STUD



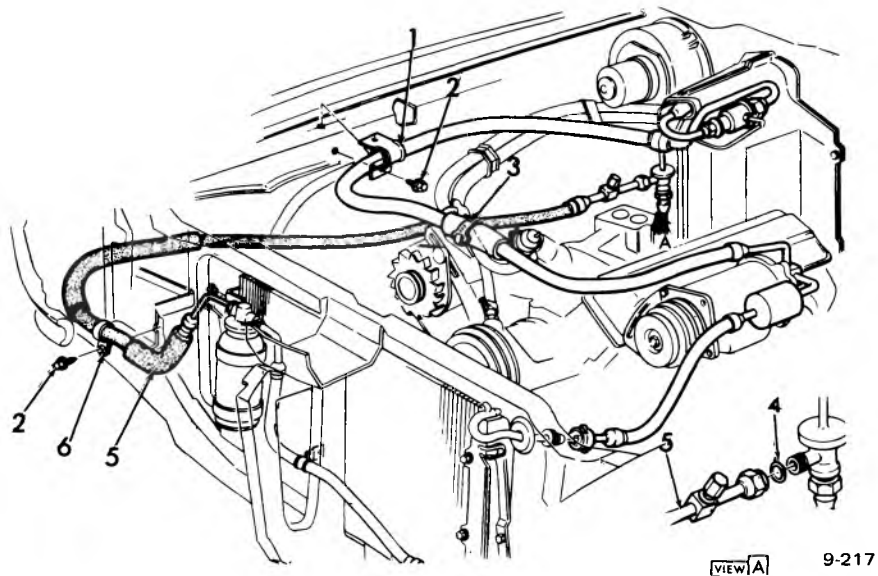
### 1971-72 CAMARO A/C EVAPORATOR

1.	8.977	SCREW (1/4-14 x 5/8)		11.	9.198	VALV ASSY.	5910668
2.	9.199	BRACKET	3902244	12.	9.211	GASKET "O" Ring	3140852
3.	9.214	SEAL "O" Ring	8526645	13.	8.977	SCREW (10-16)	
4.	8.977	SCREW ASSY. (1/4-14 x 1)		14.	9.199	CLAMP	3859062
5.	8.929	WASHER (5/16)		15.	9.275	SEAL	3973722
6.	8.915	NUT (1/4-20)		16.	8.977	SCREW (10-16 x 5/8)	
7.	9.211	TUBE	3016305	17.	9.275	RESISTOR ASSY.	3963755
8.	N.S.	EVAPORATOR ASSY.		18.	9.277	RELAY ASSY.	1115881
9.	9.215	STUD ASSY.	3895910	19.	9.275	SWITCH ASSY.	3917359
10.	8.929	WASHER (5/16)					



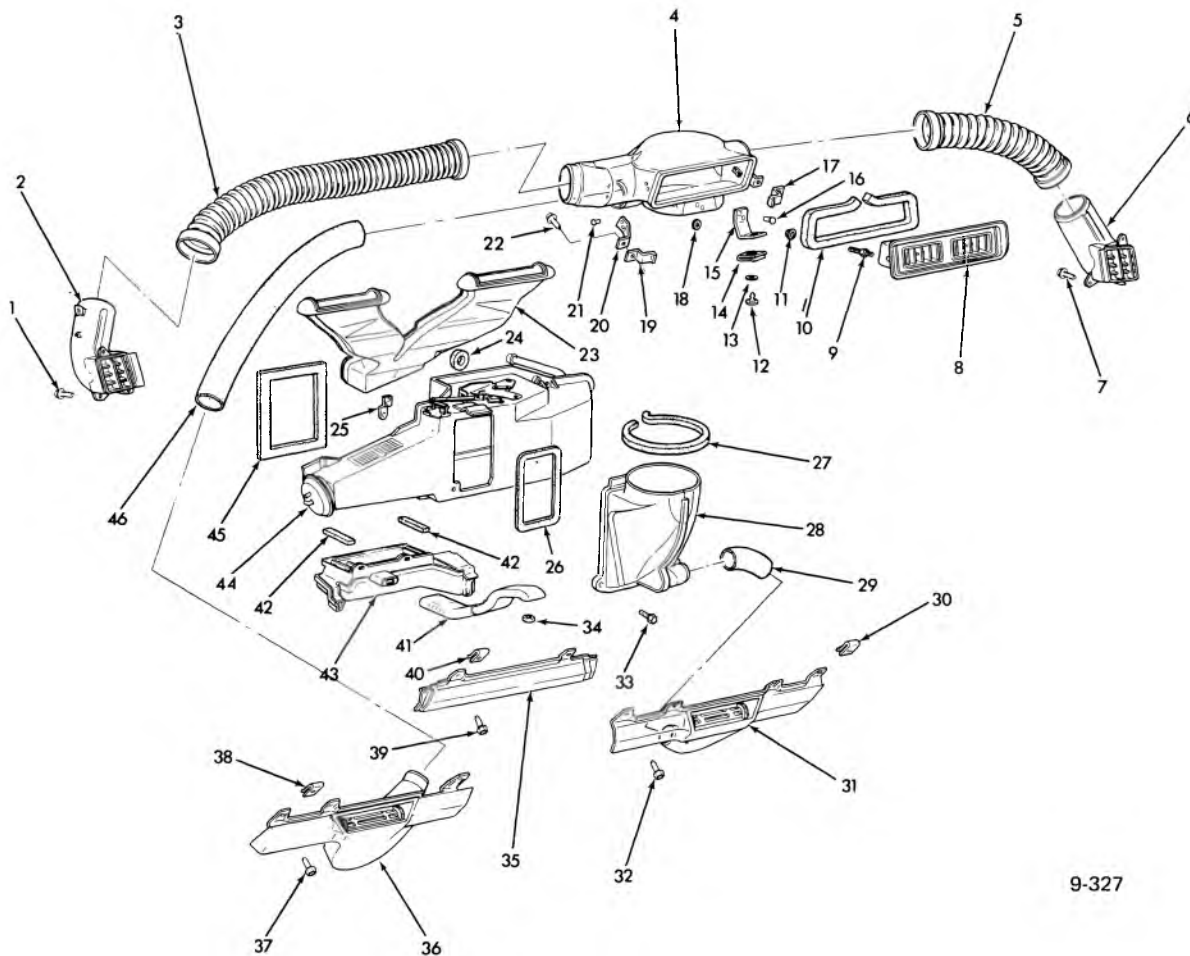
**1971-72 CAMARO A/C FITTING AND MUFFLER ASSY.**

- |  |                                      |         |
|--|--------------------------------------|---------|
| 1. 8.931 WASHER (5/16)                 | 4. 8.900 BOLT (3/8-24 x 1-3/8)       |         |
| 2. 8.900 BOLT (5/16-24 x 1/2)          | 5. 9.226 FITTING & MUFFLER . . . . . | 3973719 |
| 3. 8.929 WASHER (13/32 x 13/16 x 5/64) | 6. 8.921 L. WASHER (3/8)             |         |



**1971-72 CAMARO A/C REFRIGERANT HOSE ROUTING**

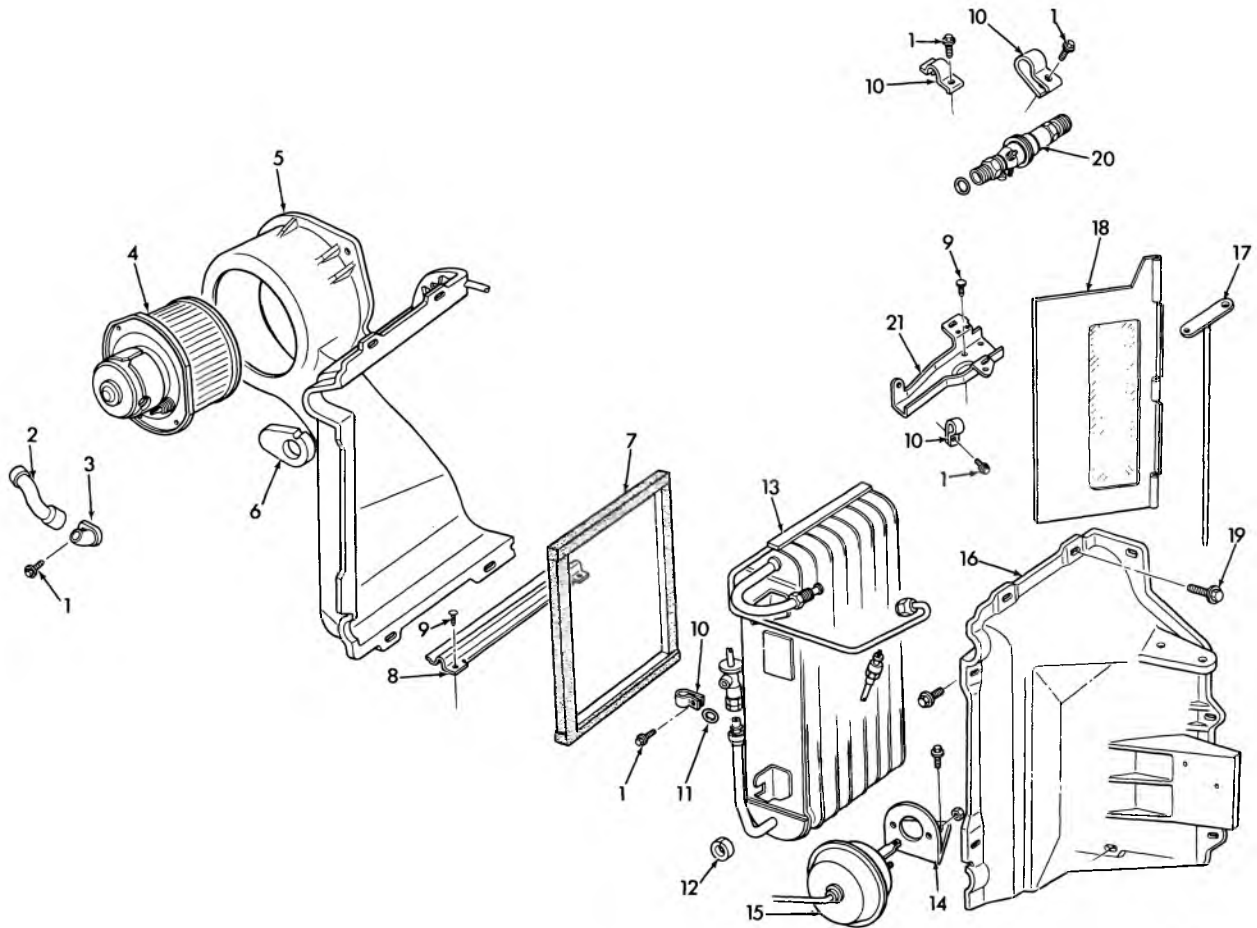
- |                              |         |                                      |         |
|------------------------------|---------|--------------------------------------|---------|
| 1. 9.199 CLAMP . . . . .     | 3973725 | 4. 9.211 GASKET "O" Ring . . . . .   | 8526398 |
| 2. 8.977 SCREW (10-16 x 1/2) |         | 5. 9.220 TUBE ASSY.—Outlet . . . . . | 3998430 |
| 3. 9.260 STRAP . . . . .     | 3917385 | 6. 8.950 CLIP (1")                   |         |



9-327

### 1974-75 CAMARO A/C OUTLETS

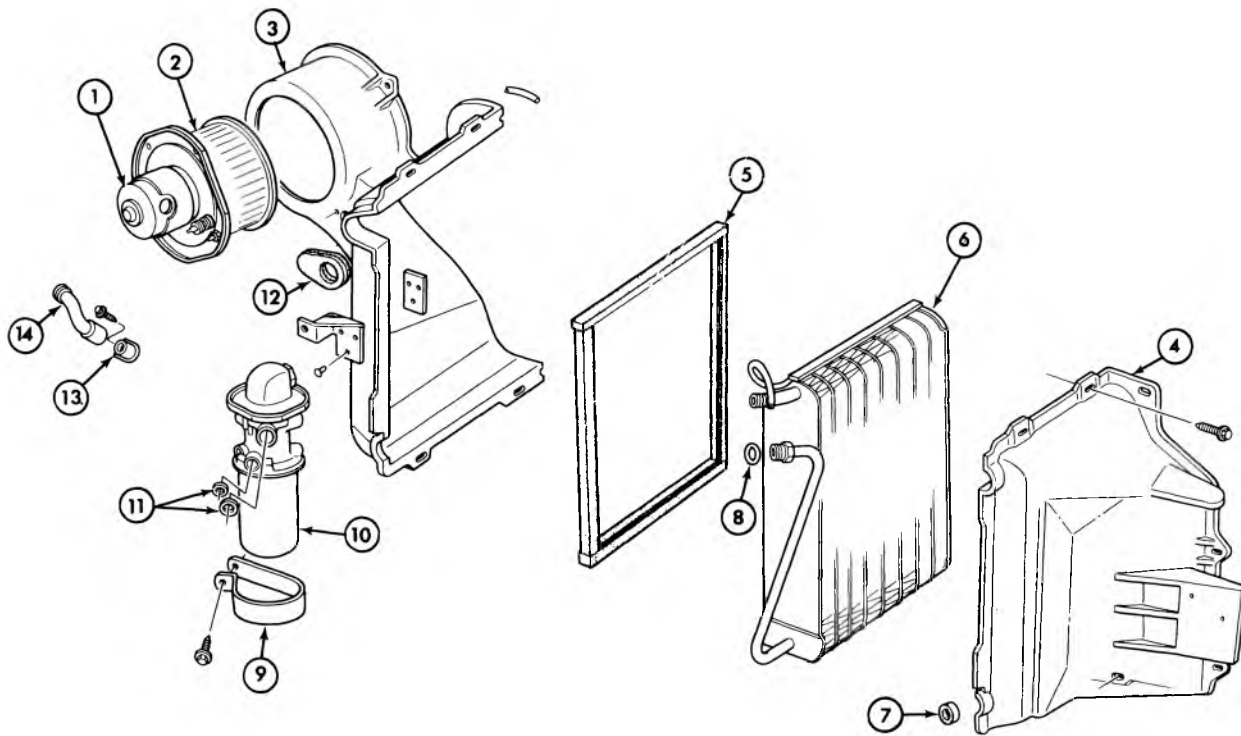
- |     |       |  |     |       |  |
|-----|-------|--|-----|-------|--|
| 1.  | 8.907 | SCREW—hex. hd. (8—18 x 7/8)                          | 24. | 8.854 | SEAL—car heater core pipe                      |
| 2.  | 9.262 | OUTLET ASSY.—air side L.H.                           | 25. | 9.211 | BRACKET—car htr. & a/c air selector duct assy. |
| 3.  | 9.779 | HOSE SPL. (3-1/4 I.D. x 72 O.L.)                     | 26. | 9.262 | GASKET—air dist. duct lwr.                     |
| 4.  | 9.262 | DUCT—air distributor upr.                            | 27. |       | SEAL   |
| 5.  | 9.779 | HOSE SPL. (3-1/4 I.D. 72 O.L.)                       | 28. | 9.262 | DUCT ASSY.—air dist lwr.                       |
| 6.  | 9.262 | OUTLET ASSY.—air side R.H.                           | 29. | 9.260 | HOSE—cut as reqd.                              |
| 7.  | 8.907 | SCREW—hex. hd. (8—18 x 7/8)                          | 30. | 8.950 | CLIP   |
| 8.  | 9.262 | OUTLET ASSY.—a/c air center                          | 31. | 9.262 | OUTLET ASSY.—a/c air lower                     |
| 9.  | 9.262 | STUD—a/c air center outlet #10-24                    | 32. | 8.900 | BOLT—7/16—20 x 2-1/2                           |
| 10. | 9.260 | SEAL—air lower outlet of lower seal                  | 33. | 8.977 | SCREW—hex. hd. 10-16 x .875                    |
| 11. | 8.916 | NUT  | 34. | 8.900 | NUT—U shape #10-16                             |
| 12. | 9.262 | RETAINER—a/c air dist. upr. duct                     | 35. | 9.262 | FILLER—a/c lower outlet                        |
| 13. | 9.211 | GASKET—"O" ring 5/16 I.D.                            | 36. | 9.262 | OUTLET ASSY.—a/c air lower                     |
| 14. | 9.262 | CLIP—a/c air dist. upr. duct                         | 37. | 8.900 | BOLT—7/16—20 x 2-1/2                           |
| 15. | 9.262 | BRACKET—distributor upper duct                       | 38. | 8.950 | CLIP   |
| 16. | 8.967 | RIVET—1/8 x 1/4                                      | 39. | 8.900 | BOLT—7/16—20 x 2-1/2                           |
| 17. | 9.262 | BRACKET—a/c air dist. upr. duct R.H.                 | 40. | 8.950 | CLIP   |
| 18. | 8.916 | NUT  | 41. | 9.786 | OUTLET—heater air distributor duct             |
| 19. | 9.262 | BRACKET—air dist., upr. duct to air ctr. outlet L.H. | 42. | 9.260 | SEAL—air lwr outlet of lwr. seal               |
| 20. | 9.262 | BRACKET—air dist. upr. duct to inst. pnl.            | 43. | 9.789 | DUCT ASSY.—heater air distributor              |
| 21. | 8.967 | RIVET—1/8 x 1/4                                      | 44. | 9.262 | DUCT ASSY.—heater & a/c air selector           |
| 22. | 8.977 | SCREW—hex. hd. #10-16 x 3/8                          | 45. | 9.786 | GASKET—heater & a/c selector duct              |
| 23. | 9.779 | OUTLET ASSY.—heater & defroster                      | 46. | 9.260 | HOSE—heat-defr. inlet (2" I.D. x 72 O.L.)      |



9-347

**1973 CAMARO – EVAPORATOR & BLOWER ASSEMBLY**

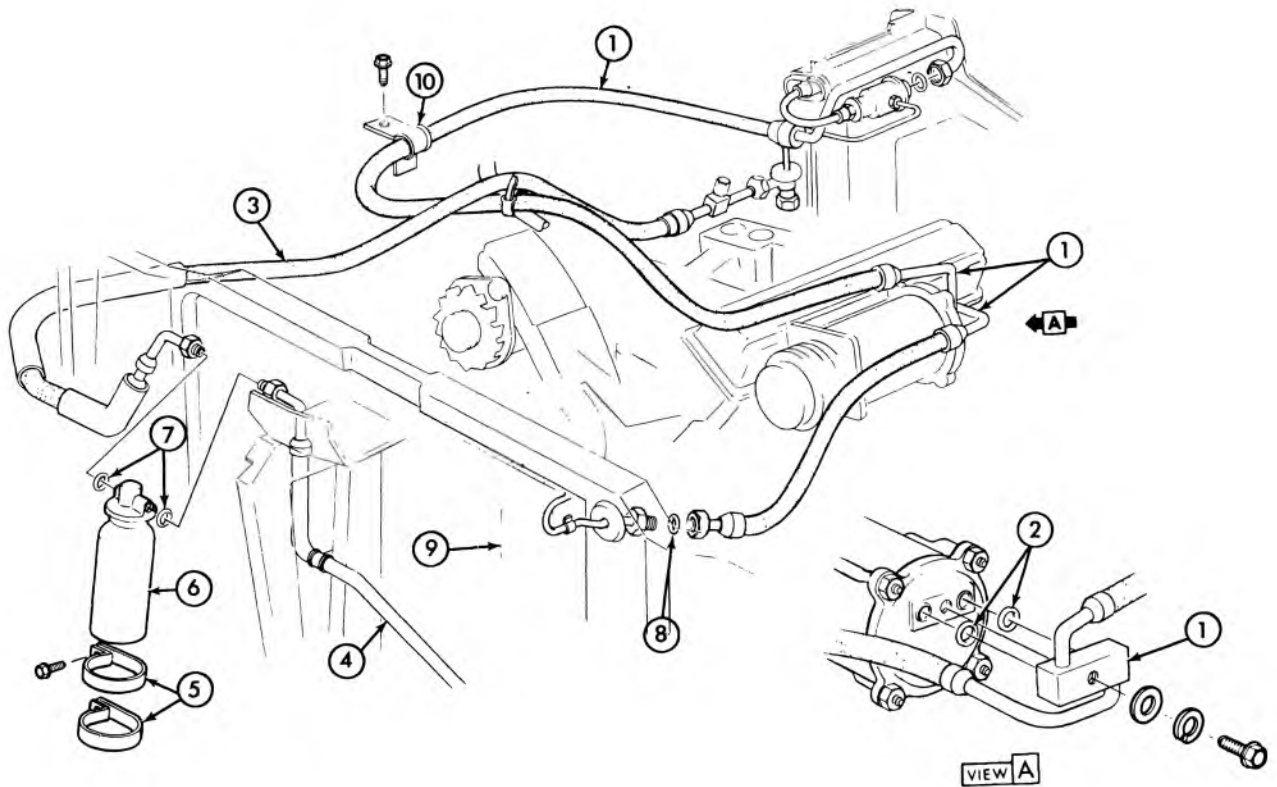
- |     |       |                                       |     |       |                                      |
|-----|-------|---------------------------------------|-----|-------|--------------------------------------|
| 1.  | 8.977 | SCREW, (10 - 16 x 5/8)                | 12. | 9.775 | GROMMET                              |
| 2.  | 9.218 | TUBE, Motor Cooling                   | 13. | 9.210 | CORE ASSEMBLY, A/C Evaporator        |
| 3.  | 9.218 | ELBOW, Motor Cooling                  | 14. | 9.211 | BRACKET, Vacuum Element Mtg.         |
| 4.  | 9.215 | MOTOR ASSEMBLY, A/C Blower            | 15. | 9.779 | VACUUM ELEMENT - Defroster           |
| 5.  | 9.211 | CASE ASSEMBLY, A/C Evap. Core Housing | 16. | 9.211 | CASE, A/C Evap. Outlet               |
| 6.  | 9.775 | GROMMET, A/C Evap. Core Outlet Pipe   | 17. | 9.211 | SHAFT & LEVER ASSY., A/C Purge Valve |
| 7.  | 9.262 | SEAL, A/C Evaporator                  | 18. | 9.211 | VALVE & SEALS ASSY., A/C Purge Valve |
| 8.  | 9.211 | VALVE SEAT, A/C Surge Valve           | 19. | 8.977 | SCREW                                |
| 9.  | 8.977 | SCREW, Tap                            | 20. | 9.178 | VALVE ASSEMBLY, A/C Refrig. Cont.    |
| 10. | 8.950 | CLIP                                  | 21. | 9.210 | BRACKET, P.O.A. Valve Mtg.           |
| 11. | 8.955 | WASHER, "O" Ring 3/8                  |     |       |                                      |



9-412

### 1974 CAMARO—EVAPORATOR & BLOWER ASM.

1. 9.215	MOTOR ASM., blower	4960538	8. 9.211	"O" RING	
2. 9.216	FAN ASM., blower	3027062	9. 9.196	CLAMP, V.I.R.	3030942
3. 9.211	CASE ASM., a/c evap. inlet	3029571	10. 9.195	RECEIVER ASM., w/valves	6598830
4. 9.211	CASE ASM., a/c evap. outlet	3029574	11. 8.934	"O" RINGS	
5. 9.211	SEAL, a/c evap.	3002090	12. 9.775	GROMMET, evap. core outlet pipe	3007277
6. 9.210	CORE ASM., a/c evap.	3029586	13. 9.218	ELBOW, motor cooling tube	3013475
7. 9.775	GROMMET, a/c core inlet	3142670	14. 9.218	TUBE, motor cooling	3015608

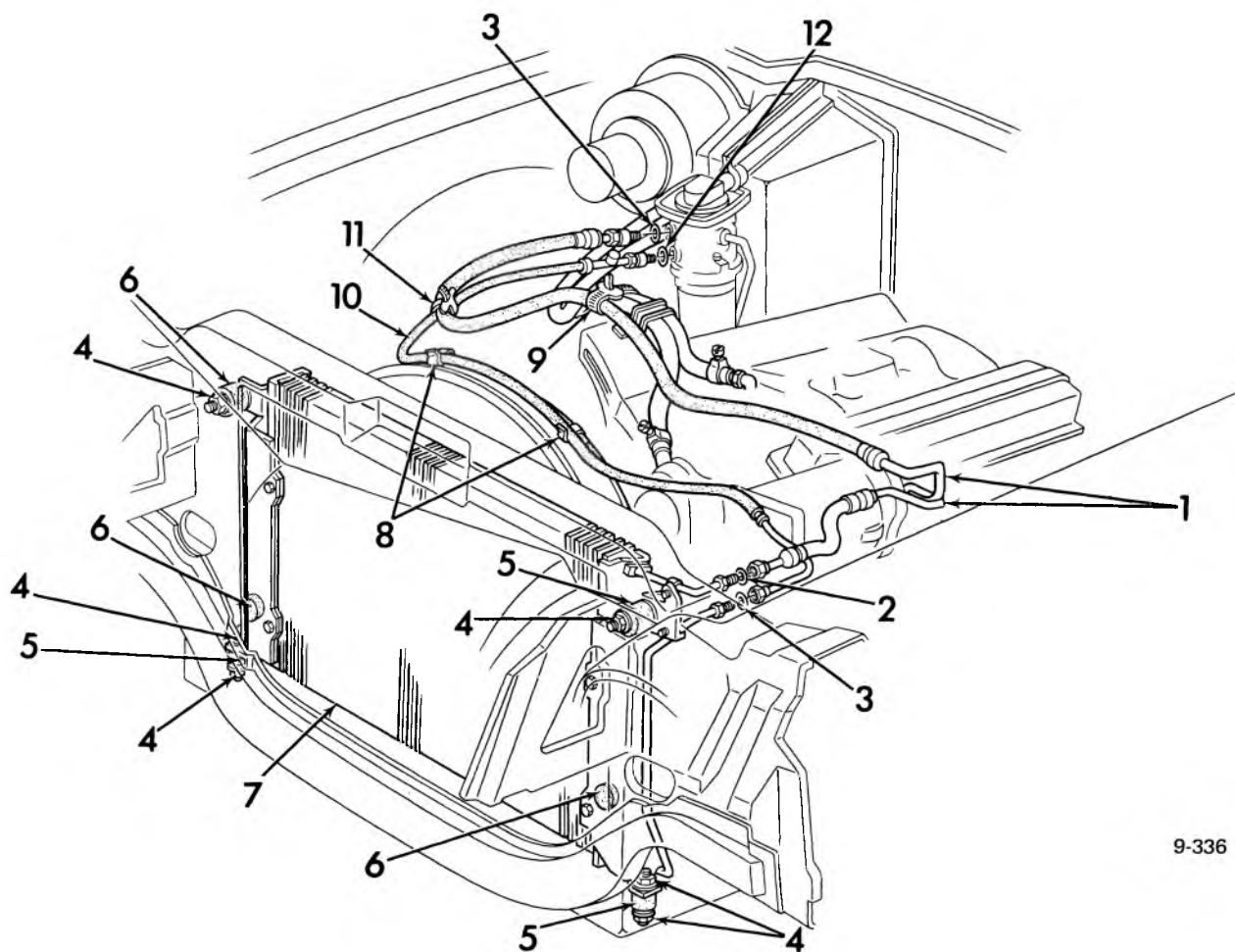


9-413

### 1973 CAMARO A/C HOSE ROUTING

1.	9.226	FITTING ASM., a/c compr. ....	3998422	6.	9.195	RECEIVER ASM., a/c freon ....	3012944
2.	9.226	SEAL, "O" Ring .....	5887997	7.	9.211	GASKET, "O" ring 5/16 I.D. ....	8526398
3.	9.225	TUBE ASM., revr./dehyd. outlet ....	331935	8.	9.214	GASKET, cndsr. inlet .....	8526645
4.	9.225	TUBE ASM., revr./dehyd. inlet ....	3998429	9.	9.190	CONDENSER ASM., a/c .....	3992158
5.	9.196	BRACKET, revr./dehyd, lwr. ....	3849849	10.	9.199	CLAMP, outlet tube .....	3973725

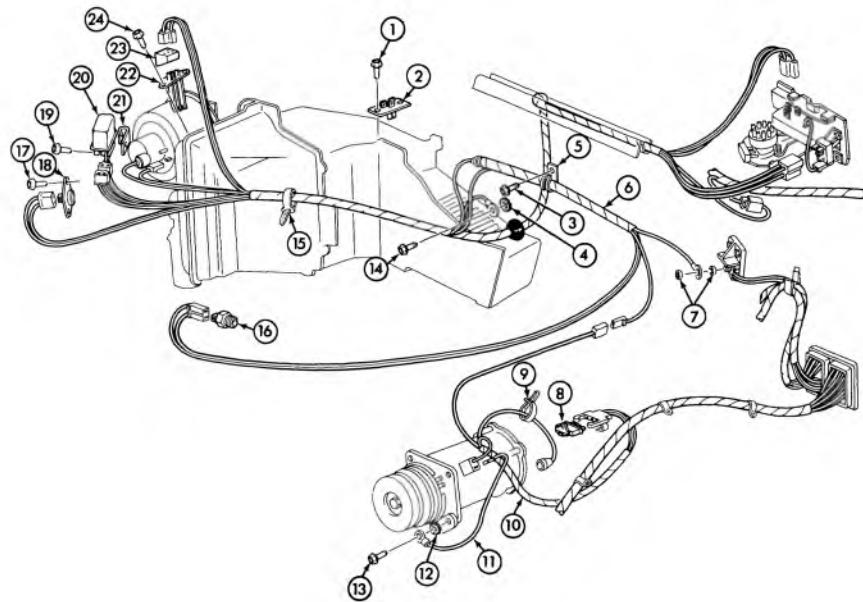




9-336

### 1974 CAMARO A/C HOSE ROUTING

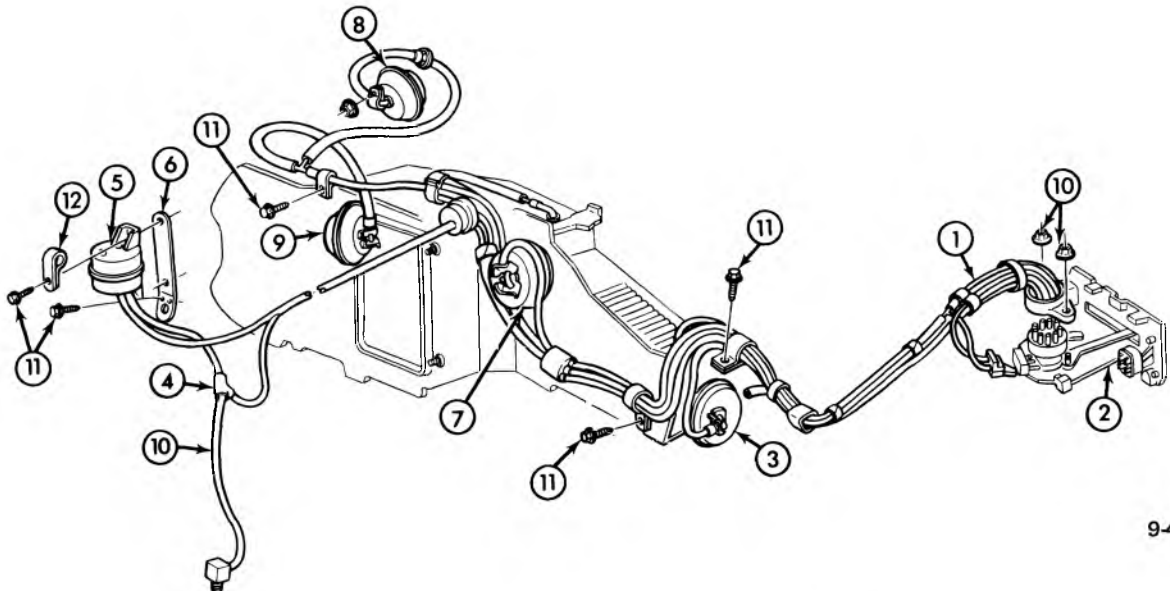
- |          |                                     |           |   |
|----------|-------------------------------------|-----------|---|
| 1. 9.226 | FITTING ASM.—a/c compressor         | 8. 9.196  | CLIP—receiver and dehydrator to expansion valve hose and tube |
| 2. 9.214 | GASKET—a/c condenser inlet          | 9. 9.260  | STRAP—refrig. & heater hose                                   |
| 3. 9.211 | GASKET—"O" ring                     | 10. 9.225 | HOSE ASSY.—w/tube, condenser outlet                           |
| 4. 8.917 | ASM.—hex. nut and ext. LW (5/16—18) | 11. 8.950 | RETAINER—gen. & fwd. LP wrg. harn.                            |
| 5. 9.190 | INSULATOR ASM.—a/c condenser        | 12. 9.211 | GASKET—"O" ring   |
| 6. 9.190 | BUMPER—a/c condenser                |           |   |
| 7. 9.190 | CONDENSER ASM.—a/c                  |           |   |



9-414

### 1974 CAMARO A/C WIRING DIAGRAM

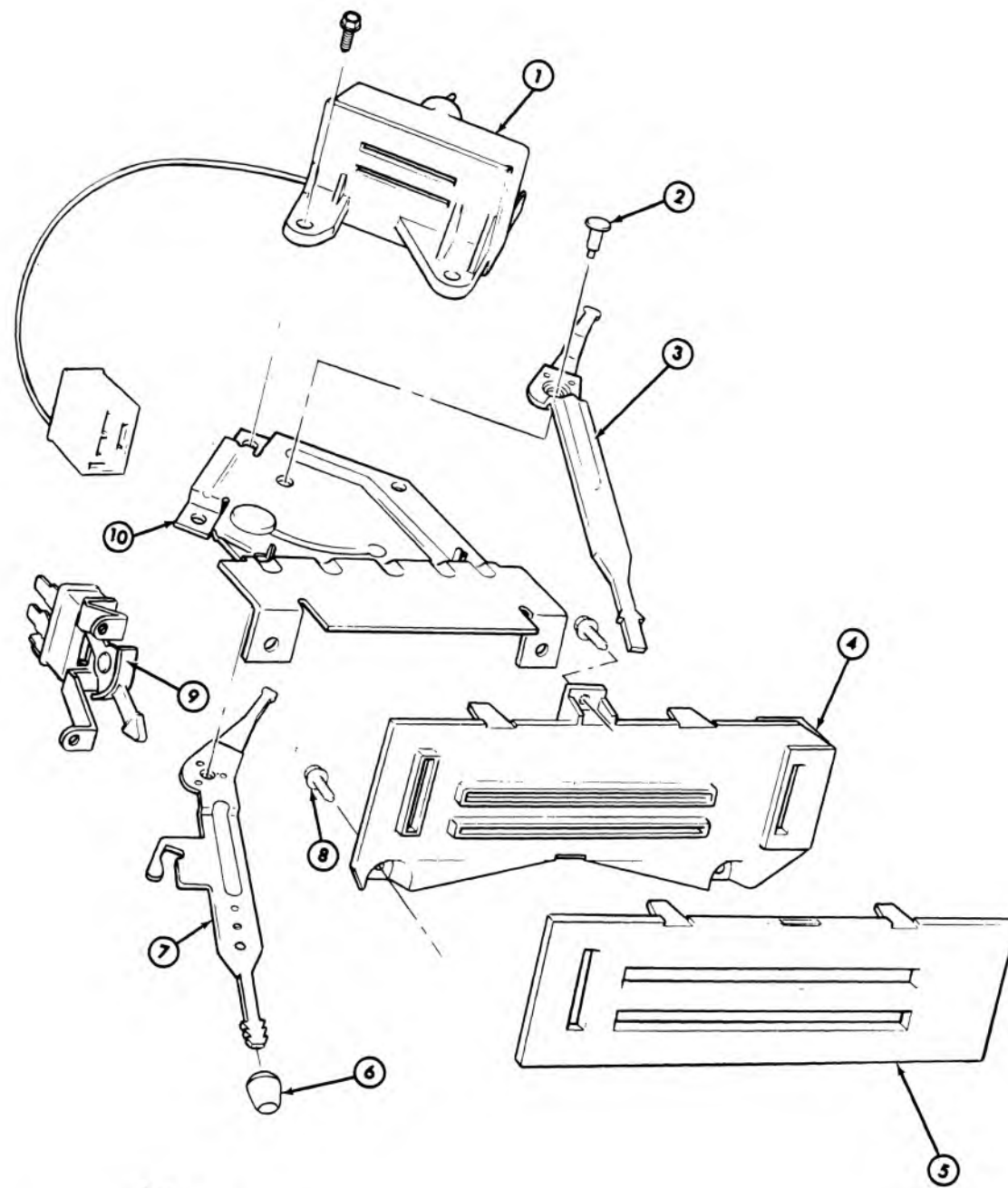
- |           |  |         |           |   |         |
|-----------|--|---------|-----------|---|---------|
| 1. 8.977  | SCREW—10—16 x 1/2 PC 6010M                                     |         | 14. 8.977 | SCREW, hex wo hd. tap/A8/thd seal<br>1/4—14 x 5/8 2C    |         |
| 2. 8.855  | RESISTOR ASM., heater blower motor                             | 3929052 | 15. 8.934 | STRAP, adjustable                                       |         |
| 3. 8.977  | SCREW ASM., fl. wa and hex hd. tap<br>/AB/#8—18 x 1/2 PC       |         | 16. 8.852 | SWITCH ASM., heater low blower delay                    | 6490609 |
| 4. 8.932  | TOOTH LOCK WASHER 1/4  |         | 17. 8.977 | SCREW, HWH—10—16 x 5/8 2 6010M                          |         |
| 5. 2.559  | CLIP, wiring harness   |         | 18. 9.275 | SWITCH ASM., a/c ambient . . . . .                      | 483326  |
| 6. 9.276  | HARNES ASM., wiring . . . . .                                  | 8908542 | 19. 8.977 | SCREW, HWH—10-16 x 5/8 Z 6010M                          |         |
| 7. 8.915  | NUT HEX 10—24 . . . . .  |         | 20. 9.277 | RELAY ASM., blower motor cut out . .                    | 1115858 |
| 8. 9.172  | FUSE ASSY., a/c compressor cut-out<br>switch thermal . . . . . | 6556440 | 21. 2.559 | CLIP, wiring harness                                    |         |
| 9. 8.934  | STRAP, adjustable  |         | 22. 9.275 | RESISTOR ASM., heater and a/c blower<br>motor . . . . . | 6262655 |
| 10. 9.276 | WIRE ASM., compressor . . . . .                                | 8908219 | 23. 9.275 | SEAL, heater and a/c blower motor<br>resistor . . . . . | 3973722 |
| 11. N.S.  | Cut from 14 ga. wire   |         | 24. 8.977 | SCREW, HWH—10—16 x 5/8 Z 6010M                          |         |
| 12. 8.932 | TOOTH LOCK WASHER 1/4  |         |           |   |         |
| 13. 8.900 | BOLT, hex 5/16—24 x 7/8  |         |           |   |         |



9-409

### 1974 CAMARO VACUUM HOSE ROUTING

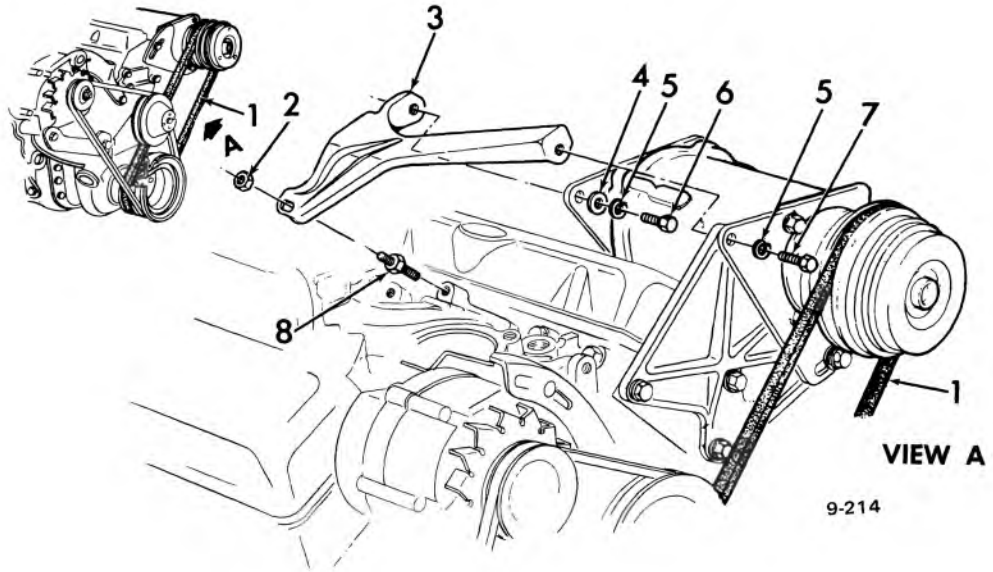
- |          |                                       |         |           |                                 |         |
|----------|---------------------------------------|---------|-----------|---------------------------------|---------|
| 1. 9.281 | HOSE ASM., a/c vac. control . . . . . | 336415  | 7. 9.281  | ELEMENT, div. valve . . . . .   | 1998995 |
| 2. 9.273 | CONTROL ASM., htr. and a/c . . . . .  | 340421  | 8. 9.789  | ACTUATOR, plenum valve          |         |
| 3. 9.779 | ELEMENT, def. vac. . . . .            | 1998992 | 9. 9.789  | ACTUATOR, side shroud . . . . . | 1996505 |
| 4. 9.198 | TEE, vac. hose . . . . .              | 3992117 | 10. 8.963 | HOSE (cut as required)          |         |
| 5. 9.281 | TANK ASM., vac. . . . .               | 340483  | 11. 8.977 | SCREW, (10—16 x 5/8")           |         |
| 6. 9.281 | BRACKET, tank asm. . . . .            | 340479  | 12. 2.559 | CLIP . . . . .                  | 3979352 |



**1974 CAMARO CONTROL ASM.**

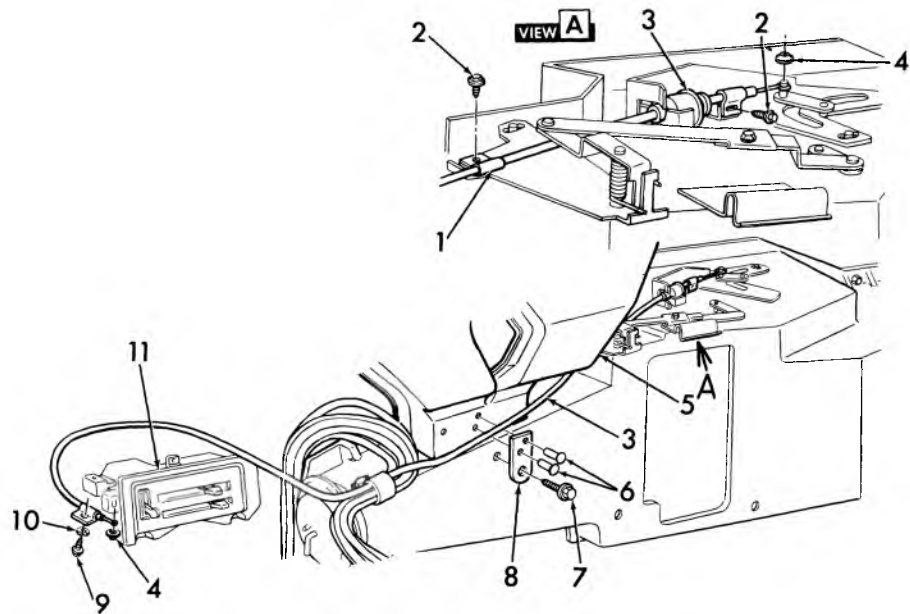
9-415

- |   |        |                                     |         |
|---|--------|-------------------------------------|---------|
| 1. 9.275 SWITCH ASM., a/c vac. elec. cont. .... | 340427 | 6. 8.852 KNOB, htr. cont. lvr. .... | 7295955 |
| 2. N.S.S. WASHER, htr. & air cont. ....         | 336451 | 7. 9.278 LEVER ASM. ....            |         |
| 3. 9.278 LEVER ASM. ....                        |        | 8. 7.833 SCREW, Hx. #8-18 x 3/4     |         |
| 4. 9.279 PLATE, htr. & a/c cont. bracket        | 340456 | 9. 9.275 SWITCH ASM., htr. block    |         |
| 5. 9.279 LENS, htr. cont. ....                  | 340457 | 10. 9.279 BASE PLATE ASM. ....      | 331928  |



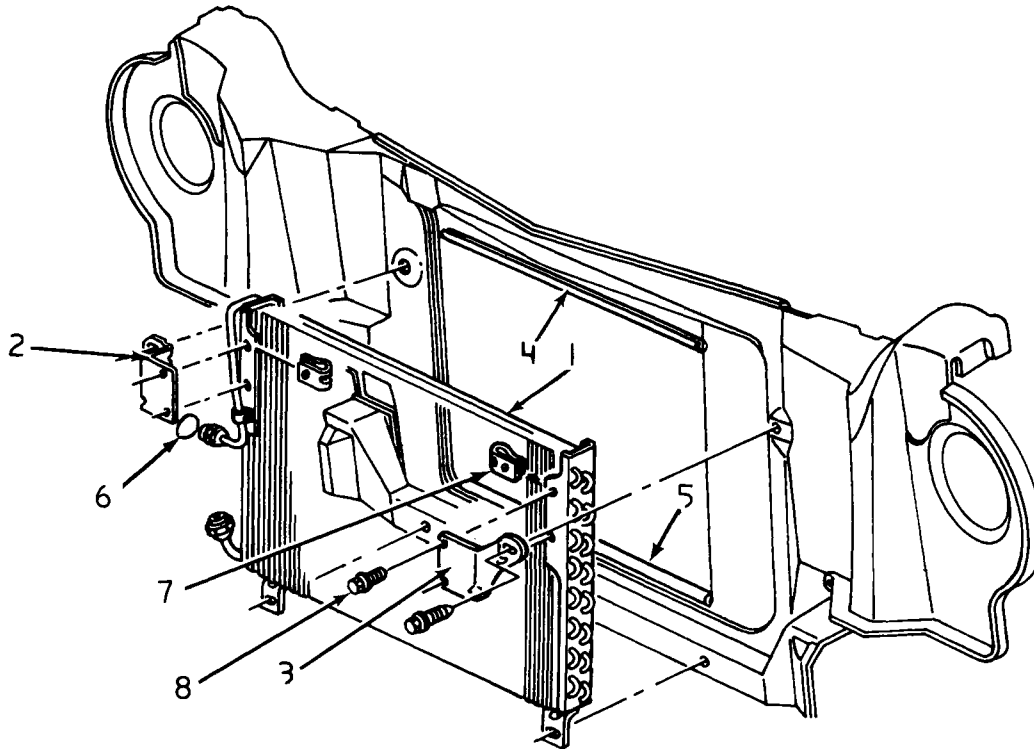
### 1973-74 CAMARO A/C COMPRESSOR MOUNTING

- |                       |                                |
|-----------------------|--------------------------------|
| 1. 1.066 BELT         | 5. 8.931 WASHER (3/8)          |
| 2. 8.915 NUT (3/8-16) | 6. 8.900 BOLT (3/8-16 x 1-1/8) |
| 3. 9.171 BRACE—rear   | 7. 8.900 BOLT (3/8-16 x 1-3/4) |
| 4. 8.929 WASHER (3/8) | 8. 8.981 STUD                  |



### 1973-74 CAMARO A/C TEMP. CONTROL CABLE

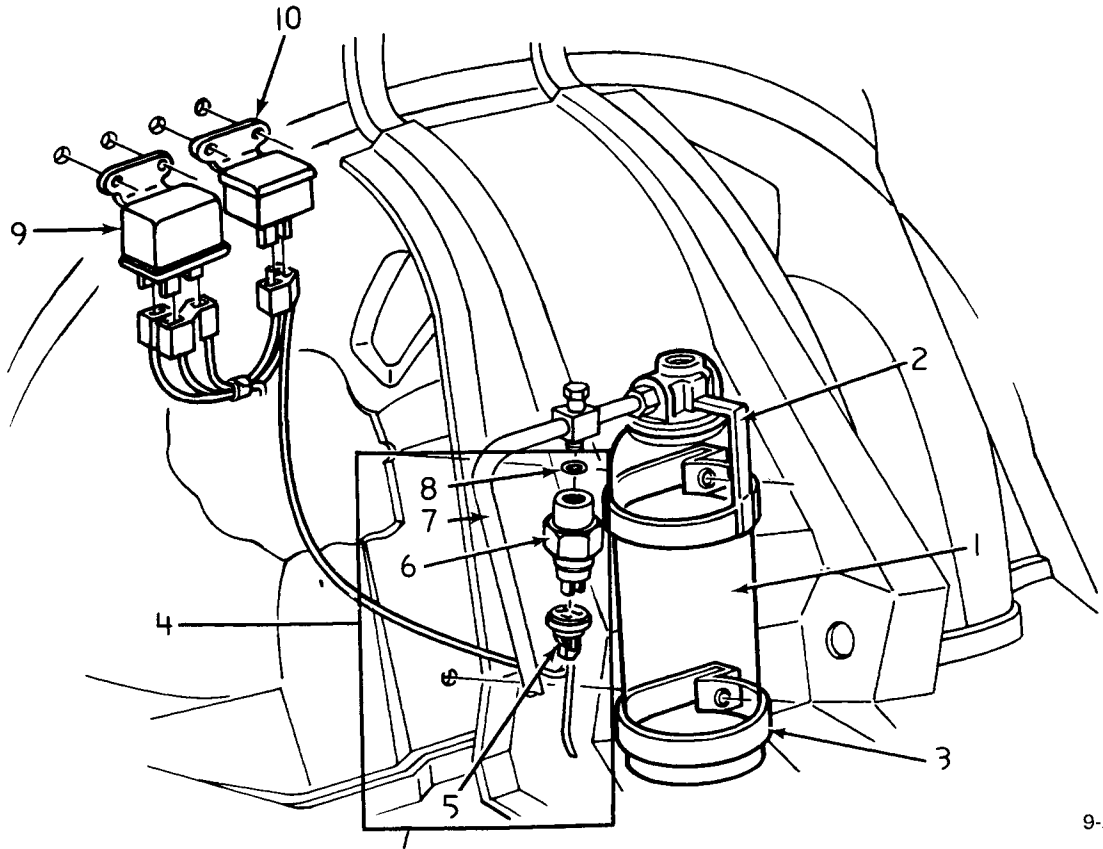
- |  |                              |
|--|------------------------------|
| 1. 8.950 CLIP (5/16)                     | 7. 8.977 SCREW (10-16 x 3/4) |
| 2. 8.977 SCREW (10-16 x 1/2)             | 8. 9.211 BRACKET             |
| 3. 9.787 CABLE ASSY. (Make from 3862203) | 9. 8.900 BOLT (10-24 x 3/8)  |
| 4. 8.921 NUT (5/32)                      | 10. 8.932 WASHER (10)        |
| 5. 9.779 OUTLET ASSY.                    | 11. 9.273 CONTROL ASSY.      |
| 6. 8.967 RIVET (3/16 x 1/4)              |                              |



9-242

### 1971-74 VEGA AIR CONDITIONING CONDENSER

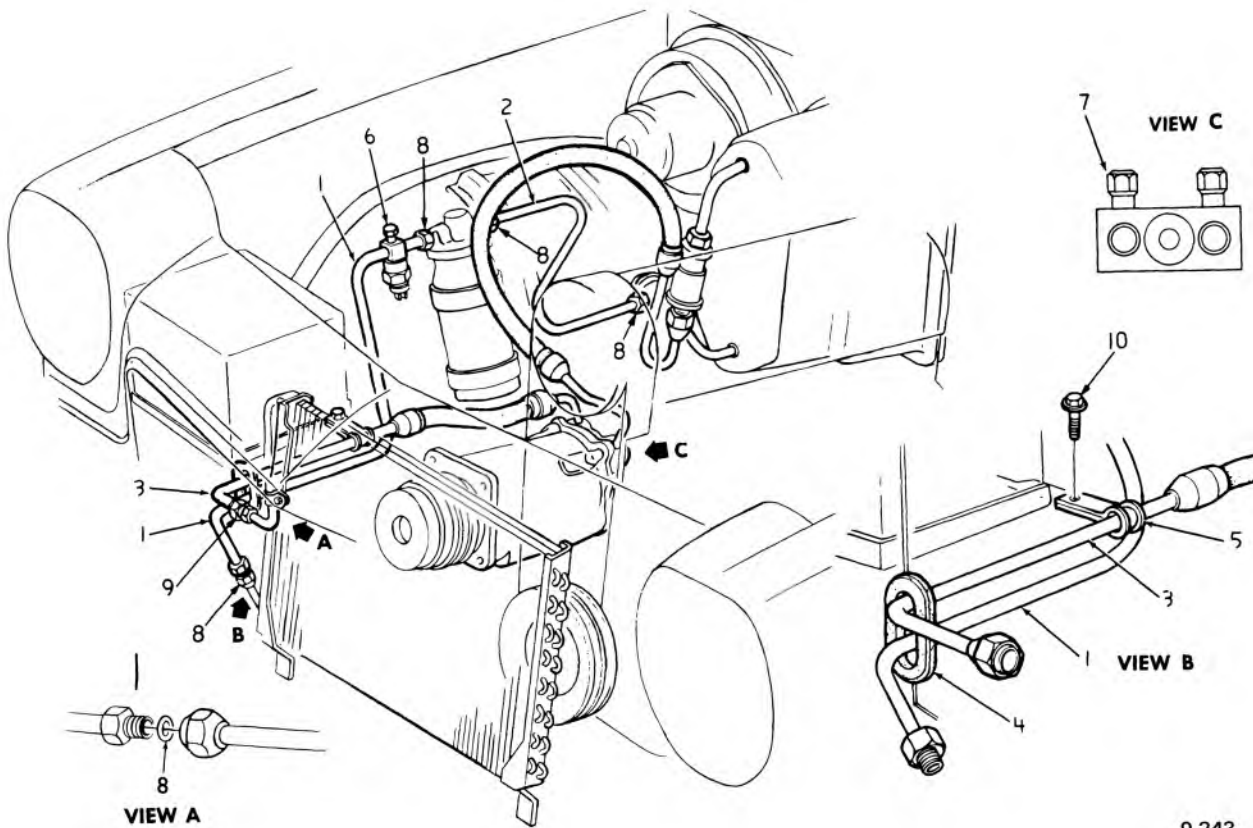
1.	9.190	CONDENSER ASSY. (1st design) . . . . .	3979755
	9.190	CONDENSER ASSY. (2nd design) . . . . .	3992163
2.	9.190	BRACKET, R.H. . . . .	328226
3.	9.190	BRACKET, L.H. . . . .	3984685
4.	9.262	SEAL, upper . . . . .	3992175
5.	9.190	SEAL, lower . . . . .	6262658
6.	9.210	SEAL, a/c evap. core outlet . . . . .	3022917
7.	8.921	NUT . . . . .	
8.	8.977	SCREW (10— 16 x 1/2") . . . . .	



9-254

**1971-72 VEGA AIR CONDITIONING RECEIVER AND DEHYDRATOR ASSY.**

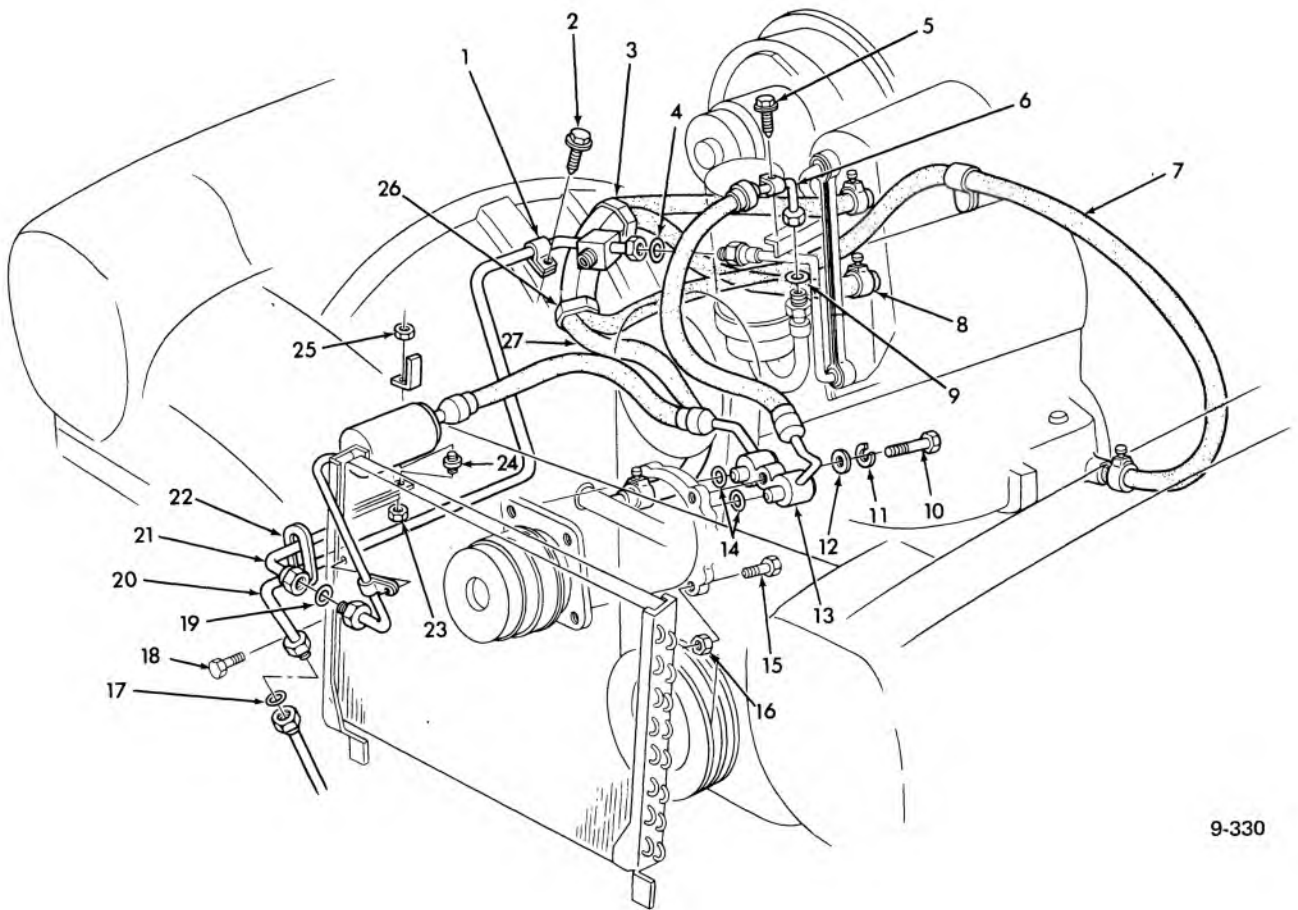
1.	9.195	RECEIVER ASSY. ....	3012944
2.	9.195	BRACKET, upper .....	3849849
3.	9.195	BRACKET, lower .....	3925733
4.	9.172	SWITCH UNIT .....	6272140
5.	9.172	CONNECTOR .....	8909961
6.	9.275	SWITCH ASSY. (1st design) ...	6262646
	9.275	SWITCH ASSY. (2nd design) ...	6272089
7.	9.225	TUBE ASSY., 1971 .....	3998436
	9.225	TUBE ASSY., 1972 .....	6273359
8.	9.211	GASKET .....	8526398
9.	9.277	RELAY ASSY., a/c comp. current control .....	3961573
10.	9.277	RELAY ASSY., a/c comp. time delay .....	3996296



9-243

### 1971-73 VEGA A/C REFRIG. HOSE ROUTING

1.	9.225	TUBE ASSY., 1971	6272140
	9.225	TUBE ASSY., 1972	6273359
2.	9.220	TUBE ASSY., a/c receiver to expan. valve	3998435
3.	9.226	FITTING ASSY. (1st design) 1971	3984676
	9.226	FITTING ASSY. (2nd design) 1971	3992162
	9.226	FITTING ASSY., 1972	6262686
4.	9.196	GROMMET	3979756
5.	4.930	CLAMP	3961639
6.	9.198	CAP, a/c refrig. line	5911737
7.	9.177	CAP, a/c comp. ftg. valve	3792359
8.	9.211	GASKET, a/c receiver (O-ring)	8526398
9.	9.214	GASKET, a/c condenser outlet	3140600
10.	8.977	SCREW (1/4" — 14 x 5/8")	

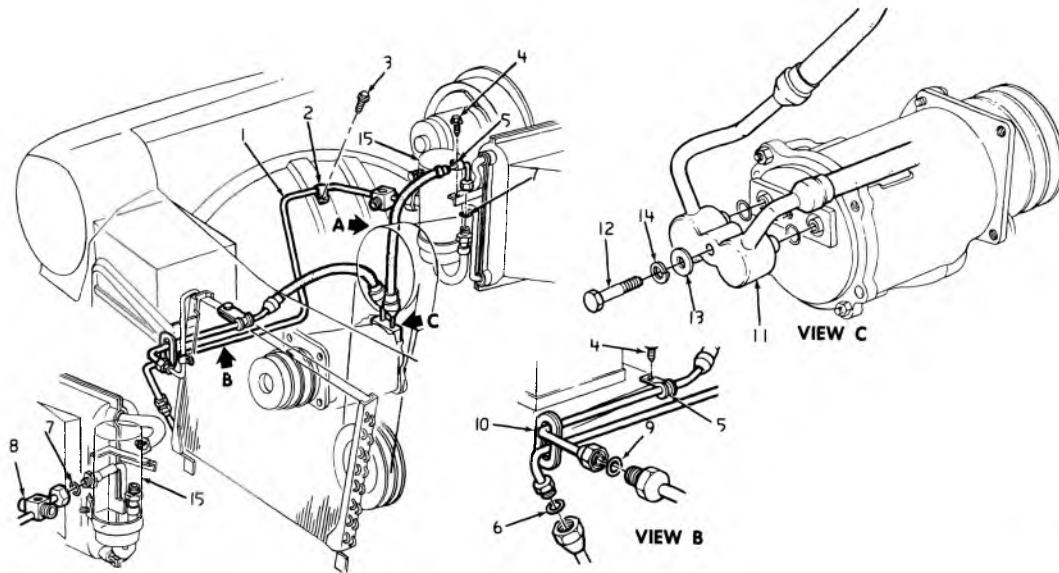


9-330

### 1974 VEGA A/C HOSE ROUTING

1.	3.162	CLIP, closed .....	3754940	16.	8.916	NUT	
2.	8.977	SCREW, (10-16 x 3/8) .....		17.	9.214	GASKET, A/C cond. outlet O ring) .....	3140600
3.	8.846	CLIP, special A/C evap. hose ...	3825416	18.	8.977	SCREW (1/4-14 x 5/8)	
4.	9.211	GASKET, A/C cond. outlet to evap.	3140852	19.	9.211	GASKET, A/C cond. inlet .....	8526398
5.	8.977	SCREW, (1/4-14 x 5/8)		20.	9.225	LUBE ASSY. (A/C cond outlet to evaporater) .....	331975
6.	4.930	CLIP .....	3961639	21.	9.260	LUBE ASSY., A/C cond outlet to evaporator .....	340448
7.	8.962	HOSE, cut from bulk		22.	9.196	GROMMET, A/C condenser tube	3979756
8.	8.854	CLAMP HOSE, (810/970) .....	408427	23.	8.919	NUTS, hex hd.	
9.	9.211	GASKET, A/C cond. outlet to evap. ....	3140852	24.	9.226	BUMPER, A/C compr. ftg. ....	340406
10.	8.900	BOLT		25.	8.919	NUT, hex hd. ....	
11.	8.931	WASHER (3/8)		26.	8.846	CLIP, heater hose .....	3825416
12.	8.929	WASHER (13/32 x 13/16 x 5/64)		27.	8.962	HOSE, cut from bulk	
13.	9.226	FITTING ASSY. ....	331976				
14.	8.934	RETAINER RINGS					
15.	8.900	BOLT (3/8-16 x 3/8)					

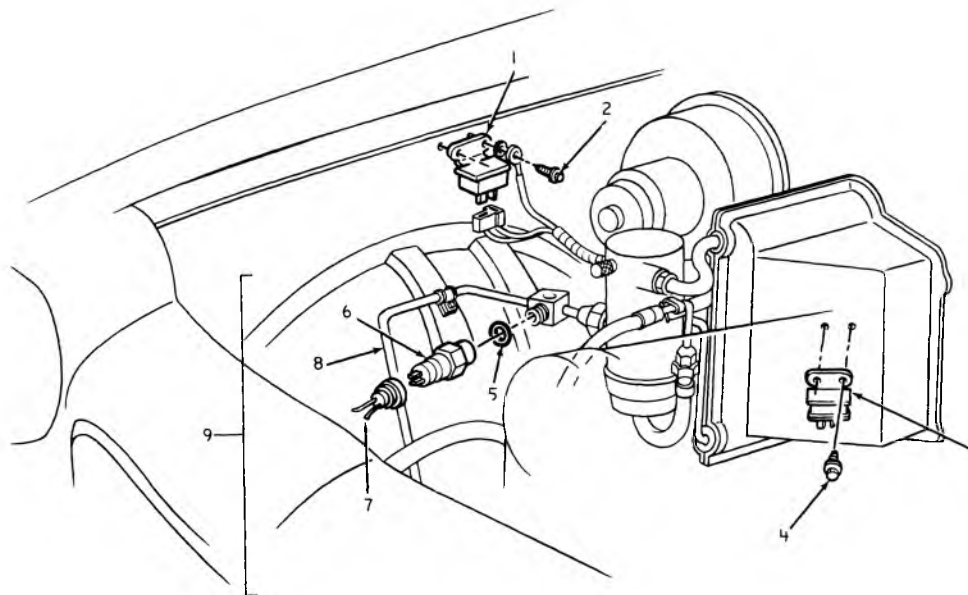




9-256

**1973-74 VEGA A/C REFRIG. HOSE ROUTING**

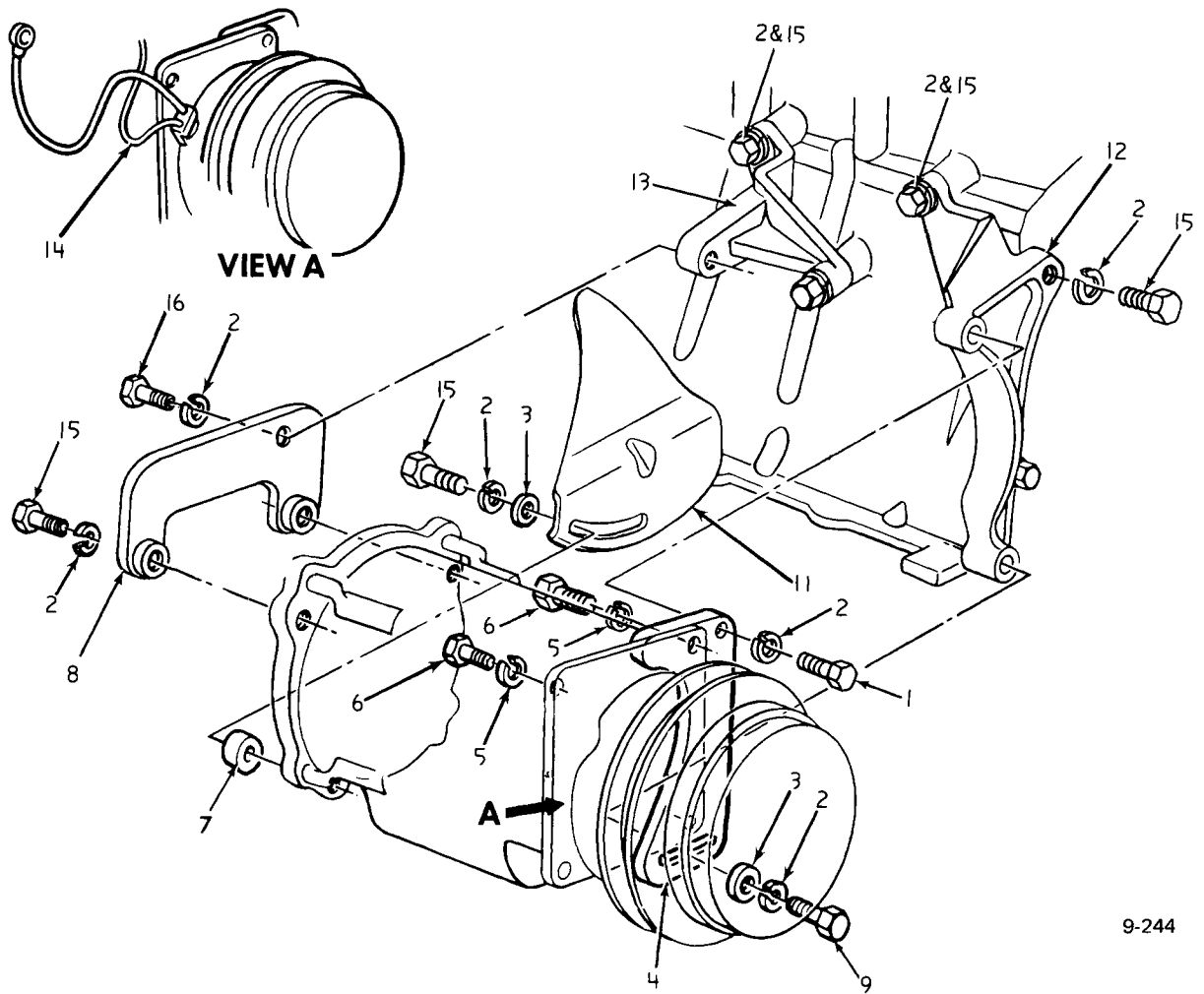
1.	9.225	TUBE ASSY. ....	331975	8.	9.198	CAP .....	5911737
2.	3.162	CLIP (3/8" x 9/32") .....	3754940	9.	9.211	GASKET, a/c cond. inlet .....	8526398
3.	8.977	SCREW (10" — 16 x 9/8") .....		10.	9.196	GROMMET .....	3979756
4.	8.977	SCREW (1/4" — 14 x 5/8") .....		11.	9.226	FITTING ASSY. ....	331976
5.	4.930	CLIP .....	3961639	12.	8.900	BOLT .....	
6.	9.214	GASKET, a/c cond. outlet (O-ring) .....	3140600	13.	8.929	WASHER (13/32" x 13/16" x 5/64") ..	
7.	9.211	GASKET, a/c cond. outlet to evaporator .....	3140852	14.	8.931	WASHER (9/8") .....	
				15.	9.211	DEHYDRATOR ASSY. ....	3028128



9-255

**1973-74 VEGA A/C COMPRESSOR CUT-OFF SWITCH AND RELAY ASSY.**

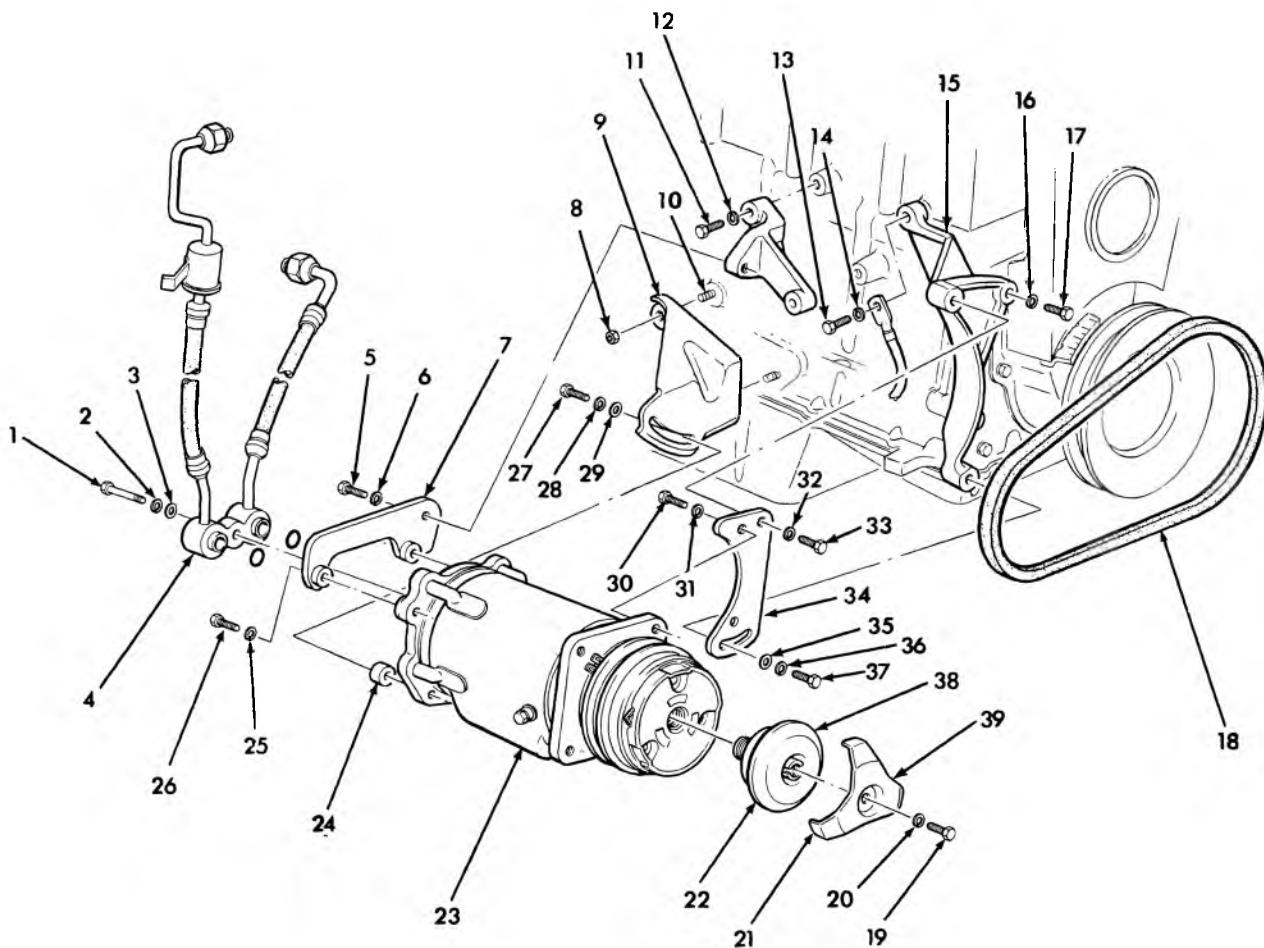
1.	4.075	RELAY ASSY., a/c comp. time delay .....	3996296	5.	9.211	GASKET .....	8526398
2.	8.977	SCREW (8" — 18 x 1/2") .....		6.	9.275	SWITCH ASSY. ....	6272089
3.	4.075	RELAY ASSY., a/c comp. current control .....	3961573	7.	9.172	CONNECTOR .....	8909961
4.	8.977	SCREW (10" — 16 x 9/8") .....		8.	9.225	TUBE ASSY. ....	6273359
				9.	9.172	SWITCH UNIT .....	6272140



9-244

### 1971-73 VEGA COMPRESSOR MOUNTINGS

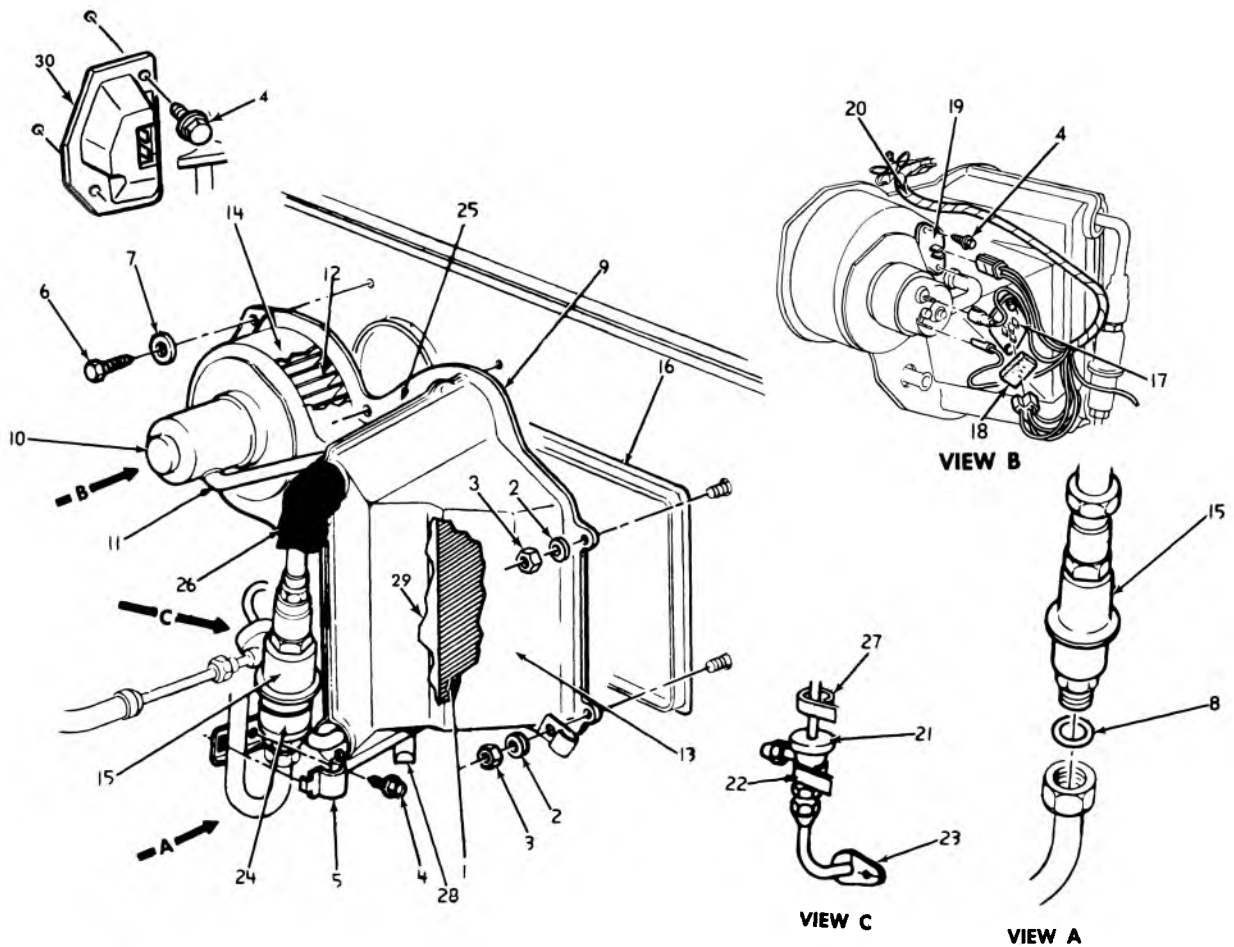
1.	8.900	BOLT ( $\frac{3}{8}$ "— 16 x 1)	
2.	8.931	WASHER ( $\frac{3}{8}$ " )	
3.	6.606	WASHER ( $\frac{11}{16}$ " O.D. x $\frac{7}{16}$ " I.D., $\frac{3}{32}$ " thk.)	
4.	9.171	BRACKET, a/c comp.-front . . . .	3973173
5.	8.931	WASHER ( $\frac{5}{16}$ " )	
6.	8.900	BOLT ( $\frac{5}{16}$ "— 24 x $\frac{3}{4}$ " )	
7.	8.929	SPACER	
8.	9.171	BRACKET, a/c comp.-rear support . . . . .	3992200
9.	8.900	BOLT ( $\frac{3}{8}$ "— 16 x $1\frac{1}{8}$ " )	
11.	9.171	BRACKET, a/c comp.-rear lower	3980270
12.	9.171	SUPPORT, front . . . . .	3973171
13.	9.171	SUPPORT, rear . . . . .	3973172
14.	9.276	HARNES ASSY. . . . .	8901939
15.	8.900	BOLT ( $\frac{3}{8}$ "— 16 x $1\frac{3}{8}$ " )	
16.	8.900	BOLT ( $\frac{3}{8}$ "— 16 x $\frac{7}{8}$ " )	



9-328

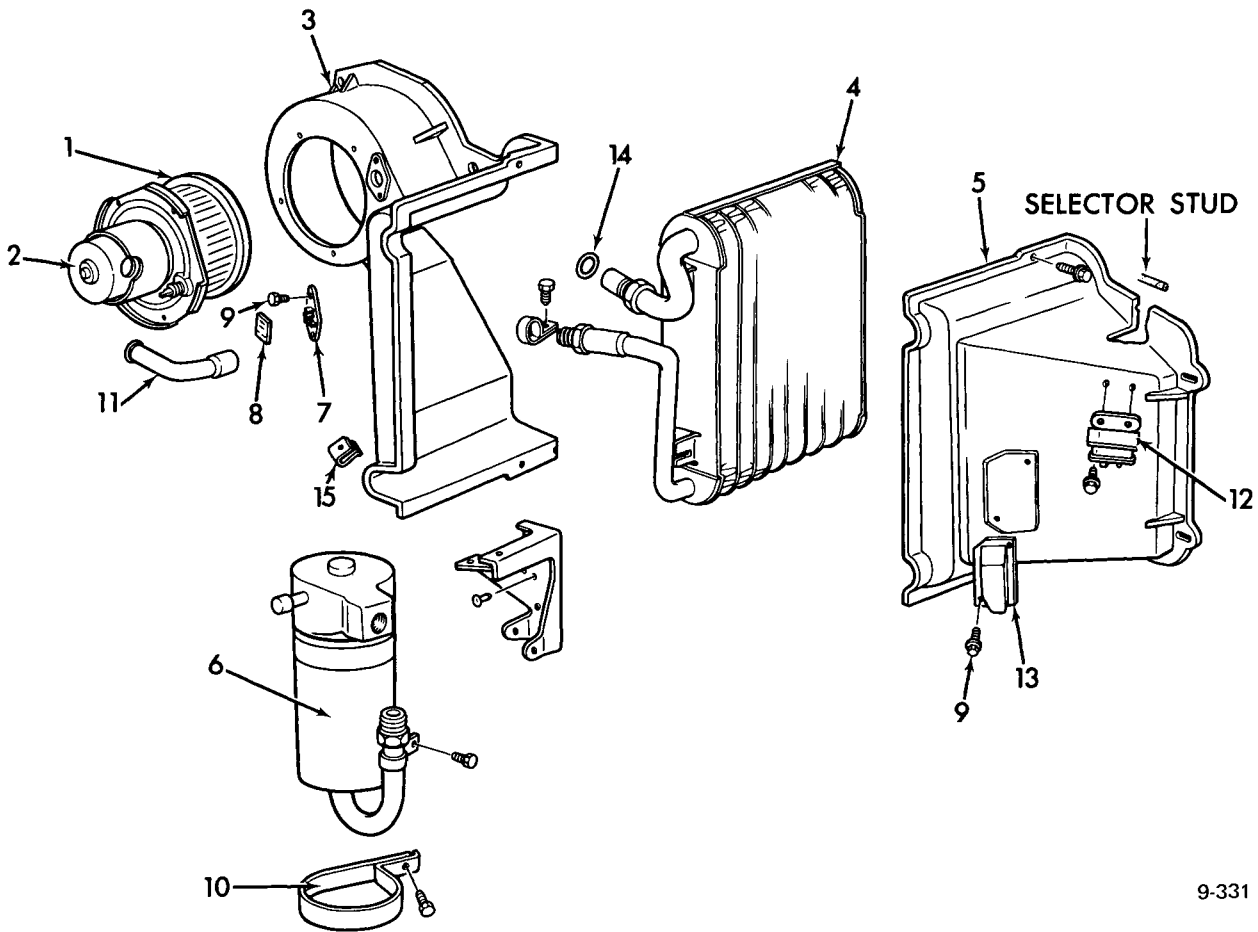
### 1974-75 140 C.I.D. COMPRESSOR MOUNTING

- |   |   |
|---|---|
| 1. 8.900 BOLT   | 21. 9.170 RETAINER—a/c comp. vib. damper . . . 3992142  |
| 2. 8.931 L. WASHER 3/8 x 11/16                          | 22. 9.170 DAMPER ASSY.—comp. vib. . . . . 3992138       |
| 3. 8.931 SPL. WASHER 3/8 x 13/16                        | 23. N.S. COMPRESSOR                                     |
| 4. 9.226 FITTING ASSY.—a/c compressor . . . . . 340405  | 24. 8.929 SPACER  |
| 5. 8.900 BOLT (3/8—16 x 7/8)                            | 25. 8.931 WASHER 3/8 x 11/16                            |
| 6. 8.931 WASHER 3/8 x 11/16                             | 26. 8.900 BOLT (3/8—16 x 1-3/8)                         |
| 7. 9.171 BRACKET—a/c compressor rr. upr. . . . 3992200  | 27. 8.900 BOLT (3/8—16 x 1-3/8)                         |
| 8. 8.900 BOLT (3/8—16 x 7/8)                            | 28. 8.931 WASHER 3/8 x 11/16                            |
| 9. 9.171 BRACKET—a/c compressor rr. lwr. . . . 3980270  | 29. 8.931 WASHER 3/8 x 11/16                            |
| 10. 8.931 WASHER 3/8 x 11/16                            | 30. 8.900 BOLT 5/16—24 x 3/4                            |
| 11. 8.900 BOLT (3/8—16 x 1-3/8)                         | 31. 8.931 WASHER 5/16                                   |
| 12. 8.931 WASHER 3/8 x 11/16                            | 32. 8.931 WASHER 3/8 x 11/16                            |
| 13. 8.900 BOLT (3/8—16 x 7/8)                           | 33. 8.900 BOLT 3/8—16 x 1                               |
| 14. 8.931 WASHER 3/8 x 11/16                            | 34. 9.171 BRACKET—a/c compressor frt. . . . . 3973173   |
| 15. 9.171 SUPPORT—a/c compressor front . . . . 3973171  | 35. 8.931 SPL. WASHER 3/8 x 13/16                       |
| 16. 8.931 WASHER 3/8 x 11/16                            | 36. 8.931 WASHER 3/8 x 13/16                            |
| 17. 8.900 BOLT (3/8—16 x 1-3/8)                         | 37. 8.900 BOLT 3/8—16 x 1                               |
| 18. 1.066 BELT—comp. drive 15/32—36-1/4 . . . . 3994231 | 38. 9.170 DAMPER ASSY.—comp. vib. . . . . 3992138       |
| 19. 8.900 BOLT—hex. hd. 5/16—18 x 5/8                   | 39. 9.170 RETAINER—a/c compl. vib. damper . . . 3992142 |
| 20. 8.931 L. WASHER 5/16                                |   |



**1971-73 VEGA AIR CONDITIONING EVAPORATOR AND BLOWER ASSY.**

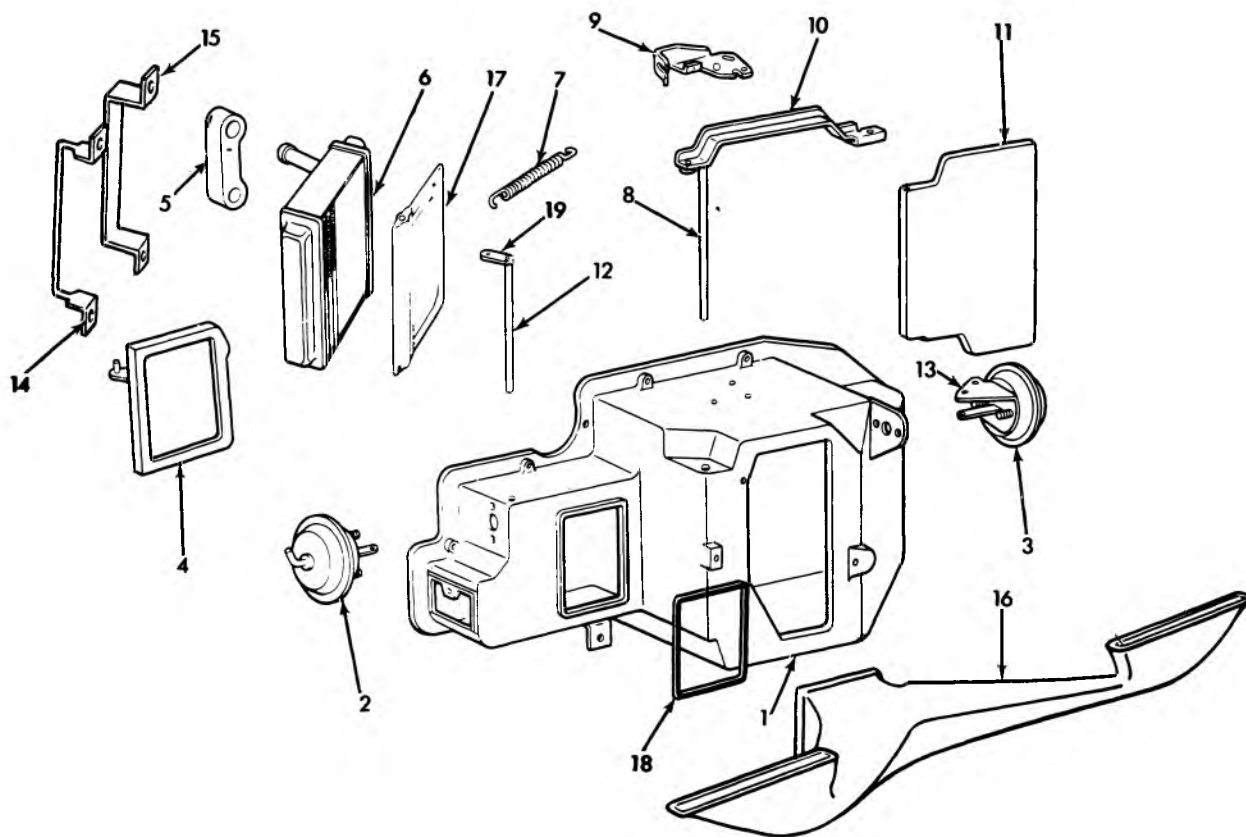
1.	9.210	CORE, 1971-72	3022875	9.211	SEAL, 1972 evap. core	3028121
	9.210	CORE, 1973	3028131	17.	RESISTOR ASSY.	3979727
2.	8.929	WASHER (5/16" x 3/4" x 1/16")		18.	9.275 SEAL	3942653
3.	8.915	NUT (1/4" - 20)		19.	9.275 SWITCH ASSY., 1971-72	483326
4.	8.977	SCREW (10 - 16 x 5/8")		20.	9.276 HARNESS ASSY., 1971	8901567
5.	9.196	CLAMP	3859062		9.276 HARNESS ASSY., 1972	8908118
6.	8.977	SCREW (20 - 9 x 1")			9.276 HARNESS ASSY., 1973	8908276
7.	8.929	WASHER (13/32" x 13/16" x 5/64")		21.	9.213 VALVE ASSY.	5910766
8.	9.211	GASKET	3140852	22.	9.214 CLAMP	3017086
10.	9.215	MOTOR ASSY.	4939679	23.	9.211 SEAL, a/c inlet pipe	3021029
11.	9.218	TUBE ASSY.	3022839	24.	9.199 BRACKET	3902244
12.	9.216	FAN UNIT	3027063	25.	9.211 SEAL, a/c evap. case	3022840
13.	9.211	CASE, 1971-72 outlet	3022842	26.	9.214 INSULATION	8526387
	9.211	CASE, 1973 outlet	3028118	27.	9.214 CLAMP (1 1/16" I.D.)	3147034
14.	9.211	CASE, 1971-72 inlet	3026015	28.	9.211 HOSE	3016305
	9.211	CASE, 1973 inlet	3028133	29.	9.211 BACK PLATE, 1971-72	3022838
15.	9.198	VALVE 71-72	5910777		9.211 BACK PLATE, 1973	3028120
16.	9.211	SEAL, 1971-72 evap. core	3022841	30.	9.275 SWITCH ASSY., 1973	3027847



9-331

### 1974-75 VEGA-MONZA EVAPORATOR AND BLOWER ASSY.

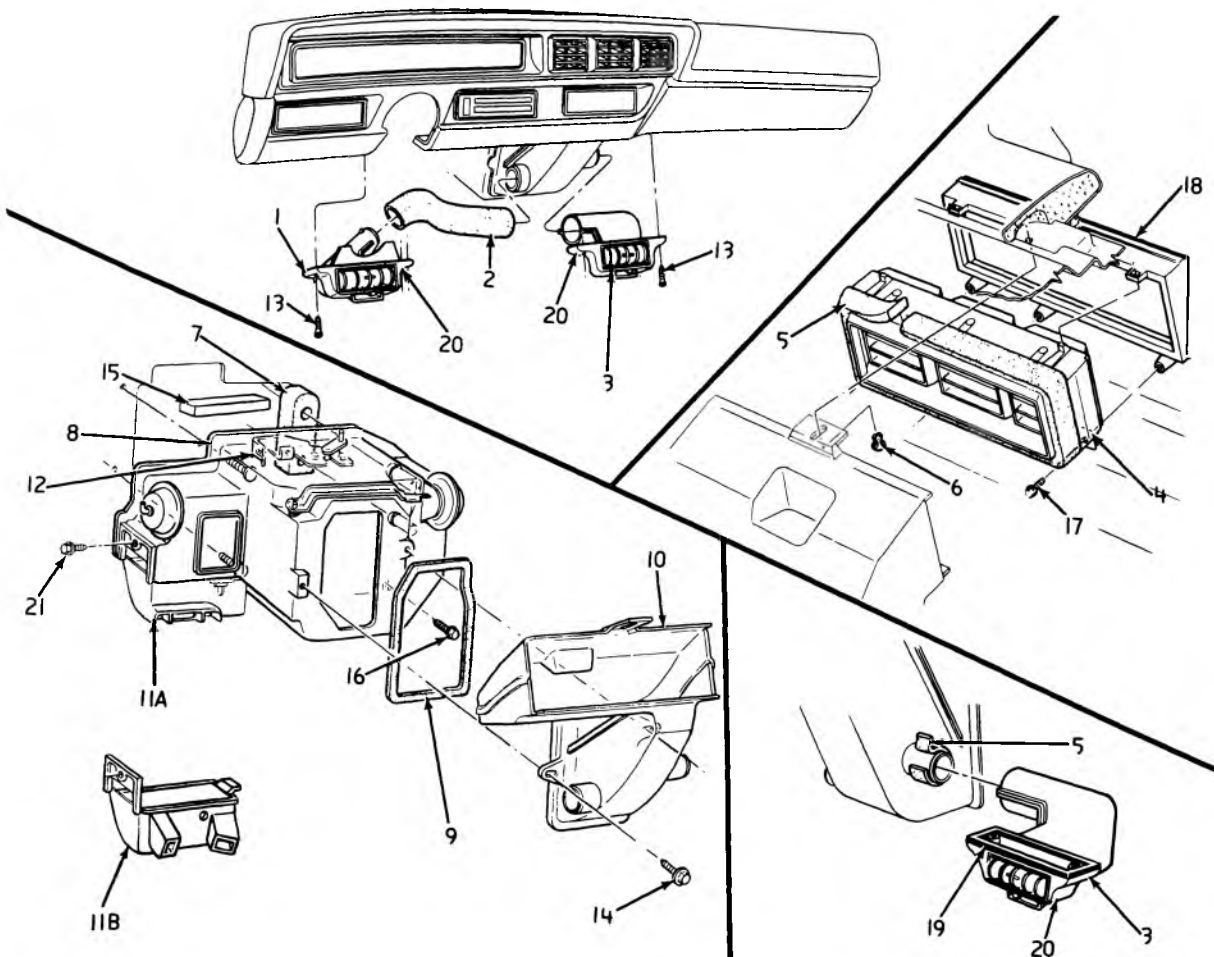
- |    |       |                               |     |       |                                 |
|----|-------|-------------------------------|-----|-------|---------------------------------|
| 1. | 9.216 | BAN, Blower Motor             | 9.  | 8.977 | SCREW, Hex Head (#10-16x5/8 PC) |
| 2. | 8.855 | MOTOR, Blower                 | 10. | 9.196 | BRACKET, Dehydrator Lower       |
| 3. | 9.211 | CASE, Blower                  | 11. | 9.218 | TUBE, Blower Motor Cooling      |
| 4. | 9.210 | CORE, Evaporator              | 12. | 4.075 | RELAY ASSY., (9.765)            |
| 5. | 9.211 | CASE, Evaporator              | 13. | 9.275 | SWITCH ASSY., w/Cover           |
| 6. | 9.195 | DEHYDRATOR ASSY., Accumulator | 14. | 9.213 | SEAL                            |
| 7. | 9.275 | RESISTOR ASSY., Blower Motor  | 15. | 8.900 | NUT, (#10-16 PC)                |
| 8. | 9.275 | SEAL, Blower Motor            |     |       |                                 |



9-247

### 1971 VEGA A/C HEATER CASE ASSY.

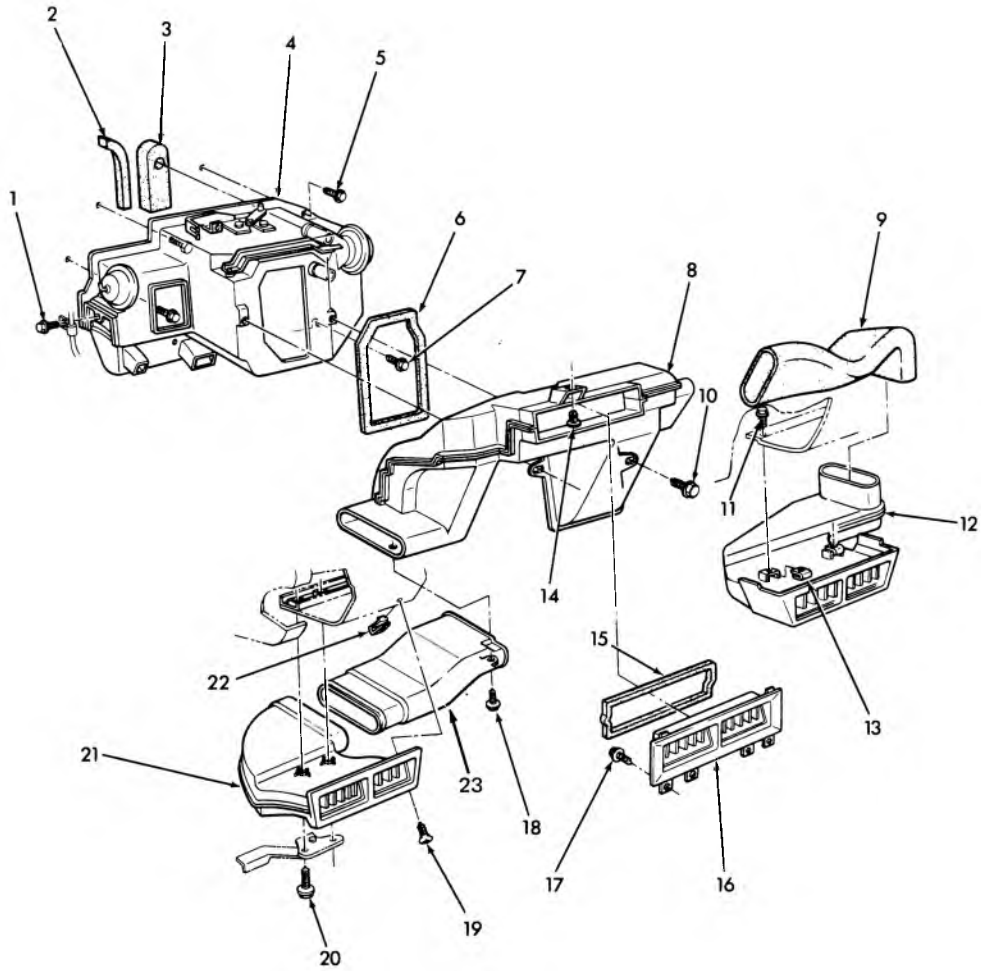
1.	N.S.S.	CASE ASSY.	
2.	9.281	ELEMENT, def. valve	1998987
3.	9.281	ELEMENT, div. valve	1998986
4.	9.786	BRACKET, def.	3022966
5.	9.775	SEAL	3984663
6.	8.854	CORE	3022919
7.	9.262	SPRING	3138393
8.	9.786	SHAFT	3022964
9.	9.786	BRACKET, bowden cable	3022961
10.	9.786	LINK	3022963
11.	9.786	VALVE, diverter w/seal	3023596
12.	N.S.S.	SHAFT	
13.	9.211	BRACKET	3021513
14.	8.854	CLAMP, core mtg.	3022976
15.	8.854	CLAMP, core mtg. in and out tank	3021665
16.	9.786	OUTLET ASSY.	3973788
17.	9.786	VALVE, temp. control w/shaft	3022957
18.	8.857	SEAL	3973789
19.	9.262	LEVER	3022962



9-248

**1971-73 VEGA OUTLET AND DUCT ASSY.**

1.	9.262	OUTLET ASSY., L.H. lap cooler 71-73	331993	9.	9.211	GASKET	3973787
2.	9.786	HOSE (2" O.D. x 6 ft. O.L.)	1234985	10.	9.262	DUCT ASSY., air outlet	3973786
3.	9.262	OUTLET ASSY., R.H. lap cooler 71-72	6262676	11A.	9.786	DUCT ASSY., air dist.-71	3979713
	9.262	OUTLET ASSY., R.H. lap cooler- 73	331994	11B.	9.786	DUCT ASSY., air dist.-72-73	3992149
4.	9.262	OUTLET ASSY., a/c center	3973784	12.	9.787	BRACKET	3022961
5.	9.262	SEAL ASSY.	3967954	13.	8.977	SCREW (8" — 18 x 1")	
6.	9.262	RETAINER	3979753	14.	8.977	SCREW (10" — 16 x 7/8")	
7.	9.211	SEAL	3984663	15.	9.260	SEAL	3984697
8.	9.262	DUCT ASSY., air selector-71	3979725	16.	8.977	SCREW (1/4" — 14 x 1 3/4")	
	9.262	DUCT ASSY., air selector-72-73	6262662	17.	8.977	SCREW (8" — 18 x 5/8")	
				18.	9.743	BEZEL	6496182
				19.	9.262	SEAL	3989222
				20.	9.262	VALVE	3989223
				21.	8.977	SCREW (10" — 16 x 3/4")	

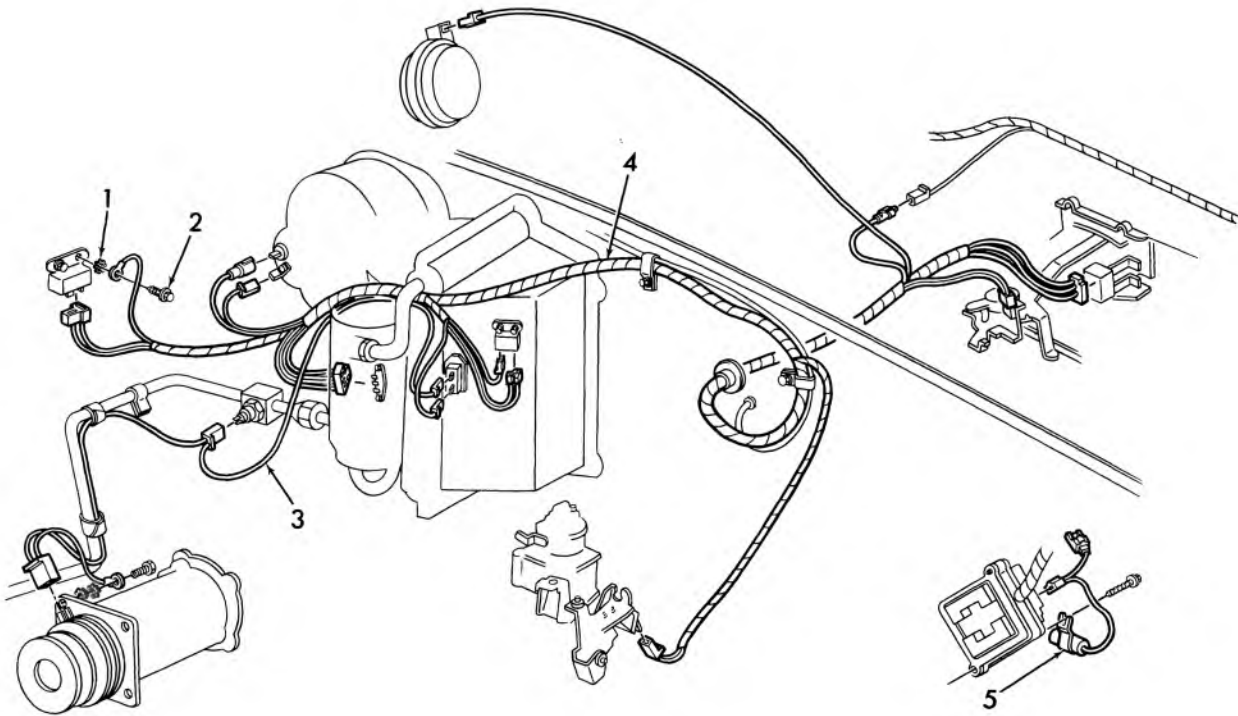


9-329

### 1974-75 VEGA-MONZA A/C OUTLETS

1.	8.977	SCREW (10-16 x 3/4)		12.	9.262	OUTLET ASSY.—lap cooler . . . . .	336484
2.	9.260	SEAL—a/c htr. air selector duct . . .	3984697	13.	8.921	NUT—J shape 8-18. . . . .	9420771
3.	9.211	SEAL—heater core pipe. . . . .	3984663	14.	9.262	RETAINER—a/c outlet to instrument panel. . . . .	3979753
4.	9.262	DUCT ASSY.—a/c heater air selector . . . . .	6262662	15.	9.262	SEAL ASSY. (Cut as Req'd.) . . . . .	3967954
5.	8.977	SCREW—1/4-14 x 3/4		16.	9.262	OUTLET ASSY.—a/c air center . . . . .	336486
6.	9.211	GASKET—a/c air outlet. . . . .	3973787	17.	8.977	SCREW—hex. hd. 8-18 x 5/8 . . . . .	9422207
7.	8.977	SCREW—hex. hd. (1/4-14 x 3/8)		18.	8.977	SCREW—hex. hd. 8-18 x 5/8 . . . . .	9422207
8.	9.262	DUCT ASSY.—a/c air distributor . . .	336482	19.	9.262	DUCT ASSY.—a/c air outlet . . . . .	336483
9.	9.262	HOSE—a/c air dist. duct, to a/c air outlet. . . . .	336488	20.	8.977	SCREW—hex. hd. 1/4-20 x 2-1/4	
10.	8.977	SCREW—hex. hd. 10-16 x 7/8 . . . . .	9416223	21.	9.262	OUTLET ASSY.—lap cooler . . . . .	336487
11.	8.977	SCREW—hex. hd. 8-18 x 5/8 . . . . .	9422207	22.	8.921	NUT—U shape .025-1-1/2 . . . . .	9420771
				23.	9.262	DUCT ASSY. a/c Air Outlet . . . . .	336483

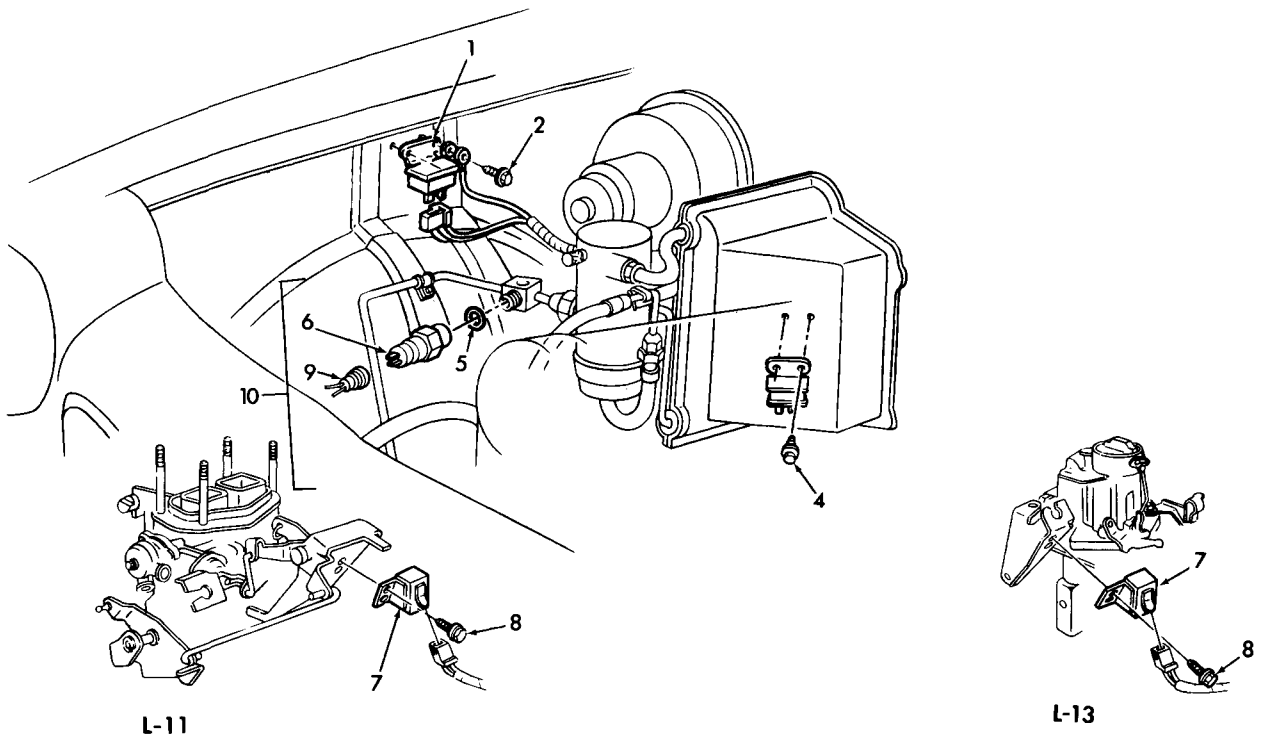




9-350

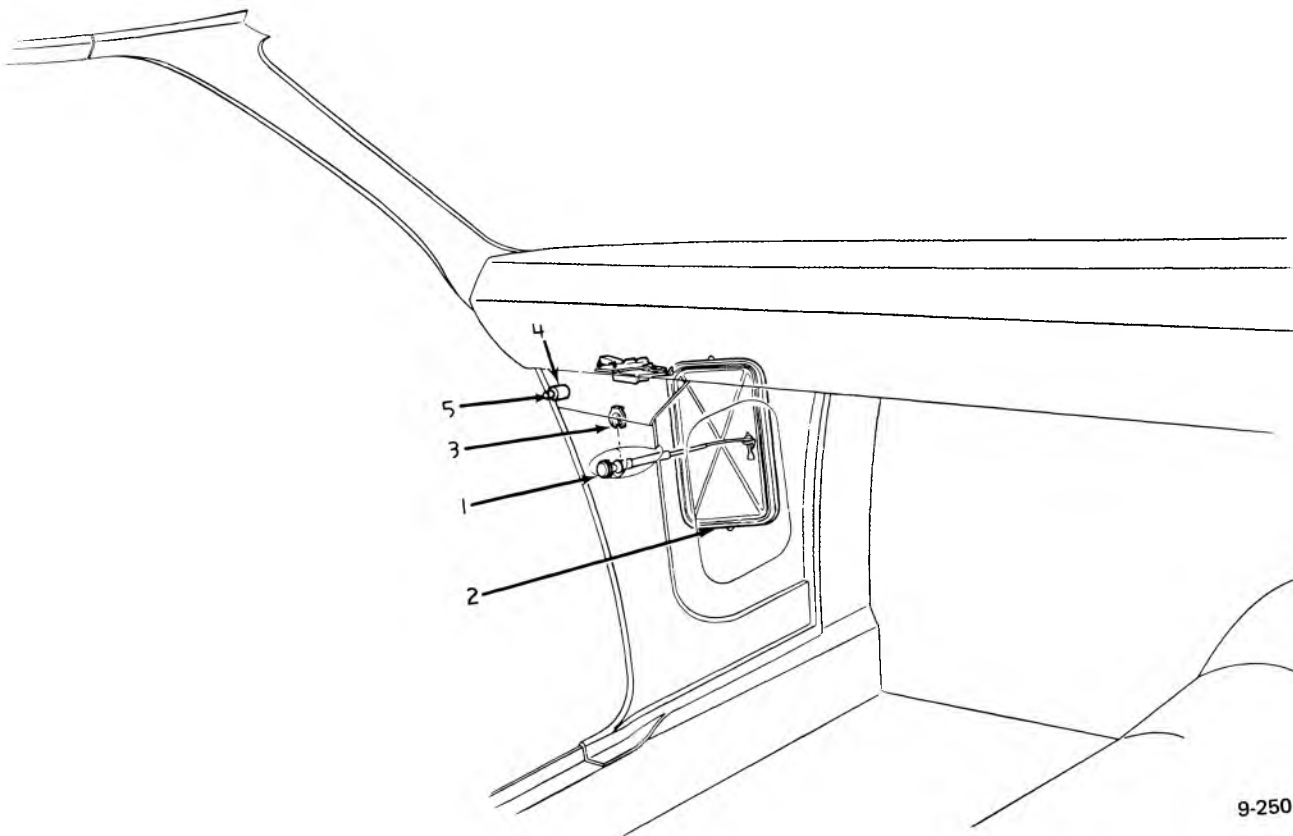
### 1974 VEGA A/C WIRING

1. 8.932 LOCK WASHER
2. 8.977 SCREW (8-18 x 1/2)
3. 9.276 WIRE ASSY., a/c comp. to pressure switch
4. 9.276 HARNESS ASSY., a/c wiring
5. 9.654 CAPACITOR, fuse panel



**1975 VEGA-MONZA A/C COMPRESSOR CUT-OFF SWITCH AND RELAY ASSY.**

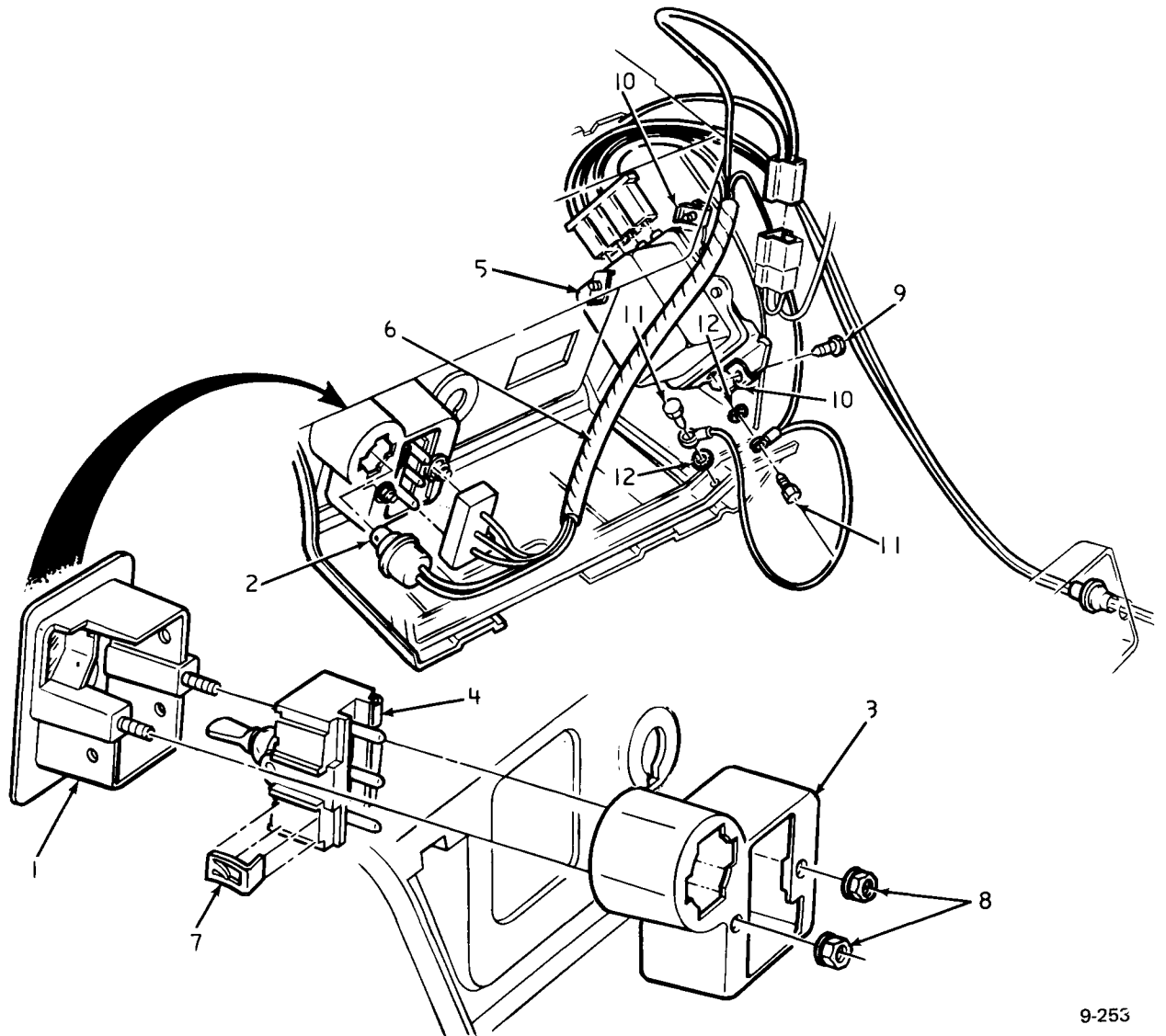
- 1. 4.075 RELAY ASSY., a/c comp. time delay
- 2. 8.977 SCREW (8-18 x 1/2)
- 3. 4.075 RELAY ASSY., a/c comp. current control
- 4. 8.977 SCREW (10-16 x 5/8)
- 5. 9.211 GASKET
- 6. 9.275 SWITCH ASSY., pressure
- 7. 9.275 SWITCH ASSY., a/c comp. cut-off
- 8. 8.977 SCREW (10-16 x 3/8)
- 9. 9.225 TUBE ASSY.
- 10. 9.172 SWITCH ASSY., discharge press. conv.



9-250

**1971-75 VEGA COWL VENT AND DOOR JAMB SWITCH**

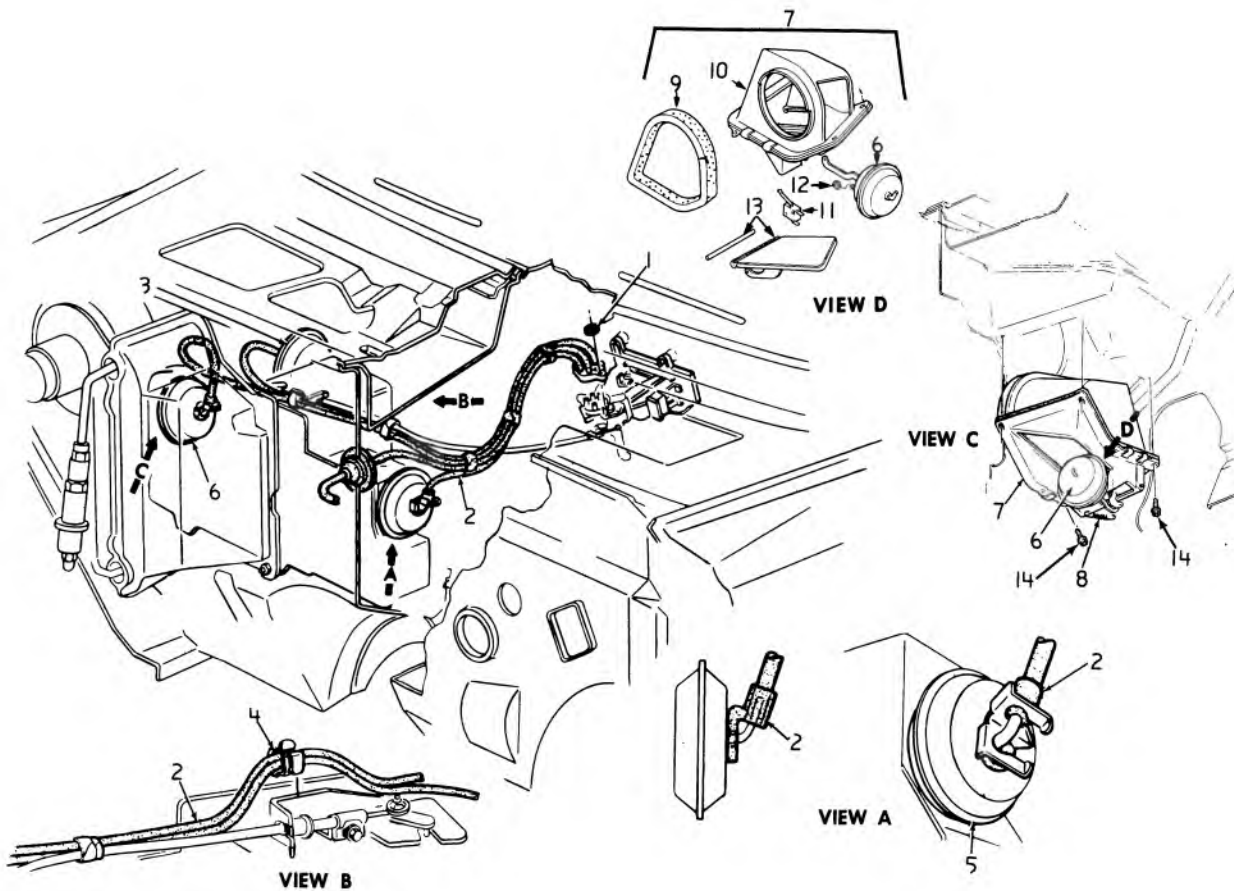
- 1. 9.787 CABLE ASSY.
- 2. 9.789 DOOR ASSY., L.H.  
9.789 DOOR ASSY., R.H.
- 3. 9.787 CLIP
- 4. 11.950 GROMMET
- 5. 11.950 SWITCH ASSY.



9-253

### 1971-75 VEGA DEFOGGER

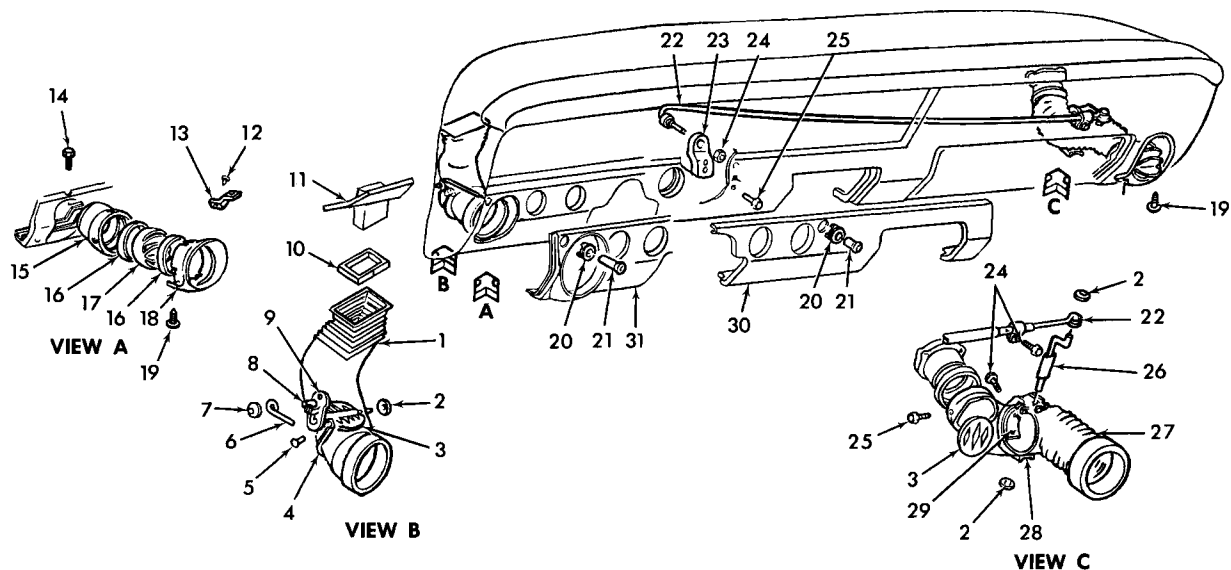
- 8.800 REPAIR UNIT
- 1. 9.778 BEZEL
- 2. 8.991 BULB
- 3. 9.778 HOUSING
- 4. 9.778 SWITCH ASSY.
- 5. 9.788 TIMER ASSY.
- 6. 9.778 WIRE ASSY.,
- 7. 9.778 CLIP
- 8. 8.915 NUT (8— 32)
- 8.931 WASHER (def. bezel) (8-32)
- 9. 8.977 SCREW (8— 8 x 3/4")
- 10. 8.921 NUT (8— 18)
- 11. 8.977 SCREW (10— 16 x 1/2")
- 8.931 WASHER (def. ground) (No. 10 med.)
- 12. 8.932 WASHER (def. ground) (No. 10)



9-249

**1971-74 VEGA A/C INSTRUMENT PANEL VACUUM HOSE ASSY.**

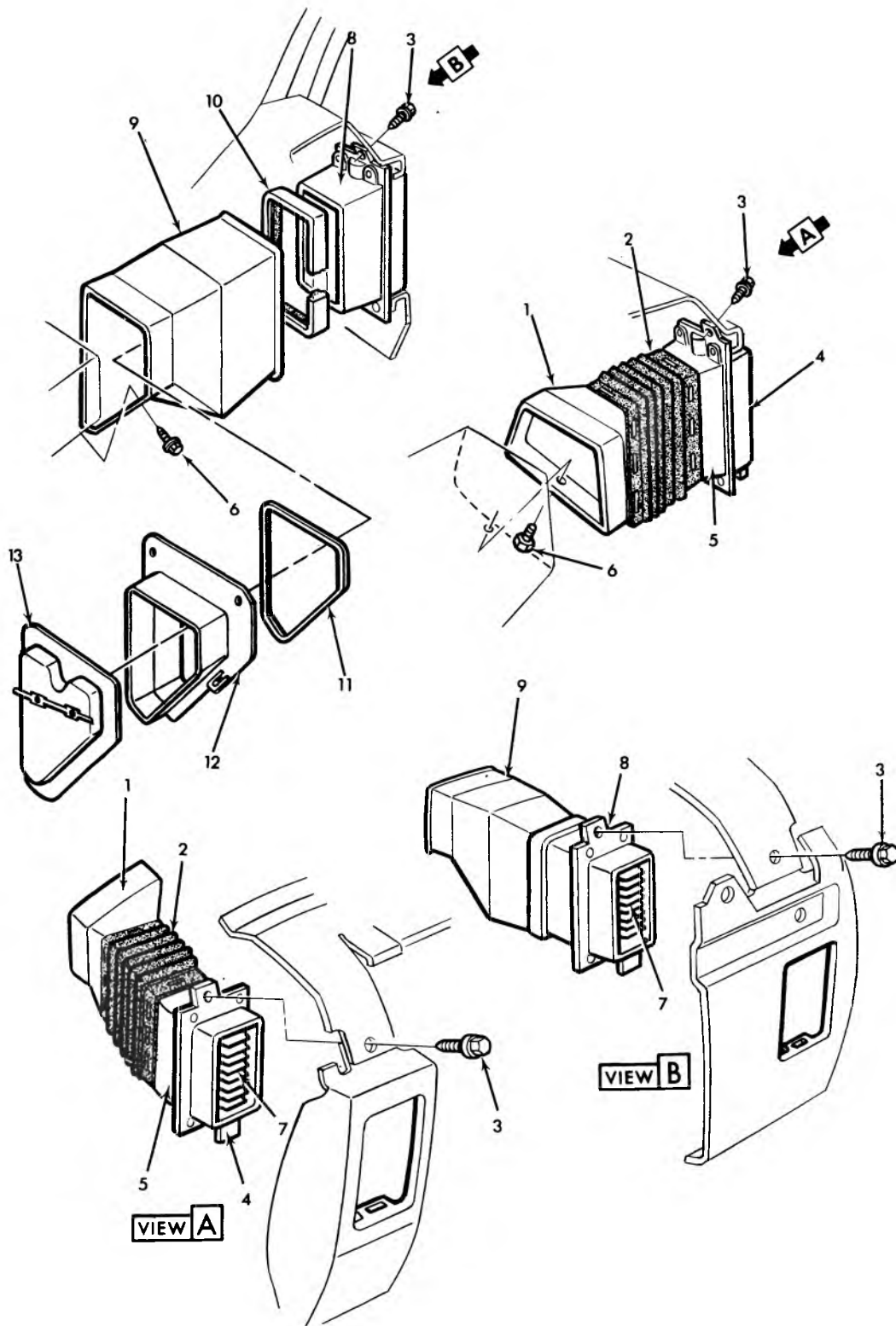
1.	8.921	NUT ( $\frac{5}{32}$ " )	
2.	9.281	HOSE ASSY. ....	3984675
3.	9.281	ELEMENT, div. vac. ....	1998986
4.	9.656	CLIP ....	3827371
5.	9.281	ELEMENT, def. valve ....	1998987
6.	9.789	ELEMENT ....	1998945
7.	9.786	INLET ASSY. ....	3979724
8.	9.786	SPRING ....	3909052
11.	9.786	SWITCH ....	3023514
12.	8.921	NUT	
13.	9.786	VALVE ASSY. ....	3022992
14.	8.977	SCREW ( $\frac{1}{4}$ " — 14 x $\frac{3}{4}$ " )	



9-186

### 1968 PASSENGER UPPER LEVEL VENTILATION

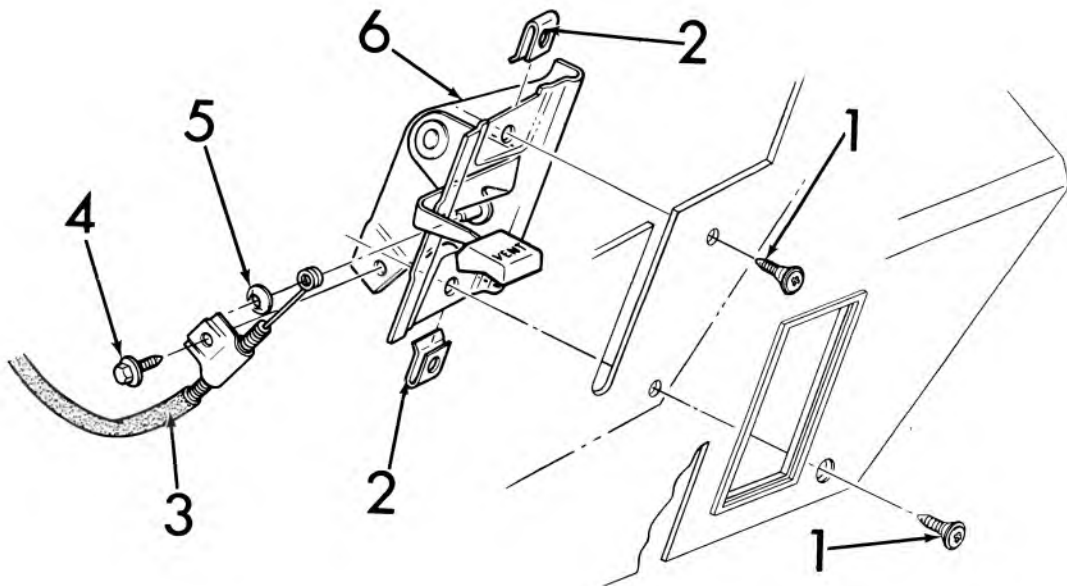
1.	9.786	DUCT .....	3923101	17.	9.262	DEFLECTOR .....	3856472
2.	8.921	NUT (5/32) .....		18.	9.264	BEZEL .....	3917375
3.	9.789	VALVE .....	3923155	19.	8.977	SCREW (#8-18 x 1/2) .....	
4.	9.789	REINFORCEMENT .....	3923177	20.	9.262	FERRULE .....	3935942
5.	8.967	RIVET .....		21.	9.787	KNOB .....	7799353
6.	9.787	ROD .....	3923157	22.	9.787	CABLE .....	3935954
7.	8.921	NUT (5/32) .....		23.	9.784	BRACKET .....	3935952
8.	9.787	ROD .....	3936271	24.	8.916	NUT (3/8-16) .....	
9.	9.786	SPRING .....	3949984	25.	8.977	SCREW (#8-18 x 1/2) .....	
10.	9.782	SEAL .....	3934159	26.	9.787	ROD .....	3939606
11.	9.789	OUTLET ASSY. ....	8711802-03	27.	9.786	DUCT .....	3930102
12.	8.967	RIVET .....		28.	9.789	REINFORCEMENT .....	3930108
13.	9.264	BRACKET .....	3919511	29.	9.789	REINFORCEMENT .....	3930112
14.	8.977	SCREW (#8-18 x 3/8) .....		30.	10.252	MOULDING .....	3920096
15.	9.262	ADAPTER .....	3906099	31.	10.252	MOULDING .....	3920097
16.	9.786	SEAL .....	3937189				



9-187

### 1969 PASSENGER UPPER LEVEL VENTILATION

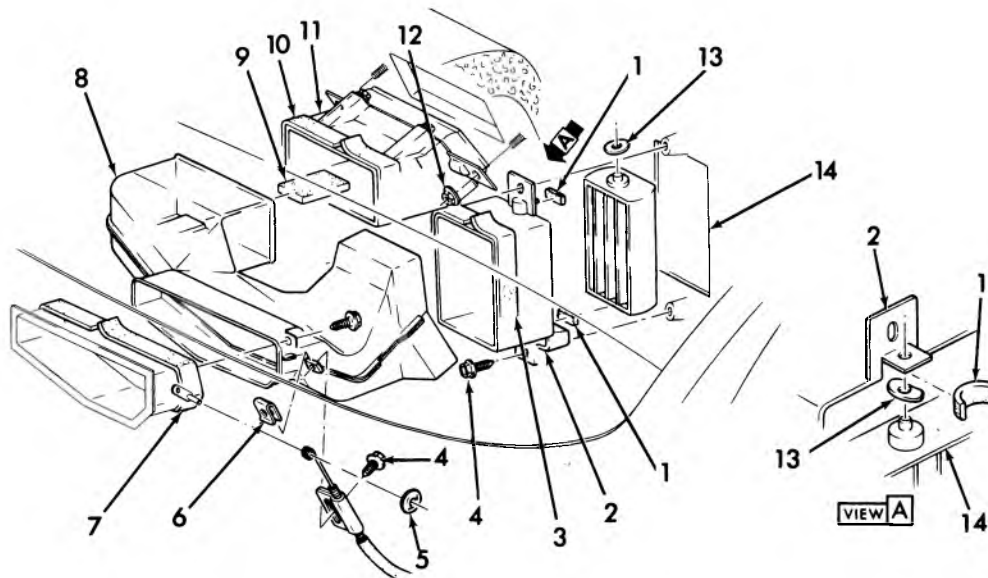
1. N.S.	DUCT (Part of Outlet & Duct Assy.....	3939649	8. 9.262	OUTLET ASM. ....	3939628
2. N.S.	DUCT (Part of Outlet & Duct Assy.....	3939649	9. 9.786	DUCT .....	3939638
3. 8.977	SCREW (10 - 16 x 5/8)		10. 9.260	SEAL .....	3939640
4. 9.262	BEZEL		11. N.S.S.	Part of #12 OUTLET ASSY.	
5. N.S.	HOUSING (Part of Outlet & Duct Assy....	3939649	12. 9.789	OUTLET ASSY. ....	8801938-39
6. 8.977	SCREW (10 - 16 x 3/8)		13. 9.789	DOOR .....	8717540-41
7. 9.262	DEFLECTOR .....	9791237			



9-219

**1971-72 PASS. UPPER LEVEL VENTILATION CONTROL AND CABLE ASSY.**

- |   |                              |         |
|---|------------------------------|---------|
| 1. 8.977 SCREW ASSY. (8-18 x 5/8)       | 4. 8.977 SCREW (10-16 x 3/4) |         |
| 2. 8.921 NUT-U (8-18)                   | 5. 8.921 NUT (5/32)          |         |
| 3. 9.787 CABLE ASSY. (Cut from 3862203) | 6. 9.262 CONTROL ASSY. ....  | 3989199 |

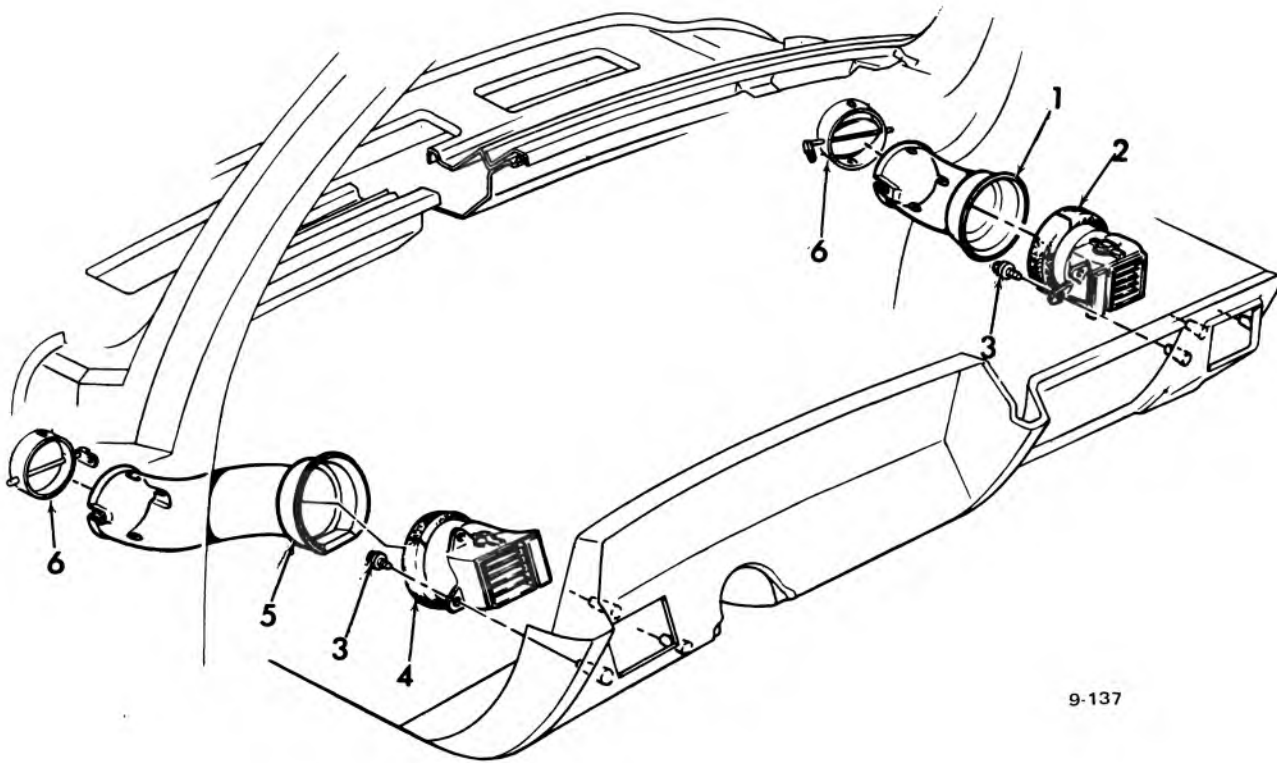


9-218

**1971-72 PASS. UPPER VENTILATION CENTER DUCTS**

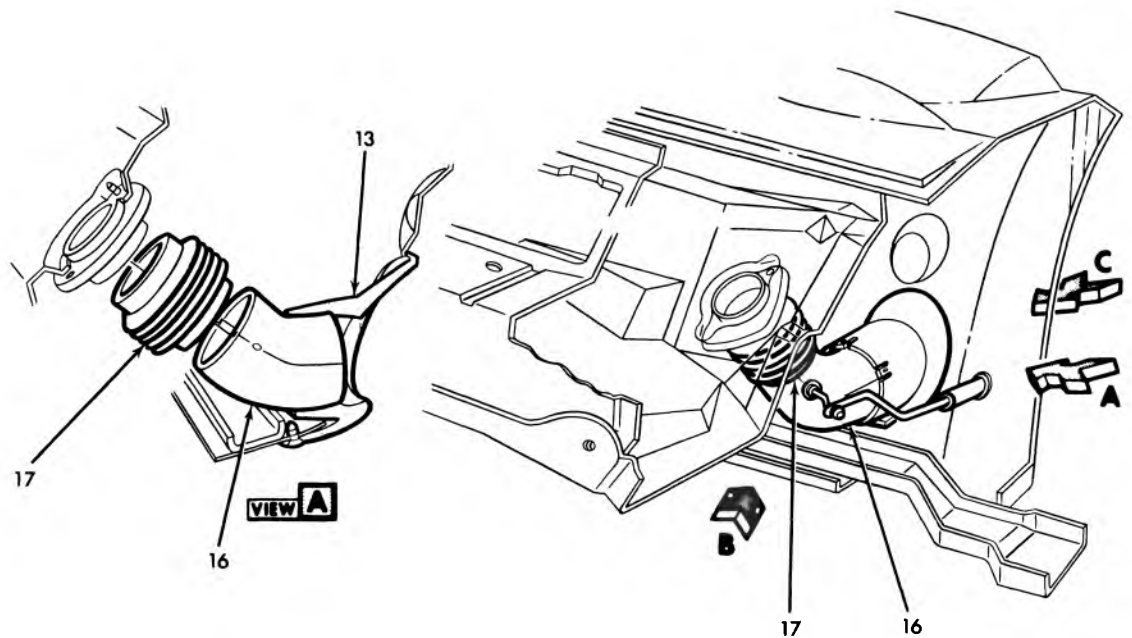
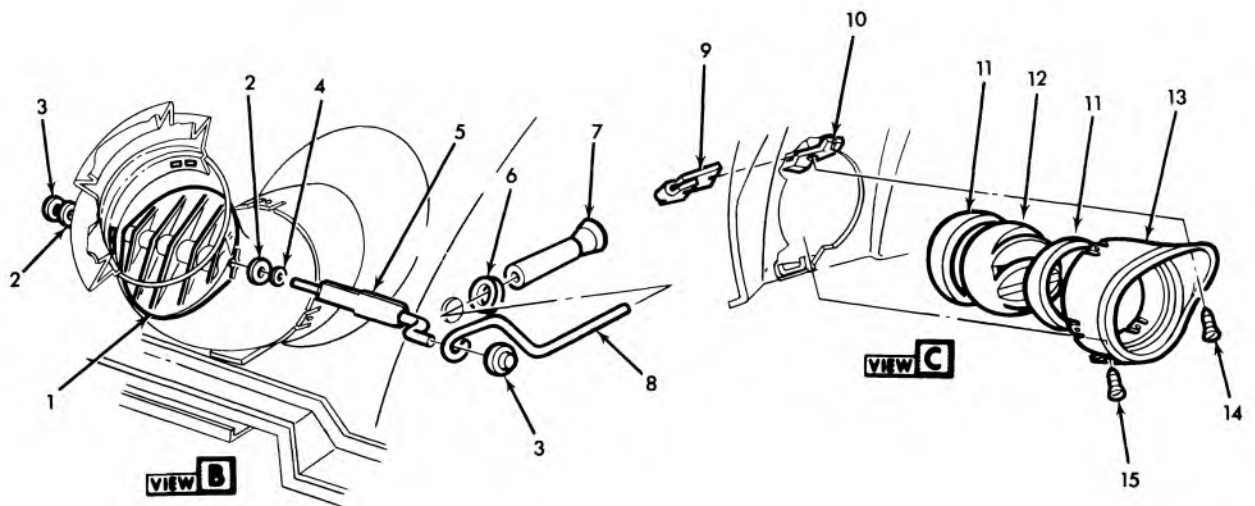
- |                                       |         |   |         |
|---------------------------------------|---------|---|---------|
| 1. 9.260 SEAL (Cut as required) ..... | 3942649 | 8. 9.262 DUCT ASSY. ....                | 3979787 |
| 2. 9.786 ADAPTER .....                | 3979788 | 9. 9.262 SPACER (cut as required) ..... | 3984598 |
| 3. 9.260 SEAL (Cut as required) ..... | 3942649 | 10. 9.262 SEAL (cut as required) .....  | 3984598 |
| 4. 8.977 SCREW (10-16 x 3/4)          |         | 11. 9.789 OUTLET ASSY. ....             | 3979789 |
| 5. 8.921 NUT (5/32)                   |         | 12. 8.921 NUT (3/16-5/8)                |         |
| 6. 8.921 "U" NUT (10-16)              |         | 13. N.L. WASHER                         |         |
| 7. 9.262 SEAL .....                   | 3984598 | 14. 9.789 DEFLECTOR .....               | 3984636 |





**1970-72 CHEVELLE UPPER LEVEL VENTILATION – SPORT COUPES & CONVERTIBLE**

1. 9.262 CONNECTOR, R.H. ....	3965472	5. 9.262 CONNECTOR, L.H. ....	3965471
2. 9.262 OUTLET ASSY., R.H. ....	3957086	9.789 CONNECTOR (Monte Carlo Only) ...	3965473
3. 8.977 SCREW (10-16 x 5/8)		6. 9.789 OUTLET ASSY.	
4. 9.262 OUTLET ASSY., L.H. ....	3957085		

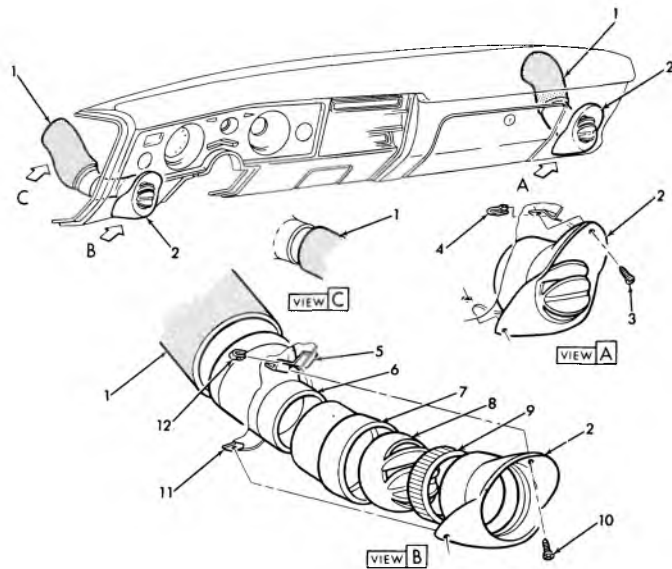


9-185

### 1968 CAMARO ASTRO VENTILATION

1. 9.789 VALVE .....	3919574	10. 9.262 RETAINER .....	3885180
2. 8.927 WASHER .....		11. 9.260 SEAL .....	3855562
3. 8.921 NUT (5/32) .....		12. 9.262 DEFLECTOR .....	3856472
4. 4.312 WASHER .....	3731921	13. 9.262 BEZEL .....	3937121-22
5. 9.786 ROD .....	3929910	14. 8.977 SCREW (#8-18 x 3/4)	
6. 9.262 FERRULE .....	7740319	15. 8.977 SCREW (#8-18 x 1/2)	
7. 9.262 KNOB .....	7730548	16. 9.262 DUCT ASSY. ....	3947055-56
8. 9.786 ROD .....	3929908	17. * CONNECTOR	
9. 8.921 "J" NUT (#8-15)			

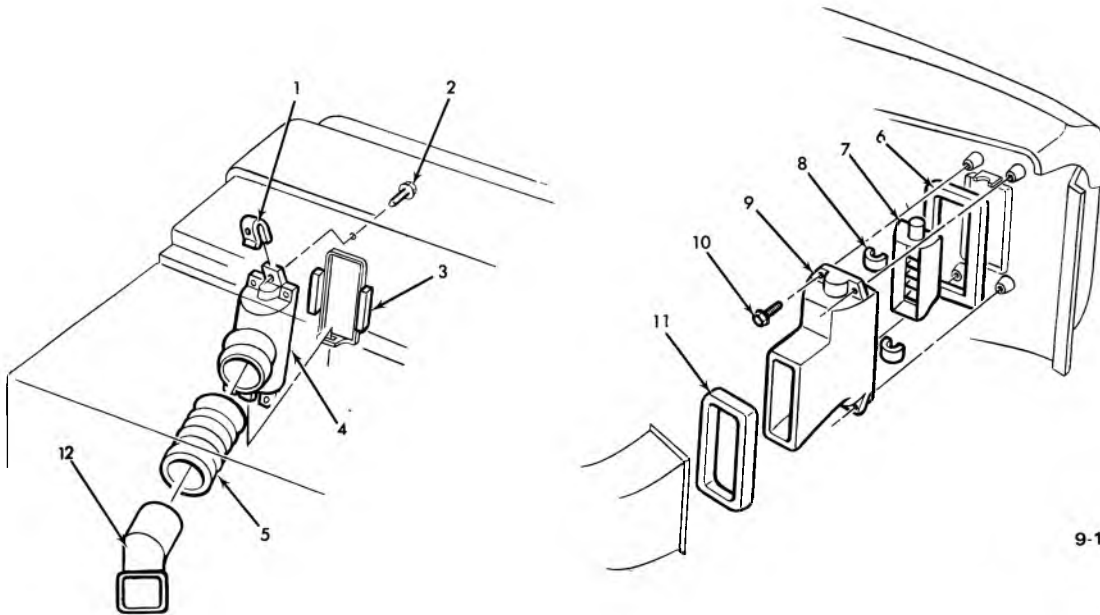
\*Removed From Service



9-188

### 1969 CHEVELLE UPPER LEVEL VENTILATION

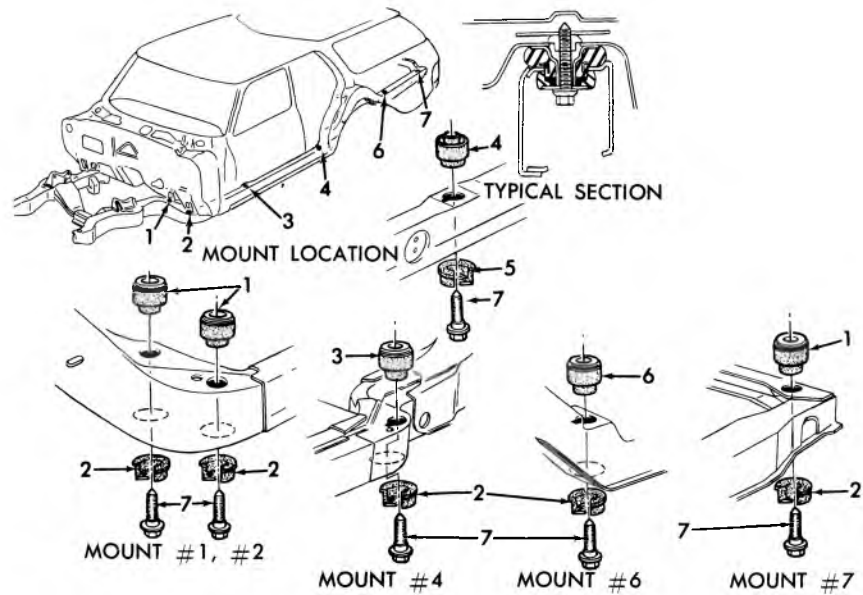
1. 9.786 HOSE .....	3935998	9.262 ADAPTER—R.H.	
2. 9.262 BEZEL—L.H. ....	3937185	7. 9.262 ADAPTER .....	3906099
9.262 BEZEL—R.H. ....	3946966	8. 9.260 DEFLECTOR .....	3856472
3. 8.977 SCREW (8—18 x 5/8)		9. 9.260 SEAL .....	3919562
4. 8.921 NUT (8—18)		10. 8.977 SCREW (#8—18 x 5/8)	
5. 9.264 RETAINER .....	3937184	11. 8.921 "J" NUT (8—18)	
6. 9.262 ADAPTER—L.H.		12. 8.921 "U" NUT (8—18)	



9-189

### 1969 CAMARO UPPER LEVEL VENTILATION

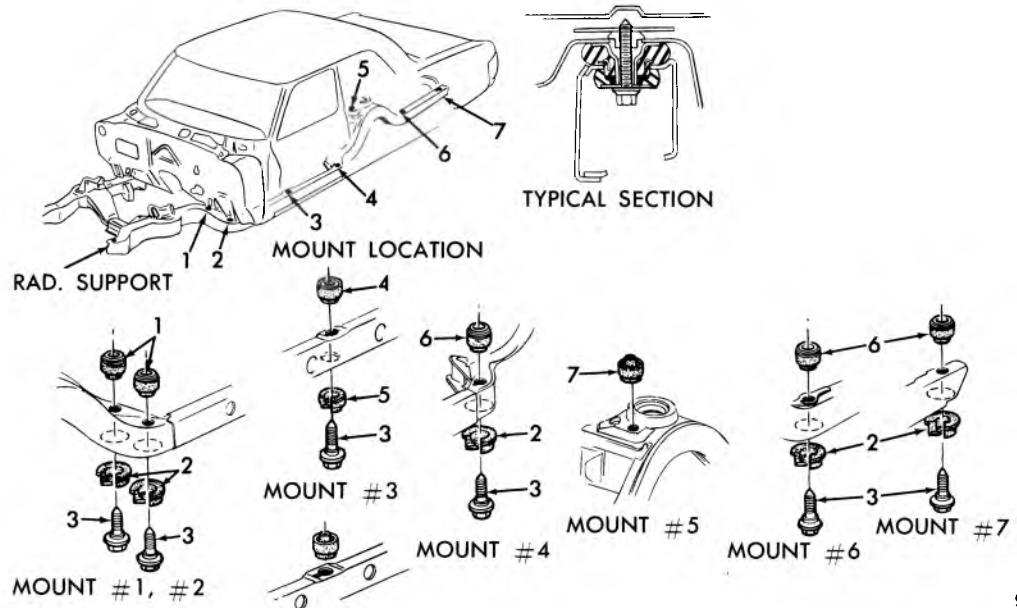
1. 8.921 NUT (#10—16 "U" NUT)		7. 9.262 DEFLECTOR .....	3963790
2. 8.977 SCREW (#10—16 x 5/8)		8. 9.262 SPACER—Part of Asm. ....	3937175
3. 9.262 SPACER .....	3937167	9. 9.262 HOUSING .....	3939681
4. 9.262 OUTLET—R.H. ....	3942652	10. 9.260 SCREW ASM. ....	3937182
5. 9.260 HOSE .....	3946929	11. 9.260 SEAL .....	3942649
6. 9.260 SEAL .....	3937172	12. 9.789 OUTLET ASM. ....	8727520-21



9-323

### 1973-75 PASS. STA. WAGON BODY MOUNTING

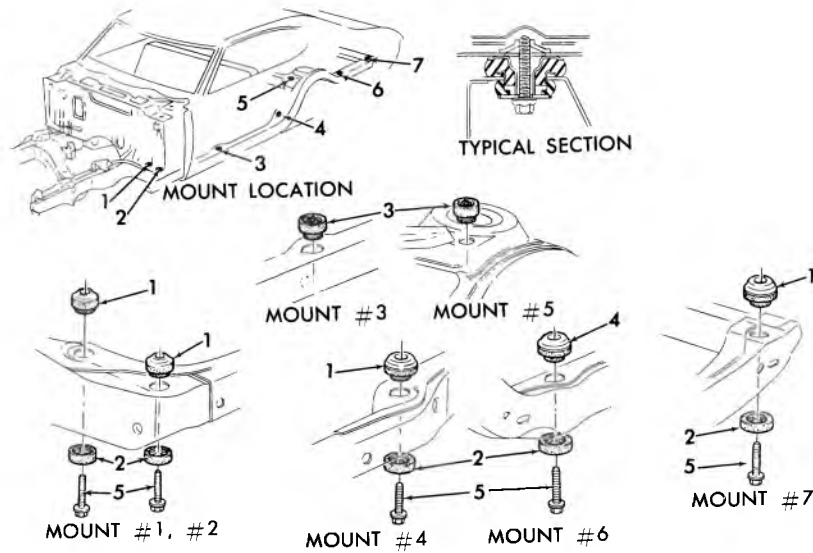
- |   |   |
|---|---|
| 1. 9.023 CUSHION ASSY., #1, #2, #7 Body Bolt Upper      | 5. 9.023 CUSHION ASSY., #3 Body Bolt, Lower |
| 2. 9.023 CUSHION ASSY., #1, #2, #6, #7 Body Bolt, Lower | 6. 9.023 CUSHION ASSY., #6 Body Bolt, Upper |
| 3. 9.023 CUSHION ASSY., #4 Body Bolt, Upper             | 7. 8.900 BOLT (7/16"–14 x 3")               |
| 4. 9.023 CUSHION ASSY., #3 Body Bolt, Upper             | 8.929 WASHER (3/8" x 1")                    |



9-324

### 1973-75 PASS. (EXC. STA. WAGON) BODY MOUNTING

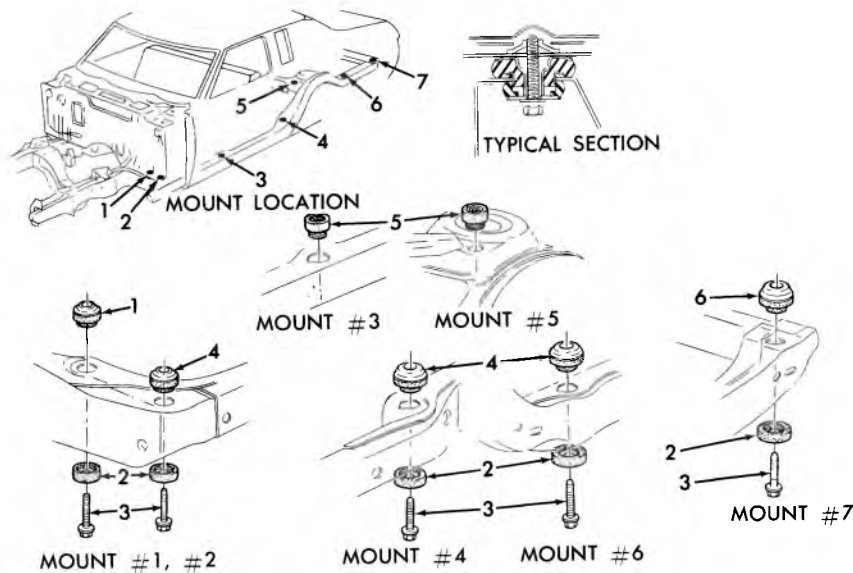
- |  |   |
|--|---|
| 1. 9.023 CUSHION ASSY., #1, #2 Body Bolt, Upper      | 5. 9.023 CUSHION ASSY., #3 Body Bolt, Lower         |
| 2. 9.023 CUSHION, #1, #2, #4, #6, #7 Body Bolt Lower | 6. 9.023 CUSHION ASSY., #4, #6, #7 Body Bolt, Upper |
| 3. 8.900 BOLT (7/16"–14 x 3")                        | 7. 9.023 CUSHION, #5 Body Bolt                      |
| 8.929 WASHER (3/8" x 1")                             |   |
| 4. 9.023 CUSHION ASSY., #3 Body Bolt, Upper          |   |



9-296

### 1973-75 CHEVELLE COUPE BODY MOUNTING

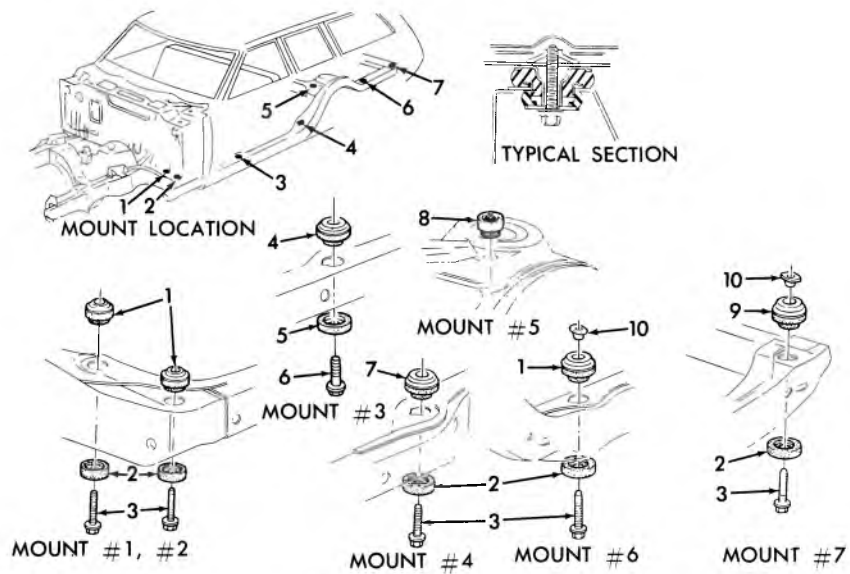
- |   |  |
|---|--|
| 1. 9.023 CUSHION ASSY., #1, #2, #4, #7 Body Bolt, Upper (Orange)    | 4. 9.023 CUSHION ASSY., #6 Body Bolt, Upper (Yellow) |
| 2. 9.023 CUSHION ASSY., #1, #2, #4, #6, #7 Body Bolt, Lower (Black) | 5. 8.900 BOLT (7/16"–14 x 3-1/4")                    |
| 3. 9.023 CUSHION ASSY., #3, #5 Body Bolt, Upper (Black)             | 8.929 WASHER (3/8" x 1")                             |



9-290

### 1973-75 MONTE CARLO BODY MOUNTING

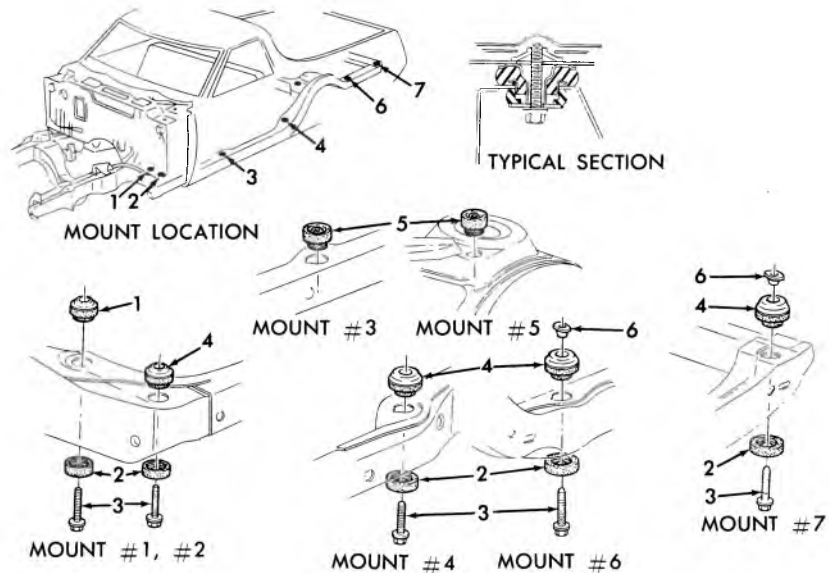
- |  |   |
|--|---|
| 1. 9.023 CUSHION ASSY., #1 Body Bolt, Upper (Yellow)         | 4. 9.023 CUSHION ASSY., #2, #4, #6 Body Bolt Upper (Orange) |
| 2. 9.023 CUSHION, #1, #2, #4, #6, #7 body bolt lower (Black) | 5. 9.023 CUSHION ASSY., #3, #5 Body Bolt, Upper (Black)     |
| 3. 8.900 BOLT (7/16"–14 x 3-1/4")                            | 6. 9.023 CUSHION ASSY., #7 Body Bolt, Upper (Light Blue)    |
| 8.929 WASHER (3/8" x 1")                                     |   |



9-289

### 1973-75 CHEVELLE STA. WAGON BODY MOUNTING

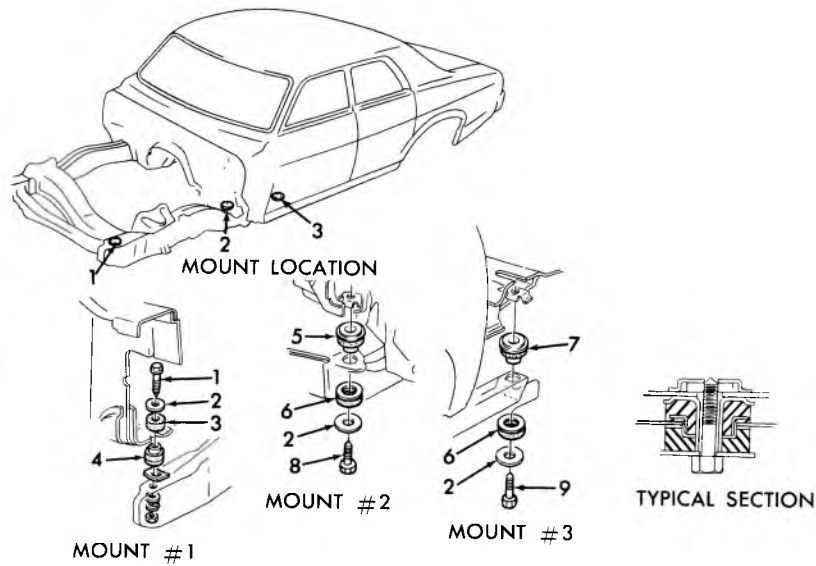
- |   |   |
|---|---|
| 1. 9.023 CUSHION ASSY., #1, #2, #6 Body Bolt, Upper (Yellow)        | 6. 8.900 BOLT (7/16"–14 x 2-1/2")                         |
| 2. 9.023 CUSHION ASSY., #1, #2, #4, #6, #7 Body Bolt, Lower (Black) | 8.929 WASHER (3/8" x 1")                                  |
| 3. 8.900 BOLT (7/16"–14 x 3-1/4")                                   | 7. 9.023 CUSHION ASSY., #4 Body Bolt, Upper (Orange)      |
| 8.929 WASHER (3/8" x 1")  | 8. 9.023 CUSHION ASSY., #5 Body Bolt, Upper, (Black)      |
| 4. 9.023 CUSHION ASSY., #3 Body Bolt, Upper (Blue)                  | 9. 9.023 CUSHION ASSY., #7 Body Bolt, Upper, (Light Blue) |
| 5. 9.023 CUSHION ASSY., #3 Body Bolt, Lower (Blue)                  | 10. 9.011 RETAINER, #6, #7 Body Bolt                      |



9-291

### 1973-75 EL CAMINO BODY MOUNTING

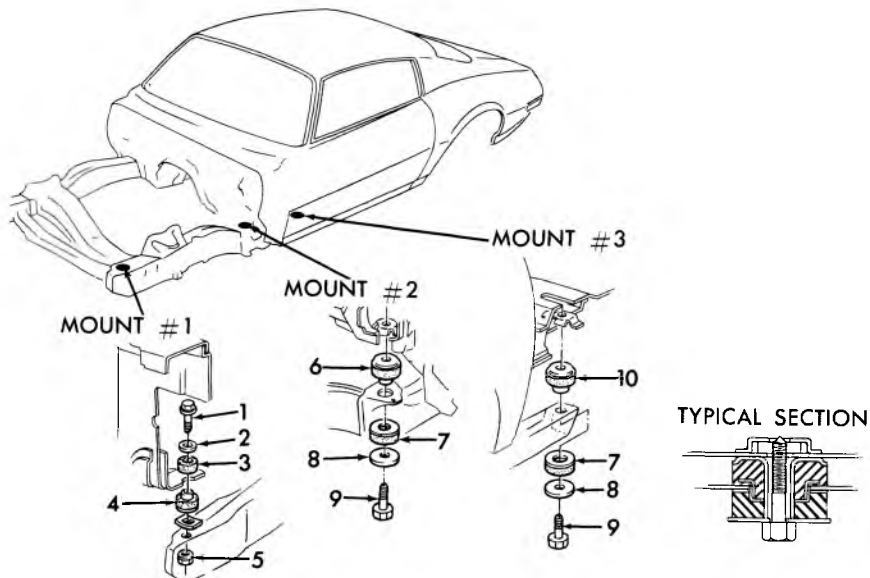
- |   |   |
|---|---|
| 1. 9.023 CUSHION ASSY., #1 Body Bolt, Upper (Yellow)                | 5. 9.023 CUSHION ASSY., #3, #5 Body Bolt, Upper (Black) |
| 2. 9.023 CUSHION ASSY., #1, #2, #4, #6, #7 Body Bolt, Lower (Black) | 6. 9.011 RETAINER, #6, #7 Body Bolt, Upper              |
| 3. 8.900 BOLT (7/16"–14 x 3-1/4")                                   |   |
| 8.929 WASHER (3/8" x 1")  |   |
| 4. 9.023 CUSHION ASSY., #2, #4, #6, #7 Body Bolt, Upper (ORANGE)    |   |



9-295

### 1973-75 NOVA BODY MOUNTING

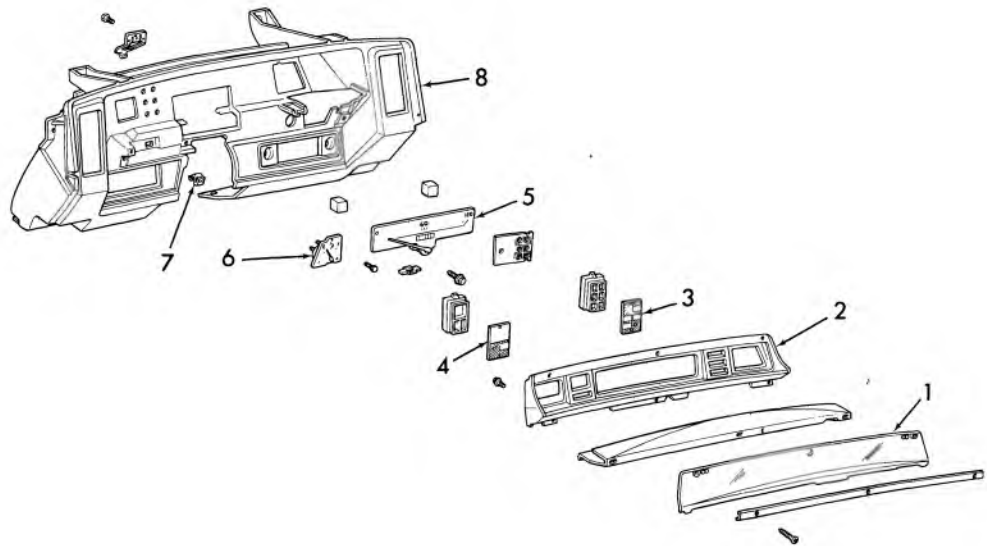
- |   |   |
|---|---|
| 1. 8.900 BOLT (1/2"–13 x 3")                | 6. 9.023 CUSHION ASSY., #2, #3 Body Bolt, Lower |
| 8.929 WASHER (1/2" I.D. x 1-1/4" O.D.)      | 7. 9.023 CUSHION ASSY., #3 Body Bolt, Upper     |
| 2. 9.011 WASHER, #1 Body Bolt               | 8. 9.008 BOLT, #2 Body Bolt                     |
| 3. 9.023 CUSHION, #1 Body Bolt              | 9. 8.900 BOLT, #3 Body Bolt (5/8"–11 x 3")      |
| 4. 9.023 CUSHION ASSY., #1 Body Bolt        |   |
| 5. 9.023 CUSHION ASSY., #2 Body Bolt, Upper |   |



9-326

### 1973-75 CAMARO BODY MOUNTING

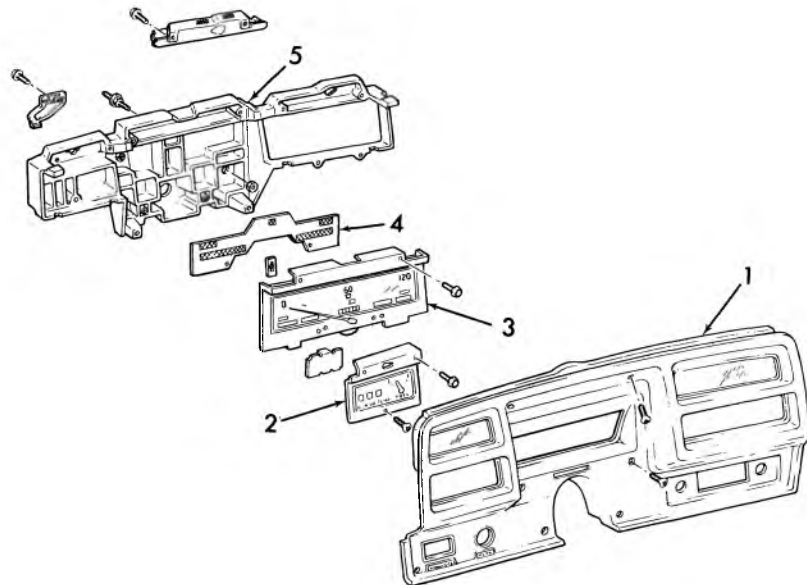
- |  |   |
|--|---|
| 1. 8.900 BOLT (1/2"–13 x 3")           | 6. 9.023 CUSHION ASSY., #2 Body Bolt, Upper     |
| 8.929 WASHER (1/2" I.D. x 1-1/4" O.D.) | 7. 9.023 CUSHION ASSY., #2, #3 Body Bolt, Lower |
| 2. 9.011 WASHER, #1 Body Bolt          | 8. 9.011 WASHER, #2, #3 Body Bolt               |
| 3. 9.023 CUSHION, #1 Body Bolt         | 9. 8.900 BOLT (5/8"–11 x 3")                    |
| 4. 9.023 CUSHION ASSY., #1 Body Bolt   | 10. 9.023 CUSHION ASSY., #3 Body Bolt, Upper    |
| 5. 8.915 NUT, Hex Head (1/2"–13)       |   |



9-281

### 1973-74 PASSENGER INSTRUMENT CLUSTER (BASE)

- |   |  |
|---|--|
| 1. 9.748 LENS, Instrument Cluster                     | 5. 9.761 HEAD ASSY., Speedometer Miles                           |
| 2. 9.747 RETAINER, Instrument Cluster Lens            | 6. 3.108 GAUGE ASSY., Fuel                                       |
| 3. 9.765 FILTER, Instrument Cluster Brake Tell Tale   | 7. 9.748 CLIP, Instrument Cluster Mounting (Retainer to Housing) |
| 4. 9.765 FILTER, Instrument Cluster Ammeter Tell Tale | 8. 9.743 CARRIER ASSY., Instrument Cluster                       |

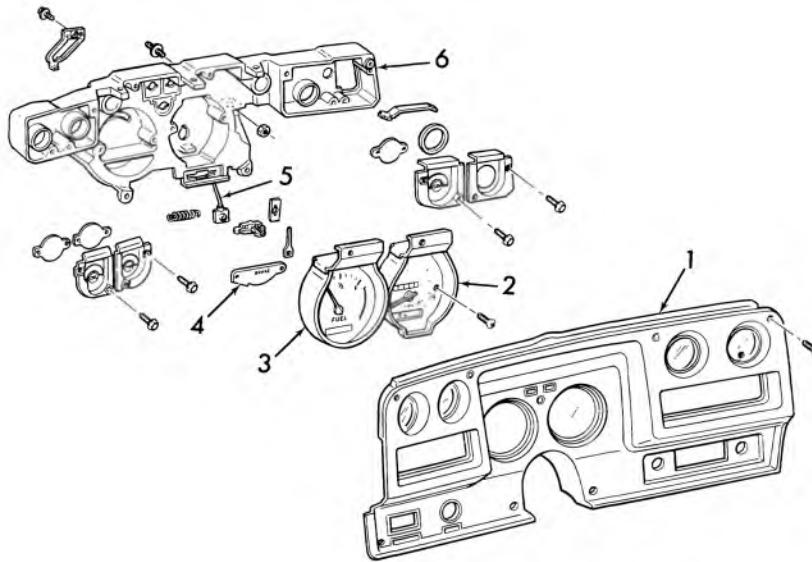


9-282

### 1973-74 CHEVELLE INSTRUMENT CLUSTER (EXC. MONTE CARLO AND INSTRUMENT PANEL GAUGES)

- |                                       |   |
|---------------------------------------|---|
| 1. 9.748 BEZEL, LENS AND FILTER ASSY. | 3. 9.761 HEAD ASSY., Speedometer Miles          |
| 2. 3.108 GAUGE ASSY., Fuel            | 4. 9.748 FILTER, Turn Signal, Hi-Beam And Brake |
|                                       | 5. 9.743 CASE, Instrument Cluster               |

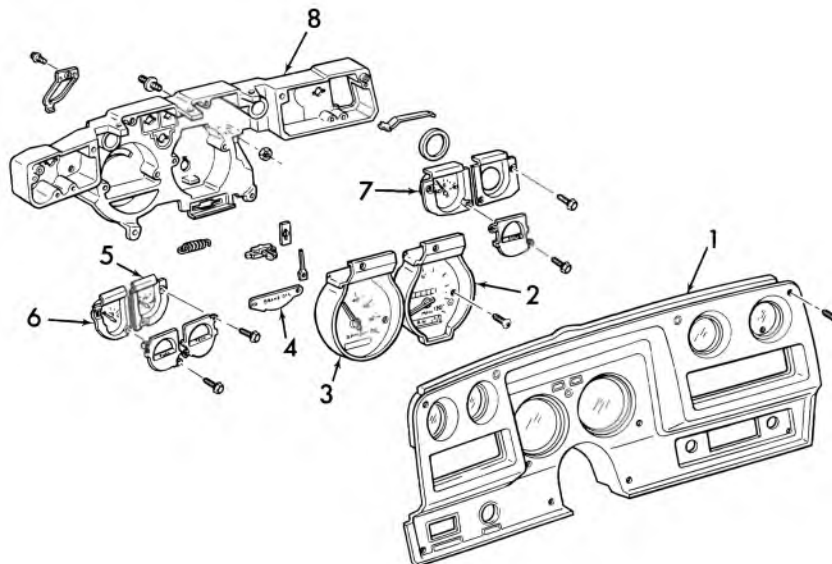




9-285

### 1973-74 MONTE CARLO INSTRUMENT CLUSTER W/A.T. (BASE)

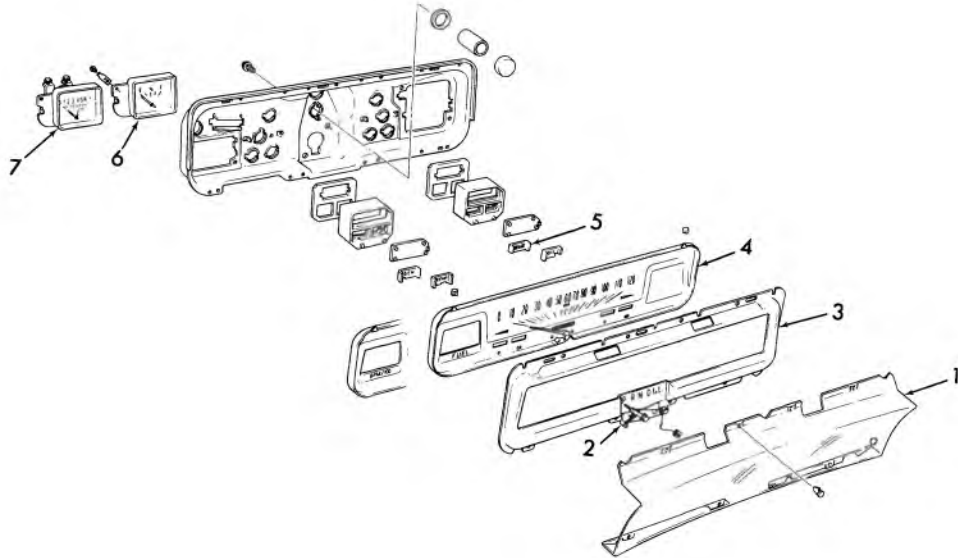
- |  |   |
|--|---|
| 1. 9.748 BEZEL, LENS AND FILTER ASSY.  | 4. 9.748 FILTER, Instrument Cluster Brake Tell Tale |
| 2. 9.761 HEAD ASSY., Speedometer Miles | 5. 4.020 CABLE ASSY., Shift Indicator               |
| 3. 3.108 GAUGE ASSY., Fuel             | 6. 9.743 CASE, Instrument Cluster                   |



9-286

### 1973-74 MONTE CARLO, CHEVELLE INSTRUMENT CLUSTER W/GAUGES

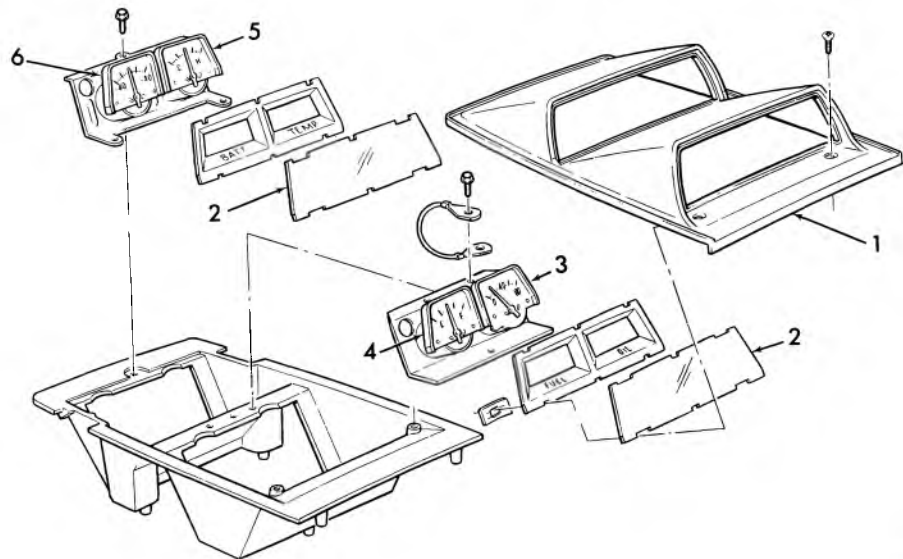
- |   |                                   |
|---|-----------------------------------|
| 1. 9.748 BEZEL, LENS AND FILTER ASSY.             | 5. 1.148 GAUGE ASSY., Temperature |
| 2. 9.761 HEAD ASSY., Speedometer                  | 6. 3.108 GAUGE ASSY., Fuel        |
| 3. 9.750 TACHOMETER                               | 7. 2.515 GAUGE ASSY., Ammeter     |
| 4. 9.748 FILTER, Instrument Cluster Brake And Oil | 8. 9.743 CASE, Instrument Cluster |



9-288

### 1973-74 NOVA INSTRUMENT CLUSTER

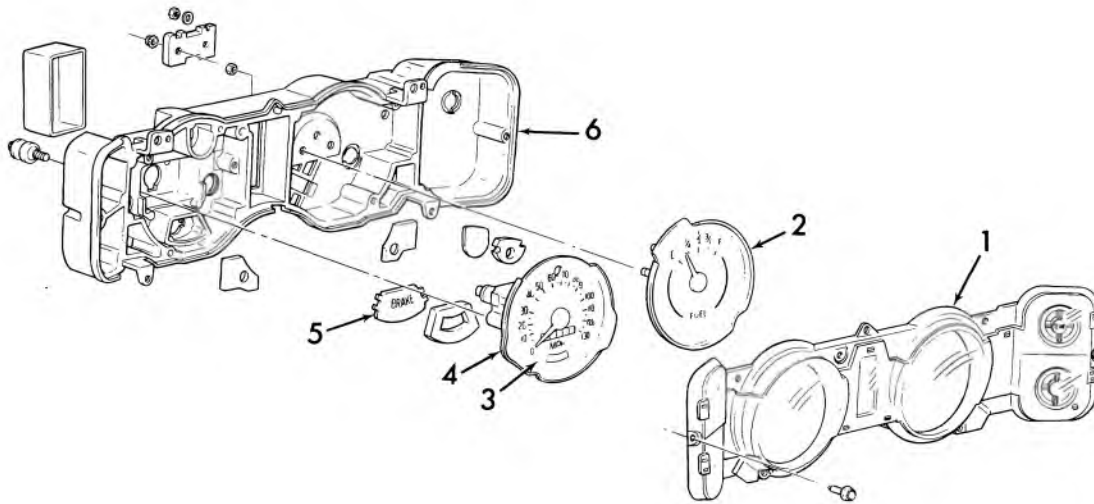
- |   |   |
|---|---|
| 1. 9.748 LENS, Instrument Cluster               | 5. 9.748 FILTER, Instrument Cluster Brake Tell Tale |
| 2. 4.020 SHIFT INDICATOR ASSY.                  | 6. 3.108 GAUGE ASSY., Fuel                          |
| 3. 4.020 RETAINER, Instrument Cluster Indicator | 7. 9.750 TACHOMETER                                 |
| 4. 9.761 HEAD ASSY., Speedometer                |   |



9-284

### 1973-74 NOVA CONSOLE INSTRUMENT CLUSTER

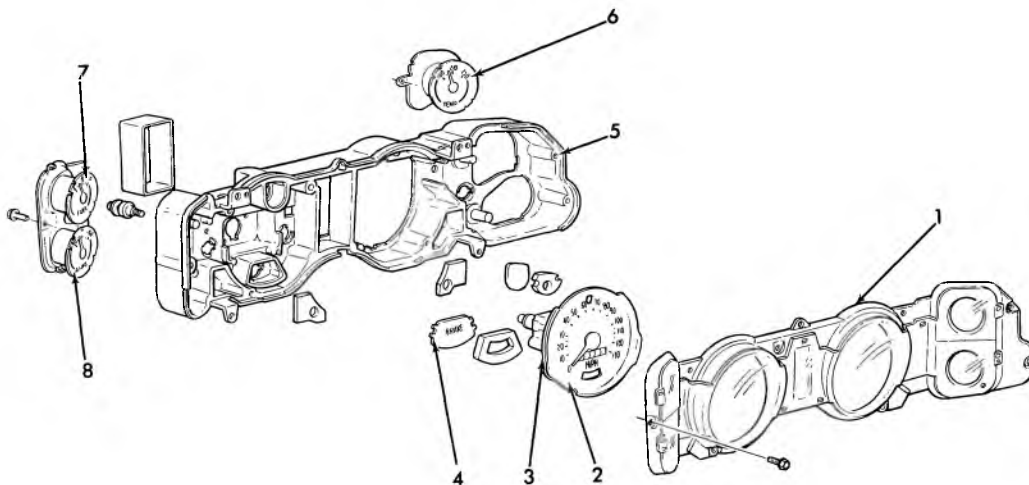
- |                                    |                                   |
|------------------------------------|-----------------------------------|
| 1. 9.746 BEZEL, Console Cluster    | 4. 3.108 GAUGE ASSY., Fuel        |
| 2. 9.748 LENS, Console Cluster     | 5. 1.148 GAUGE ASSY., Temperature |
| 3. 1.803 GAUGE ASSY., Oil Pressure | 6. 2.515 GAUGE ASSY., Ammeter     |



9-287

### 1973-74 CAMARO INSTRUMENT CLUSTER (BASE)

- |          |                                 |          |  |
|----------|---------------------------------|----------|--|
| 1. 9.747 | RETAINER, LENS AND FILTER ASSY. | 4. 9.761 | HEAD ASSY., Speedometer Miles              |
| 2. 3.108 | GAUGE ASSY., Fuel               | 5. 9.765 | FILTER, Instrument Cluster Brake Tell Tale |
| 3. 9.748 | DIAL, Speedometer Miles         | 6. 9.743 | CASE, Instrument Cluster                   |



9-283

### 1973-74 CAMARO INSTRUMENT CLUSTER W/GAUGES

- |          |  |          |  |
|----------|--|----------|--|
| 1. 9.747 | RETAINER, LENS AND FILTER ASSY.            | 6. 1.148 | GAUGE AND BACKPLATE ASSY., Temperature |
| 2. 9.748 | DIAL, Speedometer Miles                    | 7. 3.108 | GAUGE ASSY., Fuel                      |
| 3. 9.761 | HEAD ASSY., Speedometer Miles              | 8. 2.515 | GAUGE ASSY., Ammeter                   |
| 4. 9.765 | FILTER, Instrument Cluster Brake Tell Tale |          |  |
| 5. 9.743 | CASE, Instrument Cluster                   |          |  |



CHEVROLET

# CHEVROLET BODY GROUP 10.000



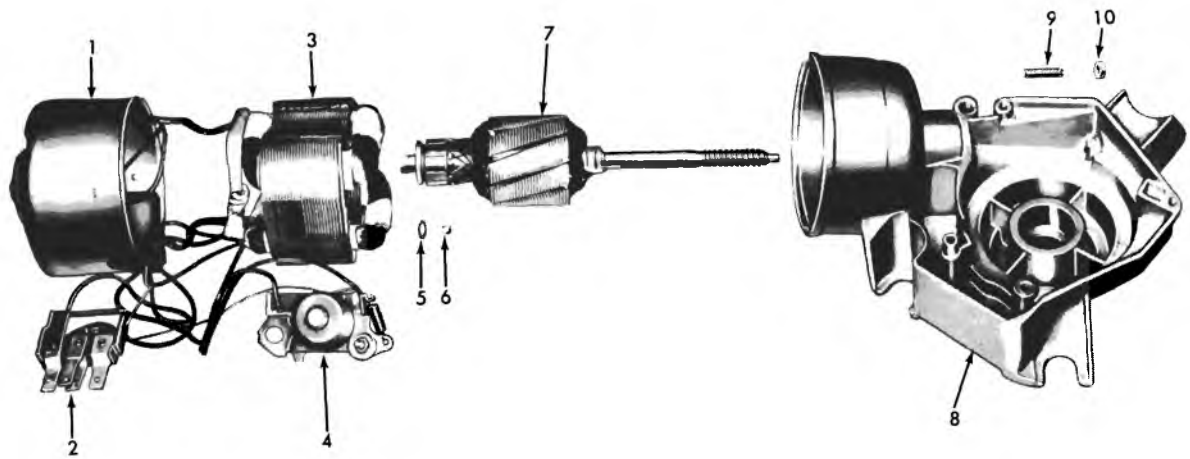
CHEVROLET

## ILLUSTRATION INDEX

TITLE	PAGE	TITLE	PAGE
1965-69 Passenger Windshield Wiper Motor—Exploded .....	10-1	1967 Chevelle Body Friction Ventilator (Typical) .....	10-59
1965-69 Passenger Windshield Wiper Parts .....	10-1	1968 Passenger Instrument Panel—Exploded .....	10-60
1965-69 Passenger Two Speed W/S Washer Pump (Exploded) .....	10-2	1969-70 Passenger Instrument Panel—Exploded .....	10-62
1965-67 Passenger Windshield Wiper Linkage .....	10-3	1973-75 Passenger Instrument Panel .....	10-64
1971-74 Vega Windshield Wiper Motor and Transmission .....	10-4	1968 Chevelle Instrument Panel—Exploded .....	10-66
1971-74 Vega Windshield Washer Components .....	10-5	1969 Chevelle Instrument Panel—Exploded .....	10-68
1971-74 Vega Windshield Wiper Details .....	10-6	1970 Chevelle Instrument Panel (Exc. S.S., Monte Carlo) .....	10-70
1964-68 Passenger—Front Door Hardware .....	10-8	1971-72 Chevelle Instrument Panel (Exc. Monte Carlo and S.S.) .....	10-72
1968 Passenger Front Door Hardware (16647) .....	10-10	1973-75 Chevelle Instrument Panel .....	10-74
1965-68 Passenger Rear Door Hardware (Typical) .....	10-12	1970-72 Monte Carlo, S.S. Instrument Panel and Instrument Gauges—Exploded .....	10-76
1969-70 Passenger Front Door Hardware .....	10-14	1969-72 Chevy II Instrument Panel—Exploded .....	10-77
1970 Pass. Body—37-47-57-67 Styles Front Door Hardware .....	10-16	1973-75 Nova Instrument Panel .....	10-78
1971-75 Passenger 2 Door Front Door Hardware .....	10-18	1969 Camaro Instrument Panel—Exploded .....	10-80
1971-75 Passenger 4 Door Front Door Hardware .....	10-20	1970-72 Camaro Instrument Panel .....	10-81
1969-70 Passenger Rear Door Hardware .....	10-22	1973 Camaro Instrument Panel .....	10-82
1971-75 Passenger (4 Dr. & Sta. Wag.) Rear Door Hardware .....	10-24	1971-75 Vega Instrument Panel (G.T.) .....	10-84
1971-75 Passenger Rear Door Hardware .....	10-26	1971-75 Vega Instrument Panel (Exc. G.T.) .....	10-86
1964-67 Chevelle Front Door Hardware .....	10-28	1964-72 Convertible Weatherstrips .....	10-88
1968 Chevelle Front Door Hardware .....	10-30	1964-72 Two Door Weatherstrips .....	10-88
1970-72 Chevelle Body—37-57-67-87 Styles Front Door Hardware .....	10-32	1964-75 Four Door Sedan Weatherstrips .....	10-89
1969-72 Chevelle Front Door Hardware .....	10-34	1964-75 Station Wagon Weatherstrips .....	10-89
1973-75 Chevelle 37-57-80 Styles Front Door Hardware .....	10-36	1965-75 Sport Sedan Weatherstrips .....	10-90
1973-75 Chevelle 29-35 Styles Front Front Hardware .....	10-38	1971-75 Glass, Weatherstrip and Rubber Channels .....	10-92
1965-67 Chevelle Rear Door Hardware (Typical) .....	10-40	1965 Passenger (S.S.) Seat Separator Console .....	10-94
1973-75 Chevelle 29-35 Styles Rear Door Hardware .....	10-42	1965 Passenger Four Speed Transmission Console .....	10-95
1968-72 Chevelle—Nova Rear Door Hardware .....	10-44	1966-67 Pass. Seat Separator Console .....	10-96
1972-75 Nova Front Door Hardware .....	10-46	1966-67 Passenger—Auto. Trans.—Console Dial Indicator .....	10-97
1972-75 Nova Rear Door Hardware .....	10-48	1967 Passenger 4-Speed Seat Separator Console .....	10-98
1973-75 Nova Front Door Hardware (Exc. Taxi) .....	10-50	1968 Passenger Seat Separator Console .....	10-99
1973-75 Nova Rear Door Hardware .....	10-51	1969 Passenger Seat Separator Console .....	10-100
1968-69 Camaro Door Hardware .....	10-52	1964-65 Chevelle Console .....	10-101
1970-75 Camaro Front Door Hardware .....	10-54	1966 Chevelle 4-Speed Console .....	10-102
1971-75 Front Door Hardware Installation .....	10-56	1966 Chevelle—Auto. Trans. Seat Separator Console .....	10-103
1964-66 Chevelle Front Door Ventilator (Exploded) .....	10-58	1968 Chevelle Seat Separator Console .....	10-104
		1969-70 Chevelle Floor Console—Plates and Door .....	10-105
		1969-70 Chevelle Floor Console Compartment & Moldings .....	10-105

TITLE	PAGE
1969-70 Chevelle Front Compartment Console—Plates, Seals and Retainers .....	10-106
1971-72 Chevelle Seat Separator Console .....	10-107
1973 "Chevelle" Seat Separator .....	10-108
1975 "Chevelle" Seat Separator .....	10-109
1963 Chevy II Super Sport Console (Exploded) .....	10-110
1965 Chevy II Seat Separator—P.G. Console .....	10-110
1965 Chevy II 4-Spd. Console Details .....	10-111
1971-72 Nova Seat Separator Console .....	10-112
1973-74 "Nova" Seat Separator and Trim Insert .....	10-113
1967 Camaro Seat Separator Console Frame .....	10-114

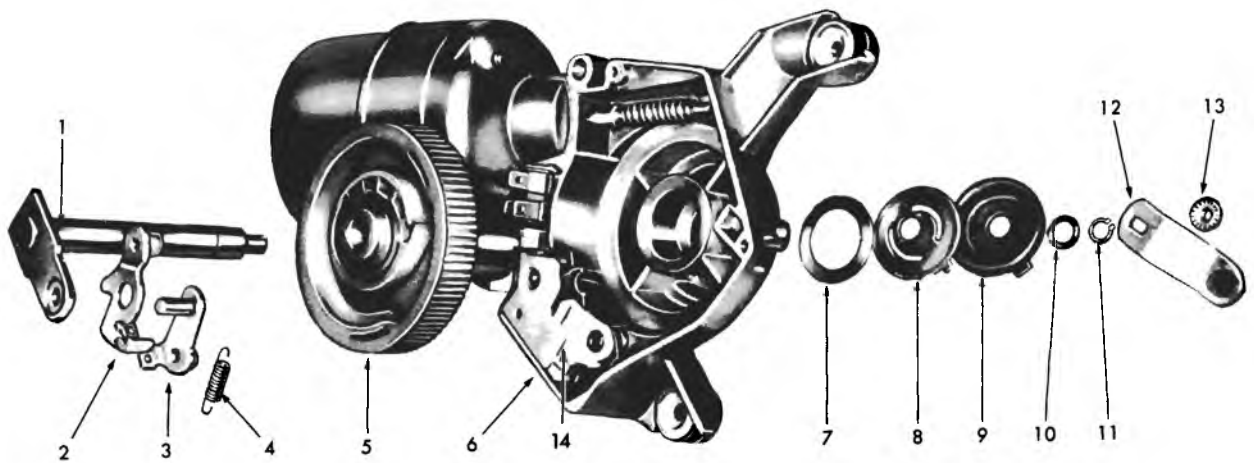
TITLE	PAGE
1967 Camaro Seat Separator Console Details .....	10-114
1967 Camaro Seat Separator Details (Exc. P.G.) .....	10-115
1967 Camaro Powerglide Seat Separator Details .....	10-116
1968 Camaro Seat Separator Console Details .....	10-117
1971-72 Camaro Seat Separator Console .....	10-118
1975 H Console .....	10-119
1973-74 Passenger .....	10-120
1973-74 Passenger, Chevelle .....	10-120
1973-74 Camaro .....	10-121
1973-74 Camaro .....	10-121
1973-74 Camaro .....	10-122
1974 Vega (All) .....	10-123



10-343

### 1965-69 PASSENGER WINDSHIELD WIPER MOTOR—EXPLODED

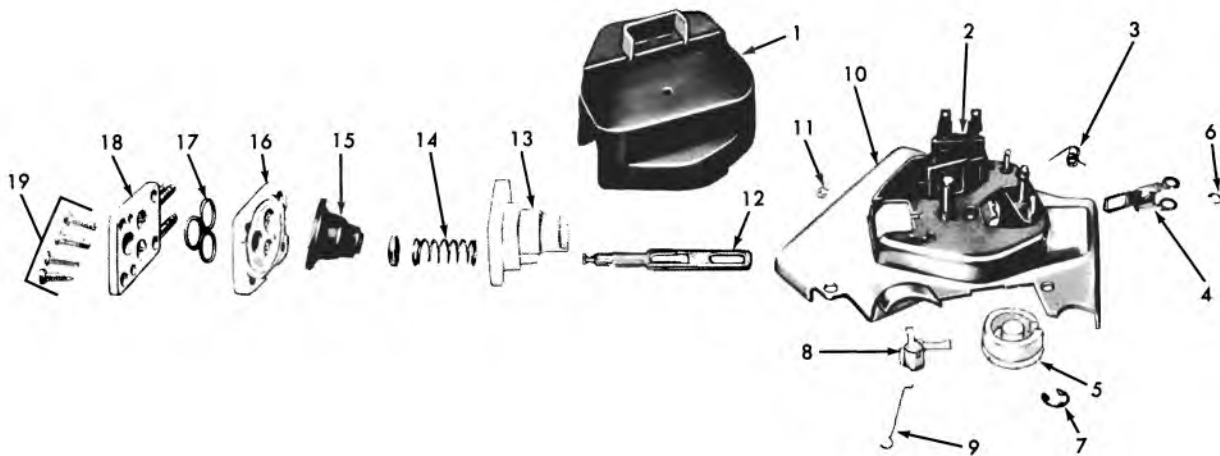
- |  |   |
|--|---|
| 1. 10.150 CASE w/brushes                 | 6. N.S.S. BALL—Thrust—Part of 10.150 Armature |
| 2. 10.150 BOARD ASSY., Terminal          | 7. 10.150 ARMATURE                            |
| 3. 10.150 COIL ASSY.                     | 8. N.S.S. HOUSING—Part of 10.150 Motor Assy.  |
| 4. 10.163 RELAY ASSY.                    | 9. 10.150 SCREW                               |
| 5. N.S.S. WASHER—Part of 10.150 Armature | 10. 10.150 NUT                                |



10-344

### 1965-69 PASSENGER WINDSHIELD WIPER PARTS

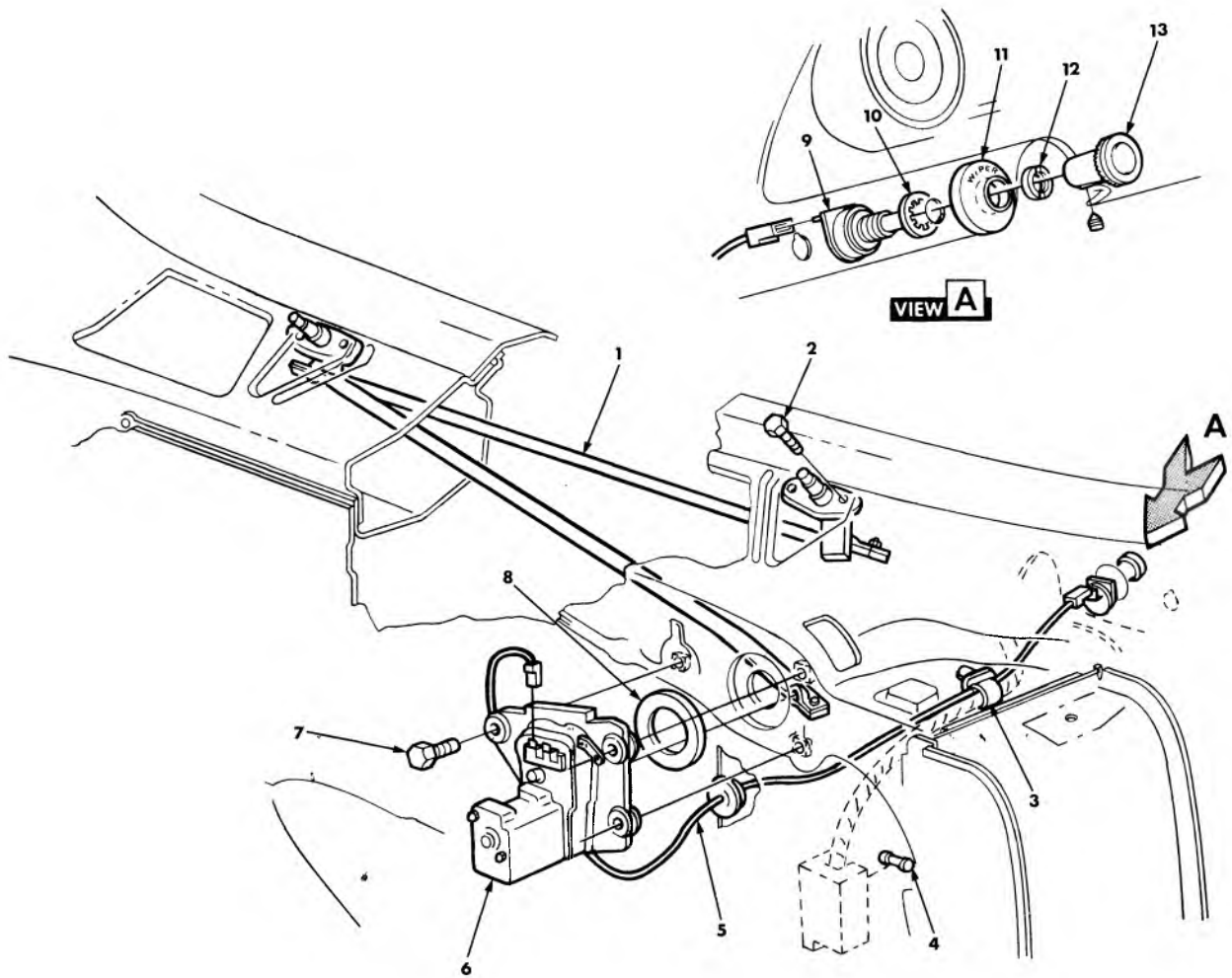
- |                        |                        |
|------------------------|------------------------|
| 1. 10.151 SHAFT ASSY.  | 8. 10.163 SHIELD       |
| 2. 10.151 PAWL—Locking | 9. 10.150 CAP          |
| 3. 10.151 PAWL—Drive   | 10. 10.151 WASHER      |
| 4. 10.151 SPRING       | 11. 10.151 RING        |
| 5. 10.151 GEAR         | 12. 10.150 ARM ASSY.   |
| 6. N.S. CASE           | 13. 10.150 NUT         |
| 7. 10.151 WASHER       | 14. 10.163 RELAY ASSY. |



10-345

### 1965-69 PASSENGER TWO SPEED W/S WASHER PUMP (EXPLODED)

- |                                       |  |
|---------------------------------------|--|
| 1. 10.153 COVER-PUMP                  | 13. N.S.S. HOUSING-(1965-67)                   |
| 2. 10.153 BOARD ASSY.                 | N.S. HOUSING-Part of 10.153 Piston             |
| 3. N.S.S. PAWL SPRING                 | Assy. (1968)                                   |
| 4. 10.153 PAWL UNIT-Pump Ratchet      | 14. N.S. SPRING-Part of 10.153 Bellow Unit     |
| 5. 10.153 RATCHET-PUMP                | 15. N.S. BELLOW-Part of 10.153 Bellow Unit     |
| 6. 10.153 RING-Pawl Retaining         | 16. N.S.S. HEAD-PUMP, Part of 10.153           |
| 7. 10.153 RING-Pump Retaining         | Valve Assy.                                    |
| 8. N.S.S. RATCHET-Dog, Part of 10.153 | 17. N.S.S. "O" RING-Part of 10.153 Valve Assy. |
| Pump Ratchet                          | 18. N.S.S. HEAD-PUMP, Part of 10.153           |
| 9. 10.153 SPRING-Latch Out            | Valve Assy.                                    |
| 10. N.S. FRAME                        | 19. N.S.S. SCREW-Part of 10.153 Valve Assy.    |
| 11. 10.153 RING                       |  |
| 12. N.S. PLUNGER-Part of N.S. Frame   |  |
| (1965-67)                             |  |
| N.S. PLUNGER-Part of 10.153 Piston    |  |
| Assy. (1968)                          |  |

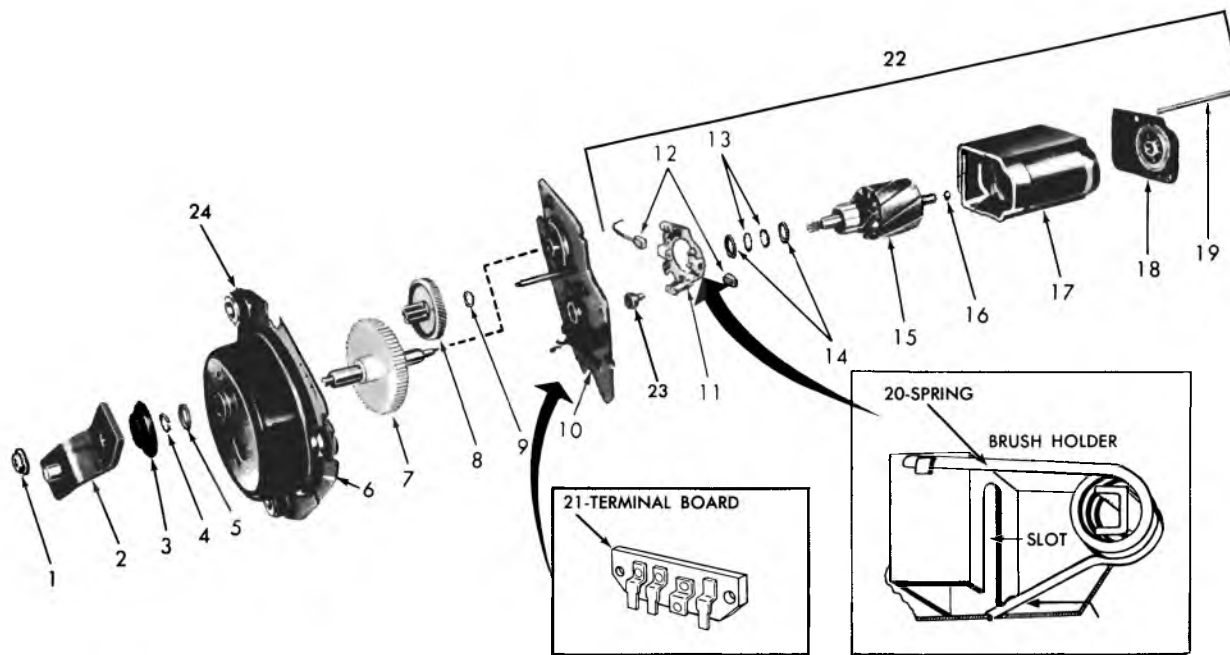


### 1965-67 PASSENGER WINDSHIELD WIPER LINKAGE

1. 10.159 LINK ASSY. ....	4915369-70	8. 10.152 GASKET .....	542675
2. N.L. SCREW .....		9. 10.163 SWITCH ASSY. ....	1993677
3. 2.559 RETAINER .....	3816659	10. 8.932 L. WASHER (1/2)	
4. 8.965 FUSE (20 Amp.)		11. 10.166 BEZEL (Biscayne, Bel Air) .....	3859223
5. N.S. WIRE ASSY. (#16 ga. wire)		10.166 BEZEL (Impala) .....	3859224
6. * MOTOR ASSY		12. 10.163 NUT .....	3820531
7. 8.908 SCREW (#10-24 x 1)		13. 10.164 KNOB .....	3859221

\*Removed From Service

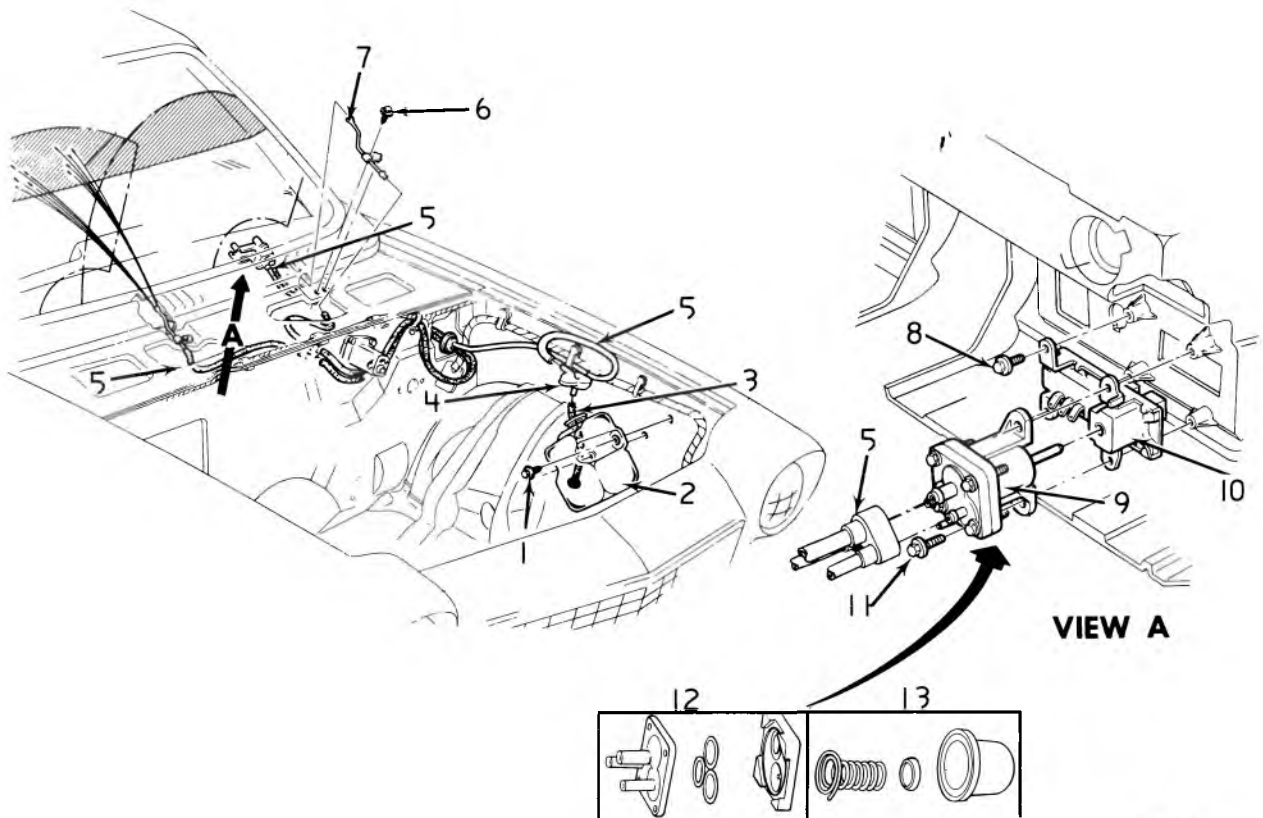




10-488

### 1971-74 VEGA WINDSHIELD WIPER MOTOR AND TRANSMISSION

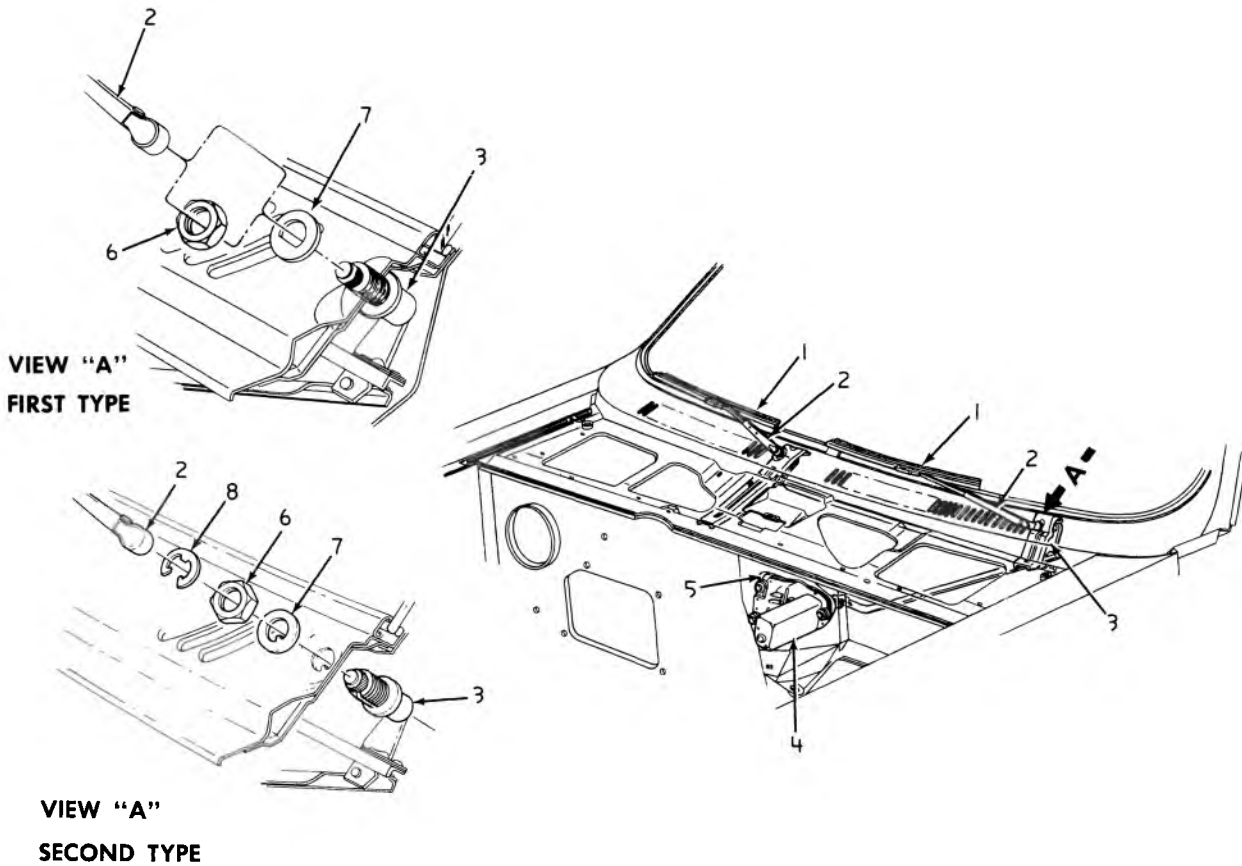
- 1. 8.917 NUT (1/4" - 28)
- 2. 10.151 CRANK ASSY.
- 3. 10.151 CAP
- 4. 10.151 RING
- 5. 8.929 WASHER (1/2")
- 6. 10.151 COVER UNIT
- 7. 10.151 SHAFT AND GEAR ASSY.
- 8. 10.151 GEAR
- 9. 10.150 WASHER (23/64")
- 10. 10.151
- 11. 10.150 HOLDER ASSY.
- 12. 10.150 BRUSH UNIT
- 13. 8.928 WASHER
- 14. 8.929 WASHER (1/2")
- 15. 10.150 ARMATURE
- 16. 10.150 PLUG
- 17. 10.150 COIL
- 18. 10.150 CAP
- 19. 10.150 BOLT
- 20. 10.150 SPRING
- 21. 10.150 BOARD ASSY.
- 22. 10.150 MOTOR ASSY.
- 23. 10.151 CAP
- 24. 10.151 GROMMET



10-489

### 1971-74 VEGA WINDSHIELD WASHER COMPONENTS

- |     |        |                          |
|-----|--------|--------------------------|
| 1.  | 8.977  | SCREW (1/4" — 14 x 3/4") |
| 2.  | 10.154 | JAR ASSY.                |
| 3.  | 10.154 | FILTER ASSY.             |
| 4.  | 10.154 | CAP                      |
| 5.  | 10.155 | HOSE ASSY.               |
| 6.  | 8.977  | SCREW (10 — 16 x 3/8")   |
| 7.  | 10.156 | NOZZLE ASSY.             |
| 8.  | 8.977  | SCREW (8 — 18 x 1/2")    |
| 9.  | 10.153 | PUMP ASSY.               |
| 10. | 10.163 | SWITCH ASSY.             |
| 11. | 7.833  | SCREW (8 — 18 x 3/4")    |
| 12. | 10.153 | VALVE UNIT               |
| 13. | 10.153 | BELLOWS UNIT             |

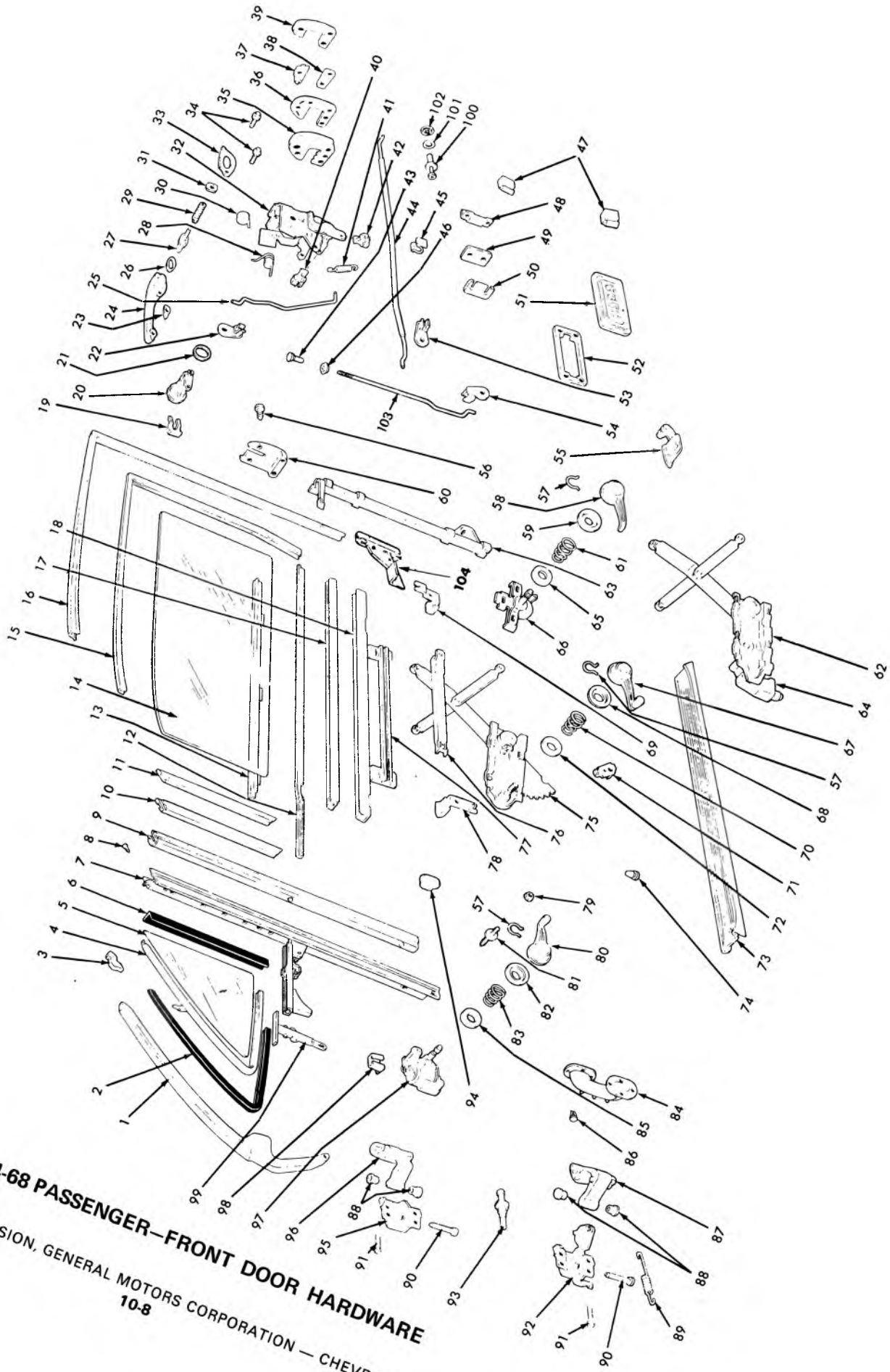


10-490

### 1971-74 VEGA WINDSHIELD WIPER DETAILS

1. 10.146 BLADE ASSY.  
10.146 INSERT ASSY. (15<sup>7</sup>/<sub>8</sub>" long)
2. 10.147 ARM ASSY.
3. 10.159 HOUSING L.H.
4. 10.150 MOTOR ASSY.
5. 10.152 GASKET
6. 10.160 NUT (9/16" — 20)
7. 10.160 WASHER
8. 8.934 RING (use w/9881122 nut)





10.000-GROUP

1964-68 PASSENGER-FRONT DOOR HARDWARE

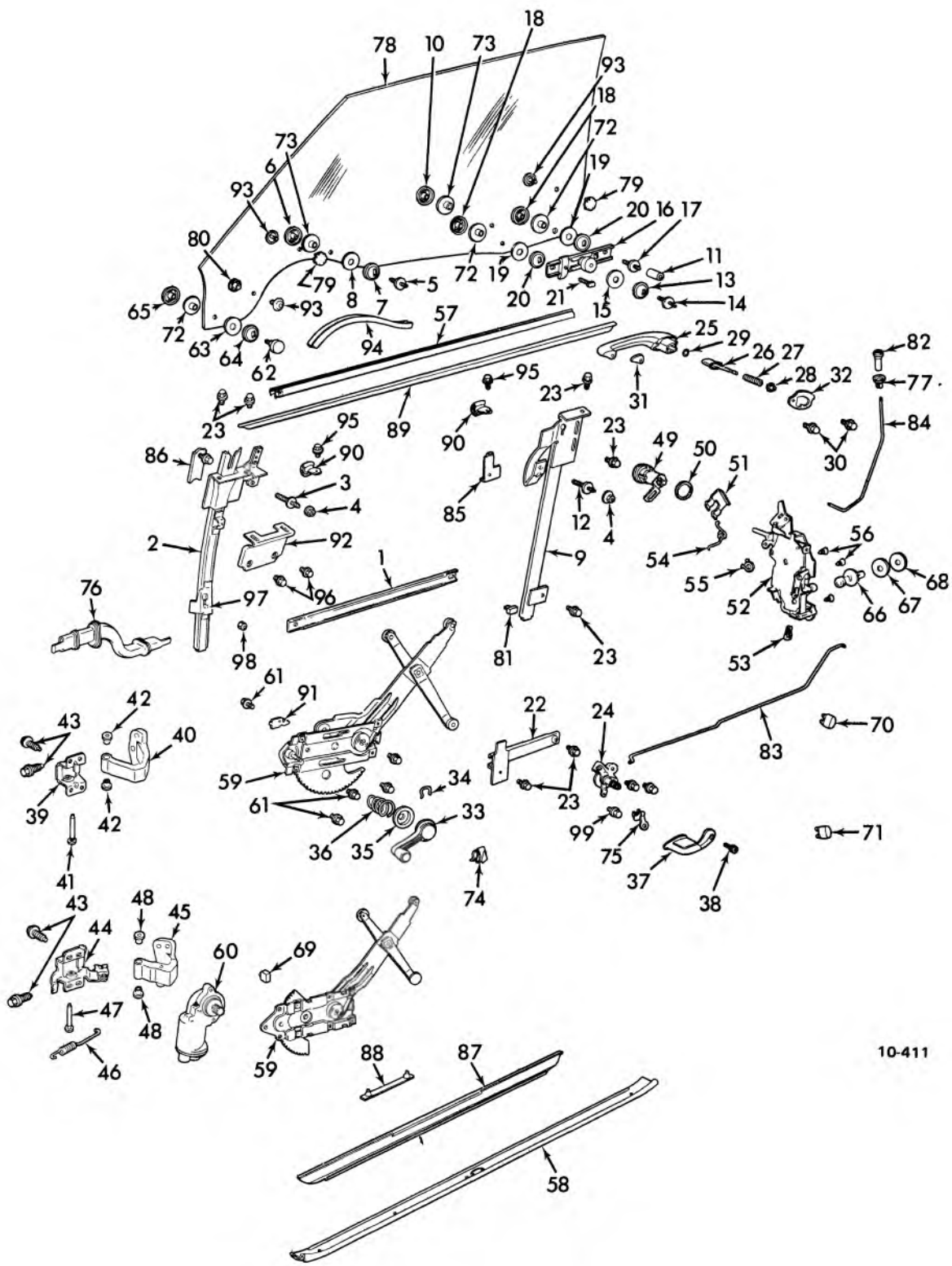
GM PARTS DIVISION, GENERAL MOTORS CORPORATION - CHEVROLET - 11A

10-8

## 1964-68 PASSENGER — FRONT DOOR HARDWARE (EXPLODED)

- |   |   |
|---|---|
| 1. 10.656 FRAME, Ventilator                   | 53. 10.565 CLIP, Remote Control to Lock Rod         |
| 2. 10.652 WEATHERSTRIP, Vent                  | 54. 10.565 CLIP, Inner Locking to Lock Vertical Rod |
| 3. 10.670 BUMPER, Glass on Vent               | 55. 10.512 HANDLE, Lock Remote Control              |
| 4. 10.655 CHANNEL, Vent Glass                 | 56. 10.695 FASTENER, Lock Pillar Sealing Strip      |
| 5. 10.658 GLASS, Ventilator                   | 57. 10.513 SPRING, Handle Retaining                 |
| 6. 10.652 WEATHERSTRIP, Vent Division Channel | 58. 10.512 HANDLE, Lock Remote Control              |
| 7. 10.686 CHANNEL, Vent Division              | 59. 10.515 PLATE, Remote Control Handle Bearing     |
| 8. 10.686 SCREW, Channel to Frame             | 60. 10.694 STRIP, Lock Pillar Sealing               |
| 9. 10.686 CHANNEL, Window Glass Run Front     | 61. 10.701 SPRING, Remote Control Handle            |
| 10. 10.686 SCALP, Division Channel Inner      | 62. 10.783 REGULATOR, Window Electric               |
| 11. 10.686 SCALP, Division Channel Outer      | 63. 10.792 CAM, Window Glass Run                    |
| 12. 10.710 STRIP, Window Glass Run Inner      | 64. 10.783 MOTOR, Window Reg. Electric              |
| 13. 10.710 STRIP, Window Glass Run Outer      | 65. 10.665 WASHER, Handle Sealing                   |
| 14. 10.681 GLASS, Window                      | 66. 10.500 CONTROL, Lock Remote                     |
| 15. 10.689 CHANNEL, Window Upper Sash         | 67. 10.797 HANDLE, Window Regulator                 |
| 16. 10.701 CHANNEL, Window Glass Run          | 68. 10.515 PLATE, Regulator Handle Bearing          |
| 17. 10.685 FILLER, Lower Sash Channel         | 69. 10.716 STOP, Window Rear                        |
| 18. 10.685 CHANNEL, Window Lower Sash         | 70. 10.806 SPRING, Window Regulator Handle          |
| 19. 10.551 RETAINER, Lock Cylinder            | 71. 10.716 STOP, Window at Regulator                |
| 20. 10.550 CYLINDER UNIT, Lock                | 72. 10.517 WASHER, Window Regulator Spindle         |
| 21. 12.247 GASKET, Lock Cylinder to Door      | 73. 11.175 PLATE, Door Sill                         |
| 22. 10.565 CLIP, Lock Cylinder to Lock Rod    | 74. 10.587 PLUG, Inner Panel Sealing                |
| 23. 10.537 GASKET, Outside Handle Front       | 75. 10.783 REGULATOR, Window Manual                 |
| 24. 10.527 HANDLE, Outside                    | 76. 10.792 CAM, Inner Panel                         |
| 25. 10.506 ROD, Lock Cylinder to Lock         | 77. 10.687 CAM, Lower Sash Channel                  |
| 26. 10.529 RING, Push Button Sealing          | 78. 10.716 STOP, Window Front                       |
| 27. 10.529 BUTTON, Handle Push w/Shaft        | 79. 10.670 NUT, Vent to Inner Panel Upper           |
| 28. 10.474 SPRING, Lock Over Center           | 80. 10.664 HANDLE, Vent Regulator                   |
| 29. 10.529 SPRING, Handle Push Button         | 81. 10.670 STUD, Vent to Inner Panel                |
| 30. 10.474 SPRING, Lock Push Button Lever     | 82. 10.515 PLATE, Vent Control Handle Bearing       |
| 31. 10.529 WASHER, Push Button Stop           | 83. 10.806 SPRING, Vent Regulator Handle            |
| 32. 10.470 LOCK                               | 84. 10.778 CONDUIT, Electric                        |
| 33. 10.537 GASKET, Outside Handle Rear        | 85. 10.665 WASHER, Vent Control Handle Sealing      |
| 34. 10.527 SCREW, Handle to Panel             | 86. 10.783 FASTENER, Electric Conduit               |
| 35. 10.569 STRIKER, Lock                      | 87. 10.454 STRAP, Hinge Lower                       |
| 36. 10.571 SPACER, Lock Striker               | 88. 10.464 BUSHING, Hinge                           |
| 37. 10.571 PLATE, Striker Adj. Upper          | 89. 10.455 SPRING, Lower Hinge                      |
| 38. 10.571 PLATE, Striker Adj. Lower          | 90. 10.466 PIN, Hinge                               |
| 39. 10.571 PLATE, Striker Anchor              | 91. 10.463 BOLT, Hinge                              |
| 40. 10.474 CLIP, Lock Spring                  | 92. 10.454 BOX, Hinge Lower                         |
| 41. 10.474 SPRING, Lock Hook Lever Retainer   | 93. 11.950 SWITCH, Jamb                             |
| 42. 10.474 CLIP, Lock Spring                  | 94. 14.683 RETAINER, Trim                           |
| 43. 10.559 KNOB, Inside Locking Rod           | 95. 10.450 BOX, Hinge Upper                         |
| 44. 10.506 ROD, Remote Control to Lock        | 96. 10.450 STRAP, Hinge Upper                       |
| 45. 10.565 CLIP, Remote Control Rod           | 97. 10.661 REGULATOR, Ventilator                    |
| 46. 10.560 FERRULE, Locking Rod Knob          | 98. 10.661 CLIP, Vent Regulator Tee Shaft           |
| 47. 10.587 BUMPER, Lock Pillar                | 99. 10.657 SHAFT, Vent Glass Channel Tee            |
| 48. 10.584 PLATE, Door Wedge Body Side        | 100. 10.569 STRIKER ASSY., Door Lock (1965)         |
| 49. 10.584 PLATE, Door Wedge Door Side        | 101. 10.571 WASHER, Lock Striker Metal (1965)       |
| 50. 10.584 SPACER, Door Wedge                 | 102. 10.571 WASHER, Lock Striker Plastic (1965)     |
| 51. 10.777 SWITCH, Window                     | 103. 10.563 ROD, Door Inside Locking to Lock        |
| 52. 10.777 RETAINER, Switch Escutcheon        | 104. 10.728 PLATE, Frt. Guide Rear                  |

10-412



10-411

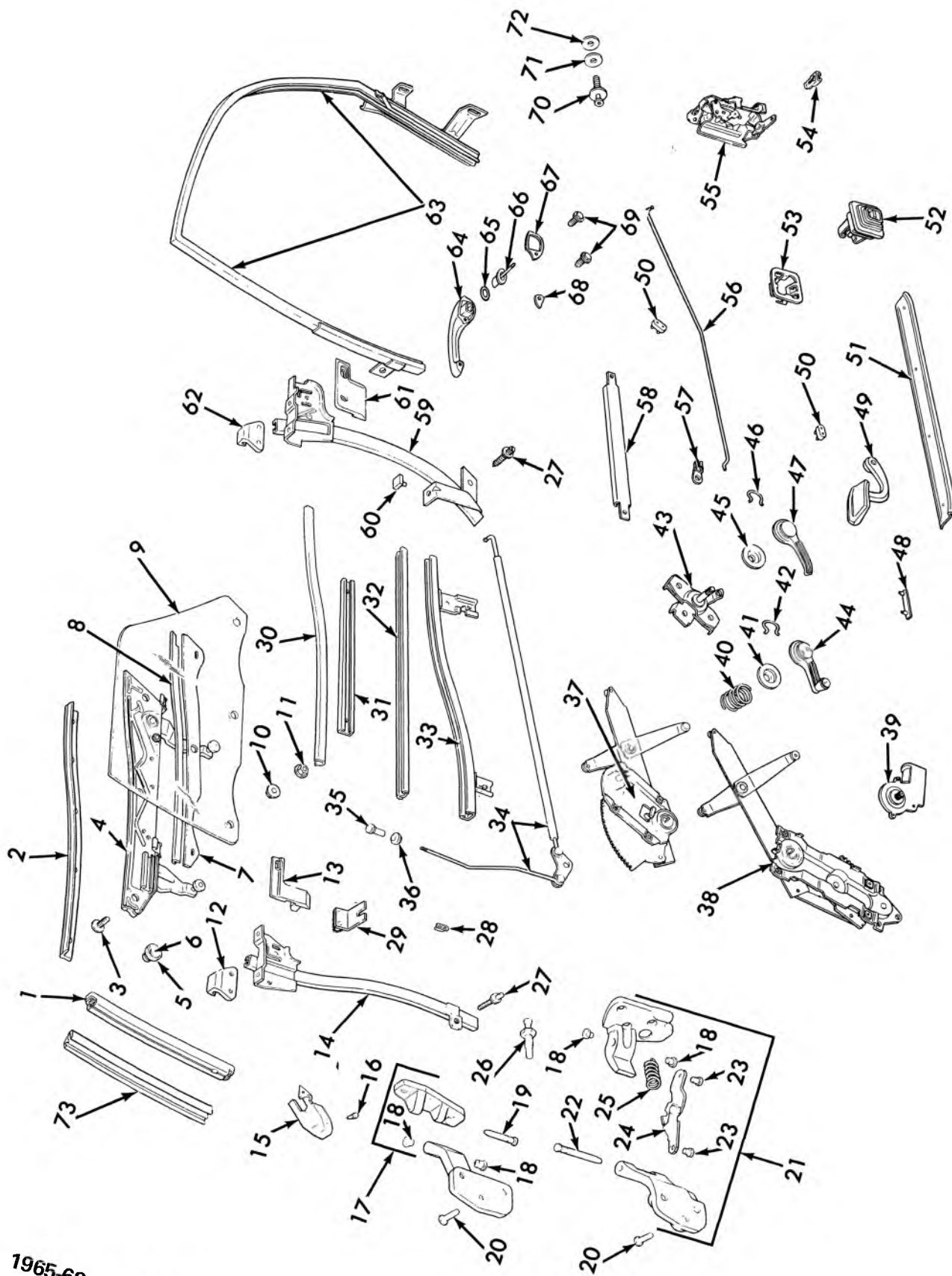
**1968 PASSENGER FRONT DOOR HARDWARE (16647)**

## 1968 PASSENGER FRONT DOOR HARDWARE (16647)

- |   |   |
|---|---|
| <p>1. 10.792 CAM ASSY., Door Window Regulator</p> <p>2. 10.792 CAM ASSY., Door Window Guide Front</p> <p>3. 10.792 STUD, Door Window Guide Front Cam to Panel</p> <p>4. N.L. NUT, Door Window Guide Cam Stud</p> <p>5. 10.792 STUD, Door Window Guide Front Cam to Glass</p> <p>6. 10.792 NUT, Door Window Guide Front Cam to Glass</p> <p>7. 10.792 WASHER, Door Window Guide Front Cam to Glass (Steel)</p> <p>8. 10.792 WASHER, Door Window Guide Front Cam to Glass (Rubber)</p> <p>9. 10.792 CAM ASSY., Door Window Guide Rear</p> <p>10. 10.792 NUT, Door Window Guide Rear Cam to Glass</p> <p>11. 10.792 NUT, Door Window Guide Rear Cam</p> <p>12. 10.792 STUD, Door Window Guide Rear Cam to Panel</p> <p>13. 10.792 WASHER, Door Window Guide Rear Cam to Glass (Steel)</p> <p>14. 10.792 STUD, Door Window Guide Rear Cam to Glass</p> <p>15. 10.792 WASHER, Door Window Guide Rear Cam to Glass (Rubber)</p> <p>16. 10.792 CAM ASSY., Door Window Glass Rear Guide</p> <p>17. 10.792 STUD, Door Glass Rear Guide Cam to Glass</p> <p>18. 10.792 NUT, Door Glass Rear Guide Cam to Glass</p> <p>19. 10.792 WASHER, Door Glass Rear Guide Cam to Glass (Rubber)</p> <p>20. 10.792 WASHER, Door Glass Rear Guide Cam to Glass (Steel)</p> <p>21. 10.792 BOLT, Door Glass Rear Guide Cam to Glass</p> <p>22. 10.792 CAM ASSY., Door Inner Panel</p> <p>23. 10.792 SCREW, Cam to Panel</p> <p>24. 10.500 CONTROL ASSY., Door Lock Remote</p> <p>25. 10.527 HANDLE, Door Outside Less Button</p> <p>26. 10.529 BUTTON &amp; SHAFT, Door Handle Push</p> <p>27. 10.529 SPRING, Door Handle Push Button</p> <p>28. 10.529 WASHER, Door Handle Push Button Stop</p> <p>29. 10.529 RING, Door Handle Push Button Sealing</p> <p>30. 10.527 SCREW, Door Outside Handle to Door</p> <p>31. 10.537 GASKET, Door Outside Handle Front</p> <p>32. 10.537 GASKET, Door Outside Handle Rear</p> <p>33. 10.797 HANDLE, Door Window Regulator</p> <p>34. 10.513 SPRING, Door Regulator Handle Retaining</p> <p>35. 10.515 PLATE, Door Regulator Handle Bearing</p> <p>36. 10.806 SPRING, Door Regulator Handle</p> <p>37. 10.512 HANDLE, Door Lock Remote Control</p> <p>38. 10.512 SCREW, Door Lock Remote Control Handle</p> <p>39. 10.450 BOS, Door Upper Hinge</p> <p>40. 10.450 STRAP, Door Upper Hinge</p> <p>41. 10.466 PIN, Door Upper Hinge</p> <p>42. 10.464 BUSHING, Door Upper Hinge</p> <p>43. 10.463 BOLT, Door Hinge to Body and Door</p> <p>44. 10.454 BOX, Door Lower Hinge</p> <p>45. 10.454 STRAP, Door Lower Hinge</p> <p>46. 10.455 SPRING, Door Lower Hinge</p> <p>47. 10.466 PIN, Door Lower Hinge</p> <p>48. 10.464 BUSHING, Door Lower Hinge</p> | <p>49. 10.550 CYLINDER ASSY., Door Lock</p> <p>50. 10.529 GASKET, Door Lock Cylinder</p> <p>51. 10.551 RETAINER, Door Lock Cylinder</p> <p>52. 10.470 LOCK ASSY., Door</p> <p>53. 10.474 CLIP, Door Lock Spring</p> <p>54. 10.474 SPRING, Door Lock Push Button Return</p> <p>55. 10.474 SPRING, Door Lock Over Center</p> <p>56. 10.474 SCREW, Door Lock To Inner Panel</p> <p>57. 10.710 STRIP ASSY., Door Window Outer Glass Run</p> <p>58. 11.175 PLATE ASSY., Front Door Sill</p> <p>59. 10.783 REGULATOR ASSY., Door Window Manual</p> <p>60. 10.783 MOTOR ASSY., Door Window Regulator Electric</p> <p>61. 10.783 SCREW, Door Window Regulator to Inner Panel</p> <p>62. 10.792 ROLLER ASSY., Door Window Guide Front</p> <p>63. 10.792 WASHER, Door Window Guide Front Roller to Glass (Rubber)</p> <p>64. 10.792 WASHER, Door Window Guide Front Roller to Glass (Steel)</p> <p>65. 10.792 NUT, Door Window Guide Front Roller to Glass</p> <p>66. 10.569 STRIKER ASSY., Door Lock</p> <p>67. 10.571 WASHER, Door Lock Striker Metal</p> <p>68. 10.571 WASHER, Door Lock Striker Plastic</p> <p>69. 10.791 BUMPER, Door Window Electric Motor &amp; Regulator</p> <p>70. 10.587 BUMPER, Door Lock Pillar Upper on Door</p> <p>71. 10.587 BUMPER, Door Lock Pillar Lower on Door</p> <p>72. 10.792 BUSHING, Door Window Guide</p> <p>73. 10.792 BUSHING, Door Window Guide Cam to Glass</p> <p>74. 10.565 CLIP, Door Lock Remote Control to Panel</p> <p>75. 10.565 CLIP, Door Remote Control to Lock Rod</p> <p>76. 10.778 CONDUIT, Door Electric</p> <p>77. 10.560 FERRULE, Door Locking Rod Knob</p> <p>78. 10.681 GLASS, Door Window</p> <p>79. 10.685 FASTENER, Door Window Glass Bearing Upper</p> <p>80. 10.685 BUSHING, Door Window Glass Bearing Lower</p> <p>81. 10.685 BUMPER, Door Window Guide Cam Rear</p> <p>82. 10.559 KNOB, Door Inside Locking Rod</p> <p>83. 10.506 ROD, Door Lock Remote Control to Lock</p> <p>84. 10.563 ROD, Door Inside Locking to Lock</p> <p>85. 10.716 STOP, Door Window Rear</p> <p>86. 10.716 STOP, Door Window Front</p> <p>87. 10.694 STRIP, Door Bottom Auxiliary Sealing</p> <p>88. 10.694 STRIP, Door Bottom Drain Hole Sealing</p> <p>89. 10.710 STRIP ASSY., Door Window Inner at Belt</p> <p>90. 10.710 STRIP, Door Window Anti-Rattle</p> <p>91. 10.716 STOP, Door Window Regulator Sector</p> <p>92. 10.765 SUPPORT, Door Window Guide Front Cam</p> <p>93. 10.685 CAP, Door Glass Bearing Fastener</p> <p>94. N.L. TAPE, Door Glass Protector</p> <p>95. 10.710 SCREW, Door Window Anti-Rattle Strip</p> <p>96. 10.765 SCREW, Door Guide Front Cam Support</p> <p>97. 10.792 BOLT, Door Front Guide Lower</p> <p>98. 10.792 NUT, Door Front Guide Lower</p> <p>99. 10.506 SCREW, Door Remote Control to Panel</p> |
|---|---|

10-411





10.000-GROUP

1965-68 PASSENGER REAR DOOR HARDWARE (TYPICAL)

GM PARTS DIVISION, GENERAL MOTORS CORPORATION — CHEVROLET — 11A

10-413

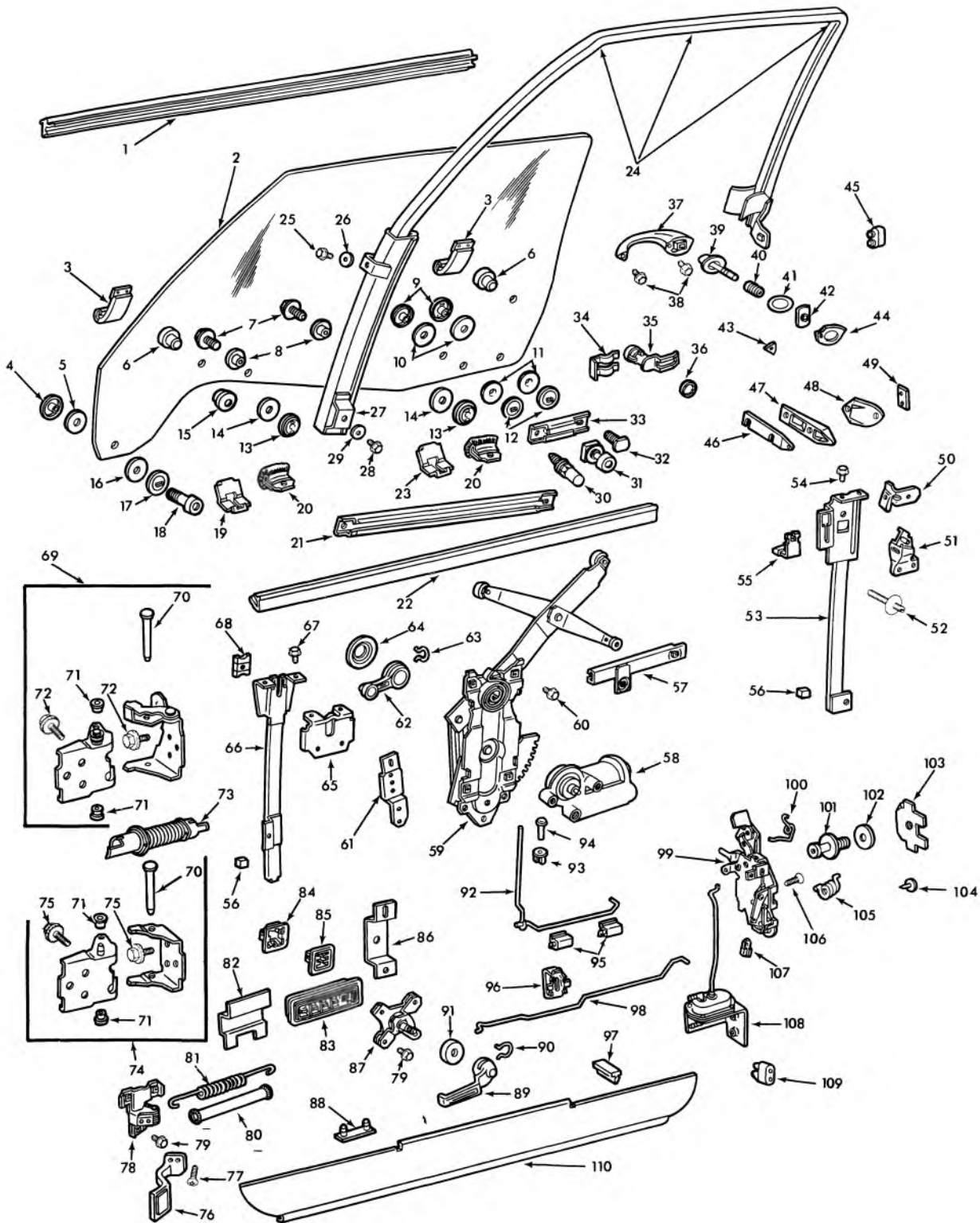
10-12

7-75

## 1965-68 PASSENGER—REAR DOOR HARDWARE (TYPICAL)

- |  |  |
|--|--|
| <ul style="list-style-type: none"> <li>1. 10.747 CHANNEL, Rear Door Wind. Frt. Sash</li> <li>2. 10.774 STRIP, Rear Door Wind. Glass Run Otr.</li> <li>3. 10.685 BOLT, Rear Door Wind. Glass to Lower Channel</li> <li>4. 10.747 CHANNEL ASSY., Rr. Dr. Wind. Lwr. Sash</li> <li>5. 10.747 ROLLER, Rear Door Wind. Lwr. Sash Chnl.</li> <li>6. 10.747 PIN, Rr. Dr. Wind. Lwr. Sash Chnl.</li> <li>7. 10.685 FILLER, Rr. Dr. Window Lower Sash Channel Lower Outer</li> <li>8. 10.685 FILLER, Rr. Dr. Window Lower Sash Channel Lower Outer</li> <li>9. 10.741 GLASS, Rear Door Window</li> <li>10. 10.685 SPACER, Rr. Dr. Wind. Glass to Lwr. Chnl.</li> <li>11. 10.685 NUT, Rr. Dr. Wind. Glass to Lwr. Chnl.</li> <li>12. 10.763 STOP, Rear Door Wind. Front</li> <li>13. 10.747 PLATE, Rear Door Wind. Guide Front</li> <li>14. 10.792 CAM ASSY., Rr. Dr. Wind. Guide Frt.</li> <li>15. 10.694 STRIP, Rr. Dr. Hge. Plr. sealg. at Belt</li> <li>16. 10.695 FASTENER, Rear Hinge Pillar Sealing at Belt</li> <li>17. 10.456 HINGE ASSY., Rear Door Upper</li> <li>18. 10.464 BUSHING, Rr. Dr. Hinge Oilless</li> <li>19. 10.466 PIN, Rear Door Upper Hinge</li> <li>20. 10.463 BOLT, Rr. Dr. Hge. to Body &amp; Door</li> <li>21. 10.460 HINGE ASSY., Rear Door Lower</li> <li>22. 10.466 PIN, Rear Door Lower Hinge</li> <li>23. 10.466 PIN, Rr. Dr. Lwr. Hinge Link</li> <li>24. 10.460 LINK ASSY., Rear Door Lower Hinge</li> <li>25. 10.460 SPRING, Rear Door Lower Hinge</li> <li>26. 11.950 SWITCH, Rear Door Jamb</li> <li>27. 10.792 STUD, Rear Door Wind. Guide</li> <li>28. 14.691 RETAINER, Door Trim to Inner Panel</li> <li>29. 10.774 STRIP ASSY., Rear Door Wind. Glass Anti-Rattle</li> <li>30. 10.774 STRIP, Rr. Dr. Wind. Glass Run Inner</li> <li>31. 10.792 CAM, Rr. Dr. Wind. Lwr. Sash Chnl.</li> <li>32. 10.747 FILLER, Rr. Dr. Wind. Lwr. Sash Chnl.</li> <li>33. 10.747 CHANNEL ASSY., Rr. Dr. Lwr. Sash</li> <li>34. 10.564 ROD ASSY., Rr. Dr. Inside Lkg. to Lock</li> <li>35. 10.559 KNOB, Rear Door Inside Lkg. Rod</li> <li>36. 10.560 FERRULE, Rr. Dr. Lkg. Rod Knob</li> <li>37. 10.791 REGULATOR ASSY., Rear Door Manual</li> <li>38. 10.791 REGULATOR ASSY., Rear Door Less Mtr.</li> <li>39. 10.783 MOTOR ASSY., Rr. Door Reg. Elect.</li> <li>40. 10.806 SPRING, Rr. Dr. Wind. Reg. Hdle</li> <li>41. 10.515 PLATE, Rr. Dr. Wind. Reg. Hdle. Bearing</li> </ul> | <ul style="list-style-type: none"> <li>42. 10.513 SPRING, Rear Door Wind. Reg. Hdle. Retaining</li> <li>43. 10.500 CONTROL ASSY., Rr. Dr. Lock Remote</li> <li>44. 10.797 HANDLE ASSY., Rr. Dr. Wind. Reg.</li> <li>45. 10.515 PLATE, Rr. Dr. Remote Cont. Hdle. Bearing</li> <li>46. 10.513 SPRING, Rr. Dr. Remote Cont. Hdle. Retaining</li> <li>47. 10.512 HANDLE ASSY., Rr. Dr. Remote Cont. (Reg.)</li> <li>48. 10.694 STRIP, Rear Door Bottom Drain Hole Seal</li> <li>49. 10.512 HANDLE ASSY., Rr. Dr. Rem. Cont. (Paddle)</li> <li>50. 10.587 BUMPER, Rr. Dr. Lock Plr. Upr. &amp; Lwr.</li> <li>51. 11.179 PLATE, Rear Door Sill</li> <li>52. 10.777 SWITCH ASSY., Rear Door Wind.</li> <li>53. 10.777 RETAINER, Rr. Dr. Wind. Switch Escn.</li> <li>54. 10.565 CLIP, Rr. Dr. Inside Lkg. to Lock Rod</li> <li>55. 10.473 LOCK ASSY., Rear Door</li> <li>56. 10.506 ROD, Rr. Dr. Lock Rem. Cont. to Lock</li> <li>57. 10.565 CLIP, Rear Door Lock Remote Control to Lock Rod</li> <li>58. 10.792 CAM ASSY., Rear Door Inner Panel</li> <li>59. 10.792 CAM ASSY., Rr. Dr. Wind. Guide Rear</li> <li>60. 10.716 BUMPER, Rear Door Wind. Guide Rear Cam</li> <li>61. 10.747 PLATE, Rear Door Wind. Sash Channel Guide</li> <li>62. 10.768 STOP, Rear Door Wind. Rear</li> <li>63. 10.759 CHANNEL ASSY., Rr. Dr. Wind. Glass Run</li> <li>64. 10.527 HANDLE, Rr. Dr. Outside Less Button</li> <li>65. 10.529 RING, Rr. Dr. Hdle. Push Button Sealing</li> <li>66. 10.529 BUTTON &amp; SHAFT, Rr. Dr. Handle Push</li> <li>67. 10.537 GASKET, Rear Door Outside Handle to Panel Rear</li> <li>68. 10.537 GASKET, Rear Door Outside Handle to Panel Front</li> <li>69. 10.527 SCREW, Rear Door Outside Handle to Door</li> <li>70. 10.569 STRIKER, Rear Door Lock</li> <li>71. 10.571 WASHER, Rear Door Striker Plastic</li> <li>72. 10.571 WASHER, Rear Door Striker Metal</li> <li>73. 10.764 WEATHERSTRIP, Rear Door Window Frame</li> </ul> |
|--|--|

10-413



10-414

**1969-70 PASSENGER FRONT DOOR HARDWARE**

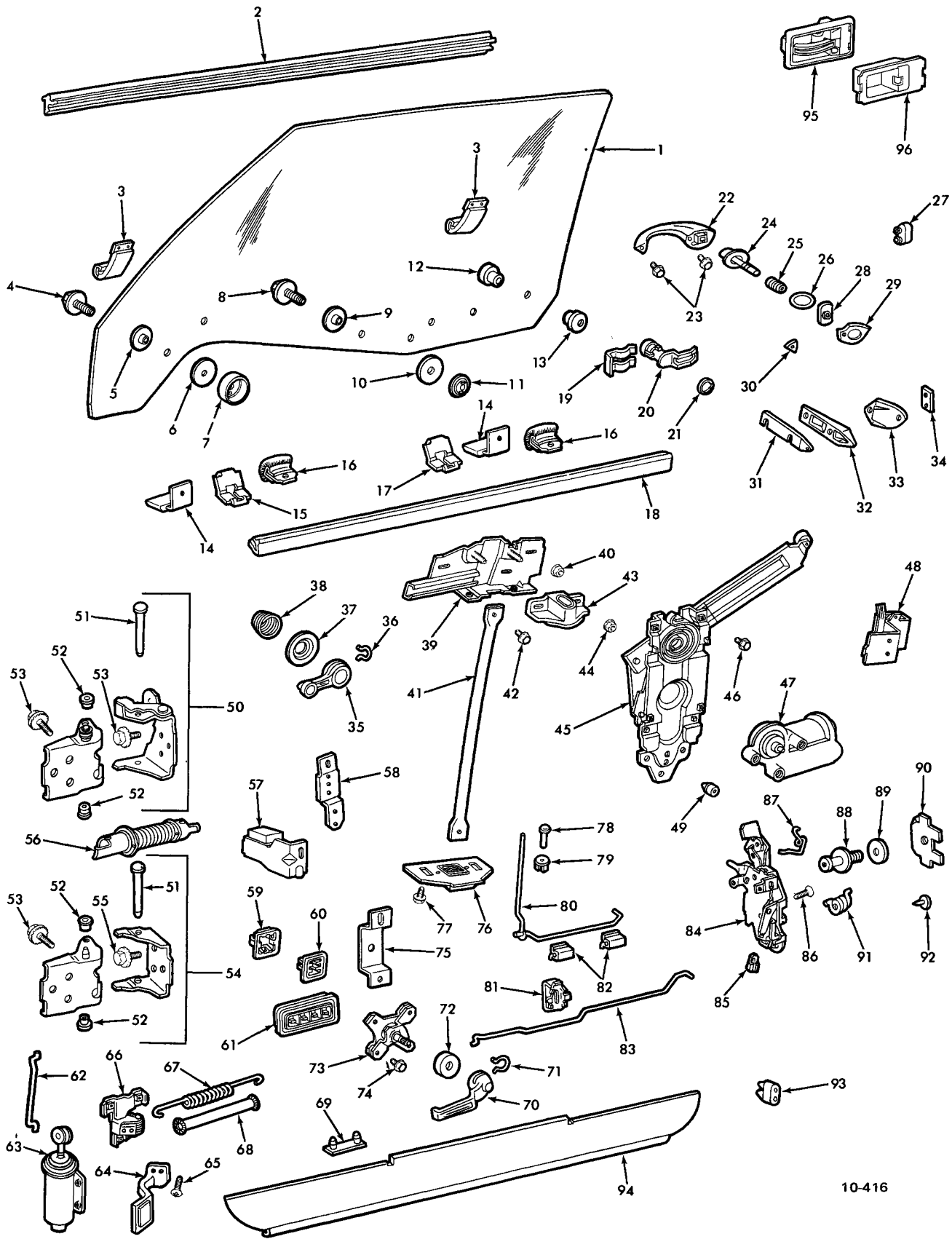
GM PARTS DIVISION, GENERAL MOTORS CORPORATION — CHEVROLET — 11A

## 1969-70 PASSENGER FRONT DOOR HARDWARE

- |  |   |
|--|---|
| <p>1. 10.710 SEALING STRIP ASSY., F/D Window Outer at belt</p> <p>2. 10.681 GLASS, F/D Window</p> <p>3. 10.728 PLATE ASSY., F/D Window Guide Front &amp; Rear</p> <p>4. 10.792 NUT, F/D Window Guide Front Roller</p> <p>5. 10.792 WASHER, F/D Window Guide (Nylon)</p> <p>6. 10.685 FASTENER, F/D Window Glass Bearing</p> <p>7. 10.792 BOLT, F/D Window Cam to Glass</p> <p>8. 10.792 SPACER, F/D Window Cam to Glass</p> <p>9. 10.792 NUT, F/D Window Glass Idler Cam</p> <p>10. 10.792 WASHER, F/D Window Glass Idler Cam (Nylon)</p> <p>11. 10.792 BUSHING, F/D Window Glass Idler Cam</p> <p>12. 10.792 WASHER, F/D Window Glass Idler Cam (Steel)</p> <p>13. 10.792 NUT, F/D Window Cam to Glass</p> <p>14. 10.792 WASHER, F/D Window Cam to Glass (Nylon)</p> <p>15. 10.685 CAP, F/D Window Glass Bearing Fastener</p> <p>16. 10.792 BUSHING, F/D Window Guide Front Roller</p> <p>17. 10.792 WASHER, F/D Window Guide Front Roller (Steel)</p> <p>18. 10.792 BOLT, F/D Window Guide Front</p> <p>19. 14.683 RETAINER, F/D Belt Trim Supt. Front</p> <p>20. 10.710 STRIP ASSY., F/D Window Anti-Rattle</p> <p>21. 10.792 CAM, F/D Window Regulator</p> <p>22. 10.710 SEALING STRIP ASSY., F/D Window Inner at Belt</p> <p>23. 14.683 RETAINER, F/D Belt Trim Supt. Rear</p> <p>24. 10.701 CHANNEL ASSY., F/D Window Glass Run Upper (11-36-46-69)</p> <p>25. 10.701 SCREW, F/D Window Glass Run Channel Upper (11-36-46-69)</p> <p>26. 10.701 WASHER, F/D Window Glass Run Channel Upper (11-36-46-69)</p> <p>27. 10.701 CHANNEL ASSY., F/D Window Glass Run Lower (11-36-46-69)</p> <p>28. 10.701 SCREW, F/D Window Glass Run Channel Lower (11-36-46-69)</p> <p>29. 10.701 WASHER, F/D Window Glass Run Channel Lower (11-36-46-69)</p> <p>30. 10.792 STUD, F/D Window Idler Cam to Glass</p> <p>31. 10.792 ROLLER ASSY., F/D Window Guide Rear</p> <p>32. 10.792 BOLT, F/D Window Idler Cam to Glass</p> <p>33. 10.792 CAM ASSY., F/D Window Glass Idler</p> <p>34. 10.551 RETAINER, F/D Lock Cylinder</p> <p>35. 10.548 CYLINDER ASSY., F/D Lock</p> <p>36. 10.529 GASKET, F/D Lock Cylinder to Door</p> <p>37. 10.527 HANDLE, F/D Outside Less Button</p> <p>38. 10.527 SCREW, F/D Outside Handle to Panel</p> <p>39. 10.529 BUTTON &amp; SHAFT ASSY., F/D Handle Push</p> <p>40. 10.529 SPRING, F/D Handle Push Button</p> <p>41. 10.529 RING, F/D Handle Push Button Sealing</p> <p>42. 10.529 WASHER, F/D Handle Push Button Stop</p> <p>43. 10.537 GASKET, F/D Outside Handle to Panel Rear</p> <p>44. 10.537 GASKET, F/D Outside Handle to Panel Front</p> <p>45. 10.587 BUMPER, F/D Lock Pillar Door Side</p> <p>46. 10.584 SPACER, F/D Wedge Plate Door Side (67 Styles Only)</p> <p>47. 10.584 PLATE, F/D Wedge Door Side (67 Styles Only)</p> <p>48. 10.584 PLATE, F/D Wedge Body Side (67 Styles Only)</p> <p>49. 10.584 SPACER, F/D Wedge Plate Body Side (67 Styles Only)</p> <p>50. 10.728 PLATE ASSY., F/D Window Upper Rear Guide</p> <p>51. 10.728 SUPPORT, F/D Window Guide Rear Cam Upper</p> <p>52. 10.792 STUD, F/D Window Rear Guide To Panel</p> <p>53. 10.792 CAM ASSY., F/D Window Guide Rear</p> | <p>54. 10.792 SCREW, F/D Window Guide Rear Cam</p> <p>55. 10.716 STOP ASSY., F/D Window Rear Upper</p> <p>56. 10.792 BUMPER, F/D Window Guide Cam Front &amp; Rear</p> <p>57. 10.792 CAM ASSY., F/D Inner Panel</p> <p>58. 10.783 MOTOR ASSY., F/D Window Regulator Electric</p> <p>59. 10.783 REGULATOR ASSY., F/D Window</p> <p>60. 10.783 SCREW, F/D Window Reg. to Inner Panel</p> <p>61. 10.777 PLATE, F/D Wire Protector</p> <p>62. 10.797 HANDLE ASSY., F/D Window Regulator</p> <p>63. 10.513 SPRING, F/D Window Regulator Handle Retaining</p> <p>64. 10.515 PLATE, F/D Window Regulator Handle Bearing</p> <p>65. 10.765 SUPPORT, F/D Window Guide Front Cam</p> <p>66. 10.792 CAM ASSY., F/D Window Guide Front</p> <p>67. 10.792 SCREW, F/D Window Guide Front Cam</p> <p>68. 10.716 STOP ASSY., F/D Window Upper Front</p> <p>69. 10.450 HINGE ASSY., F/D Upper</p> <p>70. 10.466 PIN, F/D Upper &amp; Lower Hinge</p> <p>71. 10.464 BUSHING, F/D Upper &amp; Lower Hinge Oil Less Type</p> <p>72. 10.463 SCREW, F/D Upper Hinge to Body &amp; Door</p> <p>73. 10.778 CONDUIT, F/D Vacuum Hose</p> <p>74. 10.454 HINGE ASSY., Front Door Lower</p> <p>75. 10.463 SCREW, F/D Lower Hinge to Body &amp; Door</p> <p>76. 10.512 HANDLE, F/D Lock Remote Control (Paddle Type)</p> <p>77. 10.512 SCREW, F/D Lock Remote Control Handle</p> <p>78. 10.500 CONTROL ASSY., F/D Lock Remote (Paddle Type)</p> <p>79. 10.506 SCREW, F/D Lock Remote Control to Panel</p> <p>80. 10.500 SILENCER, F/D Lock Remote Control to Inner Panel Spring</p> <p>81. 10.500 SPRING, F/D Lock Remote Control to Inner Panel</p> <p>82. 10.777 COVER, F/D Inner Panel Electric Switch Protector</p> <p>83. 10.777 SWITCH &amp; ESCN. ASSY., F/D Window Five Button</p> <p>84. 10.777 REINFORCEMENT, F/D Trim at Window Switch</p> <p>85. 10.777 RETAINER, F/D Window Switch Escutcheon</p> <p>86. 10.777 PLATE, F/D Vacuum Switch Protector</p> <p>87. 10.500 CONTROL ASSY., F/D Lock Remote</p> <p>88. 10.694 SEALING STRIP, F/D Bottom Drain Hole</p> <p>89. 10.512 HANDLE ASSY., F/D Lock Remote Control</p> <p>90. 10.513 SPRING, F/D Lock Remote Control Handle Retaining</p> <p>91. 10.517 WASHER, F/D Lock Remote Control Handle Sealing</p> <p>92. 10.563 ROD ASSY., F/D Inside Locking to Lock</p> <p>93. 10.560 FERRULE, F/D Inside Locking Rod Knob</p> <p>94. 10.559 KNOB, F/D Inside Locking Rod</p> <p>95. 10.565 CLIP, F/D Inside Locking Rod to Inner Panel</p> <p>96. 10.565 CLIP, F/D Lock Remote Control Rod to Inner Panel</p> <p>97. 10.716 BUMPER, F/D Window Stop</p> <p>98. 10.506 ROD, F/D Lock Remote Control to Lock</p> <p>99. 10.470 LOCK ASSY., Front Door</p> <p>100. 10.470 SPRING, F/D Lock Push Button Return</p> <p>101. 10.569 STRIKER ASSY., F/D Lock</p> <p>102. 10.571 WASHER, Front Door Lock Striker</p> <p>103. 10.571 PLATE, Front Door Lock Striker Anchor</p> <p>104. 10.695 FASTENER, F/D Weatherstrip to Lock Pillar</p> <p>105. 10.474 SPRING, F/D Lock Over Center</p> <p>106. 10.474 SCREW, F/D Lock to Inner Panel</p> <p>107. 10.474 CLIP, Front Door Lock Spring</p> <p>108. 10.485 ACTUATOR ASSY., F/D Vacuum Lock</p> <p>109. 10.587 BUMPER, F/D Lock Pillar Door Side</p> <p>110. 10.694 SEALING STRIP, F/D Bottom Auxiliary</p> |
|--|---|

10-414

GM PARTS DIVISION, GENERAL MOTORS CORPORATION — CHEVROLET — 11A



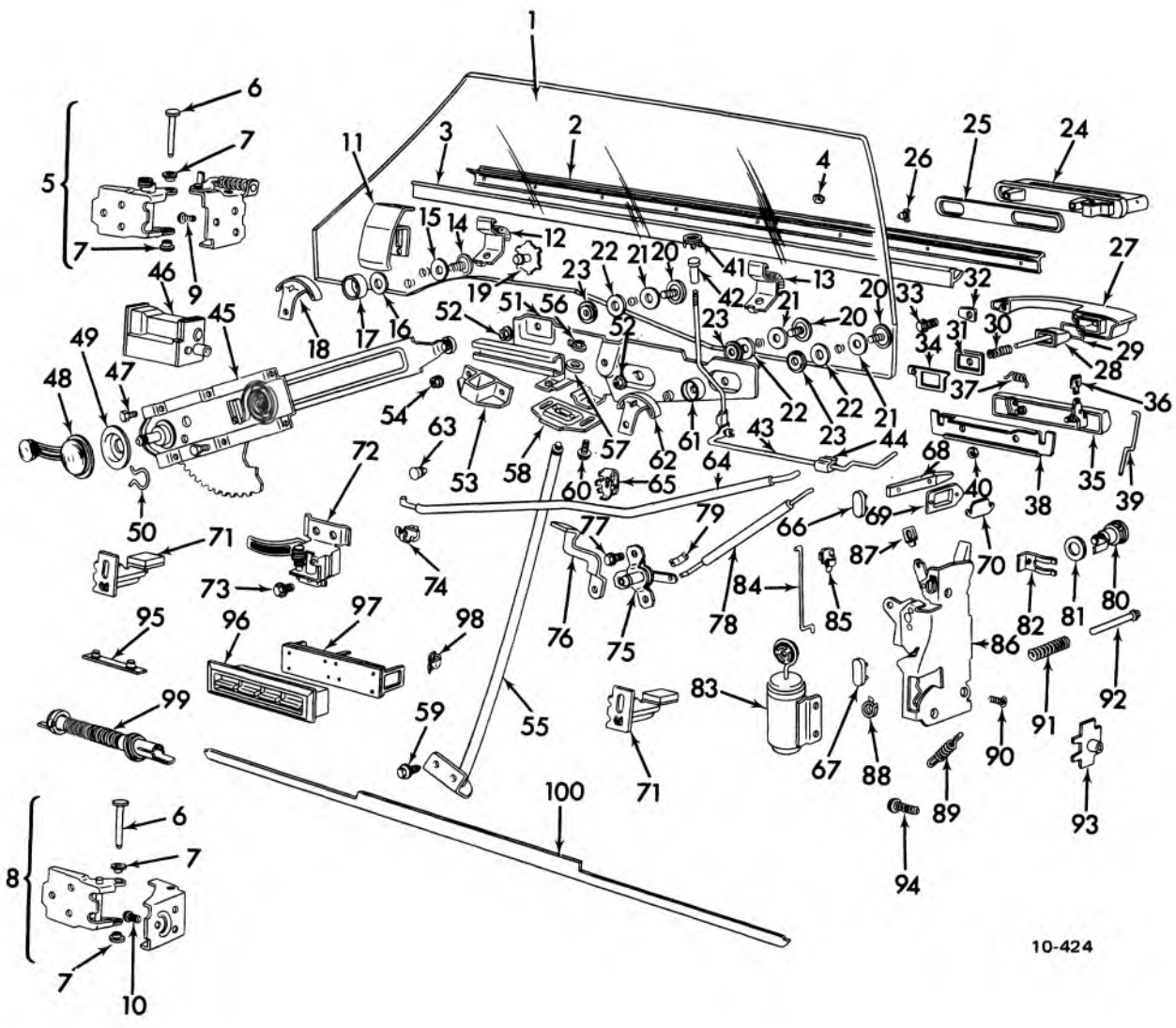
10-416

**1970 PASS. BODY-37-47-57-67 STYLES  
FRONT DOOR HARDWARE**

## 1970 PASSENGER—37-47-57-67 STYLES FRONT DOOR HARDWARE

1.	10681	GLASS, F/D Window	51.	10466	PIN, F/D Upper and Lower Hinge
2.	10710	SEALING STRIP ASSY., F/D Window Outer At Belt	52.	10464	BUSHING, F/D Upper and Lower Hinge Oil Less Type
3.	10728	PLATE ASSY., F/D Window Guide Front and Rear	53.	10463	SCREW, F/D Upper Hinge To Body and Door
4.	10685	BOLT, F/D Window Up Stop To Glass	54.	10454	HINGE ASSY., F/D Lower
5.	10685	BUSHING, F/D Window Up Stop To Glass	55.	10463	SCREW, F/D Lower Hinge To Body and Door
6.	10685	WASHER, F/D Window Up Stop To Glass	56.	10778	CONDUIT, F/D Electric Wiring
7.	10716	STOP, F/D Window Glass Up	57.	10716	SUPPORT ASSY., F/D Window Bumper
8.	10685	BOLT, F/D Window Plate Assembly To Glass	58.	10777	PLATE, F/D Wiring Protector
9.	10685	BUSHING, F/D Window Plate Assembly To Glass	59.	10777	REINFORCEMENT, F/D Trim At Window Switch
10.	10685	WASHER, F/D Window Plate Assembly To Glass	60.	10777	RETAINER, F/D Window Switch Escutcheon
11.	10685	NUT, F/D Window Plate Assembly To Glass	61.	10777	SWITCH AND ESCUTCHEON ASSY., F/D Window 4 Button
12.	10685	FASTENER, F/D Window Glass Bearing	62.	10563	ROD, F/D Inside Locking Lever To Actuator
13.	10685	CAP, F/D Window Glass Bearing Fastener	63.	10485	ACTUATOR ASSY., F/D Electric Lock
14.	10716	STOP, F/D Up (On Panel)	64.	10512	HANDLE, F/D Lock Remote Control (Paddle Type)
15.	14683	RETAINER, F/D Belt Trim Support Front	65.	10512	SCREW, F/D Lock Remote Control Handle
16.	10710	STRIP ASSY., F/D Window Anti-Rattle	66.	10500	CONTROL ASSY., F/D Lock Remote (Paddle Type)
17.	14683	RETAINER, F/D Belt Trim Support Rear	67.	10500	SPRING, F/D Lock Remote Control To Inner Panel
18.	10710	SEALING STRIP ASSY., F/D Window Inner At Belt	68.	10500	SILENCER, F/D Lock Remote Control To Inner Panel Spring
19.	10551	RETAINER, F/D Lock Cylinder	69.	10694	SEALING STRIP, F/D Bottom Drain Hole
20.	10548	CYLINDER ASSY., F/D Lock	70.	10512	HANDLE ASSY., F/D Lock Remote Control
21.	10529	GASKET, F/D Lock Cylinder To Door	71.	10513	SPRING, F/D Lock Remote Control Handle Retaining
22.	10527	HANDLE, F/D Outside Less Button	72.	10517	WASHER, F/D Lock Remote Control Handle Sealing
23.	10527	SCREW, F/D Outside Handle To Panel	73.	10500	CONTROL ASSY., F/D Lock Remote
24.	10529	BUTTON AND SHAFT ASSY., F/D Handle Push	74.	10506	SCREW, F/D Lock Remote Control To Panel
25.	10529	SPRING, F/D Handle Push	75.	10777	PLATE, F/D Electric Lock Switch Protector
26.	10529	RING, F/D Handle Push Button Sealing	76.	10685	GUIDE ASSY., F/D Window Lower Sash Lower
27.	10587	BUMPER, F/D Lock Pillar Upper Door Side	77.	10685	SCREW, F/D Window Lower Sash Guide to Plate
28.	10529	WASHER, F/D Handle Push Button Stop	78.	10559	KNOB, F/D Inside Locking Rod
29.	10537	GASKET, F/D Outside Handle To Panel Rear	79.	10560	FERRULE ASSY., F/D Inside Locking Rod Knob
30.	10584	GASKET, F/D Outside Handle To Panel Front	80.	10563	ROD ASSY., F/D Inside Locking To Lock
31.	10584	SPACER, F/D Wedge Plate Door Side (67 Styles Only)	81.	10565	CLIP, F/D Lock Remote Control To Inner Panel
32.	10584	PLATE, F/D Wedge Door Side (67 Styles Only)	82.	10565	CLIP, F/D Inside Locking Rod To Inner Panel
33.	10584	PLATE, F/D Wedge Body Side (67 Styles Only)	83.	10506	ROD, F/D Lock Remote Control To Lock
34.	10584	SPACER, F/D Wedge Plate Body Side (67 Styles Only)	84.	10470	LOCK ASSY., F/D
35.	10797	HANDLE ASSY., F/D Window Regulator	85.	10474	CLIP, F/D Lock Spring
36.	10513	SPRING, F/D Window Regulator Handle Retaining	86.	10474	SCREW, F/D Lock To Inner Panel
37.	10515	PLATE, F/D Window Regulator Handle Bearing	87.	10474	SPRING, F/D Lock Push Button Return
38.	10806	SPRING, F/D Window Regulator Handle	88.	10569	STRIKER ASSY., F/D Lock
39.	10728	PLATE ASSY., F/D Window Lower Sash Guide	89.	10571	WASHER, F/D Lock Striker
40.	10685	NUT, F/D Window Lower Sash Guide Plate	90.	10571	PLATE, F/D Lock Striker Anchor
41.	10728	TUBE ASSY., F/D Window Guide	91.	10474	SPRING, F/D Lock Over Center
42.	10728	SCREW, F/D Window Guide Tube To Panel	92.	10695	FASTENER, F/D Weatherstrip to Lock Pillar
43.	10685	GUIDE ASSY., F/D Window Lower Sash Upper	93.	10587	BUMPER, F/D Lock Pillar Lower Door Side
44.	10685	NUT, F/D Window Lower Sash Upper Guide	94.	10694	SEALING STRIP, F/D Bottom Auxiliary
45.	10783	REGULATOR ASSY., F/D Window			
46.	10783	SCREW, F/D Window Regulator To Inner Panel			
47.	10783	MOTOR ASSY., F/D Window Regulator Electric			
48.	10701	CHANNEL ASSY., F/D Window Anti-Rattle			
49.	10791	BUMPER, F/D Window Electric			
50.	10450	HNGE ASSY., F/D Upper			

10-416



10-424

1971-75 PASSENGER 2 DOOR FRONT DOOR HARDWARE

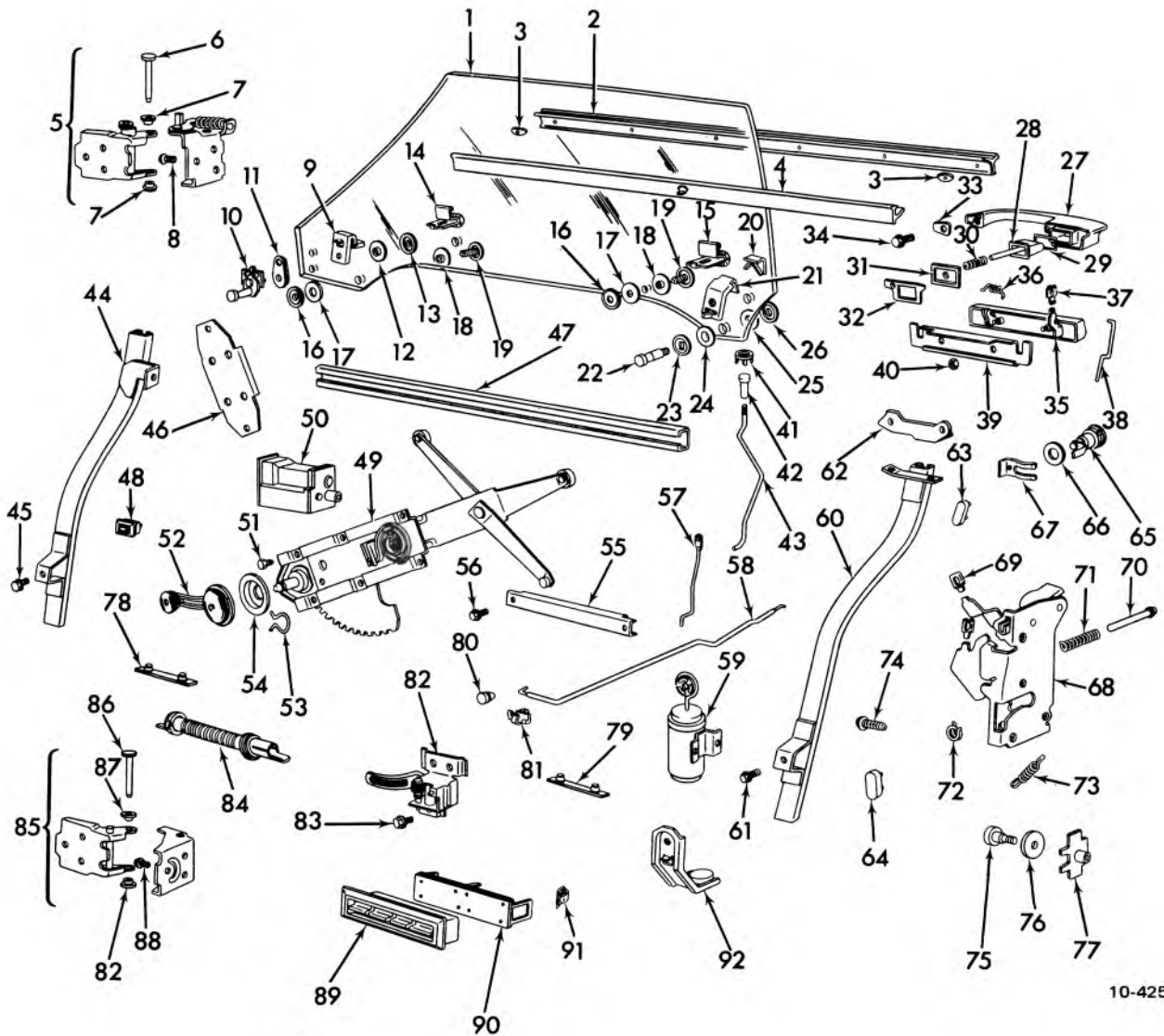
## 1971-75 PASSENGER (2 DOOR) FRONT DOOR HARDWARE

- |   |  |
|---|--|
| <p>1. 10.681 GLASS—F/Dr. Window<br/>                 2. 10.710 SEALING STRIP ASM.—F/Dr.<br/>                 3. 10.710 SEALING STRIP ASM.—F/Dr.<br/>                 4. 10.728 PLATE—Front Door Outer Sealing<br/>                 5. 10.450 HINGE ASM.—F/Dr. Upper<br/>                 6. 10.466 PIN—F/Dr. Upper &amp; Lower Hinge<br/>                 7. 10.464 BUSHING—F/Dr.<br/>                 8. 10.454 HINGE ASM.—F/Dr. Lower<br/>                 9. 10.463 SCREW—F/Dr. Upper Hinge to Door<br/>                 10. 10.463 SCREW—F/Dr. Lower Hinge to Door<br/>                 11. 10.728 PLATE ASM.—F/Dr. Window Glass<br/>                 12. 14.683 RETAINER ASM.—F/Dr. Belt Trim<br/>                 13. 14.683 RETAINER ASM.—F/Dr. Belt Trim<br/>                 14. 10.685 SCREW—F/Dr. Window<br/>                 15. 10.685 BUSHING—F/Dr. Window<br/>                 16. 10.685 WASHER—F/Dr. Window<br/>                 17. 10.716 STOP ASM.—F/Dr. Window Glass Up<br/>                 18. 10.716 STOP—F/Dr. Window Up On—Pnl. Frt.<br/>                 19. 10.685 FASTENER—F/Dr. Window Glass<br/>                 20. 10.685 SCREW—F/Dr. Window Gde. Plt. Asm.<br/>                 21. 10.685 BUSHING—F/Dr. Window Gde. Plt.<br/>                 22. 10.685 WASHER—F/Dr. Window Gde. Plt.<br/>                 23. 10.685 NUT—F/Dr. Window Gde. Pit.<br/>                 24. 10.527 HANDLE ASM.—F/Dr. Outside Olds &amp; Buick E Only<br/>                 25. 10.537 GASKET—F/Dr. Outside Handle Olds &amp; Buick E Only<br/>                 26. 10.529 BUMPER—F/Dr. Outside Handle Olds &amp; Buick E Only<br/>                 27. 10.527 HANDLE—F/Dr. Outside Less Button Olds, Buick B&amp;C Cad. C&amp;E Only<br/>                 28. 10.529 BUTTON &amp; SHAFT ASM.—F/Dr. Handle Push Olds., Buick B&amp;C Cad. C&amp;E Only<br/>                 29. 10.529 RING—F/Dr. Handle Push Button Sealing Olds, Buick B&amp;C Cad. C&amp;E Only<br/>                 30. 10.529 SPRING—F/Dr. Handle Push Olds, Buick B&amp;C Cad. C&amp;E Only<br/>                 31. 10.529 WASHER—F/Dr. Handle Push Button Stop Olds, Buick B&amp;C Cad. C&amp;E Only<br/>                 32. 10.537 GASKET—F/Dr. Outside Handle Front Olds, Buick B&amp;C Cad. C&amp;E Only<br/>                 33. 10.527 SCREW—F/Dr. Outside Handle to Panel Olds, Buick Cad. B-C-E Only<br/>                 34. 10.537 GASKET—F/Dr. Outside Handle Rear Olds, Buick B&amp;C Cad. C&amp;E Only<br/>                 35. 10.527 HANDLE ASM.—F/Dr. Outside Lift Bar Chev. &amp; Pont. Only<br/>                 36. 10.529 SPRING CLIP—F/Dr. Outside Lift Bar Hdl. Chev. &amp; Pont. Only<br/>                 37. 10.529 SPRING—F/Dr. Outside Lift Bar Handle Chev. &amp; Pont. Only<br/>                 38. 10.537 ESCUTCHEON—F/Dr. Outside Handle Chev. &amp; Pont. Only<br/>                 39. 10.529 ROD—F/Dr. Outside Handle to Lock Chev. &amp; Pont. Only<br/>                 40. 10.527 NUT—F/Dr. Outside Handle to Panel Chev. &amp; Pont. Only<br/>                 41. 10.560 FERRULE ASM.—F/Dr. Inside Locking Rod Knob<br/>                 42. 10.559 KNOB—F/Dr. Inside Locking Rod<br/>                 43. 10.563 ROD ASM.—F/Dr. Inside Locking to Lock<br/>                 44. 10.565 CLIP—F/Dr. Inside Locking Rod to Inr. Pnl.<br/>                 45. 10.783 REGULATOR ASSEMBLY—F/Dr. Window<br/>                 46. 10.783 MOTOR ASM.—F/Dr. Window Reg. Electric<br/>                 47. 10.783 SCREW—F/Dr. Window Regulator to Inner Panel<br/>                 48. 10.797 HANDLE ASM.—Window Regulator<br/>                 49. 10.515 PLATE—Window Reg. Inside Handle Bearing<br/>                 50. 10.513 SPRING—Window Reg. Handle Retaining<br/>                 51. 10.728 PLATE ASM.—F/Dr. Window Lwr. Sash Guide</p> | <p>52. 10.728 NUT—F/Dr. Window Lower Sash Guide Plate to Glass<br/>                 53. 10.685 GUIDE ASM.—F/Dr. Window Lwr. Sash-Upper<br/>                 *54. 10.728 NUT—F/Dr. Window Lower Sash Upper Guide to Plate<br/>                 *55. 10.728 TUBE ASM.—F/Dr. Window Guide<br/>                 *56. 10.728 NUT—F/Dr. Window Guide Tube to Inner Panel<br/>                 *57. 10.728 WASHER—F/Dr. Window Guide Tube<br/>                 *58. 10.685 GUIDE ASM.—F/Dr. Window Lwr. Sash-Lower<br/>                 59. 10.728 SCREW—F/Dr. Window Guide Tube to Inner Panel<br/>                 60. 10.728 SCREW—F/Dr. Window Lower Sash Lower Guide to Plate<br/>                 61. 10.716 STOP ASM.—F/Dr. Window RR Up on Glass<br/>                 62. 10.716 STOP—F/Dr. Window Up On—Pnl.-RR<br/>                 63. 10.512 BUMPER—F/Dr. Lk. Hdl. Remote &amp; Control<br/>                 64. 10.506 ROD—F/Dr. Lock Remote Control to Lock<br/>                 65. 10.565 CLIP—F/Dr. Lock Remote Control Rod to Inr. Pnl.<br/>                 66. 10.587 BUMPER—Lock Pillar Door Side-Up.<br/>                 67. 10.587 BUMPER—Lock Pillar Door Side-Lwr.<br/>                 68. 10.584 PLATE—F/Dr. Wedge Dr. Side<br/>                 69. 10.584 PLATE—F/Dr. Wedge Body Side<br/>                 70. 10.584 SPACER—F/Dr. Wedge Plate Body Side<br/>                 71. 10.716 SUPPORT ASM.—F/Dr. Window Bumper<br/>                 72. 10.512 HANDLE ASM.—F/Dr. Lk. Remote &amp; Control<br/>                 73. 10.512 SCREW—F/Dr. Lock Remote Control Handle to Panel<br/>                 74. 10.512 CLIP—F/Dr. Lk. Hdl. Inside Remote Rod<br/>                 75. 10.500 CONTROL ASM.—F/Dr. Lock Remote-RR Rt. Side Cad. E<br/>                 76. 10.512 HANDLE—Door Lock Remote Control-RR Rt. Side Cad. E<br/>                 77. 10.506 SCREW—F/Dr. Lock Remote Rear Control to Panel Rt. Side Cad. E<br/>                 78. 10.506 ROD—F/Dr. Lk. Rear Remote Control to Lk. Rt. Side Cad. E<br/>                 79. 10.506 CLIP—F/Dr. Lk. RR Remote Control to Lk. Rt. Side Cad. E<br/>                 80. 10.548 LOCK CYLINDER ASM.—F/Dr.<br/>                 81. 10.529 GASKET—F/Dr. Lock Cylinder to Door<br/>                 82. 10.551 RETAINER—F/Dr. Lock Cylinder<br/>                 83. 10.485 ACTUATOR ASM.—F/Dr. Electric Lock<br/>                 84. 10.563 ROD—F/Dr. Inside Lkg. Lever to Actuator<br/>                 85. 10.565 CLIP—F/Dr. Inside Lkg. Lever to Actuator<br/>                 86. 10.470 LOCK ASM.—F/Dr.<br/>                 87. 10.474 SPRING CLIP—F/Dr. Lk.<br/>                 88. 10.474 SPRING—Over Center-F/Dr. Lk.<br/>                 89. 10.474 SPRING—F/Dr. Lk. Fork Bolt Return<br/>                 90. 10.474 SCREW—F/Dr. Lock to Panel<br/>                 91. 10.474 SPRING—F/Dr. Lk. Pushbutton Return<br/>                 92. 10.474 PIN—F/Dr. Lk. Pushbutton Return Spring<br/>                 93. 10.571 PLATE—F/Dr. Lock Strkr. Anchor<br/>                 94. 10.695 SCREW &amp; WASHER ASM.—F/Dr. Weatherstrip to Lk. Plr.<br/>                 95. 10.694 SEALING STRIP—F/Dr. Bottom Drain Hole<br/>                 96. 10.777 SWITCH &amp; ESCN. ASM.—F/Dr. Window-4 Button<br/>                 97. 10.777 REINFORCEMENT—F/Dr. Window Switch-4 Button-Lt. Sd.<br/>                 98. 10.777 RETAINER—F/Dr. Window Switch Escn.<br/>                 99. 10.778 CONDUIT—F/Dr. Electric Wiring<br/>                 100. 10.694 SEALING STRIP—F/Dr. Bottom Auxiliary B Body Only</p> |
|---|--|

\*N.S.S.—Part of Item #53

10-424





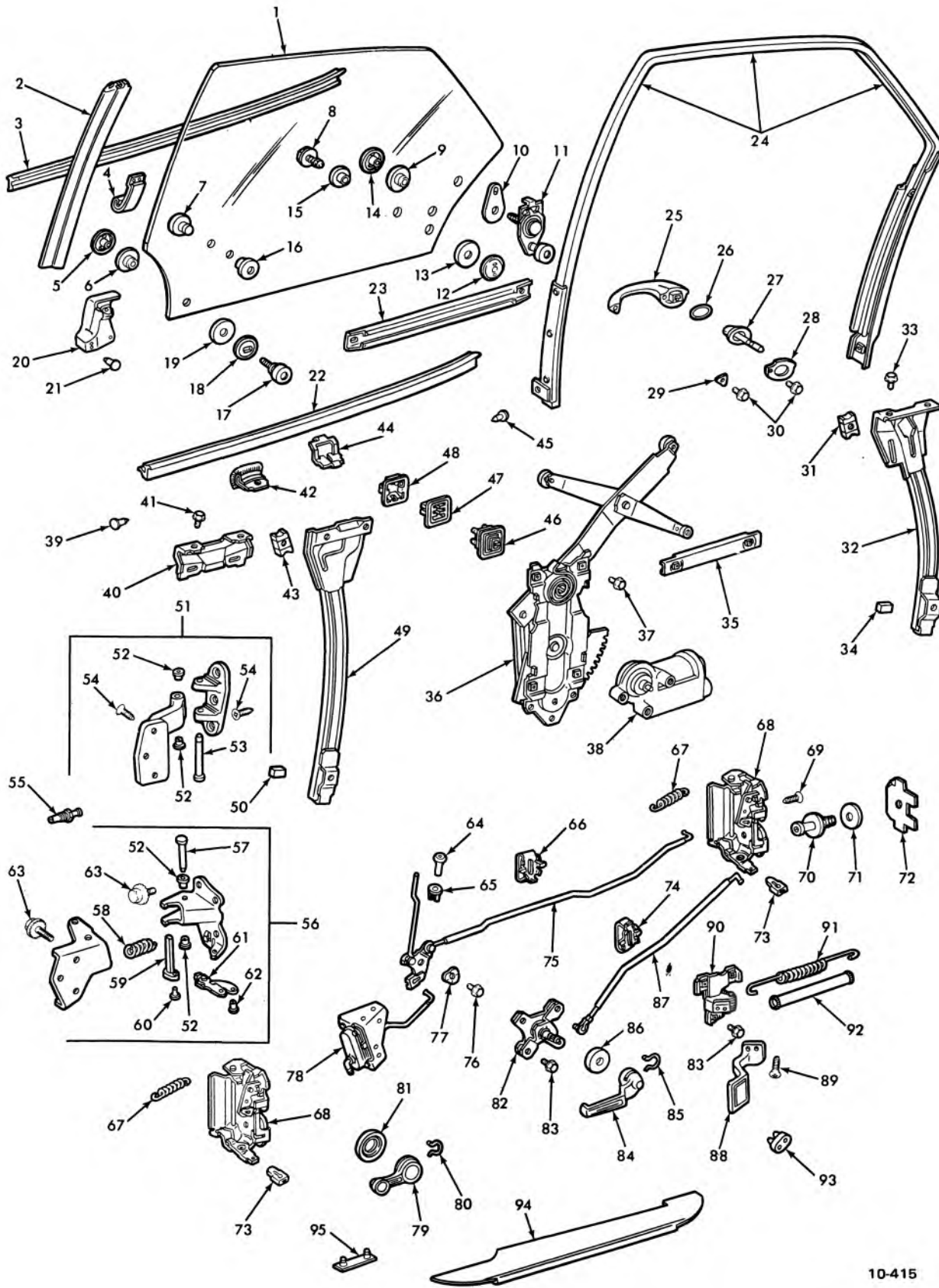
10-425

1971-75 PASSENGER 4 DOOR FRONT DOOR HARDWARE

## 1971-75 PASSENGER (4 DR.) FRONT DOOR HARDWARE

- |   |   |
|---|---|
| <p>1. 10.681 GLASS—F/Dr. Window</p> <p>2. 10.710 SEALING STRIP ASM.—F/Dr. Window Outer at Belt</p> <p>3. 10.728 PLATE—Front Door Sealing Strip Guide</p> <p>4. 10.710 SEALING STRIP ASM.—F/Dr. Window Inner at Belt</p> <p>5. 10.450 HINGE ASM.—F/Dr. Upper</p> <p>6. 10.466 PIN—F/Dr. Hge. Upr.</p> <p>7. 10.464 BUSHING—F/Dr. Hge. Upr.</p> <p>8. 10.463 SCREW—F/Dr. Upper Hinge to Door &amp; Body</p> <p>9. 10.716 STOP—F/Dr. Window Front Up. On Pnl.</p> <p>10. 10.792 ROLLER ASM.—F/Dr. Window Glass Guide - Frt.</p> <p>11. 10.792 WASHER—F/Dr. Window Front Roller to Glass</p> <p>12. 10.792 BUSHING—F/Dr. Window Front Roller to Glass</p> <p>13. 10.792 NUT—F/Dr. Window Guide Front Roller to Glass</p> <p>14. 14.683 RETAINER ASM.—F/Dr. Belt Trim Supt. - Front</p> <p>15. 14.683 RETAINER ASM.—F/Dr. Belt Trim Supt. - RR</p> <p>16. 10.792 NUT—F/Dr. Window Glass to Cam Tee</p> <p>17. 10.792 WASHER—F/Dr. Window Glass to Cam</p> <p>18. 10.792 BUSHING—F/Dr. Window Reg. Cam to Glass</p> <p>19. 10.792 SCREW—F/Dr. Window Reg. Cam to Glass</p> <p>20. 10.716 CAP—F/Dr. Window Upr. RR Stop on Pnl.</p> <p>21. 10.716 STOP—F/Dr. Window RR Up On Pnl.</p> <p>22. 10.792 ROLLER ASM.—F/Dr. Window Guide Rear</p> <p>23. 10.792 BUSHING—F/Dr. Window RR Roller to Glass</p> <p>24. 10.792 WASHER—F/Dr. Window Guide RR Roller to Glass</p> <p>25. 10.792 WASHER—F/Dr. Window Guide RR Roller to Glass</p> <p>26. 10.792 NUT—F/Dr. Window Guide RR Roller to Glass</p> <p>27. 10.527 HANDLE—F/Dr. Outside Less Push Button Olds, Buick, Cad. Only</p> <p>28. 10.529 BUTTON &amp; SHAFT ASM.—F/Dr. Handle Push Olds, Buick, Cad. Only</p> <p>29. 10.529 RING—F/Dr. Handle Push Button Sealing Olds, Buick, Cad. Only</p> <p>30. 10.529 SPRING—F/Dr. Handle Push Olds, Buick, Cad. Only</p> <p>31. 10.529 WASHER—F/Dr. Handle Push Button Stop Olds, Buick, Cad. Only</p> <p>32. 10.537 GASKET—F/Dr. Outside Handle - RR Olds, Buick, Cad. Only</p> <p>33. 10.537 GASKET—F/Dr. Outside Handle - Frt. Olds, Buick, Cad. Only</p> <p>34. 10.527 SCREW—F/Dr. Outside Handle to Panel Olds, Buick, Cad. Only</p> <p>35. 10.527 HANDLE ASM.—F/Dr. Outside Lift Bar Chev. &amp; Pont. Only</p> <p>36. 10.529 SPRING—F/Dr. Outside Lift Bar Handle Chev. &amp; Pont. Only</p> <p>37. 10.529 SPRING CLIP—F/Dr. Outside Lift Bar Hdl. Chev. &amp; Pont. Only</p> <p>38. 10.529 ROD—F/Dr. Outside Handle to Lock Chev. &amp; Pont. Only</p> <p>39. 10.537 ESCUTCHEON—F/Dr. Outside Handle Chev. &amp; Pont. Only</p> <p>40. 10.537 NUT—F/Dr. Outside Handle to Panel Chev. &amp; Pont. Only</p> <p>41. 10.560 FERRULE—F/Dr. Inside Locking Rod Knob</p> <p>42. 10.559 KNOB—F/Dr. Inside Locking Rod</p> | <p>43. 10.563 ROD—F/Dr. Inside Locking to Lock</p> <p>44. 10.792 CAM ASM.—F/Dr. Window Guide Front</p> <p>45. 10.792 SCREW—F/Dr. Window Guide Front Cam to Panel</p> <p>46. 14.691 PLATE—F/Dr. Trim Panel Hanger</p> <p>47. 10.792 CAM ASM.—F/Dr. Window Glass Regulator</p> <p>48. 10.485 SWITCH—F/Dr. Lock Control - On Trim Pad</p> <p>49. 10.783 REGULATOR ASM.—F/Dr. Window</p> <p>50. 10.783 MOTOR ASM.—F/Dr. Window Reg. Electric</p> <p>51. 10.783 SCREW—F/Dr. Window Regulator to Inner Panel</p> <p>52. 10.797 HANDLE ASM.—F/Dr. Window Regulator Less Cad.</p> <p>53. 10.513 SPRING—Window Regulator Handle Retaining Less Cad.</p> <p>54. 10.515 PLATE—F/Dr. Window Regulator Hdl. Bearing</p> <p>55. 10.792 CAM ASM.—F/Dr. Inner Panel</p> <p>56. 10.792 SCREW—F/Dr. Inner Panel Cam to Inner Panel</p> <p>57. 10.563 ROD—F/Dr. Inside Locking Lever to Actuator</p> <p>58. 10.506 ROD—F/Dr. Remote Control to Lock</p> <p>59. 10.485 ACTUATOR ASM.—F/Dr. Electric Lock</p> <p>60. 10.792 CAM ASM.—F/Dr. Window Guide - Rear</p> <p>61. 10.792 SCREW—F/Dr. Window Guide Rear Cam to Panel</p> <p>62. 10.765 SUPPORT—F/Dr. Window RR Guide Cam Inr. Pnl.</p> <p>63. 10.587 BUMPER—F/Dr. Lock Pillar - Upr. Door Side</p> <p>64. 10.587 BUMPER—F/Dr. Lock Pillar - Lwr. Door Side</p> <p>65. 10.548 LOCK CYLINDER ASM.—F/Dr.</p> <p>66. 10.529 GASKET—F/Dr. Lock Cylinder</p> <p>67. 10.551 RETAINER—F/Dr. Lock Cylinder</p> <p>68. 10.470 LOCK ASM.—F/Dr.</p> <p>69. 10.474 CLIP—F/Dr. Lock Spring</p> <p>70. 10.474 PIN—F/Dr. Lk. Push Button Return Spring</p> <p>71. 10.474 SPRING—F/Dr. Lk. Push Button Return</p> <p>72. 10.474 SPRING—Overcenter - F/Dr. Lk.</p> <p>73. 10.474 SPRING—F/Dr. Lk. Fork Bolt Return</p> <p>74. 10.695 SCREW—F/Dr. Weatherstrip Asm. to Lk. Plr.</p> <p>75. 10.569 STRIKER ASM.—F/Dr. Lock</p> <p>76. 10.571 WASHER—F/Dr. Lock Striker to Pnl.</p> <p>77. 10.571 PLATE—F/Dr. Lock Striker Anchor</p> <p>78. 10.694 SEALING STRIP—F/Dr. Bottom Drain Hole - Frt.</p> <p>79. 10.694 SEALING STRIP—F/Dr. Bottom Drain Hole - RR</p> <p>80. 10.512 BUMPER—F/Dr. Lock Hdl. Remote Control</p> <p>81. 10.512 CLIP—F/Dr. Lock Hdl. Remote Control</p> <p>82. 10.512 HANDLE ASM.—F/Dr. Lock Remote Control</p> <p>83. 10.512 SCREW—F/Dr. Lock Remote Control Handle to Panel</p> <p>84. 10.778 CONDVIT—F/Dr. Electric Wiring</p> <p>85. 10.454 HINGE ASM.—F/Dr. Lower</p> <p>86. 10.466 PIN—F/Dr. Hinge Lwr.</p> <p>87. 10.464 BUSHING—F/Dr. Hinge Lwr</p> <p>88. 10.463 SCREW—F/Dr. Lower Hinge to Door &amp; Body</p> <p>89. 10.777 SWITCH—F/Dr. Window Escut. - 4 Button</p> <p>90. 10.777 REINFORCEMENT—F/Dr. Trim at Window Switch</p> <p>91. 10.777 CLIP—F/Dr. Window Switch Retaining</p> <p>92. 10.716 SUPPORT ASM.—F/Dr. Window Bumper</p> |
|---|---|

10-425



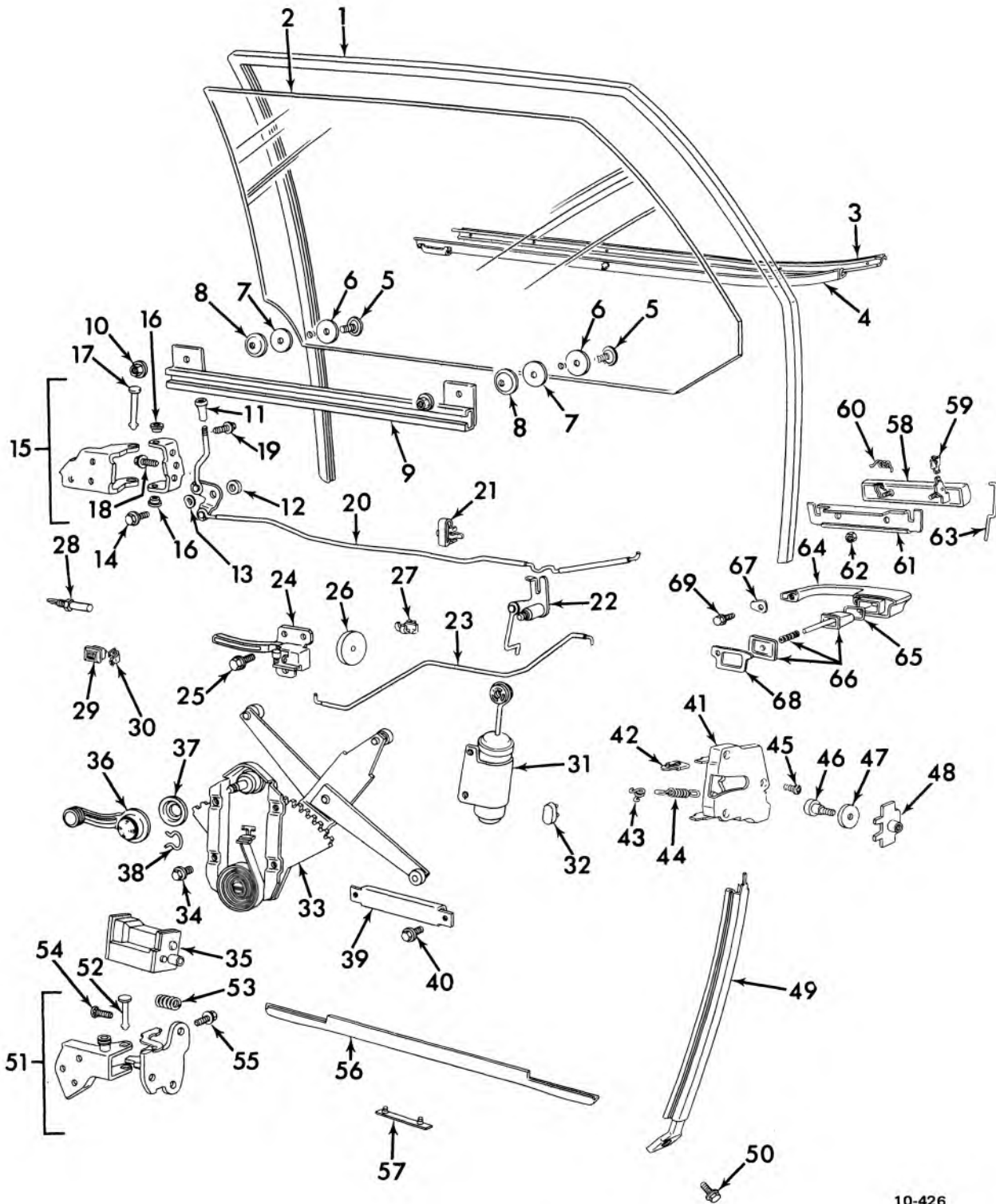
10-415

1969-70 PASSENGER REAR DOOR HARDWARE

## 1969-70 PASSENGER REAR DOOR HARDWARE

1. 10.741 GLASS, Rear Door Window	34. 10.792 BUMPER, Rear Door Window Guide Rear Cam	68. 10.473 LOCK ASSY., Rear Door
2. 10.764 WEATHERSTRIP ASSY., Rear Door	35. 10.792 CAM ASSY., Rear Door Inner Panel	69. 10.474 SCREW, Rear Door
3. 10.774 SEALING STRIP ASSY., Rear Door	36. 10.791 REGULATOR ASSY., Rear Door Window	70. 10.569 STRIKER ASSY., Rear Door Lock
4. 10.747 PLATE ASSY., Rear Door Window Guide	37. 10.791 SCREW, Rear Door Window Regulator to Panel	71. 10.571 WASHER, Rear Door
5. 10.747 NUT, Rear Door Window Guide	38. 10.791 MOTOR ASSY., Rear Door Window Regulator	72. 10.571 PLATE, Rear Door Lock Striker Anchor
6. 10.747 BUSHING, Rear Door Window Guide	39. 10.695 FASTENER, Rear Door Weatherstrip to Hinge Pillar	73. 10.474 CLIP, Rear Door Lock Spring
7. 10.745 FASTENER, Rear Door Window Glass Bearing	40. 10.765 SUPPORT, Rear Door Window Guide Front Cam Upper	74. 10.565 CLIP, Rear Door Lock Remote Control Rod to Panel
8. 10.792 BOLT, Rear Door Window Glass to Cam	41. 10.792 SCREW, Rear Door Window Guide Front Cam	75. 10.563 ROD ASSY., Rear Door Inside Locking to Lock
9. 10.747 BUSHING, Rear Door Window Guide	42. 10.774 STRIP ASSY, Rear Door Window	76. 10.556 SCREW, Rear Door Inside to Lock Rod
10. 10.747 WASHER, Rear Door Window Guide Rear Roller	43. 10.768 STOP ASSY., Front Door Window Front Upper	77. 10.556 WASHER, Rear Door Inside Locking to Lock Rod
11. 10.747 ROLLER ASSY., Rear Door Window Guide	44. 14.683 RETAINER, Rear Door Belt Trim Support	78. 10.485 ACTUATOR ASSY., Rear Door Vacuum Lock
12. 10.747 NUT, Rear Door Window Glass to Cam	45. 10.695 FASTENER, Rear Door Weatherstrip	79. 10.797 HANDLE ASSY., Rear Door
13. 10.745 WASHER, Rear Door Window Glass to Cam	46. 20.777 SWITCH & ESCN. Assy.	80. 10.513 SPRING, Rear Door Window Regulator Handle Retaining
14. 10.747 NUT, Rear Door Window Guide Rear Roller	47. 10.777 REINFORCEMENT, Rear Door Trim	81. 10.515 PLATE, Rear Door Window Regulator
15. 10.745 SPACER, Rear Door Window Glass to Cam	48. 10.777 RETAINER, Rear Door Window Switch Escutcheon	82. 10.500 CONTROL ASSY. Rear Door Lock Remote
16. 10.685 CAP, Rear Door Window Glass Bearing Fastener	49. 10.792 CAM ASSY., Rear Door	83. 10.506 SCREW, Rear Door
17. 10.747 ROLLER ASSY., Rear Door Window Guide	50. 10.792 BUMPER, Rear Door Window Guide Front	84. 10.512 HANDLE ASSY., Rear Door Lock Remote Control
18. 10.745 WASHER, Rear Door Window Guide Front Roller (Steel)	51. 10.456 HINGE ASSY., Rear	85. 10.513 SPRING, Rear Door Lock Remote Control Handle Retaining
19. 10.745 WASHER, Rear Door Window Guide (Nylon)	52. 10.464 BUSHING, Rear Door Upper & Lower Hinge	86. 10.517 WASHER, Rear Door Lock Remote Control Handle Sealing
20. 10.694 SEALING STRIP ASSY., Rear Door	53. 10.466 PIN, Rear Door Upper Hinge	87. 10.506 ROD, Rear Door Lock Remote Control to Lock
21. 10.695 FASTENER, Rear Door Hinge Pillar Sealing Strip to Panel	54. 10.463 BOLT, Rear Door Upper Hinge	88. 10.512 HANDLE, Rear Door Lock Remote Control
22. 10.774 SEALING STRIP ASSY., Rear Door Window Inner at Belt	55. 11.950 SWITCH ASSY., Rear Door Jamb	89. 10.512 SCREW, Rear Door Remote Control Handle
23. 10.792 CAM, Rear Door	56. 10.460 HINGE ASSY.	90. 10.500 CONTROL ASSY., Rear Door Lock Remote
24. 10.759 CHANNEL ASSY., Rear Door Window Glass Run	57. 10.466 PIN, Rear Door	91. 10.500 SPRING, Rear Door Lock Remote Control to Inner Panel
25. 10.527 HANDLE ASSY., Rear Door Outside Less Button	58. 10.460 SPRING,	92. 10.500 SILENCER, Rear Door Lock Remote Control
26. 10.529 RING, Rear Door Handle Push-Button Sealing	59. N.S.S. LINK CONTROL, Rear Door Lower Hinge (Comp. of item 56)	93. 10.587 BUMPER, Rear Door
27. 10.529 BUTTON & SHAFT ASSY., Rear Door	60. N.S.S. PIN, Rear Door Lower Hinge Link Control (Comp. of item 56)	94. 10.694 SEALING STRIP, Rear Door Bottom Auxiliary
28. 10.537 GASKET, Rear Door Outside Handle to Panel Rear	61. N.S.S. LINK & RIVET ASSY., Rear Door Lower Hinge (Comp. of item 56)	95. 10.694 SEALING STRIP, Rear Door
29. 10.537 GASKET, Rear Door Outside Handle to Panel Front	62. N.S.S. RIVET, Rear Door Lower Hinge Link (Comp. of item 56)	
30. 10.527 SCREW, Rear Door Outside Handle to Panel	63. 10.463 SCREW, Rear Door Lower Hinge	
31. 10.768 STOP, Rear Door Window Rear Upper	64. 10.559 KNOB, Rear Door Inside Locking Rod	
32. 10.792 CAM ASSY., Rear Door Window Guide Rear	65. 10.560 FERRULE, Rear Door Inside Locking Rod Knob	
33. 10.792 SCREW, Rear Door Window Guide Rear Cam	66. 10.565 CLIP, Rear Door	
	67. 10.474 SPRING, Rear Door Lock Push-Button Return	

10-415



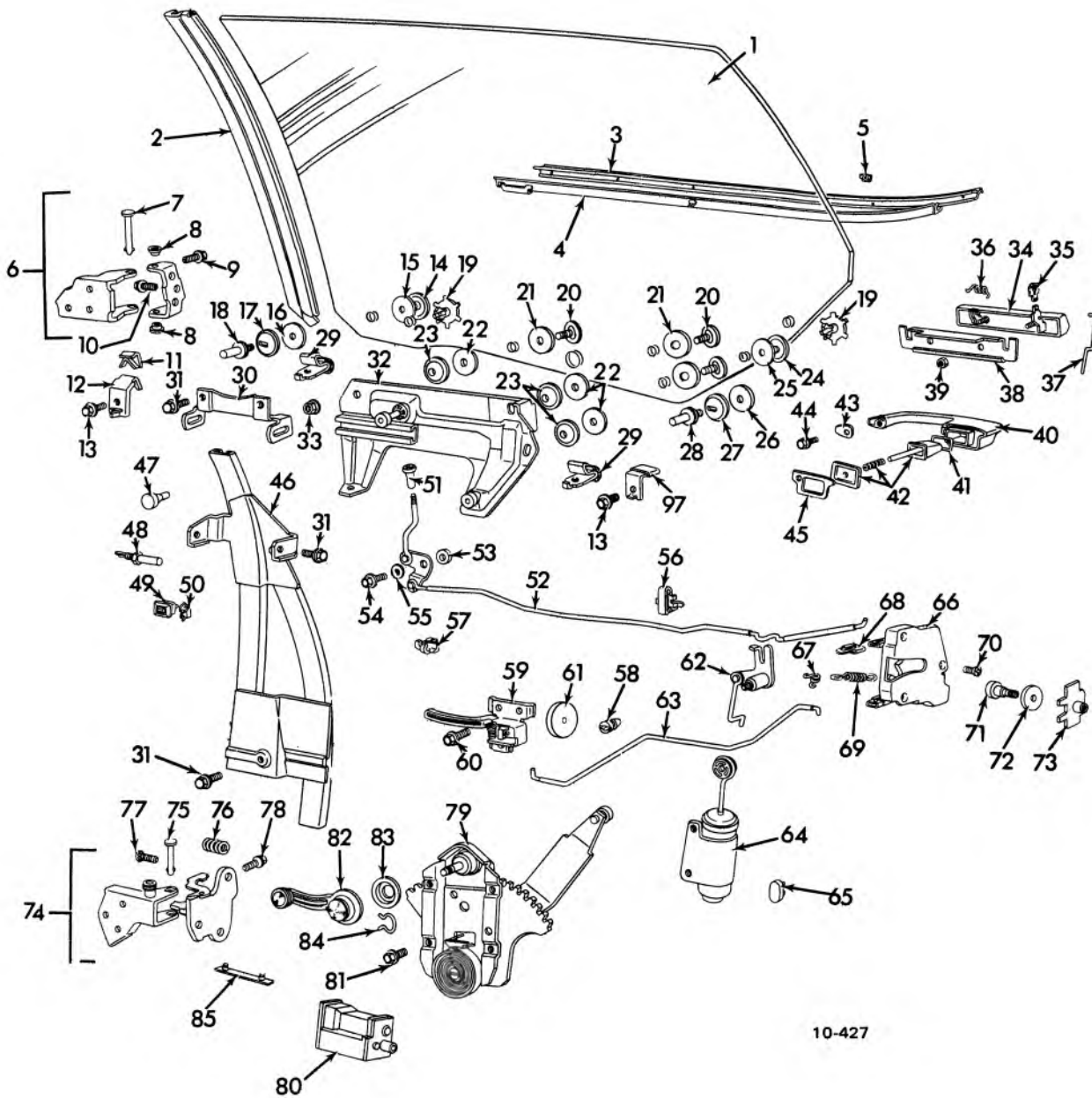
10-426

1971-75 PASSENGER (4 DR. & STA. WAG.) REAR DOOR HARDWARE

## 1971-75 PASSENGER 4 DR.—STA. WAG. REAR DOOR HARDWARE

- |   |  |
|---|--|
| <p>1. 10.759 CHANNEL—Rear Door Window Glass Run</p> <p>2. 10.741 GLASS—Rear Door Window</p> <p>3. 10.774 SEALING STRIP ASM.—Rear Door Window Outer/At Belt</p> <p>4. 10.774 SEALING STRIP ASM.—Rear Door Window Inner/At Belt</p> <p>5. 10.747 SCREW—Rear Door Window Glass to Cam</p> <p>6. 10.745 BUSHING—Rear Door Window Glass to Cam</p> <p>7. 10.747 WASHER—Rear Door Window Glass to Cam</p> <p>8. 10.747 NUT—Rear Door Window Guide Roller Tee</p> <p>9. 10.792 CAM ASM.—Rear Door Window Glass Regulator</p> <p>10. 10.748 NUT—Rear Door Window Glass Regulator Cam to Glass</p> <p>11. 10.559 KNOB—Rear Door Inside Locking Rod</p> <p>12. 10.556 WASHER—Rear Door Inside Locking to Lock Rod</p> <p>13. 10.556 WASHER—Rear Door Inside Locking to Lock Rod</p> <p>14. 10.556 SCREW—Rear Door Inside Locking to Lock Rod</p> <p>15. 10.456 HINGE ASM.—Rear Door Upper</p> <p>16. 10.464 BUSHING—Door Hinge Oil Less Type</p> <p>17. 10.466 PIN—Rear Door Upper Hinge</p> <p>18. 10.463 SCREW—Rear Door Upper Hinge to Door</p> <p>19. 10.463 SCREW—Rear Door Upper Hinge to Body</p> <p>20. 10.563 ROD ASM.—Rear Door Inside Locking to Lock</p> <p>21. 10.565 CLIP—Rear Door Inside Locking Rod to Inner Panel</p> <p>22. 10.563 ROD ASM.—Rear Door Inside Locking to Actuator</p> <p>23. 10.506 ROD ASM.—Rear Door Lock Remote Control to Lock</p> <p>24. 10.512 HANDLE ASM.—Rear Door Lock Remote Control</p> <p>25. 10.506 SCREW—Rear Door Lock Remote Control Handle to Panel</p> <p>26. 10.512 BUMPER—Door Lock Remote Control Handle</p> <p>27. 10.512 CLIP—Door Lock Remote Control Handle</p> <p>28. 11.950 SWITCH ASM.—Rear Door Jamb</p> <p>29. 10.777 SWITCH &amp; ESCN. ASM.—Rear Door Window 1 Button</p> <p>30. 10.777 CLIP—Rear Door Window Switch Retaining</p> <p>31. 10.485 ACTUATOR ASM.—Rear Door Electric Lock</p> <p>32. 10.587 BUMPER—Rear Door Lock Pillar/Door Side</p> <p>33. 10.791 REGULATOR ASM.—Rear Door Window Manual</p> <p>34. 10.791 SCREW—Rear Door Window Regulator to Inner Panel</p> <p>35. 10.791 MOTOR ASM.—Rear Door Window Regulator Electric</p> | <p>36. 10.797 HANDLE ASM.—Rear Door Window Regulator</p> <p>37. 10.515 PLATE—Rear Door Window Regulator Handle Bearing</p> <p>38. 10.513 SPRING—Inside Handle Retaining</p> <p>39. 10.792 CAM ASM.—Rear Door Inner Panel</p> <p>40. 10.792 SCREW—Rear Door Inner Panel Cam to Inner Panel</p> <p>41. 10.473 LOCK ASM.—Rear Door</p> <p>42. 10.474 CLIP—Rear Door Lock Spring</p> <p>43. 10.474 SPRING—Rear Door Lock Over Center</p> <p>44. 10.474 SPRING—Rear Door Lock Fork Return</p> <p>45. 10.474 SCREW—Rear Door Lock to Panel</p> <p>46. 10.569 STRIKER ASM.—Rear Door Lock</p> <p>47. 10.571 WASHER—Rear Door Lock Striker to Panel</p> <p>48. 10.571 PLATE—Rear Door Lock Striker Anchor</p> <p>49. 10.759 RETAINER ASM.—Rear Door Window Glass Run Channel</p> <p>50. 10.759 SCREW—Rear Door Window Glass Run Channel to Lower Reinforcement</p> <p>51. 10.460 HINGE ASM.—Rear Door Lower</p> <p>52. 10.466 PIN—Rear Door Lower Hinge</p> <p>53. 10.460 SPRING—Rear Door Lower Hinge</p> <p>54. 10.463 BOLT—Rear Door Lower Hinge to Door</p> <p>55. 10.460 SCREW—Rear Door Lower Hinge to Body</p> <p>56. 10.694 SEALING STRIP—Rear Door Bottom Auxiliary</p> <p>57. 10.694 SEALING STRIP—Rear Door Bottom Drain Hole</p> <p>58. 10.527 HANDLE ASM.—Rear Door Outside Chevrolet &amp; Pontiac Only</p> <p>59. 10.529 CLIP—Door Outside Handle Spring Chevrolet &amp; Pontiac Only</p> <p>60. 10.529 SPRING—Door Outside Handle Chevrolet &amp; Pontiac Only</p> <p>61. 10.537 ESCUTCHEON—Rear Door Outside Handle Chevrolet &amp; Pontiac Only</p> <p>62. 10.527 NUT—Rear Door Outside Handle to Panel Chevrolet &amp; Pontiac Only</p> <p>63. 10.563 ROD—Rear Door Outside Handle to Lock Chevrolet &amp; Pontiac Only</p> <p>64. 10.527 HANDLE—Door Outside Less Button Oldsmobile &amp; Buick Only</p> <p>65. 10.529 RING—Door Handle Push Button Sealing Oldsmobile &amp; Buick Only</p> <p>66. 10.529 BUTTON &amp; SHAFT ASM.—Rear Door Handle Push Oldsmobile &amp; Buick Only</p> <p>67. 10.537 GASKET—Rear Door Outside Handle Front Oldsmobile &amp; Buick Only</p> <p>68. 10.537 GASKET—Rear Door Outside Handle Rear Oldsmobile &amp; Buick Only</p> <p>69. 10.527 SCREW—Rear Door Outside Handle to Panel Oldsmobile &amp; Buick Only</p> |
|---|--|

10-426



10-427

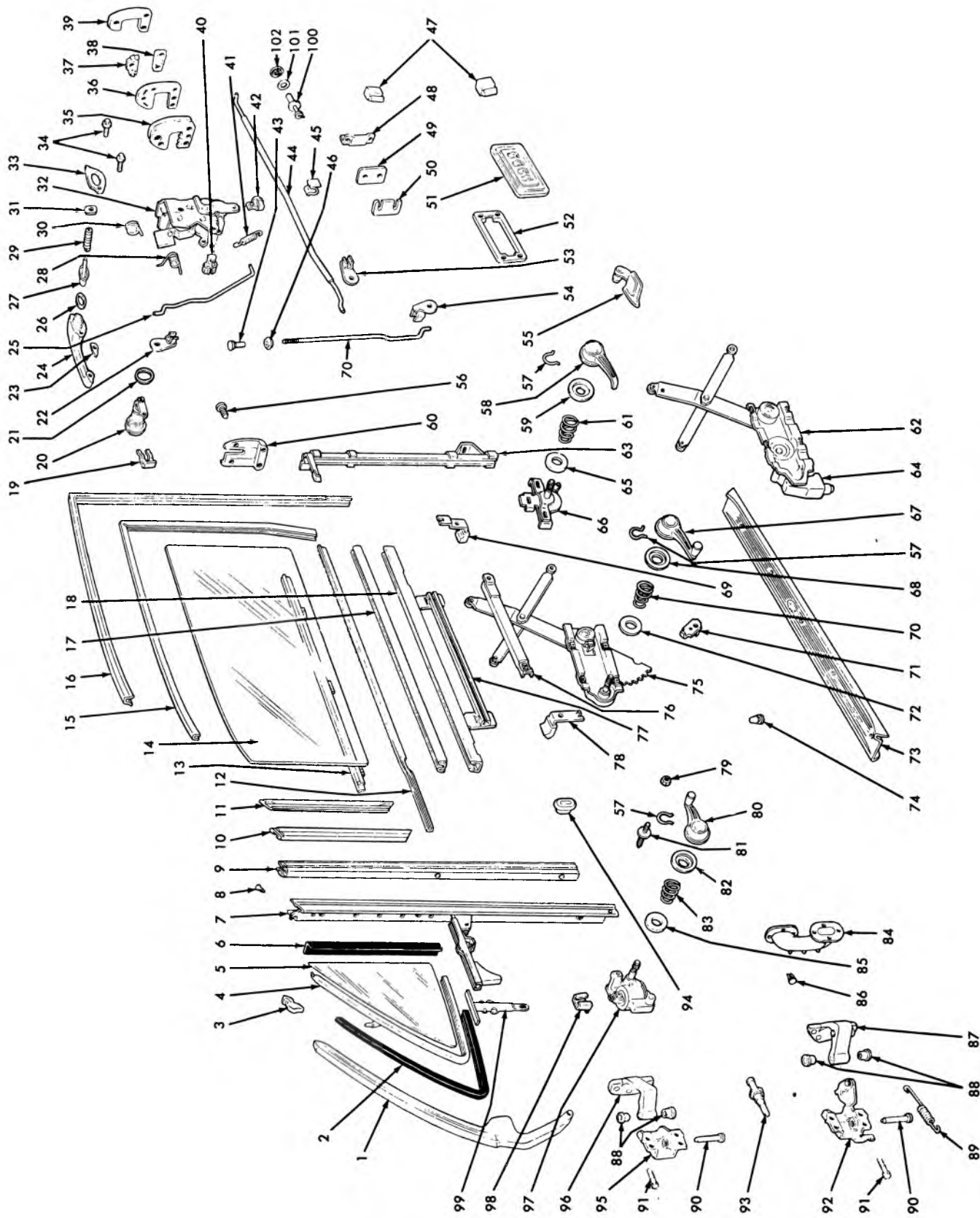
**1971-75 PASSENGER REAR DOOR HARDWARE**

## 1971-75 PASSENGER REAR DOOR HARDWARE

- |   |   |
|---|---|
| <p>1. 10.741 GLASS—Rear Door Window</p> <p>2. 10.747 CHANNEL ASM.—Rear Door Window Front Sash</p> <p>3. 10.774 SEALING STRIP ASM.—Rear Door Window Outer/At Belt</p> <p>4. 10.774 SEALING STRIP ASM.—Rear Door Window Inner/At Belt</p> <p>5. 10.747 PLATE—Rear Door Outer Sealing Strip Guide</p> <p>6. 10.456 HINGE ASM.—Rear Door Upper</p> <p>7. 10.466 PIN—Rear Door Upper Hinge</p> <p>8. 10.464 BUSHING—Door Hinge Oil Less Type</p> <p>9. 10.463 SCREW—Rear Door Upper Hinge to Body</p> <p>10. 10.463 SCREW—Rear Door Upper Hinge to Door</p> <p>11. 10.763 CAP—Rear Door Window Front Up Stop</p> <p>12. 10.768 STOP ASM.—Rear Door Window Front Up</p> <p>13. 10.768 SCREW—Stop to Inner Panel Reinforcement</p> <p>14. 10.768 NUT—Rear Door Window Frt. Stud to Glass</p> <p>15. 10.768 BUSHING—Rear Door Window Frt. Stud to Glass</p> <p>16. 10.768 WASHER—Rear Door Window Frt. Stud to Glass</p> <p>17. 10.768 WASHER—Rear Door Window Frt. Stud to Glass</p> <p>18. 10.768 STUD—Rear Door Window Front/On Glass/Used as Stop</p> <p>19. 10.745 FASTENER—Rear Door Window Glass Bearing</p> <p>20. 10.747 SCREW—Rear Door Window Lower Guide Plate to Glass</p> <p>21. 10.747 BUSHING—Rear Door Window Lower Sash Guide Plate to Glass</p> <p>22. 10.747 WASHER—Rear Door Window Lower Sash Guide Plate to Glass</p> <p>23. 10.747 NUT—Rear Door Window Lower Sash Guide Plate to Glass</p> <p>24. 10.768 NUT—Rear Door Window Rear Stud to Glass C39-49 Only</p> <p>25. 10.768 BUSHING—Rear Door Window Rear Stud to Glass C39-49 Only</p> <p>26. 10.768 WASHER—Rear Door Window Rear Stud to Glass C39-49 Only</p> <p>27. 10.768 WASHER—Rear Door Window Rear Stud to Glass C39-49 Only</p> <p>28. 10.768 STUD—Rear Door Window Rear/On Glass/Used as Stop C39-49 Only</p> <p>29. 14.683 RETAINER ASM.—Rear Door Belt Trim Support</p> <p>30. 10.765 SUPPORT—Rear Door Window Guide Cam B-C-39-49 Only</p> <p>31. 10.792 SCREW—Rear Door Window Guide Cam B-C-39-49 Only</p> <p>32. 10.747 PLATE ASM.—Rear Door Window Lower Sash Guide B-C-39-49</p> <p>33. 10.685 NUT—Glass Asm. to Lower Sash Plate Asm.</p> <p>34. 10.527 HANDLE ASM.—Rear Door Outside Chev. &amp; Pont. Only</p> <p>35. 10.529 CLIP—Door Outside Handle Spring Chev. &amp; Pont. Only</p> <p>36. 10.529 SPRING—Door Outside Handle Chev. &amp; Pont. Only</p> <p>37. 10.563 ROD—Rear Door Outside Handle to Lock Chev. &amp; Pont. Only</p> <p>38. 10.537 ESCUTCHEON—Rear Door Outside Handle Chev. &amp; Pont. Only</p> <p>39. 10.527 NUT—Rear Door Outside Handle to Panel Chev. &amp; Pont. Only</p> | <p>40. 10.527 HANDLE—Door Outside Less Button Olds, Buick, Cadillac Only</p> <p>41. 10.529 RING—Rear Door Handle Push Button Sealing Olds, Buick, Cadillac Only</p> <p>42. 10.529 BUTTON AND SHAFT ASM.—Rear Door Handle Push Olds, Buick, Cadillac Only</p> <p>43. 10.537 GASKET—Rear Door Outside Handle to Panel Front Olds, Buick, Cadillac Only</p> <p>44. 10.527 SCREW—Rear Door Outside Handle to Panel Olds, Buick, Cadillac Only</p> <p>45. 10.537 GASKET—Rear Door Outside Handle to Panel Rear Olds, Buick, Cadillac Only</p> <p>46. 10.792 CAM ASM.—Rear Door Window Guide B-C-39-49 Only</p> <p>47. 10.716 BUMPER—Rear Door Window Stop</p> <p>48. 11.950 SWITCH ASM.—Rear Door Jamb</p> <p>49. 10.777 SWITCH &amp; ESCN. ASM.—Rear Door Window 1 Button except Cadillac</p> <p>50. 10.777 CLIP—Rear Door Window Switch Retaining except Cadillac</p> <p>51. 10.559 KNOB—Rear Door Inside Locking Rod</p> <p>52. 10.563 ROD ASM.—Rear Door Inside Locking to Lock</p> <p>53. 10.556 WASHER—Rear Door Inside Locking to Lock Rod</p> <p>54. 10.556 SCREW—Rear Door Inside Locking to Lock Rod</p> <p>55. 10.556 WASHER—Rear Door Inside Locking to Lock Rod</p> <p>56. 10.565 CLIP—Rear Door Inside Locking Rod to Inner Panel</p> <p>57. 10.512 CLIP—Door Lock Remote Control Handle</p> <p>58. 10.512 BUMPER—Door Lock Remote Control Handle</p> <p>59. 10.512 HANDLE ASM.—Rear Door Lock Remote Control</p> <p>60. 10.506 SCREW—Rear Door Lock Remote Control Handle to Panel</p> <p>61. 10.515 PAD—Rear Door Lock Remote Control</p> <p>62. 10.563 ROD ASM.—Rear Door Inside Locking to Actuator</p> <p>63. 10.506 ROD ASM.—Rear Door Lock Remote Control to Lock</p> <p>64. 10.485 ACTUATOR ASM.—Rear Door Electric Lock</p> <p>65. 10.587 BUMPER—Rear Door Lock Pillar/Door Side</p> <p>66. 10.473 LOCK ASM.—Rear Door</p> <p>67. 10.474 SPRING—Rear Door Lock Over Center</p> <p>68. 10.474 CLIP—Rear Door Lock Spring</p> <p>69. 10.474 SPRING—Rear Door Lock Fork Return</p> <p>70. 10.474 SCREW—Rear Door Lock to Panel</p> <p>71. 10.569 STRIKER ASM.—Rear Door Lock</p> <p>72. 10.571 WASHER—Rear Door Lock Striker to Panel</p> <p>73. 10.571 PLATE—Rear Door Lock Striker Anchor</p> <p>74. 10.460 HINGE ASM.—Rear Door Lower</p> <p>75. 10.466 PIN—Rear Door Lower Hinge</p> <p>76. 10.460 SPRING—Rear Door Lower Hinge</p> <p>77. 10.463 BOLT—Rear Door Lower Hinge to Door</p> <p>78. 10.460 SCREW—Rear Door Lower Hinge to Body</p> <p>79. 10.791 REGULATOR ASM.—Rear Door Window</p> <p>80. 10.791 MOTOR ASM.—Rear Door Window Electric</p> <p>81. 10.791 SCREW—Rear Door Window Regulator to Inner Panel</p> <p>82. 10.797 HANDLE ASM.—Rear Door Window Regulator</p> <p>83. 10.515 PLATE—Rear Door Window Regulator Bearing</p> <p>84. 10.513 SPRING—Inside Handle Retaining</p> <p>85. 10.694 SEALING STRIP—Rear Door Bottom Drain Hole</p> |
|---|---|

10-427





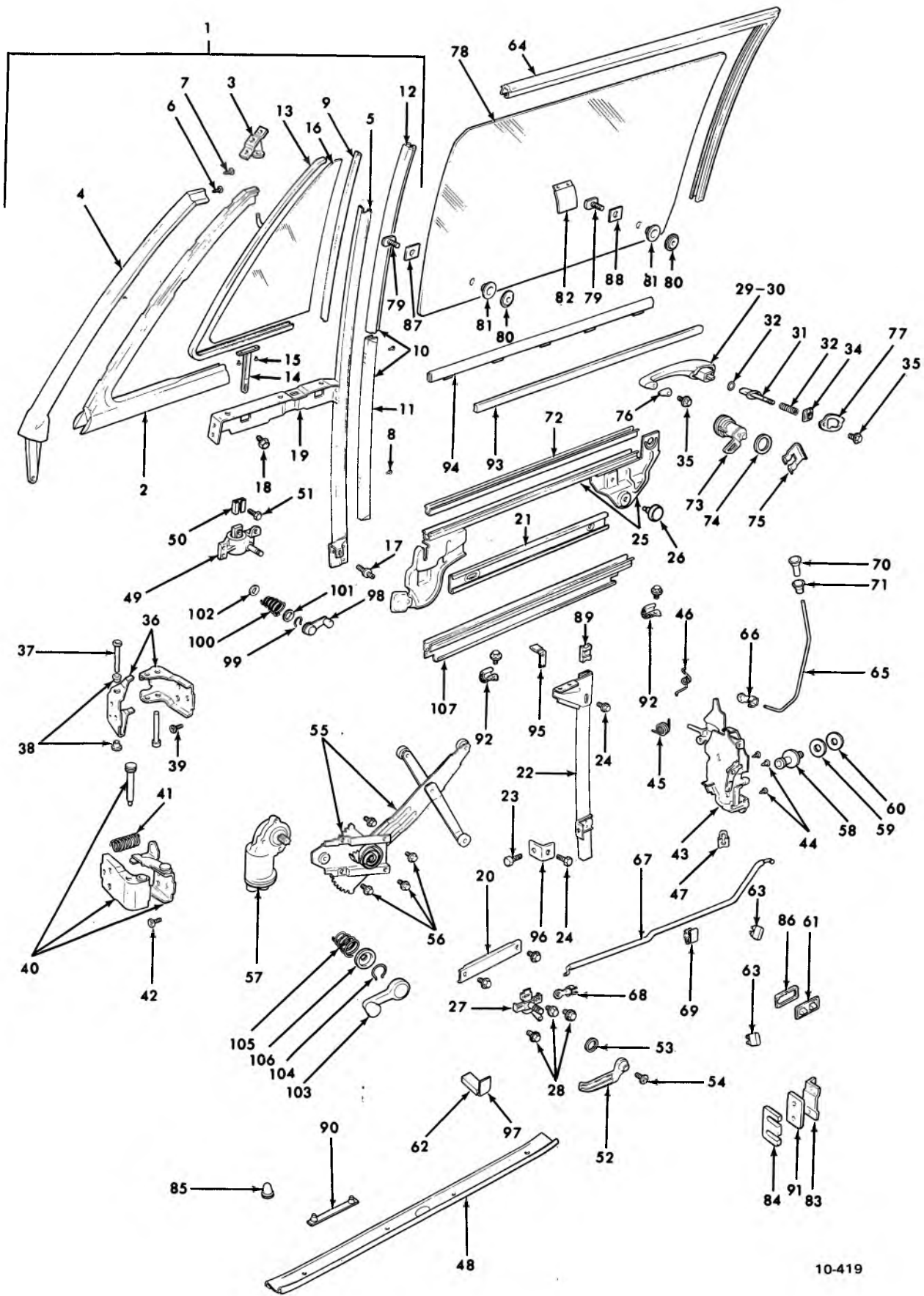
10-418

1964-67 CHEVELLE FRONT DOOR HARDWARE

## 1964-67 CHEVELLE FRONT DOOR HARDWARE (EXPLODED)

- |  |  |
|--|--|
| <ol style="list-style-type: none"> <li>1. 10.656 FRAME, Ventilator</li> <li>2. 10.652 WEATHERSTRIP, Vent</li> <li>3. 10.670 BUMPER, Glass on Vent</li> <li>4. 10.655 CHANNEL, Vent Glass</li> <li>5. 10.658 GLASS, Ventilator</li> <li>6. 10.652 WEATHERSTRIP, Vent Division Channel</li> <li>7. 10.685 CHANNEL, Vent Division</li> <li>8. 10.685 SCREW, Channel to Frame</li> <li>9. 10.685 CHANNEL, Window Glass Run Front</li> <li>10. 10.689 SCALP, Division Channel Inner</li> <li>11. 10.689 SCALP, Division Channel Outer</li> <li>12. 10.710 STRIP, Window Glass Run Inner</li> <li>13. 10.710 STRIP, Window Glass Run Outer</li> <li>14. 10.681 GLASS, Window</li> <li>15. 10.689 CHANNEL, Window Upper Sash</li> <li>16. 10.685 CHANNEL, Window Glass Run</li> <li>17. 10.685 FILLER, Lower Sash Channel</li> <li>18. 10.685 CHANNEL, Window Lower Sash</li> <li>19. 10.551 RETAINER, Lock Cylinder</li> <li>20. 10.550 CYLINDER UNIT, Lock</li> <li>21. 12.247 GASKET, Lock Cylinder to Door</li> <li>22. 10.565 CLIP, Lock Cylinder to Lock Rod</li> <li>23. 10.537 GASKET, Outside Handle Front</li> <li>24. 10.527 HANDLE, Outside</li> <li>25. 10.506 ROD, Lock Cylinder to Lock</li> <li>26. 10.529 RING, Push Button Sealing</li> <li>27. 10.529 BUTTON, Handle Push W/Shaft</li> <li>28. 10.474 SPRING, Lock Over Center</li> <li>29. 10.529 SPRING, Handle Push Button</li> <li>30. 10.474 SPRING, Lock Push Button Lever</li> <li>31. 10.529 WASHER, Push Button Stop</li> <li>32. 10.470 LOCK</li> <li>33. 10.537 GASKET, Outside Handle Rear</li> <li>34. 10.527 SCREW, Handle to Panel</li> <li>35. 10.569 STRIKER, Lock</li> <li>36. 10.571 SPACER, Locker Striker</li> <li>37. 10.571 PLATE, Striker Adj. Upper</li> <li>38. 10.571 PLATE, Striker Adj. Lower</li> <li>39. 10.571 PLATE, Striker Anchor</li> <li>40. 10.474 CLIP, Lock Spring</li> <li>41. 10.474 SPRING, Lock Hook Lever Retainer</li> <li>42. 10.474 CLIP, Lock Spring</li> <li>43. 10.559 KNOB, Inside Locking Rod</li> <li>44. 10.506 ROD, Remote Control to Lock</li> <li>45. 10.565 CLIP, Remote Control Rod</li> <li>46. 10.560 FERRULE, Locking Rod Knob</li> <li>47. 10.587 BUMPER, Lock Pillar</li> <li>48. 10.584 PLATE, Door Wedge Body Side</li> <li>49. 10.584 PLATE, Door Wedge Door Side</li> <li>50. 10.584 SPACER, Door Wedge</li> <li>51. 10.777 SWITCH, Window</li> <li>52. 10.777 RETAINER, Switch Escutcheon</li> </ol> | <ol style="list-style-type: none"> <li>53. 10.565 CLIP, Remote Control to Lock Rod</li> <li>54. 10.565 CLIP, Inner Locking to Lock Vertical Rod</li> <li>55. 10.512 HANDLE, Lock Remote Control</li> <li>56. 10.695 FASTENER, Lock Pillar Sealing Strip</li> <li>57. 10.513 SPRING, Handle Retaining</li> <li>58. 10.512 HANDLE, Lock Remote Control</li> <li>59. 10.515 PLATE, Remote Control Handle Bearing</li> <li>60. 10.694 STRIP, Lock Pillar Sealing</li> <li>61. 10.701 SPRING, Remote Control Handle</li> <li>62. 10.783 REGULATOR, Window Electric</li> <li>63. 10.701 CHANNEL, Window Glass Run</li> <li>64. 10.783 MOTOR, Window Reg. Electric</li> <li>65. 10.665 WASHER, Handle Sealing</li> <li>66. 10.500 CONTROL, Lock Remote</li> <li>67. 10.797 HANDLE, Window Regulator</li> <li>68. 10.515 PLATE, Regulator Handle Bearing</li> <li>69. 10.716 STOP, Window Rear</li> <li>70. 10.806 SPRING, Window Regulator Handle</li> <li>71. 10.716 STOP, Window at Regulator</li> <li>72. 10.517 WASHER, Window Regulator Spindle</li> <li>73. 11.175 PLATE, Door Sill</li> <li>74. 10.587 PLUG, Inner Panel Sealing</li> <li>75. 10.783 REGULATOR, Window Manual</li> <li>76. 10.792 CAM, Inner Panel</li> <li>77. 10.687 CAM, Lower Sash Channel</li> <li>78. 10.716 STOP, Window Front</li> <li>79. 10.670 NUT, Vent to Inner Panel Upper</li> <li>80. 10.664 HANDLE, Vent Regulator</li> <li>81. 10.670 STUD, Vent to Inner Panel</li> <li>82. 10.515 PLATE, Vent Control Handle Bearing</li> <li>83. 10.806 SPRING, Vent Regulator Handle</li> <li>84. 10.778 CONDUIT, Electric</li> <li>85. 10.665 WASHER, Vent Control Handle Sealing</li> <li>86. 10.783 FASTENER, Electric Conduit</li> <li>87. 10.454 STRAP, Hinge Lower</li> <li>88. 10.464 BUSHING, Hinge</li> <li>89. 10.455 SPRING, Lower Hinge</li> <li>90. 10.466 PIN, Hinge</li> <li>91. 10.463 BOLT, Hinge</li> <li>92. 10.454 BOX, Hinge Lower</li> <li>93. 11.950 SWITCH, Jamb</li> <li>94. 14.683 RETAINER, Trim</li> <li>95. 10.450 BOX, Hinge Upper</li> <li>96. 10.450 STRAP, Hinge Upper</li> <li>97. 10.661 REGULATOR, Ventilator</li> <li>98. 10.661 CLIP, Vent Regulator Tee Shaft</li> <li>99. 10.657 SHAFT, Vent Glass Channel Tee</li> <li>100. 10.569 STRIKER ASSY., Door Lock (1965)</li> <li>101. 10.571 WASHER, Lock Striker Metal (1965)</li> <li>102. 10.571 WASHER, Lock Striker Plastic (1965)</li> </ol> |
|--|--|

10-418



10-419

**1968 CHEVELLE FRONT DOOR HARDWARE**

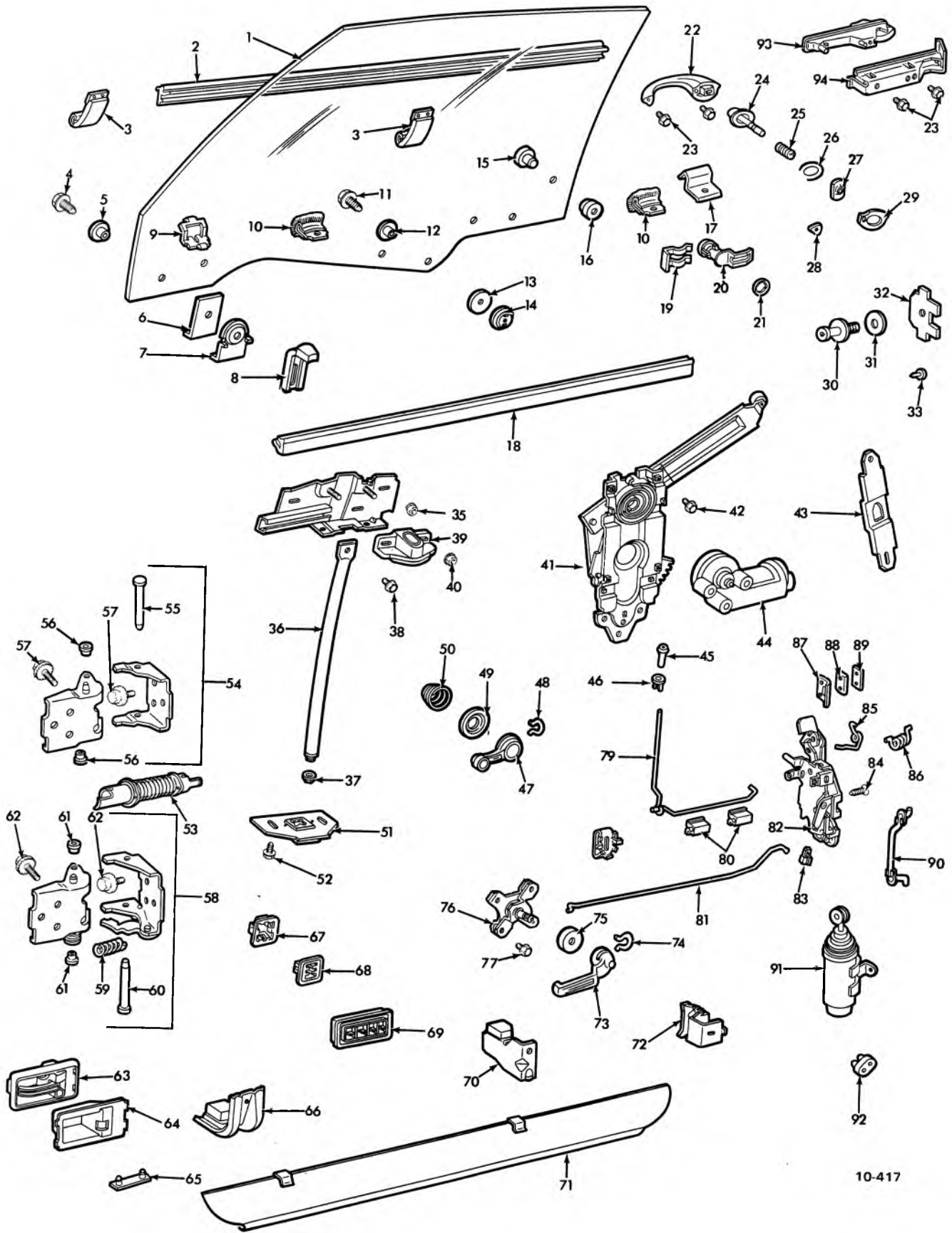
GM PARTS DIVISION, GENERAL MOTORS CORPORATION — CHEVROLET — 11A

## 1968 CHEVELLE FRONT DOOR HARDWARE

NOTE: (\*HARDTOPS) (\*\*CLOSED STYLES)

- |  |  |
|--|--|
| <ul style="list-style-type: none"> <li>1. 10.650 VENTILATOR ASSY., Door Less Glass</li> <li>2. 10.652 WEATHERSTRIP, Door Vent</li> <li>3. 10.652 SUPPORT, Door Vent Upper Pivot**</li> <li>4. 10.656 FRAME, Door Vent*</li> <li>5. 10.688 CHANNEL &amp; SCALPS, Door Vent Division</li> <li>6. 10.685 SCREW, Dr. Vent to Divi. Channel Upr.**</li> <li>7. 10.685 SCREW, Dr. Vent Divi. Channel to Frame*</li> <li>8. 10.688 RIVET, Dr. Vent Divi. Channel to Support</li> <li>9. 10.652 †/STRIP ASSY., Dr. Vent Divi. Channel</li> <li>10. 10.685 CHANNEL, Dr. Window Glass Run Frt.**</li> <li>11. 10.685 CHANNEL, Dr. Window Glass Run Frt. Lwr.*</li> <li>12. 10.685 CHANNEL, Dr. Window Glass Run Frt. Upr.*</li> <li>13. 10.655 CHANNEL ASSY., Door Vent Glass</li> <li>14. 10.657 SHAFT, Door Vent Glass Channel Tee</li> <li>15. 10.669 RIVET, Door Vent Pivot Hinge</li> <li>16. 10.658 GLASS, Door Vent</li> <li>17. 10.670 STUD, Door Vent to Inner Panel</li> <li>18. 10.670 SCREW, Door Vent to Inner Panel</li> <li>19. N.S.S. SUPPORT, Division Channel</li> <li>20. 10.792 CAM ASSY., Door Inner Panel</li> <li>21. 10.687 CAM, Dr. Window Lwr. Sash Channel*</li> <li>22. 10.687 CAM, Door Window Guide Rear*</li> <li>23. 10.687 SCREW, Dr. Wind. Guide Rear to Supt.*</li> <li>24. 10.687 SCREW, Dr. Window Guide Rear to Panel*</li> <li>25. 10.685 CHANNEL ASSY., Dr. Wind. Lwr. Sash*</li> <li>26. 10.685 ROLLER, Dr. Window Lwr. Sash Channel*</li> <li>27. 10.500 CONTROL ASSY., Door Lock Remote</li> <li>28. 10.506 SCREW, Dr. Lock Remote Cont. to Panel</li> <li>29. 10.527 HANDLE ASSY., Door Outside</li> <li>30. 10.527 HANDLE, Door Outside Less Button</li> <li>31. 10.529 BUTTON &amp; SHAFT, Door Handle Push</li> <li>32. 10.529 SPRING, Door Handle Push Button</li> <li>33. 10.529 RING, Dr. Handle Push Button Sealing</li> <li>34. 10.529 WASHER, Dr. Handle Push Button Stop</li> <li>35. 10.527 SCREW, Door Handle to Door</li> <li>36. 10.450 HINGE ASSY., Dr. Upr. (Incl. Items 37-38)</li> <li>37. 10.466 PIN, Door Upper Hinge</li> <li>38. 10.464 BUSHING, Door Upper Hinge</li> <li>39. 10.463 SCREW, Door Upr. Hinge to Body &amp; Door</li> <li>40. 10.454 HINGE ASSY., Door Lower (Incl. Item 41)</li> <li>41. 10.455 SPRING, Door Lower Hinge</li> <li>42. 10.463 SCREW, Door Lwr. Hinge to Body &amp; Door</li> <li>43. 10.470 LOCK ASSY., Door</li> <li>44. 10.474 SCREW, Door Lock to Inner Panel</li> <li>45. 10.474 SPRING, Door Lock Push Button Return</li> <li>46. 10.474 SPRING, Door Lock Over Center</li> <li>47. 10.474 CLIP, Door Lock Spring</li> <li>48. 11.175 PLATE, Door Sill</li> <li>49. 10.661 REGULATOR ASSY., Door Ventilator</li> <li>50. 10.661 CLIP, Door Vent Regulator Tee Shaft</li> <li>51. 10.670 SCREW, Dr. Vent Regulator to Tee Shaft</li> <li>52. 10.512 HANDLE ASSY., Dr. Lock Remote Control</li> <li>53. 10.517 WASHER, Dr. Lock Remote Cont. Handle</li> <li>54. 10.512 SCREW, Dr. Lock Remote Control Handle</li> </ul> | <ul style="list-style-type: none"> <li>55. 10.783 REGULATOR ASSY., Door Window</li> <li>56. 10.783 SCREW, Dr. Window Rea. to Inner Panel</li> <li>57. 10.783 MOTOR ASSY., Door Window Rea. Electric</li> <li>58. 10.659 STRIKER, Door Lock</li> <li>59. 10.571 WASHER, Door Lock Striker Metal</li> <li>60. 10.571 WASHER, Door Lock Striker Plastic</li> <li>61. 10.777 SWITCH &amp; ESCUTCHEON, Door Window</li> <li>62. 10.716 BUMPER, Door Window Stop</li> <li>63. 10.587 BUMPER, Door Lock Pillar Upr. &amp; Lwr.</li> <li>64. 10.701 CHANNEL, Door Window Glass Run**</li> <li>65. 10.563 ROD, Door Inside Locking to Lock</li> <li>66. 10.565 CLIP, Door Inner Locking to Lock Rod</li> <li>67. 10.506 ROD, Dr. Lock Remote Control to Lock</li> <li>68. 10.565 CLIP, Dr. Lock Remote Cont. to Lock Rod</li> <li>69. 10.565 CLIP, Dr. Lock Remote Control to Panel</li> <li>70. 10.559 KNOB, Door Inside Locking Rod</li> <li>71. 10.560 FERRULE, Door Inside Lock Rod Knob</li> <li>72. 10.685 FILLER, Door Window Lower Sash Channel (All Styles Except 39)</li> <li>73. 10.548 CYLINDER ASSY., Door Lock</li> <li>74. 10.529 GASKET, Door Lock Cylinder</li> <li>75. 10.551 RETAINER, Door Lock Cylinder</li> <li>76. 10.537 GASKET, Door Outside Handle Front</li> <li>77. 10.537 GASKET, Door Outside Handle Rear</li> <li>78. 10.681 GLASS, Door Window</li> <li>79. 10.685 BOLT, Dr. Wind. Glass to Lwr. Channel*</li> <li>80. 10.685 NUT, Dr. Wind. Glass to Lwr. Channel*</li> <li>81. 10.685 BSHG., Dr. Wind. Glass to Lwr. Channel*</li> <li>82. 10.728 PLATE, Door Window Guide Rear*</li> <li>83. 10.584 PLATE, Dr. Wedge Body Side (Conv. Only)</li> <li>84. 10.584 PLATE, Dr. Wedge Dr. Side (Conv. Only)</li> <li>85. 14.683 PLUG, Door Trim Pad Sealing</li> <li>86. 10.777 RETAINER, Door Window Switch</li> <li>87. N.S. FILLER, Dr. Wind. Lwr. Sash Channel Frt.*</li> <li>88. N.S. FILLER, Dr. Wind. Lwr. Sash Channel Rr.*</li> <li>89. 10.716 STOP, Door Window Upper Rear*</li> <li>90. 10.694 STRIP, Door Btm. Drain Hole Sealing</li> <li>91. 10.584 SPACER, Wedge Plate (Emergency Use)</li> <li>92. 10.710 STRIP, Door Window Anti Rattle*</li> <li>93. 10.710 STRIP ASSY., Dr. Window Inner at Belt</li> <li>94. 10.710 STRIP ASSY., Dr. Window Outer at Belt</li> <li>95. 10.716 STOP, Door Window Front Up*</li> <li>96. 10.765 SUPPORT, Dr. Window Guide Cam Lower*</li> <li>97. 10.716 SUPPORT, Door Window Bumper**</li> <li>98. 10.664 HANDLE ASSY., Door Vent Regulator</li> <li>99. 10.513 SPRING, Dr. Vent Reg. Hdl. Retaining</li> <li>100. 10.806 SPRING, Door Vent Regulator Handle</li> <li>101. 10.515 PLATE, Dr. Vent Reg. Handle Bearing</li> <li>102. 10.665 WASHER, Door Vent Reg. Sealing</li> <li>103. 10.797 HANDLE ASSY., Door Window Regulator</li> <li>104. 10.513 SPRING, Dr. Wind. Reg. Hdl. Retaining</li> <li>105. 10.806 SPRING, Door Window Reg. Handle</li> <li>106. 10.515 PLATE, Dr. Wind. Reg. Hdl. Bearing</li> <li>107. 10.685 CHANNEL ASSY., Dr. Wind. Lower Sash**</li> </ul> |
|--|--|

10-419

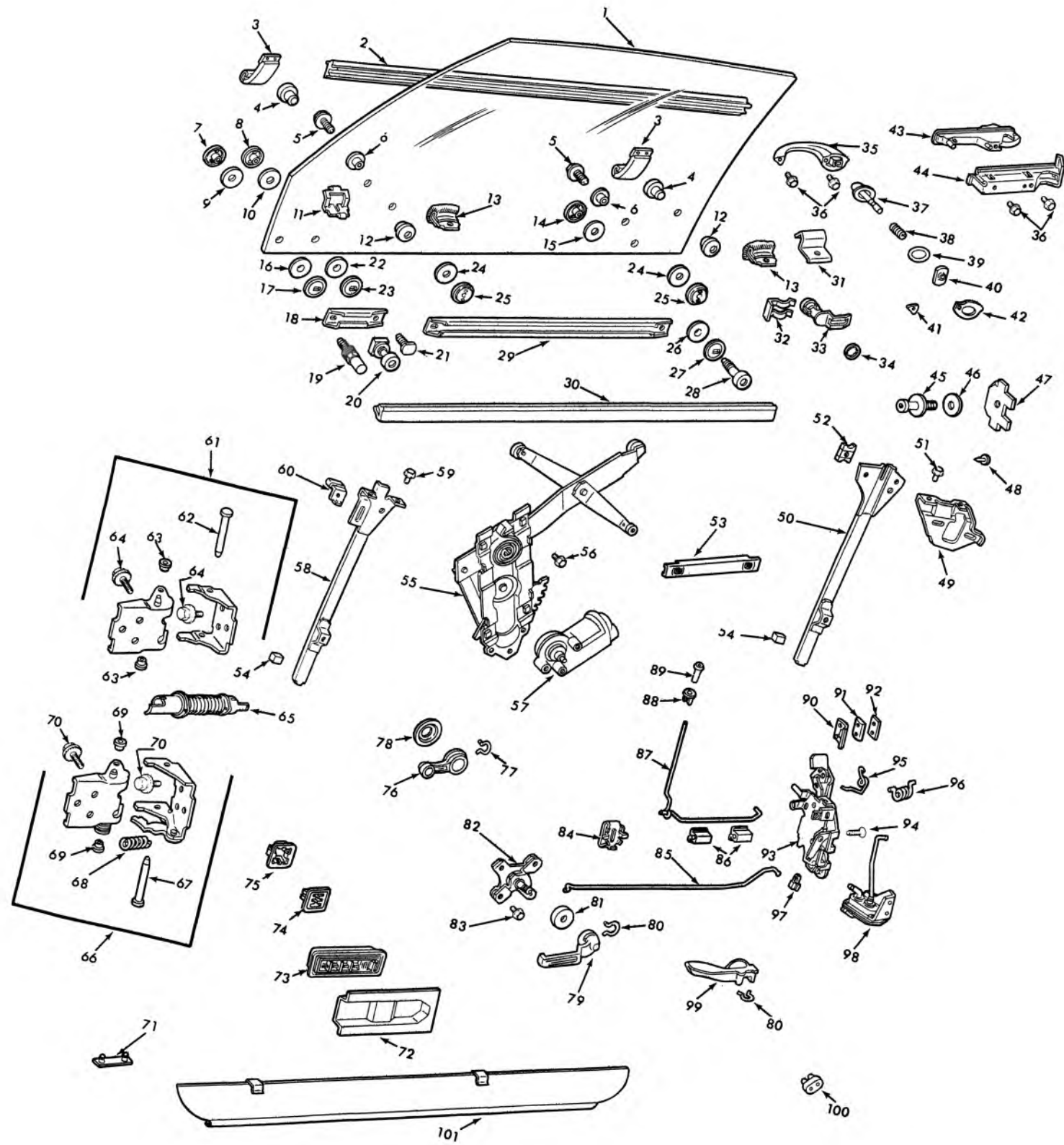


1970-72 CHEVELLE BODY-37-57-67-87 STYLES  
FRONT DOOR HARDWARE

**1970-72 CHEVELLE BODY—37-57-67-87 STYLES  
FRONT DOOR HARDWARE**

1.	10681	GLASS, F/D Window	49.	10515	PLATE, F/D Window Regulator Handle Bearing
2.	10710	SEALING STRIP ASSY., F/D Window Outer At Belt	50.	10806	SPRING, F/D Window Regulator Handle
3.	10728	PLATE ASSY., F/D Window Guide Front and Rear	51.	10685	GUIDE ASSY., F/D Window Lower Sash Lower
4.	10685	BOLT, F/D Window Up Stop To Glass	52.	10685	SCREW, F/D Lower Sash Guide To Plant
5.	10685	SPACER, F/D Window Up Stop To Glass	53.	10778	CONDUIT, F/D Electric Wiring
6.	10685	FILLER, F/D Up Stop Retaining Plate	54.	10450	HINGE ASSY., F/D Upper
7.	10685	PLATE, F/D Window Up Stop Retainer	55.	10466	PIN, F/D Upper Hinge
8.	10716	STOP, F/D Window Up On Glass	56.	10464	BUSHING, F/D Upper Hinge Oil Less Type
9.	14683	RETAINER, F/D Belt Trim Support Front	57.	10463	SCREW, F/D Upper Hinge To Body and Door
10.	10710	STRIP ASSY., F/D Window Anti-Rattle Front and Rear	58.	10454	HINGE ASSY., F/D Lower
11.	10685	BOLT, F/D Window Plate Assembly To Glass	59.	10460	SPRING, F/D Lower Hinge
12.	10685	SPACER, F/D Window Plate Assembly To Glass	60.	N.S.S.	PIN, F/D Lower Hinge (Comp. of item 58)
13.	10685	WASHER, F/D Window Plate Assembly To Glass	61.	N.S.S.	BUSHING, F/D Lower Hinge (Comp. of item 58)
14.	10685	NUT, F/D Window Plate Assembly To Glass	62.	10463	SCREW, F/D Lower Hinge To Body and Door
15.	10685	FASTENER, F/D Window Glass Bearing	63.	10512	HANDLE ASSY., F/D Remote Control
16.	10685	CAP, F/D Window Glass Bearing Fastener	64.	10515	ESCUTCHEON, F/D Remote Control Handle
17.	14683	RETAINER, F/D Belt Trim Support Rear	65.	10694	SEALING STRIP, F/D Bottom Drain Hole
18.	10710	SEALING STRIP ASSY., F/D Window Inner At Belt	66.	10716	SUPPORT ASSY., F/D Window Bumper Front
19.	10551	RETAINER, F/D Lock Cylinder	67.	10777	RETAINER, F/D Window Switch Escutcheon
20.	10548	CYLINDER ASSY., F/D Lock	68.	10777	REINFORCEMENT, F/D Trim At Window Switch
21.	10529	GASKET, F/D Lock Cylinder To Door	69.	10777	SWITCH & ESCUTCHEON ASSY., F/D Window Four Button
22.	10527	HANDLE, F/D Outside Less Push Button	70.	10716	SUPPORT ASSY., F/D Window Bumper Rear
23.	10527	SCREW, F/D Outside Handle To Panel	71.	10694	SEALING STRIP ASSY., F/D Bottom Auxiliary
24.	10529	BUTTON AND SHAFT ASSY., F/D Handle Push	72.	10701	CHANNEL ASSY., F/D Window Anti-Rattle
25.	10529	SPRING, F/D Handle Push Button	73.	10512	HANDLE ASSY., F/D Lock Remote Control
26.	10529	RING, F/D Handle Push Button Sealing	74.	10513	SPRING, F/D Lock Remote Control Handle Retaining
27.	10529	WASHER, F/D Handle Push Button Stop	75.	10517	WASHER, F/D Lock Remote Control Hole Sealing
28.	10537	GASKET, F/D Outside Handle To Panel Front	76.	10500	CONTROL ASSY., F/D Lock Remote
29.	10537	GASKET, F/D Outside Handle To Panel Rear	77.	10506	SCREW, F/D Lock Remote Control To Inner Panel
30.	10569	STRIKER ASSY., F/D Lock	78.	10565	CLIP, F/D Lock Remote Control Rod To Panel
31.	10571	WASHER, F/D Lock Striker	79.	10563	ROD ASSY., F/D Inside Locking To Lock
32.	10571	PLATE, F/D Lock Striker Anchor	80.	10565	CLIP, F/D Inside Locking Rod To Inner Panel
33.	10695	FASTENER, F/D Weatherstrip To Lock Pillar	81.	10506	ROD, F/D Lock Remote Control To Lock
34.	10728	PLATE ASSY., F/D Window Lower Sash Guide	82.	10470	LOCK ASSY., F/D
35.	10685	NUT, F/D Lower Sash Guide Plate	83.	10474	CLIP, F/D Lock Spring
36.	10728	TUBE ASSY., F/D Window Guide	84.	10474	SCREW, F/D Lock To Inner Panel
37.	10728	NUT, F/D Window Guide Tube Lower To Panel	85.	10474	SPRING, F/D Lock Push Button Return
38.	10728	SCREW, F/D Window Guide Tube Upper To Panel	86.	10474	SPRING, F/D Lock Over Center
39.	10685	GUIDE ASSY., F/D Window Lower Sash Upper	87.	10584	PLATE, F/D Wedge Body Side (67 Styles Only)
40.	10685	NUT, F/D Window Lower Sash Upper Guide	88.	10584	PLATE, F/D Wedge Body Side (67 Styles Only)
41.	10783	REGULATOR ASSY., F/D Window	89.	10584	SPACER, F/D Wedge Plate Door Side (Emergency Use) (67 Styles Only)
42.	10783	SCREW, F/D Window Regulator To Inner Panel	90.	10485	ROD, F/D Electric Actuator To Lock
43.	10565	RETAINER, F/D Remote Control Rod	91.	10485	ACTUATOR ASSY., F/D Electric Lock
44.	10783	MOTOR ASSY., F/D Window Regulator Electric	92.	10587	BUMPER, F/D Lock Pillar Door Side
45.	10559	KNOB, F/D Inside Locking Rod	93.	10527	HANDLE ASSY., F/D Outside Flush Type
46.	10560	FERRULE ASSY., F/D Inside Locking Rod Knob	94.	10529	RETAINER, F/D Outside Handle
47.	10797	HANDLE ASSY., F/D Window Regulator			
48.	10513	SPRING, F/D Window Regulator Handle Retaining			

10-417



10.000-GROUP

1969-72 CHEVELLE FRONT DOOR HARDWARE  
 GM PARTS DIVISION, GENERAL MOTORS CORPORATION — CHEVROLET — 11A

10-34

10-420

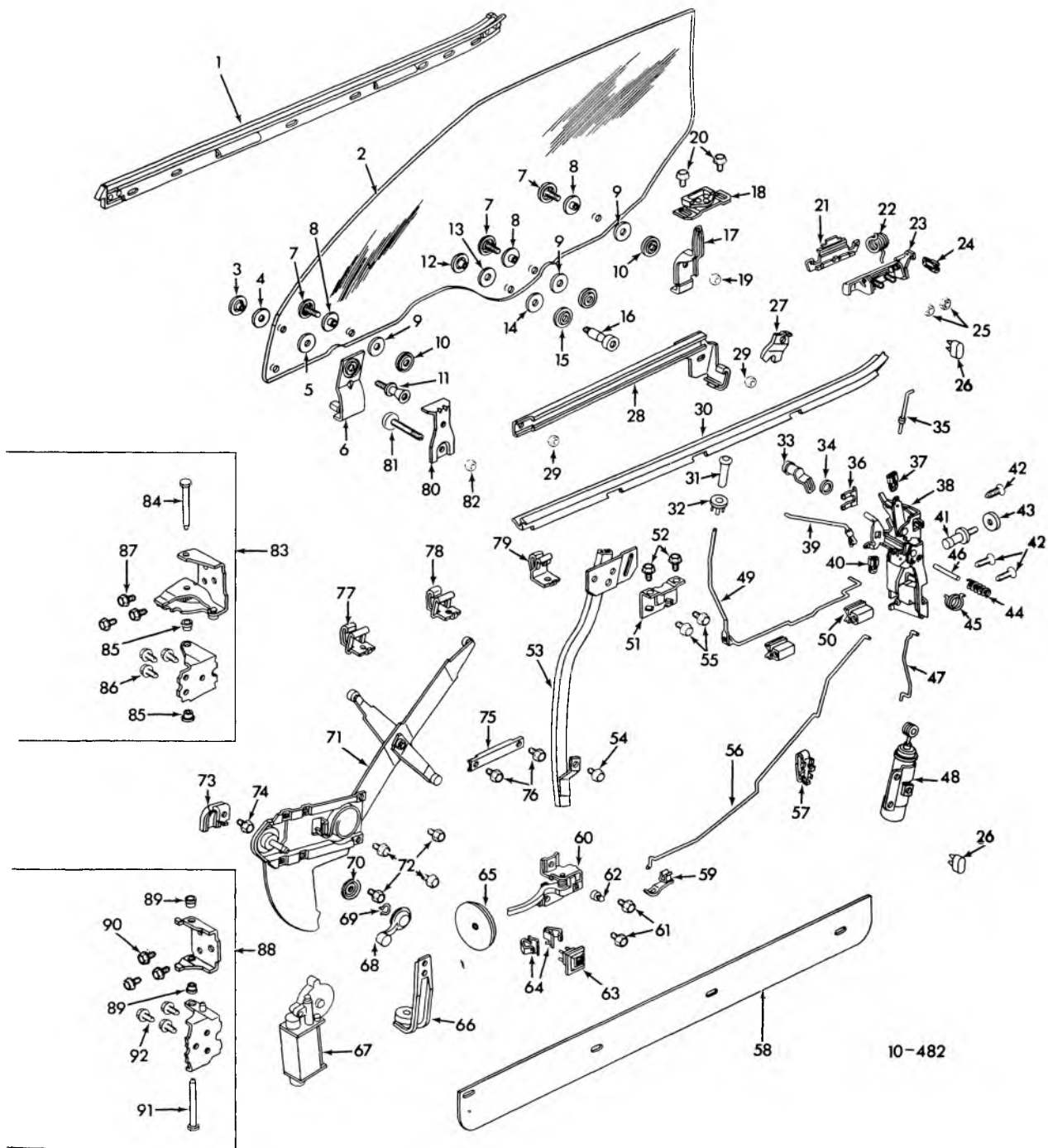
7-75

## 1969-72 CHEVELLE FRONT DOOR HARDWARE

- |  |   |
|--|---|
| <p>1. 10.681 GLASS, F/D Window</p> <p>2. 10.710 SEALING STRIP ASSY., F/D Wdo. Outer at Belt</p> <p>3. 10.728 PLATE ASSY., F/D Wdo. Guide Front &amp; Rear</p> <p>4. 10.685 FASTENER, F/D Wdo. Glass Bearing</p> <p>5. 10.792 BOLT, F/D Wdo. Glass to Cam</p> <p>6. 10.792 SPACER, F/D Wdo. Glass to Cam</p> <p>7. 10.792 NUT, F/D Wdo. Glass Idler Cam Front</p> <p>8. 10.792 NUT, F/D Wdo. Glass Idler Cam Rear</p> <p>9. 10.792 WASHER, F/D Wdo. Glass Idler Cam Front</p> <p>10. 10.792 WASHER, F/D Wdo. Glass Idler Cam</p> <p>11. 14.683 RETAINER, F/D Belt Trim Support Front</p> <p>12. 10.685 CAP, F/D Wdo. Glass Bearing Fastener</p> <p>13. 10.710 STRIP ASSY., F/D Wdo. Anti-Rattle Front &amp; Rear</p> <p>14. 10.792 NUT, F/D Wdo. Guide Rear Roller</p> <p>15. 10.792 WASHER, F/D Wdo. Guide Rear Roller</p> <p>16. 10.792 BUSHING, F/D Wdo. Glass Idler Cam Front</p> <p>17. 10.792 WASHER, F/D Wdo. Glass Idler Cam Front</p> <p>18. 10.792 CAM, F/D Wdo. Glass Idler</p> <p>19. 10.792 STUD, F/D Wdo. Glass Idler Cam</p> <p>20. 10.792 ROLLER ASSY., F/D Wdo. Guide Front</p> <p>21. 10.792 BOLT, F/D Wdo. Glass Idler Cam</p> <p>22. 10.792 BUSHING, F/D Wdo. Glass Idler Cam</p> <p>23. 10.792 WASHER, F/D Glass Idler Cam</p> <p>24. 10.792 WASHER, F/D Wdo. Glass to Cam</p> <p>25. 10.792 NUT, F/D Wdo. Glass to Cam</p> <p>26. 10.792 BUSHING, F/D Wdo. Guide Rear Roller</p> <p>27. 10.792 WASHER, F/D Wdo. Guide Rear Roller</p> <p>28. 10.792 ROLLER ASSY., F/D Wdo. Guide Rear</p> <p>29. 10.792 CAM, F/D Wdo. Glass Regulator</p> <p>30. 10.710 SEALING STRIP ASSY., F/D Wdo. Inner at Belt</p> <p>31. 14.683 RETAINER, F/D Belt Trim Support Rear</p> <p>32. 10.551 RETAINER, F/D Lock Cylinder</p> <p>33. 10.548 CYLINDER ASSY., F/D Lock</p> <p>34. 10.529 GASKET, F/D Lock Cylinder to Door</p> <p>35. 10.527 HANDLE, F/D Outside Less Push Button (37-67 Styles Only)</p> <p>36. 10.527 SCREW, F/D Outside Hdle. to Panel</p> <p>37. 10.529 BUTTON &amp; SHAFT ASSY., F/D Handle Push (37-67 Styles Only)</p> <p>38. 10.529 SPRING, F/D Handle Push Button (37-67 Styles Only)</p> <p>39. 10.529 RING, F/D Handle Push Button Sealing (37-67 Styles Only)</p> <p>40. 10.529 WASHER, F/D Handle Push Button Stop (37-67 Styles Only)</p> <p>41. 10.537 GASKET, F/D Outside Handle to Panel Front (37-67 Styles Only)</p> <p>42. 10.537 GASKET, F/D Outside Handle to Panel Rear (37-67 Styles Only)</p> <p>43. 10.527 HANDLE ASSY., F/D Outside Flush Type</p> <p>44. 10.529 RETAINER, F/D Outside Handle</p> <p>45. 10.569 STRIKER ASSY., F/D Lock</p> <p>46. 10.571 WASHER, F/D Lock Striker</p> <p>47. 10.571 PLATE, F/D Lock Striker Anchor</p> <p>48. 10.695 FASTENER, F/D Weatherstrip to Lock Pillar</p> <p>49. 10.687 SUPPORT, F/D Wdo. Rear Guide Cam</p> <p>50. 10.792 CAM ASSY., F/D Wdo. Guide Rear</p> <p>51. 10.792 SCREW, F/D Wdo. Guide Rear Cam</p> <p>52. 10.716 STOP ASSY., F/D Wdo. Upper Rear</p> <p>53. 10.792 CAM ASSY., F/D Inner Panel</p> <p>54. 10.792 BUMPER, F/D Wdo. Guide Front &amp; Rear Cam</p> | <p>55. 10.783 REGULATOR ASSY., F/D Wdo.</p> <p>56. 10.783 SCREW, F/D Wdo. Reg. to Inner Panel</p> <p>57. 10.783 MOTOR ASSY., F/D Wdo. Regulator Electric</p> <p>58. 10.792 CAM ASSY., F/D Wdo. Guide Front</p> <p>59. 10.792 SCREW, F/D Wdo. Guide Front Cam</p> <p>60. 10.716 STOP ASSY., F/D Wdo. Upper Front</p> <p>61. 10.450 HINGE ASSY., F/D Upper</p> <p>62. 10.466 PIN, F/D Upper Hinge</p> <p>63. 10.464 BUSHING, F/D Upper Hinge Oil Less Type</p> <p>64. 10.463 SCREW, F/D Upper Hinge to Body &amp; Door</p> <p>65. 10.778 CONDUIT, F/D Vacuum Hose</p> <p>66. 10.454 HINGE ASSY., F/D Lwr.</p> <p>67. N.S.S. PIN, F/D Lower Hinge (Comp. of Item 66)</p> <p>68. 10.460 SPRING, F/D Lower Hinge</p> <p>69. N.S.S. BUSHING, F/D Lower Hinge (Comp. of Item 66)</p> <p>70. 10.463 SCREW, F/D Lwr. Hge. to Body &amp; Door</p> <p>71. 10.694 SEALING STRIP, F/D Bottom Drain Hole</p> <p>72. N.S. COVER, F/D Inr. Pnl. Electric Switch Protector</p> <p>73. 10.777 SWITCH &amp; ESCN. ASSY., F/D Wdo. Five Button (37-67 Styles Only)</p> <p>74. 10.777 REINFORCEMENT, F/D Trim at Wdo. Switch (37-67 Styles Only)</p> <p>75. 10.777 RETAINER, F/D Switch Escutcheon (37-67 Styles Only)</p> <p>76. 10.797 HANDLE ASSY., F/D Wdo. Regulator</p> <p>77. 10.513 SPRING, F/D Wdo. Regulator Handle Retaining</p> <p>78. 10.515 PLATE, F/D Wdo. Regulator Handle Bearing</p> <p>79. 10.512 HANDLE ASSY., F/D Lock Remote Control (37-67 Styles Only)</p> <p>80. 10.513 SPRING, F/D Lock Rem. Control Handle Retaining</p> <p>81. 10.517 WASHER, F/D Lock Rem. Control Handle Sealing (37-67 Styles Only)</p> <p>82. 10.500 CONTROL ASSY., F/D Lock Remote</p> <p>83. 10.506 SCREW, F/D Lock Remote Cont. to Inner Panel</p> <p>84. 10.565 CLIP, F/D Lock Remote Control Rod to Panel</p> <p>85. 10.506 ROD, F/D Lock Remote Control to Lock</p> <p>86. 10.565 CLIP, F/D Inside Locking Rod to Inner Panel</p> <p>87. 10.563 ROD ASSY., F/D Inside Locking to Lock</p> <p>88. 10.560 FERRULE, F/D Inside Locking Rod Knob</p> <p>89. 10.559 KNOB, F/D Inside Locking Rod</p> <p>90. 10.584 PLATE, F/D Wedge Door Side (67 Styles Only)</p> <p>91. 10.584 PLATE, F/D Wedge Body Side (67 Styles Only)</p> <p>92. 10.584 SPACER, F/D Wedge Plate Door Side (Emergency Use)</p> <p>93. 10.470 LOCK ASSY., Front Door</p> <p>94. 10.474 SCREW, F/D Lock to Inner Panel</p> <p>95. 10.474 SPRING, F/D Lock Push Button Return</p> <p>96. 10.474 SPRING, F/D Lock Over Center</p> <p>97. 10.474 CLIP, F/D Lock Spring</p> <p>98. 10.485 ACTUATOR ASSY., F/D Vacuum Lock</p> <p>99. 10.512 HANDLE ASSY., F/D Lock Remote Control</p> <p>100. 10.587 BUMPER, F/D Lock Pillar Door Side</p> <p>101. 10.694 SEALING STRIP ASSY., F/D Btm. Auxiliary</p> |
|--|---|

10-420

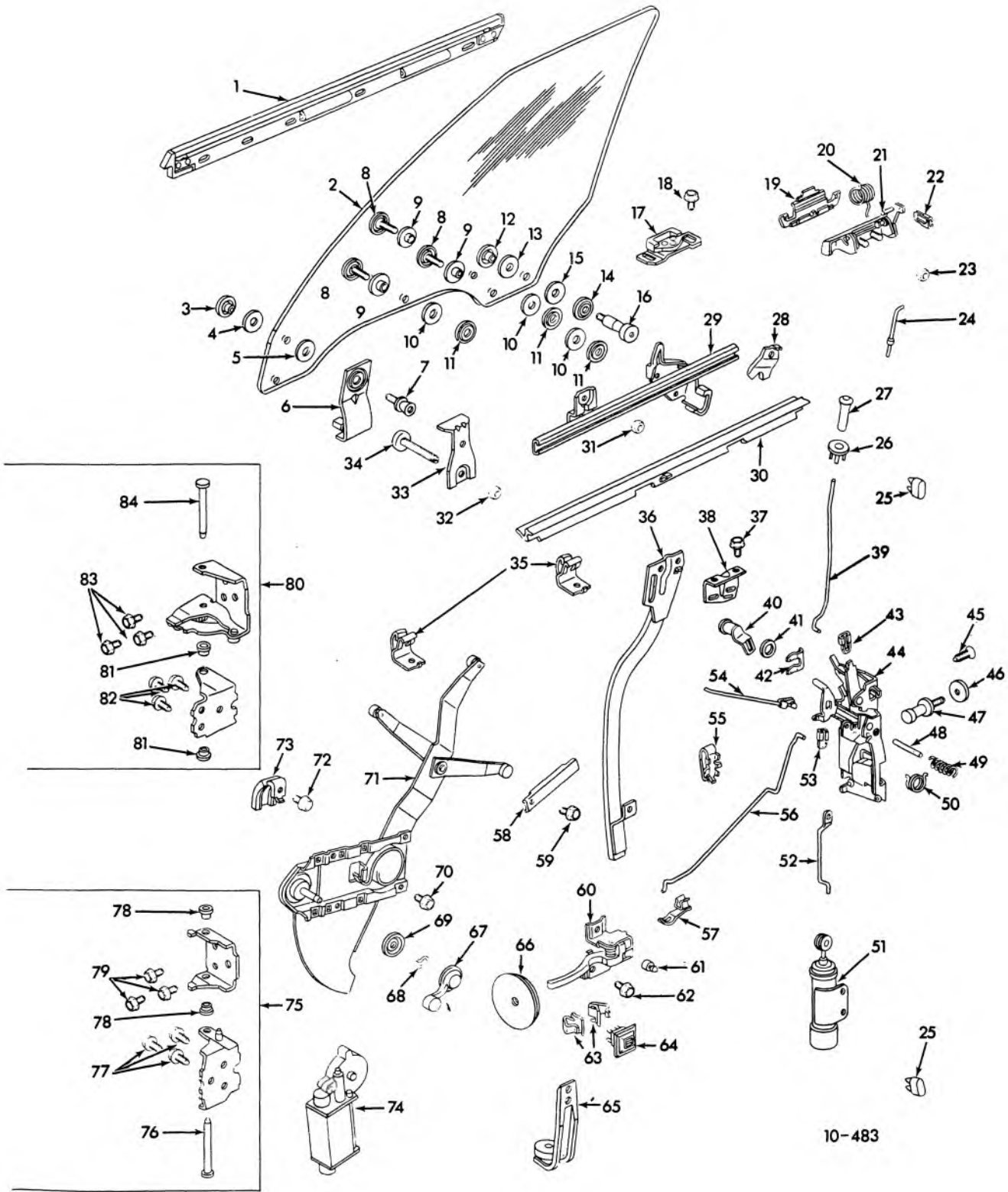




1973-75 CHEVELLE 37-57-80 STYLES FRONT DOOR HARDWARE

## 1973-75 CHEVELLE 37-57-80 STYLES FRONT DOOR HARDWARE

- |   |   |
|---|---|
| <p>1. 10.710 SEALING STRIP ASSEMBLY, F/D Wdo Otr/At Belt</p> <p>2. 10.681 GLASS, F/D Wdo</p> <p>3. 10.792 NUT, F/D Wdo Stab Plt To Gls</p> <p>4. 10.792 WASHER, F/D Wdo Stab Plt To Gls</p> <p>5. 10.792 BUSHING, F/D Wdo Stab Plt To Gls</p> <p>6. 10.728 PLATE ASSEMBLY, Stab F/D Wdo Gls/On Gls</p> <p>7. 10.792 SCREW, F/D Wdo Gls Cam To Gls</p> <p>8. 10.702 BUSHING, F/D Wdo Reg Cam To Gls</p> <p>9. 10.792 WASHER, F/D Wdo Reg Cam To Gls</p> <p>10. 10.702 NUT, F/D Wdo Reg Cam To Gls</p> <p>11. 10.768 STUD, F/D Wdo/On Gls/Stop</p> <p>12. 10.792 NUT, F/D Wdo Gde Rr Rlr To Gls</p> <p>13. 10.792 WASHER, F/D Wdo Gde Rr Rlr To Gls</p> <p>14. 10.792 WASHER, F/D Wdo Rr Gde Rlr To Gls</p> <p>15. 10.792 BUSHING, F/D Wdo Gde Rr Rlr To Gls</p> <p>16. 10.792 ROLLER ASSEMBLY, Gde F/D Wdo Rr</p> <p>17. 10.685 GUIDE ASSEMBLY, Stab F/D On Gls</p> <p>18. 10.685 GUIDE ASSEMBLY, Stab F/D Wdo On Wr Pnl</p> <p>19. 10.792 NUT, F/D Gde To Gls</p> <p>20. N.S. SCREW, F/D Wdo Gde To Pnl</p> <p>21. 10.537 ESCUTCHEON, F/D O/S Hdl</p> <p>22. 10.529 SPRING, F/D O/S Hdl</p> <p>23. 10.527 HANDLE ASSEMBLY, F/D O/S</p> <p>24. 10.529 CLIP, F/D O/S Hdl Sprg</p> <p>25. 10.527 NUT, F/D O/S Hdl To Pnl</p> <p>26. 10.857 BUMPER, F/D Lk Plr Upr &amp; Lwr/Dr Side</p> <p>27. 10.716 STOP, F/D Wdo Upr Rr</p> <p>28. 10.792 CAM ASM, Gls F/D Wdo Reg</p> <p>29. 10.792 NUT, F/D Wdo Cam To Gls</p> <p>30. 10.710 SEALING STRIP ASSEMBLY, F/D Wdo Inr/At Belt</p> <p>31. 10.559 KNOB, F/D L/S Lkg Rod</p> <p>32. 10.560 FERRULE ASSEMBLY, F/D I/S Lkg Rod Knob</p> <p>33. N.S.S. LOCK CYLINDER ASSEMBLY, F/D</p> <p>34. 10.529 GASKET, F/D Lk Cyl To Dr</p> <p>35. 10.563 ROD, O/S Hdl F/D To Lk</p> <p>36. 10.551 RETAINER, F/D Lock Cyl</p> <p>37. 10.474 CLIP, Spr Rem Lwr Lk Asm F/D</p> <p>38. 10.470 LOCK ASSEMBLY, F/D</p> <p>39. 10.506 ROD ASSEMBLY, Lk Cyl F/D To Dr Lk</p> <p>40. 10.474 CLIP, Spr Lkg Lwr Lk Asm F/D</p> <p>41. 10.569 STRIKER ASSEMBLY, F/D Lock</p> <p>42. 10.474 SCREW, F/D Lk To Pnl</p> <p>43. 10.571 WASHER, L/K Stkr To Pnl</p> <p>44. 10.474 SPRING, P/But Ret Lk F/D</p> <p>45. 10.474 SPRING, O/Ctr F/D Lk</p> <p>46. 10.474 PIN, P/But Ret Spr Lk F/D</p> <p>47. 10.485 ROD, Elec Actv F/D To Lk (Opt)</p> <p>48. 10.485 ACTUATOR ASSEMBLY, F/D Electric Lk (Opt)</p> | <p>49. 10.506 ROD, I/S Lkg F/D To Lk</p> <p>50. 10.563 CLIP, F/D I/S Lkg Rod To Inr Pnl</p> <p>51. 10.687 SUPPORT, Gde To Inr Pnl F/D Wdo Bpr</p> <p>52. N.S. SCREW, F/D Wdo Upr Supt To Pnl</p> <p>53. 10.792 CAM ASSEMBLY, Gde F/D Wdo</p> <p>54. N.S. SCREW, Cam Asm Inr Pnl</p> <p>55. N.S. SCREW, Cam Asm To Upr Supt</p> <p>56. 10.506 ROD, Rem Cont F/D Lk To Lk</p> <p>57. 10.565 CLIP, F/D Rem Cont Rod To Pnl</p> <p>58. 10.694 SEALING STRIP, Door Btm Aux (Chev 37-57 Styles Only)</p> <p>59. 10.565 CLIP, F/D Lk Rem Cont To Lk</p> <p>60. 10.512 HDL ASM, F/D Lk Rem Cont</p> <p>61. N.S. SCREW, F/D Lk Rem Cont To Pnl</p> <p>62. 10.512 BUMPER, Hdl &amp; Rem Cont Asm F/D Lk</p> <p>63. 10.485 SWITCH ASSEMBLY, F/D Elec Lk Cont/On Trim Pad</p> <p>64. 10.485 RETAINER, F/D Sw Asm Elec Lk/On Trm Pad (Less Pont 57 Style)</p> <p>65. 10.515 PAD, F/D Lk Rem Cont Hdl</p> <p>66. 10.716 SUPPORT ASSEMBLY, F/D Wdo Bpr</p> <p>67. 10.783 MOTOR ASM, F/D Wdo Electric (Opt)</p> <p>68. 10.797 HANDLE ASSEMBLY, F/D Wdo Reg</p> <p>69. 10.797 SPRING, Hdl F/D Wdo Reg</p> <p>70. 10.515 PLATE, F/D Wdo Reg Hdl Brg</p> <p>71. 10.783 REGULATOR ASSEMBLY, Wdo F/D Manual</p> <p>72. 10.783 SCREW, Reg Asm To Pnl</p> <p>73. 10.728 PLATE ASSEMBLY, F/D Wdo Gls Stab On Reinf</p> <p>74. N.S. SCREW, F/D Wdo Stab Plt To Reinf</p> <p>75. 10.792 CAM ASSEMBLY, F/D Inr Pnl</p> <p>76. N.S. SCREW, Inr Pnl Cam To Pnl</p> <p>77. 14.683 RETAINER ASSEMBLY, F/D Belt Trim Supt Frt</p> <p>78. 14.683 RETAINER ASSEMBLY, F/D Belt Trim Supt Ctr (Chev 80 Style Only)</p> <p>79. 14.683 RETAINER ASSEMBLY, F/D Belt Trim Supt Rr</p> <p>80. 10.716 STOP, F/D Wdo Frt On Reinf</p> <p>81. 10.728 STUD ASSEMBLY, F/D Wdo Gls Stab</p> <p>82. N.S. Nut, F/D Wdo Stud To Stp</p> <p>83. 10.450 HINGE ASSEMBLY, F/D Upr</p> <p>84. 10.466 PIN, Dr Hge</p> <p>85. 10.464 BUSHING, F/D Hge Oil Less Type</p> <p>86. 10.463 SCREW, Upr Hge To Dr</p> <p>87. 10.463 SCREW, Upr Hge To Body</p> <p>88. 10.450 HINGE ASSEMBLY, F/D Lwr</p> <p>89. 10.464 BUSHING, F/D Hge Oil Less Type</p> <p>90. 10.463 SCREW, Lwr To Dr</p> <p>91. 10.466 PIN, Dr Hge</p> <p>92. 10.463 SCREW, Lwr To Body</p> |
|---|---|

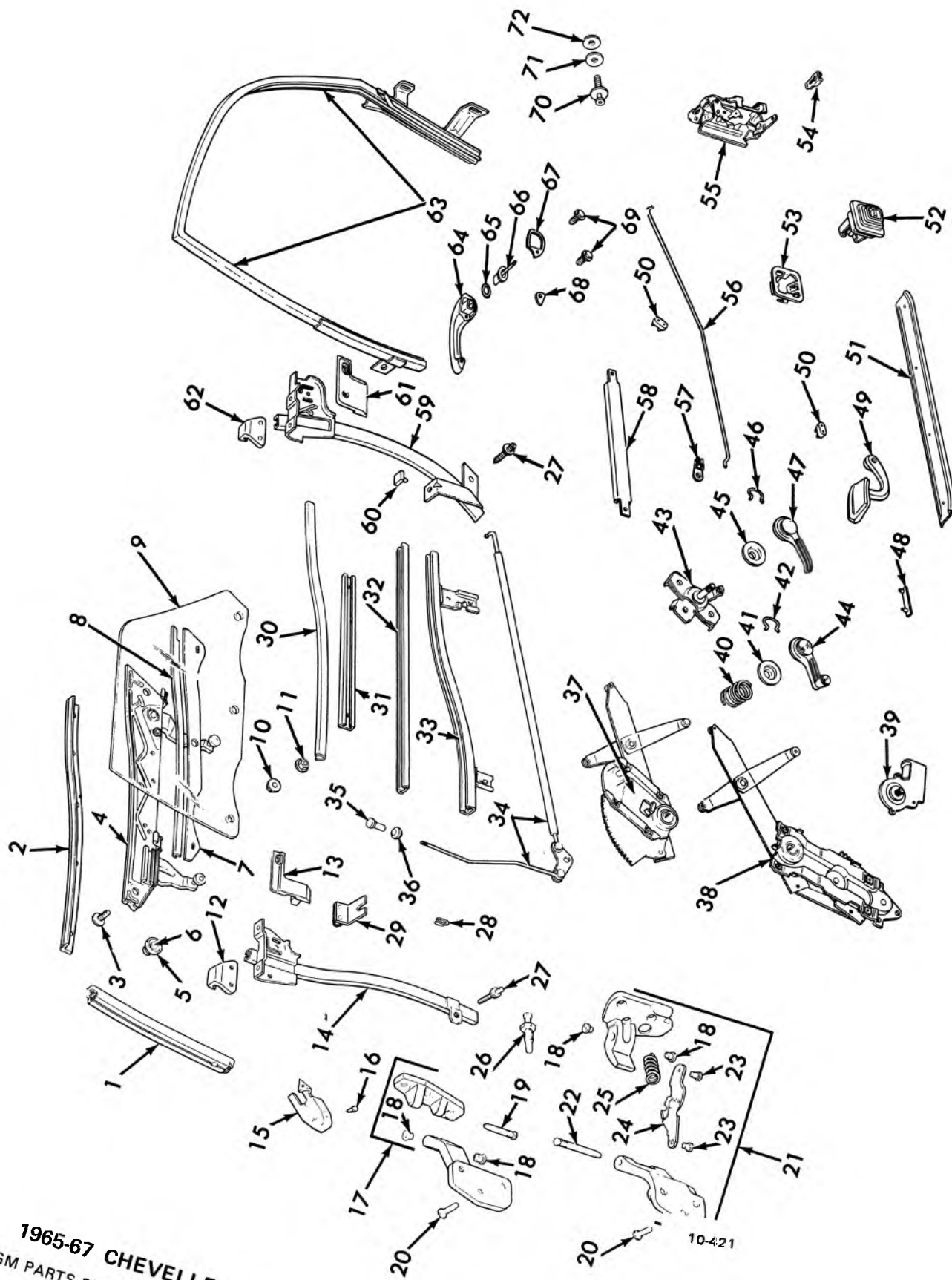


1973-75 CHEVELLE 29-35 STYLES FRONT DOOR HARDWARE

## 1973-75 CHEVELLE 29-35 STYLES FRONT DOOR HARDWARE

- |  |  |
|--|--|
| <p>1. 10.710 SEALING STRIP ASSEMBLY, F/D Wdo<br/>Otr/At Belt</p> <p>2. 10.741 GLASS, F/D Wdo</p> <p>3. 10.792 NUT, F/D Wdo Gls Stab Plt To Gls</p> <p>4. 10.685 WASHER, F/D Wdo Gls Stab Plt To Gls</p> <p>5. 10.745 BUSHING-F/D Wdo. Gls. Stab to Gls.</p> <p>6. 10.728 PLATE ASSEMBLY, Stab F/D Wdo Gls/On Gls</p> <p>7. 10.768 STUD, F/D Wdo(On Gls/Used As Stop</p> <p>8. 10.792 SCREW, F/D Wdo Reg Cam To Gls</p> <p>9. 10.792 BUSHING, F/D Wdo Reg Cam To Gls</p> <p>10. 10.792 WASHER, F/D Wdo Reg Cam To Gls</p> <p>11. 10.792 NUT, F/D Wdo Reg Cam To Gls</p> <p>12. 10.792 NUT, F/D Wdo Rr Gde Rlr To Gls</p> <p>13. 10.685 WASHER, F/D Wdo Rr Gde Rlr To Gls</p> <p>14. 10.745 BUSHING, F/D Wdo Gde Rr Rlr To Gls</p> <p>15. 10.792 WASHER, F/D Wdo Rr Gde Rlr To Gls</p> <p>16. 10.792 ROLLER ASSEMBLY, Gde F/D Wdo Rr</p> <p>17. 10.685 GUIDE ASSEMBLY, F/D Wdo Stab On Pnl</p> <p>18. N.S. SCREW, F/D Wdo Gde To Pnl</p> <p>19. 10.537 ESCUTCHEON, F/D O/S Hdl</p> <p>20. 10.529 SPRING, F/D O/S Hdl</p> <p>21. 10.527 HANDLE ASSEMBLY, F/D O/S</p> <p>22. 10.529 CLIP, F/D O/S Hdl Sprg</p> <p>23. 10.527 NUT, F/D O/S Hdl To Pnl</p> <p>24. 10.563 ROD, Outside Hdl F/D To Lk</p> <p>25. 10.587 BUMPER, F/D Lk Plr Up &amp; Lwr/Dr Side</p> <p>26. 10.560 FERRULE, F/D I/S Lkg Rod Knob</p> <p>27. 10.589 KNOB, F/D Inside Lug Rod</p> <p>28. 10.716 STOP, F/D Wdo Up Rr</p> <p>29. 10.792 CAM ASSEMBLY, Gls F/D Wdo Reg</p> <p>30. 10.710 SEALING STRIP ASSEMBLY, F/D Wdo<br/>Inr/At Belt</p> <p>31. 10.792 NUT, Cam To Inr Pnl</p> <p>32. N.S. NUT, F/D Wdo Stud To Stop</p> <p>33. 10.716 STOP, F/D Wdo Up Frt On Reinf</p> <p>34. 10.728 STUD ASSEMBLY, F/D Wdo Gls Stab</p> <p>35. 14.683 RETAINER ASSEMBLY, F/D Belt Trm<br/>Supt Frt &amp; Rr</p> <p>36. 10.792 CAM ASSEMBLY, Gde F/D Wdo</p> <p>37. N.S. SCREW, Supt To Inr Pnl</p> <p>38. 10.687 SUPPORT, Gde To Inr Pnl F/D Wdo Up</p> <p>39. 10.506 ROD, Inside Lkg F/D To Lk</p> <p>40. N.S.S. LOCK CYLINDER ASSEMBLY, F/D</p> <p>41. 10.529 GASKET, F/D Lk Cyl To Dr</p> <p>42. 10.551 RETAINER, F/D Lk Cyl</p> | <p>43. 10.474 CLIP, Spr Rem Lwr Lk Asm F/D</p> <p>44. 10.470 LOCK ASSEMBLY, F/D</p> <p>45. SCREW, F/D Lk. to Pnl.</p> <p>46. N.S. WASHER, Lk Stkr To Pnl</p> <p>47. 10.569 STRIKER ASSEMBLY, F/D Lock</p> <p>48. 10.474 PIN, P/But Ret Spr Lk F/D</p> <p>49. 10.474 SPRING, P/But Ret Lk F/D</p> <p>50. 10.474 SPRING, O/Ctr F/D Lk</p> <p>51. 10.485 ACTUATOR ASSEMBLY, F/D Electric Lk (Opt)</p> <p>52. 10.485 ROD, F/D Elec Actuator To Lk (Opt)</p> <p>53. 10.474 CLIP, Spr Lkg Lvr Lk Asm F/D</p> <p>54. 10.506 ROD ASSEMBLY, F/D Lk Cyl To Dr Lk</p> <p>55. 10.565 CLIP, F/D Rem Cont Rod To Pnl</p> <p>56. 10.506 ROD, F/D Lk Rem Cont To Lk</p> <p>57. 10.565 CLIP, F/D Lk Rem Cont Rod To Lk</p> <p>58. 10.792 CAM ASSEMBLY, Pnl F/D Inr</p> <p>59. N.S. SCREW, Cam Asm To Inr Pnl</p> <p>60. 10.512 HANDLE ASSEMBLY, F/D Lk Rem Cont</p> <p>61. 10.512 BUMPER, Hdl &amp; Rem Cont Asm F/D Lk</p> <p>62. N.S. SCREW, Hdl To Pnl</p> <p>63. 10.485 RETAINER, F/D Sw Asm Elec Lk/On<br/>Trim Pad (Opt)</p> <p>64. 10.485 SWITCH ASSEMBLY, F/D Elec Lk<br/>Cont/On Trim Pad (Opt)</p> <p>65. 10.716 SUPPORT ASSEMBLY, F/D Wdo Bpr</p> <p>66. 10.515 PAD, F/D Lk Rem Cont Hdl</p> <p>67. 10.797 HANDLE ASSEMBLY, F/D Wdo Reg</p> <p>68. 10.797 SPRING, Hdl F/D Wdo Reg</p> <p>69. 10.515 PLATE, F/D Wdo Reg Hdl Brg</p> <p>70. 10.783 SCREW, Reg Asm To Inr Pnl</p> <p>71. 10.783 REGULATOR ASSEMBLY, F/D Wdo Man</p> <p>72. N.S. SCREW, Gls Stab Plt Asm To Reinf</p> <p>73. 10.728 PLATE ASSEMBLY, F/D Wdo Gls Stab/On<br/>Inr Pnl</p> <p>74. 10.783 MOTOR ASSEMBLY, F/D Wdo Electric (Opt)</p> <p>75. 10.450 HINGE ASSEMBLY, F/D Lwr</p> <p>76. 10.466 PIN, Dr Hge</p> <p>77. 10.463 SCREW, F/D Lwr Hge To Body - 3 Shown</p> <p>78. 10.464 BUSHING, F/D Hge Oil Less Type</p> <p>79. 10.463 SCREW, F/D Lwr Hge To Dr - 3 Shown</p> <p>80. 10.450 HINGE ASSEMBLY, F/D Up</p> <p>81. 10.464 BUSHING, F/D Hge Oil Less Type</p> <p>82. 10.463 SCREW, F/D Up Hge To Dr - 3 Shown</p> <p>83. 10.463 SCREW, F/D Up Hge To Bdy - 3 Shown</p> <p>84. 10.466 PIN, Dr Hge</p> |
|--|--|

10-483



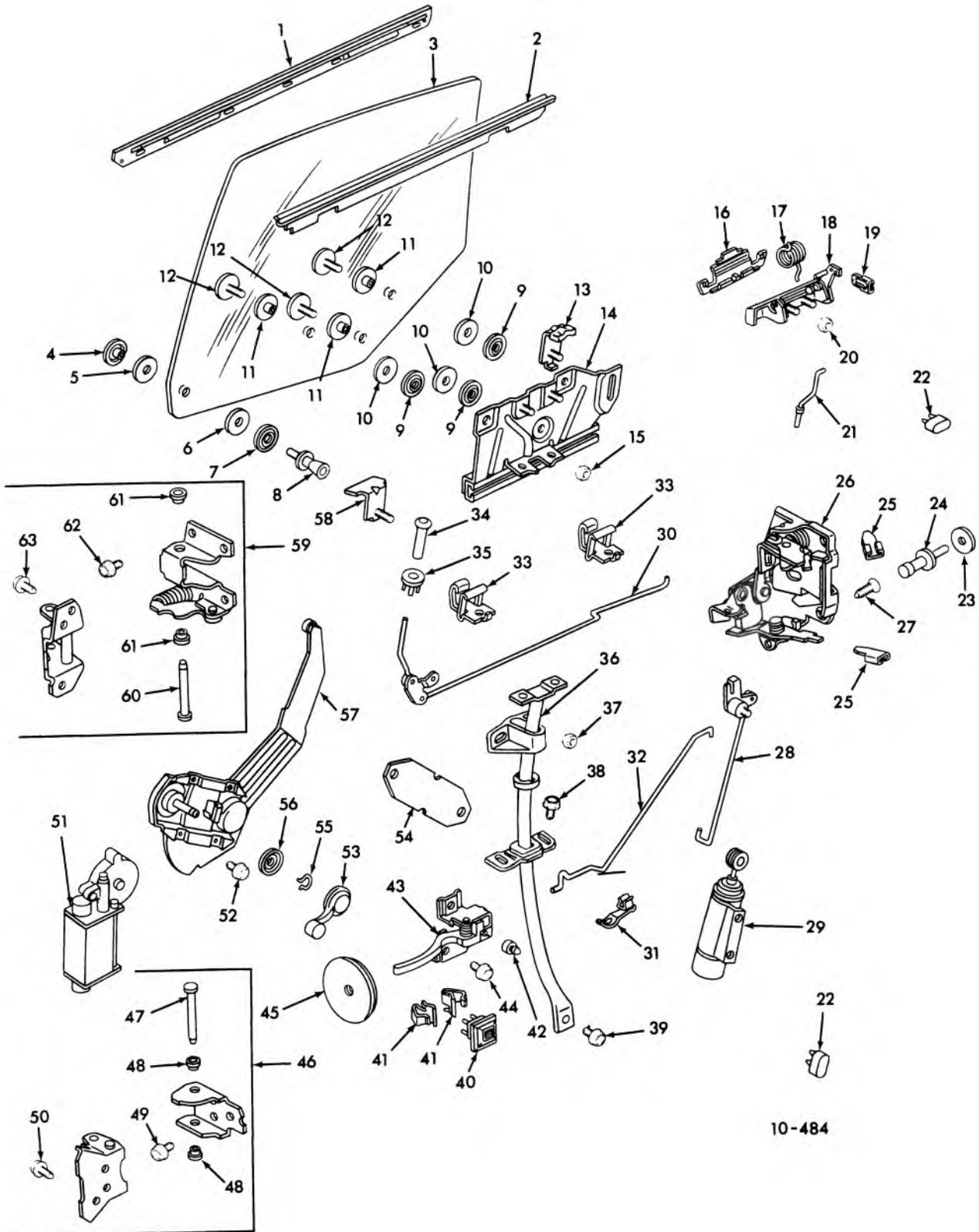
10.000-GROUP 1965-67 CHEVELLE REAR DOOR HARDWARE (TYPICAL)  
 GM PARTS DIVISION, GENERAL MOTORS CORPORATION — CHEVROLET — 11A

10-40

## 1965-67 CHEVELLE REAR DOOR HARDWARE (TYPICAL)

- |  |  |
|--|--|
| <p>1. 10.747 CHANNEL, Rear Door Wind. Frt. Sash<br/>                 2. 10.774 STRIP, Rear Door Wind. Glass Run Otr.<br/>                 3. 10.685 BOLT, Rear Door Wind. Glass to Lower Channel<br/>                 4. 10.747 CHANNEL ASSY., Rr. Dr. Wind. Lwr. Sash<br/>                 5. 10.747 ROLLER, Rear Door Wind. Lwr. Sash Chnl.<br/>                 6. 10.747 PIN, Rr. Dr. Wind. Lwr. Sash Chnl.<br/>                 7. 10.685 FILLER, Rr. Dr. Window Lower Sash Channel Lower Outer<br/>                 8. 10.685 FILLER, Rr. Dr. Window Lower Sash Channel Upr. Outer<br/>                 9. 10.741 GLASS, Rear Door Window<br/>                 10. 10.685 SPACER, Rr. Dr. Wind. Glass to Lwr. Chnl.<br/>                 11. 10.685 NUT, Rr. Dr. Wind. Glass to Lwr. Chnl.<br/>                 12. 10.763 STOP, Rear Door Wind. Front<br/>                 13. 10.747 PLATE, Rear Door Wind. Guide Front<br/>                 14. 10.792 CAM ASSY., Rr. Dr. Wind. Guide Frt.<br/>                 15. 11.102 STRIP, Rr. Dr. Hge. Plr. Sealg. at Belt<br/>                 16. 11.101 FASTENER, Rear Hinge Pillar Sealing at Belt<br/>                 17. 10.456 HINGE ASSY., Rear Door Upper<br/>                 18. 10.464 BUSHING, Rr. Dr. Hinge Oilless<br/>                 19. 10.466 PIN, Rear Door Upper Hinge<br/>                 20. 10.463 BOLT, Rr. Dr. Hge. to Body &amp; Door<br/>                 21. 10.460 HINGE ASSY., Rear Door Lower<br/>                 22. 10.466 PIN, Rear Door Lower Hinge<br/>                 23. 10.466 PIN, Rr. Dr. Lwr. Hinge Link<br/>                 24. 10.460 LINK ASSY., Rear Door Lower Hinge<br/>                 25. 10.460 SPRING, Rear Door Lower Hinge<br/>                 26. 11.950 SWITCH, Rear Door Jamb<br/>                 27. 10.792 STUD, Rear Door Wind. Guide<br/>                 28. 14.691 RETAINER, Door Trim to Inner Panel<br/>                 29. 10.774 STRIP ASSY., Rear Door Wind. Glass Anti-Rattle<br/>                 30. 10.774 STRIP, Rr. Dr. Wind. Glass Run Inner<br/>                 31. 10.748 CAM, Rr. Dr. Wind. Lwr. Sash Chnl.<br/>                 32. 10.747 FILLER, Rr. Dr. Wind. Lwr. Sash Chnl.<br/>                 33. 10.747 CHANNEL ASSY., Rr. Dr. Lwr. Sash<br/>                 34. 10.563 ROD ASSY., Rr. Dr. Inside Lkg. to Lock<br/>                 35. 10.559 KNOB, Rear Door Inside Lkg. Rod<br/>                 36. 10.560 FERRULE, Rr. Dr. Lkg. Rod Knob<br/>                 37. 10.791 REGULATOR ASSY., Rear Door Manual<br/>                 38. 10.791 REGULATOR ASSY., Rear Door Less Mtr.<br/>                 39. 10.783 MOTOR ASSY., Rr. Door Reg. Elect.</p> | <p>40. 10.806 SPRING, Rr. Dr. Wind. Reg. Handle<br/>                 41. 10.515 PLATE, Rr. Dr. Wind. Reg. Hdle Bearing<br/>                 42. 10.513 SPRING, Rear Door Wind. Reg. Hdle. Retaining<br/>                 43. 10.500 CONTROL ASSY., Rr. Dr. Lock Remote<br/>                 44. 10.797 HANDLE ASSY., Rr. Dr. Wind. Reg.<br/>                 45. 10.515 PLATE, Rr. Dr. Remote Cont. Hdle. Bearing<br/>                 46. 10.513 SPRING, Rr. Dr. Remote Cont. Hdle. Retaining<br/>                 47. 10.512 HANDLE ASSY., Rr. Dr. Remote Cont. (Reg.)<br/>                 48. 10.694 STRIP, Rear Door Bottom Drain Hole Seal<br/>                 49. 10.512 HANDLE ASSY., Rr. Dr. Rem. Cont. (Paddle)<br/>                 50. 10.587 BUMPER, Rr. Dr. Lock Plr. Upr. &amp; Lwr.<br/>                 51. 11.179 PLATE, Rear Door Sill<br/>                 52. 10.777 SWITCH ASSY., Rear Door Wind.<br/>                 53. 10.777 RETAINER, Rr. Dr. Wind. Switch Escn.<br/>                 54. 10.565 CLIP, Rr. Dr. Inside Lkg. to Lock Rod<br/>                 55. 10.473 LOCK ASSY., Rear Door<br/>                 56. 10.506 ROD, Rr. Dr. Lock Rem. Cont. to Lock<br/>                 57. 10.565 CLIP, Rear Door Lock Remote Control to Lock Rod<br/>                 58. 10.792 CAM ASSY., Rear Door Inner Panel<br/>                 59. 10.792 CAM ASSY., Rr. Dr. Wind. Guide Rear<br/>                 60. 10.716 BUMPER, Rear Door Wind. Guide Rear Cam<br/>                 61. 10.747 PLATE, Rear Door Wind. Sash Channel Guide<br/>                 62. 10.768 STOP, Rear Door Wind. Rear<br/>                 63. 10.759 CHANNEL ASSY., Rr. Dr. Wind. Glass Run<br/>                 64. 10.527 HANDLE, Rr. Dr. Outside Less Button<br/>                 65. 10.529 RING, Rr. Dr. Hdle. Push Button Sealing<br/>                 66. 10.529 BUTTON &amp; SHAFT, Rr. Dr. Handle Push<br/>                 67. 10.537 GASKET, Rear Door Outside Handle to Panel Rear<br/>                 68. 10.537 GASKET, Rear Door Outside Handle to Panel Front<br/>                 69. 10.527 SCREW, Rr. Dr. Outside Hdle. to Door<br/>                 70. 10.569 STRIKER, Rear Door Lock<br/>                 71. 10.571 WASHER, Rear Door Striker Plastic<br/>                 72. 10.571 WASHER, Rear Door Striker Metal</p> |
|--|--|

10-421



10-484

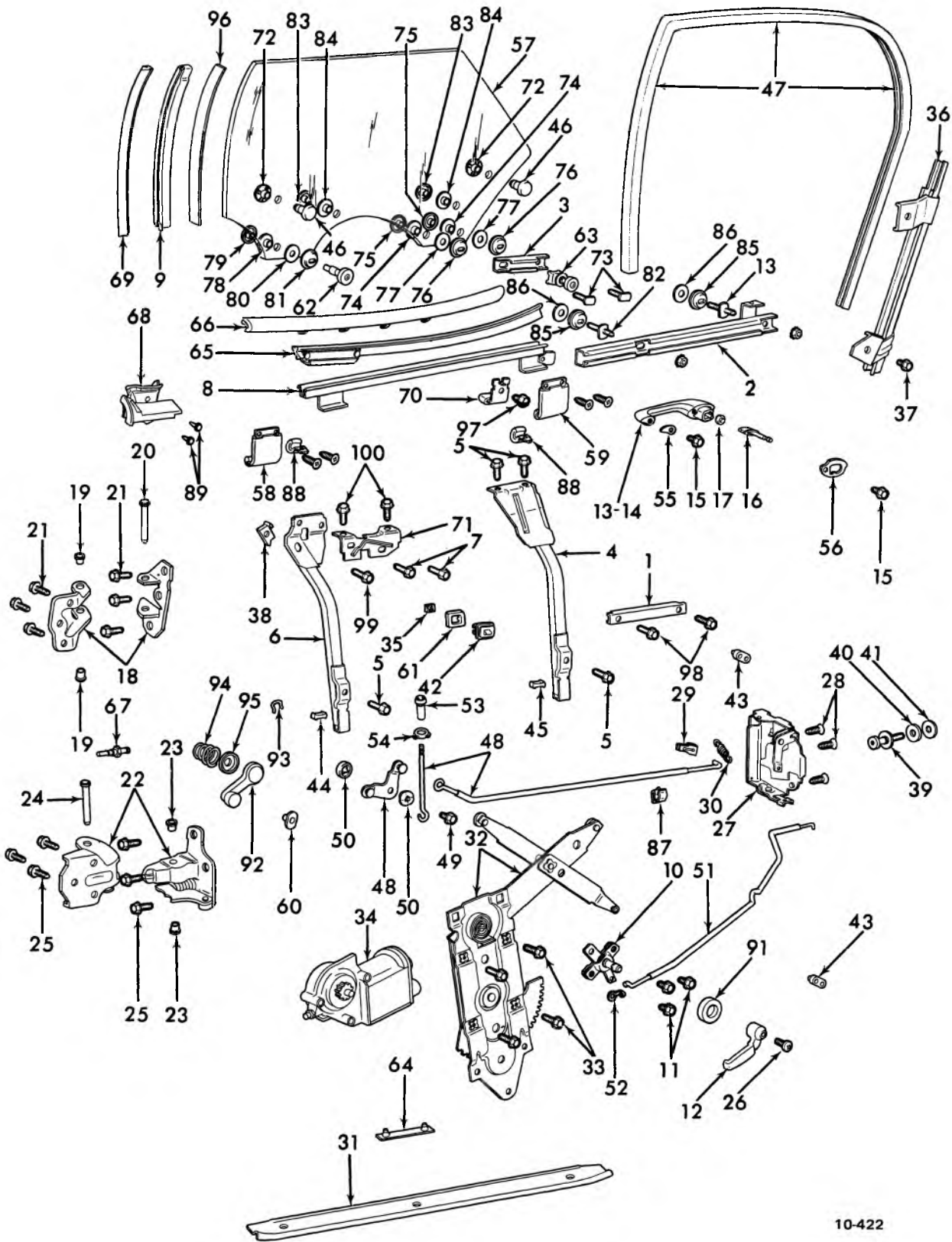
**1973-75 CHEVELLE 29-35 STYLES REAR DOOR HARDWARE**

## 1973-75 CHEVELLE 29-35 STYLES REAR DOOR HARDWARE

- |  |   |
|--|---|
| <p>1. 10.774 SEALING STRIP ASSEMBLY, R/D Wdo Otr/At Belt</p> <p>2. 10.774 SEALING STRIP ASSEMBLY, R/D Wdo Inr/At Belt</p> <p>3. 10.741 GLASS, R/D Wdo</p> <p>4. 10.747 NUT, R/D Wdo Stud Asm To Gls</p> <p>5. 10.747 WASHER, R/D Wdo Stud Asm To Gls</p> <p>6. 11.007 WASHER, R/D Wdo Stud Asm To Gls</p> <p>7. 10.745 BUSHING, R/D Wdo Stud Asm To Gls</p> <p>8. 10.768 STUD ASSEMBLY, R/D Wdo/On Gls/Used As Stop</p> <p>9. 10.747 NUT, R/D Wdo Sash To Gls</p> <p>10. 10.747 WASHER, R/D Wdo Sash To Gls</p> <p>11. 10.745 BUSHING, R/D Wdo Sash To Gls</p> <p>12. 10.792 SCREW, R/D Wdo Sash Gls To Plt Asm</p> <p>13. 11.012 STOP ASSEMBLY, R/D Wdo Rr Up</p> <p>14. 10.747 PLATE ASSEMBLY, Sash R/D Wdo Lwr</p> <p>15. 10.685 NUT, Plt To Wdo Asm</p> <p>16. 10.537 ESCUTCHEON, R/D O/S Hdl</p> <p>17. 10.529 SPRING, R/D O/S Hdl</p> <p>18. 10.527 HANDLE ASSEMBLY, R/D O/S</p> <p>19. 10.529 CLIP, R/D O/S Hdl Sprg</p> <p>20. 10.527 NUT, O/S Hdl To Rvl</p> <p>21. 10.563 ROD, O/S Hdl R/D To Lk</p> <p>22. 10.587 BUMPER, R/D Lk Plr Up &amp; Lwe/Dr Side</p> <p>23. N.S. WASHER, Lk Stkr To Pnl</p> <p>24. 10.569 STRIKER ASSEMBLY, R/D Lk</p> <p>25. 10.474 CLIP, Sprg Lk Rr Dr</p> <p>26. 10.473 LOCK ASSEMBLY, Rr Dr</p> <p>27. 10.474 SCREW, Lk to Pnl</p> <p>28. 10.563 ROD ASSEMBLY, R/D I/S Lkg To Actuator (Opt)</p> <p>29. 10.485 ACTUATOR ASSEMBLY, R/D Electric Lk (Opt)</p> <p>30. 10.563 ROD ASSEMBLY, R/D I/S Lkg.To Lk</p> <p>31. 10.565 CLIP, R/D Rem Cont Rod To Lk</p> | <p>32. 10.506 ROD, R/D Lk Rem Cont To Lk</p> <p>33. 14.764 RETAINER ASSEMBLY, R/D Belt Trim Supt - Frt &amp; Rr</p> <p>34. 10.559 KNOB, R/D I/S Lkg To Lk</p> <p>35. 10.560 FERRULE ASSEMBLY, F/D I/S Lkg.Rod Knob</p> <p>36. 10.747 TUBE ASSEMBLY, R/D Wdo Gde</p> <p>37. 10.728 NUT, Gde To Plt</p> <p>38. N.S. SCREW, Gde To Plt</p> <p>39. N.S. SCREW, Tubeless To Inr Pnl</p> <p>40. 10.485 SWITCH ASSEMBLY, R/D Wdo Escut &amp; 1 But (Opt)</p> <p>41. 10.485 RETAINER, Sw Asm Wdo 1 But To T/Pad (Opt)</p> <p>42. 10.512 BUMPER, Hdl &amp; Rem Cont Asm R/D Lk</p> <p>43. 10.512 HANDLE ASSEMBLY, R/D Lk Rem &amp; Cont</p> <p>44. N.S. SCREW, Hdl To Inr Pnl</p> <p>45. 10.515 PAD, R/D Lk Rem Cont Hdl</p> <p>46. 10.460 HINGE ASSEMBLY, R/D Lwr</p> <p>47. 10.466 PIN, Hge R/D Lwr</p> <p>48. 10.464 BUSHING, Hge R/D Lwr Dr Sd - Oil Less Type</p> <p>49. 10.463 SCREW, Lwr Hge To Door</p> <p>50. 10.463 SCREW, Lwr Hge To Door</p> <p>51. 10.783 MOTOR ASSEMBLY, F/D Wdo Electric (Opt)</p> <p>52. 10.791 SCREW, Reg To Inr Pnl</p> <p>53. 10.797 HANDLE ASSEMBLY, R/D Wdo Reg</p> <p>54. 14.640 PLATE, Rr Dr Pull/Hdl Asst Strap (Pont &amp; Olds Only)</p> <p>55. 10.797 SPRING, Handle R/D Wdo Reg</p> <p>56. 10.515 PLATE, R/D Wdo Reg Hdl Bearing</p> <p>57. 10.791 REGULATOR ASSEMBLY, R/D Wdo - Manual</p> <p>58. 10.768 STOP ASSEMBLY, R/D Wdo Frt</p> <p>59. 10.456 HINGE ASSEMBLY, R/D Upper</p> <p>60. 10.466 PIN, Hinge R/D Upper</p> <p>61. 10.464 BUSHING, Hge R/D Up Dr Sd - Oil Less Type</p> <p>62. 10.463 SCREW, Up Hge To Bdy</p> <p>63. 10.463 SCREW, Up Hge To Door</p> |
|--|---|

10-484





10-422

**1968-72 CHEVELLE-NOVA REAR DOOR HARDWARE**

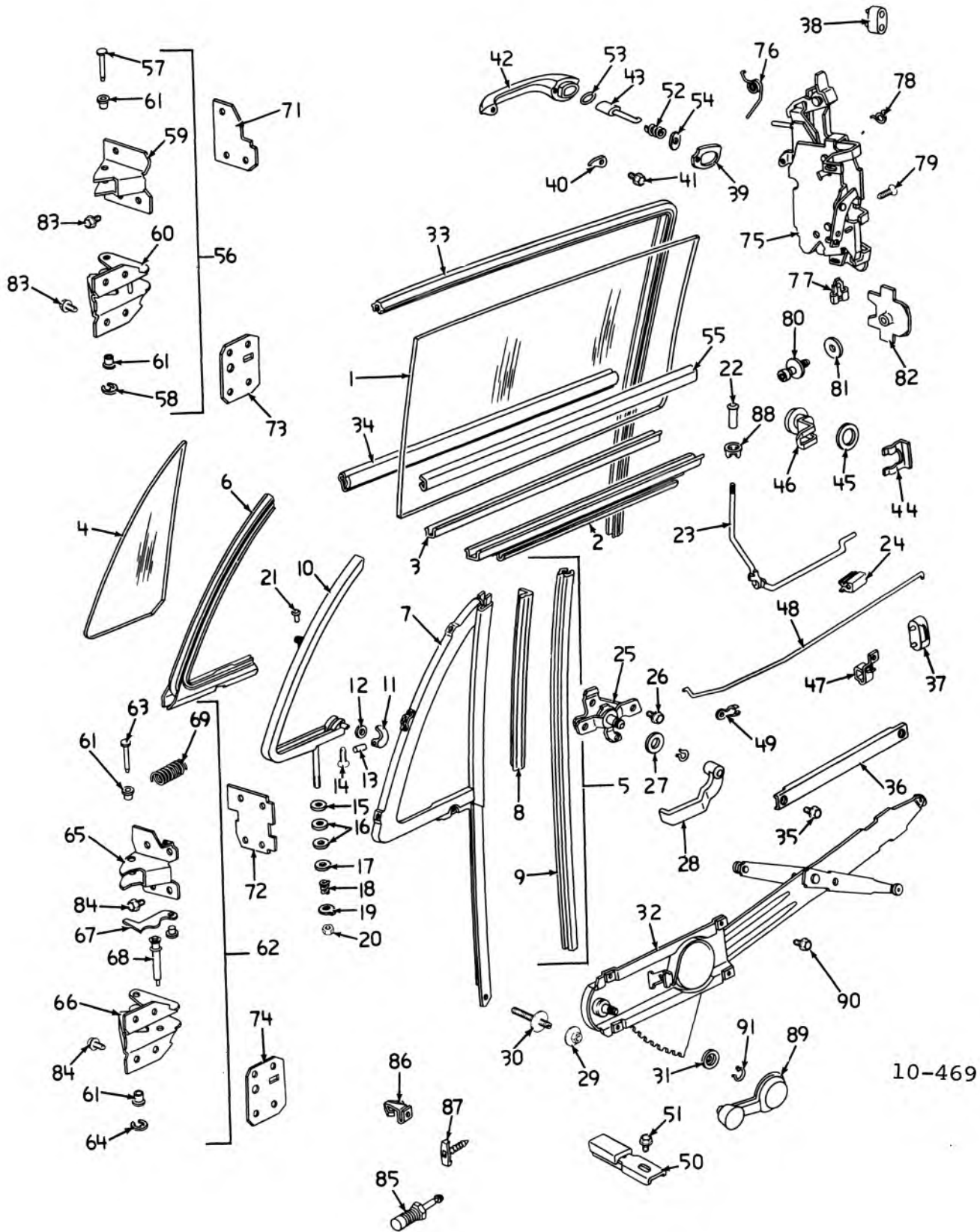
GM PARTS DIVISION, GENERAL MOTORS CORPORATION — CHEVROLET — 11A

## 1968-72 CHEVELLE REAR DOOR HARDWARE

NOTE: (\*HARDTOPS) (\*\*CLOSED STYLES)

- |   |  |
|---|--|
| 1. 10.792 CAM ASSY., Door Inner Panel               | 51. 10.506 ROD, Door Lock Remote Control to Lock       |
| 2. 10.748 CAM, Door Window Lower Sash Channel       | 52. 10.565 CLIP, Dr. Lock Remote Cont. to Lock Rod     |
| 3. 10.792 CAM, Door Window Glass Rear Guide*        | 53. 10.559 KNOB, Door Inside Locking Rod               |
| 4. 10.792 CAM ASSY., Door Window Guide Rear*        | 54. 10.560 FERRULE, Dr. Inside Locking Rod Knob        |
| 5. 10.792 SCREW, Door Window Guide to Panel*        | 55. 10.537 GASKET, Door Outside Handle Front           |
| 6. 10.792 CAM ASSY., Door Window Guide Front*       | 56. 10.537 GASKET, Door Outside Handle Rear            |
| 7. 10.792 SCREW, Dr. Window Guide Frt. to Support*  | 57. 10.741 GLASS, Door Window                          |
| 8. 10.747 CHANNEL ASSY., Door Wind. Lwr. Sash**     | 58. 10.747 PLATE, Door Window Guide Front*             |
| 9. 10.747 CHANNEL ASSY., Door Wind. Frt. Sash*      | 59. 10.747 PLATE, Door Window Guide Rear*              |
| 10. 10.500 CONTROL ASSY., Door Lock Remote          | 60. 14.683 PLUG, Door Trim Pad Sealing                 |
| 11. 10.506 SCREW, Dr. Lock Remote Cont. to Panel    | 61. 10.777 RETAINER, Door Window Switch                |
| 12. 10.512 HANDLE ASSY., Door Lock Remote Cont.     | 62. 10.747 ROLLER ASSY., Dr. Window Guide Front*       |
| 13. 10.527 HANDLE ASSY., Dr. O/S (Olds. & Buick)    | 63. 10.747 ROLLER ASSY., Dr. Window Guide Rear*        |
| 14. 10.527 HANDLE, Door Outside Less Button         | 64. 10.694 STRIP, Door Bottom Drain Hole Sealing       |
| 15. 10.527 SCREW, Door Outside Handle to Door       | 65. 10.774 STRIP ASSY., Door Window Inr. at Belt       |
| 16. 10.529 BUTTON & SHAFT, Door Handle Push         | 66. 10.774 STRIP ASSY., Door Window Otr. at Belt       |
| 17. 10.529 RING, Dr. Handle Push Button Sealing     | 67. 11.950 SWITCH ASSY., Door Jamb                     |
| 19. 10.464 BUSHING, Door Upper Hinge                | 69. 10.764 W/STRIP. ASSY., Dr. Wind. Frame Vert.*      |
| 18. 10.456 HINGE ASSY., Dr. Upr. (Incl. Item 19-20) | 68. 10.694 W/STRIP. ASSY., Dr. Hge. Plr. at Belt*      |
| 20. 10.466 PIN, Door Upper Hinge                    | 70. 10.768 STOP, Door Window Rear*                     |
| 21. 10.463 SCREW, Door Upr. Hinge to Body & Door    | 71. 10.765 SUPPORT, Dr. Wind. Guide Frt. Cam Upr.*     |
| 22. 10.460 HINGE ASSY., Door Lower                  | 72. 10.685 FASTENER, Door Window Glass Brg.*           |
| 23. 10.464 BUSHING, Door Lower Hinge                | 73. 10.792 BOLT, Dr. Wind. Glass Rear Guide Cam*       |
| 24. 10.466 PIN, Door Lower Hinge                    | 74. 10.792 BSHG., Dr. Wind. Glass Rear Guide Cam*      |
| 25. 10.463 SCREW, Door Lwr. Hinge to Body & Door    | 75. 10.792 NUT, Dr. Wind. Glass Rear Guide Cam*        |
| 26. 10.512 SCREW, Dr. Lock Remote Cont. Handle      | 76. 10.792 WSHR., Dr. Wind. Glass Rr. Guide Cam Steel* |
| 27. 10.473 LOCK ASSY., Rear Door                    | 77. 10.792 WSHR., Dr. Wind. Glass R. Guide Cam Rbr.*   |
| 28. 10.474 SCREW, Door Lock to Inner Panel          | 78. 10.792 BSHG., Dr. Wind. Guide Frt. Roller*         |
| 29. 10.474 CLIP, Door Lock Spring                   | 79. 10.792 NUT, Dr. Wind. Guide Front Roller*          |
| 30. 10.474 SPRING, Door Lock Push Button Return     | 80. 10.792 WSHR., Dr. Wind. Guide Frt. Roller Rbr.*    |
| 31. 11.179 PLATE, Rear Door Sill                    | 81. 10.792 WSHR., Dr. Wind. Guide Frt. Rlr. Steel*     |
| 32. 10.791 REGULATOR ASSY., Door Window             | 82. 10.792 STUD, Door Window Cam to Glass*             |
| 33. 10.791 SCREW, Door Reg. to Inner Panel          | 83. 10.792 NUT, Door Window Cam to Glass Stud*         |
| 34. 10.791 MOTOR, Door Window Reg. Electric         | 84. 10.792 BSHG., Door Window Cam to Glass Stud*       |
| 35. 10.777 REINF., Door Trim at Switch              | 85. 10.792 WSHR., Dr. Wind. Cam to Glass Stud Steel*   |
| 36. 10.759 RETAINER, Door Window Glass Run**        | 86. 10.792 WSHR., Dr. Wind. Cam to Glass Stud Rbr.*    |
| 37. 10.759 SCREW, Glass Run Channel Ret. to Pnl.**  | 87. 10.565 CLIP, Door Lock Remote Cont. to Panel       |
| 38. 10.768 STOP, Door Window Front Up*              | 88. 10.774 STRIP, Door Window Anti Rattle*             |
| 39. 10.569 STRIKER, Door Lock                       | 89. 10.695 FASTENER, Door Hinge Pillar w/strip*        |
| 40. 10.571 WASHER, Door Lock Striker Metal          | 90. 10.512 SCREW, Dr. Lock Remote Control Handle       |
| 41. 10.571 WASHER, Door Lock Striker Plastic        | 91. 10.517 WASHER, Dr. Lock Remote Control Hdl.        |
| 42. 10.777 SWITCH & ESCUTCHEON, Dr. Window          | 92. 10.797 HANDLE ASSY., Door Window Reg.              |
| 43. 10.587 BUMPER, Door Lock Pillar Door Side       | 93. 10.513 SPRING, Dr. Wind. Reg. Handle Retaining     |
| 44. 10.792 BUMPER, Dr. Window Guide Front Cam*      | 94. 10.806 SPRING, Dr. Window Regulator Handle         |
| 45. 10.792 BUMPER, Dr. Window Guide Rear Cam*       | 95. 10.515 PLATE, Dr. Window Reg. Handle Bearing       |
| 46. 10.685 CAP, Door Window Glass Brg. Fastener*    | 96. N.S. STRIP, Sash Channel Front Sealing             |
| 47. 10.759 CHANNEL, Door Window Glass Run**         | 97. 10.768 SCREW, Door Window Rear Stop*               |
| 48. 10.563 ROD, Door Inside Locking to Lock         | 98. 10.792 SCREW, Door Inner Pnl. Cam to Panel         |
| 49. 10.556 SCREW, Dr. Inside Locking to Lock Rod    | 99. 10.792 SCREW, Dr. Wind. Guide Front to Stop*       |
| 50. 10.556 WASHER, Dr. Inside Locking to Lock Rod   | 100. 10.792 SCREW, Dr. Wind. Guide Frt. Supt. to Pnl.* |

10-422

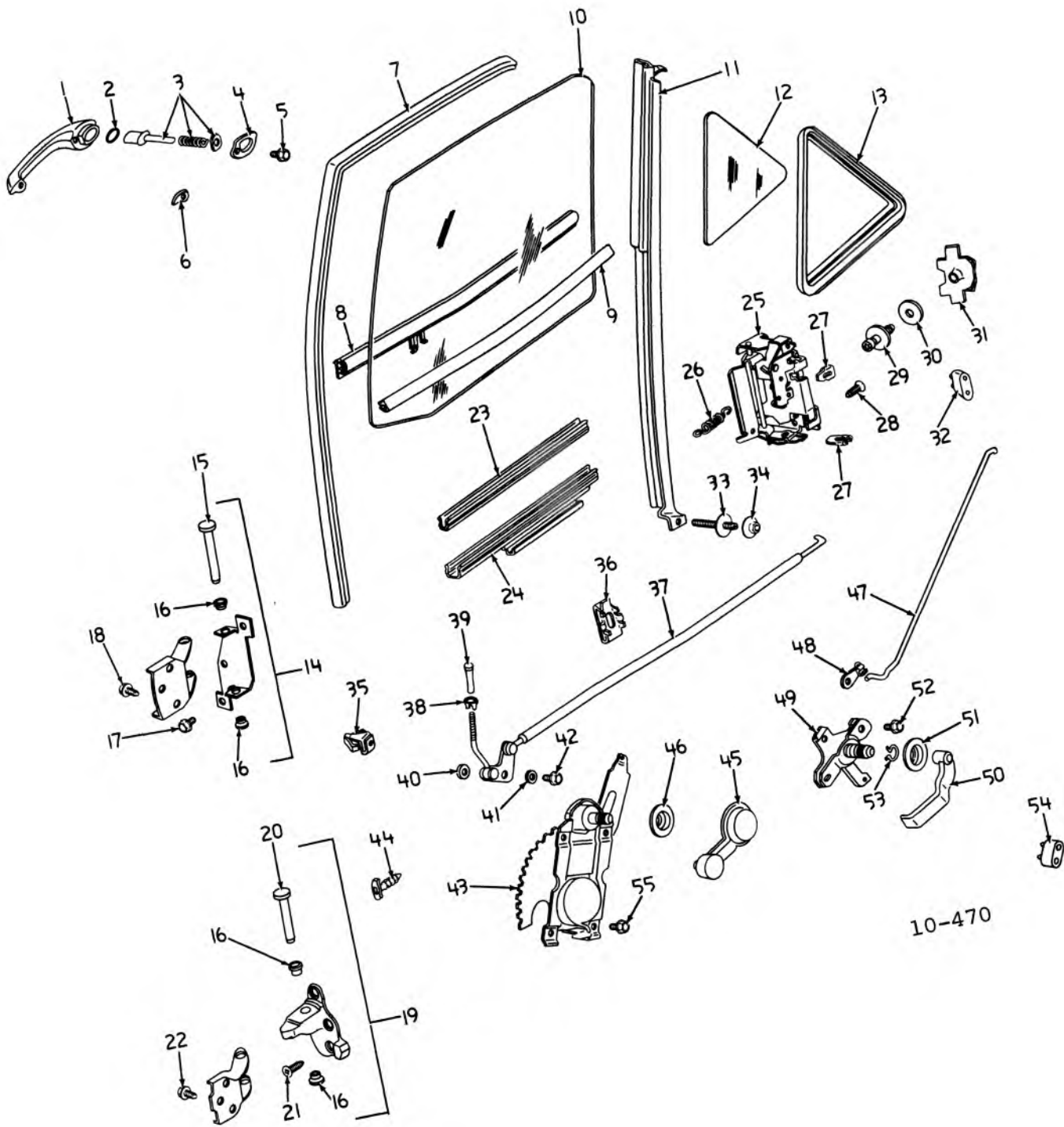


10-469

1972-75 NOVA FRONT DOOR HARDWARE

## 1972-75 NOVA FRONT DOOR HARDWARE

1.	10.681	GLASS, Front Door	47.	10.565	CLIP, Remote Control Rod
2.	10.685	CHANNEL, Lower Sash	48.	10.506	ROD, Remote Control to Lock
3.	10.685	FILLER, Lower Sash	49.	10.565	CLIP, Remote Control to Lock Rod
4.	10.685	GLASS, Front Door Vent	50.	10.716	EXTENSION, Bumper Support
5.	10.650	VENTILATOR, Less Glass	51.	N.S.	SCREW
6.	10.652	WEATHERSTRIP, Ventilator	52.	10.529	SPRING, Push Button
7.	10.688	CHANNEL & SCALPS, Vent Division	53.	10.529	SEAL, Push Button
8.	10.652	WEATHERSTRIP, Vent Division	54.	10.529	WASHER, Push Button Stop
9.	10.688	CHANNEL FRONT, Door Window	55.	10.710	SEALING STRIP, Inner
10.	10.655	CHANNEL, Vent Glass	56.	10.450	HINGE, Upper
11.	10.664	HANDLE, Vent	57.	10.466	PIN, Upper Hinge
12.	10.664	WASHER, Vent Handle	58.	10.466	RING, Pin Retainer
13.	10.664	PIN, Vent Handle	59.	10.450	STRAP, Upper Hinge Male
14.	10.664	SCREW, Handle Support Drive	60.	10.450	STRAP, Upper Hinge Female
15.	10.660	STOP, Friction Unit	61.	10.464	BUSHING, Hinge
16.	10.660	WASHER, Friction Unit	62.	10.454	HINGE, Lower
17.	10.660	WASHER, Spring Retainer	63.	10.466	PIN, Lower Hinge
18.	10.660	SPRING, Friction Unit	64.	10.466	RING, Pin Retainer
19.	10.660	WASHER, Friction Unit Tab	65.	10.454	STRAP, Lower Hinge Male
20.	N.S.	NUT, Friction Unit	66.	10.454	STRAP, Lower Hinge Female
21.	10.669	RIVET	67.	10.455	LINK, Lower Hinge Detent
22.	10.559	KNOB, Lock	68.	10.455	ROLLER, Lower Hinge
23.	10.563	ROD, Locking to Lock	69.	10.455	SPRING, Lower Hinge
24.	10.563	CLIP, Rod to Panel	70.	10.569	RIVET, Hinge Detent
25.	10.500	CONTROL, Lock Remote	71.	10.466	PLATE, Upper Hinge Anchor, Door
26.	10.506	SCREW, Control to Panel	72.	10.454	PLATE, Lower Hinge Anchor, Door
27.	10.517	WASHER, Control Handle	73.	10.450	PLATE, Upper Hinge Anchor, Body
28.	10.517	HANDLE, Door Lock	74.	10.454	PLATE, Lower Hinge Anchor, Body
29.	10.670	NUT, Vent to Panel	75.	10.470	LOCK ASSY.
30.	10.670	STUD, Vent to Panel	76.	10.454	SPRING, Push Button Return
31.	10.515	PLATE, Handle Bearing	77.	10.474	CLIP, Door Lock Spring
32.	10.783	REGULATOR, Front Window	78.	10.474	SPRING, Lock Over Center
33.	10.701	CHANNEL, Window Glass & Run	79.	10.474	SCREW, Lock to Panel
34.	10.710	STRIP, Outer at Belt	80.	10.569	STRIKER, Lock
35.	10.792	SCREW, Cam to Inner Panel	81.	10.571	WASHER, Striker
36.	10.792	CAM, Inner Panel	82.	10.571	PLATE, Striker Anchor
37.	10.587	BUMPER, Lock Pillar	83.	10.463	SCREW, Hinge to Body, Upper
38.	10.587	BUMPER, Lock Pillar Upper	84.	10.463	SCREW, Hinge to Body, Lower
39.	10.537	GASKET, Handle to Panel Rear	85.	11.950	SWITCH
40.	10.537	GASKET, Handle to Panel Front	86.	14.683	FASTENER, Pad to Panel
41.	10.527	SCREW, Handle to Panel	87.	10.695	FASTENER, Weatherstrip
42.	10.527	HANDLE, Less Button	88.	10.560	FERRULE, Lock Knob
43.	10.529	BUTTON & SHAFT, Handle Push	89.	10.797	HANDLE, Window Regulator
44.	10.551	RETAINER, Lock Cylinder	90.	10.783	SCREW, Regulator to Inner Panel
45.	10.529	GASKET, Lock Cylinder	91.	10.513	SPRING, Inside Handle Retaining
46.	10.550	LOCK, Cylinder			



10-470

**1972-75 NOVA REAR DOOR HARDWARE**

GM PARTS DIVISION, GENERAL MOTORS CORPORATION — CHEVROLET — 11A — 7-75

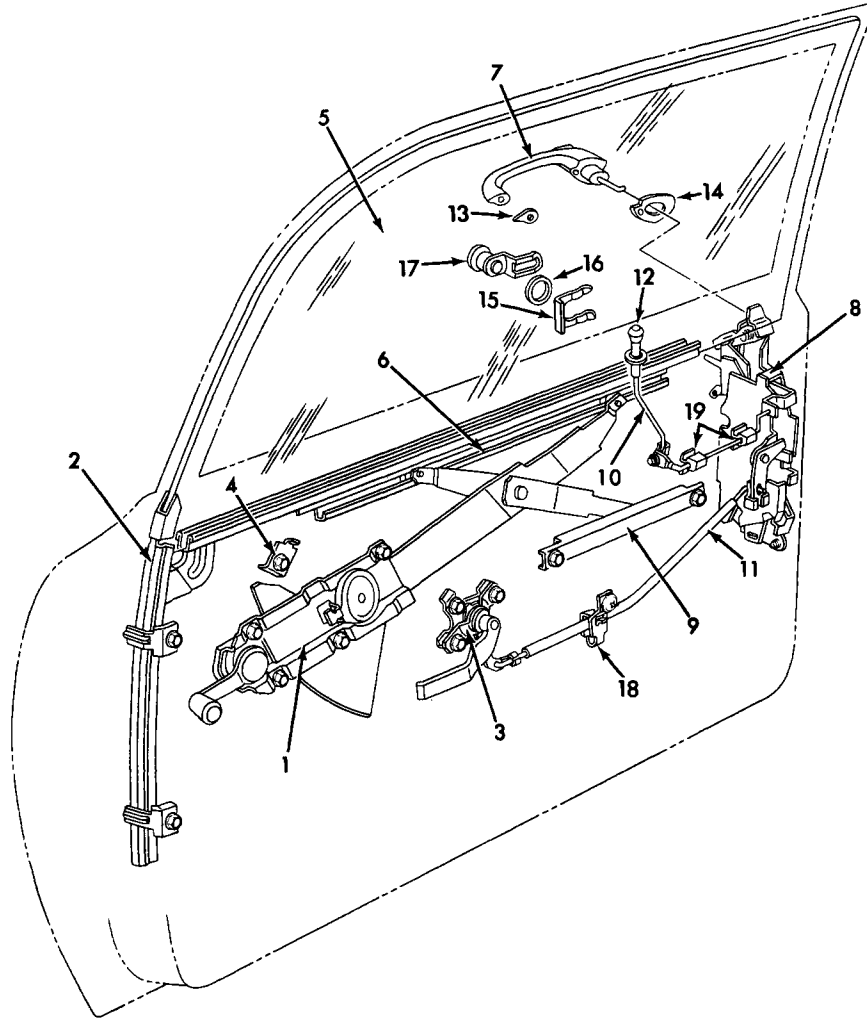
10-48

10.000-GROUP

## 1972-75 NOVA REAR DOOR HARDWARE

- |            |                                    |            |                                       |
|------------|------------------------------------|------------|---------------------------------------|
| 1. 10.527  | HANDLE, Door Outside Less Button   | 29. 10.569 | STRIKER, Rear Door                    |
| 2. 10.529  | RING, Door Handle Push Button Seal | 30. 10.571 | WASHER, Lock Striker                  |
| 3. 10.529  | BUTTON, Handle Push and Shaft      | 31. 10.571 | PLATE, Lock Striker Anchor            |
| 4. 10.537  | GASKET, Outside Handle             | 32. 10.587 | BUMPER, Lock Pillar                   |
| 5. 10.527  | SCREW, Handle to Body              | 33. 10.829 | STUD, Channel Rear Sta. Vent          |
| 6. 10.537  | GASKET, Outside Handle             | 34. 10.829 | NUT, Rear Channel                     |
| 7. 10.759  | CHANNEL, Front                     | 35. 14.683 | FASTENER, Trim Pad to Inner Panel     |
| 8. 10.774  | SEALING STRIP, Outer               | 36. 10.565 | CLIP, Lock Rod to Panel               |
| 9. 10.774  | SEALING STRIP, Inner               | 37. 10.563 | ROD, Inside Locking to Lock           |
| 10. 10.741 | GLASS, Rear Dr.                    | 38. 10.560 | FERRULE, Lock Rod Knob                |
| 11. 10.826 | CHANNEL, Rear                      | 39. 10.560 | KNOB, Lock Rod                        |
| 12. 10.827 | GLASS, Sta. Vent                   | 40. 10.556 | WASHER, Lock Rod                      |
| 13. 10.829 | CHANNEL, Vent Glass                | 41. 10.556 | WASHER, Lock Rod                      |
| 14. 10.456 | HINGE, Upper                       | 42. 10.556 | SCREW, Lock Rod to Linkage            |
| 15. 10.466 | PIN, Upper Hinge                   | 43. 10.791 | REGULATOR, Rear Door Window           |
| 16. 10.464 | BUSHING, Rear Door                 | 44. 10.695 | FASTENER, W/Strip                     |
| 17. 10.463 | SCREW, Hinge to Door               | 45. 10.797 | HANDLE, Window Regulator              |
| 18. 10.463 | SCREW, Hinge to Body               | 46. 10.515 | PLATE, Inside Handle Bearing          |
| 19. 10.460 | HINGE, Lower                       | 47. 10.506 | ROD, Remote Control to Lock           |
| 20. 10.466 | PIN, Lower Hinge                   | 48. 10.656 | CLIP, Lock Remote Control to Lock Rod |
| 21. 10.463 | BOLT, Lower Hinge to Door          | 49. 10.500 | CONTROL, Remote Lock                  |
| 22. 10.463 | SCREW, Lower Hinge to Door         | 50. 10.512 | HANDLE, Remote                        |
| 23. 10.747 | FILLER, Lower Sash                 | 51. 10.515 | PLATE, Remote Control Handle Bearing  |
| 24. 10.747 | CHANNEL, Lower                     | 52. 10.506 | SCREW, Remote Control to Panel        |
| 25. 10.473 | LOCK ASM.                          | 53. 10.513 | SPRING, Inside Handle Ret.            |
| 26. 10.474 | SPRING, Lock Button Return         | 54. 10.587 | BUMPER, Lock Pillar Lower             |
| 27. 10.747 | SPRING CLIP, Door Lock             | 55. 10.791 | SCREW, Regulator to Panel             |
| 28. 10.747 | SCREW, Lock to Panel               |            |                                       |

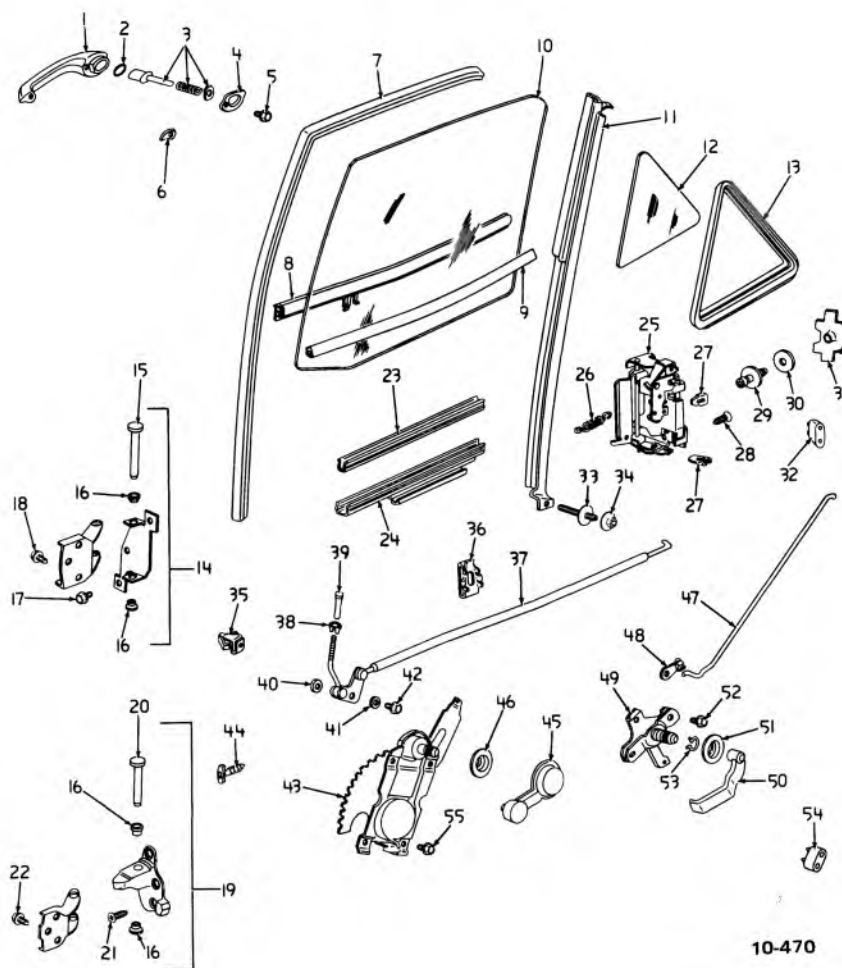
10-470



10-494

**1973-75 NOVA FRONT DOOR HARDWARE (EXC. TAXI)**

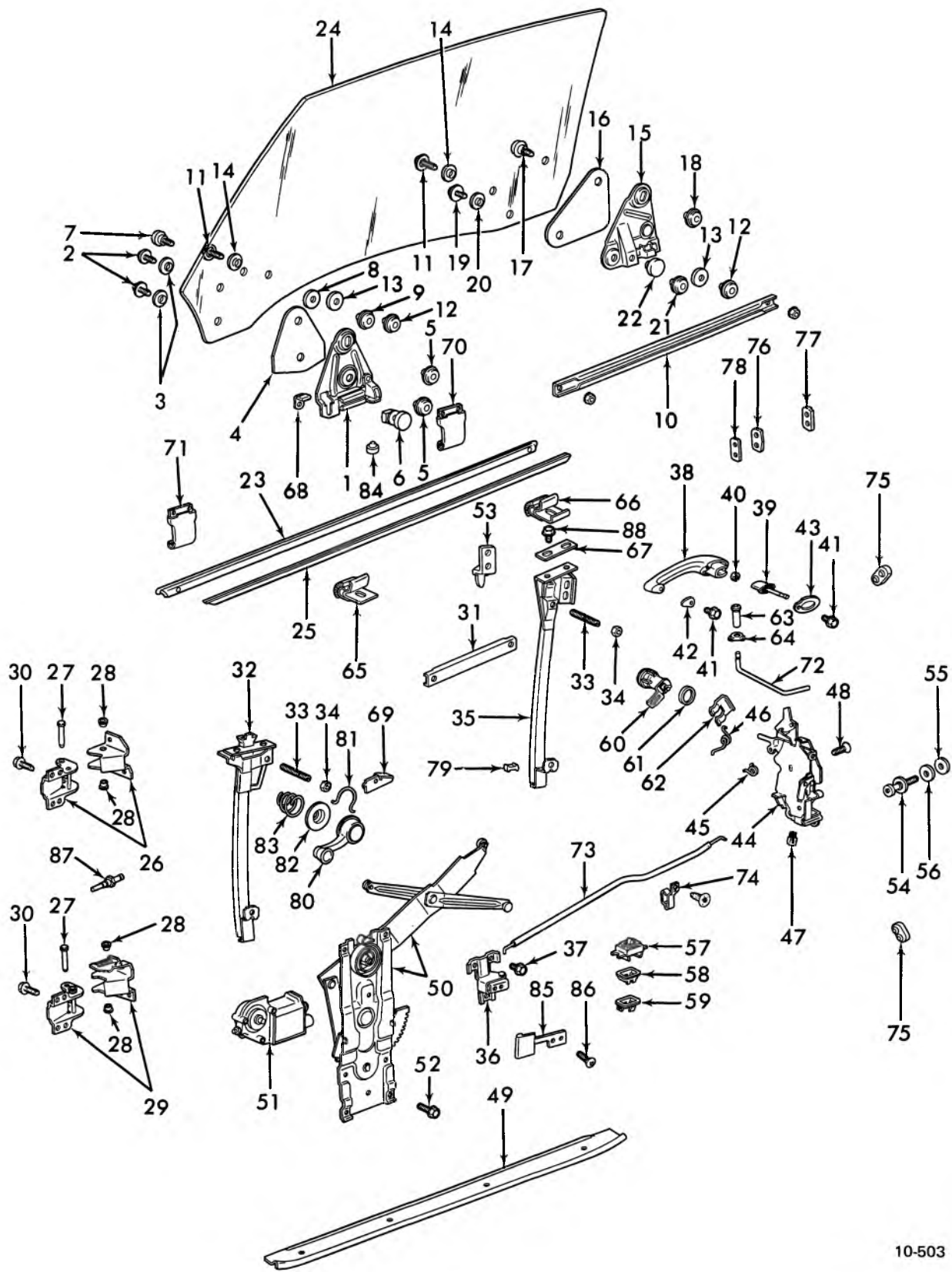
1. 10.783	REGULATOR (2 Dr.)	9620754-55	9. 10.792	CAM ASM.	4459521
10.783	REGULATOR (4 Dr.)	9620676-77	10. 10.563	ROD ASM., (2 Dr.)	9824775
2. 10.703	RETAINER	9610558-59	10.563	ROD ASM., (4 Dr.)	8756235-36
3. 10.500	CONTROL (remote)	8789684-85	11. 10.506	ROD ASM., (2 Dr.)	7733786-87
4. 10.685	STOP	9619380	10.506	ROD ASM., (4 Dr.)	7728894-95
5. 10.681	GLASS (2 Dr.) (Tinted)	9612568-69	12. 10.559	KNOB	9813799
10.681	GLASS (2 Dr.) (Clear)	9612566-67	13. 10.537	GASKET	4785360
10.681	GLASS (4 Dr.) (Tinted)	9611268-69	14. 10.537	GASKET UNIT	3772582
10.681	GLASS (4 Dr.) (Clear)	9611266-67	15. 10.551	RETAINER	4884405
6. 10.685	CHANNEL (2 Dr.)	9621444-45	16. 10.529	GASKET	4587931
10.685	CHANNEL (4 Dr.)	9621448-49	17. N.S.S.	LOCK CYLINDER ASM.	
7. 10.527	HANDLE	5716870-71	18. 10.565	CLIP	7762203
8. 10.470	LOCK ASM., (2 Dr.)	9829706-07	19. 10.563	CLIP	8733856
10.470	LOCK ASM., (4 Dr.)	9829702-03			



### 1973-75 NOVA REAR DOOR HARDWARE

- |  |  |
|--|--|
| 1. 10.527 HANDLE, Door Outside Less Button   | 29. 10.569 STRIKER, Rear Door                    |
| 2. 10.529 RING, Door Handle Push Button Seal | 30. 10.571 WASHER, Lock Striker                  |
| 3. 10.529 BUTTON, Handle Push and Shaft      | 31. 10.571 PLATE, Lock Striker Anchor            |
| 4. 10.537 GASKET, Outside Handle             | 32. 10.587 BUMPER, Lock Pillar                   |
| 5. 10.527 SCREW, Handle to Body              | 33. 10.829 STUD, Channel Rear Sta. Vent          |
| 6. 10.537 GASKET, Outside Handle             | 34. 10.829 NUT, Rear Channel                     |
| 7. 10.759 CHANNEL, Front                     | 35. 14.683 FASTENER, Trim Pad to Inner Panel     |
| 8. 10.774 SEALING STRIP, Outer               | 36. 10.565 CLIP, Lock Rod to Panel               |
| 9. 10.774 SEALING STRIP, Inner               | 37. 10.563 ROD, Inside Locking to Lock           |
| 10. 10.741 GLASS, Rear Dr.                   | 38. 10.560 FERRULE, Lock Rod Knob                |
| 11. 10.826 CHANNEL, Rear                     | 39. 10.560 KNOB, Lock Rod                        |
| 12. 10.827 GLASS, Sta. Vent                  | 40. 10.556 WASHER, Lock Rod                      |
| 13. 10.829 CHANNEL, Vent Glass               | 41. 10.556 WASHER, Lock Rod                      |
| 14. 10.456 HINGE, Upper                      | 42. 10.556 SCREW, Lock Rod to Linkage            |
| 15. 10.466 PIN, Upper Hinge                  | 43. 10.791 REGULATOR, Rear Door Window           |
| 16. 10.464 BUSHING, Rear Door                | 44. 10.695 FASTENER, W/Strip                     |
| 17. 10.463 SCREW, Hinge to Door              | 45. 10.797 HANDLE, Window Regulator              |
| 18. 10.463 SCREW, Hinge to Body              | 46. 10.515 PLATE, Inside Handle Bearing          |
| 19. 10.460 HINGE, Lower                      | 47. 10.506 ROD, Remote Control to Lock           |
| 20. 10.466 PIN, Lower Hinge                  | 48. 10.656 CLIP, Lock Remote Control to Lock Rod |
| 21. 10.463 BOLT, Lower Hinge to Door         | 49. 10.500 CONTROL, Remote Lock                  |
| 22. 10.463 SCREW, Lower Hinge to Door        | 50. 10.512 HANDLE, Remote                        |
| 23. 10.747 FILLER, Lower Sash                | 51. 10.515 PLATE, Remote Control Handle Bearing  |
| 24. 10.747 CHANNEL, Lower                    | 52. 10.506 SCREW, Remote Control to Panel        |
| 25. 10.473 LOCK ASM.                         | 53. 10.513 SPRING, Inside Handle Ret.            |
| 26. 10.474 SPRING, Lock Button Return        | 54. 10.587 BUMPER, Lock Pillar Lower             |
| 27. 10.747 SPRING CLIP, Door Lock            | 55. 10.791 SCREW, Regulator to Panel             |
| 28. 10.747 SCREW, Lock to Panel              |  |





10-503

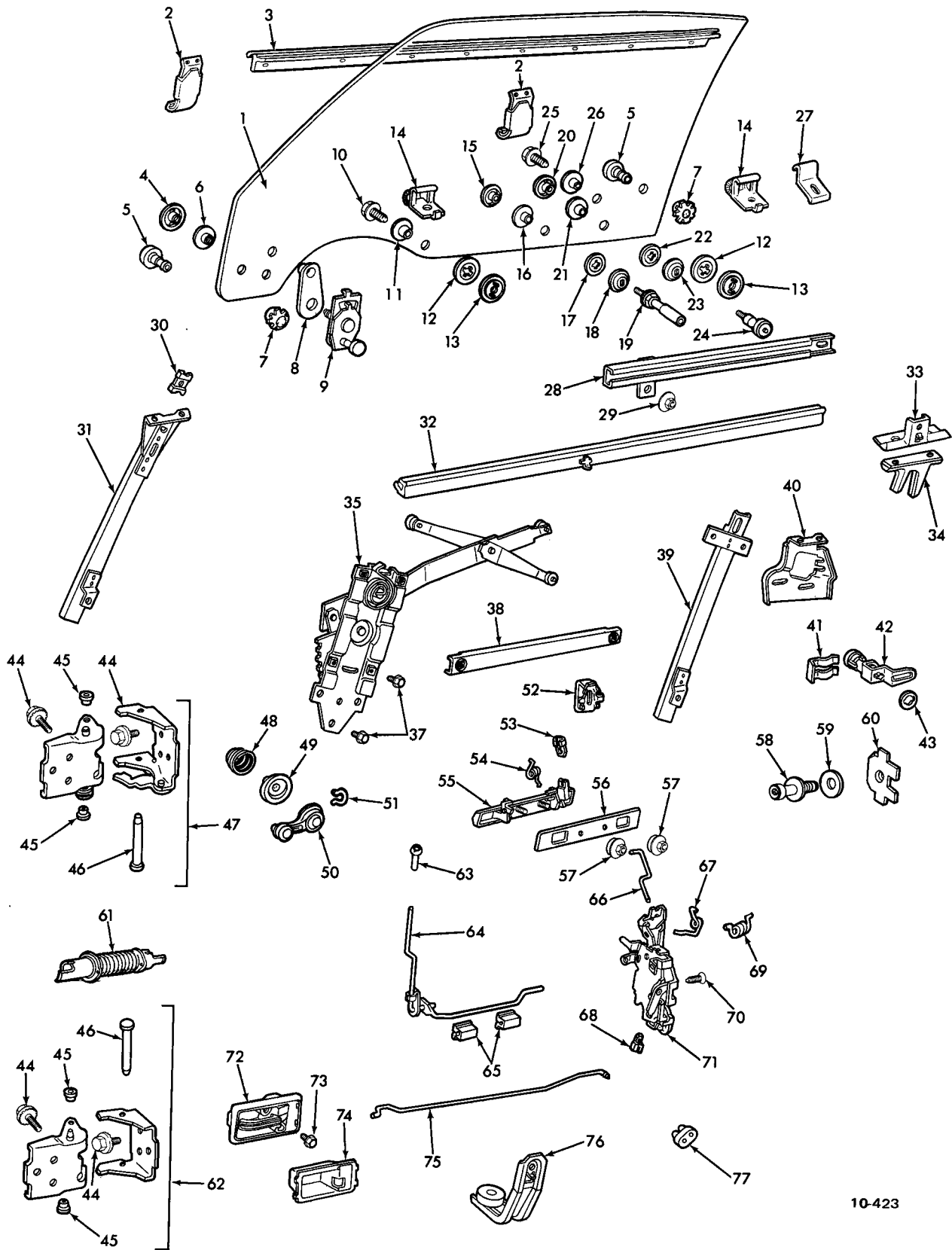
**1968-69 CAMARO DOOR HARDWARE**

GM PARTS DIVISION, GENERAL MOTORS CORPORATION — CHEVROLET — 11A

## 1968-69 CAMARO DOOR HARDWARE

- |  |   |
|--|---|
| <ul style="list-style-type: none"> <li>1. 10.685 CHANNEL ASSY., Lower Sash Front</li> <li>2. 10.685 BOLT, Frt. Lower Sash Channel to Glass</li> <li>3. 10.685 SPACER, Frt. Lwr. Sash Channel to Glass</li> <li>4. 10.685 FILLER, Front Lower Sash Channel</li> <li>5. 10.685 NUT, Frt. Lwr. Sash Channel to Glass</li> <li>6. 10.685 ROLLER, Front Lower Sash Channel</li> <li>7. 10.685 BOLT, Glass Front Stabilizer</li> <li>8. 10.685 WASHER, Glass Front Stabilizer</li> <li>9. 10.685 NUT, Glass Front Stabilizer</li> <li>10. 10.792 CAM, Window Glass Regulator</li> <li>11. 10.792 BOLT, Window Glass Reg. Cam to Glass</li> <li>12. 10.792 NUT, Window Glass Reg. Cam to Glass</li> <li>13. 10.792 WASHER, Wind. Glass Reg. Cam to Glass</li> <li>14. 10.792 SPACER, Window Glass Reg. Cam to Glass</li> <li>15. 10.685 CHANNEL ASSY., Lower Sash Rear</li> <li>16. 10.685 FILLER, Rear Lower Sash Channel</li> <li>17. 10.685 BOLT, Rr. Lwr. Sash Channel to Glass Upr.</li> <li>18. 10.685 NUT, Rr. Lwr. Sash Channel to Glass Upr.</li> <li>19. 10.685 BOLT, Rr. Lwr. Sash Channel to Glass Lwr.</li> <li>20. 10.685 SPACER, Rr. Lwr. Sash Channel to Glass Lwr.</li> <li>21. 10.685 NUT, Rr. Lwr. Sash Channel to Glass Lwr.</li> <li>22. 10.685 ROLLER, Rear Lower Sash Channel</li> <li>23. 10.710 STRIP, Window Outer at Belt</li> <li>24. 10.681 GLASS, Window</li> <li>25. 10.710 STRIP, Window Inner Belt</li> <li>26. 10.450 HINGE ASSY., Upper</li> <li>27. 10.466 PIN, Upper and Lower Hinge</li> <li>28. 10.464 BUSHING, Hinge Oil Less Type</li> <li>29. 10.454 HING ASSY., Lower</li> <li>30. SCREW, Hinge to Body and Door</li> <li>31. 10.792 CAM ASSY., Inner Panel</li> <li>32. 10.792 CAM ASSY., Window Guide Front</li> <li>33. 10.792 STUD, Wind. Guide Cam Adj. (Frt. &amp; Rr.)</li> <li>34. 10.792 NUT, Wind. Guide Cam Adj. (Frt. &amp; Rr.)</li> <li>35. 10.792 CAM ASSY., Window Guide Rear</li> <li>36. 10.500 CONTROL ASSY., Lock Remote</li> <li>37. 10.506 SCREW, Lock Remote Control to Panel</li> <li>38. 10.527 HANDLE, Door Outside Less Button</li> <li>39. 10.529 BUTTON and SHAFT, Door Handle Push</li> <li>40. 10.529 RING, Door Handle Push Button Sealing</li> <li>41. 10.527 SCREW, Door Outside Handle to Door</li> <li>42. 10.537 GASKET, Door Outside Handle Front</li> <li>43. 10.537 GASKET, Door Outside Handle Rear</li> <li>44. 10.470 LOCK ASSY., Door</li> </ul> | <ul style="list-style-type: none"> <li>45. 10.474 SPRING, Door Lock Push Button Return</li> <li>46. 10.474 SPRING, Door Lock Over Center</li> <li>47. 10.474 CLIP, Door Lock Spring</li> <li>48. 10.474 SCREW, Door Lock to Inner Panel</li> <li>49. 11.175 PLATE, Door Sill</li> <li>50. 10.783 REGULATOR ASSY., Door</li> <li>51. 10.783 MOTOR ASSY., Door Regulator Electric</li> <li>52. 10.783 SCREW, Regulator to Inner Panel</li> <li>53. 10.716 STOP, Window Cam Rear</li> <li>54. 10.569 STRIKER ASSY., Lock</li> <li>55. 10.571 WASHER, Lock Striker Metal</li> <li>56. 10.571 WASHER, Lock Striker Plastic</li> <li>57. 10.777 SWITCH &amp; ESCUTCHEON, Window</li> <li>58. 10.777 REINFORCEMENT, Trim at Window Switch</li> <li>59. 10.777 RETAINER, Switch Escutcheon</li> <li>60. 10.660 CYLINDER ASSY., Lock</li> <li>61. 10.529 GASKET, Lock Cylinder</li> <li>62. 10.551 RETAINER, Lock Cylinder</li> <li>63. 10.559 KNOB, Inside Locking Rod</li> <li>64. 10.560 FERRULE, Locking Rod Knob</li> <li>65. 10.710 STRIP, Window Anti Rattle Rear</li> <li>66. 10.710 STRIP, Window Anti Rattle Rear</li> <li>67. 10.792 PLATE, Window Rr. Guide Cam Adjusting</li> <li>68. 10.716 STOP, Window Cam Front</li> <li>69. 10.716 STOP, Window Regulator Sector</li> <li>70. 10.792 PLATE, Window Guide Rear</li> <li>71. 10.792 PLATE, Window Guide Front</li> <li>72. 10.563 ROD, Inside Locking to Lock</li> <li>73. 10.506 ROD, Remote Control to Lock</li> <li>74. 10.565 CLIP, Lock Remote Control Rod to Pnl.</li> <li>75. 10.587 BUMPER, Lock Pillar on Door</li> <li>76. 10.584 PLATE, Wedge Door Side (Conv. Only)</li> <li>77. 10.584 PLATE, Wedge Body Side (Conv. Only)</li> <li>78. 10.584 SPACER, Wedge Plate to Door (Conv. Only)</li> <li>79. 10.792 BUMPER, Window Guide Rear Cam</li> <li>80. 10.797 HANDLE ASSY., Regulator</li> <li>81. 10.513 SPRING, Regulator Handle Retaining</li> <li>82. 10.515 PLATE, Regulator Handle Bearing</li> <li>83. 10.806 SPRING, Regulator Handle</li> <li>84. 10.716 BUMPER, Window Stop</li> <li>85. 10.512 HANDLE, Lock Remote Control</li> <li>86. 10.512 SCREW, Lock Remote Control Handle</li> <li>87. 11.950 SWITCH ASSY., Door Jamb</li> <li>88. N.L. SCREW, Guide Cam</li> </ul> |
|--|---|

10-503



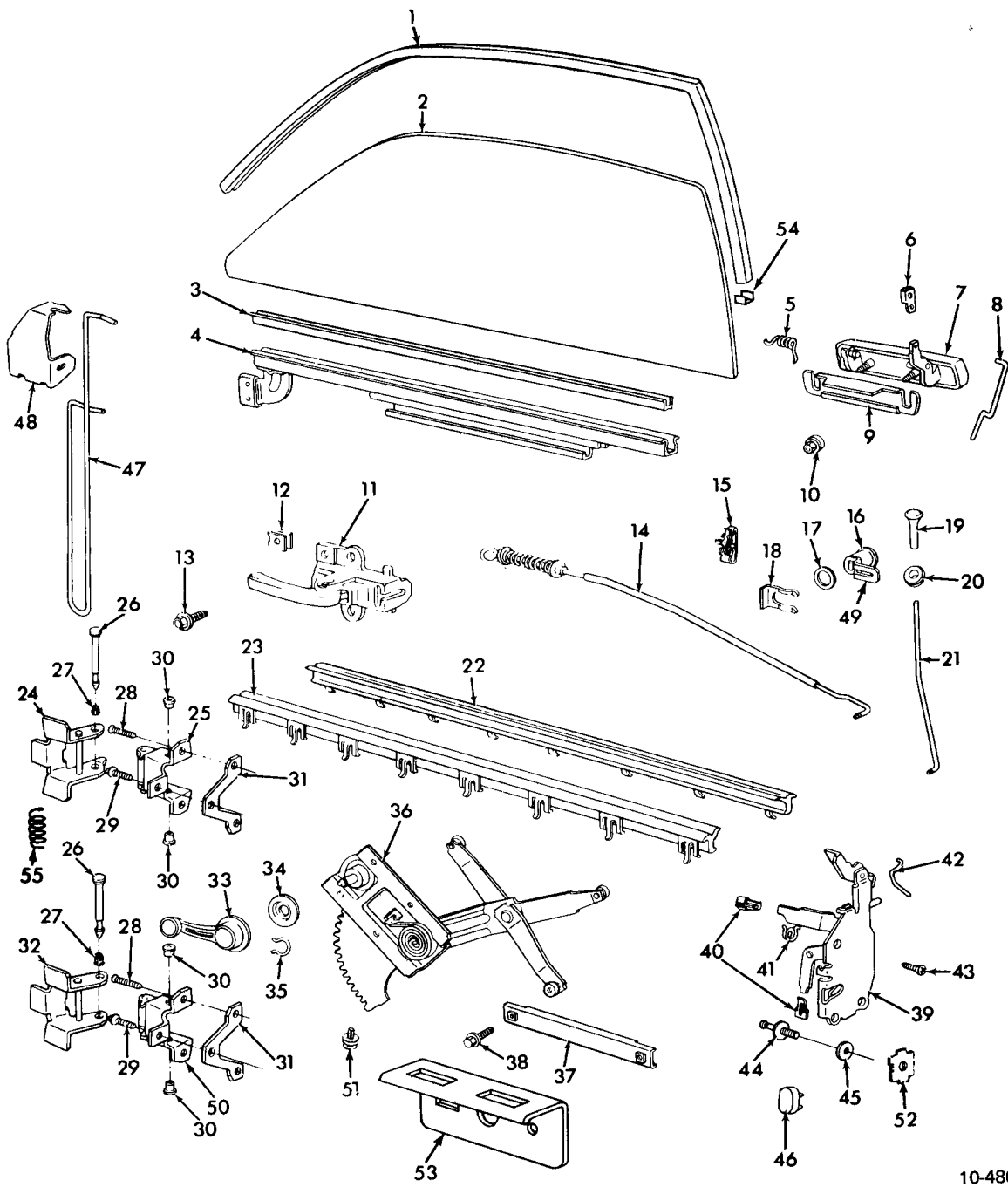
10-423

1970-75 CAMARO FRONT DOOR HARDWARE

## 1970-75 CAMARO FRONT DOOR HARDWARE

- |  |  |
|--|--|
| <p>1. 10.681 GLASS—Front Door Window</p> <p>2. 10.728 PLATE ASSY.—F/D Window Guide</p> <p>3. 10.710 SEALING STRIP ASSY.—F/D Window Outer (At Belt)</p> <p>4. 10.792 NUT—Front Door Window Guide Front Roller to Glass</p> <p>5. 10.685 FASTENER—Front Door Window Glass Bearing</p> <p>6. 10.792 BUSHING—Front Door Window Front Roller to Glass</p> <p>7. 10.685 CAP—Front Door Window Glass Bearing Fastener</p> <p>8. 10.792 WASHER—Front Door Window Guide Front Roller to Glass</p> <p>9. 10.792 ROLLER ASSY.—Front Door Window Guide Front</p> <p>10. 10.792 BOLT—Front Door Window Cam to Glass Front</p> <p>11. 10.792 BUSHING—Front Door Window Cam to Glass Front</p> <p>12. 10.792 WASHER—Front Door Window Cam to Glass</p> <p>13. 10.792 NUT—Front Door Window Cam to Glass</p> <p>14. 14.691 PLATE ASSY.—F/D Trim Support Hanger</p> <p>15. 10.685 NUT—Front Door Window Rear Up Stop to Glass</p> <p>16. 10.685 BUSHING—Front Door Window Rear Up Stop to Glass</p> <p>17. 10.685 WASHER—Front Door Window Rear Up Stop to Glass</p> <p>18. 10.685 WASHER—Front Door Window Rear Up Stop to Glass</p> <p>19. 10.685 STOP ASSY.—Front Door Window Rear Up/On Glass</p> <p>20. 10.792 NUT—Front Door Window Guide Rear Roller to Glass</p> <p>21. 10.792 BUSHING—Front Door Window Rear Roller to Glass</p> <p>22. 10.792 WASHER—Front Door Window Guide Rear Roller to Glass</p> <p>23. 10.792 WASHER—Front Door Window Guide Rear Roller to Glass</p> <p>24. 10.792 ROLLER ASSY.—Front Door Window Guide Rear</p> <p>25. 10.792 BOLT—Front Door Window Cam to Glass Rear</p> <p>26. 10.792 BUSHING—Front Door Window Cam to Glass Rear</p> <p>27. 14.691 PLATE—F/D Trim Support Hanger</p> <p>28. 10.792 CAM ASSY.—F/D Window Glass Regulator</p> <p>29. 10.792 NUT—F/D Window Glass Regulator Cam to Glass</p> <p>30. 10.685 STOP—F/D Window Upper on Cam</p> <p>31. 10.792 CAM ASSY.—F/D Window Guide Front</p> <p>32. 10.710 SEALING STRIP ASSY.—F/D Window Inner/at Belt</p> <p>33. 10.687 SUPPORT—Front Door Window Rear Up Stop Guide</p> | <p>34. 10.685 GUIDE—Front Door Window Rear Up Stop</p> <p>35. 10.783 REGULATOR ASSY.—F/D Window Elect. Less Motor</p> <p>37. 10.783 SCREW—F/D Window Regulator to Panel</p> <p>38. 10.792 CAM ASSY.—F/D Inner Panel</p> <p>39. 10.792 CAM ASSY.—F/D Window Guide Rear</p> <p>40. 10.687 SUPPORT—F/D Window Guide Rear Cam Upper</p> <p>41. 10.551 RETAINER—F/D Lock Cylinder</p> <p>42. 10.548 CYLINDER ASSY.—F/D Lock</p> <p>43. 10.529 GASKET—F/D Lock Cylinder to Door</p> <p>44. 10.463 SCREW—F/D Upper and Lower Hinge to Door and Body</p> <p>45. 10.464 BUSHING—F/D Upper and Lower Hinge</p> <p>46. 10.466 PIN—F/D Upper and Lower Hinge</p> <p>47. 10.450 HINGE ASSY.—F/D Upper</p> <p>48. 10.806 SPRING—F/D Window Regulator Handle</p> <p>49. 10.806 SPACER—F/D Window Regulator Handle</p> <p>50. 10.797 HANDLE ASSY.—F/D Window Regulator</p> <p>51. 10.513 SPRING—F/D Window Inside Handle Ret.</p> <p>52. 10.565 CLIP—F/D Lock Remote Control Rod to Panel</p> <p>53. 10.529 CLIP—F/D Outside Handle Spring</p> <p>54. 10.529 SPRING—F/D Outside Handle</p> <p>55. 10.527 HANDLE ASSY.—F/D Outside</p> <p>56. 10.537 ESCUTCHEON—Front Door Outside Handle</p> <p>57. 10.529 NUT—F/D Outside Handle to Panel</p> <p>58. 10.569 STRIKER ASSY.—F/D Lock</p> <p>59. 10.571 WASHER—F/D Lock Striker</p> <p>60. 10.571 PLATE—Front Door Lock Striker Anchor</p> <p>61. 10.778 CONDUIT—F/D Electric</p> <p>62. 10.454 HINGE ASSY.—F/D Lower</p> <p>63. 10.559 KNOB—F/D Inside Locking Rod</p> <p>64. 10.563 ROD ASSY.—F/D Inside Locking to Lock</p> <p>65. 10.565 CLIP—F/D Inside Locking Rod to Inner Panel</p> <p>66. 10.529 ROD—F/D Outside Handle to Lock</p> <p>67. 10.474 SPRING—F/D Lock Push Button Return</p> <p>68. 10.474 CLIP—F/D Lock Spring</p> <p>69. 10.474 SPRING—F/D Lock Over Center</p> <p>70. 10.474 SCREW—F/D Lock to Panel</p> <p>71. 10.470 LOCK ASSY.—Front Door</p> <p>72. 10.512 HANDLE ASSY.—F/D Lock Remote Control</p> <p>73. N.S. SCREW—F/D Lock Remote Control Handle to Inner Panel</p> <p>74. 10.515 ESCUTCHEON—F/D Lock Remote Control Handle</p> <p>75. 10.560 ROD—F/D Lock Remote Control to Lock</p> <p>76. 10.716 SUPPORT ASSY.—F/D Window Bumper</p> <p>77. 10.587 BUMPER—F/D</p> |
|--|--|

10-423



10-486

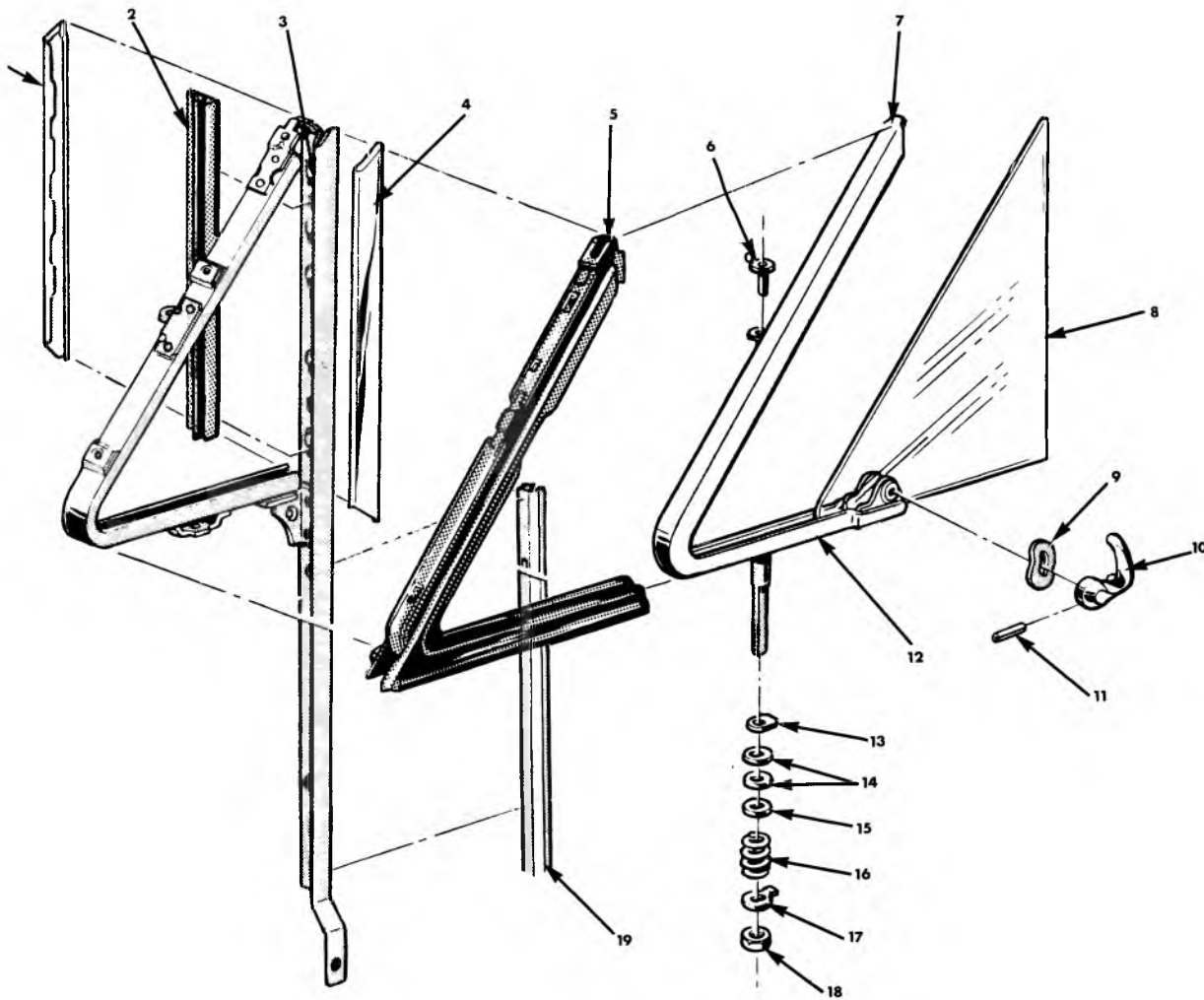
1971-75 FRONT DOOR HARDWARE INSTALLATION

## 1971-75 VEGA FRONT DOOR HARDWARE INSTALLATION

### 05-11-15-77 STYLES

- |                                |                                   |
|--------------------------------|-----------------------------------|
| 1. 10.701 CHANNEL              | 23. 10.710 STRIP ASSY. (L.H.)     |
| 10.710 STRIP (Cpe.)            | 24. 10.450 STRAP ASSY.            |
| 2. 10.681 GLASS                | 25. 10.450 STRAP ASSY.            |
| 3. 10.685 FILLER               | 26. 10.466 PIN                    |
| 4. 10.685 CHANNEL ASSY. (L.H.) | 10.466 PIN                        |
| 10.685 CHANNEL ASSY. (R.H.)    | 27. 10.466 RING                   |
| 5. 10.529 SPRING (L.H.)        | 28. 10.463 BOLT                   |
| 10.529 SPRING (R.H.)           | 29. 10.463 SCREW                  |
| 6. 10.529 CLIP                 | 30. 10.464 BUSHING                |
| 7. 10.527 HANDLE ASSY. (L.H.)  | 31. 10.450 PLATE                  |
| 10.527 HANDLE ASSY. (R.H.)     | 32. 10.454 STRAP ASSY.            |
| 8. 10.529 ROD                  | 33. 10.797 HANDLE ASSY.           |
| 9. 10.537 GASKET               | 34. 10.515 PLATE                  |
| 10. 10.537 NUT ASSY.           | 35. 10.513 RETAINER               |
| 11. 10.512 HANDLE ASSY.        | 36. 10.783 REGULATOR ASSY.        |
| 12. 10.512 NUT                 | 37. 10.792 CAM ASSY.              |
| 13. 10.506 SCREW               | 38. 10.792 SCREW                  |
| 14. 10.506 ROD ASSY. (L.H.)    | 39. 10.470 LOCK ASSY.             |
| 10.506 ROD ASSY. (R.H.)        | 40. 10.474 CLIP                   |
| 15. 10.565 CLIP                | 41. 10.474 SPRING (over center)   |
| 16. 10.550 CYLINDER UNIT       | 42. 10.474 SPRING (button return) |
| 10.550 KEY                     | 43. 10.474 SCREW                  |
| 10.552 CAP                     | 44. 10.569 STRIKER                |
| 10.553 TUMBLER UNIT (No. 1)    | 45. 10.571 WASHER                 |
| 10.553 TUMBLER UNIT (No. 2)    | 46. 10.587 BUMPER (door side)     |
| 10.553 TUMBLER UNIT (No. 3)    | 10.587 BUMPER (emerg. use)        |
| 10.553 TUMBLER UNIT (No. 4)    | 47. 10.455 ROD                    |
| 10.553 TUMBLER UNIT (No. 5)    | 48. 10.454 RETAINER               |
| 10.553 SPRING UNIT             | 49. 10.551 PAWL                   |
| 10.553 RETAINER UNIT           | 50. 10.454 STRAP                  |
| 17. 10.529 GASKET              | 51. 14.683 RETAINER               |
| 18. 10.551 RETAINER            | 52. 10.571 PLATE                  |
| 19. 10.559 KNOB                | 53. 14.690 PLATE                  |
| 20. 10.560 FERRULE             | 54. 10.685 SPACER                 |
| 21. 10.563 ROD                 | 55. 10.455 SPRING                 |
| 22. 10.710 STRIP ASSY.         |                                   |

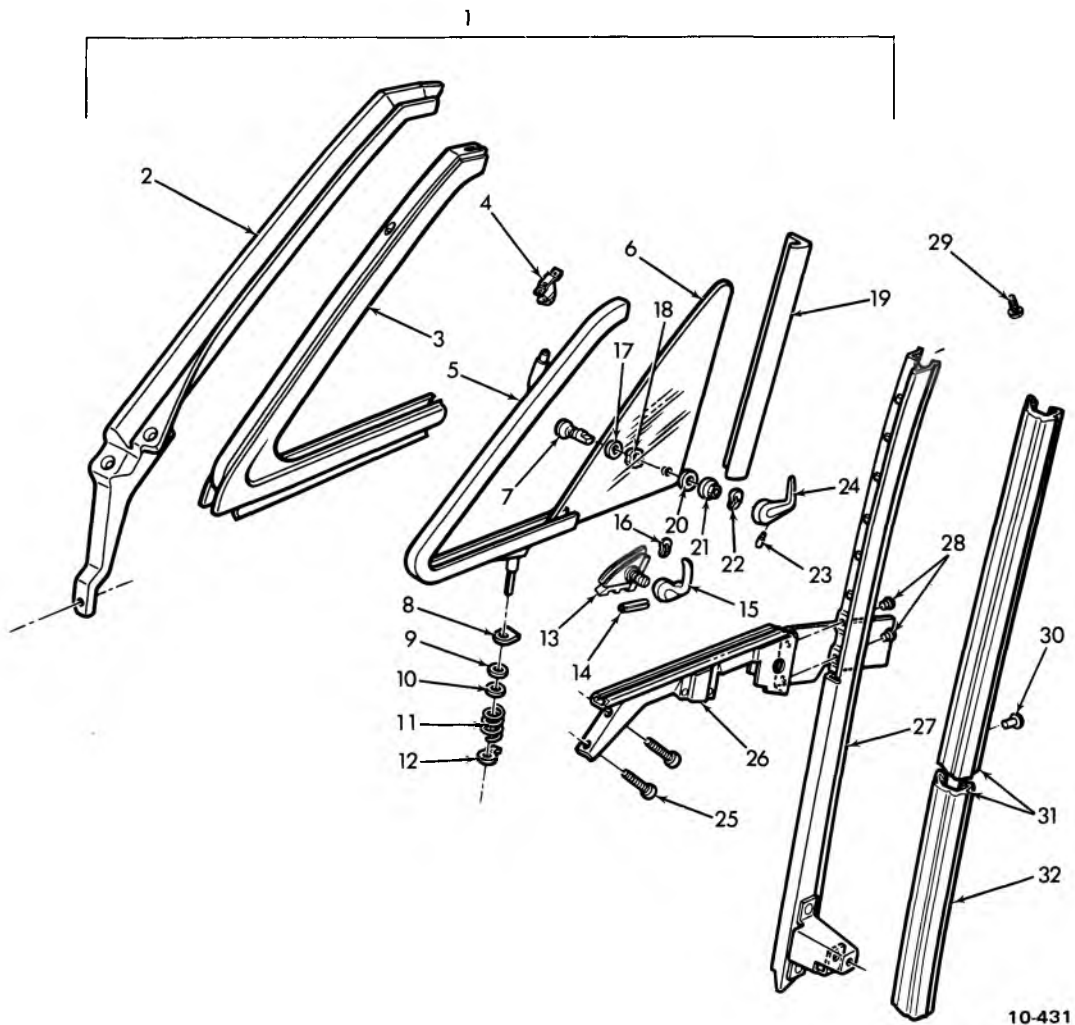
10-486



10-430

### 1964-66 CHEVELLE FRONT DOOR VENTILATOR (EXPLODED)

- |   |  |
|---|--|
| 1. N.S.S. SCALP, Part of 10.686 Channel Assembly    | 11. 10.664 PIN, Handle Retaining         |
| 2. 10.686 WEATHERSTRIP, Channel Division            | 12. 10.655 CHANNEL ASSY., Glass w/Handle |
| 3. 10.688 CHANNEL ASSY., w/Scalp Mouldings          | 13. 10.660 STOP, Friction Unit           |
| 4. N.S.S. SCALP, Part of 10.688 Channel Assembly    | 14. 10.660 WASHER, Friction              |
| 5. 10.652 WEATHERSTRIP, Channel                     | 15. 10.660 WASHER, Spring Retaining      |
| 6. 10.669 RIVET, Shoulder                           | 16. 10.660 SPRING                        |
| 7. N.S.S. CHANNEL, Glass Prt. of 10.655 Chnl. Assy. | 17. 10.660 WASHER, Nut Retaining         |
| 8. 10.658 GLASS, Vent                               | 18. N.L. NUT                             |
| 9. 10.664 WASHER, Spring                            | 19. 10.686 CHANNEL, Glass Run            |
| 10. 10.664 HANDLE, Vent                             |  |

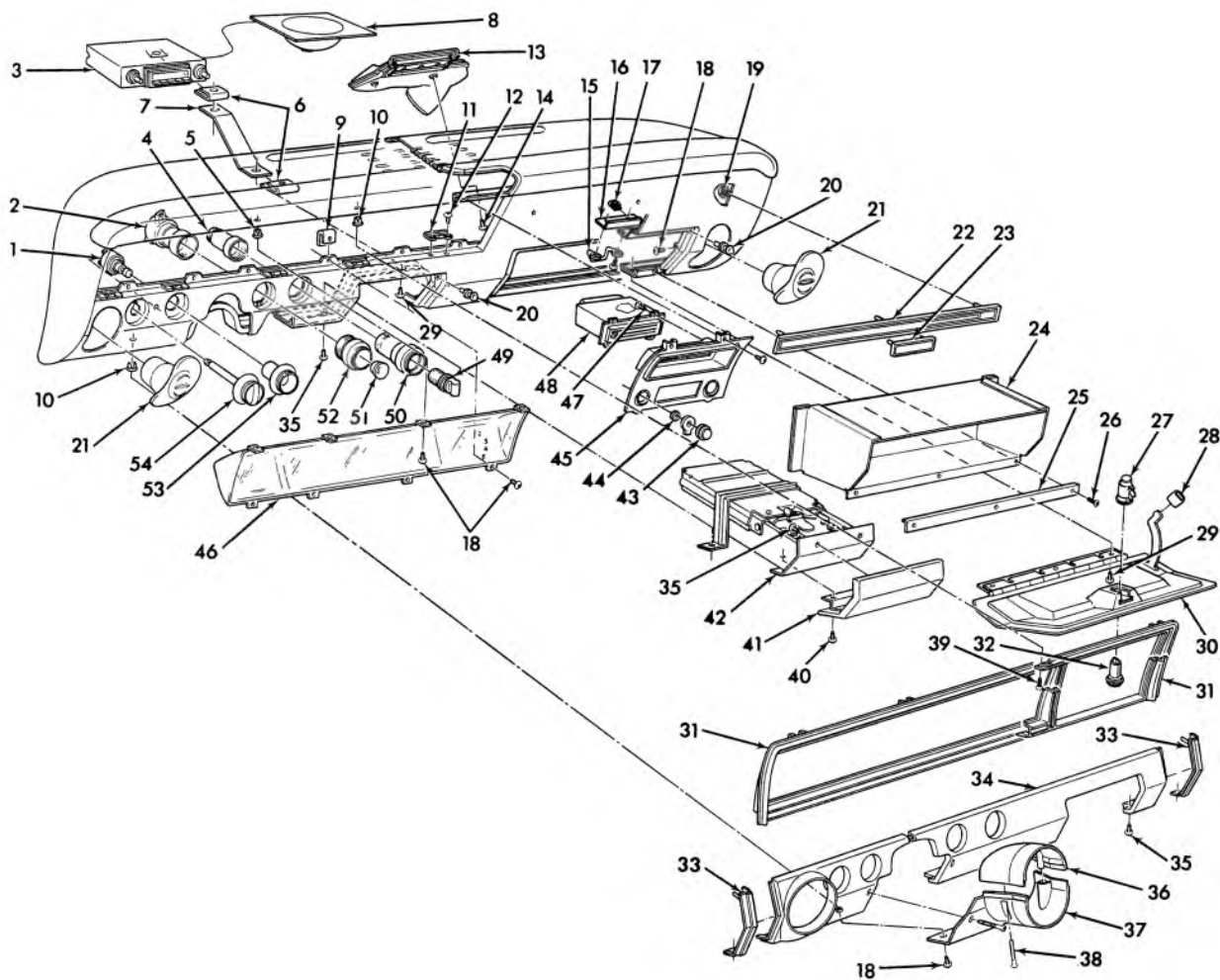


10-431

### 1967 CHEVELLE BODY FRICTION VENTILATOR (TYPICAL)

- |   |   |
|---|---|
| 1. 10.650 VENTILATOR ASSY., Door Less Glass   | 18. 10.664 INSERT, Door Ventilator Glass Channel Handle (17-39-67 Styles) |
| 2. 10.656 FRAME, Door Ventilator  | 19. 10.686 WEATHERSTRIP, Division Channel (11-35-69 Styles)               |
| 3. 10.652 WEATHERSTRIP ASSY., Door Ventilator (Incl. Item 19 in 17-39-67 Styles)            | 20. 10.664 WASHER, Door Ventilator Glass Channel Handle (17-39-67 Styles) |
| 4. 10.669 SUPPORT, Door Ventilator Upper Pivot (11-35-69 Styles)                            | 21. 10.664 SPACER, Door Ventilator Glass Channel Handle (17-39-67 Styles) |
| 5. 10.665 CHANNEL ASSY., Door Ventilator Glass (Incl. Items 13-14-15-16 on 11-35-69 Styles) | 22. 10.664 WASHER, Door Ventilator Glass Channel Handle (17-39-67 Styles) |
| 6. 10.658 GLASS, Door Ventilator  | 23. 10.664 PIN, Door Ventilator Glass Channel Handle (17-39-67 Styles)    |
| 7. 10.664 STUD & CAP, Door Ventilator Glass Channel Handle (17-39-67 Styles)                | 24. 10.664 HANDLE, Door Ventilator Glass Channel (17-39-67 Styles)        |
| 8. 10.660 WASHER, Door Ventilator Spring Retainer   | 25. N.S. SCREW, Support to Frame  |
| 9. 10.660 WASHER, Door Ventilator Friction Unit   | 26. N.S.S. SUPPORT, Division Channel                                      |
| 10. 10.660 STOP, Door Ventilator Friction Unit  | 27. 10.686 CHANNEL & SCALP ASSY., Door Ventilator Division                |
| 11. 10.660 SPRING, Door Ventilator Friction Unit  | 28. 10.686 RIVET, Door Ventilator Division Channel to Support             |
| 12. 10.660 WASHER, Door Ventilator Friction Unit Tab  | 29. 10.686 SCREW, Door Ventilator Division Channel to Frame               |
| 13. 10.664 SUPPORT, Door Ventilator Locking Handle (11-35-69 Styles)                        | 30. 10.686 RIVET, Door Ventilator Division to Glass Run Channel           |
| 14. 10.664 PIN, Door Ventilator Glass Channel Handle (11-35-69 Styles)                      | 31. 10.686 CHANNEL ASSY., Door Window Glass Run Front (17-39-67 Styles)   |
| 15. 10.664 HANDLE, Door Ventilator Glass Channel (11-35-69 Styles)                          | 32. 10.686 CHANNEL, Glass Run Front Lower (11-35-69 Styles)               |
| 16. 10.664 WASHER, Door Ventilator Glass Channel Handle (11-35-69 Styles)                   |   |
| 17. 10.664 GASKET, Door Ventilator Glass Channel Handle (17-39-67 Styles)                   |   |



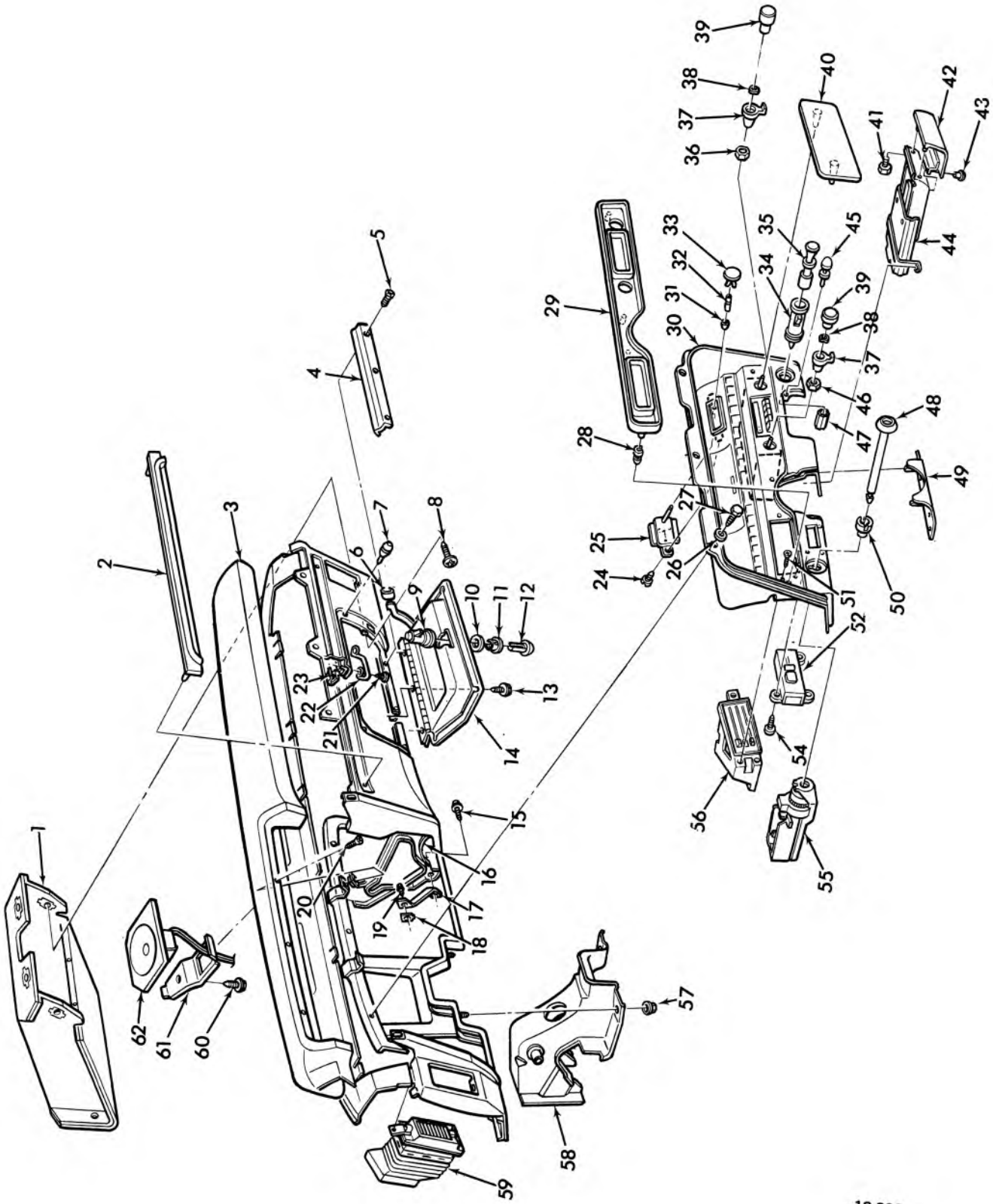


10-289

### 1968 PASSENGER INSTRUMENT PANEL—EXPLODED

- |                                  |                                |                                    |
|----------------------------------|--------------------------------|------------------------------------|
| 1. 10.163 SWITCH                 | 19. 8.921 NUT (5/32)           | 38. 8.977 SCREW (#8-18 x 5/8)      |
| 2. 2.188 SWITCH ASSY.            | 20. 10.263 BUMPER              | 39. 8.977 SCREW (#8-18 x 1)        |
| 3. RADIO RECEIVER                | 21. 9.262 BEZEL                | 40. 8.967 RIVET (3/16 x 1/4)       |
| 4. 9.709 RETAINER                | 22. 10.252 PLATE ASSY.         | 41. 12.009 PLATE ASSY.             |
| 5. 9.744 NUT                     | 23. 10.252 PLATE               | 42. 12.009 TRAY and RETAINER ASSY. |
| 6. 8.921 "U" NUT (#10-16)        | 24. 10.260 COMPARTMENT ASSY.   | 43. RADIO KNOB ASSY.               |
| 7. RADIO BRACKET                 | 25. 10.252 MOULDING            | 44. RADIO NUT (7/16)               |
| 8. RADIO SPEAKER ASSY.           | 26. 8.977 SCREW (#10-16 x 5/8) | 45. 10.252 PLATE                   |
| 9. 8.921 "U" NUT (#8-18)         | 27. 10.266 CASE ASSY.          | 46. N.L. CLUSTER                   |
| 10. 9.744 NUT                    | 28. 10.263 BUMPER              | 47. 8.977 SCREW (#10-16 x 5/8)     |
| 11. 9.744 CLIP                   | 29. 8.977 SCREW (#10-16 x 1/2) | 48. 8.849 CONTROL ASSY.            |
| 12. 8.977 SCREW (#8-18 x 3/8)    | 30. 10.261 DOOR ASSY.          | 49. 9.709 KNOB                     |
| 13. 9.779 OUTLET ASSY.           | 31. 9.743 BEZEL                | 50. 9.709 HOUSING                  |
| 14. 8.977 SCREW (#10-16 x 1-1/4) | 32. 10.266 CYLINDER            | 51. 2.188 CYLINDER ASSY.           |
| 15. 10.268 STRIKER               | 33. 10.230 EXTENSION           | 52. 2.198 BEZEL                    |
| 16. N.L. RETAINER                | 34. 10.252 MOULDING            | 53. 10.164 KNOB                    |
| 17. 8.921 "J" NUT (#8-18)        | 35. 8.977 SCREW (#8-18 x 1/2)  | 54. 2.486 ROD                      |
| 18. 8.977 SCREW (#8-18 x 3/4)    | 36. 6.518 COVER—Upper          |                                    |
|                                  | 37. 6.518 COVER—Lower          |                                    |





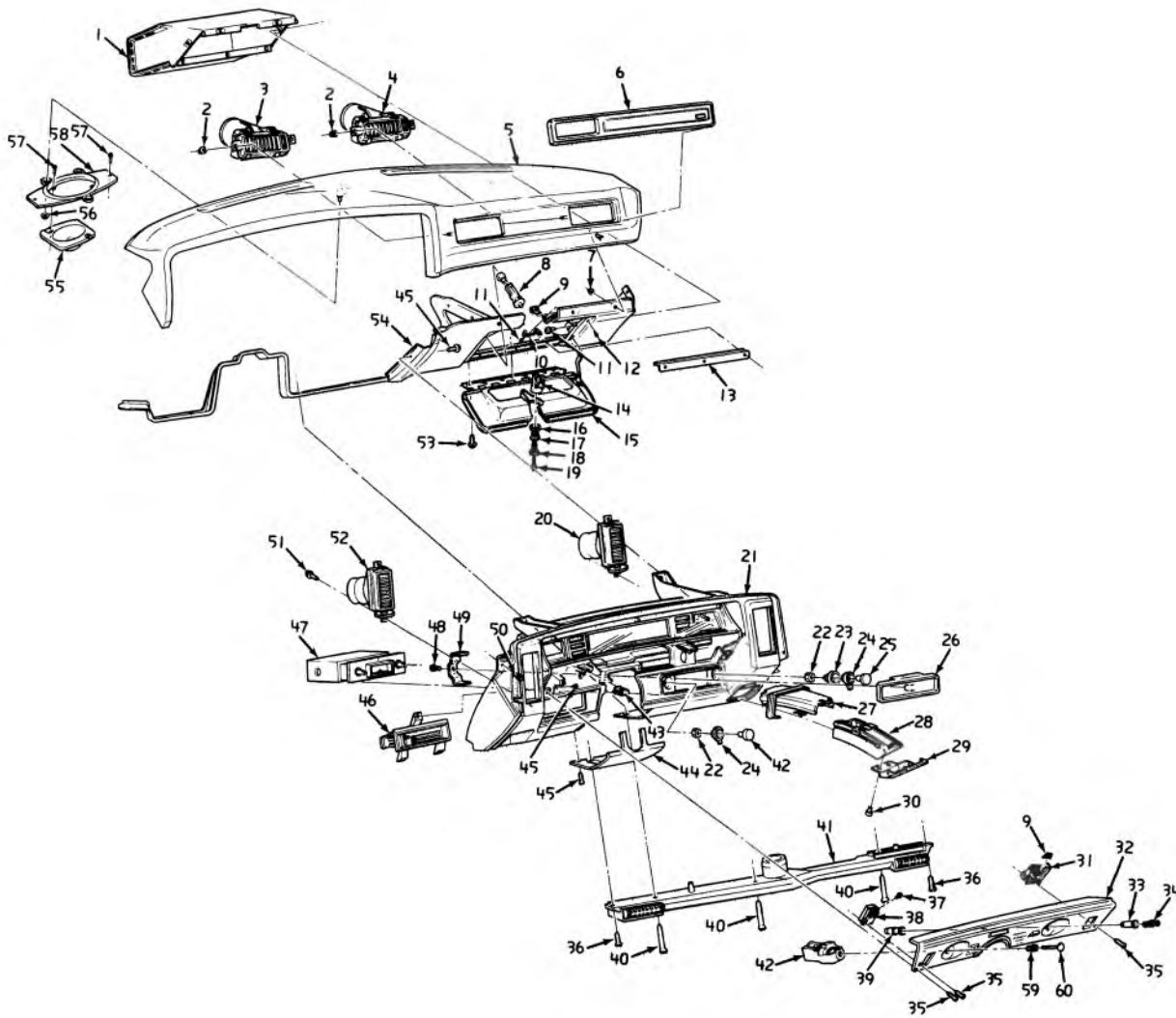
10-290

## 1969-70 PASSENGER INSTRUMENT PANEL—EXPLODED

1.	10.260 COMPARTMENT ASM. ....	3939657	33.	N.L. PLUG	
2.	10.252 MOLDING		34.	9.709 HOUSING ASM.	
3.	14.655 PAD ASM.		35.	9.709 HEATING UNIT & KNOB ASM.	
4.	10.252 MOULDING .....	3913692	36.	RADIO RETAINER	
5.	8.977 SCREW (#10-16 x 1/2)		37.	RADIO KNOB	
6.	10.263 STOP BUMPER .....	4566397	38.	RADIO SPRING WASHER	
7.	10.263 BUMPER .....	3765243	39.	RADIO KNOB ASM.	
8.	8.977 SCREW (#8-18 x 3/4)		40.	10.256 COVER (15000)	
9.	10.266 CASE ASM. ....	3934137	41.	8.977 SCREW (#8-18 x 1/2)	
10.	10.266 WASHER .....	4416740	42.	12.009 PLATE ASM.	
11.	10.267 ESCUTCHEON .....	3922831	43.	8.967 RIVET (3/16 x 1/4)	
12.	10.266 CYLINDER		44.	12.009 ASH TRAY & RETAINER ASM. ....	3935987
13.	8.977 SCREW (#10-16 x 5/8)		45.	12.009 BUMPER .....	3935946
16.	N.L. BRACKET		46.	RADIO NUT	
17.	RADIO BRACKET, Radio Receiver		47.	9.709 RETAINER	
18.	8.921 "U" NUT (#10-16)		48.	2.486 ROD ASM. ....	3937643
19.	8.977 SCREW (#10-16 x 5/8)		49.	6.518 COVER .....	3950015
20.	8.977 SCREW		50.	2.487 NUT ASM. ....	3919021
21.	8.977 SCREW ASM. (#8-18 x 3/4)		51.	8.977 SCREW (#8-18 x 9/16)	
22.	10.268 STRIKER .....	3935997	52.	10.163 SWITCH ASM. ....	1993463
23.	8.921 "J" NUT (#8-18 x 3/8)		53.	N.L. STRAP-GROUND	
24.	8.977 SCREW (6 - 20 x 3/8)		54.	8.977 SCREW (#6-20 x 3/8)	
25.	9.772 CLOCK ASM. (16600) .....	993587	55.	2.485 SWITCH ASM. ....	1995165
26.	8.929 WASHER (5/16 x 3/4 x 1/16)		56.	8.849 CONTROL ASM. ....	3937124
27.	8.977 SCREW (#10-16 x 3/4)		57.	8.917 NUT (3/8-16)	
28.	N.L. CLIP		58.	4.634 BRACKET .....	3935983
29.	10.252 TRIM PLATE ASM.		59.	9.262 OUTLET ASM. L.H.	
30.	N.L. CLUSTER ASM.		60.	8.977 SCREW (#10-16 x 3/4)	
31.	9.772 KNOB .....	3794017	61.	RADIO BRACKET	
32.	* NUT		62.	RADIO SPEAKER ASM.	

\*NOTE: Removed from service

10-290



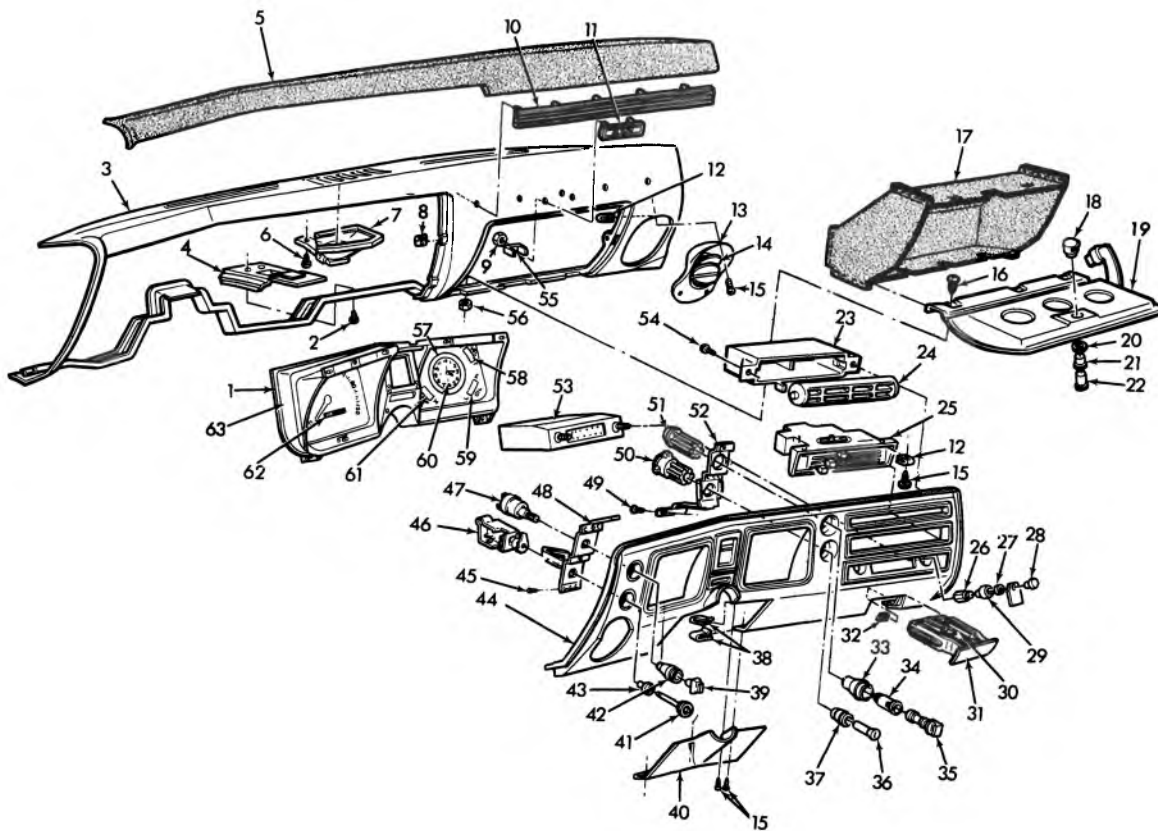
10-479

**1973-75 PASSENGER INSTRUMENT PANEL**

## 1973-75 PASSENGER INSTRUMENT PANEL

1.	10.260	COMPARTMENT ASSY.	31.	9.262	CONTROL ASSY.
2.	8.921	NUT 3/16	32.	10.252	SHROUD ASSY.
3.	9.789	OUTLET ASM.	33.	9.709	HOUSING ASSY.
4.	9.789	OUTLET ASM. R.H.	34.	9.709	ELEMENT
5.	14.655	PAD ASSY.	35.	8.977	SCREW #8-18 x 5/8
6.	10.252	TRIM PLATE	36.	8.977	SCREW
7.	8.921	NUT 3/16	37.	8.977	SCREW #8-18
8.	10.275	SWITCH	38.	9.778	SWITCH ASSY.
9.	8.921	NUT #8-18	39.	9.709	RETAINER
10.	10.268	STRIKER	40.	8.977	SCREW #8-18 x 2 1/2
11.	8.977	SCREW #10-16 x 1	41.	9.262	OUTLET ASSY. - Lower
12.	10.263	BUMPER	42.	2.485	SWITCH ASSY. - Light
13.	10.252	MOULDING	43.	8.921	NUT #8-18
14.	10.266	CASE ASSY.	44.	6.518	COVER
15.	10.261	DOOR ASSY.	45.	8.977	SCREW ASSY. #8-18 x 11/16
16.	10.266	WASHER	46.	8.849	CONTROL ASSY.
17.	10.267	ESCUTCHEON	47.		RADIO RECEIVER ASSY.
18.		CYLINDER	48.	8.977	SCREW #10-16 x 5/8
19.		KEY	49.	9.649	RETAINER
20.	9.262	OUTLET ASM.	50.	8.977	SCREW 10-16 x 1/2
21.	9.743	INSTRUMENT CLUSTER	51.	8.977	SCREW 10-16 x 3/4
22.	9.667	NUT	52.	9.262	OUTLET ASSY. L.H.
23.	9.649	RADIO KNOB	53.	8.977	SCREW 10 - 16 x 1/2
24.	9.649	RADIO KNOB	54.	10.230	INSTRUMENT PANEL - Lower
25.	9.659	KNOB ASSY.	55.		SPEAKER ASSY.
26.	10.256	COVER - Radio	56.	8.921	NUT 3/16
27.	N.S.S.	PART OF ITEM #28	57.	8.967	RIVET
28.	12.009	ASH TRAY & RETAINER ASM.	58.	9.650	BRACKET
29.	12.009	TRIM PLATE-ASH TRAY	59.	2.487	NUT ASSY.
30.	8.967	RIVET	60.	2.484	ROD ASSY.

10-479



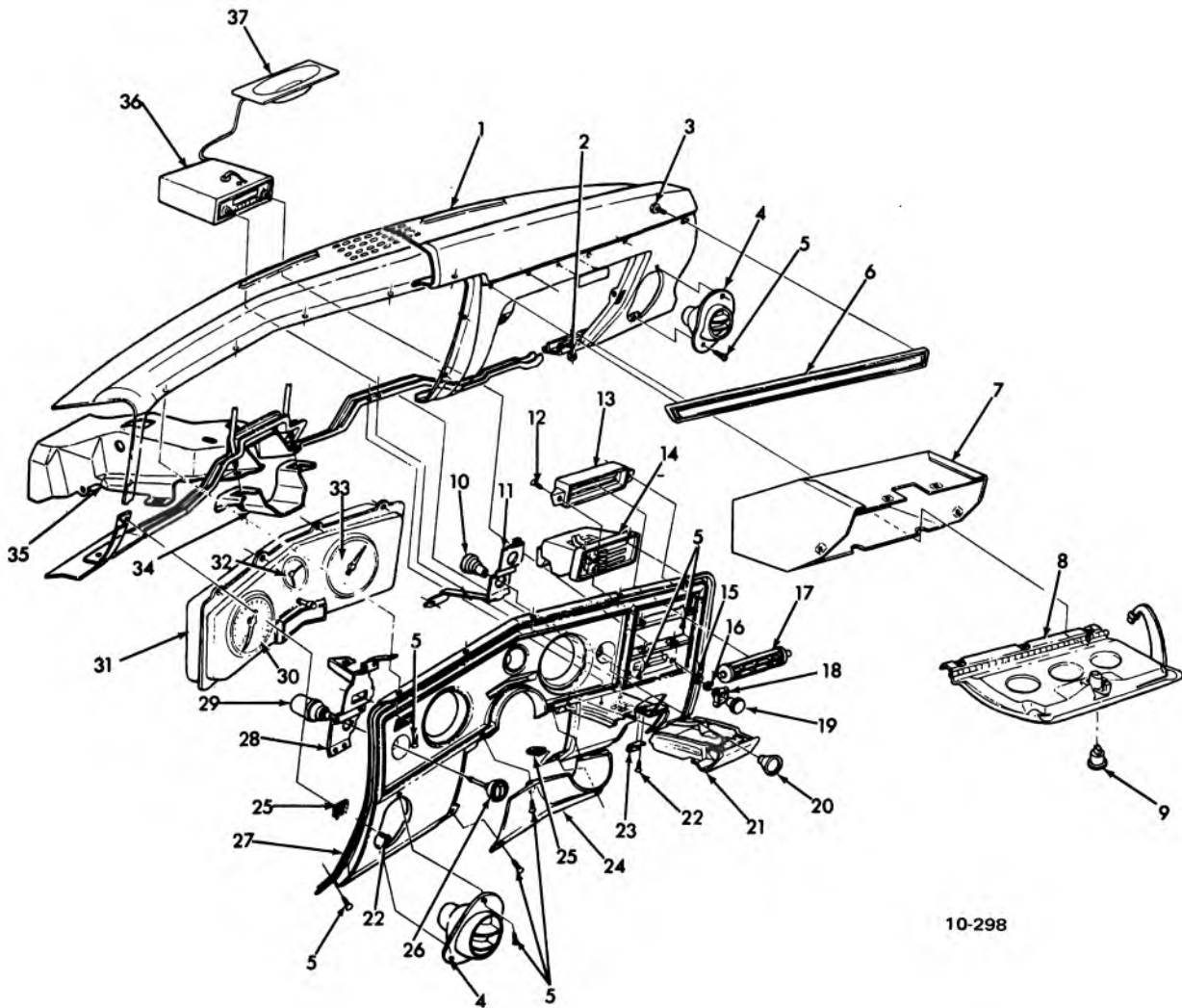
10-297

### 1968 CHEVELLE INSTRUMENT PANEL—EXPLODED

- |                                    |                                    |
|------------------------------------|------------------------------------|
| 1. 9.743 CASE                      | 33. 9.709 BEZEL                    |
| 2. 8.997 SCREW                     | 34. 9.709 HOUSING                  |
| 3. 10.230 PANEL ASSY.              | 35. 9.709 KNOB and UNIT ASSY.      |
| 4. 12.016 RETAINER                 | 36. 2.188 CYLINDER ASSY.           |
| 5. 14.655 PAD UNIT                 | 37. 2.198 BEZEL                    |
| 6. 8.977 SCREW (1/4-14 x 3/4)      | 38. 8.921 NUT (#10-16)             |
| 7. RADIO SPEAKER ASSY.             | 39. 10.166 BEZEL                   |
| 8. 8.921 "U" NUT                   | 40. 6.518 COVER                    |
| 9. 8.921 NUT (3/16)                | 41. 2.486 ROD ASSY.                |
| 10. 10.252 MOULDING                | 42. 10.164 KNOB ASSY.              |
| 11. 10.254 EMBLEM                  | 43. 2.487 NUT ASSY.                |
| 12. 8.921 "J" NUT (#8-18)          | 44. 9.743 CARRIER ASSY.            |
| 13. 9.262 BEZEL ASSY.              | 45. 8.977 SCREW                    |
| 14. 9.262 DEFLECTOR                | 46. 2.485 SWITCH ASSY.             |
| 15. 8.977 SCREW (#10-16 x 5/8)     | 47. 10.163 SWITCH ASSY.            |
| 16. N.S. Part of 10.261 DOOR ASSY. | 48. 9.735 STRAP                    |
| 17. 10.260 COMPARTMENT ASSY.       | 49. 8.977 SCREW                    |
| 18. 10.266 CASE ASSY.              | 50. 2.188 SWITCH ASSY.             |
| 19. 10.261 DOOR ASSY.              | 51. 9.709 RETAINER                 |
| 20. 10.266 WASHER                  | 52. 2.485 STRAP                    |
| 21. 10.267 ESCUTCHEON              | 53. RADIO RECEIVER                 |
| 22. 10.266 CYLINDER                | 54. 8.977 SCREW (#8-18 x 3/8)      |
| 23. 9.262 ADAPTER                  | 55. 10.252 SCREW and BRACKET ASSY. |
| 24. 9.262 DEFLECTOR                | 56. 8.915 SCREW (#10-24)           |
| 25. 9.786 CONTROL ASSY.            | 8.932 WASHER (#10)                 |
| 26. RADIO RETAINER                 | 57. 1.150 GAUGE                    |
| 27. RADIO WASHER                   | 58. 3.107 GAUGE                    |
| 28. RADIO KNOB ASSY.               | 59. 1.803 GAUGE                    |
| 29. RADIO KNOB                     | 60. 9.772 CLOCK ASSY.              |
| 30. 12.009 ASH TRAY ASSY.          | 61. 2.515 GAUGE                    |
| 31. 10.252 PLATE                   | 62. 9.750 HEAD ASSY.               |
| 32. 12.009 BUMPER                  | 63. 9.743 CARRIER ASSY.            |







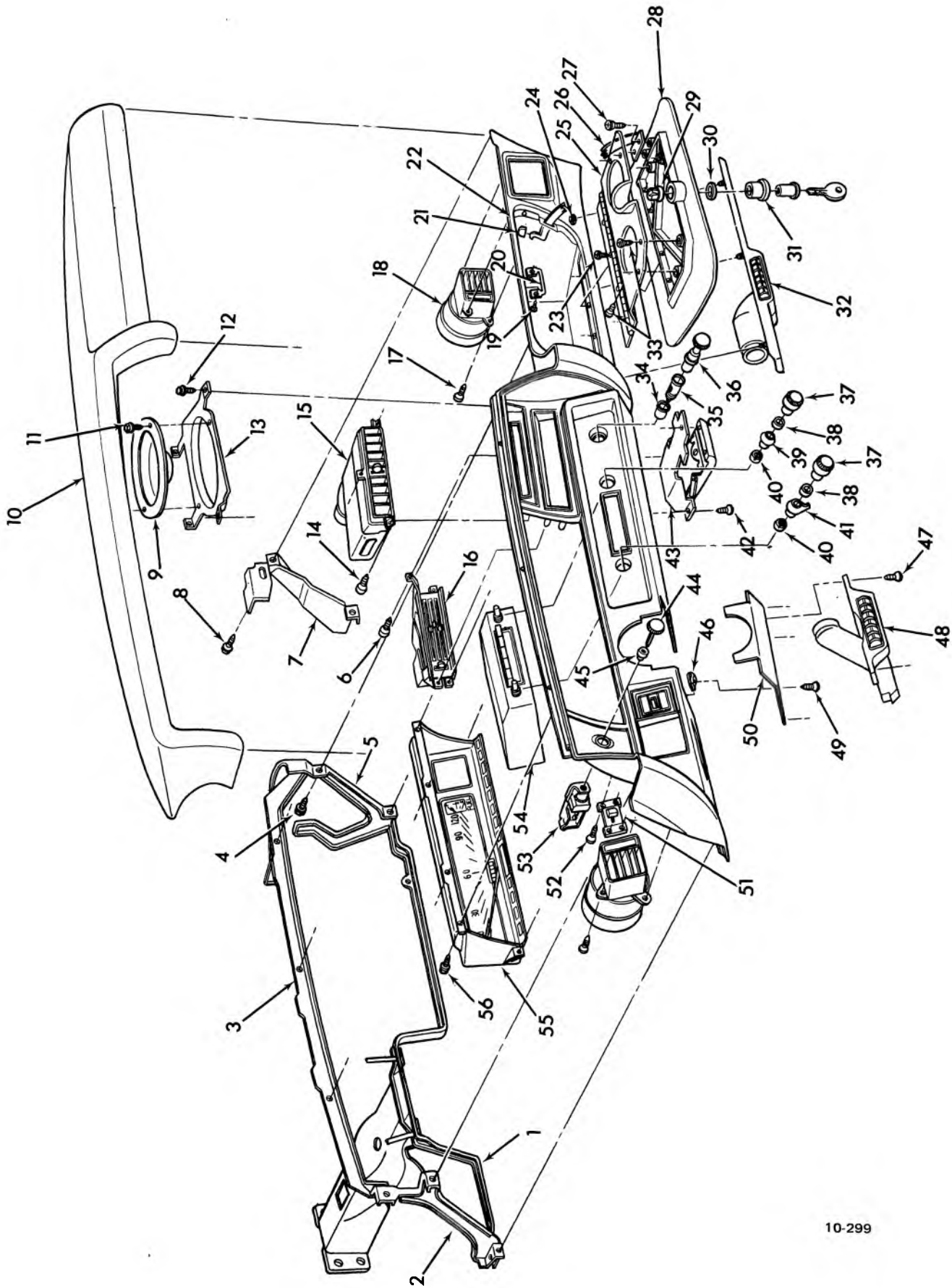
10-298

1969 CHEVELLE INSTRUMENT PANEL—EXPLODED

## 1969 CHEVELLE INSTRUMENT PANEL—EXPLODED

<ul style="list-style-type: none"> <li>1. 14.655 PAD UNIT</li> <li>2. 8.915 NUT (10-24)</li> <li>3. 8.977 SCREW</li> <li>4. 9.262 BEZEL L.H. .... 3937185</li> <li style="padding-left: 20px;">9.262 BEZEL R.H. .... 3946966</li> <li>5. 8.977 SCREW (8-18 x 5/8)</li> <li>6. 10.252 MOULDING</li> <li>7. 10.260 COMPARTMENT ASSY. .... 3939635</li> <li>8. 10.261 DOOR ASSY. .... 3927641</li> <li>9. 10.266 CYLINDER .... 8717640</li> <li>10. 9.709 RETAINER .... 3794299</li> <li>11. 2.485 STRAP .... 1995164</li> <li>12. 8.977 SCREW (8-18)</li> <li>13. 9.262 OUTLET ASSY. .... 3942682</li> <li>14. 8.849 CONTROL ASSY. .... 3949980</li> <li>15. RADIO NUT</li> <li>16. RADIO WASHER</li> <li>17. 9.262 DEFLECTOR .... 3856472</li> <li>18. RADIO KNOB</li> <li>19. RADIO KNOB ASSY.</li> <li>20. 9.709 UNIT &amp; KNOB ASSY. .... 7025141</li> </ul>	<ul style="list-style-type: none"> <li>21. 12.009 ASH TRAY &amp; RETAINER ASSY. . 3945901</li> <li>22. 8.977 SCREW (8-18 x 3/8)</li> <li>23. 12.009 BUMPER .... 3939670</li> <li>24. 6.518 COVER .... 3939627</li> <li>25. 8.921 NUT (8-18)</li> <li>26. 2.486 ROD ASSY. .... 3986886</li> <li>27. 9.743 CARRIER ASSY. (Standard) .... 6482239</li> <li style="padding-left: 20px;">9.743 CARRIER ASSY. (Air Conditioning) 6482247</li> <li style="padding-left: 20px;">9.743 CARRIER ASSY. (Astro Ventilation) .... 6483210</li> <li>28. 2.188 STRAP .... 6482453</li> <li>29. 2.485 SWITCH ASSY. .... 1995164</li> <li>30. 9.743 SPEEDOMETER CASE .... 6482974</li> <li>31. 9.747 RETAINER. .... 6483281</li> <li>32. 9.772 CLOCK UNIT .... 3948956</li> <li>33. 9.743 CASE (Gen, Oil, Thermo&amp;Gas Gauge) .... 6483003</li> <li>34. 6.760 BRACKET ASSY. .... 7804091</li> <li>35. 4.634 BRACKET ASSY. .... 3969416</li> <li>36. RADIO RECEIVER</li> <li>37. RADIO SPEAKER ASSY.</li> </ul>
---	---

10-298



10-299

1970 CHEVELLE INSTRUMENT PANEL (EXC. S.S., MONTE CARLO)

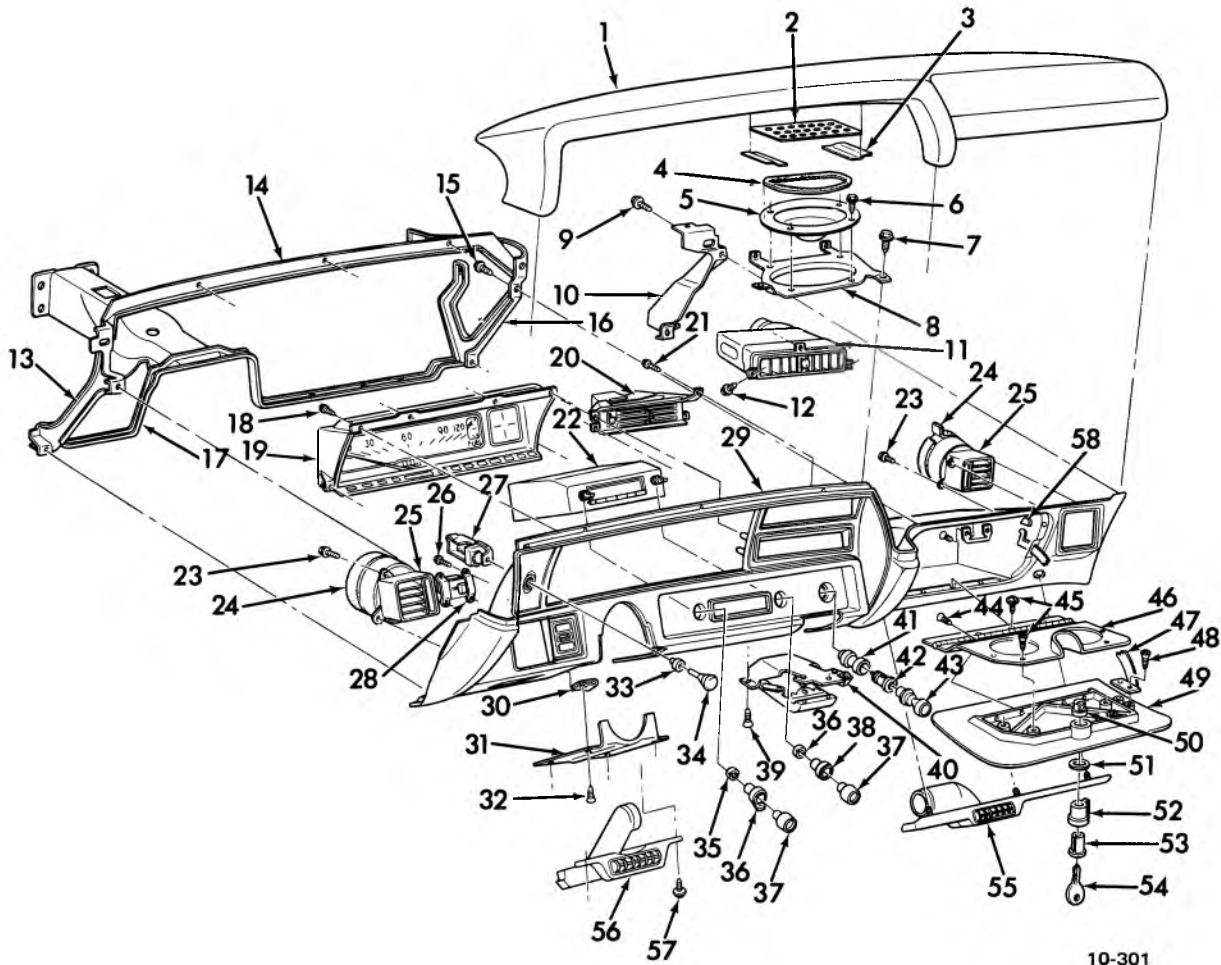
GM PARTS DIVISION, GENERAL MOTORS CORPORATION — CHEVROLET — 11A

**1970 CHEVELLE INSTRUMENT PANEL (EXC. S.S., MONTE CARLO AND INSTRUMENT GAUGES)**

1.	N.S.	REINFORCEMENT ASSY., Lower (Part of 3977631)		33.	8.900	SCREW (8-32 x 3/8)	
2.	N.S.	REINFORCEMENT ASSY., L.H. (Part of 3977631)		34.	9.709	BEZEL .....	3972040
3.	N.S.	REINFORCEMENT ASSY., Upper (Part of 3977631)		35.	9.709	HOUSING .....	3972036
4.	8.977	SCREW REINFORCEMENT ASSY., Ctr.		36.	9.709	KNOB ASSY. ....	3972037
5.	N.S.	(Part of 3977631)		37.		RADIO KNOB ASSY. ....	3954238
6.	8.977	SCREW		38.		RADIO WASHER-Special .....	3961507
7.	10.230	REINFORCEMENT ASSY. ....	3957070	39.		RADIO SPACER .....	3954240
8.	8.977	SCREW (10-16 x 5/8)		40.		RADIO NUT (7/16-28) .....	7279805
9.	RADIO	SPEAKER ASSY., Ctr. ....	7312681	41.		RADIO KNOB .....	3954239
10.	14.655	PAD, Inst. Panel		42.	8.977	SCREW (8-18 x 1/2)	
11.	8.977	SCREW (8-18 x 3/8)		43.	12.009	ASH TRAY ASSY. ....	3965411
12.	8.977	SCREW (10-16 x 1/2)		44.	2.486	ROD ASSY. ....	3954210
13.	RADIO	BRACKER, Ctr. ....	3961582	45.	2.487	NUT .....	3961597
14.	8.977	SCREW		46.	8.921	NUT (8-18)	
15.	9.262	AIR CONDITION, Ctr. ....	3963757	47.	8.977	SCREW ASSY.	
16.	8.849	CONTROL ASSY. ....	3963700	48.	9.789	OUTLET-Lower L.H. ....	3967957
17.	8.900	SCREW (10-24 x 3/4)		49.	8.977	SCREW ASSY. (8-18 x 7/8)	
18.	9.262	OUTLET ASSY. ....	3957085-86	50.	6.518	COVER .....	3965459
19.	8.977	SCREW		51.	10.163	SWITCH ASSY.-W/S Wiper .....	1993464
20.	10.268	STRIKER .....	3957094	52.	8.977	SCREW (18 x 3/8)	
21.	10.263	BUMPER-Stop .....	3820023	53.	2.485	SWITCH ASSY. ....	1995173
22.	10.230	INSTRUMENT PANEL		54.	RADIO	RECEIVER .....	993882
23.	8.977	SCREW			RADIO	RECEIVER AM/FM .....	993832
24.	8.915	NUT ASSY.		55.	N.S.S.	INSTRUMENT CLUSTER	
25.	10.261	DOOR-Inner .....	3957091		9.748	LENS .....	6492175
26.	10.268	STOP-Door .....	3957095		9.746	BEZEL .....	6492167
27.	8.977	SCREW (8-8 x 3/8)			9.746	COVER .....	6492178
28.	10.261	DOOR-Outer .....	3957090		9.761	HEAD ASSY. ....	6492193
29.	10.266	CASE ASSY. ....	3957092		3.108	FUEL GAUGE & BACK PLATE ASSY. ....	6431324
30.	10.266	WASHER .....	4416740		*	FILTER	
31.	10.267	ESCUTCHEON .....	3957093	56.	8.977	SCREW (8 - 18 x 5/8)	
32.	9.789	OUTLET-Lower R.H. ....	3967958				

10-299

\*Removed From Service

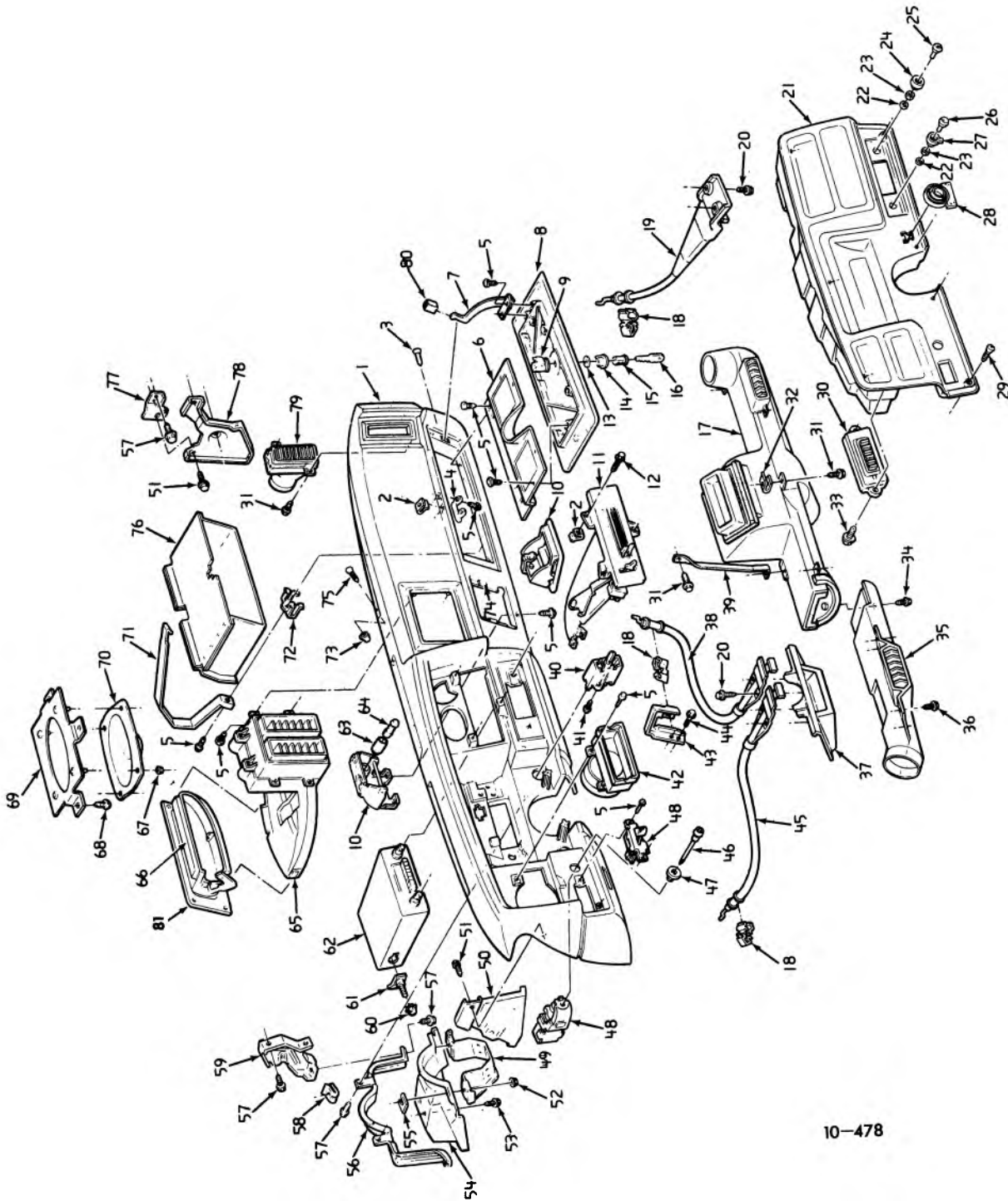


10-301

**1971-72 CHEVELLE INSTRUMENT PANEL (exc. Monte Carlo and S.S.)**

1. 14.655 INSTR. PANEL PAD		10.163 SWITCH ASSY.—W/S Wiper (w/Malibu) .....	1993465
2. RADIO COVER - SPEAKER		29. 10.230 INSTRUMENT PANEL	
3. RADIO TAPE		30. 8.921 NUT (8-18 x 5/8)	
4. RADIO SEAL		31. 6.518 COVER .....	3965459
5. RADIO SPEAKER ASSY.		32. 8.977 SCREW (8-18 x 5/8)	
6. 8.977 SCREW (8-18 x 3/8)		33. 2.487 NUT .....	3919021
7. 8.977 SCREW (10-16 x 1/2)		34. 2.484 ROD ASSY. ....	3986888
8. RADIO BRACKET		35. RADIO NUT	
9. 8.900 SCREW ASSY. (1/4-20 x 11/16)		36. RADIO KNOB	
10. 10.230 REINF. ASSY. ....	3957070	37. RADIO KNOB ASSY.	
11. 9.262 OUTLET ASSY.		38. RADIO SPACER	
12. 8.977 SCREW (8-18 x 5/8)		39. 8.977 SCREW (8-18 x 1/2)	
13. 10.230 REINF.—L.H. (Part of Assy. 3977631)		40. 12.009 ASH TRAY ASSY. ....	3965411
14. 10.230 REINF.—Upper (Part of Assy. 3977631)		41. 9.709 RETAINER (Casco) .....	3986870
15. 8.977 SCREW (8-18 x 5/8)		9.709 RETAINER (Rochester) .....	7028147
16. 10.230 REINF.—Center (Part of Assy. 3977631)		42. 9.709 HOUSING (Casco) .....	3986869
17. 10.230 REINF.—Lwr. (Part of Assy. 3977631)		9.709 HOUSING (Rochester) .....	7028056
18. 8.977 SCREW (8-18 x 5/8)		43. 9.709 HEATING UNIT & KNOB .....	7040945
19. N.S.S. CLUSTER ASSY.		44. 8.977 SCREW (8-18 x 1/2)	
20. 8.849 CONTROL ASSY.		45. 8.977 SCREW (8-18 x 1/2)	
21. 8.977 SCREW (8-18 x 5/8)		46. 10.261 DOOR - Inner .....	3991762
22. RADIO RECEIVER		47. 10.268 STOP - Door .....	3957095
23. 8.977 SCREW (10-16 x 5/8)		48. 8.977 SCREW (8-18 x 3/8)	
24. N.S. SEAL (Cut from 3937167)		49. 10.261 DOOR - Outer .....	3957090
25. 9.262 OUTLET L.H. w/A/C		50. 10.266 CASE ASSY. ....	3957092
9.262 OUTLET R.H. w/A/C		51. 10.266 WASHER .....	4416740
9.262 OUTLET w/o A/C .....	3989233-34	52. 10.267 ESCUTCHEON .....	3957093
26. 8.977 SCREW (8-18 x 5/8)		53. 10.266 CYLINDER .....	9832567
27. 2.485 SWITCH ASSY. ....	1995179	54. 2.187 KEY .....	7027281
28. 10.163 SWITCH ASSY.—W/S Wiper (exc. Malibu) .....	1993464	55. 9.262 OUTLET - Lwr. R.H.	3967958
		56. 9.262 OUTLET - Lwr. L.H.	3967957
		57. 8.977 SCREW ASSY. (8-18 x 3/4)	
		58. 10.263 BUMPER - Stop .....	3820023





10-478

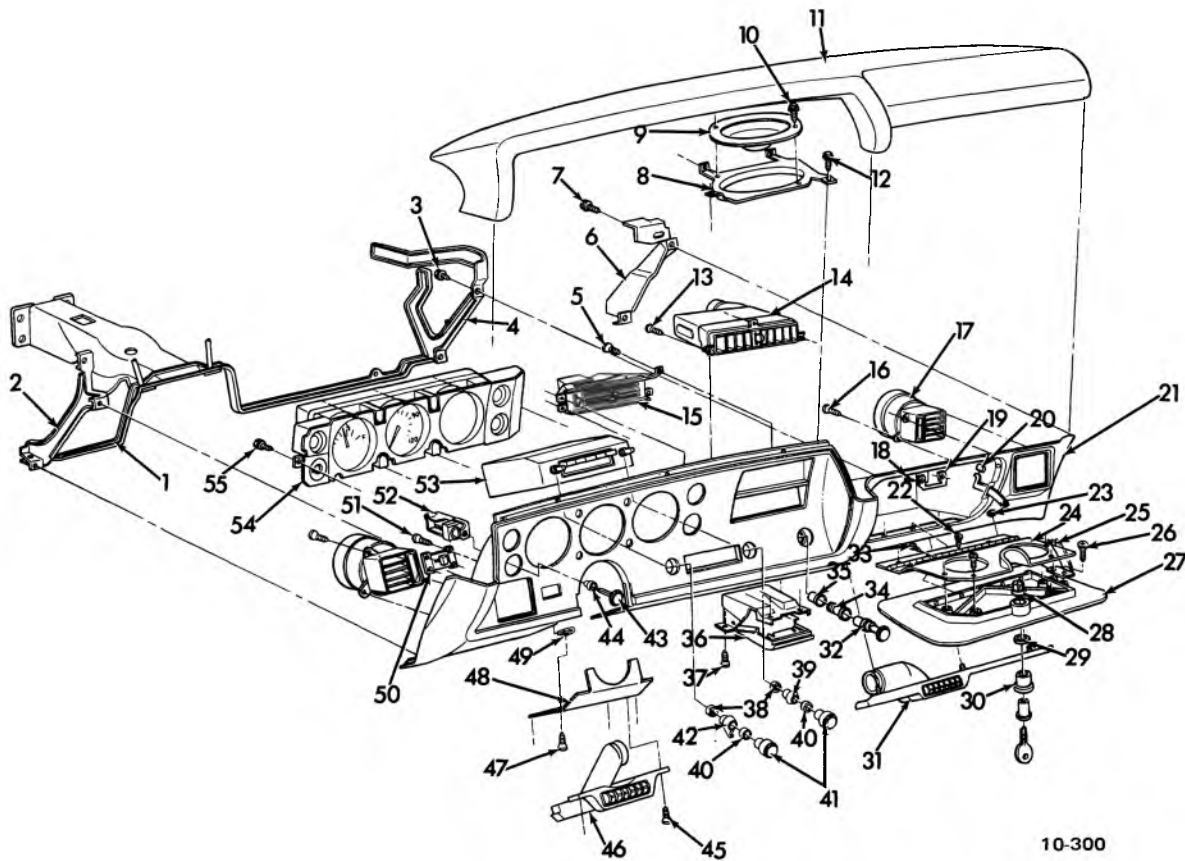
**1973-75 CHEVELLE INSTRUMENT PANEL**

## 1973-75 CHEVELLE INSTRUMENT PANEL

- |   |  |
|---|--|
| <ul style="list-style-type: none"> <li>1. 10.230 INSTRUMENT PANEL</li> <li>2. 8.921 NUT #8-18</li> <li>3. 8.977 SCREW</li> <li>4. 12.268 STRIKER</li> <li>5. 8.977 SCREW #8-18 x 1/2</li> <li>6. 10.261 DOOR - Inner</li> <li>7. 10.268 STOP - Door</li> <li>8. 10.261 DOOR - Outer</li> <li>9. 10.266 CASE ASSY.</li> <li>10. 12.009 ASH TRAY ASSY.</li> <li>11. 8.849 CONTROL ASSY.</li> <li>12. 8.977 SCREW #8-18 x 5/8</li> <li>13. 10.266 SPL. WASHER</li> <li>14. 10.267 ESCUTCHEON</li> <li>15. CYLINDER (Part of Body)</li> <li>16. KEY</li> <li>17. 9.789 AIR OUTLET ASSY. R.H.</li> <li>18. 12.804 CLIP</li> <li>19. 9.787 CONTROL ASSY. R.H.</li> <li>20. 8.977 SCREW #8-18 x 5/8</li> <li>21. 9.748 BEZEL</li> <li>22. 9.650 WASHER (Radio)</li> <li>23. 9.650 NUT (Radio)</li> <li>24. 9.649 SPACER (Radio).</li> <li>25. 9.649 RADIO KNOB</li> <li>26. 9.649 RADIO KNOB</li> <li>27. 9.649 RADIO KNOB</li> <li>28. 9.778 BEZEL</li> <li>29. 8.977 SCREW</li> <li>30. 9.262 OUTLET ASSY. L.H.</li> <li>31. 8.977 SCREW #8-18 x 5/8</li> <li>32. 8.921 NUT #8-18</li> <li>33. 8.977 SCREW #8-18 x 1/2</li> <li>34. 8.977 SCREW #8-18 x 3/4</li> <li>35. 9.262 AIR OUTLET ASSY. L.H.</li> <li>36. 8.977 SCREW (Oval Head) #8-18 x 5/8</li> <li>37. 6.758 COVER</li> <li>38. 9.787 CONTROL ASSY. CENTER</li> <li>39. 9.260 STRAP</li> <li>40. 9.778 SWITCH ASSY.</li> </ul> | <ul style="list-style-type: none"> <li>41. 8.977 SCREW #8-32 x 5/8</li> <li>42. 9.262 ADAPTER</li> <li>43. 9.787 BRACKET</li> <li>44. 8.977 SCREW #10-16 x 1/2</li> <li>45. 9.787 CONTROL ASSY. L.H.</li> <li>46. 2.484 ROD ASSY.</li> <li>47. 2.487 NUT</li> <li>48. 10.163 SWITCH ASSY.</li> <li>49. 6.760 BRACKET ASSY.</li> <li>50. 10.230 REINFORCEMENT ASSY. L.H.</li> <li>51. 8.977 SCREW 1/4-14 x 5/8</li> <li>52. 8.915 NUT 3/8-16</li> <li>53. 8.977 SCREW 5/16-18 x 7/8</li> <li>54. 6.760 BRACKET STRG., Column Guide</li> <li>55. 6.760 SHIM</li> <li>56. 10.260 REINFORCEMENT.</li> <li>57. 8.977 SCREW #10-16 x 5/8</li> <li>58. 8.921 NUT #10-16</li> <li>59. SUPPORT</li> <li>60. 8.915 NUT #8-32</li> <li>61. 9.667 BOLT &amp; CLIP ASSY.</li> <li>62. RECEIVER UNIT</li> <li>63. 9.709 HOUSING</li> <li>64. 9.709 ELEMENT ASSY.</li> <li>65. 9.262 OUTLET ASSY.</li> <li>66. 9.789 OUTLET, Shroud Vent Center Duct<br/>Panel Center</li> <li>67. 8.915 NUT</li> <li>68. 8.977 SCREW #10-16 x 5/8</li> <li>69. RADIO RETAINER ASSY</li> <li>70. RADIO SPEAKER</li> <li>71. 10.260 STRAP</li> <li>72. 10.260 CLIP</li> <li>73. 8.915 NUT #8-18</li> <li>74. TAPE</li> <li>75. 8.977 SCREW #8-18 x 1 1/4</li> <li>76. 10.260 COMPARTMENT</li> <li>77. 10.230 BRACKET R.H. Only</li> <li>78. 10.230 REINFORCEMENT ASSY. R.H.</li> <li>79. 9.262 OUTLET ASSY. R.H.</li> <li>80. 10.263 BUMPER</li> <li>81. 9.789 OUTLET ASSY.</li> </ul> |
|---|--|

10-478



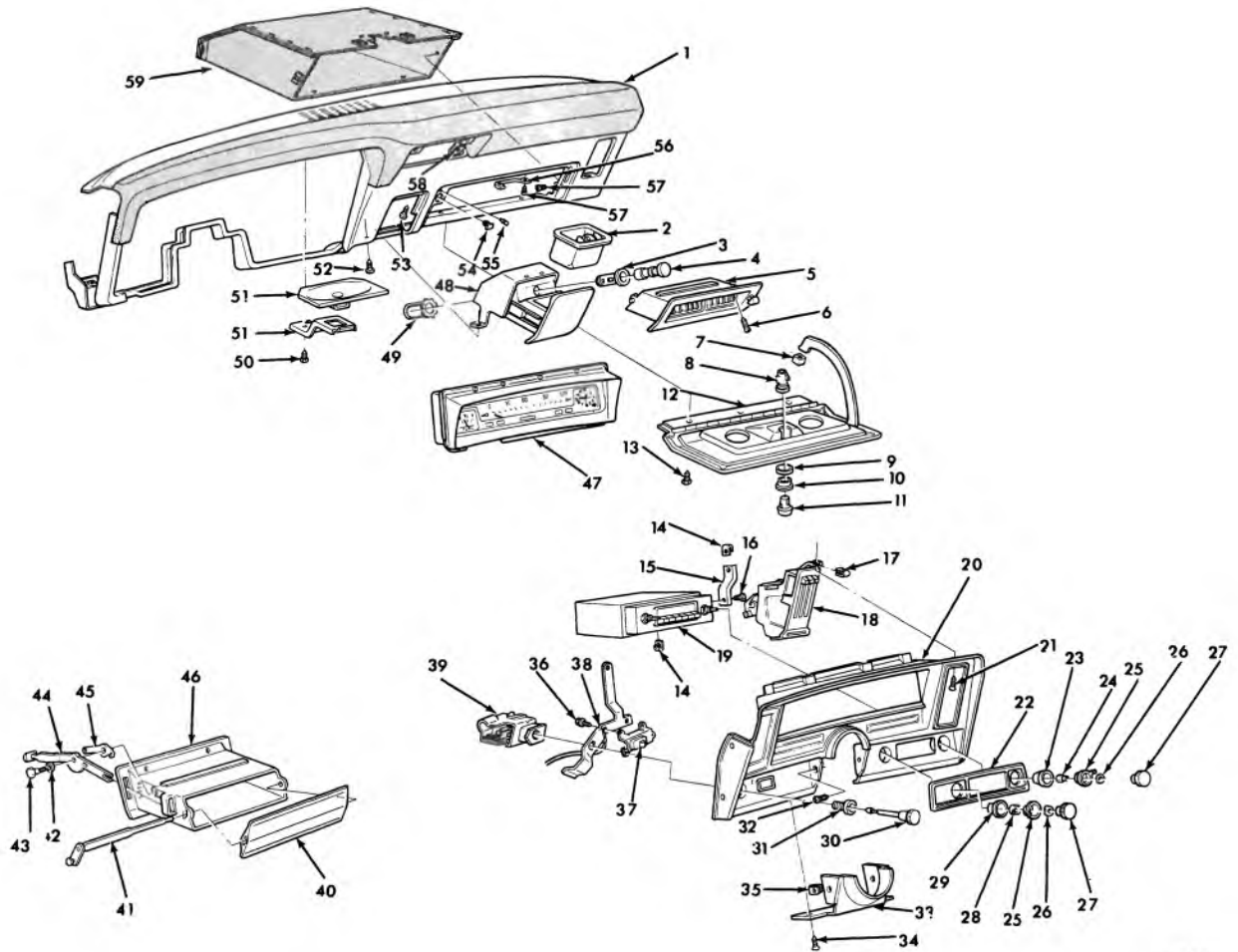


10-300

1970-72 MONTE CARLO, S.S. INSTRUMENT PANEL AND INSTRUMENT GAUGES—EXPLODED

1. N.S.	REINFORCEMENT ASSY., Lower (Part of 3977631)		29. 10.266	WASHER	4416740
2. N.S.	REINFORCEMENT ASSY., L.H. (Part of 3977631)		30. 10.267	ESCUTCHEON	3957093
3. 8.977	SCREW ASSY.		31. 9.262	OUTLET Lower R.H.	3967958
4. 10.230	REINFORCEMENT ASSY. Ctr.	3957098	32. *	KNOB ASSY.	
5. 8.977	SCREW		33. 8.900	SCREW (8-32 x 3/8)	
6. 10.230	REINFORCEMENT ASSY.	3957070	34. 9.709	HOUSING	3986869
7. 8.977	SCREW (10-16 x 5/8)		35. 9.709	BEZEL	3972040
8. RADIO	BRACKET Ctr.	3961582	36. 12.009	ASH TRAY ASSY.	3965457
9. RADIO	SPEAKER ASSY Ctr.	7312681	37. 8.977	SCREW (8-18 x 1/2)	
10. 8.977	SCREW (8-18 x 3/8)		38. RADIO	NUT (7/16-28)	7279805
11. 14.655	PAD Inst. Panel		39. RADIO	SPACER	3973629
12. 8.977	SCREW (10-16 x 1/2)		40. RADIO	WASHER Special	3961507
13. 8.977	SCREW		41. RADIO	KNOB ASSY	3954238
14. 9.262	AIR CONDITION Ctr.	3963757	42. RADIO	KNOB	3973628
15. 8.849	CONTROL ASSY.	3963700	43. 2.486	ROD ASSY	3954210
16. 8.900	SCREW (10-24 x 3/4)		44. 2.487	NUT	3919021
17. 9.262	OUTLET ASSY	3957085-86	45. 8.977	SCREW ASSY.	
18. 8.977	SCREW		46. 9.262	OUTLET Lower L.H.	3967957
19. 10.268	STRIKER	3980365	47. 8.977	SCREW (8-18 x 7/8)	
20. 10.263	BUMPER Stop	3820023	48. 6.518	COVER	3965451
21. 10.230	INSTRUMENT PANEL*		49. 8.921	NUT (8-18)	
	*NOTE Wood Graining not Serviced Separately.		50. 10.163	SWITCH ASSY.	1993464
22. 8.977	SCREW		51. 8.977	SCREW (18 x 3/8)	
23. 8.915	NUT ASSY.		52. 2.485	SWITCH ASSY.	1995183
24. 10.261	DOOR Inner	3957091	53. RADIO	RECEIVER	993882
25. 10.268	STOP-Door	3957095		RADIO RECEIVER AM/FM	993832
26. 8.977	SCREW (8-8 x 3/8)		54. N.S.S.	CLUSTER	
27. 10.261	DOOR Outer	3957090	55. 9.260	SCREW ASSY (8-18 x 1/2)	
28. 10.266	CASE ASSY.	3957092			

\*Removed From Service

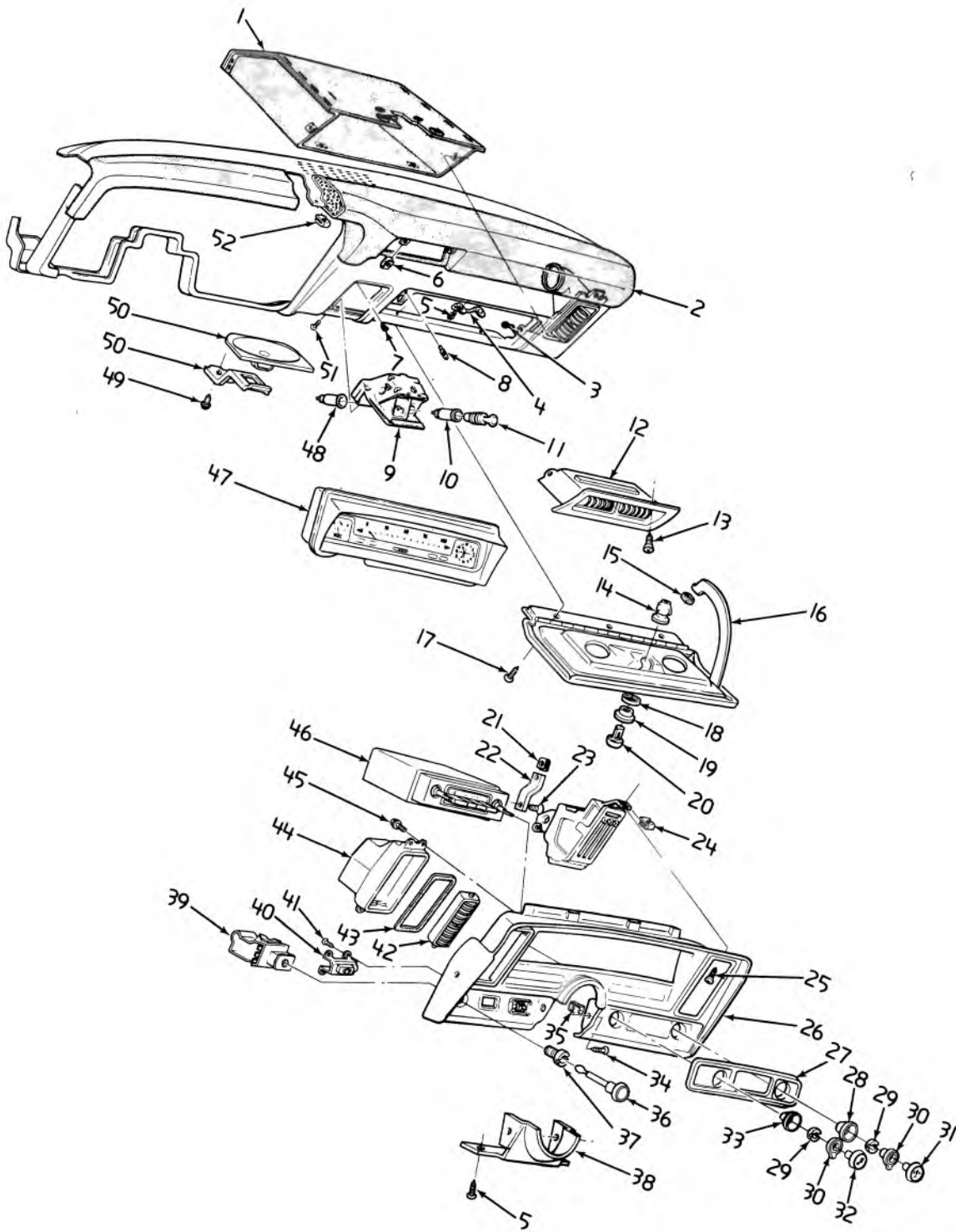


10-307

### 1969-72 CHEVY II INSTRUMENT PANEL—EXPLODED

1.	14.655 PAD ASM.		31.	2.487 NUT ASM.	3919021
2.	12.009 ASH TRAY ASSY.	3972005	32.	8.977 SCREW ASM. (#8-18 x 3/4)	
3.	9.709 HOUSING ASSY.		33.	6.518 COVER	3935940
4.	9.709 KNOB ASSY.		34.	8.977 SCREW ASM. (#8-18 x 3/4)	
5.	9.262 CENTER OUTLET		35.	8.921 NUT (#8-18)	
6.	8.977 SCREW ASM. (#8-18 x 5/8)		36.	8.977 SCREW (#8-18 x 3/8)	
7.	10.263 BUMPER	4566397	37.	10.163 SWITCH ASM.	1993464
8.	10.266 CASE ASM.	3934137	38.	* STRAP	
9.	10.266 WASHER	4416740	39.	2.485 SWITCH ASM.	1995179
10.	10.267 ESCUTCHEON	3922831	40.	9.262 VALVE	3940252
11.	10.266 CYLINDER		41.	9.262 SHAFT ASM.	3940253
12.	10.261 DOOR ASM.	3991755	42.	4.312 WASHER	3731921
13.	8.977 SCREW ASM. (#10-16 x 3/4)		43.	8.977 SCREW (#10-16 x 3/4)	
14.	8.921 "U" NUT (#10/16)		44.	9.262 LEVER	3940255
15.	* BRACKET		45.	9.262 SPRING	3955903
16.	8.977 SCREW ASM. (#10-16 x 1/2)		46.	9.262 CENTER OUTLET	
17.	8.921 NUT (#8-18)		47.	N.L. INSTRUMENT CLUSTER	
18.	8.849 CONTROL ASM.	3984626	48.	12.009 TRAY & RETAINER ASM.	3965143
19.	RADIO RECEIVER ASM.		49.	9.709 RETAINER	3710839
20.	9.743 CARRIER		50.	RADIO SCREW	9416223
21.	8.977 SCREW (#8-18 x 3/4)		51.	RADIO SPEAKER ASM.	
22.	RADIO BEZEL		52.	8.977 SCREW (#8-18 x 1/1)	
23.	RADIO SPACER		53.	8.977 SCREW	
24.	RADIO RETAINER		54.	12.009 BUMPER	3948518
25.	RADIO KNOB		55.	10.263 BUMPER	3765243
26.	RADIO WASHER		56.	10.268 STRIKER	3984446
27.	RADIO KNOB		57.	8.977 SCREW ASM. (#10-16 x 5/8)	
28.	RADIO NUT		58.	8.921 "U" NUT (#8-15)	
29.	RADIO SPACER		59.	10.260 COMPARTMENT ASM.	3939609
30.	2.486 ROD ASM.	3986886			

\*Removed From Service



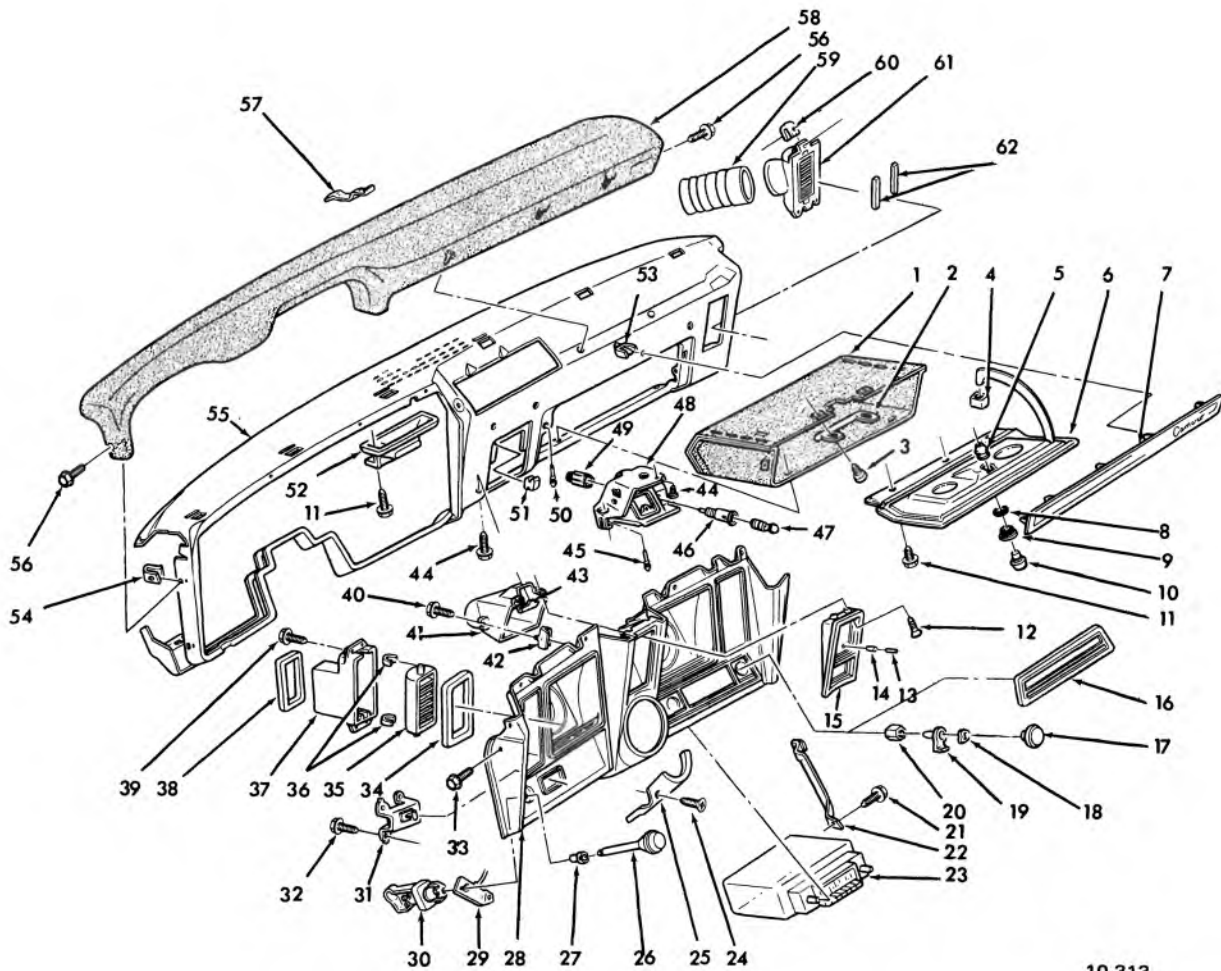
10-480

1973-75 NOVA INSTRUMENT PANEL

### 1973-75 NOVA INSTRUMENT PANEL

- |   |  |
|---|--|
| <ul style="list-style-type: none"> <li>1. 10.260 COMPARTMENT ASSY.</li> <li>2. 14.655 PAD ASSY.</li> <li>3. 8.977 SCREW ASSY. (#10-16 x 5/8)</li> <li>4. 10.268 STRIKER</li> <li>5. 8.977 SCREW ASSY. (#8-18 x 5/8)</li> <li>6. 8.921 NUT (#8-18)</li> <li>7. 12.009 BUMPER</li> <li>8. 10.263 BUMPER</li> <li>9. 12.009 TRAY &amp; RETAINER ASM.</li> <li>10. 9.709 HOUSING ASSY.</li> <li>11. 9.709 KNOB ASSY.</li> <li>12. 9.262 CENTER OUTLET</li> <li>13. 8.977 SCREW (8-18 x 5/8)</li> <li>14. 10.266 CASE ASSY.</li> <li>15. 10.263 BUMPER</li> <li>16. 10.261 DOOR ASSY.</li> <li>17. 10.977 SCREW (#10-16 x 3/4)</li> <li>18. 10.666 WASHER</li> <li>19. 10.267 ESCUTCHEON</li> <li>20. 10.266 CYLINDER</li> <li>21. 8.921 NUT (#10-12)</li> <li>22. 9.650 BRACKET</li> <li>23. 8.977 SCREW (#10-16 x 5/8)</li> <li>24. 8.921 NUT (#8-18)</li> <li>25. 8.977 SCREW (#8-18 x 1)</li> <li>26. 9.743 CARRIER ASSY.</li> </ul> | <ul style="list-style-type: none"> <li>27. RADIO BEZEL</li> <li>28. RADIO SPACER</li> <li>29. RADIO NUT.</li> <li>30. RADIO SPACER</li> <li>31. RADIO KNOB</li> <li>32. RADIO KNOB</li> <li>33. RADIO SPACER</li> <li>34. 8.977 SCREW (#8-18 x 3/4)</li> <li>35. 8.921 NUT (#8-18)</li> <li>36. 2.486 ROD ASSY.</li> <li>37. 2.487 NUT ASSY.</li> <li>38. 6.518 COVER</li> <li>39. 2.485 SWITCH ASSY.</li> <li>40. 10.163 SWITCH ASSY.</li> <li>41. 8.977 SCREW (#18 x 3/4)</li> <li>42. 9.262 DEFLECTOR ASSY.</li> <li>43. 9.260 SEAL</li> <li>44. 9.262 ADAPTOR</li> <li>45. 8.977 SCREW (#8-18 x 1/2)</li> <li>46. RADIO RECEIVER</li> <li>47. N.L. INSTRUMENT CLUSTER</li> <li>48. 9.709 RETAINER</li> <li>49. 8.977 SCREW (#10-16 x 7/8)</li> <li>50. RADIO SPEAKER ASSY.</li> <li>51. 8.977 SCREW (#8-18 x 1/2)</li> <li>52. 8.921 NUT (#10-16)</li> </ul> |
|---|--|

10-480

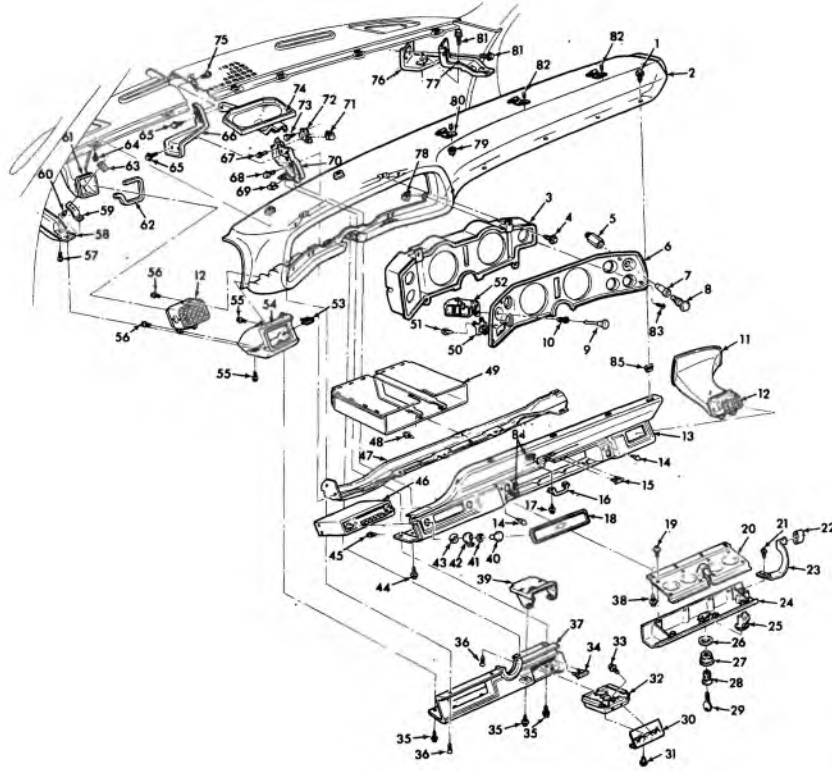


10-313

### 1969 CAMARO INSTRUMENT PANEL—EXPLODED

1. 10.260 COMPARTMENT ASM. ....	3939609	33. 8.977 SCREW (#8-28 x 3/4)	
2. 10.268 STRIKER .....	3984446	34. 9.260 SEAL .....	3937172
3. 8.977 SCREW (#10-16 x 5/8)		35. 9.262 DEFLECTOR .....	9791237
4. 10.263 BUMPER .....	4566397	36. 9.262 SPACER, Part of ASM. ....	3937175
5. 10.266 CASE ASM. ....	3934137	37. 9.262 HOUSING .....	3939681
6. 10.261 DOOR ASM. ....	3991755	38. 9.260 SEAL .....	3942649
7. 10.252 MOULDING .....	3939692	39. 9.260 SCREW ASM. ....	3937182
8. 10.266 SPL. WASHER .....	4416740	40. RADIO SCREW (#8-18 x 1/2)	
9. 10.267 ESCUTCHEON .....	3922831	41. 9.772 CLOCK ASM. ....	3951213
10. 10.266 CYLINDER		42. 4.020 CLIP .....	6481602
11. 8.977 SCREW (#10-16 x 3/4)		43. 9.772 SHIELD ASM. ....	3951214
12. 8.977 SCREW (#8-18 x 1/2)		44. 8.977 SCREW (#8-18 x 1/2)	
13. 9.772 NUT .....	3794018	45. 10.263 BUMPER .....	3765243
14. 9.772 KNOB .....	3794017	46. 9.709 HOUSING ASM.	
15. 9.772 LESN. ASM. ....	3943616	47. 9.709 UNIT & KNOB ASM.	
16. 10.256 COVER-RADIO CONTROL HOLE .....	3945981	48. 12.009 ASH TRAY & RETAINER ASM. ....	3965143
17. RADIO KNOB ASM.		49. 9.709 RETAINER	
18. RADIO WASHER		50. 10.263 BUMPER .....	3765243
19. RADIO KNOB		51. 12.009 BUMPER .....	3935938
20. RADIO SPL. NUT		52. 9.779 OUTLET .....	3973729
21. RADIO SCREW (#10-16 x 5/8)		53. 10.252 SCREW & BRACKET ASM. ....	3922826
22. RADIO BRACKET		54. 8.921 NUT (#8-18)	
23. RADIO RECEIVER-U63-U69		55. 10.230 INSTRUMENT PANEL	
24. 8.977 SCREW (#8-18 x 5/8)		56. 8.977 SCREW (#8-18 x 3/4)	
25. 6.518 COVER .....	3935995	57. 14.655 CLIP .....	3939655
26. 2.486 ROD ASM. ....	3954210	58. 14.655 PAD ASM.	
27. 2.487 NUT .....	3919021	59. 9.260 HOSE .....	3946929
28. 9.743 CARRIER ASSY. ....	6482858	60. 8.917 NUT (#10-16)	
29. * STRAP		61. 9.262 OUTLET R.H.	
30. 2.485 SWITCH ASM.-LIGHT .....	1995176	62. 9.260 SEAL .....	3929027
31. 10.163 SWITCH ASM. ....	1993464		
32. 8.977 SCREW (#8-18 x 3/8)			

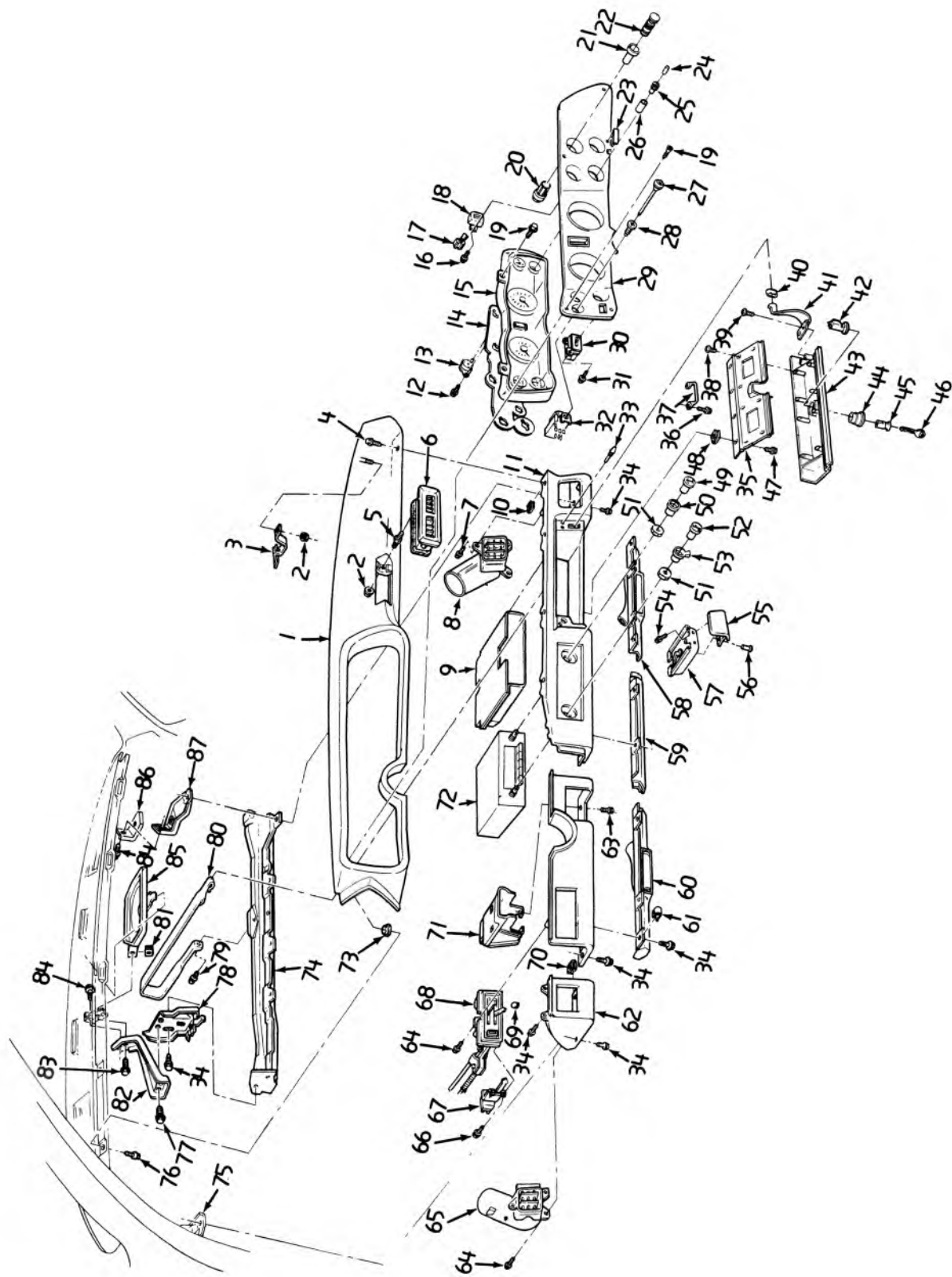
GM PARTS DIVISION, GENERAL MOTORS CORPORATION — CHEVROLET — 11A



10-468

### 1970-72 CAMARO INSTRUMENT PANEL

1.	8.977	SCREW (8-18 x 5/8)	43.	9.667	NUT — Spec. (7/16 - 28)
2.	14.655	PAD ASSY. w/C.A.C.	44.	8.977	SCREW (8-18 x 5/8)
	14.655	PAD ASSY. Except C.A.C.	45.	8.977	SCREW (8-18 x 5/8)
3.	N.S.S.	CLUSTER ASSY.	46.	RADIO	RADIO
4.	8.977	SCREW (8-18 x 5/2)	47.	10.230	REINFORCEMENT R.H. Inst. Pnl. . . . . 3984437
5.	9.709	RETAINER . . . . . 3794299	48.	8.977	SCREW (8-18 x 3/4)
	9.709	RETAINER—Optional . . . . . 7026954	49.	10.260	COMPARTMENT ASSY. . . . . 3975883
6.	9.743	CARRIER . . . . . 3999448	50.	10.163	SWITCH ASSY. . . . . 1994098
7.	7.412	HOUSING ASSY. . . . . 3791036	51.	8.977	SCREW (8-18 x 1/2)
	9.709	HOUSING ASSY.—Optional . . . . . 7028056	52.	2.485	SWITCH ASSY. . . . . 1995173
8.	9.709	UNIT & KNOB . . . . . 3954207	53.	8.921	J-NUT (8-18)
	9.709	KNOB—Optional . . . . . 7021700	54.	10.230	PANEL ASSY. L.H. . . . . 3994523
9.	2.486	ROD ASSY. . . . . 3986886	55.	8.977	SCREW (8-18 x 5/8)
10.	2.487	NUT . . . . . 3919021	56.	8.977	SCREW (8-18 x 5/8)
11.	9.262	DUCT — Upper . . . . . 3967928	57.	8.977	SCREW (10-16 x 1/2)
12.	9.262	OUTLET ASSY. — Upper . . . . . 3989237-38	58.	N.S.	BRACKET
13.	10.230	PANEL ASSY. R.H. . . . . 3994524	59.	9.262	BRACKET . . . . . 3967941
14.	10.263	BUMPER — Inst. Pnl. . . . . 3957096	60.	8.967	RIVET (1/8 x 1/4)
15.	12.009	BUMPER — Ash Tray . . . . . 3939670	61.	9.262	DUCT — Upper . . . . . 3967927
16.	10.268	STRIKER — Inst. Pnl. . . . . 3975839	62.	9.260	SEAL . . . . . 3942649
17.	8.977	SCREW (8 - 18 x 3/4)	63.	N.S.	REINFORCEMENT
18.	10.256	COVER . . . . . 3975855	64.	8.977	SCREW (8-18 x 1/2)
19.	8.977	SCREW (8 - 18 x 7/16)	65.	8.900	SCREW (5/16-18 x 3/4)
20.	10.261	DOOR — Inst. Pnl. 1970-71 . . . . . 3991759	66.	10.260	REINFORCEMENT ASSY. — Ctr., Upr. 3980356
21.	8.977	SCREW (8 - 8 x 7/8)	67.	8.977	SCREW (10-16 x 1/2)
22.	10.263	BUMPER — Inst. Pnl. . . . . 3820023	68.	8.977	SCREW (8-18 x 1/4)
23.	10.262	STOP — Inst. Pnl. Door (1970-71) . . . . . 3984465	69.	8.921	J-NUT (8-18)
24.	10.261	DOOR — Compt. Door . . . . . 3994525	70.	10.260	REINFORCEMENT ASSY. — Ctr., Upr. 3991784
25.	10.266	CASE . . . . . 3957092	71.	8.921	J-NUT (10-12)
26.	10.266	WASHER . . . . . 4416740	72.	9.667	RADIO BRACKET . . . . . 3973670
27.	10.267	ESCUTCHEON — Inst. Pnl. . . . . 3957093	73.	8.977	SCREW (8-18 x 1/4)
28.	10.266	CYLINDER ASSY.	74.	RADIO	SPEAKER
29.	2.187	KEY	75.	8.900	SCREW (5/16-18 x 7/8)
30.	12.009	FACE PLATE . . . . . 3972006	76.	N.S.	BRACKET
31.	8.967	RIVET	77.	10.230	REINFORCEMENT ASSY. . . . . 3972078
32.	12.009	ASH TRAY ASSY. . . . . 3972005	78.	8.921	J-NUT (8-18)
33.	8.977	SCREW	79.	8.915	NUT (10-24)
34.	12.009	BUMPER . . . . . 3939670	80.	14.655	CLIP . . . . . 3980361
35.	8.977	SCREW (8-18 x 3/4)	81.	8.900	SCREW (5/16-18 x 7/8)
36.	8.977	SCREW (8-18 x 5/8)	82.	14.655	CLIP . . . . . 3980355
37.	6.518	COVER ASSY. . . . . 3972058	83.	8.977	SCREW (8-18 x 5/8)
38.	8.977	SCREW (8-18 x 7/16)	84.	8.921	U-NUT (8-18)
39.	12.009	ASH TRAY ASSY. . . . . 3972005	85.	8.921	U-NUT (8-18)
40.	9.649	KNOB . . . . . 3954238	86.	10.262	STRAP . . . . . 3975885
41.	9.649	WASHER . . . . . 3961507			
42.	9.649	KNOB			



**1973 CAMARO INSTRUMENT PANEL**

**10.000-GROUP**

GM PARTS DIVISION, GENERAL MOTORS CORPORATION — CHEVROLET — 11A

10-82

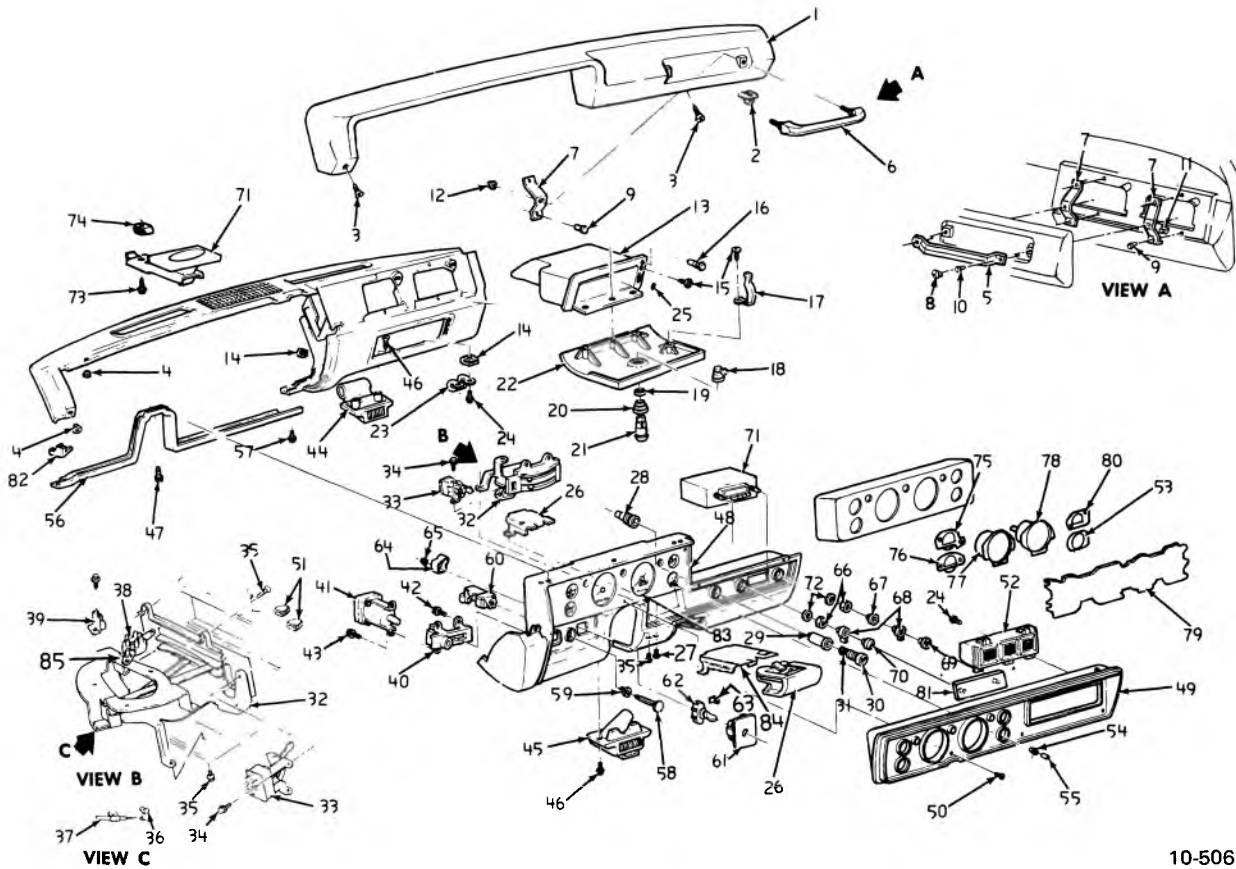
10-481

## 1973 CAMARO INSTRUMENT PANEL

- |  |  |
|--|--|
| <ul style="list-style-type: none"> <li>1. 14.655 PAD ASSY.</li> <li>2. 8.921 NUT (#10-24)</li> <li>3. 14.655 CLIP</li> <li>4. 8.977 SCREW (#8-18 x 5/8)</li> <li>5. 9.262 STUD (#10-24)</li> <li>6. 9.262 OUTLET ASSY.</li> <li>7. 8.977 SCREW (#8-18 x 7/8)</li> <li>8. 9.262 OUTLET ASSY. R.H.</li> <li>9. 10.260 COMPARTMENT ASSY.</li> <li>10. 8.921 NUT (#8-18)</li> <li>11. 10.230 PANEL</li> <li>12. 8.977 SCREW (#8-18 x 5/8)</li> <li>13. 9.772 CLOCK</li> <li>14. 2.480 CIRCUIT ASSY.</li> <li>15. N.S.S. CLUSTER ASSY.</li> <li>16. 8.977 SCREW (#8-18 x 1/2)</li> <li>17. 9.778 SWITCH</li> <li>18. 9.778 HOUSING</li> <li>19. 8.977 SCREW (8-18 x 5/8)</li> <li>20. 9.709 RETAINER<br/>OPTIONAL</li> <li>21. 9.709 HOUSING<br/>OPTIONAL</li> <li>22. 9.709 UNIT &amp; KNOB<br/>OPTIONAL</li> <li>23. 9.778 BEZEL</li> <li>24. 9.772 NUT</li> <li>25. 9.772 KNOB</li> <li>26. 9.772 SLEEVE</li> <li>27. 2.486 ROD ASSY.</li> <li>28. 2.487 NUT</li> <li>29. 9.743 CARRIER</li> <li>30. 10.163 SWITCH ASSY.</li> <li>31. 8.977 SCREW (#8-18 x 3/4)</li> <li>32. 2.485 SWITCH ASSY.</li> <li>33. 10.263 BUMPER</li> <li>34. 8.977 SCREW ASSY. (#8-18 x 5/8)</li> <li>35. 10.261 DOOR, Inner</li> <li>36. 8.977 SCREW</li> <li>37. 10.268 STRIKER</li> <li>38. 8.977 SCREW (#8-8 x 5/8)</li> <li>39. 8.977 SCREW (#8-18 x 3/4)</li> <li>40. 10.263 BUMPER STOP</li> <li>41. 10.262 STOP</li> <li>42. 10.266 CASE</li> </ul> | <ul style="list-style-type: none"> <li>43. 10.261 DOOR, Outer</li> <li>44. 10.267 ESCUTCHEON</li> <li>45. 10.266 CYLINDER</li> <li>46. 2.187 KEY</li> <li>47. 8.977 SCREW (#8-18 x 7/16)</li> <li>48. 8.921 NUT, (#8-18)</li> <li>49. 9.649 RADIO KNOB</li> <li>50. 9.649 RADIO SPACER</li> <li>51. 9.649 NUT</li> <li>52. 9.649 RADIO KNOB</li> <li>53. 9.649 RADIO KNOB</li> <li>54. 8.977 SCREW</li> <li>55. 12.009 FACE PLATE</li> <li>56. 8.967 RIVET</li> <li>57. 12.009 TRAY ASSY.</li> <li>58. 9.789 OUTLET LOWER R.H.</li> <li>59. 9.262 FILLER</li> <li>60. 9.789 OUTLET LOWER, L.H.</li> <li>61. 8.921 NUT (#8-18)</li> <li>62. 10.230 PANEL, L.H.</li> <li>63. 8.977 SCREW (#8-18 x 1/2)</li> <li>64. 8.977 SCREW</li> <li>65. 9.262 OUTLET ASSY., L.H.</li> <li>66. 8.977 SCREW (#8-18 x 3/8 )</li> <li>67. 9.275 SWITCH ASSY.</li> <li>68. 8.849 CONTROL ASSY.</li> <li>69. N.S.S. KNOB (Part of Control Assy.)</li> <li>70. 8.921 NUT (#8-18))</li> <li>71. 12.009 ASH TRAY ASSY.</li> <li>72. RADIO RECEIVER</li> <li>73. N.S.S. NUT (Part of Pad Assy.)</li> <li>74. 10.230 REINF</li> <li>75. N.S. BRACKET</li> <li>76. 8.977 SCREW (#10-16 x 1/2)</li> <li>77. 8.977 SCREW</li> <li>78. 10.260 REINF. ASSY., Ctr. Lwr.</li> <li>79. 8.977 SCREW (#8-18 x 3/4 )</li> <li>80. 10.260 STRAP</li> <li>81. 8.921 NUT (#10-16 )</li> <li>82. 10.260 REINF. ASSY., Ctr. Upr.</li> <li>83. 8.977 SCREW (#8-18 x 1/2 )</li> <li>84. 8.977 SCREW</li> <li>85. SPEAKER ASSY.</li> <li>86. N.S. BRACKET</li> <li>87. 10.230 REINF. ASSY.</li> </ul> |
|--|--|

10-481





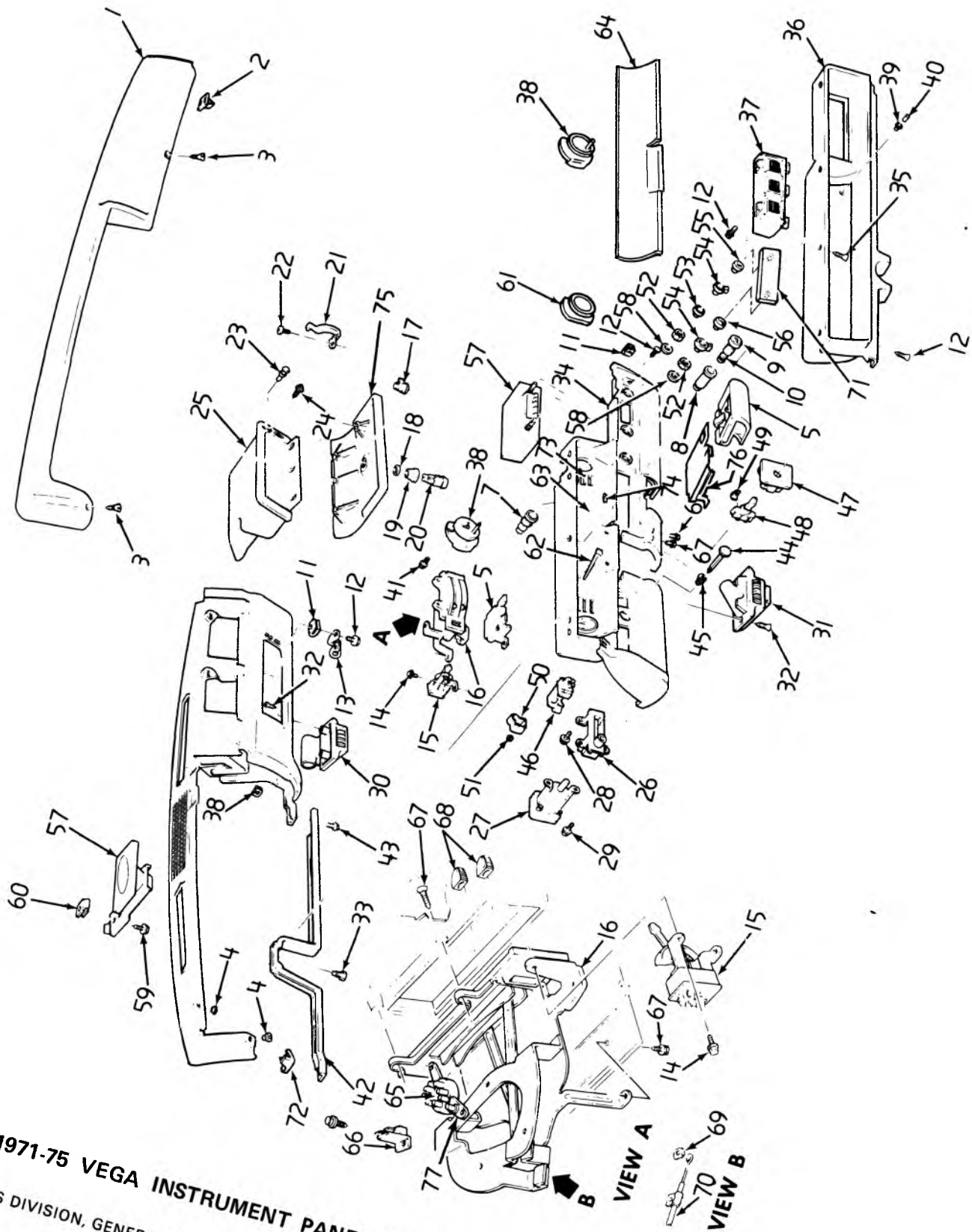
10-506

**1971-75 VEGA INSTRUMENT PANEL (G.T.)**

## 1971-75 VEGA INSTRUMENT PANEL (G.T.)

1.	14.655	PAD ASSY.	44.	9.262	OUTLET ASSY., R.H. A./C. LAP COOLER
2.	14.655	CLIP	45.	9.262	OUTLET ASSY., L.H. a/c lap cooler
3.	8.977	SCREW (8— 18 x 5/8")	46.	8.977	SCREW (8"— 18 x 1")
4.	14.655	NUT	47.	8.977	SCREW (1/4"— 14 x 5/8")
6.	14.655	HANDLE ASSY.	48.	9.748	HOUSING
	14.655	BRACKET, inner	49.	9.743	BEZEL ASSY., instr. panel to carrier (exc. C.A.C.)
	14.655	BRACKET, outer	49.	9.743	BEZEL ASSY., instr. panel to carrier w/C.A.C.
8.	14.655	COVER	50.	8.977	SCREW (8— 18 x 3/4")
9.	8.967	RIVET (1/8" x 1/4")	51.	8.852	KNOB, htr. control lever
10.	8.977	SCREW (10— 16 x 1/2")	52.	9.262	OUTLET ASSY., a/c center
11.	8.921	NUT (10— 16)	53.	9.772	CLOCK ASSY.
12.	8.915	NUT (10— 24)	54.	9.772	KNOB, clock reset stem
	8.932	WASHER (10— 24)	55.	9.772	NUT
13.	10.260	COMPARTMENT ASSY.	56.	9.743	REINFORCEMENT ASSY.
14.	8.921	NUT (8— 18)	57.	8.977	SCREW (1/4"— 20 x 13/16")
15.	8.977	SCREW (8— 18 x 7/16")	58.	2.486	ROD ASSY.
16.	9.789	FASTENER	59.	2.487	NUT ASSY.
17.	10.262	STOP	60.	2.485	SWITCH ASSY., lighting
18.	10.266	CASE ASSY.	61.	9.778	BEZEL ASSY., def. switch
19.	10.266	WASHER	62.	9.778	SWITCH ASSY.
20.	10.267	ESCUTCHEON	64.	9.778	HOUSING
21.	10.266	CYLINDER ASSY.	65.	8.915	NUT (8— 32)
22.	10.261	DOOR		8.931	WASHER
	10.261		66.	9.667	NUT
23.	10.268	STRIKER	67.	9.649	SPACER
24.	8.977	SCREW (8— 18 x 5/8")	68.	9.649	KNOB, radio tone control
25.	10.263	BUMPER	69.	9.649	KNOB ASSY., tuning
26.	12.009	TRAY ASSY.,	70.	9.649	KNOB ASSY., volume
27.	8.977	SCREW (8— 18 x 3/8")	72.	N.S.S.	WASHER
28.	9.709	RETAINER ASSY., cig. lgt.	73.	8.977	SCREW (10— 16 x 7/8")
29.	9.709	HOUSING ASSY.	74.	8.921	NUT (10— 16)
30.	9.709	KNOB ASSY., cig. htg.	75.	3.108	GAUGE
31.	9.709	HEATING UNIT	76.	1.148	GAUGE ASSY.
32.	8.849	CONTROL ASSY.	77.	9.750	TACHOMETER ASSY.
33.	8.852	SWITCH ASSY., htr. and a/c	78.	9.761	HEAD ASSY.
	9.275	SWITCH ASSY., htr. and a/c blower		9.761	POINTER
34.	8.977	SCREW (10— 16 x 3/8")		9.748	DIAL
35.	8.977	SCREW (8— 18 x 1)	79.	9.748	LENS
36.	9.787	NUT	80.	9.765	GAUGE
37.	9.787	CABLE ASSY.	81.	10.256	COVER (exc. radio)
38.	9.273	VALVE ASSY.	82.	10.230	SUPPORT ASSY.
39.	9.275	SWITCH ASSY., a/c comp.	83.	9.765	FILTER,
40.	10.163	SWITCH ASSY. w/S/W	84.	12.009	RETAINER ASSY., ash tray
41.	10.153	PUMP ASSY.	85.	8.852	BUSHING
42.	8.977	SCREW (8— 18 x 1/2")			
43.	7.833	SCREW (8— 18 x 3/4")			
	9.262	OUTLET ASSY., R.H. a/c lap			

10-506



1971-75 VEGA INSTRUMENT PANEL (EXC. G.T.)

10.000-GROUP GM PARTS DIVISION, GENERAL MOTORS CORPORATION - CHEVROLET - 11A

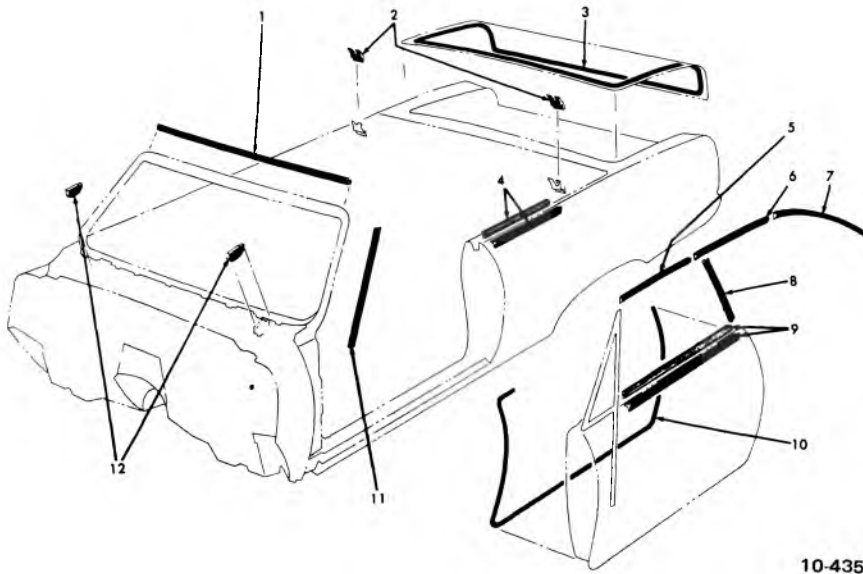
10-86

10-505

### 1971-75 VEGA INSTRUMENT PANEL (EXC. G.T.)

1.	14.655	PAD ASSY.	37.	9.262	OUTLET ASSY., a/c center
2.	14.655	CLIP	38.	9.772	CLOCK UNIT
3.	8.977	SCREW (8—18 x 5/8")	39.	9.772	KNOB
4.	14.655	NUT	40.	9.772	NUT
5.	12.009	TRAY ASSY.	41.	8.977	SCREW (8— 18 x 7/16")
6.	8.977	SCREW (8— 18 x 3/8")	42.	9.743	REINFORCEMENT ASSY.
7.	9.709	RETAINER ASSY.	43.	8.977	SCREW (1/4"— 20 x 13/16")
8.	9.709	HOUSING ASSY.	44.	2.486	ROD ASSY.
9.	9.709	KNOB ASSY.	45.	2.487	NUT ASSY.
10.	9.709	HEATING UNIT	46.	2.485	SWITCH ASSY.
11.	8.921	NUT (8— 18)	47.	9.778	BEZEL ASSY.
12.	8.977	SCREW (8— 18 x 5/8")	48.	9.778	SWITCH ASSY.
13.	10.268	STRIKER	49.	9.778	CLIP
14.	8.977	SCREW (10— 16 x 3/8")	50.	9.778	HOUSING
15.	8.852	SWITCH ASSY.	51.	8.915	NUT (8— 32)
	9.275	SWITCH ASSY.		8.931	WASHER
16.	8.849	CONTROL ASSY.	52.	9.667	NUT
	9.273	CONTROL ASSY.	53.	9.649	SPACER
17.	10.266	CASE ASSY.	54.	9.649	KNOB
18.	10.266	WASHER	55.	9.649	KNOB ASSY. (tuning)
19.	10.267	ESCUTCHEON	56.	9.649	KNOB ASSY. (volume)
20.	10.266	CYLINDER ASSY.	58.	N.S.S.	WASHER
21.	10.262	STOP	59.	8.977	SCREW (10— 16 x 7/8")
22.	8.977	SCREW (8— 18 x 7/16")	60.	8.921	NUT (10— 16)
23.	9.789	FASTENER	61.	3.108	GAUGE
24.	8.977	SCREW (8— 18 x 7/16")	62.	9.761	POINTER
25.	10.260	COMPARTMENT ASSY.	63.	9.761	HEAD ASSY.
26.	10.163	SWITCH ASSY.		9.748	DIAL
27.	10.153	PUMP ASSY.	64.	9.748	LENS
28.	8.977	SCREW (8— 18 x 1/2")	65.	9.273	VALVE ASSY.
29.	7.833	SCREW (8— 18 x 3/4")	67.	8.977	SCREW (8— 18 x 1)
30.	9.262	OUTLET ASSY., R.H. 71-73 lap cooler	68.	8.852	KNOB
31.	9.262	OUTLET ASSY., L.H. lap cooler	69.	9.787	NUT
32.	8.977	SCREW (8"— 18 x 1")	70.	9.787	CABLE ASSY.
33.	8.977	SCREW (1/4"— 14 x 5/8")	71.	10.256	COVER,
34.	9.748	HOUSING	72.	10.230	SUPPORT ASSY.
35.	8.977	SCREW (8— 18 x 3/4")	73.	9.765	FILTER, inst. cstr. brk. & oil
36.	9.743	BEZEL (exc. C.A.C.)	74.	9.765	FILTER, seat belt
	9.743	BEZEL w/C.A.C.	75.	10.261	DOOR,
			76.	12.009	RETAINER ASSY.
			77.	8.852	BUSHING

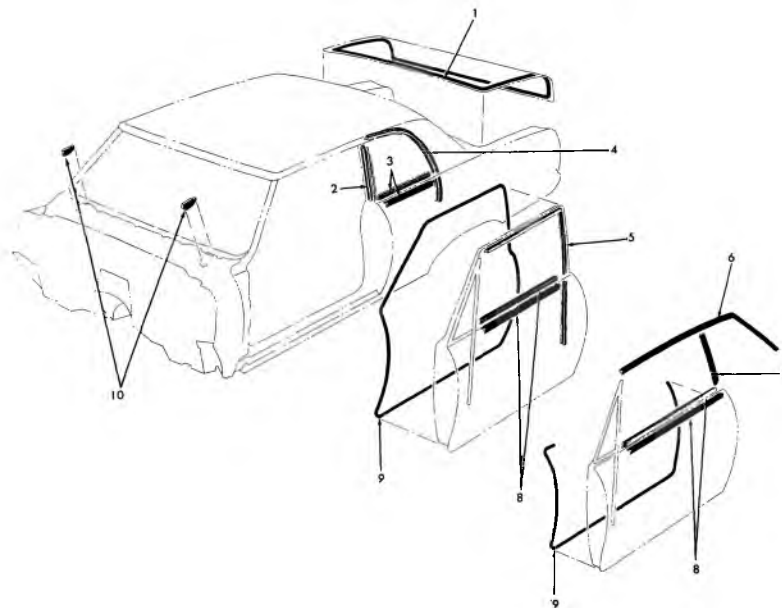
10-505



10-435

### 1964-72 CONVERTIBLE WEATHERSTRIPS

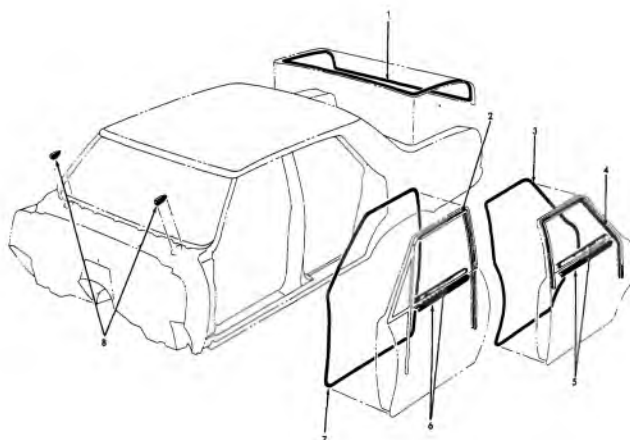
- |  |  |
|--|--|
| 1. 14.060 WEATHERSTRIP, Front Roof Rail            | 7. 14.260 WEATHERSTRIP, Side Roof Rail Rear        |
| 2. 13.352 W/STRIP, Fldg. Top Compt. Side Panel     | 8. 11.015 WEATHERSTRIP, Outer Window Frame         |
| 3. 12.269 WEATHERSTRIP, Compartment Gutter         | 9. 10.710 STRIP, Door Window Glass Rn. Inr. & Otr. |
| 4. 11.015 STRIP, Qtr. Window Glass Rn. Inr. & Otr. | 10. 10.694 WEATHERSTRIP, Door                      |
| 5. 14.120 WEATHERSTRIP, Side Roof Rail Front       | 11. 10.694 WEATHERSTRIP, Windshield Pillar         |
| 6. 14.190 WEATHERSTRIP, Side Roof Rail Center      | 12. 12.800 SEAL, Shroud Vent Grille Sealing        |



10-436

### 1964-72 TWO DOOR WEATHERSTRIPS

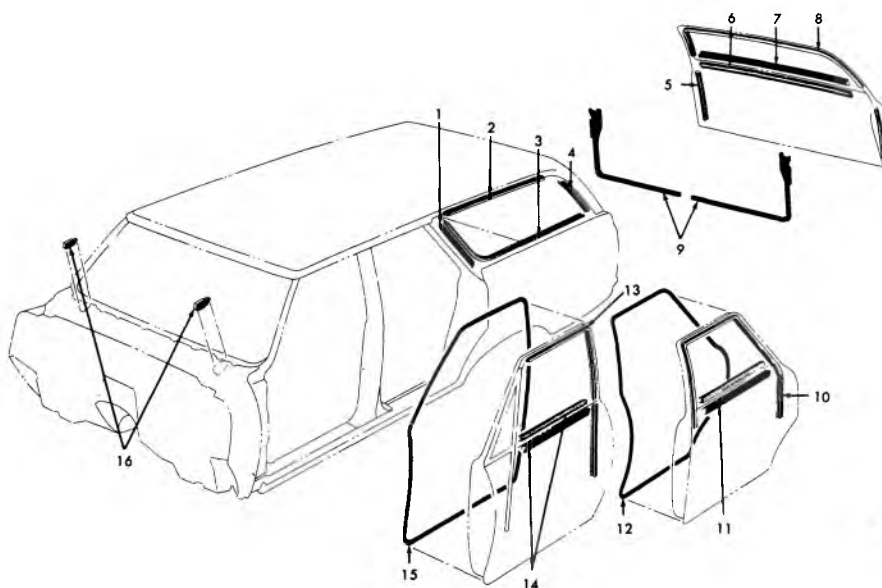
- |  |  |
|--|--|
| 1. 12.269 WEATHERSTRIP, Compartment Gutter         | 6. 10.721 WEATHERSTRIP, Side Roof Rail               |
| 2. 11.021 CHANNEL, Qtr. Window Glass Run Front     | 7. 11.015 WEATHERSTRIP, Quarter Window Frame         |
| 3. 11.015 STRIP, Qtr. Window Glass Run Inr. & Otr. | 8. 10.710 STRIP, Frt. Dr. Wdw. Glass Run Inr. & Otr. |
| 4. 11.021 CHANNEL, Qtr. Window Glass Run Rear      | 9. 10.694 WEATHERSTRIP, Front Door                   |
| 5. 10.701 CHANNEL, Frt. Door Window Glass Run      | 10. 12.800 SEAL, Shroud Vent Grille Sealing          |



10-437

### 1964-75 FOUR DOOR SEDAN WEATHERSTRIPS

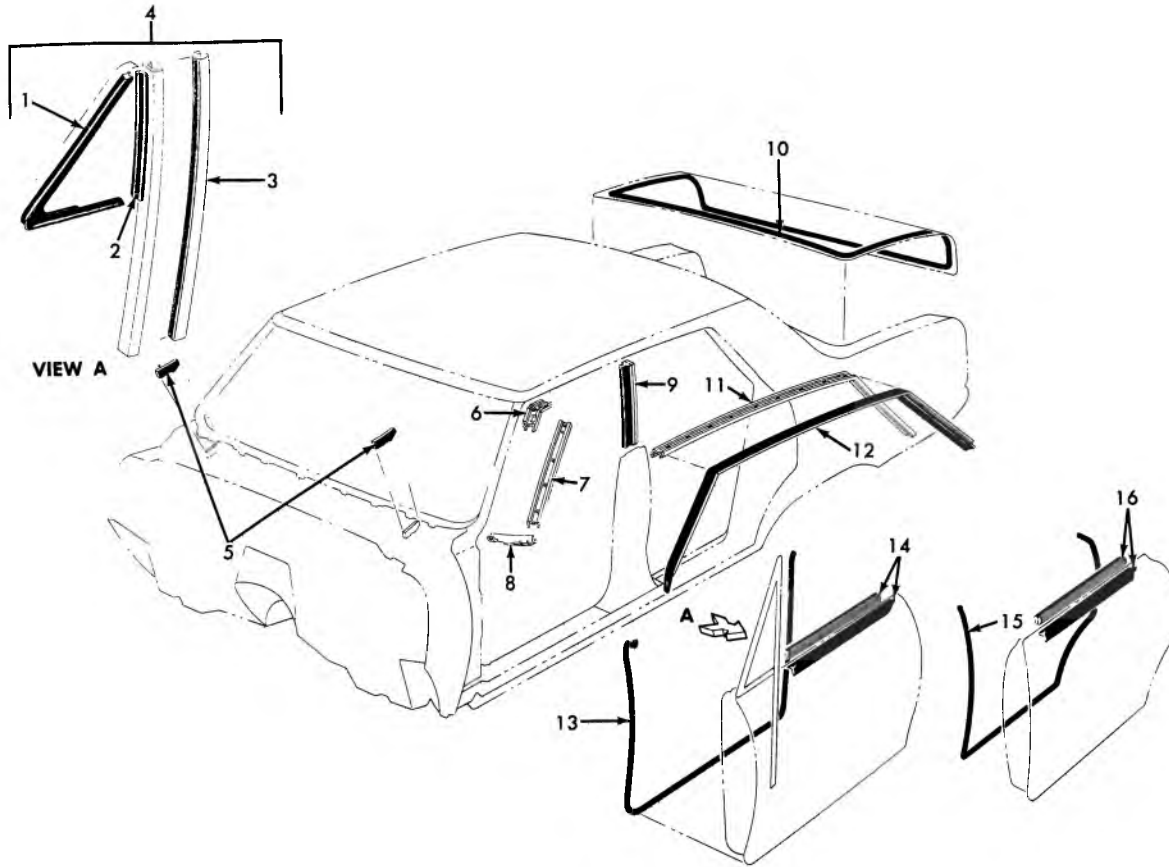
- |  |  |
|--|--|
| 1. 12.269 WEATHERSTRIP, Compartment Gutter     | 5. 10.774 STRIP, Rear Door Window Glass Run Inner and Outer  |
| 2. 10.701 CHANNEL, Front Door Window Glass Run | 6. 10.710 STRIP, Front Door Window Glass Run Inner and Outer |
| 3. 10.694 WEATHERSTRIP, Rear Door              | 7. 10.694 WEATHERSTRIP, Front Door                           |
| 4. 10.759 CHANNEL, Rear Door Window Glass Run  | 8. 12.800 SEAL, Shroud Vent Grille Sealing                   |



10-438

### 1964-75 STATION WAGON WEATHERSTRIPS

- |   |   |
|---|---|
| 1. 10.694 WEATHERSTRIP, Quarter Sliding Window Division Channel Inner | 8. 12.180 CHANNEL, Tail Gate Window Glass Run on Body         |
| 2. 11.021 CHANNEL, Quarter Sliding Window Glass Run Upper             | 9. 12.269 WEATHERSTRIP, Tail Gate Opening                     |
| 3. 11.021 CHANNEL, Quarter Sliding Window Glass Run Lower             | 10. 10.759 CHANNEL, Rear Door Window Glass Run                |
| 4. 11.008 STRIP, Qtr. Sta. Window Div. Pillar Seal                    | 11. 10.774 STRIP, Rear Door Window Glass Run Inner and Outer  |
| 5. 12.180 CHANNEL, Tail Gate Window Glass Run Side                    | 12. 10.694 WEATHERSTRIP, Rear Door                            |
| 6. 12.180 STRIP, Tail Gate Window Glass Run Inner                     | 13. 10.701 CHANNEL, Front Door Window Glass Run               |
| 7. 12.180 STRIP, Tail Gate Window Glass Run Outer                     | 14. 10.710 STRIP, Front Door Window Glass Run Inner and Outer |
|   | 15. 10.694 WEATHERSTRIP, Front Door                           |
|   | 16. 12.800 SEAL, Shroud Vent. Grille Sealing                  |




10-439

### 1965-75 SPORT SEDAN WEATHERSTRIPS

- |  |   |
|--|---|
| 1. 10.652 WEATHERSTRIP, Front Door Ventilator          | 9. 10.764 WEATHERSTRIP, Rear Door Window Frame Vert.            |
| 2. 10.686 WEATHERSTRIP, Front Door Vent Div. Channel   | 10. 12.269 WEATHERSTRIP, Compt. Lid Gutter                      |
| 3. 10.686 CHANNEL, Frt. Door Wind. Glass Run Frt.      | 11. 10.721 RETAINER, Side Roof Rail W/Strip                     |
| 4. 10.650 VENTILATOR ASSY., Front Door Less Glass      | 12. 10.721 WEATHERSTRIP, Side Roof Rail                         |
| 5. 12.800 SEAL, Shroud Vent Grille Sealing             | 13. 10.694 WEATHERSTRIP ASSY., Front Door                       |
| 6. 10.093 RETAINER, W/Shield Plr. Upper Corner W/Strip | 14. 10.710 STRIP ASSY., Frt. Door Wind. Glass Run Inner & Outer |
| 7. 10.093 RETAINER, W/Shield Pillar W/Strip            | 15. 10.694 WEATHERSTRIP ASSY., Rear Door                        |
| 8. 10.096 RETAINER, W/Shield Lwr. Corner Sealing       | 16. 10.774 STRIP ASSY., Rear Door Wind. Glass Run Inner & Outer |







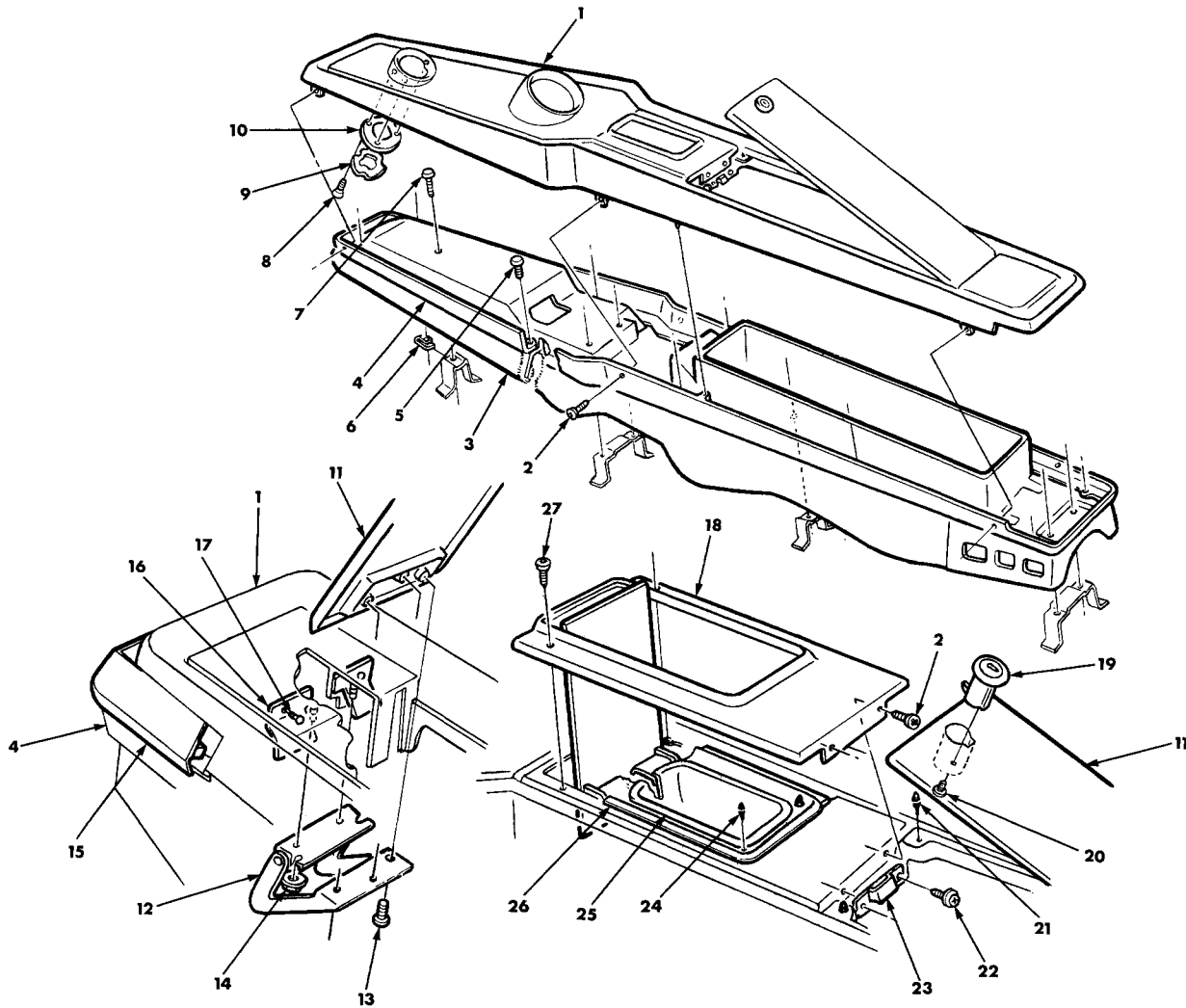
10-491

**1971-75 GLASS, WEATHERSTRIP AND RUBBER CHANNELS**

### 1971-75 GLASS, WEATHERSTRIP AND RUBBER CHANNELS

1.	10.027	GLASS (exc. Cpe.) (tinted w/ant.)	11.204	GLASS (Sta. Wag., Panel) (tinted w/def.)	
	10.027	GLASS (exc. Cpe.) (clear w/ant.)	10.	11.204	GLASS (Cpe.) (clear w/o def.)
	10.027	GLASS (exc. Cpe.) (clear w/o ant.)		11.204	GLASS (Cpe.) (tinted w/o def.)
				11.204	GLASS (Cpe.) (tinted w/def.)
2.	10.027	GLASS (Cpe.) (tinted w/o ant.)	11.	11.204	GLASS (Sed.) (clear w/o def.)
	10.027	GLASS (Cpe.) (clear w/ant.)		11.204	GLASS (Sed.) (tinted w/o def.)
	10.027	GLASS (Cpe.) (clear w/o ant.)		11.204	GLASS (Sed.) (tinted w/def.)
3.	10.681	GLASS (exc. Cpe.) (clear-L.H.)	12.	10.694	WEATHERSTRIP ASSY. (exc. Cpe.-L.H.)
	10.681	GLASS (exc. Cpe.) (clear-R.H.)		10.694	WEATHERSTRIP ASSY. (exc. Cpe.-R.H.)
	10.681	GLASS (exc. Cpe.) (tinted-L.H.)			
	10.681	GLASS (exc. Cpe.) (tinted-R.H.)	13.	10.694	WEATHERSTRIP ASSY. (Cpe.-L.H.)
4.	10.681	GLASS (Cpe.) (clear-L.H.)		10.694	WEATHERSTRIP ASSY. (Cpe.-R.H.)
	10.681	GLASS (Cpe.) (clear-R.H.)			
	10.681	GLASS (Cpe.) (tinted-L.H.)			
	10.681	GLASS (Cpe.) (tinted-R.H.)	14.	11.015	CHANNEL ASSY. (Cpe.) (stat.-L.H.)
5.	11.011	GLASS (Sed.) (stationary-tinted-L.H.)		11.015	CHANNEL ASSY. (Cpe.) (stat.-R.H.)
	11.011	GLASS (Sed.) (stationary-tinted-R.H.)		11.015	CHANNEL ASSY. (Cpe.) (swing out-L.H.)
	11.011	GLASS (Sed.) (swing out-tinted-R.H.)	15.	11.015	CHANNEL ASSY. (Sed.) (stat. w/mldg.) (L.H.)
	11.011	GLASS (Sed.) (swing out-clear-L.H.)		11.015	CHANNEL ASSY. (Sed.) (stat. w/mldg.) (R.H.)
	11.011	GLASS (Sed.) (swing out-clear-R.H.)		11.015	CHANNEL ASSY. (Sed.) (stat. w/o mldg.) (L.H.)
	11.011	GLASS (Sed.) (swing out-tinted) (L.H.)		11.015	CHANNEL ASSY. (Sed.) (stat. w/o mldg.) (R.H.)
6.	11.011	GLASS (Cpe.) (stat.-clear) (L.H.)		11.015	CHANNEL ASSY. (Sed.) (swing out-L.H.)
	11.011	GLASS (Cpe.) (stat.-clear) (R.H.)		11.015	CHANNEL ASSY. (Sed.) (swing out-R.H.)
	11.011	GLASS (Cpe.) (stat.-tinted) (L.H.)	16.	11.015	CHANNEL ASSY. (Sta. Wag.) (stat.) (L.H.)
	11.011	GLASS (Cpe.) (stat.-tinted) (R.H.)		11.015	CHANNEL ASSY. (Sta. Wag.) (stat.) (R.H.)
	11.011	GLASS (Cpe.) (swing out-clear) (L.H.)	17.	11.015	CHANNEL ASSY. (Panel)
	11.011	GLASS (Cpe.) (swing out-clear) (R.H.)		11.015	CHANNEL ASSY. (Panel)
	11.011	GLASS (Cpe.) (swing out-tinted) (L.H.)	18.	12.269	WEATHERSTRIP (71 Sed.)
	11.011	GLASS (Cpe.) (swing out-tinted) (R.H.)	19.	12.269	WEATHERSTRIP (72-73 Sed., Cpe.)
7.	11.011	GLASS (Sta. Wag.) (clear-L.H.)	20.	12.269	WEATHERSTRIP (71 Sta. Wag., Panel)
	11.011	GLASS (Sta. Wag.) (clear-R.H.)		12.269	WEATHERSTRIP (72-73 Sta. Wag., Panel)
	11.011	GLASS (Sta. Wag.) (tinted-L.H.)	21.	10.027	SPACER (.20 x .63 x 1)
	11.011	GLASS (Sta. Wag.) (tinted-R.H.)	22.	10.027	CAULKING UNIT
8.	12.941	PANEL ASSY. (Panel) (insert-L.H.)	23.	10.027	PRIMER
	12.941	PANEL ASSY. (Panel) (insert-R.H.)		10.027	SPACER (.52 x 44 x 3/4")
9.	11.204	GLASS (Sta. Wag., Panel) (clear w/o def.)			
	11.204	GLASS (Sta. Wag., Panel) (tinted w/o def.)			

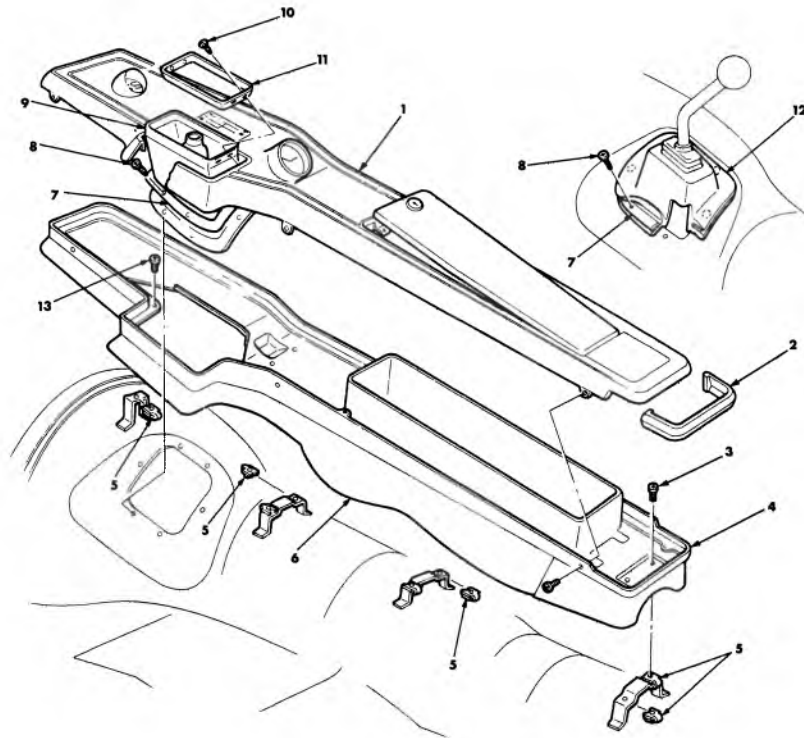
10-491



10-446

### 1965 PASSENGER (S.S.) SEAT SEPARATOR CONSOLE

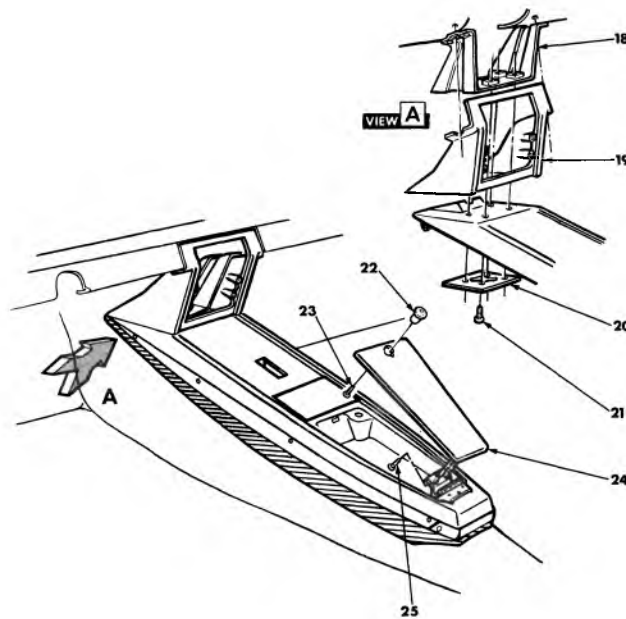
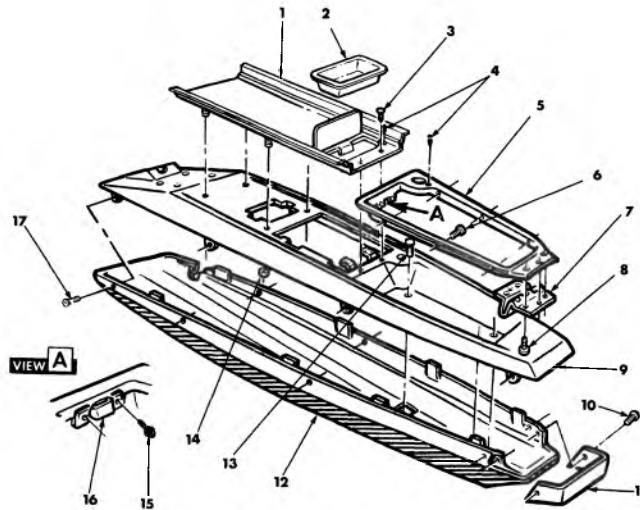
- |                                |                               |
|--------------------------------|-------------------------------|
| 1. 10.242 BEZEL—Upper          | 15. 10.275 LENS               |
| 2. 8.909 SCREW (#8-6-32 x 1/2) | 16. 10.242 SPRING             |
| 3. 10.240 COMPARTMENT ASSY.    | 17. 8.967 RIVET               |
| 4. 10.242 BEZEL—Lower          | 18. 10.242 BEZEL              |
| 5. 8.977 SCREW (#8-18 x 3/8)   | 19. 10.266 CASE               |
| 6. 8.921 "J" NUT (8-15)        | 20. N.L. SCREW                |
| 7. 8.977 SCREW (8-18 x 3/4)    | 21. 10.263 BUMPER             |
| 8. 8.913 SCREW (4-40 x 1/4)    | 22. 10.262 SCREW              |
| 9. 10.242 EMBLEM               | 23. 10.242 STRIKER            |
| 10. 10.242 BEZEL               | 24. 11.308 BUMPER             |
| 11. 10.242 DOOR                | 25. 12.030 ASH TRAY ASSY.     |
| 12. 10.242 HINGE ASSY.         | 26. 10.242 DOOR ASSY.         |
| 13. 8.977 SCREW (#8-18 x 3/8)  | 27. 8.909 SCREW (#8-32 x 1/2) |
| 14. 8.921 NUT (3/16 x 5/8)     |                               |



10-447

### 1965 PASSENGER FOUR SPEED TRANSMISSION CONSOLE

- |                             |                              |
|-----------------------------|------------------------------|
| 1. 10.242 BEZEL—UPPER       | 7. 4.015 RETAINER            |
| 2. 10.275 LENS              | 8. 8.977 SCREW (8—18 x 1/2)  |
| 3. 8.977 SCREW (8—18 x 3/4) | 9. 4.015 SEAL                |
| 4. 10.242 BEZEL—LOWER       | 10. 8.909 SCREW (8—32 x 3/8) |
| 5. 8.921 "J" NUT (8—15)     | 11. 4.015 RETAINER           |
| 6. N.S. COMP. ASSY.         | 12. 4.015 SEAL               |
|                             | 13. 8.977 SCREW              |

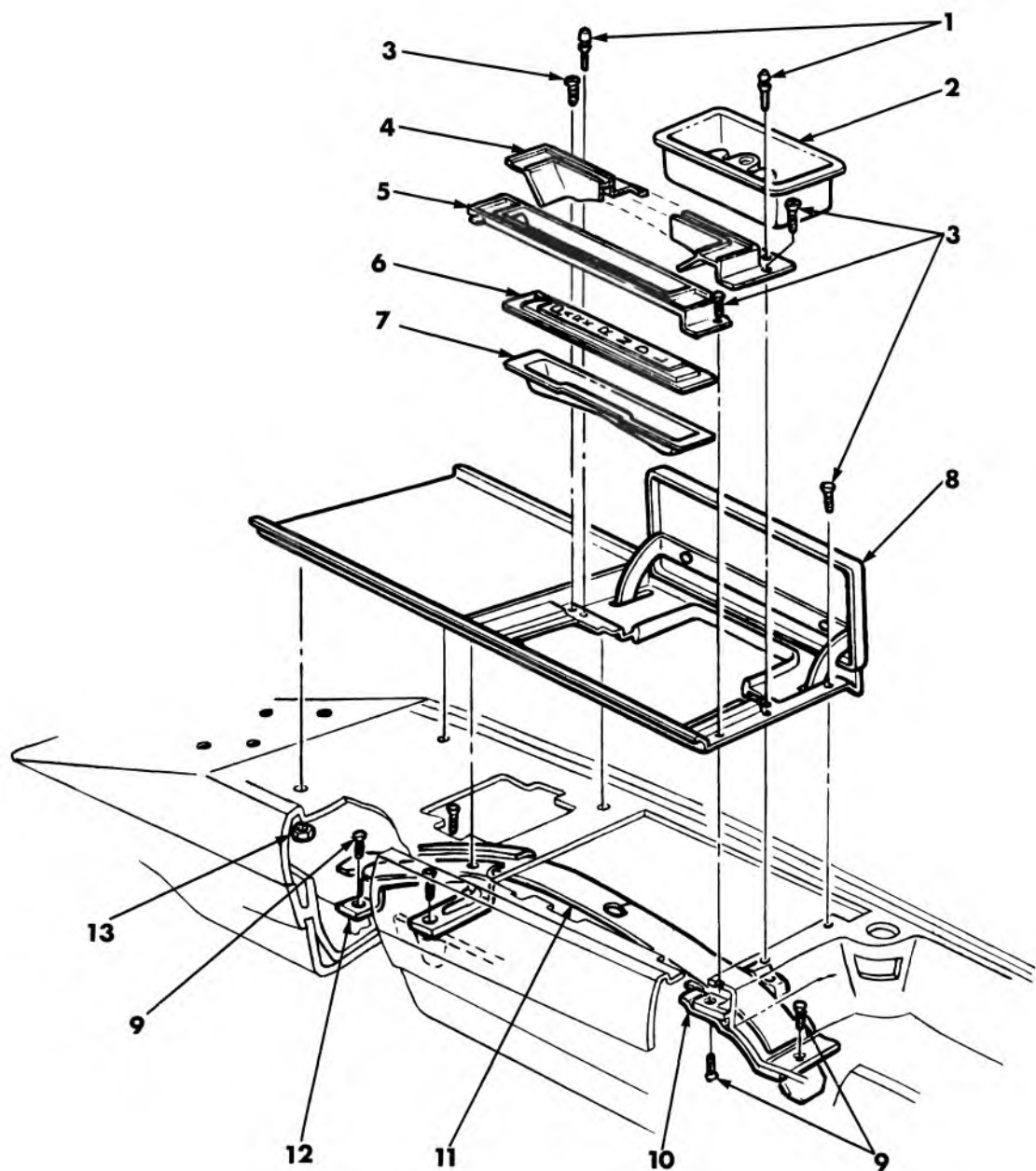


10-448

### 1966-67 PASS. SEAT SEPARATOR CONSOLE

- |                                     |                                |
|-------------------------------------|--------------------------------|
| 1. 10.240 PLATE ASSY.               | 14. 8.921 NUT (3/16)           |
| 2. 12.030 TRAY ASSY.                | 15. 10.262 SCREW               |
| 3. 8.977 SCREW (#8-18 x 9/16)       | 16. 10.268 STRIKER             |
| 4. 10.263 BUMPER                    | 17. 8.977 SCREW (#8-18 x 9/16) |
| 5. 10.242 BEZEL                     | 18. 10.240 REINFORCEMENT       |
| 6. 8.977 SCREW (#8-18 x 5/8)        | 19. 10.240 CARRIER             |
| 7. 10.242 HINGE ASSY.               | 20. 10.240 PLATE               |
| 8. N.L. SCREW                       | 21. 8.907 SCREW (#10-24 x 5/8) |
| 9. 10.240 COMPARTMENT ASSY.—Upper*  | 22. 10.266 CASE ASSY.          |
| 10. 8.977 SCREW (#8-18 x 9/16)      | 23. 8.913 SCREW (#6-32 x 5/16) |
| 11. 10.275 LENS                     | 24. 10.242 DOOR ASSY.          |
| 12. 10.240 COMPARTMENT ASSY.—Lower* | 25. N.L. SCREW                 |
| 13. 8.977 SCREW (#8-18 x 5/8)       |                                |

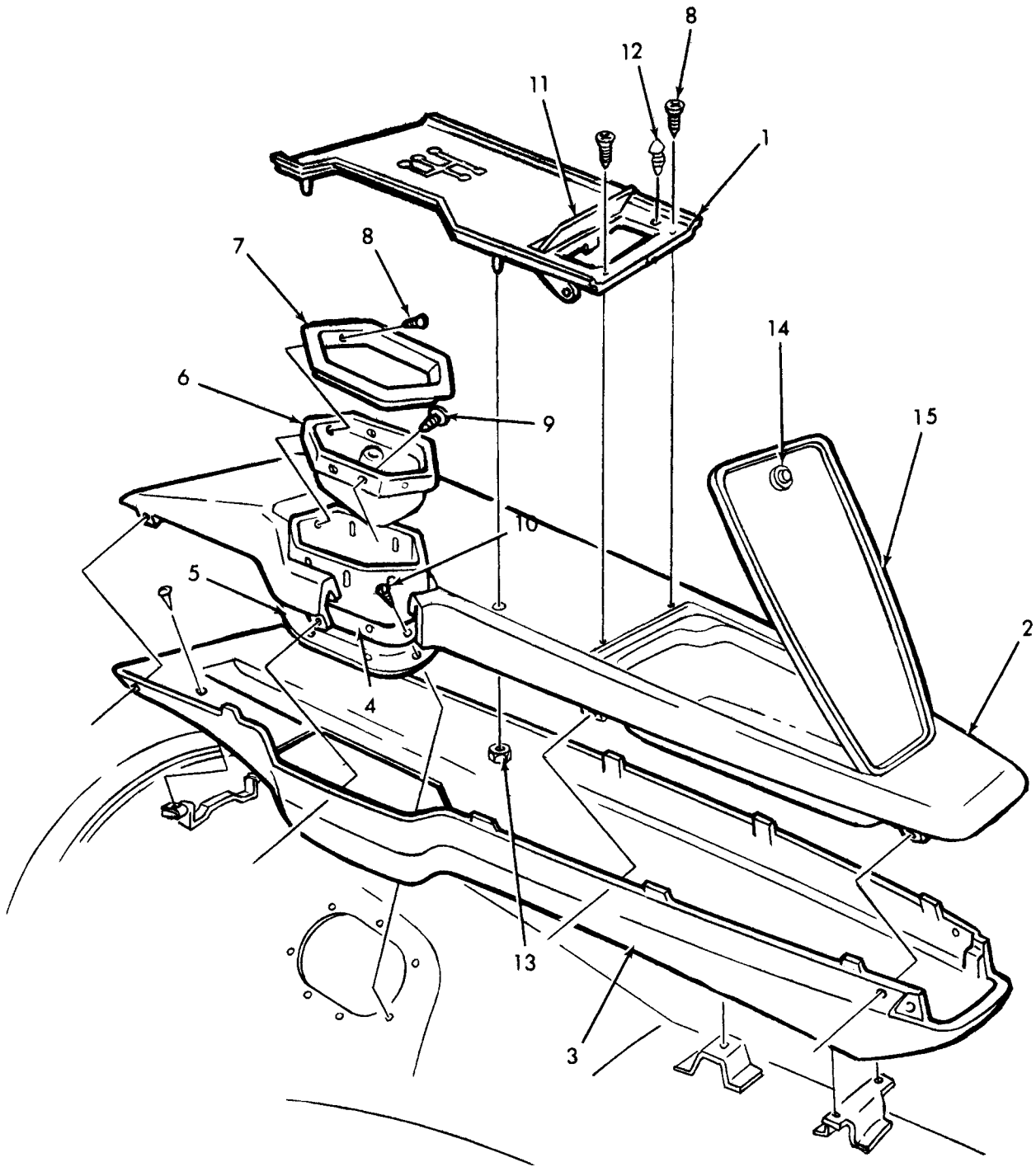
\*NOTE: See group for specific color.



10-449

**1966-67 PASSENGER-AUTO. TRANS.-CONSOLE DIAL INDICATOR**

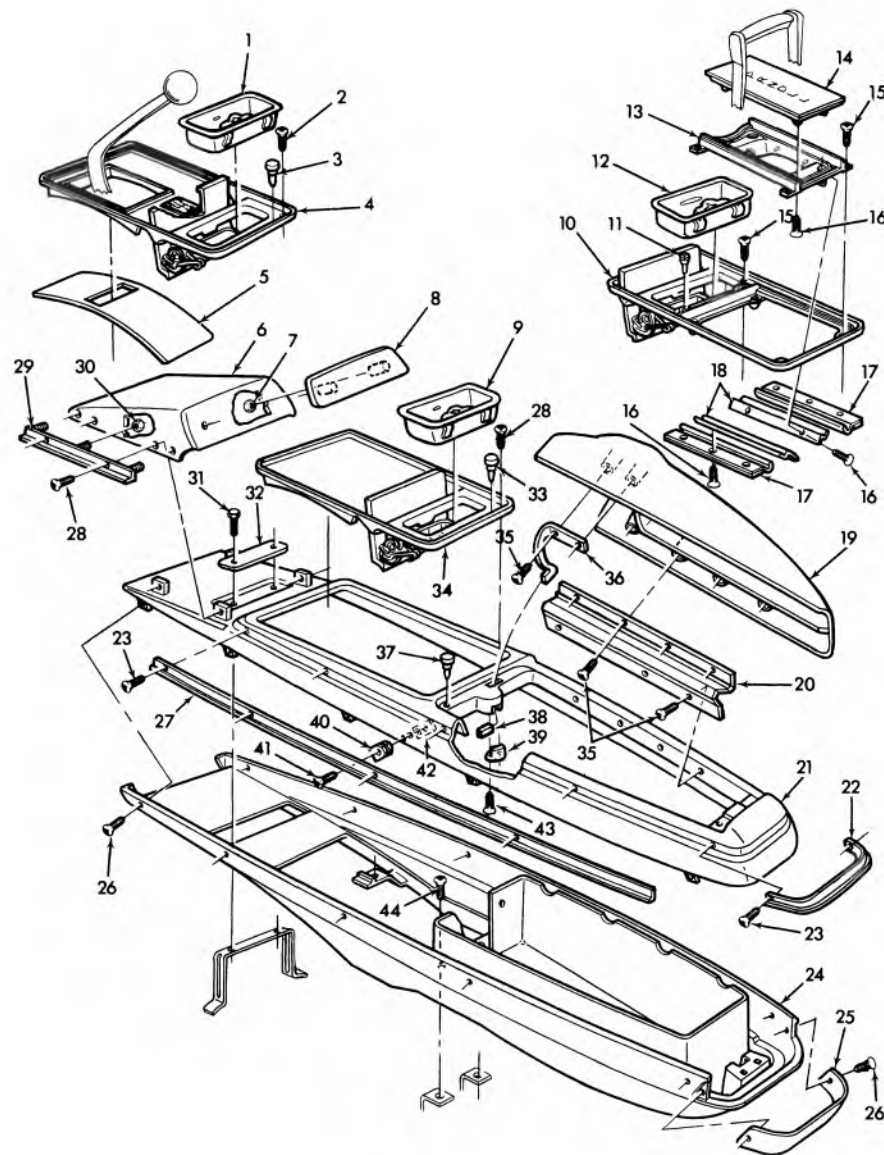
- |                               |                              |
|-------------------------------|------------------------------|
| 1. 10.263 BUMPER              | 8. 10.240 PLATE ASSY., Trim  |
| 2. 12.030 ASH TRAY ASSY.      | 9. 8.977 SCREW (#8-18 x 3/8) |
| 3. 8.977 SCREW (#8-18 x 9/16) | 10. 4.008 GUIDE, Rear        |
| 4. 10.242 BEZEL ASSY., R.H.   | 11. 4.008 SEAL               |
| 5. 10.242 BEZEL ASSY., L.H.   | 12. 4.008 GUIDE, Front       |
| 6. 4.020 DIAL ASSY.           | 13. 8.921 NUT-Stamped (3/16) |
| 7. 4.020 HOUSING ASSY.        |                              |



10-450

### 1967 PASSENGER 4-SPEED SEAT SEPARATOR CONSOLE

- |  |                                     |
|--|-------------------------------------|
| 1. 10.240 PLATE ASSY. (Caprice<br>Spt. Cpe.) | 8. 8.977 SCREW (8-18 x 1/2) (Oval)  |
| 10.240 PLATE ASSY. (Impala S.S.)             | 9. 10.695 FASTENER                  |
| 2. 10.240 PLATE ASSY. (Upper)                | 10. 8.977 SCREW (8-18 x 5/8) (Oval) |
| 3. 10.240 PLATE ASSY. (Lower)                | 11. 10.242 DOOR ASSY. (Ash Tray)    |
| 4. 4.015 RETAINER                            | 12. 10.263 BUMPER                   |
| 5. 4.015 SEAL                                | 13. 8.921 NUT (5/8 O.D.)            |
| 6. 4.015 SEAL                                | 14. 4.015 CASE ASSY.                |
| 7. 4.015 RETAINER                            | 15. 10.242 DOOR ASSY.               |

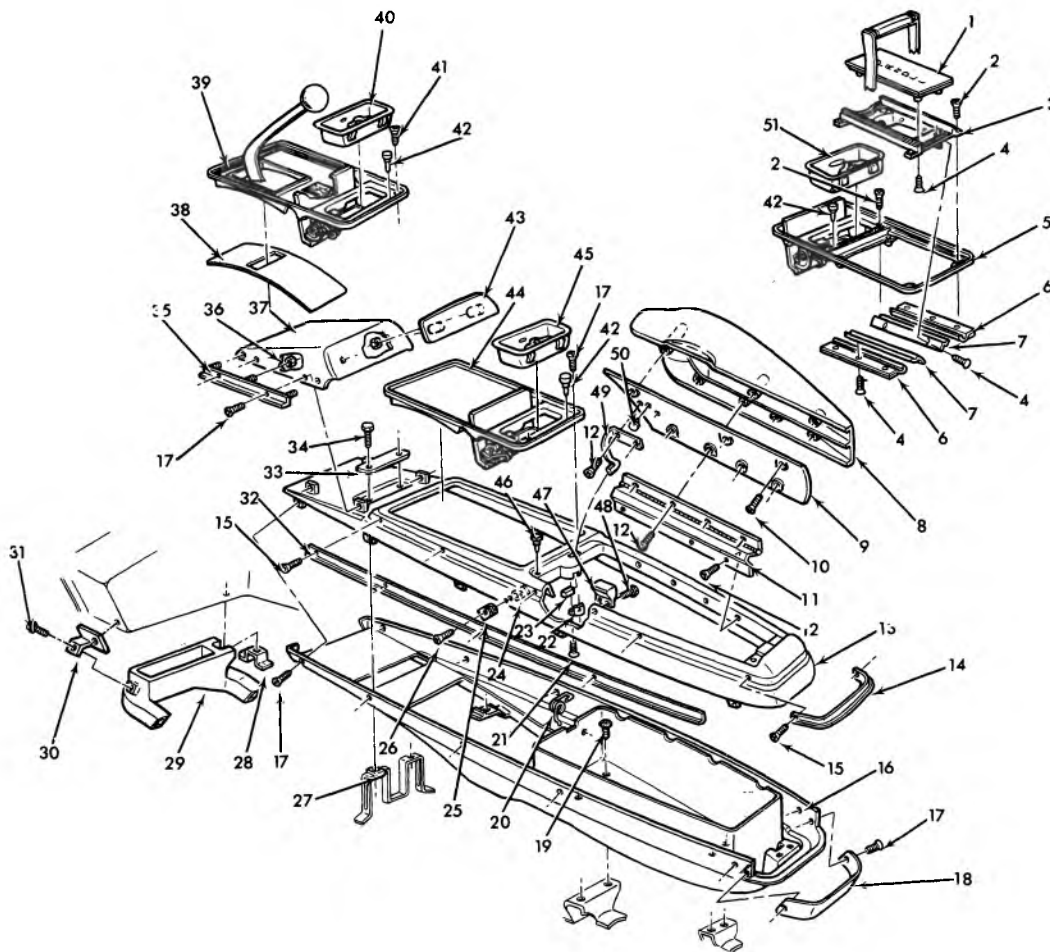


10-451

### 1968 PASSENGER SEAT SEPARATOR CONSOLE

- |                               |                                   |
|-------------------------------|-----------------------------------|
| 1. 12.030 TRAY ASSY.          | 23. 8.977 SCREW (#8-18 x 3/8)     |
| 2. 8.977 SCREW                | 24. 10.240 COMPARTMENT ASSY.      |
| 3. 10.242 BUMPER              | 25. 10.275 LENS ASSY.             |
| 4. 10.240 PLATE ASSY.         | 26. 8.977 SCREW (#8-18 x 1/2)     |
| 5. 4.010 COVER—Upper          | 27. 12.240 MOLDING—Side L. & R.H. |
| 6. 10.240 COVER               | 28. 8.977 SCREW (#8-18 x 1/2)     |
| 7. 8.921 NUT (3/16)           | 29. 10.240 MOLDING L. & R.H.      |
| 8. 10.240 PLATE ASM.          | 30. 8.921 NUT (1/8)               |
| 9. 12.030 ASH TRAY ASSY.      | 31. 8.977 SCREW (#8-18 x 7/8)     |
| 10. 10.240 PLATE              | 32. 10.240 REINFORCEMENT          |
| 11. 10.242 BUMPER             | 33. 10.242 BUMPER                 |
| 12. 12.030 TRAY ASSY.         | 34. 10.240 PLATE ASM.             |
| 13. 4.015 RETAINER            | 35. 8.977 SCREW (#8-18 x 3/8)     |
| 14. 4.020 DIAL                | 36. 10.242 ARM                    |
| 15. 8.977 SCREW (#8-18 x 1/2) | 37. 10.263 BUMPER                 |
| 16. 8.977 SCREW (#8-8 x 3/8)  | 38. 10.242 STOP                   |
| 17. 4.008 SEAL ASSY.—Outer    | 39. 10.275 LENS                   |
| 18. 4.008 SEAL ASSY.—Inner    | 40. 14.875 RETAINER               |
| 19. 10.242 DOOR               | 41. 8.977 SCREW (#10-16)          |
| 20. 10.242 HINGE ASSY.        | 42. 14.875 NUT                    |
| 21. 10.240 COMPARTMENT ASSY.  | 43. 8.977 SCREW (#6-20 x 3/8)     |
| 22. 12.240 MOLDING—Rear       | 44. 8.977 SCREW (#8-18 x 5/8)     |

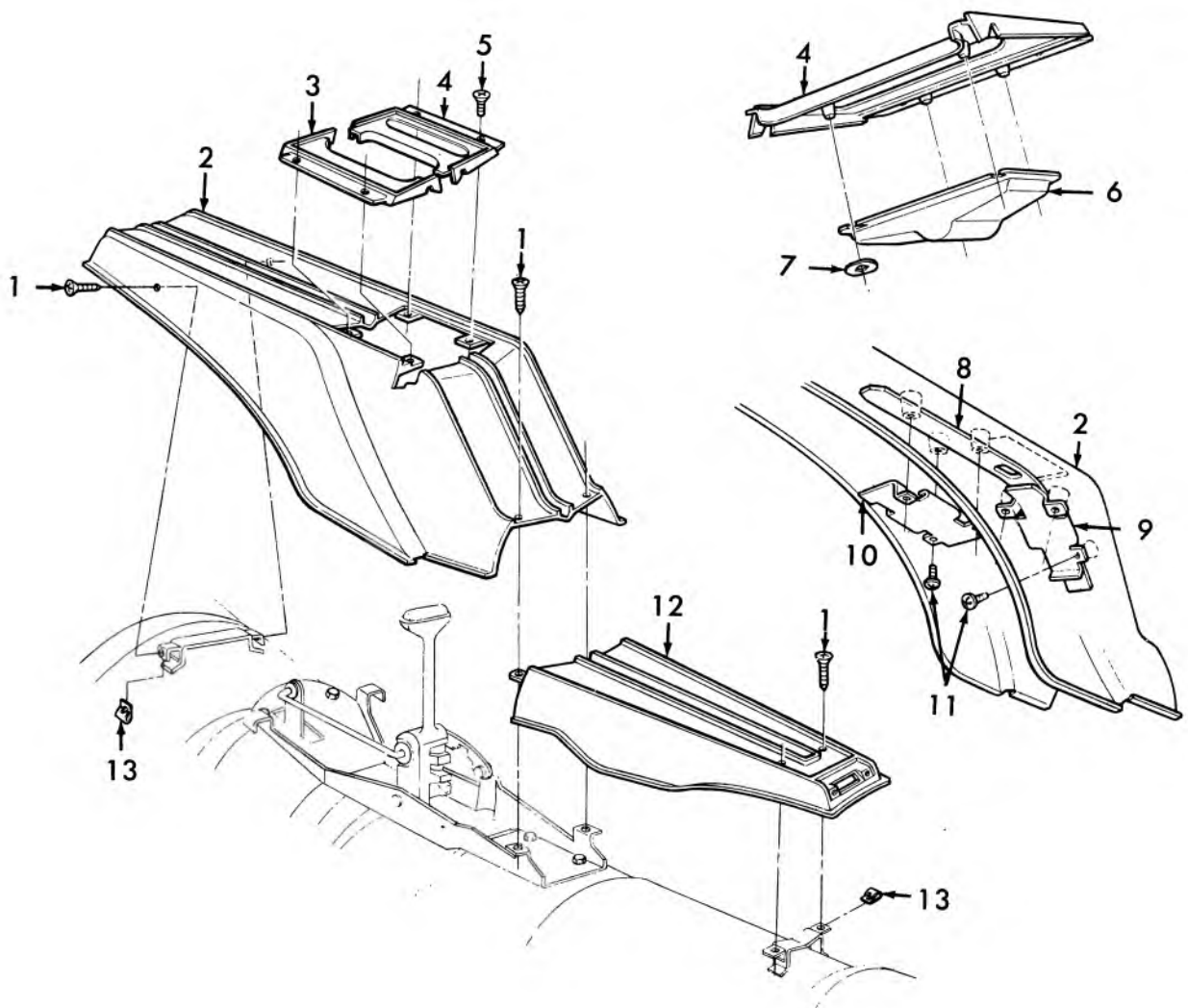




10-452

### 1969 PASSENGER SEAT SEPARATOR CONSOLE

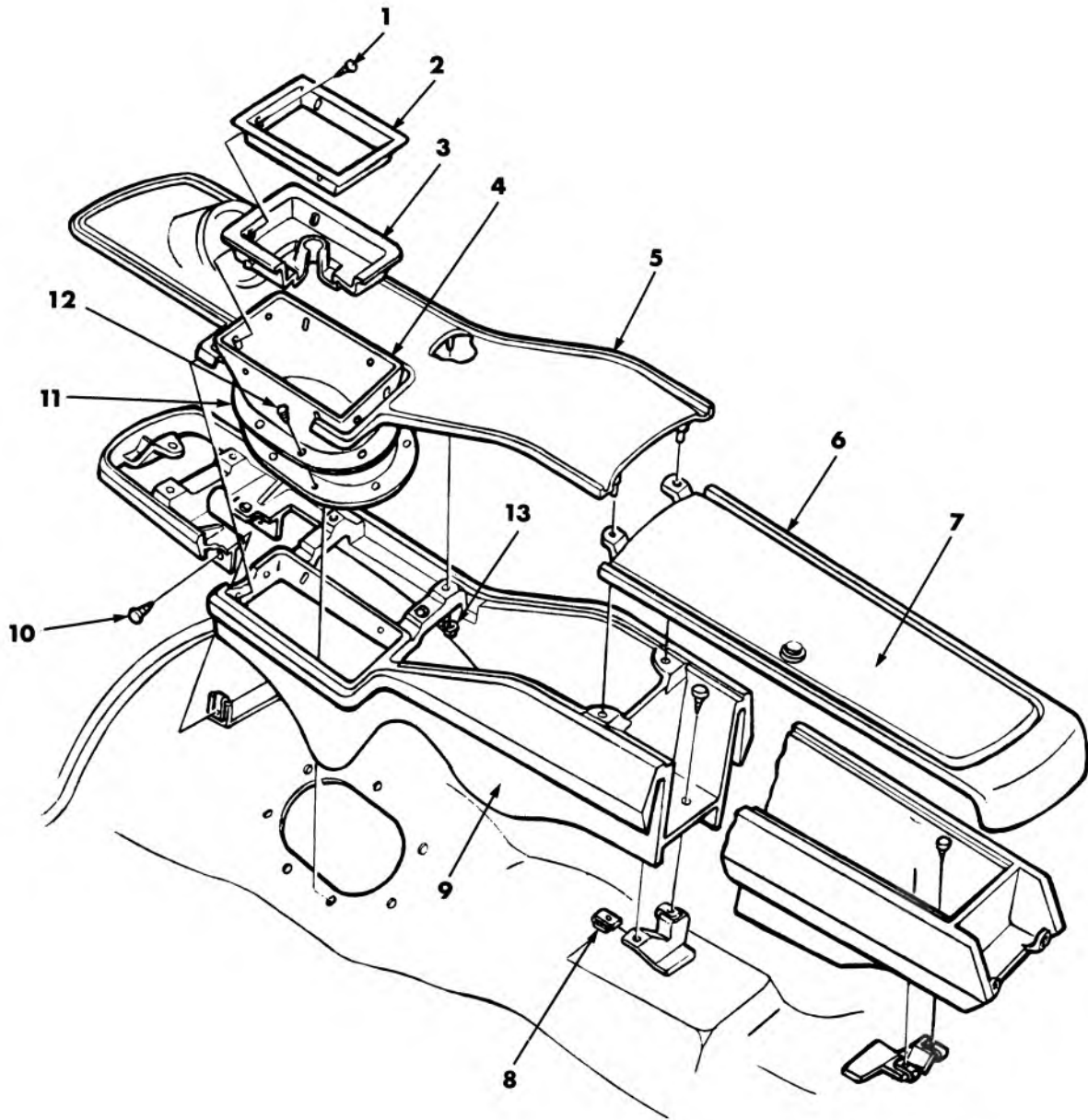
- |                               |                                |
|-------------------------------|--------------------------------|
| 1. 4.020 DIAL                 | 29. 9.786 DUCT ASM.—Air Dist.  |
| 2. 8.977 SCREW (#8-18 x 1/2)  | 30. 9.786 BRACKET              |
| 3. 4.015 RETAINER             | 31. 8.977 SCREW (#10-16 x 5/8) |
| 4. 8.977 SCREW (#8-18 x 3/8)  | 32. 12.240 MOLDING—Side—L.H.   |
| 5. 10.240 PLATE               | 12.240 MOLDING—Side—R.H.       |
| 6. 4.015 SEAL ASSY.—Out       | 33. 10.240 REINFORCEMENT       |
| 7. 4.015 SEAL ASSY.—Inner     | 34. 8.977 SCREW (#8-18 x 7/8)  |
| 8. 10.242 PANEL—Outer Door    | 35. 10.240 MOLDING—L.H.        |
| 9. 10.242 PANEL—Inner Door    | 10.240 MOLDING—R.H.            |
| 10. 8.977 SCREW (#8-18 x 1/2) | 36. 8.921 NUT (1/8)            |
| 11. 10.242 HINGE ASM.         | 37. 10.240 COVER               |
| 12. 8.977 SCREW (#8-18 x 3/8) | 38. 4.010 COVER—Upper          |
| 13. 10.240 COMPT. ASM.—Upper  | 39. 10.240 PLATE ASM.          |
| 14. 12.240 MOLDING—REAR       | 40. 12.030 TRAY ASM.           |
| 15. 8.977 SCREW (#8-18 x 3/8) | 41. 8.977 SCREW                |
| 16. 10.240 COMPT. ASM.—Lower  | 42. 10.242 BUMPER              |
| 17. 8.977 SCREW (#8-18 x 1/2) | 43. 10.240 PLATE ASM.          |
| 18. 10.275 LENS ASM.          | 44. 10.240 PLATE ASM.          |
| 19. 8.977 SCREW (#8-18 x 5/8) | 10.240 AUTOMATIC TRANS.        |
| 20. 10.242 SPRING             | 10.240 4 SPEED TRANS.          |
| 21. 8.977 SCREW (#6-20 x 3/8) | 45. 12.030 ASH TRAY ASM.       |
| 22. 10.275 LENS               | 46. 12.009 BUMPER              |
| 23. 10.242 STOP               | 47. 10.242 BUMPER              |
| 24. 14.875 NUT                | 48. 8.977 SCREW                |
| 25. 14.875 RETAINER—Seat Belt | 49. 10.242 ARM                 |
| 26. 8.977 SCREW (#10-16)      | 50. 16.600 BUMPER              |
| 27. 8.921 NUT (8-15)          | 51. 12.030 TRAY ASSY.          |
| 28. 9.786 SUPPORT             |                                |



10-453

### 1964-65 CHEVELLE CONSOLE

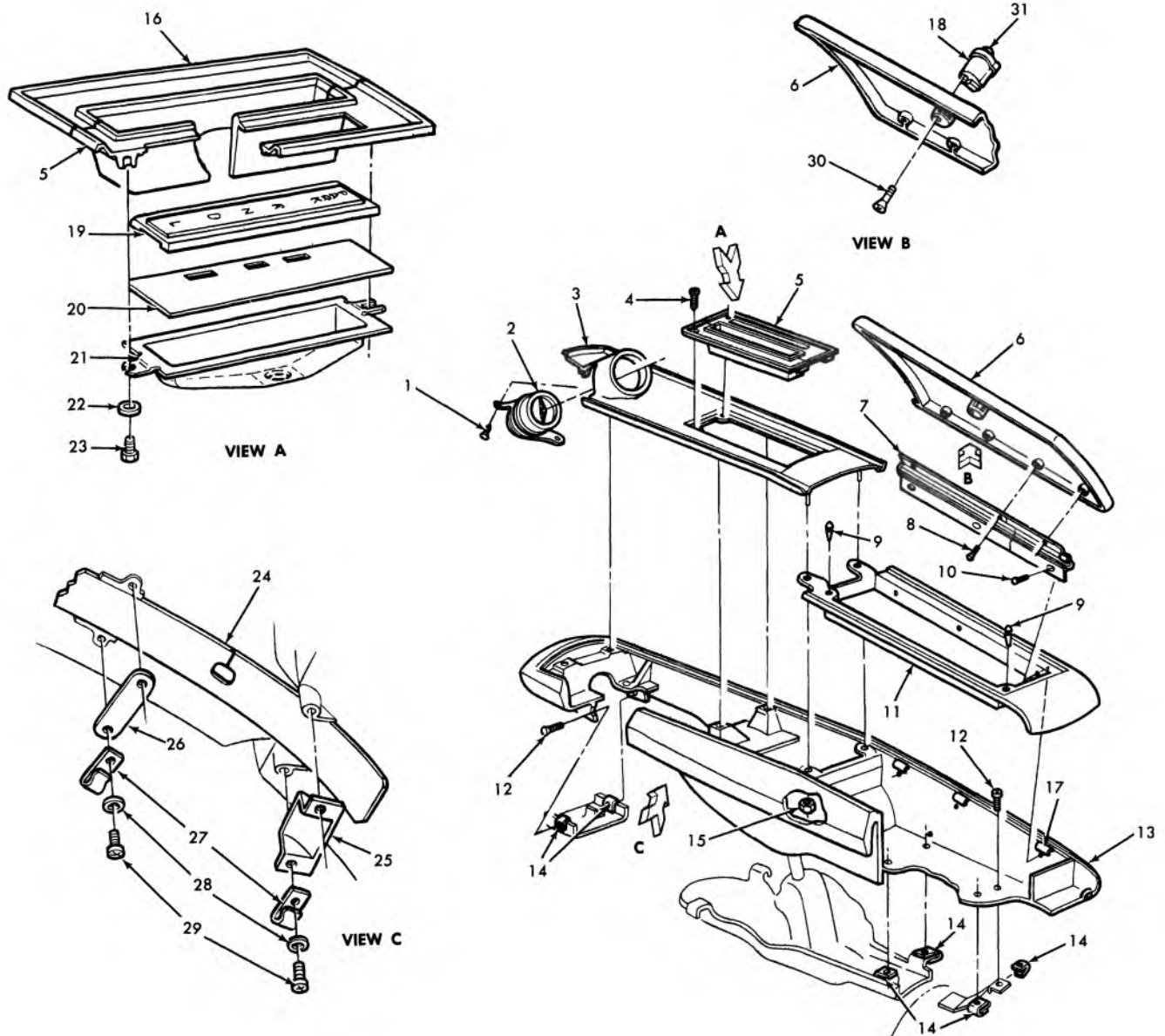
- |    |       |                            |     |       |                          |
|----|-------|----------------------------|-----|-------|--------------------------|
| 1. | 8.977 | SCREW (Oval) (10-16 x 3/4) | 8.  | 4.015 | SEAL (exc. P.G.)         |
| 2. | 4.017 | PLATE (P.G.)               |     | 4.015 | SEAL (4 Spd.)            |
| 3. | 4.020 | PLATE                      | 9.  | 4.008 | GUIDE                    |
| 4. | 4.017 | PLATE                      | 10. | 4.008 | GUIDE                    |
| 5. | 8.977 | SCREW (Oval) (6-32 x 3/8)  | 11. | 8.977 | SCREW (Pan) (8-32 x 3/4) |
| 6. | 4.020 | DIAL                       | 12. | 4.017 | PLATE                    |
| 7. | N.L.  | SPEED NUT                  | 13. | 4.017 | NUT                      |



10-454

### 1966 CHEVELLE 4-SPEED CONSOLE

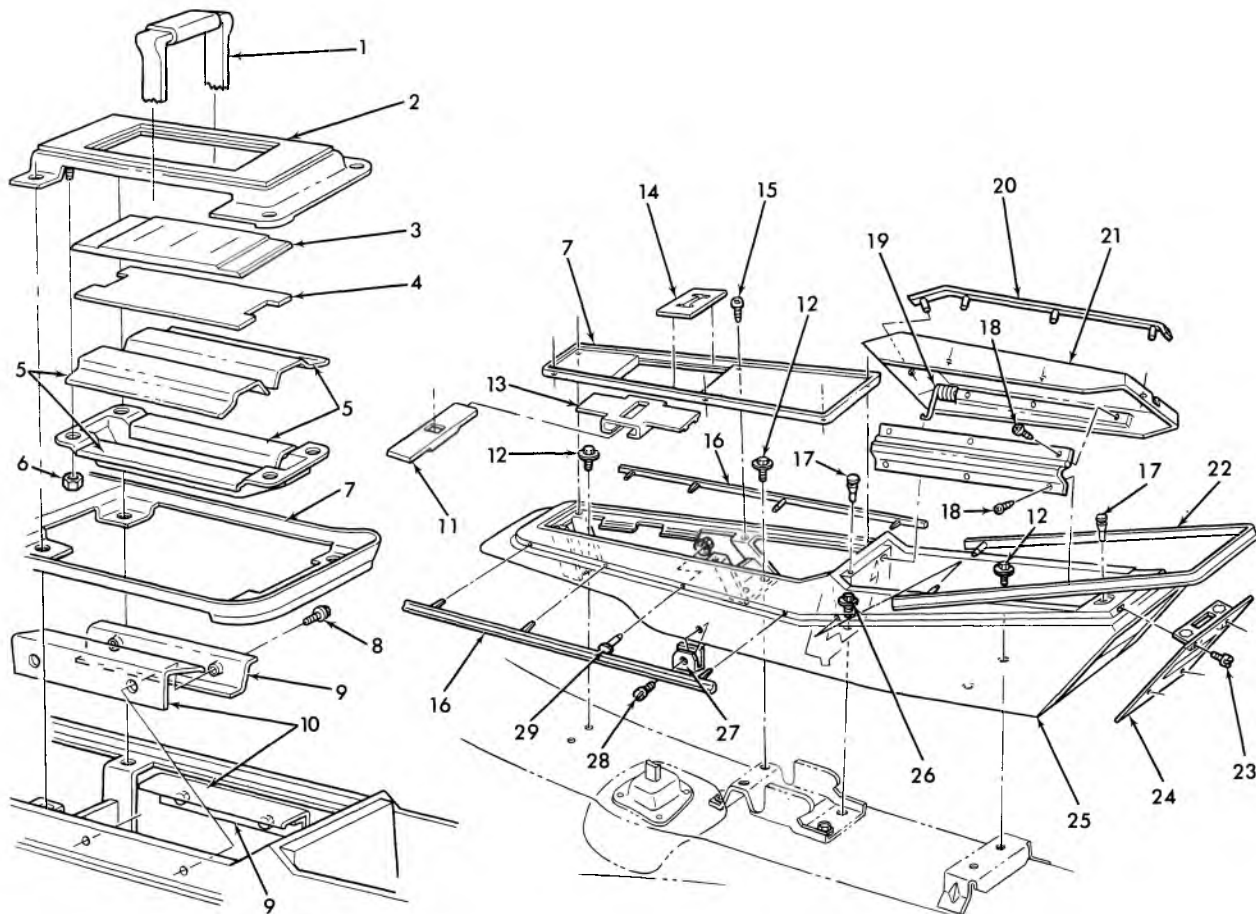
- |                               |                                 |
|-------------------------------|---------------------------------|
| 1. 8.977 SCREW (#8-18 x 9/16) | 8. 8.921 J NUT (#8-15)          |
| 2. 4.015 RETAINER (Upper)     | 9. 10.240 COMPARTMENT—Separator |
| 3. 4.015 SEAL (Upper)         | 10. 8.977 SCREW (#8-18 x 5/8)   |
| 4. 4.015 SEAL (Lower)         | 11. 4.015 RETAINER              |
| 5. 4.017 PLATE ASSY. (Front)  | 12. 8.977 SCREW (#8-18 x 5/8)   |
| 6. 4.017 PLATE (Rear)         | 13. 8.921 NUT (3/16)            |
| 7. 10.242 DOOR                |                                 |



10-455

### 1966 CHEVELLE—AUTO. TRANS. SEAT SEPARATOR CONSOLE

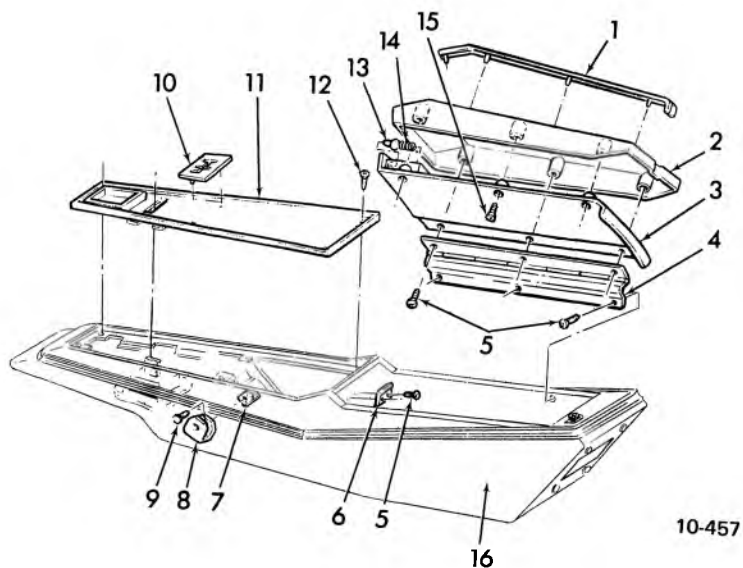
- |                                  |  |
|----------------------------------|--|
| 1. 8.900 SCREW (#8-32 x 5/16)    | 17. 8.921 J NUT                                      |
| 2. 9.772 CLOCK ASSY.             | 18. 10.266 CASE ASSY.                                |
| 3. 10.240 PLATE—Front Trim       | 19. 4.020 LENS                                       |
| 4. 8.909 SCREW (#8-32 x 1/2)     | 20. 4.020 PLATE                                      |
| 5. 4.020 PLATE—Trim R.H.         | 21. 4.022 RETAINER                                   |
| 6. 10.242 DOOR                   | 22. 8.929 WASHER (7/32 I.D. x 7/16 O.D. x 3/64 thk.) |
| 7. 10.242 HINGE ASSY.            | 23. 8.900 SCREW (#8-32 x 5/16)                       |
| 8. 8.977 SCREW (#8-32 x 3/8)     | 24. 4.008 SEAL                                       |
| 9. 10.263 BUMPER                 | 25. 4.008 RETAINER—Rear                              |
| 10. 8.977 SCREW (#8-18 x 7/16)   | 26. 4.015 RETAINER—Front                             |
| 11. 4.017 PLATE—Rear Trim        | 27. 2.559 CLIP                                       |
| 12. 8.977 SCREW (#8-18 x 5/8)    | 28. 4.312 WASHER                                     |
| 13. 10.240 COMPARTMENT—Separator | 29. 8.977 SCREW (#8-18 x 3/8)                        |
| 14. 8.921 J NUT (#8-15)          | 30. 8.977 SCREW (#6-32 x 5/16)                       |
| 15. 8.921 NUT—Stamped (3/16)     | 31. 10.266 CYLINDER                                  |
| 16. 4.020 PLATE—Trim L.H.        |  |



10-456

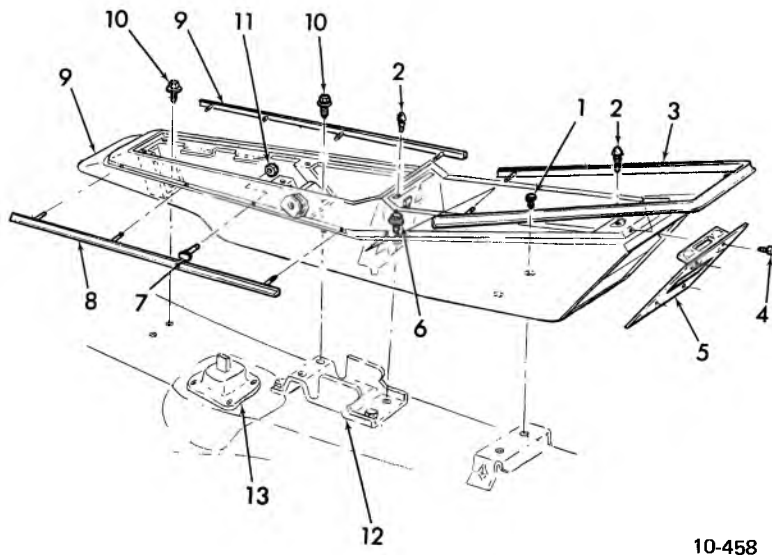
### 1968 CHEVELLE SEAT SEPARATOR CONSOLE

- |                                       |                               |
|---------------------------------------|-------------------------------|
| 1. 4.030 LEVER and BRACKET ASSY.      | 16. 10.240 MOULDING           |
| 2. 4.017 PLATE ASSY.                  | 17. 10.263 BUMPER             |
| 3. 4.020 DIAL                         | 18. 8.977 SCREW (#8-18 x 3/8) |
| 4. 4.020 PLATE                        | 19. 10.242 SPRING             |
| 5. 4.015 SEAL                         | 20. 10.242 MOULDING           |
| 6. 8.915 NUT                          | 21. 10.242 DOOR               |
| 7. 10.240 PLATE ASSY.                 | 22. 12.240 MOULDING           |
| 8. 8.977 SCREW (#8-18 x 1/4) (Type B) | 23. 8.977 SCREW (#8-32 x 5/8) |
| 9. 4.015 RETAINER                     | 24. 10.240 COVER              |
| 10. 4.015 SEAL                        | 25. 10.240 COMPARTMENT        |
| 11. 4.010 COVER                       | 26. 8.977 SCREW (1/4-14 x 1)  |
| 12. 8.977 SCREW (1/4-14 x 5/8)        | 27. 14.875 RETAINER           |
| 13. 4.015 SEAL                        | 28. 8.977 SCREW               |
| 14. 4.020 PLATE                       | 29. 10.240 CLIP               |
| 15. 8.909 SCREW (#8-32 x 1/2)         |                               |



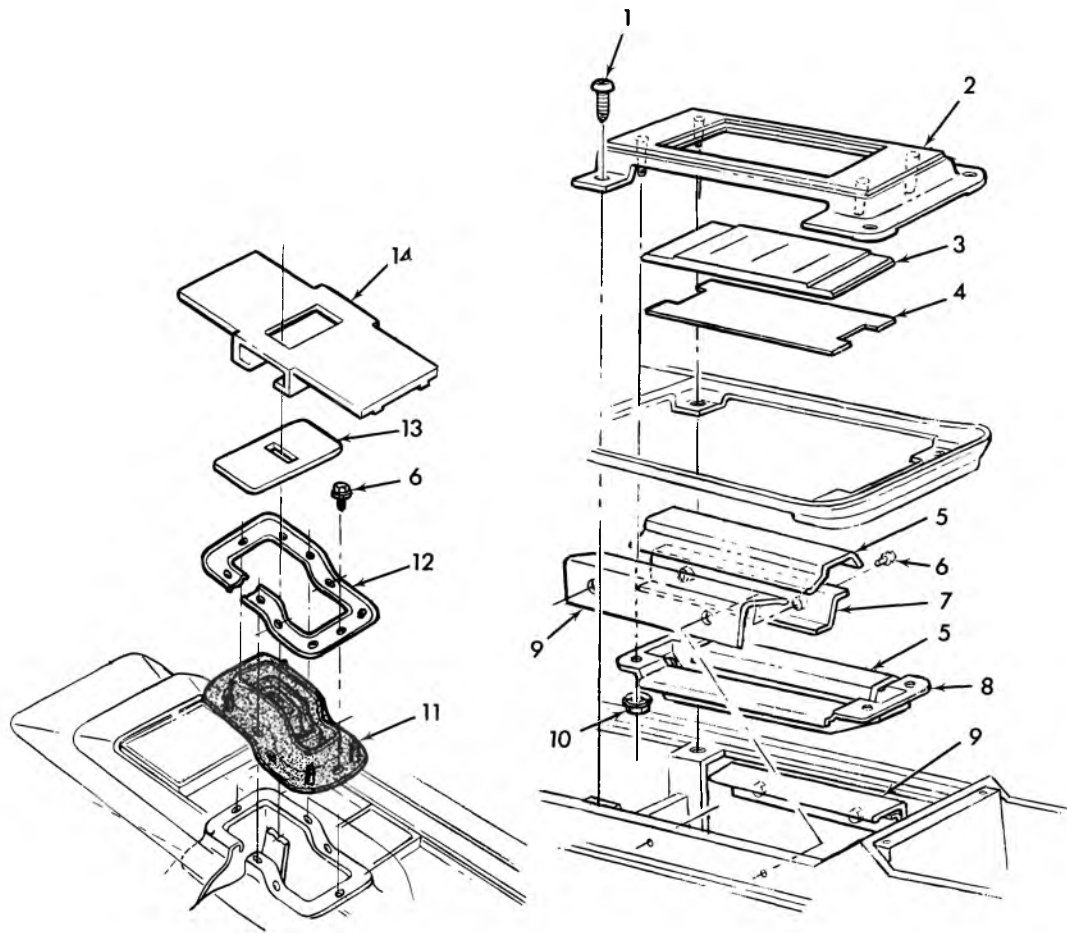
### 1969-70 CHEVELLE FLOOR CONSOLE-PLATES AND DOOR

- |                             |                                |
|-----------------------------|--------------------------------|
| 1. 10.242 MOULDING          | 9. 8.977 SCREW (10-16 x 3/4)   |
| 2. 10.242 DOOR              | 10. 4.020 PLATE                |
| 3. 10.242 DOOR-Inner        | 11. 10.240 PLATE ASSY. w/A.T.  |
| 4. 10.242 HINGE ASSY.       | 10.240 PLATE ASSY. (exc. A.T.) |
| 5. 8.977 SCREW (8-18 x 3/8) | 12. 8.909 SCREW (8-6-32 x 1/2) |
| 6. 10.242 STRIKER           | 13. 10.242 PLUNGER             |
| 7. 8.921 NUT                | 14. 10.242 SPRING              |
| 8. 14.875 RETAINER          | 15. 8.977 SCREW (8-18 x 1/2)   |
|                             | 16. 10.240 COMPARTMENT ASSY.   |



### 1969-70 CHEVELLE FLOOR CONSOLE COMPARTMENT & MOLDINGS

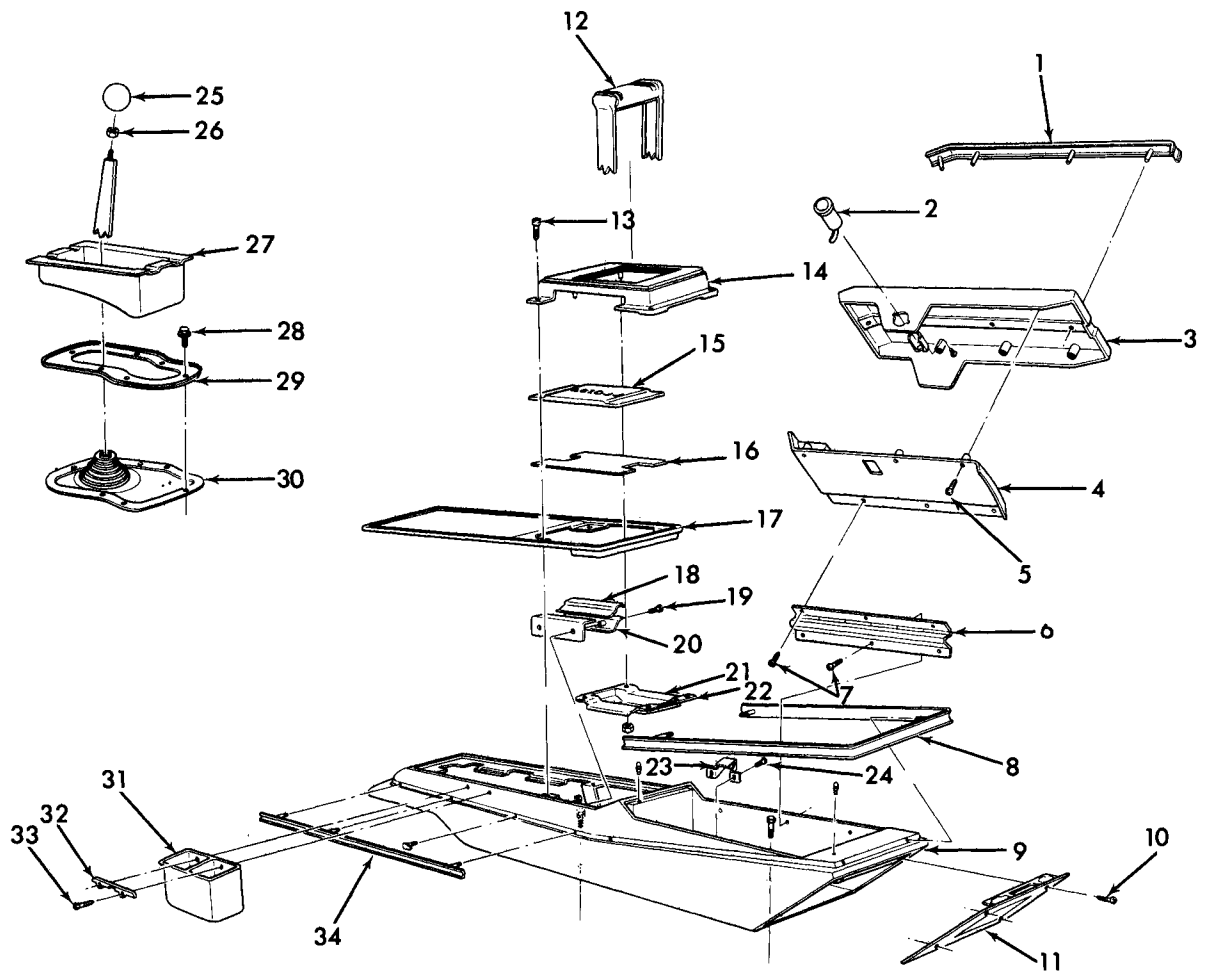
- |                               |                                    |
|-------------------------------|------------------------------------|
| 1. 8.977 SCREW (1/4-14 x 1/2) | 8. 12.240 MOULDING-Front           |
| 2. 12.009 BUMPER              | 9. 10.240 COMPARTMENT ASSY.        |
| 3. 12.240 MOULDING-Rear       | 10. 8.977 SCREW (1/4-14 x 5/8)     |
| 4. 8.977 SCREW (8-32 x 5/8)   | 11. 8.921 NUT 1/8                  |
| 5. 10.240 COVER               | 12. 4.010 BRACKET AND DETENT ASSY. |
| 6. 8.977 SCREW (1/4-14 x 1)   | 13. 4.015 SEAL                     |
| 7. 10.242 STUD                |                                    |



10-459

### 1969-70 CHEVELLE FRONT COMPARTMENT CONSOLE-PLATES, SEALS AND RETAINERS

- |                                   |                     |
|-----------------------------------|---------------------|
| 1. 8.909 SCREW (No. 8-6-32 x 1/2) | 8. 4.022 RETAINER   |
| 2. 4.017 PLATE ASSY.              | 9. 4.015 SEAL       |
| 3. 4.020 DIAL                     | 10. 8.921 NUT (1/8) |
| 4. 4.020 PLATE                    | 11. 4.015 SEAL      |
| 5. 4.015 SEAL                     | 12. 4.015 RETAINER  |
| 6. 8.977 SCREW (No. 8-18 x 3/8)   | 13. 4.015 COVER     |
| 7. 4.015 RETAINER                 | 14. 4.015 SEAL      |

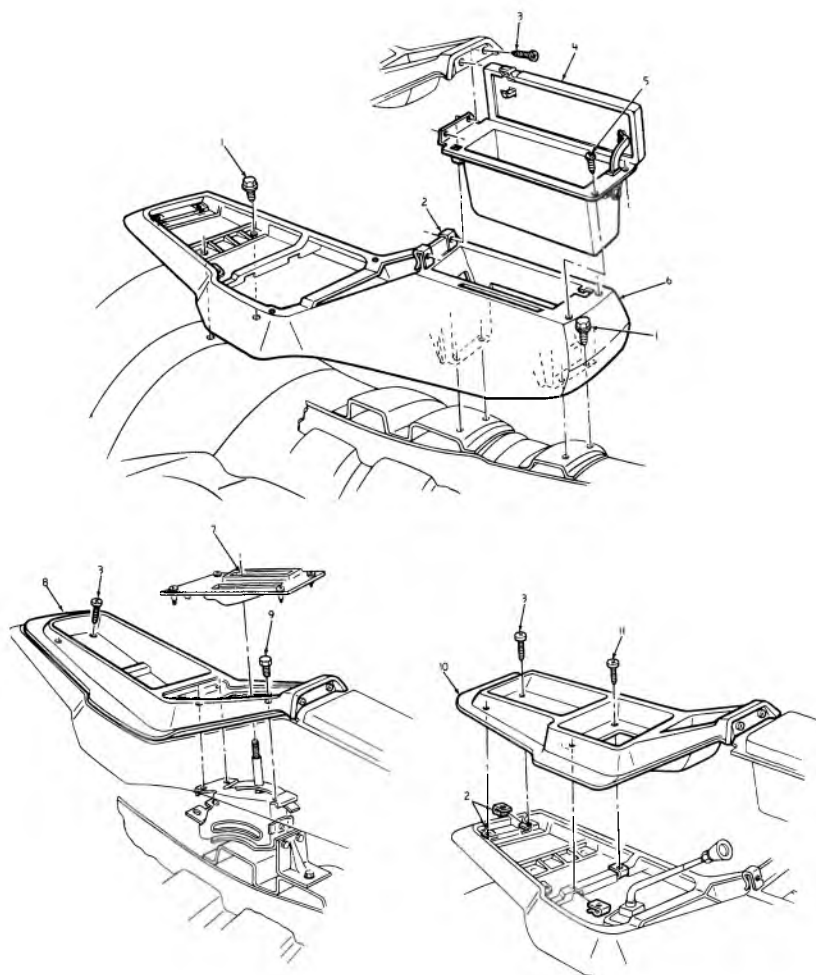


10-443

### 1971-72 CHEVELLE SEAT SEPARATOR CONSOLE

- |                              |                               |
|------------------------------|-------------------------------|
| 1. 10.242 MOULDING           | 18. 4.015 SEAL                |
| 2. 10.266 CASE ASSY.         | 19. 8.977 SCREW (8-18 x 3/8)  |
| 3. 10.242 DOOR               | 20. 4.015 RETAINER            |
| 4. 10.242 PANEL              | 21. 4.015 SEAL                |
| 5. 8.977 SCREW (8-18 x 1/2)  | 22. 4.022 RETAINER            |
| 6. 10.242 HINGE              | 23. 10.242 STRIKER            |
| 7. 8.977 SCREW (8-18 x 1/2)  | 24. 8.977 SCREW (8-18 x 1/2)  |
| 8. 12.240 MOULDING           | 25. 4.006 KNOB ASSY.          |
| 9. 10.240 COMPARTMENT ASSY.  | 26. 4.008 NUT                 |
| 10. 8.977 SCREW (8-32 x 5/8) | 27. 4.017 EXTENSION           |
| 11. 10.240 COVER             | 28. 8.977 SCREW               |
| 12. 4.004 CONTROL ASSY.      | 29. 4.015 RETAINER            |
| 13. 8.977 SCREW (8-18 x 3/8) | 30. 4.015 SEAL                |
| 14. 4.017 PLATE ASSY.        | 31. 14.875 CONTAINER          |
| 15. 4.020 DIAL (w/P.G.)      | 32. 14.875 MOULDING           |
| 4.020 DIAL (w/T.H.)          | 33. 8.977 SCREW (8-18 x 7/16) |
| 16. 4.020 PLATE              | 34. 12.240 MOULDING           |
| 17. 10.240 PLATE             |                               |

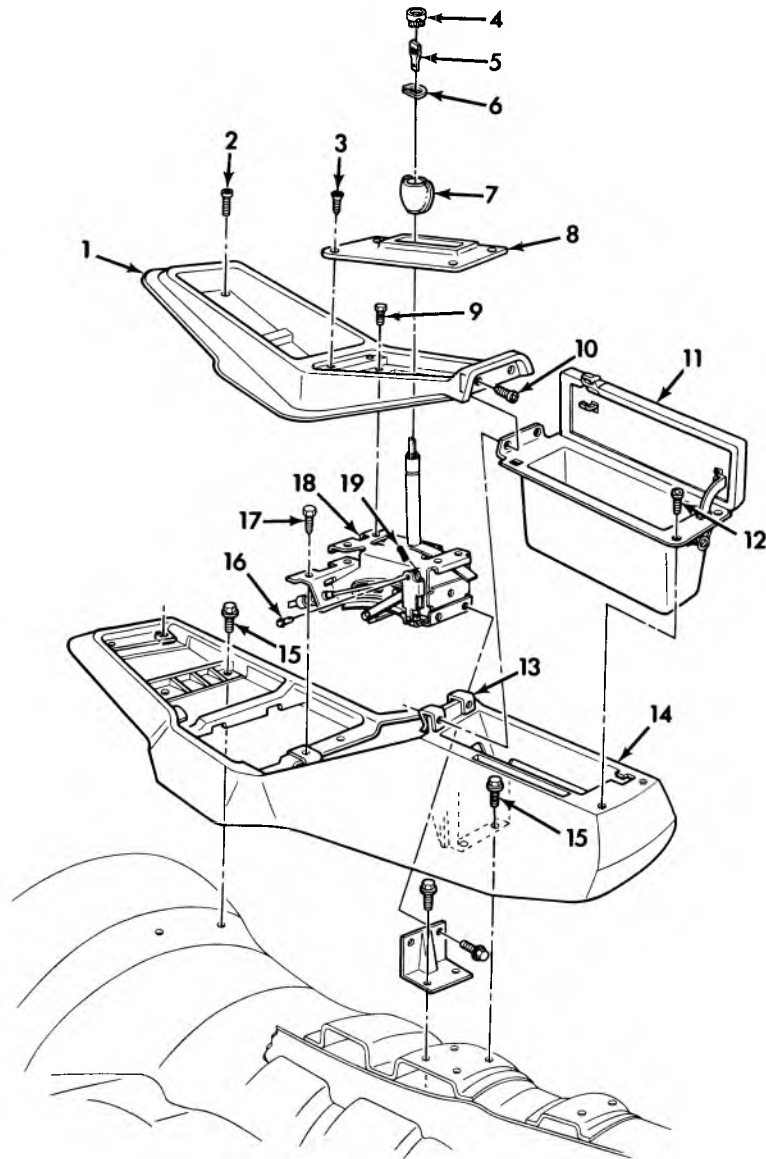




10-492

### 1973 "CHEVELLE" SEAT SEPARATOR

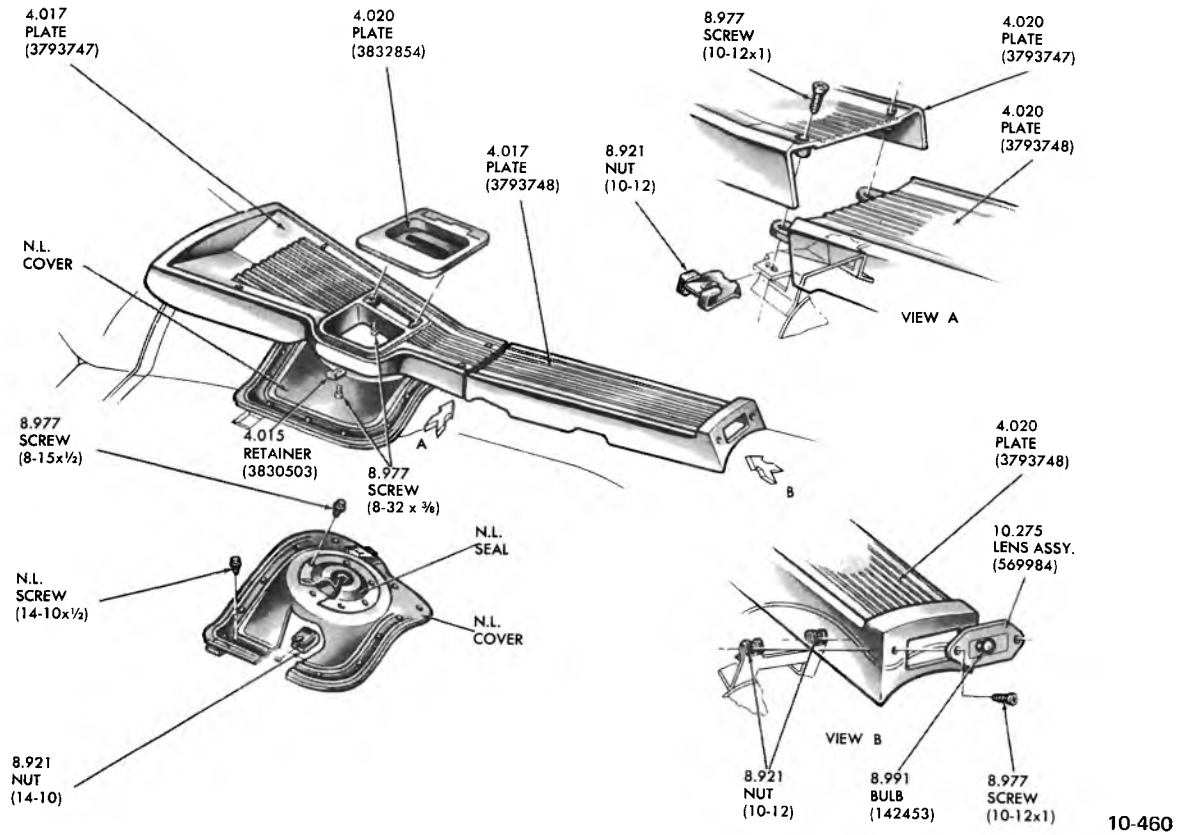
- |                               |   |
|-------------------------------|---|
| 1. 8.977 SCREW                | 7. 4.017 PLATE  |
| 2. 8.921 "U"-NUT (8-18)       | 8. 10.240 PANEL ASSY.-ST. SEP. UPR.<br>(M38-M40)        |
| 3. 8.977 SCREW (8-18 x 1 1/8) | 9. 8.900 BOLT (1/4-20 x 3/8)                            |
| 4. 10.242 COMPT. ASSY.        | 10. 10.240 PANEL ASSY.-ST. SEP. UPR.<br>(M11,M20 & M22) |
| 5. 8.977 SCREW (8-18 x 1/2)   | 11. 8.977 SCREW (8-18 x 11/16)                          |
| 6. 10.240 PANEL-ST. SEP. LWR. |   |



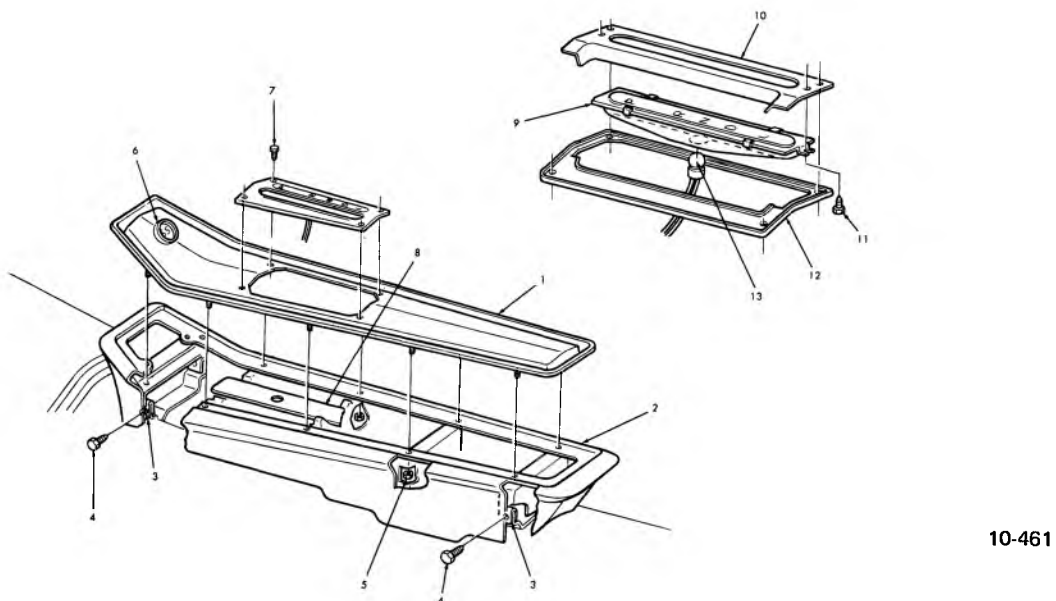
10-502

**1975 "CHEVELLE" SEAT SEPARATOR**

- |    |        |                                 |     |        |                               |
|----|--------|---------------------------------|-----|--------|-------------------------------|
| 1. | 10.240 | COMPT. ASSY. -<br>St. Sep. Upr. | 10. | 8.977  | SCREW                         |
| 2. | 8.977  | SCREW (#8-18 x 7/8)             | 11. | 10.242 | COMPT. ASSY.                  |
| 3. | 8.977  | SCREW                           | 12. | 8.977  | SCREW                         |
| 4. | 4.006  | BUTTON, Control<br>Lever Knob   | 13. | 8.921  | U-NUT (8-18)                  |
| 5. | 4.006  | CLIP, Control<br>Lever Knob     | 14. | 10.240 | PANEL ASSY.-<br>ST. SEP. LWR. |
| 6. | 4.006  | RING, Control Lever             | 15. | 8.977  | SCREW                         |
| 7. | 4.006  | KNOB, Control Lever             | 16. | 8.939  | PIN                           |
| 8. | 4.017  | PLATE                           | 17. | 8.977  | SCREW                         |
| 9. | 8.900  | BOLT                            | 18. | 0.000  | SHIFTER ASSY.                 |
|    |        |                                 | 19. | 8.938  | COTTER PIN                    |

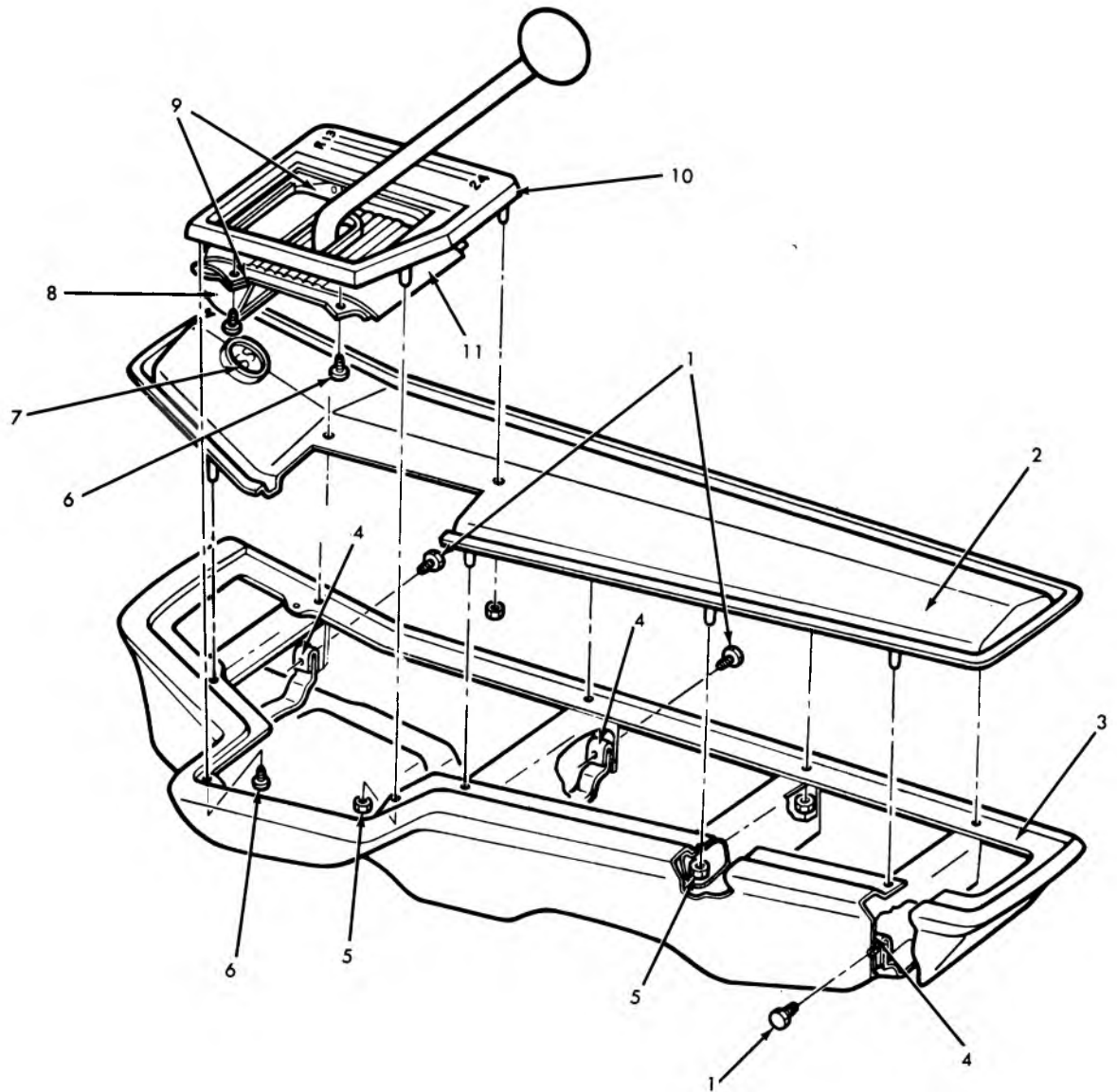


### 1963 CHEVY II SUPER SPORT CONSOLE (EXPLODED)



### 1965 CHEVY II SEAT SEPARATOR-P.G. CONSOLE

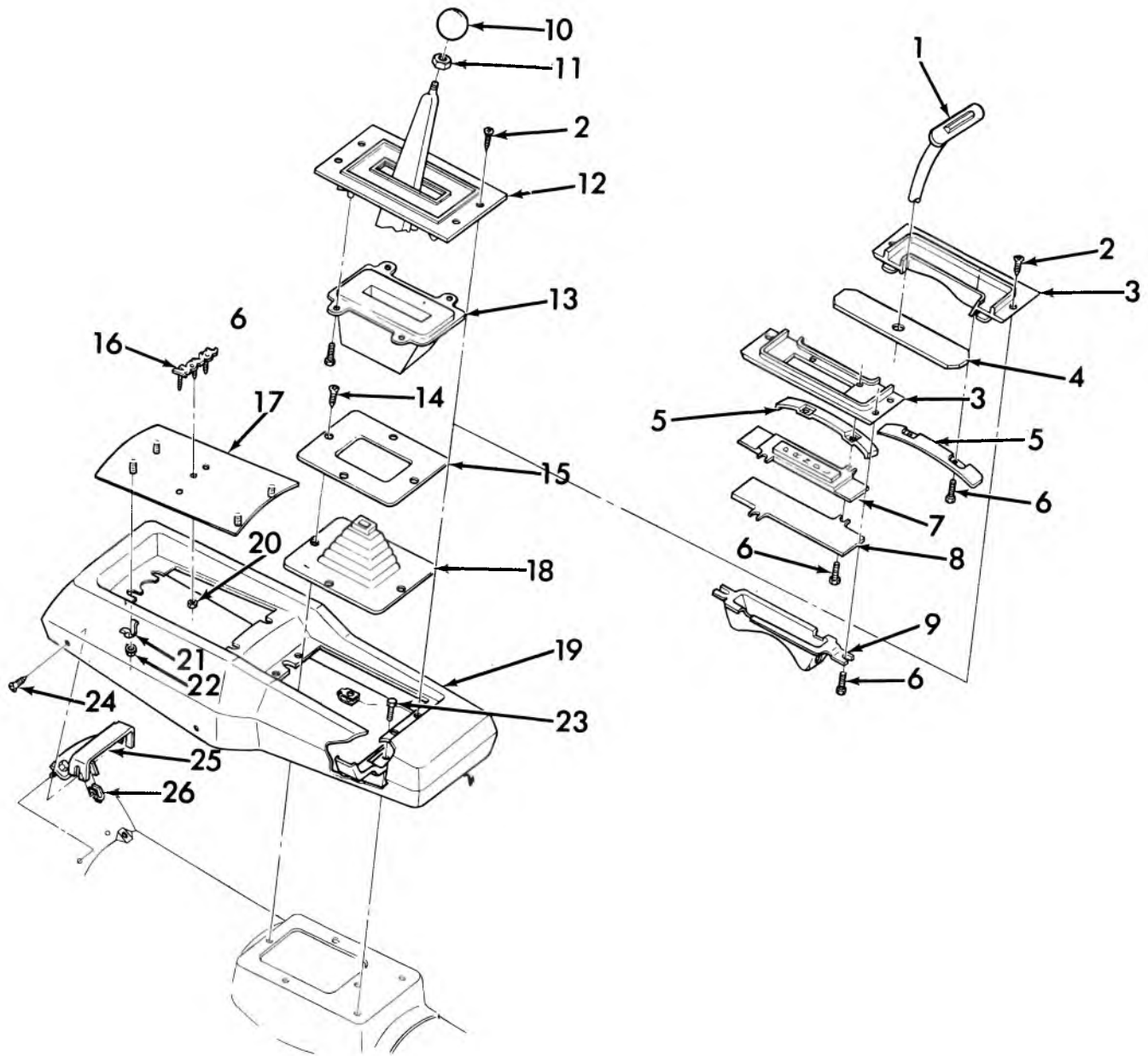
- |                                   |                                  |
|-----------------------------------|----------------------------------|
| 1. 4.017 PLATE-TRIM               | 8. 4.008 SEAL                    |
| 2. N.S. HOUSING ASSEMBLY          | 9. 4.020 DIAL ASSEMBLY           |
| 3. 8.921 "U" NUT (No. 10-16)      | 10. 4.020 PLATE-SELECTOR         |
| 4. 8.977 SCREW (No. 10-16 x 5/16) | 11. 8.977 SCREW (No. 8-18 x 1/4) |
| 5. 8.921 NUT (3/8-16)             | 12. 4.017 PLATE-LEVER TRIM       |
| 6. 10.242 EMBLEM                  | 13. 8.991 BULB No. 1895          |
| 7. 8.977 SCREW (No. 8-18 x 3/8)   |                                  |



10-462

### 1965 CHEVY II 4-SPD. CONSOLE DETAILS

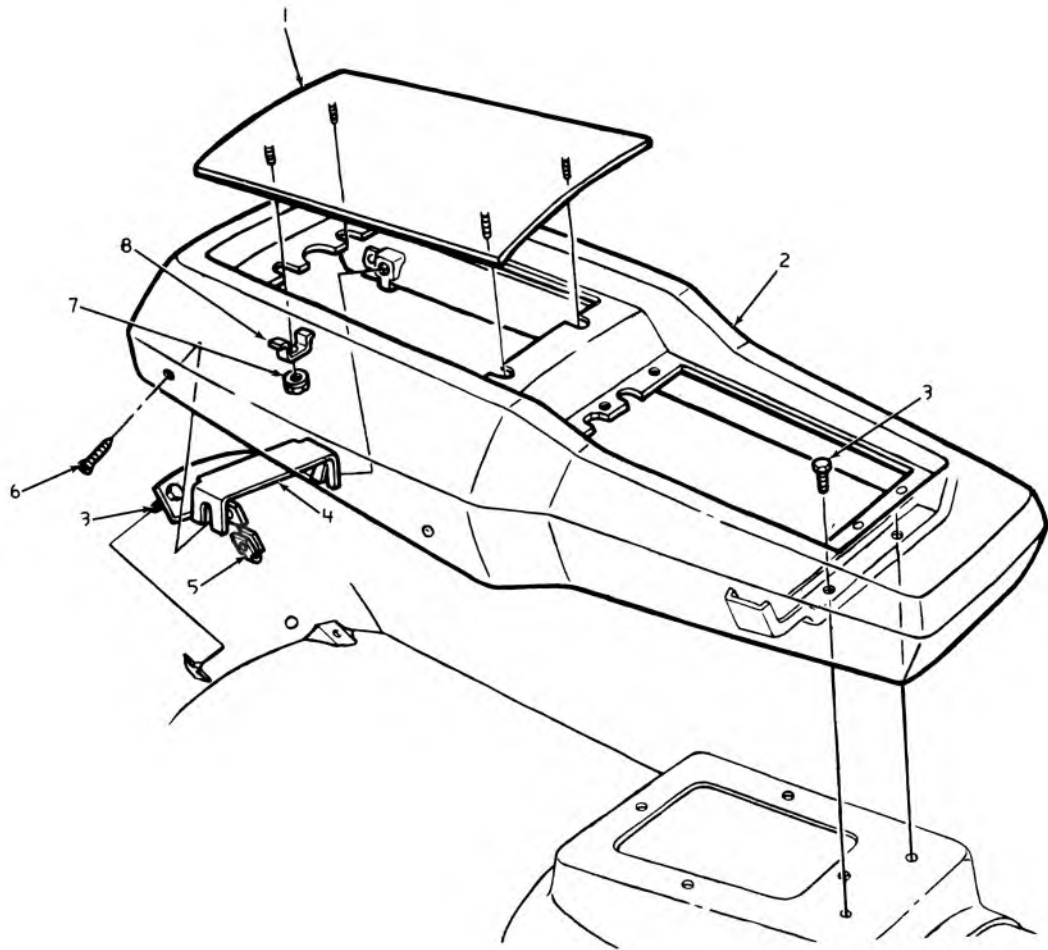
- |                                 |                          |
|---------------------------------|--------------------------|
| 1. 8.977 SCREW (#10-16 x 15/16) | 7. 10.242 EMBLEM         |
| 2. 4.017 PLATE-TRIM             | 8. 4.008 GUIDE           |
| 3. N.S. HOUSING ASSY.           | 9. 4.008 GUIDE           |
| 4. 8.921 NUT (10-16)            | 10. 4.020 PLATE-SELECTOR |
| 5. 8.921 NUT (3/16)             | 11. 4.015 SEAL           |
| 6. 8.977 SCREW                  |                          |



10-445

### 1971-72 NOVA SEAT SEPARATOR CONSOLE

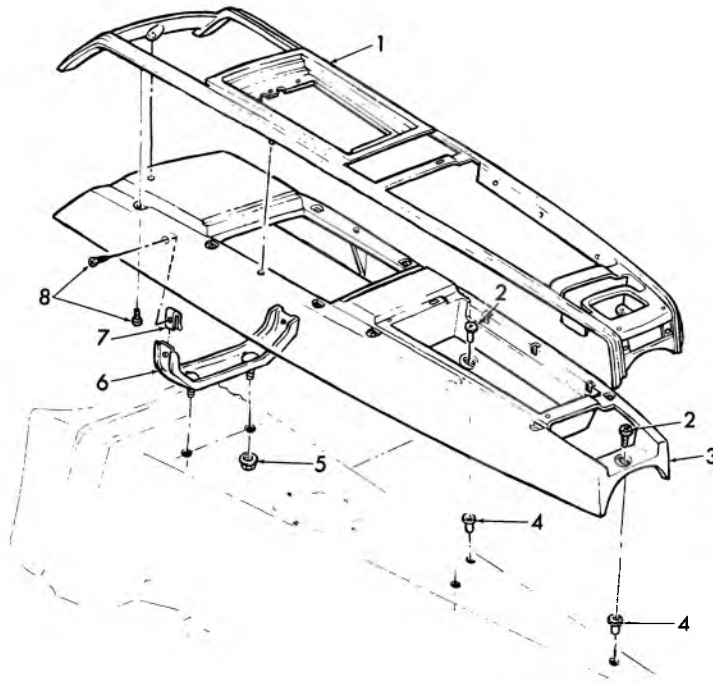
- |     |                           |     |                            |
|-----|---------------------------|-----|----------------------------|
| 1.  | 4.004 CONTROL ASSY.       | 14. | 8.977 SCREW (8-32 x 5/8)   |
| 2.  | 8.977 SCREW (8-18 x 5/8)  | 15. | 4.015 RETAINER             |
| 3.  | 4.017 PLATE               | 16. | 10.242 EMBLEM              |
| 4.  | 4.015 SEAL                | 17. | 10.242 INSERT              |
| 5.  | 4.015 RETAINER            | 18. | 4.015 SEAL                 |
| 6.  | 8.977 SCREW (8-32 x 5/16) | 19. | 10.240 COMPARTMENT ASSY.   |
| 7.  | 4.020 DIAL                | 20. | 8.921 NUT                  |
| 8.  | 4.020 PLATE               | 21. | 10.242 RETAINER            |
| 9.  | 4.020 RETAINER            | 22. | 8.921 NUT (8-32)           |
| 10. | 4.006 KNOB ASSY.          | 23. | 8.977 SCREW (10-16 x 1/2)  |
| 11. | 4.008 NUT (5/16-18)       | 24. | 8.977 SCREW (8-18 x 1-1/4) |
| 12. | 4.017 PLATE               | 25. | 10.240 BRACKET             |
| 13. | 4.017 EXTENSION           | 26. | 8.921 NUT (8-18)           |



10-493

### 1973-74 "NOVA" SEAT SEPARATOR AND TRIM INSERT

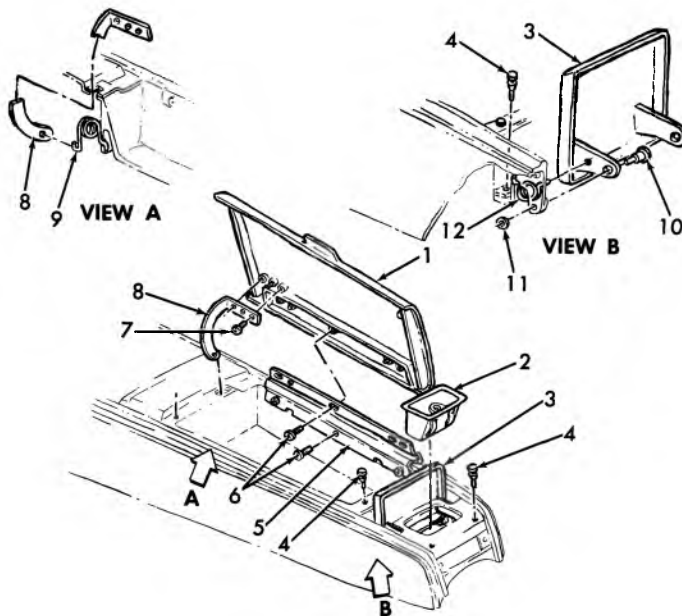
- |           |                            |           |                              |
|-----------|----------------------------|-----------|------------------------------|
| 1. 10.242 | INSERT ASSY.               | 5. 8.921  | "U"-NUT (#8-18)              |
| 2. 10.240 | COMPARTMENT ASSY.          | 6. 8.977  | SCREW ASSY. (#8-18 x 1 1/4-) |
| 3. 8.977  | SCREW ASSY. (#10-16 x 1/2) | 7. 8.920  | NUT (#8-32)                  |
| 4. 10.240 | BRACKET                    | 8. 10.242 | RETAINER                     |



10-463

### 1967 CAMARO SEAT SEPARATOR CONSOLE FRAME

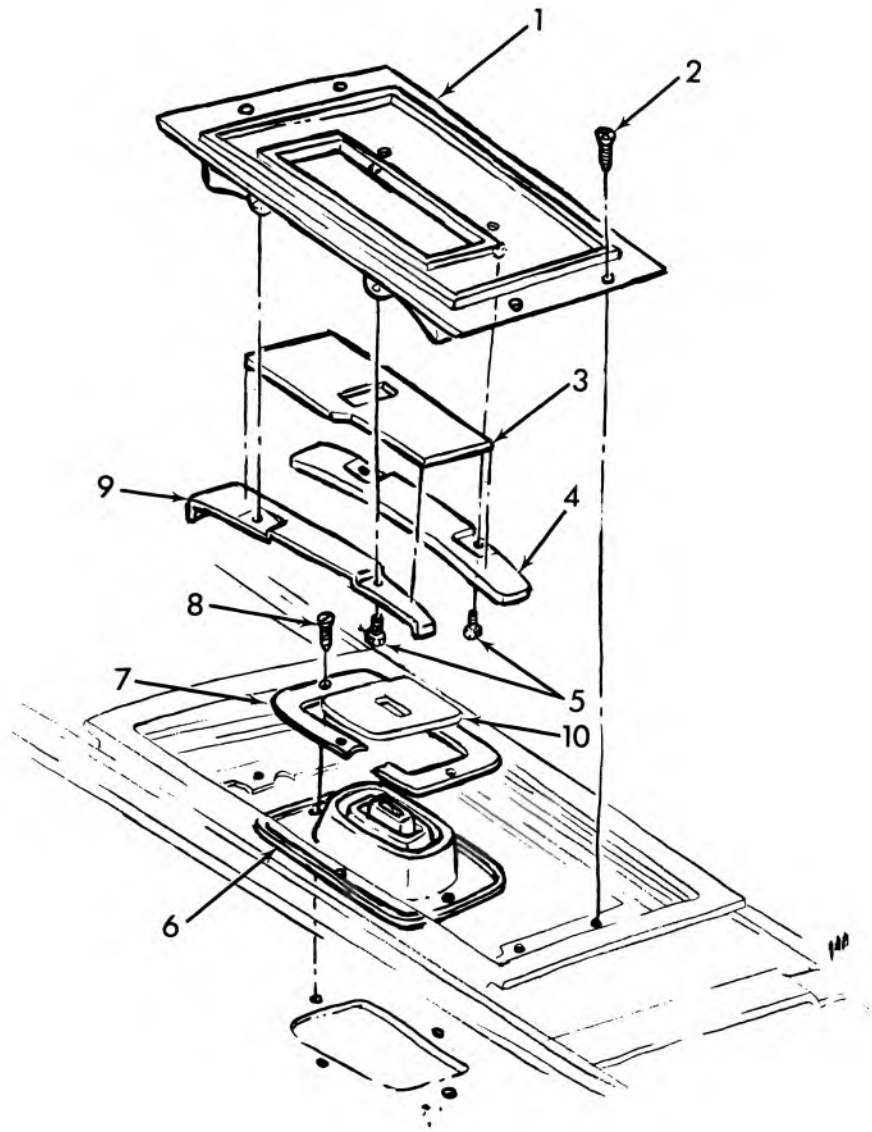
- |                                 |                              |
|---------------------------------|------------------------------|
| 1. 10.240 FRAME                 | 5. 8.915 NUT (3/8-16)        |
| 2. 8.913 SCREW (5/16-18 x 3/4)  | 8.931 L/WASHER (3/8)         |
| 3. 10.240 SEPARATOR COMPARTMENT | 6. 10.240 BRACKET            |
| 4. N.L. NUT                     | 7. 8.921 "J" NUT (#8-18)     |
|                                 | 8. 8.977 SCREW (#8-18 x 3/4) |



10-464

### 1967 CAMARO SEAT SEPARATOR CONSOLE DETAILS

- |                              |                            |
|------------------------------|----------------------------|
| 1. 10.242 DOOR               | 7. N.L. SCREW              |
| 2. 12.030 ASH TRAY ASSY.     | 8. 10.242 ARM .            |
| 3. 10.242 COVER-ASH TRAY     | 9. 10.242 SPRING           |
| 4. 10.242 BUMPER             | 10. N.L. RIVET             |
| 5. 10.242 HINGE ASSY.        | 11. 8.921 NUT (5/32 round) |
| 6. 8.977 SCREW (#8-32 x 3/8) | 12. 10.242 SPRING          |

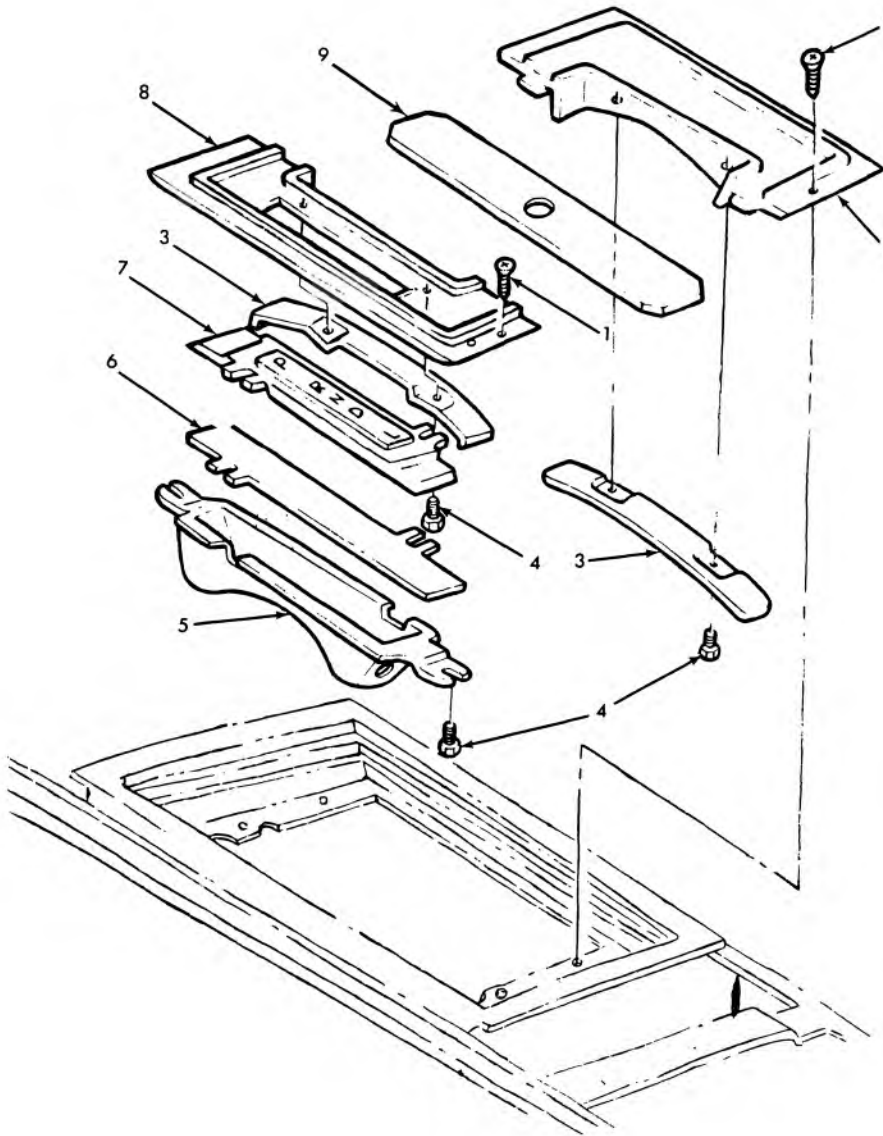


10-465

**1967 CAMARO SEAT SEPARATOR DETAILS (EXC. P.G.)**

- |                               |                   |
|-------------------------------|-------------------|
| 1. 4.017 PLATE                | 6. 4.015 SEAL     |
| 2. 8.977 SCREW (#8-32 x 5/8)  | 7. 4.015 RETAINER |
| 3. 4.015 SEAL                 | 8. N.L. SCREW     |
| 4. 4.022 RETAINER             | 9. 4.032 RETAINER |
| 5. 8.977 SCREW (#8-32 x 5/16) | 10. 4.015 COVER   |

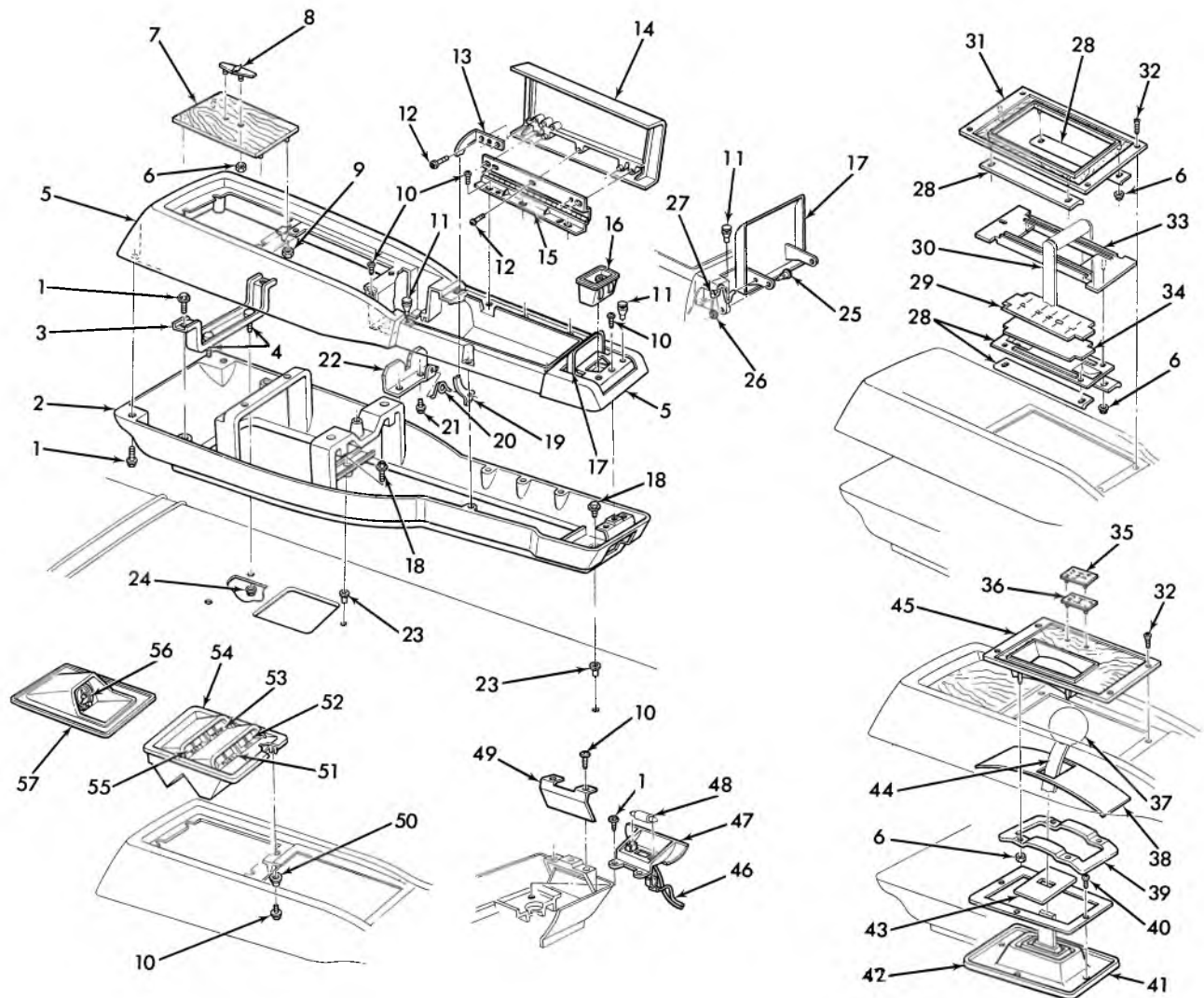




10-466

### 1967 CAMARO POWERGLIDE SEAT SEPARATOR DETAILS

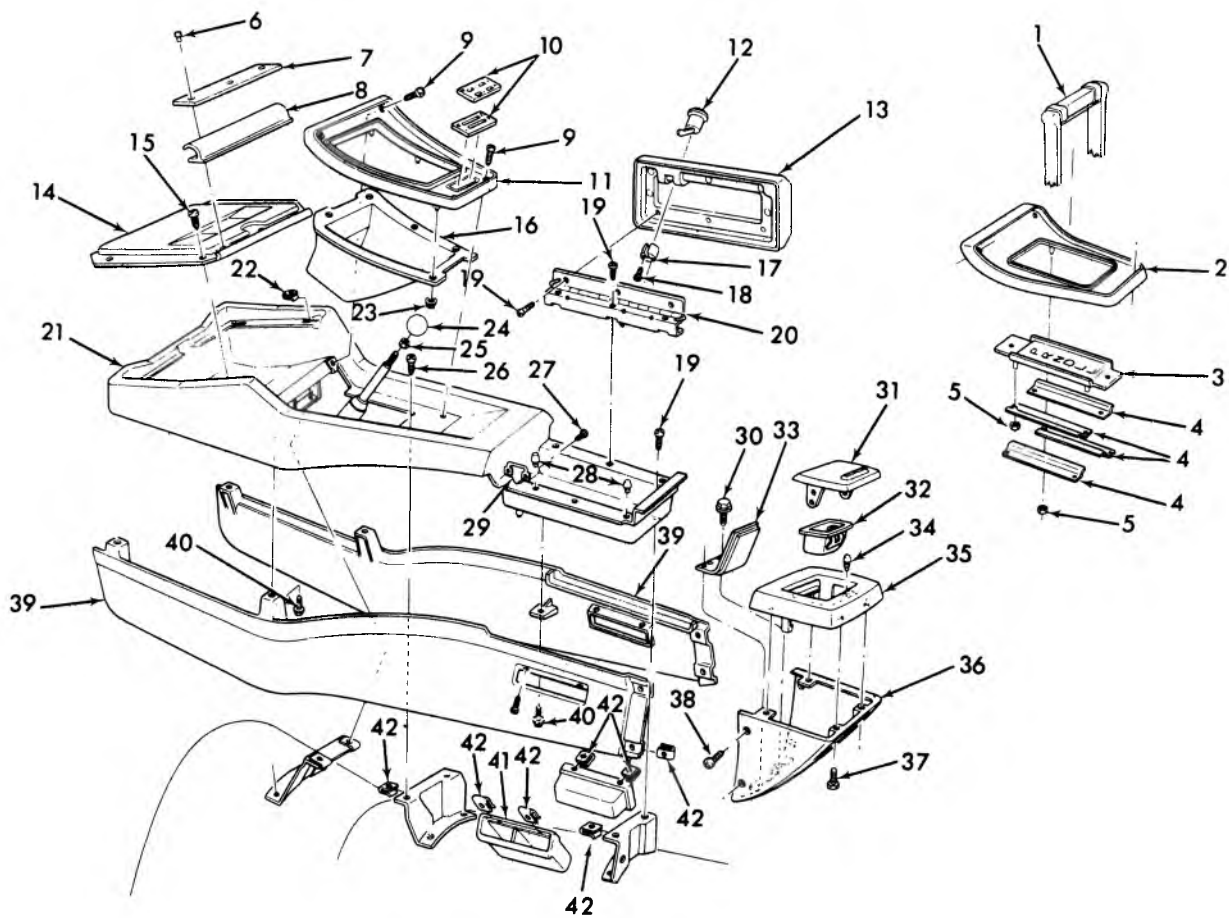
- |                                  |                |
|----------------------------------|----------------|
| 1. 8.777 SCREW (No. 8-32 x 5/8)  | 6. 4.020 PLATE |
| 2. 4.020 PLATE                   | 7. 4.020 DIAL  |
| 3. 4.022 RETAINER                | 8. 4.017 PLATE |
| 4. 8.977 SCREW (No. 8-32 x 5/16) | 9. 4.015 SEAL  |
| 5. 4.008 RETAINER                |                |



### 1968 CAMARO SEAT SEPARATOR CONSOLE DETAILS

10-467

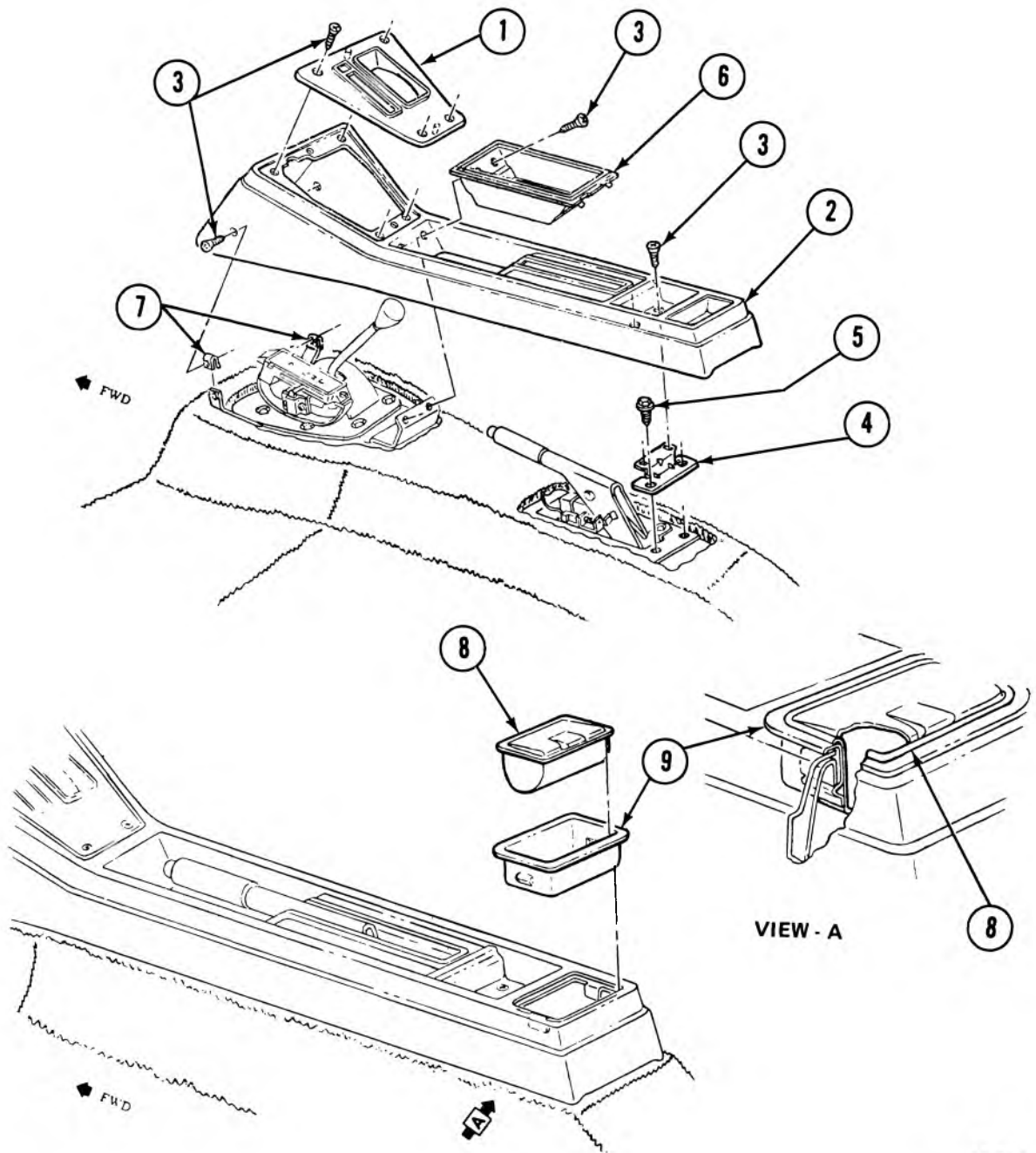
- |                                      |                                   |
|--------------------------------------|-----------------------------------|
| 1. 8.977 SCREW (No. 8-18 x 5/8)      | 30. 4.030 LEVER AND BRACKET ASSY. |
| 2. 10.240 COMPARTMENT ASSY.—Lower    | 31. 4.020 PLATE—Upper             |
| 3. 10.240 BRACKET                    | 32. 8.977 SCREW (No. 8-32 x 5/16) |
| 4. N.S. Part of 10.240 BRACKET ASSY. | 33. 4.020 PLATE—Lower             |
| 5. 10.240 COMPARTMENT ASSY.—UPPER    | 34. 4.020 PLATE                   |
| 6. 8.921 NUT (3/16)                  | 35. 4.020 PLATE (4-SPD.)          |
| 7. 10.242 INSERT                     | 36. 4.020 PLATE (3-SPD.)          |
| 8. 10.242 EMBLEM                     | 37. 4.006 KNOB                    |
| 9. 8.921 NUT (No. 8-32)              | 38. 4.008 SEAL                    |
| 10. 8.977 SCREW (No. 8-32 x 1/2)     | 39. 4.015 RETAINER                |
| 11. 10.242 BUMPER                    | 40. 8.908 SCREW (n. 8-32 x 3/4)   |
| 12. 8.977 SCREW (No. 8-32 x 3/4)     | 41. 4.015 RETAINER                |
| 13. 10.242 ARM                       | 42. 4.015 SEAL                    |
| 14. 10.242 DOOR                      | 43. 4.015 COVER                   |
| 15. 10.242 HINGE ASSY.               | 44. 4.006 LEVER                   |
| 16. 12.030 ASH TRAY ASSY.            | 45. 4.020 PLATE ASSY.             |
| 17. 10.242 COVER                     | 46. 13.090 HARNESS                |
| 18. 8.900 BOLT (5/16-18 x 1-1/4)     | 47. 10.275 LENS                   |
| 19. 10.242 ARM                       | 48. 8.991 BULB                    |
| 20. 12.016 SPRING                    | 49. 10.242 REFLECTOR              |
| 21. 8.977 SCREW (No. 8-18 x 3/8)     | 50. N.S. NUT (5/16-18)            |
| 22. 14.875 RETAINER                  | 51. 3.108 GAUGE ASSY.—Fuel        |
| 23. N.S. NUT—SPECIAL                 | 52. 1.803 GAUGE ASSY.—Oil         |
| 24. 8.917 NUT (5/16-18)              | 53. 1.150 GAUGE ASSY.—Temp.       |
| 25. 11.358 RIVET                     | 54. 9.746 BASE                    |
| 26. 8.921 NUT (5/32)                 | 55. 2.515 GAUGE ASSY.—Battery     |
| 27. 10.242 SPRING                    | 56. 9.772 CLOCK ASSY.             |
| 28. 4.008 SEAL                       | 57. 9.772 PLATE                   |
| 29. 4.020 DIAL                       |                                   |



10-444

### 1971-72 CAMARO SEAT SEPARATOR CONSOLE

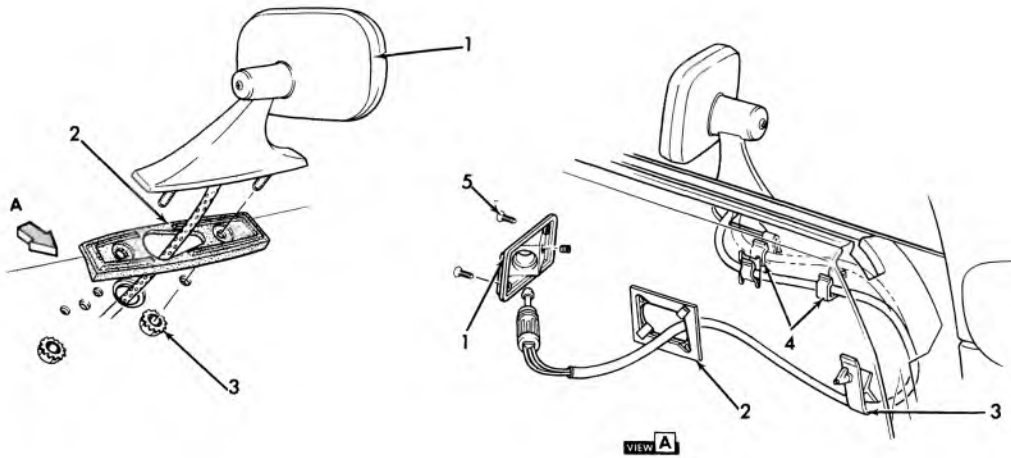
- |                                    |                                   |
|------------------------------------|-----------------------------------|
| 1. 4.004 CONTROL ASSY.             | 22. 8.921 NUT (8-18 x 5/8)        |
| 2. 4.017 PLATE - Upr.              | 23. 8.921 NUT (3/16)              |
| 3. 4.017 PLATE - Lwr.              | 24. 4.006 KNOB ASSY.              |
| 4. 4.015 SEAL                      | 25. 8.916 NUT                     |
| 5. 8.921 NUT (3/16)                | 26. 8.977 SCREW (8-18 x 3/4)      |
| 6. 8.967 RIVET (1/8 x 1/4)         | 27. 8.977 SCREW (8-18 x 5/8)      |
| 7. 10.240 RETAINER                 | 28. 7.800 BUMPER                  |
| 8. 10.240 SEAL                     | 29. 10.268 STRIKER                |
| 9. 8.977 SCREW (8-18 x 3/4)        | 30. 8.977 SCREW (8-18 x 5/8)      |
| 10. 4.020 PLATE (w/4 Spd.)         | 31. 10.242 DOOR                   |
| 4.020 PLATE (w/3 Spd.)             | 32. 12.045 TRAY ASSY.             |
| 11. 4.017 PLATE                    | 33. 10.275 LENS                   |
| 12. 10.266 CASE ASSY.              | 34. 10.242 BUMPER                 |
| 13. 10.242 DOOR                    | 35. 10.240 COMPARTMENT ASSY. Upr. |
| 14. 10.240 COVER                   | 36. 10.240 COMPARTMENT ASSY. Lwr. |
| 15. 8.977 SCREW (8-18 x 3/4)       | 37. 8.977 SCREW (8-18 x 1/2)      |
| 16. 4.017 EXTENSION                | 38. 8.977 SCREW (8-18 x 5/8)      |
| 17. 10.267 RETAINER                | 39. 10.240 PANEL                  |
| 18. 8.913 SCREW ASSY. (6-32 x 3/8) | 40. 8.977 SCREW (8-18 x 5/8)      |
| 19. 8.977 SCREW (8-18 x 1/2)       | 41. 14.875A RETAINER              |
| 20. 10.242 HINGE ASSY.             | 42. 8.921 NUT (8-18 x 5/8)        |
| 21. 10.240 COMPARTMENT ASSY.       |                                   |



10-504

### 1975-H CONSOLE

- |                                 |                      |
|---------------------------------|----------------------|
| 1. 10.240 PLATE—Trim            | 6. 10.240 PLATE      |
| 2. 10.240 PANEL                 | 7. N.L. "J"-NUT      |
| 3. N.L. SCREW                   | 8. 10.240 TRAY ASM.  |
| 4. 10.240 BRACKET               | 9. 10.240 ESCUTCHEON |
| 5. N.L. SCREW ASM. (1/4—14 x 1) |                      |



**1973-1974 PASSENGER**

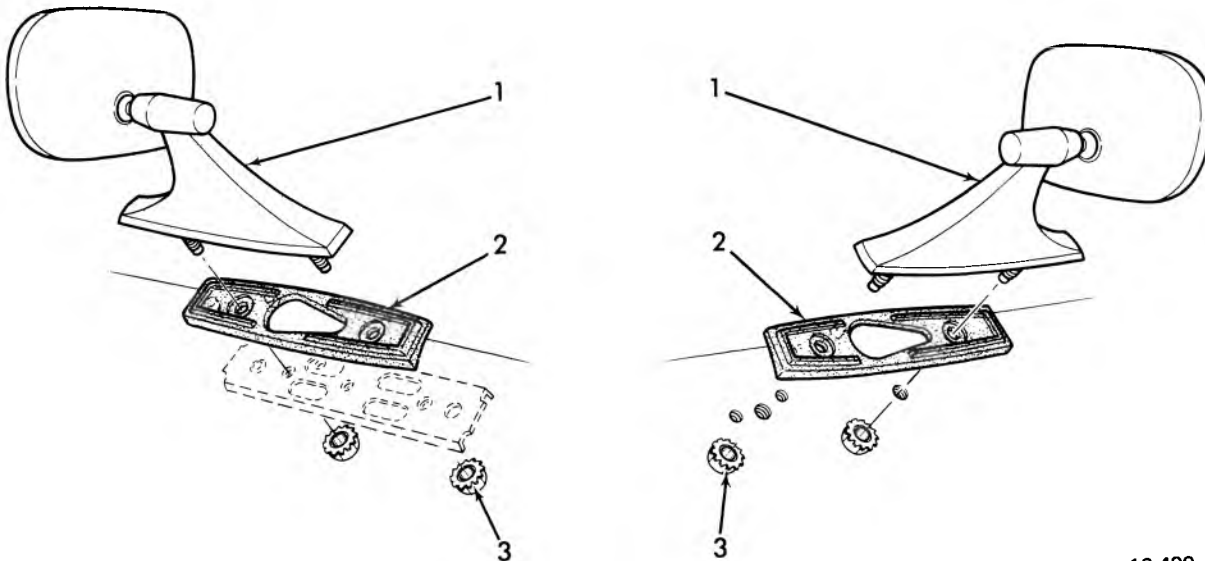
10-498

**A**

- 1. 10.185 MIRROR ASSY., rear view, left outside (remote)
- 2. 10.186 GASKET, outside rear view, (remote control)
- 3. 8.917

**View A**


- 1. 10.186 ESCUTCHEON, rear view, left outside (remote)
- 2. 10.186 RETAINER, outside rear view remote cont. escutcheon (left)
- 3. 10.186 CLIP, left outside mirror cable
- 4. 10.186 CLIP, outside rear view (remote)
- 5. 8.977 SCREW



10-499

**1973-74 PASSENGER, CHEVELLE**

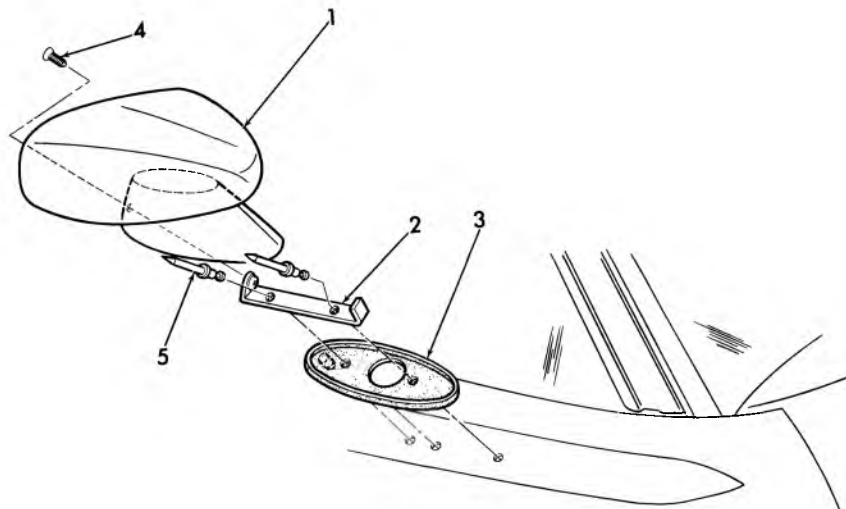
- 1. 10.185 MIRROR ASSY., rear view outside
- 2. 10.186 GASKET, outside rear view (remote)
- 3. 8.917 NUT ASSY.



10-500

### 1973-74 CAMARO

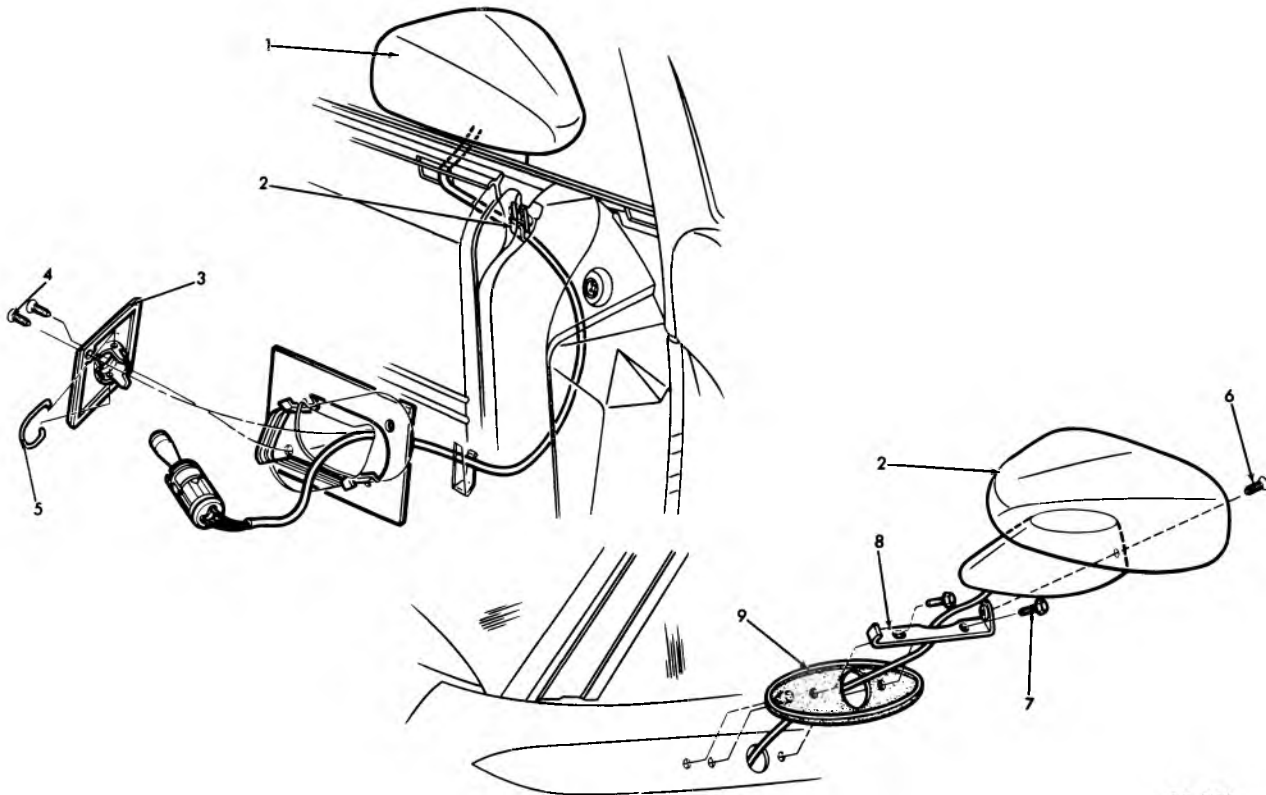
- |   |   |
|---|---|
| 1. 10.185 MIRROR ASSY., front door outside rear view (manual) | 4. 8.977 SCREW  |
| 2. 10.186 RETAINER, rear view, outside                        | 5. 10.186 SCREW, front door outside mirror retainer #10-24 x .812 |
| 3. 10.186 GASKET, outside rear view (manual)                  |   |



10-501

### 1973-74 CAMARO

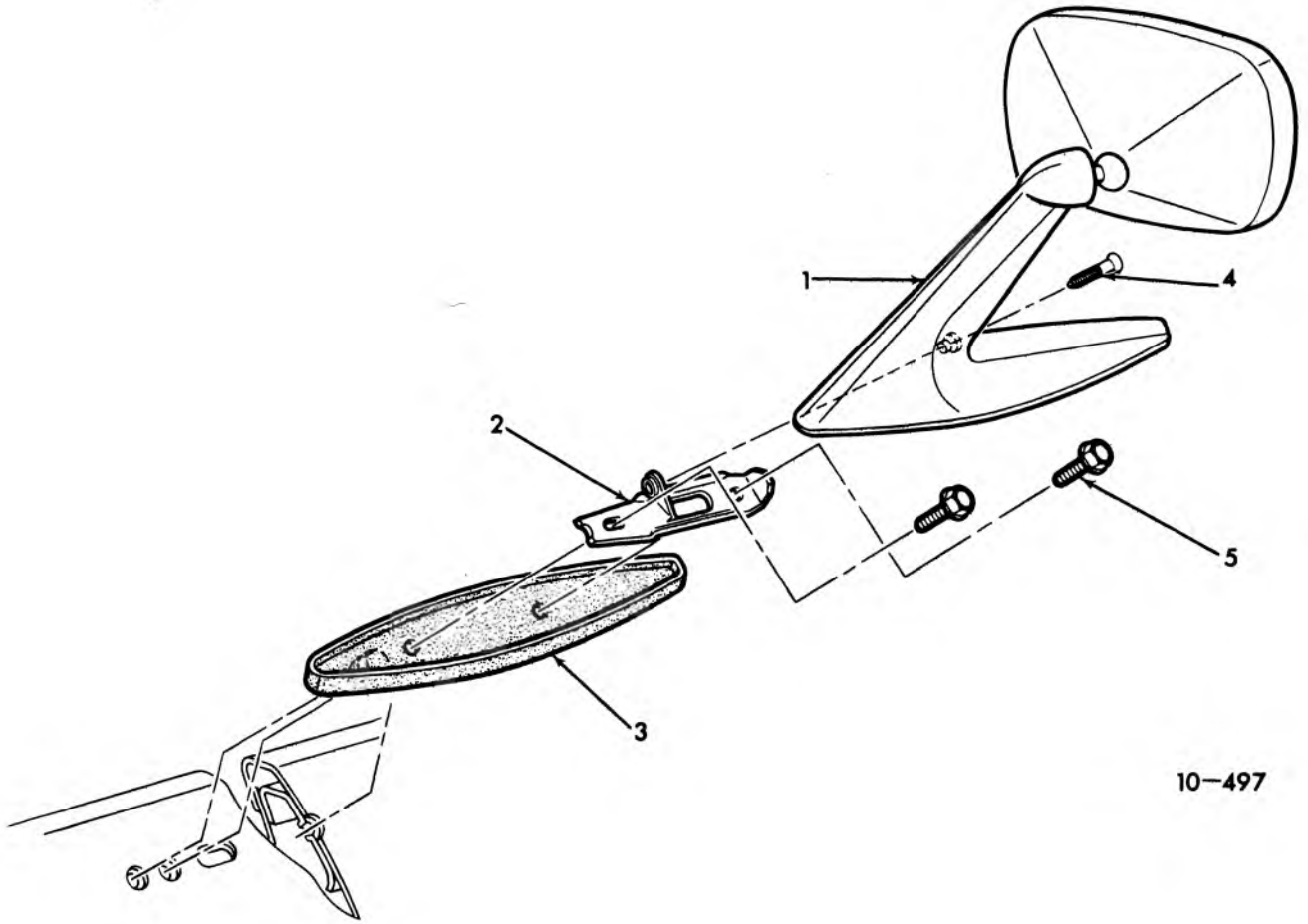
- |   |  |
|---|--|
| 1. 10.185 MIRROR ASSY., front door outside rear view (custom) | 4. 10.186 SCREW, front door outside mirror to retainer #10-24 x .812 |
| 2. 10.186 RETAINER, rear view, right side                     | 5. 10.186 RIVET, outside rear view mirror retainer panel             |
| 3. 10.186 GASKET, outside rear view                           |  |



10-496

### 1973-74 CAMARO

- |   |  |
|---|--|
| 1. 10.185 MIRROR ASSY., front door outside rear view                  | 6. 10.186 SCREW, front door outside mirror retainer<br>#10-24 x .812 |
| 2. 10.186 CLIP, rear view remote control cable                        | 7. 8.977 SCREW   |
| 3. 10.186 ESCUTCHEON, outside rear view remote control                | 8. 10.186 RETAINER, outside rear view                                |
| 4. 8.977 SCREW  | 9. 10.186 GASKET, outside rear view                                  |
| 5. 10.186 RETAINER, outside rear view remote control<br>to escutcheon |  |



10-497

**1974 VEGA (ALL)**

- 1. 10.185 MIRROR ASSY., front door outside (R.H. or L.H.)
- 2. 10.186 RETAINER, front door outside (R.H. or L.H.)
- 3. 10.186 GASKET, front door outside
- 4. 10.186 SCREW, front door outside mirror retainer, #10-24 x .812
- 5. 8.977 SCREW





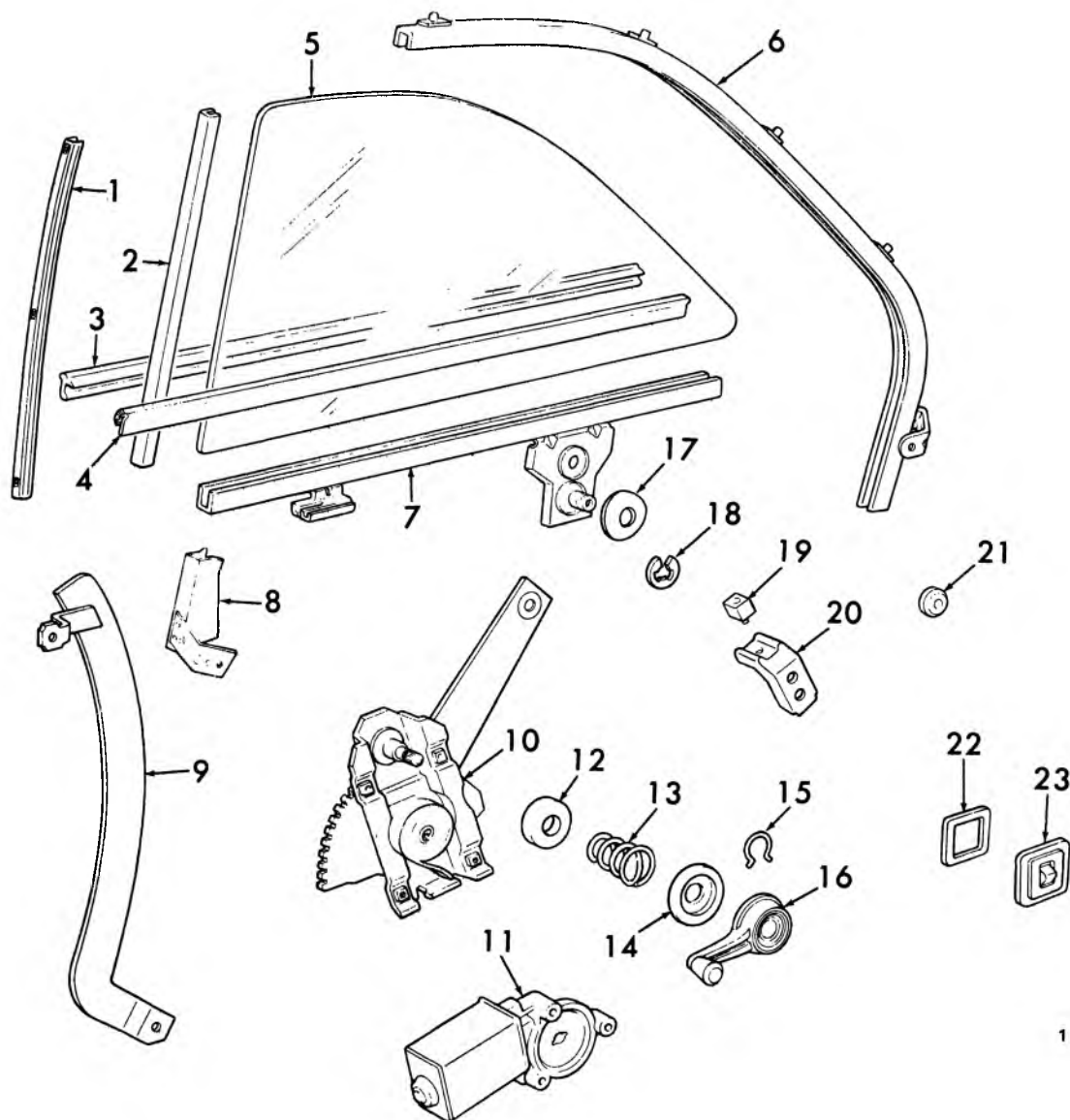
# CHEVROLET BODY GROUP 11.000



## ILLUSTRATION INDEX

TITLE	PAGE	TITLE	PAGE
1964-69 Passenger—Two Door Rear Quarter Hardware .....	11-1	1971-75 Vega Front Seat Adjuster .....	11-15
1965-67 Passenger Spt. Cpe. Rear Quarter Hardware .....	11-2	1967-73 Pass. Front Seat Back Locks .....	11-16
1969-75 Passenger Rear Quarter Hardware .....	11-3	1967-69 Camaro Front Seat Back Lock .....	11-17
1966 Chevelle Spt. Cpe., Convertible Quarter Hardware .....	11-4	1971-73 Vega Adjustable Seat Back .....	11-18
1964-66 Chevelle Two Door Sedan Rear Quarter Hardware .....	11-5	1967-68 Front Seat Center Arm Rest .....	11-19
1964-65 Chevelle Sport Coupe, Convertible Rear Quarter Hardware ...	11-5	1963-66 Station Wagon Load Floor .....	11-20
1972-75 Nova Quarter Hardware .....	11-6	1967-75 Passenger Station Wagon Load Floor ...	11-22
1967-69 Camaro Quarter Window Hardware .....	11-7	1973-75 Pass. (Sta. Wag.) Body Load Floor (9-Pass.) .....	11-24
1971-75 Vega Rear Quarter Window Hardware ...	11-9	1963-66 Chevelle Station Wagon Load Floor .....	11-26
1973-75 Tilt Seat Adjuster Transmission and Motor .....	11-10	1973-75 Chevelle Load Floor .....	11-28
1965-75 Astro Bucket Seat Four Way Electric Seat Adjuster .....	11-12	1971-72 Vega Folding Rear Seat Back Hardware Installation (Coupe and Sta. Wag.) ....	11-30
1966-68 Astro Bucket Seat and Head Restraint Details .....	11-14	1973-74 Vega Folding Rear Seat Hardware Installation (15-77 Styles) .....	11-31
		1973-74 Vega Folding Seat & Load Floor Hardware .....	11-32

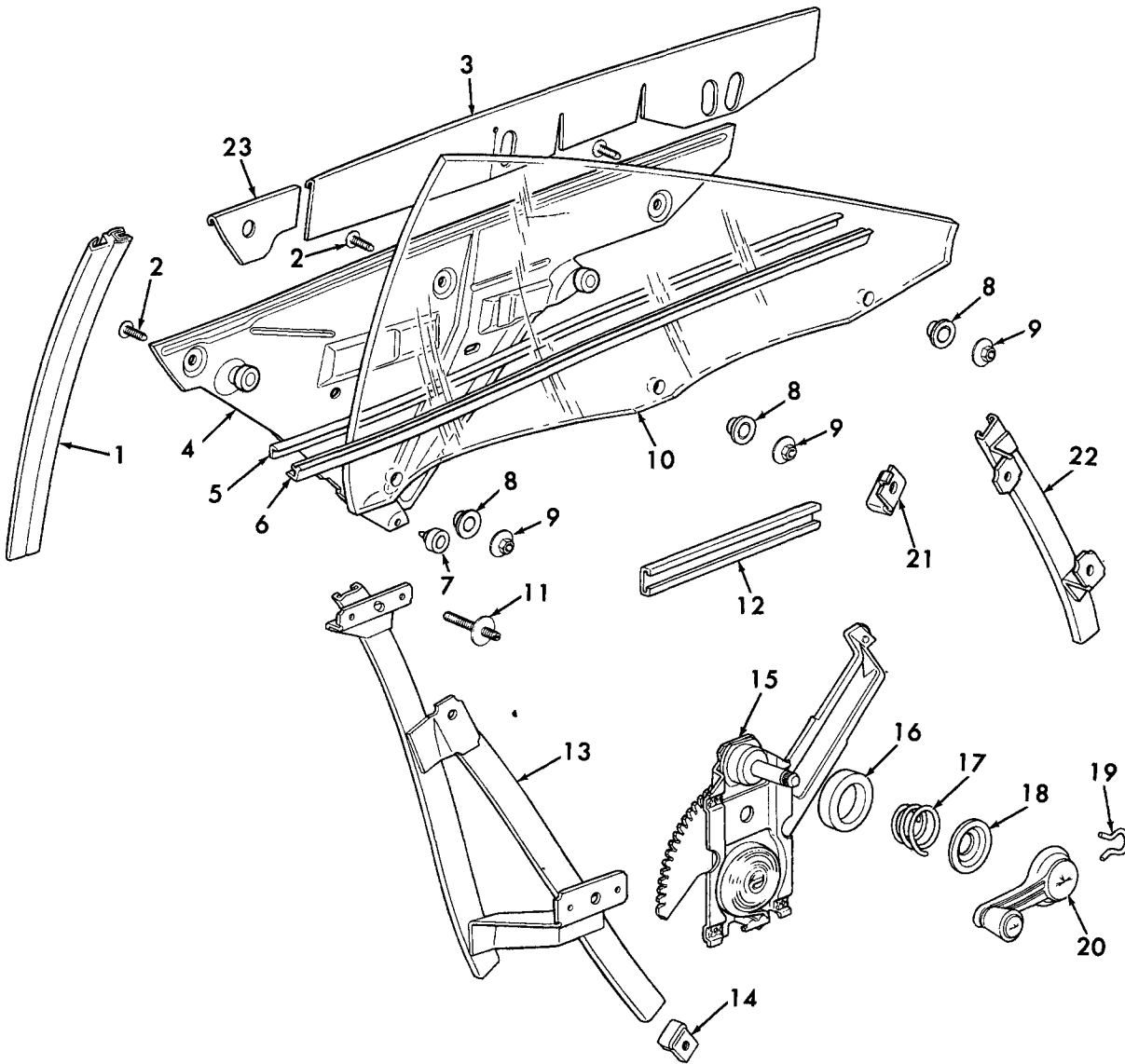




11-28

### 1964-69 PASSENGER-TWO DOOR REAR QUARTER HARDWARE

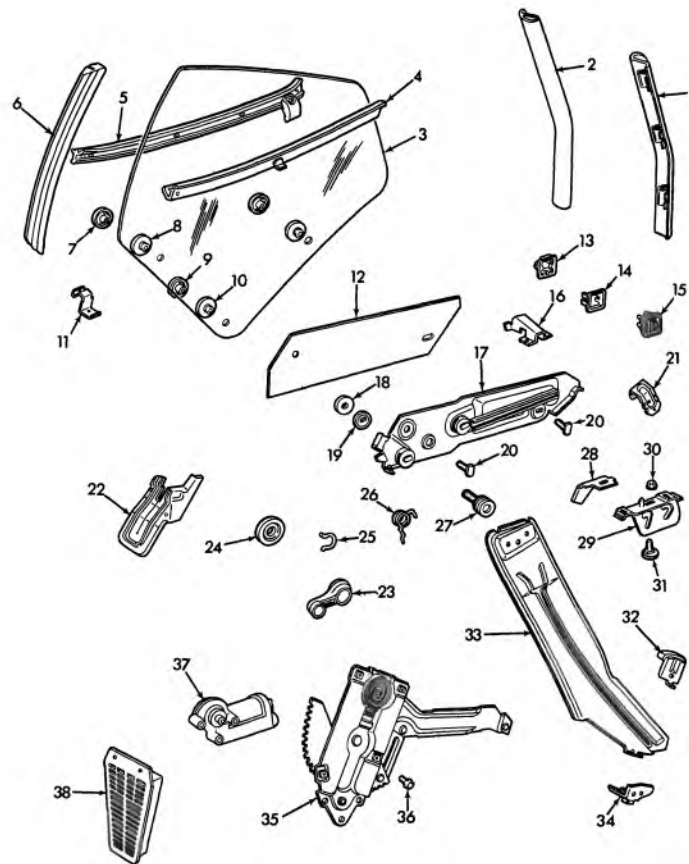
- |   |   |
|---|---|
| 1. 11.021 CHANNEL ASSY., Qtr. Wind. Glass Run Front (1965 Pass.)  | 9. 11.040 GUIDE ASSY., Quarter Window (1964 Pass.) (1964-65 Chevelle)   |
| 2. 11.007 CHANNEL, Qtr. Window Front Sash (1965 Pass.)  | 10. 11.041 REGULATOR ASSY., Rear Qtr. Window                            |
| 11.021 CHANNEL ASSY., Qtr. Wind. Glass Run Front Upper (1964 Pass. and 1964-5 Chevelle)                       | 11. 10.783 MOTOR ASSY., Qtr. Wind. Reg. Electric                        |
| 3. 11.015 STRIP, Qtr. Window Glass Run Outer  | 12. 10.517 WASHER, Rear Qtr. Wind. Reg. Spindle                         |
| 4. 11.015 STRIP, Qtr. Window Glass Run Inner  | 13. 10.666 SPRING, Qtr. Window Reg. Handle                              |
| 5. 11.011 GLASS, Rear Quarter Window  | 14. 10.515 PLATE, Qtr. Window Reg. Handle Bearing                       |
| 6. 11.021 CHANNEL ASSY., Rear Quarter Window Glass Run (Rear 1964 Pass. and 1965 Chevelle) (Upper 1965 Pass.) | 15. 10.513 SPRING, Qtr. Window Reg. Handle Ret.                         |
| 7. 11.007 CHANNEL ASSY., Quarter Window Lower Sash  | 16. 10.797 HANDLE ASSY., Quarter Window Reg.                            |
| 8. 11.021 CHANNEL ASSY., Quarter Window Glass Run Front Lower (1964 Pass.)                                    | 17. 11.007 WASHER, Quarter Window Lwr. Sash Channel Spring (1965 Pass.) |
|   | 18. 11.041 CLIP, Qtr. Window Reg. to Channel Ret.                       |
|   | 19. 11.013 BUMPER, Quarter Window Stop                                  |
|   | 20. 11.013 SUPPORT, Quarter Window Bumper                               |
|   | 21. 13.090 GROMMET, Quarter Window Wiring                               |
|   | 22. 10.777 RETAINER, Qtr. Window Switch Escutcheon                      |
|   | 23. 10.777 SWITCH & ESCN. ASSY., Rear Qtr. Wind.                        |



11-29

### 1965-67 PASSENGER SPT. CPE. REAR QUARTER HARDWARE

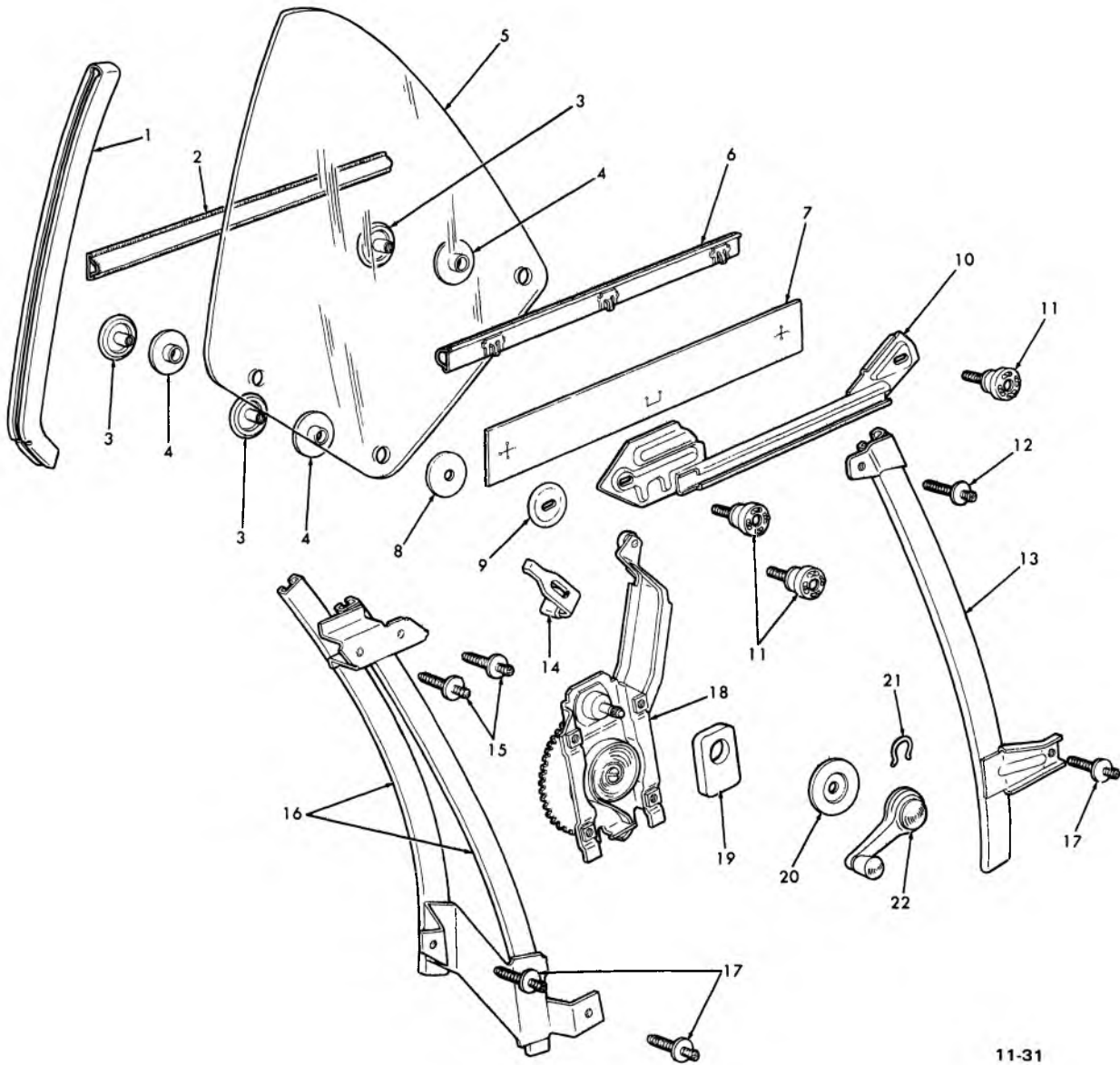
- |   |   |
|---|---|
| 1. 11.007 CHANNEL, Rear Qtr. Wind. Front Sash         | 13. 11.040 GUIDE ASSY., Quarter Wind. Front                                 |
| 2. 11.007 BOLT, Qtr. Wind. Glass to Lwr. Channel      | 14. 11.012 STOP ASSY., Quarter Wind. Lower                                  |
| 3. 11.007 FILLER, Qtr. Wind. Lwr. Sash Channel        | 15. 11.041 REGULATOR ASSY., Quarter Window                                  |
| 4. 11.007 CHANNEL ASSY., Qtr. Wind. Lower Sash        | 16. 10.517 WASHER, Qtr. Window Reg. Handle                                  |
| 5. 11.015 STRIP, Qtr. Window Outer at Belt            | 17. 10.666 SPRING, Qtr. Window Reg. Handle                                  |
| 6. 11.015 STRIP, Qtr. Window Inner at Belt            | 18. 10.515 PLATE, Qtr. Window Reg. Handle Bearing                           |
| 7. 11.007 ROLLER & PIN, Qtr. Wind. Lower Sash Channel | 19. 10.513 SPRING, Qtr. Wind. Reg. Handle Retaining                         |
| 8. 10.747 SPACER, Qtr. Wind. Glass to Lwr. Channel    | 20. 10.797 HANDLE ASSY., Qtr. Window Regulator                              |
| 9. 11.007 NUT, Qtr. Wind. Glass to Lower Channel      | 21. 11.012 STOP ASSY., Quarter Window Upper                                 |
| 10. 11.011 GLASS, Quarter Window                      | 22. 11.040 GUIDE ASSY., Quarter Window Rear                                 |
| 11. 11.040 STUD, Quarter Window Front Guide           | 23. N.L. PLATE, Qtr. Window Lower Sash Channel Filler (Component of Item 4) |
| 12. 11.007 CAM, Qtr. Window Lower Sash Channel        |   |



11-30

### 1969-75 PASSENGER REAR QUARTER HARDWARE

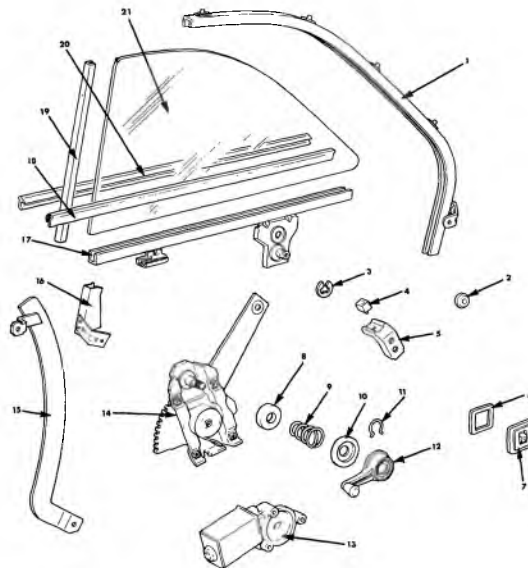
- |  |   |   |
|--|---|---|
| 1. 11.015 SEALING STRIP ASSY., Quarter Window Rear Vert. Inner | 14. 10.777 REINFORCEMENT, Quarter Trim at Window Switch       | 26. 11.007 SPRING, Quarter Window Lower Sash Channel Roller Tension |
| 2. 11.015 SEALING STRIP, Quarter Glass Run Outer               | 15. 10.777 SWITCH & ESCN, Quarter Window One Button           | 27. 11.007 ROLLER ASSY., Quarter Window Guide Lower                 |
| 3. 11.011 GLASS, Quarter Window                                | 16. 15.100 SPACER, Quarter Belt Trim Support                  | 28. 11.012 STOP ASSY, Quarter Window Upper Front                    |
| 4. 11.015 SEALING STRIP ASSY., Quarter Window Window at Belt   | 17. 11.007 1969-70 CHANNEL ASSY., Quarter Window Lower Sash   | 29. 11.040 SUPPORT ASSY., Quarter Window Guide Upper                |
| 5. 11.015 SEALING STRIP ASSY., Quarter Window Outer at Belt    | 18. 11.007 WASHER, Quarter Window Guide Lower Roller to Glass | 30. 11.007 NUT, Quarter Window Guide Upper Support                  |
| 6. 11.007 CHANNEL ASSY., Quarter Window Front Vertical         | 19. 11.007 WASHER, Quarter Window Guide Lower Roller to Glass | 31. 11.007 BOLT, Quarter Window Guide Upper Support                 |
| 7. 11.007 NUT, Quarter Window Lower Sash Channel to Glass      | 20. 11.007 BOLT, Quarter Window Lower Sash Channel to Glass   | 32. 11.012 STOP ASSY, Quarter Window Lower                          |
| 8. 11.007 BUSHING, Quarter Window Lower Sash Channel to Glass  | 21. 11.012 STOP ASSY., Quarter Window Upper Rear              | 33. 11.040 GUIDE, Quarter Window                                    |
| 9. 11.077 NUT, Quarter Window Guide Lower Roller to Glass      | 22. 11.015 SEALING STRIP ASSY., Body Lock Pillar Upper Corner | 34. 11.040 SUPPORT ASSY., Quarter Window Guide Lower                |
| 10. 11.007 BUSHING, Quarter Window Guide Lower Roller to Glass | 23. 10.797 HANDLE ASSY., Quarter Window Regulator             | 35. 11.041 REGULATOR ASSY., Quarter Window                          |
| 11. 15.100 SPACER, Quarter Belt Trim Support Front             | 24. 10.515 PLATE, Quarter Window Regulator Handle Bearing     | 36. 11.041 SCREW, Quarter Window Regulator to Panel                 |
| 12. 11.007 FILLER, Quarter Window Lower Sash Channel           | 25. 10.513 SPRING, Quarter Window Regulator Handle Retaining  | 37. 11.041 MOTOR ASSY, Quarter Window Electric                      |
| 13. 10.777 RETAINER, Quarter Window Switch Escutcheon          |   | 38. 12.942 VALVE ASSY., Body Lock Pillar Pressure Relief            |



11-31

### 1966 CHEVELLE SPT. CPE., CONVERTIBLE QUARTER HARDWARE

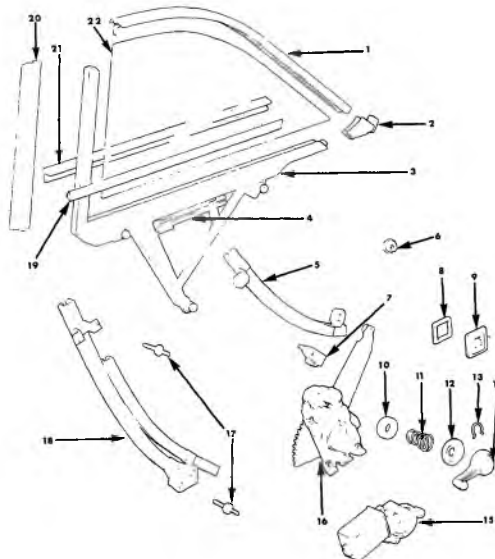
- |  |   |
|--|---|
| 1. 11.007 CHANNEL, Qtr. Wind. Front Sash           | 12. 11.040 STUD, Qtr. Wind. Rear Guide Upper    |
| 2. 11.015 STRIP ASSY., Qtr. Wind. Otr. at Belt     | 13. 11.040 GUIDE ASSY., Qtr. Wind. Rear         |
| 3. 11.007 NUT, Qtr. Wind. Guide Roller Tee         | 14. 11.012 STOP ASSY., Quarter Window           |
| 4. 11.007 BUSHING, Qtr. Wind. Guide Roller         | 15. 11.040 STUD, Qtr. Wind. Front Guide Upr.    |
| 5. 11.011 GLASS, Quarter Window                    | 16. 11.040 GUIDE ASSY., Qtr. Wind. Front        |
| 6. 11.015 STRIP ASSY., Qtr. Wind. Inner at Belt    | 17. 11.040 STUD, Qtr. Wind. Guide Lower         |
| 7. 10.685 FILLER, Qtr. Wind. Lwr. Sash Chnl. Cam   | 18. 11.041 REGULATOR ASSY., Qtr. Wind. Manual   |
| 8. 11.007 WASHER, Qtr. Wind. Guide Roller (Rubber) | 19. 10.517 GASKET, Qtr. Wind. Reg. Spindle      |
| 9. 11.007 WASHER, Qtr. Wind. Guide Roller (Steel)  | 20. 10.515 PLATE, Qtr. Wind. Reg. Hdle. Bearing |
| 10. 11.007 CAM ASSY., Qtr. Wind. Lwr. Sash Chnl.   | 21. 10.513 SPRING, Qtr. Wind. Handle Retaining  |
| 11. 11.007 ROLLER ASSY., Qtr. Wind. Guide          | 22. 10.797 HANDLE ASSY., Qtr. Wind. Reg.        |



11-32

### 1964-66 CHEVELLE TWO DOOR SEDAN REAR QUARTER HARDWARE

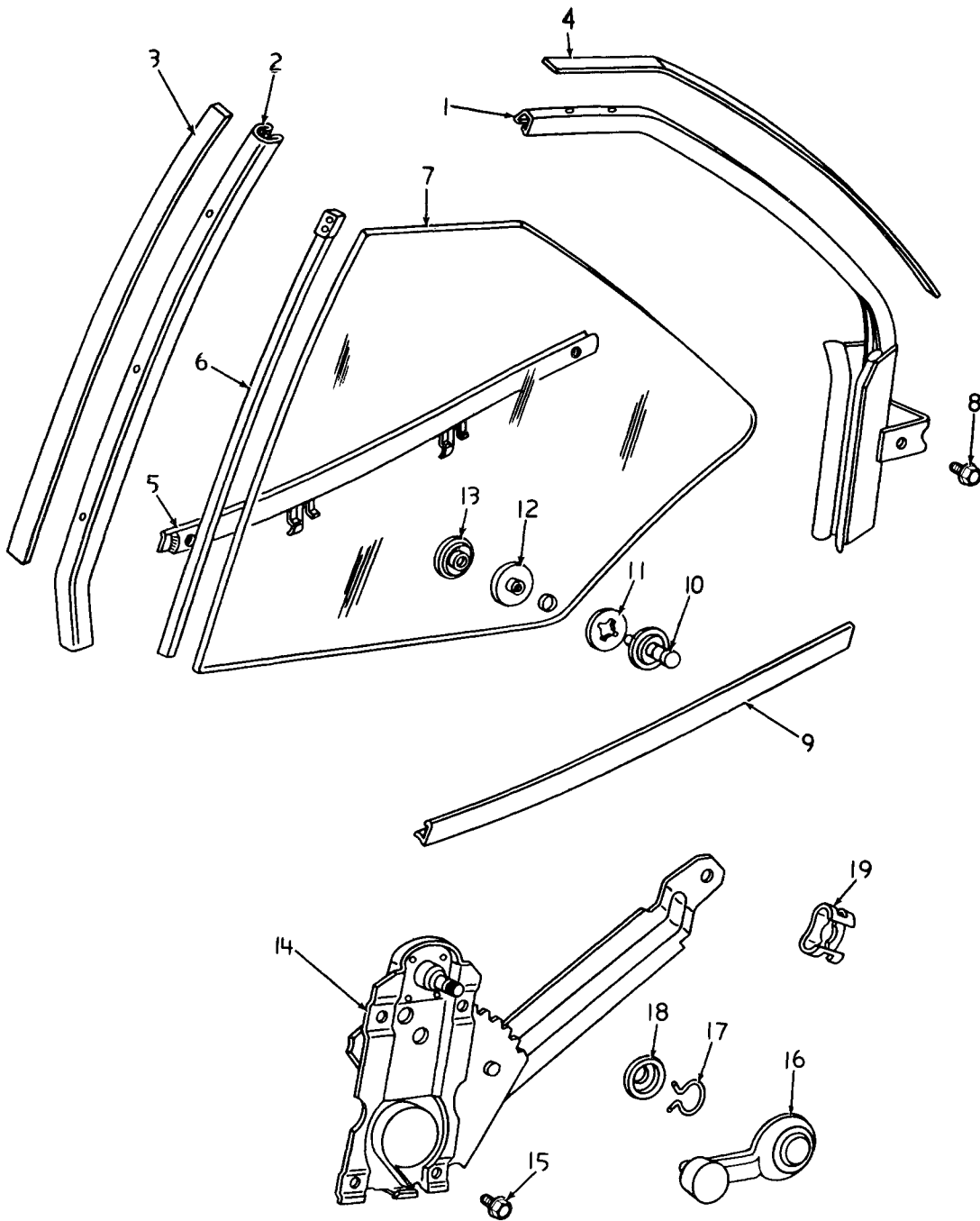
- |   |  |
|---|--|
| 1. 11.021 CHANNEL ASSY., Rr. Qtr. Window Rear | 12. 10.797 HANDLE ASSY., Regulator                       |
| 2. 13.090 GROMMET, Qtr. Window Wiring         | 13. 10.783 MOTOR ASSY., Electric Window                  |
| 3. 11.041 RING, Qtr. Window Regulator         | 14. 11.041 REGULATOR ASSEMBLY                            |
| 4. 11.013 BUMPER, Qtr. Window Stop            | 15. 11.040 GUIDE ASSEMBLY, Quarter Window                |
| 5. 11.013 SUPPORT, Quarter Window Bumper      | 16. 11.021 CHANNEL ASSY., Qtr. Window Frt. Lwr.          |
| 6. 10.777 RETAINER, Switch Escutcheon         | 17. 11.007 CHANNEL ASSY., Qtr. Window Lwr. Sash          |
| 7. 10.777 SWITCH ASSEMBLY, Electric Window    | 18. 11.015 STRIP, Glass Run Inner                        |
| 8. 10.517 WASHER, Regulator Spindle           | 19. 11.021 CHANNEL ASSY., Quarter Window Run Front Upper |
| 9. 10.666 SPRING, Regulator Handle            | 20. 11.015 STRIP, Glass Run Outer                        |
| 10. 10.515 PLATE, Regulator Handle            | 21. 11.011 GLASS   |
| 11. 10.513 SPRING, Handle Retaining           |  |



11-33

### 1964-65 CHEVELLE SPORT COUPE, CONVERTIBLE REAR QUARTER HARDWARE

- |  |  |
|--|--|
| 1. 11.005 CHANNEL ASSY., Qtr. Wind. Upper Sash   | 12. 10.513 SPRING, Handle Retaining          |
| 2. 11.007 CHANNEL, Qtr. Window Corner Filler     | 13. 10.515 PLATE, Regulator Handle           |
| 3. 11.007 CHANNEL ASSY., Qtr. Wind. Lwr. & Front | 14. 10.797 HANDLE ASSEMBLY, Regulator        |
| 4. 11.007 CAM, Lower Sash Channel                | 15. 10.783 MOTOR ASSEMBLY, Electric Window   |
| 5. 11.040 GUIDE ASSEMBLY, Qtr. Window Rear       | 16. 11.041 REGULATOR ASSEMBLY                |
| 6. 13.090 GROMMET, Quarter Window Wiring         | 17. 11.040 STUD, Front Guide Upper and Lower |
| 7. 11.012 STOP ASSEMBLY, Upper and Lower         | 18. 11.040 GUIDE ASSEMBLY, Qtr. Window Front |
| 8. 10.777 RETAINER, Switch Escutcheon            | 19. 11.015 STRIP, Glass Run Inner            |
| 9. 10.777 SWITCH ASSEMBLY, Electric Window       | 20. 11.015 W/STRIP ASSEMBLY, Window frame    |
| 10. 10.517 WASHER, Regulator Spindle             | 21. 11.015 STRIP, Glass Run Outer            |
| 11. 10.666 SPRING, Regulator Handle              | 22. 11.011 GLASS                             |

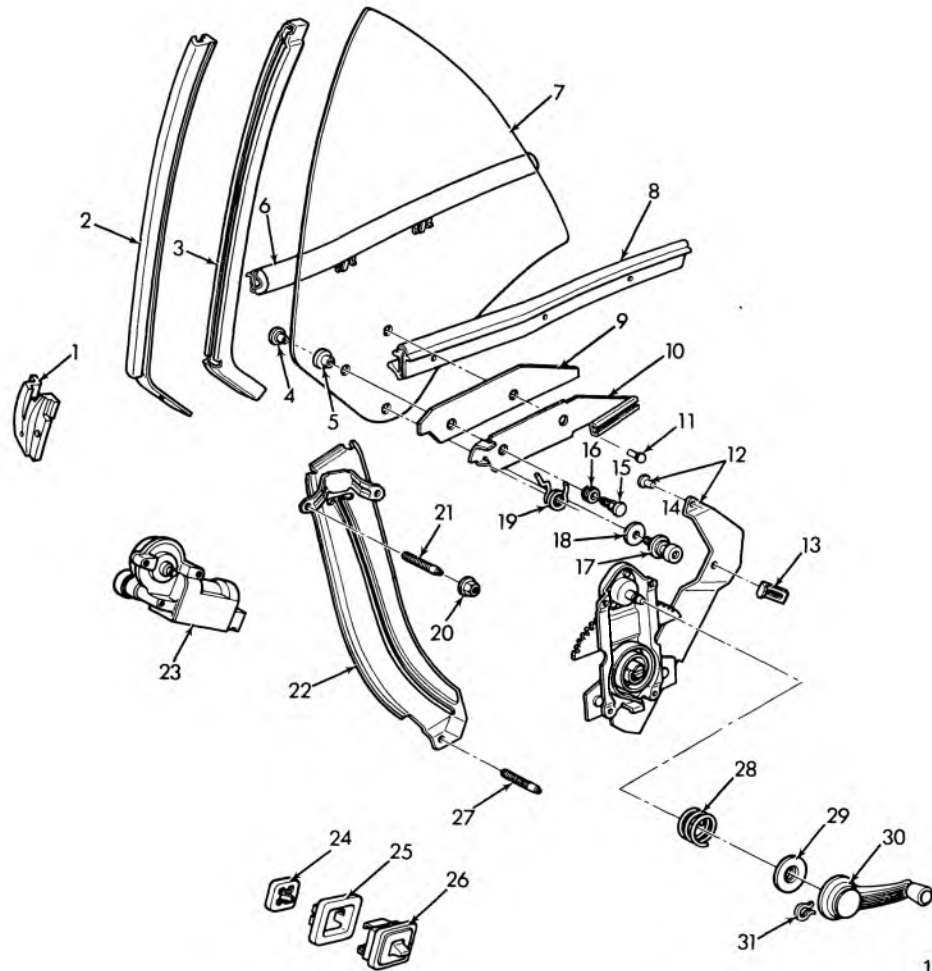


11-47

### 1972-75 NOVA QUARTER HARDWARE

- |  |                                   |
|--|-----------------------------------|
| 1. 11.021 CHANNEL, Quarter Glass Run Rear  | 11. 11.011 WASHER, Glass to Reg.  |
| 2. 11.021 CHANNEL, Quarter Glass Run Front | 12. 11.011 BUSHING, Glass to Reg. |
| 3. 11.015 SEALING STRIP, Front Channel     | 13. 11.011 NUT, Glass to Reg.     |
| 4. 11.015 SEALING STRIP, Rear Channel      | 14. 11.041 REGULATOR              |
| 5. 11.015 SEALING STRIP, Outer             | 15. 11.041 SCREW, Reg. to Panel   |
| 6. 11.007 CHANNEL, Front Sash              | 16. 10.797 HANDLE, Qtr.           |
| 7. 11.011 GLASS, Qtr. Window               | 17. 10.513 SPRING, Handle Ret.    |
| 8. 11.040 SCREW, Channel to Panel          | 18. 10.515 PLATE, Handle Bearing  |
| 9. 11.015 SEALING STRIP, Inner             | 19. 11.041 CLIP, Reg. to Sash     |
| 10. 11.007 SCREW, Glass to Reg.            |                                   |



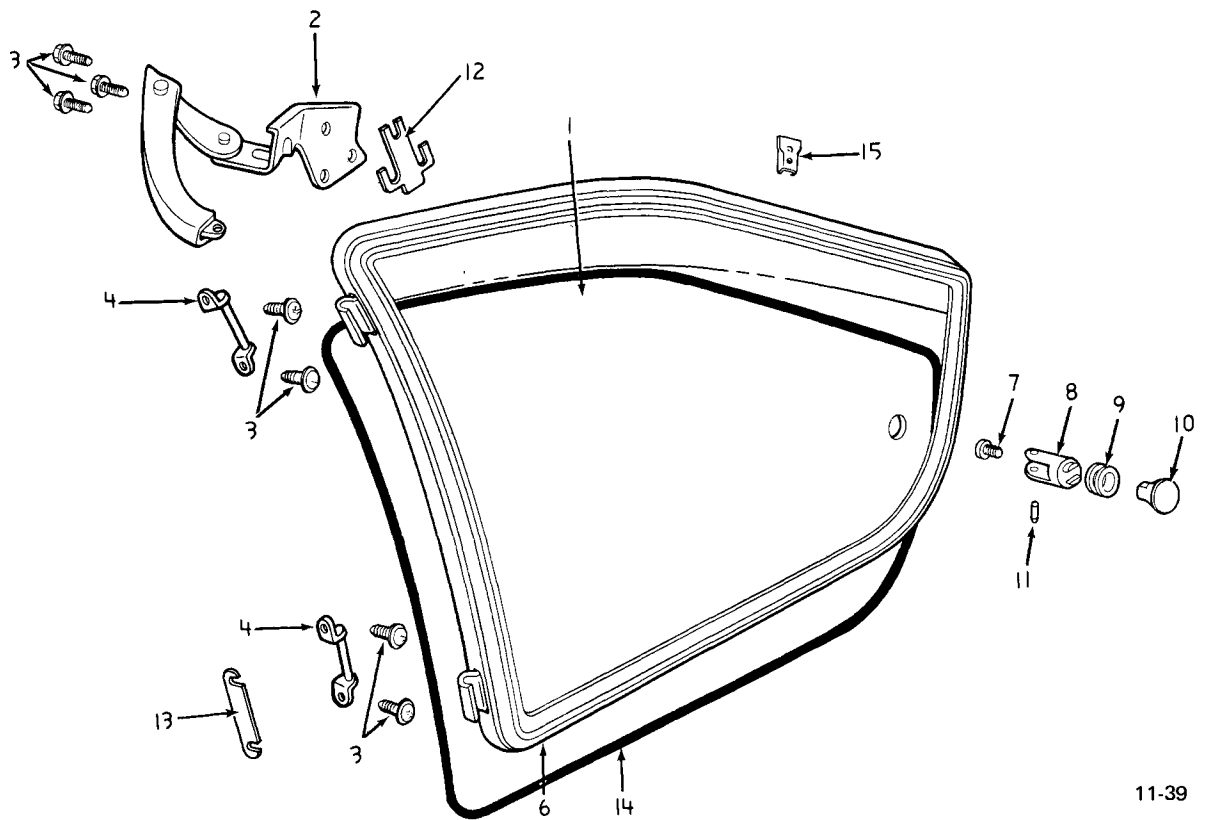


11-34

### 1967-69 CAMARO QUARTER WINDOW HARDWARE

- |  |   |
|--|---|
| 1. 10.694 STRIP ASSY., Body Lock Pillar Upper Corner Sealing | 17. 11.007 WASHER, Quarter Window Guide Lower Roller (Steel)    |
| 2. 11.015 WEATHERSTRIP ASSY., Quarter Window Frame Vertical  | 18. 11.007 WASHER, Quarter Window Guide Lower Roller (Rubber)   |
| 3. 11.007 CHANNEL, Quarter Window Front Sash                 | 19. 11.007 SPRING, Quarter Window Sash Channel Front Roller     |
| 4. 11.007 NUT, Quarter Window Roller                         | 20. 11.040 NUT, Quarter Window Guide to Panel                   |
| 5. 11.007 BUSHING, Quarter Window Guide Lower Roller         | 21. 11.040 STUD, Quarter Window Guide Upper                     |
| 6. 11.015 STRIP, Quarter Window Outer at Belt                | 22. 11.040 GUIDE ASSY., Quarter Window                          |
| 7. 11.011 GLASS, Quarter Window                              | 23. 11.041 MOTOR ASSY., Quarter Window Regulator Electric       |
| 8. 11.015 STRIP ASSY., Quarter Window Inner at Belt          | 24. 10.777 REINFORCEMENT, Quarter Trim at Window Switch         |
| 9. 11.007 FILLER, Quarter Window Lower Sash Channel          | 25. 10.777 RETAINER, Window Switch Escutcheon One Button        |
| 10. 11.007 CHANNEL ASSY., Quarter Window Lower Sash          | 26. 10.777 SWITCH & ESCUTCHEON ASSY., Quarter Window One Button |
| 11. 11.007 BOLT, Quarter Window Lower Sash Channel to Glass  | 27. 11.040 STUD, Quarter Window Guide Lower                     |
| 12. 11.041 REGULATOR ASSY., Quarter Window Manual            | 28. 10.666 SPRING, Quarter Window Regulator Handle              |
| 13. 11.012 STOP ASSY., Quarter Window Upper                  | 29. 10.515 PLATE, Quarter Window Regulator Handle Bearing       |
| 14. 11.007 ROLLER, Quarter Window Guide Lower                | 30. 10.797 HANDLE ASSY., Quarter Window Regulator               |
| 15. 11.007 PIN, Quarter Window Sash Channel Front Roller     | 31. 10.513 SPRING, Quarter Regulator Handle Retaining           |
| 16. 11.007 ROLLER, Quarter Window Sash Channel Front         |   |

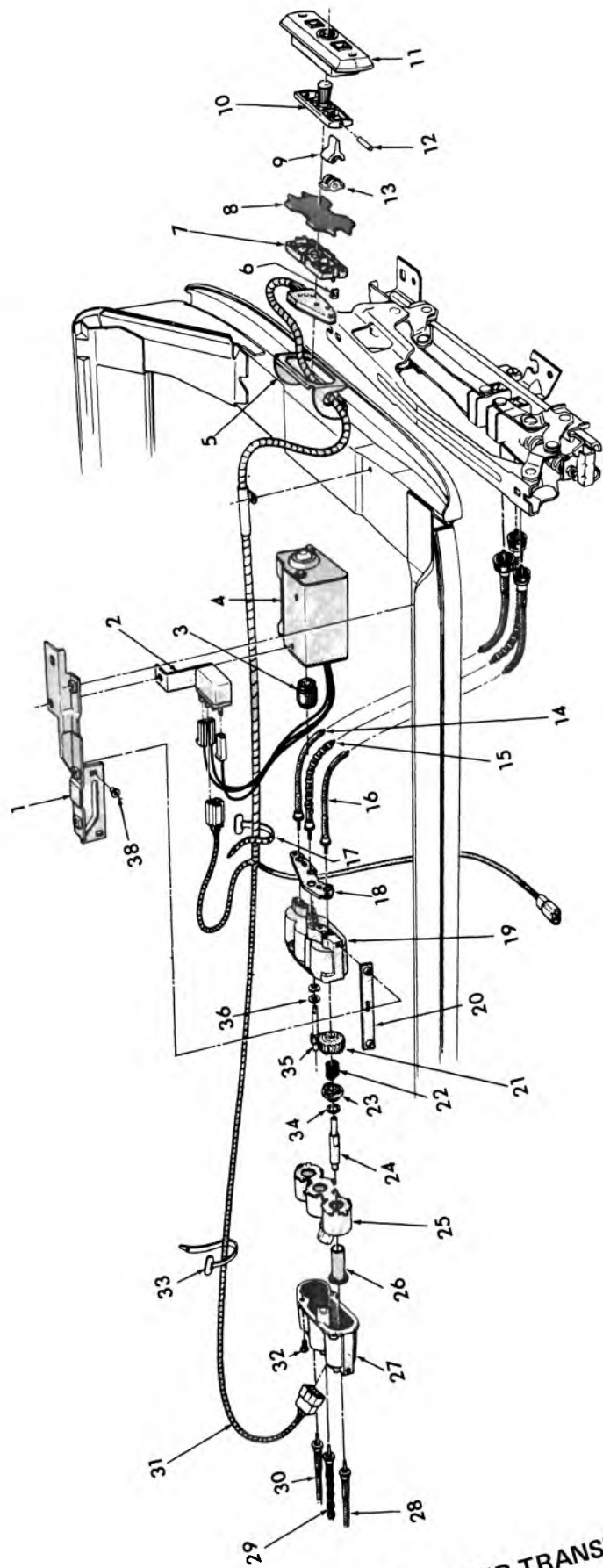




11-39

### 1971-75 VEGA REAR QUARTER WINDOW HARDWARE

- |   |                     |
|---|---------------------|
| 1. 11.011 GLASS                             | 9. 11.010 BUSHING   |
| 2. 11.010 LATCH ASSY. 71                    | 10. 11.010 BUTTON   |
| 3. 8.977 SCREW (8-18 x 3/4)                 | 11. 11.010 PIN      |
| 4. 11.052 HINGE                             | 12. 11.010 SPACER   |
| 6. 11.021 CHANNEL ASSY. (Sed.) (stat.)-L.H. | 13. 11.052 SPACER   |
| 7. 8.977 SCREW (8-32 x 3/8")                | 14. 11.015 STRIP    |
| 8. 11.010 SUPPORT                           | 15. 11.007 RETAINER |



11-7

1973-75 TILT SEAT ADJUSTER TRANSMISSION AND MOTOR

11.000-GROUP

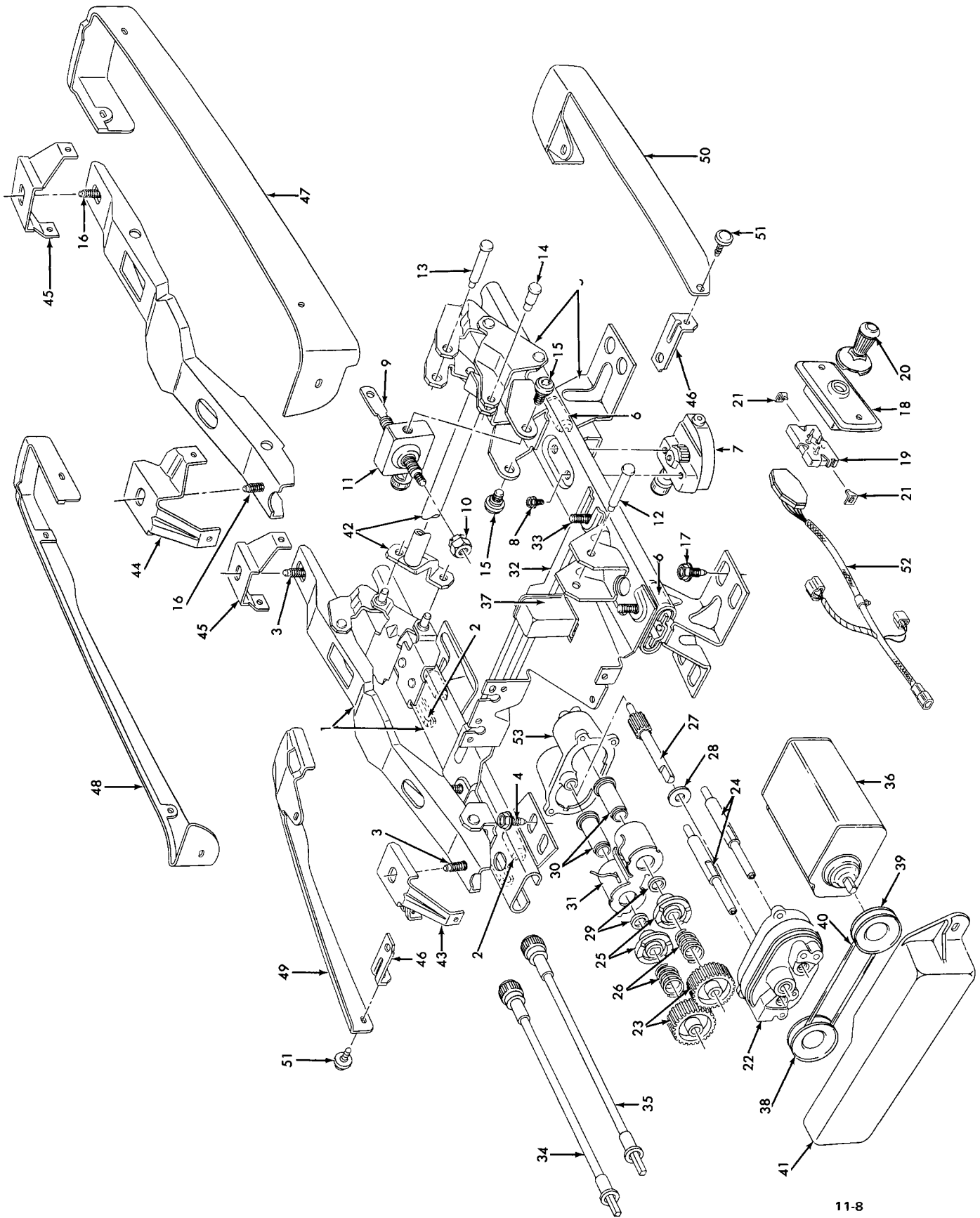
GM PARTS DIVISION, GENERAL MOTORS CORPORATION — CHEVROLET — 11A — 7-75

11-10

## 1973-75 TILT SEAT ADJUSTER TRANSMISSION AND MOTOR

- |     |        |  |     |        |   |
|-----|--------|--|-----|--------|---|
| 1.  | 11.556 | SUPPORT ASSY., Adjuster<br>Transmission                | 19. | N.S.S. | HOUSING, Transmission Part of<br>Trans. Assy.           |
| 2.  | 13.095 | RELAY ASSY., Seat Adjuster Motor                       | 20. | 11.556 | PAD, Adjuster Trans. Support                            |
| 3.  | 11.561 | COUPLING, Motor to Transmission<br>Drive               | 21. | 11.556 | GEAR & CLUTCH ASSY.                                     |
| 4.  | 11.556 | MOTOR, Horizontal and Vertical                         | 22. | 11.556 | SPRING, Trans. Clutch Shaft                             |
| 5.  | 11.368 | SUPPORT, Driv. Inner Pass, Outer,<br>Side Pnl. Rear    | 23. | 11.556 | DOG, Trans. Clutch Shaft                                |
| 6.  | 11.558 | CLIP, Switch to Escutcheon                             | 24. | 11.556 | SHAFT, Trans. Clutch                                    |
| 7.  | 11.558 | BASE ASSY.   | 25. | 11.556 | SOLENOID ASSY., Transmission                            |
| 8.  | N.S.   | SEAL   | 26. | 11.556 | PLUNGER, Trans. Clutch Shaft                            |
| 9.  | 11.558 | CAP, Switch Vertical Button                            | 27. | N.S.S. | HOUSING, Part of Trans. Assy.                           |
| 10. | 11.558 | BAR ASSY.  | 28. | 11.561 | CABLE ASSY., Trans. to Right<br>Adjuster Front Vertical |
| 11. | 11.558 | ESCUTCHEON, Side Panel Switch                          | 29. | 11.561 | CABLE ASSY., Trans. to Right<br>Adjuster Horizontal     |
| 12. | 11.558 | PIN, Switch Vertical Button                            | 30. | 11.561 | CABLE ASSY., Trans. to Right<br>Adjuster Rear Vertical  |
| 13. | 11.558 | BUTTON, Switch Vertical                                | 31. | 13.090 | HARNES ASSY., 6-way Seat<br>Adjuster Wrg.               |
| 14. | 11.561 | CABLE ASSY., Trans. to Left Adjuster<br>Rear Vertical  | 32. | N.S.S. | SCREW, (Part of Trans. Assy.)                           |
| 15. | 11.561 | CABLE ASSY., Trans. to Left Adjuster<br>Horizontal     | 33. | 2.559  | RETAINER, Adj. Strap Type                               |
| 16. | 11.561 | CABLE ASSY., Trans. to Left Adjuster<br>Front Vertical | 34. | N.S.S. | WASHER, (Part of Trans. Assy.)                          |
| 17. | 2.559  | RETAINER, Adjustable                                   | 35. | 11.556 | GEAR, Transmission Driving                              |
| 18. | 11.561 | PLATE, Cable Attaching                                 | 36. | 11.556 | WASHER (1969-72 Only)                                   |
|     |        |  | 37. | N.S.S. | WASHER, (Part of Support Assy.)                         |

11-7



11-8

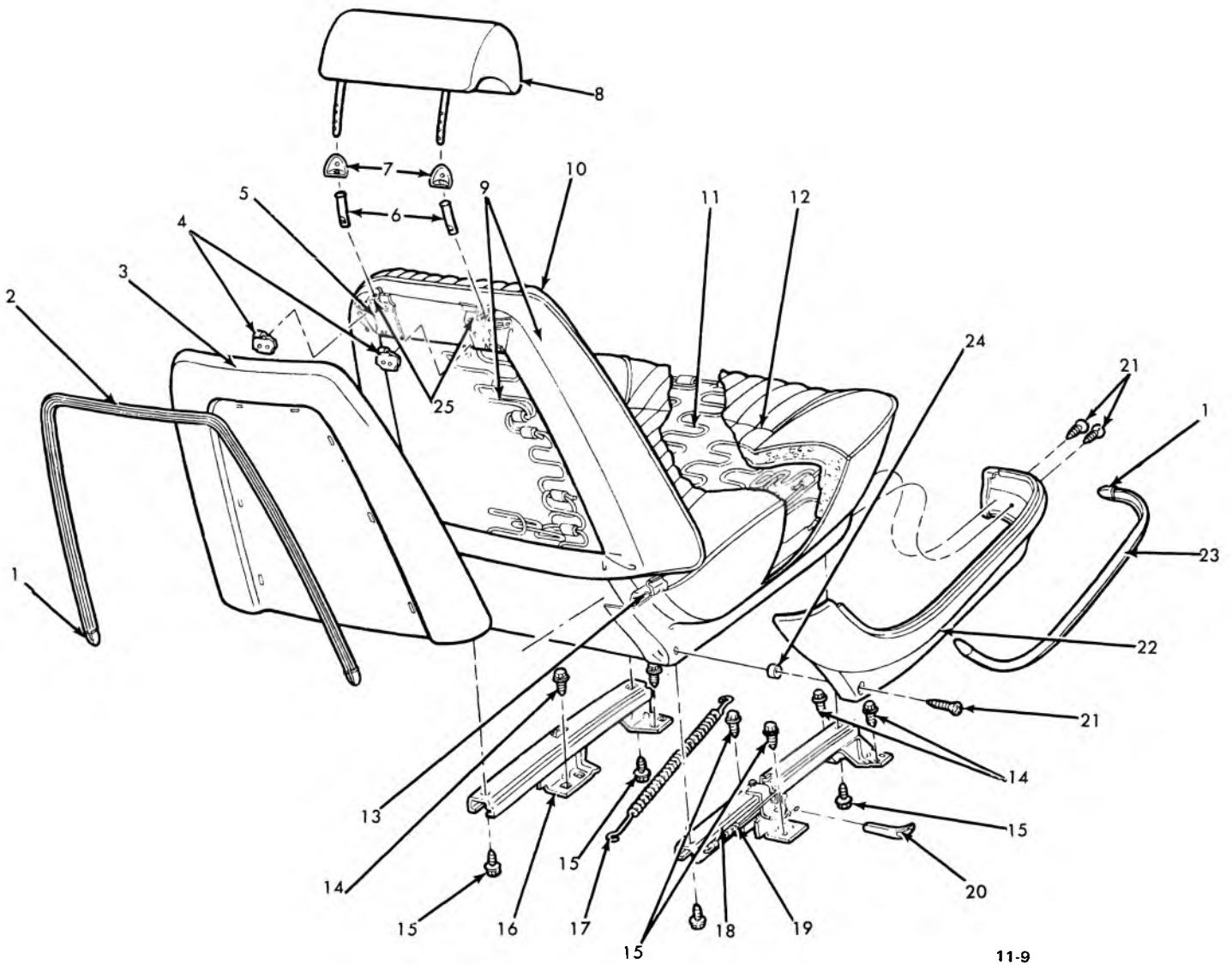
**1965-75 ASTRO BUCKET SEAT FOUR WAY ELECTRIC SEAT ADJUSTER**

GM PARTS DIVISION, GENERAL MOTORS CORPORATION — CHEVROLET — 11A

## 1966-75 ASTRO BUCKET SEAT FOUR WAY ELECTRIC SEAT ADJUSTER

- |  |   |
|--|---|
| <p>1. 11.561 ADJUSTER ASSY., Driver Seat Inner (Incl. Item 2)</p> <p>2. 11.561 SHOE, Driver Seat Inner Adj. Lwr. Chnl.</p> <p>3. 11.561 BOLT, Adjuster to Side Bar</p> <p>4. 11.561 BOLT, Adjuster to Floor Pan Bar</p> <p>5. 11.561 ADJUSTER ASSY., Driver Seat Outer (Incl. Items 6-7-8-9-10-11-12-13-14-15)</p> <p>6. 11.561 SHOE, Driver Seat Outer Adj. Lwr. Chnl.</p> <p>7. 11.561 ACTUATOR ASSY., Driver's Otr. Seat Adj.</p> <p>8. 11.561 SCREW, Driver's Otr. Seat Actuator</p> <p>9. 11.561 JACKSCREW, Driver's Otr. Seat Adj.</p> <p>10. 11.561 STOP, Driver Otr. Adj. Jackscrew Frt.</p> <p>11. 11.561 GEARNUT ASSY., Driver's Otr. Adj. Jackscrew</p> <p>12. 11.561 PIN, Driver's Otr. Adj. Top Plate Frt.</p> <p>13. 11.561 PIN, Driver's Otr. Adj. Top Plate Rear</p> <p>14. 11.561 RIVET, Driver's Otr. Adj. Jackscrew</p> <p>15. 11.561 SCREW, Driver's Otr. Adj. Gearnut</p> <p>16. 11.561 BOLT, Adjuster to Side Bar</p> <p>17. 11.561 BOLT, Adjuster to Floor Pan Bar</p> <p>18. 11.558 ESCUTCHEON, Driver's Outer Seat Switch</p> <p>19. 11.558 BASE ASSY., Driver's Outer Seat Switch</p> <p>20. 11.558 BUTTON ASSY., Driver's Outer Seat Switch</p> <p>21. 11.558 CLIP, Driver Outer Seat Switch to Escn.</p> <p>22. 11.556 TRANSMISSION ASSY., Driver's Seat Adj. Horiz. and Vert. (Incl. Items 23-24-25-26-27-28-29-30-31)</p> <p>23. 11.556 GEAR, Seat Adj. Trans. Horiz. &amp; Vert.</p> <p>24. 11.556 SHAFT, Seat Adj. Transmission Clutch</p> <p>25. 11.556 DOG, Seat Adj. Transmission Shaft</p> <p>26. 11.556 SPRING, Seat Adj. Transmission Clutch Shaft</p> <p>27. 11.556 GEAR, Seat Adj. Transmission Driving</p> <p>28. 11.556 WASHER, Seat Adj. Trans. Drive Gear Thrust</p> <p>29. 11.556 WASHER, Seat Adj. Trans. Clutch Shaft</p> | <p>30. 11.556 PLUNGER ASSY., Seat Adj. Trans. Clutch Shaft</p> <p>31. 11.556 SOLENOID ASSY., Seat Adj. Transmission</p> <p>32. 11.556 SUPPORT, Seat Adj. Transmission</p> <p>33. 11.556 SCREW, Seat Adj. Transmission Support</p> <p>34. 11.561 CABLE ASSY., Seat Adj. Transmission to Left Adjuster Vertical</p> <p>35. 11.561 CABLE ASSY., Seat Adj. Transmission to Left Adjuster Horizontal</p> <p>36. 11.556 MOTOR ASSY., Driver's Seat Adj. Horiz. and Vert.</p> <p>37. 13.095 RELAY ASSY., Driver's Seat Adj. Motor</p> <p>38. 11.556 PULLEY, Seat Adj. Trans. at Trans.</p> <p>39. 11.556 PULLEY, Seat Adj. Trans. at Motor</p> <p>40. 11.556 RING, Seat Adj. Trans. Pulley Rubber</p> <p>41. 11.556 COVER, Seat Adj. Trans. Pulley</p> <p>42. 11.561 TUBE ASSY., Driver's Seat Adj. Torque</p> <p>43. 11.573 SUPPORT, Driver's Seat Adj. Track Upper Inner Cover Front</p> <p>44. 11.573 SUPPORT, Driver's Seat Adj. Track Upper Outer Cover Front</p> <p>45. 11.573 SUPPORT, Driver's Seat Adj. Track Upper Cover Rear</p> <p>46. 11.573 SUPPORT, Driver's Seat Adj. Track Lower Cover Front</p> <p>47. 11.573 COVER, Driver's Seat Adj. Track Outer Upper</p> <p>48. 11.573 COVER, Driver's Seat Adj. Track Inner Upper</p> <p>49. 11.573 COVER, Driver's Seat Adj. Track Inner Lower</p> <p>50. 11.573 COVER, Driver's Seat Adj. Track Outer Lower</p> <p>51. 11.573 FASTENER, Seat Adjuster Track Cover</p> <p>52. 13.090 HARNESS ASSY., Four Way Seat Adj. Wiring</p> <p>53. N.S.S. HOUSING, Seat Adj. Transmission</p> |
|--|---|

11-8

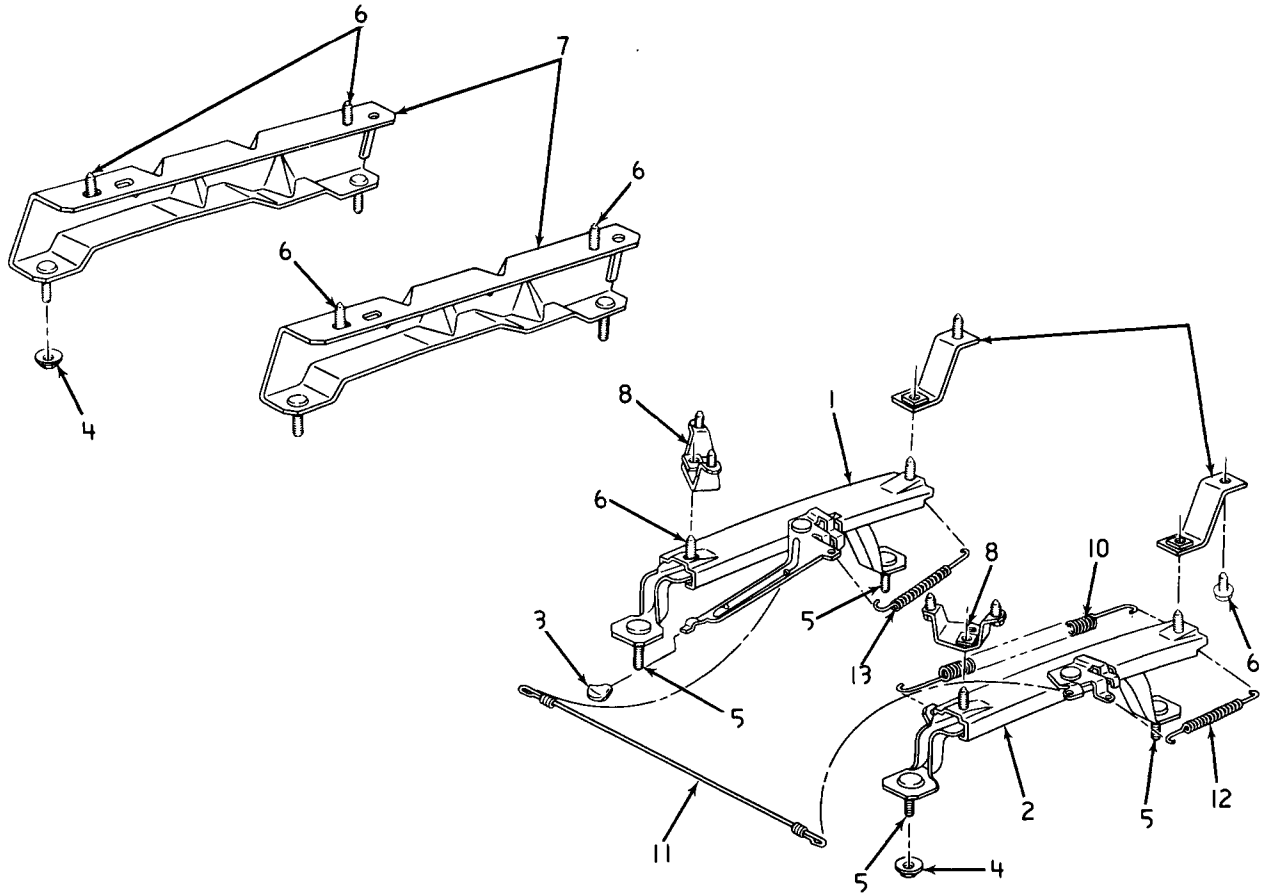


11-9

## 1966-68 ASTRO BUCKET SEAT AND HEAD RESTRAINT DETAILS

- |   |   |
|---|---|
| 1. 14.818 CAP, Seat Side & Bk. Panel End        | 14. 11.561 BOLT, Seat Adjuster to Floor Pan     |
| 2. 13.818 MOLDING, Seat Back Panel Fnshg.       | 15. 11.561 BOLT, Seat Adjuster to Side Bar      |
| 3. 11.358 PANEL, Seat Back Panel                | 16. 11.561 ADJUSTER ASSY., Seat Inner Manual    |
| 4. 11.368 SUPPORT, Seat Back Panel Upper        | 17. 11.581 SPRING, Seat Adjuster Assist         |
| 5. 11.376 GUIDE ASSY., Seat Back Headrest Supt. | 18. 11.561 ADJUSTER ASSY., Seat Outer Manual    |
| 6. 11.376 TUBE, Seat Back Headrest Supt. Guide  | 19. 11.581 SPRING, Seat Outer Adjuster Lock Bar |
| 7. 11.376 ESCN., Seat Back Headrest Pnl. Supt.  | 20. 11.588 KNOB, Seat Adjuster                  |
| 8. 14.924 HEADREST ASSY., Seat Back             | 21. N.L. SCREW, Seat Side Panel                 |
| 9. 11.373 SPRING & FRAME, Seat Back             | 22. 11.362 PANEL, Seat Side                     |
| 10. 14.800 COVER, Seat Back                     | 23. 14.818 MOLDING, Seat Side Panel Fnshg.      |
| 11. 11.419 SPRING & FRAME, Seat Cushion         | 24. 11.362 SPACER, Seat Side Panel              |
| 12. 14.880 COVER, Seat Cushion                  | 25. 11.376 SPRING, Seat Back Headrest Stop      |
| 13. 11.368 SUPPORT, Seat Side Pnl. Rear Outer   |   |

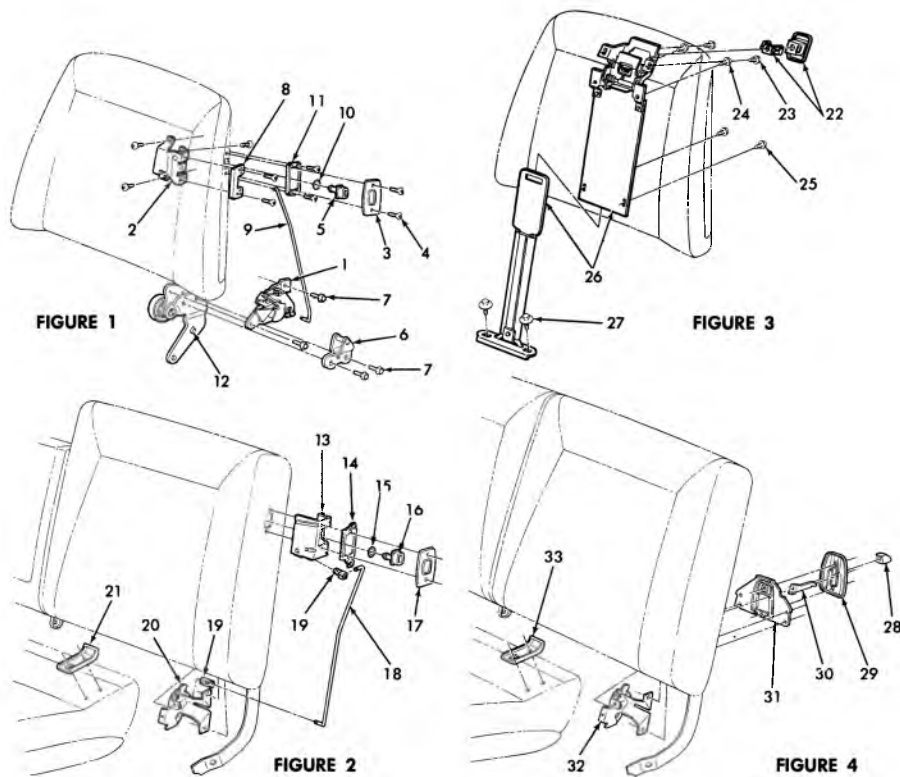




11-41

### 1971-75 VEGA FRONT SEAT ADJUSTER

- |    |        |   |     |        |               |
|----|--------|---|-----|--------|---------------|
| 1. | 11.561 | ADJUSTER ASSY.                                    | 8.  | 11.561 | SUPPORT ASSY. |
| 2. | 11.561 | ADJUSTER ASSY.                                    | 9.  | 11.561 | SUPPORT ASSY. |
| 3. | 11.588 | KNOB  | 10. | 11.581 | SPRING        |
| 4. | 11.561 | NUT   | 11. | 11.589 | WIRE ASSY.    |
| 5. | 11.561 | BOLT  | 12. | 11.581 | SPRING        |
| 6. | 11.561 | SCREW   | 13. | 11.581 | SPRING        |
| 7. | 11.561 | SUPPORT ASSY. (use with 1/2" spacer) 71-73 (Sed.) |     |        |               |



11-10

## 1967-73 PASS. FRONT SEAT BACK LOCKS

**Figure 1 Strato Bucket and Bench Seats 1967-1968 Styles**

- |  |   |
|--|---|
| 1. 11.390 LOCK ASSY., Seat Back                      | 7. 8.977 SCREW, 5/16-18 x 1-11/32 Seat Back Lock Striker to Hinge |
| 2. 11.390 CONTROL ASSY., Seat Back Lock              | 8. 11.390 SUPPORT, Seat Back Lock Control                         |
| 3. 11.390 ESCUTCHEON, Seat Back Lock Knob            | 9. 11.390 ROD, Seat Back Locking                                  |
| 4. N.L. SCREW, Seat Back Lock Knob Escutcheon        | 10. 11.390 FERRULE, Seat Back Lock Knob                           |
| 5. 11.390 KNOB ASSY., Seat Back Lock Rod Push Button | 11. 11.390 RETAINER, Seat Back Trim at Lock Knob                  |
| 6. 11.390 STRIKER ASSY., Seat Back Lock              | 12. 11.390 HINGE ASSY., Seat Back                                 |

**Figure 2 Notch Back Seat 1967-1968-1969 Styles**

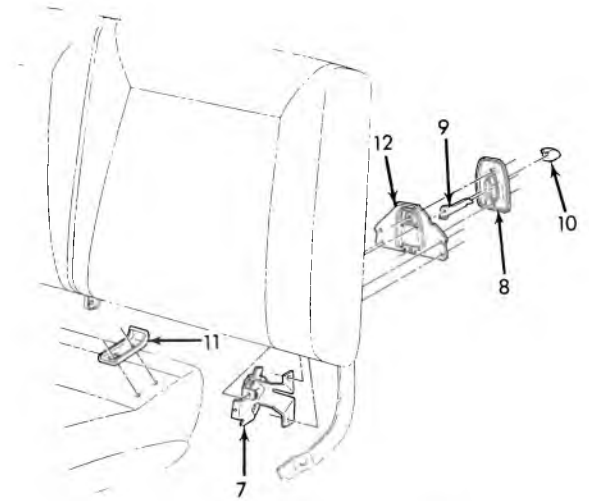
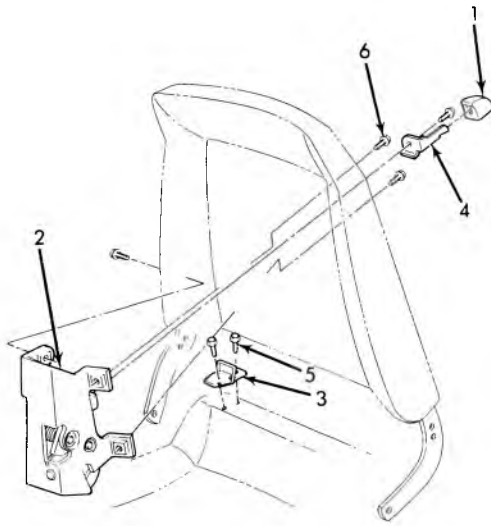
- |  |  |
|--|--|
| 13. 11.390 CONTROL ASSY., Seat Back Lock               | 17. 11.390 ESCUTCHEON, Seat Back Lock Knob |
| 14. 11.390 RETAINER, Seat Back Panel Trim at Lock Knob | 18. 11.390 ROD, Seat Back Locking          |
| 15. 11.390 FERRULE, Seat Back Lock Knob                | 19. 11.390 CLIP, Seat Back Lock Spring     |
| 16. 11.390 KNOB ASSY., Seat Back Lock Rod Push Button  | 20. 11.390 LOCK ASSY., Seat Back           |
|  | 21. 11.390 STRIKER, Seat Back Lock         |

**Figure 3 Strato Bucket and Bench Seats 1969 Styles**

- |  |   |
|--|---|
| 22. 11.390 BUTTON ASSY., Seat Back Lock Push               | 25. N.L. SCREW, Seat Back Center Lock to Lower Bar    |
| 23. N.L. SCREW, Seat Back Center Lock up Upr. Bar          | 26. 11.390 LOCK ASSY., Seat Back Center               |
| 24. N.L. SCREW, Seat Back Center Lock to Upr. Bar Reinfor. | 27. N.L. SCREW, Seat Back Center Lock to Bottom Frame |

**Figure 4 Conventional Seat 1967-1968-1969 Styles**

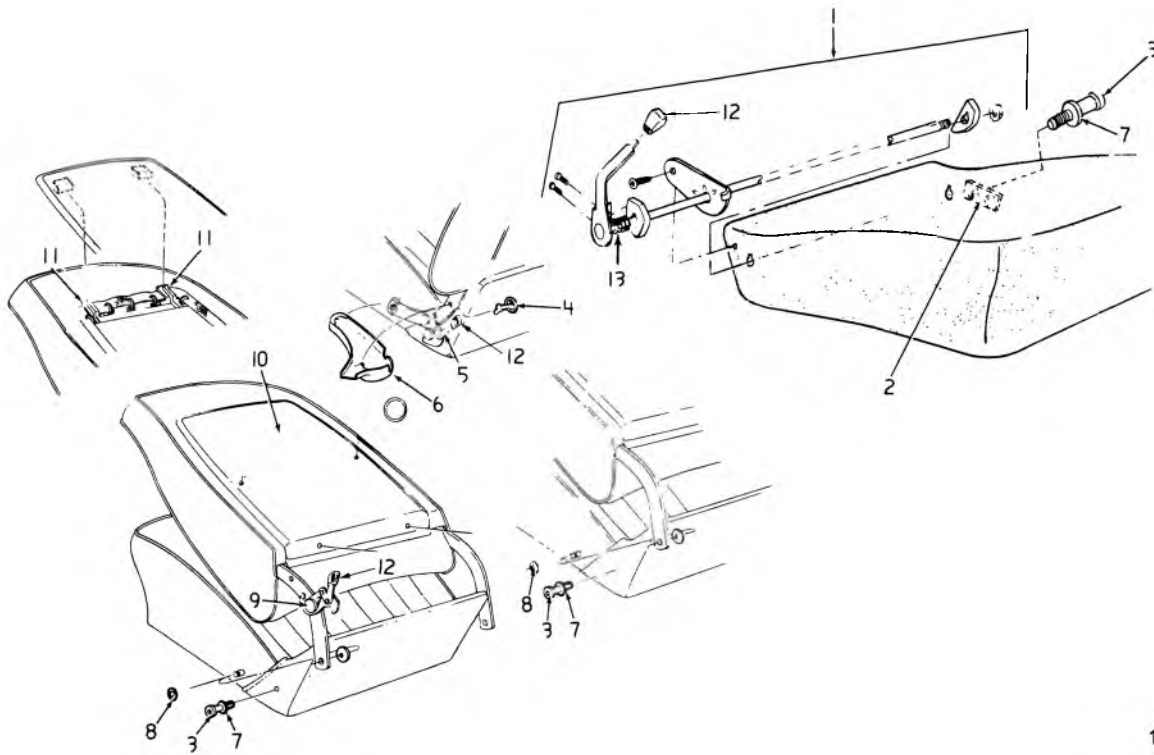
- |  |  |
|--|--|
| 28. 11.390 KNOB ASSY., Seat Back Lock Handle | 31. 11.390 SUPPORT, Seat Back Lock Handle Escutcheon |
| 29. 11.390 ESCUTCHEON, Seat Back Lock Handle | 32. 11.390 LOCK ASSY., Seat Back                     |
| 30. 11.390 HANDLE, Seat Back Lock Handle     | 33. 11.390 STRIKER, Seat Back Lock                   |



11-11

### 1967-69 CAMARO FRONT SEAT BACK LOCK

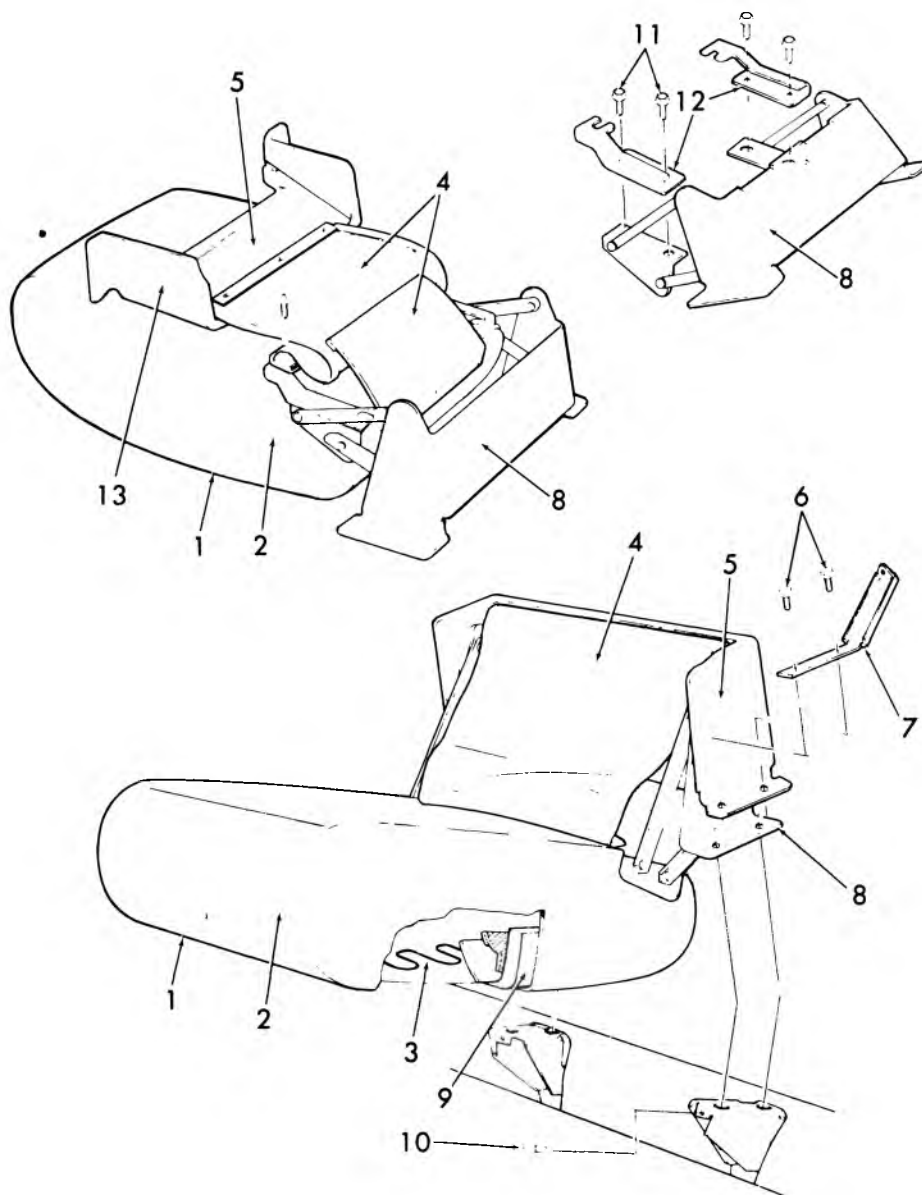
- |  |  |
|--|--|
| 1. 11.390 KNOB ASSY., Seat Back Lock Handle        | 7. 11.390 LOCK ASSY., Seat Back                      |
| 2. 11.390 LOCK ASSY., Seat Back                    | 8. 11.390 ESCUTCHEON, Seat Back Lock Handle          |
| 3. 11.390 STRIKER ASSY., Seat Back Lock            | 9. 11.390 HANDLE, Seat Back Lock Handle              |
| 4. 11.390 HANDLE, Seat Back Lock                   | 10. 11.390 KNOB ASSY., Seat Back Lock Handle         |
| 5. N.L. SCREW, Seat Back Lock Striker to Extension | 11. 11.390 STRIKER, Seat Back Lock                   |
| 6. N.L. SCREW, Lock to Seat Frame                  | 12. 11.390 SUPPORT, Seat Back Lock Handle Escutcheon |



11-42

### 1971-73 VEGA ADJUSTABLE SEAT BACK

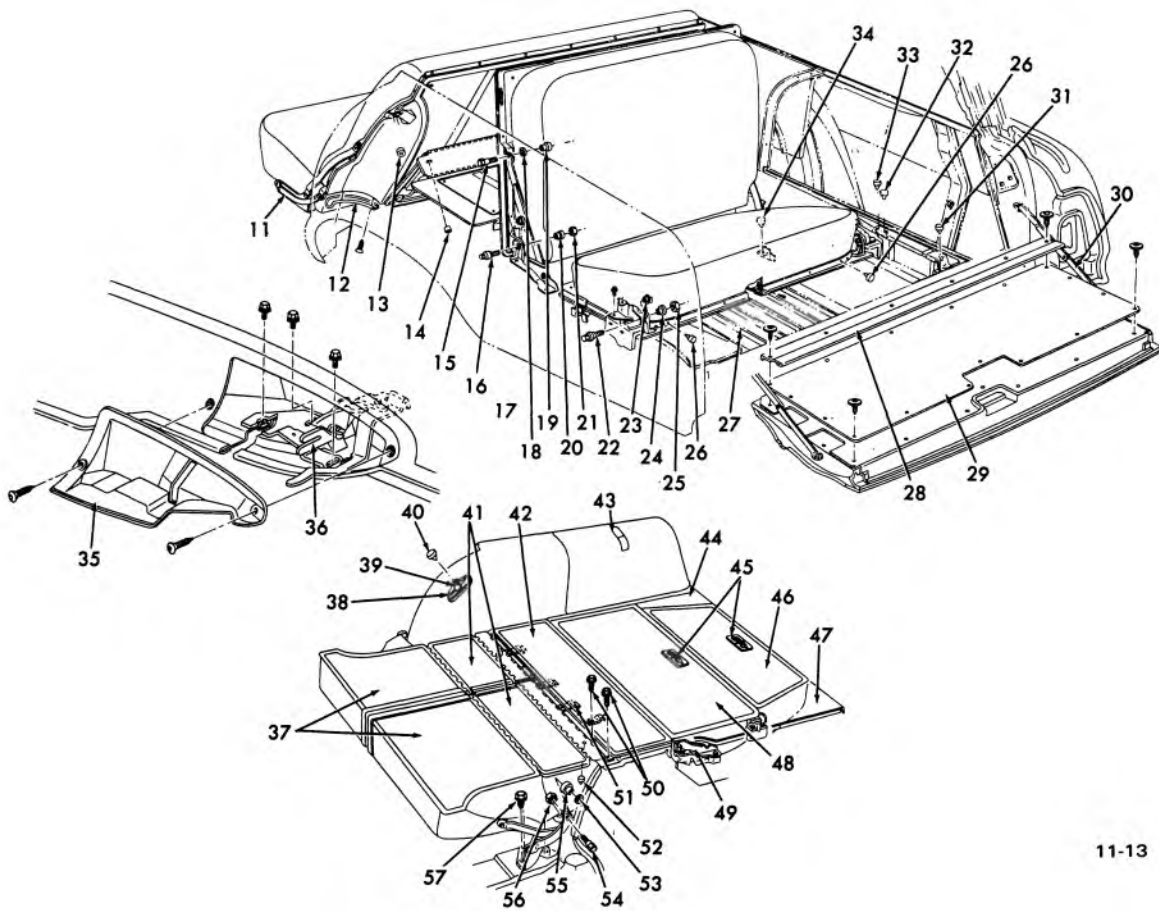
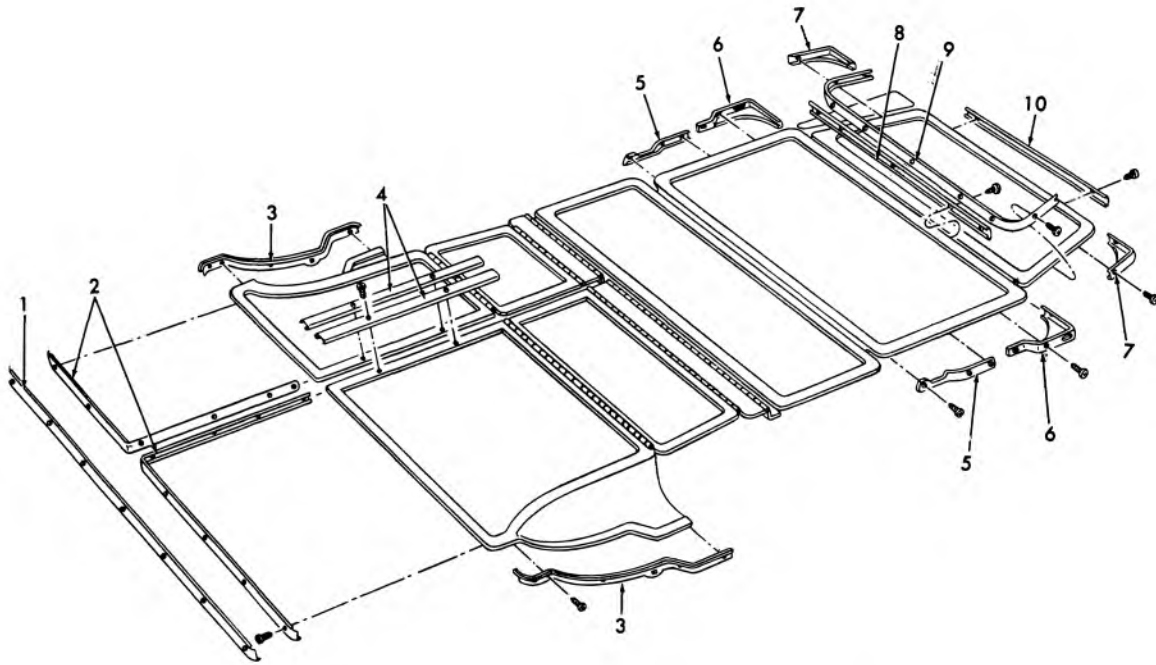
- |     |        |              |
|-----|--------|--------------|
| 1.  | 11.561 | HANDLE ASSY. |
| 2.  | 11.561 | PLATE        |
| 3.  | 11.390 | STRIKER      |
| 4.  | 11.375 | FASTENER     |
| 5.  | 11.390 | LOCK ASSY.   |
| 6.  | 11.390 | COVER        |
| 7.  | 11.390 | WASHER       |
| 8.  | 11.375 | RETAINER     |
| 9.  | 11.561 | PIN ASSY.    |
| 10. | 11.358 | PANEL        |
| 11. | 11.368 | SUPPORT      |
| 12. | 11.390 | KNOB         |
| 13. | 11.390 | SPRING       |



11-12

### 1967-68 FRONT SEAT CENTER ARM REST

- |   |   |
|---|---|
| 1. 14.899 REST ASSY., Center Arm                      | 8. 11.374 SUPPORT, Center Arm Rest                    |
| 2. 14.900 COVER ASSY., Center Arm Rest                | 9. 14.900 PAD, Center Arm Rest Rubber                 |
| 3. 11.374 SPRING AND PANEL, Center Arm Rest           | 10. 14.900 FASTENER, Center Arm Rest Finishing Cover  |
| 4. 14.900 CURTAIN ASSY., Center Arm Rest              | 11. N.S. SCREW, Center Arm Rest Panel Finishing Cover |
| 5. 11.374 PANEL, Center Arm Rest Trim                 | 12. 14.900 COVER, Center Arm Rest Panel Finishing     |
| 6. N.S. SCREW, Trim Panel Finishing Cover to Frame    | 13. 14.900 COVER, Center Arm Rest Trim Panel          |
| 7. 14.900 COVER, Center Arm Rest Trim Panel Finishing |   |



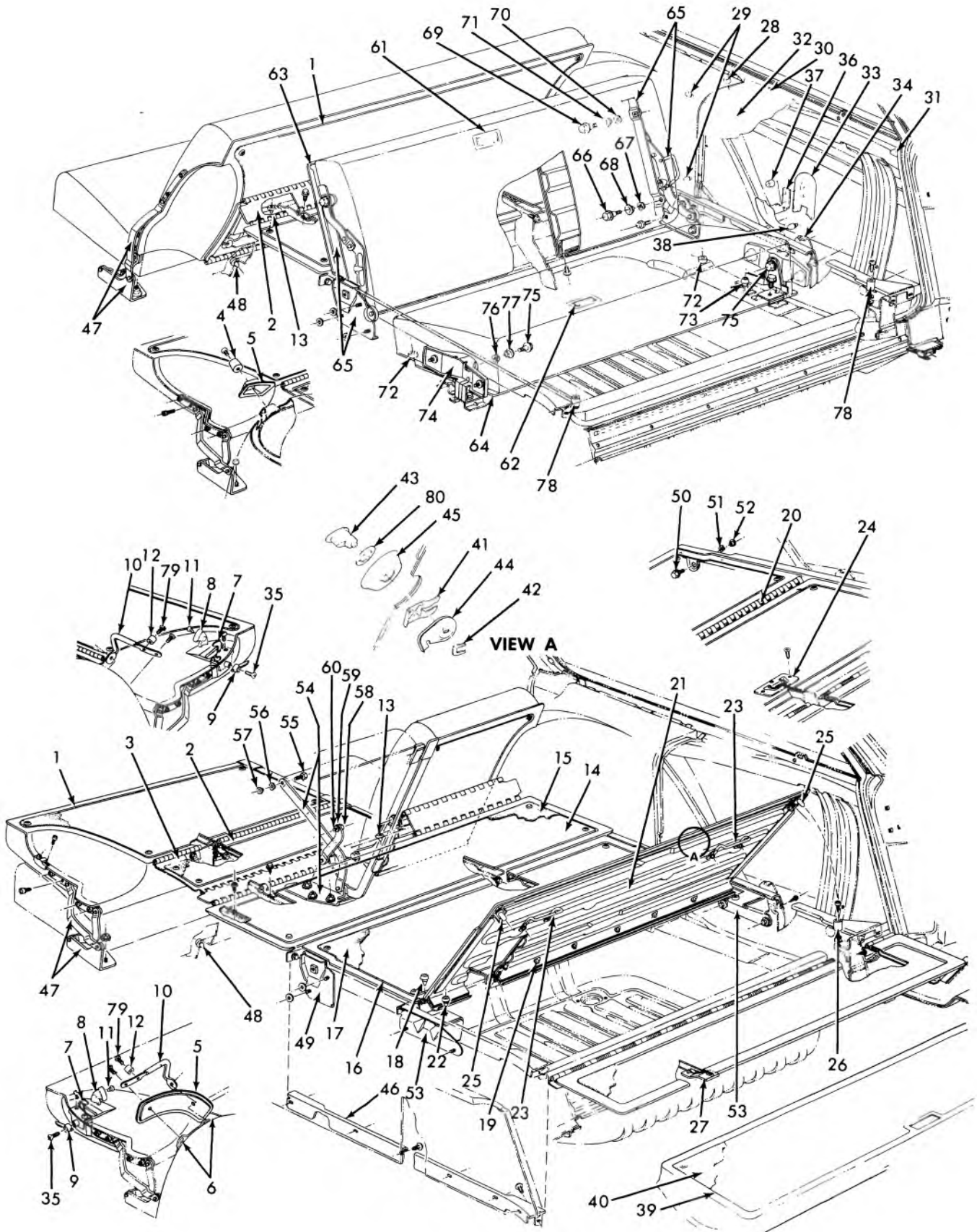
11-13

**1963-66 STATION WAGON LOAD FLOOR**

## 1963-66 STATION WAGON LOAD FLOOR

- |  |   |
|--|---|
| <ol style="list-style-type: none"> <li>1. 14.818 MOULDING, Fldg. 2nd Seat Back Upr.</li> <li>2. 14.818 MLDG., 2nd Seat Bk. Upr. &amp; Inr. Side Frt.</li> <li>3. 14.818 MOULDING, Fldg. 2nd Seat Back Side</li> <li>4. 14.818 MOULDING, 2nd Seat Bk. Side Inr. Rr.</li> <li>5. 14.818 MOULDING, Fldg. 3rd Seat Back Side</li> <li>6. 14.818 ESC., Fldg. 3rd Seat Bk. Upr. Mldg.</li> <li>7. 14.818 ESC., Fldg. 3rd Seat Btm. Cush. Rr.</li> <li>8. 14.818 MOULDING, Fldg. 3rd Seat Back Upr.</li> <li>9. 14.818 MLDG., Fldg. 3rd Seat Btm. Cush. Frt.</li> <li>10. 14.818 MOULDING, Fldg. 3rd Seat Btm. Cush. Rr.</li> <li>11. 11.620 LINK ASSY., 2nd Seat Mtg. Supt.</li> <li>12. 14.818 MOULDING, 2nd Seat Back Lwr. Cor.</li> <li>13. 11.381 BUMPER, Fldg. 2nd Seat Back</li> <li>14. 11.381 BUMPER, Rr. Flr. Filler Panel</li> <li>15. 11.620 BOLT, Fldg. 3rd Seat Back Link</li> <li>16. 11.620 BOLT, Fldg. 3rd Seat Back Supt.</li> <li>17. 11.620 SPACER, Fldg. 3rd Seat Back Support</li> <li>18. 11.620 WASHER, Fldg. 3rd Seat Bk. Link</li> <li>19. 11.620 BUSHING, Fldg. 3rd Seat Back Link</li> <li>20. 11.620 BUSHING, Fldg. 3rd Seat Back Support</li> <li>21. N.S.S. NUT, Fldg. 3rd Seat Back Support</li> <li>22. 11.620 BOLT, Fldg. 3rd Seat Cushion Support</li> <li>23. 11.620 SPACER, Fldg. 3rd Seat Cushion Support</li> <li>24. 11.620 BUSHING, Fldg. 3rd Seat Cushion Support</li> <li>25. N.S.S. NUT, Folding 3rd Seat Cushion Support</li> <li>26. 11.381 BUMPER, 3rd Seat Cushion</li> <li>27. 15.306 MAT, Compartment Rear Pan</li> <li>28. 12.195 RETAINER, Gate Inner Cover Panel Lower</li> <li>29. 12.195 PANEL, Tail Gate Inner Cover</li> </ol> | <ol style="list-style-type: none"> <li>30. 12.203 SUPPORT ASSY., Tail Gate</li> <li>31. 11.620 BUMPER, Fldg. 3rd Seat Cush.</li> <li>32. 11.381 BUMPER, Lug. Compt. Rr. Pnl. Stop</li> <li>33. 11.381 BUMPER, Lug. Compt. Frt. Panel</li> <li>34. 11.381 BUMPER, Fldg. 3rd Seat Cush. Ride</li> <li>35. 11.620 COVER, Fldg. 2nd Seat Back Catch</li> <li>36. 11.620 CATCH ASSY., 2nd Seat Back</li> <li>37. 11.628 SPRING, 2nd Seat Back</li> <li>38. 12.944 PLATE, W/H Trim Panel</li> <li>39. 11.620 RETAINER, Fldg. 2nd Seat Bk.</li> <li>40. 11.381 BUMPER, Fldg. 2nd Seat Back</li> <li>41. 12.975 PANEL ASSEMBLY Rr. Flr. Filler</li> <li>42. 12.975 PANEL ASSEMBLY Compartment Floor</li> <li>43. 12.579 CATCH ASSY., Tire Cvr. Panel</li> <li>44. 12.975 PANEL, Rear Compartment Floor</li> <li>45. 12.975 HANDLE ASSY., Fldg. 3rd Seat Cushion</li> <li>46. 11.610 SPRING, 3rd Seat Cushion</li> <li>47. 12.975 PANEL, Rr. Compartment Floor</li> <li>48. 11.628 SPRING, 3rd Seat Back</li> <li>49. 11.620 LINK ASSY., Fldg. 3rd Seat Back</li> <li>50. N.S.S. SCREW, Compartment Floor</li> <li>51. 12.977 CLIP, Compartment Floor Panel</li> <li>52. 11.381 BUMPER, Rear Floor Filler Panel</li> <li>53. 11.620 WASHER, Fldg. 2nd Seat Link</li> <li>54. 11.620 BOLT, Folding 2nd Seat Link</li> <li>55. 11.620 BUSHING, Folding 2nd Seat Link</li> <li>56. N.S.S. NUT, Folding Seat Mounting Support</li> <li>57. 11.561 BOLT, Folding 2nd Seat Anc. Plate</li> </ol> |
|--|---|

11-13



11-14

**1967-75 PASSENGER STATION WAGON LOAD FLOOR**

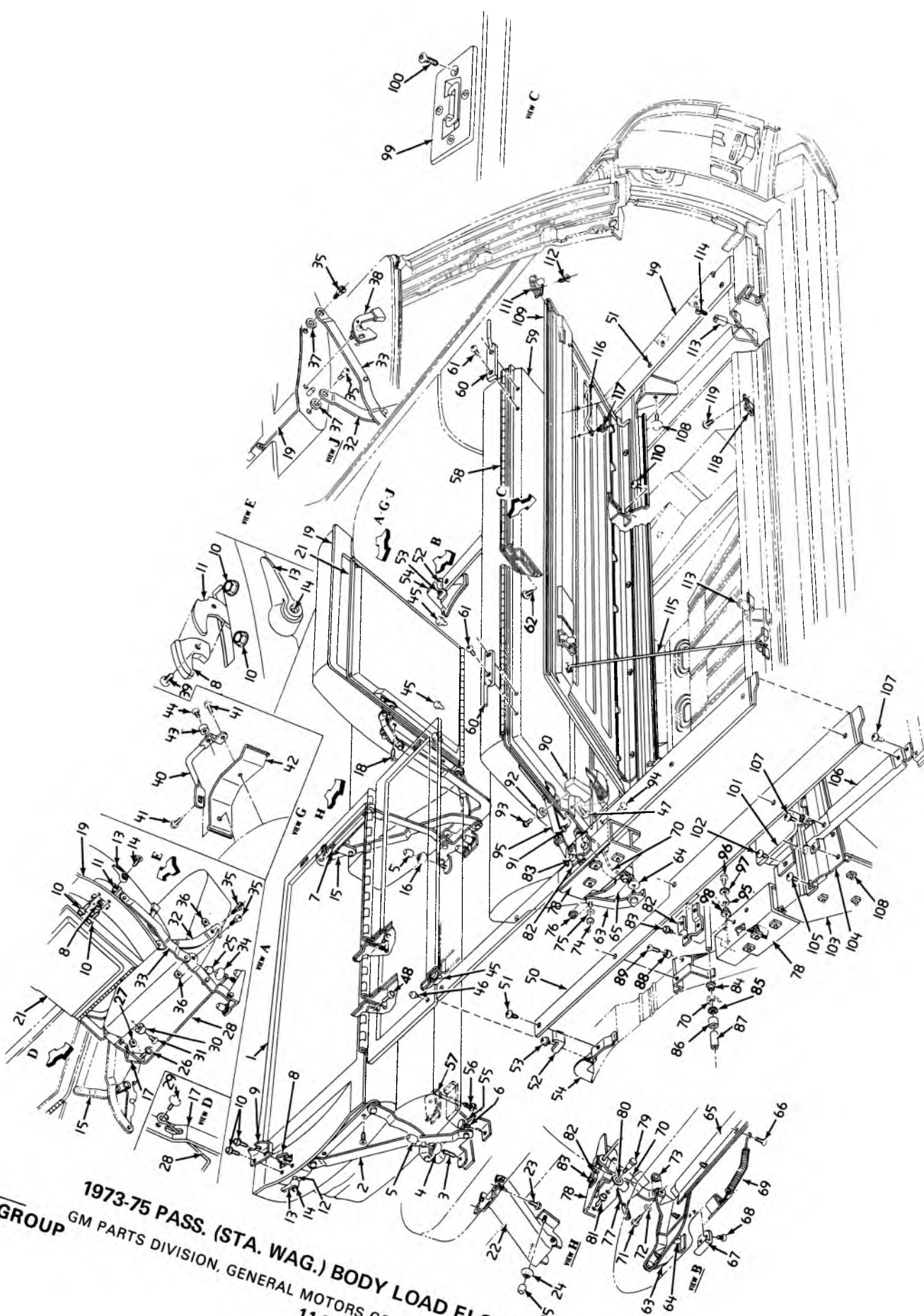
GM PARTS DIVISION, GENERAL MOTORS CORPORATION — CHEVROLET — 11A



## 1967-75 PASSENGER STATION WAGON LOAD FLOOR

- |  |   |
|--|---|
| <p>1. 12.975 PANEL ASSY., Folding 2nd Seat Back<br/>                 2. 12.975 PANEL ASSY., Rear Floor Filler<br/>                 3. 15.320 CARPET, Rear Floor Filler Panel<br/>                 4. 11.381 BUMPER, Folding 2nd Seat Back Lt. On Wheelhouse<br/>                 5. 11.620 COVER, Folding 2nd Seat Back Finishing Lt.<br/>                 6. 12.944 PLATE ASSY., Folding 2nd Seat Back Catch Striker Anchor On Wheelhouse Lt.<br/>                 7. 11.620 LOCK ASSY., Folding 2nd Seat Back<br/>                 8. 11.620 COVER, Folding 2nd Seat Back Lock<br/>                 9. 11.620 HANDLE, Folding 2nd Seat Back Lock<br/>                 10. 11.620 STRIKER, Folding 2nd Seat Back Lock<br/>                 11. 11.620 FASTENER, Folding 2nd Seat Back Lock Cover To Lock<br/>                 12. 11.381 BUMPER, Folding 2nd Seat Back On Wheelhouse<br/>                 13. 11.381 BUMPER, Folding 2nd Seat Back On Compartment Front Pan<br/>                 14. 12.975 PANEL, Rear Compartment Floor at Kick-Up<br/>                 15. 15.320 CARPET, Rear Compartment Floor at Kick-Up<br/>                 16. 12.975 PANEL ASSY., Luggage Compartment Front<br/>                 17. 15.320 CARPET, Luggage Compartment Front Panel<br/>                 18. 11.381 BUMPER, Luggage Compartment Front Panel Rear<br/>                 19. CAP, Luggage Compt. Screw Protector<br/>                 20. 12.977 HINGE ASSY., Luggage Compartment Cover Panel<br/>                 21. 12.975 PANEL ASSY., Luggage Compartment Rear<br/>                 22. 11.381 BUMPER, Luggage Compartment Rear Panel Front<br/>                 23. 12.975 HANDLE, Luggage Compartment Rear Panel Closing<br/>                 24. 12.975 HANDLE ASSY., Luggage Compartment Rear Panel Opening<br/>                 25. 12.977 CLIP, Luggage Compartment Panel Retaining<br/>                 26. 11.381 BUMPER, Luggage Compartment Panel Rear On Floor<br/>                 27. 11.381 BUMPER, Rear Floor To Tail Gate Filler Panel<br/>                 28. 12.579 BUMPER, Spare Tire Cover Panel Support At Belt<br/>                 29. 12.579 BUMPER, Spare Tire Cover Panel Front<br/>                 30. 12.579 EXTENSION, Spare Tire Cover Panel<br/>                 31. 12.579 SUPPORT, Spare Tire Cover Panel Rear<br/>                 32. 12.579 PANEL ASSY., Spare Tire Cover<br/>                 33. 12.980 PLATE, Spare Tire Cover Panel Catch Finishing<br/>                 34. 12.579 STRIKER, Spare Tire Cover Panel Catch<br/>                 35. N.S. SCREW, Handle To Lock<br/>                 36. 12.579 CATCH, Spare Tire Cover Panel<br/>                 37. 12.579 BUMPER, Spare Tire Cover Panel Catch<br/>                 38. 12.579 BUMPER, Spare Tire Cover Panel At Striker<br/>                 39. 12.195 PANEL, Tail Gate Inner Cover<br/>                 40. 15.320 CARPET, Tail Gate Inner Cover Panel<br/>                 41. 12.977 RETAINER, Luggage Compartment Lock Cylinder<br/>                 42. 12.977 RETAINER, Luggage Compartment Lock Catch<br/>                 43. 12.977 CYLINDER, Luggage Compartment Lock</p> | <p>44. 12.977 CATCH ASSY., Luggage Compartment Lock<br/>                 45. 12.977 ESCUTCHEON, Luggage Compartment Lock Cylinder<br/>                 46. 12.981 FILLER, Compartment Pan Longitudinal Bar<br/>                 47. 11.620 LINK ASSY., Folding 2nd Seat Mounting Support<br/>                 48. 11.381 BUMPER, Folding 2nd Seat Back On Rear Seat Pan<br/>                 49. 12.977 SUPPORT ASSY., Luggage Compartment Front Panel On Floor<br/>                 50. 11.620 SCREW, Luggage Compartment Front Panel To Support<br/>                 51. 11.620 WASHER, Luggage Compartment Front To Support<br/>                 52. 11.620 BUSHING, Luggage Compartment Front Panel To Support<br/>                 53. 12.977 STOP, Luggage Compartment Rear Panel<br/>                 54. 11.620 LINK ASSY., Folding 2nd Seat Back Inner<br/>                 55. 11.620 BOLT, Folding 2nd Seat Inner Link To Bar Front<br/>                 56. 11.620 WASHER, Folding 2nd Seat Inner Link To Bar Front<br/>                 57. 11.620 BUSHING, Folding 2nd Seat Inner Link To Bar Front<br/>                 58. 11.620 BOLT, Folding 2nd Seat Inner Link To Bar Rear<br/>                 59. 11.620 WASHER, Folding 2nd Seat Inner Link To Bar Rear<br/>                 60. 11.620 BUSHING, Folding 2nd Seat Inner Link To Bar Rear<br/>                 61. 12.975 HANDLE ASSY., Folding 3rd Seat Back Panel<br/>                 62. 12.975 HANDLE ASSY., Folding 3rd Seat Cushion Panel<br/>                 63. 12.975 PANEL ASSY., Folding 3rd Seat Back<br/>                 64. 12.975 PANEL ASSY., Folding 3rd Seat Cushion<br/>                 65. 11.620 LINK ASSY., Folding 3rd Seat Back Side<br/>                 66. 11.620 SCREW, Folding 3rd Seat Back To Link Front<br/>                 67. 11.620 WASHER, Folding 3rd Seat Back To Link Front<br/>                 68. 11.620 BUSHING, Folding 3rd Seat Back To Link Front<br/>                 69. 11.620 SCREW, Folding 3rd Seat Back To Link Rear<br/>                 70. 11.620 WASHER, Folding 3rd Seat Back To Link Rear<br/>                 71. 11.620 BUSHING, Folding 3rd Seat Back To Link Rear<br/>                 72. 11.620 BUMPER, Folding 3rd Seat Back On Floor Ride Position<br/>                 73. 11.620 BUMPER, Folding 3rd Seat Back Link On Floor<br/>                 74. 12.977 SUPPORT ASSY., Folding 3rd Seat Cushion On Floor R &amp; L<br/>                 75. 11.620 SCREW, Folding 3rd Seat Cushion Support To Panel<br/>                 76. 11.620 WASHER, Folding 3rd Seat Cushion Support To Panel<br/>                 77. 11.620 BUSHING, Folding 3rd Seat Cushion Support To Panel<br/>                 78. 11.620 BUMPER, Folding 3rd Seat Cushion On Floor Load Position<br/>                 79. N.S. SCREW, Bumper To Striker<br/>                 80. 12.977 GASKET, Luggage Compartment Lock Cylinder</p> |
|--|---|

11-14



**11.000-GROUP**  
**1973-75 PASS. (STA. WAG.) BODY LOAD FLOOR (9-PASS.)**  
 GM PARTS DIVISION, GENERAL MOTORS CORPORATION — CHEVROLET — 11A

11-24

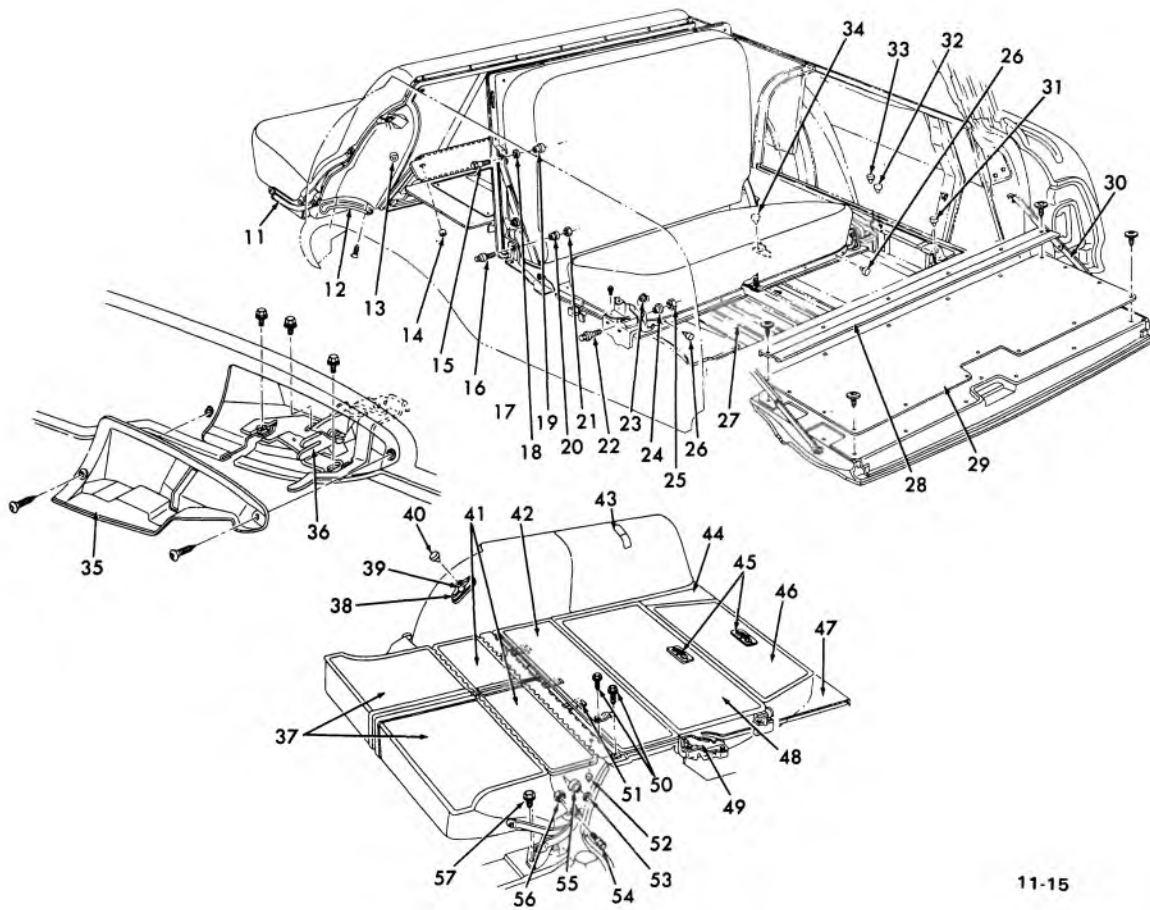
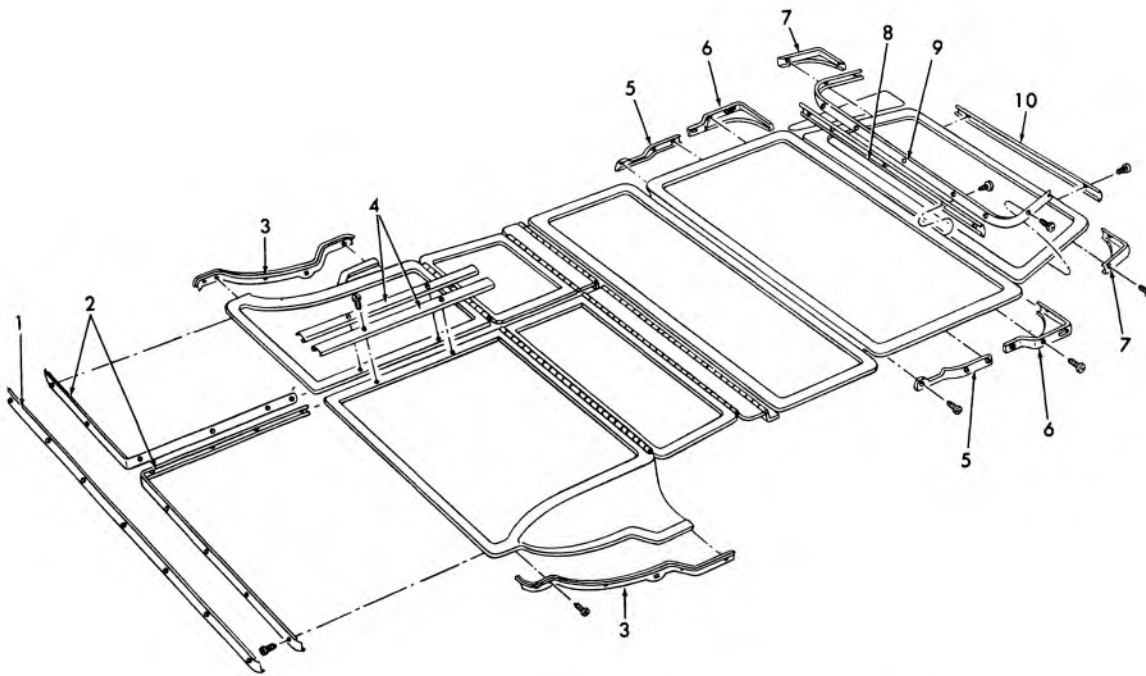
11-37

7-75

**1973-75 PASS. (STA. WAG.) BODY LOAD FLOOR (9-PASS.)**

- |            |  |             |  |
|------------|--|-------------|--|
| 1. 12.975  | PANEL ASSY., Folding 2nd 2/3 seat back             | 62. 8.977   | SCREW, panel seat back to panel seat back filler |
| 2. 11.620  | LINK, fldg. 2nd 2/3 seat back otr.                 | 63. 11.620  | LINK, fldg. 3rd seat back front                  |
| 3. N.S.    | STUD, 2nd 2/3 otr. link to floor                   | 64. N.S.    | NUT, 3rd frt. link to flr. supt.                 |
| 4. N.S.    | NUT, 2nd 2/3 otr. link to floor                    | 65. 11.620  | SUPPORT, fldg. 3rd seat cushion                  |
| 5. 11.381  | CAP, 2nd 2/3 seat link to floor                    | 66. 8.977   | SCREW, 3rd seat cushion supt. to frame           |
| 6. 8.900   | BOLT, 2nd seat belt to plate otr.                  | 67. 15.034  | GUIDE, fldg. 3rd seat cushion                    |
| 7. 8.977   | SCREW, link to panel 2/3 seat back                 | 68. 8.977   | SCREW, guide to frame 3rd seat cushion           |
| 8. 11.620  | COVER, fldg. 2nd 1/3 and 2/3 seat back lock        | 69. 11.620  | SPRING, 3rd seat bottom cushion asst.            |
| 9. 11.620  | RETAINER, fldg. 2nd 2/3 seat back lock             | 70. 11.620  | LINK, fldg. 3rd seat back                        |
| 10. N.S.   | SCREW, lock to panel 1/3 and 2/3 seat back         | 71. 8.977   | SCREW, link seat back to supt. cushion           |
| 11. 11.620 | LOCK ASSY., fldg. 2nd 1/3 seat back                | 72. N.S.    | WASHER, link seat back to supt. cushion          |
| 12. 11.620 | LOCK ASSY., fldg. 2nd 2/3 seat back                | 73. N.S.    | BUSHING, link seat back to supt. cushion         |
| 13. 11.620 | HANDLE ASSY., fldg. 2nd 1/3 and 2/3 seat back lock | 74. N.S.    | NUT, link seat back front to supt.               |
| 14. 8.977  | SCREW, handle to seat back lock assy.              | 75. N.S.    | WASHER, link seat back frt. to supt.             |
| 15. 11.620 | LINK, fldg. 2nd 2/3 seat back inner                | 76. N.S.    | BUSHING, link seat back frt. tu supt.            |
| 16. N.S.   | NUT, 2nd 2/3 inner link to floor                   | 77. 11.620  | LOCK, fldg. 3rd seat back                        |
| 17. 11.620 | LINK, fldg. 2nd 1/3 seat back inner                | 78. 11.620  | SUPPORT, 3rd seat back/on lgtndl. bar            |
| 18. 8.977  | SCREW, link to panel 1/3 seat back                 | 79. 11.620  | STRIKER, fldg. 3rd seat back lock                |
| 19. 12.975 | PANEL ASSY., fldg. 2nd 1/3 seat back               | 80. N.S.    | WASHER, fldg. 3rd seat back lock striker         |
| 20. 12.975 | PANEL ASSY., fldg. 2nd 2/3 seat back filler        | 81. 8.977   | SCREW, support 3rd seat back to lgtndl. bar      |
| 21. 12.975 | PANEL ASSY., fldg. 2nd 1/3 seat back filler        | 82. 11.620  | RETAINER, fldg. 3rd seat back hinge pin          |
| 22. 11.620 | LINK, fldg. 2nd 1/3 seat front                     | 83. 8.977   | SCREW, retainer seat back hinge pin to supt.     |
| 23. 8.977  | SCREW, link to frame 1/3 seat cushion              | 84. N.S.    | BUSHING, fldg. 3rd seat back link                |
| 24. N.S.   | NUT, 2nd 1/3 frt. link to floor                    | 85. N.S.    | RETAINER, link to panel 3rd seat back            |
| 25. 11.381 | CAP, 2nd 1/3 seat link to floor                    | 86. N.S.    | SPACER, fldg. 3rd seat back hinge                |
| 26. N.S.   | NUT, link 1/3 inner to 2/3 inner                   | 87. 11.620  | BUSHING, fldg. 3rd seat back hinge pin           |
| 27. N.S.   | WASHER, spring 1/3 and 2/3 inner link              | 88. 11.620  | BUMPER, fldg. 3rd seat back panel frt.           |
| 28. 11.620 | ROD, 2nd 1/3 seat inner link torq.                 | 89. 8.977   | SCREW, bumper to supt. on lgtndl. bar            |
| 29. 8.977  | SCREW, rod to link 1/3 seat inner                  | 90. 11.620  | BUMPER, fldg. 3rd seat back filler panel         |
| 30. 11.620 | BUMPER, fldg. 2nd 1/3 seat cushion                 | 91. 8.977   | SCREW, bumper to panel 3rd seat back filler      |
| 31. 8.977  | SCREW, bumper to frame 1/3 seat cushion            | 92. 11.620  | BUMPER, fldg. 3rd seat back filler               |
| 32. 11.620 | LINK, 2nd 1/3 seat back otr. lower                 | 93. 8.977   | SCREW, bumper seat filler to bumper filler panel |
| 33. 11.620 | LINK, fldg. 2nd 1/3 seat back otr.                 | 94. 11.620  | BUMPER, bumper fldg. 3rd seat back panel         |
| 34. N.S.   | NUT, 2nd 1/3 outer link to floor                   | 95. 11.620  | LINK, fldg. 3rd seat back panel retainer         |
| 35. 8.977  | SCREW, link to panel back and frame cushion        | 96. 8.977   | SCREW, ret. link to support and back panel       |
| 36. N.S.   | WASHER, between link and panel                     | 97. N.S.    | WASHER, 3rd back panel retainer link             |
| 37. N.S.   | WASHER, spring between link and panel              | 98. N.S.    | BUSHING, 3rd seat back panel retainer link       |
| 38. 11.620 | LATCH, fldg. 2nd 1/3 seat back                     | 99. 12.977  | HANDLE, lug. compt. rear panel                   |
| 39. 11.620 | FASTENER, 2nd seat back cover to lock              | 100. 8.977  | SCREW, handle to lug. compt. panel               |
| 40. 11.620 | STRIKER, 2nd 1/3 and 2/3 seat back lock            | 101. 12.975 | PANEL, lug. compt. filler                        |
| 41. 8.977  | SCREW, striker to lgtndl. bar                      | 102. 8.977  | SCREW, filler panel to stop lug. compt.          |
| 42. 11.620 | COVER, 2nd 1/3 and 2/3 seat back lock striker      | 103. 12.977 | STOP, lug. compt. rear panel                     |
| 43. 11.620 | BUMPER, 2nd 1/3 and 2/3 seat back striker          | 104. 12.977 | SUPPORT, lug. compt. cover panel hinge           |
| 44. 8.977  | SCREW, bumper to striker back lock                 | 105. 8.977  | SCREW, support to lug. compt. stop               |
| 45. 11.620 | BUMPER, fldg. 3rd seat back filler panel frt.      | 106. 12.981 | REINFORCEMENT, compt. pan side filler            |
| 46. 11.620 | BUMPER, fldg. 2nd seat back filler panel           | 107. 8.977  | SCREW, reinf. to stop and rear cross bar         |
| 47. 8.977  | SCREW, seat back panel to frame assy.              | 108. 8.977  | SCREW, stop to lgtndl. bar                       |
| 48. 8.977  | SCREW, panel seat back filler to panel seat back   | 109. 12.975 | PANEL, lug. compt.                               |
| 49. 12.981 | FILLER, c/pan to spare tire cover panel R.H.       | 110. 8.977  | SCREW, panel to supt. lug. compt. cover          |
| 50. 12.981 | FILLER, c/pan longitudinal bar L.H.                | 111. 12.977 | CLIP, lug. compt. panel retainer                 |
| 51. 8.977  | SCREW, filler to retainer and lgtndl. bar          | 112. 8.977  | SCREW, clip to panel lug. compt.                 |
| 52. 11.620 | STOP, 2nd 1/3 and 2/3 seat back filler             | 113. 12.977 | BUMPER, lug. compt. cover panel                  |
| 53. 8.977  | SCREW, stop to support/on floor                    | 114. 8.977  | SCREW, bumper to rear cross bar                  |
| 54. 12.977 | COVER, compt. pan filler front support             | 115. 12.977 | SUPPORT, lug. compt. cover                       |
| 55. 11.620 | RETAINER, fldg. 2nd 2/3 cushion frame              | 116. 12.975 | HANDLE, lug. compt. rear panel closing           |
| 56. 8.977  | SCREW, 2/3 cushion frame retainer to frame         | 117. 8.977  | SCREW, handle to panel lug. compt.               |
| 57. N.S.   | NUT, 2/3 cushion frame retainer to frame           | 118. 12.977 | CLIP, lug. compt. cover support retainer         |
| 58. 12.975 | PANEL ASSY., fldg. 3rd seat back                   | 119. 8.977  | SCREW, cover support to rear cross bar           |
| 59. 12.975 | PANEL ASSY., fldg. 3rd seat back filler            |             |  |
| 60. 11.620 | CATCH, fldg. 3rd seat back filler panel            |             |  |
| 61. 8.977  | SCREW, catch to apnel 3rd seat back filler         |             |  |

11-37



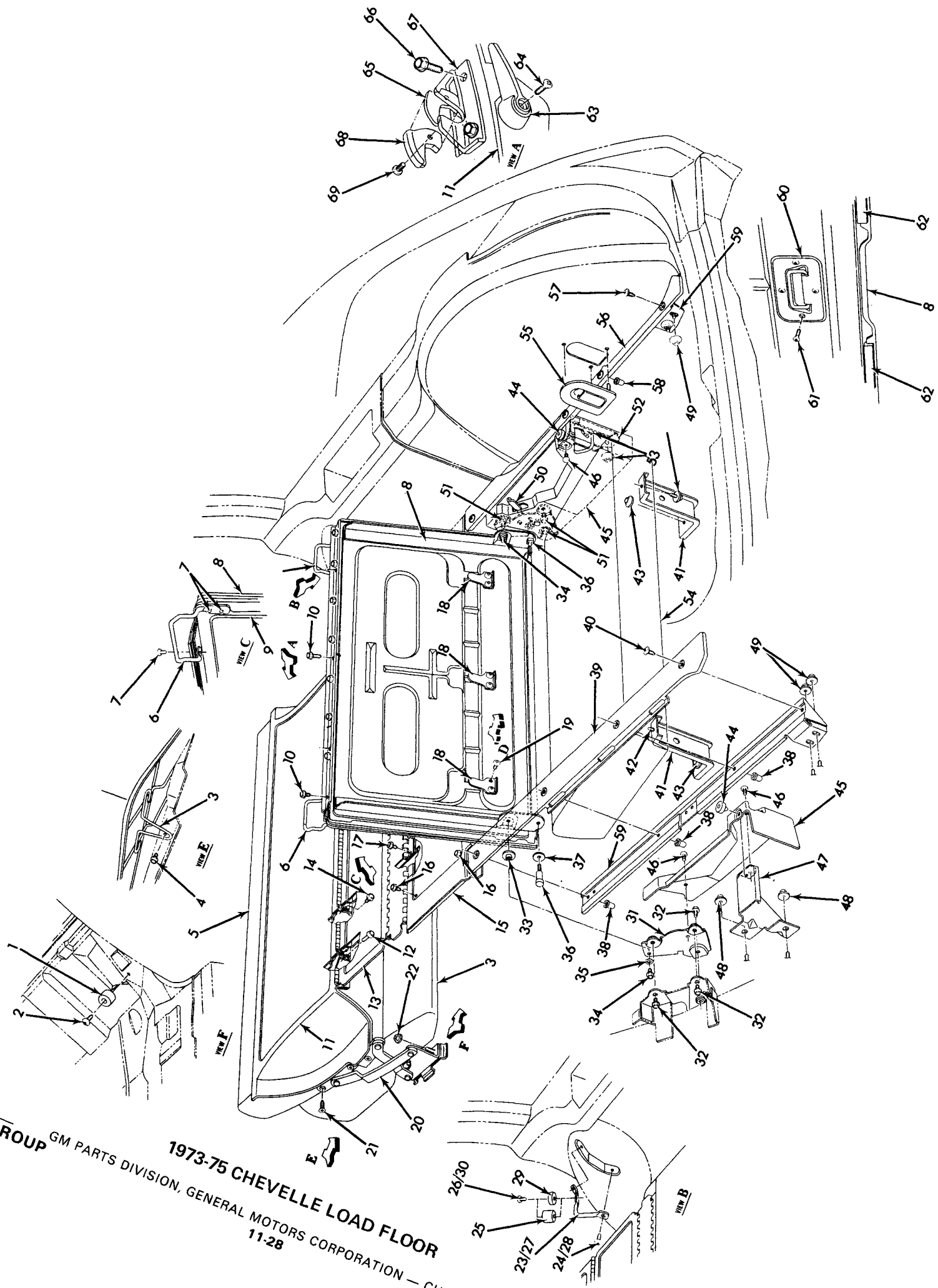
11-15

1963-66 CHEVELLE STATION WAGON LOAD FLOOR

## 1963-66 CHEVELLE STATION WAGON LOAD FLOOR

- |  |   |
|--|---|
| <ol style="list-style-type: none"> <li>1. 14.818 MOULDING, Fldg. 2nd Seat Back Upr.</li> <li>2. 14.818 MLDG., 2nd Seat Bk. Upr. &amp; Inr. Side Frt.</li> <li>3. 14.818 MOULDING, Fldg. 2nd Seat Back Side</li> <li>4. 14.818 MOULDING, 2nd Seat Bk. Side Inr. Rr.</li> <li>5. 14.818 MOULDING, Fldg. 3rd Seat Back Side</li> <li>6. 14.818 ESC., Fldg. 3rd Seat Bk. Upr. Mldg.</li> <li>7. 14.818 ESC., Fldg. 3rd Seat Btm. Cush. Rr.</li> <li>8. 14.818 MOULDING, Fldg. 3rd Seat Back Upr.</li> <li>9. 14.818 MDLG., Fldg. 3rd Seat Btm. Cush. Frt.</li> <li>10. 14.818 MOULDING, Fldg. 3rd Seat Btm. Cush. Rr.</li> <li>11. 11.620 LINK ASSY., 2nd Seat Mtg. Supt.</li> <li>12. 14.818 MOULDING, 2nd Seat Back Lwr. Cor.</li> <li>13. 11.381 BUMPER, Fldg. 2nd Seat Back</li> <li>14. 11.381 BUMPER, Rr. Fir. Filler Panel</li> <li>15. 11.620 BOLT, Fldg. 3rd Seat Back Link</li> <li>16. 11.620 BOLT, Fldg. 3rd Seat Back Supt.</li> <li>17. 11.620 SPACER, Fldg. 3rd Seat Back Support</li> <li>18. 11.620 WASHER, Fldg. 3rd Seat Bk. Link</li> <li>19. 11.620 BUSHING, Fldg. 3rd Seat Back Link</li> <li>20. 11.620 BUSHING, Fldg. 3rd Seat Back Support</li> <li>21. N.S.S. NUT, Fldg. 3rd Seat Back Support</li> <li>22. 11.620 BOLT, Fldg. 3rd Seat Cushion Support</li> <li>23. 11.620 SPACER, Fldg. 3rd Seat Cushion Support</li> <li>24. 11.620 BUSHING, Fldg. 3rd Seat Cushion Support</li> <li>25. N.S.S. NUT, Folding 3rd Seat Cushion Support</li> <li>26. 11.381 BUMPER, 3rd Seat Cushion</li> <li>27. 15.306 MAT, Compartment Rear Pan</li> <li>28. 12.195 RETAINER, Gate Inner Cover Panel Lower</li> <li>29. 12.195 PANEL, Tail Gate Inner Cover</li> </ol> | <ol style="list-style-type: none"> <li>30. 12.203 SUPPORT ASSY., Tail Gate</li> <li>31. 11.620 BUMPER, Fldg. 3rd Seat Cush.</li> <li>32. 11.381 BUMPER, Lug. Compt. Rr. Pnl. Stop</li> <li>33. 11.381 BUMPER, Lug. Compt. Frt. Panel</li> <li>34. 11.381 BUMPER, Fldg. 3rd Seat Cush. Ride</li> <li>35. 11.620 COVER, Fldg. 2nd Seat Back Catch</li> <li>36. 11.620 CATCH ASSY., 2nd Seat Back</li> <li>37. 11.628 SPRING, 2nd Seat Back</li> <li>38. 12.944 PLATE, W/H Trim Panel</li> <li>39. 11.620 RETAINER, Fldg. 2nd Seat Bk.</li> <li>40. 11.381 BUMPER, Fldg. 2nd Seat Back</li> <li>41. 12.975 PANEL ASSEMBLY, Rr. Fir. Filler</li> <li>42. 12.975 PANEL ASSEMBLY, Compartment Floor</li> <li>43. 12.579 CATCH ASSY., Tire Cvr. Panel</li> <li>44. 12.975 PANEL, Rear Compartment Floor</li> <li>45. 12.975 HANDLE ASSY., Fldg. 3rd Seat Cushion</li> <li>46. 11.610 SPRING, 3rd Seat Cushion</li> <li>47. 12.975 PANEL, Rr. Compartment Floor</li> <li>48. 11.628 SPRING, 3rd Seat Back</li> <li>49. 11.620 LINK ASSY., Fldg. 3rd Seat Back</li> <li>50. N.S.S. SCREW, Compartment Floor</li> <li>51. 12.977 CLIP, Compartment Floor Panel</li> <li>52. 11.381 BUMPER, Rear Floor Filler Panel</li> <li>53. 11.620 WASHER, Fldg. 2nd Seat Link</li> <li>54. 11.620 BOLT, Folding 2nd Seat Link</li> <li>55. 11.620 BUSHING, Folding 2nd Seat Link</li> <li>56. N.S.S. NUT, Folding Seat Mounting Support</li> <li>57. 11.561 BOLT, Folding 2nd Seat Anc. Plate</li> </ol> |
|--|---|

11-15



11.000-GROUP

GM PARTS DIVISION, GENERAL MOTORS CORPORATION — CHEVROLET — 11A

1973-75 CHEVELLE LOAD FLOOR

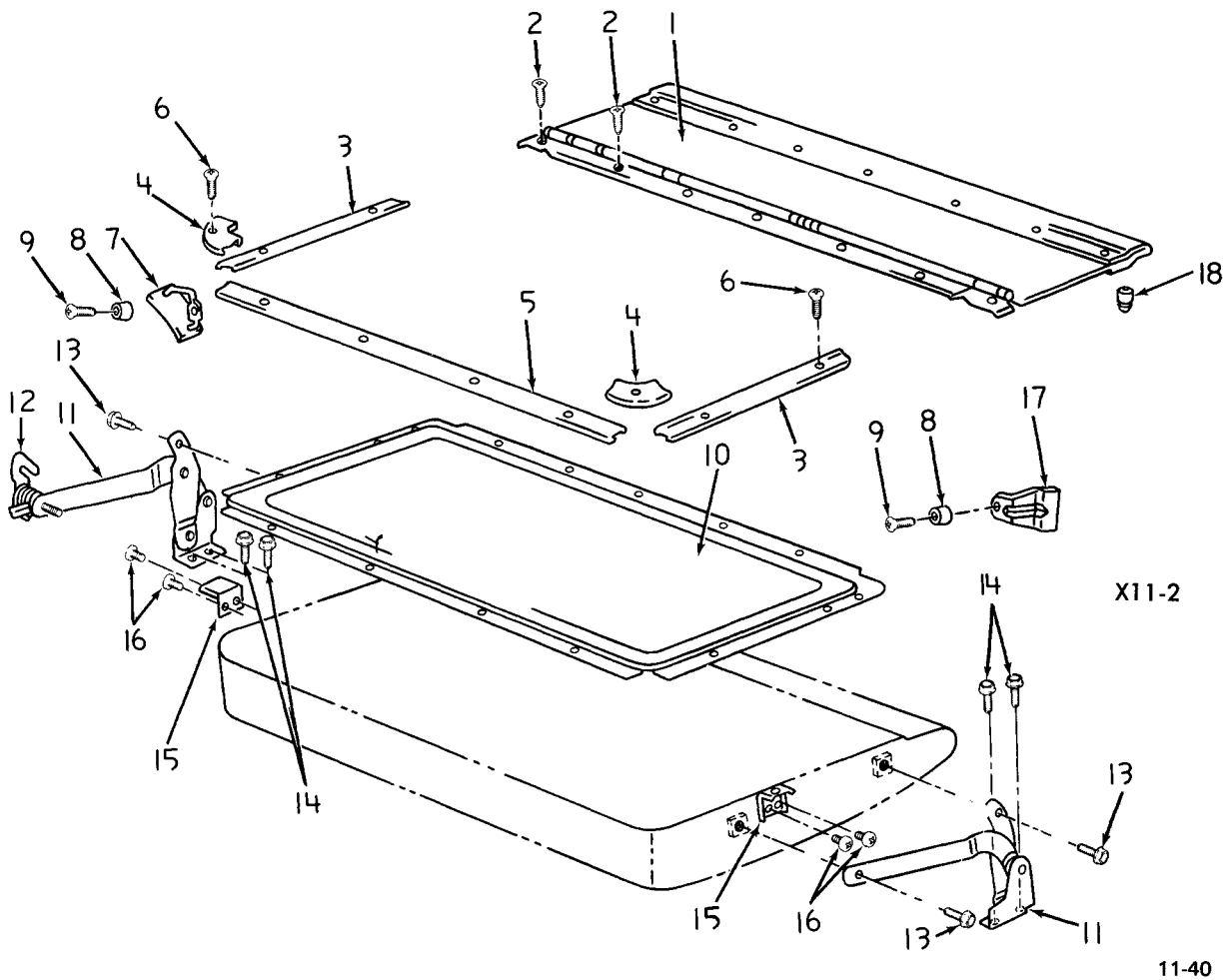
11-28

11-38  
7-75

## 1973-75 CHEVELLE LOAD FLOOR

- |   |   |
|---|---|
| <p>1. 11.620 BUMPER, Fldg 2nd St Bk Filr Pnl/On Flor</p> <p>2. N.S. SCREW, Bar To Fir</p> <p>3. 11.373 FRAME ASSY., Fldg 2nd St Cush</p> <p>4. SCREW, Cush Frm To Pan</p> <p>5. 11.268 FRAME ASSY., Fldg 2nd St Bk</p> <p>6. 12.977 STRIKER, Luggage Compt Rr Pnl - Rt &amp; Lt (Opt AQ4)</p> <p>7. N.S. SCREW, Strkr To Pnl</p> <p>8. 12.975 PANEL ASSY., Luggage Compt Frt</p> <p>9. 12.975 PANEL ASSY., Luggage Compt Rr</p> <p>10. N.S. SCREW, Rr Pnl To Frt Pnl</p> <p>11. 12.975 PANEL ASSY., Fldg 2nd St Bk</p> <p>12. N.S. SCREW, Pnl To Fir Pan</p> <p>13. 12.975 PANEL ASSY., Fldg 2nd St Bk Filr</p> <p>14. N.S. SCREW, Filr To Fldg St Bk Pnl</p> <p>15. 12.975 PANEL, Compt Flr/At K/Up</p> <p>16. N.S. SCREW, Pnl To Fir Pan</p> <p>17. N.S. SCREW, Filr To Compt Pan</p> <p>18. 11.620 RETAINER, Fldg 3rd St Bk Pnl Trim (Opt AQ4)</p> <p>19. 11.620 SCREW, Ret To Bk Pnl</p> <p>20. 11.620 LINK ASSY., Fldg 2nd St Bk - Rt &amp; Lt</p> <p>21. N.S. SCREW, Link To Pnl</p> <p>22. N.S. NUT ASSY., Link To Anc Plt</p> <p>23. 11.620 STRIKER, Fldg 2nd St Bk - Lt/Used As Supt</p> <p>24. N.S. SCREW, Strkr To Lgtonl Bar</p> <p>25. 11.620 BUMPER, Fldg 2nd St Bk Supt/On Strkr</p> <p>26. N.S. SCREW, Bpr To Stkr</p> <p>27. 11.620 STRIKER, Fldg 2nd St Bk Lk - Rt</p> <p>28. N.S. SCREW, Stkr To Lgtonl Bar</p> <p>29. 11.620 BUMPER, Fldg 2nd St Bk Lk Stkr - Rt</p> <p>30. N.S. SCREW, Bpr To Stkr</p> <p>31. 11.620 SUPPORT, Luggage Compt Pnl Pivot - Rt &amp; Lt (Less Opt AQ4)</p> <p>32. N.S. SCREW, Supt To Plt</p> <p>33. 12.975 BUSHING, Luggage Compt Pnl Pivot</p> <p>34. 11.620 SCREW, Bush To Supt</p> <p>35. N.S. WASHER/SPRING, Bush To Supt</p> | <p>36. 12.977 STRIKER, Luggage Compt Frt Pnl (Used As Stop) Rt &amp; Lt</p> <p>37. N.S. WASHER, Strkr To Pnl</p> <p>38. 12.977 CUP, Filr Screw Prtctr</p> <p>39. 12.981 FILLER, Compt Pan Lgtdnl Bar to W/Hse Cvr Lt</p> <p>40. N.S. SCREW, Filr To Supt</p> <p>41. 11.620 SUPPORT, Fldg 3rd St Cush Frt (Opt AQ4)</p> <p>42. N.S. SCREW, Supt To Bar</p> <p>43. N.S. NUT, Supt To Plt</p> <p>44. 12.977 BUMPER, Luggage Compt Pnl Stop</p> <p>45. 11.620 COVER, Fldg 2nd St Plvt Supt</p> <p>46. 10.695 FSTNR, Pivot Supt Cvr</p> <p>47. 12.977 STOP, Luggage Compt Pnl - Lt</p> <p>48. N.S. NUT ASSY., Stop To Lgtdnl Bar</p> <p>49. N.S. NUT ASSEY., Supt To Inr Pnl</p> <p>50. 11.620 LOCK ASSY., Fldg 3rd St Bk (Opt AQ4)</p> <p>51. N.S. SCREW, Lk To Supt</p> <p>52. 12.977 STOP, Luggage Compt Panel Rt</p> <p>53. N.S. NUT ASSY., Stop To Lgtdnl Bar</p> <p>54. 11.610 FRAME ASSY., Fldg 3rd St Btm (Opt AQ4)</p> <p>55. 15.100 CATCH, Spa Tire Cvr Pnl</p> <p>56. 12.981 FILLER, Compt Pan Lgtdnl Bar To Spa Tire Cvr Pnl Rt</p> <p>57. N.S. SCREW, Filr To Supt</p> <p>58. 12.977 CAP, Filr Screw Prtctr</p> <p>59. 12.977 SUPPORT, Rr Flr Filr Otr Pnl Rt &amp; Lt</p> <p>60. 12.977 HANDLE ASSY., Luggage Compt Pnl Opng</p> <p>61. N.S. SCREW, Handle To Pnl</p> <p>62. 12.977 ANTI-RATTLE/STRIP, Lug Compt Pnl To Rr Cr Bar</p> <p>63. 11.620 HANDLE, Fldg 2nd St Bk Lk</p> <p>64. N.S. SCREW, Hdl To Lk</p> <p>65. 11.620 LOCK ASSY., Fldg 2nd St Back - Rt Sd</p> <p>66. N.S. SCREW, Lk To St Frm</p> <p>67. 11.620 RETAINER, Fldg 2nd St Lk - Rt</p> <p>68. 11.620 COVER, Fldg 2nd St Bk Lk</p> <p>69. 11.620 FASTENER, Cvr To Lk</p> |
|---|---|

11-38

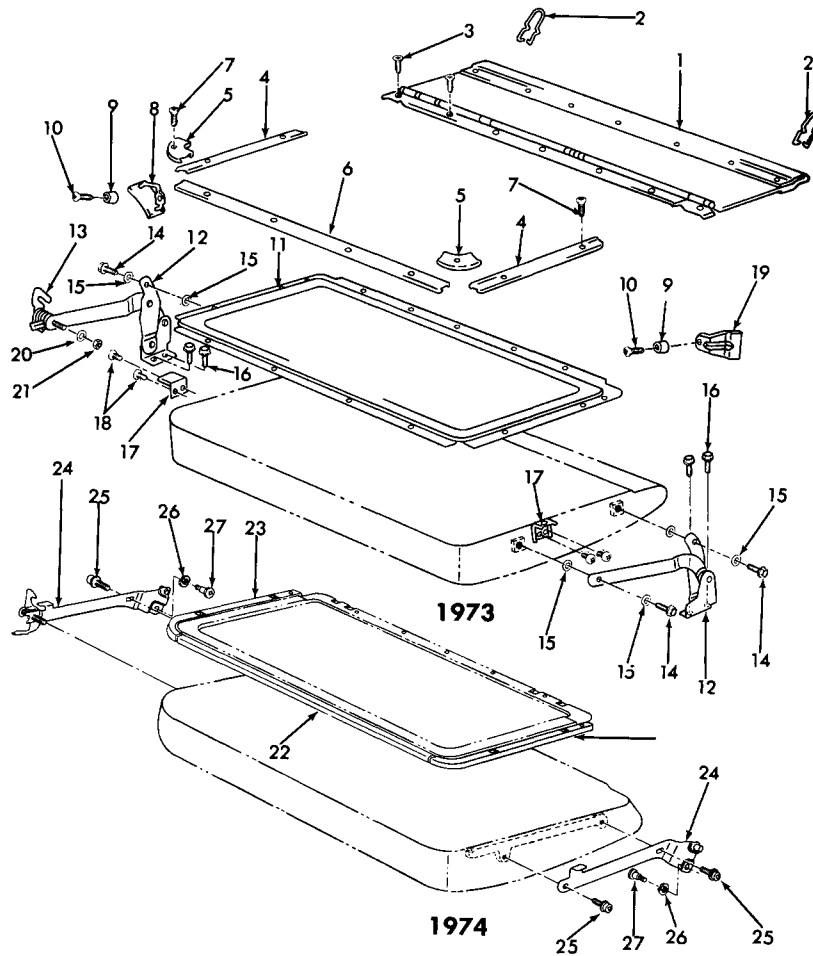


### 1971-72 VEGA

#### FOLDING REAR SEAT BACK HARDWARE INSTALLATION (Coupe and Sta. Wag.)

- |     |        |   |
|-----|--------|---|
| 1.  | 12.975 | PANEL   |
|     | 12.975 | PANEL ASSY.   |
| 2.  | 8.977  | SCREW (#8— 18 x 1 <sup>1</sup> / <sub>4</sub> " with<br>#6 ovtr. hd. cr. rec. tap-chrome) |
| 3.  | 15.011 | MOULDING ASSY.  |
| 4.  | 15.011 | MOULDING ASSY.  |
| 5.  | 15.011 | MOULDING ASSY.  |
| 6.  | 8.977  | SCREW (8— 18 x 1)   |
| 7.  | 11.620 | STRIKER   |
| 8.  | 11.620 | BUMPER  |
| 9.  | 8.977  | SCREW (8— 18 x 3/4)   |
| 10. | 12.975 | PANEL ASSY.   |
| 11. | 11.620 | LINK ASSY. 71-72 R.H.   |
| 12. | 11.620 | LOCK ASSY.  |
| 13. | 11.620 | SCREW   |
| 14. | 11.620 | BOLT  |
| 15. | 11.620 | SUPPORT   |
| 16. | 8.977  | SCREW (8— 18 x 1/2")  |
| 17. | N.S.S. | SUPPORT   |
| 18. | 12.945 | BUMPER  |

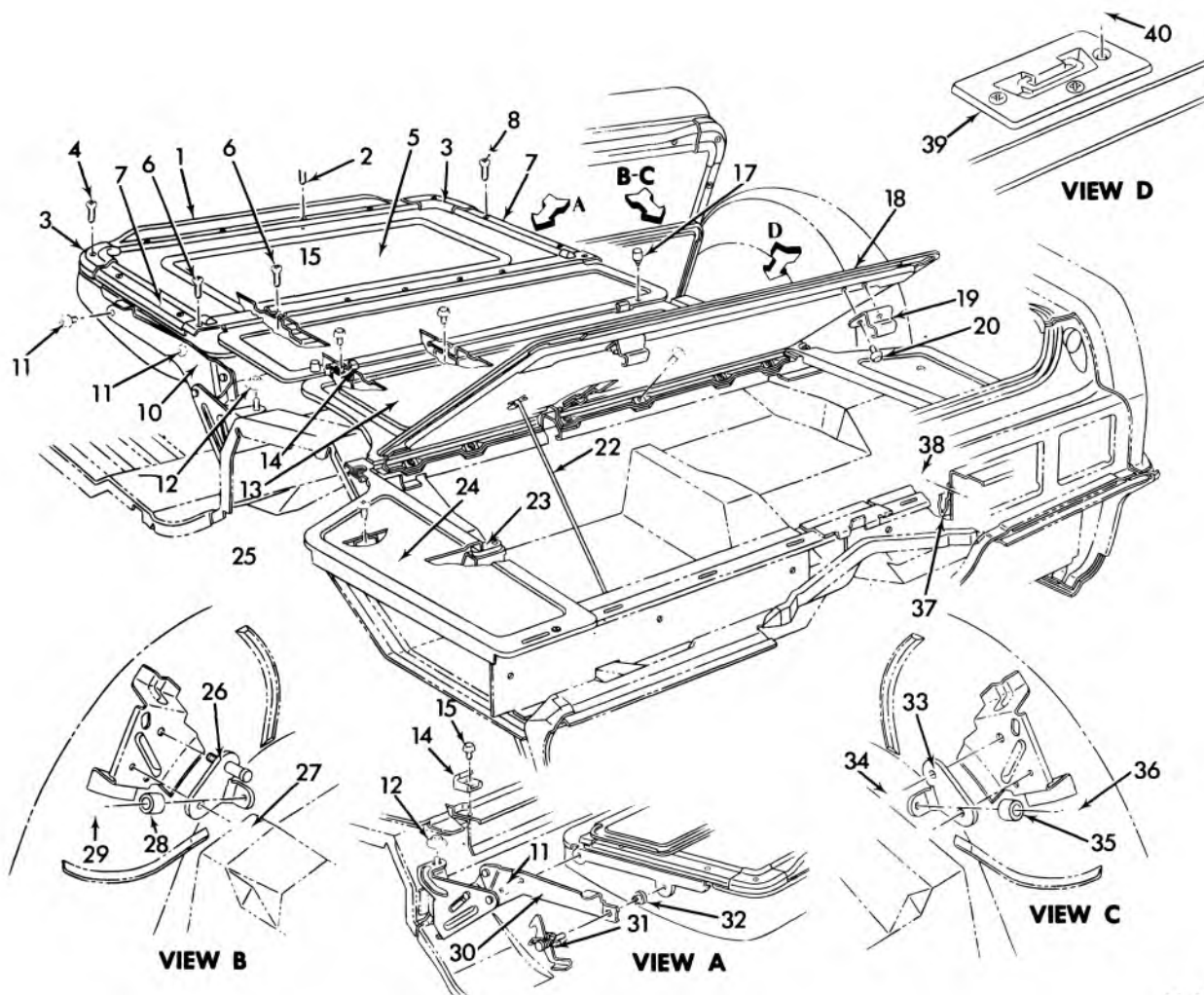




11-45

### 1973-74 VEGA FOLDING REAR SEAT HARDWARE INSTALLATION (15-77 STYLES)

- |     |        |   |     |        |   |
|-----|--------|---|-----|--------|---|
| 1.  | 12.975 | PANEL ASM.—Folding Rear Seat Filler                     | 14. | 11.620 | SCREW—Seat Back Mounting Support to Seat Back Frame                   |
| 2.  | 11.620 | SPRING—Folding Rear Seat Filler Panel Stop              | 15. | N.S.   | WASHER SEAT BACK MOUNTING SUPPORT TO SEAT BACK FRAME                  |
| 3.  | N.S.   | SCREW—Folding Rear Seat Filler Panel to Panel           | 16. | 11.620 | SCREW—Seat Back Mounting Support to Anchor Plate                      |
| 4.  | 15.011 | MOLDING ASM.—Folding Rear Seat Back Finishing Side      | 17. | 11.620 | SUPPORT—Folding Rear Seat Back Bumper/On Seat                         |
| 5.  | 15.011 | MOLDING ASM.—Folding Rear Seat Back Finishing Corner    | 18. | N.S.   | SCREW—Support to Rear Seat Back Panel                                 |
| 6.  | 15.011 | MOLDING ASM.—Folding Rear Seat Back Finishing Upper     | 19. | N.S.   | SUPPORT—Folding Rear Seat Back Bumper/On Wheelhouse                   |
| 7.  | N.S.   | SCREW—Folding Rear Seat Back Finishing Molding to Panel | 20. | N.S.   | WASHER—Folding Rear Seat Back Lock                                    |
| 8.  | 11.620 | STRIKER ASM.—Folding Rear Seat Back                     | 21. | N.S.   | NUT—Folding Rear Seat Back Lock Filler - Folding Rear Seat Back Upper |
| 9.  | 11.381 | BUMPER—Rear Seat Folding Back/On Wheelhouse             | 22. |        | Filler - Folding Rear Seat Back Side - Rt. & Lt.                      |
| 10. | N.S.   | SCREW—Bumper To Striker & Support                       | 23. |        | Filler - Folding Rear Seat Back Side - Rt. & Lt.                      |
| 11. | 12.975 | PANEL ASM.—Folding Rear Seat Back                       | 24. |        | Arm Asm. - Folding Rear Seat Back Pivot                               |
| 12. | 11.620 | LINK ASM.—Folding Rear Seat Back Mounting Support       | 25. |        | Screw Asm. - Pivot Arm to Rear Seat Back Panel                        |
| 13. | 11.620 | LOCK ASM.—Folding Rear Seat Back                        | 26. |        | Washer - Pivot Arm to Support   |
|     |        |   | 27. |        | Screw - Pivot Arm to Support  |



11-46

### 1973-74 VEGA FOLDING SEAT & LOAD FLOOR HARDWARE

- |     |        |  |     |        |  |
|-----|--------|--|-----|--------|--|
| 1.  | 15,011 | MOLDING ASM.—Fldg. Rr. St. Bk. Fin.—Upr.     | 21. | N.S.   | SCREW—Pnl. To Supt. Hge.                       |
| 2.  | N.S.   | SCREW—Upr. Mldg. To Pnl.                     | 22. | 12,977 | SUPT.—Lug Compt. Pnl.                          |
| 3.  | 15,011 | MOLDING ASM.—Fldg. Rr. St. Bk. Fin.—Cor.     | 23. | 12,579 | BUMPER—Lug Compt. Pnl.                         |
| 4.  | N.S.   | SCREW—Cor. Mldg. To Pnl.                     | 24. | 12,975 | PANEL—Luggage Compt. Otr.                      |
| 5.  | 12,975 | PANEL ASM.—Fldg. Rr. St. Bk.                 | 25. | N.S.   | SCREW—Pnl. To Supt.                            |
| 6.  | N.S.   | SCREW—Filler Pnl. To Fldg. Pnl.              | 26. | 12,941 | STRIKER ASM.—St. Bk. Bpr. Supt.—Rt. Sd.        |
| 7.  | 15,011 | MOLDING ASM.—Fldg. Rr. St. Bk. Fin.—Side     | 27. | N.S.   | SCREW—Striker To Anc. Plt.                     |
| 8.  | N.S.   | SCREW—Side Mldg. To Pnl.                     | 28. | 11,620 | BUMPER—Fldg. Rr. St. Bk. Pnl. Supt. Stkr. Asm. |
| 9.  | 12,975 | PANEL ASM.—Fldg. Rr. St. Bk. Filr.           | 29. | N.S.   | SCREW—Bpr. To Supt.                            |
| 10. | 11,620 | LINK ASM.—Fldg. Rr. St. Bk.—Lt.              | 30. | 11,620 | LINK ASM.—Fldg. Rr. Seat Bk.—Rt.               |
| 11. | N.S.   | SCREW—Link To Pnl.                           | 31. | 11,620 | LOCK ASM.—Fldg. Rr. St. Bk.—Rt. Sd.            |
| 12. | N.S.   | NUT—Link To Plt. Anc.                        | 32. | N.S.   | WASHER—Lk. To Pnl.                             |
| 13. | 12,975 | PANEL—Lug Compt. Frt.                        | 33. | 12,941 | SUPPORT—Fldg. Rr. St. Bk. Pnl.—Bumper—Lt.      |
| 14. | 11,620 | STOP—Fldg. St. Bk. Filr. Pnl.—Ret. (On Flr.) | 34. | N.S.   | SCREW—Bpr. Supt. To Anc. Plt.                  |
| 15. | N.S.   | SCREW—Stop To Lug Compt. Supt.               | 35. | 11,620 | BUMPER—Fldg. Rr. Seat Bk. Pnl. Supt.           |
| 16. | N.S.   | SCREW—Lug Compt. Frt. Pnl. To Supt.          | 36. | N.S.   | SCREW—Bpr. To Supt.                            |
| 17. | 11,381 | BUMPER—Fldg. Rr. St. Bk. Filler Panel        | 37. | 12,977 | CLIP—Lug Compt. Pnl. Supt. Ret.                |
| 18. | 12,975 | PANEL ASM.—Luggage Compt.                    | 38. | N.S.   | SCREW—Clip To Lug Compt. Supt. Asm.            |
| 19. | 12,579 | CLIP—Lug Compt. Pnl. Holdn.                  | 39. | 12,977 | HANDLE ASM.—Lug Compt. Pnl. Opp.               |
| 20. | N.S.   | SCREW—Clip To Lug Compt. Pnl.                | 40. | N.S.   | SCREW—Hdl. To Pnl.                             |



# CHEVROLET BODY GROUP 12.000



## ILLUSTRATION INDEX

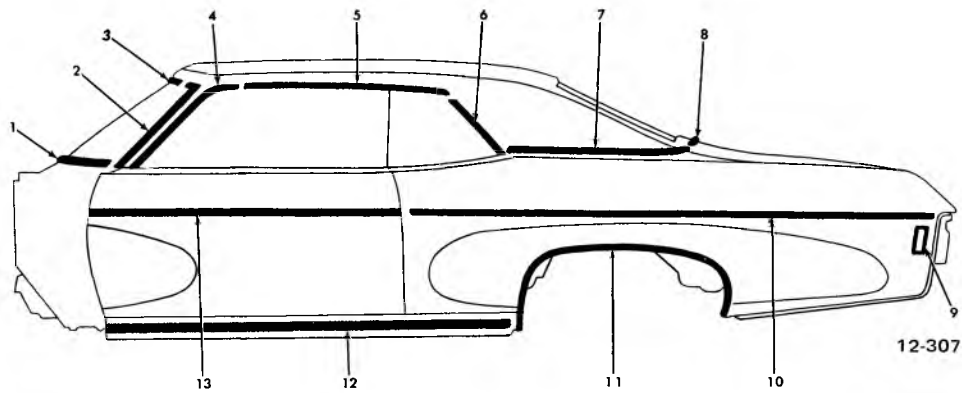
TITLE	PAGE	TITLE	PAGE
1970 Impala Sport Coupe (16437) .....	12-1	1973 Passenger Sta. Wag. (IBN 35-45) .....	12-24
1970 Impala Custom, Caprice Spt. Coupe, Impala Convertible (16447-16467-16647) .....	12-1	1973 Passenger Station Wagon (IBK-IBL 35-45) .....	12-25
1970 Impala, Caprice 4 Dr. Sport Sedan (16439-16639) .....	12-2	1973 Impala Custom Coupe, Caprice Sport Coupe and Caprice Convertible (IBL 47-IBN 47-67) .....	12-26
1970 Biscayne, Bel Air, Impala 4 Dr. Sedan (15469-15669-16469) .....	12-3	1973 Passenger (IBL47-IBN47-67) .....	12-26
1970 Chevrolet Kingswood Estate Wagon (16636-16646) .....	12-4	1973 Passenger (IBL-IBN 39) .....	12-27
1970 Chevrolet Station Wagon Exc. Kingswood Estate (15436-15636-15646-16436-16446) .....	12-5	1974 Impala Sport Coupe .....	12-28
1970 Passenger Except Station Wagon (15400-15600-16400-16600) .....	12-6	1974 Caprice Sport Coupe, Conv. .....	12-28
1970 Brookwood, Townsman, & Kingswood Station Wagon (15400-15600-16400) .....	12-7	1974 Passenger (IBL-1BN39) .....	12-29
1970 Kingswood Estate Station Wagon (16600) .....	12-7	1974 Passenger (1BK-1BL-1BN69) .....	12-30
1971 Impala Coupe and Convertible (16457-67) .....	12-8	1974 Passenger (1BL47-1BN47) .....	12-31
1971 Impala Custom and Caprice Sport Coupe (16447-16647) .....	12-8	1974 Passenger (1BN39-69, 1BK69, 1BL39-69) .....	12-31
1971 Impala, Caprice Sport Sedan (16439-16639) .....	12-9	1974 Passenger (1BL57) .....	12-32
1971 Biscayne, Bel Air, Impala 4-Door Sedan (15469-15669-16469) .....	12-9	1974 Passenger Station Wagon (1BK-1BL35-45) .....	12-32
1971 Passenger Except Station Wagons (15400-15600-16400-16600) .....	12-10	1974 Passenger Station Wagon (1BN35-45) .....	12-33
1971 Passenger Station Wagon (15400-15600-16400) .....	12-10	1974 Passenger Sta. Wag. (1BN35-45) .....	12-34
1971 Passenger Station Wagon (16635-16645) .....	12-11	1974 Passenger Station Wagon (1BK-1BL35-45) .....	12-34
1971 Passenger Station Wagon (15400-15600-16400) .....	12-12	1975 Impala Custom & Caprice Classic .....	12-35
1971 Passenger Station Wagon (16600) .....	12-13	1975 Passenger Sport Coupe & BN-67 .....	12-36
1972 Impala Coupe and Convertible (16457-67) .....	12-14	1975 Chevrolet (IBL-BN 39) Mouldings .....	12-37
1972 Impala Custom and Caprice Sport Coupe (16447-16647) .....	12-14	1975 Chevrolet (IBK-IBL-IBN69) Mouldings .....	12-38
1972 Impala, Caprice Sport Sedan (16439-16639) .....	12-15	1975 Chevrolet (1BL-1BN39-69) Mouldings .....	12-39
1972 Biscayne, Bel Air, Impala 4-Door Sedan (15469-15669-16469) .....	12-15	1975 Chevrolet (IBL57) Mouldings .....	12-39
1972 Passenger Except Station Wagons (15400-15600-16400-16600) .....	12-16	1975 Impala & Caprice Coupe (IBL-IBN47) .....	12-39
1971-72 Passenger Station Wagon (15400-15600-16400) .....	12-16	1975 Passenger (IBK-IBL 35-45) .....	12-40
1972 Passenger Station Wagon (15400-15600-16400) .....	12-17	1975 Passenger (IBN35-45) .....	12-41
1972 Passenger Station Wagon (16600) .....	12-18	1975 Passenger Sta. Wag. (IBN-35-45) .....	12-42
1971-72 Passenger Station Wagon (16635-16645) .....	12-19	1975 Passenger Sta. Wag. (1BK-1BL35-45) .....	12-42
1973 Passenger Sta. Wag. (IBK-IBL 35-45) .....	12-20	1970 Chevelle 2-Dr. Plr. Coupe (13427) .....	12-43
1973 Passenger Station Wagon (IBN 35-45) .....	12-21	1970 Chevelle Sport Coupe and Convertible (13437-13637-13667) .....	12-43
1973 Passenger (IBK-IBL-IBN 69) .....	12-22	1970 Chevelle Malibu 4 Dr. Sport Sedan (13639) .....	12-44
1973 Passenger (IBK 69-IBL 39-69-IBN 39-69) .....	12-22	1970 Chevelle Malibu 4 Dr. Sedan (13469-13669) .....	12-44
1973 Impala Coupe (IBL57) .....	12-23	1970 Chevelle Station Wagon (13200-400-600) .....	12-45
1973 Passenger (IBL57) .....	12-23	1970 Chevelle Station Wagon (13800) .....	12-45
		1970 Chevelle Station Wagon (13200-400-600-800) .....	12-46
		1970 Chevelle El Camino (13480-13680) .....	12-46
		1970 Chevelle El Camino (13480-13680) .....	12-47
		1970 Chevelle Malibu (13400-13600) Exc. Sta. Wag. .....	12-47
		1970 Monte Carlo Sport Coupe (13857) .....	12-48
		1970 Monte Carlo—Rear (13857) .....	12-48
		1971 Chevelle (13437-13637-67) .....	12-49
		1971 Chevelle (13639) .....	12-50
		1971 Chevelle (13469-13669) .....	12-50
		1971 Chevelle Station Wagon (13200-13400-13600) .....	12-51
		1971 Chevelle Station Wagon (13800) .....	12-52

TITLE	PAGE
1971 Chevelle Station Wagon (13200-13400-13600-13800) .....	12-53
1971 Chevelle (13480-13680) .....	12-53
1971 Chevelle (13480-13680) .....	12-54
1971 Chevelle (Except Station Wagon) (13400-13600) .....	12-54
1971 Monte Carlo (13857) .....	12-55
1971 Monte Carlo (13857) .....	12-55
1972 Chevelle (13437-13637-67) .....	12-56
1972 Chevelle (13439-13639) .....	12-57
1972 Chevelle (13669) .....	12-57
1972 Chevelle Station Wagon (13236-13436-46-13636-46) .....	12-58
1972 Chevelle Station Wagon (13836-46) .....	12-59
1971-72 Chevelle Station Wagon (13200-13400-13600-13800) .....	12-60
1971-72 Chevelle (13480-13680) .....	12-60
1972 Chevelle (13480-13680) .....	12-61
1971-72 Chevelle (Except Station Wagon) (13400-13600) .....	12-61
1972 Monte Carlo (13857) .....	12-62
1972 Monte Carlo (13857) .....	12-62
1973 Chevelle Sta. Wag. (IAC35) .....	12-63
1973 Chevelle Station Wagon (IAC-IAD-IAE 35) .....	12-63
1973 Chevelle Sta. Wag. (IAD-IAE 35) .....	12-64
1973 Chevelle Station Wagon (IAG-IAH35) .....	12-64
1973 Chevelle Sta. Wag. (IAG-IAH 35) .....	12-65
1973 Chevelle (IAC-IAD-IAE29) .....	12-66
1973 Chevelle (IAC-IAD-IAE37) .....	12-67
1973 Chevelle (IAC-IAD-IAE29) .....	12-67
1973 Chevelle (IAC-IAD-IAE37) .....	12-68
1973 Monte Carlo (IAH57) .....	12-69
1973 Monte Carlo (IAH57) .....	12-69
1974 Chevelle (1AC-1AD-1AE37) .....	12-70
1974 Chevelle (1AC-1AD-1AE37) .....	12-70
1974 Chevelle (1AC-1AD29) .....	12-71
1974 Chevelle (1AC-1AD29) .....	12-71
1974 Chevelle Station Wagon (1AC-1AD35) .....	12-72
1974 Chevelle (1AC-35) Sta. Wag. .....	12-72
1974 Chevelle Sta. Wag. (1AC-1AC35) .....	12-73
1974 Chevelle Station Wagon (1AG35) .....	12-73
1974 Chevelle Sta. Wag. (1AG35) .....	12-74
1974 Monte Carlo (1AH57) .....	12-75
1974 Monte Carlo (1AH57) .....	12-75
1975 Chevelle (1AC-1AD-1AE37) .....	12-76
1975 Chevelle (1AC-1AD-1AE37) .....	12-76
1975 Chevelle (1AC-1AD29) .....	12-77
1975 Chevelle (1AC-1AD29) .....	12-77
1975 Chevelle (1AG35) Mouldings .....	12-78
1975 Chevelle (1AC-1AD35) Mouldings .....	12-78
1975 Chevelle (1AG35) Mouldings .....	12-79
1975 Chevelle (1AC-1AD35) .....	12-79
1973 El Camino (IAD80) .....	12-80
1973 El Camino (IAC-IAD80) .....	12-80
1973 El Camino (IAC-IAD80) .....	12-81
1973 El Camino (IAC-IAD80) .....	12-81
1974 El Camino (1AC-1AD80) .....	12-82
1974 El Camino (1AC-1AD80) .....	12-82
1974 El Camino (1AC-1AD80) .....	12-83
1974 El Camino (1AD80) .....	12-83
1975 El Camino (1AC-AD80) .....	12-84
1975 El Camino (1AC-AD80) .....	12-84
1975 El Camino (1AD80 Woodgrain Opt.) .....	12-85
1975 El Camino (1AC-AD 80) .....	12-85
1975 Monte Carlo (1AH57) .....	12-86
1975 Monte Carlo (1AH57) .....	12-86
1965 Chevy II—Front .....	12-87
1965 Chevy II—Rear .....	12-87
1965 Chevy II 2-Dr. Sedan (Model 11111-11311-11411) .....	12-88
1965 Chevy II 4-Door Sedan (Model 11169-11369-11469-11569-11669) .....	12-88

TITLE	PAGE
1965 Chevy II Station Wagon (Model 11135-335-435-535-635) .....	12-89
1965 Chevy II Nova—Sport Coupe (11537-637) .....	12-89
1965 Nova S.S. Spt. Cpe. (11737-11837) .....	12-90
1965 Chevy II Station Wagon—Rear .....	12-90
1966 Chevy II Sport Coupe (11637-11837) .....	12-91
1966 Chevy II—Two Door Sedan (11411) .....	12-91
1966 Chevy II Four-Door Sedan (11469-11669) .....	12-92
1966 Chevy II Station Wagon (11435-11635) .....	12-92
1966 Chevy II Exc. Sta. Wag. .....	12-93
1966 Chevy II Sta. Wag. (11435-11635) .....	12-93
1967 Chevy II Two-Door Sedan (11411) .....	12-94
1967 Chevy II Sport Coupe (11637-11837) .....	12-94
1967 Chevy II Station Wagon (11435-11635) .....	12-95
1967 Chevy II Four-Door Sedan (11469-11669) .....	12-95
1967 Chevy II Station Wagon (11435-11635) .....	12-96
1967 Chevy II Except Station Wagon .....	12-96
1968 Chevy II—Rear .....	12-97
1968 Chevy II Two-Door Sedan .....	12-98
1968 Chevy II Four-Door Sedan .....	12-98
1969 Nova (11427-11469) .....	12-99
1969 Nova 2-Dr. Sedan (11427) .....	12-100
1969 Nova—4-Door Sedan (11469) .....	12-100
1970-71 Nova Sport Coupe (11427) .....	12-101
1970 Nova Sport Sedan (11469) .....	12-101
1970-72 Nova (11427-11469) .....	12-102
1971-72 Nova (11469) .....	12-103
1971-72 Nova (11427) .....	12-104
1973 Nova (IIX-IXY 17-27) .....	12-105
1973 Nova (IIX-IXY17) .....	12-105
1973 Nova (IIX-IXY69) .....	12-106
1973 Nova (IIX-IXY 27-69) .....	12-106
1974 Nova (IIX-IXY 17-27 & Partial 17 Style) .....	12-107
1974 Nova (1XY-1XY17) .....	12-107
1974 Nova (IIX-IXY69) .....	12-108
1974 Nova (1XX-1XY27-69) .....	12-108
1975 Nova (1XX-1XY 17-27 & Partial 27 Style) .....	12-109
1975 Nova (1XX-1XY69) .....	12-109
1975 Nova (1XX-XY27) .....	12-110
1975 Nova (1XX-XY17) .....	12-110
1975 Nova (1XX-XY69) .....	12-110
1970-71 Camaro (12487) .....	12-111
1971-72 Camaro Rear (12487) .....	12-112
1972 Camaro (12487) .....	12-113
1973 Camaro (IFQ-IFS87) .....	12-114
1973 Camaro (IFQ-IFS87) .....	12-114
1974 Camaro (IFQ-IFS-87) .....	12-115
1974 Camaro (IFQ-IFS87) .....	12-115
1975 Camaro (IFQ-IGS87) .....	12-116
1975 Camaro (IFQ-IFS87) .....	12-116
1971-73 Vega Body Mouldings (Coupe) .....	12-117
1971-73 Vega Body Mouldings (Sedan) Vega Body Mouldings (Sta. Wag., Panel) .....	12-118
1973 Vega Body Mouldings (Station Wagon IHV15) .....	12-120
1973 Vega Body Mouldings (Station Wagon IHV05-15) .....	12-121
1973 Vega Body Mouldings (Station Wagon IHV05-15) .....	12-122
1973 Vega Body Mouldings (Station Wagon IHV15) .....	12-122

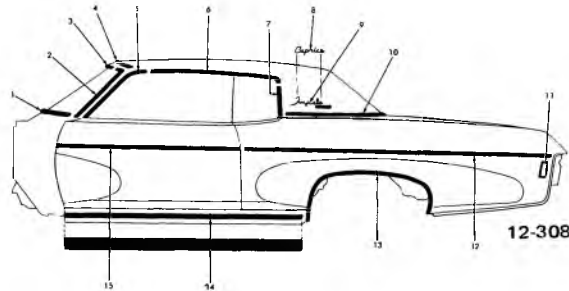
TITLE	PAGE	TITLE	PAGE
1971-74 Vega (IHV 77) .....	12-123	1970-72 Chevelle 27-37-57 Styles Sheet	
1974 Vega (IHV 77) .....	12-123	Metal .....	12-172
1974 Vega (IHV 15) .....	12-124	1970-72 Chevelle Body 39-69 Styles Sheet	
1974 Vega (IHV15) .....	12-125	Metal .....	12-174
1974 Vega (IHV 11) .....	12-126	1970-72 Chevelle Sta. Wagon 36-46 Styles	
1974 Vega (IHV 11) .....	12-126	Sheet Metal .....	12-176
1975 Vega (IHV77) .....	12-127	1974-75 Chevelle "29" Style Sheet	
1975 Vega IHV77 (Transfer) RPO D88 .....	12-127	Metal .....	12-178
1975 Vega (IHV11) .....	12-128	1973-75 Chevelle "37-57" Styles Sheet	
1975 Vega (IHV11) .....	12-128	Metal .....	12-180
1975 Vega (IHV05-15 & Wood Grain Opt.)		1973-75 Chevelle Sta. Wag. "35" Style	
Mouldings .....	12-129	Sheet Metal .....	12-182
1975 Vega (IHV05-15) & Wood		1973-75 El Camino Sheet Metal .....	12-184
Grain Option .....	12-129	1970-75 El Camino Rear End Sheet	
1975 Monza (HR07) .....	12-130	Metal .....	12-186
1975 Monza (HR07) .....	12-130	1965 Chevy II Sheet Metal —	
1965-68 Passenger Sheet Metal—Four		Two Door .....	12-188
Door .....	12-131	1965 Chevy II Sheet Metal —	
1965-68 Passenger Sheet Metal—Sport Sedan ...	12-132	Four Door .....	12-189
1965-68 Passenger Sheet Metal—Two		1966-67 Chevy II Sheet Metal—	
Door Sedan .....	12-133	Two Door Hardtop .....	12-190
1965-68 Passenger Sheet Metal—Sport Coupe ...	12-134	1966-67 Chevy II Sheet Metal—	
1965-68 Passenger Sheet Metal—		Four Door Sedan .....	12-192
Convertible .....	12-135	1966-67 Chevy II Sheet Metal—Four	
1965-68 Passenger Sheet Metal—Station		Door Station Wagon .....	12-194
Wagon .....	12-136	1968-75 Chevy II—Nova Sheet Metal—	
1969-70 Passenger Sheet Metal—Sport		Four Door Sedan .....	12-196
Sedan—Four Door Sedan		1968-75 Chevy II—Nova Sheet	
(15469-15669-16439-16469-16639) .....	12-138	Metal—Two Door Sedan .....	12-198
1969-70 Passenger Sheet Metal —		1967-69 Camaro (Spt. Cpe.) Body	
Station Wagon		Sheet Metal .....	12-200
(15436-15636-46-16436-46-16636-46) ...	15-140	1973-74 Nova "17" Style Sheet Metal .....	12-202
1969-70 Passenger Body Sheet Metal		1975 Nova Coupe Sheet Metal .....	12-204
Coupe, Convertible .....	12-142	1975 Nova Hatchback Coupe Sheet	
1971-75 Passenger Sheet Metal (39-69) .....	12-144	Metal .....	12-206
1971-75 Passenger Sheet Metal (47-67) .....	12-146	1975 Nova Sedan Sheet Metal .....	12-208
1971-75 Passenger Sheet Metal (35-45) .....	12-148	1967-69 Camaro (Convertible) Body Sheet	
1974-75 Passenger Coupe and Convertible		Metal .....	12-210
Sheet Metal .....	12-150	1970-75 Camaro Body Sheet	
1974-75 Passenger 4-Door Sedan		Metal (12487) .....	12-212
Sheet Metal .....	12-152	1974-75 Camaro Sheet Metal .....	12-214
1974-75 Passenger Station Wagon		1971-73 Vega Body Sheet Metal	
Sheet Metal .....	12-154	(14177) .....	12-216
1964-65 Chevelle Sheet Metal—		1971-73 Vega Body Sheet Metal	
Four Door .....	12-156	(14111) .....	12-218
1964-65 Chevelle Sheet Metal—		1971-73 Vega Body Sheet Metal	
Two Door .....	12-157	(14105-15) .....	12-220
1964-65 Chevelle Sheet Metal—		1974-75 Vega Coupe Sheet Metal	
Convertible .....	12-158	(1HV77) .....	12-222
1964-65 Chevelle Sheet Metal—Two—		1974-75 Vega Sedan Sheet Metal	
Door Station Wagon .....	12-159	(1HV11) .....	12-224
1964-65 Chevelle Sheet Metal—Four		1974-75 Vega Body Sheet Metal	
Door Station Wagon .....	12-160	(14105-15) .....	12-226
1964-66 El Camino Sheet Metal .....	12-161	1975 Monza Sheet Metal .....	12-228
1966-67 Chevelle Sheet Metal—Four		1964-69 Passenger Tailgate Hardware	
Door Hardtop .....	12-162	(Exc. Dual Action) (Exploded) .....	12-230
1966 Chevelle Sheet Metal—Two		1969-72 Station Wagon Tailgate	
Door Hardtop .....	12-163	Hardware Dual Action .....	12-232
1966-67 Chevelle Sheet Metal—Four		1971-75 Passenger Tailgate Hardware .....	12-234
Door Station Wagon .....	12-164	1973-75 Chevelle "35" Style Tailgate	
1964-65 Chevelle Wheelhouse Panel		Hardware .....	12-236
and Details .....	12-165	1973-74 Passenger Tail Gate Lock	
1968-69 Chevelle Sheet Metal—Two Door .....	12-166	and Switch .....	12-238
1968-69 Chevelle Sheet Metal—Four		1971-75 Vega Rear Compartment Lid	
Door Hardtop .....	12-168	Lock and Hardware .....	12-239
1968-69 Chevelle Sheet Metal—		1971-74 Vega Luggage Carrier .....	12-240
Station Wagon .....	12-170	1972-75 Rear Window Air Deflector .....	12-241





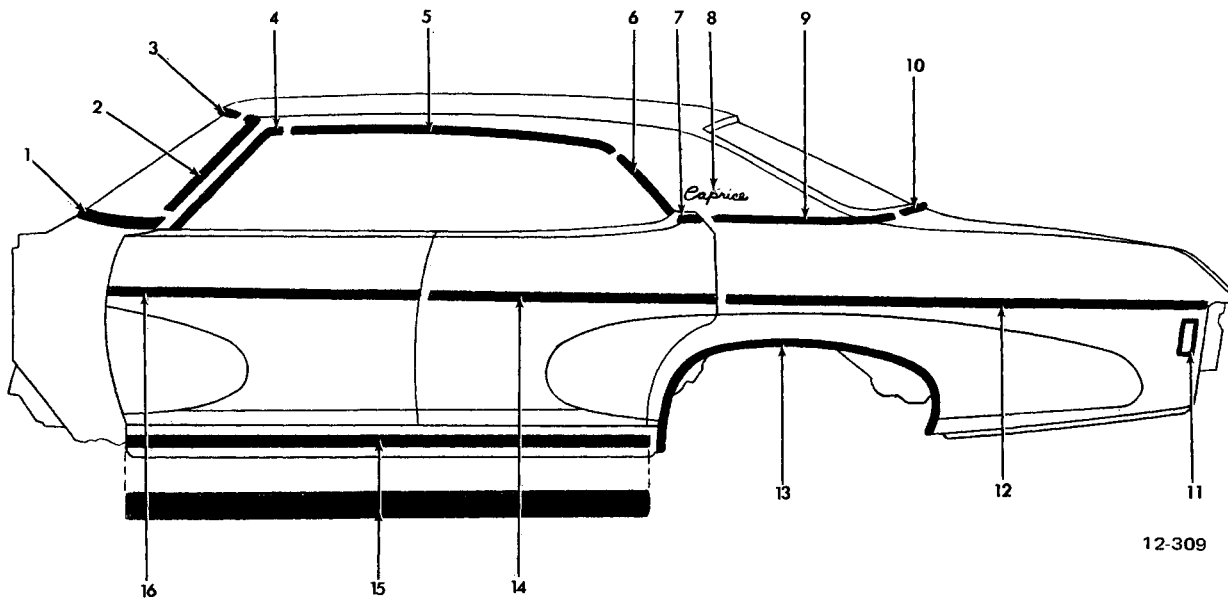
**1970 IMPALA SPORT COUPE (16437)**

- |            |  |            |            |   |            |
|------------|--|------------|------------|---|------------|
| 1. 10.093  | MOULDING—Lwr. Revl. . . . .                | 8712542    | 12.116     | MOULDING UNIT—Fend. Lwr. (Gold) . . . . .   | 8702764-63 |
| 2. 10.093  | MOULDING—Side Revl. . . . .                | 8712723-22 | 12.116     | MOULDING UNIT—Fend. Lwr. (Saddle) . . . . . | 8702766-65 |
| 3. 10.093  | MOULDING—Upr. Revl. . . . .                | 8711813    | 11. 12.116 | MOULDING UNIT—RR Whl. Opng. . . . .         | 8700996-95 |
| 4. 12.075  | SCALP—W/Shield Plr. Drip Mldg. . . . .     | 8784785-84 | 12. 8.304  | MOULDING—Rckr. . . . .                      | 3980815-16 |
| 5. 12.075  | SCALP—Roof Drip Mldg. Frt. . . . .         | 8713317-16 | 13. 12.112 | MOULDING UNIT—Dr. Lwr. (Black) . . . . .    | 8700853-52 |
| 6. 12.075  | SCALP—Roof Drip Mldg. RR . . . . .         | 8715173-72 | 12.112     | MOULDING UNIT—Dr. Lwr. (Green) . . . . .    | 8702856-55 |
| 7. 12.116  | MOULDING UNIT—Qtr. Belt Revl. . . . .      | 3962869-68 | 12.112     | MOULDING UNIT—Dr. Lwr. (Blue) . . . . .     | 8702889-88 |
| 8. 12.121  | MOULDING—RR End Belt Revl. . . . .         | 3962867    | 12.112     | MOULDING UNIT—Dr. Lwr. (Gold) . . . . .     | 8702891-90 |
| 9. 2.575   | LAMP . . . . .                             | 917119     | 12.112     | MOULDING UNIT—Dr. Lwr. (Saddle) . . . . .   | 8702893-92 |
| 2.575      | BEZEL . . . . .                            | 3955083-84 |            |   |            |
| 10. 12.116 | MOULDING UNIT—Fend. Lwr. (Black) . . . . . | 8702758-57 |            |   |            |
| 12.116     | MOULDING UNIT—Fend. Lwr. (Green) . . . . . | 8702760-59 |            |   |            |
| 12.116     | MOULDING UNIT—Fend. Lwr. (Blue) . . . . .  | 8702762-61 |            |   |            |



**1970 IMPALA CUSTOM, CAPRICE SPT. COUPE, IMPALA CONVERTIBLE (16447-16467-16647)**

- |            |   |            |            |  |            |
|------------|---|------------|------------|--|------------|
| 1. 10.093  | MOULDING—Lwr. Revl. . . . .                                     | 8712542    | 12.116     | MOULDING—Fend. Lwr. (16447-67) Green . . . . .       | 8702760-59 |
| 2. 10.093  | MOULDING—Side Revl. . . . .                                     | 8712723-22 | 12.116     | MOULDING—Fend. Lwr. (16447-67) Blue . . . . .        | 8702762-61 |
| 3. 10.093  | MOULDING—Upr. Revl. . . . .                                     | 8711813    | 12.116     | MOULDING—Fend. Lwr. (16447-67) Gold . . . . .        | 8702764-63 |
| 4. 10.093  | MOULDING—W/Shield Header (16467) . . . . .                      | 8784489    | 12.116     | MOULDING UNIT—Fend. Lwr. (16447-67) Saddle . . . . . | 8702766-65 |
| 5. 12.075  | SCALP—W/Shield Plr. Drip Mldg. (16447-647) . . . . .            | 8784785-84 | 13. 12.116 | MOULDING UNIT—RR Whl. Opng. . . . .                  | 8700996-95 |
| 6. 12.075  | SCALP—Roof Drip Mldg. Frt. (16447-647) . . . . .                | 8712748-47 | 14. 8.304  | MOULDING—Rckr. (w/Fender Skirt) . . . . .            | 3980815-16 |
| 7. 12.075  | SCALP—Roof Drip Mldg. RR (16447-647) . . . . .                  | 8714837-36 | 8.304      | MOULDING UNIT—Rckr. (exc. Fender Skirt) . . . . .    | 3980817-18 |
| 8. 12.810  | PLATE—Roof Pnl. Name Caprice (Exc. Vinyl Top) (16647) . . . . . | 8723850    | 15. 12.112 | MOULDING UNIT—Dr. Lwr. (16647) . . . . .             | 8702971-70 |
| 12.812     | PLATE—Roof Pnl. Name, Caprice (w/Vinyl Top) (16647) . . . . .   | 8723851    | 12.112     | MOULDING UNIT—Dr. Lwr. (16447-67) Black . . . . .    | 8700853-52 |
| 9. 12.812  | PLATE—Roof Pnl. Name, Impala (16447) . . . . .                  | 8719724    | 12.112     | MOULDING UNIT—Dr. Lwr. (16447-67) Green . . . . .    | 8702856-55 |
| 10. 12.116 | MOULDING UNIT—Qtr. Belt Revl. (16447-647) . . . . .             | 3962895-94 | 12.112     | MOULDING UNIT—Dr. Lwr. (16447-67) Blue . . . . .     | 8702889-88 |
| 12.116     | MOULDING UNIT—Qtr. Belt Revl. (16467) . . . . .                 | 8713073-72 | 12.112     | MOULDING UNIT—Dr. Lwr. (16447-67) Gold . . . . .     | 8702891-90 |
| 11. 2.575  | LAMP . . . . .  | 917119     | 12.112     | MOULDING UNIT—Dr. Lwr. (16447-67) Saddle . . . . .   | 8702893-92 |
| 2.575      | BEZEL . . . . .   | 3955083-84 |            |  |            |
| 12. 12.116 | MOULDING UNIT—Fend. Lwr. (16647) . . . . .                      | 8702962-61 |            |  |            |
| 12.116     | MOULDING UNIT—Fend. Lwr. (16447-67) Black . . . . .             | 8702758-57 |            |  |            |

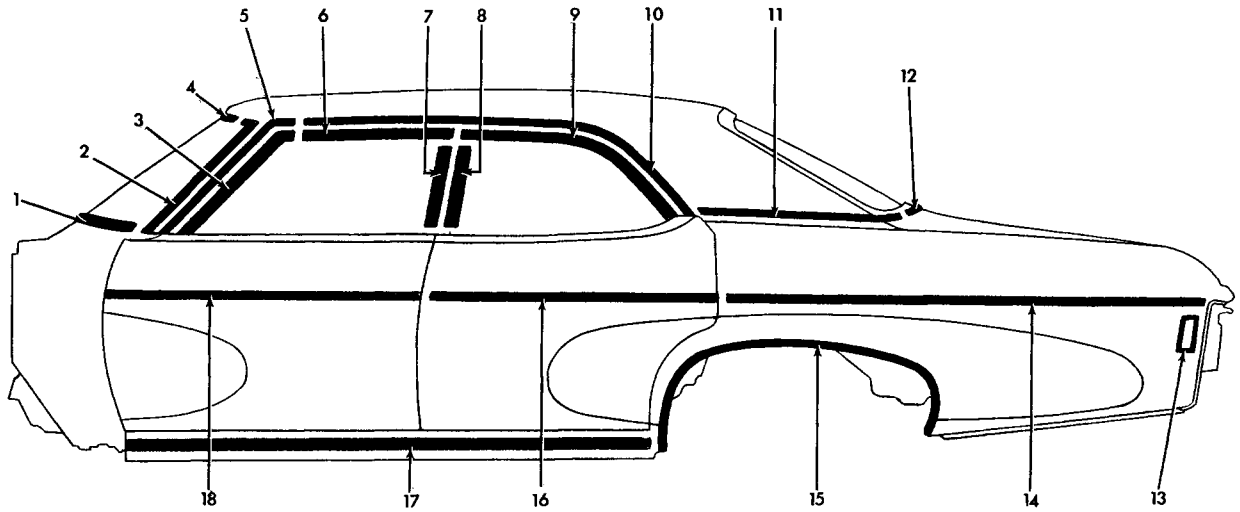


12-309

1970 IMPALA, CAPRICE 4 DR. SPORT SEDAN (16439-16639)

1.	10.093	MOULDING—Lwr. Revl. . . . .	8712542	14.	12.114	MOULDING UNIT—Dr. Lwr.	
2.	10.093	MOULDING—Side Revl. . . . .	8712723-22			(16639) . . . . .	8702975-74
3.	10.093	MOULDING—Upr. Revl. . . . .	8711813		12.114	MOULDING UNIT—Dr. Lwr.	
4.	12.075	SCALP—W/Shield Plr. Drip Mldg. . .	8784785-84			(16439) Black . . . . .	8702928-27
5.	12.075	SCALP—Roof Drip Mldg. Frt. . . . .	8711797-96		12.114	MOULDING UNIT—Dr. Lwr.	
6.	12.075	SCALP—Roof Drip Mldg. RR . . . . .	8712889-88			(16439) Green . . . . .	8702930-29
7.	10.772	MOULDING—Dr. Belt Revl. . . . .	8728937-36		12.114	MOULDING UNIT—Dr. Lwr.	
8.	12.810	PLATE—Roof Pnl. Name (16639)				(16439) Blue . . . . .	8702932-31
		Caprice . . . . .	8723850		12.114	MOULDING UNIT—Dr. Lwr.	
	12.812	PLATE—Roof Pnl. Name (16639)				(16439) Gold . . . . .	8702934-33
		Caprice w/Vinyl Top . . . . .	8723851		12.114	MOULDING UNIT—Dr. Lwr.	
9.	12.116	MOULDING UNIT—Qtr. Belt Revl. . .	3962897-96			(16439) Saddle . . . . .	8702936-35
10.	12.121	MOULDING—RR End Blet Revl. . . .	8723888	15.	8.304	MOULDING UNIT—Rckr.	
11.	2.575	LAMP . . . . .	917119			w/Fender Skirt . . . . .	3980815-16
	2.575	BEZEL . . . . .	3955083-84		8.304	MOULDING UNIT—Rckr.	
12.	12.116	MOULDING UNIT—Fend. Lwr.				(exc. Fender Skirt) . . . . .	3980817-18
		(16639) . . . . .	8702967-66	16.	12.112	MOULDING UNIT—Dr. Lwr.	
	12.116	MOULDING UNIT—Fend. Lwr.				(16639) . . . . .	8702973-72
		(16439) Black . . . . .	8702752		12.112	MOULDING UNIT—Dr. Lwr.	
	12.116	MOULDING UNIT—Fend. Lwr.				(16439) Black . . . . .	8702918-17
		(16439) Green . . . . .	8702753		12.112	MOULDING UNIT—Dr. Lwr.	
	12.116	MOULDING UNIT—Fend. Lwr.				(16439) Green . . . . .	8702920-19
		(16439) Blue . . . . .	8702754		12.112	MOULDING UNIT—Dr. Lwr.	
	12.116	MOULDING UNIT—Fend. Lwr.				(16439) Blue . . . . .	8702922-21
		(16439) Gold . . . . .	8702755		12.112	MOULDING UNIT—Dr. Lwr.	
	12.116	MOULDING UNIT—Fend. Lwr.				(16439) Gold . . . . .	8702924-23
		(16439) Saddle . . . . .	8702756		12.112	MOULDING UNIT—Dr. Lwr.	
13.	12.116	MOULDING UNIT—RR Whl. Opng. . .	8700996-95			(16439) Saddle . . . . .	8702926-25

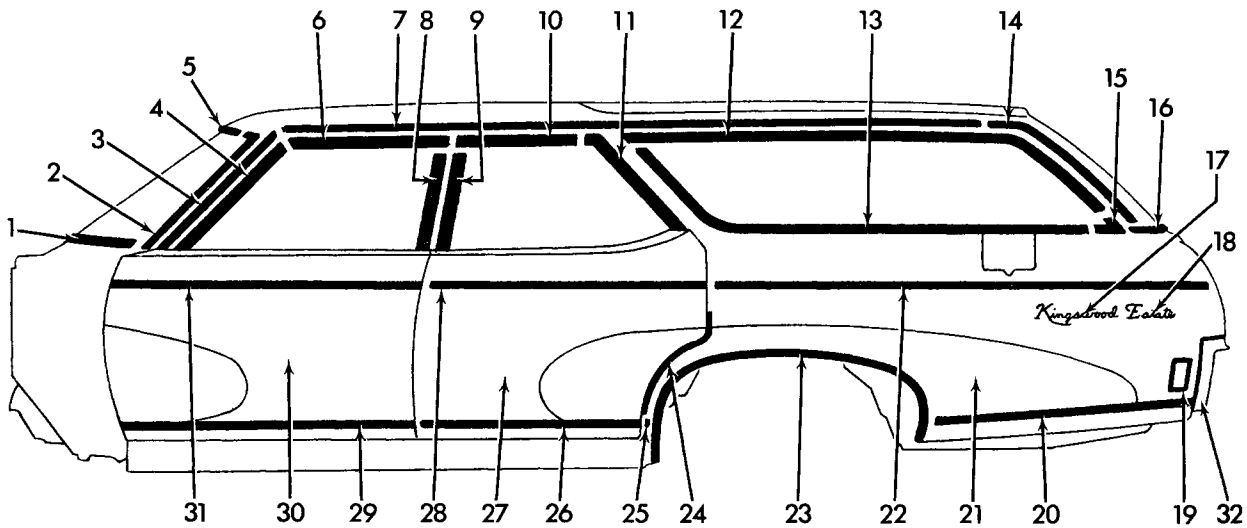




12-310

**1970 BISCAYNE, BEL AIR, IMPALA 4 DR. SEDAN  
(15469-15669-16469 )**

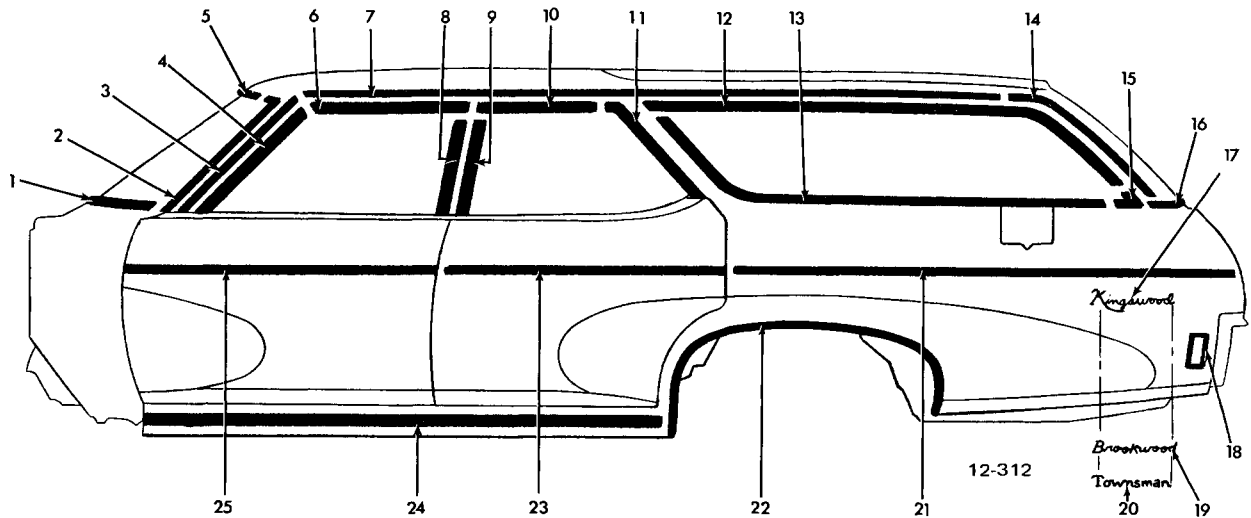
1.	10.093	MOULDING—Lwr. Revl. . . . .	8712542	15.	12.116	MOULDING UNIT—RR Whl. Opng. (16469) . . . . .	8700996-95
2.	10.093	MOULDING—Side Revl. . . . .	8712721-20	16.	12.114	MOULDING UNIT—Dr. Lwr. (15669) . . . . .	8701099
3.	10.707	MOULDING—Dr. Frt. Scalp . . . . .	8719371-70		12.114	MOULDING UNIT—Dr. Lwr. (16469) Black . . . . .	8702928-27
4.	10.093	MOULDING—Upr. Revl. . . . .	8711812		12.114	MOULDING UNIT—Dr. Lwr. (16469) Green . . . . .	8702930-29
5.	12.075	SCALP—W/Shield Plr. Drip Mldg. . . . .	8784783-82		12.114	MOULDING UNIT—Dr. Lwr. (16469) Blue . . . . .	8702932-31
6.	10.707	MOULDING—Dr. Upr. Scalp . . . . .	7629777-76		12.114	MOULDING UNIT—Dr. Lwr. (16469) Gold . . . . .	8702934-33
7.	10.707	MOULDING—Dr. Vert. RR Scalp . . . . .	4482061-60		12.114	MOULDING UNIT—Dr. Lwr. (16469) Saddle . . . . .	8702936-35
8.	10.772	MOULDING—Dr. Vert. Frt. Scalp . . . . .	7646877-76	17.	8.304	MOULDING—Rckr. (15469) . . . . .	3927546
9.	10.772	MOULDING—Dr. Upr. Scalp . . . . .	7646846-45	18.	12.112	MOULDING UNIT—Dr. Lwr. (15669) . . . . .	8701098
10.	12.075	SCALP—Roof Drip Mldg. . . . .	8729165-64		12.112	MOULDING UNIT—Dr. Lwr. (16469) Black . . . . .	8702918-17
11.	12.116	MOULDING UNIT—Qtr. Belt Revl. . . . .	3962868-69		12.112	MOULDING UNIT—Dr. Lwr. (16469) Green . . . . .	8702920-19
12.	12.121	MOULDING—RR End Belt Revl. . . . .	3962870		12.112	MOULDING UNIT—Dr. Lwr. (16469) Blue . . . . .	8702922-21
13.	2.575	LAMP . . . . .	917119		12.112	MOULDING UNIT—Dr. Lwr. (16469) Gold . . . . .	8702924-23
	2.575	BEZEL . . . . .	3955083-84		12.112	MOULDING UNIT—Dr. Lwr. (16469) Saddle . . . . .	8702926-25
14.	12.116	MOULDING UNIT—Fender Lwr. (15669) . . . . .	8701148				
	12.116	MOULDING UNIT—Fend. Lwr. (16469) Black . . . . .	8702752				
	12.116	MOULDING UNIT—Fend. Lwr. (16469) Green . . . . .	8702753				
	12.116	MOULDING UNIT—Fend. Lwr. (16469) Blue . . . . .	8702754				
	12.116	MOULDING UNIT—Fend. Lwr. (16469) Gold . . . . .	8702755				
	12.116	MOULDING UNIT—Fend. Lwr. (16469) Saddle . . . . .	8702756				



12-311

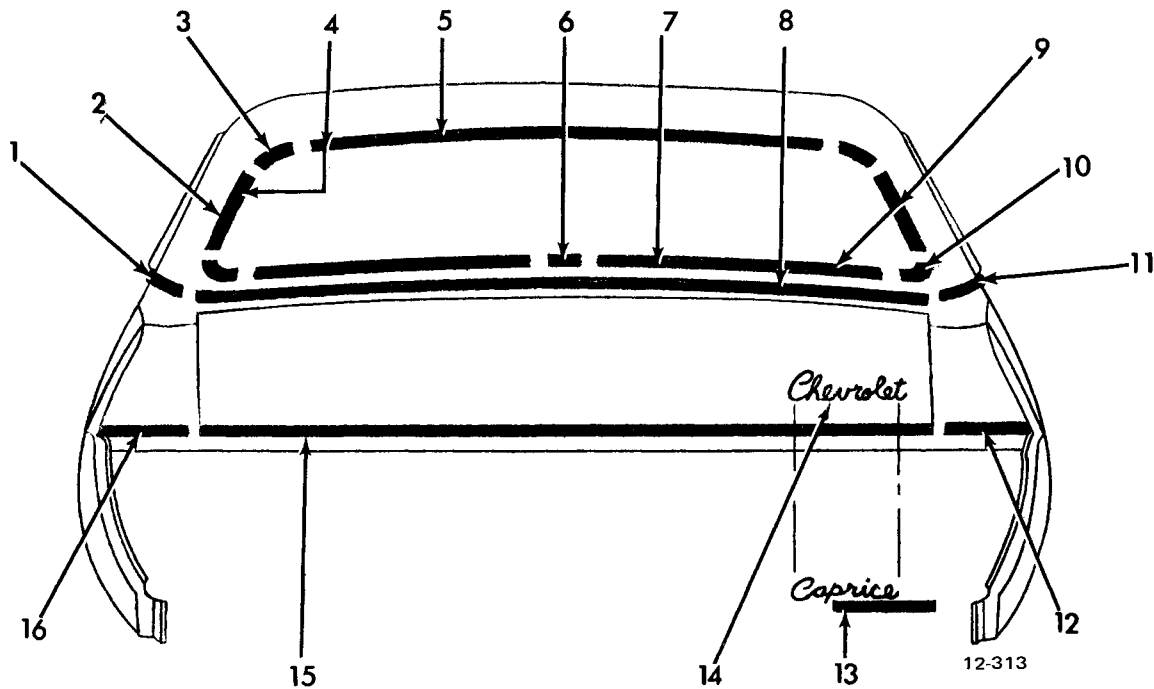
**1970 CHEVROLET KINGSWOOD ESTATE WAGON (16636-16646)**

1.	10.093	MOULDING—Lwr. Revl. . . . .	8712542	20.	12.116	MOULDING UNIT—RR of Whl. Opng. Transfer . . . . .	8702959-58
2.	10.093	MOULDING—Side Revl. . . . .	8712721-20	21.	10.354	TRANSFER—Fend. . . . .	8790061-60
3.	12.075	SCALP—W/Shield Plr. Drip Mldg. . . . .	8784783-82	22.	12.116	MOULDING UNIT—Fend. Uprr. Transfer . . . . .	8702960
4.	10.707	MOULDING—Dr. Frt. Scalp . . . . .	8719371-70	23.	12.116	MOULDING UNIT—RR Whl. Opng. Transfer . . . . .	8700998-97
5.	10.093	MOULDING—Upr. Revl. . . . .	8711812	24.	12.116	MOULDING UNIT—Fend. Frt. Transfer . . . . .	8702770-69
6.	10.707	MOULDING—Dr. Upr. Scalp . . . . .	7629777-76	25.	12.116	MOULDING UNIT—Frt. of Whl. Opng. Transfer . . . . .	8702957-56
7.	12.075	SCALP—Roof Drip Mldg. Frt. . . . .	8751789-88	26.	12.114	MOULDING UNIT—Dr. Lwr. Transfer . . . . .	8702953-52
8.	10.707	MOULDING—Dr. Vert. RR. Scalp . . . . .	4482061-60	27.	10.354	TRANSFER—Dr. . . . .	8789461-60
9.	10.772	MOULDING—Dr. Vert. Frt. Scalp . . . . .	7646877-76	28.	12.114	MOULDING UNIT—Dr. Upr. Transfer . . . . .	8702951-50
10.	10.772	MOULDING—Dr. Upr. Scalp . . . . .	7663381-80	29.	12.112	MOULDING UNIT—Dr. Lwr. Transfer . . . . .	8702949-48
11.	10.772	MOULDING—Dr. Vert. RR Scalp . . . . .	7648199-98	30.	10.354	TRANSFER—Dr. . . . .	8789457-56
12.	11.031	MOULDING—Qtr. Upr. Revl. . . . .	7639451-50	31.	12.112	MOULDING UNIT—Dr. Upr. Transfer . . . . .	8702947-46
13.	11.031	MOULDING—Qtr. Lwr. Revl. . . . .	7639393-92	32.	12.116	MOULDING UNIT—Fin. RR of RR Fender Transfer Lower . . . . .	8701396-97
14.	12.075	SCALP—Roof Drip Mldg. RR . . . . .	8751791-90				
15.	11.031	ESCUTCHEON—Qtr. RR Revl. . . . .	8717537				
16.	12.180	MOULDING—Bk. Body Plr. Revl. . . . .	3962899-98				
17.	12.116	PLATE—Name Fend. (Kingswood) . . . . .	8737960				
18.	12.116	PLATE—Name Fend. (Estate) . . . . .	8737961				
19.	2.575	LAMP . . . . .	917127				
	2.575	BEZEL . . . . .	3979909-10				



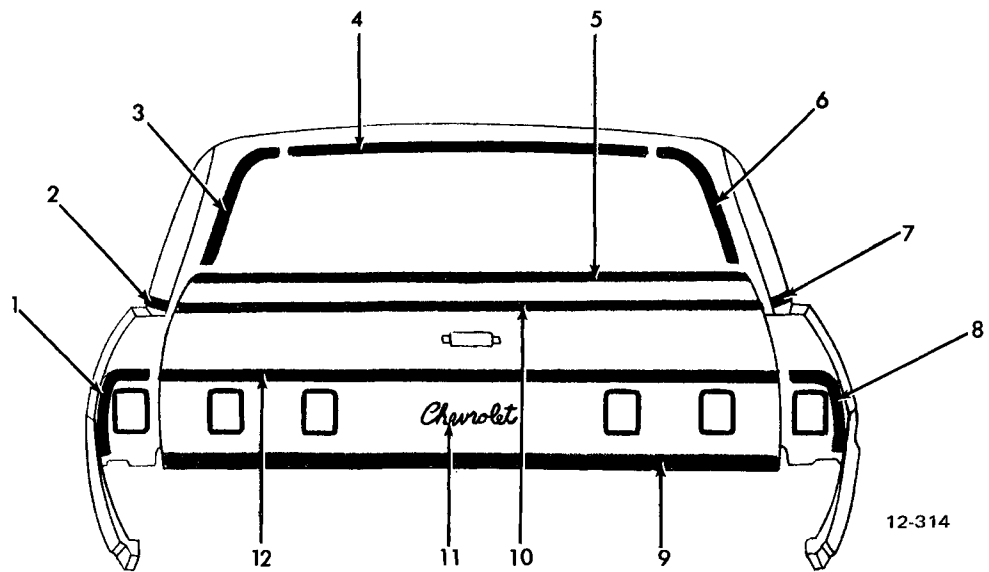
**1970 CHEVROLET STATION WAGON EXC. KINGSWOOD ESTATE  
(15436-15636-15646-16436-16446)**

1.	10.093	MOULDING—Lwr. Revl. . . . .	8712542	12.116	MOULDING UNIT—Fend. Lwr. (16436-46) Blue . . . . .	8702939	
2.	10.093	MOULDING—Side Revl. . . . .	8712721-20	12.116	MOULDING UNIT—Fend. Lwr. (16436-46) Gold . . . . .	8702940	
3.	12.075	SCALP—W/Shield Plr. Drip Mldg. (15636-46) . . . . .	8784783-82	12.116	MOULDING UNIT—Fend. Lwr. (16436-46) Saddle . . . . .	8702941	
4.	10.707	MOULDING—Dr. Frt. Scalp . . . . .	8719371-70	22.	12.116	MOULDING UNIT—RR Whl. Opng. (16436-46) . . . . .	8700998-97
5.	10.093	MOULDING—Upr. Revl. . . . .	8711812	23.	12.114	MOULDING UNIT—Dr. Lwr. (15636-46) . . . . .	8701099
6.	10.707	MOULDING—Dr. Upr. Scalp . . . . .	7629777-76	12.114	MOULDING UNIT—Dr. Lwr. (16436-46) (Black) . . . . .	8702928-27	
7.	12.075	SCALP—Roof Drip Mldg. Frt. (15636-46) . . . . .	8751789-88	12.114	MOULDING UNIT—Dr. Lwr. (16436-46) Green . . . . .	8702930-29	
8.	10.707	MOULDING—Dr. Vert. RR Scalp . . . . .	4482061-60	12.114	MOULDING UNIT—Dr. Lwr. (16436-46) Blue . . . . .	8702932-31	
9.	10.772	MOULDING—Dr. Vert. Frt. Scalp . . . . .	7646877-76	12.114	MOULDING UNIT—Dr. Lwr. (16436-46) Gold . . . . .	8702934-33	
10.	10.772	MOULDING—Dr. Upr. Scalp . . . . .	7663381-80	12.114	MOULDING UNIT—Dr. Lwr. (16436-46) Saddle . . . . .	8702936-35	
11.	10.772	MOULDING—Dr. Vert. RR Scalp . . . . .	7648199-98	24.	8.304	MOULDING—Rckr. . . . .	3927546
12.	11.031	MOULDING—Qtr. Upr. Revl. . . . .	7639451-50	25.	12.112	MOULDING UNIT—Dr. Lwr. (15636-46) . . . . .	8701098
13.	11.031	MOULDING—Qtr. Lwr. Revl. . . . .	7639393-92	12.112	MOULDING UNIT—Dr. Lwr. (16436-46) Black . . . . .	8702918-7	
14.	12.075	SCALP—Roof Drip Mldg. RR (15636-46) . . . . .	8751791-90	12.112	MOULDING UNIT—Dr. Lwr. (16436-46) Green . . . . .	8702920-19	
15.	11.031	ESCUTCHEON—Qtr. RR Revl. . . . .	8717537	12.112	MOULDING UNIT—Dr. Lwr. (16436-46) Blue . . . . .	8702922-21	
16.	12.180	MOULDING—Bk. Body Plr. Revl. . . . .	3962898-99	12.112	MOULDING UNIT—Dr. Lwr. (16436-46) Gold . . . . .	8702924-23	
17.	12.116	PLATE—Name Fend. (16436-46) Kingswood . . . . .	8737960	12.112	MOULDING UNIT—Dr. Lwr. (16436-46) Saddle . . . . .	8702926-25	
18.	2.575	LAMP . . . . .	917127				
	2.575	BEZEL . . . . .	3945609-10				
19.	12.116	PLATE—Name Fend. (15436) Brookwood . . . . .	8751550				
20.	12.116	PLATE—Name Fend. (15636-46) Townsmen . . . . .	8742009				
21.	12.116	MOULDING UNIT—Fend. Lwr. (15636-46) . . . . .	8701147				
	12.116	MOULDING UNIT—Fend. Lwr. (16436-46) Black . . . . .	8702937				
	12.116	MOULDING UNIT—Fend. Lwr. (16436-46) Green . . . . .	8702938				



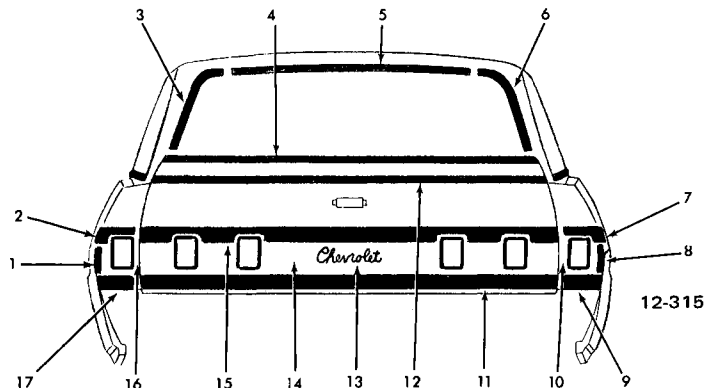
**1970 PASSENGER EXCEPT STATION WAGON  
(15400-15600-16400-16600)**

1.	12.116	MOULDING UNIT—Qtr. Belt Revl. (15469-669-16469) L.H. . . . . .	3962871	12.121	MOULDING UNIT—RR End Belt Revl. (16437) . . . . .	3962867	
	12.121	MOULDING UNIT—Qtr. Belt Revl. (15411-611) L.H. . . . . .	3962873	9.	11.208	MOULDING—Lwr. & Side Revl. (16439-639) . . . . .	8775833-32
	12.116	MOULDING UNIT—Qtr. Belt Revl. (16439-639) L.H. . . . . .	3962897	10.	11.209	ESCUTCHEON—Lwr. Cor. Revl. (16447-647) . . . . .	8775842-43
	12.116	MOULDING UNIT—Qtr. Belt Revl. (16437) L.H. . . . . .	3962869	11.	12.116	MOULDING UNIT—Qtr. Belt Revl. (15469-669-16469) R.H. . . . . .	3962872
2.	11.208	MOULDING—Side Revl. (16437) . . . . .	9811311-10		12.116	MOULDING UNIT—Qtr. Belt Revl. (15411-611) R.H. . . . . .	3962874
3.	11.209	ESCUTCHEON—Upr. Cor. Revl. (16439-639) . . . . .	8775836		12.116	MOULDING UNIT—Qtr. Belt Revl. (16439-639) R.H. . . . . .	3962896
4.	11.208	MOULDING—Upr. & Side Revl. (16447-16647) . . . . .	8775845-44		12.116	MOULDING UNIT—Qtr. Belt Revl. (16437) R.H. . . . . .	3962868
	11.208	MOULDING—Upr. & Side Revl. L.H. . . . . .	8715731	12.	12.116	MOULDING UNIT—RR of RR Fend. (16400 Opt.) R.H. . . . . .	8700982
		MOULDING—Upr. & Side Revl. R.H. . . . . .	8775840		12.116	MOULDING UNIT—RR of RR Fend. (16600) R.H. . . . . .	8702964
5.	11.208	MOULDING—Upr. Revl. (16437) . . . . .	8715509	13.	12.182	PLATE—Name Compt. Lid (16600) Caprice . . . . .	8702629
	11.208	MOULDING—Upr. Revl. (16439-16639) . . . . .	8775834	14.	12.182	PLATE—Name Compt. Lid (15400- 15600-16400) Chevrolet . . . . .	8701219
6.	11.209	ESCUTCHEON—Lwr. Cor. Revl. (16439-16639) . . . . .	8775835	15.	12.182	MOULDING—Compt. Lid (16400 Opt.) . . . . .	8700984
7.	11.208	MOULDING—Lwr. Revl. (16437) . . . . .	9811305-04		12.182	MOULDING—Compt. Lid (16600) . . . . .	8702963
	11.208	MOULDING—Lwr. Revl. (15469-669-16469) . . . . .	8775838-37	16.	12.116	MOULDING UNIT—RR of RR Fend. (16400 Opt.) L.H. . . . . .	8700983
8.	12.121	MOULDING UNIT—RR End Belt Revl. (15469-669-16469) . . . . .	3962870		12.116	MOULDING UNIT—RR of RR Fend. (16600) L.H. . . . . .	8702965
	12.121	MOULDING UNIT—RR End Belt Revl. (15411-15611) . . . . .	3962873				
	12.121	MOULDING UNIT—RR End Belt Revl. (16439-639) . . . . .	3965100				



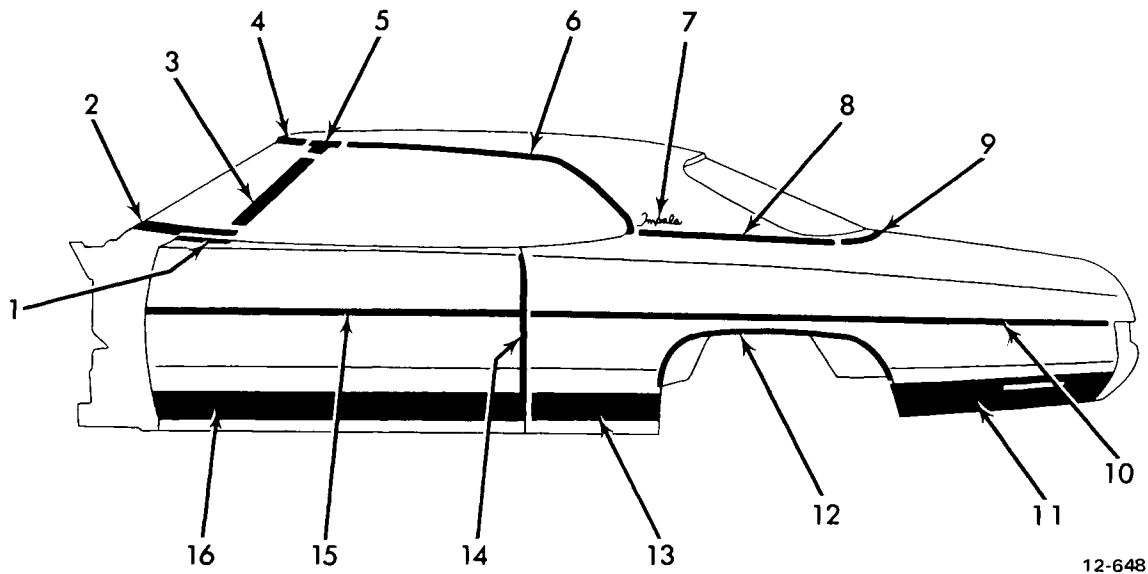
**1970 BROOKWOOD, TOWNSMAN, & KINGSWOOD STATION WAGON  
(15400-15600-16400)**

1. 12.116	MOULDING UNIT—RR of RR Fend. (16400) L.H. . . . .	8701043	7. 12.180	MOULDING—Bk. Body Plr. Revl. R.H. . . . .	8723870
2. 12.180	MOULDING—Bk. Body Plr. Revl. L.H. . . . .	8723871	8. 12.116	MOULDING UNIT—RR of RR Fend. (16400) R.H. . . . .	8701042
3. 12.180	MOULDING—Bk. Body Side Revl. L.H. . . . .	8736673	9. 12.180	MOULDING—Tailgate Lwr. (16400)	8701157
4. 12.180	MOULDING—Bk. Body Upr. Revl. (16436-46) . . . . .	4468416	10. 12.180	MOULDING—Tailgate Fnshg. (Opt.) . . . . .	8700999
5. 12.180	MOULDING—Tailgate Lwr. Revl. (16436-46) . . . . .	8715619	11. 12.180	PLATE—Name Tailgate (Chevrolet)	8720949
6. 12.180	MOULDING—Bk. Body Side Revl. R.H. . . . .	8736672	12. 12.180	MOULDING—Tailgate Upr. . . . .	8701127



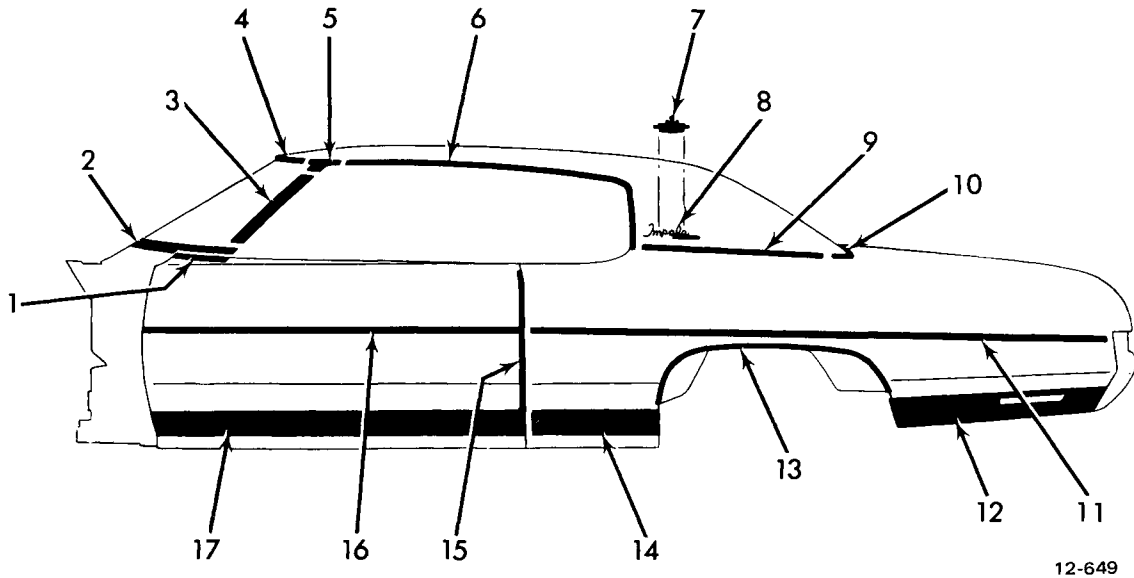
**1970 KINGSWOOD ESTATE STATION WAGON (16600)**

1. 12.116	MOULDING UNIT—RR of RR Fend. Vert. Transfer L.H. . . . .	8701401	10. 10.354	TRANSFER—RR of RR Fend. R.H. . . . .	8790088
2. 12.116	MOULDING UNIT—RR of RR Fend. Upr. Transfer L.H. . . . .	8701395	11. 12.180	MOULDING—Tailgate Lwr. Transfer . . . . .	8702968
3. 12.180	MOULDING—Bk. Body Side Revl. L.H. . . . .	8736673	12. 12.180	MOULDING—Tailgate Fnshg. (Opt.) . . . . .	8700999
4. 12.180	MOULDING—Tailgate Revl. . . . .	8715619	13. 12.180	PLATE—Name Tailgate (Chevrolet) . . . . .	8701011
5. 12.180	MOULDING—Bk. Body Upr. Revl. . . . .	4468416	14. 10.354	TRANSFER—Tailgate . . . . .	8790085
6. 12.180	MOULDING—Bk. Body Side Revl. R.H. . . . .	8736672	15. 12.180	MOULDING—Tailgate Upr. TRANSFER . . . . .	8702969
7. 12.116	MOULDING UNIT—RR of RR Fend. Upr. Transfer R.H. . . . .	8701394	16. 10.354	TRANSFER—RR of RR Fend. L.H. . . . .	8790089
8. 12.116	MOULDING UNIT—RR of RR Fend. Vert. Transfer R.H. . . . .	8701400	17. 12.116	MOULDING UNIT—RR of RR Fend. Lwr. Transfer L.H. . . . .	8701397
9. 12.116	MOULDING UNIT—RR of RR Fend. Lwr. Transfer R.H. . . . .	8701396			



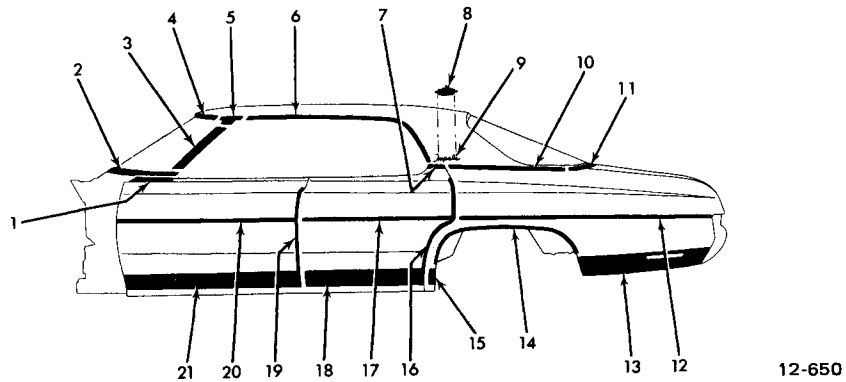
**1971 IMPALA COUPE AND CONVERTIBLE  
(16457-67)**

- |   |  |
|---|--|
| 1. 10.707 MOULDING, Frt. Dr. Outer Pnl. Belt . . . . . 9848548-47 | 9. 12.116 MOULDING, Rvl. Qtr. Belt Rr. . . . . 9836387-86  |
| 2. 10.093 MOULDING, Rvl. W/S Lower . . . . . 9826851              | 10. 12.116 MOULDING, Rr. Fender Lower . . . . . 8704474-73 |
| 3. 10.093 MOULDING, Rvl. W/S Side . . . . . 9833857-56            | 11. 12.116 MOULDING, Rr. of Whl. Opng . . . . . 8704478-77 |
| 4. 10.093 MOULDING, Rvl. W/S Upper . . . . . 9832866              | 12. 12.116 MOULDING, Rr. Whl. Opng. . . . . 8704484-83     |
| 5. 10.093 MOULDING, Rvl. W/S Upper Corner . . . . . 9833779-78    | 13. 12.116 MOULDING, Frt. Of Whl. Opng. . . . . 8704482-81 |
| 6. 12.075 MOULDING, Roof Drip . . . . . 9827511-10                | 14. 10.352 MOULDING, Dr. Edge Guard . . . . . 9835285-84   |
| 7. 12.812 PLATE, Name . . . . . 9837199                           | 15. 12.112 MOULDING, Dr. Lower . . . . . 8701011           |
| 8. 12.116 MOULDING, Rvl. Qtr. Belt Frt. . . . . 9835882-81        | 16. 12.112 MOULDING, Dr. Lower . . . . . 8704103-02        |



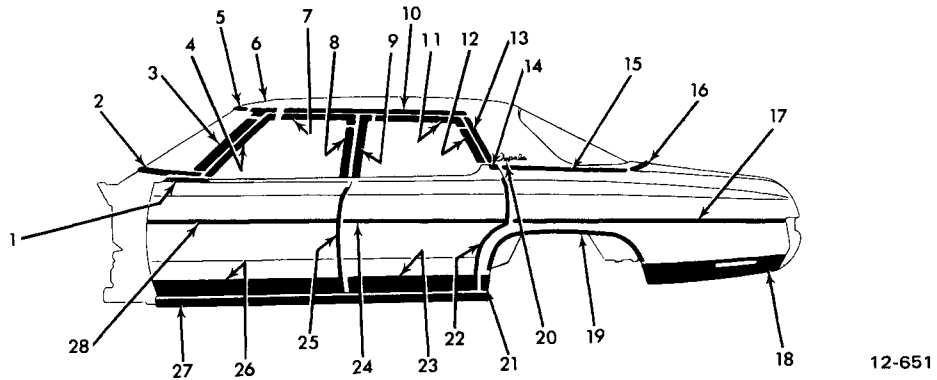
**1971 IMPALA CUSTOM AND CAPRICE SPORT COUPE  
(16447-16647)**

- |  |  |
|--|--|
| 1. 10.707 MOULDING, Rvl. Frt. Dr. Outer Pnl. Belt . . . . . 9848548-47 | 10. 12.116 MOULDING, Qtr. Belt Frt. Rvl. . . . . 9859985-84            |
| 2. 10.093 MOULDING, Rvl. W/S Lower . . . . . 9826851                   | 11. 12.116 MOULDING, Rr. Fender Lower . . . . . 8704473-74             |
| 3. 10.093 MOULDING, Rvl. W/S Side . . . . . 9833857-56                 | 12. 12.116 MOULDING, Rr. of Rr. Whl. Hsg. Opening . . . . . 8704478-77 |
| 4. 10.093 MOULDING, Rvl. W/S Upper . . . . . 9832866                   | 13. 12.116 MOULDING, Rr. Whl. Opening . . . . . 8704484-83             |
| 5. 10.093 MOULDING, Rvl. W/S Upper Corner . . . . . 9833779-78         | 14. 12.116 MOULDING, Frt. of Whl. Hsg. Opening . . . . . 8704482-81    |
| 6. 12.075 MOULDING, Roof Drip . . . . . 9828386-85                     | 15. 10.352 MOULDING, Dr. Edge Guard . . . . . 9835285-84               |
| 7. 12.812 EMBLEM . . . . . 9856613                                     | 16. 12.112 MOULDING, Frt. Dr. Lower . . . . . 8704485                  |
| 8. 12.812 PLATE . . . . . 9840507                                      | 17. 12.112 MOULDING, Frt. Dr. Lower . . . . . 8704103-02               |
| 9. 12.116 MOULDING, Qtr. Belt Frt. Rvl. . . . . 9860753-2              |  |



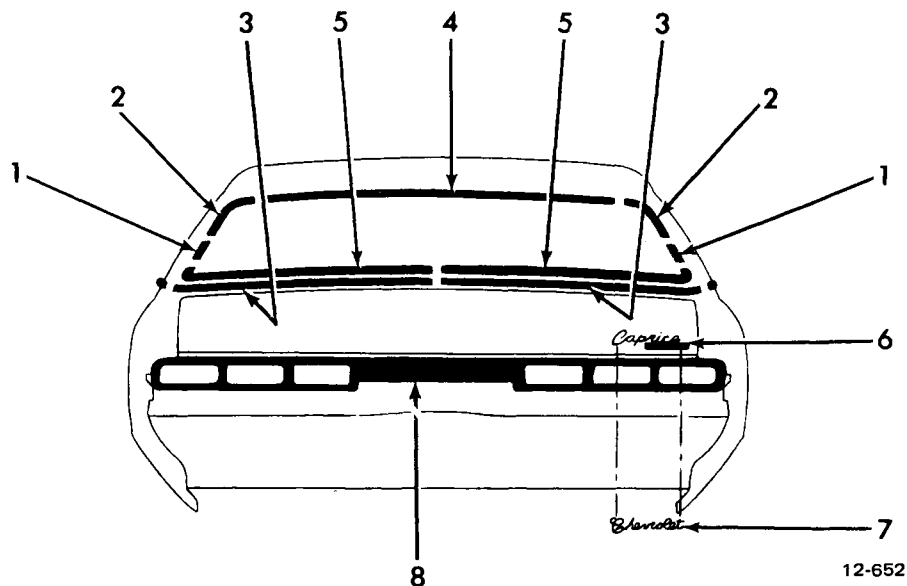
**1971 IMPALA, CAPRICE SPORT SEDAN (16439-16639)**

- |  |            |   |            |
|--|------------|---|------------|
| 1. 10.707 MOULDING, Outer Panel Belt . . . . .       | 9848548-47 | 12. 12.116 MOULDING, Rr. Fender Lower . . . . .       | 8704476-75 |
| 2. 10.093 MOULDING, Lower Revl. . . . .              | 9826851    | 13. 12.116 MOULDING, Rr. of Whl. Opening . . . . .    | 8704478-77 |
| 3. 10.093 MOULDING, Side Revl. . . . .               | 9833856    | 14. 12.116 MOULDING, Rr. Whl. Opening . . . . .       | 8704484-83 |
| 4. 10.093 MOULDING, Upper Revl. . . . .              | 9832866    | 15. 12.116 MOULDING, Frt. of Whl. Opening . . . . .   | 8704480-79 |
| 5. 10.093 MOULDING, Upper Corner Revl. . . . .       | 9833779-78 | 16. 10.352 MOULDING, Door Edge Guard . . . . .        | 9835287-86 |
| 6. 12.075 MOULDING, Roof Drip . . . . .              | 9828265-64 | 17. 12.114 MOULDING, Rr. Door Upper . . . . .         | 8704522-21 |
| 7. 10.772 MOULDING, Rr. Dr. Panel Belt Revl. . . . . | 9837447-46 | 18. 12.114 MOULDING, Rr. Door Lower . . . . .         | 8704519-18 |
| 8. 12.812 EMBLEM, Roof Panel (16639) . . . . .       | 9856613    | 19. 10.352 MOULDING, Frt. Door Edge . . . . .         | 9825283-82 |
| 9. 12.812 PLATE, Roof Name (16439) . . . . .         | 9837199    | 20. 12.112 MOULDING, Frt. Door Upper . . . . .        | 8704520    |
| 10. 12.116 MOULDING, Qtr. Belt. Revl. . . . .        | 9832025-24 | 21. 12.112 MOULDING, Frt. Door Lower (left) . . . . . | 8704517    |
| 11. 12.121 MOULDING, Rr. End Belt Revl. . . . .      | 9834667-66 | 12.112 MOULDING, Frt. Door Lower (right) . . . . .    | 8704490    |



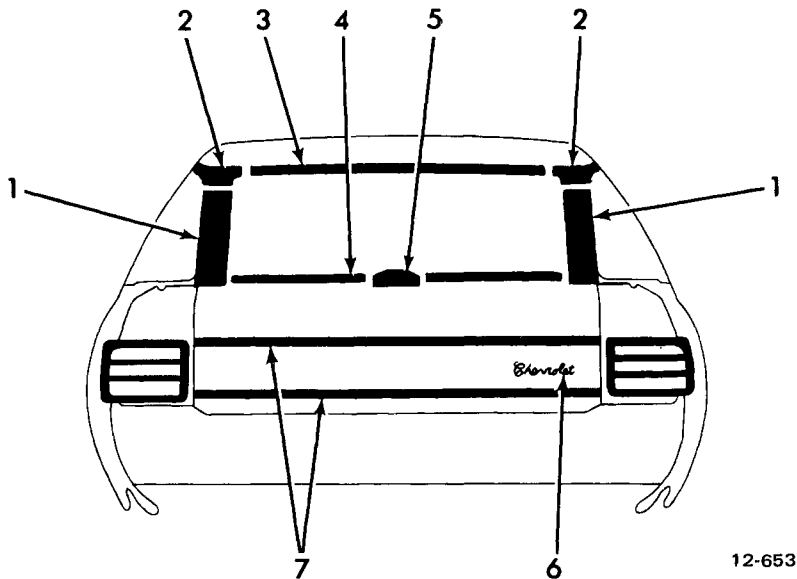
**1971 BISCAVNE, BEL AIR, IMPALA 4-DOOR SEDAN (15469-15669-16469)**

- |   |            |  |            |
|---|------------|--|------------|
| 1. 10.707 MOULDING, Rvl. Frt. Door Otr. Pnl. Belt . . . . . | 9852132-31 | 14. 10.772 MOULDING, Rvl. Rr. Dr. Outer Panel Belt . . . . . | 9838036-35 |
| 2. 10.093 MOULDING, Rvl. W/S Lower . . . . .                | 9826851    | 15. 12.116 MOULDING, Rvl. Qtr. Belt . . . . .                | 9831723-22 |
| 3. 10.093 MOULDING, Rvl. W/S Side . . . . .                 | 9833857-56 | 16. 12.121 MOULDING, Rvl. Rr. End Belt . . . . .             | 9832552-51 |
| 4. 10.707 MOULDING, Scp. Frt. Door Window Frt. . . . .      | 9841127-26 | 17. 12.116 MOULDING, Rr. Fender Lower . . . . .              | 8704476-75 |
| 5. 10.093 MOULDING, Rvl. W/S Upper . . . . .                | 9832866    | 18. 12.116 MOULDING, Rr. of Whl. House Opening . . . . .     | 8704478-77 |
| 6. 10.093 MOULDING, Rvl. W/S Upper Corner . . . . .         | 9833779-78 | 19. 12.116 MOULDING, Rr. Whl. House Opening . . . . .        | 8704484-83 |
| 7. 10.707 MOULDING, Scp. Frt. Door Window Up. . . . .       | 9841131-30 | 20. 12.812 PLATE, Roof Pnl. . . . .                          | 9837199    |
| 8. 10.707 MOULDING, Scp. Frt. Door Window Vert. . . . .     | 9841129-28 | 21. 12.116 MOULDING, Frt. of Whl. Hse. Opening . . . . .     | 8704480-79 |
| 9. 10.772 MOULDING, Scp. Rr. Door Window Frt. Vert. . . . . | 9841133-32 | 22. 10.352 MOULDING, Door Edge Guard . . . . .               | 9835287-86 |
| 10. 12.075 MOULDING, Roof Drip Frt. . . . .                 | 9828280-81 | 23. 12.114 MOULDING, Rr. Door Lower . . . . .                | 8704519-18 |
| 11. 10.772 MOULDING, Scp. Rr. Dr. Window Upper . . . . .    | 9841137-36 | 24. 12.114 MOULDING, Door . . . . .                          | 8704522-21 |
| 12. 10.772 MOULDING, Scp. Rr. Dr. Window Rr. Vert. . . . .  | 9841141-40 | 25. 10.352 MOULDING, Door Edge Guard . . . . .               | 9835283-82 |
| 13. 12.075 MOULDING, Roof Drip Rr. . . . .                  | 9831183-82 | 26. 12.112 MOULDING, Door Lower L.H. . . . .                 | 8704517    |
|   |            | MOULDING, Door Lower R.H. . . . .                            | 8704490    |
|   |            | 27. 8.304 MOULDING, Rocker . . . . .                         | 3995699    |
|   |            | 28. 12.112 MOULDING, Frt. Door . . . . .                     | 8704520    |



**1971 PASSENGER EXCEPT STATION WAGONS  
(15400-15600-16400-16600)**

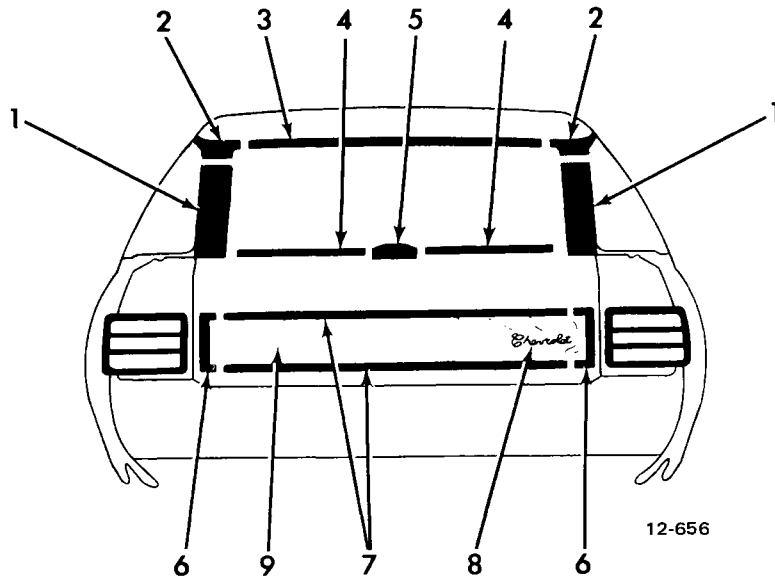
1. 11.208 MOULDING, Rvl. Lwr. Cor. ....	9850413-12	5. 11.208 MOULDING, Rvl. Lwr. (15469-15669-16469) .....	9850413-12
2. 11.208 MOULDING, Rvl. Side (15469-15669-16469) .....	9826002-01	(16457) .....	9827690
(16439-16639) .....	9825971-70	6. 12.182 PLATE, Name Compt. Lid (16639-16647) .....	9835943
3. 12.121 MOULDING, Rvl. R/End Belt (15469-15669-16469) .....	9832552-51	7. 12.182 PLATE, Name Compt. Lid .....	9831025
(16439-16639) .....	9834667-66	8. 12.182 MOULDING, Rr. End Pnl. (16639-16647) .....	8705430
4. 11.208 MOULDING, Rvl. Upr. (15469-15669-16469) .....	9826000		
(16457) .....	9827689-88		



**1971 PASSENGER STATION WAGON  
(15400-15600-16400)**

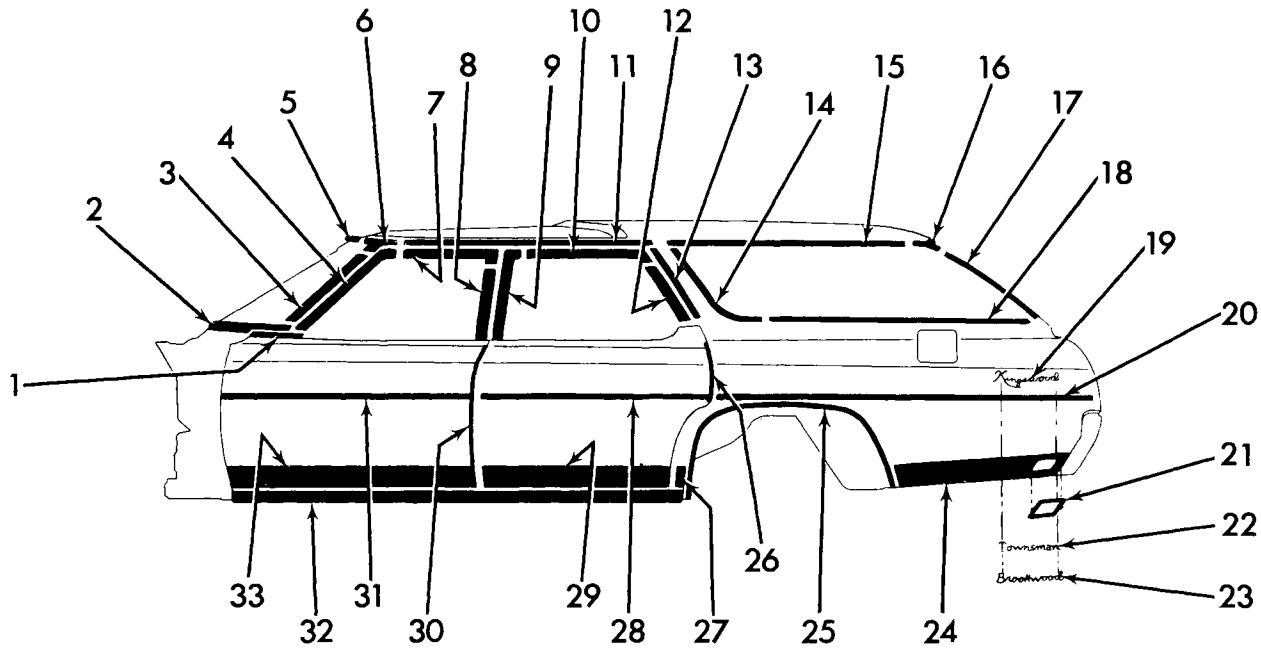
1. 12.180 MOULDING, Rvl. Back Body Opp. Side (15435-15635-15645) .....	9829387-86	4. 12.180 MOULDING, Rvl. T/Gate .....	9829195
(16435-16445) .....	9829622-21	5. 12.242 Hdl. T/Gate Otr. Pnl. Grip .....	9868310
2. 11.031 MOULDING, Escut. Qtr. Wdo. Rvl. Upr. R.R. (15435-15635-15645) .....	9831277-76	6. 12.180 PLATE, Name Tagilgate .....	9831025
(16435-16445) .....	9831281-80	7. 12.180 MOULDING, T/Gate Upr. & Lwr. (16435-16445) .....	8704104
3. 12.180 MOULDING, Rvl. Back Body Opp. Upr. (15435-15635-15645) .....	9831050		
W/Door & Window Mldgs. (16435-16445) .....	9831221		





**1971 PASSENGER STATION WAGON (16635-16645)**

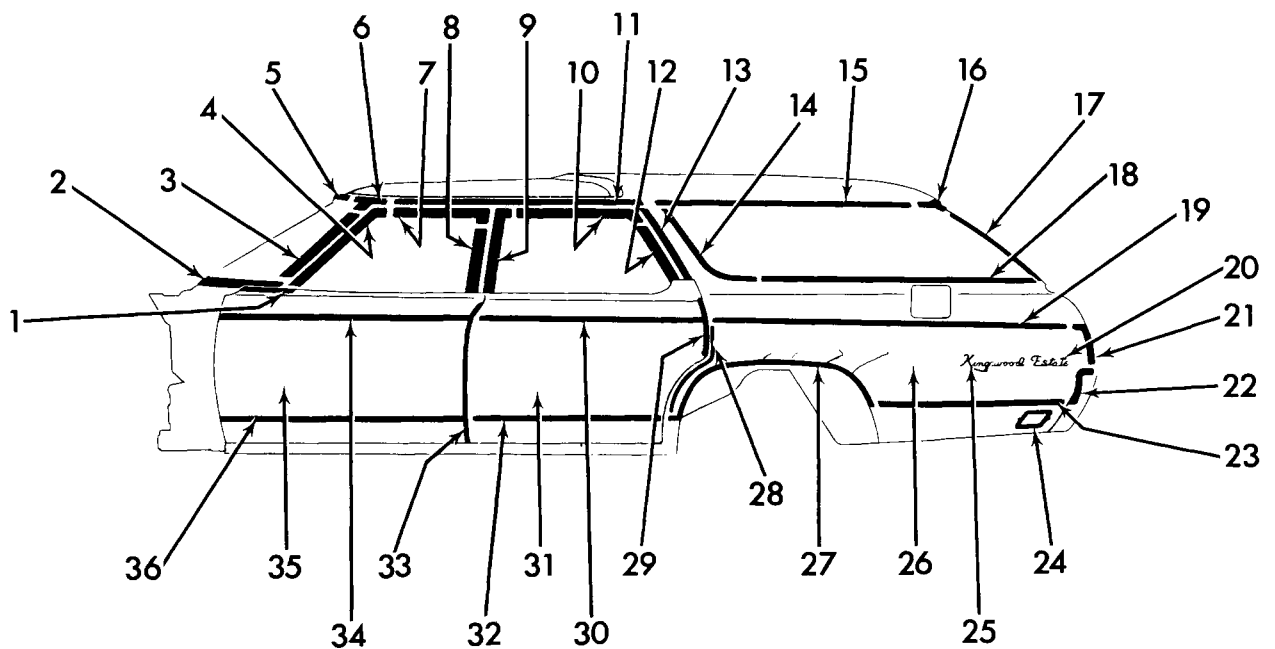
1. 12.180 MOULDING, Rvl. Bk. Body Opg. Side . . . . . 9829622-21	5. 12.242 HANDLE, T/Gate Grip . . . . . 9842348	
2. 11.031 ESCUT., Qtr. Wdo. Rvl. Mldg. Upr. R.R. . . . . 9831281-80	6. 12.180 MOULDING, T/Gate Side Transfer . . . . . 8704499	
3. 12.180 MOULDING, Rvl. Bk. Body Opg. Upr. . . . . 9831221	7. 12.180 MOULDING, T/Gate Upr. & Lwr. Transfer . . . . . 8704506	
4. 12.180 MOULDING, Rvl. T/Gate . . . . . 9829195	8. 12.180 PLATE, Name T/Gate . . . . . 9831025	
	9. 10.354 TRANSFER, T/Gate . . . . . 9840779	



12-654

### 1971 PASSENGER STATION WAGON (15400-15600-16400)

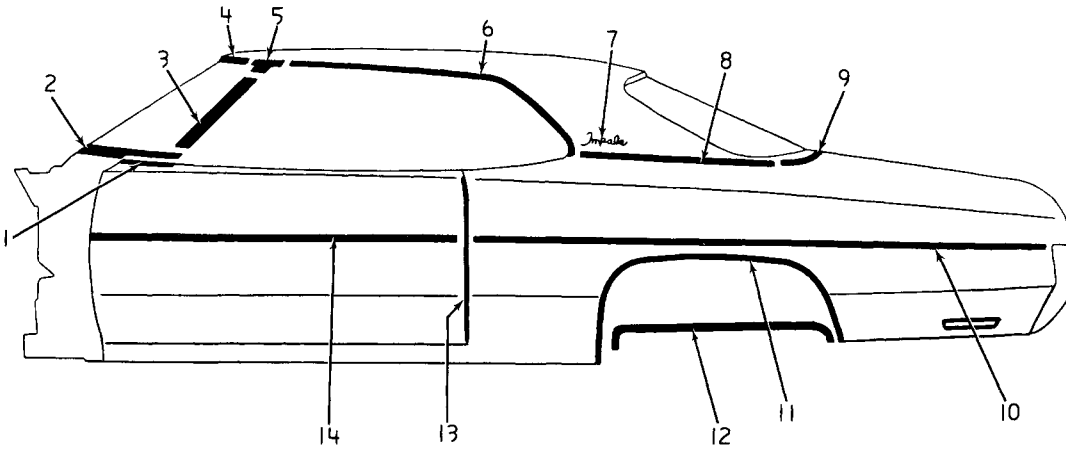
1.	10.707	MOULDING, Rvl. F/D Otr. Pnl. Belt .....	9852132-31	16.	11.031	ESCUT., Qtr. Wdo. Rvl. Mldg. Upr. R.R. ....	9831281-80
2.	10.093	MOULDING, Rvl. Lwr. ....	9826851	17.	12.180	MOULDING, Rvl. Back Body Opg. Side .....	9829622-21
3.	10.093	MOULDING, Rvl. W/S Side .....	9833857-56	18.	11.031	MOULDING, Rvl. Qtr. Wdo. Lwr. ....	9831587-86
4.	10.707	MOULDING, Scp. F/D Wdo. Frm. Frt. ....	9841127-26	19.	12.116	PLATE, Name R.R. Fender .....	8737960
5.	10.093	MOULDING, Rvl. W/S Upr. ....	9826574	20.	12.116	MOULDING, R.R. Fender Lwr. ....	8704489-88
6.	10.093	MOULDING, Rvl. W/S Upr. Cor. ....	9833781-80	21.	12.116	ESCUT., R.R. of Whl. Opg./Mrkr. Lmp. ....	9850327-26
7.	10.707	MOULDING, Scp. F/D Wdo. Frm. Upr. ....	9841131-30	22.	12.116	PLATE, Name R.R. Fender .....	9836765
8.	10.707	MOULDING, Scp. F/D Wdo. Frm. R.R. Vert. ....	9841129-28	23.	12.116	PLATE, Name R.R. Fender .....	8751550
9.	10.772	MOULDING, Scp. R/D Wdo. Frm. Frt. Vert. ....	9841133-32	24.	12.116	MOULDING, R.R. of Whl. Opg. ....	8704496-95
10.	10.772	MOULDING, Scp. R/D Wdo. Frm. Upr. ....	9841139-38	25.	12.116	MOULDING, Whl. Opg. ....	8704498-97
11.	10.075	MOULDING, Drip Roof Frt. ....	9829885-84	26.	10.352	MOULDING, Dr. Edge Guard .....	9835289-88
12.	10.772	MOULDING, Scp. R/D Wdo. Frm. R.R. Vert. ....	9841135-34	27.	12.116	MOULDING, Frt. of Whl. Opg. ....	8705437-36
13.	12.075	MOULDING, Drip Roof R.R. ....	9829881-80	28.	12.114	MOULDING, Dr. ....	8704487-86
14.	11.031	MOULDING, Rvl. Qtr. Wdo. Frt. ....	9831595-94	29.	12.114	MOULDING, Dr. Lwr. ....	8704494-93
15.	11.031	MOULDING, Rvl. Qtr. Wdo. Upr. ....	9831591-90	30.	10.352	MOULDING, Dr. Edge Guard .....	9835283-82
				31.	12.112	MOULDING, Dr. ....	8704520
				32.	8.304	MOULDING UNIT	
				33.	12.112	MOULDING, Dr. Lwr. L.H. ....	8704517
						R.H. ....	8704490



12-655

### 1971 PASSENGER STATION WAGON (16600)

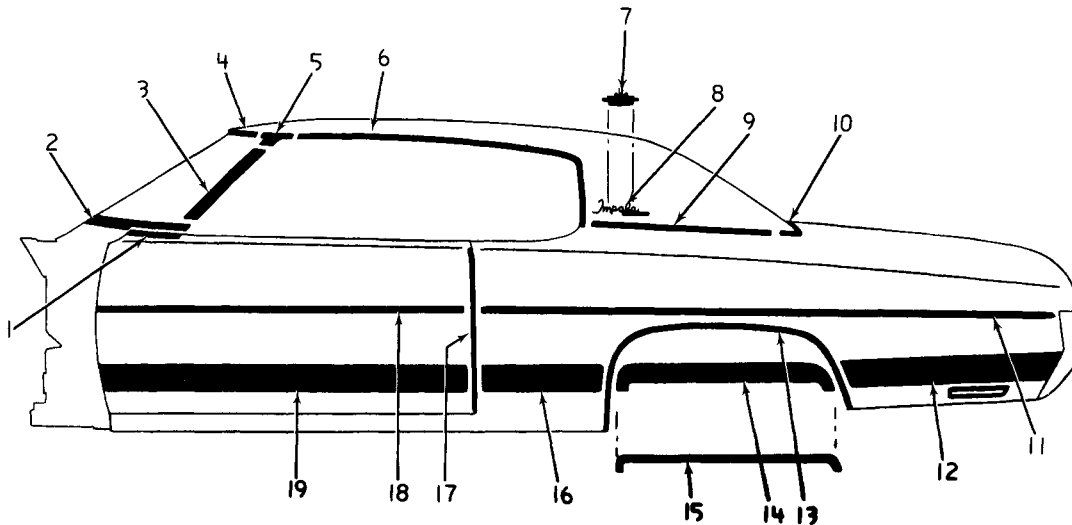
1.	10.707	MOULDING, Rvl. F/D Otr. Pnl. Belt .....	9852132-31	18.	11.031	MOULDING, Rvl. Qtr. Wdo. Lwr. ....	9831587-86
2.	10.093	MOULDING, Rvl. Lwr. ....	9826851	19.	12.116	MOULDING, R.R. Fender Transfer ..	8704505
3.	10.093	MOULDING, Rvl. W/S Side .....	9833857-56	20.	12.116	PLATE, R.R. Fender Name .....	8737961
4.	10.707	MOULDING, Scp. F/D Wdo. Frm. Frt. ....	9841127-26	21.	12.116	MOULDING, R.R. Fender R.R. Vert. Upr. Transfer L.H. ....	8704542
5.	10.093	MOULDING, Rvl. W/S Upr. ....	9826574			R.H. ....	8704500
6.	10.093	MOULDING, Rvl. W/S Upr. Cor. ....	9833781-80	22.	12.116	MOULDING, R.R. Fender R.R. Vert. Lwr. Transfer .....	8704502-01
7.	10.707	MOULDING, Scp. F/D Wdo. Frm. Upr. ....	9841131-30	23.	12.116	MOULDING, R.R. of Whl. Opp. Transfer .....	8704504-03
8.	10.707	MOULDING, Scp. F/D Wdo. Frm. R.R. Vert. ....	9841129-28	24.	2.575	LAMP ASSY. ....	917585-86
9.	10.772	MOULDING, Scp. R/D Wdo. Frm. Frt. Vert. ....	9841133-32	25.	12.116	PLATE, Name R.R. Fender .....	8737960
10.	10.772	MOULDING, Scp. R/D Wdo. Frm. Upr. ....	9841139-38	26.	10.354	TRANSFER, R.R. Fender .....	9835919-18
11.	12.075	MOULDING, Drip Roof Frt. ....	9829885-84	27.	12.116	MOULDING, R.R. Whl. Opp. Transfer .....	8704512-11
12.	10.772	MOULDING, Scp. R/D Wdo. Frm. R.R. Vert. ....	9841135-34	28.	12.116	MOULDING, R.R. Fender Frt. Transfer .....	8704492-91
13.	12.075	MOULDING, Drip Roof R.R. ....	9829881-80	29.	10.352	MOULDING, Dr. Edge Guard .....	9835289-88
14.	11.031	MOULDING, Rvl. Qtr. Wdo. Frt. ....	9831595-94	30.	12.114	MOULDING, Dr. Upr. Transfer .....	8704508-07
15.	11.031	MOULDING, Rvl. Qtr. Wdo. Upr. ....	9831591-90	31.	10.354	Door Transfer .....	9835915-14
16.	11.031	ESCUT., Qtr. Wdo. Rvl. Mldg. Upr. R.R. ....	9831281-80	32.	12.114	MOULDING, Dr. Lwr. Transfer .....	8704510-09
17.	12.180	MOULDING, Rvl. Back Body Opp. Side .....	9829622-21	33.	10.352	MOULDING, Dr. Edge Guard .....	9835283-82
				34.	12.112	MOULDING, Dr. Upr. Transfer .....	8704514-13
				35.	10.354	DOOR TRANSFER .....	9835911-10
				36.	12.112	MOULDING, Dr. Lwr. Transfer .....	8704516-15



12-741

**1972 IMPALA COUPE AND CONVERTIBLE  
(16457-67)**

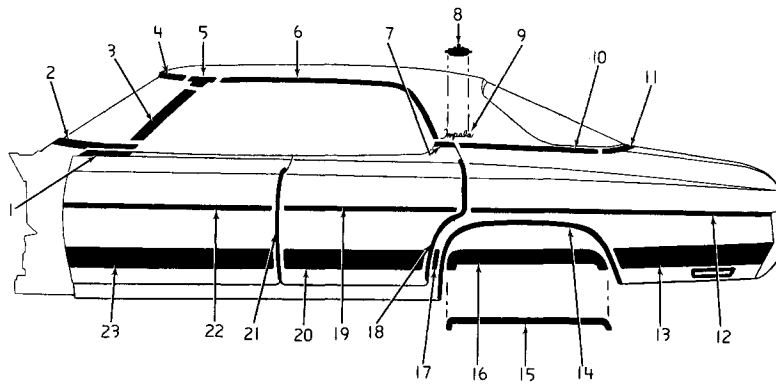
- |  |  |
|--|--|
| 1. 10.707 MOULDING, Frt. Dr. Otr. Pnl. Belt 9836387-86 | 8. 12.116 MOULDING, Rvl. Qtr. Belt Frt. . . . 9835882-81 |
| 2. 10.093 MOULDING, Rvl. W/S Lower . . . . 9826851     | 9. 12.116 MOULDING, Rvl. Qtr. Belt Rr. . . . 9836387-86  |
| 3. 10.093 MOULDING, Rvl. W/S Side . . . . 9833857-56   | 10. 12.116 MOULDING, Rr. Fender Lower . . . 8703714-13   |
| 4. 10.093 MOULDING, Rvl. W/S Upper . . . . 9832886     | 11. 12.116 MOULDING, Rr. Whl. Opng. . . . 8703718-17     |
| 5. 10.093 MOULDING, Rvl. W/S Upr. Cor. . . 9833779-78  | 12. 8.175 MOULDING, Whl. Hsg. Cover . . . . 6259427-28   |
| 6. 12.075 MOULDING, Roof Drip . . . . . 9827511-10     | 13. 10.352 MOULDING, Dr. Edge Guard . . . . 9835285-84   |
| 7. 12-812 PLATE, Name . . . . . 9837199                | 14. 12.112 MOULDING, Dr. Lower . . . . . 8705698         |



12-742

**1972 IMPALA CUSTOM AND CAPRICE SPORT COUPE  
(16447-16647)**

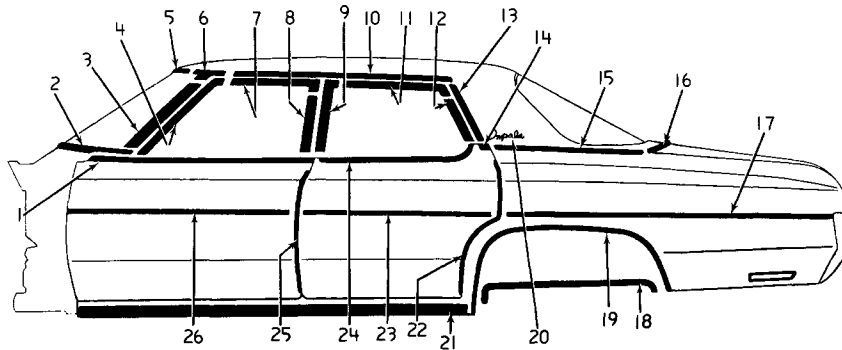
- |  |  |
|--|--|
| 1. 10.707 MOULDING, Rvl. Frt. Dr. Outer Pnl. Belt . . . . . 9848548-47 | 11. 12.116 MOULDING, Rr. Fender Lower . . . 8703709                    |
| 2. 10.093 MOULDING, Rvl. W/S Lower . . . . 9826851                     | 12. 12.116 MOULDING, Rr. of Rr. Whl. Hsg. Opening . . . . . 8705374-73 |
| 3. 10.093 MOULDING, Rvl. W/S Side . . . . 9833857-56                   | 13. 12.116 MOULDING, Rr. Whl. Opening . . . 8703718-17                 |
| 4. 10.093 MOULDING, Rvl. W/S Upper . . . . 9832866                     | 14. 8.175 MOULDING, Whl. Hsg. Cover (16439) . . . . . 6263043-44       |
| 5. 10.093 MOULDING, Rvl. W/S Upper Corner . . . . . 9833779-78         | 15. 8.176 MOULDING, Whl. Hsg. Cover . . . . 6259427-28                 |
| 6. 12.075 MOULDING, Roof Drip . . . . . 9828386-85                     | 16. 12.116 MOULDING, Frt. of Whl. Hsg. Opng. 8705370-69                |
| 7. 12.812 EMBLEM . . . . . 9856613                                     | 17. 10.352 MOULDING, Dr. Edge Guard . . . . 9835285-84                 |
| 8. 12.812 PLATE . . . . . 9840507                                      | 18. 12.112 MOULDING, Frt. Dr. Lower . . . . 8705692                    |
| 9. 12.116 MOULDING, Qtr. Belt Frt. Rvl. . . . 9860753-52               | 19. 12.112 MOULDING, Frt. Dr. Lower . . . . 8705380-79                 |
| 10. 12.116 MOULDING, Qtr. Belt Rr. Rvl. . . . 9859985-84               |  |



12-743

**1972 IMPALA, CAPRICE SPORT SEDAN (16439-16639)**

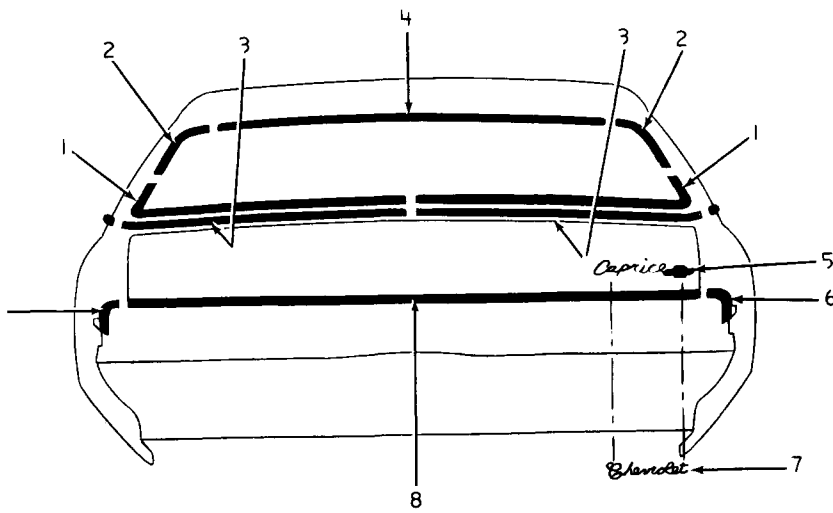
- |   |  |
|---|--|
| 1. 10.707 MOULDING, Outer Panel Belt . . . . . 9848548-47         | 13. 12.116 MOULDING, Rr. of Whl. Opening . 8705374-73    |
| 2. 10.093 MOULDING, Lower Revl. . . . . 9826851                   | 14. 12.116 MOULDING, Rr. Whl. Opening . . . 8703718-17   |
| 3. 10.093 MOULDING, Side Revl. . . . . 9833856                    | 15. 8.176 MOULDING, Whl. Hsg. Cover . . . . 6259427-28   |
| 4. 10.093 MOULDING, Upper Revl. . . . . 9832866                   | 16. 8.175 MOULDING, Whl. Hsg. Cvr.(16439) 6263043-44     |
| 5. 10.093 MOULDING, Upper Corner Revl. . . 9833779-78             | 17. 12.116 MOULDING, Frt. of Whl. Opening . 8705371-72   |
| 6. 10.075 MOULDING, Roof Drip . . . . . 9828265-64                | 18. 10.352 MOULDING, Dr. Edge Guard . . . . 9835287-86   |
| 7. 10.772 MOULDING, Rr. Dr. Pnl. Belt. Revl. 9837447-46           | 19. 12.114 MOULDING, Rear Dr. Upper (Opt.) 8705689-88    |
| 8. 12.812 EMBLEM, Roof Panel (16639) . . . . 9856613              | 12.114 MOULDING, Rr. Dr. Upr. (16439) . 8705695-94       |
| 9. 12.812 PLATE, Roof Name (16439) . . . . . 9837199              | 20. 12.114 MOULDING, Rr. Dr. Lower . . . . . 8705378-77  |
| 10. 12.116 MOULDING, Qtr. Belt. Revl. . . . . 9832025-24          | 21. 10.352 MOULDING, Frt. Dr. Edge . . . . . 9835283-82  |
| 11. 12.121 MOULDING, Rr. End Belt Revl. . . . 9834667-66          | 22. 12.112 MOULDING, Frt. Dr. Upper (Opt.) . . 8705687   |
| 12. 12.116 MOULDING, Rr. Fender Lower (Opt) 8703711               | 12.112 MOULDING, Frt. Dr. Upper(16439) 8705693           |
| 12.116 MOULDING, Rr. Fender Lower<br>(16439) . . . . . 8703716-15 | 23. 12.112 MOULDING, Frt. Dr. Lower . . . . . 8705376-75 |



12-744

**1972 BISCAYPNE, BEL AIR, IMPALA 4-DOOR SEDAN  
(15469-15669-16469)**

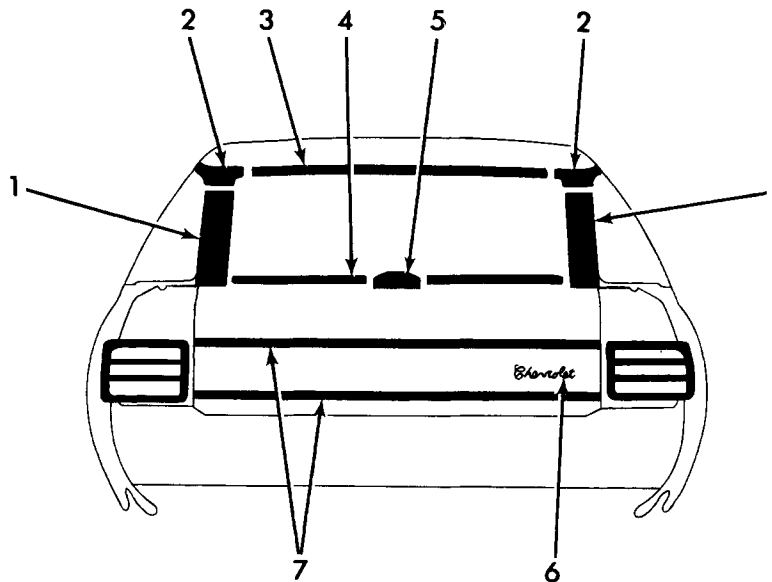
- |   |  |
|---|--|
| 1. 12.112 MOULDING, Rvl. Frt. Door Otr.<br>Pnl. Belt . . . . . 9852132-31 | 14. 10.772 MOULDING, Rvl. Rr. Dr. Outer Panel<br>Belt . . . . . 9838036-35 |
| 2. 10.093 MOULDING, Rvl. W/S Lower . . . . . 9826851                      | 15. 12.116 MOULDING, Rvl. Qtr. Belt . . . . . 9831723-22                   |
| 3. 10.093 MOULDING, Rvl. W/S Side . . . . . 9833857-56                    | 16. 12.121 MOULDING, Rvl. Rr. End Belt . . . . 9832552-51                  |
| 4. 10.707 MOULDING, Scp. Frt. Door Window<br>Frt. . . . . 9841127-26      | 17. 12.116 MOULDING, Rr. Fender Lower . . . . 8703711                      |
| 5. 10.093 MOULDING, Rvl. W/S Upper . . . . . 9832866                      | 12.116 MOULDING, Rr. Fender Lower<br>(16469) . . . . . 8703716-15          |
| 6. 10.093 MOULDING, Rvl. W/S Upper<br>Corner . . . . . 9833779-78         | 18. 8.176 MOULDING, Whl. Hsg. Cover . . . . . 6259427-28                   |
| 7. 10.707 MOULDING, Scp. Frt. Door Window<br>Upr. . . . . 9841131-30      | 19. 12.116 MOULDING, Rr. Whl. House<br>, Opening . . . . . 8703718-17      |
| 8. 10.707 MOULDING, Scp. Frt. Door Window<br>Vert. . . . . 9841129-28     | 20. 12.812 PLATE, Roof Pnl. . . . . 9837199                                |
| 9. 10.772 MOULDING, Scp. Rr. Door Window Frt.<br>Vert. . . . . 9841133-32 | 21. 8.304 MOULDING, Rocker . . . . . 3995699                               |
| 10. 12.075 MOULDING, Roof Drip Frt. . . . . 9828281-80                    | 22. 10.532 MOULDING, Door Edge Guard . . . 9835287-86                      |
| 11. 10.772 MOULDING, Scp. Rr. Dr. Window<br>Upper . . . . . 9841137-36    | 23. 12.114 MOULDING, Rr. Door Lower . . . . . 8705689-88                   |
| 12. 10.772 MOULDING, Scp. Rr. Dr. Window Rr.<br>Vert. . . . . 9841141-40  | 12.114 MOULDING, Rr. Door Lower<br>(16469) . . . . . 8705695-94            |
| 13. 12.075 MOULDING, Roof Drip Rr. . . . . 9831183-82                     | 24. 10.772 MOULDING, Rr. Door Outer Pnl.<br>Belt . . . . . 8705693         |
|   | 25. 10.352 MOULDING, Frt. Dr. Edge<br>Guard . . . . . 9835283-82           |
|   | 26. 12.112 MOULDING, Front Door Lower . . . 8705687                        |
|   | 12.112 MOULDING, Front Door Lower<br>(16469) . . . . . 8705693             |



**1972 PASSENGER EXCEPT STATION WAGONS  
(15400-15600-16400-16600)**

12-745

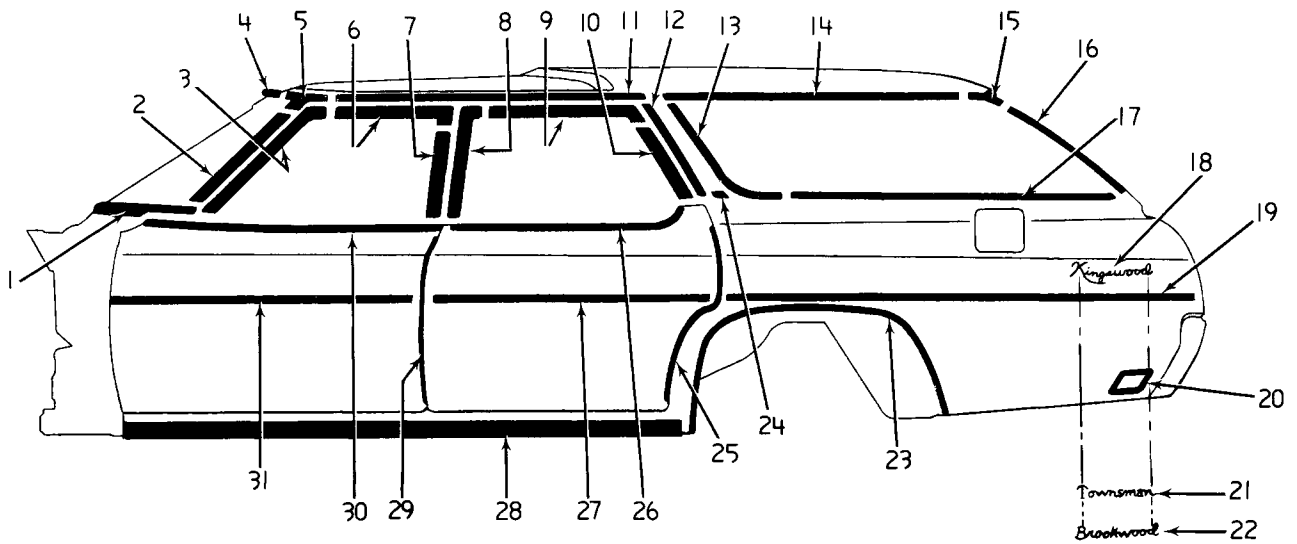
- |  |   |
|--|---|
| 1. 11.208 MOULDING, Rvl. Lwr. Cor. . . . . 9850413-12                        | 4. 11.208 MOULDING, Rvl. Upr. (15469-15669-16469) . . . . . 9826000 |
| 2. 11.208 MOULDING, Rvl. Side (15469-15669-16469) . . . . . 9826002-01       | 11.208 MOULDING, Rvl. Upr. (16457) . . . 9827689-88                 |
| 11.208 MOULDING, Rvl. Side (16439-16639) . . . . . 9825971-70                | 5. 12.182 PLATE, Name Compt. Lid (16639-16647) . . . . . 9882650    |
| 3. 12.121 MOULDING, Rvl. R/End Belt (15469-15669-16469) . . . . . 9832552-51 | 6. 12.116 MOULDING, Rr. of Rr. Fender                               |
| 12.121 MOULDING, Rvl. R/End Belt (16439-16639) . . . . . 9834667-66          | 7. 12.182 PLATE, Name Compt. Lid . . . . . 9831025                  |
|  | 8. 12.182 MOULDING, Compt. Lid . . . . . 8705700                    |



**1971-72 PASSENGER STATION WAGON  
(15400-15600-16400)**

12-653

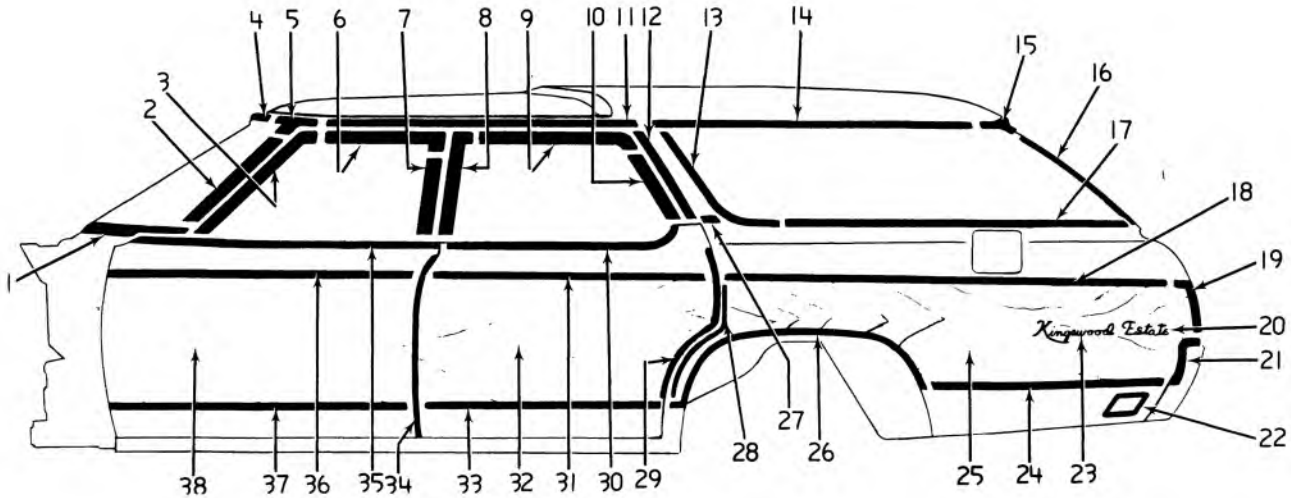
- |  |  |
|--|--|
| 1. 12.180 MOULDING, Rvl. Back Body Opg. Side (15435-15635-15645) . . . . . 9829387-86        | 4. 12.180 MOULDING, Rvl. T/Gate . . . . . 9829195                      |
| (16435-16445) . . . . . 9829622-21   | 5. 12.242 Hdl. T/Gate Otr. Pnl. Grip . . . . . 9868310                 |
| 2. 11.031 MOULDING, Escut. Qtr. Wdo. Rvl. Upr. R.R. (15435-15635-15645) . . . . . 9831277-76 | 6. 12.180 PLATE, Name Tagilgate . . . . . 9831025                      |
| (16435-16445) . . . . . 9831281-80   | 7. 12.180 MOULDING, T/Gate Upr. & Lwr. (16435-16445) . . . . . 8704104 |
| 3. 12.180 MOULDING, Rvl. Back Body Opg. Upr. (15435-15635-15645) . . . . . 9831050           |  |
| W/Door & Window Mldgs. (16435-16445) . . . . . 9831221                                       |  |



12-746

**1972 PASSENGER STATION WAGON (15400-15600-16400)**

1.	10.093	MOULDING, Rvl. Lwr. ....	9826851	19.	12.116	MOULDING, R.R. Fender Lwr. ...	8700454-53
2.	10.093	MOULDING, Rvl. W/S Side .....	9833857-56		12.116	MOULDING, R.R. Fender Lwr.	
3.	10.707	MOULDING, Scp. F/D Wdo.			(16435-45) .....	8700452-51	
		Frm. Frt. ....	9841127-26	20.	12.116	ESCUT., R.R. of Whl. Opg./Mrkr. Lmp.	
4.	10.093	MOULDING, Rvl. W/S Up. ....	9826574	21.	12.116	PLATE, Name R.R. Fender .....	9836765
5.	10.093	MOULDING, Rvl. W/S Up. Cor. . .	9833781-80	22.	12.116	PLATE, Name R.R. Fender .....	8751550
6.	10.707	MOULDING, Scp. F/D Wdo.		23.	12.116	MOULDING, Whl. Opg. ....	8700456-55
		Frm. Up. ....	9841131-30	24.	12.116	MOULDING, Body Lk. Plr. Rvl.	
7.	10.707	MOULDING, Scp. F/D Wdo.		25.	10.352	MOULDING, Door Edge	
		Frm. R.R. Vert. ....	9841129-28			Guard .....	9835289-88
8.	10.772	MOULDING, Scp. R/D Wdo.		26.	10.772	MOULDING, Rr. Door Window Rvl.	
		Frm. Frt. Vert. ....	9841132-33	27.	12.114	MOULDING, Rr. Door Lower .....	8705691-90
9.	10.772	MOULDING, Scp. R/D Wdo.			12.114	MOULDING, Rr. Door Lower	
		Frm. Up. ....	9841139-38		(16435-45) .....	8705697-96	
10.	10.772	MOULDING, Scp. R/D Wdo.		28.	8.304	MOULDING, Rocker	
		Frm. R.R. Vert. ....	9841135-34	29.	10.352	MOULDING, Door Edge	
11.	10.075	MOULDING, Drip Roof Frt. ....	9829885-84			Guard .....	9835283-82
12.	12.075	MOULDING, Drip Roof R.R. ....	9829881-80	30.	10.707	MOULDING, Frt. Door Wdo. Rvl.	
13.	11.031	MOULDING, Rvl. Qtr. Wdo. Frt. . .	9831595-94	31.	12.112	MOULDING, Frt. Door Lwr. ....	8705687
14.	11.031	MOULDING, Rvl. Qtr. Wdo. Up. . .	9831591-90		12.112	MOULDING, Frt. Door Lwr.	
15.	11.031	MOULDING, ESCUT., Qtr. Wdo.			(16435-45) .....	8705693	
		Rvl. Midg. Up. R.R. ....	9831281-80	32.	10.350	DOOR TRANSFER	
16.	12.180	MOULDING, Rvl. Bk. Body Opg. . . .	9829622-21				
17.	11.031	MOULDING, Rvl. Qtr. Wdo. Lwr. . .	9831587-86				
18.	12.116	PLATE, Name R.R. Fender .....	8737960				

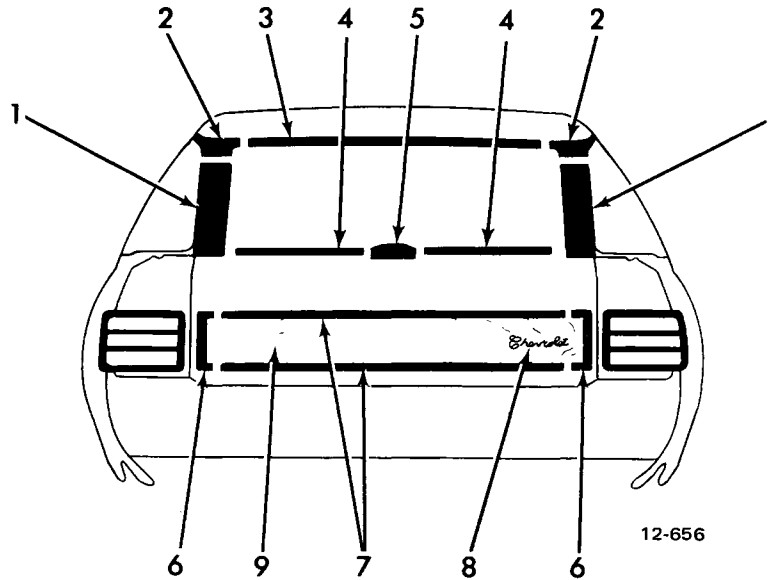


12-747

**1972 PASSENGER STATION WAGON (16600)**

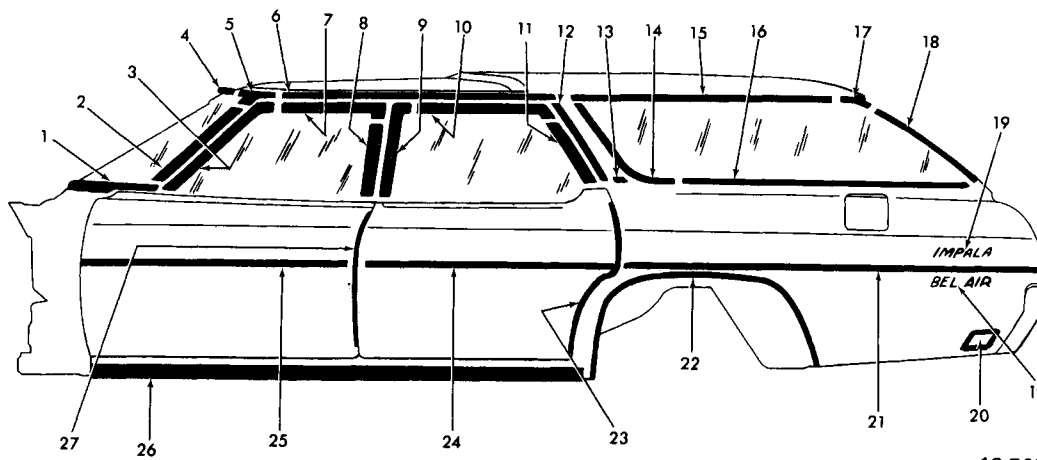
- |     |        |                                       |            |     |        |                                  |            |
|-----|--------|---------------------------------------|------------|-----|--------|----------------------------------|------------|
| 1.  | 10.093 | MOULDING, Rvl. Lower                  | 9826851    | 20. | 12.116 | PLATE, R.R. Fender Name          | 8737961    |
| 2.  | 10.093 | MOULDING, Rvl. W/S Side               | 9833857-56 | 21. | 12.116 | MOULDING, R.R. Fender R.R. Vert. |            |
| 3.  | 10.707 | MOULDING, Scp. F/D Wdo.               |            |     |        | Lwr. Transfer                    | 8704502-01 |
|     |        | Frm. Frt.                             | 9841127-26 | 22. | 2.575  | LAMP ASSY.                       | 917585-86  |
| 4.  | 10.093 | MOULDING, Rvl. W/S Upr.               | 9826574    | 23. | 12.116 | PLATE, Name R.R. Fender          | 8737960    |
| 5.  | 10.093 | MOULDING, Rvl. W/S Upr. Cor.          | 9833781-80 | 24. | 12.116 | MOULDING, R.R. of Whl. Opg.      |            |
| 6.  | 10.707 | MOULDING, Scp. F/D Wdo.               |            |     |        | Transfer                         | 8704504-03 |
|     |        | Frm. Upr.                             | 9841131-30 | 25. | 10.534 | TRANSFER                         |            |
| 7.  | 10.707 | MOULDING, Scp. F/D Wdo. Frm.          |            | 26. | 12.116 | MOULDING, R.R. Whl. Opg.         |            |
|     |        | R.R. Vert                             | 9841129-28 |     |        | Transfer                         | 8704512-11 |
| 8.  | 10.772 | MOULDING, Scp. R/D Wdo. Frm.          |            | 27. | 12.116 | MOULDING, Body Lock Pillar       |            |
|     |        | Frt. Vert.                            | 9841133-32 | 28. | 12.116 | MOULDING, R.R. Fender            |            |
| 9.  | 10.772 | MOULDING, Scp. R/D Wdo. Frm.          |            |     |        | Frt. Transfer                    | 8704492-91 |
|     |        | Upr.                                  | 9841139-38 | 29. | 10.352 | MOULDING, Door Edge Guard        | 9835289-88 |
| 10. | 10.772 | MOULDING, Scp. R/D Wdo. Frm.          |            | 30. | 10.772 | MOULDING, R/D Wid. Rvl.          |            |
|     |        | R.R. Vert.                            | 9841135-34 | 31. | 12.114 | MOULDING, R/D Upr.               |            |
| 11. | 10.075 | MOULDING, Roof Drip Front             | 9829885-84 |     |        | Transfer                         | 8704508-07 |
| 12. | 12.075 | MOULDING, Roof Drip Front             | 9829881-80 | 32. | 10.354 | DOOR TRANSFER                    |            |
| 13. | 11.031 | MOULDING, Rvl. Qtr. Wdo. Frt.         | 9831595-94 | 33. | 12.114 | MOULDING, R/D Lwr.               |            |
| 14. | 11.031 | MOULDING, Rvl. Qtr. Wdo. Upr.         | 9831591-90 |     |        | Transfer                         | 8704510-09 |
| 15. | 11.031 | ESCUT., Qtr. Wdo. Rvl. Mldg.          |            | 34. | 10.352 | MOULDING, Door Edge Guard        | 9825283-82 |
|     |        | Upr. R.R.                             | 9831281-80 | 35. | 10.707 | MOULDING, Door Wdo. Rvl.         | 9852131-32 |
| 16. | 12.180 | MOULDING, Rvl. Back Body Opg.         |            | 36. | 12.112 | MOULDING, F/D Upr.               |            |
|     |        | Side                                  | 9829622-21 |     |        | Transfer                         | 8704514-13 |
| 17. | 11.031 | MOULDING, Rvl. Qtr. Wdo. Lwr.         | 9831587-86 | 37. | 12.112 | MOULDING, Dr. Lwr. Transfer      | 8704516-15 |
| 18. | 12.116 | MOULDING, R.R. Fender Transf.         | 8704505    | 38. | 10.354 | DOOR TRANSFER                    |            |
| 19. | 12.116 | MOULDING, R.R. Fender R.R. Vert. Upr. |            |     |        |                                  |            |
|     |        | Transfer L.H.                         | 8704542    |     |        |                                  |            |
|     |        | Transfer R.H.                         | 8704500    |     |        |                                  |            |





**1971-72 PASSENGER STATION WAGON (16635-16645)**

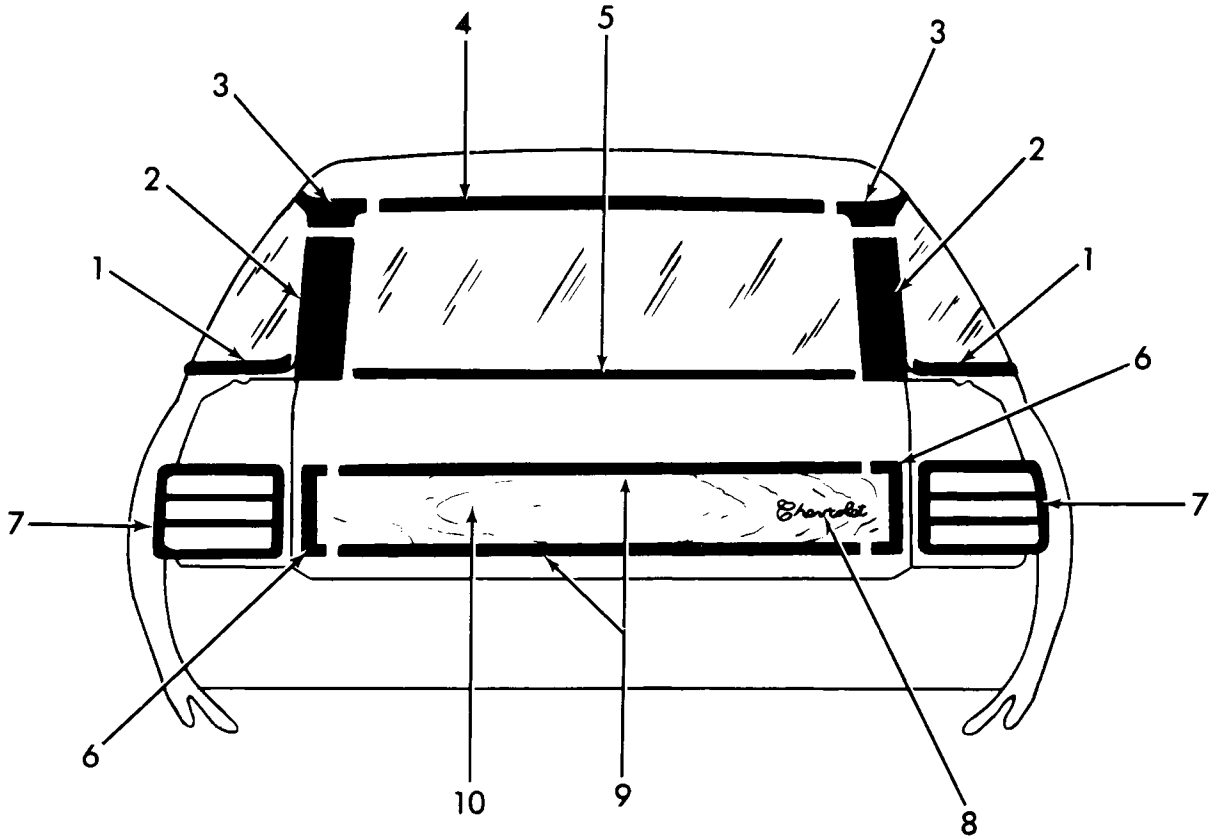
1. 12.180 MOULDING, Rvl. Bk. Body Opg. Side . . . . . 9829622-21	5. 12.242 HANDLE, T/Gate Grip . . . . .	9842348
2. 11.031 ESCUT., Qtr. Wdo. Rvl. Mldg. Upr. R.R. . . . . . 9831281-80	6. 12.180 MOULDING, T/Gate Side Transfer . . . . .	8704499
3. 12.180 MOULDING, Rvl. Bk. Body Opg. Upr. . . . . . 9831221	7. 12.180 MOULDING, T/Gate Upr. & Lwr. Transfer . . . . .	8704506
4. 12.180 MOULDING, Rvl. T/Gate . . . . . 9829195	8. 12.180 PLATE, Name T/Gate . . . . .	9831025
	9. 10.354 TRANSFER, T/Gate . . . . .	9840779



12-708

**1973 PASSENGER STA. WAG. (IBK-IBL 35-45)**

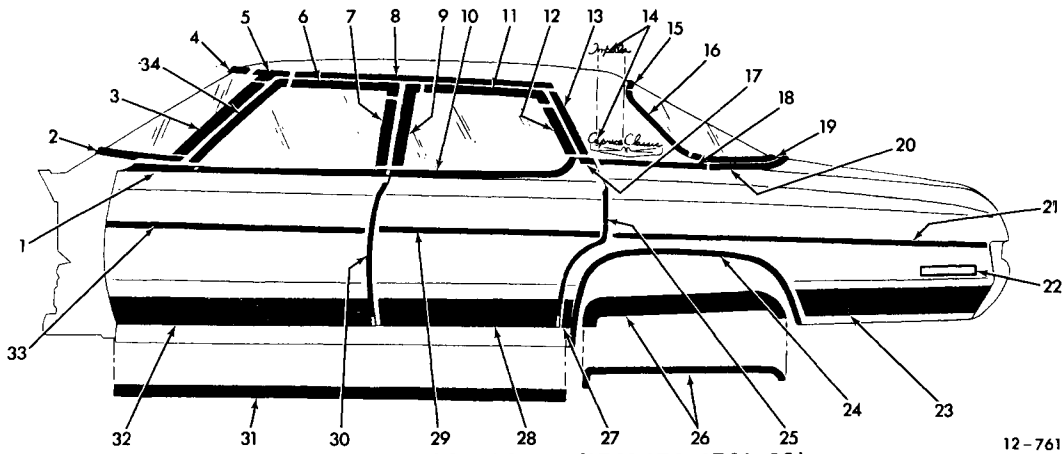
1.	10.093	MLDG., Reveal W/S Lower	9826851	IBK-w/o Vinyl Roof or Spec. 2 Tone	
2.	10.093	MLDG., Reveal W/S Side	9833857-6	Paint	9831589-8
3.	10.707	MLDG., Scalp F/D Wdo. Frame		16. 11.031	MLDG., Rvl. Qtr. Wdo. Lwr. (IBK-w/Vinyl Roof or Spec. 2 Tone Paint)
		Front (IBL)	9841127-6	IBL	9831587-6
4.	10.093	MLDG., Reveal W/S Upper	9826574	IBK-w/o Vinyl Roof or Spec. 2	
5.	10.093	MLDG., Reveal W/S Upper Corner		Tone Paint	9831585-4
		w/Roof Drip Mldgs./Vinyl Roof	9833781-0	17. 11.031	ESCUT., Qtr. Wdo. Rvl. Mldg. Upr. Rear (IBK-w/Vinyl Roof or Spec. 2 Tone Paint) IBL
	10.093	MLDG., Reveal W/S Upper Corner		IBK-w/o Vinyl Roof or 2 Tone	9888345-4
		w/o Roof Drip Mldgs./Vinyl Roof	9833785-4	Paint	9831277-6
6.	12.075	MLDG., Drip Roof Front-IBK		18. 12.180	MLDG., Rvl. Back Body Side (IBK-w/Vinyl Roof or Spec. 2 Tone Paint) IBL
		35-45 w/Vinyl Roof (IBL-35-45		IBK-w/o Vinyl Roof or Spec. 2 Tone	9829622-1
		w/o Vinyl Roof)	9829885-4	Paint	9829387-6
7.	10.707	MLDG., Scalp F/D Wdo. Frame		19. 12.116	PLATE ASSY., Rear Fender Name (IBL)
		Upr. (IBL)	9841131-0	PLATE ASSY., Rear Fender Name (IBK)	9625394
8.	10.707	MLDG., Scalp F/D Wdo. Frame		20. 2.575	LAMP ASSY.
		Rear (IBL)	9841129-8	2.575	BEZEL
9.	10.772	MLDG., Scalp R/D Wdo. Frame		21. 12.116	MLDG. UNIT, Rear Fdr. Lwr. (IBL)
		Front (IBL)	9841133-2	MLDG. UNIT, Optional (IBL-IBK)	8706494
10.	10.772	MLDG., Scalp R/D Wdo. Frame		22. 12.116	MLDG. UNIT, Rear Wheel Opening (IBL)
		Upr. (IBL)	9841139-8		8700456-5
11.	10.772	MLDG., Scalp R/D Wdo. Frame		23. 10.352	MLDG., Rear Door Edge Guard
		Rear (IBL)	9841135-4	24. 12.114	MLDG., UNIT, Rear Door Lower (IBL)
12.	12.075	MLDG., Drip Roof Rear (IBK		MLDG. UNIT, Optional (IBL-IBK)	8707694
		w/Vinyl Roof)	9829881-0	25. 12.112	MLDG. UNIT, Front Door Lower (IBL)
13.	12.116	MLDG., Rvl. Body Lk. Plr. Belt		MLDG. UNIT, Optional (IBL-IBK)	8704440
		(w/Vinyl Roof or Spec. 2 Tone		26. 8.304	MLDG. UNIT, Body Sill
		Paint.)	9845998-7	27. 10.352	MLDG, Frt. Dr. Edge Guard
14.	11.031	MLDG., Rvl. Qtr. Wdo. Frt. (IBK-			9835283-2
		w/Vinyl Roof or Spec. 2 Tone			
		Paint.) IBL	9831595-4		
		IBK-w/o Vinyl Roof or Spec. 2 Tone			
		Paint	9831593-2		
15.	11.031	MLDG., Rvl. Qtr. Wdo. Upr. (IBK-			
		w/Vinyl Roof or Spec. 2 Tone Paint)	9831591-0		
		IBL			



12-769

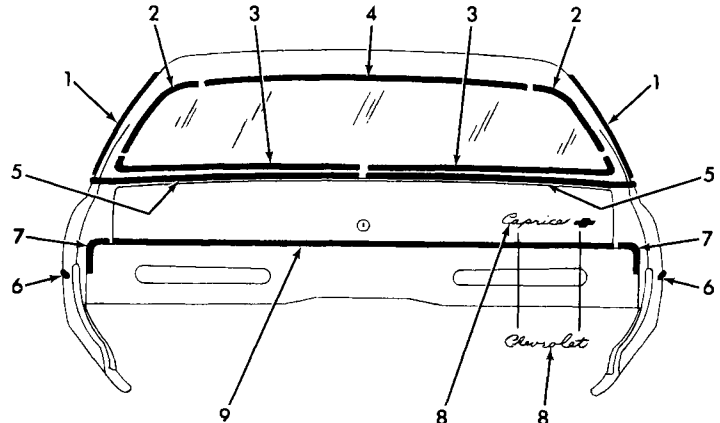
### 1973 PASSENGER STATION WAGON (IBN 35-45)

1. 11.031	MLDG., Rvl. Qtr. Wdo. Lwr. . . . .	9831587-86	2.680	HOUSING ASSY. . . . .	5963529-30
2. 12.180	MLDG., Rvl. Bk. Body Opg. Side . . .	9829622-21	2.684	GASKET LENS . . . . .	5963533-34
3. 11.031	ESCUTCHEON, Qtr. Wdo. Rvl. Mldg.		2.660	GASKET, Mounting . . . . .	5963535-36
	Upr. RR. . . . .	9888345-44	2.682	LENS ASSY. . . . .	5963537-38
4. 12.180	MLDG., Rvl. Bk. Body Opg. Upr. . . .	9888343	8. 12.180	PLATE ASSY., T/Gate Name	
5. 12.180	MLDG. ASSY., Rvl. T/Gate Wdo.			Chevrolet . . . . .	9831025
	(Power Operated) . . . . .	9848528	9. 12.180	MOULDING, T/Gate Trfr. Fin. Upr.	
6. 12.180	MLDG., T/Gate Trfr. Fin. Side . . . .	8704499		and Lwr. . . . .	8704506
7. N.S.	LAMP ASSY.		10. 10.352	TRANSFER (Cut as Regd.)	



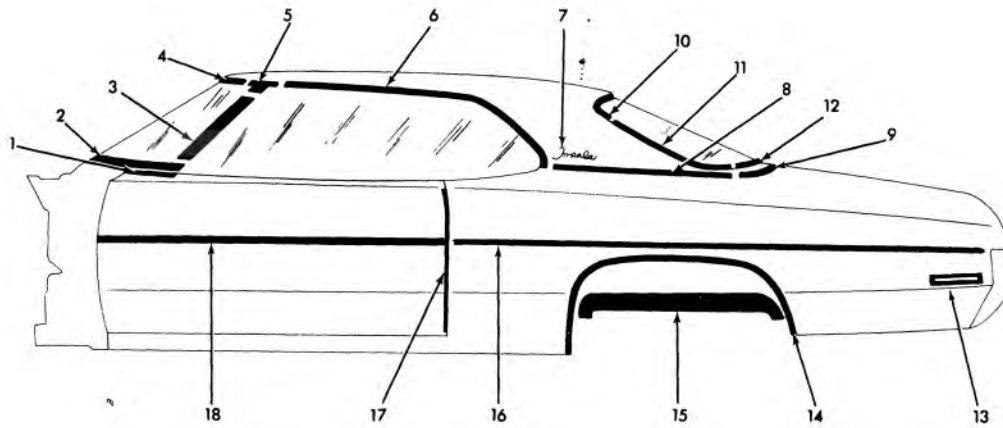
**1973 PASSENGER (IBK-IBL-IBN 69)**

1. 10.707	MLDG., Reveal F/D Belt	9852132-1	19. 11.208	MLDG., B/W Lwr. Rvl. Side Cor.	9850413-2
2. 10.093	MLDG., W/S Lwr. Reveal	9826851	20. 12.121	MLDG., RRend. Belt Reveal	9832552-1
3. 10.093	MLDG., W/S Side Reveal	9833857-6	21. 12.116	MLDG., RR. Fdr. Lwr. (BL-BN)	8706498
4. 10.093	MLDG., W/S Upr. Reveal	9826574	12.116	MLDG., RR. Fdr. Lwr. (BK-BL-BN)	
5. 10.093	MLDG., W/S Upr. Cor. Rvl. IBK-IBL	9833785-4	(Opt.)		8706495
10.093	MLDG., W/S Upr. Cor. Rvl. (IBK 69 w/Vinyl Roof & Drip Mldgs.) (IBL 69 w/Vinyl Roof) (IBN)	9833781-0	22. 2.575	LAMP ASSY.	917611-2
6. 10.707	MLDG., Dr. Upr. Scalp IBL-IBN	9841131-0	2.575	BEZEL	3991185-6
7. 10.707	MLDG., Dr. Vert. RR. Scalp IBL-IBN	9841129-8	23. 12.116	MLDG., RR. of Wh. Opng. (IBN)	9630063-2
8. 12.075	MLDG., Roof Drip Front (IBK w/Vinyl Rf) (IBL-IBN)	9828281-0	24. 12.116	MLDG., RR. Whl. Opng. (IBL)	8703718-7
9. 10.772	MLDG., RR. Dr. Vert. Frt. Scalp IBL-IBN	9841133-2	25. 10.352	MLDG., RR./Dr. Edge Guard	9835287-6
10. 10.772	MLDG., RR. Dr. Wdo. Reveal		26.	MLDG., RR. Whl. Cvr.	
11. 10.772	MLDG., RR. Dr. Upr. Scalp IBL-IBN	9841137-6	27. 12.116	MLDG., Frt. of Whl. Opng. (IBN)	8706519-8
12. 10.772	MLDG., RR. Dr. Vert. Scalp IBL-IBN	9841141-0	28. 12.114	MLDG., Dr. Lwr. (IBN)	8707693-2
13. 12.075	MLDG., Roof Drip RR. (IBK w/Vinyl Rf.) IBL-IBN	9831183-2	29. 12.114	MLDG. UNIT, RR. Dr. IBL,	8706450
14. 12.812	EMBLEM, Roof Pnl. Name IBN	8707822	12.114	MLDG., Dr. Upr. (BN) Opt.	8704650
12.812	PLATE, Roof Pnl. Name IBL	9837199	12.114	MLDG., Dr. Lwr. (BK-BL) Opt.	8704650
15. 11.208	MLDG., B/W Upr. Reveal	9826000	30. 10.352	MLDG., Dr. Edge Guard	9835283-2
16. 11.208	MLDG., B/W Side Reveal	9826002-1	31. 8.304	MLDG., Rocker (IBK & IBL)	338231
17. 10.772	MLDG., Dr. Opng. Reveal	9838036-5	32. 12.112	MLDG., Door Lower (IBN)	8707789-8
18. 12.116	MLDG., Qtr. Belt Frt. Rvl.	9831723-2	33. 12.112	MLDG. UNIT, Frt. Dr. (IBL, Lwr.) (IBN, Upr.)	8707814
			12.112	MLDG. UNIT, Frt. Dr. (IBK, IBL, Lwr.) (IBN, Upr.) Opt.	8704440
			34. 10.707	MLDG., Dr. Frt. Scalp (IBL-IBN)	9841127-6



**1973 PASSENGER (IBK 69-IBL 39-69-IBN 39-69)**

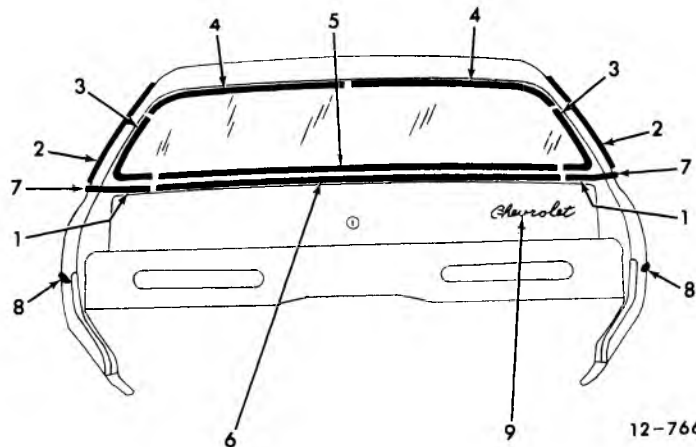
1. 12.075	MLDG., Roof Drip Rear (IBN69) (IBK & IBL69 w/Vinyl Roof)	9831183-2	12.121	MLDG., RR. End Belt Reveal (IBL39-IBN39)	9834667-6
12.075	MLDG., Roof Drip (IBN39-IBL39)	9627016-5	6. 12.116	MLDG. UNIT, RR. End Belt Reveal (IBL-IBN)	8706498
2. 11.208	MLDG., Bk. Wdo. Side Reveal (IBK69-IBL69-IBN69)	9826002-1	12.116	MLDG. UNIT, RR. End Belt Reveal (IBL-IBN-IBK)	8706495
11.208	MLDG., Bk. Wdo. Side Reveal (IBL39-IBN39)	9825971-0	7. 12.116	MLDG., Otr. Pnl. RR. of RR. Fdr. L.H.	8704210
3. 11.208	MLDG., Bk. Wdo. Lwr. Reveal (IBK69-IBL69-IBN69)	9850413-2	12.116	MLDG., Otr. Pnl. RR. of RR. Fdr. R.H.	8703952
11.208	MLDG., Bk. Wdo. Lwr. Reveal (IBL39-IBN39)	9850411-0	8. 12.180	PLATE ASSY., -Compt. Lid Name (IBK-IBL)	9831025
4. 11.208	MLDG., Bk. Wdo. Upr. Reveal (IBK69-IBL69-IBN69)	9826000	12.182	PLATE ASSY., -Compt. Lid Name (IBN)	9882650
11.208	MLDG., Bk. Wdo. Upr. Reveal (IBL39-IBN39)	9825969	9. 12.182	MLDG. UNIT, Otr. Pnl. Compt. Lid (IBN)	8705700
5. 12.121	MLDG., RR. End Belt Reveal (IBK69-IBL69-IBN69)	9832552-1			



12-701

### 1973 IMPALA COUPE (IBL57)

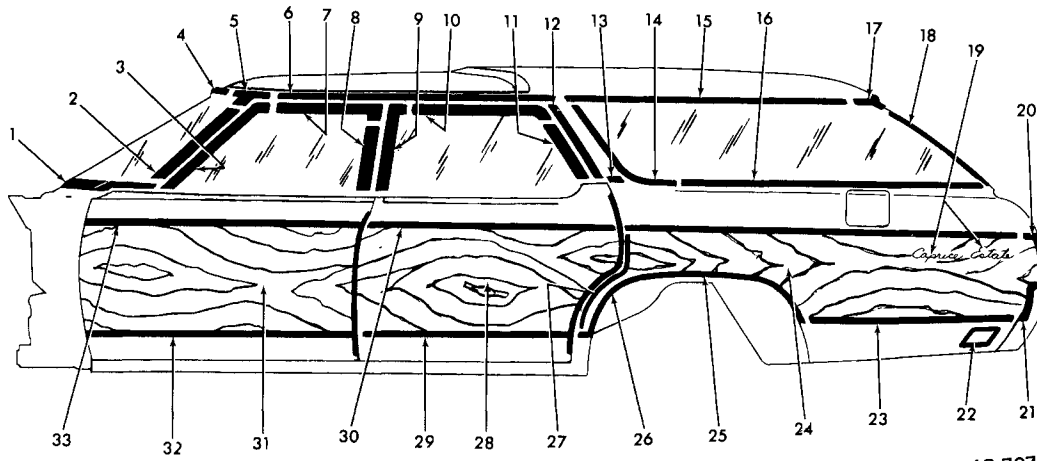
1.	10.707	MOULDING RVL., Frt. Dr. Otr. Pnl. Belt	9848548-47	13.	2.575	LAMP	917612-11
2.	10.093	MOULDING ASSY., Rvl. W/S Lwr.	9826851		2.575	BEZEL	3991186-85
3.	10.093	MOULDING RVL., W/S Side	9833857-56	14.	12.116	MLDG. UNIT, Otr. Pnl. Rr. Whl. Opg. (Optional)	8703718-17
4.	10.093	MOULDING RVL., W/S Up.	9832866	15.	8.175	MOULDING, Rr. Whl. Opng. Cor.	6259428-27
5.	10.093	MOULDING RVL., W/S Up. Cor.	9833778	16.	12.116	MOULDING UNIT, Otr. Pnl. Rr. Fdr. Lwr.	8706497
6.	12.075	MOULDING, Drip Roof	9827511-10		12.116	MOULDING UNIT, Otr. Pnl. Rr. Fdr. Lwr. (Optional)	8706496
7.	12.812	PLATE, Rf. Ext. Pnl. Name/Impala	9837199	17.	10.352	MOULDING, Frt. Dr. Edge Guard (Optional)	9835285-84
8.	12.116	MOULDING RVL., Qtr. Belt Frt. (v/Top or two-tone Painted)	9835882-81	18.	12.112	MOULDING UNIT, Otr. Pnl. Frt. Dr. Lwr.	8707812
9.	12.116	MOULDING RVL., Qtr. Belt Rr. (v/Top or two-tone Painted)	9836387-86		12.112	MOULDING UNIT, Otr. Pnl. Frt. Dr. Up. (Optional)	8705400
10.	11.208	MOULDING RVL., Bk. Wdo. Up.	9827689-88				
11.	11.208	MOULDING RVL., Bk. Wdo. Side	9827692-91				
12.	11.208	MOULDING RVL., Bk. Wdo. Lwr.	9827690				



12-766

### 1973 PASSENGER (IBL57)

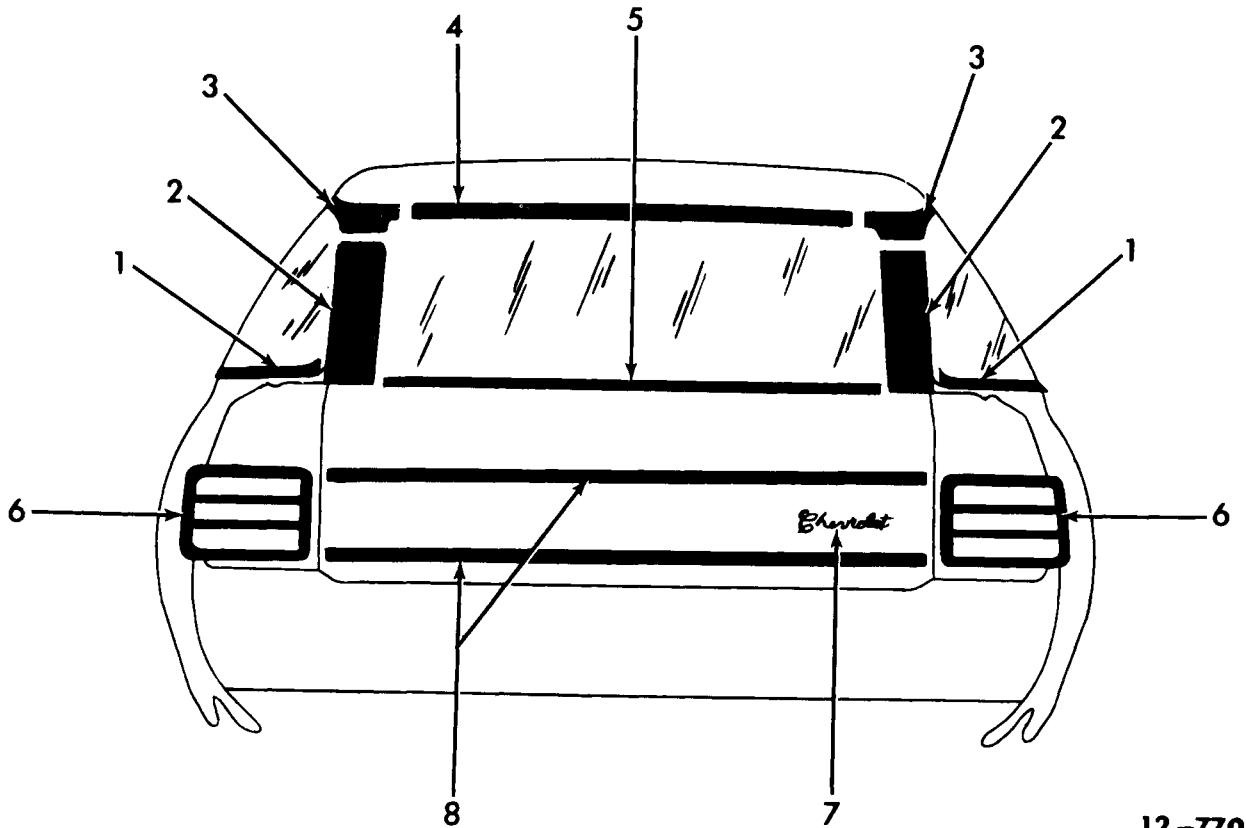
1.	12.116	MLDG., Qtr. Belt Reveal RR. (w/ Vinyl Roof)	9836387-6	7.	12.116	MLDG., Qtr. Belt Rvl. Front (w/Vinyl Roof)	9835882-1
2.	12.075	MLDG., Roof Drip	9827511-0	8.	12.116	MLDG., RR. Fndr. Lower	8706497
3.	11.208	MLDG., BK Wdo. Sd. Reveal	9827692-1		12.116	MLDG., RR. Fndr. Lower (Optional)	8706496
4.	11.208	MLDG., BK Wdo. Up. Reveal	9827689-8	9.	12.180	PLATE ASSY., Compt. Lid.	9831025
5.	11.208	MLDG., BK Wdo. Lwr. Reveal	9827690				
6.	12.121	MLDG., Rrend. Belt Reveal	9835543				



12-707

**1973 PASSENGER STA. WAG. (IBN 35-45)**

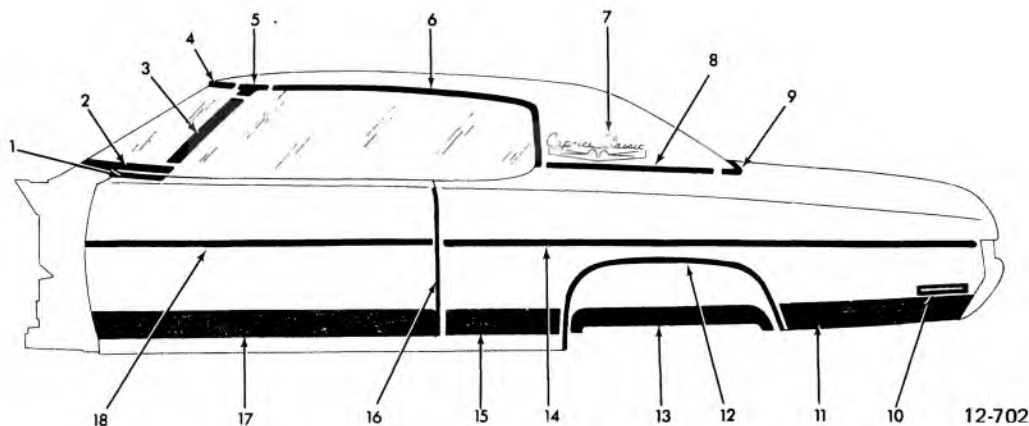
1.	10.093	MLDG., Reveal W/S Lower	9826851	21.	12.116	MLDG. UNIT, R/Fdr. Trfer. Rr.	
2.	10.093	MLDG., Reveal W/S Side	9833857-6			Vert. Lwr.	8704502-1
3.	10.707	MLDG., Scalp F/D Wind. Frm. Fr.	9841127-6	22.	2.575	LAMP ASSY.	917585-6
4.	10.093	MLDG., Reveal W/S Upper	9826574		2.575	BEZEL	6262397-8
5.	10.093	MLDG., Reveal W/S Upper Corner	9833781-0	23.	12.116	MLDG. UNIT, Rear of w/opg. Trfer.	
6.	12.075	MLDG., Drip Roof Front	9829885-4			Fin. Lwr.	8703708-7
7.	10.707	MLDG., Scalp F/D Wind. Frm. Uppr.	9841131-0	24.	10.352	TRANSFER (Cut as reqd.)	
8.	10.707	MLDG., Scalp F/D Wind. Frm. Rr.	9841129-8	25.	12.116	MLDG. UNIT, Fin. Rear For. Trfer.	
9.	10.772	MLDG., Scalp R/D Wind. Frm. Frt.	9841133-2			Upr.	8704505
10.	10.772	MLDG., Scalp R/D Wind. Frm. Uppr.	9841139-8	26.	12.116	MLDG. UNIT, Fin. Rear Whl. Opg.	
11.	10.772	MLDG., Scalp R/D Wind. Frm. Rr.	9841135-4			Trfer.	8704512-1
12.	12.075	MLDG., Drip Roof Rear	9829881-0	27.	12.116	MLDG. UNIT, Fin. Rear Fdr. Trfer.	
13.	12.116	MLDG., Rvl. Body Lock Piller Belt	9845998-7			Frnt.	8707965-4
14.	11.031	MLDG., Reveal Qtr. Window Front	9831595-4	28.	10.352	TRANSFER (Cut as reqd.)	
15.	11.031	MLDG., Reveal Qtr. Window Upper	9831591-0	29.	12.114	MLDG. UNIT, Fin. R/Door Trfer.	
16.	11.031	MLDG., Reveal Qtr. Window Lower	9831587-6			Lwr.	8704510-09
17.	11.031	ESCUT, Qtr. Wdo. Rvl. Mldg. Upr. Rr.	9888345-4	30.	12.114	MLDG. UNIT, Fin R/Door Trfer.	
18.	12.180	MLDG., Rvl. Back Body Opg. Side	9829622-1			Upr.	8704508-7
19.	12.116	PLATE, Name Rear Fender	9625395	31.	10.352	TRANSFER (Cut as reqd.)	
20.	12.116	MLDG. UNIT, Rr. Fdr. Trfer. Rr.		32.	12.112	MLDG. UNIT, Fin F/Door Trfer.	
		Vert. Upr.	8704542			Lower	8704516-15
	12.116	MLDG. UNIT, Rr. Fdr. Trfer. Rr.		33.	12.112	MLDG. UNIT, Fin. F/Door Trfer.	
		Vert. Upr.	8704500			Upper	8704514-13



12-770

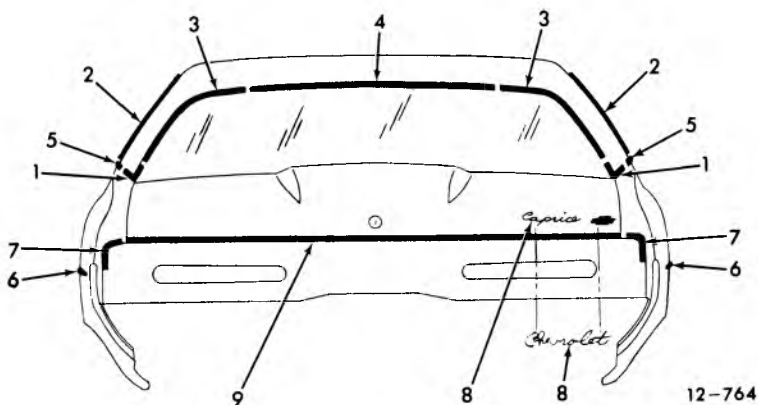
**1973 PASSENGER STATION WAGON (IBK-IBL 35-45)**

1.	11.031	MLDG., Rvl. Qtr. Wdo. Lwr. . . . .	9831587-86		
2.	12.180	MLDG., Rvl. Bk. Body Opg. Side (IBL35-45) (IBK35-45 w/Vinyl Top, 2 Tone Painted) . . . . .	9829622-21		
	12.180	MLDG., Rvl. Bk. Body Opg. Side (IBK35-45 exc/Vinyl Top, 2 Tone Painted) . . . . .	9829387-86		
3.	11.031	ESCUTCHEON, Qtr. Wdo. Rvl. Upr. Mldg. Rr. (IBK35-45 exc/Vinyl Top, 2 Tone Painted) . . . . .	9831277-76		
	11.031	ESCUTCHEON, Qtr. Wdo. Rvl. Upr. Mldg. Rr. (IBL35-45) (IBK35-45 w/Vinyl Top, 2 Tone Painted) . . . . .	9888345-44		
4.	12.180	MOULDING, Rvl. Bk. Body Opg. Upr. (IBL35-45) (IBK35-45 w/Vinyl Top, 2 Tone Painted) . . . . .	9888343		
					MOULDING, Rvl. Bk. Body Opg. Upr. (IBK35-45 exc/Vinyl Top, 2 Tone Painted) . . . . .
					9888340
	5.	12.180	MOULDING ASSY., Rvl. T/Gate Wdo. (Pwr. Operated) . . . . .		9848528
	6.	N.S.	LAMP ASSY. 2.680 HOUSING ASSY., . . . . .		5963529-30
			2.684 GASKET, Lens . . . . .		5963533-34
			2.660 GASKET, Mounting . . . . .		5963535-36
			2.682 LENS ASSY. . . . .		5963537-38
	7.	12.180	PLATE, Name T/Gate . . . . .		9831025
	8.	12.180	MOULDING, T/Gate Upr. & Lwr. (IBL35-45) . . . . .		8704104



**1973 IMPALA CUSTOM COUPE, CAPRICE SPORT COUPE AND CAPRICE CONVERTIBLE  
(IBL 47-IBN 47-67)**

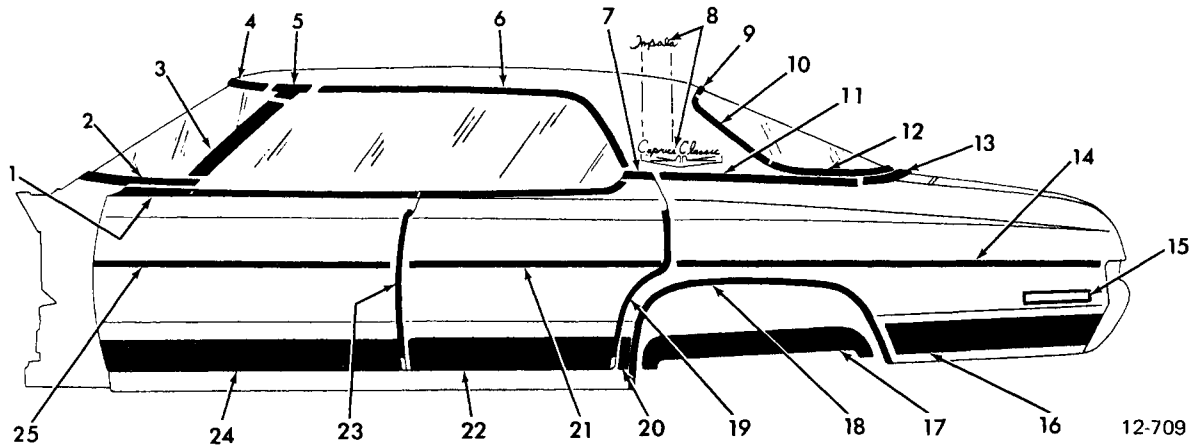
- |           |   |            |            |   |            |
|-----------|---|------------|------------|---|------------|
| 1. 10.707 | MOULDING RVL., Frt. Dr. Otr. Pnl. Belt            | 9848548-47 | 9. 12.116  | MOULDING, Qtr. Belt Rvl. Rr. (Painted) (exc. 67)    | 9610809-08 |
| 2. 10.093 | MOULDING ASSY., Rvl. W/S Lwr. (IBL47-IBN47)       | 9826851    | 10. 2.575  | LAMP  | 917612-11  |
| 10.093    | MOULDING ASSY., Rvl. W/S Lwr. (IBN67)             | 9875745    | 2.575      | BEZEL   | 3991186-85 |
| 3. 10.093 | MOULDING RVL., W/S Side (IBL47-IBN47)             | 9833857-56 | 11. 12.116 | MOULDING, Rr. of Whl. Opng. (IBN47-67)              | 9630063-62 |
| 10.093    | MOULDING RVL., W/S Side (IBN67)                   | 9829267-66 | 12. 12.116 | MOULDING, Rr. Whl. Opng. (IBL47)                    | 8703718-17 |
| 4. 10.093 | MOULDING RVL., W/S Up. (IBL47-IBN47)              | 9832866    | 13. 8.175  | MOULDING, Rr. Opng. Cor.                            | 6259428-27 |
| 10.093    | MOULDING RVL., W/S Up. (IBN67)                    | 9828443    | 14. 12.116 | MOULDING, Rr. Fndr. Lwr.                            | 8706497    |
| 5. 10.093 | MOULDING RVL., W/S Up. Cor. (IBL47-IBN47)         | 9833779-78 | 12.116     | MOULDING, Rr. Fndr. Lwr. (Optional)                 | 8706496    |
| 6. 12.075 | MOULDING ROOF DRIP (IBL47-IBN47)                  | 9828386-85 | 15. 12.116 | MOULDING UNIT, Otr. Pnl. Frt. of w/Opng. (IBN47-67) | 8706515-14 |
| 7. 12.812 | EMBLEM, Rf. Ext. Pnl./Caprice Classic (IBN47)     | 8707822    | 16. 10.352 | MOULDING, Dr. Edge Guard (Optional)                 | 9835285-4  |
| 12.812    | EMBLEM, Rf. Ext. Pnl. Name/Impala (IBL47)         | 9840507    | 17. 12.112 | MOULDING, Dr. Lwr. (IBN47-67)                       | 8707787-86 |
| 8. 12.116 | MOULDING, Qtr. Belt Rvl. Frt. (Painted) (exc. 67) | 9610777-76 | 18. 12.112 | MOULDING UNIT, Otr. Pnl. Frt. Dr. Lwr.              | 8707812    |
|           |   |            | 12.112     | MOULDING UNIT, Otr. Pnl. Frt. Dr. Up. (Optional)    | 8705400    |



**1973 PASSENGER (IBL47-IBN47-67)**

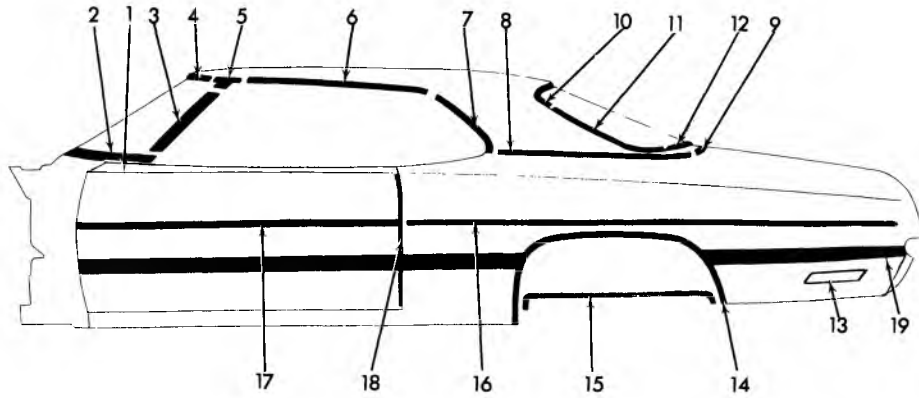
- |           |  |           |           |   |         |
|-----------|--|-----------|-----------|---|---------|
| 1. 12.116 | MLDG., Rvl. Qtr. Belt Rr. Painted (exc. 67)    | 9610809-8 | 7. 12.116 | MLDG. UNIT, -Otr. Pnl. Rr. of Rr. Fdr. L.H. | 8704210 |
| 12.116    | MLDG., Fin. Qtr. P/W at Belt-IBN67             | 9876923-2 | 12.116    | MLDG. UNIT, -Otr. Pnl. Rr. of Rr. Fdr. R.H. | 8703952 |
| 2. 12.075 | MLDG., Roof Drip                               | 9828386-5 | 8. 12.180 | PLATE, -Compt. Lid Name Plate (IBL-IBK)     | 9831025 |
| 3. 11.208 | MLDG., Back Window Side Reveal                 | 9898489-8 | 12.182    | PLATE ASSY., Compt. Lid Otr. Pnl. (IBN)     | 9882650 |
| 4. 11.208 | MLDG., Back Window Up. Ctr. Reveal             | 9898487   | 9. 12.182 | MLDG. UNIT, Otr. Pnl. Compt. Lid            | 8705700 |
| 5. 12.116 | MLDG., Reveal Qtr. Belt Frt. Painted (exc. 67) | 9610777-6 |           |   |         |
| 6. 12.116 | MLDG. UNIT, -Otr. Pnl. Fdr. Lwr.               | 8706497   |           |   |         |
| 12.116    | MLDG. UNIT, -Otr. Pnl. Rr. Fdr. Lwr. (Opt.)    | 8706496   |           |   |         |





### 1973 PASSENGER (IBL-IBN 39)

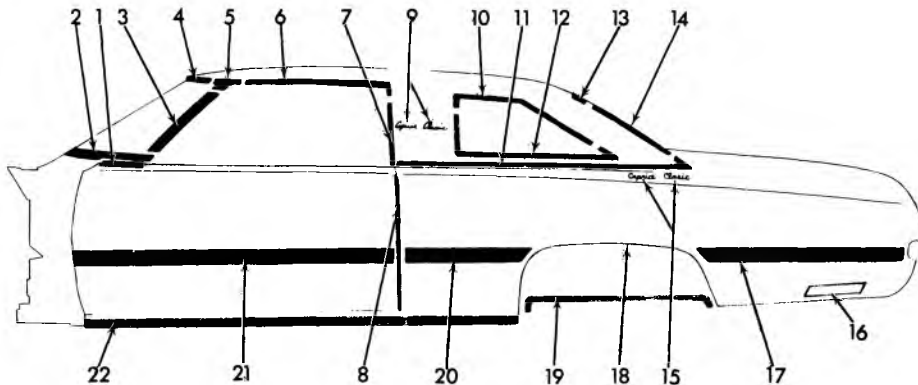
1.	10.707	MLDG., Front Door Belt	9848548-7	15.	2.576	LAMP ASSY..	917611-2
2.	10.093	MLDG., Reveal W/S Lower	9826851		2.575	BEZEL	3991185-6
3.	10.093	MLDG., Reveal W/S Side	9833857-6	16.	12.116	MLDG., Rr. of Whl. Opng. (IBN)	9630063-2
4.	10.093	MLDG., Reveal W/S Upper	9832866	17.	8.176	MLDG., Rr. Whl. Opng. Cvr.	6259427-28
5.	10.093	MLDG., Reveal W/S Upper Corner	9833779-8	18.	8.176	MLDG. UNIT, Rr. Whl. Opng. Cvr.	8703717-18
6.	12.075	MLDG., Roof Drip	9627016-5	19.	10.352	MLDG., Rr. Dr. Edge	9835287-6
7.	10.772	MLDG., Rear Door Belt, Rvl.	9837447-6	20.	12.116	MLDG. UNIT, Frt. of W/opg. (IBN)	8706519-8
8.	12.812	PLATE, Roof Pnl. Name (IBL)	9837199	21.	12.114	MLDG. UNIT, Rr. Dr. (IBL-Lower)	8706450
	12.812	PLATE, Roof Pnl. Name (IBN)	8707822	22.	12.114	MLDG. UNIT, Rr. Dr. (IBL-Lower)	
						(IBN-Upper) (Opt.)	8704650
9.	11.208	MLDG., B/W Upper Reveal	9825969		12.114	MLDG. UNIT, Rr. Dr. Lower (IBN)	8707693-2
10.	11.208	MLDG., B/W Side Reveal	9825971-0	23.	10.352	MLDG., Frt. Dr. Edge Guard	9835283-2
11.	12.116	MLDG., Qtr. Belt Reveal	9832025-4	24.	12.112	MLDG. UNIT, Frt. Dr. Lower (IBN)	8707789-8
12.	11.208	MLDG., B/W Lower Reveal	9850411-0	25.	12.112	MLDG. UNIT, Frt. Dr. (IBL-Lower)	
13.	12.121	MLDG., R/End Belt Reveal	9834667-6			(IBN-Upper)	8707814
14.	12.116	MLDG. UNIT, Rr. Fndr. Lower	8706498		12.112	MLDG. UNIT, Frt. Dr. (IBL-Lower)	
	12.116	MLDG. UNIT, Rr. Fndr. Lower				(IBN-Upr.) (Opt.)	8704440
		(Optional)	8706495				



12-803

**1974 IMPALA SPORT COUPE**

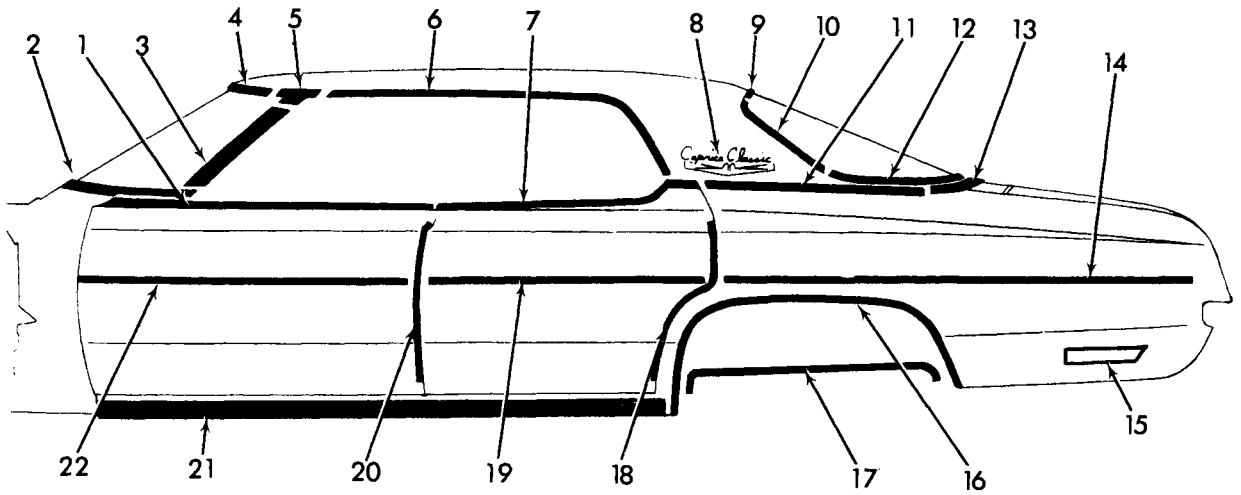
1. 10.707	MLDG.—Dr. Belt Rvl. . . . .	9848548-47	8.176	MLDG.—Rr. Whl. Opng. Cvr. (Exc. Wide Side Mldg.) . . . . .	6259428-27
2. 10.093	MLDG.—W/S Lwr. Rvl. . . . .	9826851	15. 8.176	MLDG.—Rr. Whl. Opng. Cvr. W/Wide Side Mldg. . . . .	345106-05
3. 10.093	MLDG.—W/S Sd. Rvl. . . . .	9833857-56	16. 12.116	MLDG.—Rr. Fndr. Lwr.-Std. . . . .	8706497
4. 10.093	MLDG.—W/S Upr. Rvl. . . . .	9687180	12.116	MLDG.—Rr. Fndr. Lwr.— W/Vinyl . . . . .	9677049
5. 10.093	MLDG.—W/S Upr. Cor. Rvl. . . . .	9687182-81	12.116	MLDG.—Rr. Fndr. Lwr.-Wide Side . . . . .	9632347-46
6. 12.075	MLDG.—Roof Drip Frt. . . . .	9671776-75	17. 12.112	MLDG.—Dr. Lwr.-Std. . . . .	8707812*
7. 12.075	MLDG.—Roof Drip Rr. . . . .	9671781-80	12.112	MLDG.—Dr. Lwr.-W/Vinyl . . . . .	9677049
8. 12.116	MLDG.—Qtr. Belt Rvl. Frt. . . . .	9673797-96	12.112	MLDG.—Dr. Lwr.-Wide Side . . . . .	9632214-13
9. 12.116	MLDG.—Qtr. Belt Rvl. Rr. . . . .	9678232	18. 10.352	MLDG.—Dr. Edge Guard . . . . .	9733219
10. 11.208	MLDG.—B/W Upr. Rvl. . . . .	9690573-72	19. 12.116	MLDG.—Rr. of Whl. Opng. . . . .	9631752-51
11. 11.208	MLDG.—B/W Sd. Rvl. . . . .	9690575-74			
12. 11.208	MLDG.—B/W Lwr. Rvl. . . . .	9690576			
13. 2.575	BEZEL . . . . .	337640-39			
14. 12.116	MLDG.—Rr. Whl. Opng. . . . .	8703718-17*			



12-804

**1974 CAPRICE SPORT COUPE, CONV.**

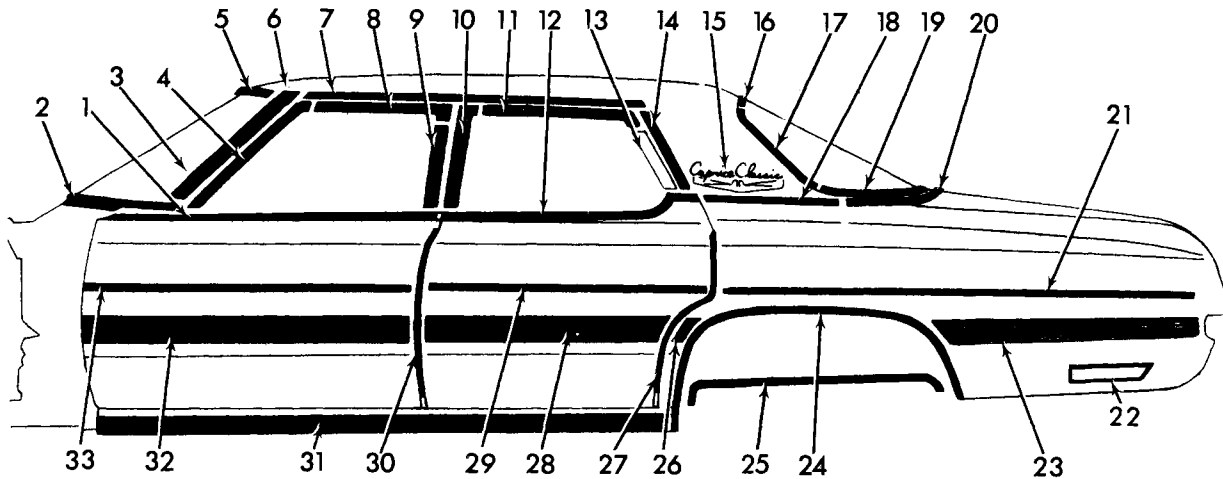
1. 10.707	MLDG.—Dr. Belt Rvl. . . . .	9848548-47	10. 11.031	MLDG.—Qtr. Wdo. Rvl. . . . .	9698290
2. 10.093	MLDG.—W/S Lwr. Rvl. (Exc. Conv.) . . . . .	9826851	11. 12.116	MLDG.—Qtr. Belt Rvl. Frt. . . . .	9693779-78
10.093	MLDG.—W/S Lwr. Rvl. (Conv.) . . . . .	9875745	12. 11.031	MLDG.—Qtr. Wdo. Rvl. . . . .	9698287-86
3. 10.093	MLDG.—W/S Sd. Rvl. (Exc. Conv.) . . . . .	9833857-56	13. 11.208	MLDG.—B/W Upr. Rvl. . . . .	9696568
4. 10.093	MLDG.—W/S Upr. Rvl. (Exc. Conv.) . . . . .	9687180	14. 11.208	MLDG.—B/W Sd. Rvl. . . . .	9690571-70
10.093	MLDG.—W/S Upr. Rvl. (Conv.) . . . . .	9690662	15. 12.116	NAME PLATE (Conv.) . . . . .	8707822*
5. 10.093	MLDG.—W/S Upr. Cor. Rvl. . . . .	9687182-81	16. 2.575	BEZEL . . . . .	337640-39
6. 12.075	MLDG.—Roof Drip Frt. . . . .	9671091-90	17. 12.116	MLDG.—Rr. of Whl. Opng. . . . .	9631752-51*
7. 12.075	MLDG.—Roof Drip Rr. . . . .	9671781-80	18. 12.116	MLDG.—Rr. Whl. Opng. . . . .	8703718-17
8. 10.352	MLDG.—Dr. Edge Guard . . . . .	9733219	19. 8.176	MLDG.—Rr. Whl. Opng. Cover . . . . .	345106-05
9. 12.812	PLATE—Roof Pnl. Name (Exc. Conv.) . . . . .	9840507	20. 12.116	MLDG.—Frt. of Whl. Opng. . . . .	9632347-46
			21. 12.112	MLDG.—Dr. Lwr. . . . .	9632214-13
			22. 8.304	MLDG. Rocker . . . . .	6260491



12-805

**1974 PASSENGER (1BL-1BN39)**

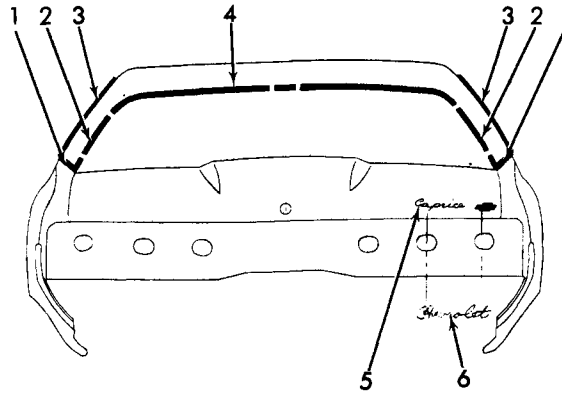
1.	10.707	MLDG., door wdo. rvl. . . . .	9852132-31	12.116	MLDG., rr. fdr. lwr. (vinyl) . . . . .	9677049	
2.	10.093	MLDG., w/s lwr. rvl. . . . .	9826851	15.	2.575	LAMP ASSY., rr. qtr. si. marker . . . . .	912236-35
3.	10.093	MLDG., w/s side rvl. . . . .	9833857-56		2.575	BEZEL, lamp rr. qtr. si. marker . . . . .	337640-39
4.	10.093	MLDG., w/s upr. rvl. . . . .	9690661	16.	12.116	MLDG., rr. whl. opng. . . . .	8703718-17
5.	10.093	MLDG., w/s upr. cor. rvl. . . . .	9837779-78	17.	8.176	MLDG., rr. whl. cvr. (1BL) . . . . .	6259428-27
6.	12.075	MLDG., roof drip . . . . .	9627016-15		8.176	MLDG., rr. whl. cvr. (1BN) . . . . .	345106-05
7.	10.772	MLDG., rvl. rr. dr. otr. pnl. belt . . . . .	9837447-46	18.	10.352	MLDG., door edge guard . . . . .	9733220
8.	12.812	PLATE, roof pnl. name . . . . .	8707822	19.	12.114	MLDG., dr. lwr. . . . .	8706450
9.	11.208	MLDG., b/w upr. rvl. . . . .	9690610		12.114	MLDG., dr. lwr. (vinyl) . . . . .	9677049
10.	11.208	MLDG., b/w side rvl. . . . .	9690612-11	20.	10.352	MLDG., dr. edge guard . . . . .	9733219
11.	12.116	MLDG., qtr. belt frt. rvl. . . . .	9832025-24	21.	8.304	MLDG., rocker pnl. . . . .	338231
12.	11.208	MLDG., b/w lwr. rvl. . . . .	9690609-08	22.	12.112	MLDG., dr. lwr. . . . .	8707814
13.	12.121	MLDG., rr. end belt rvl. . . . .	9834667-66		12.112	MLDG., dr. lwr. (vinyl) . . . . .	9677049
14.	12.116	MLDG., rr. fdr. lwr. . . . .	8706498				



12-806

**1974 PASSENGER (1BK-1BL-1BN69)**

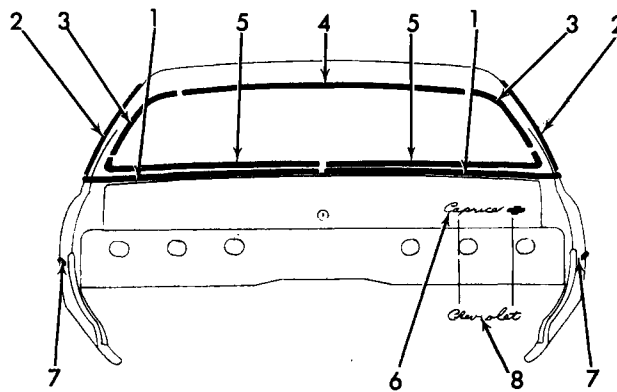
1. 10,707	MLDG., door wdo. rvl. . . . .	9848548-47	20. 12,121	MLDG., rr. end belt rvl. . . . .	9832552-51
2. 10,093	MLDG., w/s lwr. rvl. . . . .	9826851	21. 12,116	MLDG., rr. fdr. lwr. . . . .	8706498
3. 10,093	MLDG., w/s side rvl. . . . .	9833857-56	12,116	MLDG., rr. fdr. lwr. (vinyl) . . . . .	9677049
4. 10,707	MLDG., dr. frt. scalp . . . . .	9841127-26	22. 2,575	LAMP ASSY., rr. qtr. si. marker . . . . .	912236-35
5. 10,093	MLDG., w/s upr. rvl. . . . .	9690661	2,575	BEZEL, lamp rr. qtr. si. marker . . . . .	337640-39
6. 10,093	MLDG., w/s upr. cor. rvl. . . . .	9833781-80	23. 12,116	MLDG., rr. of whl. opg. . . . .	9631752-1
7. 12,075	MLDG., roof drip . . . . .	9828281-80	24. 12,116	MLDG., rr. whl. opg. . . . .	8703718-17
8. 10,707	MLDG., dr. upr. scalp . . . . .	9841131-30	25. 8,176	MLDG., rr. whl. cvr. (1BL) . . . . .	6259428-27
9. 10,707	MLDG., dr. vert. rr. scalp . . . . .	9841129-28	8,176	MLDG., rr. whl. cvr. (1BN) . . . . .	345106-05
10. 10,772	MLDG., dr. vert. frt. scalp . . . . .	9841133-32	26. 12,116	MLDG., frt. of whl. opg. . . . .	9632349-48
11. 10,772	MLDG., dr. upr. scalp . . . . .	9841137-36	27. 10,352	MLDG., dr. edge guard . . . . .	9733220
12. 11,772	MLDG., dr. wdo. rvl. . . . .	9838036-35	28. 12,114	MLDG., dr. lwr. . . . .	9632212-11
13. 10,772	MLDG., dr. vert. rr. scalp . . . . .	9841141-40	29. 12,114	MLDG., dr. lwr. . . . .	8706450
14. 12,075	MLDG., roof drip rr. . . . .	9831183-82	12,114	MLDG., dr. lwr. (vinyl) . . . . .	347058
15. 12,812	PLATE, roof pnl. name . . . . .	8707822	30. 10,352	MLDG., dr. edge guard . . . . .	9733219
16. 11,208	MLDG., b/w upr. rvl. . . . .	9690603	31. 8,304	MLDG., rocker pnl. . . . .	338231
17. 11,208	MLDG., b/w side rvl. . . . .	9690607-06	32. 12,112	MLDG., dr. lwr. . . . .	9632210-09
18. 12,116	MLDG., qtr. belt frt. rvl. . . . .	9831723-22	33. 12,112	MLDG., dr. lwr. . . . .	8707814
19. 11,208	MLDG., b/w lwr. rvl. . . . .	9690605-04	12,112	MLDG., dr. lwr. (vinyl) . . . . .	9677049



12-826

**1974 PASSENGER (1BL47-1BN47)**

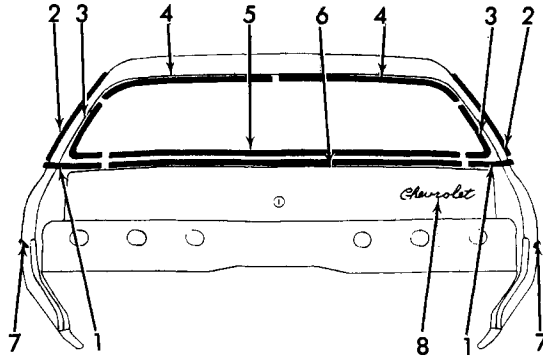
- |    |        |                                     |            |    |        |   |         |
|----|--------|-------------------------------------|------------|----|--------|---|---------|
| 1. | 12.116 | MOULDING—Qtr. Belt Rvl. . . . .     | 9693778-79 | 5. | 12.182 | PLATE ASSY.—Compt. Lid Name (Caprice) . . . . .   | 9882650 |
| 2. | 11.208 | MOULDING—Bk. Wdo. Si. Rvl. . . . .  | 9690511-10 | 6. | 12.182 | PLATE ASSY.—Compt. Lid Name (Chevrolet) . . . . . | 9831025 |
| 3. | 12.075 | MOULDING—Rf. Drip . . . . .         | 9671761-60 |    |        |   |         |
| 4. | 11.208 | MOULDING—Bk. Wdo. Upr. Rvl. . . . . | 9690568    |    |        |   |         |



12-827

**1974 PASSENGER (1BN39-69, 1BK69, 1BL39-69)**

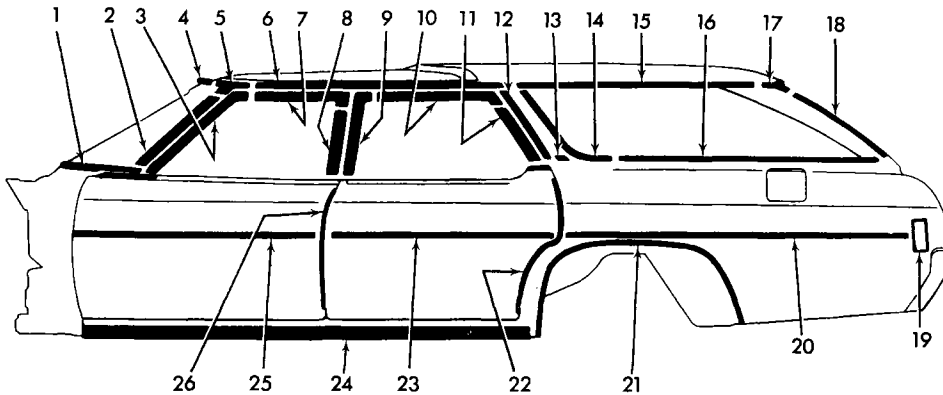
- |    |        |  |            |        |  |  |         |
|----|--------|--|------------|--------|--|--|---------|
| 1. | 12.121 | MLDG., Rr. End Belt Rvl. (1B39) . . . . .        | 9834667-66 | 11.208 | MLDG., Bk. Wdo. Lwr. & Si. Cor. (1B69) . . . . . | 9690605-04   |         |
|    | 12.121 | MLDG., Rr. End Belt Rvl. (1B69) . . . . .        | 9832552-51 | 6.     | 12.180   | PLATE ASSY., Compt. Lid Name (Caprice) . . . . .   | 9882650 |
| 2. | 12.075 | MLDG. Roof Drip (1B39) . . . . .                 | 9627016-15 | 7.     | 12.116   | MLDG., Rr. Fndr. Lwr. (Vinyl) . . . . .            | 9677049 |
|    | 12.075 | MLDG. Roof Drip (1B69) . . . . .                 | 9831183-82 |        | 12.116   | MLDG., Rr. Fndr. Lwr. (Vinyl) . . . . .            | 9677049 |
| 3. | 11.208 | MLDG. Bk. Wdo. Si. Rvl. (1B39) . . . . .         | 9690612-11 | 8.     | 12.182   | PLATE ASSY., Compt. Lid Name (Chevrolet) . . . . . | 9831025 |
|    | 11.208 | MLDG. Bk. Wdo. Si. Rvl. (1B69) . . . . .         | 9690607-06 |        |  |  |         |
| 4. | 11.208 | MLDG. Bk. Wdo Upr. Rvl. (1B39) . . . . .         | 9690610    |        |  |  |         |
|    | 11.208 | MLDG. Bk. Wdo. Upr. Rvl. (1B69) . . . . .        | 9690603    |        |  |  |         |
| 5. | 11.208 | MLDG., Bk. Wdo. Lwr. & Si. Cor. (1B39) . . . . . | 9690609-08 |        |  |  |         |



12-828

**1974 PASSENGER (1BL57)**

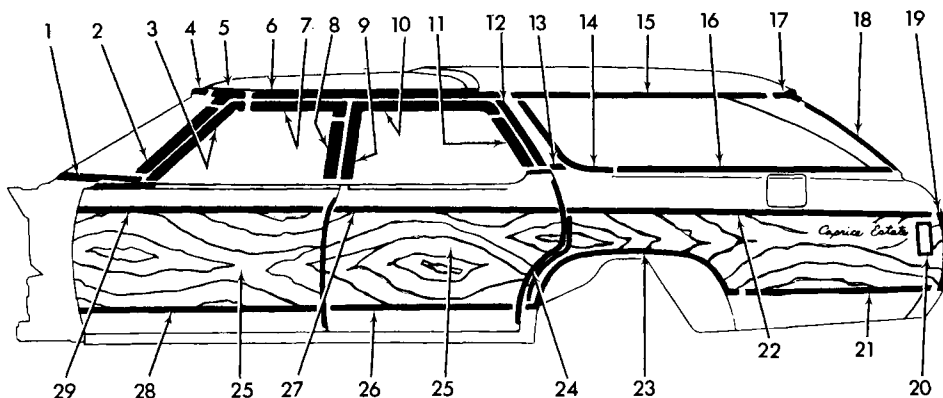
1. 12.116	MOULDING—Qtr. Belt Rvl. Rr. . . . .	9848548-47	7. 12.116	MOULDING—Rr. Fdr. Lwr. . . . .	8706497
2. 12.075	MOULDING—Roof Drip . . . . .	9671781-80	12.116	MOULDING—Rr. Fdr. Lwr. (Vinyl) . . . . .	9677049
3. 11.208	MOULDING—Bk. Wdo. Si. Rvl. . . . .	9690575-74	8. 12.182	PLATE ASSY—Compt. Lid Name . . . . .	9831025
4. 11.208	MOULDING—Bk. Wdo. Upr. Rvl. . . . .	9690573-72			
5. 11.208	MOULDING—Rvl. Bk. Wdo. Lwr. . . . .	9690576			
6. 12.121	MOULDING—Rr. End Belt Rvl. . . . .	9678232			



12-807

**1974 PASSENGER STATION WAGON (1BK-1BL35-45)**

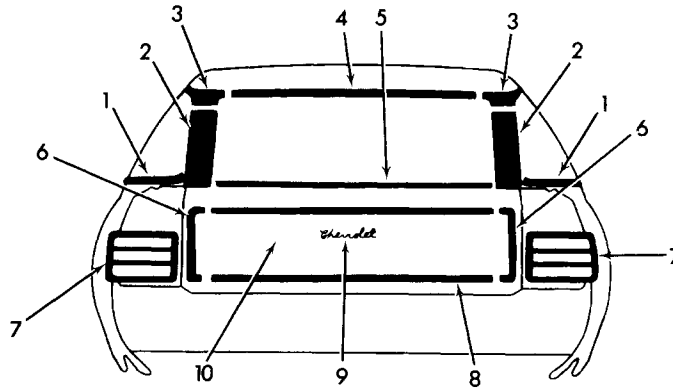
1. 10.093	MLDG., Lwr. Rvl. . . . .	9826851	17. 11.031	ESCUT., Qtr. Rvl. Mldg. Upr. Rr. . . . .	9888345-44
2. 10.093	MLDG., Side Rvl. . . . .	9838851-56	18. 12.180	MLDG., Bk. Body Side Rvl. . . . .	9829621-22
3. 10.707	MLDG., Dr. Frt. Scalp . . . . .	9841127-26	19. 2.575	LAMP ASSY., Rr. Qtr. Si. Marker . . . . .	912185-86
4. 10.093	MLDG., Upr. Reveal . . . . .	9736307	2.575	BEZEL, Rr. Qtr. Si. Marker . . . . .	337653-54
5. 10.093	MLDG., Upr. Cor. Reveal . . . . .	9833781-80	20. 12.116	MLDG., Rr. Fndr. Lwr. (1BL) . . . . .	9632318
6. 12.075	MLDG., Roof Drip Front . . . . .	9829885-84	12.116	MLDG., Rr. Fndr. Lwr. w/Body Si. Mldg. (1BK-1BL35-45) . . . . .	9677049
7. 10.707	MLDG., Dr. Upr. Scalp . . . . .	9841131-30	21. 12.116	MLDG., Rr. Whl. Opng. (1BL35-45) . . . . .	8700456-55
8. 10.707	MLDG., Dr. Vert. Rr. Scalp . . . . .	9841129-28	22. 10.352	MLDG., Rr. Dr. Edge Guard . . . . .	9611713-12
9. 10.772	MLDG., Upr. Vert. Frt. Scalp . . . . .	9841133-32	23. 12.114	MLDG., Mldg. Dr. Lwr. (1BL) . . . . .	8707694
10. 10.772	MLDG., Dr. Upr. Scalp . . . . .	9841139-38	12.114	MLDG., Mldg. Dr. Lwr. w/Body Si. Mldg. (1BK-1BL35-45) . . . . .	347058
11. 10.772	MLDG., Dr. Vert. Rr. Scalp . . . . .	9841135-34	24. 8.304	MLDG., Body Sill . . . . .	338232
12. 12.075	MLDG., Rf. Drip Rr. . . . .	9829881-80	25. 12.112	MLDG., Dr. Lwr. (1BL35-45) . . . . .	8707814
13. 12.116	MLDG., Body Lk. Plr. Rvl. . . . .	9845998-97	12.112	MLDG., Dr. Lwr. w/Body Si. Mldg. (1BK-1BL35-45) . . . . .	9677049
14. 11.031	MLDG., Qtr. Frt. Rvl. . . . .	9831595-94	26. 10.352	MLDG., Frt. Dr. Edge Guard . . . . .	9611705-06
15. 11.031	MLDG., Qtr. Upr. Rvl. . . . .	9831591-90			
16. 11.031	MLDG., Qtr. Lwr. Rvl. . . . .	9831587-86			



12-808

### 1974 PASSENGER STATION WAGON (1BN35-45)

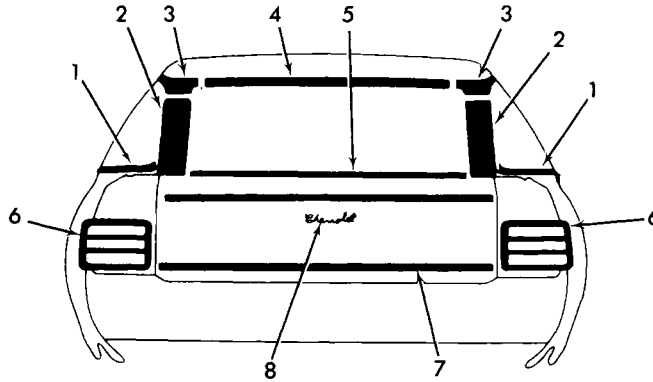
1.	10.093	MLDG., Lwr. Rvl.	9826851	17.	11.031	ESCUT., Qtr. Rvl. Mldg. Upr. Rr.	9888345-44
2.	10.093	MLDG., Side Rvl.	.9838857-56	18.	12.180	MLDG., Bk. Body Si. Rvl.	.9829621-22
3.	10.707	MLDG., Dr. Frt. Scalp	.9841127-26	19.	12.116	MLDG., Fndr. Trfr. Fin. Rr.	
4.	10.093	MLDG., Upr. Rvl.	9736307			Vert. Upr.	.9632312-11
5.	10.093	MLDG., Upr. Cor. Rvl.	.9833781-80	20.	2.575	LAMP ASSY., Rr. Qtr. Si. Marker	.912186-85
6.	12.075	MLDG., Rf. Drip Frt.	.9829885-84		2.575	BEZEL, Rr. Qtr. Si. Marker	.337653-54
7.	10.707	MLDG., Dr. Upr. Scalp	.9841131-30	21.	12.116	MLDG., Rr. of Whl. Opng. Trfr. Fm.	.9632315-14
8.	10.707	MLDG., Dr. Vert. Rr. Scalp	.9841129-28	22.	12.116	MLDG., Fndr. Trfr. Fin. Upr.	.9632313
9.	10.772	MLDG., Dr. Vert. Frt. Scalp	.9841133-32	23.	12.116	MLDG., Rr. Whl. Opng. Trfr. Fin.	.8704512-11
10.	10.772	MLDG., Dr. Upr. Scalp	.9841139-38	24.	12.116	MLDG., Fndr. Trfr. Fin. Frt.	.9632317-16
11.	10.772	MLDG., Dr. Vert. Rr. Scalp	.9841135-34	25.	10.352	TRANSFER, Cut as Reqd.	
12.	12.075	MLDG., Rf. Drip Rr.	.9829881-80	26.	12.114	MLDG., Dr. Trfr. Fin. Lwr.	.8704510-09
13.	12.116	MLDG., Body Lk. Pb. Rvl.	.9845998-97	27.	12.114	MLDG., Dr. Trfr. Fin. Upr.	.8704508-07
14.	11.031	MLDG., Qtr. Frt. Rvl.	.9831595-94	28.	12.112	MLDG., Dr. Trfr. Fin. Lwr.	.8704516-15
15.	11.031	MLDG., Qtr. Upr. Rvl.	.9831591-90	29.	12.112	MLDG., Dr. Trfr. Fin. Upr.	.8704514-13
16.	11.031	MLDG., Qtr. Lwr. Rvl.	.9831587-86				



12-809

**1974 PASSENGER STA. WAG. (1BN35-45)**

- |           |  |            |            |                                       |            |
|-----------|--|------------|------------|---------------------------------------|------------|
| 1. 11.031 | MLDG., Qtr. Lwr. Reveal . . . . .      | 9831587-86 | 7. N.S.    | LAMP ASSY.                            |            |
| 2. 12.180 | MLDG., Rvl. Bk. Body Opp. Side . . .   | 9829622-21 | 2.680      | HOUSING ASSY., Tail Stop              |            |
| 3. 11.031 | ESCUT., Qtr. Rvl. Mldg. Upr. Rr. . . . | 9888345-44 |            | and Bkg. Lp. . . . .                  | 5949271-72 |
| 4. 12.180 | MLDG., Rvl. Bk. Body Opp. Upr. . . .   | 9888343    | 2.684      | GASKET, Tail Stop & B/U. Lp. Lens .   | 5949275-76 |
| 5. 12.180 | MLDG., Rvl. T/Gate Wdo.                |            | 2.660      | GASKET, Tail Stop & Bkg. Lp. Mtg. .   | 5949277-78 |
|           | (w/Power Operated) . . . . .           | 9727624    | 2.682      | LENS ASSY., Tail, Stop & B/U Lp. . .  | 5949279-80 |
| 12.180    | MLDG., Rvl. T/Gate Wdo.                |            | 2.722      | WICK, Tail & Stop Lp. Drain . . . . . | 5951603    |
|           | (Exc. Power Operated) . . . . .        | 9727623    | 8. 12.180  | MLDG., T/Gate Trfr. Fin.              |            |
| 6. 12.180 | MLDG. T/Gate Trfr. Fin. Si. . . . .    | 9632326    |            | Upr. & Lwr. . . . .                   | 8704506    |
|           |  |            | 9. 12.180  | PLATE ASSY., T/Gate Name -            |            |
|           |  |            |            | CHEVROLET . . . . .                   | 9831025    |
|           |  |            | 10. 10.352 | TRANSFER, Cut as Reqd.                |            |

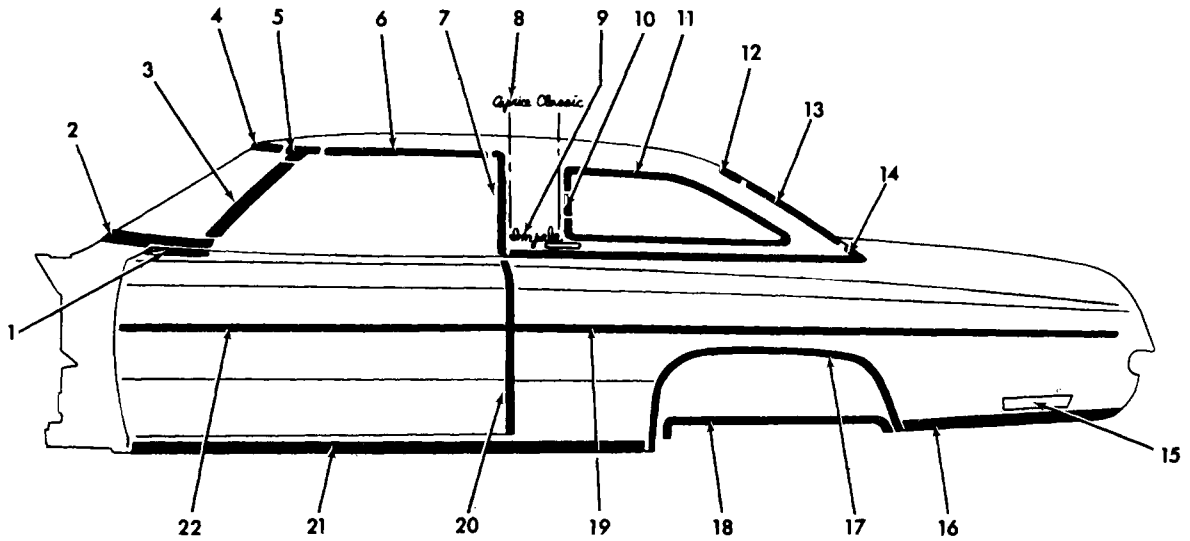


12-810

**1974 PASSENGER STATION WAGON (1BK-1BL35-45)**

- |           |                                      |            |           |                                       |            |
|-----------|--------------------------------------|------------|-----------|---------------------------------------|------------|
| 1. 11.031 | MLDG., Rvl. Qtr. Wdo. Lwr. . . . .   | 1686469-68 | 5. 12.180 | MLDG., Rvl. T/Gate Wdo.               |            |
| 2. 12.180 | MLDG., Rvl. Bk. Body Opp. Side       |            |           | (w/Power Operated) . . . . .          | 9727624    |
|           | (1BL35-45) (1BK35-45 w/Vinyl         |            | 12.180    | MLDG., Rvl. T/Gate Wdo. (Exc./        |            |
|           | Top, 2 Tone Painted) . . . . .       | 9829622-21 |           | Power Operated) . . . . .             | 9727623    |
| 12.180    | MLDG., Rvl. Bk. Body Opp. Side       |            | 6. N.S.   | LAMP ASSY.                            |            |
|           | (1BK35-45 Exc. Vinyl Top,            |            | 2.680     | HOUSING ASSY., Tail Stop &            |            |
|           | 2 Tone Painted) . . . . .            | 9829387-86 |           | Bkg. Lp. . . . .                      | 5949271-72 |
| 3. 11.031 | ESCUTCHEON, Qtr. Wdo. Rvl. Upr.      |            | 2.684     | GASKET, Tail Stop & B/U Lp. Lens .    | 5949275-76 |
|           | Mldg. Rr. (1BK35-45 Exc./Vinyl       |            | 2.660     | GASKET, Tail Stop & Bkg. Lp. Mtg. .   | 5949277-78 |
|           | Top, 2 Tone Painted) . . . . .       | 9888342-41 | 2.682     | LENS ASSY., Tail Stop & B/U Lp. . .   | 5949279-80 |
| 11.031    | ESCUTCHEON, Qtr. Wdo. Rvl. Upr.      |            | 2.722     | WICK, Tail & Stop Lp. Drain . . . . . | 5951603    |
|           | Mldg. Rr. (1BL35-45) (1BK35-45       |            | 7. 12.180 | MLDG., T/Gate Upr. & Lwr.             |            |
|           | w/Vinyl Top, 2 Tone Painted) . . . . | 9888345-44 |           | (1BL35-45) . . . . .                  | 8704104    |
| 4. 12.180 | MLDG., Rvl. Bk. Body Opp. Upr.       |            | 8. 12.180 | PLATE ASSY., T/Gate Name -            |            |
|           | (1BL35-45) (1BK35-45 w/Vinyl         |            |           | CHEVROLET . . . . .                   | 9831025    |
|           | Top, 2 Tone Painted) . . . . .       | 9888343    |           |                                       |            |
| 12.180    | MLDG., Rvl. Bk. Body Opp. Upr.       |            |           |                                       |            |
|           | (1BK35-45 Exc./Vinyl Top,            |            |           |                                       |            |
|           | 2 Tone Painted) . . . . .            | 9888340    |           |                                       |            |

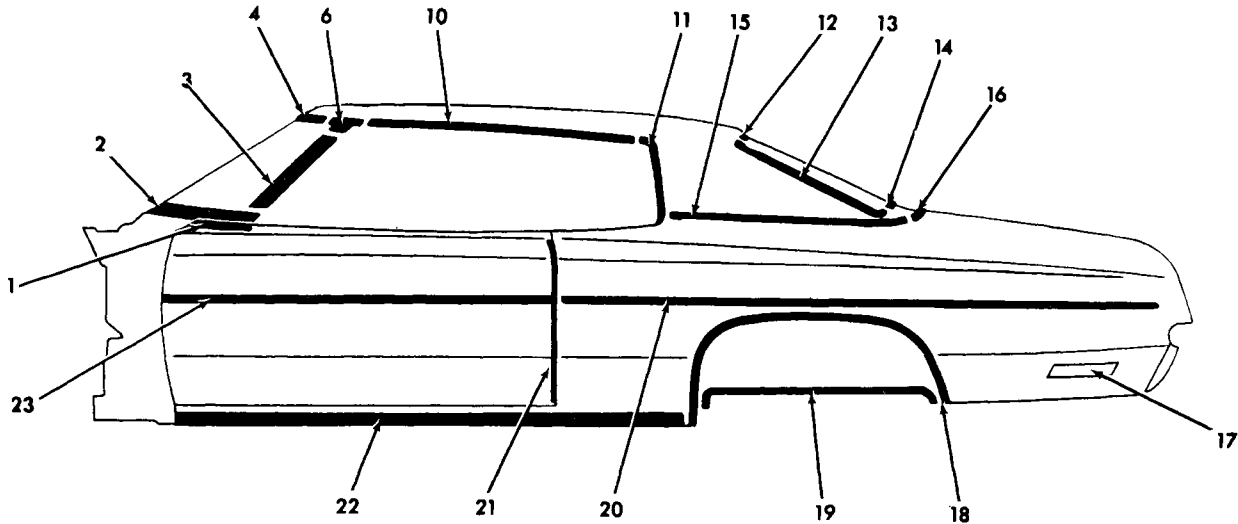
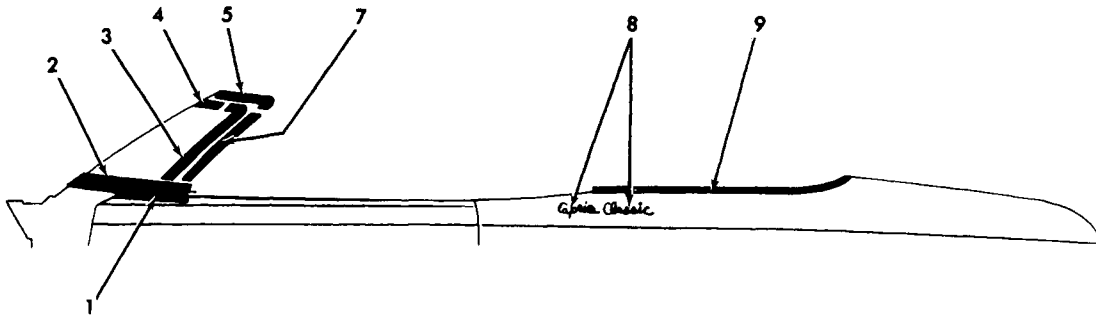




12-862

**1975 IMPALA CUSTOM & CAPRICE CLASSIC**

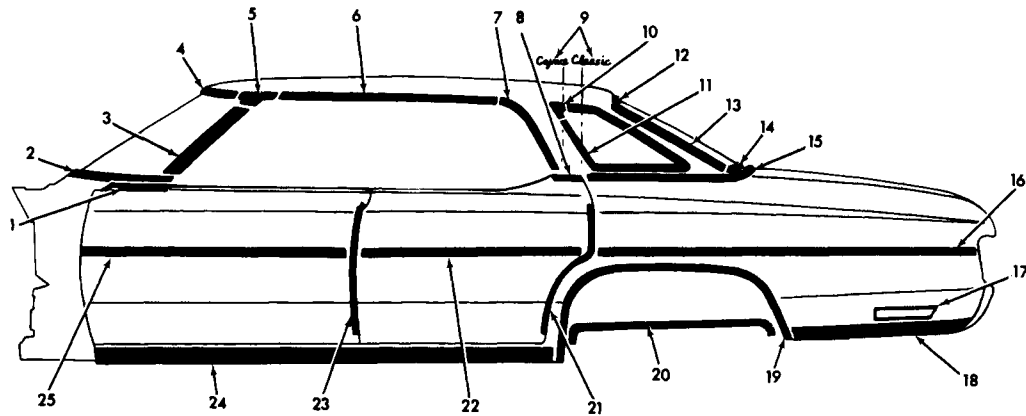
1.	10.707	MLDG., Dr. Belt Rvl. (L.H.) . . . . .	9848548	11.	11.031	MLDG., Qtr. Wdo. Rvl. Stationary (w/Pad. V/Top) (L.H.) . . . . .	1684079
2.	10.093	MLDG., W/S Lwr. Rvl. . . . .	9826851			MLDG., Qtr. Wdo. Rvl. Stationary (w/Pad. V/Top) (R.H.) . . . . .	1684078
3.	10.093	MLDG., W/S Side Rvl. (L.H.) . . . . .	9833857	12.	11.208	MLDG., Bk. Wdo. Up. Rvl. (L.H.) . . . . .	9690569
		MLDG., W/S Side Rvl. (R.H.) . . . . .	9833856			MLDG., Bk. Wdo. Up. Rvl. (R.H.) . . . . .	9690568
4.	10.093	MLDG., W/S Up. Rvl. . . . .	9691392	13.	11.208	MLDG., Bk. Wdo. Side Rvl. (L.H.) . . . . .	9690571
5.	10.093	MLDG., W/S Up. Corner Rvl. (L.H.) . . . . .	9687182			MLDG., Bk. Wdo. Side Rvl. (R.H.) . . . . .	9690570
		MLDG., W/S Up. Corner Rvl. (R.H.) . . . . .	9687181	14.	12.116	MLDG., Qtr. Belt Rvl.	
6.	12.075	MLDG., Roof Drip Frt. (L.H.) . . . . .	9671090	15.	2.575	LAMP ASSY., Rr. Qtr. Si. Marker . . . . .	912235
		MLDG., Roof Drip Frt. (R.H.) . . . . .	9671091			LAMP ASSY., Rr. Qtr. Si. Marker . . . . .	912236
7.	12.075	MLDG., Roof Drip Rr. (L.H.) . . . . .	9671060		2.575	BEZEL, Rr. Qtr. Si. Mark. Lmp. (L.H.) . . . . .	337639
		MLDG., Roof Drip Rr. (R.H.) . . . . .	9671061			BEZEL, Rr. Qtr. Si. Mark. Lmp. (R.H.) . . . . .	337640
8.	12.812	PLATE, Roof Pnl. Name (Caprice Classic) . . . . .	8707822	16.	12.116	MLDG., Rr. of Whl. Opng. (L.H.) . . . . .	8703718
9.	12.812	PLATE, Roof Pnl. Name (Impala Custom) . . . . .	9840507			MLDG., Rr. of Whl. Opng. (R.H.) . . . . .	8703717
10.	11.031	ESCUT., Qtr. Wdo. Rvl. . . . .	9739293	17.	12.116	MLDG., Rr. Whl. Opng.	
11.	11.031	MLDG., Qtr. Wdo. Rvl. Stationary (exc. Pad V/Top) (L.H.) . . . . .	1684077	18.	8.176	MLDG., Rr. Whl. Opng. Crv.	
		MLDG., Qtr. Wdo. Rvl. Stationary (exc. Pad V/Top) (R.H.) . . . . .	1684076	19.	12.116	MLDG. ASSY., Rr. Fdr. Lwr. (See Group for Colors)	
				20.	10.352	MLDG., Dr. Edge Guards	
				21.	8.304	MLDG., Body Sill . . . . .	338231
				22.	12.112	MLDG., Frt. Dr. Lwr. (See Group for Colors)	



12-861

### 1975 PASSENGER SPORT COUPE & BN-67

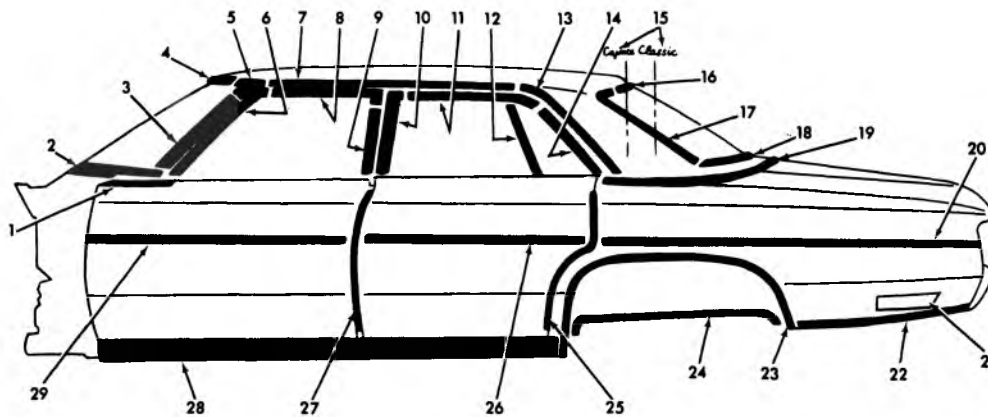
1.	10.707	MLDG., Dr. Belt Rvl. .... L.H.	9848548	12.	11.208	MLDG., Bk. Wdo. Upr. Rvl. .... L.H.	9739218
	10.707	MLDG., Dr. Belt Rvl. .... R.H.	9848547		11.208	MLDG., Bk. Wdo. Upr. Rvl. .... R.H.	9739217
2.	10.093	MLDG., w/s Lwr. Rvl. (exc. Conv.) ...	9826851	13.	11.208	MLDG., Bk. Wdo. Side Rvl. .... L.H.	9690573
	10.093	MLDG., w/s Lwr. Rvl. (Conv.) ....	9875745		11.208	MLDG., Bk. Wdo. Side Rvl. .... L.H.	9690572
3.	10.093	MLDG., w/s Side Rvl. .... L.H.	9833857	14.	11.208	MLDG., Bk. Wdo. Lwr. Rvl. ....	9690576
	(exc. Conv.)	..... R.H.	9833856	15.	12.116	MLDG., Qtr. Belt Rvl. Frt. ....	
	10.093	MLDG., w/s Side Rvl. .... R.H.	9833856	16.	12.121	MLDG., Rr. End Belt Rvl. ....	9678232
	(exc. Conv.)	..... L.H.	9833856	17.	2.575	LAMP ASSY., Rr. Qtr. ....	
4.	10.093	MLDG., w/s Upr. Rvl. .... L.H.	9739353			Si. Marker ..... L.H.	912236
	(exc. Conv.)	..... R.H.	9739353		2.575	LAMP ASSY., Rr. Qtr. ....	
	10.093	MLDG., w/s Upr. Rvl. .... L.H.	9690662			Si. Marker ..... R.H.	912235
	(Conv.)	..... R.H.	9690662		2.575	BEZEL, Rr. Qtr. Si. ....	
5.	10.093	MLDG., w/s Header (Conv.) .... L.H.	9828271			Mark. Lmp ..... L.H.	337640
	10.093	MLDG., w/s Header (Conv.) .... R.H.	9828270			MLDG., ..... R.H.	337639
6.	10.093	MLDG., w/s Upr. Cor. Rvl. .... L.H.	9687182	18.	12.116	MLDG., Rr. W/Opng. (Opt.) .... L.H.	8703718
	10.093	MLDG., w/s Upr. Cor. Rvl. .... R.H.	9687181		12.116	MLDG., Rr. W/Opng. (Opt.) .... R.H.	8703717
7.	10.093	MLDG., w/s Plr. Finish .... L.H.	9828331	19.	8.176	MLDG., Rr. W/Opng. Cvr. ....	
	10.093	MLDG., w/s Plr. Finish .... R.H.	9828330	20.	12.116	MLDG. ASSY., Rr. Fndr. Lwr	
8.	12.116	PLATE ASSY., Name-Rr. Fdr. O/P				(See Group for Colors)	
	(BL-47)	.....		21.	10.352	MLDG., Dr. Edge Guard	
9.	12.116	MLDG., Qtr. P/Weld at Belt		22.	8.304	MLDG., Body Sill	338231
10.	12.075	MLDG., Roof Drip Frt. .... L.H.	9671776	23.	12.112	MLDG., Frt. Dr. Lwr.	
	12.075	MLDG., Roof Drip Frt. .... R.H.	9671775			(See Group for Colors)	
11.	12.075	MLDG., Roof Drip Rr. .... L.H.	9671781				
	12.1075	MLDG., Roof Drip Rr. .... R.H.	9671780				



12-890

### 1975 CHEVROLET (IBL-BN 39) MOULDINGS

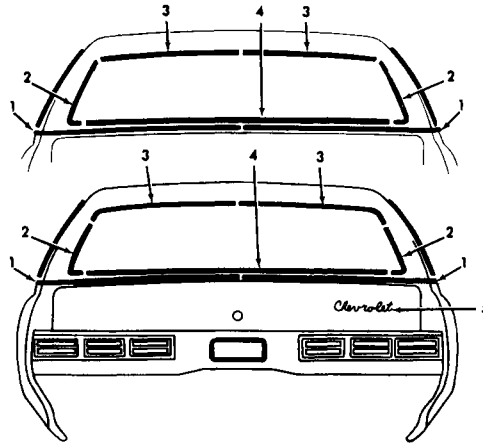
1.	10.707	MLDG., Dr. Belt Rvl. . . . .	L.H.	9848548	15.	12.116	MLDG., Qtr. Belt Rvl.		
	10.707	MLDG., Dr. Belt Rvl. . . . .	R.H.	9848547	16.	12.116	MLDG. ASSY, Rr. Fdr. Lwr.		
2.	10.093	MLDG., w/s Lwr. Rvl. . . . .		9826851	17.	2.576	LAMP ASSY., Rr. Qtr. Mark . . .	L.H.	912236
3.	10.093	MLDG., w/s Side Rvl. . . . .	L.H.	9833857		2.576	LAMP ASSY., Rr. Qtr. Mark . . .	R.H.	912235
	10.093	MLDG., w/s Side Rvl. . . . .	R.H.	9833856		2.575	BEZEL, Rr. Qtr. Mark Lamp . . .	L.H.	337640
4.	10.093	MLDG., w/s Uptr. Rvl. . . . .		9739353		2.576	BEZEL, Rr. Qtr. Mark Lamp . . .	R.H.	337639
5.	10.093	MLDG., w/s Uptr. Corner Rvl. . .	L.H.	9833779	18.	12.116	MLDG., Rr. of Whl. Opng. . . . .	L.H.	9631654
	10.093	MLDG., w/s Uptr. Corner Rvl. . .	R.H.	9833778		12.116	MLDG., Rr. of Whl. Opng. . . . .	R.H.	9631655
6.	12.075	MLDG., Roof Drip Frt. . . . .	L.H.	9735819	19.	12.116	MLDG., Rr. Whl. Opng.		
	12.075	MLDG., Roof Drip Frt. . . . .	R.H.	9735818			(IBL-Opt.) . . . . .	L.H.	8703717
7.	12.075	MLDG., Roof Drip Rr. . . . .	L.H.	9735821		12.116	MLDG., Rr. Whl. Opng.		
	12.075	MLDG., Roof Drip Rr. . . . .	R.H.	9735820			(IBL-Opt.) . . . . .	R.H.	8703718
8.	10.772	MLDG., r/Dr. Belt Rvl.			20.	8.176	MLDG., Rr. Whl. Opng. Cvr. . . . .		
9.	12.812	PLATE, Roof Pnl. Name			21.	10.352	MLDG., Dr. Edge Guard (Opt.) . .	L.H.	9611709
10.	11.031	ESCUTCHEON, Qtr. Wdo. Rvl. Mldg. .		9739293		10.352	MLDG., Dr. Edge Guard (Opt.) . .	R.H.	9611708
11.	11.031	MLDG., Qtr. Wdo. Rvl. . . . .	L.H.	9733927	22.	12.114	MLDG. ASSY., r/d Lwr. (Opt. on BL)		1654667
	11.031	MLDG., Qtr. Wdo. Rvl. . . . .	R.H.	9733926		12.114	MLDG. ASSY., r/d Lwr. (Opt. on BL)		1654668
12.	11.208	MLDG., b/w Uptr. Rvl. . . . .	L.H.	9739218		12.114	MLDG. ASSY., r/d Lwr. (Std. on BL)		1656304
	11.208	MLDG., b/w Uptr. Rvl. . . . .	R.H.	9739217	23.	10.352	MLDG., Dr. Edge Guard (Opt.) . .	L.H.	9611707
13.	11.208	MLDG., b/w Side Rvl. . . . .	L.H.	9739325		10.352	MLDG., Dr. Edge Guard (Opt.) . .	R.H.	9611706
	11.208	MLDG., b/w Side Rvl. . . . .	R.H.	9739324	24.	8.304	MLDG., Rocker Pnl. . . . .		338231
14.	11.208	MLDG., b/w Lwr. Rvl. . . . .		9739050	25.	12.112	MLDG. ASSY., f/d Lwr.		



12-891

### 1975 CHEVROLET (IBK-IBL-IBN69) MOULDINGS

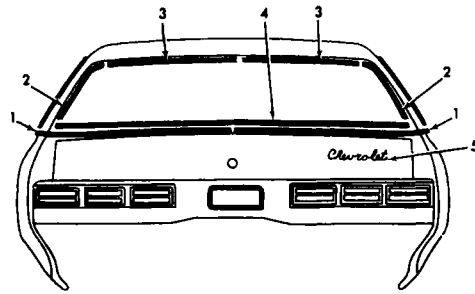
1.	10.707	MLDG., Dr. Belt Rvl.		17.	11.208	MLDG., b/w Side Rvl. . . . . L.H.	9739915
2.	10.093	MLDG., w/s Lwr. Rvl. . . . .	9826851		11.208	MLDG., b/w Side Rvl. . . . . R.H.	9739914
3.	10.093	MLDG., w/s Side Rvl. . . . . L.H.	9833857	18.	11.208	MLDG., b/w Lwr. Rvl. . . . .	9739289
	10.093	MLDG., w/s Side Rvl. . . . . R.H.	9833856	19.	12.116	MLDG., Qtr. Belt Rvl. . . . . L.H.	
4.	10.093	MLDG., w/s Upr. Rvl. . . . .	9738697		12.116	MLDG., Qtr. Belt Rvl. . . . . R.H.	
5.	10.093	MLDG., w/s Upr. Corner Rvl. . . L.H.	9738699	20.	12.116	MLDG. ASSY., Rr. Fdr. Lwr.	
	10.093	MLDG., w/s Upr. Corner Rvl. . . R.H.	9738698	21.	2.576	LAMP ASSY., Rr. Qtr. Mark . . . L.H.	912236
6.	10.707	MLDG., Dr. Frm. Scalp Frt. . . . L.H.	9841127		2.576	LAMP ASSY., Rr. Qtr. Mark . . . R.H.	912235
	10.707	MLDG., Dr. Frm. Scalp Frt. . . . R.H.	9841126		2.575	BEZEL, Rr. Qtr. Mark Lamp . . . L.H.	337640
7.	12.075	MLDG., Roof Drip Frt. . . . . L.H.	9732597		2.575	BEZEL, Rr. Qtr. Mark Lamp . . . R.H.	337639
	12.075	MLDG., Roof Drip Frt. . . . . R.H.	9732596	22.	12.116	MLDG., Rr. of Whl. Opng. (IBN) L.H.	9631654
8.	10.707	MLDG., Dr. Frm. Scalp Upr. . . . L.H.	9841131		12.116	MLDG., Rr. of Whl. Opng. (IBN) R.H.	9631655
	10.707	MLDG., Dr. Frm. Scalp Upr. . . . R.H.	9841130	23.	12.116	MLDG., Rr. Whl. Opng. (IBK-IBL)	
9.	10.707	MLDG., Dr. Frm. Scalp Rr. . . . L.H.	9841129		Opt. . . . .	L.H.	8703717
	10.707	MLDG., Dr. Frm. Scalp Rr. . . . R.H.	9841128		12.116	MLDG., Rr. Whl. Opng. (IBK-IBL)	
10.	10.772	MLDG., Dr. Frm. Scalp Frt. . . . L.H.	9841133		Opt. . . . .	R.H.	8703718
	10.772	MLDG., Dr. Frm. Scalp Frt. . . . R.H.	9841132	24.	8.176	MLDG., Rr. Whl. Opng. Cvr. . . . L.H.	
11.	10.772	MLDG., Dr. Frm. Scalp Upr. . . . L.H.	9841137		8.176	MLDG., Rr. Whl. Opng. Cvr. . . . R.H.	
	10.772	MLDG., Dr. Frm. Scalp Upr. . . . R.H.	9841136	25.	10.352	MLDG., Dr. Edge Guard . . . . . L.H.	9611708
12.	10.829	CHANNEL ASSY., Rr. Door			10.352	MLDG., Dr. Edge Guard . . . . . R.H.	9611709
	Stationary Vents . . . . .	9732918		26.	12.114	MLDG. ASSY., r/d Lwr.	
13.	12.075	MLDG., Roof Drip Rear . . . . . L.H.	9732599	27.	10.352	MLDG., Dr. Edge Guard . . . . . L.H.	9611706
	12.075	MLDG., Roof Drip Rear . . . . . R.H.	9732598		10.352	MLDG., Dr. Edge Guard . . . . . R.H.	9611707
14.	10.772	MLDG., Rr. Dr. Frm. Scalp . . . . L.H.	9735739	28.	8.304	MLDG., Rocker Pnl. . . . .	338231
	10.772	MLDG., Rr. Dr. Frm. Scalp . . . . R.H.	9735738	29.	12.112	MLDG. ASSY., f/d Lwr.	
15.	12.812	PLATE, Roof Pnl. Name . . . . .					
16.	11.208	MLDG., b/w Upr. Rvl. . . . . L.H.	9739024				
	11.298	MLDG., b/w Upr. Rvl. . . . . R.H.	9739023				



12-892

### 1975 CHEVROLET (1BL-1BN39-69) MOULDINGS

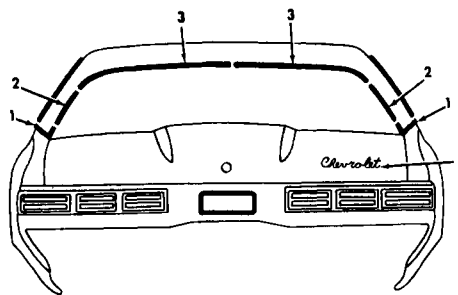
- |           |                               |         |           |  |         |
|-----------|-------------------------------|---------|-----------|--|---------|
| 1. 12.116 | MLDG., Qtr. Belt, Rvl.        |         | 3. 11.208 | MLDG., B/W Wdo. Upr. Rvl. (L.H.) . . . . . | 9739218 |
| 2. 11.208 | MLDG., B/W Side Rvl.          |         |           | MLDG., B/W Wdo. Upr. Rvl. (R.H.) . . . . . | 9739217 |
|           | (1BL-1BN39) (L.H.) . . . . .  | 9739325 | 4. 11.208 | MLDG., B/W Wdo. Lwr. Rvl.                  |         |
|           | (1BL-1BN39) (R.H.) . . . . .  | 9739324 | 5. 12.182 | PLATE ASSY., Comp. Lid Name . . . . .      | 9831025 |
|           | (1BL-1BN-69) (L.H.) . . . . . | 9739915 |           |  |         |
|           | (1BL-1BN-69) (R.H.) . . . . . | 9739914 |           |  |         |



12-893

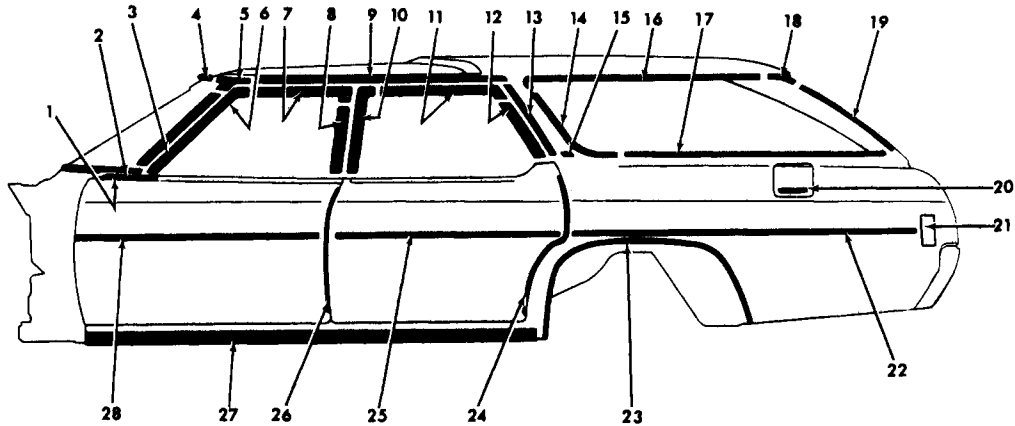
### 1975 CHEVROLET (1BL57) MOULDINGS

- |           |   |         |           |   |         |
|-----------|---|---------|-----------|---|---------|
| 1. 12.116 | MLDG., Qtr. Belt Rvl.                   |         | 3. 11.208 | MLDG., Bk. Wdo. Upper Rvl. . . . . L.H. | 9690569 |
| 2. 11.208 | MLDG., Bk. Wdo., Side Rvl. . . . . L.H. | 9690571 |           | MLDG., Bk. Wdo. Upper Rvl. . . . . R.H. | 9690568 |
| 11.208    | MLDG., Bk. Wdo., Side Rvl. . . . . R.H. | 9690570 | 4. 11.208 | MLDG., Bk. Wdo. Lwr. Rvl. . . . .       | 9690576 |
|           |   |         | 5. 12.182 | PLATE ASY., Comp. Lid Name . . . . .    | 9831025 |



### 1975 IMPALA & CAPRICE COUPE (1BL-1BN 47)

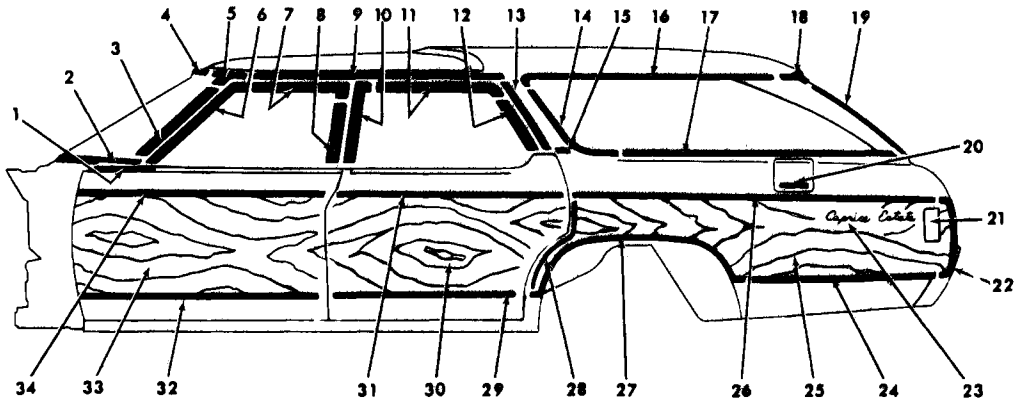
- |           |  |         |           |  |         |
|-----------|--|---------|-----------|--|---------|
| 1. 12.116 | Qtr. Belt, Rvl.                        |         | 3. 11.208 | MLDG., Bk. Wdo. Upr. Rvl. . . . . L.H. | 9690569 |
| 2. 11.208 | MLDG., Bk. Wdo. Side Rvl. . . . . L.H. | 9690571 |           | MLDG., Bk. Wdo. Upr. Rvl. . . . . R.H. | 9690568 |
| 11.208    | MLDG., Bk. Wdo. Side Rvl. . . . . R.H. | 9690570 | 4. 12.182 | PLATE, Compt. Lid . . . . .            | 9831025 |



12-859

**1975 PASSENGER (IBK-IBL 35-45)**

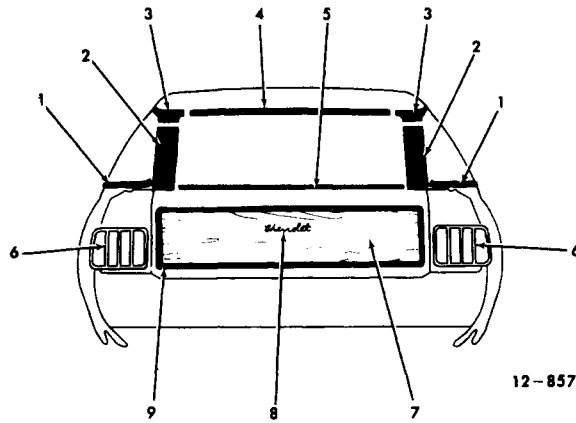
1. 10.707	MLDG., Dr. Belt Rvl. ....	.9852132, 31	18. 11.031	ESCU T., Qtr. Rvl. Mldg. Upr. Rr. (Bel Air w/pad top) .....	.9888345, 44
2. 10.093	MLDG., w/s Lwr. Rvl. ....	9826851	11.031	ESCU T., Qtr. Rvl. Mldg. Upr. Rr. (exc. Bel Air) .....	988342,41
3. 10.093	MLDG., w/s Side Rvl. ....	.9833857, 56	19. 12.180	MLDG., Bk Body Side Rvl. (Bel Air)	.9829387, 86
4. 10.093	MLDG., w/s Upr. ....	9738697	20. 12.945	TRANSFER (Unleaded Fuel Only) ...	
5. 10.093	MLDG., w/s Upr. Cor. Rvl. ....	9738699,98	21. 2.575	LAMP ASM., Rr. Qtr. Si. Mark .....	912185-86
6. 10.707	MLDG., Dr. Frm. Scalp Frt. ....	.9841128,27	2.575	BEZEL, Rr. Qtr. Si. Mark .....	337653-54
7. 10.707	MLDG., Dr. Frm. Scalp Upr. ....	.9841131, 30	22. 12.114	MLDG. ASM., r/fdr. Lwr. (Std. on BL. Opt. on BK) .....	1654668-67
8. 10.707	MLDG., Dr. Frm. Scalp Rear .....	.9841129, 28	12.114	MLDG. ASM., r/fdr. Lwr. (Opt. on BL) .....	1654668-67
9. 12.075	MLDG., Roof Drip Frt. ....	.9829884, 85	23. 12.116	MLDG., Rr. w/opg. (Opt.) .....	8700456-55
10. 10.772	MLDG., Dr. Frm. Scalp Frt. ....	.9841133, 32	24. 10.352	MLDG., Dr. Edge Guard (Opt.) .....	9611713-12
11. 10.772	MLDG., Dr. Frm. Scalp Upr. ....	.9841139, 38	25. 12.114	MLDG., Rr. Dr. Lwr (Std. on BL, Opt. on BK)	
12. 10.772	MLDG., Dr. Frm. Scalp Rear .....	.9841135, 34	12.114	MLDG., Rr. Dr. Lwr. (Opt. on BL) .....	1654668-67
13. 12.075	MLDG., Roof Drip Rear .....	.9829880, 81	26. 10.352	MLDG., Dr. Edge Guard (Opt.) .....	9617006-07
14. 11.031	MLDG., Qtr. Wdo. Rvl. Frt. (Bel. Air exc. w/pad top) .....	1686459,58	27. 8.304	MLDG., Rckr.	
11.031	MLDG., Qtr. Wdo. Rvl. Frt. (exc. Bel Air) .....	1686461, 60	28. 12.112	MLDG. ASM., f/d Lwr. (Std. on BL Opt. on BK)	
15. 12.116	MLDG., Body IK-Plr. Belt Rvl. ....	9845997-98	12.112	MLDG. ASM., f/d Lwr. (Opt. on BL) .....	1654668-67
16. 11.031	MLDG., Qtr. Wdo. Rvl. Upr. (Bel Air exc. w/pad top) .....	1686463, 62			
11.031	MLDG., Qtr. Wdo. Rvl. Upr. (exc. Bel Air) .....	1686465, 64			
17. 11.031	MLDG., Qtr. Wdo. Rvl. Lwr. (Bel Air exc. w/pad top) .....	1686467, 66			
11.031	MLDG., Qtr. Wdo. Rvl. Lwr. (exc. Bel Air) .....	1686469, 68			



12-860

**1975 PASSENGER (IBN35-45)**

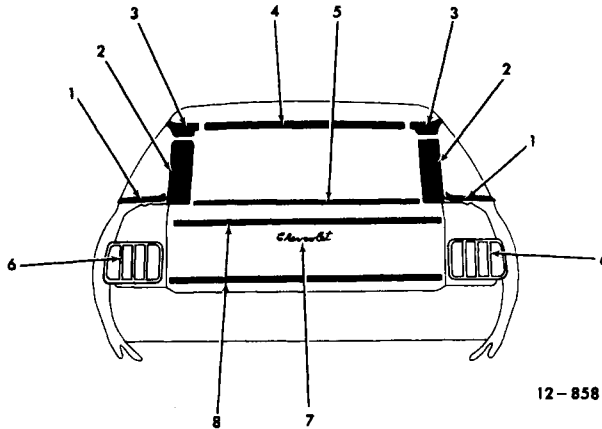
1. 10.707	MLDG., dr. belt rvl. ....	9852132-31	20. 12.945	TRANSFER (unleaded fuel only) ....	1686874
2. 10.093	MLDG., w/s lwr. rvl. ....	9826851	21. 2.575	LAMP ASM., rr. qtr. side marker ....	912185-86
3. 10.093	MLDG., w/s side rvl. ....	9838857-56	2.575	BEZEL, rr. qtr. side marker lamp ....	337653-54
4. 10.093	MLDG., w/s side upr. ....	9736307	22. 12.116	MLDG. ASM. ....	9632312-11
5. 10.093	MLDG., w/s upr. cor. rvl. ....	9738808-07	23. 12.116	PLATE ASM., rr. fender name ....	9625395
6. 10.707	MLDG., dr. frm. scalp frt. ....	9841127-26	24. 12.116	MLDG. ASM., fin. rr. of w/opg. tr. lwr. ....	9632315-14
7. 10.707	MLDG., dr. frm. scalp upr. ....	9841131-30	25. 10.354	TRANSFER, r. fdr. (cut as req.) ....	
8. 10.707	MLDG., dr. frm. scalp rear ....	9841129-28	26. 12.116	MLDG., fin. rr. fdr. trfr. upr. ....	9632313
9. 12.075	MLDG., roof drip frt. ....	9829884-85	27. 12.116	MLDG., rr. w/opg. trfr. fin. ....	8704512-11
10. 10.772	MLDG., dr. frm. scalp frt. ....	9841133-32	28. 12.116	MLDG., fin. rr. fdr. trfr. frt. ....	8707965-64
11. 10.772	MLDG., dr. frm. scalp upr. ....	9841139-38	29. 12.114	MLDG., dr. trfr. fin. lwr. ....	8704510-09
12. 10.772	MLDG., dr. frm. scalp rear ....	9841135-34	30. 10.354	TRANSFER, rr. dr. (cut as required) .	
13. 12.075	MLDG., roof drip rear ....	9829880-81	31. 12.114	MLDG., dr. trfr. fin. upr. ....	8704508-07
14. 11.031	MLDG., qtr. wdo. rvl. frt. ....		32. 12.112	MLDG., dr. trfr. fin. lwr. ....	8704516-15
15. 12.116	MLDG., body lk. plr. belt ....	9845998-97	33. 10.354	TRANSFER, frt. dr. (cut as required) .	
16. 11.031	MLDG., qtr. wdo. rvl. upr. ....		34. 12.112	MLDG., fin. frt. dr. outer panel trfr. upr. ....	8704514-13
17. 11.031	MLDG., qtr. wdo. rvl. lwr. ....				
18. 11.031	ESCUT., qtr. rvl. mldg. upr. rear ....	9888345-44			
19. 12.180	MLDG., bk. body side rvl. ....	9829622-21			



12.857

**1975 PASSENGER STA. WAG. (IBN-35-45)**

- |   |   |
|---|---|
| 1. 11.031 MLDG., Qtr. Wdo. Lwr. Rvl. . . . . 1686469-68                   | 2.684 GASKET, Tail Stop & Blu. Lp. Lens . . 5959275-76                                  |
| 2. 12.180 MLDG., Rvl. Bk. Body Opg. Side . . . . 9829622-21               | 2.660 GASKET, Tail Stop & Bk. Lp. Mtg. . . 5949277-78                                   |
| 3. 11.031 ESCUT., Qtr. Rvl. Mldg. Up. Rr. . . . . 9888345-44              | 2.682 LENS ASSY., Tail, Stop & B/U Lp. . . 5949279-80                                   |
| 4. 12.180 MLDG., Rvl. Bk. Body Opg. Up. . . . . 9888343                   | 2.596 N.T.B.P. Wick, Tail & Stop Lp. Drain . 5951603                                    |
| 5. 12.180 MLDG., Rvl. T/Gate Wdo.<br>(w/Power Operated) . . . . . 9727624 | 7. 10.354 TRANSFER, Frt. Door, Rear Door, Qtr.<br>Panel Tailgate (90" roll) cut as reg. |
| 12.180 MLDG., Rvl. T/Gate Wdo.<br>(exc. Power Operated) . . . . . 9727623 | 8. 12.180 PLATE ASSY., T/Gate Name Chevrolet 9831025                                    |
| 6. N.S. LAMP ASSY. (C.P.S.)   | 9. 12.180 MLDG., T/Gate Trfr. Fin. Up. & Lwr. 1654147                                   |
| 2.680 HOUSING ASSY., Tail Stop and<br>Bk. Lp. . . . . 5949271-72          |   |

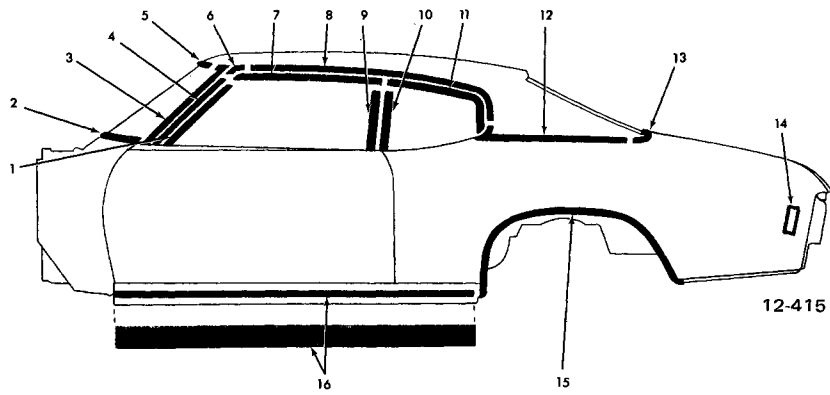


12-858

**1975 PASSENGER STA. WAG. (1BK-1BL35-45)**

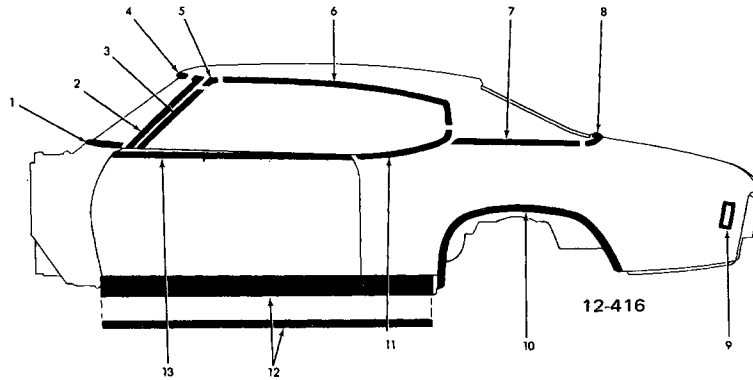
- |  |   |
|--|---|
| 1. 11.031 MLDG., rvl. qtr. wdo. lwr. . . . . 1686469-68  | 12.180 MLDG., rvl. t/gate wdo. (exc.<br>power operated) . . . . . 9727623 |
| 2. 12.180 MLDG., rvl. bk. body opg. side<br>w/vinyl top, 2 tone painted . . . . . 9829622-21               | 6. N.S. LAMP ASSY.  |
| 12.180 MLDG., rvl. bk. body opg. side<br>(exc. vinyl top, 2 tone painted) . . . . . 9829387-86             | 2.680 HOUSING ASSY., tail stop &<br>bkg. lp. . . . . 5949271-72           |
| 3. 11.031 ESCUT., qtr. wdo. rvl. up. mldg.<br>rr. (exc. vinyl top, 2 tone<br>painted) . . . . . 9888342-41 | 2.684 GASKET, tail stop & b/u lp.<br>lens . . . . . 5949275-76            |
| 11.031 ESCUT., qtr. wdo. rvl. up. mldg.<br>rr. w/vinyl top, 2 tone painted . . . . . 9888345-44            | 2.660 GASKET, tail stop & bkg. lp.<br>mtg. . . . . 5949277-78             |
| 4. 12.180 MLDG., rvl. bk. body opg. upr.<br>w/vinyl. top, 2 tone painted . . . . . 9888343                 | 2.682 LENS ASSY., tail stop & b/u lp. . . . . 5949279-80                  |
| 12.180 MLDG., rvl. bk. body opg. upr.<br>(exc. vinyl top, 2 tone painted) . . . . . 9888340                | 2.596 N.T.B.P. WICK, tail & stop lp.<br>drain . . . . . 5951603           |
| 5. 12.180 MLDG., rvl. t/gate wdo. w/power<br>operated . . . . . 9727624                                    | 7. 12.180 PLATE ASSY., t/gate name<br>Chevrolet . . . . . 9831025         |
|  | 8. 12.180 MLDG., t/gate upr. & lwr.                                       |





**1970 CHEVELLE 2-DR. PLR. COUPE (13427)**

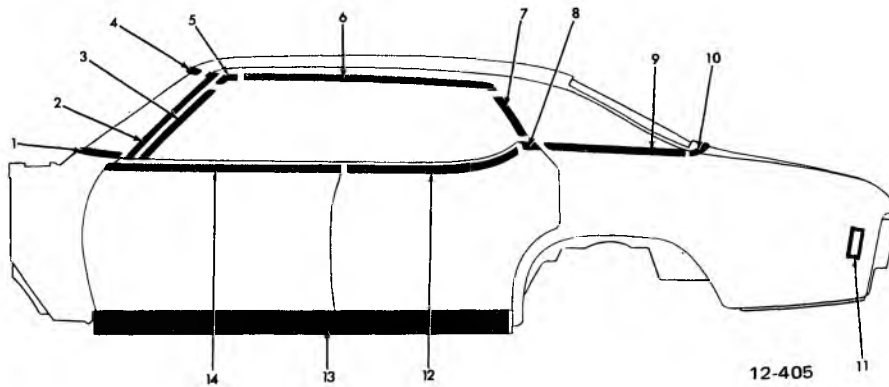
1. 10.707	MOULDING—Dr. Frt. Scalp . . . . .	7727175-4	10. 11.031	MOULDING—Qtr. Frt. Revl. . . . .	7723877-76
2. 10.093	MOULDING—Lwr. Revl. . . . .	7731088	11.031	MOULDING—Qtr. Frt. Revl. (W/Door & Window Frame Mldg.) .	7723879-78
10.093	MOULDING—Lwr. Revl. (Spc. W/Shield Wiper) . . . . .	7737629	11. *	MOULDING—Qtr. Up. Revl. MOULDING—Qtr. Up. Revl. (W/Door & Window Frame Mldg.) .	
3. 10.093	Moulding—Side Revl. . . . .	7725635-34	*	MOULDING—Qtr. Belt Revl. Frt. . .	9811346-45
4. 12.075	SCALP—w/Shield Plr. Drip Mldg. . . . .	7765656-55	12. 12.116	MOULDING—Qtr. Belt Revl. RR . . .	8788125-24
5. 10.093	MOULDING—Up. Revl. . . . .	7726034	13. 12.116	MOULDING—Qtr. Belt Revl. RR . . .	8788125-24
6. 12.075	ESCUTCHEON—W/Shield Plr. Drip Mldg. Scalp . . . . .	7765658-57	14. 2.575	LAMP . . . . .	917101-02
7. 10.707	MOULDING—Dr. Up. Scalp . . . . .	7730852-51	2.575	BEZEL . . . . .	3972899-2900
8. 12.075	SCALP—Roof Drip Mldg. (W/Vinyl Top) . . . . .	8782513-12	15. 12.116	MOULDING UNIT—RR. Whl. Opng. (Opt.) . . . . .	8702561-60
9. 10.707	MOULDING—Dr. Vert. RR. Scalp .	7729386-85	16. 8.304	MOULDING UNIT—Rckr. . . . .	3952495



**1970 CHEVELLE SPORT COUPE AND CONVERTIBLE (13437-13637-13667 )**

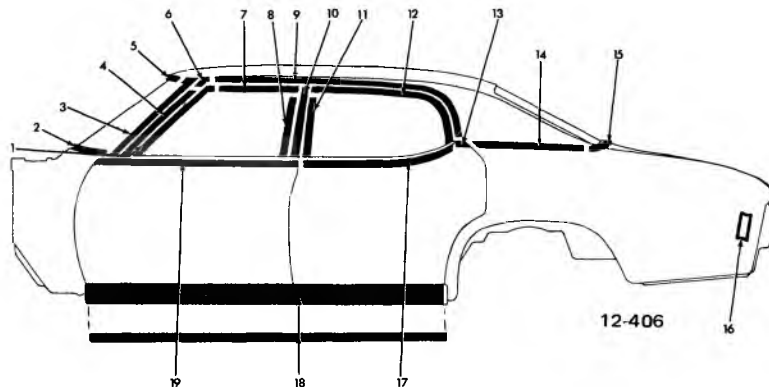
1. 10.093	MOULDING—Lwr. Revl. (13437) (Spc. W/Shield Wiper) . . . . .	7731088	7. 12.116	MOULDING—Qtr. Belt Revl. Frt. (13437). . . . .	9811346-45
10.093	MOULDING—Lwr. Revl. (13437) (Exc. Spc. W/Shield Wiper) . . . . .	7737629	12.116	MOULDING—Qtr. Belt Revl. Frt. (13637) . . . . .	8789273-72
2. 10.093	MOULDING—Side Revl. (13437-13637) . . . . .	7725635-34	12.116	MOULDING—Qtr. P/Weld Fnshg. (13667) . . . . .	8726849-48
10.093	MOULDING—Side Revl. (13667) . . .	7728955-54	8. 12.116	MOULDING—Qtr. Belt Revl. RR (13437-13637) . . . . .	8788125-24
3. 12.075	SCALP—W/Shield Plr. Drip Mldg. (13437-13637) W/Vinyl Top . . . . .	7765656-55	9. 2.575	LAMP . . . . .	917101-02
4. 10.093	MOULDING—Up. Revl. (13437-13637) . . . . .	7726034	2.575	BEZEL . . . . .	3972899-2900
10.093	MOULDING—Up. Revl. (13667) . . .	7726036	10. 12.116	MOULDING UNIT—RR Whl. Opng. (Opt.) . . . . .	8702561-60
5. 12.075	ESCUTCHEON—W/Shield Plr. Drip Mldg. Scalp (13637) . . . . .	7661073-72	11. 12.116	MOULDING—Qtr. Peak (13637) . . .	8702661-60
12.075	ESCUTCHEON—W/Shield Plr. Drip Mldg. Scalp (13437-13637) W/Vinyl Top . . . . .	7765658-57	12.116	MOULDING—Qtr. Peak (13667) . . .	8702663-62
6. 12.075	SCALP—Roof Drip Mldg. (13637) . .	7723585-84	12. 8.304	MOULDING UNIT—Rckr. (13437) . . . . .	3952495
12.075	SCALP—Roof Drip Mldg. (13437-13637) W/Vinyl Top . . . . .	7753597-96	8.304	MOULDING UNIT—Rckr. (13637-67) . . . . .	3980807
			13. 12.112	MOULDING UNIT—Dr. Peak (13637-67) . . . . .	8701412

\*Note: Removed from service



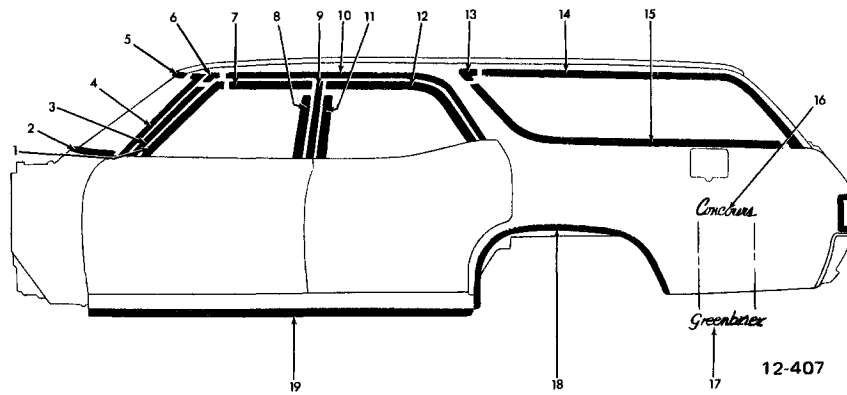
**1970 CHEVELLE MALIBU 4 DR. SPORT SEDAN (13639)**

- |           |  |            |            |  |              |
|-----------|--|------------|------------|--|--------------|
| 1. 10.093 | MOULDING—Lwr. Revl. . . . .  | 7731088    | 7. 12.075  | MOULDING—Roof Drip Mldg. RR                | 8736852-51   |
| 2. 10.093 | MOULDING—Side Revl. . . . .  | 7725633-32 | 8. 10.772  | MOULDING—Dr. Belt Revl. . . . .            | 8787573-72   |
| 3. 12.075 | SCALP—W/Shield Plr. Drip Mldg. . . . .                                 | 7726066-65 | 9. 12.116  | MOULDING UNIT—Qtr. Belt Revl. Frt. . . . . | 8782952-51   |
| 4. 10.093 | MOULDING—Upr. Revl. . . . .  | 7726032    | 10. 12.116 | MOULDING UNIT—Qtr. Belt Revl. RR . . . . . | 8781179-78   |
| 5. 12.075 | ESCUTCHEON—W/Shield Plr. Drip Mldg. Scalp (Exc. Vinyl Top). . . . .    | 7661073    | 11. 2.575  | LAMP . . . . .                             | 917101-02    |
| 12.075    | ESCUTCHEON—W/Shield Plr. Drip Mldg. Scalp (w/Vinyl Top—R.H.) . . . . . | 7661072    | 2.575      | BEZEL . . . . .                            | 3972899-2900 |
| 12.075    | ESCUTCHEON—W/Shield Plr. Drip Mldg. Scalp (w/Vinyl Top) . . . . .      | 7765658    | 12. 12.114 | MOULDING UNIT—Dr. Peak . . . . .           | 8701413-16   |
| 6. 12.075 | SCALP—Roof Drip Mldg. Frt. (Exc. Vinyl Top). . . . .                   | 8741071-70 | 13. 8.304  | MOULDING UNIT—Rckr. . . . .                | 3980799-800  |
| 12.075    | SCALP—Roof Drip Mldg. Frt. (w/Vinyl Top) . . . . .                     | 7753603-02 | 14. 12.112 | MOULDING UNIT—Dr. Peak . . . . .           | 8701411-10   |



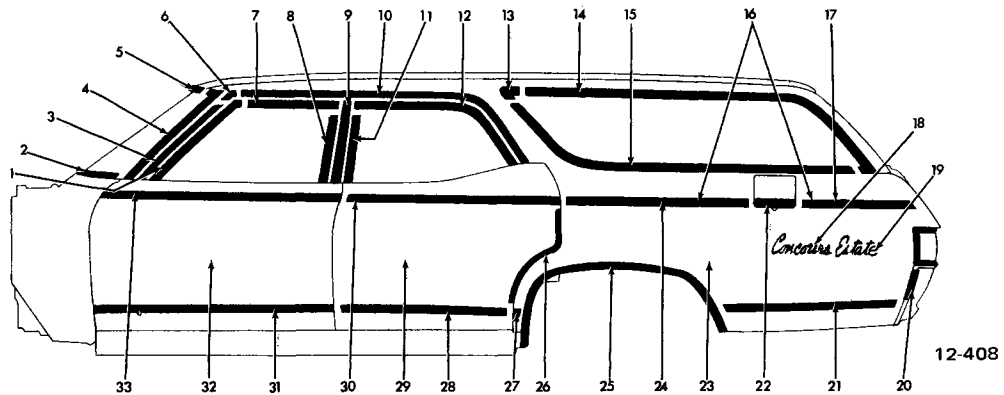
**1970 CHEVELLE MALIBU 4 DR. SEDAN (13469-13669)**

- |           |   |            |            |  |              |
|-----------|---|------------|------------|--|--------------|
| 1. 10.707 | MOULDING—Dr. Frt. Scalp . . . . .                                 | 7727233-32 | 10. 12.113 | MOULDING—Ctr. Plr. Scalp . . . . .         | 7728723-22   |
| 2. 10.093 | MOULDING—Lwr. Revl. (13469) . . . . .                             | 7737629    | 11. 10.772 | MOULDING—Dr. Vert. Frt. . . . .            | 7728802-01   |
| 10.093    | MOULDING—Lwr. Revl. (w/Sp. w/Shield Wiper) . . . . .              | 7731088    | 12. 10.772 | MOULDING—Dr. RR Scalp . . . . .            | 8789902-01   |
| 3. 10.093 | MOULDING—Side Revl. . . . .                                       | 7725633-32 | 13. *      | MOULDING—Dr. Belt Revl. (13469) . . . . .  |              |
| 4. 12.075 | SCALP—W/Shield Plr. Drip Mldg. (13669) . . . . .                  | 7726066-65 | 10.772     | MOULDING—Dr. Belt Revl. (13669) . . . . .  | 8787573-72   |
| 12.075    | SCALP—W/Shield Plr. Drip Mldg. w/Vinyl Top. . . . .               | 7765653    | 14. 12.116 | MOULDING UNIT—Qtr. Belt Revl. Frt. . . . . | 8782952-51   |
| 12.075    | SCALP—W/Shield Plr. Drip Mldg. w/Vinyl Top . . . . .              | 7726066    | 15. 12.116 | MOULDING UNIT—Qtr. Belt Revl. RR . . . . . | 8781179-8    |
| 5. 10.093 | MOULDING—Upr. Revl. . . . .                                       | 7726032    | 16. 2.575  | LAMP . . . . .                             | 917101-02    |
| 6. 12.075 | ESCUTCHEON—W/Shield Plr. Drip Mldg. Scalp (13669) . . . . .       | 7761073-72 | 2.575      | BEZEL . . . . .                            | 3972899-2900 |
| 12.075    | ESCUTCHEON—W/Shield Plr. Drip Mldg. Scalp (w/Vinyl Top) . . . . . | 7765658-57 | 17. 12.114 | MOULDING UNIT—Dr. Peak (13669) . . . . .   | 8701413-16   |
| 7. 10.707 | MOULDING—Dr. Upr. Scalp . . . . .                                 | 7728607-06 | 18. 8.304  | MOULDING UNIT—Rckr. (13669) . . . . .      | 3980799-800  |
| 8. 10.707 | MOULDING—Dr. Vert. RR Scalp . . . . .                             | 7728721-20 | 19. 12.112 | MOULDING UNIT—Dr. Peak (13669) . . . . .   | 8701411-10   |
| 9. 12.075 | SCALP—Roof Drip Mldg. . . . .                                     | 7721961-60 |            |  |              |



**1970 CHEVELLE STATION WAGON (13200-400-600)**

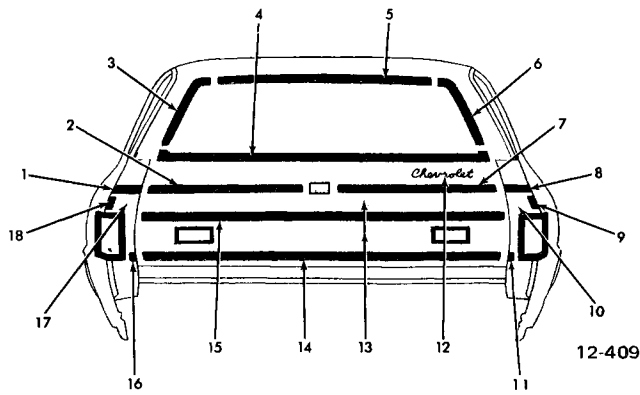
- |            |   |            |            |   |             |
|------------|---|------------|------------|---|-------------|
| 1. 10.707  | MOULDING—Dr. Frt. Scalp . . . . .                           | 7727232-33 | 13. 11.031 | ESCUTCHEON—Qtr. Upr. Frt. Revl. (13200-400) . . . . .                 | 8726888-37  |
| 2. 10.093  | MOULDING—Lwr. Revl. . . . .                                 | 7731088    | 11.031     | ESCUTCHEON—Qtr. Upr. Frt. Revl. (Door & Window Frame Mldg.) . . . . . | 8726841-40  |
| 3. 12.075  | SCALP—W/Shield Plr. Drip Mldg. (13400-600) . . . . .        | 7726066-65 | 14. 11.031 | MOULDING—Qtr. Upr. Revl. . . . .                                      | 7724463-62  |
| 4. 10.093  | MOULDING—Side Revl. . . . .                                 | 7725633-32 | 15. 11.031 | MOULDING—Qtr. Lwr. Revl. . . . .                                      | 7724131-30  |
| 5. 10.093  | MOULDING—Upr. Revl. . . . .                                 | 7726032    | 16. 12.116 | PLATE—Name Fend. (13600) (Concours) . . . . .                         | 8740612     |
| 6. 12.075  | ESCUTCHEON—W/Shield Plr. Drip Mldg. Scalp (13600) . . . . . | 7661073-72 | 17. 12.116 | PLATE—Name Fend. (13400) (Greenbrier) . . . . .                       | 8733948     |
| 7. 10.707  | MOULDING—Dr. Upr. Scalp . . . . .                           | 7728607-06 | 18. 12.116 | MOULDING UNIT—RR Whl. Opng. (13600) . . . . .                         | 8702473-72  |
| 8. 10.707  | MOULDING—Dr. Vert. RR Scalp . . . . .                       | 7728721-20 | 19. 8.304  | MOULDING UNIT—Rckr. (13600) . . . . .                                 | 3980799-800 |
| 9. 12.113  | MOULDING—Ctr. Plr. Scalp . . . . .                          | 7728723-22 |            |   |             |
| 10. 12.075 | SCALP—Roof Drip Mldg. (13400-600). . . . .                  | 7723763-62 |            |   |             |
| 11. 10.772 | MOULDING—Dr. Vert. Frt. Scalp . . . . .                     | 7728802-01 |            |   |             |
| 12. 10.772 | MOULDING—Dr. Upr. Scalp . . . . .                           | 7731143-42 |            |   |             |



**1970 CHEVELLE STATION WAGON (13800)**

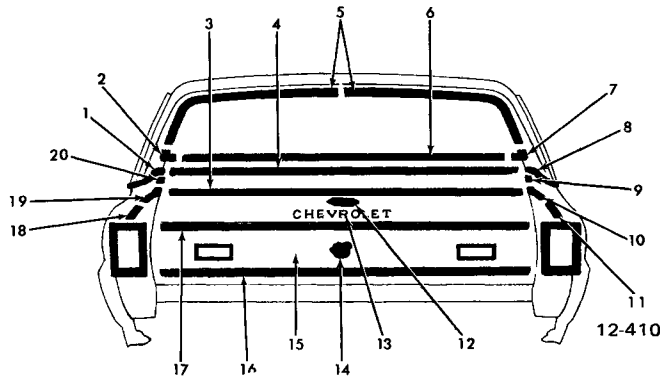
- |            |   |            |            |   |            |
|------------|---|------------|------------|---|------------|
| 1. 10.707  | MOULDING—Dr. Frt. Scalp . . . . .                   | 7727233-32 | 19. 12.116 | PLATE—Name Fend. (Estate) . . . . .                   | 8740611    |
| 2. 10.093  | MOULDING—Lwr. Revl. . . . .                         | 7731088    | 20. 12.116 | MOULDING UNIT—RR Fend. Transfer Vert. . . . .         | 8702475-74 |
| 3. 12.075  | SCALP—W/Shield Plr. Drip Mldg. . . . .              | 7726066-5  | 21. 12.116 | MOULDING UNIT—RR of Whl. Opng. Transfer . . . . .     | 8702981    |
| 4. 10.093  | MOULDING—Side Revl. . . . .                         | 7725633-32 | 22. 12.116 | MOULDING UNIT—Gas Tank Dr. Transfer . . . . .         | 8702979    |
| 5. 10.093  | MOULDING—Upr. Revl. . . . .                         | 7726032    | 23. 10.354 | TRANSFER—Fend. . . . .                                | 8791881-80 |
| 6. 12.075  | ESCUTCHEON—W/Shield Plr. DRIP Mldg. Scalp . . . . . | 7661073-72 | 24. 12.116 | MOULDING UNIT—RR Fend. Transfer Upr. Frt. Lt. . . . . | 8702473-72 |
| 7. 10.707  | MOULDING—Dr. Upr. Scalp . . . . .                   | 7728607-06 | 25. 12.116 | MOULDING UNIT—RR Whl. Opng. . . . .                   | 8702473-72 |
| 8. 10.707  | MOULDING—Dr. Vert. RR Scalp . . . . .               | 7728721-20 | 26. 12.116 | MOULDING UNIT—RR Fend. Transfer Frt. . . . .          | 8702482-81 |
| 9. 12.113  | MOULDING—Ctr. Plr. Scalp . . . . .                  | 7728723-22 | 27. 12.116 | MOULDING UNIT—Frt. of Whl. Opng. Transfer . . . . .   | 8702980    |
| 10. 12.075 | SCALP—Roof Drip Mldg. . . . .                       | 7723763-62 | 28. 12.114 | MOULDING—Dr. Transfer Lwr. . . . .                    | 8702998-97 |
| 11. 10.772 | MOULDING—Dr. Vert. Frt. Scalp . . . . .             | 7728802-01 | 29. *      | TRANSFER—Dr. . . . .                                  |            |
| 12. 10.772 | MOULDING—Dr. Upr. Scalp . . . . .                   | 7731143-42 | 30. 12.114 | MOULDING—Dr. Transfer Upr. . . . .                    | 8702996-95 |
| 13. 11.031 | ESCUTCHEON—Qtr. Upr. Frt. Revl. . . . .             | 8726841-40 | 31. 12.112 | MOULDING—Dr. Transfer Lwr. . . . .                    | 8702994-93 |
| 14. 11.031 | MOULDING—Qtr. Upr. Revl. . . . .                    | 7724463-62 | 32. *      | TRANSFER—Dr. . . . .                                  |            |
| 15. 11.031 | MOULDING—Qtr. Lwr. Revl. . . . .                    | 7724131-30 | 33. 12.112 | MOULDING—Dr. Transfer Upr. . . . .                    | 8702992-91 |
| 16. 12.116 | MOULDING UNIT—RR Fend. Transfer Upr. Rt. . . . .    | 8702976    |            |   |            |
| 17. 12.116 | MOULDING UNIT—RR Fend. Transfer Upr. RR Lt. . . . . | 8702978    |            |   |            |
| 18. 12.116 | PLATE—Name Fend. (Concours) . . . . .               | 8740612    |            |   |            |

\*Removed from service



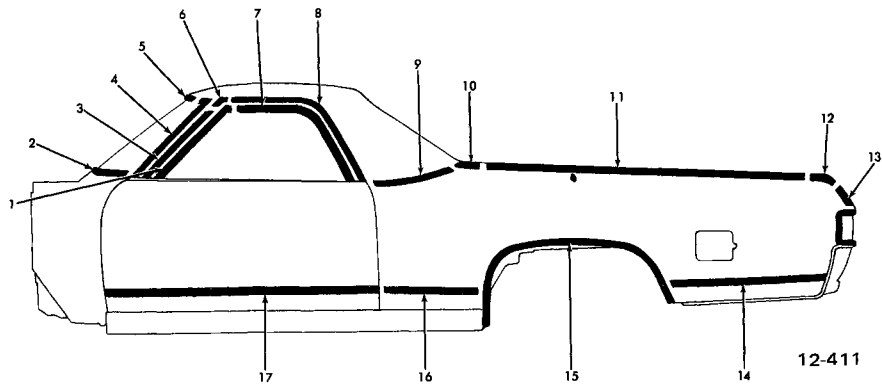
**1970 CHEVELLE STATION WAGON (13200-400-600-800)**

1.	12.116	MOULDING UNIT—RR of RR Fender Transfer Upr. (13800) L.H.	8702983	10.	10.354	TRANSFER—RR of RR Fender (13800) R.H.	8791820
2.	12.180	MOULDING—Tailgate Transfer Upr. (13836) L.H.	8702988	11.	12.116	MOULDING UNIT—RR of RR Fender Transfer Lwr. (13800) R.H.	8702984
	12.180	MOULDING—Tailgate Transfer Upr. (13846) L.H.	8702990	12.	12.180	PLATE—Name Tailgate (Chevrolet)	8701011
3.	12.180	MOULDING—Tailgate Side Revl. L.H.	7727133	13.	10.354	TRANSFER—Tailgate (13800)	8791817
4.	*	MOULDING—Tailgate Lwr. Revl.		14.	12.180	MOULDING—Tailgate Lwr. (13600)	8701104
5.	12.180	MOULDING—Tailgate Upr. Revl.	7725782		12.180	MOULDING—Tailgate Lwr. (13800)	8702986
6.	12.180	MOULDING—Tailgate Side Revl. R.H.	7727132	15.	12.180	MOULDING—Tailgate Upr. (3600)	8701103
7.	12.180	MOULDING—Tailgate Transfer Upr. (13836) R.H.	8702987	16.	12.116	MOULDING UNIT—RR of RR Fender Transfer Lwr. (13800) L.H.	8702985
	12.180	MOULDING—Tailgate Transfer Upr. (13846) R.H.	8702989	17.	10.354	TRANSFER—RR of RR Fender (13800) L.H.	8791821
8.	12.116	MOULDING UNIT—RR of RR Fender Transfer Upr. (13800) R.H.	8702982	18.	12.116	MOULDING UNIT—RR of RR Fender Transfer Vert. (13800) L.H.	8700897
9.	12.116	MOULDING UNIT—RR of RR Fender Transfer Vert. (13800) R.H.	8700896				



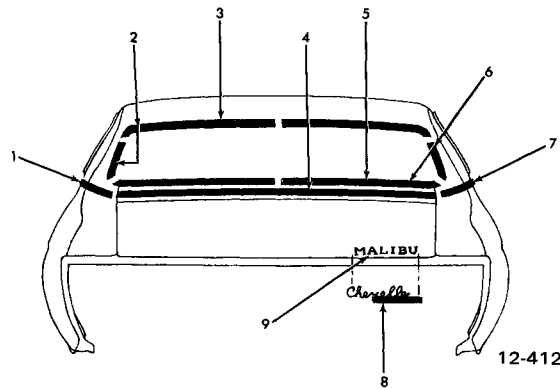
**1970 CHEVELLE EL CAMINO (13480-13680)**

1.	12.116	MOULDING UNIT—Qtr. P/Weld Fnsh. Frt. Cor. L.H.	3940521	12.	12.180	EMBLEM—Tailgate	8701343
2.	11.209	ESCUTCHEON—Lwr. Cor. Revl.	8775864	13.	12.180	PLATE—Name Tailgate	8700891
3.	12.180	MOULDING—Tailgate Belt Fnsh.	7724457	14.	12.180	PLATE—Name Tailgate (13680) Opt.	7795093
4.	12.971	MOULDING—Compt. Div. Upr.	7729430	15.	10.354	TRANSFER—Tailgate (13680)	8797913
5.	11.208	MOULDING—Upr. Revl. L.H.	8775863	16.	12.180	MOULDING—Tailgate Transfer Lwr. (13680)	8700901
	11.208	MOULDING—Upr. Revl. R.H.	8775862	17.	12.180	MOULDING—Tailgate Transfer Upr. (13680)	8700900
6.	11.208	MOULDING—Lwr. Revl.	8775839	18.	12.116	MOULDING UNIT—RR of RR Fend. Lwr. L.H.	7795039
7.	11.209	ESCUTCHEON—Lwr. Cor. Revl.	8775864	19.	12.116	MOULDING UNIT—RR of RR Fend. Upr. L.H.	7795037
8.	12.116	MOULDING UNIT—Qtr. P/Weld. Fnsh. Frt. Cor. R.H.	3940522	20.	12.116	MOULDING UNIT—Qtr. P/Weld Fnsh. at Belt L.H.	3940523
9.	12.116	MOULDING UNIT—Qtr. P/Weld Fnsh. at Belt R.H.	3940524				
10.	12.116	MOULDING UNIT—RR of RR Fender Upr. R.H.	7795036				
11.	12.116	MOULDING UNIT—RR of RR Fender Lwr. R.H.	7795038				



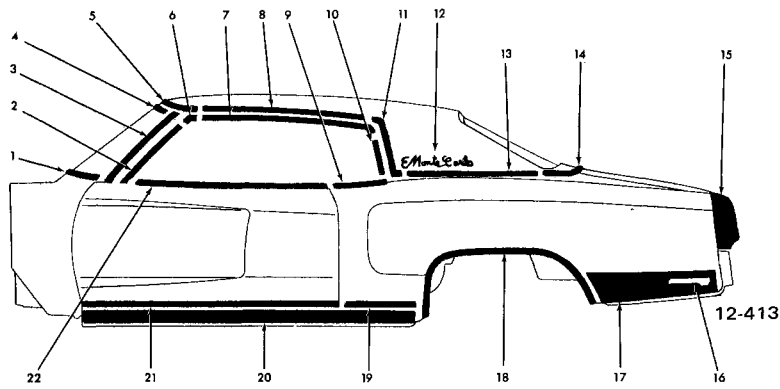
**1970 CHEVELLE EL CAMINO (13480-13680)**

1. 10.707	MOULDING—Dr. Frt. Scalp . . . . .	7746589-88	10. 12.116	MOULDING UNIT—Qtr. P/Weld	
2. 10.093	MOULDING—Lwr. Revl. . . . .	7731088		Fnshg. Frt. Cor. . . . .	3940522-21
3. 12.075	SCALP—W/Shield Plr. Drip		11. 12.116	MOULDING UNIT—Qtr. P/Weld	
	Mldg. w/Vinyl Top . . . . .	7765656-55		Fnshg. at Belt . . . . .	3940524-23
4. 10.093	MOULDING—Side Revl. . . . .	7725635-34	12. 12.116	MOULDING UNIT—RR of RR	
5. 10.093	MOULDING—Upr. Revl. . . . .	7726034		Fend. Upr. . . . .	7795037-36
6. 12.075	ESCUTCHEON—W/Shield Plr.		13. 12.116	MOULDING UNIT—RR of RR	
	Drip Mldg. Scalp (13480) w/Vinyl			Fend. Lwr. . . . .	7795039-38
	Top . . . . .	7765658-57	14. 12.116	MOULDING UNIT—RR of Whl.	
12.075	ESCUTCHEON—W/Shield Plr.			Opng. (13680) . . . . .	8702511
	Drip Mldg. Scalp (13680) . . . . .	7661073-72	15. 12.116	MOULDING UNIT—RR Whl.	
7. 10.707	MOULDING—Dr. Upr. Scalp . . . . .	7734898-97		Opng. (13680) . . . . .	8703000-2999
8. 12.075	SCALP—Roof Drip Mldg. . . . .	7723363-62	16. 12.116	MOULDING UNIT—Frt. of Whl.	
9. 12.116	MOULDING UNIT—Plr. Belt			Opng. (13680) . . . . .	8702955-54
	Revl. w/Vinyl Top . . . . .	3940504-03	17. 12.112	MOULDING UNIT—Dr. Lwr.	
				(13680) . . . . .	8701415-14



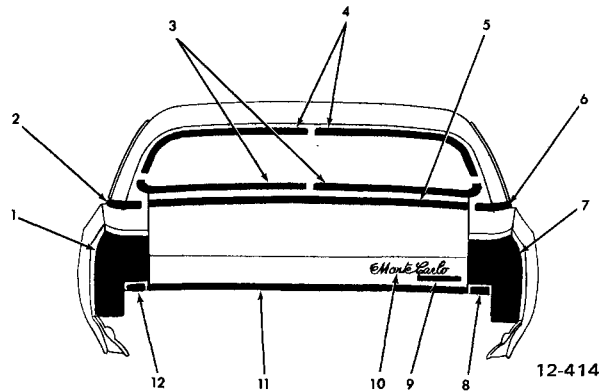
**1970 CHEVELLE MALIBU (13400-13600) EXC. STA. WAG.**

1. 12.116	MOULDING UNIT—Qtr. Belt		5. 11.208	MOULDING—Lwr. Revl.	
	Revl. RR L.H. (13427-37-637) . . . . .	8788125		(13427-437-637-857) L.H. . . . .	8775849
12.116	MOULDING UNIT—Qtr. Belt Revl.		11.208	MOULDING—Lwr. Revl.	
	RR L.H. (13469-639-669) . . . . .	8781179		(13427-437-637-857) R.H. . . . .	8775848
2. 11.208	MOULDING—Upr. & Side Revl.		11.208	MOULDING—Lwr. Revl. (13480-	
	(13427-37-637-857) . . . . .	8775847-46		680) . . . . .	8775839
3. 11.208	MOULDING—Upr. Revl.		6. 11.208	MOULDING—Lwr. & Side Revl.	
	(13469-639-669) . . . . .	8775859-58		(13469-639-669) . . . . .	8775861-60
11.208	MOULDING—Upr. Revl.		7. 12.116	MOULDING UNIT—Qtr. Belt Revl.	
	(13480-680) . . . . .	8775863-62		RR R.H. (13427-37-637) . . . . .	8788124
4. 12.121	MOULDING—RR End Belt			MOULDING UNIT—Qtr. Belt Revl.	
	Revl. (13427-37-637) . . . . .	8799265		RR R.H. (13469-639-669) . . . . .	8781178
12.121	MOULDING—RR End Belt		8. 12.182	PLATE—Name Compt. Lid (13400) . . . . .	8791686
	Revl. (13469-639-669) . . . . .	8779837	9. *	PLATE—Name Compt. Lid (13600)	



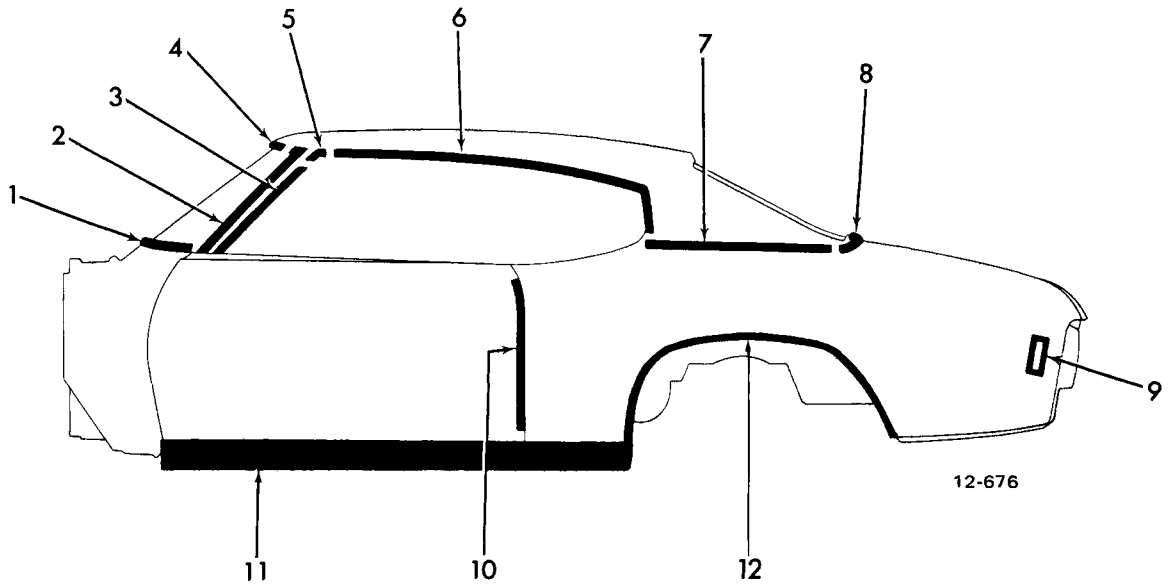
**1970 MONTE CARLO SPORT COUPE (13857)**

1. 10.093	MOULDING—Lwr. Revl. . . . .	7731088	13. 12.116	MOULDING UNIT—Qtr. Belt Revl. (13857) . . . . .	8792121-20
2. 12.075	SCALP—W/Shield Plr. Drip Mldg. (13857) . . . . .	7726068-67	14. 12.121	MOULDING UNIT—RR End Belt Revl. (13857) . . . . .	8792119
3. 10.093	MOULDING—Side Revl. (13857) . . . . .	7725635-34	15. 12.940	EXTENSION—At Tail Lamp . . . . .	8700887-86
4. 10.093	MOULDING—Upr. Revl. (13857) . . . . .	7726034	16. 2.575	LAMP . . . . .	917107-08
5. 12.075	MOULDING—Roof Pnl. Cvr. Frt. (13857) Two-Tone Paint . . . . .	8792123-22	17. 12.116	MOULDING UNIT—RR of Whl. Opng. . . . .	8702559-58
6. 12.075	ESCUTCHEON—W/Shield Plr. Drip Mldg. Scalp (13857) . . . . .	7661073-72	18. 12.116	MOULDING UNIT—RR Whl. Opng. . . . .	8702563-62
7. 12.075	SCALP—Roof Drip Mldg. Frt. (13857) . . . . .	9809052-51	19. 12.116	MOULDING UNIT—Frt. of Whl. Opng. . . . .	8702557-56
8. 12.075	MOULDING—Roof Pnl. Cvr. Side Frt. (13857) Two-Tone Paint . . . . .	8792208-07	20. 8.304	MOULDING—Rckr. . . . .	3974202-01
9. 11.031	MOULDING—Qtr. Revl. (13857) . . . . .	9809070-71	21. 12.112	MOULDING UNIT—Dr. Lwr. . . . .	8701418-17
10. 12.075	SCALP—Roof Drip Mldg. RR (13857) . . . . .	9809054-53	22. 10.707	MOULDING—Dr. Revl. . . . .	8724405-04
11. 12.075	MOULDING—Roof Pnl. Cvr. Side RR (13857) . . . . .	8792677-76			
12. 12.812	PLATE—Name Roof Pnl. (13857) Monte Carlo (Exc. Vinyl Top) . . . . .	8798374			
12.812	PLATE—Name Roof Pnl. (13857) Monte Carlo (w/Vinyl Top) . . . . .	8798375			



**1970 MONTE CARLO—REAR (13857)**

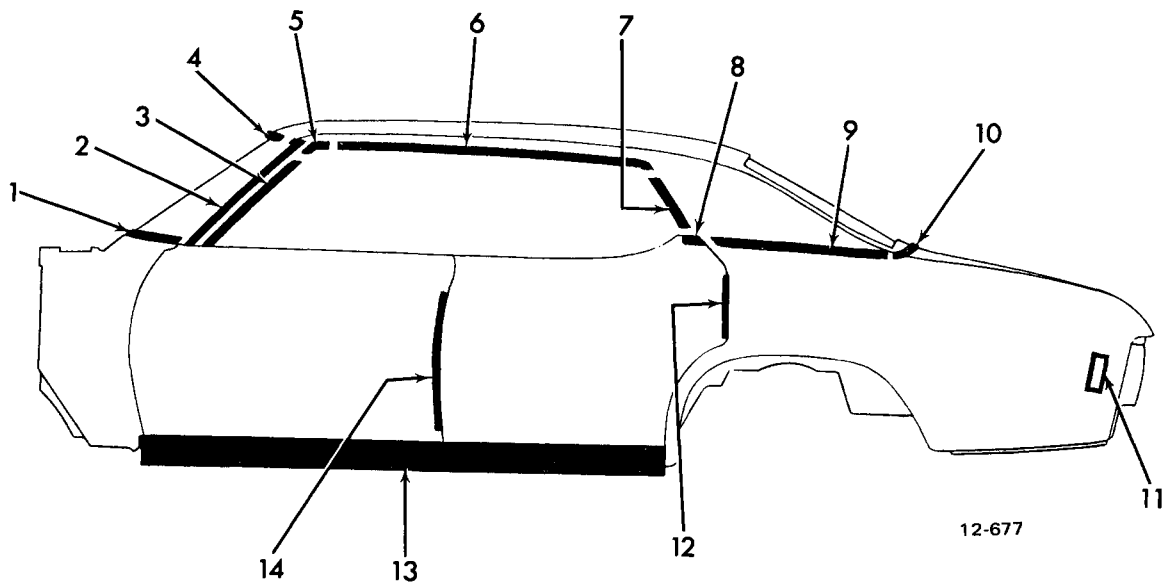
1. 12.940	EXTENSION—At Tail Lamp L.H. . . . .	8700887	6. 12.116	MOULDING UNIT—Qtr. Belt Revl. (13857) R.H. . . . .	8792120
2. 12.116	MOULDING UNIT—Qtr. Belt Revl. (13857) L.H. . . . .	8792121	12.116	MOULDING UNIT—Qtr. Belt Revl. (w/Vinyl Top) R.H. . . . .	9809422
12.116	MOULDING UNIT—Qtr. Belt Revl. (w/Vinyl Top) L.H. . . . .	9809423	7. 12.940	EXTENSION—At Tail Lamp R.H. . . . .	8700886
3. 11.208	MOULDING—Lwr. Revl. (13857) . . . . .	7725807-08	8. 12.182	MOULDING—RR End Side R.H. . . . .	8700889
4. 11.208	MOULDING—Upr. & Side Revl. (13857) . . . . .	8775847-46	9. 12.182	PLATE—Name RR End Pnl. . . . .	8700883
5. 12.121	MOULDING UNIT—RR End Belt Revl. . . . .	8792119	10. 12.182	PLATE—Name RR End Pnl. (Monte Carlo) . . . . .	8700885
			11. 12.182	MOULDING—RR End Ctr. . . . .	8700888
			12. 12.182	MOULDING—RR End Side L.H. . . . .	8700890



**1971 CHEVELLE (13437-13637-67)**

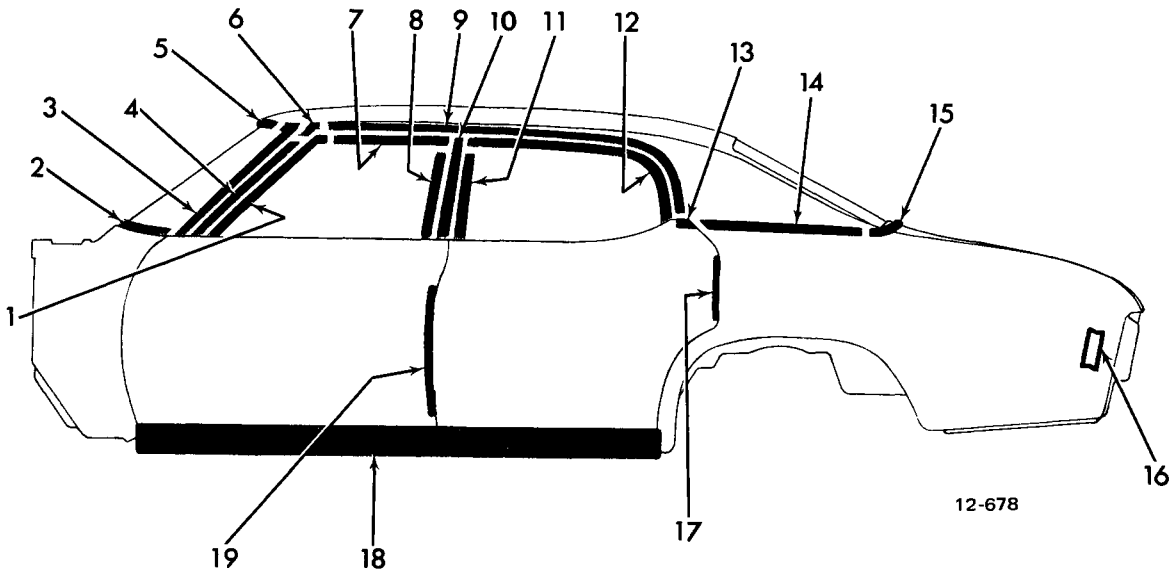
- |   |            |  |             |
|---|------------|--|-------------|
| 1. 10.093 MOULDING, Rvl. W/S Lwr. ....    | 7731088    | 7. 12.116 MOULDING, Rvl. Qtr. Belt Frt.      |             |
| 2. 10.093 MOULDING, Rvl. W/S Side .....   | 7725635-34 | w/Vinyl Roof-2 Tone Paint) .....             | 9811346-45  |
| 3. 12.075 SCALP, Drip Mldg. W/S Plr. .... | 7726066-65 | 8789273-72*                                  |             |
| 4. 10.093 MOULDING, Rvl. W/S Upr. ....    | 7726034    | 12.116 MOULDING, Fin. Qtr. P/W .....         | 8726849-48  |
| 5. 12.075 ESCUT., Drip Mldg. W/S Plr.     |            | 8. 12.116 MOULDING, Rvl. Qtr. Belt R.R. .... | 8788125-24  |
| Scp. ....                                 | 7765658-57 | 9. 2.575 LAMP .....                          | 917102-01   |
| 6. 12.075 SCALP, Drip Mldg. Roof          |            | 2.575 BEZEL .....                            | 3971899-900 |
| (exc. Vinyl Roof) .....                   | 8782461-60 | 10. 10.352 MOULDING, Dr. Edge Guard .....    | 3963244-43  |
| (w/Vinyl Roof) .....                      | 8782513    | 11. 8.304 MOULDING                           |             |
| (w/Vinyl Roof R.H.) .....                 | 8722460    | 12. 12.116 MOULDING UNIT R.R. Whl.           |             |
|   |            | Opng. (Opt.) .....                           | 8702561-60  |

\*For P&A Use Only-One should be w/ & exc.)



**1971 CHEVELLE (13639)**

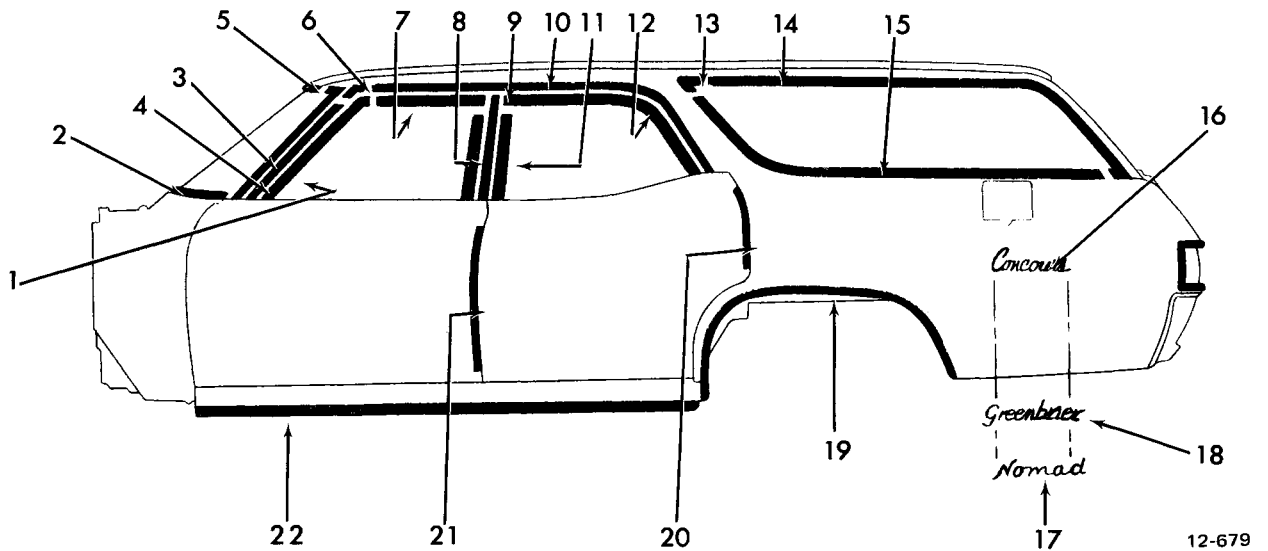
- |   |  |
|---|--|
| 1. 10.093 MOULDING, Rvl. W/S Lwr. .... 7731088                  | 9. 12.116 MOULDING, Rvl. Qtr. Belt Frt. .... 8782952-51  |
| 2. 10.093 MOULDING, Rvl. W/S Side .... 7725633-32               | 10. 12.116 MOULDING, Rvl. Qtr. Belt R.R. .... 8781179-78 |
| 3. 12.075 SCALP, Drip Mldg. W/S Plr. .... 7726066-65            | 11. 2.575 LAMP ..... 917102-01                           |
| 4. 10.093 MOULDING, Rvl. W/S Upr. .... 7726032                  | 2.575 BEZEL .....3972899-900                             |
| 5. 12.075 ESCUT., Drip Mldg. W/S Plr.<br>Scp. .... 7661073-72   | 12. 10.352 MOULDING, Dr. Edge Guard ..... 3963248-47     |
| 6. 12.075 SCALP, Drip Mldg. Roof Frt. .... 7753603-02           | 13. 8.304 MOULDING UNIT                                  |
| 7. 12.075 SCALP, Drip Mldg. Roof R.R. .... 8736852-51           | 14. 10.352 MOULDING, Dr. Edge Guard ..... 3963246-45     |
| 8. 10.772 MOULDING, Rvl. R/D Otr. Pnl.<br>Belt ..... 8787575-74 |  |



**1971 CHEVELLE (13469-13669)**

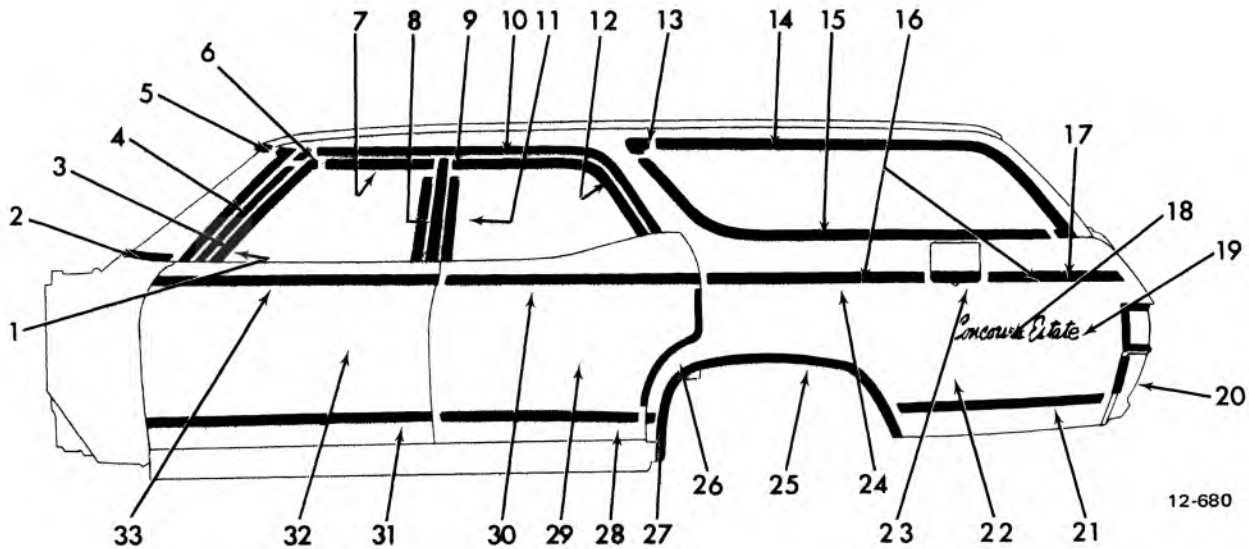
- |  |   |
|--|---|
| 1. 10.707 MOULDING, Scp. F/D Wdo. Frm.<br>Frt. .... 7727233-32       | 10. 12.113 MOULDING, Scp. C/Plr. Vert. .... 7728723-22                |
| 2. 10.093 MOULDING, Rvl. W/S Lwr. .... 7731088                       | 11. 10.772 MOULDING, Scp. R/D Wdo. Frm.<br>Vert. Frt. .... 7728802-01 |
| 3. 10.093 MOULDING, Rvl. W/S Side .... 7725633-32                    | 12. 10.772 MOULDING, Scp. R/D Wdo. Frm. R.R. 8789902-01               |
| 4. 12.075 SCALP, Drip Mldg. W/S Plr. .... 7726066-65                 | 13. 10.772 MOULDING, Rvl. R/D Otr. Pnl.<br>Belt ..... 8787575-74      |
| 5. 10.093 MOULDING, Rvl. W/S Upr. .... 7726032                       | 14. 12.116 MOULDING, Rvl. Qtr. Belt Frt. .... 8782952-51              |
| 6. 12.075 ESCUT., Drip Mldg. W/S Plr.<br>Scp. .... 7765658-57        | 15. 12.116 MOULDING, Rvl. Qtr. Belt R.R. .... 8781179-78              |
| 7. 10.707 MOULDING, Scp. F/D Wdo. Frm.<br>Upr. .... 7728607-06       | 16. 2.575 LAMP ..... 917102-01  |
| 8. 10.707 MOULDING, Scp. F/D Wdo. Frm.<br>Vert. R.R. .... 7728721-20 | 2.575 BEZEL .....3972899-900  |
| 9. 12.075 SCALP, Roof Drip Mldg. .... 7721951-50                     | 17. 10.352 MOULDING, Dr. Edge Guard ..... 3963248-47                  |
|  | 18. 8.304 MOULDING UNIT   |
|  | 19. 10.352 MOULDING, Dr. Edge Guard ..... 3963246-45                  |





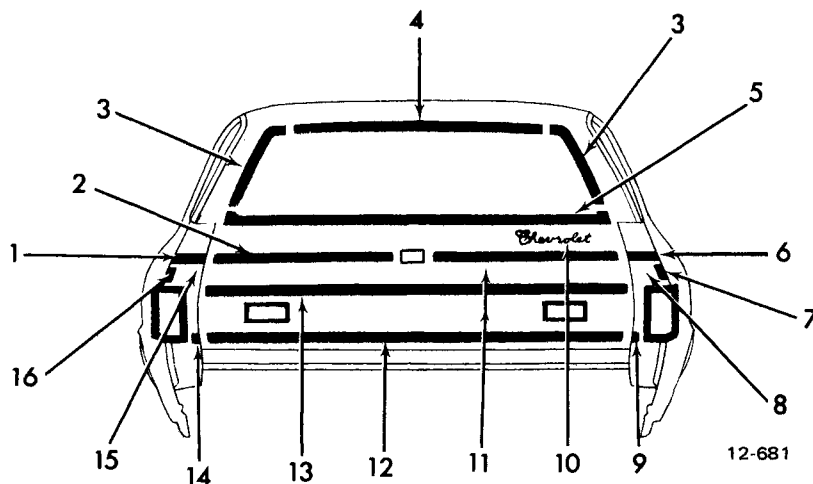
**1971 CHEVELLE STATION WAGON (13200-13400-13600)**

- |   |  |
|---|--|
| 1. 10.707 MOULDING, Scp. F/D Wdo. Frm. Frt. .... 7727233-32   | (Concours, Nomad & Greenbrier w/Door Wdo. Mldg.) .... 8726841-40                                     |
| 2. 10.093 MOULDING, Rvl. W/S Lwr. .... 7731088  | 14. 11.031 MOULDING, Rvl. Qtr. Wdo. Upr. (Nomad & Greenbrier exc. Door & Wdo. Mldg.) .... 7724461-60 |
| 3. 10.093 MOULDING, Rvl. W/S Side .... 7725633-32   | (Concours, Nomad & Greenbrier w/Door Wdo. Mldg.) .... 7724463-62                                     |
| 4. 12.075 SCALP, Drip Mldg. W/S Plr. .... 7726066-65  | 15. 11.031 MOULDING, Rvl. Qtr. Wdo. Lwr. (Nomad & Greenbrier exc. Door & Wdo. Mldg.) .... 7724129-28 |
| 5. 10.093 MOULDING, Rvl. W/S Upr. .... 7726032  | (Concours, Nomad & Greenbrier w/Door Wdo. Mldg.) .... 7724131-30                                     |
| 6. 12.075 ESCUT., Drip Mldg. W/S Plr. Scp. .... 7661073-72  | 16. 12.116 PLATE, Name Fend. .... 8740612  |
| 7. 10.707 MOULDING, Scp. F/D Wdo. Frm. Upr. .... 7728607-06   | 17. 12.116 PLATE, Name Fend. .... 9816719  |
| 8. 10.707 MOULDING, Scp. F/D Wdo. Frm. Vert. R.R. .... 7728721-20   | 18. 12.116 PLATE, Name Fend. .... 8733948  |
| 9. 12.113 MOULDING, Scp. C/Plr. Vert. .... 7728723-22   | 19. 12.116 MOULDING, R.R. Whl. Opg. .... 8702473-72  |
| 10. 12.075 SCALP, Roof Drip Mldg. .... 7723763-62   | 20. 10.352 MOULDING, Door Edge Guard .... 3926706-05   |
| 11. 10.772 MOULDING, Scp. R/D Wdo. Frm. Vert. Frt. .... 7728802-01  | 21. 10.352 MOULDING, Door Edge Guard .... 3926704-03   |
| 12. 10.772 MOULDING, Scp. R/D Wdo. Frm. Upr. .... 7731143-42  |  |
| 13. 11.031 ESCUT., Rvl. Mldg. Qtr. Wdo. Upr. Frt. (Nomad & Greenbrier exc. Door & Wdo. Mldg.) .... 8726838-37 |  |



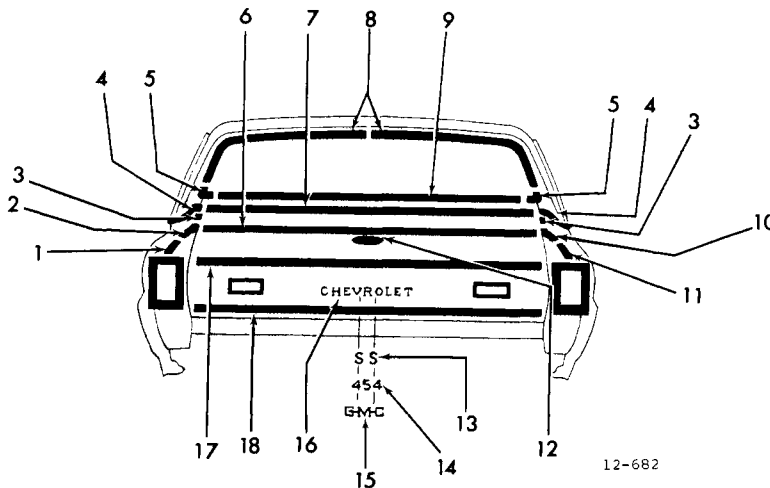
### 1971 CHEVELLE STATION WAGON (13800)

1. 10.707 MOULDING, Scp. F/D Wdo. Frm. Frt. .... 7727233-32	17. 12.116 MOULDING, R.R. Fend. Transfer Upr. R.R. Lt. .... 8702978
2. 10.093 MOULDING, Rvl. W/S Lwr. .... 7731088	18. 12.116 PLATE, Name Fend. .... 8740612
3. 12.075 SCALP, Drip Mldg. W/S Plr. .... 7726066-65	19. 12.116 PLATE, Name Fend. .... 8740611
4. 10.093 MOULDING, Rvl. W/S Side .... 7728955-54	20. 12.116 MOULDING, R.F. Fend. Transfer Vert. .... 8702475-74
5. 10.093 MOULDING, Rvl. W/S Upr. .... 7726032	21. 12.116 MOULDING, R.R. of Whl. Opg. Transfer .... 8702981
6. 12.075 ESCUT., Drip Mldg. W/S Plr. Scp. .... 7661073-72	22. 10.354 TRANSFER, Fend. .... 8791881-80
7. 10.707 MOULDING, Scp. F/D Wdo. Frm. Upr. .... 7728607-06	23. 12.116 MOULDING, Gas Tank Dr. Transfer .. 8702979
8. 10.707 MOULDING, Scp. F/D Wdo. Frm. Vert. R.R. .... 7728721-20	24. 12.116 MOULDING, R.R. Fend. Transfer Upr. Frt. Lt. .... 8702977
9. 12.113 MOULDING, Scp. C/Plr. Vert. .... 7728723-22	25. 12.116 MOULDING, R.R. Whl. Opg. .... 8702473-72
10. 12.075 SCALP, Roof Drip Mldg. .... 7723763-62	26. 12.116 MOULDING, R.R. Fend. Transfer Frt. .... 8702482-81
11. 10.772 MOULDING, Scp. R/D Wdo. Frm. Vert. Frt. .... 7728802-01	27. 12.116 MOULDING, Frt. of Whl. Opg. Transfer .... 8702980
12. 10.772 MOULDING, Scp. R/D Wdo. Frm. Upr. .... 7731143-42	28. 12.114 MOULDING, Dr. Transfer Lwr. .... 8702998-97
13. 11.031 ESCUT., Rvl. Mldg. Qtr. Wdo. Upr. Frt. .... 8726841-40	29. 10.354 TRANSFER, Dr. .... 8702996-95
14. 11.031 MOULDING, Rvl. Qtr. Wdo. Upr. .... 7724463-62	30. 12.114 MOULDING, Dr. Transfer Upr. .... 8702996-95
15. 11.031 MOULDING, Rvl. Qtr. Wdo. Lwr. .... 7724131-30	31. 12.112 MOULDING, Dr. Transfer Lwr. .... 8702994-93
16. 12.116 MOULDING, R.R. Fend. Transfer Upr. Rt. .... 8702976	32. 10.354 TRANSFER, Dr. .... 8702992-91
	33. 12.112 MOULDING, Dr. Transfer Upr. .... 8702992-91



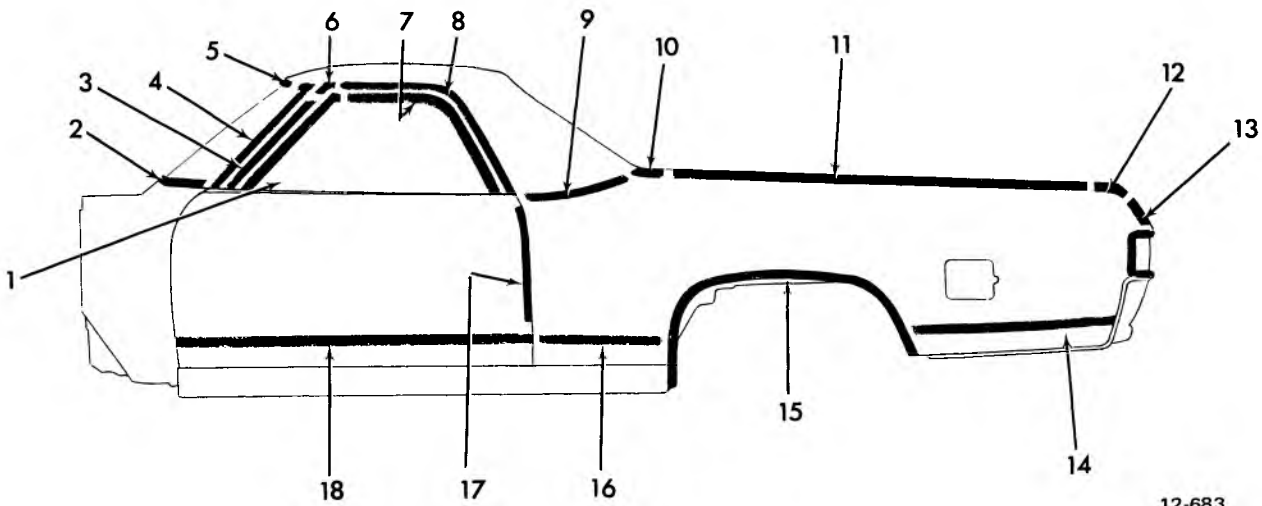
**1971 CHEVELLE STATION WAGON (13200-13400-13600-13800)**

1. 12.116 MOULDING, RR of RR Fend. Transfer Upr. (13800) .....	8702983	8. 10.354 TRANSFER, RR of RR Fend. ....	8791820
2. 12.180 MOULDING, T/Gate Transfer (13836) .....	8702988	9. 12.116 MOULDING, RR of RR Fend. Transfer Lwr. ....	8702984
3. 12.180 MOULDING, Rvl. T/Gate Wdo. Opg. Side .....	7727133-32	10. 12.180 PLATE, Name T/Gate .....	9831025
4. 12.180 MOULDING, Rvl. T/Gate Wdo. Opg. Upr. ....	7725782	11. 10.354 TRANSFER, T/Gate .....	8791817
5. 12.180 MOULDING, T/Gate Transfer (13836) .....	8702987	12. 12.180 MOULDING, T/Gate Lwr. (13600) .....	8701104
6. 12.116 MOULDING, RR of RR Fend. Transfer Upr. ....	8702989	13. 12.180 MOULDING, T/Gate Upr. ....	8702986
7. 12.116 MOULDING, RR of RR Fend. Transfer Vert. ....	8700896	14. 12.116 MOULDING, RR of RR Fend. Transfer Lwr. ....	8701103
		15. 10.354 TRANSFER, RR of RR Fend. ....	8702985
		16. 12.116 MOULDING, RR of RR Fend. Transfer Vert. ....	8791821
			8700897



**1971 CHEVELLE (13480-13680)**

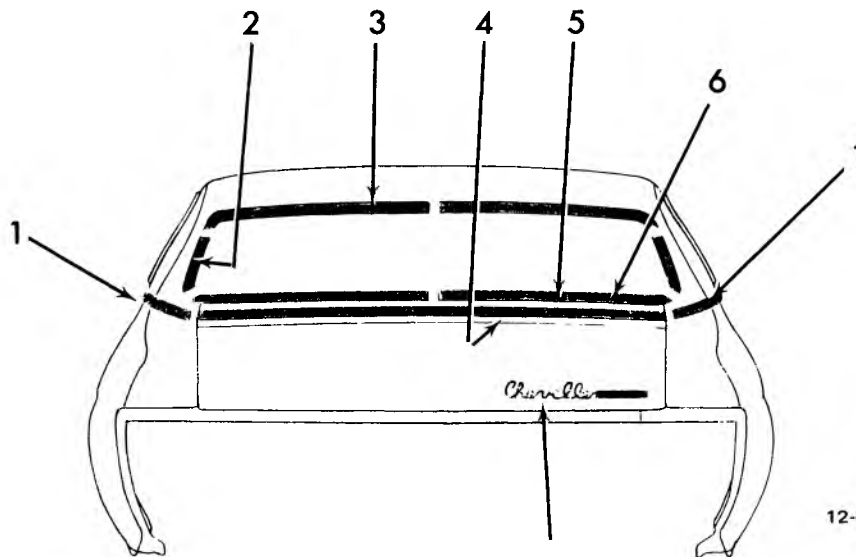
1. 12.116 MOULDING, RR of RR Fend. Lwr. ....	7795039	9. 11.208 MOULDING, Rvl. B/W Lwr. ....	8775839
2. 12.116 MOULDING, RR of RR Fend. Upr. ....	7795037	10. 12.116 MOULDING, RR of RR Fend. Upr. ....	7795036
3. 12.116 MOULDING, Fin. Qtr. P/W at Belt .....	3940523-24	11. 12.116 MOULDING, RR of RR Fend. Lwr. ....	7795038
4. 12.116 MOULDING, Fin. Qtr. P/W Frt. Cor. ....	7741959-58	12. 12.180 EMBLEM, T/Gate .....	8701343
5. 11.209 ESCUT., Rvl. Mldg. B/W Lwr. Cor. ....	8775864	13. 12.180 PLATE, Name T/Gate .....	8704030
6. 12.180 MOULDING, Fin. T/Gate Belt .....	7724457	14. 12.180 PLATE, Name T/Gate .....	8704040
7. 12.971 MOULDING, Belt Compt. Div. Upr. Pnl. ....	7729430	15. 12.180 EMBLEM, T/Gate .....	9862629
8. 11.208 MOULDING, Rvl. B/W Upr. ....	8775863-62	16. 12.180 PLATE, Name T/Gate .....	9831025
		17. 12.180 MOULDING, T/Gate Transfer Upr. ....	8700900
		18. 12.180 MOULDING, T/Gate Transfer Lwr. ....	8700901



12-683

**1971 CHEVELLE (13480-13680)**

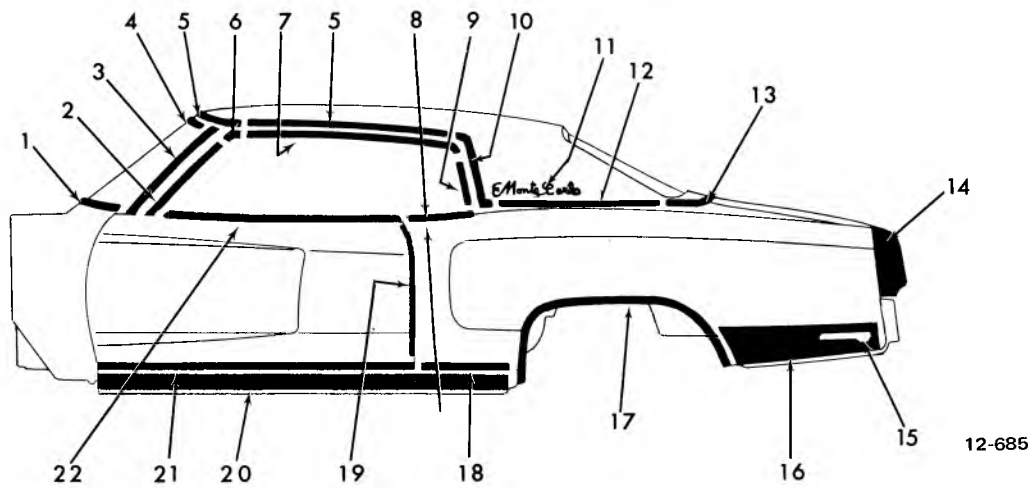
- |  |   |
|--|---|
| 1. 10.707 MOULDING, Sep. F/D Wdo.<br>Frm. Frt. .... 7746589-88                                   | 10. 12.116 MOULDING, Fin. Qtr. P/W<br>Frt. Cor. .... 3940522-21 |
| 2. 10.093 MOULDING, Rvl. W/S Lwr. .... 7731088   | 11. 12.116 MOULDING, Fin. Qtr. P/W<br>at Belt .... 3940524-23   |
| 3. 12.075 SCALP, Drip Mldg. W/S<br>Plr. .... 7765655-56  | 12. 12.116 MOULDING, RR of RR Fend.<br>Upr. .... 7795037-36     |
| 4. 10.093 MOULDING, Rvl. W/S Side .... 7725635-34  | 13. 12.116 MOULDING, RR of RR Fend.<br>Lwr. .... 7795039-38     |
| 5. 10.093 MOULDING, Rvl. W/S Upr. .... 7726034   | 14. 12.116 MOULDING, RR of Whl. Opg. .... 8702511               |
| 6. 12.075 ESCUT., Drip Mldg. W/S<br>Plr. Scp. (13480) .... 7765658-57<br>(13680) .... 7661073-72 | 15. 12.116 MOULDING, RR Whl. Opg. .... 8703000-299              |
| 7. 10.707 MOULDING, Scp. F/D Wdo.<br>Frm. Upr. .... 7734898-97                                   | 16. 12.116 MOULDING, Frt. of Whl.<br>Opg. .... 8702955-54       |
| 8. 12.075 SCALP, Drip Mldg. Roof .... 7723363-62   | 17. 10.352 MOULDING, Dr. Edge Guard .... 3926702-01             |
| 9. 12.116 MOULDING, Rvl. Body Lk.<br>Plr. Belt .... 3940504-03                                   | 18. 12.112 MOULDING, Dr. Lwr. .... 8701415-14                   |



12-684

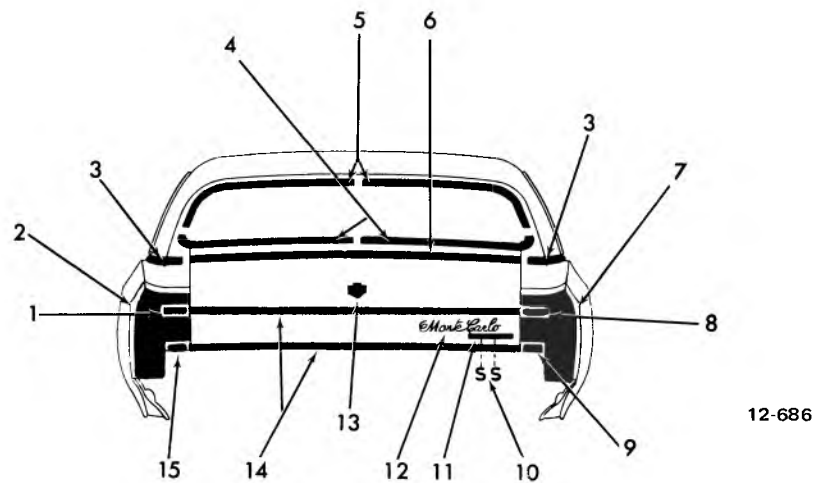
**1971 CHEVELLE (EXCEPT STATION WAGON) (13400-13600)**

- |  |  |
|--|--|
| 1. 12.116 MOULDING, Rvl. Qtr. Belt<br>RR .... 8781179-78   | 5. 11.208 MOULDING, Rvl. B/W Lwr. .... 8775839             |
| 2. 11.208 MOULDING, Rvl. B/W Upr./<br>Side .... 8775847-46 | 6. 11.208 MOULDING, Rvl. B/W Lwr./<br>Side .... 9813789-88 |
| 3. 11.208 MOULDING, Rvl. B/W Upr. .... 9813787-86          | 7. 12.182 PLATE, Name Compt. Lid .... 9834999              |
| 4. 12.121 MOULDING, R/End Belt<br>Rvl. .... 8779837        |  |



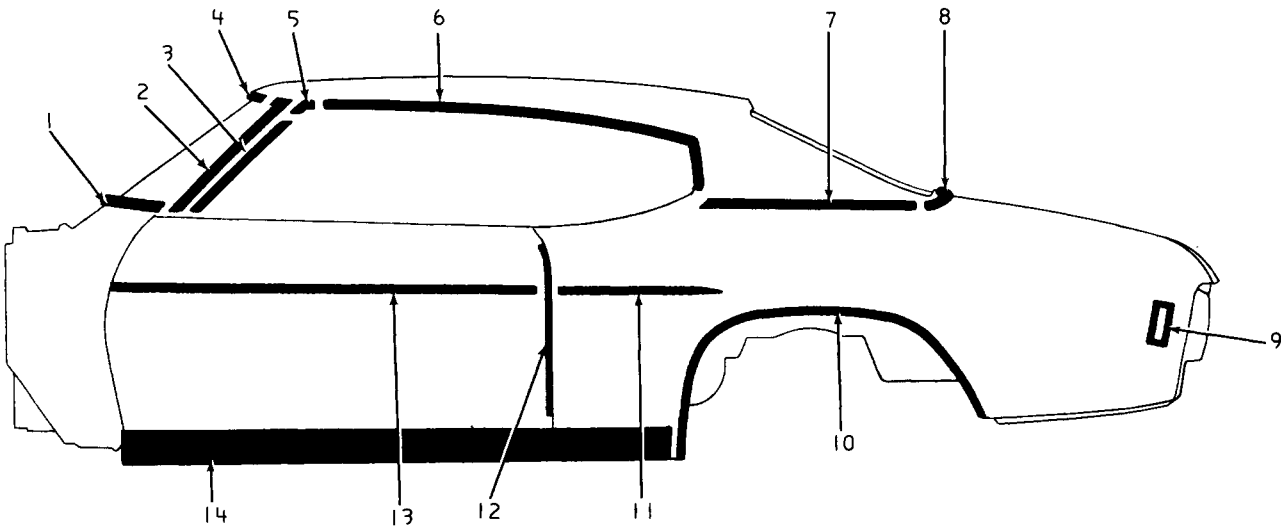
1971 MONTE CARLO (13857)

- |  |  |
|--|--|
| 1. 10.093 MOULDING, Rvl. W/S Lwr. .... 7731088                   | 12. 12.116 MOULDING, Rvl. Qtr. Belt ..... 8792121-20   |
| 2. 12.075 SCALP, Drip Mldg. W/S Plr. .... 7726068-67             | 13. 12.121 MOULDING, Rvl. R/End Belt ..... 8792119     |
| 3. 10.093 MOULDING, Rvl. W/S Side ..... 7725635-34               | 14. 12.940 EXT., At Tail Lamp ..... 8700887-86         |
| 4. 10.093 MOULDING, Rvl. W/S Up. .... 7726034                    | 15. 2.575 LAMP ..... 917108-07                         |
| 5. 12.075 MOULDING, Roof Pnl. Cvr. Side Frt. .... 9837107-06     | 16. 12.116 MOULDING, RR of Whl. Opg. .... 8702559-58   |
| 6. 12.075 ESCUT., Drip Mldg. W/S Plr. Scp. .... 7661073-72       | 17. 12.116 MOULDING, RR Whl. Opg. .... 8702563-62      |
| 7. 12.075 SCALP, Drip Mldg. Roof Frt. .... 9809052-51            | 18. 12.116 MOULDING, Frt. of Whl. Opg. .... 8702557-56 |
| 8. 11.031 MOULDING, Rvl. Qtr. Wdo. .... 9809071-70               | 19. 10.352 MOULDING, Dr. Edge Guard ..... 3963242-41   |
| 9. 12.075 SCALP, Drip Mldg. Roof RR ..... 9809054-53             | 20. 8.304 MOULDING UNIT                                |
| 10. 12.075 MOULDING, Roof Pnl. Cvr. Side RR ..... 8792677-76     | 21. 12.112 MOULDING, Dr. Lwr. .... 8701418-17          |
| 11. 12.812 PLATE, Roof Ext. Name (exc. Vinyl Top)* ..... 8798374 | 22. 10.707 MOULDING, Rvl. F/D Wdo. .... 8724405-04     |
- \*(w/Vinyl Top) ..... 8798375



1971 MONTE CARLO (13857)

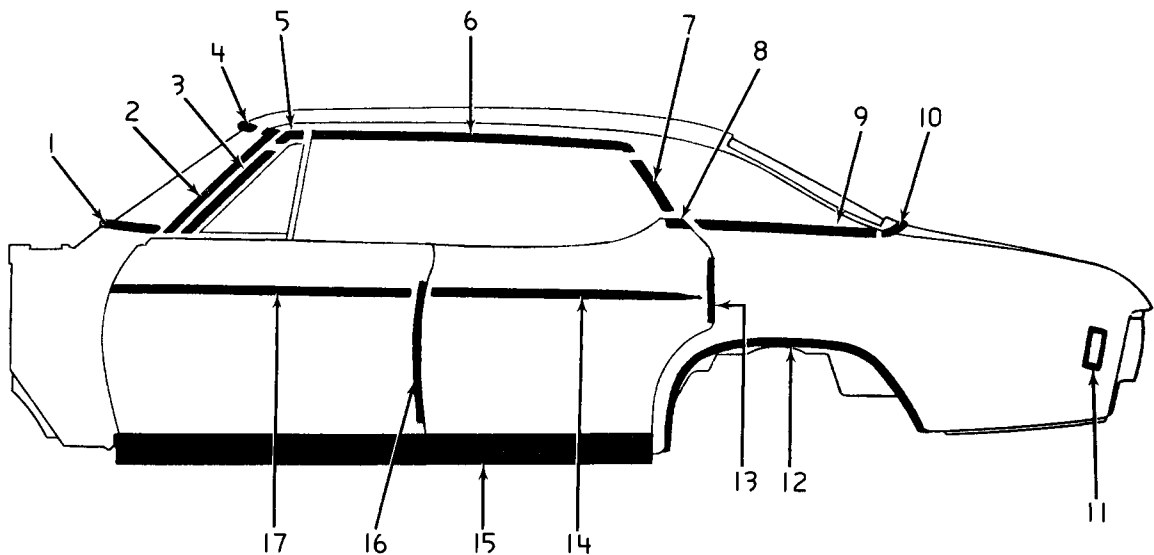
- |  |   |
|--|---|
| 1. 12.182 MOULDING, RR End Side ..... 8705550          | 8. 12.182 MOULDING, RR End Side ..... 8705549   |
| 2. 12.940 EXT., At Tail Lamp ..... 8700887             | 9. 12.182 MOULDING, RR End Side ..... 8700889   |
| 3. 12.116 MOULDING, Rvl. Qtr. Belt ..... 8792121-20    | 10. 12.182 EMBLEM, RR End Pnl. .... 8705455     |
| 4. 11.208 MOULDING, Rvl. B/W Lwr. .... 7725807-08      | 11. 12.182 PLATE, Name RR End Pnl. .... 8700883 |
| 5. 11.208 MOULDING, Rvl. B/W Up./Side ..... 8775847-46 | 12. 12.182 PLATE, Name RR End Pnl. .... 8700885 |
| 6. 12.121 MOULDING, Rvl. R/End Belt ..... 8792119      | 13. 12.182 EMBLEM, Compt. Lid ..... 9841320     |
| 7. 12.940 EXT., At Tail Lamp ..... 8700886             | 14. 12.182 MOULDING, RR End Ctr. .... 8700888   |
|  | 15. 12.182 MOULDING, RR End Side ..... 8700890  |



12-748

**1972 CHEVELLE (13437-13637-67)**

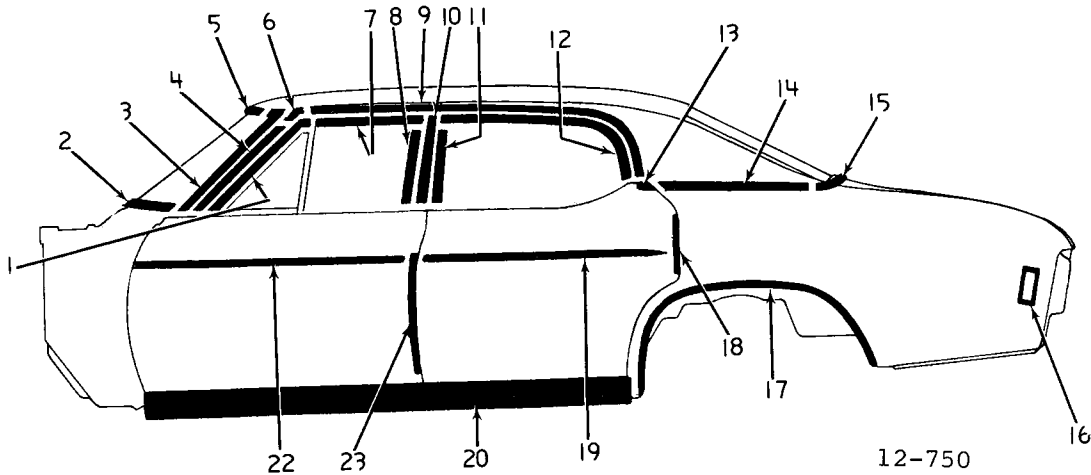
- |  |  |
|--|--|
| 1. 10.093 MOULDING, Rvl. W/S Lwr. .... 7731088           | 8. 12.116 MOULDING, Rvl. Qtr. Belt R.R. ... 8788125-24 |
| 2. 10.093 MOULDING, Rvl. W/S Side ..... 7725634-35       | 9. 2.575 BEZEL ..... 3992899-2900                      |
| 3. 12.075 SCALP, Drip Mldg. W/S Plr. .... 7726066-65     | 2.575 LAMP ..... 917101-02                             |
| 4. 10.093 MOULDING, Rvl. W/S Upr. .... 7726034           | 10. 12.116 MOULDING, Rear Whl. Opn.s. .... 8702561-60  |
| 5. 12.075 ESCUT., Drip Mldg. W/S Plr. Scp. .. 7765658-57 | 11. 12.116 MOULDING, Qtr. Pnl. Lwr. .... 8705699       |
| 6. 12.075 SCALP, Drip Mldg. Roof                         | 12. 10.352 MOULDING, Door Edge                         |
| (exc. Vinyl Roof) ..... 8782461-60                       | Guard ..... 3963243-44                                 |
| (W/Vinyl Roof) ..... 8782513-12                          | 13. 12.112 MOULDING, Door Lwr. .... 8703329            |
| 7. 12.116 MOULDING, Rvl. Qtr. Belt Frt.                  | 14. 8.304 MOULDING UNIT                                |
| W/Vinyl Roof - 2 Tone Paint ... 9811346-45               |  |



1972 CHEVELLE (13439-13639)

12-749

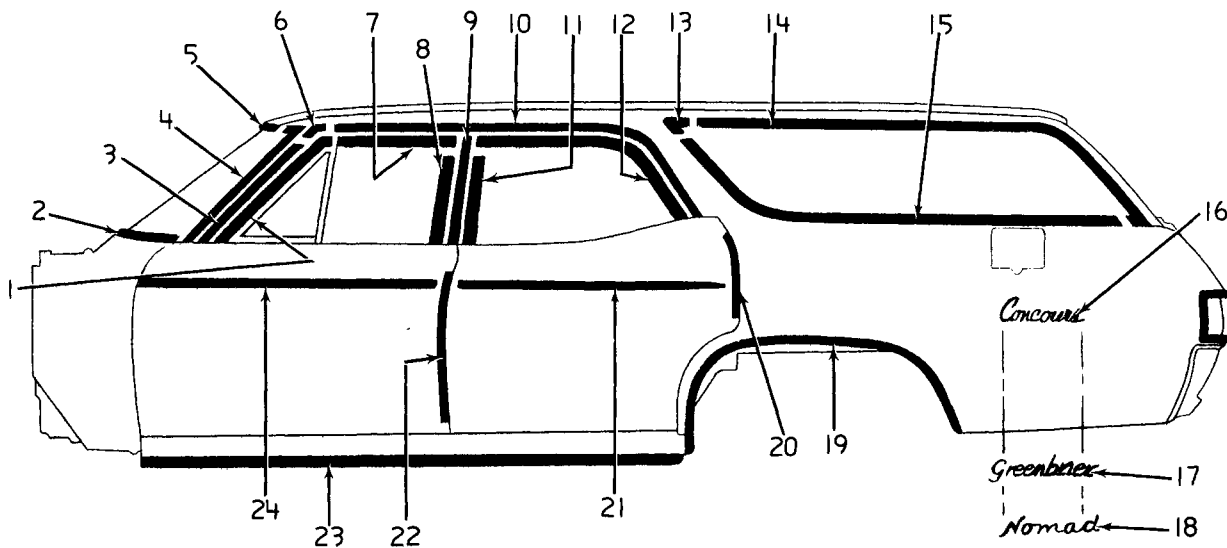
- |   |   |
|---|---|
| 1. 10.093 MOULDING, Rvl. W/S Lwr. .... 7731088            | 10. 12.116 MOULDING, Rvl. Qtr. Belt R.R. . . . 8781179-78 |
| 2. 10.093 MOULDING, Rvl. W/S Side ..... 7725633-32        | 11. 2.575 BEZEL ..... 3972899-900                         |
| 3. 12.075 SCALP, Drip Mldg. W/S Plr. .... 7726066-65      | 2.575 LAMP ..... 917101-2                                 |
| 4. 10.093 MOULDING, Rvl. W/S Upr. .... 7726032            | 12. 12.116 MOULDING, R.R. Whl. Opr. .... 8702560-61       |
| 5. 12.075 ESCUT., Drip Mldg. W/S Plr. Scp. . . 7661073-72 | 13. 10.352 MOULDING, Rr. Door Edge Guard 3963247-48       |
| 6. 12.075 SCALP, Drip Mldg. Roof Frt. .... 7753603-02     | 14. 12.114 MOULDING, Rear Door Lwr. .... 8703327          |
| 7. 12.075 SCALP, Drip Mldg. Roof R.R. .... 8736852-51     | 15. 8.304 MOULDING, Rocker                                |
| 8. 10.772 MOULDING, Rvl. R/D Qtr. Pnl. Blt 8787575-74     | 16. 10.356 MOULDING, Frt. Door Edge Guard 3963245-46      |
| 9. 12.116 MOULDING, Rvl. Qtr. Belt Frt. . . . 8782952-51  | 17. 12.112 MOULDING, Front Door Lower ... 8703325         |



1972 CHEVELLE (13669)

12-750

- |  |  |
|--|--|
| 1. 10.707 MOULDING, Scp. F/D Wdo.<br>Frm. Frt. .... 7727233-32             | 13. 10.772 MOULDING, Rvl. R/D Qtr. Pnl.<br>Belt ..... 8787575-74 |
| 2. 10.093 MOULDING, Rvl. W/S Lwr. .... 7731088                             | 14. 12.116 MOULDING, Rvl. Qtr. Belt Frt. . . . 8782952-51        |
| 3. 10.093 MOULDING, Rvl. W/S Side ..... 7725633-32                         | 15. 12.116 MOULDING, Rvl. Qtr. Belt R.R. . . 8781179-78          |
| 4. 12.075 SCALP, Drip Mldg. W/S Plr. .... 7726066-65                       | 16. 2.575 BEZEL ..... 3972899-900                                |
| 5. 10.093 MOULDING, Rvl. W/S Upr. .... 7726032                             | 2.575 LAMP ..... 917102-01                                       |
| 6. 12.075 ESCUT., Drip Mldg. W/S Plr. Scp. . . 7765658-57                  | 17. 12.116 MOULDING, Rear Whl. Opr. .... 8702560-61              |
| 7. 10.707 MOULDING, Scp. F/D Wdo.<br>Frm. Upr. .... 7728607-06             | 18. 10.352 MOULDING, Rear Door<br>Edge Guard ..... 3963247-48    |
| 8. 10.707 MOULDING, Scp. F/D Wdo.<br>Frm. Vert. Vert. R.R. .... 7728721-20 | 19. 12.114 MOULDING, Rear Door Lwr. .... 8703327                 |
| 9. 12.075 SCALP, Roof Drip Mldg. .... 7721951-50                           | 20. 8.304 MOULDING, Rocker                                       |
| 10. 12-113 MOULDING, Scp. C/Plr. Vert. .... 7728723-22                     | 21. 10.352 MOULDING, Front Door<br>Edge Guard ..... 3963245-46   |
| 11. 10.772 MOULDING, Scp. R/D Wdo.<br>Frm. Vert. Frt. .... 7728802-01      | 22. 12.112 MOULDING, Front Door Lwr. .... 8703325                |
| 12. 10.772 MOULDING, Scp. R/D Wdo.<br>Frm. R.R. .... 8789902-01            |  |

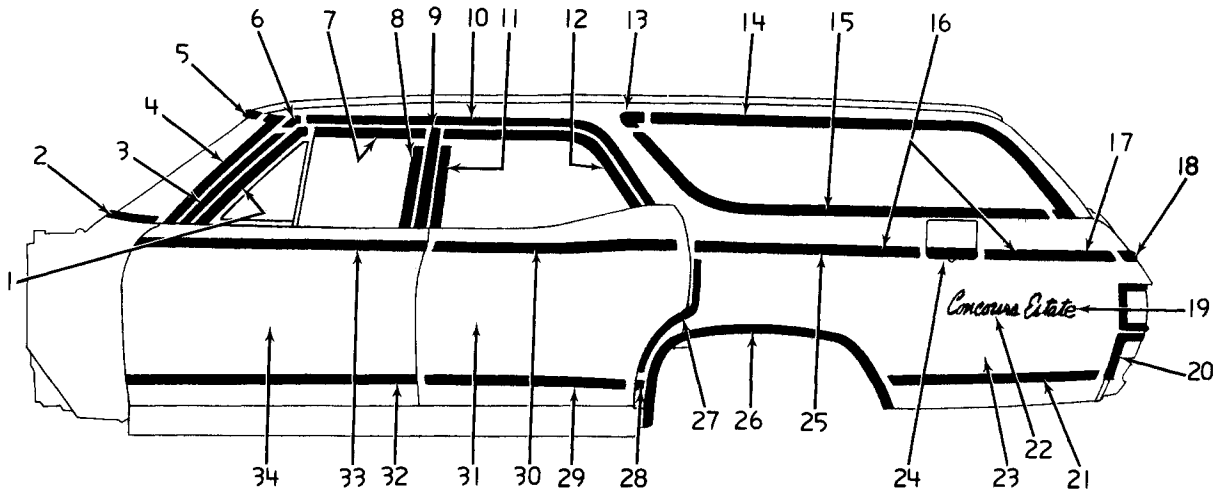


12-751

**1972 CHEVELLE STATION WAGON (13236-13436-46-13636-46)**

- |  |   |
|--|---|
| <p>1. 10.707 MOULDING, Scp. F/D Wdo.<br/>Frm. Frt. .... 7727233-32</p> <p>2. 10.093 MOULDING, Rvl. W/S Lwr. .... 7731088</p> <p>3. 12.075 SCALP, Drip Mldg. W/S Plr. .... 7726066-65</p> <p>4. 10.093 MOULDING, Rvl. W/S Side .... 7725633-32</p> <p>5. 10.093 MOULDING, Rvl. W/S Upr. .... 7726032</p> <p>6. 12.075 ESCUT., Drip Mldg. W/S Plr. Scp. ... 7661073-72</p> <p>7. 10.707 MOULDING, Scp. F/D Wdo.<br/>Frm. Upr. .... 7728607-06</p> <p>8. 10.707 MOULDING, Scp. F/D Wdo.<br/>Frm. Vert. R.R. .... 7728721-20</p> <p>9. 12.113 MOULDING, Scp. C/Plr. Vert. .... 7728723-22</p> <p>10. 12.075 SCALP, Roof Drip Mldg. .... 7723763-62</p> <p>11. 10.772 MOULDING, Scp. R/D Wdo.<br/>Frm. Vert. Frt. .... 7728802-01</p> <p>12. 10.772 MOULDING, Scp. R/D Wdo.<br/>Frm. Upr. .... 7731143-42</p> <p>13. 11.031 ESCUT., Rvl. Midg. Qtr. Wdo. Upr. Frt.<br/>(Nomad &amp; Greenbrier exc. Door<br/>&amp; Wdo. Mldg.) .... 8726838-37<br/>(Concours, Nomad &amp; Greenbrier w/Door<br/>Wdo. Mldg.) .... 8726841-40</p> | <p>14. 11.031 MOULDING, Rvl. Qtr. Wdo. Upr.<br/>(Nomad &amp; Greenbrier exc.<br/>Door &amp; Wdo. Mldg.) .... 7724461-60<br/>(Concours, Nomad &amp; Greenbrier W/Door<br/>Wdo. Mldg.) .... 7724463-62</p> <p>15. 11.031 MOULDING, Rvl. Qtr. Wdo. Lwr.<br/>(Nomad &amp; Greenbrier exc.<br/>Door &amp; Wdo. Mldg) .... 7724129-28<br/>(Concours, Nomad &amp; Greenbrier W/Door<br/>Wdo. Mldg.) .... 7724131-30</p> <p>16. 12.116 PLATE, Name Fend. .... 8740612</p> <p>17. 12.116 PLATE, Name Fend. .... 8733948</p> <p>18. 12.116 PLATE, Name Fend. .... 9816719</p> <p>19. 12.116 MOULDING, R.R. Whl. Opg. .... 8702473-72</p> <p>20. 10.352 MOULDING, Rear Door<br/>Edge Guard .... 3926706-05</p> <p>21. 12.114 MOULDING, Rear Door Lwr. .... 8703327</p> <p>22. 10.352 MOULDING, Front Door<br/>Edge Guard .... 3926704-03</p> <p>23. 8.304 MOULDING, Rocker ....</p> <p>24. 12.112 MOULDING, Front Door Lwr. .... 8703326</p> |
|--|---|

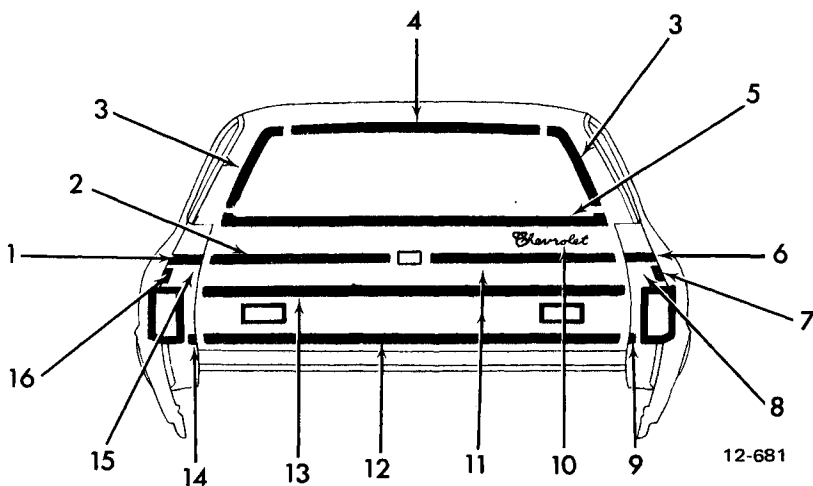




12-756

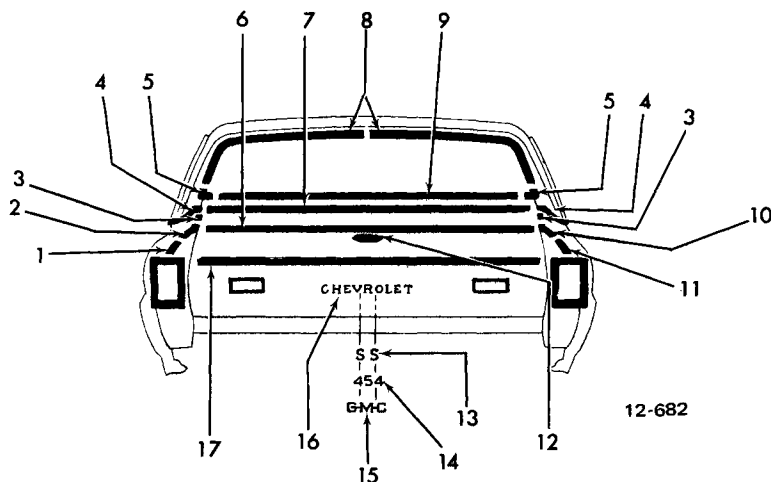
### 1972 CHEVELLE STATION WAGON (13836-46)

- |     |        |  |            |     |        |  |            |
|-----|--------|--|------------|-----|--------|--|------------|
| 1.  | 10.707 | MOULDING, Scp. F/D Wdo.<br>Frm. Frt. ....          | 7727233-32 | 18. | 12.116 | MOULDING, R.R. of R.R.<br>Fend. Transfer .....     | 8702983-82 |
| 2.  | 10.093 | MOULDING, Rvl. W/S Lwr. ....                       | 7731088    | 19. | 12.116 | PLATE, Name Fend. ....                             | 8740611    |
| 3.  | 12.075 | SCALP, Drip Mldg. W/S Plr. ....                    | 7726066-65 | 20. | 12.116 | MOULDING, R.F. Fend.<br>Transfer Vert. ....        | 8702475-74 |
| 4.  | 10.093 | MOULDING, Rvl. W/S Side ....                       | 7728955-54 | 21. | 12.116 | MOULDING, R.R. of Whl.<br>Opg. Transfer .....      | 8702981    |
| 5.  | 10.093 | MOULDING, Rvl. W/S Up. ....                        | 7726032    | 22. | 12.116 | PLATE, Name Fend. ....                             | 8740612    |
| 6.  | 12.075 | ESCUT., Drip Mldg. W/S Plr. Scp. ..                | 7661073-72 | 23. | 10.354 | Transfer   |            |
| 7.  | 10.707 | MOULDING, Scp. F/D Wdo.<br>Frm. Up. ....           | 7728607-06 | 24. | 12.116 | MOULDING, Gas Tank Door<br>, Transfer .....        | 8702979    |
| 8.  | 10.707 | MOULDING, Scp. F/D Wdo.<br>Frm. Vert. R.R. ....    | 7728721-20 | 25. | 12.116 | MOULDING, R.R. Fend. Transfer<br>Up. Frt. Lt. .... | 8702977    |
| 9.  | 12.113 | MOULDING, Scp. C/Plr. Vert. ....                   | 7728723-22 | 26. | 12.116 | MOULDING, R.R. Whl. Opg. ....                      | 8702473-72 |
| 10. | 12.075 | SCALP, Roof Drip Mldg. ....                        | 7723763-62 | 27. | 12.116 | MOULDING, R.R. Fend<br>Transfer Frt. ....          | 8702482-81 |
| 11. | 10.772 | MOULDING, Scp. R/D Wdo.<br>Frm. Vert. Frt. ....    | 7728802-01 | 28. | 12.116 | MOULDING, Frt. of Whl. Opg.<br>Transfer .....      | 8702980    |
| 12. | 10.772 | MOULDING, Scp. R/D Wdo.<br>Frm. Up. ....           | 7731143-42 | 29. | 12.114 | MOULDING, R/D Transfer Lwr. ....                   | 8702998-97 |
| 13. | 11.031 | ESCUT., Rvl. Mldg. Qtr.<br>Wdo. Up. Frt. ....      | 8726841-40 | 30. | 12.114 | MOULDING, R/D Transfer Up. ....                    | 8702996-95 |
| 14. | 11.031 | MOULDING, Rvl. Qtr. Wdo. Up. ..                    | 7724463-62 | 31. | 10.354 | TRANSFER, Rear Door                                |            |
| 15. | 11.031 | MOULDING, Rvl. Qtr. Wdo. Lwr. ..                   | 7724131-30 | 32. | 12.112 | MOULDING, F/D Transfer Lwr. ....                   | 8702994-93 |
| 16. | 12.116 | MOULDING, R.R. Fend. Transfer<br>Up. Rt. ....      | 8702976    | 33. | 12.112 | MOULDING, F/D Transfer Up. ....                    | 8702992-91 |
| 17. | 12.116 | MOULDING, R.R. Fend. Transfer<br>Up. R.R. Lt. .... | 8702978    | 34. | 10.354 | TRANSFER, Front Door                               |            |



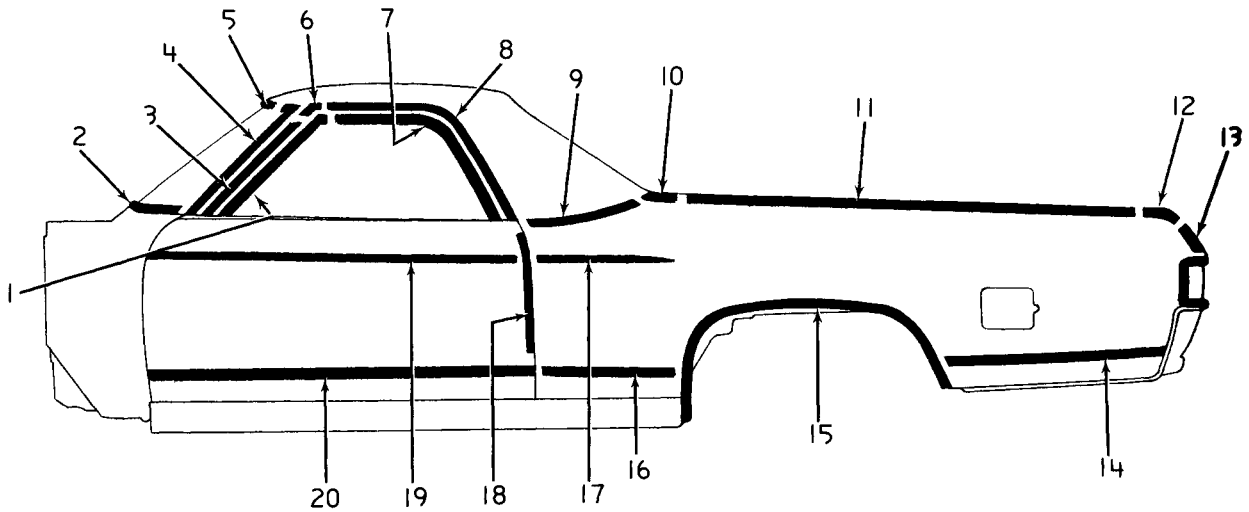
**1971-72 CHEVELLE STATION WAGON (13200-13400-13600-13800)**

1. 12.116 MOULDING, RR of RR Fend. Transfer Upr. (13800) . . . . .	8702983	8. 10.354 TRANSFER, RR of RR Fend. . . . .	8791820
2. 12.180 MOULDING, T/Gate Transfer (13836) . . . . .	8702988	9. 12.116 MOULDING, RR of RR Fend. Transfer Lwr. . . . .	8702984
(13846-13836) . . . . .	8702990	10. 12.180 PLATE, Name T/Gate . . . . .	9831025
3. 12.180 MOULDING, Rvl. T/Gate Wdo. Opg. Side . . . . .	7727133-32	11. 10.354 TRANSFER, T/Gate . . . . .	8791817
4. 12.180 MOULDING, Rvl. T/Gate Wdo. Opg. Upr. . . . .	7725782	12. 12.180 MOULDING, T/Gate Lwr. (13600) . . . . .	8701104
5. 12.180 MOULDING, T/Gate Transfer (13836) . . . . .	8702987	(13800) . . . . .	8702986
(13846) . . . . .	8702989	13. 12.180 MOULDING, T/Gate Upr. . . . .	8701103
6. 12.116 MOULDING, RR of RR Fend. Transfer Upr. . . . .	8702982	14. 12.116 MOULDING, RR of RR Fend. Transfer Lwr. . . . .	8702985
7. 12.116 MOULDING, RR of RR Fend. Transfer Vert. . . . .	8700896	15. 10.354 TRANSFER, RR of RR Fend. . . . .	8791821
		16. 12.116 MOULDING, RR of RR Fend. Transfer Vert. . . . .	8700897



**1971-72 CHEVELLE (13480-13680)**

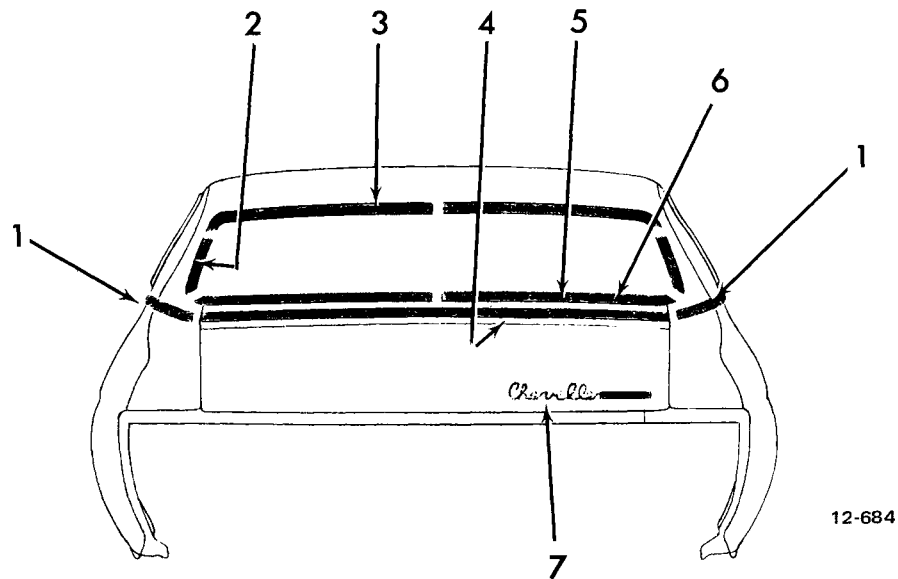
1. 12.116 MOULDING, RR of RR Fend. Lwr. . . . .	7795039	9. 11.208 MOULDING, Rvl. B/W Lwr. . . . .	8775839
2. 12.116 MOULDING, RR of RR Fend. Upr. . . . .	7795037	10. 12.116 MOULDING, RR of RR Fend. Upr. . . . .	7795036
3. 12.116 MOULDING, Fin. Qtr. P/W at Belt . . . . .	7726297-96	11. 12.116 MOULDING, RR of RR Fend. Lwr. . . . .	7795038
4. 12.116 MOULDING, Fin. Qtr. P/W Frt. Cor. . . . .	7741959-58	12. 12.180 EMBLEM, T/Gate . . . . .	8701343
5. 11.209 ESCUT., Rvl. Mldg. B/W Lwr. Cor. . . . .	8775864	13. 12.180 PLATE, Name T/Gate . . . . .	8704030
6. 12.180 MOULDING, Fin. T/Gate Belt . . . . .	7724457	14. 12.180 PLATE, Name T/Gate . . . . .	8704040
7. 12.971 MOULDING, Belt Compt. Div. Upr. Pnl. . . . .	7729430	15. 12.180 EMBLEM, T/Gate . . . . .	9862629
8. 11.208 MOULDING, Rvl. B/W Upr. . . . .	8775863-62	16. 12.180 PLATE, Name T/Gate . . . . .	8700891
		17. 12.180 MOULDING, T/Gate Transfer Upr. . . . .	8700900



**1972 CHEVELLE (13480-13680)**

12-752

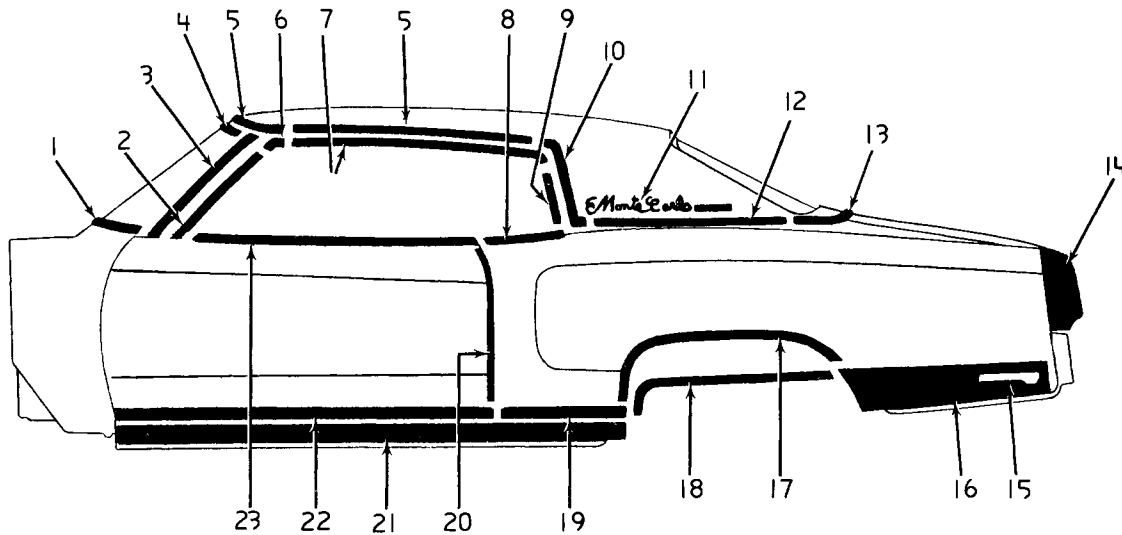
- |  |  |
|--|--|
| 1. 10.707 MOULDING, Sep. F/D Wdo.<br>Frm. Frt. .... 7746589-88                                     | 11. 12.116 MOULDING, Fin. Qtr. P/W<br>at Belt ..... 3940523-24 |
| 2. 10.093 MOULDING, Rvl. W/S Lwr. .... 7731088   | 12. 12.116 MOULDING, RR of RR Fend. Up. 7795037-36             |
| 3. 12.075 SCALP, Drip Midg. W/S Plr. .... 7726067-68   | 13. 12.116 MOULDING, RR of RR Fend. Lwr. 7795039-38            |
| 4. 10.093 MOULDING, Rvl. W/S Side .... 7725635-34  | 14. 12.116 MOULDING, RR of Whl. Opg. .... 8702511              |
| 5. 10.093 MOULDING, Rvl. W/S Up. .... 7726034  | 15. 12.116 MOULDING, RR Whl. Opg. .... 8703000-299             |
| 6. 12.075 ESCUT, Drip. Midg. W/S Plr. Scp.<br>(13480) ..... 7765658-57<br>(13680) ..... 7661073-72 | 16. 12.116 MOULDING, Frt. of Whl. Opg. .... 8702955-54         |
| 7. 10.707 MOULDING, Sep. F/D Wdo.<br>Frm. Up. .... 7734898-97                                      | 17. 12.116 MOULDING, RR Fender ..... 8705699                   |
| 8. 12.075 SCALP, Drip Midg. Roof ..... 7723363-62  | 17. 12.116 MOULDING, RR Fender ..... 8705699                   |
| 9. 12.116 MOULDING, Rvl. Body Lk. Plr. Blt. 7743508-07   | 18. 10.352 MOULDING, Door Edge Guard ... 3926702-01            |
| 10. 12.116 MOULDING, Fin. Qtr. P/W<br>Frt. Cor. .... 7741959-58                                    | 19. 12.112 MOULDING, Door Lwr. .... 8703328                    |
|  | 20. 12.112 MOULDING, Door Lwr. .... 8701415-14                 |



12-684

**1971-72 CHEVELLE (EXCEPT STATION WAGON) (13400-13600)**

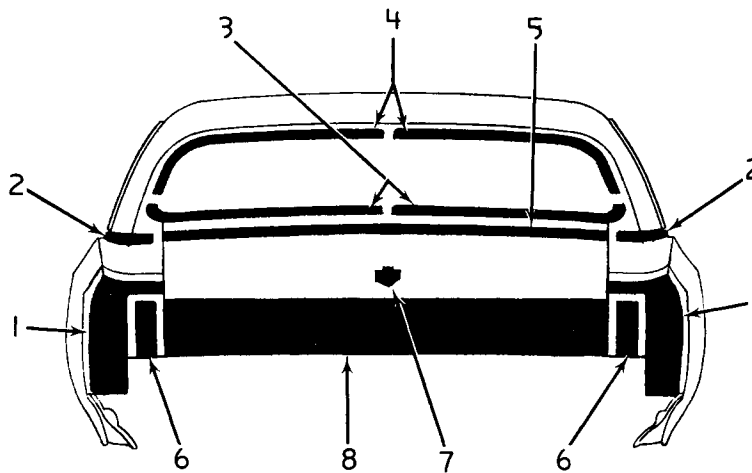
- |   |  |
|---|--|
| 1. 12.116 MOULDING, Rvl.-Qtr. Belt<br>RR ..... 8781179-78   | 5. 11.208 MOULDING, Rvl. B/W Lwr. .... 8775839               |
| 2. 11.208 MOULDING, Rvl. B/W Up. /<br>Side ..... 7727135-34 | 6. 11.208 MOULDING, Rvl. B/W Lwr. /<br>Side ..... 9813789-88 |
| 3. 11.208 MOULDING, Rvl. B/W Up. .... 9813787-86            | 7. 12.181 PLATE, Name Compt. Lid ..... 9834999               |
| 4. 12.121 MOULDING, R/End Belt<br>Rvl. .... 8779837         |  |



1972 MONTE CARLO (13857)

12-753

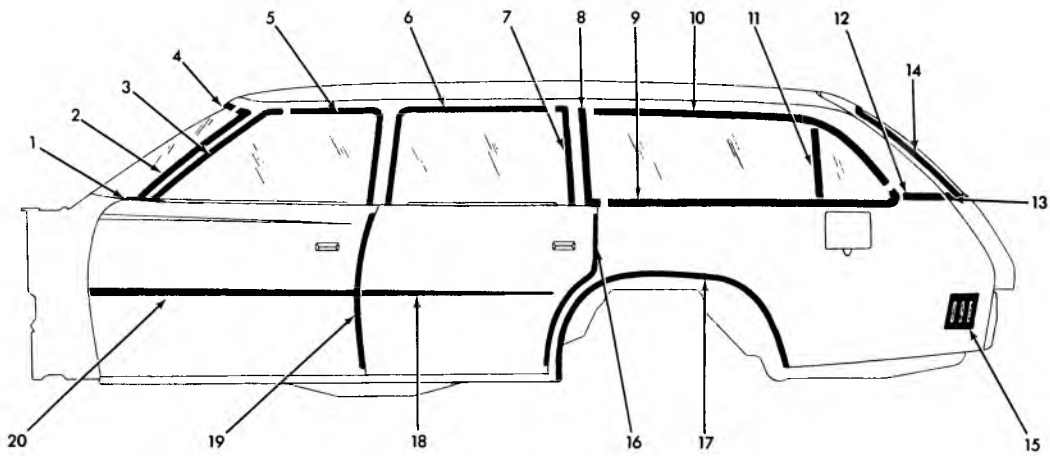
- |  |  |
|--|--|
| 1. 10.093 MOULDING, Rvl. W/S Lwr. .... 7731088   | 13. 12.121 MOULDING, Rvl. R/End Belt .... 8792119      |
| 2. 12.075 SCALP, Drip Midg. W/S Plr. .... 7726068-67   | 14. 2.681 BEZEL ..... 3945395                          |
| 3. 10.093 MOULDING, Rvl. W/S Side ..... 7725635-34   | 15. 2.575 LAMP ..... 91/10/-08                         |
| 4. 10.093 MOULDING, Rvl. W/S Uptr. .... 7726034  | 16. 12.116 MOULDING, Rear of Whl. Opn. .... 8702559-58 |
| 5. 12.075 MOULDING, Rf. Pnl. Cvr. Side Frt. 9837107-06   | 17. 12.116 MOULDING, RR Whl. Opn. .... 8702563-62      |
| 6. 12.075 ESCUT., Drip Midg. W/S Plr. Scp. ... 7661073-72  | 18. 8.175 MOULDING, Whl. Opn. Cvr. .... 3974219-20     |
| 7. 12.075 SCALP, Drip Midg. Roof Frt. .... 9809052-51  | 19. 12.116 MOULDING, Frt. of Whl. Opn. .... 8702557-56 |
| 8. 11.031 MOULDING, Rvl. Qtr. Wdo. .... 9809071-70   | 20. 10.352 MOULDING, Door Edge Guard ... 3963242-41    |
| 9. 12.075 SCALP, Drip Midg. Roof RR .... 9809054-53  | 21. 8.304 MOULDING, Rocker                             |
| 10. 12.075 MOULDING, Rf. Pnl. Cvr. Side RR 8792677-76  | 22. 12.112 MOULDING, Frt. Dr. Lwr. .... 8701418-17     |
| 11. 12.812 PLATE, Roof Ext. Name<br>(exc. Vinyl Top) ..... 8798374<br>(w/ Vinyl Top) ..... 8798375 | 23. 10.707 MOULDING, Rvl. F/D Wdo. .... 8724405-04     |
| 12. 12.116 MOULDING, Rvl. Qtr. Belt ..... 8792121-20   |  |



12-754

1972 MONTE CARLO (13857)

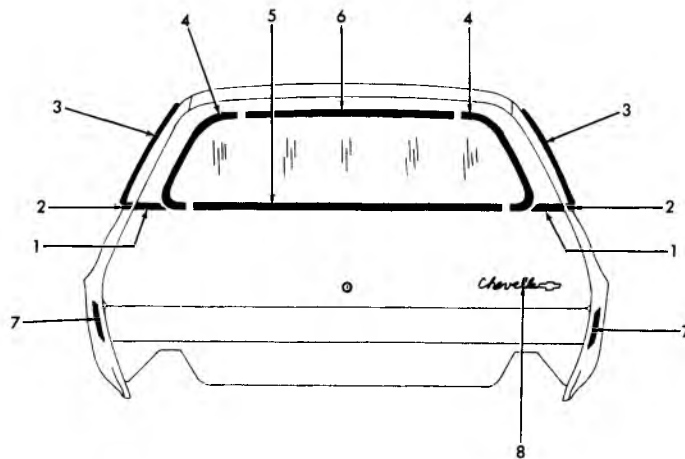
- |   |  |
|---|--|
| 1. 2.681 BEZEL ..... 3945395                          | 5. 12.121 MOULDING, Rvl. R/End Belt .... 8779829   |
| 2. 12.116 MOULDING, Rvl. Qtr. Belt ..... 8792121-20   | 6. 12.182 MOULDING, Rear End Side ..... 8703720-19 |
| 3. 11.208 MOULDING, Rvl. B/W Lwr. .... 7727134-35     | 7. 12.182 EMBLEM, Compt. Lid ..... 9841320         |
| 4. 11.208 MOULDING, Rvl. B/W Uptr./Side .. 7725807-08 | 8. 12.182 MOULDING, Rear End Center .... 8703641   |



12-698

**1973 CHEVELLE STA. WAG. (IAC35)**

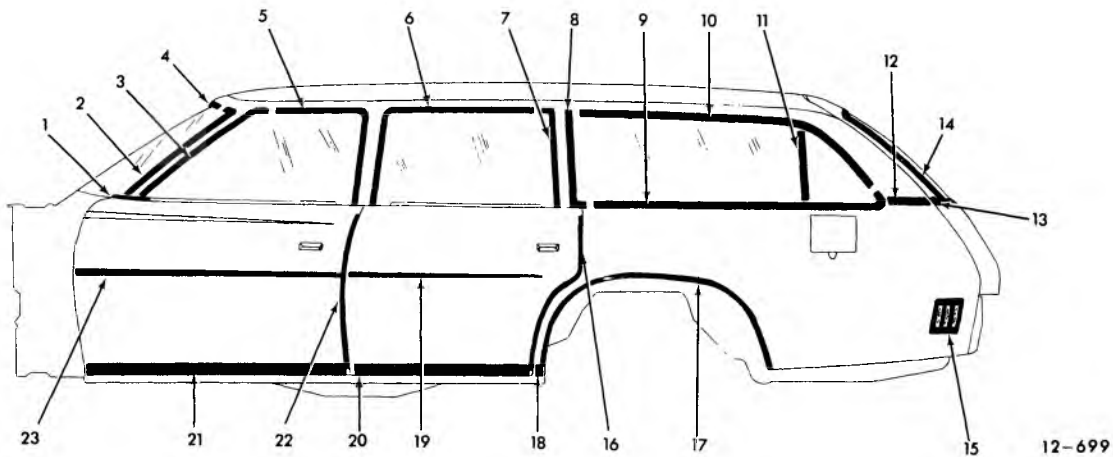
1. 10.707	MLDG., Reveal F/D Belt	9882795-4	12. 12.180	MLDG., Back Body Pillar Belt	
2. 10.093	MLDG., W/S Side Reveal	9880693-2		Reveal	
3. 12.075	MLDG., W/S Plr. Drip	9881943-2	13. 12.180	MLDG., Qtr. Belt Rear Reveal	
4. 10.093	MLDG., W/S Up. Reveal	9880690	14. 12.180	MLDG., T/Gate Wdo. Side Reveal	9880701-0
5. 12.075	MLDG., Ctr. Plr. Frt. Drip	9620727-26	15. 2.575	LAMP	911691-2
6. 12.075	MLDG., Roof Drip Rear	9670179-78	2.575	BEZEL	331765-6
7. 12.075	MLDG., Roof Drip Rear Lower	9670183-82	16. 10.352	MLDG., Door Edge Guard R/D	9870708-7
8. 11.031	MLDG., Reveal Qtr. Wdo. Frt.	9610085-4	17. 12.116	MLDG. UNIT, Rear w/Opng.	8706533-2
9. 11.031	MLDG., Reveal Qtr. Wdo. Lower	9615841-0	18. 12.114	MLDG. UNIT, Rear Dr. Lower	8706449
10. 11.031	MLDG., Reveal Qtr. Wdo. Upper	9610087-6	19. 10.352	MLDG., Door Edge Guard F/D	9870102-1
11. 11.031	MLDG., Reveal Div. Chnl. w/Rear		20. 12.112	MLDG., Door Lower	8707810
	Seat	9665203-2			



12-779

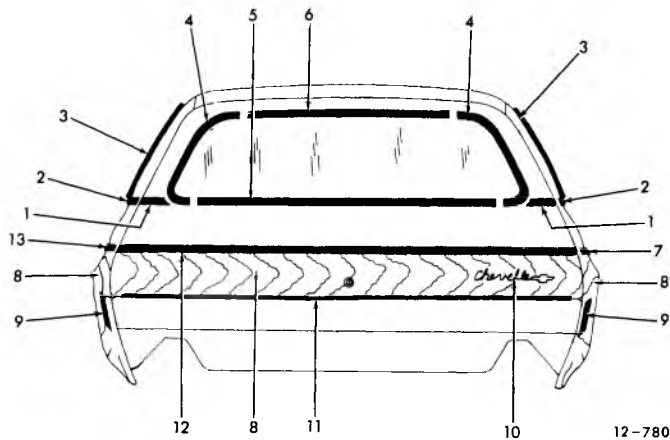
**1973 CHEVELLE STATION WAGON (IAC-IAD-IAE 35)**

1. 12.180	MLDG., Qtr. Belt Rear Reveal		6. 12.180	MOULDING-RVL., T/Gate Wdo.	
2. 12.180	MLDG., Back Body Pillar Belt Reveal			Upr.	9880707
3. 11.031	MOULDING-RVL., Qtr. Wdo. Up.	9610086-87	7. 2.575	LAMP ASSY.	911691
4. 12.180	MOULDING-RVL., T/Gate Wdo.		2.575	BEZEL	331765
	Side	9880701-00	8. 12.182	PLATE, Name T/Gate	9620101
5. 12.180	MOULDING-RVL., T/Gate Wdo.			Lwr.	9880708



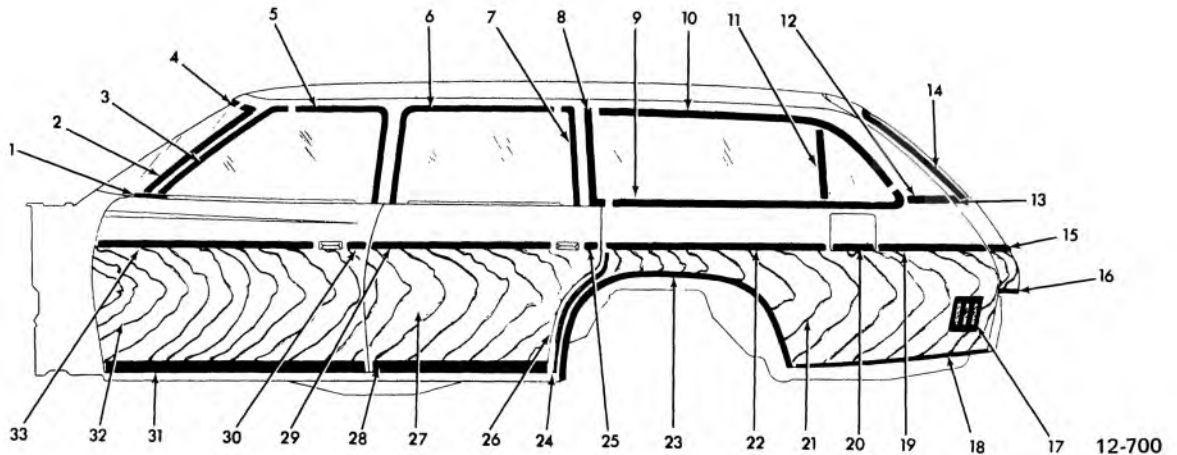
**1973 CHEVELLE STA. WAG. (IAD-IAE 35)**

1. 10.707	MLDG., Reveal F/D Belt	9882795-4	13. 12.180	MLDG., Qtr. Belt Rear Reveal	
2. 10.093	MLDG., W/S Side Reveal	9880693-2	14. 12.180	MLDG., T/Gate Wdo. Side Reveal	9880701-0
3. 12.075	MLDG., W/S Plr. Drip	9881943-2	15. 2.575	LAMP ASSY.	911691-2
4. 10.093	MLDG., W/S Upr. Reveal	9880690	2.575	BEZEL	331765-6
5. 12.075	MLDG., Ctr. Plr. Frt. Drip	9620727-26	16. 10.352	MLDG., Door Edge Guard R/D	9870708-7
6. 12.075	MLDG., Roof Drip Rear	9670179-78	17. 12.116	MLDG. UNIT, Rear w/Opng.	9630057-6
7. 12.075	MLDG., Roof Drip Rear Lower	9670183-82	18. 12.116	MLDG. UNIT, Front of w/Opng.	8706507-6
8. 11.031	MLDG., Reveal Qtr. Wdo. Frt.	9610085-4	19. 12.114	MLDG. UNIT, Rear Door Upper	8706449
9. 11.031	MLDG., Reveal Qtr. Wdo. Lower	9615841-0	20. 12.114	MLDG. UNIT, Rear Door Lower	8707702-1
10. 11.031	MLDG., Reveal Qtr. Wdo. Upper	9610087-6	21. 12.112	MLDG. UNIT, Front Door Lower	8707756-5
11. 11.031	MLDG., Reveal Div. Chnl. (w/Rear Seat)	9665203-2	22. 10.352	MLDG., Door Edge Guard	9870702-1
12. 12.180	MLDG., Back Body Pillar Belt Reveal		23. 12.112	MLDG., Door Upper	8707810



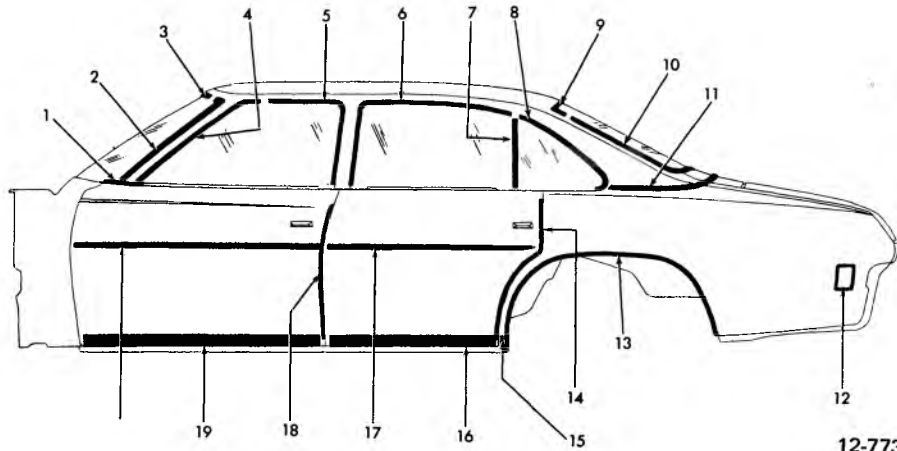
**1973 CHEVELLE STATION WAGON (IAG-IAH35)**

1. 12.180	MLDG., Qtr. Belt Rear Reveal		8. 10.352	TRANSFER (Cut as Req'd.)	
2. 12.180	MLDG., Back Body Pillar Belt Reveal		9. 2.575	LAMP ASSY.	911691
3. 11.031	MOULDING RVL., Qtr. Wdo. Upr.	9610086-87	2.575	BEZEL	331765
4. 12.180	MOULDING RVL., T/Gate Wdo. Side	9880701-00	10. 12.180	PLATE, T/Gate	9620101
5. 12.180	MOULDING RVL., T/Gate Wdo. Lwr.	9880708	11. 12.180	MOULDING UNIT, Fin. T/Gate Trfr. Lwr.	8707997
6. 12.180	MOULDING RVL., T/Gate Wdo. Upr.	9880707	12. 12.180	MOULDING UNIT, Fin. T/Gate Trfr. Upr.	8707994
7. 12.116	MOULDING UNIT, Fin. Rr. Fdr. Trfr. Upr.	8707938	13. 12.116	MOULDING UNIT, Rr. Fdr. Trfr. Upr. Rr.	8707940



### 1973 CHEVELLE STA. WAG. (IAG-IAH 35)

1.	10.707	MLDG., Reveal F/D Belt . . . . .	9882795-4	18.	12.116	MLDG. UNIT, Rear Fender Trfer. Lwr. (IAH) . . . . .	8707949-8
2.	10.093	MLDG., Reveal W/S Side . . . . .	988069-2	19.	12.116	MLDG. UNIT, Rear Fender Trfer. Upper Rear (IAH) . . . . .	8707940
3.	12.075	MLDG., Drip W/S Pillar . . . . .	9881943-2	20.	12.116	MLDG. UNIT, Fin. Gas Tank Door Trfer. (IAH) . . . . .	8707987
4.	10.093	MLDG., W/S Upr. Reveal . . . . .	9880690	21.	10.352	TRANSFER (Cut as reqd.)	
5.	12.075	MLDG., Ctr. Plr. Frt. Drip . . . . .	9620727-26	22.	12.116	MLDG. UNIT, Rear Fender Trfer. Upr. Frt. (IAH) . . . . .	8707939-8
6.	12.075	MLDG., Drip Roof Rear . . . . .	9670179-78	23.	12.116	MLDG. UNIT, Rear w/Opng. (IAH) . . . . .	9630057-6
7.	12.075	MLDG., Drip Roof Rear Lower . . . . .	9670183-82	24.	12.116	MLDG. UNIT, Frt. of w/Opng. (IAH) . . . . .	8706507-6
8.	11.031	MLDG., Reveal Qtr. Wdo. Front (IAH) . . . . .	9610085-4	25.	12.114	MLDG., Door Upr. Rear Trfer. (IAH) . . . . .	8707906
9.	11.031	MLDG., Reveal Qtr. Wdo. Lower (IAH) . . . . .	9615841-0	26.	12.116	MLDG. UNIT, Rear Fender Trfer. Front (IAH) . . . . .	8707937-6
10.	11.031	MLDG., Reveal Qtr. Wdo. Upper (IAH) . . . . .	9610087-6	27.	10.352	TRANSFER (Cut as reqd.)	
11.	11.031	MLDG., Reveal Div. Chnl. (w/Rear Seat) (IAH) . . . . .	9665203-2	28.	12.114	MLDG. UNIT, Rear Door Lower . . . . .	8707702-1
12.	12.180	MLDG., Back Body Pillar Belt Reveal		29.	12.114	MLDG. UNIT, Rear Door Trfer. Upr. Frt. . . . .	8707905-4
13.	12.180	MLDG., Qtr. Belt Rear Reveal		30.	12.112	MLDG. UNIT, Front Door Trfer. Upr. Rear . . . . .	8707865-4
14.	12.180	MLDG., T/Gate Wdo. Side Reveal . . . . .	9880701-0	31.	12.112	MLDG. UNIT, Front Door Lower . . . . .	8707756-5
15.	12.180	MLDG. UNIT, T/Gate Trfer. Upr. (IAH) . . . . .	8707994	32.	10.352	TRANSFER (Cut as reqd.)	
16.	12.180	MLDG. UNIT, T/Gate Trfer. Lwr. (IAH) . . . . .	8707997	33.	12.112	MLDG. UNIT, Front Door Trfer. Upr. Frt. . . . .	8707895-4
17.	2.575	LAMP ASSY. . . . .	911691-2				
	2.575	BEZEL . . . . .	331765-6				

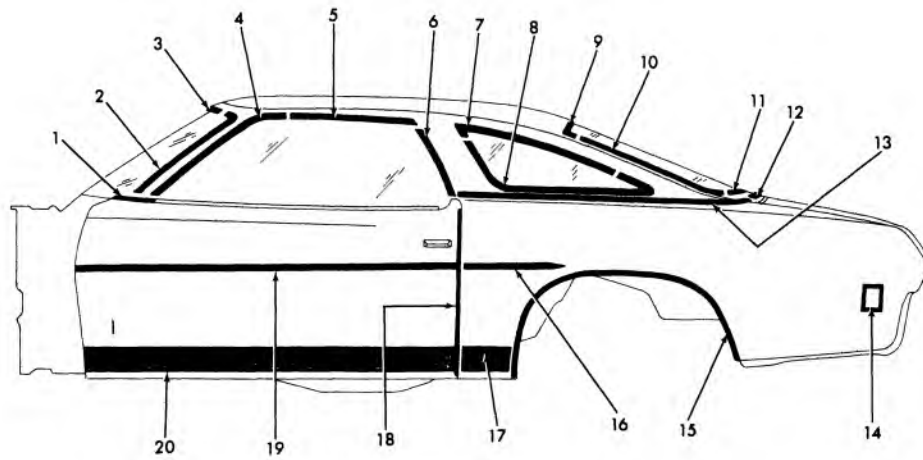


12-773

**1973 CHEVELLE (IAC-IAD-IAE29)**

1. 10.707	MOULDING RVL., Frt. Dr. Belt . . .	9882795-94	2.575	BEZEL . . . . .	3996990-89
2. 10.093	MOULDING RVL., W/S Side . . . . .	9880693-92	13. 12.116	MLDG. UNIT, Otr. Pnl. Rr. Whl. Opg. (IAD-IAE29) . . . . .	8706535-34
3. 10.093	MOULDING RVL., W/S Upr. . . . .	9880690	12.116	MLDG. UNIT, Otr. Pnl. Rr. Whl. Opg. (IAC29) . . . . .	8706531-30
4. 12.075	MOULDING ASSY., Drip W/S Plr. (w/Vinyl Top) . . . . .	9881943-42	14. 10.352	MLDG., Rr. Door Edge Guard . . .	9870708-07
5. 12.075	MOULDING ASSY., Drip Rf. Frt. (w/Vinyl Top) . . . . .	9620727-26	15. 12.116	MLDG. UNIT, Otr. Pnl. Frt. of Whl. Opg. (IAD-IAE29) . . . . .	8706507-06
6. 12.075	MOULDING ASSY., Drip Rf. Rr. (w/Vinyl Top) . . . . .	9620729-28	16. 12.114	MLDG. UNIT, Otr. Pnl. Rr. Dr. Lwr. (IAD-IAE29) . . . . .	8707702-01
7. 11.031	MOULDING, Qtr. Wdo. Frt. Sash Otr. (w/Vinyl Top) . . . . .	9883126	17. 12.114	MLDG. UNIT, Otr. Pnl. Rr. Dr. Upr. & Lwr. (w/Body Side Mldg.) . . . . .	8706449
8. 12.075	MOULDING, Drip Rf. at Qtr. Wdo. (w/Vinyl Top) . . . . .	9611705-04	18. 10.352	MLDG., Frt. Dr. Edge Guard . . . . .	9870702-01
9. 11.208	MOULDING RVL., Bk. Wdo. Upr. . . . .	9606015-14	19. 12.112	MLDG. UNIT, Otr. Pnl. Frt. Dr. Lwr. (IAD-IAE29) . . . . .	8707756-55
10. 11.208	MOULDING RVL., B/W Side . . . . .	9891916-15	20. 12.112	MLDG. UNIT, Otr. Pnl. Frt. Dr. Lwr. & Upr. (w/Body Side Mldg.) . . . . .	8707810
11. 12.116	MOULDING ASSY., Rvl. Qtr. Belt (w/Vinyl Top or Two Tone Painted) . . . . .	9610121-20			
12. 2.575	LAMP ASSY. . . . .	911726-25			

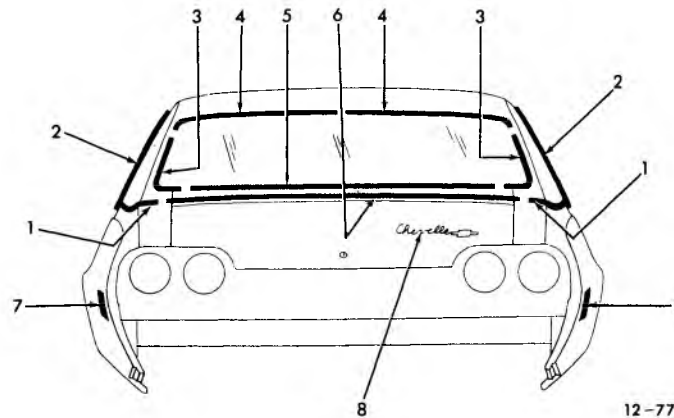




12-771

**1973 CHEVELLE (IAC-IAD-IAE37)**

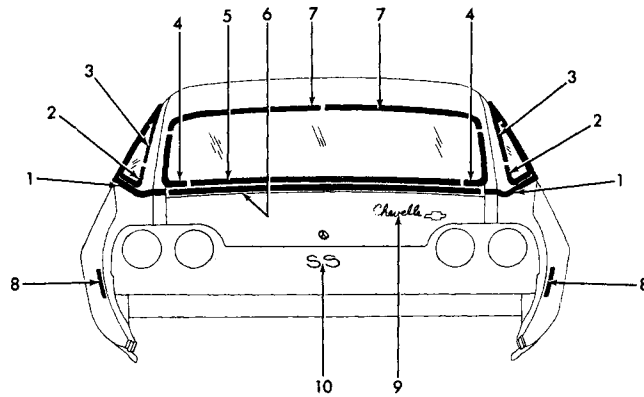
- |            |   |            |            |   |            |
|------------|---|------------|------------|---|------------|
| 1. 10.707  | MOULDING, Dr. Belt Rvl. . . . .                                     | 9882795-94 | 13. 12.116 | MOULDING ASSY., Rvl. Qtr. Belt<br>(w/Vinyl Top or Two-Tone Painted) . | 9874203-02 |
| 2. 10.093  | MOULDING, W/S Side Rvl. . . . .                                     | 9880697-96 | 14. 2.575  | LAMP . . . . .  | 911726-25  |
| 3. 10.093  | MOULDING, W/S Upr. Rvl. . . . .                                     | 9880694    | 2.575      | BEZEL . . . . .   | 3996990-89 |
| 4. 12.075  | MOULDING ASSY., Drip W/S Plr. . . . .                               | 9881945-44 | 15. 12.116 | MOULDING UNIT, Otr. Pnl. Rr.<br>w/Opg. (IAE-IAD37) . . . . .          | 8706535-34 |
| 5. 12.075  | MOULDING, Drip Rf. Frt. (w/Vinyl<br>Top) . . . . .                  | 9870857-56 | 12.116     | MOULDING UNIT, Otr. Pnl. Rr.<br>w/Opg. (IAC37) . . . . .              | 8706531-30 |
| 6. 12.075  | MOULDING, Drip Rf. Rr. (w/Vinyl<br>Top) . . . . .                   | 9871272-71 | 16. 12.116 | MOULDING UNIT, Otr. Pnl. Rr.<br>Fdr. Lwr. . . . .                     | 8706502    |
| 7. 11.031  | MOULDING RVL., Qtr. Wdo. Upr.<br>(w/Vinyl Top) . . . . .            | 9880671-70 | 17. 12.116 | MOULDING UNIT, Otr. Pnl. Frt. of<br>w/Opg. (IAD-IAE37) . . . . .      | 8706509-08 |
| 8. 11.031  | MOULDING RVL., Qtr. Wdo. Lwr.<br>(w/Vinyl Top) . . . . .            | 9880673-72 | 18. 10.352 | MOULDING, Frt. Dr. Edge Guard .                                       | 9870704-03 |
| 9. 11.208  | MOULDING RVL., B/W Upr. . . . .                                     | 9880687-86 | 19. 12.112 | MOULDING UNIT, Otr. Pnl. Frt.<br>Dr. Upr./Lwr. . . . .                | 8707809    |
| 10. 11.208 | MOULDING RVL., B/W Side . . . . .                                   | 9611271-70 | 20. 12.112 | MOULDING UNIT, Otr. Pnl. Frt.<br>Dr. Lwr. (IAD-IAE37) . . . . .       | 8707758-57 |
| 11. 11.208 | MOULDING RVL., B/W Lwr. . . . .                                     | 9611272    |            |   |            |
| 12. 12.121 | MOULDING RVL., Rr. End, Belt<br>(w/Vinyl Top or Two-Tone Painted) . | 9874026    |            |   |            |



12-774

**1973 CHEVELLE (IAC-IAD-IAE29)**

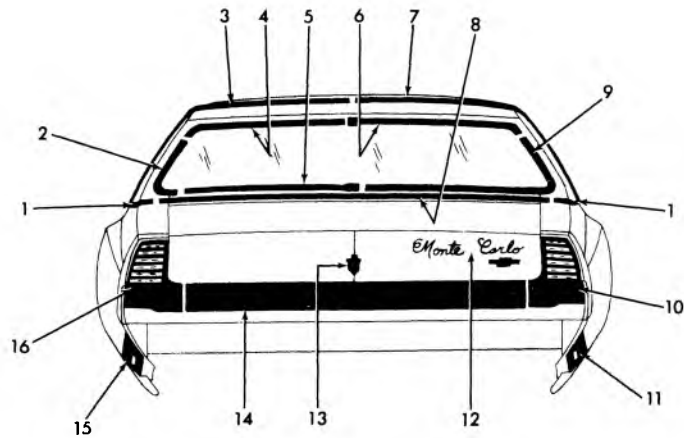
- |           |   |            |           |                                 |            |
|-----------|---|------------|-----------|---------------------------------|------------|
| 1. 12.116 | MOULDING ASSY., Rvl. Qtr. Belt<br>(w/Vinyl Top or Two-Tone Painted) . | 9610121-20 | 5. 11.208 | MOULDING, Rvl. B/W Lwr. . . . . | 9891914    |
| 2. 12.075 | MOULDING, Drip Rf. at Qtr. Wdo.<br>(w/Vinyl Top) . . . . .            | 9611705-04 | 6. 12.121 | MLDG. RR. End Belt Rvl. . . . . | 9610119    |
| 3. 11.208 | MOULDING, Rvl. B/W Side . . . . .                                     | 9891916-15 | 7. 2.575  | LAMP ASSY. . . . .              | 911726-25  |
| 4. 11.208 | MOULDING, Rvl. B/W Upr. . . . .                                       | 9606015-14 | 2.575     | BEZEL . . . . .                 | 3996990-89 |
|           |   |            | 8. 12.182 | PLATE ASSY., Compt. Lid Name .  | 9620101    |



12-772

**1973 CHEVELLE (IAC-IAD-IAE37)**

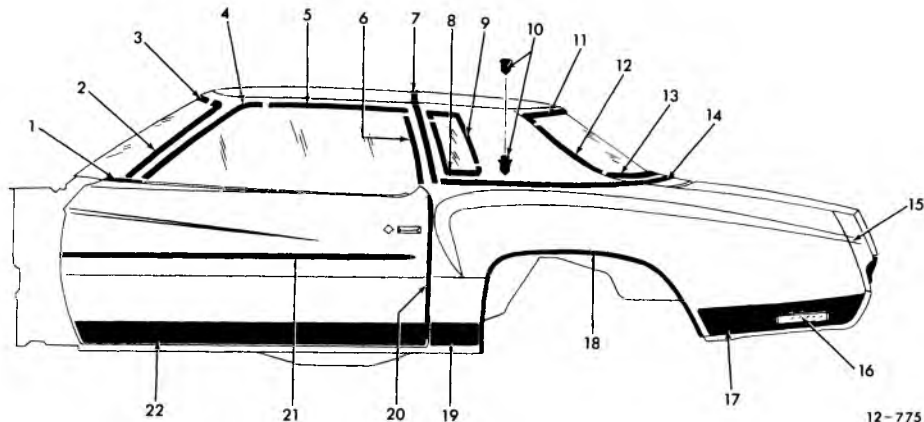
1. 12.116	MOULDING ASSY., Rvl Qtr. Belt (w/Vinyl Top or Two-Tone Painted) . 9874203-02	6. 12.121	MOULDING RVL., Rr. End Belt (w/Vinyl Top or Two-Tone Painted) . 9874026
2. 11.031	MOULDING RVL., Qtr. Wdo. Lwr. (w/Vinyl Top) . . . . . 9880673-72	7. 11.208	MOULDING RVL., B/W Upr. . . . . 9880687-86
3. 11.031	MOULDING RVL., Qtr. Wdo. Upr. (w/Vinyl Top) . . . . . 9880671-70	8. 2.575	LAMP . . . . . 911726-25
4. 11.208	MOULDING RVL., B/W Side . . . . . 9611271-70	2.575	BEZEL . . . . . 3996990-89
5. 11.208	MOULDING RVL., B/W Lwr. . . . . 9611272	9. 12.182	PLATE NAME, Compt. Lid Otr. Pnl. 9620101
		10. 12.182	PLATE UNIT, Name Rr. End Otr. Pnl. (w/Body Side Mldg.) (IAD37) . . . . . 8707821



12-776

**1973 MONTE CARLO (IAH57)**

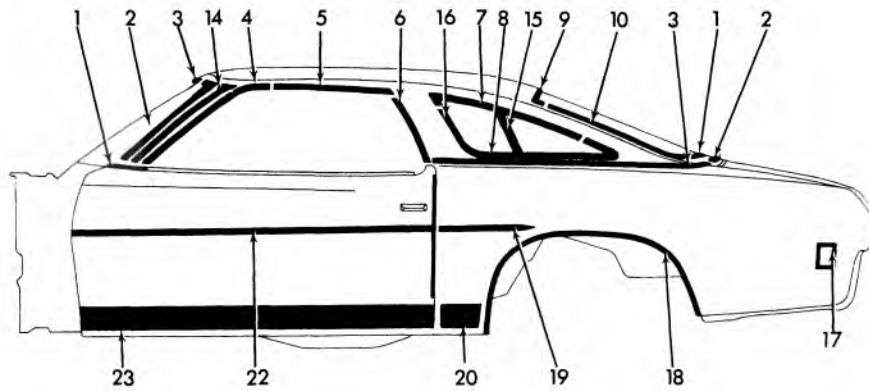
- |  |   |
|--|---|
| 1. 12.116 MOULDING, Qtr. Belt Rvl. (Landau) . . . . . 9656297-96                       | 11.208 MOULDING, Bk. Wdo. Sd. and Lwr. Rvl. (exc. Vinyl Top) (L.H.) . . . . . 9880629 |
| 12.116 MOULDING, Qtr. Belt Rvl. (w/Vinyl Top) . . . . . 9656311-10                     | 10. 12.940 EXT. UNIT, Qtr. Otr. Pnl. at T/Lp. (R.H.) . . . . . 8707882                |
| 2. 11.208 MOULDING, Rvl. B/W Side (w/Vinyl Top or Landau) . . . . . 9655787-86         | 11. 12.116 MOULDING UNIT, Otr. Pnl. Rr. of w/Opg. (R.H.) . . . . . 9630060            |
| 3. 12.075 MOULDING, Rf. Pnl. Cvr. Fin (Landau) . . . . . 9656259-58                    | 12. 12.182 PLATE ASSY., Name Compt. Lid (Monte Carlo) . . . . . 9875087               |
| 4. 12.075 MOULDING, W/S Plr. Drip . . . . . 9881945-44                                 | 13. 12.182 EMBLEM ASSY., Compt. Lid Pnl. (Crest) . . . . . 9873274                    |
| 5. 12.075 MOULDING, Drip Rf. Front . . . . . 9870921-20                                | 14. 12.182 MOULDING UNIT, Rr. End Otr. Pnl. . . . . 8707914                           |
| 6. 11.208 MOULDING, Rvl. B/W Upr. (L.H.) . . . . . 9880627                             | 15. 12.116 MOULDING UNIT, Otr. Pnl. Rr. of w/Opg. (L.H.) . . . . . 9630061            |
| 11.208 MOULDING, Rvl. B/W Upr. (R.H.) . . . . . 9624269                                | 16. 12.940 EXT. UNIT, Qtr. Otr. Pnl. at T/L (L.H.) . . . . . 8707883                  |
| 7. 14.651 MOULDING, Rf. Pnl. Cvr. Fin. . . . . 9656259-58                              |   |
| 8. 12.116 MOULDING, Qtr. Belt Rvl. (Landau) 9656297-96                                 |   |
| 12.116 MOULDING, Qtr. Belt Rvl. (w/Vinyl Top) . . . . . 9656311-10                     |   |
| 9. 11.208 MOULDING, Bk. Wdo. Sd. & Lwr. Rvl. (exc. Vinyl Top) (R.H.) . . . . . 9624267 |   |



12-775

**1973 MONTE CARLO (IAH57)**

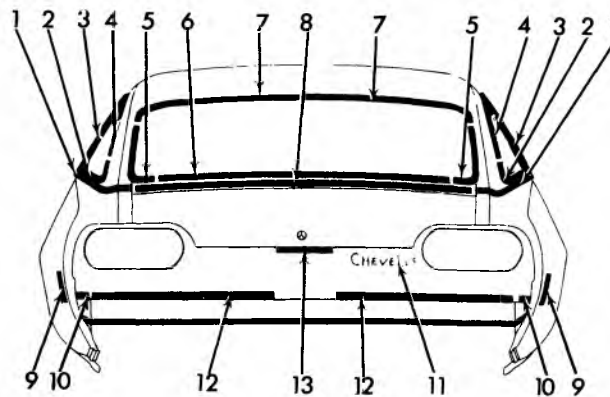
- |   |   |
|---|---|
| 1. 10.707 MOULDING, Rvl. F/D Belt . . . . . 9882795-94                          | 14. 12.116 MOULDING, Qtr. Belt Rvl. (Landau) . . . . . 9656297-96                       |
| 2. 10.093 MOULDING, Rvl. W/S Side . . . . . 9880697-96                          | 12.116 MOULDING, Qtr. Belt Rvl. (w/Vinyl Top) . . . . . 9656311-10                      |
| 3. 10.093 MOULDING, Rvl. W/S Upr. . . . . 9880694                               | 15. 12.940 EXT. UNIT, Qtr. Otr. Pnl. at T/Lp. . . . . 8707883-82                        |
| 4. 12.075 MOULDING, W/S Plr. Drip . . . . . 9881945-44                          | 16. 2.575 LAMP ASSY. . . . . 911975-76  |
| 5. 12.075 MOULDING, Drip Rf. Front . . . . . 9870921-20                         | 17. 12.116 MOULDING UNIT, Otr. Pnl. Rr. of w/Opg. . . . . 9630061-60                    |
| 6. 12.075 MOULDING, Drip Rf. Rr. . . . . 9664881-80                             | 18. 12.116 MOULDING UNIT, Otr. Pnl. Rr. of w/Opg. . . . . 8707826-25                    |
| 7. 12.075 MOULDING, Rf. Pnl. Cvr. Fin. (Landau) . . . . . 9656259-58            | 19. 12.116 MOULDING UNIT, Otr. Pnl. Frt. of w/Opg. . . . . 8706511-10                   |
| 8. 11.031 MOULDING, Rvl. Qtr. Win. Frt. . . . . 9880638-37                      | 20. 10.352 MOULDING, F/D Edge Guard . . . . . 9870706-05                                |
| 9. 11.031 MOULDING, Rvl. Qtr. Win. Rr. . . . . 9880645-44                       | 21. 12.112 MOULDING UNIT, Otr. Pnl. Frt. Dr. Upr. (w/Body Side Mldg.) . . . . . 8707811 |
| 10. 12.812 EMBLEM, Roof Pnl. Ext. (w/Landau) 9657609                            | 22. 12.112 MOULDING UNIT, Otr. Pnl. Frt. Dr. Lwr. . . . . 8707760-59                    |
| 12.812 EMBLEM, Roof Pnl. Ext. (exc. Landau) . . . . . 9619799                   |   |
| 11. 11.208 MOULDING, Rvl. B/W Upr. (L.H.) . . . . . 9880627                     |   |
| 11.208 MOULDING, Rvl. B/W Upr. (R.H.) . . . . . 9624269                         |   |
| 12. 11.208 MOULDING, Rvl. B/W Side (w/Vinyl Top or Landau) . . . . . 9655787-86 |   |
| 13. 11.208 MOULDING, Rvl. B/W Lwr. (w/Vinyl Top or Landau) . . . . . 9656037-36 |   |



12-817

**1974 CHEVELLE (1AC-1AD-1AE37)**

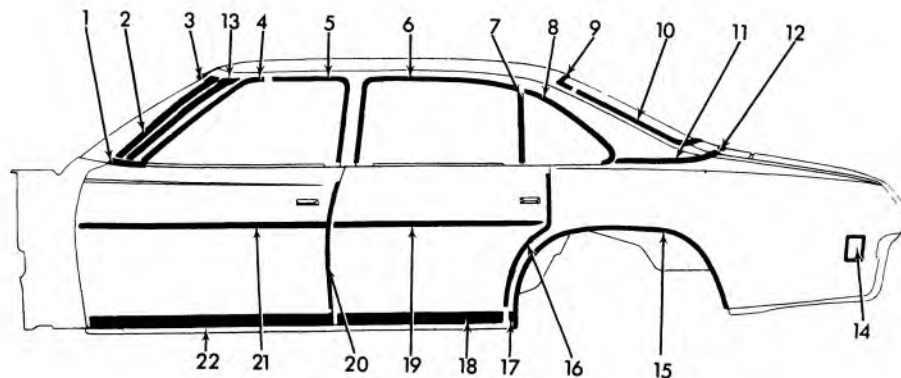
- |            |  |            |            |  |            |
|------------|--|------------|------------|--|------------|
| 1. 10.707  | MOULDING—Rvl. Frt. Dr. Belt . . . . .      | 9882795-94 | 14. 10.093 | MOULDING—Fin. W/S Plr. . . . .           | 9875615-14 |
| 2. 10.093  | MOULDING—Rvl. W/S Side . . . . .           | 9690667-66 | 15.        |  |            |
| 3. 10.093  | MOULDING—Rvl. W/S Upr. . . . .             | 9690660    | 16. 11.031 | ESCUT.—Mldg. Rvl. Qtr. Wdo. . . . .      | 9651579    |
| 4. 12.075  | MOULDING—Drip W/S Plr. . . . .             | 9683795-94 | 17. 2.575  | LAMP ASSY.—Rr. Qtr. Si. Marker . . . . . | 911725-26  |
| 5. 12.075  | MOULDING—Rf. Drip Frt. . . . .             | 9685051-50 |            | BEZEL—Rr. Qtr. Si. Marker Lamp . . . . . | 3996989-90 |
| 6. 12.075  | MOULDING—Rf. Drip Rr. . . . .              | 9871272-71 | 18. 12.116 | MOULDING—Otr. Pnl. Rr. Whl. Opg. . . . . | 8706535-34 |
| 7.         |  |            |            | (1AD37) . . . . .                        |            |
| 8.         |  |            | 12.116     | MOULDING—Otr. Pnl. Rr. Whl. Opg. . . . . | 8706531-30 |
| 9. 11.208  | MOULDING—Rvl. B/Wdo. Upr. . . . .          | 9690552-51 |            | (1AC37) . . . . .                        |            |
| 10. 11.208 | MOULDING—Rvl. B/Wdo. Side . . . . .        | 9690555-54 | 19. 12.116 | MOULDING—Otr. Pnl. R/Fdr. Lwr. . . . .   | 8706502    |
| 11. 11.208 | MOULDING—Rvl. B/Wdo. Lwr. . . . .          | 9690553    | 20. 12.116 | MOULDING—Otr. Pnl. Frt. of . . . . .     |            |
| 12. 12.121 | MOULDING—Rvl. R/End Belt . . . . .         |            |            | W/Opg. (1AD37) . . . . .                 | 8706509-08 |
|            | (w/Vinyl Top, Sp. Two. Tone . . . . .      | 9874026    | 21. 10.352 | MOULDING—F/Dr. Edge Guard . . . . .      | 9870704-03 |
|            | Paint) . . . . .                           |            | 22. 12.112 | MOULDING—Otr. Pnl. F/D Lwr. & . . . . .  | 8707809    |
| 13. 12.116 | MOULDING—Rvl. Qtr. Belt (w/Vinyl . . . . . | 9874203-02 |            | Upr. (w/Body Side Mldg.) . . . . .       |            |
|            | Top, Two Tone Paint) . . . . .             |            | 23. 12.112 | MOULDING—Otr. Pnl. F/D Lwr. . . . .      | 8707758-57 |
|            |  |            |            | (1AD37) . . . . .                        |            |



12-818

**1974 CHEVELLE (1AC-1AD-1AE37)**

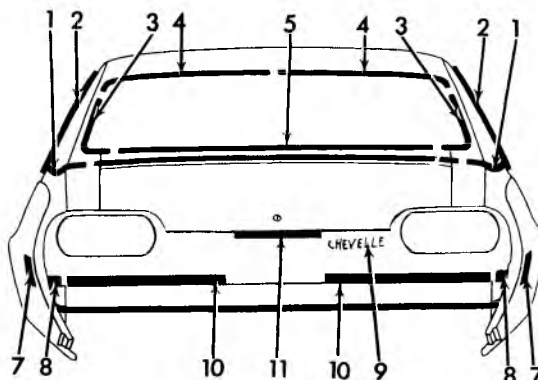
- |           |  |            |            |   |            |
|-----------|--|------------|------------|---|------------|
| 1. 12.116 | MOULDING—Rvl. Qtr. Belt (w/Vinyl . . . . . | 9874203-02 | 8. 12.121  | MOULDING—Rvl. Rr./End Belt . . . . .        | 9874026    |
|           | Top - Two Tone Paint) . . . . .            |            |            | (w/Vinyl Top, Special Two Tone . . . . .    |            |
| 2.        |  |            |            | Paint) . . . . .                            |            |
| 3.        |  |            | 9. 2.575   | LAMP ASSY.—Rr. Qtr. Si. Marker . . . . .    | 911725-26  |
| 4.        |  |            |            | 2.575 BEZEL—Rr. Qtr. Si. Marker Lp. . . . . | 3996989-90 |
| 5. 11.208 | MOULDING—Rvl. Bk. Wdo. Side . . . . .      | 9690555-54 | 10. 12.182 | MOULDING—Fin. Rr. End Pnl. Side . . . . .   | 9631769-68 |
| 6. 11.208 | MOULDING—Rvl. Bk. Wdo. Lwr. . . . .        | 9690553    | 11. 12.182 | PLATE—Name Rr. End Pnl. . . . .             |            |
| 7. 11.408 | MOULDING—Rvl. Bk. Wdo. Upr. . . . .        | 9690552-51 |            | (Chevelle) . . . . .                        | 9728248    |
|           |  |            | 12. 12.182 | MOULDING—Fin. Rr. End Pnl. Ctr. . . . .     | 9631766-67 |
|           |  |            | 13. 12.121 | ESCUT.—Rr. End Fin. Pnl. . . . .            | 9631773    |



12-815

### 1974 CHEVELLE (1AC-1AD29)

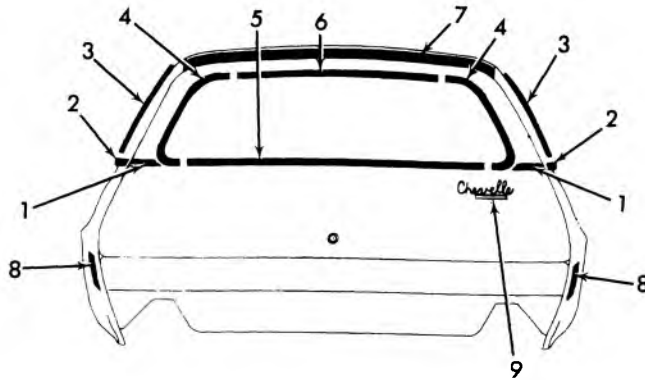
- |            |   |            |            |   |            |
|------------|---|------------|------------|---|------------|
| 1. 10.707  | MOULDING—Rvl. Frt. Dr. Belt . . . . .   | 9882794-95 | 14. 2.575  | LAMP ASSY.—Rr. Qtr. Si. Marker . . . . .                            | 911725-26  |
| 2. 10.093  | MOULDING—Rvl. W/S Side . . . . .  | 9690664-65 | 2.575      | BEZEL—Rr. Qtr. Si. Marker Lamp . . . . .                            | 3996989-90 |
| 3. 10.093  | MOULDING—Rvl. W/S Upr. . . . .  | 9690659    | 15. 12.116 | MOULDING—Rr. Whl. Opg. (1AD-29) . . . . .                           | 8706535-34 |
| 4. 12.075  | MOULDING—Drip W/S Plr. . . . .  | 9882970-71 | 12.116     | MOULDING—Rr. Whl. Opg. (1AC29) . . . . .                            | 8706531-30 |
| 5. 12.075  | MOULDING—Drip Rf. Frt. . . . .  | 9679910-11 | 16. 10.352 | MOULDING—R/D Edge Guard . . . . .                                   | 9870708-07 |
| 6. 12.075  | MOULDING—Drip Rf. Rr. . . . .   | 9679906    | 17. 12.116 | MOULDING—Otr. Pnl. Frt. of<br>w/Opg. (1AD29) . . . . .              | 8706507-06 |
| 7. 11.031  | MOULDING—Qtr. Wdo. Frt. Sash Otr. . . . .                                     | 9883126    | 18. 12.114 | MOULDING—Otr. Pnl. Rr. Dr. Lwr.<br>(1AD29) . . . . .                | 8707702-01 |
| 8. 12.075  | MOULDING—Drip Rf. at Qtr. Wdo. . . . .  | 9611704-05 | 19. 12.114 | MOULDING—Otr. Pnl. Rr. Dr. Upr.<br>& Lwr. w/Body Side Mldg. . . . . | 8706449    |
| 9. 11.208  | MOULDING—Rvl. Bk. Wdo. Upr. . . . .   | 9690598-99 | 20. 10.352 | MOULDING—F/D Edge Guard . . . . .                                   | 9870702-01 |
| 10. 11.208 | MOULDING—Rvl. B/W Side . . . . .  | 9690601-02 | 21. 12.112 | MOULDING—Outer Pnl. F/Dr. Lwr.<br>& Upr. w/Body Side Mldg. . . . .  | 8707810    |
| 11. 12.116 | MOULDING—Rvl. Qtr. Belt . . . . .   | 9610120-21 | 21. 12.112 | MOULDING—Otr. Pnl. Frt. Dr.<br>Lwr. . . . .                         | 8707756-55 |
| 12. 12.121 | MOULDING—Rvl. Rr./End Belt<br>w/Vinyl Top Special Two Tone<br>Paint . . . . . | 9610119    |            |   |            |
| 13. 10.093 | MOULDING—Fin. W/S Plr.<br>(Except Vinyl Top) . . . . .                        | 9875608-09 |            |   |            |
| 10.093     | MOULDING—Fin. W/S Plr.<br>(w/Vinyl Top) . . . . .                             | 9685234-35 |            |   |            |



12-816

### 1974 CHEVELLE (1AC-1AD29)

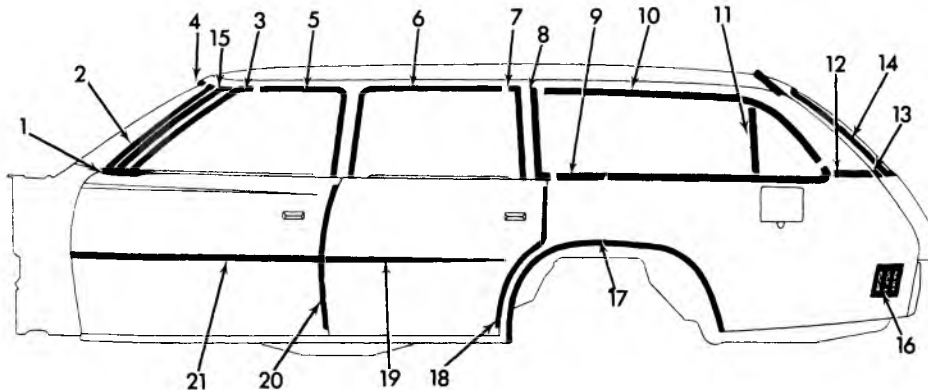
- |           |  |            |            |  |            |
|-----------|--|------------|------------|--|------------|
| 1. 12.116 | MOULDING, Rvl. Qtr. Belt . . . . .   | 9610120-21 | 10.093     | MOULDING, Fin. W/S Plr. w/Vinyl<br>Top . . . . . | 9685234-35 |
| 2. 12.075 | MOULDING, Drip Roof at Qtr.<br>Wdo. . . . .                                      | 9611704-05 | 7. 2.575   | LAMP ASSY., Rr. Qtr. Si. Marker . . . . .        | 911725-26  |
| 3. 11.208 | MOULDING, Rvl. Bk. Wdo. Side . . . . .   | 9690601-02 | 2.575      | BEZEL, Rr. Qtr. Si. Marker . . . . .             | 3996989-90 |
| 4. 11.208 | MOULDING, Rvl. Bk. Wdo. Upr. . . . .   | 9690598-99 | 8. 12.182  | MOULDING, Fin. Rr./End Pnl.<br>Side . . . . .    | 9631769-68 |
| 5. 12.121 | MOULDING, Rvl. Rr. End Belt<br>w/Vinyl Top - Special Two<br>Tone Paint . . . . . | 9610119    | 9. 12.182  | PLATE, Name R/End Pnl.<br>(Chevelle) . . . . .   | 9728248    |
| 6. 10.093 | MOULDING, Fin. W/S Plr. (Exc.<br>Vinyl Top) . . . . .                            | 9875608-09 | 10. 12.182 | MOULDING, Fin. R/End Pnl. Ctr. . . . .           | 9631766-67 |
|           |  |            | 11. 12.121 | ESCUT., Rr./End Fin. Pnl. . . . .                | 9631773    |



12-811

**1974 CHEVELLE STATION WAGON (1AC-1AD35)**

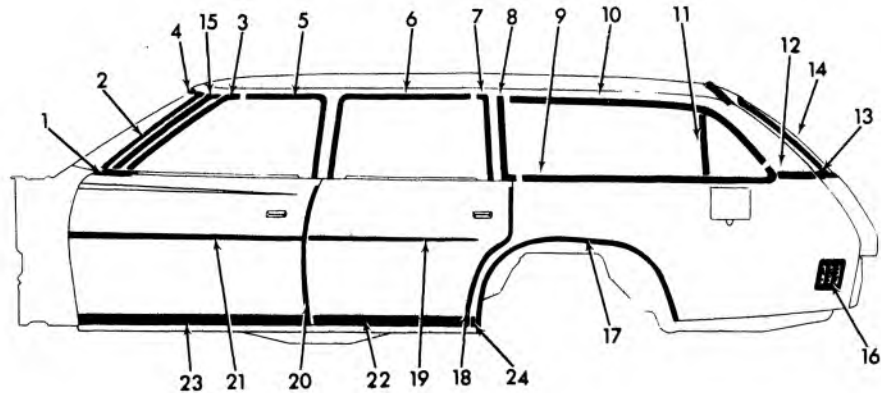
- |   |  |         |
|---|--|---------|
| 1. 12.180 MOULDING—Qtr. Belt Rr. Rvl.                     | 6. 12.180 MOULDING—Rvl. T/Gate Wdo. Upr.                   | 9726468 |
| 2. 12.180 MOULDING—Bk. Body Plr. Belt Rvl.                | 7. 12.180 DEFLECTOR UNIT—T/Gate Wdo. Air                   | 994392  |
| 3. 11.031 MOULDING—Rvl. Qtr. Wdo. Upr. . . . . 9610087-86 | 8. 2.575 LAMP ASM.—Rr. Qtr. Si. Marker . . . . . 911691-92 |         |
| 4. 12.180 MOULDING—T/Gate Wdo. Side Rvl. 9726471-70       | 2.575 BEZEL—Rr. Qtr. Si. Marker Lp. . . . . 331765-66      |         |
| 5. 12.180 MOULDING—Rvl. T/Gate Wdo. Lwr. 9726469          | 9. 12.182 PLATE ASM.—T/Gate Name Chevelle 9728248          |         |



12-823

**1974 CHEVELLE (1AC-35) STA. WAG.**

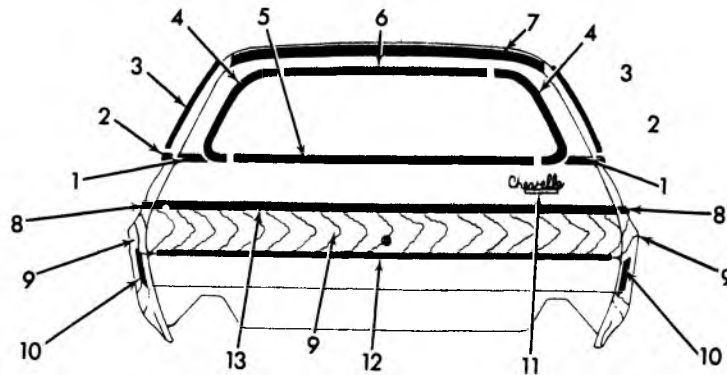
- |  |   |  |
|--|---|--|
| 1. 10.707 MLDG.—Revel F/D Belt . . . . . 9882794-95          | 13. MLDG.—Qtr. Belt Rear Rvl.                                 |  |
| 2. 10.093 MLDG.—W/S Side Rvl. . . . . 9880692-93             | 14. 12.180 MLDG.—T/Gate Window Side Rvl. . . . . 9880700-01   |  |
| 3. 12.075 MLDG.—W/S Pillar Drip . . . . . 9882970-71         | 15. 10.093 MLDG.—Finish W/S Pillar . . . . . 9875608-09       |  |
| 4. 10.093 MLDG.—W/S Upper Rvl. . . . . 9690659               | 16. 2.575 LAMP ASSY.—Rr. Qtr. Side Marker . . . . . 911691-92 |  |
| 5. 12.075 MLDG.—Roof Drip Front . . . . . 9679910-11         | 2.575 BEZEL—Rr. Qtr. Side Marker . . . . . 331765-66          |  |
| 6. 12.075 MLDG.—Roof Drip Rear . . . . . 9679914-15          | 17. 12.116 MLDG.—Outer Pnl. Rr. Wheel                         |  |
| 7. 12.075 MLDG.—Roof Drip Rear Lower . . . . . 9670182-83    | Opening . . . . . 8706532-33                                  |  |
| 8. 11.031 MLDG.—Rvl. Qtr. Window Front. . . . . 9610084-85   | 18. 10.352 MLDG.—Door Edge Guard Rr. . . . . 9870707-08       |  |
| 9. 11.031 MLDG.—Rvl. Qtr. Window Lower . . . . . 9615840-41  | 19. 12.114 MLDG.—Door Upper, Lower . . . . . 8706449          |  |
| 10. 11.031 MLDG.—Rvl. Qtr. Window Upper . . . . . 9610086-87 | 20. 10.352 MLDG.—Door Edge Guard Frt. . . . . 9870701-02      |  |
| 11. 11.031 MLDG.—Rvl. Div. Chnl. . . . . 9665202-03          | 21. 12.112 MLDG.—Door Lower, Upper . . . . . 8707810          |  |
| 12. MLDG.—Back Body Pillar Belt Rvl.                         |   |  |



12-824

**1974 CHEVELLE STA. WAG. (1AC-1AC35)**

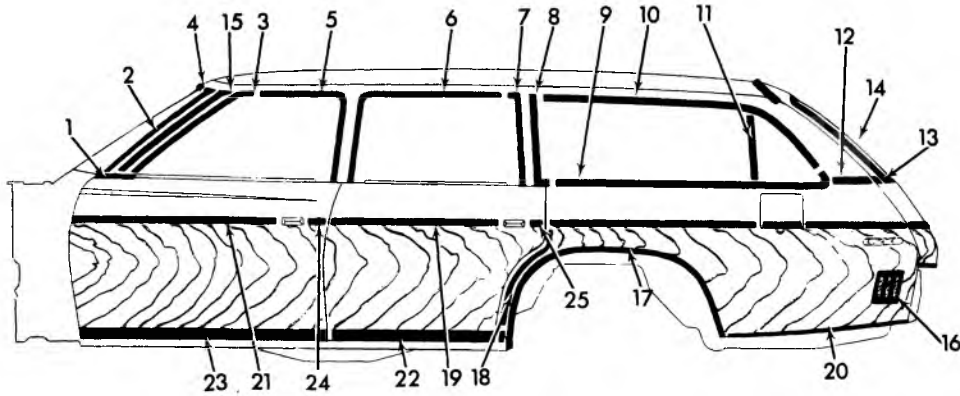
- |            |                                      |            |            |   |            |
|------------|--------------------------------------|------------|------------|---|------------|
| 1. 10.707  | MLDG.—Rvl. Front Door Belt . . . . . | 9882794-95 | 14. 12.180 | MLDG.—T/Gate Wdo. Side Rvl. . . . .             | 9880700-01 |
| 2. 10.093  | MLDG.—W/S Side Rvl. . . . .          | 9880692-93 | 15. 10.093 | MLDG.—Finish W/S Pillar . . . . .               | 9875808-09 |
| 3. 12.075  | MLDG.—W/S Pillar Drip . . . . .      | 9882970-71 | 16. 2.575  | LAMP ASSY.—Rr. Qtr. Side Marker . . . . .       | 911691-92  |
| 4. 10.093  | MLDG.—W/S Upper Rvl. . . . .         | 9739208    | 2.575      | BEZEL—Rr. Qtr. Side Marker . . . . .            | 331765-66  |
| 5. 12.075  | MLDG.—Roof Drip Front . . . . .      | 9679910-11 | 17. 12.116 | MLDG.—Outer Pnl. Rr. Wheel<br>Opening . . . . . | 9630056-57 |
| 6. 12.075  | MLDG.—Roof Drip Rear . . . . .       | 9679914-15 | 18. 10.352 | MLDG.—Door Edge Guard, Rear . . . . .           | 9870707-08 |
| 7. 12.075  | MLDG.—Roof Drip Rear Lower . . . . . | 9670182-83 | 19. 12.114 | MLDG.—Door Upper, Lower . . . . .               | 8706449    |
| 8. 11.031  | MLDG.—Rvl. Qtr. Wdo. Front . . . . . | 9610084-85 | 20. 10.352 | MLDG.—Door Edge Guard, Frt. . . . .             | 9870701-02 |
| 9. 11.031  | MLDG.—Rvl. Qtr. Wdo. Lower . . . . . | 9615840-41 | 21. 12.112 | MLDG.—Door Lower, Upper . . . . .               | 8707810    |
| 10. 11.031 | MLDG.—Rvl. Qtr. Wdo. Upper . . . . . | 9610086-87 | 22. 12.114 | MLDG.—Transfer Lower, Rr. Door . . . . .        | 8707701-02 |
| 11. 11.031 | MLDG.—Rvl. Div. Chnl. . . . .        | 9665202-03 | 23. 12.112 | MLDG.—Transfer Lower, Frt. Door . . . . .       | 8707755-56 |
| 12.        | MLDG.—Back Body Pillar Belt Rvl.     |            |            |   |            |
| 13.        | MLDG.—Qtr. Belt Rear Rvl.            |            |            |   |            |



12-812

**1974 CHEVELLE STATION WAGON (1AG35)**

- |           |  |            |            |  |            |
|-----------|--|------------|------------|--|------------|
| 1. 12.180 | MOULDING—Qtr. Belt Rr. Rvl. . . . .          |            | 8. 12.116  | MOULDING—Fndr. Upr.Trfr. Lin. . . . .          | 8707939-38 |
| 2. 12.180 | MOULDING—Back Body Plr. Belt<br>Rvl. . . . . |            | 9. 10.352  | TRANSFER—Cut as Read                           |            |
| 3. 11.031 | MOULDING—Rvl. Qtr. Wdo. Upr. . . . .         | 9610087-86 | 10. 2.575  | LAMP ASM.—Rr. Qtr. Side Marker . . . . .       | 911691-92  |
| 4. 12.180 | MOULDING—T/Gate Wdo. Side Rvl. . . . .       | 9726471-70 | 2.575      | BEZEL—Rr. Qtr. Side Marker Lamp . . . . .      | 331765-66  |
| 5. 12.180 | MOULDING—Rvl. T/Gate Wdo. Lwr. . . . .       | 9726469    | 11. 12.182 | PLATE ASM.—T/Gate Name -<br>Chevelle . . . . . | 9728248    |
| 6. 12.180 | MOULDING—Rvl. T/Gate Wdo. Upr. . . . .       | 9726468    | 12. 12.180 | MOULDING—Fin. T/Gate Trfer. Lwr. . . . .       | 8707997    |
| 7. 12.180 | DEFLECTOR UNIT—T/Gate Wdo. Air . . . . .     | 994392     | 13. 12.180 | MOULDING—Fin. T/Gate Trfer. Upr. . . . .       | 8707994    |

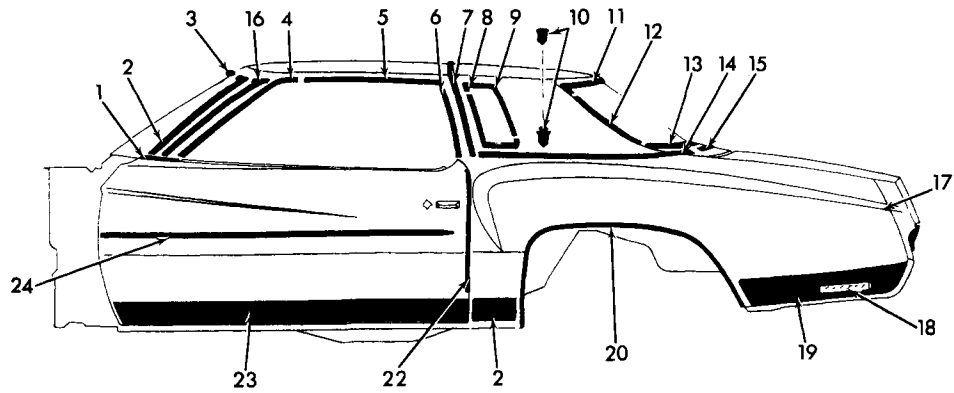


12-825

**1974 CHEVELLE STA. WAG. (1AG35)**

1.	10.707	MLDG., Rvl. Front Door Belt . . . . .	9882794-95	17.	12.116	MLDG., Outer Pnl. Rr. Wheel Opening . . . . .	9630056-57
2.	10.093	MLDG., W/S Side Rvl. . . . .	9880692-93	18.	12.116	MLDG., Rear Fender Transfer Frt.	
3.	12.075	MLDG., W/S Pillar Drip . . . . .	9882970-71	19.	12.114	MLDG., Dr. Upper Rr. Transfer Finish . . . . .	8707904-05
4.	10.093	MLDG., W/S Upper Rvl. . . . .	9690659	20.	12.116	MLDG., Finish Rr. Fender Transfer Lwr. . . . .	
5.	12.075	MLDG., Roof Drip Front . . . . .	9679910-11	21.	12.112	MLDG., Dr. Upper Frt. Transfer Finish . . . . .	8707894-95
6.	12.075	MLDG., Roof Drip Rear . . . . .	9679914-15	22.	12.114	MLDG., Dr. Lower Transfer Finish . . . . .	8707701-02
7.	12.075	MLDG., Roof Drip Rear Lower . . . . .	9670182-83	23.	12.112	MLDG., Dr. Lower Transfer Finish . . . . .	8707755-56
8.	11.031	MLDG., Rvl. Qtr. Wdo. Front . . . . .	9610084-85	24.	12.116	MLDG., Frt. of Wheel Opening . . . . .	8706506-07
9.	11.031	MLDG., Rvl. Qtr. Wdo. Lower . . . . .	9615840-41	25.	12.112	MLDG., Door Upr. Rr. Transfer Finish . . . . .	8707864-65
10.	11.031	MLDG., Rvl. Qtr. Wdo. Upper . . . . .	9610086-87	26.	12.114	MLDG., Door Upr. Rr. Transfer Finish . . . . .	8707906
11.	11.031	MLDG. Rvl. Div. Chnl. . . . .	9665202-03				
12.		MLDG., Back Body Pillar Belt Rvl.					
13.		MLDG., Qtr. Belt. Rear Rvl.					
14.	12.180	MLDG., T/Gate Wdo. Side Rvl. . . . .	9880700-01				
15.	10.093	MLDG., Finish W/S Pillar . . . . .	9875808-09				
16.	2.575	LAMP ASSY., Rr. Qtr. Side Marker . . . . .	911691-92				
16.	2.575	BEZEL, Rr. Qtr. Side Marker . . . . .	331765-66				

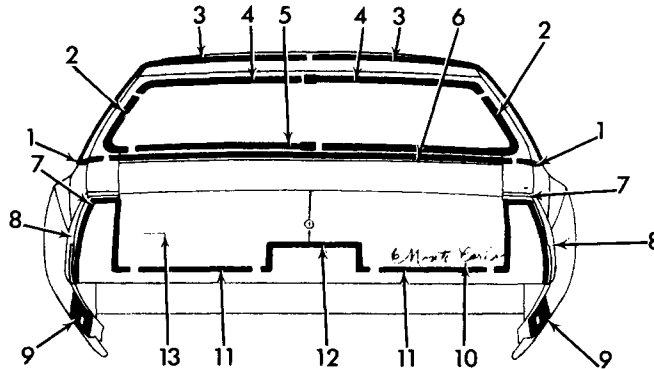




12-819

**1974 MONTE CARLO (1AH57)**

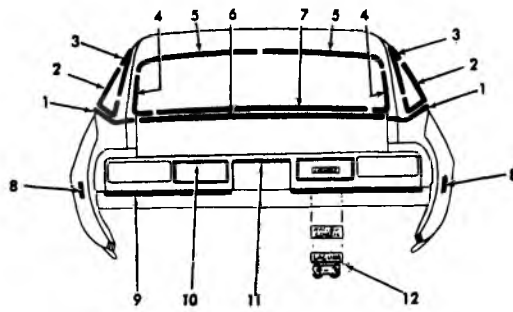
- |            |  |            |            |   |            |
|------------|--|------------|------------|---|------------|
| 1. 10.707  | MLDG., Rvl. Frt. Dr. Belt . . . . .                          | 9882795-94 | 14. 12.116 | MLDG., Qtr. Belt Rvl. Landau Top . .                        | 9685273-72 |
| 2. 10.093  | MLDG., Rvl. W/S Side . . . . .                               | 9690667-66 | 12.116     | MLDG., Qtr. Belt Rvl. (Exc. Landau Top) . . . . .           | 9685271-70 |
| 3. 10.093  | MLDG., Rvl. W/S Upr. . . . .                                 | 9690660    | 15. 12.121 | MLDG., Rr. End Belt Rvl. w/Vinyl Top . . . . .              | 9685295    |
| 4. 12.075  | MLDG., Drip W/S Plr. . . . .                                 | 9683795-94 | 16. 10.093 | MLDG., Fin. W/S Plr. w/Vinyl Top .                          | 9685237-36 |
| 5. 12.075  | MLDG., Drip Roof Frt. . . . .                                | 9685049-48 | 10.093     | MLDG., Fin. W/S Plr. (Exc. Vinyl Top) . . . . .             | 9875615-14 |
| 6. 12.075  | MLDG., Roof Drip Rr. . . . .                                 | 9664902-01 | 17. 12.940 | EXTENSION, Qtr. Otr. Panel . . . . .                        | 9632256-55 |
| 7.         |  |            | 18. 2.575  | LAMP ASSY., Rr. Qtr. Si. Marker . .                         | 911975-76  |
| 8. 11.031  | ESCUT., Qtr. Wdo. Rvl. . . . .                               | 9695390    | 19. 12.116 | MLDG., Otr. Pnl. Rr. of Whl. Opening . . . . .              | 9632266-65 |
| 9. 11.031  | MLDG., Qtr. Wdo. Rvl. . . . .                                | 9695097-96 | 20. 12.116 | MLDG., Otr. Pnl. Rr. Whl. Opening . . . . .                 | 9631094-93 |
| 10. 12.812 | EMBLEM, Rf. Pnl. Ext. w/Landau . .                           | 9657609    | 21. 12.116 | MLDG., Qtr. Pnl. Frt. of Whl. Opening . . . . .             | 8706511-10 |
| 12.812     | EMBLEM, Rf. Pnl. Ext. (Exc. Landau) . . . . .                | 9619799    | 22. 10.352 | MLDG., Frt. Dr. Edge Guard . . . . .                        | 9870706-05 |
| 11. 11.208 | MLDG., Rvl. Bk. Wdo. Upr. . . . .                            | 9690557-56 | 23. 12.112 | MLDG., Otr. Pnl. Frt. Dr. Lwr. . . . .                      | 8707760-59 |
| 12. 11.208 | MLDG., Bk. Wdo. Si. Rvl. w/Vinyl Top . . . . .               | 9696399-98 | 24. 12.112 | MLDG., Otr. Pnl. Frt. Dr. Upr. (w/Body Si. Mldg.) . . . . . | 8707811    |
| 11.208     | MLDG., Bk. Wdo. Si. and Lwr. Rvl. (Exc. Vinyl Top) . . . . . | 9690595-94 |            |   |            |
| 13. 11.208 | MLDG., Rvl. Bk. Wdo. Lwr. (w/Vinyl Top) . . . . .            | 9695329-28 |            |   |            |



12-820

**1974 MONTE CARLO (1AH57)**

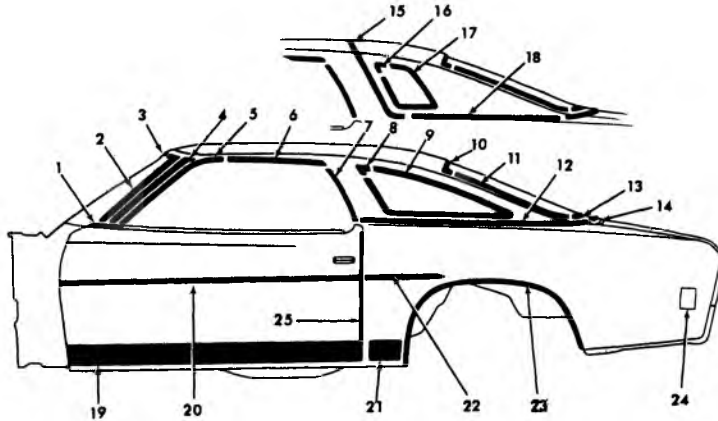
- |           |  |            |            |  |            |
|-----------|--|------------|------------|--|------------|
| 1. 12.116 | MOULDING—Qtr. Blt. Rvl. Landau Top . . . . .                 | 9685273-72 | 6. 12.121  | MOULDING—Rr. End Belt Rvl. (w/Vinyl Top) . . . . . | 9685295    |
| 12.116    | MOULDING—Qtr. Blt. Rvl. (Exc. Landau Top) . . . . .          | 9685271-70 | 7. 12.940  | BEZEL—L/Lp. R.H. . . . .                           | 9677437-36 |
| 2. 11.208 | MOULDING—Bk. Wdo. Si. Rvl. w/Vinyl Top . . . . .             | 9696399-98 | 8. 12.940  | EXT. UNIT—Qtr. Pnl. L.H. . . . .                   | 9632256-55 |
| 11.208    | MOULDING—Bk. Wdo. Si. & Lwr. Rvl. (Exc. Vinyl Top) . . . . . | 9690595-94 | 9. 12.116  | MOULDING—Otr. Pnl. Rr. of Whl. Opg. . . . .        | 9632266-65 |
| 3.        |  |            | 10. 12.182 | PLATE—Name Compt. Lid . . . . .                    | 9875087    |
| 4. 11.208 | MOULDING—Rvl. Bk. Wdo. Upr. . .                              | 9690557-56 | 11. 12.182 | MLDG.—Otr. Pnl. Rr. End Si. . . . .                | 9632259-58 |
| 5. 11.208 | MOULDING—Rvl. Bk. Wdo. Lwr. (w/Vinyl Top) . . . . .          | 9695329-28 | 12. 12.182 | MOULDING—Otr. Pnl. Rr./End Ctr. .                  | 9632260    |
|           |  |            | 13. 12.966 | PANEL—Finish Rr./End . . . . .                     | 9632257    |



12-870

**1975 CHEVELLE (1AC-1AD-1AE37)**

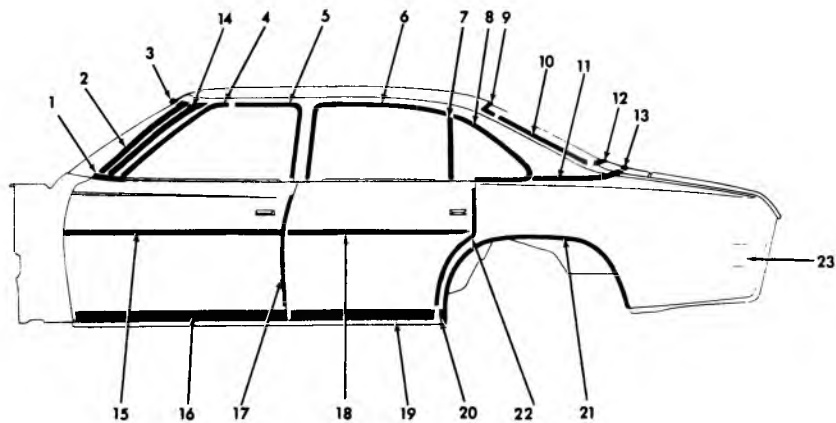
1. 12.116	MLDG., rvl. qtr. belt			6. 12.121	MLDG., rvl. rr. end belt	9874026
2. 11.031	MLDG., rvl. qtr. wdo. (1AC37 w/pad vinyl top)	L.H. 9733886 R.H. 9733885		7. 11.208	MLDG., rvl. bk. wdo. lwr.	9690553
11.031	MLDG., rvl. qtr. wdo. (1AD37)	L.H. 9735923 R.H. 9735922		8. 2.575	LAMP ASSY., rr. qtr. si. marker	L.H. 911726 R.H. 911725
3. 11.031	ESCU T., qtr. wdo. upr. cor.	9727045		9. 12.182	MLDG., fin. rr. end at t/lp.	9632725
4. 11.208	MLDG., rvl. bk. wdo. si.	L.H. 9690555 R.H. 9690554		10. 12.121	MLDG., fin. rr. end side	L.H. 9632856 R.H. 9632855
5. 11.208	MLDG., rvl. bk. wdo. upr.	L.H. 9690552 R.H. 9690551		11. 12.121	MLDG., fin. rr. end ctr.	9632724
				12. 12.182	PLATE, rr. end pnl. name (Chevelle)	9632723



12-869

**1975 CHEVELLE (1AC-1AD-1AE37)**

1. 10.707	MLDG., rvl. frt. dr. belt	L.H. 9882795 R.H. 9882794		14. 12.121	MLDG., rvl. r/end belt	9874026
2. 10.093	MLDG., rvl. w/s side	L.H. 9690667 R.H. 9690666		15. 12.075	MLDG., rvl. rf. pnl. cvr. rr.	L.H. 9730077 R.H. 9730076
3. 10.093	MLDG., rvl. w/s upr.	9739209		16. 11.031	ESCU T., qtr. wdo. upr.	9727045
4. 10.093	MLDG., w/s fin. plr.	L.H. 9875615 R.H. 9875614		17. 11.031	MLDG., qtr. wdo. rvl. (1AD37) (w/pad top)	L.H. 9735925 R.H. 9735924
10.093	MLDG., w/s fin. plr. (w/pad vinyl)	L.H. 9685237 R.H. 9685236		18. 12.116	MLDG., rvl. qtr. belt	
5. 12.075	MLDG., drip w/s plr.	L.H. 9683795 R.H. 9683794		19. 12.112	MLDG., qtr. pnl. f/d lwr.	L.H. 8707758 R.H. 8707757
6. 12.075	MLDG., rf. drip frt.	L.H. 9685051 R.H. 9685050		20. 12.112	MLDG., qtr. pnl. f/d upr.	8707809
7. 12.075	MLDG., rf. drip rr.	L.H. 9871272 R.H. 9871271		21. 12.116	MLDG., qtr. pnl. frt. of w/opng. lwr.	L.H. 8706509 R.H. 8706508
8. 11.031	ESCU T., qtr. wdo. rvl. (part of #9)			23. 12.116	MLDG., qtr. pnl. rr. whl. opng.	L.H. 8706531 R.H. 8706530
9. 11.031	MLDG., qtr. wdo. rvl. (exc. Classic)	L.H. 9686773 R.H. 9686772		24. 2.575	LAMP ASSY., rr. qtr. side marker	L.H. 911725 R.H. 911726
10. 11.208	MLDG., rvl. bk. wdo. upr.	L.H. 9690552 R.H. 9690551		2.575	BEZEL, rr. qtr. side marker	L.H. 3996990 R.H. 3996989
11. 11.208	MLDG., rvl. bk. wdo. side	L.H. 9690555 R.H. 9690554		25. 10.352	MLDG., dr. edge guard	L.H. 9870703 R.H. 9870704
12. 12.116	MLDG., rvl. qtr. belt					
13. 11.208	MLDG., rvl. bk. wdo. lwr.	9690553				

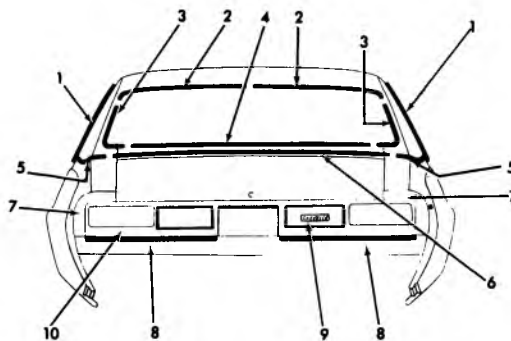


12-881

**1975 CHEVELLE (1AC-1AD29)**

- |   |  |
|---|--|
| 1. 10.707 MLDG., rvl. frt. dr. belt . . . . . 9882795-94  | 14. 10.093 MLDG., finish w/s plr. . . . . 1685013-12               |
| 2. 10.093 MLDG., rvl. w/s side . . . . . 9690665-64       | 15. 12.112 MLDG., dr. lwr. (AC), dr. upr. (AD) . . . . . 8707810★  |
| 3. 10.093 MLDG., rvl. w/s upper . . . . . 9739208         | 16. 12.112 MLDG., dr. lwr. (AD) . . . . . 8707755-56★              |
| 4. 12.075 MLDG., drip w/s plr. . . . . 9882970-71         | 17. 10.352 MLDG., dr. edge guard frt. . . . . 9870702-01           |
| 5. 12.075 MLDG., drip roof frt. . . . . 9679910-11        | 18. 12.114 MLDG., dr. lwr. (AC), dr. upper (AD) . . . . . 8706449★ |
| 6. 12.075 MLDG., drip roof rr. . . . . 9669906-07         | 19. 12.114 MLDG., dr. trans. lwr. (AD) . . . . . 8707701-02★       |
| 7. 11.031 MLDG., qtr. wdo. frt. sash otr. . . . . 9883126 | 20. 12.116 MLDG., frt. of w/opg. (AD) . . . . . 8706507-06★        |
| 8. 12.075 MLDG., drip rf. at qtr. wdo. . . . . 9611704-05 | 21. 12.116 MLDG., rr. w/opg. . . . . 8706530-31★                   |
| 9. 11.208 MLDG., rvl. bk. wdo. upper . . . . . 9690599-98 | 22. 10.352 MLDG., dr. edge guard rr. . . . . 9870708-07            |
| 10. 11.208 MLDG., rvl. bk. wdo. side . . . . . 9690602-01 | 23. 2.575 BEZEL, side marker lamp rr. . . . . 3996989-90           |
| 11. 12.116 MLDG., rvl. qtr. belt                          |  |
| 12. 11.208 MLDG., rvl. bk. wdo. lower . . . . . 9690600   |  |
| 13. 12.121 MLDG., rvl. rr. end belt . . . . . 9610119     |  |

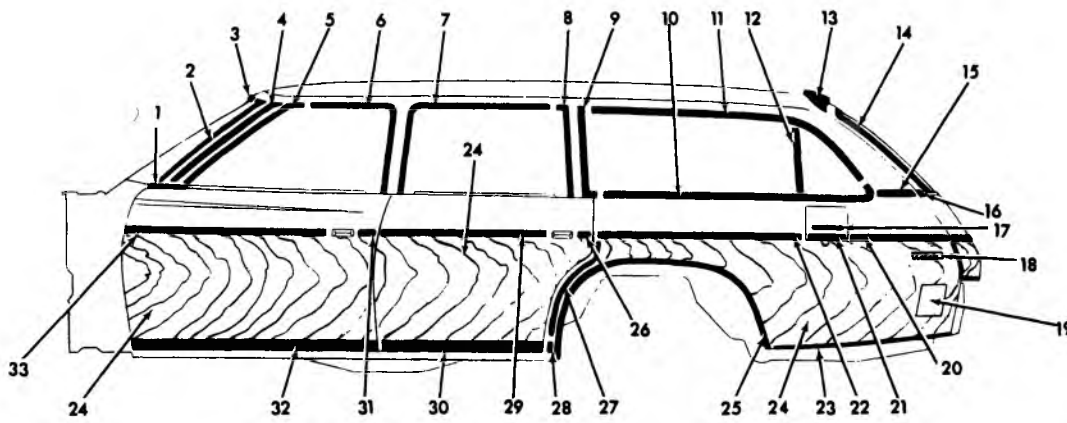
★Kit - Includes Attaching Parts



12-882

**1975 CHEVELLE (1AC-1AD29)**

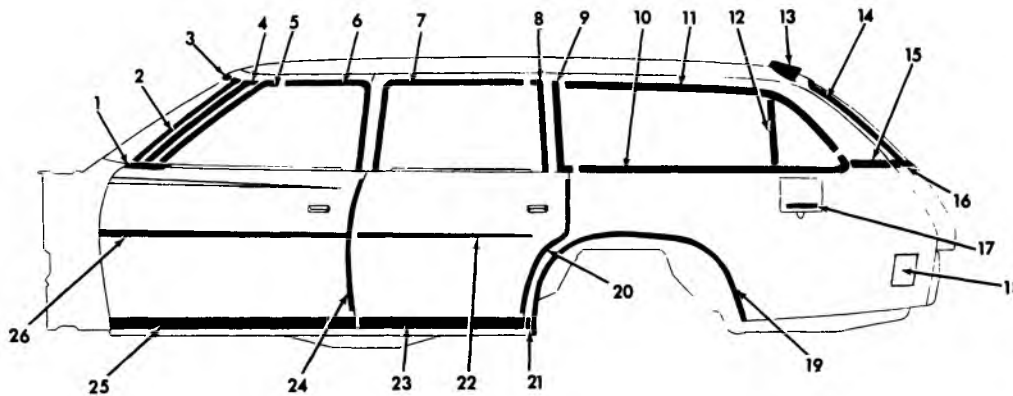
- |   |   |
|---|---|
| 1. 12.075 MLDG., drip rf. at qtr. wdo. . . . . 9611705-04 | 6. 12.121 MLDG., rvl. rr. end belt . . . . . 9610119      |
| 2. 11.208 MLDG., rvl. bk. wdo. upper . . . . . 9690599-98 | 7. 12.940 EXTENSION, qtr. otr. pnl. . . . . 9632858-57    |
| 3. 11.208 MLDG., rvl. bk. wdo. side . . . . . 9690602-01  | 8. 12.182 MLDG., finish r/end pnl. (AD) . . . . . 9632725 |
| 4. 12.116 MLDG., rvl. qtr. belt                           | 9. 12.182 PLATE ASM., r/end pnl. name . . . . . 9632723   |
| 5. 11.208 MLDG., rvl. bk. wdo. lower . . . . . 9690600    | 10. 12.966 PANEL ASM., finish r/end . . . . . 1652550     |



12-878

**1975 CHEVELLE (1AG35) MOULDINGS**

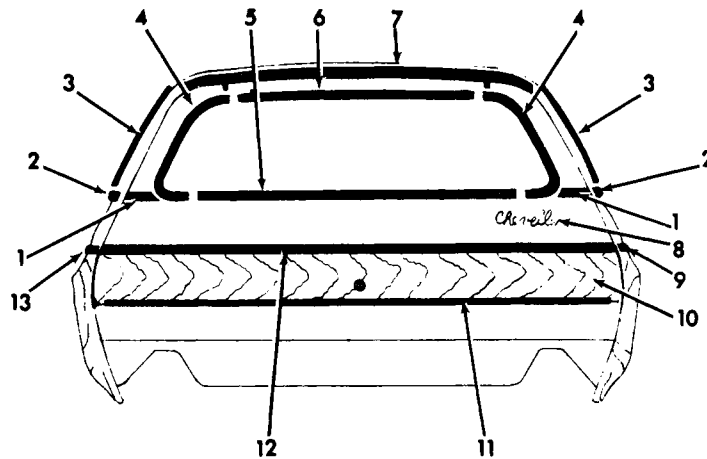
- |   |  |
|---|--|
| 1. 10.707 MLDG., reveal f/d belt . . . . .L.H.-R.H. 9882795-94  | 17. 12.945 TRANSFER, for unleaded fuel only                    |
| 2. 10.093 MLDG., w/s side reveal . . . . .L.H.-R.H. 9690665-64  | 18. 12.116 PLATE, rr. fndr. name . . . . . 9730726             |
| 3. 10.093 MLDG., w/s upr. reveal . . . . . 9739208              | 19. 2.575 LAMP ASSY., rr. qtr. side                            |
| 4. 10.093 MLDG., fin. w/s plr. . . . .L.H.-R.H. 9875609-08      | marker . . . . .L.H.-R.H. 911691-92                            |
| 5. 12.075 MLDG., w/s plr. (w/drip mldg.,                        | 2.575 BEZEL, rr. qtr. side marker                              |
| v/top) . . . . .L.H.-R.H. 9882971-70                            | lamp . . . . .L.H.-R.H. 331765-66                              |
| 6. 12.075 MLDG., roof drip front . . . . . 9679911-10           | 20. 12.116 MLDG., fndr. upr. rr. trfr.                         |
| 7. 12.075 MLDG., roof drip rr. . . . .L.H.-R.H. 9679915-14      | fin. . . . .L.H. 8707940                                       |
| 8. 12.075 MLDG., roof drip rr. lwr. . . . .L.H.-R.H. 9670185-84 | 21. 12.116 MLDG., gas tank filr. rr. trfr.                     |
| 9. 11.031 MLDG., reveal qtr. wdo.                               | fin. . . . .R.H. 8707987                                       |
| frt. . . . .L.H.-R.H. 1683715-14                                | 22. 12.116 MLDG., rr. fndr. trfr. upr. fin. . . . . 8707939-38 |
| 10. 11.031 MLDG., reveal qtr. wdo.                              | 23. 12.116 MLDG., rr. fndr. trfr. lwr. fin. . . . . 8707949-48 |
| lwr. . . . .L.H.-R.H. 1683719-18                                | 24. 10.352 TRANSFER  |
| 11. 11.031 MLDG., reveal qtr. wdo.                              | 25. 12.116 MLDG., rr. whl. opng. . . . . 9630057-56            |
| upr. . . . .L.H.-R.H. 1683721-20                                | 26. 12.114 MLDG., dr. upr. rr. trfr. fin. . . . . 8707906      |
| 12. 11.031 MLDG., reveal div. chnl.                             | 27. 12.116 MLDG., rr. fndr. trfr. frt. fin. . . . . 8707937-36 |
| (w/rr. seat) . . . . .L.H.-R.H. 9665203-02                      | 28. 12.116 MLDG., frt. of whl. opng. . . . . 8706507-06        |
| 13. 12.180 DEFLECTOR, air . . . . . 9621309                     | 29. 12.114 MLDG., dr. upr. frt. trfr. fin. . . . . 8707905-04  |
| 14. 12.180 MLDG., t/gate wdo. side reveal . . . . . 9726471-70  | 30. 12.114 MLDG., dr. lwr. trfr. fin. . . . . 8707702-01       |
| 15. 12.180 MLDG., back body piller lwr.                         | 31. 12.112 MLDG., dr. upr. rr. trfr. fin. . . . . 8707865-64   |
| reveal . . . . . 9627381-80                                     | 32. 12.112 MLDG., dr. lwr. trfr. fin. . . . . 8707756-55       |
| 16. 12.180 MLDG., qtr. belt rr. reveal                          | 33. 12.112 MLDG., dr. upr. frt. trfr. fin. . . . . 8707895-94  |



12-877

**1975 CHEVELLE (1AC-1AD35) MOULDINGS**

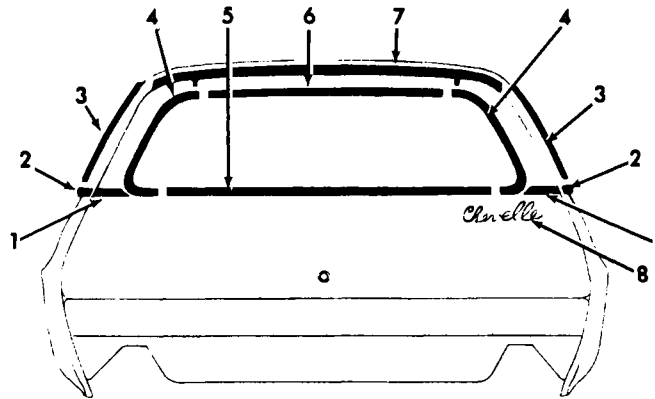
- |  |   |
|--|---|
| 1. 10.707 MLDG., reveal f/d belt . . . . . 9882795-94          | 16. 12.180 MLDG., qtr. belt rr. reveal                        |
| 2. 10.093 MLDG., w/s side reveal . . . . . 9690665-64          | 17. 12.945 TRANSFER, for unleaded fuel only . . . . . 1686874 |
| 3. 10.093 MLDG., w/s upr. reveal . . . . . 9739208             | 18. 2.575 LAMP ASSY., rr. qtr. side                           |
| 4. 10.093 MLDG., fin. w/s plr. . . . . 9875609-08              | marker . . . . .L.H.-R.H. 911691-92                           |
| 5. 12.075 MLDG., w/s plr. drip . . . . . 9881943               | 2.575 BEZEL, rr. qtr. side marker                             |
| 6. 12.113 MLDG., roof drip frt. . . . . 9679911-10             | lamp . . . . .L.H.-R.H. 331765-66                             |
| 7. 12.075 MLDG., roof drip rr. . . . . 9679915-14              | 19. 12.116 MLDG., otr. pnl. rr. whl.                          |
| 8. 12.075 MLDG., roof drip rr. lwr. . . . . 9670185-84         | opening . . . . . 9630057-56                                  |
| 9. 11.031 MLDG., reveal qtr. wdo. frt. . . . . 1683715-14      | 20. 10.352 MLDG., door edge guard rr. . . . . 9870708-07      |
| 10. 11.031 MLDG., reveal qtr. wdo. lwr. . . . . 1683719-18     | 21. 12.116 MLDG., frt. of w/opng. . . . . 8706507-06          |
| 11. 11.031 MLDG., reveal qtr. wdo. upr. . . . . 9610087-86     | 22. 12.114 MLDG., rr. door upr. lwr. . . . . 8706449          |
| 12. 11.031 MLDG., reveal div. chnl.                            | 23. 12.114 MLDG., door lwr. transfer . . . . . 8707702-01     |
| (w/rr. seat) . . . . . 9665203-02                              | 24. 10.352 MLDG., door edge guard frt. . . . . 9870102-01     |
| 13. 12.180 WIND DEFLECTOR . . . . . 9621309                    | 25. 12.112 MLDG., frt. door lwr. . . . . 8707756-55           |
| 14. 12.180 MLDG., t/gate wdo. side reveal . . . . . 9726471-70 | 26. 12.112 MLDG., door upr. lwr. . . . . 8707895-94           |
| 15. 12.180 MLDG., back body piller belt reveal                 |   |



12-884

**1975 CHEVELLE (1AG35) MOULDINGS**

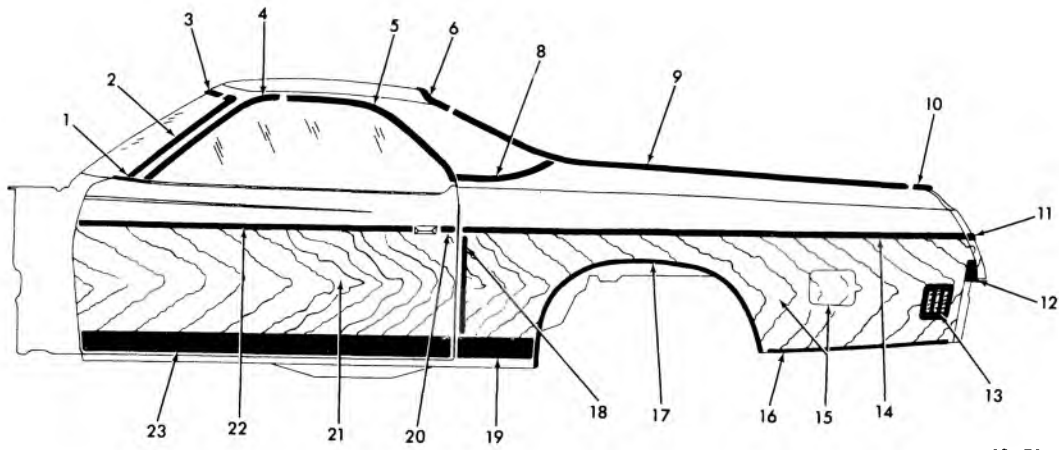
- |  |   |            |
|--|---|------------|
| 1. 12.180 MLDG., qtr. belt rr. rvl.            | 8. 12.180 PLATE ASSY., t/gate name . . . . .        | 9680218    |
| 2. 12.180 MLDG., back body plr. belt rvl.      | 9. 12.116 MLDG., fndr. upr. trfr. fin. . . . .      | 8707938-39 |
| 3. 11.031 MLDG., rvl. qtr. wdo. upr. . . . .   | 10. 10.352 TRANSFER                                 |            |
| 4. 12.180 MLDG., t/gate wdo. side rvl. . . . . | 11. 12.180 MLDG., t/gate trans. fin. lwr. . . . .   | 8707997    |
| 5. 12.180 MLDG., rvl. t/gate wdo. lwr. . . . . | 12. 12.180 MLDG., t/gate trfr. fin. upr. . . . .    | 8707994    |
| 6. 12.180 MLDG., rvl. t/gate wdo. upr. . . . . | 13. 12.116 MLDG., fndr. upr. trfr. fin. rr. . . . . | 8707940    |
| 7. 12.180 DEFLECTOR, wind. . . . .             |   | 9621309    |



12-883

**1975 CHEVELLE (1AC-1AD35)**

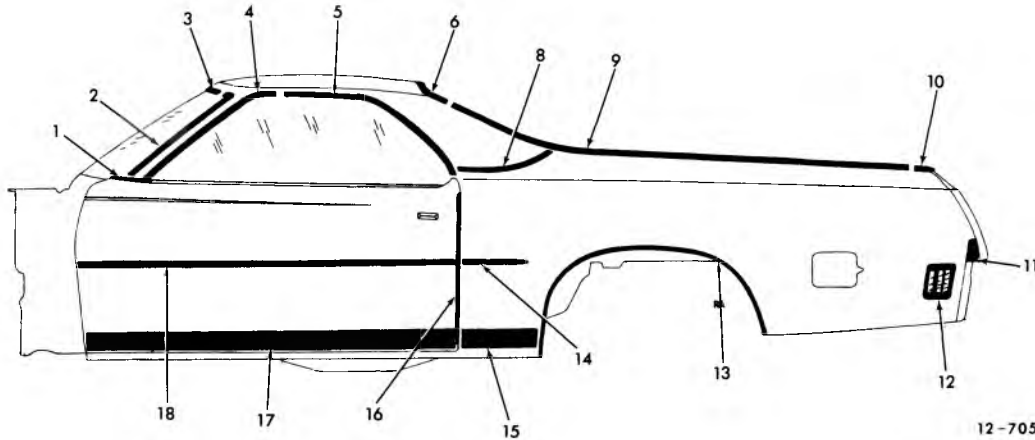
- |  |   |         |
|--|---|---------|
| 1. 12.180 MLDG., qtr. belt rr. rvl.            | 5. 12.180 MLDG., rvl. t/gate wdo. lwr. . . . .        | 9726469 |
| 2. 12.180 MLDG., back body plr. belt rvl.      | 6. 12.180 MLDG., rvl. t/gate wdo. upr. . . . .        | 9726468 |
| 3. 11.031 MLDG., rvl. qtr. wdo. upr. . . . .   | 7. 12.180 REFLECTOR, wind. . . . .                    | 9621309 |
| 4. 12.180 MLDG., t/gate wdo. side rvl. . . . . | 8. 12.180 PLATE ASSY., t/gate name (12.182) . . . . . | 9680218 |



12-706

### 1973 EL CAMINO (IAD80)

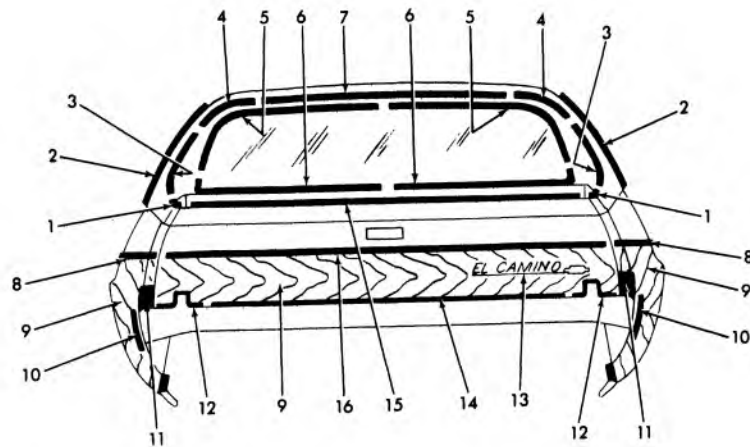
1.	10.707	MLDG., Door Belt Reveal . . . . .	9882795-4	14.	12.116	MLDG. UNIT, Fin. Rr. Fndr. Trfr. . .	8707935-4
2.	10.093	MLDG., W/S Side Reveal . . . . .	9880697-6	15.	10.352	TRANSFER (Cut as reqd.)	
3.	10.093	MLDG., W/S Upper Reveal . . . . .	9880694	16.	12.116	MLDG. UNIT, Fin. Rr. of w/Opng. Trfr. . . . .	8707925-4
4.	12.075	MLDG., W/S Plr. Drip-w/Vinyl Roof . .	9881945-4	17.	12.116	MLDG. UNIT, Rr. w/Opng. . . . .	8706535-4
5.	12.075	MLDG., Roof Drip-w/Vinyl Roof . . .	9880597-6	18.	12.116	MLDG. UNIT, Fin. Rr. Fndr. Trfr. Frnt. . . . .	9707953-2
6.	12.116	MLDG., P/W Fin. Cor. @ Bk. Window	9880706-5	19.	12.116	MLDG. UNIT, Frnt. of w/Opng. . . .	8706527-6
8.	12.116	MLDG., Qtr. Belt Reveal-w/Vinyl Roof or Special Two-Tone Paint . . . .	9611781-0	20.	12.112	MLDG. UNIT, Fin. Frnt. Dr. Trfr. Upr. Rr. . . . .	8707868
9.	12.116	MLDG., Fin. Qtr. P/W Front . . . . .	9877627-6	21.	10.352	TRANSFER (Cut as reqd.)	
10.	12.116	MLDG., Fin. Qtr. P/W Rear . . . . .	9878331-0	22.	12.112	MLDG. UNIT, Fin. Frnt. Dr. Trfr. Upr. Frnt. . . . .	8707867-6
11.	12.116	MLDG. UNIT, Rr. of Rr. Fndr. Trfr. Fin. . . . .	8707984-3	23.	12.112	MLDG. UNIT, Frnt. Dr. Lwr. . . . .	8707758-7
12.	12.940	CAP UNIT, Rr. Fndr. End . . . . .	9630075-4				
13.	2.575	LAMP ASSY. . . . .	911691-2				
	2.575	BEZEL . . . . .	3996969-70				



12-705

### 1973 EL CAMINO (IAC-IAD80)

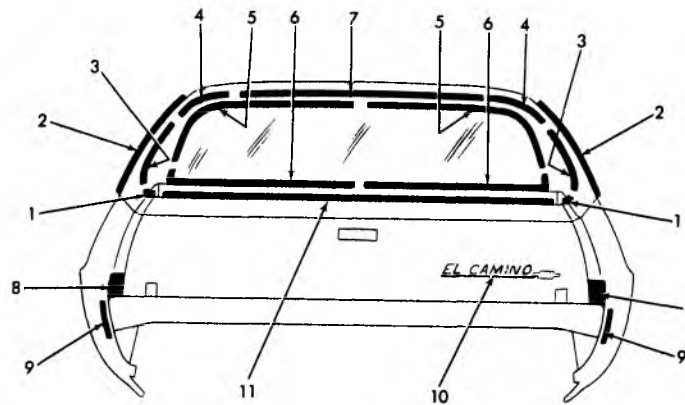
1.	10.707	MLDG., Door Belt Reveal . . . . .	9882795-4	12.	2.575	LAMP ASSY. . . . .	911691-2
2.	10.093	MLDG., W/S Side Reveal . . . . .	9880697-6		2.575	BEZEL . . . . .	3996969-70
3.	10.093	MLDG., W/S Upper Reveal . . . . .	9880694	13.	12.116	MLDG. UNIT, Rear w/Opng. . . . .	8706531-0
4.	12.075	MLDG., W/S Plr. Drip-w/Vinyl Roof . .	9881945-4	14.	12.116	MLDG. UNIT, Rear Fender Lower . . .	8706502
5.	12.075	MLDG., Roof Drip-w/Vinyl Roof . . .	9880597-6	15.	12.116	MLDG. UNIT, Front of w/Opng. (AD) . . . . .	8706527-6
6.	12.116	MLDG., P/W Fin. Cor. @ Bk. Window	9880706-5	16.	10.352	MLDG., F/D Edge Guard . . . . .	9870704-3
8.	12.116	MLDG., Qtr. Belt Reveal-w/Vinyl Roof or Special Two-Tone Paint . . . .	9611781-0	17.	12.112	MLDG. UNIT; F/D Lower (AD) . . . .	8707758-7
9.	12.116	MLDG., Fin. Qtr. P/W Front . . . . .	9877627-6	18.	12.112	MLDG. UNIT, F/D Upper (AD) 7 Lower (AC) . . . . .	8707809
10.	12.116	MLDG., Fin. Qtr. P/W Rear . . . . .	9878331-0				
11.	12.940	CAP UNIT-Qtr. Pnl. End . . . . .	9630075-4				



12-778

**1973 "EL CAMINO" (IAC-IAD80)**

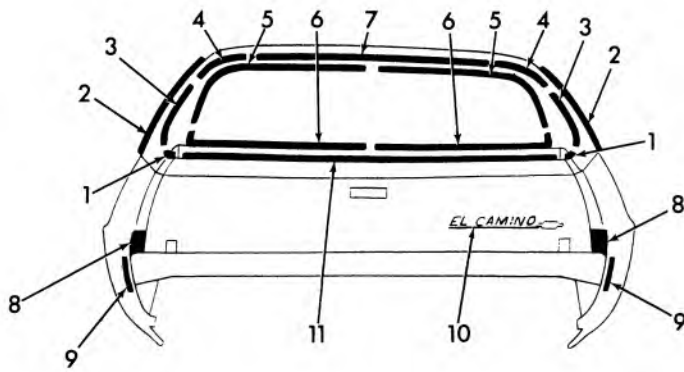
- |           |   |            |            |  |            |
|-----------|---|------------|------------|--|------------|
| 1. 12.116 | MOULDING, Fin. Rr. Qtr. P/W Rr. . . . .                   | 9878331-0  | 2.575      | BEZEL, Rear Qtr. Side Marker Lamp . . . . .                | 3996970-69 |
| 2. 12.075 | MOULDING, Drip Rf. (w/Vinyl Top) . . . . .                | 9880597-96 | 11. 12.940 | CAP UNIT, Qtr. Qtr. Pnl. End . . . . .                     | 9630075-74 |
| 3. 12.116 | MOULDING, Fin. Qtr. P/W Frt. . . . .                      | 9877627-6  | 12. 12.180 | MOULDING UNIT, Fin. T/Gate Trfr. Side Fin. (IAD) . . . . . | 8707992-91 |
| 4. 12.116 | MOULDING, Fin. P/W Cor. at Bk. Wdo. . . . .               | 9880706-5  | 13. 12.180 | PLATE ASSY., T/Gate Name/El Camino . . . . .               | 9622483    |
| 5. 11.208 | MOULDING, B/W Upr. & Side Reveal . . . . .                | 9880703-2  | 14. 12.180 | MOULDING UNIT, Fin. T/Gate Trfr. Lwr. (IAD) . . . . .      | 8707993    |
| 6. 11.208 | MOULDING RVL., B/W Lwr. . . . .                           | 9882991-90 | 15. 12.180 | MOULDING UNIT, Fin. T/Gate Belt . . . . .                  | 8707989    |
| 7. 12.075 | MOULDING, Fin. Rf. Pnl. Ctr. at B/W . . . . .             | 9878332    | 16. 12.180 | MOULDING UNIT, Fin. T/Gate Trfr. Upr. (IAD) . . . . .      | 8707990    |
| 8. 12.116 | MOULDING UNIT, Fin. Rr. of Rr. Fdr. Trfr. (IAD) . . . . . | 8707984-83 |            |  |            |
| 9. 10.352 | TRANSFER (Cut as Reqd.) . . . . .                         |            |            |  |            |
| 10. 2.575 | LAMP ASSY., Rr. Qtr. Side Marker . . . . .                | 911692-91  |            |  |            |



12-777

**1973 "EL CAMINO" (IAC-IAD80)**

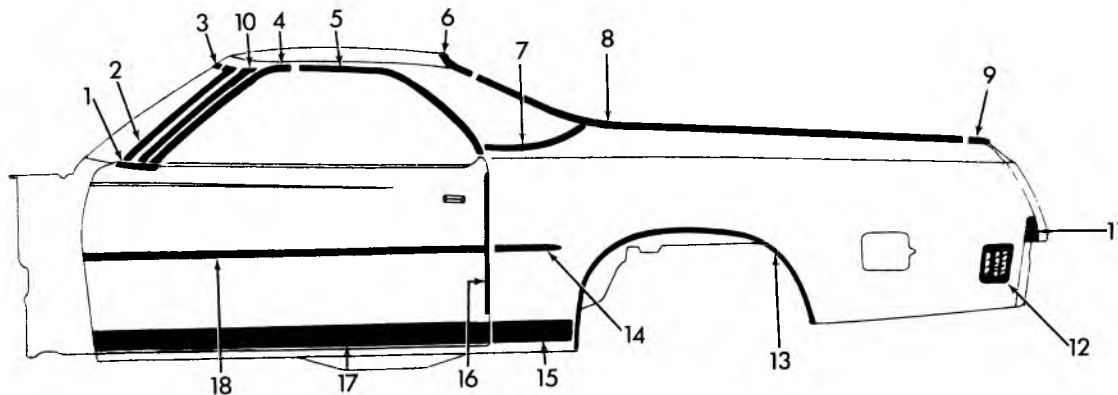
- |           |   |            |            |   |            |
|-----------|---|------------|------------|---|------------|
| 1. 12.116 | MOULDING, Fin. Qtr. P/W Rr. . . . .         | 9878331-0  | 7. 12.075  | MOULDING, Fin. Rf. Pnl. Ctr. at B/W . . . . . | 9878332    |
| 2. 12.075 | MOULDING, Drip Rf. (w/Vinyl Top) . . . . .  | 9880597-96 | 8. 12.940  | CAP UNIT, Qtr. Pnl. End . . . . .             | 9630075-74 |
| 3. 12.116 | MOULDING, Fin. Qtr. P/W Frt. . . . .        | 9877627-6  | 9. 2.575   | LAMP ASSY., Rr. Qtr. Side Marker . . . . .    | 911692-91  |
| 4. 12.116 | MOULDING, Fin. P/W Cor. at Bk. Wdo. . . . . | 9880706-5  | 10. 2.575  | BEZEL, Rear Qtr. Side Marker Lamp . . . . .   | 3996970-69 |
| 5. 11.208 | MOULDING, B/W Upr. & Side Reveal . . . . .  | 9880703-2  | 10. 12.180 | PLATE ASSY., T/Gate Name/El Camino . . . . .  | 9622483    |
| 6. 11.208 | MOULDING RVL., B/W Lwr. . . . .             | 9882991-90 | 11. 12.180 | MOULDING UNIT, Fin. T/Gate Belt . . . . .     | 8707989    |



12-821

**1974 EL CAMINO (1AC-1AD80)**

- |  |   |
|--|---|
| 1. 12.116 MOULDING—Fin. Qtr. P/W Rr. . . . . 9675554-53              | 7. 12.075 MLDG.—Fin. Rf. Pnl. Ctr. at Bk. Wdo. . . . . 9878332  |
| 2. 12.075 MOULDING—Roof Drip . . . . . 9880597-96                    | 8. 12.940 CAP—Qtr. Otr. Pnl. End . . . . . 9630075-74           |
| 3. 12.116 MOULDING—Fin. Qtr. P/W Frt. . . . . 9877627-26             | 9. 2.575 LAMP ASSY.—Rr. Qtr. Si. Marker . . . . . 911691-92     |
| 4. 12.116 MOULDING—Fin. Qtr. P/W Cor. at Bk. Wdo. . . . . 9675552-51 | 2.575 BEZEL—Rr. Qtr. Si. Marker . . . . . 3996969-70            |
| 5. 11.208 MLDG.—Bk. Wdo. Up. Rvl. . . . . 9690643-42                 | 10. 12.180 PLATE ASSY.—T/Gate Name, El Camino . . . . . 9622483 |
| 6. 11.208 MLDG.—Bk. Wdo. Lwr. Rvl. . . . . 9690645-44                | 11. 12.180 MLDG.—T/Gate Belt Fin. . . . . 8707989               |

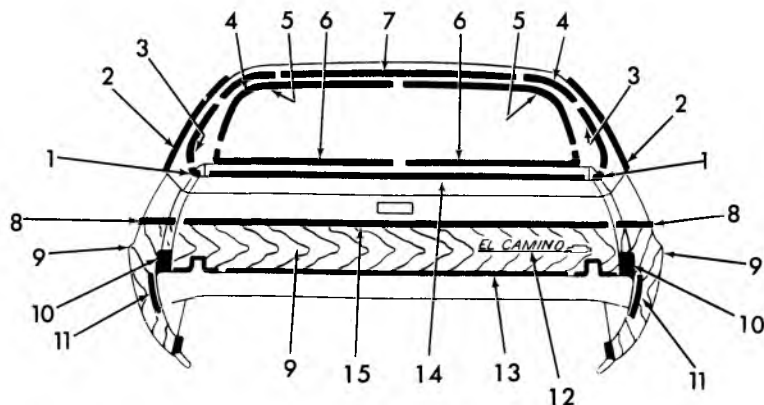


12-813

**1974 EL CAMINO (1AC-1AD80)**

- |   |   |
|---|---|
| 1. 10.707 MLDG., Dr. Belt Reveal . . . . . 9882795-94   | 10.093 MLDG., Fin. W/S Plr. (Exc. Vinyl Top) . . . . . 9875615-14 |
| 2. 10.093 MLDG., W/S Side Reveal . . . . . 9690667-66   | 11. 12.940 CAP UNIT, Qtr. Otr. Pnl. . . . . 9885579-78            |
| 3. 10.093 MLDG., W/S Up. Reveal . . . . . 9690660   | 12. 2.575 LAMP ASSY., Rr. Qtr. Side Marker . . . . . 911692-91    |
| 4. 12.075 MLDG., W/S Plr. Drip, w/Vinyl Top . . . . . 9683795-94                              | 2.575 BEZEL, Rr. Qtr. Side Marker . . . . . 3996970-69            |
| 5. 12.075 MLDG., Roof Drip, w/Vinyl Top . . . . . 9880597-96                                  | 13. 12.116 MLDG., Rr. Whl. Opening . . . . . 8706531-30           |
| 6. 12.116 MLDG., P/W Fin. Cor. at Bk. Wdo. . . . . 9675552-51                                 | 14. 12.116 MLDG., Rr. Fndr. Lwr. . . . . 8706502                  |
| 7. 12.116 MLDG., Qtr. Belt Reveal, w/Vinyl Top or Special Two Tone Paint . . . . . 9611781-80 | 15. 12.116 MLDG., Frt. of Whl. Opng. (1AD80) . . . . . 8706527-26 |
| 8. 12.116 MLDG., Fin. Qtr. P/W Frt. . . . . 9877627-26  | 16. 10.352 MLDG., Dr. Edge Guard . . . . . 9870704-03             |
| 9. 12.116 MLDG., Fin. Qtr. P/W Rr. . . . . 9675554-53   | 17. 12.112 MLDG., Dr. Lwr. (1AD80) . . . . . 8707758-57           |
| 10. 10.093 MLDG., Fin. W/S Plr. w/Vinyl Top . . . . . 9685237-36                              | 18. 12.112 MLDG., Dr. Up. Lwr. . . . . 8707809                    |

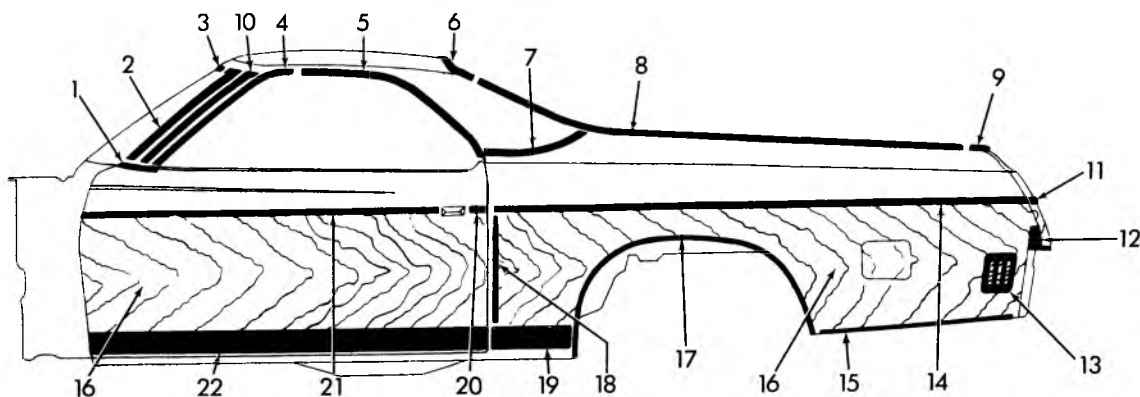




12-822

### 1974 EL CAMINO (1AC-1AD80)

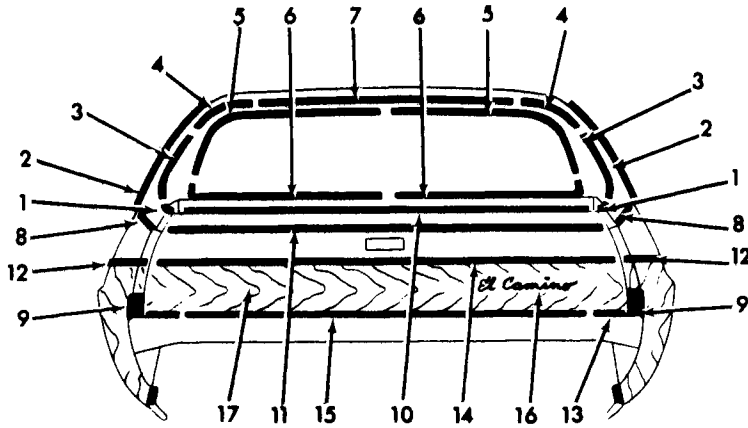
- |           |   |            |            |   |            |
|-----------|---|------------|------------|---|------------|
| 1. 12.116 | MLDG., Fin. Qtr. P/W Rr. . . . .              | 9675554-53 | 9. 10.352  | TRANSFER, Cut as Reqd.                        |            |
| 2. 12.075 | MLDG., Roof Drip . . . . .                    | 9880597-96 | 10. 12.940 | CAP, Qtr. Otr. Pnl. End . . . . .             | 9630075-74 |
| 3. 12.116 | MLDG., Fin. Qtr. P/W Frt. . . . .             | 9877627-26 | 11. 2.575  | LAMP ASSY., Rr. Qtr. Si. Marker . . . . .     | 911691-92  |
| 4. 12.116 | MLDG., Fin. Qtr. P/W Cor. at Bk. Wdo. . . . . | 9675552-51 | 2.575      | BEZEL, Rr. Qtr. Si. Marker . . . . .          | 3996969-70 |
| 5. 11.208 | MLDG., Bk. Wdo. Upr. Rvl. . . . .             | 9690643-42 | 12.        |   |            |
| 6. 11.208 | MLDG., Bk. Wdo. Lwr. Rvl. . . . .             | 9690645-44 | 13. 12.180 | PLATE ASSY., T/Gate Name, El Camino . . . . . | 9622483    |
| 7. 12.075 | MLDG., Fin. Rf. Pnl. Ctr. at Bk. Wdo. . . . . | 9878332    | 14. 12.180 | MLDG., T/Gate Trfr. Fin. Lwr. . . . .         | 8707993    |
| 8. 12.116 | MLDG., Rr. of Rr. Fndr. Trfr. Fin. . . . .    | 8707784-83 | 15. 12.180 | MLDG., T/Gate Belt Fin. . . . .               | 8707989    |
|           |   |            | 16. 12.180 | MLDG., T/Gate Trfr. Fin. Upr. . . . .         | 8707990    |



12-814

### 1974 EL CAMINO (1AD80)

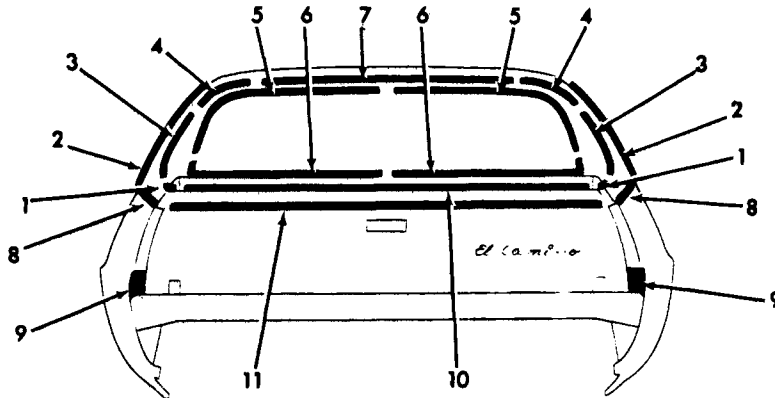
- |            |   |            |            |   |            |
|------------|---|------------|------------|---|------------|
| 1. 10.707  | MLDG., Dr. Belt Reveal . . . . .                                      | 9882795-94 | 13. 2.575  | LAMP ASSY., Rr. Qtr. Si. Marker . . . . .             | 911692-91  |
| 2. 10.093  | MLDG., W/S Side Reveal . . . . .                                      | 9690667-66 | 2.575      | BEZEL, Ri. Qtr. Si. Marker . . . . .                  | 3996970-69 |
| 3. 10.093  | MLDG., W/S Upr. Reveal . . . . .                                      | 9690660    | 14. 12.116 | MLDG., Fin. Rr. Fender Outer Panel Transfer . . . . . | 8707935-34 |
| 4. 12.075  | MLDG., W/S Plr. Drip, w/Vinyl Top . . . . .                           | 9683795-94 | 15. 12.116 | MLDG., Rr. of w/Opng. Trfr. Fin. . . . .              | 8707925-24 |
| 5. 12.075  | MLDG., Roof Drip w/Vinyl Top . . . . .                                | 9880597-96 | 16. 10.352 | TRANSFER, Cut as Reqd.                                |            |
| 6. 12.116  | MLDG., P/W Fin. Cor. at Bk. Wdo. . . . .                              | 9675552-51 | 17. 12.116 | MLDG., Otr. Pnl. Rr. Wheel Opening . . . . .          | 8706535-34 |
| 7. 12.116  | MLDG., Qtr. Belt Reveal, w/Vinyl Top Special Two-Tone Paint . . . . . | 9611781-80 | 18. 12.116 | MLDG., Rr. Fndr. Frt. Trfr. Fin. . . . .              | 8707953-52 |
| 8. 12.116  | MLDG., Fin. Qtr. P/W Frt. . . . .                                     | 9877627-26 | 19. 12.116 | MLDG., Frt. of Whl. Opng. (1AD80) . . . . .           | 8706527-26 |
| 9. 12.116  | MLDG., P/W Fin. Cor. at Bk. Wdo. . . . .                              | 9675554-53 | 20. 12.112 | MLDG., Finish Transfer Upper Rear . . . . .           | 8707868    |
| 10. 10.093 | MLDG., Fin. W/S Plr. w/Vinyl Top . . . . .                            | 9685237-36 | 21. 12.112 | MLDG., Dr. Upr. Frt. Trfr. Fin. . . . .               | 8707867-66 |
| 10.093     | MLDG., Fin. W/S Plr. (Exc. Vinyl Top) . . . . .                       | 9875615-14 | 22. 12.112 | MLDG., Front Door Lower . . . . .                     | 8707758-57 |
| 11. 12.116 | MLDG., Fin. Rr. of Rr. Fender Transfer . . . . .                      | 8707984-83 |            |   |            |
| 12. 12.940 | CAP UNIT, Qtr. Otr. Pnl. . . . .                                      | 9885579-78 |            |   |            |



12-880

**1975 EL CAMINO (1AC-AD80)**

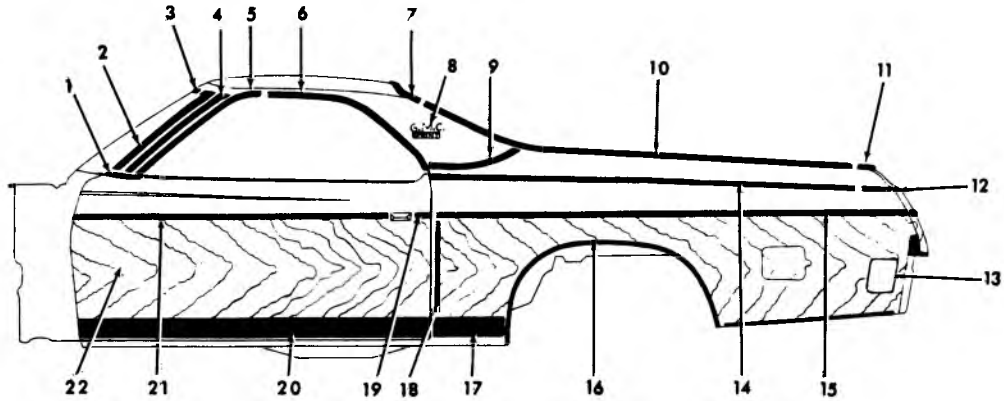
1. 12.116 MLDG., finish qtr. p/w rr. ....	L.H.	9675554	8. 12.116 MLDG., rr. fender otr. pnl. ....	L.H.	9631077
	R.H.	9675553		R.H.	9631076
2. 12.075 MLDG., drip roof .....	L.H.	9880597	9. 12.940 CAP, rr. fender otr. end .....	L.H.	9630075
	R.H.	9880596		R.H.	9630074
3. 12.116 MLDG., finish qtr. p/w frt. ....	L.H.	9877627	10. 12.180 MLDG., tailgate belt finish .....		8707989
	R.H.	9877626	11. 12.180 MLDG., tailgate otr. pnl. ....		9631022
4. 12.116 MLDG., finish p/w corner at bk. wdo. ....	L.H.	9675552	12. 12.116 MLDG., fin. rr. of rr. fndr. trans. ....	L.H.	8707984
	R.H.	9675551		R.H.	8707983
5. 11.208 MLDG., rvl. bk. wdo. upr. ....	L.H.	9690643	13. 12.180 MLDG., t/gate trfr. fin. lwr. side .....	L.H.	8707992
	R.H.	9690642		R.H.	8707991
6. 11.208 MLDG., rvl. bk. wdo. lwr. ....	L.H.	9690645	14. 12.180 MLDG., t/gate trfr. fin. upr. ....		8707990
	R.H.	9690644	15. 12.180 MLDG., t/gate trfr. fin. lwr. ....		8707993
7. 12.075 MLDG., fin. rf. pnl. ctr. at bk. wdo. ....		9878332	16. 12.180 PLATE, t/gate name .....		9622483
			17. 10.354 TRANSFER		



12-879

**1975 EL CAMINO (1AC-AD80)**

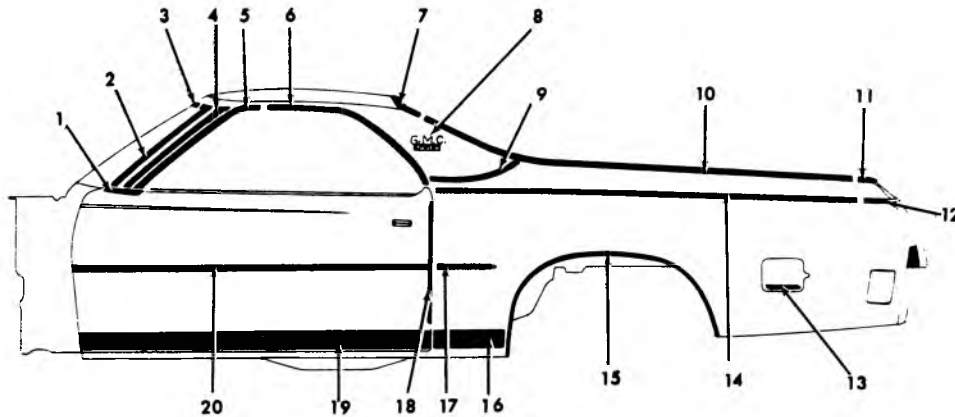
1. 12.116 MLDG., finish qtr. p/w rr. ....	L.H.	9675554	6. 11.208 MLDG., rvl. bk. wdo. lwr. ....	L.H.	9690645
	R.H.	9675553		R.H.	9690644
2. 12.075 MLDG., drip roof .....	L.H.	9880597	7. 12.075 MLDG., finish roof pnl. ctr. at back wdo. ....		9878332
	R.H.	9880596	8. 12.116 MLDG., rear fender otr. pnl. ....	L.H.	9631077
3. 12.116 MLDG., finish qtr. p/w frt. ....	L.H.	9877627		R.H.	9631076
	R.H.	9877626	9. 12.940 CAP, rear fender otr. end .....	L.H.	9630075
4. 12.116 MLDG., finish p/w corner at back wdo. ....	L.H.	9675552		R.H.	9630074
	R.H.	9675551	10. 12.180 MLDG., tailgate belt finish .....		8707989
5. 11.208 MLDG., rvl. bk. wdo. upr. ....	L.H.	9690643	11. 12.180 MLDG., tailgate otr. panel .....		9631022
	R.H.	9690642			



12-874

**1975 EL CAMINO (1AD80 WOODGRAIN OPT.)**

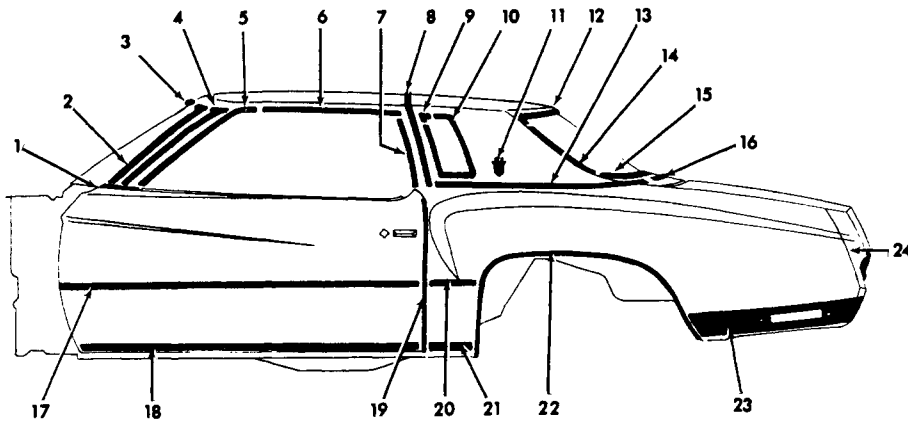
- |  |   |
|--|---|
| 1. 10.707 MLDG., rvl. door belt . . . . . 9882795-94               | 13. 2.575 BEZEL, side marker lamp . . . . . 3996969-70                      |
| 2. 10.093 MLDG., rvl. w/s side . . . . . 9690667-66                | 14. 12.116 MLDG., rear fender . . . . . 9631077-76                          |
| 3. 10.093 MLDG., rvl. w/s upper . . . . . 9739209                  | 15. 12.116 MLDG., finish rr. fdr. transfer . . . . . 8707935-34             |
| 4. 10.093 MLDG., finish w/s plr. . . . . 9875615-14                | 16. 12.116 MLDG., rear wheel opening transfer . . . . . 8706535-34          |
| 5. 12.075 MLDG., drip w/s plr. . . . . 9683795-94                  | 17. 12.116 MLDG., frt. of rear wheel opening . . . . . 8706527-26           |
| 6. 12.075 MLDG., drip roof . . . . . 9880597-96                    | 18. 12.116 MLDG., rear fender front transfer<br>finish . . . . . 8707953-52 |
| 7. 12.116 MLDG., p/w finish corner<br>back wdo. . . . . 9675552-51 | 19. 12.112 MLDG., door upper rear transfer<br>finish . . . . . 8707868      |
| 8. 12.812 PLATE, name roof pnt.<br>(GMC only)                      | 20. 12.112 MLDG., door lower . . . . . 8707758-57                           |
| 9. 12.116 MLDG., rvl. qtr. belt . . . . . 9611781-80               | 21. 12.112 MLDG., door upper frt. transfer<br>finish . . . . . 8707867-66   |
| 10. 12.116 MLDG., finish qtr. p/w frt. . . . . 9877627-26          | 22. 10.352 TRANSFER (cut as required)                                       |
| 11. 12.116 MLDG., finish qtr. p/w rear . . . . . 9675553-54        |   |
| 12. 12.116 MLDG., rear of rear fender . . . . . 9631079-78         |   |



12-873

**1975 EL CAMINO (1AC-AD 80)**

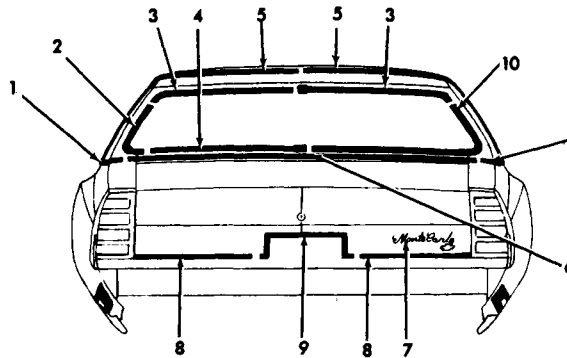
- |  |   |
|--|---|
| 1. 10.707 MLDG., rvl. door belt . . . . . 9882795-94               | 11. 12.116 MLDG., finish qtr. p/w rear . . . . . 9675553-54       |
| 2. 10.093 MLDG., rvl. w/s side . . . . . 9690667-66                | 12. 12.116 MLDG., rear of rear fender . . . . . 9631079-78        |
| 3. 10.093 MLDG., rvl. w/s upper . . . . . 9739209                  | 13. 12.945 TRANSFER (unleaded fuel only) . . . . . 1686875        |
| 4. 10.093 MLDG., finish w/s plr . . . . . 9875615-14               | 14. 12.116 MLDG., rear fender . . . . . 9631077-76                |
| 5. 12.075 MLDG., drip w/s plr. w/vinyl top . . . . . 9683795-94    | 15. 12.116 MLDG., rear wheel opening . . . . . 8706531-30         |
| 6. 12.075 MLDG., drip roof . . . . . 9880597-96                    | 16. 12.116 MLDG., frt. of rear wheel opening . . . . . 8706527-26 |
| 7. 12.116 MLDG., p/w finish corner back<br>wdo. . . . . 9675552-51 | 17. 12.116 MLDG., rear fender lower . . . . . 8706502             |
| 8. 12.812 PLATE, GMC only  | 18. 10.352 MLDG., door edge guard . . . . . 9870704-03            |
| 9. 12.116 MLDG., rvl. qtr. belt w/vinyl top . . . . . 9611781-80   | 19. 12.112 MLDG., door lower . . . . . 8707758-57                 |
| 10. 12.116 MLDG., finish qtr. p/w frt. . . . . 9877627-26          | 20. 12.112 MLDG., door upper . . . . . 8707809                    |



12-871

**1975 MONTE CARLO (1AH57)**

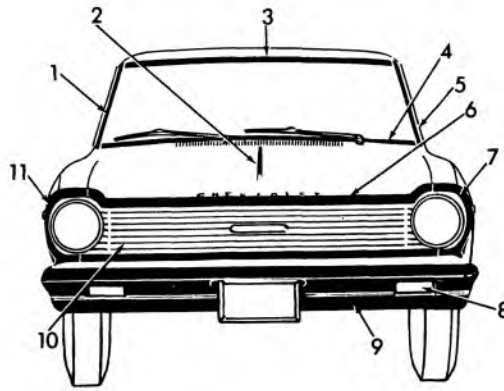
1.	10.707	MLDG., rvl. frt. dr. belt	L.H.	9882795	12.116	MLDG., rvl. qtr. belt (w/padded vinyl top)	L.H.	9685273	
			R.H.	9882794			R.H.	9685272	
2.	10.093	MLDG., rvl. w/s side	L.H.	9690667	14.	11.208	MLDG., rvl. bk. wdo. side (w/vinyl top)	L.H.	9696399
			R.H.	9690666			R.H.	9696398	
3.	10.093	MLDG., rvl. w/s upper	L.H.	9739209	15.	11.208	MLDG., rvl. bk. wdo. lwr. (w/vinyl top)	L.H.	9695329
4.	10.093	MLDG., finish w/s plr.	L.H.	1685981			R.H.	9695328	
			R.H.	1685980	16.	12.121	MLDG., rvl. rr. end belt (w/vinyl top)		9685295
5.	12.075	MLDG., drip w/s plr.	L.H.	9683795	17.	12.112	MLDG., door upr. (refer to catalog for proper color)		
			R.H.	9683794	18.	12.112	MLDG., door lwr.	L.H.	9870706
6.	12.075	MLDG., drip frt.	L.H.	9685049	19.	10.352	MLDG., door edge guard	R.H.	9870705
			R.H.	9685048	20.	12.116	MLDG., frt. of rr. whl. opng. upr. (see group for colors)		
7.	12.075	MLDG., drip rr.	L.H.	9685257	21.	12.116	MLDG., frt. of rr. whl. opng. lwr.		
8.	12.075	MLDG., roof pnl. cvr. fin.	L.H.	9685256	22.	12.116	MLDG., rr. whl. opng.	L.H.	9631094
			R.H.	9695390			R.H.	9631093	
9.	11.031	ESCUT., qtr. wdo. upper rvl.		9619799	23.	12.116	MLDG., rr. of rr. whl. opng.	L.H.	9632860
10.	11.031	MLDG., rvl. qtr. wdo.		9657609	24.	12.940	EXTENSION, qtr. pnl.	R.H.	9632859
11.	12.812	EMBLEM, roof pnl. ext. (w/LANDAU)		9690557					
	12.812	EMBLEM, roof pnl. ext. (w/LANDAU)		9690556					
12.	11.208	MLDG., rvl. bk. wdo. upr.	L.H.	9690557					
			R.H.	9690556					
13.	12.116	MLDG., rvl. qtr. belt (w/vinyl top)	L.H.	1656495					
			R.H.	1656494					



12-872

**1975 MONTE CARLO (1AH57)**

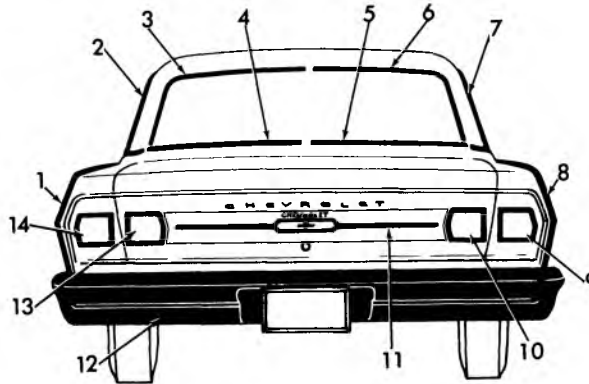
1.	12.116	MLDG., rvl. qtr. belt (w/padded vinyl top)	L.H.	9685273	5.	12.075	MLDG., rf. pnl. cvr. fin. (Landau)	L.H.	9685257
			R.H.	9685272				R.H.	9685256
		MLDG., rvl. qtr. belt (w/vinyl top)	L.H.	1656495	6.	12.121	MLDG., rvl. rear end belt		9685295
			R.H.	9656310	7.	12.182	PLATE, compt. lid name		
2.	11.208	MLDG., rvl. back wdo. side (w/vinyl top)	L.H.	9696399	8.	12.182	MLDG., rear end side	L.H.	9632866
			R.H.	9696398				R.H.	9632865
3.	11.208	MLDG., rvl. back wdo upper	L.H.	9690557	9.	12.182	MLDG., rear end center lic. opng.		9632862
			R.H.	9690556	10.	11.208	MLDG., rvl. back wdo. lwr. & side (w/vinyl top)	L.H.	9690595
4.	11.208	MLDG., rvl. back wdo. lwr. (w/vinyl top)	L.H.	9695329				R.H.	9690594
			R.H.	9695328					



12-462

**1965 CHEVY II—FRONT**

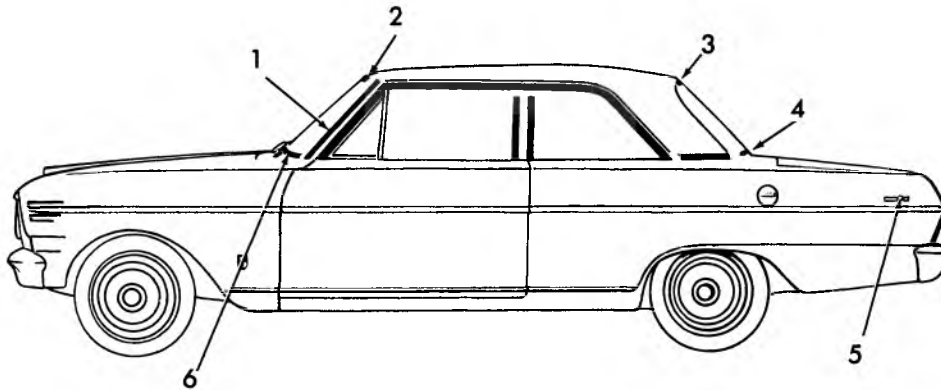
1.	10.093	MOULDING .....	4842156	7.	8.132	MOULDING UNIT .....	3865309
2.	8.015	MOULDING UNIT .....	3792123	8.	2.585	LAMP ASSY. ....	910663-64
3.	10.093	MOULDING .....	4842066	9.	7.831	BAR .....	3857942
4.	10.093	MOULDING .....	4842068	10.	1.266	GRILLE ASSY. ....	3867837
5.	10.093	MOULDING .....	4842155	11.	8.132	MOULDING UNIT .....	3865310
6.	8.015	MOULDING .....	3859175				



12-463

**1965 CHEVY II—REAR**

1.	12.116	MOULDING UNIT .....	3870995	12.	7.831	BAR .....	3848996
2.	12.075	SCALP .....	4845411		7.874	6-BOLT .....	3716509
3.	11.208	MOULDING .....	4500524		7.869	1-BRACKET ASSY. ....	3791025
4.	11.208	MOULDING .....	4500526		7.869	1-BRACKET ASSY. ....	3791026
5.	11.208	MOULDING .....	4500525		8.931	12-WASHERS (7/16)	
6.	11.208	MOULDING .....	4500523		8.915	8-NUTS (7/16-14 x 3/8)	
7.	12.075	SCALP .....	4845410		8.929	10-WASHERS (15/32 x 59/64 x 5/64)	
8.	12.116	MOULDING UNIT .....	3870996		8.900	6-BOLTS (7/16-14 x 7/8)	
9.	2.679	LAMP ASSY. ....	910732	13.	2.697	LAMP ASSY. ....	910903
	2.688	4-SCREW .....	5955833	14.	2.679	LAMP ASSY. ....	910731
10.	2.697	LAMP ASSY. ....	910904		2.688	4-SCREW .....	5955833
11.	12.182	MOULDING UNIT .....	3871604				

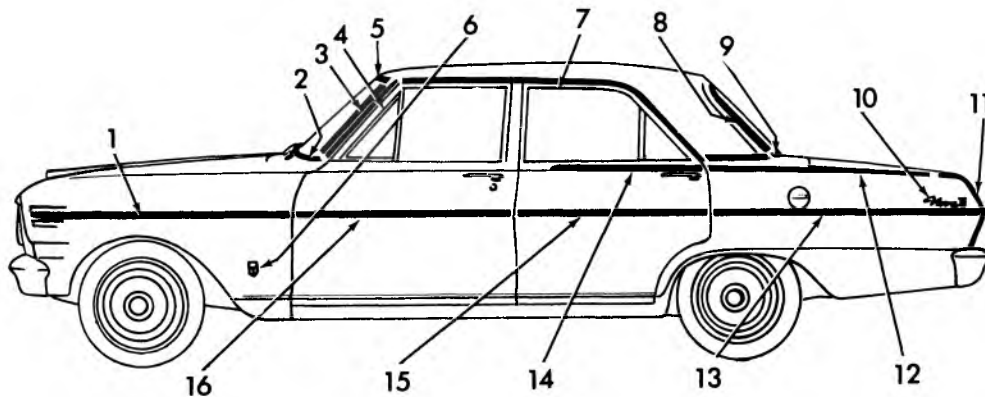


12-464

**1965 CHEVY II 2-DR. SEDAN (MODEL 11111-11311-11411)**

1.	10.093	MOULDING .....	4842156-55	4.	*	MOULDING	
2.	10.093	MOULDING .....	4842066	5.	12.116	PLATE UNIT .....	3870999
3.	*	MOULDING		6.	12.118	MOULDING .....	4519562

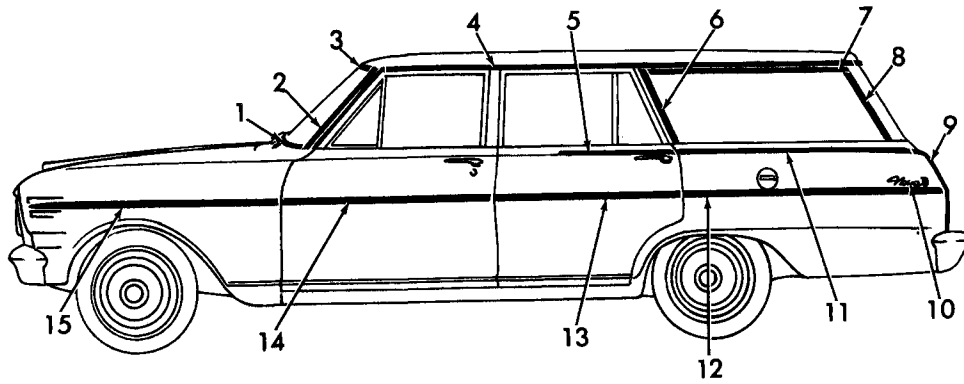
\*Removed from service



12-465

**1965 CHEVY II 4-DOOR SEDAN  
(MODEL 11169-11369-11469-11569-11669)**

1.	8.132	MOULDING UNIT .....	3862225-26	9.	11.208	MOULDING .....	4500526-25
2.	12.118	MOULDING .....	4519562	10.	12.116	PLATE UNIT .....	3871501
3.	10.093	MOULDING .....	4842156-55	11.	12.116	MOULDING UNIT .....	3870995-96
4.	12.075	MOULDING .....	4844247-46	12.	12.116	MOULDING UNIT .....	3870991-92
5.	10.093	MOULDING .....	4842066	13.	12.116	MOULDING UNIT .....	3870986
6.	8.147	EMBLEM .....	3840318	14.	12.114	MOULDING UNIT .....	3870977-78
7.	12.075	SCALP .....	4845411-10	15.	12.114	MOULDING UNIT .....	3870971-72
8.	11.208	MOULDING .....	4500523	16.	12.112	MOULDING UNIT .....	3870969-70

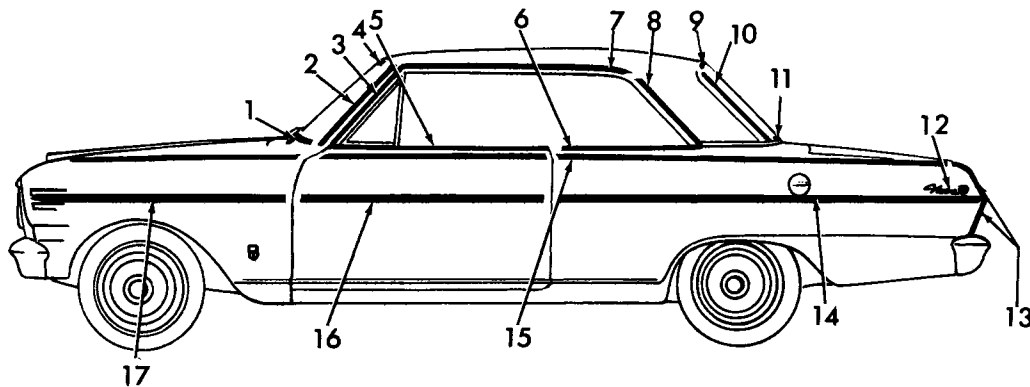


12-466

**1965 CHEVY II STATION WAGON  
(MODEL 11135-335-435-535-635)**

1. 12.118	MOULDING	4519562	9. 12.116	MOULDING UNIT	3870997-98
2. 10.093	MOULDING	4842156-55	10. 12.116	PLATE UNIT	3871501
3. 10.093	MOULDING	4842066	11. 12.116	MOULDING UNIT	3870993-94
4. *	SCALP		12. 12.116	MOULDING UNIT	3870987-88
5. 12.114	MOULDING UNIT	3870977-78	13. 12.114	MOULDING UNIT	3870971-72
6. 11.031	MOULDING	4844647-46	14. 12.112	MOULDING UNIT	3870969-70
7. 11.031	MOULDING	4845005-04	15. 8.132	MOULDING UNIT	3862225-26
8. 11.031	MOULDING	4843811-10			

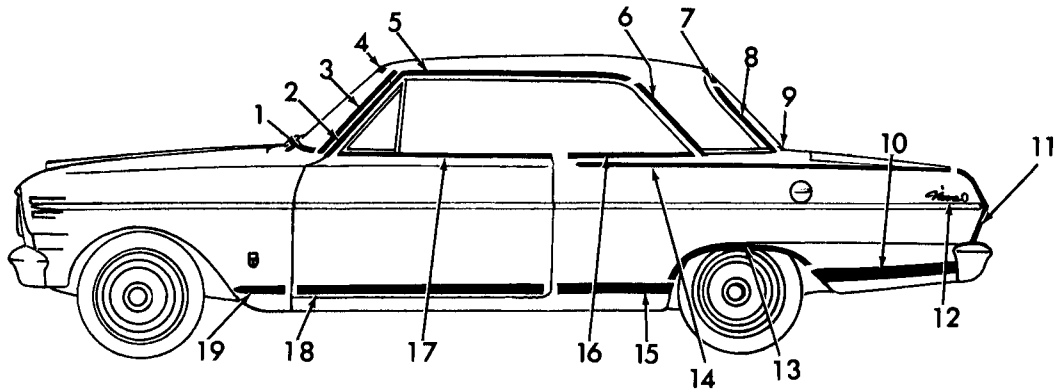
\*Removed from service



12-467

**1965 CHEVY II NOVA-SPORT COUPE (11537-637)**

1. 12.118	MOULDING	4519562	10. 11.208	MOULDING	4846231-30
2. 10.093	MOULDING	4842158-57	11. 11.208	MOULDING	4846233-32
3. 12.075	MOULDING	4844143-42	12. 12.116	PLATE UNIT	3871501
4. 10.093	MOULDING	4842319	13. 12.116	MOULDING UNIT	3870995
5. 10.707	MOULDING	4845899-98	14. 12.116	MOULDING UNIT	3870985
6. 11.031	MOULDING	4845391-90	15. 12.116	MOULDING UNIT	3870989-90
7. 12.075	MOULDING	4844715-14	16. 12.112	MOULDING UNIT	3870967-68
8. 12.075	MOULDING	4844713-12	17. 8.132	MOULDING UNIT	3862225-26
9. 11.208	MOULDING	4846229-28			

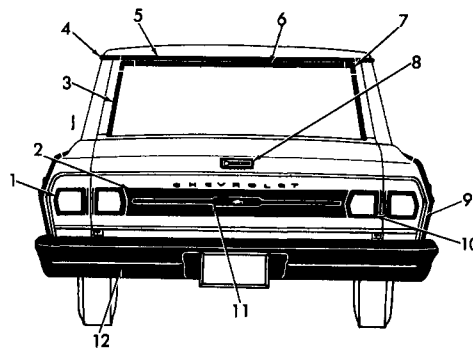


12-468

**1965 NOVA S.S. SPT. CPE. (11737-11837)**

1. 10.093	MOULDING .....	4842068	10. 12.116	MOULDING UNIT .....	3870979-80
2. 12.075	MOULDING .....	4844143-42	11. 12.116	MOULDING UNIT .....	3870995
3. 10.093	MOULDING .....	4842158-57	12. 12.116	PLATE UNIT .....	3870976
4. 10.093	MOULDING .....	4842319	13. 12.116	MOULDING UNIT .....	3870981-82
5. *	MOULDING .....		14. 12.116	MOULDING UNIT .....	3870989-90
6. 12.075	MOULDING .....	4844713-12	15. 12.116	MOULDING UNIT .....	3870983-84
7. 11.208	MOULDING .....	4846229-28	16. 11.031	MOULDING .....	4845390-91
8. 11.209	5-CLIP .....	4847515	17. 10.707	MOULDING .....	4845899-98
9. 11.208	MOULDING .....	4846231-30	18. 12.112	MOULDING UNIT .....	3870973-74
		4846233-32	19. 8.132	MOULDING UNIT .....	3867369-70

\*Removed from service.

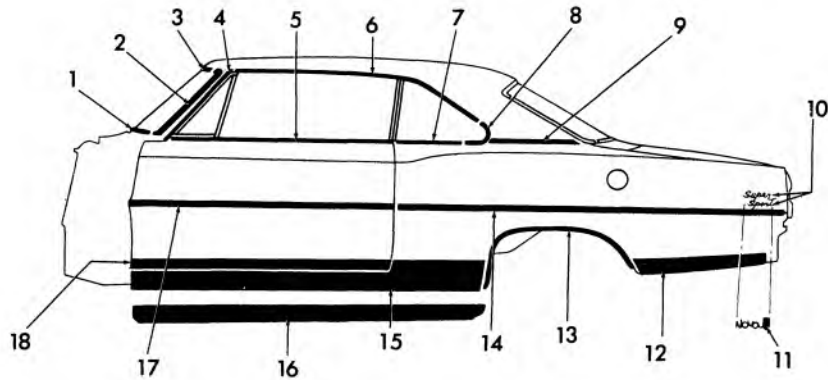


12-469

**1965 CHEVY II STATION WAGON-REAR**

1. 2.679	LAMP ASSY. ....	910862-61	7. 12.180	ESCUTCHEON .....	4850381-80
2. 12.180	MOULDING UNIT (Nova) .....	3871607	8. 12.195	ESCUTCHEON ASSY. ....	5713272
3. 12.180	MOULDING UNIT .....	4846128-27	9. 12.116	MOULDING UNIT .....	3870997-98
4. 12.075	SCALP .....	4850065-64	10. 2.697	LAMP ASSY. ....	910860-59
5. 12.075	SCALP .....	4844693	11. 12.180	EMBLEM UNIT (Exc. Nova) .....	3877191
6. 12.180	MOULDING .....	4846026	12. 7.831	BAR .....	3848996

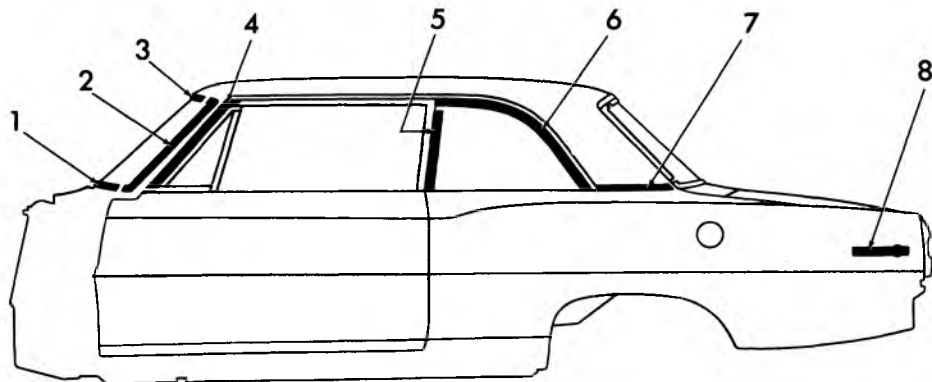




12-470

**1966 CHEVY II SPORT COUPE (11637-11837)**

1.	10.093	MOULDING-Lower .....	4842068	10.	12.116	PLATE .....	4227012
2.	10.093	MOULDING-Side .....	4842158-7	11.	12.116	PLATE (11637) .....	4226981
3.	10.093	MOULDING-Upper .....	4842319	12.	12.116	MOULDING .....	4227016-5
4.	12.075	MOULDING .....	4542701-0	13.	12.116	MOULDING .....	4227002-1
5.	10.707	MOULDING .....	4845899-8	14.	12.116	MOULDING (11637) .....	4227019
6.	12.075	SCALP .....	7582514-13	15.	8.304	MOULDING (11837) .....	3885385-86
7.	11.031	MOULDING .....	4548396-5	16.	8.304	MOULDING (11637) .....	3885381-82
8.	11.031	MOULDING .....	7581159-8	17.	12.112	MOULDING (11637) .....	4227226
9.	12.116	MOULDING .....	3893524-3	18.	8.304	MOULDING (11837) .....	3885383-84

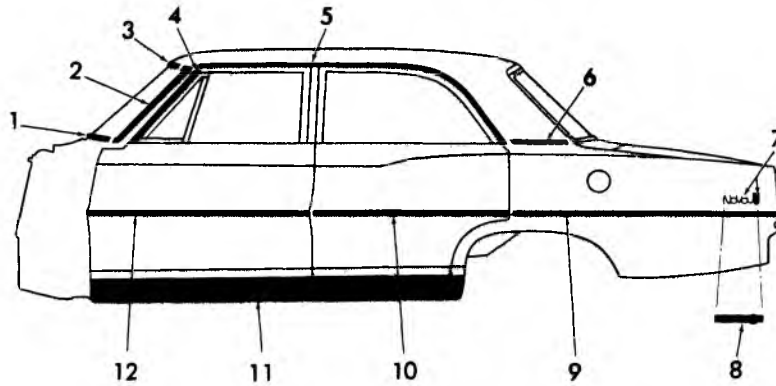


12-471

**1966 CHEVY II-TWO DOOR SEDAN (11411)**

1.	10.093	MOULDING .....	4842068	5.	11.031	MOULDING .....	4842964-3
2.	10.093	MOULDING .....	4842156-5	6.	11.031	MOULDING .....	4541299-8
3.	10.093	MOULDING .....	4842066	7.	*	MOULDING	
4.	12.075	MOULDING .....	4844245-44	8.	12.116	PLATE-Name .....	3870999

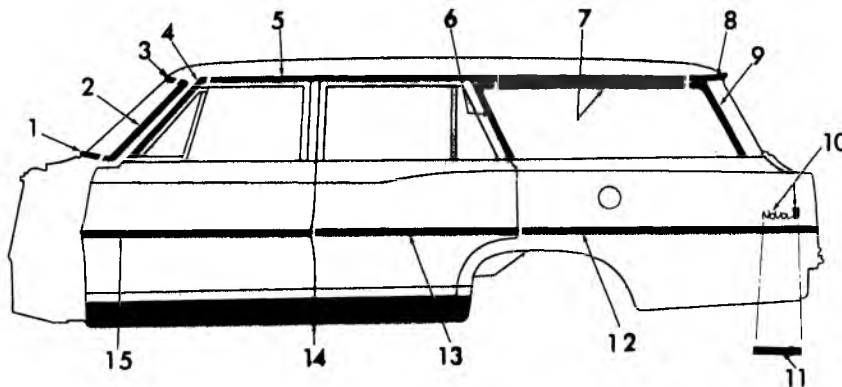
\*NOTE: Removed from service



12-472

**1966 CHEVY II FOUR-DOOR SEDAN (11469-11669)**

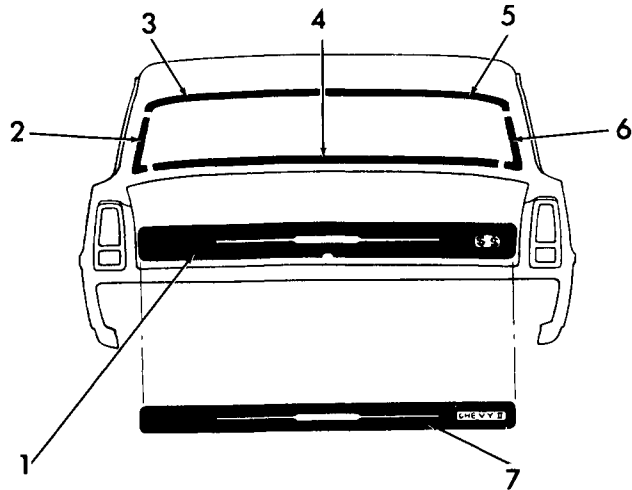
1. 10.093	MOULDING-Lower Revl. ....	4842068	6. 12.116	MLDG.-Qtr. Belt Reveal	
2. 10.093	MOULDING-Side Revl. ....	4842156-55	7. 12.116	PLT.-Fend Name	4226981
3. 10.093	MOULDING-Upper Revl. ....	4842066	8. 12.116	PLT.-Fend Name Chevy II (11469)	3870999
4. 12.075	MOULDING-w/shield plr. drip		9. 12.116	MLDG.-Rr. Fend Lwr. (11669)	4227017
	(11469) .....	4844245-44	10. 12.114	MLDG.-Dr. Lwr. (11669)	4227225
12.075	MOULDING-w/shield plr. drip		11. 8.304	MLDG.-Rocker (11669)	3885381-82
	(11669) .....	4844247-46	12. 12.112	MLDG.-Dr. Lwr. (11669)	4227164
5. 12.075	SCALP-Roof Drip Mldg. (11669)	4541755-54			



12-473

**1966 CHEVY II STATION WAGON (11435-11635)**

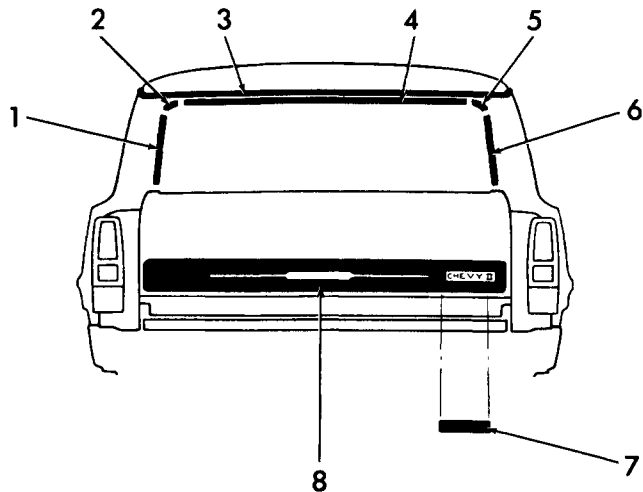
1. 10.093	MOULDING-Lower Revl. ....	4842068	7. 11.031	MLDG.-Qtr. Upr. Revl. ....	4845005-04
2. 10.093	MOULDING-Side Revl. ....	4842156-55	8. 12.075	SCALP-Rr. Drip Mldg. (11635)	4850065-64
3. 10.093	MOULDING-Upper Revl. ....	4842066	9. 11.031	MLDG.-Qtr. Rr. Revl. ....	4843811-10
4. 12.075	MLDG.-w/Shield Plr. Drip		10. 12.116	PLT.-Fend Name	4226981
	(11469) .....	4844245-44	11. 12.116	PLT.-Fend Name Chevy II (11435)	3870999
12.075	MLDG.-w/Shield Plr. Drip		12. 12.116	MLDG.-Fend Lwr. (11635)	4227018
	(11669) .....	4844247-46	13. 12.114	MOULDING-Dr. Lwr. (11635)	4227225
5. 12.075	2-SCALP-Front Drip Mldg.		14. 8.304	MOULDING-Rocker (11635)	3885381-82
	(11635) .....	4850063	15. 12.112	MOULDING-Dr. Lwr. (11635)	4227164
6. 11.031	MLDG.-Qtr. Frt. Revl. ....	4844647-46			



12-474

**1966 CHEVY II EXC. STA. WAG.**

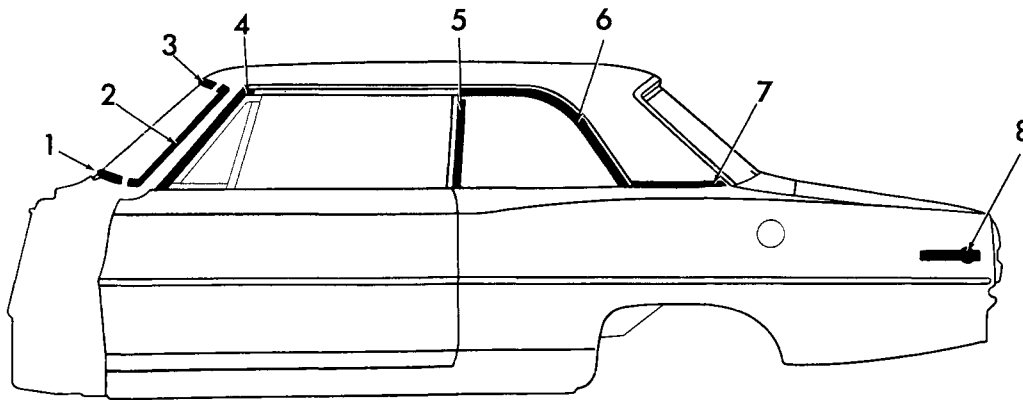
1.	11.208	MOULDING (11411-11469-11669)	4545266	4.	11.208	MOULDING (11637-11837) . . . . .	7581303
	11.208	MOULDING (11637-11837) . . . . .	7581308	5.	11.208	MOULDING (11411-11469-11669)	4545265
2.	11.208	MOULDING (11411-11469-11669)	4541891		11.208	MOULDING (11637-11837) . . . . .	7581307
	11.208	MOULDING (11637-11837) . . . . .	7581304	6.	12.182	MOULDING UNIT (11637) . . . . .	4227228
3.	11.208	MOULDING (11411-11469-11669)	4545264-3	7.	12.182	MOULDING UNIT (11837) . . . . .	4227229
	11.208	MOULDING (11637-11837) . . . . .	7581304-5				



12-475

**1966 CHEVY II STA. WAG. (11435-11635)**

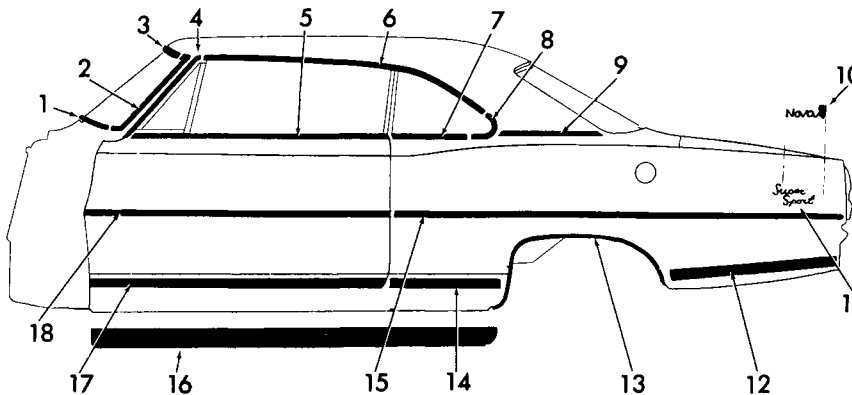
1.	12.180	MOULDING . . . . .	4846128	5.	12.180	ESCUTCHEON . . . . .	4850380
2.	12.180	ESCUTCHEON . . . . .	4850381	6.	12.180	MOULDING . . . . .	4846127
3.	12.075	SCALP . . . . .	4844693	7.	12.182	PLATE UNIT . . . . .	4227227
4.	12.180	MOULDING . . . . .	4846026	8.	12.180	MOULDING UNIT . . . . .	4227207



12-476

**1967 CHEVY II TWO-DOOR SEDAN (11411)**

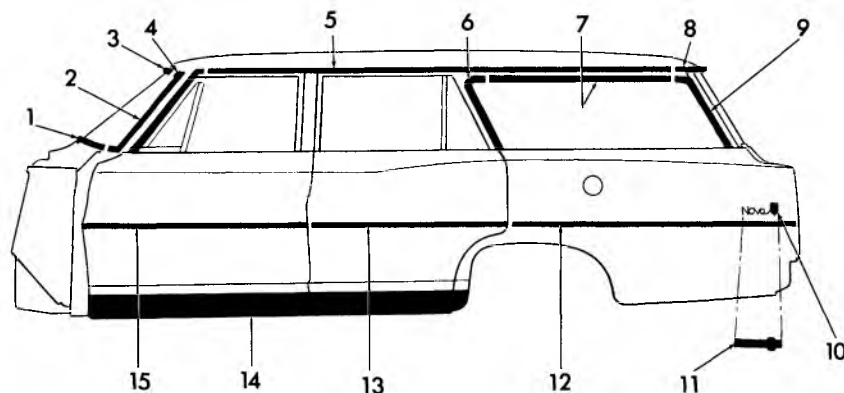
1.	10.093	MOULDING-Lwr. Revl. ....	4842068	5.	11.031	MOULDING-Qtr. Revl. Frt. ....	4842964-63
2.	10.093	MOULDING-Side Revl. ....	4842156-55	6.	11.031	MOULDING-Qtr. Upr. Revl. ....	4541299-98
3.	12.075	MLDG.-w/Shield Plr. Drip ....	4842066	7.	12.116	MOULDING-Qtr. Belt Revl. ....	3893523-24
4.	12.075	MLDG.-w/Shield Plr. Drip ....	4844245-44	8.	12.116	PLT.-Fend. Name Chevy II ....	3870999



12-477

**1967 CHEVY II SPORT COUPE (11637-11837)**

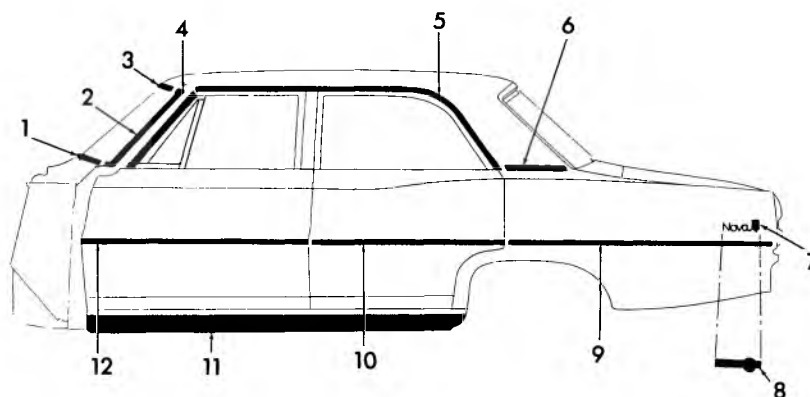
1.	10.093	MOULDING-Lwr. Revl. ....	4842068	11.	12.116	PLT.-Rr. Fend. Name (11837) ....	4227012
2.	10.093	MOULDING-Side Revl. ....	4842158-57	12.	12.116	MLDG.-Rr. of Rr. Whl. Opng. (11837) ....	4229525-24
3.	10.093	MOULDING-Upr. Revl. ....	4842319	13.	12.116	MOULDING-Rr. Whl. Opng. (11837) ....	4227002-01
4.	12.075	MLDG.-w/Shield Plr. Drip ....	4542701-00	14.	12.116	MLDG.-Frt. of Rr. Whl. Opng. (11837) ....	4229530-29
5.	10.707	MOULDING-Dr. Revl. ....	4548217-16	15.	12.116	MOULDING-Rr. Fend. (11637) ...	4229528
6.	12.075	SCALP-Roof Drip Mldg. ....	7582514-13	16.	8.304	MOULDING-Rckr. (11637) ....	3885381-82
7.	11.031	MOULDING-Qtr. Revl. ....	4548396-95	17.	12.112	MOULDING-Dr. Lwr. (11837) ....	4229557-56
8.	11.031	MOULDING-Rr. Cor. Revl. ....	7581159-58	18.	12.112	MOULDING-Dr. Lwr. (11637) ....	4229558
9.	12.116	MOULDING-Qtr. Belt Revl. ....	3893601-02				
10.	12.116	PLT.-Rr. Fend. Name (11637) ....	4226981				



12-478

**1967 CHEVY II STATION WAGON (11435-11635)**

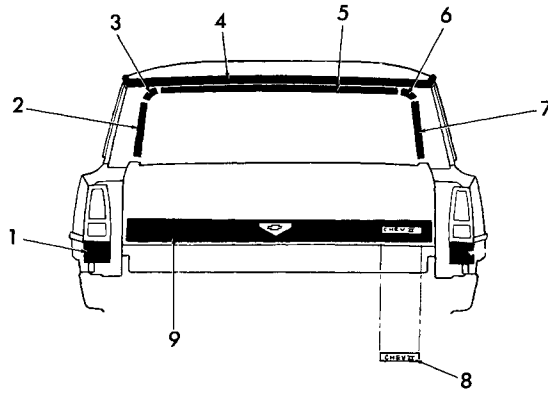
1.	10.093	MOULDING-Lwr. Revl. ....	4842068	7.	11.031	MOULDING-Qtr. Upr. Revl. ....	4845005-04
2.	10.093	MOULDING-Side Revl. ....	4842155-56	8.	12.075	SCALP-Rr. Roof Drip Mldg. ....	4850065-64
3.	10.093	MOULDING-Upr. Revl. ....	4842066	9.	11.031	MOULDING-Qtr. Rr. Revl. ....	4843811-10
4.	12.075	MOULDING-w/Shield Plr. Drip (11435) .....	4844245-44	10.	12.116	PLT.-Fend Name (11635) .....	4226981
	12.075	MOULDING-w/Shield Plr. Drip (11635) .....	4844247-46	11.	12.116	PLT.-Fend Name Chevy II (11435)	3870999
5.	12.075	2-SCALP-Frt. Roof Drip Mldg. ....	4850063	12.	12.116	MOULDING-Rr. Fend Lwr. (11635)	4229527
6.	11.031	MOULDING-Qtr. Frt. Revl. ....	4844647-46	13.	12.114	MOULDING-Dr. Lwr. (11635) ....	4229560
				14.	8.304	MOULDING-Rckr. (11635) .....	3885381-82
				15.	12.112	MOULDING-Dr. Lwr. (11635) ....	4229559



12-479

**1967 CHEVY II FOUR-DOOR SEDAN (11469-11669)**

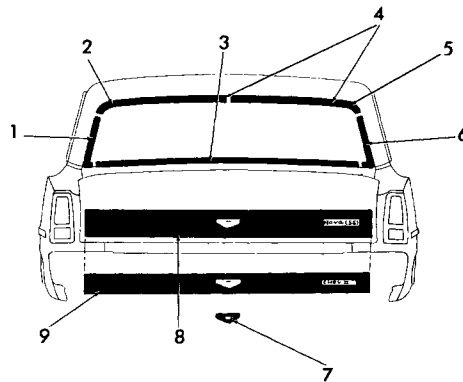
1.	10.093	MOULDING-Lwr. Revl. ....	4842068	7.	12.116	PLT.-Fend. Name (11669) .....	4226981
2.	10.093	MOULDING-Side Revl. ....	4842156-55	8.	12.116	PLT.-Fend. Name Chevy II (11469) .....	3870999
3.	10.093	MOULDING-Upr. Revl. ....	4842066	9.	12.116	MLDG.-Rr. Fend. Lwr. (11669) ...	4229526
4.	12.075	MLDG.-w/Shield Plr. Drip (11469) .	4844245-44	10.	12.114	MLDG.-Dr. Lwr. (11669) .....	4229560
	12.075	MLDG.-w/Shield Plr. Drip (11669) .	4844247-46	11.	8.304	MOULDING-Rckr. (11669) .....	3885381-82
5.	12.075	SCALP-Roof Drip Mldg. ....	4541755-54	12.	12.112	MOULDING-Dr. Lwr. (11669) ....	4229559
6.	12.116	MOULDING-Qtr. Belt Revl. (11469)	3893523-24				
	12.116	MLDG.-Qtr. Belt Revl. (11669) ...	3893525-26				



12-480

**1967 CHEVY II STATION WAGON (11435-11635)**

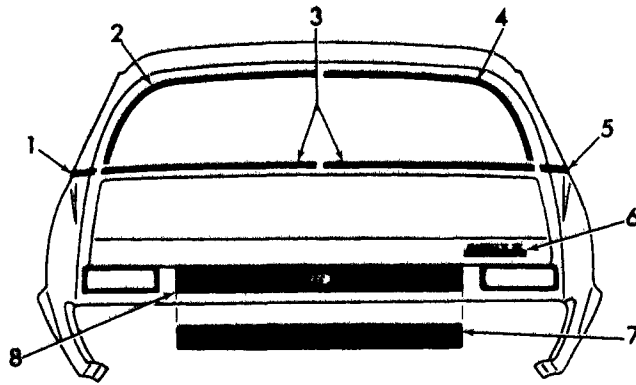
1.	12.180	MLDG.-Tail Gate Side Revl. ....	4846128	6.	12.180	MLDG.-Tail Gate Side Revl. ....	4846127
2.	12.180	ESCN.-Tail Gate Revl. ....	4850381	7.	12.943	CAP-Qtr. Fnshg. (11635) .....	4227379
3.	12.075	SCALP-Bk. Body Mldg. (11635) ...	4844693		12.943	CAP-Qtr. Fnshg. (11435) .....	4227206
4.	12.180	MLDG.-Tail Gate Upr. Revl. ....	4846026	8.	12.182	PLT.-Tail Gate Name (11435) ....	4229500
5.	12.180	ESCN.-Tail Gate Revl. ....	4850380	9.	12.180	MLDG.-Tail Gate Lwr. (11635) ...	4229496



12-481

**1967 CHEVY II EXCEPT STATION WAGON**

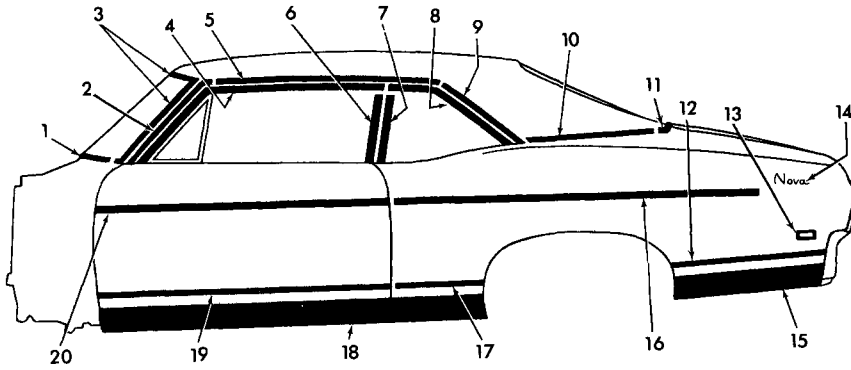
1.	11.208	MOULDING-Side (11411-11469-11669) .....	4545266	4.	11.208	MLDG.-Upr. (11411-11469-11669)	4541891
	11.208	MOULDING-Side (11637-11837) ..	7581308	5.	11.208	MLDG.-Upr. Revl. (11637-11837) .	7581303
2.	11.208	MOULDING-Upr. Revl. (11637-11837) .....	7581304	6.	11.208	MLDG.-Side Revl. (11411-11469-11669) .....	4545265
3.	11.208	MLDG.-Lwr. Revl. (11411-11469-11669) .....	4545264-63		11.208	MLDG.-Side Revl. (11637-11837) .	7581307
	11.208	MLDG.-Lwr. Revl. (11637-11837) .	7581305	7.	12.182	EMBLEM LID (11400) .....	4229499
				8.	12.182	MOULDING-Lid Emb. (11800) ...	4229497
				9.	12.182	MOULDING-Lid (11600) .....	4229498



12-482

### 1968 CHEVY II-REAR

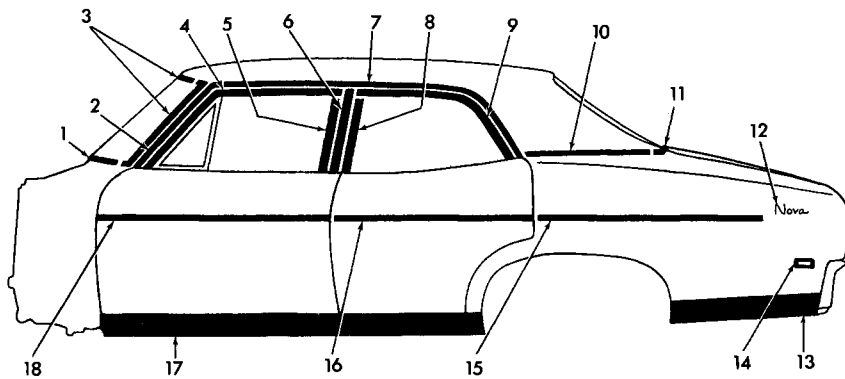
1.	12.116	MOULDING-Belt Revl. Rr. ....	3940511	11.208	MLDG.-Upr & Side Revl. (69) ....	7722526	
2.	11.208	MLDG.-Upr. & Side Revl. (27) ....	8775871	5.	12.116	MLDG.-Belt Revl. Rr. ....	3940512
	11.208	MLDG.-Upr. & Side Revl. (69) ....	7722527	6.	12.182	PLT.-Name .....	7745749
3.	11.208	MOULDING-Lwr. Revl. ....	7722529-28	7.	12.182	MLDG.-Rr. End (11427-69) ....	7795098
4.	11.208	MLDG.-Upr. & Side Revl. (27) ....	8775872	8.	12.182	MLDG.-Rr. End (11427) .....	7795107



12-483

**1968 CHEVY II TWO-DOOR SEDAN**

1. 10.093	MOULDING	8780430-31	12. 12.116	MOULDING UNIT	7795085
2. 12.075	SCALP	7740282-1	13. 2.575	LAMP ASSY.	916632
3. 10.093	MOULDING	7738571-0	2.575	BEZEL	3927459
4. 10.707	MOULDING	7734631-0	14. 12.116A	PLATE-Name	7755833
5. 12.075	SCALP	7738096-5	15. 12.116	MOULDING UNIT	7795062-1
6. 10.707	MOULDING	7736056-5	16. 12.116	MOULDING UNIT	7795055
7. 11.031	MOULDING	7783018-17	17. 12.116	MOULDING UNIT	7795084-3
8. 11.031	MOULDING	7748138-7	18. 8.304	MOULDING UNIT	3927547-8
9. 12.075	SCALP	7741464-3	19. 12.112	MOULDING UNIT	7795024
10. 12.116	MOULDING UNIT	3940511-12	20. 12.112	MOULDING UNIT	7795018
11. 12.116	MOULDING UNIT	3940509-10			

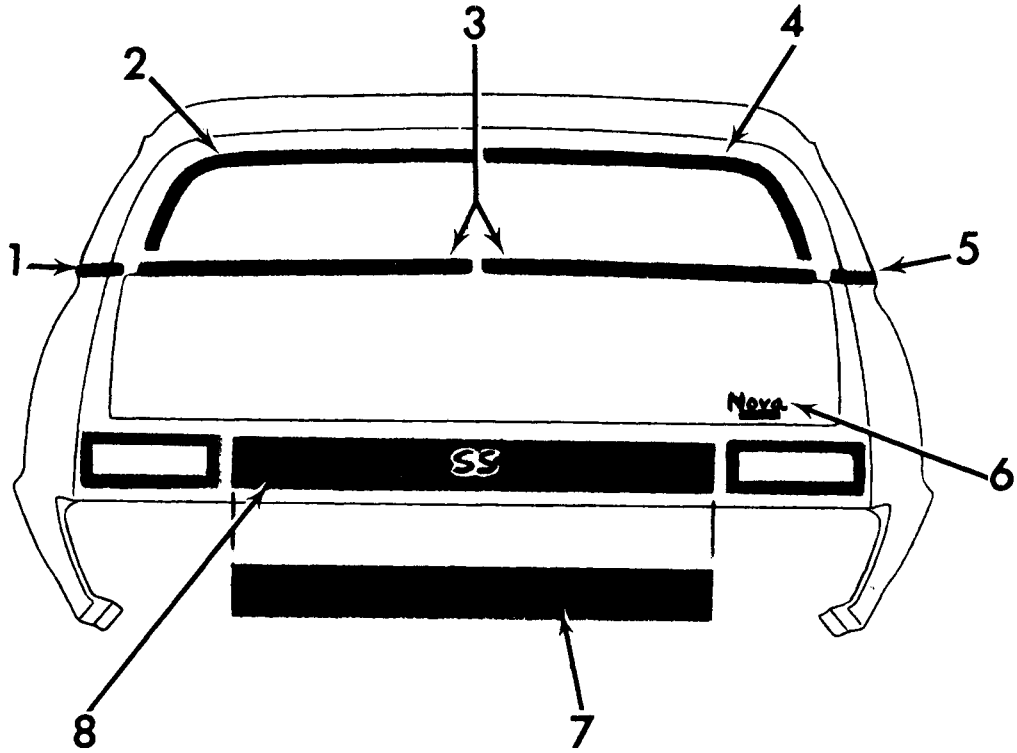


12-484

**1968 CHEVY II FOUR-DOOR SEDAN**

1. 10.093	MOULDING	7725647-6	11. 12.116	MOULDING UNIT	3940512-11
2. 12.075	SCALP	7722777-6	12. 12.116A	PLATE-Name	7755833
3. 10.093	MOULDING	7722902-1	13. 12.116	MOULDING UNIT	7795062-1
4. 10.707	MOULDING	7734173-2	14. 2.575	LAMP ASSY.	916632
5. 10.707	MOULDING	7734783-2	2.575	BEZEL	3927459
6. 12.113	MOULDING	7737939-8	15. 12.116	MOULDING UNIT	7795056
7. 12.075	SCALP	7719294-3	16. 12.114	MOULDING UNIT	7795400
8. 10.707	MOULDING	7738113-2	17. 8.304	MOULDING UNIT	3927547-8
9. 10.772	MOULDING	7735737-6	18. 12.112	MOULDING UNIT	7795019
10. 12.116	MOULDING UNIT	3940507-8			

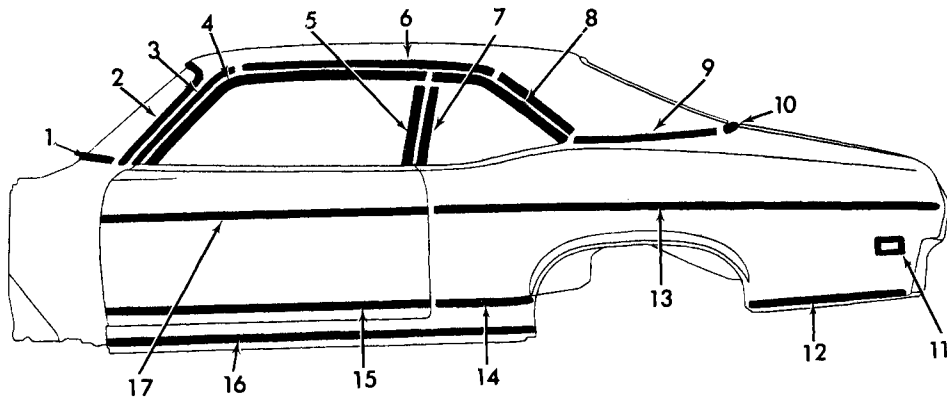




12-485

**1969 NOVA (11427-11469)**

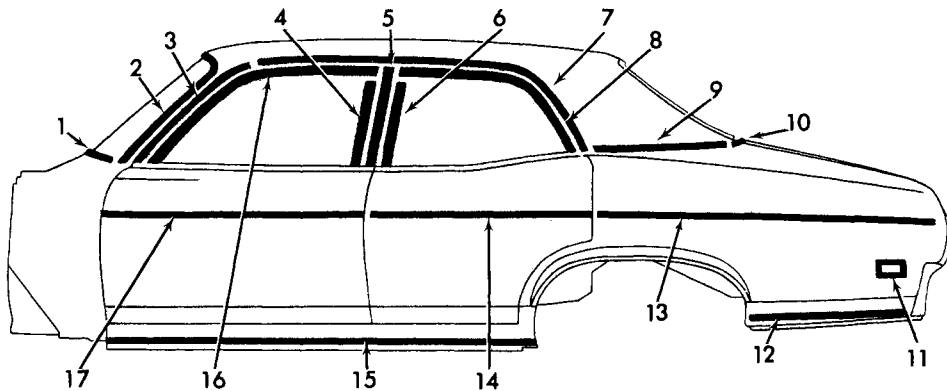
1.	12.116	MOULDING UNIT .....	3940511	5.	11.208	MOULDING (69) .....	7722526
2.	11.208	MOULDING (27) .....	8775871	6.	12.116	MOULDING UNIT .....	3940512
	11.208	MOULDING (69) .....	7722527	7.	12.182	PLATE UNIT .....	8701089
3.	11.208	MOULDING .....	7722529-8	8.	12.182	MOULDING UNIT .....	7795098
4.	11.208	MOULDING (27) .....	8775872				



12-486

**1969 NOVA 2-DR. SEDAN (11427)**

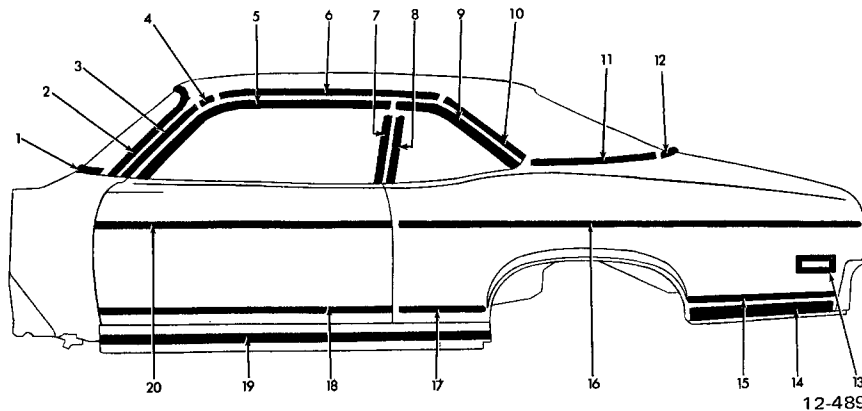
1. 10.093	MOULDING .....	7725647-6	10. 12.116	MOULDING UNIT .....	3940513-12
2. 10.093	MOULDING .....	7738571-70	11. 2.575	LAMP ASSY. ....	916632
3. 12.075	SCALP .....	7740282-1	2.575	BEZEL .....	3927459
4. 10.707	MOULDING .....	7734631-30	12. 12.116	MOULDING UNIT .....	7795062-1
5. 10.707	MOULDING .....	7736056-5	13. 12.116	MOULDING UNIT .....	8701090
6. 12.075	SCALP .....	7738096-5	14. 12.116	MOULDING UNIT .....	7795084-3
7. 12.075	MOULDING .....	7781525-4	15. 12.112	MOULDING UNIT .....	7795024
8. 11.031	MOULDING .....	7748136-5	16. 8.304	MOULDING UNIT .....	3927547-8
9. 12.116	MOULDING UNIT .....	3940511-10	17. 12.112	MOULDING UNIT .....	8701150-49



12-487

**1969 NOVA-4-DOOR SEDAN (11469)**

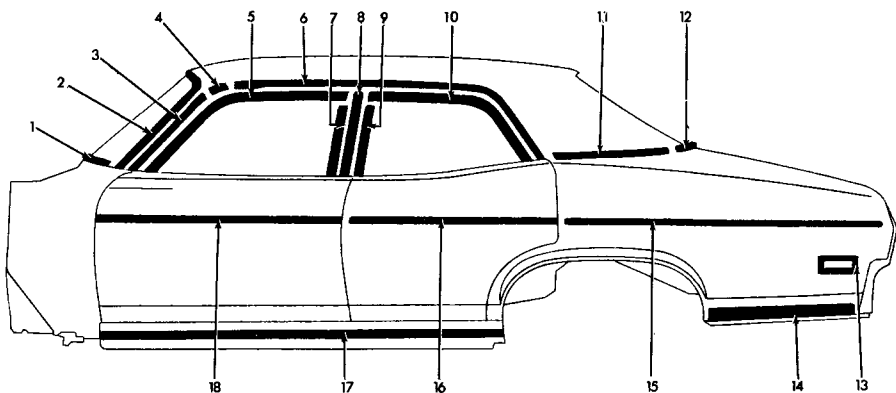
1. 10.093	MOULDING .....	7725647-6	10. 12.116	MOULDING UNIT .....	3940511-12
2. 10.093	MOULDING .....	7722902-1	11. 2.575	LAMP ASSY. ....	916632
3. 12.075	SCALP .....	7722777-6	2.575	BEZEL .....	3927459
4. 10.707	MOULDING .....	7734783-2	12. 12.116	MOULDING UNIT .....	7795062-61
5. 12.113	MOULDING .....	7737939-8	13. 12.116	MOULDING UNIT .....	8701091
6. 10.707	MOULDING .....	7738113-2	14. 12.114	MOULDING UNIT .....	8701154-53
7. 12.075	SCALP .....	7719294-3	15. 8.304	MOULDING UNIT .....	3927547-8
8. 10.772	MOULDING .....	7735737-6	16. 10.707	MOULDING .....	7734173-72
9. 12.116	MOULDING UNIT .....	3940507-8	17. 12.112	MOULDING UNIT .....	8701152-51



12-489

**1970-71 NOVA SPORT COUPE (11427)**

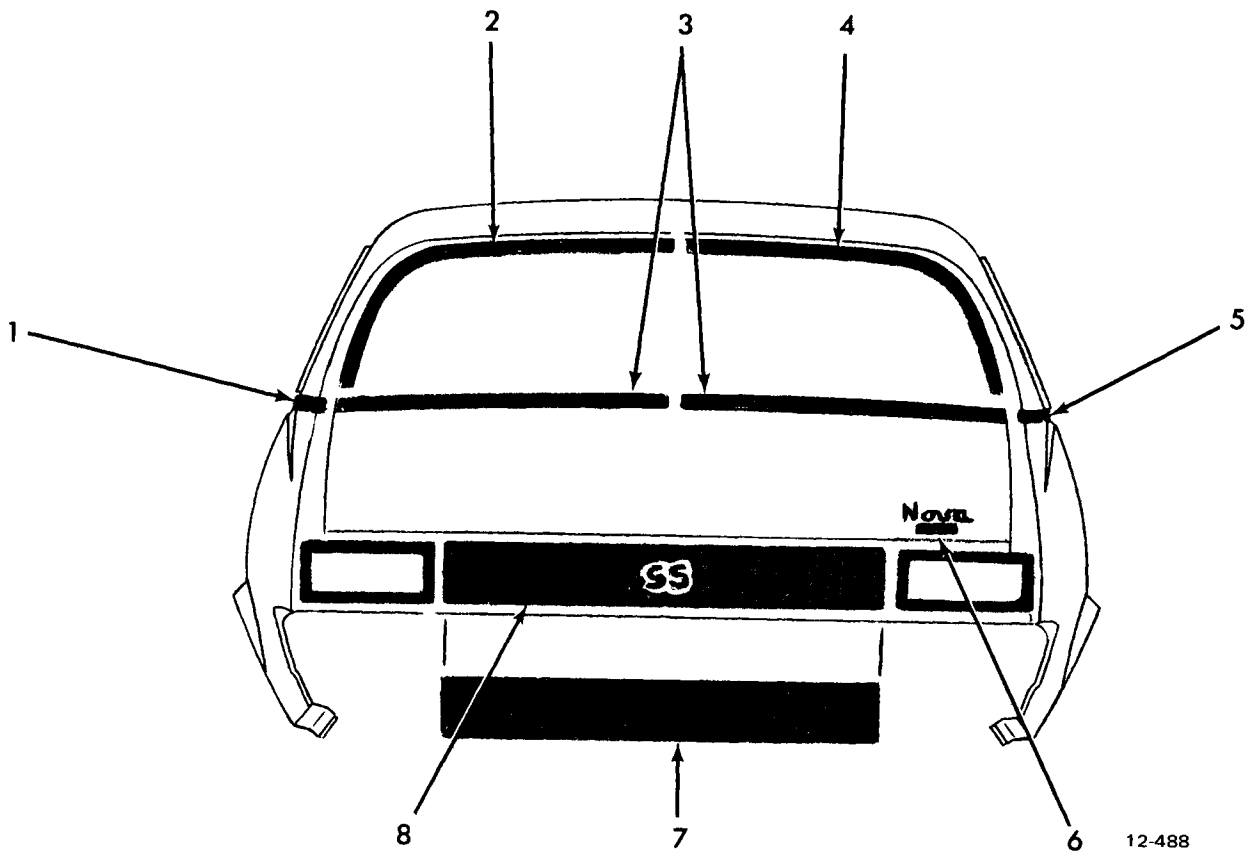
- |            |   |            |            |  |            |
|------------|---|------------|------------|--|------------|
| 1. 10.093  | MOULDING—Lwr. Revl. . . . .                                 | 8780431-30 | 11. 12.116 | MOULDING UNIT—Belt Revl. Frt. . . . .          | 3940510-09 |
| 2. 10.093  | MOULDING—Upr. & Side Revl. . . . .                          | 7738571-70 | 12. 12.116 | MOULDING UNIT—Belt Revl. RR . . . . .          | 3940512-11 |
| 3. 12.075  | SCALP—W/Shield Plr. Drip Mldg. . . . .                      | 7740282-81 | 13. 2.575  | LAMP . . . . .                                 | 917441     |
| 4. 12.075  | ESCUTCHEON—W/Shield Plr. Drip Mldg. . . . .                 | 7664482    | 14. 12.116 | MOULDING UNIT—RR of Whl. Opng. Upp . . . . .   | 7795062-61 |
| 5. 10.707  | MOULDING—Dr. Upr. Scalp . . . . .                           | 7734631-30 | 15. 12.116 | MOULDING UNIT—RR of Whl. Opng. Upper . . . . . | 7795085    |
| 6. 12.075  | SCALP—Drip Mldg. Frt. . . . .                               | 7738096-95 | 16. 12.116 | MOULDING UNIT—Fend. Lwr. . . . .               | 8701090    |
| 7. 10.707  | MOULDING—Dr. Vert. RR. Scalp . . . . .                      | 7736056-55 | 17. 12.116 | MOULDING UNIT—Frt. of W/Opg. . . . .           | 7795084-83 |
| 8. 11.031  | MOULDING—Frt. Revl. (w/Door & Window Frame Mldg.) . . . . . | 7781525-24 | 18. 12.112 | MOULDING UNIT—Dr. Lwr. . . . .                 | 7795024    |
| 9. 11.031  | MOULDING—Frt. Revl. (w/Door & Window Frame Mldg.) . . . . . | 7783018-17 | 19. 8.304  | MOULDING UNIT—Rckr. . . . .                    | 3927547-48 |
| 10. 12.075 | MOULDING—RR Revl. . . . .                                   | 7748136-35 | 20. 12.112 | MOULDING UNIT—Dr. Lwr. . . . .                 | 8701150-49 |
|            | MOULDING—RR Revl. (W/Door & Window Frame Mldg.) . . . . .   | 7748138-37 |            |  |            |
|            | SCALP—Drip Mldg. RR . . . . .                               | 7741464-63 |            |  |            |



12-490

**1970 NOVA SPORT SEDAN (11469)**

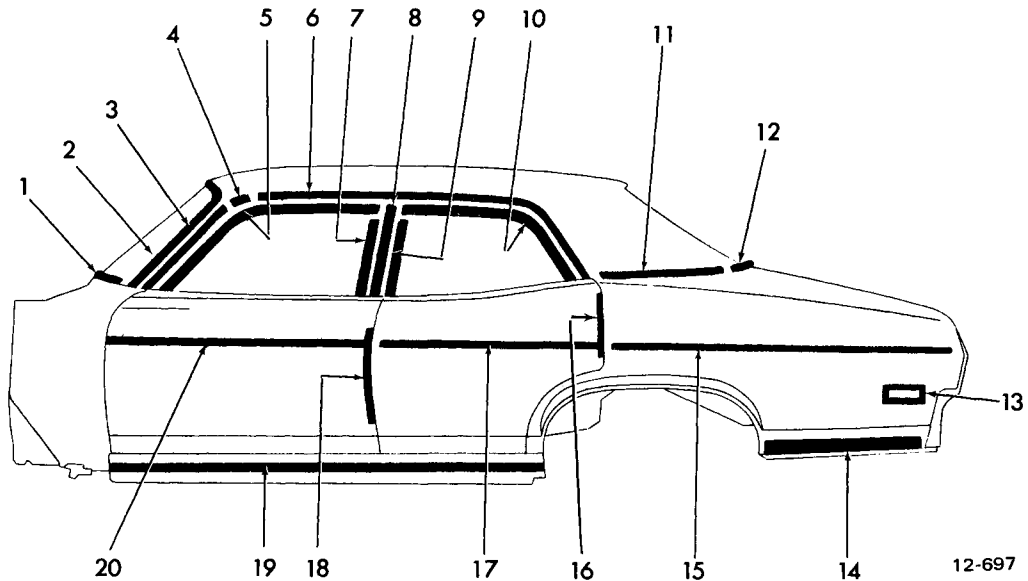
- |            |   |            |            |   |            |
|------------|---|------------|------------|---|------------|
| 1. 10.093  | MOULDING—Lwr. Revl. . . . .                 | 8780431-30 | 11. 12.116 | MOULDING UNIT—Belt Revl. Frt. . . . .       | 3940508-07 |
| 2. 10.093  | MOULDING—Upr. & Side Revl. . . . .          | 7722902-01 | 12. 12.116 | MOULDING UNIT—Belt Revl. RR . . . . .       | 3940512-11 |
| 3. 12.075  | SCALP—W/Shield Plr. Drip Mldg. . . . .      | 7722777-76 | 13. 2.575  | LAMP . . . . .                              | 917441     |
| 4. 12.075  | ESCUTCHEON—W/Shield Plr. Drip Mldg. . . . . | 7664482    | 14. 12.116 | MOULDING UNIT—RR of Whl. Opng. Lwr. . . . . | 7795062-61 |
| 5. 10.707  | MOULDING—Dr. Upr. Scalp . . . . .           | 7734173-72 | 15. 12.116 | MOULDING UNIT—Fend. Lwr. . . . .            | 8701091    |
| 6. 12.075  | SCALP—Drip Mldg. . . . .                    | 7719294-93 | 16. 12.114 | MOULDING UNIT—Dr. Lwr. . . . .              | 8701154-53 |
| 7. 10.707  | MOULDING—Dr. Vert. RR. Scalp . . . . .      | 7734783-82 | 17. 8.304  | MOULDING UNIT—Rckr. . . . .                 | 3927547-48 |
| 8. 12.113  | MOULDING—Ctr. Plr. Scalp . . . . .          | 7737939-38 | 18. 12.112 | MOULDING UNIT—Dr. Lwr. . . . .              | 8701152-51 |
| 9. 10.707  | MOULDING—Dr. Vert. Frt. Scalp . . . . .     | 7738113-12 | 12.112     | MOULDING UNIT—Dr. Lwr. . . . .              | 8705637    |
| 10. 10.772 | MOULDING—Dr. Upr. Scalp . . . . .           | 7736737-36 |            |   |            |



12-488

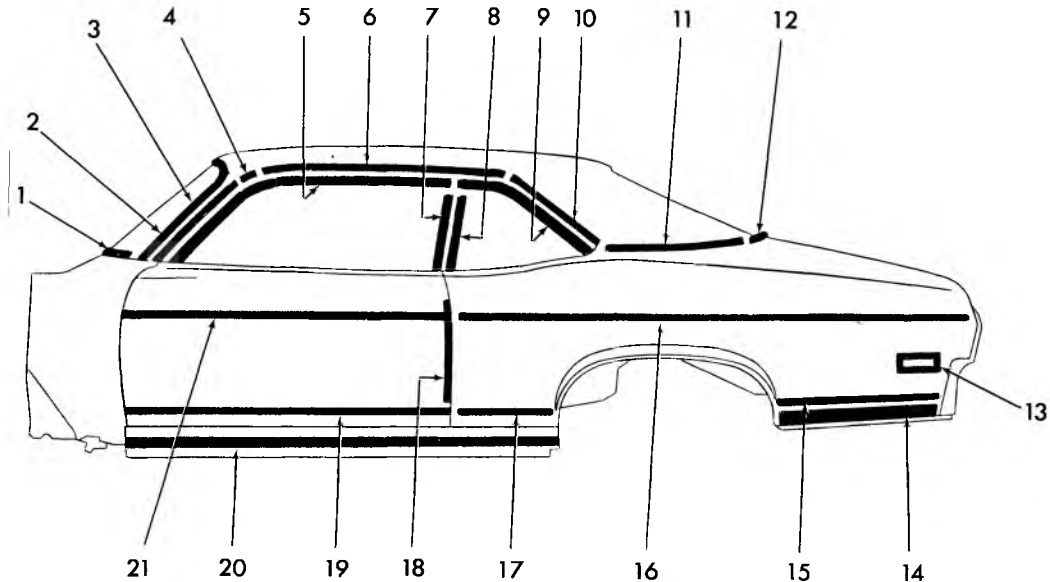
**1970-72 NOVA (11427-11469)**

1. 12.116 MOULDING UNIT—Belt Revl. RR. L.H. ....	874113	11.208 MOULDING—Upr. & Side Revl. (11469) L.H. ....	7722527
2. 11.208 MOULDING—Upr. & Side Revl. (11427) L.H. ....	7741472	5. 12.116 MOULDING UNIT—Belt Revl. RR. R.H. ....	8741114
11.208 MOULDING—Upr. & Side Revl. (11469) R.H. ....	7722526	6. 12.182 PLATE—Name Compt. Lid ....	8701089
3. 11.208 MOULDING—Lwr. Revl. ....	7722529-28	7. 12.182 MOULDING—RR. End ....	8702426
4. 11.208 MOULDING—Upr. & Side Revl. (11427) R.H. ....	7741473	8. 12.182 MOULDING—RR. End. (11427) ....	8702427



**1971-72 NOVA (11469)**

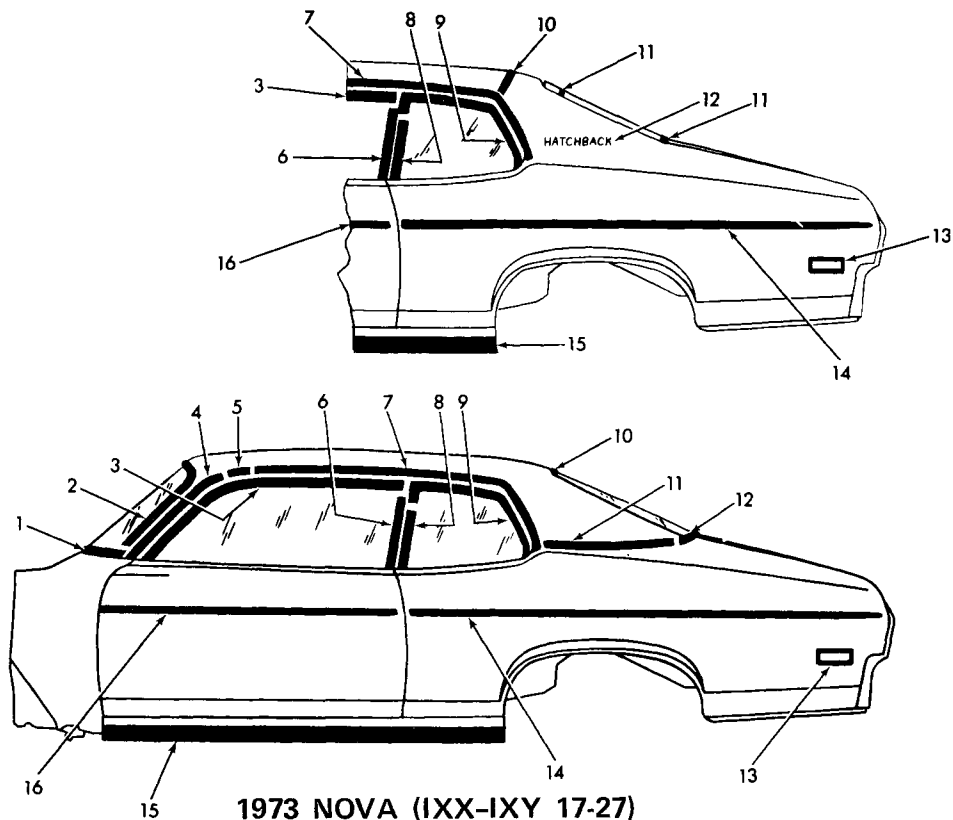
- |     |        |  |            |     |        |   |            |
|-----|--------|--|------------|-----|--------|---|------------|
| 1.  | 10.093 | MOULDING, Rvl. w/s Lwr. . . . .                    | 8780431-30 | 11. | 12.116 | MOULDING, Rvl. Qtr. Belt Frt. . . . .       | 3940507-08 |
| 2.  | 10.093 | MOULDING, Rvl. w/s Upr & Side . . .                | 7722902-01 | 12. | 12.116 | MOULDING, Rvl. Qtr. Belt R.R. . . .         | 3949512-11 |
| 3.  | 12.075 | SCALP, Drip Mldg. w/s Plr. . . . .                 | 7722777-76 | 13. | 2.575  | LAMP . . . . .                              | 917441     |
| 4.  | 12.075 | ESCUT., Drip Mldg. w/s Plr. . . . .                | 7664482    |     | 2.575  | BEZEL . . . . .                             | 3962934    |
| 5.  | 10.707 | MOULDING, Scp. F/D Wdo. Frm.<br>Upr. . . . .       | 7734173-72 | 14. | 12.116 | MOULDING, R.R. of Whl. Opg.<br>Lwr. . . . . | 7795062-61 |
| 6.  | 12.075 | SCALP, Roof Drip Mldg. . . . .                     | 7719294-93 | 15. | 12.116 | MOULDING, Fend. Lwr . . . . .               | 8701091    |
| 7.  | 10.707 | MOULDING, Scp. F/D Wdo. Frm<br>Vert. R.R. . . . .  | 7734783-82 | 16. | 10.352 | MOULDING, Dr. Edge Guard . . . . .          | 3919098-97 |
| 8.  | 12.113 | MOULDING, Scp. C/Plr. . . . .                      | 7737939-38 | 17. | 12.114 | MOULDING, Dr. Lwr. . . . .                  | 8701153    |
| 9.  | 10.772 | MOULDING, Scp. R/D Wdo. Frm.<br>Frt. Vert. . . . . | 7738113-12 |     | 12.114 | MOULDING, Dr. Lwr. L.H. . . . .             | 8705640    |
| 10. | 10.772 | MOULDING, Scp. R/D Wdo. Frm.<br>Upr. . . . .       | 7735737-36 | 18. | 10.352 | MOULDING, Dr. Edge Guard . . . . .          | 3919096-95 |
|     |        |  |            | 19. | 8.304  | MOULDING UNIT                               |            |
|     |        |  |            | 20. | 12.112 | MOULDING, Dr. Lwr. . . . .                  | 8705638-37 |



12-696

### 1971-72 NOVA (11427)

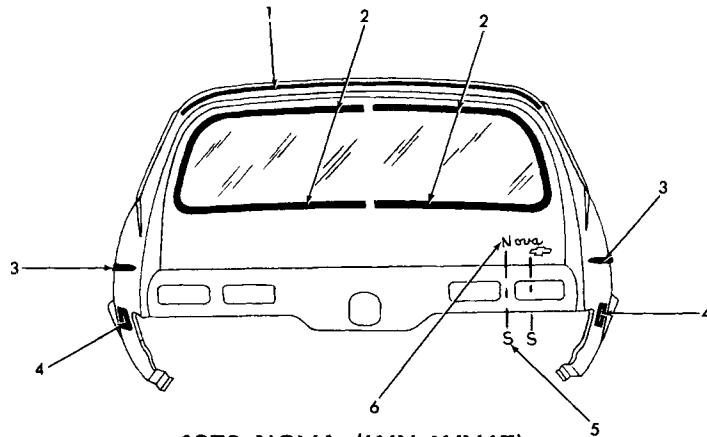
1. 10.093 MOULDING, Rvl. W/S Lwr. ....	8780431-30	10. 12.075 SCALP, Drip Mldg. Roof RR ....	7741464-63
2. 10.093 MOULDING, Rvl. W/S Upr. & Side .....	7738571-70	11. 12.116 MOULDING, Rvl. Qtr. Belt Frt. ....	3940510-09
3. 12.075 SCALP, Drip Mldg. W/S Plr. ....	7740282-81	12. 12.116 MOULDING, Rvl. Qtr. Belt RR .....	3940512-11
4. 12.075 ESCUT., Drip Mldg. W/S Plr. ....	7664482	13. 2.575 LAMP .....	917441
5. 10.707 MOULDING, Scp. F/D Wdo. Frm. Upr. ....	7734631-30	2.575 BEZEL .....	3962934
6. 12.075 SCALP, Drip Mldg. Roof Frt. ....	7738096-95	14. 12.116 MOULDING, RR of Whl. Opg. Lwr. ....	7795062-61
7. 10.707 MOULDING, Scp. F/D Wdo. Frm. Vert. RR .....	7736056-55	15. 12.116 MOULDING, RR of Whl. Opg. Upr. ....	7795085
8. 11.031 MOULDING, Rvl. Qtr. Wdo. Frt. (exc. Door & Wdo. Mldg.) .....	7781525-24	16. 12.116 MOULDING, Fend. Lwr. ....	8701090
(w/Door & Wdo. Mldg.) .....	7783018-17	17. 12.116 MOULDING, Frt. of Whl. Opg. ....	7795084-83
9. 11.031 MOULDING, Rvl. Qtr. Wdo. RR (exc. Door & Wdo. Mldg.) .....	7748136-35	18. 10.352 MOULDING, Dr. Edge Guard .....	3919094-93
(w/Door & Wdo. Mldg.) .....	7748138-37	19. 12.112 MOULDING, Dr. Lwr. ....	7795024
		20. 8.304 MOULDING UNIT .....	
		21. 12.112 MOULDING, Dr. Lwr. ....	8701150-49



1973 NOVA (IXX-IXY 17-27)

12-703

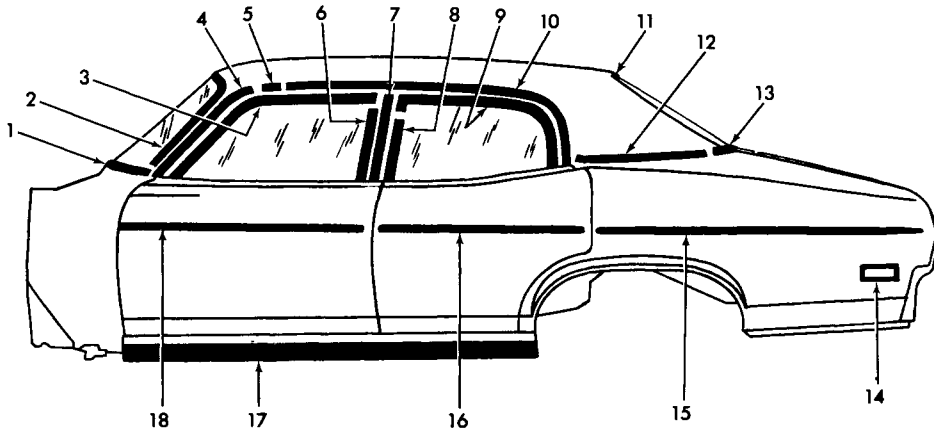
- |           |  |           |            |  |            |
|-----------|--|-----------|------------|--|------------|
| 1. 10.093 | MLDG., W/S Lower Reveal  | 8780431-0 | 10. 12.812 | MLDG., Fin. Rf. Pnl. Cvr. (IXX-IXY17) w/Landau Roof or 2 Tone Paint. | 9623105    |
| 2. 10.093 | MLDG., W/S Upr. & Side Reveal  | 7738571-0 | 10. 11.208 | MLDG., B/W Upr & Side Reveal (IXX-IXY27)                             | 7741473-2  |
| 3. 10.707 | MLDG., Door Upper Scalp w/Side Body Rev. Mldgs.  | 7734631-0 | 11. 11.208 | MLDG., B/W Reveal (IXX-IXY17)  | 9616875-4  |
| 4. 12.075 | SCALP, W/S Pillar Drip Mldg. (IXX17 w/Landau Roof) (IXY27 w/Vinyl Roof) (IXX27 w/Vinyl Roof) | 7740282-1 | 11. 12.116 | MLDG., Qtr. Belt Rvl. Frt. (IXY-IXX27) with Vinyl Roof/2 Tone Paint  | 9626546-5  |
| 5. 12.075 | EXCUTCHION, W/S Plr. Drip Mldg. (IXX17-27, IXY27)  | 7664482   | 12. 12.812 | PLATE, Roof Panel Name (IXX-IXY17)                                   | 9621962    |
| 6. 10.707 | MLDG., Dr. Vert. Rr. Scalp   | 7736056-5 | 12. 12.116 | MLDG., Qtr. Belt Rvl. Rr. (IXX-IXY27) with Vinyl Roof/2 Tone Paint   | 3940511-12 |
| 7. 12.075 | MLDG., Roof Drip   | 9668773-2 | 13. 2.575  | LAMP ASSY.   | 917441     |
| 8. 11.031 | MLDG., Qtr. Wdo. Frt. Reveal (w/Dr. & Wdo. Mldg.)  | 7783018-7 | 2.575      | BEZEL  | 3962934    |
|           | MLDG., Qtr. Wdo. Frt. Reveal (w/o Dr. & Wdo. Mldg.)  | 7781525-4 | 14. 12.116 | MLDG. UNIT, Rear Fender Lower  | 8705641    |
| 9. 11.031 | MLDG., Qtr. Wdo. Rr. Reveal (w/Dr. & Wdo. Mldg.)   | 9622704-3 | 15. 8.304  | MLDG. UNIT, Body Sill  | 3927547-8  |
|           | MLDG., Qtr. Wdo. Rr. Reveal (w/o Dr. & Wdo. Mldg.)   | 9622702-1 | 16. 12.112 | MLDG. UNIT, Front Door Lower   | 8705636-5  |



1973 NOVA (IXX-IXY17)

12-767

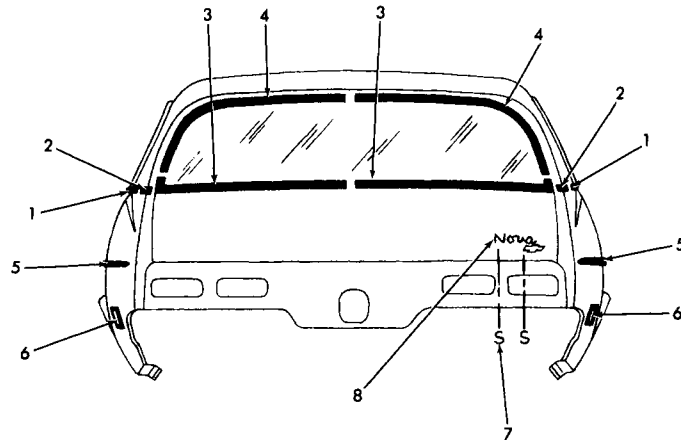
- |           |   |           |           |                                      |         |
|-----------|---|-----------|-----------|--------------------------------------|---------|
| 1. 12.812 | MLDG., Fin. Rf. Pnl. Cvr. w/Landau Roof or Special 2 Tone Paint | 9623105   | 2.575     | BEZEL                                | 3962934 |
| 2. 11.208 | MLDG., Bk. Wdo. Reveal  | 9616875-4 | 5. 12.182 | EMBLEM UNIT-Compt. Lid "SS"          | 6259623 |
| 3. 12.116 | MLDG., Rear Fender Lower  | 8705641   | 6. 12.182 | PLATE UNIT-Name Lid "Nova & Bow Tie" | 6259624 |
| 4. 2.575  | LAMP  | 917441    |           |                                      |         |



12-704

**1973 NOVA (IXX-IXY69)**

1. 10.093	MLDG., W/S Lower Reveal . . . . .	8780431-0	10. 12.075	MLDG., Roof Drip . . . . .	9600859-8
2. 10.093	MLDG., W/S Upr. & Side Reveal . . .	7722902-1	11. 11.208	MLDG., B/W Upr. & Side Reveal . . .	7722527-6
3. 10.707	MLDG., Dr. Upr. Scalp-w/Side Body Reveal Mldgs. . . . .	7734173-2	12. 12.116	MLDG., Qtr. Belt Rvl. Front-w/Vinyl Roof or Special 2 Tone Paint . . . . .	3940508-7
4. 12.075	SCALP, W/S Plr. Drip Mldg. (IXX69 w/Landau Roof) (IXYW/Vinyl Roof)	7722777-6	13. 12.116	MLDG., Qtr. Belt Reveal Rear-w/ Vinyl Roof or Special 2 Tone Paint . .	3940511-12
5. 12.075	ESCUTCHION-W/S Plr. Drip Mldg. . .	7664482	14. 2.575	LAMP . . . . .	917441
6. 10.707	MLDG., Dr. Vert. Rr. Scalp w/Side Window Reveal Mldgs. . . . .	7734783-2	2.575	BEZEL . . . . .	3962934
7. 12.113	MLDG., Ctr. Plr. Scalp . . . . .	7737939-8	15. 12.116	MLDG. UNIT, R/Fdr. Lwr. . . . .	8705642
8. 10.772	MLDG., Dr. Vert. Frt. Scalp . . . . .	7738113-2	16. 12.114	MLDG. UNIT, Rear Door Lower . . .	8705640-39
9. 10.772	MLDG., Dr. Upr. Scalp . . . . .	9613713-2	17. 8.304	MLDG. UNIT, Body Sill . . . . .	3927547-8
			18. 12.112	MLDG., Door Lower . . . . .	8705638-7

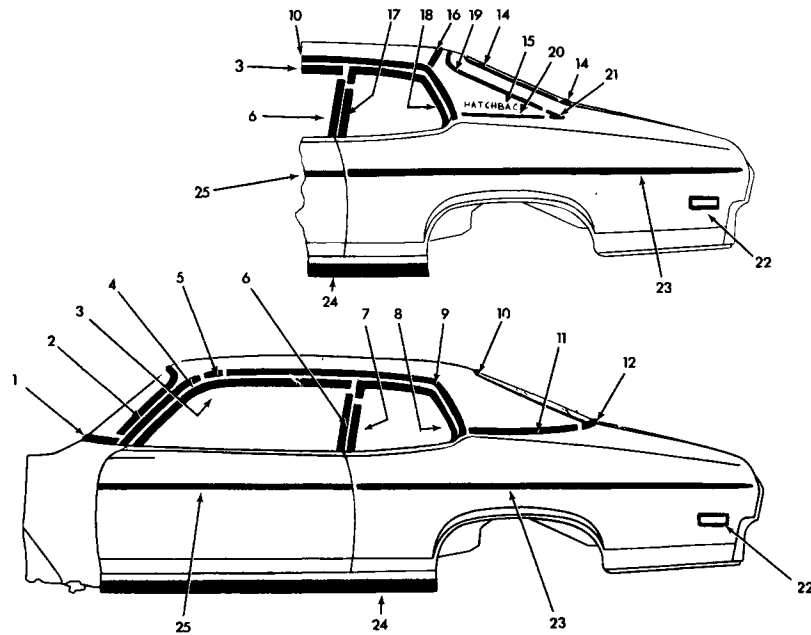


12-768

**1973 NOVA (IXX-IXY 27-69)**

1. 12.116	MLDG., Qtr. Belt Front Reveal (IXX-IXY69) . . . . .	3940507-8	5. 12.116	MLDG., Rear Fender Lower (IXX-IXY 69) . . . . .	8705642
	(IXX-IXY27) . . . . .	9626546-5		(IXX-IXY27) . . . . .	8705641
2. 12.116	MLDG., Qtr. Belt Rear Reveal . . . . .	3940511-12	6. 2.575	LAMP . . . . .	917441
3. 11.208	MLDG., Bk. Wdo. Lower Reveal . . .	9891475-4	2.575	BEZEL . . . . .	3962934
4. 11.208	MLDG., Bk. Wdo. Upr. & Side Reveal (IXX-IXY69) . . . . .	7722527-6	7. 12.182	EMBLEM UNIT-Compt. Lid "SS" . . .	6259623
	(IXX-IXY27) . . . . .	7741473-2	8. 12.182	PLATE UNIT-Name Lig "Nova & Bow Tie" . . . . .	6259624

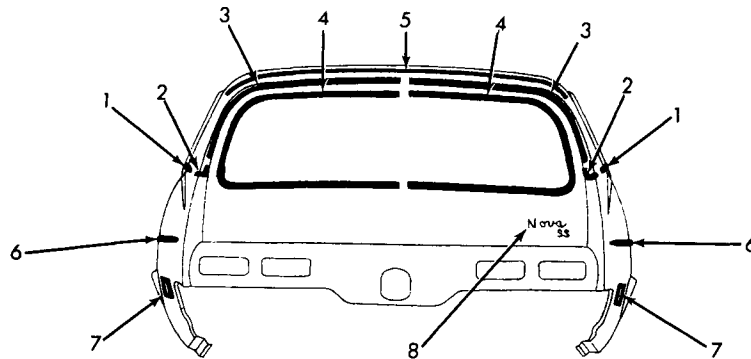




12-845

**1974 NOVA (IXX-IXY 17-27 & PARTIAL 17 STYLE)**

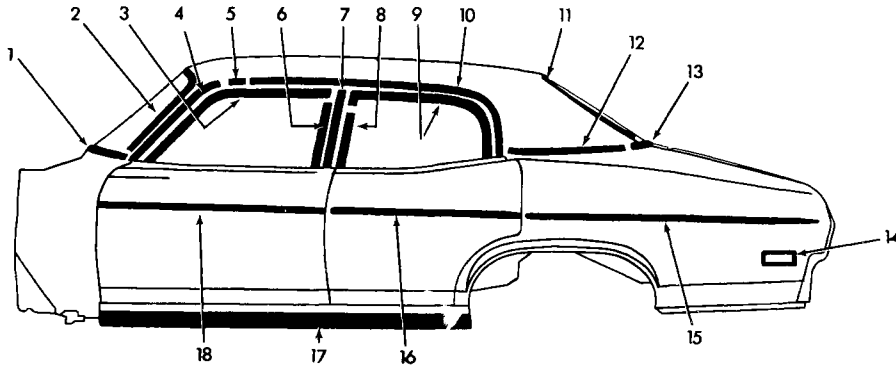
- |            |  |            |            |   |            |
|------------|--|------------|------------|---|------------|
| 1. 10.093  | MOULDING—W/S Lwr. Rvl. . . . .                           | 8780430-31 | 11.031     | MOULDING—Qtr. Wdo. Frt. Rvl.<br>(Exc. B/Si. Wdo. Mldg.) . . . . . | 7781525-24 |
| 2. 10.093  | MOULDING—W/S Upr. & Si. Rvl. . . . .                     | 7738570-71 | 18. 11.031 | MOULDING—Qtr. Wdo. Rr. Rvl.<br>W/S Wdo. Mldg. . . . .             | 9622704-03 |
| 3. 10.707  | MOULDING—Dr. Upr. Scalp . . . . .                        | 7734630-31 | 11.031     | MOULDING—Qtr. Wdo. Rr. Rvl.<br>(Exc. S/W Mldg.) . . . . .         | 9622702-01 |
| 4. 12.075  | SCALP—W/S Plr. Drip, Mldg. . . . .                       | 7738130-31 | 19. 12.075 | MOULDING—Fin. Rf. Pnl. Cvr. . . . .                               | 9629628-29 |
| 5. 12.075  | ESCUT.—W/S Plr. Dip Mldg. . . . .                        | 7764482    | 20. 12.116 | MOULDING—Rvl. Qtr. Belt<br>Frt. (17 only) . . . . .               | 9629631-30 |
| 6. 10.707  | MOULDING—Dr. Vert. Rr.<br>Scalp . . . . .                | 7736055-56 | 21. 12.116 | MOULDING—Rvl. Qtr. Belt Rr.<br>(17 only) . . . . .                | 9629633-32 |
| 10. 12.075 | MOULDING—Roof Drip . . . . .                             | 9668772-73 | 22. 2.575  | LAMP—Rr. Qtr. Si. Marker . . . . .                                | 917441     |
| 11. 11.208 | MOULDING—B/W Upr. & Si. Rvl. . . . .                     | 7741472-73 |            | BEZEL—Rr. Qtr. Si. Lamp . . . . .                                 | 3962934    |
| 12. 12.116 | MOULDING—Qtr. Blt. Rvl. Frt. . . . .                     | 9626546-45 | 23. 12.116 | MOULDING—Rr. Fdr. Lwr. . . . .                                    | 8705641    |
| 13. 12.116 | MOULDING—Qtr. Belt Rvl. Rr. . . . .                      | 3940512-11 | 24. 8.304  | MOULDING—Rckr. . . . .  | 3927547-48 |
| 14. 11.208 | MOULDING—B/W Rvl. . . . .                                | 9616874-75 | 25. 12.112 | MOULDING—Dr. Lwr. . . . .   | 8705636-35 |
| 15. 12.812 | PLATE—Rf. Pnl. Name . . . . .                            | 9621962    |            |   |            |
| 16. 12.075 | MOULDING—Trim Rf. Pnl. Cvr. . . . .                      | 9623105    |            |   |            |
| 17. 11.031 | MOULDING—Qtr. Wdo. Frt. Rvl.<br>W/Si. Wdo. Mldg. . . . . | 7783018-17 |            |   |            |



12-842

**1974 NOVA (1XY-1XY17)**

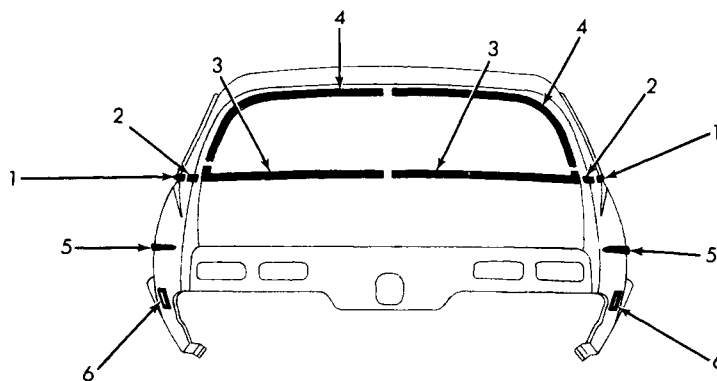
- |           |   |            |           |   |         |
|-----------|---|------------|-----------|---|---------|
| 1. 12.116 | MLDG., Rvl. Qtr. Belt Frt.,<br>Special Two-Tone Paint . . . . . | 9629631-30 | 5. 12.075 | MLDG., Fin. Roof Pnl. Cvr.,<br>Vinyl Top, Special Two-Tone<br>Paint . . . . . | 9623105 |
| 2. 12.116 | MLDG., Rvl. Qtr. Belt Rr.,<br>Special Two-Tone Paint . . . . .  | 9629633-32 | 6. 12.116 | MLDG., Rr. Fndr. Lower, w/Body<br>Side Mldg. . . . .                          | 8705641 |
| 3. 12.075 | MLDG., Fin. Roof Pnl. Cvr.,<br>Special Two-Tone Paint . . . . . | 9629629-28 | 7. 2.575  | LAMP ASSY., Rr. Qtr. Si. Marker . . . . .                                     | 917441  |
| 4. 11.208 | MLDG., Bk. Wdo. Rvl. . . . .                                    | 9616875-74 | 2.575     | BEZEL, Rr. Qtr. Si. Marker . . . . .  | 3962934 |
|           |   |            | 8. 12.182 | DECAL, Rr. Deck Lid (Nova) . . . . .  | 341068  |



12-846

**1974 NOVA (IXX-IXY69)**

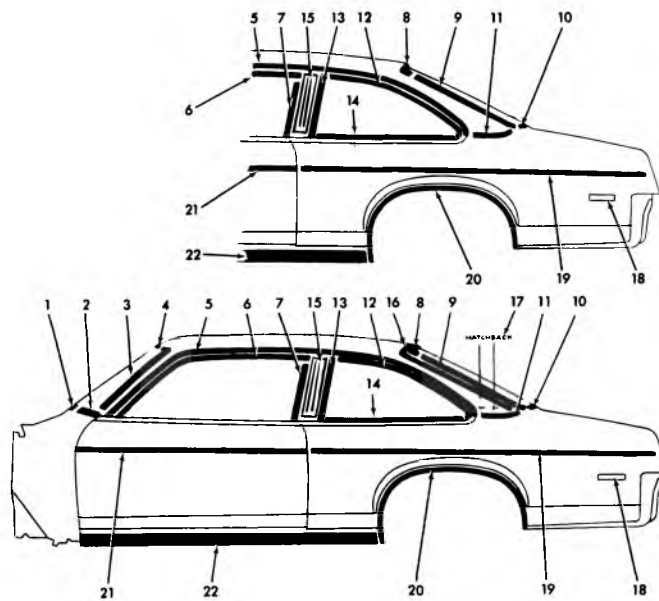
- |            |   |            |            |  |            |
|------------|---|------------|------------|--|------------|
| 1. 10.093  | MOULDING—W/S Lwr. Rvl. . . . .          | 8780430-31 | 11. 11.208 | MOULDING—B/Wdo. Upr. & Side Rvl. . . . . | 7722526-27 |
| 2. 10.093  | MOULDING—W/S Upr. & Side Rvl. . . . .   | 7722901-02 | 12. 12.116 | MOULDING—Qtr. Belt Rvl. Frt. . . . .     | 3940508-07 |
| 3. 10.707  | MOULDING—Dr. Upr. Scalp . . . . .       | 7734172-73 | 13. 12.116 | MOULDING—Qtr. Belt Rvl. Rr. . . . .      | 3940512-11 |
| 4. 12.075  | SCALP—W/S Plr. Drip Mldg. . . . .       | 7722454-55 | 14. 2.575  | LAMP—Rr. Qtr. Si. Marker . . . . .       | 917441     |
| 5. 12.075  | ESCUT.—W/S Plr. Drip Mldg. . . . .      | 7664482    | 2.575      | BEZEL—Rr. Qtr. Si. Lamp . . . . .        | 3962934    |
| 6. 10.707  | MOULDING—Dr. Vert. Rr. Scalp . . . . .  | 7734782-83 | 15. 12.116 | MOULDING—Rr. Fdr. Lwr. . . . .           | 8705642    |
| 7. 12.113  | MOULDING—Ctr. Plr. Scalp . . . . .      | 7737938-39 | 16. 12.114 | MOULDING—Dr. Lwr. . . . .                | 8705640-39 |
| 8. 10.772  | MOULDING—Dr. Vert. Frt. Scalp . . . . . | 7738112-13 | 17. 8.304  | MOULDING—Rckr. . . . .                   | 481540-39  |
| 9. 10.772  | MOULDING—Dr. Upr. Scalp . . . . .       | 9613712-13 | 18. 12.112 | MOULDING—Dr. Lwr. . . . .                | 8705638-37 |
| 10. 12.075 | MOULDING—Roof Drip . . . . .            | 9600858-59 |            |  |            |



12-843

**1974 NOVA (1XX-1XY27-69)**

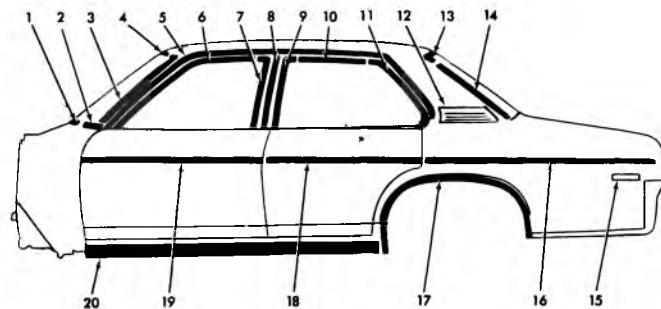
- |           |  |            |           |   |            |
|-----------|--|------------|-----------|---|------------|
| 1. 12.116 | MLDG., Qtr. Belt Frt. Rvl., Vinyl Top, Special Two-Tone Paint (1XX-1XY27) . . . . .  | 9626546-45 | 4. 11.208 | MLDG., Bk. Wdo. Upr. & Si. Rvl. (1XX-1XY27) . . . . .           | 7741473-72 |
| 12.116    | MLDG., Qtr. Belt Frt. Rvl., Vinyl Top, Special Two-Tone Paint (1XX-1XY69) . . . . .  | 8741116-15 | 11.208    | MLDG., Bk. Wdo. Upr. & Si. Rvl. (1XX-1XY69) . . . . .           | 7722527-26 |
| 2. 12.116 | MLDG., Qtr. Belt Rr. Rvl. Vinyl Top, Special Two-Tone Paint (1XX-1XY27-69) . . . . . | 8741114-13 | 5. 12.116 | MLDG., Rr. Fndr. Lower, w/Body Side Mldg. (1XX-1XY27) . . . . . | 8705641    |
| 3. 11.208 | MLDG., Bk. Wdo. Lwr. Rvl. (1XX-1XY27-69) . . . . .                                   | 9891475-74 | 12.116    | MLDG., Rr. Fndr. Lower, w/Body Side Mldg. (1XX-1XY69) . . . . . | 8705642    |
|           |  |            | 6. 2.575  | LAMP ASSY., Rr. Qtr. Side Marker . . . . .                      | 917441     |
|           |  |            | 2.575     | BEZEL, Rr. Qtr. Side Marker . . . . .                           | 3962934    |



12-888

**1975 NOVA (1XX-1XY 17-27 & PARTIAL 27 STYLE)**

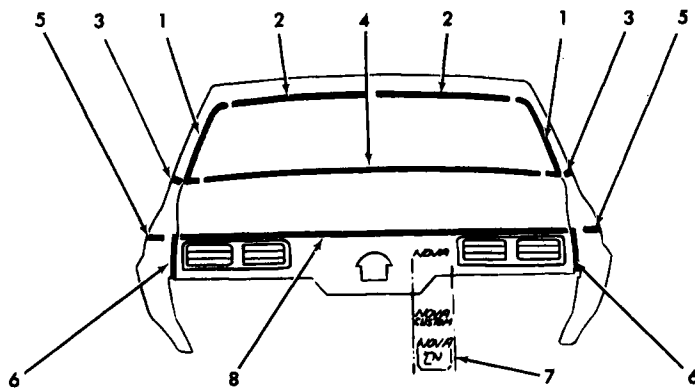
1.	10.093	MLDG., w/s lwr. rvl.		11.	12.116	MLDG., qtr. belt rvl. front	1654733
2.	10.093	ESCUT., w/s lwr. cor. rvl.		12.	11.031	MLDG., qtr. wdo. upper rvl.	
3.	10.093	MLDG., w/s sd. rvl.	9735931-30			(exc. side wdo. mldg.)	1651465-64
4.	10.093	MLDG., w/s upr. rvl.	9735955	11.031	MLDG., qtr. wdo. upper rvl.		1655099-98
5.	12.075	MLDG., roof drip	7722455-54			w/side wdo. mldg.	
6.	10.707	MLDG., dr. upr. scalp	1653431-30	13.	11.031	MLDG., qtr. wdo. frt. rvl.	
7.	10.707	MLDG., dr. vert. rear scalp	1653427-26			(exc. side wdo. mldg.)	1651467-66
8.	11.208	MLDG., bk. wdo. upr. rvl.		11.031	MLDG., qtr. wdo. frt. rvl.		
		(1XX-XY17)	1650153			w/side wdo. mldg.	1651469-68
	11.208	MLDG., bk. wdo. upr. rvl.		14.	11.031	MLDG., qtr. wdo. lwr. rvl.	
		(1XX-XY17)	9738919-18	15.	12.942	LVR., bdy. lk. plr.	1675835-34
9.	11.208	MLDG., bk. wdo. si. rvl.		16.	12.075	MLDG., fin. roof pnl. cvr. upper	1667747
		(1XX-XY17)	1650843-42	17.	12.812	PLATE, roof pnl. name	9621962
	11.208	MLDG., bk. wdo. si. rvl.		18.	2.575	LAMP, rr. qtr. side marker	912099
		(1XX-XY27)	9739086-85			2.575 BEZEL, rr. qtr. side lamp	3962934
10.	11.208	MLDG., bk. wdo. lwr. rvl.		19.	12.116	MLDG., rr. fender lower	
		(1XX-XY17)	1650247	20.	12.116	MLDG., rr. whl. opng.	
	11.208	MLDG., bk. wdo. lwr. rvl.		21.	12.112	MLDG., dr. lower	
		(1XX-XY27)	9738695	22.	8.304	MLDG., body sill	498166



12-889

**1975 NOVA (1XX-1XY69)**

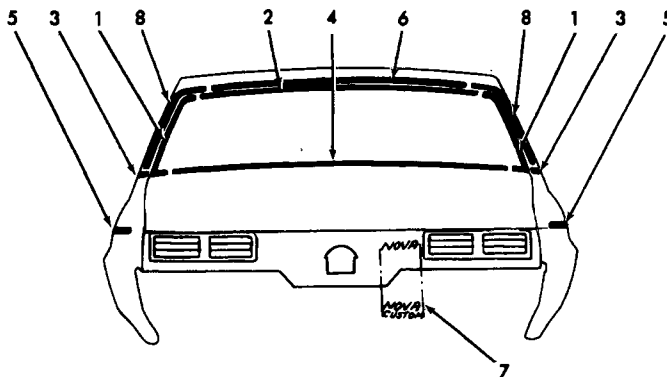
1.	10.093	MLDG., w/s lwr. rvl.		12.	12.812	MLDG., lvr. roof ext. pnl.	1675523-24
2.	10.093	ESCUT., w/s lwr. cor. rvl.		13.	11.208	MLDG., bk. wdo. upper rvl.	9739932
3.	10.093	MLDG., w/s sd. rvl.	9735927-26	14.	11.208	MLDG., bk. wdo. side rvl.	9739931-30
4.	10.093	MLDG., w/s upr. rvl.	9735955	15.	2.575	LAMP, rr. qtr. side marker	912099
5.	12.075	MLDG., roof drip	7722455-54			2.575 BEZEL, rr. qtr. side marker	3962934
6.	10.707	MLDG., dr. upr. scalp	1653433-32	16.	12.116	MLDG., rr. fndr. lwr.	
7.	10.707	MLDG., dr. vert. rear scalp	1653429-28	17.	12.116	MLDG., rr. whl. opng.	
8.	12.113	MLDG., ctr. plr. scalp	1653435-34	18.	12.114	MLDG., dr. lwr. rear	
9.	10.772	MLDG., dr. vert. frt. scalp	1653439-38	19.	12.112	MLDG., dr. lwr. frt.	
10.	10.772	MLDG., dr. upr. scalp	1653437-36	20.	8.304	MLDG., rckr.	498166
11.	10.772	MLDG., dr. vert. rear scalp	1653441-40				



12-885

**1975 NOVA (1XX-XY27)**

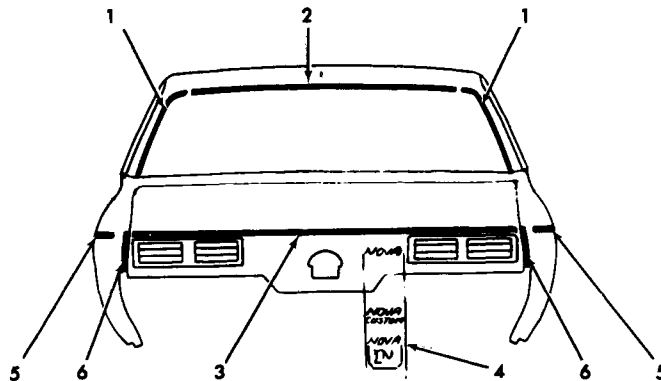
- |           |                                 |      |         |           |                                    |         |
|-----------|---------------------------------|------|---------|-----------|------------------------------------|---------|
| 1. 11.208 | MLDG., bk. wdo. si. rvl. ....   | L.H. | 9739086 | 6. 12.116 | MLDG., rr. of rr. fdr. ....        | 1660410 |
|           |                                 | R.H. | 9739085 | 7. 12.182 | PLATE ASSY., r/end name (Nova) ... | 9632708 |
| 2. 11.208 | MLDG., bk. wdo. upr. rvl. ....  | L.H. | 9738919 |           | PLATE ASSY., r/end name            |         |
|           |                                 | R.H. | 9738918 |           | (Nova Custom) .....                | 9632709 |
| 3. 12.116 | MLDG., qtr. belt rvl. frt. .... |      | 1654733 |           | EMBLEM, r/end name (NOVA L/N) ..   | 9632710 |
| 4. 11.208 | MLDG., bk. wdo. lwr. rvl. ....  |      | 9738695 | 8. 12.812 | MLDG., rr. compt. lid .....        | 9632711 |
| 5. 12.116 | MLDG., rr. fndr. lwr.           |      |         |           |                                    |         |



12-886

**1975 NOVA (1XX-XY17)**

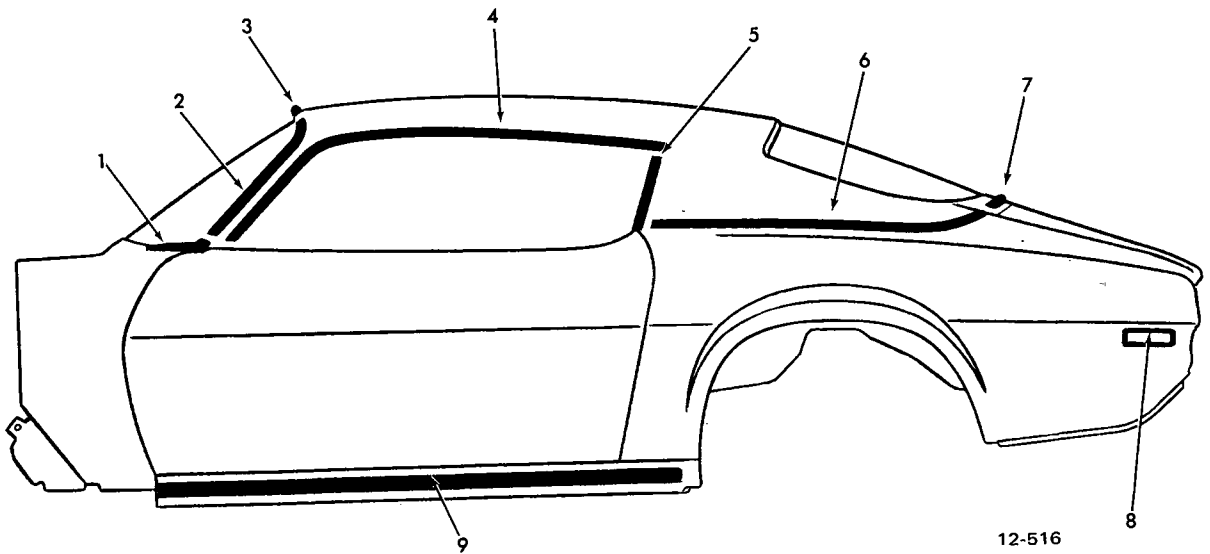
- |           |                                 |      |         |           |                                |              |
|-----------|---------------------------------|------|---------|-----------|--------------------------------|--------------|
| 1. 11.208 | MLDG., bk. wdo. si. rvl. ....   | L.H. | 1650843 | 7. 12.182 | PLATE ASSY., rr. end pnl. name |              |
|           |                                 | R.H. | 1650842 |           | (NOVA) .....                   | 9632708      |
| 2. 11.208 | MLDG., bk. wdo. upr. rvl. ....  |      | 1650153 |           | PLATE ASSY., rr. end pnl. name |              |
| 3. 12.116 | MLDG., qtr. belt rvl. frt. .... |      | 1654733 |           | (NOVA CUSTOM) .....            | 9632709      |
| 4. 11.208 | MLDG., bk. wdo. lwr. rvl. ....  |      | 1650247 | 12.182    | EMBLEM, rr. end pnl. name      |              |
| 5. 12.116 | MLDG., rr. fdr. lwr.            |      |         |           | (NOVA L/N) .....               | 9632710      |
| 6. 12.075 | MLDG., roof pnl. cvr. upr. lid  |      |         | 8. 12.182 | MLDG., roof pnl. cvr. si. lid  |              |
|           | opng. ....                      |      | 1667747 |           | opng. ....                     | L.H. 1667775 |
|           |                                 |      |         |           |                                | R.H. 1667774 |



12-887

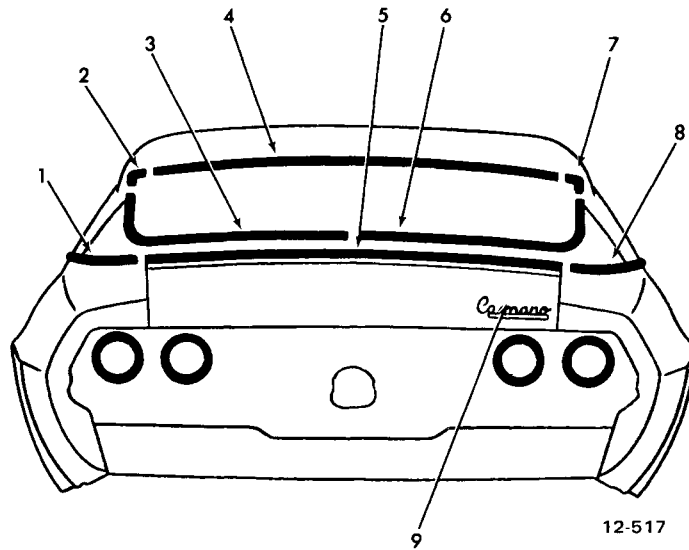
**1975 NOVA (1XX-XY69)**

- |           |                                |      |         |           |                                |              |
|-----------|--------------------------------|------|---------|-----------|--------------------------------|--------------|
| 1. 11.208 | MLDG., bk. wdo. si. rvl. ....  | L.H. | 9739931 |           | PLATE ASSY., rr. end pnl. name |              |
|           |                                | R.H. | 9739930 |           | (NOVA CUSTOM) .....            | 9632709      |
| 2. 11.208 | MLDG., bk. wdo. upr. rvl. .... |      | 9739932 | 12.182    | EMBLEM, rr. end pnl. name      |              |
| 3. 12.182 | MLDG., rr. compt. lid .....    |      | 9632711 |           | (NOVA L/N) .....               | 9632710      |
| 4. 12.182 | PLATE ASSY., rr. end pnl. name |      |         | 5. 12.116 | MLDG., rr. fndr. lwr.          |              |
|           | (NOVA) .....                   |      | 9632708 | 6. 12.186 | MLDG., rr. of rr. fndr. ....   | L.H. 1660411 |
|           |                                |      |         |           |                                | R.H. 1660410 |



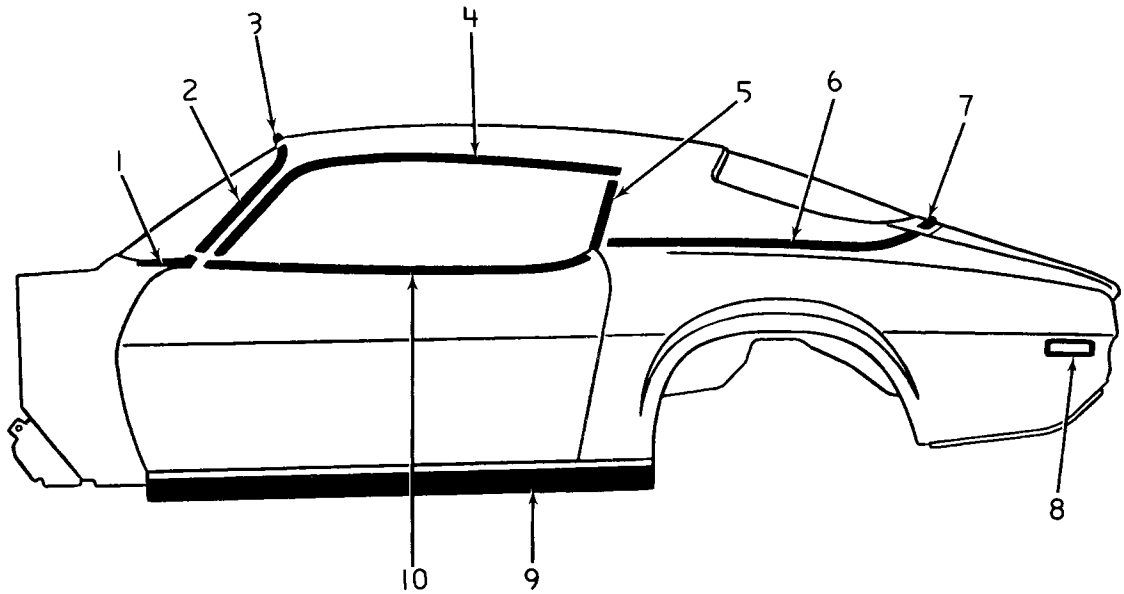
### 1970-71 CAMARO (12487)

- |   |  |
|---|--|
| 1. 10.093 MOULDING, Fin. W/S Outer Lower<br>Corner. . . . . 9841146-47    | 5. 12.812 MOULDING, Roof Ext. Panel . . . . . 8809938-39 |
| 2. 10.093 MOULDING, Revl. Side . . . . . 9808691                          | 6. 12.116 MOULDING, Revl. Qtr. Belt . . . . . 9841310-11 |
| 10.093 MOULDING, Revl. Side . . . . . 9868730                             | 7. 12.121 MOULDING, Revl. rr. End Belt . . . . . 9804235 |
| 3. 10.093 MOULDING, Revl. W/S Upper. . . . . 9808500                      | 8. 2.575 LAMP, Marker                                    |
| 4. 12.075 MOULDING, Fin. Roof Panel,<br>w/Vinyl Roof . . . . . 9605613-12 | 9. 8.304 MOULDING, Rocker                                |
| 12.075 MOULDING, Fin. Roof Panel,<br>Exc. Vinyl Roof . . . . . 9605611-10 |  |



### 1971-72 CAMARO REAR (12487)

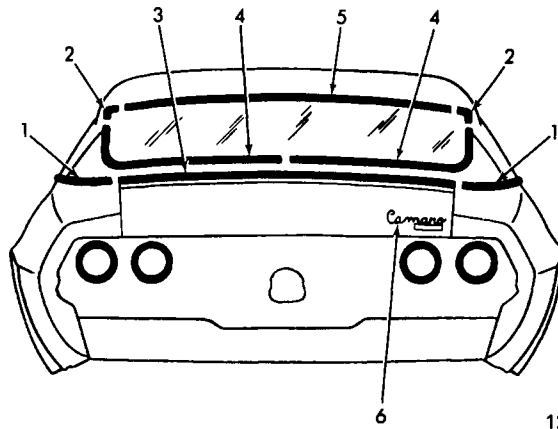
1. 12.116 MOULDING, Revl. Qtr. Belt . . . . .	9806137	5. 12.121 MOULDING, Revl. rr. End Belt . . . . .	9804235
2. 11.209 ESCUTCHEON, Revl. Moulding Back Window Upper Corner . . . . .	9854741	6. 11.208 MOULDING, Revl. Back Window Lower and Side . . . . .	8799269
3. 11.208 MOULDING, Back Window Lower and Side . . . . .	8799268	7. 11.209 ESCUTCHEON, Revl. Moulding Back Window Upper Corner . . . . .	8800001
4. 11.208 MOULDING ASSY., Revl. Back Window Upper . . . . .	8798351	8. 12.116 MOULDING, Revl. Qtr. Belt . . . . .	9806138
		9. 12.182 PLATE, Compartment Lid . . . . .	8704053



12-755

### 1972 CAMARO (12487)

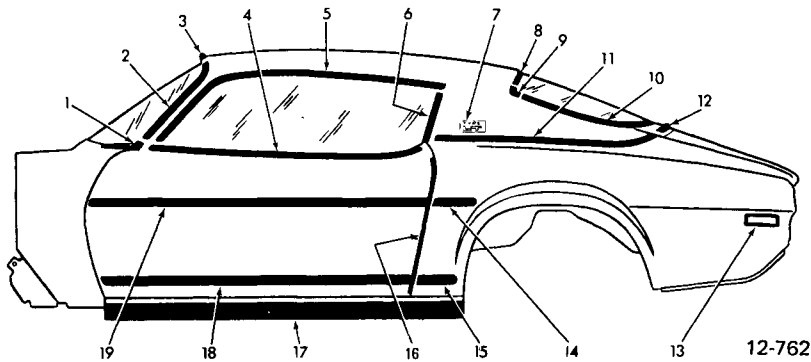
- |   |            |   |            |
|---|------------|---|------------|
| 1. 10.093 MOULDING, Fin. W/S Otr.<br>Lwr. Corner . . . . .    | 9812698-99 | 5. 12.812 MOULDING, Roof Ext. Pnl. . . . .      | 8809938-39 |
| 2. 10.093 MOULDING, Rvl. Side . . . . .                       | 9808690-91 | 6. 12.116 MOULDING, Rvl. Qtr. Belt . . . . .    | 9806137-38 |
| 3. 10.093 MOULDING, Rvl. W/S Upr. . . . .                     | 9808500    | 7. 12.121 MOULDING, Rvl. RR. End Belt . . . . . | 9804235    |
| 4. 12.075 MOULDING, Fin. Roof Pnl.,<br>w/Vinyl Roof . . . . . | 9605613-12 | 8. 2.575 LAMP, Marker . . . . .                 | 917165-66  |
| 12.075 MOULDING, Fin. Roof Pnl.,<br>exc. Vinyl Top . . . . .  | 9605611-10 | 9. 8.304 MOULDING, Rocker                       |            |
|   |            | 10. 10.707 MOULDING, Frt. Dr. Wdo. Rvl.         |            |



12-763

**1973 CAMARO (IFQ-IFS87)**

- |           |                                       |           |           |                                |         |
|-----------|---------------------------------------|-----------|-----------|--------------------------------|---------|
| 1. 12.116 | MLDG., Qtr. Belt Reveal               | 9841311-0 | 5. 11.208 | MLDG., Back Window Upr. Reveal | 8798351 |
| 2. 11.209 | ESCUT., Upr. Cor.                     | 9854741-0 | 6. 12.182 | PLATE UNIT                     | 8707740 |
| 3. 12.121 | MLDG., Rear End Belt Reveal           | 9841307   |           |                                |         |
| 4. 11.208 | MLDG., Back Window Lwr. & Side Reveal | 8799269-8 |           |                                |         |

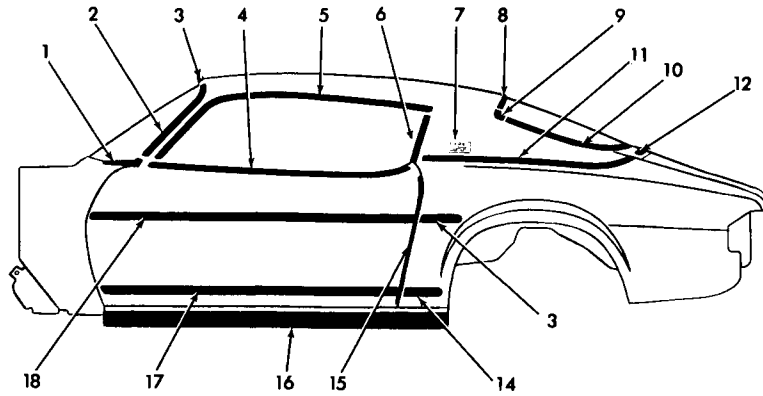


12-762

**1973 CAMARO (IFQ-IFS87)**

- |            |                                       |            |            |                                     |           |
|------------|---------------------------------------|------------|------------|-------------------------------------|-----------|
| 1. 10.093  | MLDG.-Fin. W/S Otr. Lwr. Corner       | 9868729-8  | 11. 12.116 | MLDG., Qtr. Belt Reveal             | 9841311-0 |
| 2. 10.093  | MLDG.-Reveal W/S Side                 | 9868731-30 | 12. 12.121 | MLDG., Rear End Belt Reveal         | 9841307   |
| 3. 10.093  | MLDG.-Reveal W/S Upper                | 9739207    | 13. 2.575  | LAMP ASSY.                          | 917166-5  |
| 4. 10.707  | MLDG.-Belt Reveal                     | 9828344-3  | 14. 12.116 | MLDG. UNIT, Frt. of Whl Opng.-Upr.  | 8705554   |
| 5. 12.075  | MLDG.-Drip Roof (w/Vinyl Top)         | 9605612-3  | 15. 12.116 | MLDG. UNIT, Frt. of Whl. Opng.-Lwr. | 8706513-2 |
| 5. 12.075  | MLDG.-Drip Roof (exc. Vinyl Top)      | 9605611-0  | 16. 10.352 | MLDG., Door Edge Guard              | 3974595-6 |
| 6. 12.812  | MLDG.-Roof Pnl. Ext.                  | 9864183-2  | 17. 8.304  | MLDG. UNIT-Rocker                   | 481539-40 |
| 7. 12.812  | PLATE-Roof Pnl. Name                  | 9630078    | 18. 12.112 | MLDG. UNIT-Otr.                     | 8707771-0 |
| 8. 11.208  | MLDG.-Back Window Upr. Reveal         | 8798351    | 19. 12.112 | MLDG., Door Lower                   | 8705649   |
| 9. 11.209  | ESCUT., Upr. Cor.                     | 9854741-0  |            |                                     |           |
| 10. 11.208 | MLDG., Back Window Lwr. & Side Reveal | 9690566-67 |            |                                     |           |

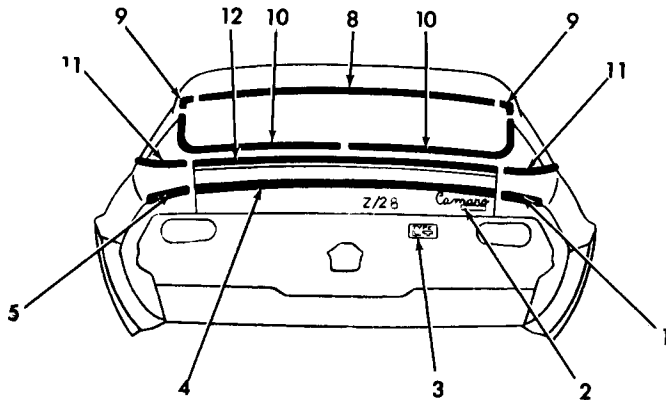




12-843

**1974 CAMARO (IFQ-IFS-87)**

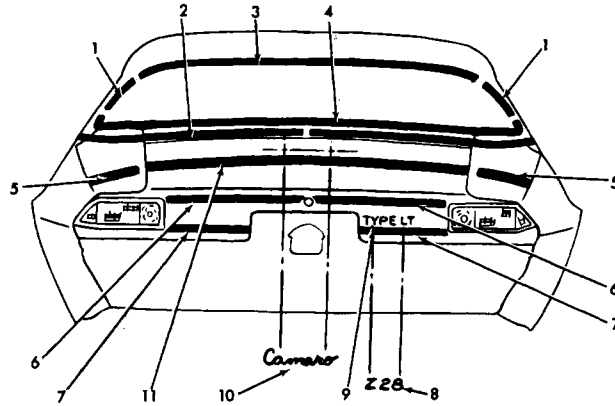
1. 10.093	MLDG.—Fin, W/S Lwr. Cor. . . . .	9868729-28	10. 11.208	MLDG.—Bk. Wdo. Lwr. & Sd. Rvl. . . . .	9690567-66
2. 10.093	MLDG.—W/S Side Rvl. . . . .	9868731-30	11. 12.116	MLDG.—Qtr. Belt Rvl. . . . .	9841311-10
3. 10.093	MLDG.—W/S Up. Rvl. . . . .	9739207	12. 12.121	MLDG.—Rr. End Belt Rvl. . . . .	9841307
4. 10.707	MLDG.—Dr. Wdo. Rvl. . . . .	9828344-43	13. 12.116	MLDG.—Frt. of Whl. Opng. . . . .	8705554*
5. 12.075	MLDG.—Roof Drip . . . . .	9605611-10	14. 12.116	MLDG.—Frt. of Whl. Opng. Lwr. . . . .	8706513-12*
		Exc. Vinyl Top	15. 10.352	MLDG.—Dr. Edge Guard . . . . .	3970595-96
		9605613-12	16. 8.304	MLDG.—Rckr. . . . .	481539-40
		W/Vinyl Top	17. 12.112	MLDG.—Dr. Lwr. (IFS-Opt.) . . . . .	8707771-70*
6. 12.812	MLDG.—Roof Pnl. Ext. . . . .	9864183-82	18. 12.112	MLDG.—Dr. Lwr. . . . .	8705649*
		W/Vinyl Top			
7. 12.818	PLATE—Roof Pnl. Name				
8. 11.208	MLDG.—Bk. Wdo. Up. Rvl. . . . .	9690565			
9. 11.208	ESCUT.—Bk. Wdo. Up. Cor. Rvl. . . . .	9854741-40			



12-844

**1974 CAMARO (IFQ-IFS87)**

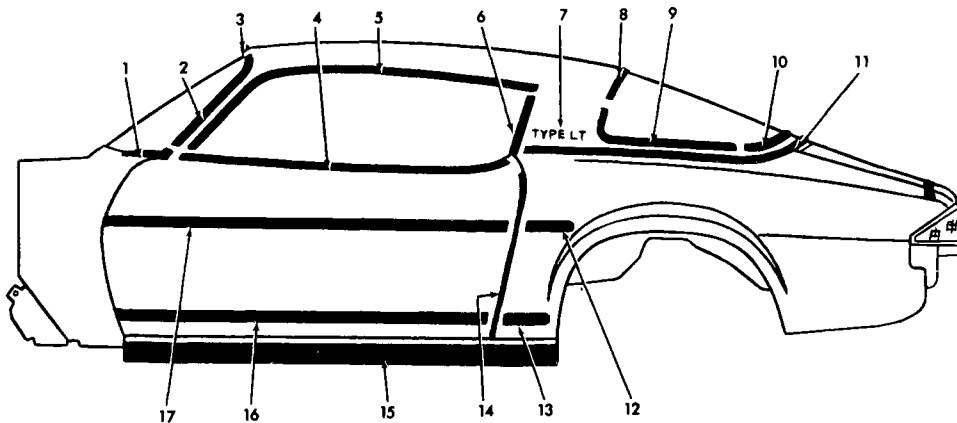
1. 12.181	EXT.—Air Spoiler Rt. . . . .	339434	9. 11.208	ESCUT—Bk. Wdo. Up. Cor. Rvl. . . . .	9854741-40
2. 12.182	PLATE ASSY.—Compt. Lid Name . . . . .	3974594	10. 11.208	MLDG.—Bk. Wdo. Lwr. & Sd. Rvl. . . . .	9690567-66
3. 12.182	PLATE ASSY.—Rr. End . . . . .	9686823	11. 12.116	MLDG.—Qtr. Belt Rvl. . . . .	9841311-10
4. 12.181	EXT.—Air Spoiler Ctr. . . . .	480161	12. 12.121	MLDG.—Rr. End Belt Rvl. . . . .	9841307
5. 12.181	EXT.—Air Spoiler Lt. . . . .	339434			
8. 11.208	MLDG.—Bk. Wdo. Up. Rvl. . . . .	9690565			



12-856

### 1975 CAMARO (1FQ-1FS87)

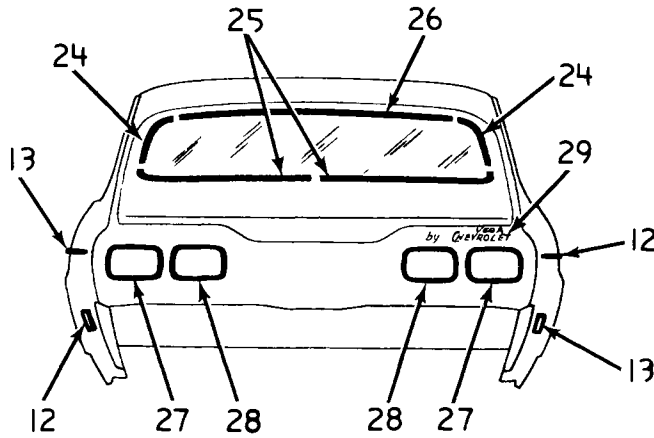
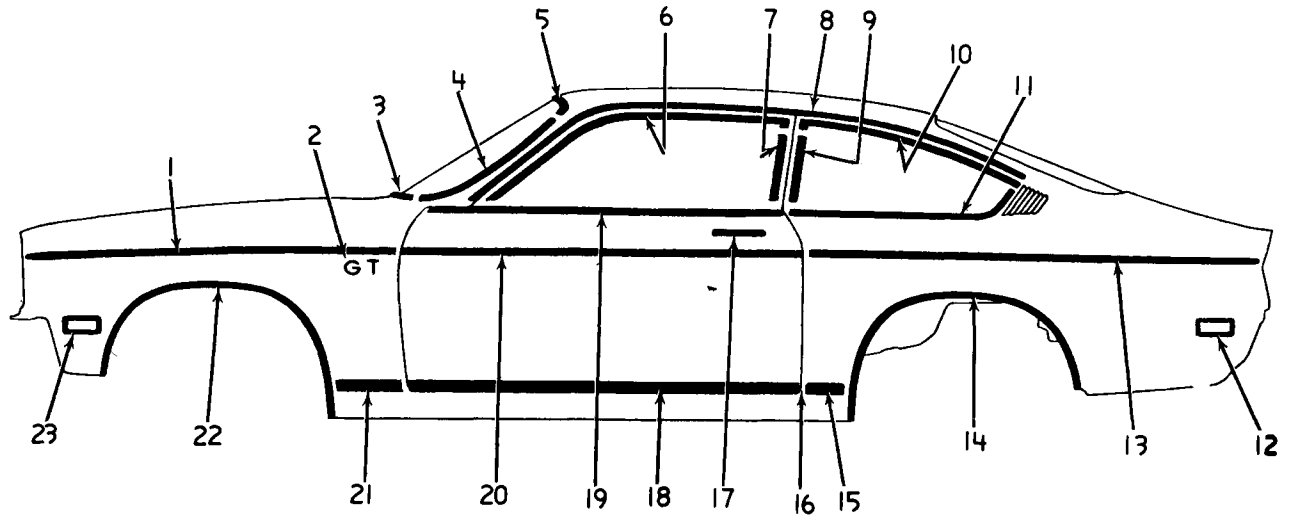
- |  |  |
|--|--|
| 1. 11.208 MLDG., bk. wdo. side rvl. .... 9738211-10  | 6. 12.182 MLDG., rr. end finish panel upper ... 9698822-21 |
| 2. 12.116 MLDG., rr. end belt rvl. .... 1650781-80   | 7. 12.182 MLDG., rr. end finish panel lower ... 9698824-23 |
| 3. 11.208 MLDG., back window upper rvl. .... 9738198 | 8. 12.182 DECAL, rr. deck lid (Z-28) ..... 3994698         |
| 4. 11.208 MLDG., back wdo. lwr. rvl. .... 9738212    | 9. 12.182 PLATE ASSY., rr. end                             |
| 5. 12.181 EXT., air spoiler ..... 33943433           | 10. 12.182 PLATE ASSY., comp. lid name ..... 9631883       |



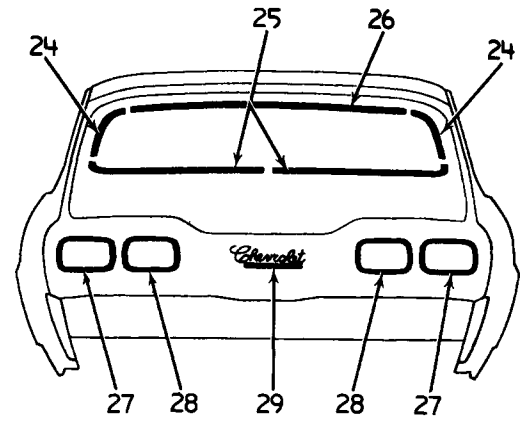
12-855

### 1975 CAMARO (1FQ-1FS87)

- |  |  |
|--|--|
| 1. 10.093 MLDG., finish w/s lower corner .... 9868729-28                       | 9. 11.208 MLDG. ASSY., rvl. b/w side ..... 9738211-10              |
| 2. 10.093 MLDG., w/s side rvl. .... 9868731-30                                 | 10. 11.208 MLDG., b/w lwr. rvl. .... 9738212                       |
| 3. 10.093 MLDG' ASSY., w/s upper rvl. .... 9739207                             | 11. 12.121 MLDG., rr. end belt rvl. ....                           |
| 4. 10.707 MLDG., belt rvl.   | 12. 8.132 MLDG., frt. of wheel house opening ..... 1248176         |
| 5. 12.075 MLDG., roof drip (exc. vinyl top) ... 9605611-10                     | 13. 12.116 MLDG., frt. of wheel house opening lwr. .... 8706513-12 |
| 6. 12.812 MLDG., roof panel ext. (exc. vinyl top) w/vinyl top ..... 9864183-82 | 14. 10.352 MLDG., dr. edge guard ..... 3974596-95                  |
| 7. 12.182 PLATE, roof pnl. name  | 15. 8.304 MLDG., body sill ..... 481539-40                         |
| 8. 11.208 MLDG., back wdo. upper rvl. .... 9738198                             | 16. 12.112 MLDG., f/d lwr. .... 8707771-70                         |
|  | 17. 12.112 MLDG., f/door upper                                     |



(1973)

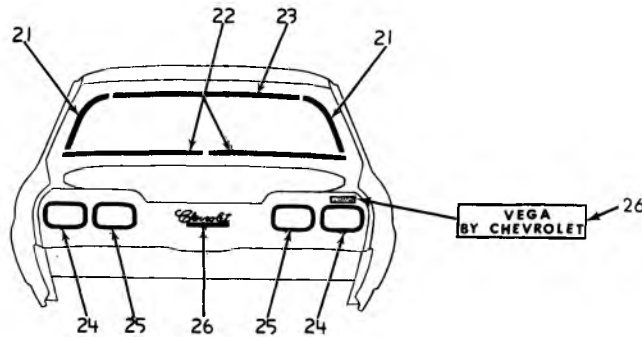
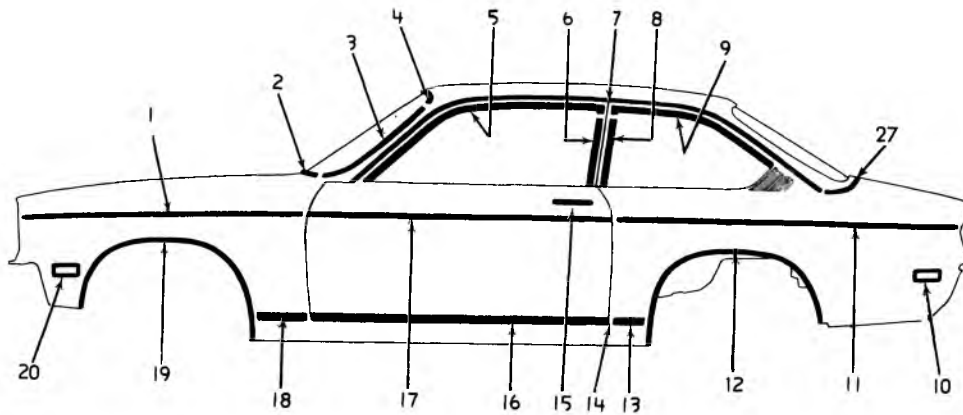


(1971-72)

**1971-73 VEGA BODY MOULDINGS (COUPE)**

12-788

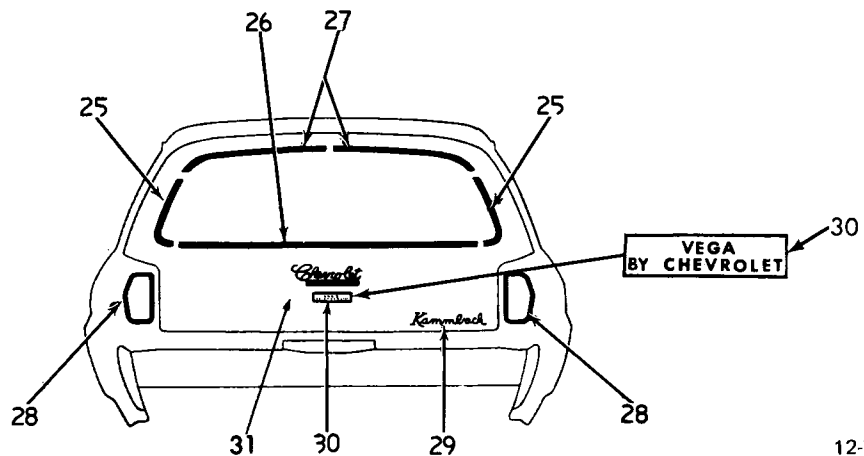
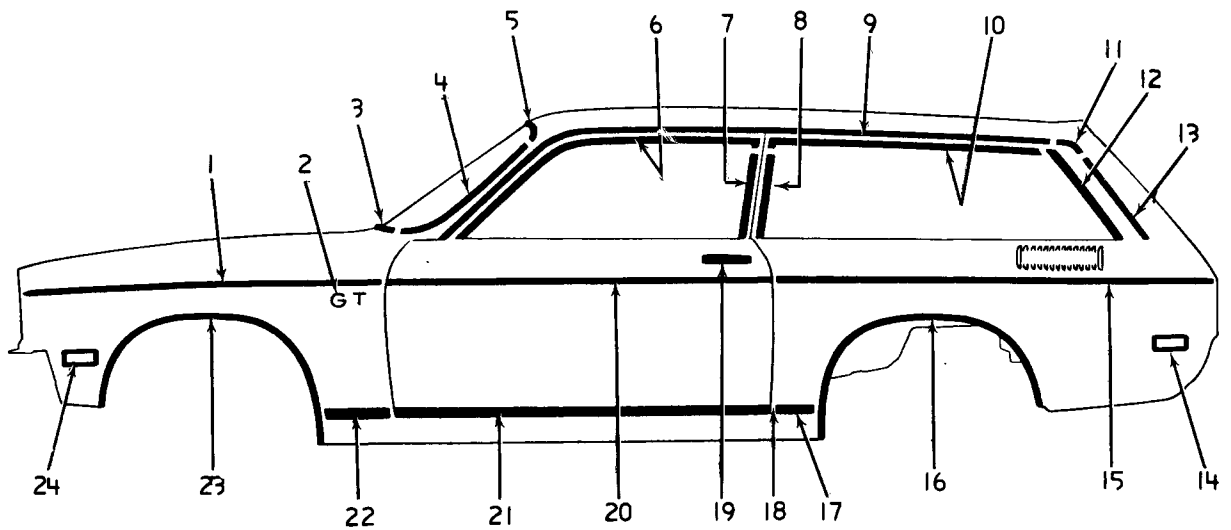
1.	8.132	MOULDING UNIT (71-72) . . . . .	8704090	12.116	MOULDING UNIT (73) . . . . .	8706491	
2.	8.132	MOULDING UNIT (73) . . . . .	8707807	14.	12.116	MOULDING UNIT (R.H.) . . . . .	8704086
3.	8.147	EMBLEM ASSY. . . . .	9865874	15.	12.116	MOULDING UNIT (L.H.) . . . . .	8704087
4.	10.093	MOULDING . . . . .	9826371	16.	12.116	MOULDING UNIT (R.H.) . . . . .	8704096
5.	10.093	MOULDING (R.H.) . . . . .	9826374	17.	12.116	MOULDING UNIT (L.H.) . . . . .	8704097
6.	10.093	MOULDING (L.H.) . . . . .	9826375	18.	10.352	GUARD (R.H.) . . . . .	9825098
7.	10.093	MOULDING (R.H.) . . . . .	9816701	19.	10.352	GUARD (L.H.) . . . . .	9825099
8.	10.093	MOULDING (L.H.) . . . . .	9816702	20.	10.352	GUARD UNIT . . . . .	994071
9.	10.707	MOULDING (R.H.) . . . . .	9822466	21.	10.527	TAPE INSERT . . . . .	3998270
10.	10.707	MOULDING (L.H.) . . . . .	9822467	22.	12.112	MOULDING UNIT . . . . .	8704092
11.	10.707	MOULDING (R.H.) . . . . .	9822470	23.	10.707	MOULDING ASSY. . . . .	9868584
12.	10.707	MOULDING (L.H.) . . . . .	9822471	24.	12.112	MOULDING UNIT (71-72-R.H.) . . . . .	8704084
13.	12.075	SCALP ASSY. (exc. vinyl roof) . . . . .	9823911	25.	12.112	MOULDING UNIT (71-72-L.H.) . . . . .	8704085
14.	12.075	SCALP ASSY. (w/vinyl roof) . . . . .	9657985	26.	12.075	MOULDING UNIT (73) . . . . .	8707808
15.	11.031	MOULDING (exc. swing out) . . . . .	9870902	27.	8.132	MOULDING UNIT (R.H.) . . . . .	8704082
16.	11.031	MOULDING (w/swing out-R.H.) . . . . .	9833914	28.	8.132	MOULDING UNIT (L.H.) . . . . .	8704083
17.	11.031	MOULDING (w/swing out-L.H.) . . . . .	9833915	29.	8.132	MOULDING UNIT (R.H.) . . . . .	8704088
18.	11.031	MOULDING (exc. swing out-R.H.) . . . . .	9826400	30.	8.132	MOULDING UNIT (L.H.) . . . . .	8704089
19.	11.031	MOULDING (exc. swing out-L.H.) . . . . .	9826401	31.	2.575	LAMP ASSY. (L.H.) . . . . .	917157
20.	11.031	MOULDING (w/swing out-R.H.) . . . . .	9833916	32.	2.575	LAMP ASSY. (R.H.) . . . . .	917158
21.	11.031	MOULDING (w/swing out-L.H.) . . . . .	9833917	33.	11.208	MOULDING (R.H.) . . . . .	9826368
22.	12.116	MOULDING (R.H.) . . . . .	9828213	34.	11.208	MOULDING (L.H.) . . . . .	9826369
23.	12.116	MOULDING (L.H.) . . . . .	9828214	35.	11.208	MOULDING (R.H.) . . . . .	9818480
24.	2.575	LAMP ASSY. (L.H.) . . . . .	917153	36.	11.208	MOULDING (L.H.) . . . . .	9818481
25.	2.575	LAMP ASSY. (R.H.) . . . . .	917154	37.	11.208	MOULDING . . . . .	9826370
26.	12.116	MOULDING UNIT (71-72) . . . . .	8704094	38.	2.679	LAMP ASSY. . . . .	917198
27.				39.	2.697	LAMP ASSY. . . . .	917200
28.				40.	12.182	PLATE ASSY. (71-72) . . . . .	9870383
29.				41.	12.182	PLATE ASSY. (73) . . . . .	9614435



12-789

**1971-73 VEGA BODY MOULDINGS (SEDAN)**

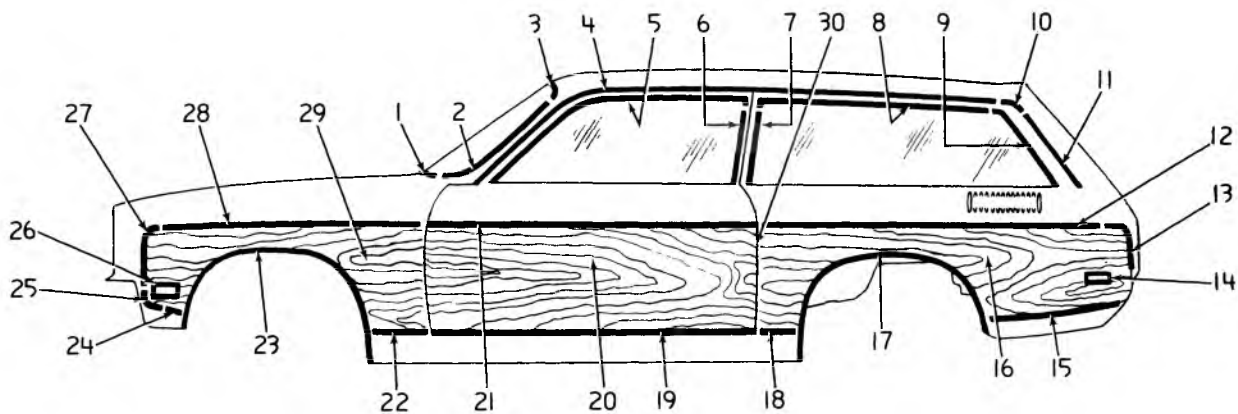
1.	8.132	MOULDING UNIT (71-72) . . . . .	8704090	11.031	MOULDING (w/swing out)		
	8.132	MOULDING UNIT (73) . . . . .	8707807		(painted) (L.H.) . . . . .	9888428	
2.	10.093	MOULDING . . . . .	9826371	10.	2.575	LAMP ASSY. (L.H.) . . . . .	917153
3.	10.093	MOULDING (R.H.) . . . . .	9826372		2.575	LAMP ASSY. (R.H.) . . . . .	917154
	10.093	MOULDING (L.H.) . . . . .	9826373	11.	12.116	MOULDING UNIT (71-72) . . . . .	8704094
4.	10.093	MOULDING (R.H.) . . . . .	9816048		12.116	MOULDING UNIT (73) . . . . .	8706491
	10.093	MOULDING (L.H.) . . . . .	9816049	12.	12.116	MOULDING UNIT (R.H.) . . . . .	8704086
5.	10.707	MOULDING (R.H.) . . . . .	9822464		12.116	MOULDING UNIT (L.H.) . . . . .	8704087
	10.707	MOULDING (L.H.) . . . . .	9822465	13.	12.116	MOULDING UNIT (R.H.) . . . . .	8704096
6.	10.707	MOULDING (R.H.) . . . . .	9822468		12.116	MOULDING UNIT (L.H.) . . . . .	8704097
	10.707	MOULDING (L.H.) . . . . .	9822469	14.	10.352	GUARD (R.H.) . . . . .	9825098
7.	12.075	SCALP ASSY. . . . .	9823901		10.352	GUARD (L.H.) . . . . .	9825099
8.	11.031	MOULDING (painted) . . . . .	9881121		10.352	GUARD UNIT . . . . .	994071
	11.031	MOULDING (exc. swing out) . . . . .	9870901	15.	10.527	TAPE INSERT . . . . .	3998270
	11.031	MOULDING (swing out		16.	12.112	MOULDING UNIT . . . . .	8704092
		w/reveal) (R.H.) . . . . .	9833910	17.	12.112	MOULDING UNIT (71-72) (R.H.) . . . . .	8704084
	11.031	MOULDING (swing out			12.112	MOULDING UNIT (71-72) (L.H.) . . . . .	8704085
		w/reveal) (L.H.) . . . . .	9833911		12.112	MOULDING UNIT (73) . . . . .	8707808
	11.031	MOULDING (w/swing out-exc.		18.	8.132	MOULDING UNIT (R.H.) . . . . .	8704082
		reveal) (R.H.) . . . . .	9888430		8.132	MOULDING UNIT (L.H.) . . . . .	8704083
	11.031	MOULDING (w/swing out-exc.		19.	8.132	MOULDING UNIT (R.H.) . . . . .	8704088
		reveal) (L.H.) . . . . .	9888431		8.132	MOULDING UNIT (L.H.) . . . . .	8704089
9.	11.031	MOULDING (exc. swing out)		20.	2.575	LAMP ASSY. (L.H.) . . . . .	917157
		(chrome) (R.H.) . . . . .	9826345		2.575	LAMP ASSY. (R.H.) . . . . .	917158
	11.031	MOULDING (exc. swing out)		21.	11.208	MOULDING (R.H.) . . . . .	9826366
		(chrome) (L.H.) . . . . .	9826346		11.208	MOULDING (L.H.) . . . . .	9826367
	11.031	MOULDING (exc. swing out)		22.	11.208	MOULDING (R.H.) . . . . .	9818337
		(painted) (R.H.) . . . . .	9824867		11.208	MOULDING (L.H.) . . . . .	9818338
	11.031	MOULDING (exc. swing out)		23.	11.208	MOULDING . . . . .	9826365
		(painted) (L.H.) . . . . .	9824866	24.	2.679	LAMP ASSY. . . . .	917198
	11.031	MOULDING (w/swing out)		25.	2.697	LAMP ASSY. . . . .	917200
		(chrome) (R.H.) . . . . .	9833912	26.	12.182	PLATE ASSY. (71-72) . . . . .	9870383
	11.031	MOULDING (w/swing out)			12.182	PLATE ASSY. (73) . . . . .	9614435
		(chrome) (L.H.) . . . . .	9833913	27.	12.116	MOULDING (R.H.) . . . . .	9663664
	11.031	MOULDING (w/swing out)			12.116	MOULDING (L.H.) . . . . .	9663665
		(painted) (R.H.) . . . . .	9888429				



12-790

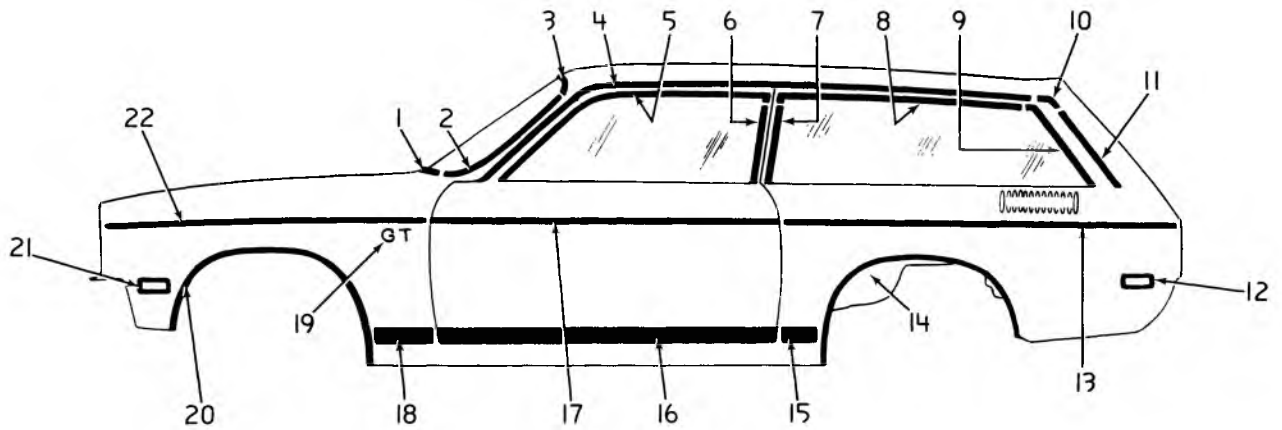
**1971-73 VEGA BODY MOULDINGS (STA. WAG., PANEL)**

1.	8.132	MOULDING UNIT (71-72)	8704090	16.	12.116	MOULDING UNIT (R.H.)	8704086
	8.132	MOULDING UNIT (73)	8707807		12.116	MOULDING UNIT (L.H.)	8704087
2.	8.147	EMBLEM ASSY.	9865874	17.	12.116	MOULDING UNIT (R.H.)	8704096
3.	10.093	MOULDING	9826371		12.116	MOULDING UNIT (L.H.)	8704097
4.	10.093	MOULDING (R.H.)	9826372	18.	10.352	GUARD (R.H.)	9825098
	10.093	MOULDING (L.H.)	9826373		10.352	GUARD (L.H.)	9825099
5.	10.093	MOULDING (R.H.)	9816048		10.352	GUARD UNIT	994071
	10.093	MOULDING (L.H.)	9816049	19.	10.527	TAPE INSERT	3998270
6.	10.707	MOULDING (R.H.)	9822464	20.	12.112	MOULDING UNIT (71-72) (R.H.)	8704084
	10.707	MOULDING (L.H.)	9822465		12.112	MOULDING UNIT (71-72) (L.H.)	8704085
7.	10.707	MOULDING (R.H.)	9822468		12.112	MOULDING UNIT (73)	8707808
	10.707	MOULDING (L.H.)	9822469	21.	12.112	MOULDING UNIT	8704092
8.	11.031	MOULDING	9870901	22.	8.132	MOULDING UNIT (R.H.)	8704082
9.	12.075	SCALP ASSY.	9823903		8.132	MOULDING UNIT (L.H.)	8704083
10.	11.031	MOULDING (R.H.)	9826347	23.	8.132	MOULDING UNIT (R.H.)	8704088
	11.031	MOULDING (L.H.)	9826348		8.132	MOULDING UNIT (L.H.)	8704089
11.	12.075	ESCUTCHEON (Panel)	9824892	24.	2.575	LAMP ASSY. (L.H.)	917157
	12.075	ESCUTCHEON (Sta. Wag.)			2.575	LAMP ASSY. (R.H.)	917158
	12.075	ESCUTCHEON (Sta. Wag.) (L.H.)	9835528	25.	12.180	MOULDING (R.H.)	9826670
12.	11.031	MOULDING (R.H.)	9826396		12.180	MOULDING (L.H.)	9826671
	11.031	MOULDING (L.H.)	9826397	26.	12.180	MOULDING	9824955
13.	12.075	MOULDING (R.H.)	9820307	27.	12.180	MOULDING (R.H.)	9827170
	12.075	MOULDING (L.H.)	9820308		12.180	MOULDING (L.H.)	9827171
	12.075	MOULDING (Panel) (R.H.)	9660570	28.	2.681	BEZEL ASSY. (R.H.)	5962672
	12.075	MOULDING (Panel) (L.H.)	9660571		2.681	BEZEL ASSY. (L.H.)	5962671
14.	2.575	LAMP ASSY. (L.H.)	917153	29.	12.180	PLATE ASSY.	9885757
	2.575	LAMP ASSY. (R.H.)	917154	30.	12.182	PLATE ASSY. (71-72)	9870383
15.	12.116	MOULDING UNIT (71-72)	8704094		12.182	PLATE ASSY. (73)	9614435
	12.116	MOULDING UNIT (73)	8706491	31.	10.354	TRANSFER (black)	9887853
					10.354	TRANSFER (white)	9887854



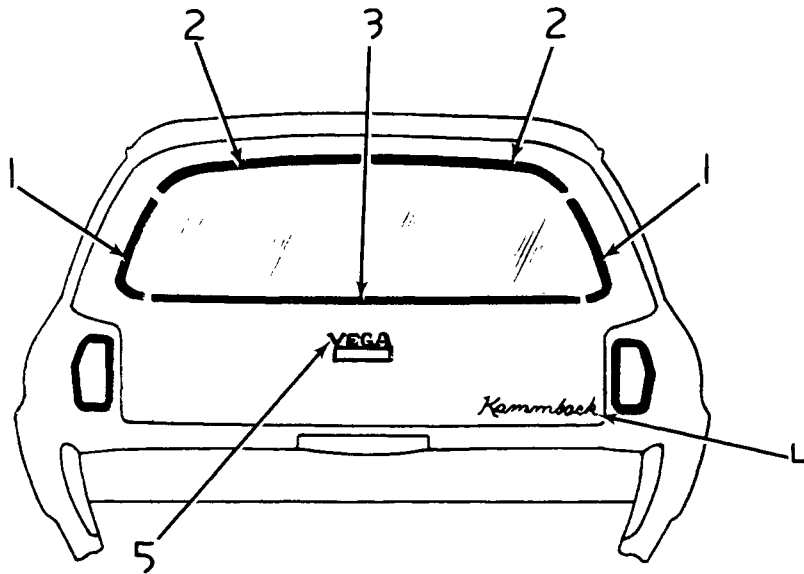
### 1973 VEGA BODY MOULDINGS (STATION WAGON IHV15)

- |     |        |  |     |        |  |
|-----|--------|--|-----|--------|--|
| 1.  | 10.093 | MLDG., w/s lwr. reveal                               | 18. | 12.116 | MLDG. UNIT, fin. front of rear wheel opening                                     |
| 2.  | 10.093 | MLDG., w/s side reveal                               | 19. | 12.112 | MLDG. UNIT, fin. door transfer lwr.  |
| 3.  | 10.093 | MLDG., w/s upper reveal                              | 20. | 10.354 | TRANSFER   |
| 4.  | 12.075 | SCALP, roof drip                                     | 21. | 12.112 | MLDG. UNIT, fin. door transfer upr.  |
| 5.  | 10.707 | MLDG., scalp front door window frame, front          | 22. | 8.132  | MLDG. UNIT, rear of front wheel opening transfer                                 |
| 6.  | 10.707 | MLDG., scalp front door window frame, vertical rear  | 23. | 8.132  | MLDG. UNIT, front wheel opening  |
| 7.  | 11.031 | MLDG., qtr. window reveal, front                     | 24. | 8.132  | MLDG. UNIT, fin. front of front wheel opening transfer fin.                      |
| 8.  | 11.031 | MLDG., qtr. window reveal, upper                     | 25. | 8.132  | MLDG. UNIT, fin. front fender opening vertical upper and lower (include No. 27)  |
| 9.  | 11.031 | MLDG., qtr. window reveal, rear                      | 26. | 2.575  | LAMP ASSY., front fender side marker   |
| 10. | 12.075 | ESCUT., back body plr. drip mldg.                    | 27. | 8.132  | MLDG. UNIT, fin. front fender opening vertical upper and lower (includes No. 25) |
| 11. | 12.075 | MLDG., back body plr. drip                           | 28. | 8.132  | MLDG. UNIT, fin. front fender transfer upper                                     |
| 12. | 12.116 | MLDG. UNIT, fin. rear fender transfer upr.           | 29. | 10.354 | TRANSFER   |
| 13. | 12.116 | MLDG. UNIT, fin. rear fender vertical transfer rear  | 30. | 12.116 | MLDG. UNIT, rear fender vertical front   |
| 14. | 2.575  | LAMP ASSY., rear qtr. side marker                    |     |        |  |
| 15. | 12.116 | MLDG. UNIT, fin. rear of rear wheel opening transfer |     |        |  |
| 16. | 10.354 | TRANSFER   |     |        |  |
| 17. | 12.116 | MLDG. UNIT, rear wheel opening                       |     |        |  |



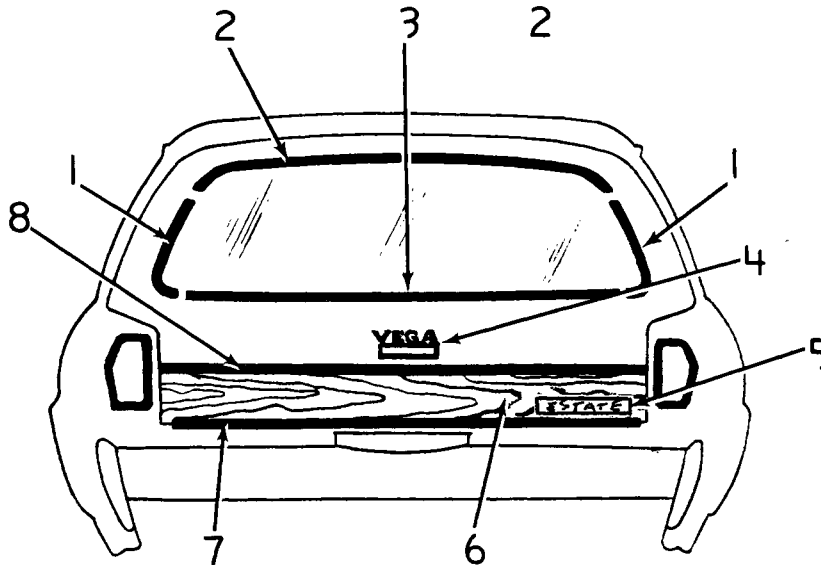
### 1973 VEGA BODY MOULDINGS (STATION WAGON IHV05-15)

1.	10.093	MLDG., w/s lwr. reveal	12.	2.575	LAMP ASSY., rear qtr. side marker
2.	10.093	MLDG., w/s side reveal	13.	12.116	MLDG. UNIT, rear fender upper
3.	10.093	MLDG., w/s upper reveal	14.	12.116	MLDG. UNIT, rear wheel opening
4.	12.075	SCALP, roof drip	15.	12.116	MLDG. UNIT, front of wheel opening
5.	10.707	MLDG., scalp front door window frame, front	16.	12.112	MLDG. UNIT, dr. lower
6.	10.707	MLDG., scalp front door window frame, vertical rear	17.	12.112	MLDG. UNIT, dr. upper
7.	11.031	MLDG., qtr. window reveal, front	18.	8.132	MLDG. UNIT, front fender lower
8.	11.031	MLDG., qtr. window reveal, upper	19.	8.147	EMBLEM ASSY., front fender
9.	11.031	MLDG., qtr. window reveal, rear	20.	8.132	MLDG. UNIT, front wheel opening
10.	12.075	ESCUT., back body plr. drip mldg.	21.	2.575	LAMP ASSY., front fender side marker
11.	12.075	MLDG., back body plr. drip	22.	8.132	MLDG. UNIT, front fender upper



**1973 VEGA BODY MOULDINGS (STATION WAGON IHV05-15)**

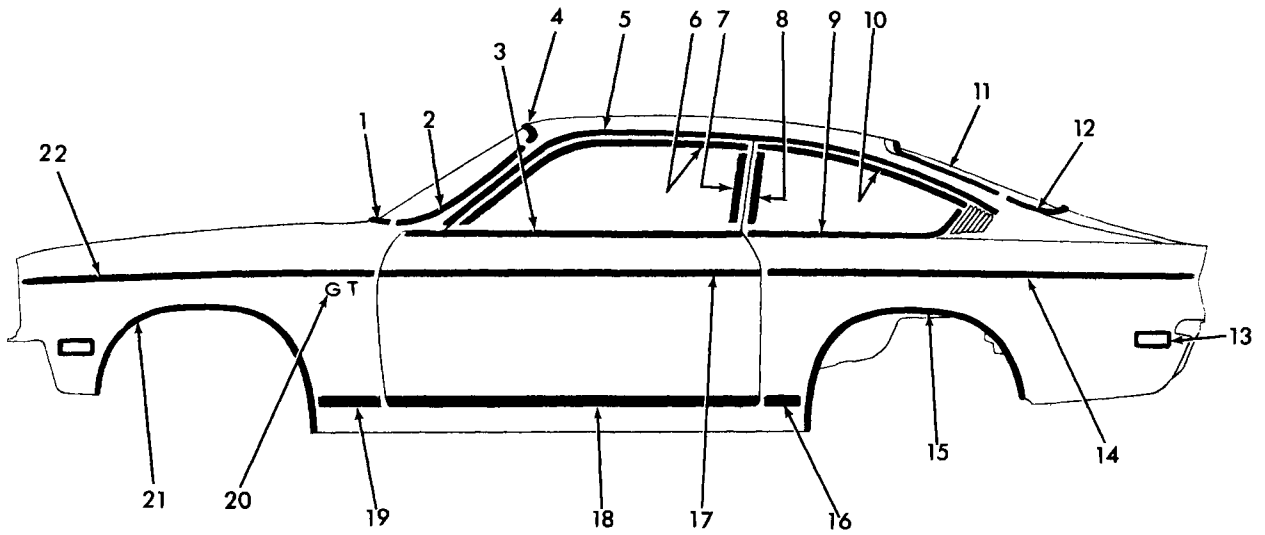
- |           |                                  |           |                               |
|-----------|----------------------------------|-----------|-------------------------------|
| 1. 12.180 | MLDG., back door side reveal . . | 4. 12.180 | PLATE ASSY., back door name . |
| 2. 12.180 | MLDG., back door upper reveal    | 5. 12.180 | PLATE ASSY., back door name . |
| 3. 12.180 | MLDG., back door lower reveal .  |           |                               |



**1973 VEGA BODY MOULDINGS (STATION WAGON IHV15)**

- |           |                               |           |  |
|-----------|-------------------------------|-----------|--|
| 1. 12.180 | MLDG., back door side reveal  | 6. 10.354 | TRANSFER   |
| 2. 12.180 | MLDG., back door upper reveal | 7. 12.180 | MLDG., FIN. TAILGATE OUTER<br>PANEL TRANSFER LOWER |
| 3. 12.180 | MLDG., back door lower reveal | 8. 12.180 | MLDG., fin. tailgate outer panel<br>transfer upper |
| 4. 12.180 | PLATE ASSY., back door name   |           |  |
| 5. 12.180 | DECAL, back door outer pnl.   |           |  |

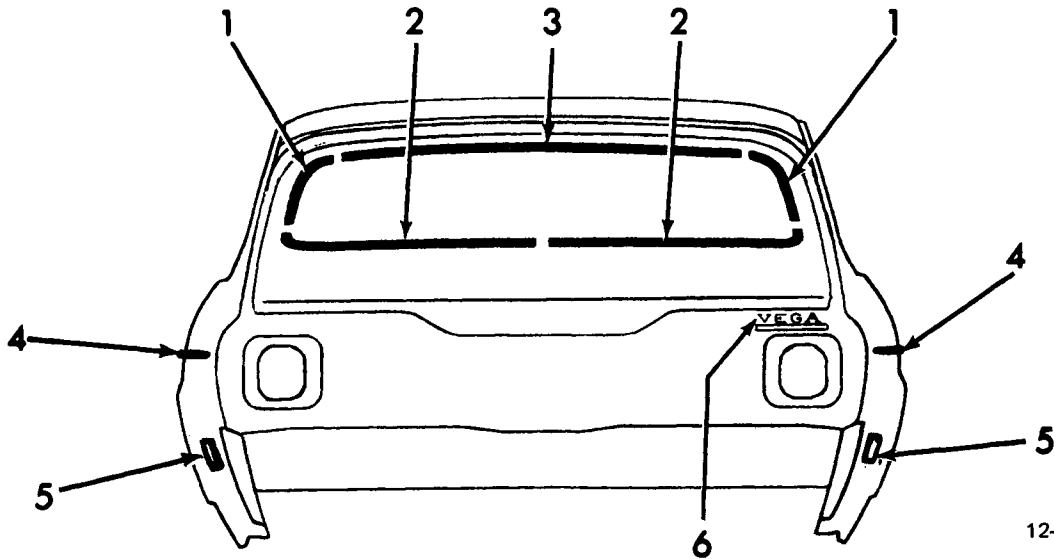




12-835

**1971-74 VEGA (IHV 77)**

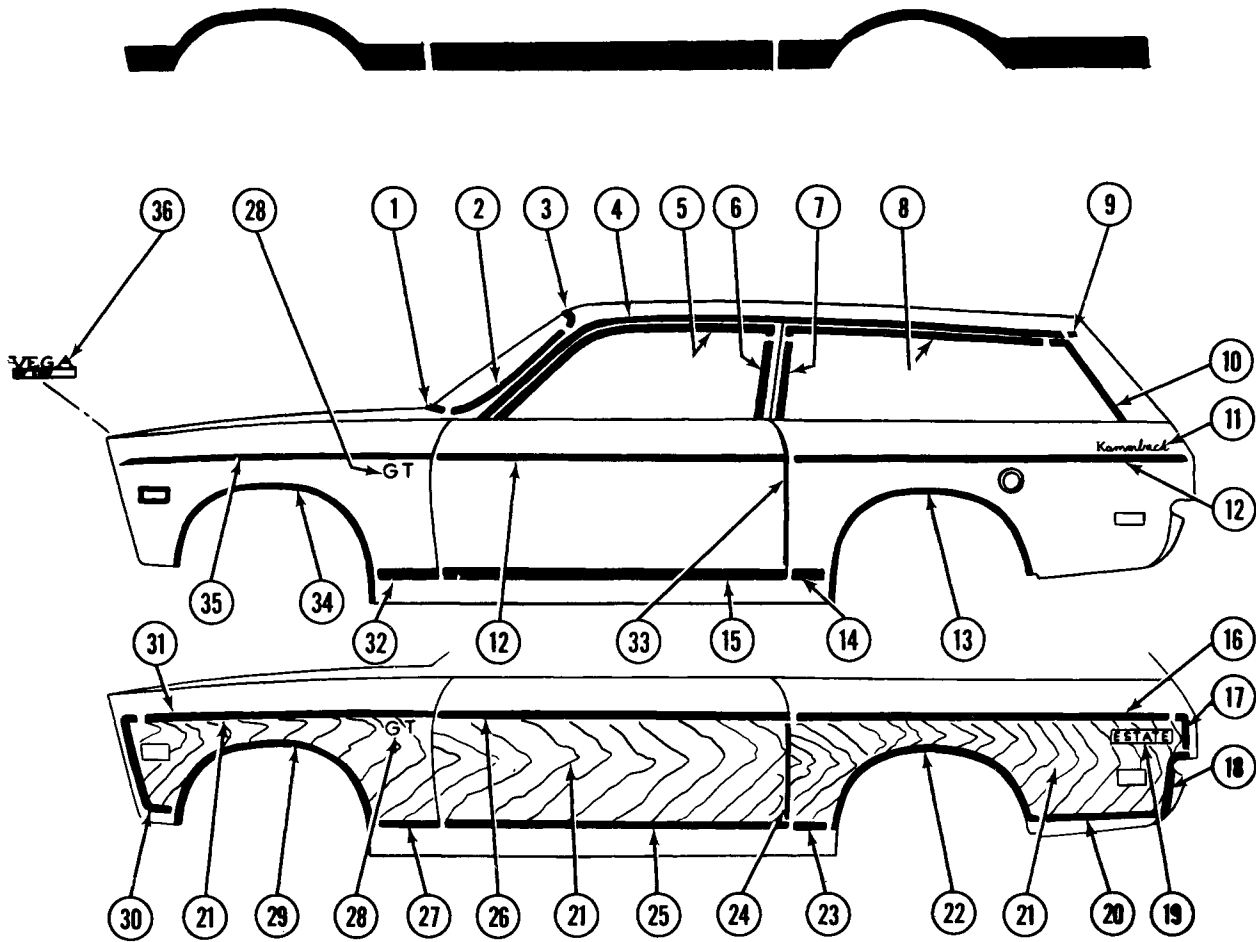
1.	10.093	MLDG., w/s lwr. rvl. . . . .	9826371	11.031	MLDG., qtr. wdo. upr. rvl. w/swing out qtr. wdo. . . . .	9826401-02	
2.	10.093	MLDG., w/s side rvl. . . . .	9826375-74	11.	11.208	MLDG., bj, wdi, sude rvk, . . .	9826369-68
3.	10.707	MLDG., dr. wdo. rvl. . . . .	9868584	12.	11.208	MLDG., bk. wdo. lwr. rvl. . . .	9818481-80
4.	10.093	MLDG., w/s upr. rvl. . . . .	9816702-01	13.	2.575	LAMP ASSY., rr. qtr. side marker . . . . .	927986
5.	12.075	SCALP, rf. drip mldg. w/vinyl top . . . . .	9692736	14.	12.116	MLDG., rr. fdr. (cut as req'd.) . . . . .	
	12.075	SCALP, rf. drip mldg. (exc. vinyl top) . . . . .	9667858	15.	12.116	MLDG., rr. whl. opening . . . .	8704087-86
6.	10.707	MLDG., dr. frame upr. scalp . .	9822467-66	16.	12.116	MLDG., frt. of rr. whl. opg. . . .	8704097-96
7.	10.707	MLDG., dr. frame rr. scalp . . .	9822471-70	17.	12.112	MLDG., frt. dr., (cut as req'd.) . . . . .	
8.	11.031	MLDG., qtr. wdo. frt. rvl. w/swing out qtr. vent wdo. . . .	9680699	18.	12.112	MLDG., otr. pnl. frt. dr. lwr. . .	8704092
	11.031	MLDG., qtr. wdo. frt. rvl. (exc. swing out qtr. vent wdo.) . . . . .	9870902	19.	8.132	MLDG., otr. pnl. frt. fdr. . . . .	8704083-82
9.	12.116	MLDG., qtr. wdo. belt rvl. . . .	9828214-13	20.	8.147	EMBLEM, frt. fdr. otr. pnl/GT	9865874
10.	11.031	MLDG., qtr. wdo. upr. rvl. w/swing out qtr. wdo. . . . .	9733917-16	21.	8.132	MLDG., otr. pnl. frt. whl. opg.	8704089-88
				22.	8.132	MLDG., frt. fdr. upr. (cut as req'd.) . . . . .	9734122



12-836

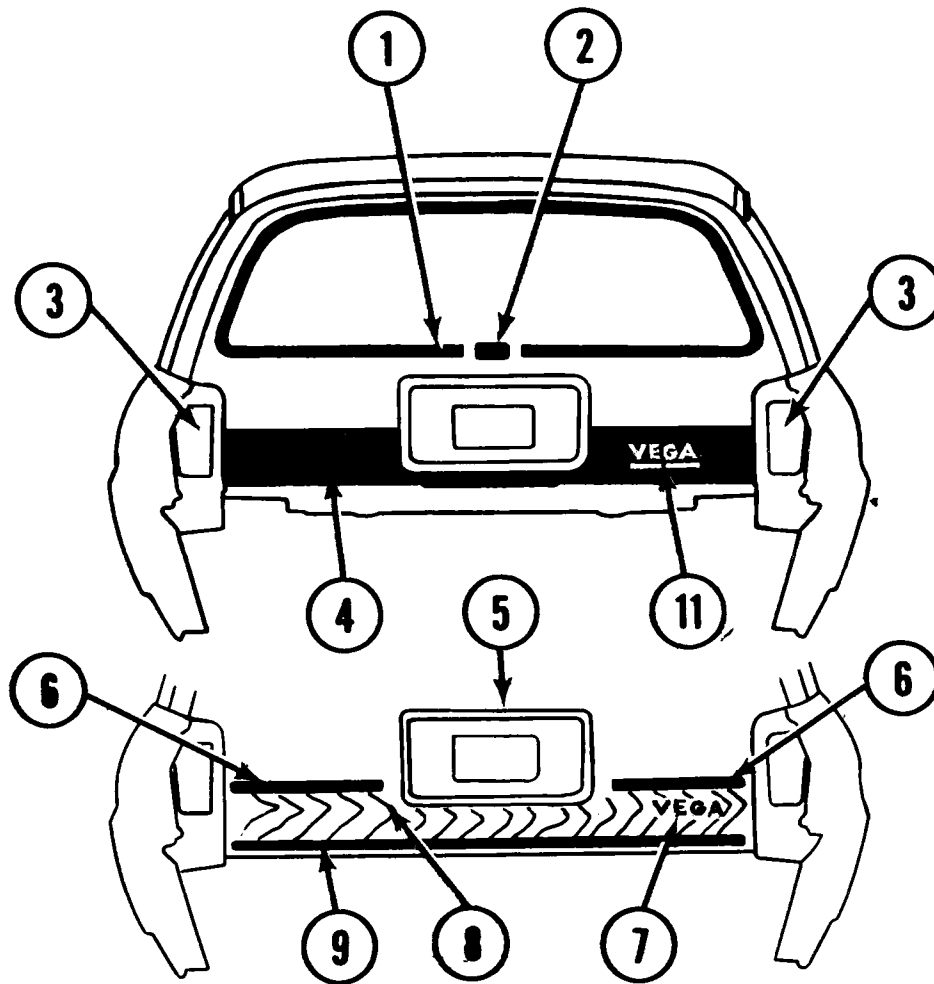
**1974 VEGA (IHV 77)**

1.	11.208	MLDG., bk. wdo. side rvl. . . . .	9826369-68	5.	2.575	LAMP ASSY., rr. qtr. side marker . . . . .	927986
2.	11.208	MLDG., bk. wdo. lwr. rvl. . . . .	9818481-80	6.	12.182	PLATE ASSY., rr. ind. outr. pnl. name (VEGA) . . . . .	9614435
3.	11.208	MLDG., bk. wdo. upr. rvl. . . . .	9826370				
4.	12.116	MLDG., rr. fdr. (cut as req'd.) . . . . .					



1974 VEGA (IHV 15)

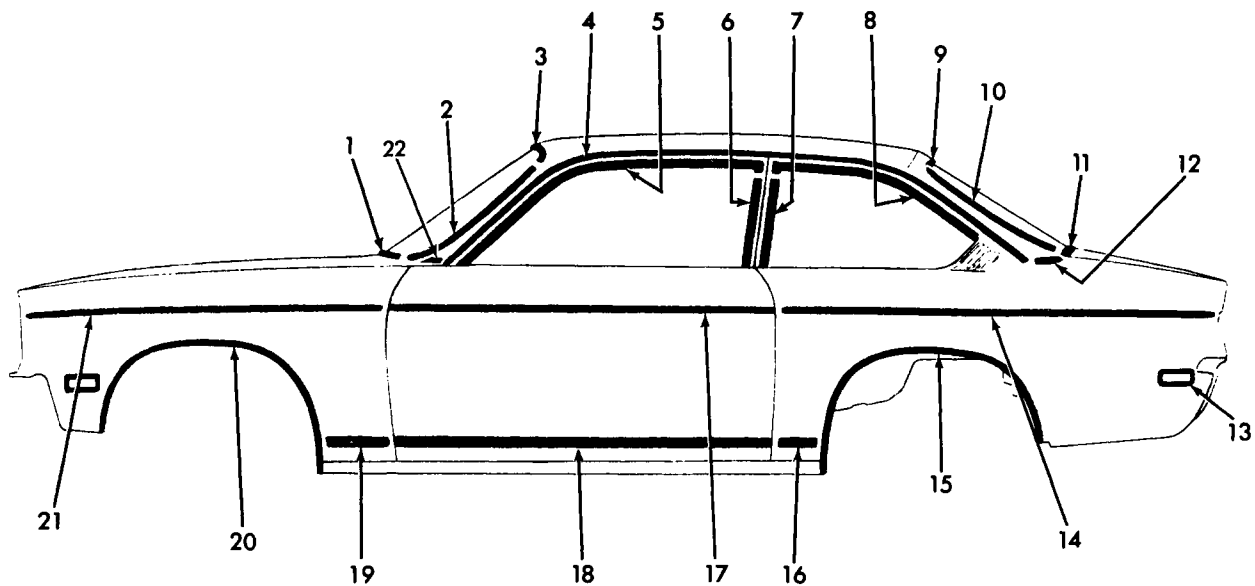
1.	10.093	MLDG., W/S Lwr. Rvl. ....	9826371	21.	10.354	APPLIQUE .....	6258806
2.	10.093	MLDG., W/S Side Rvl. .... L.H.	9826373	22.	12.116	MLDG., rr. Whl. Opng. Trfr. Fin. L.H.	9632325
		MLDG., W/S Side Rvl. .... R.H.	9826372			MLDG., rr. Whl. Opng. Trfr. Fin. R.H.	9632324
3.	10.093	MLDG., W/S Upr. Rvl. .... L.H.	9816049	23.	12.116	MLDG., Frt. of rr. Whl. Opng. Trfr.	
		MLDG., W/S Upr. Rvl. .... R.H.	9816048			Fin. .... L.H.	9632323
4.	12.075	SCALP, Roof Drip .....	9738811			MLDG., Frt. of rr. Whl. Opng. Trfr.	
5.	10.707	MLDG., Door Upper Scalp .... L.H.	9822465			Fin. .... R.H.	9632322
		MLDG., Door Upper Scalp .... R.H.	9822464	24.	12.116	MLDG., rr. Fdr. Ver. Trfr. Fin. L.H.	9631708
6.	10.707	MLDG., Door rr. Scalp .... L.H.	9822469			MLDG., rr. Fdr. Ver. Trfr. Fin. R.H.	9631707
		MLDG., Door rr. Scalp .... R.H.	9822468	25.	12.112	MLDG., Otr. Pnl. Trfr. Lwr. L.H.	9631740
7.	11.031	MLDG., Qtr. Wdo. Rvl. Frt. ....	9870901			MLDG., Otr. Pnl. Trfr. Lwr. R.H.	9631739
8.	11.031	MLDG., Qtr. Wdo. Rvl. Upr. .... L.H.	9826348	26.	12.112	MLDG., Upr. .... L.H.	9630996
		MLDG., Qtr. Wdo. Rvl. Upr. .... R.H.	9826347			MLDG., Upr. .... R.H.	9630995
9.	12.075	CAP, Roof Drip Scalp .....	9738812	27.	8.132	MLDG., rr of Whl. Opn. Trfr. Fin. L.H.	9631716
10.	11.031	MLDG., Qtr. Wdo. Rvl. rr. .... L.H.	9826397			MLDG., rr of Whl. Opn. Trfr. Fin. R.H.	9631715
		MLDG., Qtr. Wdo. Rvl. rr. .... R.H.	9826396	28.	8.147	EMBLEM ASM., Frt. Fdr. ....	9865874
11.	12.116	PLATE ASM., rr. Fender .....	9885757	29.	8.132	MLDG., Frt. Whl. Opng. Trfr. Fin. L.H.	9631841
			347058			MLDG., Frt. Whl. Opng. Trfr. Fin. R.H.	9631840
12.	12.116	MLDG., rr. Fender Lwr. ....	8704088	30.	8.132	MLDG., Frt. Fdr. Ver. Trfr. .... L.H.	9631712
			8704086			MLDG., Frt. Fdr. Ver. Trfr. .... R.H.	9631711
13.	12.116	MLDG., rr. Whl. Opng. .... L.H.	8704097	31.	8.132	MLDG., Frt. Fdr. Upr. Trfr. .... L.H.	9631710
			9704097			MLDG., Frt. Fdr. Upr. Trfr. .... R.H.	9631709
14.	12.116	MLDG., Frt. of Whl. Opng. .... L.H.	9704096	32.	8.132	MLDG., Frt. Fdr. Lwr. .... L.H.	8704083
			8704092			MLDG., Frt. Fdr. Lwr. .... R.H.	8704082
15.	12.112	MLDG., Dr. Lwr. ....	9631002	33.	10.352	MLDG., Dr. Edge Guard .... L.H.	9825099
16.	12.116	MLDG., rr. Fdr. Upr. .... L.H.	9631001			MLDG., Dr. Edge Guard .... R.H.	9825098
			9631706	34.	8.132	MLDG., Frt. Whl. Opng. .... L.H.	9631835
17.	12.116	MLDG., rr. Fdr. Trans. Ver. .... L.H.	9631705			MLDG., Frt. Whl. Opng. .... R.H.	9631834
			9631702	35.	8.132	MLDG., Qtr. Pnl. Frt. Fdr. Upr. ....	9734122
18.	12.116	MLDG., rr. Fdr. Trfr. Ver. Lwr. .... L.H.	9631701	36.	1.303	PLATE, Frt. End Hdr. (Vega) ....	9614435
			9730726				
19.	12.116	PLATE ASM., Name rr. Fdr. ....	9731704				
			9731703				
20.	12.116	MLDG., rr. of Whl. Opng. Trfr. .... L.H.					
		Fin. ....					
		MLDG., rr. of Whl. Opng. Trfr. .... R.H.					
		Fin. ....					



12-840

1974 VEGA (IHV15)

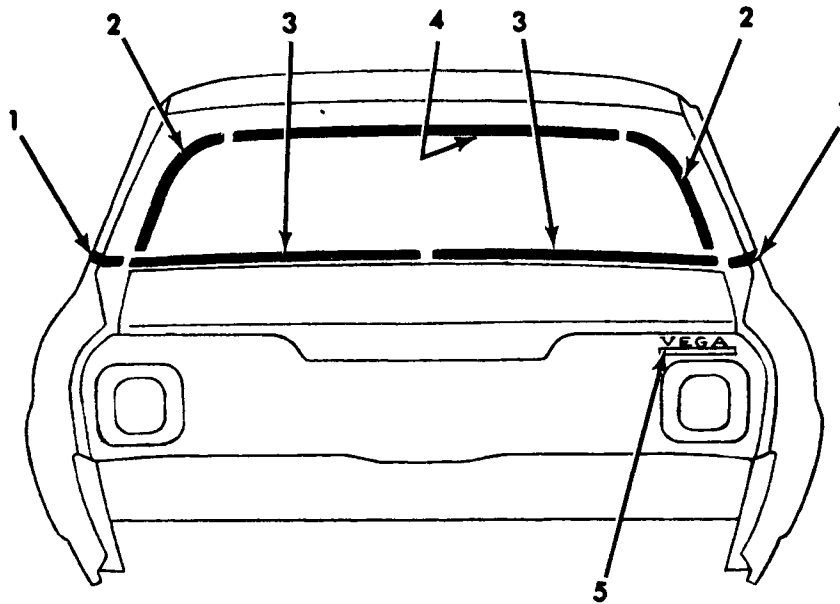
1. 12.180	MLDG., Bk. Dr. Wdo. Upr. Side . . . . .	9683771	2.682	LENS, Tail & Stop Lamp . . . . . L.H.	5962627
2. 12.180	ESCUT., Bk. Dr. Wdo. Rvl. Mldg. . . . .	9696369		LENS, Tail & Stop Lamp . . . . . R.H.	5962628
3. 2.660	GASKET, Tail & Stop Lamp to Body		2.684	GASKET, Tail & Stop Lamp Lens L.H.	5962625
	Outer . . . . . L.H.	5962773		GASKET, Tail & Stop Lamp Lens R.H.	5962626
	GASKET, Tail & Stop Lamp to Body		4. 10.354	DECAL (Opt. ZR8) (White) . . . . .	9734699
	Outer . . . . . R.H.	5962774	10.354	DECAL (Opt. YF8) (Black) . . . . .	9734698
2.660	GASKET, Tail & Stop Lamp Inner L.H.	5962623	5. 7.800	POCKET, rr. Lic. Pit. . . . .	9638277
	GASKET, Tail & Stop Lamp Inner R.H.	5962624	6. 12.180	MLDG., bk. Dr. Upr. Trfr. Fin. . . . .	9632239
2.680	HOUSING, Tail & Stop Lamp . . . L.H.	5962127	7. 12.180	PLATE ASM., Name . . . . .	9614435
	HOUSING, Tail & Stop Lamp . . . R.H.	5962128	8. 10.354	APPLIQUE . . . . .	6258806
2.681	BEZEL, Tail & Stop Lamp . . . . . L.H.	5962671	9. 12.180	MLDG., Bk. Dr. Trfr. Fin. Lwr. . . . .	9699920
	BEZEL, Tail & Stop Lamp . . . . . R.H.	5962672			



12-837

**1974 VEGA (IHV 11)**

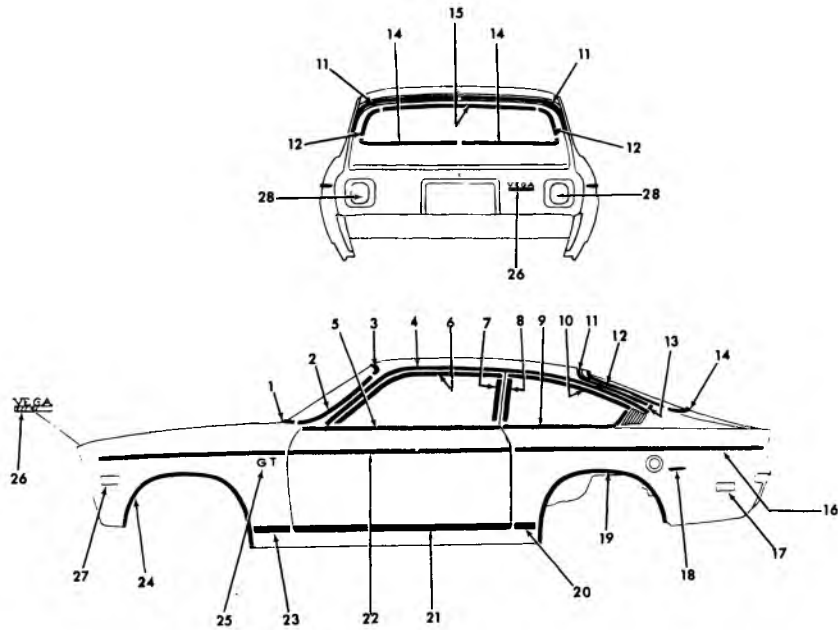
- |     |        |   |            |     |        |  |            |
|-----|--------|---|------------|-----|--------|--|------------|
| 1.  | 10.093 | MLDG., w/s lwr. rvl. . . . .  | 9826371    | 11. | 11.208 | MLDG., bk. wdo. lwr. rvl. . . .                  | 9818338-37 |
| 2.  | 10.093 | MLDG., w/s si. rvl. . . . .   | 9826373-72 | 12. | 12.116 | MLDG., qtr. belt rvl. vinyl roof                 | 9663665-64 |
| 3.  | 10.093 | MLDG., w/s upr. rvl. . . . .  | 9816049-48 | 13. | 2.575  | LAMP ASSY., rr. qtr. side marker                 | 927986     |
| 4.  | 12.075 | SCALP, rf. drip mldg. w/vinyl top   |            | 14. | 12.116 | MLDG., rr. fndr. (cut as req'd.)                 |            |
| 5.  | 10.707 | MLDG., drp. upr. scalp . . . . .  | 9822465-64 | 15. | 12.116 | MLDG., rr whl. opng. . . . .                     | 8704087-86 |
| 6.  | 10.707 | MLDG., dr. rr. scalp . . . . .  | 9822469-68 | 16. | 12.116 | MLDG., frt. of whl. opng. . . .                  | 8704097-96 |
| 7.  | 11.031 | MLDG., qtr. wdo. frt. rvl. w/swing out qtr. wdo . . . . .                               | 9680698    | 17. | 12.112 | MLDG., frt. dr. . . . .                          |            |
|     | 11.031 | MLDG., qtr. wdo. frt. rr. rvl. (exc. swing out qtr. wdo.) . . . .                       | 9870901    | 18. | 12.112 | MLDG., dr. lwr. . . . .                          | 8704092    |
| 8.  | 11.031 | MLDG., qtr. wdo. upr. rvl. (exc. swing out qtr. wdo., dr. & wdo. frame mldg.) . . . . . | 9824867-66 | 19. | 8.132  | MLDG., frt. fdr. lwr. . . . .                    | 8704083-82 |
|     | 11.031 | MLDG., qtr. wdo. upr. rvl. (exc. swing out qtr. wdo.) . . . .                           | 9826346-45 | 20. | 8.132  | MLDG., frt. whl. opening. . . .                  | 8704089-88 |
| 9.  | 11.208 | MLDG., bk. wdo. upr. rvl. . . . .   | 9826365    | 21. | 8.132  | MLDG., frt. fndr. upr. (cut as req'd.) . . . . . | 9734122    |
| 10. | 11.208 | MLDG., bk. wdo. side rvl. . . . .   | 9826367-66 | 22. | 12.075 | MLDG., w/s corner w/vinyl roof . . . . .         | 9663669-68 |



12-838

**1974 VEGA (IHV 11)**

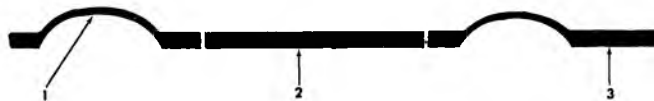
- |    |        |                                   |            |    |        |   |         |
|----|--------|-----------------------------------|------------|----|--------|---|---------|
| 1. | 12.116 | MLDG., qtr. belt rvl. vinyl roof  | 9663665-64 | 4. | 11.208 | MLDG., bk. wdo. upr. rvl. . . . .         | 9826365 |
| 2. | 11.208 | MLDG., bk. wdo. side rvl. . . . . | 9826367-66 | 5. | 12.182 | PLATE ASSY., rr end name (VEGA) . . . . . | 9614435 |
| 3. | 11.208 | MLDG., bk. wdo. lwr. rvl. . . . . | 9818338-37 |    |        |   |         |



12-867

**1975 VEGA (IHV77)**

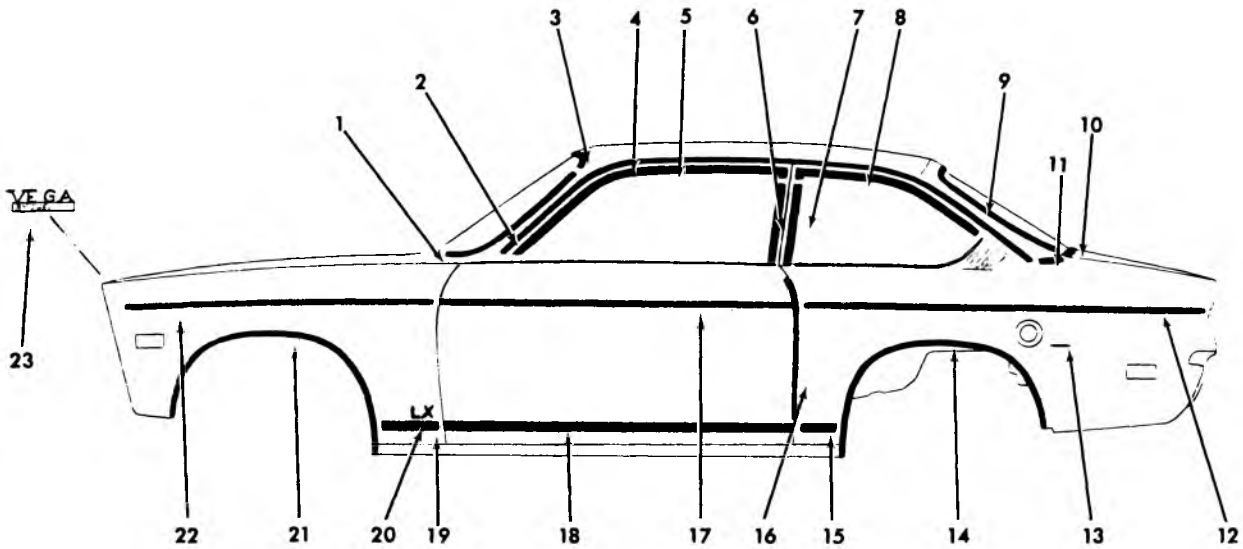
- |            |   |            |            |   |            |
|------------|---|------------|------------|---|------------|
| 1. 10.093  | MLDG., w/s lwr. rvl. ....   | 9826371    | 14. 11.208 | MLDG., bk. wdo. glass lower rvl.<br>(R.H.-L.H.) ..... | 9818480-81 |
| 2. 10.093  | MLDG., w/s side rvl. (R.H.-L.H.) ....                                     | 9826374-75 | 15. 11.208 | MLDG., bk. wdo. upper rvl. ....                       | 9826370    |
| 3. 10.093  | MLDG., w/s upr. rvl. (R.H.-L.H.) ....                                     | 9816701-02 | 16. 12.116 | MLDG., rear fender lower (adhesive)<br>(12.112) ..... |            |
| 4. 12.075  | SCALP, rf. drip mldg. ....  |            | 17. 2.575  | LAMP ASSY., rr. qtr. side marker ....                 | 927986     |
| 5. 10.707  | MLDG., dr. wdo. rvl. ....   | 9868584    | 18. 12.945 | TRANSFER, "UNLEADED<br>FUEL ONLY" .....               | 1686875    |
| 6. 10.707  | MLDG., dr. frame frt. scalp<br>(L.H.-R.H.) .....                          | 9822467-68 | 19. 12.116 | MLDG., rr. wheel opening (R.H.-L.H.)                  | 9631697,98 |
| 7. 10.707  | MLDG., dr. frame rr. scalp<br>(R.H.-L.H.) .....                           | 9822470-71 | 20. 12.116 | MLDG., frt. of rr. whl. opg.<br>(L.H.-R.H.) .....     | 8704097-96 |
| 8. 11.031  | MLDG., qtr. wdo. frt. rvl.<br>w/swing out qtr. vent wdo. ....             | 9680699    | 21. 12.112 | MLDG., otr. panel frt. dr. lwr. ....                  | 8704092    |
| 11.031     | MLDG., qtr. wdo. frt. rvl.<br>(exc. swing out qtr. vent wdo.) ....        | 9870902    | 22. 12.112 | MLDG., dr. lwr. (adhesive)                            |            |
| 9. 12.116  | MLDG., qtr. wdo. belt rvl.<br>(R.H.-L.H.) .....                           | 9828213-14 | 23. 8.132  | MLDG., otr. panel frt. fdr.<br>lwr. (L.H.-R.H.)       |            |
| 10. 11.031 | MLDG., qtr. wdo. upr. rvl.<br>w/swing out qtr. wdo. (R.H.-L.H.) ....      | 9833916-17 | 24. 8.132  | MLDG., otr. panel frt. whl.<br>opg. (R.H.-L.H.) ..... | 9631834,35 |
| 11.031     | MLDG., qtr. wdo. upr. rvl. (exc.<br>swing out qtr. wdo.) (R.H.-L.H.) .... | 9826400-01 | 25. 8.147  | EMBLEM, frt. fdr. otr.<br>panel/GT .....              | 9865874    |
| 11. 12.075 | MLDG., fin. rf. panel cover<br>(R.H.-L.H.) .....                          | 1652874-75 | 26. 12.182 | PLATE ASSY., rr. ind. outr.<br>pnl. name (VEGA) ..... | 9614435    |
| 12. 11.208 | MLDG., bk. wdo. glass side rvl.<br>(R.H.-L.H.) .....                      | 9826368-69 | 27. 2.575  | LAMP ASSY., side marker<br>frt. fender .....          | 927920     |
| 13. 12.116 | MLDG., qtr. wdo. belt rvl.<br>(R.H.-L.H.) .....                           | 9692735-34 | 28. 2.679  | LAMP ASSY., tail, stop<br>& bkg. (L.H.-R.H.) .....    | 912193-94  |



12-868

**1975 VEGA IHV77 (TRANSFER) RPO D88**

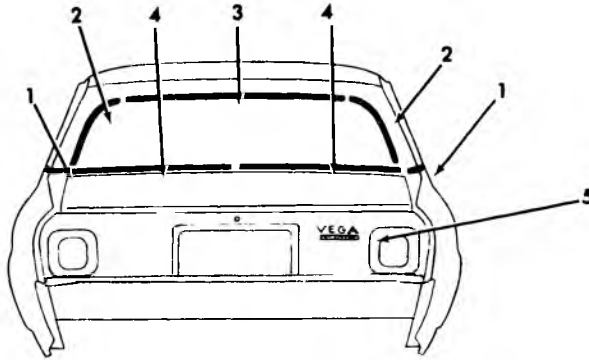
- |           |   |         |           |   |         |
|-----------|---|---------|-----------|---|---------|
| 1. 10.354 | TRANSFER, frt. fender (black)<br>(R.H.) ..... | 9734700 | 3. 10.354 | TRANSFER, rear fender<br>(black) (L.H.) ..... | 9734707 |
| 10.354    | TRANSFER, frt. fender (black)<br>(L.H.) ..... | 9734701 | 10.354    | TRANSFER, rear fender<br>(black) (R.H.) ..... | 9734706 |
| 10.354    | TRANSFER, frt. fender (White)<br>(R.H.) ..... | 9734702 | 10.354    | TRANSFER, rear fender<br>(white) (L.H.) ..... | 9734709 |
| 10.354    | TRANSFER, frt. fender (white)<br>(L.H.) ..... | 9734703 | 10.354    | TRANSFER, rear fender<br>(white) (R.H.) ..... | 9734708 |
| 2. 10.354 | TRANSFER, frt. door (black) ....              | 9734704 |           |   |         |
| 10.354    | TRANSFER, frt. door (white) ....              | 9734705 |           |   |         |



12-865

**1975 VEGA (IHV11)**

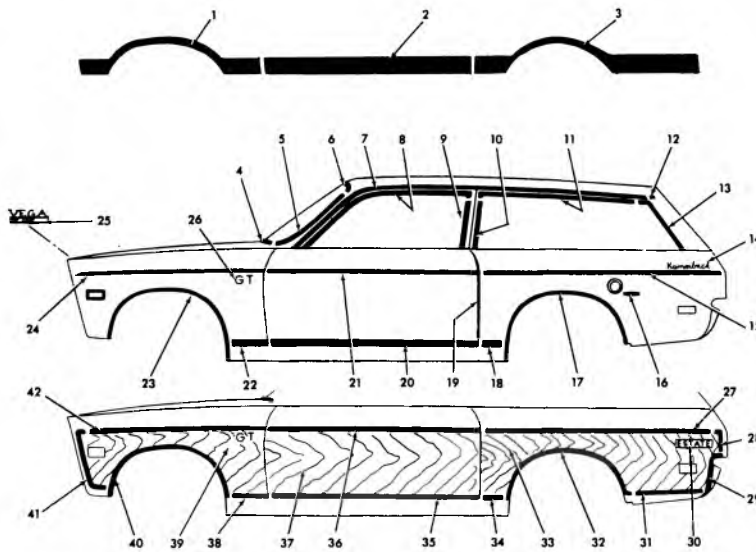
- |   |            |  |            |
|---|------------|--|------------|
| 1. 10.093 MLDG., rvl. lower w/s . . . . .         | 9826371    | 12. 12.116 MLDG., rear fender lower . . . . .      | 9677049    |
| 2. 10.093 MLDG., rvl. side w/s . . . . .          | 9826373-72 | 13. 12.945 TRANSFER, "UNLEAD                       |            |
| 3. 10.093 MLDG., rvl. upper w/s . . . . .         | 9816049-48 | FUEL ONLY" . . . . .                               | 1686875    |
| 4. 12.075 SCALP, roof drip . . . . .              | 9738811    | 14. 12.116 MLDG., rear wheel opening . . . . .     | 8704087-86 |
| 5. 10.707 MLDG., scalp door front . . . . .       | 9822465-64 | 15. 12.116 MLDG., front of wheel opening . . . . . | 8704097-96 |
| 6. 10.707 MLDG., scalp door vert. rr. . . . .     | 9822469-68 | 16. 10.352 GUARD, door edge . . . . .              | 9825099-98 |
| 7. 11.031 MLDG., rvl. qtr. wdo. frt.              |            | 17. 12.112 MLDG., door upper . . . . .             |            |
| w/swing out wdo. . . . .                          | 9680698    | 18. 12.112 MLDG., door lower . . . . .             | 8704092    |
| 11.031 MLDG., rvl. qtr. wdo. frt.                 |            | 19. 8.132 MLDG., front fender lower . . . . .      | 8704083-82 |
| (exc. swing out wdo. . . . .                      | 9870901    | 20. 8.147 EMBLEM, front fender (opt.) . . . . .    | 9727707    |
| 8. 11.208 MLDG., rvl. back wdo. upper . . . . .   | 9826365    | 21. 8.132 MLDG., front wheel opening . . . . .     | 9631835-34 |
| 9. 11.208 MLDG., rvl. back wdo. side . . . . .    | 9826367-66 | 22. 8.132 MLDG., front fender upper . . . . .      | 9734122    |
| 10. 11.208 MLDG., rvl. back wdo. lower . . . . .  | 9818338-37 | 23. 1.303 PLATE ASM., name front end . . . . .     | 9614435    |
| 11. 12.116 MLDG., rvl. qtr. belt (opt.) . . . . . | 9663665-64 |  |            |



12.866

**1975 VEGA (IHV11)**

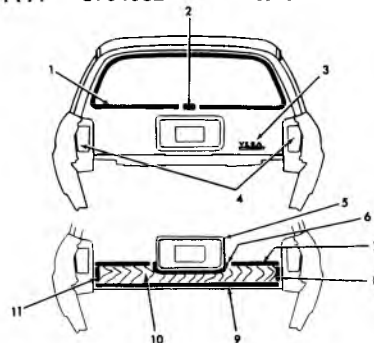
- |  |            |   |            |
|--|------------|---|------------|
| 1. 12.116 MLDG., rvl. qtr. belt (opt.) . . . . . | 9663665-64 | 4. 11.208 MLDG., rvl. back wdo. lower . . . . . | 9818338-37 |
| 2. 11.208 MLDG., rvl. back wdo. side . . . . .   | 9826367-66 | 5. 12.182 PLATE, name rear end . . . . .        | 9614435    |
| 3. 11.208 MLDG., rvl. wdo. upper . . . . .       | 9826365    |   |            |



12-863

**1975 VEGA (1HV05-15 & WOOD GRAIN OPT.) MOULDINGS**

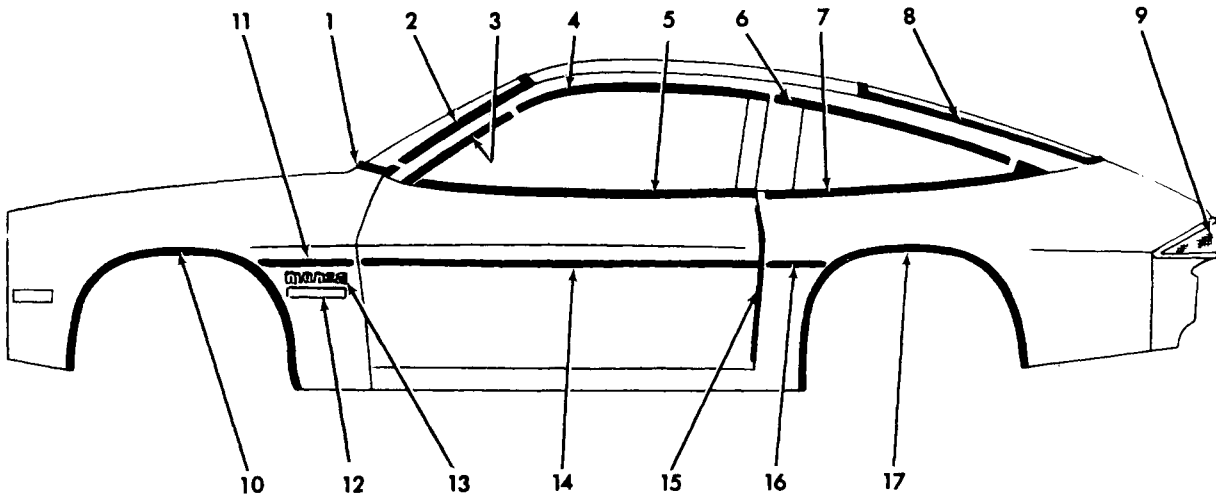
1. 10.354 TRANSFER, frnt. fndr. (1HV15 w. D88) . . . . . Black 9734701	21. 12.112 MLDG., frnt. dr. lwr. . . . .
10.354 TRANSFER, frnt. fdr. (1HV15 w. D88) . . . . . White 9734702	22. 8.132 MLDG., frnt. fndr. lwr. . . . .
2. 10.354 TRANSFER, frnt. dr. (1HV15 w. D88) . . . . . Black 9734704	23. 8.132 MLDG., frnt. whl. opng. . . . . 9631835-34
10.354 TRANSFER, frnt. dr. (1HV15 w. D88) . . . . . White 9734705	24. 8.132 MLDG. ASSY., frnt. fdr. upr . . . . . 9734122
3. 10.354 TRANSFER, rr. fndr. (1HV15 w. D88) . . . . . Black 9734707-06	25. 1.303 PLATE ASSY., frnt. end name . . . . . 9614435
10.354 TRANSFER, rr. fndr. (1HV15 w. D88) . . . . . White 9734709-08	26. 8.147 EMBLEM ASSY., frnt. fndr. . . . . 9865874
4. 10.093 MLDG., w/s lwr. reveal . . . . . 9826371	27. 12.116 MLDG., rr. fndr. trfr. upr. . . . . 9631002-01
5. 10.093 MLDG., w/s side reveal . . . . . 9826373-72	28. 12.116 MLDG., rr. fndr. trfr. vert. rr. . . . . 9631708-07
6. 10.093 MLDG., w/s upr. reveal . . . . . 9816049-48	29. 12.116 MLDG., rr. fndr. vert. lwr. trfr. . . . . 9631702-01
7. 12.075 SCALP, roof drip . . . . . 9738811	30. 12.116 PLATE ASSY., name rr. fndr. pnl. . . . .
8. 10.707 MLDG., dr. wdo. frnt. scalp . . . . . 9822465-64	31. 12.116 MLDG., rr. of whl. opng. trfr. fin . . . . . 9631704-03
9. 10.707 MLDG., dr. rr. vert. scalp . . . . . 9822469-68	32. 12.116 MLDG., rr. whl. opng. . . . . L.H. 9632325
10. 11.031 MLDG., rvl. qtr. wdo. frnt. . . . . 9870901	12.116 MLDG., rr. whl. opng. . . . . R.H. 9632324
11. 11.031 MLDG., rvl. qtr. wdo. upr. . . . . 9826348-47	33. 10.354 TRANSFER, wood grain (8.132) . . . . . 6258806
12. 12.075 CAP, roof drip scalp . . . . . 9738812	34. 12.116 MLDG., frnt. of rr. w/opng. rr . . . L.H. 9632323
13. 11.031 MLDG., qtr. wdo. reveal rr. . . . . 9826397, 96	12.116 MLDG., frnt. of rr. w/opng. rr . . . R.H. 9632322
14. 12.116 PLATE ASSY., name . . . . .	35. 12.112 MLDG., dr. lwr. trfr. fin. . . . . L.H. 9631740
15. 12.116 MLDG., rr. fndr. lwr. . . . .	12.112 MLDG., dr. lwr. trfr. fin. . . . . R.H. 9631739
16. 12.945 TRANSFER, Unleaded Fuel Only . . . . .	36. 12.112 MLDG., dr. upr. trfr. fin. . . . . L.H. 9630096
17. 12.116 MLDG., rr. whl. opng. . . . .	12.112 MLDG., dr. upr. trfr. fin. . . . . R.H. 9630095
18. 12.116 MLDG., frnt. of whl. opng. . . . .	37. 10.354 TRANSFER, woodgrain (8.132) . . . . . 6258806
19. 10.352 MLDG., dr. edge guard . . . . . 9825099-98	38. 8.132 MLDG., rr. of whl. opng. trfr. fin . . . . .
20. 12.112 MLDG., otr. pnl. frnt. dr. lwr. . . . . 8704092	39. 8.147 EMBLEM ASSY., frnt. fndr. . . . . 9865874
	40. 8.132 MLDG., fndr. whl. opng. trans . . L.H. 9631841
	8.132 MLDG., fndr. whl. opng. trans . . R.H. 9631840
	41. 8.132 MLDG., frnt. fndr. vert. trfr. fin . . L.H. 9631712
	8.132 MLDG., frnt. fndr. vert. trfr. fin . . R.H. 9631711
	42. 8.132 MLDG., frnt. fndr. upr. . . . . L.H. 9631710
	8.132 MLDG., frnt. fndr. upr. . . . . R.H. 9631709



12-864

**1975 VEGA (1HV05-15) & WOOD GRAIN OPTION**

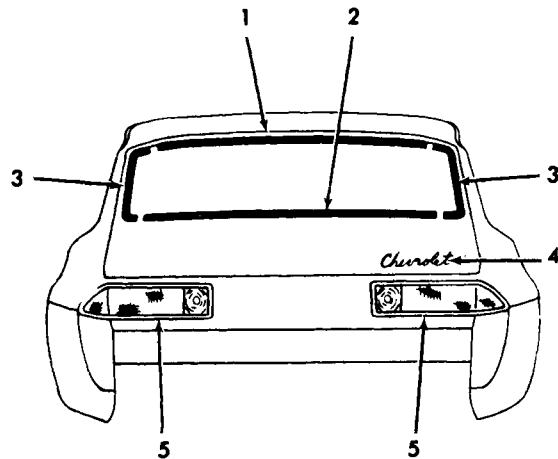
1. 12.180 MLDG., rvl. bk. dr. wdo. . . . . 9683771	7. 12.182 MLDG., bk. dr. trfr. upr . . . . . 9632690
2. 12.180 ESCUT., bk. dr. wdo. rvl. mldg. . . . . 9696369	8. 12.182 MLDG., bk. dr. trfr. si. . . . . R.H. 9632691
3. 12.180 PLATE ASSY., bk. dr. name . . . . . 9614435	9. 12.182 MLDG., bk. dr. trfr. lwr. . . . . 9632693
4. LAMP ASSY. . . . .	10. 10.354 TRANSFER . . . . .
5. 7.800 POCKET, rr. license plate . . . . . 1669559	11. 12.182 MLDG., bk. dr. trfr. si. . . . . L.H. 9632692
6. 12.182 MLDG., bk. dr. at lic. plate . . . . . 9632694	



12-875

**1975 MONZA (HR07)**

- |   |   |            |
|---|---|------------|
| 1. 10.093 MOULDING, w/s lwr. rvl. ....            | 11. 8.132 MOULDING, frt. fdr. lwr. ....   | 1657562    |
| 2. 10.093 MOULDING, w/s side rvl. ....            | 12. 8.147 PLATE ASSY., frt. fdr. name     |            |
| 3. 10.707 MOULDING, dr. wdo. rvl. frt. ....       | (V-8 4,3 litre) .....                     | 1694475    |
| 4. 10.707 MOULDING, scalp frt. dr. frm. upr. .... | 13. 8.147 PLATE ASSY., frt. fdr. name     |            |
| 5. 10.707 MOULDING, frt. dr. frm., frt. ....      | (Monza) .....                             | 1693866    |
| 6. 11.031 MOULDING, qtr. wdo. rvl. upr. ....      | 14. 12.112 MOULDING, frt. dr., upr. ....  |            |
| 7. 11.031 MOULDING, qtr. wdo. rvl., lwr. ....     | 15. 10.352 MOULDING, dr. edge guard ..... | 9737429-28 |
| 8. 11.208 MOULDING, bk. wdo. side rvl. ....       | 16. 12.116 MOULDING, rr. fdr., lwr. ....  |            |
| 9. 2.679 LAMP ASSY., tail .....                   | 17. 12.116 MOULDING, rr. whl. opng. ....  | 9631698-97 |
| 10. 8.132 MOULDING, frt. whl. opng. ....          |   |            |

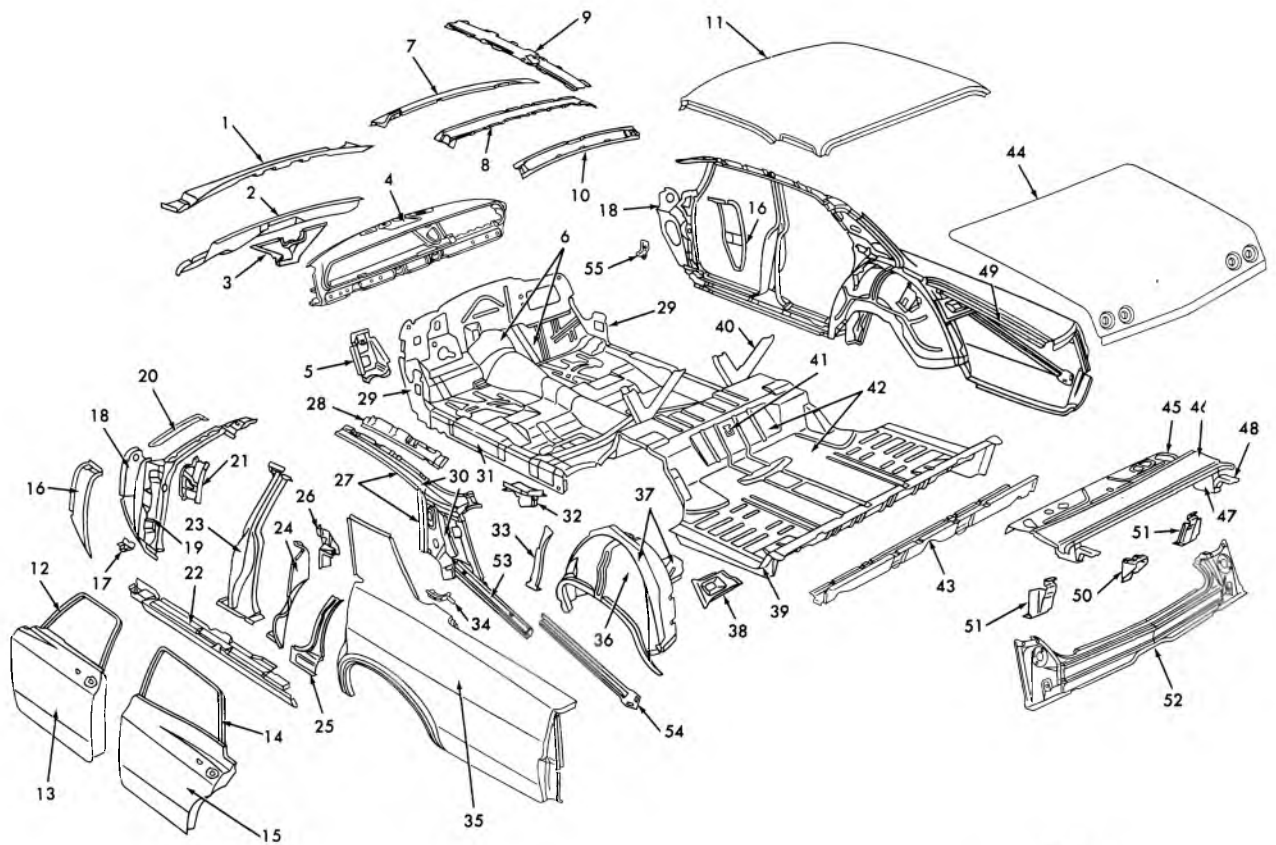


12-876

**1975 MONZA (HR07)**

- |   |             |  |           |
|---|-------------|--|-----------|
| 1. 11.208 MOULDING, bk. wdo. upr. rvl. .... | 9739996     | 4. 12.180 PLATE, compt. lid name (Chevrolet) . |           |
| 2. 11.208 MOULDING, bk. wdo. lwr. rvl. .... | 1650448     | 5. 2.679 LAMP ASSY., tail .....                | 912109-10 |
| 3. 11.208 MOULDING, bk. wdo. side .....     | 1650447, 46 |  |           |

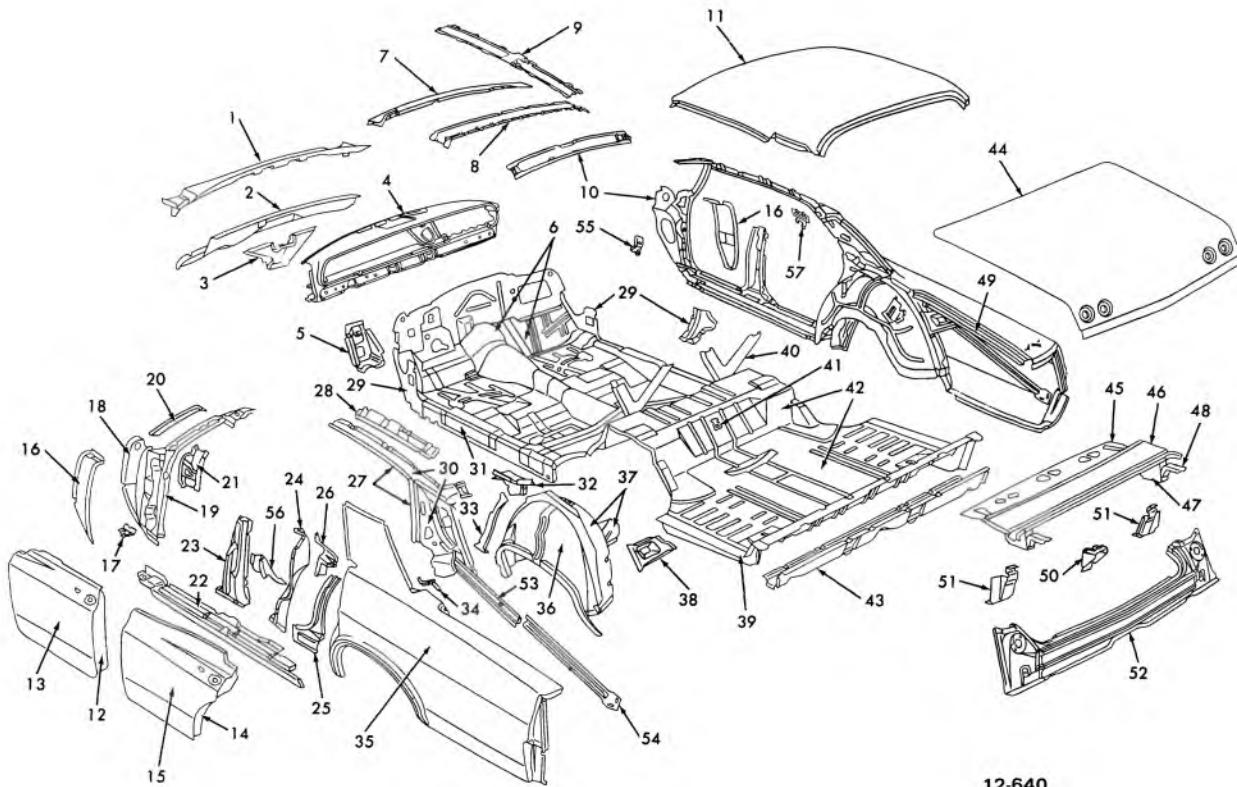




12-639

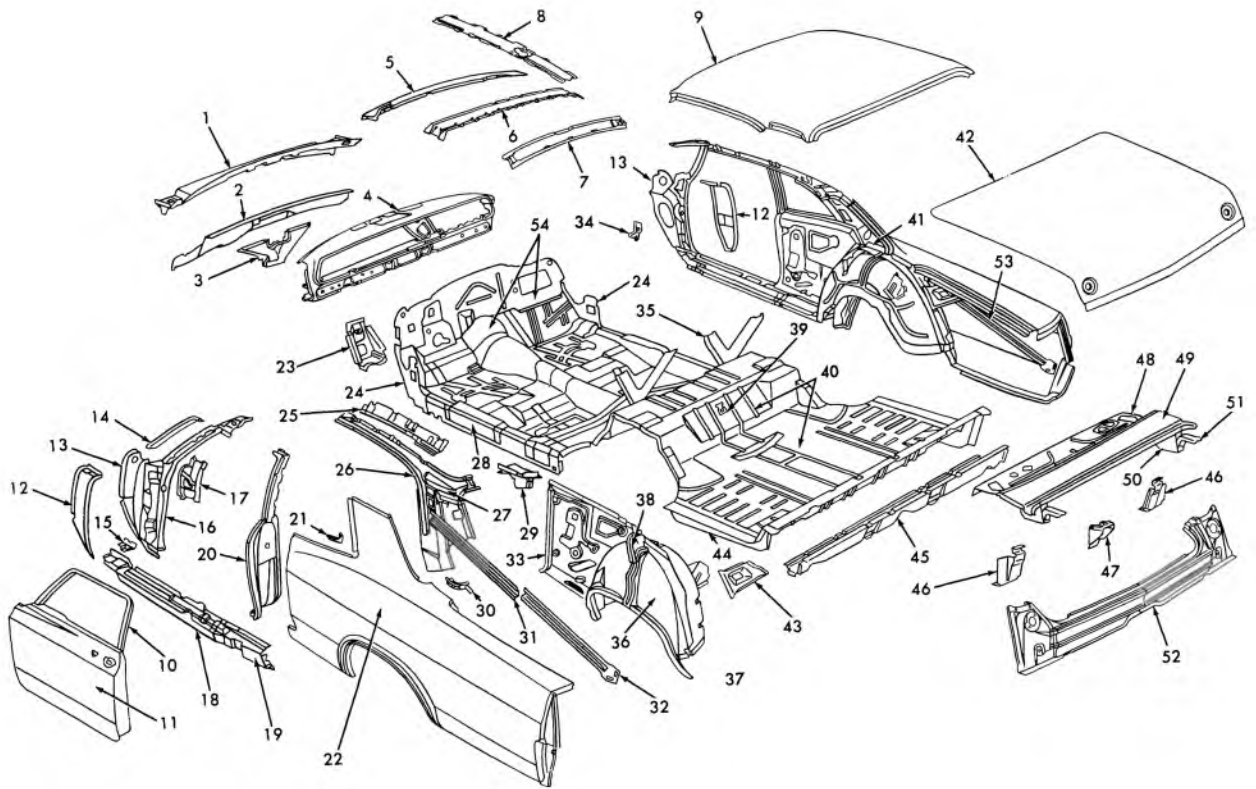
## 1965-68 PASSENGER SHEET METAL—FOUR DOOR

- |            |  |            |   |
|------------|--|------------|---|
| 1. 12.803  | PANEL ASSY., Shroud Upper                        | 28. 12.957 | RAIL ASSY., Side Roof Inner                 |
| 2. 12.804  | PANEL ASSY., Shroud Vent. Duct Ctr.              | 29. 12.659 | REINF., Frt. Body Hge. Plr. to Rckr.        |
| 3. 9.779   | OUTLET ASSY., W/Shield Defroster                 | 30. 12.956 | RAIL ASSY., Side Roof Outer (Incl. Item 27) |
| 4. 10.230  | PANEL ASSY., Instrument                          | 31. 12.934 | PANEL, Rocker Inner                         |
| 5. 12.650  | BRACE ASSY., Dash to Chassis Frame               | 32. 12.971 | EXTENSION, Shelf Panel                      |
| 6. 12.803  | PANEL ASSY., Dash (Incl. Item 5)                 | 33. 12.942 | REINF., Body Lock Pillar Lwr                |
| 7. 12.807  | FRAME ASSY., W/Shield Inner Upper                | 34. 12.964 | FILLER, Back Wind. Lwr. Corner              |
| 8. 12.952  | BOW, Roof  | 35. 12.940 | PANEL, Rr. Otr. Side Outer                  |
| 9. 12.952  | BOW, Roof Longitudinal                           | 36. 12.944 | PANEL, Wheelhouse Outer                     |
| 10. 12.964 | PANEL ASSY., Back Wind Inner                     | 37. 12.944 | PANEL ASSY., Wheelhouse (Incl. Items 33-36) |
| 11. 12.810 | PANEL, Roof                                      | 38. 12.996 | BRACE, Compt. Gutter to Whse.               |
| 12. 10.351 | DOOR ASSY., Front (Incl. Item 13)                | 39. 12.981 | FILLER, Compt. Pan to Qtr. Pnl.             |
| 13. 12.895 | PANEL ASSY., Frt. Door Outer                     | 40. N.L.   | BRACE, Rr. Seat Back Diag.                  |
| 14. 10.373 | DOOR ASSY., Rear (Incl. Item 15)                 | 41. 12.981 | SUPT. ASSY., Spare Tire Clamp Pit.          |
| 15. 12.913 | PANEL, Rear Door Outer                           | 42. 12.981 | PAN ASSY., Rr. Compt. (Incl. Item 43)       |
| 16. 12.804 | PANEL, Shroud Lower                              | 43. 12.986 | BAR ASSY., Rear Cross                       |
| 17. 12.934 | SUPPORT, Front Fender                            | 44. 12.181 | LID ASSY., Rear Compt.                      |
| 18. 12.804 | PANEL, Shroud Vent Duct Side                     | 45. 12.971 | PANEL, Rear Seat Back Shelf                 |
| 19. 12.840 | PANEL ASSY., Frt. Body Hge. Plr. (Incl. Item 17) | 46. 12.971 | PANEL, Rear Compt. Front                    |
| 20. 12.075 | MOLDING, W/Shield Pillar Drip                    | 47. 12.184 | BOX ASSY., Rr. Compt. Lid Hinge             |
| 21. 12.659 | BRACE ASSY., Frt. Body Hge. Plr. to Duct         | 48. 12.187 | STRAP & LINK ASSY., Rr. Compt. Lid Hinge    |
| 22. 12.934 | PANEL ASSY., Door Opng. Rckr. Otr.               | 49. 12.996 | GUTTER, Rear Compt. Lid Side                |
| 23. 12.491 | PILLAR ASSY., Center Pillar                      | 50. 12.237 | PLATE, Compt. Lid Lk. Stkr. Anch.           |
| 24. 12.942 | PANEL, Body Lock Plr. Otr. Lw. r                 | 51. 12.996 | BRACE, Compt. Gutter to Compt. Pan          |
| 25. 12.942 | PANEL ASSY., Body Lock Plr. Inr. Lwr.            | 52. 12.966 | PNL. ASSY., Rr. End                         |
| 26. 12.942 | REINF., Body Lock Plr. Otr. Pnl. at Lk. Stkr.    | 53. 12.944 | BRACE, Rr. Qtr. Diag. Frt.                  |
| 27. 12.075 | MOLDING, Roof Drip                               | 54. 12.944 | BRACE, Rr. Qtr. Diag. Rr.                   |
|            |  | 55. 10.230 | SUPT., Inst. Pnl. End                       |



## 1965-68 PASSENGER SHEET METAL —SPORT SEDAN

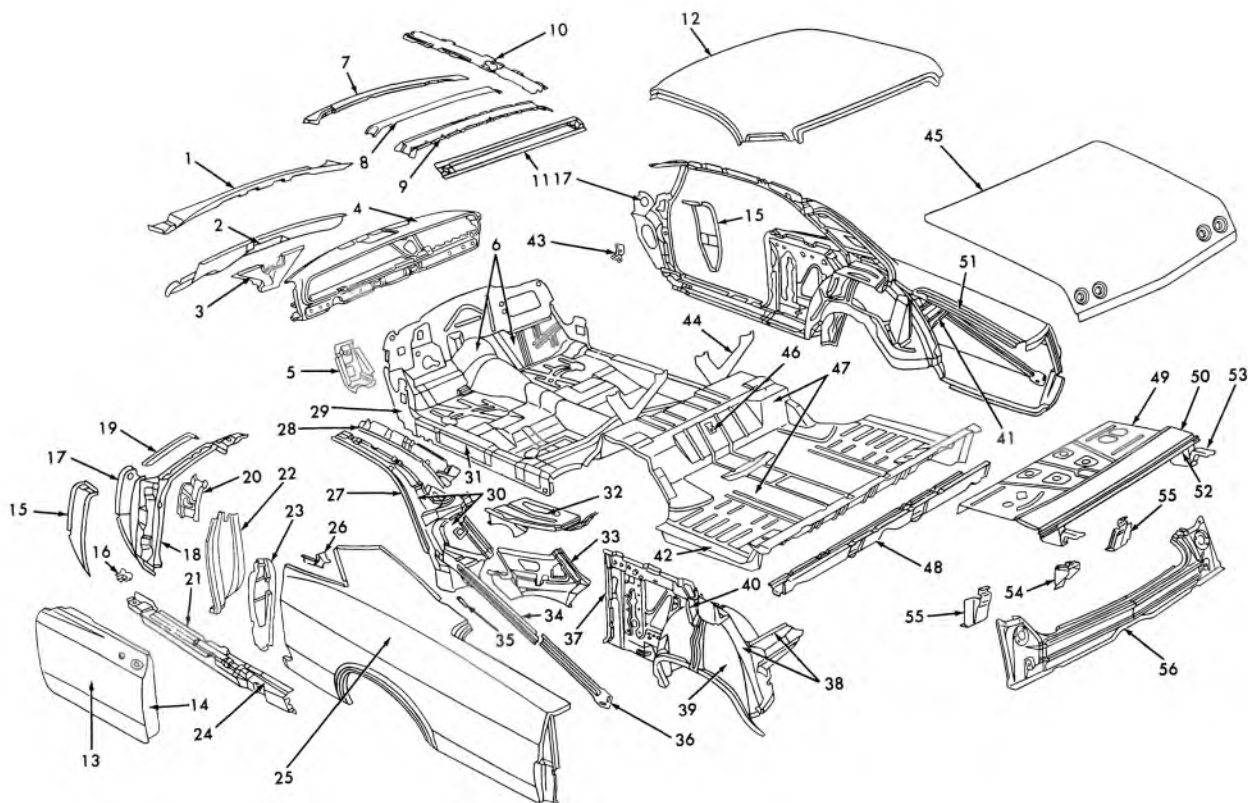
- |            |  |            |   |
|------------|--|------------|---|
| 1. 12.803  | PANEL ASSY., Shroud Upper                        | 30. 12.956 | RAIL ASSY., Side Roof Outer (Incl. Item 27) |
| 2. 12.804  | PANEL ASSY., Shroud Vent Duct Ctr.               | 31. 12.934 | PANEL, Rocker Inner                         |
| 3. 9.779   | OUTLET ASSY., W/Shield Defroster                 | 32. 12.971 | EXTENSION, Shelf Panel                      |
| 4. 10.230  | PANEL ASSY., Instrument                          | 33. 12.942 | REINF, Body Lock Pillar Lwr.                |
| 5. 12.650  | BRACE ASSY., Dash to Chassis Frame               | 34. 12.964 | FILLER, Back Wind LWR' Corner               |
| 6. 12.803  | PANEL ASSY., Dash (Incl. Item 5)                 | 35. 12.940 | PANEL, Rr. Otr. Side Outer                  |
| 7. 12.807  | FRAME ASSY., W/Shield Inner Upper                | 36. 12.944 | PANEL, Wheelhouse Outer                     |
| 8. 12.952  | BOW, Roof  | 37. 12.944 | PANEL ASSY., Wheelhouse (Incl. Item 33-36)  |
| 9. 12.952  | BOW, Roof Longitudinal                           | 38. 12.996 | BRACE, Compt. Gutter to Whse.               |
| 10. 12.964 | PANEL ASSY., Back Wind Inner                     | 39. 12.981 | FILLER, Compt. Pan to Qtr. Pnl.             |
| 11. 12.810 | PANEL, Roof                                      | 40. N.L.   | BRACK, Rr. Seat Back Diag.                  |
| 12. 10.351 | DOOR ASSY., Front (Incl. Item 13)                | 41. 12.981 | SUPT. ASSY., Spare Tire Clamp Plt.          |
| 13. 12.895 | PANEL ASSY., Frt. Door Outer                     | 42. 12.981 | PAN ASSY., Rr. Compt. (Incl. Item 43)       |
| 14. 10.373 | DOOR ASSY., Rear (Incl. Item 15)                 | 43. 12.986 | BAR ASSY., Rear Cross                       |
| 15. 12.913 | PANEL, Rear Door Outer                           | 44. 12.181 | LID ASSY., Rear Compt.                      |
| 16. 12.804 | PANEL, Shroud Lower                              | 45. 12.971 | PANEL, Rear Seat Back Shelf                 |
| 17. 12.934 | SUPPORT, Front Fender                            | 46. 12.971 | PANEL, Rear Compt. Front                    |
| 18. 12.804 | PANEL, Shroud Vent Duct Side                     | 47. 12.184 | BOX ASSY., Rr. Compt. Lid Hinge             |
| 19. 12.840 | PANEL ASSY., Frt. Body Hge. Plr. (Incl. Item 17) | 48. 12.187 | STRAP & LINK ASSY., Rr. Compt. Lid Hge.     |
| 20. 12.075 | MOLDING, w/Shield Pillar Drip                    | 49. 12.996 | GUTTER, Rear Compt. Lid Side                |
| 21. 12.659 | BRACE ASSY., Frt. Body Hge. Plr. to Duct         | 50. 12.237 | PLATE, Compt. Lid Lk. Strk. Anch.           |
| 22. 12.934 | PANEL ASSY., Door Opng. Rckr. Otr.               | 51. 12.996 | BRACE, Compt. Gutr. to Compt. Pan           |
| 23. 12.491 | PILLAR ASSY., Center Pillar                      | 52. 12.966 | PNL. ASSY., Rr. End                         |
| 24. 12.942 | PANEL, Body Lock Plr. Otr. Lwr.                  | 53. 12.944 | BRACE, Rr. Qtr. Diag. Frt.                  |
| 25. 12.942 | PANEL ASSY., Body Lock Plr. Inr. Lwr.            | 54. 12.944 | BRACE, Rr. Qtr. Diag. Rr.                   |
| 26. 12.942 | REINF. Body Lock Plr. Otr. Pnl. at Lk. Strk.     | 55. 10.230 | SUPT., Inst. Pnl. End                       |
| 27. 12.075 | MOLDING, Roof Drip                               | 56. 12.491 | BRACE, Ctr. Plr. to Floor Lwr.              |
| 28. 12.957 | RAIL ASSY., Side Roof Inner                      | 57. 12.953 | SUPT., Side Roof Rail Lamp                  |
| 29. 12.659 | REINF., Frt. Body Hge. Plr. to Rckr.             |            |   |



12-641

### 1965-68 PASSENGER SHEET METAL—TWO DOOR SEDAN

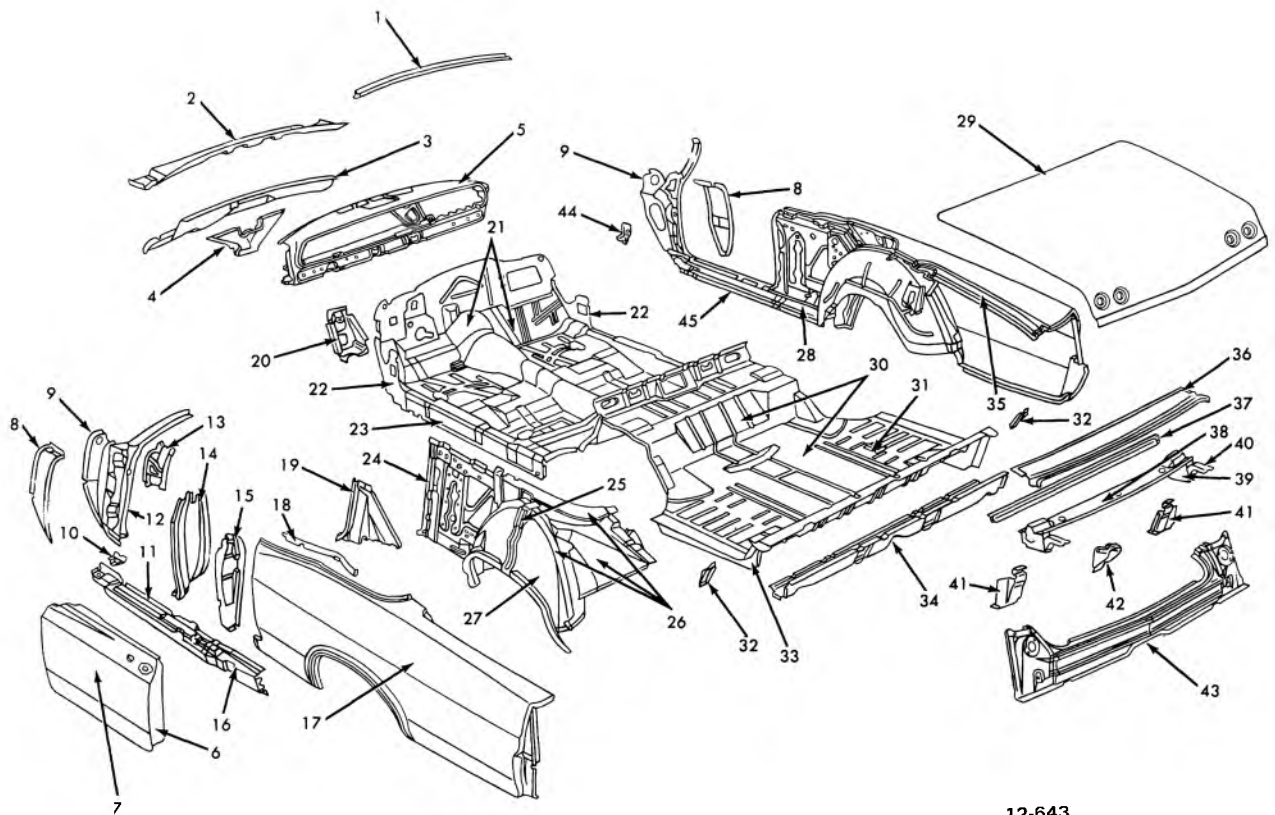
- |            |  |            |   |
|------------|--|------------|---|
| 1. 12.803  | PANEL ASSY., Shroud Upper                              | 30. 12.964 | FILLER, Back Window Lower Corner                  |
| 2. 12.804  | PANEL ASSY., Shroud Vent. Duct Ctr.                    | 31. 12.944 | BRACE, Rear Quarter Diag. Front                   |
| 3. 9.779   | OUTLET ASSY., w/Shield Defroster                       | 32. 12.944 | BRACE, Rear Quarter Diag. Rear                    |
| 4. 10.230  | PANEL ASSY., Instrument                                | 33. 12.941 | PANEL, Rear Quarter Inner Lower                   |
| 5. 12.807  | FRAME ASSY., w/Shield Inner Upper                      | 34. 10.230 | SUPPORT, Instrument Panel End                     |
| 6. 12.952  | BOW, Roof  | 35. N.L.   | BRACE, Rear Seat Back Diag.                       |
| 7. 12.964  | PANEL ASSY., Back Window Inner                         | 36. 12.944 | PANEL, Wheelhouse Outer                           |
| 8. 12.952  | BOW, Roof Longitudinal                                 | 37. 12.944 | PANEL ASSY., Wheelhouse<br>(Incl. Items 33-36-38) |
| 9. 12.810  | PANEL, Roof  | 38. 12.944 | PLATE, Wheelhouse to Quarter<br>Baffle Upper      |
| 10. 10.351 | DOOR ASSY., (Incl. Item 11)                            | 39. 12.981 | SUPPORT ASSY., Spare Tire Clamp Plt.              |
| 11. 12.895 | PANEL ASSY., Door Outer                                | 40. 12.181 | PAN ASSY., Rear Compt. (Incl. Item 45)            |
| 12. 12.804 | PANEL, Shroud Lower                                    | 41. 12.941 | PANEL, Rear Quarter Inner Upper Rear              |
| 13. 12.804 | PANEL, Shroud Vent Duct Side                           | 42. 12.181 | LID ASSY., Rear Compartment                       |
| 14. 12.075 | MOLDING, w/Shield Pillar Drip                          | 43. 12.944 | BRACE, Compartment Gutter to<br>Wheelhouse        |
| 15. 12.934 | SUPPORT, Front Fender                                  | 44. 12.981 | FILLER, Compartment Pan to Quarter<br>Panel       |
| 16. 12.840 | PANEL ASSY., Frt. Body Hinge Pillar<br>(Incl. Item 15) | 45. 12.986 | BAR ASSY., Rear Cross                             |
| 17. 12.659 | BRACE ASSY., Frt. Body Hinge Pillar<br>to Duct         | 46. 12.996 | BRACE, Compartment Gutter to Compt.<br>Pan        |
| 18. 12.934 | PANEL ASSY., Door Opening Rocker Outer                 | 47. 12.237 | PLATE, Compartment Lid Lock Striker<br>Anchor     |
| 19. 12.940 | REINF., Floor Pan to Quarter Outer Pnl.                | 48. 12.971 | PANEL, Rear Seat Back Shelf                       |
| 20. 12.942 | PANEL ASSY., Body Lock Pillar                          | 49. 12.971 | PANEL, Rear Compartment Front                     |
| 21. 12.964 | FILLER, Back Window Lower Corner                       | 50. 12.184 | BOX ASSY., Rear Compartment Lid Hinge             |
| 22. 12.940 | PANEL, Rear Quarter Side Outer                         | 51. 12.187 | STRAP & LINK ASSY., Rear Compartment<br>Lid Hge.  |
| 23. 12.650 | BRACE ASSY., Dash to Chassis Frame                     | 52. 12.966 | PANEL ASSY., Rear End                             |
| 24. 12.659 | REINF., Frt. Body Hinge Pillar to Rocker               | 53. 12.966 | GUTTER, Rear Compartment Lid Side                 |
| 25. 12.957 | RAIL ASSY., Side Roof Inner                            | 54. 12.803 | PANEL ASSY., Dash (Incl. Item 23)                 |
| 26. 12.075 | MOLDING, Roof Drip                                     |            |   |
| 27. 12.956 | RAIL ASSY., Side Roof Outer (Incl.<br>Item 26)         |            |   |
| 28. 12.934 | PANEL, Rocker Inner                                    |            |   |
| 29. 12.971 | EXTENSION, Shelf Panel                                 |            |   |



12-642

## 1965-68 PASSENGER SHEET METAL—SPORT COUPE

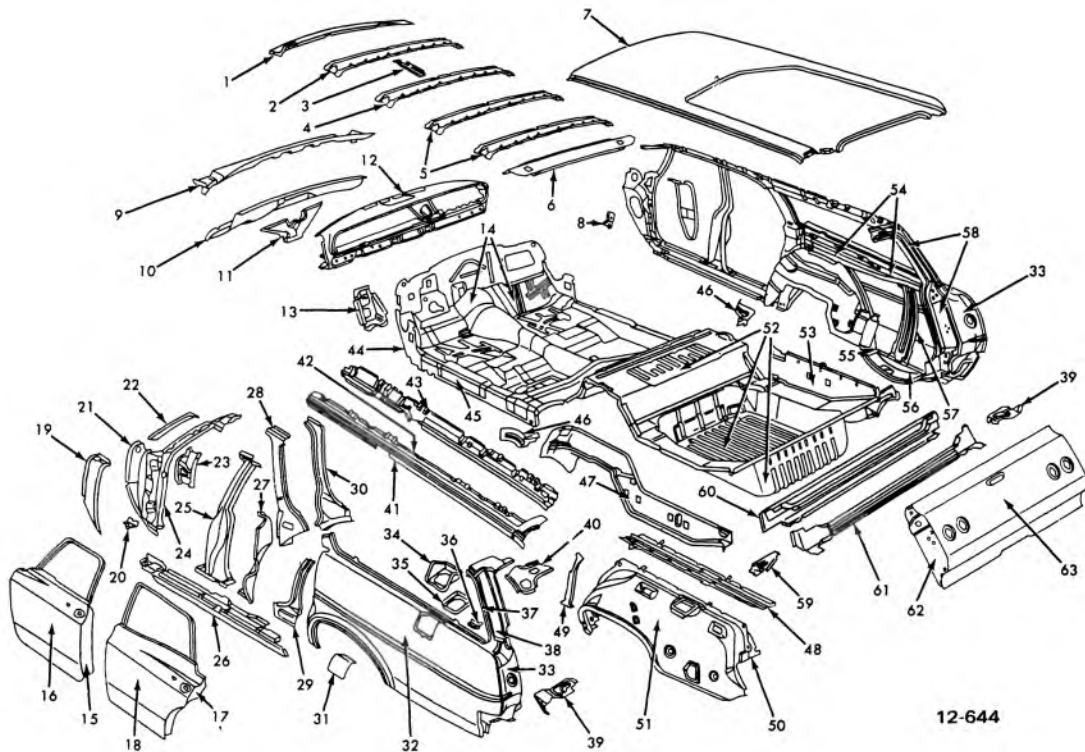
- |   |  |
|---|--|
| 1. 12.803 PANEL ASSY., Shroud Upper                         | 29. 12.659 REINF., Frt. Body Hge. Plr. to Rckr.        |
| 2. 12.804 PANEL ASSY., Shroud Vent Duct Ctr.                | 30. 12.956 RAIL ASSY., Side Roof Outer (Incl. Item 27) |
| 3. 9.779 OUTLET ASSY., w/Shield Defroster                   | 31. 12.934 PANEL, Rocker Inner                         |
| 4. 10.230 PANEL ASSY., Instrument                           | 32. 12.971 EXTENSION, Shelf Panel                      |
| 5. 12.650 BRACE ASSY., Dash to Chassis Frame                | 33. 12.941 PANEL, Quarter Inner Extension              |
| 6. 12.803 PANEL ASSY., Dash (Incl. Item 5)                  | 34. 12.944 BRACE, Rr. Qtr. Diagonal Front              |
| 7. 12.807 FRAME ASSY., w/Shield Inner Upper                 | 35. 12.964 FILLER, Back Wind. Lwr. Corner              |
| 8. 12.952 BOW, Auxiliary Roof                               | 36. 12.944 BRACE, Rr. Qtr. Diagonal Rear               |
| 9. 12.952 BOW, Roof   | 37. 12.941 PANEL, Rr. Qtr. Inner Lwr.                  |
| 10. 12.952 BOW, Roof Longitudinal                           | 38. 12.944 PANEL ASSY., Wheelhouse (Incl. Item 37)     |
| 11. 12.964 PANEL ASSY., Back Wind. Inner                    | 39. 12.944 PANEL, Wheelhouse Outer                     |
| 12. 12.810 PANEL, Roof                                      | 40. 12.944 PLATE, Whse. to Qtr. Baffle Upr.            |
| 13. 10.351 DOOR ASSY., (Incl. Item 14)                      | 41. 12.996 BRACE, Compt. Gutr. to Whse.                |
| 14. 12.895 PANEL ASSY., Door Outer                          | 42. 12.981 FILLER, Compt. Pan to Qtr. Pnl.             |
| 15. 12.804 PANEL, Shroud Lower                              | 43. 10.230 SUPPORT, Inst. Panel End                    |
| 16. 12.934 SUPPORT, Front Fender                            | 44. N.L. BRACE, Rear Seat Back Diag.                   |
| 17. 12.804 PANEL, Shroud Vent Duct Side                     | 45. 12.181 LID ASSY., Rear Compt.                      |
| 18. 12.840 PANEL ASSY., Frt. Body Hge. Plr. (Incl. Item 16) | 46. 12.981 SUPPORT ASSY., Spare Tire Clamp Plt.        |
| 19. 12.075 MOLDING, w/Shield Pillar Drip                    | 47. 12.981 PAN ASSY., Rear Compt. (Incl. Item 48)      |
| 20. 12.659 BRACE ASSY., Frt. Body Hge. Plr. to Duct         | 48. 12.986 BAR ASSY., Rear Cross                       |
| 21. 12.934 PANEL ASSY., Door Opng. Rckr. Outer              | 49. 12.971 PANEL, Rr. Seat Back Shelf                  |
| 22. N.S.S. Part of 12.940 Panel                             | 50. 12.971 PANEL, Rr. Compt. Front                     |
| 23. 12.942 REINF., Body Lock Pillar                         | 51. 12.996 GUTTER, Rear Compt. Lid Side                |
| 24. 12.940 REINF., Floor Pan to Qtr. Pnl.                   | 52. 12.184 BOX ASSY., Rr. Compt. Lid Hge.              |
| 25. 12.940 PANEL, Rear Quarter Side Outer                   | 53. 12.187 STRAP & LINK ASSY., Rr. Compt. Lid Hge.     |
| 26. 12.941 FILLER, Qtr. Wind. Lwr. Rr. Corner               | 54. 12.237 PLATE, Compt. Lid Lk. Stkr. Anchor          |
| 27. 12.075 MOLDING, Roof Drip                               | 55. 12.996 BRACE, Compt. Gutr. to Compt. Pan           |
| 28. 12.957 RAIL ASSY., Side Roof Inner                      | 56. 12.966 PANEL ASSY., Rr. End                        |



12-643

## 1965-68 PASSENGER SHEET METAL-CONVERTIBLE

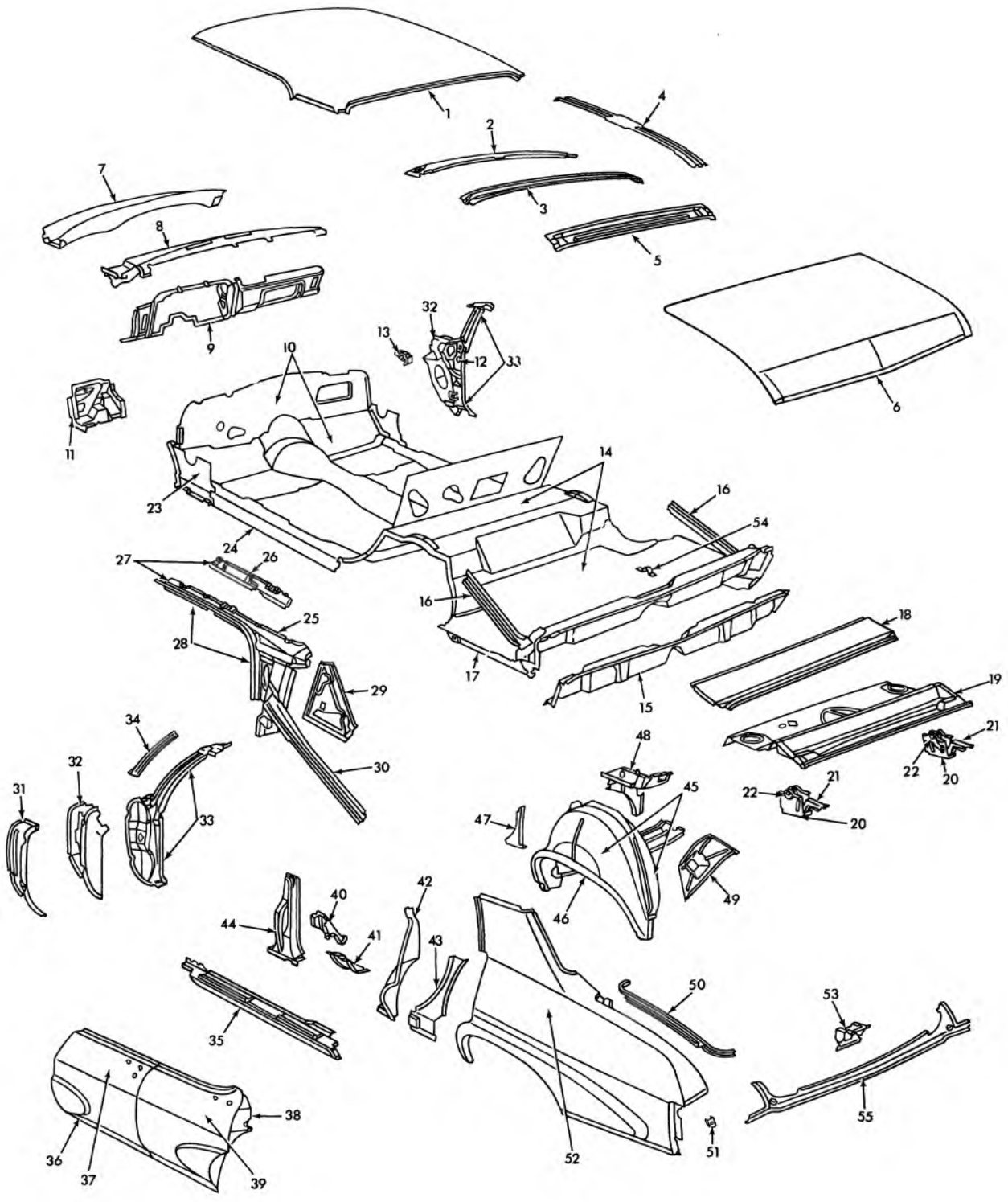
- |  |   |
|--|---|
| 1. 12.807 FRAME ASSY., w/Shield Inner Upper                | 24. 12.941 PANEL ASSY., Rear Qtr. Inner                     |
| 2. 12.803 PANEL ASSY., Shroud Upper                        | 25. 12.944 PLATE, Whse. to Qtr. Baffle Up.                  |
| 3. 12.804 PANEL ASSY., Shroud Vent Duct Ctr.               | 26. 12.944 PANEL ASSY., Wheelhouse (Incl. Items 24, 25, 27) |
| 4. 9.779 OUTLET ASSY., w/Shield Defroster                  | 27. 12.944 PANEL, Wheelhouse Outer                          |
| 5. 10.230 PANEL ASSY., Instrument                          | 28. 12.934 REINF., Rocker Outer Panel Rear                  |
| 6. 10.351 DOOR ASSY., (Incl. Item 7)                       | 29. 12.181 LID ASSY., Rear Compt.                           |
| 7. 12.895 PANEL ASSY., Door Outer                          | 30. 12.981 PAN ASSY., Rear Compt. (Incl. Item 34)           |
| 8. 12.804 PANEL, Shroud Lower                              | 31. 12.981 SUPT. ASSY., Spare Tire Clamp Plt.               |
| 9. 12.804 PANEL, Shroud Vent Duct Side                     | 32. 12.981 EXT., Qtr. Otr. to Compt. Pan Filr.              |
| 10. 12.934 SUPPORT, Front Fender                           | 33. 12.981 FILLER, Compt. Pan to Qtr. Pnl.                  |
| 11. 12.934 PNL. ASSY., Door Opng. Rckr. Otr.               | 34. 12.986 BAR ASSY., Rear Cross                            |
| 12. 12.840 PNL. ASSY., Frt. Body Hge. Plr. (Incl. Item 10) | 35. 12.996 GUTTER, Rear Compt. Lid Side                     |
| 13. 12.659 BRACE ASSY., Frt. Body Hge. Plr. to Duct        | 36. 12.971 PANEL, Rear Compt. Front                         |
| 14. N.S.S. Part of 12.940 Panel                            | 37. 12.989 PANEL, Fldg. Top Compt. Rear                     |
| 15. 12.942 REINF., Body Lock Pillar                        | 38. 12.971 REINF. Rear Compt. Front Panel                   |
| 16. 12.940 REINF., Floor Pan to Qtr. Otr. Pnl.             | 39. 12.184 BOX ASSY., Rear Compt. Lid Hinge                 |
| 17. 12.940 PANEL, Rear Qtr. Side Outer                     | 40. 12.187 STRAP & LINK ASSY., Rr. Compt. Lid Hge.          |
| 18. 12.940 REINF., Rr. Qtr. Pnl. at Belt                   | 41. 12.996 BRACE, Compt. Gutr. to Compt. Pan                |
| 19. 12.684 BRACE ASSY., Body Lock Plr. to Pan              | 42. 12.237 PLATE, Compt. Lid Lock Stkr. Anch.               |
| 20. 12.650 BRACE ASSY., Dash to Chassis Frame              | 43. 12.966 PANEL ASSY., Rr. End                             |
| 21. 12.803 PANEL ASSY., Dash (Incl. Item 20)               | 44. 10.230 SUPPORT, Inst. Pnl. End                          |
| 22. 12.659 REINF., Frt. Body Hge. to Rckr.                 | 45. 12.934 REINF., Rocker Outer Panel Frt.                  |
| 23. 12.934 PANEL, Rocker Inner                             |   |



## 1965-68 PASSENGER SHEET METAL—STATION WAGON

- |            |  |            |  |
|------------|--|------------|--|
| 1. 12.807  | FRAME ASSY., w/Shield Inner Upper                | 35. 12.945 | POCKET ASSY., Gas Tank Filr. Neck                                    |
| 2. 12.952  | BOW ASSY., Roof No. 1                            | 36. 12.941 | FILLER, Qtr. Staty Wind Lwr. Rr. Cor.                                |
| 3. 12.953  | SUPPORT, Dome Lamp                               | 37. 12.075 | MOLDING, Roof Drip Rear  |
| 4. 12.952  | BOW, Roof No. 2                                  | 38. 12.968 | PANEL, Back Body Plr. Otr. Upr.                                      |
| 5. 12.952  | BOW, Roof No. 3 & 4                              | 39. 12.940 | FILLER, Qtr. Otr. Pnl. Rr. Lwr. Cor.                                 |
| 6. 12.968  | PANEL ASSY., Back Body Opng. Upr. Ctr.           | 40. 12.968 | PANEL ASSY., Back Body Opng. Upr. Side                               |
| 7. 12.810  | PANEL, Roof                                      | 41. 12.075 | MOLDING, Roof Drip Front   |
| 8. 10.230  | SUPPORT, Inst. Panel End                         | 42. 12.956 | RAIL ASSY., Side Roof Outer (Incl. Item 41)                          |
| 9. 12.803  | PANEL ASSY., Shroud Upper                        | 43. 12.957 | RAIL ASSY., Side Roof Inner  |
| 10. 12.804 | PANEL ASSY., Shroud Vent Duct Ctr.               | 44. 12.659 | REINF., Frt. Body Hge. Plr. to Rokr.                                 |
| 11. 9.779  | OUTLET ASSY., w/Shield Defroster                 | 45. 12.934 | PANEL, Rocker Inner  |
| 12. 10.230 | PANEL ASSY., Instrument                          | 46. 12.944 | BRACE, Compt. Pan to Whse.   |
| 13. 12.650 | BRACE ASSY., Dash to Chassis Frame               | 47. N.L.   | BAR ASSY., Compt. Pan Longitudinal Lt. Side                          |
| 14. 12.803 | PANEL ASSY., Dash (Incl. Item 13)                | 48. 12.428 | RAIL, Rear Quarter Belt Lt. Side                                     |
| 15. 10.351 | DOOR ASSY., Front (Incl. Item 16)                | 49. 12.942 | REINF., Body Lock Pillar Lower                                       |
| 16. 12.895 | PANEL ASSY., Frt. Door Outer                     | 50. 12.944 | PANEL ASSY., Wheelhouse (Incl. Items 47, 48, 49, 51, 54, 55, 56, 57) |
| 17. 10.373 | DOOR ASSY., Rear (Incl. Item 18)                 | 51. 12.944 | PANEL, Wheelhouse Outer  |
| 18. 12.913 | PANEL, Rear Door Outer                           | 52. 12.981 | PAN ASSY., Rear Compt. (Incl. Items 60, 61)                          |
| 19. 12.804 | PANEL, Shroud Lower                              | 53. 12.981 | BAR ASSY., Compt. Pan Longitudinal Inr. Rr. Rt.                      |
| 20. 12.934 | SUPPORT, Front Fender                            | 54. 12.941 | PANEL, Rr. Qtr. Inner Rt. Side                                       |
| 21. 12.804 | PANEL, Shroud Vent Duct Side                     | 55. 12.981 | POCKET, Spare Tire Frt. Rt.  |
| 22. 12.075 | MOLDING, w/Shield Pillar Drip                    | 56. 12.981 | POCKET, Spare Tire Rear Rt.  |
| 23. 12.659 | BRACE ASSY., Frt. Body Hge. Plr. to Duct         | 57. 12.980 | SUPPORT, Spare Tire  |
| 24. 12.840 | PANEL ASSY., Frt. Body Hge. Plr. (Incl. Item 20) | 58. 12.968 | PANEL ASSY., Back Body Pillar (Incl. Item 37)                        |
| 25. 12.491 | PILLAR ASSY., Center                             | 59. 12.986 | FILLER, Rear Cross Bar End   |
| 26. 12.934 | PNL. ASSY., Door Opng. Rocker Outer              | 60. 12.986 | BAR ASSY., Rear Cross Front  |
| 27. 12.942 | PANEL, Body Lock Plr. Otr. Lwr.                  | 61. 12.986 | BAR, Rear Cross Rear   |
| 28. 12.942 | PANEL, Body Lock Plr. Otr. Upr.                  | 62. 12.179 | GATE ASSY., Tail (Incl. Item 63)                                     |
| 29. 12.942 | PANEL ASSY., Body Lock Plr. Inr. Lwr.            | 63. 12.179 | PANEL ASSY., Tail Gate Outer   |
| 30. 12.942 | PANEL, Body Lock Plr. Inr. Upr.                  |            |  |
| 31. 12.945 | DOOR ASSY., Gas Tank Filler                      |            |  |
| 32. 12.940 | PANEL, Rear Qtr. Side Outer                      |            |  |
| 33. 12.940 | PANEL, Rr. Qtr. Side Outer Ext.                  |            |  |
| 34. 12.945 | FILLER, Gas Tank Door Opng.                      |            |  |





12-645

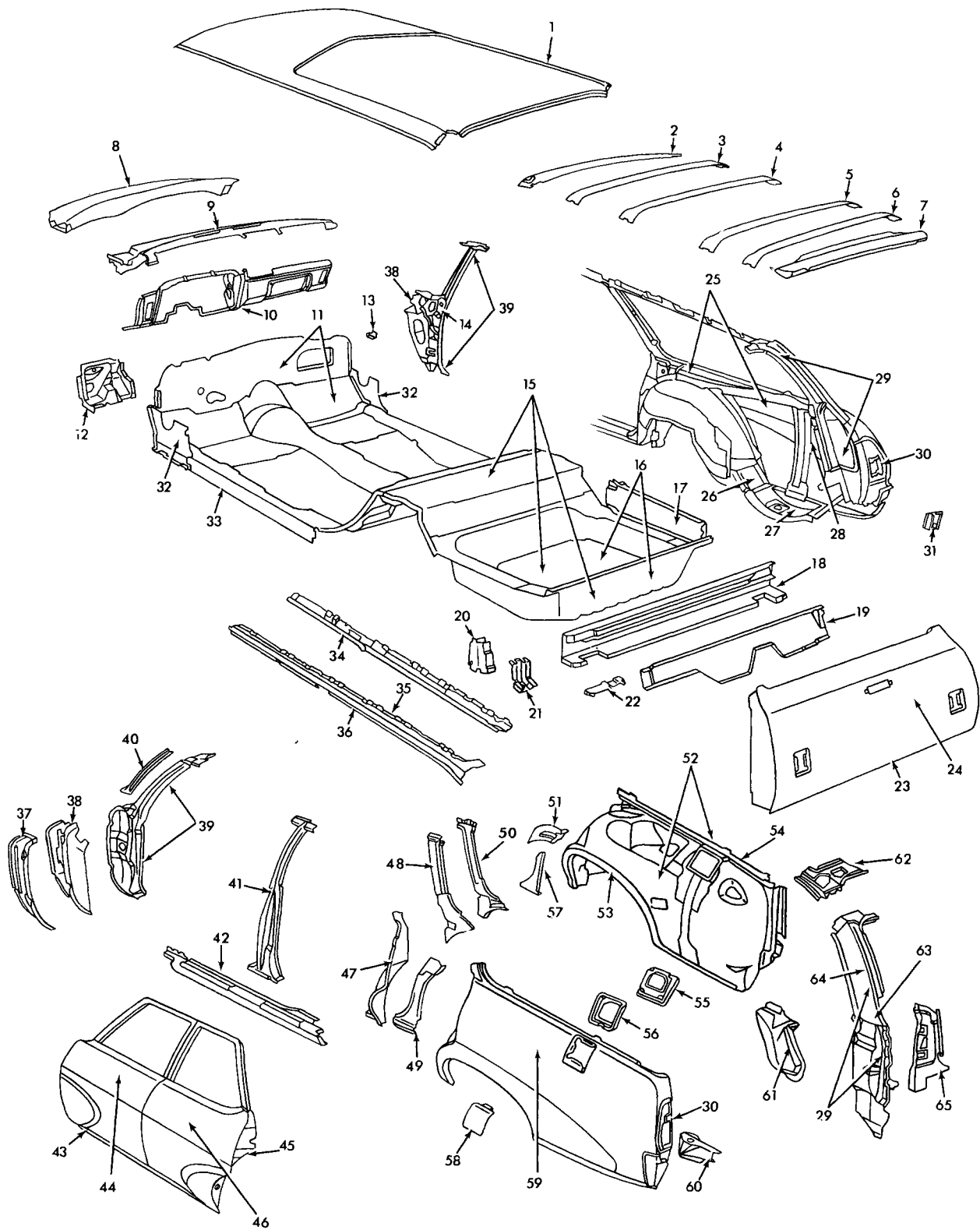
**1969-70 PASSENGER SHEET METAL—SPORT SEDAN—FOUR DOOR SEDAN  
(15469-15669-16439-16469-16639)**



**1969-70 PASSENGER SHEET METAL—SPORT SEDAN—FOUR DOOR SEDAN  
(15469-15669-16439-69-16639)**

- |            |   |            |  |
|------------|---|------------|--|
| 1. 12.810  | PANEL, Roof   | 29. 12.941 | PANEL, Quarter Inner Rear                                  |
| 2. 12.807  | FRAME ASSY., Windshield Inner Upper                           | 30. 12.944 | BRACE, Quarter Diagonal Front                              |
| 3. 12.952  | BOW, Roof   | 31. 12.804 | PANEL, Shroud Lower  |
| 4. 12.952  | BOW, Roof Longitudinal  | 32. 12.804 | PANEL, Shroud Vent Duct                                    |
| 5. 12.964  | PANEL, Back Window Inner                                      | 33. 12.840 | PANEL ASSY., Front Body Hinge Pillar                       |
| 6. 12.181  | LID ASSY., Compartment  | 34. 12.075 | MOLDING, Drip Windshield Pillar                            |
| 7. 12.804  | PANEL ASSY., Shroud Vent Duct Center                          | 35. 12.934 | PANEL ASSY., Rocker Outer                                  |
| 8. 12.804  | PANEL ASSY., Upper Shroud & Instrument                        | 36. 10.351 | DOOR ASSY., Front (Incl. Item 37)                          |
| 9. 10.230  | PANEL ASSY., Instrument Lower                                 | 37. 12.895 | PANEL ASSY., Front Door Outer (Comp. of Item 36)           |
| 10. 12.804 | PANEL ASSY., Dash (Incl. Item 11)                             | 38. 10.373 | DOOR ASSY., Rear (Incl. Item 39)                           |
| 11. 12.650 | BRACE ASSY., Dash to Chassis Frame (Comp. of Item 10)         | 39. 12.913 | PANEL ASSY., Rear Door Outer (Comp. of Item 38)            |
| 12. 12.659 | BRACE, Front Body Hinge Pillar To Duct                        | 40. 12.491 | BRACE, Center Pillar to Floor Pan Lower (39 Styles Only)   |
| 13. 10.230 | SUPPORT, Instrument Panel End                                 | 41. 12.491 | REINFORCEMENT, Floor Pan at Center Pillar (39 Styles Only) |
| 14. 12.981 | PANEL ASSY., Compartment (Incl. Item 15)                      | 42. 12.942 | PANEL ASSY., Body Lock Pillar Outer Lower                  |
| 15. 12.986 | BAR ASSY., Rear Cross (Comp. of Item 14)                      | 43. 12.942 | PANEL ASSY., Body Lock Pillar Inner Lower                  |
| 16. 12.944 | BRACE, Quarter Diagonal Rear                                  | 44. 12.491 | PILLAR ASSY., Center                                       |
| 17. 12.981 | FILLER, Compartment Plan to Quarter Panel                     | 45. 12.944 | PANEL ASSY., Wheelhouse (Incl. Items 46-47)                |
| 18. 12.971 | PANEL, Compartment Front                                      | 46. 12.944 | PANEL, Wheelhouse Outer (Comp. of Item 45)                 |
| 19. 12.971 | PANEL, Rear Seat to Back Window                               | 47. 12.942 | REINFORCEMENT, Body Lock Pillar Lower (Comp. of Item 45)   |
| 20. 12.184 | BOX ASSY., Rear Compartment Lid Hinge                         | 48. 12.971 | EXTENSION, Rear Seat to Back Window Panel                  |
| 21. 12.187 | STRAP & LINK ASSY., Rear Compt. Lid Hinge                     | 49. 12.996 | BRACE, Compartment Gutter to Wheelhouse                    |
| 22. 12.186 | PIN, Rear Compartment Lid Hinge                               | 50. 12.996 | GUTTER, Compartment Lid Side                               |
| 23. 12.659 | REINFORCEMENT, Front Body Hinge Pillar to Rocker              | 51. 12.981 | REINFORCEMENT, Compartment Pan to Quarter Panel Filler     |
| 24. 12.934 | PANEL, Rocker Inner   | 52. 12.940 | PANEL, Quarter Outer                                       |
| 25. 12.956 | RAIL ASSY., Side Roof Otr. (Incl. Item 28) (69 Styles Only)   | 53. 12.237 | PLATE, Compartment Lid Lock Striker Anchor                 |
| 26. 12.957 | RAIL, Side Roof Inner Front (69 Styles Only)                  | 54. 12.981 | SUPPORT ASSY., Spare Tire Clamp Anchor Plate               |
| 27. 12.956 | RAIL ASSY., Side Roof (Incl. Items 25-26-28) (39 Styles Only) | 55. 12.966 | PANEL, Rear End  |
| 28. 12.075 | MOLDING, Drip Roof (comp. of Item 25-27)                      |            |  |

12-645



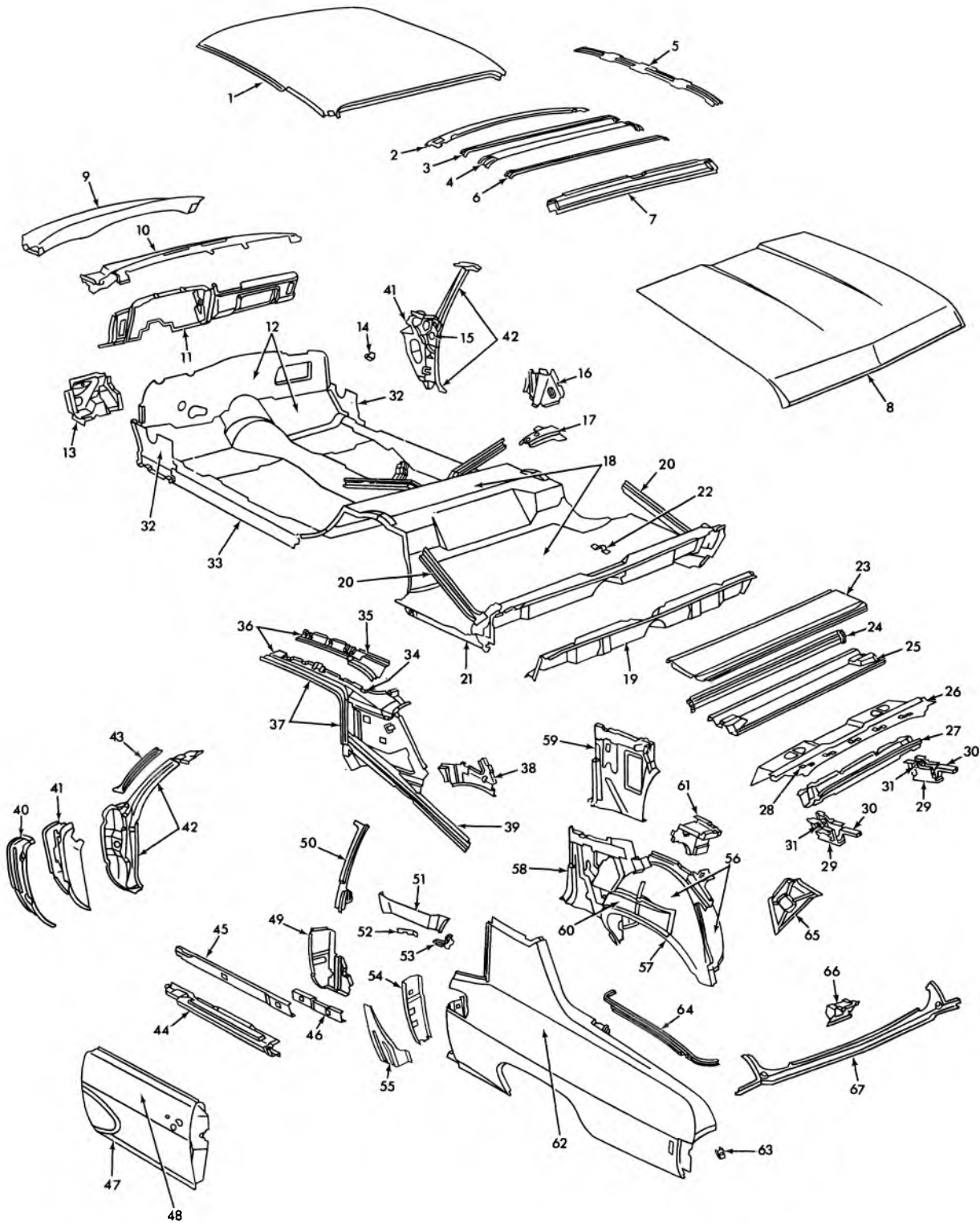
12-646

**1969-70 PASSENGER SHEET METAL – STATION WAGON  
(15436-15636-46-16436-46-16636-46)**

**1969-70 PASSENGER SHEET METAL—STATION WAGON  
(15436-15636-46-16436-46-16636-46)**

- |            |   |     |   |
|------------|---|-----|---|
| 1. 12.810  | PANEL, Roof   |     |   |
| 2. 12.807  | FRAME ASSY., Windshield Inner Upr.                              | 33. | 12.934 PANEL, Rocker Inner  |
| 3. 12.952  | BOW, Roof No. 1   | 34. | 12.957 RAIL ASSY., Side Roof Inner  |
| 4. 12.952  | BOW, Roof No. 2   | 35. | 12.956 RAIL ASSY., Side Roof Outer (Incl. Item 36)                                |
| 5. 12.952  | BOW, Roof No. 3   | 36. | 12.075 MOLDING, Drip Roof Front (Comp. of Item 35)                                |
| 6. 12.952  | BOW, Roof No. 4   | 37. | 12.804 PANEL, Shroud Lower  |
| 7. 12.968  | PANEL ASSY., Back Body Opening Upper Center                     | 38. | 12.804 PANEL, Shroud Vent Duct  |
| 8. 12.804  | PANEL ASSY., Shroud Vent Duct Ctr.                              | 39. | 12.840 PANEL ASSY., Front Body Hinge Pillar                                       |
| 9. 12.804  | PANEL ASSY., Upper Shroud & Instr.                              | 40. | 12.075 MOLDING, Drip Windshield Pillar  |
| 10. 10.230 | PANEL ASSY., Instrument Lower                                   | 41. | 12.491 PILLAR ASSY., Center   |
| 11. 12.804 | PANEL ASSY., Dash (Incl. Item 12)                               | 42. | 12.934 PANEL ASSY., Rocker Outer  |
| 12. 12.650 | BRACE ASSY., Dash to Chassis Frame (Comp. of Item 11)           | 43. | 10.351 DOOR ASSY., Front (Incl. Item 44)  |
| 13. 10.230 | SUPPORT, Instrument Panel End                                   | 44. | 12.895 PANEL ASSY., Front Door Outer (Comp. of Item 43)                           |
| 14. 12.659 | BRACE, Front Body Hinge Pillar to Duct                          | 45. | 10.373 DOOR ASSY., Rear (Incl. Item 46)   |
| 15. 12.981 | PAN ASSY., Compartment (Incl. Item 16-18-20-21)                 | 46. | 12.913 PANEL, Rear Door Outer (Comp. of Item 45)                                  |
| 16. 12.981 | PAN ASSY., Compartment Rear (Comp. of Item 15)                  | 47. | 12.942 PANEL, Body Lock Pillar Outer Lower  |
| 17. 12.981 | BAR ASSY., Compartment Pan Longitudinal Inner Rear (Right Side) | 48. | 12.942 PANEL, Body Lock Pillar Outer Upper  |
| 18. 12.986 | BAR ASSY., Rear Cross Front (Comp. of Item 15)                  | 49. | 12.942 PANEL ASSY., Body Lock Pillar Inner (Incl. Item 50)                        |
| 19. 12.986 | BAR ASSY., Rear Cross Rear                                      | 50. | N.S.S. PANEL, Body Lock Pillar Inner Upper (Comp. of Item 49)                     |
| 20. 12.986 | EXTENSION, Rear Cross Front Bar Upper (Comp. of Item 15)        | 51. | 12.944 BRACE, Compartment Pan to Wheelhouse                                       |
| 21. 12.986 | REINFORCEMENT ASSY., Rear Cross Bar Front (Comp. of Item 15)    | 52. | 12.944 PANEL ASSY., Wheelhouse (Incl. Items 25-26-27-28-53-54-55-57)              |
| 22. 12.940 | FILLER, Quarter Rear Lower Corner (Left Side)                   | 53. | 12.944 PANEL, Wheelhouse Outer (Comp. of Item 52)                                 |
| 23. 12.179 | GATE ASSY., Tail (Incl. Item 24)                                | 54. | 12.428 RAIL, Quarter Belt Left Side (Comp. of Item 52)                            |
| 24. 12.179 | PANEL ASSY., Tail Gate Outer (Comp. of Item 23)                 | 55. | 12.945 POCKET ASSY., Gas Tank Filler Neck (Comp. of Item 52)                      |
| 25. 12.941 | PANEL, Quarter Inner Right Side (Comp. of Item 52)              | 56. | 12.945 FILLER, Gas Tank Door Opening  |
| 26. 12.981 | POCKET, Spare Tire Front Right Side (Comp. of Item 52)          | 57. | 12.942 REINFORCEMENT, Body Lock Pillar Lower (Comp. of Item 52)                   |
| 27. 12.981 | POCKET, Spare Tire Rear Right Side (Comp. of Item 52)           | 58. | 12.945 DOOR ASSY., Gas Tank Filler  |
| 28. 12.981 | SUPPORT, Spare Tire (Comp. of Item 52)                          | 59. | 12.940 PANEL, Quarter Outer   |
| 29. 12.968 | PANEL ASSY., Back Body Pillar (Incl. Item 61-64)                | 60. | 12.940 FILLER, Quarter Rear Lower Outer   |
| 30. 12.940 | PANEL ASSY., Quarter Otr. Extension                             | 61. | 12.968 REINFORCEMENT, Back Body Pillar to Qtr. Panel Left Side (Comp. of Item 29) |
| 31. 12.940 | FILLER, Quarter Panel to Back Body Pillar                       | 62. | 12.968 PANEL ASSY., Back Body Opening Upper Side                                  |
| 32. 12.659 | REINFORCEMENT, Front Body Hinge Pillar to Rocker                | 63. | 12.968 PANEL, Back Body Pillar Outer Upper  |
|            |   | 64. | 12.075 MOLDING, Drip Roof Rear (Comp. of Item 29)                                 |
|            |   | 65. | 12.968 PANEL, Back Body Pillar Inner Lower  |

12-646



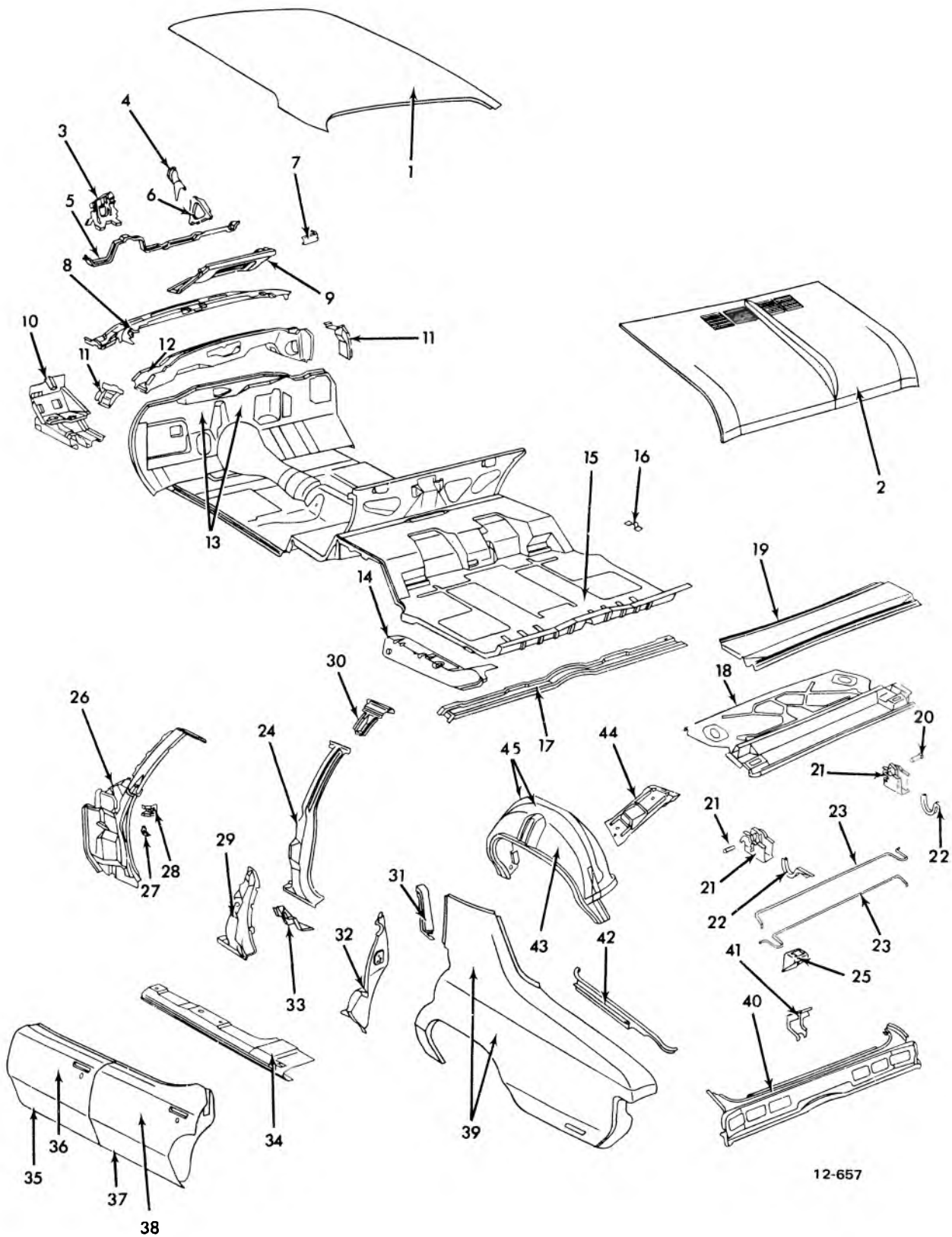
12-647

**1969-70 PASSENGER BODY SHEET METAL COUPE, CONVERTIBLE  
(15411-15611-16437-47-67-16647)**

**1969-70 PASSENGER SHEET METAL COUPE, CONVERTIBLE  
(15411-15611-16437-47-67-16647)**

- |            |  |            |  |
|------------|--|------------|--|
| 1. 12.810  | PANEL, Roof (11-37-47 Styles Only)                               | 36. 12.956 | RAIL ASSY., Side Roof (Incl. Items 34-35-37) (37-47 Styles Only)           |
| 2. 12.807  | FRAME ASSY. Windshield Inner Upper                               | 37. 12.075 | MOULDING, Drip Roof (Comp. of Items 34-36) (11-37-47 Styles Only)          |
| 3. 12.952  | BOW, Auxiliary Roof Front (47 Styles Only)                       | 38. 12.941 | PANEL, Quarter Inner Extension (37-47 Styles Only)                         |
| 4. 12.952  | BOW, Roof (11-47 Styles Only)                                    | 39. 12.944 | BRACE, Quarter Diagonal Front (11-37-47 Styles Only)                       |
| 5. 12.952  | BOW, Roof Longitudinal (11-37-47 Styles Only)                    | 40. 12.804 | PANEL, Shroud Lower  |
| 6. 12.952  | BOW, Auxiliary Roof Rear (47 Styles Only)                        | 41. 12.804 | PANEL, Shroud Vent Duct  |
| 7. 12.964  | PANEL, Back Window Inner (11-37-47 Styles Only)                  | 42. 12.840 | PANEL ASSY. Front Body Hinge Pillar  |
| 8. 12.181  | LID ASSY. Compartment  | 43. 12.075 | MOULDING, Drip Windshield Pillar (11-37-47 Styles Only)                    |
| 9. 12.804  | PANEL ASSY., Shroud Vent Duct Center                             | 44. 12.934 | PANEL, Rocker Outer  |
| 10. 12.804 | PANEL ASSY., Upper Shroud & Instr.                               | 45. 12.934 | REINFORCEMENT, Rocker Outer Panel Front (67 Style Only)                    |
| 11. 10.230 | PANEL ASSY., Instrument Lower                                    | 46. 12.934 | REINFORCEMENT, Rocker Outer Panel Rear (67 Style Only)                     |
| 12. 12.804 | PANEL ASSY., Dash (Incl. Item 13)                                | 47. 10.351 | DOOR ASSY. (Incl. Item 48)   |
| 13. 12.650 | BRACE ASSY., Dash To Chassis Frame (Comp. of Item 12)            | 48. 12.895 | PANEL ASSY. Door Outer (Comp. of Item 47)                                  |
| 14. 10.230 | SUPPORT, Instrument Panel End                                    | 49. 12.942 | REINFORCEMENT, Body Lock Pillar (37-47-67 Styles Only)                     |
| 15. 12.659 | BRACE, Front Body Hinge Pillar to Duct                           | 50. 12.942 | PANEL ASSY. Body Lock Pillar Upper (11 Styles Only)                        |
| 16. 12.684 | BRACE ASSY. Body Lock Pillar to Floor Pan (37-47-67 Styles Only) | 51. 12.684 | BRACE, Body Lock Pillar to Wheelhouse (67 Style Only)                      |
| 17. 12.942 | REINFORCEMENT, Floor Pan At Lock Pillar (37-47-67 Styles Only)   | 52. 12.940 | REINFORCEMENT, Quarter Outer Panel At Belt (37-67 Styles Only)             |
| 18. 12.981 | PAN ASSY., Compartment (Incl. Item 19)                           | 53. 12.941 | FILLER, Quarter Window Lower Rear Corner (11-47 Styles Only)               |
| 19. 12.986 | BAR ASSY., Rear Cross (Comp. of Item 18)                         | 54. 12.942 | REINFORCEMENT, Body Lock Pillar Lower Front (11 Style Only)                |
| 20. 12.944 | BRACE, Quarter Diagonal Rear (11-37-47 Styles Only)              | 55. 12.942 | REINFORCEMENT, Body Lock Pillar Lower Rear (11 Style Only)                 |
| 21. 12.981 | FILLER, Compartment Pan To Quarter Panel                         | 56. 12.944 | PANEL ASSY., Wheelhouse (Incl. Items 57-58-59-60)                          |
| 22. 12.981 | SUPPORT ASSY., Spare Tire Clamp Anchor Plate                     | 57. 12.944 | PANEL, Wheelhouse Outer (Comp. of Item 56)                                 |
| 23. 12.971 | PANEL, Compartment Front (11-37-67 Styles Only)                  | 58. 12.941 | PANEL ASSY., Quarter Inner Lower (Comp. of Item 56) (11-37-47-Styles Only) |
| 24. 12.989 | PANEL, Folding Top Compartment Rear (67 Style Only)              | 59. 12.941 | PANEL ASSY., Quarter Inner (Comp. of Item 56) (67 Style Only)              |
| 25. 12.971 | REINFORCEMENT, Compartment Front Panel (67 Style Only)           | 60. 12.944 | REINFORCEMENT, Wheelhouse Outer (Comp. of Item 56) (67 Style Only)         |
| 26. 12.971 | PANEL, Rear Seat To Back Window (11-37-47 Styles Only)           | 61. 12.971 | EXTENSION, Rear Seat To Back Window Panel (11-37-47 Styles Only)           |
| 27. 12.971 | REINFORCEMENT, Rear Seat To Back Window Panel (47 Styles Only)   | 62. 12.940 | PANEL, Quarter Outer   |
| 28. 12.971 | SUPPORT, Compartment Front Panel (47 Styles Only)                | 63. 12.981 | REINFORCEMENT, Compartment Pan To Quarter Panel Filler                     |
| 29. 12.184 | BOX ASSY., Rear Compartment Lid Hinge                            | 64. 12.996 | GUTTER, Compartment Lid Side   |
| 30. 12.187 | STRAP & LINK ASSY., Rear Compartment Lid Hinge                   | 65. 12.996 | BRACE, Compartment Gutter to Wheelhouse (11-37 Styles Only)                |
| 31. 12.186 | PIN, Rear Compartment Lid Hinge                                  | 66. 12.237 | PLATE, Compartment Lid Lock Striker Anchor                                 |
| 32. 12.659 | REINFORCEMENT, Front Body Hinge Pillar To Rocker                 | 67. 12.966 | PANEL, Rear End  |
| 33. 12.934 | PANEL, Rocker Inner  |            |  |
| 34. 12.956 | RAIL ASSY., Side Roof Outer (Incl. Item 37) (11 Styles Only)     |            |  |
| 35. 12.957 | RAIL ASSY., Side Roof Inner (11 Styles Only)                     |            |  |

12-647



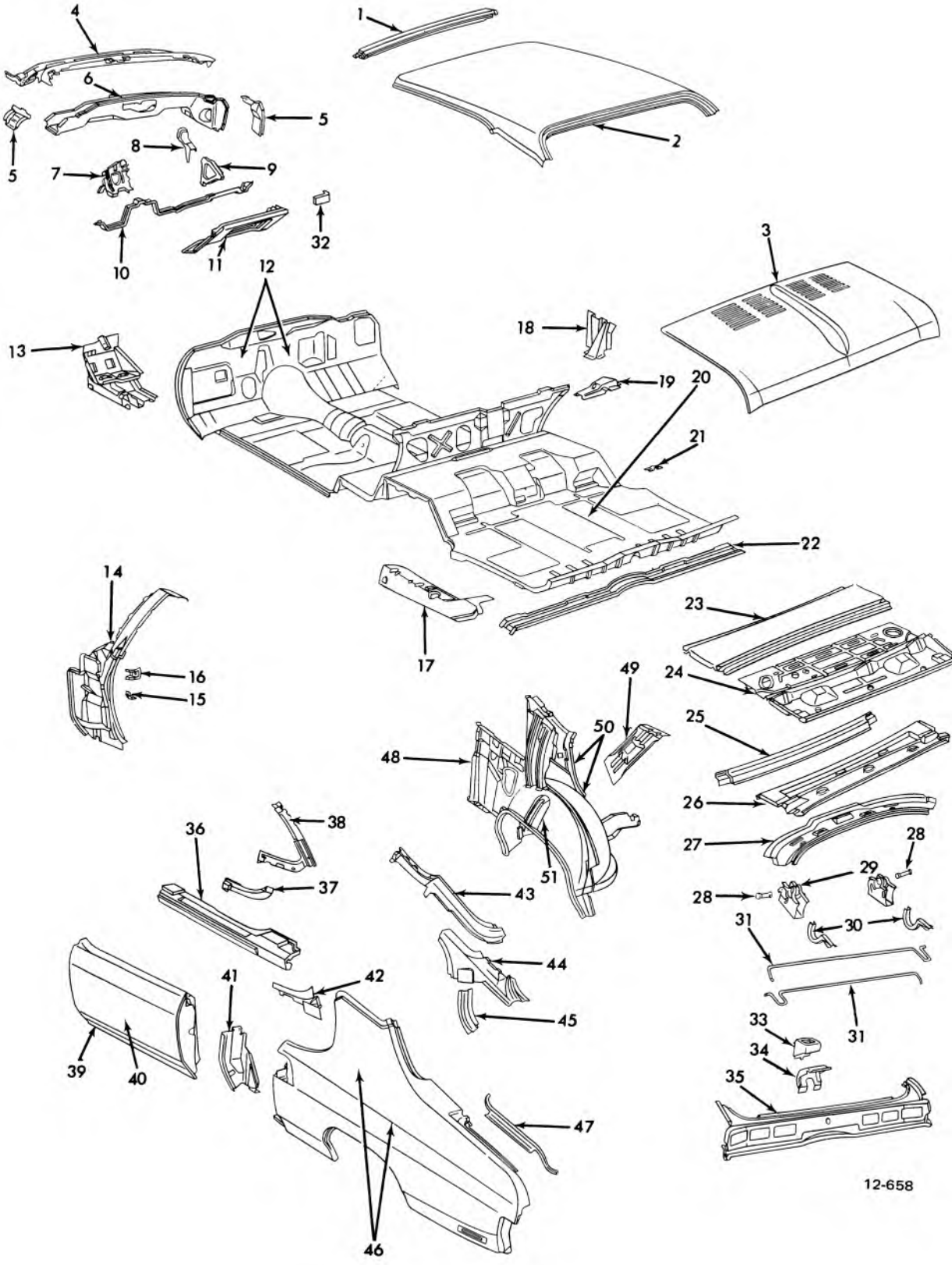
12-657

**1971-75 PASSENGER SHEET METAL (39-69)**

## 1971-75 PASSENGER SHEET METAL (39-69)

- |  |  |
|--|--|
| <p>1. 12.810 PANEL ASM—Roof</p> <p>3. 12.804 SUPPORT—Steering Column/On Center Duct Reinforcement</p> <p>4. 10.230 EXTENSION—Instrument Panel Support/ON Center Duct</p> <p>5. 10.230 REINFORCEMENT—Instrument Panel Lower Flange</p> <p>6. 10.230 SUPPORT—Instrument Panel to Center Duct</p> <p>7. 10.230 SUPPORT—Instrument Panel End Upper-Rt Side</p> <p>8. 12.804 PANEL ASM—Shroud Component of Item 12</p> <p>9. 10.230 PANEL ASM—Instrument Lower</p> <p>10. 12.650 BRACE ASM—Dash to Chassis Frame Component Item 14</p> <p>11. 12.804 EXTENSION—Shroud Panel</p> <p>12. 12.804 PANEL ASM—Shroud Vent Center Duct Including Item 8</p> <p>13. 12.804 PANEL ASM—Dash Including Item 10</p> <p>14. 12.981 FILLER—Compartment Pan to Quarter Panel</p> <p>15. 12.981 PAN ASM—Compartment Including Item 19</p> <p>16. 12.981 PLATE—Spare Tire Clamp Anchor</p> <p>17. 12.986 BAR ASM—Rear Cross Component of Item 17</p> <p>18. 12.971 PANEL—Rear Seat to Back Window</p> <p>19. 12.971 PANEL—Compartment Front</p> <p>20. 12.186 PIN—Rear Compartment Lid Hinge</p> <p>20. 12.181 LID ASM—Compartment</p> <p>21. 12.184 BOX ASM—Rear Compartment Lid Hinge</p> <p>22. 12.187 STRAP AND LINK ASM—Rear Compartment Lid Hinge</p> <p>23. 12.187 ROD—Compartment Lid Hinge Torque</p> | <p>24. 12.491 PILLAR ASM—Center 69 Styles Only</p> <p>25. 12.237 STRIKER—Compartment Lid Lock</p> <p>26. 12.840 PANEL ASM—Front Body Hinge Pillar</p> <p>27. 10.230 SUPPORT—Instrument Panel End</p> <p>28. 12.804 EXTENSION—Shroud Vent Duct Panel Reinforcement</p> <p>29. 12.491 PILLAR ASM—Center 39 Styles Only</p> <p>30. 12.491 EXTENSION—Center Pillar Inner Panel to Roof 69 Styles Only</p> <p>31. 12.942 PANEL—Body Lock Pillar Outer Upper 39 Styles Only</p> <p>32. 12.942 PANEL ASM—Body Lock Pillar Outer Lower</p> <p>33. 12.491 BRACE—Center Pillar to Floor Pan Lower 39 Styles Only</p> <p>34. 12.934 PANEL ASM—Rocker</p> <p>35. 10.351 DOOR ASM—Front Door Outer Component of Item 39</p> <p>36. 12.895 PANEL ASM—Front Door Outer Component of Item 39</p> <p>37. 10.373 DOOR ASM—Rear Including Item 42</p> <p>38. 12.913 PANEL—Rear Door Outer Component of Item 41</p> <p>39. 12.940 PANEL—Quarter Outer</p> <p>40. 12.966 PANEL ASM—Rear End</p> <p>41. 12.337 PLATE—Compartment Lid Lock Striker Anchor</p> <p>42. 12.996 GUTTER—Compartment Lid Side</p> <p>43. 12.944 PANEL—Wheelhouse Outer Component of Item 50</p> <p>44. 12.944 BRACE—Compartment Gutter to Wheelhouse</p> <p>45. 12.944 PANEL ASM—Wheelhouse Including Item 47</p> |
|--|--|

12-657



12-658

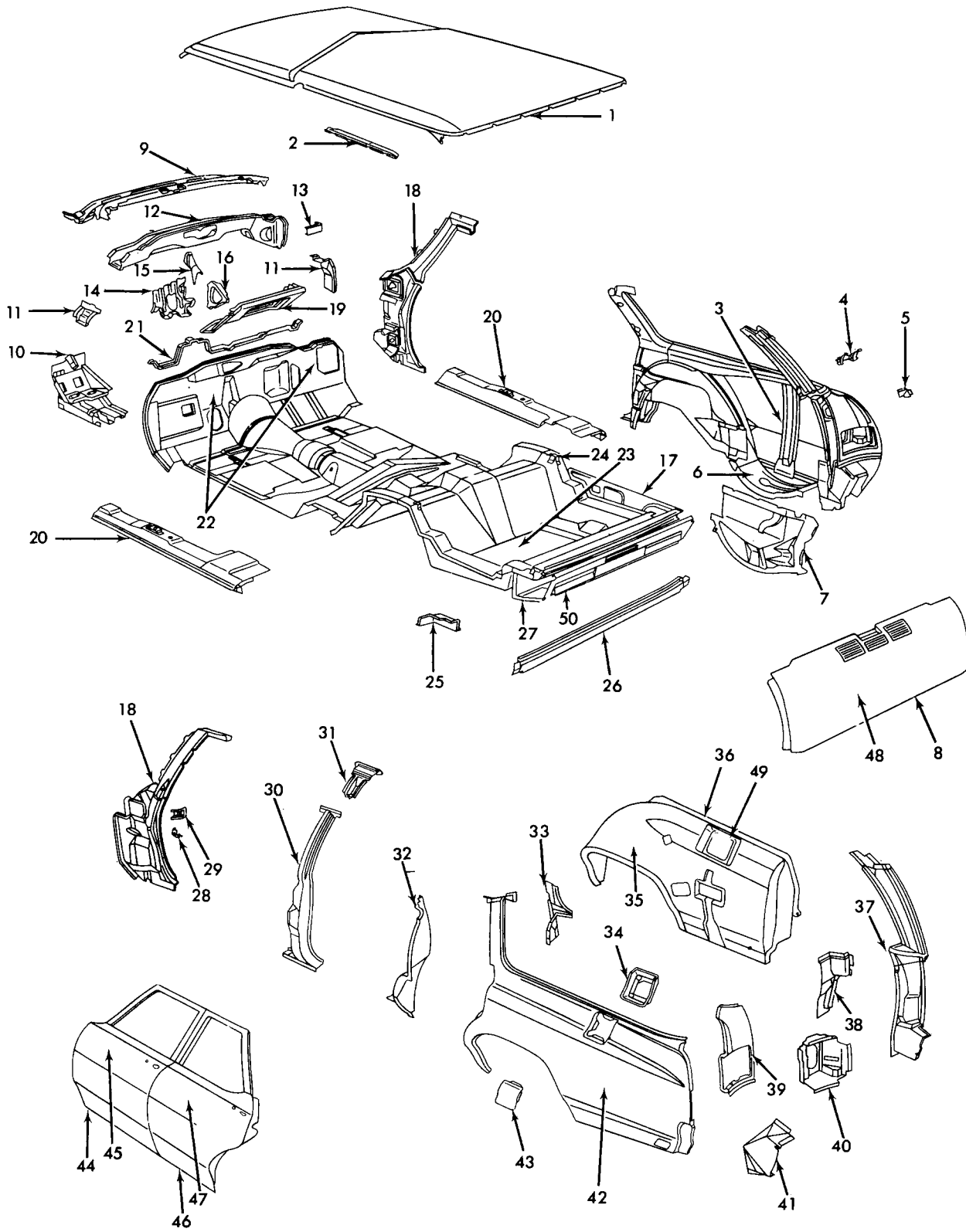
**1971-75 PASSENGER SHEET METAL (47-57-67)**



## 1971-75 PASSENGER SHEET METAL (47-57-67)

- |   |   |
|---|---|
| <p>1. 12.807 FRAME ASM.—Windshield Upper (67 Style Only)</p> <p>2. 12.810 PANEL ASM.—Roof (47-57 Styles Only)</p> <p>3. 12.181 LID ASM.—Compartment</p> <p>4. 12.804 PANEL ASM.—Shroud (Component of Item 6)</p> <p>5. 12.804 EXTENSION—Shroud Panel</p> <p>6. 12.804 PANEL ASM.—Shroud Vent Center Duct (Including Item 4)</p> <p>7. 12.804 SUPPORT—Steering Column/on Center Duct</p> <p>8. 10.230 EXTENSION—Instrument Panel Support/on Center Duct</p> <p>9. 10.230 SUPPORT—Instrument Panel to Center Duct</p> <p>10. 10.230 REINFORCEMENT—Instrument Panel Lower Flange</p> <p>11. 10.230 PANEL ASM.—Instrument Lower</p> <p>12. 12.804 PANEL ASM.—Dash (Including Item 14)</p> <p>13. 12.650 BRACE ASM.—Dash to Chassis Frame (Component of Item 13)</p> <p>14. 12.840 PANEL ASM.—Front Body Hinge Pillar</p> <p>15. 10.230 SUPPORT—Instrument Panel End</p> <p>16. 12.804 EXTENSION—Shroud Vent Duct Panel Reinforcement</p> <p>17. 12.981 FILLER—Compartment Pan to Quarter Panel</p> <p>18. 12.684 BRACE ASM.—Body Lock Pillar to Floor Pan</p> <p>19. 12.942 REINFORCEMENT—Floor Pan/at Body Lock Pillar</p> <p>20. 12.981 PAN ASM.—Compartment (Including Item 24)</p> <p>21. 12.981 PLATE—Spare Tire Clamp Anchor</p> <p>22. 12.986 BAR ASM.—Rear Cross (Component of Item 22)</p> <p>23. 12.971 PANEL—Compartment Front</p> <p>24. 12.971 PANEL—Rear Seat to Back Window (47-57 Styles Only)</p> <p>25. 12.989 PANEL—Folding Top Compartment Rear (67 Style Only)</p> | <p>26. 12.971 REINFORCEMENT—Compartment Front Panel (67 Style Only)</p> <p>27. 12.971 REINFORCEMENT ASM.—Rear Seat to Back Window Panel (47 Styles Only)</p> <p>28. 12.186 PIN—Rear Compartment Lid Hinge</p> <p>29. 12.184 BOX ASM.—Rear Compartment Lid Hinge</p> <p>30. 12.187 STRAP AND LINK ASM.—Rear Compartment Lid Hinge</p> <p>31. 12.187 ROD—Compartment Lid Hinge Torque</p> <p>32. 10.230 SUPPORT—Instrument Panel End Upper—Rt. Side</p> <p>33. 12.237 STRIKER—Compartment Lid Lock</p> <p>34. 12.237 PLATE—Compartment Lid Lock Striker Anchor</p> <p>35. 12.966 PANEL ASM.—Rear End</p> <p>36. 12.934 PANEL ASM.—Rocker</p> <p>37. 12.940 REINFORCEMENT—Quarter Outer Panel/at Belt (47 Style Only)</p> <p>38. 12.940 REINFORCEMENT ASM.—Quarter Outer Panel (57 Style Only)</p> <p>39. 10.351 DOOR ASM.—Front (Including Item 43)</p> <p>40. 12.895 PANEL ASM.—Front Door Outer (Component of Item 42)</p> <p>41. 12.942 REINFORCEMENT—Body Lock Pillar</p> <p>42. 11.015 SUPPORT ASM.—Quarter Window Inner Sealing Strip/at Belt</p> <p>43. 12.989 PANEL—Folding Top Compartment Side Upper (67 Style Only)</p> <p>44. 12.989 BRACE—Folding Top Compartment to Wheelhouse (67 Style Only)</p> <p>45. 12.989 EXTENSION—Folding Top Compartment to Wheelhouse Brace (67 Style Only)</p> <p>46. 12.940 PANEL—Quarter Outer</p> <p>47. 12.996 GUTTER—Compartment Lid Side</p> <p>48. 12.941 PANEL ASM.—Quarter Inner Lower (Component of Item 53)</p> <p>49. 12.944 BRACE—Compartment Gutter to Wheelhouse (47-57 Styles Only)</p> <p>50. 12.944 PANEL ASM.—Wheelhouse (Including Items 51-55)</p> <p>51. 12.944 PANEL—Wheelhouse Outer (Component of Item 53)</p> |
|---|---|

12-658

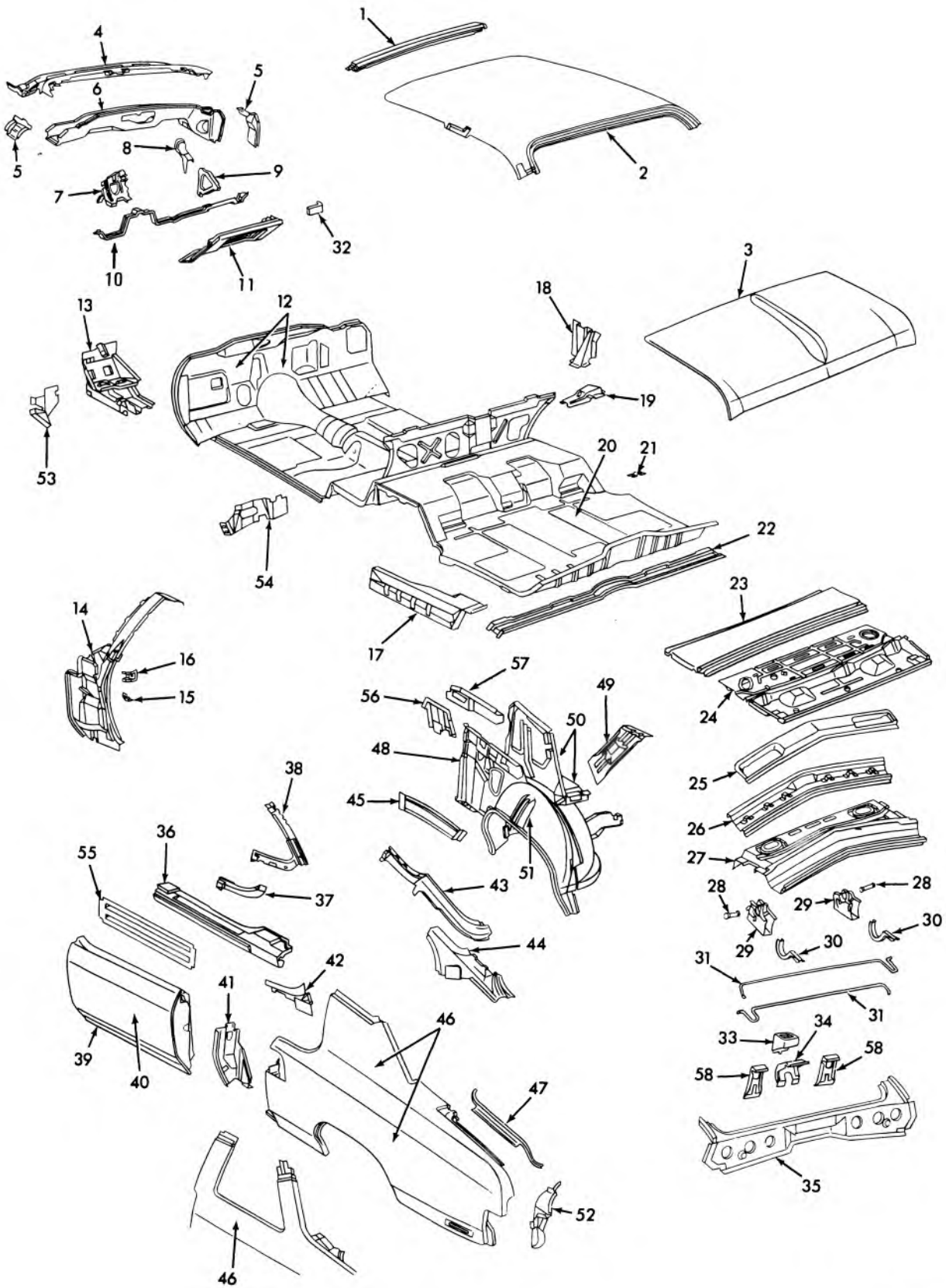


12-659

**1971-75 PASSENGER SHEET METAL (35-45)**

## 1971-75 PASSENGER SHEET METAL (35-45)

- |   |   |
|---|---|
| <ul style="list-style-type: none"> <li>1. 12.810 PANEL ASM.—Roof</li> <li>2. 12.954 SUPPORT—Headlining Outer</li> <li>3. 12.981 SUPPORT—Spare Tire—Rt. Side<br/>(Component of Item 36)</li> <li>4. 12.968 SUPPORT—Tail Gate Window Motor<br/>Mounting/on Panel</li> <li>5. 12.981 SUPPORT—Tail Gate Window Motor<br/>Mounting/on Spare Tire Pocket</li> <li>6. 12.981 PACKET ASM.—Spare Tire—Rt. Side<br/>(Component of Item 36)</li> <li>7. 12.981 BAR ASM.—Compartment Pan Longitudinal<br/>Outer Rear Lt. Side</li> <li>8. 12.179 GATE ASM.—Tail (Including Item 48)</li> <li>9. 12.804 PANEL ASM.—Shroud (Component of<br/>Item I2)</li> <li>10. 12.650 BRACE ASM.—Dash to Chassis Frame<br/>(Component of Item 22)</li> <li>11. 12.804 EXTENSION—Shroud Panel</li> <li>12. 12.804 PANEL ASM.—Shroud Vent Center Duct<br/>(Including Item 9)</li> <li>13. 10.230 SUPPORT—Instrument Panel End Upper—<br/>Rt. Side</li> <li>14. 12.804 SUPPORT—Steering Column/on Center<br/>Duct</li> <li>15. 10.230 EXTENSION—Instrument Panel Support/<br/>on Center Duct</li> <li>16. 10.230 SUPPORT—Instrument Panel to Center<br/>Duct</li> <li>17. 12.981 BAR ASM.—Compartment Pan<br/>Longitudinal Inner—Rt. Side</li> <li>18. 12.840 PANEL ASM.—Front Body Hinge Pillar</li> <li>19. 10.230 PANEL ASM.—Instrument Lower</li> <li>20. 12.934 PANEL ASM.—Rocker</li> <li>21. 10.230 REINFORCEMENT—Instrument Panel<br/>Lower Flange</li> <li>22. 12.804 PANEL ASM.—Dash (Including Item I0)</li> <li>23. 12.981 PAN ASM.—Compartment</li> <li>24. 11.610 RETAINER—Folding 3rd Seat Back<br/>Filler Panel Catch</li> </ul> | <ul style="list-style-type: none"> <li>25. 12.242 COVER—Tail Gate Linkage</li> <li>26. 12.986 BAR—Rear Cross</li> <li>27. 12.981 HOUSING ASM.—Tail Gate Lower</li> <li>28. 10.230 SUPPORT—Instrument Panel End</li> <li>29. 12.804 EXTENSION—Shroud Vent Duct Panel<br/>Reinforcement</li> <li>30. 12.491 PILLAR ASM.—Center</li> <li>31. 12.491 EXTENSION—Center Pillar Inner Panel<br/>to Roof</li> <li>32. 12.942 PANEL ASM.—Body Lock Pillar<br/>Outer Lower</li> <li>33. 12.942 REINFORCEMENT—Body Lock Pillar/at<br/>Belt</li> <li>34. 12.945 FILLER—Gas Tank Door Opening</li> <li>35. 12.944 PANEL—Wheelhouse Outer (Component<br/>of Item 36)</li> <li>36. 12.944 PANEL ASM.—Wheelhouse (Including<br/>Items 36 35 49)</li> <li>37. 12.968 PANEL ASM.—Back Body Pillar</li> <li>38. 12.968 PANEL—Back Body Pillar Inner Lower</li> <li>39. 12.940 PANEL ASM.—Quarter Outer Extension</li> <li>40. 12.943 POCKET ASM.—Tail Lamp Opening</li> <li>41. 12.940 FILLER—Quarter Panel to Back Body<br/>Pillar</li> <li>42. 12.940 PANEL—Quarter Outer</li> <li>43. 12.945 DOOR ASM.—Gas Tank Filler</li> <li>44. 10.351 DOOR ASM.—Front (Including Item 45)</li> <li>45. 12.895 PANEL ASM—Front Door Outer<br/>(Component of Item 44)</li> <li>46. 10.373 DOOR ASM.—Rear (Including Item 47)</li> <li>47. 12.913 PANEL—Rear Door Outer (Component of<br/>Item 46)</li> <li>48. 12.179 PANEL—Tail Gate Outer (Component of<br/>Item 8)</li> <li>49. 12.945 POCKET ASM.—Gas Tank Filler Neck—Lt.<br/>Side (Component of Item 36)</li> <li>50. 12.981 HOUSING ASM.—Tail Gate Upper</li> </ul> |
|---|---|



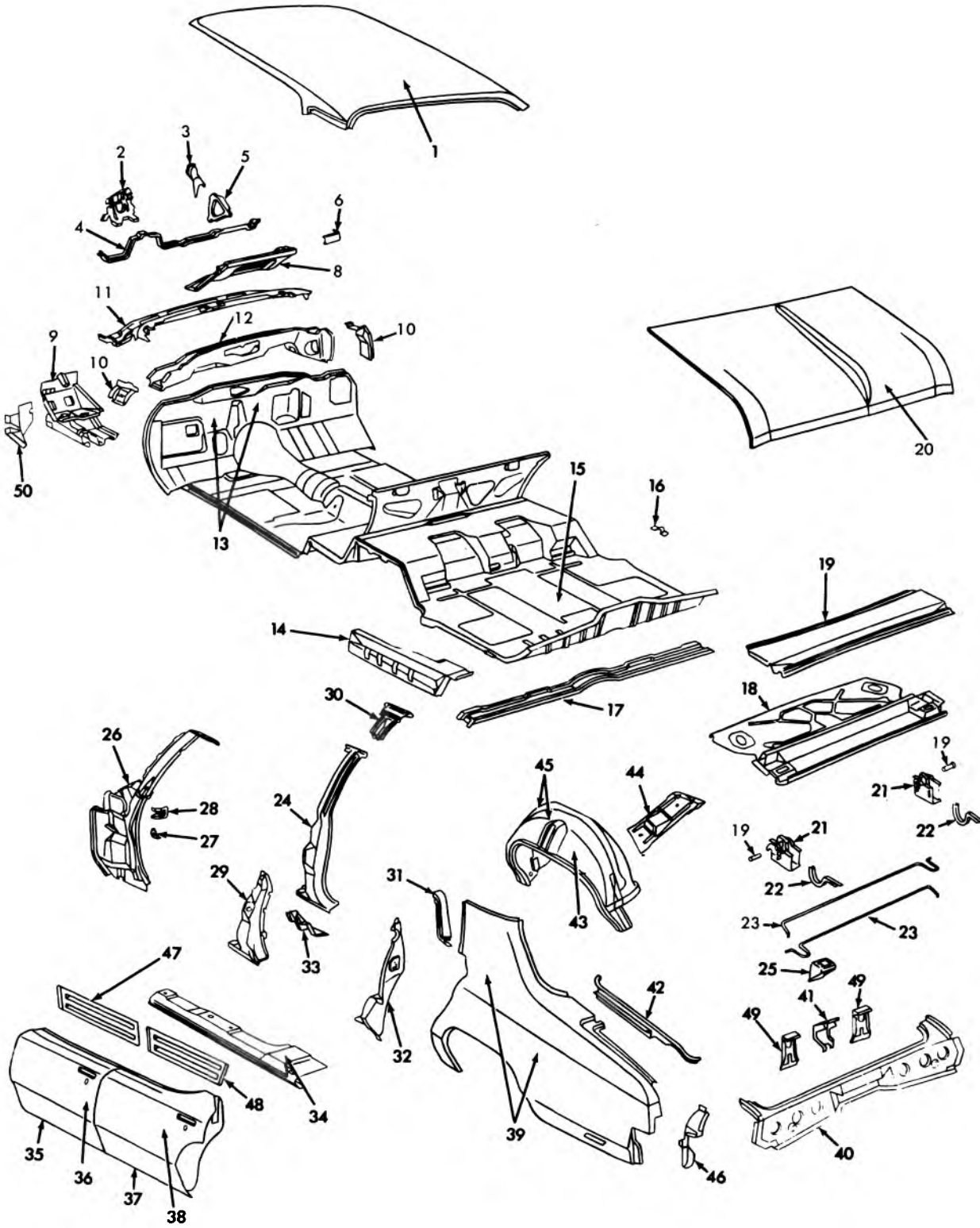
12-833

**1974-75 PASSENGER COUPE AND CONVERTIBLE SHEET METAL**

## 1974-75 PASSENGER COUPE AND CONVERTIBLE SHEET METAL

- |   |   |
|---|---|
| <p>1. 12.807 FRAME ASM.—Windshield Upr. (67 Style Only)</p> <p>2. 12.810 PANEL ASM.—Roof (47-57 Styles Only)</p> <p>3. 12.181 LID ASM.—Compartment</p> <p>4. 12.804 PANEL ASM.—Shroud (Component of Item 6)</p> <p>5. 12.804 EXTENSION—Shroud Panel</p> <p>6. 12.804 PANEL ASM.—Shroud Vent Ctr. Duct<br/>(Including Item 4)</p> <p>7. 12.804 SUPPORT—Steering Column/On Ctr Duct</p> <p>8. 10.230 EXTENSION—Inst. Pnl. Support/On Center Duct</p> <p>9. 10.230 SUPPORT—Inst. Pnl. To Ctr. Duct</p> <p>10. 10.230 REINFORCEMENT—Inst. Pnl. Lwr. Flange</p> <p>11. 10.230 PANEL ASM.—Inst. Lwr.</p> <p>12. 12.804 PANEL ASM.—Dash (Including Item 4)</p> <p>13. 12.650 BRACE ASM.—Dash To Chassis Frm.<br/>(Component of Item 13)</p> <p>14. 12.840 PANEL ASM.—Frt. Body Hinge Plr.</p> <p>15. 10.230 SUPPORT—Inst. Panel End</p> <p>16. 12.804 EXTENSION—Shroud Vent Duct Pnl. Reinf.</p> <p>17. 12.981 FILLER—Compt. Pan To Qtr. Pnl.</p> <p>18. 12.684 BRACE ASM.—Body Lk. Plr. To Flr. Pan</p> <p>19. 12.942 REINFORCEMENT—Flr. Pan/At Body Lk. Plr.</p> <p>20. 12.981 PAN ASM.—Compt. (Including Item 24)</p> <p>21. 12.981 PLATE—Spare Tire Clamp Anchor</p> <p>22. 12.986 BAR ASM.—Rr. Cross (Component of Item 22)</p> <p>23. 12.971 PANEL—Compartment Frt.</p> <p>24. 12.971 PANEL—Rr. St. To Bk. Window (47-57 Styles<br/>Only)</p> <p>25. 12.989 PANEL—Folding Top Compt. Rr. (67 Style Only)</p> <p>26. 12.971 REINFORCEMENT—Compt. Frt. Pnl. (67 Style<br/>Only)</p> <p>27. 12.971 REINFORCEMENT ASM.—Rr. St. To Bk. Window<br/>Pnl. (47 Styles Only)</p> <p>28. 12.186 PIN—Rr. Compt. Lid Hinge</p> <p>29. 12.184 BOX ASM.—Rr. Compt. Lid Hinge</p> <p>30. 12.187 STRAP &amp; LINK ASM.—Rr. Compt. Lid Hinge</p> | <p>31. 12.187 ROD—Compt. Lid Hinge Torque</p> <p>32. 10.230 SUPPORT—Inst. Pnl. End Upr.—Rt. Side</p> <p>33. 12.237 STRIKER—Compt. Lid Lk.</p> <p>34. 12.237 PLATE—Compt. Lid Lk. Striker Anchor</p> <p>35. 12.966 PANEL ASM.—Rr. End</p> <p>36. 12.934 PANEL ASM.—Rocker</p> <p>37. 12.940 REINFORCEMENT—Qtr. Otr. Pnl./At Belt<br/>(47 Style Only)</p> <p>38. 12.940 REINFORCEMENT ASM.—Qtr. Otr. Pnl. (57 Style<br/>Only)</p> <p>39. 10.351 DOOR ASM.—Frt. (Including Item 43 &amp; 55)</p> <p>40. 12.895 PANEL ASM.—Frt. Dr. Otr. (Component of Item<br/>42)</p> <p>41. 12.942 REINFORCEMENT—Body Lk. Plr.</p> <p>42. 11.015 SUPPORT ASM.—Qtr. Window Inr. Sealing<br/>Strip/At Belt</p> <p>43. 12.989 PANEL—Fldg. Top Compt. Si. Upr. (67 Style Only)</p> <p>44. 12.989 BRACE—Fldg. Top Compt. To W/H<br/>(67 Style Only)</p> <p>45. 12.684 BAR—Body Lk. Plr. To W/House (67 Style)</p> <p>46. 12.940 PANEL—Qtr. Otr.</p> <p>47. 12.996 GUTTER—Compartment Lid Side</p> <p>48. 12.941 PANEL ASM.—Qtr. Inr. Lwr. (Component of<br/>Item 53)</p> <p>49. 12.944 BRACE—Compartment Gutter To W/House<br/>(47-57 Styles Only)</p> <p>50. 12.944 PANEL ASM.—W/H (Including Items 51-55)</p> <p>51. 12.944 PANEL—W/H Otr. (Component of Item 53)</p> <p>52. 12.940 EXTENSION—Qtr. Otr. To R/End Pnl.</p> <p>53. 12.981 REINFORCEMENT—Dash To Chas. Frm. Br.</p> <p>54. 11.620 SUPPORT—Filr. R/St. To Qtr. Inr.</p> <p>55. 12.895 BAR—Frt. Dr. Otr. Pnl. (Component of Item 39)</p> <p>56. 12.941 BAR—Otr. Wdo. Frt. Reinf. To Pnl.</p> <p>57. 12.940 EXTENSION—Qtr. Otr. To R/End Pnl.</p> <p>58. 12.981 REINF.—Compt. Pan To Rr. End Pnl.</p> |
|---|---|

12-833



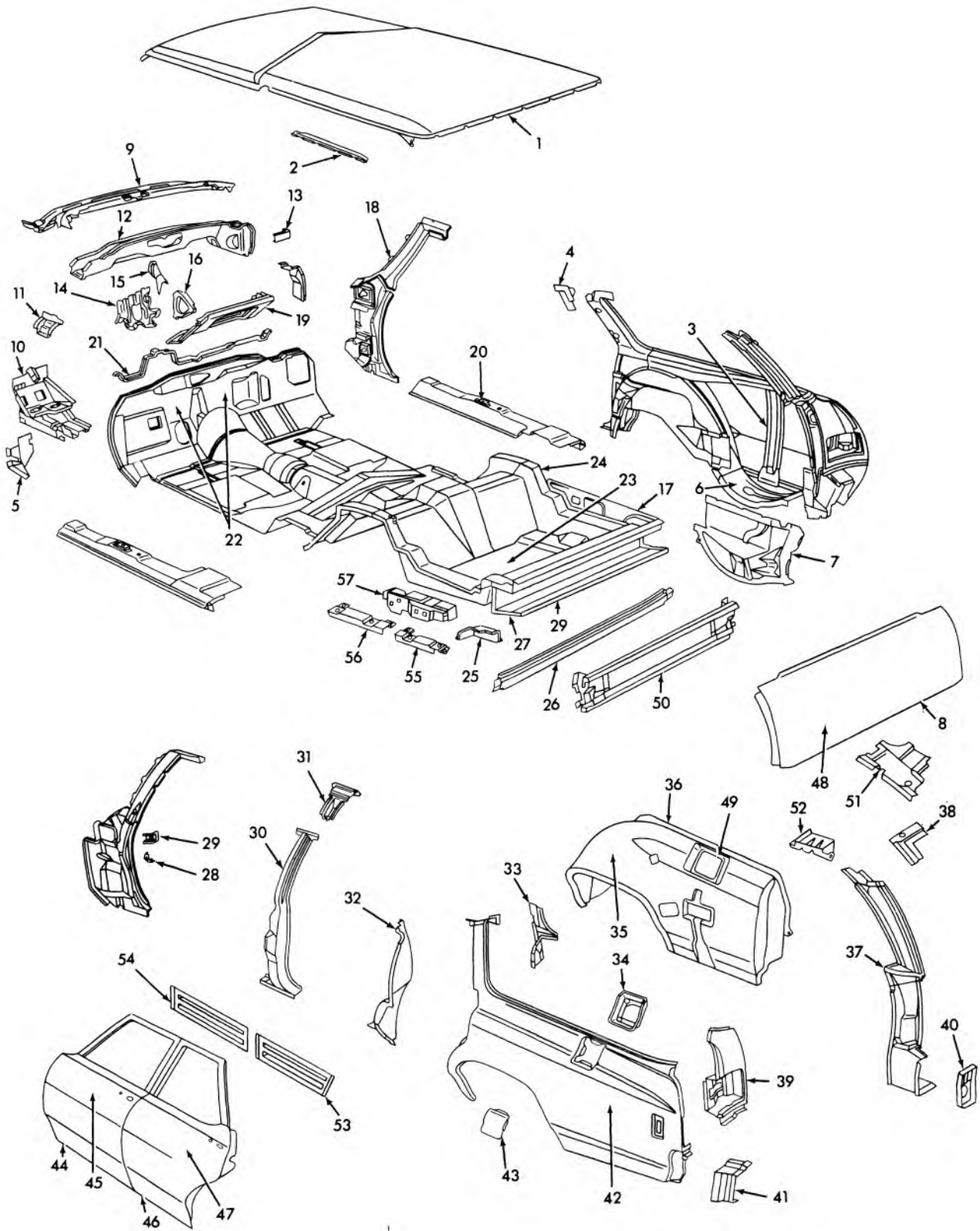
12-834

1974-75 PASSENGER 4-DOOR SEDAN SHEET METAL

## 1974-75 PASSENGER 4-DOOR SEDAN SHEET METAL

- |   |  |
|---|--|
| <ul style="list-style-type: none"> <li>1. 12.810 PANEL ASM.—Roof</li> <li>2. 12.804 SUPPORT—Steering Col./On Ctr. Duct Reinf.</li> <li>3. 10.230 EXTENSION—Inst. Pnl. Supt./On Ctr. Duct</li> <li>4. 10.230 REINFORCEMENT—Inst. Pnl. Lwr. Flange</li> <li>5. 10.230 SUPPORT—Inst. Pnl. To Ctr. Duct</li> <li>6. 10.230 SUPPORT—Inst. Pnl. End Upr.—Rt. Side</li> <li>7. 12.804 PANEL ASM.—Shroud Component of Item 12)</li> <li>8. 10.230 PANEL ASM.—Inst. Lwr.</li> <li>9. 12.650 BRACE ASM.—Dash To Chassis Frm.<br/>(Component Item 14)</li> <li>10. 12.804 EXTENSION—Shroud Pnl.</li> <li>11. 12.804 PANEL ASM.—Shroud Vent Ctr. Duct<br/>(Including Item 8)</li> <li>12. 12.804 PANEL ASM.—Dash (Including Item 10)</li> <li>13. 12.981 FILLER—Compartment Pan To Qtr. Pnl.</li> <li>14. 12.981 PAN ASM.—Compt. (Including Item 19)</li> <li>15. 12.981 PLATE—Spare Tire Clamp Anchor</li> <li>16. 12.986 BAR ASM.—Rear Cross (Component of Item 17)</li> <li>17. 12.971 PANEL—Rr. St. To Bk. Window</li> <li>18. 12.971 PANEL—Compt. Frt.</li> <li>19. 12.186 PIN—Rr. Compartment Lid Hinge</li> <li>20. 12.181 LID ASM.—Compartment</li> <li>21. 12.184 BOX ASM.—Rr. Compt. Lid Hinge</li> <li>22. 12.187 STRAP &amp; LINK ASM.—Rr. Compt. Lid Hinge</li> <li>23. 12.187 ROD—Compt. Lid Hinge Torque</li> <li>24. 12.491 PILLAR ASM.—Ctr. (69 Styles Only)</li> <li>25. 12.237 STRIKER—Compt. Lid Lk.</li> <li>26. 12.840 PANEL ASM.—Frt. Body Hinge Plr.</li> </ul> | <ul style="list-style-type: none"> <li>27. 10.230 SUPPORT—Inst. Pnl. End</li> <li>28. 12.804 EXTENSION—Shroud Vent Duct Pnl. Reinf.</li> <li>29. 12.491 PILLAR ASM.—Center (39 Styles Only)</li> <li>30. 12.491 EXTENSION—Ctr. Plr. Inr. Pnl. To Roof<br/>(69 Styles Only)</li> <li>31. 12.942 PANEL—Body Lk. Plr. Otr. Upr. (39 Styles Only)</li> <li>32. 12.942 PANEL ASM.—Body Lk. Plr. Otr. Lwr.</li> <li>33. 12.491 BRACE—Ctr. Plr. To Fir. Pan Lwr.<br/>(39 Styles Only)</li> <li>34. 12.934 PANEL ASM.—Rocker</li> <li>35. 10.351 DOOR ASM.—Frt. (Including Item 36, 48)</li> <li>36. 12.895 PANEL ASM.—Frt. Dr. Otr. (Component of<br/>Item 35)</li> <li>37. 10.373 DOOR ASM.—Rear (Including Item 38, 48)</li> <li>38. 12.913 PANEL—Rr. Dr. Otr. (Component of Item 37)</li> <li>39. 12.940 PANEL—Qtr. Otr.</li> <li>40. 12.966 PANEL ASM.—Rr. End</li> <li>41. 12.337 PLATE—Compt. Lid Lk. Striker Anchor</li> <li>42. 12.996 GUTTER—Compt. Lid Side</li> <li>43. 12.944 PANEL—W/House Otr. (Component of Item 50)</li> <li>44. 12.944 BRACE—Compt. Gutter to W/House</li> <li>45. 12.944 PANEL ASM.—W/House (Including Item 47)</li> <li>46. 12.940 EXTENSION—Qtr. Otr. To Rr. End Pnl.</li> <li>47. 12.895 BAR—Frt. Dr. Otr. Pnl. (Component of Item 35)</li> <li>48. 12.913 BAR—Rr. Dr. Otr. Pnl. (Component of Item 37)</li> <li>49. 12.981 REINFORCEMENT—Compt. Pan To Rr. End Pnl.</li> <li>50. 12.650 REINFORCEMENT—Dash To Chas. Frm. Br.</li> </ul> |
|---|--|

12-834



12-832

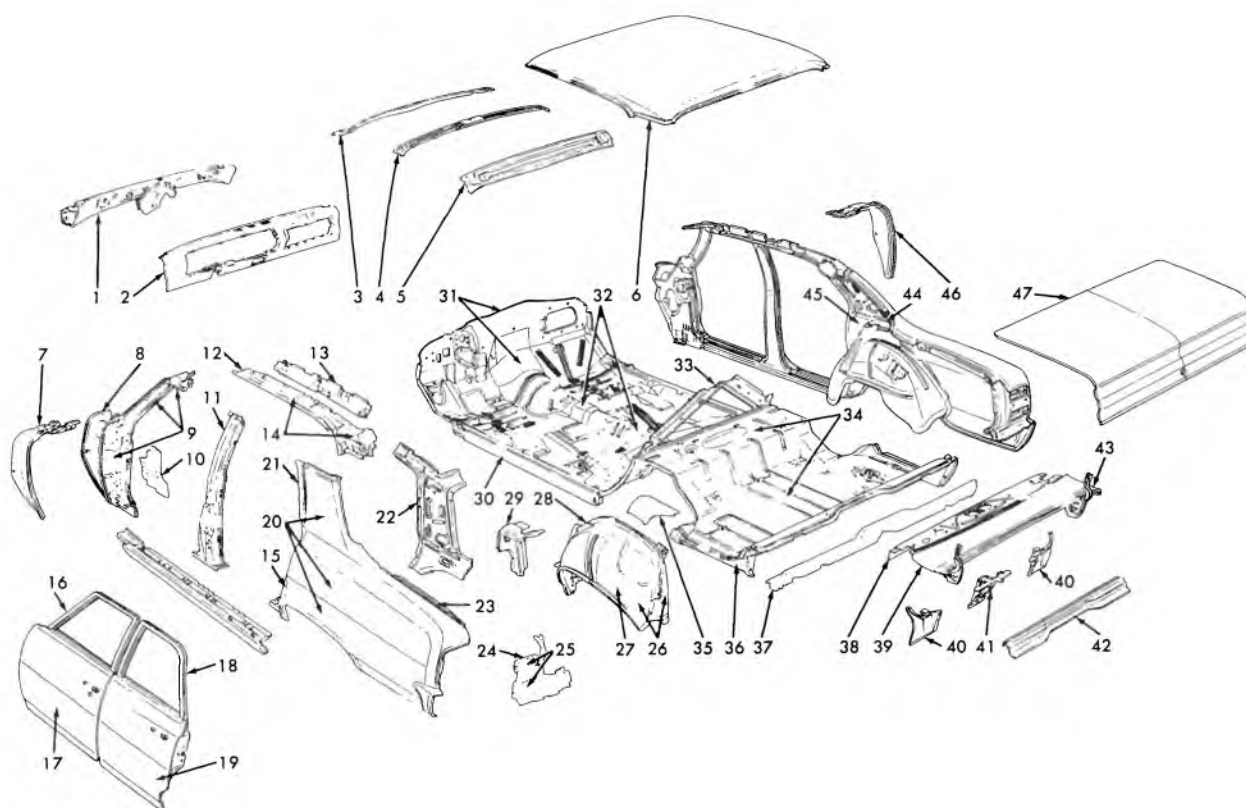
**1974-75 PASSENGER STATION WAGON SHEET METAL**



## 1974-75 PASSENGER STATION WAGON SHEET METAL

- |   |  |
|---|--|
| <p>1. 12.810 PANEL ASM.—Roof</p> <p>2. 12.954 SUPPORT—Headlining Outer</p> <p>3. 12.981 SUPPORT—Spare Tire—Rt. Side (Component of Item 36)</p> <p>4. 12.940 SUPPORT—Qtr. Otr. Pnl. /At Roof Joint</p> <p>5. 12.650 REINFORCEMENT—Dash To Chas. Frm. Br.</p> <p>6. 12.981 PACKET ASM.—Spare Tire—Rt. Si. (Component of Item 36)</p> <p>7. 12.981 BAR ASM.—Compt. Pan Longitudinal Otr. Rr.—Lt. Side</p> <p>8. 12.179 GATE ASM.—Tail (Including Item 48)</p> <p>9. 12.804 PANEL ASM.—Shroud (Component of Item 12)</p> <p>10. 12.650 BRACE ASM.—Dash to Chassis Frm. (Component of Item 22)</p> <p>11. 12.804 EXTENSION—Shroud Pnl.</p> <p>12. 12.804 PANEL ASM.—Shroud Vent Ctr Duct (Including Item 9)</p> <p>13. 10.230 SUPPORT—Inst. Pnl. End Up.—Rt. Side</p> <p>14. 12.804 SUPPORT—Steering Column/On Ctr. Duct</p> <p>15. 10.230 EXTENSION—Inst. Panel Supt./On Ctr. Duct</p> <p>16. 10.230 SUPPORT—Inst. Pnl. to Ctr. Duct</p> <p>17. 12.981 BAR ASM.—Compt. Pan Longitudinal Inr.—Rt. Si.</p> <p>18. 12.840 PANEL ASM.—Frt. Body Hinge Plr.</p> <p>19. 10.230 PANEL ASM.—Inst. Lwr.</p> <p>20. 12.934 PANEL ASM.—Rocker</p> <p>21. 10.230 REINFORCEMENT—Inst. Pnl. Lwr. Flange</p> <p>22. 12.804 PANEL ASM.—Dash (Including Item 10)</p> <p>23. 12.981 PAN ASM.—Compartment</p> <p>24. 11.610 RETAINER—Folding 3rd St. Bk.</p> <p>25. 12.242 COVER—Tail Gate Linkage</p> <p>26. 12.986 BAR—Rr. Cross</p> <p>27. 12.981 HOUSING ASM.—Tail Gate Lwr.</p> | <p>28. 10.230 SUPPORT—Inst. Panel End</p> <p>29. 12.804 EXTENSION—Shroud Vent Duct Pnl. Reinf.</p> <p>30. 12.491 PILLAR ASM.—Center</p> <p>31. 12.491 EXTENSION—Center Plr. Inr. Pnl. to Roof</p> <p>32. 12.942 PANEL ASM.—Body Lk. Plr. Otr. Lwr.</p> <p>33. 12.942 REINFORCEMENT—Body Lk. Plr./At Belt</p> <p>34. 12.945 FILLER—Gas Tank Dr. Opening</p> <p>35. 12.944 PANEL—W/House Otr. (Component of Item 36)</p> <p>36. 12.944 PANEL ASM.—W/House (Including Items 35, 36, 49)</p> <p>37. 12.968 PANEL ASM.—Back Body Plr.</p> <p>38. 12.968 REINFORCEMENT—Bk. Body Plr. Up.—Otr. Cor.</p> <p>39. 12.940 PANEL ASM.—Qtr. Otr. Extension</p> <p>40. 12.968 PANEL—Bk. Body Plr. Lwr. Rear</p> <p>41. 12.940 FILLER—Qtr. Pnl. To Bk. Body Plr.</p> <p>42. 12.940 PANEL—Qtr. Otr.</p> <p>43. 12.945 DOOR ASM.—Gas Tank Filler</p> <p>44. 10.351 DOOR ASM.—Frt. (Including Items 45, 54)</p> <p>45. 12.895 PANEL ASM.—Frt. Dr. Otr. (Component Of Item 44)</p> <p>46. 10.373 DOOR ASM.—Rear (Including Items 47, 53)</p> <p>47. 12.913 PANEL—Rr. Dr. Otr. (Component of Item 46)</p> <p>48. 12.179 PANEL—Tail Gate Otr. (Component of Item 8)</p> <p>49. 12.945 POCKET ASM.—Gas Tank Filler Neck—Lt. Si. (Compt. of Item 36)</p> <p>50. 12.981 FRAME ASM.—Tail Gate Upper</p> <p>51. 12.968 REINFORCEMENT—Bk. Body Opening Up.—Cor.</p> <p>52. 12.944 SUPPORT—Tail/Gate Elec. Mtr./On W/House</p> <p>53. 12.913 BAR—R/D Otr. Pnl. (Component of Item 46)</p> <p>54. 12.895 BAR—F/D Otr. Pnl. (Component of Item 44)</p> <p>55. 12.981 REINFORCEMENT—Compt. Pan Side Filler Rr.</p> <p>56. 12.981 REINFORCEMENT—Compt. Pan Side Filler Frt.</p> <p>57. 11.620 SUPPORT—Fldg. 3rd St. Bk./On Bar</p> |
|---|--|

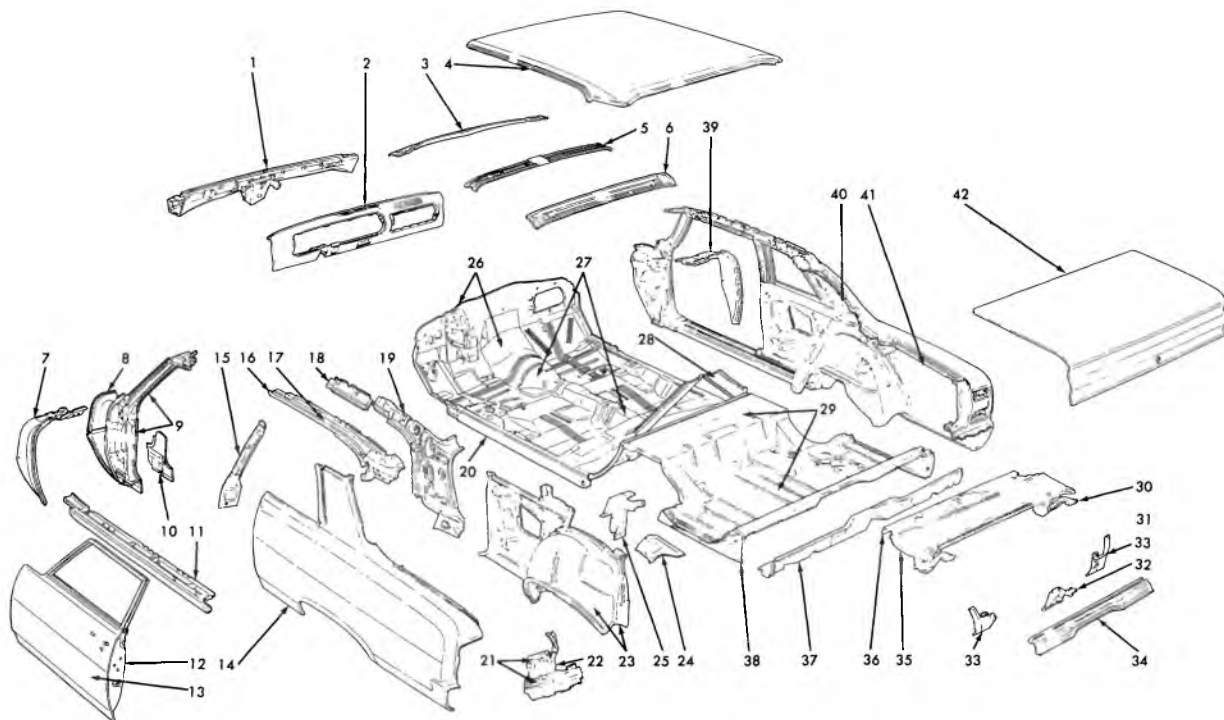
12-832



12-660

## 1964-65 CHEVELLE SHEET METAL—FOUR DOOR

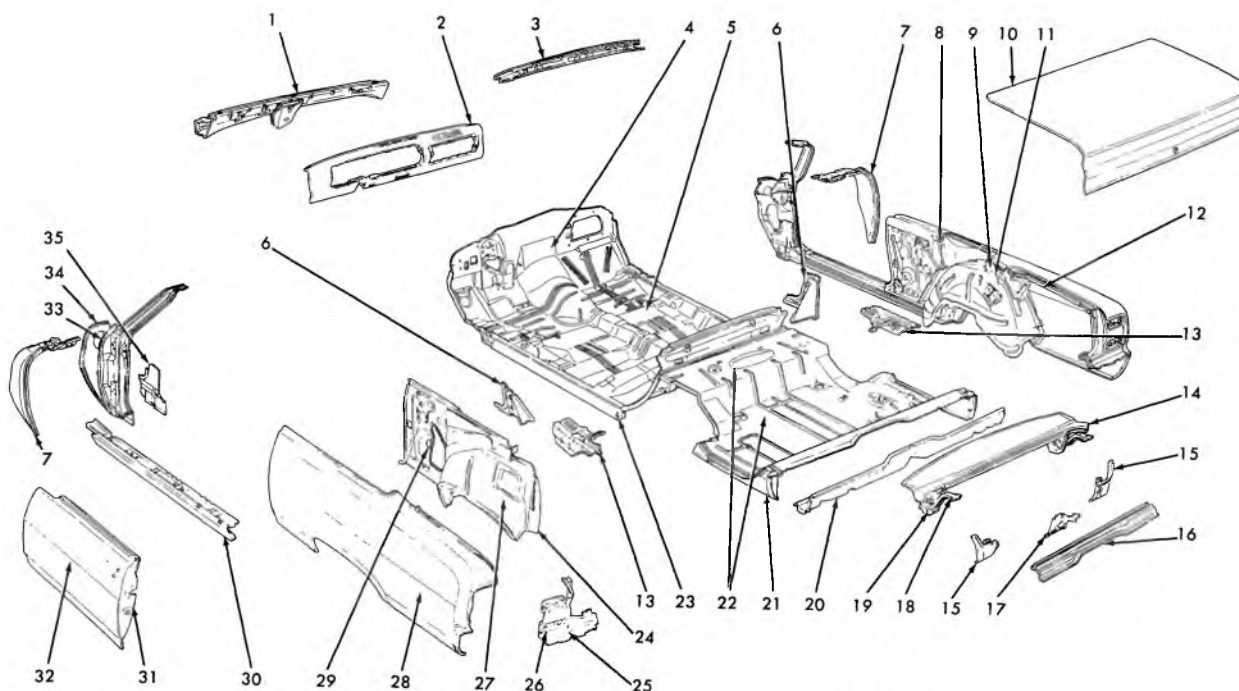
- |  |   |
|--|---|
| 1. 12.804 PANEL ASSEMBLY, Upper                | 25. 12.943 PLATES, Tail Lamp Mounting         |
| 2. 10.230 PANEL ASSEMBLY, Instrument           | 26. 12.944 PANEL ASSEMBLY, Wheelhouse         |
| 3. 12.807 FRAME, W/Shield Inner Upper          | 27. 12.944 PANEL, Wheelhouse Outer            |
| 4. 12.952 BOW ASSEMBLY, Roof                   | 28. 12.942 PANEL, Body Lk. Pillar Inner Lower |
| 5. 12.964 PANEL, Back Window Inner             | 29. 12.971 EXTENSION, Shelf Panel             |
| 6. 12.810 PANEL, Roof                          | 30. 12.934 PANEL, Rocker Inner                |
| 7. 12.804 PANEL, Shroud Side                   | 31. 12.804 PANEL ASSEMBLY, Dash Lower         |
| 8. 12.804 PANEL ASSEMBLY, Shroud Side Duct     | 32. 12.980 PAN ASSEMBLY, Floor                |
| 9. 12.840 PANEL ASSY., Front Body Hinge Pillar | 33. N.S.S. BRACE, Rear Seat Back              |
| 10. 12.659 REINFORCEMENT: Body Hinge Pillar    | 34. 12.981 PAN ASSY., Rear Compartment        |
| 11. 12.491 PILLAR ASSEMBLY, Center             | 35. 12.944 BRACE, Wheelhouse Inner Panel      |
| 12. 12.075 MOULDING, Roof Drip Front           | 36. 12.981 FILLER, Compartment Pan            |
| 13. 12.957 RAIL, Side Roof Inner               | 37. 12.986 BAR, Rear Cross                    |
| 14. 12.956 RAIL ASSY., Side Roof Outer         | 38. 12.971 PANEL, Rear Seat Back Shelf        |
| 15. 12.934 PANEL, Door Opening Rocker Outer    | 39. 12.971 PANEL, Rear Compartment Front      |
| 16. 10.350 DOOR ASSY., Front                   | 40. 12.996 BRACE, Rear Compartment Gutter     |
| 17. 12.895 PANEL ASSY., Front Door Outer       | 41. 12.237 PLATE, Rear Compt. Lid Lock Anchor |
| 18. 10.373 DOOR ASSEMBLY, Rear                 | 42. 12.966 PANEL, Rear End                    |
| 19. 12.913 PANEL ASSY., Rear Door Outer        | 43. 12.187 STRAP, Rear Compartment Lid Hinge  |
| 20. 12.940 PANEL, Rear Quarter Outer           | 44. 12.964 FILLER, Back Window Lower Corner   |
| 21. 12.075 MOULDING, Roof Drip Rear            | 45. 12.942 REINFORCEMENT, Body Lk. Pillar     |
| 22. 12.941 PANEL, Quarter Inner                | 46. 12.804 PANEL, Shroud Side                 |
| 23. 12.996 GUTTER, Rear Compartment Lid Side   | 47. 12.181 LID ASSY., Rear Compartment        |
| 24. 12.940 PANEL, Rear Quarter Outer Extension |   |



12-661

## 1964-65 CHEVELLE SHEET METAL—TWO DOOR

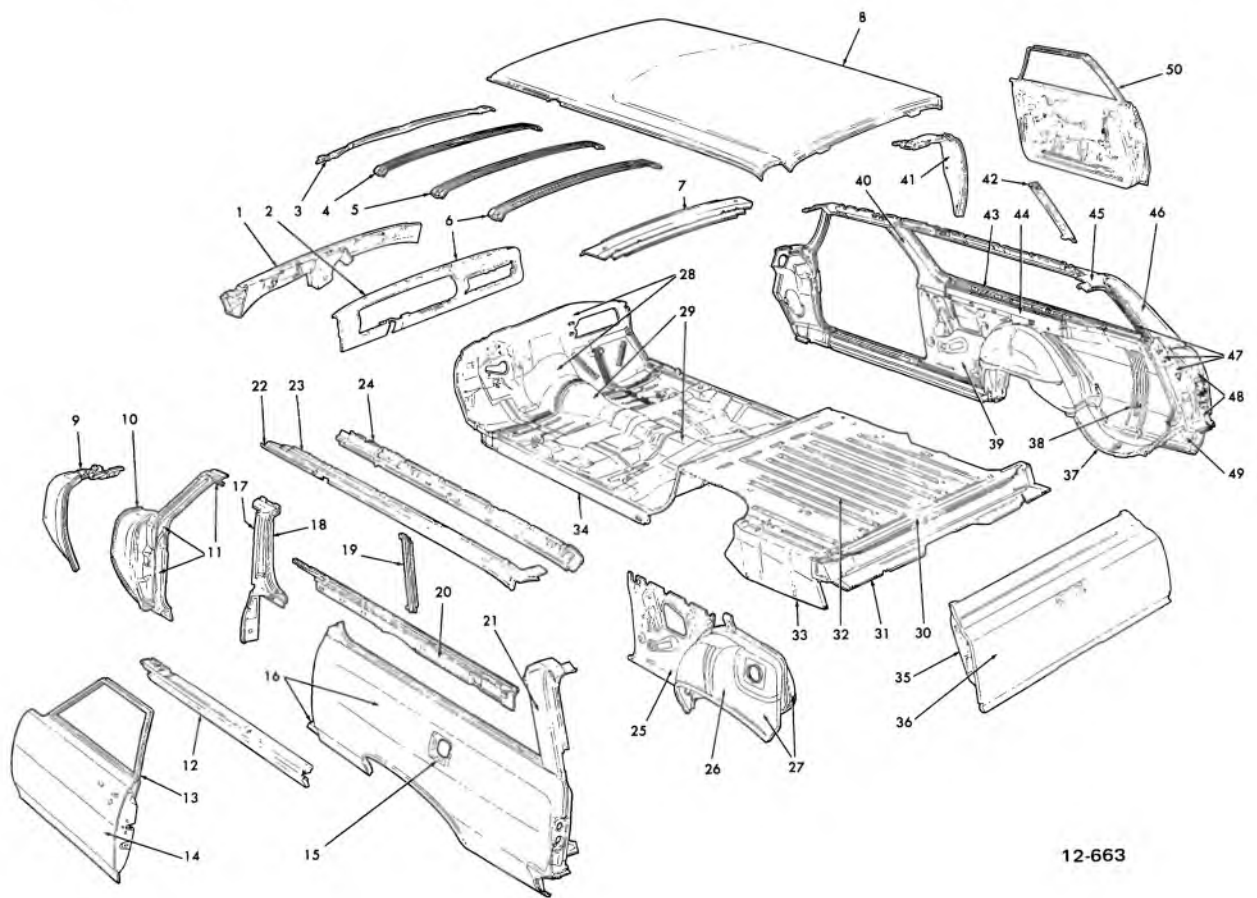
- |  |  |
|--|--|
| 1. 12.804 PANEL ASSEMBLY, Upper Dash and Duct  | 22. 12.940 PANEL, Rear Quarter Outer Extension |
| 2. 10.230 PANEL ASSEMBLY, Instrument           | 23. 12.944 PANEL ASSEMBLY, Wheelhouse          |
| 3. 12.807 FRAME, Windshield Inner Upper        | 24. 12.944 BRACE, Wheelhouse Inner Panel       |
| 4. 12.810 PANEL, Roof                          | 25. 12.971 EXTENSION, Shelf Panel              |
| 5. 12.952 BOW ASSEMBLY, Roof                   | 26. 12.804 PANEL ASSEMBLY, Dash Lower          |
| 6. 12.964 PANEL, Back Window Inner             | 27. 12.980 PAN ASSEMBLY, Floor                 |
| 7. 12.804 PANEL, Shroud Side                   | 28. N.S.S. BRACE, Rear Seat Back               |
| 8. 12.804 PANEL ASSEMBLY, Shroud Side Duct     | 29. 12.981 PAN ASSEMBLY, Rear                  |
| 9. 12.840 PANEL ASSY., Front Body Hinge Pillar | 30. 12.187 STRAP, Rear Compartment Lid Inner   |
| 10. 12.659 REINF., Frt. Body Pillar to Duct    | 31. 12.184 SUPPORT, Rear Compartment Lid Hinge |
| 11. 12.934 PANEL, Door Opening Rocker Outer    | 32. 12.237 PLATE, Rr. Compt. Striker Anchor    |
| 12. 10.351 DOOR ASSEMBLY                       | 33. 12.996 BRACE, Rear Compartment Gutter      |
| 13. 12.895 PANEL ASSEMBLY, Front Door Outer    | 34. 12.966 PANEL, Rear End                     |
| 14. 12.940 PANEL, Quarter Outer                | 35. 12.971 PANEL, Rear Compartment Front       |
| 15. 12.942 PANEL ASSY., Body Lock Pillar       | 36. 12.971 PANEL, Rear Seat Back Shelf         |
| 16. 12.075 MOULDING, Roof Drip Front           | 37. 12.986 BAR, Rear Cross                     |
| 17. 12.956 RAIL ASSEMBLY, Side Roof Outer      | 38. 12.981 FILLER, Compartment Pan             |
| 18. 12.957 RAIL, Side Roof Inner Front         | 39. 12.804 PANEL, Shroud Side                  |
| 19. 12.957 RAIL ASSEMBLY, Side Roof Inner Rear | 40. 12.964 FILLER, Back Window Lower           |
| 20. 12.934 PANEL, Rocker Inner                 | 41. 12.966 PANEL, Rear End                     |
| 21. 12.943 PLATES, Tail Lamp Mounting          | 42. 12.181 LID ASSEMBLY, Rear Compartment      |



12-662

## 1964-65 CHEVELLE SHEET METAL-CONVERTIBLE

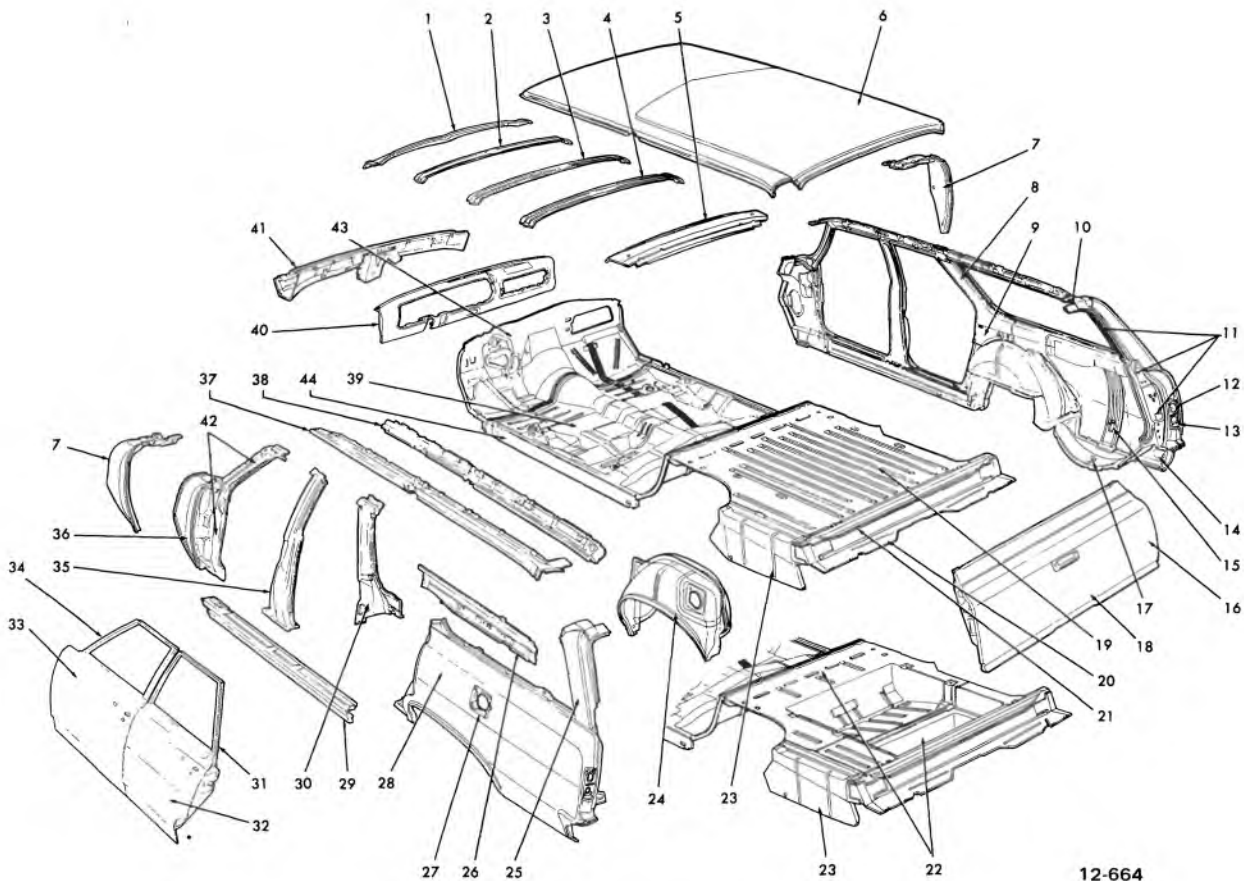
- |  |  |
|--|--|
| 1. 12.804 PANEL ASSY., Upper Dash and Duct       | 19. 12.184 BOX, Lid Hinge                        |
| 2. 10.230 PANEL ASSEMBLY, Instrument             | 20. 12.986 BAR, Rear Cross                       |
| 3. 12.807 FRAME ASSY., Windshield Upper          | 21. 12.981 FILLER, Compartment Pan to Panel      |
| 4. 12.804 PANEL ASSY., Lower Dash                | 22. 12.981 PAN ASSY., Rear Compartment           |
| 5. N.L. PAN ASSY., (Only Serviced Current Model) | 23. 12.934 PANEL, Rocker Inner                   |
| 6. 12.684 BRACE, Lock Pillar to Pan              | 24. 12.944 PANEL ASSEMBLY, Wheelhouse            |
| 7. 12.804 PANEL, Shroud Side                     | 25. 12.940 PANEL, Rear Outer Extension           |
| 8. 12.940 REINFORCEMENT, Panel at Belt           | 26. 12.943 PLATE, Tail Lamp Mounting             |
| 9. 12.989 PANEL, Top Compartment Rear            | 27. 12.944 PANEL, Wheelhouse Outer               |
| 10. 12.181 LID ASSY., Rear Compartment           | 28. 12.940 PANEL, Rear Quarter Outer             |
| 11. 12.768 FILLER, Top Compt. Side to Rear       | 29. 12.941 PANEL ASSY., Rear Quarter Inner Front |
| 12. 12.996 GUTTER, Rear Compartment Lid          | 30. 12.934 PANEL, Rocker Outer                   |
| 13. 12.768 BRACE, Top Compartment to Wheelhouse  | 31. 10.351 DOOR ASSEMBLY                         |
| 14. 12.971 PANEL, Rear Compartment Front         | 32. 12.895 PANEL ASSEMBLY, Door Outer            |
| 15. 12.996 BRACE, Compartment Gutter to Pan      | 33. 12.840 PANEL ASSEMBLY, Hinge Pillar          |
| 16. 12.966 PANEL, Rear End                       | 34. 12.804 PANEL ASSEMBLY, Shroud Side Duct      |
| 17. 12.237 PLATE, Lid Lock Striker Anchor        | 35. 12.659 REINFORCEMENT, Hinge Pillar to Duct   |
| 18. 12.187 STRAP, Lid Hinge                      |  |



12-663

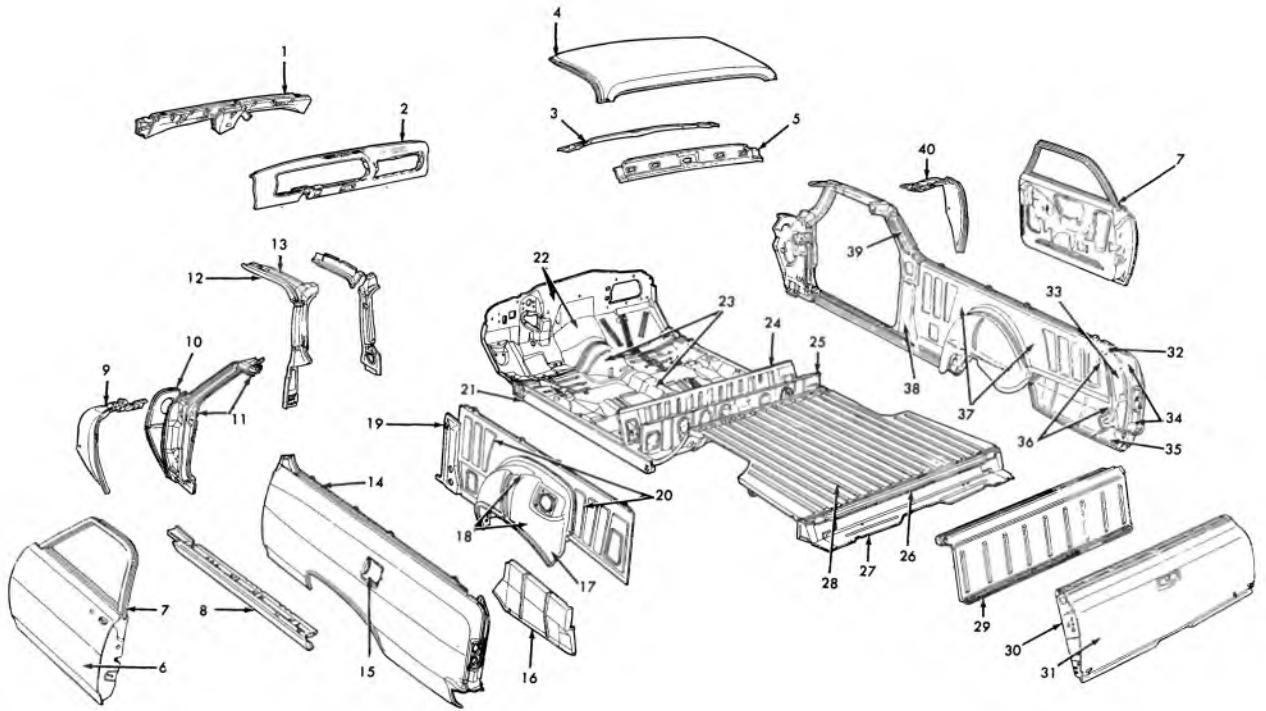
## 1964-65 CHEVELLE SHEET METAL—TWO—DOOR STATION WAGON

- |   |  |
|---|--|
| 1. 12.804 PANEL ASSEMBLY, Upper Dash            | 26. 12.944 PANEL, Wheelhouse Outer             |
| 2. 10.230 PANEL ASSEMBLY, Instrument            | 27. 12.944 PANEL ASSEMBLY, Wheelhouse          |
| 3. 12.807 FRAME, Windshield Inner Upper         | 28. 12.804 PANEL ASSEMBLY, Dash Lower          |
| 4. 12.952 BOW, Roof No. 1                       | 29. 12.980 PAN ASSEMBLY, Floor                 |
| 5. 12.952 BOW, Roof No. 2                       | 30. 12.986 BAR ASSEMBLY, Rear Cross Front      |
| 6. 12.952 BOW, Roof No. 3                       | 31. 12.986 BAR, Rear Cross Rear                |
| 7. 12.968 PANEL ASSY., Body Opening Upper       | 32. 12.981 PAN ASSEMBLY, Rear Compartment      |
| 8. 12.810 PANEL, Roof                           | 33. 12.981 FILLER, Compartment Pan             |
| 9. 12.804 PANEL, Shroud Side                    | 34. 12.934 PANEL, Rocker Inner                 |
| 10. 12.804 PANEL ASSY., Shroud Side Duct        | 35. 12.179 GATE ASSEMBLY, Tail                 |
| 11. 12.840 PANEL ASSY., Front Body Hinge Pillar | 36. 12.179 PANEL ASSEMBLY, Tail Gate Outer     |
| 12. 12.934 PANEL, Door Opening Rocker Outer     | 37. 12.981 POCKET, Spare Tire                  |
| 13. 10.351 DOOR ASSEMBLY                        | 38. 12.980 SUPPORT, Spare Tire                 |
| 14. 12.895 PANEL ASSEMBLY, Door Outer           | 39. 12.941 PANEL, Rear Quarter Inner Lower     |
| 15. 12.945 FILLER, Gas Tank Door Opening        | 40. 12.942 PANEL, Body Lock Pillar Inner Upper |
| 16. 12.940 PANEL, Rear Quarter Side Outer       | 41. 12.804 PANEL, Shroud Side                  |
| 17. 12.075 MOULDING, Roof Drip Rear             | 42. 12.941 PILLAR, Rear Quarter Window Div.    |
| 18. 12.942 PANEL, Body Lock Pillar Otr. Upper   | 43. 12.428 RAIL, Rear Quarter Belt             |
| 19. 12.941 PILLAR, Rear Quarter Window Div.     | 44. 12.941 PANEL, Rear Quarter Inner Upper     |
| 20. 12.941 PANEL, Rear Quarter Inner Upper      | 45. 12.968 REINFORCEMENT, Back Body Opening    |
| 21. 12.968 PANEL, Back Body Pillar Otr. Upper   | 46. 12.968 PANEL, Back Body Pillar Outer Upper |
| 22. 12.075 MOULDING, Roof Drip Front            | 47. 12.968 PANEL ASSEMBLY, Back Body Pillar    |
| 23. 12.956 RAIL ASSEMBLY, Side Roof Outer       | 48. 12.940 PANEL, Rear Quarter Outer Extension |
| 24. 12.957 RAIL, Side Roof Inner                | 49. 12.940 FILLER, Rear Quarter Rear Corner    |
| 25. 12.941 PANEL, Rear Quarter Inner Lower      | 50. 10.351 DOOR ASSEMBLY                       |



## 1964-65 CHEVELLE SHEET METAL—FOUR DOOR STATION WAGON

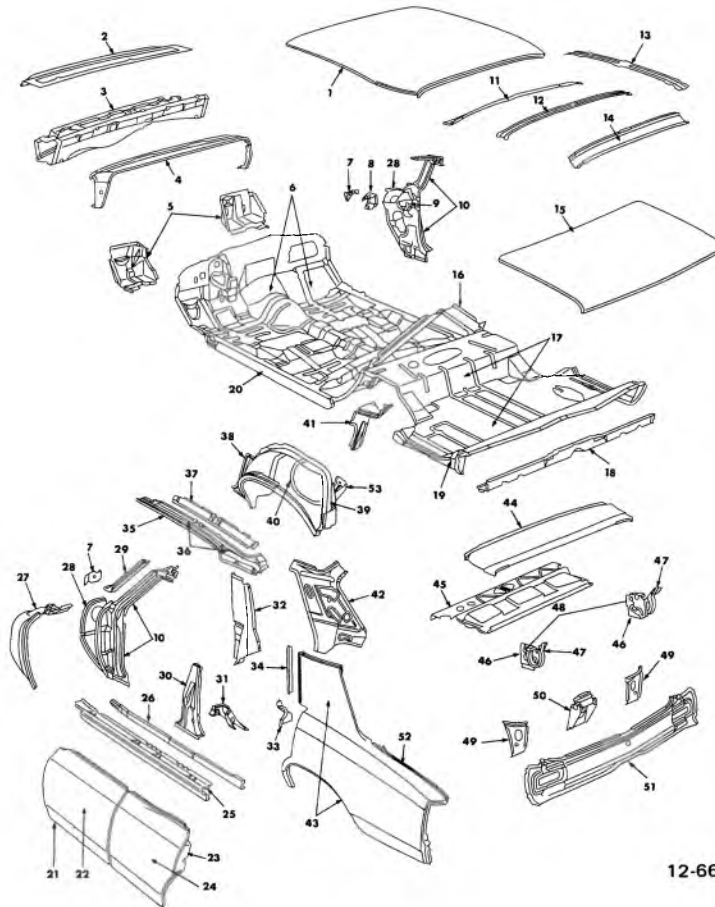
- |            |                                 |            |   |
|------------|---------------------------------|------------|---|
| 1. 12.807  | FRAME, Windshield               | 23. 12.981 | FILLER, Pan to Quarter Panel                |
| 2. 12.952  | BOW (1)                         | 24. 12.944 | PANEL, Wheelhouse                           |
| 3. 12.952  | BOW (2)                         | 25. 12.968 | PANEL, Pillar Outer Upper                   |
| 4. 12.952  | BOW (3)                         | 26. 12.941 | PANEL, Quarter Inner                        |
| 5. 12.968  | PANEL ASSY., Body Opening       | 27. 12.945 | FILLER, Tank Door Opening                   |
| 6. 12.810  | PANEL, Roof                     | 28. 12.940 | PANEL, Side Outer                           |
| 7. 12.804  | PANEL, Shroud Side              | 29. 12.934 | PANEL, Rocker Outer                         |
| 8. 12.942  | PANEL, Lock Pillar Inner Upper  | 30. 12.942 | PANEL, Lock Pillar Outer Upper              |
| 9. 12.942  | PANEL, Lock Pillar Inner Lower  | 31. 10.373 | DOOR, Rear                                  |
| 10. 12.968 | REINFORCEMENT, Upper Panel Side | 32. 12.913 | PANEL ASSY., Door Outer                     |
| 11. 12.968 | PANEL ASSEMBLY, Pillar          | 33. 12.895 | PANEL ASSEMBLY, Door Outer                  |
| 12. 12.943 | POCKET, Tail Lamp Opening       | 34. 10.351 | DOOR, Front                                 |
| 13. 12.940 | PANEL, Quarter Extension        | 35. 12.491 | PILLAR ASSEMBLY, Center                     |
| 14. 12.940 | FILLER, Rear Lower Corner       | 36. 12.804 | PANEL ASSEMBLY, Shroud Duet                 |
| 15. 12.980 | SUPPORT, Spare Tire             | 37. 12.956 | RAIL ASSEMBLY, Roof Outer                   |
| 16. 12.179 | GATE ASSEMBLY, Tail             | 38. 12.957 | RAIL, Roof Inner                            |
| 17. 12.981 | POCKET, Spare Tire              | 39. N.L.   | PAN ASSY., Flr. (Only Service Current Mdl.) |
| 18. 12.179 | PANEL ASSEMBLY, Tail Gate Outer | 40. 10.230 | PANEL ASSEMBLY, Instrument                  |
| 19. 12.981 | PAN ASSEMBLY, Rear              | 41. 12.804 | PANEL ASSY., Upper Dash                     |
| 20. 12.986 | BAR, Rear Cross, Rear           | 42. 12.840 | PANEL ASSEMBLY, Hinge Pillar                |
| 21. 12.986 | BAR ASSEMBLY, Rear Cross, Front | 43. 12.804 | PANEL ASSEMBLY, Dash Lower                  |
| 22. 12.981 | PAN ASSEMBLY, Rear Compartment  | 44. 12.934 | PANEL, Rocker Inner                         |



12-665

## 1964-66 EL CAMINO SHEET METAL

- |   |  |
|---|--|
| 1. 12.804 PANEL ASSEMBLY, Upper Dash            | 23. 12.980 PAN ASSEMBLY, Floor                 |
| 2. 10.230 PANEL ASSEMBLY, Instrument            | 24. 12.971 PANEL ASSY., Rr. Compt. Div. Lower  |
| 3. 12.807 FRAME, W/Shield Inner Upper           | 25. N.L. SUPPORT, Rear Compartment Floor       |
| 4. 12.810 PANEL, Roof                           | 26. 12.986 BAR ASSEMBLY, Rear Cross Front      |
| 5. 12.964 PANEL, Back Window Inner              | 27. 12.986 BAR, Rear Cross Rear                |
| 6. 12.895 PANEL ASSEMBLY, Door Outer            | 28. 12.981 PAN ASSEMBLY, Rear Compartment      |
| 7. 10.351 DOOR ASSEMBLY                         | 29. 12.971 PANEL ASSY., Rr. Compt. Div. Upper  |
| 8. 12.934 PANEL, Door Opening Rocker Quarter    | 30. 12.179 GATE ASSEMBLY, Tail                 |
| 9. 12.804 PANEL, Shroud Side                    | 31. 12.179 PANEL ASSEMBLY, Tail Gate Outer     |
| 10. 12.804 PANEL ASSEMBLY, Shroud Side Duct     | 32. 12.940 FILLER, Quarter Outer Panel         |
| 11. 12.840 PANEL ASSY., Front Body Hinge Pillar | 33. 12.968 PANEL ASSY., Back Body Pillar       |
| 12. 12.075 MOULDING, Roof Drip Front            | 34. 12.940 PANEL, Rear Quarter Outer Ext.      |
| 13. 12.956 RAIL ASSEMBLY, Side Roof Outer       | 35. 12.940 FILLER, Rear Quarter Rear Lower     |
| 14. 12.940 PANEL, Rear Qtr. Side Outer          | 36. 12.941 PANEL, Rear Quarter Inner Rear      |
| 15. 12.945 FILLER, Gas Tank Door Opening        | 37. 12.941 PANEL, Rear Quarter Inner Front     |
| 16. 12.981 FILLER, Compartment Pan              | 38. 12.942 PANEL, Body Lock Pillar Inner Lower |
| 17. 12.944 PANEL, Wheelhouse Outer              | 39. N.S. PANEL, Part of 12.940 Panel           |
| 18. 12.944 PANEL ASSEMBLY, Wheelhouse           | 40. 12.804 PANEL, Shroud Side                  |
| 19. 12.942 PANEL, Body Lock Pillar              |  |
| 20. 12.941 PANEL, Rear Quarter Inner Front      |  |
| 21. 12.934 PANEL, Rocker Outer                  |  |
| 22. 12.804 PANEL ASSEMBLY, Dash Lower           |  |

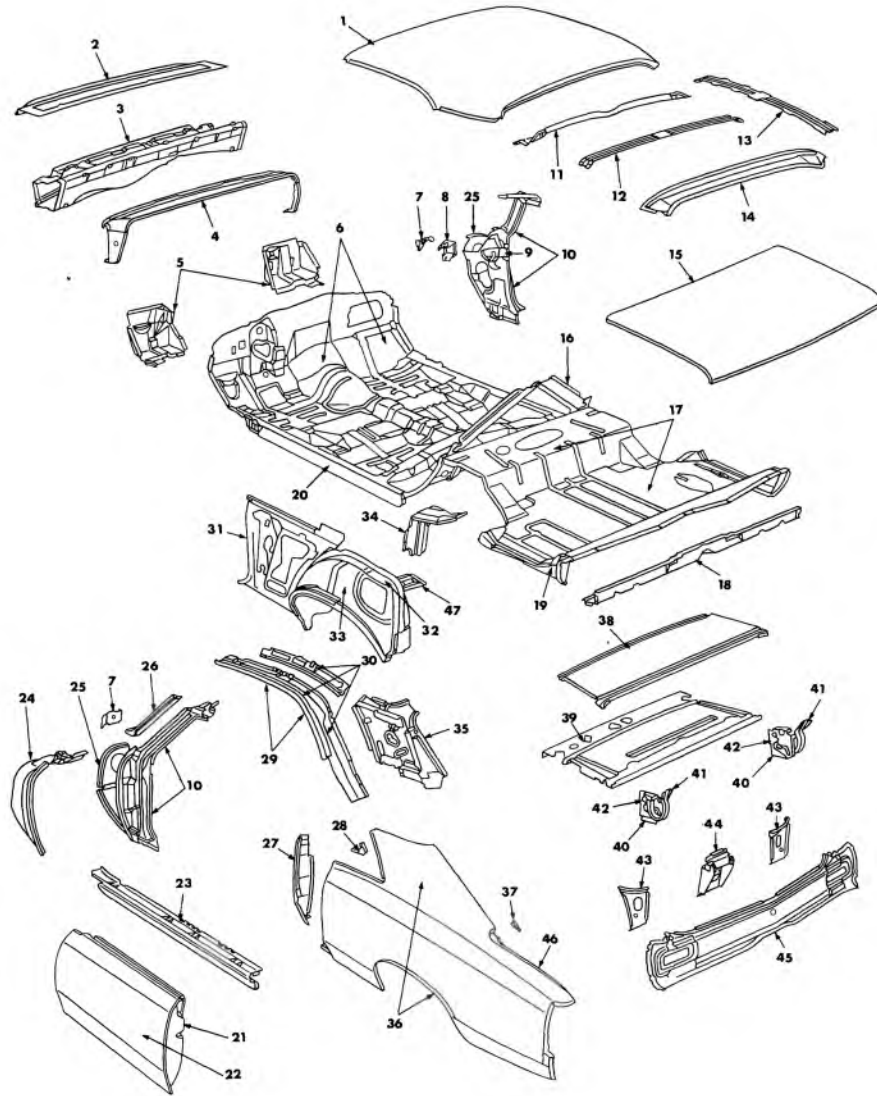


12-666

## 1966-67 CHEVELLE SHEET METAL—FOUR DOOR HARDTOP

- |  |   |
|--|---|
| 1. 12.810 PANEL, Roof                                  | 30. 12.491 PILLAR ASSY., Center                               |
| 2. 12.800 GRILLE, Shroud Top Vent                      | 31. 12.491 BRACE, Ctr. Plr. to Floor Lwr.                     |
| 3. 12.804 PANEL ASSY., Upr. Dash and Duct              | 32. 12.942 REINF., Body Lock Pillar                           |
| 4. 10.230 PANEL ASSY., Instrument                      | 33. 12.942 FILLER, Body Lock Plr. at Belt                     |
| 5. 12.650 BRACE ASSY., Dash to Chassis                 | 34. 12.075 MOULDING, Roof Drip Rear                           |
| 6. 12.804 PANEL ASSY., Dash Lower (Incl. Item 5)       | 35. 12.075 MOULDING, Roof Drip Front (Comp. of Item 36)       |
| 7. 12.659 REINF., Frt. Body Hge. Plr. to Duct          | 36. 12.956 RAIL ASSY., Side Roof Outer (Incl. Item 35)        |
| 8. 12.659 REINF., Frt. Body Hge. Plr. at Upr. Hge      | 37. 12.957 RAIL, Side Roof Inner                              |
| 9. 10.230 SUPPORT ASSY., Inst. Panel End               | 38. 12.942 PANEL, Body Lock Plr. Inr. Lwr. (Comp. of Item 39) |
| 10. 12.840 PANEL ASSY., Frt Body Hge. Pillar           | 39. 12.944 PANEL ASSY., Wheelhouse (Incl. Items 38-40-55)     |
| 11. 12.807 FRAME, Windshield Inner Upper               | 40. 12.944 PANEL, Wheelhouse Outer (Comp. of Item 39)         |
| 12. 12.952 BOW ASSY., Roof                             | 41. 12.971 EXTENSION, Shelf Panel                             |
| 13. 12.952 BOW, Roof Longitudinal                      | 42. 12.941 PANEL, Rear Quarter Inner                          |
| 14. 12.964 PANEL, Back Wind Inner                      | 43. 12.940 PANEL, Rear Qtr. Side Outer                        |
| 15. 12.181 LID ASSY., Rear Compartment                 | 44. 12.971 PANEL, Rear Compt. Front                           |
| 16. N.L. BRACE, Rr. Seat Back Diag.                    | 45. 12.971 PANEL, Rear Seat Back Shelf                        |
| 17. 12.981 PAN ASSY., Rear Compartment (Incl. Item 18) | 46. 12.184 SUPPORT, Rear Compt. Lid Hinge                     |
| 18. 12.986 BAR ASSY., Rear Cross                       | 47. 12.187 HINGE, Rr. Compt. Lid                              |
| 19. 12.981 FILLER, Rr. Compt. Pan. to Qtr. Pnl.        | 48. 12.186 PIN, Rr. Compt. Lid Hinge                          |
| 20. 12.934 PANEL, Rocker Inner                         | 49. 12.996 BRACE, Compt. Gutr. to Compt. Pan.                 |
| 21. 10.351 DOOR ASSY., Front (Incl. Item 22)           | 50. 12.237 PLATE, Rr. Compt. Lid Lk. Stkr. Anchor             |
| 22. 12.895 PANEL ASSY., Frt. Door Outer                | 51. 12.966 PANEL ASSY., Rear End (Incl. Item 54)              |
| 23. 10.373 DOOR ASSY., Rear (Incl. Item 24)            | 52. 12.996 GUTTER, Rear Compt. Lid Side                       |
| 24. 12.913 PANEL ASSY., Rear Door Outer                | 53. 12.944 BRACE, Whse. to Compt. Lid Gutter                  |
| 25. 12.934 PANEL, Door Opening Rocker Outer            |   |
| 26. 12.934 REINF., Rocker Outer Panel                  |   |
| 27. 12.804 PANEL, Shroud Lower Side                    |   |
| 28. 12.804 PANEL, Shroud Vent Duct Side                |   |
| 29. 12.808 FRAME, Windshield Outer Side                |   |

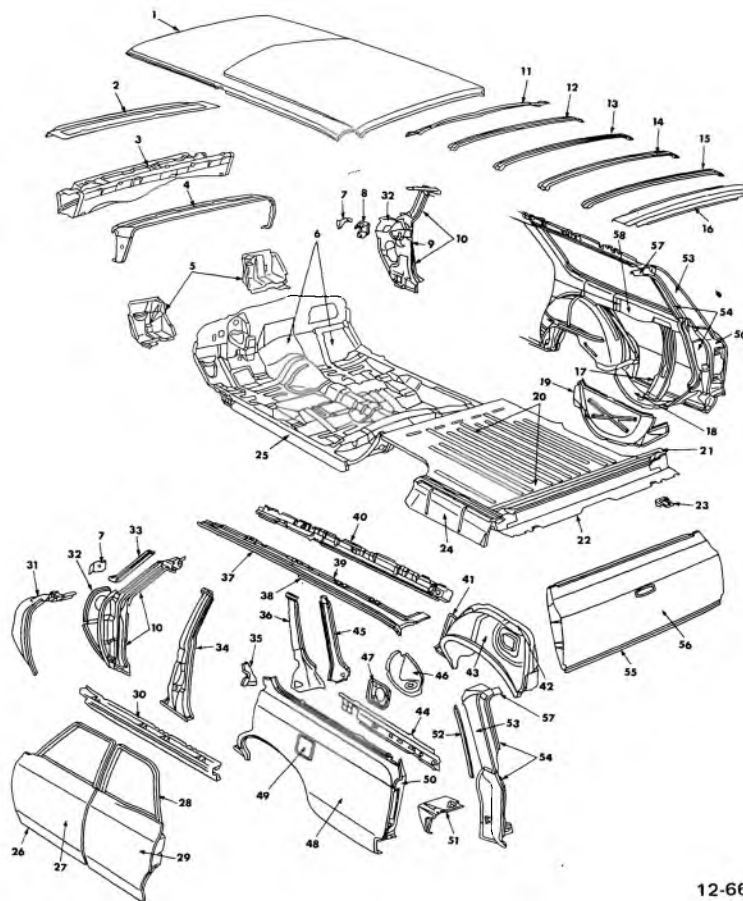




12-667

### 1966 CHEVELLE SHEET METAL—TWO DOOR HARDTOP

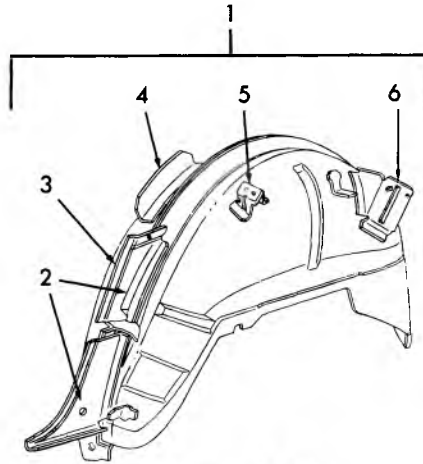
- |            |   |            |   |
|------------|---|------------|---|
| 1. 12.810  | PANEL, Roof                                 | 24. 12.804 | PANEL, Shroud Lower Side                  |
| 2. 12.800  | GRILLE, Shroud Top Vent                     | 25. 12.804 | PANEL, Shroud Vent Duct Side              |
| 3. 12.804  | PANEL ASSY., Upr. Dash and Duct             | 26. 12.808 | FRAME, W/shield Outer Side                |
| 4. 10.230  | PANEL ASSY., Instrument                     | 27. 12.942 | REINF., Body Lock Pillar                  |
| 5. 12.650  | BRACE ASSY., Dash to Chassis                | 28. 12.941 | FILLER, Qtr. Wind Lwr. Rr. Corner         |
| 6. 12.804  | PANEL ASSY., Dash Lower (Incl. Item 5)      | 29. 12.075 | MOULDING, Roof Drip                       |
| 7. 12.659  | REINF., Frt. Body Hge. Plr. to Duct         | 30. 12.956 | RAIL, Side Roof (Incl. Item 29)           |
| 8. 12.659  | REINF., Frt. Body Hge. Plr. at Upr. Hge.    | 31. 12.941 | PANEL, Rear Qtr. Inner Lower              |
| 9. 10.230  | SUPPORT ASSY., Inst. Panel End              | 32. 12.944 | PANEL, Wheelhouse (Incl. Items 31-33-49)  |
| 10. 12.840 | PANEL ASSY., Frt. Body Hge. Pillar          | 33. 12.944 | PANEL, Wheelhouse Outer (Part of Item 32) |
| 11. 12.807 | FRAME, Windshield Inner Upper               | 34. 12.971 | EXTENSION, Shelf Panel                    |
| 12. 12.952 | BOW ASSY., Roof                             | 35. 12.941 | PANEL, Rear Qtr. Inner Upper              |
| 13. 12.952 | BOW, Roof Longitudinal                      | 36. 12.940 | PANEL, Rear Qtr. Side Outer               |
| 14. 12.964 | PANEL, Back Wind Inner                      | 37. 12.940 | REINF., Compt. Lid Opng. Upr. Corner      |
| 15. 12.181 | LID ASSY., Rear Compartment                 | 38. 12.971 | PANEL, Rear Compartment Front             |
| 16. N.L.   | BRACE, Rr. Seat Back Diag.                  | 39. 12.971 | PANEL, Rear Seat Back Shelf               |
| 17. 12.981 | PAN ASSY., Rear Compartment (Incl. Item 18) | 40. 12.184 | SUPPORT, Rear Compt. Lid Hinge            |
| 18. 12.986 | BAR ASSY., Rear Cross                       | 41. 12.187 | HINGE, Rr. Compt. Lid                     |
| 19. 12.981 | FILLER, Rr. Compt. Pan. to Qtr. Pnl.        | 42. 12.186 | PIN, Rr. Compt. Lid Hinge                 |
| 20. 12.934 | PANEL, Rocker Inner                         | 43. 12.996 | BRACE, Compt. Gutr. to Compt. Pan.        |
| 21. 10.351 | DOOR ASSY., Front (Incl. Item 22)           | 44. 12.237 | PLATE, Rr. Compt. Lid Lk. Strkr. Anchor   |
| 22. 12.895 | PANEL ASSY., Frt. Door Outer                | 45. 12.966 | PANEL ASSY., Rear Erid (Incl. Item 48)    |
| 23. 12.934 | PANEL, Door Opng. Rocker Outer              | 46. 12.996 | GUTTER, Rear Compt. Lid Side              |
|            |   | 47. 12.944 | BRACE, Whse. to Compt. Lid Gutter         |



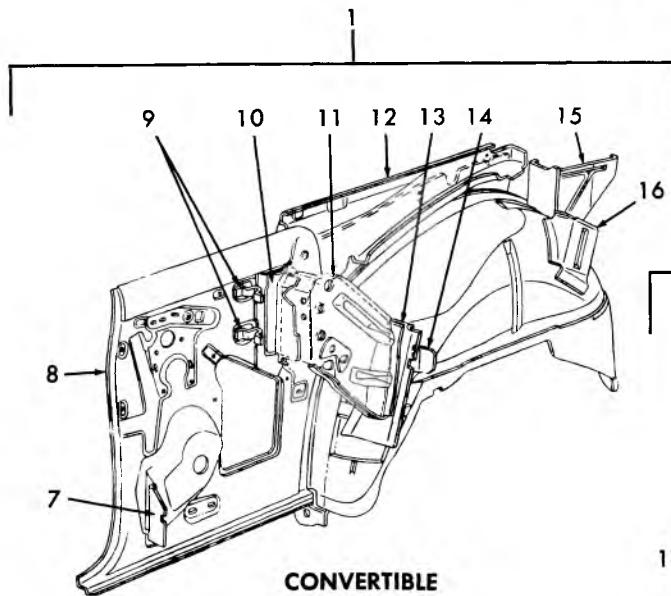
12-668

## 1966-67 CHEVELLE SHEET METAL—FOUR DOOR STATION WAGON

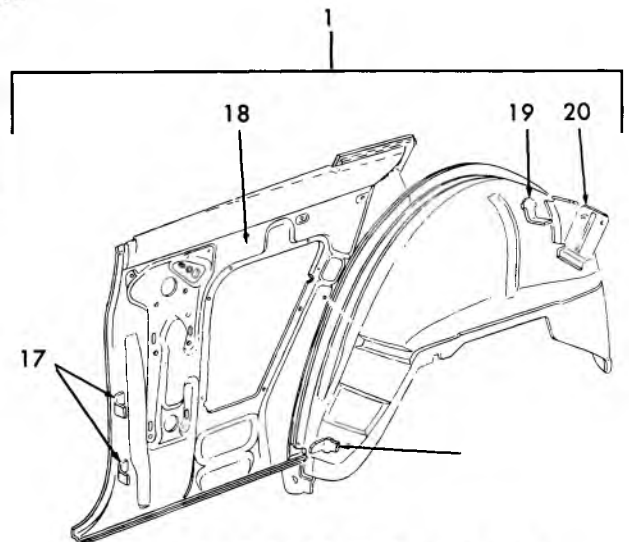
- |            |   |            |   |
|------------|---|------------|---|
| 1. 12.810  | PANEL, Roof   | 31. 12.804 | PANEL, Shroud Lower Side                              |
| 2. 10.307  | GRILLE, Shroud Top Vent                               | 32. 12.804 | PANEL, Shroud Vent Duct Side                          |
| 3. 12.804  | PANEL ASSY., Upr. Dash and Duct                       | 33. 12.808 | FRAME, Windshield Outer Side                          |
| 4. 10.230  | PANEL ASSY., Instrument                               | 34. 12.491 | PILLAR ASSY., Center                                  |
| 5. 12.650  | BRACE ASSY., Dash to Chassis                          | 35. 12.942 | FILLER, Body Lock Plr. at Belt                        |
| 6. 12.804  | PANEL ASSY., Dash Lower (Incl. Item 5)                | 36. 12.942 | PANEL, Body Lock Plr. Otr. Upr.                       |
| 7. 12.659  | REINF., Frt. Body Hge. Plr. to Duct                   | 37. 12.075 | MOULDING, Roof Drip Front                             |
| 8. 12.659  | REINF., Frt. Body Hge. Plr. at Upr. Hge.              | 38. 12.075 | MOULDING, Roof Drip Center                            |
| 9. 10.230  | SUPPORT ASSY., Inst. Panel End                        | 39. 12.956 | RAIL ASSY., Side Roof Outer (Incl. Item 37)           |
| 10. 12.840 | PANEL ASSY., Frt. Body Hge. Pillar                    | 40. 12.957 | RAIL, Side Roof Inner                                 |
| 11. 12.807 | FRAME, Windshield Inner Upper                         | 41. 12.942 | PANEL, Body Lock Plr. Inr. Lwr.                       |
| 12. 12.952 | BOW, Roof No. 1                                       | 42. 12.944 | PANEL ASSY., Wheelhouse (Incl. Items 41-43-46)        |
| 13. 12.952 | BOW, Roof No. 2                                       | 43. 12.944 | PANEL, Wheelhouse Outer                               |
| 14. 12.952 | BOW, Roof No. 3                                       | 44. 12.941 | PANEL, Rear Quarter Inner                             |
| 15. 12.952 | BOW, Roof No. 4                                       | 45. 12.942 | PANEL, Body Lock Pillar Inr. Upr.                     |
| 16. 12.968 | PANEL ASSY., Back Body Opening Upr.                   | 46. 12.945 | POCKET, Gas Tank Filler Neck                          |
| 17. 12.980 | SUPPORT, Spare Tire                                   | 47. 12.945 | FILLER, Gas Tank Door Opng.                           |
| 18. 12.981 | POCKET, Spare Tire                                    | 48. 12.940 | PANEL, Rear Qtr. Side Outer                           |
| 19. 12.981 | FILLER, Rr. Compt. Pan. to Tire Pocket                | 49. 12.945 | DOOR ASSY., Gas Tank Filler                           |
| 20. 12.981 | PAN ASSY., Rear Compartment (Incl. Items 19-21-22-24) | 50. 12.940 | PANEL ASSY., Rr. Qtr. Side Otr. Ext.                  |
| 21. 12.986 | BAR ASSY., Rear Cross Front                           | 51. 12.940 | FILLER, Quarter Panel Rr. Lwr. Corner                 |
| 22. 12.986 | BAR, Rear Cross Rear                                  | 52. 12.075 | MOULDING, Roof Drip Rear                              |
| 23. 12.986 | FILLER, Rr. Cross Rr. Lwr. Bar Side Rt.               | 53. 12.968 | PANEL ASSY., Back Body Plr. Otr. Upr. (Incl. Item 52) |
| 24. 12.981 | FILLER, Rr. Compt. Pan. to Qtr. Pnl.                  | 54. 12.968 | PANEL ASSY., Back Body Pillar                         |
| 25. 12.934 | PANEL, Rocker Inner                                   | 55. 12.179 | GATE ASSY., Tail (Incl. Item 56)                      |
| 26. 10.351 | DOOR ASSY., Front (Incl. Item 27)                     | 56. 12.179 | PANEL ASSY., Tail Gate Outer                          |
| 27. 12.895 | PANEL ASSY., Frt. Door Outer                          | 57. 12.968 | REINF., Bk. Body Opng. Upr. Pnl. Side                 |
| 28. 10.373 | DOOR ASSY., Rear (Incl. Item 29)                      | 58. 12.941 | PANEL, Rr. Quarter Inner                              |
| 29. 12.913 | PANEL ASSY., Rear Door Outer                          |            |   |
| 30. 12.934 | PANEL, Door Opng. Rocker Outer                        |            |   |



FOUR DOOR



CONVERTIBLE

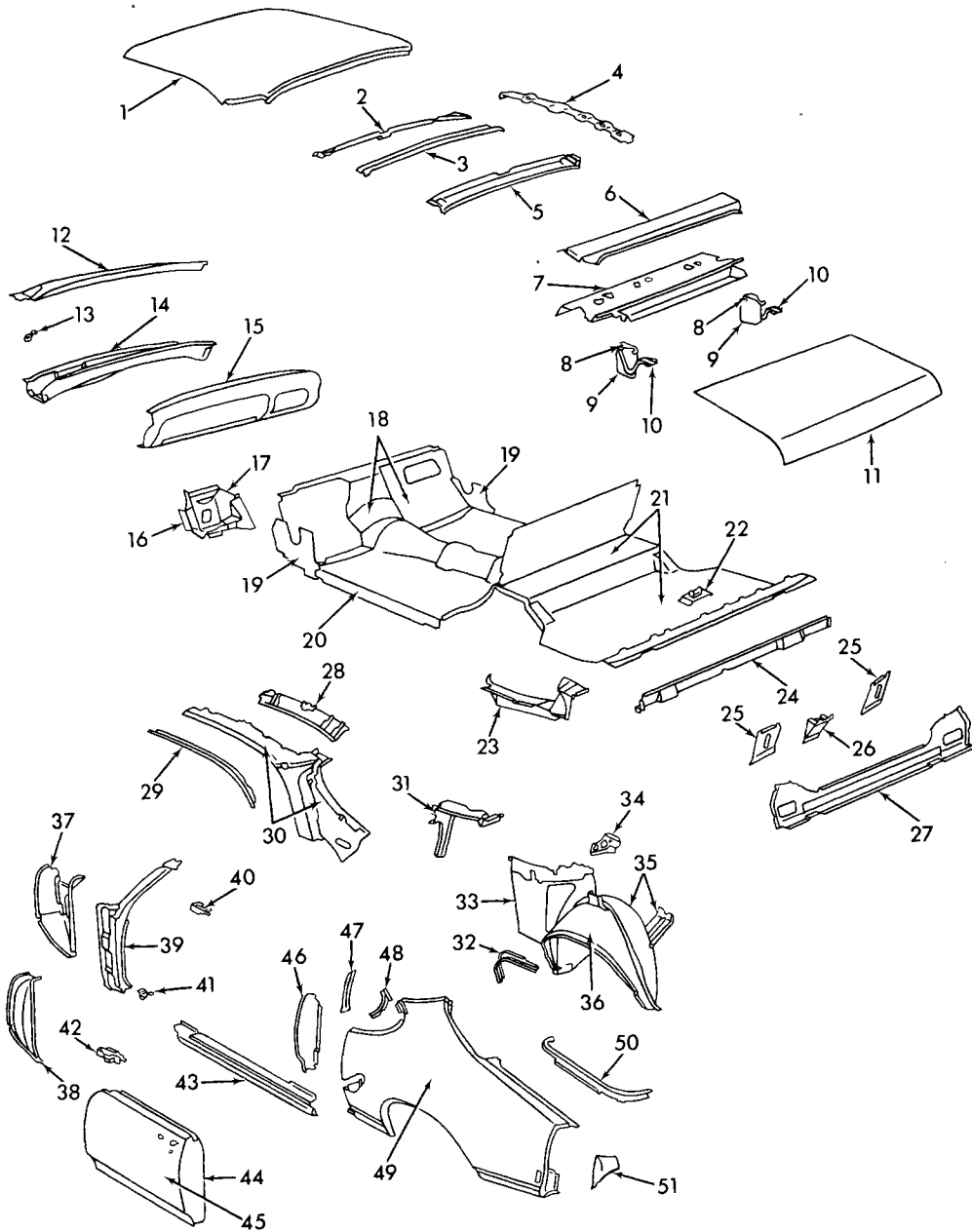


TWO DOOR (EXC. CONVERT.)

12-669

### 1964-65 CHEVELLE WHEELHOUSE PANEL AND DETAILS

- |   |  |
|---|--|
| 1. 12.944 PANEL ASSEMBLY, Wheelhouse          | 11. N.S.S. SUPPORT ASSEMBLY, Fldg. Top Mtg.      |
| 2. 12.942 PANEL, Body Lock Pillar Inner Lower | 12. N.S.S. PANEL, Fldg. Top Compartment          |
| 3. 12.944 PANEL, Wheelhouse Outer             | 13. N.S.S. EXTENSION, Rear Seat Back Panel       |
| 4. N.S.S. EXTENSION, Body Lock Pillar         | 14. N.S.S. EXTENSION, Rear Seat to Pan Brace     |
| 5. N.S.S. SUPPORT, Fldg. Seat Back Support    | 15. N.S.S. EXTENSION, Fldg. Top Compt. Side Pnl. |
| 6. N.S.S. BRACE, Rear Compt. Lid Hinge        | 16. N.S.S. BRACE, Rear Compt. Lid Hinge          |
| 7. N.S.S. EXTENSION, Quarter Inner Panel      | 17. N.S.S. SUPPORT, Qtr. Arm Rest Panel          |
| 8. 12.941 PANEL, Quarter Inner Front          | 18. 12.941 PANEL, Quarter Inner                  |
| 9. N.S.S. SUPPORT, Fldg. Top Compt. Side      | 19. N.S.S. CLIP, Gas Tank Vent Tube              |
| 10. N.S.S. EXTENSION, Fldg. Top Mtg. Support  | 20. N.S.S. BRACE, Compt. Lid Hinge               |



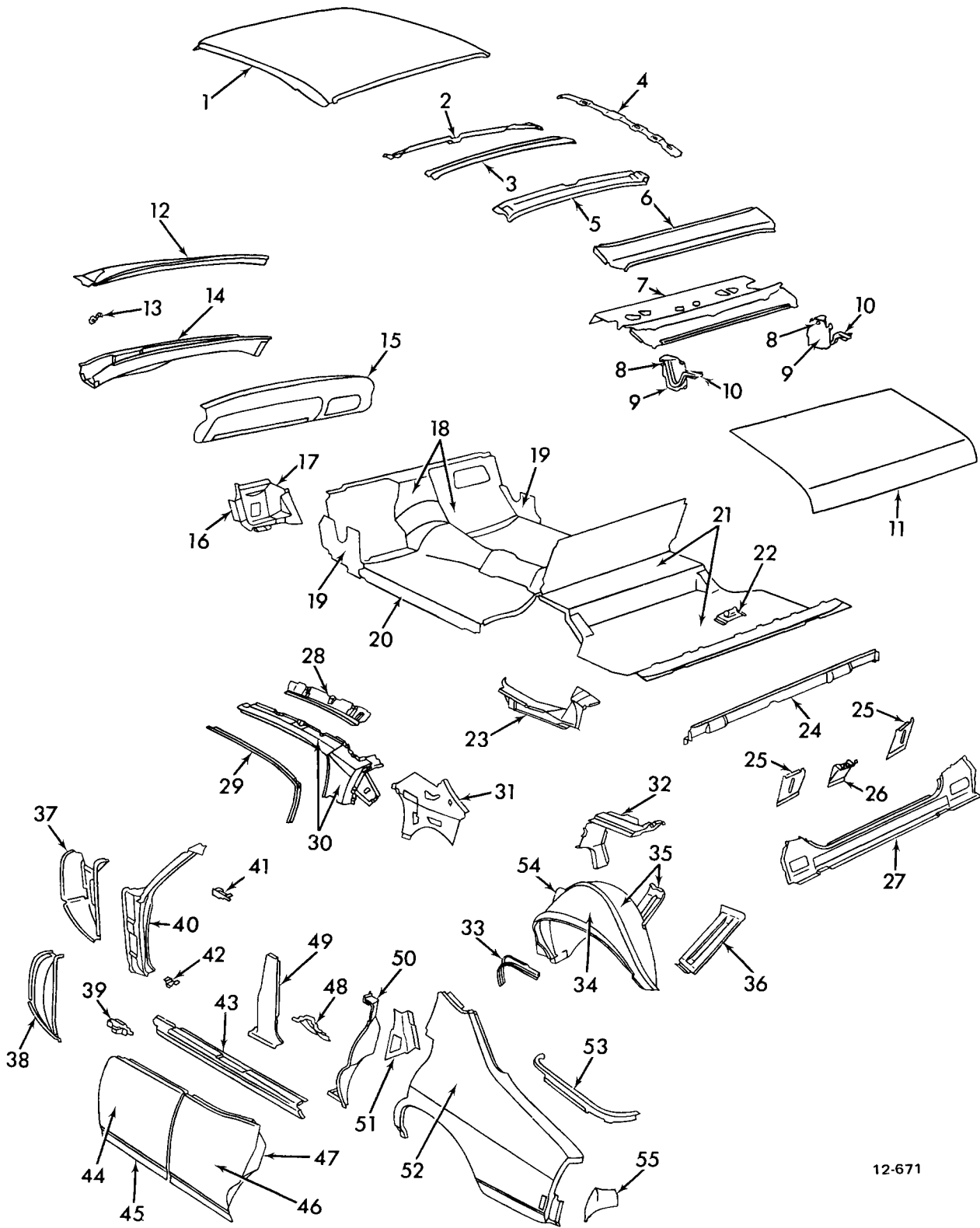
1968-69 CHEVELLE SHEET METAL—TWO DOOR

12-670

## 1968-69 CHEVELLE SHEET METAL—TWO DOOR

- |  |  |
|--|--|
| <ul style="list-style-type: none"> <li>1. 12.810 PANEL, Roof</li> <li>2. 12.807 FRAME, Windshield Inner Upper</li> <li>3. 12.952 BOW, Roof</li> <li>4. 12.952 BOW, Roof Longitudinal</li> <li>5. 12.964 PANEL, Back Window Inner</li> <li>6. 12.971 PANEL, Rear Compartment Front</li> <li>7. 12.971 PANEL, Rear Seat to Back Window</li> <li>8. 12.186 PIN, Rear Compartment Lid Hinge</li> <li>9. 12.184 SUPPORT, Rear Compartment Lid Hinge</li> <li>10. 12.187 STRAP &amp; LINK, Rear Compartment Lid Hinge</li> <li>11. 12.181 LID ASSY., Rear Compartment</li> <li>12. 12.804 PANEL ASSY., Shroud Upper</li> <li>13. 10.027 SUPPORT, Windshield Glass</li> <li>14. 12.804 PANEL ASSY., Shroud Vent Duct Center</li> <li>15. 10.230 PANEL ASSY., Instrument</li> <li>16. 8.153 SUPPORT ASSY., Front Fender Skirt on Brace (Comp. Item 17)</li> <li>17. 12.650 BRACE ASSY., Dash to Chassis Frame (Comp. Item 18—Incl. Item 16)</li> <li>18. 12.804 PANEL ASSY., Dash (Incl. Item 17)</li> <li>19. 12.659 REINFORCEMENT, Front Body Hinge Pillar to Rocker</li> <li>20. 12.934 PANEL, Rocker Inner</li> <li>21. 12.981 PAN ASSY., Rear Compartment (Incl. Items 22-23-24)</li> <li>22. 12.981 SUPPORT, Spare Tire Clamp Anchor Plate (Comp. Item 21)</li> <li>23. 12.981 FILLER, Compartment Pan to Quarter Panel (Comp. Item 21)</li> <li>24. 12.986 BAR ASSY., Rear Cross (Comp. Item 21)</li> <li>25. 12.996 BRACE, Compartment Gutter to Compartment Pan</li> <li>26. 12.237 PLATE, Compartment Lid Lock Striker Anchor</li> </ul> | <ul style="list-style-type: none"> <li>27. 12.966 PANEL ASSY., Rear End</li> <li>28. N.S.S. RAIL, Side Roof Inner (Comp. Item 30)</li> <li>29. 12.075 MOLDING, Roof Drip (Comp. Item 30)</li> <li>30. 12.956 RAIL ASSY., Side Roof (Incl. Items 28-29)</li> <li>31. 12.971 EXTENSION, Rear Seat to Back Window Panel</li> <li>32. 12.944 REINFORCEMENT, Wheelhouse Outer Panel (Comp. Item 35)</li> <li>33. 12.941 PANEL ASSY., Rear Quarter Inner Lower (Comp. Item 35)</li> <li>34. 12.941 EXTENSION, Quarter Inner Panel Rear</li> <li>35. 12.944 PANEL ASSY., Wheelhouse (Incl. Items 32-33-36)</li> <li>36. 12.944 PANEL, Wheelhouse Outer (Comp. Item 35)</li> <li>37. 12.804 PANEL, Shroud Vent Duct Side</li> <li>38. 12.804 PANEL, Shroud Lower</li> <li>39. 12.840 PANEL ASSY., Front Body Hinge Pillar</li> <li>40. 10.230 SUPPORT, Instrument Panel End</li> <li>41. 8.141 SUPPORT ASSY., Front Fender on Dash</li> <li>42. 10.657 REINFORCEMENT, Front Door Outer Panel at Vent</li> <li>43. 12.934 PANEL, Door Opening Rocker Outer</li> <li>44. 10.351 DOOR ASSY., Front (Incl. Item 45)</li> <li>45. 12.895 PANEL ASSY., Front Door Outer (Comp. Item 44)</li> <li>46. 12.942 REINFORCEMENT, Body Lock Pillar</li> <li>47. 12.942 PANEL ASSY., Body Lock Pillar Upper (27 Styles)</li> <li>48. 12.941 FILLER, Quarter Window Lower Rear Corner</li> <li>49. 12.940 PANEL, Rear Quarter Side Outer</li> <li>50. 12.996 GUTTER, Rear Compartment Lid Side</li> <li>51. 12.940 EXTENSION, Quarter Outer at Tail Lamp</li> </ul> |
|--|--|

12-670



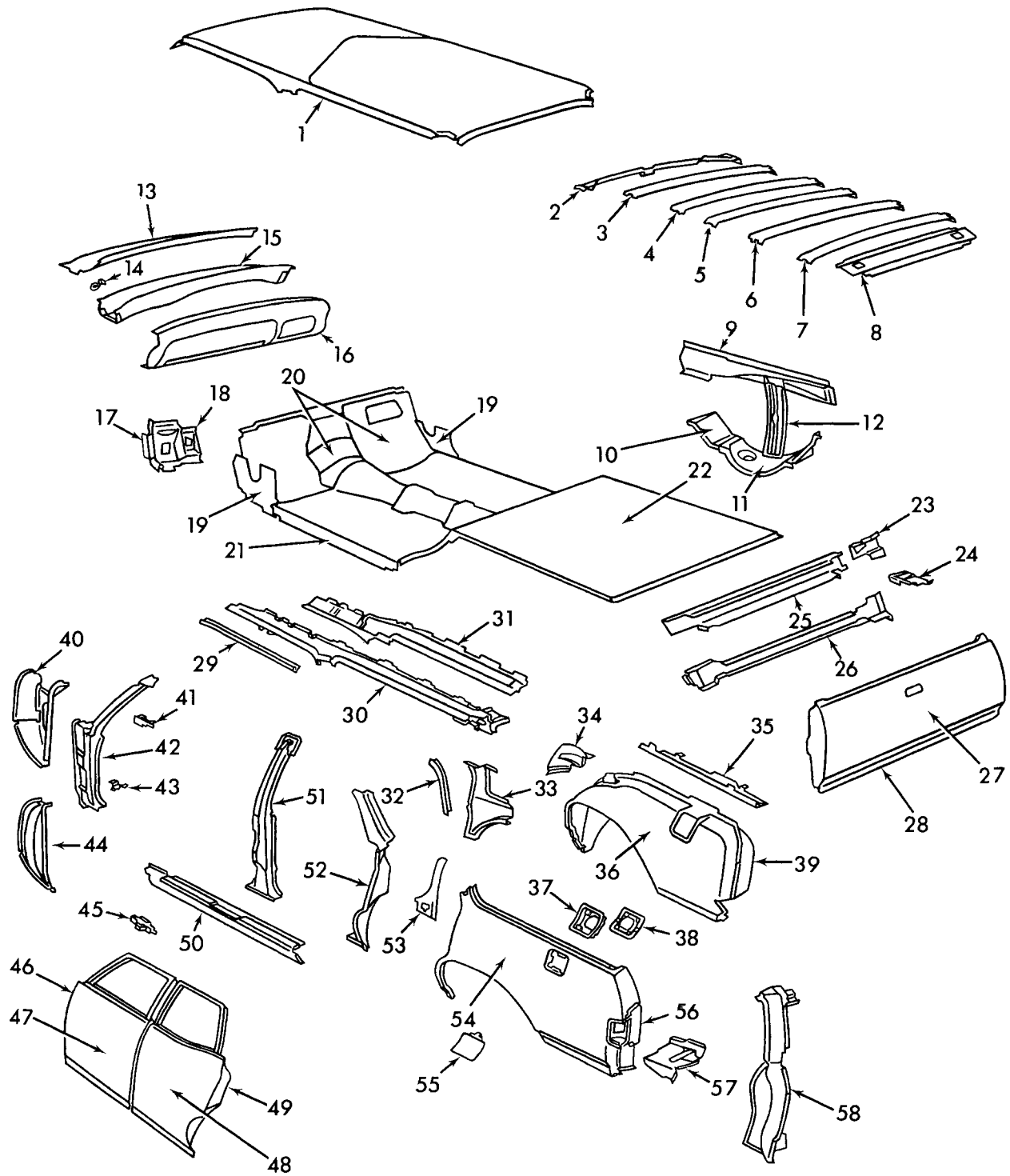
12-671

**1968-69 CHEVELLE SHEET METAL—FOUR DOOR HARDTOP**

## 1968-69 CHEVELLE SHEET METAL—FOUR DOOR HARDTOP

- |  |  |
|--|--|
| <ul style="list-style-type: none"> <li>1. 12.810 PANEL, Roof</li> <li>2. 12.807 FRAME, Windshield Inner Upper</li> <li>3. 12.952 BOW, Roof</li> <li>4. 12.952 BOW, Roof Longitudinal</li> <li>5. 12.964 PANEL, Back Window Inner</li> <li>6. 12.971 PANEL, Rear Compartment Front</li> <li>7. 12.971 PANEL, Rear Seat to Back Window</li> <li>8. 12.186 PIN, Rear Compartment Lid Hinge</li> <li>9. 12.184 SUPPORT, Rear Compartment Lid Hinge</li> <li>10. 12.187 STRAP &amp; LINK, Rear Compartment Lid Hinge</li> <li>11. 12.181 LID ASSY., Rear Compartment</li> <li>12. 12.804 PANEL ASSY., Shroud Upper</li> <li>13. 10.027 SUPPORT, Windshield Glass</li> <li>14. 12.804 PANEL ASSY., Shroud Vent Duct Center</li> <li>15. 10.230 PANEL ASSY., Instrument</li> <li>16. 8.153 SUPPORT ASSY., Front Fender Skirt on Brace (Comp. Item 17)</li> <li>17. 12.650 BRACE ASSY., Dash to Chassis Frame (Comp. Item 18—Incl. Item 16)</li> <li>18. 12.804 PANEL ASSY., Dash (Incl. Item 17)</li> <li>19. 12.659 REINFORCEMENT, Front Body Hinge Pillar to Rocker</li> <li>20. 12.934 PANEL, Rocker Inner</li> <li>21. 12.981 PAN ASSY., Rear Compartment (Incl. Items 22-23-24)</li> <li>22. 12.981 SUPPORT, Spare Tire Clamp Anchor Plate (Comp. Item 21)</li> <li>23. 12.981 FILLER, Compartment Pan to Quarter Panel (Comp. Item 21)</li> <li>24. 12.986 BAR ASSY., Rear Cross (Comp. Item 21)</li> <li>25. 12.996 BRACE, Compartment Gutter to Compartment Pan</li> <li>26. 12.237 PLATE, Compartment Lid Lock Striker Anchor</li> <li>27. 12.966 PANEL ASSY., Rear End</li> <li>28. N.S.S. RAIL, Side Roof Inner (Comp. Item 30)</li> </ul> | <ul style="list-style-type: none"> <li>29. 12.075 MOLDING, Roof Drip (Comp. Item 30)</li> <li>30. 12.956 RAIL ASSY., Side Roof (Incl. Items 28-29)</li> <li>31. 12.941 PANEL, Rear Quarter Inner Lower</li> <li>32. 12.971 EXTENSION, Rear Seat to Back Window Panel</li> <li>33. 12.944 REINFORCEMENT, Wheelhouse Outer Panel (Comp. Item 35)</li> <li>34. 12.944 PANEL, Wheelhouse Outer (Comp. Item 35)</li> <li>35. 12.944 PANEL ASSY., Wheelhouse (Incl. Items 33-34-54)</li> <li>36. 12.944 BRACE, Wheelhouse to Compartment Lid Gutter</li> <li>37. 12.804 PANEL, Shroud Vent Duct Side</li> <li>38. 12.804 PANEL, Shroud Lower</li> <li>39. 10.657 REINFORCEMENT, Front Door Outer Panel at Vent</li> <li>40. 12.840 PANEL ASSY., Front Body Hinge Pillar</li> <li>41. 10.230 SUPPORT, Instrument Panel End</li> <li>42. 8.141 SUPPORT ASSY., Front Fender on Dash</li> <li>43. 12.934 PANEL, Door Opening Rocker Outer</li> <li>44. 12.895 PANEL ASSY., Front Door Outer (Comp. Item 45)</li> <li>45. 10.351 DOOR ASSY., Front (Incl. Item 44)</li> <li>46. 12.913 PANEL ASSY., Rear Door Outer (Comp. Item 47)</li> <li>47. 10.373 DOOR ASSY., Rear (Incl. Item 46)</li> <li>48. 12.491 BRACE, Center Pillar to Floor Lower</li> <li>49. 12.491 PILLAR ASSY., Center</li> <li>50. 12.942 PANEL, Body Lock Pillar Outer Lower</li> <li>51. 12.942 REINFORCEMENT, Body Lock Pillar at Lock Striker</li> <li>52. 12.940 PANEL, Rear Quarter Side Outer</li> <li>53. 12.996 GUTTER, Rear Compartment Lid Side</li> <li>54. 12.942 PANEL, Body Lock Pillar Inner Lower (Comp. Item 35)</li> <li>55. 12.940 EXTENSION, Quarter Outer at Tail Lamp</li> </ul> |
|--|--|

12-671



12-672

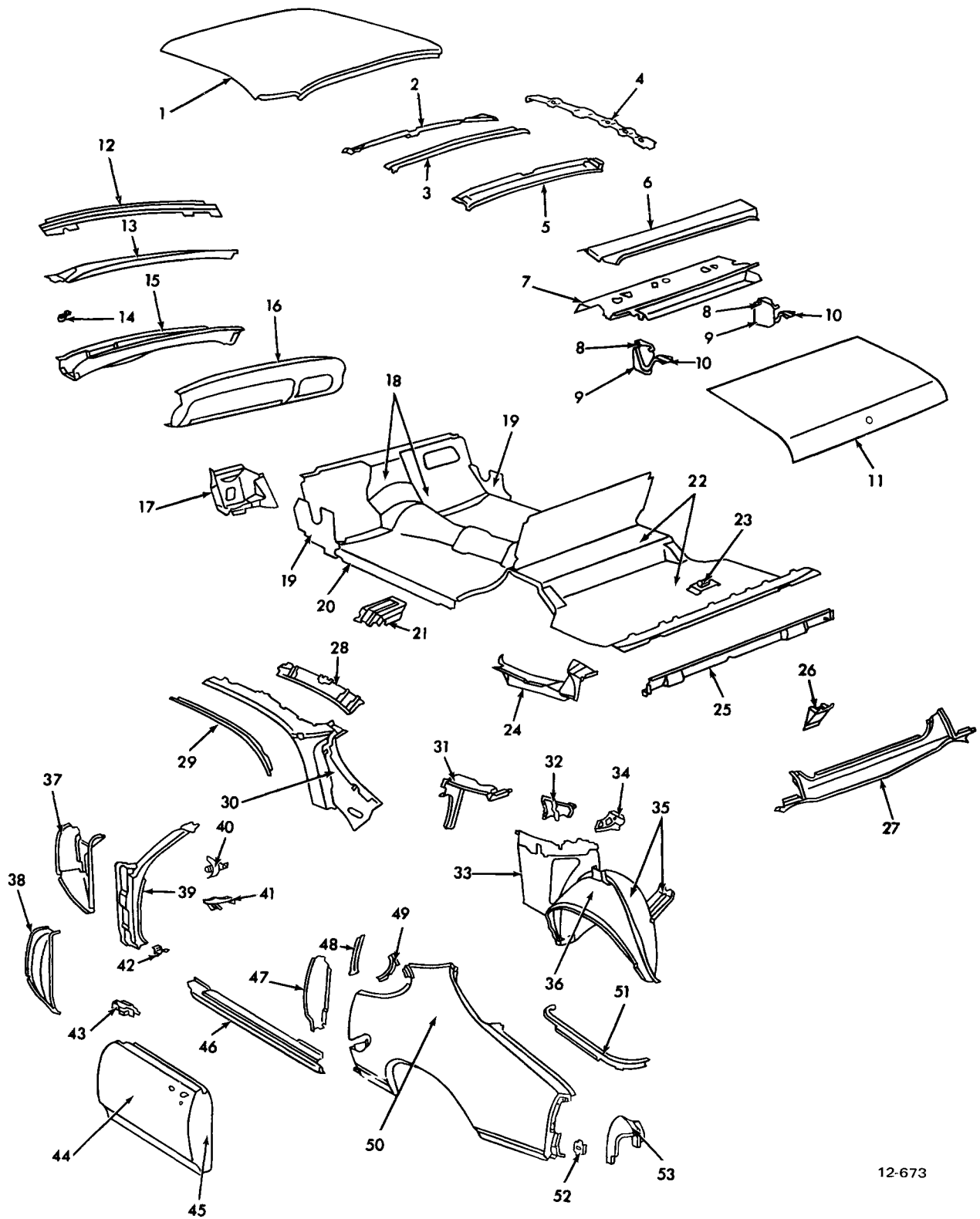
1968-69 CHEVELLE SHEET METAL—STATION WAGON



## 1968-69 CHEVELLE SHEET METAL—STATION WAGON

- |  |  |
|--|--|
| <p>1. 12.810 PANEL, Roof</p> <p>2. 12.807 FRAME, Windshield Inner Upper</p> <p>3. 12.952 BOW, Roof No. 1</p> <p>4. 12.952 BOW, Roof No. 2</p> <p>5. 12.952 BOW, Roof No. 3</p> <p>6. 12.952 BOW, Roof No. 4</p> <p>7. 12.952 BOW, Roof No. 5</p> <p>8. 12.968 PANEL ASSY., Back Body Opening Upper Center</p> <p>9. 12.941 PANEL, Rear Quarter Inner Rt. Side</p> <p>10. 12.981 POCKET, Spare Tire Front</p> <p>11. 12.981 POCKET, Spare Tire Rear</p> <p>12. 12.980 SUPPORT, Spare Tire</p> <p>13. 12.804 PANEL ASSY., Shroud Upper</p> <p>14. 10.027 SUPPORT, Windshield Glass</p> <p>15. 12.804 PANEL ASSY., Shroud Vent Duct Center</p> <p>16. 10.230 PANEL ASSY., Instrument</p> <p>17. 8.153 SUPPORT ASSY., Front Fender Skirt on Dash (Comp. Item 18)</p> <p>18. 12.650 BRACE ASSY., Dash to Chassis Frame (Comp. Item 20—Incl. Item 17)</p> <p>19. 12.659 REINFORCEMENT, Front Body Hinge Pillar to Rocker</p> <p>20. 12.804 PANEL ASSY., Dash (Incl. Item 18)</p> <p>21. 12.934 PANEL, Rocker Inner</p> <p>22. 12.981 PAN ASSY., Rear Compartment (Incl. Item 25-26)</p> <p>23. 12.986 EXTENSION, Rear Cross Bar Front</p> <p>24. 12.986 FILLER, Rear Cross Bar End</p> <p>25. 12.986 BAR ASSY., Rear Cross Front (Comp. Item 22)</p> <p>26. 12.986 BAR ASSY., Rear Cross Rear (Comp. Item 22)</p> <p>27. 12.179 PANEL ASSY., Tail Gate Outer (Comp. Item 28)</p> <p>28. 12.179 GATE ASSY., Tail (Incl. Item 27)</p> <p>29. 12.075 MOLDING, Roof Drip Front (Comp. Item 30)</p> <p>30. 12.956 RAIL ASSY., Side Roof (Incl. Items 29-30)</p> | <p>31. N.S.S. RAIL, Side Roof Inner (Comp. Item 30)</p> <p>32. 12.075 MOLDING, Roof Drip Rear (Comp. Item 52)</p> <p>33. 12.942 PANEL ASSY., Body Lock Pillar Inner Upper</p> <p>34. 12.944 BRACE, Wheelhouse Inner Panel to Pan</p> <p>35. 12.428 RAIL, Rear Quarter Belt Lt. Side (Comp. Item 39)</p> <p>36. 12.944 PANEL, Wheelhouse Outer (Comp. Item 39)</p> <p>37. 12.945 FILLER, Gas Tank Door Opening</p> <p>38. 12.945 POCKET ASSY., Gas Tank Filler Neck</p> <p>39. 12.944 PANEL ASSY., Wheelhouse (Incl. Items 35-36-53)</p> <p>40. 12.804 PANEL, Shroud Vent Duct Side</p> <p>41. 10.230 SUPPORT, Instrument Panel End</p> <p>42. 12.840 PANEL ASSY., Front Body Hinge Pillar</p> <p>43. 8.141 SUPPORT ASSY., Front Fender on Dash</p> <p>44. 12.804 PANEL, Shroud Lower</p> <p>45. 10.657 REINFORCEMENT, Front Door Outer Panel at Vent</p> <p>46. 10.351 DOOR ASSY., Front (Incl. Item 47)</p> <p>47. 12.895 PANEL ASSY., Front Door Outer (Comp. Item 46)</p> <p>48. 12.913 PANEL ASSY., Rear Door Outer (Comp. Item 49)</p> <p>49. 10.373 DOOR ASSY., Rear (Incl. Item 48)</p> <p>50. 12.934 PANEL, Door Opening Rocker Outer</p> <p>51. 12.491 PILLAR ASSY., Center</p> <p>52. 12.942 PANEL ASSY., Body Lock Pillar Outer (Incl. Item 32)</p> <p>53. 12.942 PANEL, Body Lock Pillar Inner Lower (Comp. Item 39)</p> <p>54. 12.940 PANEL, Rear Quarter Side Outer</p> <p>55. 12.945 DOOR ASSY., Gas Tank Filler</p> <p>56. 12.940 PANEL ASSY., Rear Quarter Side Outer Extension</p> <p>57. 12.940 FILLER, Quarter Outer Panel Rear Lower Corner</p> <p>58. 12.968 PANEL ASSY., Back Body Pillar</p> |
|--|--|

12-672



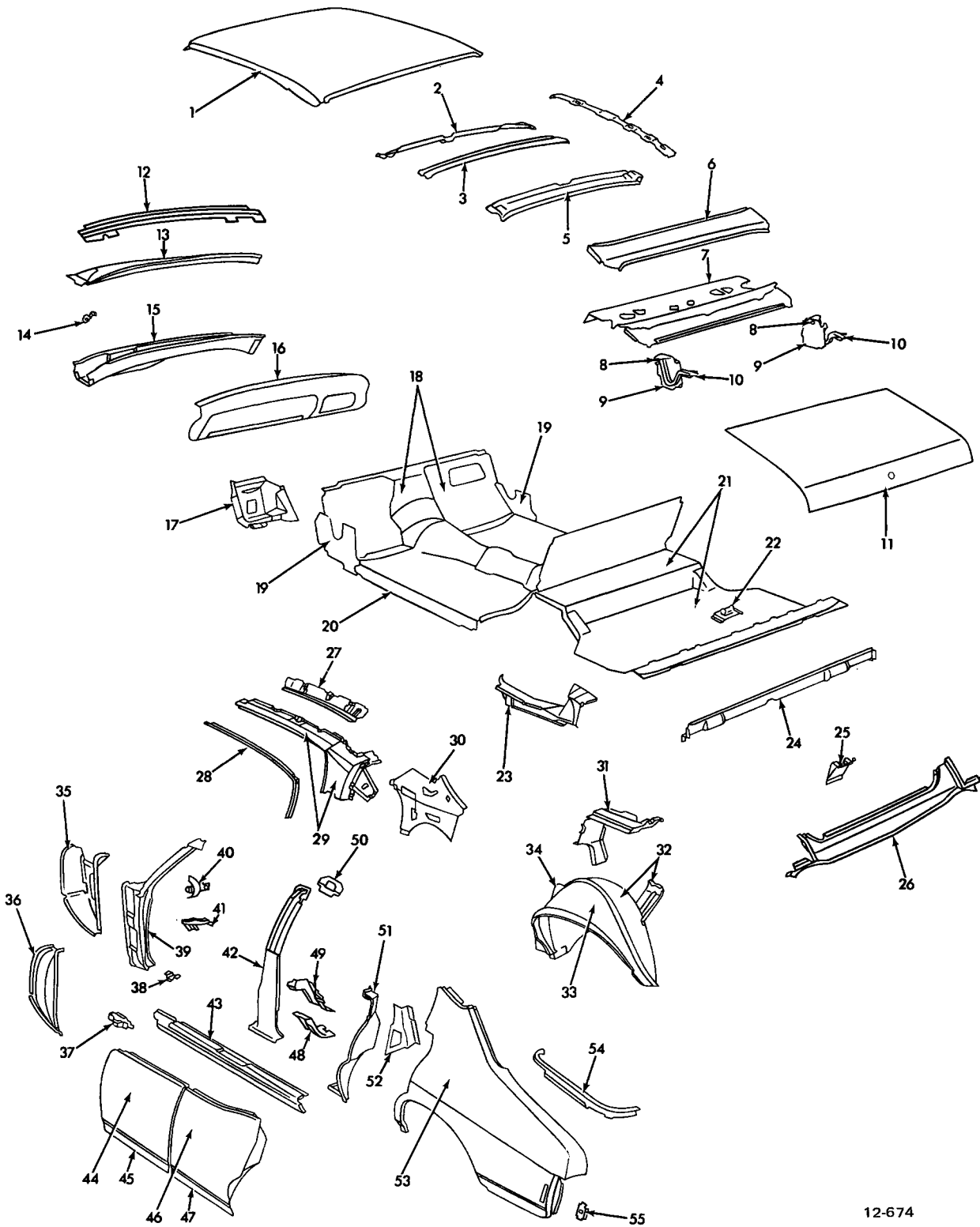
12-673

**1970-72 CHEVELLE 27-37-57 STYLES SHEET METAL**

## 1970-72 CHEVELLE 27-37-57 STYLES SHEET METAL

- |  |   |
|--|---|
| <p>1. 12.810 PANEL, Roof</p> <p>2. 12.807 FRAME ASSY., Windshield Inner Upper</p> <p>3. 12.952 BOW, Roof</p> <p>4. 12.952 BOW, Roof Longitudinal</p> <p>5. 12.964 PANEL, Back Window Inner</p> <p>6. 12.971 PANEL, Rear Compartment Front</p> <p>7. 12.971 PANEL, Rear Seat to Back Window</p> <p>8. 12.186 PIN, Rear Compartment Lid Hinge</p> <p>9. 12.184 SUPPORT, Rear Compartment Lid Hinge</p> <p>10. 12.187 STRAP &amp; LINK, Rear Compartment Lid Hinge</p> <p>11. 12.181 LID ASSY., Rear Compartment</p> <p>12. 12.807 FRAME, Windshield Lower</p> <p>13. 12.804 PANEL ASSY., Shroud Upper</p> <p>14. 10.027 SUPPORT, Windshield Glass</p> <p>15. 12.804 PANEL ASSY., Shroud Center Duct</p> <p>16. 10.230 PANEL ASSY., Instrument</p> <p>17. 12.650 BRACE ASSY., Dash to Chassis Frame (Comp. Item 18)</p> <p>18. 12.804 PANEL ASSY., Dash (Incl. Item 17)</p> <p>19. 12.659 REINFORCEMENT, Front Body Hinge Pillar to Rocker</p> <p>20. 12.934 PANEL, Rocker Inner</p> <p>21. 12.942 REINFORCEMENT, Floor Pan at Lock Pillar</p> <p>22. 12.981 PAN ASSY., Rear Compartment (Incl. Items 23-25)</p> <p>23. 12.981 SUPPORT, Spare Tire Clamp Anchor Plate (Comp. Item 22)</p> <p>24. 12.981 FILLER, Compartment Pan to Quarter Panel</p> <p>25. 12.986 BAR ASSY., Rear Cross (Comp. Item 22)</p> <p>26. 12.237 PLATE, Compartment Lid Lock Striker Anchor</p> <p>27. 12.966 PANEL, Rear End</p> <p>28. N.S.S. RAIL, Side Roof Inner (Comp. Item 30)</p> | <p>29. 12.075 MOLDING, Roof Drip (Comp. Item 30)</p> <p>30. 12.956 RAIL ASSY., Side Roof (Incl. Items 28-29)</p> <p>31. 12.971 EXTENSION, Rear Seat to Back Window Panel</p> <p>32. 12.684 BRACE, Body Lock Pillar to Floor Pan</p> <p>33. 12.941 PANEL ASSY., Rear Quarter Inner Lower (Comp. Item 35)</p> <p>34. 12.941 EXTENSION, Quarter Inner Panel Rear</p> <p>35. 12.944 PANEL ASSY., Wheelhouse (Incl. Items 33-36)</p> <p>36. 12.944 PANEL, Wheelhouse Outer (Comp. Item 35)</p> <p>37. 12.804 PANEL, Shroud Side Duct</p> <p>38. 12.804 PANEL, Shroud Lower</p> <p>39. 12.840 PANEL ASSY., Front Body Hinge Pillar</p> <p>40. 10.230 SUPPORT ASSY., Instrument Panel End Upper</p> <p>41. 10.230 SUPPORT, Instrument Panel End Lower</p> <p>42. 8.141 SUPPORT ASSY., Front Fender on Dash</p> <p>43. 10.657 REINFORCEMENT, Front Door Outer Panel at Vent (27 Styles)</p> <p>44. 12.895 PANEL ASSY., Front Door Outer (Comp. Item 45)</p> <p>45. 10.351 DOOR ASSY., Front (Incl. Item 44)</p> <p>46. 12.934 PANEL, Door Opening Rocker Outer</p> <p>47. 12.942 REINFORCEMENT, Body Lock Pillar Lower</p> <p>48. 12.942 PANEL ASSY., Body Lock Pillar Upper (27 Styles)</p> <p>49. 12.941 FILLER, Quarter Window Lower Rear Corner</p> <p>50. 12.940 PANEL, Rear Quarter Side Outer</p> <p>51. 12.996 GUTTER, Rear Compartment Lid Side</p> <p>52. 12.981 REINFORCEMENT, Compartment Pan to Quarter Panel Filler</p> <p>53. 12.940 EXTENSION, Quarter Outer Panel at Tail Lamp (57 Styles)</p> |
|--|---|

12-673



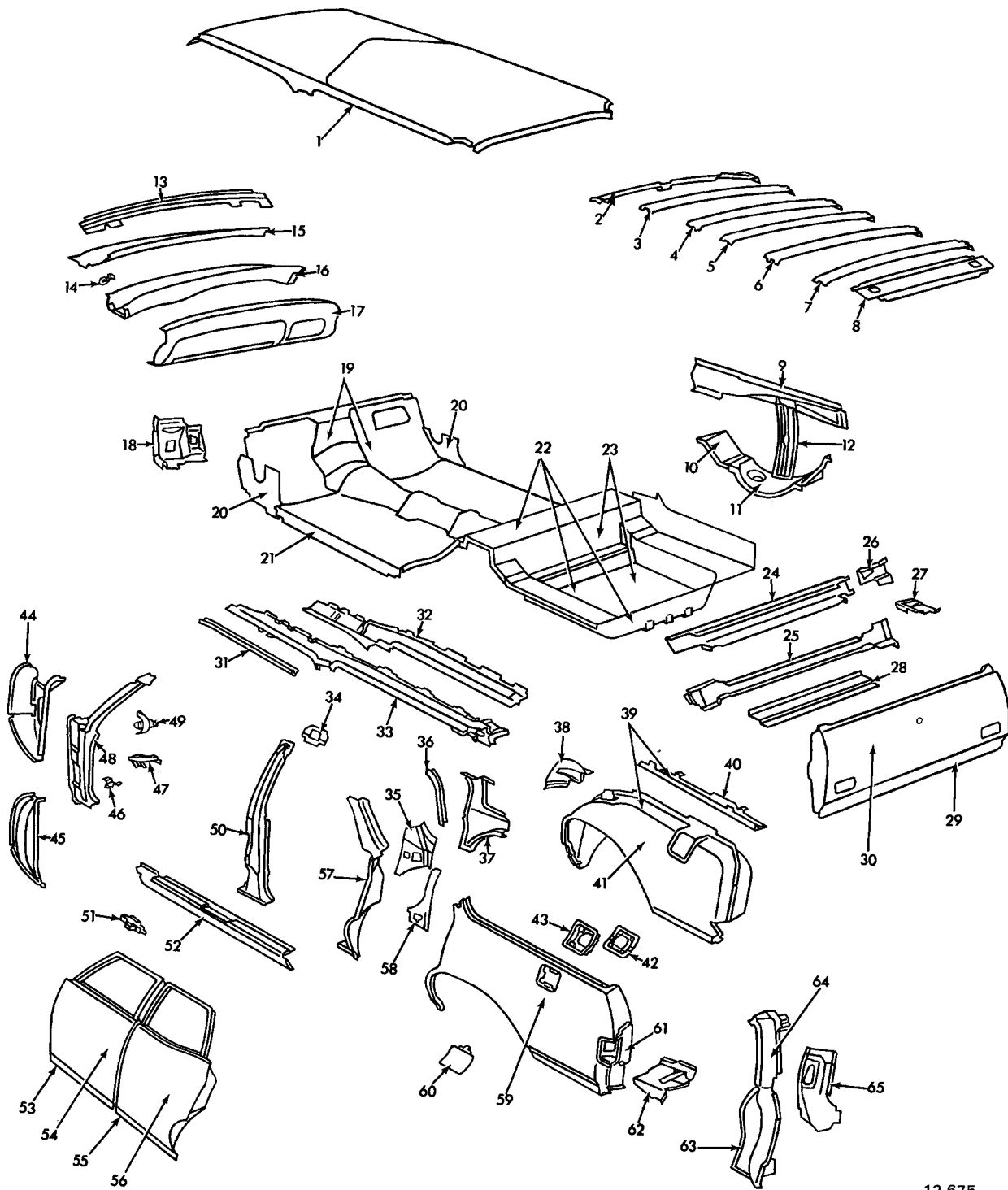
12-674

**1970-72 CHEVELLE BODY 39-69 STYLES SHEET METAL**

## 1970-72 CHEVELLE BODY 39-69 STYLES SHEET METAL

- |  |   |
|--|---|
| <ul style="list-style-type: none"> <li>1. 12.810 PANEL, Roof</li> <li>2. 12.807 FRAME ASSY., Windshield Inner Upper</li> <li>3. 12.952 BOW, Roof</li> <li>4. 12.952 BOW, Roof Longitudinal</li> <li>5. 12.964 PANEL, Back Window Inner</li> <li>6. 12.971 PANEL, Rear Compartment Front</li> <li>7. 12.971 PANEL, Rear Seat to Back Window</li> <li>8. 12.186 PIN, Rear Compartment Lid Hinge</li> <li>9. 12.184 SUPPORT, Rear Compartment Lid Hinge</li> <li>10. 12.187 STRAP &amp; LINK, Rear Compartment Lid Hinge</li> <li>11. 12.181 LID ASSY., Rear Compartment</li> <li>12. 12.807 FRAME, Windshield Lower</li> <li>13. 12.804 PANEL ASSY., Shroud Upper</li> <li>14. 10.027 SUPPORT, Windshield Glass</li> <li>15. 12.804 PANEL ASSY., Shroud Center Duct</li> <li>16. 10.230 PANEL ASSY., Instrument</li> <li>17. 12.650 BRACE ASSY., Dash to Chassis Frame (Comp. Item 18)</li> <li>18. 12.804 PANEL ASSY., Dash (Incl. Item 17)</li> <li>19. 12.659 REINFORCEMENT, Front Body Hinge Pillar to Rocker</li> <li>20. 12.934 PANEL, Rocker Inner</li> <li>21. 12.981 PAN ASSY., Rear Compartment (Incl. Items 22-24)</li> <li>22. 12.981 SUPPORT, Spare Tire Clamp Anchor Plate (Comp. Item 21)</li> <li>23. 12.981 FILLER, Compartment Pan to Quarter Panel</li> <li>24. 12.986 BAR ASSY., Rear Cross (Comp. Item 21)</li> <li>25. 12.237 PLATE, Compartment Lid Lock Striker Anchor</li> <li>26. 12.966 PANEL, Rear End</li> <li>27. N.S.S. RAIL, Side Roof Inner (Comp. Item 29)</li> <li>28. 12.075 MOLDING, Roof Drip (Comp. Item 29)</li> <li>29. 12.956 RAIL ASSY., Side Roof (Incl. Items 27-28)</li> </ul> | <ul style="list-style-type: none"> <li>30. 12.941 PANEL, Rear Quarter Inner Lower</li> <li>31. 12.971 EXTENSION, Rear Seat to Back Window Panel</li> <li>32. 12.944 PANEL ASSY., Wheelhouse (Incl. Items 33-34)</li> <li>33. 12.944 PANEL, Wheelhouse Outer (Comp. Item 32)</li> <li>34. 12.942 PANEL, Body Lock Pillar Inner Lower (Comp. Item 32)</li> <li>35. 12.804 PANEL, Shroud Side Duct</li> <li>36. 12.804 PANEL, Shroud Lower</li> <li>37. 10.657 REINFORCEMENT, Front Door Outer Panel at Vent</li> <li>38. 8.141 SUPPORT ASSY., Front Fender on Dash</li> <li>39. 12.840 PANEL ASSY., Front Body Hinge Pillar</li> <li>40. 10.230 SUPPORT ASSY., Instrument Panel End Upper</li> <li>41. 10.230 SUPPORT, Instrument Panel End Lower</li> <li>42. 12.491 PILLAR ASSY., Center</li> <li>43. 12.934 PANEL ASSY., Door Opening Rocker Outer</li> <li>44. 12.895 PANEL ASSY., Front Door Outer (Comp. Item 45)</li> <li>45. 10.351 DOOR ASSY., Front (Incl. Item 44)</li> <li>46. 12.913 PANEL ASSY., Rear Door Outer (Comp. Item 47)</li> <li>47. 10.373 DOOR ASSY., Rear (Incl. Item 46)</li> <li>48. 12.491 REINFORCEMENT, Floor Pan at Center Pillar</li> <li>49. 12.491 BRACE, Center Pillar to Floor Lower</li> <li>50. 12.491 EXTENSION, Center Pillar Inner Panel</li> <li>51. 12.942 PANEL, Body Lock Pillar Outer Lower</li> <li>52. 12.942 REINFORCEMENT, Body Lock Pillar at Lock Striker</li> <li>53. 12.940 PANEL, Rear Quarter Side Outer</li> <li>54. 12.996 GUTTER, Rear Compartment Lid Side</li> <li>55. 12.981 REINFORCEMENT, Compartment Pan to Quarter Panel Filler</li> </ul> |
|--|---|

12-674



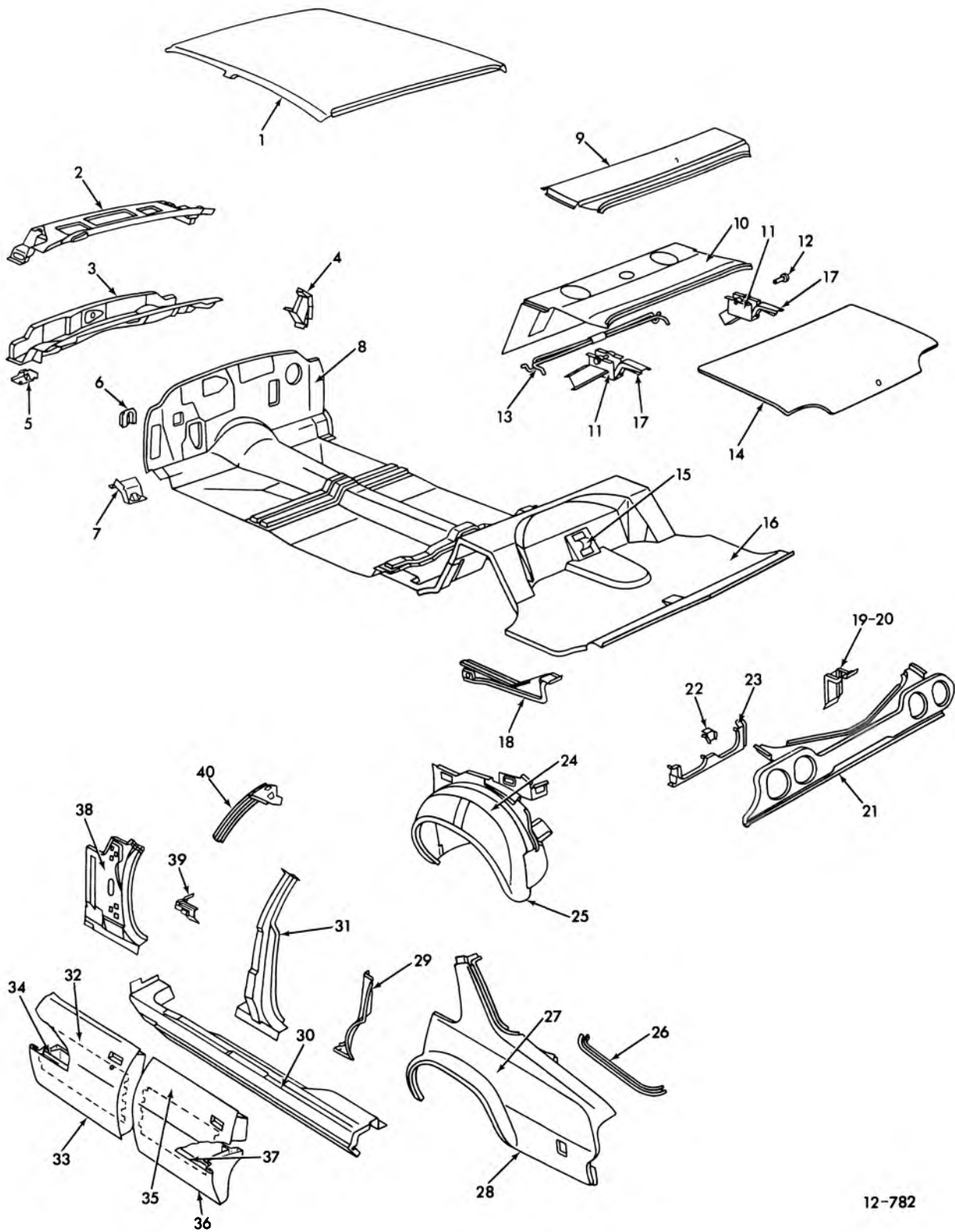
12-675

**1970-72 CHEVELLE STA. WAGON 36-46 STYLES SHEET METAL**

## 1970-72 CHEVELLE STA. WAGON 36-46 STYLES SHEET METAL

- |   |   |
|---|---|
| <p>1. 12810 PANEL, Roof</p> <p>2. 12807 FRAME ASSY., Windshield Inner Upper</p> <p>3. 12952 BOW, Roof No. 1</p> <p>4. 12952 BOW, Roof No. 2</p> <p>5. 12952 BOW, Roof No. 3</p> <p>6. 12952 BOW, Roof No. 4</p> <p>7. 12952 BOW, Roof No. 5</p> <p>8. 12968 PANEL ASSY., Back Body Opening Upper Center</p> <p>9. 12941 PANEL, Rear Quarter Inner Rt. Side (Comp. Item 39)</p> <p>10. 12981 POCKET, Spare Tire Front Rt. Side (Comp. Item 39)</p> <p>11. 12981 POCKET, Spare Tire Rear Rt. Side (Comp. Item 39)</p> <p>12. 12980 SUPPORT, Spare Tire (Comp. Item 39)</p> <p>13. 12807 FRAME, Windshield Lower</p> <p>14. 10027 SUPPORT, Windshield Glass</p> <p>15. 12804 PANEL ASSY., Shroud Upper</p> <p>16. 12804 PANEL ASSY., Shroud Center Duct</p> <p>17. 10230 PANEL ASSY., Instrument</p> <p>18. 12650 BRACE ASSY., Dash to Chassis Frame (Comp. Item 19)</p> <p>19. 12804 PANEL ASSY., Dash (Incl. Item 18)</p> <p>20. 12659 REINFORCEMENT, Front Body Hinge Pillar to Rocker</p> <p>21. 12934 PANEL, Rocker Inner</p> <p>22. 12981 PAN ASSY., Rear Compartment (Incl. Items 23-24-25)</p> <p>23. 12918 PAN ASSY., Rear Compartment Rear (Comp. Item 22)</p> <p>24. 12986 BAR ASSY., Rear Cross Front (Comp. Item 22) (Incl. Items 26-27)</p> <p>25. 12986 BAR ASSY., Rear Cross Rear (Comp. Item 22)</p> <p>26. 12986 EXTENSION, Rear Cross Bar Front (Comp. Item 24)</p> <p>27. 12986 FILLER, Rear Cross Bar End (Comp. Item 24)</p> <p>28. 12986 FILLER, Rear Cross Bar to Bumper</p> <p>29. 12179 GATE ASSY., Tail (Incl. Item 30)</p> <p>30. 12179 PANEL ASSY., Tail Gate Outer (Comp. Item 29)</p> <p>31. 12075 MOLDING, Roof Drip Front (Comp. Item 33)</p> | <p>32. N.S.S. RAIL, Side Roof Inner (Comp. Item 33)</p> <p>33. 12956 RAIL ASSY., Side Roof (Incl. Items 31-32)</p> <p>34. 12491 EXTENSION, Center Pillar Inner Panel</p> <p>35. 12942 EXTENSION, Body Lock Pillar Outer Upper Panel</p> <p>36. 12075 MOLDING, Roof Drip Rear (Comp. Item 57)</p> <p>37. 12942 PANEL ASSY., Body Lock Pillar Inner Upper</p> <p>38. 12944 BRACE, Wheelhouse Inner Panel to Pan</p> <p>39. 12944 PANEL ASSY., Wheelhouse (Incl. Items 9-10-11-12-40-41-58)</p> <p>40. 12428 RAIL, Rear Quarter Belt L.H. Side (Comp. Item 39)</p> <p>41. 12944 PANEL, Wheelhouse Outer (Comp. Item 39)</p> <p>42. 12945 POCKET ASSY., Gas Tank Filler Neck</p> <p>43. 12945 FILLER, Gas Tank Door Opening</p> <p>44. 12804 PANEL, Shroud Side Duct</p> <p>45. 12804 PANEL, Shroud Lower</p> <p>46. 8141 SUPPORT ASSY., Front Fender on Dash</p> <p>47. 10230 SUPPORT, Instrument Panel End Lower</p> <p>48. 12840 PANEL ASSY., Front Body Hinge Pillar</p> <p>49. 10230 SUPPORT ASSY., Instrument Panel End Upper</p> <p>50. 12491 PILLAR ASSY., Center</p> <p>51. 10657 REINFORCEMENT, Front Door Outer Panel at Vent</p> <p>52. 12934 PANEL, Door Opening Rocker Outer</p> <p>53. 10351 DOOR ASSY., Front (Incl. Item 54)</p> <p>54. 12895 PANEL ASSY., Front Door Outer (Comp. Item 53)</p> <p>55. 10373 DOOR ASSY., Rear (Incl. Item 56)</p> <p>56. 12913 PANEL, Rear Door Outer (Comp. Item 55)</p> <p>57. 12942 PANEL ASSY., Body Lock Pillar Outer (Incl. Item 36)</p> <p>58. 12942 PANEL, Body Lock Pillar Inner Lower (Comp. Item 39)</p> <p>59. 12940 PANEL, Rear Quarter Side Outer</p> <p>60. 12945 DOOR ASSY., Gas Tank Filler</p> <p>61. 12940 PANEL ASSY., Rear Quarter Side Outer Extension</p> <p>62. 12940 FILLER, Quarter Outer Panel Rear Lower Corner</p> <p>63. 12968 PANEL ASSY., Back Body Pillar</p> <p>64. 12968 PANEL, Back Body Pillar Outer Upper</p> <p>65. 12968 PANEL, Back Body Pillar Inner Lower</p> |
|---|---|

12-675



12-782

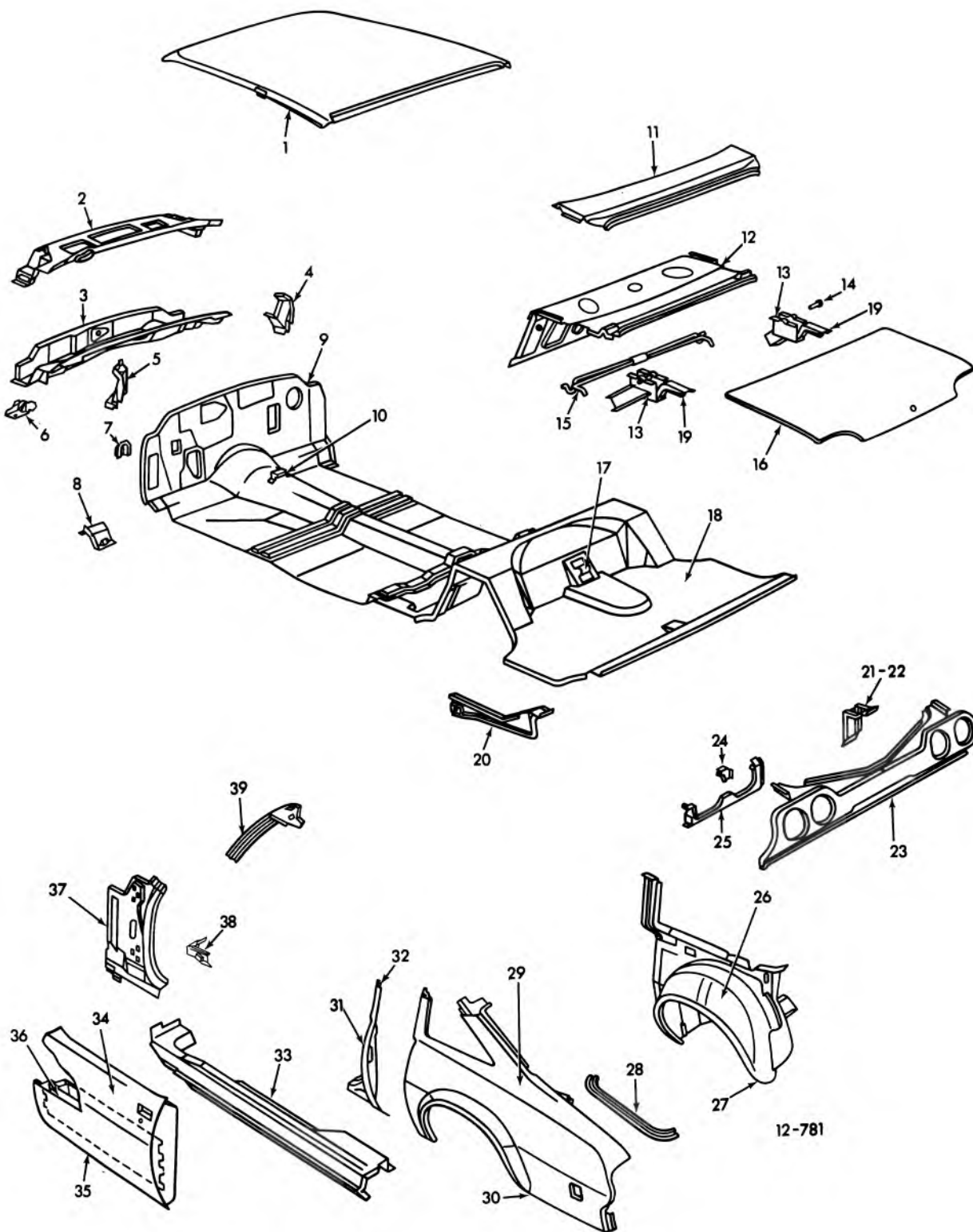
1974-75 CHEVELLE "29" STYLE SHEET METAL



## 1974-75 CHEVELLE "29" STYLE SHEET METAL

- |   |  |
|---|--|
| <p>1. 12.810 PANEL ASSEMBLY, Roof Compl.</p> <p>2. 12.804 PANEL ASSEMBLY, Shroud (Component of Item #3)</p> <p>3. 12.804 PANEL ASSEMBLY, Shroud Vent Center Duct (Includes Item #2)</p> <p>4. 12.804 EXTENSION, Center Duct Panel Reinforcement</p> <p>5. 10.230 SUPPORT, Instrument Panel End</p> <p>6. 12.804 REINFORCEMENT, Dash Panel at Front Fender (Component of Item #8)</p> <p>7. 12.650 EXTENSION, Floor Pan at Dash</p> <p>8. 12.804 PANEL ASSEMBLY, Dash (Includes Item #6)</p> <p>9. 12.971 PANEL ASSEMBLY, Compartment Front (Component of Item #10)</p> <p>10. 12.971 PANEL, Rear St. to Back Window (Includes Item #9)</p> <p>11. 12.184 BOX ASSEMBLY, Rear Compartment Lid Hinge</p> <p>12. 12.186 PIN, Compartment Lid Hinge</p> <p>13. 12.187 ROD, Torque Compartment Lid Hinge</p> <p>14. 12.181 LID ASSEMBLY, Compartment</p> <p>15. 12.981 PLATE, Spare Tire Clamp Anchor</p> <p>16. 12.981 PAN ASSEMBLY, Compartment</p> <p>17. 12.187 STRAP &amp; LINK ASSEMBLY, Rear Compartment Lid Hinge</p> <p>18. 12.981 FILLER, Compartment Pan to Quarter Panel</p> <p>19. 12.237 PLATE, Compartment Lid Lock Striker Anchor</p> <p>20. 12.237 STRIKE, Compartment Lid Lock</p> <p>21. 12.966 PANEL ASSEMBLY, Rear End</p> <p>22. 12.943 SUPPORT, Tail Lamp Mounting Upr</p> | <p>23. 12.944 SUPPORT, Tail Lamp Mounting Lower</p> <p>24. 12.944 PANEL ASSEMBLY, w/House (Includes Item #25)</p> <p>25. 12.944 PANEL, w/House Outer (Component of Item #24)</p> <p>26. 12.996 GUTTER, Compartment Lid Side</p> <p>27. 12.940 PANEL ASSEMBLY, Quarter Outer (Includes Item #28)</p> <p>28. 12.940 PANEL, Quarter Outer (Component of Item #27)</p> <p>29. 12.942 PANEL ASSEMBLY, Body Lock Pillar Outer</p> <p>30. 12.934 PANEL ASSEMBLY, Rocker</p> <p>31. 12.491 PANEL ASSEMBLY, Center</p> <p>32. 10.351 DOOR ASSEMBLY, Front (Includes Items #33, #34)</p> <p>33. 12.895 PANEL, Front Door Outer (Component of Item #32)</p> <p>34. 12.895 BAR ASSEMBLY, Front Door Outer Panel (Component of Item #32)</p> <p>35. 10.373 DOOR ASSEMBLY, Rear (Includes Items #36, #37)</p> <p>36. 12.913 PANEL ASSEMBLY, Rear Door Outer (Component of Item #35)</p> <p>37. 12.913 BAR ASSEMBLY, Rear Door Outer Panel (Component of Item #35)</p> <p>38. 12.840 PANEL ASSEMBLY, Front Body Hinge Pillar Lwr.</p> <p>39. 12.659 BRACE, Front Body Hinge Pillar to Rocker</p> <p>40. 12.840 PANEL ASSEMBLY, Front Body Hinge Pillar Upr.</p> |
|---|--|

12-782

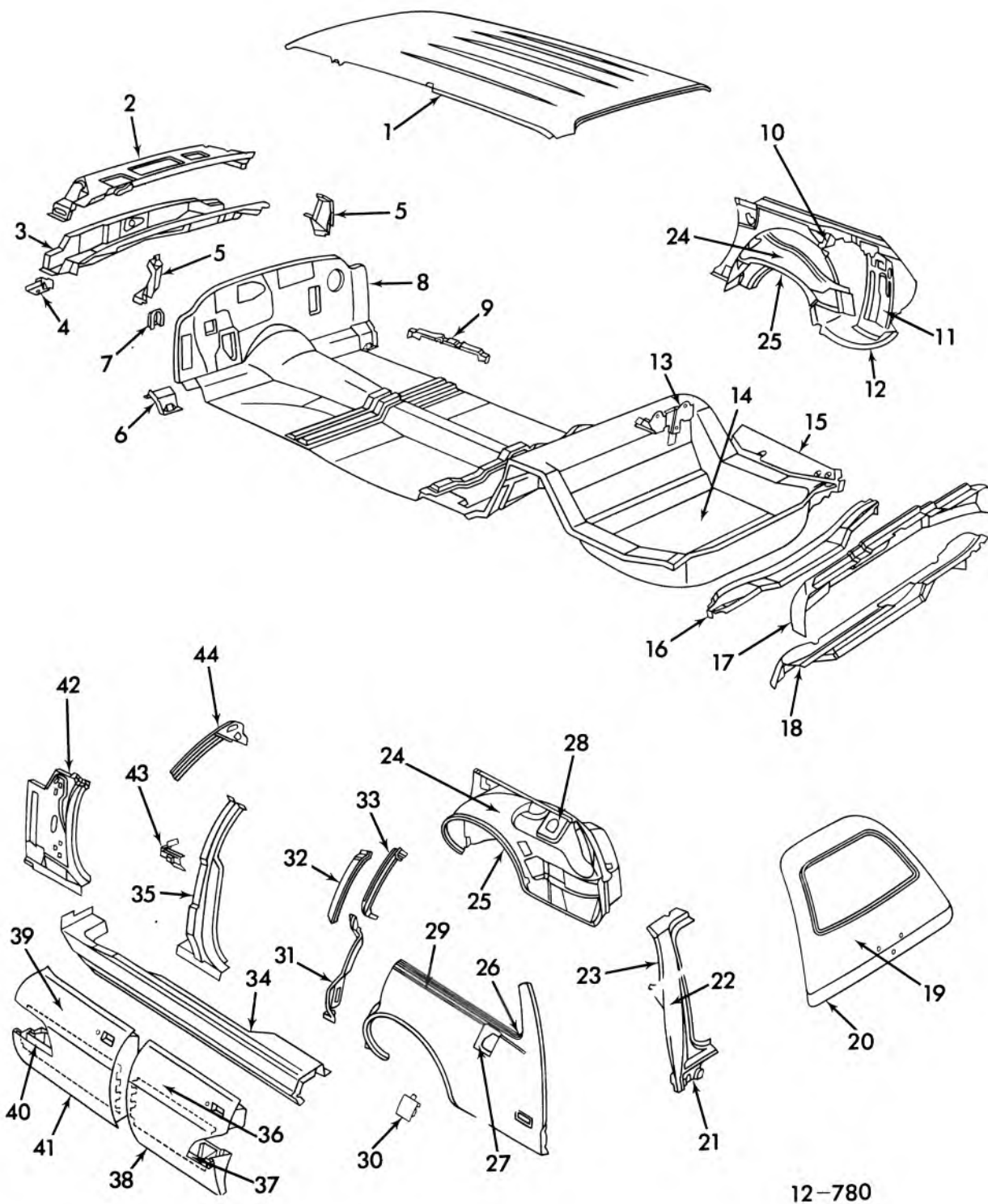


**1973-75 CHEVELLE "37-57" STYLES SHEET METAL**

## 1973-75 CHEVELLE "37-57" STYLES SHEET METAL

- |  |  |
|--|--|
| <ul style="list-style-type: none"> <li>1. 12.810 PANEL ASSEMBLY, Roof Compl.</li> <li>2. 12.804 PANEL ASSEMBLY, Shroud (Component of Item #3)</li> <li>3. 12.804 PANEL ASSEMBLY, Shroud Vent Center Duct (Includes Item #2)</li> <li>4. 12.804 EXTENSION, Center Duct Panel Reinforcement—Right</li> <li>5. 12.804 EXTENSION, Center Duct Panel Reinforcement—Left</li> <li>6. 10.230 SUPPORT, Instrument Panel End</li> <li>7. 12.804 REINFORCEMENT, Dash Panel at Front Fender (Component of Item #9)</li> <li>8. 12.650 EXTENSION, Floor Pan/at Dash</li> <li>9. 12.804 PANEL ASSEMBLY, Dash (Includes Item #7)</li> <li>10. 12.980 SUPPORT, Cnsl. Floor Pan Front</li> <li>11. 12.971 PANEL ASSEMBLY, Compartment Front (Component of Item #12)</li> <li>12. 12.971 PANEL, RR St. to Back Window (Includes Item #11)</li> <li>13. 12.184 BOX ASSEMBLY, Rr. Compt. Lid Hinge</li> <li>14. 12.186 PIN, Compartment Lid Hinge</li> <li>15. 12.187 ROD, Torque Compartment Lid Hinge</li> <li>16. 12.181 LID ASSEMBLY, Compartment</li> <li>17. 12.981 PLATE, Spare Tire Clamp Anchor</li> <li>18. 12.981 PAN ASSEMBLY, Compartment</li> <li>19. 12.187 STRAP &amp; LINK ASSEMBLY, Rear Compartment Lid Hinge</li> <li>20. 12.981 FILLER, Compartment Pan To Quarter Panel</li> <li>21. 12.237 PLATE, Compartment Lid Lock Striker Anchor</li> </ul> | <ul style="list-style-type: none"> <li>22. 12.237 STRIKE, Compartment Lid Lock</li> <li>23. 12.966 PANEL ASSEMBLY, Rear End</li> <li>24. 12.943 SUPPORT, T/Lamp Mounting Upr (37 Style Only)</li> <li>25. 12.943 SUPPORT, T/Lamp Mounting Lower (37 Style Only)</li> <li>26. 12.944 PANEL ASSEMBLY, w/House (Includes Item #27)</li> <li>27. 12.944 PANEL, w/House Outer (Component of Item #26)</li> <li>28. 12.996 GUTTER, Compartment Lid Side</li> <li>29. 12.940 PANEL ASSEMBLY, Quarter Outer (Includes Item #30)</li> <li>30. 12.940 PANEL, Quarter Outer (Component of Item #29)</li> <li>31. 12.942 PANEL ASSEMBLY, Body Lock Pillar Outer</li> <li>32. 12.942 EXTENSION, Bod. Lock Pillar Inner Upper To Roof</li> <li>33. 12.934 PANEL ASSEMBLY, Rocker</li> <li>34. 10.351 DOOR ASSEMBLY, Front (Includes Items #35, #36)</li> <li>35. 12.895 PANEL, Front Door Outer (Component of Item #34)</li> <li>36. 12.895 BAR ASSEMBLY, Front Door Outer Panel (Component of Item #34)</li> <li>37. 12.840 PANEL ASSEMBLY, Front Body Hinge Pillar Lower</li> <li>38. 12.659 BRACE, Front Body Hinge Pillar to Rocker</li> <li>39. 12.840 PANEL ASSEMBLY, Front Body Hinge Pillar Upper</li> </ul> |
|--|--|

12-781



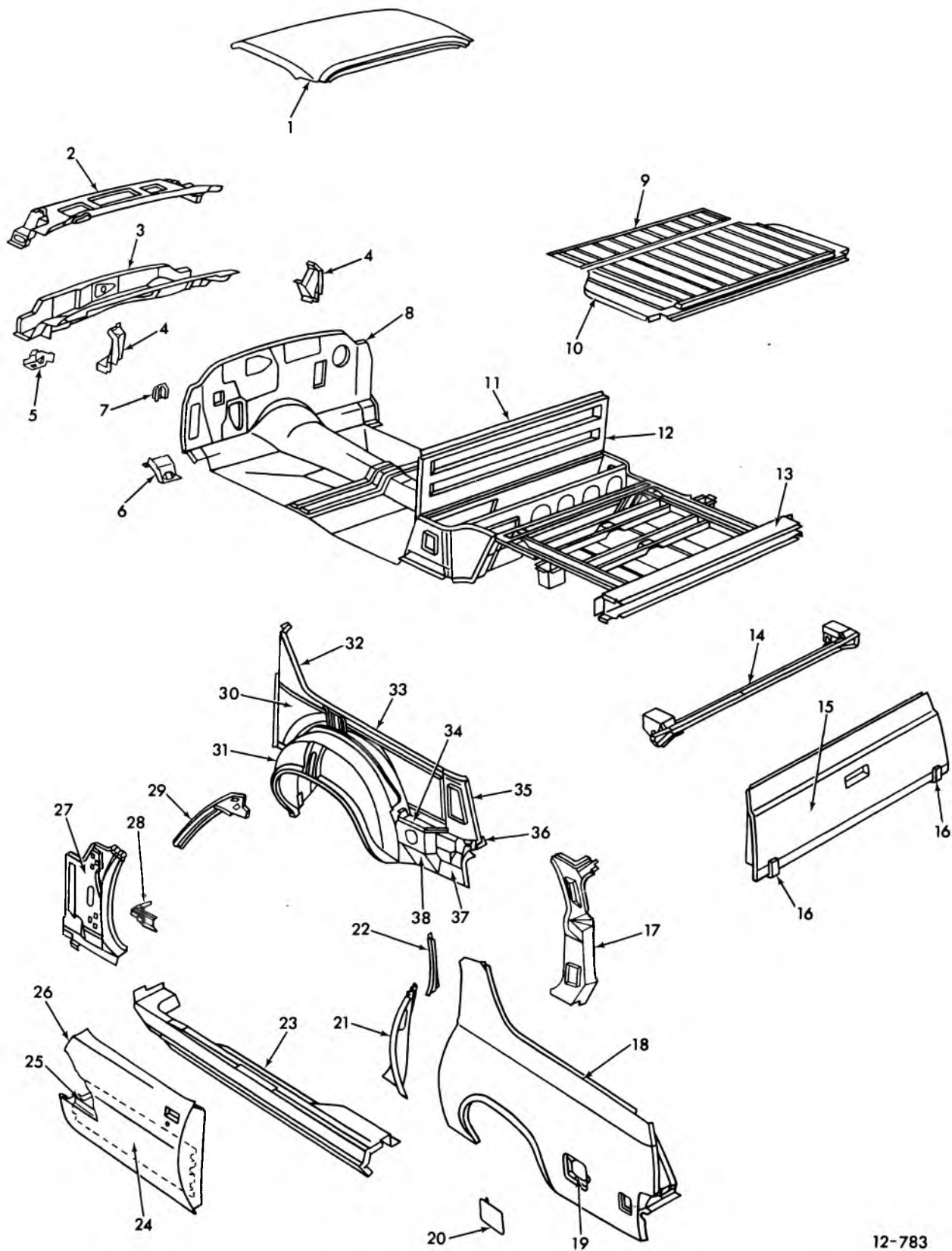
12-780

1973-75 CHEVELLE STA. WAG. "35" STYLE SHEET METAL

## 1973-75 CHEVELLE STA. WAG. "35" STYLE SHEET METAL

- |  |  |
|--|--|
| <p>1. 12.810 PANEL ASSEMBLY, Roof</p> <p>2. 12.804 PANEL ASSEMBLY, Shroud (Component of Item #3)</p> <p>3. 12.804 PANEL ASSEMBLY, Shroud Vent Center Duct (Includes Item #2)</p> <p>4. 10.230 SUPPORT, Instrument Panel End</p> <p>5. 12.804 EXTENSION, Center Duct Panel Rein</p> <p>6. 12.650 EXTENSION, Floor Pan/At Dash</p> <p>7. 12.804 REINFORCEMENT ASSEMBLY, Dash Panel at Front Fender (Component of Item #8)</p> <p>8. 12.804 PANEL ASSEMBLY, Dash (Includes Item #7)</p> <p>9. 12.977 SUPPORT, Filr. RR Floor Outer Panel</p> <p>10. 12.944 RETAINER ASSY., Stow Jack Col. Frt.—Rt. Sd. (Component of Item #24)</p> <p>11. 12.980 SUPPORT ASSY., Spare Tire—Rt. Sd. (Component of Item #24)</p> <p>12. 12.981 POCKET, Spare Tire—Rt. Sd. (Component of Item #24)</p> <p>13. 12.981 PLATE ASSY., Lug Compartment Panel Piv. Supt.</p> <p>14. 12.981 PAN ASSY., Compt. (Includes Item #14, #16, #17)</p> <p>15. 12.981 BAR ASSY., Longitudinal Compartment Pan RR—Rt. (Component of Item #14)</p> <p>16. 12.986 BAR, RR Cross Front Lower (Component of Item #14)</p> <p>17. 12.986 BAR ASSY., RR Cross Front (Component of Item #14)</p> <p>18. 12.986 BAR, RR Cross Rear</p> <p>19. 12.197 GATE ASSY., Tail (Includes Item #20)</p> <p>20. 12.179 PANEL ASSY., T/Gate Outer (Component of Item #19)</p> <p>21. 12.968 FILLER, Back Body Pillar Lower (Component of Item #22)</p> | <p>22. 12.968 PANEL ASSY., Back Body Pillar Outer (Includes Item #21)</p> <p>23. 12.975 PANEL ASSEMBLY, Bk. Body Pillar Inner</p> <p>24. 12.944 PANEL ASSEMBLY, w/House (Rt. St.—Includes Items #10, #11, #12, #25)</p> <p>25. 12.944 PANEL, w/house Outer (Component of Item #27)</p> <p>26. 12.941 FILLER, Quarter Window Lower Corner</p> <p>27. 12.945 FILLER, Gas Tank Door Opening—Lt. Sd.</p> <p>28. 12.945 POCKET ASSY., Gas Tank Fil. Neck—Lt. Sd. (Component of Item #24)</p> <p>29. 12.940 PANEL, Quarter Outer</p> <p>30. 12.945 DOOR ASSY., Gas Tank Fil.</p> <p>31. 12.942 PANEL ASSY., Body Lock Pillar Outer Lower</p> <p>32. 12.942 PANEL, Body Lock Pillar Outer Upper</p> <p>33. 12.942 PANEL, Body Lock Pillar Inner Upper</p> <p>34. 12.934 PANEL ASSY., Rocker</p> <p>35. 12.491 PILLAR ASSY., Center</p> <p>36. 10.373 DOOR ASSY., Rear (Includes Items #37, #38)</p> <p>37. 12.913 BAR ASSY., Rear Door Outer Panel (Component of Item #36)</p> <p>38. 12.913 PANEL, Rear Door Outer (Component of Item #36)</p> <p>39. 10.351 DOOR ASSY., Front (Includes Items #40, #41)</p> <p>40. 12.895 BAR ASSY., Front Door Outer Panel (Component of Item #39)</p> <p>41. 12.895 PANEL, Front Door Outer (Component of Item #39)</p> <p>42. 12.840 PANEL ASSY., Frt. Body Hinge Pillar Lower</p> <p>43. 12.659 BRACE, Front Body Hinge Pillar to Rocker</p> <p>44. 12.840 PANEL ASSY., Front Body Hinge Pillar Upper</p> |
|--|--|

12-780



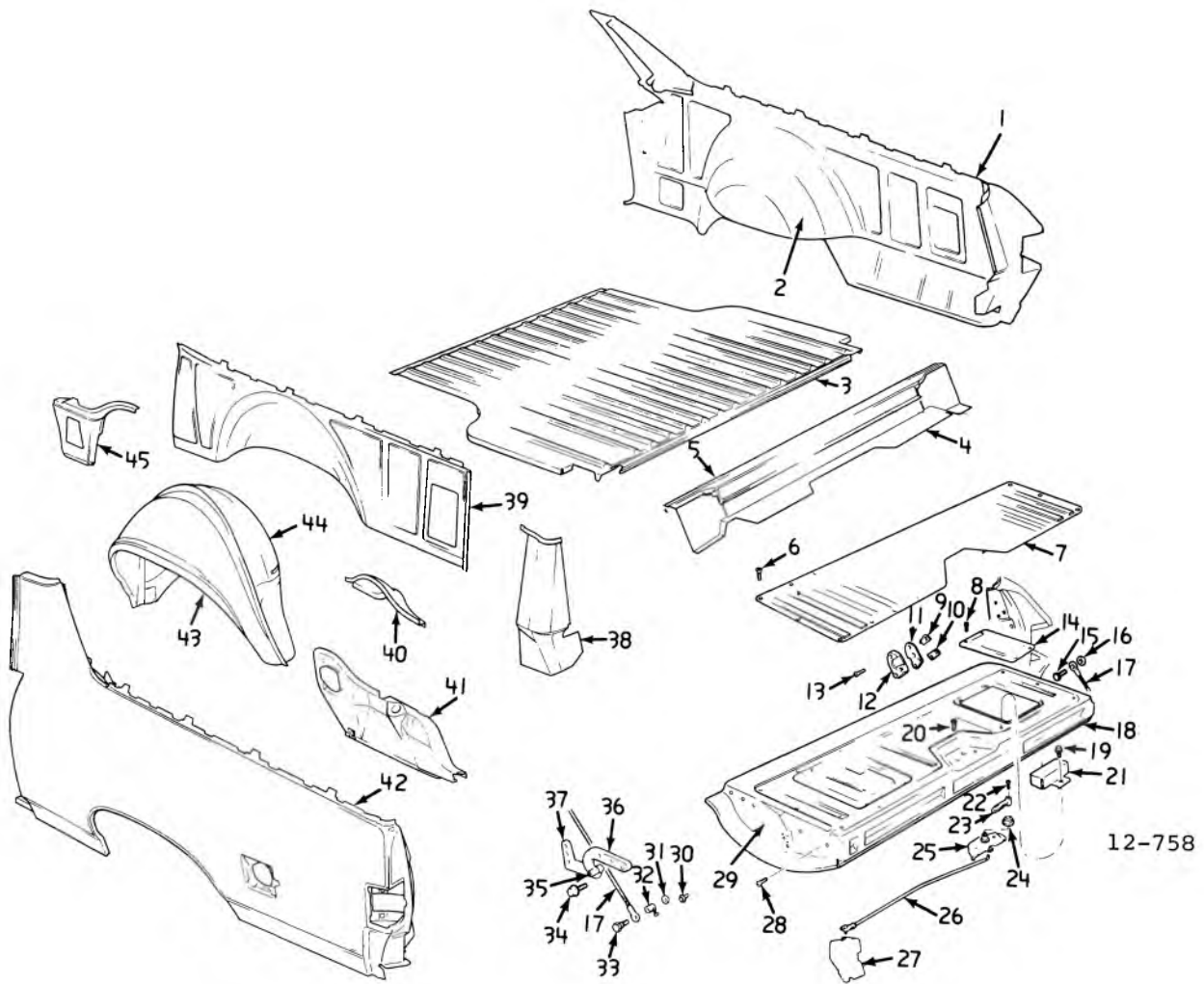
12-783

**1973-75 EL CAMINO SHEET METAL**

## 1973-75 EL CAMINO SHEET METAL

- |  |  |
|--|--|
| <ul style="list-style-type: none"> <li>1. 12.810 PANEL ASSY., Roof</li> <li>2. 12.804 PANEL ASSY., Shroud (Component of Item #3)</li> <li>3. 12.804 PANEL ASSY., Shrd. Vent. Ctr. Duct (Includes Item #2)</li> <li>4. 12.804 EXTENSION, Ctr. Duct Pnl. Reinf.</li> <li>5. 10.230 SUPPORT, Inst. Pnl. End</li> <li>6. 12.650 EXTENSION, Frt. Pan./at Dash</li> <li>7. 12.804 REINFORCEMENT ASSY., Dash Pnl./at Frt. Fdr. (Component of Item #8)</li> <li>8. 12.804 PANEL ASSEMBLY, Dash (Includes Item #7)</li> <li>9. 12.981 PANEL, Compt. Fir.</li> <li>10. 12.981 PAN ASSEMBLY, Compt</li> <li>11. 12.971 REINFORCEMENT, Compt. Div. Pnl.</li> <li>12. 12.971 PANEL, Compt. Div.</li> <li>13. 12.986 BAR ASSY., Rr. Cr. Frt.</li> <li>14. 12.986 BAR, Cr. Rr.</li> <li>15. 12.179 GATE ASSY., Tail</li> <li>16. 12.184 HINGE ASSY., T/Gate</li> <li>17. 12.942 PANEL ASSY., Body Lk. Plr. Inr.</li> <li>18. 12.940 PANEL, Qtr. Otr.</li> <li>19. 12.945 FILLER, Gas Tank Dr. Opng.</li> <li>20. 12.945 DOOR ASSY., Gas Tank Filr.</li> <li>21. 12.942 PANEL ASSY., Body Lk. Plr. Otr.</li> </ul> | <ul style="list-style-type: none"> <li>22. 12.942 PANEL, Body Lk. Plr. Otr. Upr.</li> <li>23. 12.934 PANEL ASSY., Rckr.</li> <li>24. 10.351 DOOR ASSY., Frt. (Includes Items #25, #26)</li> <li>25. 12.895 BAR ASSY., Frt. Dr. Otr. Pnl. (Component of Item #24)</li> <li>26. 12.895 PANEL, Frt. Dr. Otr. (Component of Item #24)</li> <li>27. 12.840 PANEL ASSY., Frt. Body Hge. Plr. Lwr.</li> <li>28. 12.659 BRACE, Frt. Body Hge. Plr. to Rkr.</li> <li>29. 12.840 PANEL ASSEMBLY, Frt. Body Hge. Plr. Upr.</li> <li>30. 12.944 PANEL ASSEMBLY, W/House (Includes Items #31, #33, #34, #35, #36, #37, #38)</li> <li>31. 12.944 PANEL, W/House Qtr. (Component of Item #30)</li> <li>32. 12.941 EXTENSION, Qtr. Inr. Pnl. Frt.</li> <li>33. 12.941 PANEL, Qtr. Inr. (Component of Item #30)</li> <li>34. 12.981 EXTENSION, Compt. Pan to Qtr. Pnl. Fil. Upr. (Component of Item #30)</li> <li>35. 12.941 EXTENSION, Qtr. Inr. Pnl. Rr. (Component of Item #30)</li> <li>36. 12.986 EXTENSION ASSY., Rr. Cr. Frt. Bar (Component of Item #30)</li> <li>37. 12.981 FILLER, Compt. Pan to Qtr. Pnl. (Component of Item #30)</li> <li>38. 12.981 EXTENSION, Compt. Pan to Qtr. Pnl. Fil. (Component of Item #30)</li> </ul> |
|--|--|

12-783



1970-75 EL CAMINO REAR END SHEET METAL



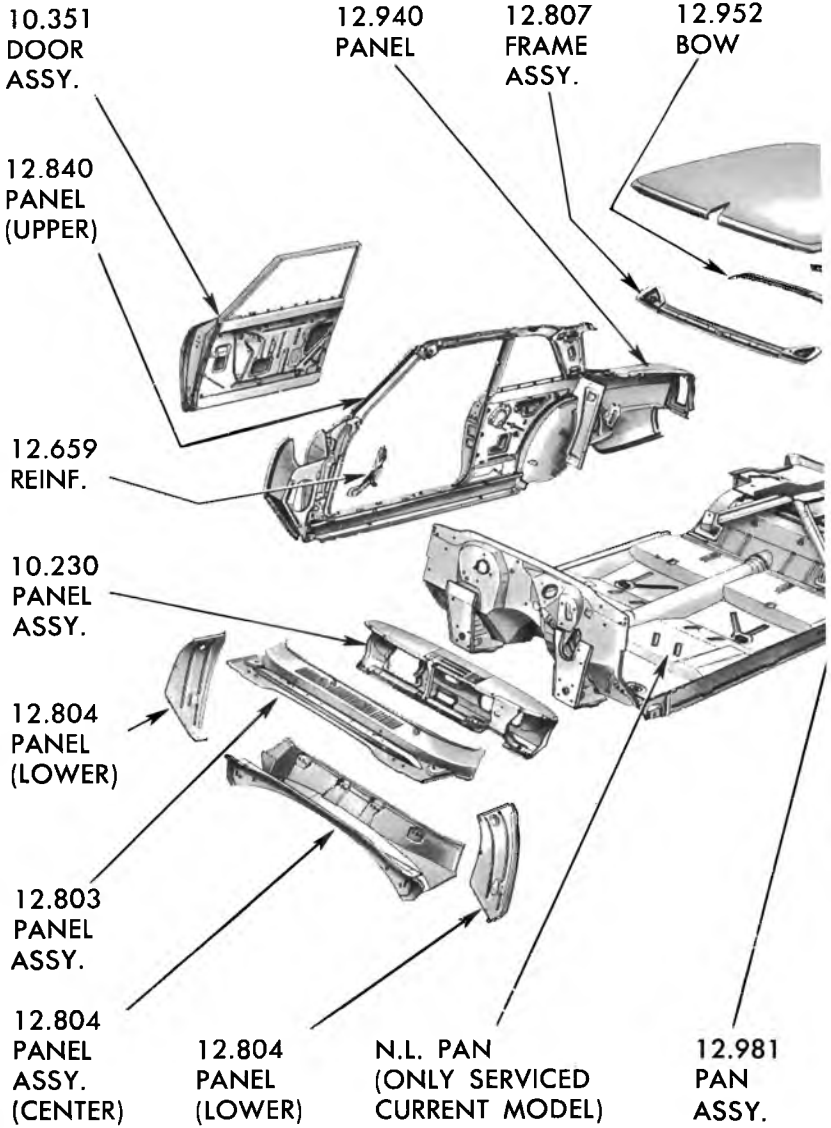
### 1970-75 EL CAMINO REAR END SHEET METAL

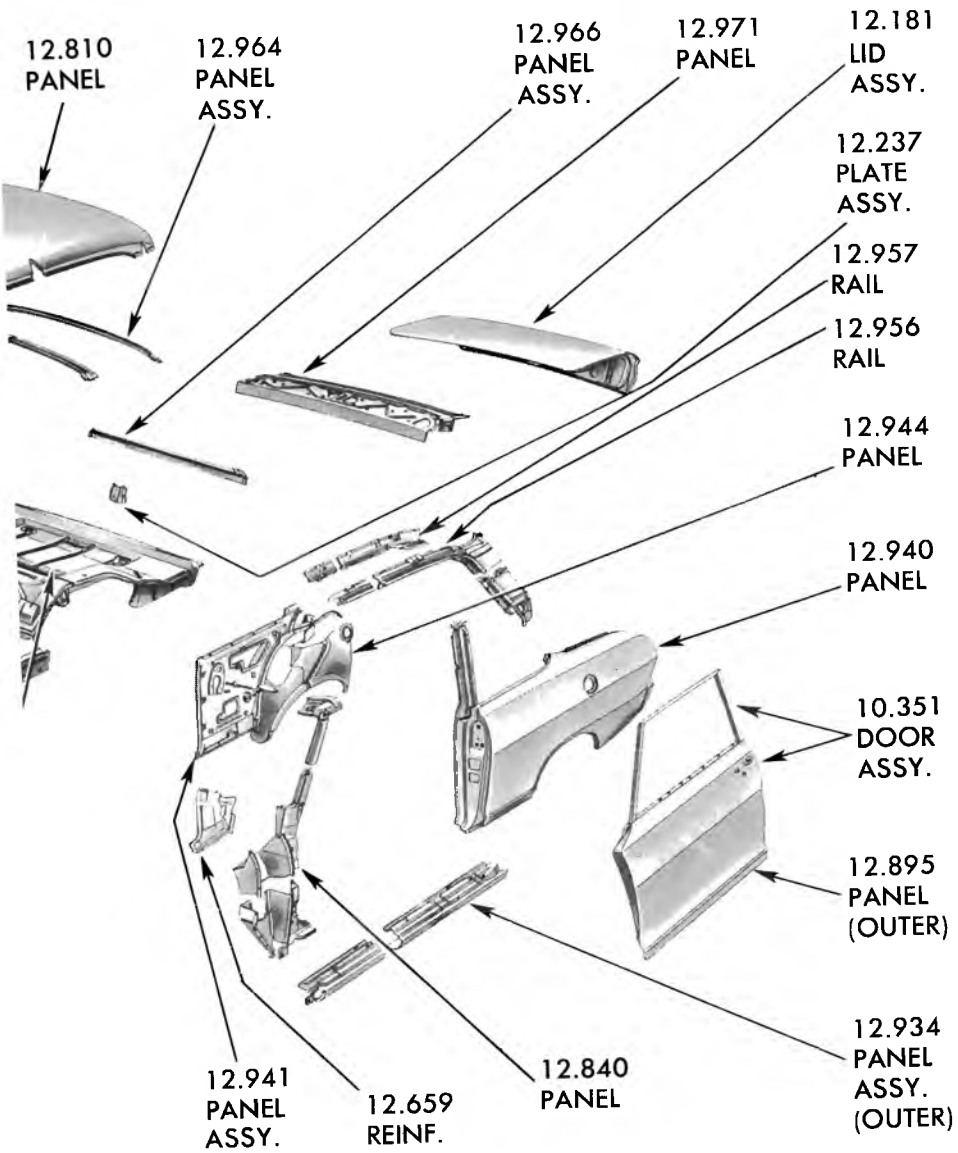
1.	12.940	PANEL, OUTER	8761648	28.	8.977	SCREW	
2.	12.941	PANEL, rear inner		29.	12.197	GATE ASSY.	9862703
		front upper	7671562	30.	8.970	PLUG, Black Plastic (5/16)	
3.	12.981	PANEL, Rear Compartment	9806819	31.	12.237	WASHER	4469196
4.	12.986	BAR ASSY., Rear Cross	9611258	32.	12.203	SPRING	7736132-33
5.	12.986	BAR ASSY., Rear Cross		33.	12.184	BOLT	7740374
		Front	9809167	34.	12.184	BOLT	7668482
6.	8.977	SCREW		35.	12.184	PIN	9712980
7.	12.195	PANEL	7671589	36.	12.184	STRAP, Hinge Gate	
8.	8.977	SCREW (8-18 x 3/8)				Side	9719758-59
9.	10.571	PLATE, Lock Striker upr.	4849938	37.	12.184	STRAP, Hinge Body	
10.	10.571	PLATE, Lock Striker				Side	9712976-77
		rear	4649282	38.	12.941	PANEL, Rear Inner	7671536-37
11.	12.237	SPACER, Lock Striker	4800021	39.	12.941	PANEL, Rear Inner	
12.	12.237	STRIKER	4754469-70			Front Upper	7671563
13.	12.237	SCREW	4892566	40.	12.981	EXTENSION, Pan to outer	
14.	12.195	COVER	7712098			Panel Filler Front	7723600
15.	12.184	BOLT	7740373	41.	12.981	FILLER, Pan to Qtr.	
16.	8.929	WASHER (3/8 XIX 3/32)				Panel	9814156-57
17.	12.203	CABLE	7732274	42.	12.940	PANEL, Outer	8761649
18.	12.179	PANEL ASSY., Outer	9862702	43.	12.944	PANEL, Wheelhouse Outer	9815030
19.	8.977	SCREW (8-18 x 3/8)		44.	12.944	PANEL, Wheelhouse	9814166-67
20.	10.474	SCREW	8788000	45.	12.941	PANEL, Rear Qtr. Inner	
21.	12.195	PLATE	8731353			Front	7787061-62
22.	12.242	SCREW	4422699				
23.	12.242	HANDLE	4411638				
24.	12.242	ESCUTCHEON	4409003				
25.	12.242	LOCK ASSY.	7741883				
26.	12.242	ROD, R.H.	7725971				
		12.242 ROD, L.H.	7726253				
27.	12.242	LOCK ASSY.	7733777-78				

12-758

1965 CHEVY II SHEET METAL — TWO DOOR

12-689





7-75

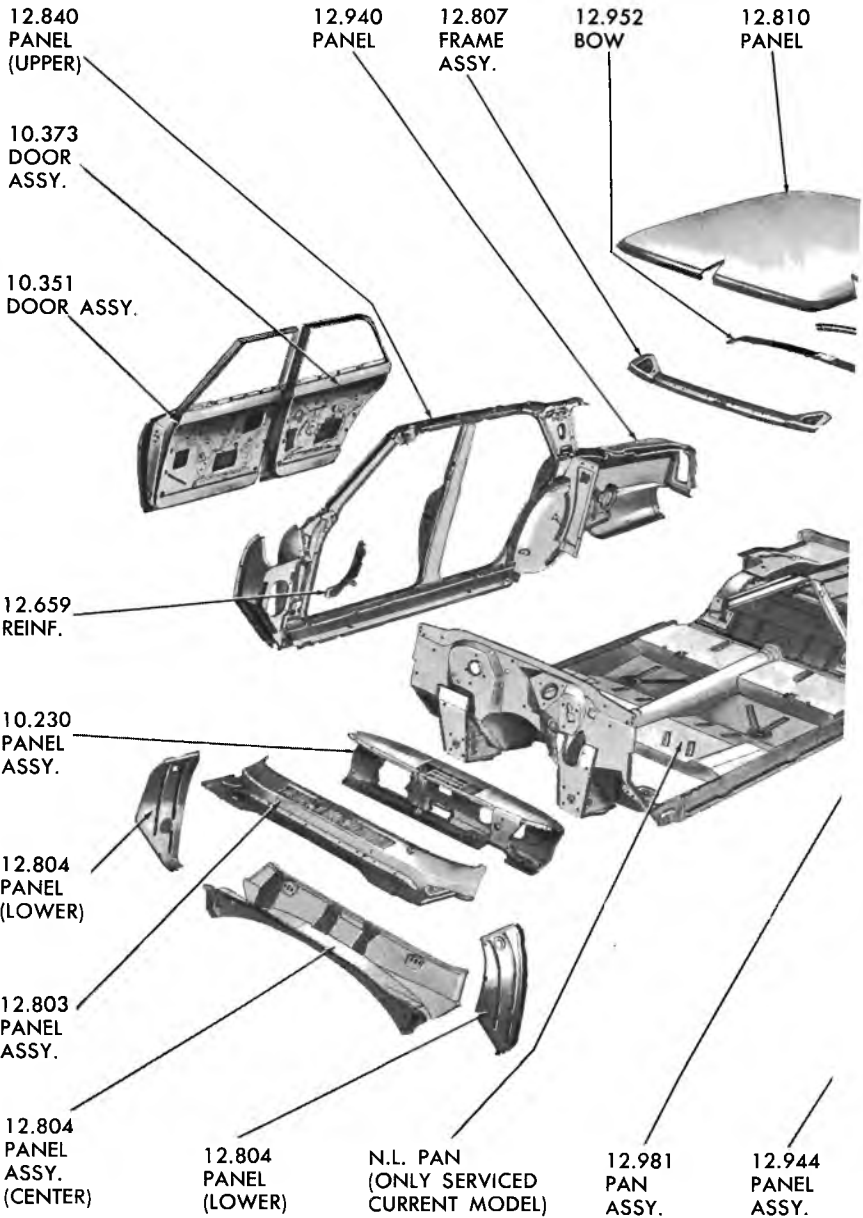
GM PARTS DIVISION, GENERAL MOTORS CORPORATION — CHEVROLET — 11A

12-189

12,000-GROUP

1965 CHEVY II SHEET METAL — FOUR DOOR

12-688



12.964  
PANEL

12.237  
PLATE  
ASSY.

12.966  
PANEL  
ASSY.

12.971  
PANEL  
ASSY.

12.181  
LID ASSY.

12.957  
RAIL

12.956  
RAIL

12.491  
PILLAR  
ASSY.

12.940  
PANEL

10.373  
DOOR  
ASSY.

12.913  
PANEL  
(OUTER)

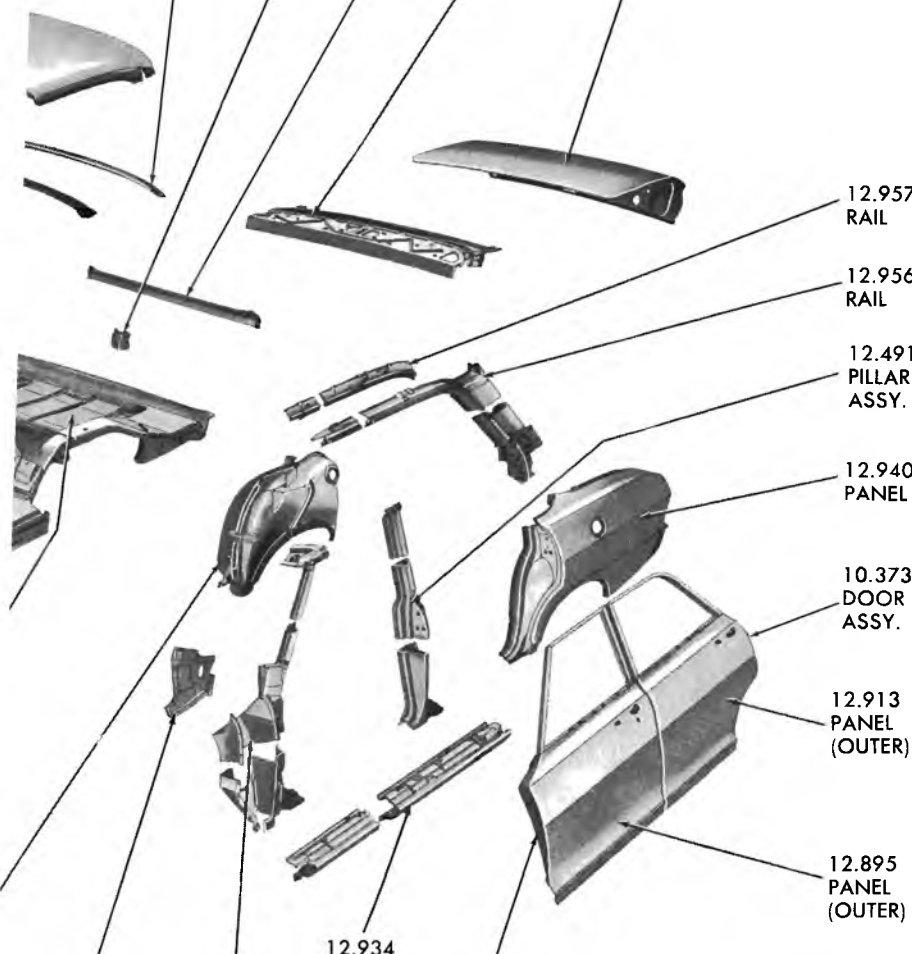
12.895  
PANEL  
(OUTER)

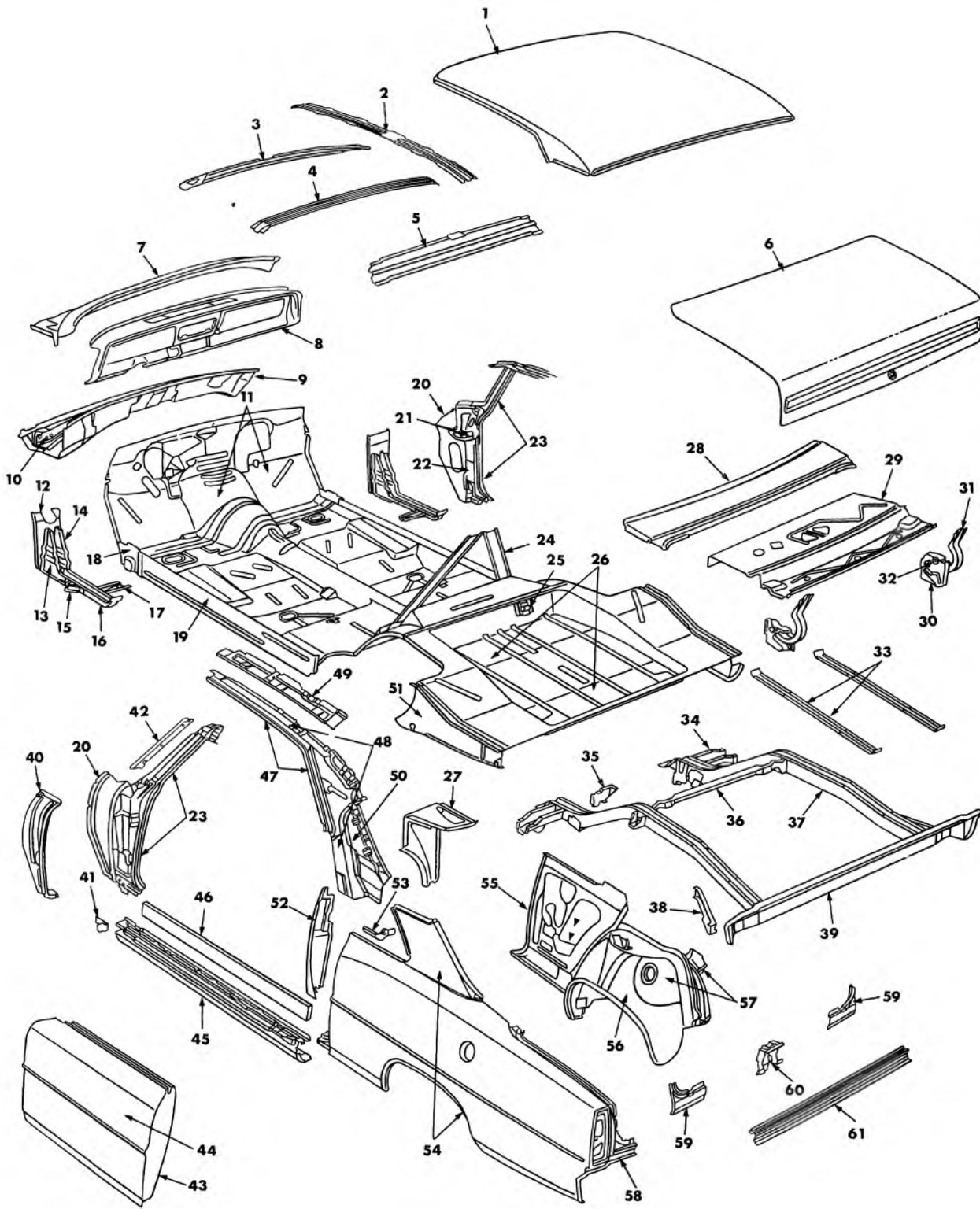
12.659  
REINF.

12.840  
PANEL

12.934  
PANEL  
ASSY.  
(OUTER)

10.351  
DOOR  
ASSY.





12-690

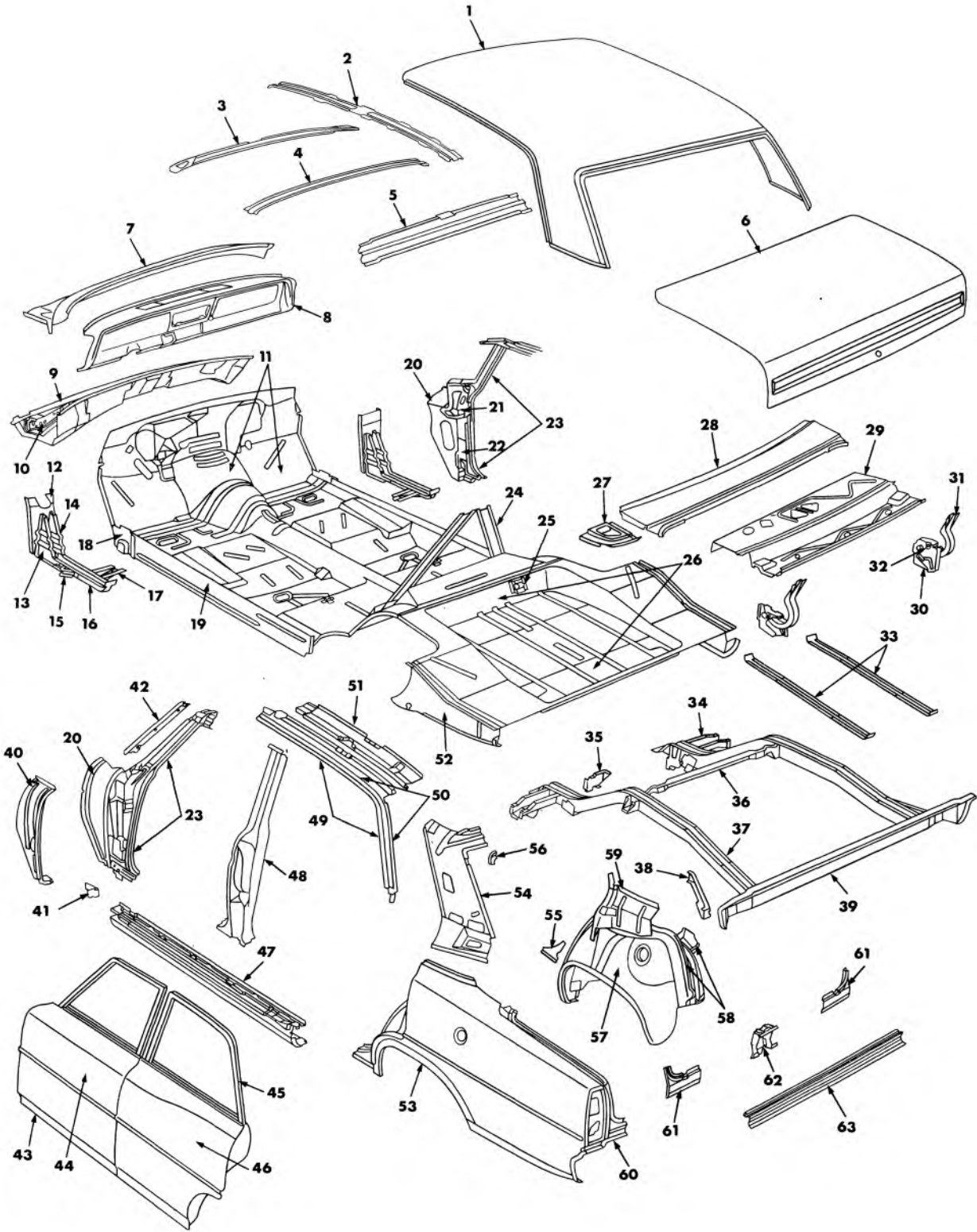
**1966-67 CHEVY II SHEET METAL—TWO DOOR HARDTOP**

GM PARTS DIVISION, GENERAL MOTORS CORPORATION — CHEVROLET — 11A

## 1966-67 CHEVY II SHEET METAL—TWO DOOR HARDTOP

- |  |  |
|--|--|
| <p>1. 12.810 PANEL, Roof</p> <p>2. 12.952 BOW, Roof Longitudinal</p> <p>3. 12.807 FRAME ASSY., Windshield Inner Upper</p> <p>4. 12.952 BOW, Roof</p> <p>5. 12.964 PANEL, Back Window Inner</p> <p>6. 12.181 LID ASSY., Rear Compartment</p> <p>7. 12.803 PANEL ASSY., Shroud Upper</p> <p>8. 10.230 PANEL ASSY., Instrument</p> <p>9. 12.804 PANEL ASSY., Shroud Top Vent. Duct. Ctr.</p> <p>10. 12.804 PLATE ASSY., Frt. Fend. Anch. on Duct Pnl.</p> <p>11. 12.804 PLATE ASSY., Dash (Incl. Items 12—13—14—15—16—17)</p> <p>12. 12.650 BRACE, Dash to Motor Mount Rail Frt.</p> <p>13. 12.650 BRACE, Dash to Mtr. Mount Rail Rr. Ctr.</p> <p>14. 12.650 BRACE, Dash to Mtr. Mount Rail Rr. Inr.</p> <p>15. N.L. GUIDE, Parking Brake Cable Frt. On Rail</p> <p>16. 12.981 RAIL ASSY., Floor Pan. Side</p> <p>17. 12.980 BAR, Floor Pan. No. 1</p> <p>18. 12.934 EXTENSION, Rocker Inner Panel Frt.</p> <p>19. 12.934 PANEL, Rocker Inner</p> <p>20. 12.804 PANEL, Shroud Top Vent. Duct. Side</p> <p>21. 12.659 REINF. ASSY., Frt. Body Hge. Plr. to Duct</p> <p>22. 12.659 REINF., Frt. Body Hge. Plr. To Rocker</p> <p>23. 12.840 PANEL ASSY., Frt. Body Hinge Pillar (Incl. Items 20—22)</p> <p>24. N.L. BRACE, Rear Seat Back Diag.</p> <p>25. 12.981 SUPPORT ASSY., Spare Tire Clamp Anch. Plt.</p> <p>26. 12.981 PAN, Rear Compartment</p> <p>27. 12.971 EXTENSION, Compt. Shelf Panel</p> <p>28. 12.971 PANEL, Rear Compartment Front</p> <p>29. 12.971 PANEL, Rear Seat Back Shelf</p> <p>    .184 SUPPORT, Rear Compartment Lid Hinge</p> | <p>31. 12.187 HINGE, Rr. Compt. Lid</p> <p>32. 12.186 PIN, Rear Compt. Lid Hinge</p> <p>33. 12.981 REINF., Rr. Compt. Pan. at Gas Tank</p> <p>34. 7.112 SUPPORT ASSY., Rear Spring Front</p> <p>35. 4.785 GUIDE, Parking Brake Cable Rr. on Floor</p> <p>36. N.L. BAR, Rear Seat Pan. Cross (at kick up)</p> <p>37. 12.986 RAIL ASSY., Rear Compt. Pan. Side</p> <p>38. 12.986 BRACE, Rear Compt. Side Rail to Rr. Rail</p> <p>39. 12.986 RAIL, Rear End Cross</p> <p>40. 12.804 PANEL, Shroud Lower</p> <p>41. 12.934 FILLER, Rocker Outer Panel</p> <p>42. 12.075 MOULDING, Windshield Pillar Drip</p> <p>43. 10.351 DOOR ASSY., Front (Incl. Item 44)</p> <p>44. 12.895 PANEL ASSY., Front Door Outer</p> <p>45. 12.934 PANEL ASSY., Door Opening Rocker Outer (Incl. Item 41)</p> <p>46. 12.934 REINF. Rocker Outer Panel</p> <p>47. 12.075 MOULDING, Roof Drip</p> <p>48. 12.956 RAIL ASSY., Side Roof Outer</p> <p>49. 12.957 RAIL, Side Roof Inner Front</p> <p>50. 12.957 RAIL, Side Roof Inner Rear</p> <p>51. 12.981 FILLER, Compt. Pan. To Qtr. Pnl.</p> <p>52. 12.942 REINF., Body Lock Pillar</p> <p>53. 12.941 FILLER, Qtr. Wind. Lwr. Rr. Cor. Otr.</p> <p>54. 12.940 PANEL, Rear Quarter Side Outer</p> <p>55. 12.941 PANEL, Rear Quarter Inner</p> <p>56. PANEL, Wheelhouse Outer (Part of Item 57)</p> <p>57. 12.944 PANEL ASSY., Wheelhouse (Incl. Items 55—56)</p> <p>58. 12.940 PANEL, Rear Qtr. Side Outer Ext.</p> <p>59. 12.996 BRACE ASSY., Rr. Compt. Gutter to Rr. Rail</p> <p>60. 12.237 PLATE, Rr. Compt. Lid Lk. Striker Anch.</p> <p>61. 12.966 PANEL, Rear End</p> |
|--|--|

12-690



12-691

**1966-67 CHEVY II SHEET METAL—FOUR DOOR SEDAN**

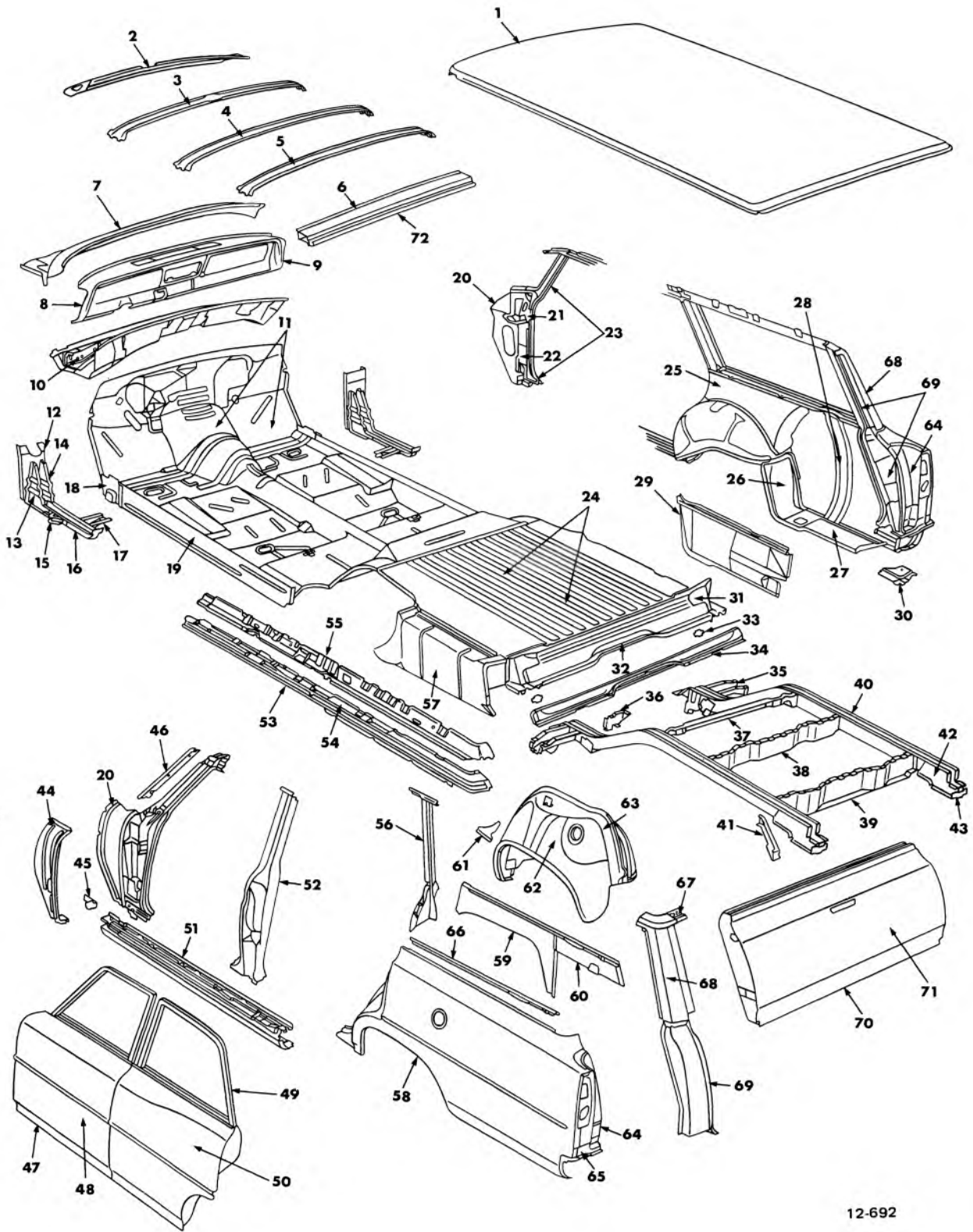
GM PARTS DIVISION, GENERAL MOTORS CORPORATION — CHEVROLET — 11A



## 1966-67 CHEVY II SHEET METAL—FOUR DOOR SEDAN

- |   |   |
|---|---|
| <p>1. 12.810 PANEL, Roof</p> <p>2. 12.952 BOW, Roof Longitudinal</p> <p>3. 12.807 FRAME ASSY., Windshield Inner Upper</p> <p>4. 12.952 BOW, Roof</p> <p>5. 12.964 PANEL, Back Window Inner</p> <p>6. 12.181 LID ASSY., Rear Compartment</p> <p>7. 12.803 PANEL ASSY., Shroud Upper</p> <p>8. 10.230 PANEL ASSY., Instrument</p> <p>9. 12.804 PANEL ASSY., Shroud Top Vent Duct. Ctr.</p> <p>10. 12.804 PLATE ASSY., Frt. Fend Anch. on Duct Pnl.</p> <p>11. 12.804 PANEL ASSY., Dash (Incl. Items 12–13–14–15–16–17)</p> <p>12. 12.650 BRACE, Dash to Motor Mount Rail Frt.</p> <p>13. 12.650 BRACE, Dash to Mtr. Mount Rail Rr. Qtr.</p> <p>14. 12.650 BRACE, Dash to Mtr. Mount Rail Rr. Inr.</p> <p>15. N.L. GUIDE, Parking Brake Cable Frt. on Rail</p> <p>16. 12.981 RAIL ASSY., Floor Pan Side</p> <p>17. 12.980 BAR, Floor Pan. No. 1</p> <p>18. 12.934 EXTENSION, Rocker Inner Panel Frt.</p> <p>19. 12.934 PANEL, Rocker Inner</p> <p>20. 12.804 PANEL, Shroud Top Vent. Duct. Side</p> <p>21. 12.659 REINF. ASSY., Frt. Body Hge. Plr. to Duct.</p> <p>22. 12.659 REINF., Frt. Body Hge. Plr. To Rocker</p> <p>23. 12.840 PANEL ASSY., Frt. Body Hinge Pillar (Incl. Items 20-22)</p> <p>24. N.L. BRACE, Rear Seat Back Diag.</p> <p>25. 12.981 SUPPORT ASSY., Spare Tire Clamp Anch. Pit.</p> <p>26. 12.981 PAN, Rear Compartment</p> <p>27. 12.971 EXTENSION, Compartment Shelf Panel</p> <p>28. 12.971 PANEL, Rear Compartment Front</p> <p>29. 12.971 PANEL, Rear Seat Back Shelf</p> <p>30. 12.184 SUPPORT, Rear Compartment Lid Hinge</p> <p>31. 12.187 HINGE, Rr. Compt. Lid</p> | <p>32. 12.186 PIN, Rear Compartment Lid Hinge</p> <p>33. 12.981 REINF., Rr. Compt. Pan at Gas Tank</p> <p>34. 7.112 SUPPORT ASSY., Rear Spring Front</p> <p>35. 4.785 GUIDE, Parking Brake Caole Rr. on Flr.</p> <p>36. N.L. BAR, Rear Seat Pan. Cross (at kick up)</p> <p>37. 12.986 RAIL ASSY., Rear Compt. Pan. Side</p> <p>38. 12.986 BRACE, Rear Compt. Side Rail to Rr. Rail</p> <p>39. 12.986 RAIL, Rear End Cross</p> <p>40. 12.804 PANEL, Shroud Lower</p> <p>41. 12.934 FILLER, Rocker Outer Panel</p> <p>42. 12.075 MOULDING, Windshield Pillar Drip</p> <p>43. 10.351 DOOR ASSY., Front (Incl. Item 44)</p> <p>44. 12.895 PANEL ASSY., Front Door Outer</p> <p>45. 10.373 DOOR ASSY., Rear (Incl. Item 46)</p> <p>46. 12.913 PANEL, Rear Door Outer</p> <p>47. 12.934 PANEL ASSY., Door Opening Rocker Outer (Incl. Item 41)</p> <p>48. 12.491 PILLAR ASSY., Center</p> <p>49. 12.075 MOULDING, Roof Drip</p> <p>50. 12.956 RAIL ASSY., Side Roof Outer</p> <p>51. 12.957 RAIL, Side Roof Inner</p> <p>52. 12.981 FILLER, Compt. Pan. to Qtr. Pnl.</p> <p>53. 12.940 PANEL, Rear Quarter Side Outer</p> <p>54. 12.941 PANEL, Rear Quarter Inner</p> <p>55. 12.944 FILLER, Whse. Inner Frt. Lwr. Corner</p> <p>56. 12.964 FILLER, Back Wind Upper Corner</p> <p>57. 12.944 PANEL, Wheelhouse Outer</p> <p>58. 12.944 PANEL ASSY., Wheelhouse (Incl. Items 55-57)</p> <p>59. 12.940 REINF., Qtr. Outer Panel to Whse.</p> <p>60. 12.940 PANEL, Rear Qtr. Side Outer Ext.</p> <p>61. 12.996 BRACE ASSY., Rr. Compt. Gutter to Rr. Rail</p> <p>62. 12.237 PLATE, Rr. Compt. Lid Lk. Striker Anch.</p> <p>63. 12.966 PANEL, Rear End</p> |
|---|---|

12-691



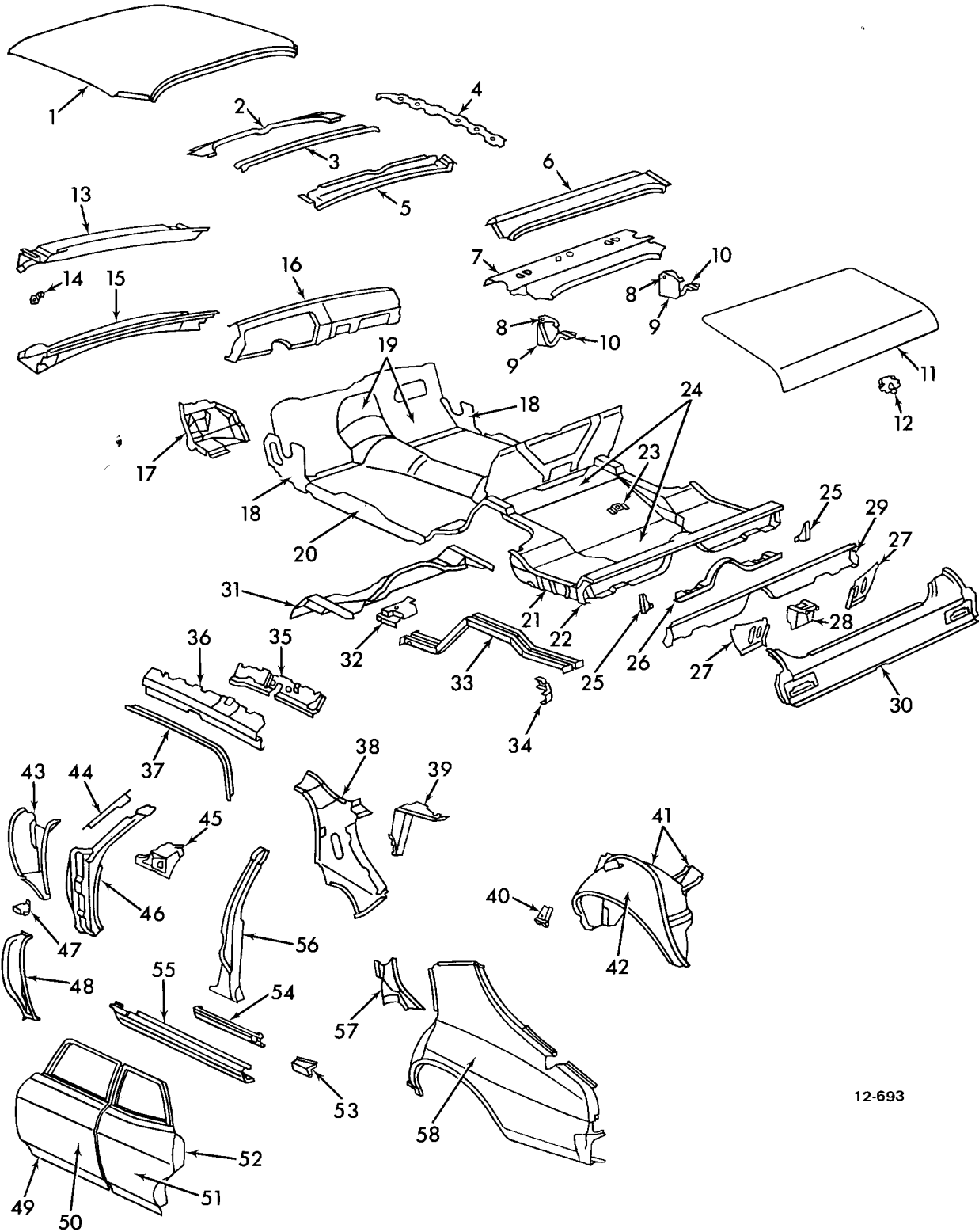
1966-67 CHEVY II SHEET METAL—FOUR DOOR STATION WAGON

GM PARTS DIVISION, GENERAL MOTORS CORPORATION — CHEVROLET — 11A

## 1966-67 CHEVY II SHEET METAL—FOUR DOOR STATION WAGON

- |   |   |
|---|---|
| <p>1. 12.810 PANEL, Roof</p> <p>2. 12.807 FRAME ASSY., Windshield Inner Upper</p> <p>3. 12.952 BOW, Roof No. 1</p> <p>4. 12.952 BOW, Roof No. 2</p> <p>5. 12.952 BOW, Roof No. 3</p> <p>6. 12.968 PANEL ASSY., Back Body Opening Upr. (Incl. Item 72)</p> <p>7. 12.803 PANEL ASSY., Shroud Upper</p> <p>8. 10.230 PANEL ASSY., Instrument</p> <p>9. 12.804 PANEL ASSY., Shroud Top Vent Duct Ctr.</p> <p>10. 12.804 PLATE ASSY., Frt. Fend. Anch. on Duct Pnl.</p> <p>11. 12.804 PANEL ASSY., Dash (Incl. Items 12-13-14-15-16-17)</p> <p>12. 12.650 BRACE, Dash to Motor Mount Rail Frt.</p> <p>13. 12.650 BRACE, Dash to Mtr. Mount Rail Rr. Otr.</p> <p>14. 12.650 BRACE, Dash to Mtr. Mount Rail Rr. Inr.</p> <p>15. N.L. GUIDE, Parking Brake Cable Frt. on Rail</p> <p>16. 12.981 RAIL ASSY., Floor Pan. Side</p> <p>17. 12.980 BAR ASSY., Floor Pan. No. 1</p> <p>18. 12.934 EXTENSION, Rocker Inner Panel Frt.</p> <p>19. 12.934 PANEL, Rocker Inner</p> <p>20. 12.804 PANEL, Shroud Top Vent Duct Side</p> <p>21. 12.659 REINF. ASSY., Frt. Body Hge. Plr. to Duct</p> <p>22. 12.659 REINF., Frt. Body Hge. Plr. to Rocker</p> <p>23. 12.840 PANEL ASSY., Frt. Body Hinge Pillar (Incl. Items 20-22)</p> <p>24. 12.981 PAN, Rear Compartment</p> <p>25. 12.941 PANEL, Rear Quarter Inner</p> <p>26. 12.981 POCKET, Spare Tire Front</p> <p>27. 12.981 POCKET, Spare Tire Rear</p> <p>28. 12.980 SUPPORT ASSY., Spare Tire</p> <p>29. 12.981 FILLER ASSY., Compt. Pan. to Spare Tire Pocket</p> <p>30. 12.941 EXTENSION, Rr. Qtr. Inner Rear Filler</p> <p>31. 12.986 RAIL ASSY., Rear End Cross Front</p> <p>32. 12.986 RAIL ASSY., Rear End Cross Rear</p> <p>33. 12.187 PLATE, Tail Gate Hge. Torque Rod on Body</p> <p>34. 12.966 RETAINER ASSY., Rear End Gravel Deflector</p> | <p>35. 7.112 SUPPORT ASSY., Rear Spring Front</p> <p>36. 4.785 GUIDE, Parking Brake Cable Rr. on Floor</p> <p>37. N.L. BAR, Rear Seat Pan. Cross (at Kick up)</p> <p>38. 12.981 REINF., Rr. Compt. Pan. Frt. at Gas Tank</p> <p>39. 12.981 REINF., Rr. Compt. Pan. Rr. At Gas Tank</p> <p>40. 12.986 RAIL ASSY., Rear Compt. Pan. Side (Incl. Items 31-42-43)</p> <p>41. 12.986 BRACE, Rear Compt. Side Rail to Rr. Rail</p> <p>42. 7.836 SUPPORT, Rear Bumper Rear</p> <p>43. 12.966 REINF., Rear Bumper Rear Supt.</p> <p>44. 12.804 PANEL, Shroud Lower</p> <p>45. 12.934 FILLER, Rocker Outer Panel</p> <p>46. 12.075 MOULDING, Windshield Pillar Drip</p> <p>47. 10.351 DOOR ASSY., Front (Incl. Item 48)</p> <p>48. 12.895 PANEL, Front Door Outer</p> <p>49. 10.373 DOOR ASSY., Rear</p> <p>50. 12.913 PANEL, Rear Door Outer</p> <p>51. 12.934 PANEL, Door Opening Rocker Outer (Incl. Item 45)</p> <p>52. 12.491 PILLAR, Center</p> <p>53. 12.075 MOULDING, Roof Drip</p> <p>54. 12.956 RAIL ASSY., Side Roof Outer (Incl. Item 53)</p> <p>55. 12.957 RAIL, Side Roof Inner</p> <p>56. 12.942 PANEL, Body Lock Pillar Upper</p> <p>57. 12.981 FILLER, Compt. Pan. to Qtr. Pnl.</p> <p>58. 12.940 PANEL, Rear Quarter Side Outer</p> <p>59. 12.941 PANEL, Rear Qtr. Inner Frt.</p> <p>60. 12.941 PANEL, Rear Qtr. Inner Rear</p> <p>61. 12.944 FILLER, Whse. Inner Frt. Lwr. Corner</p> <p>62. 12.944 PANEL, Wheelhouse Outer</p> <p>63. 12.944 PANEL ASSY., Wheelhouse (Incl. Items 26-61-62)</p> <p>64. 12.940 PANEL, Rear Qtr. Side Outer Ext.</p> <p>65. 12.940 FILLER, Qtr. Pnl. to Rr. Cross Rail</p> <p>66. 12.428 RAIL, Rear Quarter Belt</p> <p>67. 12.968 REINF., Back Body Opening Upr. Side</p> <p>68. 12.968 PANEL, Back Body Plr. Otr. Upr.</p> <p>69. 12.968 PANEL ASSY., Back Body Pillar</p> <p>70. 12.179 GATE ASSY., Tail</p> <p>71. 12.179 PANEL ASSY., Tail Gate Outer</p> <p>72. 12.075 MOULDING, Back Body Opening Roof Drip</p> |
|---|---|

12-692



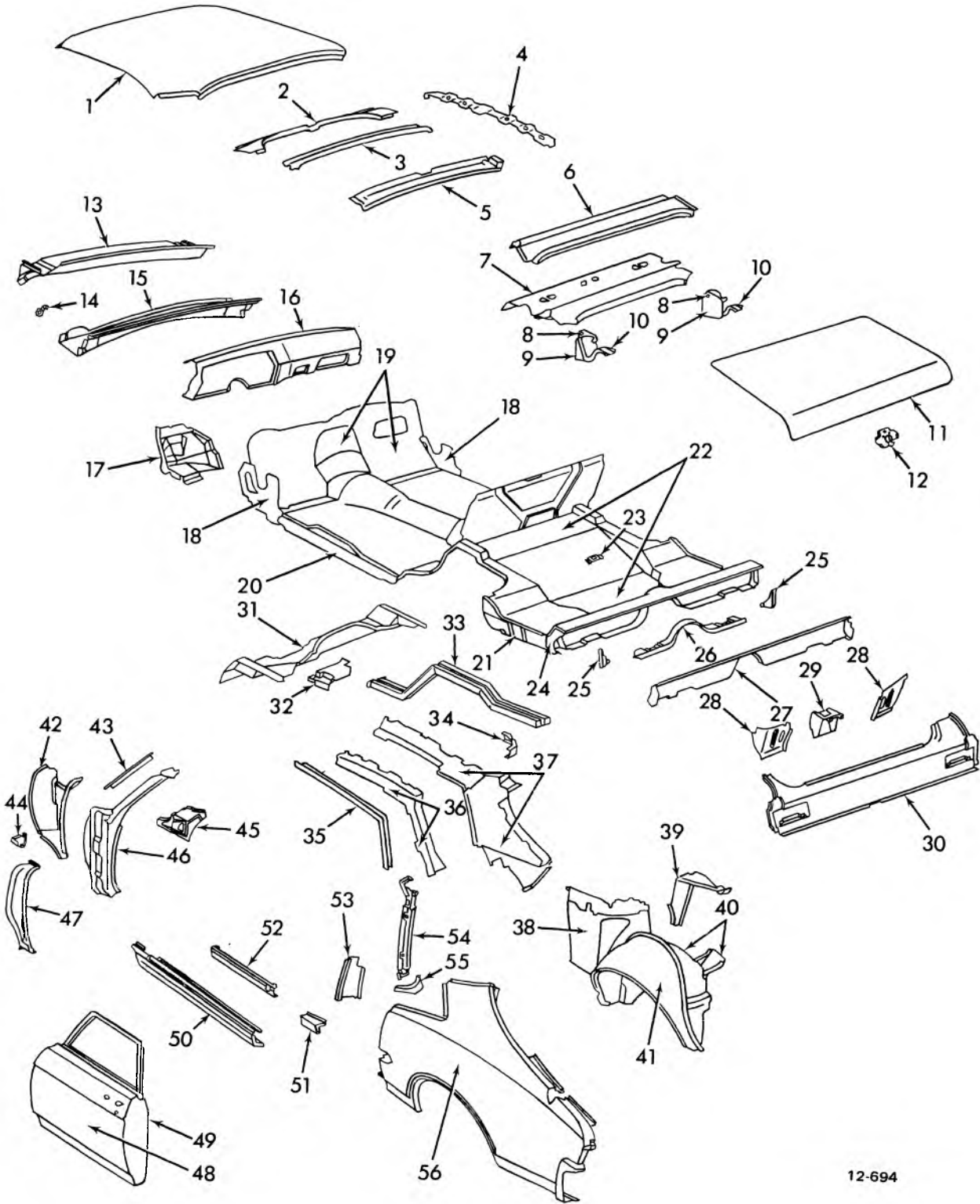
12-693

1968-75 CHEVY II-NOVA SHEET METAL-FOUR DOOR SEDAN

## 1968-75 CHEVY II—NOVA SHEET METAL—TWO DOOR SEDAN

- |  |   |
|--|---|
| <p>1. 12.810 PANEL, Roof</p> <p>2. 12.807 FRAME, Windshield Inner Upper</p> <p>3. 12.952 BOW, Roof</p> <p>4. 12.952 BOW, Roof Longitudinal</p> <p>5. 12.964 PANEL, Back Window Inner</p> <p>6. 12.971 REINFORCEMENT, Rear Seat to Back Window Panel</p> <p>7. 12.971 PANEL, Rear Seat to Back Window</p> <p>8. 12.186 PIN, Rear Compartment Lid Hinge</p> <p>9. 12.184 SUPPORT, Rear Compartment Lid Hinge</p> <p>10. 12.187 STRAP &amp; LINK ASSY., Rear Compartment Lid Hinge</p> <p>11. 12.181 LID ASSY., Rear Compartment</p> <p>12. 12.237 STRIKER ASSY., Rear Compartment Lid Lock</p> <p>13. 12.804 PANEL ASSY., Shroud Upper</p> <p>14. 10.027 SUPPORT, Windshield Glass</p> <p>15. 12.804 PANEL ASSY., Shroud Vent Duct Center</p> <p>16. 10.230 PANEL ASSY., Instrument</p> <p>17. 12.650 BRACE ASSY., Dash to Motor Mount Rail (Comp. Item 19)</p> <p>18. 12.659 REINFORCEMENT, Front Body Hinge Pillar to Rocker</p> <p>19. 12.804 PANEL ASSY., Dash (Incl. Item 17)</p> <p>20. 12.934 PANEL ASSY., Rocker Inner</p> <p>21. 12.981 FILLER, Compartment Pan to Quarter Panel</p> <p>22. 12.981 EXTENSION, Compartment Pan to Quarter Panel Filler</p> <p>23. 12.981 SUPPORT ASSY., Spare Tire Clamp Anchor Plate</p> <p>24. 12.981 PAN, Rear Compartment</p> <p>25. 12.981 FILLER, Compartment Pan to Rear Cross Bar</p> <p>26. 12.986 RAIL, Rear End Cross Front</p> <p>27. 12.996 BRACE, Compartment Gutter to Rear Cross Rail</p> <p>28. 12.237 PLATE, Compartment Lid Lock Striker Anchor</p> <p>29. 12.986 RAIL, Rear End Cross Rear</p> <p>30. 12.966 PANEL ASSY., Rear End</p> | <p>31. 12.981 BAR ASSY., Compartment Pan Cross Front</p> <p>32. 12.980 REINFORCEMENT, Floor Pan at Rear Spring Front</p> <p>33. 12.986 RAIL ASSY., Rear Compartment Pan Side</p> <p>34. 12.986 BRACE, Compartment Side Rail to Rear Rail</p> <p>35. N.S.S. RAIL, Side Roof Inner (Comp. Item 36)</p> <p>36. 12.956 RAIL ASSY., Side Roof (Incl. Items 35-37)</p> <p>37. 12.075 MOLDING, Roof Drip (Comp. Item 36)</p> <p>38. 12.941 PANEL, Rear Quarter Inner</p> <p>39. 12.971 EXTENSION, Rear Seat to Back Window Panel</p> <p>40. 12.944 FILLER, Wheelhouse Panel Front Lower Corner (Comp. Item 41)</p> <p>41. 12.944 PANEL ASSY., Wheelhouse (Incl. Items 40-42)</p> <p>42. 12.944 PANEL, Wheelhouse Outer (Comp. Item 41)</p> <p>43. 12.804 PANEL, Shroud Vent Duct Side</p> <p>44. 12.075 MOLDING, Windshield Pillar Drip</p> <p>45. 12.659 REINFORCEMENT ASSY., Front Body Hinge Pillar to Duct</p> <p>46. 12.840 PANEL ASSY., Front Body Hinge Pillar</p> <p>47. 12.804 PLATE, Shroud Side Duct Panel Baffle</p> <p>48. 12.804 PANEL, Shroud Lower</p> <p>49. 10.351 DOOR ASSY., Front (Incl. Item 50)</p> <p>50. 12.895 PANEL ASSY., Front Door Outer (Comp. Item 49)</p> <p>51. 12.913 PANEL ASSY., Rear Door Outer (Comp. Item 52)</p> <p>52. 10.373 DOOR ASSY., Rear (Incl. Item 51)</p> <p>53. 12.934 REINFORCEMENT, Rocker Outer Panel Rear</p> <p>54. 12.934 REINFORCEMENT, Rocker Outer Panel Front</p> <p>55. 12.934 PANEL, Door Opening Rocker Outer</p> <p>56. 12.491 PILLAR ASSY., Center</p> <p>57. 12.942 REINFORCEMENT, Body Lock Pillar at Lock Striker</p> <p>58. 12.940 PANEL, Rear Quarter Side Outer</p> |
|--|---|

12-693



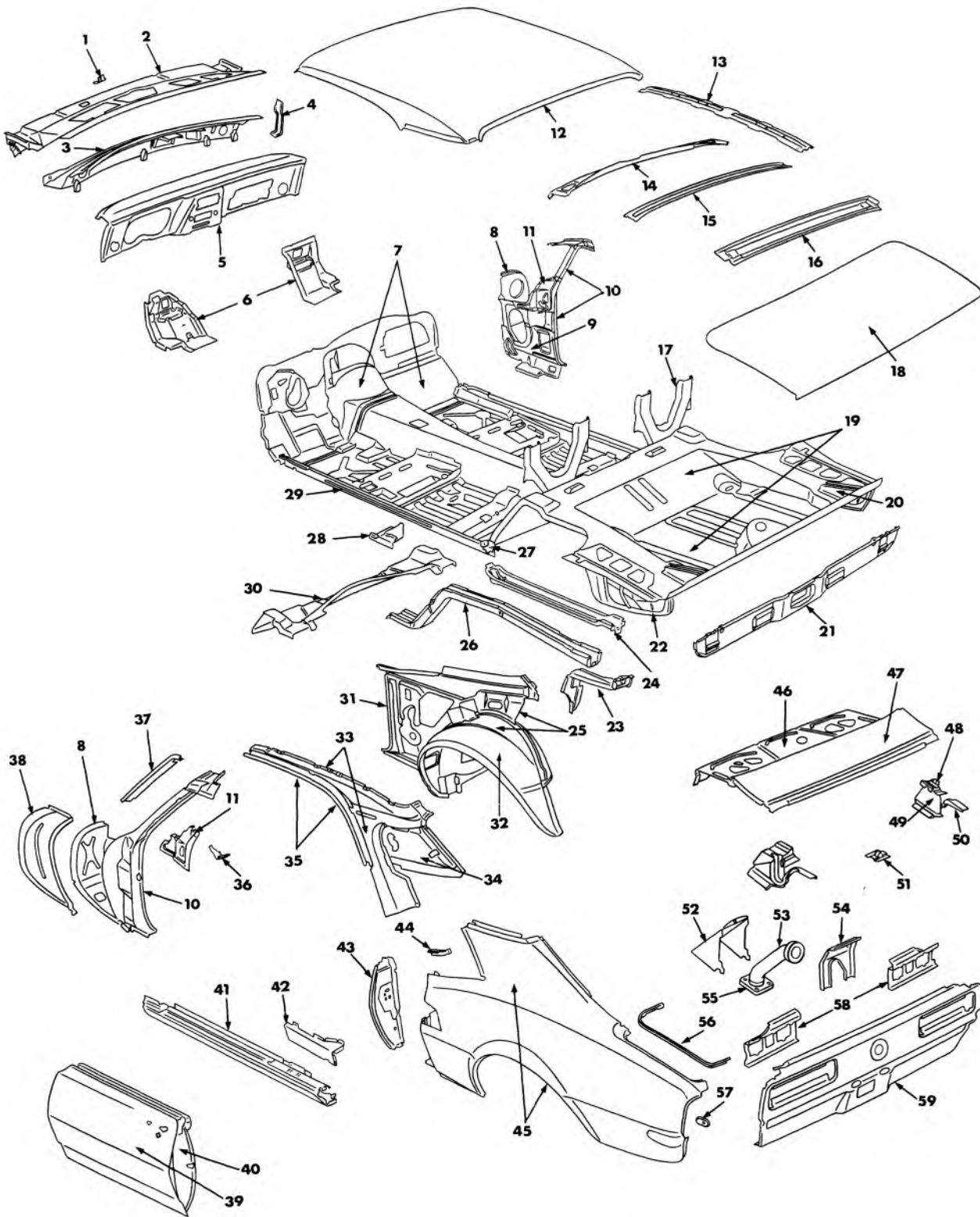
12-694

1968-75 CHEVY II-NOVA SHEET METAL-TWO DOOR SEDAN

## 1968-75 CHEVY II—NOVA SHEET METAL—TWO DOOR SEDAN

- |  |   |
|--|---|
| <p>1. 12.810 PANEL, Roof</p> <p>2. 12.807 FRAME, Windshield Inner Upper</p> <p>3. 12.952 BOW, Roof</p> <p>4. 12.952 BOW, Roof Longitudinal</p> <p>5. 12.964 PANEL, Back Window Inner</p> <p>6. 12.971 REINFORCEMENT, Rear Seat to Back Window Panel</p> <p>7. 12.971 PANEL, Rear Seat to Back Window</p> <p>8. 12.186 PIN, Rear Compartment Lid Hinge</p> <p>9. 12.184 SUPPORT, Rear Compartment Lid Hinge</p> <p>10. 12.187 STRAP &amp; LINK ASSY., Rear Compartment Lid Hinge</p> <p>11. 12.181 LID ASSY., Rear Compartment</p> <p>12. 12.237 STRIKER ASSY., Rear Compartment Lid Lock</p> <p>13. 12.804 PANEL ASSY., Shroud Upper</p> <p>14. 10.027 SUPPORT, Windshield Glass</p> <p>15. 12.804 PANEL ASSY., Shroud Vent Duct Center</p> <p>16. 10.230 PANEL ASSY., Instrument</p> <p>17. 12.650 BRACE ASSY., Dash to Motor Mount Rail (Comp. Item 19)</p> <p>18. 12.659 REINFORCEMENT, Front Body Hinge Pillar to Rocker</p> <p>19. 12.804 PANEL ASSY., Dash (Incl. Item 17)</p> <p>20. 12.934 PANEL ASSY., Rocker Inner</p> <p>21. 12.981 FILLER, Compartment Pan to Quarter Panel</p> <p>22. 12.981 PAN, Rear Compartment</p> <p>23. 12.981 SUPPORT ASSY., Spare Tire Clamp Anchor Plate</p> <p>24. 12.981 EXTENSION, Compartment Pan to Quarter Panel Filler</p> <p>25. 12.981 FILLER, Compartment Pan to Rear Cross Bar</p> <p>26. 12.986 RAIL, Rear End Cross Front</p> <p>27. 12.986 RAIL, Rear End Cross Rear</p> <p>28. 12.996 BRACE, Compartment Gutter to Rear Cross Rail</p> <p>29. 12.237 PLATE, Compartment Lid Lock Striker Anchor</p> | <p>30. 12.966 PANEL ASSY., Rear End</p> <p>31. 12.981 BAR ASSY., Compartment Pan Cross Front</p> <p>32. 12.980 REINFORCEMENT, Floor Pan at Rear Spring Front</p> <p>33. 12.986 RAIL ASSY., Rear Compartment Pan Side</p> <p>34. 12.986 BRACE, Compartment Side Rail to Rear Rail</p> <p>35. 12.075 MOLDING, Roof Drip (Comp. Item 36)</p> <p>36. 12.956 RAIL ASSY., Side Roof Outer (Incl. Item 35)</p> <p>37. 12.957 RAIL, Side Roof Inner</p> <p>38. 12.941 PANEL, Rear Quarter Inner Lower (Comp. Item 40)</p> <p>39. 12.971 EXTENSION, Rear Seat to Back Window Panel</p> <p>40. 12.944 PANEL ASSY., Wheelhouse (Incl. Items 38-41)</p> <p>41. 12.944 PANEL, Wheelhouse Outer (Comp. Item 40)</p> <p>42. 12.804 PANEL, Shroud Vent Duct Side</p> <p>43. 12.075 MOLDING, Windshield Pillar Drip</p> <p>44. 12.804 PLATE, Shroud Side Duct Panel Baffle</p> <p>45. 12.659 REINFORCEMENT ASSY., Front Body Hinge Pillar to Duct</p> <p>46. 12.840 PANEL ASSY., Front Body Hinge Pillar</p> <p>47. 12.804 PANEL, Shroud Lower</p> <p>48. 12.895 PANEL ASSY., Front Door Outer (Comp. Item 49)</p> <p>49. 10.351 DOOR ASSY., Front (Incl. Item 48)</p> <p>50. 12.934 PANEL, Door Opening Rocker Outer</p> <p>51. 12.934 REINFORCEMENT, Rocker Outer Panel Rear</p> <p>52. 12.934 REINFORCEMENT, Rocker Outer Panel Front</p> <p>53. 12.942 REINFORCEMENT, Body Lock Pillar Outer Panel</p> <p>54. 12.942 PANEL ASSY., Body Lock Pillar Upper</p> <p>55. 12.941 FILLER, Quarter Window Lower Rear Corner</p> <p>56. 12.940 PANEL, Rear Quarter Side Outer</p> |
|--|---|

12-694



12-710

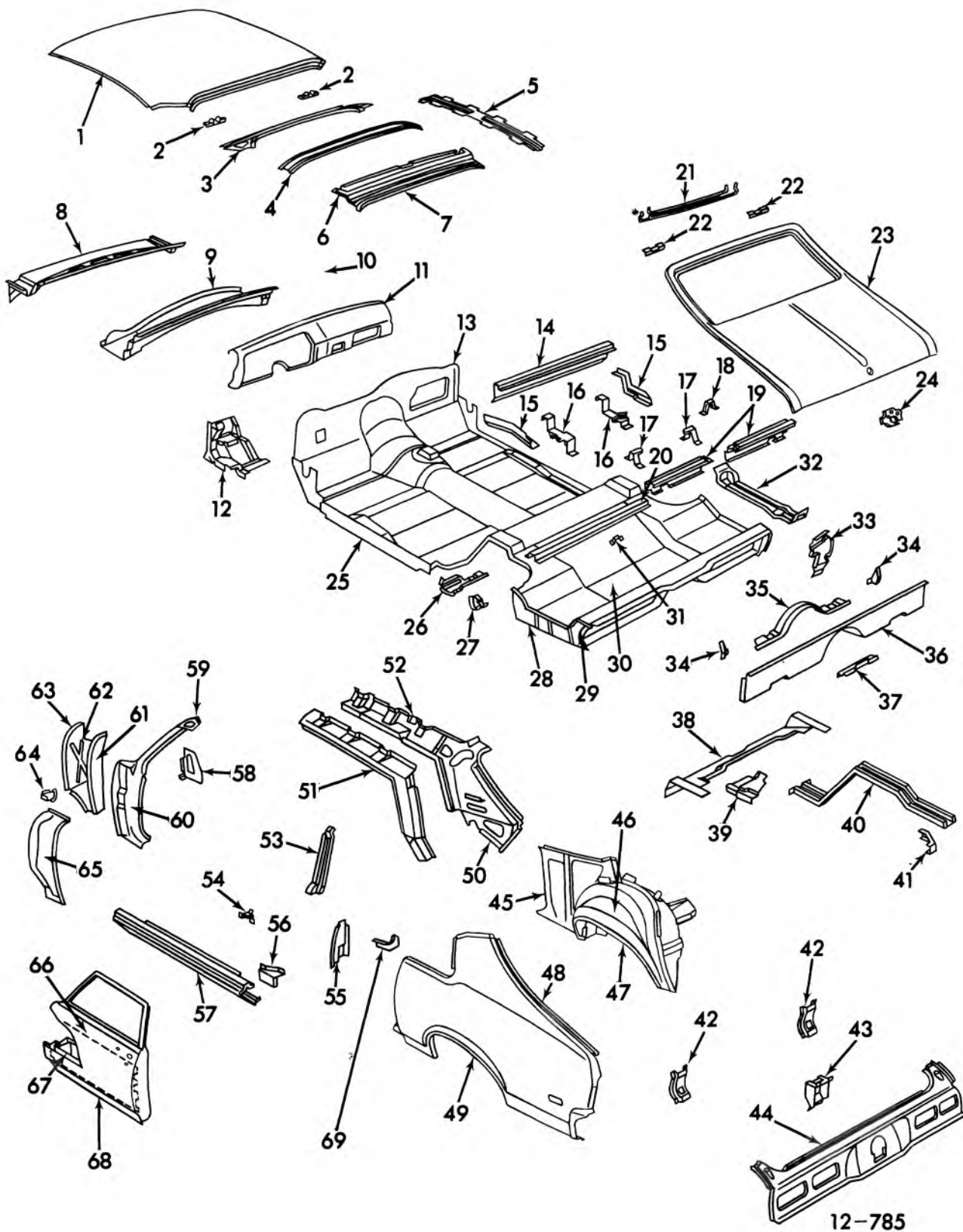
**1967-69 CAMARO (SPT. ČPE.) BODY SHEET METAL**



## 1967-69 CAMARO (SPT.CPE.) BODY SHEET METAL

- |  |  |
|--|--|
| <p>1. 10.027 SUPPORT—Windshield Glass</p> <p>2. 12.803 PANEL ASSY.—Shroud Upper</p> <p>3. 12.804 PANEL ASSY.—Shroud Vent Duct Center</p> <p>4. 10.230 BRACE—Instrument Panel to Center Duct</p> <p>5. 10.230 PANEL ASSY.—Instrument</p> <p>6. 12.650 BRACE ASSY.—Dash to Motor Mount Rail (Component of Item 7)</p> <p>7. 12.804 PANEL ASSY.—Dash (Includes Item 6)</p> <p>8. 12.804 PANEL—Shroud Vent Duct Side</p> <p>9. 12.659 REINFORCEMENT—Front Body Hinge Pillar to Rocker</p> <p>10. 12.840 PANEL ASSY.—Front Body Hinge Pillar</p> <p>11. 12.659 REINFORCEMENT ASSY.—Front Body Hinge Pillar to Duct (Includes Item 36)</p> <p>12. 12.810 PANEL—Roof</p> <p>13. 12.952 BOW—Roof Longitudinal</p> <p>14. 12.807 FRAME ASSY.—Windshield Inner Upper</p> <p>15. 12.952 BOW—Roof</p> <p>16. 12.964 PANEL—Back Window Inner</p> <p>17. N.L. BRACE—Rear Seat Back Diagonal</p> <p>18. 12.181 LID ASSY.—Rear Compartment</p> <p>19. 12.981 PAN—Rear Compartment</p> <p>21. 12.986 RAIL—Rear End Cross</p> <p>22. 12.981 FILLER—Compartment Pan to Quarter Panel</p> <p>23. 12.971 EXTENSION—Shelf Panel (Component of Item 25)</p> <p>24. 12.981 REINFORCEMENT ASSY.—Compartment Pan at Gas Tank</p> <p>25. 12.944 PANEL ASSY.—Wheelhouse (Includes Item 23-31-32-33-34)</p> <p>26. 12.986 RAIL ASSY.—Rear Compartment Side</p> <p>27. 12.934 FILLER—Rocker Inner Panel Rear</p> <p>28. 12.980 REINFORCEMENT—Floor Pan at Rear Spring Front</p> <p>29. 12.934 PANEL—Rocker Inner</p> <p>30. 12.981 BAR ASSY.—Compartment Pan Cross Front</p> <p>31. 12.941 PANEL—Rear Quarter Inner Low (Component of Item 25)</p> | <p>32. 12.944 PANEL—Wheelhouse Outer (Component of Item 25)</p> <p>33. 12.956 RAIL ASSY.—Side Roof (Includes Item 35—Component of Item 25)</p> <p>34. 12.941 PANEL—Rear Quarter Inner Upper (Component of Item 25)</p> <p>35. 12.075 MOLDING—Roof Drip (Component of Item 33)</p> <p>36. 10.230 SUPPORT—Instrument Panel End (Component of Item 11)</p> <p>37. 12.075 MOLDING—Windshield Pillar Drip</p> <p>38. 12.804 PANEL—Shroud Lower</p> <p>39. 12.895 PANEL ASSY.—Front Door Outer (Component of Item 40)</p> <p>40. 10.351 DOOR ASSY.—Front (Includes Item 39)</p> <p>41. 12.934 PANEL ASSY.—Door Opening Rocker Outer</p> <p>42. 12.934 REINFORCEMENT—Rocker Outer Panel</p> <p>43. 12.942 REINFORCEMENT—Body Lock Pillar</p> <p>44. 12.941 FILLER—Quarter Window Lower Rear Corner20.</p> <p>46. 12.971 PANEL ASSY.—Rear Seat Back Shelf</p> <p>47. 12.971 PANEL ASSY.—Rear Compartment Front</p> <p>48. 12.186 PIN—Compartment Lid Hinge</p> <p>49. 12.184 SUPPORT—Compartment Lid Hinge</p> <p>50. 12.187 STRAP—Compartment Lid Hinge</p> <p>51. 12.981 SUPPORT ASSY.—Spare Tire Clamp Anchor Plate</p> <p>52. 12.945 COVER—Gas Tank Filler Neck Tube Protector</p> <p>53. 12.945 HOSE—Gas Tank Filler Neck Tube Protector</p> <p>54. 12.237 PLATE—Compartment Lid Lock Striker Anchor</p> <p>55. 12.945 RETAINER—Gas Tank Filler Neck Tube</p> <p>56. 12.996 GUTTER—Compartment Lid Side</p> <p>57. 7.836 SUPPORT—Rear Bumper</p> <p>58. N.L. REINFORCEMENT—Rear End Panel (Component of Item 59)</p> <p>59. 12.966 PANEL—Rear End</p> |
|--|--|

12-710

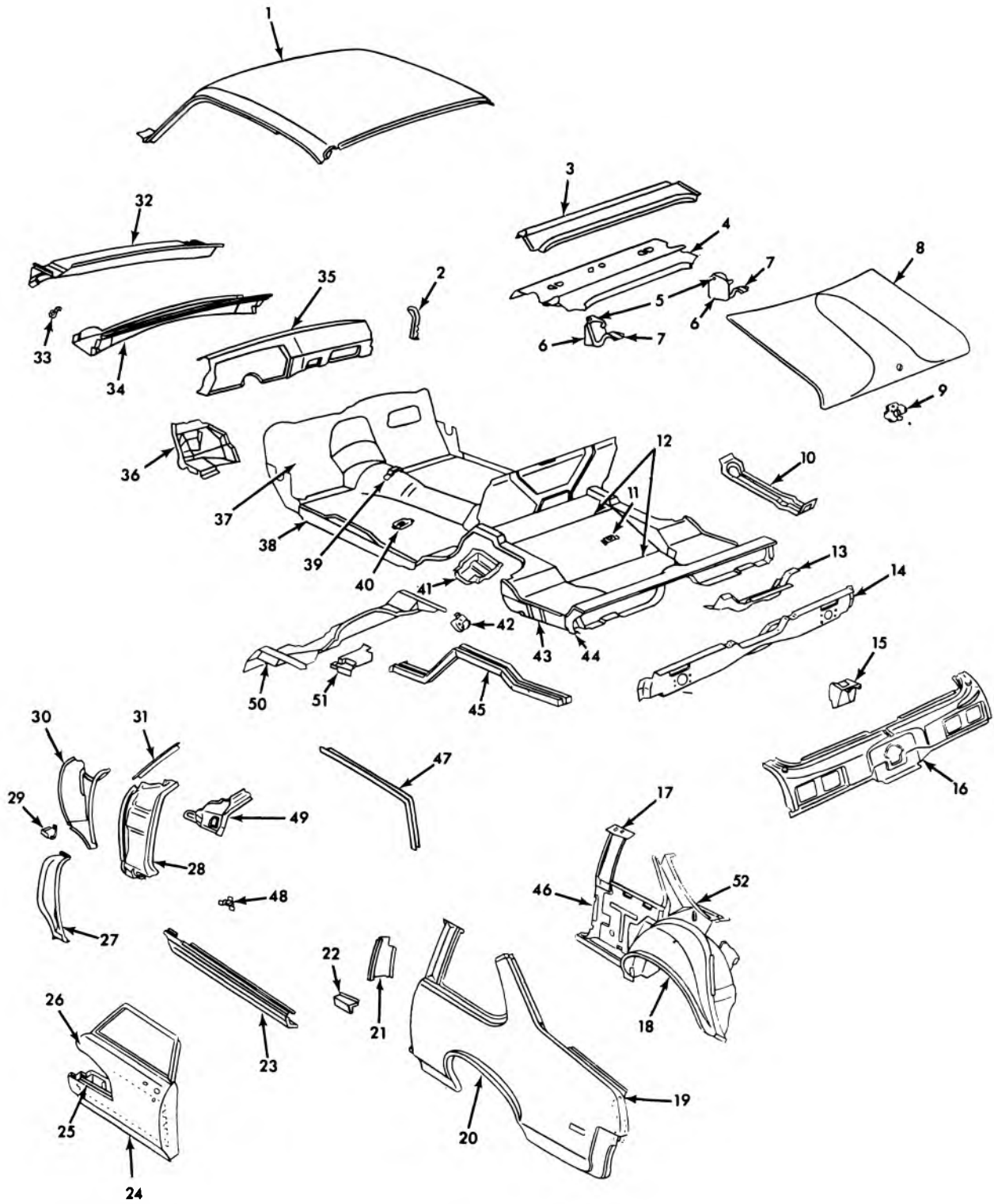


1973-74 NOVA "17" STYLE SHEET METAL

## 1973-74 NOVA "17" STYLE SHEET METAL

- |  |   |
|--|---|
| <p>1. 12.810 PANEL, Roof</p> <p>2. 12.184 HINGE ASSY., Compt. Lid/Bdy. SD</p> <p>3. 12.807 FRAME ASSY., W/S Inr. Upr.</p> <p>4. 12.952 BOW, Roof</p> <p>5. 12.952 BOW, Roof Lgtdnl.</p> <p>6. 12.966 GUTTER ASSY., Compt. Lid Upr.</p> <p>7. 14.651 RETAINER, Trim B/W</p> <p>8. 12.804 PANEL ASSY., Shrd. Upr.</p> <p>9. 12.804 PANEL ASSY., Shrd. Vent. Duct Ctr. (Includes Item #10)</p> <p>10. 10.230 BRACE, Inst. Pnl. to Ctr. Duct (Component of Item #9)</p> <p>11. 10.230 PANEL ASSY., Inst.</p> <p>12. 12.650 BRACE ASSY., Dash to Mtr. Mt. Rail (Component of Item #13)</p> <p>13. 12.804 PANEL ASSY., Dash (Includes Item #12)</p> <p>14. 12.977 SUPT, Lug Compt. Frt. Pnl.</p> <p>15. 12.981 REINF., Compt. Pan to W/H Inr.</p> <p>16. 12.981 SUPT., Jack Col. Stow</p> <p>17. 12.981 SUPT., Lug Compt. Pnl. SD</p> <p>18. 12.977 SUPT., Lub Compt. Otr. Pnl.</p> <p>19. 12.977 SUPT., Lug Compt. Cvr. Pnl. Otr.</p> <p>20. 12.977 SUPT., Hgr. Lug Compt Cvr. Pnl.</p> <p>21. 12.187 ROD, Torque Compt. Lid</p> <p>22. 12.187 HINGE ASSY., Compt. Lid/Lid SD</p> <p>23. 12.181 LID ASSY., Compt.</p> <p>24. 12.934 STRIKER, Compt. Lid Lk.</p> <p>25. 12.934 PANEL ASSY., Rckr. Inr.</p> <p>26. 12.981 SUPT., Stab Bar/on Compt. Pan. (Opt. F41)</p> <p>27. 7.242 SUPT., Stab Bar End (Opt. F41)</p> <p>28. 12.981 FILLER, Compt. Pan to Qtr. Pnl.</p> <p>29. 12.981 EXTENSION, Compt. Pan to Qtr. Pnl. Fil.</p> <p>30. 12.981 PAN, Compt</p> <p>31. 12.981 PLATE, Spt. Tire Cla. Anc.</p> <p>32. 12.981 REINF. ASSY., Compt. Pan/at Gas Tank</p> <p>33. 12.966 BRACE, Compt. Ctr. to Rr. Cr. Rail</p> <p>34. 12.981 FILLER, Compt. Pan to R/End Cr. Rail</p> <p>35. 12.986 RAIL, R/End Cr. Frt.</p> | <p>36. 12.986 RAIL, R/End Cr. Rr.</p> <p>37. 12.977 SUPT., Lug Compt. Cvr. Pnl. Rr.</p> <p>38. 12.981 BAR ASSY., Cr. Compt. Pan Frt.</p> <p>39. 12.986 REINF., Flr. Pan &amp; at Rr. Spr. Frt.</p> <p>40. 12.986 RAIL ASSY., Compt. Pan. Side</p> <p>41. 12.986 BRACE, Compt. Side Rail to Rr. Rail</p> <p>42. 12.975 SUPT., T/Lp. Mtg. Plt.</p> <p>43. 12.237 PLATE, Anc. Compt. Lid Lk. Stkr.</p> <p>44. 12.966 PANEL ASSY., Rr. End</p> <p>45. 12.941 PANEL, Qtr. Inr. Lwr. (Component of Item #46)</p> <p>46. 12.944 PANEL ASSY., W/Hse. (Includes Item #45-47)</p> <p>47. 12.944 PANEL, W/Hse. Otr. (Component of Item #46)</p> <p>48. 12.996 GUTTER, Compt. Lid Side</p> <p>49. 12.940 PANEL, Qtr. Otr.</p> <p>50. 12.941 BRACE ASSY., Qtr. Inr. Upr. to W/H</p> <p>51. 12.975 RAIL ASSY., Side Roof Inr.</p> <p>52. 12.956 RAIL ASSY., Side Roof Otr.</p> <p>53. 12.942 PANEL ASSY., Body Lk. Plr. Upr.</p> <p>54. 12.934 SUPT., F/D Sill Plt.</p> <p>55. 12.942 REINF., Body Lk. Plr. Otr. Pnl.</p> <p>56. 12.934 REINF., Rkr. Otr. Pnl. Rr.</p> <p>57. 12.934 PANEL., Rckr. Otr.</p> <p>58. 12.942 REINF., Frt. Body Hge. Plr. to Rkr.</p> <p>59. 10.027 SUPT., W/S Gls.</p> <p>60. 12.840 PANEL ASSY., Frt. Body. Hge. Plr.</p> <p>61. 12.804 DEFL., Shrd. A/C Blo. Wat. (Opt. C60)</p> <p>62. 12.659 REINF. ASSY., Frt. Body Hge. Plr. to Duct</p> <p>63. 12.804 PANEL, Shrd. Vent. Duct Side</p> <p>64. 12.804 PLATE ASSY., Shrd. Side Duct Pnl. Bfl. (Opt. C60)</p> <p>65. 12.804 PANEL, Shrd. Lwr.</p> <p>66. 10.351 DOOR ASSY., Front (Includes Items #67-68)</p> <p>67. 12.895 BAR ASSY., Frt. Dr. Otr. Pnl. (Component of Item #66)</p> <p>68. 12.895 PANEL, Frt. Dr. Otr. (Component of Item #66)</p> <p>69. 12.941 FILLER, Qtr. Wdo. Lwr. Rr. Cor.</p> |
|--|---|

12-785



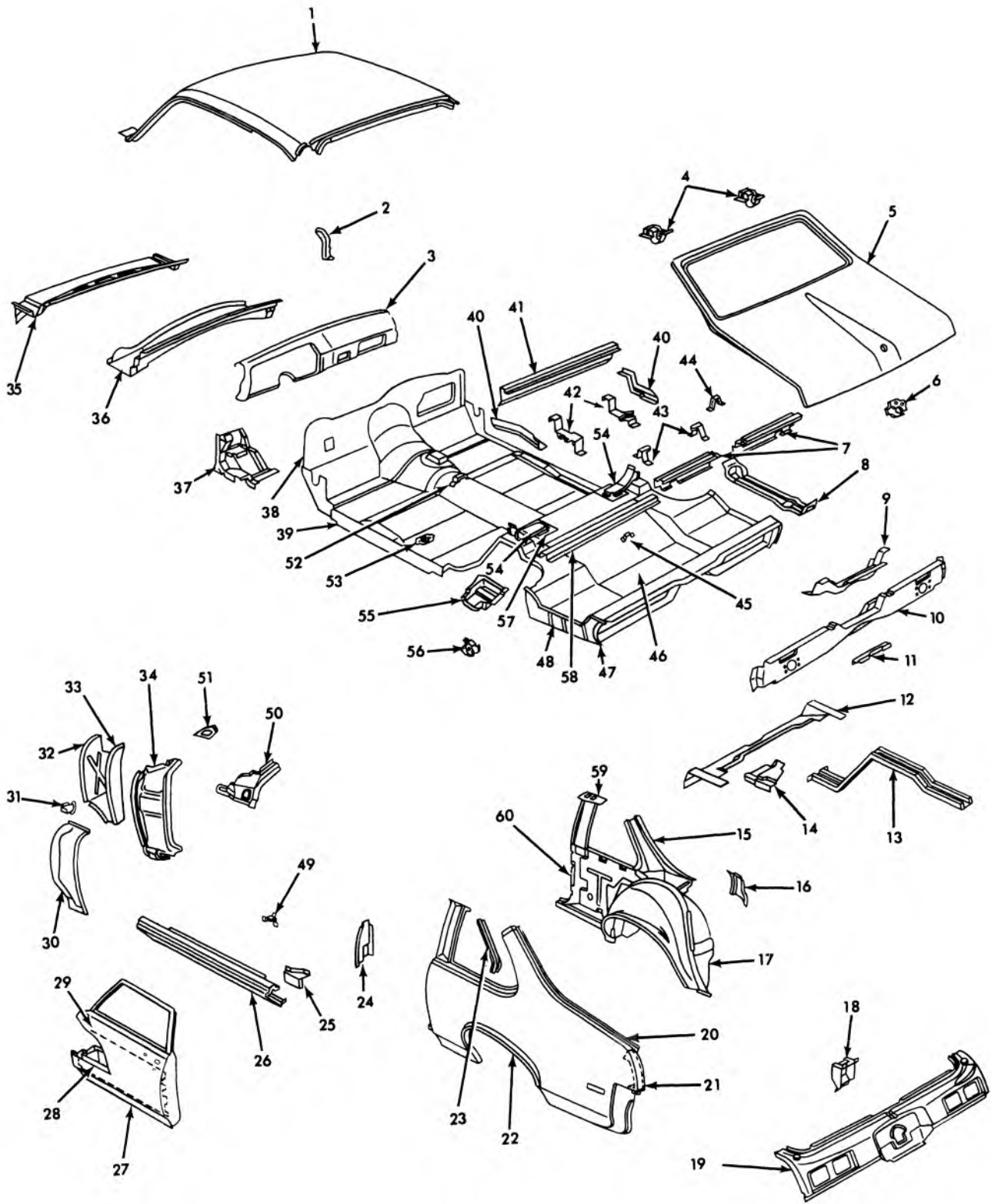
12-853

**1975 NOVA COUPE SHEET METAL**

## 1975 NOVA COUPE SHEET METAL

1.	12,810	PANEL ASM.—Roof	27.	12,804	PANEL—Shrd, Lwr.
2.	10,230	BR.—Inst, Pnl, to Ctr. Duct	28.	12,840	PNL, ASM.—Frt, Body Hge, Plr, Lwr.
3.	12,971	REINF.—R/St. to Bk, Wdo, Pnl.	29.	12,804	PLATE ASM.—Shrd, Sd, Duct Pnl, Bfl.
4.	12,971	PANEL—R/St. to Bk, Wdo.	30.	12,804	PANEL—Shrd, Vent Duct Sd.
5.	12,186	PIN—Rear Compt, Lid Hinge	31.	12,075	MOULDING—W/S Plr, Drip
6.	12,184	SUPT.—Rear Compt, Lid Hinge	32.	12,804	PNL, ASM.—Shrd, Upr.
7.	12,187	STRAP & LINK ASM.—Rear Compt, Lid Hinge	33.	10,027	SUPPORT—W/S Glass
8.	12,181	LID ASM.—Compt.	34.	12,804	PNL, ASM.—Shrd, Vent Duct Ctr.
9.	12,237	STRIKER—Compt, Lid Lk.	35.	10,230	PANEL ASM.—Inst.
10.	12,981	REINF, ASM.—Compt, Pan/At Gas Tank	36.	12,650	BRACE ASM.—Dash to Mtr, Mt, Rail
11.	12,981	PLT.—Spa, Tire Cla, Anc.	37.	12,840	PANEL ASM.—Dash
12.	12,981	PAN COMPT.	38.	12,934	PANEL—Rkr, Inr.
13.	12,986	RAIL—R6End Cr, Frt.	39.	10,240	SUPT.—Cnsl, Flr, Pan
14.	12,986	RAIL—R/End Cr, Rr.	40.	12,981	CVR.—Fir, Pan Gage & Drn, Hole
15.	12,237	PLATE—Anc, Compt, Lid Lk, Stkr.	41.	12,981	SUPT.—Stab Bar on Compt, Pan
16.	12,966	PANEL ASM.—Rr, End	42.	7,242	SUPT.—Stab Bar End
17.	12,942	PNL.—Body Lk, Plr, Inr, Upr.	43.	12,981	FIL.—Compt, Pan to Qtr, Pnl.
18.	12,944	PANEL—W/H Otr.	44.	12,981	EXT.—Compt, Pan to Qtr, Pnl, Fil.
19.	12,940	FIL.—Qtr, Otr, Pnl, at Bpr, Cove	45.	12,986	RAIL ASM.—Compt, Pan Side
20.	12,940	PANEL ASM.—Qtr, Otr.	46.	12,941	PNL.—Qtr, Inr, Lwr.
21.	12,942	REINF.—Body Lk, Plr, Otr, Pnl.	47.	12,075	MOLDING—Roof Drip
22.	12,934	REINF.—Rkr, Otr, Pnl, Rr.	48.	12,934	SUPT.—F/D Sill Plt.
23.	12,934	PANEL—Rkr, Otr.	49.	12,659	REINF.—Frt, Body Hge, Plr, to Duct
24.	12,895	PNL.—Frt, Dr, Otr.	50.	12,981	BAR ASM.—Compt, Pan Cr, Frt.
25.	12,895	BAR ASM.—Frt, Dr, Otr, Pnl.	51.	12,980	REINF.—Flr, Pan at Rr, Spring Frt.
26.	10,351	DOOR ASM.—Frt.	52.	12,944	PANEL ASM.—W/H

12-853



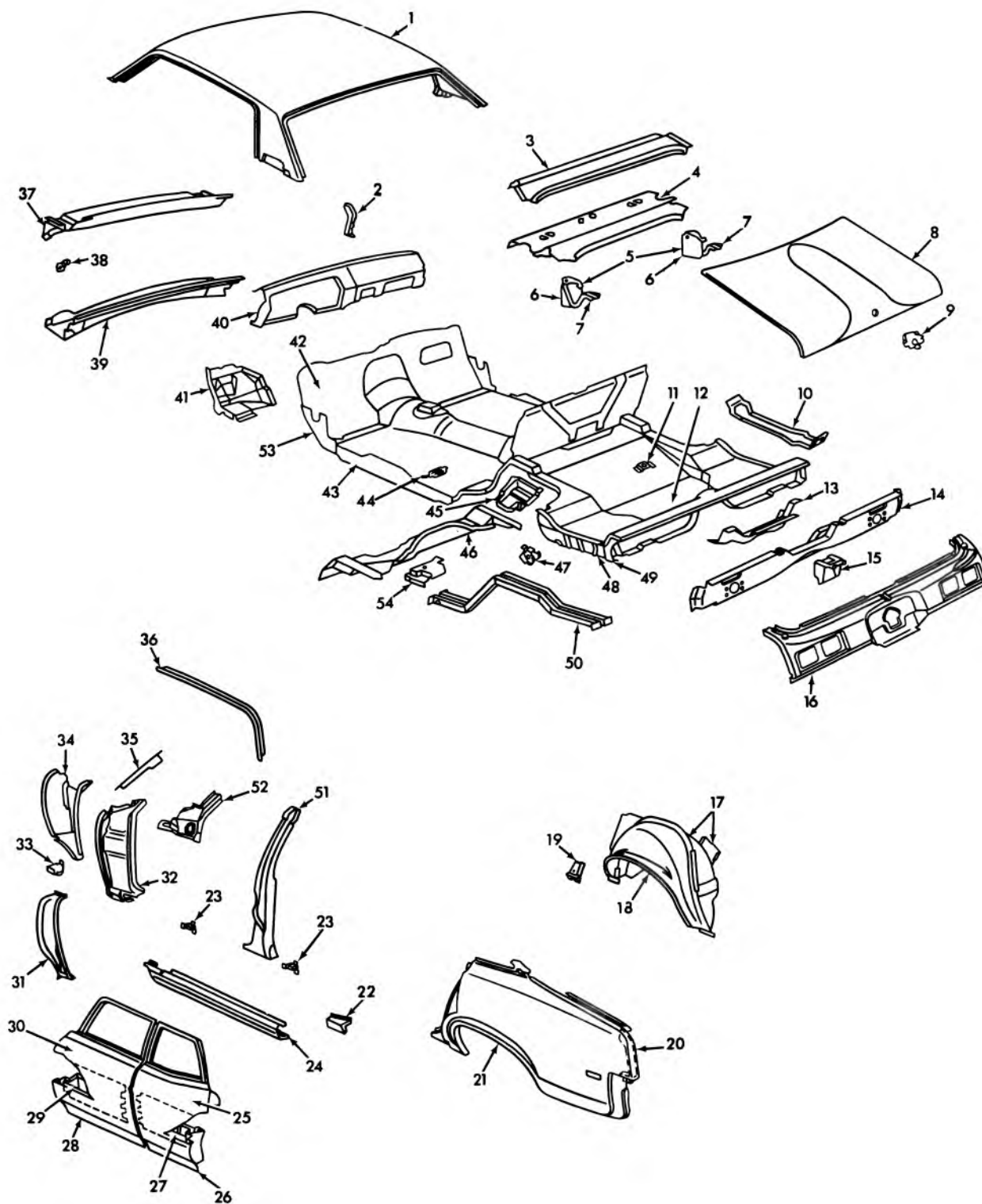
12-852

1975 NOVA HATCHBACK COUPE SHEET METAL

## 1975 NOVA HATCHBACK COUPE SHEET METAL

1.	12,810	PANEL ASM.—Roof	31.	12,804	PLATE ASM.—Shrd. Sd. Duct Pnl. Bfl.
2.	10,230	BR.—Inst. Pnl. to Ctr. Duct	32.	12,804	PANEL—Shrd. Vent Duct Side
3.	10,230	PANEL ASM.—Inst.	33.	12,804	DEFL.—Shrd. A/C Blo. Wat.
4.	12,184	HINGE ASM.—Compt. Lid	34.	12,840	PNL. ASM.—Frt. Body Hge. Plr. Lwr.
5.	12,181	LID ASM.—Compt.	35.	12,804	PNL. ASM.—Shrd. Upr.
6.	12,237	STRIKER—Compt. Lid Lk.	36.	12,804	PNL. ASM.—Shrd. Vent Duct Ctr.
7.	12,977	SUPT.—Lug Compt. Cvr. Pnl. Otr.	37.	12,650	BRACE ASM.—Dash to Mtr. Mt. Rail
8.	12,981	REINF. ASM.—Compt. Pan/At Gas Tank	38.	12,840	PANEL ASM.—Dash
9.	12,986	RAIL—R/End Cr. Frt.	39.	12,934	PANEL—Rkr. Inr.
10.	12,986	RAIL—R/End Cr. Rr.	40.	12,981	REINF.—Compt. Pan to W/H Stfnr.
11.	12,977	SUPT.—Lug Compt. Cvr. Pnl. Rr.	41.	12,977	SUPT.—Lug Compt. Frt. Pnl.
12.	12,981	BAR ASM.—Cr. Compt. Pan Frt.	42.	12,981	SUPT.—Jack Col. Stow
13.	12,986	RAIL ASM.—Compt. Pan Side	43.	12,981	SUPT.—Lug. Compt. Pnl. Sd.
14.	12,986	REINF.—Flr. Pan at Rr. Spr. Frt.	44.	12,977	SUPT.—Lug. Compt. Otr. Pnl.
15.	12,944	PANEL ASM.—W/H	45.	12,981	PLT.—Spa. Tire Cla. Anc.
16.	12,981	STFNR—W/H Inr. to Compt. Reinf.	46.	12,981	PAN COMPT.
17.	12,944	PANEL—W/H Otr.	47.	12,981	EXT.—Compt. Pan to Qtr. Pnl. Fil.
18.	12,237	PLATE—Anc. Compt. Lid Lk. Stkr.	48.	12,981	FIL.—Compt. Pan to Qtr. Pnl.
19.	12,966	PANEL ASM.—Rr. End	49.	12,934	SUPT.—F/D Sill Plt.
20.	12,966	GUTTER—Compt. Lid Sd.	50.	12,659	REINF.—Frt. Body Hge. Plr. to Duck
21.	12,940	FIL.—Qtr. Otr. Pnl. at Bpr. Cove	51.	10,027	SUPT.—W/S Gls.
22.	12,940	PANEL ASM.—Qtr. Otr.	52.	10,240	SUPT.—Cnsl. Flr. Pan
23.	12,075	EXT.—Roof Drip Mldg.	53.	12,981	CVR.—Flr. Pan Gage & Drn. Hole
24.	12,942	REINF.—Body Lk. Plr. Otr. Pnl.	54.	12,944	BR.—W/H Inr. Stfnr. to Compt. Pan
25.	12,934	REINF.—Rkr. Otr. Pnl. Rr.	55.	12,981	SUPT.—Stab Bar on Compt. Pan
26.	12,934	PANEL—Rkr. Otr.	56.	7,242	SUPT.—Stab Bar End
27.	12,895	PNL.—Frt. Dr. Otr.	57.	12,981	PLT.—Compt. Pan at W/H Stfnr. Br.
28.	12,895	BAR ASM.—Frt. Dr. Otr. Pnl.	58.	12,977	SUPT.—Hge. Lug. Compt. Cvr. Pnl.
29.	10,351	DOOR ASM.—Frt.	59.	12,942	PNL.—Body Lk. Plr. Inr. Upr.
30.	12,804	PANEL—Shrd. Lwr.	60.	12,941	PNL.—Qtr. Inr. Lwr.

12-852



12-854

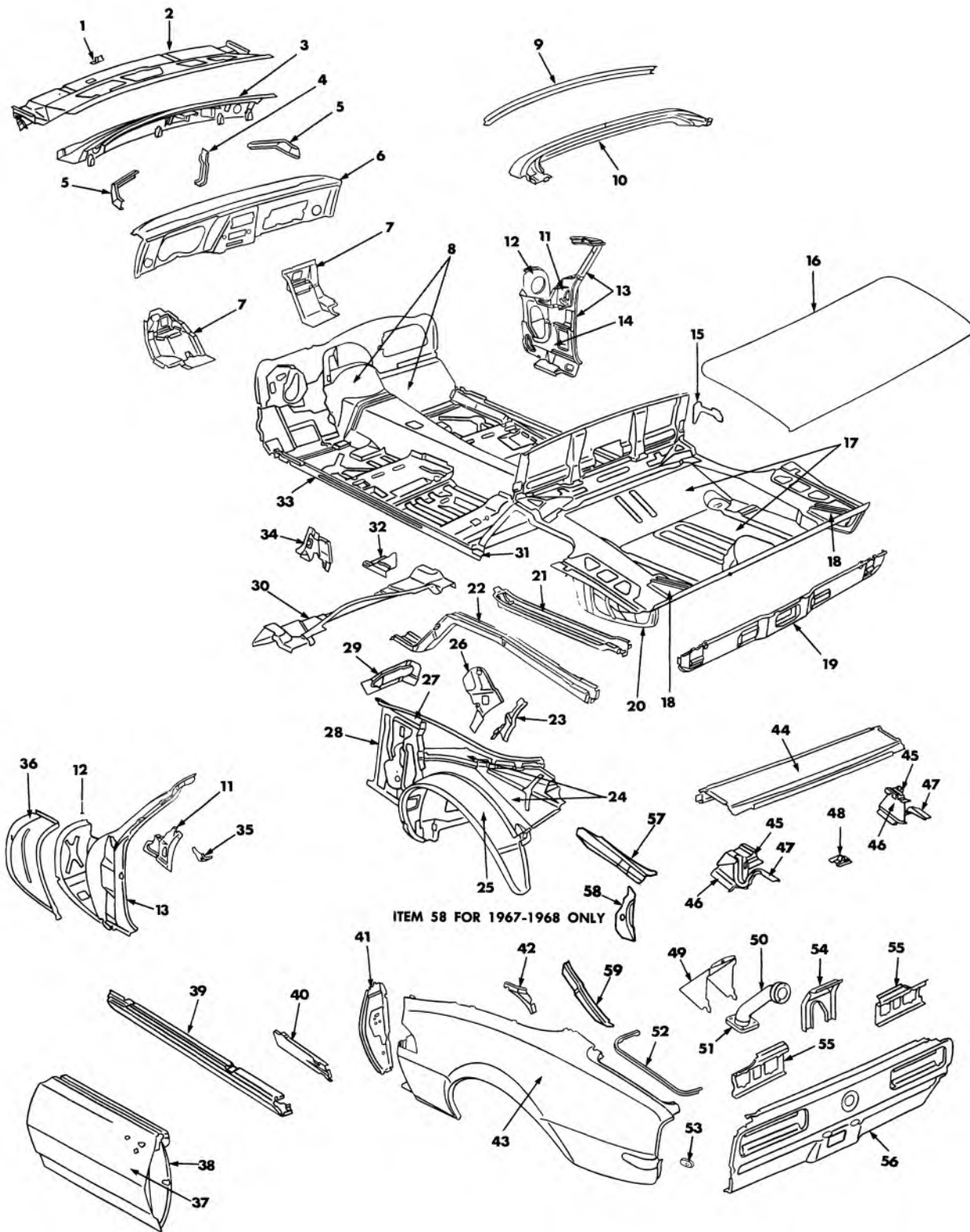
**1975 NOVA SEDAN SHEET METAL**



## 1975 NOVA SEDAN SHEET METAL

1.	12,810	PANEL ASM,—Roof	28.	12,985	PNL,—Frt. Dr. Otr.
2.	10,230	BR,—Inst. Pnl. to Ctr. Duct	29.	12,895	BAR ASM,—Frt. Dr. Otr. Pnl.
3.	12,971	REINF,—R/St. to Bk. Wdo. Pnl.	30.	10,351	DOOR ASM,—Frt.
4.	12,971	PANEL—R/St to Bk. Wdo.	31.	12,804	PANEL—Shrd. Lwr.
5.	12,186	PIN—Rear Compt. Lid Hinge	32.	12,840	PNL. ASM,—Frt. Body Hge. Plr. Lwr.
6.	12,184	SUPT.—Rear Compt. Lid Hinge	33.	12,804	PLT. ASM,—Shrd. Sd. Duct Pnl. Bfl.
7.	12,187	STRAP—Link Asm.—Rear Compt. Lid Hinge	34.	12,804	PNL.—Shrd. Vent Duct Sd.
8.	12,181	LID ASM,—Compt.	35.	12,075	MOLDING—W/S Plr. Drip
9.	12,237	STRIKER—Compt. Lid Lk.	36.	12,075	MOLDING—Roof Drip
10.	12,981	REINF. ASM,—Compt. Pan/At Gas Tank	37.	12,804	PNL. ASM,—Shrd. Upr.
11.	12,981	PLT.—Spa Tire Cla. Anc.	38.	10,027	SUPPORT—W/S Glass
12.	12,981	PAN—Compt.	39.	12,804	PNL. ASM,—Shrd. Vent Duct Ctr.
13.	12,986	RAIL—R/End Cr. Frt.	40.	10,230	PANEL ASM,—Inst.
14.	12,986	RAIL—R/End Cr. Rr.	41.	12,650	BRACE ASM,—Dash to Mtr. Mt. Rail
15.	12,237	PLATE—Anc. Compt. Lid Lk. Stkr.	42.	12,840	PANEL ASM,—Dash
16.	12,966	PANEL ASM,—Rr. End	43.	12,934	PANEL—Rkr. Inr.
17.	12,944	PANEL ASM,—W/H	44.	12,981	CVR.—Fir. Pan Gage & Drn. Hole
18.	23,944	PANEL—W/H Otr.	45.	12,981	SUPT.—Stab Bar on Compt. Pan
19.	12,944	FILLER—W/H Inner Frt. Lwr. Cor.	46.	12,981	BAR ASM,—Compt. Pan Cr. Frt.
20.	12,940	FIL.—Qtr. Otr. Pnl. at Bpr. Cove	47.	7,242	SUPT.—Stab Bar End
21.	12,940	PANEL ASM,—Qtr. Otr.	48.	12,981	FIL.—Compt. Pan to Qtr. Pnl.
22.	12,934	REINF.—Rkr. Otr. Pnl. Rr.	49.	12,981	EXT.—Compt. Pan to Qtr. Pnl. Fil.
23.	12,934	SUPT.—Door Sill Plt.	50.	12,986	RAIL ASM.—Compt. Pan Side
24.	12,934	PANEL—Rkr. Otr.	51.	12,491	PILLAR ASM.—Center
25.	10,373	DOOR ASM,—Rear	52.	12,659	REINF.—Frt. Body Hge. Plr. to Duct
26.	12,913	PNL.—Rear Door Otr.	53.	12,659	REINF.—Frt. Body Hge. Plr. to Rkr. Pnl.
27.	12,913	BAR ASM.—Rr. Dr. Otr. Pnl.	54.	12,980	REINF.—Fir. Pan at Rr. Spring Frt.

12-854



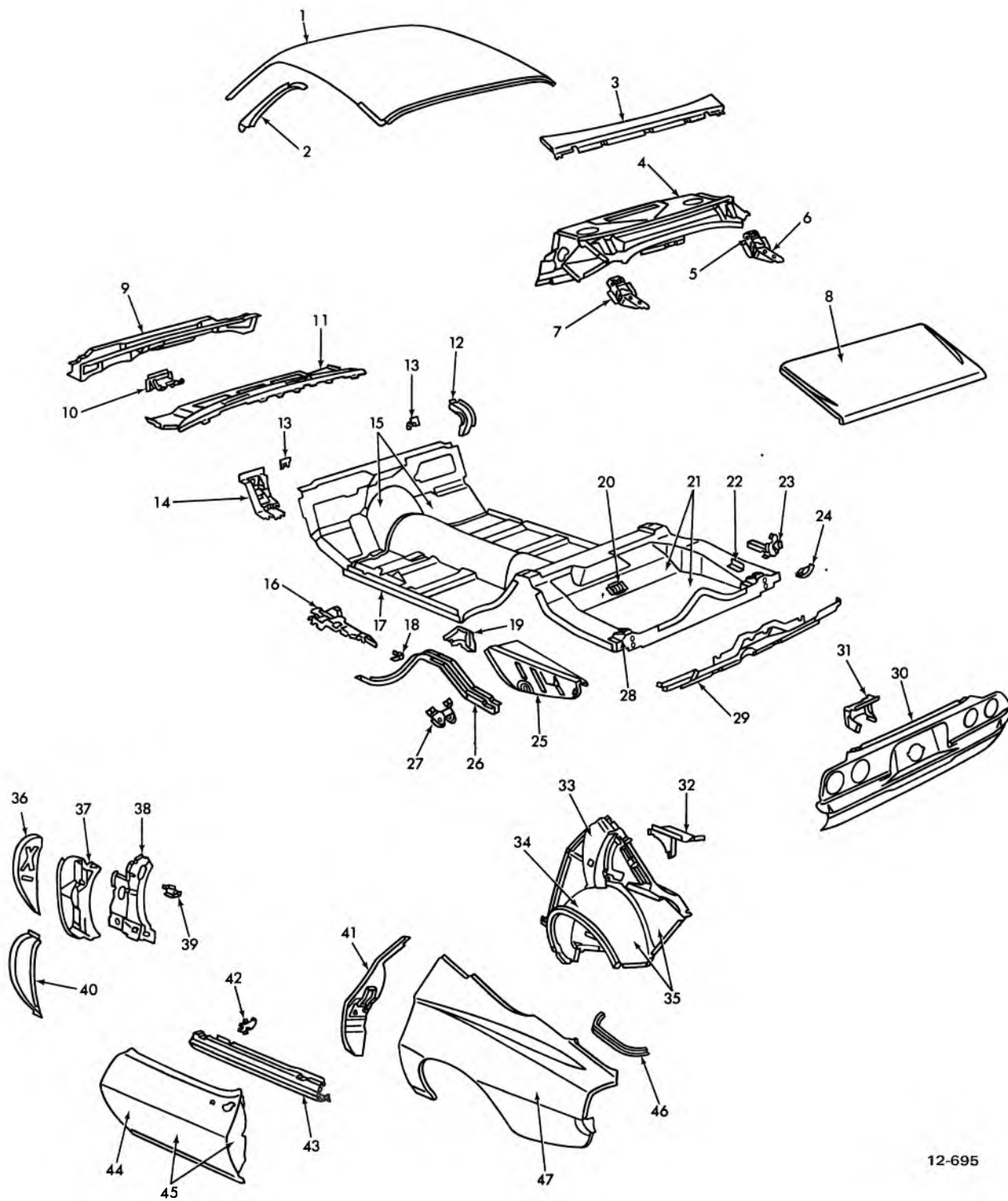
12-711

**1967-69 CAMARO (CONVERTIBLE) BODY SHEET METAL**

## 1967-69 CAMARO (CONVERTIBLE) BODY SHEET METAL

- |   |  |
|---|--|
| <p>1. 10.027 SPORT—Windshield Glass</p> <p>2. 12.803 PANEL ASSY., Shroud Upper</p> <p>3. 12.804 PANEL ASSY., Shroud Vent Duct Center</p> <p>4. 10.230 BRACE, Instrument Panel to Center Duct</p> <p>5. 12.804 REINFORCEMENT, Shroud Vent Center Duct Panel Side at Windshield</p> <p>6. 10.230 PANEL ASSY., Instrument</p> <p>7. 12.650 BRACE ASSY., Dash to Motor Mount Rail (Component of Item 8)</p> <p>8. 12.804 PANEL ASSY., Dash (Includes Item 7)</p> <p>9. 12.807 FRAME ASSY., Windshield Inner Upper</p> <p>10. 14.050 RAIL ASSY., Front Roof</p> <p>11. 12.659 REINFORCEMENT ASSY., Front Body Hinge Pillar to Duct (Includes Item 35)</p> <p>12. 12.804 PANEL, Shroud Vent Duct Side</p> <p>13. 12.840 PANEL ASSY., Front Body Hinge Pillar</p> <p>14. 12.659 REINFORCEMENT, Front Body Hinge Pillar to Rocker</p> <p>15. 12.944 REINFORCEMENT, Wheelhouse Inner Panel (Component of Item 24)</p> <p>16. 12.181 LID ASSY., Rear Compartment</p> <p>17. 12.981 PAN, Rear Compartment</p> <p>18. 7.836 SUPPORT ASSY., Rear Bumper Inner</p> <p>19. 12.986 RAIL, Rear End Cross</p> <p>20. 12.981 FILLER, Compartment Pan to Quarter Panel</p> <p>21. 12.981 REINFORCEMENT ASSY., Compartment Pan at Gas Tank</p> <p>22. 12.986 RAIL ASSY., Rear Compartment Side</p> <p>23. 12.948 BRACE ASSY., Folding Top Mounting Support to Wheelhouse (Component of Item 24)</p> <p>24. 12.944 PANEL ASSY., Wheelhouse (Includes Items 15-23-25-27-28)</p> <p>25. 12.944 PANEL, Wheelhouse Outer (Component of Item 24)</p> <p>26. 12.948 SUPPORT, Folding Top Mounting</p> <p>27. 12.941 PANEL, Rear Quarter Inner Rear (Component of Item 24)</p> <p>28. 12.941 PANEL, Rear Quarter Inner Front (Component of Item 24)</p> <p>29. 12.684 BRACE, Body Lock Pillar to Folding Top Mounting Support</p> <p>30. 12.981 BAR ASSY., Compartment Pan Cross Front</p> | <p>31. 12.934 FILLER, Rocker Inner Panel Rear</p> <p>32. 12.980 REINFORCEMENT, Floor Pan at Rear Spring Front</p> <p>33. 12.934 PANEL, Rocker Inner</p> <p>34. 12.684 BRACE, Body Lock Pillar to Floor Pan</p> <p>35. 10.230 SUPPORT, Instrument Panel End (Component of 11)</p> <p>36. 12.804 PANEL, Shroud Lower</p> <p>37. 12.895 PANEL ASSY., Front Door Outer (Component of Item 38)</p> <p>38. 10.351 DOOR ASSY., Front (Includes Item 37)</p> <p>39. 12.934 PANEL ASSY., Door Opening Rocker Outer</p> <p>40. 12.934 REINFORCEMENT, Rocker Outer Panel Rear</p> <p>41. 12.942 REINFORCEMENT, Body Lock Pillar</p> <p>42. 12.940 REINFORCEMENT, Rear Quarter Outer Panel at Belt</p> <p>43. 12.940 PANEL, Rear Quarter Side Outer</p> <p>44. 12.971 PANEL ASSY., Rear Compartment Front</p> <p>45. 12.186 PIN, Compartment Lid Hinge</p> <p>46. 12.184 SUPPORT, Compartment Lid Hinge</p> <p>47. 12.187 STRAP, Compartment Lid Hinge</p> <p>48. 12.981 SUPPORT ASSY., Spare Tire Clamp Anchor Plate</p> <p>49. 12.945 COVER, Gas Tank Filler Neck Tube Protector</p> <p>50. 12.945 HOSE, Gas Tank Filler Neck Tube Protector</p> <p>51. 12.945 RETAINER, Gas Tank Filler Neck Tube</p> <p>52. 12.996 GUTTER, Compartment Lid Side</p> <p>53. 7.836 SUPPORT, Rear Bumper</p> <p>54. 12.237 PLATE, Compartment Lid Lock Striker Anchor</p> <p>55. N.L. REINFORCEMENT, Rear End Panel (Component of Item 56)</p> <p>56. 12.966 PANEL, Rear End</p> <p>57. 12.989 BRACE ASSY., Folding Top Upper</p> <p>58. 12.989 BRACE ASSY., Folding Top Lower</p> <p>59. 12.684 BRACE, Body Lock Pillar to Quarter Panel</p> |
|---|--|

12-711



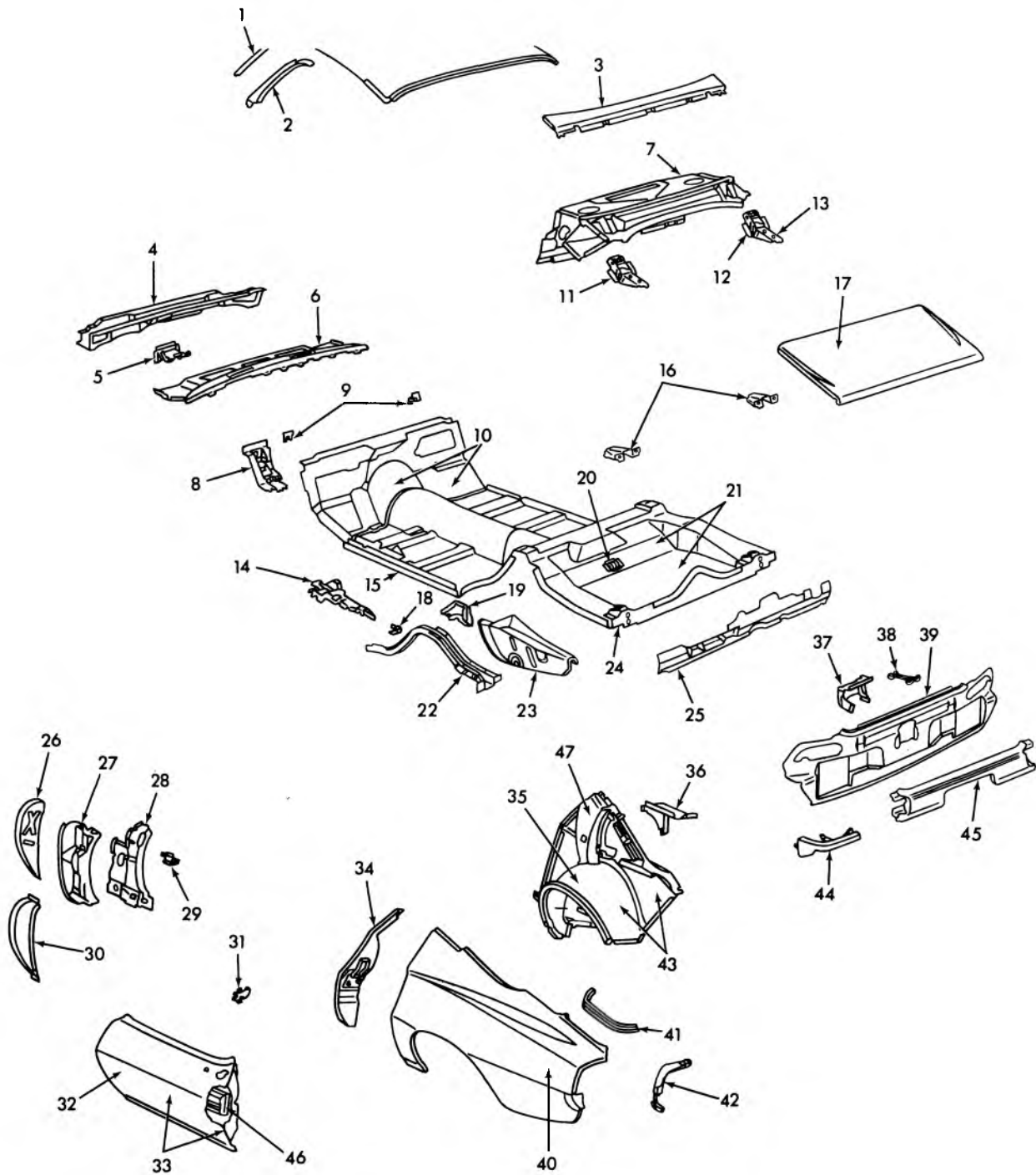
12-695

**1970-75 CAMARO BODY SHEET METAL (12487)**

### 1970-75 CAMARO BODY SHEET METAL (12487)

- |  |  |
|--|--|
| <ul style="list-style-type: none"> <li>1. 12.810 PANEL ASM.—Roof (Incl. Item 2)</li> <li>2. 12.840 PANEL ASM.—Front Body Hinge Pillar Upper (Comp. of Item 1)</li> <li>3. 12.971 PANEL ASM.—Compartment Front</li> <li>4. 12.971 PANEL ASM.—Rear Seat to Back Window (Incl. Items 5,6,7)</li> <li>5. 12.186 PIN—Rear Compartment Lid Hinge (Comp. of Item 4)</li> <li>6. 12.187 STRAP—REAR Compartment Lid Hinge (Comp. of Item 4)</li> <li>7. 12.184 SUPPORT—Rear Compartment Lid Hinge (Comp. of Item 4)</li> <li>8. 12.181 LID ASM.—Compartment</li> <li>9. 12.804 PANEL ASM.—Shroud Vent Center Duct</li> <li>10. 6.760 PLATE ASM.—Steering Column Support Anchor Lower</li> <li>11. 12.804 PANEL ASM.—Shroud Upper and Instrument</li> <li>12. 12.804 DEFLECTOR—Shroud Air Conditioning Blower Water-Right Side</li> <li>13. 8.141 SUPPORT ASM.—Front Fender on Dash</li> <li>14. 12.650 BRACE ASM.—Dash to Motor Mount Rail (Comp. of Item 15)</li> <li>15. 12.804 PANEL ASM.—Dash (Incl. Item 14)</li> <li>16. 12.986 REINFORCEMENT ASM.—Floor Pan at Rear Spring Front (Comp. of Item 26)</li> <li>17. 12.934 PANEL ASM.—Rocker Inner</li> <li>18. 4.785 SUPPORT—Parking Brake Cable on Rail (Comp. of Item 26)</li> <li>19. 12.986 HOUSING ASM.—Rear Shock Absorber (Comp. of Item 26)</li> <li>20. 12.981 SUPPORT—Spare Tire Clamp Anchor Plate</li> <li>21. 12.981 PANEL ASM.—Rear Compartment (Incl. Items 26,28,29)</li> <li>22. 12.966 EXTENSION—Rear End Panel Outer Reinforcement</li> </ul> | <ul style="list-style-type: none"> <li>23. 12.966 REINFORCEMENT ASM.—Rear End Panel Outer</li> <li>24. 12.986 EXTENSION—Rear End Cross Rail to Quarter Panel Filler</li> <li>25. 12.981 FILLER—Rear Compartment Pan to Quarter Panel</li> <li>26. 12.986 RAIL ASM.—Rear Compartment Pan Side (Comp. of Item 21)</li> <li>27. 12.986 SUPPORT—Stabilizer Bar on Compartment Side Rail</li> <li>28. 7.836 SUPPORT—Rear Bumper Outer Mounting (Comp. of Item 21)</li> <li>29. 12.986 RAIL—Rear End Cross (Comp. of Item 21)</li> <li>30. 12.966 PANEL ASM.—Rear End</li> <li>31. 12.237 PLATE—Rear Compartment Lid Lock Anchor/Body Side</li> <li>32. 12.971 EXTENSION—Rear Seat to Back Window Panel (Comp. of Item 35)</li> <li>33. 12.941 BRACE—Quarter Inner Upper to Wheelhouse (Comp. of Item 35)</li> <li>34. 12.944 PANEL—Wheelhouse Outer (Comp. of Item 35)</li> <li>35. 12.944 PANEL ASM.—Wheelhouse (Incl. Items 32,33,34)</li> <li>36. 12.804 PANEL—Shroud Vent Side Duct Front</li> <li>37. 12.840 PANEL ASM.—Front Body Hinge Pillar Lower</li> <li>38. 12.804 PANEL ASM.—Shroud Vent Duct Side</li> <li>39. 10.230 SUPPORT ASM.—Instrument Panel End</li> <li>40. 12.804 PANEL—Shroud Lower</li> <li>41. 12.942 REINFORCEMENT—Body Lock Pillar</li> <li>42. 12.934 PLATE—Rocker Outer Panel Baffle-Right Side</li> <li>43. 12.934 PANEL—Rocker Outer</li> <li>44. 12.895 PANEL ASM.—Front Door Outer (Comp. of Item 45)</li> <li>45. 10.351 DOOR ASM.—Front (Incl. Item 44)</li> <li>46. 12.996 GUTTER—Rear Compartment Lid Side</li> <li>47. 12.940 PANEL—Rear Quarter Outer</li> </ul> |
|--|--|

12-695



12-829

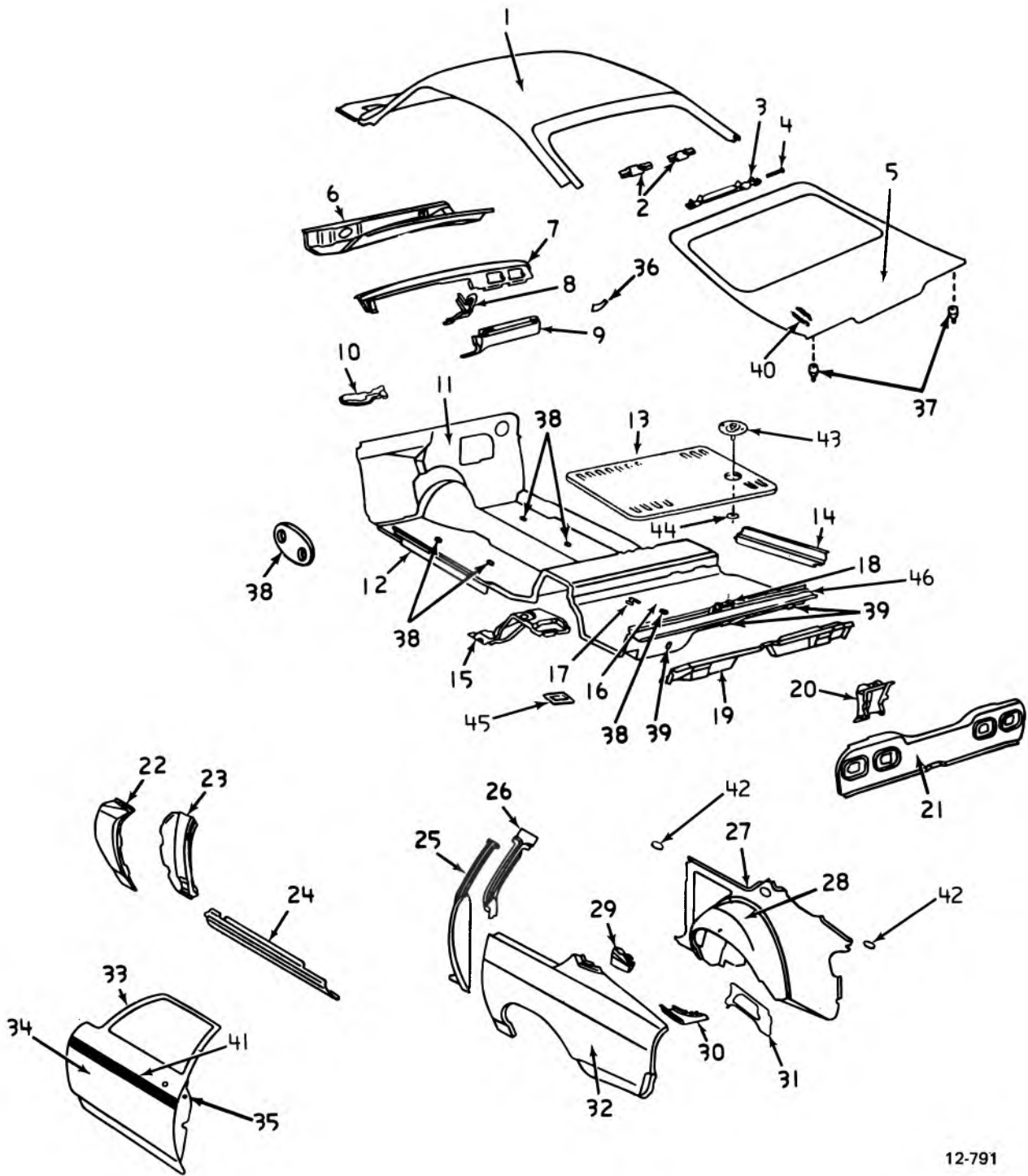
1974-75 CAMARO SHEET METAL

GM PARTS DIVISION, GENERAL MOTORS CORPORATION — CHEVROLET — 11A

## 1974-75 CAMARO SHEET METAL

- |  |  |
|--|--|
| <p>1. 12.810 PANEL ASM.—Roof (Including Item 2)</p> <p>2. 12.840 PANEL ASM.—Frt. Body Hinge Plr. Upr.<br/>(Component of Item 1)</p> <p>3. 12.971 PANEL ASM.—Compartment Frt.</p> <p>4. 12.804 PANEL ASM.—Shroud Vent Center Duct</p> <p>5. 6.760 PLATE ASM.—Steering Column Support Anchor<br/>Lwr.</p> <p>6. 12.804 PANEL ASM.—Shroud Upr. &amp; Instrument</p> <p>7. 12.971 PANEL ASM.—Rear St. To Bk. Window<br/>(Including Items 11, 12, 13)</p> <p>8. 12.650 BRACE ASM.—Dash To Motor Mount Rail<br/>(Comp. of Item 10)</p> <p>9. 8.141 SUPPORT ASM.—Frt. Fender On Dash</p> <p>10. 12.804 PANEL ASM.—Dash (Including Item 8)</p> <p>11. 12.184 SUPPORT—Rear Compt. Lid Hinge<br/>(Comp. of Item 7)</p> <p>12. 12.186 PIN—Rear Compt. Lid Hinge (Comp. of Item 7)</p> <p>13. 12.187 STRAP—Rr. Compt. Lid Hinge (Comp. of Item 7)</p> <p>14. 12.986 REINFORCEMENT ASM.—Flr. Pan At Rr. Spring<br/>Frt. (Comp. of Item 22)</p> <p>15. 12.934 PANEL ASM.—Rocker Inner</p> <p>16. 7.836 SUPPORT—Compt. Pan At Bpr.</p> <p>17. 12.181 LID ASM.—Compartment</p> <p>18. 4.785 SUPPORT—Parking Brake Cable On Rail<br/>(Comp. of Item 22)</p> <p>19. 12.986 HOUSING ASM.—Rr. Shock Absorber (Comp.<br/>of Item 22)</p> <p>20. 12.981 SUPPORT—Spare Tire Clamp Anchor Plate</p> <p>21. 12.981 PAN ASM.—Rear Compt. (Including Items 22,<br/>24, 25)</p> <p>22. 12.986 RAIL ASM.—Rr. Compt. Pan Side<br/>(Comp. of Item 21)</p> | <p>23. 12.981 FILLER—Rear Compt. Pan To Qtr. Panel</p> <p>24. 7.836 SUPPORT—Rear Bumper Otr. Mounting<br/>(Comp. of Item 21)</p> <p>25. 12.986 RAIL—Rear End Cross (Comp. of Item 21)</p> <p>26. 12.804 PANEL—Shroud Vent Side Duct Frt.</p> <p>27. 12.840 PANEL ASM.—Frt. Body Hinge Plr. Lwr.</p> <p>28. 12.804 PANEL ASM.—Shroud Vent Duct Side</p> <p>29. 10.230 SUPPORT ASM.—Instrument Panel End</p> <p>30. 12.804 PANEL—Shroud Lwr.</p> <p>31. 12.934 PLATE—Rocker Otr. Pnl. Baffle—Rt. Side</p> <p>32. 12.895 PANEL ASM.—Frt. Dr. Otr. (Comp. of Item 33)</p> <p>33. 10.351 DOOR ASM.—Frt. (Including Item 32, 46)</p> <p>34. 12.942 REINFORCEMENT—Body Lock Pillar</p> <p>35. 12.944 PANEL—Wheelhouse Otr. (Comp. of<br/>Item 43)</p> <p>36. 12.971 EXTENSION—Rr. St. To Bk. Window Pnl.<br/>(Comp. of Item 43)</p> <p>37. 12.237 PLATE—Rear Compt. Lid Lock Anchor/Body<br/>Side</p> <p>38. 12.249 GUARD—Compt. Lid Lk. Cyl.</p> <p>39. 12.966 PANEL ASM.—Rear End</p> <p>40. 12.804 PANEL—Shroud Lwr.</p> <p>41. 12.996 GUTTER—Rear Compt. Lid Side</p> <p>42. 12.940 FILLER—Qtr. Otr. Pnl./At T/Lp.</p> <p>43. 12.944 PANEL ASM.—Wheelhouse (Including Items<br/>36, 35, 47)</p> <p>44. 12.966 EXTENSION—Rr. End Fin. Pnl.</p> <p>45. 12.966 PANEL—Finish Rf. End</p> <p>46. 12.895 BAR—Frt. Dr. Otr. Pnl. (Comp. of<br/>Item 33)</p> <p>47. 12.991 BRACE—Qtr. Upr To W/House (Comp.<br/>of Item 43)</p> |
|--|--|

12-829



12-791

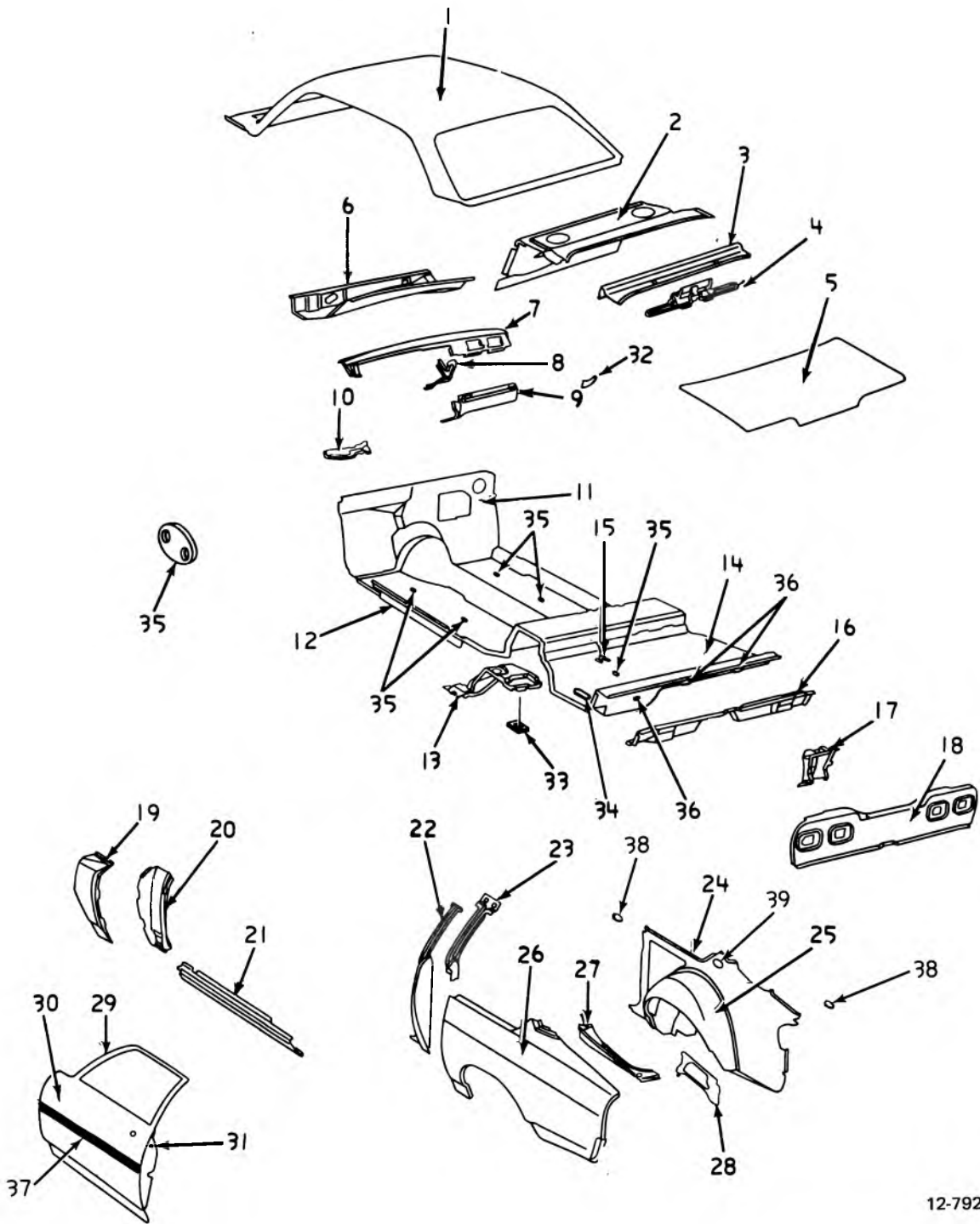
**1971-73 VEGA  
BODY SHEET METAL (14177)**



### 1971-73 VEGA BODY SHEET METAL (14177)

1.	12.810	PANEL ASSY.	26.	12.942	PANEL (L.H.)
2.	12.184	HINGE ASSY.		12.942	PANEL (R.H.)
3.	12.184	HINGE ASSY. (L.H.)	27.	12.941	PANEL ASSY.
4.	12.186	PIN	28.	12.944	PANEL (L.H.)
5.	12.181	LID ASSY.		12.944	PANEL (R.H.)
6.	12.804	PANEL ASSY.	29.	12.941	PLATE (L.H.)
	12.804	PANEL ASSY. (71-73 w/C.A.C.)		12.941	PLATE (R.H.)
7.	10.230	PANEL	30.	12.940	PANEL (L.H.)
8.	10.230	SUPPORT ASSY.		12.940	PANEL (R.H.)
9.	10.230	PANEL	31.	12.941	BRACE ASSY. (L.H.)
10.	12.679	SUPPORT		12.941	BRACE ASSY. (R.H.)
11.	12.804	PANEL ASSY.	32.	12.940	PANEL (L.H.)
12.	12.934	PANEL ASSY.		12.940	PANEL (R.H.)
13.	12.971	PANEL ASSY.	33.	10.351	DOOR ASSY.
14.	12.975	PANEL *	34.	12.895	PANEL ASSY. (L.H.)
15.	12.986	REINFORCEMENT ASSY.		12.895	PANEL ASSY. (R.H.)
16.	12.981	PAN ASSY.	35.	10.587	PLUG
17.	12.981	PLATE	36.	10.230	SUPPORT
18.	12.981	RETAINER	37.	12.212	BUMPER
19.	12.986	BAR ASSY.	38.	12.981	COVER
20.	12.237	PLATE	39.	12.981	PLUG
21.	12.966	PANEL ASSY.	40.	12.981	PLUG (1/2")
22.	12.804	PANEL (L.H.)	41.	12.895	BAR ASSY.
	12.804	PANEL (R.H.)	42.	12.944	PLUG
23.	12.840	PANEL ASSY. (L.H.)	43.	12.971	LATCH, compt. floor panel
	12.840	PANEL ASSY. (R.H.)	45.	12.980	PLATE
24.	12.934	PANEL (L.H.)	46.	12.981	SUPPORT
	12.934	PANEL (R.H.)			
25.	12.942	PANEL (L.H.)			
	12.942	PANEL (R.H.)			

12-791



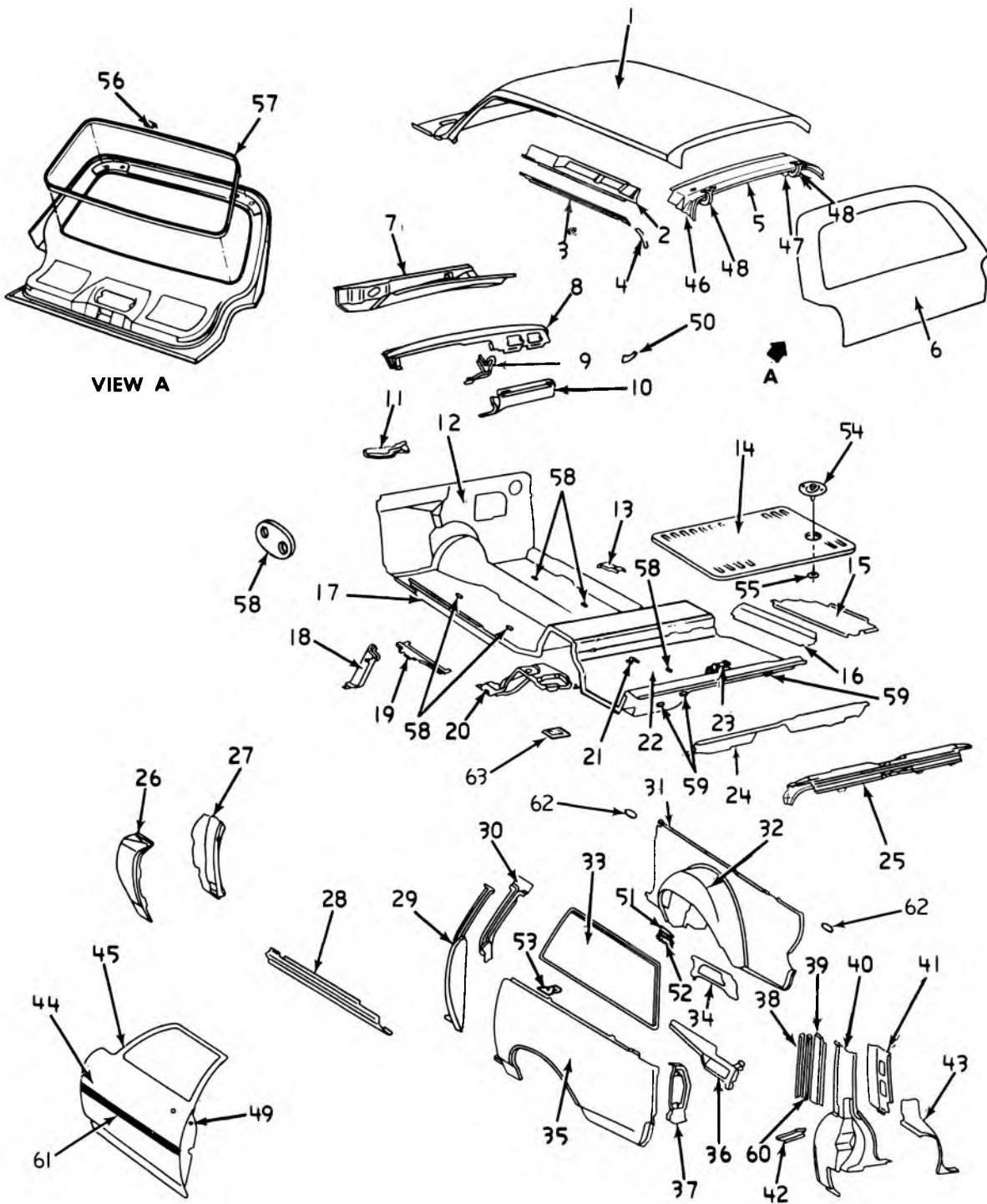
12-792

**1971-73 VEGA  
BODY SHEET METAL (14111)**

**1971-73 VEGA BODY SHEET METAL (14111)**

1.	12.810	PANEL ASSY. (71-72)	23.	12.942	PANEL (L.H.)
2.	12.971	PANEL		12.942	PANEL (R.H.)
3.	12.964	PANEL ASSY.	24.	12.941	PANEL ASSY.
4.	12.184	ROD	25.	12.944	PANEL (L.H.)
5.	12.181	LID ASSY.		12.944	PANEL (R.H.)
6.	12.804	PANEL ASSY.	26.	12.940	PANEL (L.H.)
7.	10.230	PANEL		12.940	PANEL (R.H.)
8.	10.230	SUPPORT ASSY.	27.	12.940	PANEL (L.H.)
9.	10.230	PANEL		12.940	PANEL (R.H.)
10.	12.679	SUPPORT	28.	12.941	BRACE ASSY. (L.H.)
11.	12.804	PANEL ASSY.		12.941	BRACE ASSY. (R.H.)
12.	12.934	PANEL ASSY.	29.	10.351	DOOR ASSY.
13.	12.986	REINFORCEMENT ASSY.	30.	12.895	PANEL ASSY. (L.H.)
14.	12.981	PAN ASSY.		12.895	PANEL ASSY. (R.H.)
15.	12.981	PLATE	31.	10.587	PLUG
16.	12.986	BAR ASSY.	32.	10.230	SUPPORT
17.	12.237	PLATE	33.	12.980	PLATE
18.	12.966	PANEL ASSY.	34.	12.980	PLUG
19.	12.804	PANEL (L.H.)	35.	12.981	COVER
	12.804	PANEL (R.H.)	36.	12.981	PLUG
20.	12.840	PANEL ASSY. (L.H.)	37.	12.895	BAR ASSY.
	12.840	PANEL ASSY. (R.H.)	38.	12.944	PLUG
21.	12.934	PANEL (L.H.)	39.	12.941	PLUG
	12.934	PANEL (R.H.)			
22.	12.942	PANEL (L.H.)			
	12.942	PANEL (R.H.)			

12-792



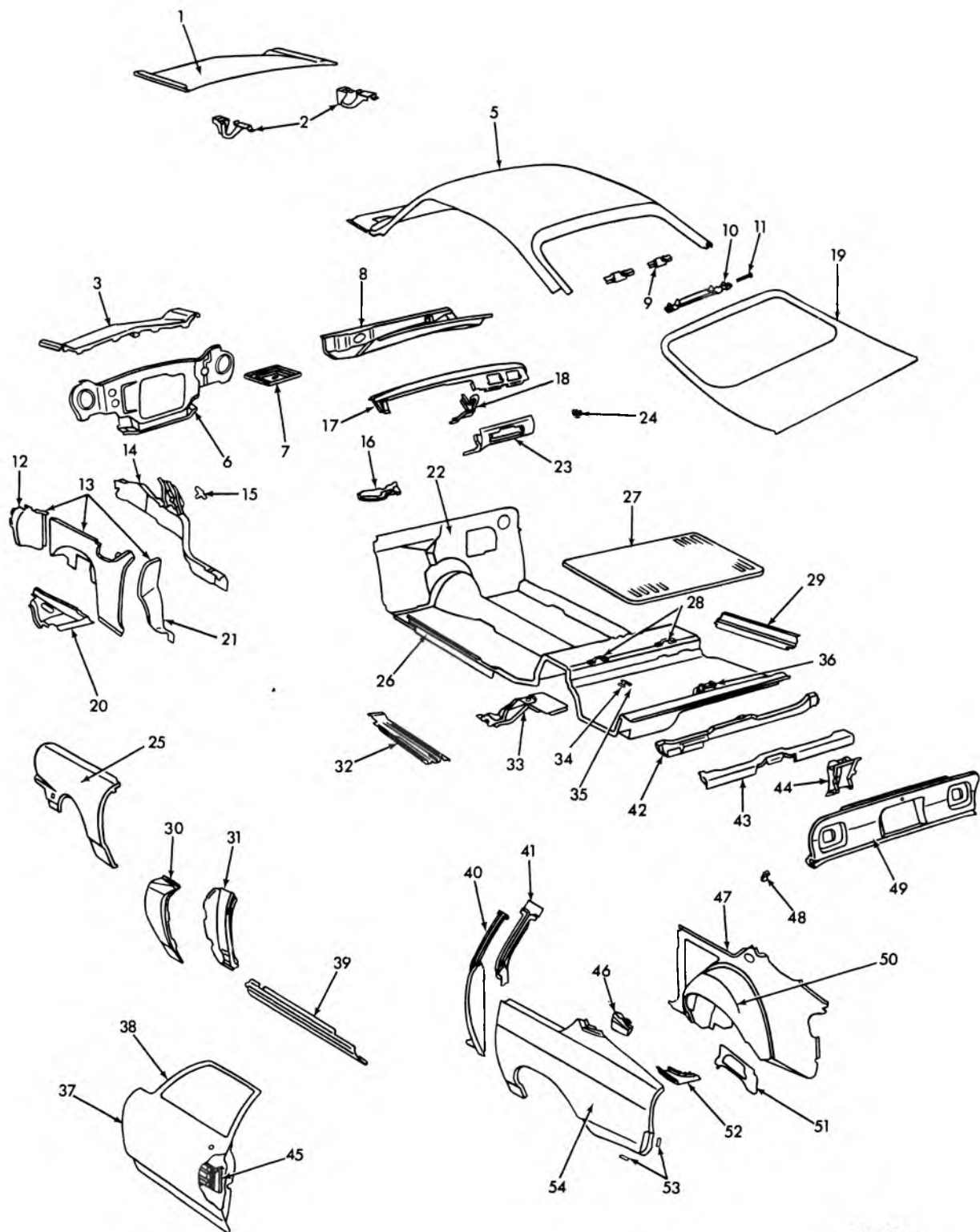
12-793

**1971-73 VEGA  
BODY SHEET METAL (14105-15)**

### 1971-73 VEGA BODY SHEET METAL (14105-15)

1.	12.810	PANEL ASSY.	34.	12.941	BRACE ASSY. (L.H.)
2.	12.810	REINFORCEMENT ASSY. (L.H.)		12.941	BRACE ASSY. (R.H.)
	12.810	REINFORCEMENT ASSY. (R.H.)	35.	12.940	PANEL (L.H.)
3.	12.956	RAIL (L.H.)		12.940	PANEL (R.H.)
	12.956	RAIL (R.H.)	36.	12.940	DEFLECTOR (L.H.)
4.	12.075	ESCUTCHEON (Panel)		12.940	DEFLECTOR (R.H.)
	12.075	ESCUTCHEON (Sta. Wag.-L.H.)	37.	12.940	PANEL ASSY. (L.H.)
	12.075	ESCUTCHEON (Sta. Wag.-R.H.)		12.940	PANEL ASSY. (R.H.)
5.	12.968	PANEL ASSY.	38.	12.075	MOULDING
6.	12.179	DOOR ASSY.	39.	12.968	PANEL ASSY.
7.	12.804	PANEL ASSY.	40.	12.966	REINFORCEMENT (L.H.)
8.	10.230	PANEL		12.966	REINFORCEMENT (R.H.)
9.	10.230	SUPPORT ASSY.	41.	12.968	PANEL (L.H.)
10.	10.230	PANEL		12.968	PANEL (R.H.)
11.	12.679	SUPPORT	42.	12.944	PLATE ASSY. (L.H.)
12.	12.804	PANEL ASSY.		12.944	PLATE ASSY. (R.H.)
13.	12.975	RETAINER	43.	12.968	PANEL (L.H.)
14.	12.971	PANEL ASSY.		12.968	PANEL (R.H.)
15.	12.975	PANEL ASSY. (Panel)	44.	12.895	PANEL ASSY. (L.H.)
	12.975	PANEL ASSY. (Panel)		12.895	PANEL ASSY. (R.H.)
16.	12.975	PANEL	45.	10.351	DOOR ASSY.
17.	12.934	PANEL ASSY.	46.	12.184	PIN
18.	12.975	PANEL	47.	12.184	BOX (L.H.)
19.	12.975	PANEL (L.H.)		12.184	BOX (R.H.)
	12.975	PANEL (R.H.)	48.	12.184	STRAP ASSY. (L.H.)
20.	12.986	REINFORCEMENT ASSY.		12.184	STRAP ASSY. (R.H.)
21.	12.981	PLATE	49.	10.587	PLUG
22.	12.981	PAN ASSY.	50.	10.230	SUPPORT
23.	12.981	RETAINER	51.	12.941	VALVE
24.	12.986	BAR ASSY.	52.	12.941	RETAINER
25.	12.966	PANEL ASSY.	53.	11.007	RETAINER
26.	12.804	PANEL (L.H.)	54.	12.971	LATCH
	12.804	PANEL (R.H.)	55.	12.971	NUT
27.	12.840	PANEL ASSY. (L.H.)	56.	14.650	ESCUTCHEON
	12.840	PANEL ASSY. (R.H.)	57.	14.650	LACE
28.	12.934	PANEL (L.H.)	58.	12.981	COVER
	12.934	PANEL (R.H.)	59.	12.981	PLUG
29.	12.942	PANEL (L.H.)	60.	12.075	SCALP (R.H.)
	12.942	PANEL (R.H.)		12.075	SCALP (L.H.)
30.	12.942	PANEL (L.H.)	61.	12.895	BAR ASSY.
	12.942	PANEL (R.H.)	62.	12.944	PLUG
31.	12.941	PANEL ASSY.	63.	12.980	PLATE
32.	12.944	PANEL (L.H.)			
	12.944	PANEL (R.H.)			
33.	12.941	PANEL ASSY. (L.H.)			
	12.941	PANEL ASSY. (R.H.)			

12-793



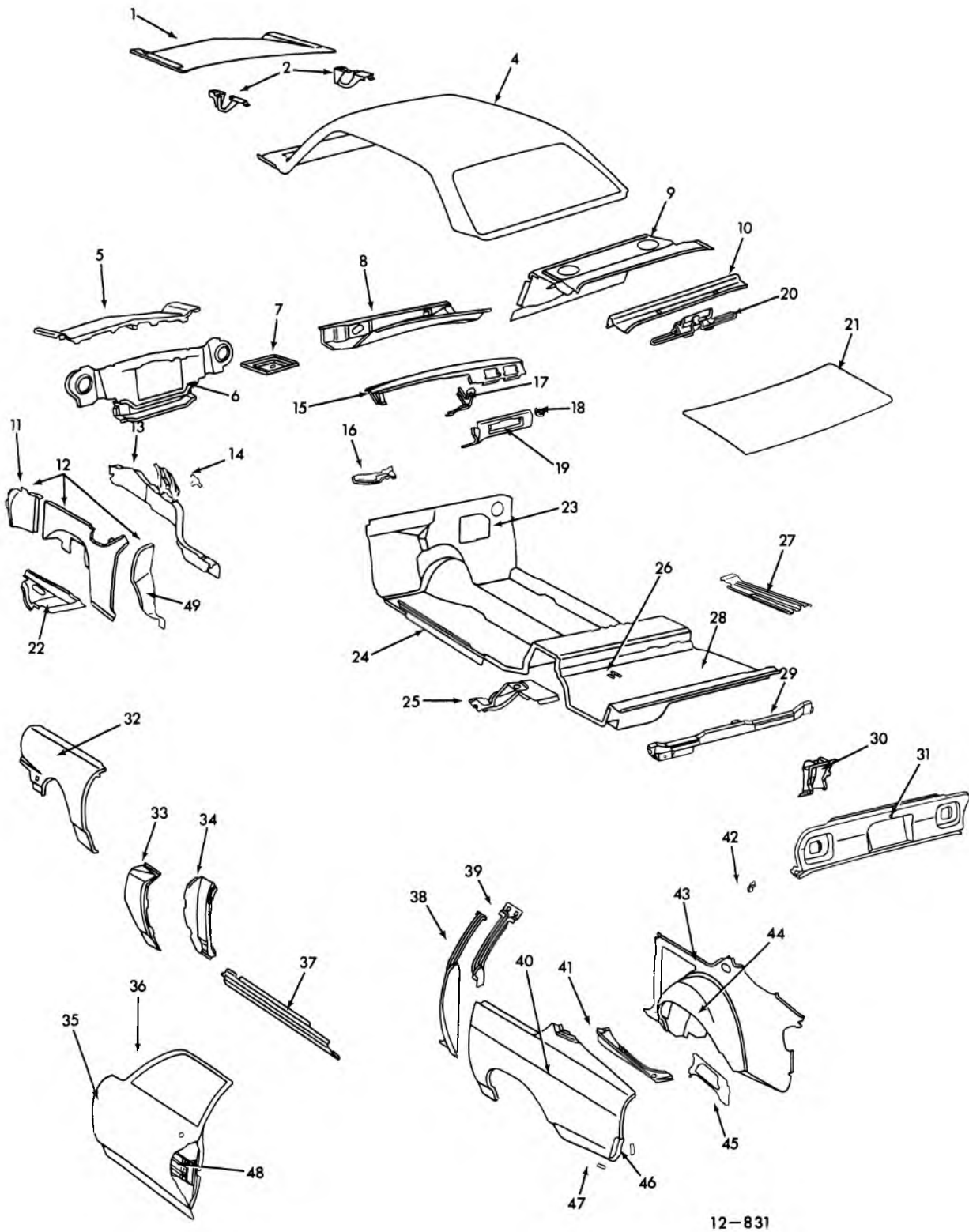
12-830

**1974-75 VEGA COUPE SHEET METAL (1HV77)**

## 1974-75 VEGA COUPE SHEET METAL (1HV77)

1.	8.000	PANEL ASSEMBLY—Hood (Including Item 2)	27.	12.971	PANEL ASM.—Compt. Rr. Flr.
2.	8.015	HINGE ASM.—Hood (Component of Item 1)	28.	N.S.	RETAINER—Compt. Rear Flr. Pnl.
3.	12.966	PANEL ASM.—Frnt. End	29.	12.975	PANEL—Compt. Rr. Flr. Side Filler
4.		NOT USED	30.	12.804	PANEL—Shroud Lwr.
5.	12.810	PANEL ASM.—Roof Complete (Including Item 9)	31.	12.840	PANEL ASM.—Frnt. Body Hinge Plr.
6.	1.270	PANEL ASM.—Motor Compt. Frt.	32.	12.981	BAR—Lgtdnl. Compt. Pan Rr.
7.	2.333	TRAY ASM.—Battery (Component of Item 13)	33.	12.986	REINFORCEMENT ASM.—Floor Pan/At Rr. Spring
8.	12.804	PANEL ASM.—Shroud Center Duct	34.	12.981	PLATE—Spare Tire Clamp Anchor (Component of Item 35)
9.	12.184	HINGE ASM.—Compt. Lid/Body Side (Component of Item 5)	35.	12.981	PAN ASM.—Compt. (Including Item 34, 42)
10.	12.184	HINGE ASM.—Compt. Lid/Lid Si. (Component of Item 19)	36.	12.981	RETAINER—Compt. Rr. Floor Pnl. Latch
11.	12.186	PIN—Compartment Lid/Body Side	37.	12.895	PANEL ASM.—Frnt. Dr. Otr. (Component of Item 38)
12.	8.153	EXT. ASM.—Mtr. Compt. Si. / W/H Pnl. Frnt. (Component of Item 13)	38.	10.351	DOOR ASM.—Frnt. With Hinge & Window Regulator (Including Items 37, 45)
13.	8.153	PANEL ASM.—Mtr. Compt. Si. & W/H (Including Item 7, 12, 21)	39.	12.934	PANEL—Rocker Otr.
14.	7.006	RAIL ASM.—Mtr. Compt. Side	40.	12.942	PANEL—Body Lock Plr.
15.	0.029	SPACER—Mtr. Mount/On Shock Absorber Housing Reinf.	41.	12.942	PANEL—Body Lock Plr. Inr. Upr.
16.	12.679	SUPPORT—Steering Column Lwr.	42.	12.986	BAR ASM.—Rear Cross (Component of Item 35)
17.	10.230	PANEL—Inst. Upr.	43.	12.977	SUPPORT—Compt. Flr. Pan Rr.
18.	10.230	SUPPORT ASM.—Instrument Pnl. Center	44.	12.237	PLATE—Compt. Lid Lock Anchor/Body Side
19.	12.181	LID ASM.—Compt. (Including Item 10)	45.	12.895	BAR—Frnt. Dr. Otr. Pnl. (Component of Item 38)
20.	7.370	BRACE—Shock Absorber Housing To Dash Pnl.	46.	12.941	PLATE—Qtr. Inr. Pnl. Baffle
21.	8.153	PLATE—Shroud Lwr. To Mtr. Compt. Si. Pnl. Baffle (Component of Item 13)	47.	12.941	PANEL ASM.—Qtr. Inr. & W/H (Including Item 50)
22.	12.804	PANEL ASM.—Dash	48.	12.940	FILLER—Qtr. Pnl./At Bpr. Cove
23.	10.230	PANEL—Instrument Lwr.	49.	12.237	PANEL ASM.—Rear End
24.	10.230	SUPPORT—Inst. Pnl. End	50.	12.944	PANEL—W/H Otr. (Component of Item 47)
25.	8.130	PANEL ASM.—Frnt. Fdr.	51.	12.941	BRACE ASM.—Diagonal Qtr. Inr. To Compt. Pan
26.	12.934	PANEL ASM.—Rocker Inr.	52.	12.940	PANEL—Qtr. Otr. Extension/At Lid Opening
			53.	7.833	PLATE—Rr. Bumper Valance Panel Anchor
			54.	12.940	PANEL—Qtr. Otr.

12-830



12-831

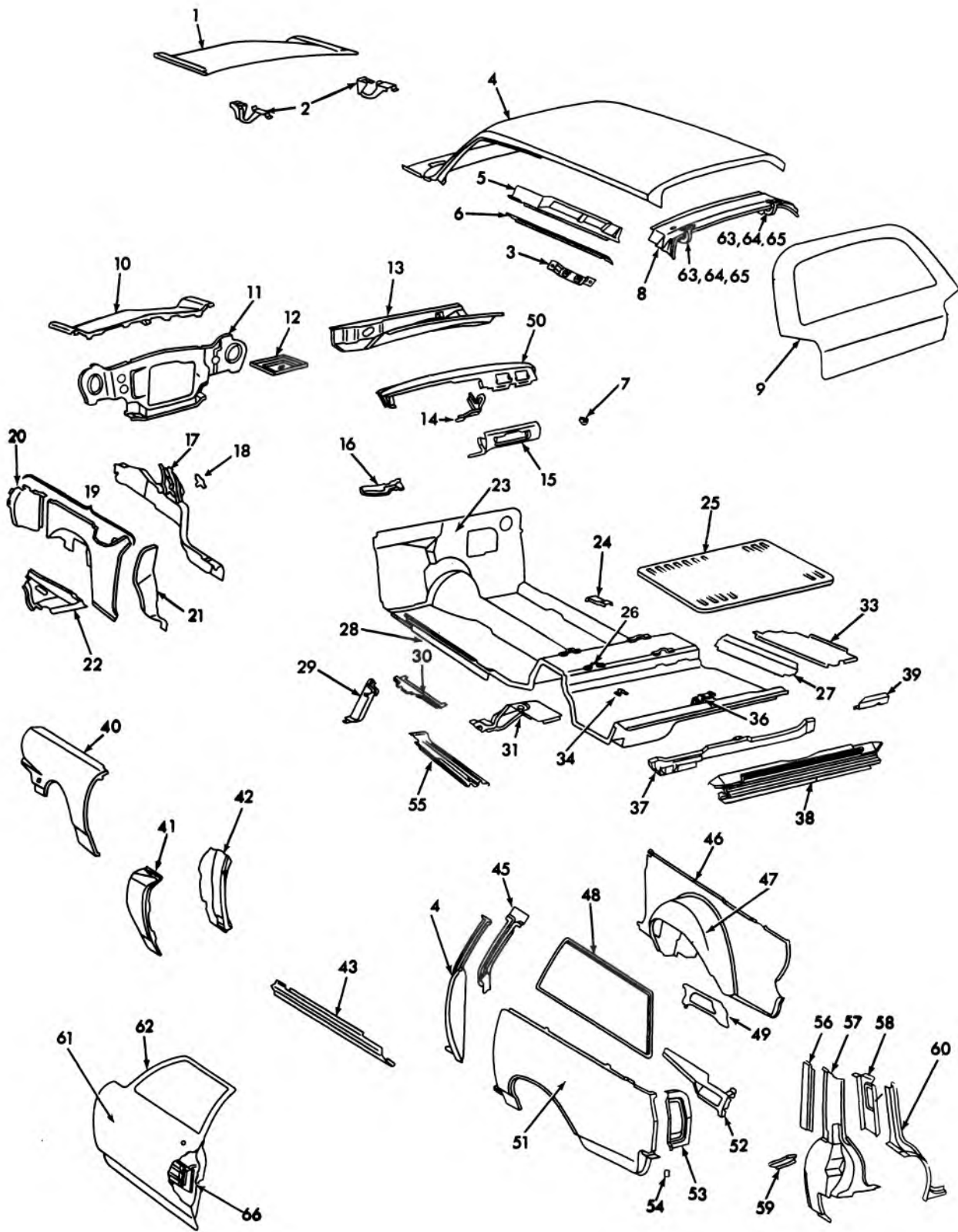
**1974-75 VEGA SEDAN SHEET METAL (1HV11)**



## 1974-75 VEGA SEDAN SHEET METAL (1HV11)

1.	8.000	PANEL ASM.—Hood (Including Item 2)	25.	12.986	REINFORCEMENT ASM.—Flr. Pan/At Rr. Spring
2.	8.015	HINGE ASM.—Hood (Component of Item 1)	26.	12.981	PLATE—Spare Tire Clamp Anchor (Comp. of Item 28)
3.		NOT USED	27.	12.981	BAR—Longitudinal Compt. Pan Rr.
4.	12.810	PANEL ASM.—Roof Complete	28.	12.981	PAN ASM.—Compt. (Including Items 26, 29)
5.	12.966	PANEL ASM.—Frnt. End	29.	12.986	BAR ASM.—Rear Cross (Component of Item 28)
6.	1.270	BAR & MOTOR COMPARTMENT PANEL ASM.—Frnt. End Tie	30.	12.237	PLATE—Compartment Lid Lock Anchor/Body Side
7.	2.333	TRAY ASM.—Battery (Component of Item 12)	31.	12.966	PANEL ASM.—Rear End
8.	12.804	PANEL ASM.—Shroud Center Duct	32.	8.130	PANEL ASM.—Front Fender
9.	12.964	PANEL ASM.—Back Window Inner Lwr.	33.	12.804	PANEL—Shroud Lower
10.	12.971	PANEL—Rear St. To Bk. Window	34.	12.840	PANEL ASM.—Frnt. Body Hinge Pillar
11.	8.153	EXTENSION ASM.—Motor Compt. Si. & W/House Pnl. Frnt. (Component of Item 12)	35.	12.895	PANEL ASM.—Frnt. Dr. Otr. (Compt. of Item 36)
12.	8.153	PANEL ASM.—Motor Compt. Si. & W/House Pnl. Frnt. (Incl. Items 7, 11)	36.	10.351	DOOR ASM.—Frnt. With Hinges & Window Regulator (Including Items 35, 48)
13.	7.006	RAIL ASM.—Motor Compartment Side	37.	12.934	PANEL—Rocker Outer
14.	0.029	SPACER—Motor Mount/On Shock Absorber Housing Reinf.	38.	12.942	PANEL—Body Lock Pillar
15.	10.230	PANEL—Inst. Upr.	39.	12.942	PANEL—Body Lock Plr. Inner Upper
16.	12.679	SUPPORT—Steering Column Lwr.	40.	12.940	PANEL—Qtr. Otr.
17.	10.230	SUPPORT ASM.—Inst. Pnl. Center	41.	12.940	PANEL—Qtr. Otr. Extension/At Lid Opening
18.	10.230	SUPPORT—Inst. Pnl. End	42.	12.940	FIL.—Qtr. Pnl./At Bpr. Cove
19.	10.230	PANEL—Instrument Lwr.	43.	12.941	PANEL ASM.—Qtr. Inr. & W/House (Including Item 44)
20.	12.184	ROD—Compt. Lid Hinge Torque/Body Side	44.	12.944	PANEL—W/House Otr. (Compt. of Item 43)
21.	12.181	LID ASM.—Compartment	45.	12.941	BRACE ASM.—Diagonal Qtr. Inr. To Compt. Pan
22.	7.370	BRACE—Shock Absorber Housing To Dash Panel	46.	7.833	PLATE—Rr. Bpr. Valance Pnl. Anchor Upr.
23.	12.804	PANEL ASM.—Dash	47.	7.833	PLATE—Rr. Bpr. Valance Panel Anchor Lwr.
24.	12.934	PANEL ASM.—Rocker Inner	48.	12.895	BAR—Frnt. Dr. Otr. Pnl. (Component of Item 36)

12-831



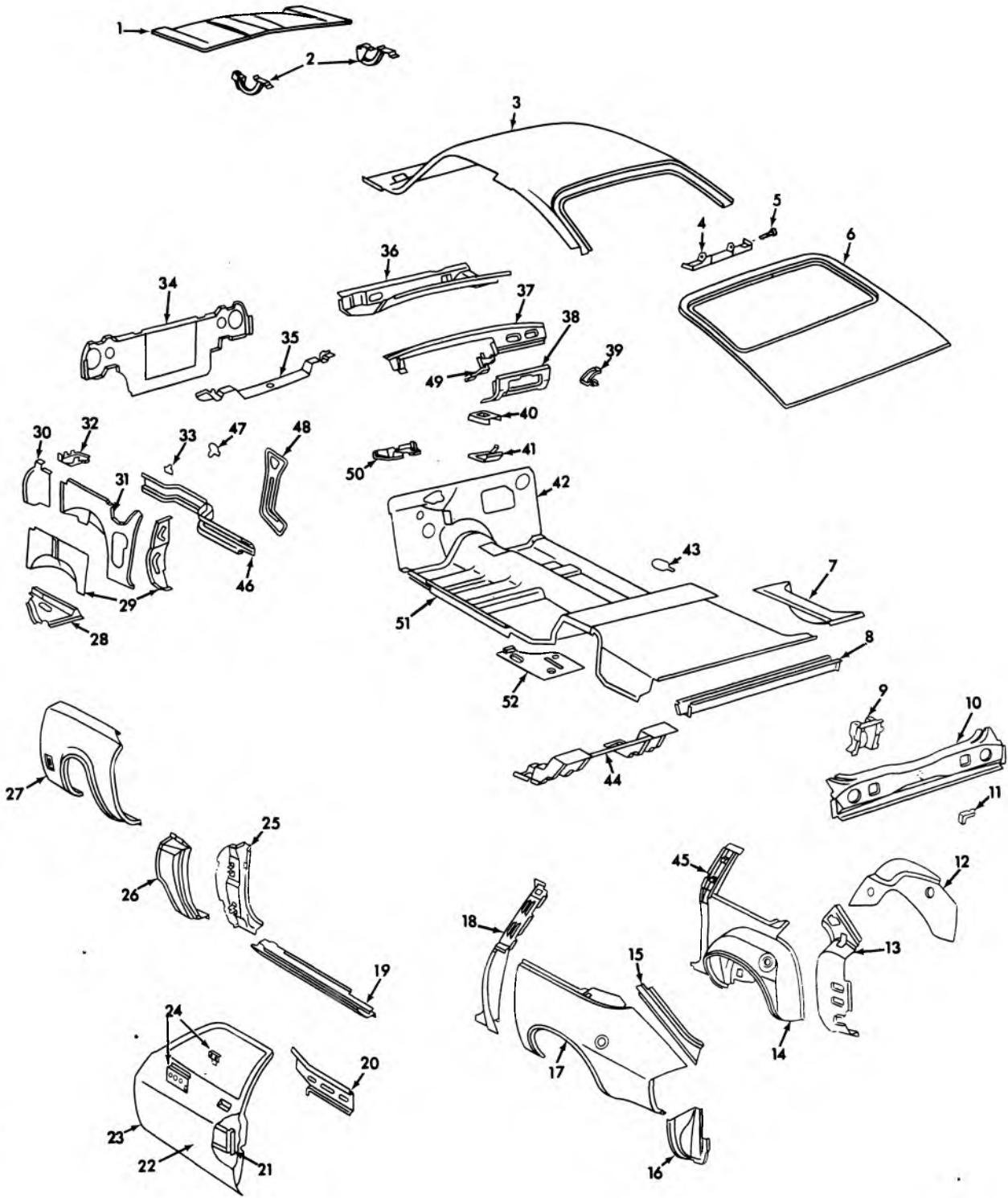
12-841

1974-75 VEGA BODY SHEET METAL (14105-15)

## 1974-75 VEGA—BODY SHEET METAL (14105-15)

1.	8.000	PANEL ASM., Hood (Including Item 2)	35.	12.981	PAN ASM., Compt. (Including Items 34, 37)
2.	8.015	HINGE ASM., Hood (Component of Item 1)	36.	12.981	RETAINER, Compt. Rr. Flr. Pnl. Latch
3.	14.875	SHOULDER STRAP BAG	37.	12.986	BAR ASM., Rr. Cross (Component of Item 35)
4.	12.810	PANEL ASM., Roof Complete (Including Items 3, 5, 6, 8)	38.	12.966	PANEL ASM., Rr. End
5.	12.810	REINF. ASM., Roof Inr Pnl/At Qtr Window (Component of Item 4)	39.	12.966	FILLER, Bk. Body Plr. Reinf. To R/End
6.	12.956	RAIL, Side Roof Rr (Component of Item 4)	40.	8.130	PANEL ASM., Frt. Fender
7.	10.230	SUPPORT, Inst. Pnl. End	41.	12.804	PANEL, Shroud Lwr.
8.	12.968	PANEL ASM., Bk Body Opng Upr (Component of Item 4) (Including Items 63, 64, 65)	42.	12.840	PANEL ASM., Frt. Body Hinge Plr.
9.	12.179	DOOR ASM., Bk	43.	12.934	PANEL, Rocker Otr.
10.	12.966	PANEL ASM., Frt. End	44.	12.942	PANEL, Body Lk Plr.
11.	1.270	PANEL ASM., Motor Compt Frt.	45.	12.942	PANEL, Body Lk. Plr. Inr. Upr.
12.	2.333	TRAY ASM., Battery Component of Item 19)	46.	12.941	PNL. ASM., Qtr. Inr & W/H (Including Item 47)
13.	12.804	PANEL ASM., Shroud Ctr. Duct	47.	12.944	PANEL, W/H Otr. (Component of Item 46)
14.	10.230	SUPPORT ASM., Inst. Pnl. Ctr.	48.	12.941	PANEL ASM., Window Opng. Insert (14105 Style)
15.	10.230	PANEL, Inst. Lwr.	49.	12.941	BRACE ASM., Diagonal Qtr. Inr. To Compartment Pan
16.	12.679	SUPPORT, Steering Column Lwr.	50.	10.230	PNL., Inst. Upr.
17.	7.006	RAIL ASM., Motor Compt. Side	51.	12.940	PANEL, Qtr. Otr.
18.	0.029	SPACER, Motor Mount	52.	12.940	DEFLECTOR, Qtr. Otr. Pnl. Water
19.	8.153	PNL. ASM., Mtr. (Compt. Side & W/H) (Including Items 12, 20, 21)	53.	12.940	PANEL ASM., Qtr. Otr. Ext.
20.	8.153	EXT. ASM., Mtr. Compt Si & W/H Pnl. Frt. (Component of Item 19)	54.	7.833	PLATE, Rr. Bpr. Valance Pnl. Anchor
21.	8.153	PLATE, Shroud Lwr to Mtr. Compt. Si. Pnl. Baffle (Compt of Item 19)	55.	12.981	BAR, Longitudinal Compt. Pan Rr.
22.	7.370	BRACE, Shock Absorber Housing to Dash Pnl.	56.	12.968	PANEL ASM., Bk. Body Plr. Otr. Upr. (Incl. Item 55)
23.	12.804	PANEL ASM., Dash	57.	12.966	REINFORCEMENT, Bk. Body Plr
24.	12.975	RETAINER, Compt. Frt. Flr. Pnl. Latch (14105 Style)	58.	12.968	PANEL, Bk. Body Plr. Inr. Upr.
25.	12.971	PANEL ASM., Compt. Frt. & Rr. Flr.	59.	12.944	PLATE ASM., Bk. Body Plr. Reinf. To Qtr. Inr. & W/H Pnl Baffle
26.	12.975	PANEL ASM., Compt. Rr. Flr. Side Filr. (14105 Style)	60.	12.968	PANEL, Bk. Body Plr. Otr. Lwr.
	12.975	PANEL, Compt. Rr. Floor side Fir. (14115 Style)	61.	12.895	PANEL ASM., Frt. Dr. Otr. (Comp. of Item 62)
27.	N.S.	RETAINER, compt. rr. floor panel	62.	10.351	DOOR ASM., Frt. With Hinges & Window Regulator (Incl. Item 61, 66)
28.	12.934	PANEL SAM., Rocker Inr.	63.	12.184	PIN, Bk. Dr. Hinge (Component of Item 8)
29.	12.975	PANEL, Compt. Frt. Flr. Frt. Cor. Filler (14105 Style)	64.	12.184	BOX, Bk. Dr. Hinge (Component of Item 8)
30.	12.975	PANEL, Compt. Frt. Flr. Si Filler (14105 Style)	65.	12.184	STRAP & LINK, Bk Dr. Hinge (Comp. of Item 8)
31.	12.986	REINF. ASM., Flr. Pan/At Rr. Spring	66.	12.895	BAR ASM., Frt. Dr. Otr. Pnl. (Comp. of Item 62)
32.	N.S.	RETAINER, Compt. Frt. Flr. Pnl. (14105 Style)			
33.	N.S.	RETAINER, Compt. Rr. Flr. Pnl.			
34.	12.981	PLATE, Spare Tire Clump Anchor (Component of Item 35)			

12-841



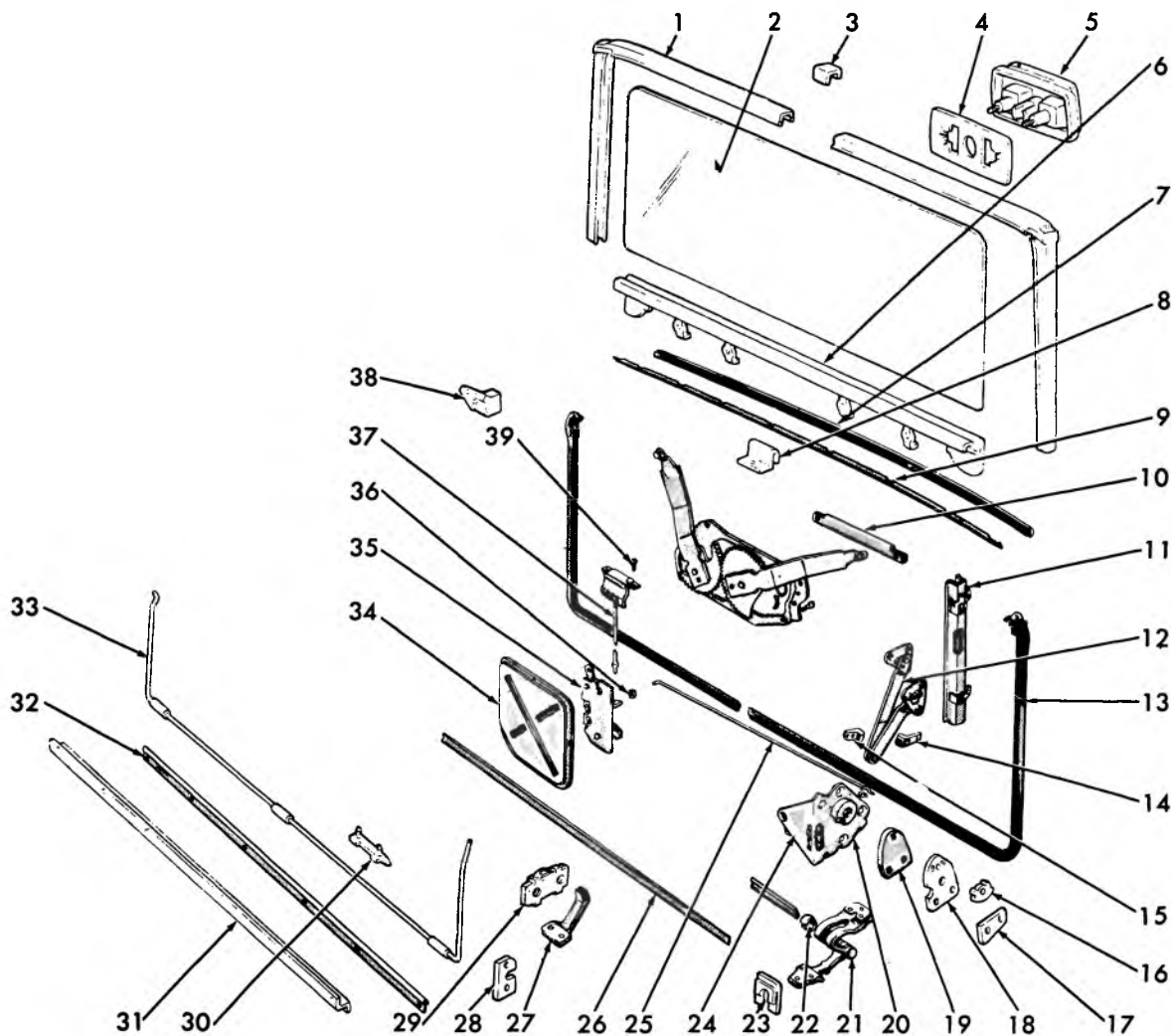
12-851

**1975 MONZA SHEET METAL**

## 1975 MONZA SHEET METAL

1.	8.000	PANEL ASM., hood	27.	8.130	PANEL ASM., f/fdr.
2.	8.015	HINGE ASM., hood	28.	7.370	BRACE, shk. abs. hsg. to dash pnl.
3.	12.810	PANEL ASM., roof	29.	8.153	REINF. ASM., mtr. compt. sd. & w/h pnl.
4.	12.184	HINGE ASM., compt. lid	30.	8.153	EXTERIOR, mtr. compt. side & w/h
5.	12.184	PIN ASM., compt. lid hge.	31.	8.153	PANEL ASM., mtr. compt. sd. & w/h
6.	12.181	LID ASM., compt.	32.	2.333	TRAY ASM., battery
7.	12.981	POCKET, spare tire	33.	0.002	SPACER, mtr. mt. on shk. abs. hsg.
8.	12.986	BAR, rear cross	34.	1.270	PANEL ASM., mtr. compt. frt.
9.	12.237	STRIKER, lk. compt. lid	35.	1.271	BAR ASM., tie frt. end upr.
10.	12.966	PANEL ASM., r/end	36.	12.804	PANEL ASM., shroud ctr. duct
11.	12.966	SUPPORT, rr. bpr. impact bar upr. cvr.	37.	10.230	PANEL, inst. upr.
12.	12.941	BAR, diag. w/h inr. to compt. pan	38.	10.230	PANEL, inst. lwr.
13.	12.940	PANEL, qtr. inr. rr.	39.	10.230	SUPT., inst. panel end
14.	12.944	PANEL, w/h otr.	40.	12.980	COVER, trans. fir. pan
15.	12.940	PANEL, qtr. otr. ext. at lid opng.	41.	12.980	SUPPORT, cnsl. fir. pan
16.	12.940	EXTERIOR, qtr. otr. to r/end pnl.	42.	12.804	PANEL ASM., dash
17.	12.940	PANEL, qtr. otr.	43.	12.981	COVER, flr. pan gage & drn. hole
18.	12.942	PANEL, body lk. plr.	44.	12.986	REINF. ASM., flr. pan at rr. spr.
19.	12.934	PANEL, rkr. otr.	45.	12.942	PANEL, body lk. plr. inr. upr.
20.	14.764	PLATE, hng. f/d a/rest	46.	7.006	RAIL ASM., mtr. compt. side
21.	12.895	BAR ASM., f/d otr. pnl.	47.	10.230	SUPPORT ASM., inst. pnl. end
22.	10.351	DOOR ASM., frt.	48.	1.271	SUPPORT ASM., frt. end upr. tie bar
23.	12.895	PANEL, f/d otr.	49.	10.230	SUPPORT ASM., inst. pnl. ctr.
24.	10.186	REINFORCEMENT, f/d otr. pnl. at mir.	50.	6.760	SUPPORT, strg. col. lwr.
25.	12.840	PANEL ASM., frt. bdy. hge. plr.	51.	12.934	PANEL, rkr. inr.
26.	12.804	PANEL, shroud lwr.	52.	12.941	BRACE ASM., diag. qtr. inr. to compt. pan

12-851



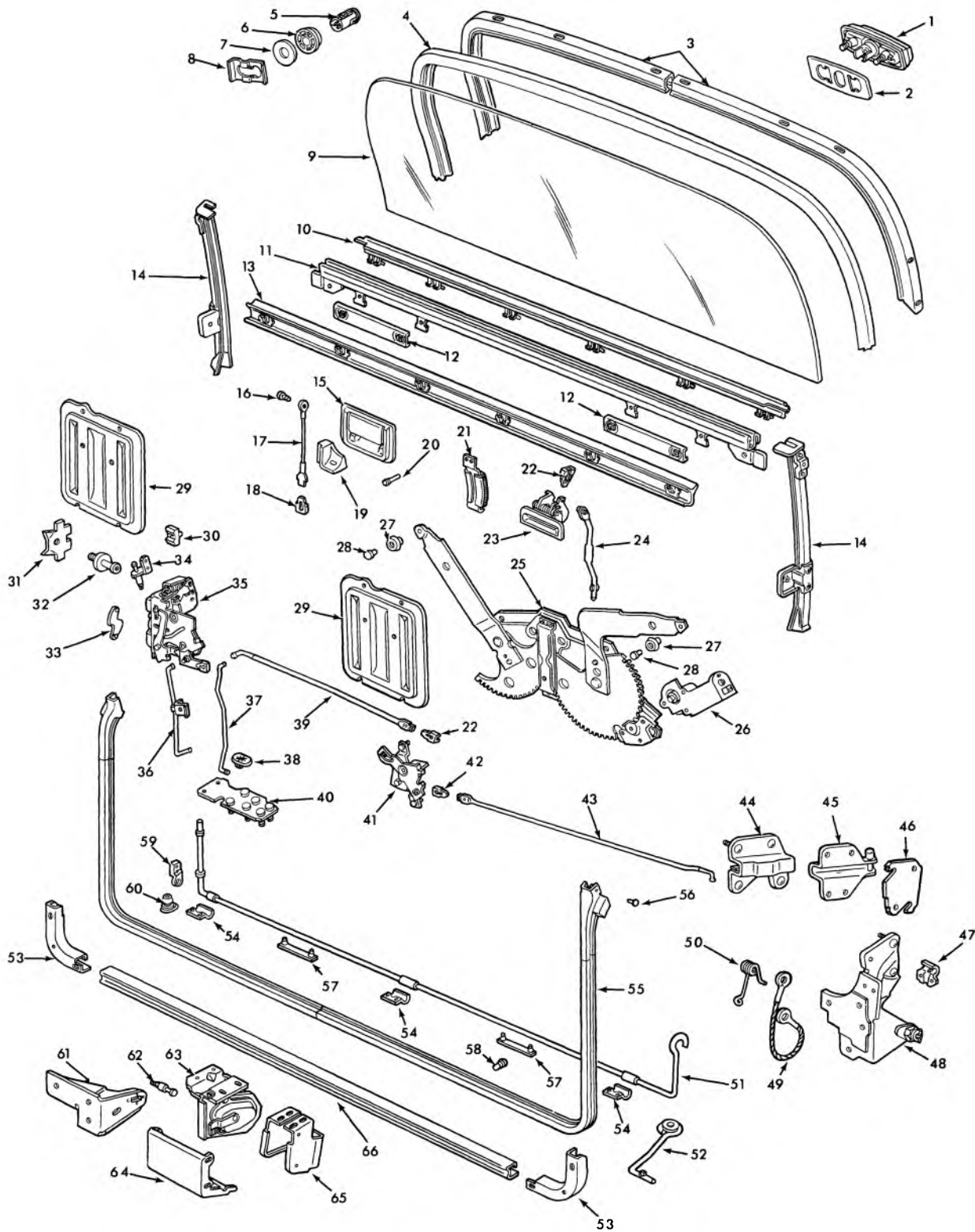
12-625

**1964-69 PASSENGER TAILGATE HARDWARE (EXC. DUAL ACTION)  
(EXPLODED)**

- |   |  |
|---|--|
| 1. 12.180 CHANNEL ASSEMBLY, Glass Run Upper | 21. 12.184 HINGE ASSEMBLY, Tail Gate           |
| 2. 12.180 GLASS                             | 22. 12.184 BUSHING, Hinge                      |
| 3. 12.180 ESCUTCHEON, Glass Run Channel     | 23. 12.180 ESCUTCHEON, Tail Gate Hinge         |
| 4. 12.195 GASKET                            | 24. 12.242 LOCK ASSEMBLY, Tail Gate            |
| 5. 12.247 ESCUTCHEON ASSEMBLY, Outer Handle | 25. 12.242 ROD, Control to Lock                |
| 6. 12.180 CHANNEL ASSEMBLY, Lower Sash      | 26. 12.187 STRAP, Hinge Torque Rod             |
| 7. 12.180 STRIP, Glass Run Outer            | 27. 12.180 RETAINER ASSEMBLY, Torque Rod Strap |
| 8. 12.180 CLIP, Anti Rattle                 | 28. 12.187 PLATE, Tail Gate Hinge              |
| 9. 12.180 STRIP, Glass Run Inner            | 29. 12.187 RETAINER ASSEMBLY, Hinge Torque Rod |
| 10. 12.195 CAM ASSEMBLY, Lower Sash Channel | 30. 10.694 STRIP, Drain Hole                   |
| 11. 12.180 CHANNEL ASSEMBLY, Glass Run Side | 31. 12.269 RETAINER, Weatherstrip Lower        |
| 12. 12.203 SUPPORT ASSEMBLY                 | 32. 12.195 RETAINER, Cover Panel Lower         |
| 13. 12.269 WEATHERSTRIP, Gate Lower         | 33. 12.187 ROD, Tail Gate Torque               |
| 14. 12.212 BUMPER, Support Body Side        | 34. 12.195 COVER, Access Hole                  |
| 15. 12.212 BUMPER, Support Gate Side        | 35. 12.242 CONTROL ASSEMBLY, Lock Remote       |
| 16. 10.571 PLATE, Striker Adj. Upper        | 36. 12.242 CLIP, Control Locking Rod           |
| 17. 10.571 PLATE, Striker Adj. Lower        | 37. 12.242 HANDLE, Remote Control              |
| 18. 12.237 SPACER, Striker                  | 38. 12.195 SWITCH, Electric Window Jamb        |
| 19. 10.571 STRIKER ASSEMBLY, Tail Gate Lock | 39. 12.242 SCREW, Remote Control Handle        |
| 20. 12.242 CLIP, Control to Lock Rod        |  |

GM PARTS DIVISION, GENERAL MOTORS CORPORATION — CHEVROLET — 11A





12-730

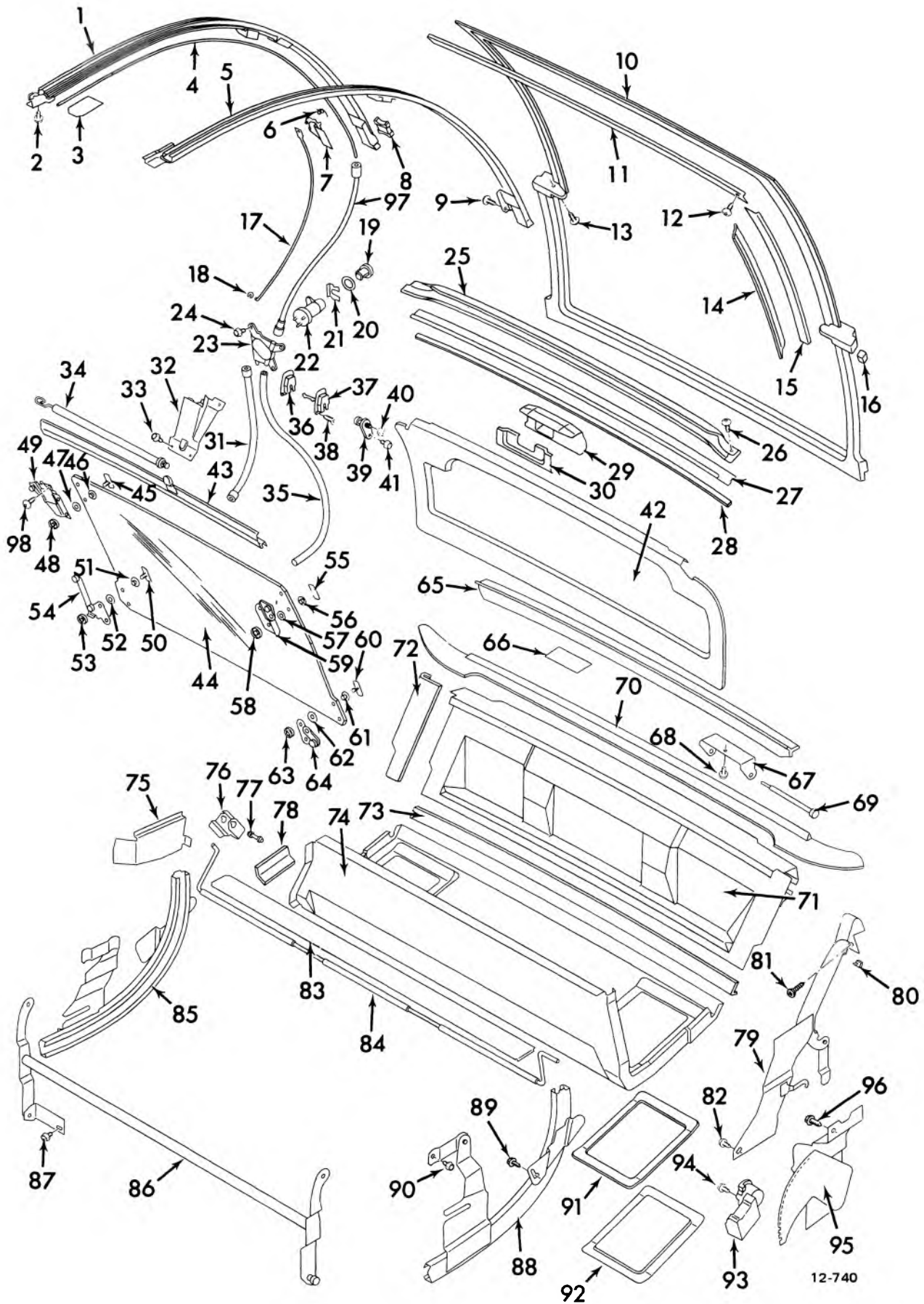
**1969-72 STATION WAGON TAILGATE HARDWARE DUAL ACTION**



## 1969-72 STATION WAGON TAILGATE HARDWARE DUAL ACTION

- |   |   |
|---|---|
| <p>1. 12.195 HANDLE ASSY., T/Gate Wdo Reg. Outside<br/>(See Escn Illus. for Components)</p> <p>2. 12.195 GASKET, T/Gate Wdo Reg. Outside<br/>Handle to Pnl</p> <p>3. 12.180 RETAINER, T/Gate Wdo Gl's Run<br/>Chnl on Body</p> <p>4. 12.180 CHANNEL ASSY., T/Gate Wdo Glass<br/>Run on Body</p> <p>5. 12.195 LOCK CYL &amp; SWITCH ASSY., T/Gate<br/>(See Escn Illus. for Components)</p> <p>6. 12.195 ESCN, T/Gate Electric Wdo Lock Cylinder</p> <p>7. 12.195 GASKET, T/Gate Electric Wdo Lk<br/>Cyl. Escn.</p> <p>8. 12.195 RETAINER, T/Gate Switch &amp;<br/>Lock Cylinder</p> <p>9. 12.180 GLASS, T/Gate Window</p> <p>10. 12.180 STRIP ASSY., T/Gate Wdo Otr. at Belt</p> <p>11. 12.180 CHANNEL ASSY., T/Gate Wdo Lwr Sash</p> <p>12. 12.180 CAM ASSY., T/Gate Wdo Lwr Sash Chnl</p> <p>13. 12.180 STRIP ASSY., T/Gate Wdo Inr Pnl at Belt</p> <p>14. 12.180 CHANNEL ASSY., T/Gate Wdo Glass<br/>Run Side</p> <p>15. 12.242 HANDLE ASSY., T/Gate Inside Remote Rt.</p> <p>16. 12.242 RIVET, T/Gate Inside Handle Cable Rt.</p> <p>17. 12.242 CABLE ASSY., T/Gate Inside Handle Rt.</p> <p>18. 12.242 CLIP, T/Gate Inside Handle<br/>Cable Spring Rt.</p> <p>19. 12.195 STRIP, T/Gate Inr Pnl at Rt Handle</p> <p>20. 12.242 BUMPER, T/Gate Inside Handle Rt.</p> <p>21. 12.180 CLIP ASSY., T/Gate Wdo Glass<br/>Anti-Rattle</p> <p>22. 12.242 CLIP, T/Gate Lock Rem Control Handle</p> <p>23. 12.242 HANDLE ASSY., T/Gate Lock<br/>Remote Control</p> <p>24. 12.242 ROD ASSY., T/Gate Lock Rem.</p> <p>25. 12.195 REGULATOR ASSY., T/Gate Window</p> <p>26. 12.195 MOTOR ASSY., T/Gate Wdo Reg. Electric<br/>(with Gear &amp; Pinion)</p> <p>27. 12.195 ROLLER, T/Gate Wdo Regulator</p> <p>28. 12.195 PIN, T/Gate Wdo Regulator Roller</p> <p>29. 12.195 COVER, T/Gate Inner Panel Access<br/>Hole</p> | <p>30. 12.212 BUMPER, T/Gate Lock Striker</p> <p>31. 12.237 PLATE, T/Gate Lock Striker Anch Upper Rt.</p> <p>32. 12.237 STRIKER ASSY., T/Gate Lock Upr Rt.</p> <p>33. 12.242 PLUG, T/Gate Upper Rt Lock</p> <p>34. 12.242 SWITCH ASSY., T/Gate Electric<br/>Lock Upper Rt.</p> <p>35. 12.242 LOCK ASSY., T/Gate Upper Rt.</p> <p>36. 12.242 ROD &amp; GUIDE ASSY., T/Gate Lock Blockout</p> <p>37. 12.242 ROD, T/Gate Upr. to Lwr Lock Control</p> <p>38. 12.242 PLUG, T/Gate Lower Rt. Lock</p> <p>39. 12.242 ROD, T/Gate Lock Rem Cont to Lock Rt</p> <p>40. 12.237 PLATE ASSY., T/Gate Lwr Lock Anchor Rt.</p> <p>41. 12.242 CONTROL ASSY., T/Gate Lock Remote</p> <p>42. 12.242 CLIP, T/Gate Rem. Cont. to Upr. Lt. Lock Rod</p> <p>43. 12.242 ROD, T/Gate Lock Rem. Cont. Lt.</p> <p>44. 12.242 LOCK &amp; HINGE ASSY., T/Gate<br/>Upper Lt. (Gate Side)</p> <p>45. 12.184 STRIKER &amp; HINGE ASSY., T/Gate<br/>Upr (Body Side)</p> <p>46. 12.195 SPACER, T/Gate Upr. Hinge on Body</p> <p>47. 12.187 RETAINER, T/Gate Hinge Torq. Rod Link</p> <p>48. 12.184 HINGE ASSY., T/Gate Lower Lt.</p> <p>49. 12.203 SUPPORT ASSY., T/Gate (Cable Type)</p> <p>50. 12.203 SPRING, T/Gate Support Assist</p> <p>51. 12.187 ROD, T/Gate Hinge Torque</p> <p>52. 12.187 LINK ASSY., T/Gate Hinge Torque Rod</p> <p>53. 12.269 RETAINER, T/Gate Weatherstrip Lower Corner</p> <p>54. 12.187 RETAINER, T/Gate Hinge Torq. Rod Lower</p> <p>55. 12.269 WEATHERSTRIP ASSY., T/Gate Opening<br/>Complete</p> <p>56. 10.695 FASTENER, T/Gate Weatherstrip to Panel</p> <p>57. 10.694 STRIP, T/Gate Bottom Drain Hole</p> <p>58. 12.203 PLUG, T/Gate Supt. Asst. Spring Ret.</p> <p>59. 12.187 PLATE, T/Gate Hinge Torque Rod Bearing Rt</p> <p>60. 12.180 PLUG, T/Gate Inr Pnl Ext at Torq Rod</p> <p>61. 12.237 SUPPORT ASSY., T/Gate Lock Striker Lower Rt</p> <p>62. 12.237 STRIKER, T/Gate Lock Lwr Rt.</p> <p>63. 12.242 LOCK ASSY., T/Gate Lower Rt.</p> <p>64. 12.242 COVER, T/Gate Lower Lock Rt.</p> <p>65. 7.836 SUPPORT, Rear Bumper Filler Cap on Gate</p> <p>66. 12.269 RETAINER, T/Gate Weatherstrip<br/>Lower Center</p> |
|---|---|

12-730

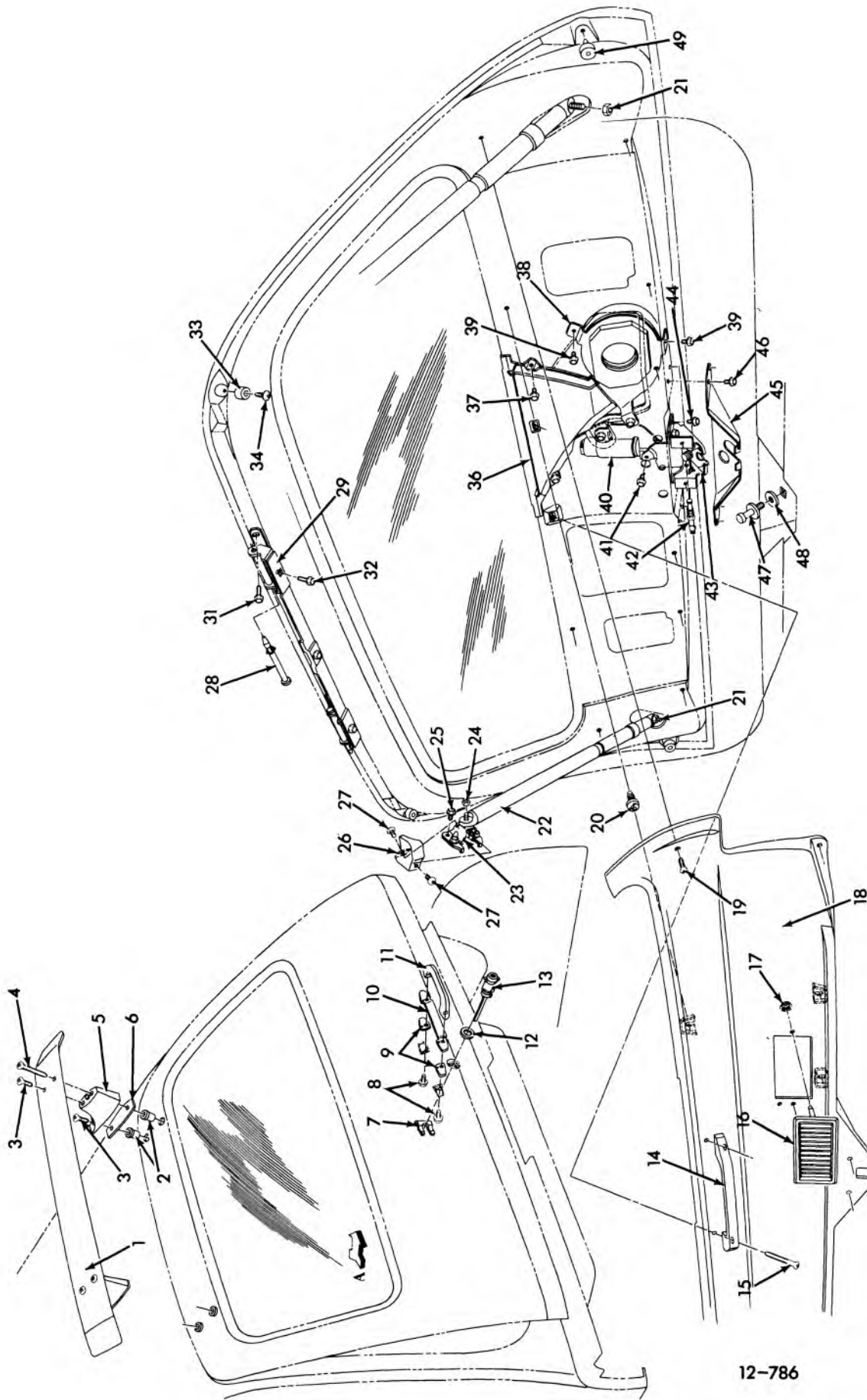


1971-75 PASSENGER TAILGATE HARDWARE

## 1971-75 PASSENGER TAIL GATE HARDWARE

- |  |   |
|--|---|
| <p>1. 12.180 CAM ASM.—Tail Gate Window Guide<br/>                 2. 12.180 SCREW—Tail Gate Window Guide<br/>                 3. 12.812 COVER—Roof Inner Panel Access Hole<br/>                 4. 12.180 CABLE—Tail Gate Window Guide Cam<br/>                 5. 12.180 CAM ASM.—Tail Gate Window Guide<br/>                 6. 12.180 SPRING—Tail Gate Window Stop<br/>                 7. 12.180 STOP ASM.—Tail Gate Window<br/>                 8. 12.195 STOP ASM.—Tail Gate Window Lower<br/>                 9. 12.180 SCREW—Tail Gate Window Guide<br/>                 10. 12.269 WEATHERSTRIP ASM.—Tail Gate Opening<br/>                 11. 12.269 RETAINER—Back Body Opening<br/>                 12. 10.695 FASTENER—Tail Gate Opening<br/>                 13. 10.695 SCREW—Tail Gate Opening<br/>                 14. 12.180 STRIP ASM.—Tail Gate Window<br/>                 15. 12.269 RETAINER—Back Body Opening<br/>                 16. 12.212 BUMPER—Tail Gate Upper Stop<br/>                 17. 12.180 CABLE ASM.—Tail Gate Window Stop<br/>                 18. 12.180 CLIP—Tail Gate Window Stop<br/>                 19. N.S.S. LOCK CYLINDER ASM.—Tail Gate<br/>                 20. 12.195 GASKET—Tail Gate Electric Window<br/>                 21. 12.195 RETAINER—Tail Gate Lock Cylinder<br/>                 22. 12.195 SWITCH ASM.—Tail Gate Lock &amp; Release/<br/>                 Electric Window &amp; Gate<br/>                 23. 12.195 REGULATOR ASM.<br/>                 24. 12.195 SCREW—Tail Gate Window/Electric<br/>                 Regulator to Panel<br/>                 25. 12.269 WEATHERSTRIP ASM.<br/>                 26. 10.695 SCREW—Tail Gate W/strip to Inr. Pnl.<br/>                 27. 12.269 RETAINER—Tail Gate Weatherstrip at<br/>                 Belt<br/>                 28. 12.180 SEALING STRIP—Tail Gate Weatherstrip<br/>                 Retainer/at Belt<br/>                 29. 12.242 HANDLE—Tail Gate Outer Panel Grip<br/>                 30. 12.242 COVER—Tail Gate Inner Panel at<br/>                 Handle<br/>                 31. 12.195 CABLE ASM.<br/>                 32. 12.195 MOTOR ASM.<br/>                 33. 12.195 SCREW—Tail Gate Window Regulator<br/>                 Motor to Panel<br/>                 34. 12.195 SPRING ASM.—Tail Gate Window Lift<br/>                 35. 12.195 CONDUIT<br/>                 36. 12.180 GUIDE ASM.—Tail Gate/Electric<br/>                 37. 12.242 LOCK ASM.<br/>                 38. 12.184 SCREW—Tail Gate Lock to Panel<br/>                 39. 12.237 STRIKER ASM.—Tail Gate Lock/Rt.<br/>                 Side<br/>                 40. 12.237 NUT—Tail Gate Lock STRIKER to Panel<br/>                 41. 12.237 SCREW<br/>                 42. 12.195 PANEL—Tail Gate Inner Cover<br/>                 43. 12.180 CHANNEL ASM.—Tail Gate Window<br/>                 Upper Sash<br/>                 44. 12.180 GLASS—Tail Gate Window<br/>                 45. 12.195 BOLT<br/>                 46. 12.195 SPACER<br/>                 47. 12.195 WASHER<br/>                 48. 12.195 NUT—Tail Gate<br/>                 49. 12.180 ROLLER ASM.<br/>                 50. 12.195 BOLT<br/>                 51. 12.195 SPACER—Tail Gate Window Guide Lower<br/>                 52. 12.195 WASHER—Tail Gate Window Guide Lower<br/>                 53. 12.195 NUT—Tail Gate Window Guide Lower<br/>                 54. 12.180 ROLLER &amp; LINK ASM.<br/>                 55. 12.195 BOLT<br/>                 56. 12.195 SPACER</p> | <p>57. 12.195 WASHER—Tail Gate Window Guide Upper<br/>                 Lt. Side Roller to Glass<br/>                 58. 12.195 NUT—Tail Gate Window Guide Upper<br/>                 59. 12.180 ROLLER ASM.—Tail Gate Window<br/>                 Guide Upper/Lt. Side<br/>                 60. 12.195 BOLT—Tail Gate Window Guide Lower<br/>                 Lt. Side Roller to Glass<br/>                 61. 12.195 SPACER—Tail Gate Window Guide Lower<br/>                 Lt. Side Roller to Glass<br/>                 62. 12.195 WASHER—Tail Gate Window Guide Lower<br/>                 Lt. Side Roller to Glass<br/>                 63. 12.195 NUT—Tail Gate Window Guide Lower<br/>                 64. 12.180 ROLLER ASM.—Tail Gate Window<br/>                 Guide Lower/Lt. Side<br/>                 65. 12.195 STRIP ASM.—Tail Gate to Bumper<br/>                 Filler/on Gate<br/>                 66. 12.181 VALVE ASM.—Tail Gate Inner Panel Drain<br/>                 67. 12.180 SUPPORT—Tail Gate Roller/Lt. Side<br/>                 68. 12.180 SCREW—Tail Gate Roller Support to<br/>                 Panel<br/>                 69. 12.187 ROLLER &amp; SHAFT ASM.—Tail Gate<br/>                 70. 12.195 STRIP ASM.—Tail Gate to Bumper<br/>                 71. 12.981 HOUSING ASM.—Tail Gate Upper<br/>                 72. 12.195 GASKET—Tail Gate Housing to Pillar<br/>                 73. 12.195 GASKET—Tail Gate Upper to Lower<br/>                 Housing<br/>                 74. 12.981 HOUSING ASM.—Tail Gate Lower<br/>                 75. 12.242 COVER—Tail Gate Hinge Torque Rod<br/>                 End/Rt. Side<br/>                 76. 12.187 RETAINER—Tail Gate Hinge Torque Rod<br/>                 77. 12.184 PIN—Tail Gate Hinge Torque Rod<br/>                 Retainer<br/>                 78. 12.180 COVER—Tail Gate Housing Drain Hole<br/>                 79. 12.184 HINGE ASM.—Tail Gate Lift Arm/Lt.<br/>                 Side (Manual)<br/>                 80. 12.184 BUMPER ASM.—Tail Gate Lift Arm<br/>                 Hinge/Lt. Side<br/>                 81. 12.184 BOLT—Tail Gate Lift to Hinge on<br/>                 Gate/Lt. Side<br/>                 82. 12.184 SCREW—Tail Gate Lift Arm Hinge to<br/>                 Longitudinal Bar<br/>                 83. 12.242 COVER—Tail Gate Hinge Torque Rod<br/>                 84. 12.187 ROD ASM.—Tail Gate Hinge Torque<br/>                 85. 12.195 CHANNEL ASM.—Tail Gate Guide<br/>                 86. 12.187 TUBE ASM.—Tail Gate Synchro. Torque<br/>                 87. 12.187 SCREW—Tail Gate Synchro. Torque<br/>                 Tube to Panel<br/>                 88. 12.195 CHANNEL ASM.—Tail Gate Guide<br/>                 89. 12.184 SCREW—Tail Gate Guide Channel ASM.<br/>                 90. 12.187 BOLT ASM.—Tail Gate Synchro. Link<br/>                 to Support<br/>                 91. 12.195 GASKET—Tail Gate Housing Access<br/>                 Hole Cover<br/>                 92. 12.195 COVER—Tail Gate Housing Access Hole<br/>                 93. 12.195 MOTOR ASM.—Tail Gate Electric<br/>                 94. 12.195 SCREW—Tail Gate Electric Motor to<br/>                 Guide<br/>                 95. 12.184 REGULATOR ASM.—Tail Gate Lift Arm<br/>                 Hinge (Electric)<br/>                 96. 12.184 SCREW—Tail Gate Lift Arm Hinge<br/>                 Regulator to Support<br/>                 97. 12.180 CONDUIT ASM.—Tail Gate Window Guide<br/>                 Cam/Rt. Side<br/>                 98. 12.195 SCREW—Tail Gate Window Upper Sash<br/>                 Channel to Roller</p> |
|--|---|

12-740



12-786

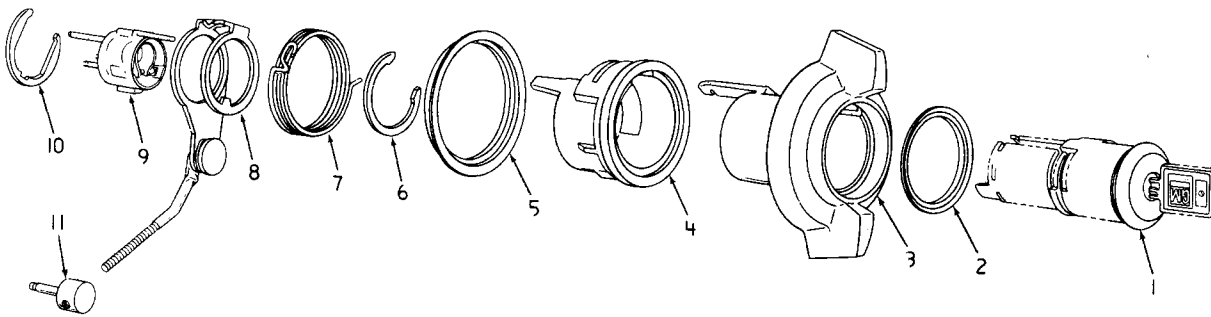
**1973-75 CHEVELLE "35" STYLE TAILGATE HARDWARE**

GM PARTS DIVISION, GENERAL MOTORS CORPORATION — CHEVROLET — 11A

## 1973-75 CHEVELLE 35 STYLE TAILGATE HARDWARE

1.	12.180	DEFLECTOR, Wing (Opt.)	25.	12.242	SCREW, Supt. to Bk. Bdy. Plr. Inr. Vpr.
2.	12.815	NUT ASSY., Defl. Assy. to Otr. Pnl.	26.	12.187	COVER, T/Gate C'Bal. Supt. Upr.
3.	NS	SCREW, Defl. to Supt. & Otr. Pnl.	27.	NS	SCREW, Cur. to C'Bal. Upr. Supt.
4.	NS	SCREW, Defl. Assy. to Otr. Pnl.	28.	12.184	PIN ASSY., T/Gate Hinge
5.	12.180	SUPPORT, Wind Deflector (Opt.)	29.	12.184	STRAP ASSY., T/Gate Hinge/Body Side
6.	12.180	GASKET, Wind Deflector Support (Opt.)	30.	12.184	STRAP ASSY., T/Gate Hinge/TGt. Sd.
7.	10.551	RETAINER, T/Gate Lock Cyl.	31.	NS	SCREW, Strap Assy. to Pnl.
8.	10.527	SCREW, T/Gate Hdl. to Otr. Pnl.	32.	NS	SCREW, Body Strap to T/Gate Strap
9.	12.242	GASKET, T/Gate Otr. Pnl. Hdl.	33.	12.212	BUMPER, T/Gate Upr. Corner
10.	12.180	ESCUTCHEON, Fin. T/Gate Trfmr. @Hdl. (Oldsmobile only)	34.	NS	SCREW, Bpr. to Inr. Pnl.
11.	12.242	HANDLE, Tailgate Otr. Pnl.	35.	12.180	GLASS, T/Gate Window
12.	10.529	GASKET, T/Gate Lock Cyl.	36.	9.778	DUCT ASSY., T/Gate Wdo. Defogger (Opt.)
13.	NSS	LOCK CYL. ASSY., T/Gate	37.	NS	SCREW, Duct to Inr. Pnl.
14.	12.242	HANDLE ASSY., T/Gate Inside Pull	38.	9.778	BLOWER ASSY., T/Gate Wdo. Defogger (Opt.)
15.	NS	SCREW, Hdl. Assy. to Inr. Pnl.	39.	NS	SCREW, Blower to Inr. Pnl.
16.	9.778	GRILLE, T/Gate Woo. Defogger (Opt.)	40.	12.243	SOLENOID ASSY., T/Gate Rel. (Opt.)
17.	NS	NUT, Grille to Inr. Pnl. Cur.	41.	12.242	SCREW, Solenoid to Inr. Pnl.
18.	12.195	PANEL, T/Gate Inr. Cur.	42.	12.195	SWITCH ASSY., T/Gate Warning Light (Opt.)
19.	NS	SCREW, Cur. to Inr. Pnl.	43.	12.242	LOCK ASSY., Tailgate
20.	14.760	FASTENER, Cur. to Inr. Pnl.	44.	NS	SCREW, Lk. Assy. to Lk. Reinf.
21.	12.203	NUT, T/Gate C/Bal. Assy. to Inr. Pnl. Anl. Plt.	45.	12.242	COVER, Tailgate Lock
22.	12.203	SUPPORT ASSY., T/Gate C'Balance	46.	NS	SCREW, Cover to Inr. Pnl.
23.	12.187	SUPPORT ASSY., T/Gate C'Balance Upr.	47.	12.237	STRIKER ASSY., Tailgate Lock
24.	12.203	NUT, C'Bal. Supt. to Upr. Supt. Assy.	48.	12.237	WASHER, Tailgate Lock Strkr.
			49.	12.212	BUMPER

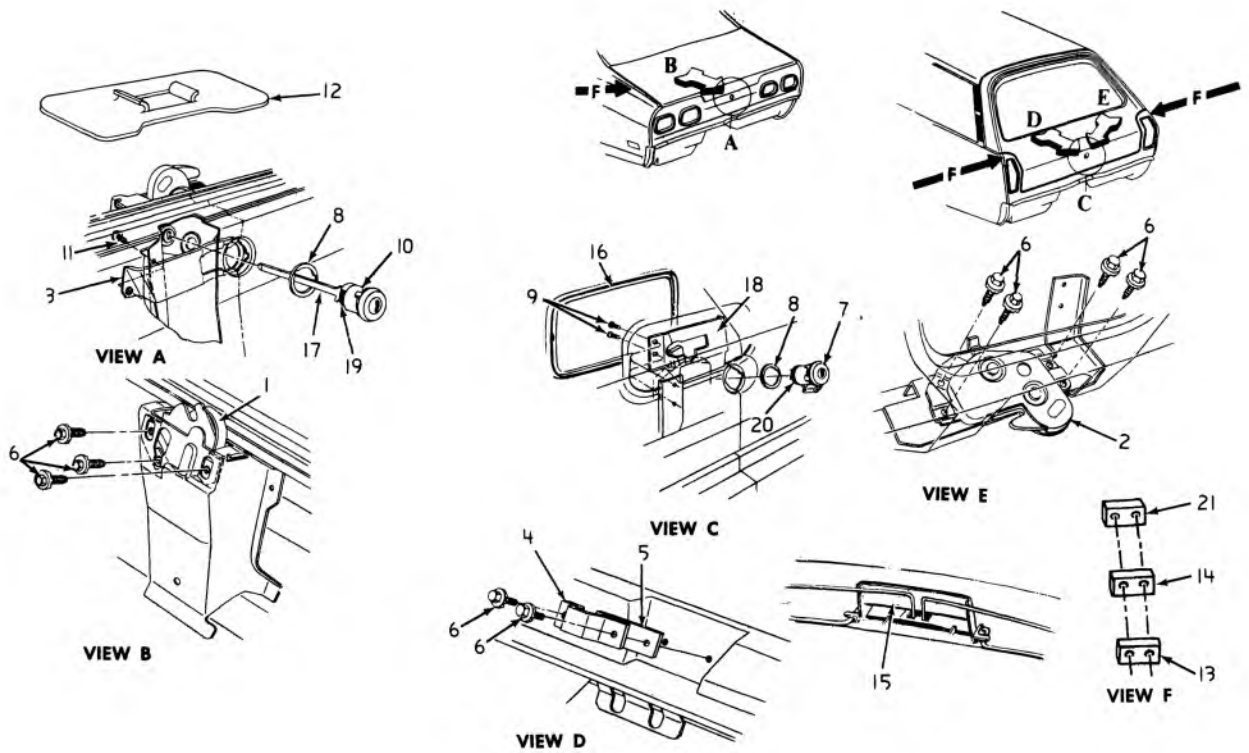
12-786



12-759

### 1973-74 PASSENGER TAIL GATE LOCK AND SWITCH

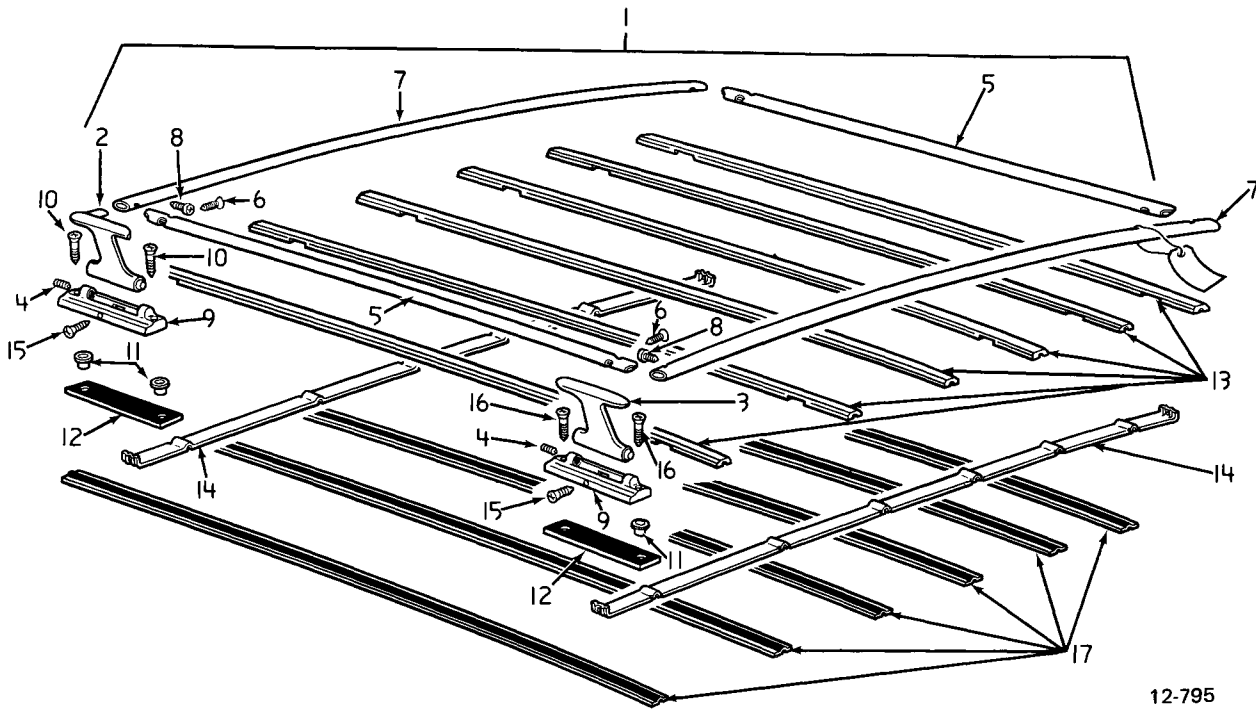
- |     |  |         |
|-----|--|---------|
| 1.  | LOCK CYLINDER                                    |         |
| 2.  | 12.195 RING, Seal Switch to<br>Lock Cyl. ....    | 9608041 |
| 3.  | 12.195 KNOB .....                                | 9608038 |
| 4.  | 12.195 ESCUTCHEON .....                          | 9608039 |
| 5.  | 12.195 RING, Seal Switch to<br>Outer Panel ..... | 9608040 |
| 6.  | 12.195 RING, Retainer .....                      | 9433303 |
| 7.  | 12.195 SPRING .....                              | 9608042 |
| 8.  | 12.195 PAWL .....                                | 9621559 |
| 9.  | 12.195 SWITCH, PLATE .....                       | 9608046 |
| 10. | 12.195 RETAINER .....                            | 9608043 |
| 11. | 12.195 PIN .....                                 | 9719381 |



12-794

### 1971-75 VEGA REAR COMPARTMENT LID LOCK AND HARDWARE

1. 12.242 LOCK ASSY. (Sed., Cpe.)
2. 12.242 LOCK ASSY. (Sta. Wag., Panel)
3. 12.249 RETAINER (Sed., Cpe.)
4. 12.237 STRIKER (Sta. Wag., Panel)
5. 12.237 SPACER (Sta. Wag., Panel)
6. 12.237 SCREW (1/4" — 20 x 3/4") (Sed., Cpe.)
7. 12.248 CYLINDER ASSY. (71-Sta. Wag., Panel)
8. 12.249 GASKET (Sta. Wag., Panel)
9. 8.977 SCREW (8 — 18 x 3/8")
10. 12.248 CYLINDER ASSY. (71-Cpe., Sed.)
- 10.552 CAP (71-Cpe., Sed.)
- 12.249 HOUSING (71-Cpe., Sed.)
11. 8.977 SCREW (8 — 18 x 3/4")
12. 12.237 STRIKER (Sed., Cpe.)
13. 10.584 PLATE (Sta. Wag., Panel)
14. 10.584 SPACER (71-Cpe.)
- 10.584 SPACER (71-73-Sta. Wag., Panel)
15. 12.187 RETAINER (Cpe.)
16. 12.195 COVER (71-73 Sta. Wag., Panel)
17. 12.252 SHAFT
18. 12.249 RETAINER (71-73 Sta. Wag., Panel)
19. 12.249 SPRING
20. 12.252 CAM (71-Sta. Wag., Panel)
21. 10.584 PLATE (71-73 Sta. Wag., Panel)

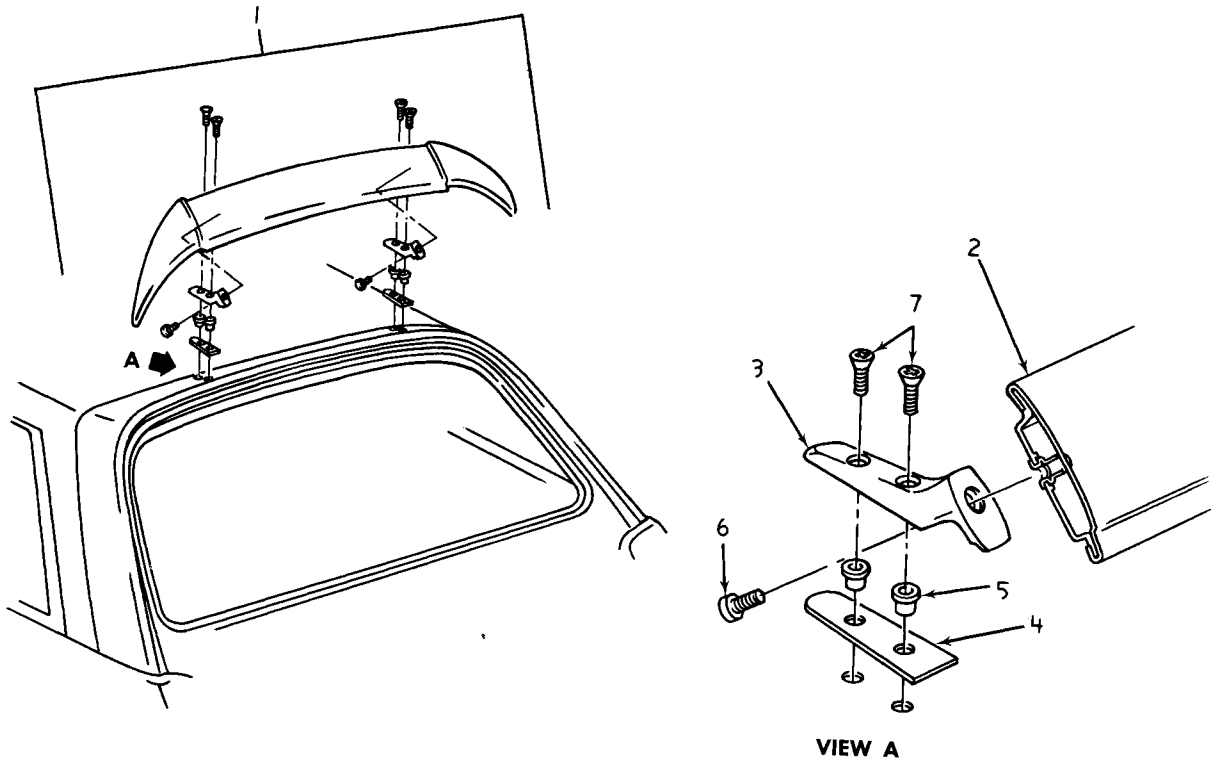


12-795

### 1971-74 VEGA LUGGAGE CARRIER

- 1. 12.815 CARRIER UNIT
- 2. 12.815 SUPPORT
- 3. 12.815 SUPPORT
- 4. 8.977 SCREW (10— 24 x 5/16")
- 5. 12.815 RAIL
- 6. 8.977 SCREW (10— 24 x 3/4")
- 7. 12.815 RAIL
- 8. 8.977 SCREW (10— 24 x 3/8")
- 9. 12.815 BASE
- 10. 8.977 SCREW (1/4"— 20 x 7/8")
- 11. 12.815 NUT (1/4"— 20)
- 12. 12.815 GASKET
- 13. 12.815 STRAP
- 14. 12.815 STRAP ASSY.
- 15. 8.909 SCREW (8— 32 x 1 1/8")
- 16. 12.815 SCREW (10— 32 x 3/4")
- 17. N.S.S. INSULATOR





12-796

### 1972-75 REAR WINDOW AIR DEFLECTOR

1. 12.180 DEFLECTOR UNIT
2. 12.180 DEFLECTOR ASSY.
3. 12.180 BRACKET
4. 12.180 GASKET
5. 12.180 NUT ASSY. (10— 32 x 7/32")
6. 12.180 SCREW (1/2"— 20 x 3/4")
7. 8.900 SCREW (10— 32 x 3/4")



CHEVROLET

# CHEVROLET BODY GROUP 13.000

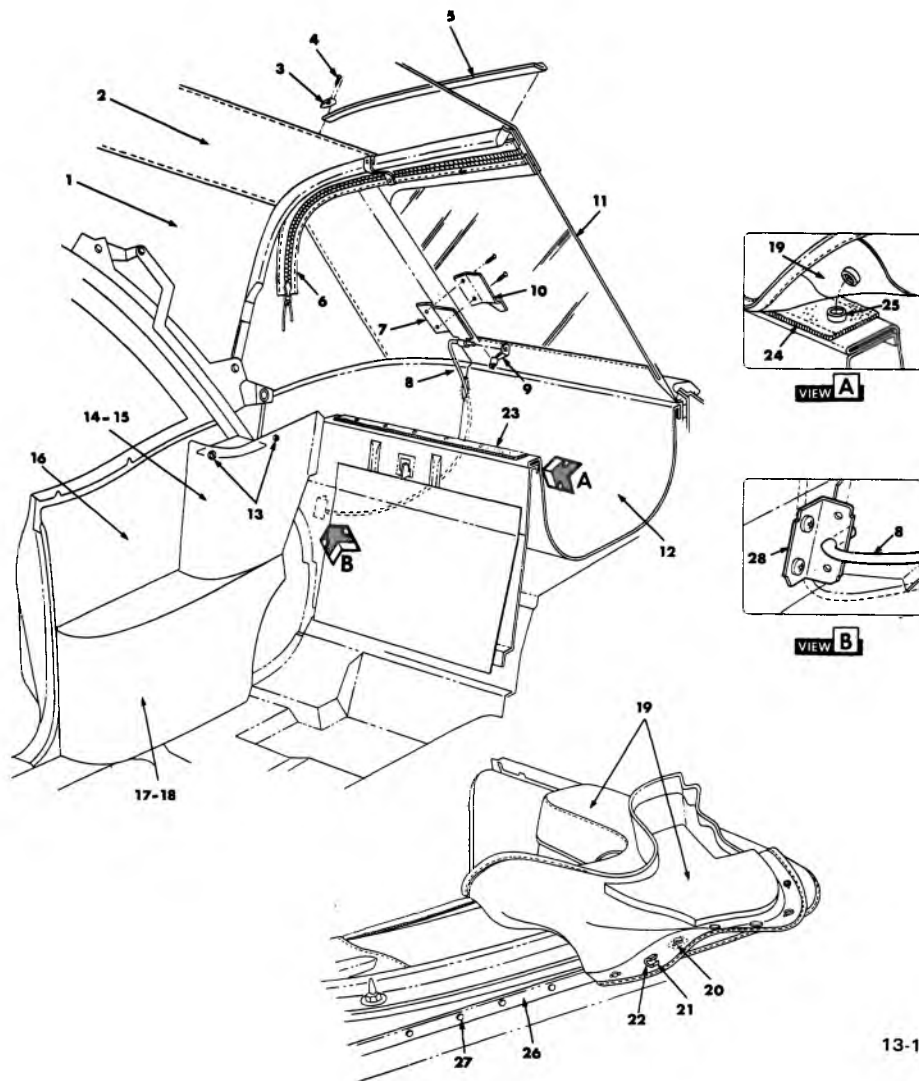


CHEVROLET

## ILLUSTRATION INDEX

TITLE	PAGE	TITLE	PAGE
1966-72 Convertible Folding Top Compartment and Trim Parts .....	13-1	1971-73 Vega (Sta. Wag.) Harness Assemblies .....	13-4
1971-73 Vega (Spt. Cpe.) Harness Assemblies .....	13-2	1971-73 Vega (Panel) Harness Assemblies .....	13-5
1971-73 Vega (Sedan) Harness Assemblies .....	13-3		

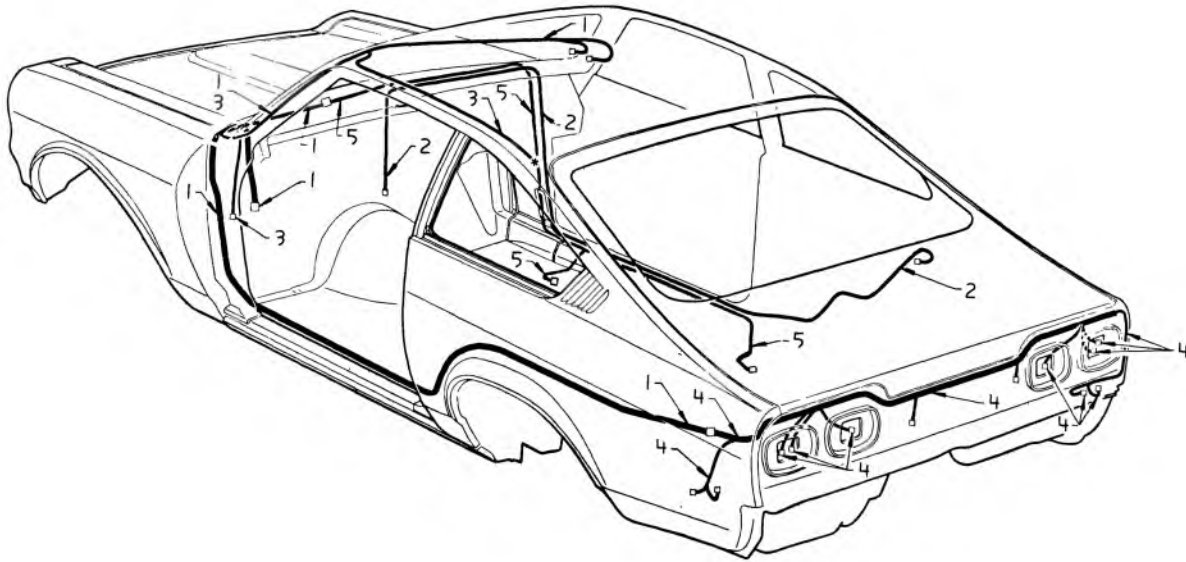




13-1

## 1966-72 CONVERTIBLE FOLDING TOP COMPARTMENT AND TRIM PARTS

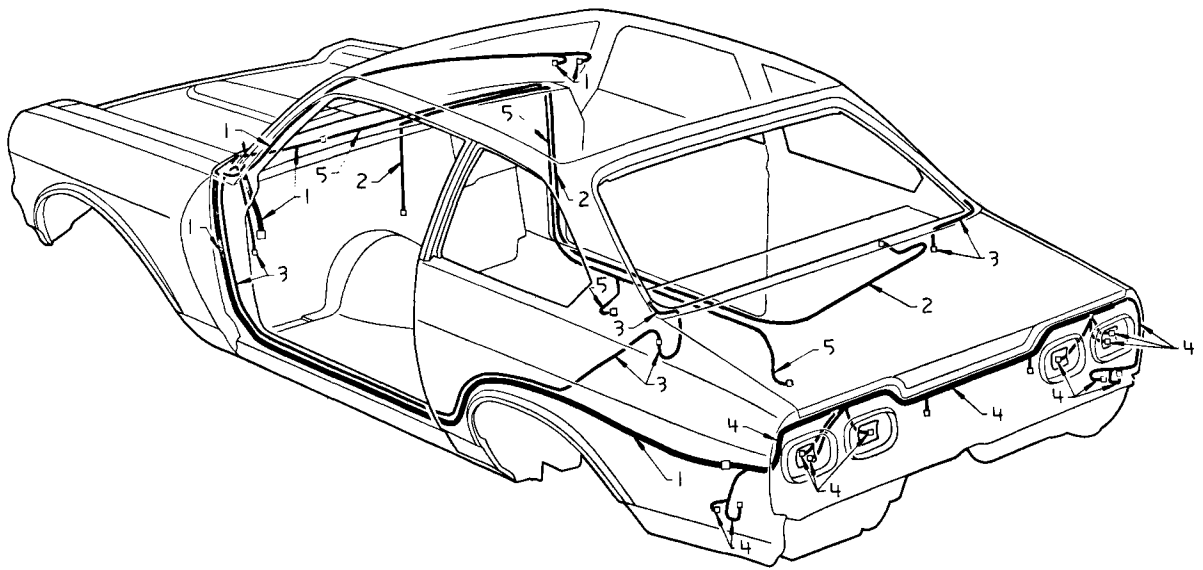
- |   |   |
|---|---|
| 1. 13.347 TRIM ASSY., Folding Top                                 | 15. 15.100 TRIM ASSY., Fldg. Top Compt. Side Trim Upper     |
| 2. 13.349 TRIM ASSY., Folding Top Side Pad                        | 16. 15.100 TRIM ASSY., Rear Quarter                         |
| 3. 13.342 CLIP, Folding Top Rear Bow Binding End                  | 17. 15.100 PANEL ASSY., Rear Quarter Arm Rest               |
| 4. N.L. SCREW, Fldg. Top Rear Bow Binding Clip                    | 18. 15.100 TRIM ASSY., Rear Quarter Arm Rest                |
| 5. 15.534 BINDING, Folding Top Rear Wire                          | 19. 13.450 BOOT, Folding Top Dust                           |
| 6. 13.392 ZIPPER, Back Curtain                                    | 20. 13.384 FASTENER, Fldg. Top Dust Boot                    |
| 7. 13.395 RETAINER, Back Wind Glass Rod on Glass                  | 21. 13.384 RETAINER, Fldg. Top Dust Boot                    |
| 8. 13.395 ROD, Back Window Glass Support                          | 22. 13.384 RETAINER, Fldg. Top Dust Boot Clip               |
| 9. 13.395 CLIP, Back Window Glass Support Rod                     | 23. 13.384 RETAINER, Fldg. Top Dust Boot Pile               |
| 10. 13.395 PLATE, Back Wind Glass Rod Ret. on Glass               | 24. 13.384 RETAINER, Fldg. Top Dust Boot Pile               |
| 11. 13.389 CURTAIN, Folding Top Back with Glass                   | 25. 13.384 RETAINER ASSY., Dust Boot Pile Ret.              |
| 12. N.L. BAG ASSY., Folding Top Compartment                       | 26. 12.116 MOLDING ASSY., Quarter Pinch Weld Fnshg. at Belt |
| 13. 13.384 FASTENER, Fldg. Top Compt. Side Trim Panel (Dust Boot) | 27. 13.384 FASTENER, Dust Boot at Belt Molding              |
| 14. 12.989 PANEL, Fldg. Top Compt. Side Trim Upper                | 28. 13.395 RETAINER, Back Wind Glass Rod on Seat Back       |



13-2

### 1971-73 VEGA (SPT. CPE.) HARNESS ASSEMBLIES


- 1. 13.090 HARNESS ASSY.
- 2. 9.656 HARNESS
- 3. 9.778 HARNESS ASSY. htd. back  
window glass wiring
- 9.778 HARNESS ASSY. htd. back  
window glass ground
- 4. 13.090 HARNESS ASSY. body rear
- 5. 13.090 HARNESS ASSY. seat belt  
warning ctr. and rear, sensor  
warning switch



13-3

### 1971-73 VEGA (SEDAN) HARNESS ASSEMBLIES

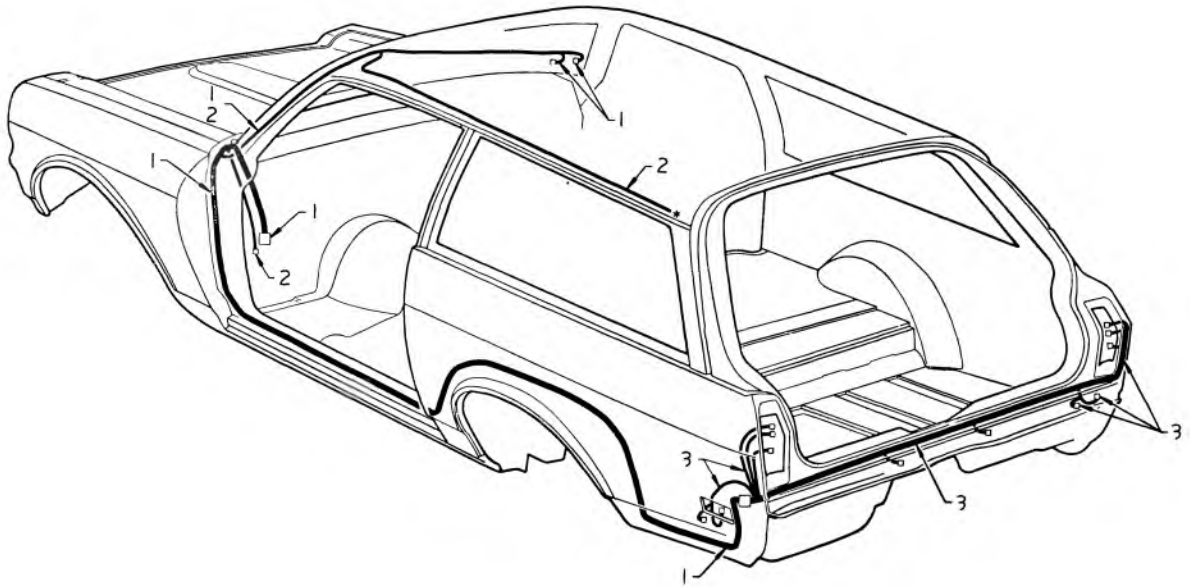
- 1. 13.090 HARNESS ASSY. (1st design)  
body frt.
- 13.090 HARNESS ASSY.  
body frt.
- 2. 9.656 HARNESS
- 3. 9.778 HARNESS ASSY. htd. back  
window glass wiring
- 4. 13.090 HARNESS ASSY. body rear
- 5. 13.090 HARNESS ASSY. seat belt  
warning ctr. and rear sensor  
wiring switch



13-4

### 1971-73 VEGA (STA. WAG.) HARNESS ASSEMBLIES

- 1. 13.090 HARNESS ASSY.  
body frt.
- 2. 9.656 HARNESS
- 3. 9.778 HARNESS ASSY. htd. back  
window glass wiring
- 4. 13.090 HARNESS ASSY. body rear
- 5. 13.090 HARNESS ASSY. seat belt  
warning ctr. and rear, sensor  
warning switch



13-5

### 1971-73 VEGA (PANEL) HARNESS ASSEMBLIES

1. 13.090 HARNESS ASSY.
2. 9.778 HARNESS ASSY. htd. back  
window glass wiring
3. 13.090 HARNESS ASSY. body rear





CHEVROLET

# CHEVROLET BODY GROUP 14.000



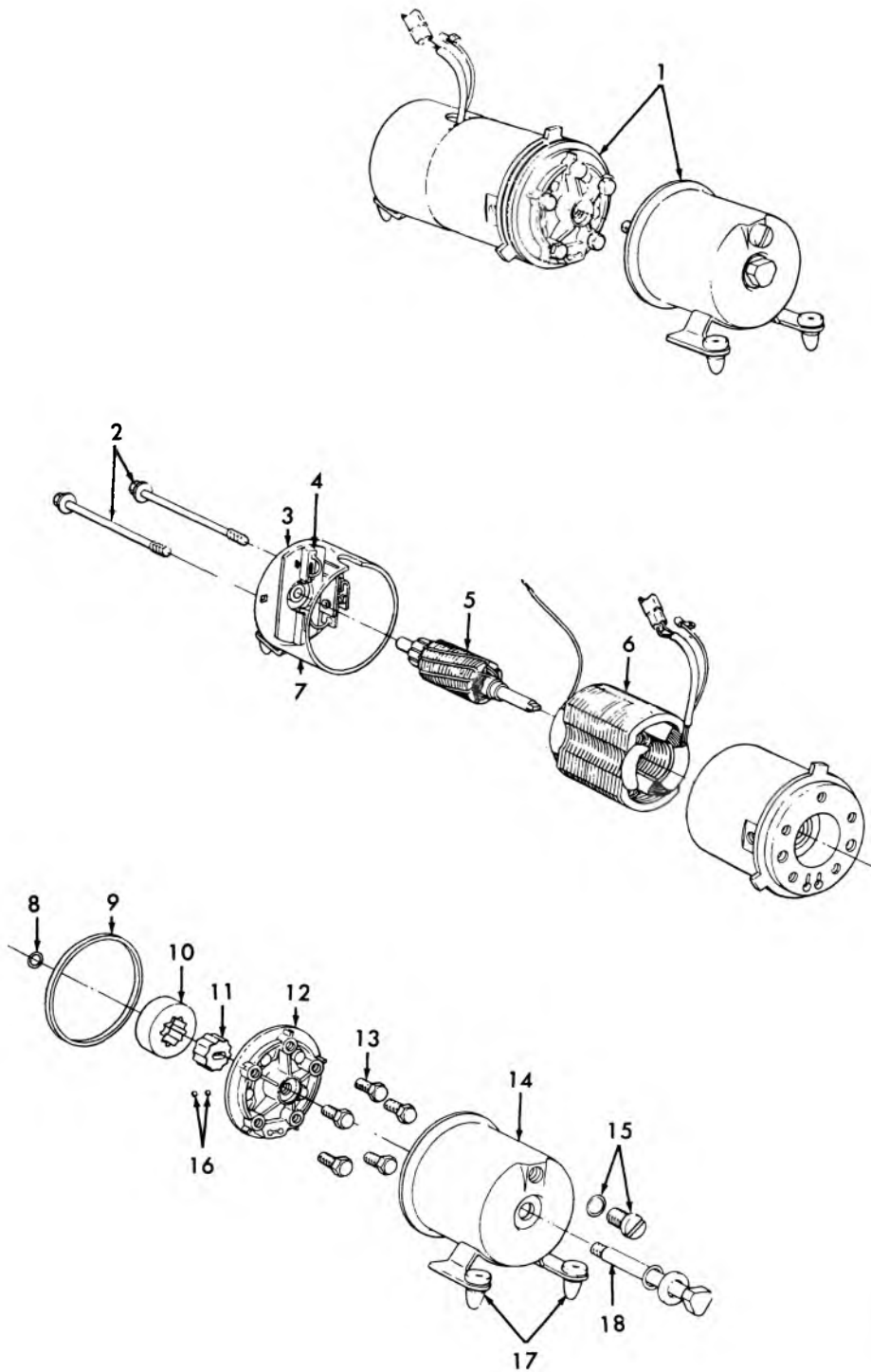
CHEVROLET

## ILLUSTRATION INDEX

TITLE	PAGE	TITLE	PAGE
1964-75 Convertible Hydraulic Motor Pump Assy. ....	14-1	1973 Chevelle Interior Trim (1AD29-35-37-80) .....	14-60
1965-70 Passenger Convertible Top Frame Details .....	14-2	1973 Chevelle Laguna Interior Trim (1AE29-37) .....	14-62
1971-75 Passenger Convertible Top Hardware .....	14-4	1974 Chevelle Interior Trim (1AC29-35-37-80) .....	14-64
1964-67 Chevelle Convertible Top Frame Details .....	14-6	1974 Chevelle Interior Trim (1AD29-35-37-80) .....	14-66
1968-72 Chevelle Folding Top Frame .....	14-8	1974 Chevelle Laguna Interior Trim (1AE-37) .....	14-68
Folding Top Actuator .....	14-10	1975 Chevelle Interior Trim (1AC29-35-37-80) .....	14-70
1973-75 Chevelle Sliding Sun Roof Hardware .....	14-12	1975 Chevelle Interior Trim (1AD29-35-37-80-1AG25) .....	14-72
1973-75 Chevelle Sliding Sunroof .....	14-14	1973 Monte Carlo Interior Trim (1AH57) .....	14-74
1970 Chevrolet Impala and Caprice Station Wagon Interior Trim (16436-37-39-46-47-67-69) (16636-46) ..	14-16	1974 Monte Carlo Interior Trim .....	14-76
1970 Chevrolet Caprice Interior Trim (16639-47) .....	14-18	1975 Monte Carlo Interior Trim (1AH37) .....	14-78
1971-72 Caprice Interior Trim (16639-47) .....	14-20	1975 Monte Carlo Interior Trim (1AH57) .....	14-80
1971-72 Impala, Caprice, Kingswood & Kingswood Estate Interior Trim (16435-39-45-47-57-67-69-16635-45) ....	14-22	1970-72 Nova Interior Trim (11427-69) Std. ....	14-82
1973 Bel Air Interior Trim (1BK 35-45-69) .....	14-24	1973 Nova—1XXOO Standard .....	14-84
1973 Impala and Caprice Station Wagon Interior Trim (1BL 35-45 — 1BN 35-45) .	14-26	1973 Nova 1XXOO Custom .....	14-86
1973 Impala & Caprice Interior Trim (1BL 39-57-69 — 1BL 47 — 1BN 67) ....	14-28	1974 Nova Interior Trim Custom (1XYOO) .....	14-88
1973 Caprice Interior Trim (1BN 39-47-69) .....	14-30	1974 Nova Interior Trim Standard (1XXOO) .....	14-90
1974 Chevrolet Caprice Interior Trim (1BN39-47-69) .....	14-32	1975 Nova Interior Trim (Std.) .....	14-92
1974 Chevrolet Impala and Caprice Station Wagon Interior Trim (1BL35-45-1BN35-45) .....	14-34	1975 Nova — Interior Trim Custom (1XYOO) .....	14-94
1974 Chevrolet Impala — Caprice Interior Trim (1BL39-57-69-1BL47-1BN67) .....	14-36	1975 Nova Interior Trim (Luxury) .....	14-96
1974 Chevrolet Bel Air Interior Trim (1BK35-45-69) .....	14-38	1970 Camaro Interior Trim (12487) .....	14-98
1975 Bel Air Interior Trim (1BK35-45-69) .....	14-40	1971-72 Camaro Interior Trim (12487 Standard & Custom) .....	14-100
1975 Impala & Caprice Interior Trim (1BL39-47-57-69 1BN67) .....	14-42	1973 Camaro Interior Trim (1FQ-1FS-87) Standard and Custom .....	14-102
1975 Caprice Interior Trim (1BN39-47-67-69) .....	14-44	1974 Camaro Interior Trim Standard and Custom (1FQ-1FS-87) .....	14-104
1975 Impala and Caprice Sta. Wag. Interior Trim (1BL35-45-1BN35-45) .....	14-46	1975 Camaro Interior Trim (1FS87 Custom) .....	14-106
1970 Chevelle Interior Trim (13857-67) .....	14-48	1975 Camaro Interior Trim (1FQ-FS87 Standard and Custom) .....	14-108
1970 Chevelle Interior Trim (13636-37-39-46-67-69-80-13836-46) ....	14-50	1971-73 Vega Interior Trim (Custom) .....	14-110
1971 Chevelle Interior Trim (13636-37-39-46-67-69-80-13836-46) ....	14-52	1971-73 Vega Interior Trim (Standard) .....	14-112
1971-72 Monte Carlo Interior Trim (13857) .....	14-54	1974 Vega Interior Trim Standard (14105-11-15-17) .....	14-114
1970-72 Nova Interior Trim (11427-69) Custom .....	14-56	1974 Vega Interior Trim Custom (14111-15-77) .....	14-116
1973 Chevelle Interior Trim (1AC 29-35-37-80) .....	14-58	1975 Monza Interior Trim (1HR07) .....	14-118
		1975 Vega Interior Trim (11-15-77) Custom .....	14-120
		1975 Vega Interior Trim (05-11-15-77) Standard .....	14-122
		1973 Passenger Front Seat Center Arm Rest .....	14-124
		1970-73 Head Restraints .....	14-125
		1970-73 Head Restraints .....	14-125
		1974 Seat Belt Interlock System .....	14-126

TITLE	PAGE
1971-73 Vega Front Seat Belts and Shoulder Harness .....	14-128
1971-73 Vega Front Seat Belts and Shoulder Harness .....	14-129

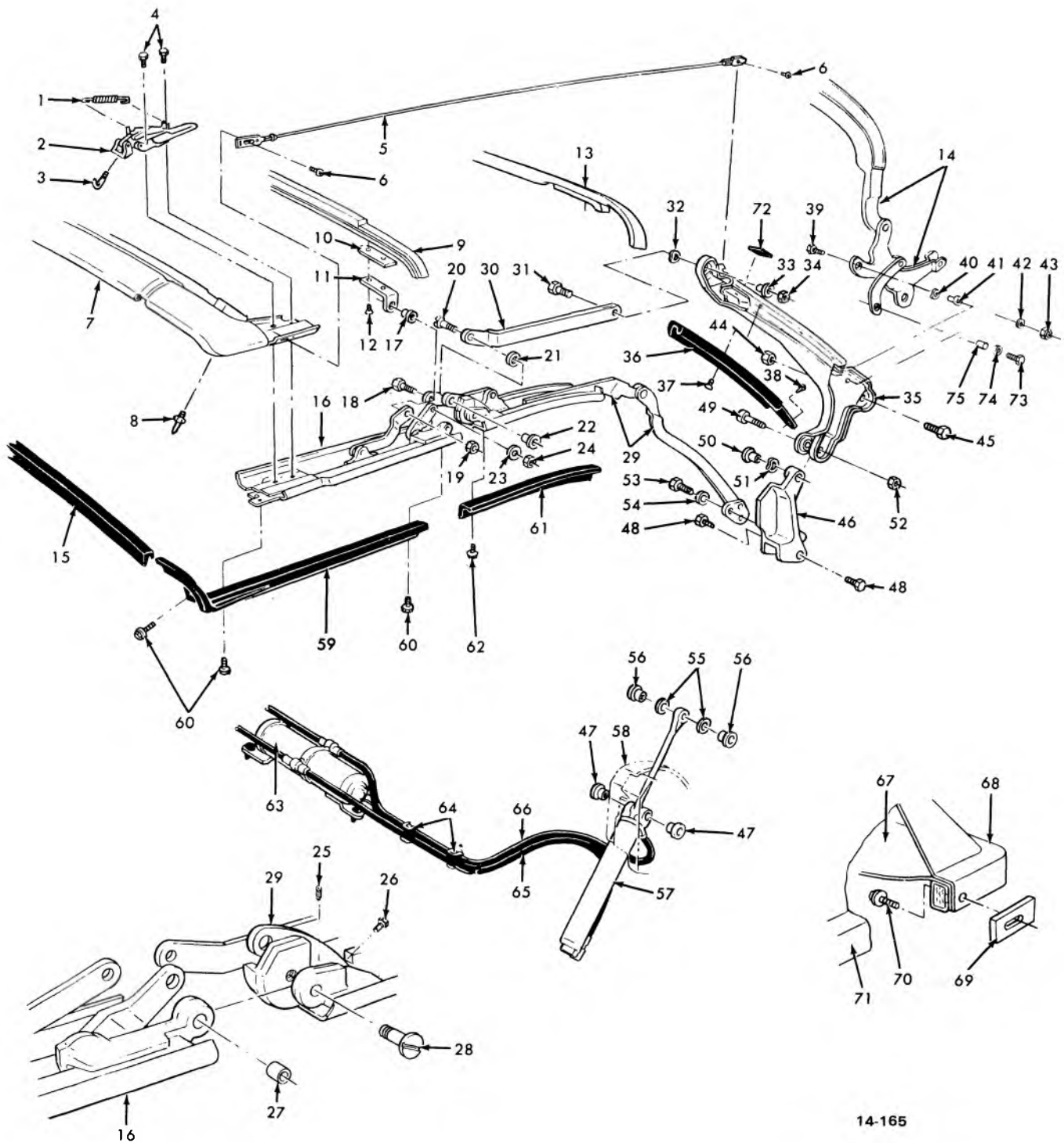
TITLE	PAGE
1971-72 Vega 1st and 2nd Type Rear Seat Belts and Shoulder Harness .....	14-130
1972-73 Vega 3rd Type Rear Seat Belts and Shoulder Harness .....	14-131



14-37

### 1964-75 CONVERTIBLE HYDRAULIC MOTOR PUMP ASSY.

- |  |  |
|--|--|
| 1. 14.481 MOTOR ASSY., W/Pump, Hydraulic | 10. 14.482 ROTOR, Motor Outer          |
| 2. N.S.S. BOLT ASSY., Motor Case         | 11. 14.482 ROTOR, Motor Inner          |
| 3. 14.482 CASE ASSY., Brush Holder       | 12. 14.482 PLATE ASSY., Pump Cover     |
| 4. 14.482 SPRING, Motor Brush            | 13. N.S.S. BOLT, Pump Cover Attach.    |
| 5. 14.482 ARMATURE, Pump Motor           | 14. 14.486 RESERVOIR, Pump             |
| 6. 14.482 FIELD, Pump Motor              | 15. 14.486 PLUG, Pump Reservoir W/Seal |
| 7. 14.482 BRUSH, Pump Motor              | 16. 14.482 BALL, Pump                  |
| 8. 14.482 SEAL, Motor Shaft              | 17. 14.482 GROMMET, Pump Mounting      |
| 9. 14.486 SEAL, Pump Reservoir           | 18. 14.486 BOLT, Pump Reservoir        |



14-165

**1965-70 PASSENGER CONVERTIBLE TOP FRAME DETAILS**

## 1965-70 PASSENGER CONVERTIBLE TOP FRAME DETAILS

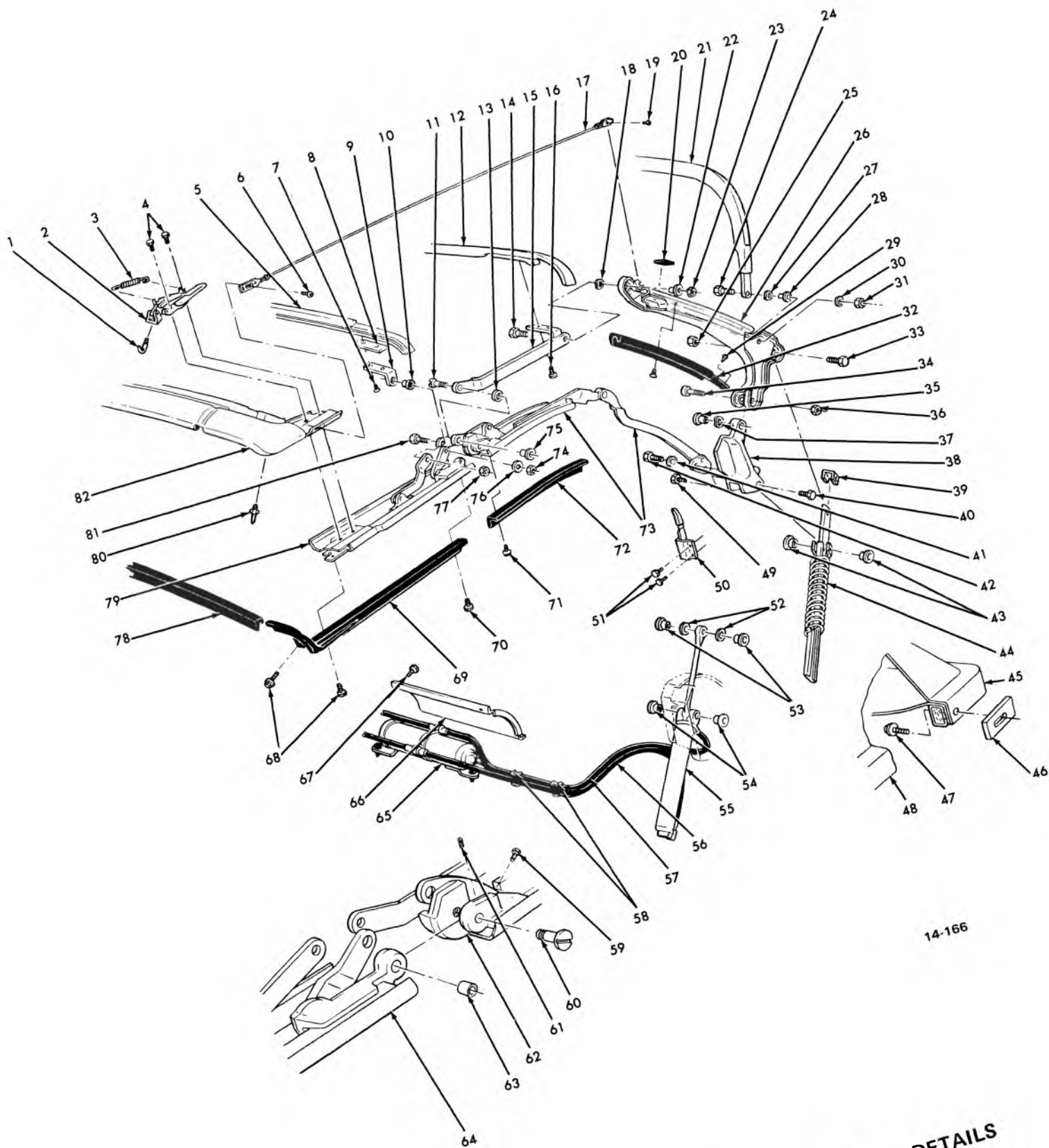
- |   |  |
|---|--|
| <p>1. 14.080 SPRING, Frt. Roof Rail Lock Hdle. Return (Component of 2)</p> <p>2. 14.080 LOCK &amp; HDLE. ASSY., Fldg. Top Frt. Roof Rail</p> <p>3. 14.080 HOOK, Frt. Roof Rail Lock Hdle. (Component of 2)</p> <p>4. 14.080 SCREW, Fldg. Top Frt. Roof Rail Hdle. &amp; Lock</p> <p>5. 14.102 CABLE, Fldg. Top Trim Hold Down</p> <p>6. N.L. SCREW, Fldg. Top Trim Hold Down Cable</p> <p>7. 14.050 RAIL ASSY., Front Roof</p> <p>8. 14.090 GUIDE, Fldg. Top Front Roof Rail</p> <p>9. 14.130 BOW ASSY., Folding Top Front</p> <p>10. 14.130 SPACER, Fldg. Top Front Bow</p> <p>11. 14.130 HINGE ASSY., Fldg. Top Frt. Bow Supt.</p> <p>12. 14.155 SCREW, Fldg. Top Frt. Bow to Supt. Hinge</p> <p>13. 14.215 BOW, Folding Top Center</p> <p>14. 14.340 BOW ASSY., Folding Top Rear</p> <p>15. 14.060 WEATHERSTRIP ASSY., Front Roof Rail Front</p> <p>16. 14.100 RAIL ASSY., Fldg. Top Side Roof Front</p> <p>17. 14.160 BUSHING, Front Bow Supt. Hinge to Rail</p> <p>18. 14.155 BOLT, Front Bow Supt. Hinge to Rail</p> <p>19. N.L. NUT, Front Bow Supt. Hinge to Rail</p> <p>20. 14.155 BOLT, Side Roof Frt. &amp; Ctr. Rail to Link</p> <p>21. 14.162 WASHER, Side Roof Frt. &amp; Ctr. Rail to Link</p> <p>22. 14.160 BUSHING, Side Roof Frt. &amp; Ctr. Rail to Link</p> <p>23. N.L. WASHER, Side Roof Frt. &amp; Ctr. Rail to Link</p> <p>24. N.L. NUT, Side Roof Frt. &amp; Ctr. Rail to Link</p> <p>25. 14.155 SCREW, Side Roof Center Rail Bolt Set</p> <p>26. 14.155 SCREW, Side Roof Rail Stop Set</p> <p>27. 14.160 BUSHING, Side Roof Frt. to Ctr. Rail</p> <p>28. 14.155 BOLT, Side Roof Frt. to Ctr. Rail</p> <p>29. 14.170 RAIL ASSY., Side Roof Ctr. &amp; Adj. Plate</p> <p>30. 14.140 LINK, Fldg. Top Side Roof Rail Control</p> <p>31. 14.155 BOLT, Control Link to Rear Rail</p> <p>32. 14.162 WASHER, Control Link to Rear Rail Spring</p> <p>33. 14.160 BUSHING, Control Link to Rear Rail</p> <p>34. N.L. NUT, Control Link to Rear Rail</p> <p>35. 14.170 RAIL ASSY., Fldg. Top Side Roof Rear</p> <p>36. 14.260 WEATHERSTRIP ASSY., Side Roof Rear Rail</p> | <p>37. N.L. SCREW, Rear Rail W/Strip to Rail</p> <p>38. 14.260 FASTENER, Side Roof Rear Rail W/Strip</p> <p>39. 14.155 BOLT, Rear Bow to Rear Rail</p> <p>40. 14.162 WASHER, Rear Bow to Rear Rail Spring</p> <p>41. 14.160 BUSHING, Rear Bow to Rear Rail</p> <p>42. N.L. NUT, Rear Bow to Rear Rail Lock</p> <p>43. 14.157 WASHER, Rear Bow to Rear Rail</p> <p>44. 14.157 NUT, Fldg. Top Lift to Rear Rail</p> <p>45. 14.155 BOLT, Fldg. Top Lift to Rear Rail</p> <p>46. 14.310 HINGE, Folding Top Male</p> <p>47. 14.160 BUSHING, Fldg. Top Male Hinge to Lift</p> <p>48. 14.155 BOLT, Fldg. Top Male Hinge to Lift</p> <p>49. 14.155 BOLT, Fldg. Top Male Hinge to Rear Rail</p> <p>50. 14.160 BUSHING, Fldg. Top Male Hinge to Rear Rail</p> <p>51. 14.162 WASHER, Fldg. Top Male Hinge to Rear Rail</p> <p>52. 14.157 NUT, Fldg. Top Male Hinge to Rear Rail</p> <p>53. 14.155 BOLT, Fldg. Top Center Rail to Male Hinge</p> <p>54. N.L. WASHER, Fldg. Top Center Rail to Male Hinge</p> <p>55. 14.162 WASHER, Fldg. Top Lift to Rear Rail</p> <p>56. 14.160 BUSHING, Fldg. Top Lift to Rear Rail</p> <p>57. 14.475 LIFT ASSY., Fldg. Top Hydraulic</p> <p>58. N.L. SUPPORT, Fldg. Top Mounting</p> <p>59. 14.120 WEATHERSTRIP ASSY., Side Roof Front Rail</p> <p>60. N.L. SCREW, Side Roof Frt. Rail W/Strip to Rail</p> <p>61. 14.190 WEATHERSTRIP ASSY., Side Roof Center Rail</p> <p>62. N.L. SCREW, Side Roof Ctr. Rail W/Strip to Rail</p> <p>63. N.L. MOTOR &amp; PUMP ASSY., Hydraulic</p> <p>64. N.L. CLIP, Hydraulic Motor &amp; Pump Hose</p> <p>65. 14.472 HOSE, Hyd. Pump to Bottom of Lift</p> <p>66. 14.472 HOSE, Hyd. Pump to Top of Lift</p> <p>67. 13.450 BAG, Folding Top Compt.</p> <p>68. 12.946 TRIM STICK, Qtr. Belt Rail Rear</p> <p>69. N.L. FILLER, Trimstick to Panel</p> <p>70. N.L. SCREW, Trimstick</p> <p>71. 12.946 TRIM STICK, Qtr. Belt Rail Front</p> <p>72. 14.260 STRIP, Rear Roof Rail Rubr. Filler</p> <p>73. 14.155 BOLT, Top Rr. Bow to Male Hinge</p> <p>74. 14.160 BUSHING, Top Rr. Bow to Male Hinge</p> <p>75. 14.162 WASHER, Top Rr. Bow to Male Hinge</p> |
|---|--|



## 1971-75 PASSENGER CONVERTIBLE TOP HARDWARE

- |  |  |
|--|--|
| <p>1. 13.395 LINK ASM.—Folding Top Back Window Glass</p> <p>2. 14.475 SPRING—Folding Top Back Window Glass Actuating</p> <p>3. 13.395 BUSHING—F/Top B/W Guide Link to B/W Guide Link Support/on Glass</p> <p>4. 13.395 RETAINER—F/Top B/W Guide Link to B/W Guide Link Support/on Glass</p> <p>5. 13.395 BUSHING—F/Top B/W Guide Link to B/W Guide Link Support/on Wheelhouse</p> <p>6. 13.395 RETAINER—F/Top B/W Guide Link to B/W Guide Link Support/on W/house</p> <p>7. 14.475 ACTUATOR ASM.—Folding Top</p> <p>8. 14.475 CABLE ASM.—Folding Top Actuator Drive</p> <p>9. 14.482 MOTOR ASM.—Folding Top Actuator</p> <p>10. 14.482 PINION—Folding Top Reduction Unit</p> <p>11. 14.482 GEAR—Folding Top Reduction Unit</p> <p>12. 14.482 SHAFT—Folding Top Reduction Unit</p> <p>13. 14.482 COVER—Folding Top Reduction Unit</p> <p>14. 14.482 BUSHING—Folding Top Reduction Unit</p> <p>15. 14.482 SUPPORT—Folding Top Motor</p> <p>16. 14.090 SPACER—Front Roof Rail</p> <p>17. 13.095 RELAY—Power Folding Top</p> <p>18. 14.310 HINGE ASM.—Folding Top Male</p> <p>19. 14.310 BOLT—Folding Top Male Hinge to Quarter Inner Rear Panel</p> <p>20. 14.155 SCREW—Folding Top Male Hinge to Quarter Inner Rear Panel</p> <p>21. 14.157 NUT—Folding Top Male Hinge to Quarter Inner Rear Panel</p> <p>22. 14.155 BOLT—Bow Asm. Unit to Male Hinge Lower</p> <p>23. 14.160 BUSHING—Bow Asm. Unit to Male Hinge Lower</p> <p>24. 14.155 BOLT—Bow Asm. Unit to Male Hinge Upper</p> <p>25. 14.160 BUSHING—Bow Asm. Unit to Male Hinge Upper</p> <p>26. 14.157 NUT—Bow Asm Unit to Male Hinge Upper</p> <p>27. 14.162 WASHER—Folding Top Rear Control Link to Main Hinge</p> <p>28. 14.155 BOLT—Folding Top Control Link to Hinge Adjustable Plate</p> <p>29. 14.157 NUT—Folding Top Control Link to Hinge Adjustable Plate</p> <p>30. 14.160 BUSHING—Folding Top Control Link to Hinge Adjustable Plate</p> <p>31. 14.155 BOLT—Folding Top Rear Rail to Male Hinge</p> <p>32. 14.160 BUSHING—Folding Top Rear Rail to Male Hinge</p> <p>33. 14.157 NUT—Folding Top Rear Rail to Male Hinge</p> <p>34. 14.155 SCREW—Folding Top Actuator to Hinge</p> <p>35. 14.155 SCREW—Folding Top Actuator to Rear Link</p> <p>36. 14.155 SCREW—Actuator to Folding Top Male Hinge</p> | <p>37. 14.215 BOW ASM.—Folding Top Center</p> <p>38. 14.340 BOW ASM.—Folding Top Rear</p> <p>39. 14.946 TRIMSTICK ASM.—Folding Top Rear Belt Rail</p> <p>40. 14.155 BOLT—Folding Top Center Bow Link to Rear Bow</p> <p>41. 14.160 BUSHING—Folding Top Center Bow Link to Rear Bow</p> <p>42. 14.157 NUT—Folding Top Center Bow Link to Rear Bow</p> <p>43. 14.155 BOLT—Folding Top Trimstick to Rear Bow</p> <p>44. 14.160 BUSHING—Folding Top Trimstick to Rear Bow</p> <p>45. 14.157 NUT—Folding Top Trimstick to Rear Bow</p> <p>46. 14.155 BOLT—Folding Top Trimstick to Center Bow and Outer Rail</p> <p>47. 14.160 BUSHING—Folding Top Trimstick to Center Bow and Outer Rail</p> <p>48. 14.157 NUT—Folding Top Center Bow and Outer Rail to Hinge</p> <p>49. 14.260 WEATHERSTRIP ASM.—Side Roof Rail Rear</p> <p>50. 14.120 WEATHERSTRIP ASM.—Folding Top Side Roof Rail Front</p> <p>51. 14.102 CABLE ASM.—Folding Top Material Hold Down</p> <p>52. 14.100 RAIL ASM.—Folding Top Links and Side Roof Complete</p> <p>53. 14.080 SCREW—F/Top Side Roof Frt. Rail Pin to F/Top Side Rf. Frt. Rail Rr. Hge.</p> <p>54. 14.050 RAIL ASM.—Front Roof Complete</p> <p>55. 14.130 BOW &amp; LINK ASM.—Folding Top Front Roof</p> <p>56. 14.080 LOCK ASM.—Folding Top Front Roof Rail Handle</p> <p>57. 14.080 SPRING—Front Roof Rail Lock Handle Return</p> <p>58. 14.080 HOOK—Front Roof Rail Lock Handle</p> <p>59. 14.160 BUSHING—Folding Top Front Roof Rail to Side Roof Rail</p> <p>60. 14.155 BOLT—Folding Top Front Roof Rail to Side Roof Rail</p> <p>61. 14.157 NUT—Folding Top Front Roof Rail to Side Roof Rail</p> <p>62. 14.162 WASHER—Folding Top Front Bow and Link to Rail</p> <p>63. 14.162 WASHER—Folding Top Front Bow and Link to Rail</p> <p>64. 14.157 NUT—Folding Top Front Bow and Link to Rail</p> <p>65. 14.155 SCREW—Folding Top Front Roof Rail Handle</p> <p>66. 14.060 WEATHERSTRIP ASM.—Front Roof Rail Complete</p> <p>67. N.S.S. SUPPORT ASM.—Folding Top Back Window Glass Guide Link/on Wheelhouse</p> <p>68. 13.395 SUPPORT—Folding Top Back Glass Inner</p> |
|--|--|

14-168



14-166

**1964-67 CHEVELLE CONVERTIBLE TOP FRAME DETAILS**

GM PARTS DIVISION, GENERAL MOTORS CORPORATION — CHEVROLET — 11A — 7-75

14-6

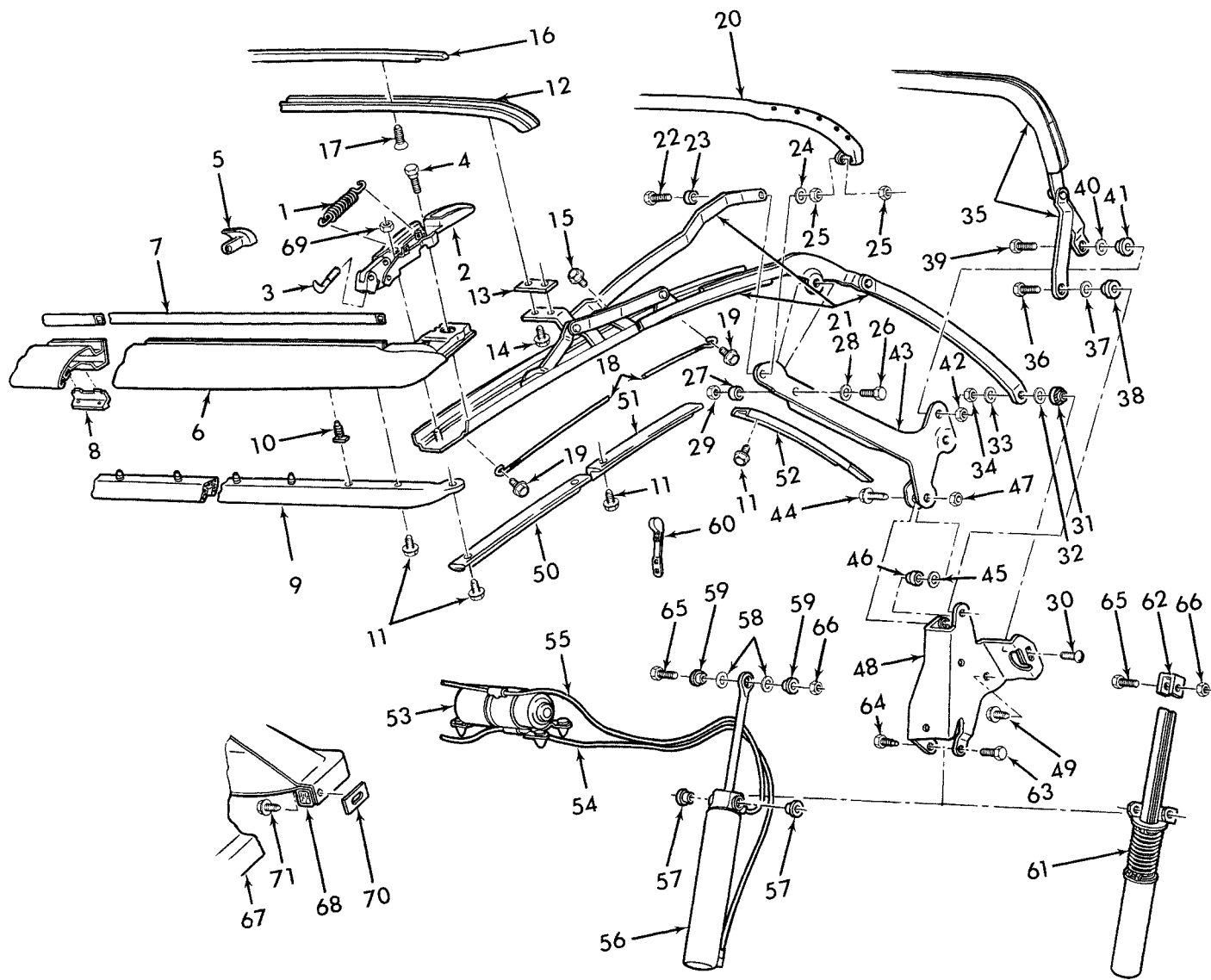
**14.000-GROUP**



## 1964-67 CHEVELLE CONVERTIBLE TOP FRAME DETAILS

- |  |  |
|--|--|
| <ol style="list-style-type: none"> <li>1. 14.080 HOOK, Roof Rail</li> <li>2. 14.080 LOCK, Roof Rail Handle</li> <li>3. 14.080 SPRING, Lock Handle Return</li> <li>4. 14.080 SCREW, Roof Rail Lock</li> <li>5. 14.130 BOW, Top Front</li> <li>6. N.L. SCREW, Hold Down Cable</li> <li>7. 14.155 SCREW, Frt. Bow to Support</li> <li>8. 14.130 SPACER, Front Bow</li> <li>9. 14.140 SUPPORT, Front Bow</li> <li>10. 14.160 BUSHING, Front Bow to Link</li> <li>11. 14.155 BOLT, Control Link</li> <li>12. 14.215 BOW, Top Center</li> <li>13. 14.162 WASHER, Control Link</li> <li>14. 14.155 BOLT, Control Link</li> <li>15. 14.140 LINK ASSEMBLY, Roof Rail Control</li> <li>16. 14.215 SCREW, Center Bow to Support</li> <li>17. 14.102 CABLE, Trim Hold Down</li> <li>18. 14.162 WASHER, Rear Rail Spring</li> <li>19. N.L. SCREW, Hold Down Cable</li> <li>20. 14.260 STRIP, Rear Rail Filler</li> <li>21. 14.340 BOW, Top Rear</li> <li>22. 14.160 BUSHING, Rear Rail Control Link</li> <li>23. N.L. NUT, Rear Rail Control Link</li> <li>24. 14.155 BOLT, Rear Bow to Rear Rail</li> <li>25. 14.157 NUT, Lift to Rear Rail</li> <li>26. 14.170 RAIL ASSEMBLY, Side Roof Rear</li> <li>27. 14.162 WASHER, Rear Rail</li> <li>28. 14.160 BUSHING, Rear Rail</li> <li>29. 14.260 FASTENER, Rear Rail W/Strip</li> <li>30. N.L. WASHER, Rear Rail Lock</li> <li>31. 14.157 NUT, Rear Rail</li> <li>32. 14.260 WEATHERSTRIP, Side Rear Rail</li> <li>33. 14.478 BOLT, Lift to Rear Rail</li> <li>34. 14.155 BOLT, Male Hinge</li> <li>35. 14.160 BUSHING, Male Hinge</li> <li>36. 14.157 NUT, Male Hinge</li> <li>37. 14.162 WASHER, Male Hinge</li> <li>38. 14.310 HINGE, Male</li> <li>39. 14.475 SPACER, Top Life Guide</li> <li>40. 14.155 BOLT, Male Hinge to Lift</li> <li>41. N.L. WASHER, Center Rail to Male Hinge</li> </ol> | <ol style="list-style-type: none"> <li>42. 14.155 BOLT, Center Rail to Male Hinge</li> <li>43. 14.160 BUSHING, Male Hinge to Lift</li> <li>44. 14.475 LIFT ASSEMBLY, Counter Balance</li> <li>45. 13.450 BAG, Top Compt.</li> <li>46. 12.946 FILLER, Panel</li> <li>47. N.L. SCREW</li> <li>48. 12.946 STICK, Trim</li> <li>49. 14.155 BOLT, Male Hinge to Lift</li> <li>50. 14.310 CATCH ASSEMBLY, Center Rail</li> <li>51. N.L. SCREW, Center Rail Catch</li> <li>52. 14.162 WASHER, Rear Rail to Lift.</li> <li>53. 14.160 BUSHING, Rear Rail to Lift</li> <li>54. 14.160 BUSHING, Male Hinge to Lift</li> <li>55. 14.475 LIFT ASSEMBLY, Top</li> <li>56. 14.472 HOSE, Pump to Lift Bottom</li> <li>57. 14.472 HOSE, Pump to Lift Top</li> <li>58. N.L. CLIP, Hose</li> <li>59. 14.155 SCREW, Roof Rail Stop</li> <li>60. 14.155 BOLT, Front to Center Rail</li> <li>61. 14.155 SCREW, Center Rail</li> <li>62. 14.170 RAIL ASSEMBLY, Side Center</li> <li>63. 14.160 BUSHING, Front to Center Rail</li> <li>64. 14.100 RAIL ASSEMBLY, Side Roof Front</li> <li>65. 14.481 MOTOR ASSEMBLY</li> <li>66. N.L. SHIELD, Motor</li> <li>67. N.L. SCREW</li> <li>68. N.L. SCREW, W/Strip to Rail</li> <li>69. 14.120 WEATHERSTRIP, Roof Rail Side</li> <li>70. N.L. SCREW, Weatherstrip to Rail</li> <li>71. N.L. SCREW, Weatherstrip to Rail</li> <li>72. 14.190 WEATHERSTRIP, Side Rail</li> <li>73. 14.170 RAIL, Side Center</li> <li>74. N.L. NUT, Front Rail Link</li> <li>75. 14.160 BUSHING, Front Rail Link</li> <li>76. N.L. WASHER, Link Lock</li> <li>77. N.L. NUT, Bow Support</li> <li>78. 14.060 WEATHERSTRIP, Front Roof Rail</li> <li>79. 14.100 RAIL ASSEMBLY, Side Roof Front</li> <li>80. 14.090 GUIDE, Front Rail</li> <li>81. 14.155 BOLT, Front Bow Link</li> <li>82. 14.050 RAIL ASSEMBLY, Front Roof</li> </ol> |
|--|--|

14-166



14-167

**1968-72 CHEVELLE FOLDING TOP FRAME**

GM PARTS DIVISION, GENERAL MOTORS CORPORATION — CHEVROLET — 11A — 7-75

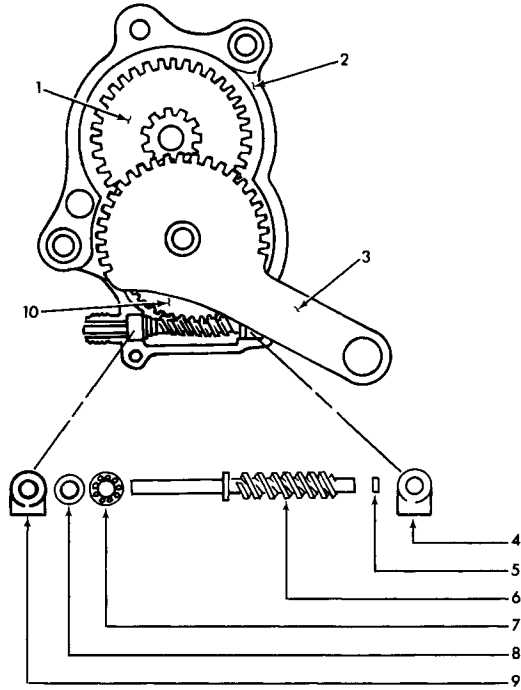
**14.000-GROUP**

14-8

## 1968-72 CHEVELLE FOLDING TOP FRAME

1.	14.080	SPRING, Front Roof Rail Lock Handle Return (Comp. of Item 2)	36.	14.155	BOLT, Rr. Bow Cont. Link to Male Hinge
2.	14.080	LOCK & HANDLE ASSY., Front Roof Rail (Incl. Item 1-3)	37.	N.L.	WASHER, Rr. Bow Cont. Link to Male Hge.
3.	14.080	HOOK, Front Roof Rail Lock Handle (Comp. of Item 2)	38.	14.160	BSHG., Rr. Bow Cont. Link to Male Hinge
4.	14.080	BOLT, frt. Roof Rail Handle & Lock	39.	14.155	BOLT, Rear Bow to Rear Rail
5.	14.080	STRIKER, Lock	40.	N.L.	WASHER, Rear Bow to Rear Rail
6.	14.050	RAIL ASSY., Front Roof	41.	14.160	BUSHING, Rear Bow to Rear Rail
7.	14.650	LACE, Front Roof Rail Rear	42.	14.157	NUT, Rear Bow to Rear Rail
8.	14.090	SPACER, front Roof Rail Center	43.	14.170	RAIL ASSY., Side Roof Rear
9.	14.060	WEATHERSTRIP ASSY., Front Roof Rail	44.	14.155	BOLT, Rear Rail to Male Hinge
10.	14.060	FASTENER, Frt. Roof Rail Weatherstrip	45.	14.162	WASHER, Rear Rail to Male Hinge
11.	N.L.	SCREW, Roof Rail w/Strip to Rail	46.	14.160	BUSHING, Rear Rail to Male Hinge
12.	14.130	BOW ASSY., Front	47.	14.157	NUT, Rear Rail to Male Hinge
13.	14.130	SPACER, Front Bow	48.	14.310	HINGE ASSY., Male
14.	14.155	SCREW, Front Bow to Rail	49.	14.155	BOLT, Male Hinge to Mounting Support
15.	14.155	SCREW, Side Roof Frt. Rail Hinge Set	50.	14.120	W/STRIP. ASSY., Side Roof Rail Front
16.	14.130	RETAINER, Front Bow Material	51.	14.190	W/STRIP. ASSY., Side Roof Rail Center
17.	N.L.	SCREW, Front Bow Material Retainer	52.	14.260	W/STRIP. ASSY., Side Roof Rail Rear
18.	14.102	CABLE ASSY., Material Hold Down	53.	14.481	MOTOR & PUMP ASSY., Hydraulic (See Motor and Pump Illus. for Components)
19.	N.L.	SCREW, Material Hold Down Cable	54.	14.472	HOSE ASSY., Pump to Bottom of Lift
20.	14.215	BOW ASSY., Center	55.	14.472	HOSE ASSY., Pump to Top of Lift
21.	14.100	RAIL ASSY., Side Roof Front & Center	56.	14.475	LIFT ASSY., Hydraulic
22.	14.155	BOLT, Control Link to Rear Rail	57.	14.160	BSHG., Hydraulic Lift to Male Hinge
23.	14.160	BUSHING, Control Link to Rear Rail	58.	14.162	WASHER, Hydraulic Lift to Rear Rail
24.	14.162	WASHER, Control Link to Rear Rail	59.	14.160	BUSHING, Hydraulic Lift to Rear Rail
25.	N.L.	NUT, Control Link to Rear Rail	60.	14.310	CATCH ASSY., Center Rail (Chev.-Pont.)
26.	14.155	BOLT, Center Rail to Rear Rail	61.	14.475	LIFT ASSY., Ctr. Balance (Chev.-Pont.)
27.	14.160	BUSHING, Center Rail to Rear Rail	62.	14.475	SPACER, Lift to Rr. Rail (Chev.-Pont.)
28.	14.162	WASHER, Center Rail to Rear Rail	63.	14.155	BOLT, Lift to Male Hinge
29.	N.L.	NUT, Center Rail to Rear Rail	64.	14.155	BOLT, Lift to Male Hinge Shoulder
30.	14.155	BOLT, Center Rail to Male Hinge	65.	14.155	BOLT, Lift to Rear Rail
31.	14.160	BUSHING, Center Rail to Male Hinge	66.	14.157	NUT, Lift to Rear Rail
32.	14.162	WASHER, Ctr. Rail to Male Hinge Spring	67.	12.946	TRIMSTRICK, Quarter Belt Rail Front
33.	N.L.	WASHER, Ctr. Rail to Male Hinge Flat	68.	12.946	TRIMSTICK, Quarter Belt Rail Rear
34.	14.157	NUT, Center Rail to Male Hinge	69.	N.L.	NUT, Front Rail Lock Handle
35.	14.340	BOW ASSY., Rear	70.	N.L.	FILLER, Trimstick to Panel
			71.	N.L.	SCREW, Trimstick

14-167

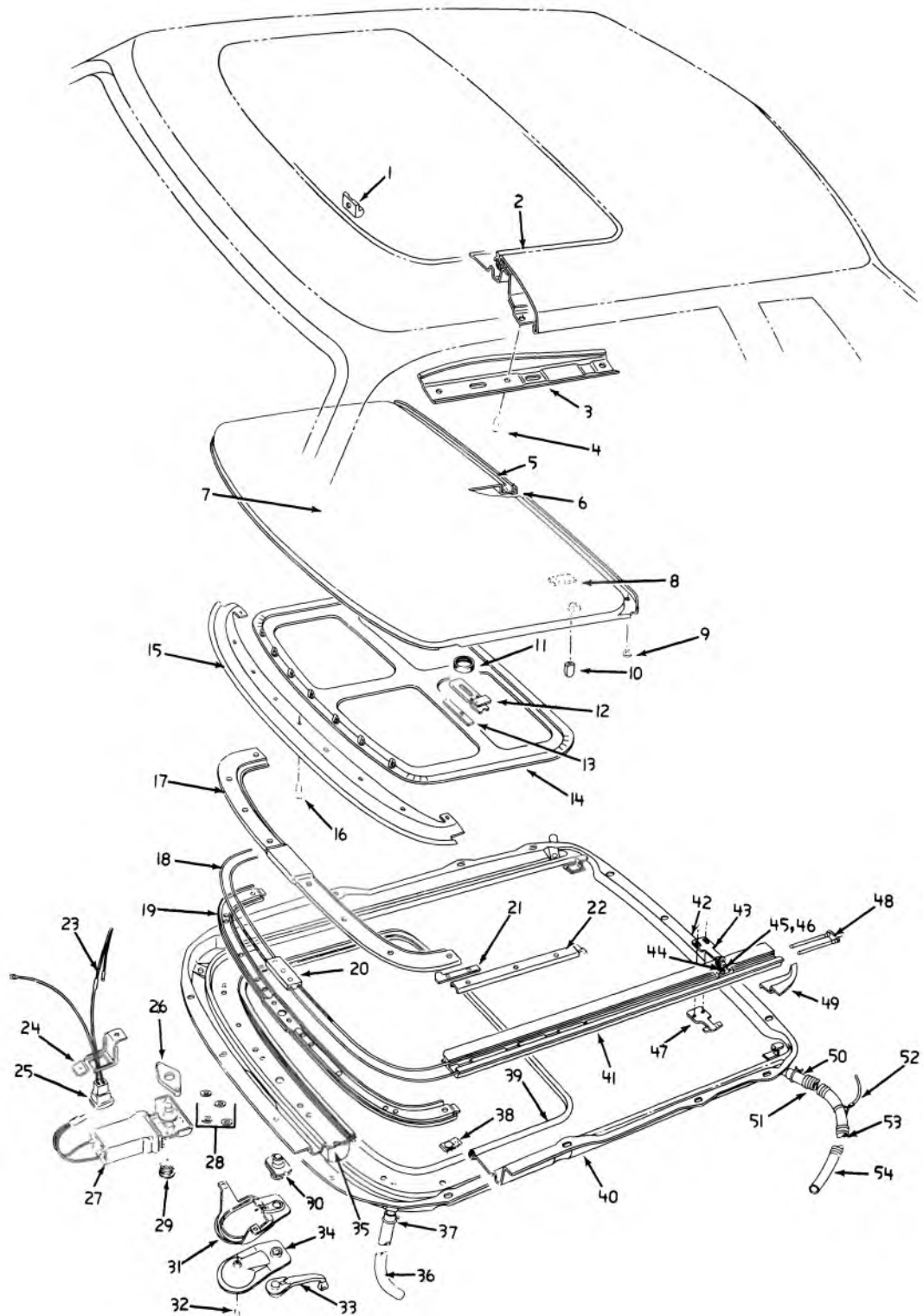


14-91

### FOLDING TOP ACTUATOR

- |                                 |                                 |
|---------------------------------|---------------------------------|
| 1. 14.478 GEAR & PINION ASM.    | 6. 14.478 WORM                  |
| 2. N.S.S. Part of Actuator Asm. | 7. 14.478 RETAINER ASM, w/balls |
| 3. 14.478 SECTOR ASM,           | 8. 14.478 WASHER                |
| 4. 14.478 BEARING ASM,          | 9. 14.478 BEARING               |
| 5. 14.478 PLUG                  | 10. 14.478 GEAR ASM.            |





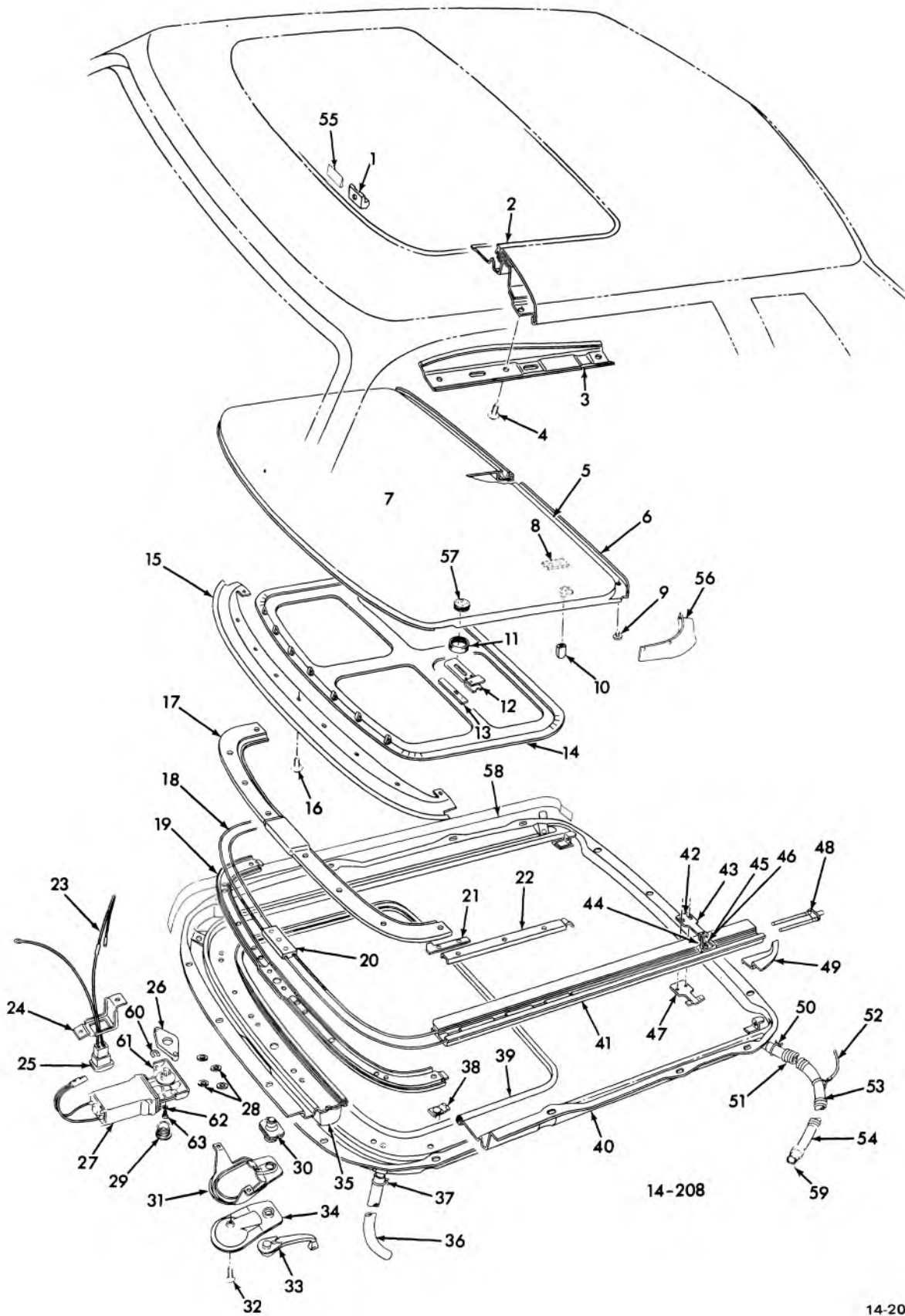
12-796

**1973-74 CHEVELLE SLIDING SUN ROOF HARDWARE**

## 1973-74 CHEVELLE SLIDING SUN ROOF HARDWARE

- |   |  |
|---|--|
| <p>1. 12.810 SUPPORT</p> <p>2. 12.810 WEATHERSTRIP w/C08<br/>12.810 WEATHERSTRIP Exc. C08</p> <p>3. 14.640 RETAINER (IAA37)<br/>14.640 RETAINER (IAH57)</p> <p>4. N.S.S. SCREW</p> <p>5. 12.810 WEATHERSTRIP</p> <p>6. 12.810 WEATHERSTRIP</p> <p>7. 12.810 PANEL ASM. (IAA37)<br/>12.810 PANEL ASM. (IAH57)</p> <p>8. 14.550 PLATE</p> <p>9. 12.810 SLIDE (Compt. of Item #42)</p> <p>10. 12.810 COVER</p> <p>11. 14.550 NUT</p> <p>12. 14.550 GUIDE</p> <p>13. 14.570 PLATE</p> <p>14. 14.640 RETAINER ASM.</p> <p>15. 12.810 RETAINER</p> <p>16. N.S.S. SCREW</p> <p>17. 14.550 COVER</p> <p>18. N.S.S. CABLE (Compt. of Item #42)</p> <p>19. 14.550 GUIDE</p> <p>20. 14.550 GUIDE</p> <p>21. 12.810 STOP</p> <p>22. 12.810 RETAINER</p> <p>23. 13.090 HARNESS ASM. (RPO A31 &amp; CA1)<br/>13.090 HARNESS ASM. (RPO CA1-A31)</p> <p>24. 14.565 SUPPORT — SWITCH ASM.</p> <p>25. 14.565 SWITCH ASM.</p> <p>26. 14.570 SPACER—AT MOTOR ASM.</p> | <p>27. 14.550 MOTOR ASM.</p> <p>28. 14.550 WASHER</p> <p>29. 14.640 PLUG</p> <p>30. 14.570 DRIVE ASM.</p> <p>31. 14.640 RETAINER</p> <p>32. N.S.S. SCREW</p> <p>33. 14.570 HANDLE ASM.</p> <p>34. 14.570 ESCUTCHEON</p> <p>35. 14.640 PAD (Manual)<br/>14.640 PAD (Electric)</p> <p>36. 12.809 HOSE</p> <p>37. 12.809 CLAMP</p> <p>38. 12.809 CLIP AND BOLT ASM.</p> <p>39. 14.650 LACE (Optional by Color)</p> <p>40. 12.809 HOUSING ASM.</p> <p>41. 14.550 RAIL</p> <p>42. 14.550 CABLE ASM. (Includes Items<br/>9-43-44-45-46)</p> <p>43. 14.550 PLATE (Compt. of Item 42)</p> <p>44. 14.550 LOCKWASHER (Compt. of Item 42)</p> <p>45. 14.550 SCREW (Compt. of Item 42)</p> <p>46. 14.550 NUT (Compt. of Item 42)</p> <p>47. 12.810 RETAINER</p> <p>48. 12.810 STOP</p> <p>49. 12.809 DEFLECTOR</p> <p>50. 12.809 CLAMP</p> <p>51. 12.809 CONDUIT</p> <p>52. 13.090 RETAINER</p> <p>53. 12.809 CONDUIT</p> <p>54. 12.809 HOSE</p> |
|---|--|

12-796



14-208

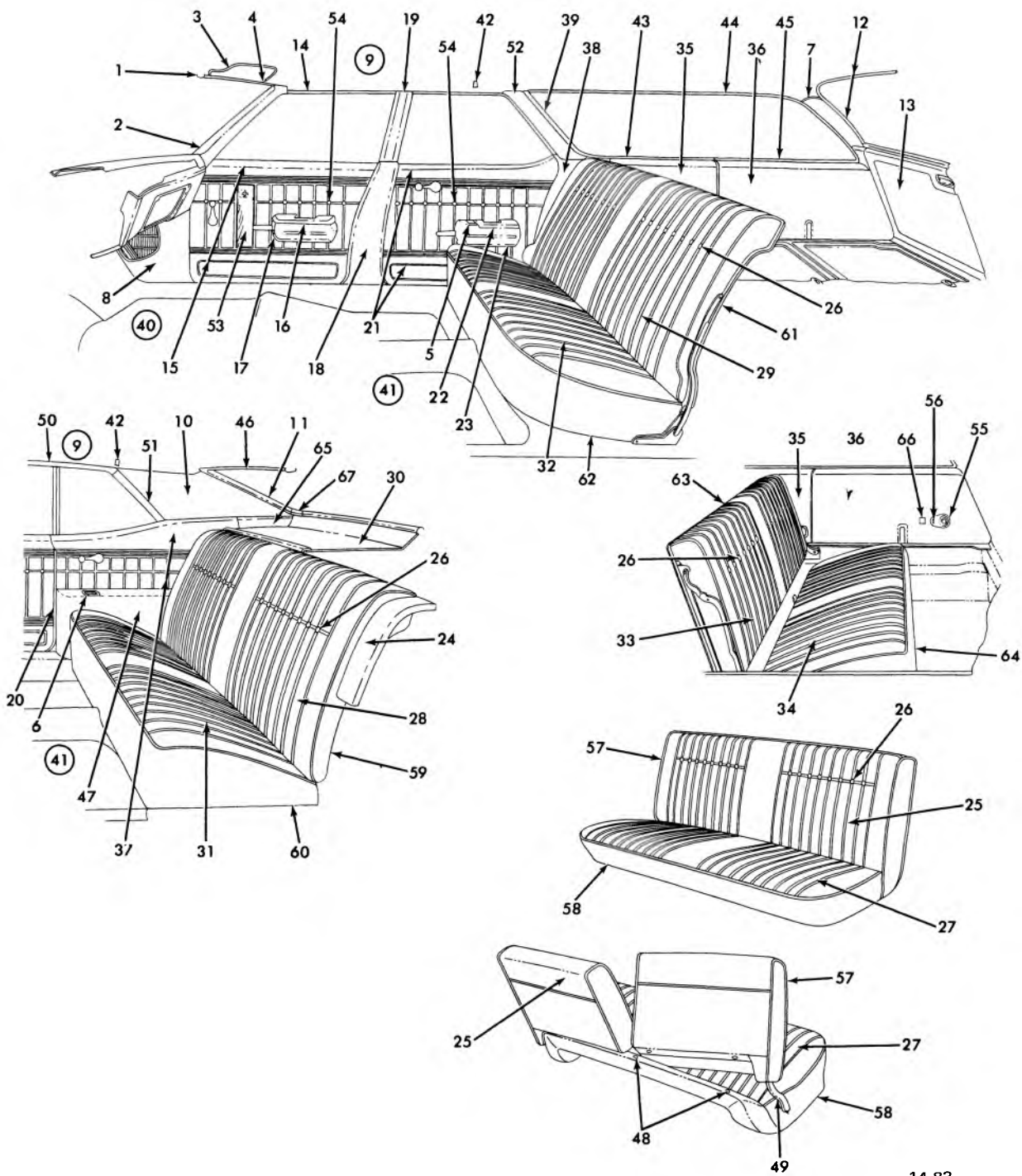
**1975 CHEVELLE SLIDING SUNROOF**



## 1975 CHEVELLE SLIDING SUNROOF

- |   |  |
|---|--|
| <p>1. 12.810 SUPPORT—Sunroof Sldg. Pnl.<br/>                 2. 14.640 W/STRIP—Sunroof Opening<br/>                 3. 14.640 RETAINER—Trim Headlining Rt. &amp; Lt.<br/>                 4. N.S.S. SCREW—Ret. To Hdng. &amp; Trim<br/>                 5. 12.810 W/STRIP—Sunroof Sldg. Pnl.<br/>                 6. 12.810 W/STRIP—Sunroof Sldg. Pnl. Rr.<br/>                 7. 12.809 PANEL ASM.—Sliding Sunroof<br/>                 8. 14.550 PLATE—Rr. Guide Tapping<br/>                 9. 12.810 SLIDE—Roof Sldg. Pnl.<br/>                 10. 12.810 COVER—Rf. Sldg. Pnl. Opng. Side Reinf.<br/>                 11. 14.550 NUT—Rf. Sldg. Frt. Adjusting<br/>                 12. 14.550 GUIDE ASM.—Rf. Sldg. Pnl. Frt.<br/>                 13. 14.570 PLATE—Locking Frt. Guide<br/>                 14. 14.640 RETAINER ASM.—H/Lining Sunroof Sliding Pnl.<br/>                 15. 12.180 RETAINER—Sunroof Sliding Pnl.<br/>                     (Component of Item #40)<br/>                 16. N.S.S. SCREW—Sunroof Sliding Pnl. Ret.<br/>                 17. 14.550 COVER—Sunroof Sldg. Pnl. Cbl. Frt.<br/>                     (Component of Item #40)<br/>                 18. N.S. CABLE—Sunroof Sldg. Pnl. (Compt. of<br/>                     Item #42) (1973 Only)<br/>                 19. 14.550 GUIDE—Sunroof Sldg. Pnl. Cbl. Frt.<br/>                     (Component of Item #40)<br/>                 20. 14.550 GUIDE—Sunroof Sldg. Pnl. Cbl. Center<br/>                     (Component of Item #40)<br/>                 21. 12.810 STOP—Sunroof Sldg. Pnl. (Compt. of Item #40)<br/>                 22. 12.810 RETAINER—Sunroof Sldg. Pnl. Gde. Rail<br/>                 23. 13.090 HARNESS ASM.—Wiring (Opt.)<br/>                 24. 14.565 SUPPORT—Switch Asm. (Opt.)<br/>                 25. 14.565 SWITCH ASM.(Opt.)<br/>                 26. 14.570 SPACER—At Motor Asm.(Opt.)<br/>                 27. 14.550 MOTOR ASM. (Opt.)<br/>                 28. 14.550 WASHER—Clutch At Elec. Motor (Opt.)<br/>                 29. 14.640 PLUG—Access Hole Fil. Pad (Opt.)<br/>                 30. 14.570 DRIVE ASM.—Sunroof Sldg. Pnl.<br/>                 31. 14.640 RETAINER—Sldg. Pnl. H/Lining at Hdl.<br/>                 32. N.S.S. SCREW—Escut. To Hsg. Asm.<br/>                 33. 14.570 HANDLE ASM.—Roof Sldg. Pnl.<br/>                 34. 14.570 ESCUTCHEON—Roof Sldg. Pnl. Hdl.<br/>                 35. 14.640 PAD—Filler (Man.) W/Shield Header (Elec. Opt.)</p> | <p>36. 12.809 HOSE—Rf. Sldg. Pnl. Drain Frt. (Compt. of<br/>                     Item #40)<br/>                 37. 12.809 CLAMP—Drain Hose Frt.<br/>                 38. 12.809 CLIP &amp; BOLT ASM.<br/>                 39. 14.650 LACE—Sunroof Opng.<br/>                 40. 12.809 HOUSING ASM.—Sliding Sunroof Less Drive Asm.<br/>                     &amp; Pad (Includes Item #15, 17, 19, 20, 21,<br/>                     36, 41, 42, 48, 54)<br/>                 41. 14.550 RAIL—Gde. Sunroof Sldg. Pnl.—Rt. &amp; Lt.<br/>                     (Component of Item #40)<br/>                 42. 14.550 CABLE ASM.—Sunroof Sldg. Pnl. Guide—Rt. &amp; Lt.<br/>                     (Including Item #18, 43, 44, 45, 46)<br/>                     (Component of Item #40)<br/>                 43. 14.550 PLATE—Sunroof Sldg. Pnl. Rr. Guide (Component<br/>                     of Item #42) (1973 Only)<br/>                 44. 14.550 LOCK WASHER—Rr. Gde. Adjuster (Component<br/>                     of Item #42) (1973 Only)<br/>                 45. 14.550 SCREW—Rr. Gde. Adjuster (Component of<br/>                     Item #42) (1973 Only)<br/>                 46. 14.550 NUT—Rr. Gde. Adjuster (Component of Item #42)<br/>                     (1973 Only)<br/>                 47. 12.810 RETAINER—Rf. Sldg. Pnl. Rr. Gde. Plant<br/>                 48. 12.810 STOP—Sunroof Sldg. Pnl. Rr. (Component of<br/>                     Item #40)<br/>                 49. 12.809 DEFLECTOR—Water Hsg. Rr. Corner<br/>                 50. 12.809 CLAMP—Drain Hose Rr.<br/>                 51. 12.809 CONDUIT—Sldg. Pnl. Rr. Drain Hose Upr.<br/>                 52. 13.090 RETAINER—Sunroof Drain Hose Rr.<br/>                 53. 12.809 CONDUIT—Sldg. Pnl. Rr. Drain Hose Lwr.<br/>                 54. 12.809 HOSE—Rr. Sldg. Pnl. Drain Rr. (Component of<br/>                     Item #40)<br/>                 55. 12.810 PLATE SUPPORT SHIM<br/>                 56. 12.810 DEFLECTOR—Water Pnl. S/R Sldg.<br/>                 57. 12.809 STUD—Rf. Sldg. Pnl. Frt. Gde. Adj.<br/>                 58. N.S. SEALING STRIP—Sunroof Housing<br/>                 59. 13.090 CLIP—Drain Hose To Body<br/>                 60. 15.460 SNAP RING—Ret. Drive Asm.<br/>                 61. 14.555 GEAR—Drive Asm. Pinion<br/>                 62. 14.650 WASHER—Hdl./At Elec. Mtr./Emer.<br/>                 63. 14.650 SCREW—Washer Lock Hdl./At Elec. Mtr./Emer.</p> |
|---|--|

14-208



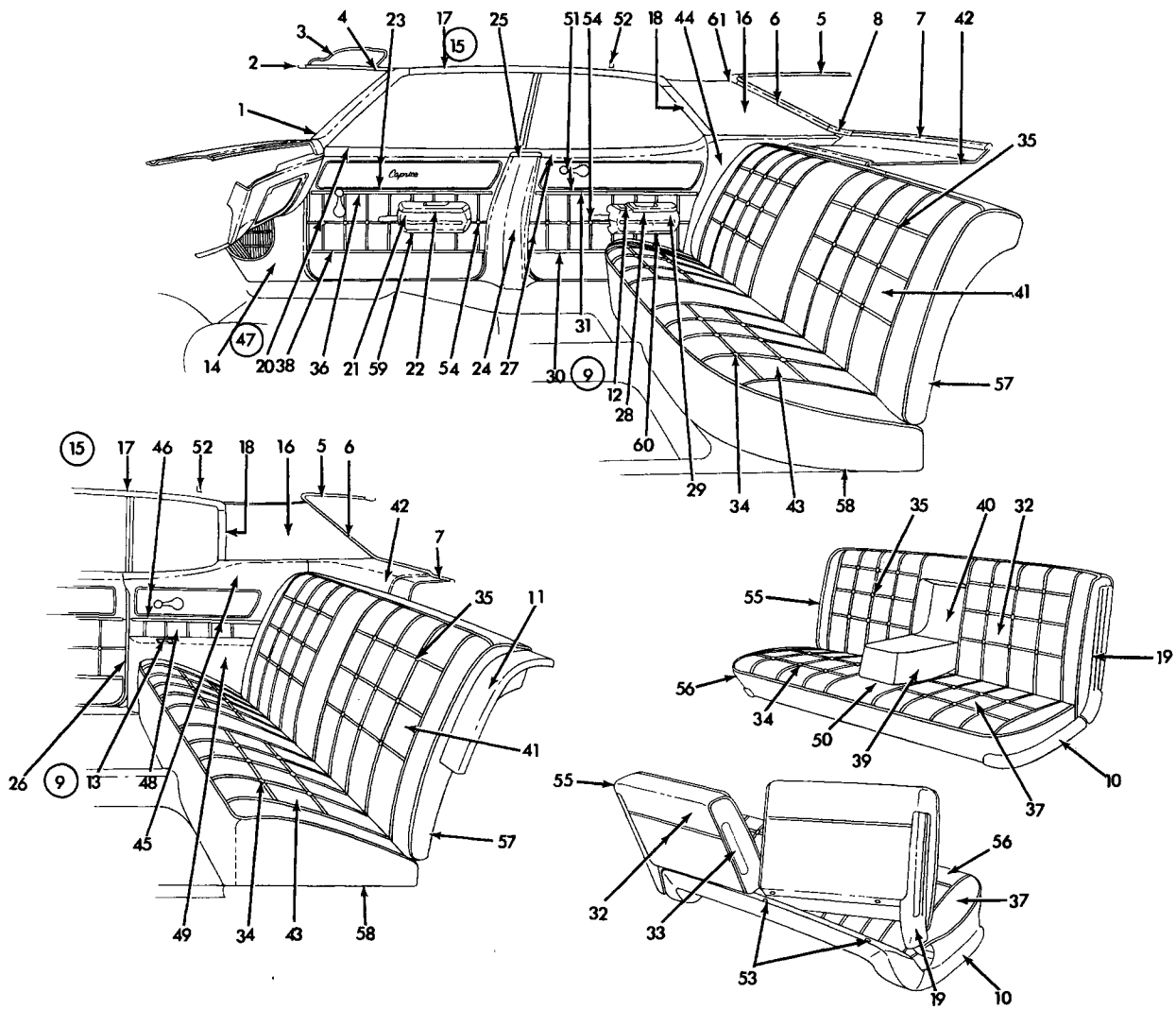
14-83

**1970 CHEVROLET IMPALA AND CAPRICE STATION WAGON  
 INTERIOR TRIM  
 (16436-37-39-46-47-67-69) (16636-46)**

**1970 CHEVROLET IMPALA AND CAPRICE STATION WAGON  
INTERIOR TRIM  
(16436-37-39-46-47-67-69) (16636-46)**

- |   |  |
|---|--|
| 1. 10.051 MOLDING, Windshield Upper Garnish           | 37. 15.100 TRIM, Rear Quarter                                      |
| 2. 10.051 MOLDING, Windshield Side Garnish            | 38. 15.100 PANEL, Quarter Inner Finishing                          |
| 3. 10.203 SUNSHADE, Trimmed                           | 39. 11.119 MOLDING, Quarter Window Garnish Front                   |
| 4. 10.219 SUPPORT, Sunshade                           | 40. 15.286 CARPET, Front Floor                                     |
| 5. 12.045 TRAY, Rear Door Arm Rest Ash                | 41. 15.306 CARPET, Rear Floor                                      |
| 6. 12.045 TRAY, Rear Quarter Arm Rest Ash             | 42. 15.388 HOOK, Coat  |
| 7. 12.180 ESCUTCHEON, Back Body Pillar Upper Finish   | 43. 11.119 MOLDING, Quarter Window Garnish Lower                   |
| 8. 14.630 PANEL, Shroud Plastic                       | 44. 11.119 MOLDING, Quarter Window Garnish Upper                   |
| 9. 14.640 HEADLINING, Less Listing Wires              | 45. 11.119 MOLDING, Quarter Window Garnish Lower Rear              |
| 10. 14.645 TRIM, Rear Quarter Upper Above Belt        | 46. 11.120 MOLDING, Back Window Upper Garnish                      |
| 11. 11.120 MOLDING, Back Window Side Garnish          | 47. 15.108 REST, Quarter Arm Complete                              |
| 12. 14.650 LACE, Tail Gate Opening Pinch Weld         | 48. 11.381 BUMPER, Seat Back Frame                                 |
| 13. 12.195 PANEL, Tail Gate Inner Cover               | 49. 11.375 COVER, Front Back Outer Hinge Arm                       |
| 14. 14.665 WINDLACE, Over Front and Rear Door Opening | 50. 14.651 MOLDING, Side Roof Rail Front                           |
| 15. 14.685 TRIM, Front Door                           | 51. 14.651 MOLDING, Side Roof Rail Rear                            |
| 16. 14.686 COVER, Front Door Arm Rest                 | 52. 10.721 MOLDING, Body Lock Above Belt                           |
| 17. 14.686 BASE, Front Door Arm Rest                  | 53. 14.691 PANEL ASSY., Front Door Trim Finishing                  |
| 18. 14.730 COVER, Center Pillar                       | 54. 14.804 BUTTON, Door Trim Pad                                   |
| 19. 14.730 MOLDING, Center Pillar Above Belt          | 55. 11.938 ESCUTCHEON, Quarter Switch & Courtesy Light (Left Side) |
| 20. 14.735 WINDLACE, Body Lock Pillar                 | 56. 11.935 SWITCH, Rear Quarter Courtesy Lamp (Left Side)          |
| 21. 14.760 TRIM, Rear Door                            | 57. 11.373 BACK, Front Seat Less Trim Cover                        |
| 22. 14.762 COVER, Rear Door Arm Rest                  | 58. 11.419 CUSHION, Front Seat Less Trim Cover                     |
| 23. 14.762 BASE, Rear Door Arm Rest                   | 59. 11.628 BACK, Rear Seat Less Trim Cover                         |
| 24. 11.629 FILLER, Seat Back to Quarter Panel         | 60. 11.610 CUSHION, Rear Seat Less Trim Cover                      |
| 25. 14.800 COVER, Front Seat Back                     | 61. 11.628 BACK, Second Seat Less Trim Cover                       |
| 26. 14.804 BUTTON, Seat Back                          | 62. 11.610 CUSHION, Second Seat Less Trim Cover                    |
| 27. 14.880 COVER, Front Seat Cushion                  | 63. 11.628 BACK, Third Seat Less Trim Cover                        |
| 28. 15.000 COVER, Rear Seat Back                      | 64. 11.610 CUSHION, Third Seat Less Trim Cover                     |
| 29. 15.000 COVER, Second Seat Back                    | 65. 15.100 EXTENSION, Quarter Belt Trim Support                    |
| 30. 15.024 TRIM ASSY., Rear Seat to Back Window       | 66. 10.777 SWITCH, Tail Gate Window Escutcheon (Left Side)         |
| 31. 15.035 COVER, Rear Seat Cushion                   | 67. 11.133 ESCUTCHEON, Back Window Lower Corner Garnish Molding    |
| 32. 15.035 COVER, Second Seat Cushion                 |  |
| 33. 15.060 COVER, Third Seat Back                     |  |
| 34. 15.070 COVER, Third Seat Cushion                  |  |
| 35. 15.099 TRIM, Wheelhouse Cover Panel               |  |
| 36. 15.100 TRIM, Spare Tire Cover Panel               |  |

14-83



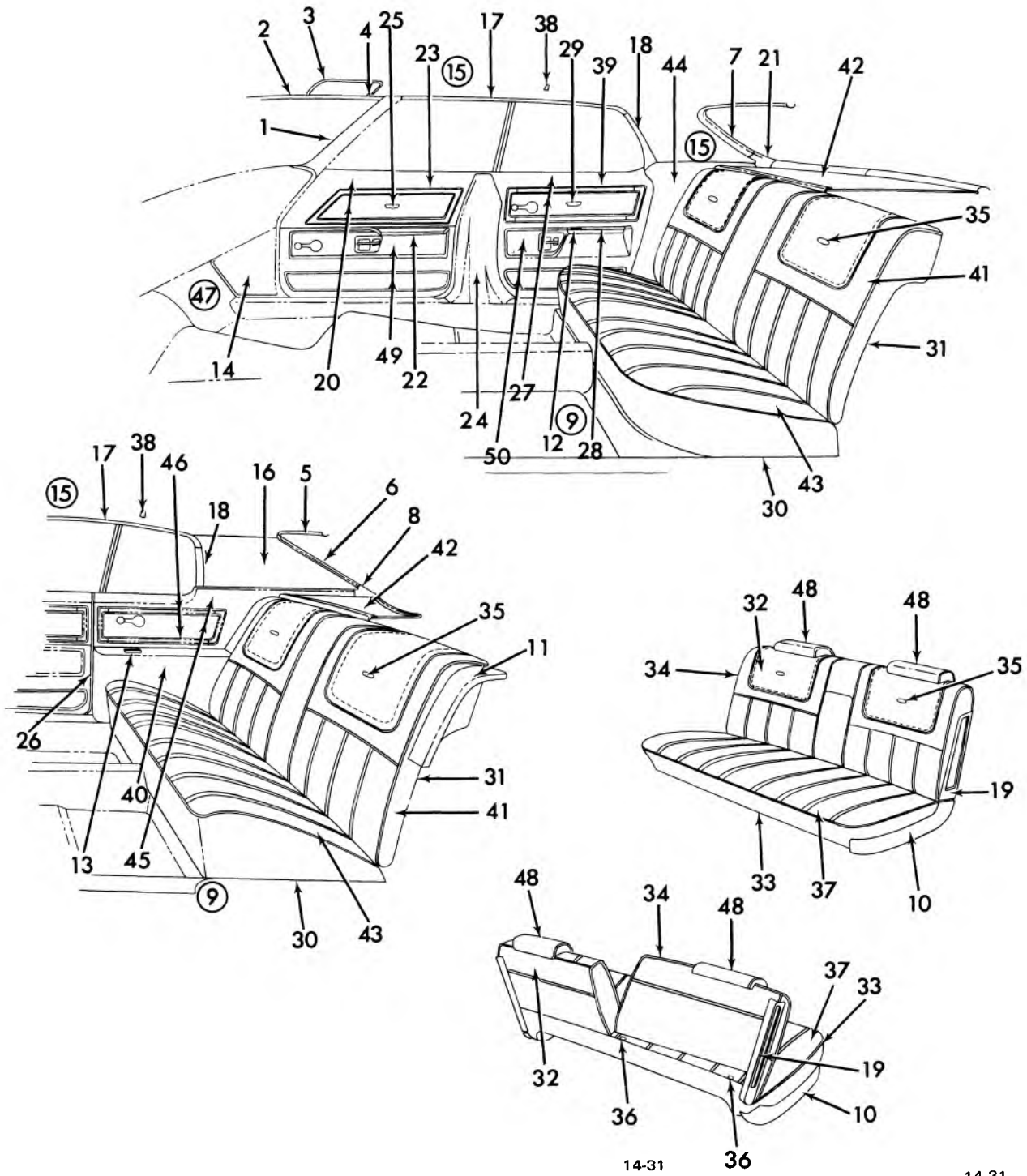
14-84

**1970 CHEVROLET CAPRICE INTERIOR TRIM ( 16639-47)**

**1970 CHEVROLET CAPRICE INTERIOR TRIM  
(16639-47)**

- |   |  |
|---|--|
| 1. 10.051 MOLDING, Windshield Side Garnish                        | 32. 14.800 COVER, Front Seat Back                                      |
| 2. 10.051 MOLDING, Windshield Upper Garnish                       | 33. 11.358 PANEL, Front Seat Back Side Inner                           |
| 3. 10.203 SUNSHADE, Trimmed                                       | 34. 14.804 BUTTON, Seat Cushion  |
| 4. 10.219 SUPPORT, Sunshade                                       | 35. 14.804 BUTTON, Seat Back   |
| 5. 11.120 MOLDING, Back Window Upper Garnish                      | 36. 14.691 MOLDING, Front Door Trim Pad Center                         |
| 6. 11.120 MOLDING, Back Window Side Garnish                       | 37. 14.880 COVER, Front Seat Cushion                                   |
| 7. 11.120 MOLDING, Back Window Lower Garnish                      | 38. 14.691 MOLDING, Front Door Trim Pad Lower                          |
| 8. 11.133 ESCUTCHEON, Back Window Lower Corner<br>Garnish Molding | 39. 14.900 COVER, Front Seat Center Arm Rest                           |
| 9. 15.306 CARPET, Rear Floor                                      | 40. 14.900 CURTAIN, Front Seat Center Arm Rest                         |
| 10. 11.362 PANEL, Front Seat Side                                 | 41. 15.000 COVER, Rear Seat Back                                       |
| 11. 11.629 FILLER, Seat Back to Quarter Panel                     | 42. 15.024 TRIM ASSY., Rear Seat to Back Window                        |
| 12. 12.045 TRAY, Rear Door Arm Rest Ash                           | 43. 15.035 COVER, Rear Seat Cushion                                    |
| 13. 12.045 TRAY, Rear Quarter Arm Rest Ash                        | 44. 15.100 PANEL, Quarter Inner Finishing                              |
| 14. 14.630 PANEL, Shroud Plastic                                  | 45. 15.100 TRIM, Rear Quarter Less Moldings                            |
| 15. 14.640 HEADLINING, Less Listing Wires                         | 46. 15.101 MOLDING, Rear Quarter Trim Pad Upper                        |
| 16. 14.645 TRIM, Rear Quarter Upper Above Belt                    | 47. 15.286 CARPET, Front Floor   |
| 17. 14.651 MOLDING, Side Roof Rail Front                          | 48. 15.101 MOLDING, Rear Quarter Trim Pad Lower                        |
| 18. 14.651 MOLDING, Side Roof Rail Rear                           | 49. 15.108 REST, Quarter Arm Complete                                  |
| 19. 11.358 PANEL, Front Seat Back Side Outer                      | 50. N.S. REST, Front Seat Center Arm (See<br>Illustration for Details) |
| 20. 14.685 TRIM, Front Door Less Moldings                         | 51. 14.764 MOLDING, Rear Door Trim Pad Upper                           |
| 21. 14.686 BASE, Front Door Arm Rest                              | 52. 14.764 HOOK, Coat  |
| 22. 14.686 COVER, Front Door Arm Rest                             | 53. 11.381 BUMPER, Seat Back Frame                                     |
| 23. 14.691 MOLDING, Front Door Trim Pad Upper                     | 54. 14.804 BUTTON, Door Trim Pad                                       |
| 24. 14.730 COVER, Center Pillar                                   | 55. 11.373 BACK, Front Seat Less Trim Cover                            |
| 25. 14.730 CAP, Center Pillar Finishing                           | 56. 11.419 CUSHION, Front Seat Less Trim Cover                         |
| 26. 14.735 WINDLACE, Body Lock Pillar                             | 57. 11.628 BACK, Rear Seat Less Trim Cover                             |
| 27. 14.760 TRIM, Rear Door Less Moldings                          | 58. 11.610 CUSHION, Rear Seat Less Trim Cover                          |
| 28. 14.762 COVER, Rear Door Arm Rest                              | 59. 14.688 PLATE, Front Door Arm Rest Finish                           |
| 29. 14.762 BASE, Rear Door Arm Rest                               | 60. 14.764 PLATE, Rear Door Arm Rest Finish                            |
| 30. 14.764 MOLDING, Rear Door Trim Pad Lower                      | 61. 11.133 ESCUTCHEON, Back Window Upper Corner<br>Garnish Molding     |
| 31. 14.762 MOLDING, Rear Door Trim Pad Center                     |  |

14-84

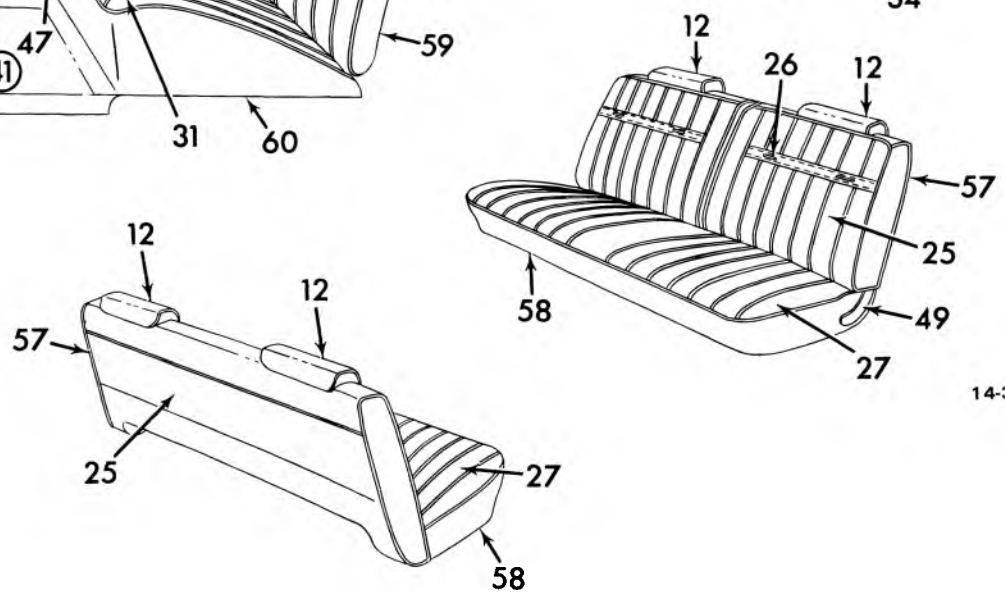
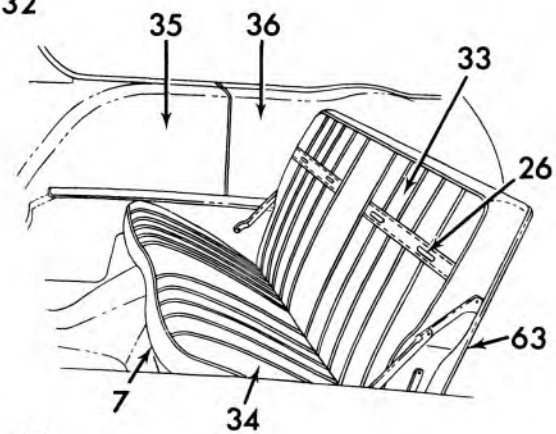
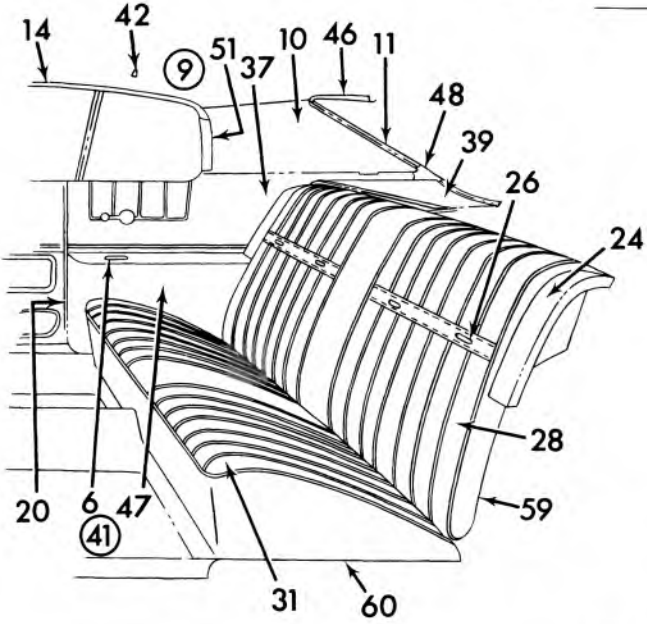
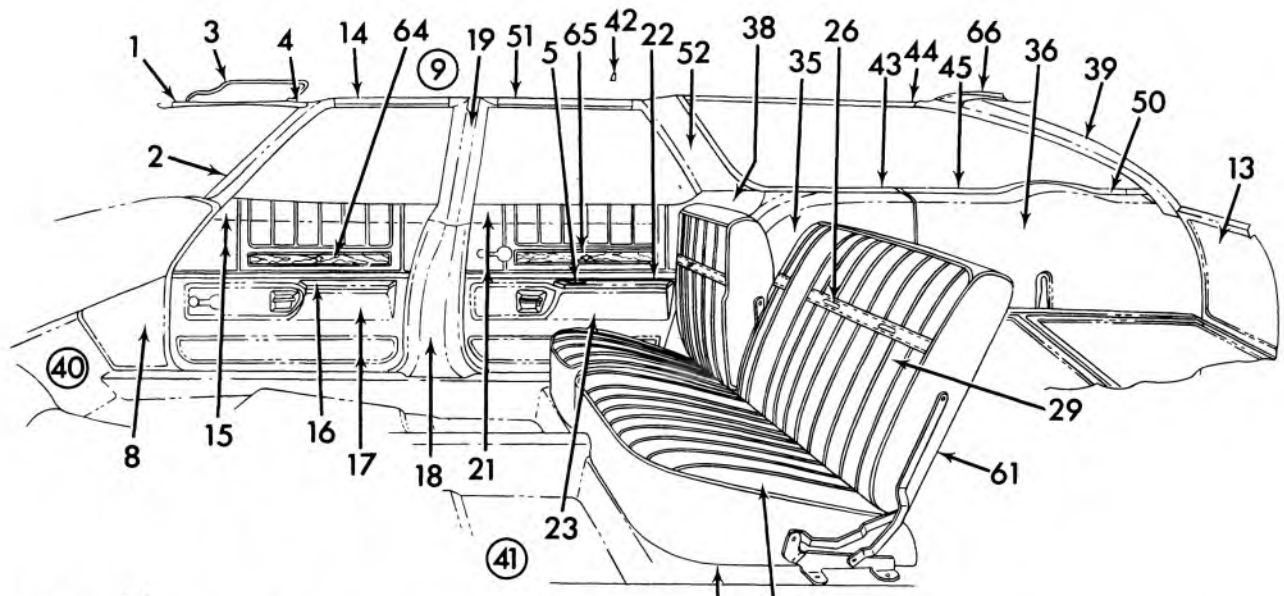


1971-72 CAPRICE INTERIOR TRIM (16639-47)

## 1971-72 CAPRICE INTERIOR TRIM (16639-47)

- |   |   |
|---|---|
| <ul style="list-style-type: none"> <li>1. 10.051 MOLDING WINDSHIELD SIDE GARNISH</li> <li>2. 10.051 MOLDING WINDSHIELD UPPER GARNISH</li> <li>3. 10.203 SUNSHADE TRIMMED</li> <li>4. 10.219 SUPPORT SUNSHADE</li> <li>5. 11.120 MOLDING BACK WINDOW UPPER GARNISH</li> <li>6. 11.120 MOLDING BACK WINDOW SIDE GARNISH</li> <li>7. 11.120 MOLDING BACK WINDOW UPR. &amp; SIDE GARNISH</li> <li>8. 11.133 ESCUTCHEON BACK WINDOW LOWER CORNER GARNISH MOLDING</li> <li>9. 15.306 CARPET REAR FLOOR</li> <li>10. 11.362 PANEL FRONT SEAT SIDE</li> <li>11. 11.629 FILLER SEAT BACK TO QUARTER PANEL</li> <li>12. 12.045 TRAY REAR DOOR ARM REST ASH</li> <li>13. 12.045 TRAY REAR QUARTER ARM REST ASH</li> <li>14. 14.630 PANEL SHROUD PLASTIC</li> <li>15. 14.640 HEADLINING LESS LISTING WIRES</li> <li>16. 14.645 TRIM REAR QUARTER UPPER ABOVE BELT</li> <li>17. 14.651 MOLDING ROOF INNER SIDE FRONT</li> <li>18. 14.651 MOLDING ROOF INNER SIDE REAR</li> <li>19. 11.358 PANEL FRONT SEAT BACK SIDE OUTER</li> <li>20. 14.685 TRIM FRONT DOOR UPR. LESS MOLDINGS</li> <li>21. 11.120 MOLDING BACK WINDOW LWR. CORNER &amp; SIDE GARNISH</li> <li>22. 14.686 COVER FRONT DOOR ARM REST</li> <li>23. 14.691 MOLDING FRONT DOOR TRIM PAD UPPER</li> <li>24. 14.730 COVER CENTER PILLAR</li> <li>25. 14.691 EMBLEM FRONT DOOR TRIM PAD</li> </ul> | <ul style="list-style-type: none"> <li>26. 14.735 WINDLACE BODY LOCK PILLAR</li> <li>27. 14.760 TRIM REAR DOOR UPPER LESS MOLDINGS</li> <li>28. 14.762 COVER REAR DOOR ARM REST</li> <li>29. 14.764 EMBLEM REAR DOOR TRIM PAD</li> <li>30. 11.610 CUSHION REAR SEAT LESS TRIM COVER</li> <li>31. 11.628 FOUNDATION REAR SEAT BACK</li> <li>32. 14.800 COVER FRONT SEAT BACK</li> <li>33. 11419 SPRING &amp; FRAME FRONT SEAT CUSHION</li> <li>34. 11.373 PANEL FRONT SEAT BACK</li> <li>35. 14.804 BUTTON SEAT BACK</li> <li>36. 11.381 BUMPER SEAT BACK FRAME</li> <li>37. 14.880 COVER FRONT SEAT CUSHION</li> <li>38. 14.764 HOOK COAT</li> <li>39. 14.764 MOLDING REAR DOOR TRIM PAD UPPER</li> <li>40. 15.108 REST QUARTER ARM COMPLETE</li> <li>41. 15.000 COVER REAR SEAT BACK</li> <li>42. 15.024 TRIM ASSY. REAR SEAT TO BACK WINDOW</li> <li>43. 15.035 COVER REAR SEAT CUSHION</li> <li>44. 15.100 PANEL QUARTER INNER FINISHING</li> <li>45. 15.100 TRIM REAR QUARTER LESS MOLDINGS</li> <li>46. 15.101 MOLDING REAR QUARTER TRIM PAD UPPER</li> <li>47. 15.286 CARPET FRONT FLOOR</li> <li>48. 14.924 COVER FRONT SEAT BACK HEADREST</li> <li>49. 14.685 TRIM FRONT DOOR LOWER FINISHING PANEL WITH CARPET</li> <li>50. 14.760 TRIM REAR DOOR LOWER FINISHING PANEL WITH CARPET</li> </ul> |
|---|---|

14-31



14-32

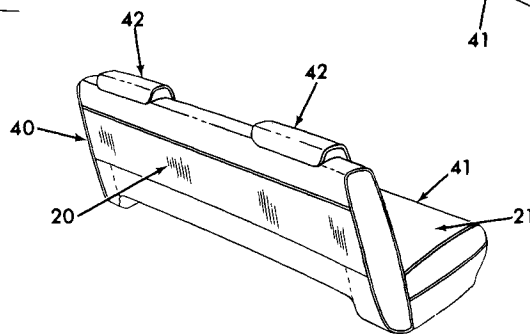
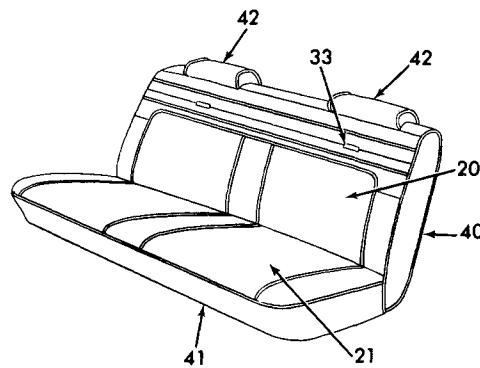
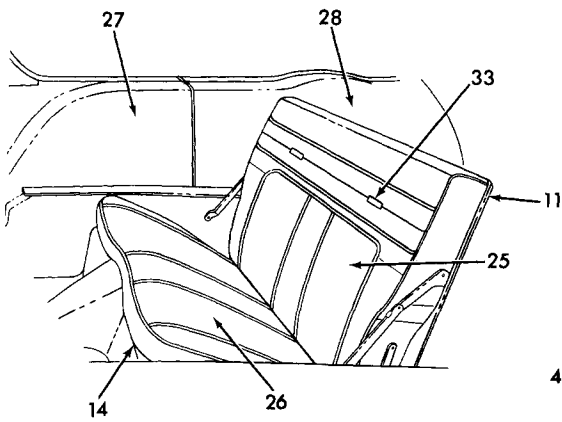
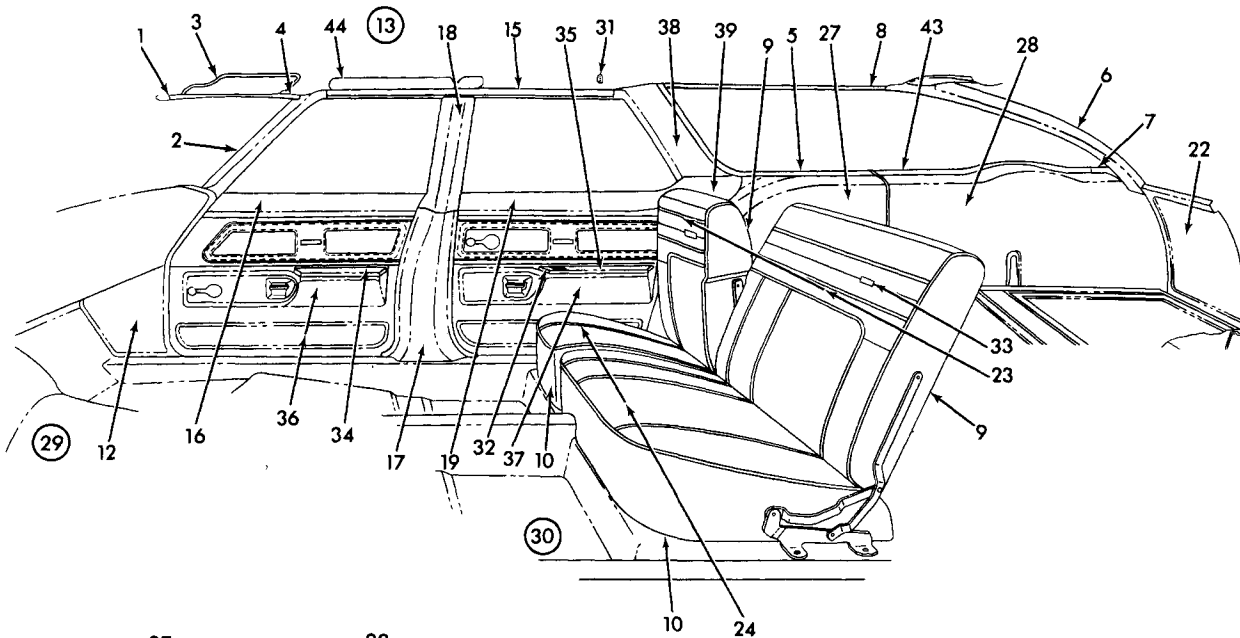
**1971-72 IMPALA, CAPRICE, KINGSWOOD & KINGSWOOD ESTATE  
INTERIOR TRIM (16435-39-45-47-57-67-69-16635-45)**



**1971-72 IMPALA, CAPRICE KINGSWOOD & KINGSWOOD ESTATE  
INTERIOR TRIM (16435-39-45-47-57-67-69-16635-45)**

- |   |  |
|---|--|
| 1. 10.051 MOLDING WINDSHIELD UPPER GARNISH            | 35. 15.099 TRIM WHEELHOUSE COVER PANEL                         |
| 2. 10.051 MOLDING WINDSHIELD SIDE GARNISH             | 36. 15.100 TRIM SPARE TIRE COVER PANEL                         |
| 3. 10.203 SUNSHADE TRIMMED                            | 37. 15.100 TRIM REAR QUARTER                                   |
| 4. 10.219 SUPPORT SUNSHADE                            | 38. 15.100 PANEL QUARTER INNER FINISHING                       |
| 5. 12.045 TRAY REAR DOOR ARM REST ASH                 | 39. 12.180 MLDG. FIN. BACK BODY PLR.                           |
| 6. 12.045 TRAY REAR QUARTER ARM REST ASH              | 40. 15.286 CARPET FRONT FLOOR                                  |
| 7. 11.610 FRAME THIRD SEAT CUSHION                    | 41. 15.306 CARPET REAR FLOOR                                   |
| 8. 14.630 PANEL SHROUD PLASTIC                        | 42. 15.388 HOOK COAT   |
| 9. 14.640 HEADLINING LESS LISTING WIRES               | 43. 11.119 MOLDING QUARTER WINDOW GARNISH LOWER FRT.           |
| 10. 14.645 TRIM REAR QUARTER UPPER ABOVE BELT         | 44. 11.119 MOLDING QUARTER WINDOW GARNISH UPPER                |
| 11. 11.120 MOLDING BACK WINDOW SIDE GARNISH           | 45. 11.119 MOLDING QUARTER WINDOW GARNISH LOWER REAR           |
| 12. 14.924 COVER FRONT SEAT BACK HEADREST             | 46. 11.120 MOLDING BACK WINDOW UPPER GARNISH                   |
| 13. 12.195 PANEL TAIL GATE INNER COVER                | 47. 15.108 REST QUARTER ARM COMPLETE                           |
| 14. 14.651 MOLDING ROOF INNER SIDE FRONT              | 48. 11.133 ESCUTCHEON BACK WINDOW LOWER CORNER GARNISH MOLDING |
| 15. 14.685 TRIM FRONT DOOR UPR.                       | 49. 11.375 COVER FRONT BACK OUTER HINGE ARM                    |
| 16. 14.686 TRIM FRONT DOOR LOWER PAD & COVER ARM REST | 50. 11.119 MOLDING QUARTER WINDOW GARNISH LOWER REAR CORNER    |
| 17. 14.685 PNL. FRT. DOOR LWR. TRIM FIN.              | 51. 14.651 MOLDING ROOF INNER SIDE REAR                        |
| 18. 14.730 COVER CENTER PILLAR LOWER                  | 52. 10.721 MOLDING BODY LOCK PILLAR ABOVE BELT                 |
| 19. 14.730 COVER CENTER PILLAR UPPER                  | 53. NOT USED   |
| 20. 14.735 WINDLACE BODY LOCK PILLAR                  | 54. NOT USED   |
| 21. 14.760 TRIM REAR DOOR UPR.                        | 55. NOT USED   |
| 22. 14.762 TRIM REAR DOOR LOWER PAD & COVER ARM REST  | 56. NOT USED   |
| 23. 14.760 PANEL REAR DOOR LOWER TRIM FINISHING       | 57. 11.373 PANEL FRONT SEAT BACK                               |
| 24. 11.629 FILLER SEAT BACK TO QUARTER PANEL          | 58. 11.419 SPRING & FRAME FRONT SEAT CUSHION                   |
| 25. 14.800 COVER FRONT SEAT BACK                      | 59. 11.628 FOUNDATION REAR SEAT BACK FORMED                    |
| 26. 14.804 BUTTON SEAT BACK                           | 60. 11.610 CUSHION REAR SEAT LESS TRIM COVER                   |
| 27. 14.880 COVER FRONT SEAT CUSHION                   | 61. 11.628 FRAME SECOND SEAT BACK                              |
| 28. 15.000 COVER REAR SEAT BACK                       | 62. 11.610 CUSHION SECOND SEAT LESS TRIM COVER                 |
| 29. 15.000 COVER SECOND SEAT BACK                     | 63. 11.628 FOUNDATION FOLDING THIRD SEAT BACK                  |
| 30. 15.024 TRIM ASSY. REAR SEAT TO BACK WINDOW        | 64. 14.691 EMBLEM FRT. DOOR TRIM PAD                           |
| 31. 15.035 COVER REAR SEAT CUSHION                    | 65. 14.764 EMBLEM REAR DOOR TRIM PAD                           |
| 32. 15.035 COVER SECOND SEAT CUSHION                  | 66. 12.180 MOLDING BACK BODY OPENING UPPER FINISH              |
| 33. 15.060 COVER THIRD SEAT BACK                      |  |
| 34. 15.070 COVER THIRD SEAT CUSHION                   |  |

14-32

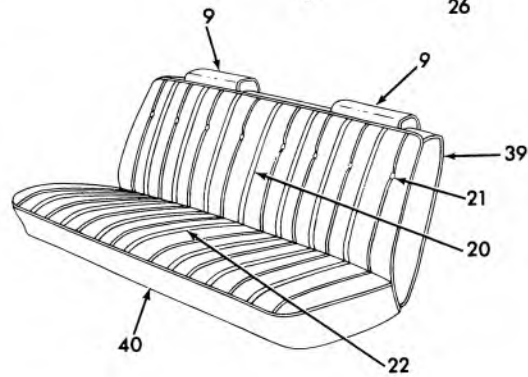
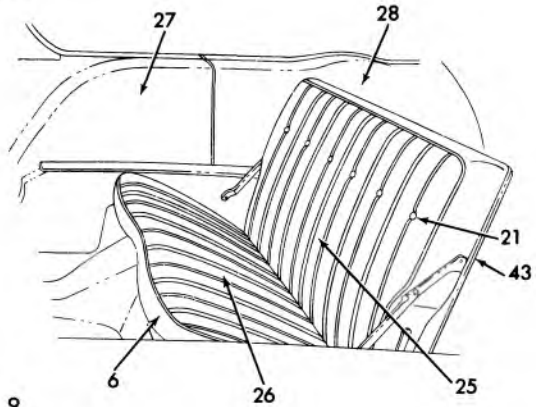
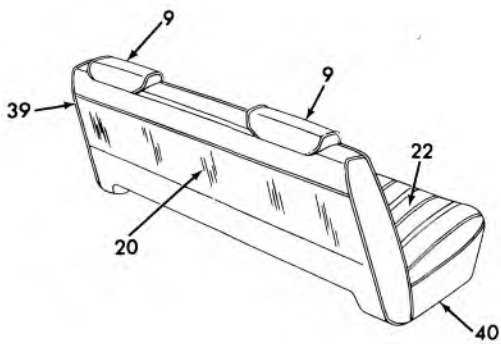
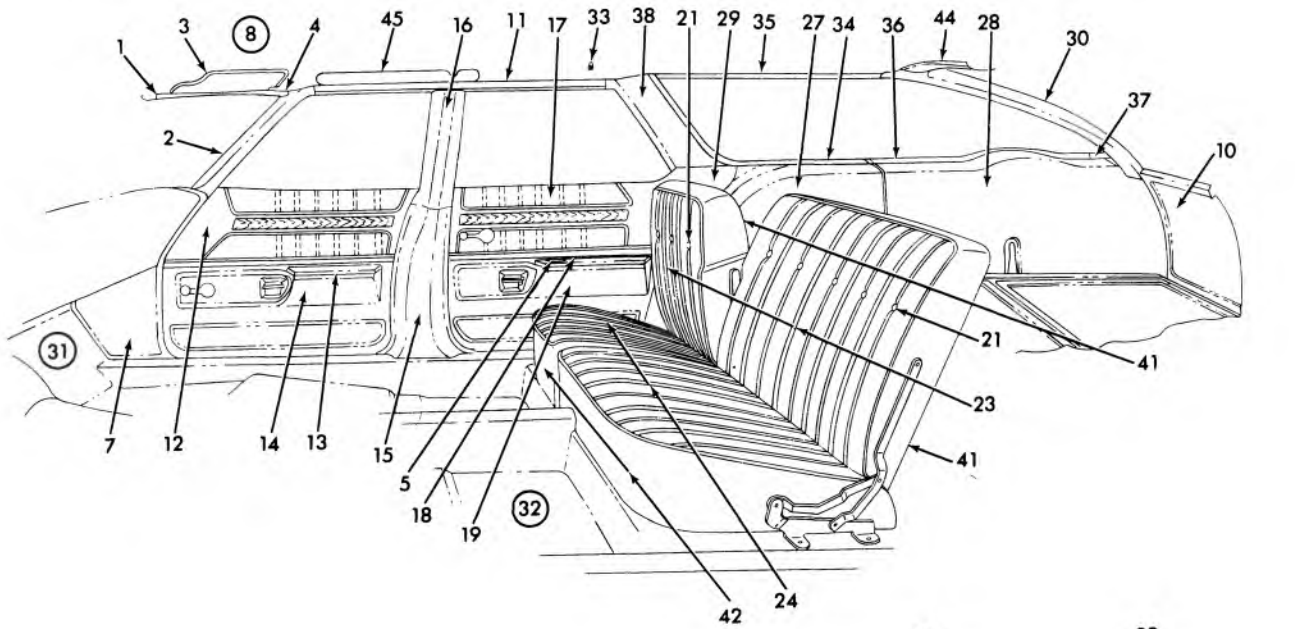


14-181

1973 BEL AIR INTERIOR TRIM (1BK 35-45-69)

**1973 BEL AIR INTERIOR TRIM  
(1BK 35-45-69)**

1	10.051	MOLDING—Garnish W/S Up	22	12.195	PANEL—T/Gate Inr Cvr
2	10.051	MOLDING—Garnish W/S Side	23	15.000	COVER—Fldg 2nd 1/3 or 2/3 St Bk
3	10.203	SUNSHADE	24	15.035	COVER—Fldg 2nd 1/3 or 2/3 St Cush
4	10.219	SUPPORT—Sunshade	25	15.060	COVER—Fldg 3rd Seat Bk
5	11.119	MOLDING—Garnish Qtr Wdo Lwr Frt	26	15.070	COVER—Fldg 3rd St Cush
6	12.180	MOLDING—Fin Bk Body Plr	27	15.099	PANEL—W/H Cover
7	11.119	MOLDING—Garn Qtr Wdo Lwr Rr Corner	28	15.100	PANEL—Spare Tire Cover
8	11.119	MOLDING—Garn Qtr Wdo Up	29	15.286	CARPET—Frt Flr
9	11.628	FRAME—Fldg Second 1/3 or 2/3 St Bk	30	15.306	CARPET—Rr Flr
9	15.002	PAD ASM.—Fldg 2nd 1/3 or 2/3 St Bk	31	15.388	HOOK—Coat
10	11.610	SPRING & FRAME—Fldg 2nd 1/3 or 2/3 Seat Btm	32	12.045	TRAY—Rr Dr A/Rest Ash
10	15.036	PAD ASSY.—Fldg 2nd 1/3 or 2/3 St Bk	33	14.804	BUTTON—St Bk Trim
11	11.628	FOUNDATION—Fldg 3rd St Bk	34	14.686	PAD—Frt Dr Lwr Trim Fin Pnl
11	15.002	PAD ASSY.—Fldg 3rd St Bk	35	14.762	PAD—Rr Dr Lwr Trim Fin
12	14.630	PANEL—Shroud Side Fin	36	14.685	PANEL—Trim Fin Frt Dr Lwr
13	14.640	HEADLINING	37	14.760	PANEL—Trim Fin Rr Dr Lwr
14	11.610	SPRING & FRAME—Fldg 3rd St Cush	38	10.721	MOLDING—Fin Body Lock Plr Above Belt
14	15.036	PAD & WIRE ASSY.—Fldg 3rd St Cush	39	15.100	PANEL—Qtr Inr Fin
15	14.651	MOLDING—Roof Inr Side	40	11.373	PANEL—Frt St Bk
16	14.685	TRIM—Frt Dr Up	40	14.810	PAD ASSY.—Frt St Bk
17	14.730	COVER—Center Plr Lwr	41	11.419	SPRING & FRAME—Frt St Btm
18	14.730	COVER—Ctr Plr Up	41	14.810	PAD & WIRE—Frt St Btm
19	14.760	TRIM—Rr Dr Up	42	14.924	COVER—H/Rst Passenger & Driver St Bk
20	14.800	COVER—Front St Bk	43	11.119	MOLDING—Garn Qtr Wdo Lwr Rr
21	14.880	COVER—Frt St Cush	44	14.875	RETAINER—Shldr Harn Stow



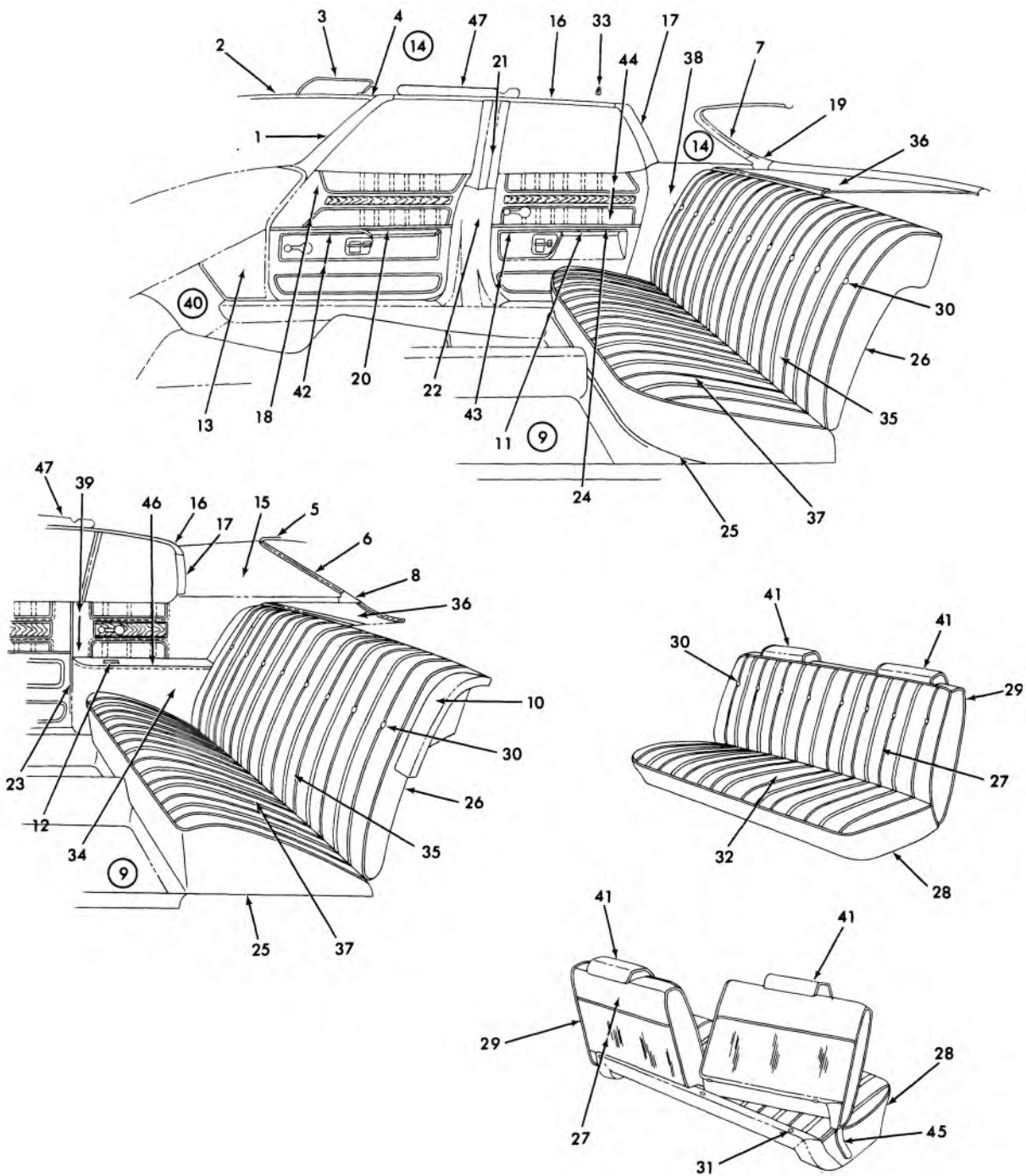
14-182

**1973 IMPALA AND CAPRICE STATION WAGON INTERIOR TRIM  
(1BL 35-45 - 1BN 35-45)**

**1973 IMPALA AND CAPRICE STATION  
WAGON INTERIOR TRIM (1BL 35-45 —  
1BN 35-45)**

1	10.051	MOLDING—Garn <del>S/S</del> Up	27	15.099	TRIM—W/H Cover Pnl (1BN 35-45)
2	10.051	MOLDING—Garn W/S Side	27	15.099	PANEL—W/H Cvr (1BL 35-45)
3	10.203	SUNSHADE	28	15.100	TRIM—Spare Tire Cvr Pnl (1BN 35-45)
4	10.219	SUPPORT—Sunshade	28	15.100	PANEL—Spare Tire Cvr (1BL 35-45)
5	12.045	TRAY—Rr Dr A/Rest Ash	29	15.100	PANEL—Qtr Inr Fin
6	11.610	SPRING & FRAME—Fldg 3rd St Cush	30	12.180	MOLDING—Fin Bk Body Plr
6	15.036	PAD & WIRE ASSY.—Fldg 3rd St Cush	31	15.286	CARPET—Frt Fir
7	14.630	PANEL—Shroud Side Fin	32	15.306	CARPET—Rr Fir
8	14.640	HEADLINING	33	15.388	HOOK—Coat
9	14.924	COVER— H/Rst Psngr & Drv St Bk	34	11.119	MOLDING—Garn Qtr Wdo Lwr Frt
10	12.195	PANEL—T/Gate Inr Cover	35	11.119	MOLDING—Garn Qtr Wdo Up
11	14.651	MOLDING—Roof Inr Side	36	11.119	MOLDING—Garn Qtr Wdo Lwr Rr
12	14.685	TRIM—Frt Dr Up	37	11.119	MOLDING—Garn Qtr Wdo Lwr Rr Corn
13	14.686	PAD—Frt Dr Lwr Trim Fin Pnl	38	10.721	MOLDING—Fin Body Lk Plr Above Belt
14	14.685	PANEL—Trim Fin Frt Dr Lwr	39	11.373	PANEL—Frt St Bk
15	14.730	COVER—Ctr Plr Lwr	39	14.810	PAD ASSY.—Frt St Bk
16	14.730	COVER—Ctr Plr Up	40	11.419	SPRING & FRAME—Frt St Btm
17	14.760	TRIM—Rr Dr Up	40	14.890	PAD & WIRE ASSY.—Frt St Btm
18	14.762	PAD—Rr Dr Lwr Trim Fin Pnl	41	11.628	FRAME—2nd 1/3 or 2/3 St Bk
19	14.760	PANEL—Rr Dr Lwr Trim Fin	41	15.002	PAD & WIRE ASSY.—2nd 1/3 or 2/3 St Bk
20	14.800	COVER—Frt St Bk	42	11.610	SPRING & FRAME—2nd 1/3 or 2/3 St Btm
21	14.894	BUTTON—St Bk Trim	42	15.036	PAD ASSY.—Wnd 1/3 or 2/3 St Btm
22	14.880	COVER—Frt St Cush	43	11.628	FOUNDATION—Fldg 3rd St Bk
23	15.000	COVER—Fldg 2nd 1/3 or 2/3 St Bk	43	15.002	PAD ASSY.—Fldg 3rd St Bk
24	15.035	COVER—Fldg 2nd 1/3 or 2/3 St Cush	44	12.180	MOLDING—Fin Bk Body Opg Up
25	15.060	COVER—Fldg 3rd St Bk	45	14.875	RETAINER—Shldr Strap Stow
26	15.070	COVER—Fldg 3rd St Cush			

14-182



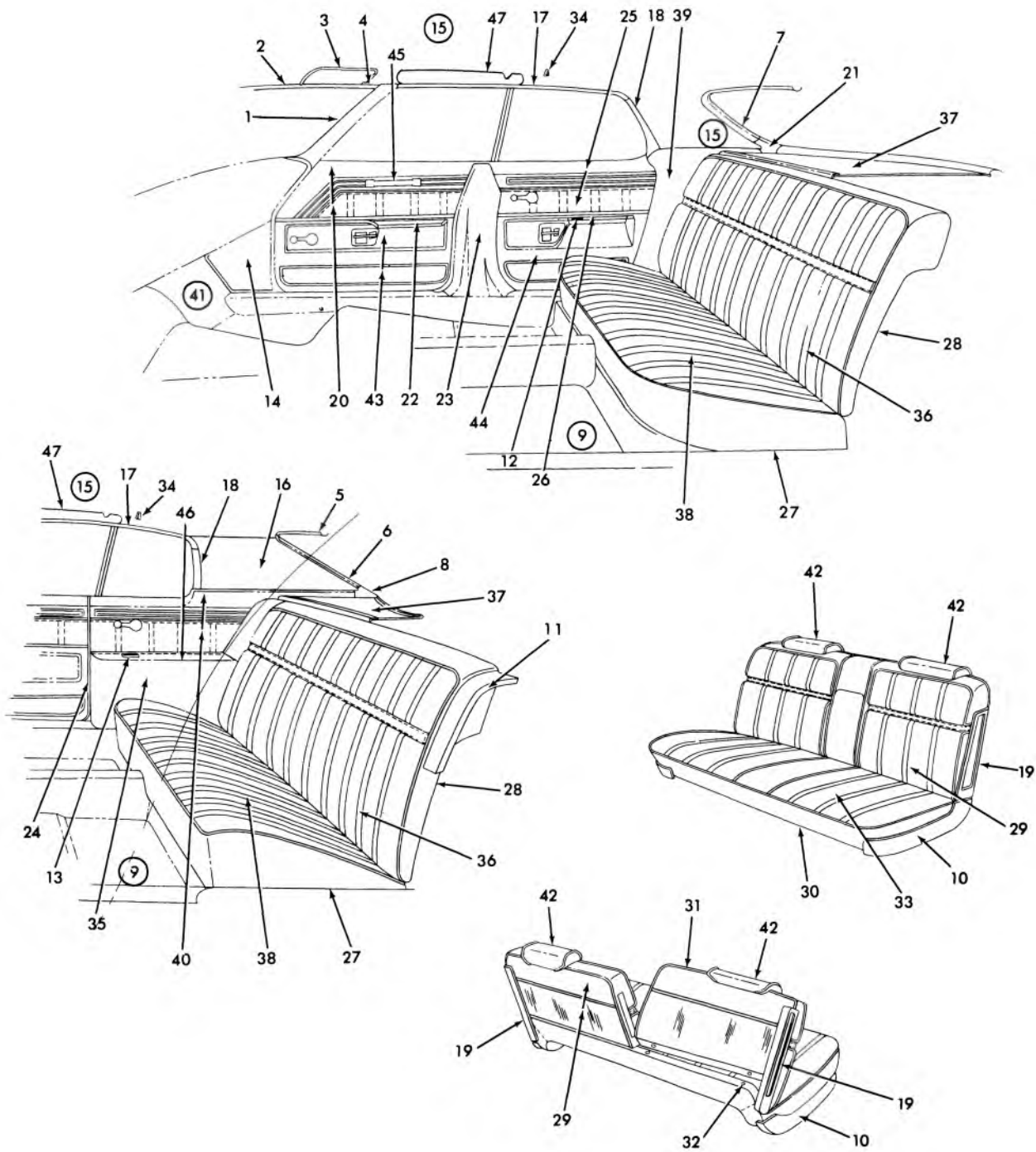
14-183

**1973 IMPALA & CAPRICE INTERIOR TRIM (1BL 39-57-69 - 1BL 47 - 1BN 67)**

**1973 IMPALA & CAPRICE INTERIOR TRIM  
(1BL 39-57-69 — 1BL 47 — 1BN 67)**

1	10.051	MOLDING—Garn W/S Side	26	11.628	FOUNDATION—Rr St Bk
2	10.051	MOLDING—Garn W/S Up	26	15.002	PAD ASSY.—Rr St Bk
3	10.203	SUNSHADE	27	14.800	COVER—Frt St Bk
4	10.219	SUPPORT—Sunshade	28	11.419	SPRING & FRAME—Frt St Btm
5	11.120	MOLDING—Garn Bk Wdo Up	28	14.890	PAD & WIRE ASSY.—Frt St Btm
6	11.120	MOLDING—Garn Bk Wdo Side	29	11.373	PANEL—Frt St Bk
7	11.120	MOLDING—Garn Bk Wdo Up & Side	29	14.802	PAD ASSY.—Frt St Bk
8	11.133	ESCUTCHEON—Garn Bk Wdo Lwr Corner	30	14.804	BUTTON—St Bk
9	15.306	CARPET—Rr Flr	31	11.381	BUMPER—St Bk Frm
10	11.629	FILLER—Rr St Bk to Qtr Panel	32	14.880	COVER—Frt St Cush
11	12.045	TRAY—Rr Dr A/Rest Ash	33	14.764	HOOK—Coat
12	12.045	TRAY—Rr Qtr A/Rest Ash	34	15.108	REAT—Qtr Arm Complete
13	14.630	PANEL—Shroud Side Fin	35	15.000	COVER—Rr St Bk
14	14.640	HEADLINING	36	15.024	TRIM ASSY.—Rr St to Bk Wdo
15	14.645	TRIM—Rr Qtr Up Above Belt	37	15.035	COVER—Rr St Cush
16	14.651	MOLDING—Roof Inr Side	38	15.100	PANEL—Qtr Inr Fin
17	14.651	MOLDING—Roof Inr Side Rr	39	15.100	TRIM—Rr Qtr Up
18	14.685	TRIM—Frt Dr Up	40	15.286	CARPET—Frt Flr
19	11.120	MOLDING—Garn Wdo Lwr Corn & Side	41	14.924	COVER—Frt St Bk H/Rst
20	14.686	PAD—Frt Dr Lwr Trim Fin Pnl	42	14.685	PANEL—F/D Lwr Trim Fin
21	14.730	COVER—Ctr Plr Up	43	14.760	PANEL—R/D Lwr Trim Fin
22	14.730	COVER—Ctr Plr Lwr	44	14.760	TRIM—Rr Dr Up
23	14.735	WINDLACE—Body Lk Plr	45	11.375	COVER—Hge Arm Driver & Psngr St Bk Otr
24	14.762	RAD—Rr Dr Lwr Trim Fin Pnl	46	15.108	TRIM ASSY.—Qtr A/Rest
25	11.610	SPRING & FRAME—Rr St Btm	47	14.875	RETAINER—Shldr Harn Stow
25	15.036	PAD & WIRE ASSY.—Rr St Btm			

14-183



14-184

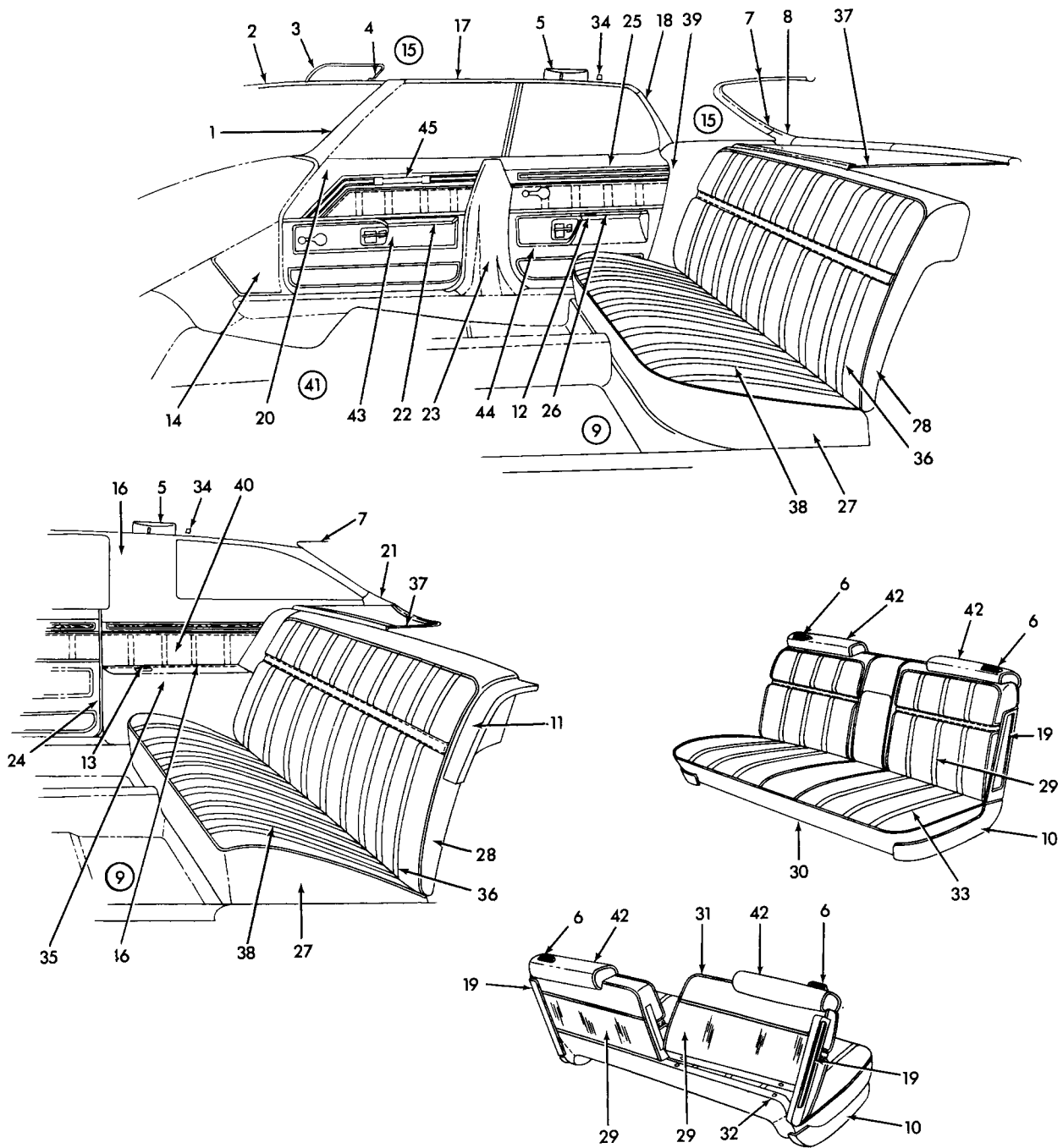
**1973 CAPRICE INTERIOR TRIM (1BN 39-47-69)**



**1973 CAPRICE INTERIOR TRIM  
(1BN 39-47-69)**

1	10.051	MOLDING—Garn W/S Side	27	11.610	SPRING & FRAME—Rr St Btm
2	10.051	MOLDING—Garn W/S Upr	27	15.036	PAD & WIRE ASM.—Rr St Brm
3	10.203	SUNSHADE	28	11.628	FOUNDATION—Rr St Bk Frm
4	10.219	SUPPORT—Sunshade	28	15.002	PAD & WIRE ASM.—Rr St Bk
5	11.120	MOLDING—Garn Back Wdo Upr	29	14.800	COVER—Frt St Bk
6	11.120	MOLDING—Garn Back Wdo Side	30	11.419	SPRING & FRAME—Frt St Btm
7	11.120	MOLDING—Garn Back Wdo Upr & Side	30	14.890	PAD & WIRE ASM.—Frt Seat Btm
8	11.133	ESCUTCHEON—Back Wdo Lwr Garn Molding	31	11.373	PANEL—Frt St Bk
9	15.306	CARPET—Rear Floor	31	14.802	PAD & WIRE ASM.—Frt St Bk
10	11.362	PANEL—Frt Seat Side	32	11.381	BUMPER—St Bk Frm
11	11.629	FILLER—Rear Seat Bk to Qtr Pnl	33	14.880	COVER—Frt St Cush
12	12.045	TRAY—Rr Door Arm Rest Ash	34	14.764	HOOK—Coat
13	12.045	TRAY—Rr Qtr Arm Rest Ash	35	15.108	REST—Qtr Arm Complete
14	14.630	PANEL—Shrd Side Fin	36	15.000	COVER—Rr St Bk
15	14.640	HEADLINING	37	15.024	TRIM ASSY—Rr St to Bk Wdo
16	14.645	TRIM—Rear Qtr Upr Above Belt	38	15.035	COVER—Rr St Cushion
17	14.651	MOLDING—Roof Inr Side Frt	39	15.100	PANEL—Qtr Inr Fin
18	14.651	MOLDING—Roof Inr Side Rr	40	15.100	TRIM—Rr Qtr Upr
19	11.358	PANEL—Frt Seat Bk Side Otr	41	15.286	CARPET—Frt Flr
20	14.685	TRIM—Frt Dr Upr	42	14.924	COVER—Frt St Bk H/Rst
21	11.120	MOLDING—Garn Wdo Lwr Corner & Side	43	14.685	PANEL—F/D Lwr Trim Fin
22	14.686	PAD—Front Dr Arm Rest	44	14.760	PANEL—R/D Lwr Trim Fin
23	14.730	COVER—Center Pillar	45	14.691	STRAP—Pull F/D Upr
24	14.735	WINDLACE—Body Lock Plr	46	15.108	TRIM ASM.—Qtr A/Rst
25	14.760	TRIM—Rr Dr Upr	47	14.875	RETAINER—Shldr Harn Stow
26	14.762	PAD—Rr Arm Rest			

14-184



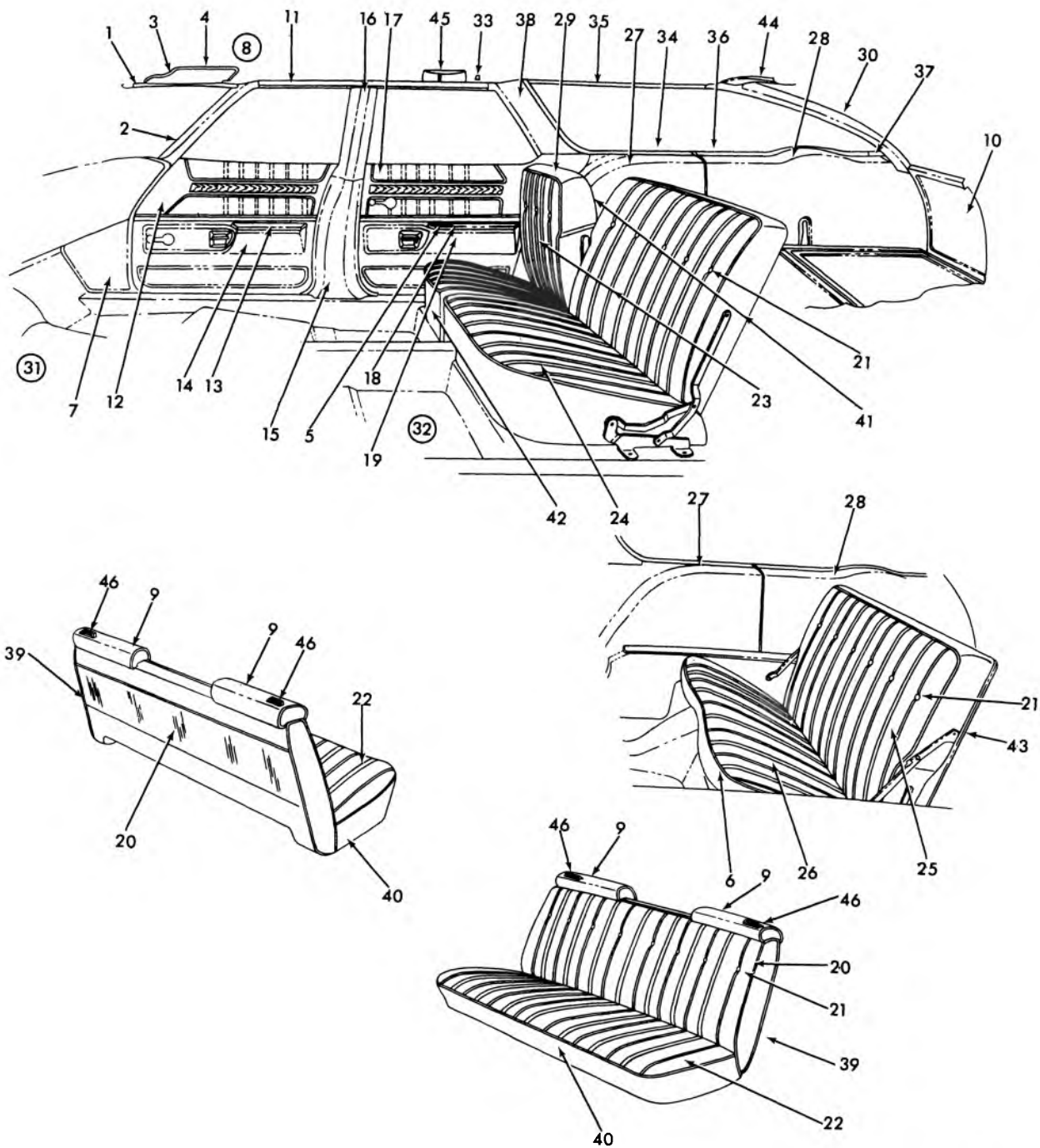
14-198

**1974 CHEVROLET CAPRICE INTERIOR TRIM (1BN39-47-69)**

### 1974 CHEVROLET CAPRICE INTERIOR TRIM (1BN39-47-69)

- |   |   |
|---|---|
| 1. 10.051 MOLDING—Garn. W/S Side                    | 25. 14.760 TRIM—RR Dr. Up.                  |
| 2. 10.051 MOLDING—Garn. W/S Upr.                    | 26. 14.762 PAD—RR Arm Rest                  |
| 3. 10.203 SUNSHADE                                  | 27. 11.610 SPRING & FRAME—RR ST. Btm.       |
| 4. 10.219 SUPPORT—Sunshade                          | 27. 15.036 PAD & WIRE ASM.—RR St. Btm.      |
| 5. CVR ASM.—Retractor Shoulder Strap                | 28. 11.628 FOUNDATION RR St. Bk. Frm.       |
| 6. 14.875 GUIDE—Shoulder Strap P & D St. Back       | 28. 15.002 PAD & WIRE ASM.—RR St. Bk.       |
| 6. 14.875 ESCUTCHEON—Shoulder StrapP & D St. Back   | 29. 14.800 COVER—Frt. St. Bk.               |
| 7. 11.120 MOLDI@NG—Garn. Back Wdo Upr & Sede        | 30. 11.419 SPRING & FRAME—Frt. St. Btm.     |
| 8. 11.133 ESCUTCHEON—Back Wdo Lwr. Garn.<br>Molding | 30. 14.890 PAD & WIRE ASM.—Frt Seat Btm.    |
| 9. 15.306 CARPET—Rear Floor                         | 31. 11.373 PANEL—Frt. St. Bk.               |
| 10. 11.362 PANEL—Frt. Seat Side                     | 31. 14.802 PAD & WIRE ASM.—Frt. St. Bk.     |
| 11. 11.629 FILLER—Rear Seat Bk. to Qtr. Pnl.        | 32. 11.381 BUMPER—St. Bk. Frm.              |
| 12. 12.045 TRAY—RR Door Arm Rest Ash                | 33. 14.880 COVER—Frt. St. Cush.             |
| 13. 12.045 TRAY—RR Qtr. Arm Rest Ash                | 34. 14.764 HOOK—Coat                        |
| 14. 14.630 PANEL—Shrd. Side Fin.                    | 35. 15.108 REST—Arm Complete                |
| 15. 14.640 HEADLINING                               | 36. 15.000 COVER—RR St. Bk.                 |
| 16. 14.645 PNL ASM.—Trim Fin. Qtr. Upr. Above Belt  | 37. 15.024 TRIM ASSEMBLY—RR St. To Bk. Wdo. |
| 17. 14.651 MOLDING—Roof Inr. Side Frt.              | 38. 15.035 COVER—RR St. Cushion             |
| 18. 14.651 MOLDING—Roof Inr. Side RR                | 39. 15.100 PANEL—Qtr. Inr. Fin.             |
| 19. 11.358 PANEL—Frt. Seat Bk. Side Qtr.            | 40. 15.100 TRIM—RR Qtr. Upr.                |
| 20. 14.685 TRIM—Frt Dr. Upr                         | 41. 15.286 CARPET—Frt. Fir.                 |
| 21. 11.120 MOLDING—Garn. B/W Lwr. Corner & Side     | 42. 14.924 COVER—Frt. St. Bk. H/Rest        |
| 22. 14.686 PAD—Front Dr. Arm Rest                   | 43. 14.685 PANEL—F/D Lwr. Trim Fin.         |
| 23. 14.730 COVER—Center Pillar                      | 44. 14.760 PANEL—R/D Lwr. Trim Fin.         |
| 24. 14.735 WINDLACE—Body Lock Plr.                  | 45. 14.691 STRAP—Pull F/D Upr.              |
|   | 46. 15.108 TRIM ASM.—Qtr. A/Rest.           |

14-198



14-199

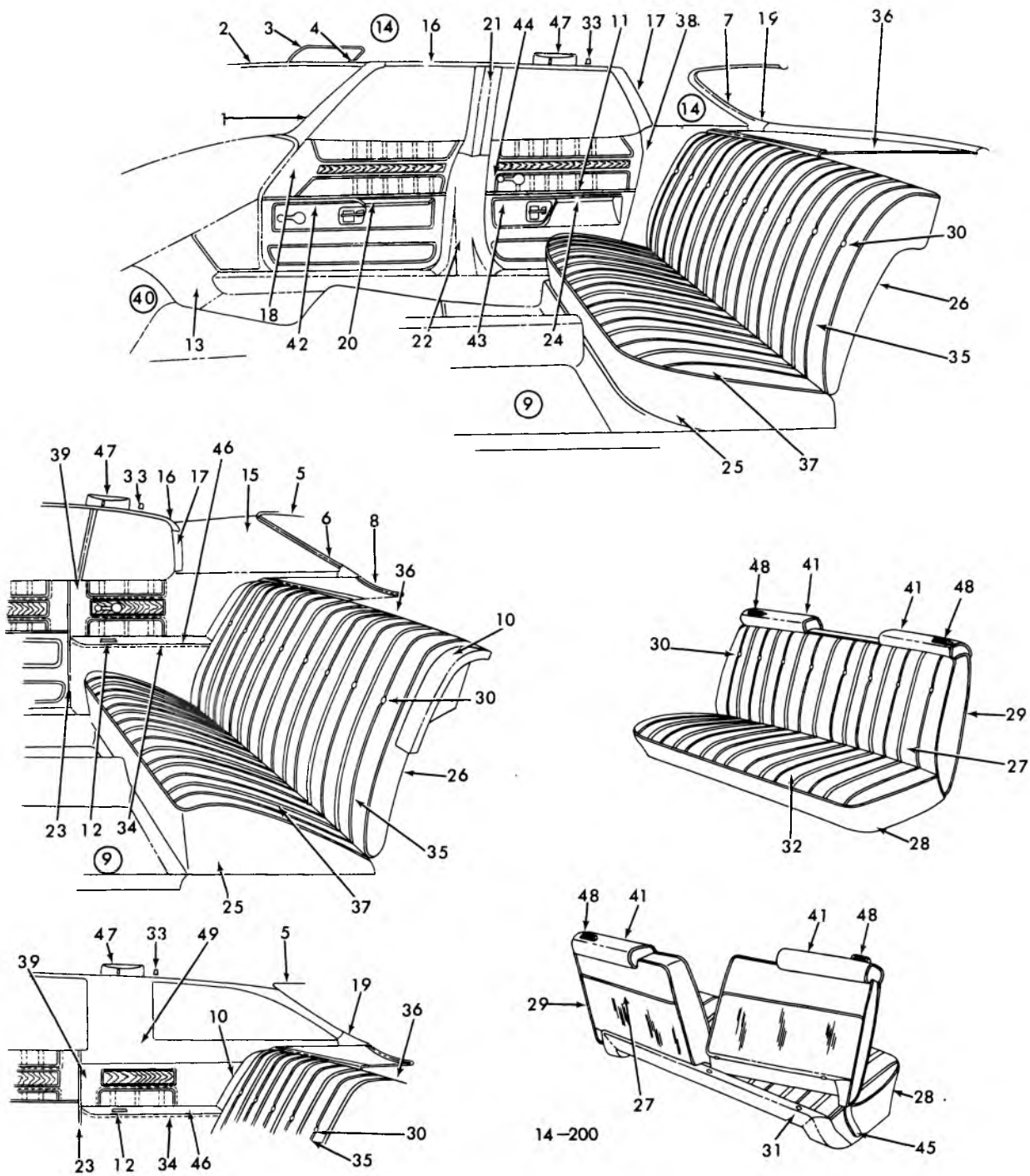
**1974 CHEVROLET IMPALA AND CAPRICE STATION WAGON  
INTERIOR TRIM (1BL35-45-1BN35-45)**

GM PARTS DIVISION, GENERAL MOTORS CORPORATION — CHEVROLET — 11A

**1974 CHEVROLET IMPALA AND CAPRICE STATION WAGON INTERIOR TRIM  
(1BL-35-45 - 1BN35-45)**

- |     |        |                                      |     |        |  |
|-----|--------|--------------------------------------|-----|--------|--|
| 1.  | 10.051 | MOLDING—Garn. W/S Upr                | 27. | 15.099 | PANEL—W/H Cvr (1BN35-45)                   |
| 2.  | 10.051 | MOLDING—Garn. W/S Side               | 28. | 15.100 | TRIM—Spare Tire Cvr. Pnl. (1BN35-45)       |
| 3.  | 10.203 | SUNSHADE                             | 28. | 15.100 | PANEL—Spare Tire Cvr. (1BL35-45)           |
| 4.  | 10.219 | SUPPORT—Sunshade                     | 29. | 15.100 | PANEL—Qtr. Inr. Fin.                       |
| 5.  | 12.045 | TRAY—RR Dr r/Rest Ash                | 30. | 12.180 | MOLDING—Fin. Bk. Body Plr.                 |
| 6.  | 11.610 | SPRING & FRAME—Fldg. 3rd St. Cush.   | 21. | 15.286 | CARPET—Frt. Flr.                           |
| 6.  | 15.036 | PAD & WIRE ASSY.—Fldg. 3rd St. Cush. | 32. | 15.306 | CARPET—RR Flr.                             |
| 7.  | 14.630 | PANEL—Shroud Side Fin.               | 33. | 15.388 | HOOK—Coat                                  |
| 8.  | 14.640 | HEADLINING                           | 34. | 11.119 | MOLDING—Garn. Qtr. Wdo. Lwr. Frt.          |
| 9.  | 14.924 | COVER—H/Rest P & D St. Back          | 35. | 11.119 | MOLDING—Garn. Qtr. Wdo Upr.                |
| 10. | 12.195 | PANEL—T/Gate Inr. Cover              | 36. | 11.119 | MOLDING—Garn. Qtr. Wdo. Lwr. RR            |
| 11. | 14.651 | MOLDING—Roof Inr. Side               | 37. | 11.119 | MOLDING—Garn. Qtr. Wdo. Lwr. RR Corn.      |
| 12. | 14.685 | TRIM—Frt. Dr. Upr.                   | 38. | 10.721 | MOLDING—Fin. Body Lk. Plr. Above Belt      |
| 13. | 14.686 | PAD—Frt. Dr. Lwr. Trim Fin. Pnl.     | 39. | 11.373 | PANEL—Frt. St. Bk.                         |
| 14. | 14.685 | PANEL—Trim Fin. Frt. Dr. Lwr.        | 39. | 14.810 | PAD ASSEMBLY—Frt. St. Bk.                  |
| 15. | 14.720 | COVER—Ctr. Plr. Lwr.                 | 40. | 11.419 | SPRING & FRAME—Frt. St. Btm.               |
| 16. | 14.730 | COVER—Ctr. Plr. Upr.                 | 40. | 14.890 | PAD & WIRE ASSEMBLY—Frt. St. Btm.          |
| 17. | 14.760 | TRIM—RR Dr. Upr.                     | 41. | 11.628 | FRAME—2nd 1/3 or 2/3 St. Bk.               |
| 18. | 14.762 | PAD—RR Dr. Lwr. Trim Fin. Pnl.       | 41. | 15.002 | PAD & WIRE ASSEMBLY—2nd 1/3 or 2/3 St. Bk. |
| 19. | 14.760 | PANEL—RR Dr. Lwr. Trim Fin.          | 42. | 11.610 | SPRING & FRAME—2nd 1/3 or 2/3 St. Btm.     |
| 20. | 14.800 | COVER—Frt. St. Bk.                   | 42. | 15.036 | PAD ASSEMBLY—2nd 1/3 or 2/3 St. Btm.       |
| 21. | 14.894 | BUTTON—St. Bk. Trim                  | 43. | 11.628 | FOUNDATION—Fldg. 3rd St. Bk.               |
| 22. | 14.880 | COVER—Frt. St. Cush.                 | 43. | 15.002 | PAD ASSEMBLY—Fldg. 3rd St. Bk.             |
| 23. | 15.000 | COVER—Fldg. 2nd 1/3 or 2/3 St. Bk.   | 44. | 12.180 | MOLDING—Fin. Bk. Body Opg. Upr.            |
| 24. | 15.035 | COVER—Fldg. 2nd 1/3 or 2/3 St. Cush. | 45. | 14.875 | CVR. ASM.—Retractor Shoulder Strap         |
| 25. | 15.060 | COVER—Fldg. 3rd St. Bk.              | 46. | 14.875 | GUIDE—Shoulder Strap P & D St. Bk.         |
| 26. | 15.070 | COVER—Fldg. 3rd St. Cush.            | 46. | 14.875 | ESCUTCHEON—Shoulder Strap P & D St. Bk.    |
| 27. | 15.099 | TRIM—W/H Cover Pnl (1BN35-45)        |     |        |  |

14-199



14-200

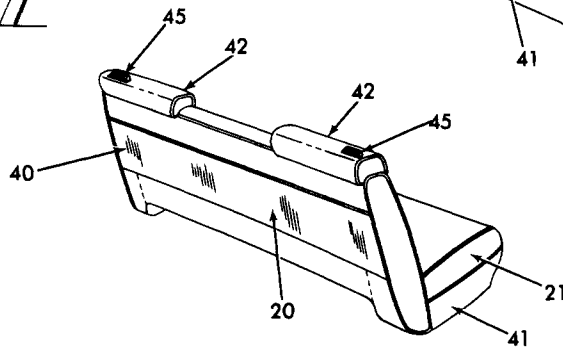
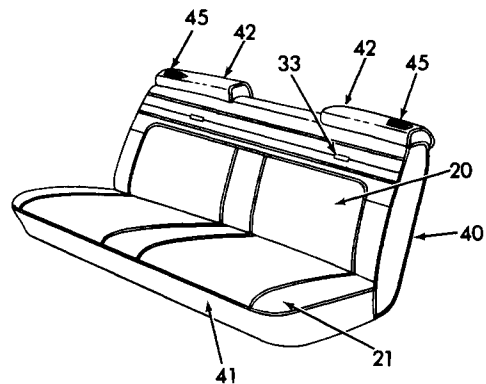
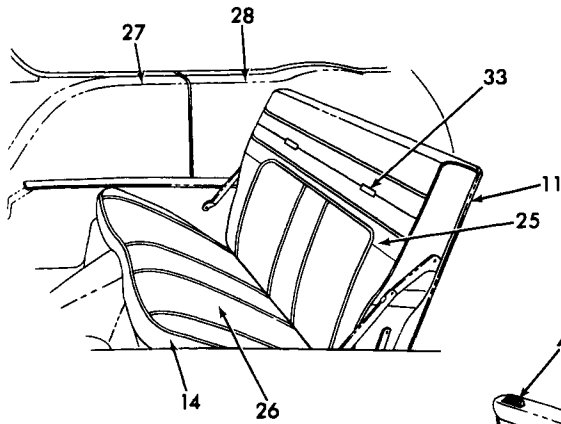
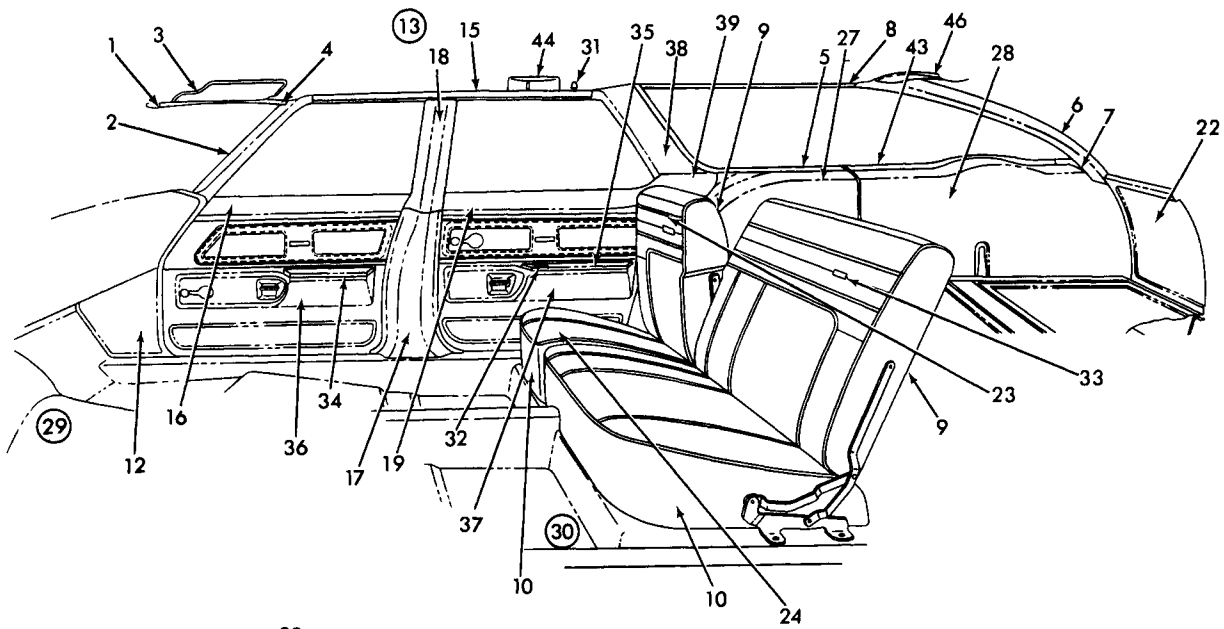
**1974 CHEVROLET IMPALA - CAPRICE INTERIOR TRIM  
(1BL39-57-69-1BL47-1BN67)**

GM PARTS DIVISION, GENERAL MOTORS CORPORATION - CHEVROLET - 11A

**1974 CHEVROLET IMPALA & CAPRICE INTERIOR TRIM  
(1BL39-57-69 - 1BL47 - 1BN67)**

- |  |   |
|--|---|
| 1. 10.051 MOLDING—Garn. W/S Side             | 27. 14.800 COVER—Frt St. Bk.                                |
| 2. 10.051 MOLDING—Garn. W/S Upr.             | 28. 11.419 SPRING & FRAME—Frt. St. Btm.                     |
| 3. 10.203 SUNSHADE                           | 28. 14.890 PAD & WIRE ASSY.—Frt. St. Btm.                   |
| 4. 10.219 SUPPORT—Sunshade                   | 29. 11.373 PANEL—Frt. St. Bk.                               |
| 5. 11.120 MOLDING—Garn. Bk. Wdo. Upr.        | 29. 14.802 PAD ASSEMBLY—Frt. St. Bk.                        |
| 6. 11.120 MOLDING—Garn. Bk. Wdo. Side        | 30. 14.804 BUTTON—St. Bk.                                   |
| 7. 11.120 MOLDING—Garn. Bk. Wdo. Upr. & Side | 31. 11.381 BUMPER—St. Bk. Frm.                              |
| 8. 11.120 MOLDING—Garn. Bk. Wdo. Lwr.        | 32. 14.880 COVER—Frt. St. Cush.                             |
| 9. 15.306 CARPET—RR Fir.                     | 33. 14.764 HOOK—Coat  |
| 10. 11.629 FILLER—RR St. Bk. To Qtr. Pnl.    | 34. 15.108 REST—Qtr. Arm Complete                           |
| 11. 12.045 TRAY—RR Dr. A/Rest Ash.           | 35. 15.000 COVER—RR St. Bk.                                 |
| 12. 12.045 TRAY—RR Qtr. W/Rest Ash.          | 36. 15.024 TRIM ASSY.—RR St. To Bk. Wdo.                    |
| 13. 14.630 PANEL—Shroud Side Fin.            | 37. 15.035 COVER—RR St. Cush.                               |
| 14. 14.640 HEADLINING                        | 38. 15.100 PANEL—Qtr. Inr. Fin.                             |
| 15. 14.645 TRIM—RR Qtr. Upr. Above Belt      | 39. 15.100 TRIM—RR Qtr. Upr.                                |
| 16. 14.651 MOLDING—Roof Inr. Side            | 40. 15.286 CARPET—Frt. Fir.                                 |
| 17. 14.651 MOLDING—Roof Inr. Side RR         | 41. 14.924 COVER—Frt. St. Bk. H/Rest                        |
| 18. 14.685 TRIM—Frt. Dr. Upr.                | 42. 14.685 PANEL—F/D Lwr. Trim Fin.                         |
| 19. 11.120 MOLDING—Garn B/W Lwr Corn & Side  | 43. 14.760 PANEL—R/D Lwr. Trim Fin.                         |
| 20. 14.686 PAD—Frt. Dr. Lwr. Trim Fin. Pnl.  | 44. 14.760 TRIM—RR Dr. Upr.                                 |
| 21. 14.730 COVER—Ctr. Plr. Upr.              | 45. 11.375 COVER—Hge. Arm Drive & Passenger<br>St. Bk. Otr. |
| 22. 14.730 COVER—Ctr. Plr. Lwr.              | 46. 15.108 TRIM ASSEMBLY—Qtr. A/Rest                        |
| 23. 14.735 WINDLACE—Body Lk Plr.             | 47. 14.875 CVR. ASM.—Retractor Shoulder Strap               |
| 24. 14.762 PAD—RR DR. Lwr. Trim Fin. Pnl.    | 48. 14.875 GUIDE—Shoulder Strap P & D St. Bk.               |
| 25. 11.610 SPRING & FRAME—RR St. Btm.        | 48. 14.875 ESCUTCHEON—Shoulder Strap P & D St. Bk.          |
| 25. 15.036 PAD & WIRE ASSEMBLY—RR St. Btm.   | 49. 14.645 PNL. ASM.—Trim Fin. Qtr. Upr. Above Belt         |
| 26. 11.628 FOUNDATION—RR St. Bk.             |   |
| 26. 15.002 PAD ASSEMBLY—RR St. Bk.           |   |

14-200



14-203

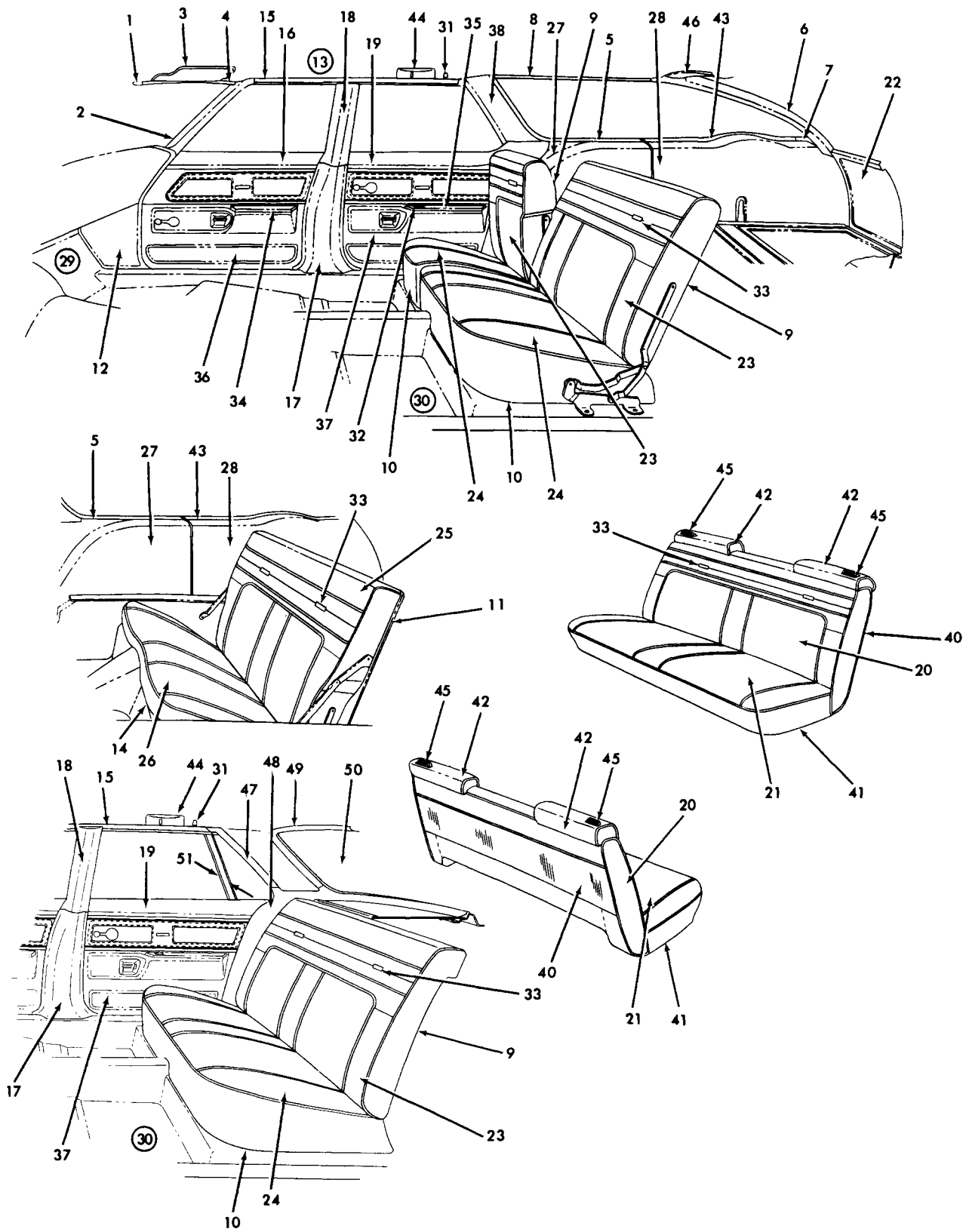
**1974 CHEVROLET BEL AIR INTERIOR TRIM (1BK35-45-69)**



## 1974 CHEVROLET BEL AIR INTERIOR TRIM (1BK35-45-69)

- |  |  |
|--|--|
| <ul style="list-style-type: none"> <li>1. 10.051 MOLDING—Garnish W/S Upr.</li> <li>2. 10.051 MOLDING—Garnish W/S Side</li> <li>3. 10.203 SUNSHADE</li> <li>4. 10.219 SUPPORT - Sunshade</li> <li>5. 11.119 MOLDING—Garnish Qtr. Wdo Lwr. Frt.</li> <li>6. 12.180 MOLDING—Fin. Bk. Body Plr.</li> <li>7. 11.119 MOLDING—Garn. Qtr. Wdo. Lwr RR Corner</li> <li>8. 11.119 MOLDING—Garn. Qtr. Wdo. Upr.</li> <li>9. 11.628 FRAME—Fldg. Second 1/3 or 2/3 St. Bk.</li> <li>9. 15.002 PAD ASM.—Fldg. 2nd 1/3 or 2/3 St. Bk.</li> <li>10. 11.610 SPRING &amp; FRAME—Fldg. 2nd 1/3 or 2/3 St. Btm.</li> <li>10. 15.036 PAD ASSEMBLY—Fldg. 2nd 1/3 or 2/3 St. Btm.</li> <li>11. 11.628 FOUNDATION—Fldg. 3rd St. Bk.</li> <li>11. 15.002 PAD ASSEMBLY—Fldg. 3rd St. Bk.</li> <li>12. 14.630 PANEL—Shroud Side Fin.</li> <li>13. 14.640 HEADLINING</li> <li>14. 11.610 SPRING &amp; FRAME—Fldg. 3rd St. Cush.</li> <li>14. 15.036 PAD &amp; WIRE ASSEMBLY—Fldg. 3rd St. Cush.</li> <li>15. 14.651 MOLDING—Roof Inr Side</li> <li>16. 14.685 TRIM—Frt. Dr. Upr.</li> <li>17. 14.730 COVER— Center Plr. Lwr</li> <li>18. 14.730 COVER—Ctr. Plr. Upr.</li> <li>18. 14.760 TRIM—RR Dr. Upr.</li> <li>20. 14.800 COVER—Front St. Bk.</li> <li>21. 14.880 COVER—Frt. St. Cush.</li> <li>22. 12.195 PANEL—T/Gate Inr. Cvr.</li> </ul> | <ul style="list-style-type: none"> <li>23. 15.000 COVER—Fldg. 2nd 1/3 or 2/3 St. Bk.</li> <li>24. 15.035 COVER—Fldg. 2nd 1/3 or 2/3 St. Cush.</li> <li>35. 15.060 COVER—Fldg. 3rd Seat Bk.</li> <li>26. 15.070 COVER—Fldg. 3rd St. Cush.</li> <li>27. 15.099 PANEL—W/H Cover</li> <li>28. 15.100 PANEL—Spare Tire Cover</li> <li>29. 15.286 CARPET—Frt. Flr.</li> <li>30. 15.388 CARPET—RR Flr.</li> <li>31. 15.388 HOOK—Coat</li> <li>32. 12.045 TRAY—RR Dr A/Rest Ash.</li> <li>33. 14.804 BUTTON—St. Bk. Trim</li> <li>34. 14.686 PAD—Frt. Dr. Lwr Trim Fin. Pnl.</li> <li>35. 14.762 PAD—RR Dr Lwr. Trim Fin.</li> <li>36. 14.685 PANEL—Trim Fin. Frt. Dr. Lwr.</li> <li>37. 14.760 PANEL—Trim Fin RR Dr Lwr.</li> <li>38. 10.721 MOLDING—Pin Body Lock Plr Above Belt</li> <li>39. 15.100 PANEL—Qtr. Inr. Fin.</li> <li>40. 11.373 PANEL—Frt. St. Bk.</li> <li>40. 14.810 PAD ASSEMBLY—Frt. St. BK.</li> <li>41. 11.419 SPRING &amp; FRAME—Frt. St. Btm.</li> <li>41. 14.810 PAD &amp; WIRE—Frt. St. Btm.</li> <li>42. 14.924 COVER—H/Rest Passenger &amp; DRiver St.Bk.</li> <li>43. 11.119 MOLDING—Garn. Qtr. Wdo. Lwr. RR</li> <li>44. 14.875 CVR. ASM.—Retractor Shoulder Strap</li> <li>45. 14.875 GUIDE—Shoulder Strap P &amp; D St. Bk.</li> <li>45. 14.875 ESCUTCHEON—Shoulder Strap P &amp; D St. Bk.</li> <li>46. 12.180 MLDG.—Fin. Bk. Body Opp. Upr.</li> </ul> |
|--|--|

14-203



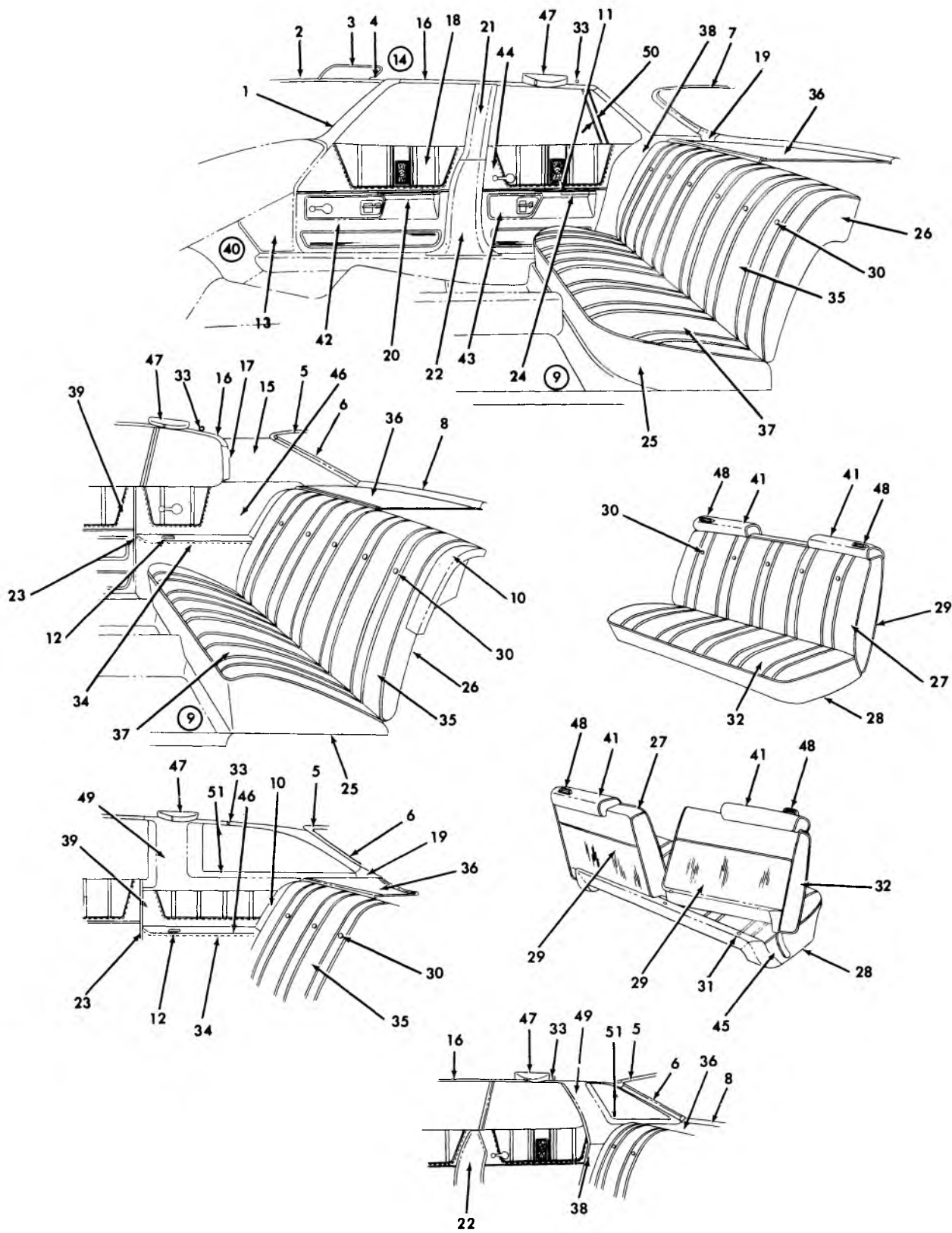
14-224

**1975 BEL AIR INTERIOR TRIM (IBK35-45-69)**

### 1975 BEL AIR INTERIOR TRIM (IBK35-45-69)

1.	10.051	MOLDING—Garn W/S Up	26.	15.070	COVER—Fldg 3rd St Cush
2.	10.051	MOLDING—Garn W/S Side	27.	15.099	PANEL—W/H Cover
3.	10.203	SUNSHADE	28.	15.100	PANEL—Spare Tire Cover
4.	10.219	SUPPORT—Sunshade	29.	15.286	CARPET—Frt Fir
5.	11.119	MOLDING—Garn Qtr Wdo Lwr Frt	30.	15.306	CARPET—Rr Fir
6.	12.180	MOLDING—Fin Bk Body Plr	31.	15.388	HOOK—Coat
7.	11.119	MOLDING—Garn Qtr Wdo Lwr Rr Corner	32.	12.045	TRAY—Rf Dr A/Rest Ash
8.	11.119	MOLDING—Garn Qtr Wdo Up	33.	14.804	BUTTON—St Bk Trim
9.	11.628	FRAME—Fldg Second 1/3 or 2/3 St Bk	34.	14.686	PAD—Frt Dr Lwr Trim Fin Pnl
9.	15.002	PAD ASM—Fldg 2nd 1/3 or 2/3 St Bk	35.	14.762	PAD—Rr Dr Lwr Trim Fin
10.	11.610	SPRING & FRAME—Fldg 2nd 1/3 or 2/3 St Btm	36.	14.685	PANEL—Trim Fin Frt Dr Lwr
10.	15.036	PAD ASM—Fldg 2nd 1/3 or 2/3 St Btm	37.	14.760	PANEL—Trim Fin Rr Dr Lwr
11.	11.628	FOUNDATION—Fldg 3rd St Bk	38.	10.721	MOLDING—Fin Body Lk Plr Above Belt
11.	15.002	PAD ASM—Fldg 3rd St Bk	39.	15.100	PANEL—Qtr Inr Fin
12.	14.630	PANEL—Shroud Side Fun	40.	11.373	PANEL—Frt St Bk
13.	14.640	HEADLINING	40.	14.810	PAD ASM—Frt St Bk
14.	11.610	SPRING & FRAME—Fldg 3rd St Cush	41.	11.419	SPRING & FRAME—Frt St Btm
14.	15.036	PAD & WIRE ASSEMBLY—Fldg 3rd St Cush	41.	14.810	PAD & WIRE—Frt St Btm
15.	14.651	MOLDING—Roof Inr Side	42.	14.924	COVER—H/Rest P & D St Bk
16.	14.685	TRIM—Frt Dr Up	43.	11.119	MOLDING—Garn Qtr Wdo Lwr Rr
17.	14.730	COVER—Center Plr Lwr	44.	14.875	CVR ASM—Retractor Shoulder Strap
18.	14.730	COVER—Ctr Plr Up	45.	14.875	GUIDE—Shoulder Strap P & D St Bk
19.	14.760	TRIM—Rr Dr Up	45.	14.875	ESCUTCHEON—Shoulder Strap P & D St Bk
20.	14.800	COVER—Frt St Bk	46.	12.180	MLDG—Fin Bk Body Opp Up
21.	14.880	COVER—Frt St Cush	47.	14.651	MOLDING—Roof Inr Side Rr
22.	12.195	PANEL—T/Gate Inr Cvr	48.	15.100	PNL—Qtr Inr Fin
23.	15.000	COVER—Fldg 2nd 1/3 or 2/3 St Bk	49.	11.120	MOLDING—Garn Bk Wdo Up & Side
24.	15.035	COVER—Fldg 2nd 1/3 or 2/3 St Cush	50.	15.024	TRIM ASM—Rr St To Bk Wdo
25.	15.060	COVER—Fldg 3rd St Bk	51.	10.829	SCALP—R/D Sta Vent Div Channel Inr

14-224



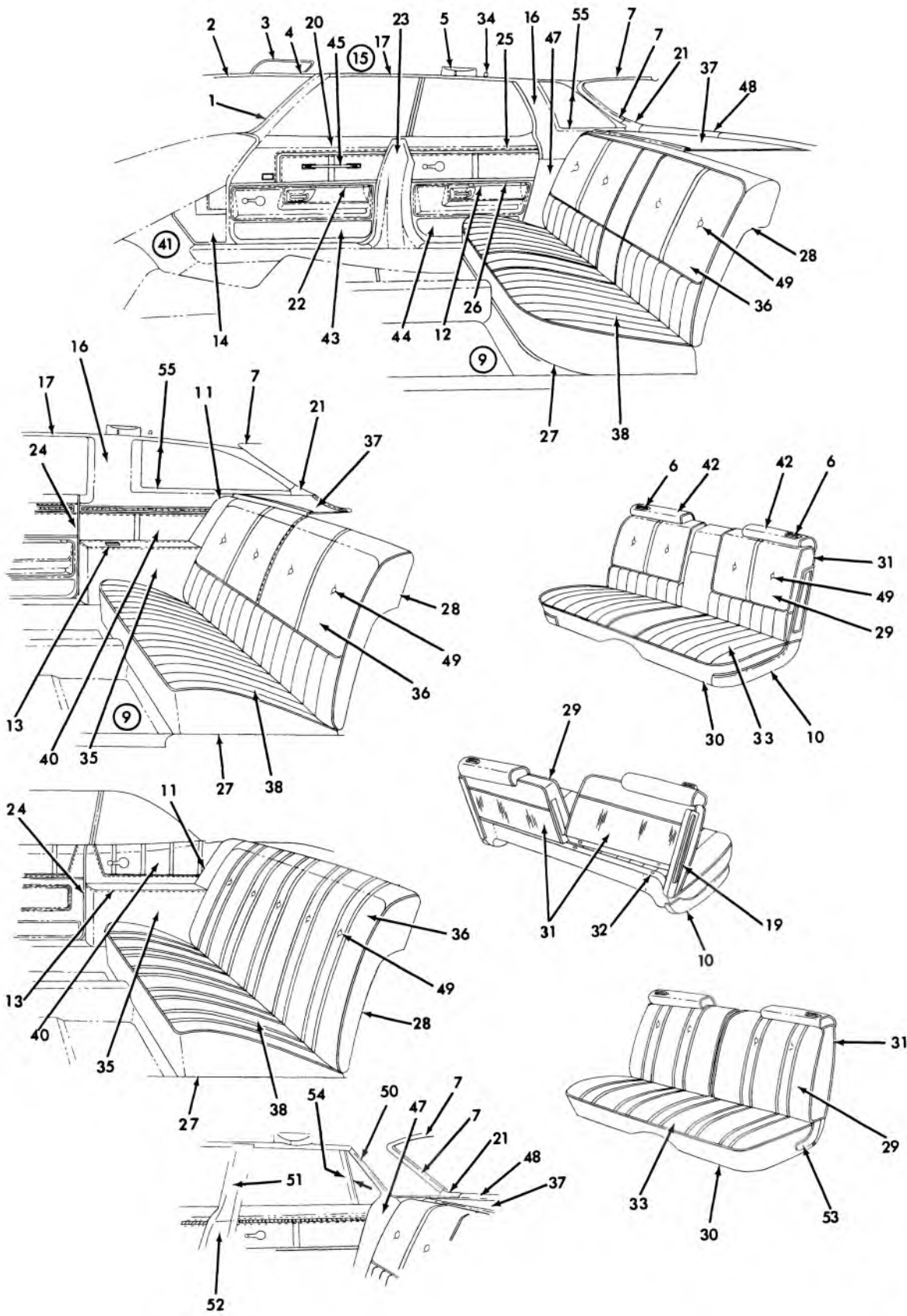
14-223

**1975 IMPALA & CAPRICE INTERIOR TRIM (IBL39-47-57-69 IBN67)**

### 1975 IMPALA & CAPRICE INTERIOR TRIM (IBL39-47-57-69-IBN67)

1.	10.051	MOLDING—Garn W/S Side	27.	14.800	COVER—Frt St Bk
2.	10.051	MOLDING—Garn W/S Up	28.	11.419	SPRING & FRAME—Frt St Btm
3.	10.203	SUNSHADE	28.	14.890	PAD & WIRE ASM—Frt St Btm
4.	10.219	SUPPORT—Sunshade	29.	11.373	PANEL—Frt St Bk
5.	11.120	MOLDING—Garn Bk Wdo Up	29.	14.802	PAD ASM—Frt St Bk
6.	11.120	MOLDING—Garn Bk Wdo Side	30.	14.804	BUTTON—St Bk
7.	11.120	MOLDING—Garn Bk Wdo Up & Side	31.	11.381	BUMPER—St Bk Frm
8.	11.120	MLDG—Garn Bk Wdo Lwr	32.	14.880	CVR—Frt St Cush
9.	15.306	CARPET—Rr Flr	33.	14.764	HOOK—Coat
10.	11.629	FILLER—Rr St Bk To Qtr Pnl	34.	15.108	REST—Qtr Arm Complete
11.	12.045	TRAY—Rr Dr A/Rest Ash	35.	15.000	COVER—Rr St Bk
12.	12.045	TRAY—Rr Qtr A/Rest Ash	36.	15.024	TRIM ASSY—Rr St To Bk Wdo
13.	14.630	PANEL—Shroud Side Fin	37.	15.035	COVER—Rr St Cush
14.	14.640	HEADLINING	38.	15.100	PANEL—Qtr Inr Fin
15.	14.645	TRIM—Rr Qtr Up Above Belt	39.	15.100	TRIM—Rr Qtr Up
16.	14.651	MOLDING—Roof Inr Side	40.	15.286	CARPET—Frt Flr
17.	14.651	MOLDING—Roof Inr Side Rr	41.	14.924	COVER—Frt St Bk H/Rest
18.	14.685	TRIM—Frt Dr Up	42.	14.685	PANEL—F/D Lwr Trim Fin
19.	11.120	MOLDING—Garn B/W Lwr Cor & Side	43.	14.760	PANEL—R/D Lwr Trim Fin
20.	14.686	PAD—Frt Dr Lwr Trim Fin Pnl	44.	14.760	TRIM—Rr Dr Up
21.	14.730	COVER—Ctr Plr Up	45.	11.375	COVER—Hge Arm D & P St Bk Otr
22.	14.730	COVER—Ctr Plr Lwr	46.	15.108	TRIM ASSEMBLY—Qtr. A/Rest
23.	14.735	WINDLACE—Body Lk Plr	47.	14.875	CVR ASM—Retractor Shoulder Strap
24.	14.762	PAD—Rr Dr Lwr Trim Fin Pnl	48.	14.875	GUIDE—Shoulder Strap P & D St Bk
25.	11.610	SPRING & FRAME—Rr St Btm	48.	14.875	ESCUTCHEON—Shoulder Strap P & D St Bk
25.	15.036	PAD & WIRE ASM—Rr St Btm	49.	14.645	PNL ASM—Trim Fin Qtr Up Above Belt
26.	11.628	FOUNDATION—Rr St Bk	50.	10.829	SCALP—R/D Sta Vent Div Channel Inr
26.	15.002	PAD ASM—Rr St Bk	51.	14.650	LACE—Qtr Wdo Tr Fin Pnl

14-223



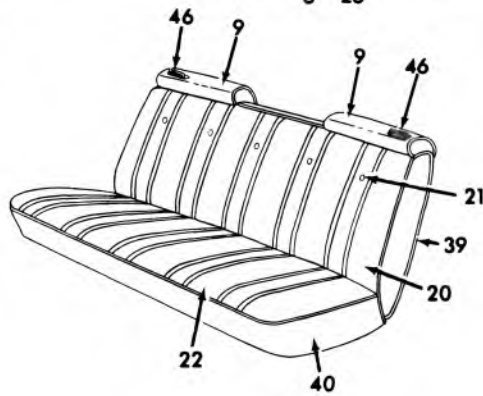
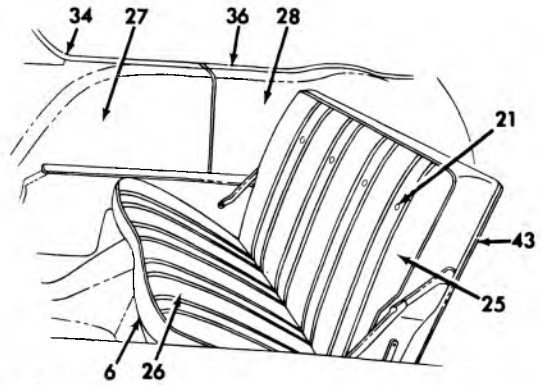
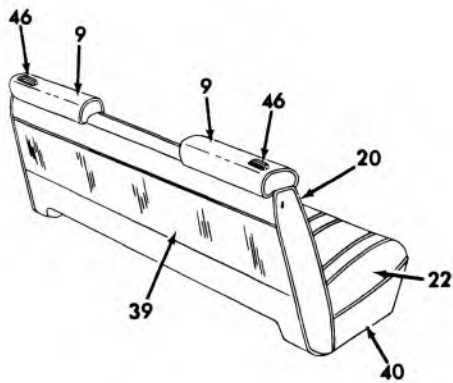
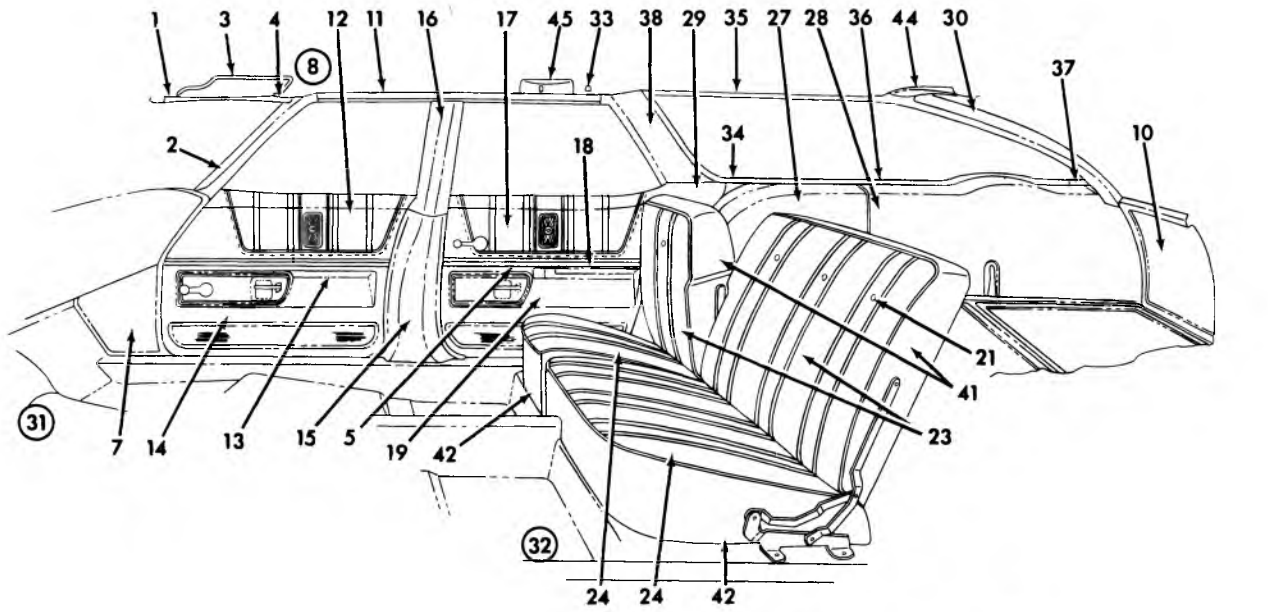
14-221

**1975 CAPRICE INTERIOR TRIM (IBN39-47-67-69)**

### 1975 CAPRICE INTERIOR TRIM (IBN39-47-67-69)

1.	10.051	MOLDING—Garn W/S Side	28.	15.002	PAD & WIRE ASM—Rr St Bk
2.	10.051	MOLDING—Garn W/S Up	29.	14.800	COVER—Frt St Bk
3.	10.203	SUNSHADE	30.	11.419	SPRING & FRAME—Frt St Btm
4.	10.219	SUPPORT—Sunshade	30.	14.890	PAD & WIRE ASM—Frt St Btm
5.	14.875	CVR ASM—Retractor Shoulder Strap	31.	11.373	PANEL—Frt St Bk
6.	14.875	GUIDE—Shoulder Strap P & D St Bk	31.	14.802	PAD & WIRE ASM—Frt St Bk
6.	14.875	ESCUTCHEON—Shoulder Strap P & D St Bk	32.	11.381	BUMPER—St Bk Frm
7.	11.120	MOLDING—Garn Back Wdo Up & Side	33.	14.880	COVER—Frt St Cush
8.	11.120	MOLDING—Garn Bk Wdo Lwr Corner	34.	14.764	HOOK—Coat
9.	15.306	CARPET—Rear Floor	35.	15.108	REST—Arm Complete
10.	11.362	PANEL—Frt St Side	36.	15.000	COVER—Rr St Bk
11.	11.629	FILLER—Rear St Bk To Qtr Pnl	37.	15.024	TRIM ASM—Rr St To Bk Wdo
12.	12.045	TRAY—Rr Dr Arm Rest Ash	38.	15.035	COVER—Rr St Cush
13.	12.045	TRAY—Rr Qtr Arm Rest Ash	39.	15.100	PANEL—Qtr Inr Fin
14.	14.630	PANEL—Shrd Side Fin	40.	15.100	TRIM—Rr Qtr Up
15.	14.640	HEADLINING	41.	15.286	CARPET—Frt Flr
16.	14.645	PNL ASM—Trim Fin Qtr Up Above Belt	42.	14.924	COVER—Frt St Bk H/Rest
17.	14.651	MOLDING—Roof Inr Side Frt	43.	14.685	PANEL—F/D Lwr Trim Fin
18.	14.651	MOLDING—Roof Inr Side Rr	44.	14.760	PANEL—R/D Lwr Trim Fin
19.	11.358	PANEL—Frt St Bk Side Otr	45.	14.691	STRAP—Pull F/D Up
20.	14.685	TRIM—Frt Dr Up	46.	15.108	TRIM ASM—Qtr A/Rest
21.	11.120	MOLDING—Garn B/W Lwr Corner	47.	15.100	PNL—Qtr Inr Lwr Fin
22.	14.686	PAD—Front Dr Arm Rest	48.	11.120	MLDG—Garn Bk Wdo Lwr
23.	14.730	COVER—Center Pillar	49.	14.804	BUTTON—St Frt & Bk
24.	14.735	WINDLACE—Body Lk Plr	50.	14.651	MDLG—Roof Inr Sd Rr
25.	14.760	TRIM—Rr Dr Up	51.	14.730	COVER—Ctr Plr Up
26.	14.762	PAD—Rr Arm Rest	52.	14.730	COVER—Ctr Plr Lwr
27.	11.610	SPRING & FRAME—Rr St Btm	53.	11.375	COVER—Hge Arm D/P St Bk Otr
27.	15.036	PAD & WIRE ASM—Rr St Btm	54.	10.829	SCALP—R/D Sta Vent Div Channel Inr
28.	11.628	FOUNDATION—Rr St Bk Frm	55.	14.650	LACE—Qtr Wdo Tr Fin Pnl

14-221



14-222

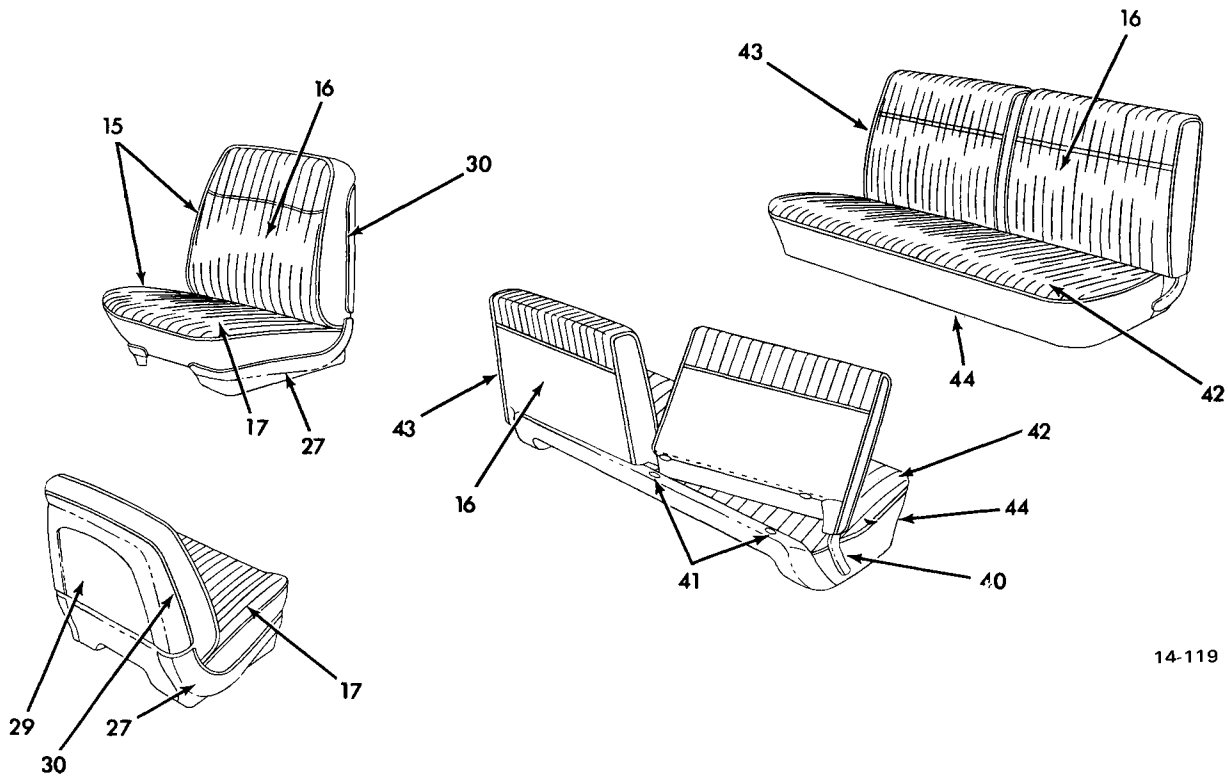
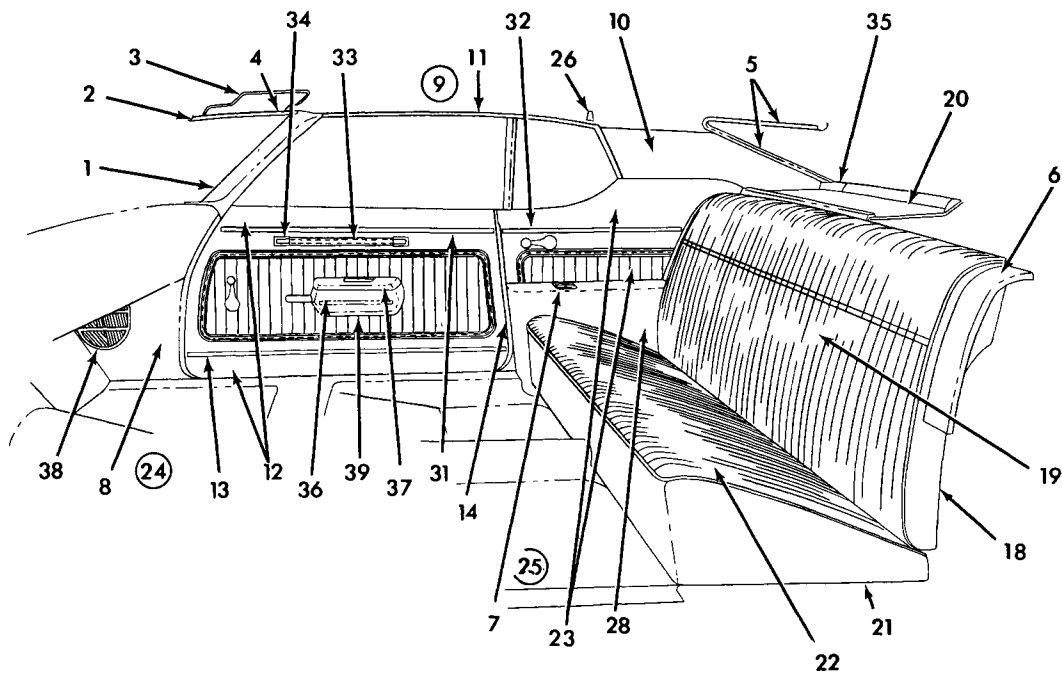
**1975 IMPALA AND CAPRICE STA. WAG. INTERIOR TRIM  
(IBL35-45-IBN35-45)**



**1975 IMPALA AND CAPRICE STATION WAGON INTERIOR TRIM  
(BL35-45-IBN35-45)**

1.	10.051	MOLDING—Garn W/S Up	27.	15.099	PANEL—W/H Cover (IBL35-45)
2.	10.051	MOLDING—Garn W/S Side	28.	15.100	TRIM—Spare Tire Cvr Pnl (IBN35-45)
3.	10.203	SUNSHADE	28.	15.100	PANEL—Spare Tire Cvr (1BL35-45)
4.	10.219	SUPPORT—Sunshade	29.	15.100	PANEL—Qtr Inr Fin
5.	12.045	TRAY—Rr Dr A/Rest Ash	30.	12.180	MOLDING—Fin Bk Body Plr
6.	11.610	SPRING & FRAME—Fldg 3rd St Cush	31.	15.286	CARPET—Frt Flr
6.	15.036	PAD & WIRE ASM—Fldg 3rd St Cush	32.	15.306	CARPET—Rr Flr
7.	14.630	PANEL—Shroud Side Fin	33.	15.388	HOOK—Coat
8.	14.640	HEADLINING	34.	11.119	MOLDING—Garn Qtr Wdo Lwr Frt
9.	14.924	COVER—H/Rest P & D St Bk	35.	11.119	MOLDING—Garn Qtr Wdo Up
10.	12.195	PANEL—T/Gate Inr Cover	36.	11.119	MOLDING—Garn Wdo Lwr Rr
11.	14.651	MOLDING—Roof Inr Side	37.	11.119	MOLDING—Garn Qtr Wdo Lwr Rr Corn
12.	14.685	TRIM—Frt Dr Up	38.	10.721	MOLDING—Fin Body Lk Plr Above Belt
13.	14.686	PAD—Frt Dr Lwr Trim Fin Pnl	39.	11.373	PANEL—Fr St Bk
14.	14.685	PANEL—Trim Fin Frt Dr Lwr	39.	14.810	PAD ASM—Frt St Bk
15.	14.730	COVER—Ctr Plr Lwr	40.	11.419	SPRING & FRAME—Frt St Btm
16.	14.730	COVER—Ctr Plr Up	40.	14.890	PAD & WIRE ASM—Frt St Btm
17.	14.760	TRIM—Rr Dr Up	41.	11.628	FRAME—2nd 1/3 or 2/3 St Bk
18.	14.762	PAD—Rr Dr Lwr Trim Fin Pnl	41.	15.002	PAD & WIRE ASM—2nd 1/3 or 2/3 St Bk
19.	14.760	PANEL—Rr Dr Lwr Trim Fin	42.	11.610	SPRING & FRAME—2nd 1/3 or 2/3 St Btm
20.	14.800	COVER—Frt St Bk	42.	15.036	PAD ASM—2nd 1/2 or 2/3 St Btm
21.	14.894	BUTTON—St Bk Trim	43.	11.628	FOUNDATION—Fldg 3rd St Bk
22.	14.880	COVER—Frt St Cush	43.	15.002	PAD ASM—Fldg 3rd St Bk
23.	15.000	COVER—Fldg 2nd 1/3 or 2/3 St Bk	44.	12.180	MOLDING—Fin Bk Body Opg Up
24.	15.035	COVER—Fldg 2nd 1/3 or 2/3 St Cush	45.	14.875	CVR ASM—Retractor Shoulder Strap
25.	15.060	COVER—Fldg 3rd St Bk	46.	14.875	GUIDE—Shoulder Strap P & D St Bk
26.	15.070	COVER—Fldg 3rd St Cush	46.	14.875	ESCUTCHEON—Shoulder Strap P & D St Bk
27.	15.099	TRIM—W/H Cover Pnl (IBN35-45)			

14-222



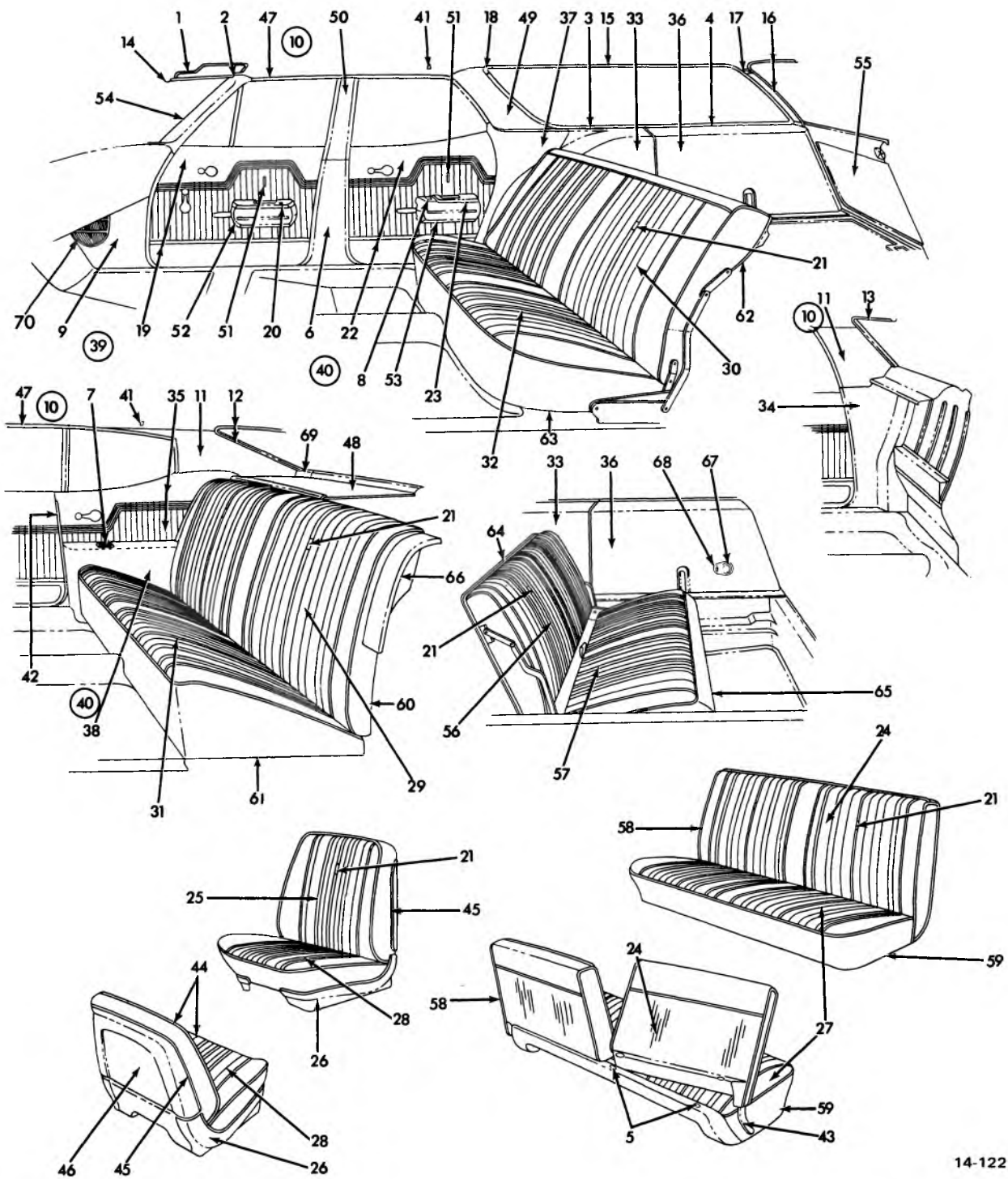
14-119

**1970 CHEVELLE INTERIOR TRIM (13857-67)**

**1970 CHEVELLE INTERIOR TRIM  
(13857-67)**

- |            |   |            |  |
|------------|---|------------|--|
| 1. 10.051  | MOLDING, Windshield Side Garnish              | 23. 15.100 | TRIM, Rear Quarter                           |
| 2. 14.650  | LACE, Windshield Upper Trim Finish            | 24. 15.286 | CARPET, Front Floor                          |
| 3. 10.203  | SUNSHADE, Trimmed                             | 25. 15.306 | CARPET, Rear Floor                           |
| 4. 10.219  | SUPPORT, Sunshade                             | 26. 15.388 | HOOK, Coat                                   |
| 5. 14.650  | LACE, Back Window Upper & Side Trim<br>Finish | 27. 11.362 | PANEL, Seat Side                             |
| 6. 11.629  | FILLER, Seat Back to Quarter Panel            | 28. 15.108 | REST, Quarter Arm Complete                   |
| 7. 12.045  | TRAY, Rear Quarter Arm Rest Ash               | 29. 11.358 | PANEL, Seat Back                             |
| 8. 14.630  | PANEL, Shroud Plastic                         | 30. 14.818 | MOLDING, Seat Back Panel Finish              |
| 9. 14.640  | HEADLINING, Less Listing Wires                | 31. 14.691 | MOLDING, Front Door Trim Pad Upper           |
| 10. 14.645 | TRIM, Rear Quarter Upper Above Belt           | 32. 15.101 | MOLDING, Quarter Trim Pad                    |
| 11. 14.650 | LACE, Side Roof Rail Trim Finish              | 33. 14.691 | STRAP, Front Door Pull                       |
| 12. 14.685 | TRIM, Front Door Less Moldings                | 34. 14.691 | ESCUTCHEON, Front Door Pull Strap            |
| 13. 14.691 | MOLDING, Front Door Trim Pad Lower            | 35. 14.650 | LACE, Back Window Lower Corner<br>Escutcheon |
| 14. 14.735 | WINDLACE, Body Lock Pillar                    | 36. 14.686 | BASE, Front Door Arm Rest                    |
| 15. 14.896 | SEAT, Passenger & Driver Complete             | 37. 14.686 | COVER, Front Door Arm Rest                   |
| 16. 14.800 | COVER, Driver & Passenger Seat Back           | 38. 9.789  | GRILLE, Shroud Trim Panel                    |
| 17. 14.880 | COVER, Driver & Passenger Seat Cushion        | 39. 14.688 | PLATE, Front Door Arm Rest Finish            |
| 18. 11.628 | BACK, Rear Seat Less Trim Cover               | 40. 11.375 | COVER, Front Back Outer Hinge Arm            |
| 19. 15.000 | COVER, Rear Seat Back                         | 41. 11.381 | BUMPER, Front Seat Back Frame                |
| 20. 15.024 | TRIM ASSY., Rear Seat to Back Window          | 42. 14.880 | COVER, Front Seat Cushion                    |
| 21. 11.610 | CUSHION, Rear Seat Less Trim Cover            | 43. 11.373 | BACK, Front Seat Less Trim Cover             |
| 22. 15.035 | COVER, Rear Seat Cushion                      | 44. 11.419 | CUSHION, Front Seat Less Trim Cover          |

14-119



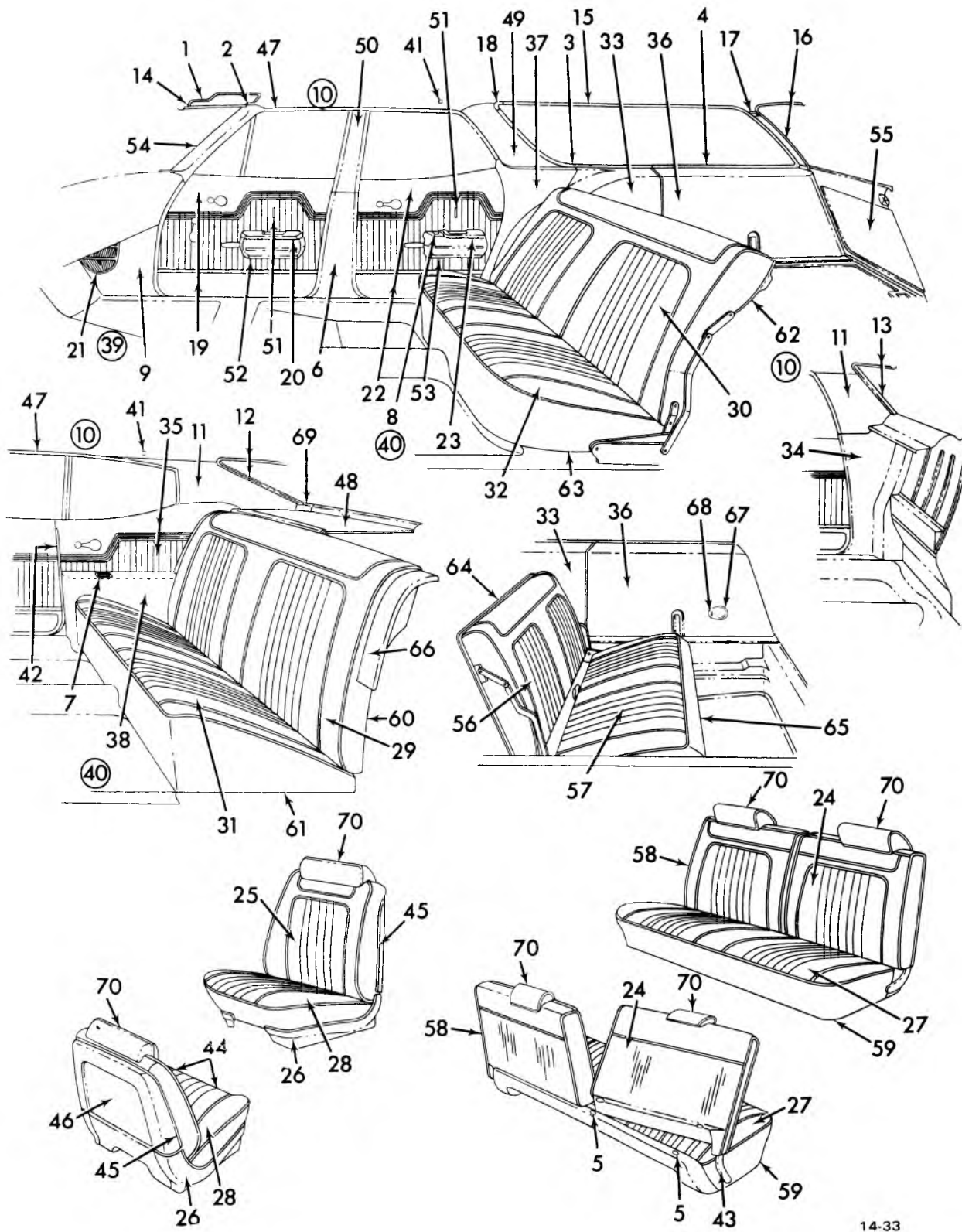
**1970 CHEVELLE INTERIOR TRIM**  
 ( 13636-37-39-46-67-69-80-13836-46)

14-122

**1970 CHEVELLE INTERIOR TRIM  
(13636-37-39-46-67-69-80-13836-46)**

- |  |  |
|--|--|
| 1. 10.203 SUNSHADE, Trimmed                                | 35. 15.100 TRIM, Rear Quarter                                      |
| 2. 10.219 SUPPORT, Sunshade                                | 36. 15.100 TRIM, Spare Tire Cover Panel                            |
| 3. 11.119 MOLDING, Rear Quarter Window Garnish Lower Front | 37. 15.100 PANEL, Quarter Inner Finishing                          |
| 4. 11.119 MOLDING, Rear Quarter Window Garnish Lower Rear  | 38. 15.108 PANEL, Quarter Arm Rest Trim Finish                     |
| 5. 11.381 BUMPER, Front Seat Back Frame                    | 39. 15.286 CARPET, Front Floor                                     |
| 6. 14.730 COVER, Center Pillar Lower                       | 40. 15.306 CARPET, Rear Floor                                      |
| 7. 12.045 TRAY, Rear Quarter Arm Rest Ash                  | 41. 15.388 HOOK, Coat  |
| 8. 12.045 TRAY, Rear Door Arm Rest Ash                     | 42. 14.735 WINDLACE, Body Lock Pillar                              |
| 9. 14.630 PANEL, Shroud Plastic                            | 43. 11.375 COVER, Front Back Outer Hinge Arm                       |
| 10. 14.640 HEADLINING, Less Listing Wires                  | 44. 14.896 SEAT, Driver & Passenger Complete                       |
| 11. 14.645 TRIM, Rear Quarter Upper Above Belt             | 45. 14.818 MOLDING, Seat Back Panel Finish                         |
| 12. 14.650 LACE, Back Window Upper and Side Trim           | 46. 11.358 PANEL, Seat Back  |
| 13. 14.650 LACE, Back Window Trim Finish Upper             | 47. 14.650 LACE, Side Roof Rail Trim Finish                        |
| 14. 14.650 LACE, Windshield Upper Trim Finish              | 48. 15.024 TRIM ASSY. Rear Seat to Back Window                     |
| 15. 14.650 LACE, Rear Quarter Window Finishing             | 49. 10.721 COVER, Body Lock Pillar Above Belt                      |
| 16. 14.650 LACE, Tail Gate Opening Finish                  | 50. 14.730 COVER, Center Pillar Upper                              |
| 17. 14.651 ESCUTCHEON, Back Body Pillar Upper Finish Lace  | 51. 14.804 BUTTON, Door Trim Pad                                   |
| 18. 14.790 ESCUTCHEON, Body Lock Pillar Upper Finish Lace  | 52. 14.686 BASE, Front Door Arm Rest                               |
| 19. 14.685 TRIM, Front Door                                | 53. 14.762 BASE, Rear Door Arm Rest                                |
| 20. 14.686 COVER, Front Door Arm Rest                      | 54. 10.051 MOLDING, Windshield Side Garnish                        |
| 21. 14.804 BUTTON, Seat Back                               | 55. 12.195 PANEL, Tail Gate Inner Cover                            |
| 22. 14.760 TRIM, Rear Door                                 | 56. 15.060 COVER, Third Seat Back                                  |
| 23. 14.762 COVER, Rear Door Arm Rest                       | 57. 15.070 COVER, Third Seat Cushion                               |
| 24. 14.800 COVER, Front Seat Back                          | 58. 11.373 BACK, Front Seat Less Trim Cover                        |
| 25. 14.800 COVER, Driver and Passenger Seat Back           | 59. 11.419 CUSHION, Front Seat Less Trim Cover                     |
| 26. 11.362 PANEL, Seat Side                                | 60. 11.628 BACK, Rear Seat Less Trim Cover                         |
| 27. 14.880 COVER, Front Seat Cushion                       | 61. 11.610 CUSHION, Rear Seat Less Trim Cover                      |
| 28. 14.880 COVER, Driver & Passenger Seat Cushion          | 62. 11.628 BACK, Second Seat Less Trim Cover                       |
| 29. 15.000 COVER, Rear Seat Back                           | 63. 11.610 CUSHION, Second Seat Legs Trim Cover                    |
| 30. 15.000 COVER, Second Seat Back                         | 64. 11.628 BACK, Third Seat Less Trim Cover                        |
| 31. 15.035 COVER, Rear Seat Cushion                        | 65. 11.610 CUSHION, Third Seat Less Trim Cover                     |
| 32. 15.035 COVER, Second Seat Cushion                      | 66. 11.629 FILLER, Seat Back to Quarter Panel                      |
| 33. 15.099 TRIM, Wheelhouse Cover Panel                    | 67. 11.938 ESCUTCHEON, Quarter Switch & Courtesy Light (Left Side) |
| 34. 15.100 FOUNDATION, Rear Quarter Panel Finishing        | 68. 11.935 SWITCH, Rear Quarter Courtesy Lamp (Left Side)          |
|  | 69. 14.650 LACE, Back Window Lower Corner Escutcheon               |
|  | 70. 9.789 GRILLE, Shroud Panel                                     |

14-122

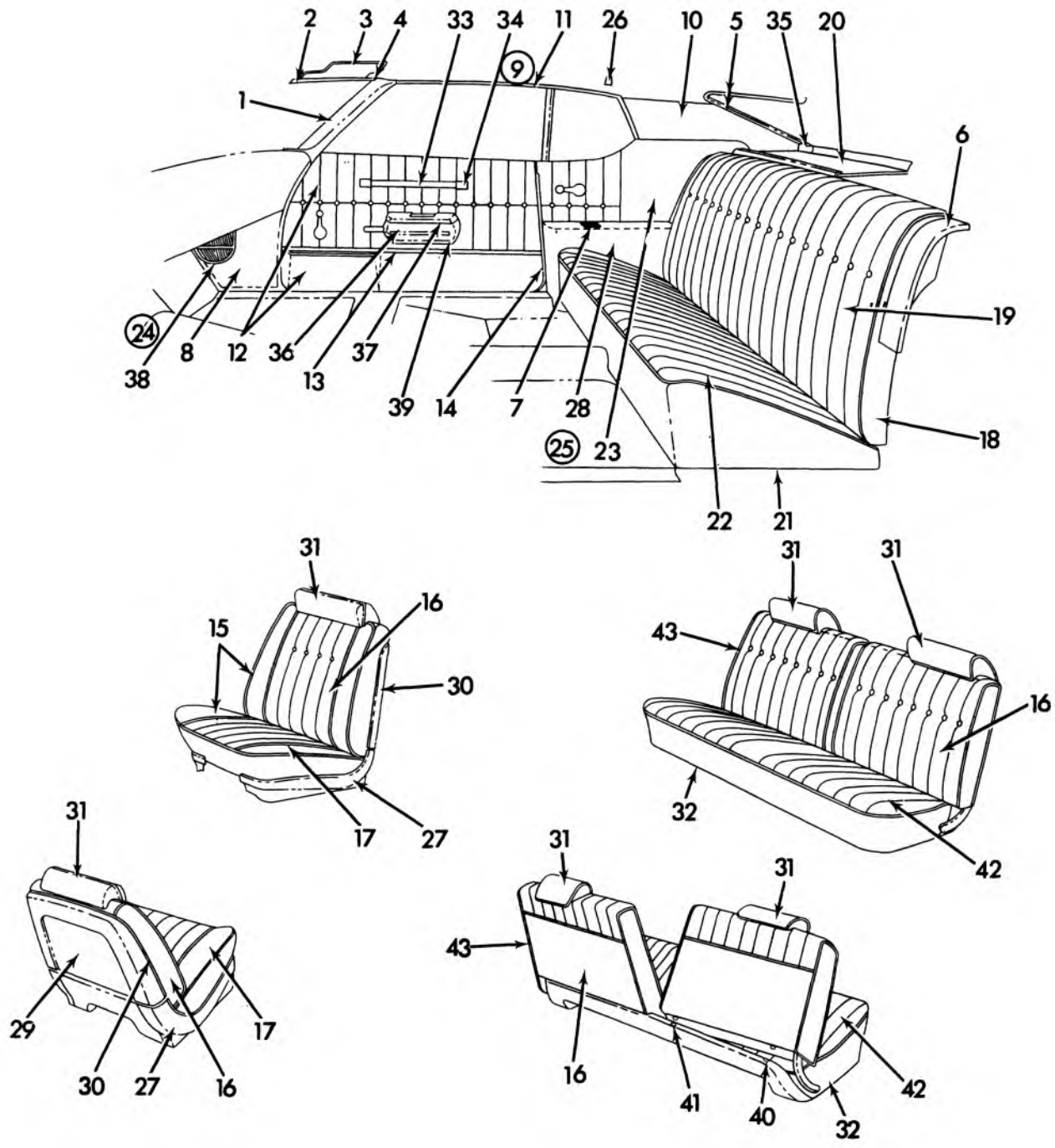


**1971-72 CHEVELLE INTERIOR TRIM**  
 (13636-37-39-46-67-69-80-13836-46)

## 1971-72 CHEVELLE INTERIOR TRIM (13636-37-39-46-67-69-80 13836-46)

- |  |  |
|--|--|
| <p>1. 10.203 SUNSHADE—Trimmed</p> <p>2. 10.219 SUPPORT—Sunshade</p> <p>3. 11.119 MOLDING—Rear Quarter Window Garnish Lower Front</p> <p>4. 11.119 MOLDING—Rear Quarter Window Garnish Lower Rear</p> <p>5. 11.381 BUMPER—Front Seat Back Frame</p> <p>6. 14.730 COVER—Center Pillar Lower</p> <p>7. 12.045 TRAY—Rear Quarter Arm Rest Ash</p> <p>8. 12.045 TRAY@Rear Door Arm Rest Ash</p> <p>9. 14.630 PANEL—Shroud Plastic</p> <p>10. 14.640 HEADLINING—Less Listing Wires</p> <p>11. 14.645 TRIM—Rear Quarter Upper Above Belt</p> <p>12. 14.650 LACE—Back Window Upper and Side Trim</p> <p>13. 14.650 LACE—Back Window Trim Finish Upper</p> <p>14. 14.650 LACE—Windshield Upper Trim Finish</p> <p>15. 14.650 LACE—Rear Quarter Window Finishing</p> <p>16. 14.650 LACE—Tail Gate Opening Finish</p> <p>17. 14.651 ESCUTCHEON—Back Body Pillar Upper Finish Lace</p> <p>18. 14.790 ESCUTCHEON—Body Lock Pillar Upper Finish Lace</p> <p>19. 14.685 TRIM—Front Door</p> <p>20. 14.686 COVER—Front Door Arm Rest</p> <p>21. 09.789 GRILLE—Shroud Panel</p> <p>22. 14.760 TRIM—Rear Door</p> <p>23. 14.762 COVER—Rear Door Arm Rest</p> <p>24. 14.800 COVER—Front Seat Back</p> <p>25. 14.800 COVER—Driver and Passenger Seat Back</p> <p>26. 11.362 PANEL—Seat Side</p> <p>27. 14.880 COVER—Front Seat Cushion</p> <p>28. 14.880 COVER—Driver &amp; Passenger Seat Cushion</p> <p>29. 15.000 COVER—Rear Seat Back</p> <p>30. 15.000 COVER—Second Seat Back</p> <p>31. 15.035 COVER—Rear Seat Cushion</p> <p>32. 15.035 COVER—Second Seat Cushion</p> <p>33. 15.099 TRIM—Wheelhouse Cover Panel</p> <p>34. 15.100 FOUNDATION—Rear Quarter Panel Finishing</p> | <p>35. 15.100 TRIM—Rear Quarter</p> <p>36. 15.100 TRIM—Spare Tire Cover Panel</p> <p>37. 15.100 PANEL—Quarter Inner Finishing</p> <p>38. 15.108 PANEL—Quarter Arm Rest Trim Finish</p> <p>39. 15.286 CARPET—Front Floor</p> <p>40. 15.306 CARPET—Rear Floor</p> <p>41. 15.388 HOOK—Coat</p> <p>42. 14.735 WINDLACE—Body Lock Pillar</p> <p>43. 11.375 COVER—Front Back Outer Hinge Arm</p> <p>44. 14.896 SEAT—Driver &amp; Passenger Complete</p> <p>45. 14.818 MOLDING—Seat Back Panel Finish</p> <p>46. 11.358 PANEL—Seat Back</p> <p>47. 14.650 LACE—Side Roof Rail Trim Finish</p> <p>48. 15.024 TRIM ASSY.—Rear Seat to Back Window</p> <p>49. 10.721 COVER—Body Lock Pillar Above Belt</p> <p>50. 14.730 COVER—Center Pillar Upper</p> <p>51. 14.804 BUTTON—Door Trim Pad</p> <p>52. 14.686 BASE—Front Door Arm Rest</p> <p>53. 14.762 BASE—Rear Door Arm Rest</p> <p>54. 10.051 MOLDING—Windshield Side Garnish</p> <p>55. 12.195 PANEL—Tail Gate Inner Cover</p> <p>56. 15.060 COVER—Third Seat Back</p> <p>57. 15.070 COVER—Third Seat Cushion</p> <p>58. 11.373 BACK—Front Seat Less Trim Cover</p> <p>59. 11.419 CUSHION—Front Seat Less Trim Cover</p> <p>60. 11.628 BACK—Rear Seat Less Trim Cover</p> <p>61. 11.610 CUSHION—Rear Seat Less Trim Cover</p> <p>62. 11.628 BACK—Second Seat Less Trim Cover</p> <p>63. 11.610 CUSHION—Second Seat Less Trim Cover</p> <p>64. 11.628 BACK—Third Seat Less Trim Cover</p> <p>65. 11.610 CUSHION—Third Seat Less Trim Cover</p> <p>66. 11.629 FILLER—Seat Back to Quarter Panel</p> <p>67. 11.938 ESCUTCHEON—Quarter Switch &amp; Courtesy Light (Left Side)</p> <p>68. 11.935 SWITCH—Rear Quarter Courtesy Lamp (Left Side)</p> <p>69. 14.650 LACE—Back Window Lower Corner Escutcheon</p> <p>70. 14.924 HEADREST ASM.—See Illustration for Details</p> |
|--|--|

14-33



14-36

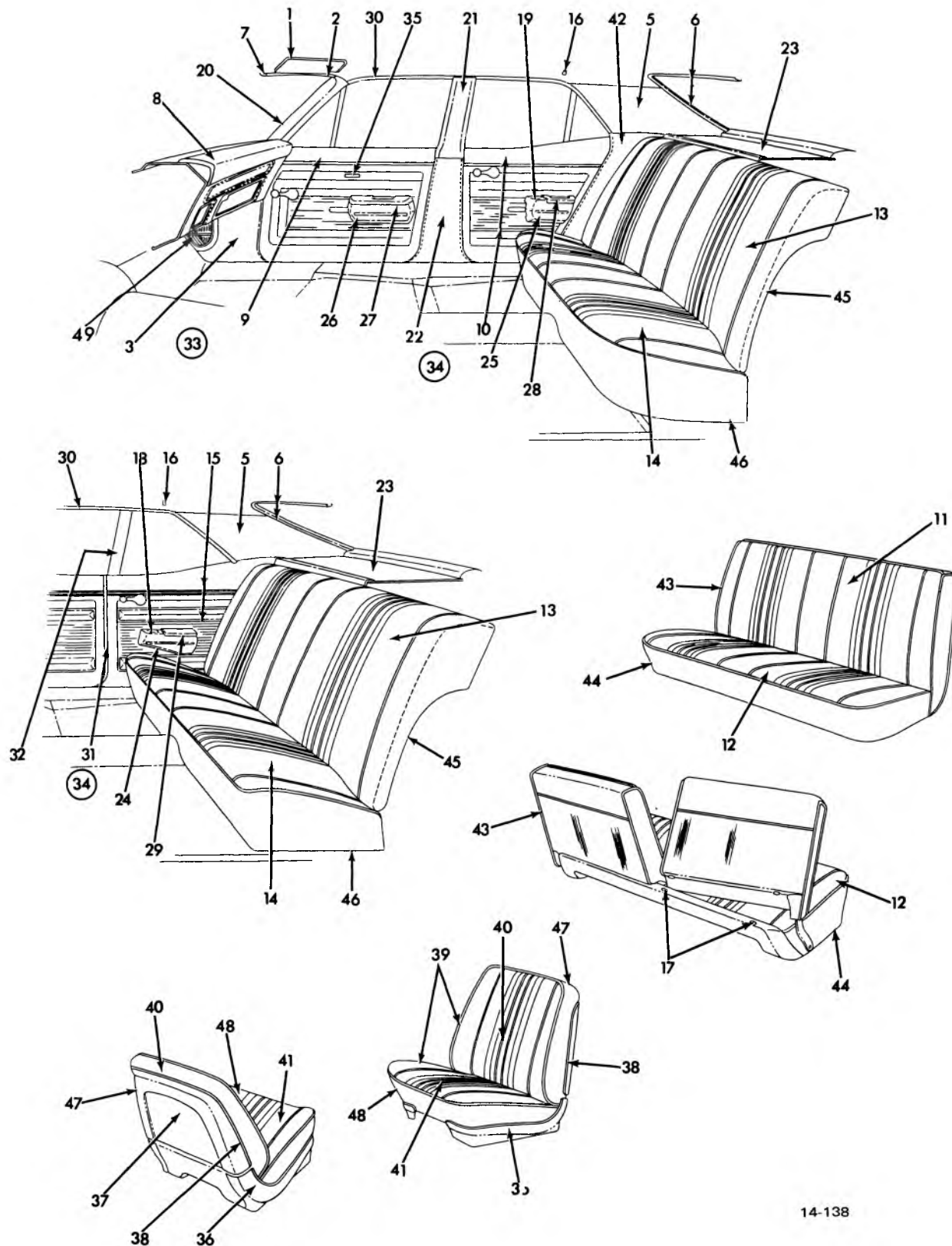
1971-72 MONTE CARLO INTERIOR TRIM (13857)



## 1971-72 MONTE CARLO INTERIOR TRIM (13857)

- |   |   |
|---|---|
| <ul style="list-style-type: none"> <li>1. 10.051 MOLDING—Windshield Side Garnish</li> <li>2. 14.650 LACE—Windshield Upper Trim Finish</li> <li>3. 10.203 SUNSHADE—Trimmed</li> <li>4. 10.219 SUPPORT—Sunshade</li> <li>5. 14.650 LACE—Back Window Upper &amp; Side Trim Finish</li> <li>6. 11.629 FILLER—Seat Back to Quarter Panel</li> <li>7. 12.045 TRAY—Rear Quarter Arm Rest Ash</li> <li>8. 14.630 PANEL—Shroud Plastic</li> <li>9. 14.640 HEADLINING—Less Listing Wires</li> <li>10. 14.645 TRIM—Rear Quarter Upper Above Belt</li> <li>11. 14.650 LACE—Side Roof Rail Trim Finish</li> <li>12. 14.685 TRIM—Front Door Less Moldings</li> <li>13. 14.691 MOLDING—Front Door Trim Pad Lower</li> <li>14. 14.735 WINDLACE—Body Lock Pillar</li> <li>15. 14.896 SEAT—Passenger &amp; Driver Complete</li> <li>16. 14.800 COVER—Driver &amp; Passenger Seat Back</li> <li>17. 14.880 COVER—Driver &amp; Passenger Seat Cushion</li> <li>18. 11.628 BACK—Rear Seat Less Trim Cover</li> <li>19. 15.000 COVER—Rear Seat Back</li> <li>20. 15.024 TRIM ASSY—Rear Seat to Back Window</li> <li>21. 11.610 CUSHION—Rear Seat Less Trim Cover</li> <li>22. 15.035 COVER—Rear Seat Cushion</li> </ul> | <ul style="list-style-type: none"> <li>23. 15.100 TRIM—Rear Quarter</li> <li>24. 15.286 CARPET—Front Floor</li> <li>25. 15.306 CARPET—Rear Floor</li> <li>26. 15.388 HOOK—Coat</li> <li>27. 11.362 PANEL—Seat Side</li> <li>28. 15.108 REST—Quarter Arm Complete</li> <li>29. 11.358 PANEL—Seat Back</li> <li>30. 14.818 MOLDING—Seat Back Panel Finish</li> <li>31. 14.924 COVER—Passenger and Driver Seat Back Headrest</li> <li>32. 11.419 CUSHION—Front Seat Less Trim Cover</li> <li>33. 14.691 STRAP—Front Door Pull</li> <li>34. 14.691 ESCUTCHION—Front Door Pull Strap</li> <li>35. 14.650 LACE—Back window Lower Corner Escutcheon</li> <li>36. 14.686 BASE—Front Door Arm Rest</li> <li>37. 14.686 COVER—Front Door Arm Rest</li> <li>38. 09.789 GRILLE—Shroud Trim Panel</li> <li>39. 14.688 PLATE—Front Door Arm Rest Finish</li> <li>40. 11.375 COVER—Front Back Outer Hinge Arm</li> <li>41. 11.381 BUMPER—Front Seat Back Frame</li> <li>42. 14.880 COVER—Front Seat Cushion</li> <li>43. 11.373 BACK—Front Seat Less Trim Cover</li> </ul> |
|---|---|

14-36

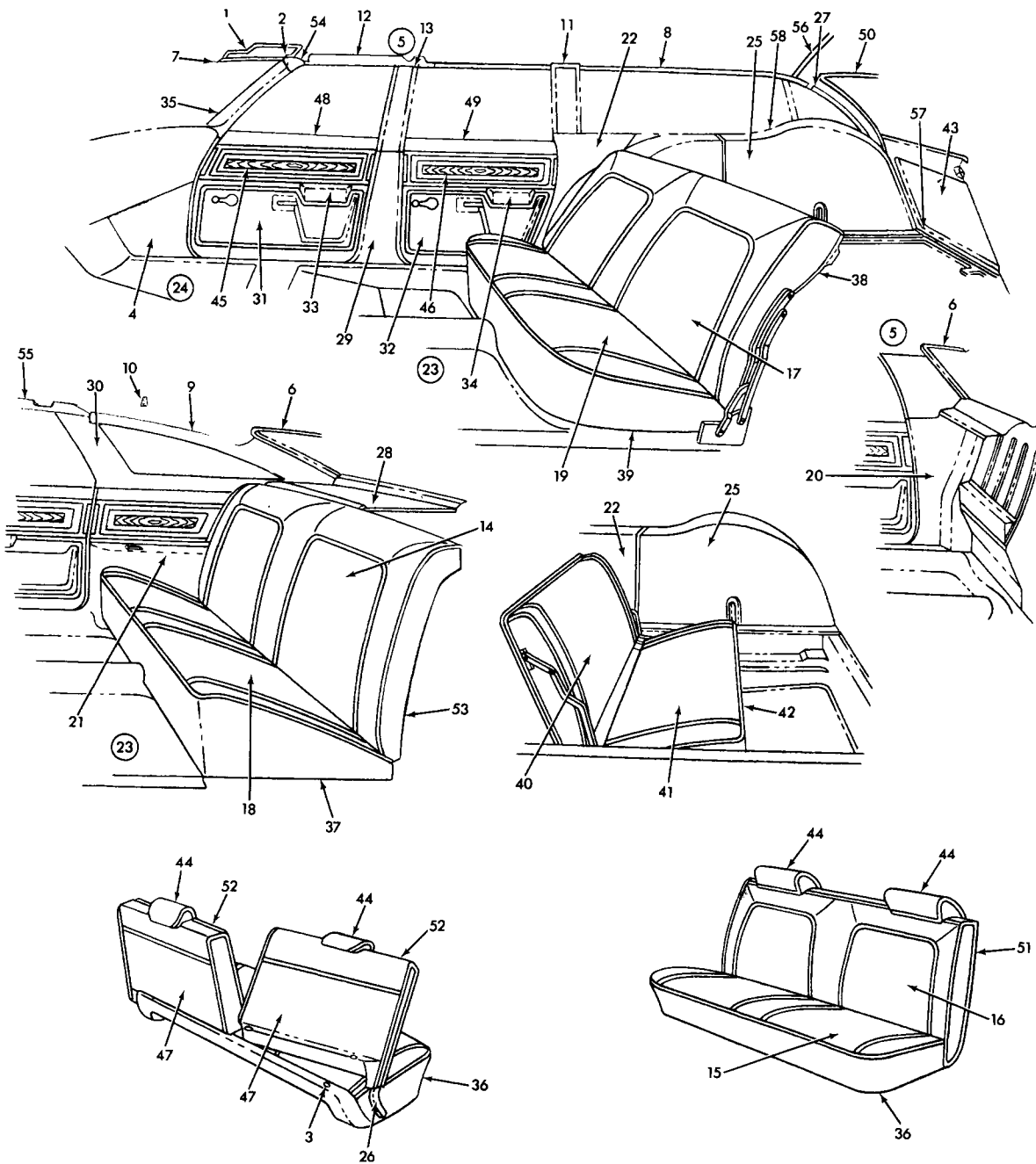


**1970-72 NOVA INTERIOR TRIM  
(11427-69) CUSTOM**

**1970-72 NOVA INTERIOR TRIM  
(11427-69) CUSTOM**

- |           |                                      |           |  |
|-----------|--------------------------------------|-----------|--|
| 1. 10203  | SUNSHADE, Trimmed                    | 27. 14686 | COVER, Front Door Arm Rest                           |
| 2. 10219  | SUPPORT, Sunshade                    | 28. 14762 | COVER, Rear Door Arm Rest                            |
| 3. 14630  | PANEL, Shroud Plastic                | 29. 15108 | COVER, Rear Quarter Arm Rest                         |
| 4. 14640  | HEADLINING, Less Listing Wires       | 30. 14650 | LACE, Side Roof Rail Finish                          |
| 5. 14645  | TRIM, Rear Quarter Upper Above Belt  | 31. 14735 | LACE, Body Lock Pillar                               |
| 6. 14650  | LACE, Back Window Upper & Side Trim  | 32. 11119 | MOLDING, Quarter Window Garnish Front                |
| 7. 14650  | LACE, Windshield Upper Trim Finish   | 33. 15286 | CARPET, Front Floor                                  |
| 8. 14655  | COVER, Instrument Panel              | 34. 15306 | CARPET, Rear Floor                                   |
| 9. 14685  | TRIM, Front Door                     | 35. 14691 | EMBLEM, Front Door Trim Pad                          |
| 10. 14760 | TRIM, Rear Door                      | 36. 11362 | PANEL, Driver & Passenger Seat Side<br>Inner & Outer |
| 11. 14800 | COVER, Front Seat Back               | 37. 11358 | PANEL, Seat Back                                     |
| 12. 14880 | COVER, Front Seat Cushion            | 38. 14818 | MOLDING, Seat Back Panel Finish                      |
| 13. 15000 | COVER, Rear Seat Back                | 39. 14896 | SEAT, Complete                                       |
| 14. 15035 | COVER, Rear Seat Cushion             | 40. 14800 | COVER, Driver & Passenger Back                       |
| 15. 15100 | TRIM, Rear Quarter                   | 41. 14880 | COVER, Driver & Passenger Cushion                    |
| 16. 15388 | HOOK, Coat                           | 42. 15101 | PANEL, Quarter Inner Finish                          |
| 17. 11381 | BUMPER, Front Seat Back Frame        | 43. 11373 | BACK, Front Seat Less Trim Cover                     |
| 18. 15108 | TRAY ASSY., Rear Quarter Ash         | 44. 11419 | CUSHION, Front Seat Less Trim Cover                  |
| 19. 14762 | TRAY ASSY., Rear Door Arm Rest Ash   | 45. 11628 | BACK, Rear Seat Less Trim Cover                      |
| 20. 10051 | MOLDING, Windshield Garnish Side     | 46. 11610 | CUSHION, Rear Seat Less Trim Cover                   |
| 21. 14730 | COVER, Center Pillar Upper           | 47. 11373 | BACK, Passenger & Driver Seat Less<br>Trim Cover     |
| 22. 14730 | COVER, Center Pillar Lower           | 48. 11419 | CUSHION, Passenger & Driver Seat Less<br>Trim Cover  |
| 23. 14640 | TRIM ASSY., Rear Seat to Back Window | 49. 9.789 | GRILLE, Shroud Panel                                 |
| 24. 15108 | BASE, Rear Quarter Arm Rest          |           |  |
| 25. 14762 | BASE, Rear Door Arm Rest             |           |  |
| 26. 14686 | BASE, Front Door Arm Rest            |           |  |

14-138



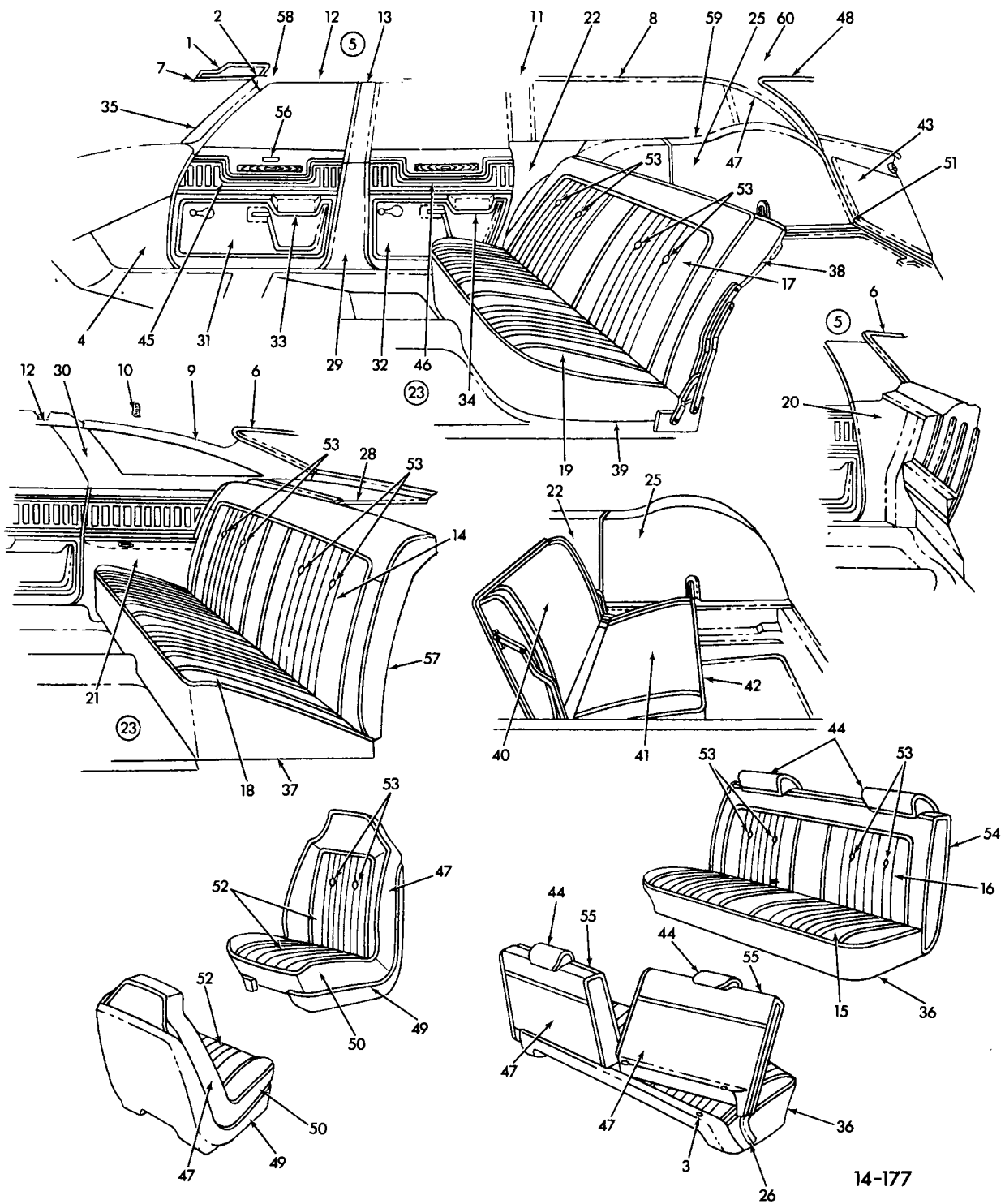
14-179

**1973 CHEVELLE INTERIOR TRIM (1AC 29-35-37-80)**

**1973 CHEVELLE INTERIOR TRIM  
(1AC 29-35-37-80)**

1	10.203	SUNSHADE—Trimmed	35	10.051	MOLDING—Garn W/S Side
2	10.219	SUPPORT—Sunshade	36	11.419	SPRING & FRAME ASSY.—F/St Btm
3	11.381	BUMPER—Frt St Bk Frame	36	14.890	PAD ASSY.—F/St Btm Wire &
4	14.630	PANEL—Shroud Side Fin	37	11.610	SPRING & FRAME ASSY.—R/St Btm
5	14.640	HEADLINING	37	15.036	PAD ASSY.—R/St Cush
6	11.120	MOLDING—Garn B/W Upr	38	15.002	FRAME ASSY.—Fldg End Seat Back
7	10.051	MOLDING—Garn W/S Upr	38	15.002	PAD ASSY.—Fldg End Seat Back
8	14.651	MOLDING—Roof Inr Sd Rr	39	11.610	FRAME ASSY.—Fldg 2nd Seat Cush
9	11.119	MOLDING—Garn Qtr Wdo Rr	39	15.036	PAD ASSY.—Fldg 2nd Seat Cush
10	15.388	HOOK—Coat	40	15.060	COVER—3rd Seat Back
11	14.731	COVER ASSY.—Bdy Lk Plr Abv Bit	40	11.628	FOUNDATION—Fldg 3rd Seat Back Frmd
12	14.651	MOLDING—Roof Inr Si Frt	40	15.002	PAD ASSY.—Fldg 3rd Seat Back
13	14.730	COVER ASSY.—C/Plr Upr	41	15.070	COVER—3rd Seat Cush
14	15.000	COVER—Rr St Bk	42	11.610	FRAME ASSY.—Fldg 3rd Seat Btm
15	14.880	COVER—Frt St Cush	42	15.036	PAD ASSY.—Fldg 3rd Seat Cush
16	14.800	COVER—Frt St Bk	43	12.195	PANEL—T/Gate Inr Cvr
17	15.000	COVER—2nd St Bk	44	14.924	COVER ASSY.—P & D H/Rst Seat Back
18	15.035	COVER—Rr St Cush	45	14.685	TRIM—F/D Upr
19	15.035	COVER—2nd St Cush	46	14.760	TRIM—R/D Upr
20	14.731	PANEL—Body Lk Plr Lwr	47	11.373	FRAME—P & D Seat Back
21	15.108	PANEL—Qtr A/Rest Trim Fin	47	14.802	PAD ASSY.—P & D Seat Back
22	12.944	PANEL—W/H Cvr Frt	48	11.075	MOLDING ASSY.—Fin F/D Belt Trim
23	15.306	MAT—R/Flr Rub	49	11.089	MOLDING ASSY.—Fin R/D Belt Trim
24	15.286	MAT—R/Flr Rub	50		MOLDING—Garn T/Gate Wdo
25	12.579	PANEL—Spa Tire Cvr	51	14.802	PANEL ASSY.—F/Seat Back
26	11.375	COVER—P & D St Bk Otr Hge	52	14.800	COVER—P & D Seat Back
27	12.180	MOLDING—Fin Bk Bdy Plr Upr	53	11.628	FRAME ASSY.—R/Seat Back
28		TRIM PANEL—R/St to B/W	53	15.002	PAD—R/Seat Back
29	14.730	COVER ASSY.—C/Plr Lwr	54	10.051	ESCUTCHEON—W/S Upr Corn Mldg
30	11.119	MOLDING—Garn Qtr Wdo Frt	55	14.651	MOLDING—Roof Inner Side
31	14.685	PANEL—Tr Fin F/D Lwr	56	12.180	MOLDING—Fin Back Bdy Opng Upr
32	14.760	PANEL—Tr Fin R/D Lwr	57	12.180	MOLDING—Fin Back Bdy Plr Lwr
33	14.606	PAD ASSY.—F/D Lwr Tr Fin Pnl A/Rst	58	15.100	EXTENSION—Spare Tire Cvr Pnl
34	14.762	PAD ASSY.—R/D Lwr Tr Fin Pnl A/Rst			

14-179

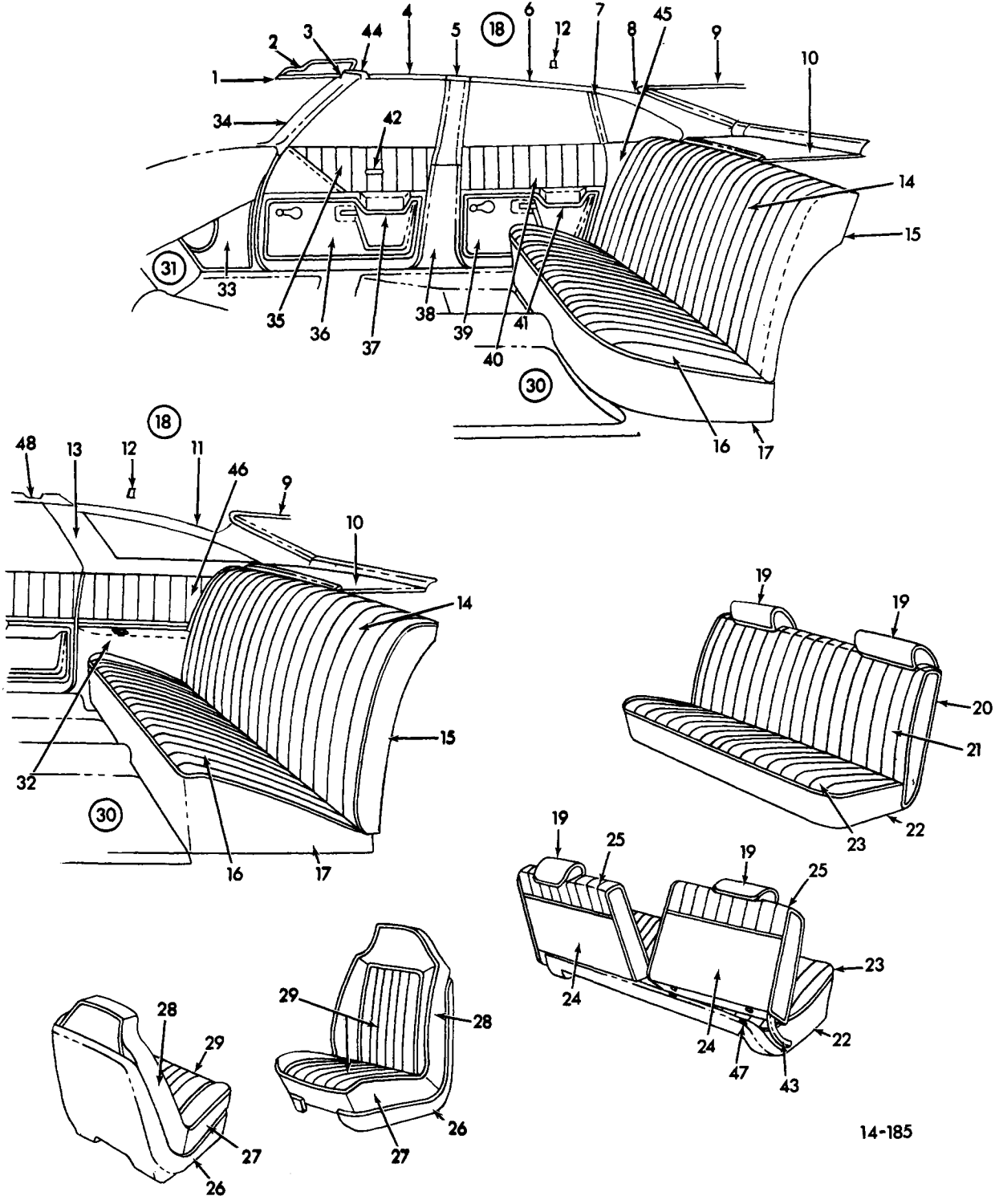


1973 CHEVELLE INTERIOR TRIM (1AD29-35-37-80)

### 1973 CHEVELLE INTERIOR TRIM (1AD29-35-37-80)

- |  |  |
|--|--|
| <ul style="list-style-type: none"> <li>1. 10.203 SUNSHADE—Trimmed</li> <li>2. 10.219 SUPPORT—Sunshade</li> <li>3. 11.381 BUMPER—Frt St Bk Frm</li> <li>4. 14.630 PANEL—Shroud Side Fin</li> <li>5. 14.640 HEADLINING</li> <li>6. 11.120 MOLDING—Garn B/W Upr</li> <li>7. 10.051 MOLDING—Garn W/S Upr</li> <li>8. 14.651 MOLDING—Roof Inr Sd Rr</li> <li>9. 11.119 MOLDING—Garn Qtr Wdo Rr</li> <li>10. 15.388 HOOK—Coat</li> <li>11. 14.731 COVER ASSEMBLY—Bdy Lk Fir Abv Blt</li> <li>12. 14.651 MOLDING—Roof Inr Si Frt</li> <li>13. 14.730 COVER ASSEMBLY—C/Plr Upr</li> <li>14. 15.000 COVER—Rr St Bk</li> <li>15. 14.880 COVER—Frt St Cush</li> <li>16. 14.300 COVER—Frt St Bk</li> <li>17. 15.000 COVER—Second St Back</li> <li>18. 15.035 COVER—Rr St Cush</li> <li>19. 15.035 COVER—2nd St Cush</li> <li>20. 14.731 PANEL—Body Lk Plr Lwr</li> <li>21. 15.108 PANEL—Qtr A/Rst Trim Fin</li> <li>22. 12.944 PANEL—W/H Cvr</li> <li>23. 15.306 MAT—R/Flr Rub</li> <li>24. 15.286 MAT—F/Flr Rub</li> <li>25. 12.579 PANEL—Spa Tire Cvr</li> <li>26. 11.375 COVER—P &amp; D St Bk Otr Hge</li> <li>27. 12.180 MOLDING—Fin Bk Body Plr Upr</li> <li>28. 15.024 TRIM, Pn. R/Seat To B/W</li> <li>29. 14.730 COVER ASSY—C/Plr Lwr</li> <li>30. 11.119 MOLDING—Garn Qtr Wdo Frt</li> <li>31. 14.685 PANEL—Trim Fin Frt Dr Lwr</li> <li>32. 14.760 PANEL—Tr Fin RR Dr Lwr</li> <li>33. 14.762 PAD ASSY—R/D Lwr Tr Fin Pnl A/Rst</li> <li>34. 14.762 PAD ASSY—R/D Lwr Tr Fin Pnl A/Rest</li> <li>35. 10.051 MOLDING—Garn W/S Side</li> </ul> | <ul style="list-style-type: none"> <li>36. 11.419 SPRING &amp; FRAME ASSY—F/St Btm</li> <li>36. 14.890 PAD ASSY—R/Seat Btm Wire &amp;</li> <li>37. 11.610 SPRING &amp; FRAME ASSY—R/Seat Btm</li> <li>37. 15.036 PAD ASSY—R/Seat Cush</li> <li>38. 11.628 FRAME ASSY—FIdg 2nd Seat Back</li> <li>38. 15.002 PAD ASSY—FIdg 2nd Seat Back</li> <li>39. 11.610 FRAME ASSY—FIdg 2nd Seat Cush</li> <li>39. 15.036 PAD ASSY.—FIdg 2nd Seat Cusy</li> <li>40. 15.060 COVER—3rd Seat Back</li> <li>40. 11.373 FOUNDATION—3rd Seat Back Frmd</li> <li>40. 15.002 PAD ASSY—FIdg 3rd Seat Back</li> <li>41. 15.070 COVER—3rd Seat Back</li> <li>42. 11.610 FRAME ASSY—FIdg 3rd Seat Btm</li> <li>42. 15.036 PAD ASSY—FIdg 3rd Seat Cush</li> <li>43. 12.195 PANEL—T/Gate Inr Cvr</li> <li>44. 14.924 COVER ASSY—P &amp; D H/Rst Seat Back</li> <li>45. 14.685 TRIM—F/D Upr</li> <li>46. 14.760 TRIM—R/D Upr</li> <li>47. 11.373 FRAME—P &amp; D Seat Back</li> <li>47. 14.802 PAD ASSY—P &amp; D Seat Back</li> <li>48. 12.180 MOLDING—Garn T/Gate Wdo</li> <li>49. 11.358 PANEL—Fin P &amp; D Seat Back</li> <li>50. 14.890 PAD—P &amp; D Seat Btm Wires</li> <li>51. 12.180 MOLDING—Fin Back Btm Plr Lwr</li> <li>52. 14.800 COVER ASSY—P &amp; D Seat Complete</li> <li>53. 14.804 BUTTON ASSY—Seat Back Trim</li> <li>54. 11.373 PANEL ASSY—F/St Back</li> <li>54. 14.802 PAD ASSY—F/Seat Back</li> <li>55. 14.800 COVER—P &amp; D Seat Back</li> <li>56. 14.691 PLT NAME—F/D Trim Pad</li> <li>57. 11.628 FRAME ASSY—R/Seat Back</li> <li>57. 15.002 PAD—R/Seat Back</li> <li>58. 10.051 ESCUTCHEON—W/S Upr Corn Midg (57 Style only)</li> <li>59. 15.100 EXTENSION—Spare Tire Cvr Pnl</li> <li>60. 12.180 MOLDING—Fin Bk Bdy Opng Upr</li> </ul> |
|--|--|

14-177



14-185

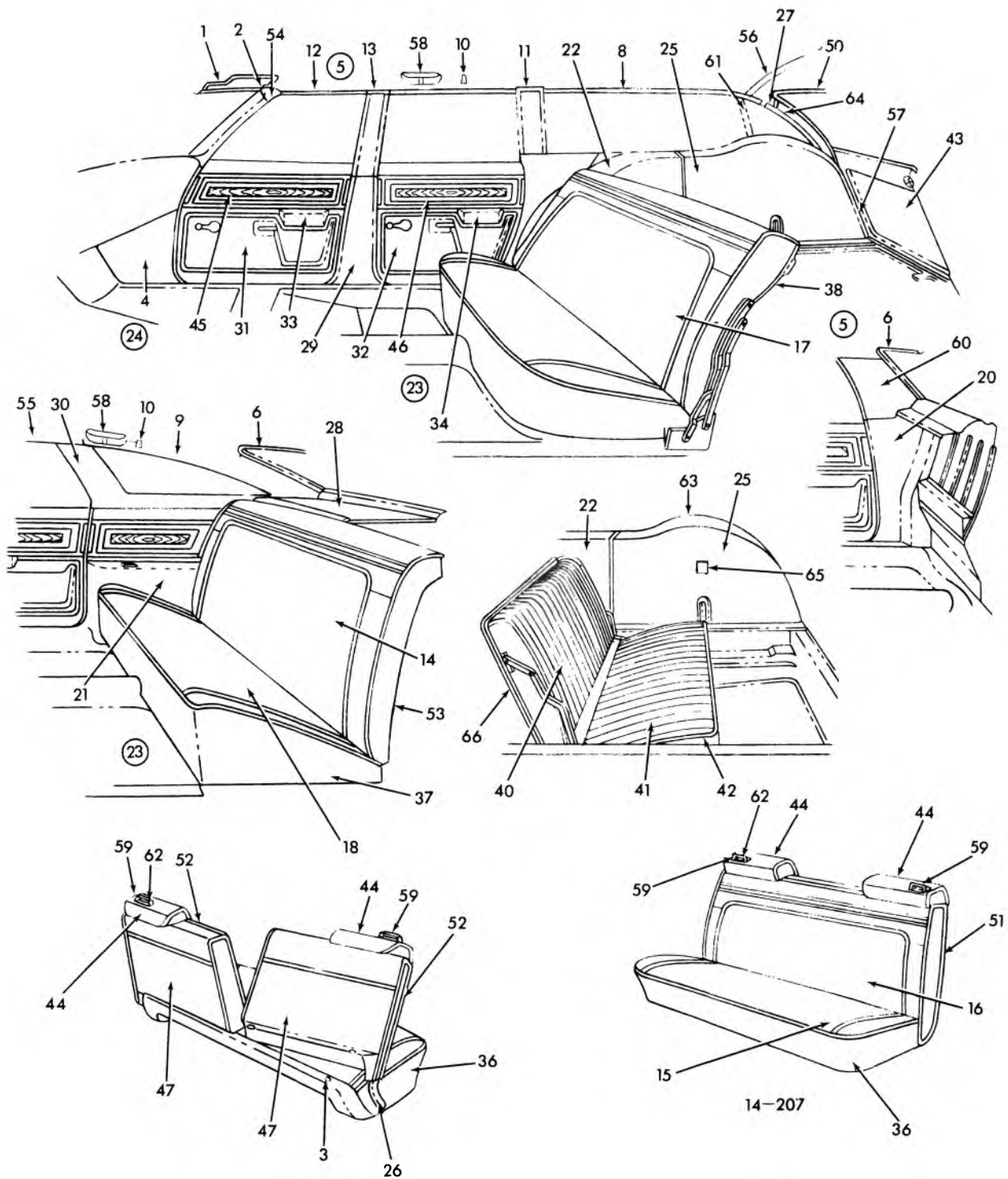
1973 CHEVELLE LAGUNA INTERIOR TRIM (1AE29-37)



## 1973 CHEVELLE LAGUNA INTERIOR TRIM (1AE29-37)

1.	10.051	MOLDING—Garn W/S Up	24.	11.373	PANEL ASSEMBLY—P & D St Bk
2.	10.203	SUNSHADE—Trimmed	24.	14.802	PAD ASSEMBLY—P & D St Bk
3.	10.219	SUPPORT—Sunshade	25.	14.800	COVER—P & D Seat Bk
4.	14.651	MOLDING—Roof Inr Sd Frt	26.	11.358	PANEL—Fin P & D St Bk
5.	14.730	COVER ASM—C/Plr Up	27.	14.890	PAD—P & D St Btm Wire &
6.	14.651	MOLDING—Roof Inr Side RR	28.	14.802	PAD—P & D St Bk Wire &
7.	11.119	MOLDING—Garn Qtr Wdo Frt	29.	14.800	COVER ASSEMBLY—P & D St Complete
8.	15.101	Pnl Fin Qtr Inr Up	30.	15.306	CARPET—Rr Fir
9.	11.120	MOLDING—Garn B/W Up	31.	15.286	CARPET—Frt Fir
10.	15.024	TRIM—Pnl R/Seat To B/W	32.	15.108	PANEL—Qtr A/Rest Trim Fin
11.	11.119	MOLDING—Garn Qtr Wdo Rr	33.	14.630	PANEL—Shroud Sd Fin
12.	15.388	HOOK—Coat	34.	10.051	MOLDING—Garn W/S Sd
13.	11.119	MOLDING—Garn Qtr Wdo Frt	35.	14.685	TRIM—F/D Up
14.	15.000	COVER—Rr St Bk	36.	14.685	PANEL—Trim Fin F/D Lwr
15.	11.628	FRM Asm R/Seat Bk	37.	14.686	PAD ASM—F/D Lwr Tr Fin Pnl A/Rst
15.	15.002	Pad R/Seat Bk	38.	14.730	COVER ASM—C/Plr Lwr
16.	15.035	COVER, Rr St Cush	39.	14.760	PANEL—Trim Fin R/D Lwr
17.	11.610	Spg & Frm Asm R/St Btm	40.	14.760	TRIM—R/D Up
17.	15.036	PAD ASM—R/St Cush	41.	14.762	PAD ASM—R/D Lwr Tr Fin Pnl A/Rst
18.	14.640	HEADLINING	42.	14.691	PLT NAME—F/D Trim Pad
19.	14.924	COVER ASM—P & D H/Rst St Bk	43.	11.375	COVER—P & D St Bk Otr Hge
20.	11.373	PANEL ASM—F/St Bk	44.	10.051	ESCUTCHEON—W/S Up Cor Mldg (37 Style Only)
20.	14.802	PAD ASM—F/St Bk	45.	12.941	PANEL—Fin Qtr Inr Lwr
21.	14.800	COVER Frt St. Bk	46.	15.100	TRIM—Qtr Up
22.	11.419	SPRING & FRAME ASSY—F/St Btm	47.	11.381	BUMPER—Seat Back Frame
22.	14.890	PAD ASM—F/St Btm Wire &	48.	14.651	MOLDING—Roof Inner Side
23.	14.880	COVER—Frt St Cush			

14-185



14-207

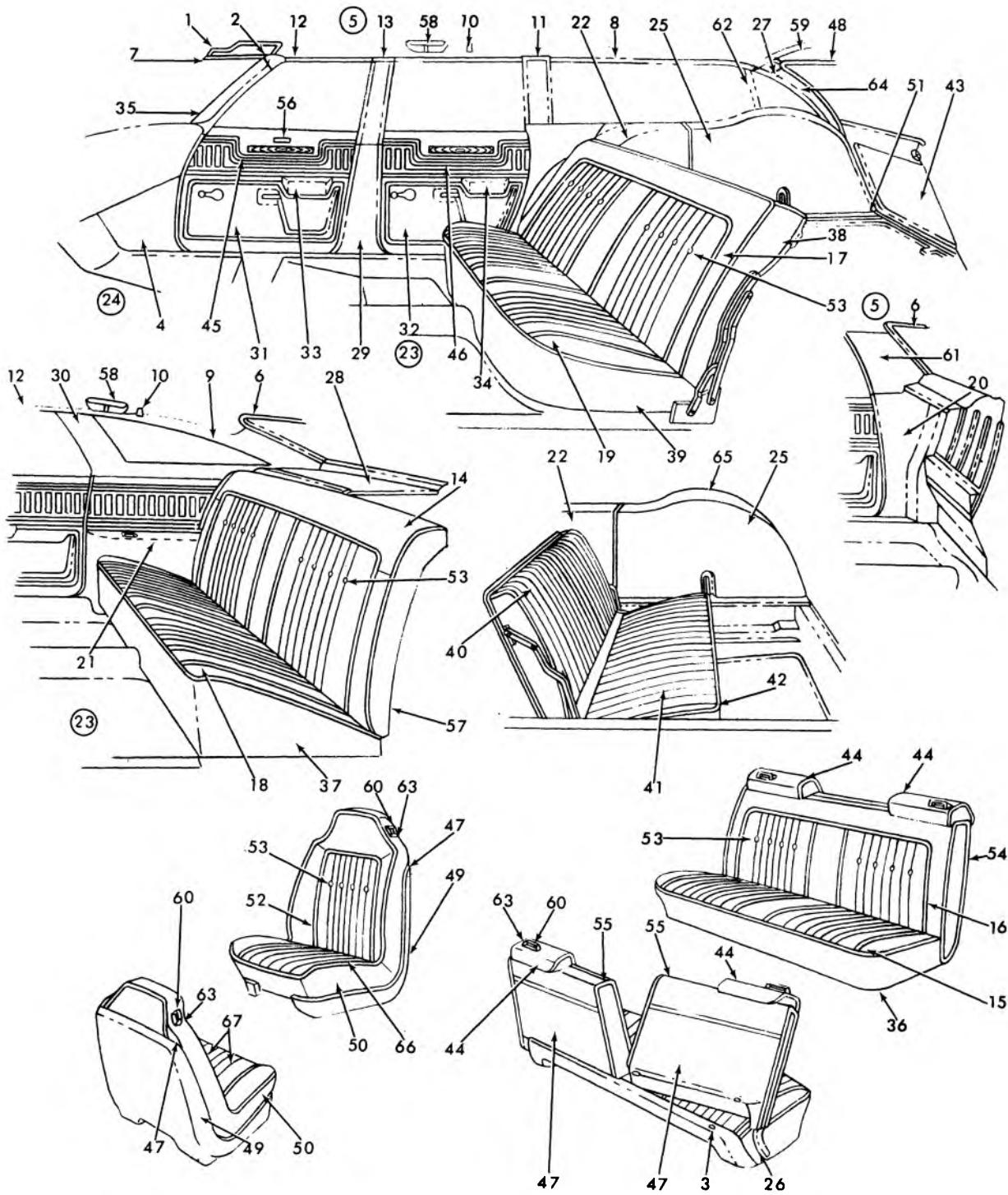
**1974 CHEVELLE INTERIOR TRIM (1AC29-35-37-80)**

GM PARTS DIVISION, GENERAL MOTORS CORPORATION — CHEVROLET — 11A

## 1974 CHEVELLE INTERIOR TRIM (1AC29-35-37-80)

- |   |  |
|---|--|
| <ul style="list-style-type: none"> <li>1. 10.203 SUNSHADE—Trimmed</li> <li>2. 10.219 SUPPORT—Sunshade</li> <li>3. 11.381 BUMPER—Frt. St. Bk. Frame</li> <li>4. 14.630 PANEL—Shroud Side Fin.</li> <li>5. 14.640 HEADLINING</li> <li>6. 11.120 MOLDING—Garn. B/W Upr.</li> <li>7. 10.051 MOLDING—Garn. W/S Upr.</li> <li>8. 14.651 MOLDING—Roof Inr. Sd. Rr.</li> <li>9. 11.119 MOLDING—Garn. Qtr. Wdo. Rr.</li> <li>10. 15.388 HOOK—Coat</li> <li>11. 14.731 COVER ASSEMBLY—Body to Plr.<br/>Above Belt</li> <li>12. 14.651 MOLDING—Roof Inr. Si. Frt.</li> <li>13. 14.730 COVER ASSEMBLY—C/Plr. Upr.</li> <li>14. 15.000 COVER—Rr. St. Bk.</li> <li>15. 14.880 COVER—Frt. St. Cushion</li> <li>16. 14.800 COVER—Frt. St. Bk.</li> <li>17. 15.000 COVER—2nd St. Bk.</li> <li>18. 15.035 COVER—Rr. St. Cushion</li> <li>19. 15.035 COVER—2nd St. Cushion</li> <li>20. 14.731 PANEL—Body Lk. Plr. Lwr.</li> <li>21. 15.108 PANEL—Qtr. A/Rest Trim Fin.</li> <li>22. 12.944 PANEL—W/H Cvr. Frt.</li> <li>23. 15.306 MAT—R/Fir. Rub.</li> <li>24. 15.286 MAT—F/Fir. Rub.</li> <li>25. 12.579 PANEL SPARE TIRE OVR</li> <li>26. 11.375 COVER—P &amp; D St. Bk. Otr. Hge</li> <li>27. 12.180 MLD.—Fin. Bk. Bdy. Plr. Upr.</li> <li>28. 15.024 TRIM PANEL—R/St. To B/W</li> <li>29. 14.730 COVER ASSY.—C/Plr. Lwr.</li> <li>30. MOLDING—Garn. Qtr. Wdo. Frt.</li> <li>31. 14.685 PANEL—Tr. Fin. F/D Lwr</li> <li>32. 14.760 PANEL—Tr. Fin. R/D Inr.</li> <li>33. 14.606 RAD. ASSY.—F/D Lwr. Tr. Fin. Pnl A/Rest.</li> <li>34. 14.762 RAD. ASSY.—R/D Lwr. Tr. Fin. Pnl A/Rest</li> <li>35. 10.051 MOLDING—Garn W/S Side</li> <li>36. 11.419 SPRING &amp; FRAME ASSY.—F/St. Btm.</li> <li>36. 14.890 PAD ASSY.—F/St. Btm. Wire &amp;</li> <li>37. 11.610 SPRING &amp; FRAME ASSY.—<br/>R/St. Btm.</li> </ul> | <ul style="list-style-type: none"> <li>37. 15.006 RAD. ASSY.—R/St. Cushion</li> <li>38. 15.002 FRAME ASSY.—Fldg. End Seat Back</li> <li>38. 15.002 PAD ASSY.—Fldg. Eng Seat Back</li> <li>39. 11.610 FRAME ASSY.—Mldg. 2nd Seat Cushion</li> <li>39. 15.036 RAD ASSY.—Fldg. 2nd Seat Cushion</li> <li>40. 15.060 COVER—3rd Seat Back</li> <li>40. 11.628 FOUNDATION—Fldg. 3rd Seat Back Frm.</li> <li>40. 15.002 PAD ASSY.—Fldg. 3rd Seat Bkck</li> <li>41. 15.070 COVER—3rd Seat Cushion</li> <li>42. 11.610 FRAME ASSY.—Fldg. 3rd Seat Btm.</li> <li>42. 15.036 PAD ASSY.—Fldg. 3rd Seat Cushion</li> <li>43. 12.195 PANEL—T/Gate for Cvr.</li> <li>44. 14.924 COVER ASSY.—P &amp; D H/Rest<br/>Seat Back</li> <li>45. 14.685 TRIM—F/D Upr.</li> <li>46. 14.760 TRIM—R/D Upr.</li> <li>47. 11.373 FRAME—P &amp; D Seat Back</li> <li>47. 14.802 PAD ASSY.—P &amp; D Seat Back</li> <li>48. 11.075 MOLDING ASSY.—Fin. F/D Belt Trim</li> <li>49. 11.089 MOLDING ASSY.—Fin. R/D Belt Trim</li> <li>50. 12.180 MOLDING—Garn. T/Gate Wdo.</li> <li>51. 14.802 PANEL ASSY.—F/Seat Back</li> <li>52. 14.800 COVER—P &amp; D Seat Back</li> <li>53. 11.628 FRAME ASSY.—R/Seat Bkck</li> <li>53. 15.002 PAD—R/Seat Bkck</li> <li>54. 10.051 ESCUTCHEON—W/S Upr. Corn. Mldg.</li> <li>55. 14.651 MOLDING—Roof Inf. Side</li> <li>56. 12.180 MOLDING—Fin. Back Body Opng. Upr.</li> <li>57. 12.180 MOLDING—Fin. Back Body Plr. Lwr.</li> <li>58. 14.875 CVR ASM.—Retractor Shoulder Strap</li> <li>59. 14.875 GUIDE—Shoulder Strap P &amp; D St. Bk.</li> <li>59. 14.875 ESCUTCHEON—Shoulder Strap P &amp; D St. Bk.</li> <li>60. 14.731 PANEL—Body Lk. Plr. Upr.</li> <li>61. 11.119 MLDG.—Garn. Qtr. Vent Div. Chnl.</li> <li>62. 14.875 GUIDE—Shoulder Strap P &amp; D St. Bk.</li> <li>63. 15.100 EXTENSION—Spare Tire Cvr. Pnl.</li> <li>64. 12.968 FILLER—Back Body Opg.</li> <li>65. 12.045 TRAY—Qtr. Ash (Opt. Lt. Side Only)</li> <li>66. 11.628 FOUNDATION—3rd Seat Bk Formed</li> </ul> |
|---|--|

14-207



14-206

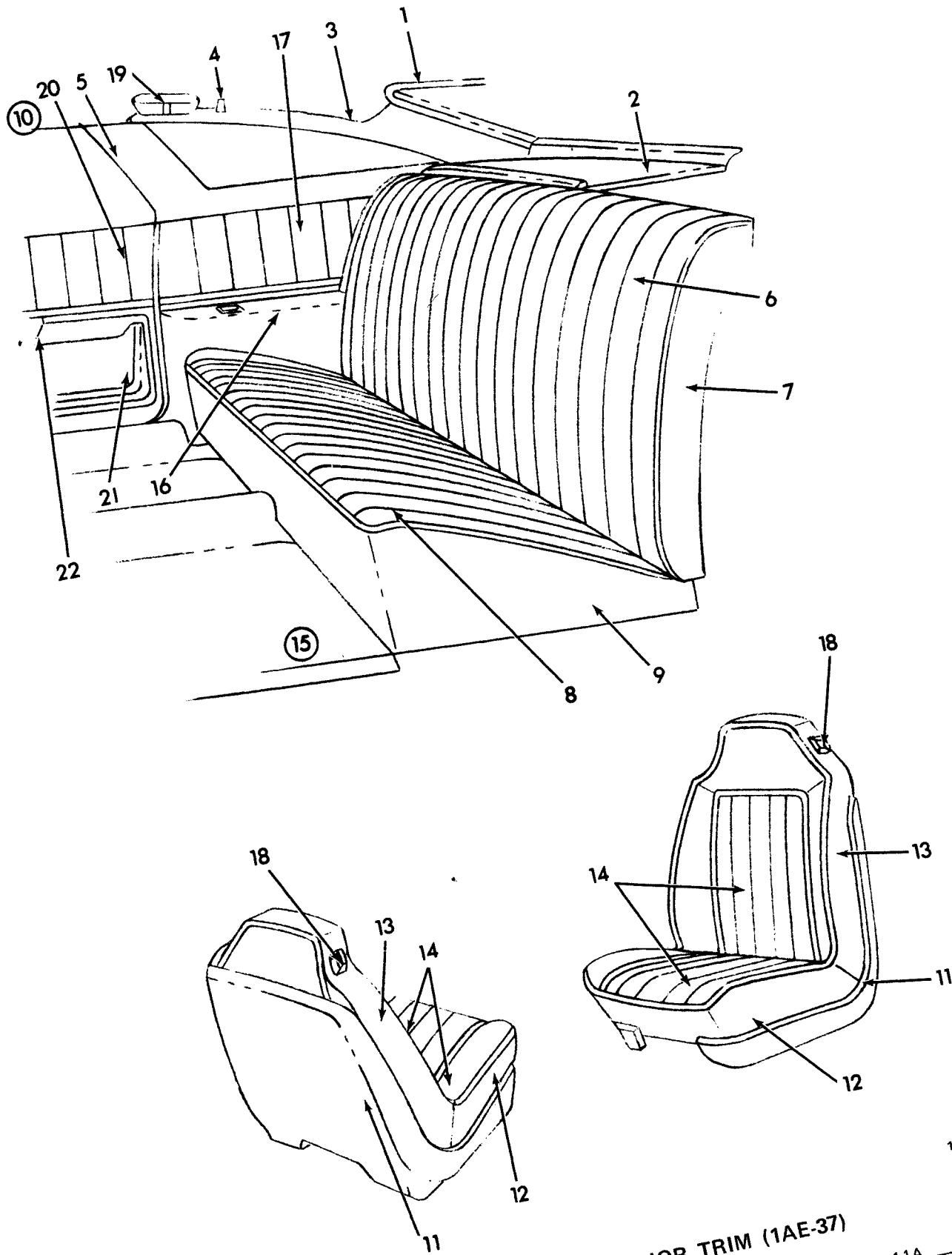
**1974 CHEVELLE INTERIOR TRIM (1AD29-35-37-80)**

GM PARTS DIVISION, GENERAL MOTORS CORPORATION — CHEVROLET — 11A

## 1974 CHEVELLE INTERIOR TRIM (1AD29-35-37-80)

- |   |  |
|---|--|
| <p>1. 10.203 SUNSHADE—Trimmed</p> <p>2. 10.219 SUPPORT—Sunshade</p> <p>3. 11.381 BUMPER—Frt. St. Bk. Frm.</p> <p>4. 14.630 PANEL—Shroud Side Fin.</p> <p>5. 14.640 HEADLINING</p> <p>6. 11.120 MOLDING—Garn. B/W Upr.</p> <p>7. 10.051 MOLDING—Garn. W/S Upr.</p> <p>8. 14.651 MOLDING—Roof Inr. Sd. Rr.</p> <p>9. 11.119 MOLDING—Garn. Qtr. Wdo Rr.</p> <p>10. 15.388 HOOK—Coat</p> <p>11. 14.731 COVER ASSEMBLY—Bdy. Lk.<br/>Plr. Above Belt</p> <p>12. 14.651 MOLDING—Roof Inr. Si. Frt.</p> <p>13. 14.730 COVER ASSEMBLY—C/Plr. Upr.</p> <p>14. 15.000 COVER—Rr. St. Bk.</p> <p>15. 14.880 COVER—Frt. St. Cush.</p> <p>16. 14.800 COVER—Frt. St. Bk.</p> <p>17. 15.000 COVER—Second St. Back</p> <p>18. 15.035 COVER—Rr. St. Cush.</p> <p>19. 15.035 COVER—2nd St. Cush.</p> <p>20. 14.731 PANEL—Body Lk. Plr. Lwr.</p> <p>21. 15.108 PANEL—Qtr. A/Rest Trim Fin.</p> <p>22. 12.944 PANEL—W/H Cvr.</p> <p>23. 15.306 MAT—R/Flr. Rub.</p> <p>24. 15.286 MAT—F/Flr. Rub</p> <p>25. 12.579 PANEL—Spare Tire Cover</p> <p>26. 11.375 COVER—P &amp; D St. Bk. Otr. Hge.</p> <p>27. 12.180 MOLDING—Fin. Bk. Body Plr. Upr.</p> <p>28. 15.024 TRIM—Pnl H/Seat To B/W</p> <p>29. 14.730 COVER ASSY—C/Plr. Lwr.</p> <p>30. 11.119 MOLDING—Garn. Qtr. Wdo. Frt.</p> <p>31. 14.685 PANEL—Trim Fin. Frt. Dr. Lwr.</p> <p>32. 14.760 PANEL—Tr. Fin. RR Dr. Lwr.</p> <p>33. 14.606 PAD ASSY.—F/D Lwr. Tr. Fin.<br/>Pnl. A/Rest</p> <p>34. 14.762 PAD ASSY.—R/D Lwr. Tr. Fin.<br/>Pnl. A/Rest</p> <p>35. 10.051 MOLDING—Garn. W/S Side</p> <p>36. 11.419 SPRING &amp; FRAME ASSY.—<br/>F/St. Btm.</p> <p>36. 14.890 PAD ASSY.—R/Seat Btm. Wire &amp;</p> <p>37. 11.610 SPRING &amp; FRAME ASSY.—<br/>R/Seat Btm</p> <p>37. 15.036 PAD ASSY.—R/Seat Cush.</p> <p>38. 11.628 FRAME ASSY.—Fldg. 2nd<br/>Seat Back</p> <p>38. 15.002 PAD ASSY.—Fldg. 2nd Seat Back</p> | <p>39. 11.610 FRAME ASSY.—Fldg. 2nd<br/>Seat Cush.</p> <p>39. 15.036 PAD ASSY.—Fldg. 2nd Seat Cush.</p> <p>40. 15.060 COVER—3rd Seat Back</p> <p>40. 11.373 FOUNDATION—3rd Seat Back<br/>Frmd.</p> <p>40. 15.002 PAD ASSY.—Fldg. 3rd Seat Back</p> <p>41. 15.070 COVER—3rd Seat Back</p> <p>42. 11.610 FRAME ASSY.—Fldg. 3rd<br/>Seat Btm.</p> <p>42. 15.036 PAD ASSEMBLY—Fldg. 3rd<br/>Seat Cush.</p> <p>43. 12.195 PANEL—T/Gate Inr Cvr.</p> <p>44. 14.924 COVER ASSY.—P &amp; D H/Rest<br/>Seat Back</p> <p>45. 14.685 TRIM—F/D Upr.</p> <p>46. 14.760 TRIM—R/D Upr.</p> <p>47. 11.373 FRAME—P &amp; D Seat Back</p> <p>47. 14.802 PAD ASSY.—P &amp; D Seat Back</p> <p>48. 12.180 MOLDING—Garn. T/Gate Wdo</p> <p>49. 11.358 PANEL—Fin. P &amp; D. Seat Bk</p> <p>50. 11.419 PAD—P &amp; D Seat Btm Wire<br/>&amp; Frm &amp; Spring</p> <p>51. 12.180 MOLDING—Fin. Bk. Btm<br/>Plr. Lwr</p> <p>52. 14.800 TRIM—Front Seat Back Cover</p> <p>53. 14.804 BUTTON ASSY.—Seat Back Trim</p> <p>54. 11.373 PANEL ASSY.—F/St. Back</p> <p>54. 14.802 PAD ASSY.—F/Seat Back</p> <p>55. 14.800 COVER—P &amp; D Seat Back</p> <p>56. 14.691 PLT. NAME—F/DTrim Pad</p> <p>57. 11.628 FRAME ASSY.—R/Seat Back</p> <p>57. 15.002 PAD—R/Seat Back</p> <p>58. 14.875 CVR; AS'; —Retractor Shoulder Strap</p> <p>59. 12.180 MOLDING—Fin. Bk. Bdy. Opng. Upr.</p> <p>60. 14.875 GUIDE—Shoulder Strap P &amp; D<br/>St. Bk.</p> <p>61. 14.731 PNL—Body Lock Plr. Upr.</p> <p>62. 11.119 MOLDING—Garn. Qtr. Vent<br/>Div. Chnl.</p> <p>63. 14.875 ESCUTCHEON—Shoulder Strap<br/>P &amp; D St. Bk.</p> <p>64. 12.968 FILLER—Back Boot Opg.</p> <p>65. 15.100 EXTENSION—Spare Tire Cover Pnl.</p> <p>66. 14.880 COVER—P &amp; D Seat Cush.</p> <p>67. 14.896 SEAT—Complete Passenger &amp;<br/>Driver (Less Trim)</p> |
|---|--|

14-206



14-209

**1974 CHEVELLE LAGUNA INTERIOR TRIM (1AE-37)**

GM PARTS DIVISION, GENERAL MOTORS CORPORATION — CHEVROLET — 11A —

**7-75**

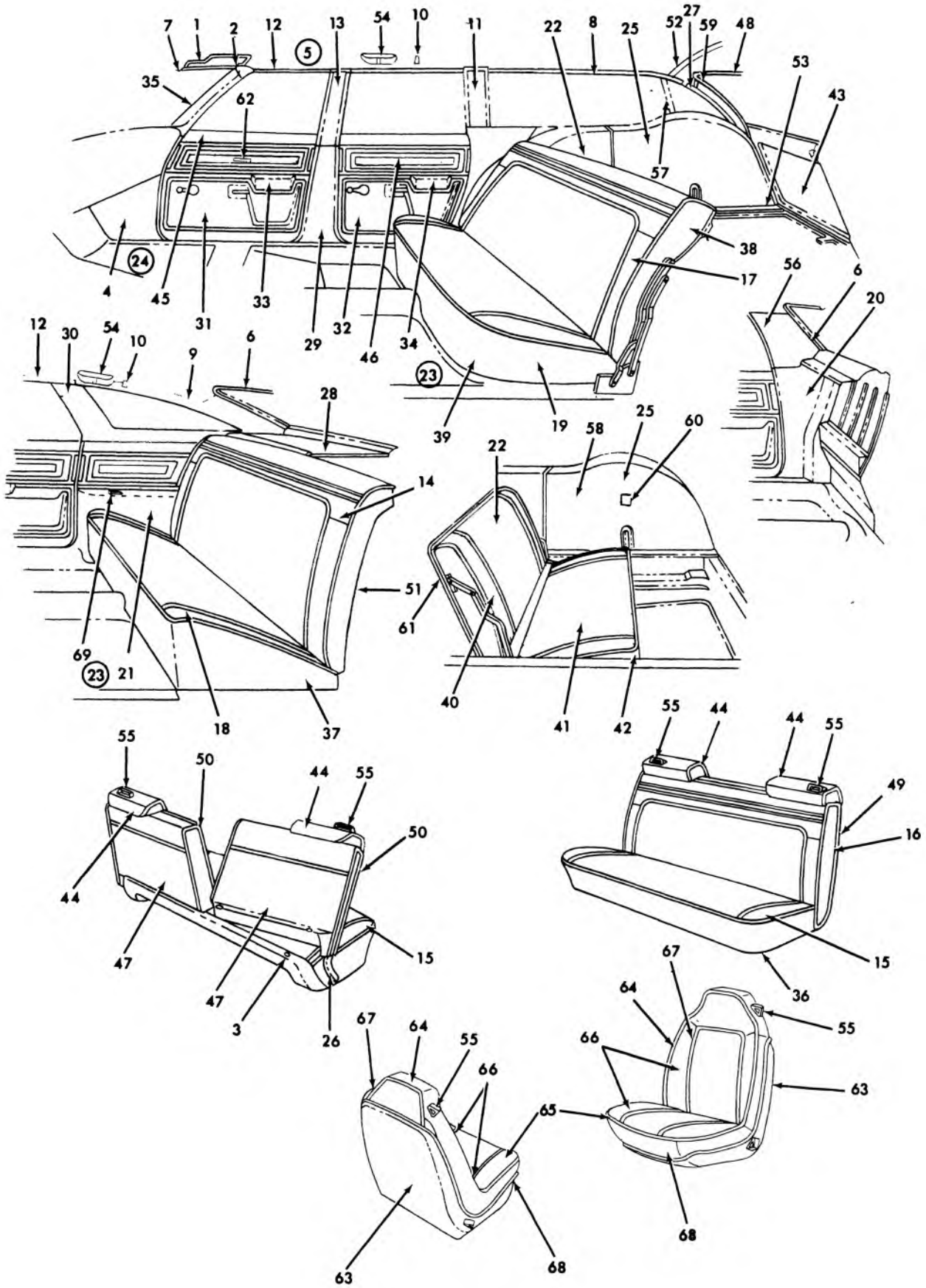
**14.000-GROUP**

14-68

### 1974 CHEVELLE LAGUNA INTERIOR TRIM (1AE-37)

- |            |                                |            |   |
|------------|--------------------------------|------------|---|
| 1. 11.120  | MOLDING—Garn. B/W Upr.         | 11. 11.358 | PANEL—Fin. P & D St. Bk.                  |
| 2. 15.024  | TRIM—Pnl. R/St. to B/W         | 12. 14.890 | PAD & WIRE—P & D St. Btm.                 |
| 3. 11.119  | MOLDING—Garn. Qtr. Wdo. Rr.    | 13. 14.802 | PAD & WIRE—P & D St. Bk.                  |
| 4. 15.388  | HOOK—Coat                      | 14. 14.800 | COVER ASM.—P & D St. Complete             |
| 5. 11.119  | MOLDING—Garn. Qtr. Wdo. Frt.   | 15. 15.306 | CARPET—Rr. Flr.                           |
| 6. 15.000  | COVER—Rr. St. Bk.              | 16. 15.108 | PANEL—Qtr. Arm Rest Trim Fin.             |
| 6. 15.002  | PAD—Rear St. Bk.               | 17. 15.108 | TRIM—Qtr. Upr.                            |
| 7. 11.628  | FRM. ASM.—R/St. Bk.            | 18. 14.875 | GUIDE—Shoulder Strap P & D St. Bk.        |
| 8. 15.035  | COVER—Rr. St. Cush.            | 19. 14.875 | COVER ASM.—Retractor Shoulder Strap       |
| 9. 11.610  | SPRING & FRAME ASM.—R/St. Btm. | 20. 14.685 | TRIM ASM.—Frt. Dr. Upr.                   |
| 9. 15.036  | PAD ASM.—R/St. Cush.           | 21. 14.685 | PANEL—Trim Fin. F/D Lwr.                  |
| 10. 14.640 | HEADLINING                     | 22. 14.686 | PAD ASM.—F/D Lwr. Trim Fin. Pnl. Arm Rest |

14-209



1975 CHEVELLE INTERIOR TRIM (1AC29-35-37-80)

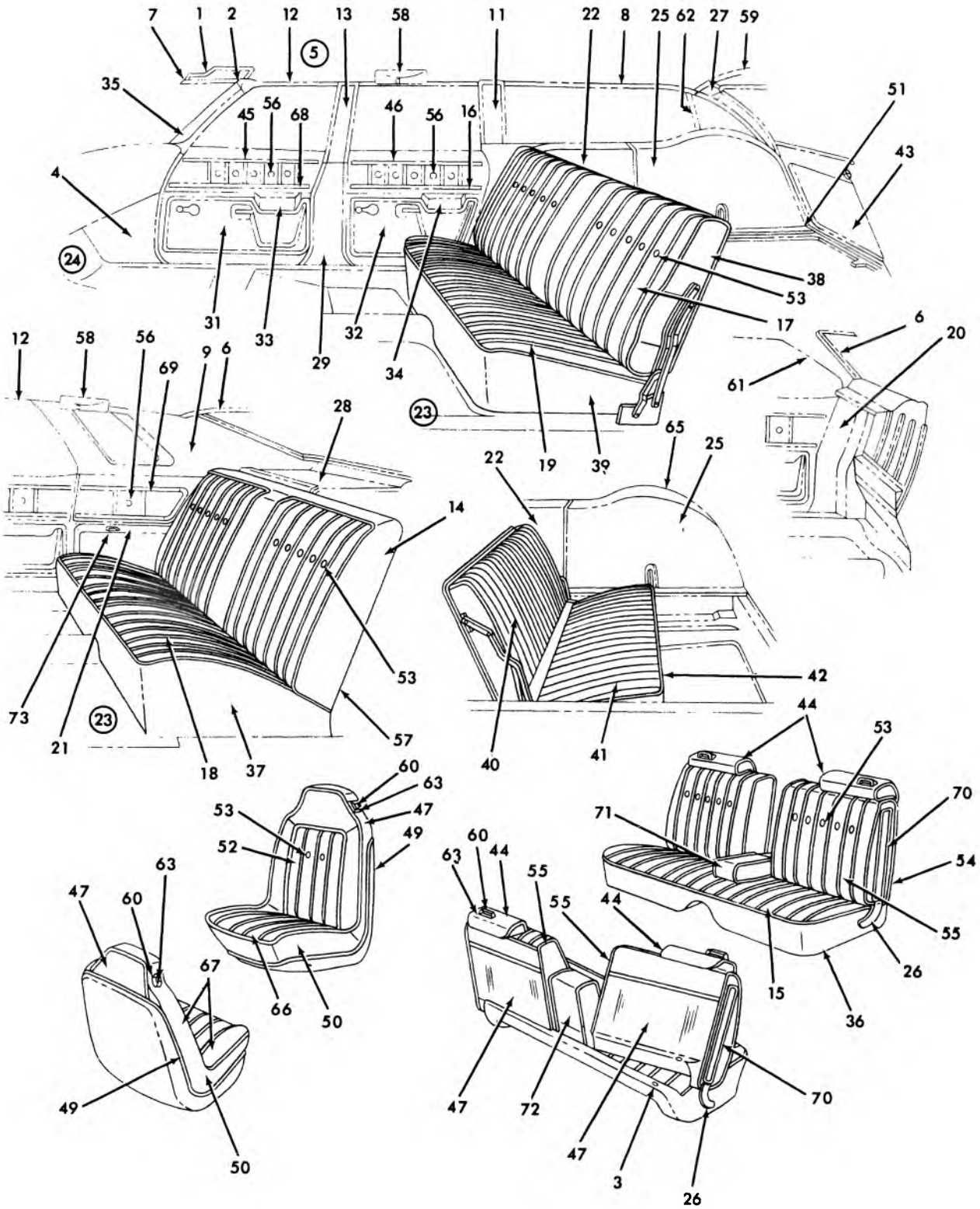
14-228



## 1975 CHEVELLE INTERIOR TRIM (1AC29-35-37-80)

1.	10.203	SUNSHADE—Trimmed	38.	15.002	PAD ASSY—Fldg 2nd St Bk
2.	10.219	SUPPORT—Sunshade	39.	11.610	FRAME ASSY—Fldg 2nd St Cush
3.	11.381	BUMPER—Frt St Bk Frame	39.	15.036	PAD ASSY—Fldg 2nd St Cush
4.	14.630	PANEL—Shroud Side Fin	40.	15.060	COVER—3rd St Bk
5.	14.640	HEADLINING	40.	11.628	FOUNDATION—Fldg 3rd St Bk Frm
6.	11.120	MOLDING—Garn B/W Up	40.	15.002	PAD ASSY—Fldg 3rd St Bk
7.	10.051	MOLDING—Garn W/S Up	41.	15.070	COVER—3rd St Cush
8.	14.651	MOLDING—Roof Inr Sd Rr	42.	11.610	FRAME ASSY—Fldg 3rd St Btm
9.	11.119	MOLDING—Garn Qtr Wdo Rr	42.	15.036	PAD ASSY—Fldg 3rd St Cush
10.	15.388	HOOK—Coat	43.	12.195	PANEL—T/Gate Inr Cvr
11.	14.731	COVER ASM—Body Lk Plr Above Belt	44.	14.924	COVER ASSY—P & D H/Rest Seat Bk
12.	14.651	MOLDING—Roof Inr Si Frt	45.	14.685	TRIM—F/D Up
13.	14.730	COVER ASM—C/Plr Up	46.	14.760	TRIM—R/D Up
14.	15.000	COVER—Rr St Bk	47.	11.373	FRAME—P & D St Bk
15.	14.880	COVER—Frt St Cush	47.	14.802	PAD ASSY—P & D St Bk
16.	14.800	COVER—Frt St Bk	48.	12.180	MOLDING—Garn T/Gate Wdo
17.	15.000	COVER—2nd St Bk	49.	14.802	PANEL ASSY—F/St Bk
18.	15.035	COVER—Rr St Cush	50.	14.800	COVER—P & D St Bk
19.	15.035	COVER—2nd St Cush	51.	11.628	FRAME ASSY—R/St Bk
20.	14.731	PANEL—Body Lk Plr Lwr	51.	15.002	PAD—R/St Bk
21.	15.108	PANEL—Qtr A/Rest Trim Fin	52.	12.180	MOLDING—Fin Bk Body Opng Up
22.	12.944	PANEL—W/H Cvr Frt	53.	12.180	MOLDING—Fin Bk Body Plr Lwr
23.	15.306	MAT—R/F/r Rub	54.	14.875	CVR ASM—Retractor Shoulder Strap
24.	15.286	MAT—F/F/r Rub	55.	14.875	GUIDE—Shoulder Strap P & D St Bk
25.	12.579	PANEL—Spare Tire Cvr	55.	14.875	ESCUTCHEON—Shoulder Strap P & D St Bk
26.	11.375	COVER—P & D St Bk Otr Hge	56.	14.731	PANEL—Body Lk Plr Up
27.	12.180	MLD—Fin Bk Bdy Plr Up	57.	11.119	MLDG—Garn Qtr Vent Div Chnl
28.	15.024	TRIM PANEL—R/St To B/W	58.	15.100	EXTENSION—Spare Tire Cvr Pnl
29.	14.730	COVER ASSY—C/Plr Lwr	59.	12.968	FILLER—Back Body Opng
30.	11.119	MOLDING—Garn Qtr Wdo Frt	60.	12.045	TRAY—Qtr Ash (Opt Lt Side Only)
31.	14.685	PANEL—Tr Fin F/D Lwr	61.	11.628	FOUNDATION—3rd St Bk Formed
32.	14.760	PANEL—Tr Fin R/D Lwr	62.	14.691	PLT—F/D Trim Pad Name
33.	14.606	PAD ASSY—F/D Lwr Tr Fin Pnl A/Rest	63.	11.358	PNL—Fin P & D St Bk
34.	14.762	PAD ASSY—R/D Lwr Tr Fin Pnl A/Rest	64.	14.800	CVR—P & D St Bk
35.	10.051	MOLDING—Garn W/S Side	65.	14.880	CVR—P & D St Cush
36.	11.419	SPRING & FRAME ASSY—F/St Btm	66.	14.896	SEAT—Complete P & D Less Trim
36.	14.890	PAD ASSY—F/St Btm Wire &	67.	11.358	PAD & WIRE—P & D St Bk
37.	11.610	SPRING & FRAME ASSY—R/St Btm	68.	11.419	SPRING & FRAME—P & D St Btm Supt &
37.	15.036	PAD ASSY—R/St Cush	69.	12.045	TRAY—Rr Qtr A/Rest Ash
38.	15.002	FRAME ASSY—Fldg 2nd St Bk			

14-228



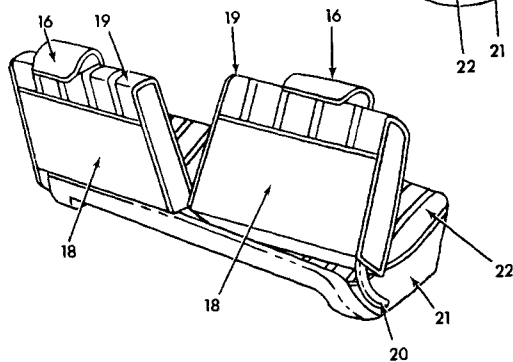
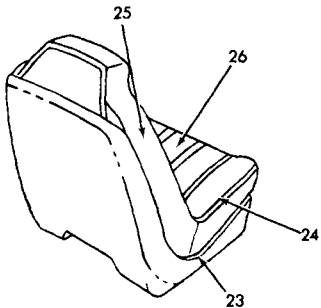
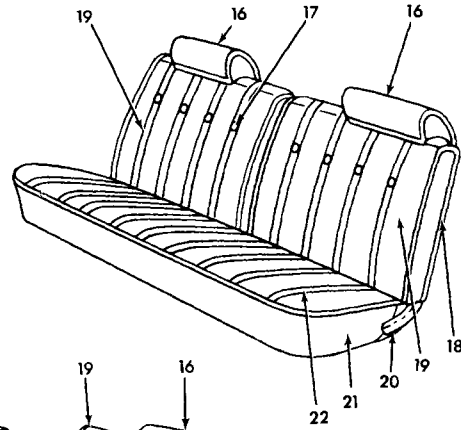
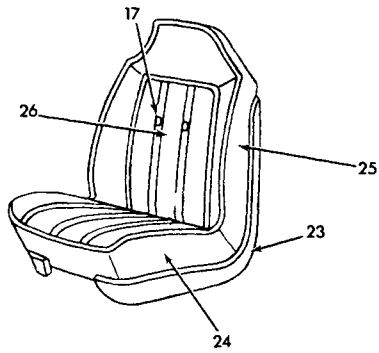
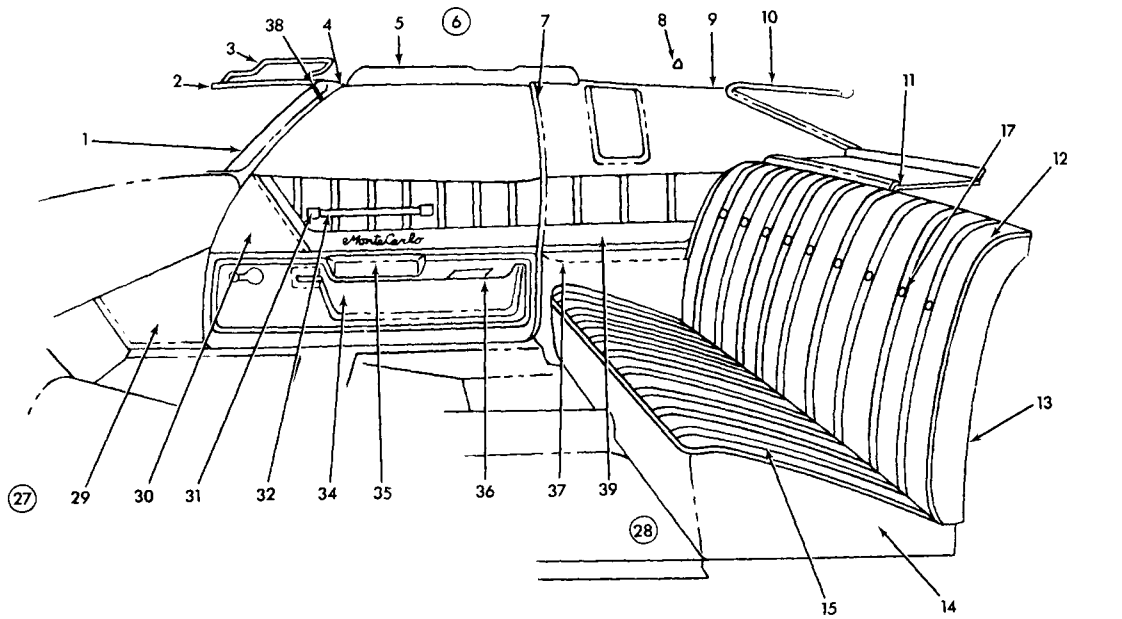
14-227

**1975 CHEVELLE INTERIOR TRIM (1AD29-35-37-80-1AG25)**

## 1975 CHEVELLE INTERIOR TRIM (1AD29-35-37-80-1AG25)

1.	10.203	SUNSHADE—Trimmed	39.	15.036	PAD ASSY—Fldg 2nd St Cush
2.	10.219	SUPPORT—Sunshade	40.	15.060	COVER—3rd St Bk
3.	11.381	BUMPER—Frt St Bk Frm	40.	11.373	FOUNDATION—3rd St Bk Frmd
4.	14.630	PANEL—Shroud Side Fin	40.	15.002	PAD ASSY—Fldg 3rd St Bk
5.	14.640	HEADLINING	41.	15.070	COVER—3rd St Cush
6.	11.120	MOLDING—Garn B/W Up	42.	11.610	FRAME ASSY—Fldg 3rd St Btm
7.	10.051	MOLDING—Garn W/S Up	42.	15.036	PAD ASSY—Fldg 3rd St Cush
8.	14.651	MOLDING—Roof Inr Sd Rr	43.	12.195	PANEL—T/Gate Inr Cvr
9.	11.119	MOLDING—Garn Qtr Wdo Rr	44.	14.924	COVER ASSY—P & D H/Rest St Bk
10.	15.388	HOOK—Coat	45.	14.685	TRIM—F/D Up
11.	14.731	COVER ASSEMBLY—Bdy Lk Plr Above Belt	46.	14.760	TRIM—R/D Up
12.	14.651	MOLDING—Roof Inr Si Frt	47.	11.373	FRAME—P & D St Bk
13.	14.730	COVER ASSEMBLY—C/Plr Up	47.	14.802	PAD ASSY—P & D St Bk
14.	15.000	COVER—Rr St Bk	48.	12.180	MOLDING—Garn T/Gate Wdo
15.	14.880	COVER—Frt St Cush	49.	11.358	PANEL—Fin P & D St Bk
16.	14.764	MOLDING—Trim Pad R/D Up & Lwr	50.	11.419	PAD—P & D St Btm Wire & Frame & Spring
17.	15.000	COVER—Second St Bk	51.	12.180	MLDG—Fin Bk Btm Plr Lwr
18.	15.035	COVER—Rr St Cush	52.	14.800	TRIM—Frt St Bk Cvr
19.	15.035	COVER—2nd St Cush	53.	14.804	BUTTON ASSY—St Bk Trim
20.	14.731	PANEL—Body Lk Plr Lwr	54.	11.373	PANEL ASSY—F/St Bk
21.	15.108	PANEL—Qtr A/Rest Trim Fin	54.	14.802	PAD ASSY—F/St Bk
22.	12.944	PANEL—W/H Cvr	55.	14.800	COVER—P & D St Bk
23.	15.306	MAT—R/Fir Rub	56.	14.804	BUTTON ASM—F/D RD & Qtr Trim Pad
24.	15.286	MAT—F/Frl Rub	57.	11.628	FRAME ASSY—R/St Bk
25.	12.579	PANEL—Spa Tire Cvr	57.	15.002	PAD—R/St Bk
26.	11.375	COVER—P & D St Bk Otr Hge	58.	14.875	CVR ASM—Retractor Shoulder Strap
27.	12.180	MOLDING—Fin Bk Body Plr Up	59.	12.180	MOLDING—Fin Bk Bdy Opng Up
28.	15.024	TRIM—Pnl R/St To B/W	60.	14.875	GUIDE—Shoulder Strap P & D St Bk
29.	14.730	COVER ASSY—C/Plr Lwr	61.	14.731	PNL—Body Lock Plr Up
30.	11.119	MOLDING—Garn Qtr Wdo Frt	62.	11.119	MOLDING—Garn Qtr Vent Div Chnl
31.	14.685	PANEL—Trim Fin Frt Dr Lwr	63.	14.875	ESCUTCHEON—Shoulder Strap P & D St Bk
32.	14.760	PANEL—Tr Fin Rr Dr Lwr	64.	12.968	FILLER—Back Boot Opg
33.	14.606	PAD ASSY—F/D Lwr Tr Fin Pnl A/Rest	65.	15.100	EXTENSION—Spare Tire Cover Pnl
34.	14.762	PAD ASSY—R/D Lwr Tr Fin Pnl A/Rest	66.	14.880	COVER—P & D St Cush
35.	10.051	MOLDING—Garn W/S Side	67.	14.896	SEAT—Complete P & D (Less Trim)
36.	11.419	SPRING & FRAME ASSY—F/St Btm	68.	14.691	MLDG—Trim Pad F/D Up U Lwr
36.	14.890	PAD ASSY—R/St Btm Wire &	69.	15.101	MLDG—Trim Pad Qtr
37.	11.610	SPRING & FRAME ASSY—R/St Btm	70.	14.818	MOLDG—P & D St Bk Otr
37.	15.036	PAD ASSY—R/St Cush	71.	14.900	CVR—F/St Ctr Arm Rest
38.	11.628	FRAME ASSY—Fldg 2nd St Bk	72.	14.900	COVER—P & D St A/Rest Trim Fin Pnl
38.	15.002	PAD ASSY—Fldg 2nd St Bk	73.	12.045	TRAY—Rr Qtr A/Rest Ash
39.	11.610	FRAME ASSY—Fldg 2nd St Cush			

14-227



14-178

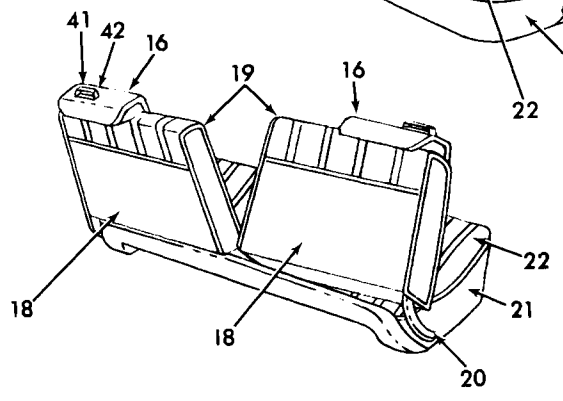
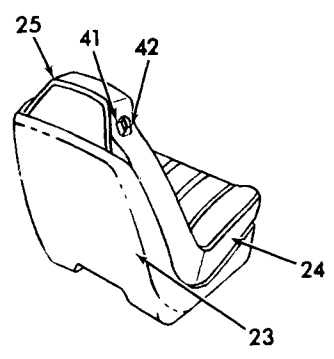
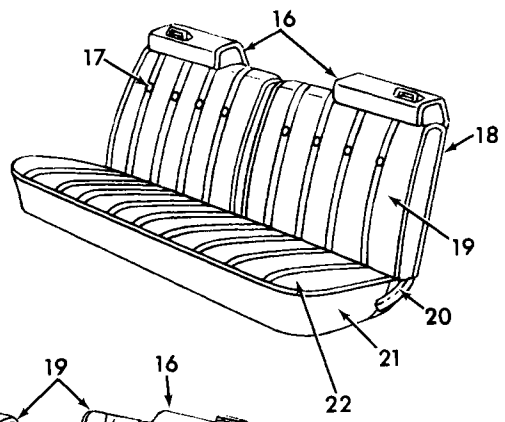
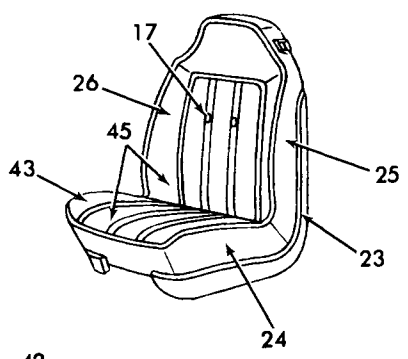
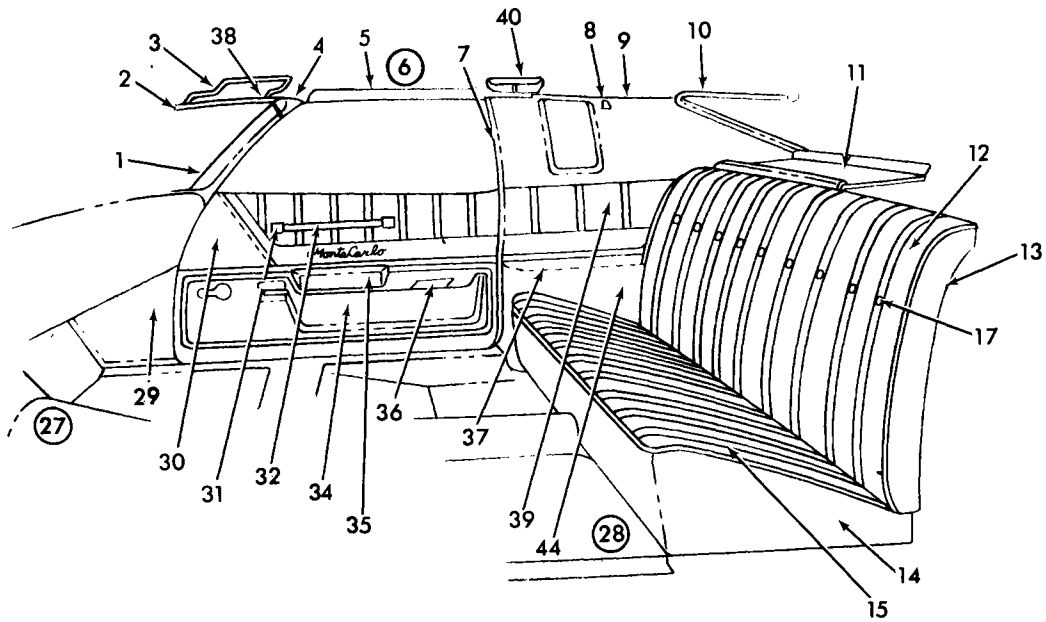
**1973 MONTE CARLO INTERIOR TRIM (1AH57)**

GM PARTS DIVISION, GENERAL MOTORS CORPORATION — CHEVROLET — 11A

### 1973 MONTE CARLO INTERIOR TRIM (1AH57)

1. 10.051	MOLDING—Garn W/S Side	20. 11.375	COVER—P & D St Bk Otr Hge
2. 10.051	MOLDING—Garn W/S Upr	21. 11.419	SPRING & FRAME ASM—F/St Btm
3. 10.203	SUNSHADE TRIMMED	21. 14.890	PAD ASM—F/St Btm Wire
4. 10.051	ESCUTCHEON—W/S Upr Cor Mldg	22. 14.880	COVER—Frt St Cush
5. 14.651	MLDG—Roof Inr Side	23. 11.358	PANEL—Fin P & D St Bk
6. 14.640	HEADLINING	24. 14.802	PAD—P & D St Btm Wire
7. 14.731	MOLDING—Fin Body Lk Plr	25. 14.802	PAD—P & D Seat Bk Wire
8. 15.388	HOOK—Coat	25. 11.373	FRAME—P & D Seat Bk
9. 14.645	PANEL ASM—Tr Fin Qtr Upr/Abv Belt	26. 14.800	COVER ASSEMBLY—P & D St Complete
10. 11.120	MOLDING—Garn B/W Upr	27. 15.286	CARPET—Rr Flr
11. 15.024	TRIM—Pnl R/St To B/W	28. 15.306	CARPET—Rr Flr
12. 15.000	COVER—Rr St Bk	29. 14.630	PANEL—Shroud Sd Fin
13. 11.628	FRAME ASM—R/St Bk	30. 14.685	TRIM ASM—F/D Upr
13. 15.002	PAD—R/St Bk	31. 14.691	ESCUTCHEON—F/D Pull Strap
14. 11.610	SPRING & FRAME ASM—R/Seat Btm.	32. 14.691	STRAP—Frt Dr Pull
14. 15.036	PAD ASM—R/St Cush	33. 14.691	PLATE NAME—Frt Dr Pull
15. 15.036	COVER—Rr St Cush	34. 14.685	PANEL—Trim Fin F/D Lwr
16. 14.924	COVER ASM—P & D H/Rst St Bk	35. 14.686	PAD ASSEMBLY—F/D Lwr Tr Fin Pnl A/Rst
17. 14.804	BUTTON ASM,—St Bk Trim	36. 12.045	TRAY ASM—F/D A/Rst Ash
18. 11.373	PANEL ASM—P & D St Bk	37. 15.108	PANEL—Qtr A/Rst Trim
18. 14.802	PAD ASM—P & D St Bk	38. 10.219	SUPPORT—Sunshade
19. 14.800	COVER—P & D St Bk	39. 15.100	TRIM ASSEMBLY—Qtr Upr

14-178



14-205

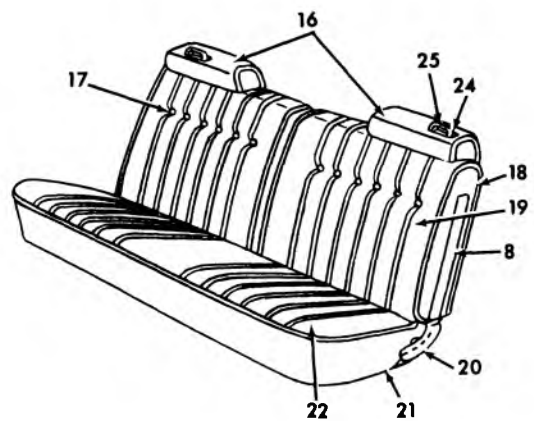
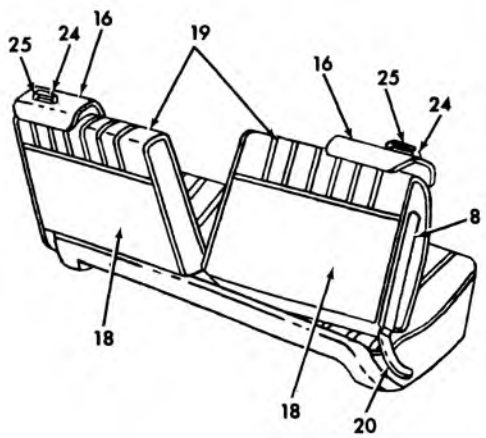
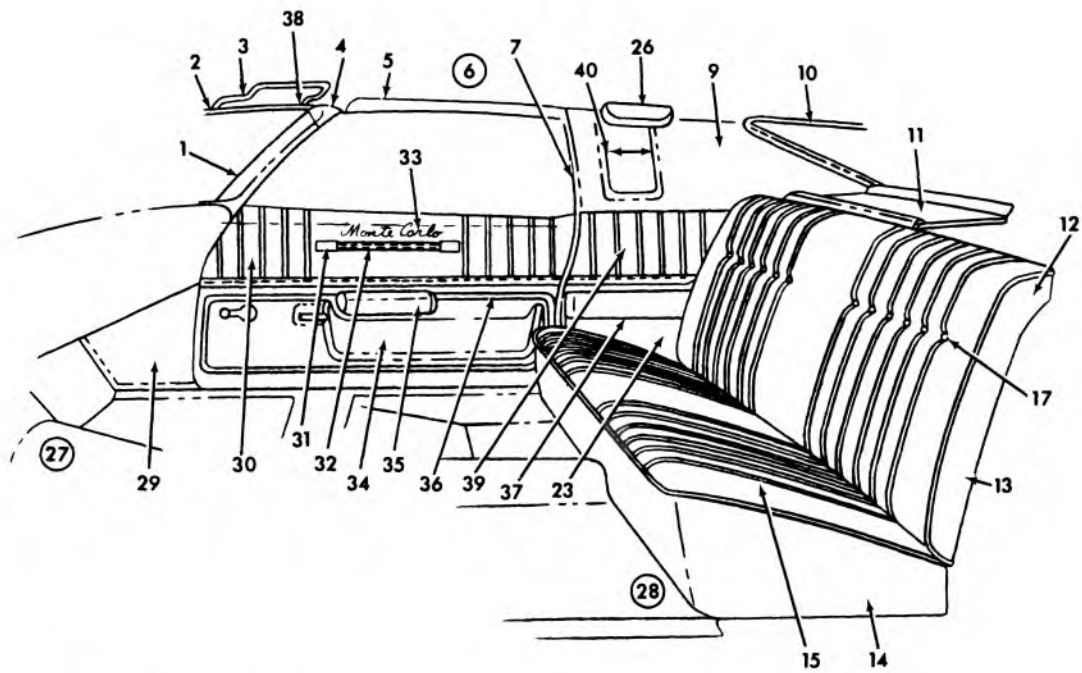
**1974 MONTE CARLO INTERIOR TRIM**

GM PARTS DIVISION, GENERAL MOTORS CORPORATION — CHEVROLET — 11A

## 1974 MONTE CARLO INTERIOR TRIM (1AH57)

- |   |  |
|---|--|
| <ul style="list-style-type: none"> <li>1. 10.051 MOLDING—Garn W/S Side</li> <li>2. 10.051 MOLDING—Garn W/S Upr</li> <li>3. 10.203 SUNSHADE TRIMMED</li> <li>4. 10.051 ESCUTCHEON—W/S Upr Cor Mldg</li> <li>5. 14.651 MLDG.—Roof Inner Side</li> <li>6. 14.640 HEADLINING</li> <li>7. 14.731 MOLDING—Fin. Body Lk. Plr.</li> <li>8. 15.388 HOOK—Coat</li> <li>9. 14.645 PANEL ASM.—Tr. Fin. Qtr. Upr/Above Belt</li> <li>10. 11.120 MOLDING—Garn. B/W Upper</li> <li>11. 15.024 TRIM—Pnl R/St. To B/W</li> <li>12. 15.000 COVER—Br. St. Bk.</li> <li>13. 11.628 FRAME ASM.—R/St. Bk.</li> <li>13. 15.002 PAD—R/St. Bk.</li> <li>14. 11.610 SPRING &amp; FRAME ASM.—R/Seat<br/>Btm.</li> <li>14. 15.036 PAD ASM.—R/St. Cush.</li> <li>15. 15.036 COVER—Rr. St. Cush.</li> <li>16. 14.924 COVER ASM.—P &amp; D H/Rest St. Bk.</li> <li>17. 14.804 BUTTON ASM.—St. Bk. Trim</li> <li>18. 11.373 PANEL ASM.—P &amp; D Seat Back</li> <li>18. 14.802 PAD ASM.—P &amp; D. Seat Back</li> <li>19. 14.800 COVER—P &amp; D Seat Back</li> <li>20. 11.375 COVER—P &amp; D Seat Back Outer Hinge</li> <li>21. 11.419 SPRING &amp; FRAME ASM.—F/St. Btm.</li> <li>21. 14.890 PAD ASM.—F/St. Btm. Wire &amp;</li> </ul> | <ul style="list-style-type: none"> <li>22. 14.880 COVER—Frt. St. Cush.</li> <li>23. 11.358 PANEL—Fin. P &amp; D Seat Bkck</li> <li>24. 11.419 PAD—P &amp; D Seat Btm Wire &amp; Frm &amp; Spr.</li> <li>25. 14.802 PAD—P &amp; D Seat Back Wire &amp;</li> <li>25. 11.373 FRAME—P &amp; D Seat Bk.</li> <li>26. 14.800 TRIM—Frt. Seat Back Cvr.</li> <li>27. 15.286 CARPET—Frt. Flr.</li> <li>28. 15.306 CARPET—Rr Flr</li> <li>29. 14.630 PANEL—Shroud Sd. Fin.</li> <li>30. 14.685 TRIM ASM.—F/D Upr.</li> <li>31. 14.691 ESCUTCHEON—F/D Pull Strap</li> <li>32. 14.691 STRAP—Frt. Dr. Pull</li> <li>33. 14.691 PLATE NAME—Frt Dr. Pull</li> <li>34. 14.685 PANEL—Trim Fin. F/D Lwr</li> <li>35. 14.686 PAD ASSEMBLY—F/D Lwr Tr. Fin.<br/>Pnl Arm Rest</li> <li>36. 12.045 TRAY ASSY.—F/D Arm Rest Ash</li> <li>37. 15.108 PANEL—Qtr. Arm Rest Trim</li> <li>38. 10.219 SUPPORT—Sunshade</li> <li>39. 15.100 TRIM ASSEMBLY—Qtr. Upr.</li> <li>40. 14.875 COVER ASM—Retractor Shoulder Strap</li> <li>41. 14.875 GUIDE—Shoulder Strap P &amp; D St. Bk.</li> <li>42. 14.875 ESCUTCHEON—Shoulder Strap P &amp; D St. Bk.</li> <li>43. 14.880 COVER—P &amp; D Seat Cush.</li> <li>44. 15.108 PNL—Qtr. Arm Rest Trim Fin.</li> <li>45. 14.896 SEAT—Complete P &amp; D (Less Trim)</li> </ul> |
|---|--|

14-205



14-226

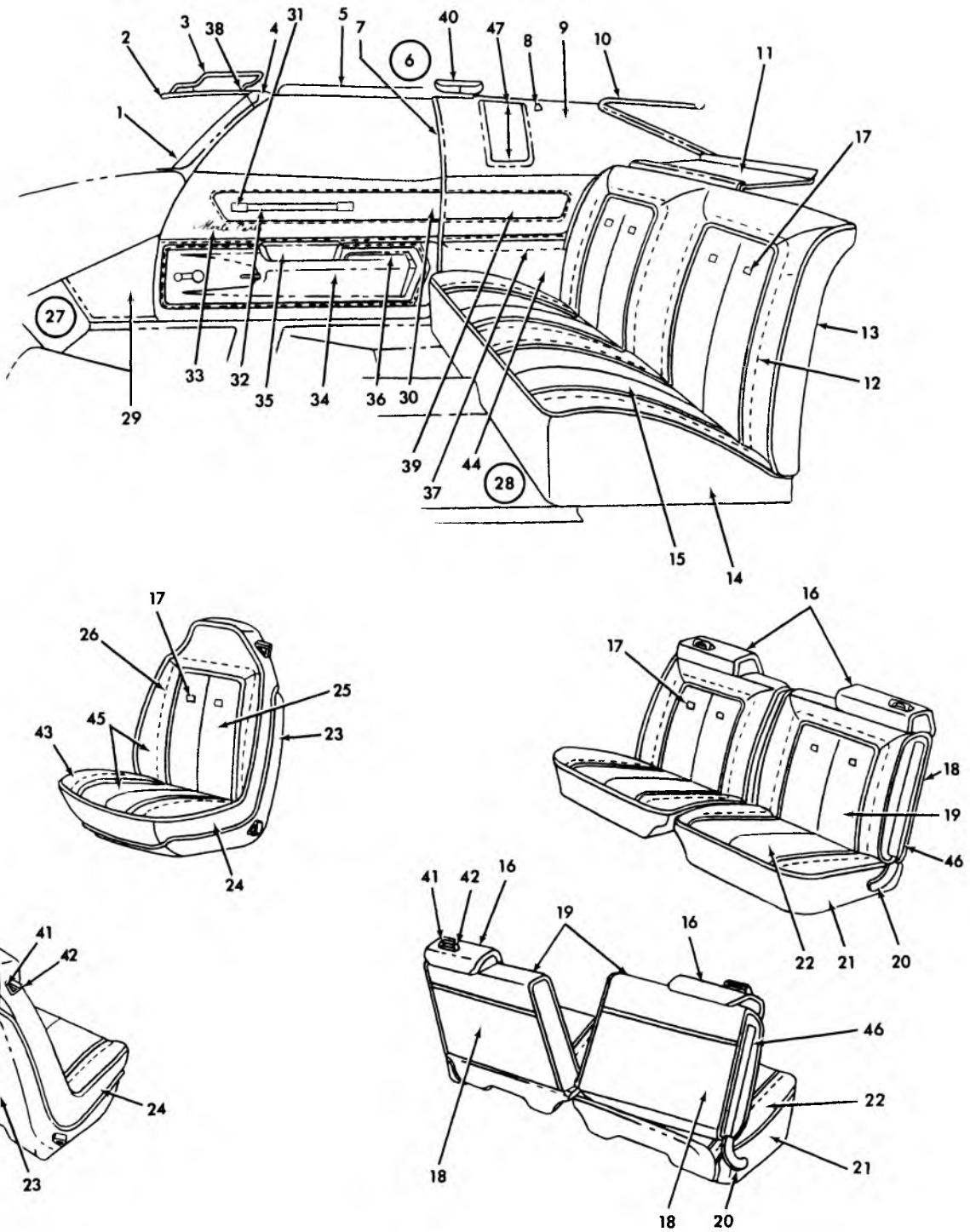
1975 MONTE CARLO INTERIOR TRIM (1AH37)



### 1975 MONTE CARLO INTERIOR TRIM (1AH57)

1.	10.051	MOLDING—Garn W/S Side	20.	11.375	COVER—P & D St Bk Otr Hinge
2.	10.051	MOLDING—Garn W/S Up	21.	11.419	SPRING & FRAME ASM—F/St Btm
3.	10.203	SUNSHADE TRIMMED	21.	14.890	PAD ASM—F/St Btm Wire &
4.	10.051	ESCUTCHEON—W/S Up Cor Mldg	22.	14.880	COVER—Frt St Cush
5.	14.651	MLDG—Roof Inner Side	23.	15.108	PANEL—Qtr Arm Rest Trim Fin
6.	14.640	HEADLINING	24.	14.875	ESCUTCHEON—Shoulder Strap P & D St Bk
7.	14.731	MOLDING—Fin Body Lk Plr	25.	14.875	GUIDE—Shoulder Strap P & D St Bk
8.	11.358	PNL—Front St Bk Side Otr	26.	14.875	COVER ASM—Retractor Shoulder Strap
9.	14.645	PANEL ASM—Tr Fin Qtr Up/Above Belt	27.	15.286	CARPET—Frt Flr
10.	11.120	MOLDING—Garn B/W Upper	28.	15.306	CARPET—Rr Flr
11.	15.024	TRIM—Pnl R/St To B/W	29.	14.630	PANEL—Shroud Sd Fin
12.	15.000	COVER—Rr St Bk	30.	14.685	TRIM ASM—F/D Up
13.	11.628	FRAME ASM—R/St Bk	31.	14.691	ESCUTCHEON—F/D Pull Strap
13.	15.002	PAD—R/St Bk	32.	14.691	STRAP—Frt Dr Pull
14.	11.610	SPRING & FRAME ASM—R/St Btm	33.	14.694	PLATE NAME—Frt Dr Pull
14.	15.036	PAD ASM—R/St Cush	34.	14.685	PANEL—Trim Fin F/D Lwr
15.	15.036	COVER—Rr St Cush	35.	14.686	PAD ASSEMBLY—F/D Lwr Tr Fin Pnl Arm Rest
16.	14.924	COVER ASM—P & D H/Rest St Bk	36.	12.045	TRAY ASSY—F/D Arm Rest Ash
17.	14.804	BUTTON ASM—St Bk Trim	37.	15.108	PANEL—Qtr Arm Rest Trim
18.	11.373	PANEL ASM—P & D St Bk	38.	10.219	SUPPORT—Sunshade
18.	14.802	PAD ASM—P & D St Bk	39.	15.100	TRIM ASSEMBLY—Qtr Up
19.	14.800	COVER—P & D St Bk	40.	14.650	LACE—Qtr Wdo Tr Fin Pnl

14-226



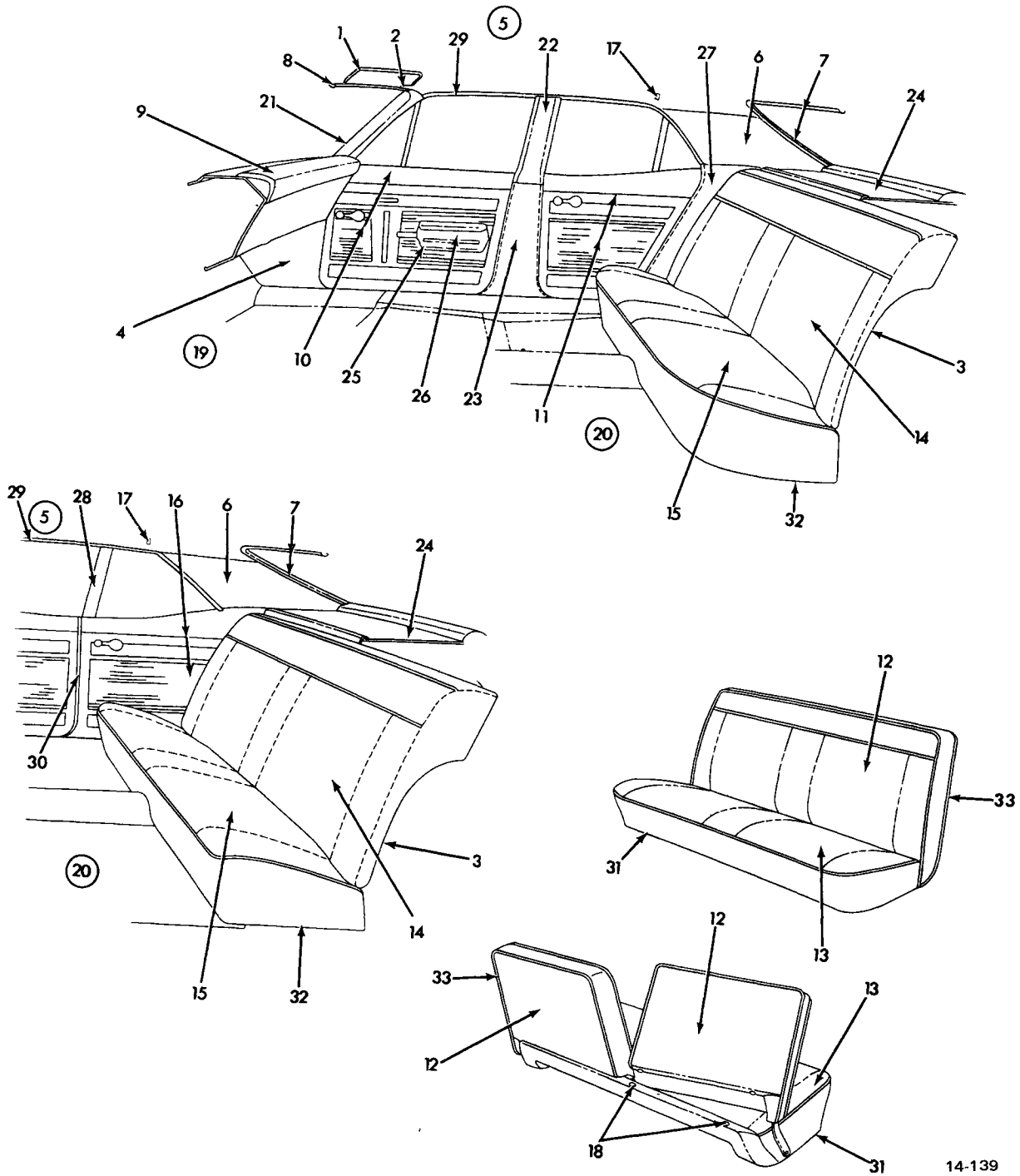
14-225

**1975 MONTE CARLO INTERIOR TRIM (1AH57)**

## 1975 MONTE CARLO INTERIOR TRIM (1AH57)

1.	10.051	MOLDING—Garn W/S Side	23.	11.358	PANEL—Fin P & D St Bk
2.	10.051	MOLDING—Garn W/S Upr	24.	11.419	PAD—P & D St Btm W
3.	10.203	SUNSHADE TRIMMED	25.	14.802	PAD—P & D St Bk Wire &
4.	10.051	ESCUTCHEON—W/S Upr Cor Mldg	25.	11.373	FRAME—P & D St Bk
5.	14.651	MLDG—Roof Inner Side	26.	14.800	TRIM—Frt St Back Cvr
6.	14.640	HEADLINING	27.	15.286	CARPET—Frt Flr
7.	14.731	MOLDING—Fin Body Lk Plr	28.	15.306	CARPET—Rr Flr
8.	15.388	HOOK COAT	29.	14.630	PANEL—Shroud Sd Fin
9.	14.645	PANEL ASM—Tr Fin Qtr Upr/Above Belt	30.	14.685	TRIM ASM—F/D Upr
10.	11.120	MOLDING—Garn B/W Upper	31.	14.691	ESCUTCHEON—F/D Pull Strap
11.	15.024	TRIM—Pnl R/St To B/W	32.	14.691	STRAP—Frt Dr Pull
12.	15.000	COVER—Rr St Bk	33.	14.691	PLATE NAME—Frt Dr Pull
13.	11.628	FRAME ASM—R/St Bk	34.	14.685	PANEL—Trim Fin F/D Lwr
13.	15.002	PAD—R/St Bk	35.	14.686	PAD ASM—F/D Lwr Tr Fin Pnl Arm Rest
14.	11.610	SPRING & FRAME ASM—R/St Btm	36.	12.045	TRAY ASM—F/D Arm Rest Ash
14.	15.036	PAD ASM—R/St Cush	37.	15.108	PANEL—Qtr Arm Rest Trim
15.	15.036	COVER—Rr St Cush	38.	10.219	SUPPORT—Sunshade
16.	14.924	COVER ASM—P & D H/Rest St Bk	39.	15.100	TRIM ASSEMBLY—Qtr Upr
17.	14.804	BUTTON ASM—St Bk Trim	40.	14.875	COVER ASM—Retractor Shoulder Strap
18.	11.373	PANEL ASM—P & D St Bk	41.	14.875	GUIDE—Shoulder Strap P & D St Bk
18.	14.802	PAD ASM—P & D St Bk	42.	14.875	ESCUTCHEON—Shoulder Strap P & D St Bk
19.	14.800	COVER—P & D St Bk	43.	14.880	COVER—P & D St Cush
20.	11.375	COVER—P & D St Bk Otr Hinge	44.	15.108	PNL—Qtr Arm Rest Trim Fin
21.	11.419	SPRING & FRAME ASM—F/St Btm	45.	14.896	SEAT—Complete P & D (Less Trim)
21.	14.890	PAD ASM—F/St Btm Wire &	46.	11.358	PNL—Frt St Bk Side Otr
22.	14.880	COVER—Frt St Cush	47.	14.650	LACE—Qtr Wdo Tr Fin Pnl

14-225

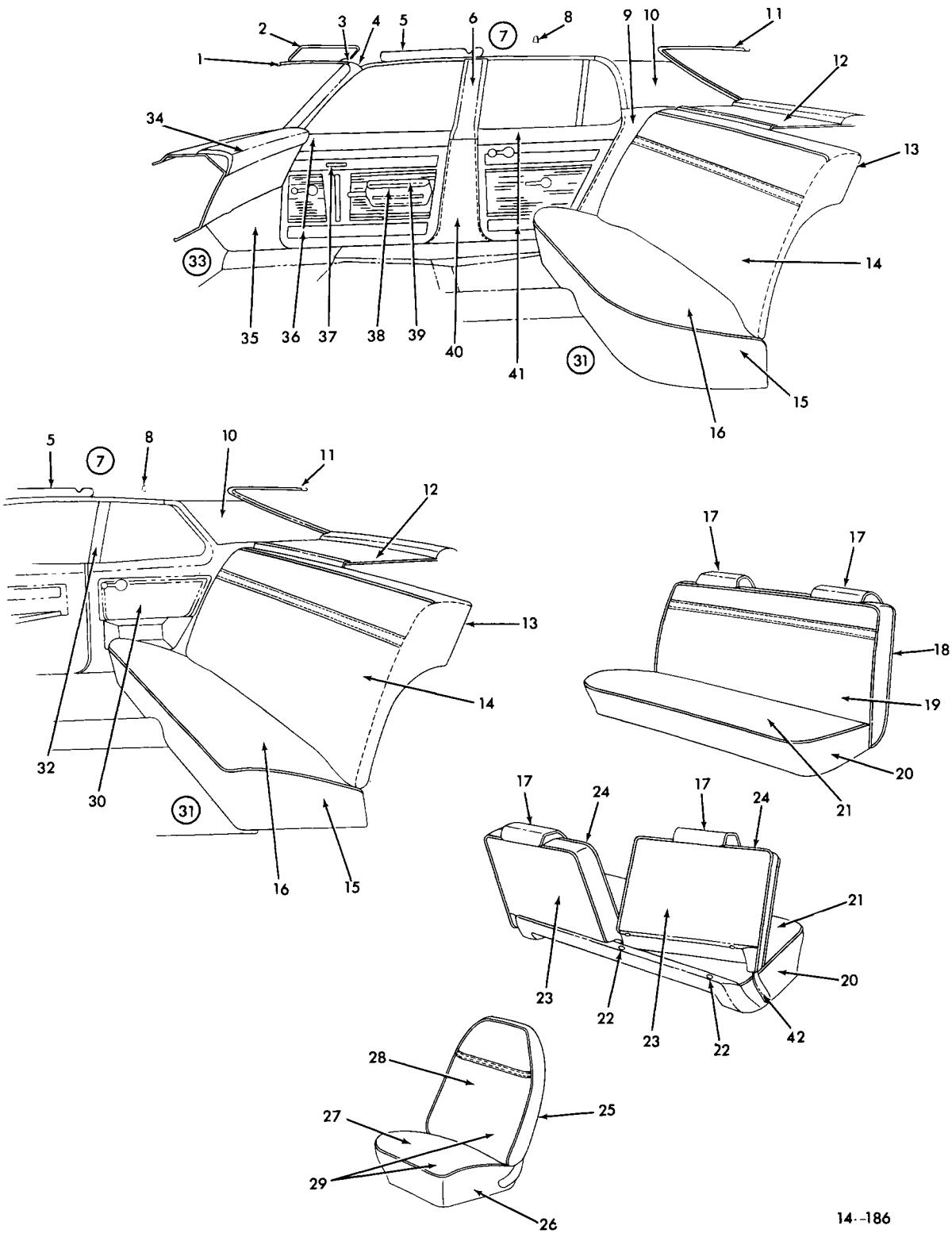


1970-72 NOVA INTERIOR TRIM (11427-69) STD.

**1970-72 NOVA INTERIOR TRIM  
(11427-69) STD.**

1. 10.203 SUNSHADE, Trimmed
2. 10.219 SUPPORT, Sunshade
3. 11.628 BACK, Rear Seat Less Trim Cover
4. 14.630 PANEL, Shroud Plastic
5. 14.640 HEADLINING, Less Listing Sires
6. 14.645 TRIM, Rear Quarter Upper Above Belt
7. 14.650 LACE, Back Window Upper and Side Trim
8. 14.650 LACE, Windshield Upper Trim Finish
9. 14.655 COVER, Instrument Panel
10. 14.685 TRIM, Front Door
11. 14.760 TRIM, Rear Door
12. 14.800 COVER, Front Seat Back
13. 14.880 COVER, Front Seat Cushion
14. 15.000 COVER, Rear SEat Back
15. 15.035 COVER, Rear Seat Cushion
16. 15.100 TRIM, Rear Quarter
17. 15.388 HOOK, Coat
18. 11.381 BUMPER, Front Seat Back Frame
19. 15.286 MAT, Front Floor Rubber
20. 15.306 MAT, Rear Floor Rubber
21. 10.051 MOLDING, Windshield Garnish Side
22. 14.730 COVER, Center Pillar Upper
23. 14.730 COVER, Center Pillar Lower
24. 14.640 TRIM ASSY., Rear Seat to Back Window
25. 14.686 BASE, Front Door Arm Rest
26. 14.686 COVER, Front Door Arm Rest
27. 15.101 PANEL, Quarter Inner Finish
28. 11.119 MOLDING, Quarter Window Garnish Front
29. 14.650 LACE, Side Roof Rail Trim Finish
30. 14.735 LACE, Body Lock Pillar
31. 11.419 CUSHION, Front Seat Less Trim Cover
32. 11.610 CUSHION, Rear Seat Less Trim Cover
33. 11.373 BACK, Front Seat Less Trim Cover

14-139



14-186

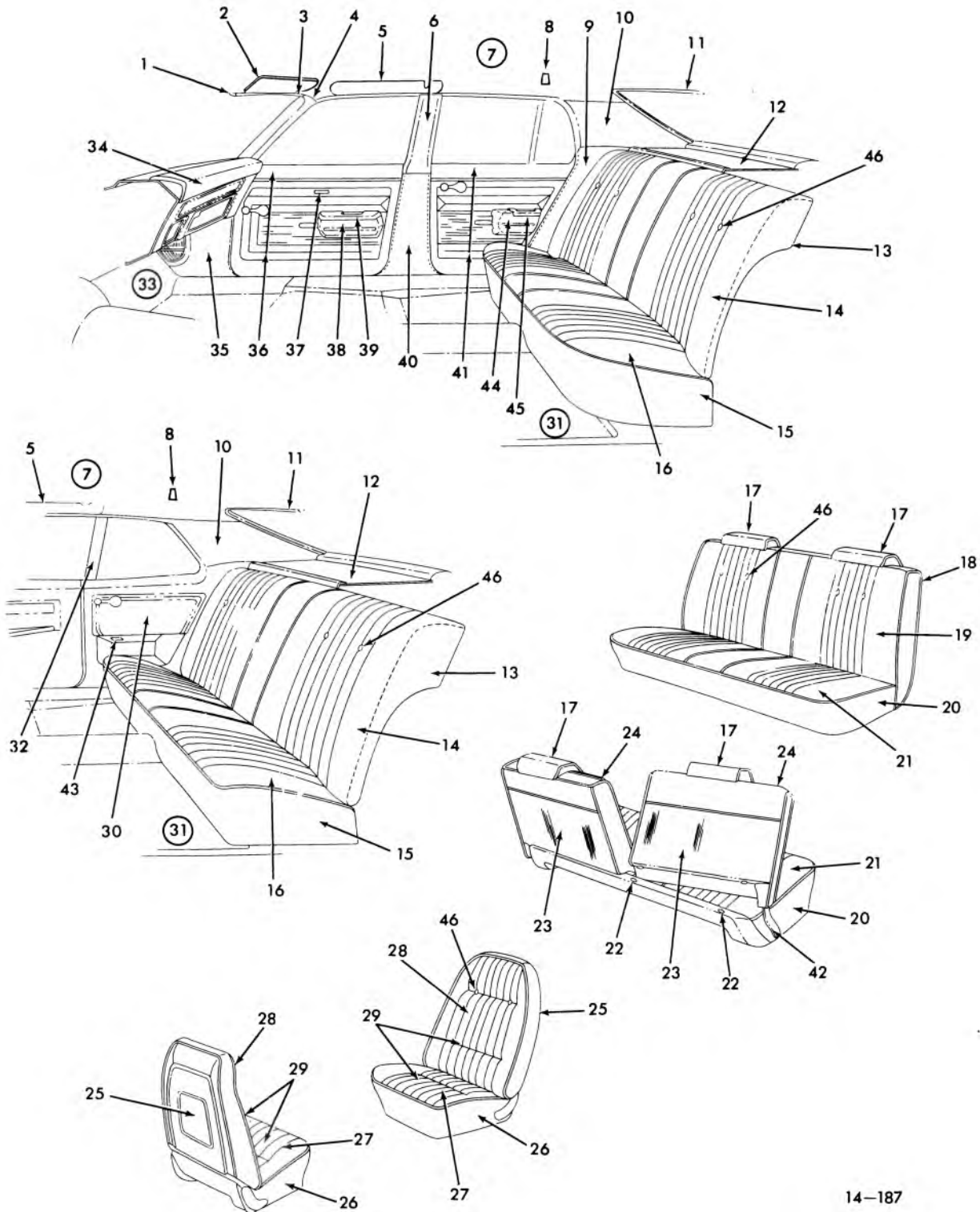
**1973 NOVA-IXXOO STANDARD**

GM PARTS DIVISION, GENERAL MOTORS CORPORATION — CHEVROLET — 11A

## 1973 NOVA — 1XX00 STANDARD

1.	10.051	MOLDING ASM—Garn W/S Upr	21.	14.880	COVER—F/St Cush
2.	10.203	SUNSHADE—Trimmed	22.	11.381	BUMPER—F/St Bk Frm
3.	10.219	SUPPORT SUNSHADE	23.	11.373	PANEL ASM—Passenger and Driver St Bk
4.	10.051	MOLDING—W/S Garn Side	23.	14.802	PAD ASM—Passenger and Driver St Bk
5.	14.651	MOLDING—Roof Inr Side	24.	14.800	COVER—Passenger and Driver St Bk
6.	14.730	COVER—Center Pillar Upper	25.	11.358	PANEL—Fin Pass and Driver St Bk
7.	14.640	HEADLINING	26.	11.419	SPG AND FRAME ASM—Pass and Driver St Btm Support
8.	15.388	HOOK—Coat	26.	14.890	PAD ASM—Pass and Driver St Btom wire
9.	12.941	PANEL—Fin Qtr Inr	27.	14.880	COVER—Passenger and Driver Cushion
10.	15.101	PANEL—Fin Qtr Inr Upr	28.	14.800	COVER—Passenger and Driver Back
11.	11.120	MOLDING—Garn B/W Upper	29.	14.896	SEAT COMPLETE
12.	15.024	TRIM PANEL—R/Seat To B/W	30.	12.941	PANEL—Tr Fin Qtr
13.	11.628	FRM ASM—R/Seat Bk	31.	15.306	MAT—Rear Floor Rubber
14.	15.000	COVER—R/St Bk	32.	11.119	MOLDING—Qtr Wdo Garn Front
14.	15.002	PAD—R/St Bk	33.	15.286	MAT—Front Floor Rubber
15.	11.610	FRM ASM—R/St Cush	34.	14.655	COVER—Instrument Panel
15.	15.036	PAD ASM—R/St Cush	35.	14.630	PANEL—Shroud Side Fin
16.	15.035	COVER—R/St Cush	36.	14.685	TRO' FRPMT DPPR
17.	14.924	COVER ASM—Pass & Driver H/Rst St Bk	37.	14.691	PLATE—Front Door Trim Pad Name
18.	11.373	PANEL ASM—F/St Bk	38.	14.686	BASE—Front Door Arm Rest
18.	14.802	PAD ASM—F/St Bk	39.	14.686	COVER—Front Door Arm Rest
19.	14.800	COVER—Frt St Bk	40.	14.730	COVER—Center Pillar Lwr
20.	11.419	SPRING AND FRAME ASM—F/St Btm	41.	14.760	TRIM REAR DOOR
20.	14.890	PAD ASM—F/St Btm Wire	42.	11.375	COVER—Passenger and Driver St Hge Otr

14-186



14-187

**1973 NOVA 1XX00 CUSTOM**

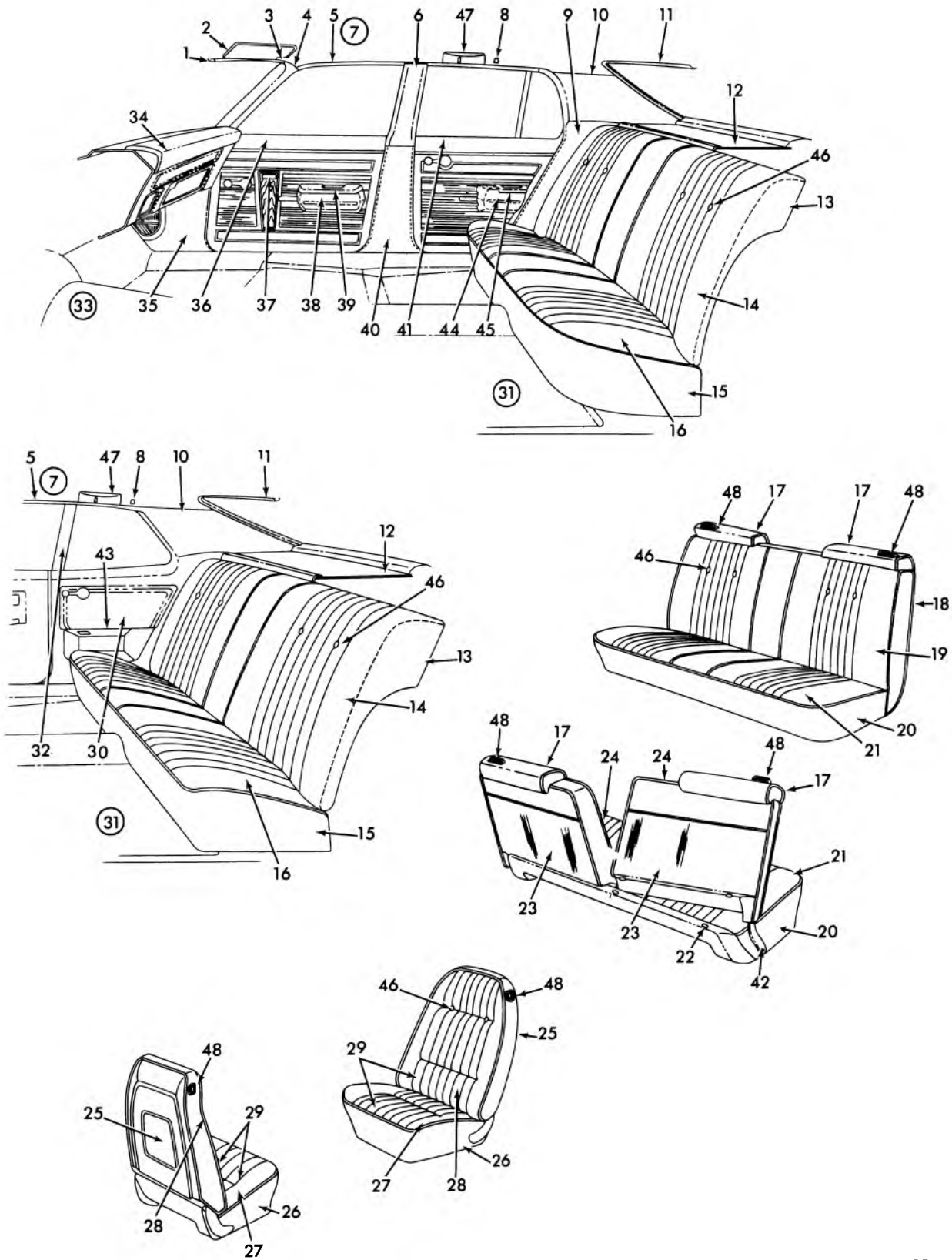
GM PARTS DIVISION, GENERAL MOTORS CORPORATION — CHEVROLET — 11A



## 1973 NOVA — 1XX00 CUSTOM

1. 10.051	MOLDING ASM—Garn W/S Upper	23. 14.802	PAD ASM—Passenger and Driver St
2. 10.203	SUNSHADE TRIMMED	24. 14.800	COVER—Passenger and Driver St Bk
3. 10.219	SUPPORT SUNSHADE	25. 11.358	PANEL—Fin Passenger and Driver St Bk
4. 10.051	MOLDING—W/S Garn Side	25. 14.802	PAD ASM—Passenger and Driver St Bk Wire
5. 14.651	MOLDING—Roof Inr Side	26. 11.419	SPRING AND FRAME ASM—Pass and Driver St Btm Supt
6. 14.730	COVER—Center Pillar Upper	26. 14.890	PAD ASM—Pass and Driver St Btm Wire
7. 14.640	HEADLINING	27. 14.880	COVER—Passenger and Driver Cushion
8. 15.388	HOOK-Coat	28. 14.800	COVER—Passenger and Driver Back
9. 12.941	PANEL—Fin Qtr Inner	29. 14.896	SEAT COMPLETE
10. 15.101	PANEL—Fin Qtr Inr Upper	30. 12.941	PANEL—Tr Fin Qtr
11. 11.120	MOLDING—Garn B/W Upr	31. 15.306	CARPET—Rear Floor
12. 15.024	TRIM PANEL—Rear Seat to B/W	32. 11.119	MOLDING—Qtr Wdo Garn Frt
13. 11.628	FRM ASM—R/Seat Bk	33. 15.286	CARPET—Front Floor
14. 15.000	COVER—R/St Bk	34. 14.655	COVER—Instrument Panel
14. 15.002	PAD—R/St Bk	35. PANEL—Shroud Side Fin	
15. 11.610	FRM ASM—R/St Cush	36. 14.685	TRIM—Front Door
15. 15.036	PAD ASM—R/St Cush	37. 14.691	PLATE—Front Door Trim Pad Name
16. 15.035	COVER—R/St Cush	38. 14.686	BASE—Front Door Arm Rest
17. 14.924	COVER ASM—Passenger and Driver H/Rst St Bk	39. 14.686	COVER—Front Door Arm Rest
18. 11.373	PANEL ASM—F/St Bk	40. 14.730	COVER—Center Pillar Lwr
18. 14.802	PAD ASM—F/St Bk	41. 14.760	TRIM—Rear Door
19. 14.800	COVER—Front St Bk	42. 11.375	COVER—Passenger and Driver St Hge Otr
20. 11.419	SPRING AND FRAME ASM—F/St Btm	43. 12.045	TRAY ASM—Rear Qtr Ash
20. 14.890	PAD ASM—F/St Btm Wire	44. 14.762	BASE—Rear Door Arm Rest
21. 14.880	COVER—F/St Cushion	45. 14.762	COVER ASM—Rear Door Arm Rest
22. 11.381	BUMPER—F/St Bk Frm	46. 14.804	BUTTON—Seat Back Trim
23. 11.373	PANEL ASM—PANEL ASM—Passenger and Driver St. Bk.		

14-187



14-202

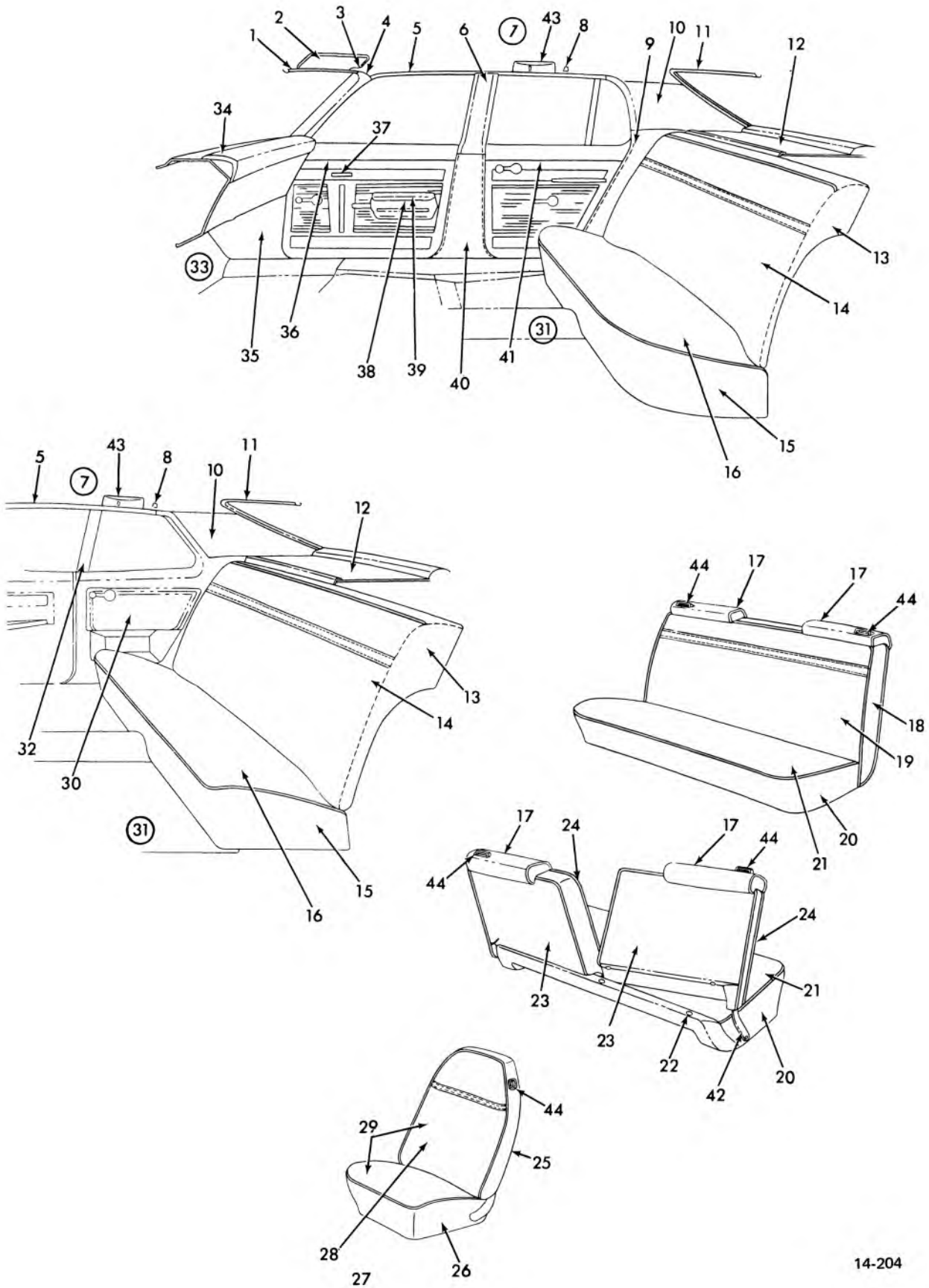
**1974 NOVA INTERIOR TRIM CUSTOM (1XY00)**

GM PARTS DIVISION, GENERAL MOTORS CORPORATION — CHEVROLET — 11A

### 1974 NOVA INTERIOR TRIM CUSTOM (1XY00)

- |  |   |
|--|---|
| <ul style="list-style-type: none"> <li>1. 10.051 MOLDING ASM.—Garn. W/S Upr</li> <li>2. 10.203 SUNSHADE TRIMMED</li> <li>3. 10.219 SUPPORT SUNSHADE</li> <li>4. 10.051 MOLDING—W/S Garn. Side</li> <li>5. 14.651 MOLDING—Roof Inr. Side</li> <li>6. 14.730 COVER—Center Pillar Upper</li> <li>7. 14.640 HEADLINING</li> <li>8. 15.388 HOOK COAT</li> <li>9. 12.941 PANEL—Fin. Qtr. Inner</li> <li>10. 12.941 PANEL—Fin. Qtr. Inr. Upper</li> <li>11. 11.120 MOLDING—Garn. B/W Upr.</li> <li>12. 15.024 TRIM PANEL—R/Seat To B/W</li> <li>13. 11.628 FRM. ASM.—R/St. Bk.</li> <li>14. 15.000 COVER—R/St. Bk.</li> <li>14. 15.002 PAD—R/St. Bk.</li> <li>15. 11.610 FRM ASM.—R/St. Cush.</li> <li>15. 15.036 PAD ASM.—R/St. Cush.</li> <li>16. 15.035 COVER—R/St. Cush.</li> <li>17. 14.924 COVER ASM.—Passenger and Driver<br/>H/Rest St. Bk.</li> <li>18. 11.373 PANEL ASM.—F/St. Bk.</li> <li>18. 14.802 PAD ASM.—F/St. Bk.</li> <li>19. 14.800 COVER—Front St. Bk.</li> <li>20. 11.419 SPRING &amp; FRAME ASM.—F/St. Btm.</li> <li>20. 14.890 PAD ASM.—F/St. Btm. Wire</li> <li>21. 14.880 COVER—F/St. Cushion</li> <li>22. 11.381 BUMPER—F/St. Bk. Frm.</li> <li>23. 11.373 PANEL ASM.—Passenger and Driver<br/>St. Bk.</li> <li>23. 14.802 PAD ASM.—Passenger and Driver<br/>St. Bk.</li> <li>24. 14.800 COVER—Passenger and Driver<br/>St. Bk.</li> </ul> | <ul style="list-style-type: none"> <li>25. 11.358 PANEL—Fin. Passenger and Driver<br/>St. Bk.</li> <li>25. 14.802 PAD ASM.—Passenger and Driver<br/>St. Bk. Wire</li> <li>26. 11.419 SPRING AND FRAME ASM.—Pass<br/>and Driver St Btm Supt.</li> <li>26. 14.890 PAD ASM.—Pass and Driver St. Btm Wire</li> <li>27. 14.860 COVER—Passenger and Driver Cushion</li> <li>28. 14.800 COVER—Passenger and Driver Back</li> <li>29. 14.896 SEAT COMPLETE</li> <li>30. 12.941 PANEL—Tr. Fin. Qtr.</li> <li>31. 15.306 CARPET—Rear Floor</li> <li>32. 11.119 MOLDING—Qtr. Wdo. Garn. Spt.</li> <li>33. 15.286 CARPET—Front Floor</li> <li>34. 14.655 COVER—Instrument Panel</li> <li>35. 14.630 PANEL—Shroud Side Fin.</li> <li>36. 14.685 TRIM—Front Door</li> <li>37. 14.691 PLATE—Front Door Trim Pad Name</li> <li>38. 14.686 BASE—Front Door Arm Rest</li> <li>39. 14.686 COVER—Front Door Arm Rest</li> <li>40. 14.730 COVER—Center Pillar Lwr</li> <li>41. 14.760 TRIM—Rear Door</li> <li>42. 11.375 COVER—Passenger and Driver St.<br/>Hge Otr.</li> <li>43. 12.045 TRAY ASM.—Rear Qtr. Ash</li> <li>44. 14.762 BASE—Rear Door Arm Rest</li> <li>45. 14.762 COVER ASM.—Rear Door Arm Rest</li> <li>46. 14.804 BUTTON—Seat Back Trim</li> <li>47. 14.875 CVR ASM.—Extractor Shoulder Strap</li> <li>48. 14.875 GUIDE—Shoulder Strap P &amp; D St. Bk.</li> <li>48. 14.875 ESCUTCHEON—Shoulder Strap P &amp; D<br/>St. Bk.</li> </ul> |
|--|---|

14-202



14-204

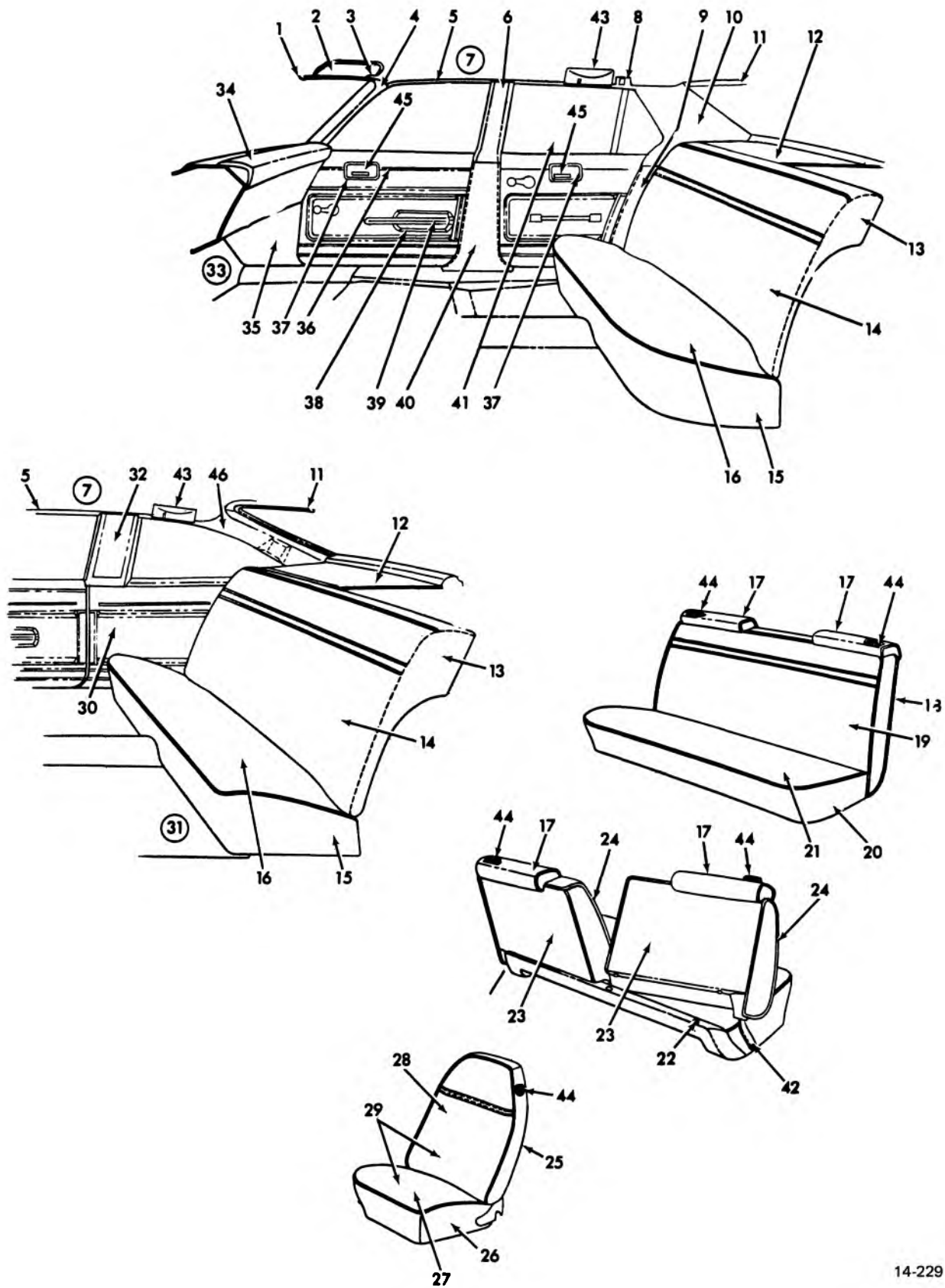
**1974 NOVA INTERIOR TRIM STANDARD (1XX00)**

GM PARTS DIVISION, GENERAL MOTORS CORPORATION — CHEVROLET — 11A

## 1974 NOVA INTERIOR TRIM STANDARD (1XX00)

- |   |   |
|---|---|
| <ul style="list-style-type: none"> <li>1. 10.051 MOLDING ASM.—Garn. W/S Upr.</li> <li>2. 10.203 SUNSHADE—Trimmed</li> <li>3. 10.219 SUPPORT SUNSHADE</li> <li>4. 10.051 MOLDING—W/S Garn. Side</li> <li>5. 14.651 MOLDING—Roof Inr. Side</li> <li>6. 14.730 COVER—Center Pillar Upper</li> <li>7. 14.640 HEADLINING</li> <li>8. 15.388 HOOK COAT</li> <li>9. 12.941 PANEL—Fin. Qtr. Inr.</li> <li>10. 15.101 PANEL—Fin. Qtr. Inr. Upr.</li> <li>11. 11.120 MOLDING—Garn. B/W Upper</li> <li>12. 15.024 TRIM PANEL—R/Seat To B/W</li> <li>13. 11.628 FRM. ASM.—R/Seat Bk.</li> <li>14. 15.000 COVER—R/St. Bk.</li> <li>14. 15.002 PAD—R/St. Bk.</li> <li>15. 11.610 FRM ASM.—R/St. Cush.</li> <li>15. 15.036 PAD ASM.—R/St. Cush.</li> <li>16. 15.035 COVER—R/St. Cush.</li> <li>17. 14.924 COVER ASM.—Passenger &amp; Driver<br/>H/Rest St. Bk.</li> <li>18. 11.373 PANEL ASM.—F/St. Bk.</li> <li>18. 14.802 PAD ASM.—F/St. Bk.</li> <li>19. 14.800 COVER—Frt. St. Bk.</li> <li>20. 11.419 SPRING AND FRAME ASM.—F/St. Brm.</li> <li>20. 14.890 PAD ASM.—F/St. Btm Wire</li> <li>21. 14.880 COVER—F/St. Cush</li> <li>22. 11.381 BUMPER—F/St. Bk. Frm.</li> <li>23. 11.373 PANEL ASM.—Passenger and Driver St. Bk.</li> </ul> | <ul style="list-style-type: none"> <li>23. 14.802 PAD ASM.—Passenger and Driver St. Bk.</li> <li>24. 14.800 COVER—Passenger and Driver St. Bk.</li> <li>25. 11.358 PANEL—Fin. Passenger and Driver St. Bk.</li> <li>26. 11.419 SPG AND FRAME ASM.—P &amp; D St.<br/>Btm Supt.</li> <li>26. 14.890 PAD ASM.—Passenger and Driver St.<br/>Btm. Wire</li> <li>27. 14.880 CVR.—Passenger and Driver Cushion</li> <li>28. 14.800 COVER—Passenger and Driver Back</li> <li>29. 14.896 SEAT COMPLETE</li> <li>30. 12.941 PANEL—Tr. Fin. Qtr.</li> <li>31. 15.306 MAT—Rear Floor Rubber</li> <li>32. 11.119 MOLDING—Qtr. Wdo. Garn. Front</li> <li>33. 15.286 MAT—Front Floor Rubber</li> <li>34. 14.655 COVER—Instrument Panel</li> <li>35. 14.630 PANEL—Shroud Side Fin.</li> <li>36. 14.685 TRIM FRONT DOOR</li> <li>37. 14.691 PLATE—Front Door Trim Pad Name</li> <li>38. 14.686 BASE—Front Door Arm Rest</li> <li>39. 14.686 COVER—Front Door Arm Rest</li> <li>40. 14.730 COVER—Center Pillar Lwr.</li> <li>41. 14.760 TRIM REAR DOOR</li> <li>42. 11.375 COVER—Passenger and Driver St.<br/>Hge. Otr.</li> <li>43. 14.875 COVER ASM.—Retractor Shoulder Strap</li> <li>44. 14.875 GUIDE—Shoulder Strap P &amp; D St. Bk.</li> <li>44. 14.875 ESCUTCHEON—Shoulder Strap P &amp; D St. Bk.</li> </ul> |
|---|---|

14-204



14-229

1975 NOVA INTERIOR TRIM (STD.)

### 1975 NOVA INTERIOR TRIM (STD.)

- |     |        |                                   |     |        |   |
|-----|--------|-----------------------------------|-----|--------|---|
| 1.  | 10.051 | MOLDING ASM., garn. w/s upr.      | 23. | 14.802 | PAD ASM., P & D st. back                  |
| 2.  | 10.203 | SUNSHADE, trimmed                 | 24. | 14.800 | COVER, P & D st. bk.                      |
| 3.  | 10.219 | SUPPORT, sunshade                 | 25. | 11.358 | PANEL, fin. P & D st. bk.                 |
| 4.  | 10.051 | MOLDING, w/s garn. side           | 26. | 11.419 | SPG. AND FRAME ASM., P & D st. btm. supt. |
| 5.  | 14.651 | MOLDING, roof inr. side           | 26. | 14.890 | PAD ADM., P & D st. btm. wire             |
| 6.  | 14.730 | COVER, center pillar upper        | 27. | 14.880 | CVR., P & D cushion                       |
| 7.  | 14.640 | HEADLINING                        | 28. | 14.800 | COVER, P & D bk.                          |
| 8.  | 15.388 | HOOK, coat                        | 29. | 14.896 | SEAT COMPLETE                             |
| 9.  | 12.941 | PANEL, fin. qtr. inr.             | 30. | 15.101 | PANEL, tr. fin. qtr.                      |
| 10. | 15.101 | PANEL, fin. qtr. inr. upr.        | 31. | 15.306 | MAT, rr. floor rubber                     |
| 11. | 11.120 | MOLDING, garn. b/w upr.           | 32. | 11.119 | MOLDING, qtr. wdo. garn. frt.             |
| 12. | 15.024 | TRIM PANEL, r/seat to B/w         | 33. | 15.286 | MAT, frt. floor rubber                    |
| 13. | 11.628 | FRM. ASM., r/st back              | 34. | 14.655 | COVER, instrument panel                   |
| 14. | 15.000 | COVER, r/st. back                 | 35. | 14.630 | PANEL, shroud side fin.                   |
| 14. | 15.002 | PAD, r/st. back                   | 36. | 14.685 | TRIM, frt. door                           |
| 15. | 11.610 | FRM ASM., r/st. cush              | 37. | 10.515 | ESCUTCHEON, hdl. F & R/D lk. rem. con.    |
| 15. | 15.036 | PAD ASM., r/st. cush.             | 38. | 14.686 | BASE, frt. door arm rest                  |
| 16. | 15.035 | COVER, R/st. cush.                | 39. | 14.686 | COVER, frt. dr. arm rest                  |
| 17. | 14.924 | COVER ASM., P & D h/rest st. bk.  | 40. | 14.730 | COVER, center plr. lwr.                   |
| 18. | 11.373 | PANEL ASM., r/st. back            | 41. | 14.760 | TRIM, rear door                           |
| 18. | 14.802 | PAD ASM., r/st. back              | 42. | 11.375 | COVER, P & D st. hge. otr.                |
| 19. | 14.800 | COVER, frt. st. back              | 43. | 14.875 | COVER ASM., retractor shoulder strap      |
| 20. | 11.419 | SPRING AND FRAME ASM., F/St. btm. | 44. | 14.875 | GUIDE, shoulder strap P & D st. bk.       |
| 20. | 14.890 | PAD ASM., F/st. btm. wire         | 44. | 14.875 | ESCUTCHEON, shoulder strap P & D st. bk.  |
| 21. | 14.880 | COVER, F/st. cushion              | 45. | 10.512 | HDL. ASM., R & R/D lk. rem. cont.         |
| 22. | 11.381 | BUMPER, F/st. bk. frm.            | 46. | 15.101 | PANEL, trim finish qtr. wdo. rr.          |
| 23. | 11.373 | PANEL ASM., P & D st. bk.         |     |        |   |

14-229

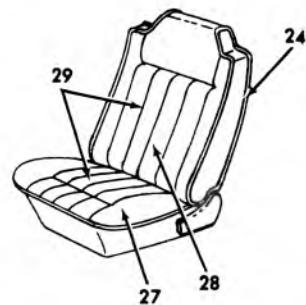
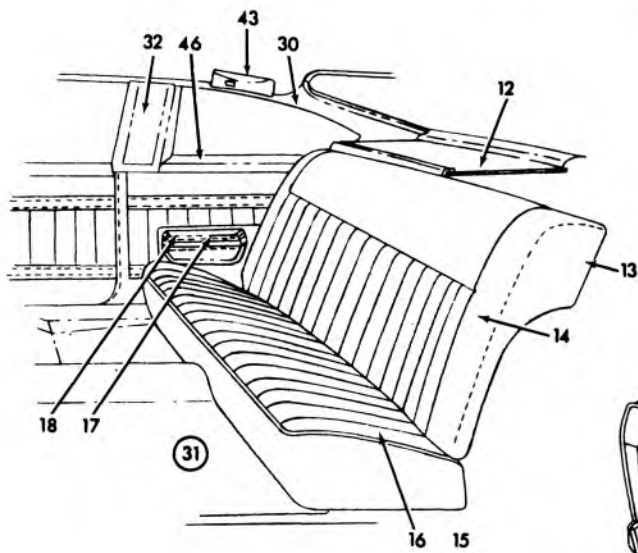
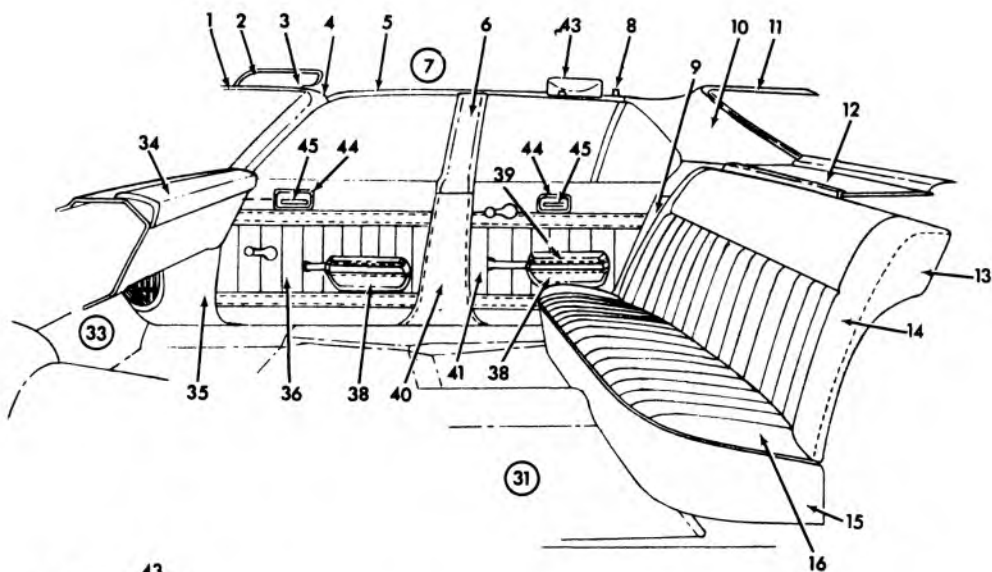




## 1975 NOVA – INTERIOR TRIM CUSTOM (IXY00)

1.	10.203	SUNSHADE, trimmed	27.	11.419	SPRING & FRAME ASSY., P & D st. btm. supt.
2.	10.219	SUPPORT, sunshade	27.	11.890	PAD & WIRE, P & D st. btm. supr.
3.	14.630	PANEL, shroud plastic	28.	14.800	COVER, P & D bk.
4.	14.640	HEADLINING	29.	14.880	COVER, P & D cush.
5.	14.640	PANEL, trim fin. qtr. upr.	30.	11.628	FRAME, rr st. back
6.	10.051	MOLDING, garn. b/w upr.	30.	15.002	PAD st. bk.
7.	10.051	MOLDING, garn. w/s upr.	31.	11.610	FRAME r/st. cush.
8.	14.655	COVER, instrument panel	31.	15.036	PAD, r/st. cush.
9.	14.685	TRIM, frt. door	32.	14.924	COVER, P & D st. bk. h/rest.
10.	15.000	COVER, rr st. back	33.	11.375	COVER, P & D st. otr. hge.
11.	15.035	COVER, rr st. cush.	34.	14.896	SEAT COMPLETE
12.	15.100	TRIM, rr qtr	35.	11.373	PANEL ASSY., P & D st. bk.
13.	15.101	PANEL, trim fin qtr. belt	35.	14.802	PAD, P & D st. bk.
14.	12.045	TRAY ASSY., rr. qtr. ash	36.	11.381	BUMPER, frt. st. bk. frm.
15.	10.051	MOLDING, w/shield garn side	37.	14.800	COVER, frt. st. bk.
16.	14.640	TRIM ASSY., rr. st. to bk. wdo.	38.	14.880	COVER, frt. st. cush.
17.	14.762	A/REST, rr. door a/rest.	39.	14.804	BUTTON, st. bk. trim.
18.	14.686	A/REST, frt. door a/rest.	40.	11.419	SPRING & FRAME, frt. st. btm.
19.	10.515	ESCUTCHEON, dr. rem. cont. lk. hol.	40.	14.890	PAD, frt. st. bk.
20.	10.512	HANDLE, dr. lk. rem. cont.	41.	11.373	PANEL, frt. st. bk.
21.	14.651	MOLDING, roof inr. side	41.	14.802	PAD, frt. st. bk.
22.	14.760	TRIM, rr. door	42.	15.101	PANEL, trim fin. qtr. wdo. frt.
23.	15.101	PANEL, qtr. wdo. trim fin.	43.	14.730	COVER, ctr. plr. upr.
24.	15.286	CARPET, frt. floor	44.	14.730	COVER, ctr. plr. lwr.
25.	15.306	CARPET, rr. floor	45.	15.101	PANEL, fin. qtr. lwr. inr.
26.	11.362	PANEL ASSY., P & D st. bk.	46.	14.875	COVER ASM., retractor s/strap
26.	11.358	PANEL, fin. P & D st. bk.	47.	14.875	GUIDE, shoulder strap P & D st. bk.
26.	14.802	PAD & WIRE, P & D st. bk.	48.	14.875	ESCUT., shoulder strap P & D st. bk.

14-230



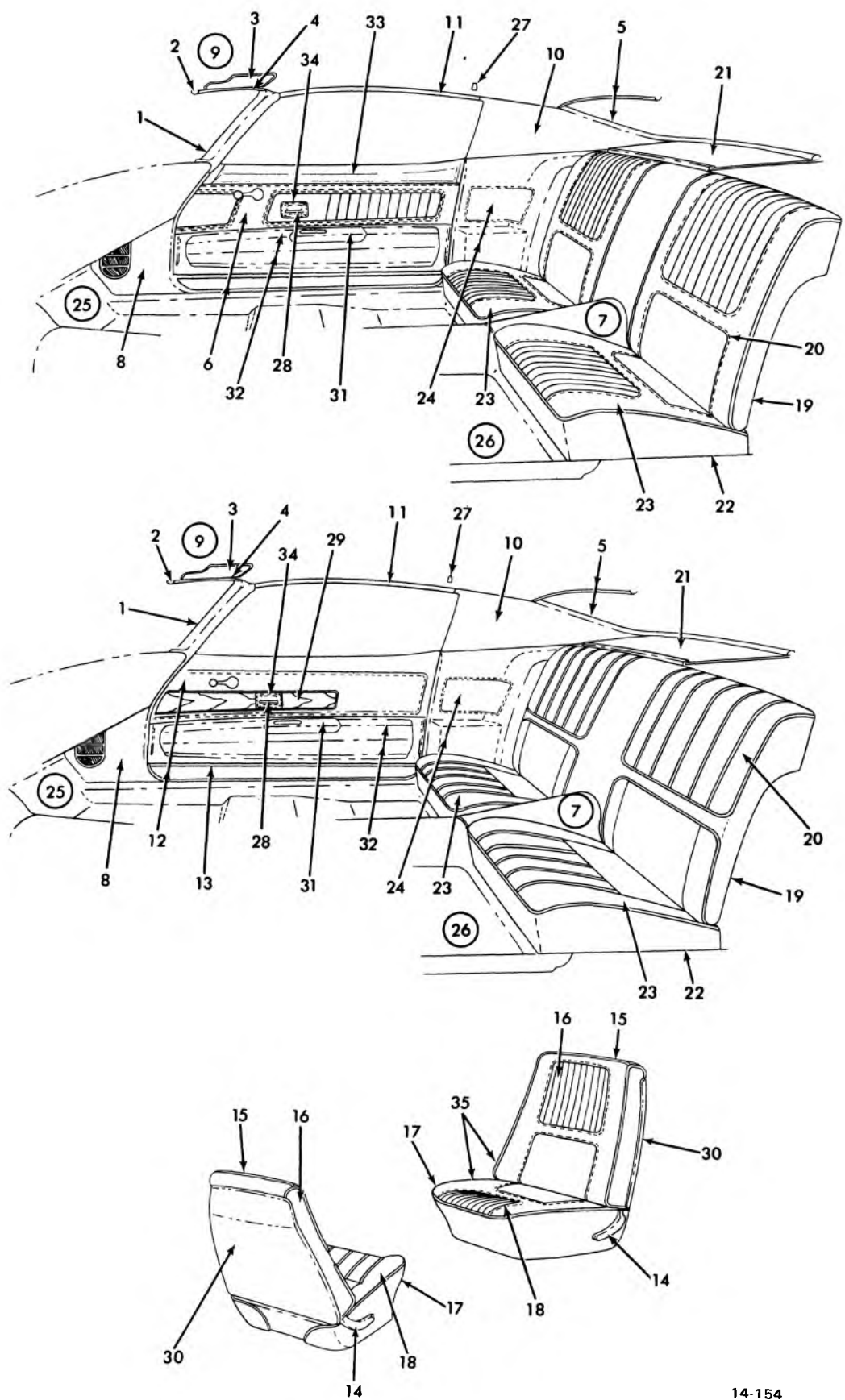
14-231

1975 NOVA INTERIOR TRIM (LUXURY)

### 1975 NOVA INTERIOR TRIM (LUXURY)

- |            |                               |            |   |
|------------|-------------------------------|------------|---|
| 1. 10.051  | MOLDING ASM., garn. w/s upr.  | 21. 10.515 | ESCUTCHEON, Hdl. F & R/D lk. rem. cont.   |
| 2. 10.203  | SUNSHADE, trimmed             | 22. 14.875 | COVER ASM., retractor shoulder strap      |
| 3. 10.219  | SUPPORT, sunshade             | 23. 11.373 | PANEL ASM., P & D st. bk.                 |
| 4. 10.051  | MOLDING, w/s garn. side       | 23. 14.802 | PAD ASM., P & D st. bk.                   |
| 5. 14.651  | MOLDING, roof intr. side      | 24. 14.800 | COVER, P & D st. bk.                      |
| 6. 14.730  | COVER, center pillar upr.     | 25. 11.358 | PANEL, fin. P & D st. bk.                 |
| 7. 14.640  | HEADLINING                    | 26. 11.419 | SPG. AND FRAME ASM., P & D st. btm. supt. |
| 8. 15.388  | HOOK COAT                     | 26. 14.890 | PAD ASM., P & D st. btm. wire             |
| 9. 12.941  | PANEL, fin. qtr. intr.        | 27. 14.880 | CVR., P & D Cush.                         |
| 10. 15.101 | PANEL, fin. qtr. intr. upr.   | 28. 14.800 | COVER, P & D bk.                          |
| 11. 11.120 | MOLDING, garn. b/w upr.       | 29. 14.896 | SEAT COMPLETE                             |
| 12. 15.024 | TRIM PANEL, r/st. to b/w      | 30. 12.941 | PANEL, tr. fin. qtr.                      |
| 13. 11.628 | FRM ASM., r/st. bk.           | 31. 15.306 | MAT, rr. floor rubber                     |
| 14. 15.000 | COVER, r/st. bk.              | 32. 11.119 | MOLDING, qtr. wdo. garn. frt.             |
| 14. 15.002 | PAD, r/st. bk.                | 33. 15.286 | MAT, frt. floor rubber                    |
| 15. 11.610 | FRM ASM., r/st. cush.         | 34. 14.655 | COVER, instrument panel                   |
| 15. 15.036 | PAD ASM., r/st. cush.         | 35. 14.630 | PANEL, shroud side fin.                   |
| 16. 15.035 | COVER, r/st. cush.            | 36. 14.685 | TRIM, frt. door                           |
| 17. 15.108 | PAD, A/rest. qtr.             | 38. 14.686 | A/REST ASM., frt. & rr.                   |
| 18. 12.045 | TRAY ASM., rr. qtr. ash.      | 39. 12.045 | TRAY, R/D A/rest. ash.                    |
| 19. 15.101 | PANEL, qtr. trim finish       | 40. 14.730 | COVER, center pillar lwr.                 |
| 20. 14.875 | HDL. ASM., F & R/D rem. cont. | 41. 14.760 | TRIM, rr. door                            |
|            |                               | 42. 11.375 | COVER, P & D st. hge. otr.                |

14-231



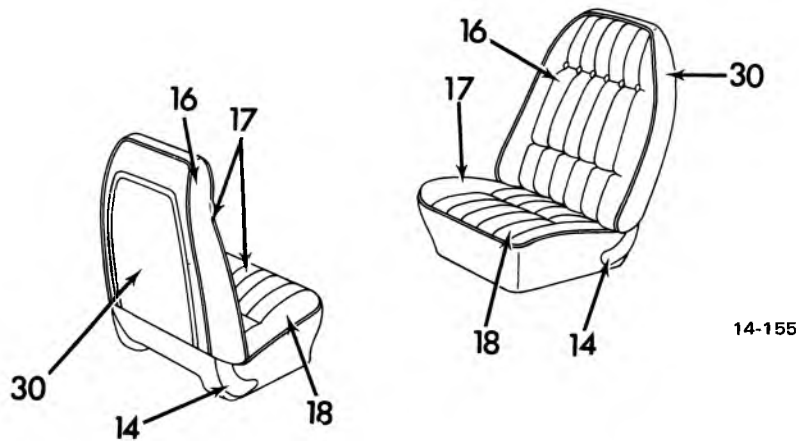
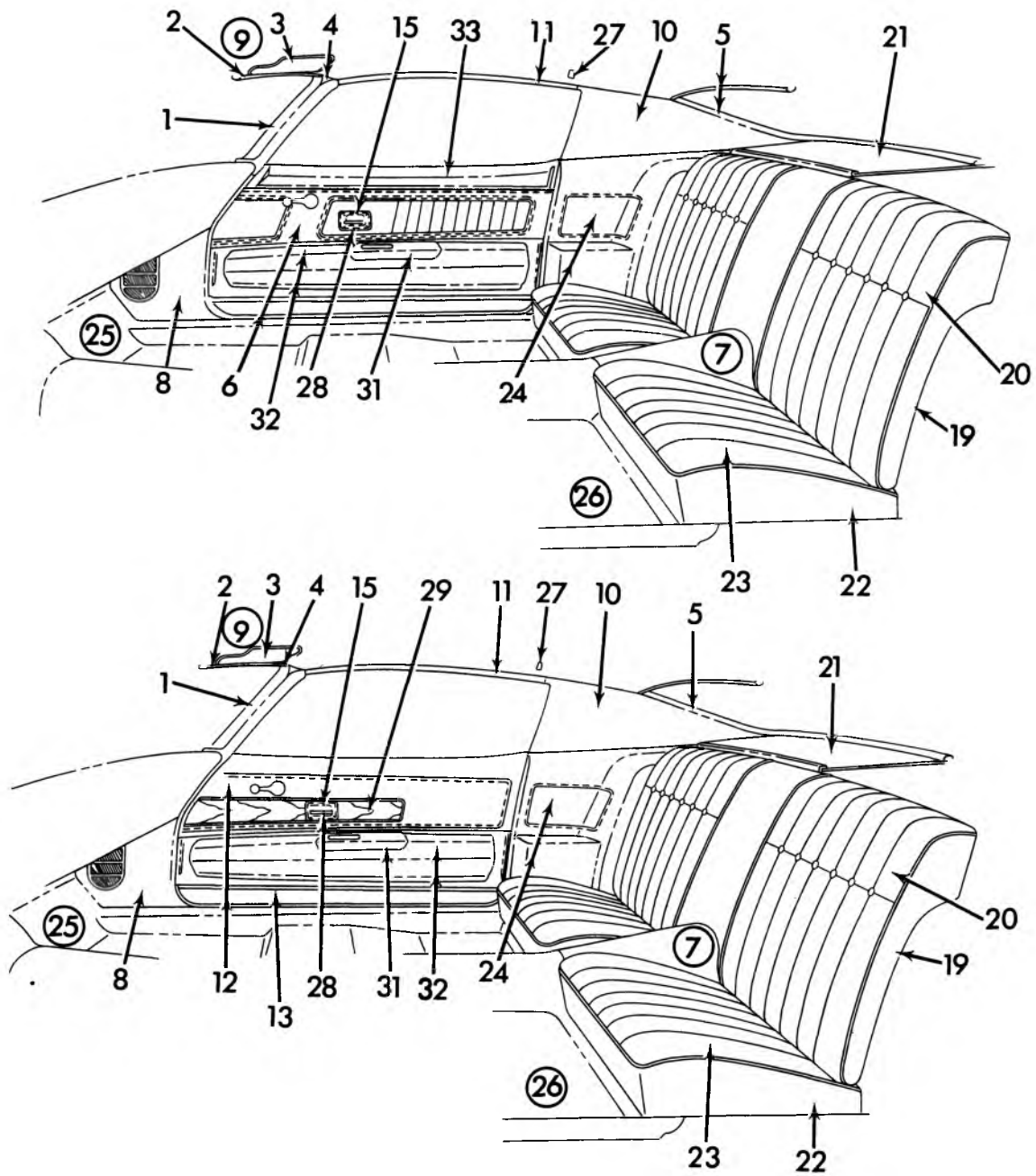
14-154

**1970 CAMARO INTERIOR TRIM  
(12487)**

**1970 CAMARO INTERIOR TRIM  
(12487)**

- |            |   |            |   |
|------------|---|------------|---|
| 1. 10.051  | MOLDING, Windshield Side Garnish                            | 18. 14.880 | COVER, Driver and Passenger Seat Cushion          |
| 2. 14.650  | LACE, Windshield Upper Trim Finish                          | 19. 11.628 | BACK, Rear Seat Less Trim Cover                   |
| 3. 10.203  | SUNSHADE, Trimmed   | 20. 15.000 | COVER, Rear Seat Back                             |
| 4. 10.219  | SUPPORT, Sunshade   | 21. 15.024 | TRIM ASSY., Rear Seat to Back Window              |
| 5. 14.650  | LACE, Back Window Trim Finish                               | 22. 11.610 | CUSHION, Rear Seat Less Trim Cover                |
| 6. 14.685  | TRIM, Front Door  | 23. 15.035 | COVER, Rear Seat Cushion                          |
| 7. 15.306  | CARPET, Rear Floor Rear Center                              | 24. 15.101 | PANEL, Quarter Inner Lower Trim Finishing         |
| 8. 14.630  | PANEL, Shroud Side Finishing                                | 25. 15.286 | CARPET, Front Floor                               |
| 9. 14.640  | HEADLINING, Less Listing Wires                              | 26. 15.306 | CARPET, Rear Floor                                |
| 10. 15.101 | PANEL, Quarter Inner Upper Trim Finishing                   | 27. 15.388 | HOOK, Coat  |
| 11. 14.651 | MOLDING, Roof Inner Panel Side                              | 28. 10.512 | HANDLE, Front Door Lock Remote and Control        |
| 12. 14.685 | TRIM, Front Door Less Moldings and Finishing Panel          | 29. 14.691 | PANEL, Front Door Trim Finishing                  |
| 13. 14.691 | MOLDING, Front Door Trim Pad Lower                          | 30. 11.358 | PANEL, Passenger and Driver Seat Back             |
| 14. 11.375 | COVER, Pass. and Driver Seat Back Inner and Outer Hinge Arm | 31. 14.686 | PAD, Front Door Arm Rest                          |
| 15. 11.373 | BACK, Driver and Passenger Seat Less Trim Cover             | 32. 14.686 | BASE, Front Door Arm Rest                         |
| 16. 14.800 | COVER, Driver and Passenger Seat Back                       | 33. 11.075 | MOLDING, Front Door Belt Trim Finishing           |
| 17. 11.419 | CUSHION, Driver and Passenger Seat Less Trim Cover          | 34. 10.515 | ESCUTCHEON, Front Door Lock Remote Control Handle |
|            |   | 35. 14.806 | SEAT, Driver and Passenger Complete               |

14-154



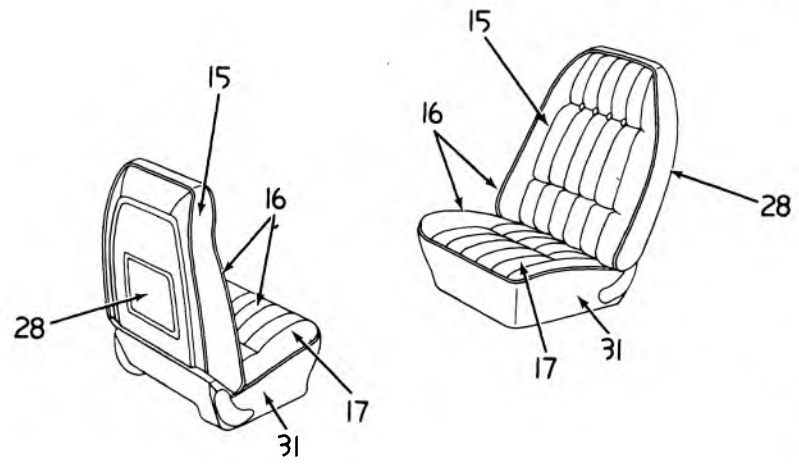
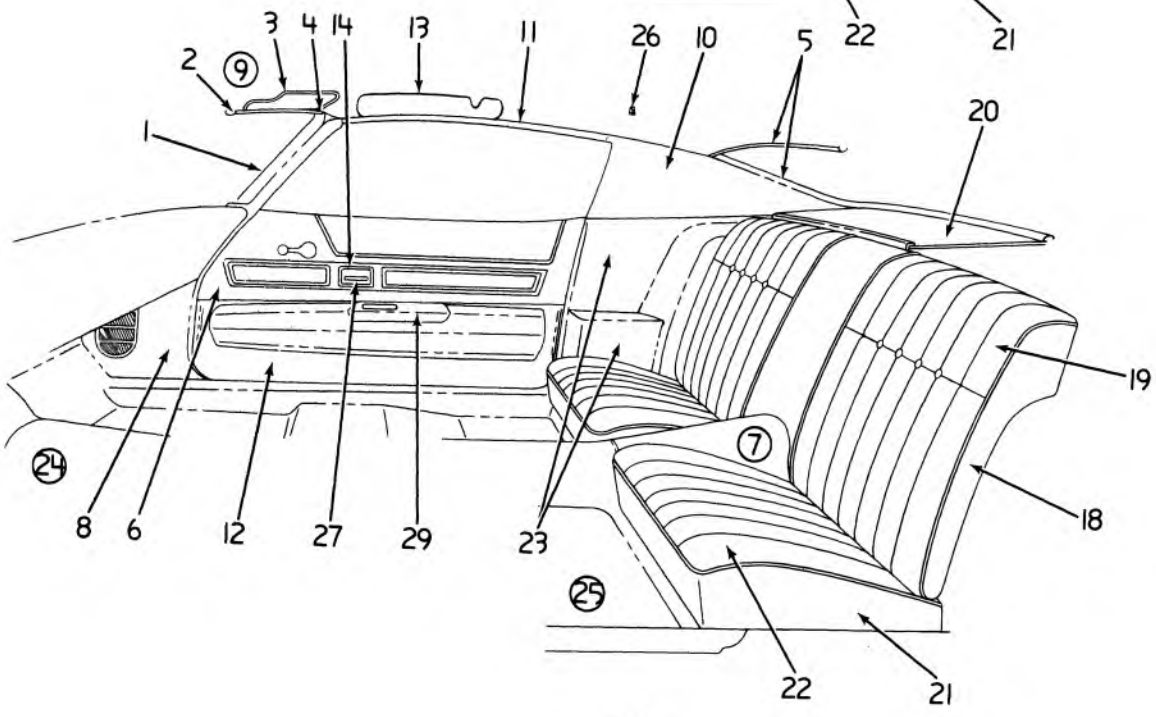
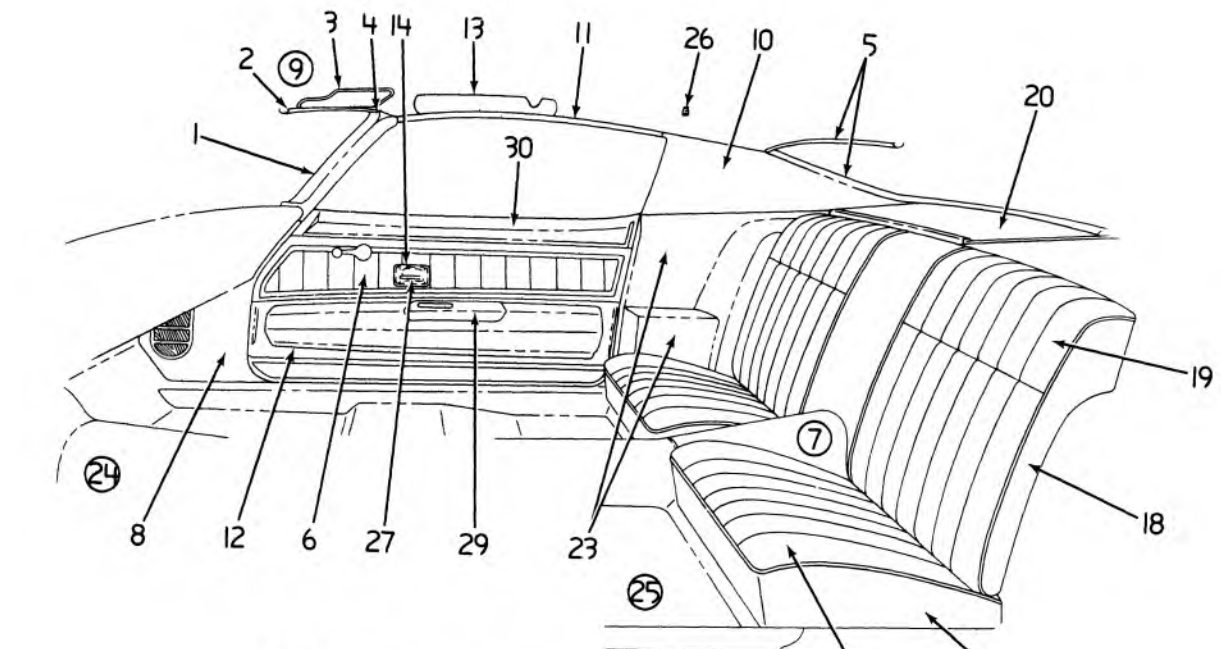
14-155

**1971-72 CAMARO INTERIOR TRIM  
(12487 STANDARD & CUSTOM)**

### 1971-72 CAMARO INTERIOR TRIM (12487) STANDARD AND CUSTOM

- |            |   |            |   |
|------------|---|------------|---|
| 1. 10.051  | MOLDING—Windshield Side Garnish                           | 17. 14.806 | SEAT—Driver & Passenger Complete          |
| 2. 14.650  | LACE—Windshield Upper Trim Finish                         | 18. 14.880 | COVER—Driver & Passenger Seat Cushion     |
| 3. 10.203  | SUNSHADE—Trimmed  | 19. 11.628 | BACK—Rear Seat Less Trim Cover            |
| 4. 10.219  | SUPPORT—Sunshade  | 20. 15.000 | COVER—Rear Seat Back                      |
| 5. 14.650  | LACE—Back Window Trim Finish                              | 21. 15.024 | TRIM ASSY—Rear Seat to Back Window        |
| 6. 14.685  | TRIM—Front Door   | 22. 11.610 | CUSHION—Rear Seat Less Trim Cover         |
| 7. 15.306  | TRIM—Rear Floor Rear                                      | 23. 15.035 | COVER—Rear Seat Cushion                   |
| 8. 14.630  | PANEL—Shroud Side Finishing                               | 24. 15.101 | PANEL—Quarter Inner Lower Trim Finishing  |
| 9. 14.640  | HEADLINING—Less Listing Wires                             | 25. 15.286 | CARPET—Front Floor                        |
| 10. 15.101 | PANEL—Quarter Inner Upper Trim Finishing                  | 26. 15.306 | CARPET—Rear Floor                         |
| 11. 14.651 | MOLDING—Roof Inner Panel Side                             | 27. 15.388 | HOOK—Coat                                 |
| 12. 14.685 | TRIM—Front Door Less Moldings and Finishing Panel         | 28. 10.512 | HANDLE—Front Door Lock Remote and Control |
| 13. 14.691 | MOLDING—Front Door Trim Pad Lower                         | 29. 14.691 | PANEL—Front Door Trim Finishing           |
| 14. 11.375 | COVER—Pass and Driver Seat Back Inner and Outer Hinge Arm | 30. 11.358 | PANEL—Passenger and Driver Seat Back      |
| 15. 10.515 | ESCUTCHEON—Front Door Lock Remote Control Handle          | 31. 14.686 | PAD—Front Door Arm Rest                   |
| 16. 14.800 | COVER—Driver & Passenger Seat Back                        | 32. 14.686 | BASE—Front Door Arm Rest                  |
|            |   | 33. 11.075 | MOLDING—Front Door Belt Trim Finishing    |

14-155



14-180

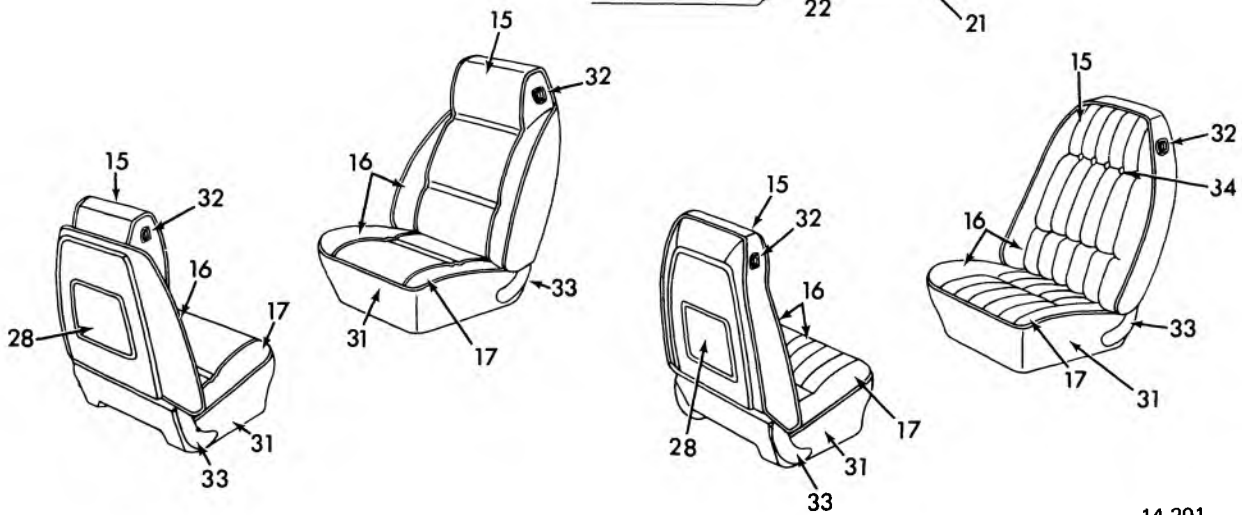
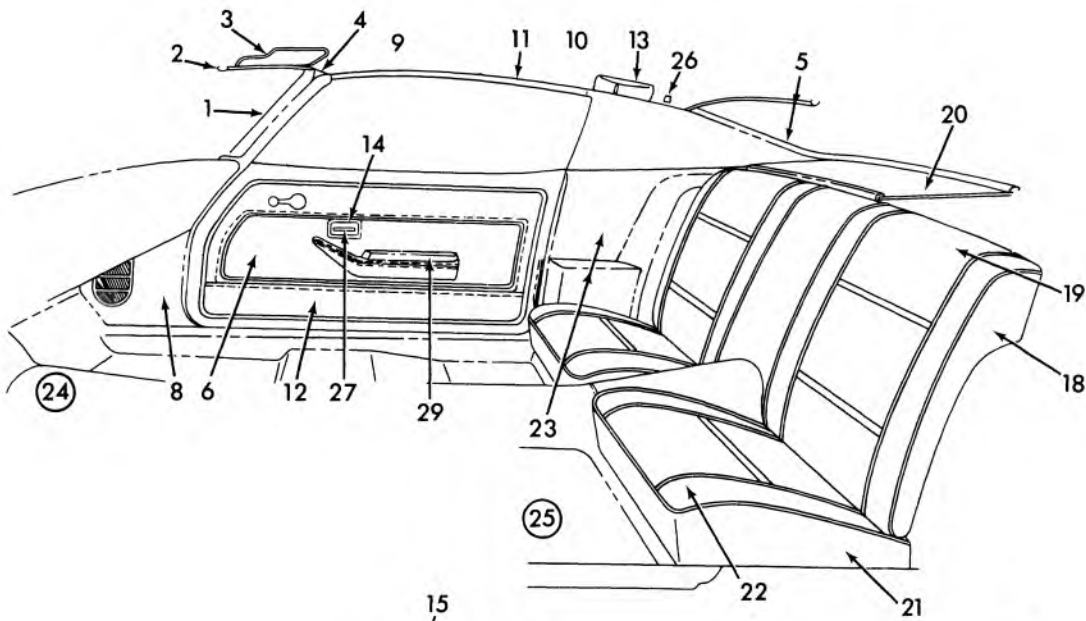
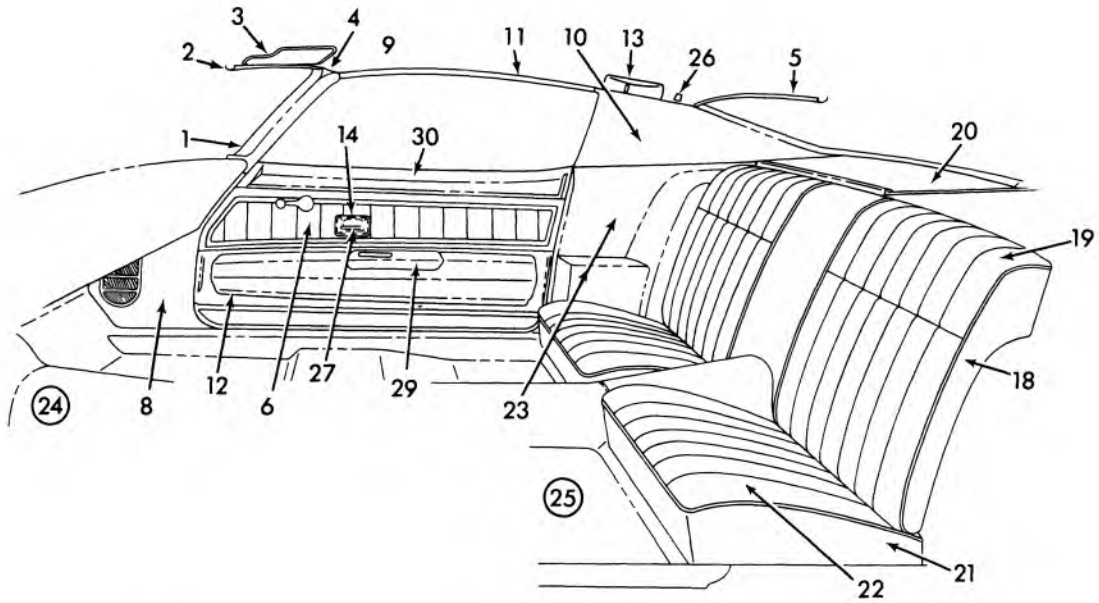
**1973 CAMARO INTERIOR TRIM (IFQ-IFS-87)  
STANDARD AND CUSTOM**



**1973 CAMARO INTERIOR TRIM (IFQ-IFS-87)  
STANDARD AND CUSTOM**

- |            |                                     |            |                                    |
|------------|-------------------------------------|------------|------------------------------------|
| 1. 10.051  | MOLDING—Windshield Side Garn        | 17. 14.890 | PAD ASSY—P & D St Btm              |
| 2. 14.650  | LACE—W/Shield Upr Trim Fin          | 18. 11.628 | SPRING & FRAME ASSY—R/St Back      |
| 3. 10.203  | SUNSHADE—Trimmed                    | 18. 15.002 | PAD—RR Seat Back                   |
| 4. 10.219  | SUPPORT—Sunshade                    | 19. 15.000 | COVER—RR Seat Back                 |
| 5. 11.120  | MOULDING—Back Wdo Trim Fin          | 20. 15.024 | TRIM ASSY—RR Seat To Back Wdo      |
| 6. 14.685  | TRIM ASSY—F/D Upr                   | 21. 11.610 | SPRING & FRAME ASSY—R/Seat Cush    |
| 7. 15.306  | TRIM RR Fir RR                      | 21. 15.036 | PAD—RR Seat Cush                   |
| 8. 14.630  | PANEL—Shroud Side Fin               | 22. 15.035 | COVER—RR Seat Cush                 |
| 9. 14.640  | HEADLINING—Less listing wires       | 23. 15.101 | PANEL—Qtr Inr Lwr Trim             |
| 10. 15.101 | PANEL—Qtr Inr Upr Trim Fin          | 24. 15.286 | CARPET—Frt Floor                   |
| 11. 14.651 | MOLDING—Roof Inr Pnl Side           | 25. 15.306 | CARPET—Rear Floor                  |
| 12. 14.685 | PANEL—Trim Fin F/D Lwr              | 26. 15.388 | HOOK—Coat                          |
| 13. 14.875 | RET—F/St Shldr Strp                 | 27. 10.512 | HANDLE—Frt Door Lock Remt & Cont   |
| 14. 10.515 | ESCUTCHEON—Frt Dr Lock Rem Cont Hdl | 28. 11.358 | PANEL—Fin P & D Seat Bk            |
| 15. 14.800 | COVER—Driver & Pass St Back         | 29. 14.686 | PAD—F/D Lwr Trim Fin Pnl A/Rst     |
| 15. 14.802 | PAD ASSY—P & D Seat Back Wire       | 30. 11.075 | MOLDING—Fin F/D Belt Trim          |
| 16. 14.806 | SEAT—Driv & Pass Complete           | 31. 11.419 | SPRING & FRAME ASSY—P & D Seat Rim |
| 17. 14.880 | COVER—Drive & Pass Seat Cush        |            |                                    |

14-180



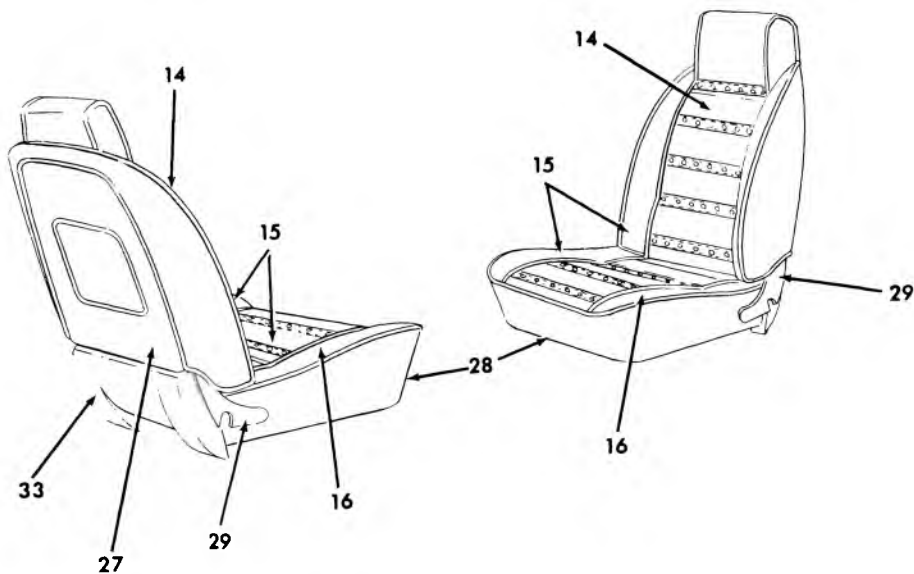
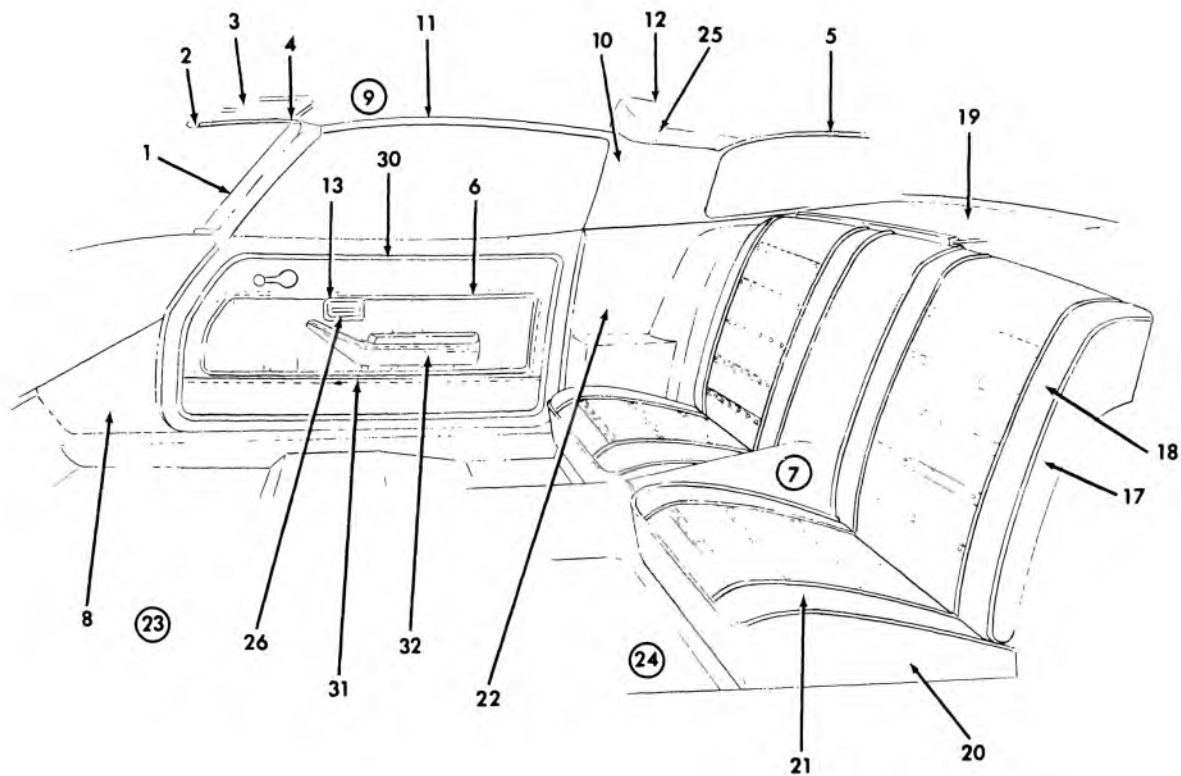
14-201

**1974 CAMARO INTERIOR TRIM STANDARD AND CUSTOM  
(1FQ-1FS-87)**

## 1974 CAMARO INTERIOR TRIM STANDARD & CUSTOM (IFQ-1FS87)

- |   |   |
|---|---|
| <ul style="list-style-type: none"> <li>1. 10.051 MOLDING—Windshield Side Garn.</li> <li>2. 14.650 LACE—W/Shield Upr. Trim Pin.</li> <li>3. 10.203 SUNSHADE—Trimmed</li> <li>4. 10.219 SUPPORT—Sunshade</li> <li>5. 11.120 MOLDING—Bk. Wdo. Upr. Garn.</li> <li>6. 14.685 TRIM ASSY.—F/D Upr.</li> <li>7. 15.306 TRIM RR FLR RR</li> <li>8. 14.630 PANEL—Shroud Side Fin.</li> <li>9. 14.640 HEADLINING—Less isting tires</li> <li>10. 15.101 PANEL—Qtr. Inr. Upr. Trim Fin.</li> <li>11. 14.651 MOLDING—Roof Inr. Pnl. Side</li> <li>12. 14.685 PANEL—Trim Fin. F/D Lwr.</li> <li>13. 14.875 CVR. ASM.—Retractor Shoulder Strap</li> <li>14. 10.515 ESCUTCHEON—Frt. Dr. Lock Rem.<br/>Cont. Hdl.</li> <li>15. 14.800 COVER—Driver &amp; Pass. St. Bk.</li> <li>16. 14.802 PAD ASSY.—P &amp; D St. Bk. Wire &amp;</li> <li>15. 11.373 FRAME ASSY.—P &amp; D St. Bk.</li> <li>16. 14.806 SEAT—Driver and Passenger Complete</li> <li>17. 14.880 COVER—Driver and Passenger St. Cush.</li> <li>17. 14.890 PAD ASSY.—Passenger &amp; Driver St. Btm.</li> <li>18. 11.628 FRAME ASSY.—R/St. Bk.</li> </ul> | <ul style="list-style-type: none"> <li>18. 15.002 PAD AND WIRE—RR Seat Back</li> <li>19. 15.000 COVER—RR Seat Back</li> <li>20. 15.024 TRIM ASSEMBLY—RR Seat To Bk. Wdo.</li> <li>21. 11.610 SPRING &amp; FRAME ASSY.—R/Seat Cush</li> <li>21. 15.036 PAD—RR Seat Cush.</li> <li>22. 15.035 COVER—RR Seat Cush.</li> <li>23. 15.101 PANEL—Qtr. Inr. Lwr. Trim</li> <li>24. 15.286 CARPET—Frt. Floor</li> <li>25. 15.306 CARPET—Rear Floor</li> <li>26. 15.388 HOOK—Coat</li> <li>27. 10.512 HANDLE—Frt. Door Lock Remt. &amp; Cont.</li> <li>28. 11.358 PANEL—Fin. Passenger and Driver St. Bk.</li> <li>29. 14.686 PAD—F/D Lwr. Trim Fin. Pnl A/Rest</li> <li>30. 11.075 MOLDING—Fin. F/D Belt Trim</li> <li>31. 11.419 SPRING &amp; FRAME ASSY.—Passenger<br/>and Driver St. Btm.</li> <li>32. 14.875 GUIDE—Shoulder Strap Passenger and<br/>Driver St. Bk.</li> <li>32. 14.875 ESCUTCHEON—Shoulder Strap P &amp; D<br/>St. Bk.</li> <li>33. 11.390 CVR—Passenger and Driver St. - Arm Lk.</li> <li>34. 14.804 BUTTON ASM.—Seat Back</li> </ul> |
|---|---|

14-201



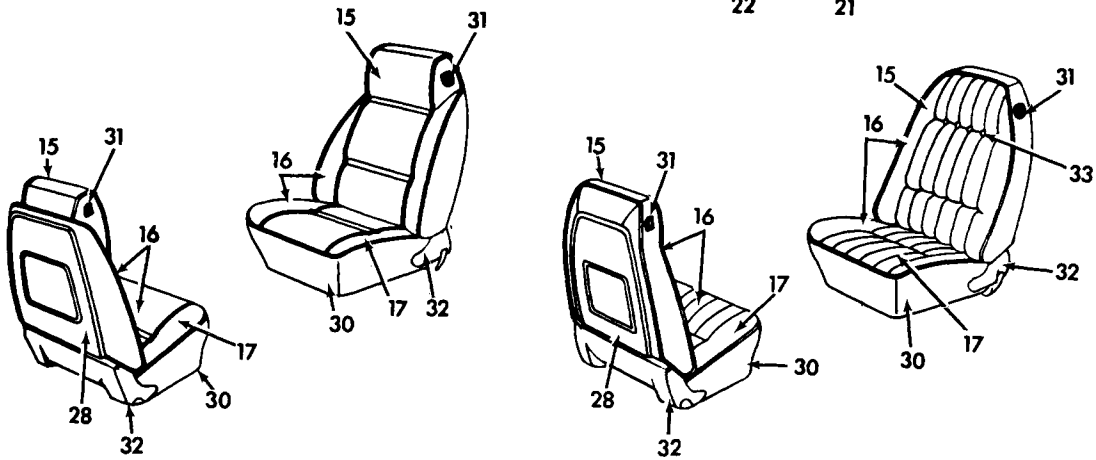
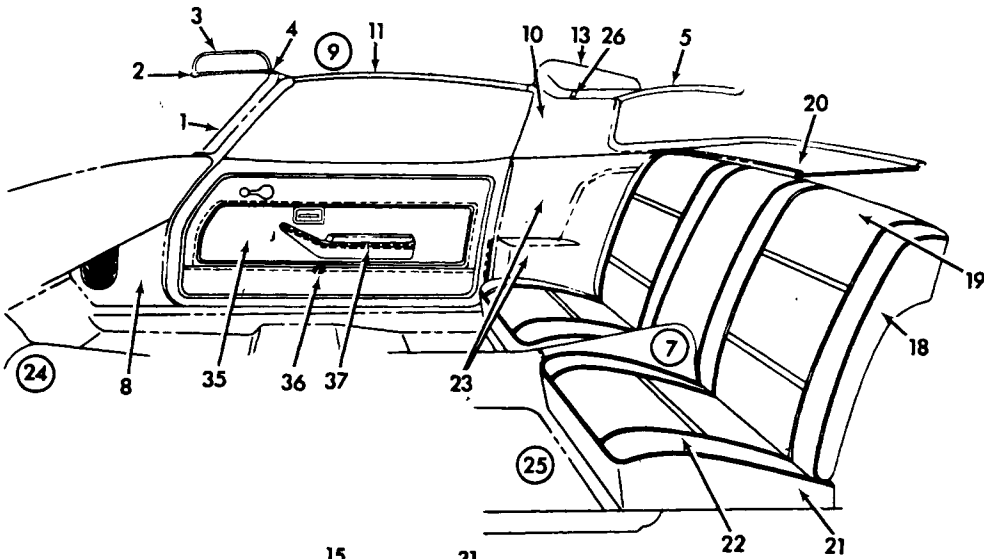
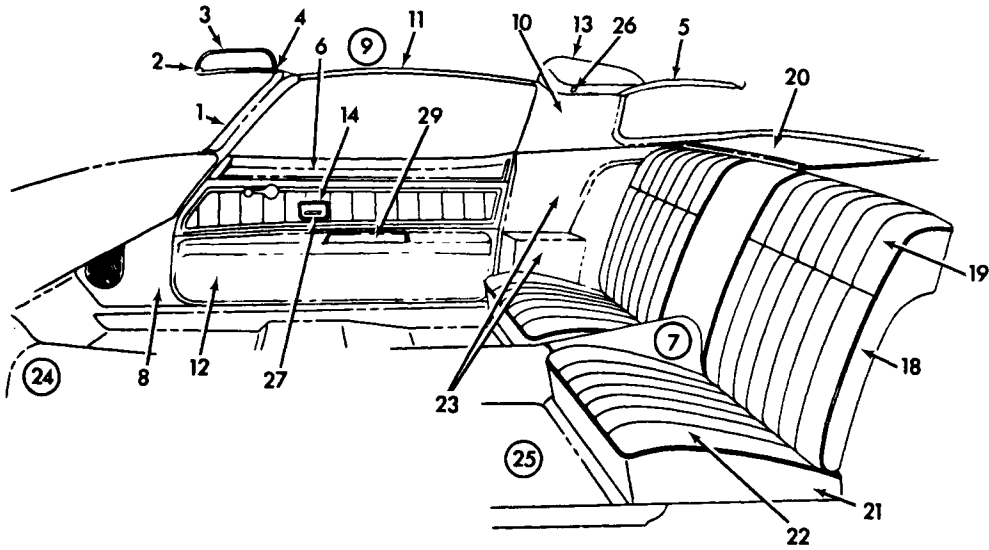
14-217

**1975 CAMARO INTERIOR TRIM (1FS87 CUSTOM)**

### 1975 CAMARO INTERIOR TRIM (1FS87 CUSTOM)

1.	10.051	MOLDING—Garn W/S Side	17.	11.628	FRAME ASSY—R/St Bk
2.	10.051	MOLDING—Garn W/S Up	17.	15.002	PAD & WIRE—R/St Bk
3.	10.203	SUNSHADE—Trimmed	18.	15.000	COVER—Rr St Bk
4.	10.219	SUPPORT—Sunshade	19.	15.024	TRIM ASM—Rr St To Bk Wdo
5.	14.650	MOLDING—Bk Wdo Up Garn	20.	11.610	SPRING & FRAME ASSY—R/St Cush
6.	14.685	TRIM—F/D Less Mldgs	20.	15.036	PAD—Rr St Cush
7.	15.306	TRIM—Rr Flr Rr	21.	15.035	COVER—Rr St Cush
8.	14.630	PANEL—Shroud Side Fin	22.	15.101	PANEL—Qtr Inr Lwr Trim
9.	14.640	HEADLINING	23.	15.286	CARPET—Frt Floor
10.	15.101	PANEL—Qtr Inr Up Trim Fin	24.	15.306	CARPET—Rr Floor
11.	14.651	MOLDING—Roof Inr Pnl Side	25.	15.388	HOOK—Coat
12.	14.875	CVR ASM—Retractor Shoulder Strap	26.	10.512	HANDLE—Frt Door Lock Remt & Cont
13.	10.515	ESCUTCHEON—Frt Dr Lock Rem Cont Hdl	27.	11.358	PANEL—Fin P & D St Bk
14.	14.800	COVER—P & D St Bk	28.	11.419	SPRING & FRAME ASSY—P & D St Btm
14.	14.802	PAD ASSY—P & D St Bk Wire &	29.	11.390	CVR—P & D St Arm Lk
14.	11.373	FRAME ASSY—P & D St Bk	30.	14.691	MLDG ASM—Trim Pad F/D
15.	14.806	SEAT—P & D Complete	31.	14.804	BUT ASM—Snap F/D Map Pkt
16.	14.880	COVER—P & D St Cush	32.	14.686	ARM REST ASM—F/D
16.	14.890	PAD ASSY—P & D St Btm	33.	14.810	CVR—P & D St Btm Frm

14-217



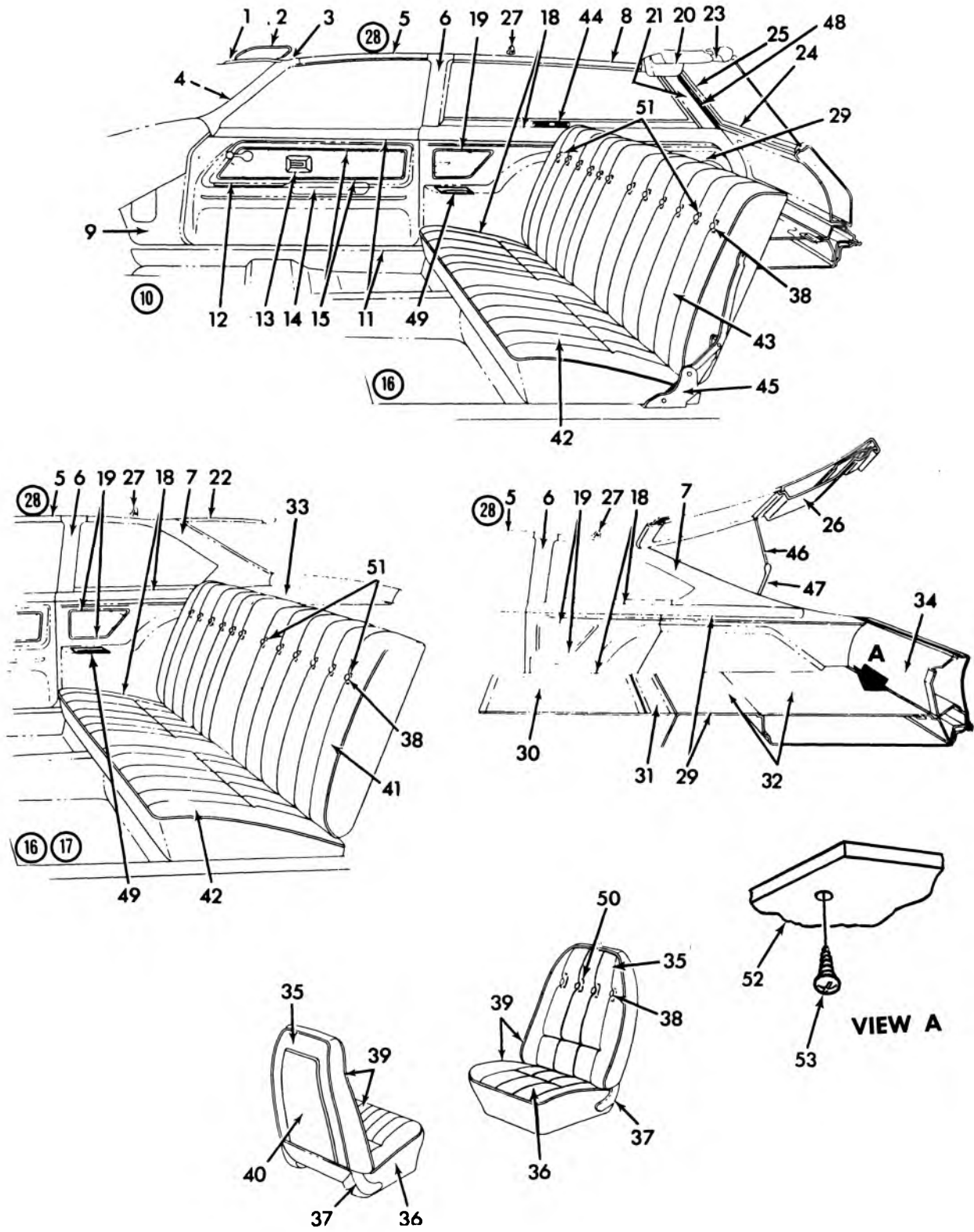
14-216

**1975 CAMARO INTERIOR TRIM (1FQ-FS87 STANDARD AND CUSTOM)**

### 1975 CAMARO INTERIOR TRIM (1FQ - 1FS87 STANDARD AND CUSTOM)

1.	10.051	MOLDING—Garn W/S Side	19.	15.000	COVER—RR Seat Back
2.	10.051	MOLDING—Garn W/S Up	20.	15.024	TRIM ASSEMBLY—RR Seat To Bk Wdo
3.	10.203	SUNSHADE—Trimmed	21.	11.610	SPRING & FRAME ASSY—R/Seat Cush
4.	10.219	SUPPORT—Sunshade	21.	15.036	PAD—RR Seat Cush
5.	14.650	MOLDING—Bk Wdo Up Garn	22.	15.035	COVER—RR Seat Cush
6.	14.685	TRIM ASSY—F/D Up	23.	15.101	PANEL—Qtr Inr Lwr Trim
7.	15.306	TRIM RR Flr RR	24.	15.286	CARPET—Frt Floor
8.	14.630	PANEL—Shroud Side Fin	25.	15.306	CARPET—Rear Floor
9.	14.640	HEADLINING	26.	15.388	HOOK—Coat
10.	15.101	PANEL—Qtr Inr Up Trim Fin	27.	10.512	HANDLE—Frt Door Lock Remt & Cont
11.	14.651	MOLDING—Roof Inr Pnl Side	28.	11.358	PANEL—Fin P & D St Bk
12.	14.685	PANEL—Trim Fin F/D Lwr	29.	14.686	PAD—F/D Lwr Trim Fin Pnl A/Rest
13.	14.875	CVR ASM—Retractor Shoulder Strap	30.	11.419	SPRING & FRAME ASSY—P & D St Btm
14.	10.515	ESCUTCHEON—Frt Dr Lock Rem Cont Hdl	31.	14.875	GUIDE—Shoulder Strap P & D St Bk
15.	14.800	COVER—P & D St Bk	31.	14.875	ESCUTCHEON—Shoulder Strap P & D St Bk
15.	14.802	PAD ASSY—P & D St Bk Wire &	32.	11.390	CVR—P & D St Arm Lk
15.	11.373	FRAME ASSY—P & D St Bk	33.	14.804	BUTTON ASM—Seat Back
16.	14.806	SEAT—P & D Complete	34.	14.691	Mldg Asm Trim Pad F/D
17.	14.880	COVER—P & D St Cush	35.	14.685	Trim F/D Less Mldgs
17.	14.890	PAD ASSY—P & D St Btm	36.	14.804	But Asm Snap F/D Map Pkt
18.	11.628	FRAME ASSY—R/St Bk	37.	14.686	Arm Rest Asm F/D
18.	15.002	PAD AND WIRE—R/St Bk			

14-216



14-189

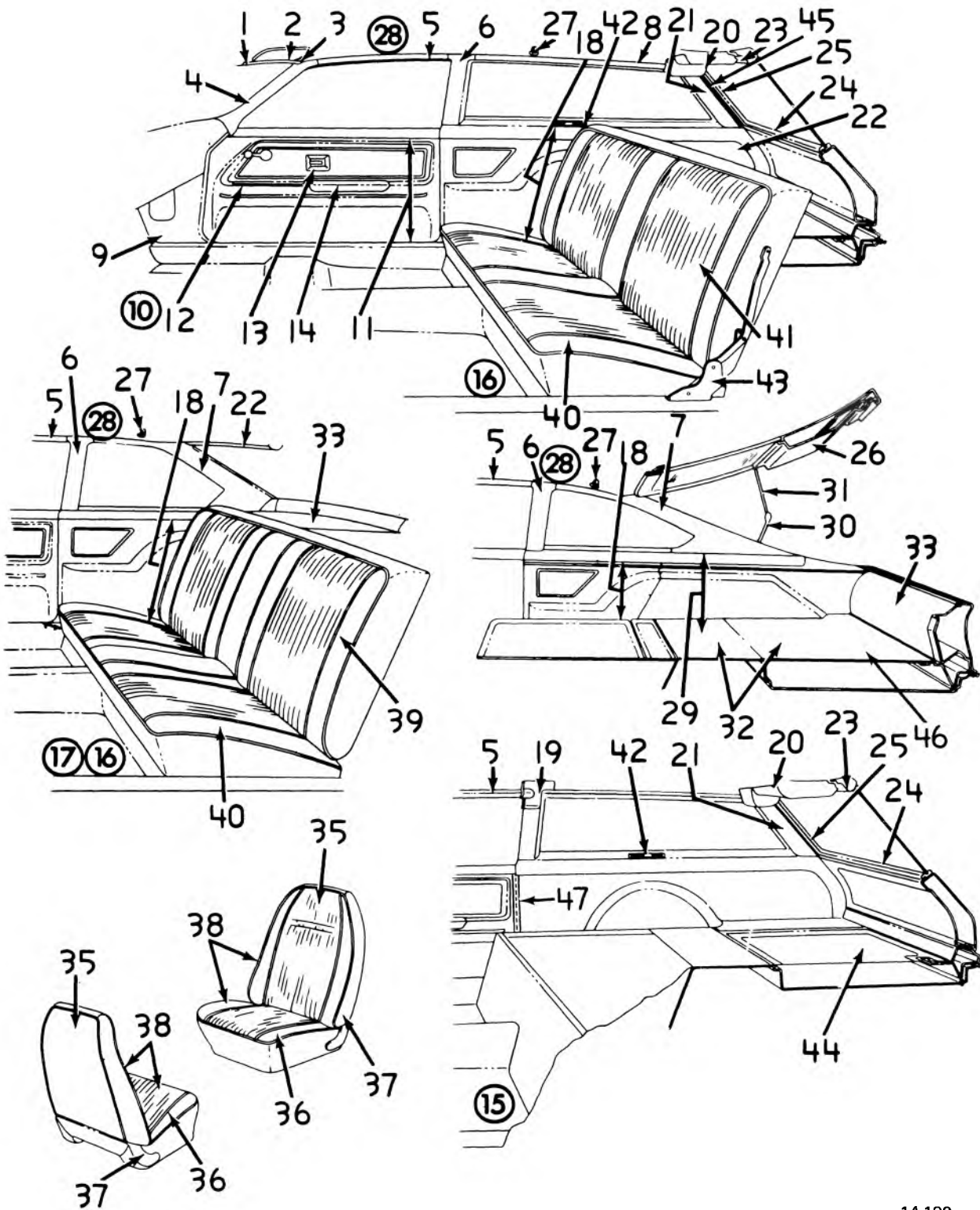
**1971-73 VEGA INTERIOR TRIM (CUSTOM)**



### 1971-73 VEGA INTERIOR TRIM (CUSTOM)

1.	10.051	MOULDING	26.	12.182	COVER
2.	10.203	SUNSHADE ASSY.	27.	15.388	HOOK ASSY.
3.	10.219	SUPPORT ASSY.	28.	14.640	PANEL ASSY.
	10.219	SLEEVE	29.	15.100	PANEL ASSY.
4.	10.051	MOULDING	30.	15.320	CARPET ASSY.
5.	14.651	MOULDING	31.	15.320	CARPET ASSY.
6.	14.731	COVER	32.	15.320	CARPET ASSY.
7.	15.101	MOULDING		15.512	CARPET
8.	14.651	MOULDING 71-73 (Sta. Wag., pnl.)	33.	15.024	FOUNDATION
9.	14.630	PANEL 71-73 (exc. C.A.C.) L.H.	34.	15.222	FOUNDATION
10.	15.286	CARPET ASSY.	35.	14.800	TRIM ASSY.
11.	14.685	TRIM ASSY.	36.	14.880	TRIM ASSY.
12.	14.692	BOX	37.	11.390	COVER
13.	14.688	CUP	38.	14.804	BUTTON
14.	14.686	PAD ASSY.	39.	14.896A	SEAT ASSY.
15.	14.691	PANEL ASSY.	40.	11.358	PANEL
	14.691	NUT ( $\frac{9}{16}$ " x $\frac{3}{8}$ " )	41.	15.000	TRIM ASSY.
16.	15.306	CARPET ASSY.	42.	15.035	TRIM ASSY.
	15.306	MAT UNIT	43.	15.000	TRIM ASSY.
18.	15.100	PANEL	44.	12.941	GRILLE
19.	15.100	PANEL ASSY.	45.	11.620	LINK ASSY.
20.	12.187	COVER ASSY.	46.	12.187	ROD
21.	12.180	MOULDING	47.	12.187	LINK ASSY.
22.	11.120	MOULDING	48.	11.120	INSULATOR
	11.120	MOULDING ASSY.	49.	12.045	TRAY ASSY.
23.	11.187	MOULDING	50.	14.804	RETAINER
24.	11.187	MOULDING	51.	14.804	RETAINER
25.	11.187	MOULDING	52.	12.980	INSULATOR
			53.	8.021	RETAINER

14-189



14-190

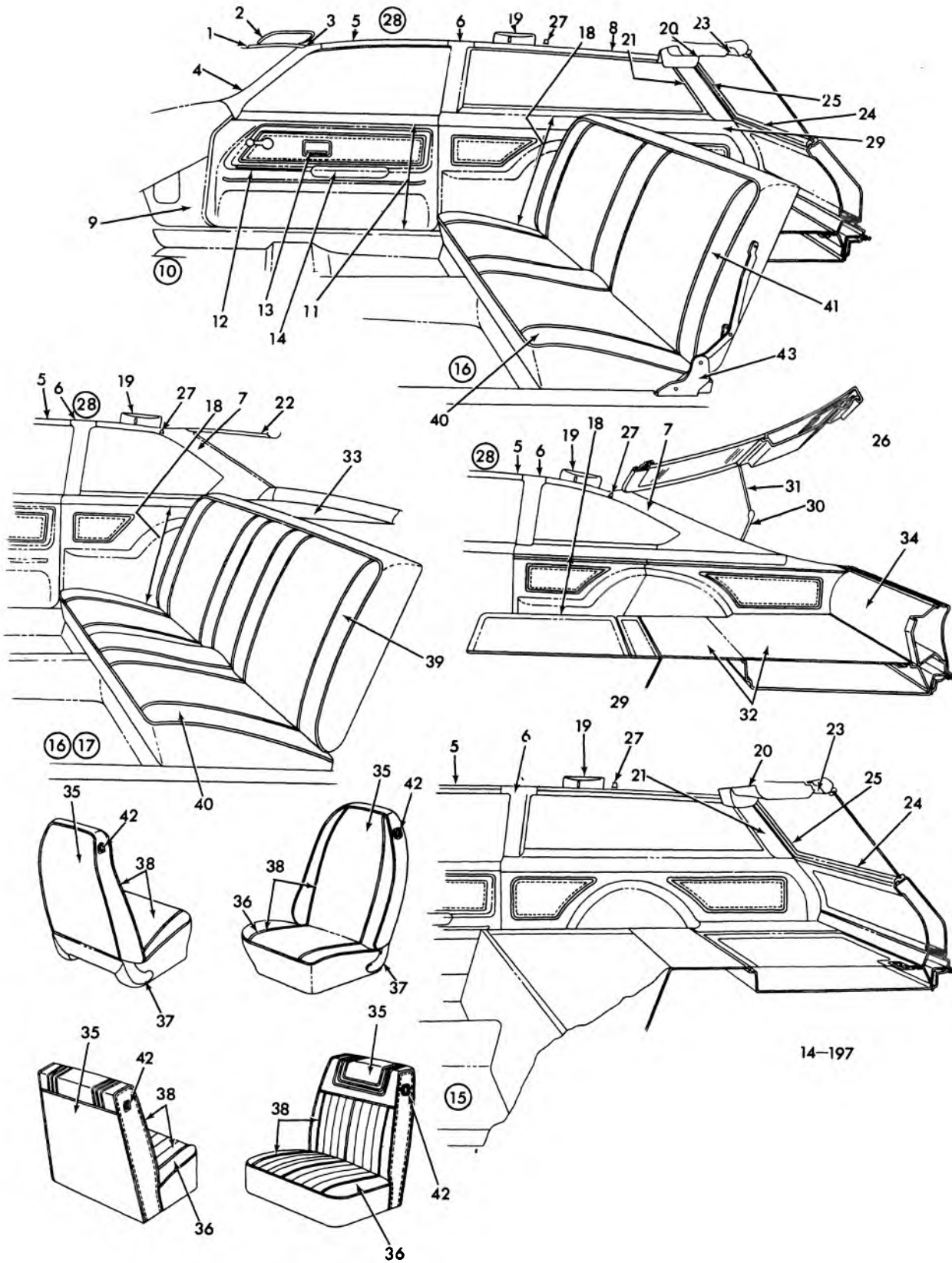
1971-73 VEGA INTERIOR TRIM (STANDARD)

## 1971-73 VEGA

### INTERIOR TRIM (14105-11-15-77) STANDARD

1.	10.051	MOULDING	23.	11.187	MOULDING
2.	10.203	SUNSHADE ASSY.	24.	11.187	MOULDING
3.	10.219	SUPPORT ASSY.	25.	11.187	MOULDING
	10.219	SLEEVE	26.	12.182	COVER
4.	10.051	MOULDING	27.	15.388	HOOK ASSY.
5.	14.651	MOULDING	28.	14.640	PANEL ASSY.
6.	14.731	COVER	29.	15.100	PANEL ASSY.
7.	15.101	MOULDING	30.	12.187	LINK ASSY.
8.	14.651	MOULDING	31.	12.187	ROD
9.	14.630	PANEL	32.	15.320	CARPET ASSY.
10.	15.286	CARPET ASSY.		15.512	CARPET
11.	14.685	TRIM ASSY.	33.	15.024	FOUNDATION
12.	14.692	BOX	34.	15.222	FOUNDATION
13.	14.688	CUP	35.	14.800	TRIM ASSY.
14.	14.686	PAD ASSY.	36.	14.880	TRIM ASSY.
15.	15.286	MAT	37.	11.390	COVER
	15.286	MAT UNIT	38.	14.896	SEAT ASSY.
16.	15.306	CARPET ASSY.	39.	15.000	TRIM ASSY.
17.	15.306	MAT	40.	15.035	TRIM ASSY.
	15.306	MAT UNIT	41.	15.000	TRIM ASSY.
	15.268	MAT UNIT	42.	12.941	GRILLE
18.	15.100	PANEL	43.	11.620	LINK ASSY.
19.	14.651	ESCUTCHEON ASSY.	44.	15.311	MAT
20.	12.187	COVER ASSY.	45.	11.120	INSULATOR
21.	12.180	MOULDING	46.	15.222	MAT
22.	11.120	MOULDING	47.	14.735	LACE

14-190

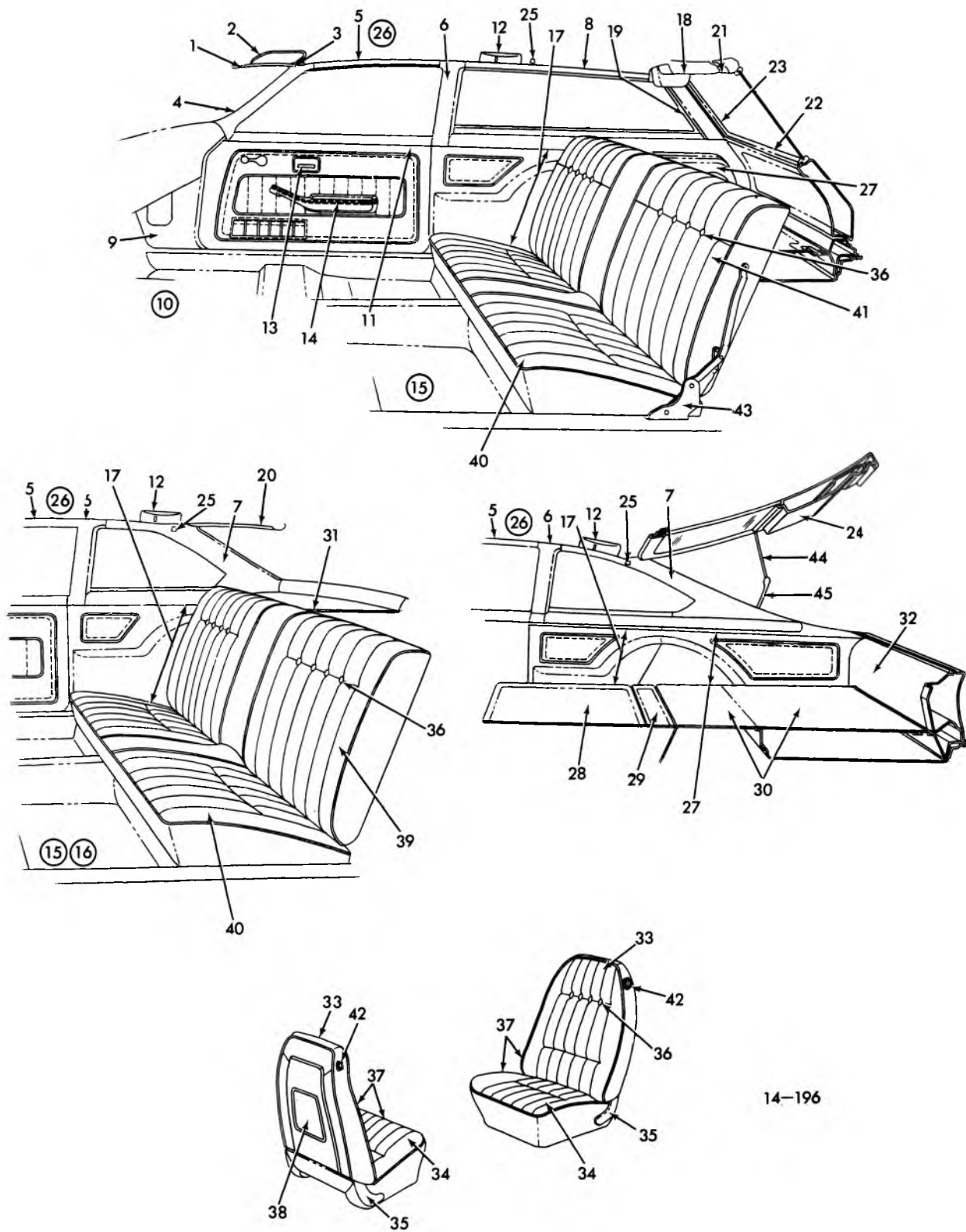


1974 VEGA INTERIOR TRIM STANDARD (14105-11-15-17)

### 1974 VEGA INTERIOR TRIM STANDARD (14105-11-15-77)

- |     |        |   |     |        |  |
|-----|--------|---|-----|--------|--|
| 1.  | 10.051 | MOLDING—Windshield Upr. Garnish                       | 27. | 15.388 | HOOK ASM.—Coat                                     |
| 2.  | 10.203 | SUNSHADE ASM  | 28. | 14.640 | PANEL ASM.—Roof Interior Finishing                 |
| 3.  | 10.219 | SUPPORT ASM.—Sunshade                                 | 29. | 15.100 | PANEL ASM.—Qtr. Rear Trim Finishing                |
| 4.  | 10.051 | MOLDING ASM.—Windshield Side Garnish                  | 30. | 12.187 | LINK ASM.—Compartment Lid Torque Rod               |
| 5.  | 14.651 | MOLDING—Roof Inr Side Frt.                            | 31. | 12.187 | ROD—Compartment Lid Torque                         |
| 6.  | 10.721 | COVER—Body Lock Pillar Above Belt                     | 32. | 15.320 | MAT—Compartment Load Floor                         |
| 7.  | 15.101 | MOLDING ASM.—Qtr Inr. Finishing Rear<br>of Qtr Window | 33. | 15.024 | FOUNDATION—Rear St. To Bk. Window Panel            |
| 8.  | 14.651 | MOLDING—Roof Inr. Side Rear                           | 34. | 15.222 | FOUNDATION—Compartment Rear End Panel              |
| 9.  | 14.630 | PANEL—Shroud Side Finishing                           | 35. | 14.800 | COVER ASM.—P & D St. Bk                            |
| 10. | 15.286 | CARPET ASM.—Frt. Floor                                | 35. | 11.373 | FRAME ASM.—P & D St. Bk.                           |
| 11. | 14.685 | TRIM ASM.—Frt. Door                                   | 35. | 14.902 | PAD & WIRE ASM.—P & D St. Bk.                      |
| 12. | 14.692 | BOX—Frt. Door Trim Storage                            | 36. | 14.880 | COVER ASM.—P & D St. Cushion                       |
| 13. | 14.688 | CUP—Frt. Door Trim Panel Pull                         | 36. | 11.419 | FRAME & SPRING ASM.—P & D St. Btm                  |
| 14. | 14.685 | PAD ASM.—Frt. Door Arm Rest                           | 36. | 14.890 | PAD ASM.—P & D St. Btm.                            |
| 15. | 15.286 | MAT—Frt. Floor Rubber                                 | 37. | 11.390 | COVER—P & D St. Bk. Arm Lock                       |
| 16. | 15.306 | CARPET ASM.—Rear Floor                                | 38. | 14.896 | SEAT ASM.—P & D Complete                           |
| 17. | 15.306 | MAT—Rear Floor Rubber                                 | 39. | 15.000 | COVER ASM.—Rear St. Bk.                            |
| 18. | 15.100 | PANEL—Qtr. Frt. Trim                                  | 39. | 15.002 | PAD & WIRE ASM.—R/St. Bk.                          |
| 19. | 14.875 | COVER ASM.—Retractor Shoulder Strap                   | 40. | 15.036 | PAD & WIRE ASM.—R/St. Cushion                      |
| 20. | 12.187 | COVER ASM.—Bk. Dr. Hinge and<br>Torque Rod            | 40. | 11.620 | FRAME ASM.—R/St. Cushion                           |
| 21. | 12.180 | MOLDING—Finishing Bk. Body Pillar                     | 40. | 15.035 | COVER ASM.—Rear St. Cushion                        |
| 22. | 11.120 | MOLDING—Bk. Window Upr. Garnish                       | 41. | 15.002 | PAD ASM.—Fldg. R/St. Bk.                           |
| 23. | 11.187 | MOLDING—Bk. Dr. Window Upr. Garnish                   | 41. | 15.000 | COVER ASM.—Folding Rear St. Bk.                    |
| 24. | 11.187 | MOLDING—Bk. Dr. Window Lwr. Garnish                   | 42. | 14.875 | GUIDE—Shoulder Strap P & D St. Bk.                 |
| 25. | 11.187 | MOLDING—Bk. Door Window Side Garnish                  | 42. | 14.875 | ESCUTCHEON—Shoulder Strap P & D St. Bk.            |
| 26. | 12.182 | COVER—Compartment Lid Inr. Panel<br>Finishing         | 43. | 11.620 | LINK ASM.—Folding Rear St. Bk. Mounting<br>Support |

14-197



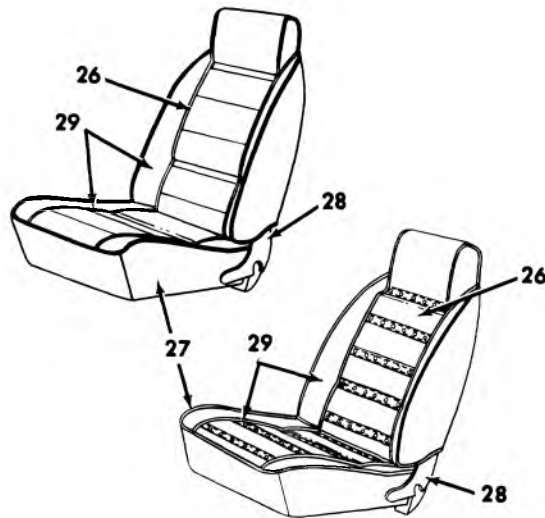
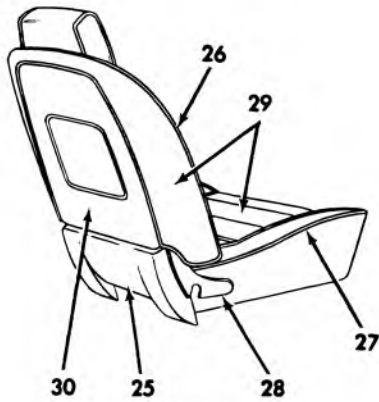
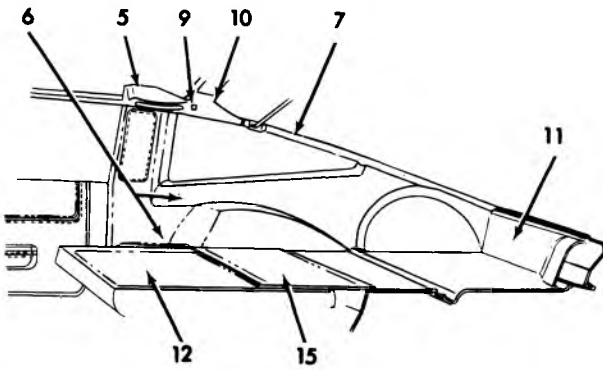
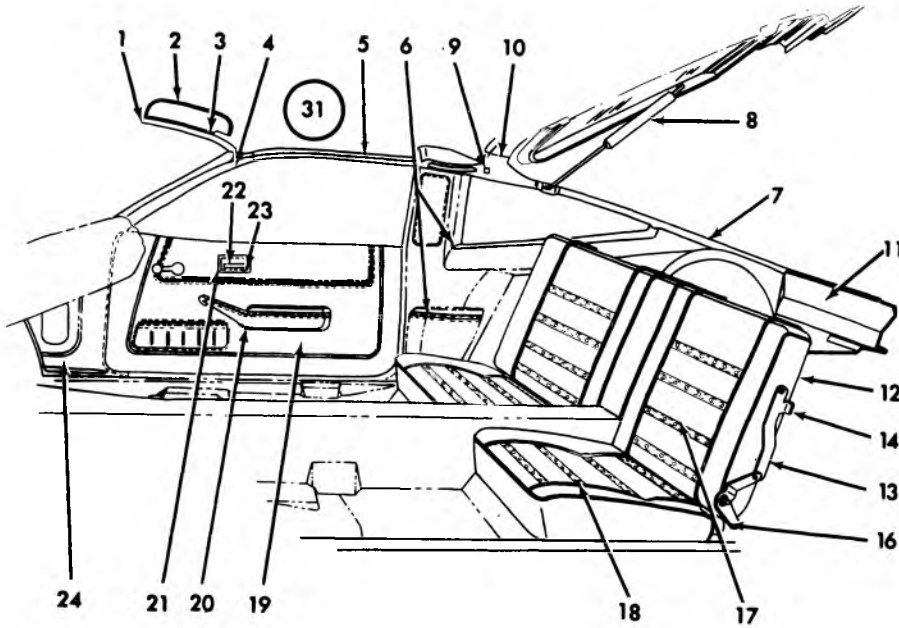
14-196

**1974 VEGA INTERIOR TRIM CUSTOM (14111-15-77)**

### 1974 VEGA INTERIOR TRIM CUSTOM (14111-15-77)

- |   |   |
|---|---|
| <ul style="list-style-type: none"> <li>1. 10.051 MOLDING—Windshield Upr. Garnish</li> <li>2. 10.203 SUNSHADE ASSEMBLY</li> <li>3. 10.219 SUPPORT ASM.—Sunshade</li> <li>4. 10.051 MOLDING ASM.—Windshield Side Garnish</li> <li>5. 14.651 MOLDING—Roof Inr Side Frt</li> <li>6. 10.721 COVER—Body Lock Pillar Above Belt</li> <li>7. 15.101 MOLDING ASM.—Qtr Inr. Finishing Rear of Qtr. Window</li> <li>8. 14.651 MOLDING—Roof Inr. Side Rear</li> <li>9. 14.630 PANEL—Shroud Side Finishing</li> <li>10. 15.286 CARPET ASM.—Front Floor</li> <li>11. 14.685 TRIM ASM.—Frt. Door</li> <li>12. 14.875 COVER ASM.—Retractor Shoulder Strap</li> <li>13. 14.688 CUP—Frt. Dr. Trim Panel Pull</li> <li>14. 14.686 PAD ASM.—Frt. Dr. Arm Rest</li> <li>15. 15.306 CARPET ASM.—Rear Floor</li> <li>16. 15.306 MAT—Rear Floor Rubber</li> <li>17. 15.100 PANEL—Qtr. Front Trim</li> <li>18. 12.187 COVER ASM.—Bk. Dr. Hinge and Torque Rod</li> <li>19. 12.180 MOLDING—Finishing Bk. Body Pillar</li> <li>20. 11.120 MOLDING—Bk. Window Upr. Garnish</li> <li>21. 11.187 MOLDING—Bk. Dr. Window Upr. Garnish</li> <li>22. 11.187 MOLDING—Bk. Dr. Window Lwr. Garnish</li> <li>23. 11.187 MOLDING—Bk. Dr. Window Side Garnish</li> <li>24. 12.182 COVER—Compartment Lid Inr. Panel Finishing</li> <li>25. 15.388 HOOK ASM.—Coat</li> <li>26. 14.640 PANEL ASM.—Roof Interior Finishing</li> <li>27. 15.100 PANEL ASM.—Qtr. Rear Trim Finishing</li> <li>28. 15.320 CARPET ASM.—Rear St. Folding Bk.</li> </ul> | <ul style="list-style-type: none"> <li>29. 15.320 CARPET ASM.—Rear St. Folding Filler Panel</li> <li>30. 15.320 CARPET ASM.—Compartment Load Floor</li> <li>31. 15.024 FOUNDATION—Rear St. To Bk. Window Panel</li> <li>32. 15.222 FOUNDATION—Compartment Rear End Panel</li> <li>33. 11.373 FRAME ASM.—P &amp; D St. Bk.</li> <li>33. 14.800 COVER ASM.—P &amp; D St. Bk.</li> <li>33. 14.802 PAD &amp; WIRE ASM.—P &amp; D St. Bk.</li> <li>34. 14.880 COVER ASM.—P &amp; D St. Cushion</li> <li>34. 14.890 PAD ASM.—P &amp; D St. Btm.</li> <li>34. 11.419 FRAME &amp; SPRING ASM.—P &amp; D St. Btm;</li> <li>35. 11.390 COVER—P &amp; D St. Bk. Arm Lock</li> <li>36. 14.804 BUTTON ASM.—St. Bk.</li> <li>37. 14.896 ST. ASM.—P &amp; D Complete</li> <li>38. 11.358 PANEL—P &amp; D St. Bk. Finishing</li> <li>39. 15.000 COVER ASM.—Rear St. Bk.</li> <li>39. 15.002 PAD &amp; WIRE ASM.—R/St. Bk.</li> <li>40. 15.035 COVER ASM.—Rear St. Cushion</li> <li>40. 11.620 FRAME ASM.—R/St. Cushion</li> <li>40. 15.036 PAD &amp; WIRE ASM.—R/St. Cushion</li> <li>41. 15.000 COVER ASM.—Folding Rear St. Bk.</li> <li>41. 15.002 PAD ASM.—Folding R/St. Bk.</li> <li>42. 14.875 GUIDE—Shoulder Strap P &amp; D St. Bk.</li> <li>42. 14.875 ESCUTCHEON—Shoulder Strap P &amp; D St. Bk.</li> <li>43. 11.620 LINK ASM.—Folding Rear St. Bk. Mounting Support</li> <li>44. 12.197 ROD—Compartment Lid Torque</li> <li>45. 12.187 LINK ASM.—Compartment Lid Torque Rod</li> </ul> |
|---|---|

14-196



14-218

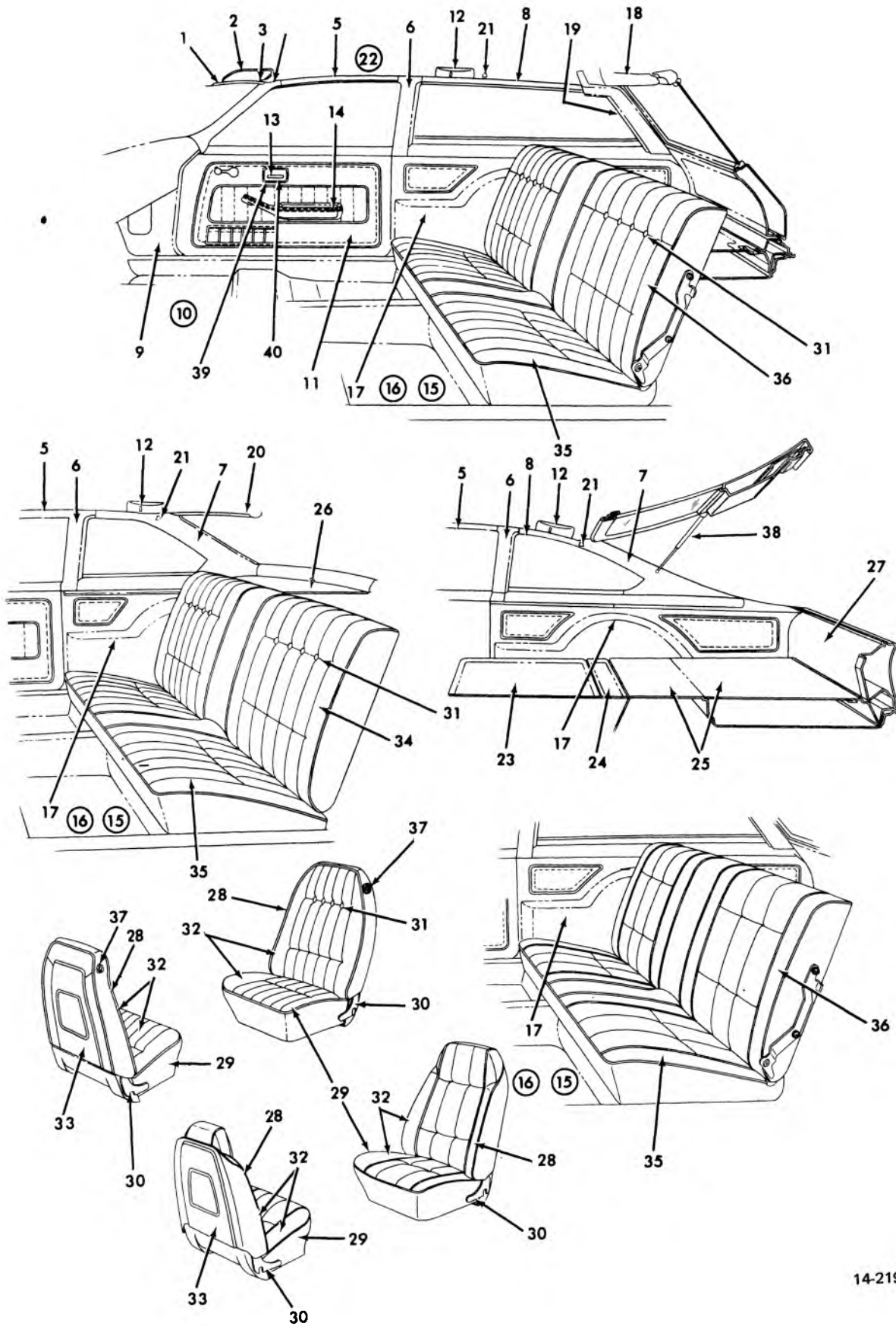
**1975 MONZA INTERIOR TRIM (1HR07)**



### 1975 MONZA INTERIOR TRIM (1HR07)

1	10.051	MOLDING, w/s upr. garn.	18.	15.035	COVER ASM., r/st. cush.
2.	10.203	SUNSHADE ASM.	18.	15.036	PAD & WIRE ASM., r/st. cush.
3.	10.219	SUPPORT ASM., sunshade	19.	14.685	TRIM ASM., frt. door
4.	10.051	MOLDING ASM., w/s side garn.	20.	14.686	ARM REST ASM., f/d
5.	14.651	MOLDING, roof inr. sd. frt.	21.	10.515	ESCUTCHEON, hdl. rem. f/d tr. pad
6.	15.100	PANEL ASM., trim fin. qtr.	22.	14.688	CUP, frt. dr. trim pnl. pull
7.	14.651	MOLDING, roof inr. sd. rear	23.	10.512	HEADLAMP ASM., f/d lk. rem. cont.
8.	12.187	SUPT. ASM., c/bal. compt. lid/gas type	24.	14.630	PANEL, shroud side finishing
9.	15.388	HOOK, coat	25.	14.810	COVER, p & d st. btm. frm
10.	11.120	MOLDING, garn b/w upr.	26.	14.800	COVER ASM., p & d st. bk.
11.	15.222	PANEL, tr. fin. compt. r/end	26.	11.373	FRAME ASM., p / d st. bk.
12.	12.975	PANEL ASM., fldg. r/st. bk.	26.	14.802	PAD & WIRE ASM., p & d st. bk.
18.	11.620	ARM ASM., fldg. r/st. bk. pivot	27.	14.880	COVER ASM., p & d st. cush.
14.	12.941	SUPPORT, fldg. r/st. bk. pnl. bumper	27.	14.890	PAD ASM., p & d st. btm.
14.	12.212	BUMPER, fldg. r/st. bk. panel supt.	27.	11.419	FRAME & SPRING ASM., p & d st. btm.
15.	11.628	PANEL ASM., fldg. r/st. bk. filler	28.	11.390	COVER, p & d st. bk. arm lock
16.	11.620	COVER, fldg. r/st. bk. pivot arm	29.	14.896	SEAT ASM., p & d complete
17.	15.000	COVER ASM., fldg. r/st. bk.	30.	11.358	PANEL, p & d st. bk. fin.
17.	15.002	PAD ASM., fldg. r/st. bk.	31.	14.640	PANEL, roof interior fin.

14-218



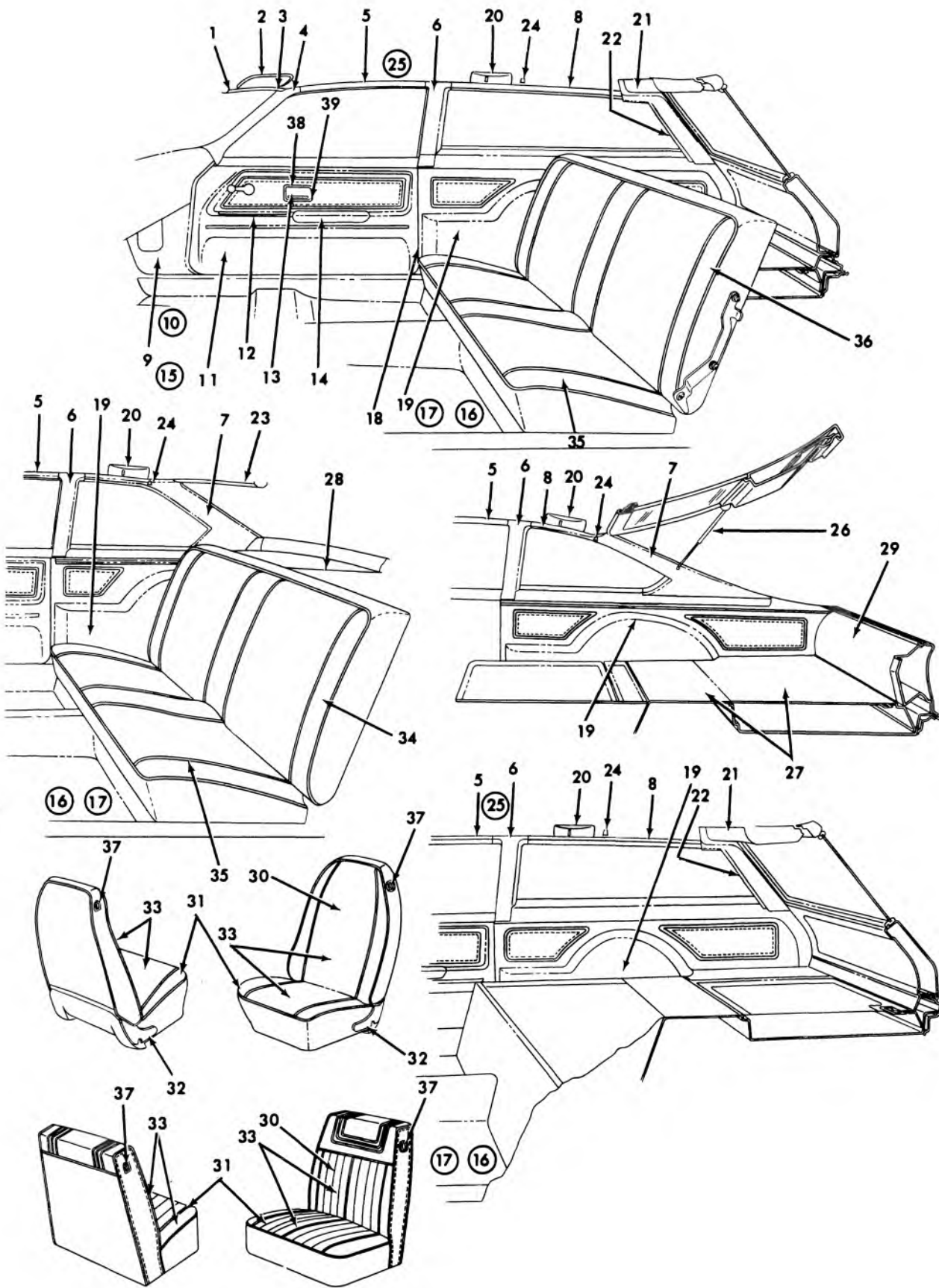
14-219

**1975 VEGA INTERIOR TRIM (11-15-77) CUSTOM**

## 1975 VEGA INTERIOR TRIM (11-15-77) CUSTOM

1.	10.051	MOLDING, windshield upr. garn.	25.	15.320	CARPET ASM., compartment load floor
2.	10.203	SUNSHADE ASM.	26.	15.024	FOUNDATION, rear st. to bk. window panel
3.	10.219	SUPPORT ASM., sunshade	27.	15.222	PANEL, tr. fin. compt. r/end
4.	10.051	MOLDING ASM., windshield side garn.	28.	11.373	FRAME ASM., P & D st. bk.
5.	14.651	MOLDING, roof intr. side frt.	28.	14.800	COVER ASM., P & D st. bk.
6.	10.721	COVER, body lock pillar above belt	28.	14.802	PAD & WIRE ASM., P & D st. bk.
7.	15.101	MOLDING ASM., qtr. intr. finishing rr. of qtr. window	29.	14.880	COVER ASM., P & D st. cushion
8.	14.651	MOLDING, roof intr. side rear	29.	14.890	PAD ASM., P & D st. btm.
9.	14.630	PANEL, shroud side finishing	29.	11.419	FRAME & SPRING ASM., P & D st. btm.
10.	15.286	CARPET ASM., front floor	30.	11.390	COVER, P & D st. bk. arm lock
11.	14.685	TRIM ASM., frt. door	31.	14.804	BUTTON ASM., st. bk.
12.	14.875	COVER ASM., retractor shoulder strap	32.	14.896	ST. ASM., P & D complete
13.	14.688	CUP, frt. dr. trim panel pull	33.	11.358	PANEL, P & D st. bk. finishing
14.	14.686	ARM REST ASM., F/D	34.	15.000	COVER ASM., rr. st. bk.
15.	15.306	CARPET ASM., rr. floor	34.	15.002	PAD & WIRE ASM., r/st. bk.
16.	15.306	MAT, rr. floor rubber	35.	15.035	COVER ASM., rr. st. cushion
17.	15.100	PNL. ASM., trim fin. qtr.	35.	11.620	FRAME ASM., r/st. cush.
18.	12.187	COVER ASM., bk. dr. hinge and torque rod	35.	15.036	PAD & WIRE ASM., r/st. cush.
19.	12.180	MOLDING, finishing bk. body pillar	36.	15.000	COVER ASM., folding rr. st. bk.
20.	11.120	MOLDING, bk. window upr. garn.	36.	15.002	PAD ASM., folding r/st. bk.
21.	15.388	HOOK ASM., coat	37.	14.875	GUIDE, shoulder strap P & D st. bk.
22.	14.640	PANEL, roof interior finishing	37.	14.875	ESCUTCHEON, shoulder strap P & D st. bk.
23.	15.320	CARPET ASM., rr. st. folding bk.	38.	12.187	SUPT. ASM., c/bal. compt. lid/gas type
24.	15.320	CARPET ASM., rr. st. folding filler panel	39.	10.515	ESCUT., hdl. rem. f/d tr. pad
			40.	10.512	HDL. ASM., f/d lk. rem. cont.

14-219



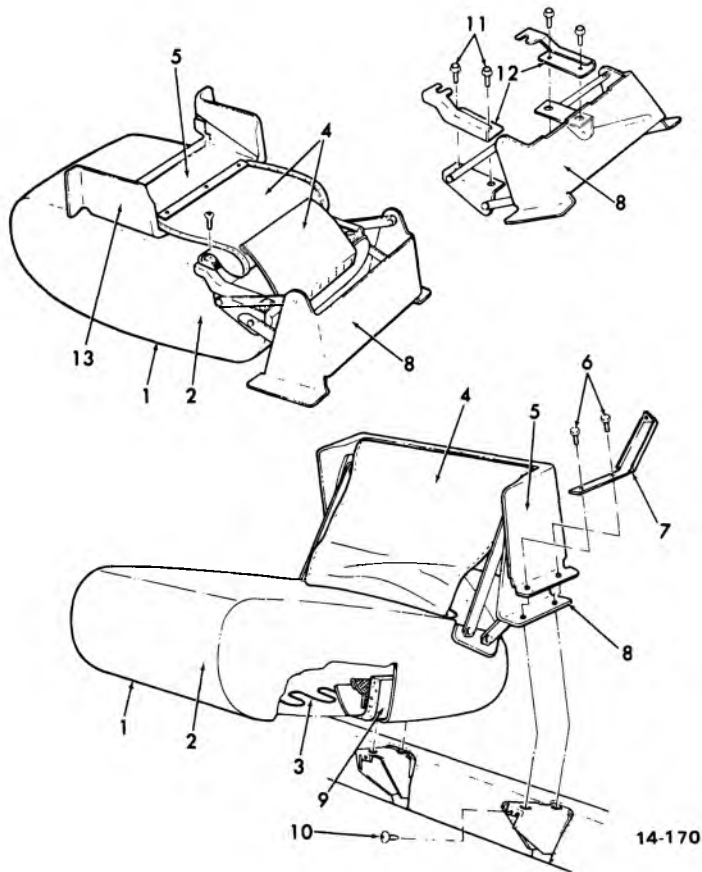
14-220

**1975 VEGA INTERIOR TRIM (05-11-15-77) STANDARD**

## 1975 VEGA INTERIOR TRIM (05-11-15-77) STANDARD

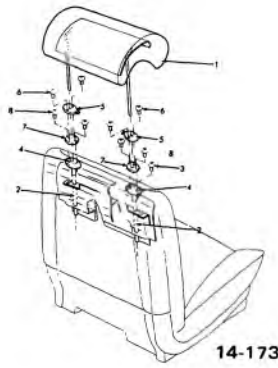
1.	10.051	MOLDING, windshield upr. garn.	25.	14.640	PANEL, roof interior finishing
2.	10.203	SUNSHADE ASM.	26.	12.187	SUPT. ASM., c/bal. compt. lid/gas type
3.	10.219	SUPPORT ASM., sunshade	27.	15.320	MAT, compartment load floor
4.	10.051	MOLDING ASM., windshield side garn.	28.	15.024	FOUNDATION, rr. st. to bk. window panel
5.	14.651	MOLDING, roof inr. side frt.	29.	15.222	PNL., tr. fin. compt. r/end
6.	10.721	COVER, body lk. pillar above belt	30.	14.800	COVER ASM., P & D st. bk.
7.	15.101	MOLDING ASM., qtr. inr. finishing rr. of qtr. window	30.	11.373	FRAME ASM., P & D st. bk.
8.	14.651	MOLDING, roof inr. side rr.	30.	14.802	PAD & WIRE ASM., P & D st. bk.
9.	14.630	PANEL, shroud side finishing	31.	14.880	COVER ASM., P & D st. cush.
10.	15.286	CARPET ASM., frt. floor	31.	11.419	FRAME & SPRING ASM., P & D st. btm.
11.	14.685	TRIM ASM., frt. door	31.	14.890	PAD ASM., P & D st. btm.
12.	14.692	BOX, frt. door trim storage	32.	11.390	COVER, P & D st. bk. arm lock
13.	14.688	CUP, frt. door trim panel pull	33.	14.896	SEAT ASM., P & D complete
14.	14.686	PAD ASM., frt. door arm rest	34.	15.000	COVER ASM., rr. st. bk.
15.	15.286	MAT, frt. floor rubber	34.	15.002	PAD & WIRE ASM., r/st. bk.
16.	15.306	CARPET ASM., rr. floor	35.	15.036	PAD & WIRE ASM., r/st. cush.
17.	15.306	MAT, rr. floor rubber	35.	11.620	FRAME ASM., r/st. cush.
18.	14.735	LACE, p/w fin. body lk. plr.	35.	15.035	COVER ASM., rr. st. cush.
19.	15.100	PNL. ASM., trim fin. qtr.	36.	15.002	PAD ASM., fldg. r/st. bk.
20.	14.875	COVER ASM., retractor shoulder strap	36.	15.000	COVER ASM., fldg. rr. st. bk.
21.	12.187	COVER ASM., bk. dr. hinge and torque rod	37.	14.875	GUIDE, shoulder strap P & D st. bk.
22.	12.180	MOLDING, finishing bk. body pillar	37.	14.875	ESCUTCHEON, shoulder strap P & D st. bk.
23.	11.120	MOLDING, bk. window upr. garn.	38.	10.515	ESCUT., hdl. rem. F/D tr. pad
24.	15.388	HOOK ASM., coat	39.	10.512	HDL. ASM., F/D lk. rem. cont.

14-220



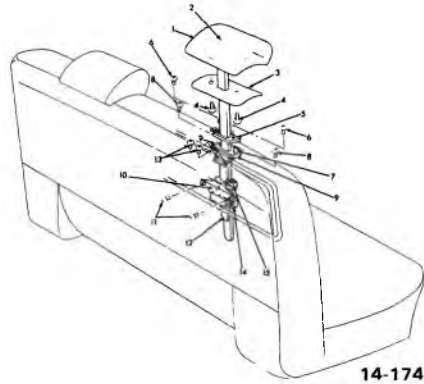
### 1973 PASSENGER FRONT SEAT CENTER ARM REST

- |           |   |            |  |
|-----------|---|------------|--|
| 1. 14.899 | REST ASSY., Center Arm                      | 8. 11.374  | SUPPORT, Center Arm Rest                     |
| 2. 14.900 | COVER ASSY., Center Arm Rest                | 9. 14.900  | PAD, Center Arm Rest Rubber                  |
| 3. 11.374 | SPRING AND PANEL, Center Rest               | 10. 14.900 | FASTENER, Center Arm Rest Finishing Cover    |
| 4. 14.900 | CURTAIN ASSY., Center Arm Rest              | 11. N.S.   | SCREW, Center Arm Rest Panel Finishing Cover |
| 5. 11.374 | PANEL, Center Arm Rest Trim to Frame        | 12. 14.900 | COVER, Center Arm Rest Panel Finishing       |
| 6. N.S.   | SCREW, Trim Panel Finishing Cover           | 13. 14.900 | COVER, Center Arm Rest Trim Panel            |
| 7. 14.900 | COVER, Center Arm Rest Trim Panel Finishing |            |  |



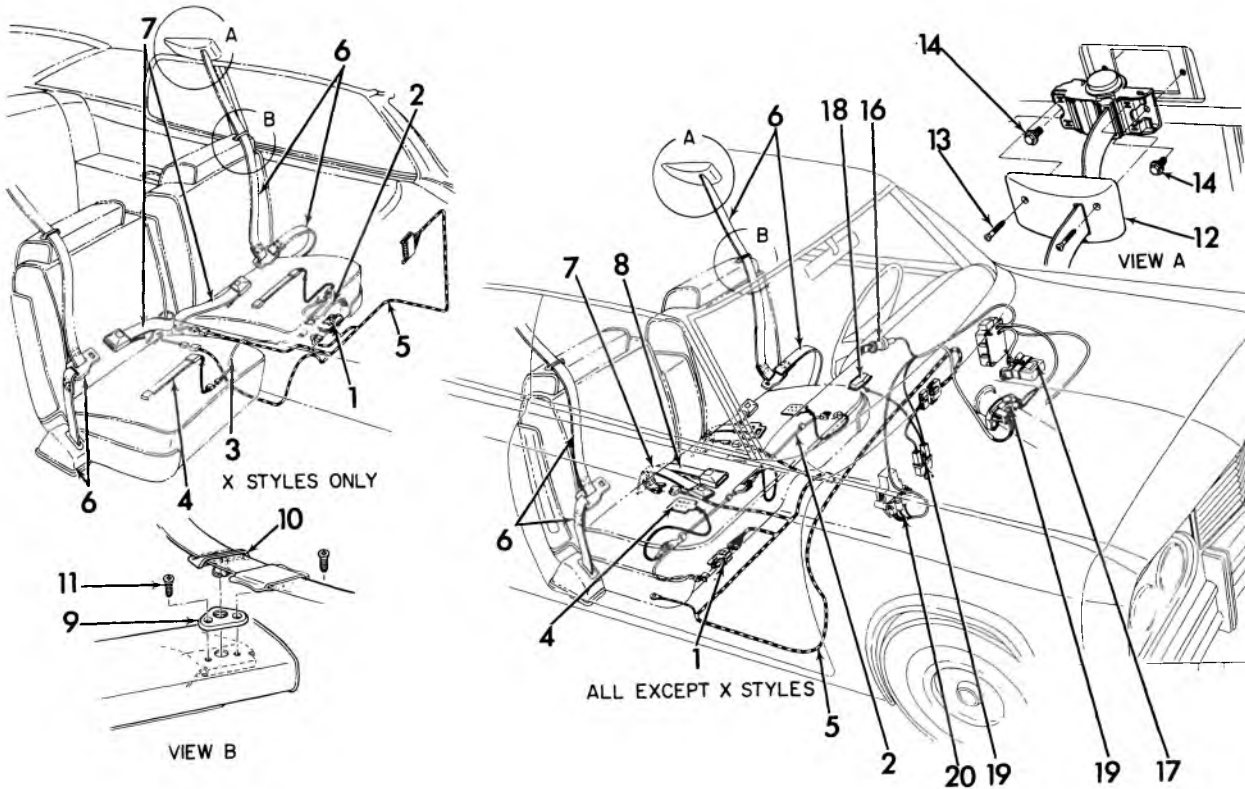
### 1970-73 HEAD RESTRAINTS

- |  |   |
|--|---|
| <ul style="list-style-type: none"> <li>1. 14.924 RESTRAINT ASSY., P/D Seat Back Head</li> <li>2. 11.376 TUBE, P/D Seat Back Head Restraint Support Guide</li> <li>3. N.S. SCREW, P/D Seat Back Head Restraint Support Guide Tube To Reinforcement</li> <li>4. N.S. NUT, P/D Seat Back Head Restraint Support Guide Tube To Reinforcement</li> <li>5. 11.376 ESCUTCHEON ASSY., P/D Seat Back Head Restraint Support Finish</li> </ul> | <ul style="list-style-type: none"> <li>6. N.S. SCREW, P/D Seat Back Head Restraint Panel Support Escutcheon To Retainer</li> <li>7. 11.376 RETAINER, P/D Seat Back Head Restraint Panel Support Escutcheon</li> <li>8. N.S. SCREW, P/D Seat Back Head Restraint Panel Support Escutcheon Retainer To Support</li> </ul> |
|--|---|



### 1970-73 HEAD RESTRAINTS

- |   |   |
|---|---|
| <ul style="list-style-type: none"> <li>1. 14.924 COVER ASSY., P/D Seat Back Head Restraint</li> <li>2. 14.924 PAD &amp; PANEL ASSY., P/D Seat Back Head Restraint</li> <li>3. 11.376 PANEL, P/D Seat Back Head Restraint Finish</li> <li>4. N.S. SCREW, P/D Seat Back Head Restraint Finish Panel To Bottom</li> <li>5. 11.376 ESCUTCHEON ASSY., P/D Seat Back Head Restraint Support Finish</li> <li>6. N.S. SCREW, P/D Seat Back Head Restraint Panel Support Escutcheon To Retainer</li> <li>7. 11.376 RETAINER, P/D Seat Back Head Restraint Panel Support Escutcheon</li> <li>8. N.S. SCREW, P/D Seat Back Head Restraint Panel Support Escutcheon Retainer To Tube</li> </ul> | <ul style="list-style-type: none"> <li>9. N.S. NUT, P/D Seat Back Head Restraint Panel Support to Escutcheon Retainer To Tube</li> <li>10. 11.376 GUIDE ASSY., P/D Seat Back Head Restraint Panel Support (Cadillac Only)</li> <li>11. N.S. SCREW, P/D Seat Back Head Restraint Panel Support Guide To Upper Bar (Cadillac Only)</li> <li>12. 11.376 TUBE, P/D Seat Back Head Restraint Support Guide</li> <li>13. N.S. SCREW, P/D Seat Back Head Restraint Support Guide Tube To Frame</li> <li>14. 11.376 ROLLER ASSY., P/D Seat Back Head Restraint Panel Support Guide</li> <li>15. N.S. RIVET, P/D Seat Back Head Restraint Roller To Guide</li> </ul> |
|---|---|



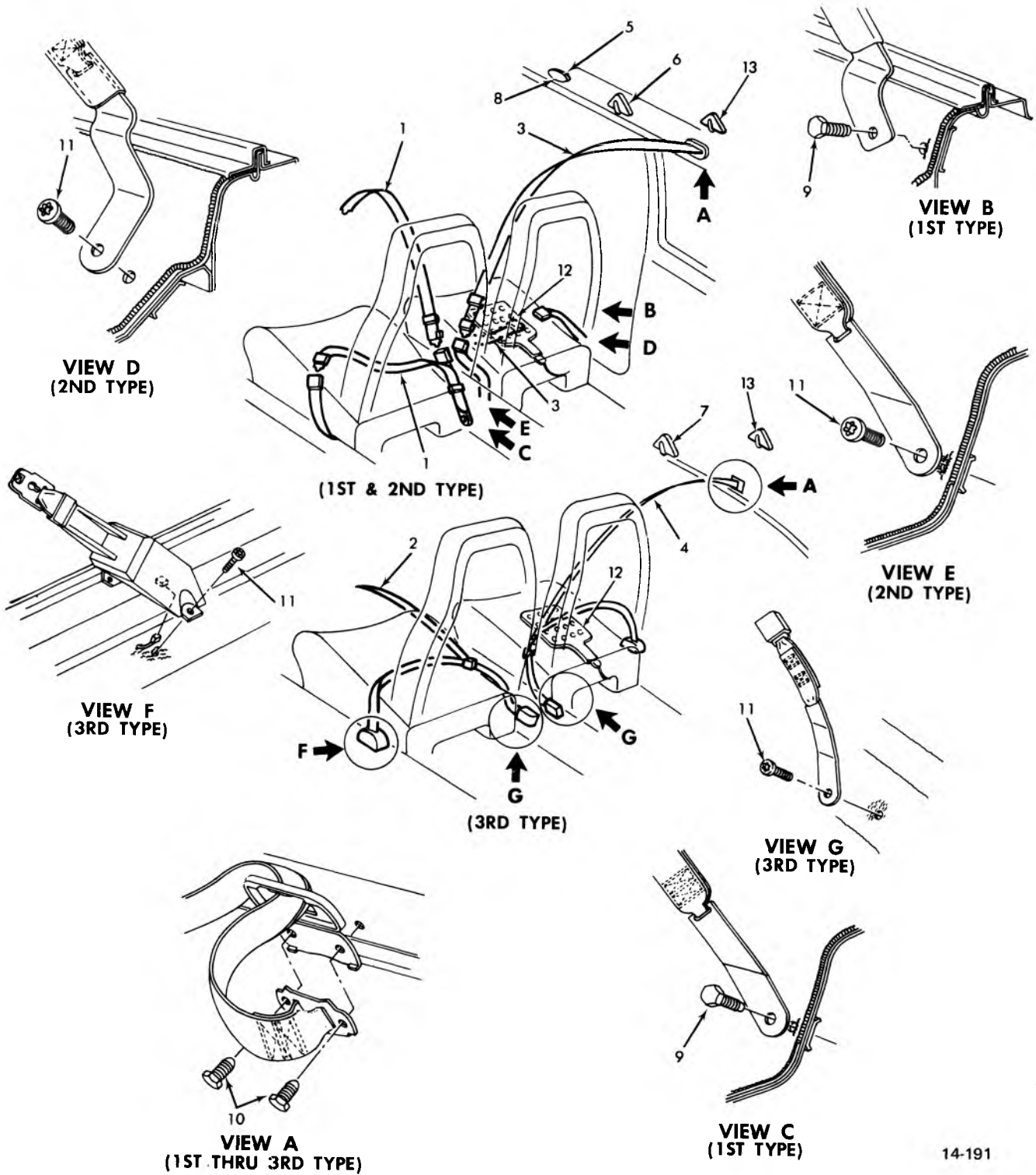
14-210

### 1974 SEAT BELT INTERLOCK SYSTEM

- |            |  |            |  |
|------------|--|------------|--|
| 1. 13.095  | LOGIC ASM., Electronic Ignition Interlock System | 12. 14.875 | COVER ASM., Retractor Shoulder Strap                   |
| 2. 13.090  | HARNES ASM., Ignition Interlock System in Seat   | 13. N.S.S. | SCREW, Shoulder Strap Retr. Cover To Retr.             |
| 3. 13.090  | HARNES ASM., Seat Sensor Jumper On U/B           | 16. 14.875 | SCREW, Shoulder Strap Retractor To Roof Inner Panel    |
| 4. 13.095  | SWITCH ASM., Sensor Belt Warning                 | 15. 02.100 | CONTROL ASM., Seat Belt Starter Motor Interlock System |
| 5. 13.090  | HARNES ASM., Ignition Interlock On Front End     | 16. 02.188 | SWITCH ASM., Ignition                                  |
| 6. 14.875  | BELT—RETRACTOR SIDE                              | 17. 04.054 | SWITCH ASM., Neutral Safety                            |
| 7. 14.875  | BELT, Buckle Side                                | 18. N.S.S. | LAMP ASM., Seat Belt Warning (Component 1P Cluster)    |
| 8. 14.875  | BELT PKG., Front Seat Center                     | 19. 02.195 | BUZZER ASM., Seat Belt Warning                         |
| 9. 14.875  | ESCUTCHEON, Seat Back Shoulder Strap             | 20. 13.095 | RELAY ASM., Seat Belt Starter Motor Interlock System   |
| 10. 14.875 | GUIDE ASM., Seat Back Shoulder Strap             | 21. 02.480 | HARNES ASM., Instrument Panel                          |
| 11. N.S.S. | SCREW, Shoulder Strap Escut. To Seat Back        |            |  |







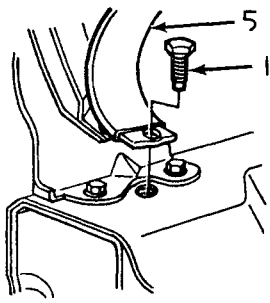
14-191

**1971-73 VEGA FRONT SEAT BELTS AND SHOULDER HARNESS**

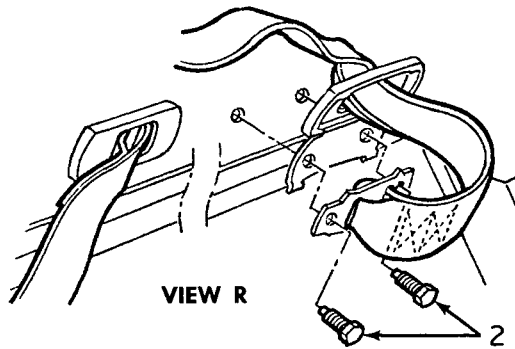
### 1971-73 VEGA FRONT SEAT BELTS AND SHOULDER HARNESS

1. 14.875 BELT AND STRAP ASSY.
2. 14.875 BELT AND STRAP ASSY.
3. 14.875 BELT AND STRAP ASSY.
4. 14.875 BELT AND STRAP ASSY.
5. 14.875 RETAINER
6. 14.875 RETAINER
7. 14.875 RETAINER
8. 14.875 COVER
9. 14.875 BOLT (1/2" — 13)
10. 14.875 SCREW (5/16" — 18)
11. 14.875 BOLT (1/2" — 13)
12. 13.095 SWITCH ASSY. •
13. 14.875 COVER

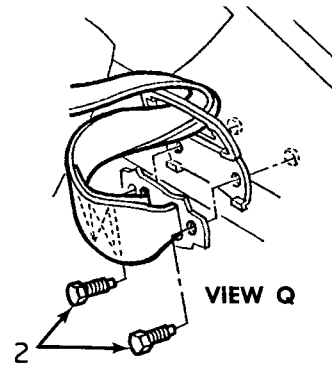
14-191



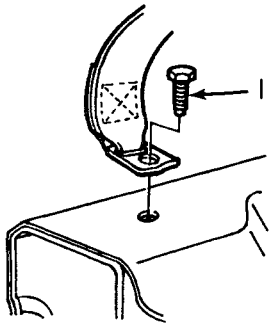
**VIEW H**  
(1ST TYPE)  
COUPES & WAGONS



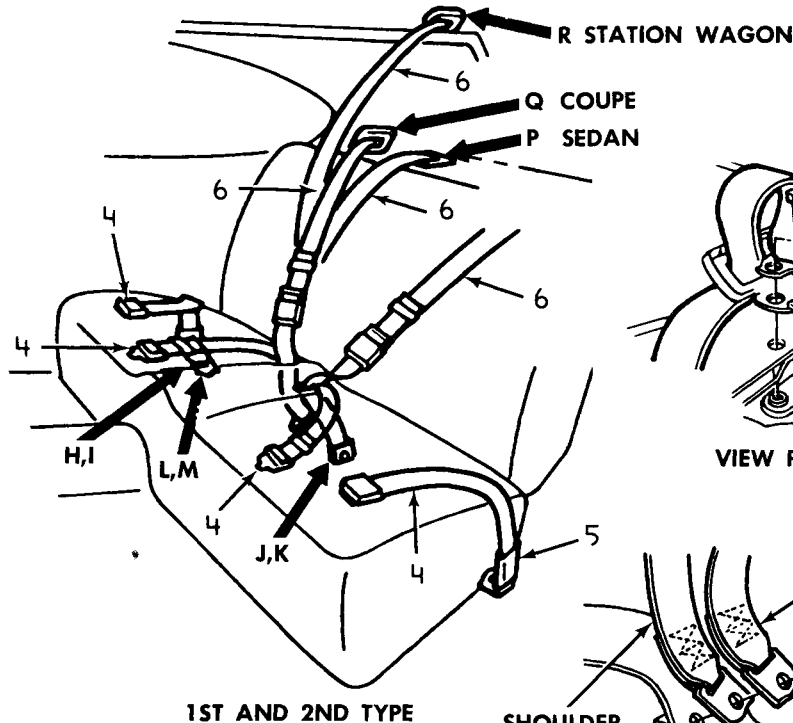
**VIEW R**



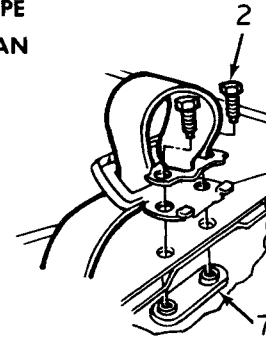
**VIEW Q**



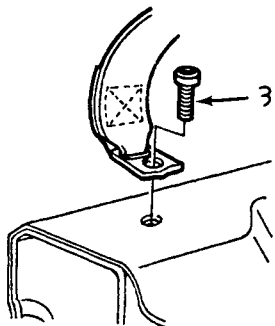
**VIEW I**  
(FIRST TYPE) SEDAN



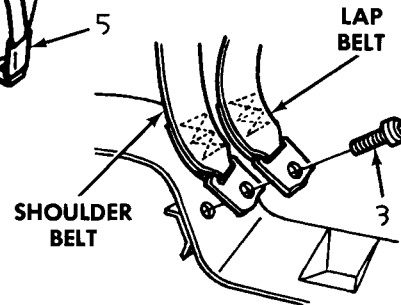
**1ST AND 2ND TYPE**



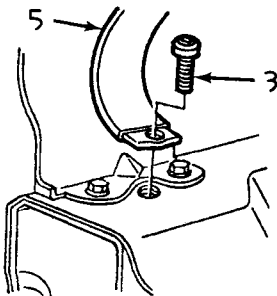
**VIEW P**



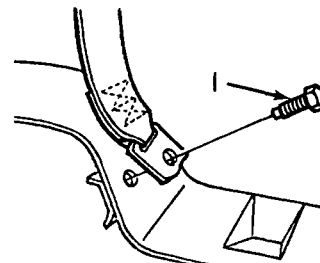
**VIEW L**  
(2ND TYPE) SEDAN



**VIEW K**  
(2ND TYPE)



**VIEW M**  
(2ND TYPE) COUPES & WAGONS



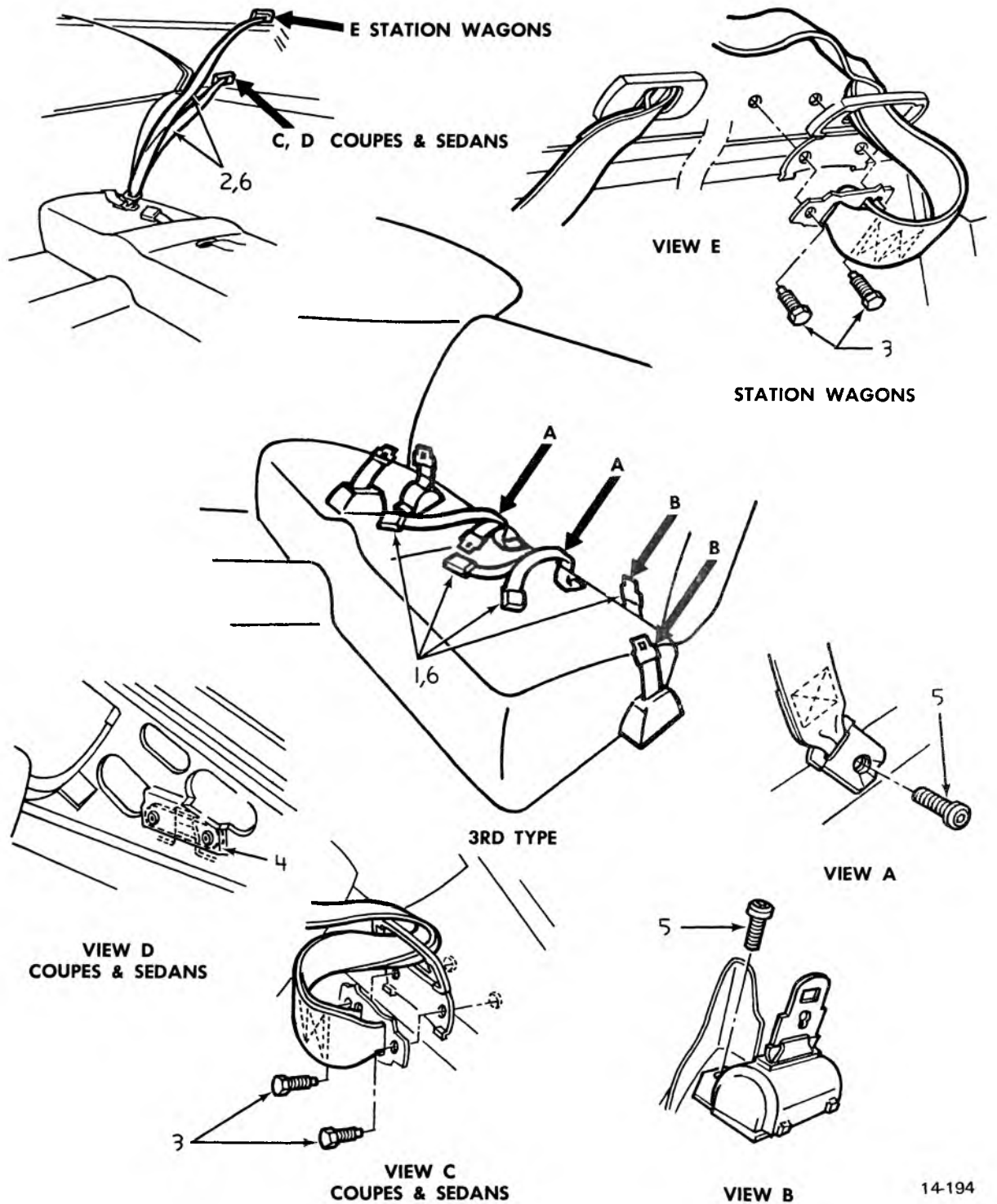
**VIEW J**  
(FIRST TYPE)

14-193

**1971-72 VEGA**

**1ST AND 2ND TYPE REAR SEAT BELTS AND SHOULDER HARNESS**

- |                              |                       |
|------------------------------|-----------------------|
| 1. 14.875 BOLT (1/2" - 13)   | 5. 14.875 PROTECTOR   |
| 2. 14.875 SCREW (5/16" - 18) | 6. 14.875 STRAP ASSY. |
| 3. 14.875 BOLT (1/2" - 13)   | 7. 14.875 PLATE       |
| 4. 14.875 BELT ASSY.         |                       |



**1972-73 VEGA**

**3RD TYPE REAR SEAT BELTS AND SHOULDER HARNESS**

- |                              |                                     |
|------------------------------|-------------------------------------|
| 1. 14.875 BELT ASSY.         | 4. 14.875 PLATE                     |
| 2. 14.875 STRAP ASSY.        | 5. 14.875 BOLT (1/2" - 13)          |
| 3. 14.875 SCREW (5/16" - 18) | 6. 14.875 BELT AND STRAP ASSY. PKG. |



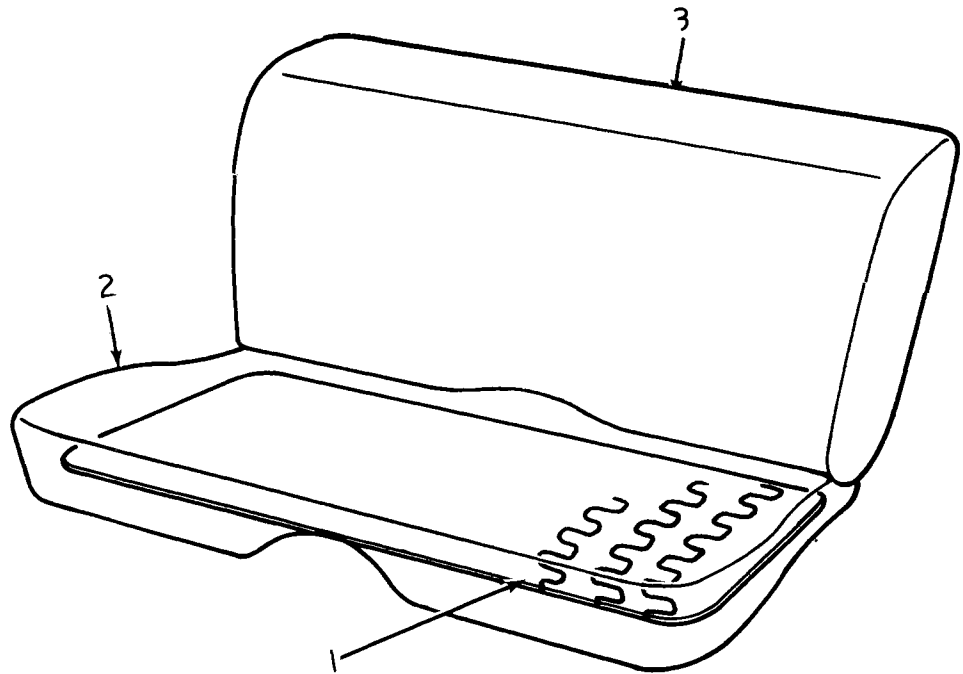
# CHEVROLET BODY GROUP 15.000



## ILLUSTRATION INDEX

TITLE	PAGE	TITLE	PAGE
1971-73 Vega Rear Seat .....	15-1	1975 Nova Rear Comp. Interior Trim .....	15-2
1971-73 Vega Dash Mat and Front Door Sill .....	15-1	1973-75 Vega Hatchback Rear Compartment Trim & Hardware .....	15-3

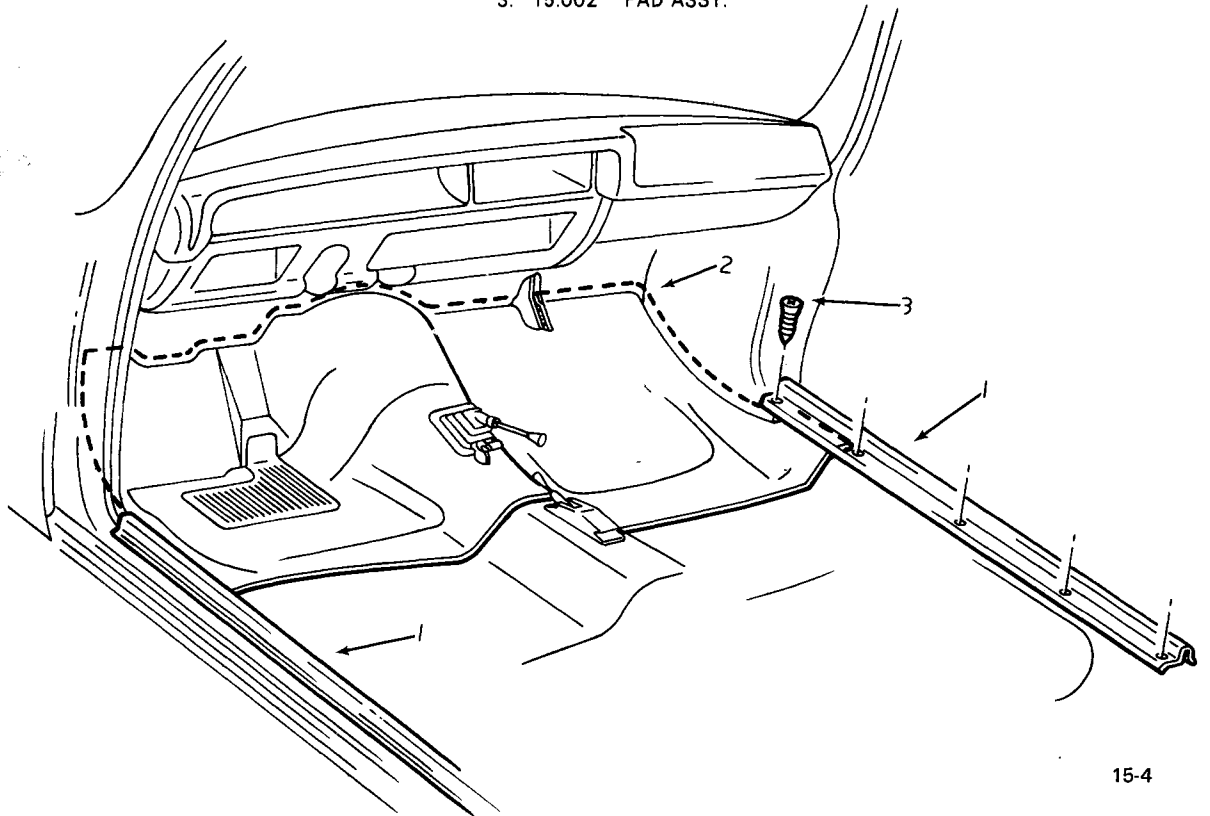




15-3

**1971-73 VEGA REAR SEAT**

- 1. 11.610 FRAME ASSY.
- 2. 15.036 PAD ASSY.
- 3. 15.002 PAD ASSY.

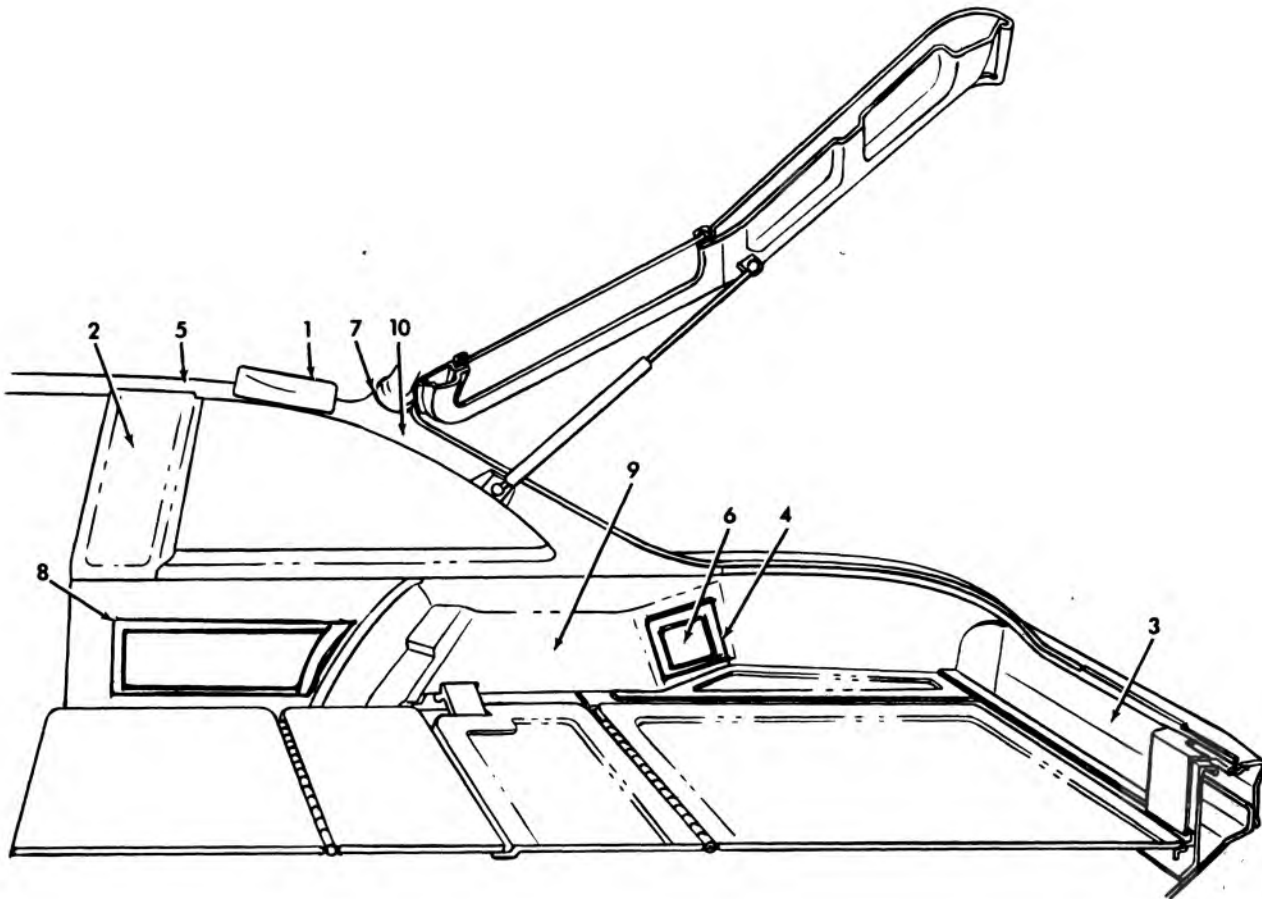


15-4

**1971-73 VEGA DASH MAT AND FRONT DOOR SILL**

- 1. 11.175 PLATE
- 2. 15.280 INSULATION
- 3. 8.977 SCREW (8-18 x 3/4")

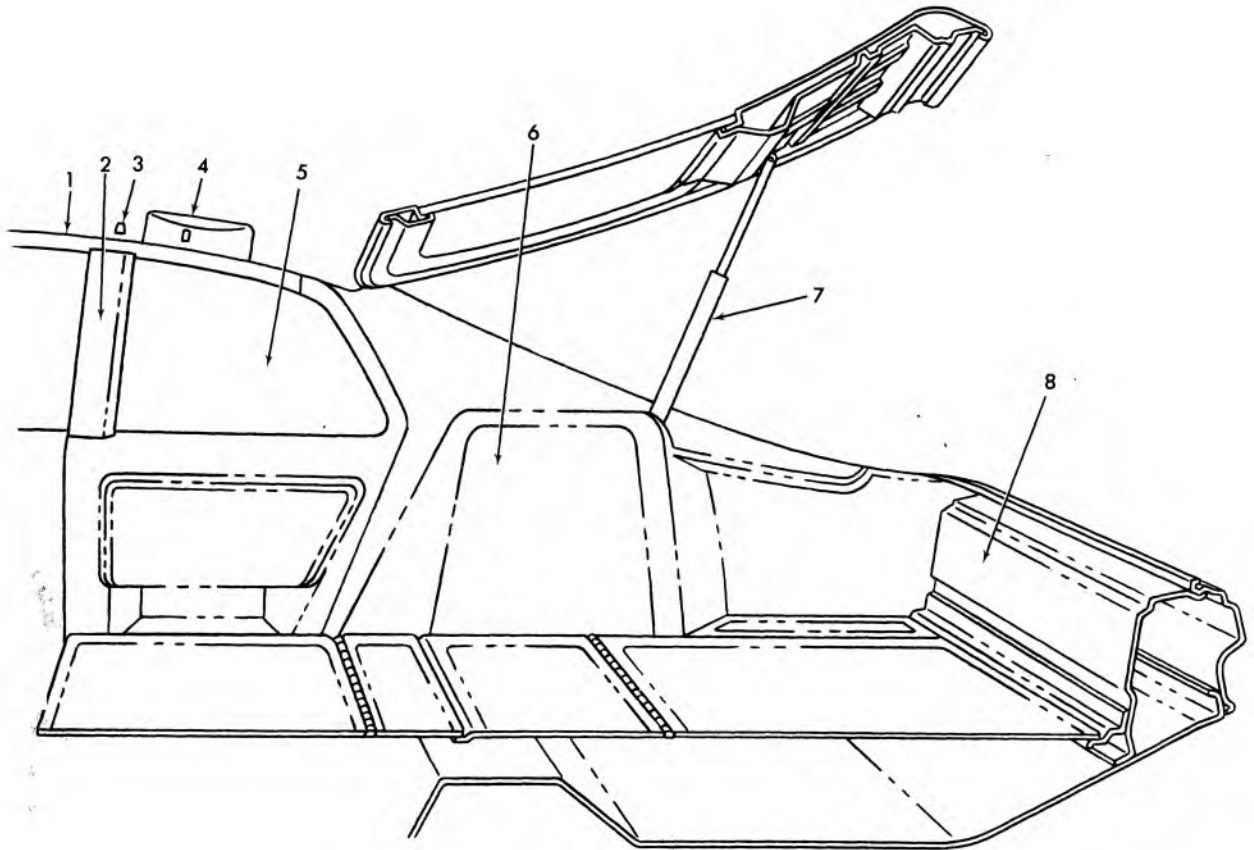




15-6

### 1975 NOVA REAR COMP. INTERIOR TRIM

- |           |                                   |            |                               |
|-----------|-----------------------------------|------------|-------------------------------|
| 1. 14.875 | CVR. ASM., retractor s/strap      | 7. 11.120  | MLDG., garnish upr. b/w       |
| 2. 11.119 | PANEL, trim fin. qtr. wdo. frt.   | 8. 12.941  | PANEL, trim fin. qtr. lwr.    |
| 3. 12.975 | PANEL, finish trim comp.          | 9. 15.100  | PANEL, trim fin. comp. side   |
| 4. 11.928 | LENS, rr. comp. ctsy. lamp        | 10. 12.975 | PANEL, fin. qtr. wdo. rr      |
| 5. 14.651 | MOLDING, roof intr. side          | 11. 12.187 | SUPPORT ASM., counter balance |
| 6. 11.927 | REFLECTOR, lp. rr. comp. courtesy |            |                               |



15-5

### 1973-75 VEGA HATCHBACK REAR COMPARTMENT TRIM & HARDWARE

- |           |                                    |           |                              |
|-----------|------------------------------------|-----------|------------------------------|
| 1. 14.651 | MOLDING ROOF INNER SIDE            | 5. 12.941 | PANEL—Trim Fin. Qtr.         |
| 2. 11.115 | MOLDING—Qtr. Wdo. Garn. Frt.       | 6. 15.100 | PANEL—Tr. Fin. Compt. Side   |
| 3. 15.388 | HOOK COAT                          | 7. 12.187 | SUPT. ASM.—Compt. Lid C/Bat. |
| 4. 14.875 | CVR. ASM.—Retractor Shoulder Strap | 8. 12.975 | PANEL—Tr. Fin. Compt. R/End  |